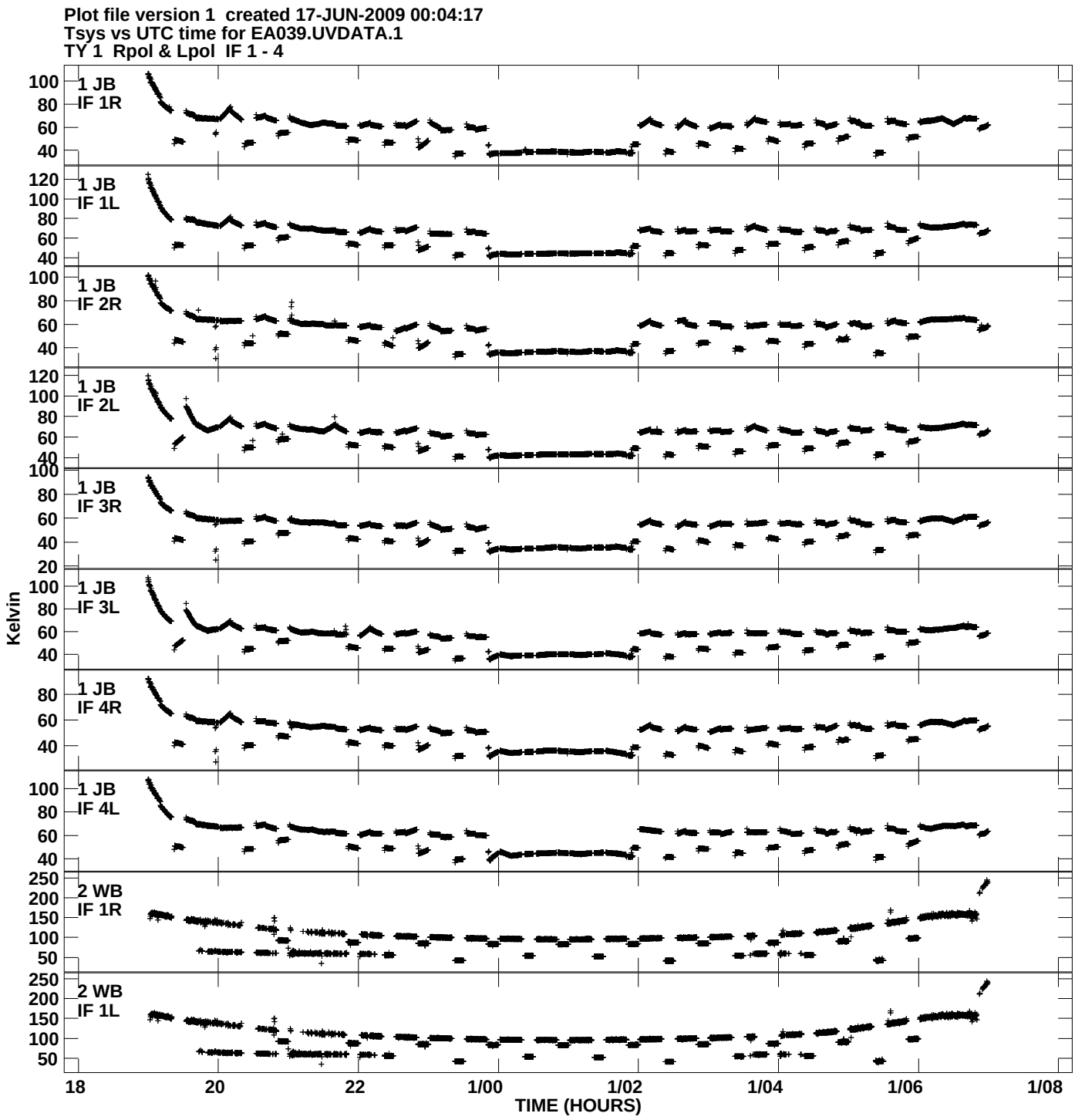
Plot file version 1 created 17-JUN-2009 00:04:17
Tsys vs UTC time for EA039.UVDATA.1
TY 1 Rpol & Lpol IF 1 - 4
1 JB IF 1R
1 JB IF 1L
1 JB IF 2R
1 JB IF 2L
1 JB IF 3R
1 JB IF 3L
1 JB IF 4R
1 JB IF 4L
2 WB IF 1R
2 WB IF 1L
Kelvin
TIME (HOURS)
18
20
22
1/00
1/02
1/04
1/06
1/08

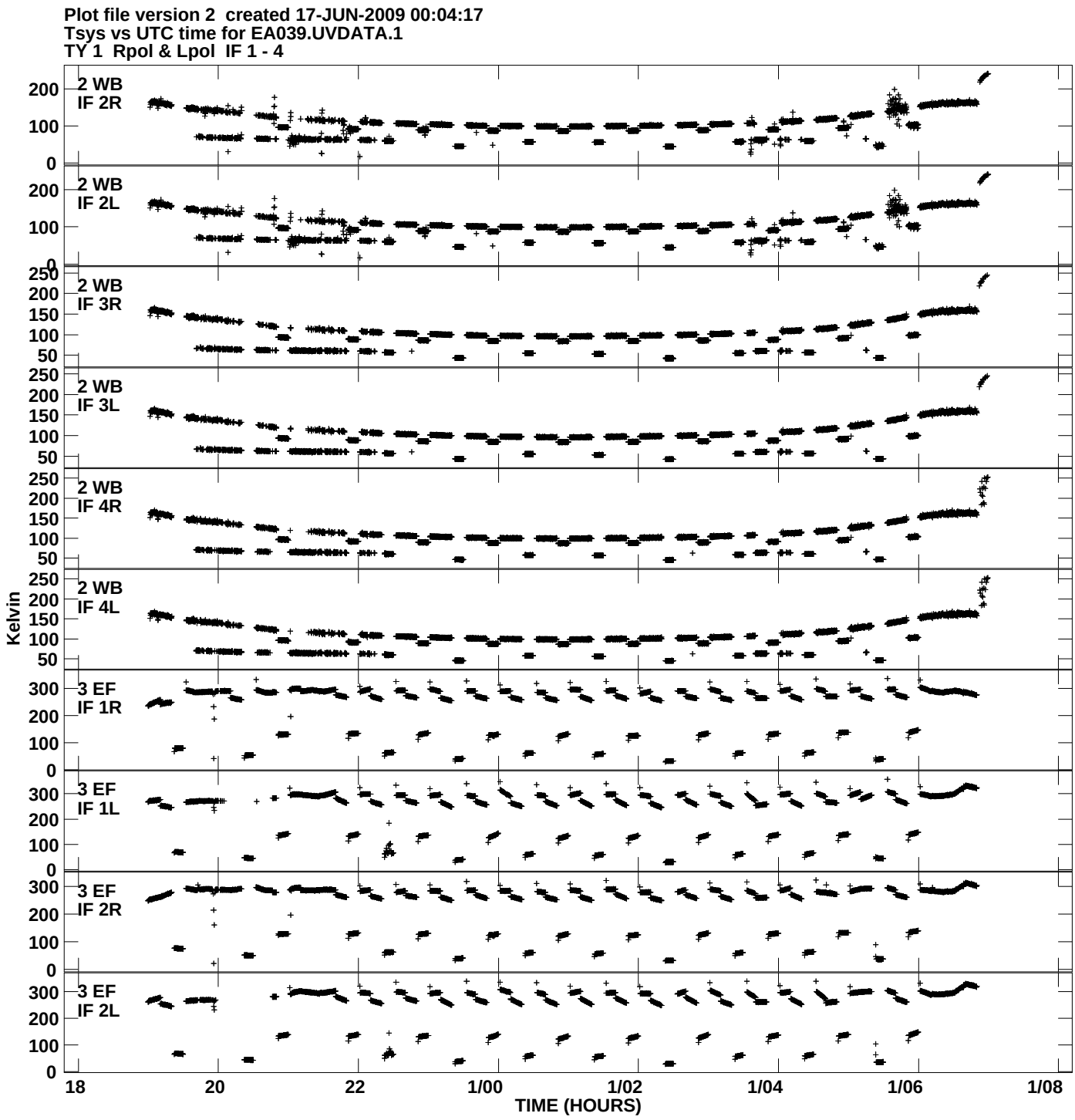
Plot file version 2 created 17-JUN-2009 00:04:17
Tsys vs UTC time for EA039.UVDATA.1
TY 1 Rpol & Lpol IF 1 - 4
2 WB IF 2R
2 WB IF 2L
2 WB IF 3R
2 WB IF 3L
2 WB IF 4R
2 WB IF 4L
3 EF IF 1R
3 EF IF 1L
3 EF IF 2R
3 EF IF 2L
Kelvin
18
20
22
1/00
1/02
1/04
1/06
1/08
TIME (HOURS)

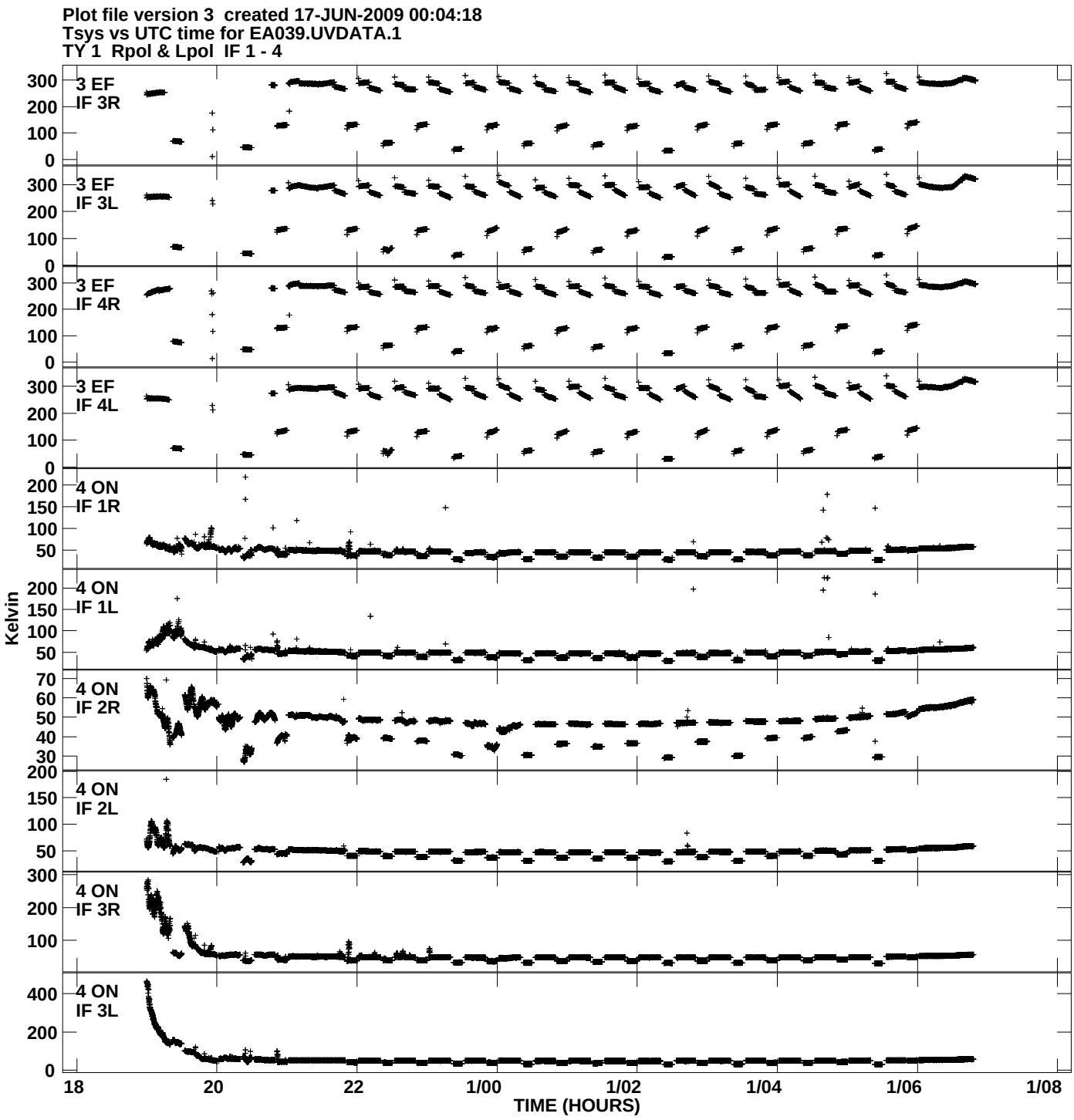
Plot file version 3 created 17-JUN-2009 00:04:18
Tsys vs UTC time for EA039.UVDATA.1
TY 1 Rpol & Lpol IF 1 - 4
3 EF IF 3R
3 EF IF 3L
3 EF IF 4R
3 EF IF 4L
4 ON IF 1R
4 ON IF 1L
4 ON IF 2R
4 ON IF 2L
4 ON IF 3R
4 ON IF 3L
Kelvin
TIME (HOURS)
18
20
22
1/00
1/02
1/04
1/06
1/08

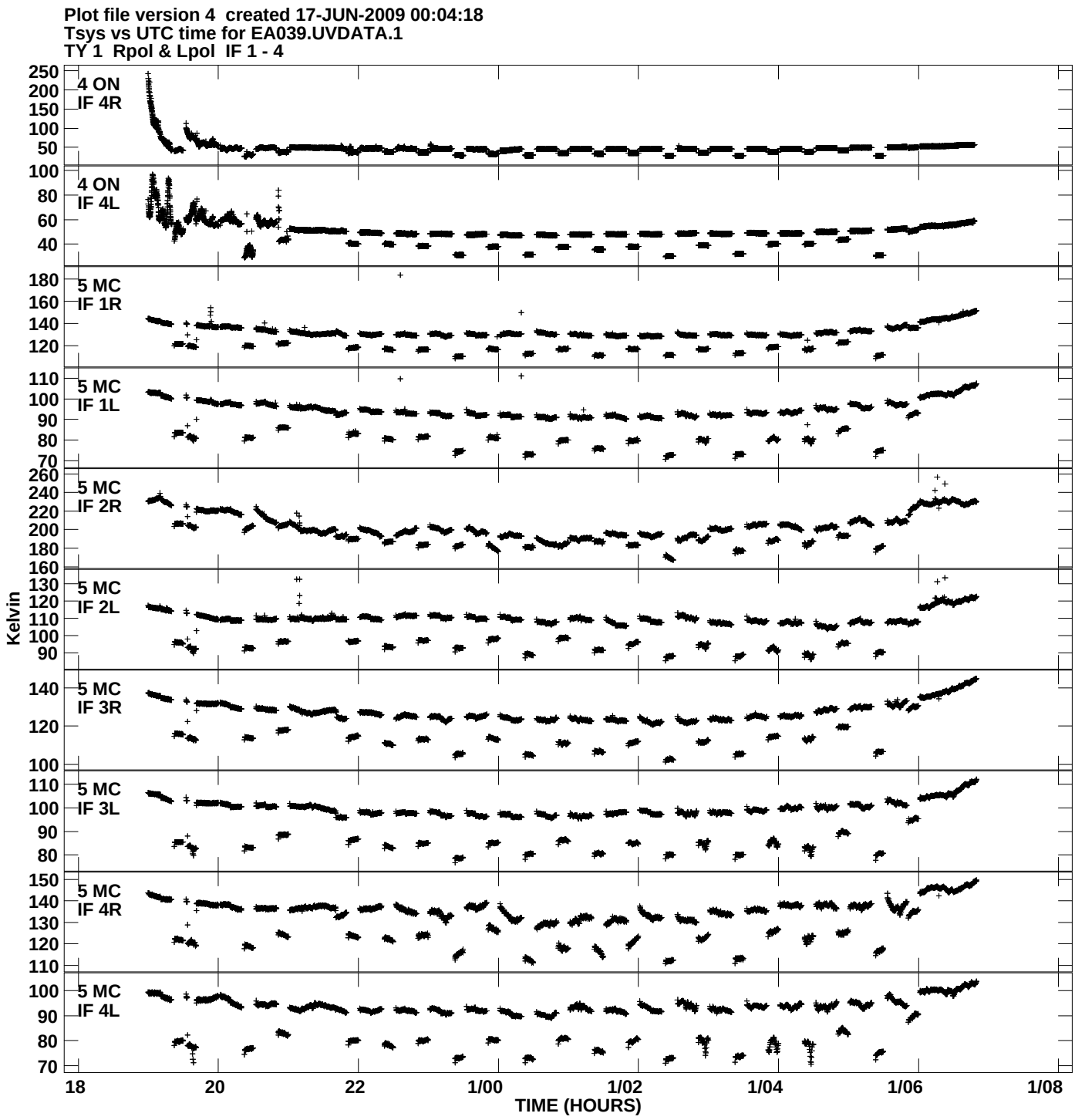
Plot file version 4 created 17-JUN-2009 00:04:18
Tsys vs UTC time for EA039.UVDATA.1
TY 1 Rpol & Lpol IF 1 - 4
4 ON IF 4R
4 ON IF 4L
5 MC IF 1R
5 MC IF 1L
5 MC IF 2R
5 MC IF 2L
5 MC IF 3R
5 MC IF 3L
5 MC IF 4R
5 MC IF 4L
Kelvin
TIME (HOURS)
18
20
22
1/00
1/02
1/04
1/06
1/08

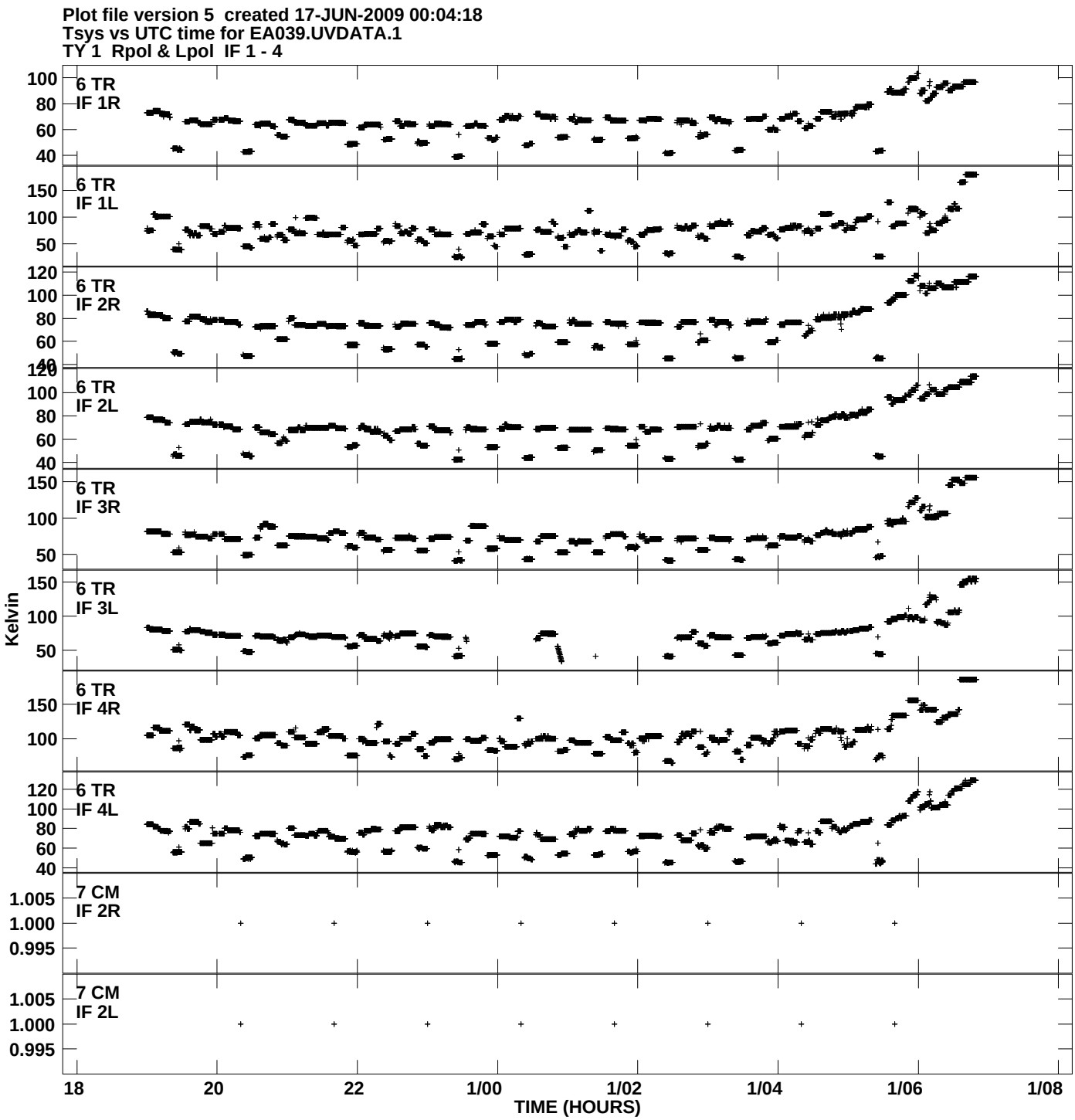
Plot file version 5 created 17-JUN-2009 00:04:18
Tsys vs UTC time for EA039.UVDATA.1
TY 1 Rpol & Lpol IF 1 - 4
6 TR IF 1R
6 TR IF 1L
6 TR IF 2R
6 TR IF 2L
6 TR IF 3R
6 TR IF 3L
6 TR IF 4R
6 TR IF 4L
7 CM IF 2R
7 CM IF 2L
Kelvin
18
20
22
1/00
1/02
1/04
1/06
1/08
TIME (HOURS)

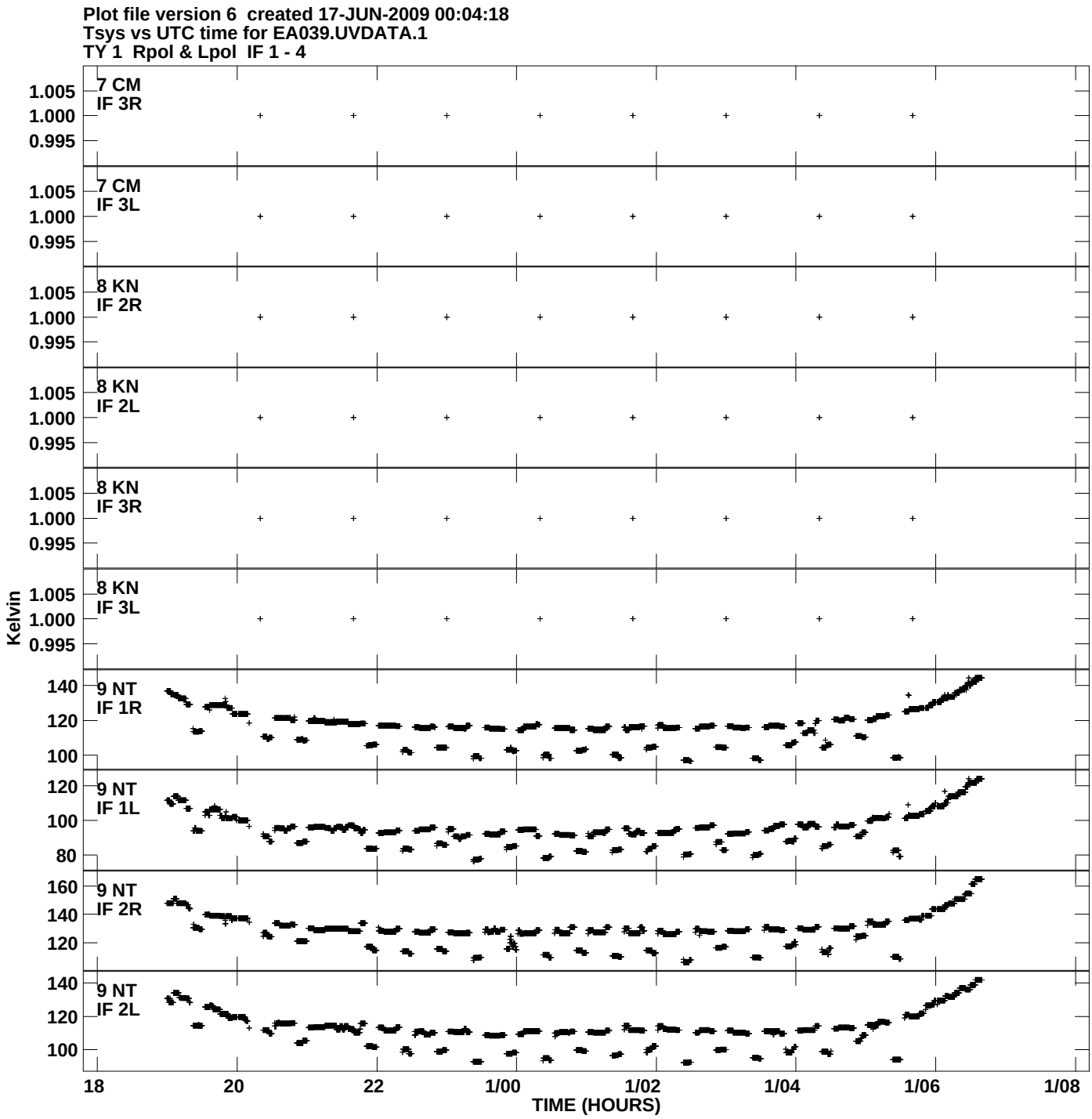
Plot file version 6 created 17-JUN-2009 00:04:18
Tsys vs UTC time for EA039.UVDATA.1
TY 1 Rpol & Lpol IF 1 - 4
7 CM IF 3R
7 CM IF 3L
8 KN IF 2R
8 KN IF 2L
8 KN IF 3R
8 KN IF 3L
9 NT IF 1R
9 NT IF 1L
9 NT IF 2R
9 NT IF 2L
Kelvin
1.005
1.000
0.995
140
120
100
80
160
18
20
22
1/00
1/02
1/04
1/06
1/08
TIME (HOURS)

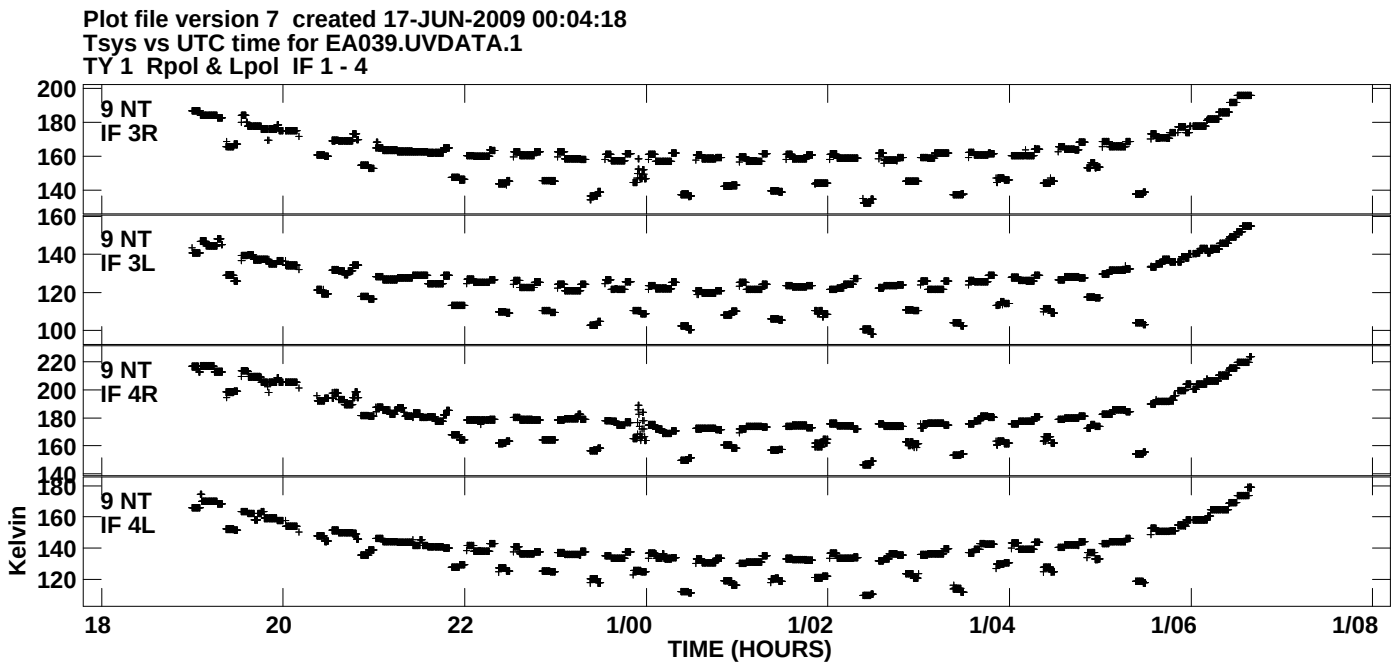
Plot file version 7 created 17-JUN-2009 00:04:18
Tsys vs UTC time for EA039.UVDATA.1
TY 1 Rpol & Lpol IF 1 - 4
9 NT
IF 3R
9 NT
IF 3L
9 NT
IF 4R
9 NT
IF 4L
Kelvin
TIME (HOURS)
18
20
22
1/00
1/02
1/04
1/06
1/08