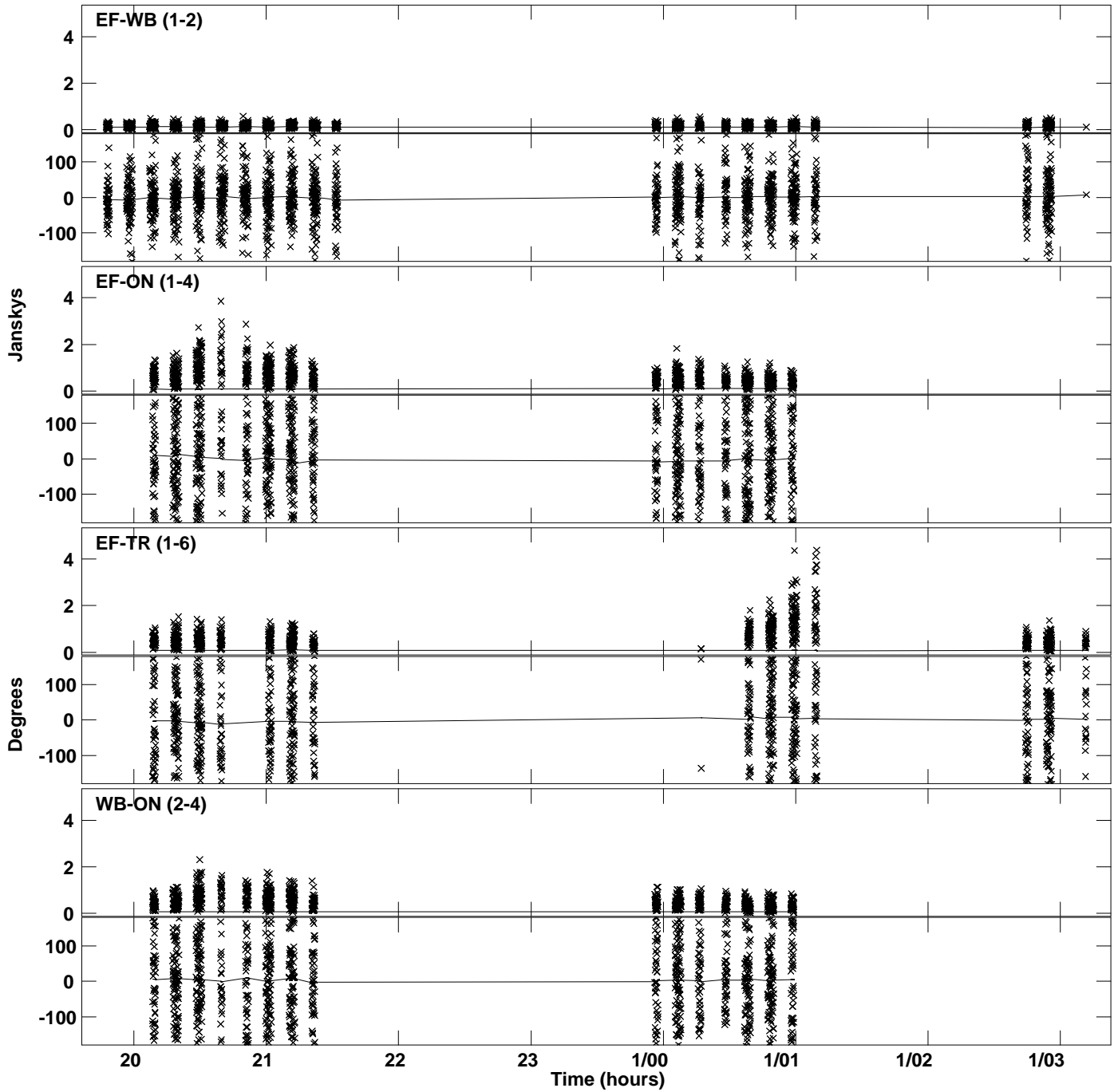
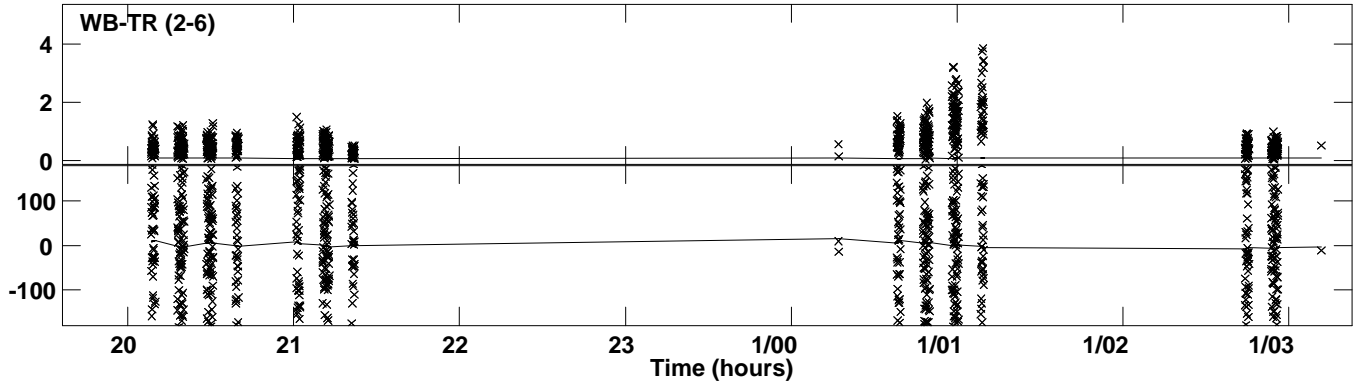



Plot file version 1 created 03-FEB-2015 12:03:12
Amplitude andPhase vs Time for J0143+1215.MULTI.1 CL # 3
IF 1 CHAN 1 STK LL of J0143+1215.ICL001.3



Plot file version 2 created 03-FEB-2015 12:03:12
Amplitude andPhase vs Time for J0143+1215.MULTI.1 CL # 3
IF 1 CHAN 1 STK LL of J0143+1215.ICL001.3



PLot file version 3 created 03-FEB-2015 12:03:13
Amplitude andPhase vs Time for J0143+1215.MULTI.1 CL # 3
IF 1 CHAN 1 STK RR of J0143+1215.ICL001.3



Plot file version 4 created 03-FEB-2015 12:03:13
Amplitude and Phase vs Time for J0143+1215.MULTI.1 CL # 3
IF 1 CHAN 1 STK RR of J0143+1215.ICL001.3

