



Plot file version 1 created 03-FEB-2015 11:55:31

3C84 EA055A 2.UVDATA.1

Freq = 1.4084 GHz, Bw = 16.000 MH Calibrated with CL # 3 and BP # 1 (BP mode 1)





Lower frame: Ampl Jy Top frame: Phas deg  
Vector averaged cross-power spectrum Baseline: EF (01) - TR (06)  
Timerange: 00/15:30:03 to 00/15:44:59

Plot file version 2 created 03-FEB-2015 11:55:34

NGC660 EA055A 2.UVDATA.1

Freq = 1.4084 GHz, Bw = 16.000 MH Calibrated with CL # 3 and BP # 1 (BP mode 1)






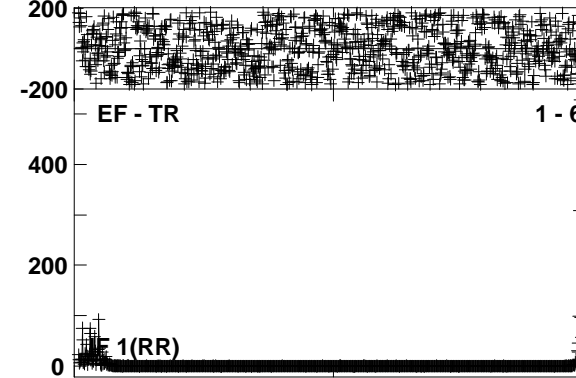
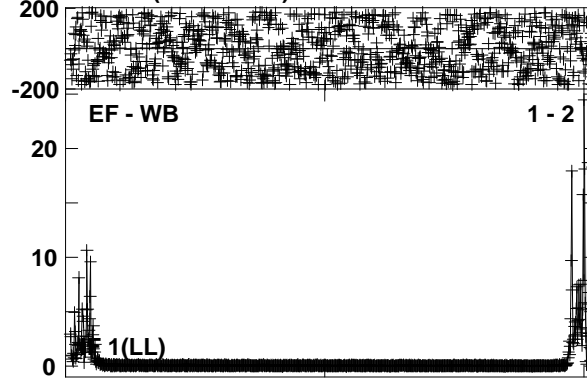
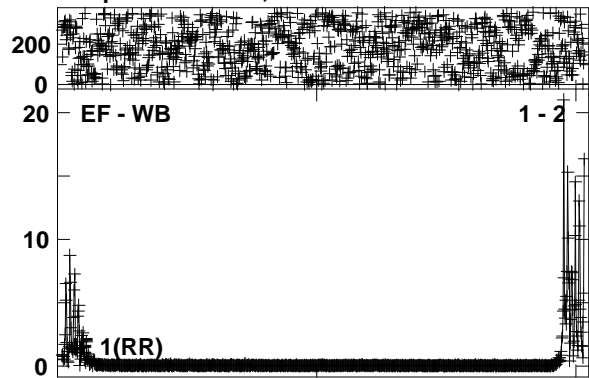
Lower frame: Ampl Jy Top frame: Phas deg  
Vector averaged cross-power spectrum Baseline: WB (02) - TR (06)  
Timerange: 00/15:49:41 to 00/15:56:29



Plot file version 3 created 03-FEB-2015 11:55:35

J0143+1215 EA055A 2.UVDATA.1

Freq = 1.4084 GHz, Bw = 16.000 MH Calibrated with CL # 3 and BP # 1 (BP mode 1)

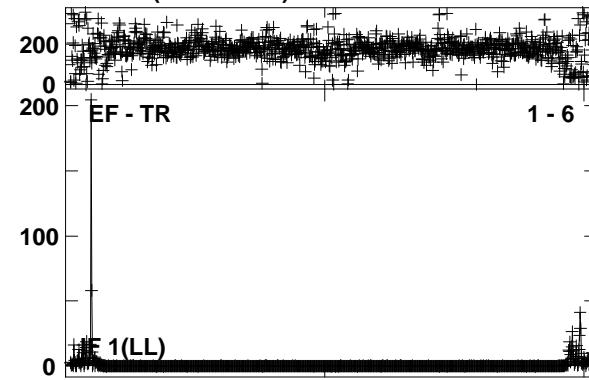
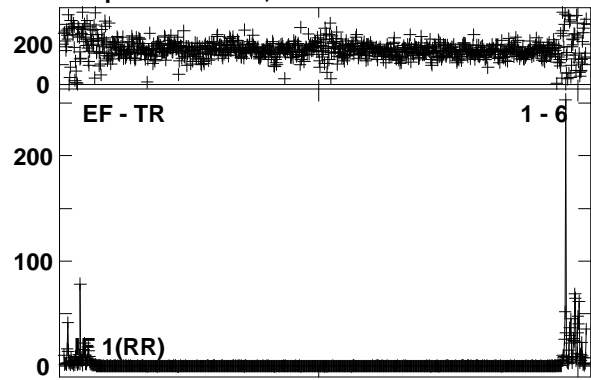


Lower frame: Ampl Jy Top frame: Phas deg  
Vector averaged cross-power spectrum Baseline: EF (01) - WB (02)  
Timerange: 00/15:57:03 to 00/15:59:59

Plot file version 4 created 03-FEB-2015 11:55:39

NGC660 EA055A 2.UVDATA.1

Freq = 1.4084 GHz, Bw = 16.000 MH Calibrated with CL # 3 and BP # 1 (BP mode 1)

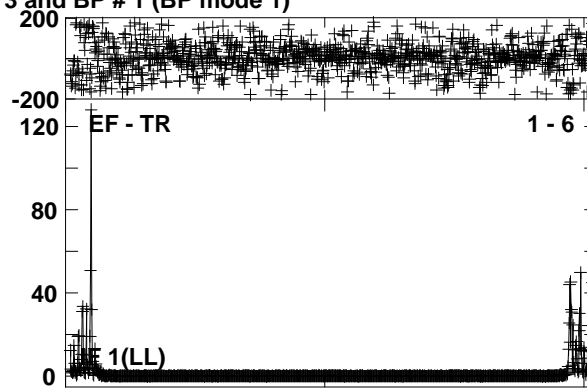
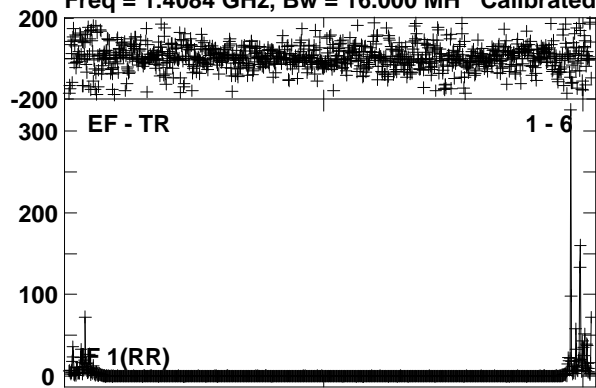


Lower frame: Ampl Jy Top frame: Phas deg  
Vector averaged cross-power spectrum Baseline: EF (01) - TR (06)  
Timerange: 00/16:31:33 to 00/16:38:29

Plot file version 5 created 03-FEB-2015 11:55:40

J0143+1215 EA055A 2.UVDATA.1

Freq = 1.4084 GHz, Bw = 16.000 MH Calibrated with CL # 3 and BP # 1 (BP mode 1)

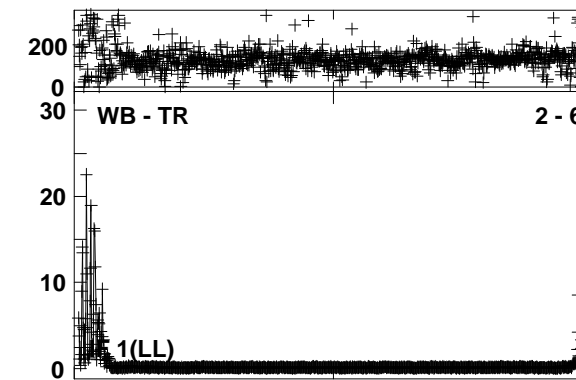
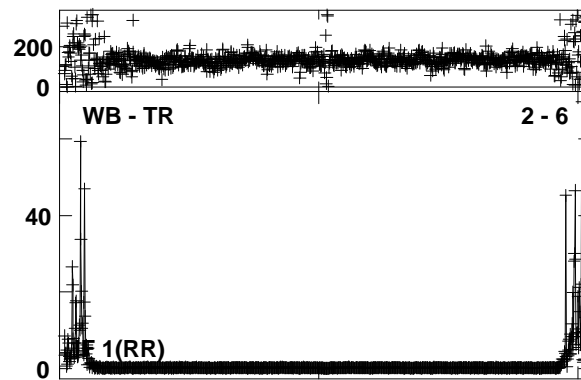
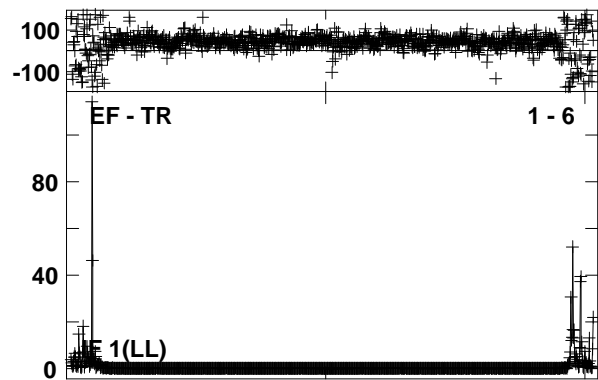
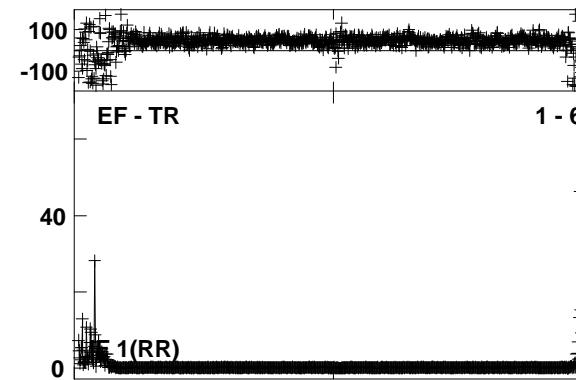
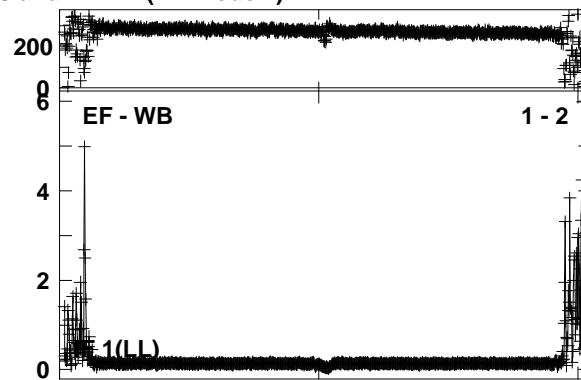
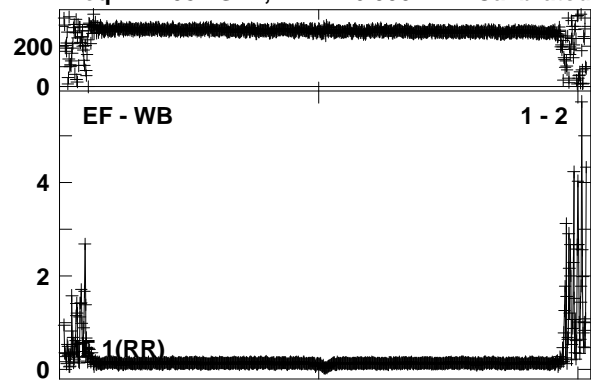


Lower frame: Ampl Jy Top frame: Phas deg  
Vector averaged cross-power spectrum Baseline: EF (01) - TR (06)  
Timerange: 00/16:39:03 to 00/16:41:59

Plot file version 6 created 03-FEB-2015 11:55:40

NGC660 EA055A 2.UVDATA.1

Freq = 1.4084 GHz, Bw = 16.000 MH Calibrated with CL # 3 and BP # 1 (BP mode 1)

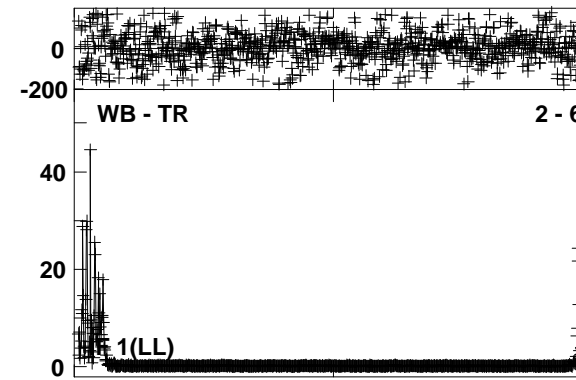
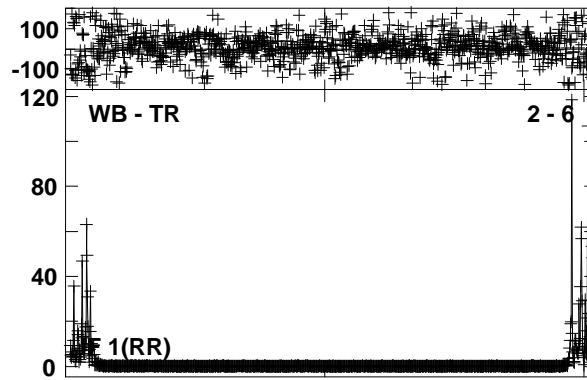
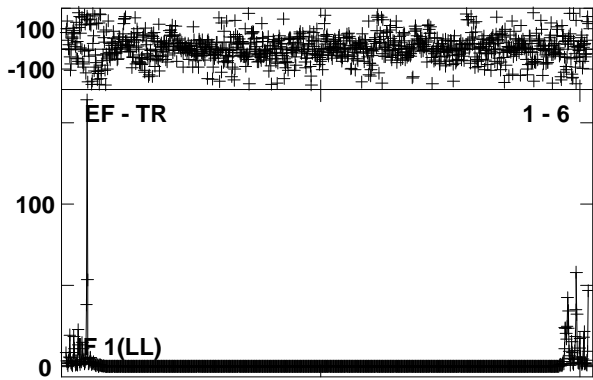
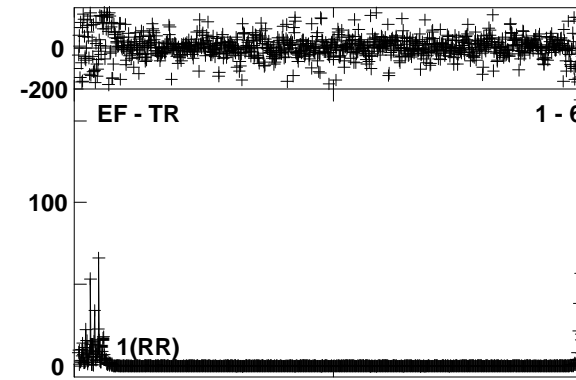
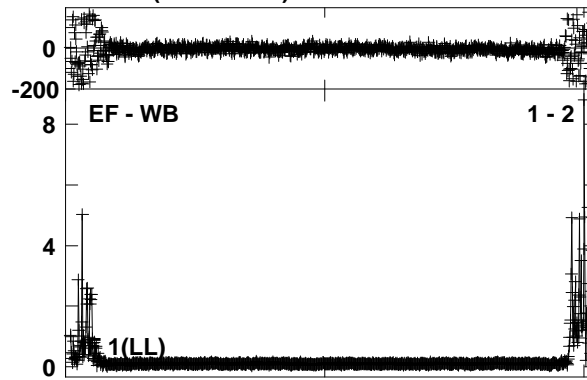
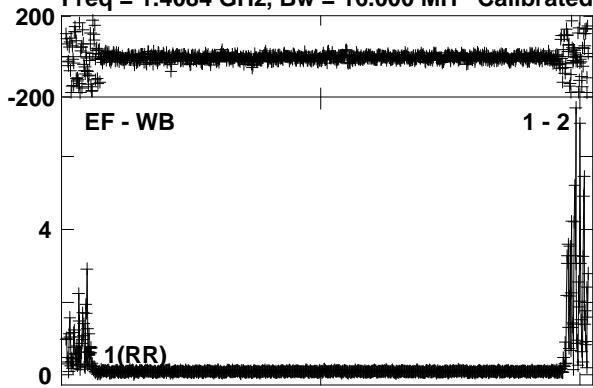


Lower frame: Ampl Jy Top frame: Phas deg  
Vector averaged cross-power spectrum Baseline: EF (01) - WB (02)  
Timerange: 00/16:42:03 to 00/16:48:59

Plot file version 7 created 03-FEB-2015 11:55:42

J0143+1215 EA055A 2.UVDATA.1

Freq = 1.4084 GHz, Bw = 16.000 MH Calibrated with CL # 3 and BP # 1 (BP mode 1)

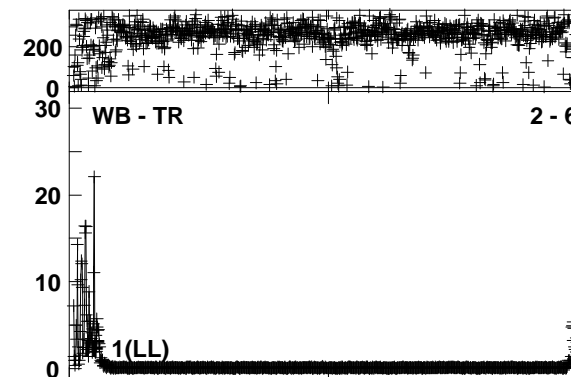
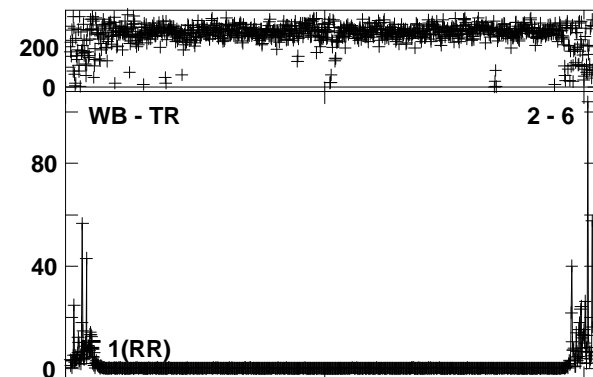
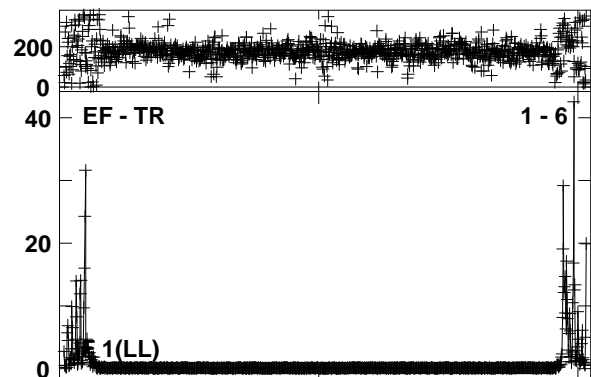
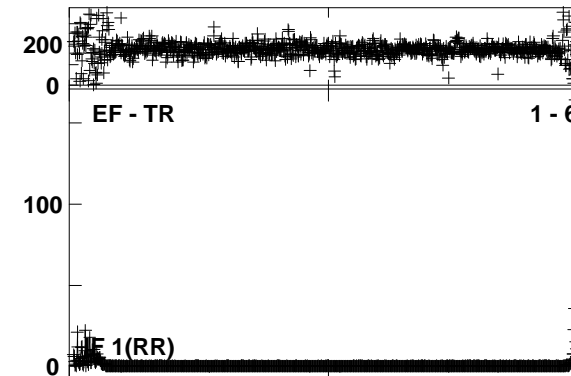

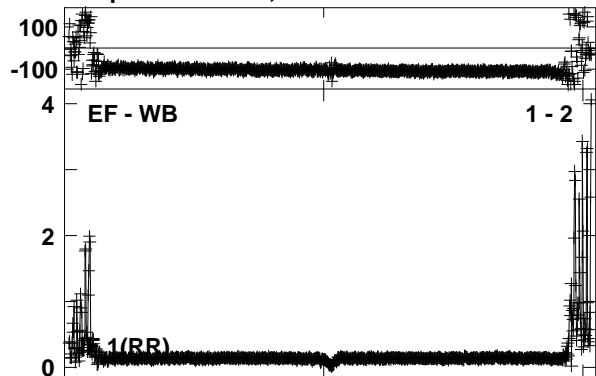


Lower frame: Ampl Jy Top frame: Phas deg  
Vector averaged cross-power spectrum Baseline: EF (01) - WB (02)  
Timerange: 00/16:49:33 to 00/16:52:29

Plot file version 8 created 03-FEB-2015 11:55:43

NGC660 EA055A 2.UVDATA.1

Freq = 1.4084 GHz, Bw = 16.000 MH Calibrated with CL # 3 and BP # 1 (BP mode 1)

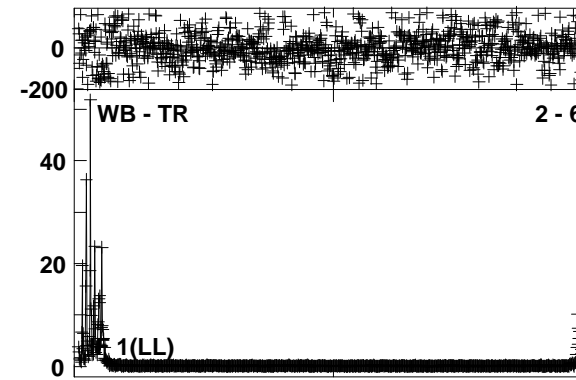
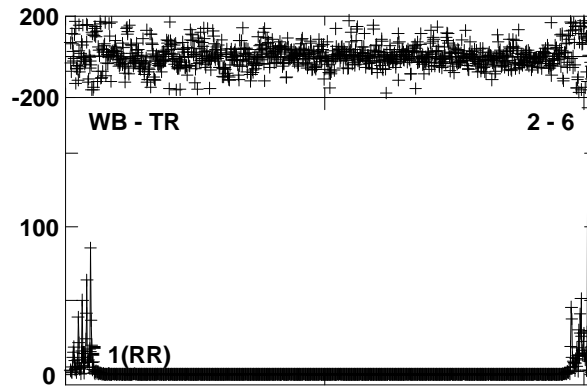
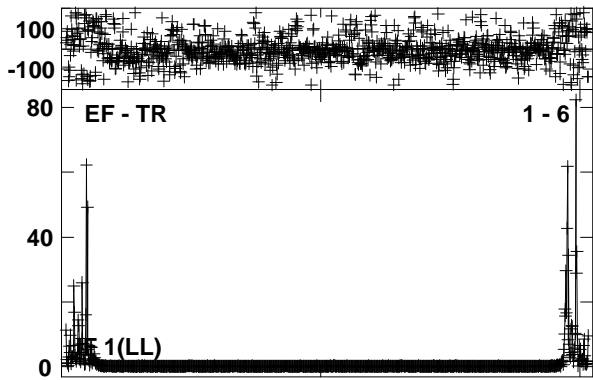
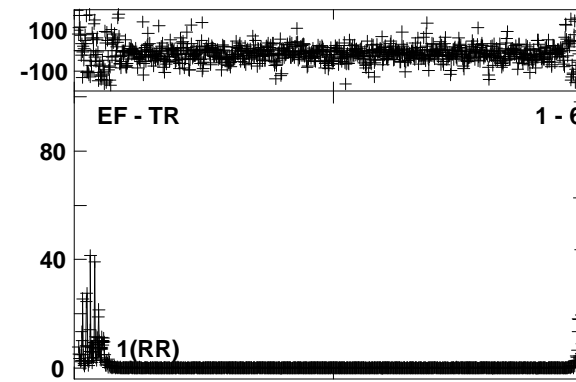
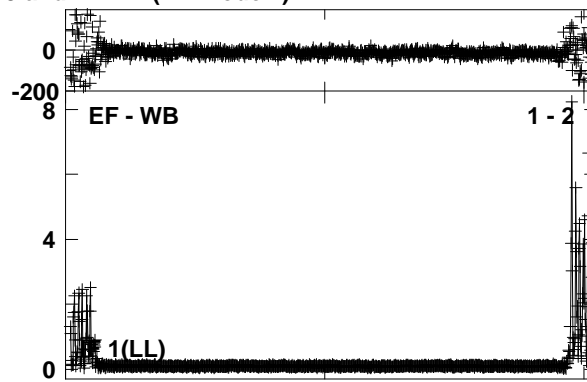



Lower frame: Ampl Jy Top frame: Phas deg  
Vector averaged cross-power spectrum Baseline: EF (01) - WB (02)  
Timerange: 00/16:52:45 to 00/16:59:29

Plot file version 9 created 03-FEB-2015 11:55:44

J0143+1215 EA055A 2.UVDATA.1

Freq = 1.4084 GHz, Bw = 16.000 MH Calibrated with CL # 3 and BP # 1 (BP mode 1)

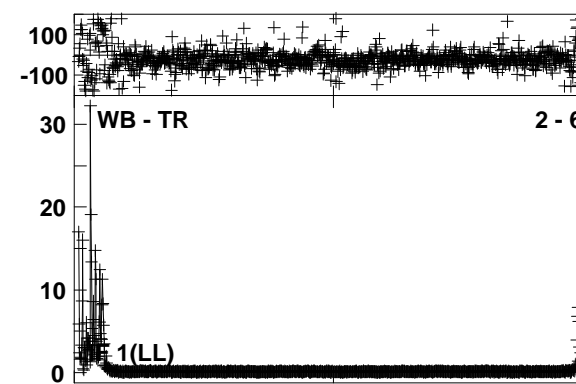
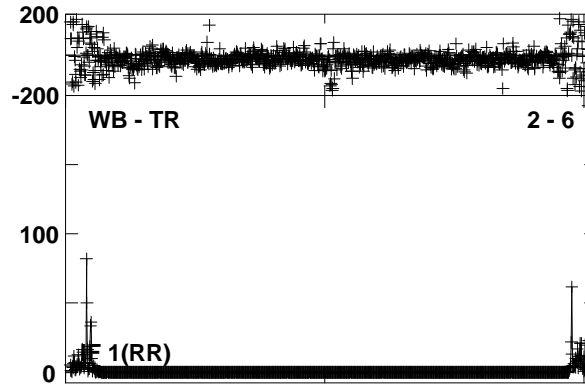

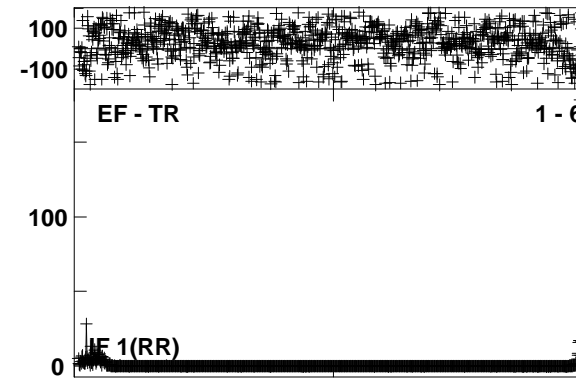
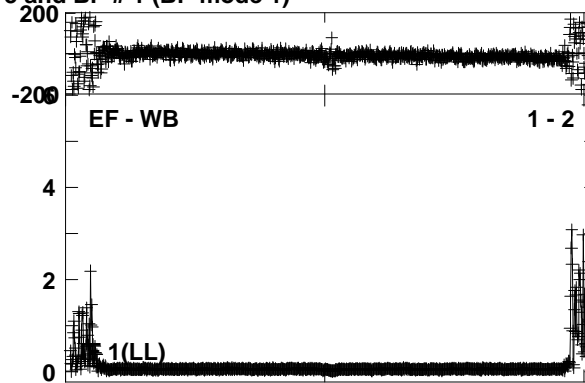
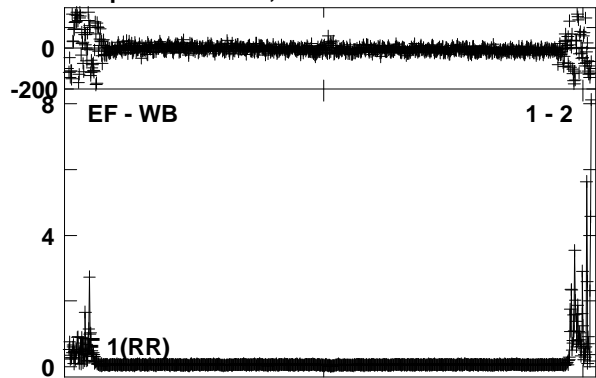


Lower frame: Ampl Jy Top frame: Phas deg  
Vector averaged cross-power spectrum Baseline: EF (01) - WB (02)  
Timerange: 00/17:00:03 to 00/17:02:59

Plot file version 10 created 03-FEB-2015 11:55:45

NGC660 EA055A 2.UVDATA.1

Freq = 1.4084 GHz, Bw = 16.000 MH Calibrated with CL # 3 and BP # 1 (BP mode 1)



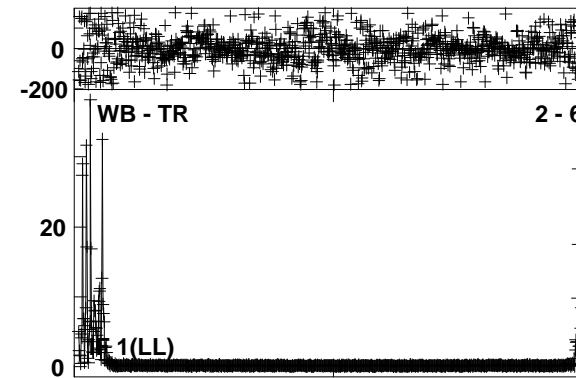
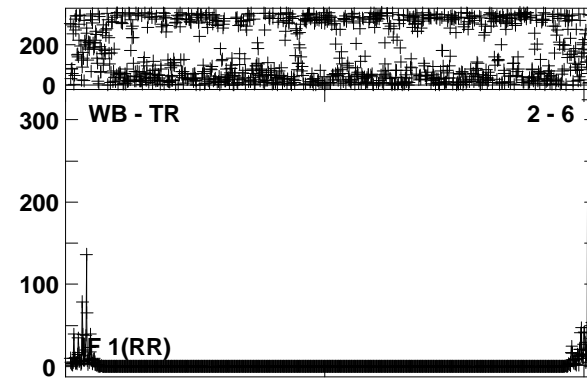
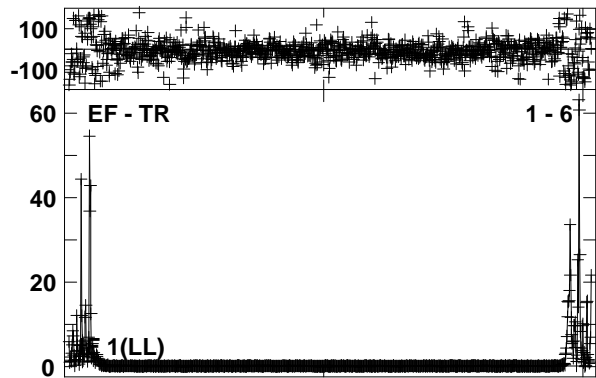
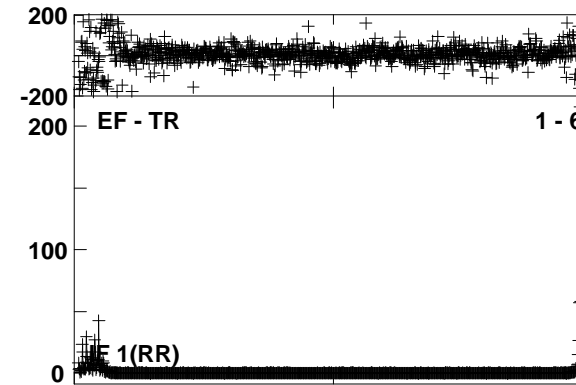

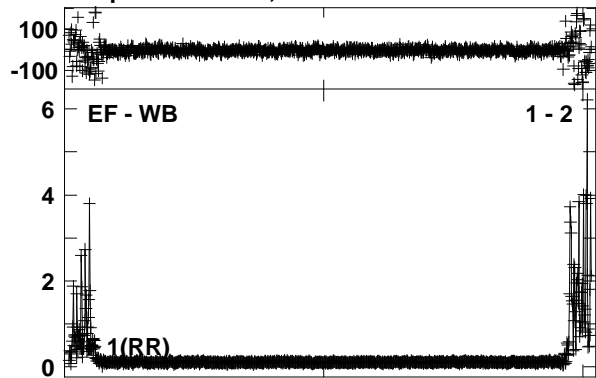
Lower frame: Ampl Jy Top frame: Phas deg  
Vector averaged cross-power spectrum Baseline: EF (01) - WB (02)  
Timerange: 00/17:03:15 to 00/17:09:59



Plot file version 11 created 03-FEB-2015 11:55:46

J0143+1215 EA055A 2.UVDATA.1

Freq = 1.4084 GHz, Bw = 16.000 MH Calibrated with CL # 3 and BP # 1 (BP mode 1)

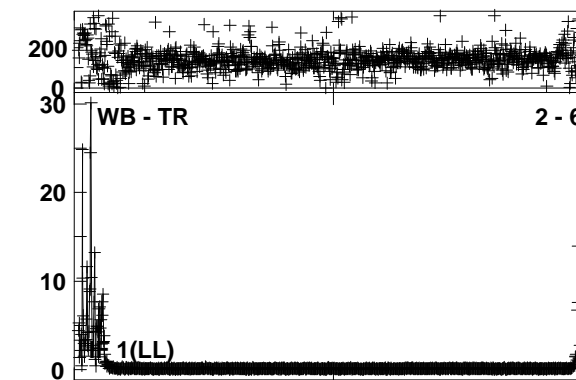
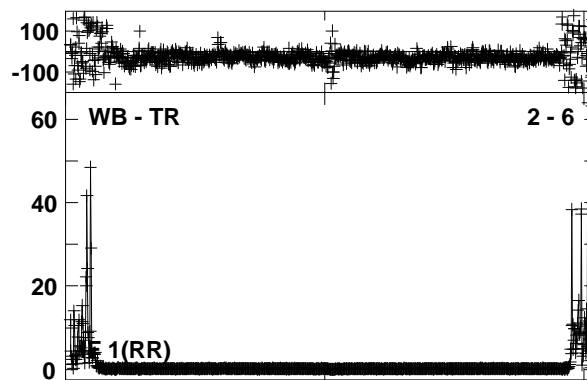
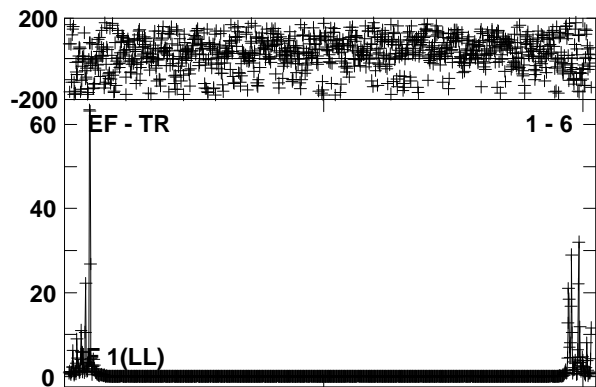
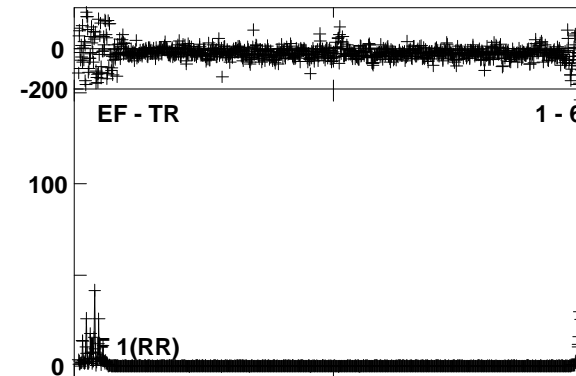
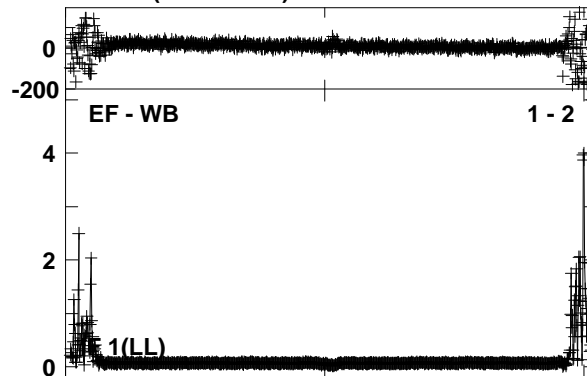
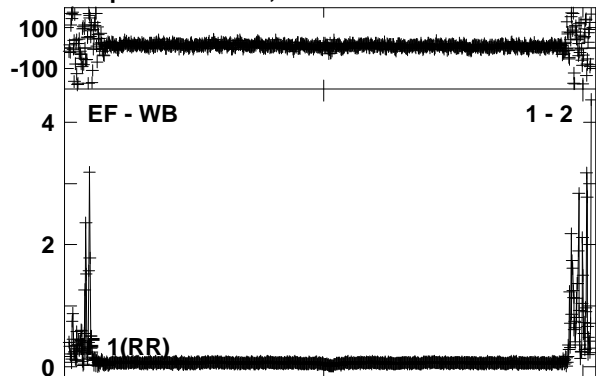


Lower frame: Ampl Jy Top frame: Phas deg  
Vector averaged cross-power spectrum Baseline: EF (01) - WB (02)  
Timerange: 00/17:10:33 to 00/17:13:29

Plot file version 12 created 03-FEB-2015 11:55:47

NGC660 EA055A 2.UVDATA.1

Freq = 1.4084 GHz, Bw = 16.000 MH Calibrated with CL # 3 and BP # 1 (BP mode 1)

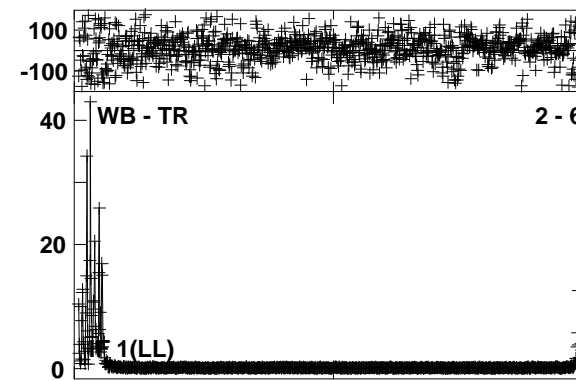
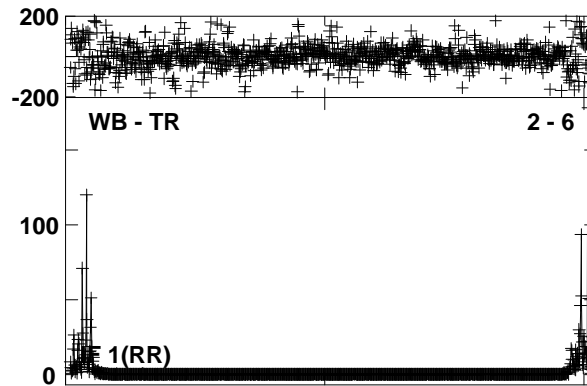
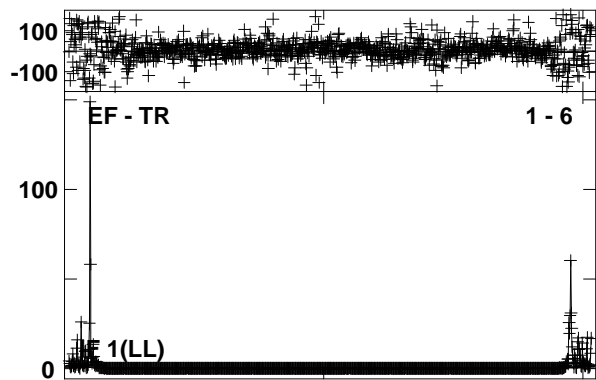
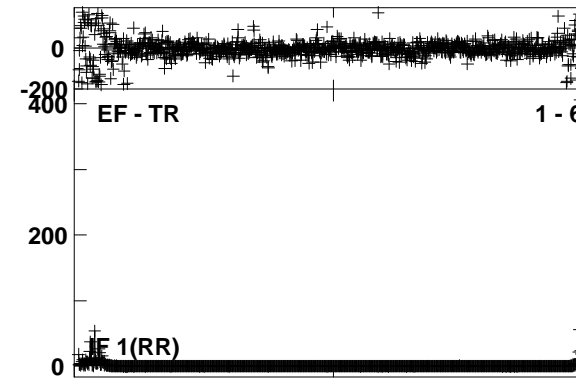
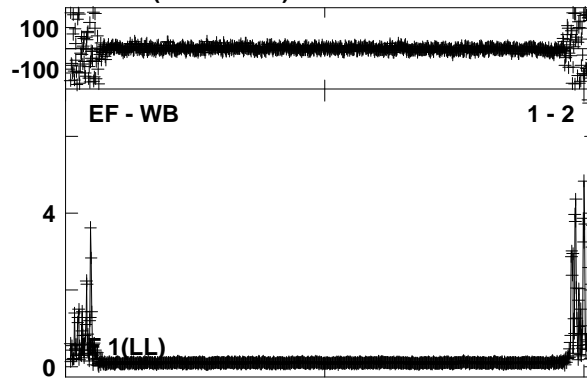



Lower frame: Ampl Jy Top frame: Phas deg  
Vector averaged cross-power spectrum Baseline: EF (01) - WB (02)  
Timerange: 00/17:13:45 to 00/17:20:29

Plot file version 13 created 03-FEB-2015 11:55:48

J0143+1215 EA055A 2.UVDATA.1

Freq = 1.4084 GHz, Bw = 16.000 MH Calibrated with CL # 3 and BP # 1 (BP mode 1)

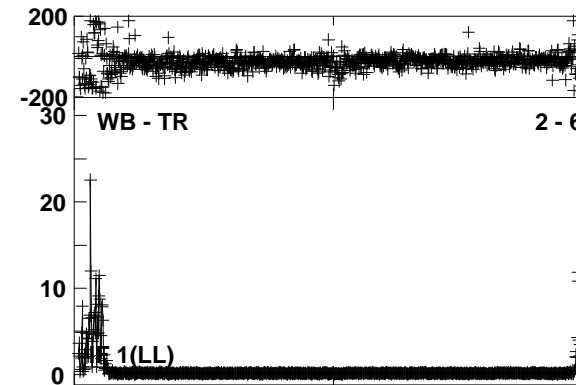
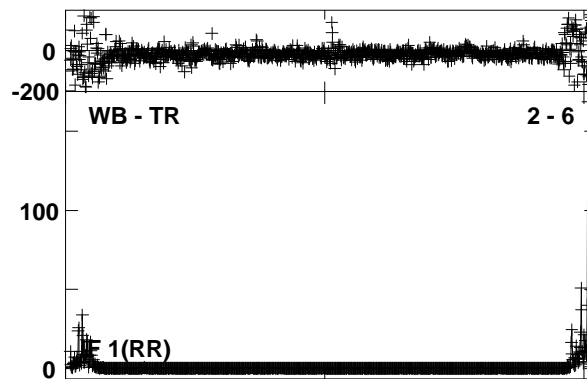
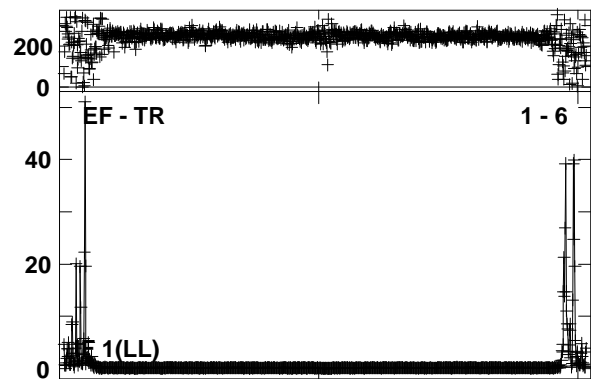
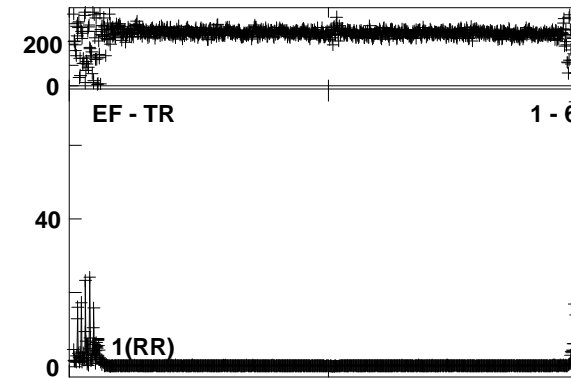
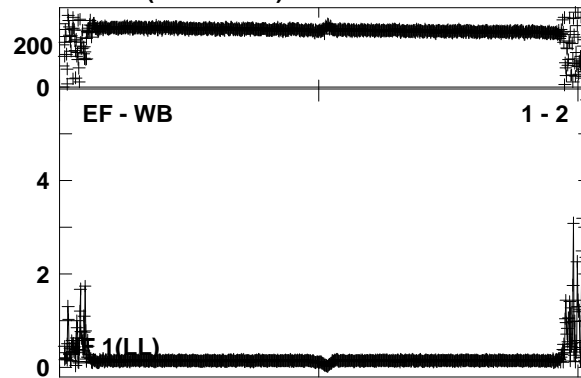
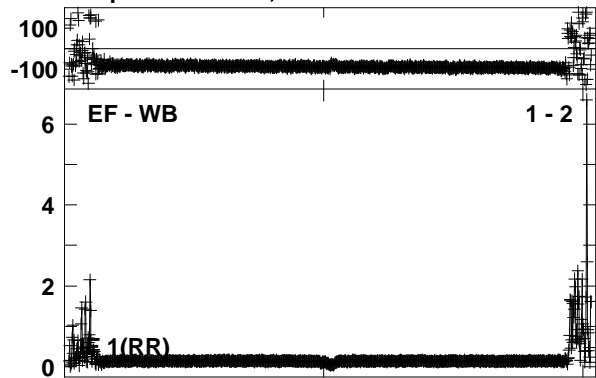


Lower frame: Ampl Jy Top frame: Phas deg  
Vector averaged cross-power spectrum Baseline: EF (01) - WB (02)  
Timerange: 00/17:21:03 to 00/17:23:59

Plot file version 14 created 03-FEB-2015 11:55:49

NGC660 EA055A 2.UVDATA.1

Freq = 1.4084 GHz, Bw = 16.000 MH Calibrated with CL # 3 and BP # 1 (BP mode 1)

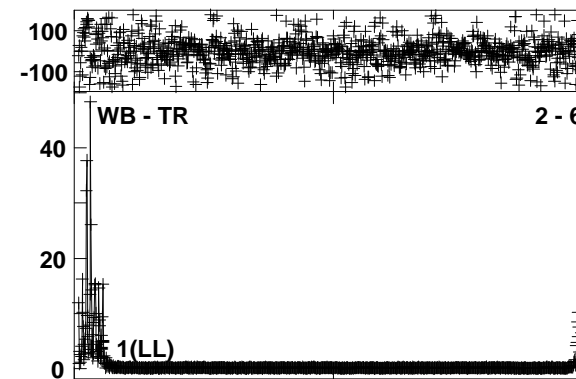
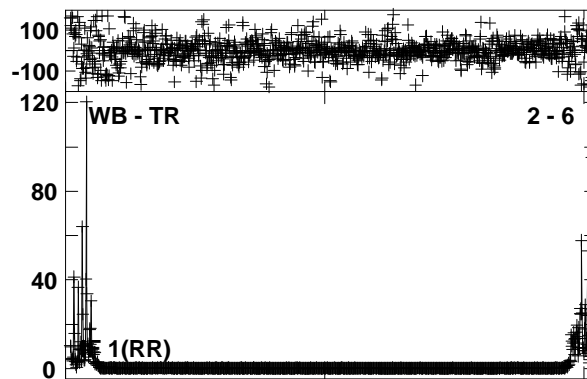
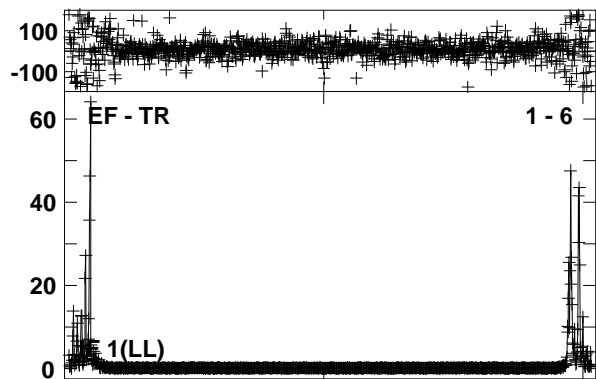
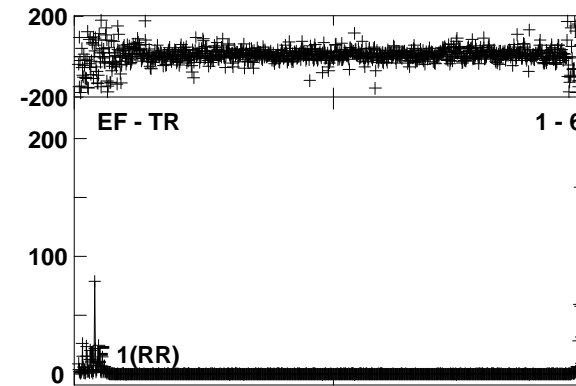




Lower frame: Ampl Jy Top frame: Phas deg  
Vector averaged cross-power spectrum Baseline: EF (01) - WB (02)  
Timerange: 00/17:24:16 to 00/17:30:58

Plot file version 15 created 03-FEB-2015 11:55:51

J0143+1215 EA055A 2.UVDATA.1

Freq = 1.4084 GHz, Bw = 16.000 MH Calibrated with CL # 3 and BP # 1 (BP mode 1)

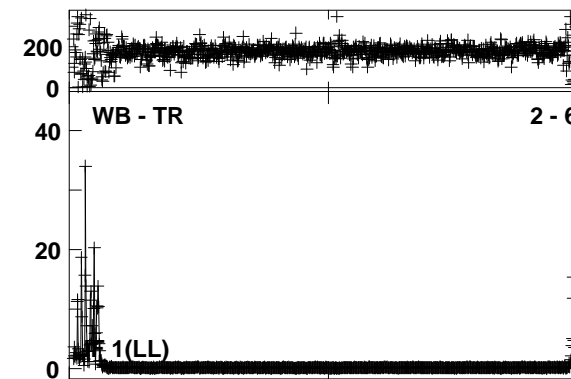
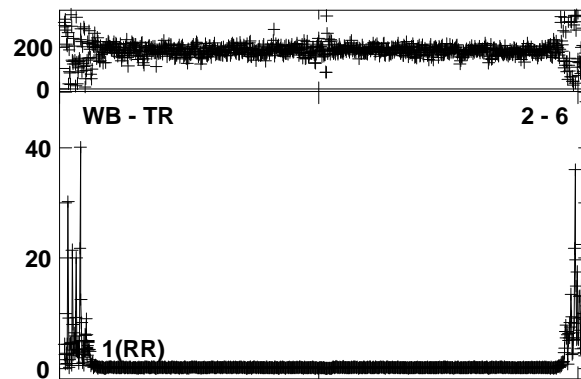
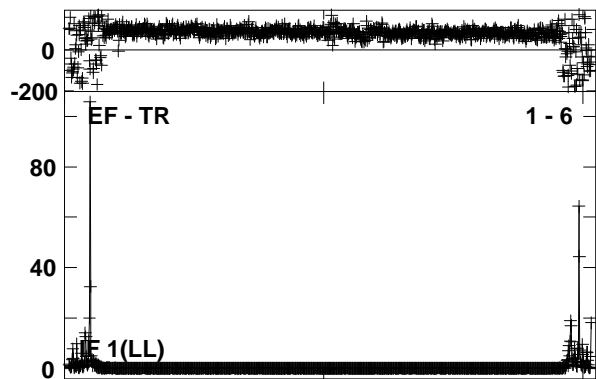
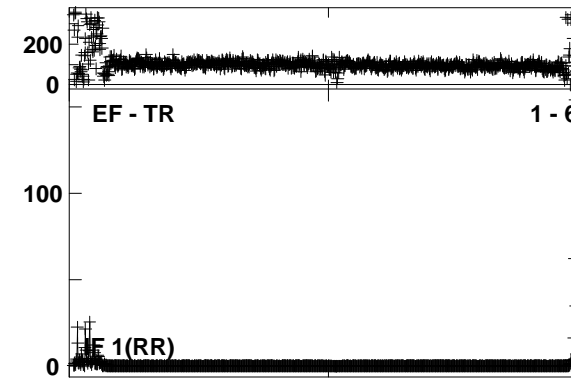
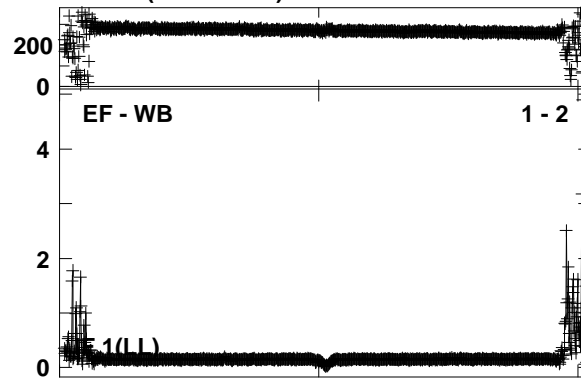
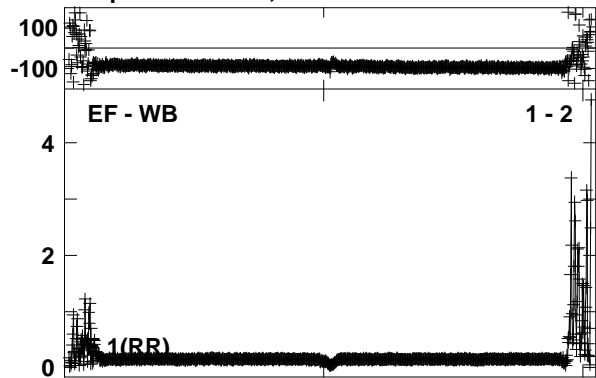


Lower frame: Ampl Jy Top frame: Phas deg  
Vector averaged cross-power spectrum Baseline: EF (01) - WB (02)  
Timerange: 00/17:31:33 to 00/17:34:29

Plot file version 16 created 03-FEB-2015 11:55:52

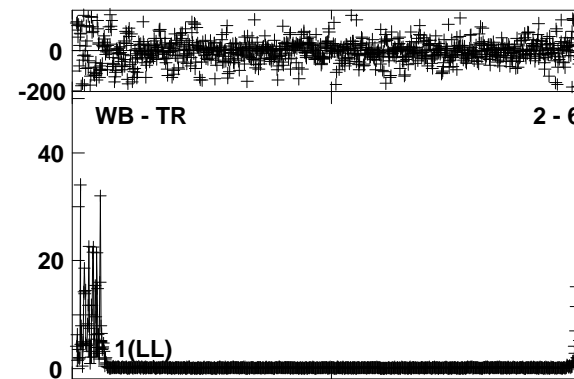
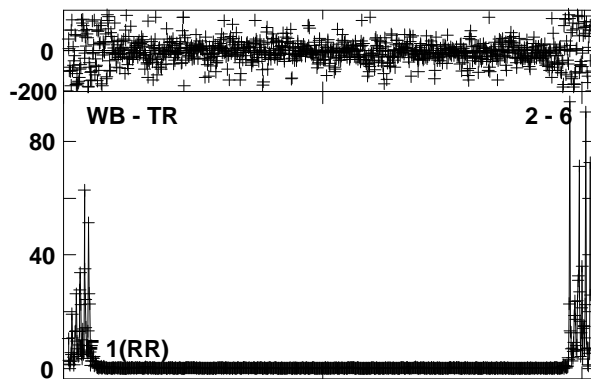
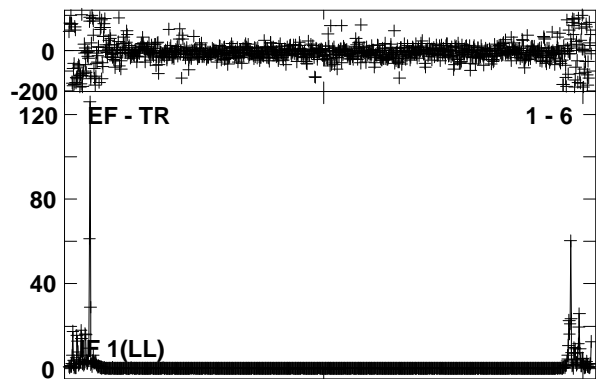
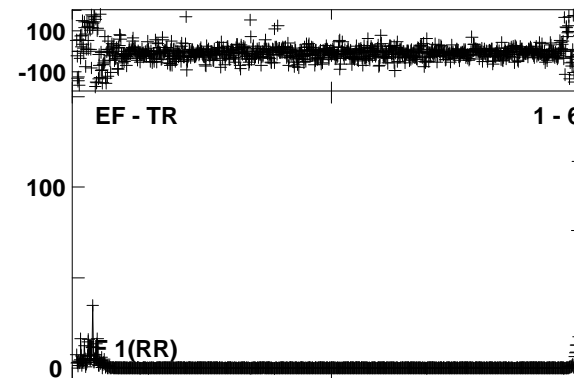


NGC660 EA055A 2.UVDATA.1

Freq = 1.4084 GHz, Bw = 16.000 MH Calibrated with CL # 3 and BP # 1 (BP mode 1)



Lower frame: Ampl Jy Top frame: Phas deg  
Vector averaged cross-power spectrum Baseline: EF (01) - WB (02)  
Timerange: 00/17:34:46 to 00/17:41:28

Plot file version 17 created 03-FEB-2015 11:55:53  
J0143+1215 EA055A 2.UVDATA.1  
Freq = 1.4084 GHz, Bw = 16.000 MH Calibrated with CL # 3 and BP # 1 (BP mode 1)

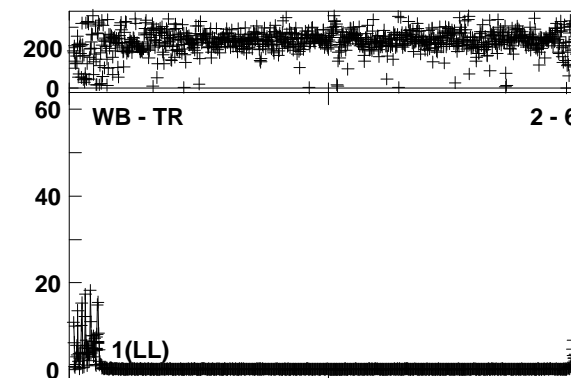
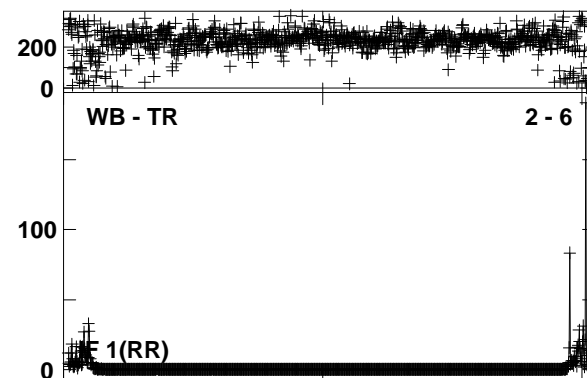
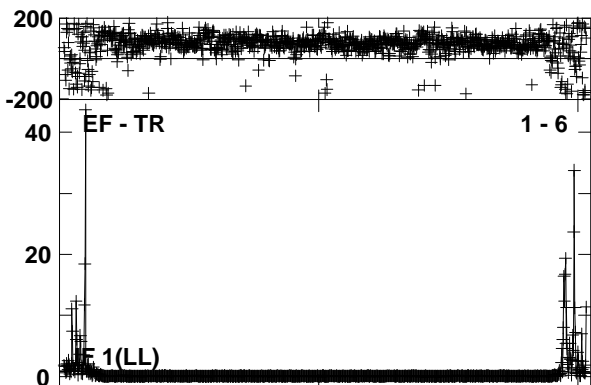
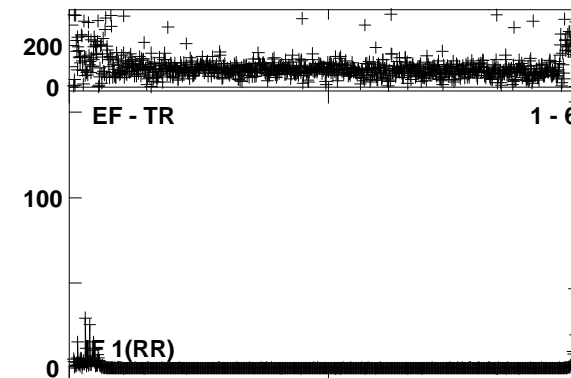

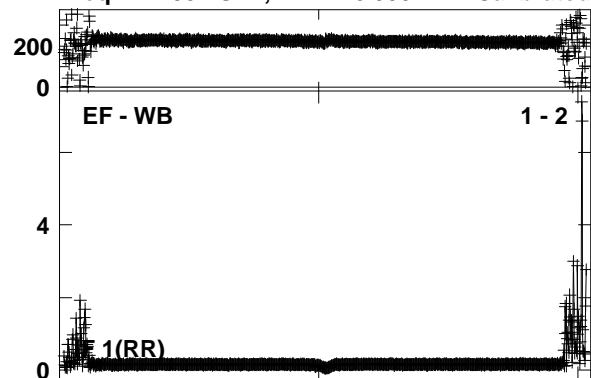


Lower frame: Ampl Jy Top frame: Phas deg  
Vector averaged cross-power spectrum Baseline: EF (01) - WB (02)  
Timerange: 00/17:42:03 to 00/17:44:59

Plot file version 18 created 03-FEB-2015 11:55:54

NGC660 EA055A 2.UVDATA.1

Freq = 1.4084 GHz, Bw = 16.000 MH Calibrated with CL # 3 and BP # 1 (BP mode 1)



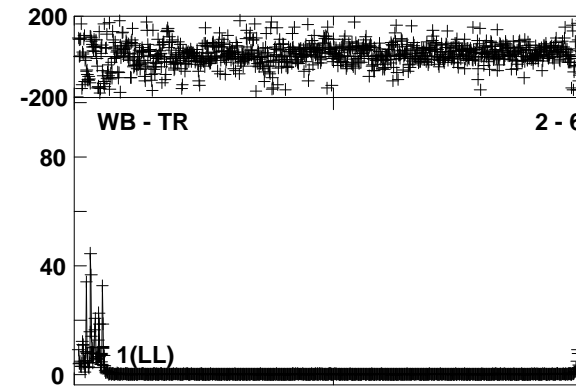
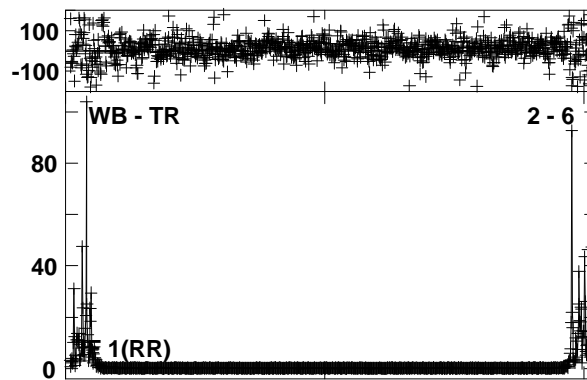
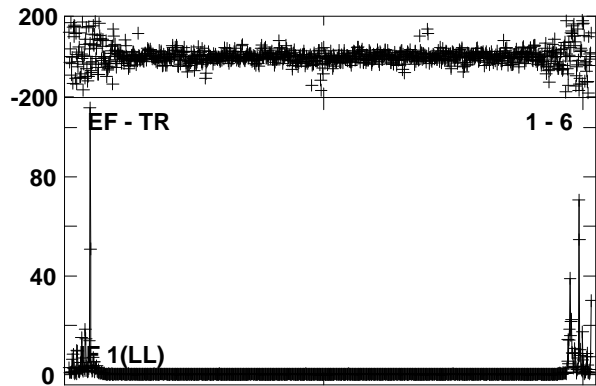
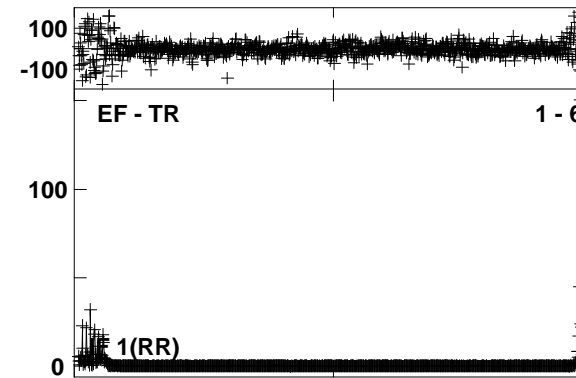
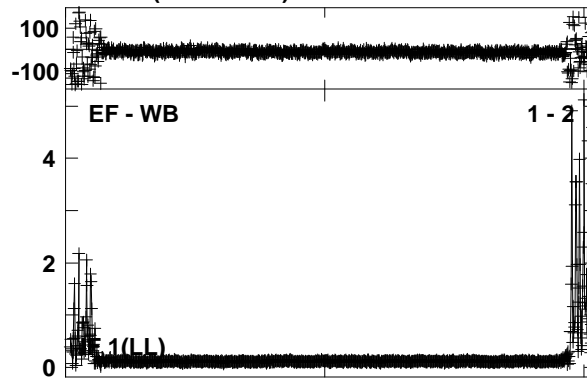

Lower frame: Ampl Jy Top frame: Phas deg  
Vector averaged cross-power spectrum Baseline: EF (01) - WB (02)  
Timerange: 00/17:45:16 to 00/17:51:58



Plot file version 19 created 03-FEB-2015 11:55:55

J0143+1215 EA055A 2.UVDATA.1

Freq = 1.4084 GHz, Bw = 16.000 MH Calibrated with CL # 3 and BP # 1 (BP mode 1)

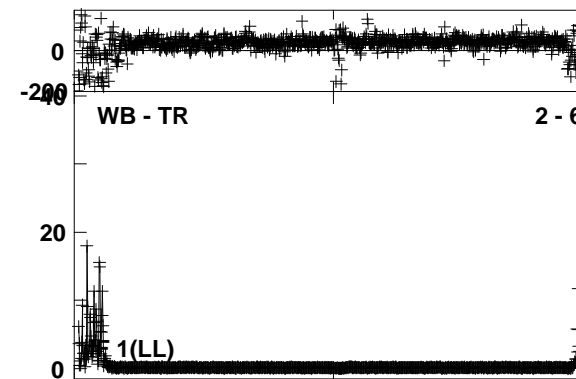
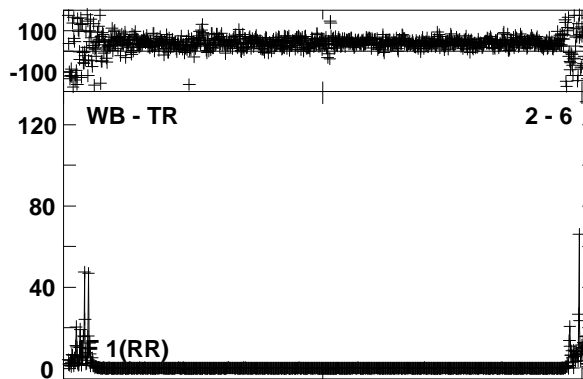
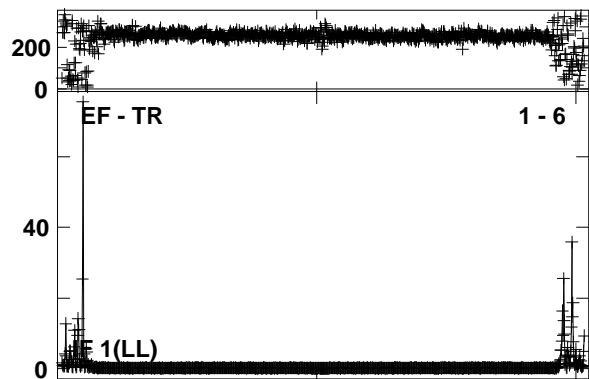
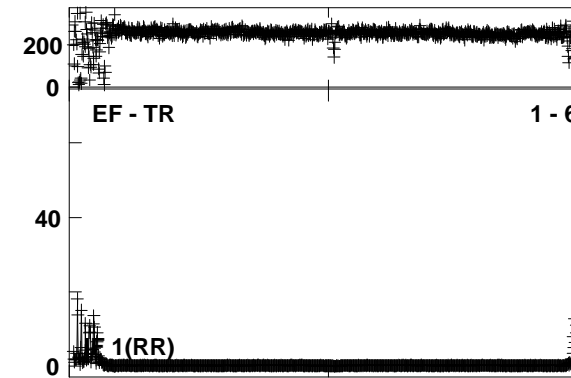
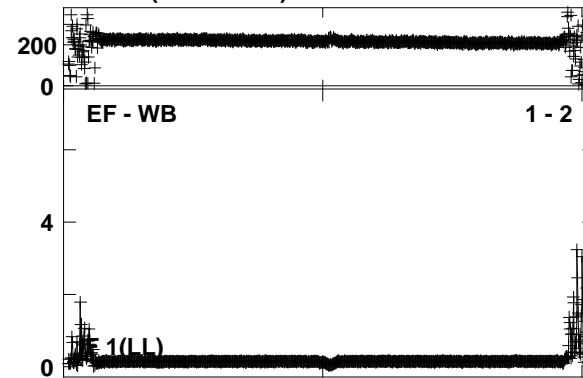
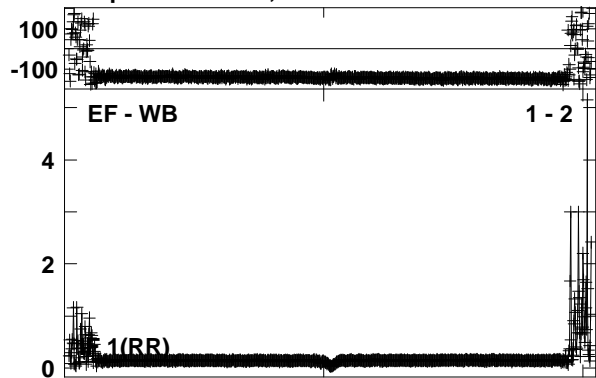


Lower frame: Ampl Jy Top frame: Phas deg  
Vector averaged cross-power spectrum Baseline: EF (01) - WB (02)  
Timerange: 00/17:52:33 to 00/17:55:29

Plot file version 20 created 03-FEB-2015 11:55:56

NGC660 EA055A 2.UVDATA.1

Freq = 1.4084 GHz, Bw = 16.000 MH Calibrated with CL # 3 and BP # 1 (BP mode 1)

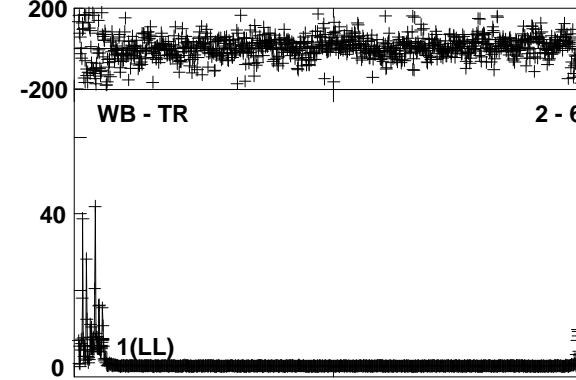
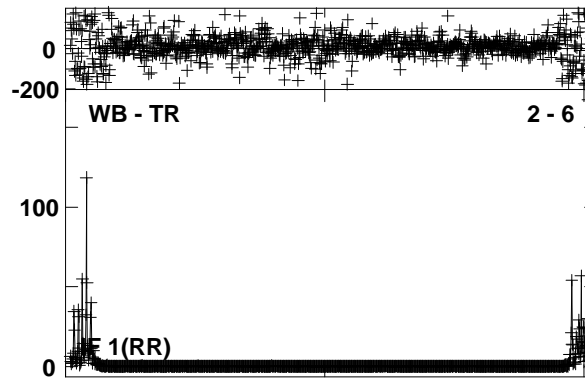
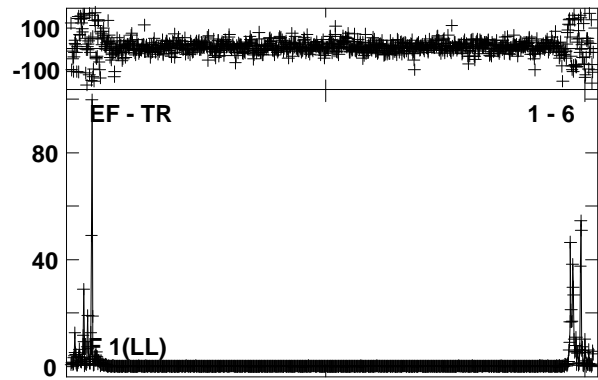
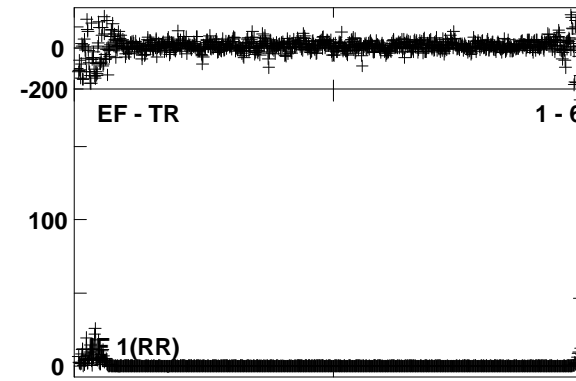
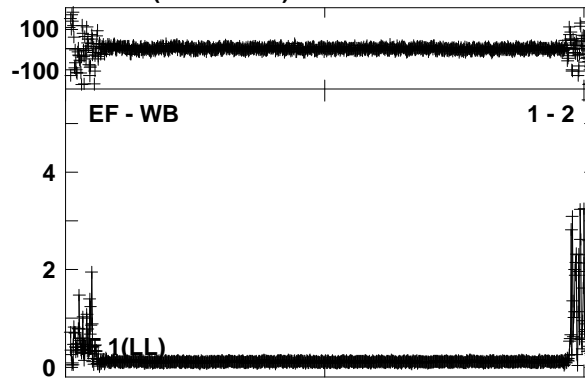
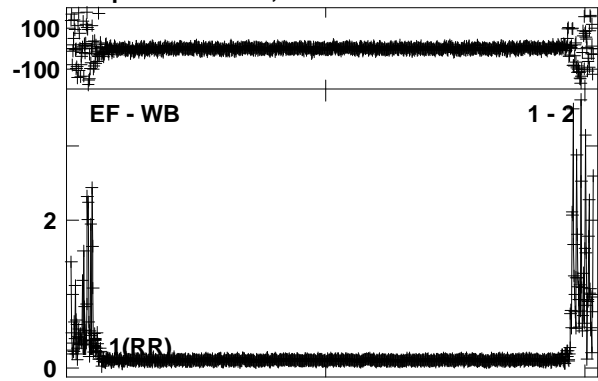


Lower frame: Ampl Jy Top frame: Phas deg  
Vector averaged cross-power spectrum Baseline: EF (01) - WB (02)  
Timerange: 00/17:55:46 to 00/18:02:28

Plot file version 21 created 03-FEB-2015 11:55:57

J0143+1215 EA055A 2.UVDATA.1

Freq = 1.4084 GHz, Bw = 16.000 MH Calibrated with CL # 3 and BP # 1 (BP mode 1)

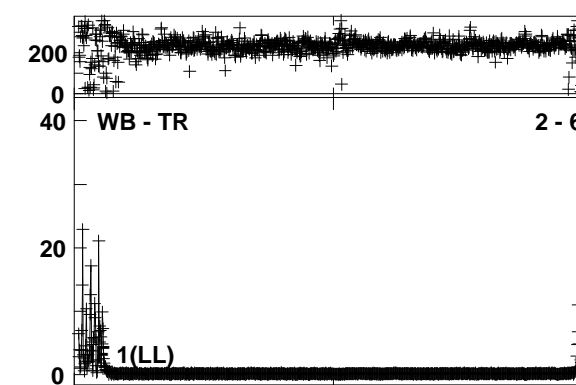

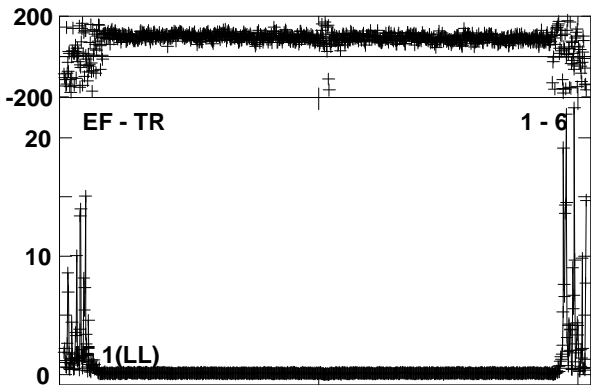

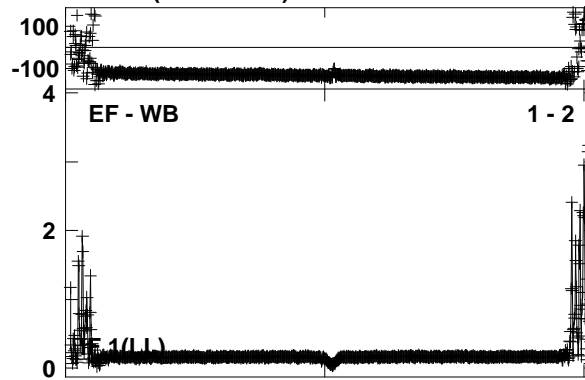
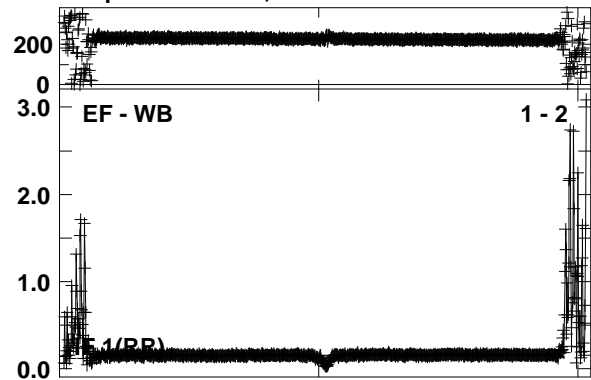


Lower frame: Ampl Jy Top frame: Phas deg  
Vector averaged cross-power spectrum Baseline: EF (01) - WB (02)  
Timerange: 00/18:03:03 to 00/18:05:59

Plot file version 22 created 03-FEB-2015 11:55:58

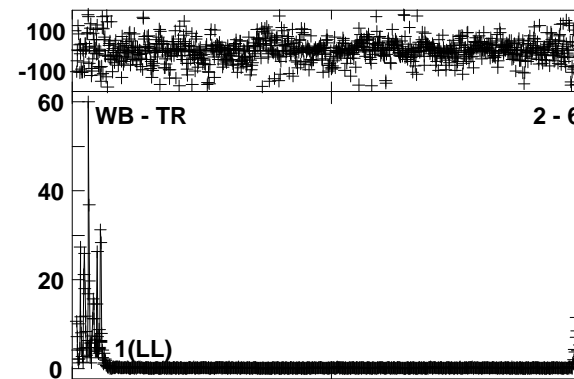
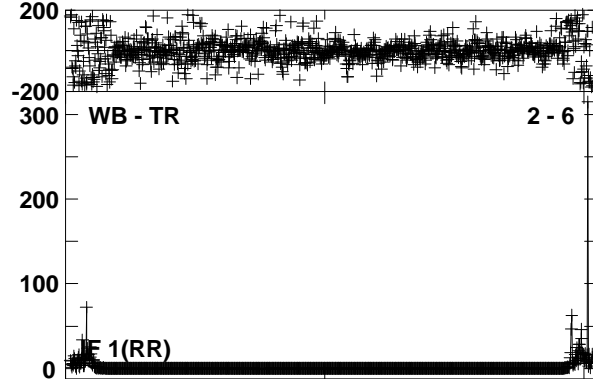
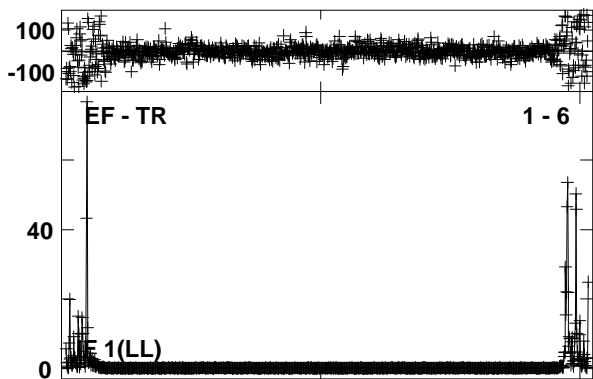
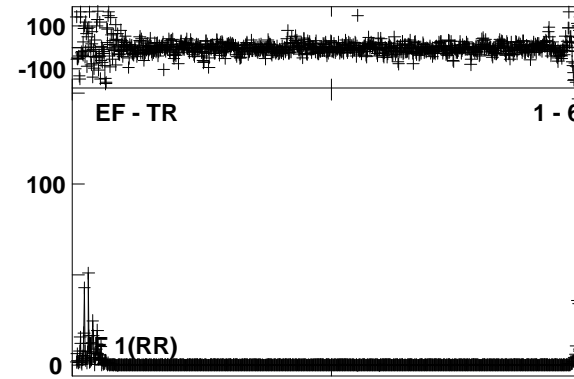
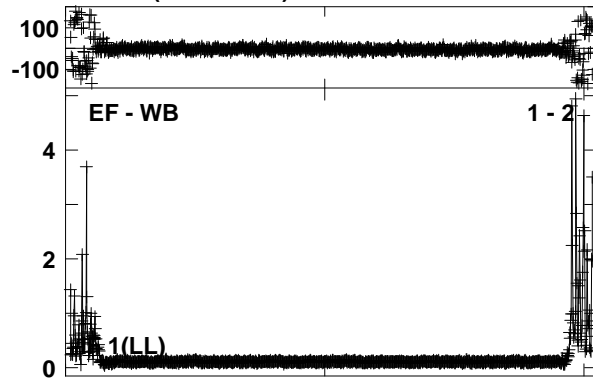

NGC660 EA055A 2.UVDATA.1

Freq = 1.4084 GHz, Bw = 16.000 MH Calibrated with CL # 3 and BP # 1 (BP mode 1)



Lower frame: Ampl Jy Top frame: Phas deg  
Vector averaged cross-power spectrum Baseline: EF (01) - WB (02)  
Timerange: 00/18:06:16 to 00/18:12:58

Plot file version 23 created 03-FEB-2015 11:55:59  
 J0143+1215 EA055A 2.UVDATA.1  
 Freq = 1.4084 GHz, Bw = 16.000 MH Calibrated with CL # 3 and BP # 1 (BP mode 1)


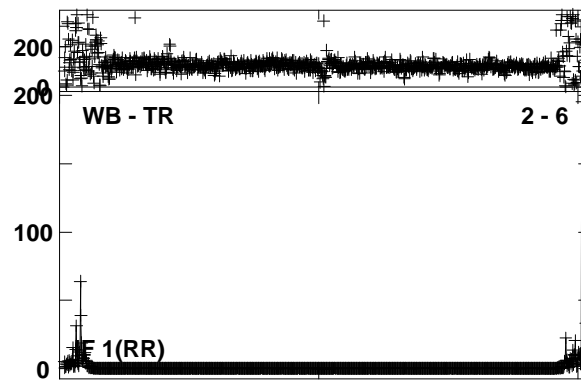
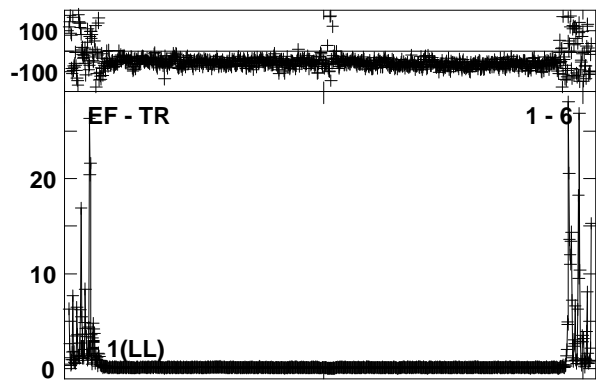
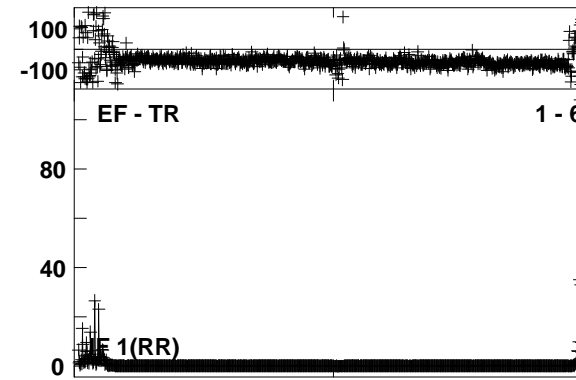
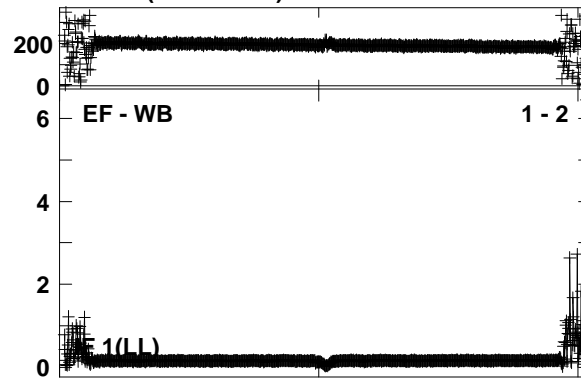
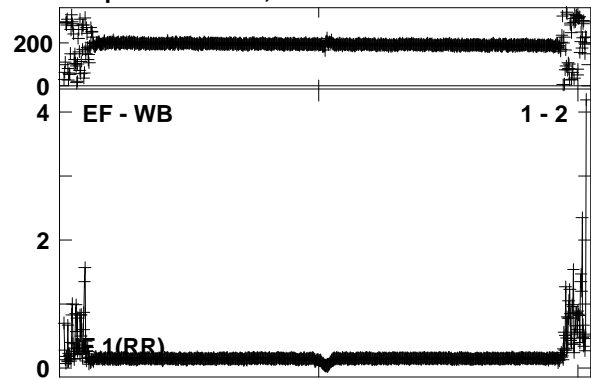


Lower frame: Ampl Jy Top frame: Phas deg  
 Vector averaged cross-power spectrum Baseline: EF (01) - WB (02)  
 Timerange: 00/18:13:33 to 00/18:16:29

Plot file version 24 created 03-FEB-2015 11:56:00

NGC660 EA055A 2.UVDATA.1

Freq = 1.4084 GHz, Bw = 16.000 MH Calibrated with CL # 3 and BP # 1 (BP mode 1)

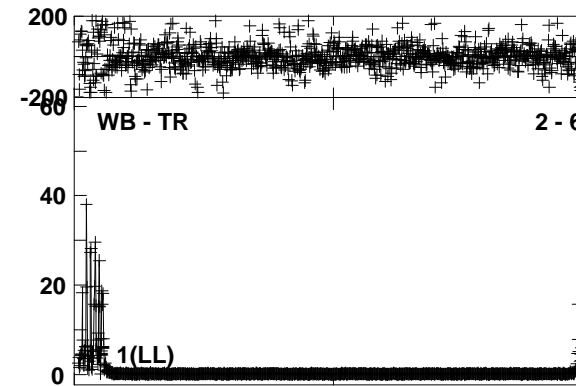
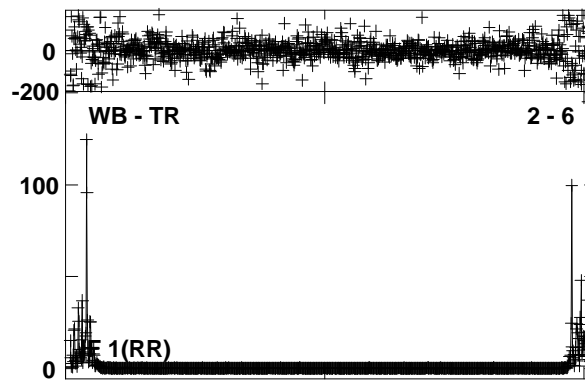
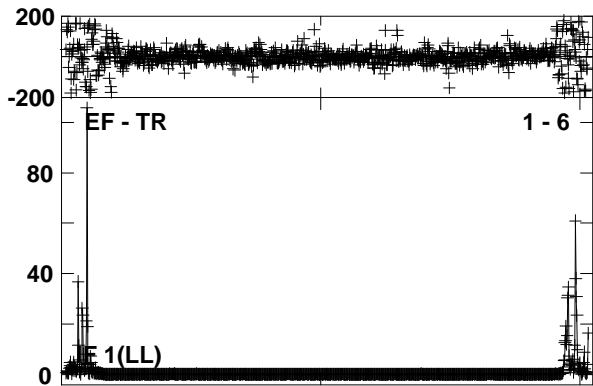
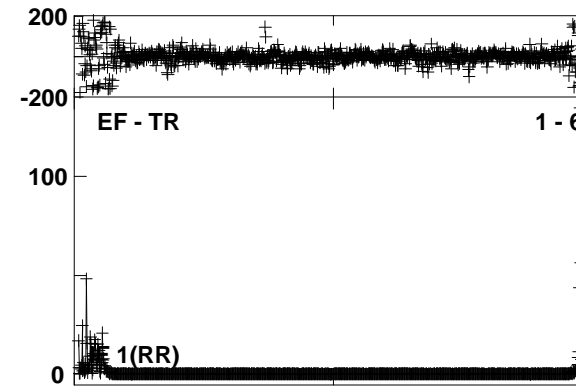

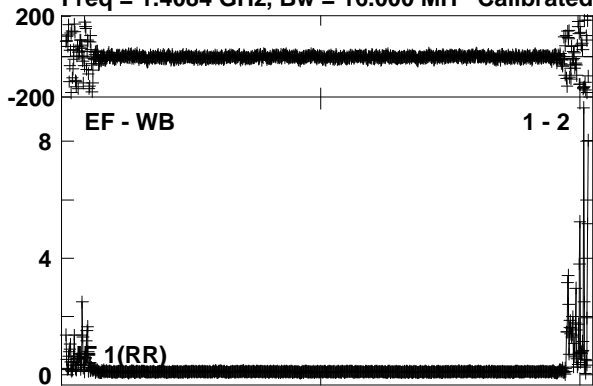


Lower frame: Ampl Jy Top frame: Phas deg  
Vector averaged cross-power spectrum Baseline: EF (01) - WB (02)  
Timerange: 00/18:16:46 to 00/18:23:28

Plot file version 25 created 03-FEB-2015 11:56:02

J0143+1215 EA055A 2.UVDATA.1

Freq = 1.4084 GHz, Bw = 16.000 MH Calibrated with CL # 3 and BP # 1 (BP mode 1)

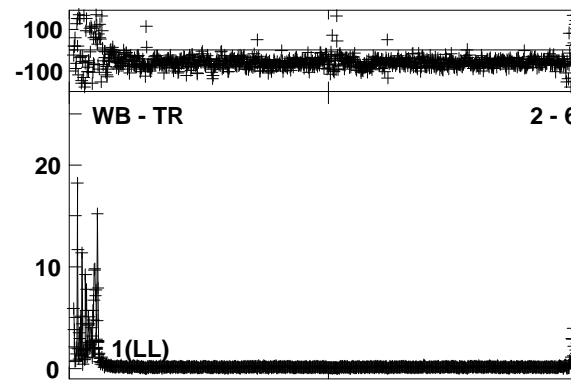
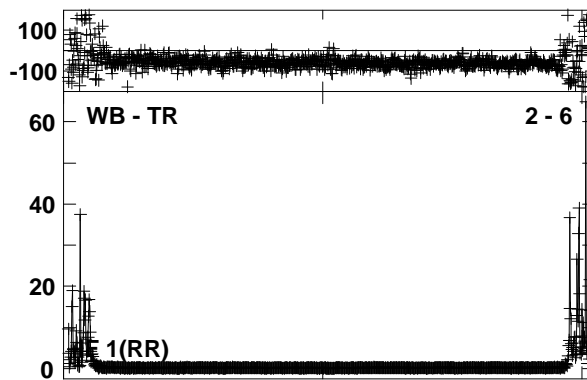
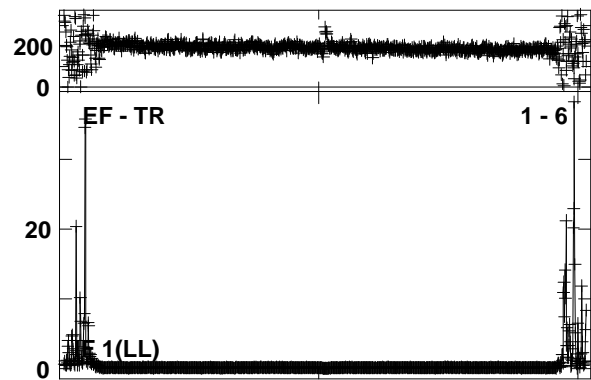
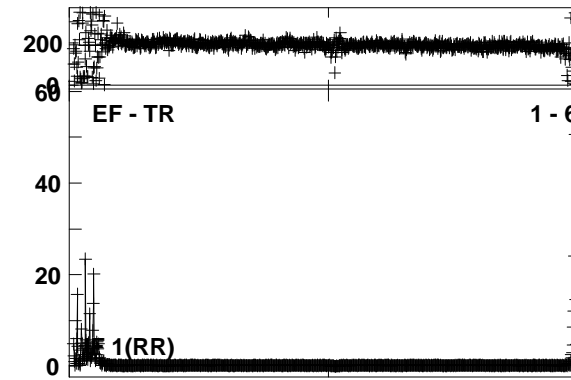
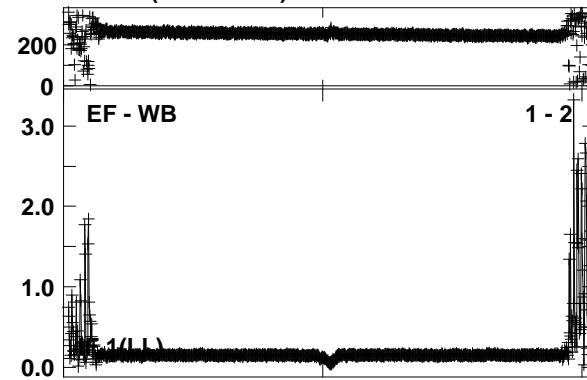
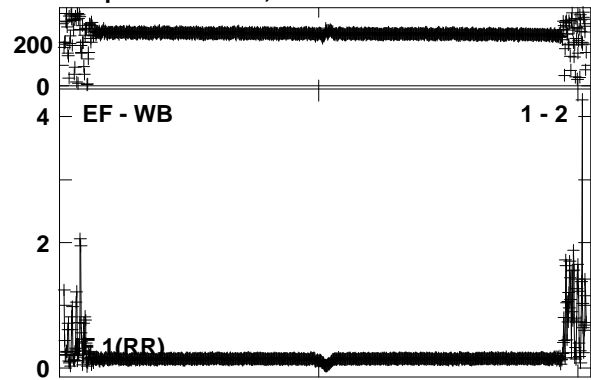


Lower frame: Ampl Jy Top frame: Phas deg  
Vector averaged cross-power spectrum Baseline: EF (01) - WB (02)  
Timerange: 00/18:24:03 to 00/18:26:59

Plot file version 26 created 03-FEB-2015 11:56:03

NGC660 EA055A 2.UVDATA.1

Freq = 1.4084 GHz, Bw = 16.000 MH Calibrated with CL # 3 and BP # 1 (BP mode 1)



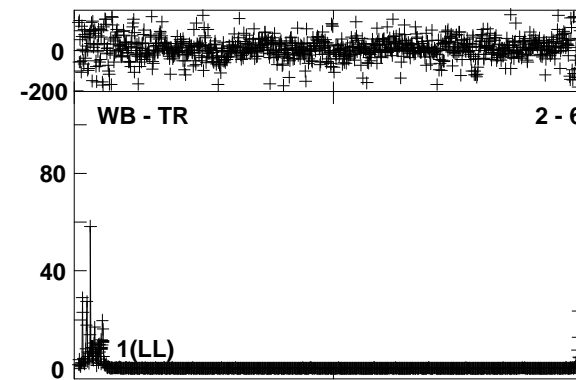
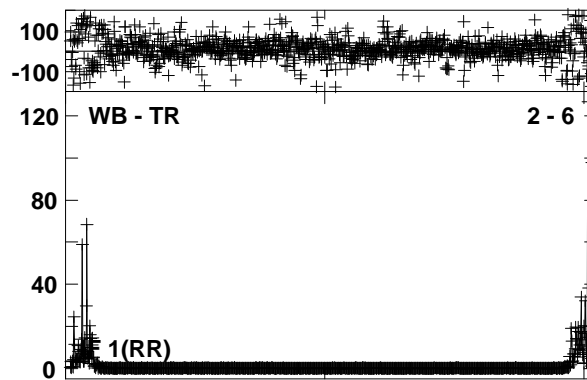
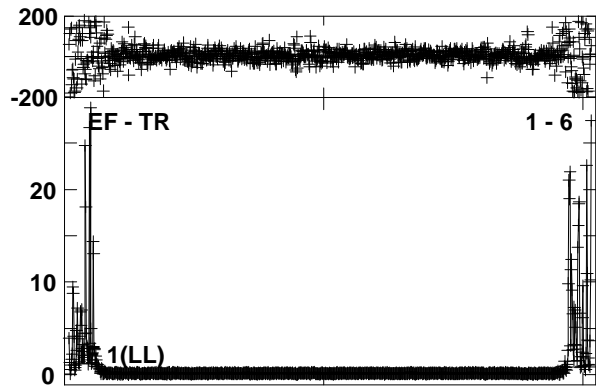
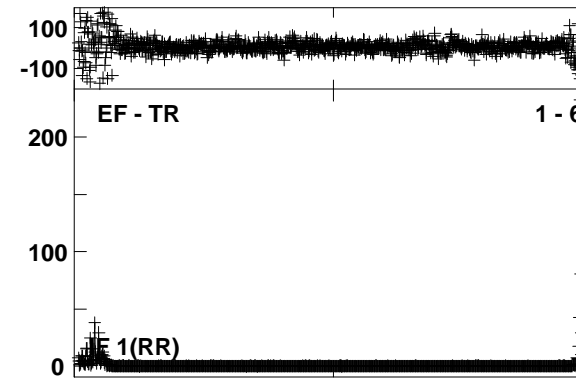


Lower frame: Ampl Jy Top frame: Phas deg  
Vector averaged cross-power spectrum Baseline: EF (01) - WB (02)  
Timerange: 00/18:27:16 to 00/18:33:58



Plot file version 27 created 03-FEB-2015 11:56:04

J0143+1215 EA055A 2.UVDATA.1

Freq = 1.4084 GHz, Bw = 16.000 MH Calibrated with CL # 3 and BP # 1 (BP mode 1)

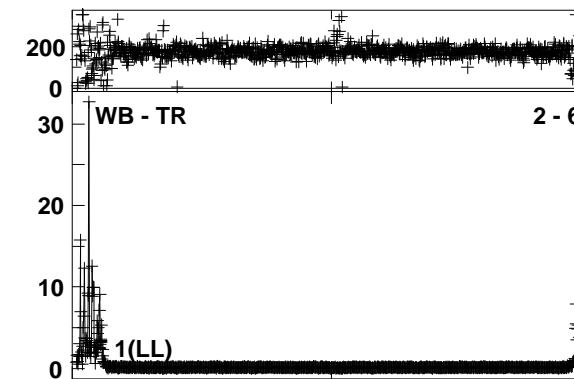
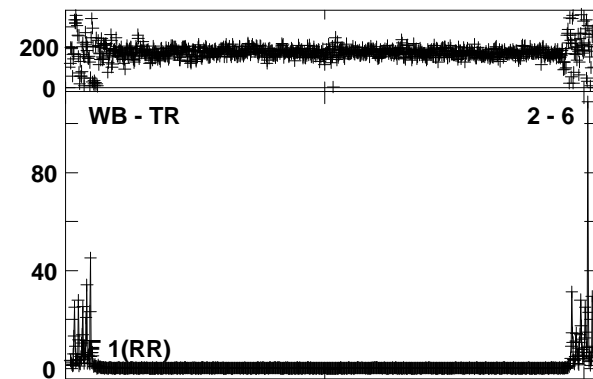
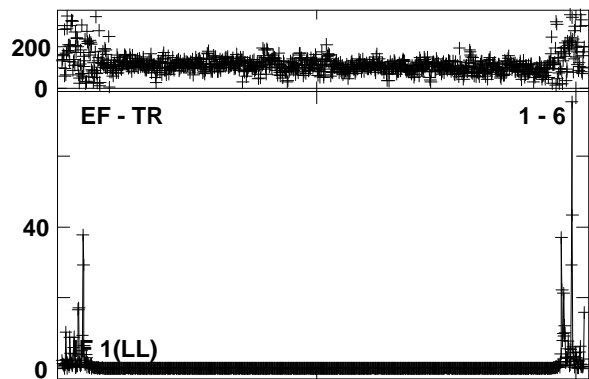
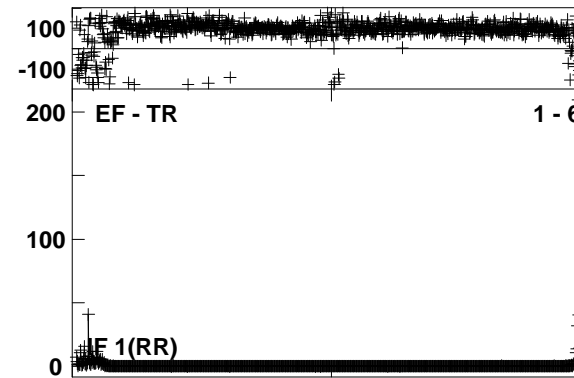
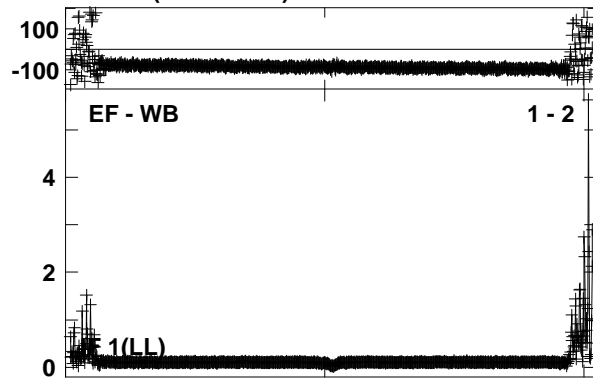



Lower frame: Ampl Jy Top frame: Phas deg  
Vector averaged cross-power spectrum Baseline: EF (01) - WB (02)  
Timerange: 00/18:34:33 to 00/18:37:29

Plot file version 28 created 03-FEB-2015 11:56:05

NGC660 EA055A 2.UVDATA.1

Freq = 1.4084 GHz, Bw = 16.000 MH Calibrated with CL # 3 and BP # 1 (BP mode 1)

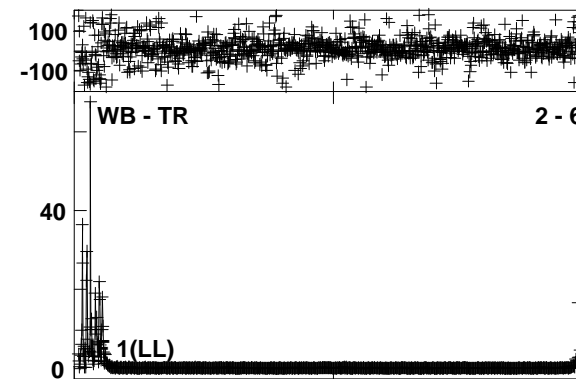
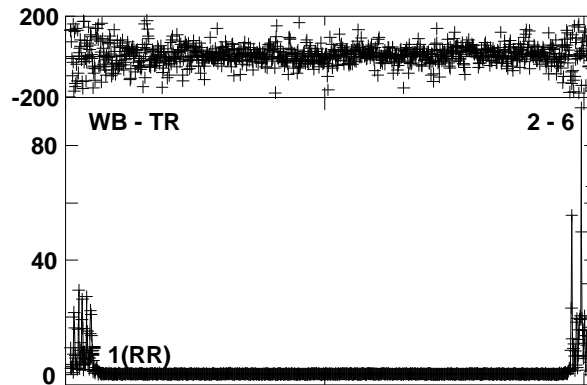

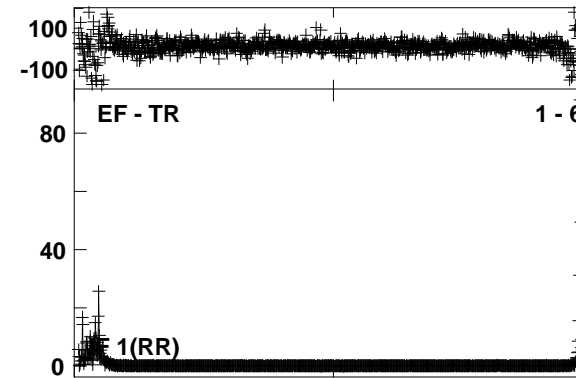




Lower frame: Ampl Jy Top frame: Phas deg  
Vector averaged cross-power spectrum Baseline: EF (01) - WB (02)  
Timerange: 00/18:37:46 to 00/18:44:28

Plot file version 29 created 03-FEB-2015 11:56:07

J0143+1215 EA055A 2.UVDATA.1

Freq = 1.4084 GHz, Bw = 16.000 MH Calibrated with CL # 3 and BP # 1 (BP mode 1)

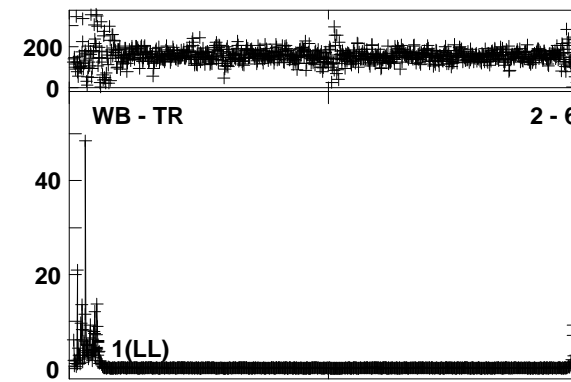
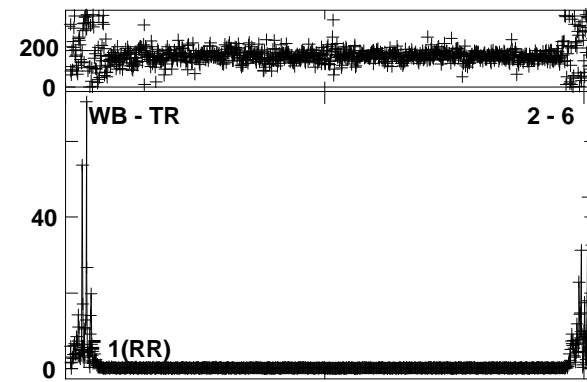
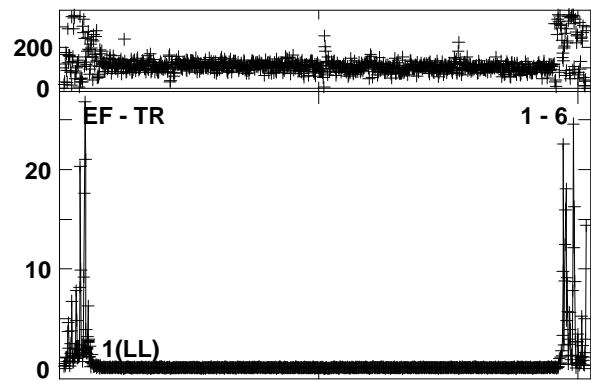
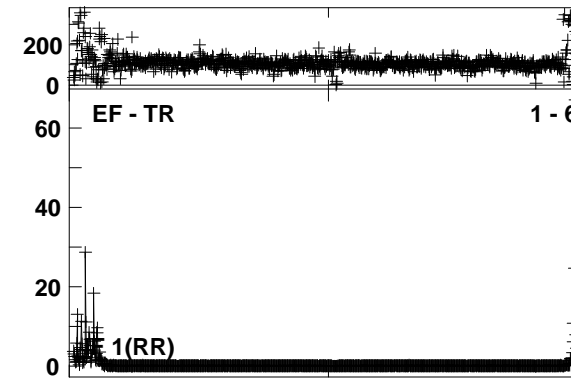
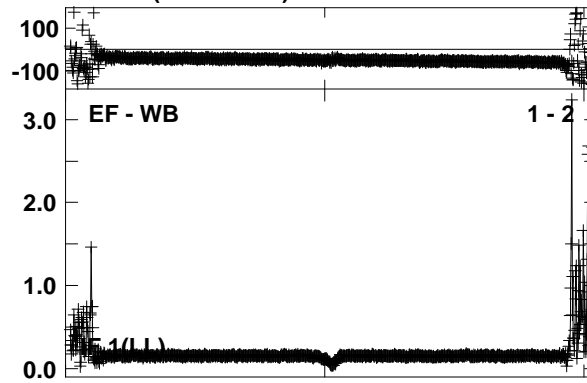
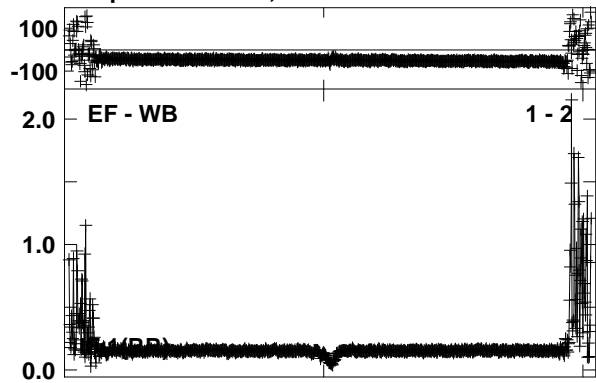


Lower frame: Ampl Jy Top frame: Phas deg  
Vector averaged cross-power spectrum Baseline: EF (01) - WB (02)  
Timerange: 00/18:45:03 to 00/18:47:59

Plot file version 30 created 03-FEB-2015 11:56:08

NGC660 EA055A 2.UVDATA.1

Freq = 1.4084 GHz, Bw = 16.000 MH Calibrated with CL # 3 and BP # 1 (BP mode 1)

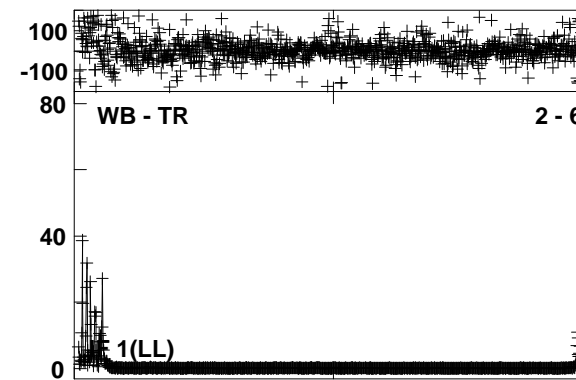
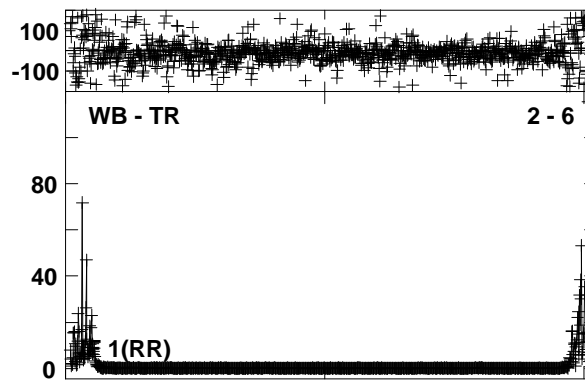
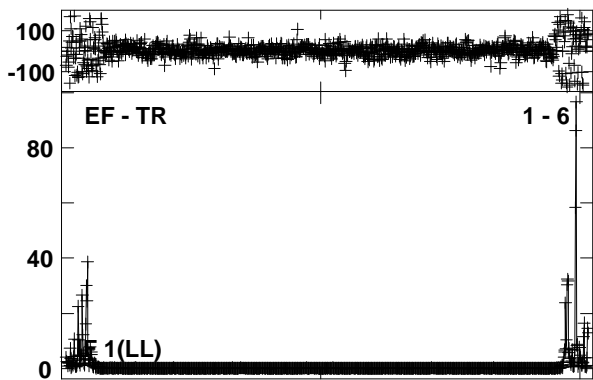
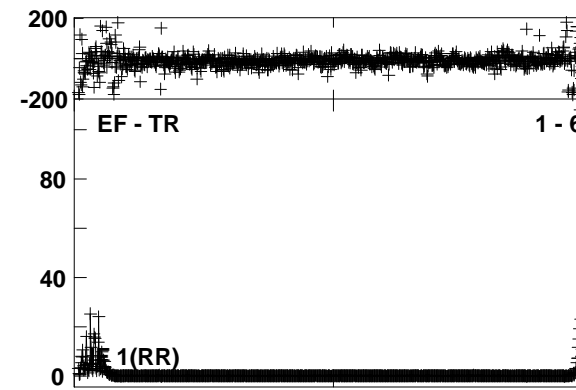
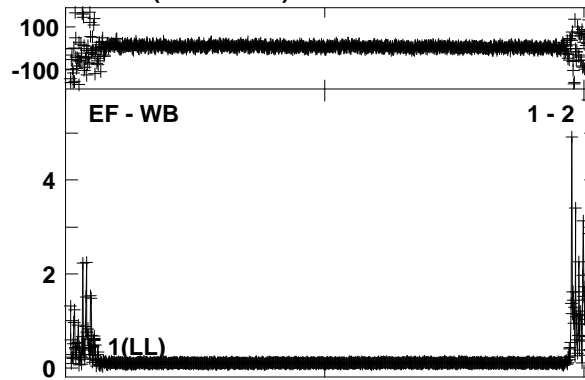



Lower frame: Ampl Jy Top frame: Phas deg  
Vector averaged cross-power spectrum Baseline: EF (01) - WB (02)  
Timerange: 00/18:48:15 to 00/18:54:59

Plot file version 31 created 03-FEB-2015 11:56:09

J0143+1215 EA055A 2.UVDATA.1

Freq = 1.4084 GHz, Bw = 16.000 MH Calibrated with CL # 3 and BP # 1 (BP mode 1)

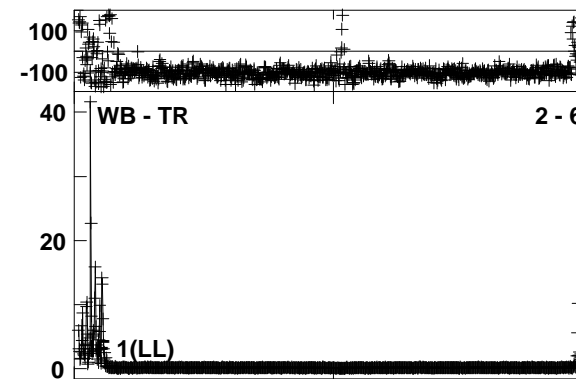
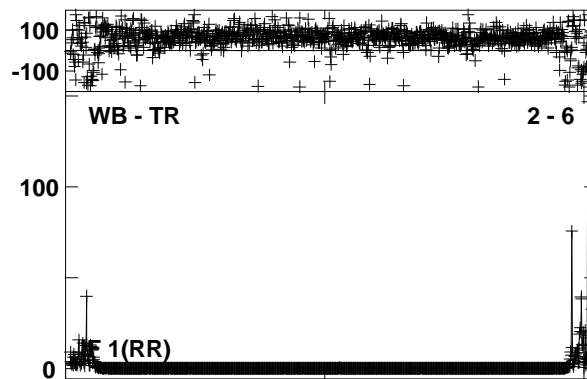
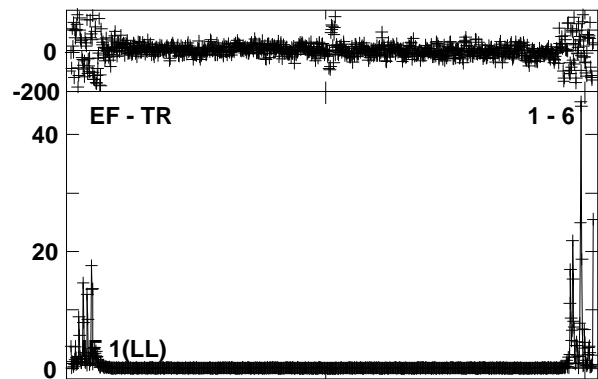
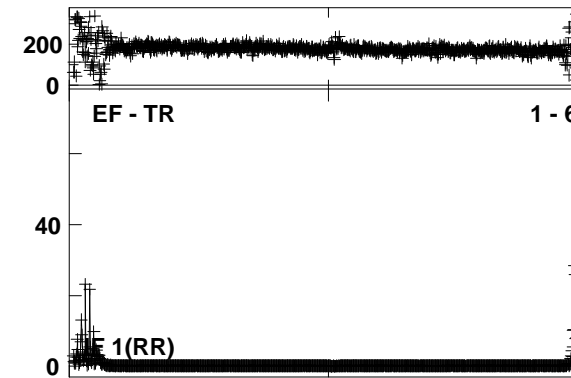
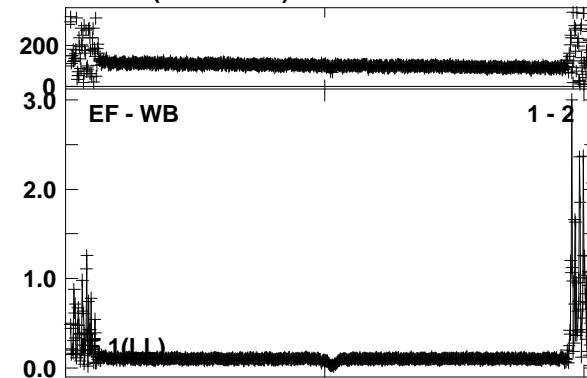
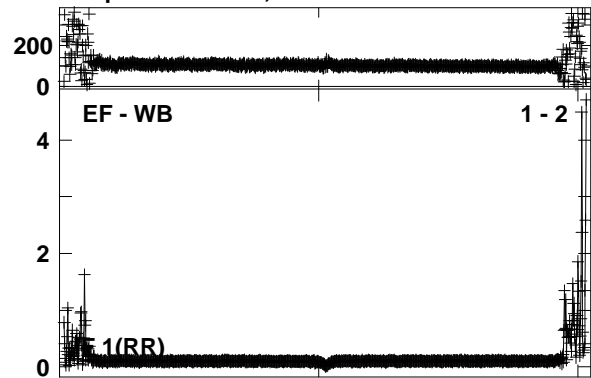


Lower frame: Ampl Jy Top frame: Phas deg  
Vector averaged cross-power spectrum Baseline: EF (01) - WB (02)  
Timerange: 00/18:55:33 to 00/18:58:29

Plot file version 32 created 03-FEB-2015 11:56:10

NGC660 EA055A 2.UVDATA.1

Freq = 1.4084 GHz, Bw = 16.000 MH Calibrated with CL # 3 and BP # 1 (BP mode 1)

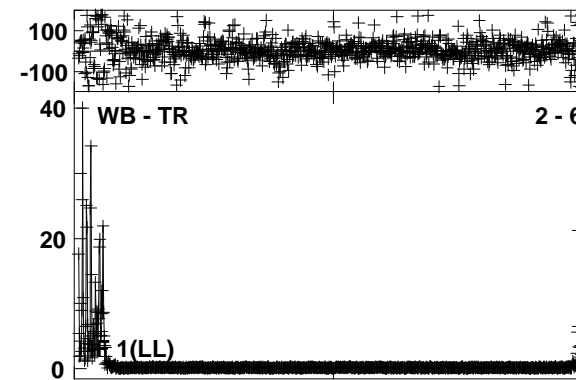
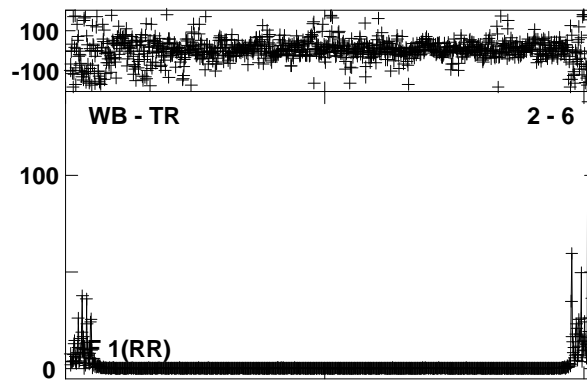
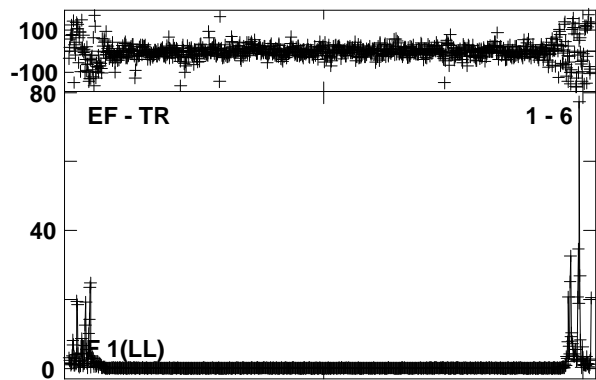
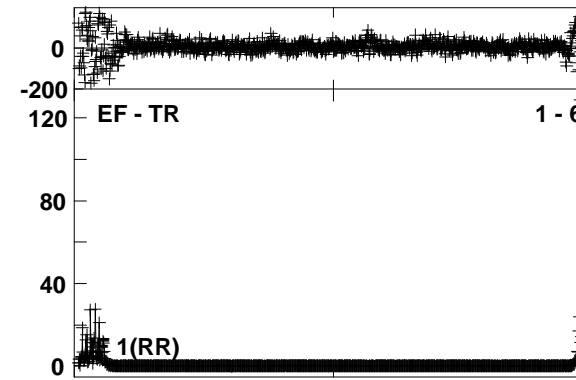
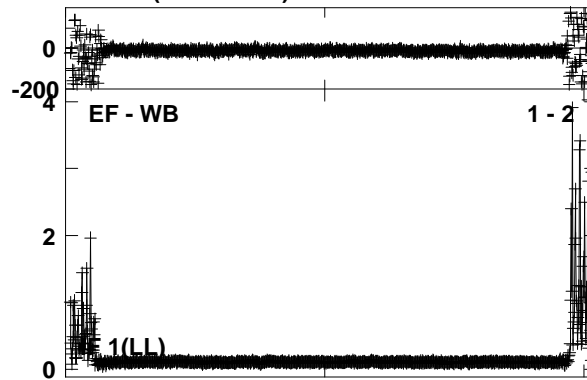
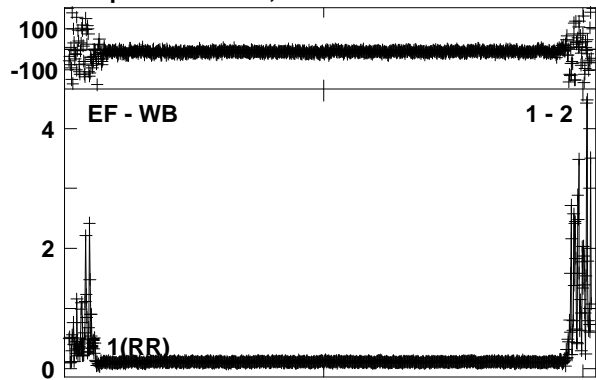


Lower frame: Ampl Jy Top frame: Phas deg  
Vector averaged cross-power spectrum Baseline: EF (01) - WB (02)  
Timerange: 00/18:58:45 to 00/19:05:29

Plot file version 33 created 03-FEB-2015 11:56:11

J0143+1215 EA055A 2.UVDATA.1

Freq = 1.4084 GHz, Bw = 16.000 MH Calibrated with CL # 3 and BP # 1 (BP mode 1)

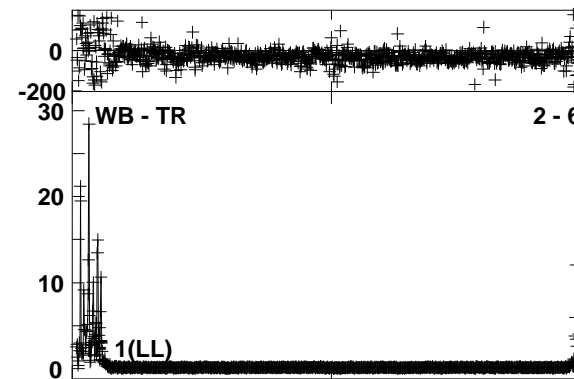
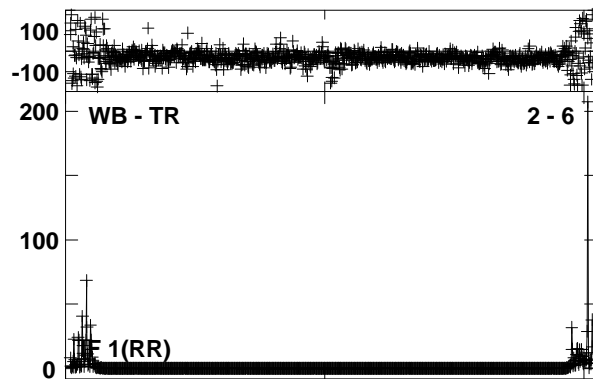
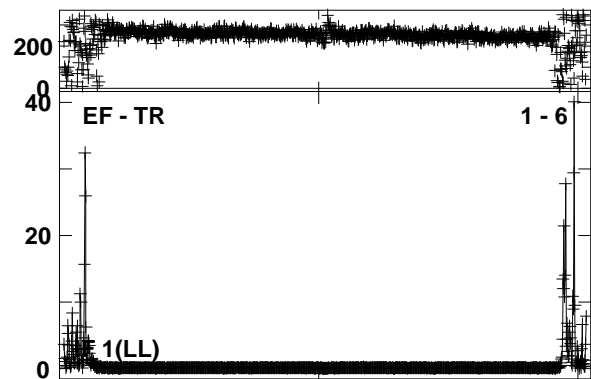
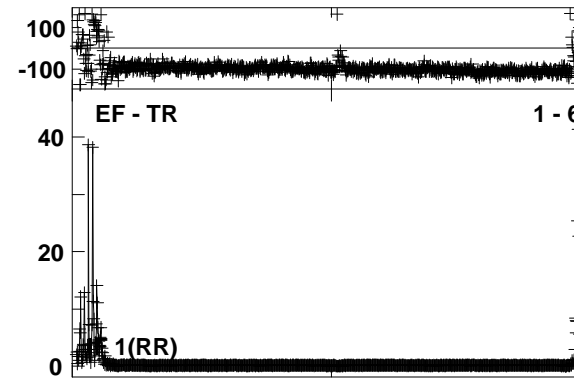
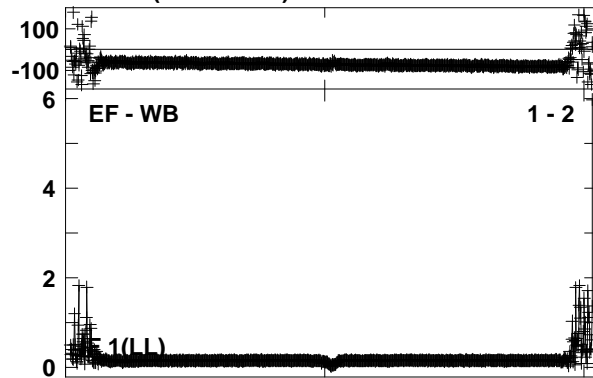
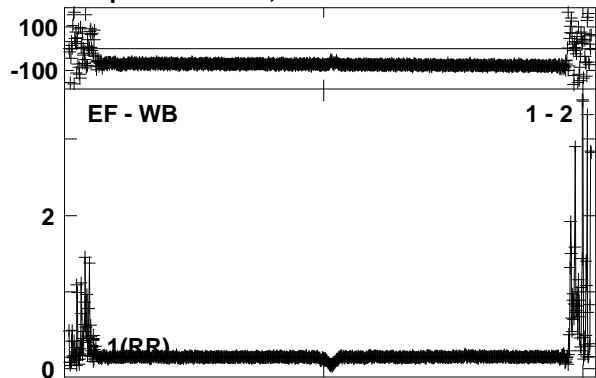


Lower frame: Ampl Jy Top frame: Phas deg  
Vector averaged cross-power spectrum Baseline: EF (01) - WB (02)  
Timerange: 00/19:06:03 to 00/19:08:59

Plot file version 34 created 03-FEB-2015 11:56:12

NGC660 EA055A 2.UVDATA.1

Freq = 1.4084 GHz, Bw = 16.000 MH Calibrated with CL # 3 and BP # 1 (BP mode 1)



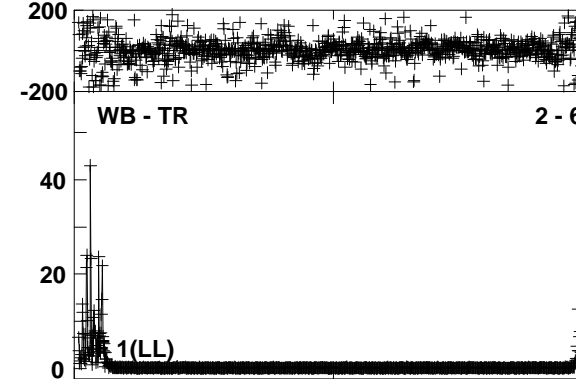
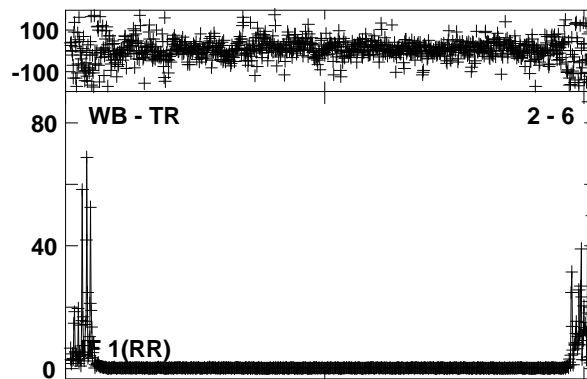
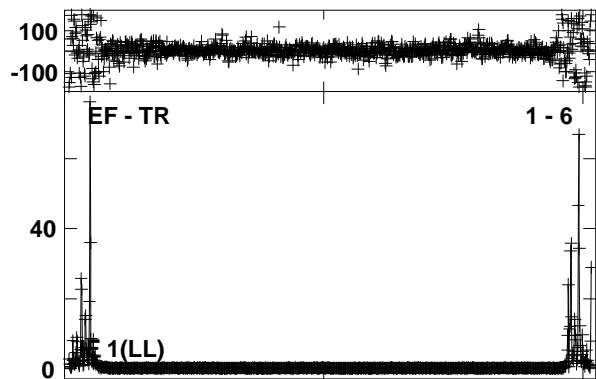
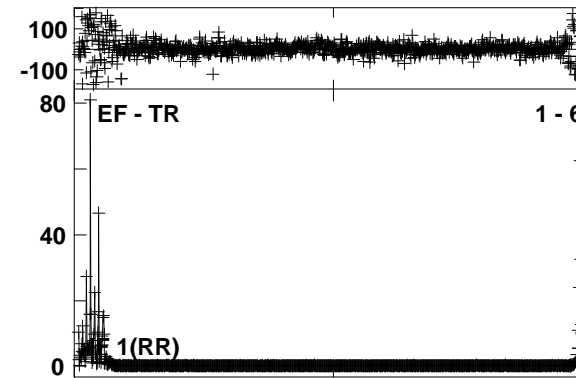


Lower frame: Ampl Jy Top frame: Phas deg  
Vector averaged cross-power spectrum Baseline: EF (01) - WB (02)  
Timerange: 00/19:09:15 to 00/19:15:59



Plot file version 35 created 03-FEB-2015 11:56:14

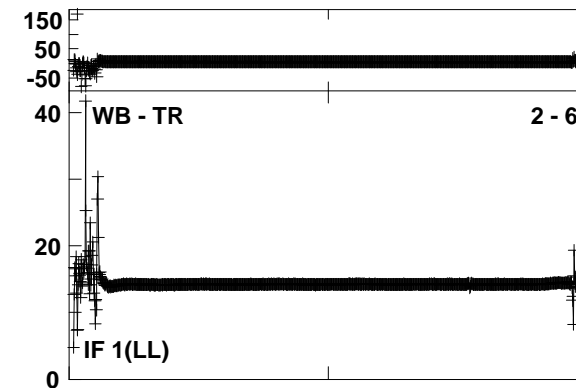

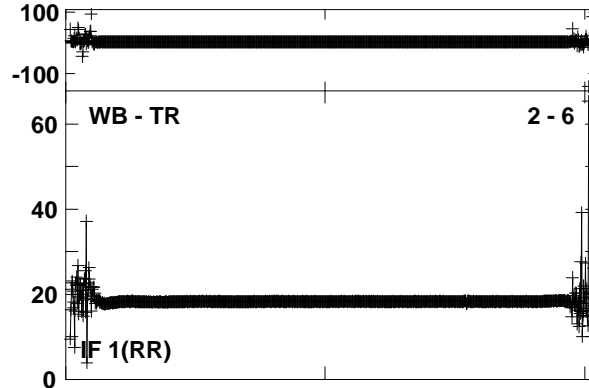
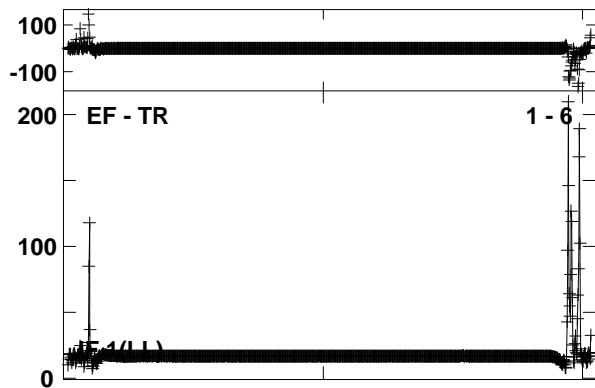
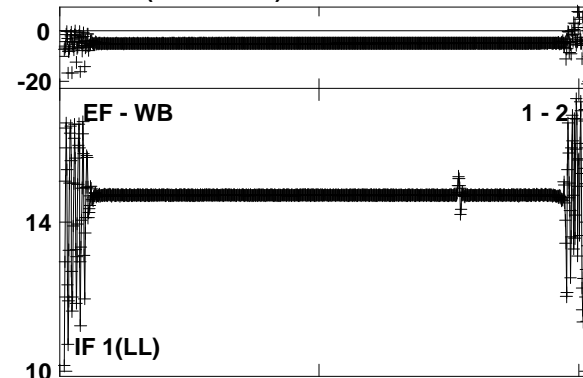
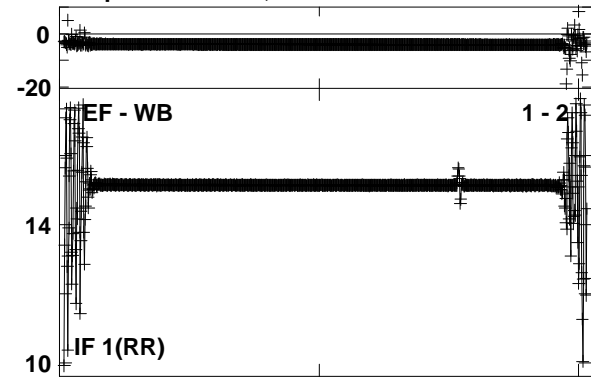
J0143+1215 EA055A 2.UVDATA.1

Freq = 1.4084 GHz, Bw = 16.000 MH Calibrated with CL # 3 and BP # 1 (BP mode 1)



Lower frame: Ampl Jy Top frame: Phas deg  
Vector averaged cross-power spectrum Baseline: EF (01) - WB (02)  
Timerange: 00/19:16:33 to 00/19:19:29

Plot file version 36 created 03-FEB-2015 11:56:15  
 3C84 EA055A 2.UVDATA.1  
 Freq = 1.4084 GHz, Bw = 16.000 MH Calibrated with CL # 3 and BP # 1 (BP mode 1)

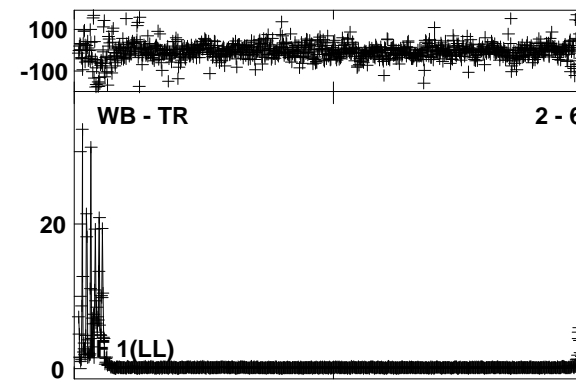
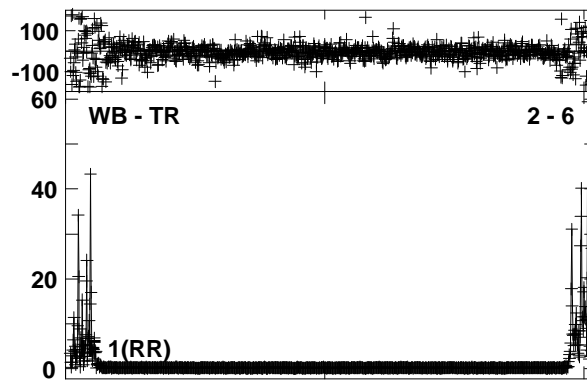
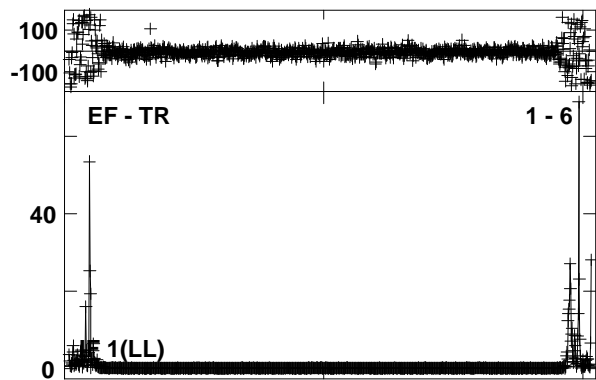
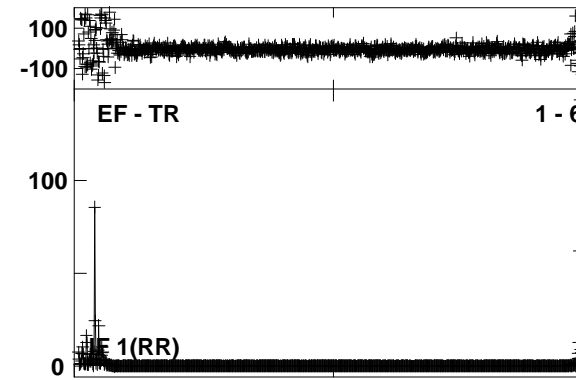
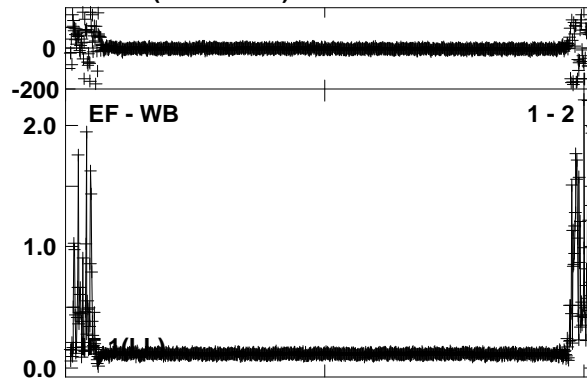



Lower frame: Ampl Jy Top frame: Phas deg  
 Vector averaged cross-power spectrum Baseline: EF (01) - WB (02)  
 Timerange: 00/19:21:33 to 00/19:31:29

Plot file version 37 created 03-FEB-2015 11:56:16

J0143+1215 EA055A 2.UVDATA.1

Freq = 1.4084 GHz, Bw = 16.000 MH Calibrated with CL # 3 and BP # 1 (BP mode 1)

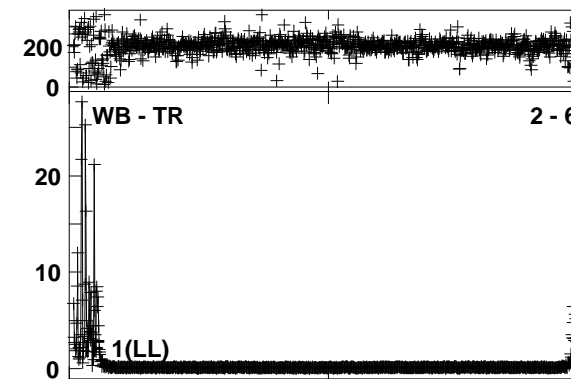
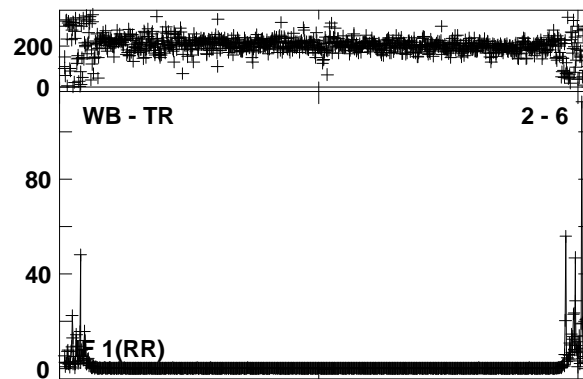
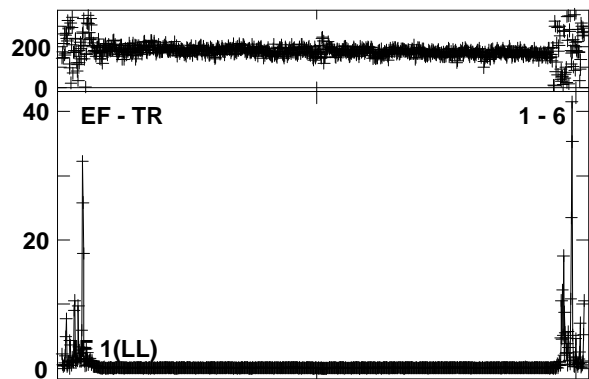
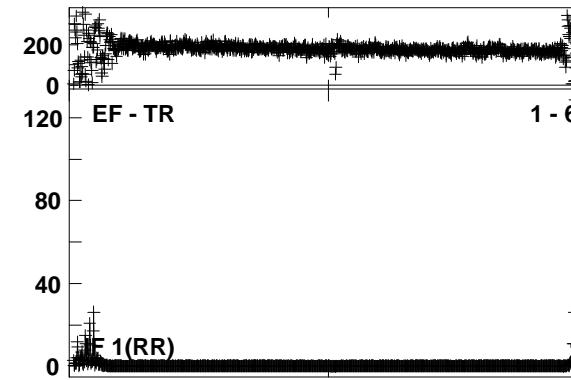
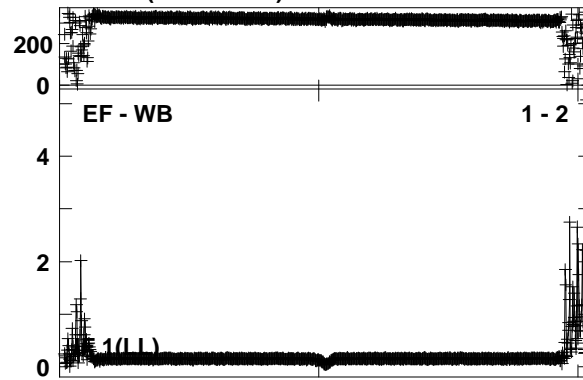
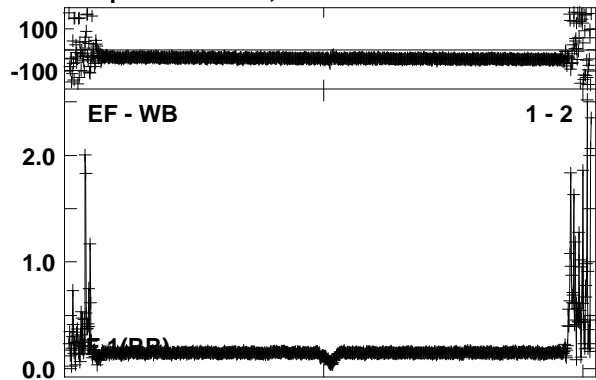


Lower frame: Ampl Jy Top frame: Phas deg  
Vector averaged cross-power spectrum Baseline: EF (01) - WB (02)  
Timerange: 00/19:33:33 to 00/19:38:29

Plot file version 38 created 03-FEB-2015 11:56:17

NGC660 EA055A 2.UVDATA.1

Freq = 1.4084 GHz, Bw = 16.000 MH Calibrated with CL # 3 and BP # 1 (BP mode 1)

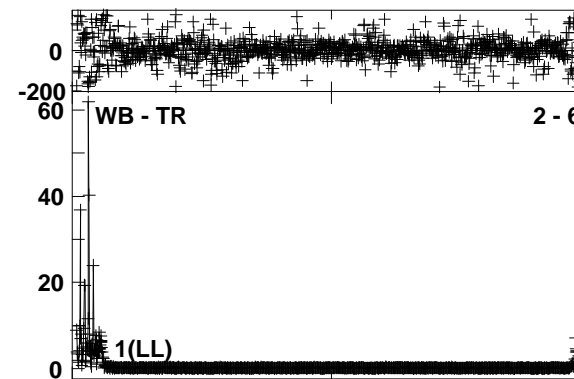
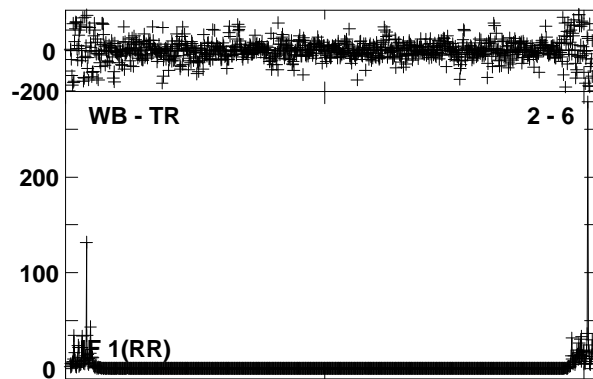
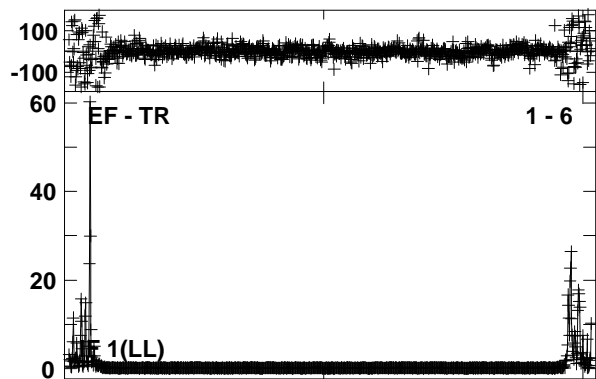
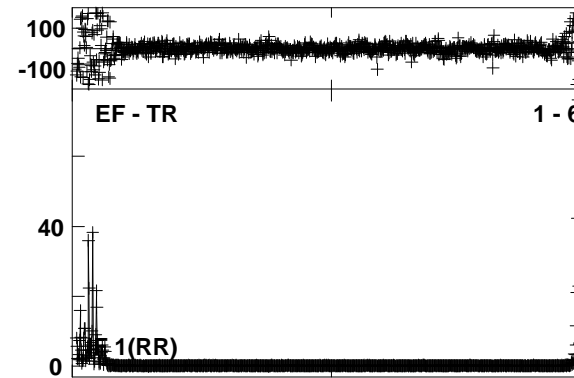
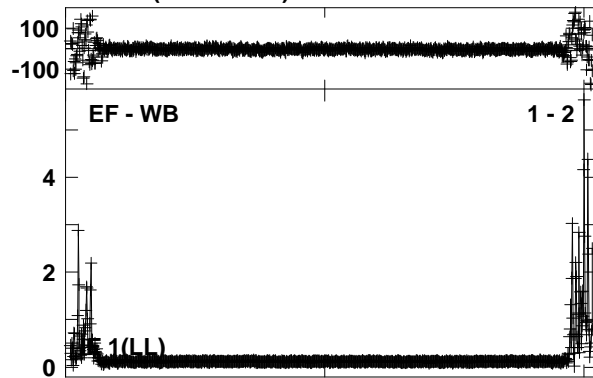



Lower frame: Ampl Jy Top frame: Phas deg  
Vector averaged cross-power spectrum Baseline: EF (01) - WB (02)  
Timerange: 00/19:38:45 to 00/19:45:29

Plot file version 39 created 03-FEB-2015 11:56:18

J0143+1215 EA055A 2.UVDATA.1

Freq = 1.4084 GHz, Bw = 16.000 MH Calibrated with CL # 3 and BP # 1 (BP mode 1)

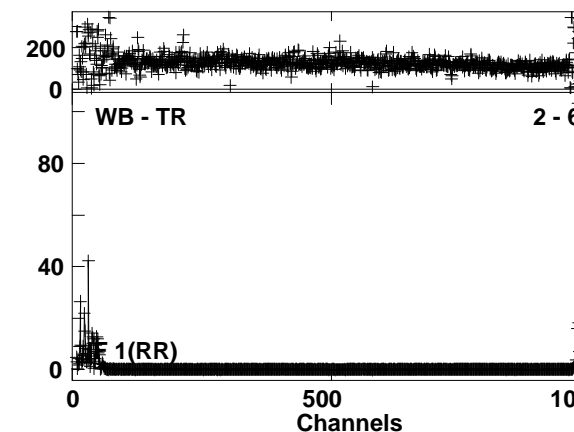
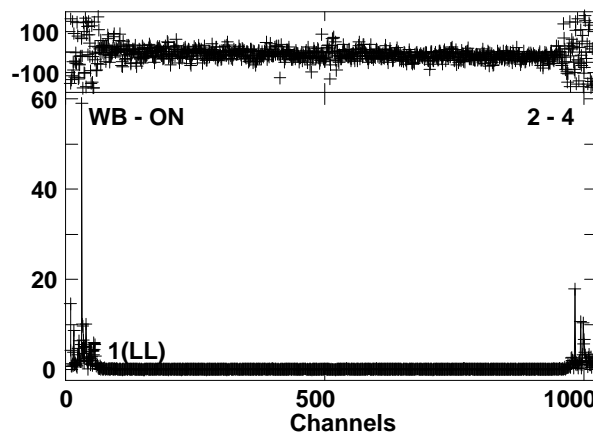
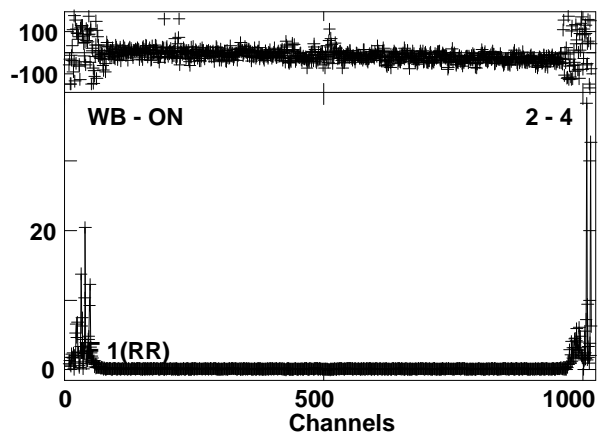
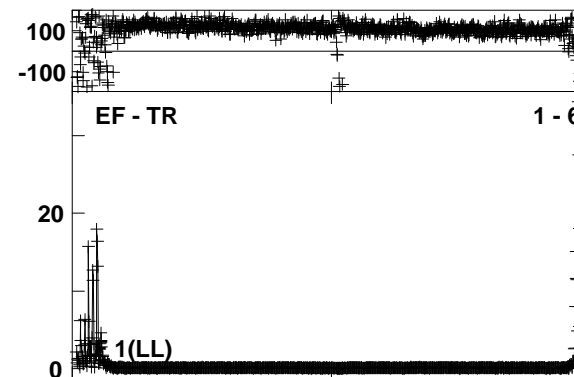
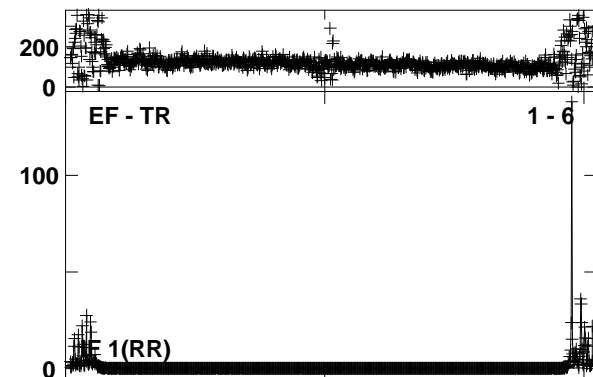
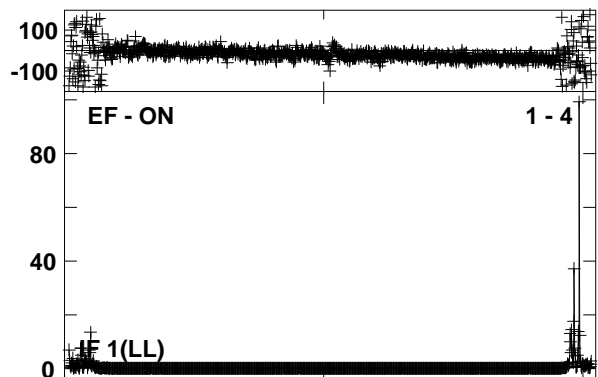
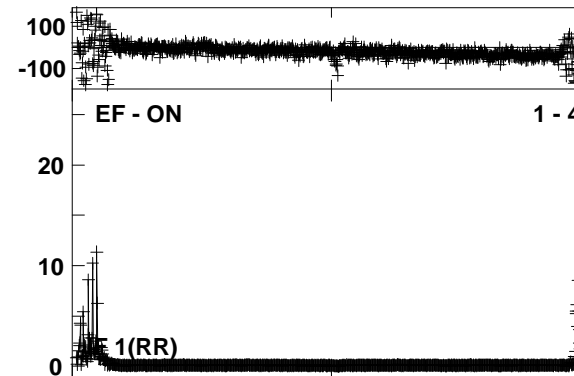
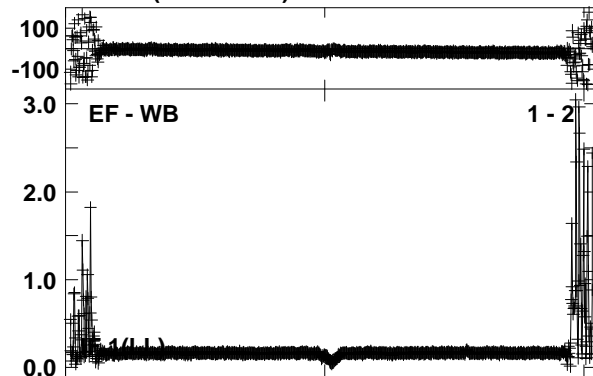
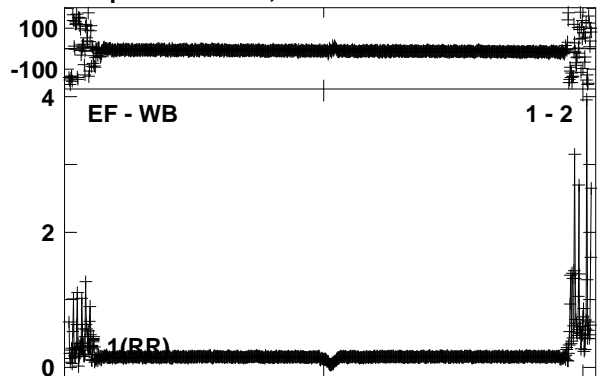


Lower frame: Ampl Jy Top frame: Phas deg  
Vector averaged cross-power spectrum Baseline: EF (01) - WB (02)  
Timerange: 00/19:46:03 to 00/19:48:59

Plot file version 40 created 03-FEB-2015 11:56:19

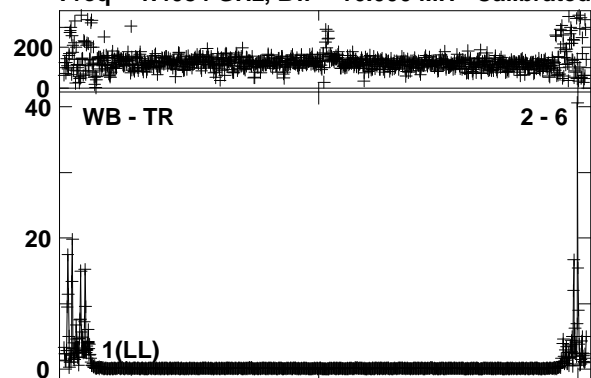
NGC660 EA055A 2.UVDATA.1

Freq = 1.4084 GHz, Bw = 16.000 MH Calibrated with CL # 3 and BP # 1 (BP mode 1)



Lower frame: Ampl Jy Top frame: Phas deg  
Vector averaged cross-power spectrum Baseline: EF (01) - WB (02)  
Timerange: 00/19:49:15 to 00/19:55:59

Plot file version 41 created 03-FEB-2015 11:56:20  
NGC660 EA055A 2.UVDATA.1  
Freq = 1.4084 GHz, Bw = 16.000 MH Calibrated with CL # 3 and BP # 1 (BP mode 1)

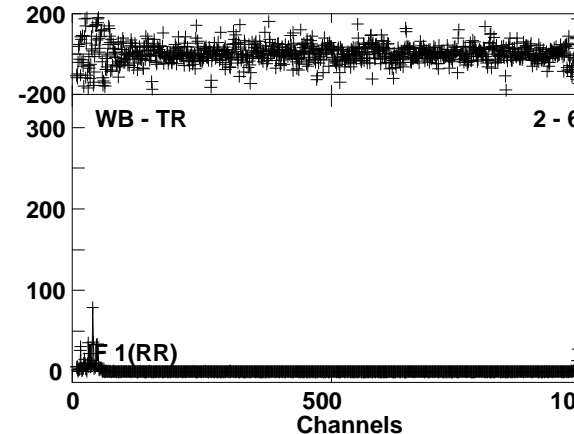
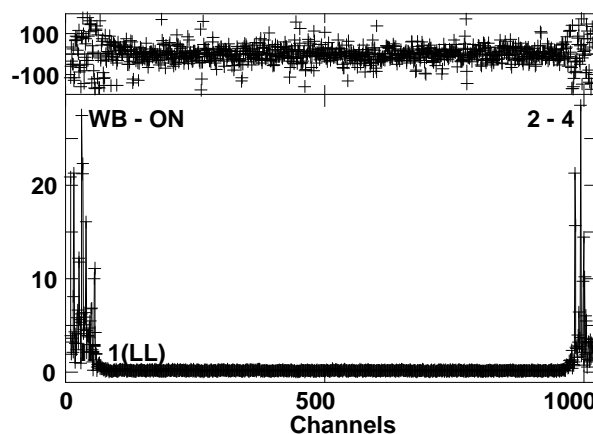
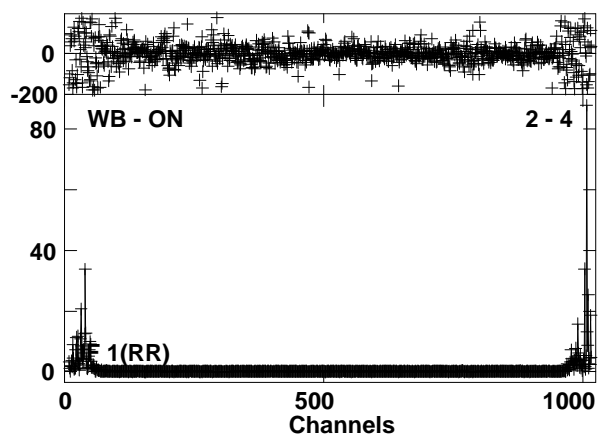
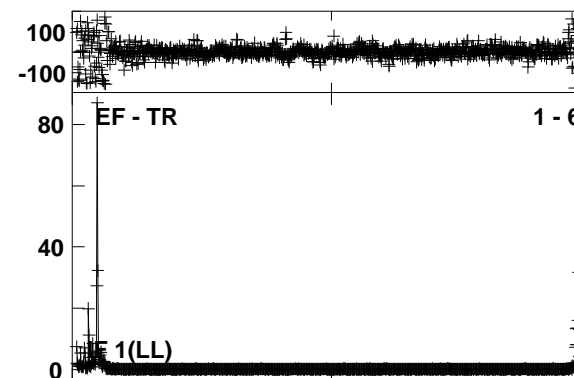
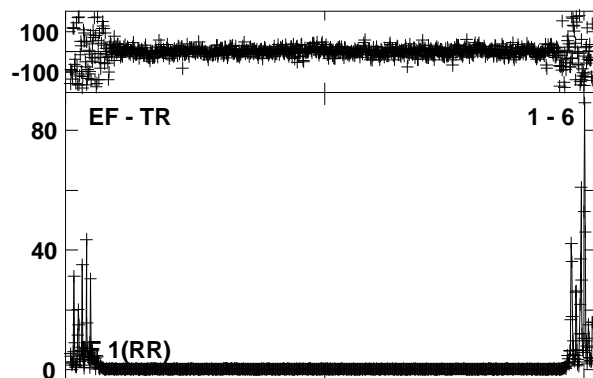
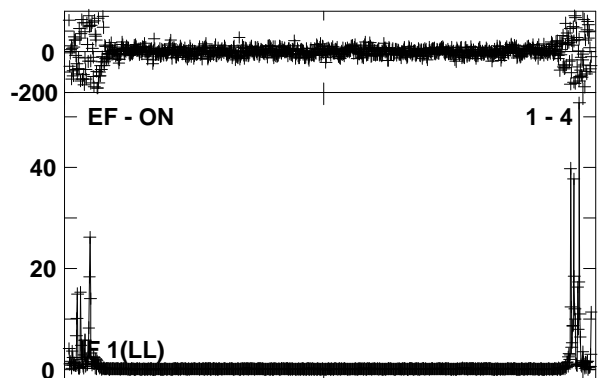
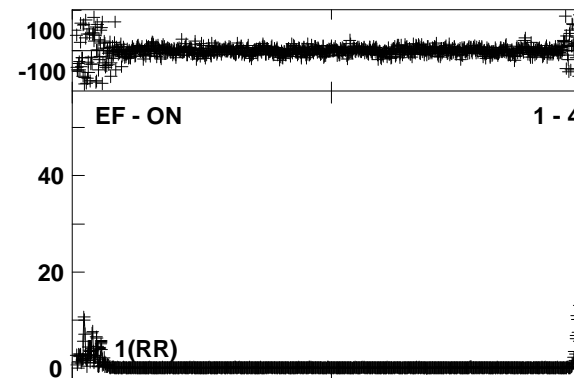




Lower frame: Ampl Jy Top frame: Phas deg  
Vector averaged cross-power spectrum Baseline: WB (02) - TR (06)  
Timerange: 00/19:49:15 to 00/19:55:59

Plot file version 42 created 03-FEB-2015 11:56:21

J0143+1215 EA055A 2.UVDATA.1

Freq = 1.4084 GHz, Bw = 16.000 MH Calibrated with CL # 3 and BP # 1 (BP mode 1)



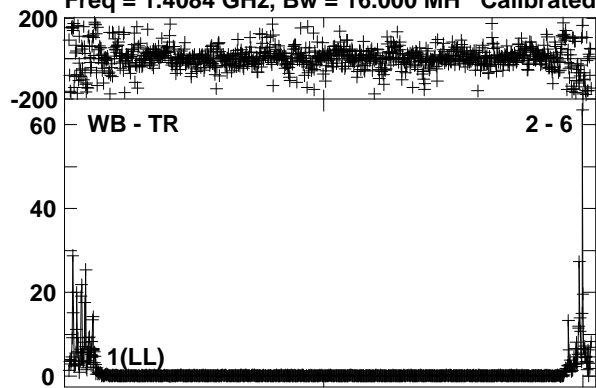
Lower frame: Ampl Jy Top frame: Phas deg  
Vector averaged cross-power spectrum Baseline: EF (01) - WB (02)  
Timerange: 00/19:56:33 to 00/19:59:29



Plot file version 43 created 03-FEB-2015 11:56:21

J0143+1215 EA055A 2.UVDATA.1

Freq = 1.4084 GHz, Bw = 16.000 MH Calibrated with CL # 3 and BP # 1 (BP mode 1)

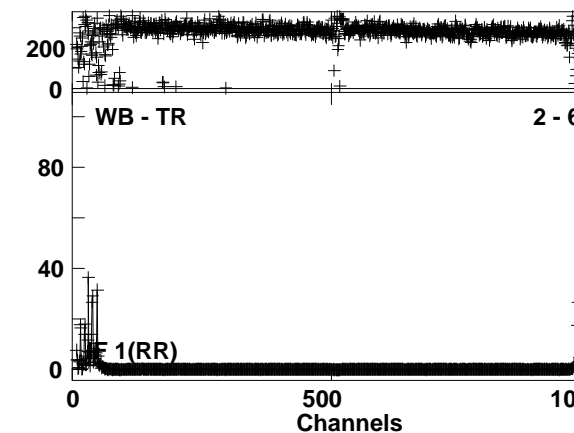
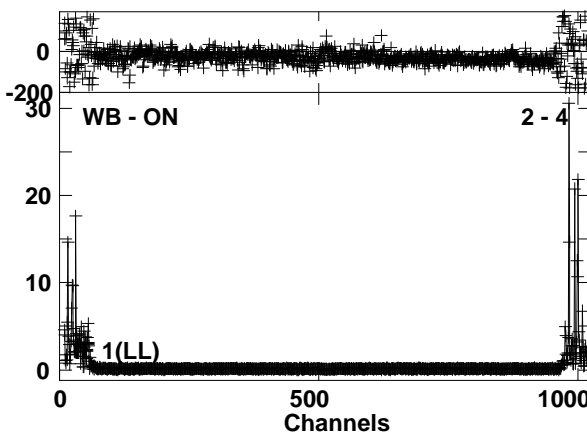
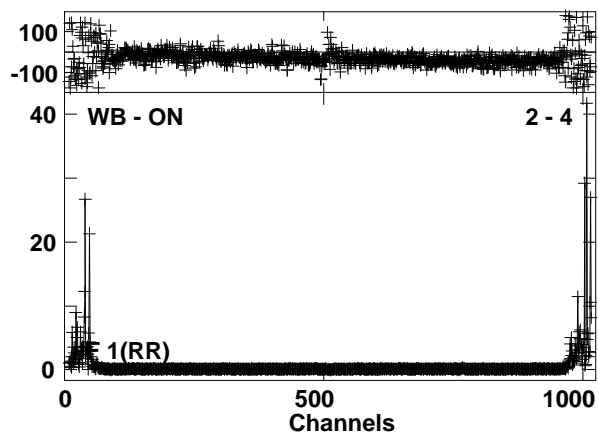
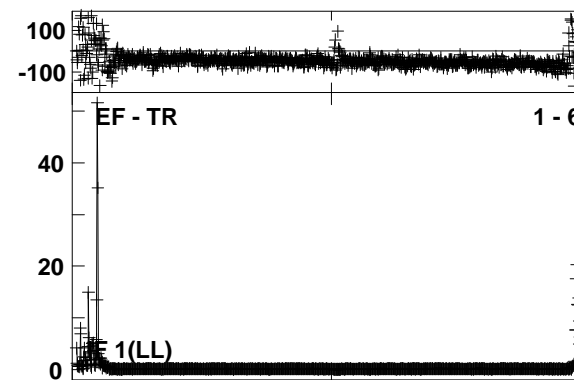
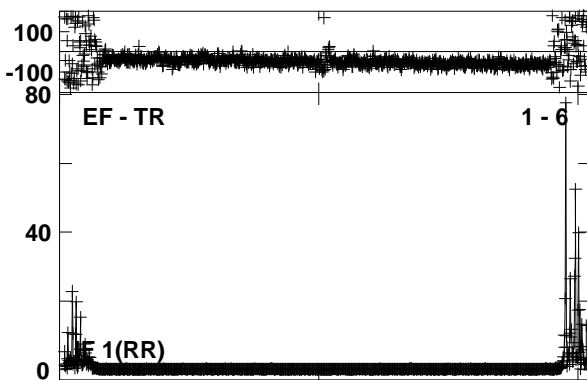
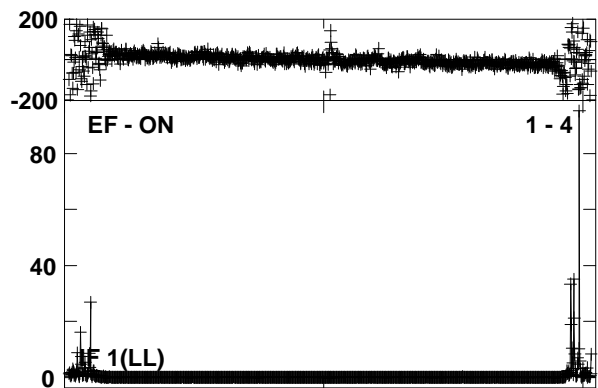
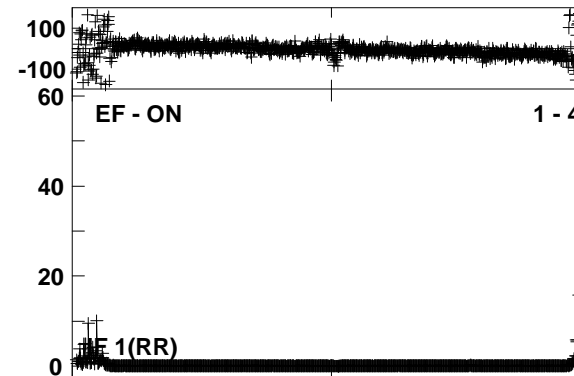
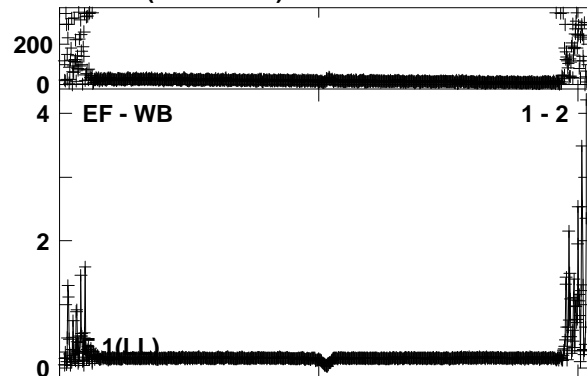
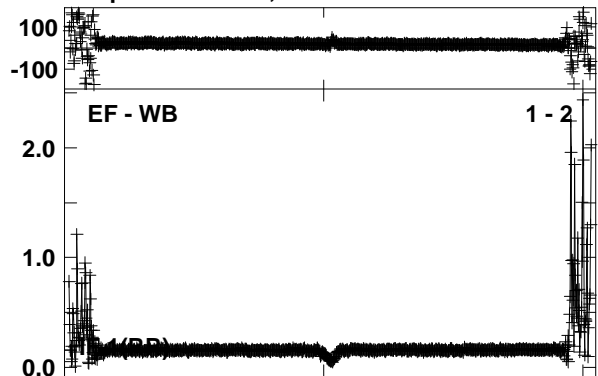


Lower frame: Ampl Jy Top frame: Phas deg  
Vector averaged cross-power spectrum Baseline: WB (02) - TR (06)  
Timerange: 00/19:56:33 to 00/19:59:29

Plot file version 44 created 03-FEB-2015 11:56:22

NGC660 EA055A 2.UVDATA.1

Freq = 1.4084 GHz, Bw = 16.000 MH Calibrated with CL # 3 and BP # 1 (BP mode 1)

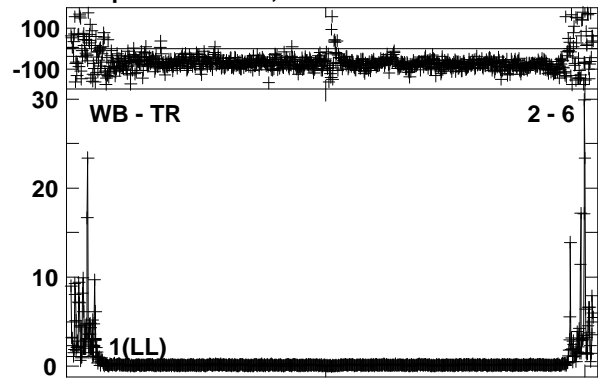


Lower frame: Ampl Jy Top frame: Phas deg  
Vector averaged cross-power spectrum Baseline: EF (01) - WB (02)  
Timerange: 00/19:59:45 to 00/20:06:29

Plot file version 45 created 03-FEB-2015 11:56:23

NGC660 EA055A 2.UVDATA.1

Freq = 1.4084 GHz, Bw = 16.000 MH Calibrated with CL # 3 and BP # 1 (BP mode 1)

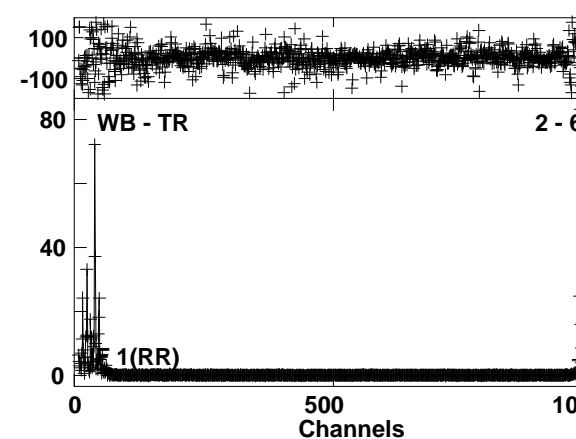
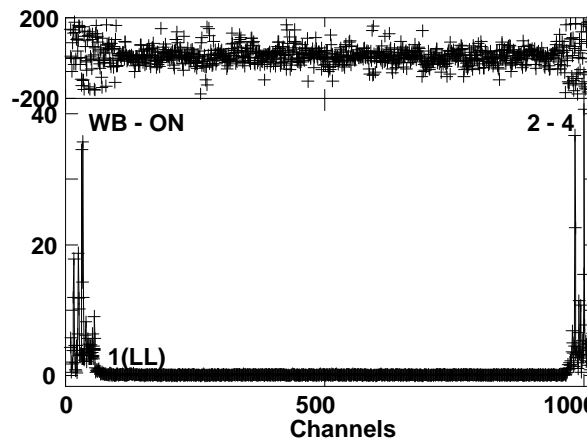
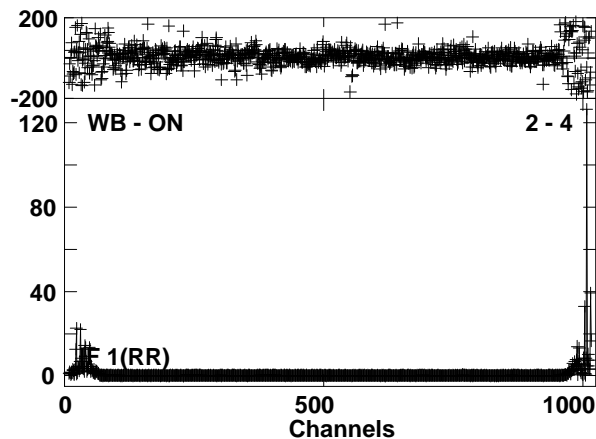
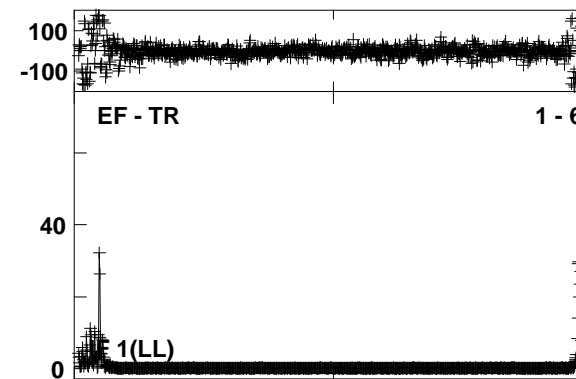
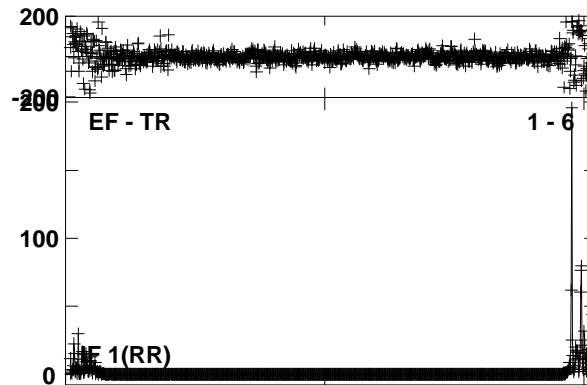
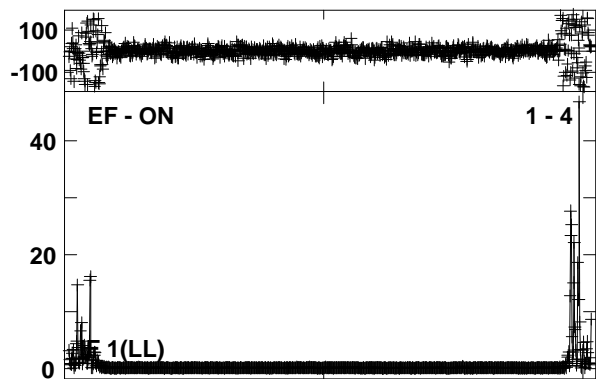
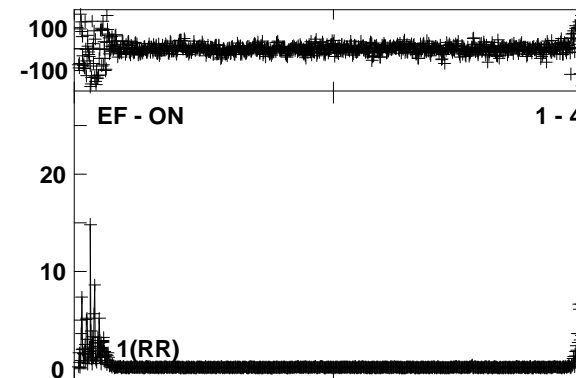




Lower frame: Ampl Jy Top frame: Phas deg  
Vector averaged cross-power spectrum Baseline: WB (02) - TR (06)  
Timerange: 00/19:59:45 to 00/20:06:29

Plot file version 46 created 03-FEB-2015 11:56:23

J0143+1215 EA055A 2.UVDATA.1

Freq = 1.4084 GHz, Bw = 16.000 MH Calibrated with CL # 3 and BP # 1 (BP mode 1)

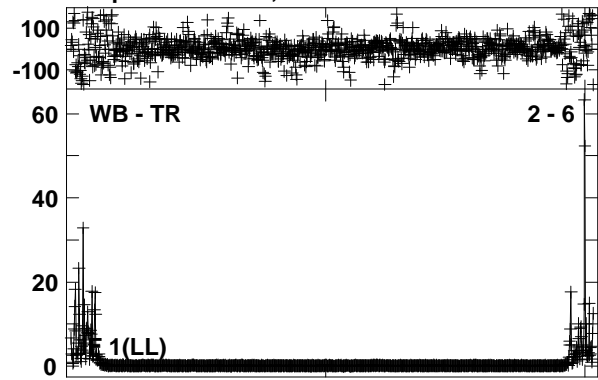


Lower frame: Ampl Jy Top frame: Phas deg  
Vector averaged cross-power spectrum Baseline: EF (01) - WB (02)  
Timerange: 00/20:07:03 to 00/20:09:59

Plot file version 47 created 03-FEB-2015 11:56:24

J0143+1215 EA055A 2.UVDATA.1

Freq = 1.4084 GHz, Bw = 16.000 MH Calibrated with CL # 3 and BP # 1 (BP mode 1)

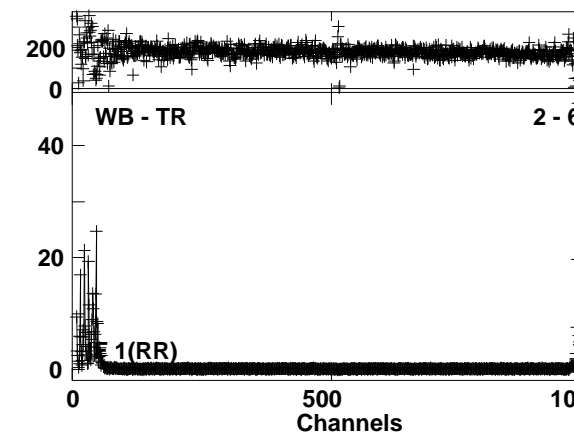
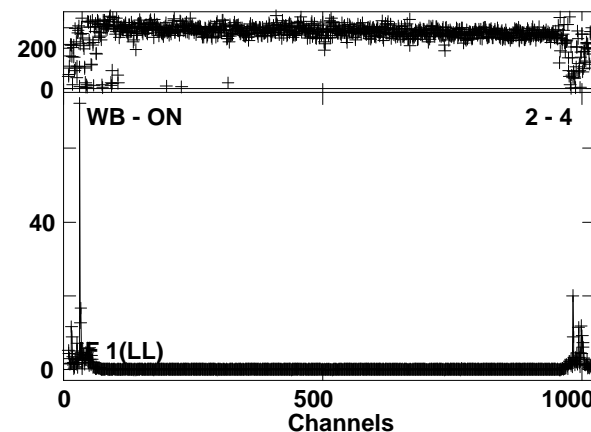
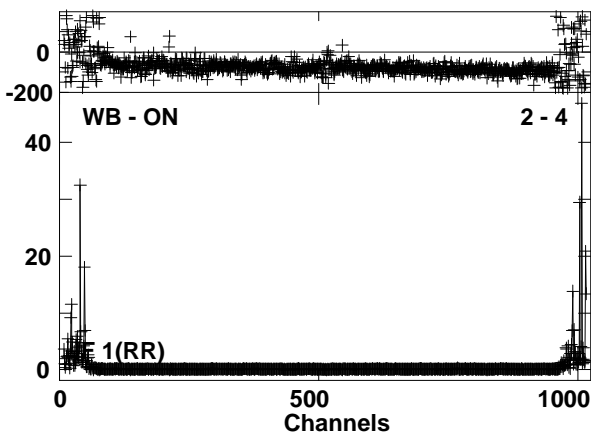
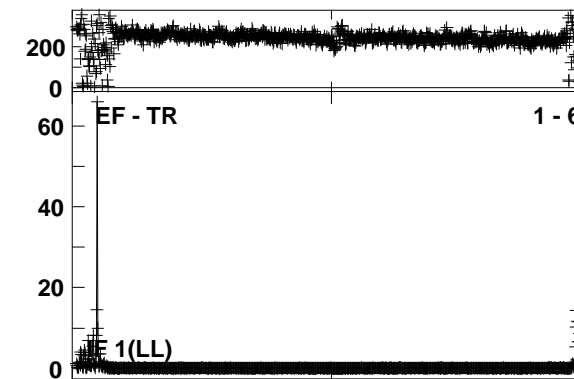
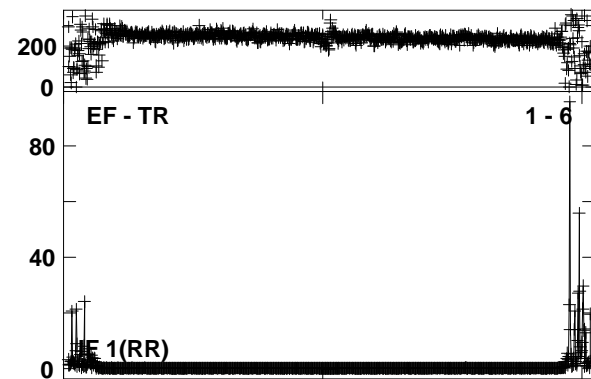
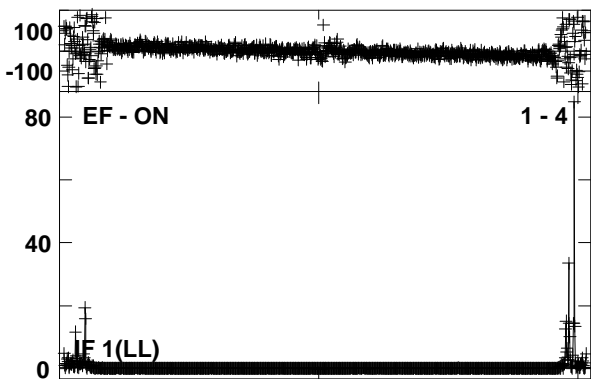
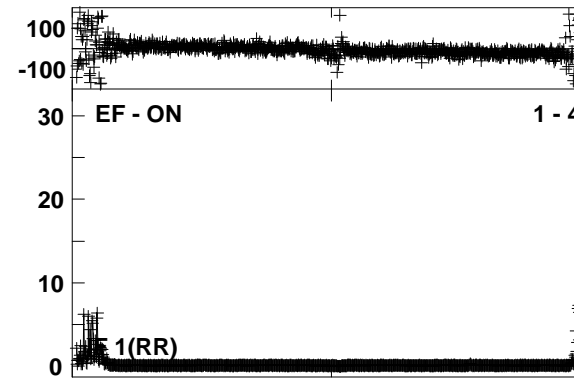
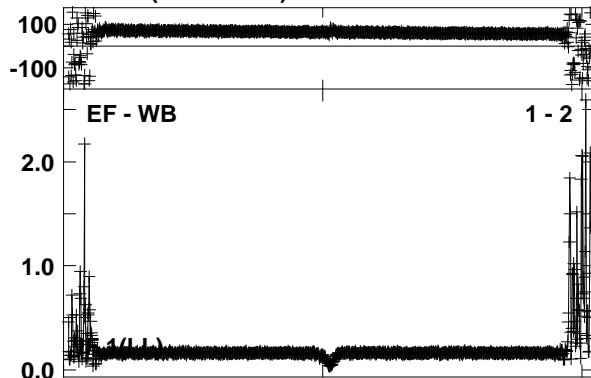
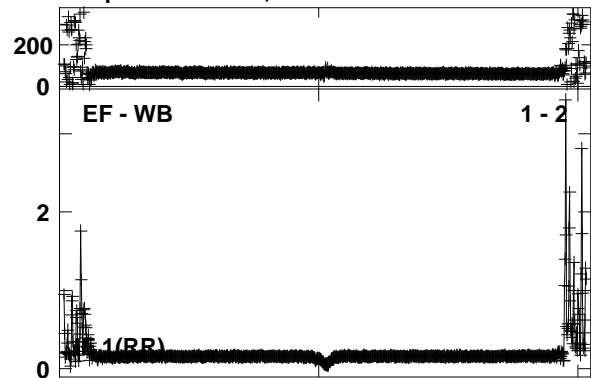


Lower frame: Ampl Jy Top frame: Phas deg  
Vector averaged cross-power spectrum Baseline: WB (02) - TR (06)  
Timerange: 00/20:07:03 to 00/20:09:59

Plot file version 48 created 03-FEB-2015 11:56:24

NGC660 EA055A 2.UVDATA.1

Freq = 1.4084 GHz, Bw = 16.000 MH Calibrated with CL # 3 and BP # 1 (BP mode 1)

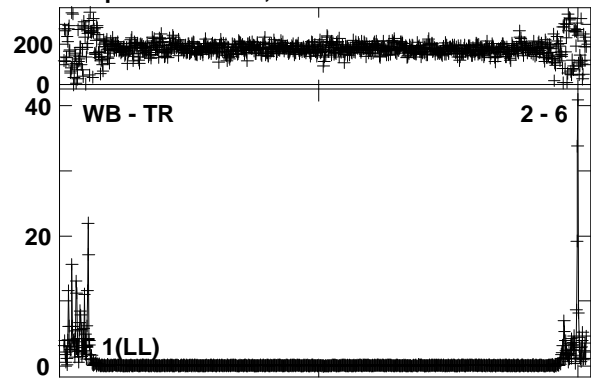


Lower frame: Ampl Jy Top frame: Phas deg  
Vector averaged cross-power spectrum Baseline: EF (01) - WB (02)  
Timerange: 00/20:10:16 to 00/20:16:58

Plot file version 49 created 03-FEB-2015 11:56:25

NGC660 EA055A 2.UVDATA.1

Freq = 1.4084 GHz, Bw = 16.000 MH Calibrated with CL # 3 and BP # 1 (BP mode 1)

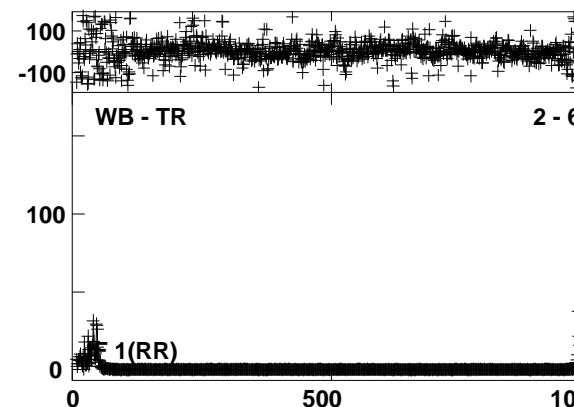
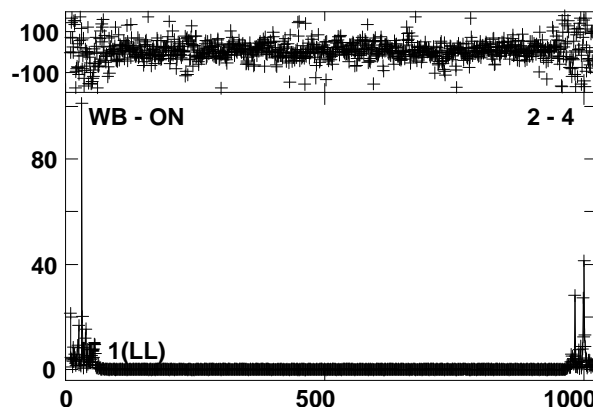
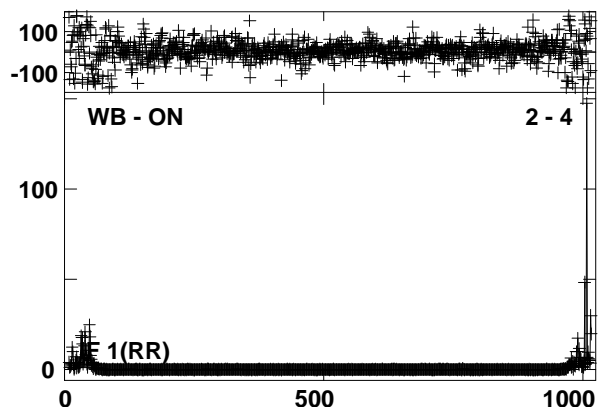
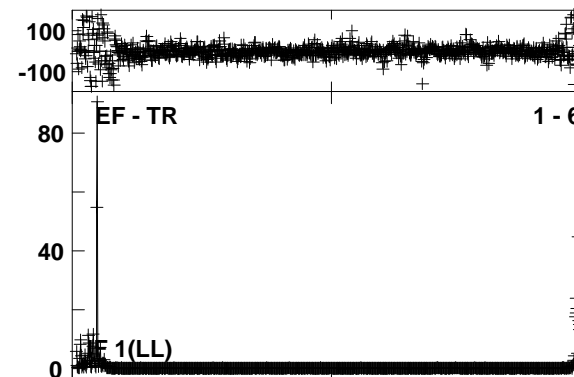
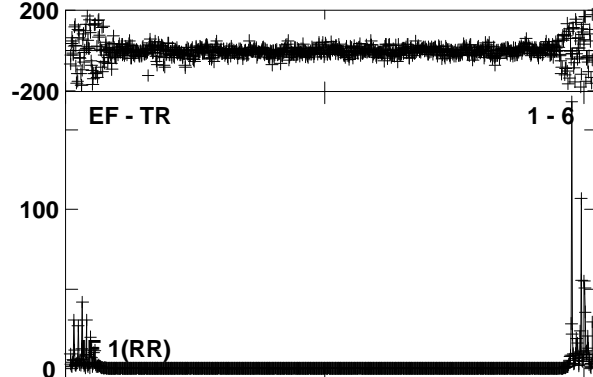
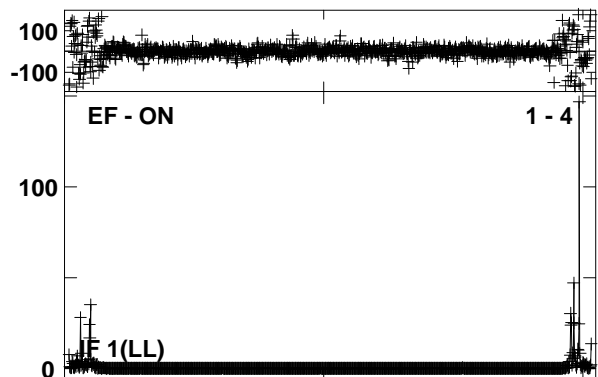
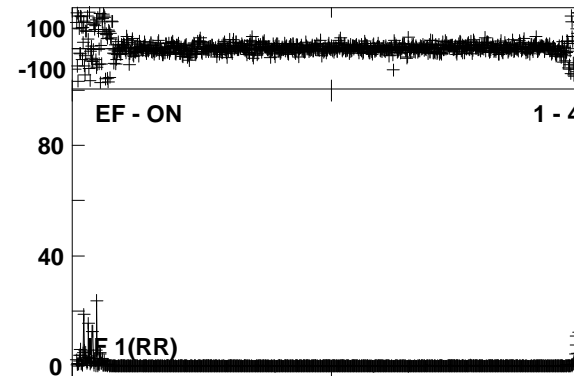




Lower frame: Ampl Jy Top frame: Phas deg  
Vector averaged cross-power spectrum Baseline: WB (02) - TR (06)  
Timerange: 00/20:10:16 to 00/20:16:58

Plot file version 50 created 03-FEB-2015 11:56:25

J0143+1215 EA055A 2.UVDATA.1

Freq = 1.4084 GHz, Bw = 16.000 MH Calibrated with CL # 3 and BP # 1 (BP mode 1)



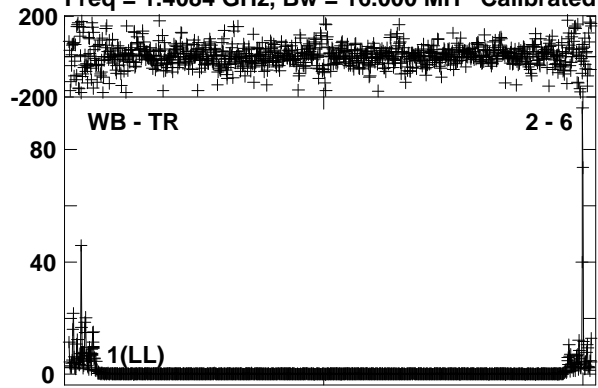
Lower frame: Ampl Jy Top frame: Phas deg  
Vector averaged cross-power spectrum Baseline: EF (01) - WB (02)  
Timerange: 00/20:17:33 to 00/20:20:29



Plot file version 51 created 03-FEB-2015 11:56:25

J0143+1215 EA055A 2.UVDATA.1

Freq = 1.4084 GHz, Bw = 16.000 MH Calibrated with CL # 3 and BP # 1 (BP mode 1)

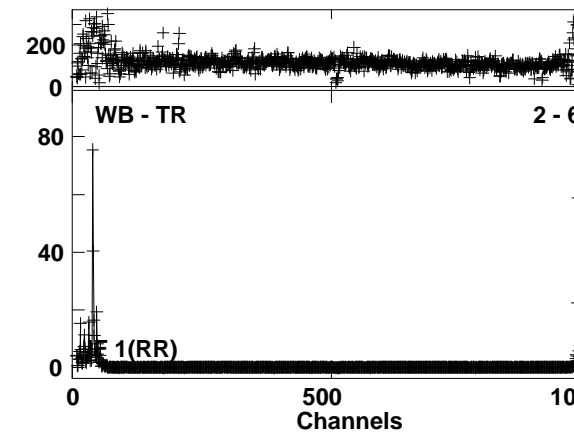
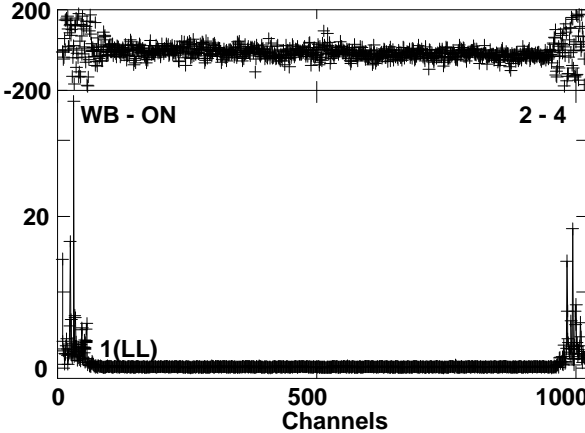
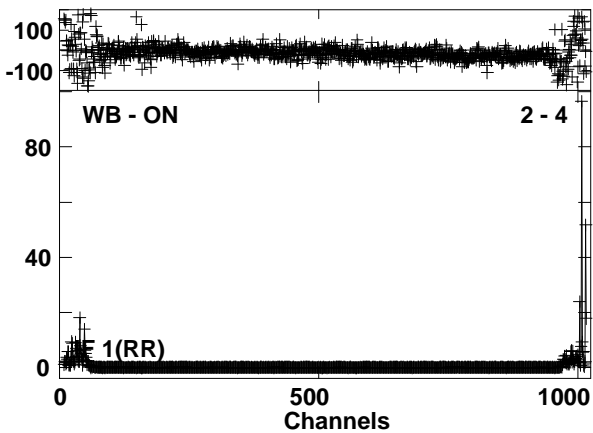
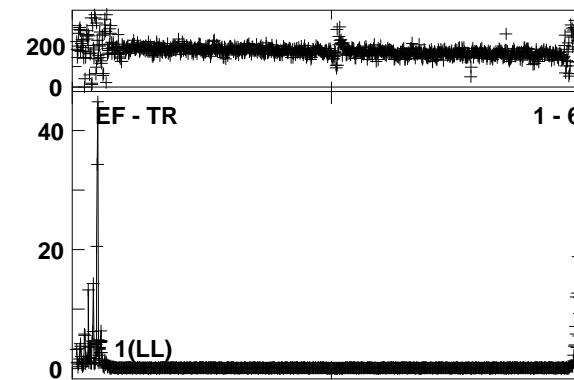
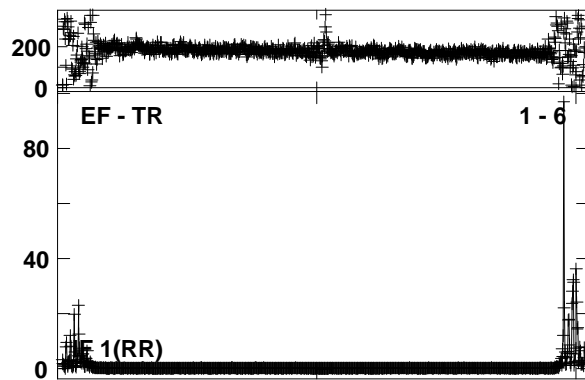
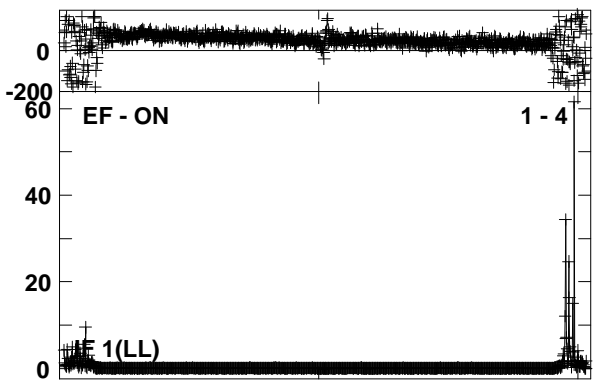
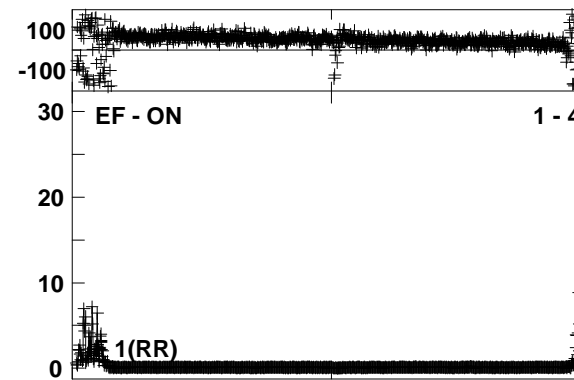
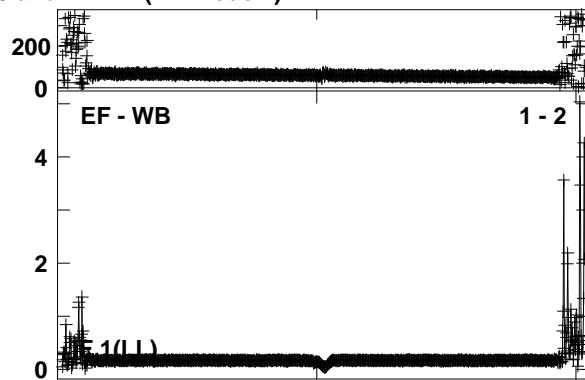
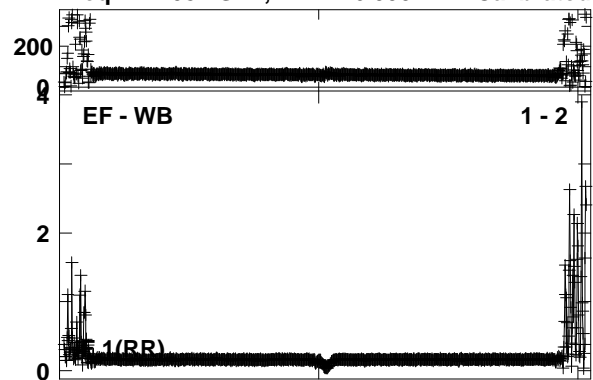


Lower frame: Ampl Jy Top frame: Phas deg  
Vector averaged cross-power spectrum Baseline: WB (02) - TR (06)  
Timerange: 00/20:17:33 to 00/20:20:29

Plot file version 52 created 03-FEB-2015 11:56:26

NGC660 EA055A 2.UVDATA.1

Freq = 1.4084 GHz, Bw = 16.000 MH Calibrated with CL # 3 and BP # 1 (BP mode 1)

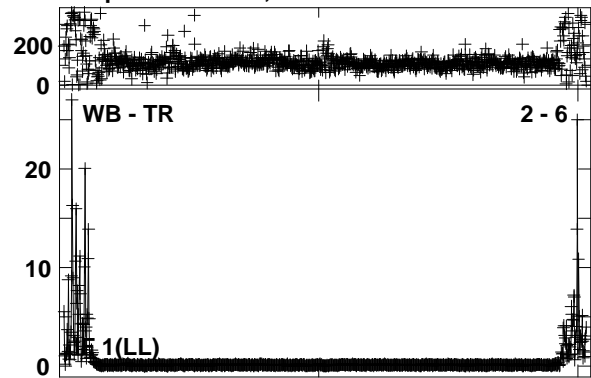


Lower frame: Ampl Jy Top frame: Phas deg  
Vector averaged cross-power spectrum Baseline: EF (01) - WB (02)  
Timerange: 00/20:20:46 to 00/20:27:28

Plot file version 53 created 03-FEB-2015 11:56:26

NGC660 EA055A 2.UVDATA.1

Freq = 1.4084 GHz, Bw = 16.000 MH Calibrated with CL # 3 and BP # 1 (BP mode 1)

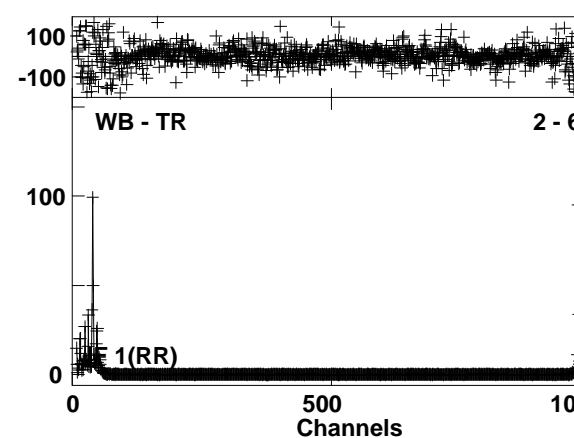
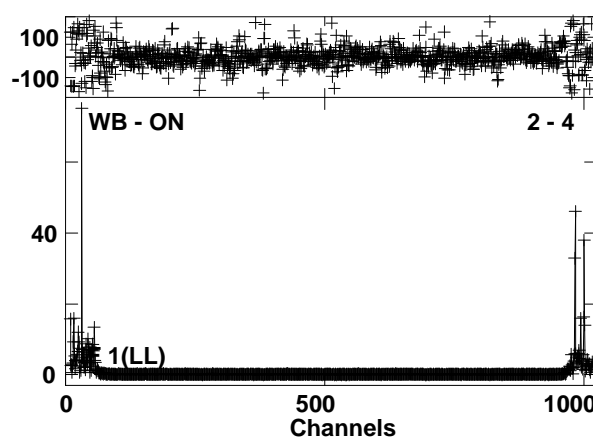
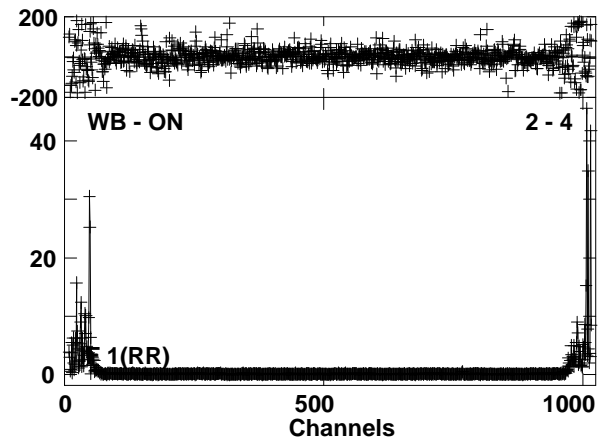
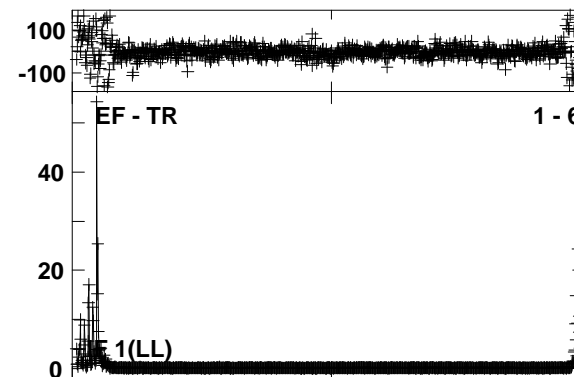
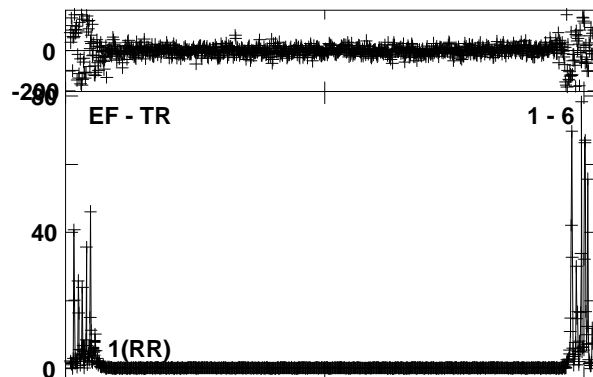
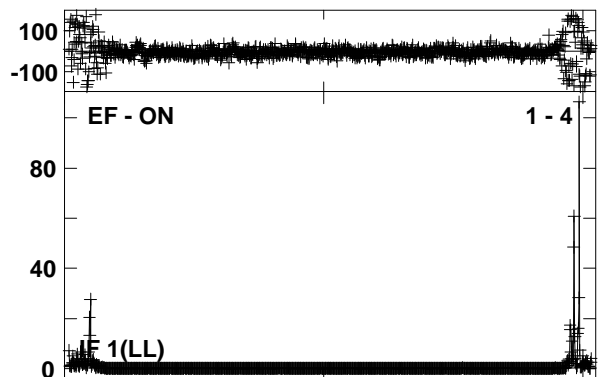
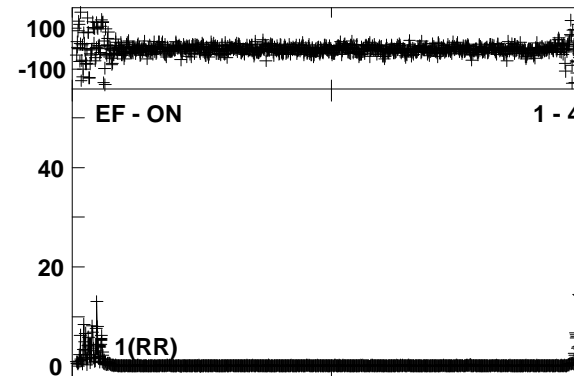




Lower frame: Ampl Jy Top frame: Phas deg  
Vector averaged cross-power spectrum Baseline: WB (02) - TR (06)  
Timerange: 00/20:20:46 to 00/20:27:28

Plot file version 54 created 03-FEB-2015 11:56:27

J0143+1215 EA055A 2.UVDATA.1

Freq = 1.4084 GHz, Bw = 16.000 MH Calibrated with CL # 3 and BP # 1 (BP mode 1)

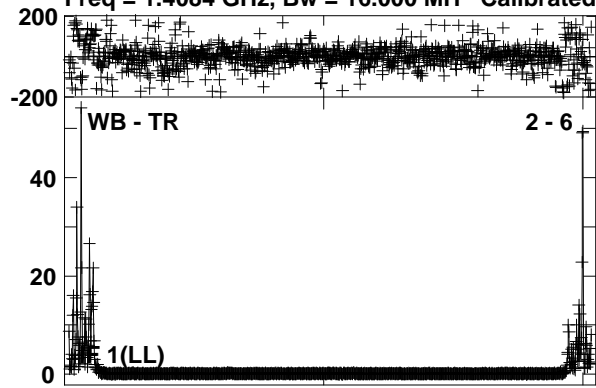


Lower frame: Ampl Jy Top frame: Phas deg  
Vector averaged cross-power spectrum Baseline: EF (01) - WB (02)  
Timerange: 00/20:28:03 to 00/20:30:59

Plot file version 55 created 03-FEB-2015 11:56:27

J0143+1215 EA055A 2.UVDATA.1

Freq = 1.4084 GHz, Bw = 16.000 MH Calibrated with CL # 3 and BP # 1 (BP mode 1)

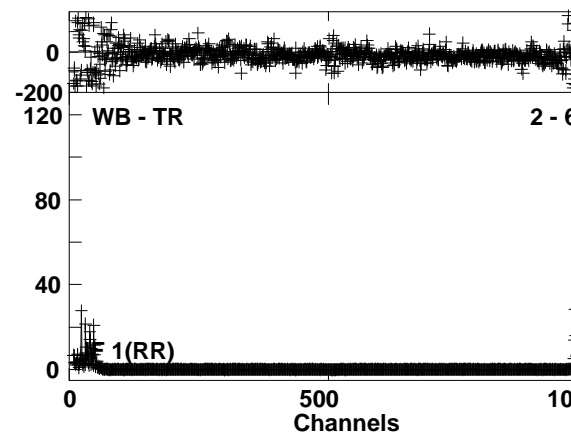
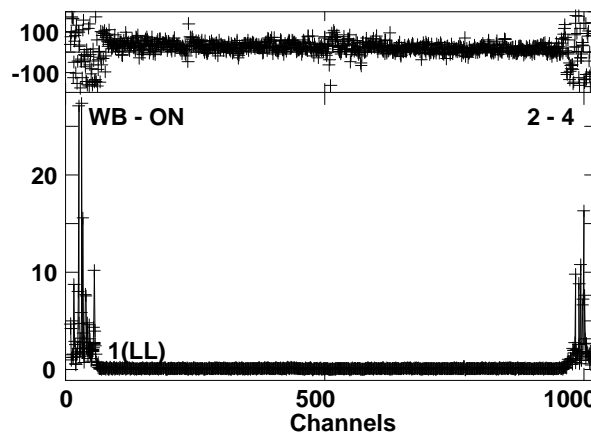
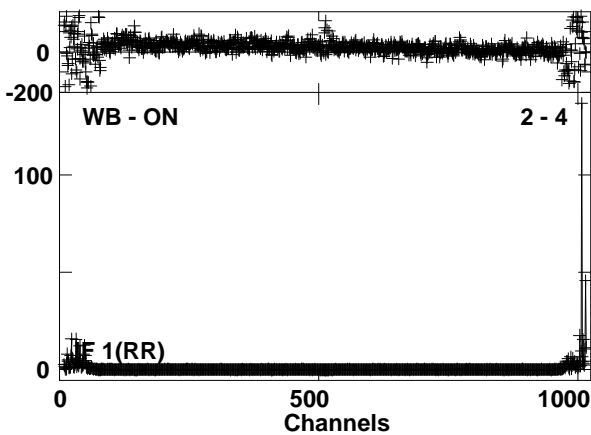
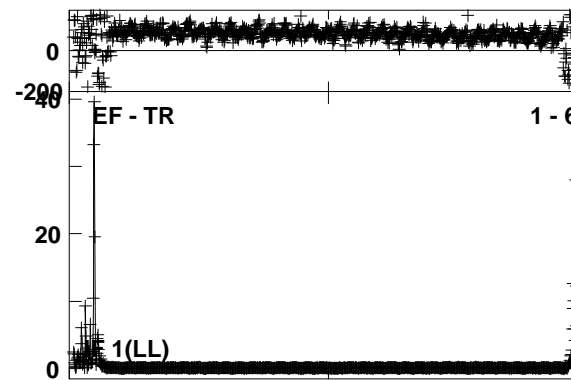
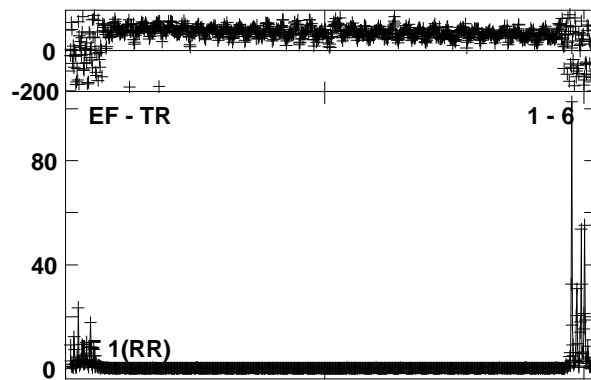
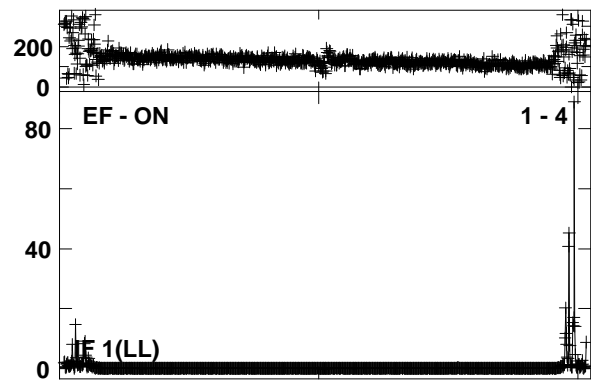
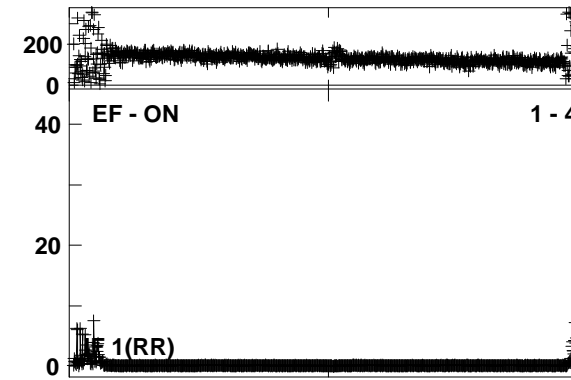

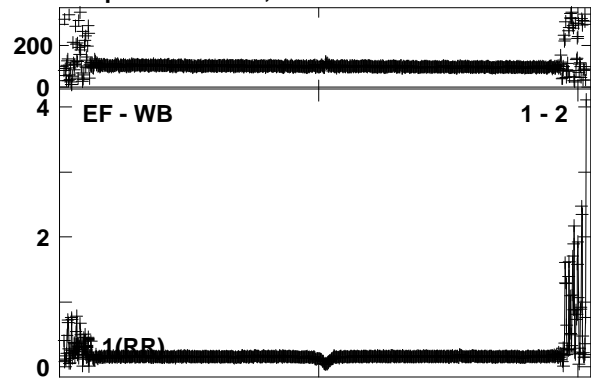


Lower frame: Ampl Jy Top frame: Phas deg  
Vector averaged cross-power spectrum Baseline: WB (02) - TR (06)  
Timerange: 00/20:28:03 to 00/20:30:59

Plot file version 56 created 03-FEB-2015 11:56:28

NGC660 EA055A 2.UVDATA.1

Freq = 1.4084 GHz, Bw = 16.000 MH Calibrated with CL # 3 and BP # 1 (BP mode 1)

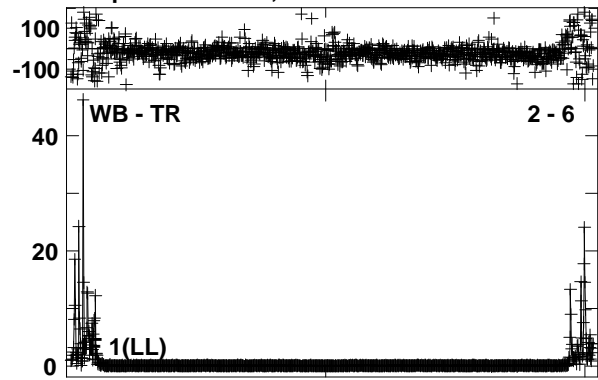


Lower frame: Ampl Jy Top frame: Phas deg  
Vector averaged cross-power spectrum Baseline: EF (01) - WB (02)  
Timerange: 00/20:31:16 to 00/20:37:58

Plot file version 57 created 03-FEB-2015 11:56:28

NGC660 EA055A 2.UVDATA.1

Freq = 1.4084 GHz, Bw = 16.000 MH Calibrated with CL # 3 and BP # 1 (BP mode 1)

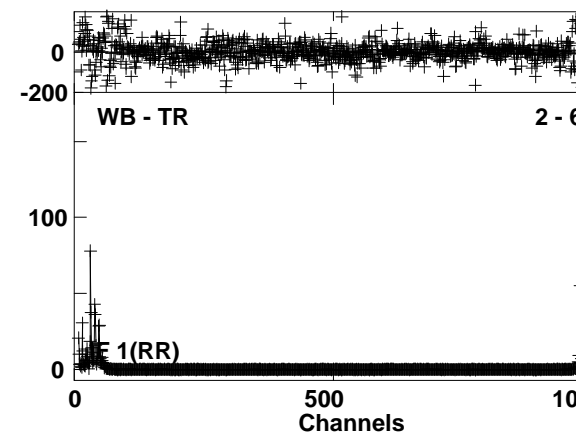
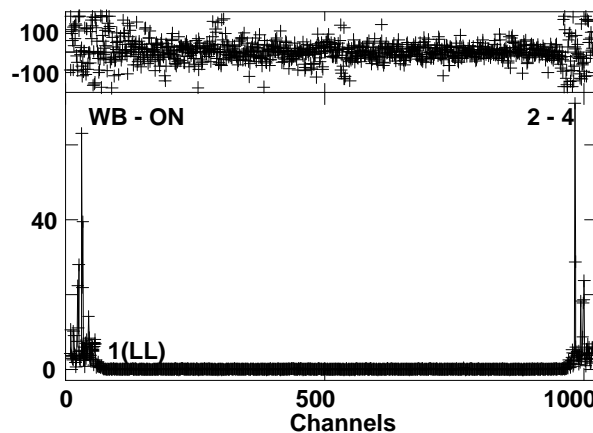
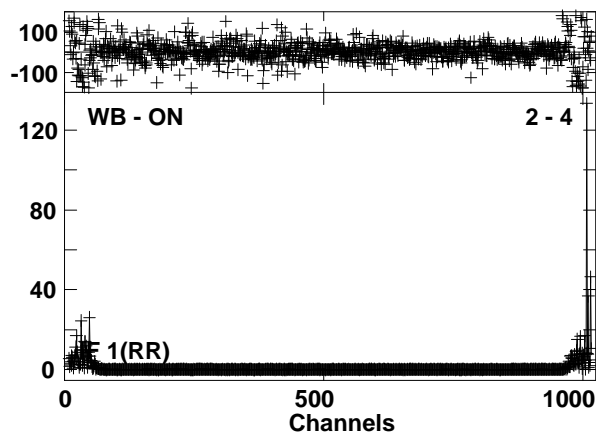
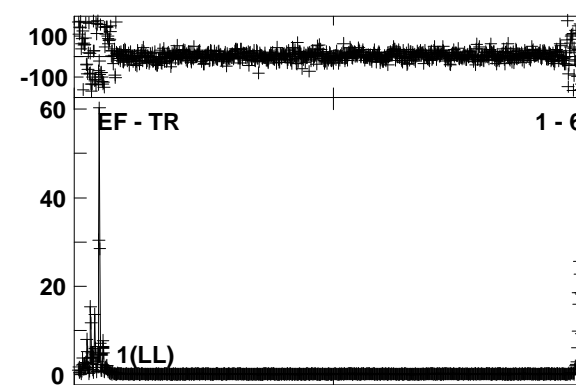
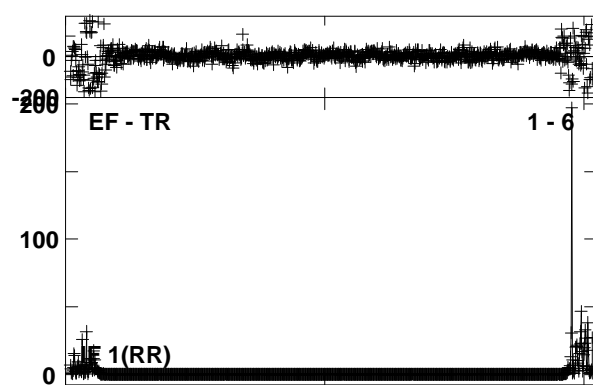
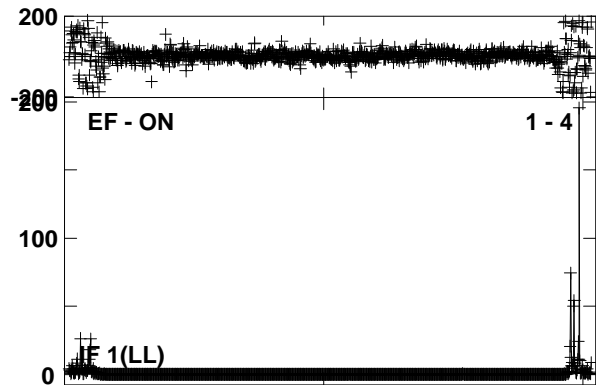
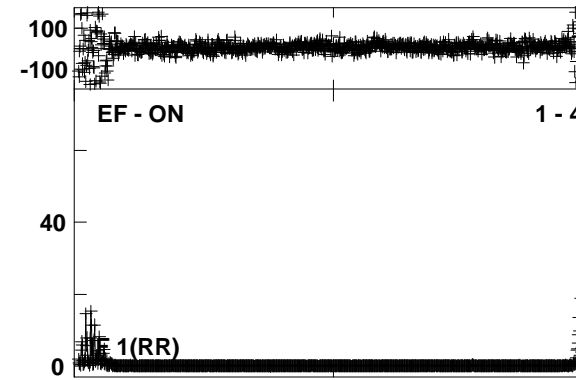




Lower frame: Ampl Jy Top frame: Phas deg  
Vector averaged cross-power spectrum Baseline: WB (02) - TR (06)  
Timerange: 00/20:31:16 to 00/20:37:58

Plot file version 58 created 03-FEB-2015 11:56:29

J0143+1215 EA055A 2.UVDATA.1

Freq = 1.4084 GHz, Bw = 16.000 MH Calibrated with CL # 3 and BP # 1 (BP mode 1)



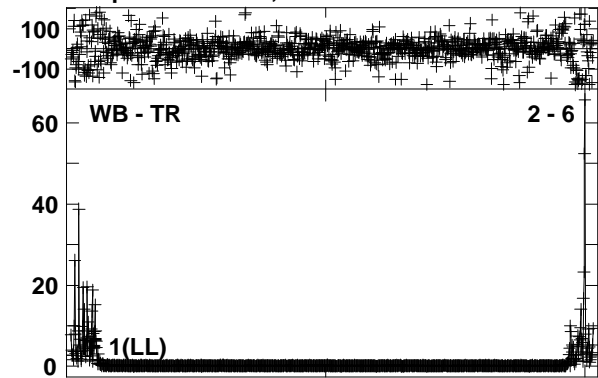
Lower frame: Ampl Jy Top frame: Phas deg  
Vector averaged cross-power spectrum Baseline: EF (01) - WB (02)  
Timerange: 00/20:38:33 to 00/20:41:29



Plot file version 59 created 03-FEB-2015 11:56:29

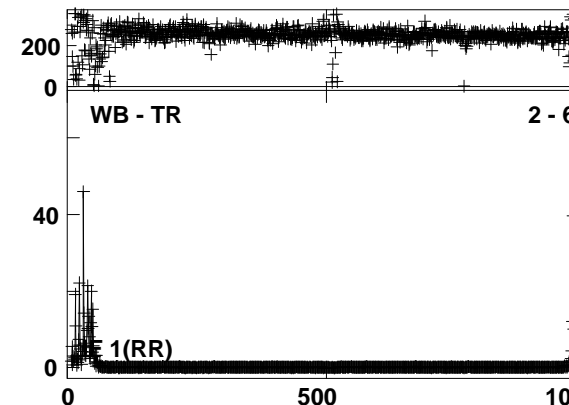
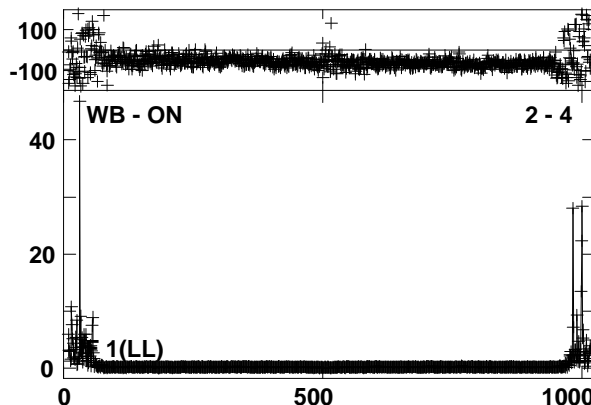
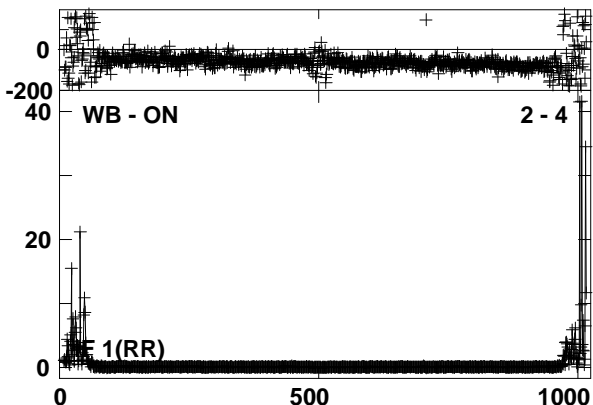
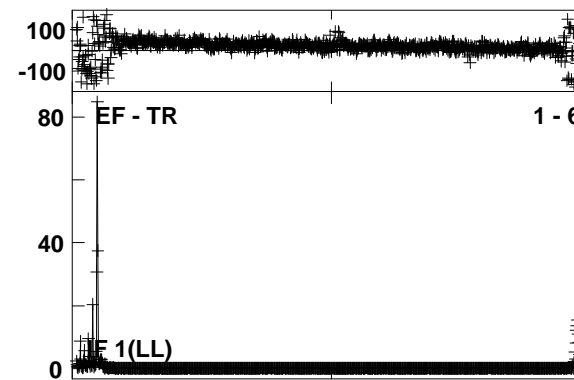
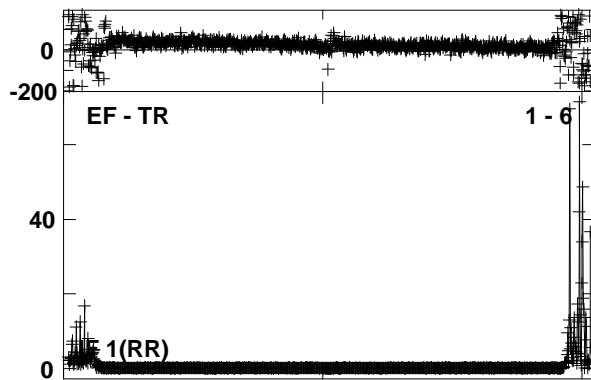
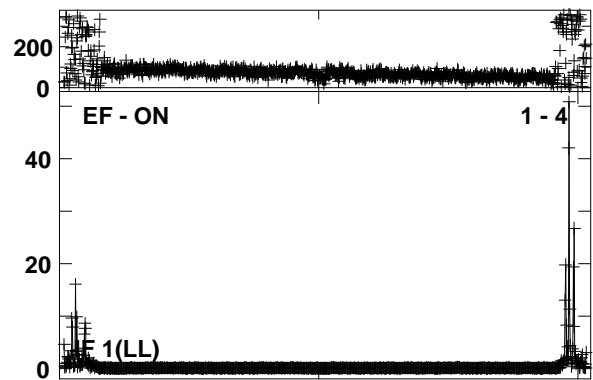

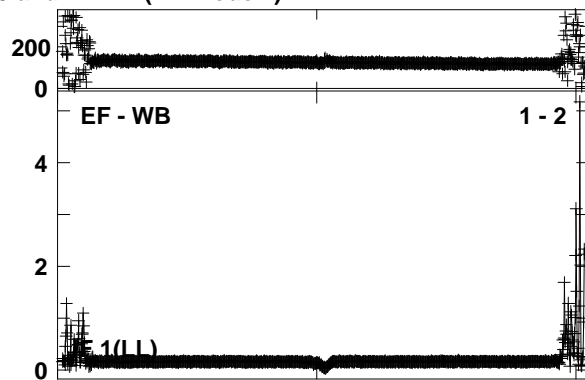
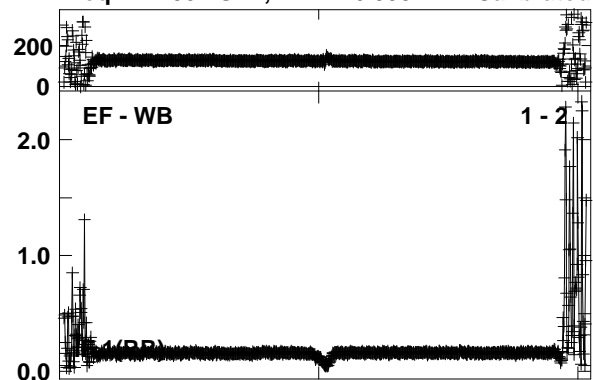
J0143+1215 EA055A 2.UVDATA.1

Freq = 1.4084 GHz, Bw = 16.000 MH Calibrated with CL # 3 and BP # 1 (BP mode 1)



Lower frame: Ampl Jy Top frame: Phas deg  
Vector averaged cross-power spectrum Baseline: WB (02) - TR (06)  
Timerange: 00/20:38:33 to 00/20:41:29

Plot file version 60 created 03-FEB-2015 11:56:30  
 NGC660 EA055A 2.UVDATA.1  
 Freq = 1.4084 GHz, Bw = 16.000 MH Calibrated with CL # 3 and BP # 1 (BP mode 1)




Lower frame: Ampl Jy Top frame: Phas deg  
 Vector averaged cross-power spectrum Baseline: EF (01) - WB (02)  
 Timerange: 00/20:41:46 to 00/20:48:28

Plot file version 61 created 03-FEB-2015 11:56:30

NGC660 EA055A 2.UVDATA.1

Freq = 1.4084 GHz, Bw = 16.000 MH Calibrated with CL # 3 and BP # 1 (BP mode 1)

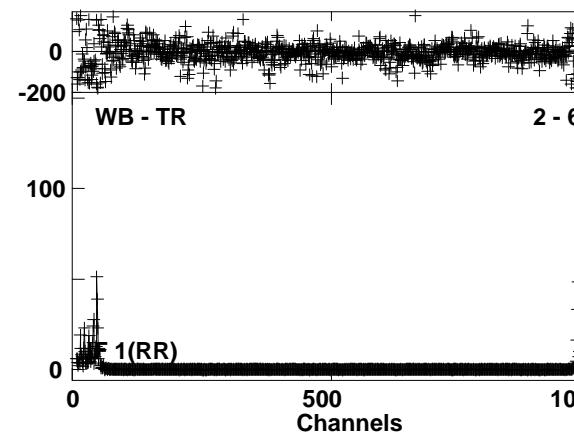
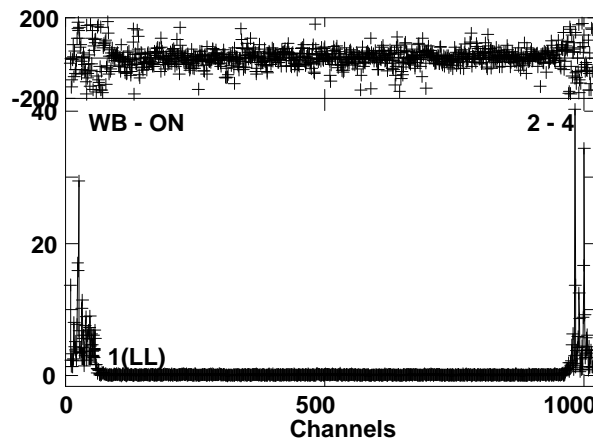
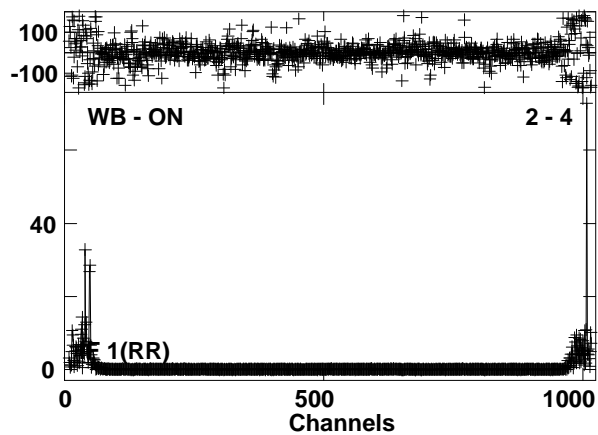
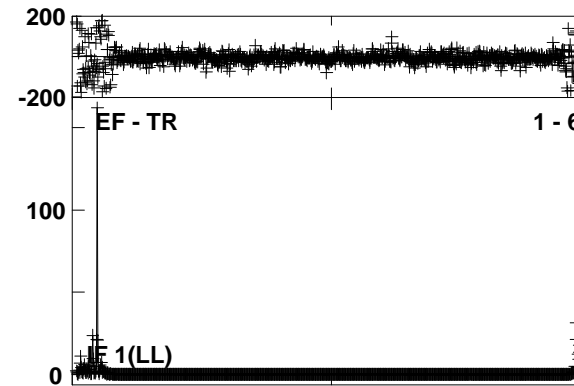
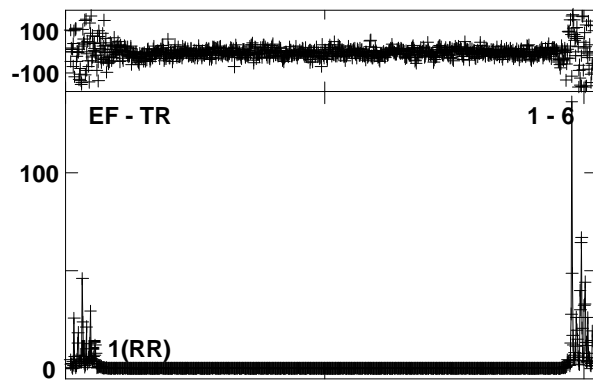
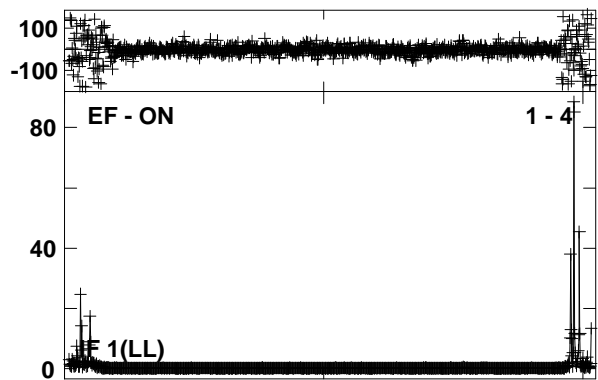
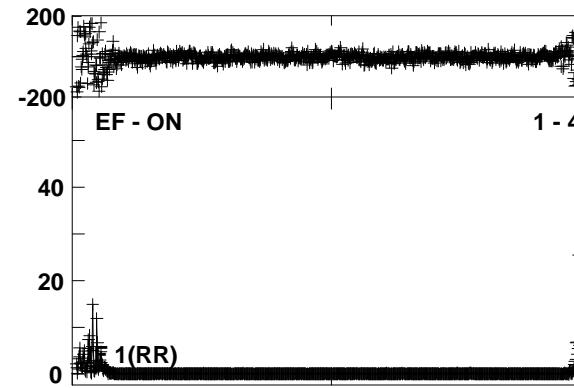




Lower frame: Ampl Jy Top frame: Phas deg  
Vector averaged cross-power spectrum Baseline: WB (02) - TR (06)  
Timerange: 00/20:41:46 to 00/20:48:28

Plot file version 62 created 03-FEB-2015 11:56:31

J0143+1215 EA055A 2.UVDATA.1

Freq = 1.4084 GHz, Bw = 16.000 MH Calibrated with CL # 3 and BP # 1 (BP mode 1)

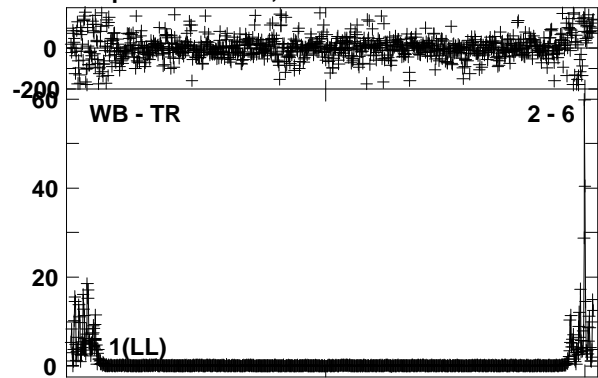


Lower frame: Ampl Jy Top frame: Phas deg  
Vector averaged cross-power spectrum Baseline: EF (01) - WB (02)  
Timerange: 00/20:49:03 to 00/20:51:59

Plot file version 63 created 03-FEB-2015 11:56:31

J0143+1215 EA055A 2.UVDATA.1

Freq = 1.4084 GHz, Bw = 16.000 MH Calibrated with CL # 3 and BP # 1 (BP mode 1)

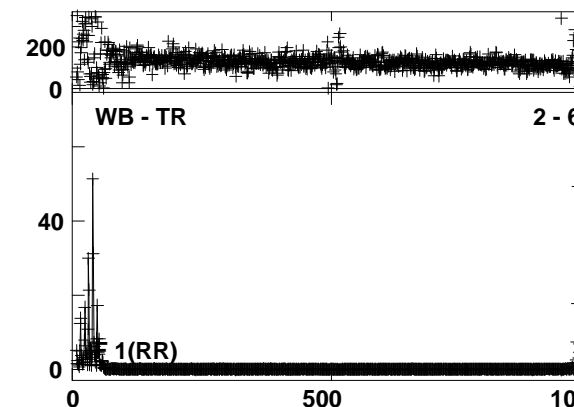
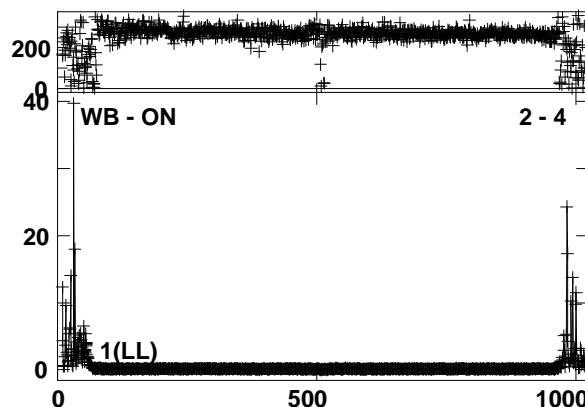
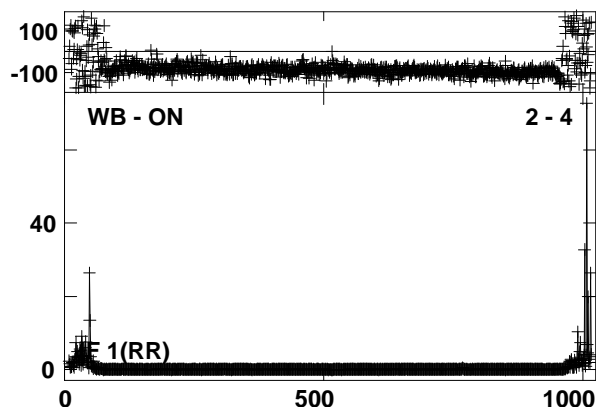
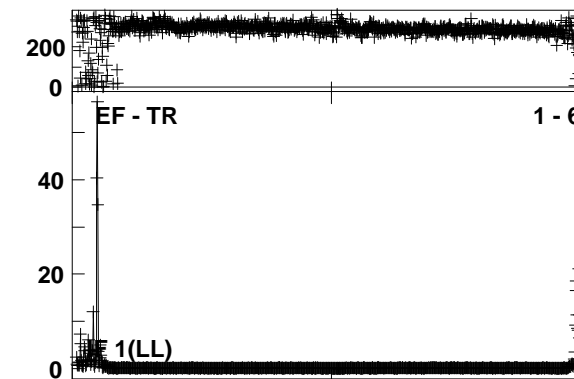

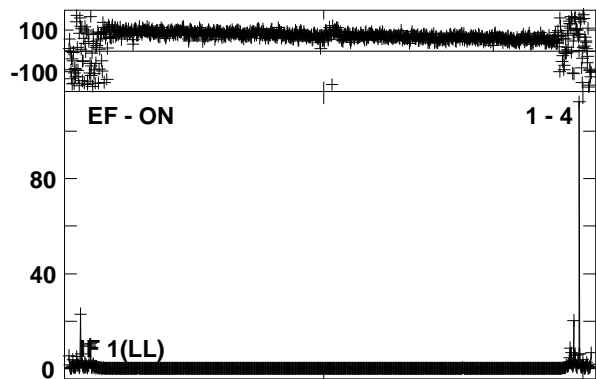
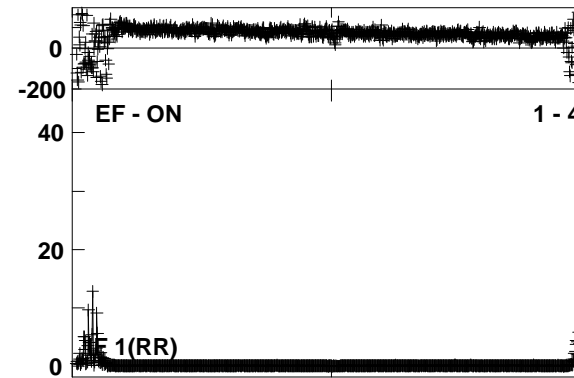
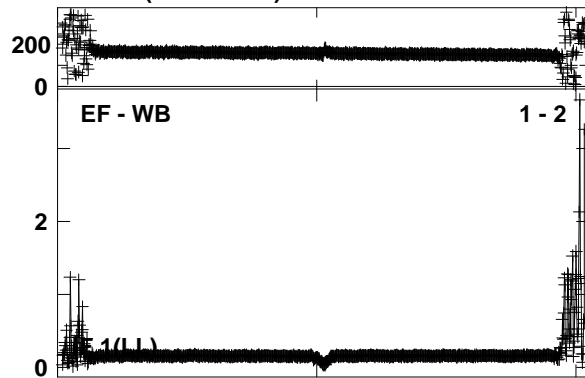
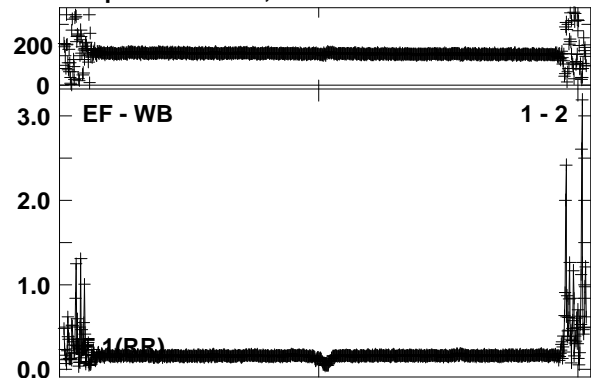


Lower frame: Ampl Jy Top frame: Phas deg  
Vector averaged cross-power spectrum Baseline: WB (02) - TR (06)  
Timerange: 00/20:49:03 to 00/20:51:59

Plot file version 64 created 03-FEB-2015 11:56:32

NGC660 EA055A 2.UVDATA.1

Freq = 1.4084 GHz, Bw = 16.000 MH Calibrated with CL # 3 and BP # 1 (BP mode 1)

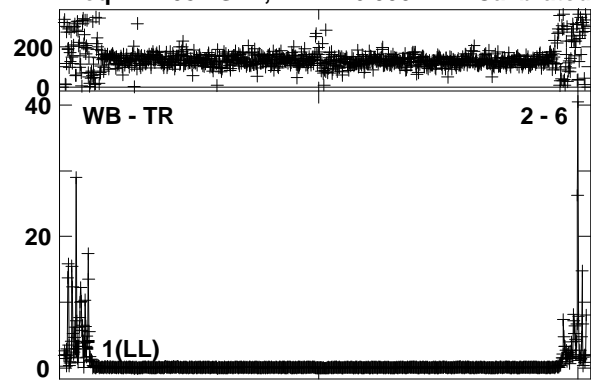


Lower frame: Ampl Jy Top frame: Phas deg  
Vector averaged cross-power spectrum Baseline: EF (01) - WB (02)  
Timerange: 00/20:52:16 to 00/20:58:58

Plot file version 65 created 03-FEB-2015 11:56:32

NGC660 EA055A 2.UVDATA.1

Freq = 1.4084 GHz, Bw = 16.000 MH Calibrated with CL # 3 and BP # 1 (BP mode 1)

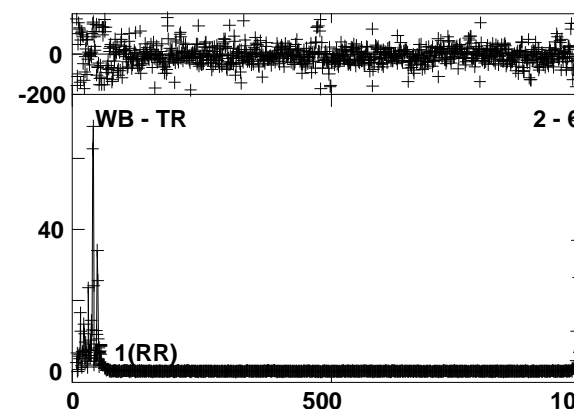
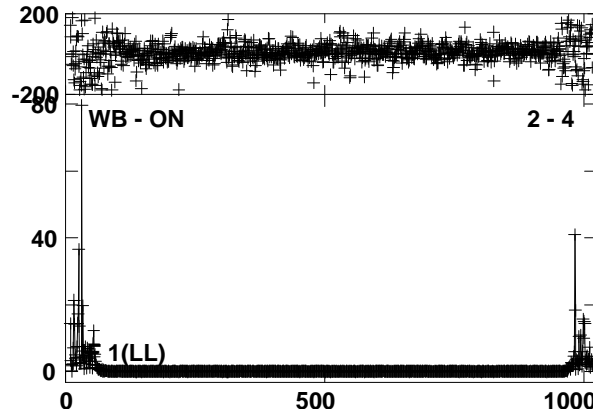
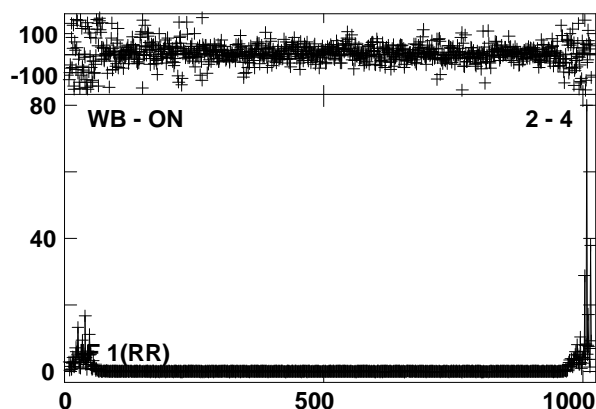
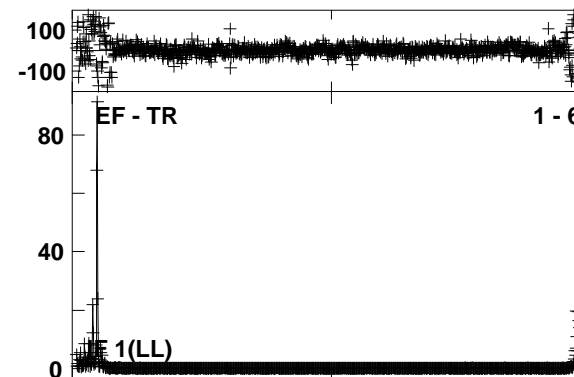
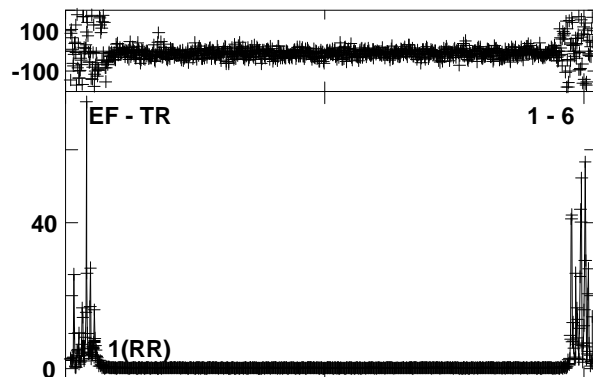
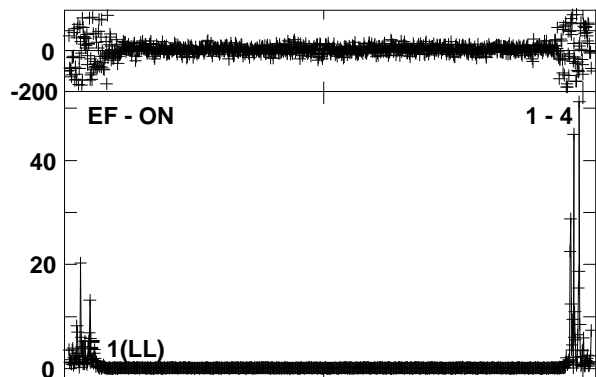
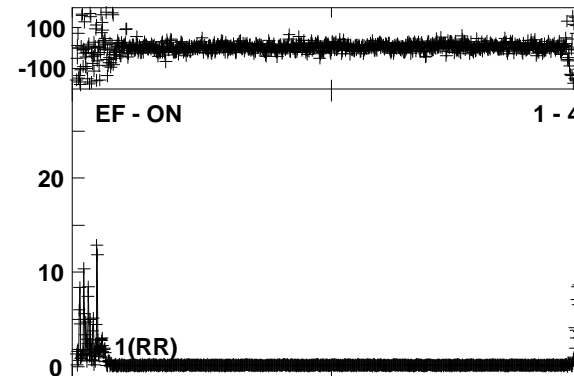




Lower frame: Ampl Jy Top frame: Phas deg  
Vector averaged cross-power spectrum Baseline: WB (02) - TR (06)  
Timerange: 00/20:52:16 to 00/20:58:58

Plot file version 66 created 03-FEB-2015 11:56:33

J0143+1215 EA055A 2.UVDATA.1

Freq = 1.4084 GHz, Bw = 16.000 MH Calibrated with CL # 3 and BP # 1 (BP mode 1)



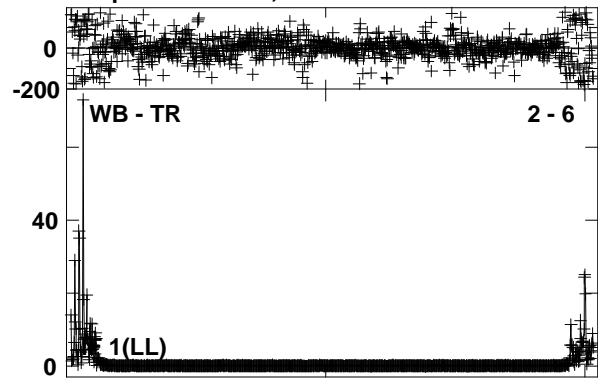
Lower frame: Ampl Jy Top frame: Phas deg  
Vector averaged cross-power spectrum Baseline: EF (01) - WB (02)  
Timerange: 00/20:59:33 to 00/21:02:29



Plot file version 67 created 03-FEB-2015 11:56:33

J0143+1215 EA055A 2.UVDATA.1

Freq = 1.4084 GHz, Bw = 16.000 MH Calibrated with CL # 3 and BP # 1 (BP mode 1)

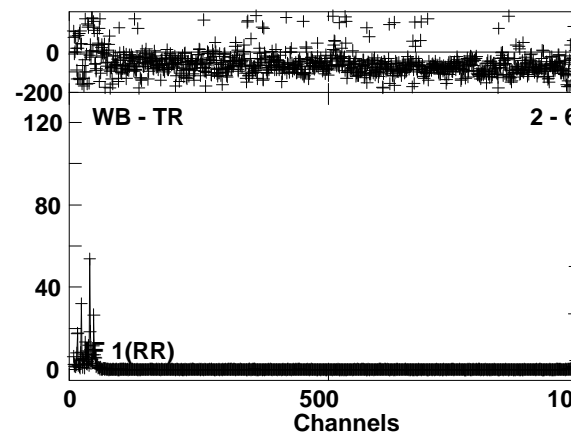
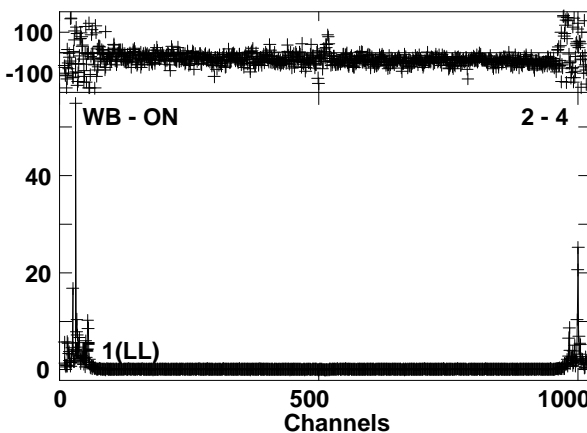
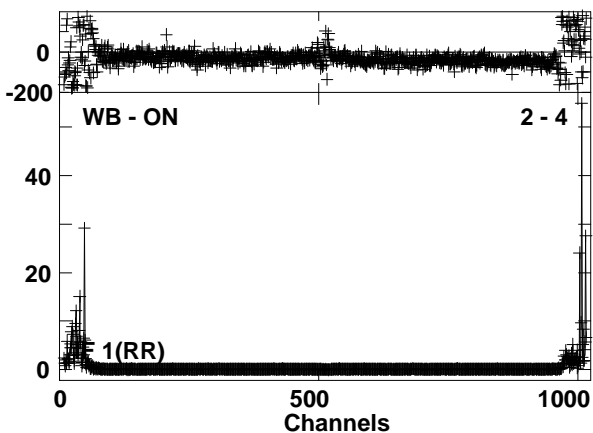
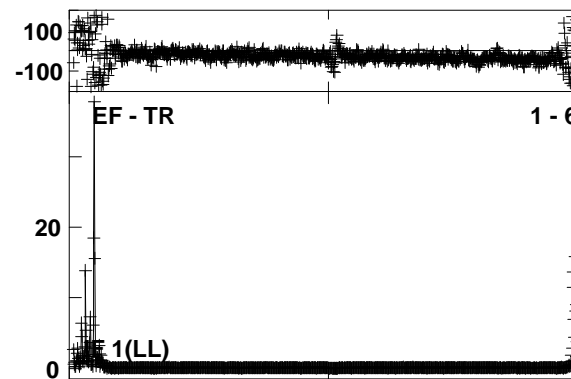
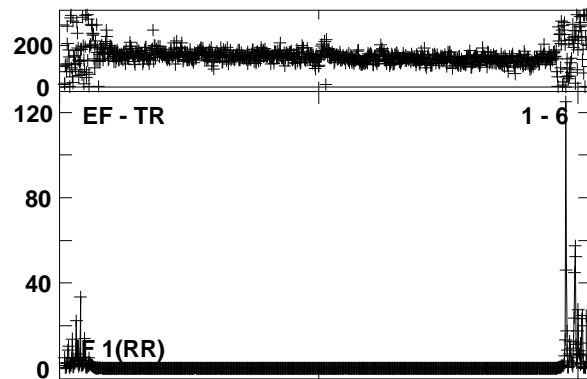
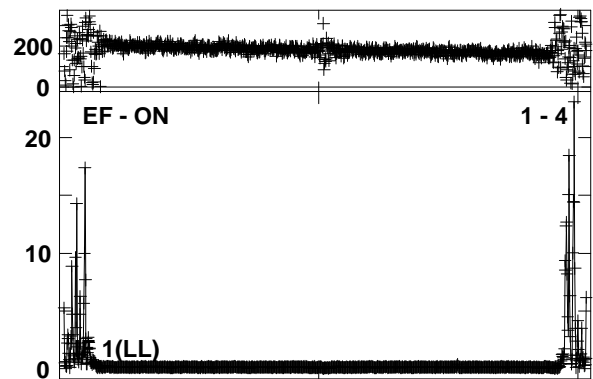
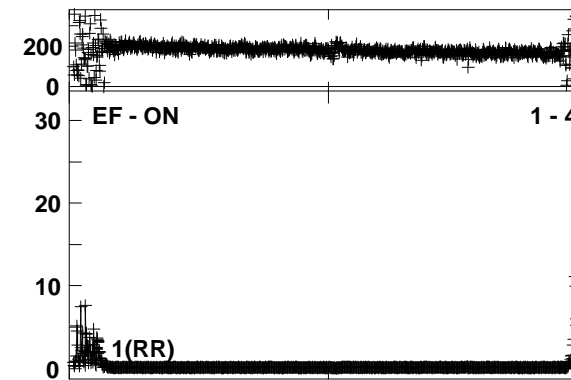
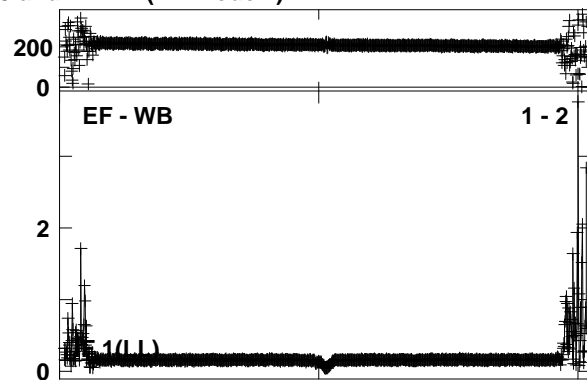
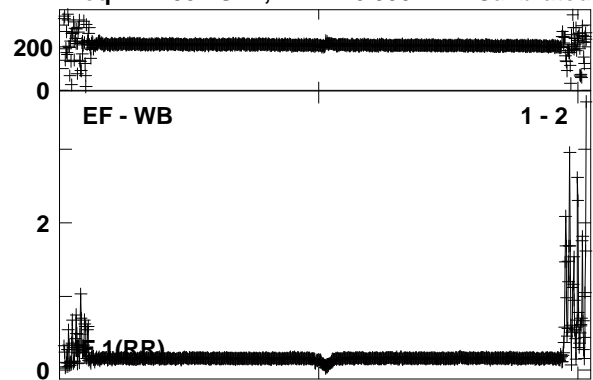


Lower frame: Ampl Jy Top frame: Phas deg  
Vector averaged cross-power spectrum Baseline: WB (02) - TR (06)  
Timerange: 00/20:59:33 to 00/21:02:29

Plot file version 68 created 03-FEB-2015 11:56:34

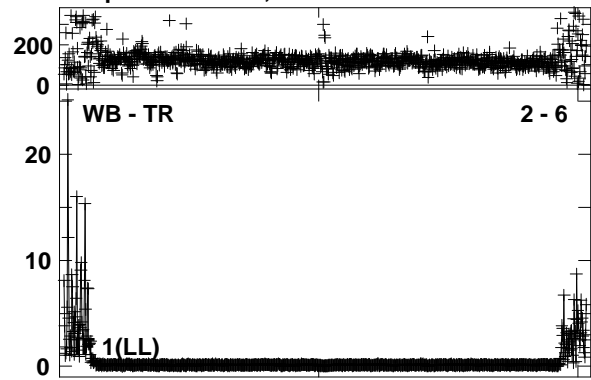
NGC660 EA055A 2.UVDATA.1

Freq = 1.4084 GHz, Bw = 16.000 MH Calibrated with CL # 3 and BP # 1 (BP mode 1)



Lower frame: Ampl Jy Top frame: Phas deg  
Vector averaged cross-power spectrum Baseline: EF (01) - WB (02)  
Timerange: 00/21:02:46 to 00/21:09:28

Plot file version 69 created 03-FEB-2015 11:56:34  
NGC660 EA055A 2.UVDATA.1  
Freq = 1.4084 GHz, Bw = 16.000 MH Calibrated with CL # 3 and BP # 1 (BP mode 1)

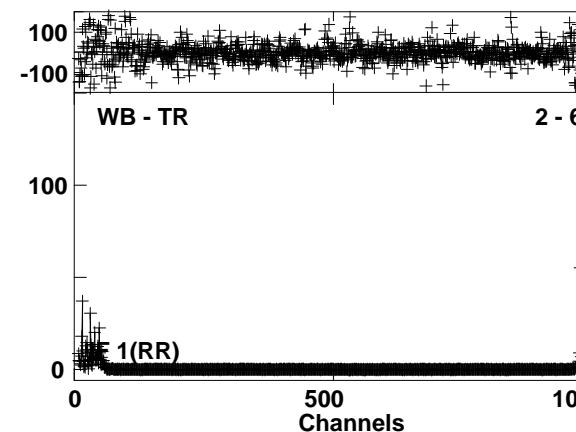
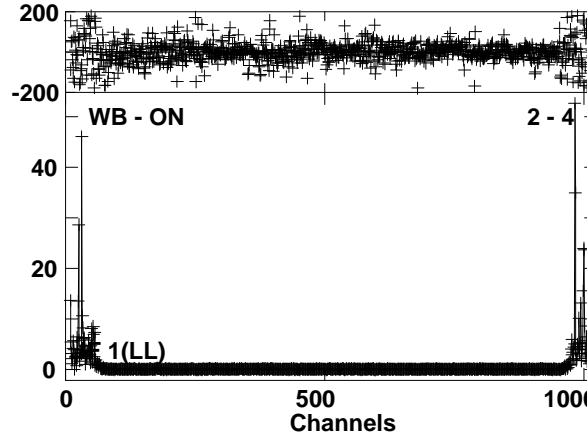
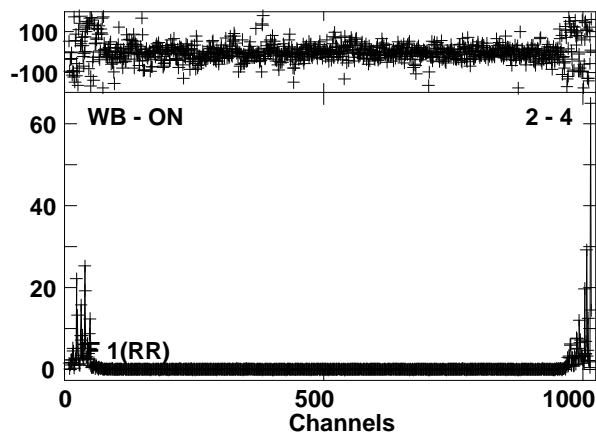
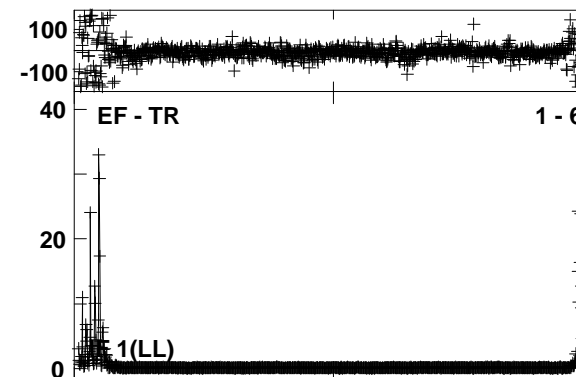
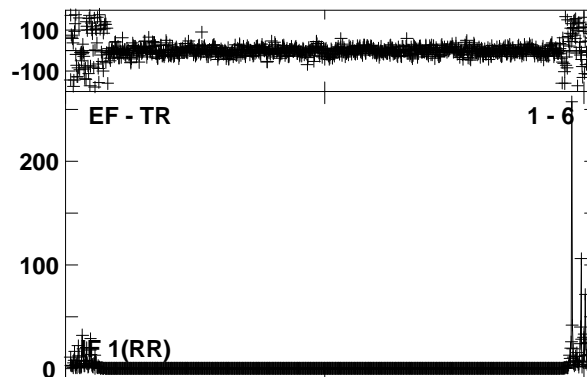
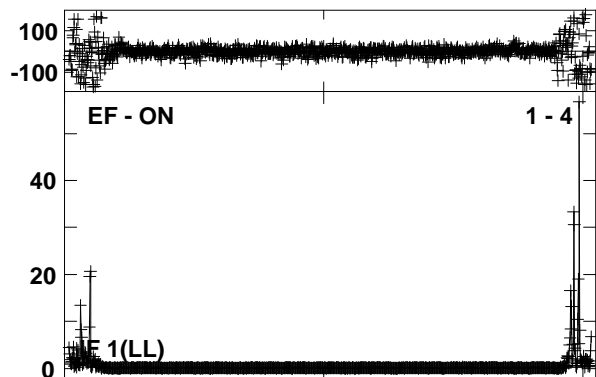
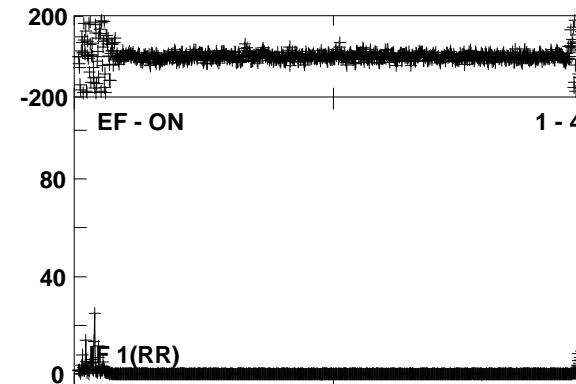




Lower frame: Ampl Jy Top frame: Phas deg  
Vector averaged cross-power spectrum Baseline: WB (02) - TR (06)  
Timerange: 00/21:02:46 to 00/21:09:28

Plot file version 70 created 03-FEB-2015 11:56:35

J0143+1215 EA055A 2.UVDATA.1

Freq = 1.4084 GHz, Bw = 16.000 MH Calibrated with CL # 3 and BP # 1 (BP mode 1)

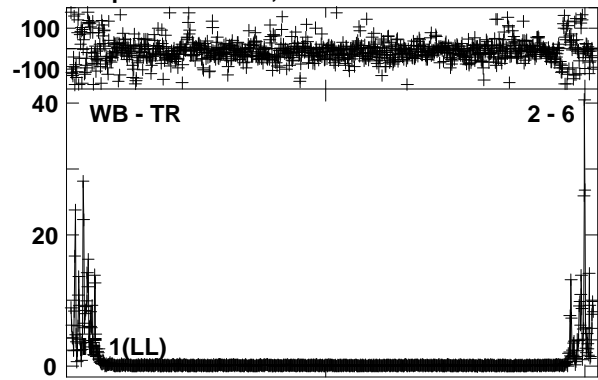


Lower frame: Ampl Jy Top frame: Phas deg  
Vector averaged cross-power spectrum Baseline: EF (01) - WB (02)  
Timerange: 00/21:10:03 to 00/21:12:59

Plot file version 71 created 03-FEB-2015 11:56:35

J0143+1215 EA055A 2.UVDATA.1

Freq = 1.4084 GHz, Bw = 16.000 MH Calibrated with CL # 3 and BP # 1 (BP mode 1)

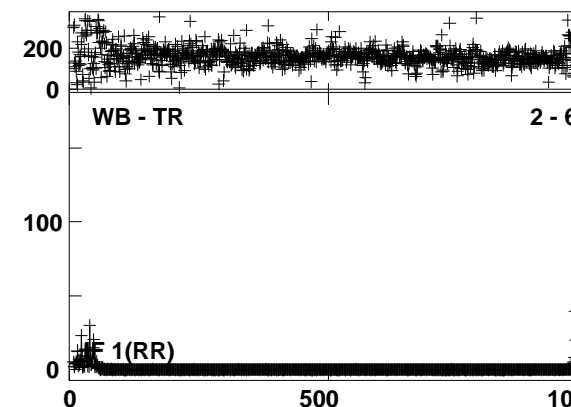
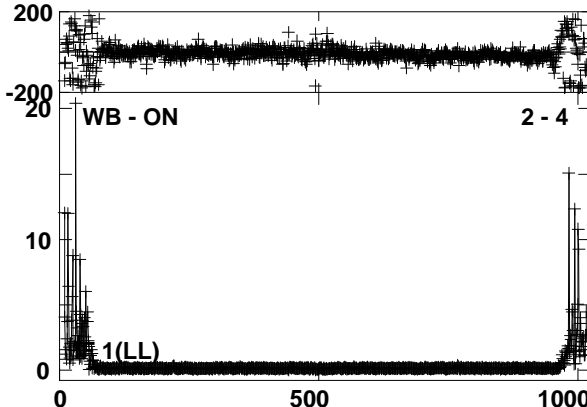
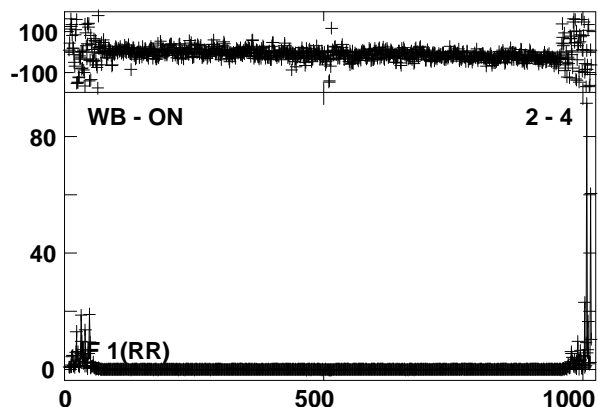
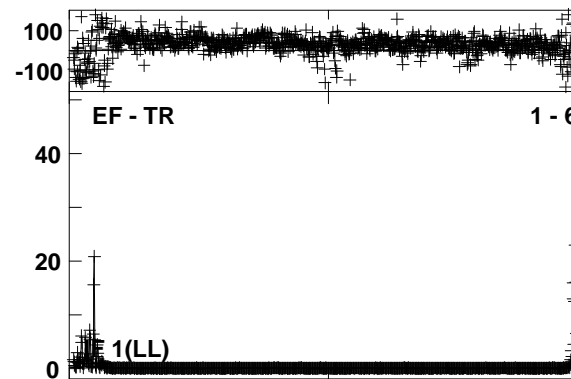
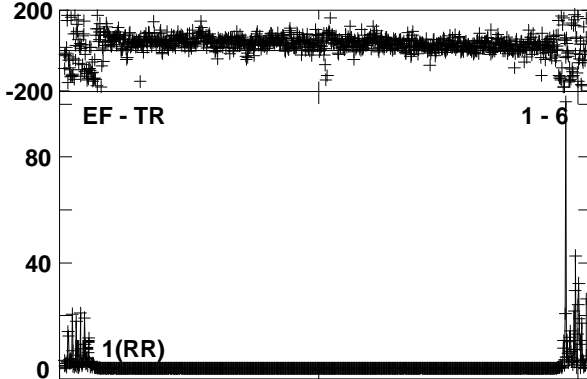
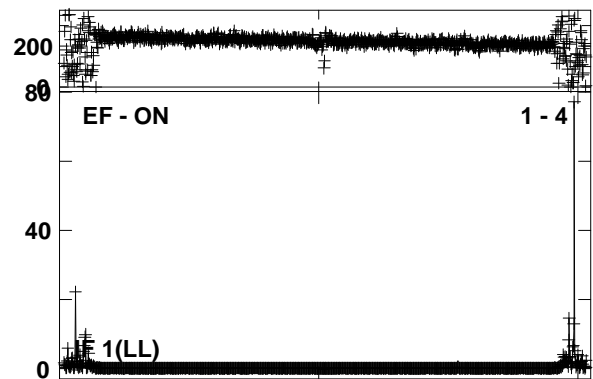
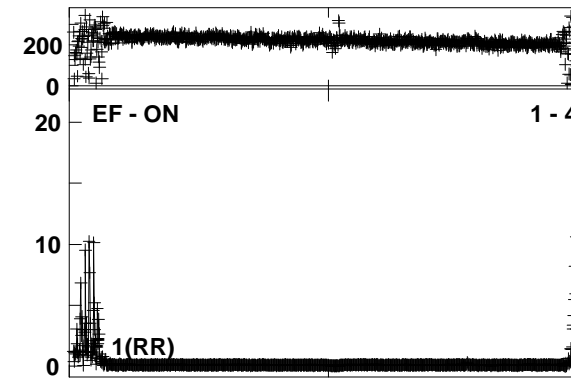

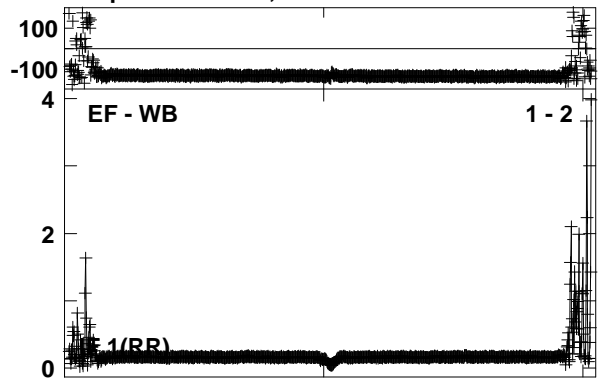


Lower frame: Ampl Jy Top frame: Phas deg  
Vector averaged cross-power spectrum Baseline: WB (02) - TR (06)  
Timerange: 00/21:10:03 to 00/21:12:59

Plot file version 72 created 03-FEB-2015 11:56:35

NGC660 EA055A 2.UVDATA.1

Freq = 1.4084 GHz, Bw = 16.000 MH Calibrated with CL # 3 and BP # 1 (BP mode 1)

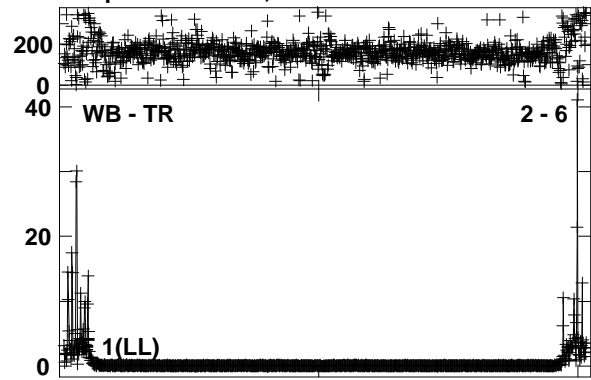


Lower frame: Ampl Jy Top frame: Phas deg  
Vector averaged cross-power spectrum Baseline: EF (01) - WB (02)  
Timerange: 00/21:13:16 to 00/21:19:58

Plot file version 73 created 03-FEB-2015 11:56:36

NGC660 EA055A 2.UVDATA.1

Freq = 1.4084 GHz, Bw = 16.000 MH Calibrated with CL # 3 and BP # 1 (BP mode 1)

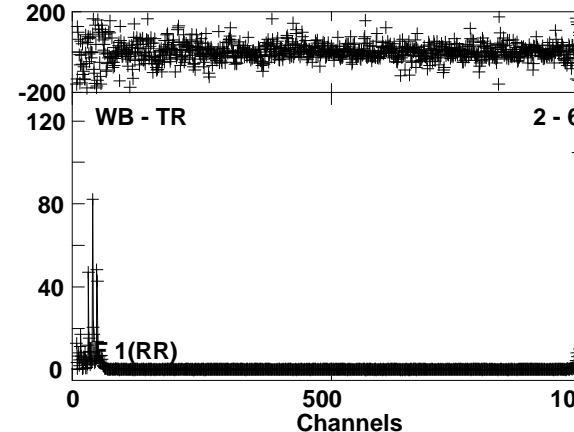
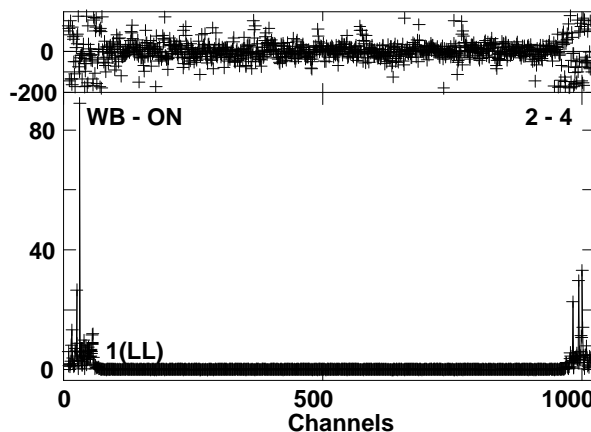
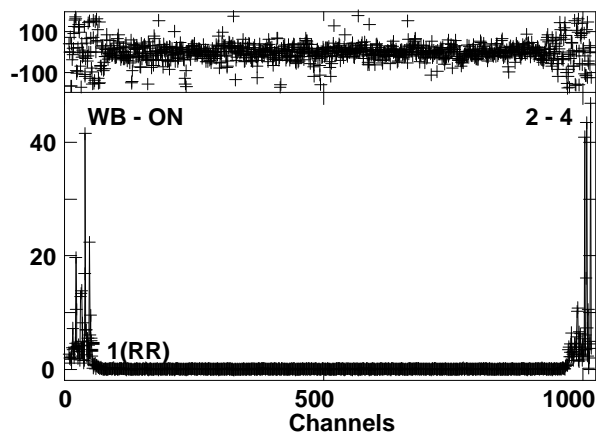
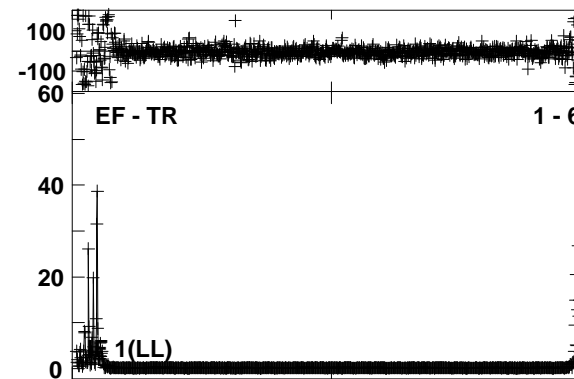
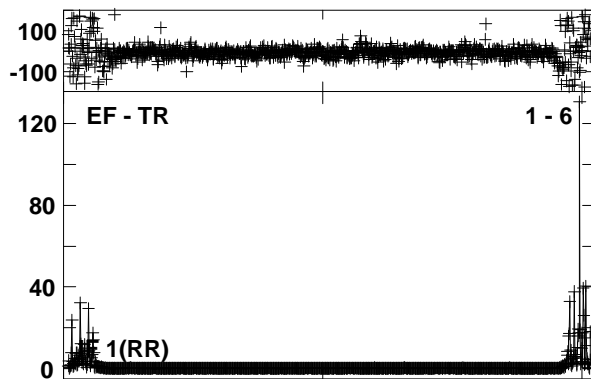
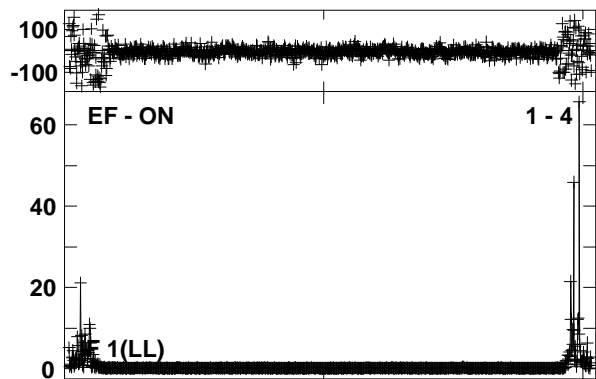
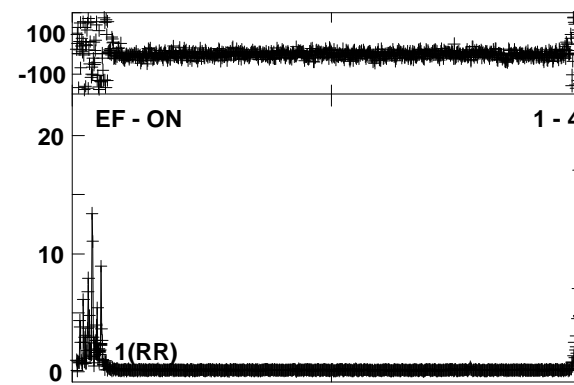
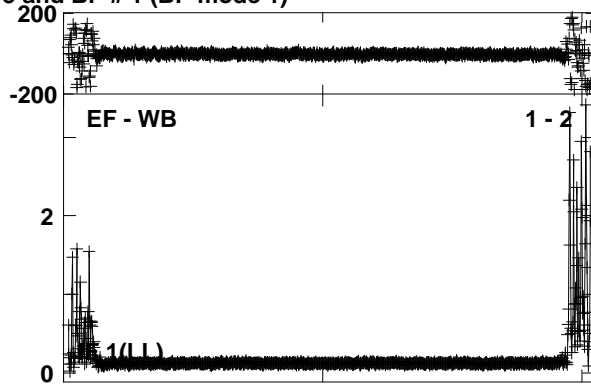



Lower frame: Ampl Jy Top frame: Phas deg  
Vector averaged cross-power spectrum Baseline: WB (02) - TR (06)  
Timerange: 00/21:13:16 to 00/21:19:58

Plot file version 74 created 03-FEB-2015 11:56:37

J0143+1215 EA055A 2.UVDATA.1

Freq = 1.4084 GHz, Bw = 16.000 MH Calibrated with CL # 3 and BP # 1 (BP mode 1)



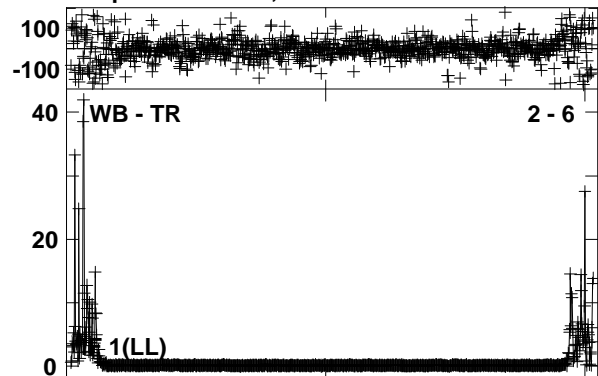
Lower frame: Ampl Jy Top frame: Phas deg  
Vector averaged cross-power spectrum Baseline: EF (01) - WB (02)  
Timerange: 00/21:20:33 to 00/21:23:29



Plot file version 75 created 03-FEB-2015 11:56:37

J0143+1215 EA055A 2.UVDATA.1

Freq = 1.4084 GHz, Bw = 16.000 MH Calibrated with CL # 3 and BP # 1 (BP mode 1)

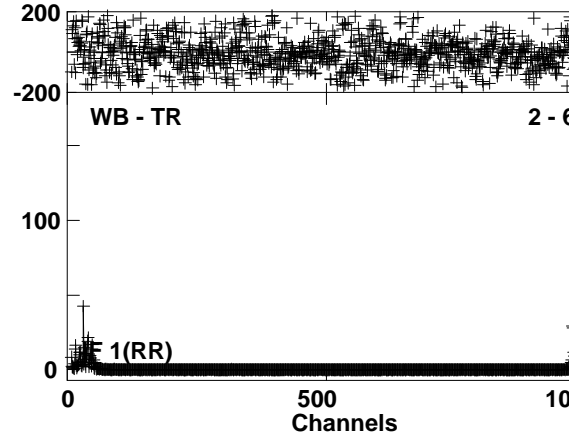
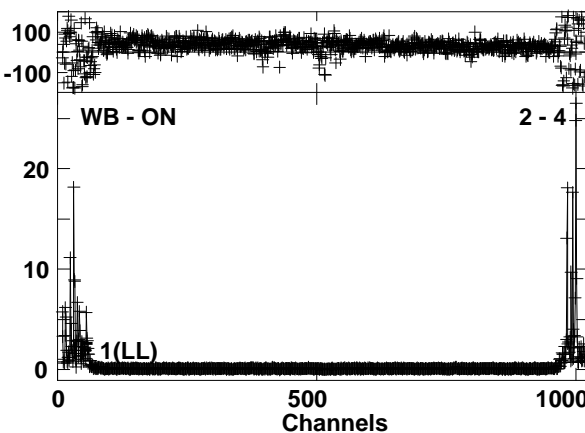
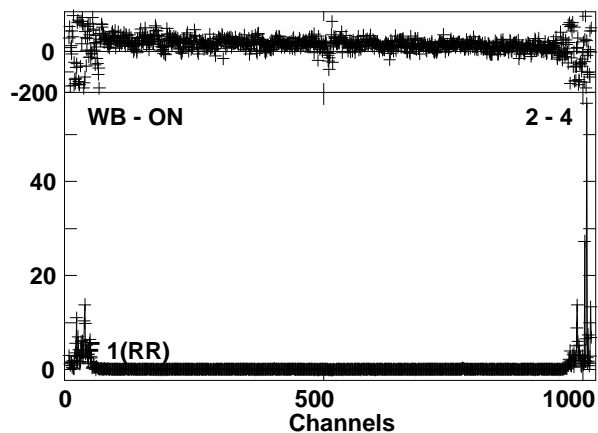

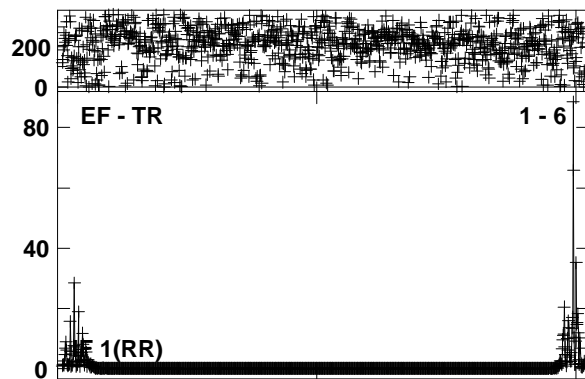
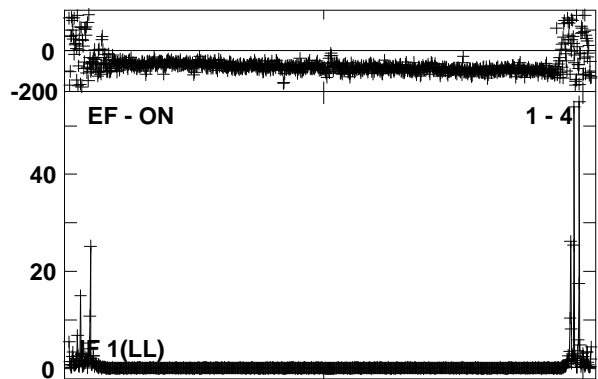
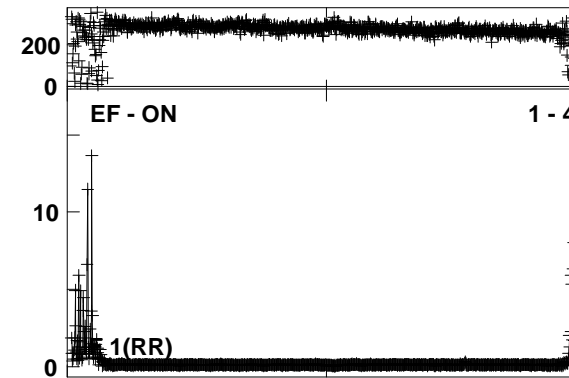
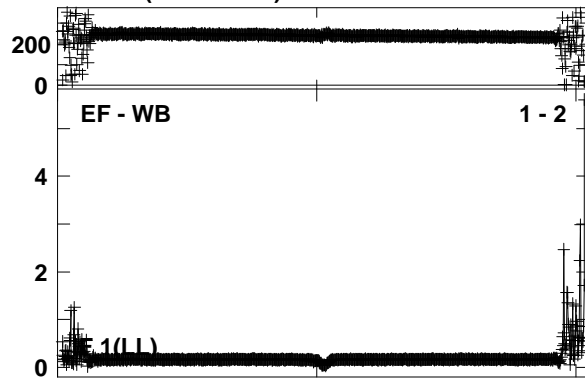
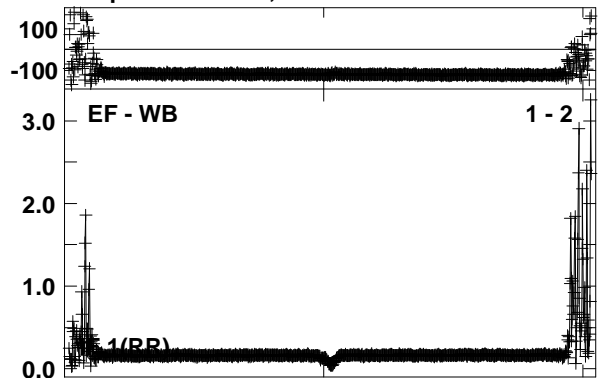


Lower frame: Ampl Jy Top frame: Phas deg  
Vector averaged cross-power spectrum Baseline: WB (02) - TR (06)  
Timerange: 00/21:20:33 to 00/21:23:29

Plot file version 76 created 03-FEB-2015 11:56:37

NGC660 EA055A 2.UVDATA.1

Freq = 1.4084 GHz, Bw = 16.000 MH Calibrated with CL # 3 and BP # 1 (BP mode 1)




Lower frame: Ampl Jy Top frame: Phas deg  
Vector averaged cross-power spectrum Baseline: EF (01) - WB (02)  
Timerange: 00/21:23:46 to 00/21:30:28

Plot file version 77 created 03-FEB-2015 11:56:38

NGC660 EA055A 2.UVDATA.1

Freq = 1.4084 GHz, Bw = 16.000 MH Calibrated with CL # 3 and BP # 1 (BP mode 1)

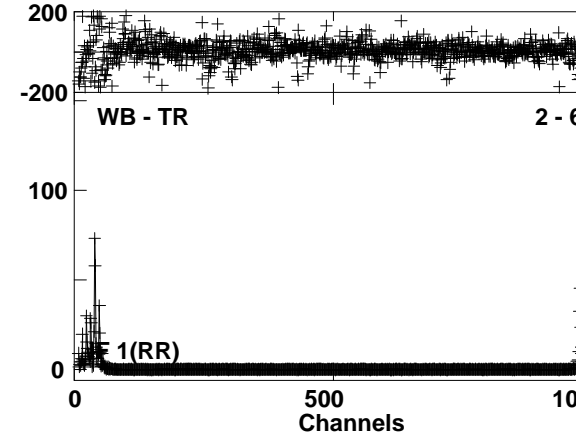
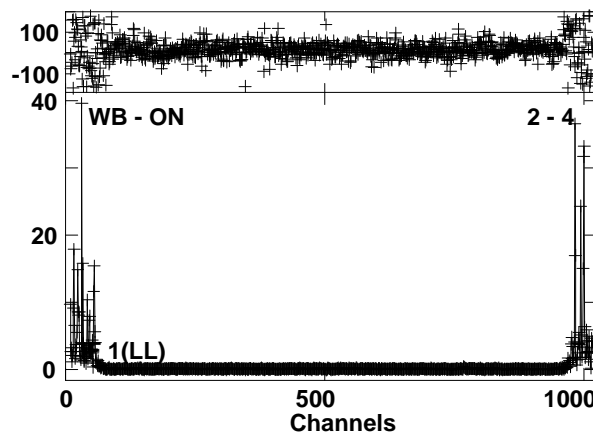
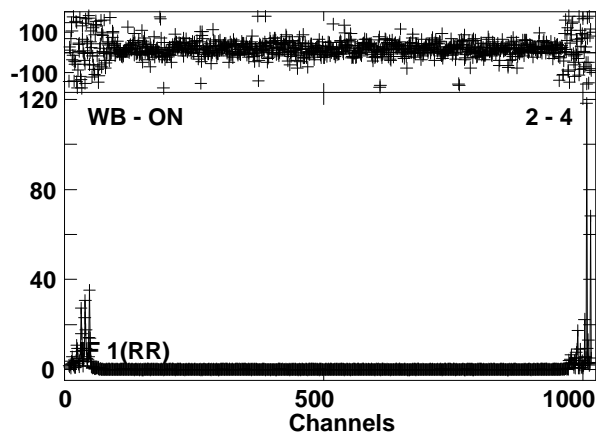
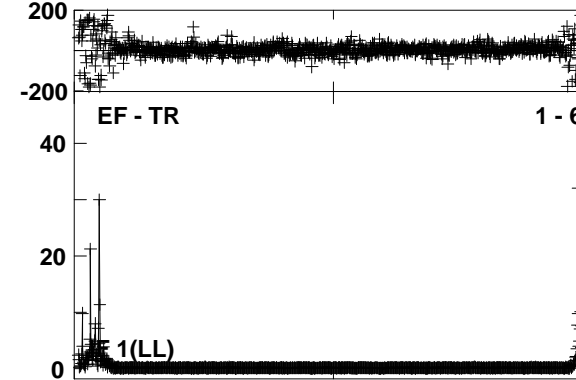
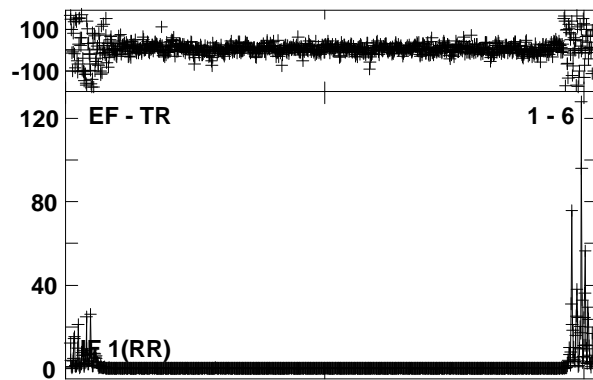
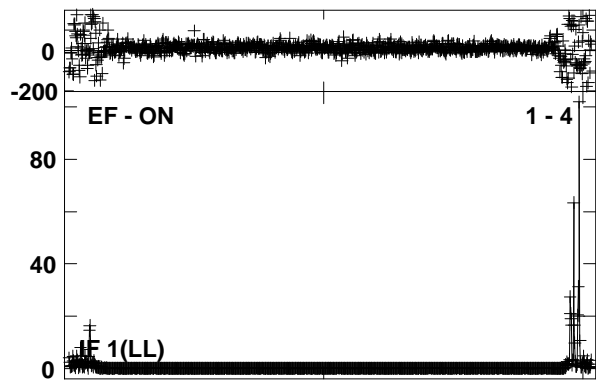
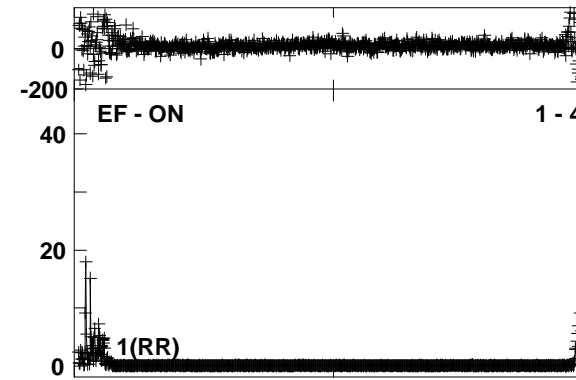
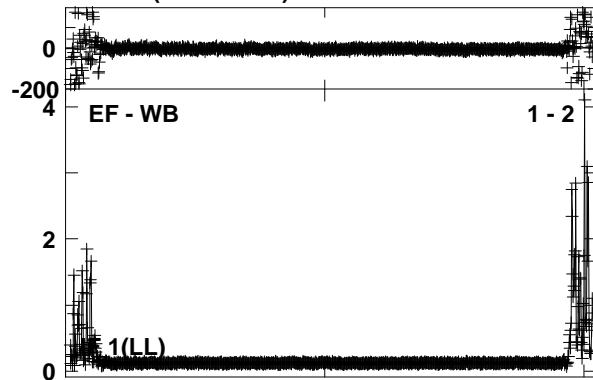



Lower frame: Ampl Jy Top frame: Phas deg  
Vector averaged cross-power spectrum Baseline: WB (02) - TR (06)  
Timerange: 00/21:23:46 to 00/21:30:28

Plot file version 78 created 03-FEB-2015 11:56:39

J0143+1215 EA055A 2.UVDATA.1

Freq = 1.4084 GHz, Bw = 16.000 MH Calibrated with CL # 3 and BP # 1 (BP mode 1)

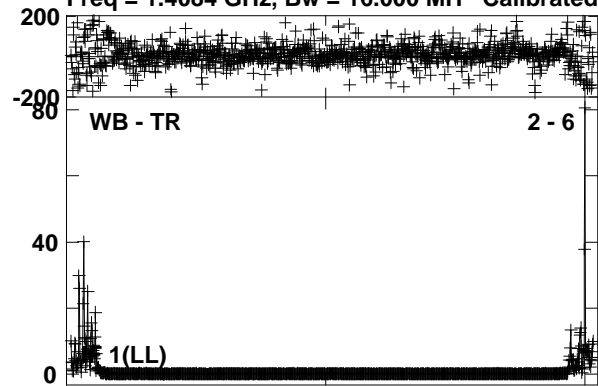


Lower frame: Ampl Jy Top frame: Phas deg  
Vector averaged cross-power spectrum Baseline: EF (01) - WB (02)  
Timerange: 00/21:31:03 to 00/21:33:59

Plot file version 79 created 03-FEB-2015 11:56:39

J0143+1215 EA055A 2.UVDATA.1

Freq = 1.4084 GHz, Bw = 16.000 MH Calibrated with CL # 3 and BP # 1 (BP mode 1)

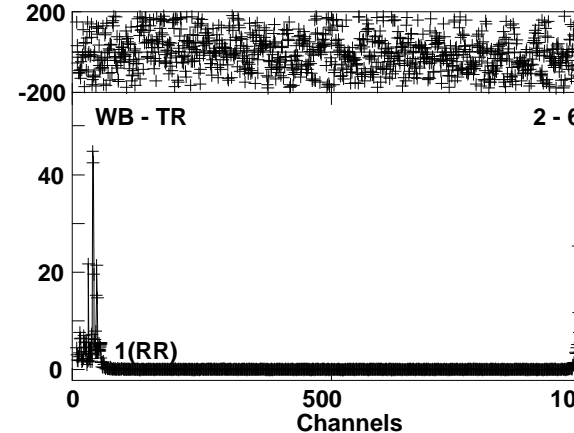
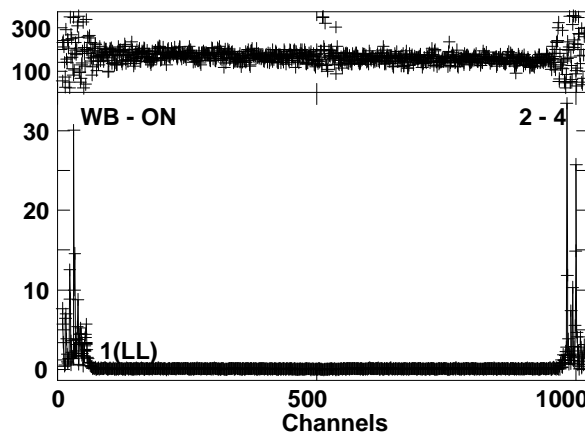
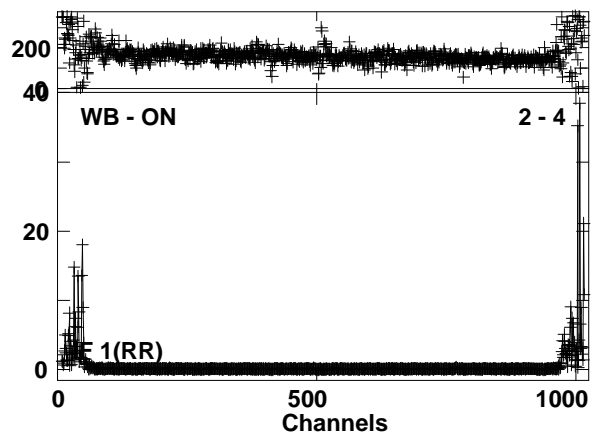
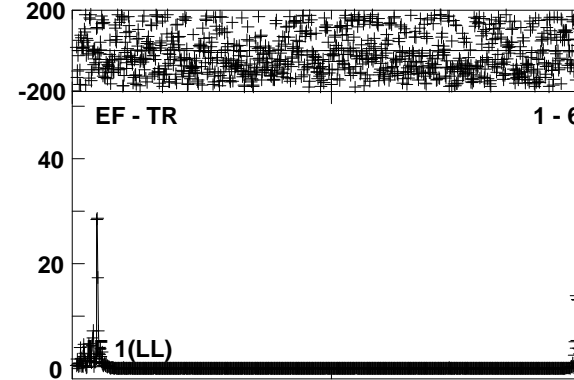

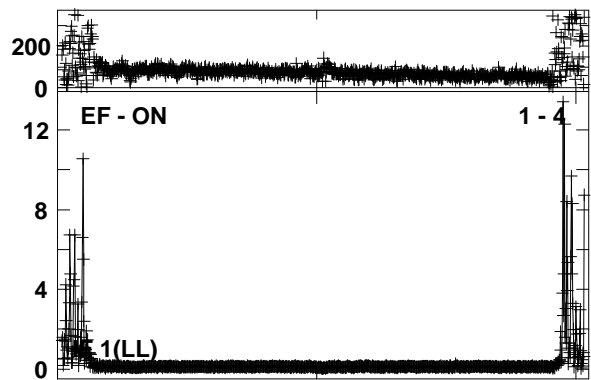
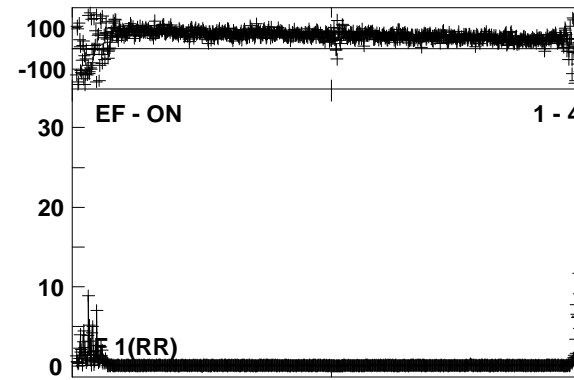
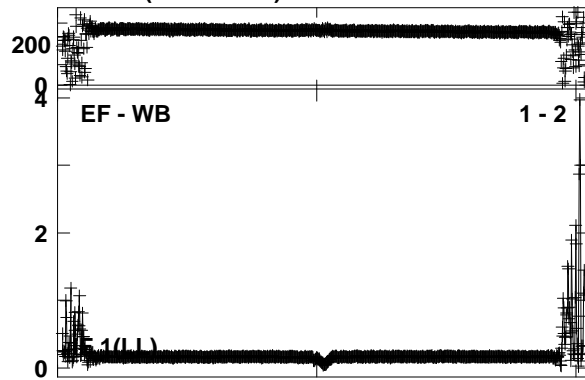
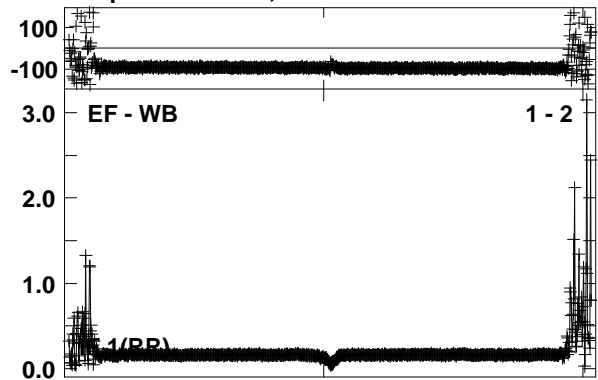


Lower frame: Ampl Jy Top frame: Phas deg  
Vector averaged cross-power spectrum Baseline: WB (02) - TR (06)  
Timerange: 00/21:31:03 to 00/21:33:59

Plot file version 80 created 03-FEB-2015 11:56:39

NGC660 EA055A 2.UVDATA.1

Freq = 1.4084 GHz, Bw = 16.000 MH Calibrated with CL # 3 and BP # 1 (BP mode 1)




Lower frame: Ampl Jy Top frame: Phas deg  
Vector averaged cross-power spectrum Baseline: EF (01) - WB (02)  
Timerange: 00/21:34:16 to 00/21:40:58

Plot file version 81 created 03-FEB-2015 11:56:40

NGC660 EA055A 2.UVDATA.1

Freq = 1.4084 GHz, Bw = 16.000 MH Calibrated with CL # 3 and BP # 1 (BP mode 1)

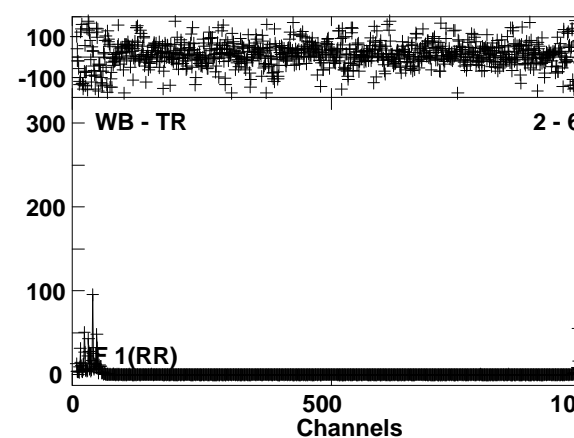
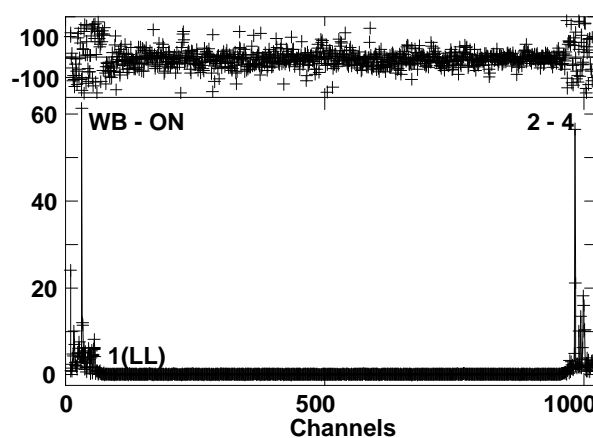
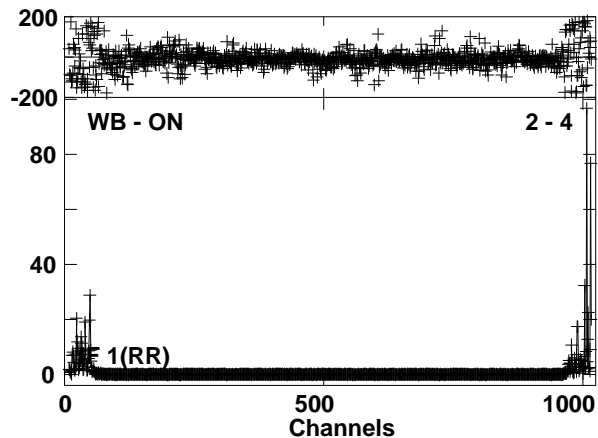
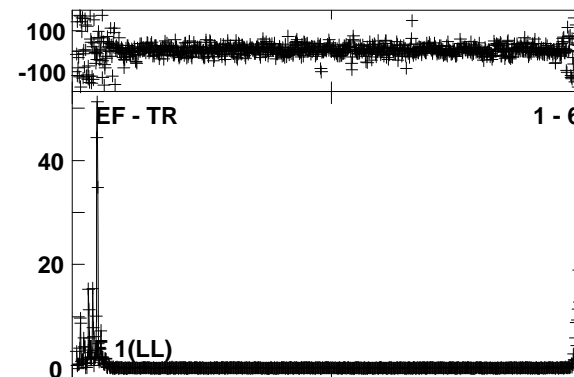
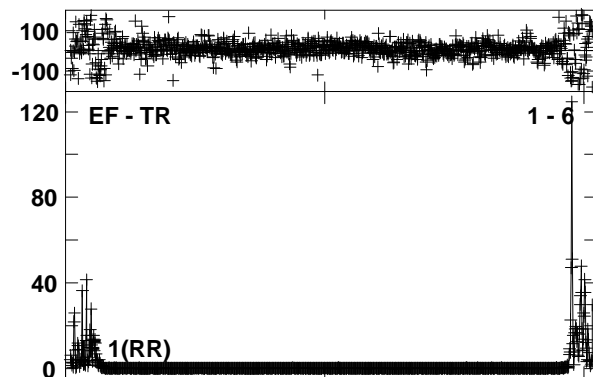
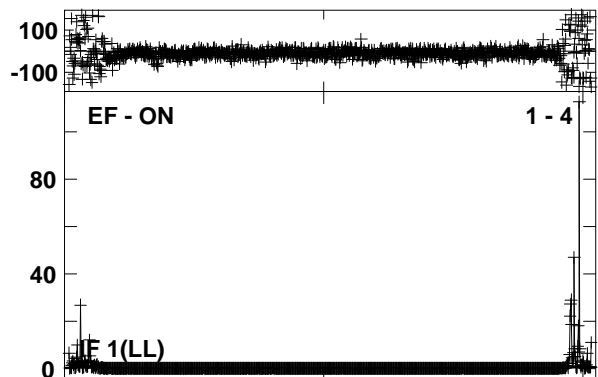
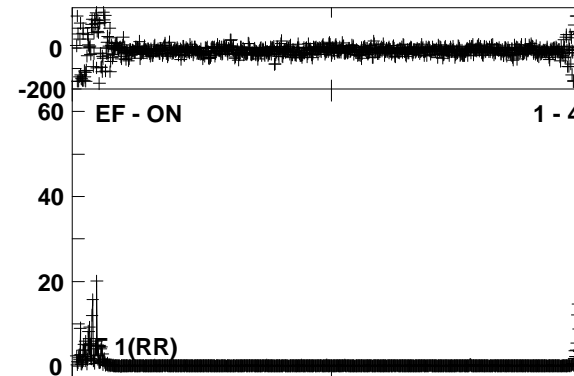
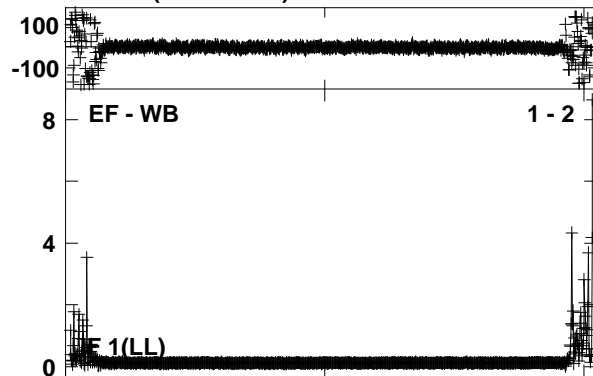



Lower frame: Ampl Jy Top frame: Phas deg  
Vector averaged cross-power spectrum Baseline: WB (02) - TR (06)  
Timerange: 00/21:34:16 to 00/21:40:58

Plot file version 82 created 03-FEB-2015 11:56:41

J0143+1215 EA055A 2.UVDATA.1

Freq = 1.4084 GHz, Bw = 16.000 MH Calibrated with CL # 3 and BP # 1 (BP mode 1)



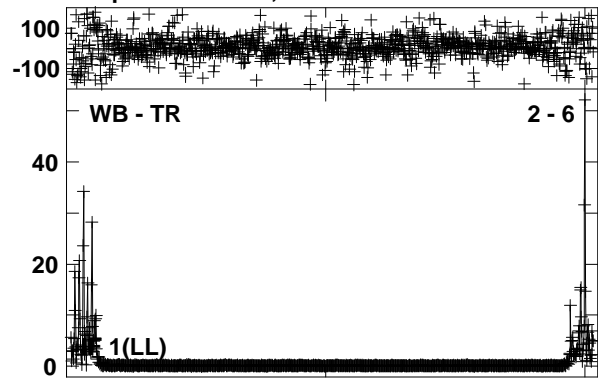
Lower frame: Ampl Jy Top frame: Phas deg  
Vector averaged cross-power spectrum Baseline: EF (01) - WB (02)  
Timerange: 00/21:41:33 to 00/21:44:29



Plot file version 83 created 03-FEB-2015 11:56:41

J0143+1215 EA055A 2.UVDATA.1

Freq = 1.4084 GHz, Bw = 16.000 MH Calibrated with CL # 3 and BP # 1 (BP mode 1)

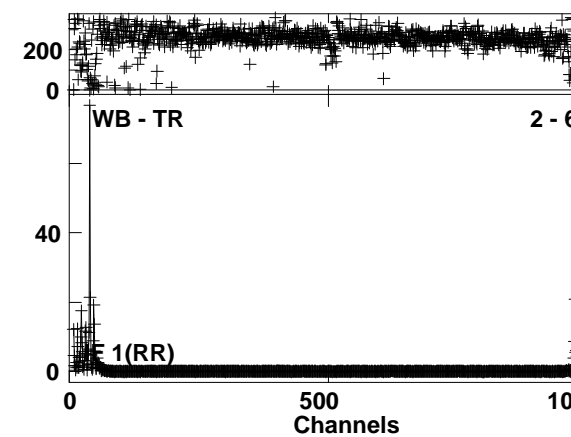
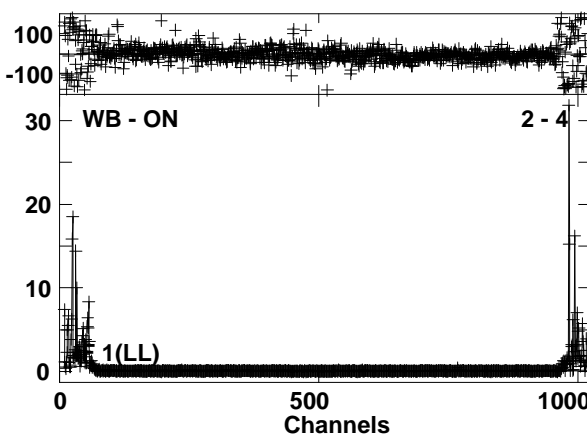
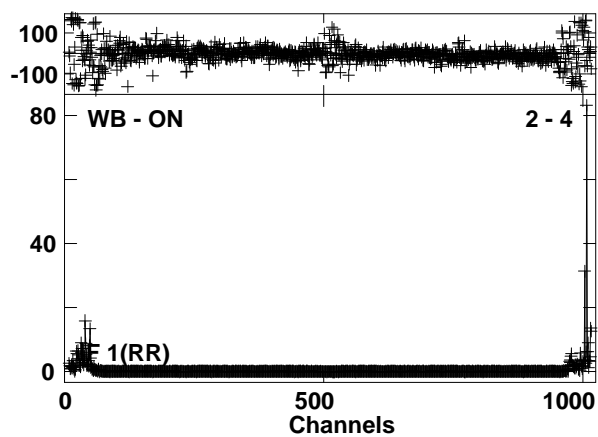
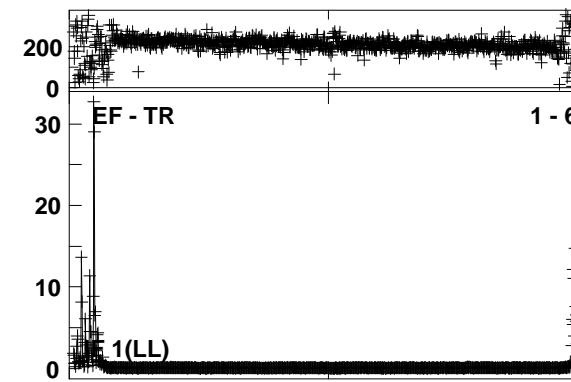
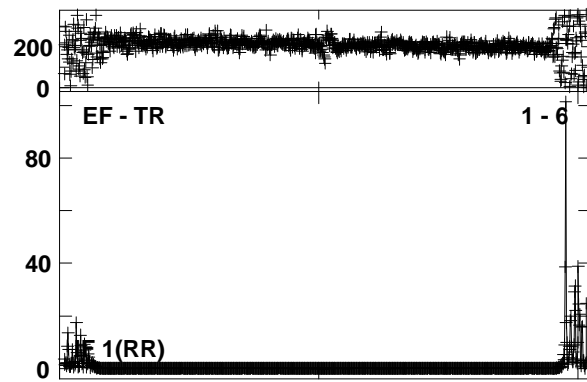
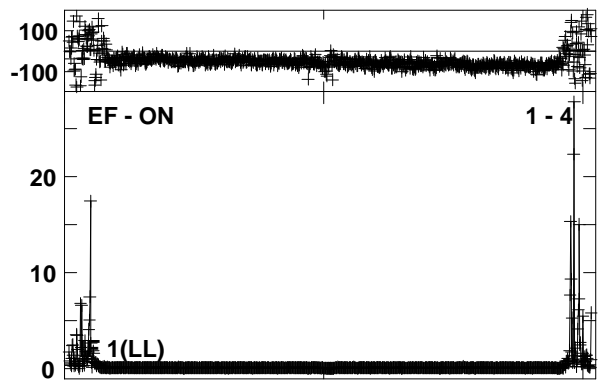
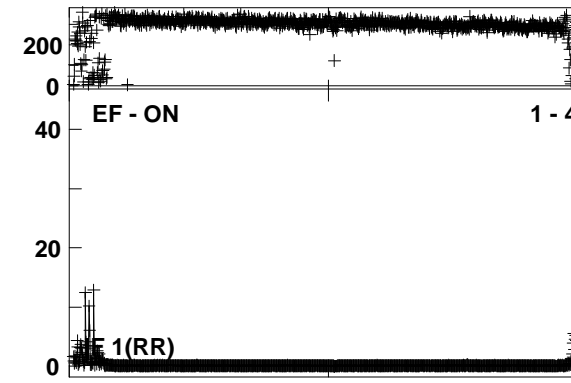
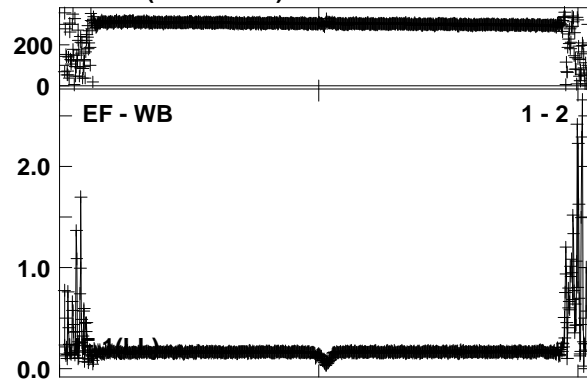
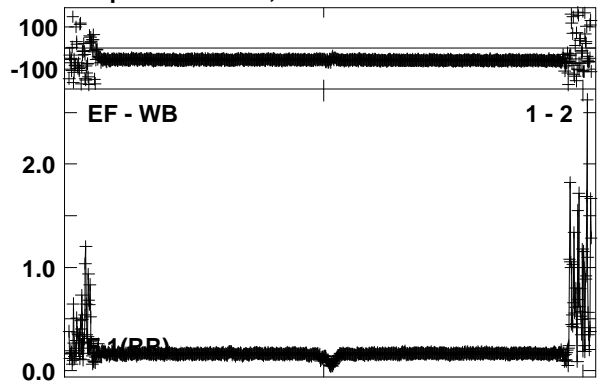


Lower frame: Ampl Jy Top frame: Phas deg  
Vector averaged cross-power spectrum Baseline: WB (02) - TR (06)  
Timerange: 00/21:41:33 to 00/21:44:29

Plot file version 84 created 03-FEB-2015 11:56:41

NGC660 EA055A 2.UVDATA.1

Freq = 1.4084 GHz, Bw = 16.000 MH Calibrated with CL # 3 and BP # 1 (BP mode 1)




Lower frame: Ampl Jy Top frame: Phas deg  
Vector averaged cross-power spectrum Baseline: EF (01) - WB (02)  
Timerange: 00/21:44:46 to 00/21:51:28

Plot file version 85 created 03-FEB-2015 11:56:42

NGC660 EA055A 2.UVDATA.1

Freq = 1.4084 GHz, Bw = 16.000 MH Calibrated with CL # 3 and BP # 1 (BP mode 1)

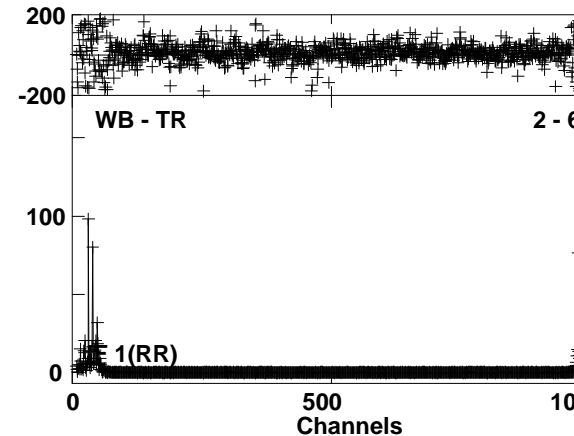
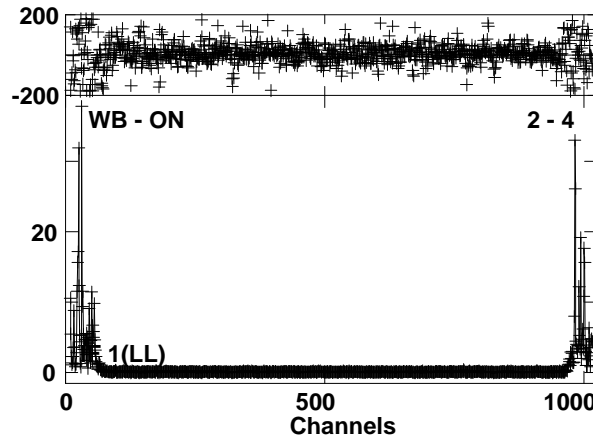
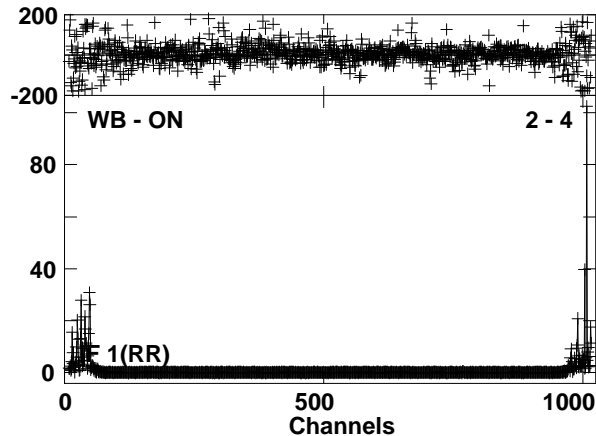
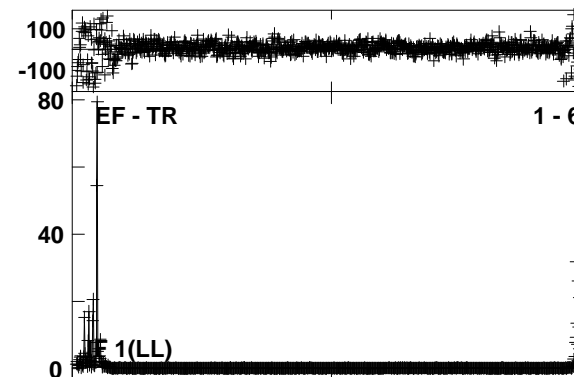
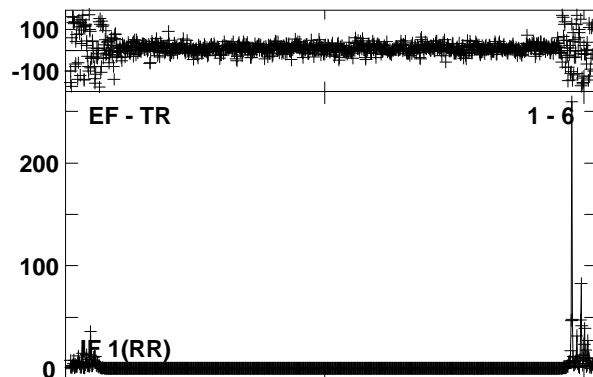
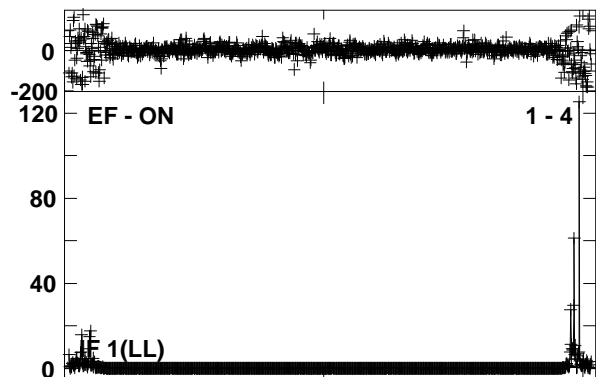
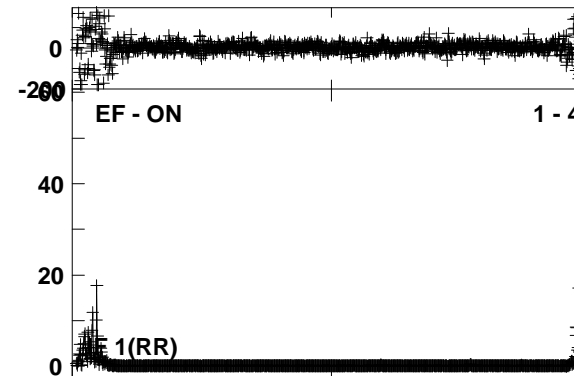

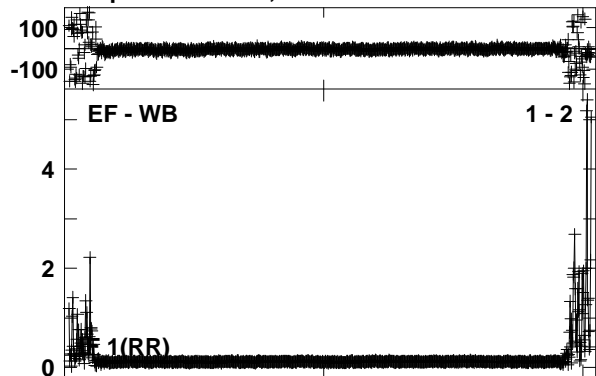


Lower frame: Ampl Jy Top frame: Phas deg  
Vector averaged cross-power spectrum Baseline: WB (02) - TR (06)  
Timerange: 00/21:44:46 to 00/21:51:28

Plot file version 86 created 03-FEB-2015 11:56:43

J0143+1215 EA055A 2.UVDATA.1

Freq = 1.4084 GHz, Bw = 16.000 MH Calibrated with CL # 3 and BP # 1 (BP mode 1)

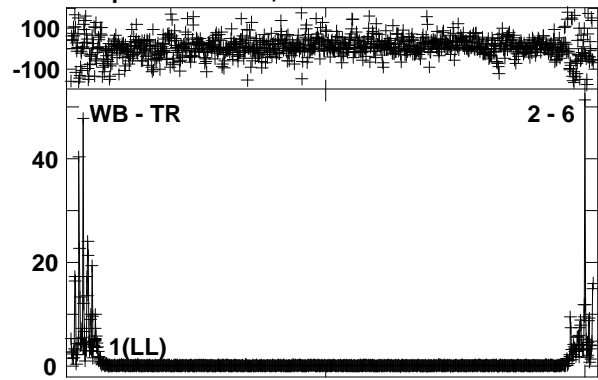


Lower frame: Ampl Jy Top frame: Phas deg  
Vector averaged cross-power spectrum Baseline: EF (01) - WB (02)  
Timerange: 00/21:52:03 to 00/21:54:59

Plot file version 87 created 03-FEB-2015 11:56:43

J0143+1215 EA055A 2.UVDATA.1

Freq = 1.4084 GHz, Bw = 16.000 MH Calibrated with CL # 3 and BP # 1 (BP mode 1)

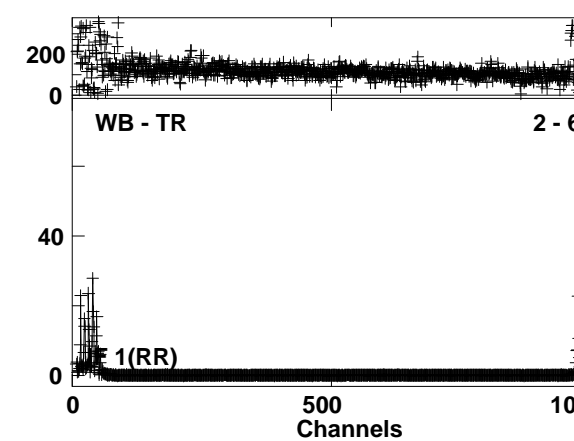
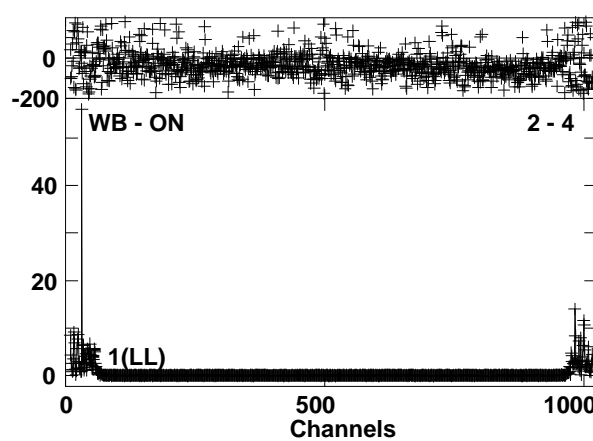
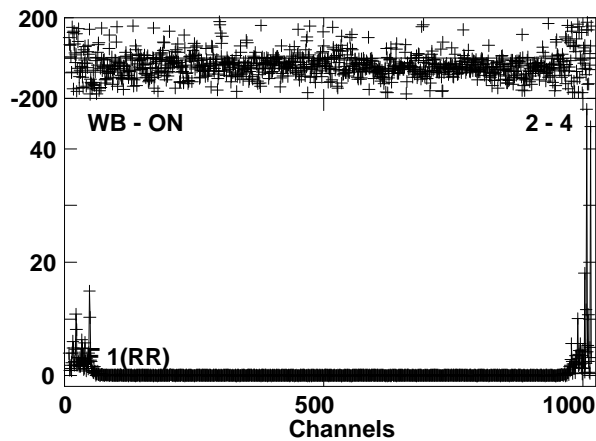
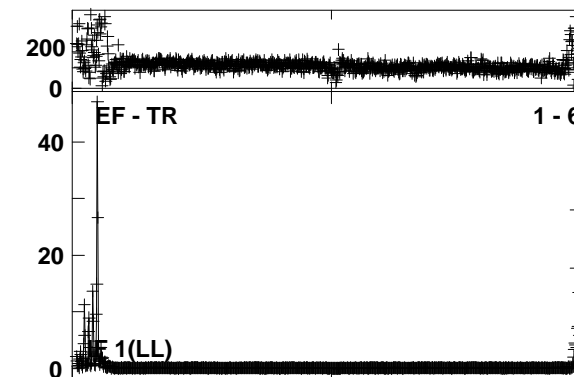
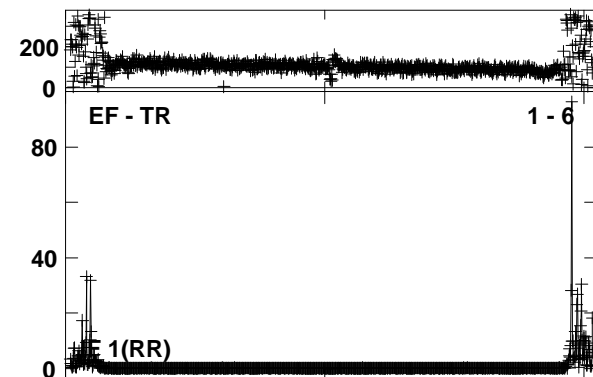
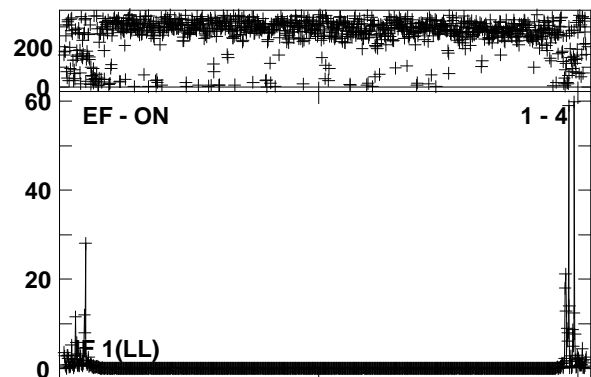
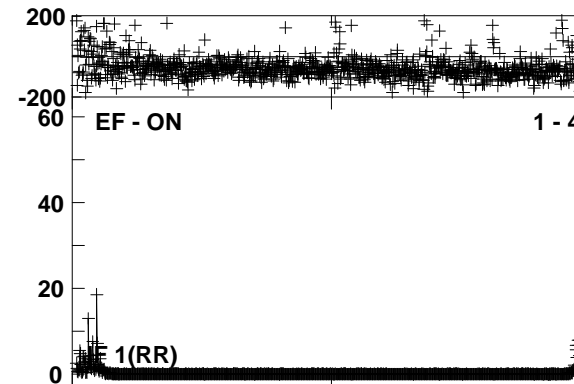
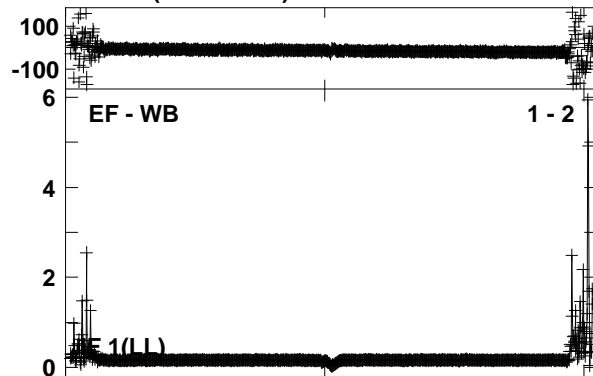
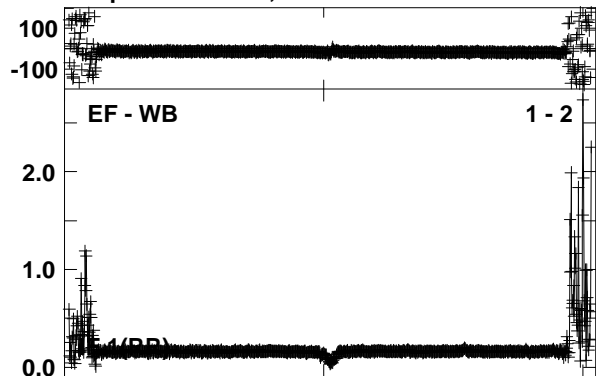


Lower frame: Ampl Jy Top frame: Phas deg  
Vector averaged cross-power spectrum Baseline: WB (02) - TR (06)  
Timerange: 00/21:52:03 to 00/21:54:59

Plot file version 88 created 03-FEB-2015 11:56:44

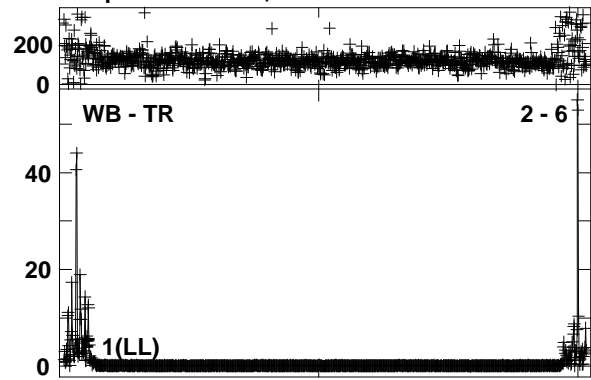
NGC660 EA055A 2.UVDATA.1

Freq = 1.4084 GHz, Bw = 16.000 MH Calibrated with CL # 3 and BP # 1 (BP mode 1)



Lower frame: Ampl Jy Top frame: Phas deg  
Vector averaged cross-power spectrum Baseline: EF (01) - WB (02)  
Timerange: 00/21:55:16 to 00/22:01:58

Plot file version 89 created 03-FEB-2015 11:56:44  
NGC660 EA055A 2.UVDATA.1  
Freq = 1.4084 GHz, Bw = 16.000 MH Calibrated with CL # 3 and BP # 1 (BP mode 1)

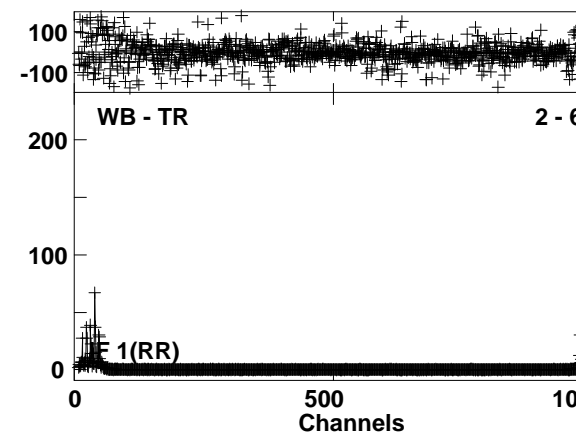
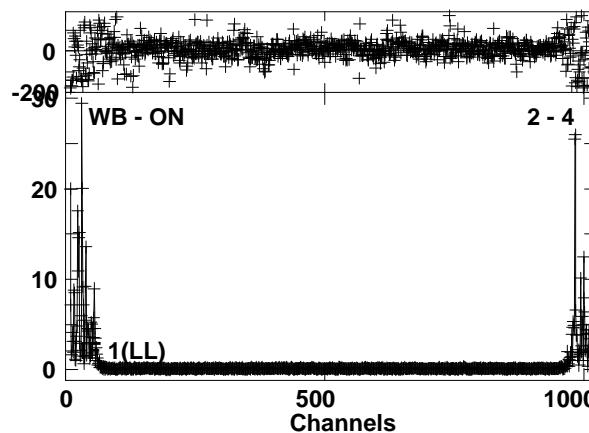
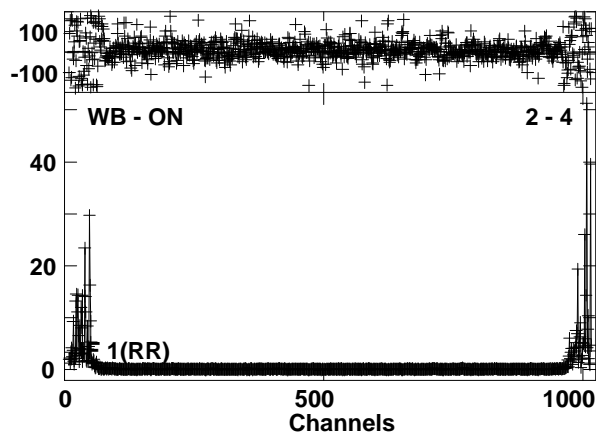
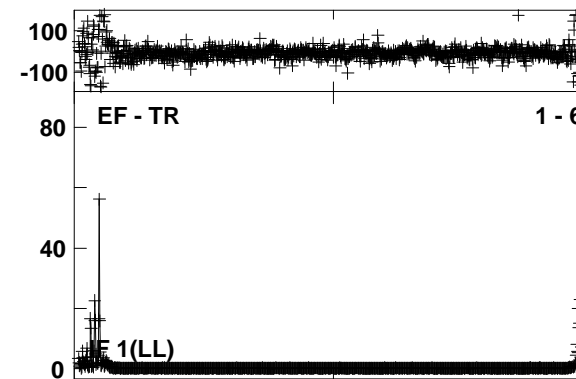
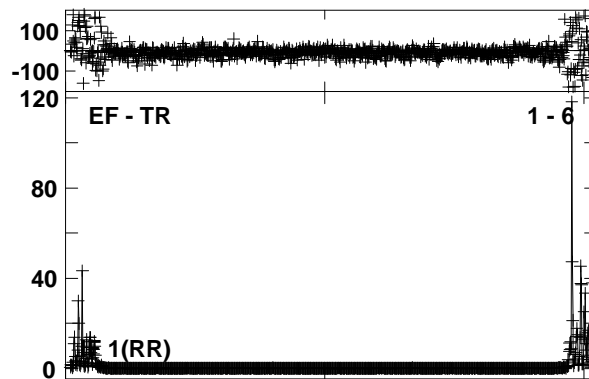
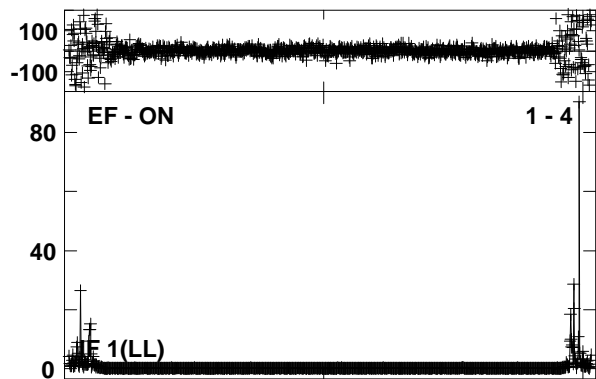
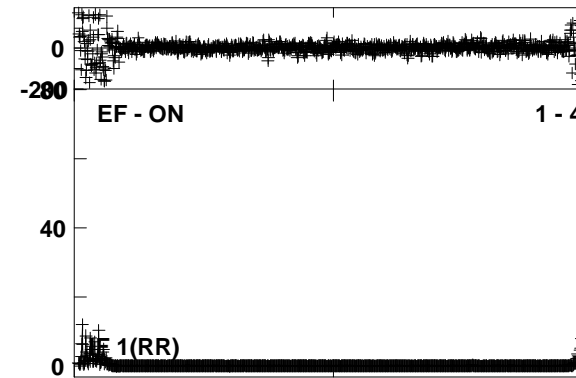




Lower frame: Ampl Jy Top frame: Phas deg  
Vector averaged cross-power spectrum Baseline: WB (02) - TR (06)  
Timerange: 00/21:55:16 to 00/22:01:58

Plot file version 90 created 03-FEB-2015 11:56:45

J0143+1215 EA055A 2.UVDATA.1

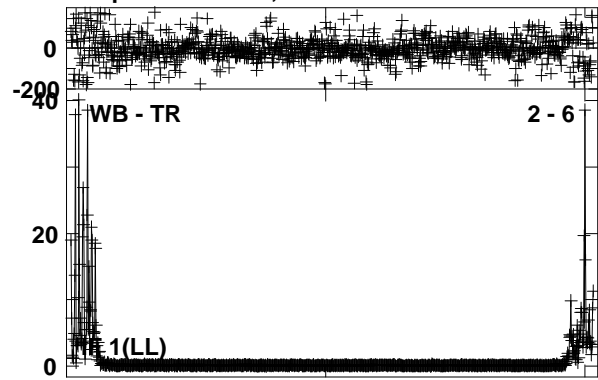
Freq = 1.4084 GHz, Bw = 16.000 MH Calibrated with CL # 3 and BP # 1 (BP mode 1)



Lower frame: Ampl Jy Top frame: Phas deg  
Vector averaged cross-power spectrum Baseline: EF (01) - WB (02)  
Timerange: 00/22:02:33 to 00/22:05:29



Plot file version 91 created 03-FEB-2015 11:56:45  
J0143+1215 EA055A 2.UVDATA.1  
Freq = 1.4084 GHz, Bw = 16.000 MH Calibrated with CL # 3 and BP # 1 (BP mode 1)

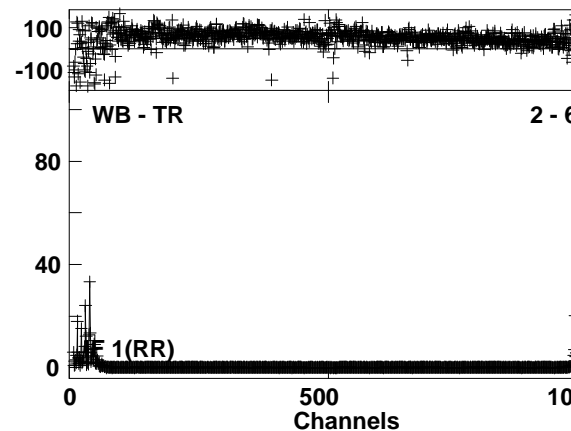
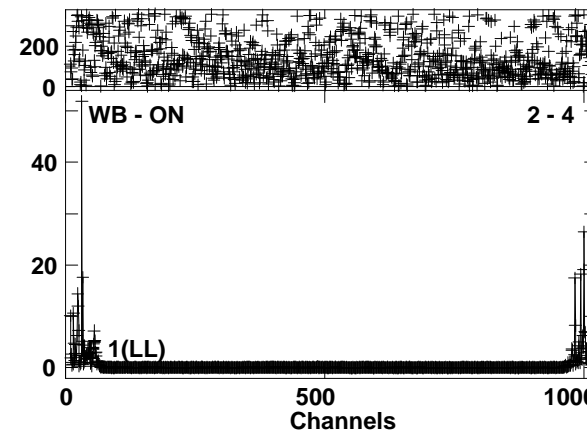

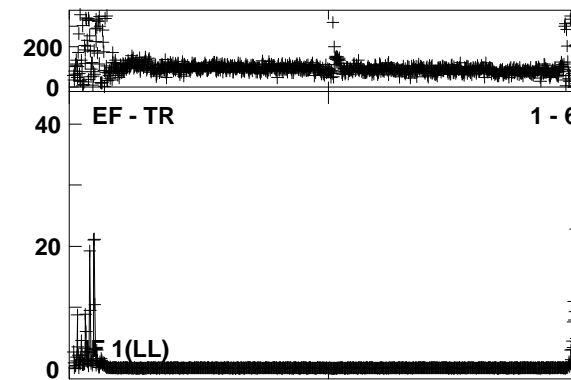
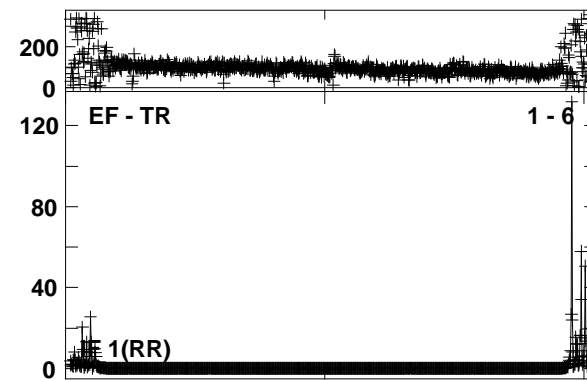
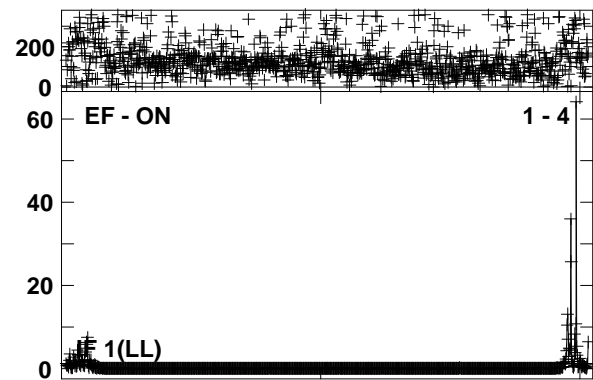

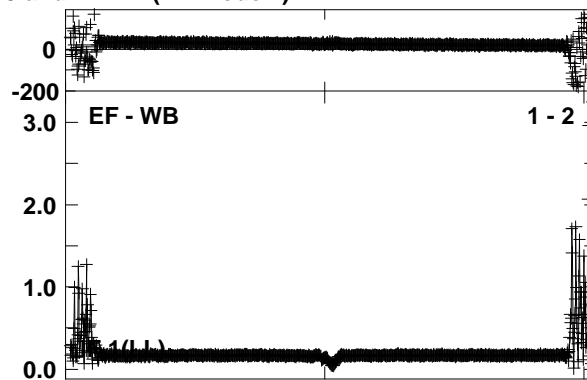



Lower frame: Ampl Jy Top frame: Phas deg  
Vector averaged cross-power spectrum Baseline: WB (02) - TR (06)  
Timerange: 00/22:02:33 to 00/22:05:29

Plot file version 92 created 03-FEB-2015 11:56:46

NGC660 EA055A 2.UVDATA.1

Freq = 1.4084 GHz, Bw = 16.000 MH Calibrated with CL # 3 and BP # 1 (BP mode 1)

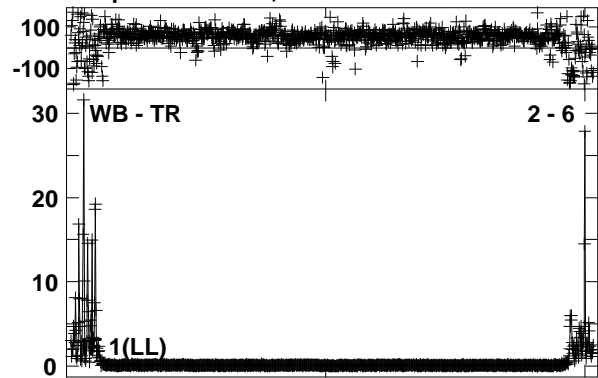


Lower frame: Ampl Jy Top frame: Phas deg  
Vector averaged cross-power spectrum Baseline: EF (01) - WB (02)  
Timerange: 00/22:05:46 to 00/22:12:28

Plot file version 93 created 03-FEB-2015 11:56:46

NGC660 EA055A 2.UVDATA.1

Freq = 1.4084 GHz, Bw = 16.000 MH Calibrated with CL # 3 and BP # 1 (BP mode 1)

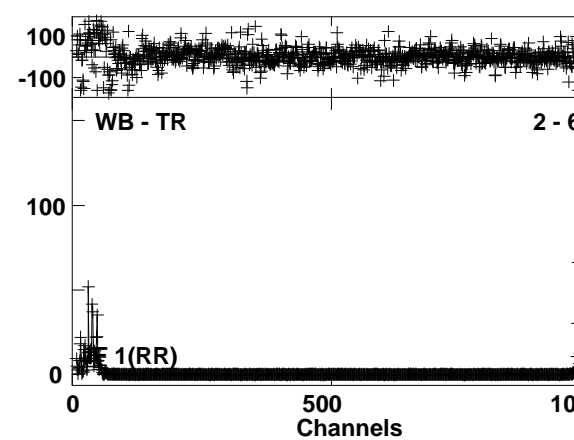
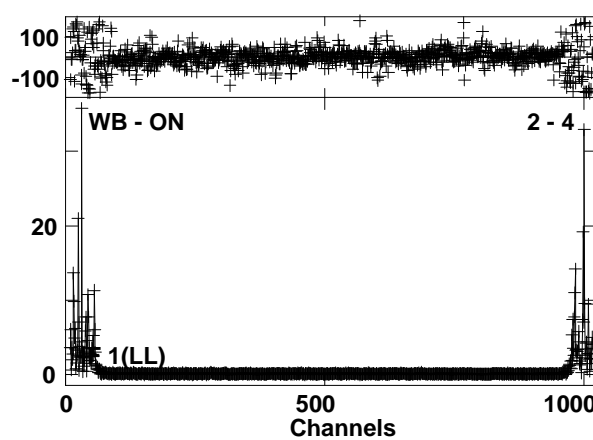
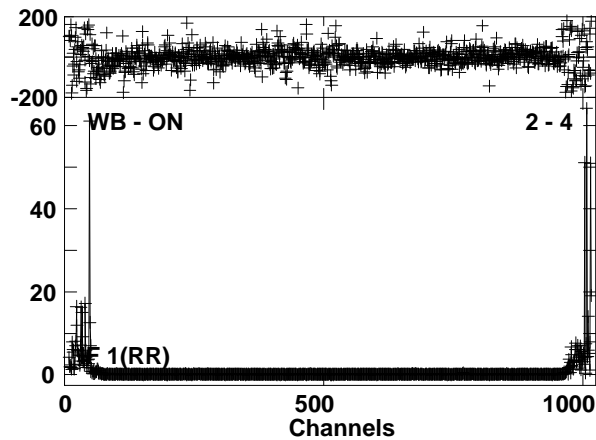
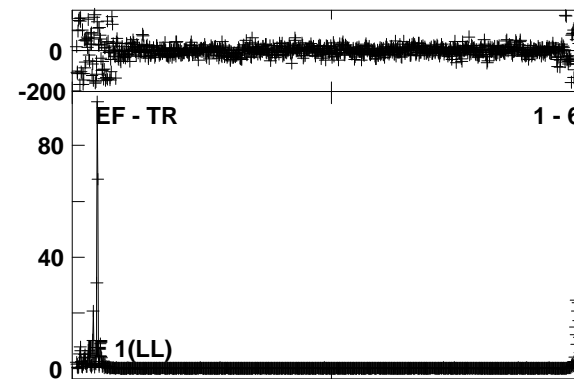
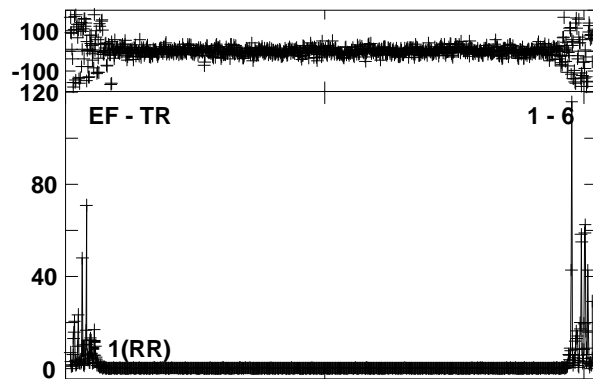
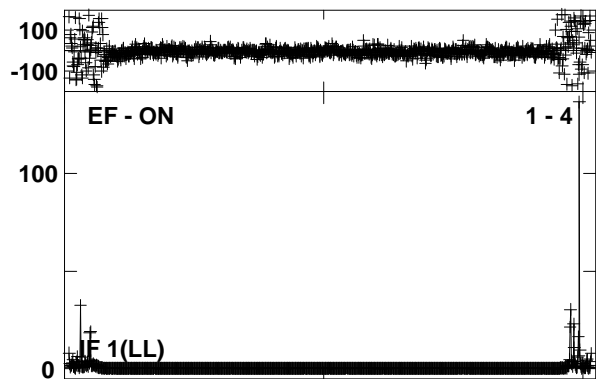
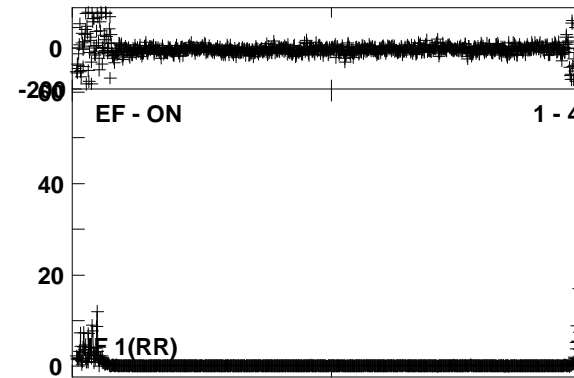




Lower frame: Ampl Jy Top frame: Phas deg  
Vector averaged cross-power spectrum Baseline: WB (02) - TR (06)  
Timerange: 00/22:05:46 to 00/22:12:28

Plot file version 94 created 03-FEB-2015 11:56:47

J0143+1215 EA055A 2.UVDATA.1

Freq = 1.4084 GHz, Bw = 16.000 MH Calibrated with CL # 3 and BP # 1 (BP mode 1)

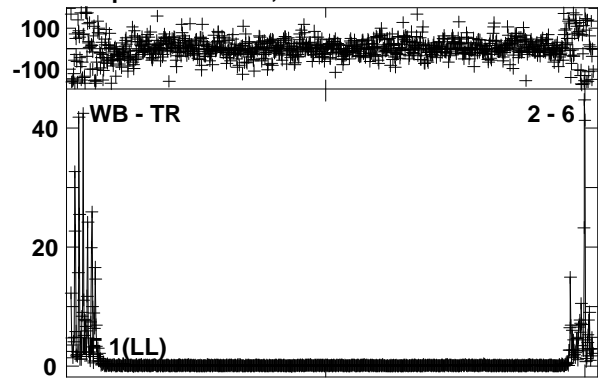


Lower frame: Ampl Jy Top frame: Phas deg  
Vector averaged cross-power spectrum Baseline: EF (01) - WB (02)  
Timerange: 00/22:13:03 to 00/22:15:59

Plot file version 95 created 03-FEB-2015 11:56:47

J0143+1215 EA055A 2.UVDATA.1

Freq = 1.4084 GHz, Bw = 16.000 MH Calibrated with CL # 3 and BP # 1 (BP mode 1)

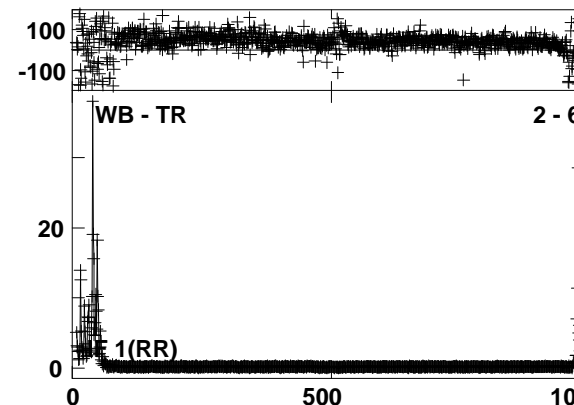
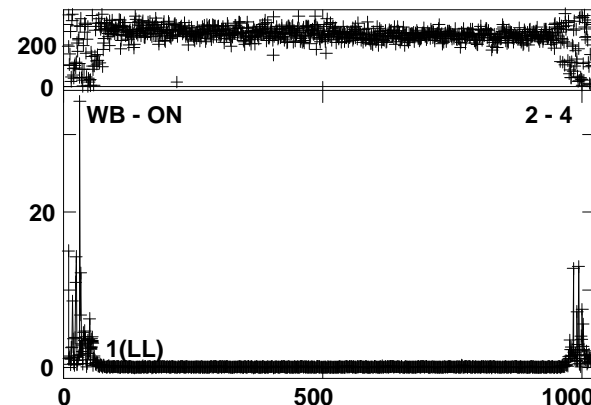
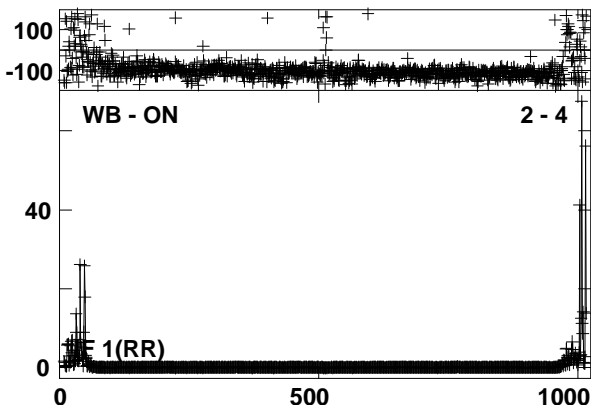
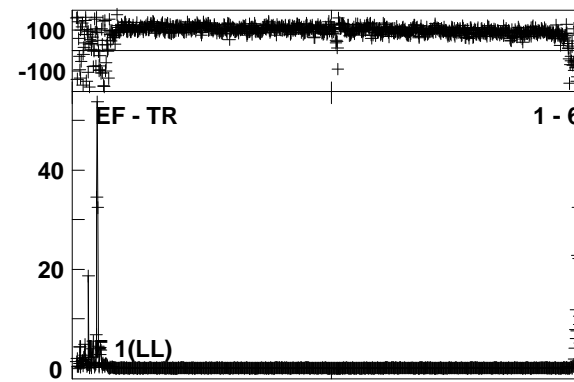
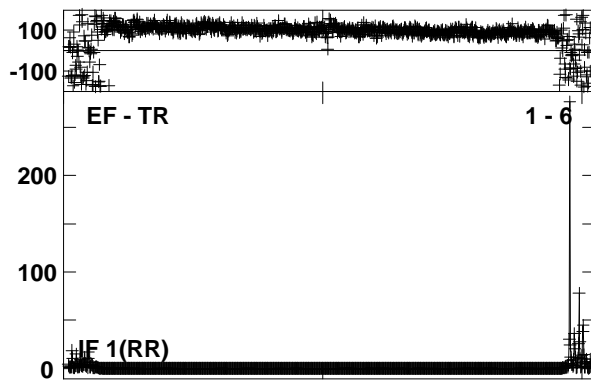
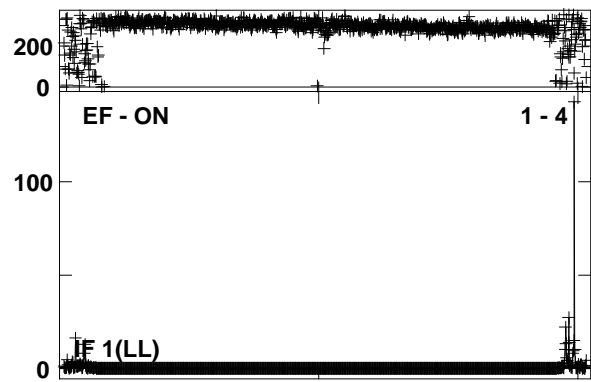
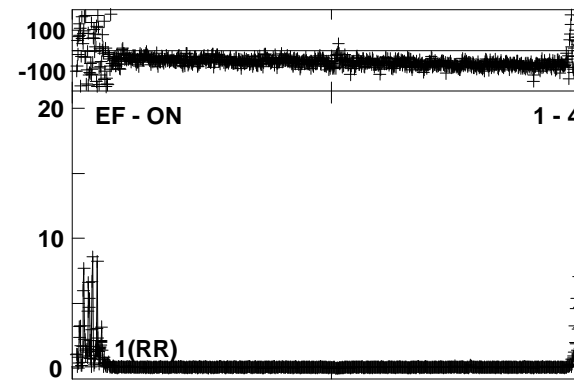
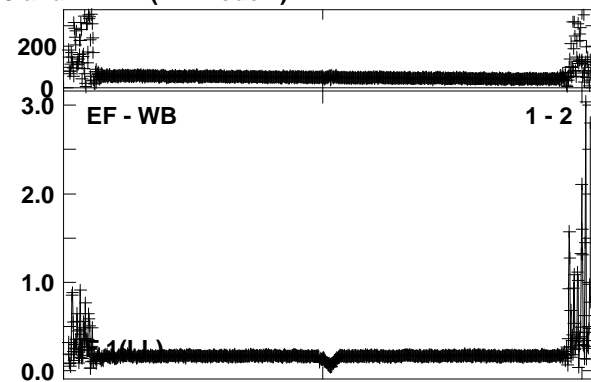



Lower frame: Ampl Jy Top frame: Phas deg  
Vector averaged cross-power spectrum Baseline: WB (02) - TR (06)  
Timerange: 00/22:13:03 to 00/22:15:59

Plot file version 96 created 03-FEB-2015 11:56:48

NGC660 EA055A 2.UVDATA.1

Freq = 1.4084 GHz, Bw = 16.000 MH Calibrated with CL # 3 and BP # 1 (BP mode 1)

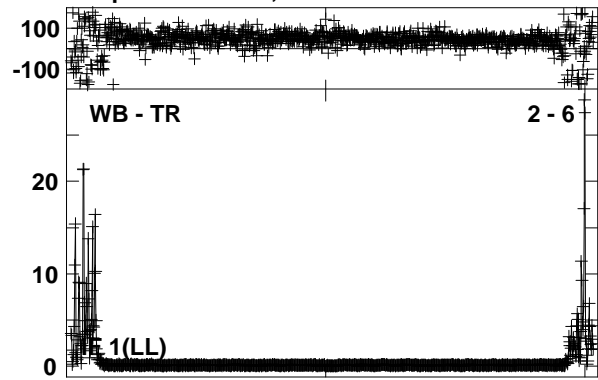


Lower frame: Ampl Jy Top frame: Phas deg  
Vector averaged cross-power spectrum Baseline: EF (01) - WB (02)  
Timerange: 00/22:16:15 to 00/22:22:59

Plot file version 97 created 03-FEB-2015 11:56:48

NGC660 EA055A 2.UVDATA.1

Freq = 1.4084 GHz, Bw = 16.000 MH Calibrated with CL # 3 and BP # 1 (BP mode 1)

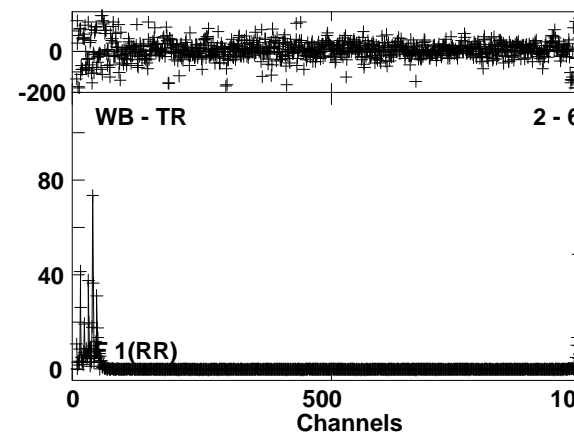
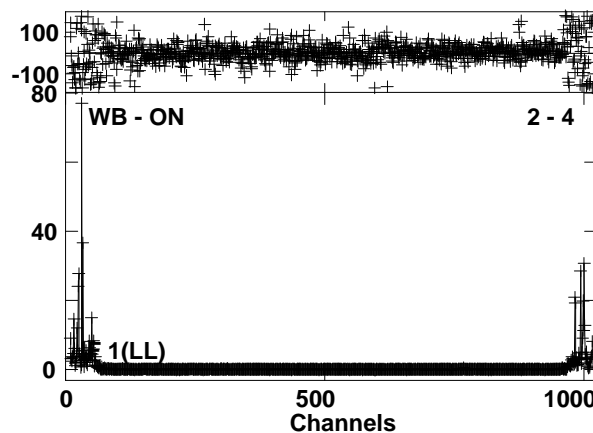
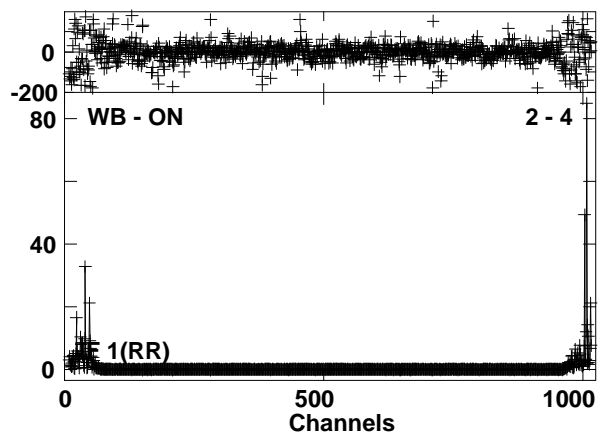
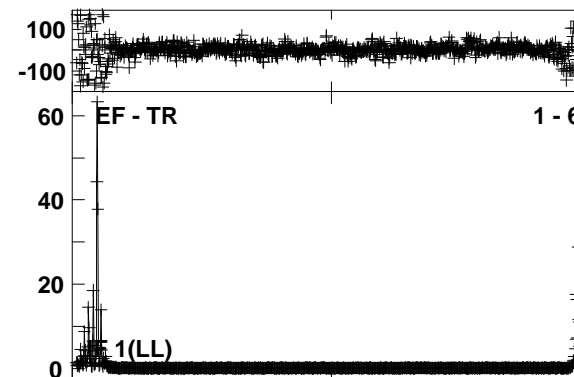
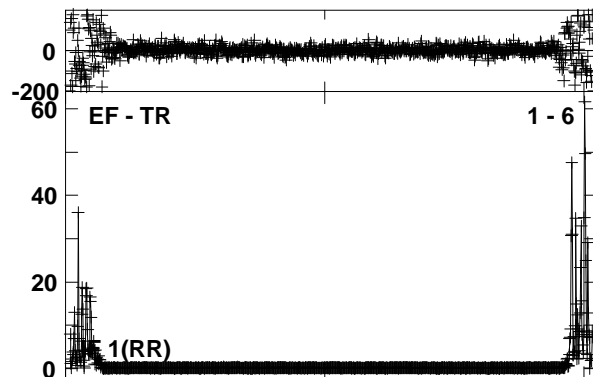
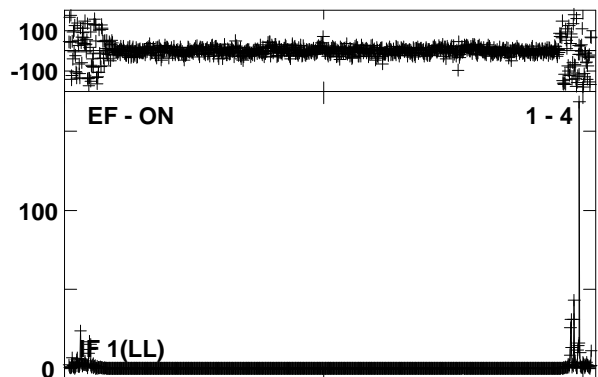
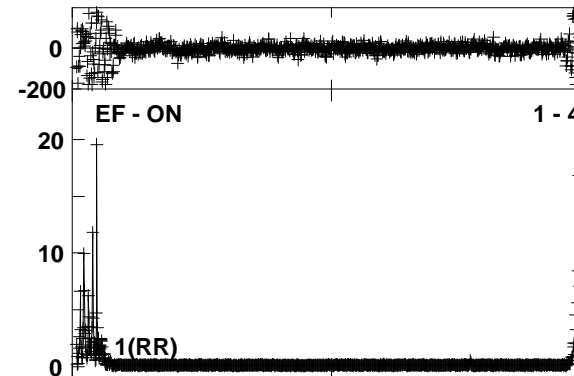

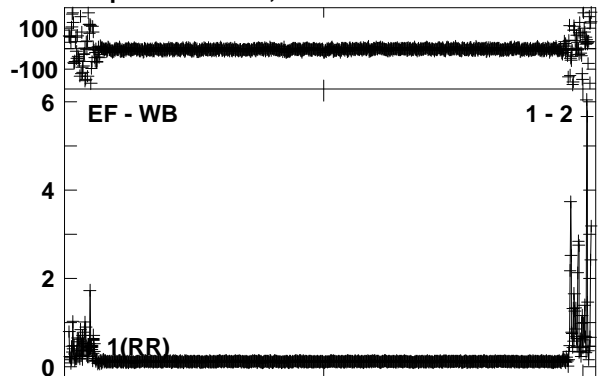


Lower frame: Ampl Jy Top frame: Phas deg  
Vector averaged cross-power spectrum Baseline: WB (02) - TR (06)  
Timerange: 00/22:16:15 to 00/22:22:59

Plot file version 98 created 03-FEB-2015 11:56:49

J0143+1215 EA055A 2.UVDATA.1

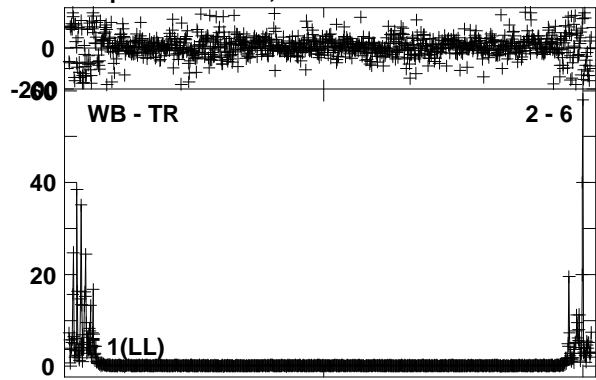
Freq = 1.4084 GHz, Bw = 16.000 MH Calibrated with CL # 3 and BP # 1 (BP mode 1)



Lower frame: Ampl Jy Top frame: Phas deg  
Vector averaged cross-power spectrum Baseline: EF (01) - WB (02)  
Timerange: 00/22:23:33 to 00/22:26:29

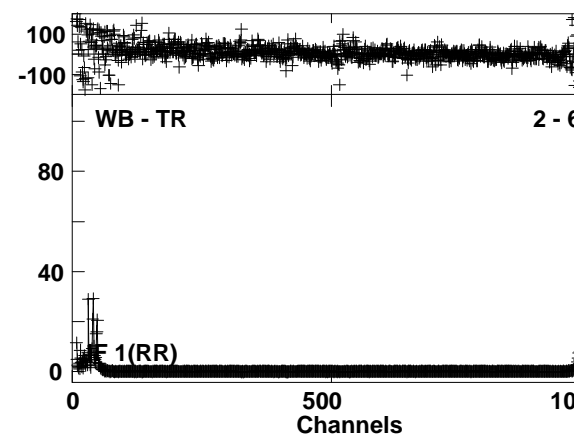
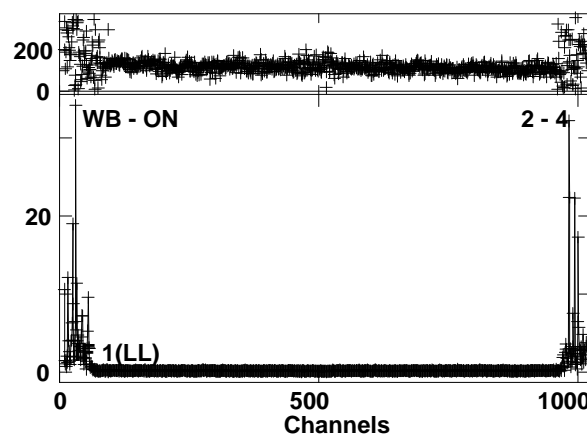
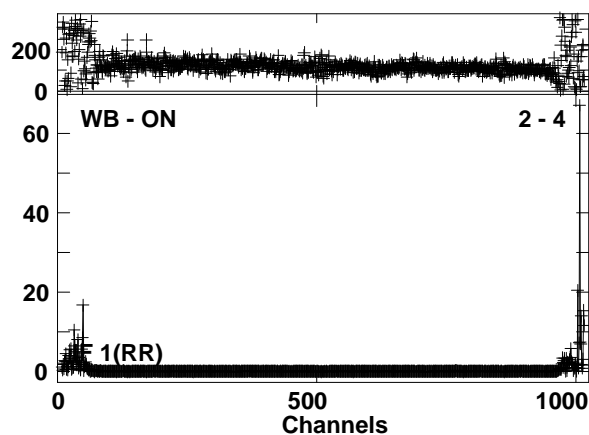
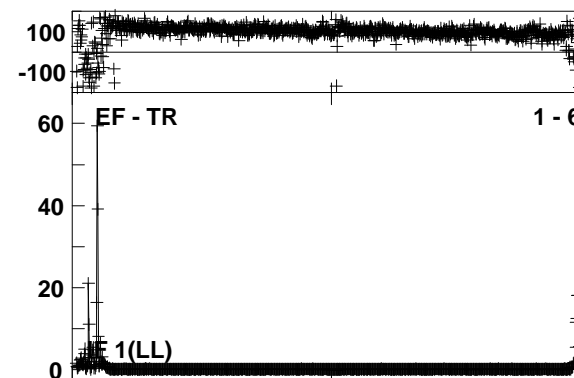
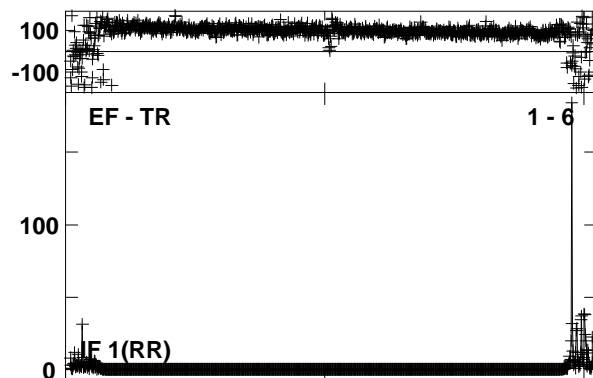
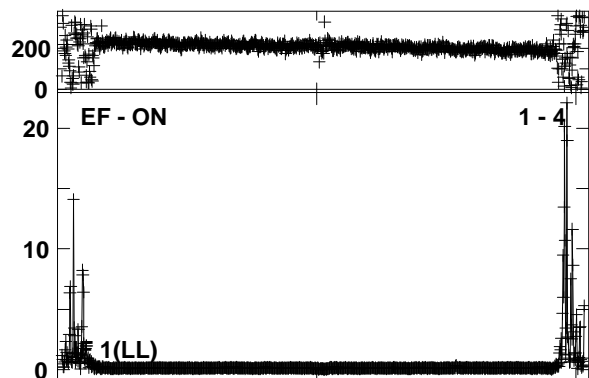
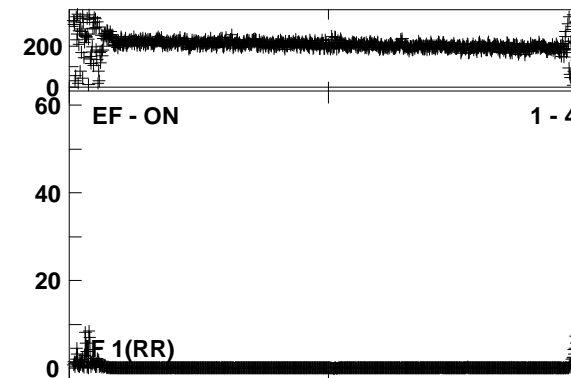
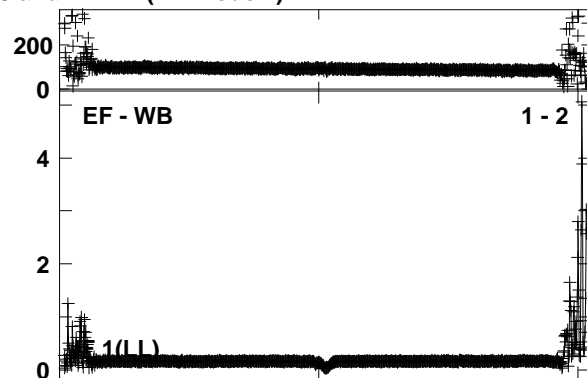
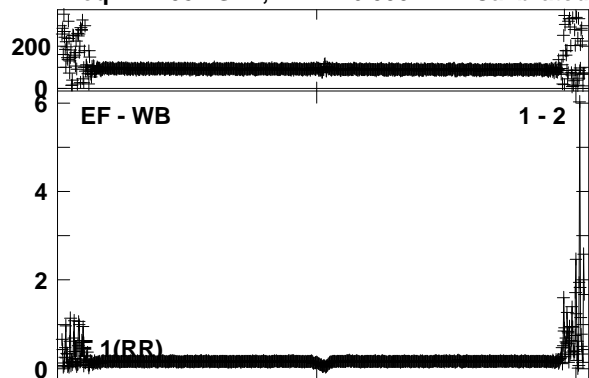


Plot file version 99 created 03-FEB-2015 11:56:50  
J0143+1215 EA055A 2.UVDATA.1  
Freq = 1.4084 GHz, Bw = 16.000 MH Calibrated with CL # 3 and BP # 1 (BP mode 1)



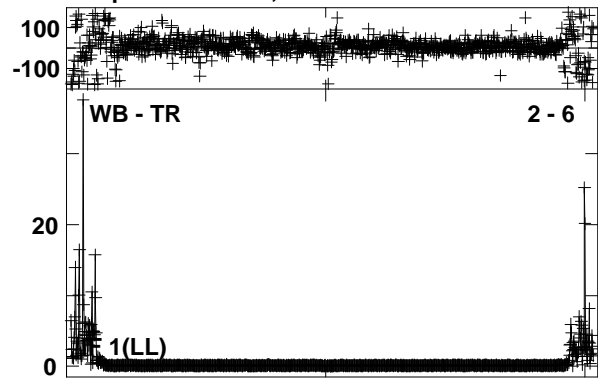
Lower frame: Ampl Jy Top frame: Phas deg  
Vector averaged cross-power spectrum Baseline: WB (02) - TR (06)  
Timerange: 00/22:23:33 to 00/22:26:29

Plot file version 100 created 03-FEB-2015 11:56:50  
 NGC660 EA055A 2.UVDATA.1  
 Freq = 1.4084 GHz, Bw = 16.000 MH Calibrated with CL # 3 and BP # 1 (BP mode 1)



Lower frame: Ampl Jy Top frame: Phas deg  
 Vector averaged cross-power spectrum Baseline: EF (01) - WB (02)  
 Timerange: 00/22:26:46 to 00/22:33:28

Plot file version 101 created 03-FEB-2015 11:56:51  
NGC660 EA055A 2.UVDATA.1  
Freq = 1.4084 GHz, Bw = 16.000 MH Calibrated with CL # 3 and BP # 1 (BP mode 1)

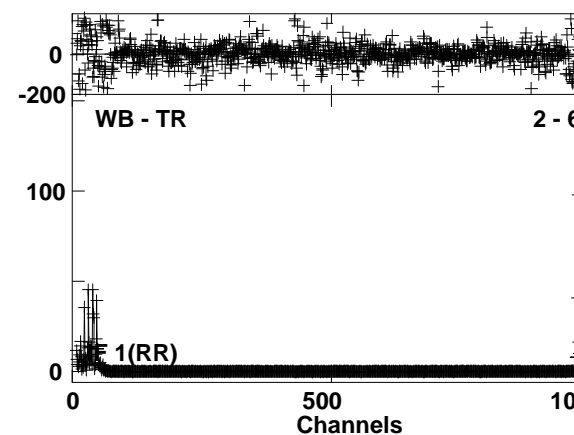
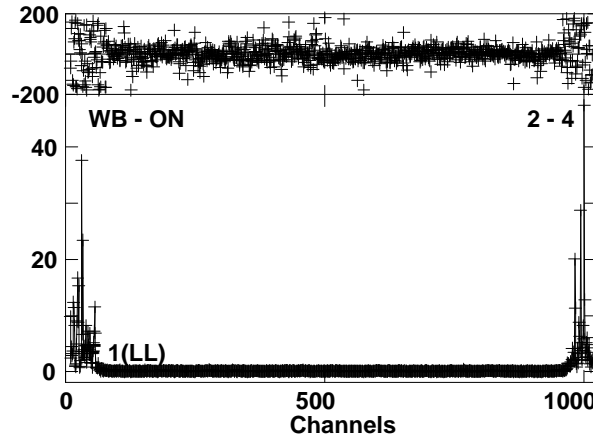
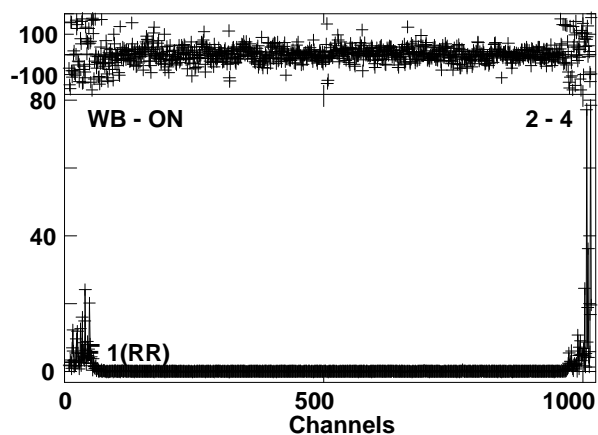
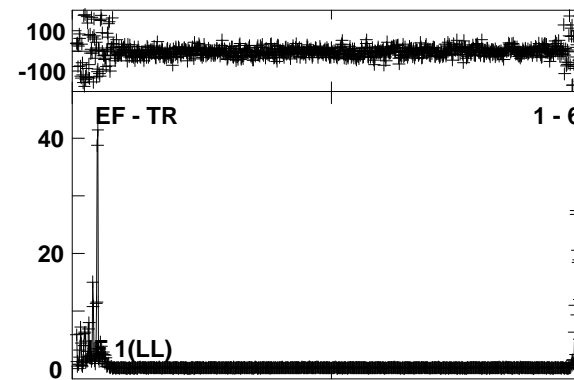
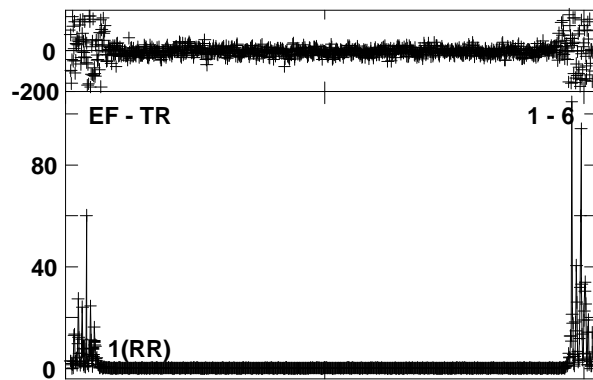
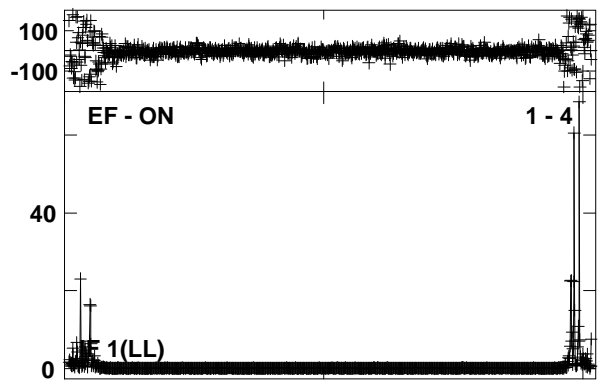
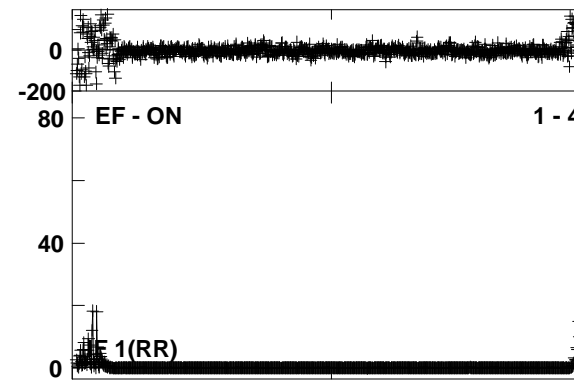




Lower frame: Ampl Jy Top frame: Phas deg  
Vector averaged cross-power spectrum Baseline: WB (02) - TR (06)  
Timerange: 00/22:26:46 to 00/22:33:28

Plot file version 102 created 03-FEB-2015 11:56:51

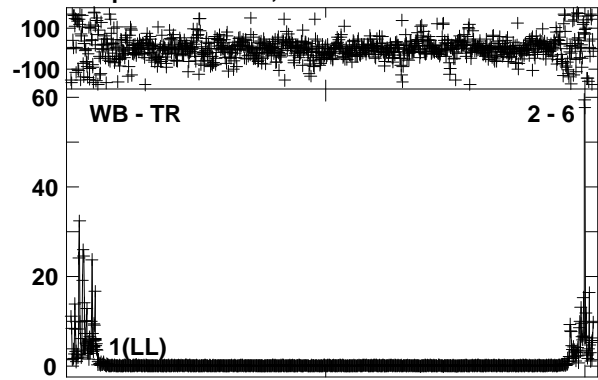
J0143+1215 EA055A 2.UVDATA.1

Freq = 1.4084 GHz, Bw = 16.000 MH Calibrated with CL # 3 and BP # 1 (BP mode 1)



Lower frame: Ampl Jy Top frame: Phas deg  
Vector averaged cross-power spectrum Baseline: EF (01) - WB (02)  
Timerange: 00/22:34:03 to 00/22:36:59

Plot file version 103 created 03-FEB-2015 11:56:52  
J0143+1215 EA055A 2.UVDATA.1  
Freq = 1.4084 GHz, Bw = 16.000 MH Calibrated with CL # 3 and BP # 1 (BP mode 1)

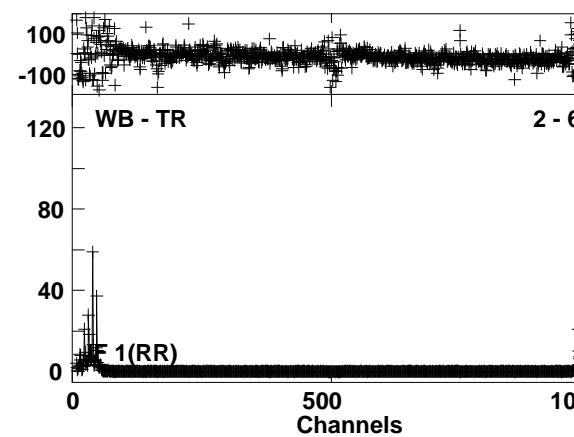
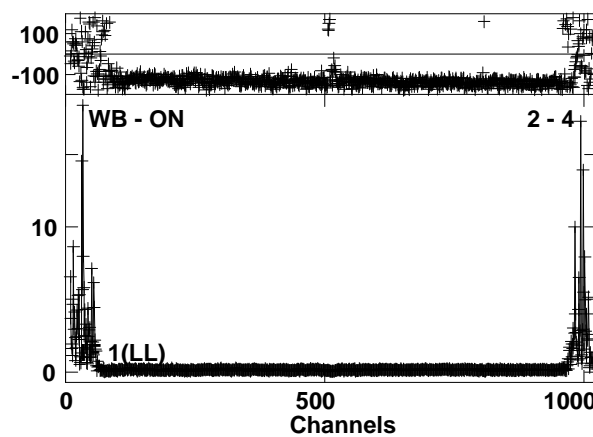
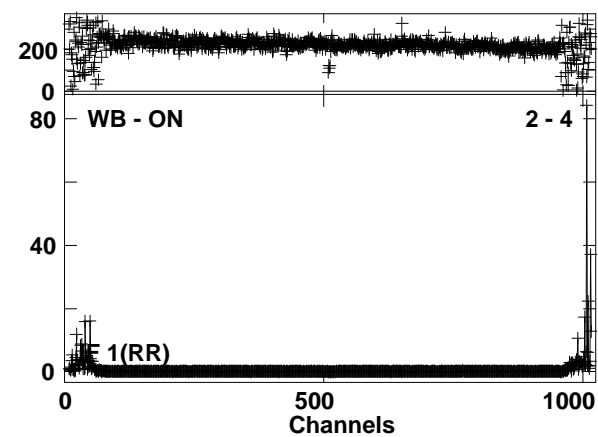
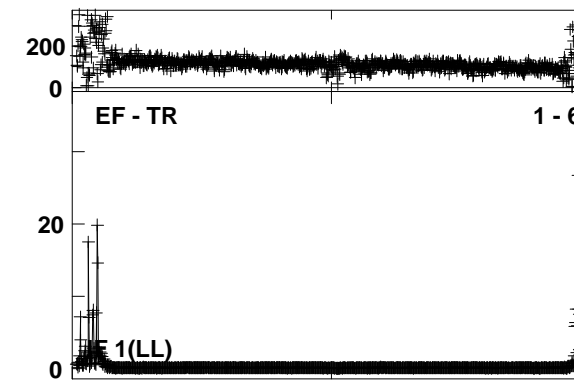
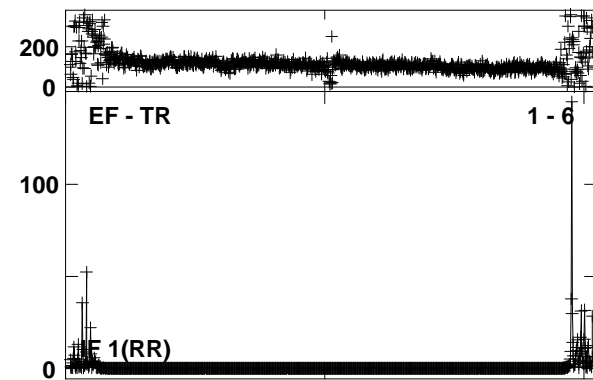
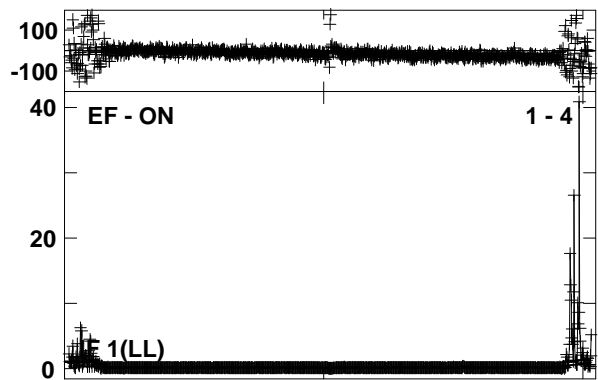
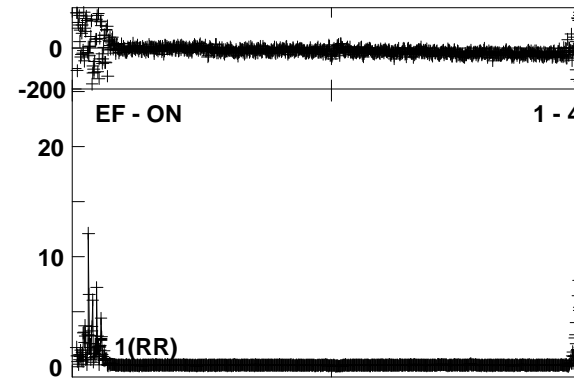
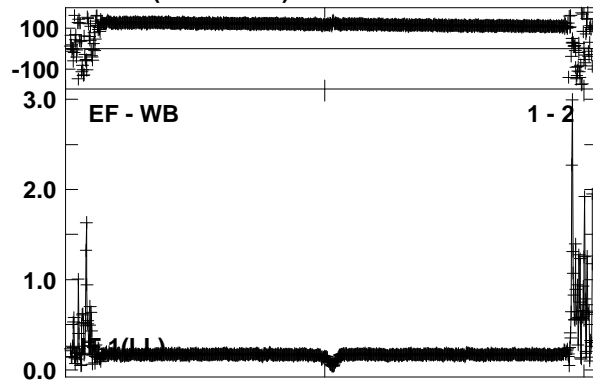
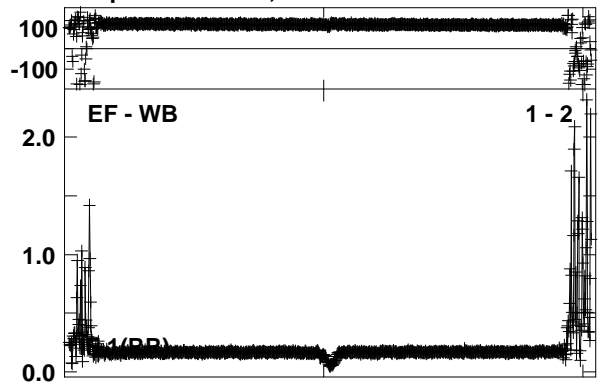


Lower frame: Ampl Jy Top frame: Phas deg  
Vector averaged cross-power spectrum Baseline: WB (02) - TR (06)  
Timerange: 00/22:34:03 to 00/22:36:59

Plot file version 104 created 03-FEB-2015 11:56:52

NGC660 EA055A 2.UVDATA.1

Freq = 1.4084 GHz, Bw = 16.000 MH Calibrated with CL # 3 and BP # 1 (BP mode 1)

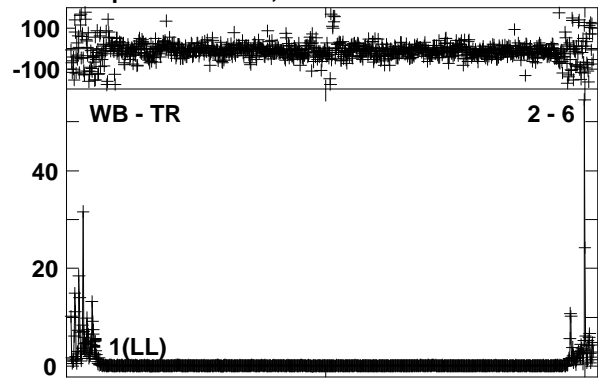


Lower frame: Ampl Jy Top frame: Phas deg  
Vector averaged cross-power spectrum Baseline: EF (01) - WB (02)  
Timerange: 00/22:37:16 to 00/22:43:58

Plot file version 105 created 03-FEB-2015 11:56:53

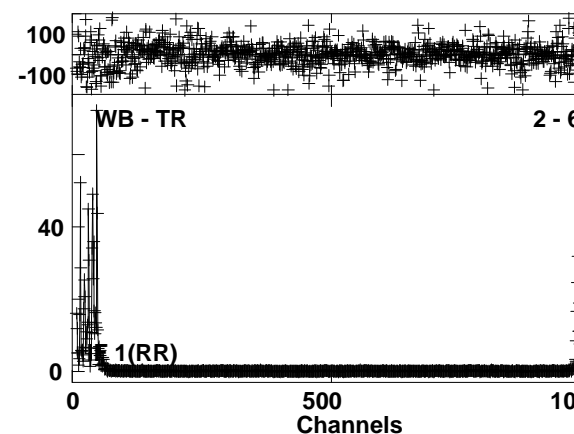
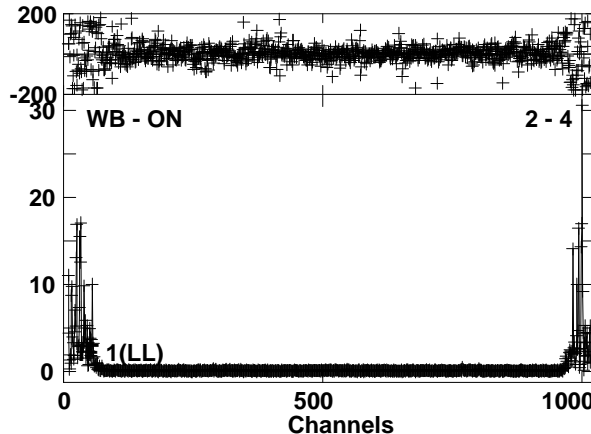
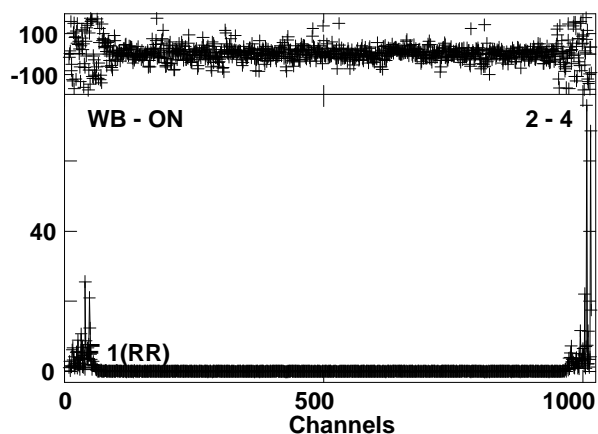
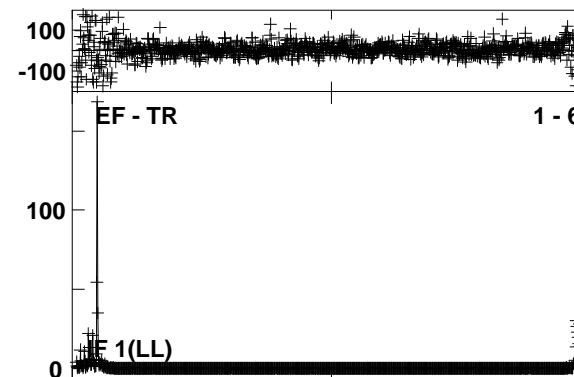
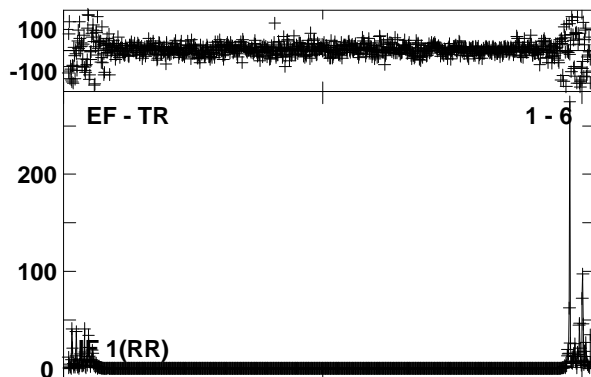
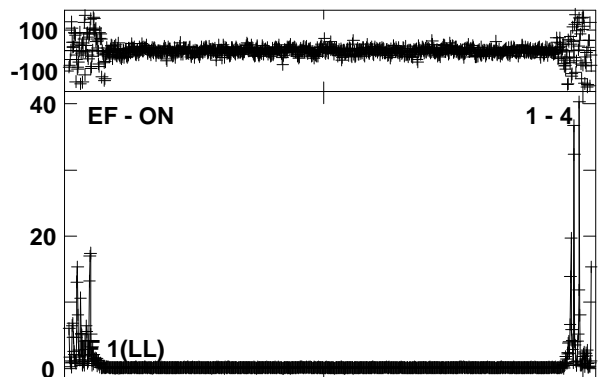
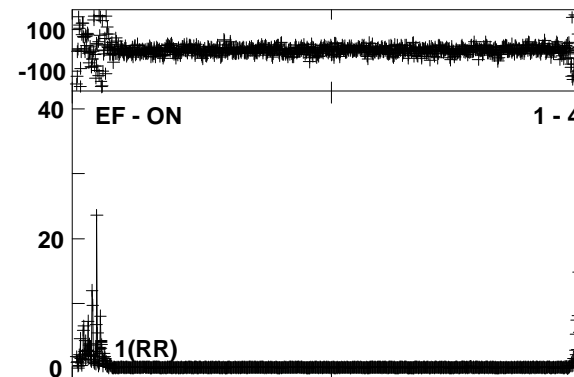


NGC660 EA055A 2.UVDATA.1

Freq = 1.4084 GHz, Bw = 16.000 MH Calibrated with CL # 3 and BP # 1 (BP mode 1)



Lower frame: Ampl Jy Top frame: Phas deg  
Vector averaged cross-power spectrum Baseline: WB (02) - TR (06)  
Timerange: 00/22:37:16 to 00/22:43:58

Plot file version 106 created 03-FEB-2015 11:56:54  
 J0143+1215 EA055A 2.UVDATA.1  
 Freq = 1.4084 GHz, Bw = 16.000 MH Calibrated with CL # 3 and BP # 1 (BP mode 1)



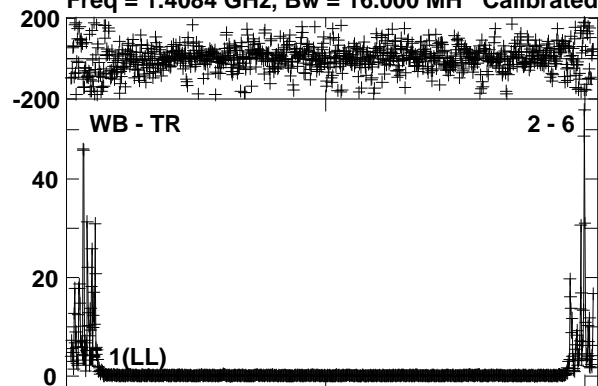
Lower frame: Ampl Jy Top frame: Phas deg  
 Vector averaged cross-power spectrum Baseline: EF (01) - WB (02)  
 Timerange: 00/22:44:33 to 00/22:47:29



Plot file version 107 created 03-FEB-2015 11:56:54

J0143+1215 EA055A 2.UVDATA.1

Freq = 1.4084 GHz, Bw = 16.000 MH Calibrated with CL # 3 and BP # 1 (BP mode 1)

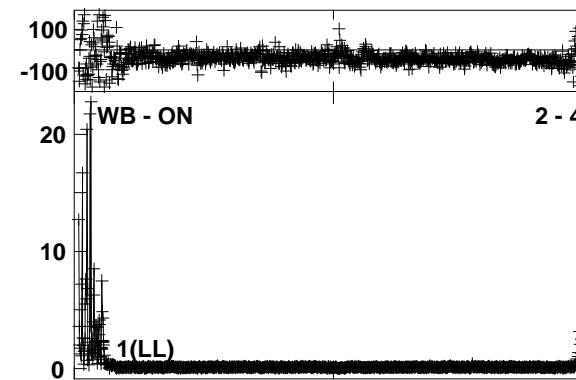
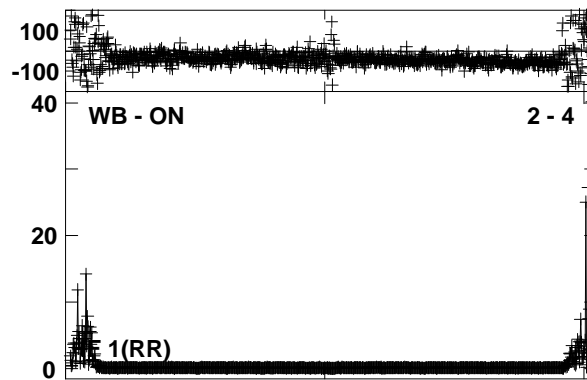
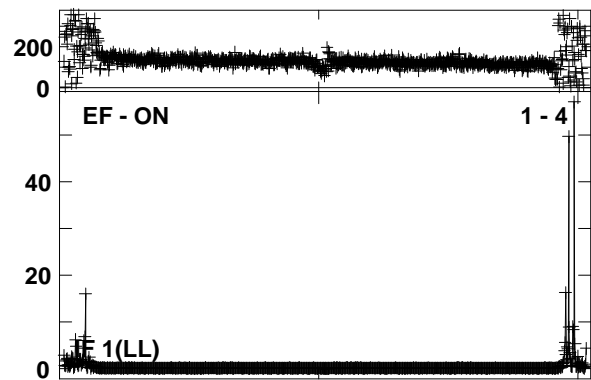

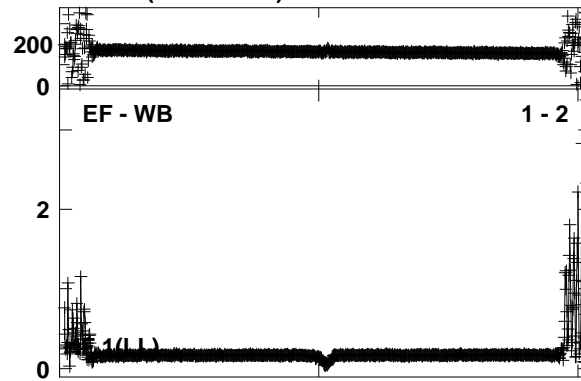
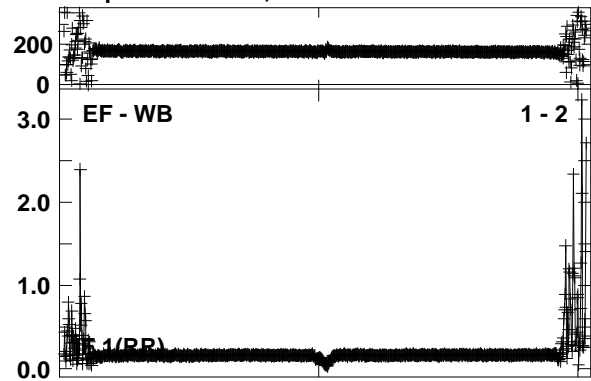


Lower frame: Ampl Jy Top frame: Phas deg  
Vector averaged cross-power spectrum Baseline: WB (02) - TR (06)  
Timerange: 00/22:44:33 to 00/22:47:29

Plot file version 108 created 03-FEB-2015 11:56:54

NGC660 EA055A 2.UVDATA.1

Freq = 1.4084 GHz, Bw = 16.000 MH Calibrated with CL # 3 and BP # 1 (BP mode 1)

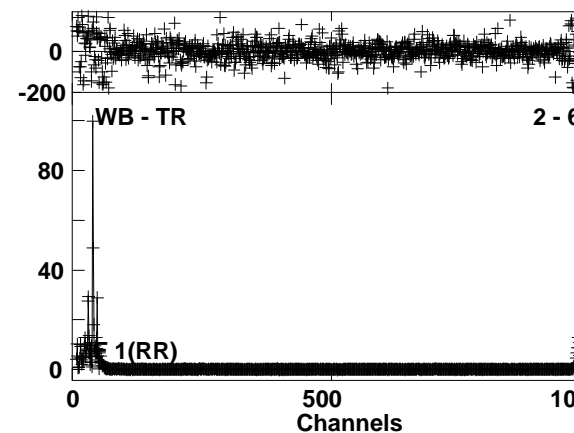
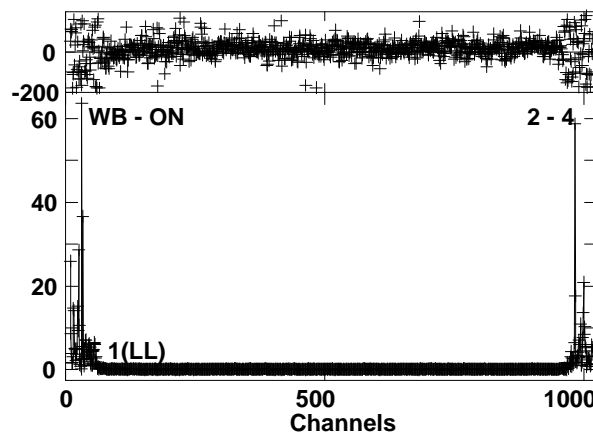
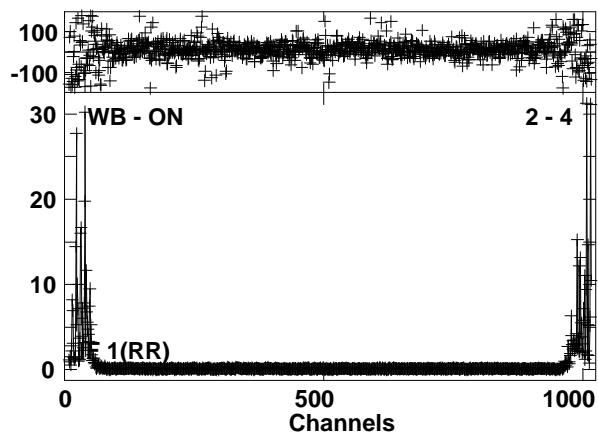
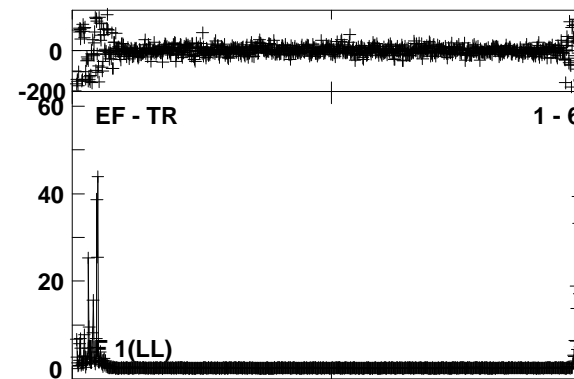
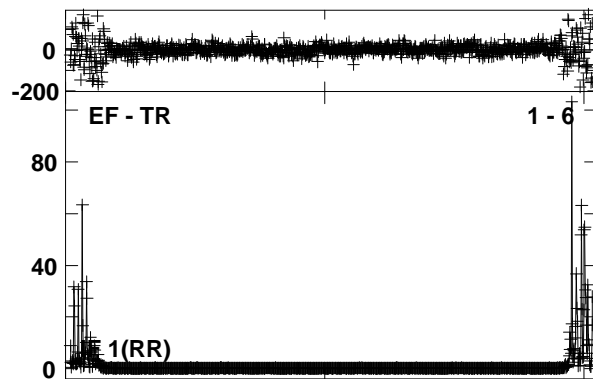
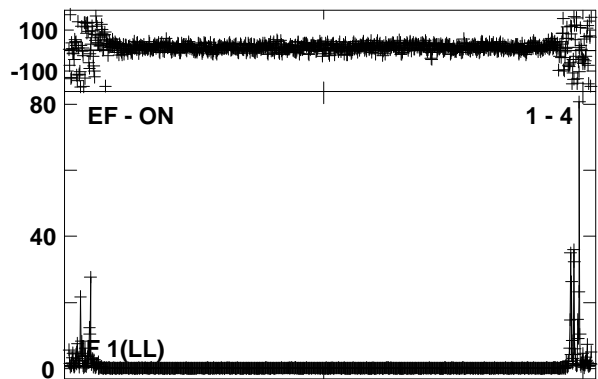
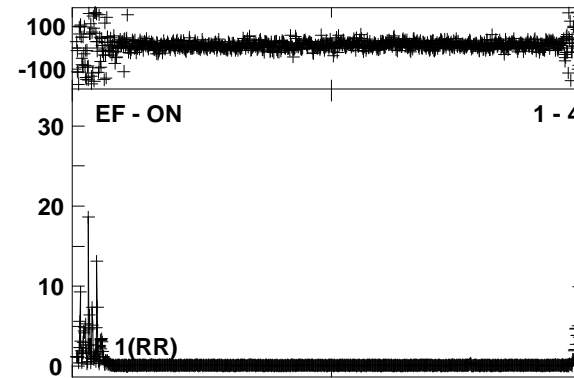
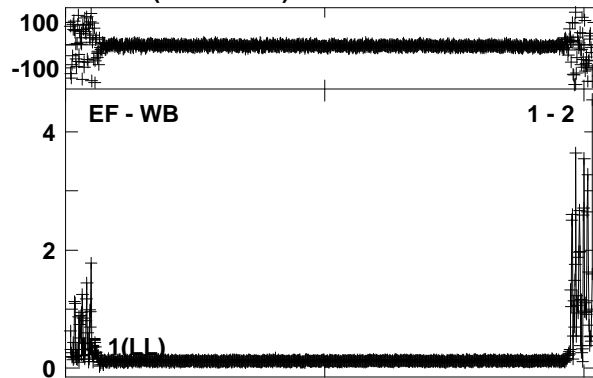



Lower frame: Ampl Jy Top frame: Phas deg  
Vector averaged cross-power spectrum Baseline: EF (01) - WB (02)  
Timerange: 00/22:47:46 to 00/22:54:28

Plot file version 109 created 03-FEB-2015 11:56:56

J0143+1215 EA055A 2.UVDATA.1

Freq = 1.4084 GHz, Bw = 16.000 MH Calibrated with CL # 3 and BP # 1 (BP mode 1)

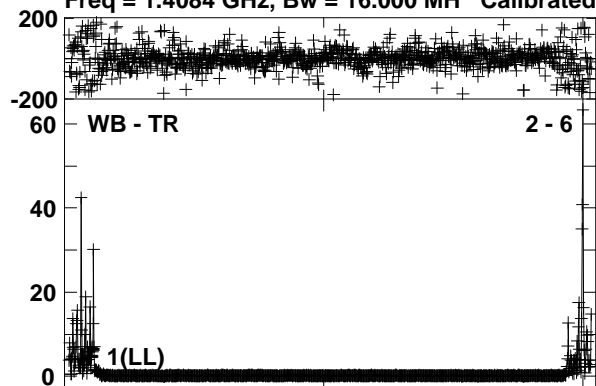


Lower frame: Ampl Jy Top frame: Phas deg  
Vector averaged cross-power spectrum Baseline: EF (01) - WB (02)  
Timerange: 00/22:55:03 to 00/22:57:59

Plot file version 110 created 03-FEB-2015 11:56:56

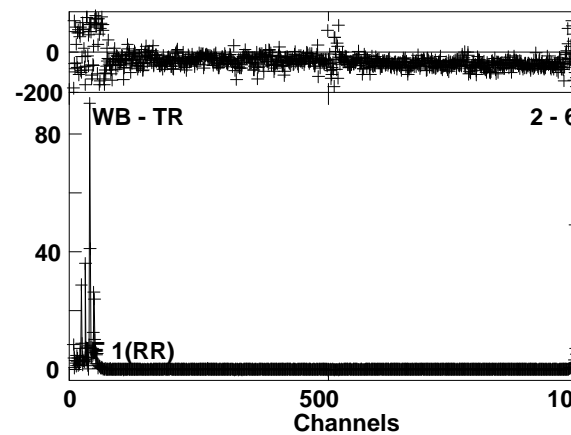
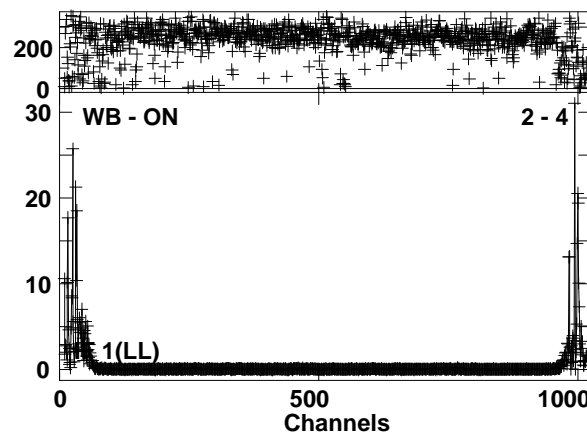
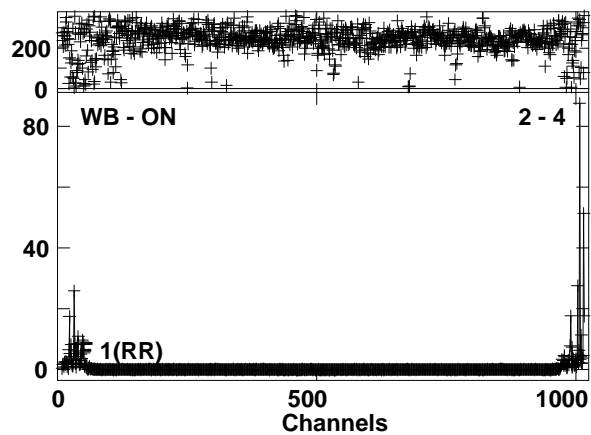
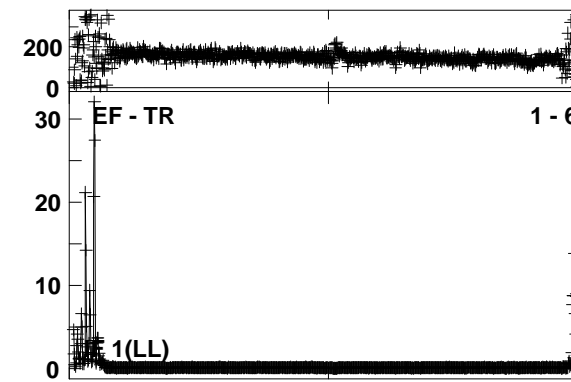
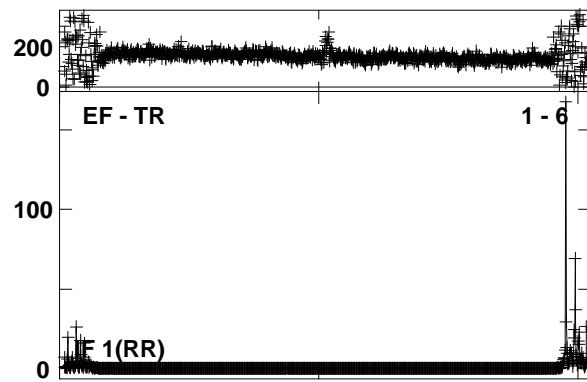
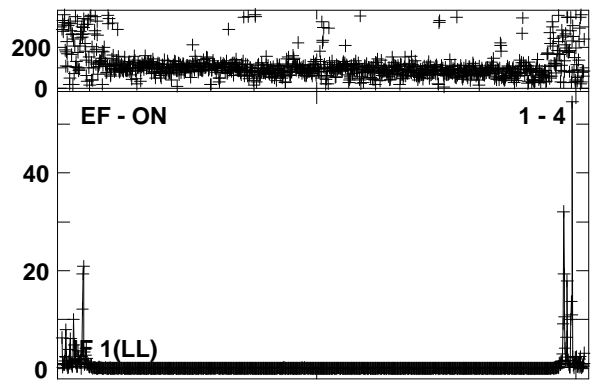
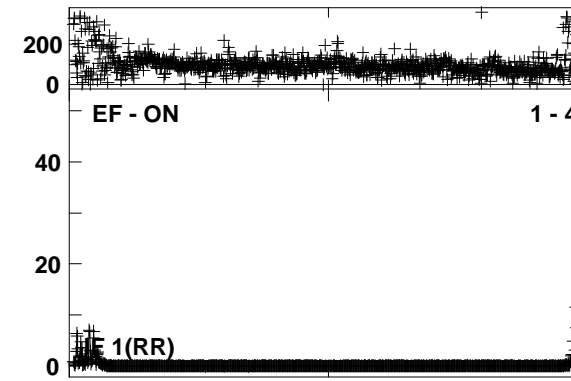
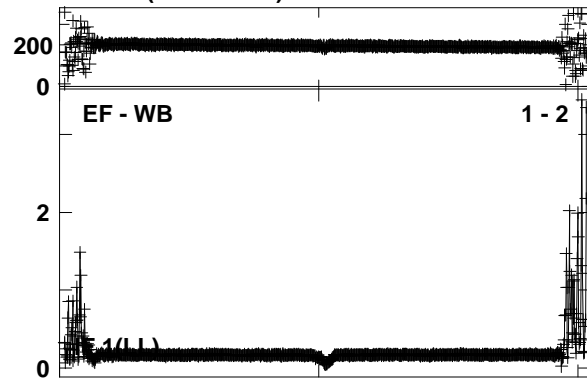
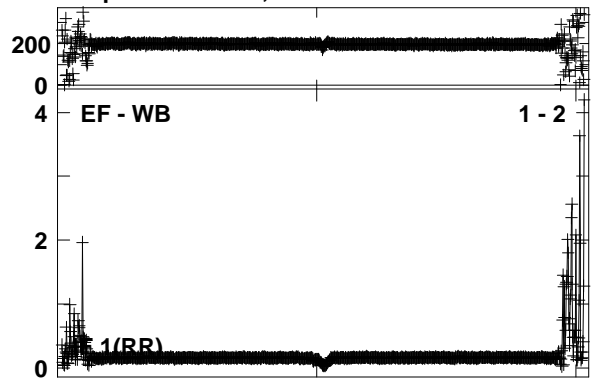
J0143+1215 EA055A 2.UVDATA.1

Freq = 1.4084 GHz, Bw = 16.000 MH Calibrated with CL # 3 and BP # 1 (BP mode 1)



Lower frame: Ampl Jy Top frame: Phas deg  
Vector averaged cross-power spectrum Baseline: WB (02) - TR (06)  
Timerange: 00/22:55:03 to 00/22:57:59

Plot file version 111 created 03-FEB-2015 11:56:56  
 NGC660 EA055A 2.UVDATA.1  
 Freq = 1.4084 GHz, Bw = 16.000 MH Calibrated with CL # 3 and BP # 1 (BP mode 1)

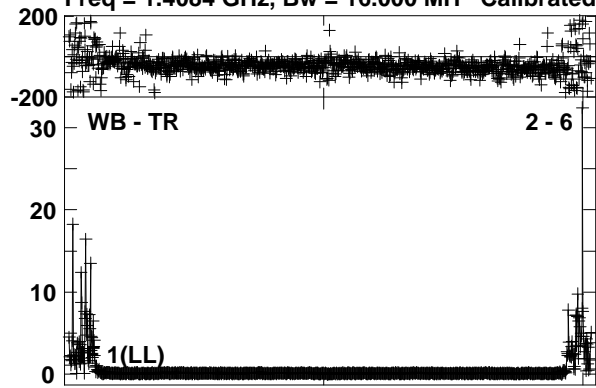


Lower frame: Ampl Jy Top frame: Phas deg  
 Vector averaged cross-power spectrum Baseline: EF (01) - WB (02)  
 Timerange: 00/22:58:16 to 00/23:04:58

Plot file version 112 created 03-FEB-2015 11:56:57

NGC660 EA055A 2.UVDATA.1

Freq = 1.4084 GHz, Bw = 16.000 MH Calibrated with CL # 3 and BP # 1 (BP mode 1)

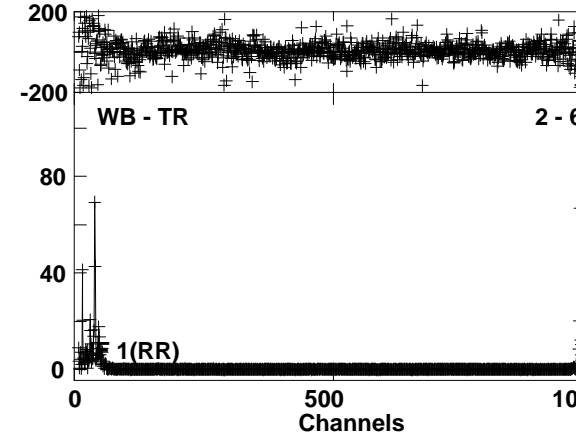
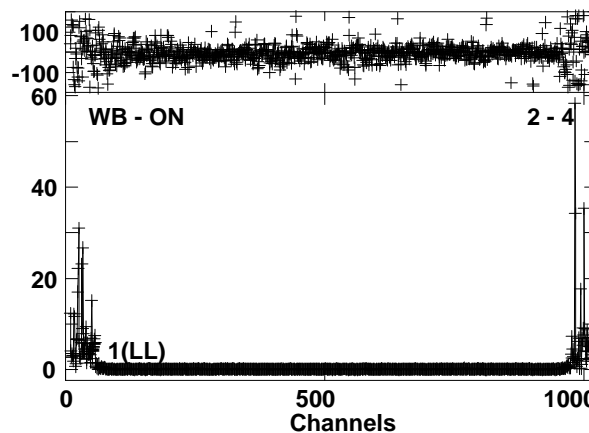
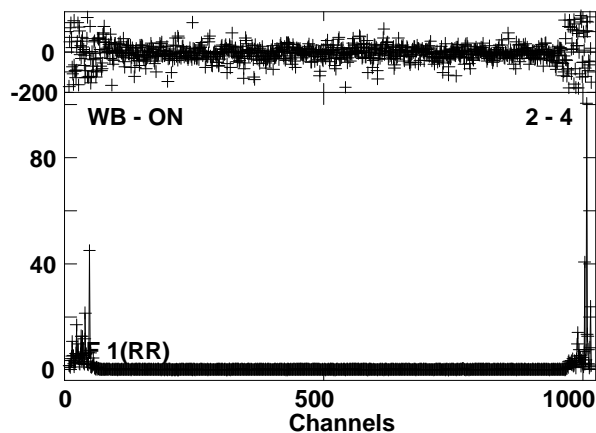
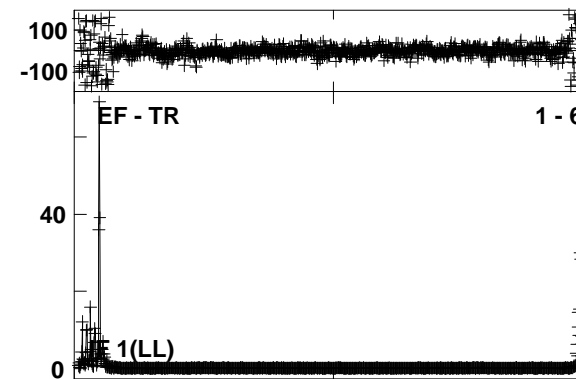
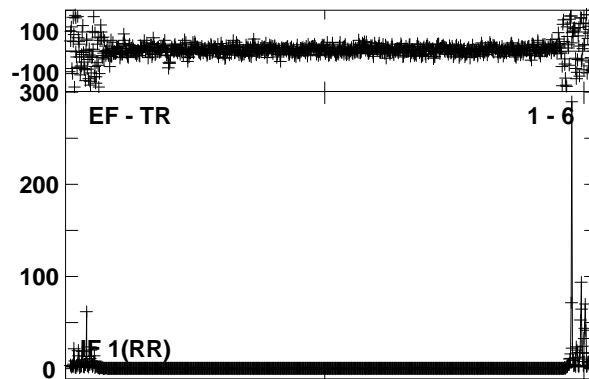
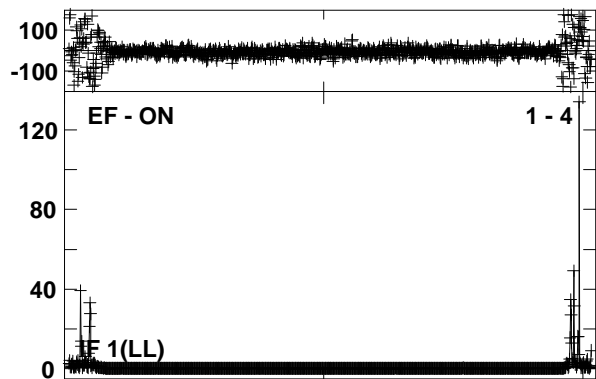
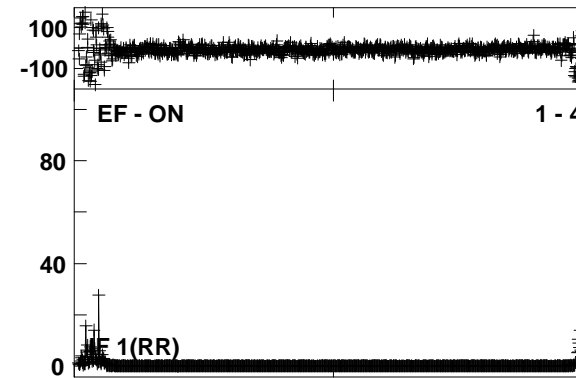
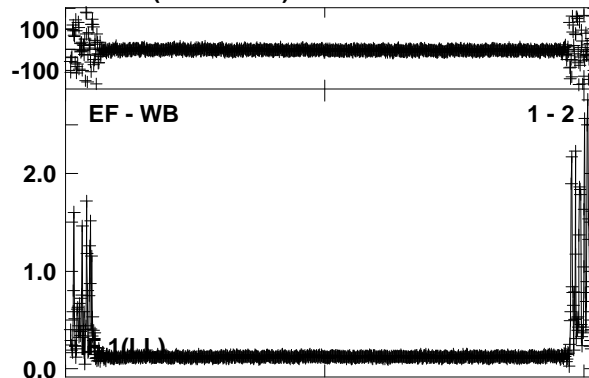
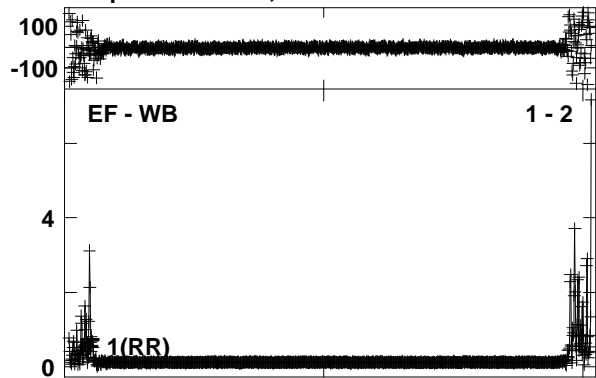


Lower frame: Ampl Jy Top frame: Phas deg  
Vector averaged cross-power spectrum Baseline: WB (02) - TR (06)  
Timerange: 00/22:58:16 to 00/23:04:58

Plot file version 113 created 03-FEB-2015 11:56:58

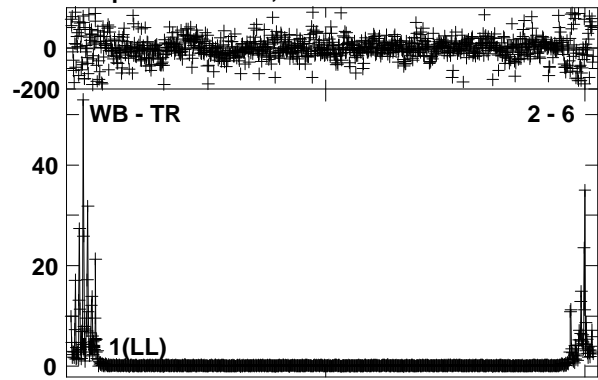
J0143+1215 EA055A 2.UVDATA.1

Freq = 1.4084 GHz, Bw = 16.000 MH Calibrated with CL # 3 and BP # 1 (BP mode 1)



Lower frame: Ampl Jy Top frame: Phas deg  
Vector averaged cross-power spectrum Baseline: EF (01) - WB (02)  
Timerange: 00/23:05:33 to 00/23:08:29

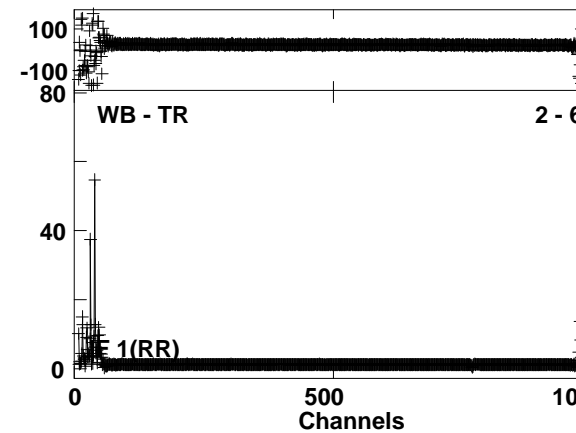
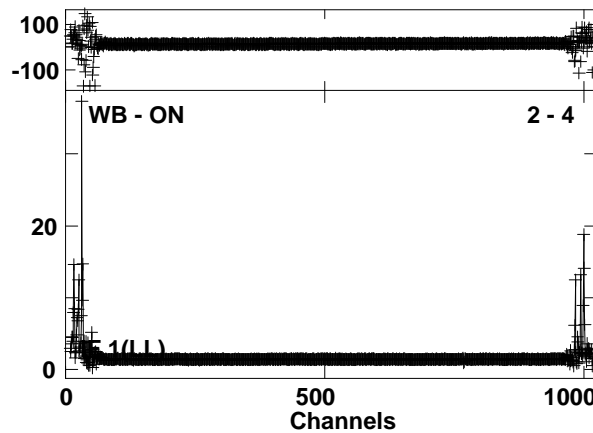
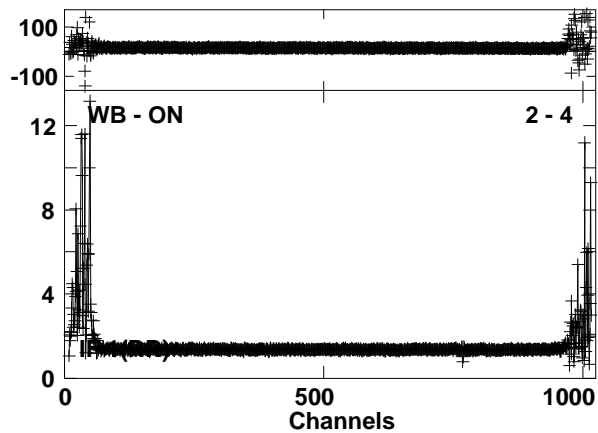
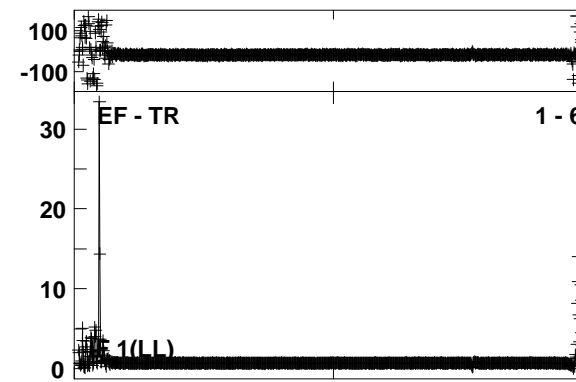
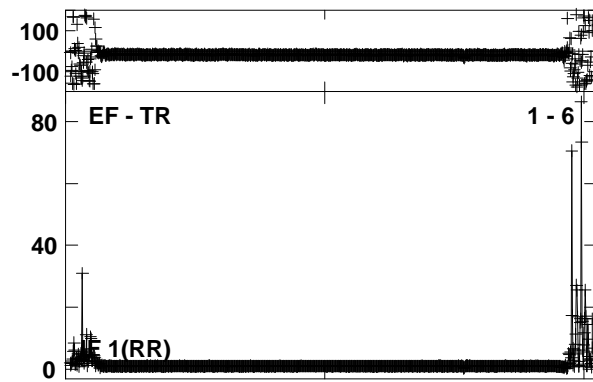

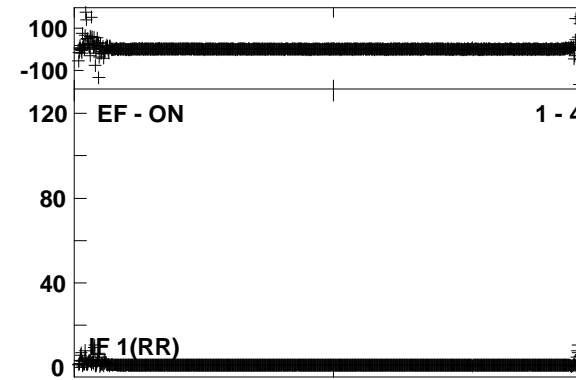
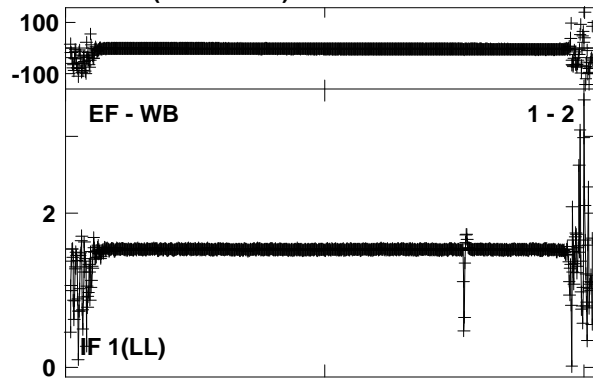
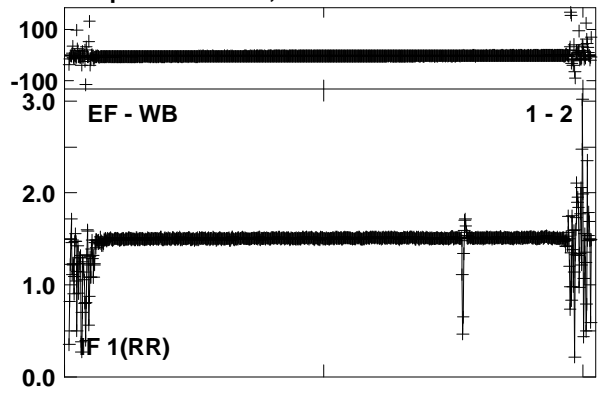
Plot file version 114 created 03-FEB-2015 11:56:58  
J0143+1215 EA055A 2.UVDATA.1  
Freq = 1.4084 GHz, Bw = 16.000 MH Calibrated with CL # 3 and BP # 1 (BP mode 1)



Lower frame: Ampl Jy Top frame: Phas deg  
Vector averaged cross-power spectrum Baseline: WB (02) - TR (06)  
Timerange: 00/23:05:33 to 00/23:08:29




Plot file version 115 created 03-FEB-2015 11:56:59  
 3C120 EA055A 2.UVDATA.1  
 Freq = 1.4084 GHz, Bw = 16.000 MH Calibrated with CL # 3 and BP # 1 (BP mode 1)



Lower frame: Ampl Jy Top frame: Phas deg  
 Vector averaged cross-power spectrum Baseline: EF (01) - WB (02)  
 Timerange: 00/23:11:13 to 00/23:21:09

Plot file version 116 created 03-FEB-2015 11:57:00  
3C120 EA055A 2.UVDATA.1  
Freq = 1.4084 GHz, Bw = 16.000 MH Calibrated with CL # 3 and BP # 1 (BP mode 1)

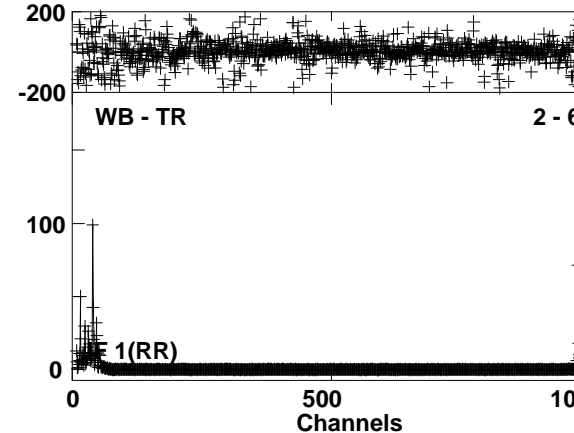
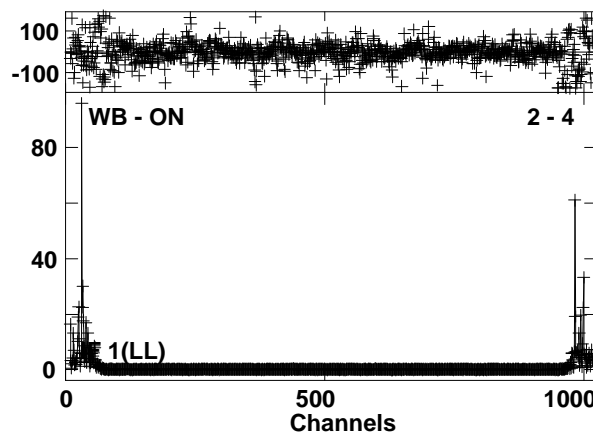
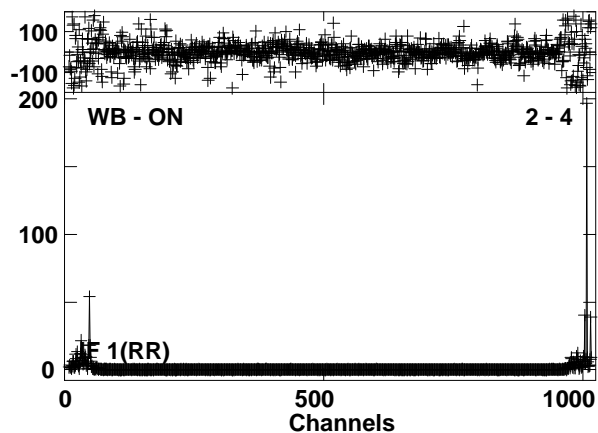
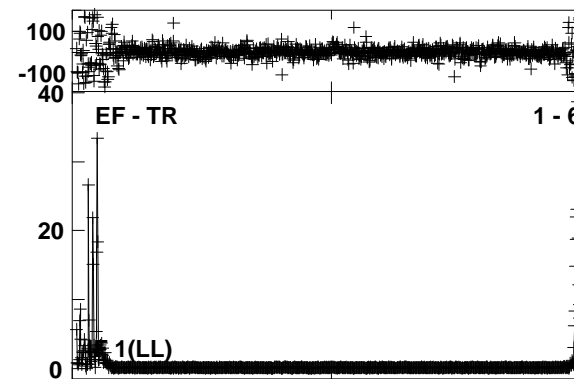
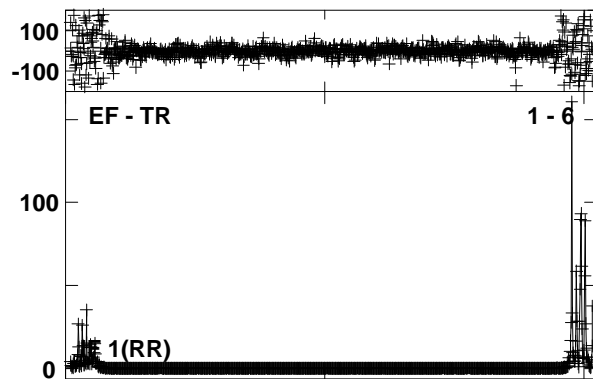
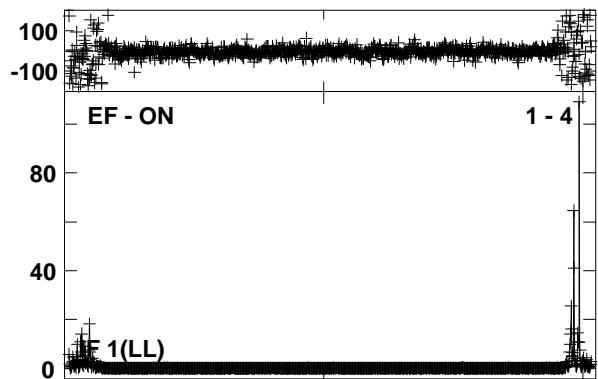
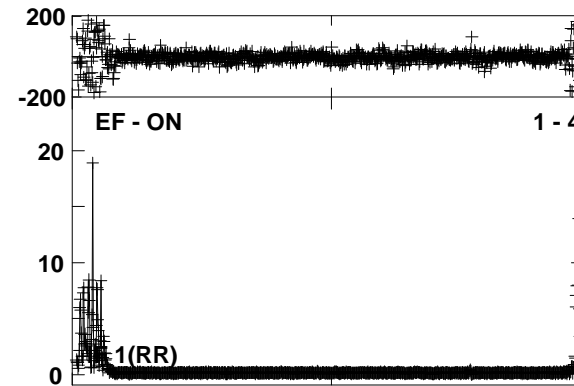




Lower frame: Ampl Jy Top frame: Phas deg  
Vector averaged cross-power spectrum Baseline: WB (02) - TR (06)  
Timerange: 00/23:11:13 to 00/23:21:09

Plot file version 117 created 03-FEB-2015 11:57:01

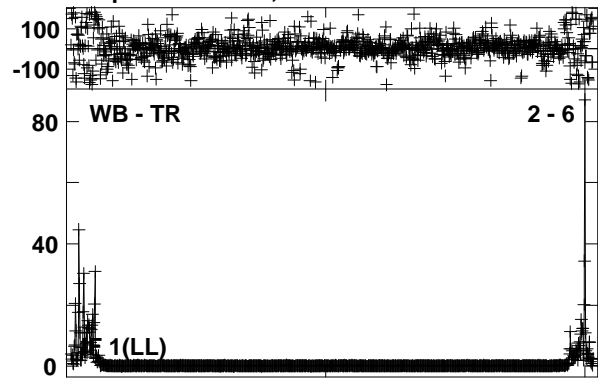
J0143+1215 EA055A 2.UVDATA.1

Freq = 1.4084 GHz, Bw = 16.000 MH Calibrated with CL # 3 and BP # 1 (BP mode 1)



Lower frame: Ampl Jy Top frame: Phas deg  
Vector averaged cross-power spectrum Baseline: EF (01) - WB (02)  
Timerange: 00/23:23:13 to 00/23:26:09

Plot file version 118 created 03-FEB-2015 11:57:01  
J0143+1215 EA055A 2.UVDATA.1  
Freq = 1.4084 GHz, Bw = 16.000 MH Calibrated with CL # 3 and BP # 1 (BP mode 1)

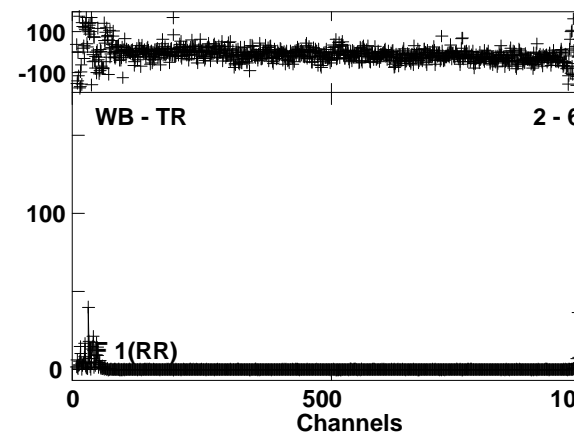
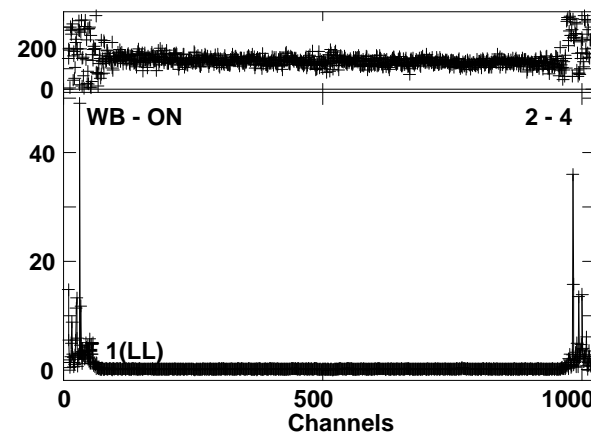
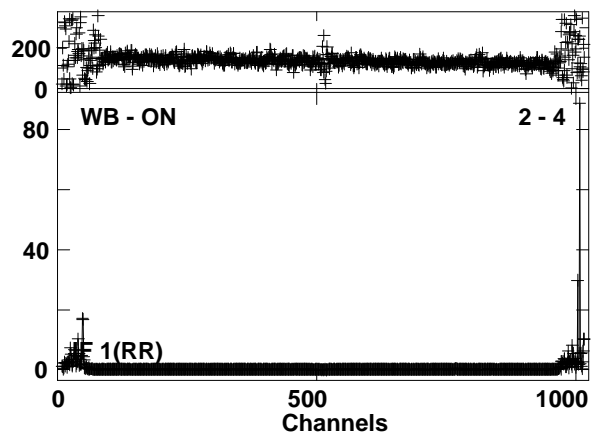
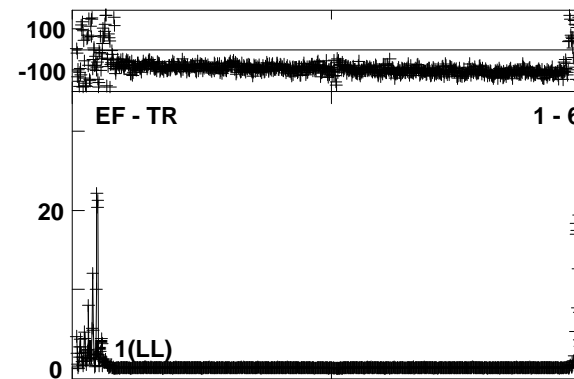
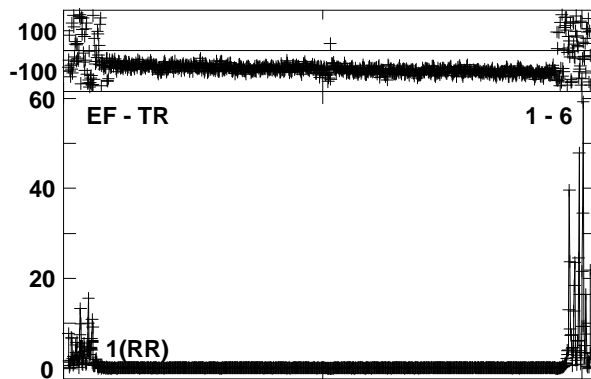
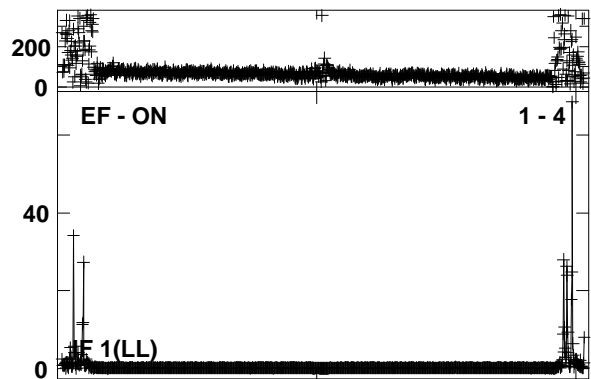
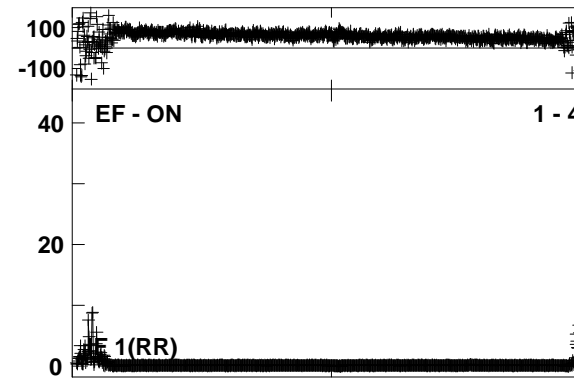
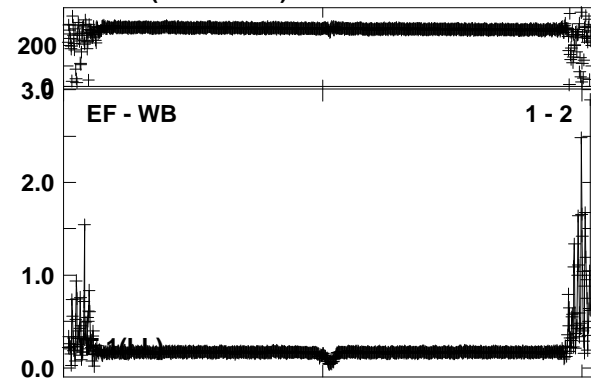
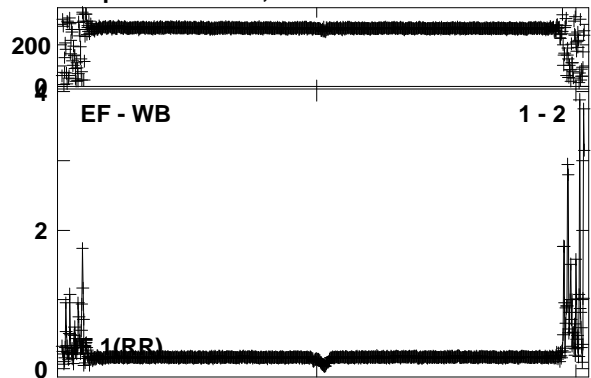


Lower frame: Ampl Jy Top frame: Phas deg  
Vector averaged cross-power spectrum Baseline: WB (02) - TR (06)  
Timerange: 00/23:23:13 to 00/23:26:09

Plot file version 119 created 03-FEB-2015 11:57:02

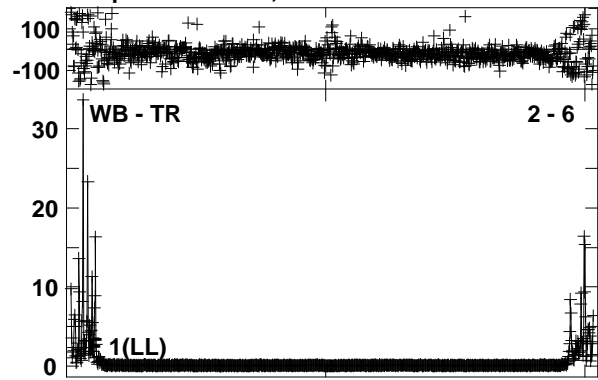
NGC660 EA055A 2.UVDATA.1

Freq = 1.4084 GHz, Bw = 16.000 MH Calibrated with CL # 3 and BP # 1 (BP mode 1)



Lower frame: Ampl Jy Top frame: Phas deg  
Vector averaged cross-power spectrum Baseline: EF (01) - WB (02)  
Timerange: 00/23:26:26 to 00/23:33:08

Plot file version 120 created 03-FEB-2015 11:57:03  
NGC660 EA055A 2.UVDATA.1  
Freq = 1.4084 GHz, Bw = 16.000 MH Calibrated with CL # 3 and BP # 1 (BP mode 1)

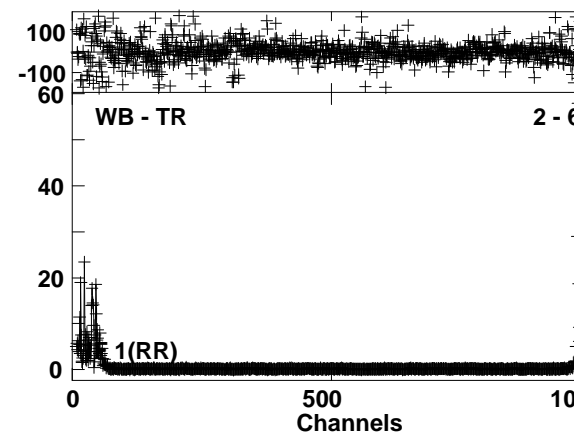
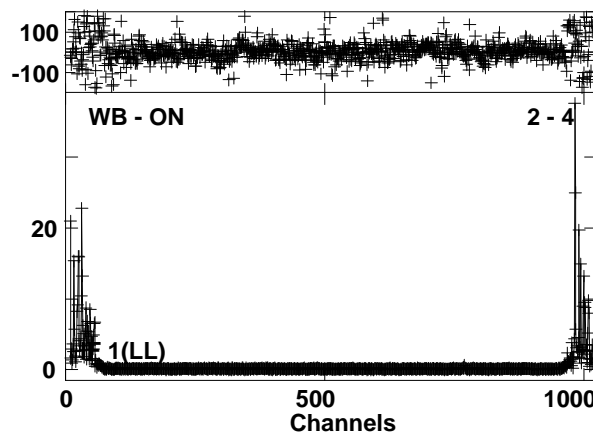
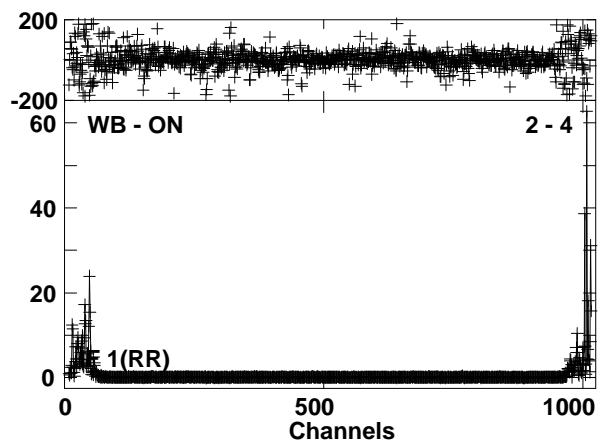
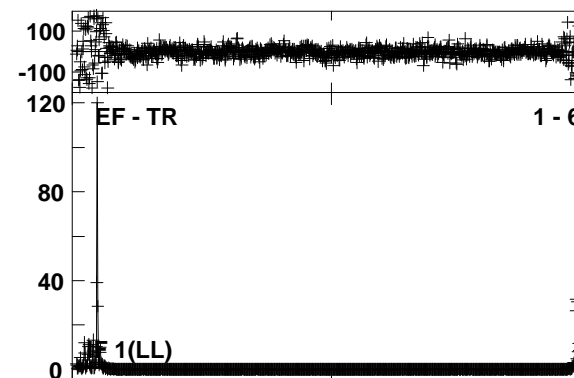
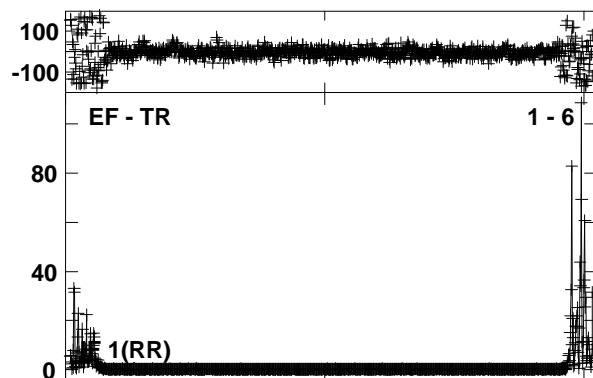
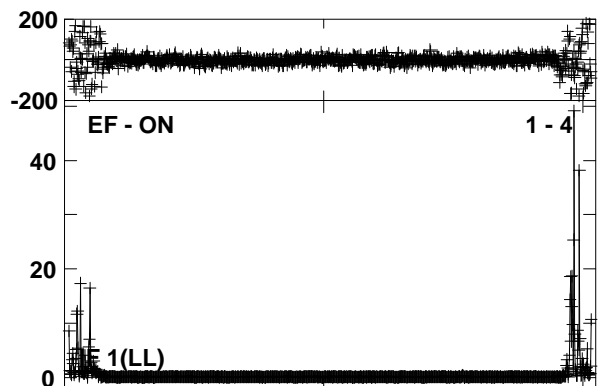
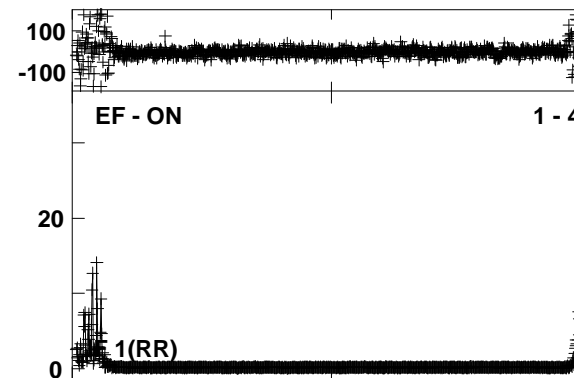

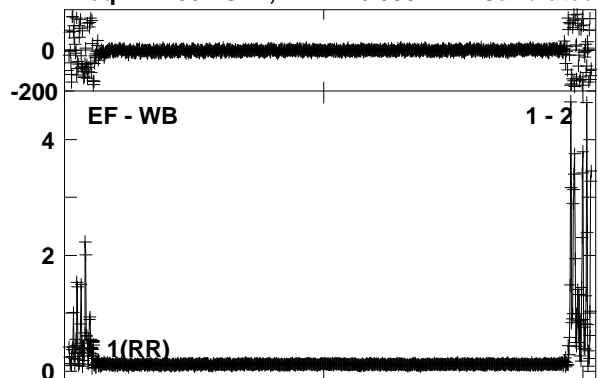


Lower frame: Ampl Jy Top frame: Phas deg  
Vector averaged cross-power spectrum Baseline: WB (02) - TR (06)  
Timerange: 00/23:26:26 to 00/23:33:08

Plot file version 121 created 03-FEB-2015 11:57:03

J0143+1215 EA055A 2.UVDATA.1

Freq = 1.4084 GHz, Bw = 16.000 MH Calibrated with CL # 3 and BP # 1 (BP mode 1)

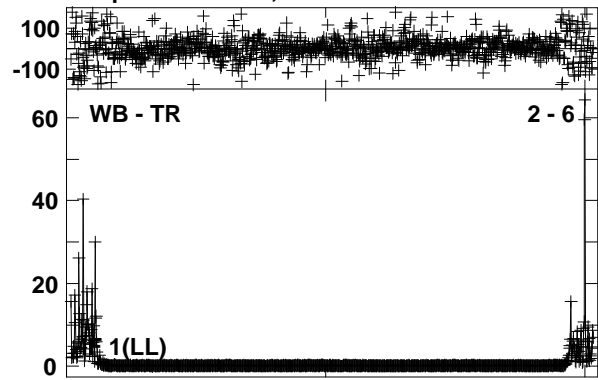


Lower frame: Ampl Jy Top frame: Phas deg  
Vector averaged cross-power spectrum Baseline: EF (01) - WB (02)  
Timerange: 00/23:33:43 to 00/23:36:39

Plot file version 122 created 03-FEB-2015 11:57:04

J0143+1215 EA055A 2.UVDATA.1

Freq = 1.4084 GHz, Bw = 16.000 MH Calibrated with CL # 3 and BP # 1 (BP mode 1)



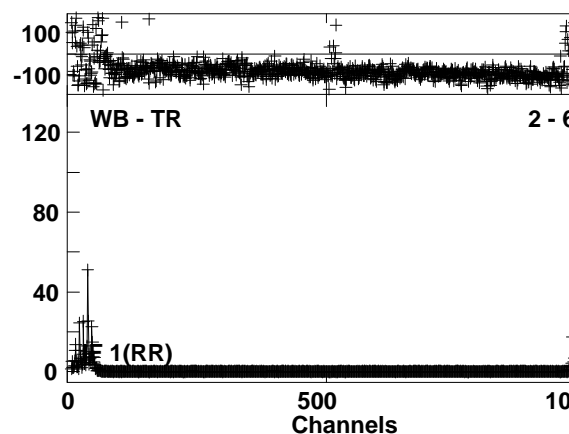
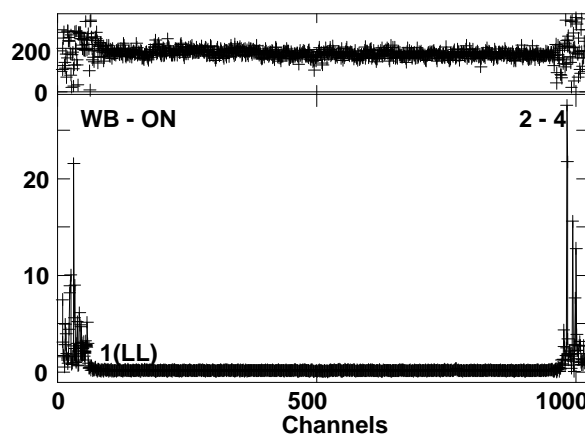
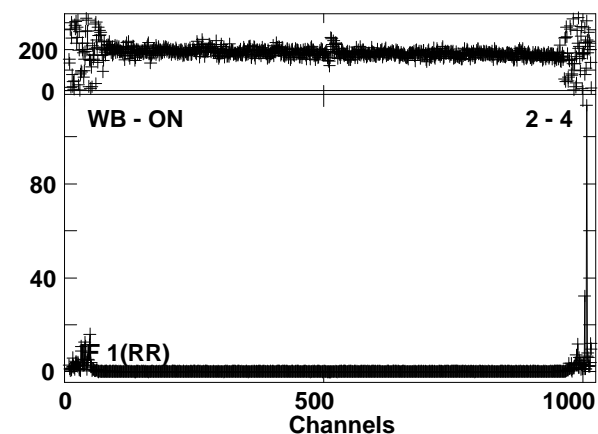
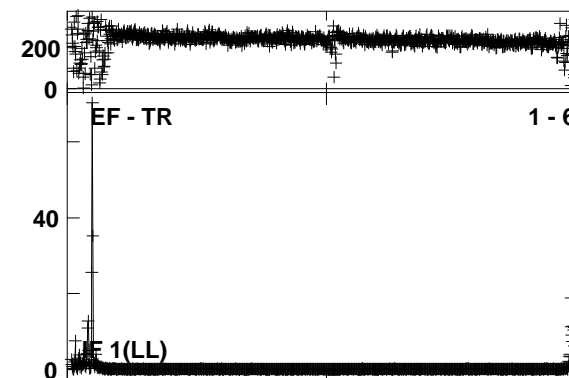
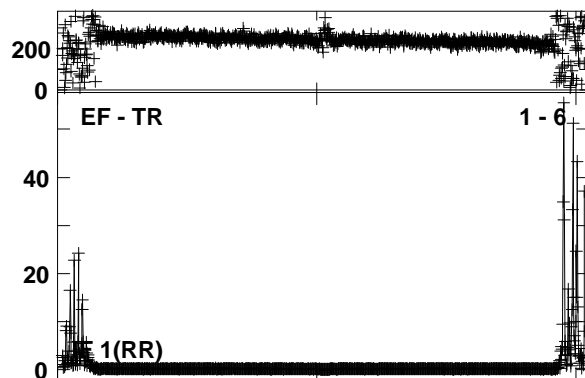
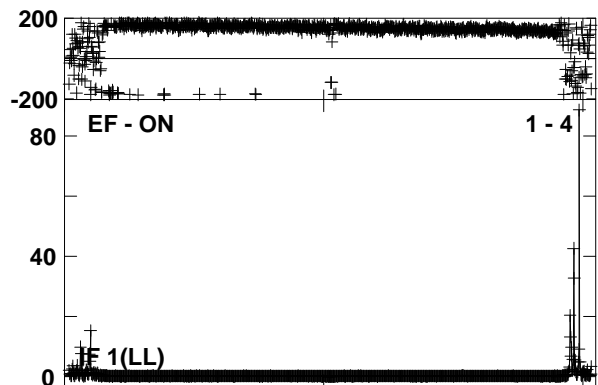
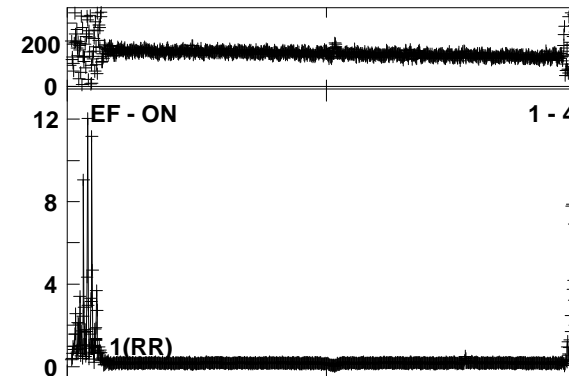
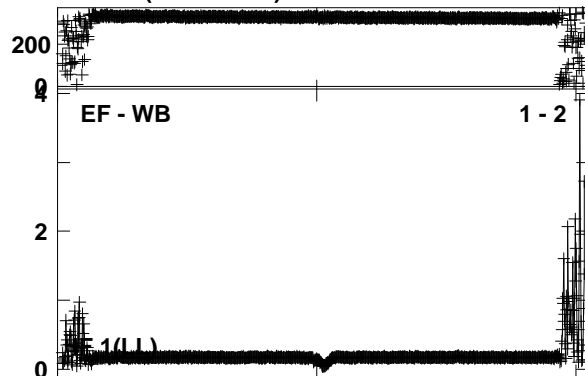
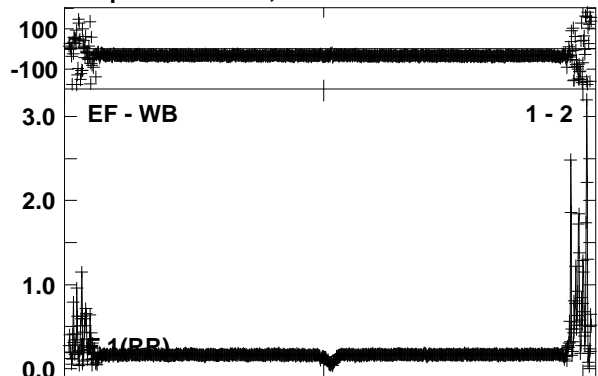
Lower frame: Ampl Jy Top frame: Phas deg  
Vector averaged cross-power spectrum Baseline: WB (02) - TR (06)  
Timerange: 00/23:33:43 to 00/23:36:39



Plot file version 123 created 03-FEB-2015 11:57:04


NGC660 EA055A 2.UVDATA.1

Freq = 1.4084 GHz, Bw = 16.000 MH Calibrated with CL # 3 and BP # 1 (BP mode 1)



Lower frame: Ampl Jy Top frame: Phas deg  
Vector averaged cross-power spectrum Baseline: EF (01) - WB (02)  
Timerange: 00/23:36:56 to 00/23:43:38

Plot file version 124 created 03-FEB-2015 11:57:05  
NGC660 EA055A 2.UVDATA.1  
Freq = 1.4084 GHz, Bw = 16.000 MH Calibrated with CL # 3 and BP # 1 (BP mode 1)

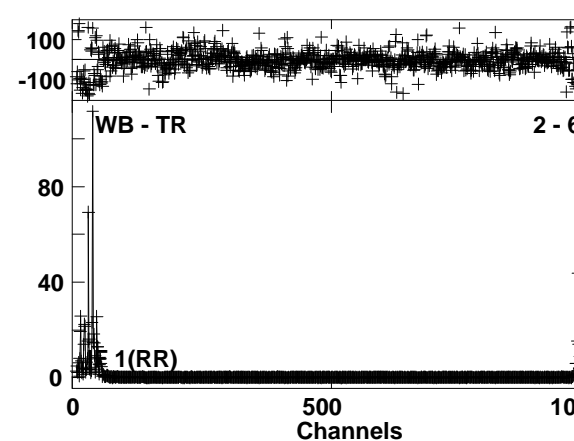
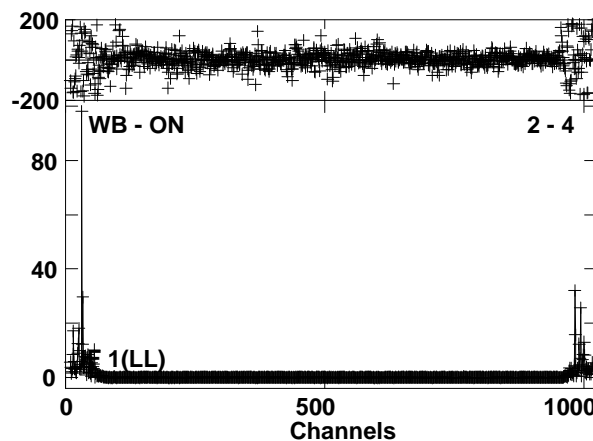
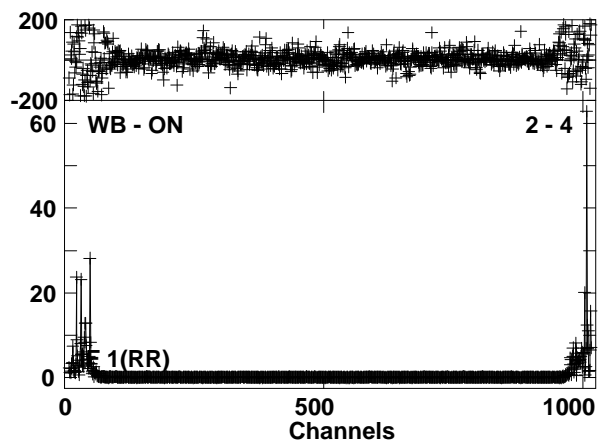
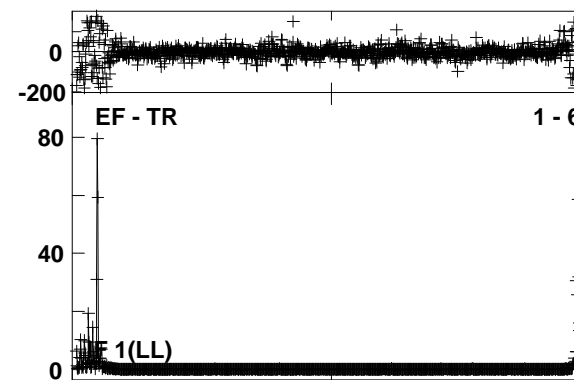
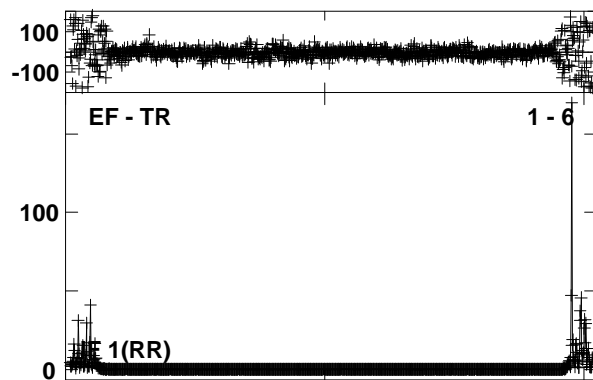
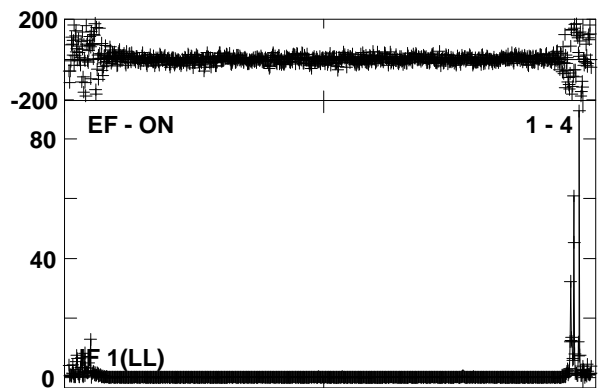
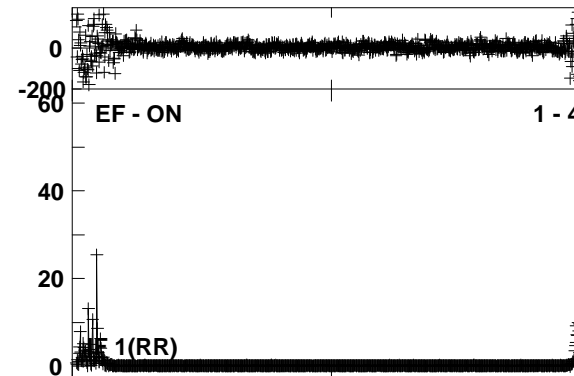




Lower frame: Ampl Jy Top frame: Phas deg  
Vector averaged cross-power spectrum Baseline: WB (02) - TR (06)  
Timerange: 00/23:36:56 to 00/23:43:38

Plot file version 125 created 03-FEB-2015 11:57:05

J0143+1215 EA055A 2.UVDATA.1

Freq = 1.4084 GHz, Bw = 16.000 MH Calibrated with CL # 3 and BP # 1 (BP mode 1)

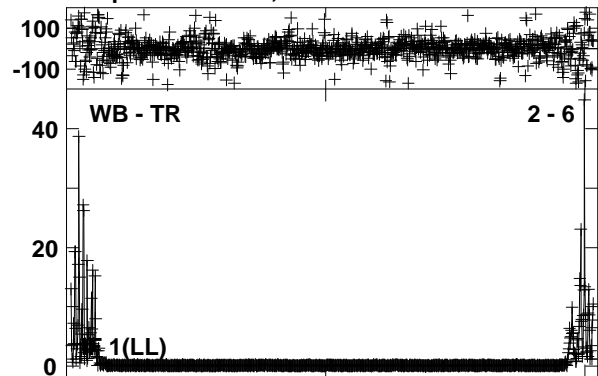


Lower frame: Ampl Jy Top frame: Phas deg  
Vector averaged cross-power spectrum Baseline: EF (01) - WB (02)  
Timerange: 00/23:44:13 to 00/23:47:09

Plot file version 126 created 03-FEB-2015 11:57:06

J0143+1215 EA055A 2.UVDATA.1

Freq = 1.4084 GHz, Bw = 16.000 MH Calibrated with CL # 3 and BP # 1 (BP mode 1)

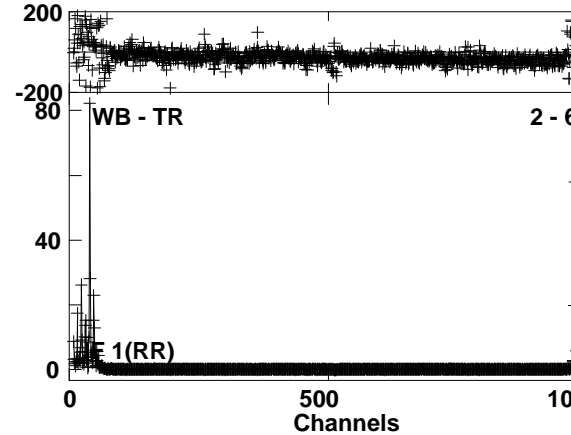
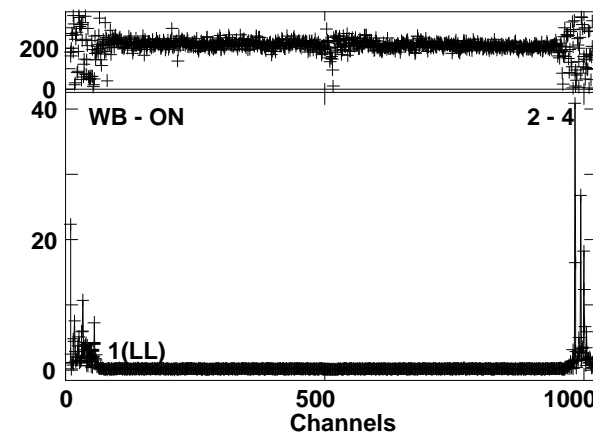
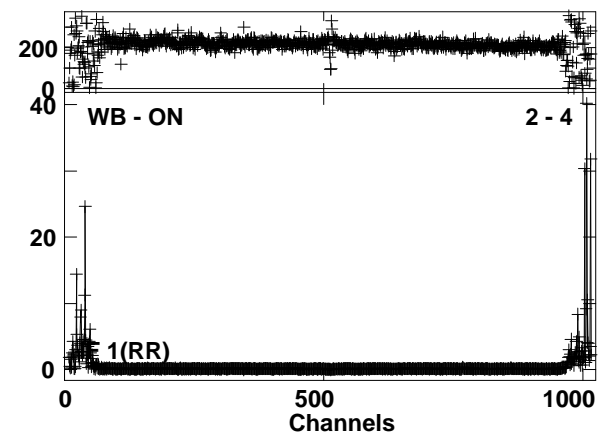
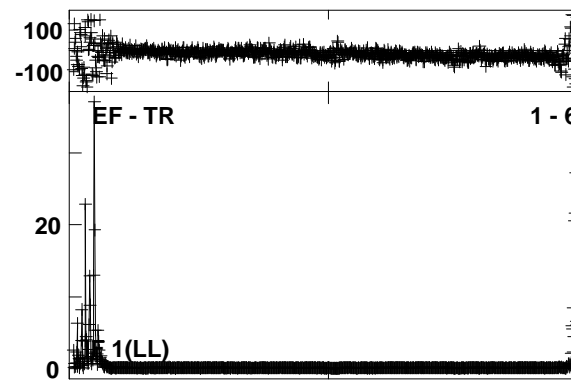
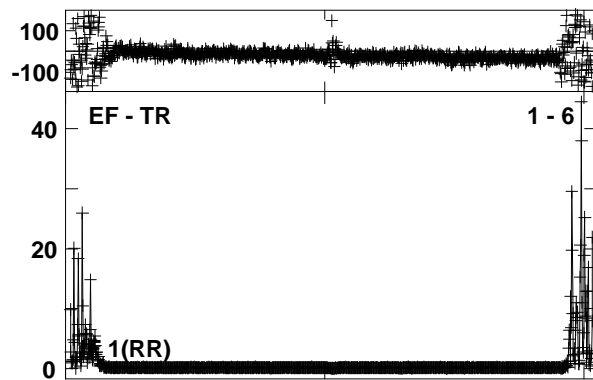
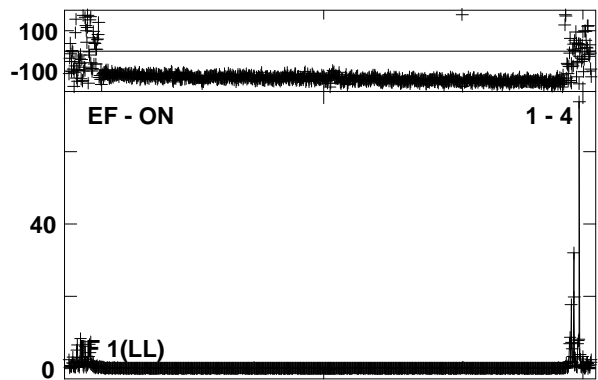
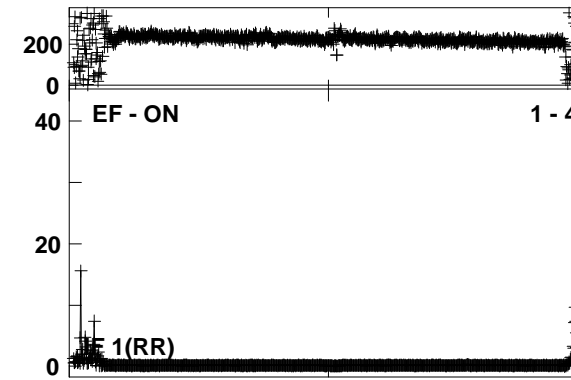
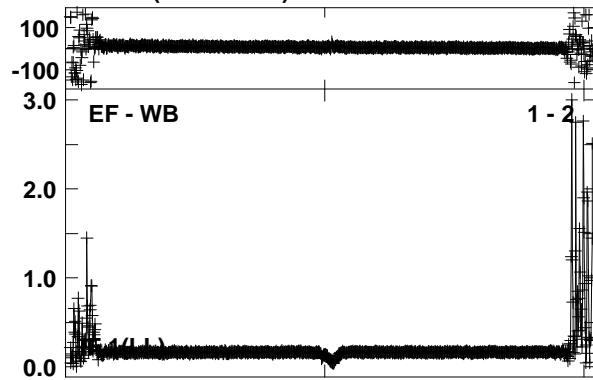
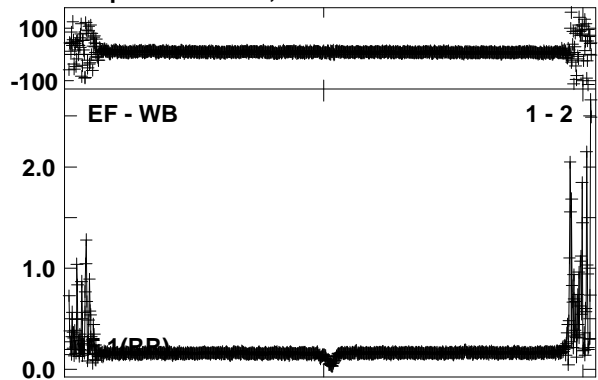


Lower frame: Ampl Jy Top frame: Phas deg  
Vector averaged cross-power spectrum Baseline: WB (02) - TR (06)  
Timerange: 00/23:44:13 to 00/23:47:09

Plot file version 127 created 03-FEB-2015 11:57:06

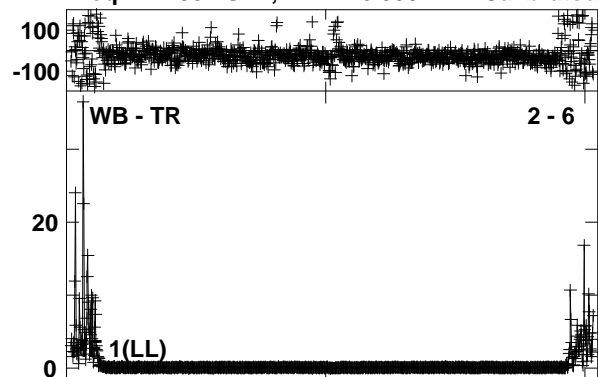
NGC660 EA055A 2.UVDATA.1

Freq = 1.4084 GHz, Bw = 16.000 MH Calibrated with CL # 3 and BP # 1 (BP mode 1)



Lower frame: Ampl Jy Top frame: Phas deg  
Vector averaged cross-power spectrum Baseline: EF (01) - WB (02)  
Timerange: 00/23:47:26 to 00/23:54:08

Plot file version 128 created 03-FEB-2015 11:57:07  
NGC660 EA055A 2.UVDATA.1  
Freq = 1.4084 GHz, Bw = 16.000 MH Calibrated with CL # 3 and BP # 1 (BP mode 1)

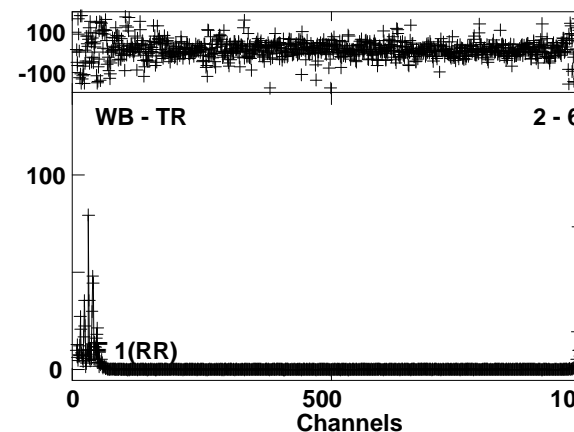
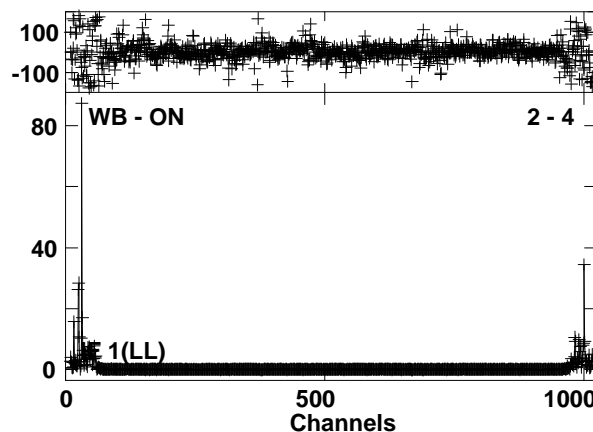
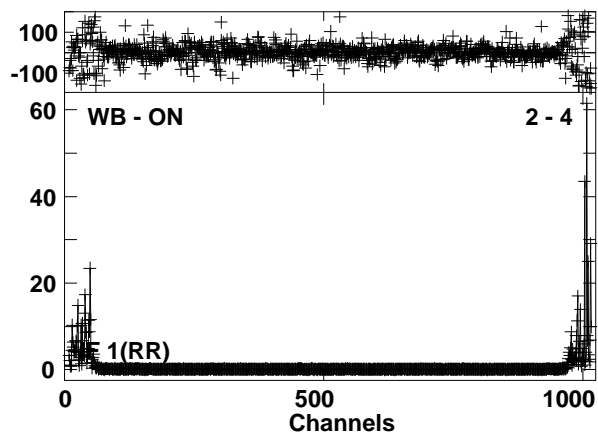
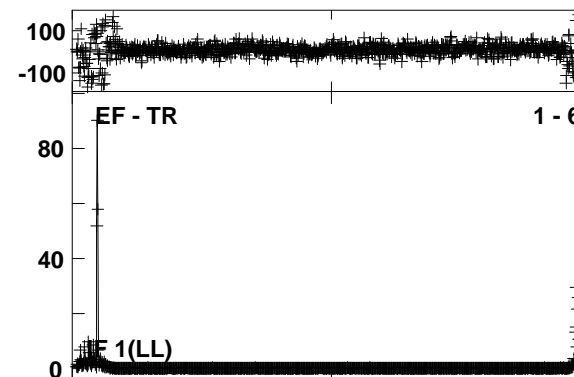
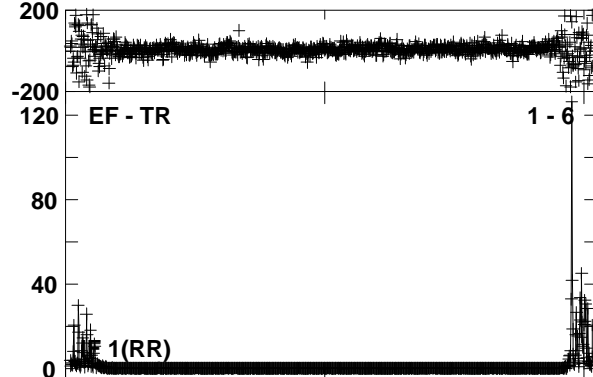
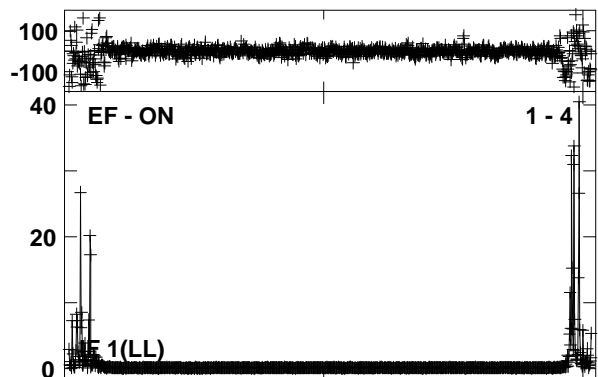
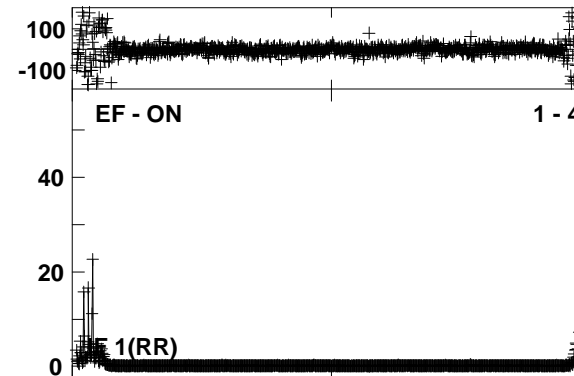

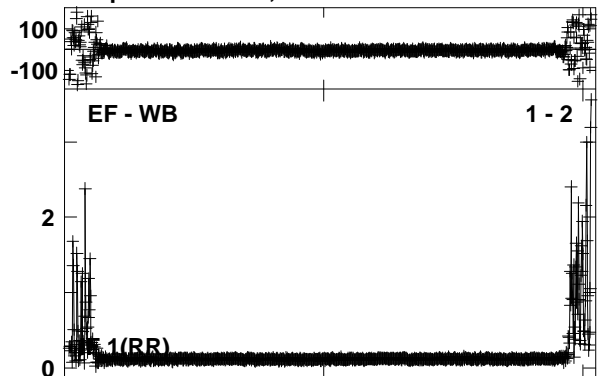


Lower frame: Ampl Jy Top frame: Phas deg  
Vector averaged cross-power spectrum Baseline: WB (02) - TR (06)  
Timerange: 00/23:47:26 to 00/23:54:08

Plot file version 129 created 03-FEB-2015 11:57:08

J0143+1215 EA055A 2.UVDATA.1

Freq = 1.4084 GHz, Bw = 16.000 MH Calibrated with CL # 3 and BP # 1 (BP mode 1)




Lower frame: Ampl Jy Top frame: Phas deg  
Vector averaged cross-power spectrum Baseline: EF (01) - WB (02)  
Timerange: 00/23:54:43 to 00/23:57:39

Plot file version 130 created 03-FEB-2015 11:57:08

J0143+1215 EA055A 2.UVDATA.1

Freq = 1.4084 GHz, Bw = 16.000 MH Calibrated with CL # 3 and BP # 1 (BP mode 1)



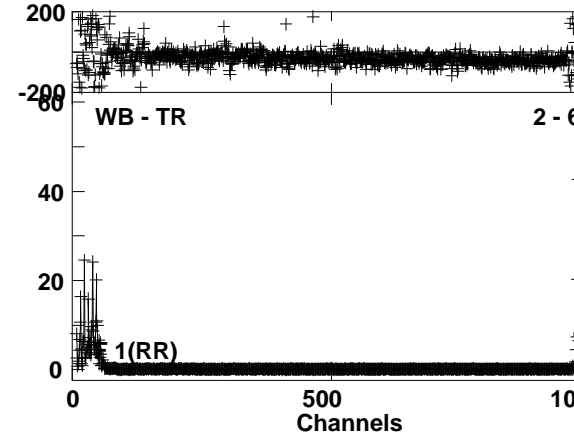
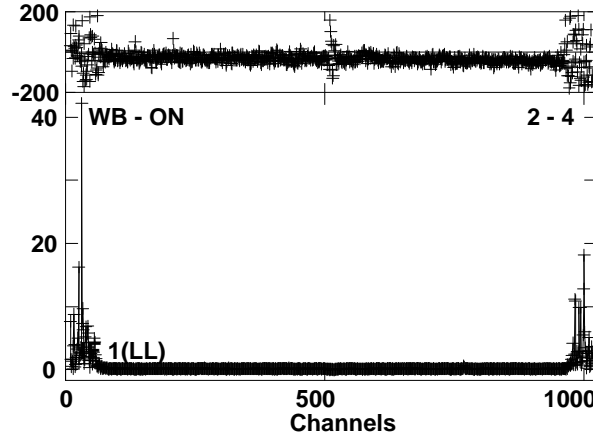
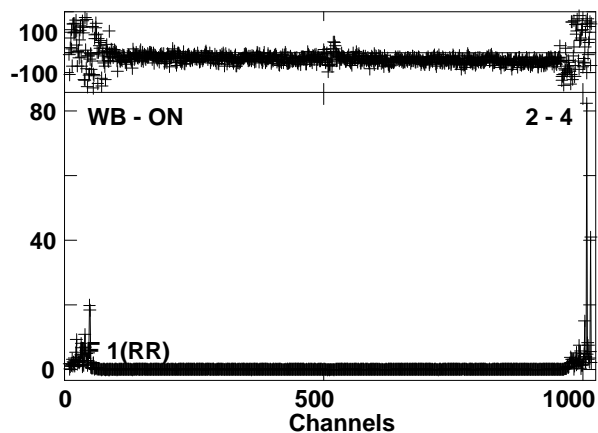
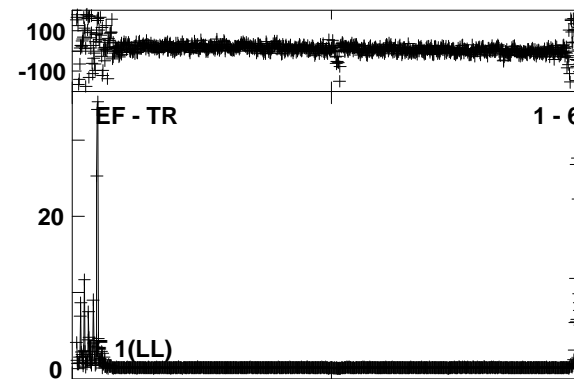
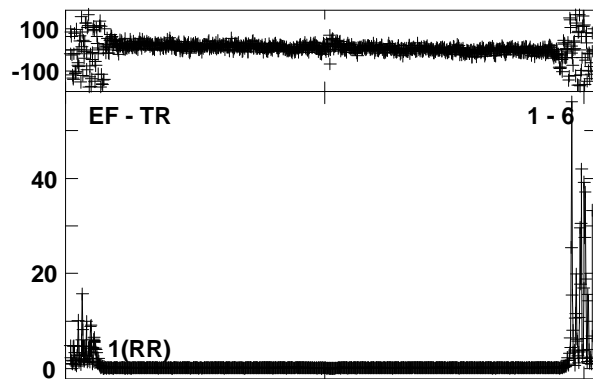
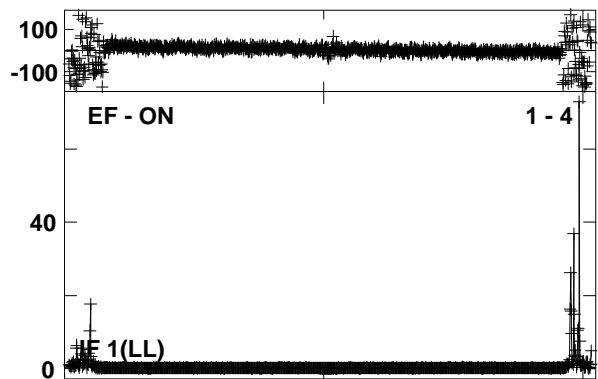
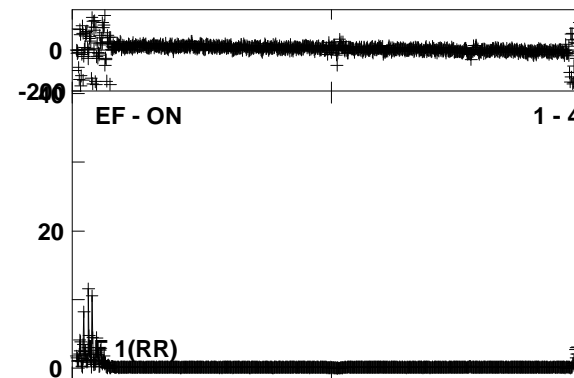
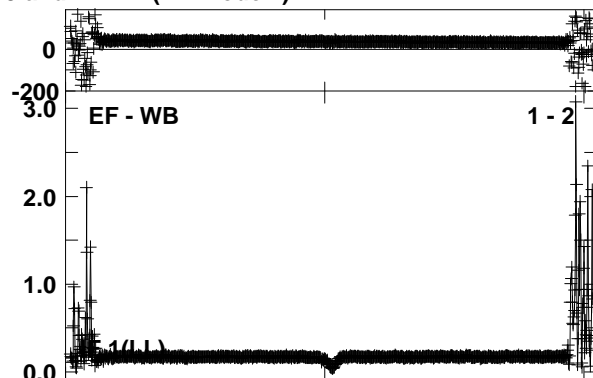
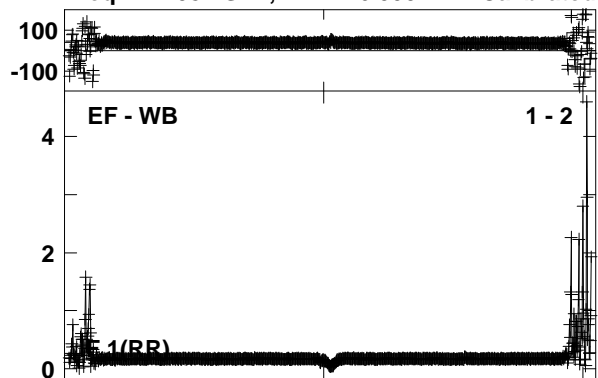
Lower frame: Ampl Jy Top frame: Phas deg  
Vector averaged cross-power spectrum Baseline: WB (02) - TR (06)  
Timerange: 00/23:54:43 to 00/23:57:39



Plot file version 131 created 03-FEB-2015 11:57:09

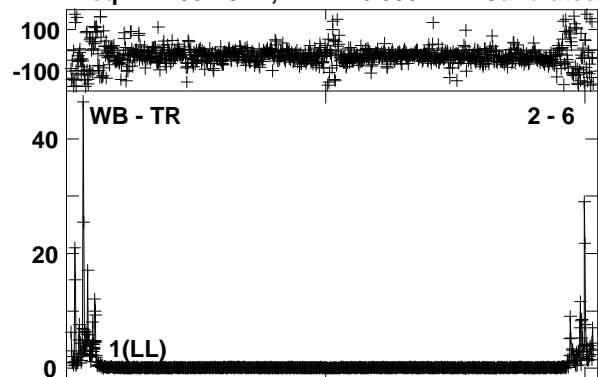
NGC660 EA055A 2.UVDATA.1

Freq = 1.4084 GHz, Bw = 16.000 MH Calibrated with CL # 3 and BP # 1 (BP mode 1)



Lower frame: Ampl Jy Top frame: Phas deg  
Vector averaged cross-power spectrum Baseline: EF (01) - WB (02)  
Timerange: 00/23:57:56 to 01/00:04:38

Plot file version 132 created 03-FEB-2015 11:57:09  
NGC660 EA055A 2.UVDATA.1  
Freq = 1.4084 GHz, Bw = 16.000 MH Calibrated with CL # 3 and BP # 1 (BP mode 1)

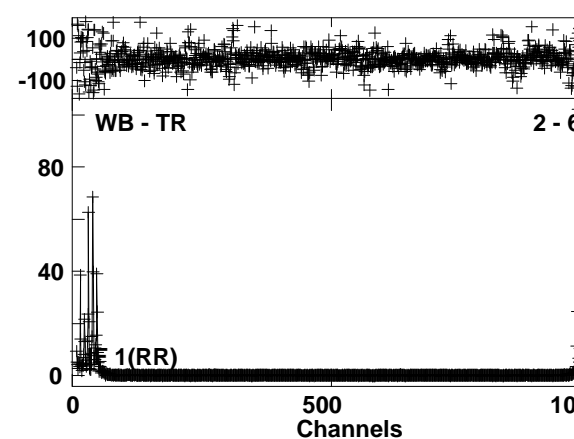
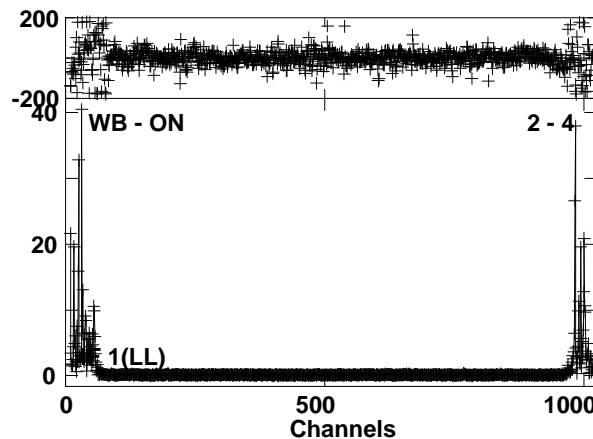
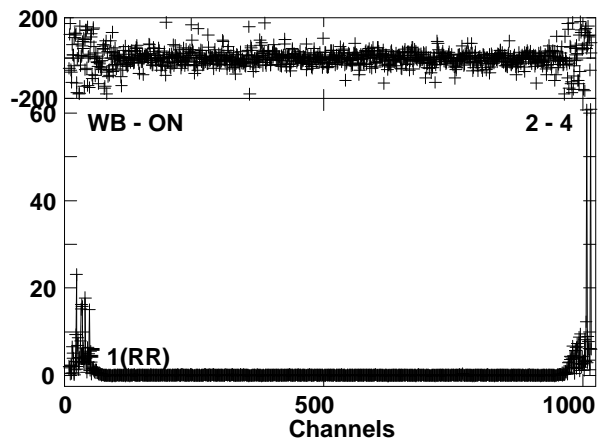
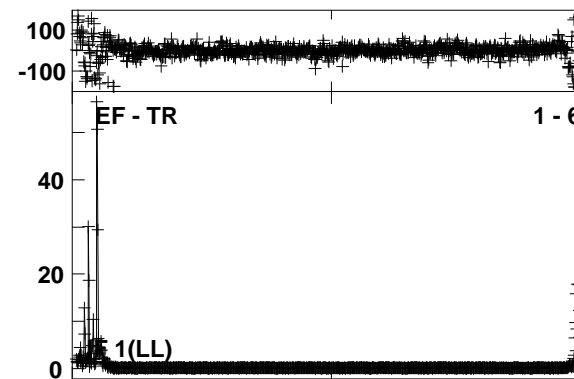
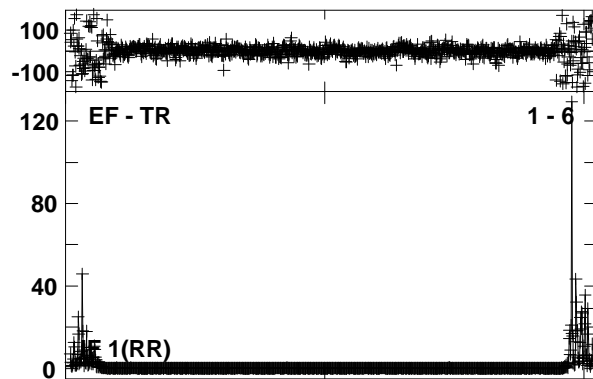
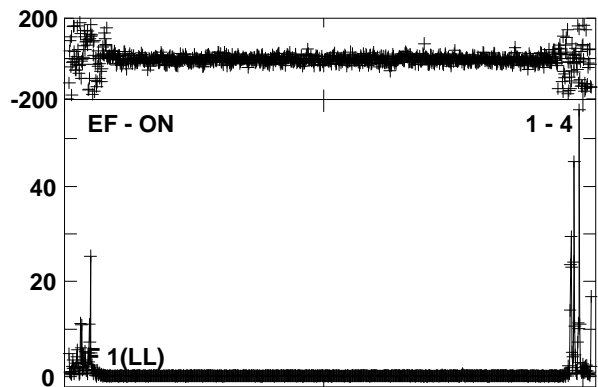
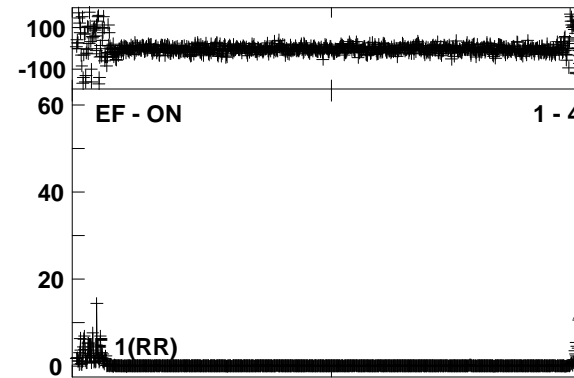




Lower frame: Ampl Jy Top frame: Phas deg  
Vector averaged cross-power spectrum Baseline: WB (02) - TR (06)  
Timerange: 00/23:57:56 to 01/00:04:38

Plot file version 133 created 03-FEB-2015 11:57:10

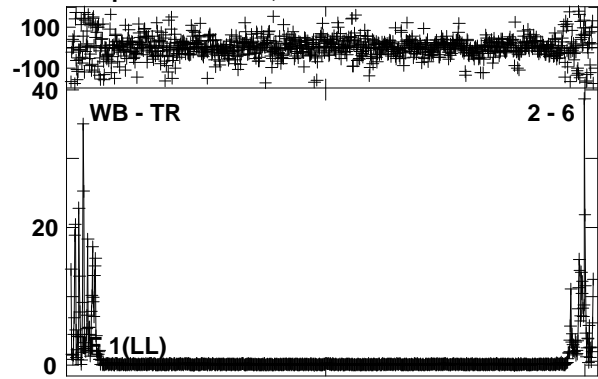
J0143+1215 EA055A 2.UVDATA.1

Freq = 1.4084 GHz, Bw = 16.000 MH Calibrated with CL # 3 and BP # 1 (BP mode 1)



Lower frame: Ampl Jy Top frame: Phas deg  
Vector averaged cross-power spectrum Baseline: EF (01) - WB (02)  
Timerange: 01/00:05:13 to 01/00:08:09

Plot file version 134 created 03-FEB-2015 11:57:11  
J0143+1215 EA055A 2.UVDATA.1  
Freq = 1.4084 GHz, Bw = 16.000 MH Calibrated with CL # 3 and BP # 1 (BP mode 1)

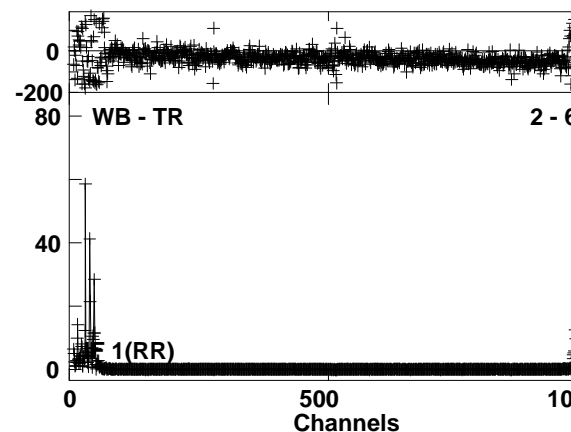
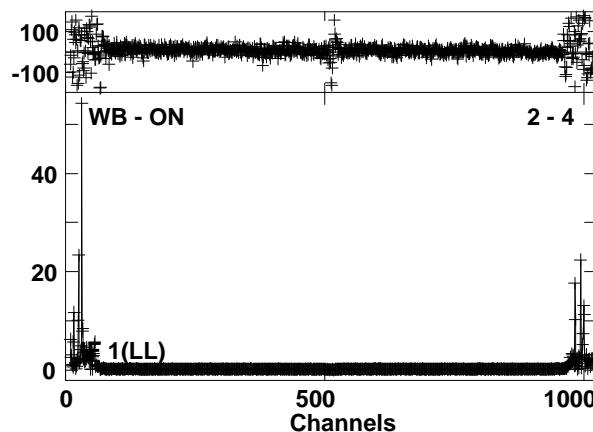
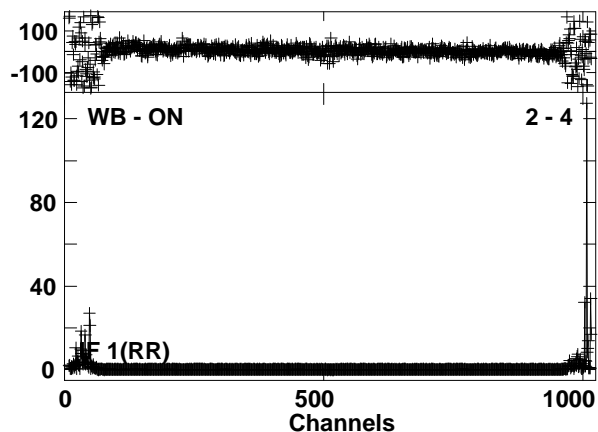
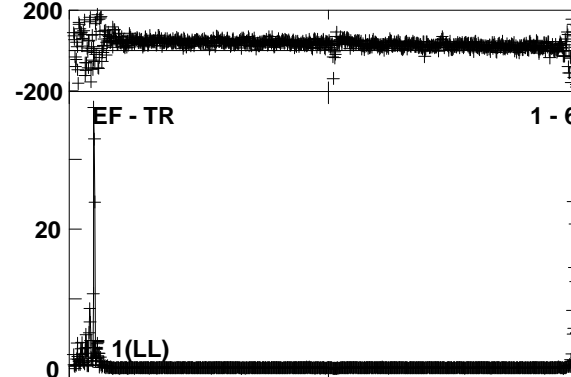
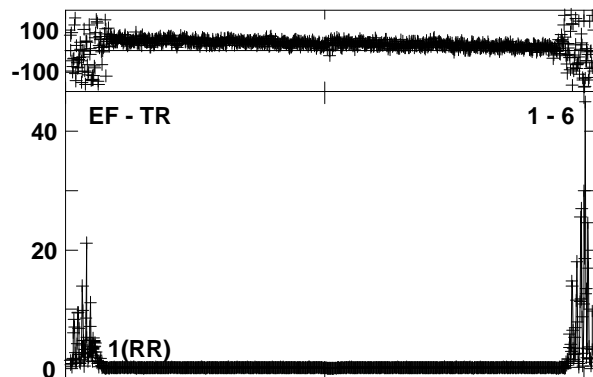
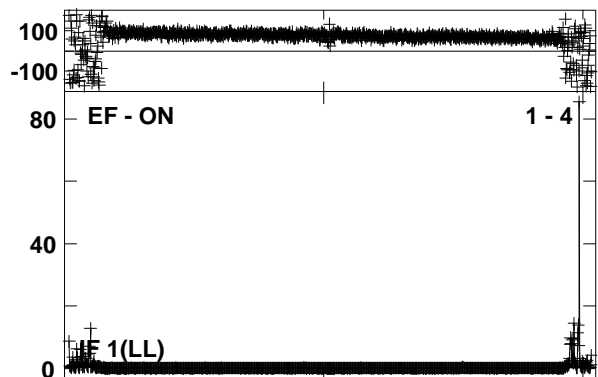
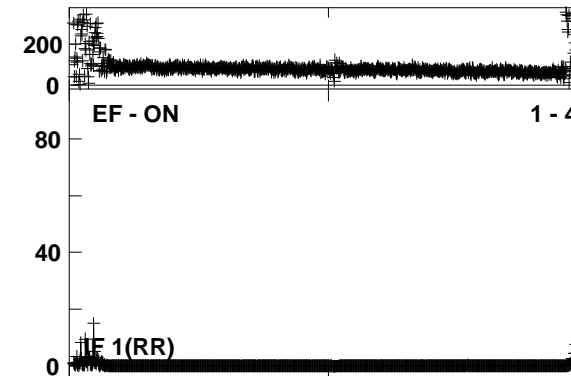
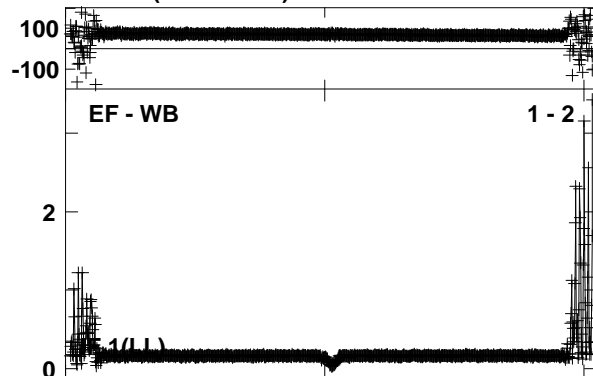
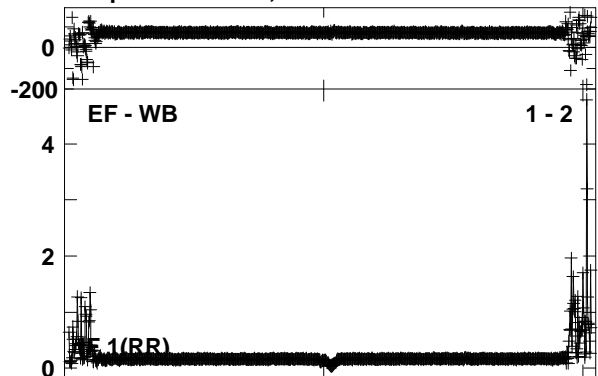


Lower frame: Ampl Jy Top frame: Phas deg  
Vector averaged cross-power spectrum Baseline: WB (02) - TR (06)  
Timerange: 01/00:05:13 to 01/00:08:09

Plot file version 135 created 03-FEB-2015 11:57:11

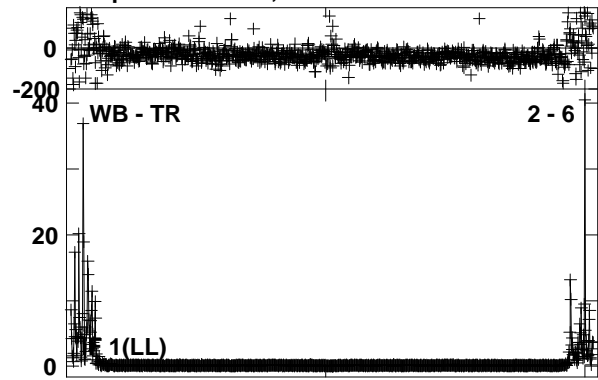
NGC660 EA055A 2.UVDATA.1

Freq = 1.4084 GHz, Bw = 16.000 MH Calibrated with CL # 3 and BP # 1 (BP mode 1)



Lower frame: Ampl Jy Top frame: Phas deg  
Vector averaged cross-power spectrum Baseline: EF (01) - WB (02)  
Timerange: 01/00:08:26 to 01/00:15:08

Plot file version 136 created 03-FEB-2015 11:57:12  
NGC660 EA055A 2.UVDATA.1  
Freq = 1.4084 GHz, Bw = 16.000 MH Calibrated with CL # 3 and BP # 1 (BP mode 1)

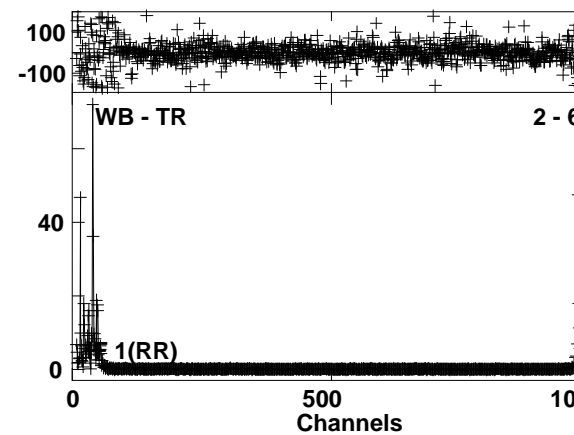
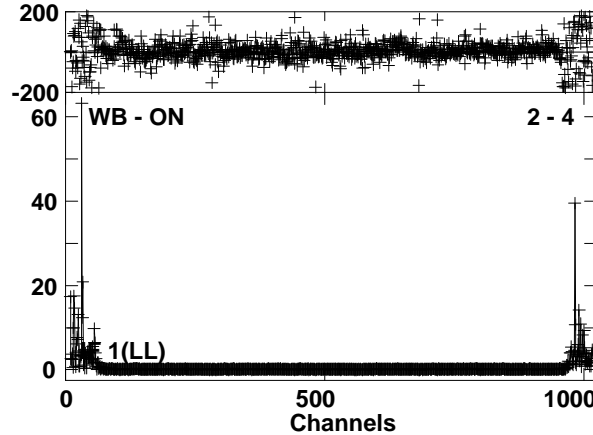
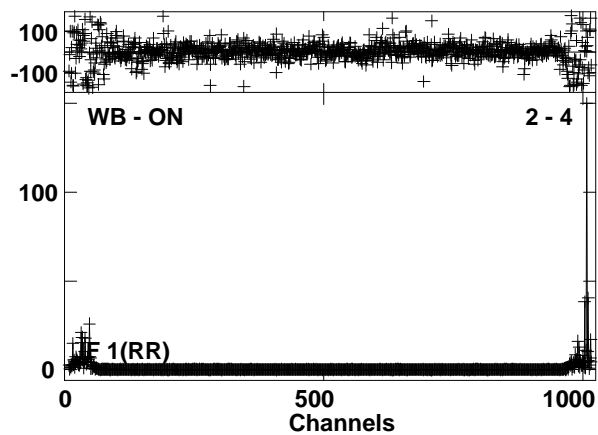
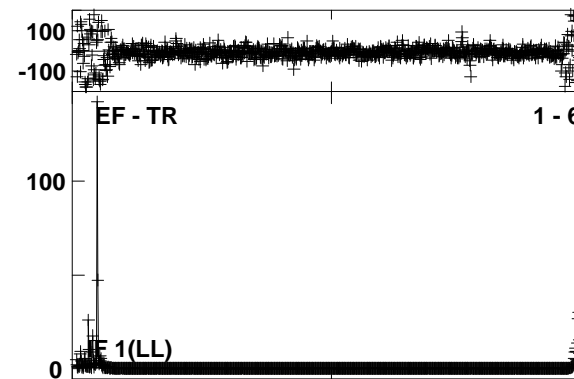
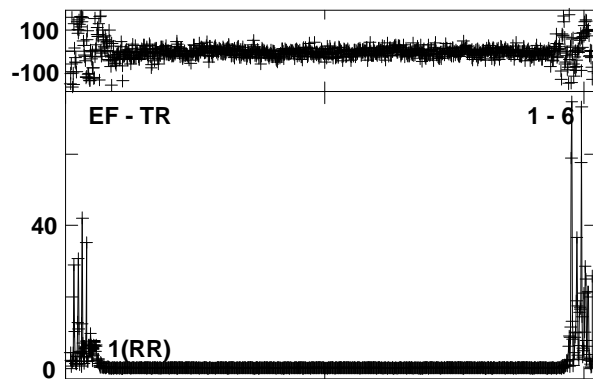
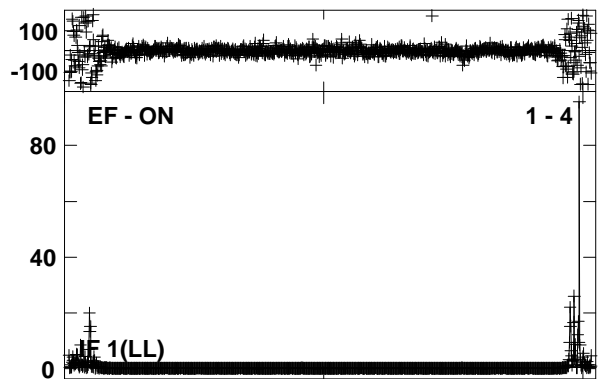
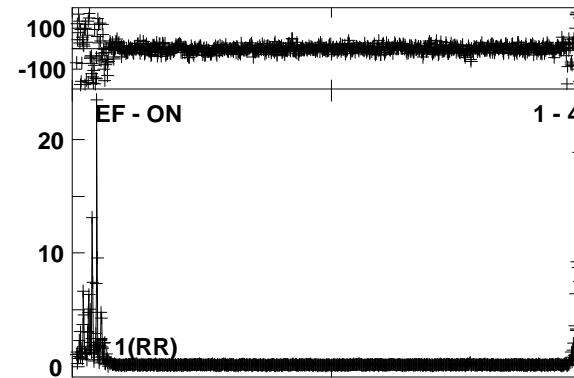




Lower frame: Ampl Jy Top frame: Phas deg  
Vector averaged cross-power spectrum Baseline: WB (02) - TR (06)  
Timerange: 01/00:08:26 to 01/00:15:08

Plot file version 137 created 03-FEB-2015 11:57:13

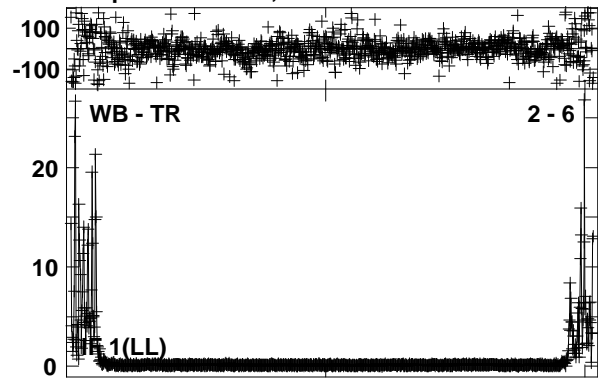
J0143+1215 EA055A 2.UVDATA.1

Freq = 1.4084 GHz, Bw = 16.000 MH Calibrated with CL # 3 and BP # 1 (BP mode 1)



Lower frame: Ampl Jy Top frame: Phas deg  
Vector averaged cross-power spectrum Baseline: EF (01) - WB (02)  
Timerange: 01/00:15:43 to 01/00:18:39

Plot file version 138 created 03-FEB-2015 11:57:13  
J0143+1215 EA055A 2.UVDATA.1  
Freq = 1.4084 GHz, Bw = 16.000 MH Calibrated with CL # 3 and BP # 1 (BP mode 1)



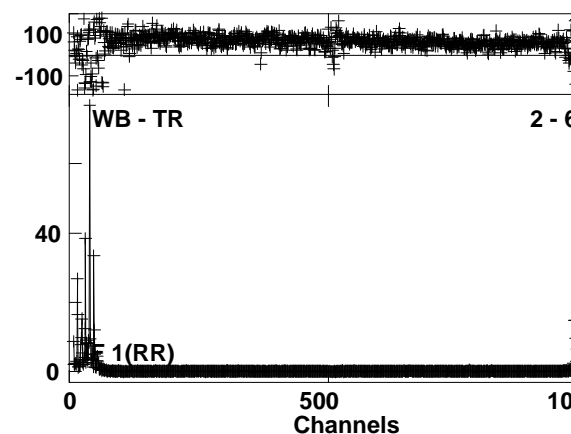
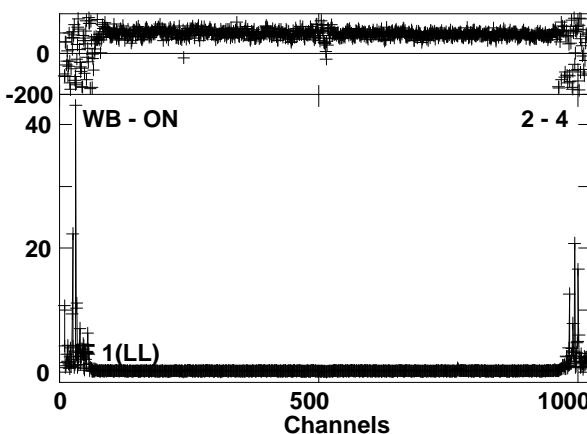
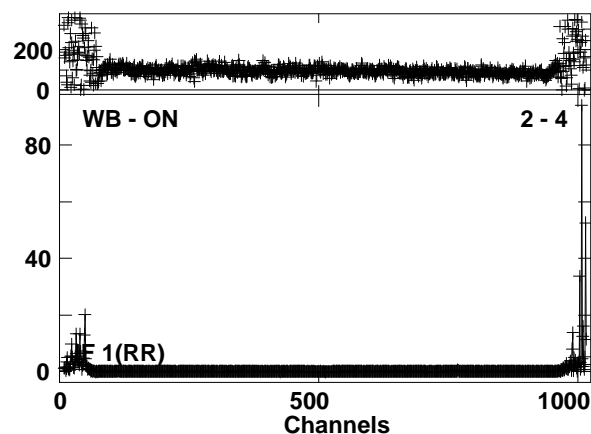
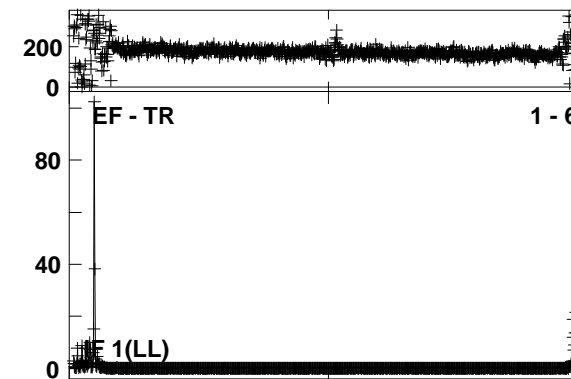
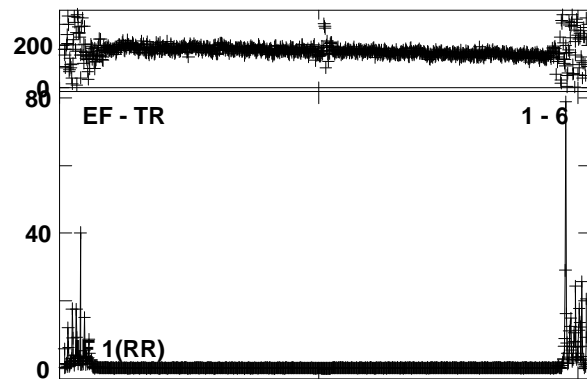
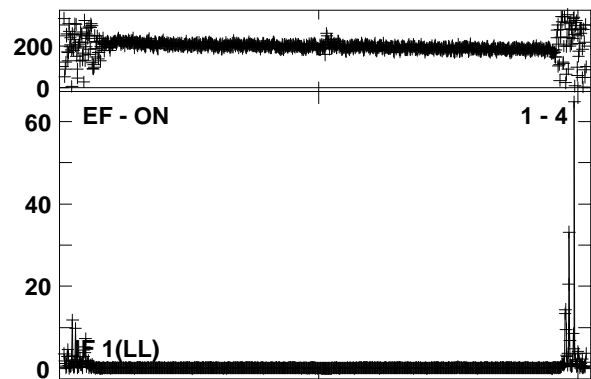
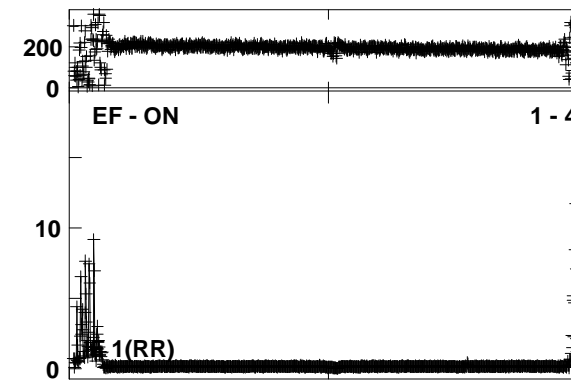

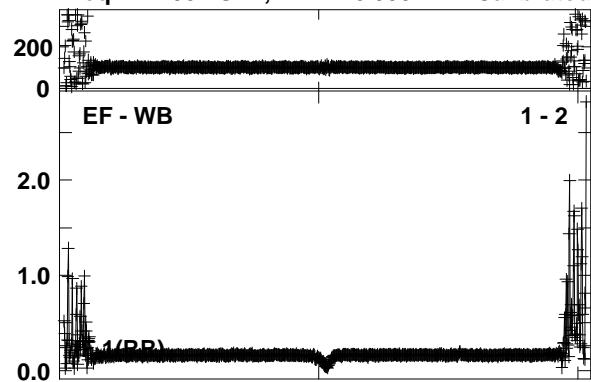
Lower frame: Ampl Jy Top frame: Phas deg  
Vector averaged cross-power spectrum Baseline: WB (02) - TR (06)  
Timerange: 01/00:15:43 to 01/00:18:39



Plot file version 139 created 03-FEB-2015 11:57:14

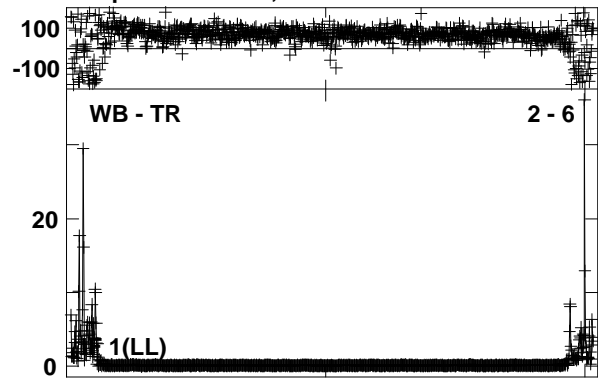
NGC660 EA055A 2.UVDATA.1

Freq = 1.4084 GHz, Bw = 16.000 MH Calibrated with CL # 3 and BP # 1 (BP mode 1)



Lower frame: Ampl Jy Top frame: Phas deg  
Vector averaged cross-power spectrum Baseline: EF (01) - WB (02)  
Timerange: 01/00:18:56 to 01/00:25:38

Plot file version 140 created 03-FEB-2015 11:57:14  
NGC660 EA055A 2.UVDATA.1  
Freq = 1.4084 GHz, Bw = 16.000 MH Calibrated with CL # 3 and BP # 1 (BP mode 1)

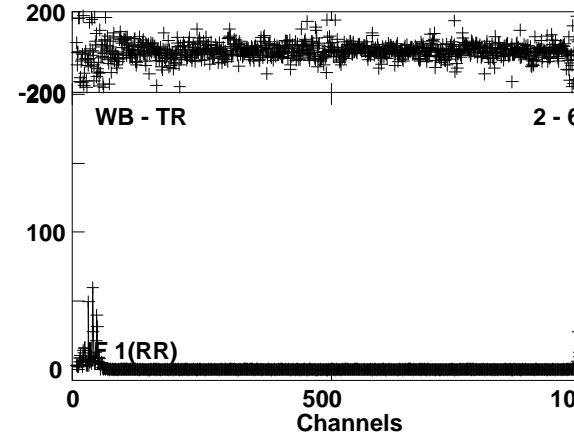
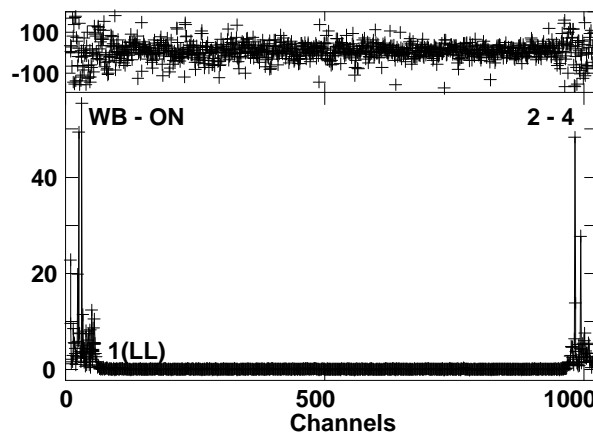
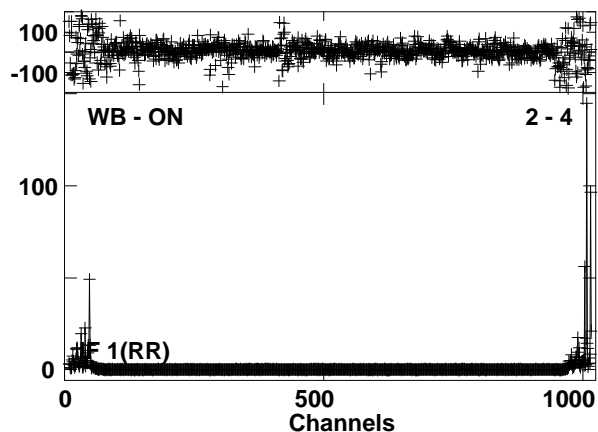
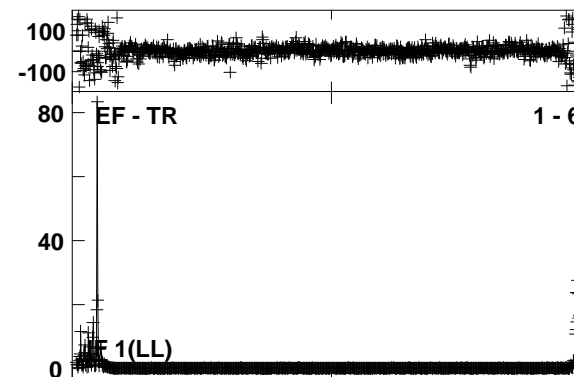
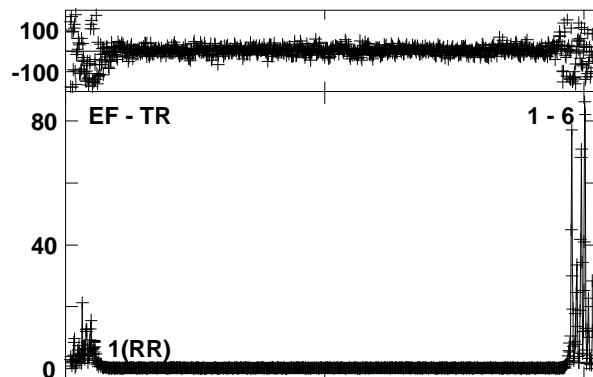
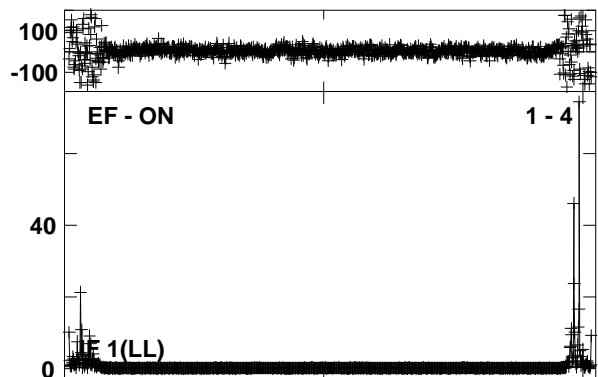
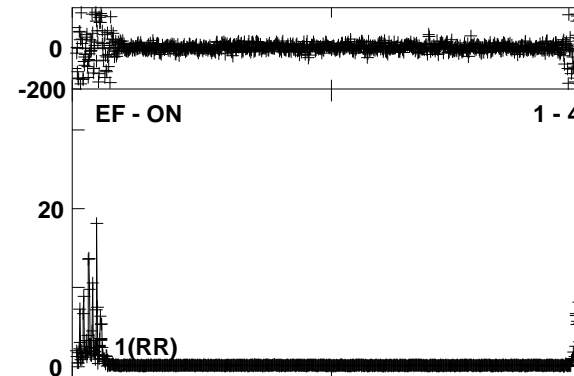

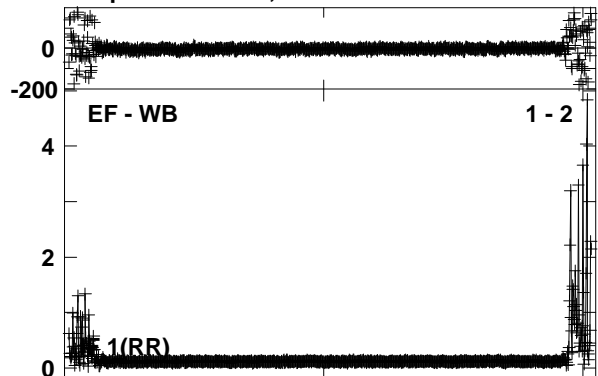


Lower frame: Ampl Jy Top frame: Phas deg  
Vector averaged cross-power spectrum Baseline: WB (02) - TR (06)  
Timerange: 01/00:18:56 to 01/00:25:38

Plot file version 141 created 03-FEB-2015 11:57:15

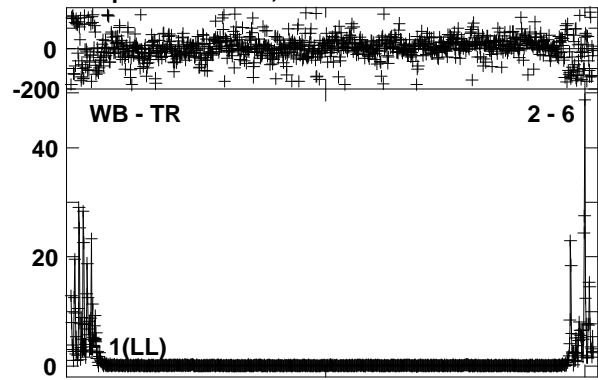
J0143+1215 EA055A 2.UVDATA.1

Freq = 1.4084 GHz, Bw = 16.000 MH Calibrated with CL # 3 and BP # 1 (BP mode 1)



Lower frame: Ampl Jy Top frame: Phas deg  
Vector averaged cross-power spectrum Baseline: EF (01) - WB (02)  
Timerange: 01/00:26:13 to 01/00:29:09

Plot file version 142 created 03-FEB-2015 11:57:16  
J0143+1215 EA055A 2.UVDATA.1  
Freq = 1.4084 GHz, Bw = 16.000 MH Calibrated with CL # 3 and BP # 1 (BP mode 1)

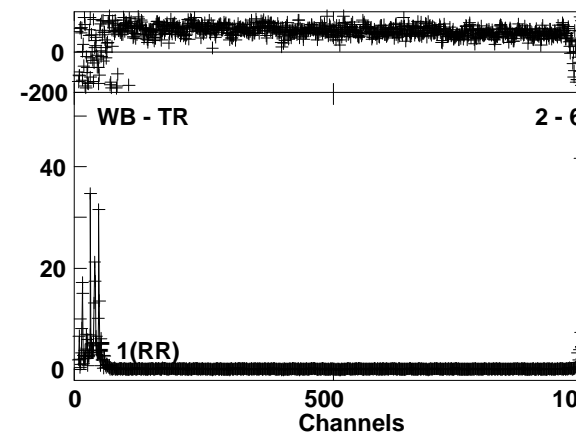
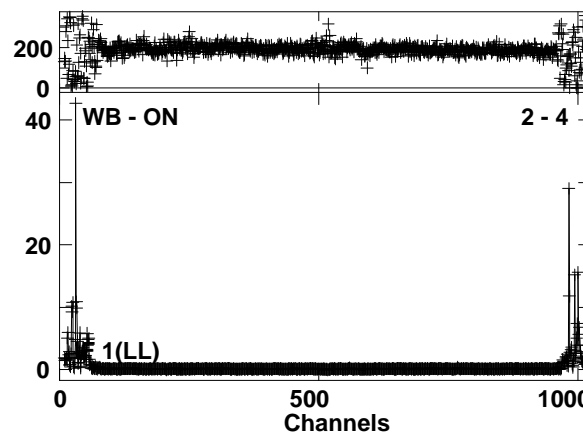
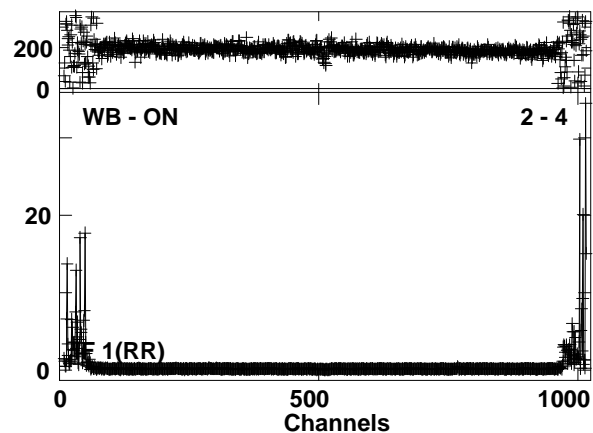
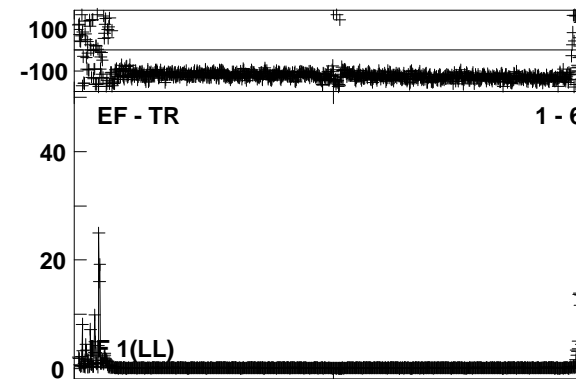
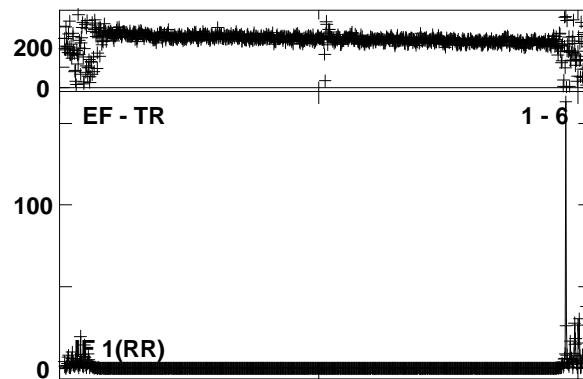
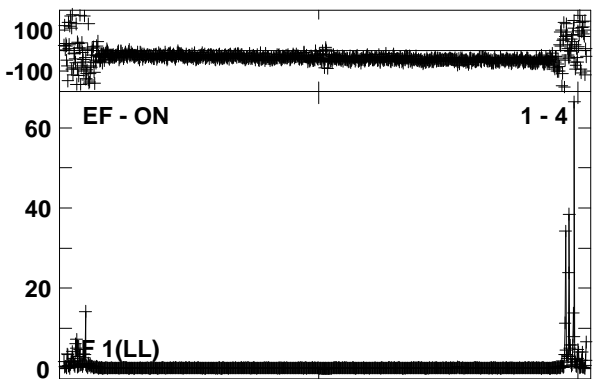
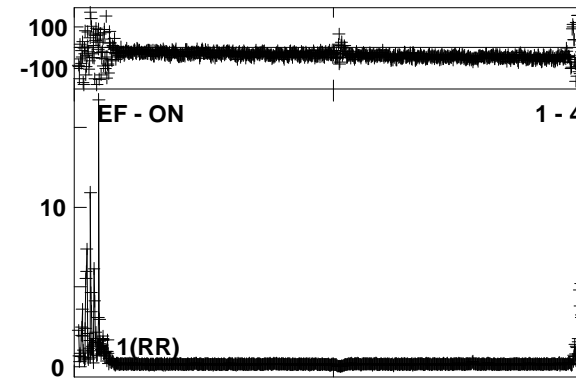
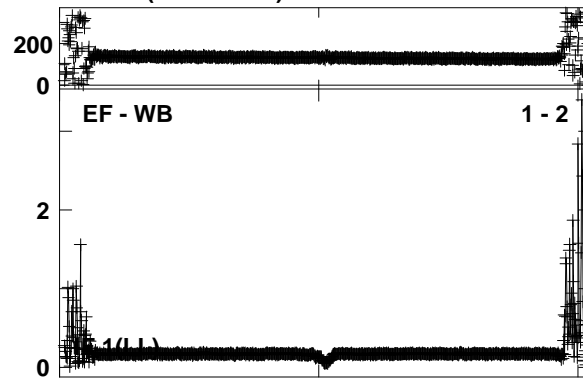
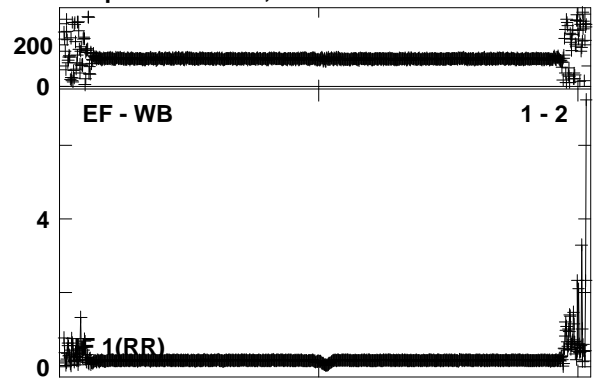


Lower frame: Ampl Jy Top frame: Phas deg  
Vector averaged cross-power spectrum Baseline: WB (02) - TR (06)  
Timerange: 01/00:26:13 to 01/00:29:09

Plot file version 143 created 03-FEB-2015 11:57:16

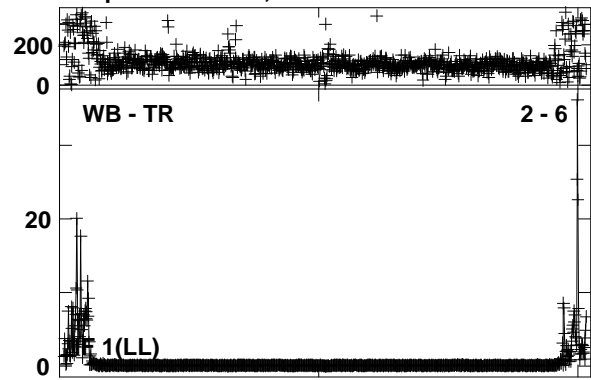
NGC660 EA055A 2.UVDATA.1

Freq = 1.4084 GHz, Bw = 16.000 MH Calibrated with CL # 3 and BP # 1 (BP mode 1)



Lower frame: Ampl Jy Top frame: Phas deg  
Vector averaged cross-power spectrum Baseline: EF (01) - WB (02)  
Timerange: 01/00:29:26 to 01/00:36:08

Plot file version 144 created 03-FEB-2015 11:57:17  
NGC660 EA055A 2.UVDATA.1  
Freq = 1.4084 GHz, Bw = 16.000 MH Calibrated with CL # 3 and BP # 1 (BP mode 1)

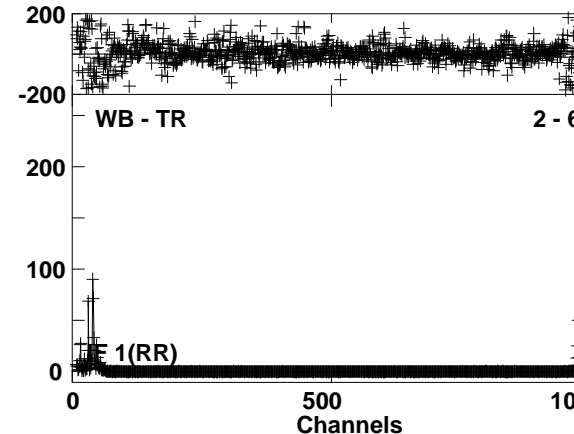
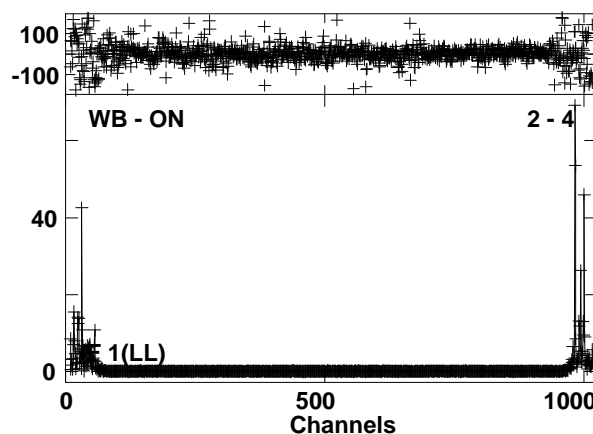
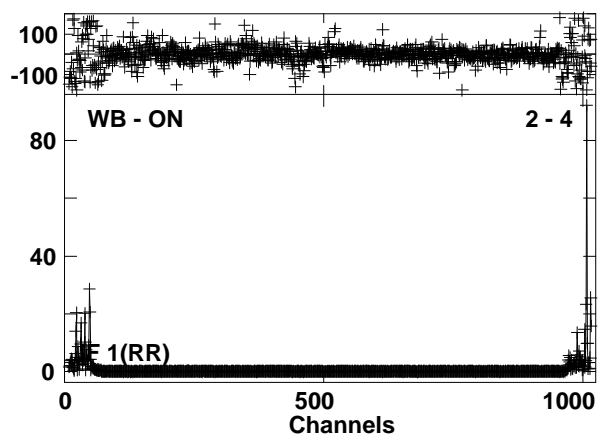
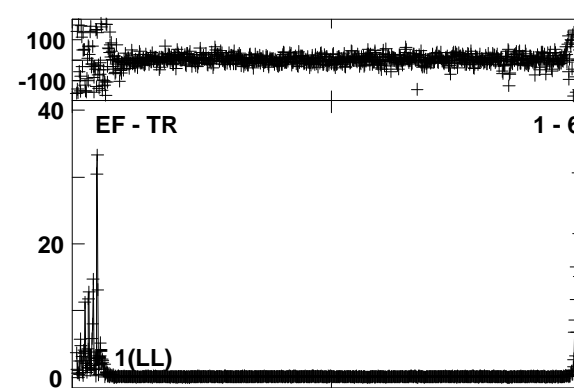
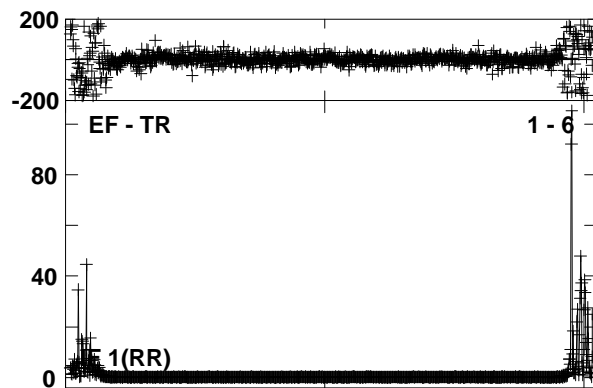
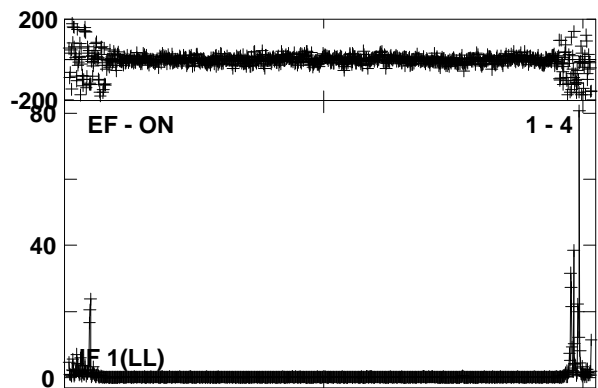
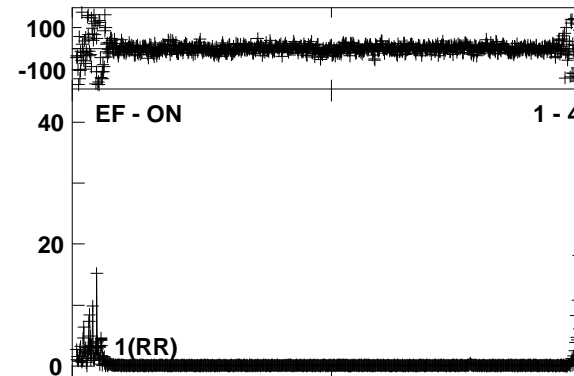
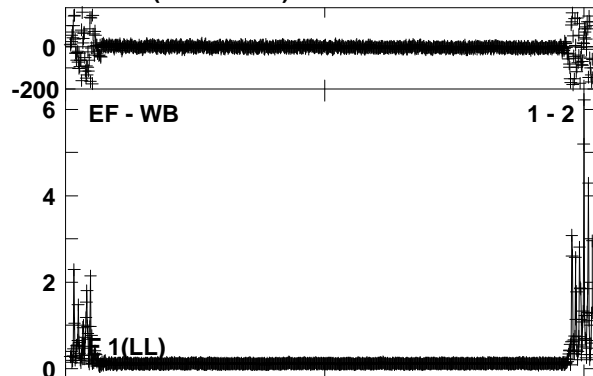
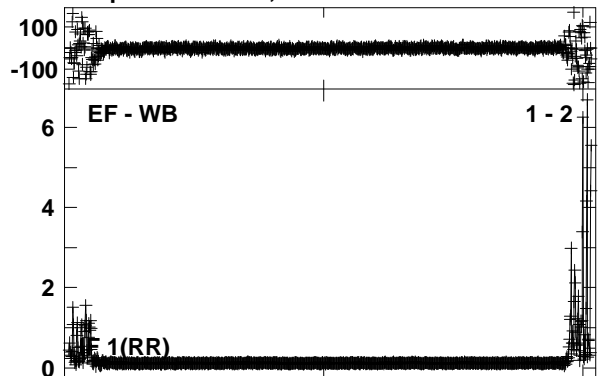


Lower frame: Ampl Jy Top frame: Phas deg  
Vector averaged cross-power spectrum Baseline: WB (02) - TR (06)  
Timerange: 01/00:29:26 to 01/00:36:08

Plot file version 145 created 03-FEB-2015 11:57:18

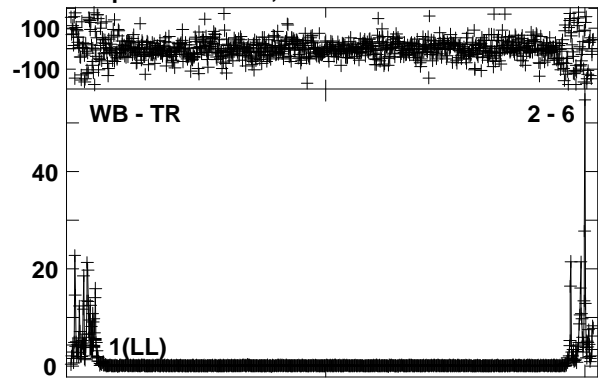
J0143+1215 EA055A 2.UVDATA.1

Freq = 1.4084 GHz, Bw = 16.000 MH Calibrated with CL # 3 and BP # 1 (BP mode 1)



Lower frame: Ampl Jy Top frame: Phas deg  
Vector averaged cross-power spectrum Baseline: EF (01) - WB (02)  
Timerange: 01/00:36:43 to 01/00:39:39

Plot file version 146 created 03-FEB-2015 11:57:18  
J0143+1215 EA055A 2.UVDATA.1  
Freq = 1.4084 GHz, Bw = 16.000 MH Calibrated with CL # 3 and BP # 1 (BP mode 1)



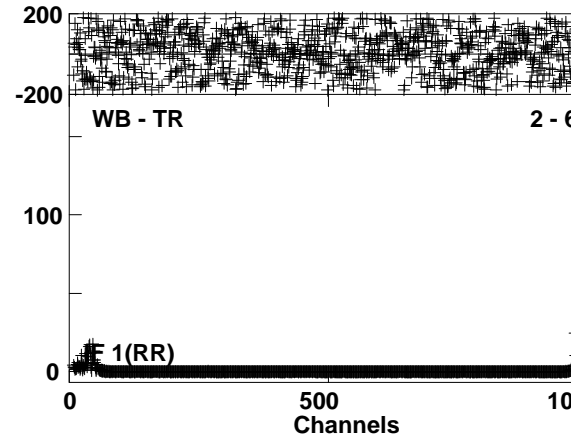
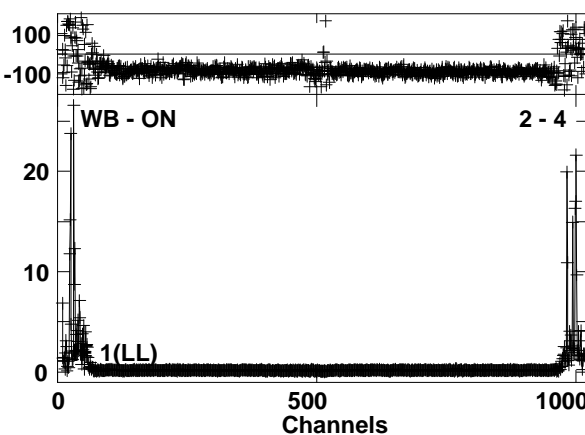
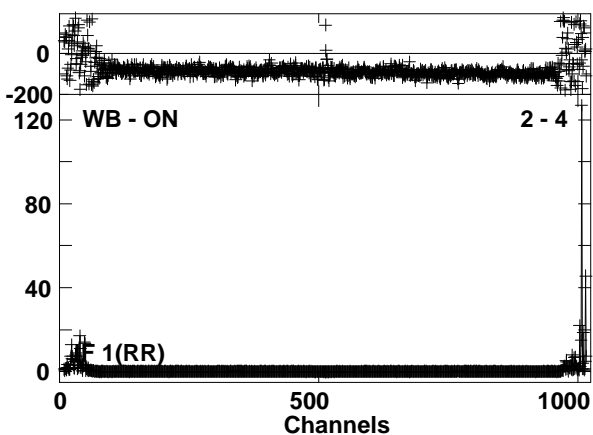
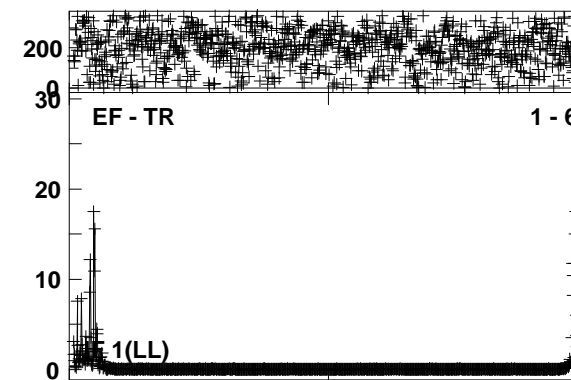
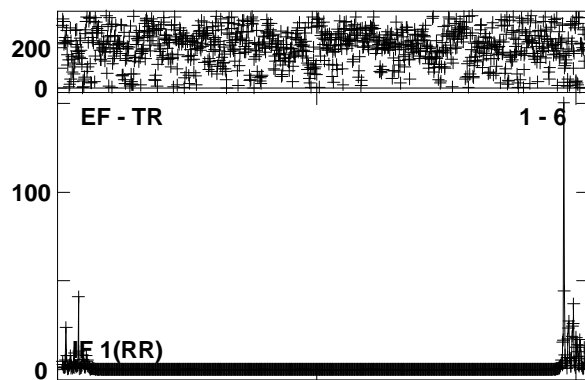
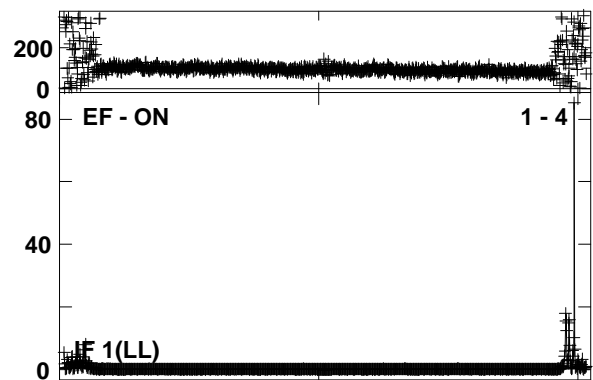
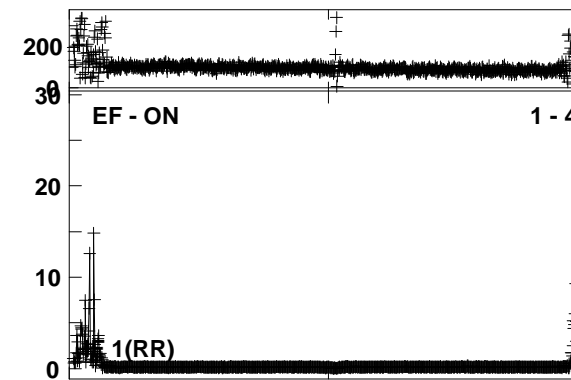
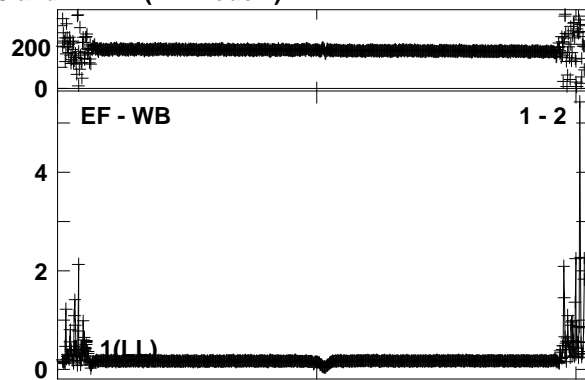
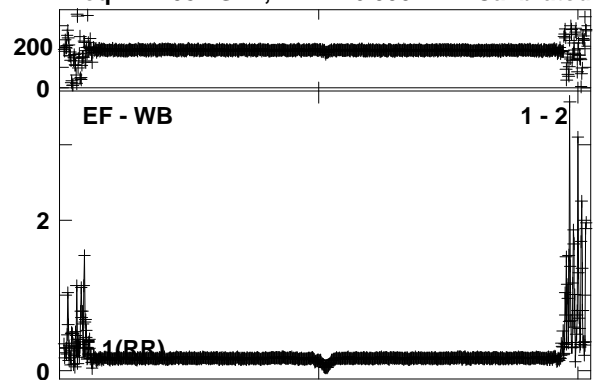
Lower frame: Ampl Jy Top frame: Phas deg  
Vector averaged cross-power spectrum Baseline: WB (02) - TR (06)  
Timerange: 01/00:36:43 to 01/00:39:39



Plot file version 147 created 03-FEB-2015 11:57:19

NGC660 EA055A 2.UVDATA.1

Freq = 1.4084 GHz, Bw = 16.000 MH Calibrated with CL # 3 and BP # 1 (BP mode 1)




Lower frame: Ampl Jy Top frame: Phas deg  
Vector averaged cross-power spectrum Baseline: EF (01) - WB (02)  
Timerange: 01/00:39:56 to 01/00:46:38

Plot file version 148 created 03-FEB-2015 11:57:19

NGC660 EA055A 2.UVDATA.1

Freq = 1.4084 GHz, Bw = 16.000 MH Calibrated with CL # 3 and BP # 1 (BP mode 1)

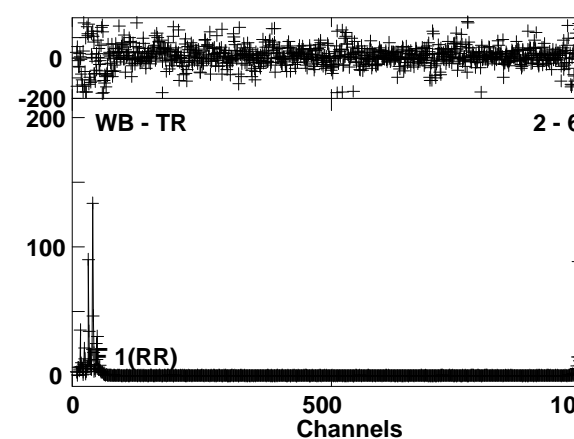
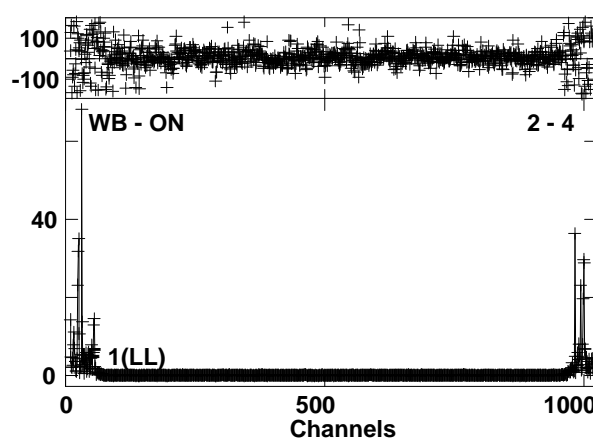
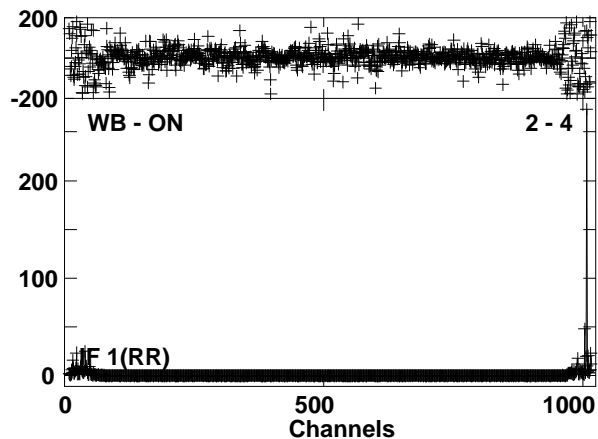
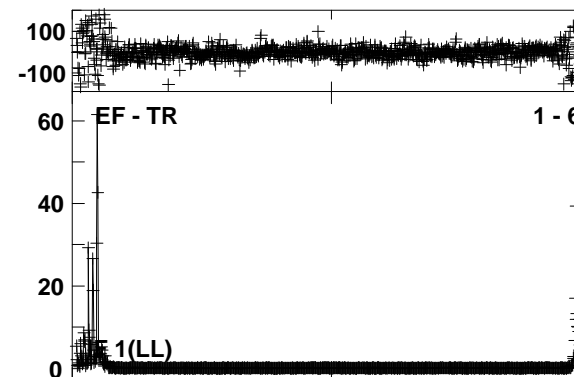
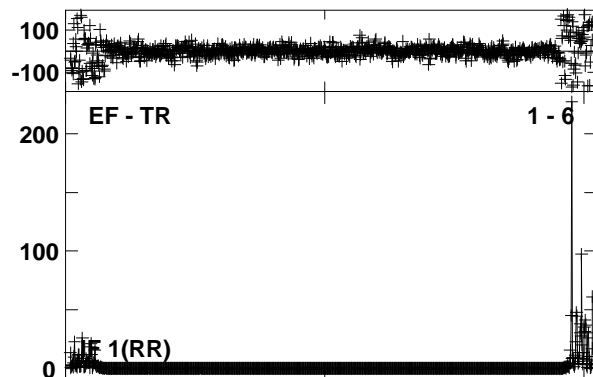
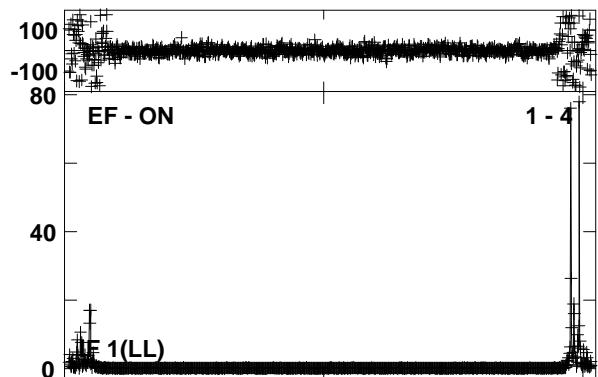
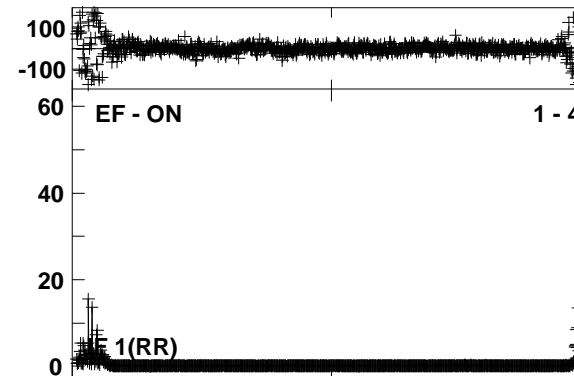




Lower frame: Ampl Jy Top frame: Phas deg  
Vector averaged cross-power spectrum Baseline: WB (02) - TR (06)  
Timerange: 01/00:39:56 to 01/00:46:38

Plot file version 149 created 03-FEB-2015 11:57:20

J0143+1215 EA055A 2.UVDATA.1

Freq = 1.4084 GHz, Bw = 16.000 MH Calibrated with CL # 3 and BP # 1 (BP mode 1)




Lower frame: Ampl Jy Top frame: Phas deg  
Vector averaged cross-power spectrum Baseline: EF (01) - WB (02)  
Timerange: 01/00:47:13 to 01/00:50:09

Plot file version 150 created 03-FEB-2015 11:57:20

J0143+1215 EA055A 2.UVDATA.1

Freq = 1.4084 GHz, Bw = 16.000 MH Calibrated with CL # 3 and BP # 1 (BP mode 1)

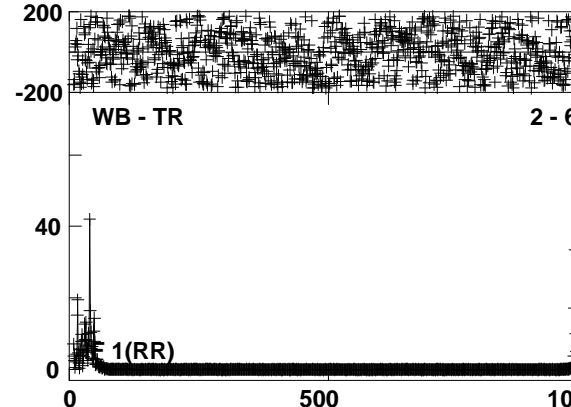
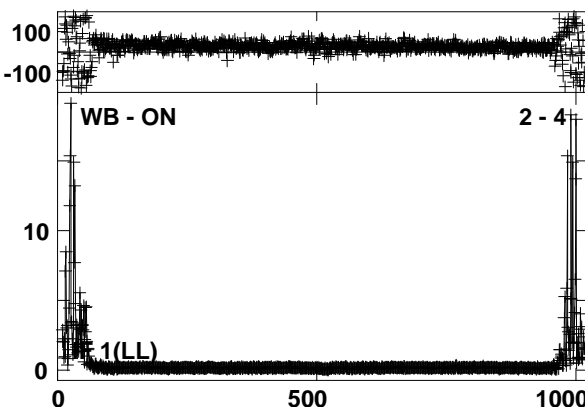
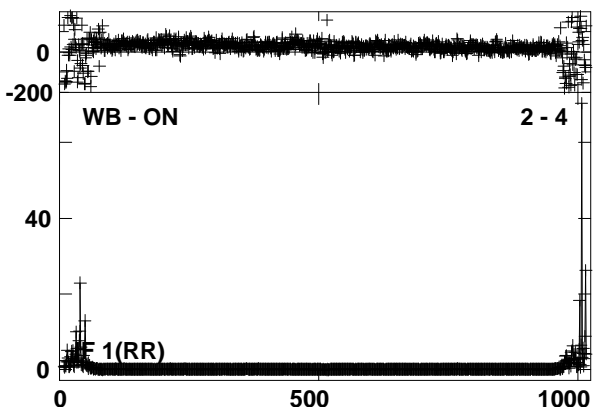


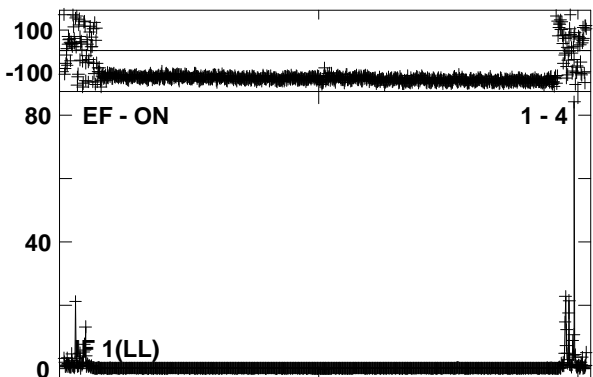
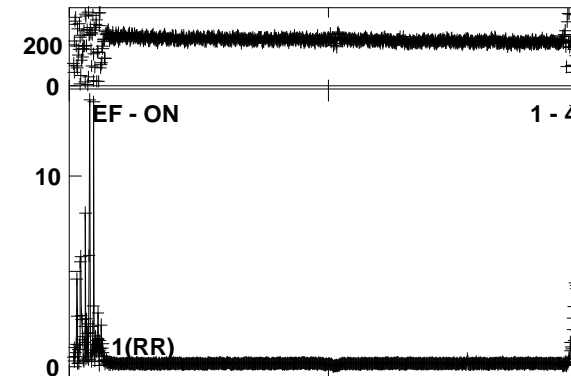
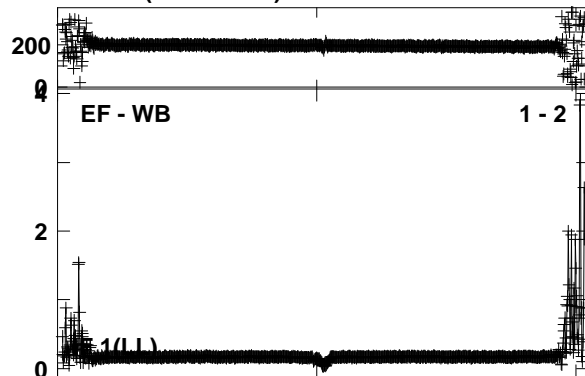
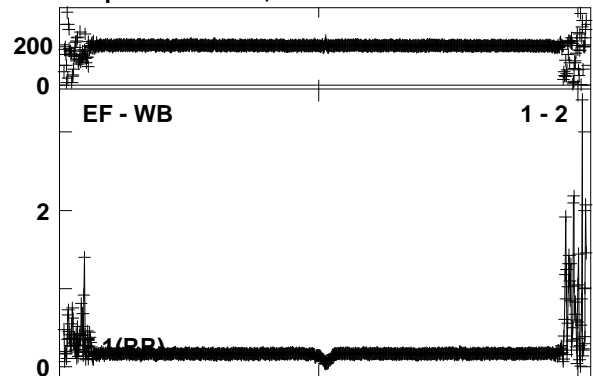


Lower frame: Ampl Jy Top frame: Phas deg  
Vector averaged cross-power spectrum Baseline: WB (02) - TR (06)  
Timerange: 01/00:47:13 to 01/00:50:09

Plot file version 151 created 03-FEB-2015 11:57:21


NGC660 EA055A 2.UVDATA.1

Freq = 1.4084 GHz, Bw = 16.000 MH Calibrated with CL # 3 and BP # 1 (BP mode 1)



Lower frame: Ampl Jy Top frame: Phas deg  
Vector averaged cross-power spectrum Baseline: EF (01) - WB (02)  
Timerange: 01/00:50:26 to 01/00:57:08

Plot file version 152 created 03-FEB-2015 11:57:22  
NGC660 EA055A 2.UVDATA.1  
Freq = 1.4084 GHz, Bw = 16.000 MH Calibrated with CL # 3 and BP # 1 (BP mode 1)

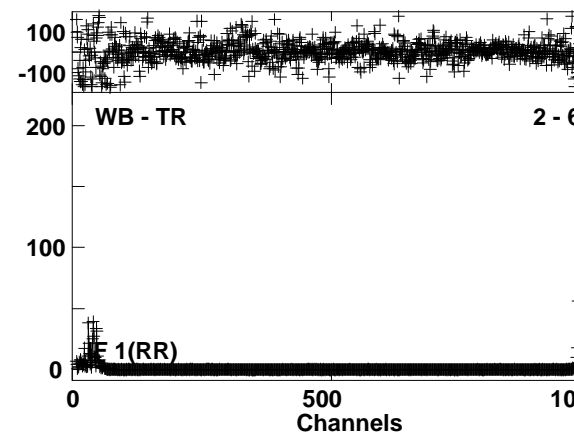
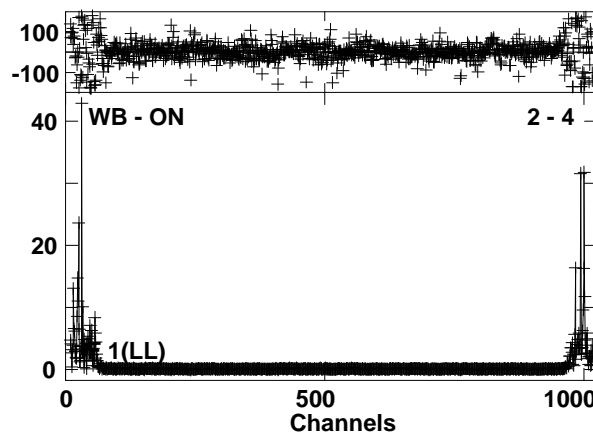
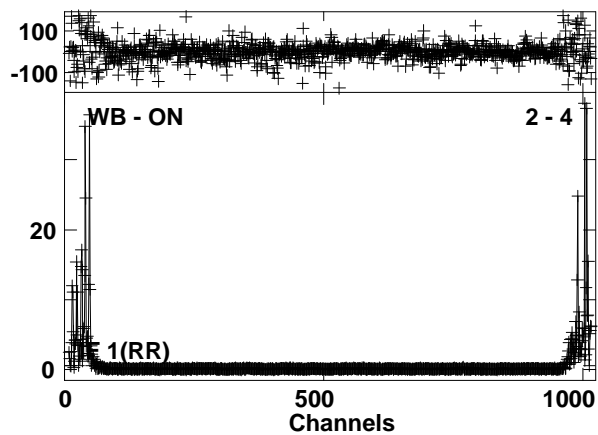
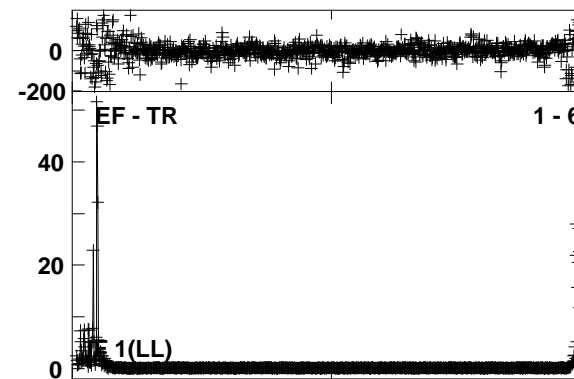
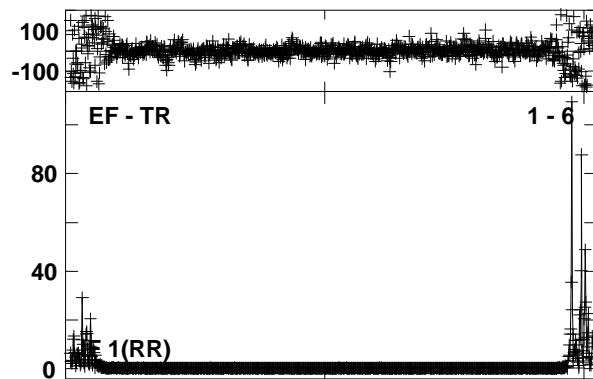
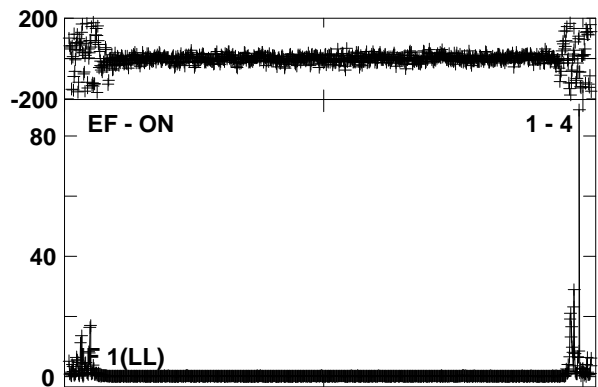
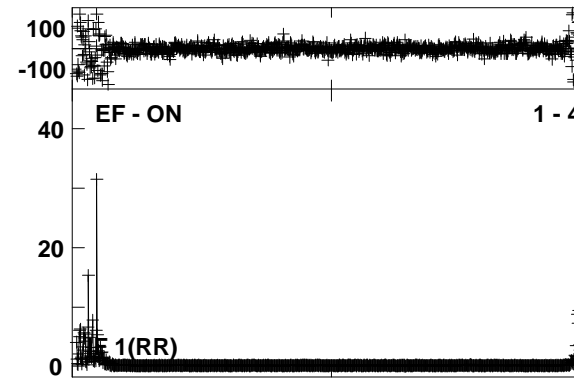

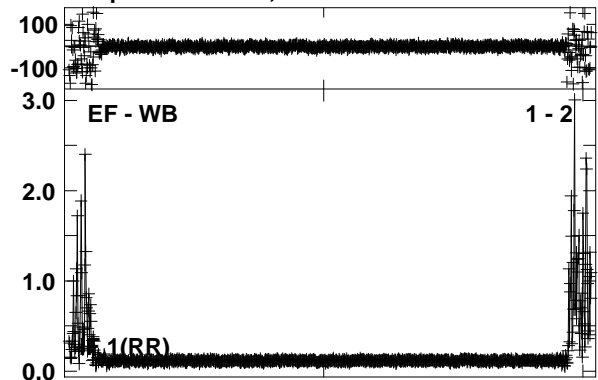


Lower frame: Ampl Jy Top frame: Phas deg  
Vector averaged cross-power spectrum Baseline: WB (02) - TR (06)  
Timerange: 01/00:50:26 to 01/00:57:08

Plot file version 153 created 03-FEB-2015 11:57:22

J0143+1215 EA055A 2.UVDATA.1

Freq = 1.4084 GHz, Bw = 16.000 MH Calibrated with CL # 3 and BP # 1 (BP mode 1)

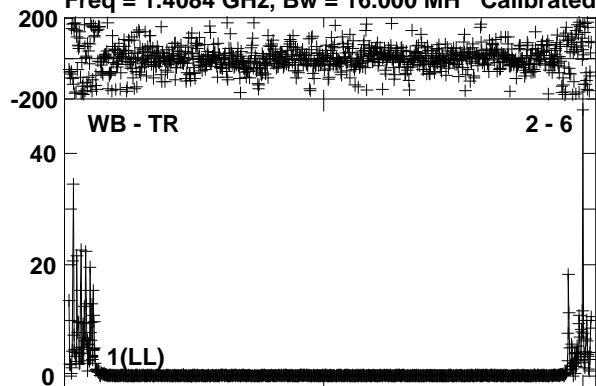


Lower frame: Ampl Jy Top frame: Phas deg  
Vector averaged cross-power spectrum Baseline: EF (01) - WB (02)  
Timerange: 01/00:57:43 to 01/01:00:39

Plot file version 154 created 03-FEB-2015 11:57:23

J0143+1215 EA055A 2.UVDATA.1

Freq = 1.4084 GHz, Bw = 16.000 MH Calibrated with CL # 3 and BP # 1 (BP mode 1)



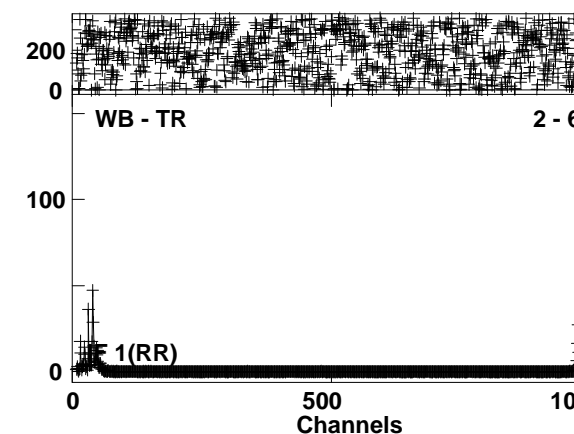
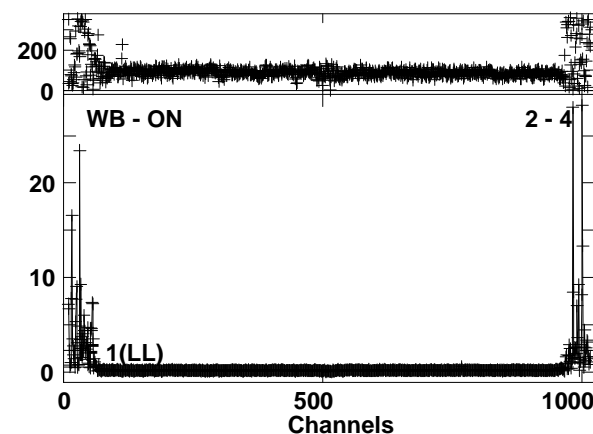
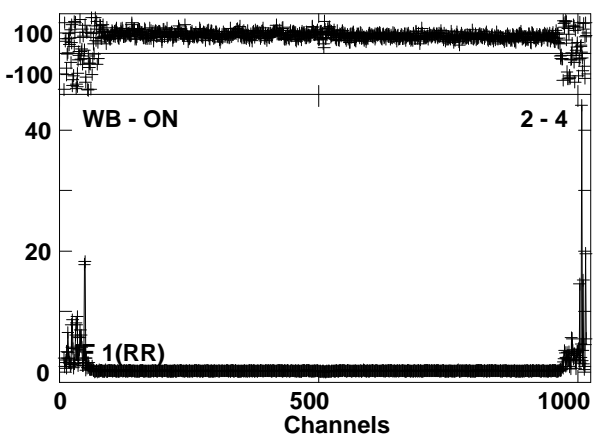
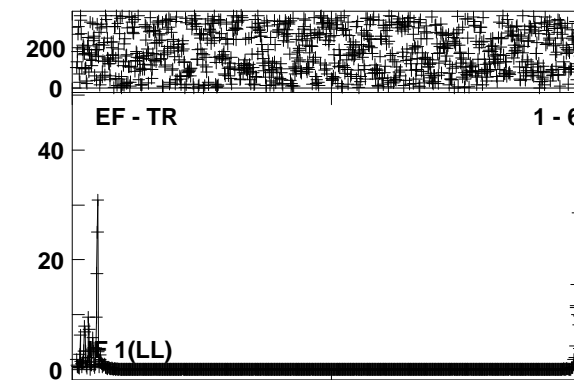

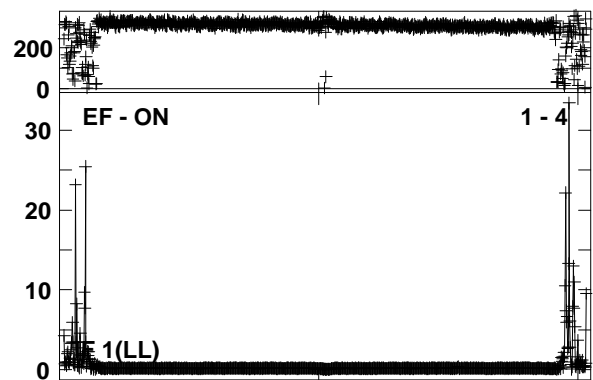
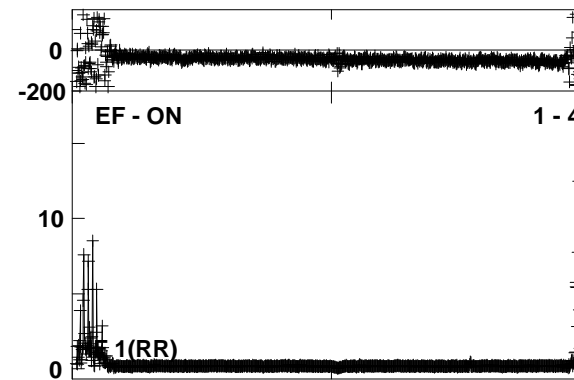

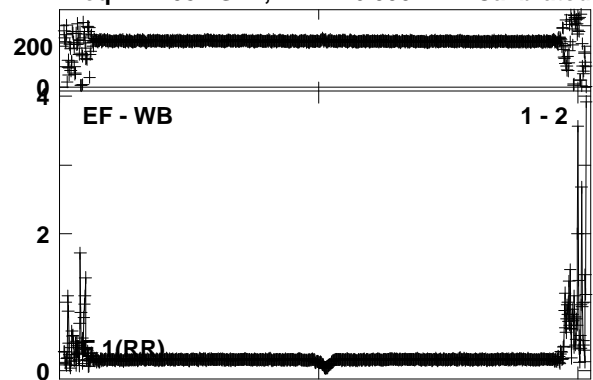
Lower frame: Ampl Jy Top frame: Phas deg  
Vector averaged cross-power spectrum Baseline: WB (02) - TR (06)  
Timerange: 01/00:57:43 to 01/01:00:39



Plot file version 155 created 03-FEB-2015 11:57:23

NGC660 EA055A 2.UVDATA.1

Freq = 1.4084 GHz, Bw = 16.000 MH Calibrated with CL # 3 and BP # 1 (BP mode 1)




Lower frame: Ampl Jy Top frame: Phas deg  
Vector averaged cross-power spectrum Baseline: EF (01) - WB (02)  
Timerange: 01/01:00:56 to 01/01:07:38

Plot file version 156 created 03-FEB-2015 11:57:24

NGC660 EA055A 2.UVDATA.1

Freq = 1.4084 GHz, Bw = 16.000 MH Calibrated with CL # 3 and BP # 1 (BP mode 1)

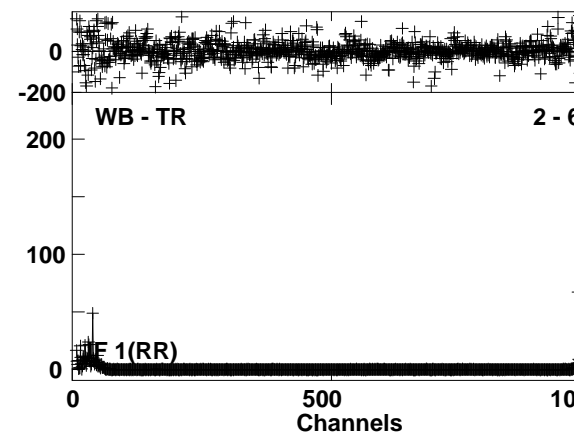
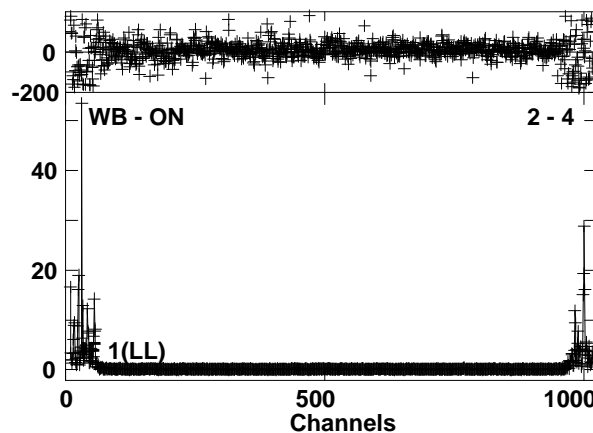
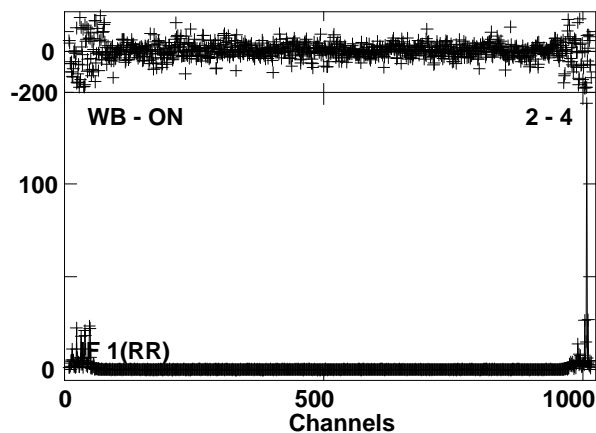
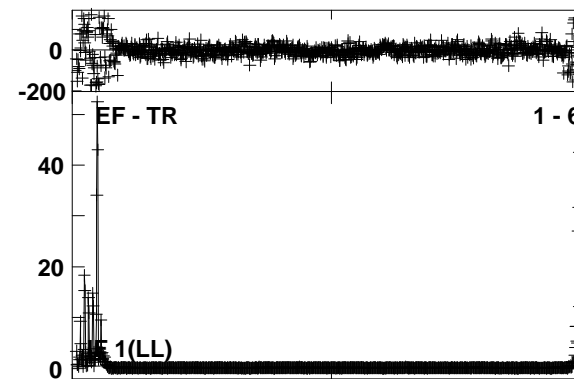
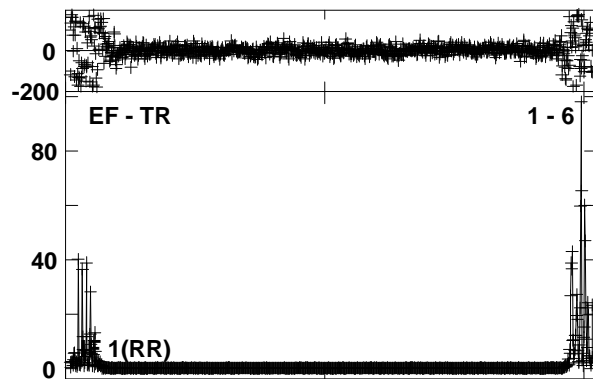
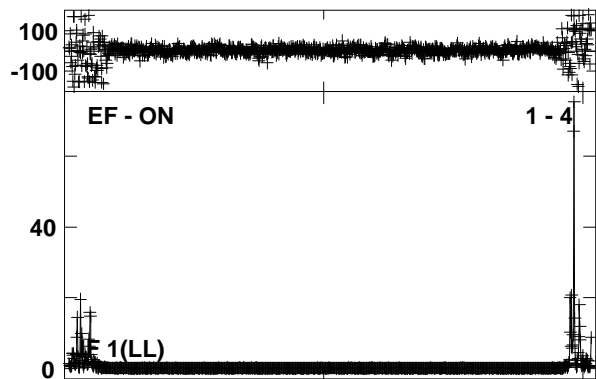
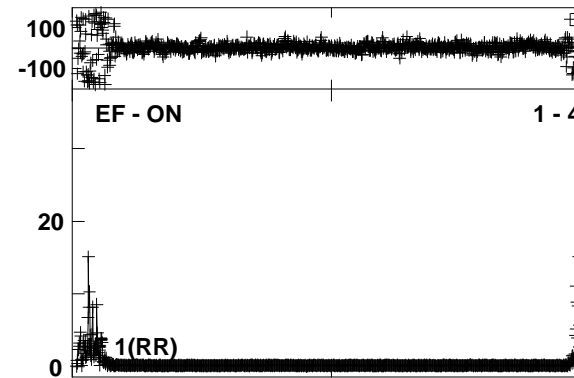




Lower frame: Ampl Jy Top frame: Phas deg  
Vector averaged cross-power spectrum Baseline: WB (02) - TR (06)  
Timerange: 01/01:00:56 to 01/01:07:38

Plot file version 157 created 03-FEB-2015 11:57:24

J0143+1215 EA055A 2.UVDATA.1

Freq = 1.4084 GHz, Bw = 16.000 MH Calibrated with CL # 3 and BP # 1 (BP mode 1)

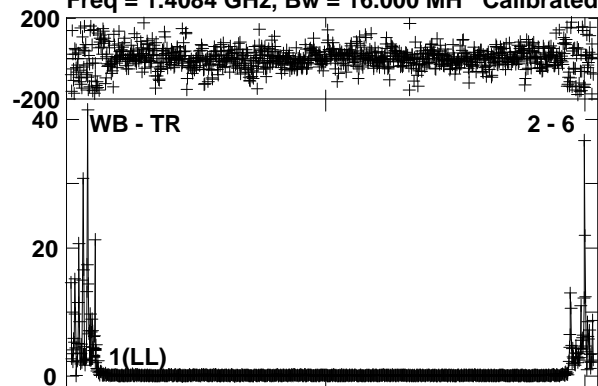


Lower frame: Ampl Jy Top frame: Phas deg  
Vector averaged cross-power spectrum Baseline: EF (01) - WB (02)  
Timerange: 01/01:08:13 to 01/01:11:09

Plot file version 158 created 03-FEB-2015 11:57:25

J0143+1215 EA055A 2.UVDATA.1

Freq = 1.4084 GHz, Bw = 16.000 MH Calibrated with CL # 3 and BP # 1 (BP mode 1)

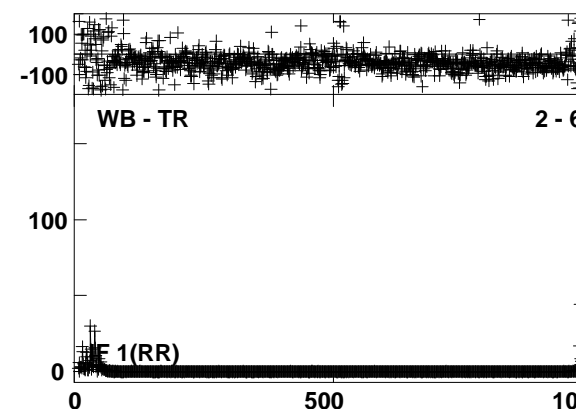
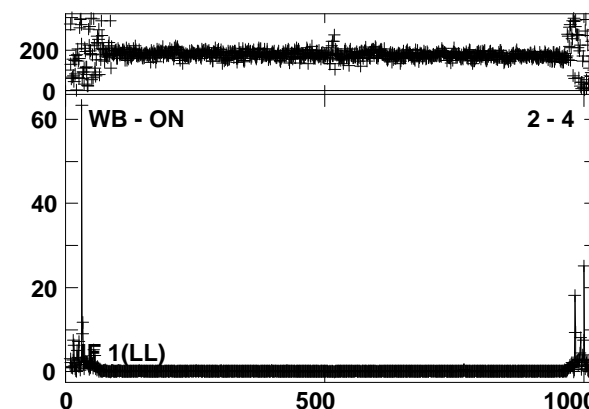
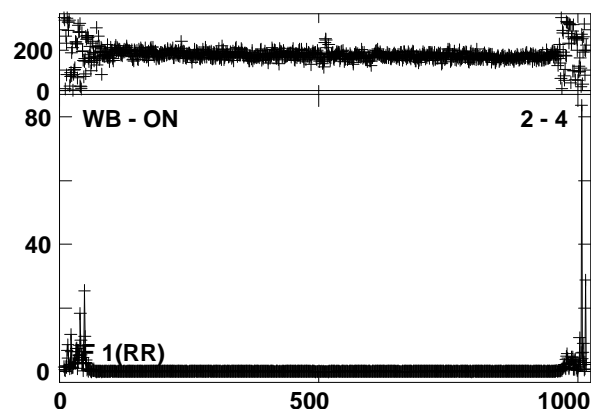
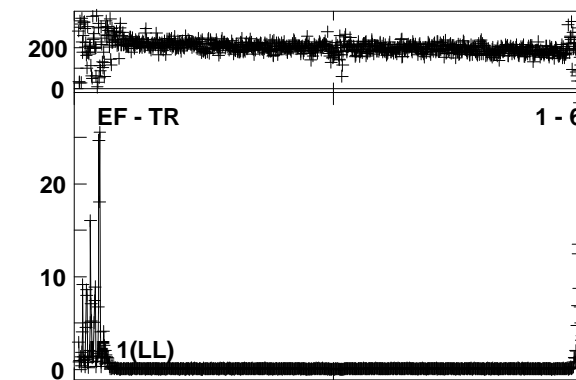
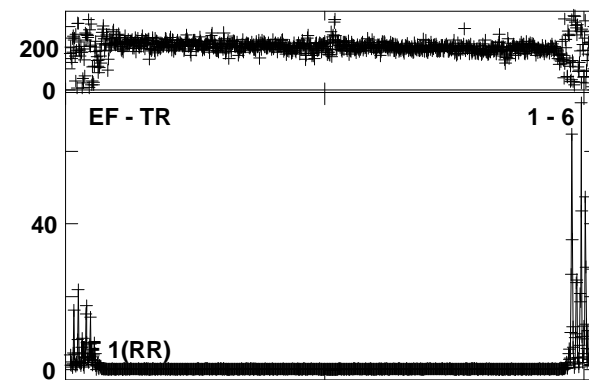
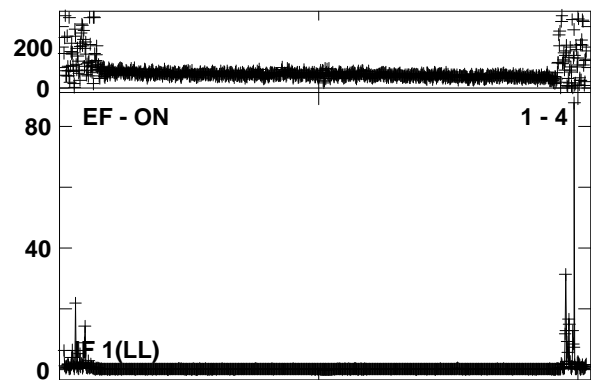
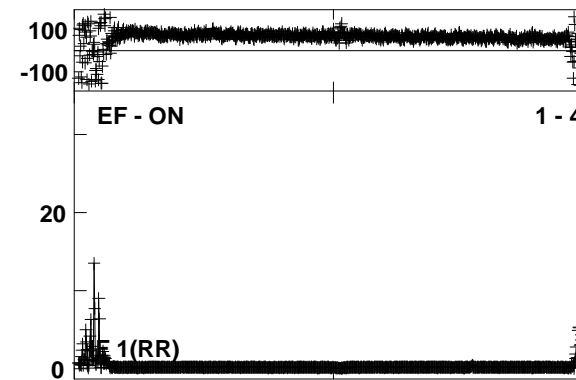
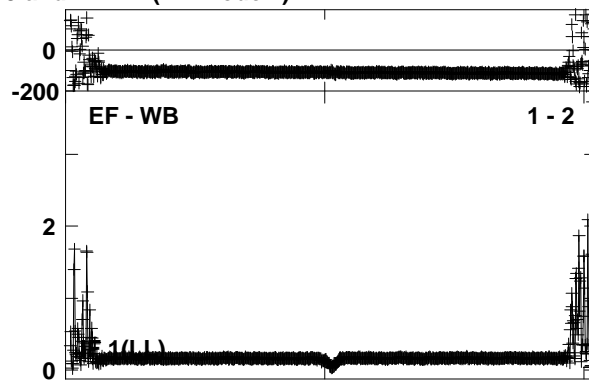
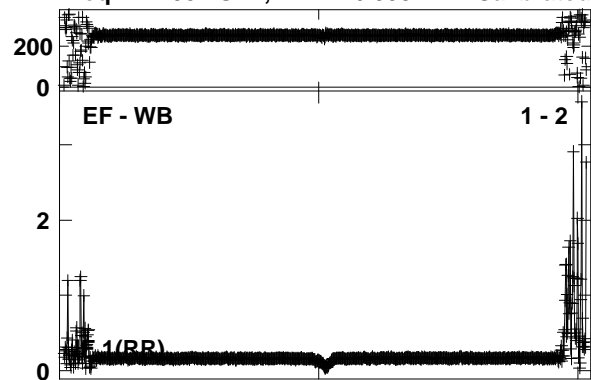


Lower frame: Ampl Jy Top frame: Phas deg  
Vector averaged cross-power spectrum Baseline: WB (02) - TR (06)  
Timerange: 01/01:08:13 to 01/01:11:09

Plot file version 159 created 03-FEB-2015 11:57:25

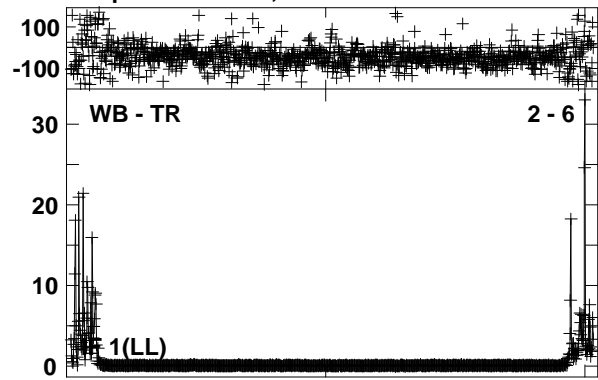
NGC660 EA055A 2.UVDATA.1

Freq = 1.4084 GHz, Bw = 16.000 MH Calibrated with CL # 3 and BP # 1 (BP mode 1)



Lower frame: Ampl Jy Top frame: Phas deg  
Vector averaged cross-power spectrum Baseline: EF (01) - WB (02)  
Timerange: 01/01:11:26 to 01/01:18:08

Plot file version 160 created 03-FEB-2015 11:57:26  
NGC660 EA055A 2.UVDATA.1  
Freq = 1.4084 GHz, Bw = 16.000 MH Calibrated with CL # 3 and BP # 1 (BP mode 1)

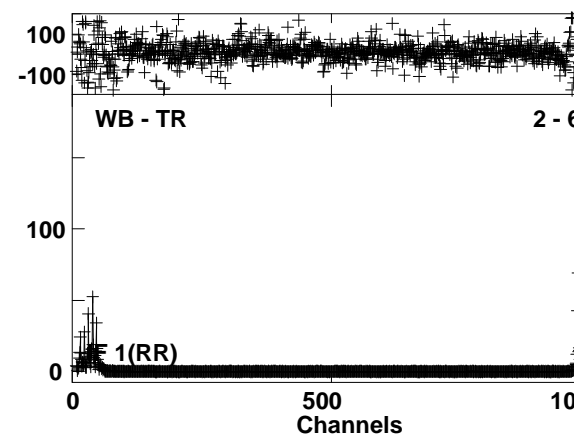
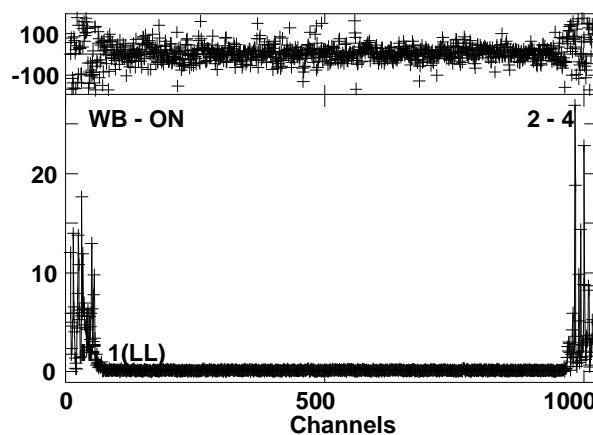
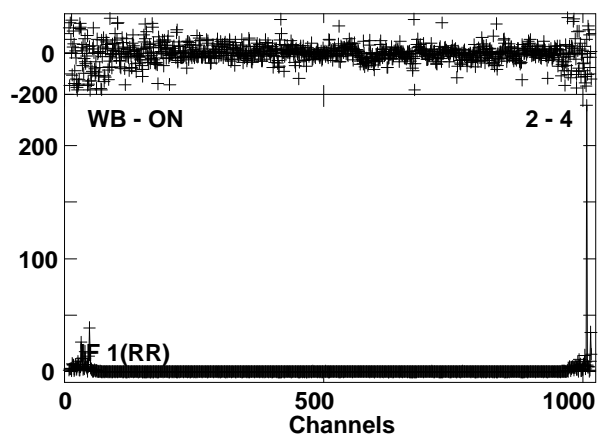
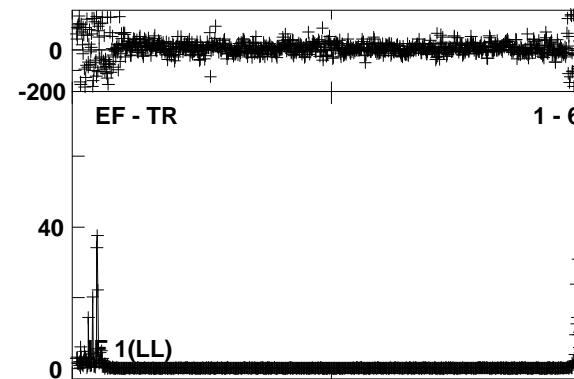
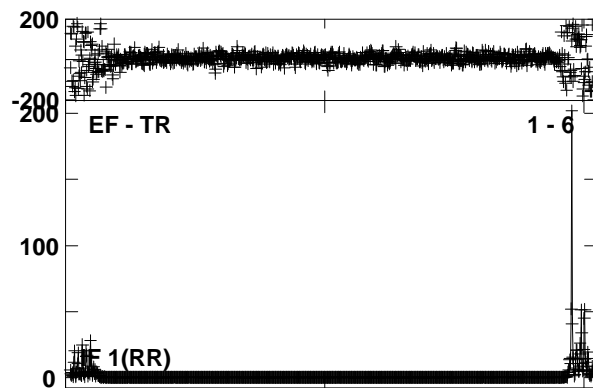
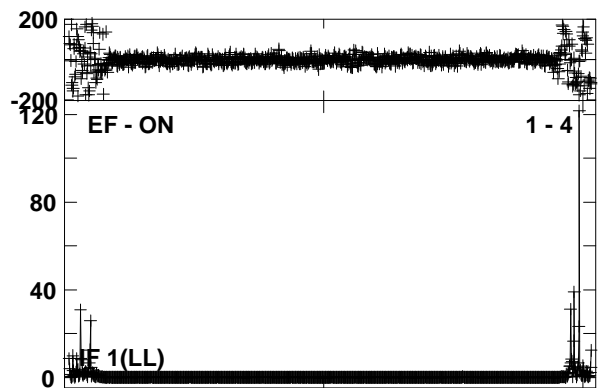
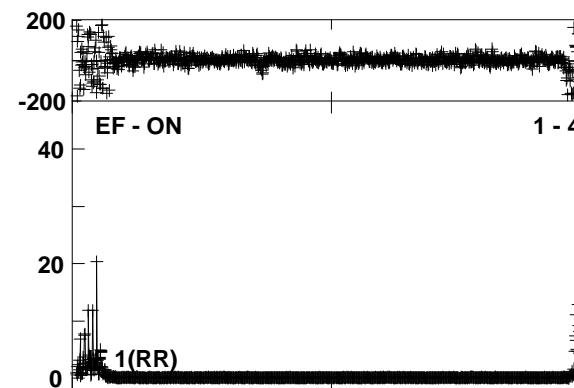




Lower frame: Ampl Jy Top frame: Phas deg  
Vector averaged cross-power spectrum Baseline: WB (02) - TR (06)  
Timerange: 01/01:11:26 to 01/01:18:08

Plot file version 161 created 03-FEB-2015 11:57:27

J0143+1215 EA055A 2.UVDATA.1

Freq = 1.4084 GHz, Bw = 16.000 MH Calibrated with CL # 3 and BP # 1 (BP mode 1)

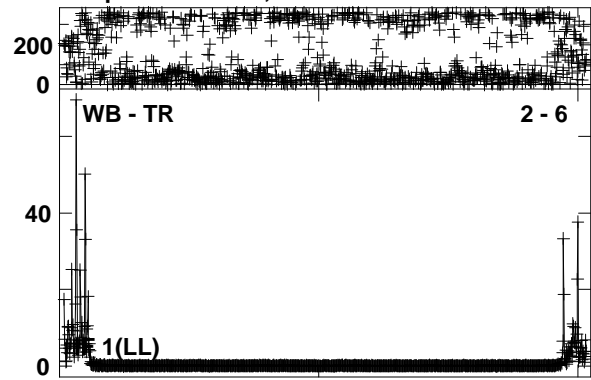


Lower frame: Ampl Jy Top frame: Phas deg  
Vector averaged cross-power spectrum Baseline: EF (01) - WB (02)  
Timerange: 01/01:18:43 to 01/01:21:39

Plot file version 162 created 03-FEB-2015 11:57:27

J0143+1215 EA055A 2.UVDATA.1

Freq = 1.4084 GHz, Bw = 16.000 MH Calibrated with CL # 3 and BP # 1 (BP mode 1)



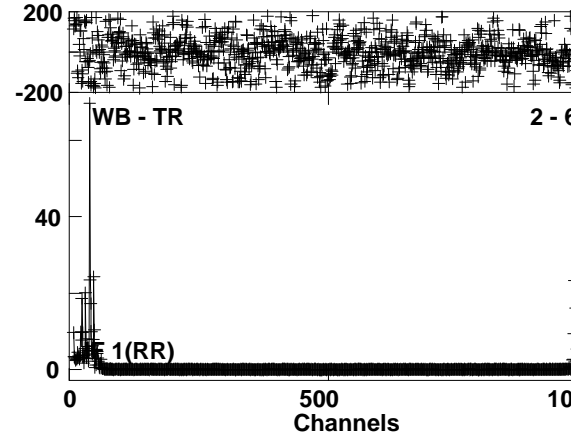
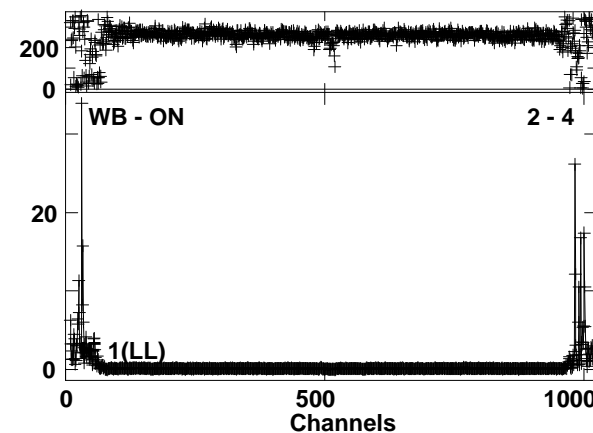
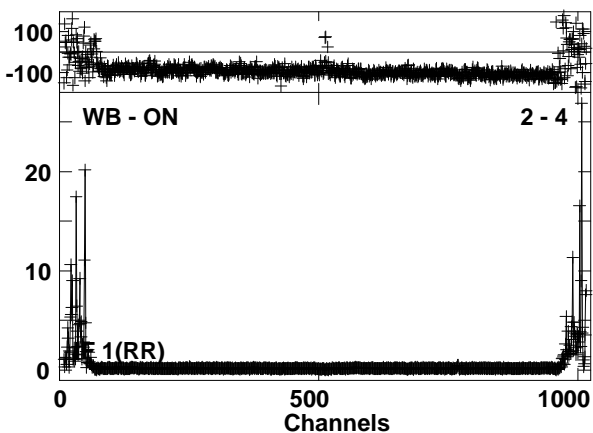
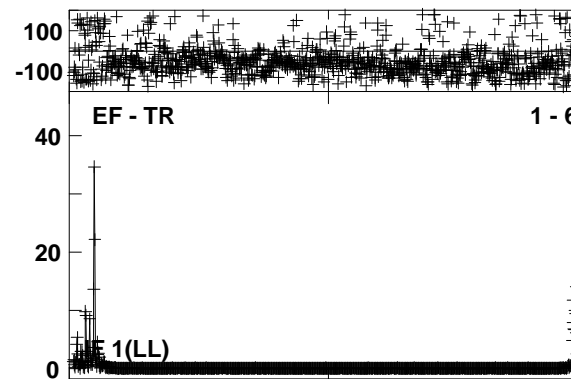
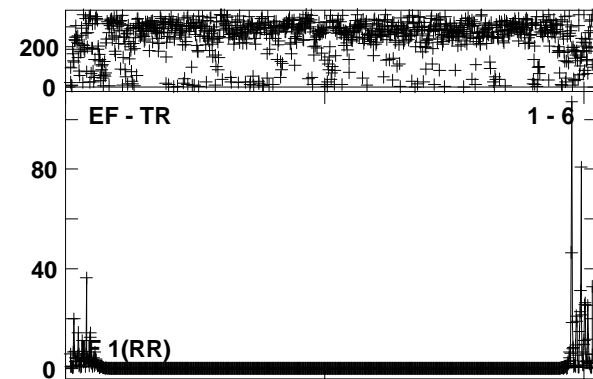
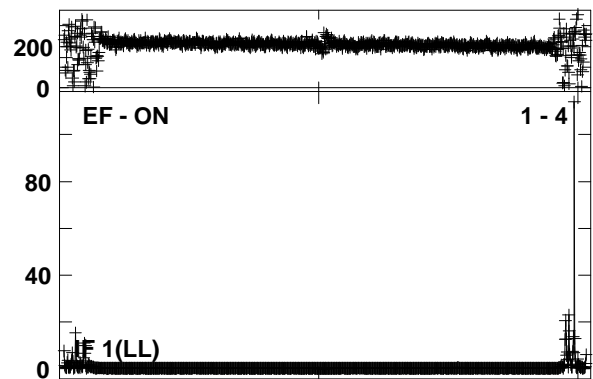
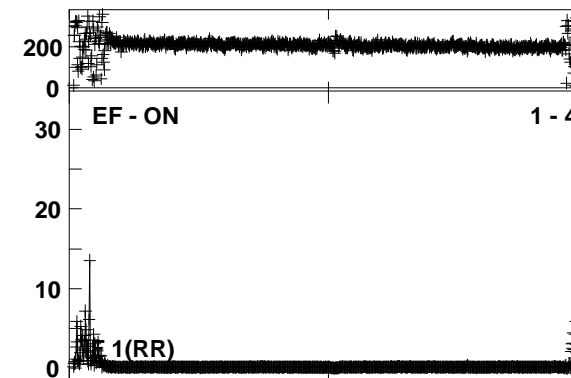
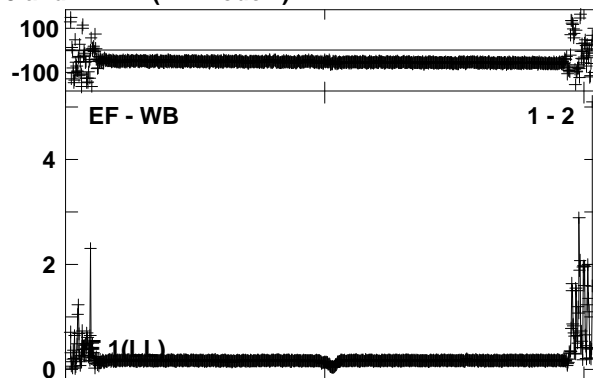
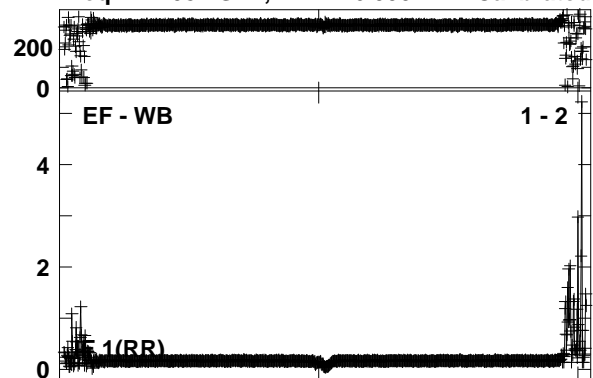
Lower frame: Ampl Jy Top frame: Phas deg  
Vector averaged cross-power spectrum Baseline: WB (02) - TR (06)  
Timerange: 01/01:18:43 to 01/01:21:39



Plot file version 163 created 03-FEB-2015 11:57:28

NGC660 EA055A 2.UVDATA.1

Freq = 1.4084 GHz, Bw = 16.000 MH Calibrated with CL # 3 and BP # 1 (BP mode 1)




Lower frame: Ampl Jy Top frame: Phas deg  
Vector averaged cross-power spectrum Baseline: EF (01) - WB (02)  
Timerange: 01/01:21:56 to 01/01:28:38

Plot file version 164 created 03-FEB-2015 11:57:28

NGC660 EA055A 2.UVDATA.1

Freq = 1.4084 GHz, Bw = 16.000 MH Calibrated with CL # 3 and BP # 1 (BP mode 1)

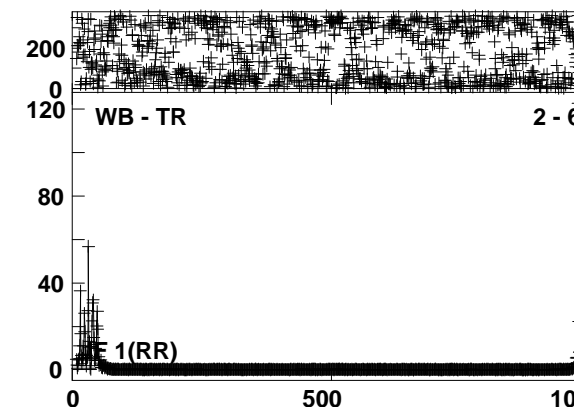
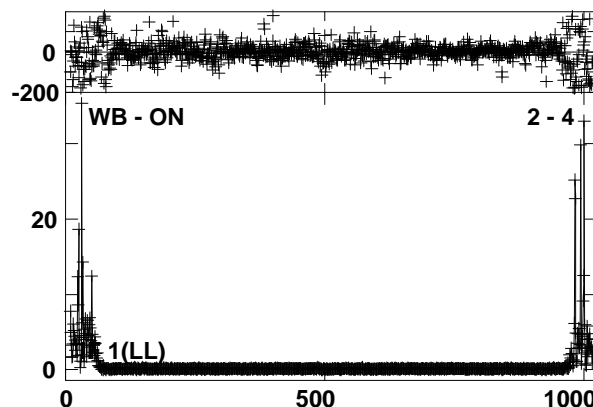
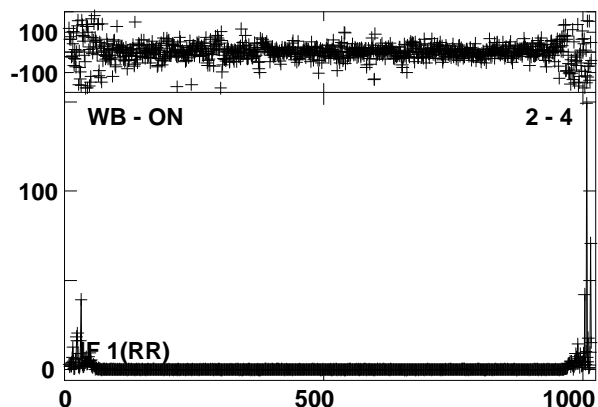
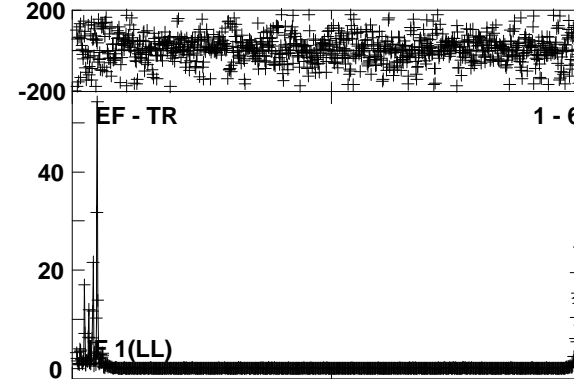
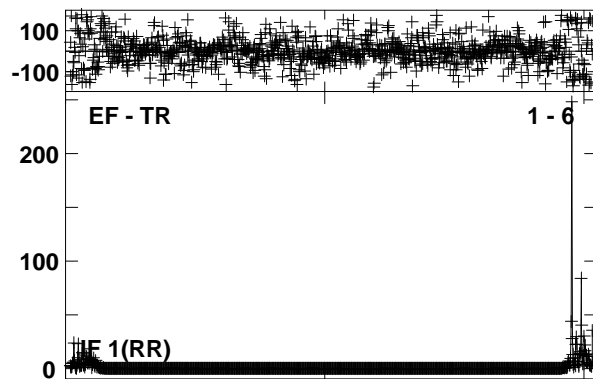
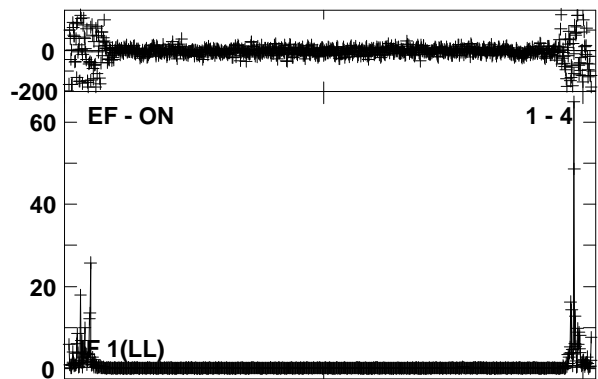
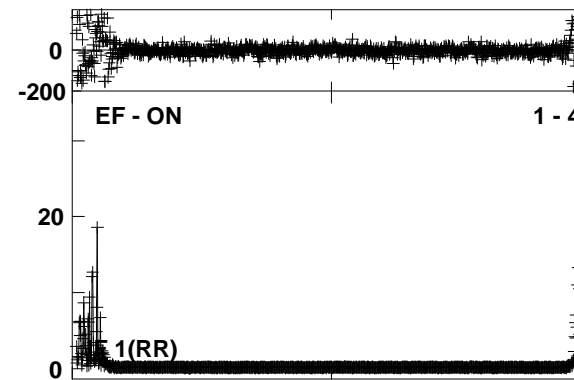




Lower frame: Ampl Jy Top frame: Phas deg  
Vector averaged cross-power spectrum Baseline: WB (02) - TR (06)  
Timerange: 01/01:21:56 to 01/01:28:38

Plot file version 165 created 03-FEB-2015 11:57:29


J0143+1215 EA055A 2.UVDATA.1

Freq = 1.4084 GHz, Bw = 16.000 MH Calibrated with CL # 3 and BP # 1 (BP mode 1)



Lower frame: Ampl Jy Top frame: Phas deg  
Vector averaged cross-power spectrum Baseline: EF (01) - WB (02)  
Timerange: 01/01:29:13 to 01/01:32:09

Plot file version 166 created 03-FEB-2015 11:57:30  
J0143+1215 EA055A 2.UVDATA.1  
Freq = 1.4084 GHz, Bw = 16.000 MH Calibrated with CL # 3 and BP # 1 (BP mode 1)

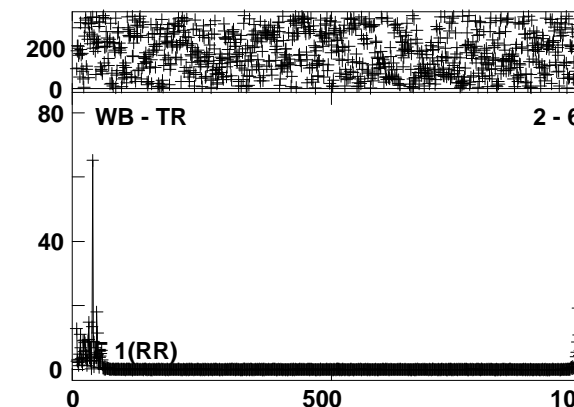
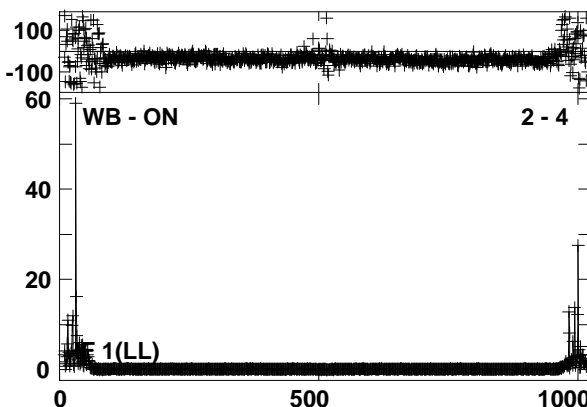
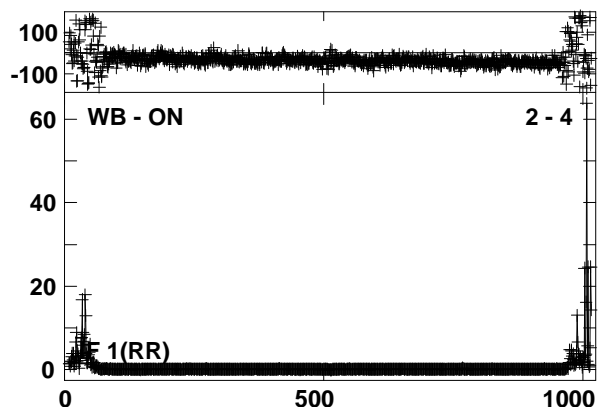
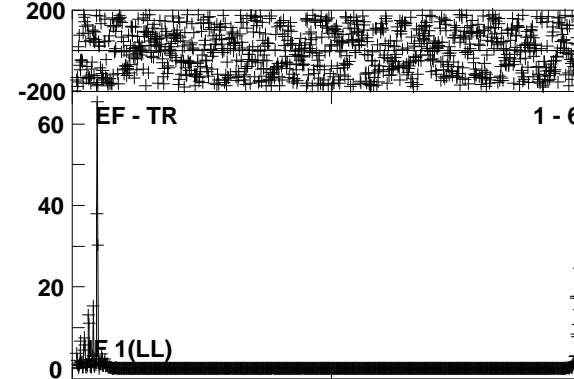

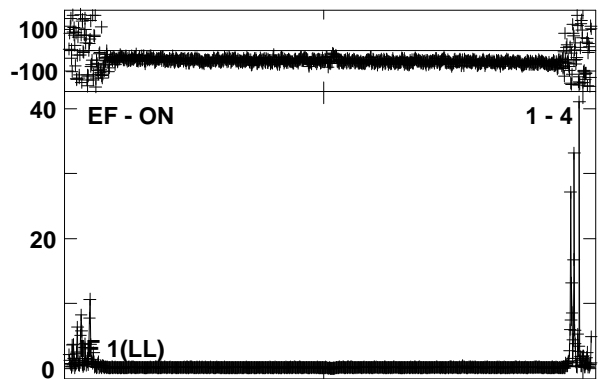
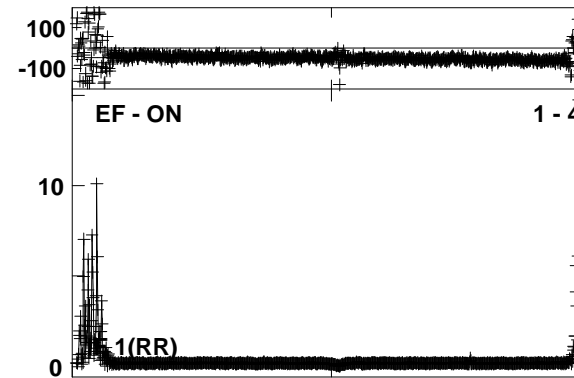
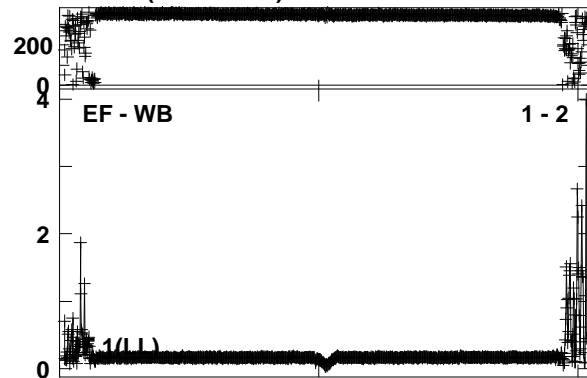
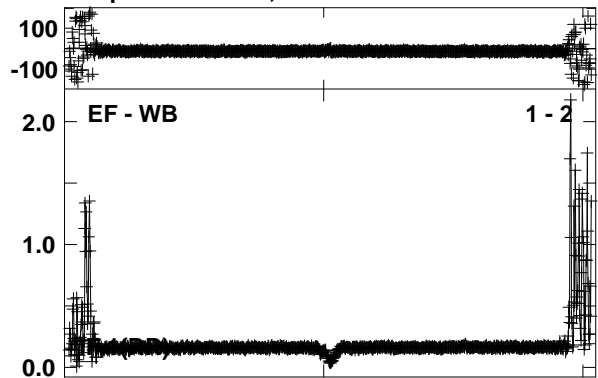


Lower frame: Ampl Jy Top frame: Phas deg  
Vector averaged cross-power spectrum Baseline: WB (02) - TR (06)  
Timerange: 01/01:29:13 to 01/01:32:09

Plot file version 167 created 03-FEB-2015 11:57:30

NGC660 EA055A 2.UVDATA.1

Freq = 1.4084 GHz, Bw = 16.000 MH Calibrated with CL # 3 and BP # 1 (BP mode 1)




Lower frame: Ampl Jy Top frame: Phas deg  
Vector averaged cross-power spectrum Baseline: EF (01) - WB (02)  
Timerange: 01/01:32:26 to 01/01:39:08

Plot file version 168 created 03-FEB-2015 11:57:31

NGC660 EA055A 2.UVDATA.1

Freq = 1.4084 GHz, Bw = 16.000 MH Calibrated with CL # 3 and BP # 1 (BP mode 1)

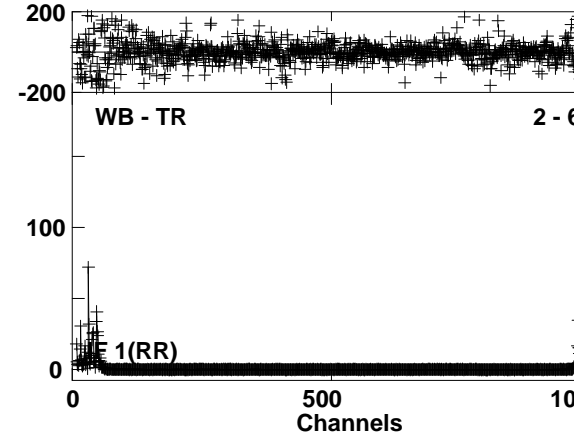
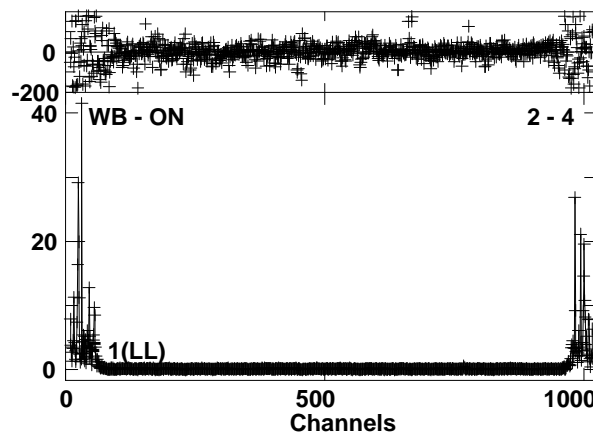
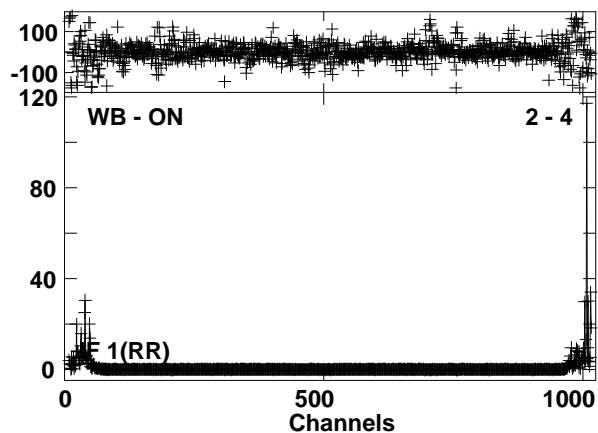
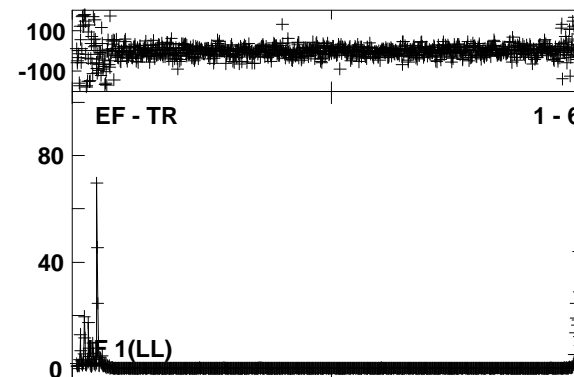
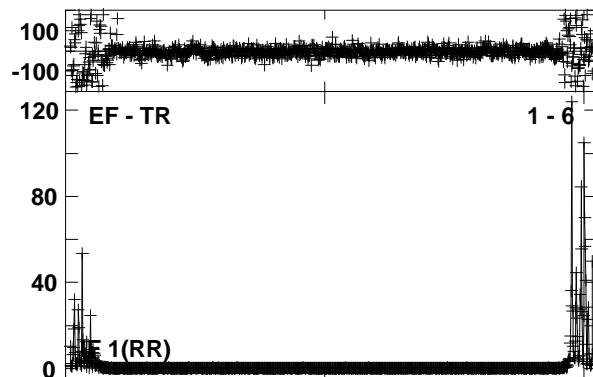
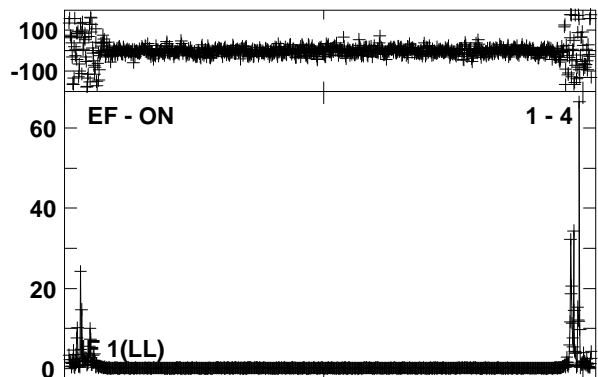
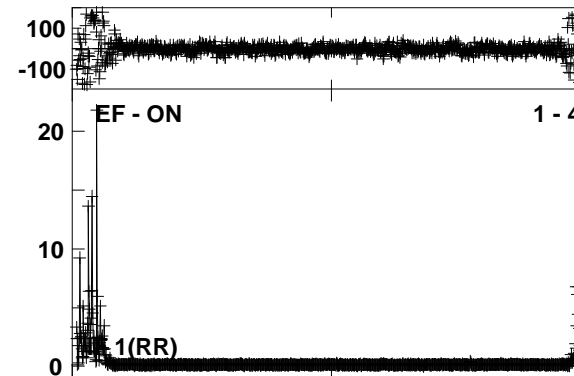
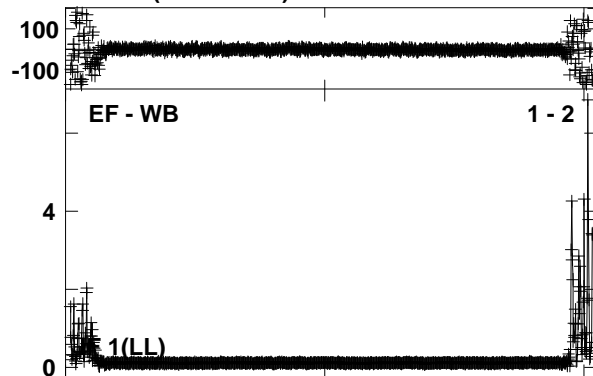



Lower frame: Ampl Jy Top frame: Phas deg  
Vector averaged cross-power spectrum Baseline: WB (02) - TR (06)  
Timerange: 01/01:32:26 to 01/01:39:08

Plot file version 169 created 03-FEB-2015 11:57:31

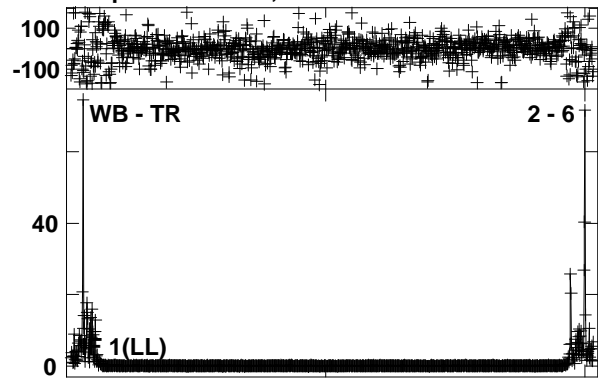
J0143+1215 EA055A 2.UVDATA.1

Freq = 1.4084 GHz, Bw = 16.000 MH Calibrated with CL # 3 and BP # 1 (BP mode 1)



Lower frame: Ampl Jy Top frame: Phas deg  
Vector averaged cross-power spectrum Baseline: EF (01) - WB (02)  
Timerange: 01/01:39:43 to 01/01:42:39

Plot file version 170 created 03-FEB-2015 11:57:32  
J0143+1215 EA055A 2.UVDATA.1  
Freq = 1.4084 GHz, Bw = 16.000 MH Calibrated with CL # 3 and BP # 1 (BP mode 1)



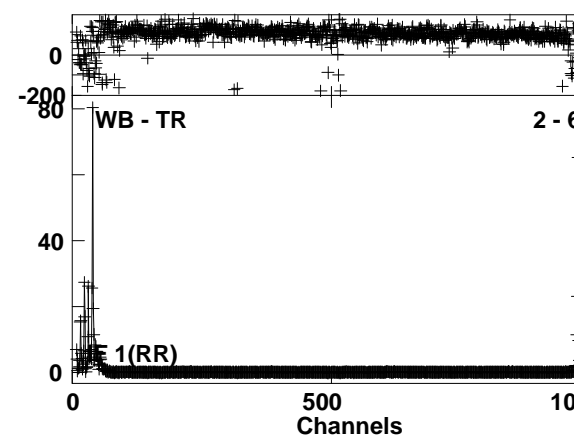
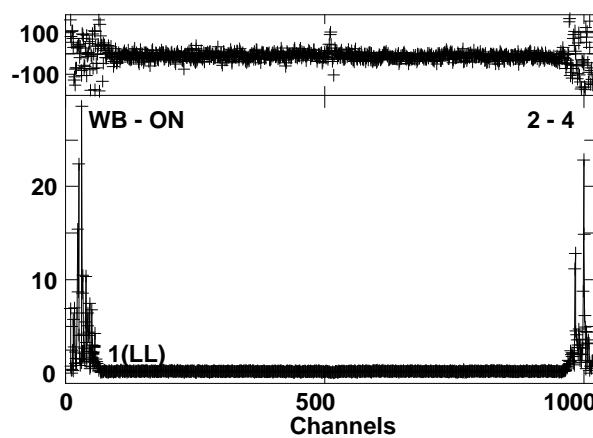
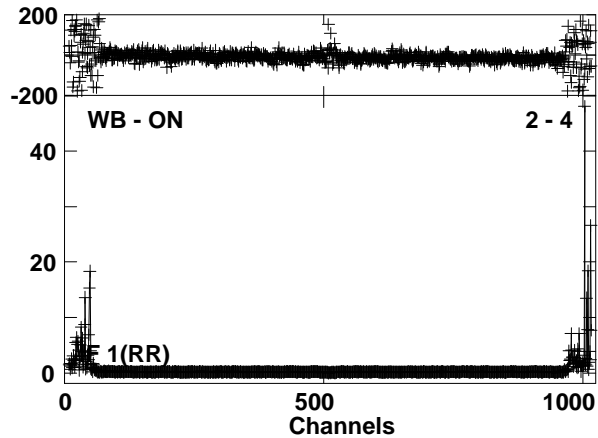
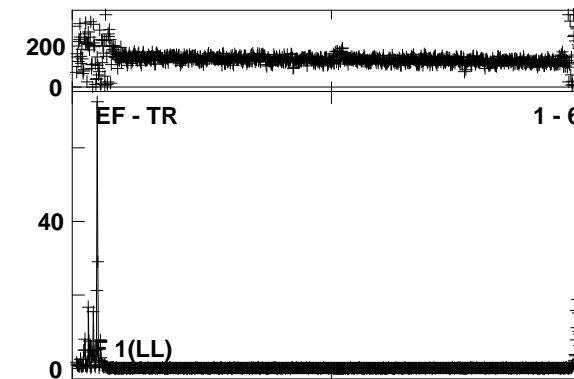
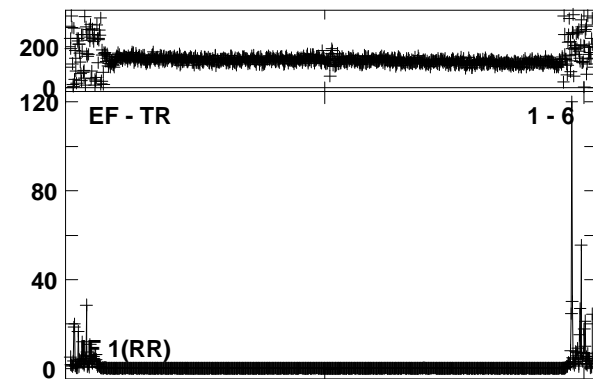
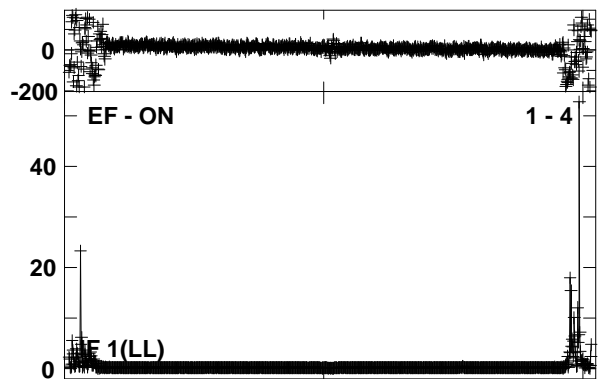
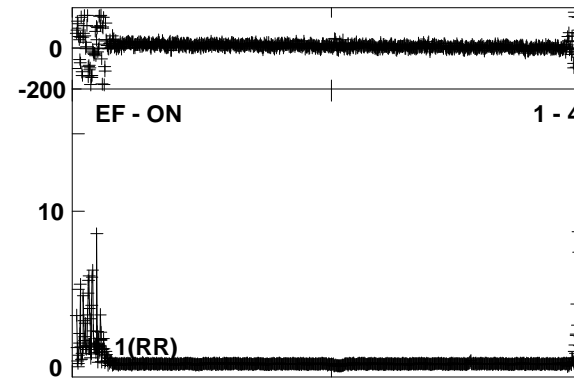
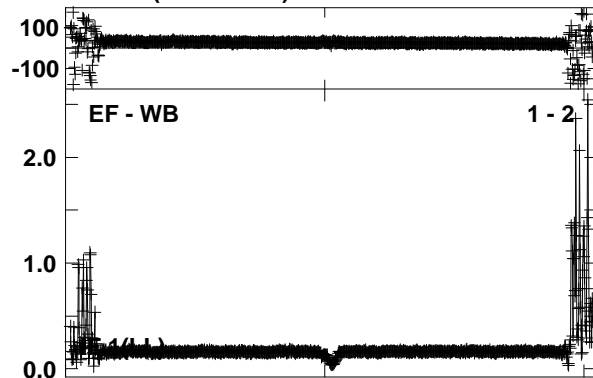
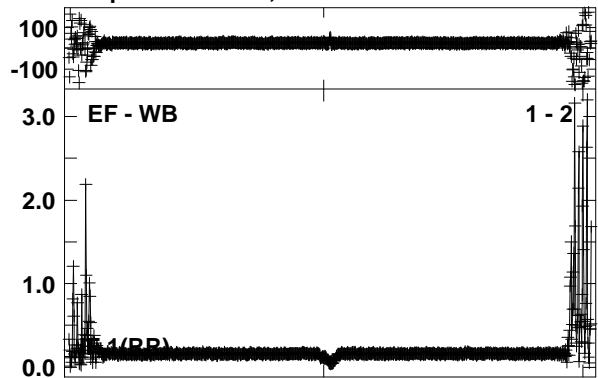
Lower frame: Ampl Jy Top frame: Phas deg  
Vector averaged cross-power spectrum Baseline: WB (02) - TR (06)  
Timerange: 01/01:39:43 to 01/01:42:39



Plot file version 171 created 03-FEB-2015 11:57:32

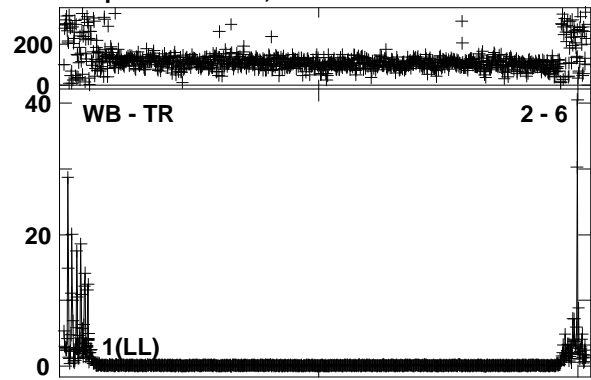
NGC660 EA055A 2.UVDATA.1

Freq = 1.4084 GHz, Bw = 16.000 MH Calibrated with CL # 3 and BP # 1 (BP mode 1)



Lower frame: Ampl Jy Top frame: Phas deg  
Vector averaged cross-power spectrum Baseline: EF (01) - WB (02)  
Timerange: 01/01:42:55 to 01/01:49:39

Plot file version 172 created 03-FEB-2015 11:57:33  
NGC660 EA055A 2.UVDATA.1  
Freq = 1.4084 GHz, Bw = 16.000 MH Calibrated with CL # 3 and BP # 1 (BP mode 1)

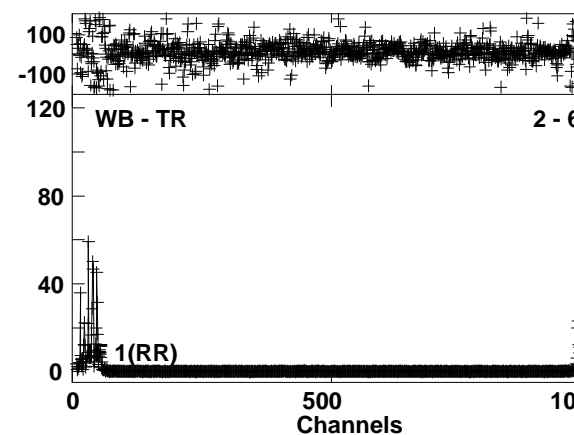
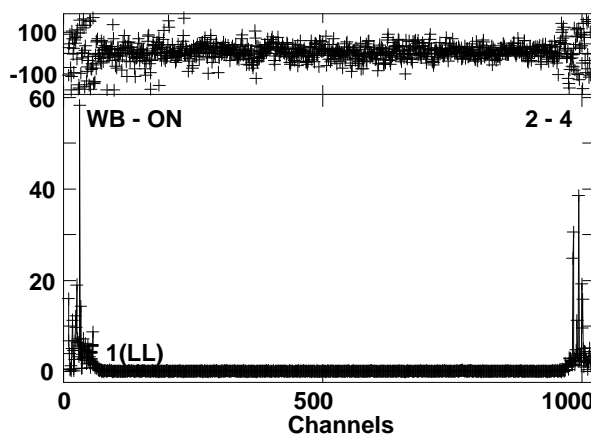
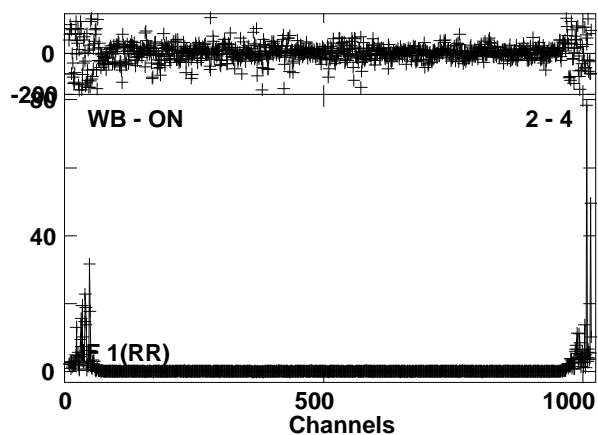
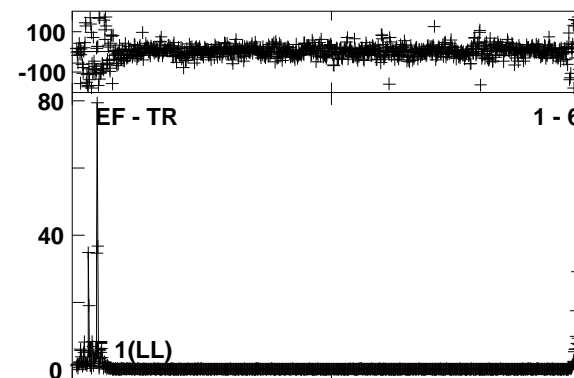
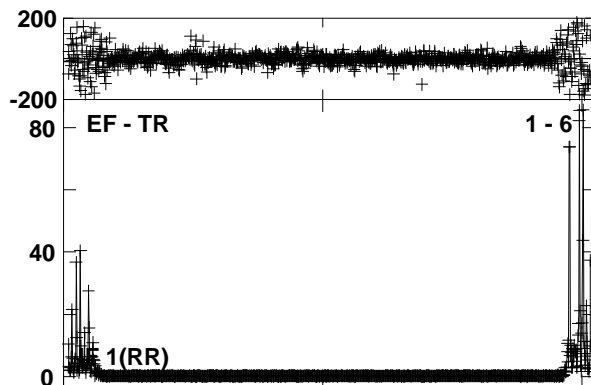
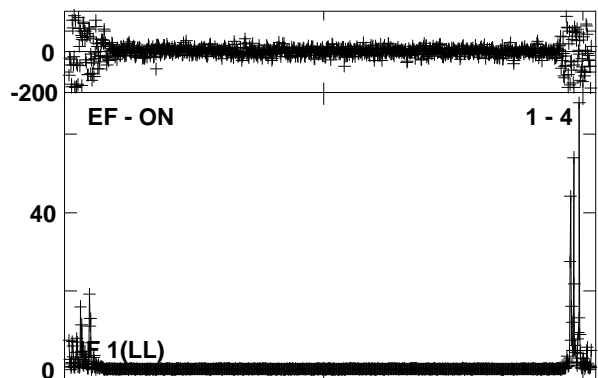
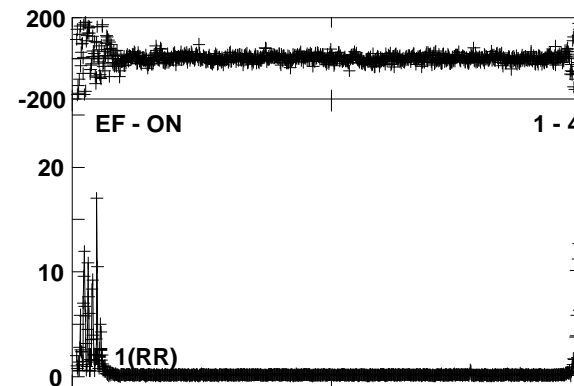




Lower frame: Ampl Jy Top frame: Phas deg  
Vector averaged cross-power spectrum Baseline: WB (02) - TR (06)  
Timerange: 01/01:42:55 to 01/01:49:39

Plot file version 173 created 03-FEB-2015 11:57:34

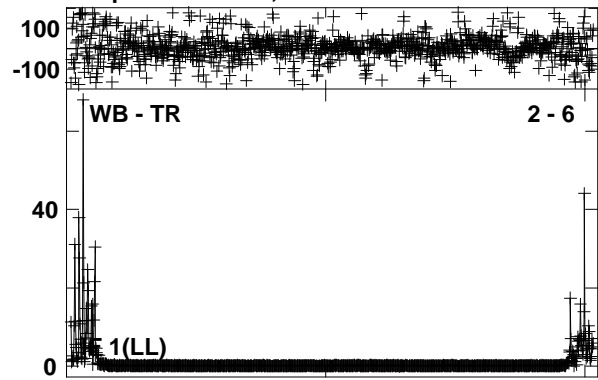
J0143+1215 EA055A 2.UVDATA.1

Freq = 1.4084 GHz, Bw = 16.000 MH Calibrated with CL # 3 and BP # 1 (BP mode 1)



Lower frame: Ampl Jy Top frame: Phas deg  
Vector averaged cross-power spectrum Baseline: EF (01) - WB (02)  
Timerange: 01/01:50:13 to 01/01:53:09

Plot file version 174 created 03-FEB-2015 11:57:34  
J0143+1215 EA055A 2.UVDATA.1  
Freq = 1.4084 GHz, Bw = 16.000 MH Calibrated with CL # 3 and BP # 1 (BP mode 1)

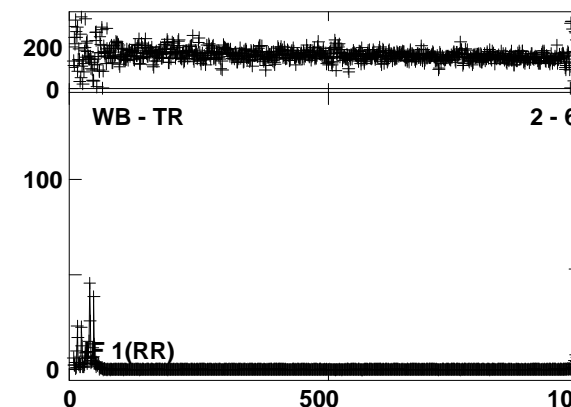
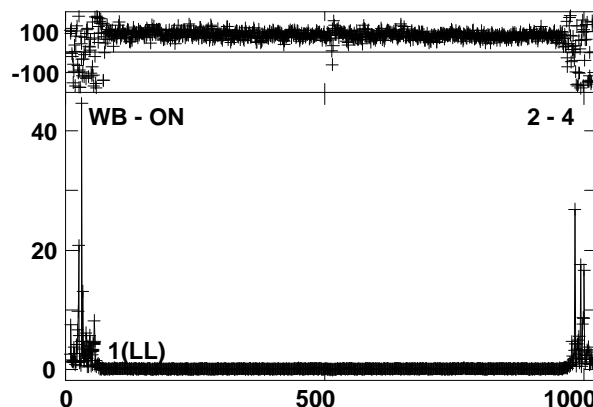
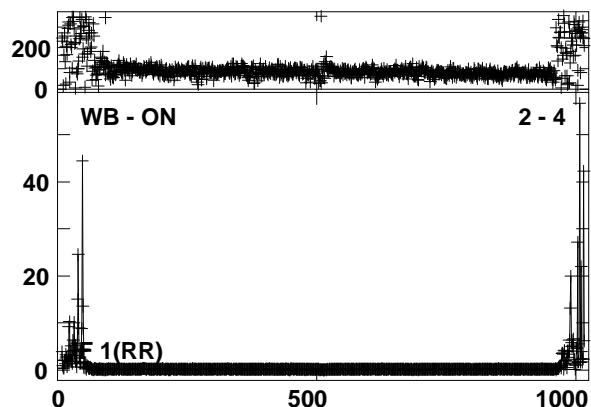
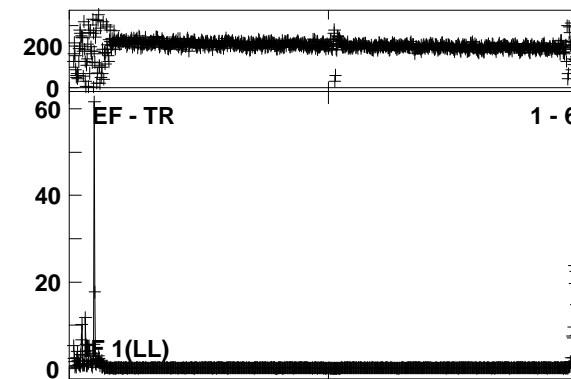
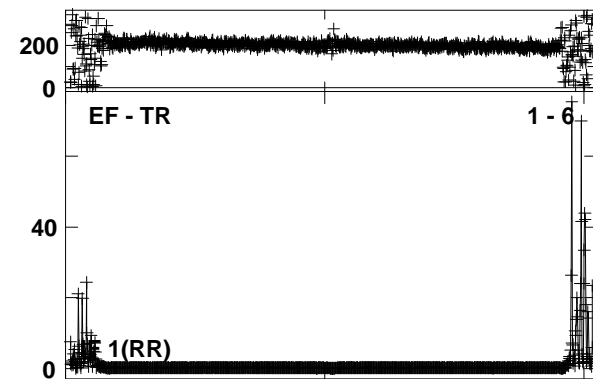
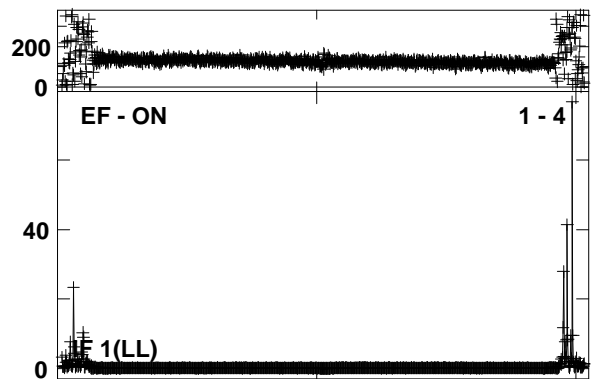
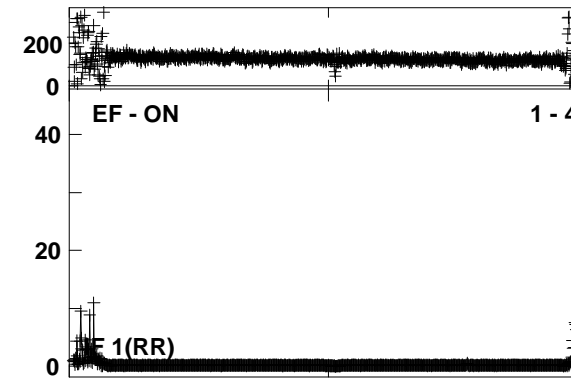
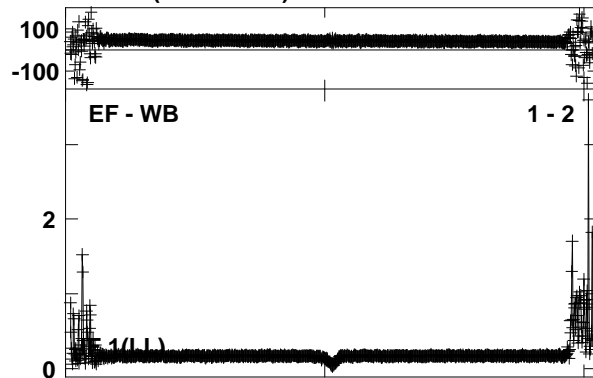
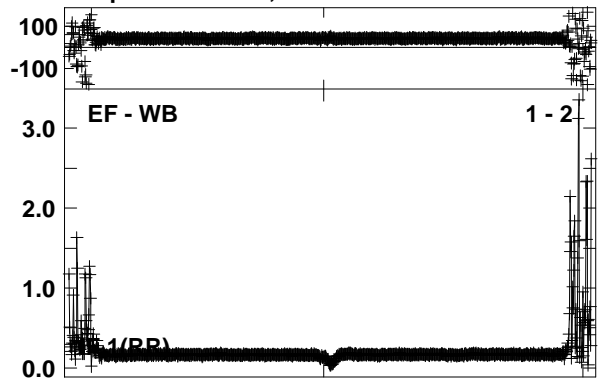


Lower frame: Ampl Jy Top frame: Phas deg  
Vector averaged cross-power spectrum Baseline: WB (02) - TR (06)  
Timerange: 01/01:50:13 to 01/01:53:09

Plot file version 175 created 03-FEB-2015 11:57:35

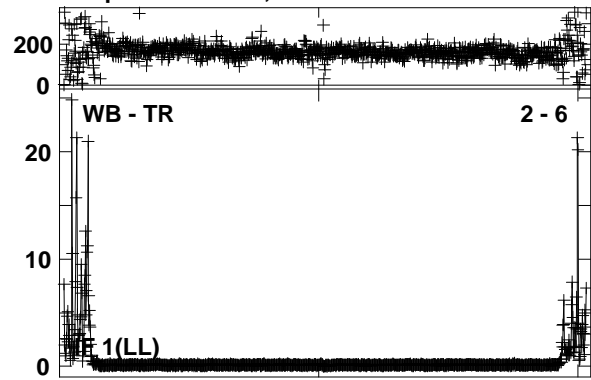
NGC660 EA055A 2.UVDATA.1

Freq = 1.4084 GHz, Bw = 16.000 MH Calibrated with CL # 3 and BP # 1 (BP mode 1)



Lower frame: Ampl Jy Top frame: Phas deg  
Vector averaged cross-power spectrum Baseline: EF (01) - WB (02)  
Timerange: 01/01:53:25 to 01/02:00:09

Plot file version 176 created 03-FEB-2015 11:57:35  
NGC660 EA055A 2.UVDATA.1  
Freq = 1.4084 GHz, Bw = 16.000 MH Calibrated with CL # 3 and BP # 1 (BP mode 1)

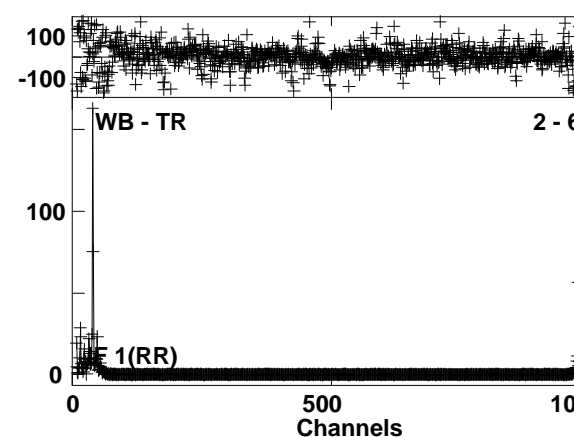
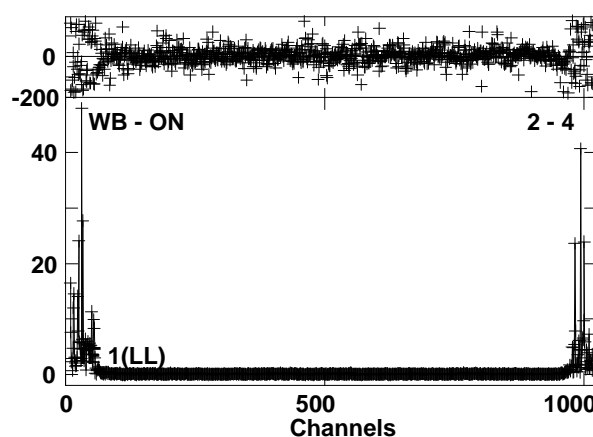
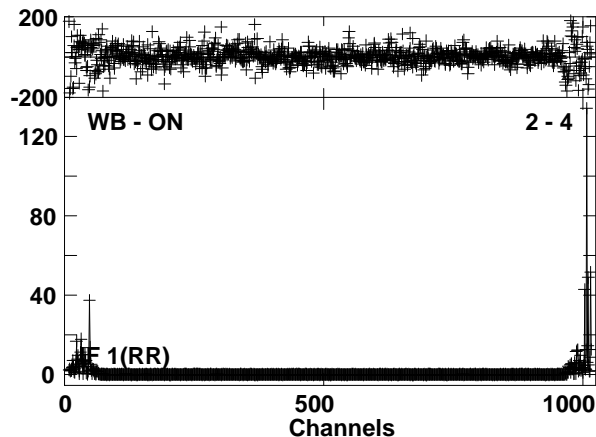
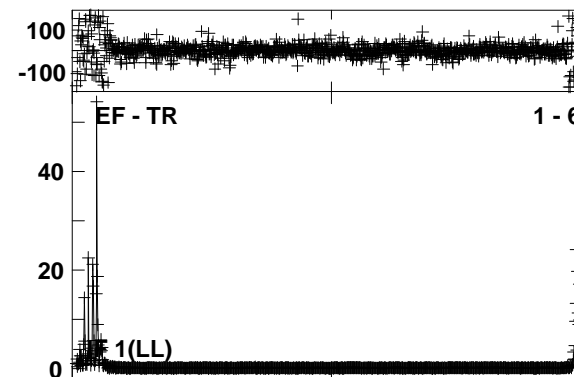
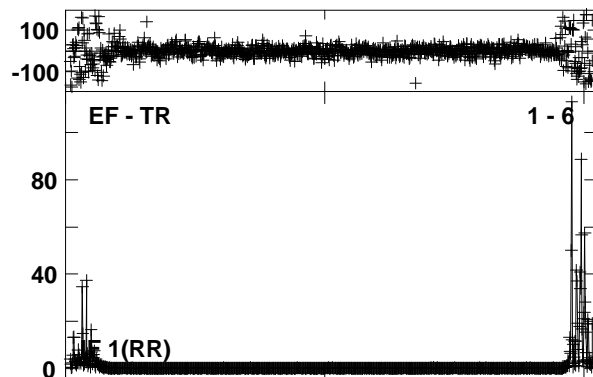
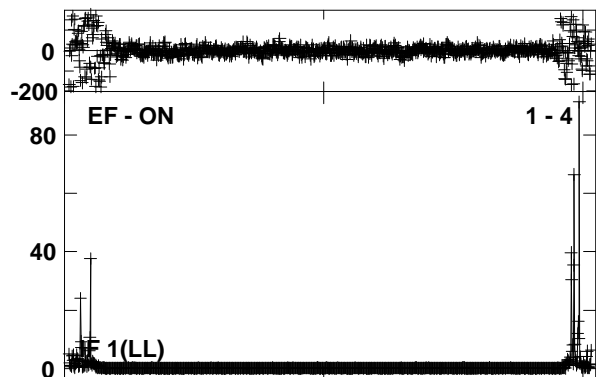
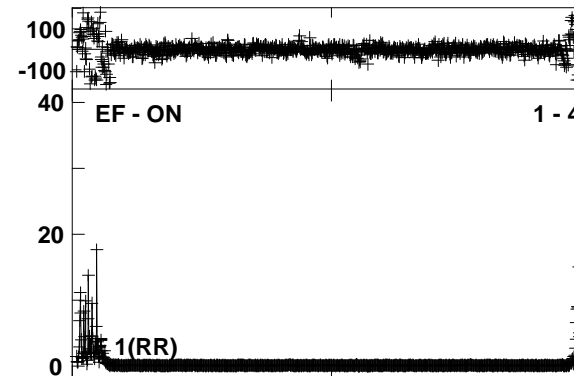

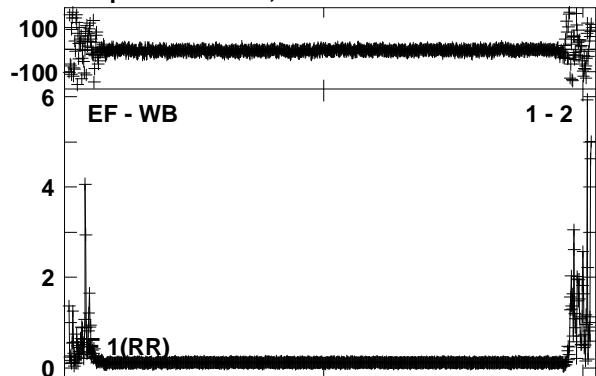


Lower frame: Ampl Jy Top frame: Phas deg  
Vector averaged cross-power spectrum Baseline: WB (02) - TR (06)  
Timerange: 01/01:53:25 to 01/02:00:09

Plot file version 177 created 03-FEB-2015 11:57:36

J0143+1215 EA055A 2.UVDATA.1

Freq = 1.4084 GHz, Bw = 16.000 MH Calibrated with CL # 3 and BP # 1 (BP mode 1)




Lower frame: Ampl Jy Top frame: Phas deg  
Vector averaged cross-power spectrum Baseline: EF (01) - WB (02)  
Timerange: 01/02:00:43 to 01/02:03:39

Plot file version 178 created 03-FEB-2015 11:57:37

J0143+1215 EA055A 2.UVDATA.1

Freq = 1.4084 GHz, Bw = 16.000 MH Calibrated with CL # 3 and BP # 1 (BP mode 1)



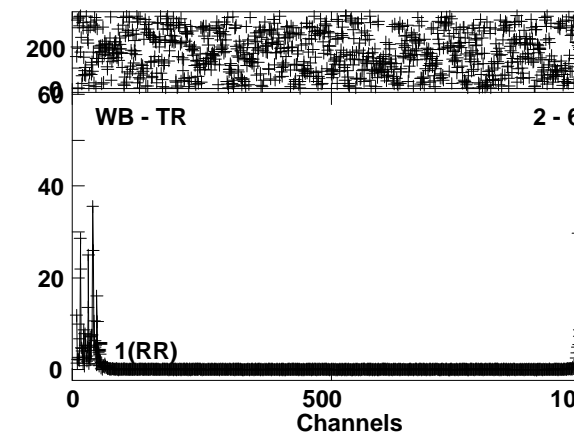
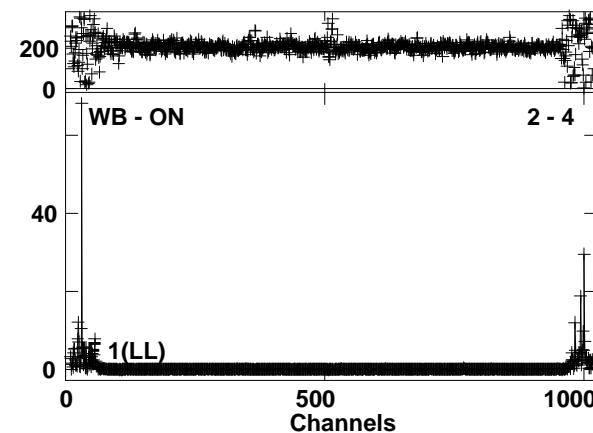
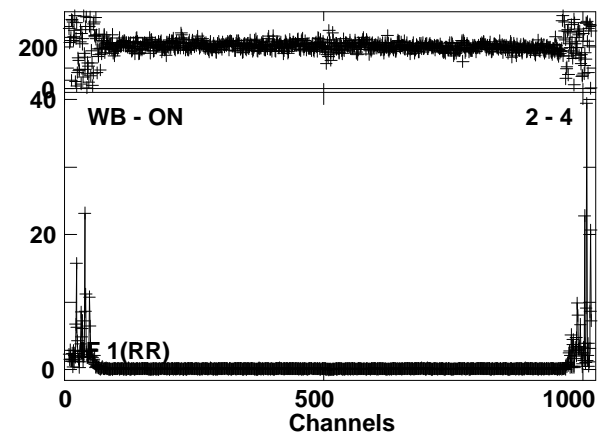


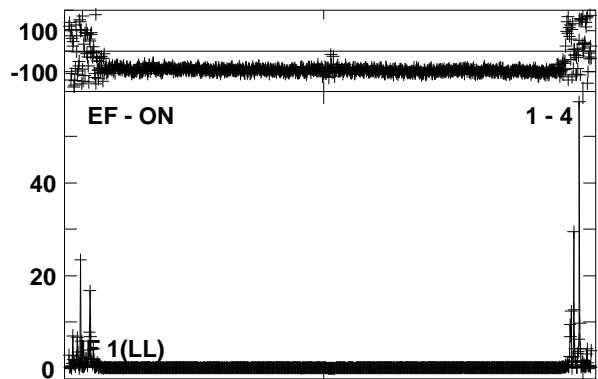
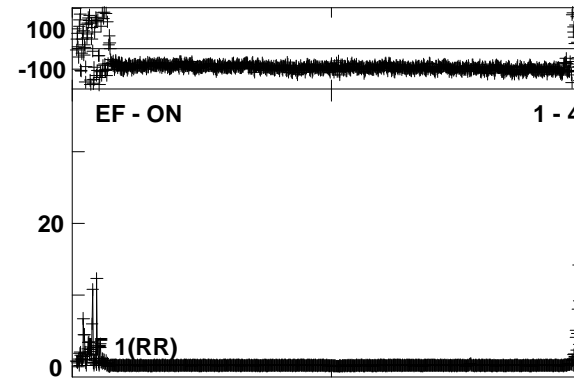
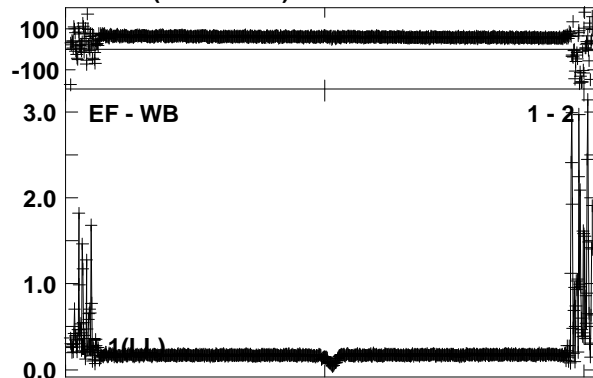
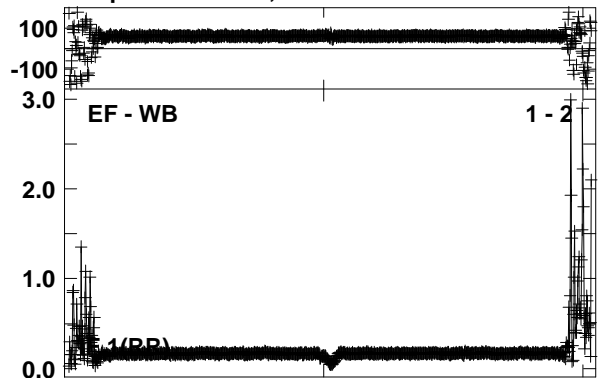
Lower frame: Ampl Jy Top frame: Phas deg  
Vector averaged cross-power spectrum Baseline: WB (02) - TR (06)  
Timerange: 01/02:00:43 to 01/02:03:39



Plot file version 179 created 03-FEB-2015 11:57:37

NGC660 EA055A 2.UVDATA.1

Freq = 1.4084 GHz, Bw = 16.000 MH Calibrated with CL # 3 and BP # 1 (BP mode 1)




Lower frame: Ampl Jy Top frame: Phas deg  
Vector averaged cross-power spectrum Baseline: EF (01) - WB (02)  
Timerange: 01/02:03:55 to 01/02:10:39

Plot file version 180 created 03-FEB-2015 11:57:38

NGC660 EA055A 2.UVDATA.1

Freq = 1.4084 GHz, Bw = 16.000 MH Calibrated with CL # 3 and BP # 1 (BP mode 1)

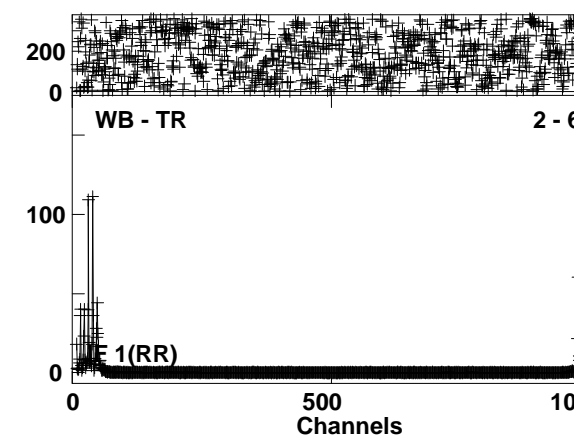
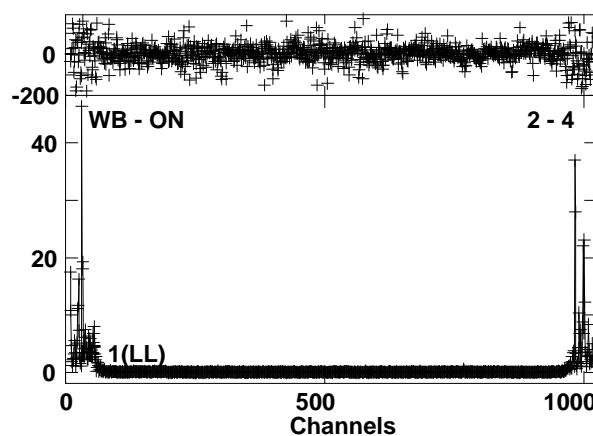
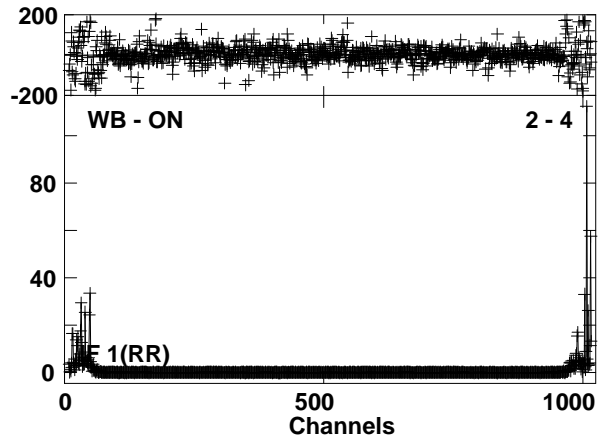


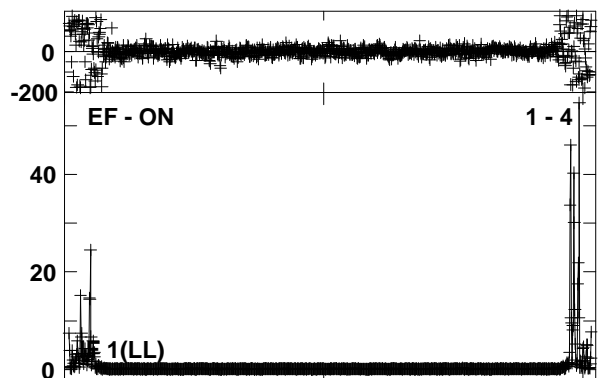
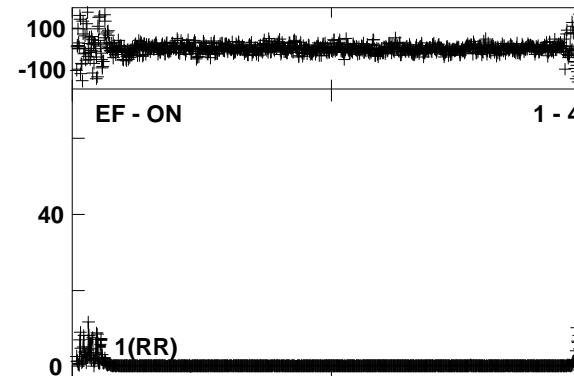

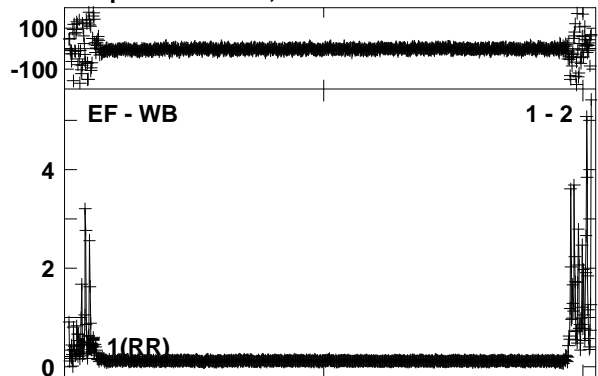


Lower frame: Ampl Jy Top frame: Phas deg  
Vector averaged cross-power spectrum Baseline: WB (02) - TR (06)  
Timerange: 01/02:03:55 to 01/02:10:39

Plot file version 181 created 03-FEB-2015 11:57:39

J0143+1215 EA055A 2.UVDATA.1

Freq = 1.4084 GHz, Bw = 16.000 MH Calibrated with CL # 3 and BP # 1 (BP mode 1)




Lower frame: Ampl Jy Top frame: Phas deg  
Vector averaged cross-power spectrum Baseline: EF (01) - WB (02)  
Timerange: 01/02:11:13 to 01/02:14:09

Plot file version 182 created 03-FEB-2015 11:57:39

J0143+1215 EA055A 2.UVDATA.1

Freq = 1.4084 GHz, Bw = 16.000 MH Calibrated with CL # 3 and BP # 1 (BP mode 1)

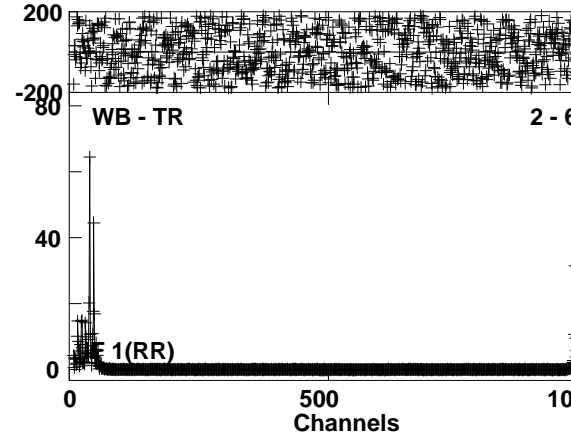
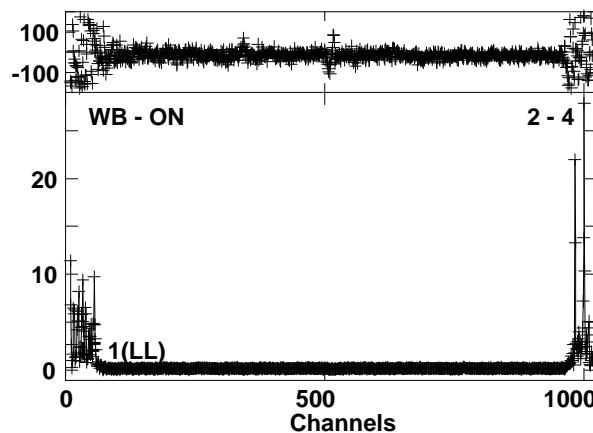
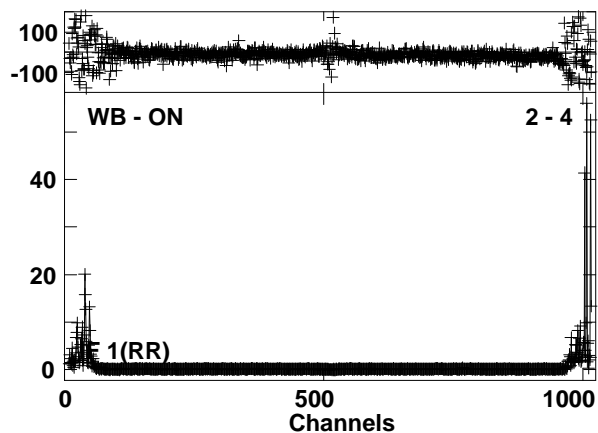


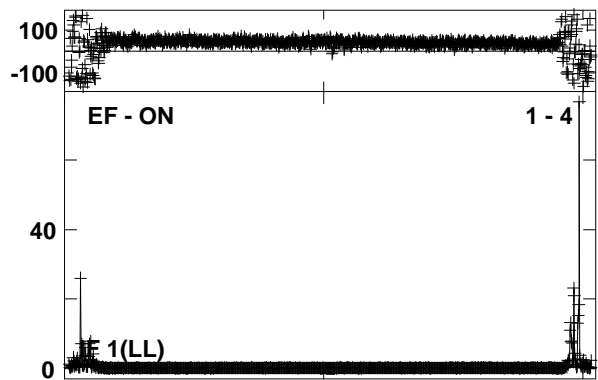
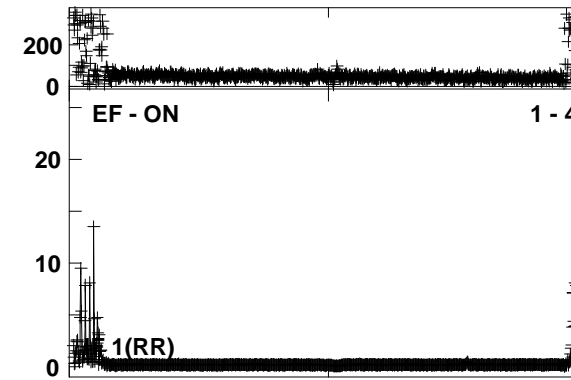
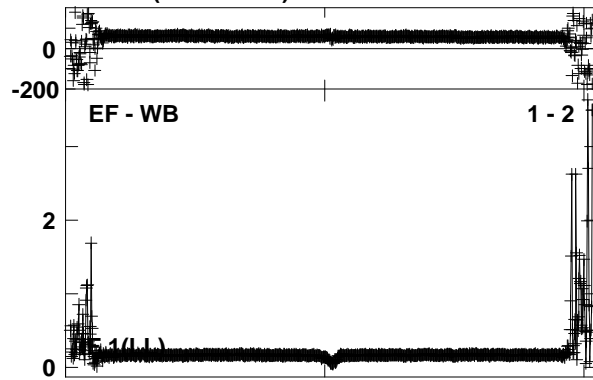
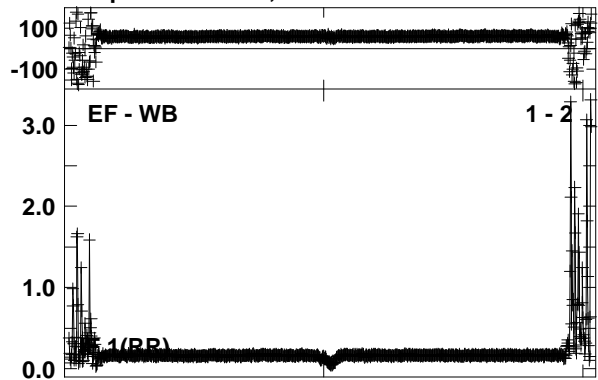


Lower frame: Ampl Jy Top frame: Phas deg  
Vector averaged cross-power spectrum Baseline: WB (02) - TR (06)  
Timerange: 01/02:11:13 to 01/02:14:09

Plot file version 183 created 03-FEB-2015 11:57:40

NGC660 EA055A 2.UVDATA.1

Freq = 1.4084 GHz, Bw = 16.000 MH Calibrated with CL # 3 and BP # 1 (BP mode 1)




Lower frame: Ampl Jy Top frame: Phas deg  
Vector averaged cross-power spectrum Baseline: EF (01) - WB (02)  
Timerange: 01/02:14:25 to 01/02:21:09

Plot file version 184 created 03-FEB-2015 11:57:40

NGC660 EA055A 2.UVDATA.1

Freq = 1.4084 GHz, Bw = 16.000 MH Calibrated with CL # 3 and BP # 1 (BP mode 1)

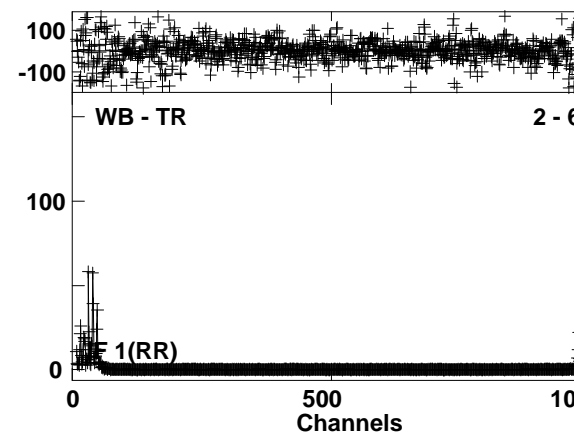
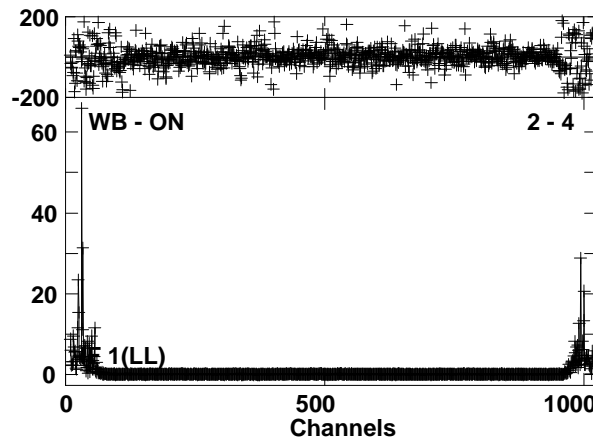
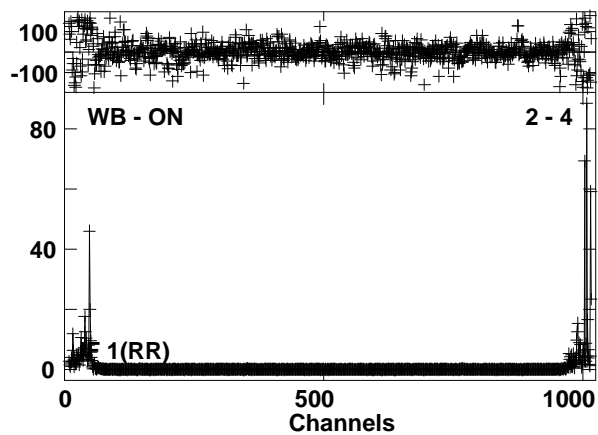
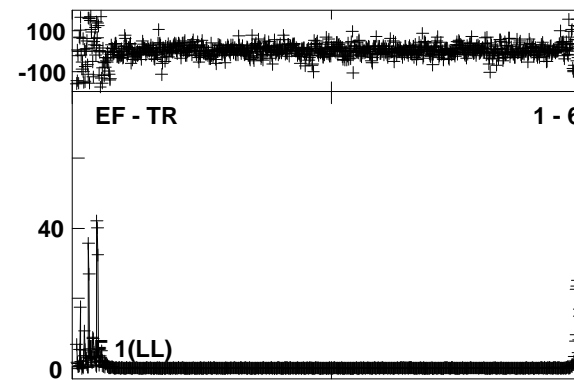
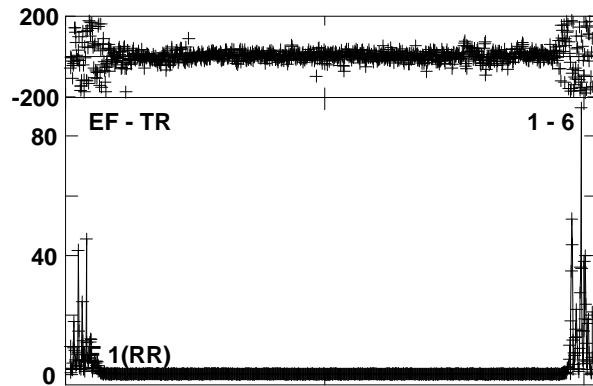
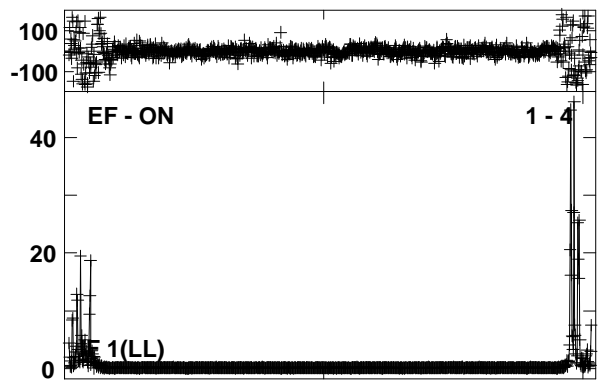
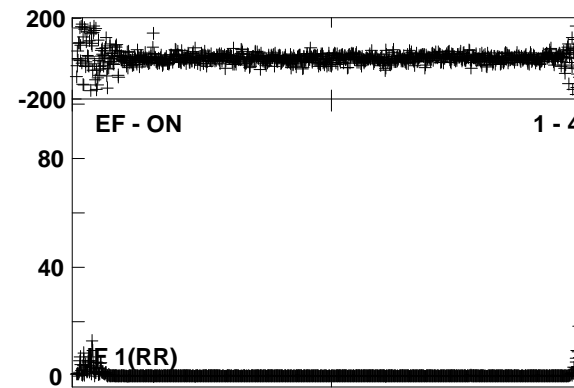




Lower frame: Ampl Jy Top frame: Phas deg  
Vector averaged cross-power spectrum Baseline: WB (02) - TR (06)  
Timerange: 01/02:14:25 to 01/02:21:09

Plot file version 185 created 03-FEB-2015 11:57:41

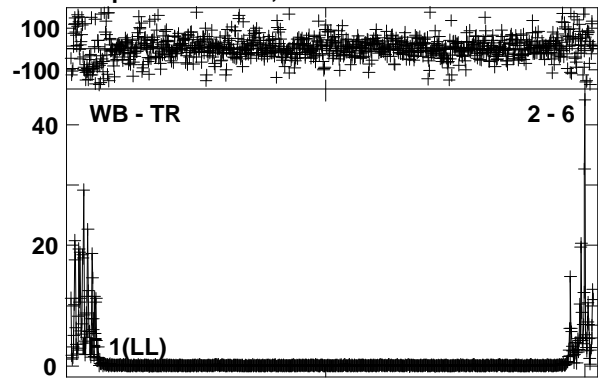
J0143+1215 EA055A 2.UVDATA.1

Freq = 1.4084 GHz, Bw = 16.000 MH Calibrated with CL # 3 and BP # 1 (BP mode 1)



Lower frame: Ampl Jy Top frame: Phas deg  
Vector averaged cross-power spectrum Baseline: EF (01) - WB (02)  
Timerange: 01/02:21:43 to 01/02:24:39

Plot file version 186 created 03-FEB-2015 11:57:42  
J0143+1215 EA055A 2.UVDATA.1  
Freq = 1.4084 GHz, Bw = 16.000 MH Calibrated with CL # 3 and BP # 1 (BP mode 1)



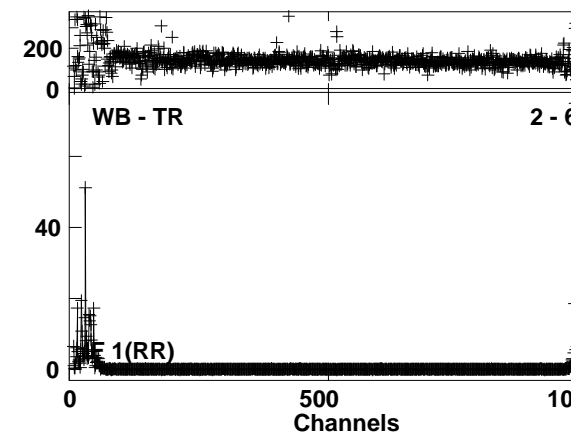
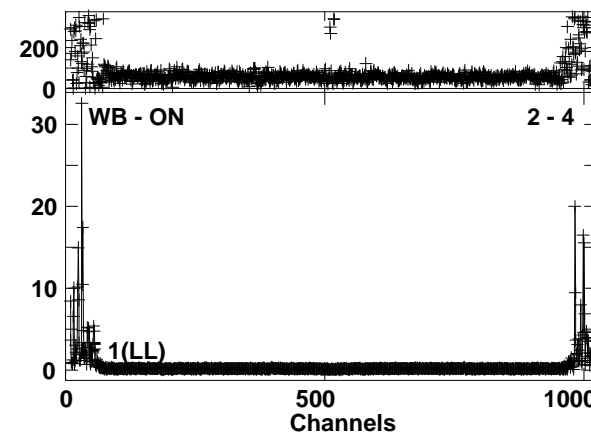
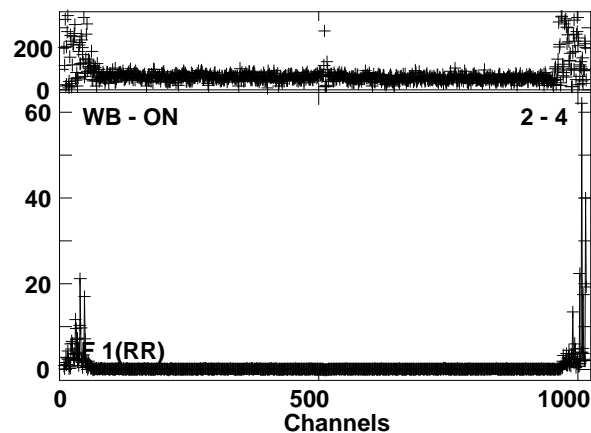

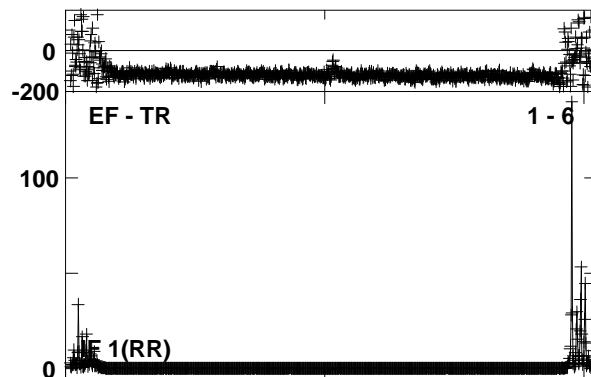
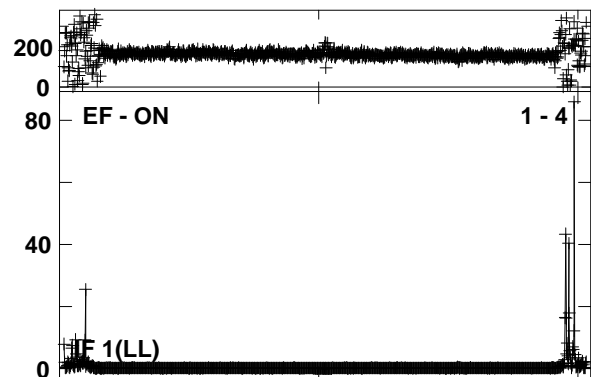
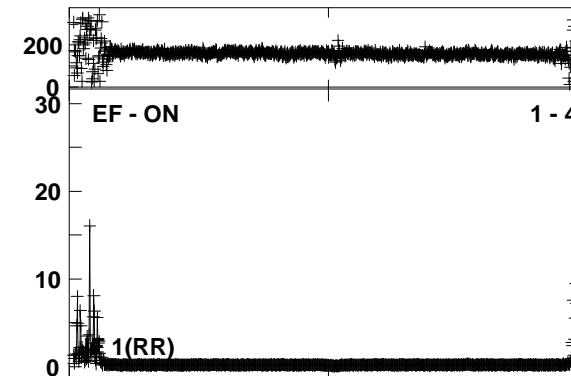
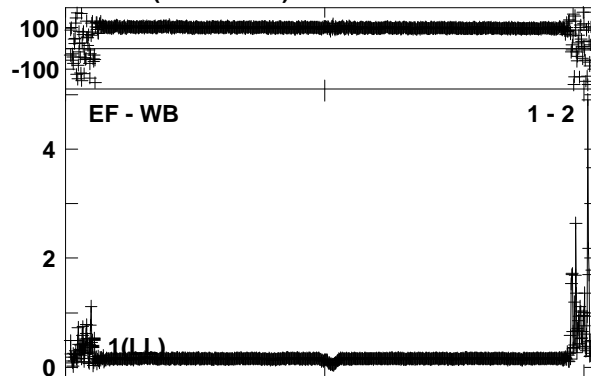
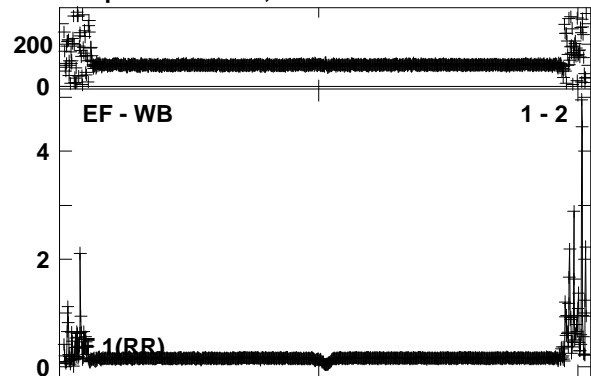
Lower frame: Ampl Jy Top frame: Phas deg  
Vector averaged cross-power spectrum Baseline: WB (02) - TR (06)  
Timerange: 01/02:21:43 to 01/02:24:39



Plot file version 187 created 03-FEB-2015 11:57:42

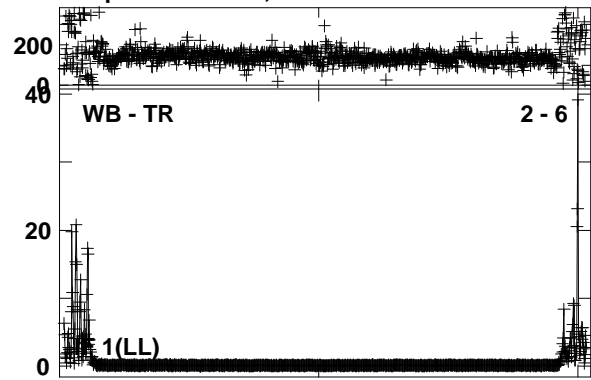
NGC660 EA055A 2.UVDATA.1

Freq = 1.4084 GHz, Bw = 16.000 MH Calibrated with CL # 3 and BP # 1 (BP mode 1)



Lower frame: Ampl Jy Top frame: Phas deg  
Vector averaged cross-power spectrum Baseline: EF (01) - WB (02)  
Timerange: 01/02:24:55 to 01/02:31:39

Plot file version 188 created 03-FEB-2015 11:57:43  
NGC660 EA055A 2.UVDATA.1  
Freq = 1.4084 GHz, Bw = 16.000 MH Calibrated with CL # 3 and BP # 1 (BP mode 1)

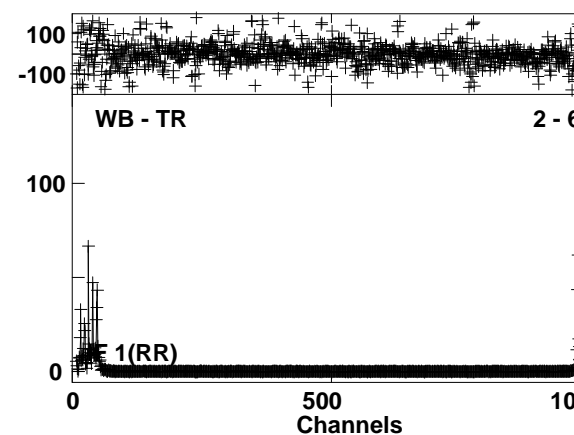
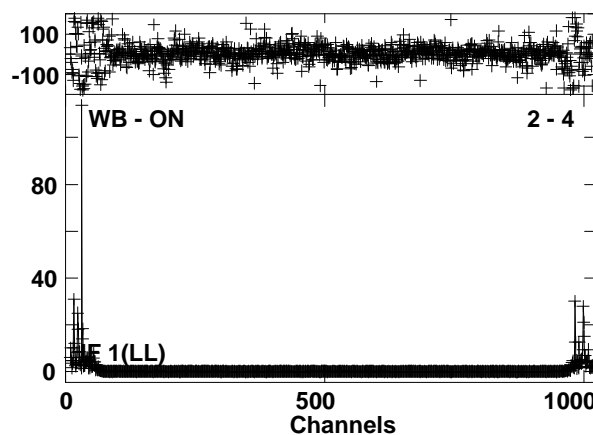
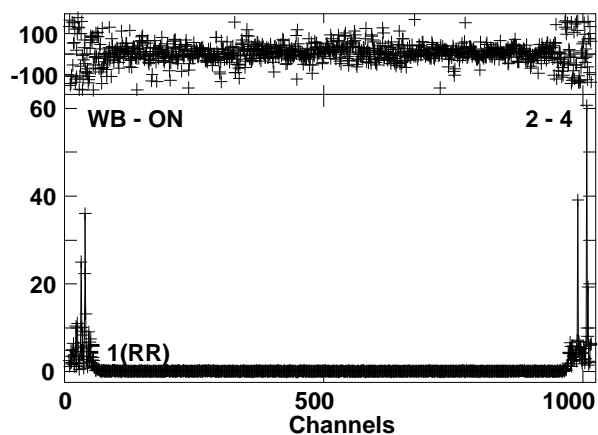
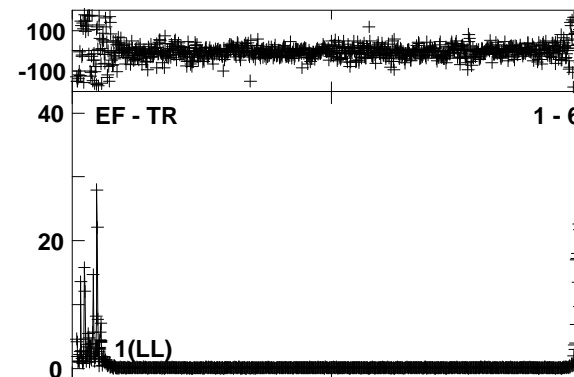
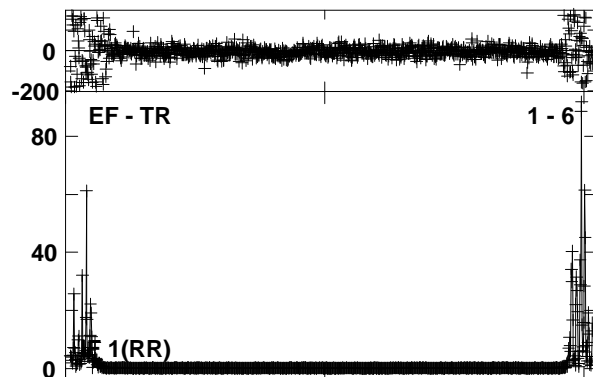
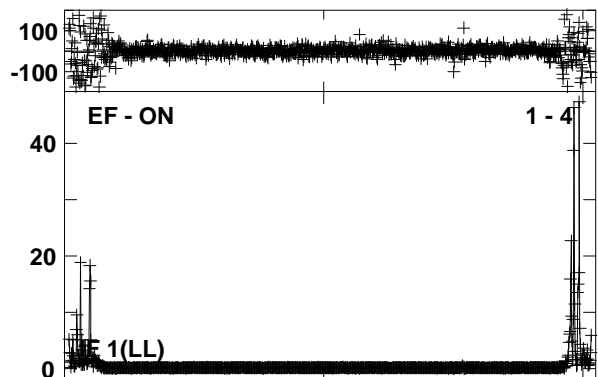
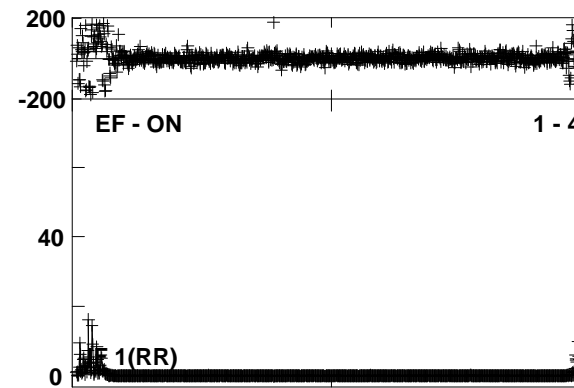




Lower frame: Ampl Jy Top frame: Phas deg  
Vector averaged cross-power spectrum Baseline: WB (02) - TR (06)  
Timerange: 01/02:24:55 to 01/02:31:39

Plot file version 189 created 03-FEB-2015 11:57:43

J0143+1215 EA055A 2.UVDATA.1

Freq = 1.4084 GHz, Bw = 16.000 MH Calibrated with CL # 3 and BP # 1 (BP mode 1)

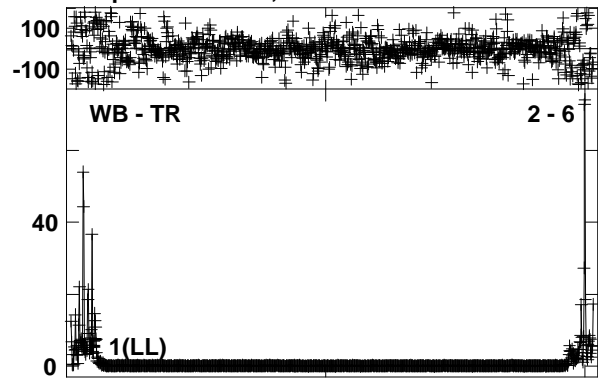


Lower frame: Ampl Jy Top frame: Phas deg  
Vector averaged cross-power spectrum Baseline: EF (01) - WB (02)  
Timerange: 01/02:32:13 to 01/02:35:09

Plot file version 190 created 03-FEB-2015 11:57:44

J0143+1215 EA055A 2.UVDATA.1

Freq = 1.4084 GHz, Bw = 16.000 MH Calibrated with CL # 3 and BP # 1 (BP mode 1)

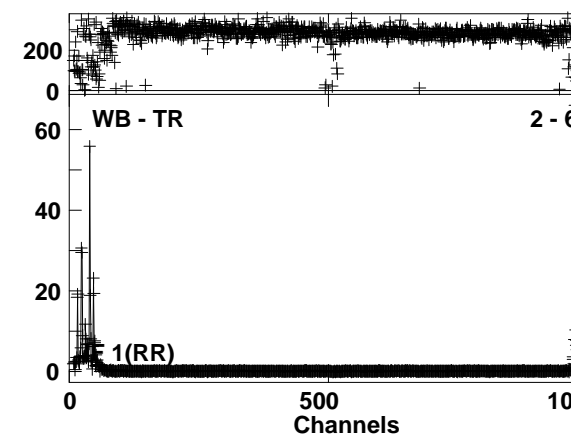
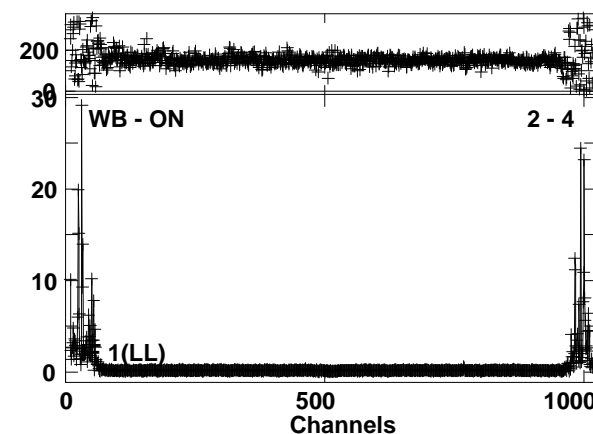
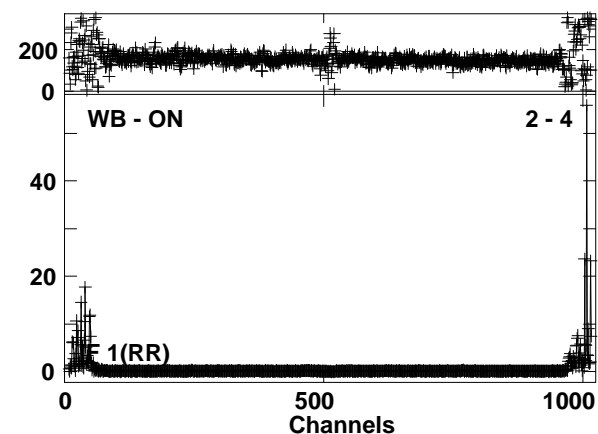
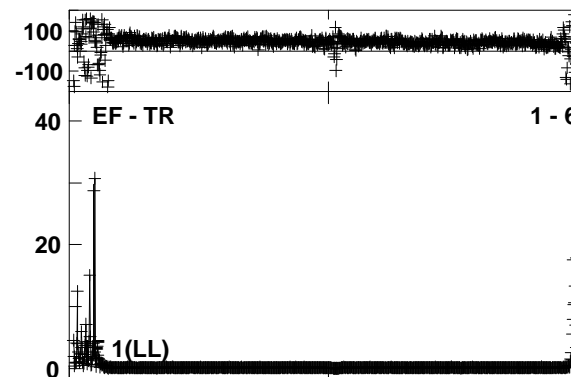
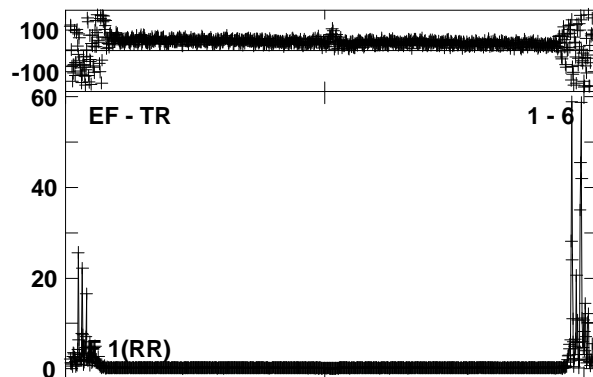
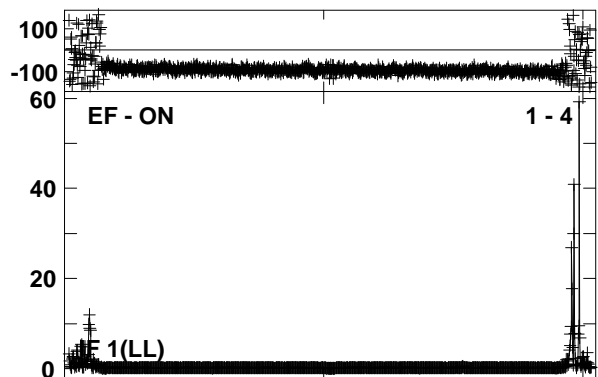
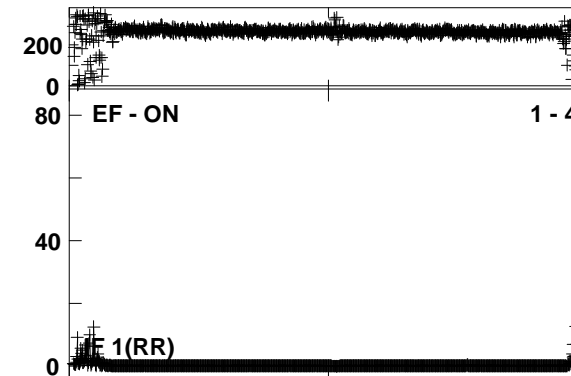

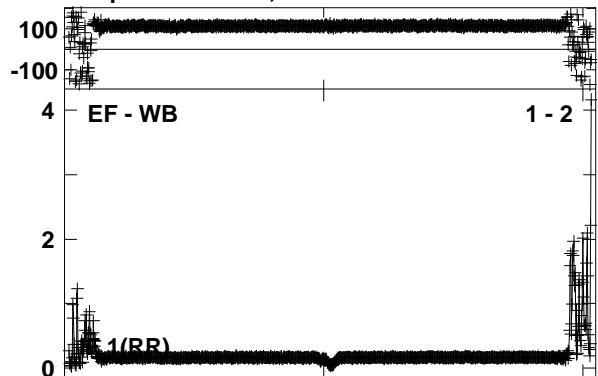


Lower frame: Ampl Jy Top frame: Phas deg  
Vector averaged cross-power spectrum Baseline: WB (02) - TR (06)  
Timerange: 01/02:32:13 to 01/02:35:09

Plot file version 191 created 03-FEB-2015 11:57:44

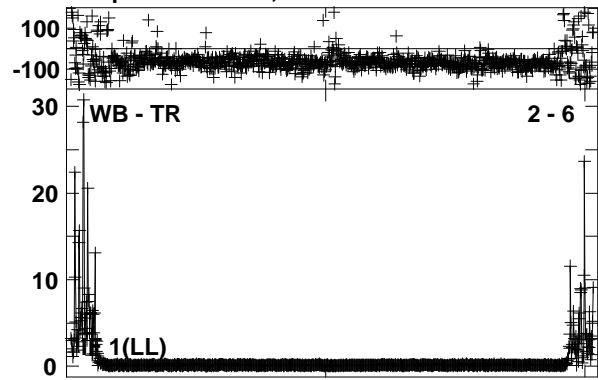
NGC660 EA055A 2.UVDATA.1

Freq = 1.4084 GHz, Bw = 16.000 MH Calibrated with CL # 3 and BP # 1 (BP mode 1)



Lower frame: Ampl Jy Top frame: Phas deg  
Vector averaged cross-power spectrum Baseline: EF (01) - WB (02)  
Timerange: 01/02:35:25 to 01/02:42:09

Plot file version 192 created 03-FEB-2015 11:57:45  
NGC660 EA055A 2.UVDATA.1  
Freq = 1.4084 GHz, Bw = 16.000 MH Calibrated with CL # 3 and BP # 1 (BP mode 1)

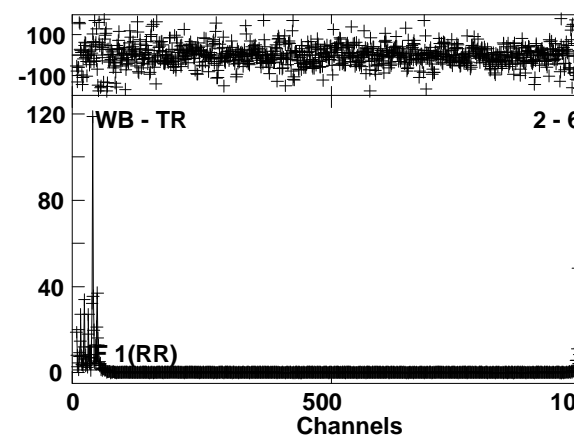
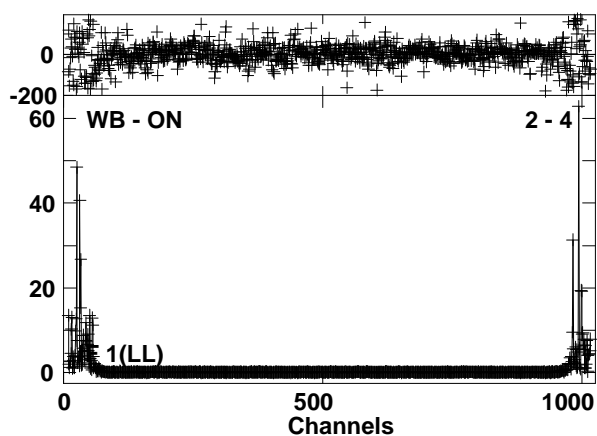
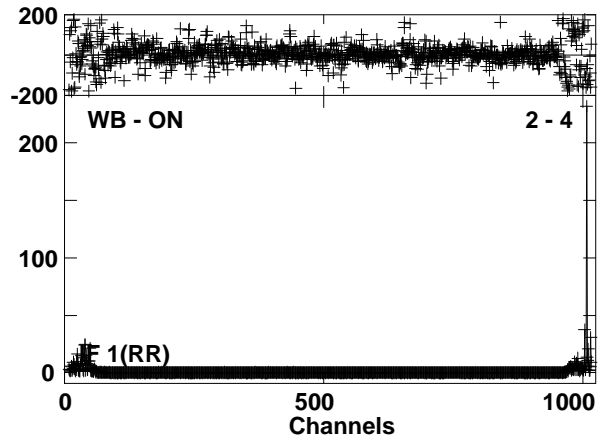
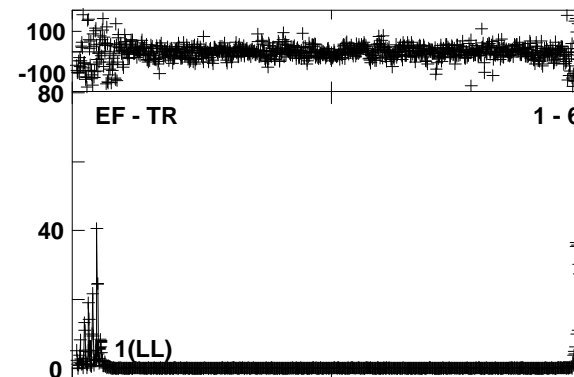
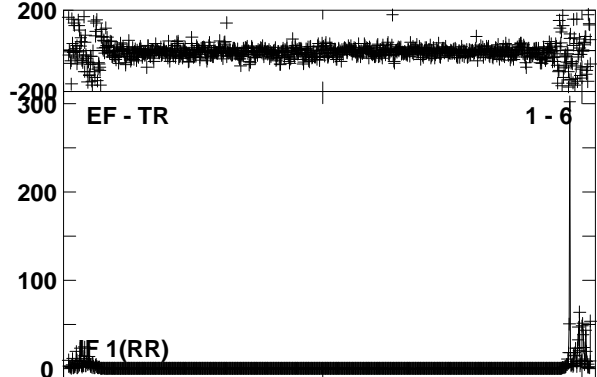
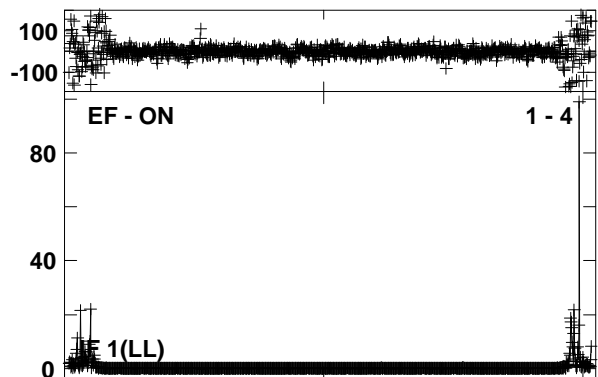
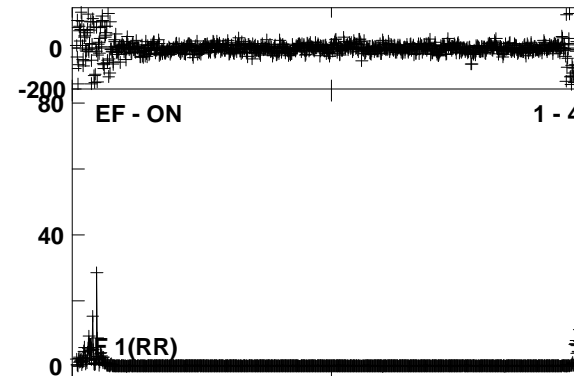




Lower frame: Ampl Jy Top frame: Phas deg  
Vector averaged cross-power spectrum Baseline: WB (02) - TR (06)  
Timerange: 01/02:35:25 to 01/02:42:09

Plot file version 193 created 03-FEB-2015 11:57:45

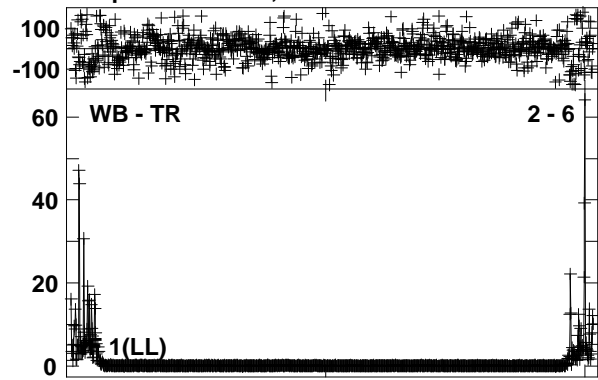
J0143+1215 EA055A 2.UVDATA.1

Freq = 1.4084 GHz, Bw = 16.000 MH Calibrated with CL # 3 and BP # 1 (BP mode 1)



Lower frame: Ampl Jy Top frame: Phas deg  
Vector averaged cross-power spectrum Baseline: EF (01) - WB (02)  
Timerange: 01/02:42:43 to 01/02:45:39

Plot file version 194 created 03-FEB-2015 11:57:46  
J0143+1215 EA055A 2.UVDATA.1  
Freq = 1.4084 GHz, Bw = 16.000 MH Calibrated with CL # 3 and BP # 1 (BP mode 1)



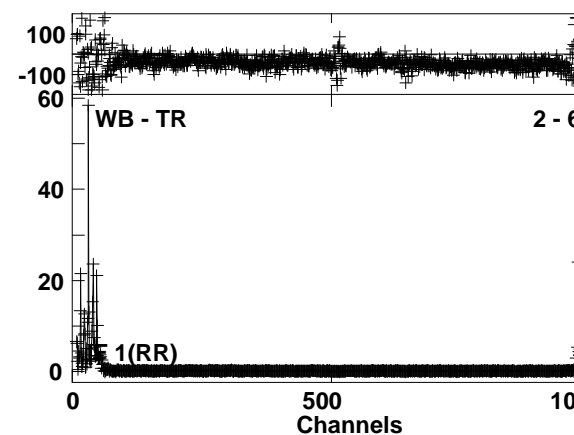
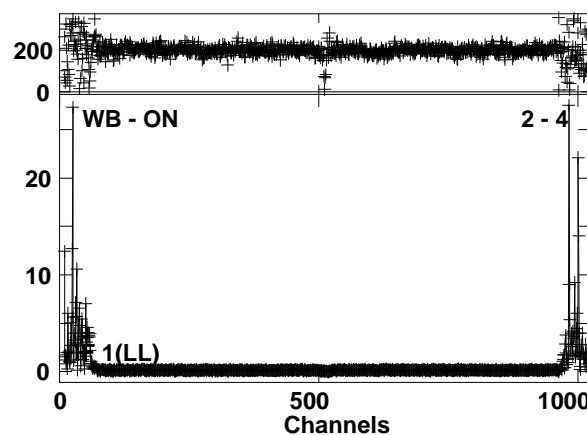
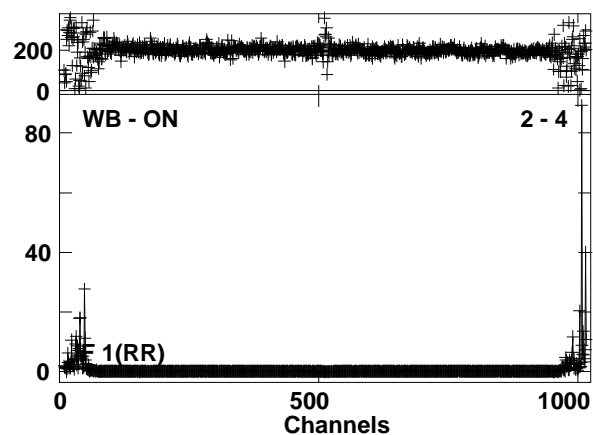
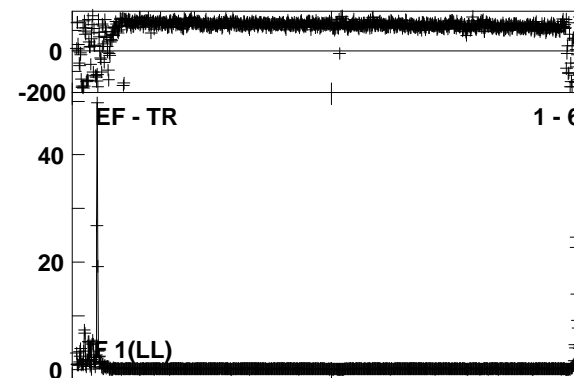
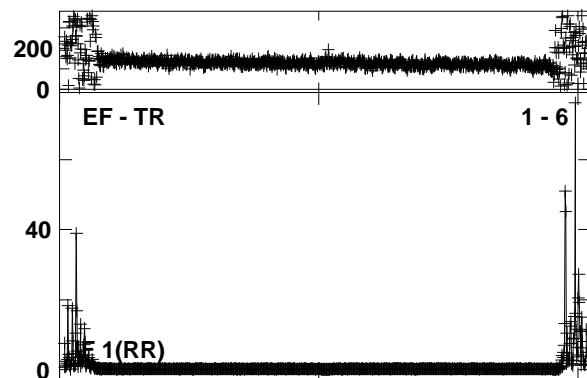
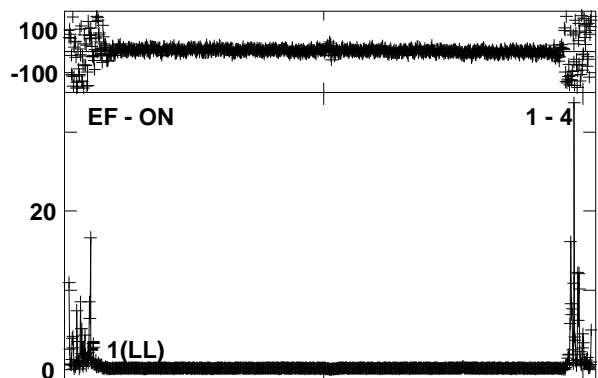
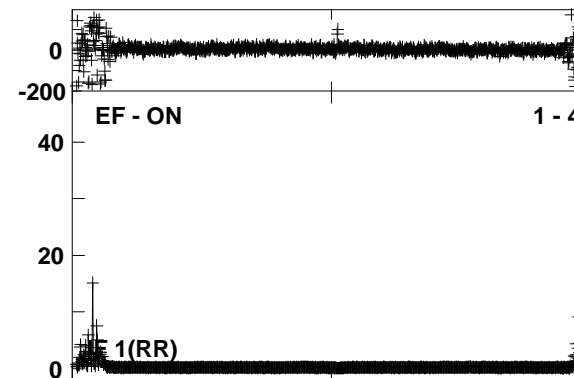
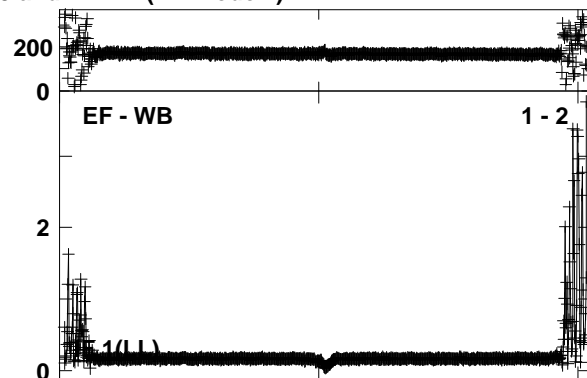
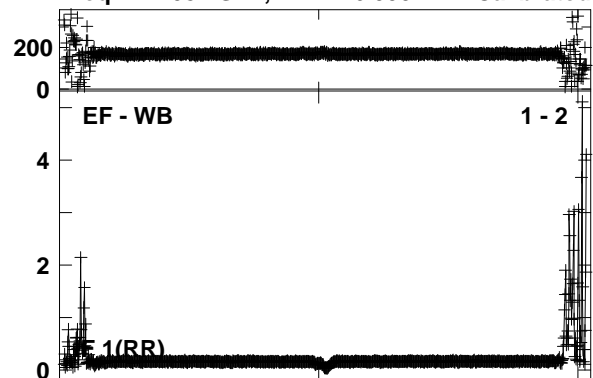
Lower frame: Ampl Jy Top frame: Phas deg  
Vector averaged cross-power spectrum Baseline: WB (02) - TR (06)  
Timerange: 01/02:42:43 to 01/02:45:39



Plot file version 195 created 03-FEB-2015 11:57:46

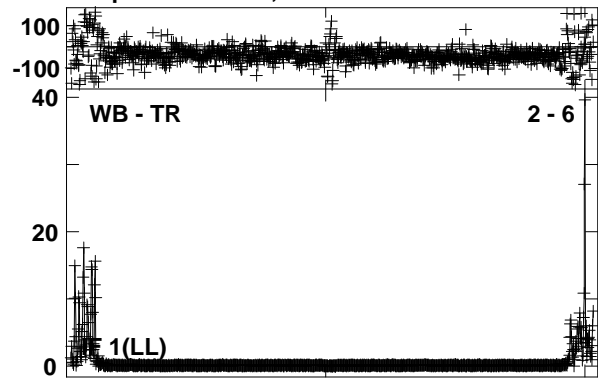
NGC660 EA055A 2.UVDATA.1

Freq = 1.4084 GHz, Bw = 16.000 MH Calibrated with CL # 3 and BP # 1 (BP mode 1)



Lower frame: Ampl Jy Top frame: Phas deg  
Vector averaged cross-power spectrum Baseline: EF (01) - WB (02)  
Timerange: 01/02:45:55 to 01/02:52:39

Plot file version 196 created 03-FEB-2015 11:57:47  
NGC660 EA055A 2.UVDATA.1  
Freq = 1.4084 GHz, Bw = 16.000 MH Calibrated with CL # 3 and BP # 1 (BP mode 1)

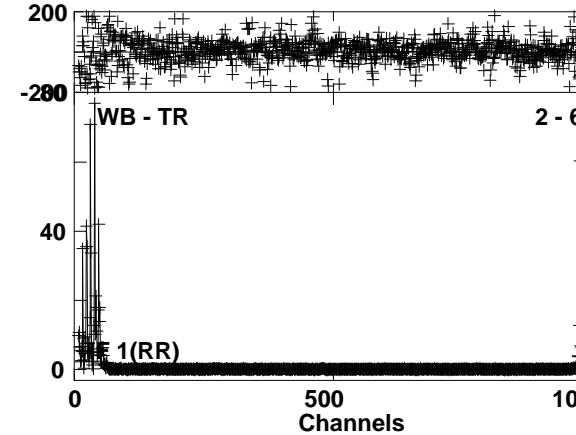
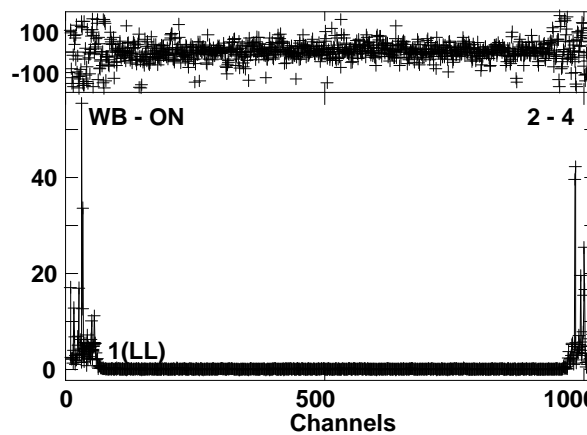
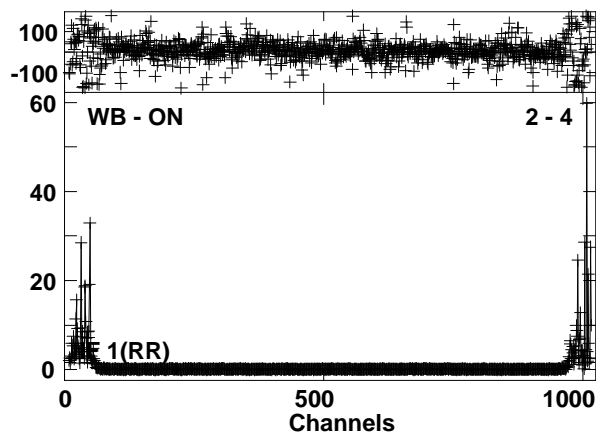
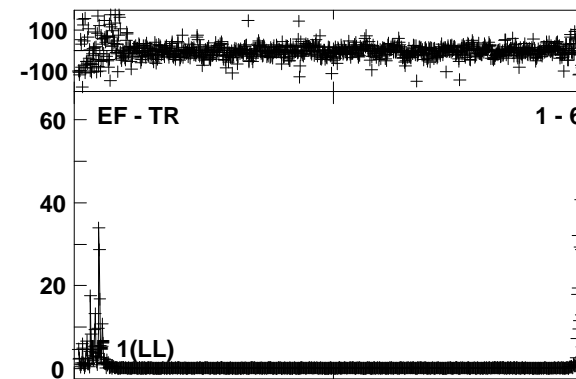
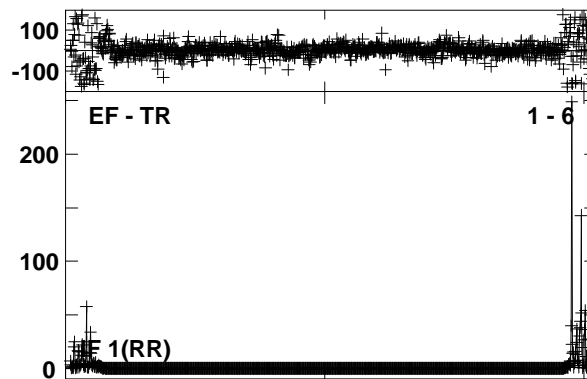
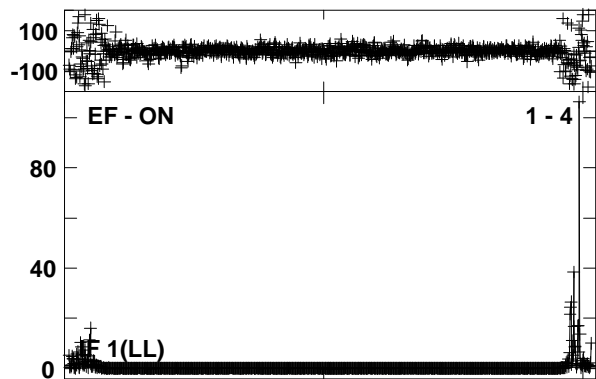
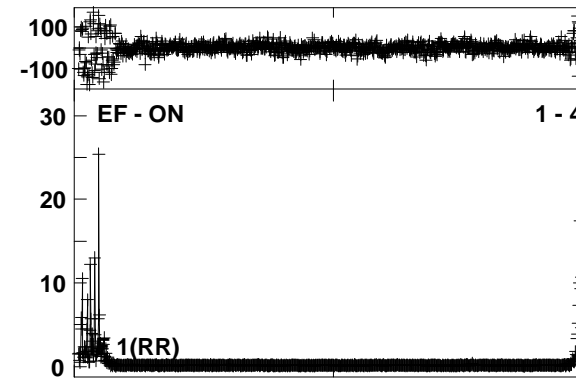
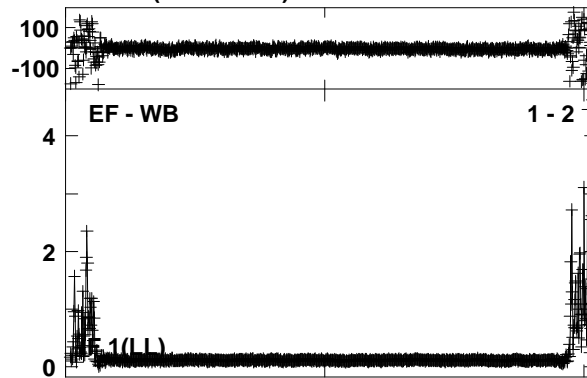



Lower frame: Ampl Jy Top frame: Phas deg  
Vector averaged cross-power spectrum Baseline: WB (02) - TR (06)  
Timerange: 01/02:45:55 to 01/02:52:39

Plot file version 197 created 03-FEB-2015 11:57:47

J0143+1215 EA055A 2.UVDATA.1

Freq = 1.4084 GHz, Bw = 16.000 MH Calibrated with CL # 3 and BP # 1 (BP mode 1)

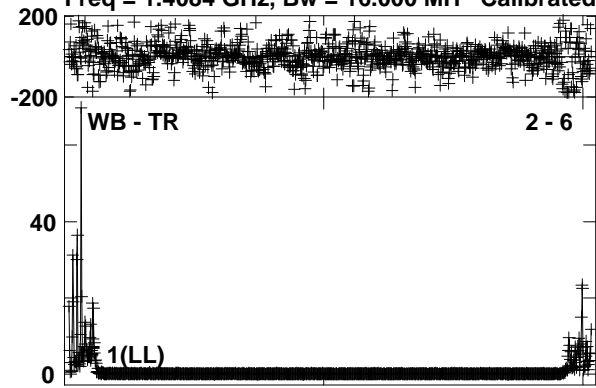


Lower frame: Ampl Jy Top frame: Phas deg  
Vector averaged cross-power spectrum Baseline: EF (01) - WB (02)  
Timerange: 01/02:53:13 to 01/02:56:09

Plot file version 198 created 03-FEB-2015 11:57:48

J0143+1215 EA055A 2.UVDATA.1

Freq = 1.4084 GHz, Bw = 16.000 MH Calibrated with CL # 3 and BP # 1 (BP mode 1)

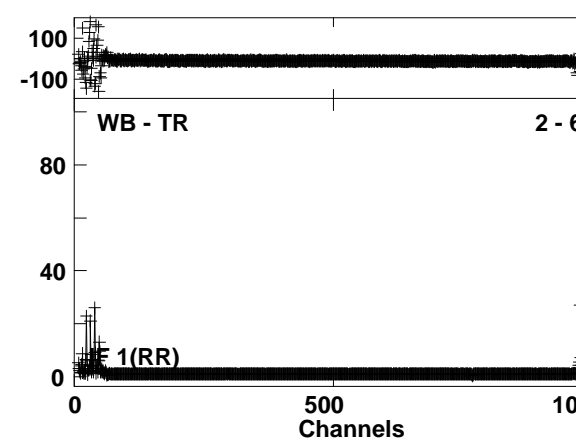
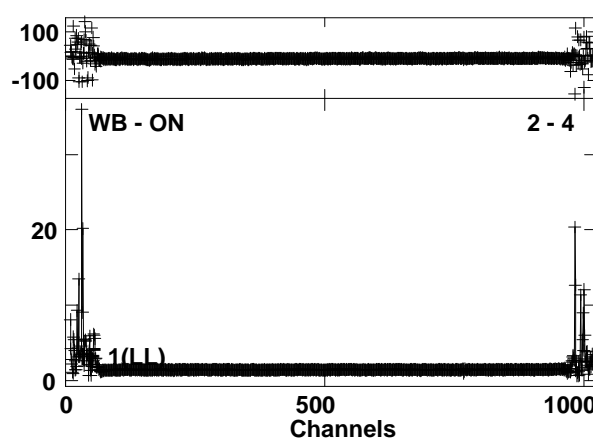
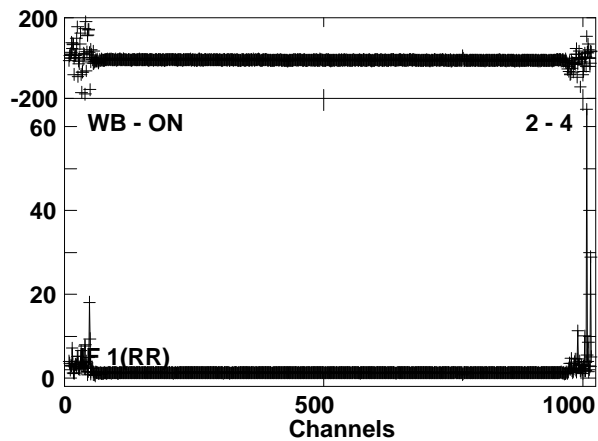
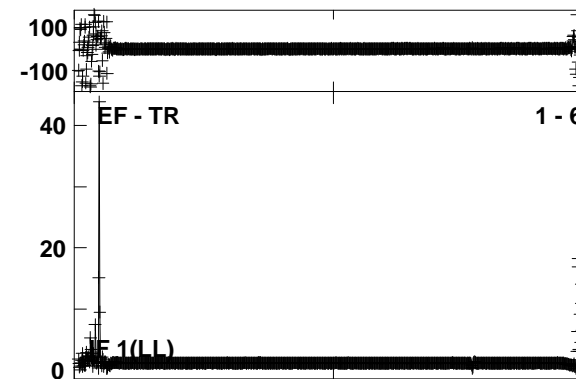
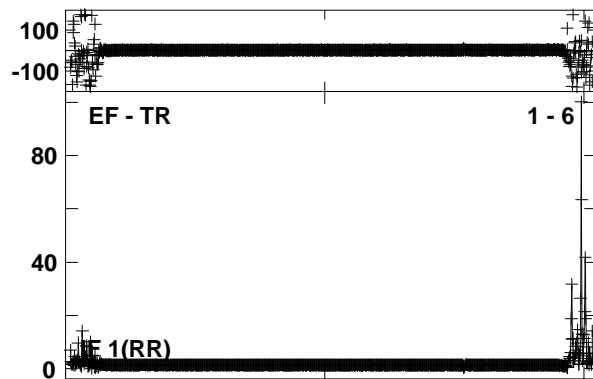
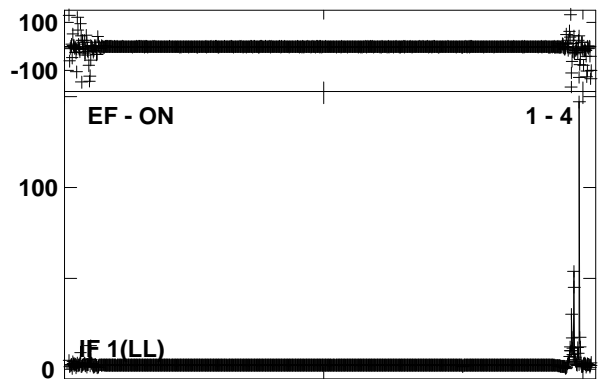
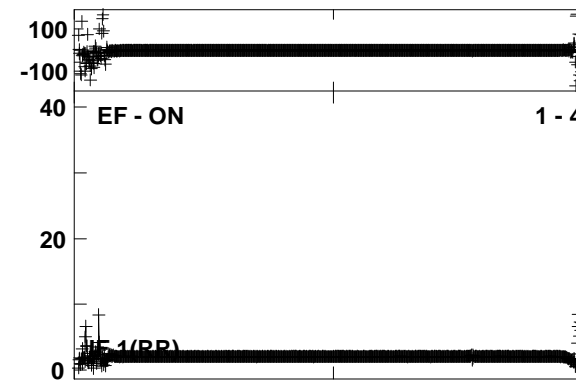
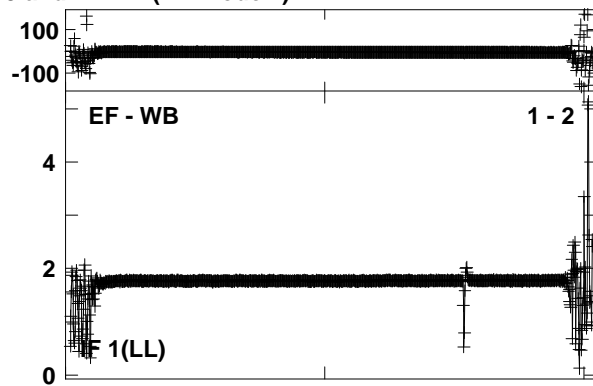
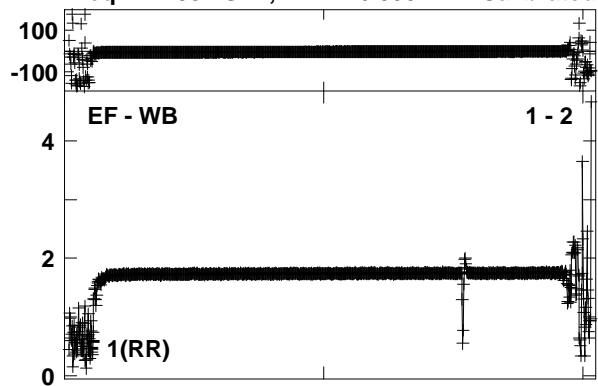


Lower frame: Ampl Jy Top frame: Phas deg  
Vector averaged cross-power spectrum Baseline: WB (02) - TR (06)  
Timerange: 01/02:53:13 to 01/02:56:09

Plot file version 199 created 03-FEB-2015 11:57:48


3C120 EA055A 2.UVDATA.1

Freq = 1.4084 GHz, Bw = 16.000 MH Calibrated with CL # 3 and BP # 1 (BP mode 1)



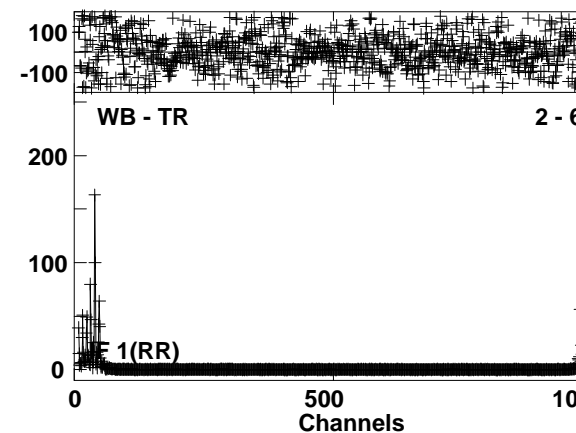
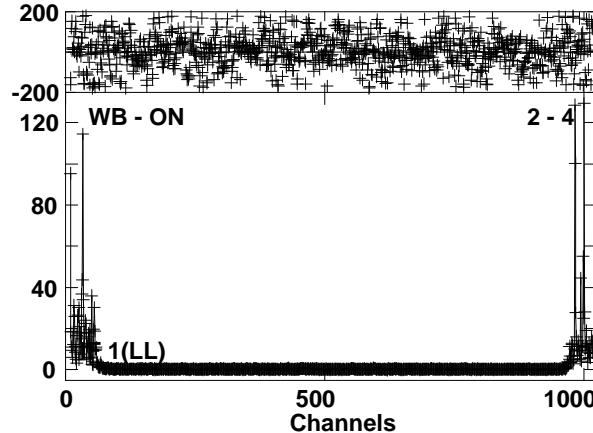

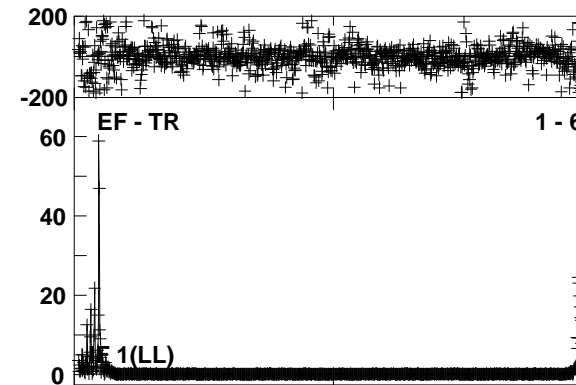
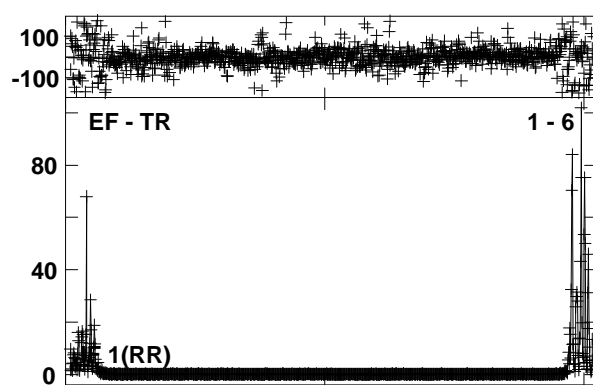
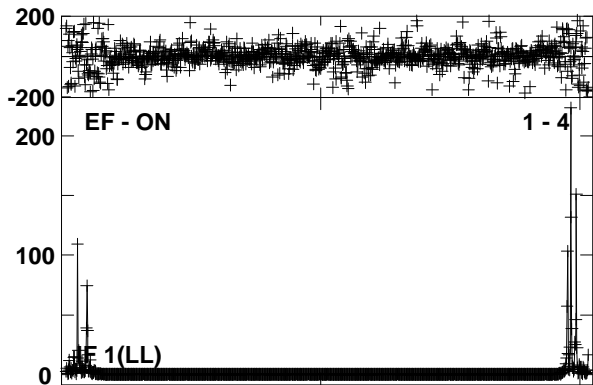
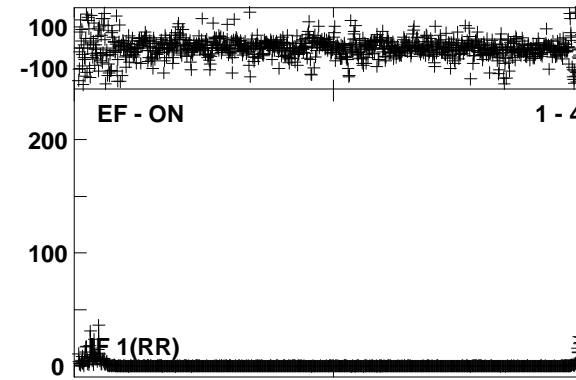

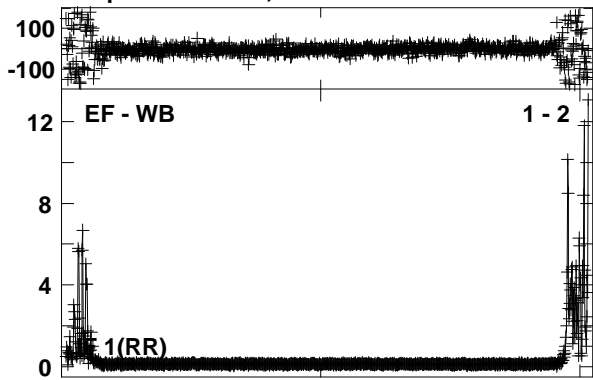
Lower frame: Ampl Jy Top frame: Phas deg  
Vector averaged cross-power spectrum Baseline: EF (01) - WB (02)  
Timerange: 01/02:58:53 to 01/03:08:49

Plot file version 200 created 03-FEB-2015 11:57:49  
3C120 EA055A 2.UVDATA.1  
Freq = 1.4084 GHz, Bw = 16.000 MH Calibrated with CL # 3 and BP # 1 (BP mode 1)




Lower frame: Ampl Jy Top frame: Phas deg  
Vector averaged cross-power spectrum Baseline: WB (02) - TR (06)  
Timerange: 01/02:58:53 to 01/03:08:49

Plot file version 201 created 03-FEB-2015 11:57:50  
 J0143+1215 EA055A 2.UVDATA.1  
 Freq = 1.4084 GHz, Bw = 16.000 MH Calibrated with CL # 3 and BP # 1 (BP mode 1)



Lower frame: Ampl Jy Top frame: Phas deg  
 Vector averaged cross-power spectrum Baseline: EF (01) - WB (02)  
 Timerange: 01/03:09:59 to 01/03:12:19

Plot file version 202 created 03-FEB-2015 11:57:50  
J0143+1215 EA055A 2.UVDATA.1  
Freq = 1.4084 GHz, Bw = 16.000 MH Calibrated with CL # 3 and BP # 1 (BP mode 1)



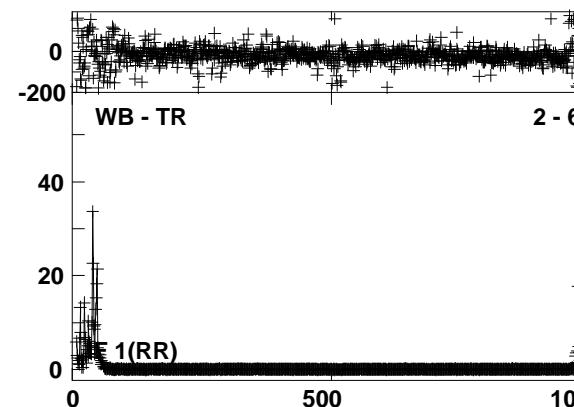
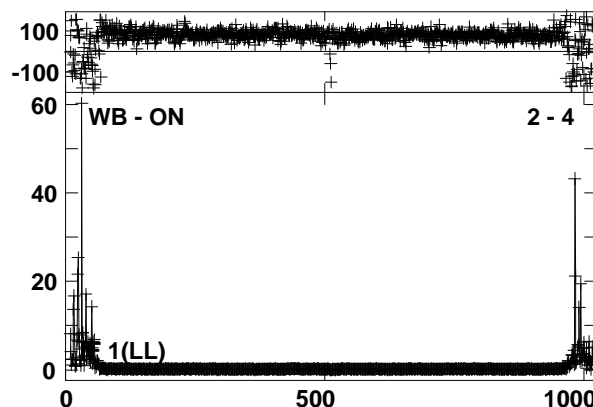
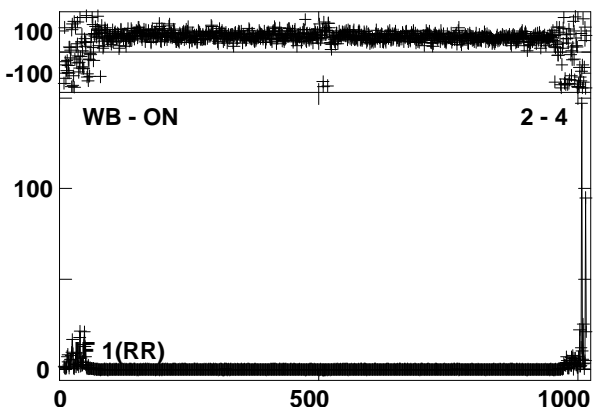
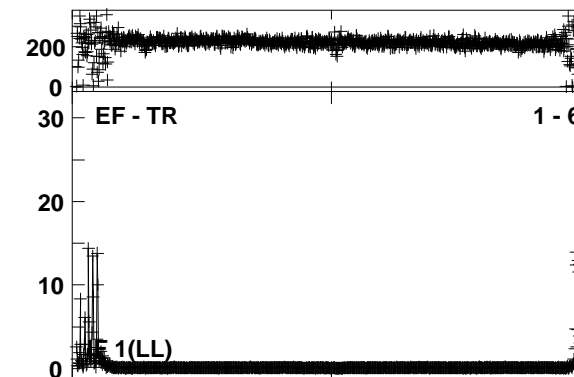
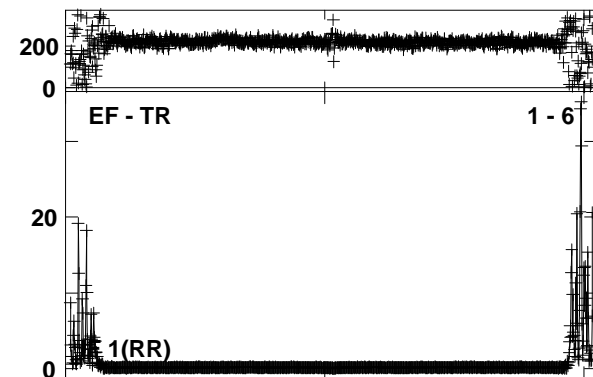
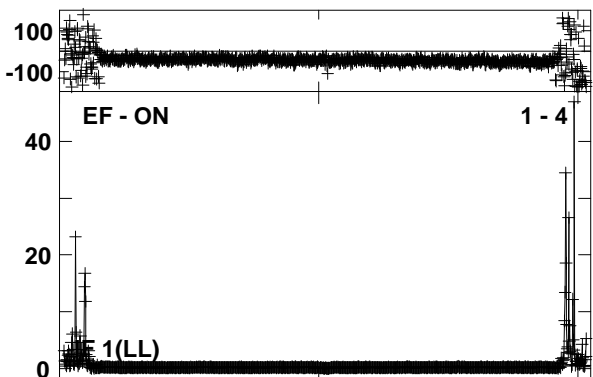
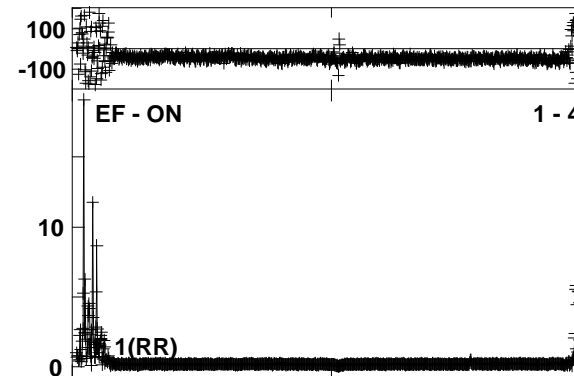
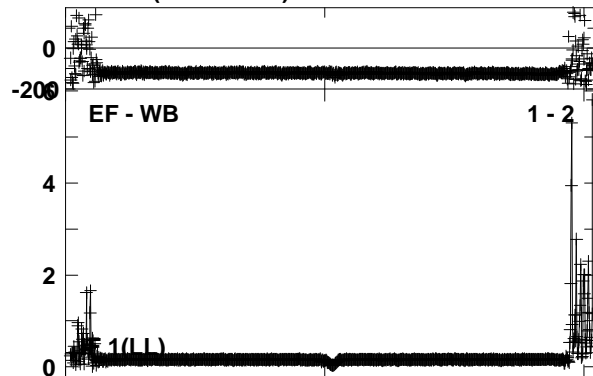
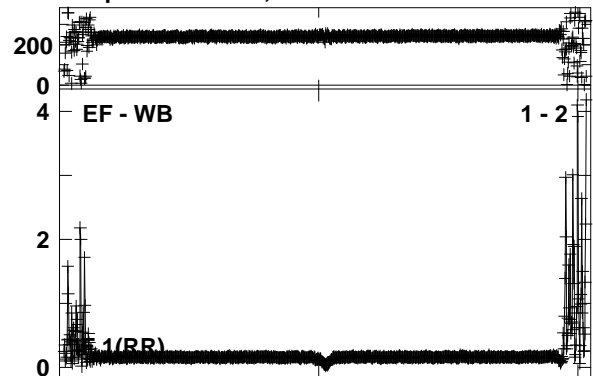
Lower frame: Ampl Jy Top frame: Phas deg  
Vector averaged cross-power spectrum Baseline: WB (02) - TR (06)  
Timerange: 01/03:09:59 to 01/03:12:19



Plot file version 203 created 03-FEB-2015 11:57:50

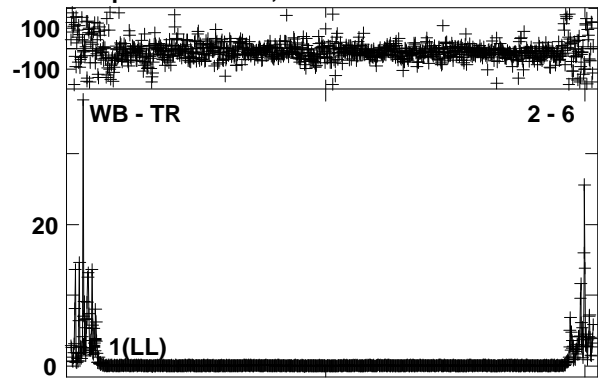
NGC660 EA055A 2.UVDATA.1

Freq = 1.4084 GHz, Bw = 16.000 MH Calibrated with CL # 3 and BP # 1 (BP mode 1)



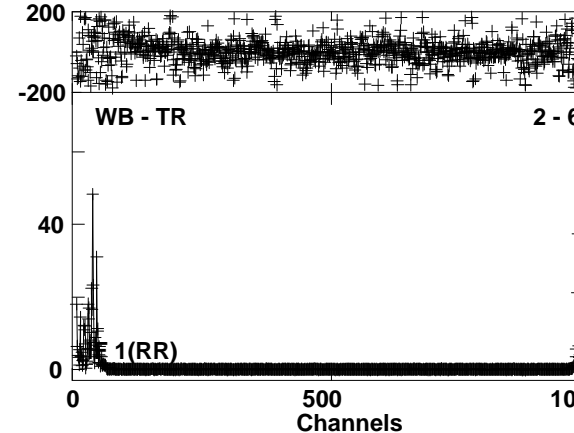
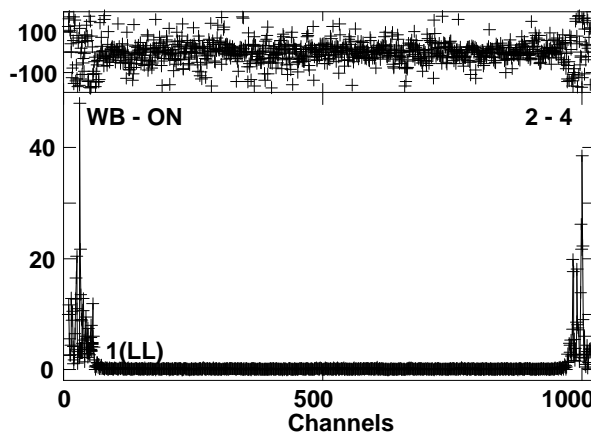
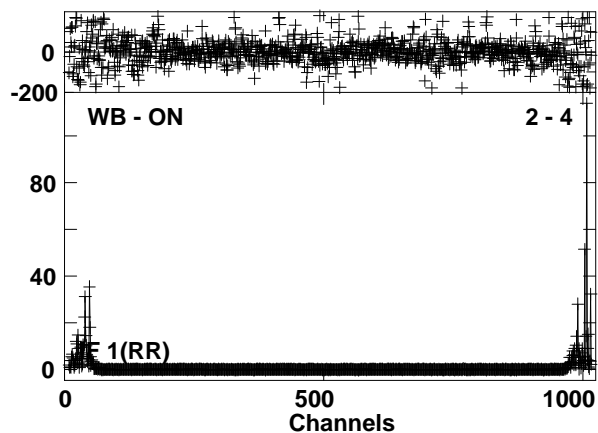
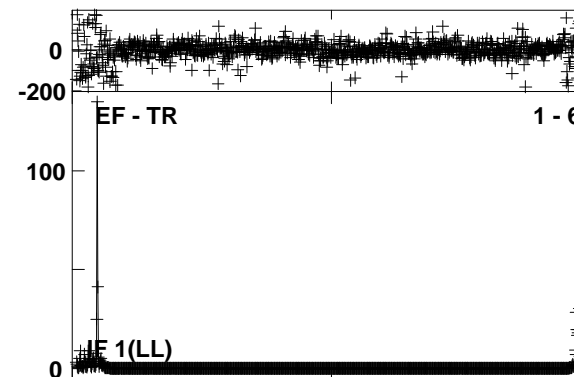
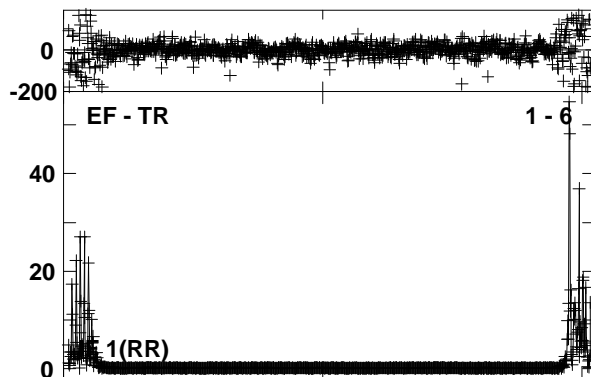
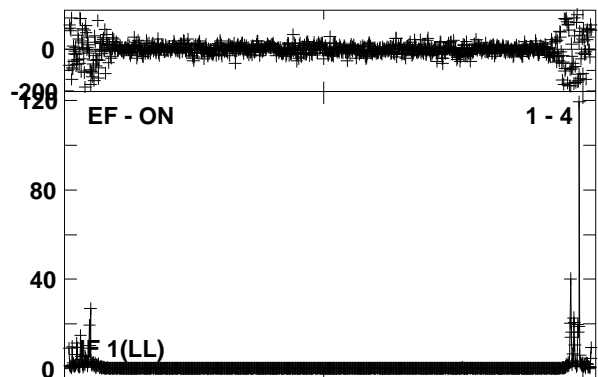
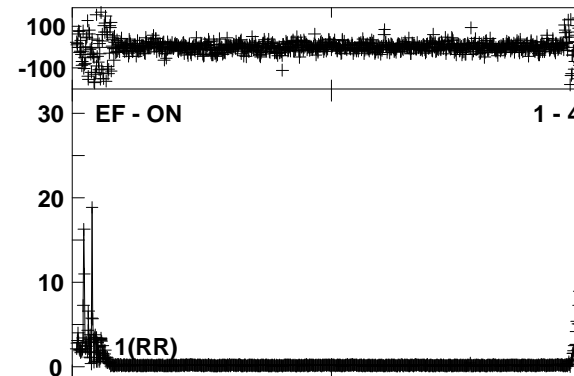


Lower frame: Ampl Jy Top frame: Phas deg  
Vector averaged cross-power spectrum Baseline: EF (01) - WB (02)  
Timerange: 01/03:12:35 to 01/03:19:19

Plot file version 204 created 03-FEB-2015 11:57:51  
NGC660 EA055A 2.UVDATA.1  
Freq = 1.4084 GHz, Bw = 16.000 MH Calibrated with CL # 3 and BP # 1 (BP mode 1)



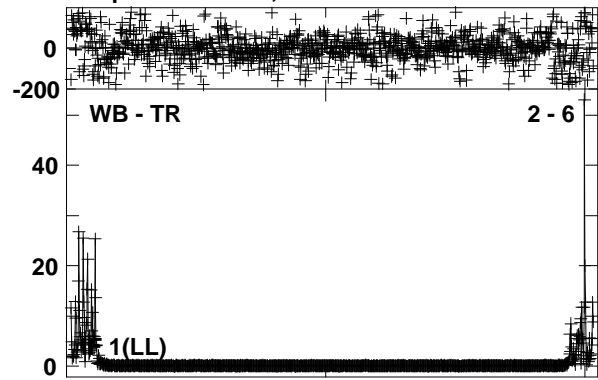
Lower frame: Ampl Jy Top frame: Phas deg  
Vector averaged cross-power spectrum Baseline: WB (02) - TR (06)  
Timerange: 01/03:12:35 to 01/03:19:19

Plot file version 205 created 03-FEB-2015 11:57:52  
 J0143+1215 EA055A 2.UVDATA.1  
 Freq = 1.4084 GHz, Bw = 16.000 MH Calibrated with CL # 3 and BP # 1 (BP mode 1)



Lower frame: Ampl Jy Top frame: Phas deg  
 Vector averaged cross-power spectrum Baseline: EF (01) - WB (02)  
 Timerange: 01/03:19:53 to 01/03:22:49

Plot file version 206 created 03-FEB-2015 11:57:52  
J0143+1215 EA055A 2.UVDATA.1  
Freq = 1.4084 GHz, Bw = 16.000 MH Calibrated with CL # 3 and BP # 1 (BP mode 1)

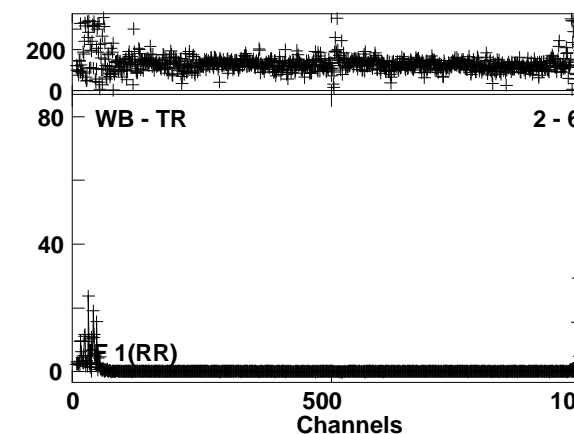
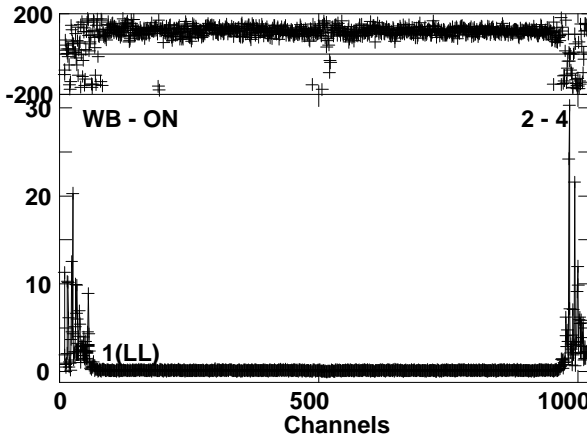
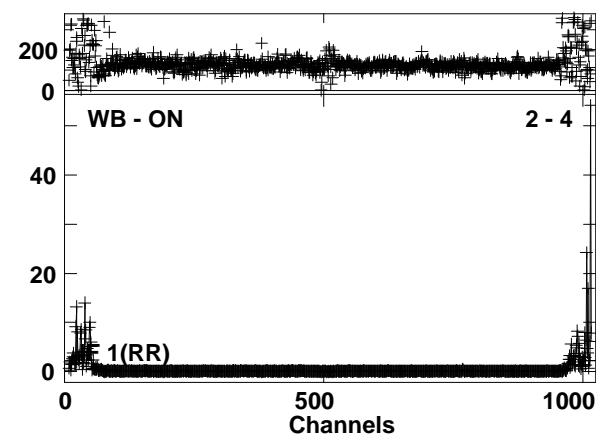
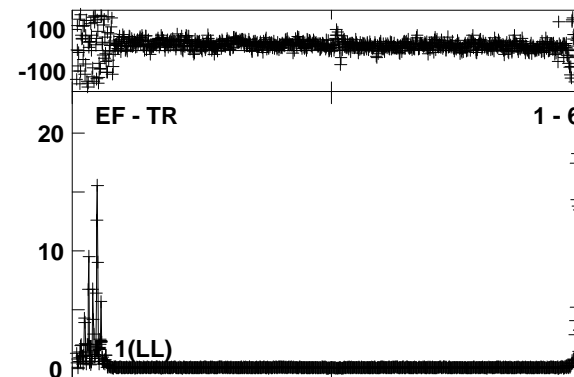
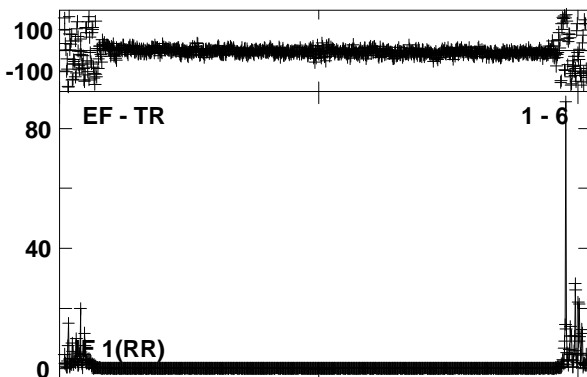
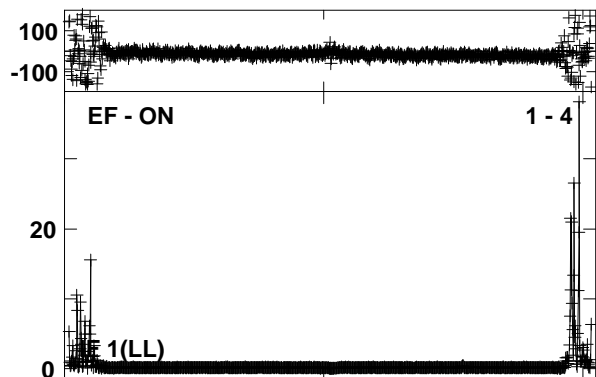
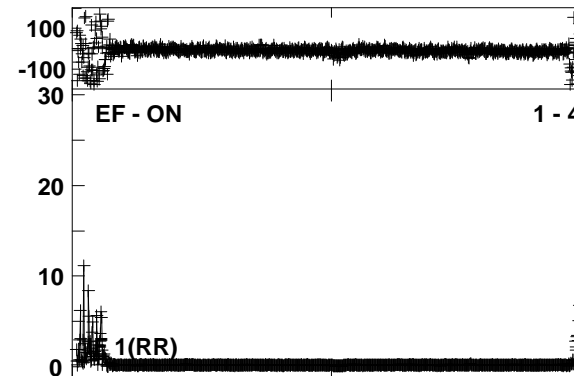
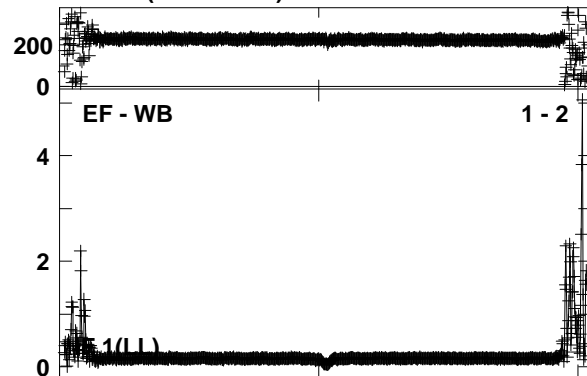
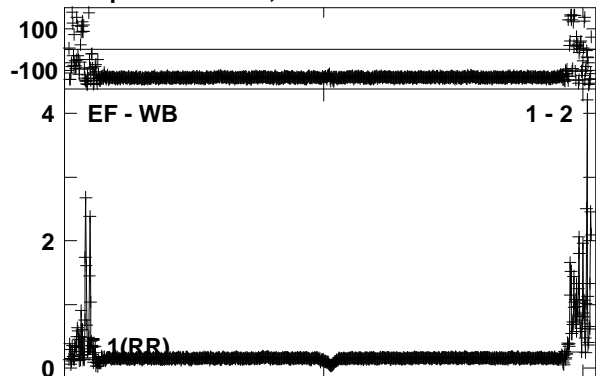


Lower frame: Ampl Jy Top frame: Phas deg  
Vector averaged cross-power spectrum Baseline: WB (02) - TR (06)  
Timerange: 01/03:19:53 to 01/03:22:49

Plot file version 207 created 03-FEB-2015 11:57:52

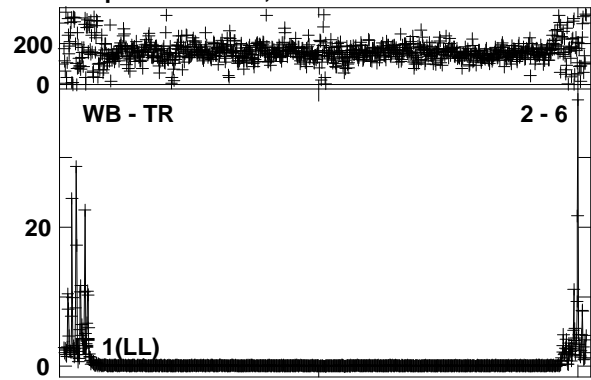
NGC660 EA055A 2.UVDATA.1

Freq = 1.4084 GHz, Bw = 16.000 MH Calibrated with CL # 3 and BP # 1 (BP mode 1)



Lower frame: Ampl Jy Top frame: Phas deg  
Vector averaged cross-power spectrum Baseline: EF (01) - WB (02)  
Timerange: 01/03:23:04 to 01/03:29:48

Plot file version 208 created 03-FEB-2015 11:57:53  
NGC660 EA055A 2.UVDATA.1  
Freq = 1.4084 GHz, Bw = 16.000 MH Calibrated with CL # 3 and BP # 1 (BP mode 1)



Lower frame: Ampl Jy Top frame: Phas deg  
Vector averaged cross-power spectrum Baseline: WB (02) - TR (06)  
Timerange: 01/03:23:04 to 01/03:29:48