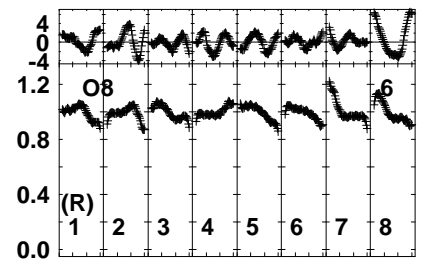
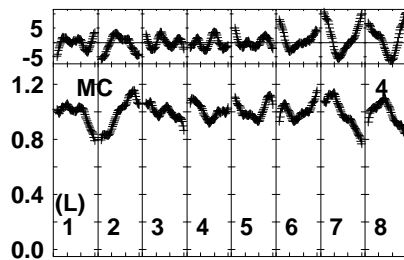
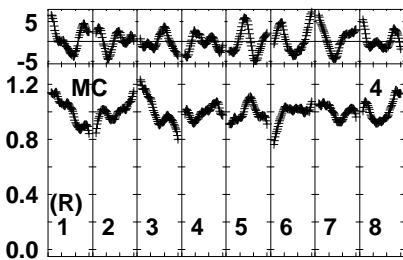
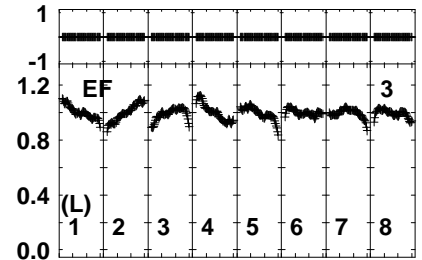
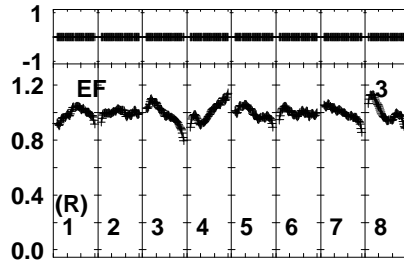
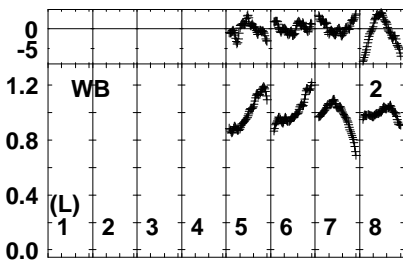
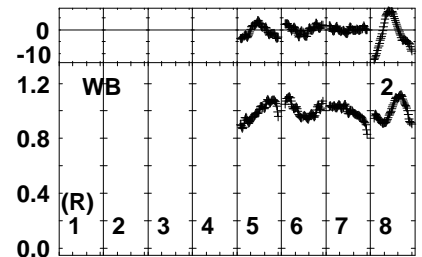
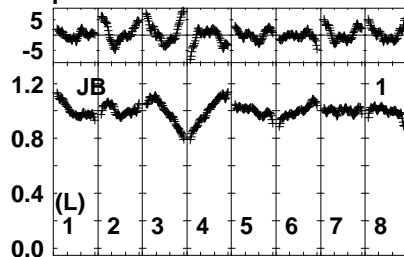
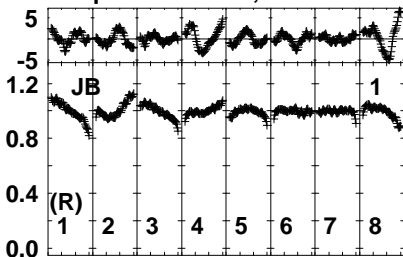
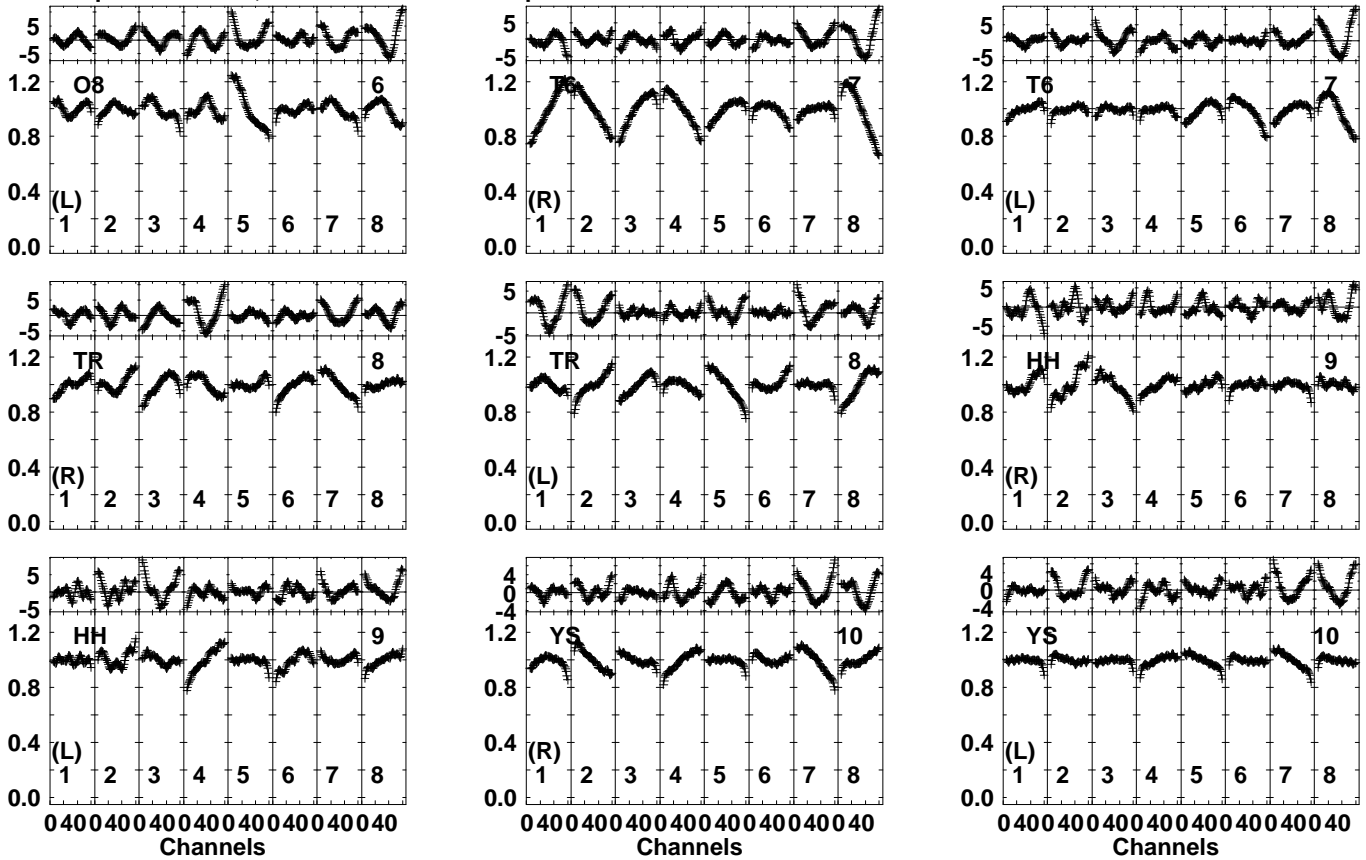


Plot file version 1 created 23-FEB-2022 10:46:04  
 EA065D.UVDATA.1  
 Freq = 4.7990 GHz, Bw = 32.000 MH Bandpass table # 1



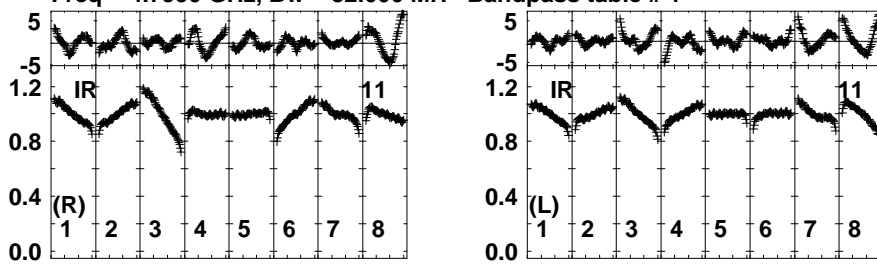
040040040040040040040040040  
 Channels  
 Lower frame: BP ampl Top frame: BP phase  
 Bandpass table spectrum Antenna: \*  
 Timerange: 00/00:00:01 to 999/00:00:00

Plot file version 2 created 23-FEB-2022 10:46:04  
 EA065D.UVDATA.1  
 Freq = 4.7990 GHz, Bw = 32.000 MH Bandpass table # 1



Lower frame: BP ampl Top frame: BP phase  
 Bandpass table spectrum Antenna: \*  
 Timerange: 00/00:00:01 to 999/00:00:00

Plot file version 3 created 23-FEB-2022 10:46:04  
EA065D.UVDATA.1  
Freq = 4.7990 GHz, Bw = 32.000 MH Bandpass table # 1



Lower frame: BP ampl Top frame: BP phase  
Bandpass table spectrum Antenna: \*  
Timerange: 00/00:00:01 to 999/00:00:00