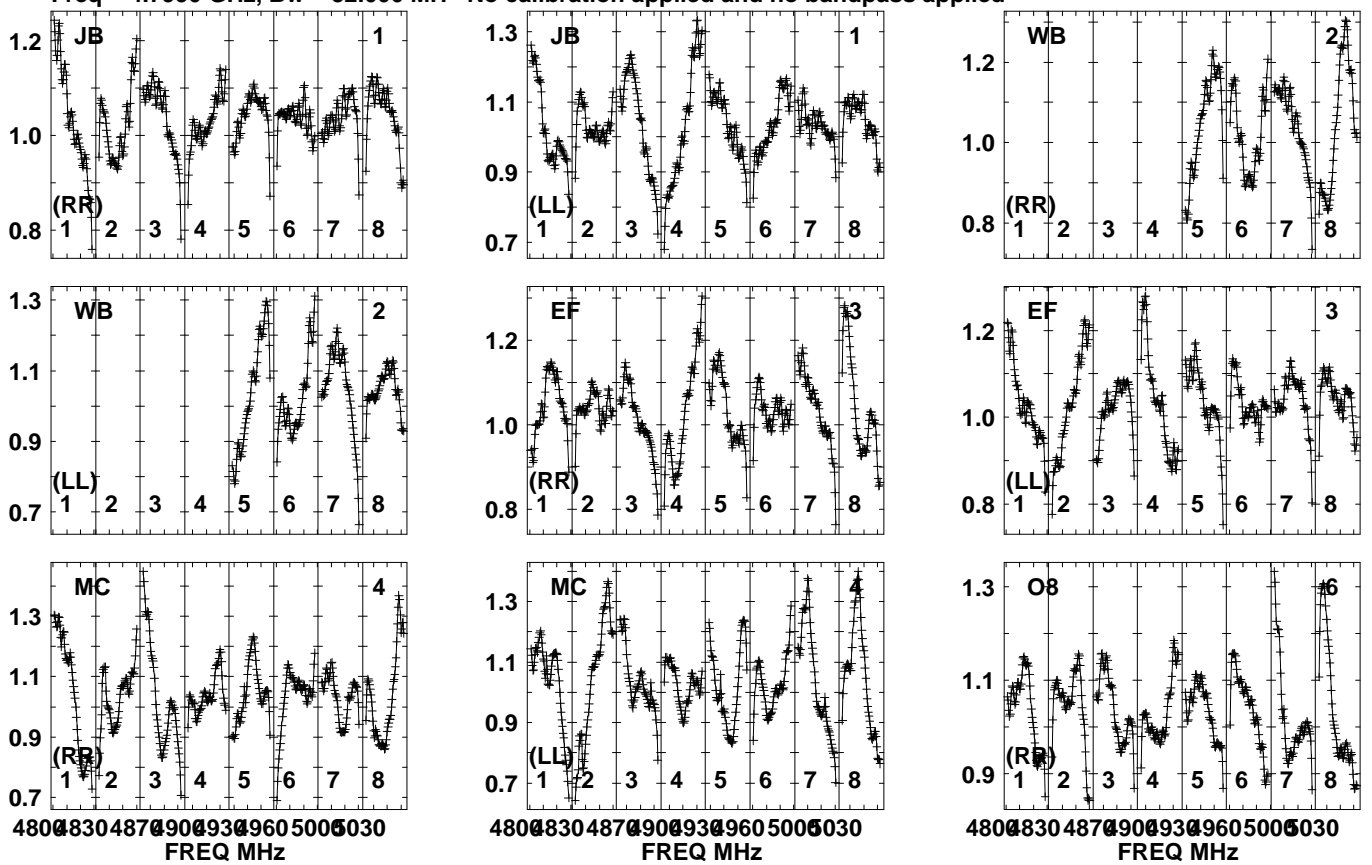


Plot file version 1 created 27-JUN-2022 14:45:23

J0745+1011 EA065H.UVDATA.1

Freq = 4.7990 GHz, Bw = 32.000 MH No calibration applied and no bandpass applied

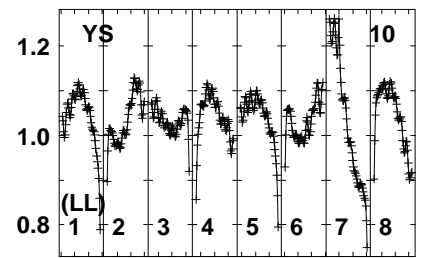
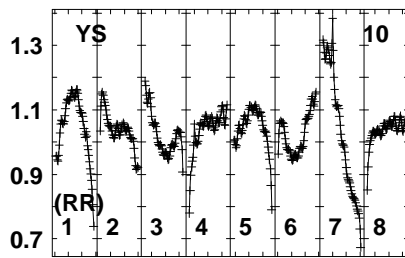
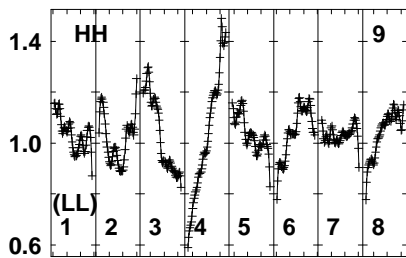
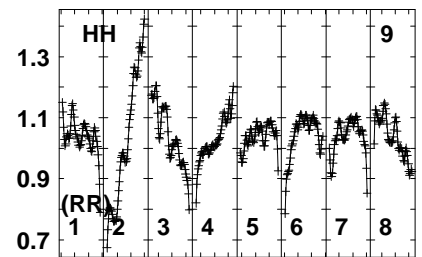
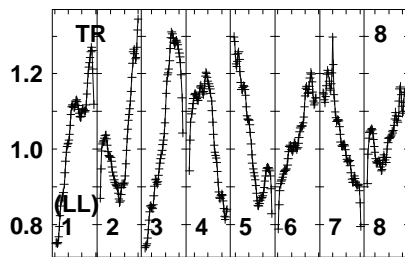
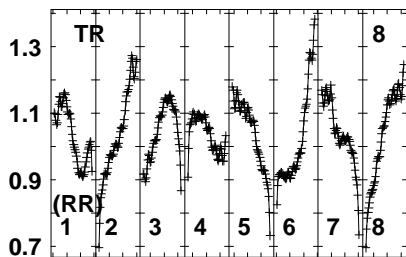
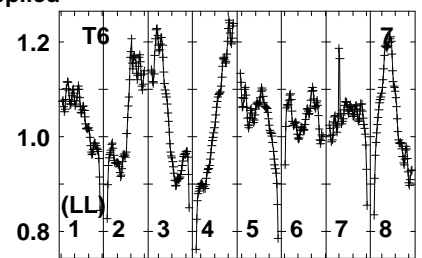
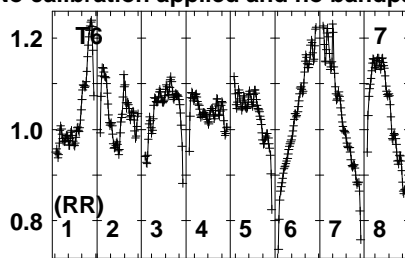
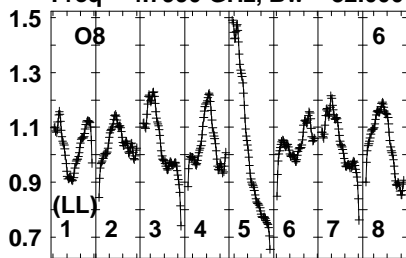


Lower frame: Real Jy
Auto-corr total-power spectrum Antenna: *
Timerange: 00/08:55:11 to 00/08:58:59

Plot file version 2 created 27-JUN-2022 14:45:24

J0745+1011 EA065H.UVDATA.1

Freq = 4.7990 GHz, Bw = 32.000 MH No calibration applied and no bandpass applied



480083048709009309605005030
FREQ MHz

480083048709009309605005030
FREQ MHz

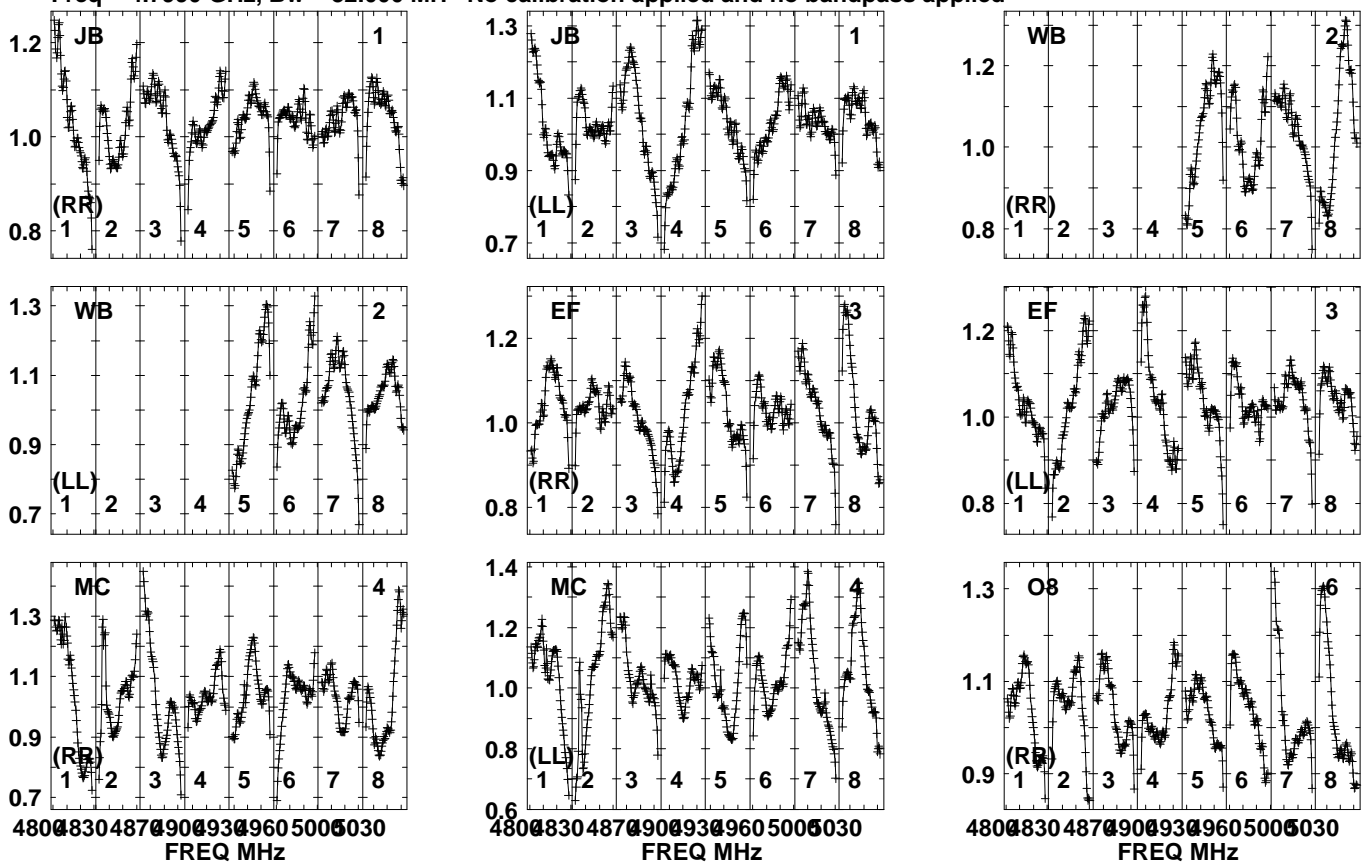
480083048709009309605005030
FREQ MHz

Lower frame: Real Jy
Auto-corr total-power spectrum Antenna: *
Timerange: 00/08:55:11 to 00/08:58:59

Plot file version 3 created 27-JUN-2022 14:45:24

J0653+0403 EA065H.UVDATA.1

Freq = 4.7990 GHz, Bw = 32.000 MH No calibration applied and no bandpass applied

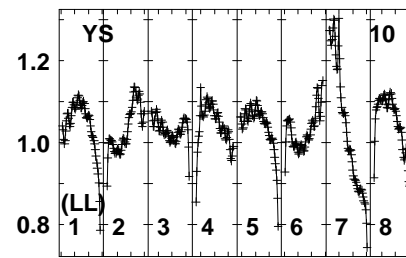
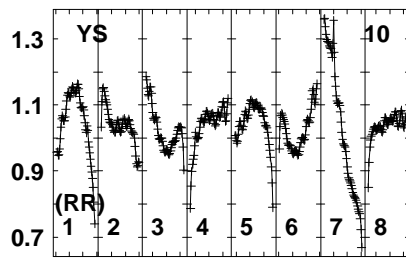
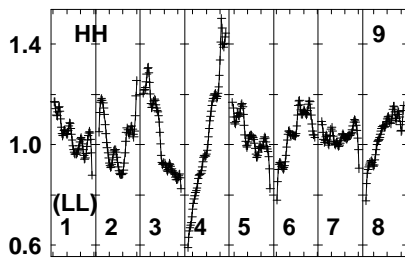
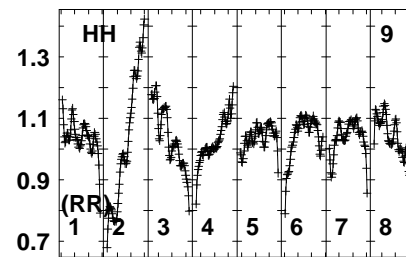
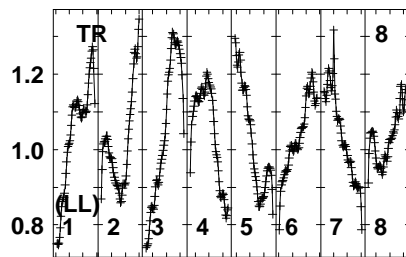
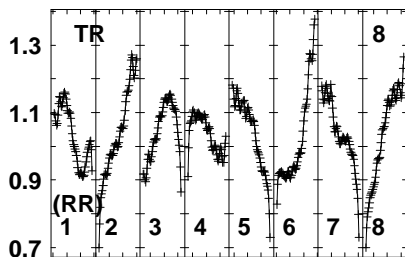
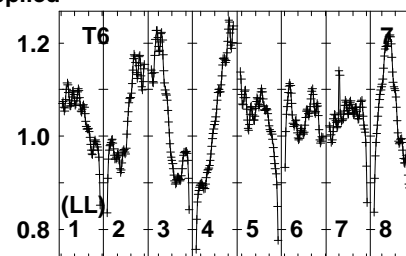
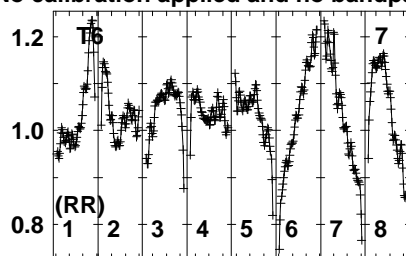
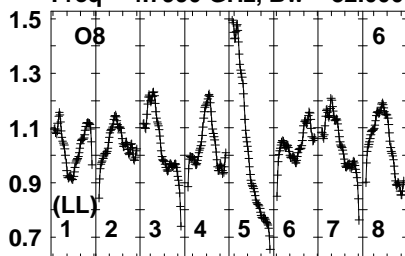


Lower frame: Real Jy
Auto-corr total-power spectrum Antenna: *
Timerange: 00/09:00:31 to 00/09:02:59

Plot file version 4 created 27-JUN-2022 14:45:24

J0653+0403 EA065H.UVDATA.1

Freq = 4.7990 GHz, Bw = 32.000 MH No calibration applied and no bandpass applied



480083048709009309605005030
FREQ MHz

480083048709009309605005030
FREQ MHz

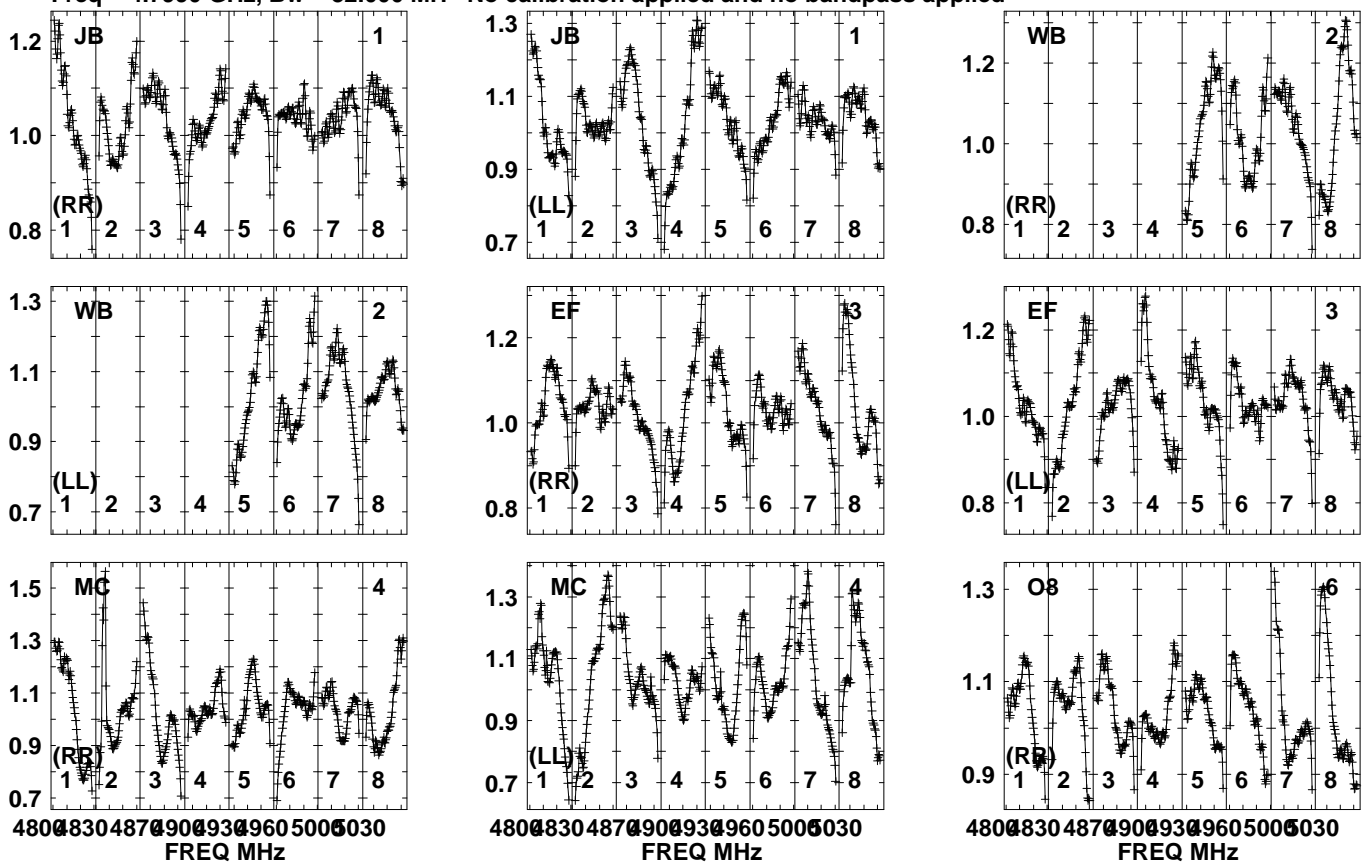
480083048709009309605005030
FREQ MHz

Lower frame: Real Jy
Auto-corr total-power spectrum Antenna: *
Timerange: 00/09:00:31 to 00/09:02:59

Plot file version 5 created 27-JUN-2022 14:45:24

P0648 EA065H.UVDATA.1

Freq = 4.7990 GHz, Bw = 32.000 MH No calibration applied and no bandpass applied

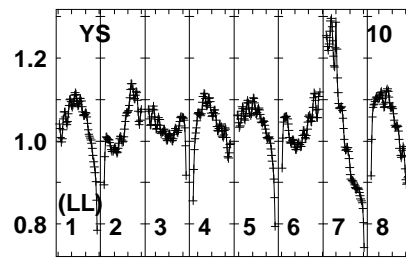
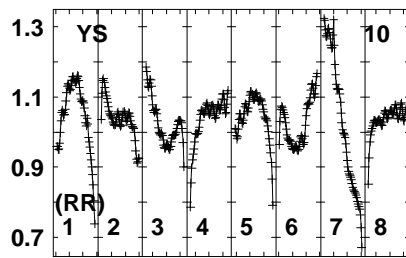
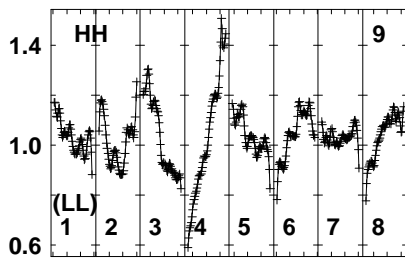
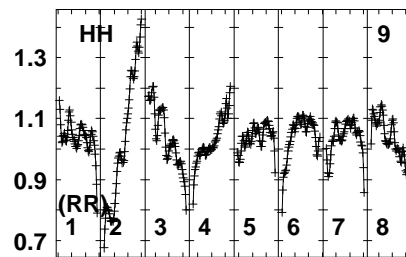
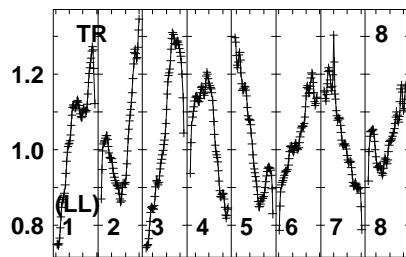
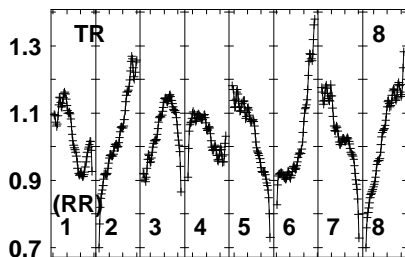
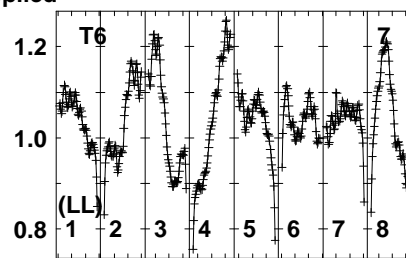
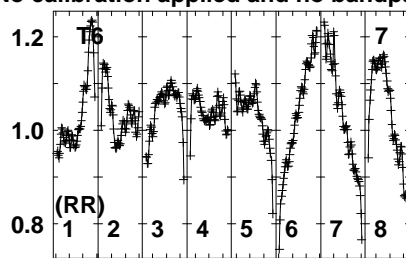
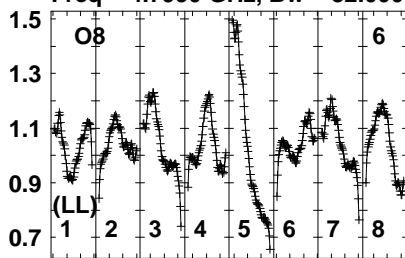


Lower frame: Real Jy
Auto-corr total-power spectrum Antenna: *
Timerange: 00/09:03:01 to 00/09:05:19

Plot file version 6 created 27-JUN-2022 14:45:24

P0648 EA065H.UVDATA.1

Freq = 4.7990 GHz, Bw = 32.000 MH No calibration applied and no bandpass applied



480083048709009309605005030
FREQ MHz

480083048709009309605005030
FREQ MHz

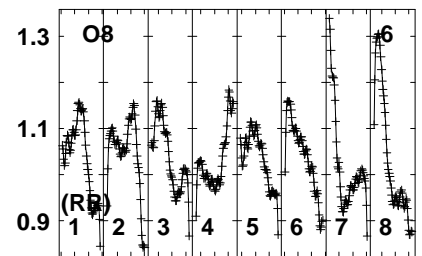
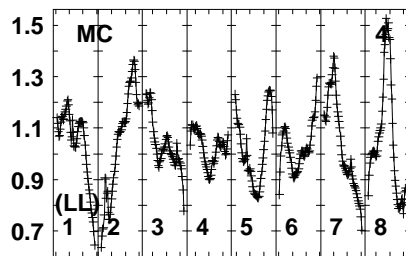
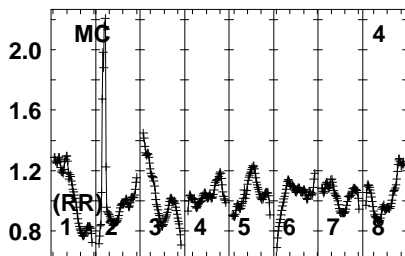
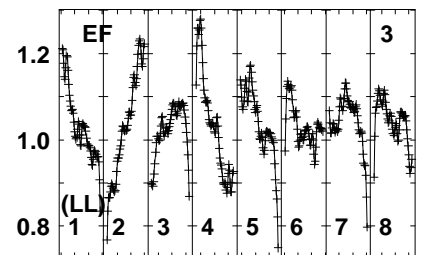
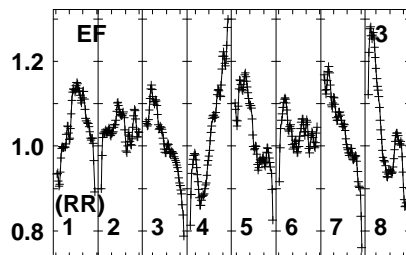
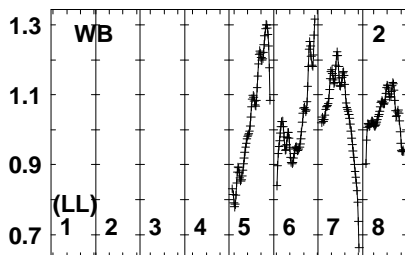
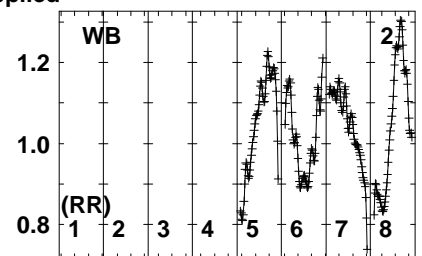
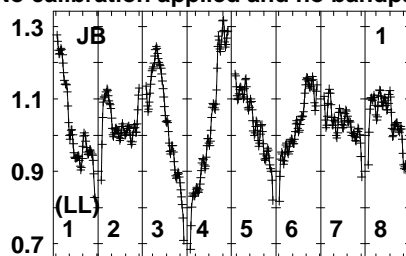
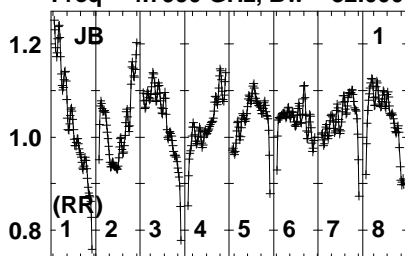
480083048709009309605005030
FREQ MHz

Lower frame: Real Jy
Auto-corr total-power spectrum Antenna: *
Timerange: 00/09:03:01 to 00/09:05:19

Plot file version 7 created 27-JUN-2022 14:45:25

J0653+0403 EA065H.UVDATA.1

Freq = 4.7990 GHz, Bw = 32.000 MH No calibration applied and no bandpass applied



480083048709009309605005030
FREQ MHz

480083048709009309605005030
FREQ MHz

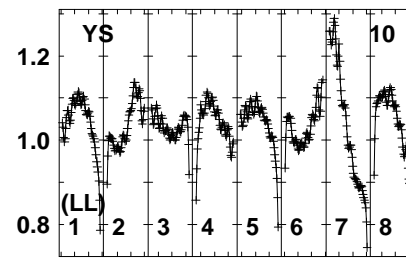
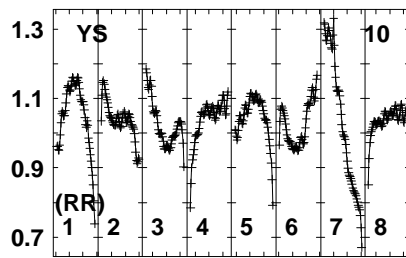
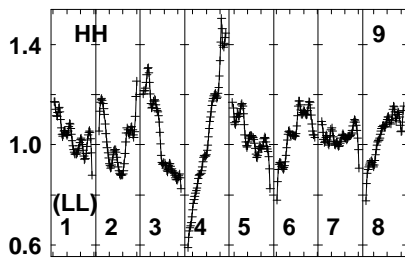
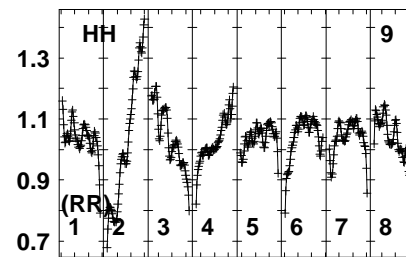
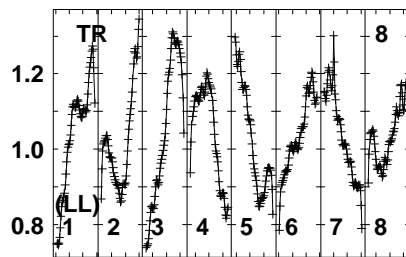
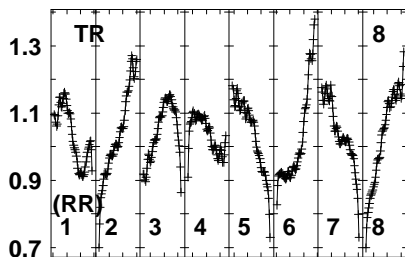
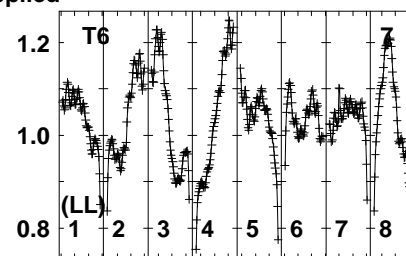
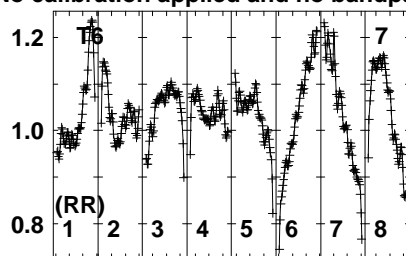
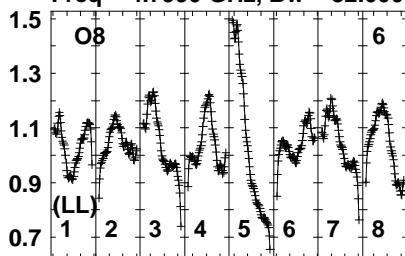
480083048709009309605005030
FREQ MHz

Lower frame: Real Jy
Auto-corr total-power spectrum Antenna: *
Timerange: 00/09:05:21 to 00/09:06:29

Plot file version 8 created 27-JUN-2022 14:45:25

J0653+0403 EA065H.UVDATA.1

Freq = 4.7990 GHz, Bw = 32.000 MH No calibration applied and no bandpass applied



480083048709009309605005030
FREQ MHz

480083048709009309605005030
FREQ MHz

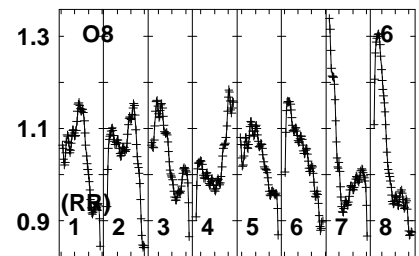
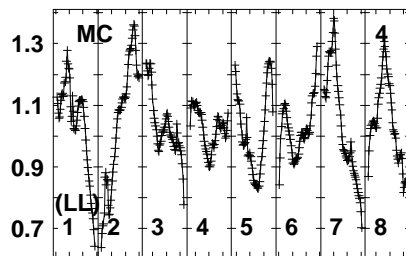
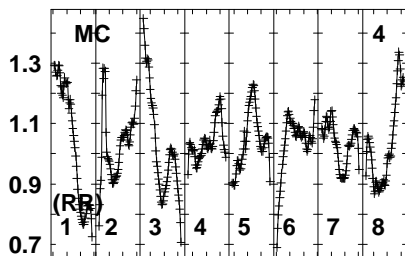
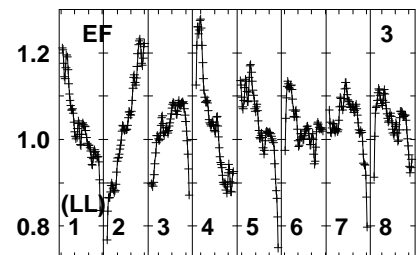
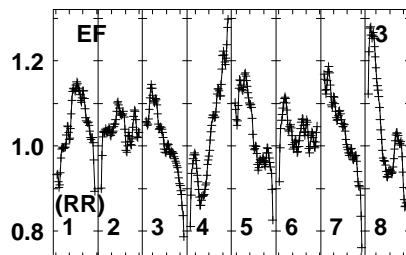
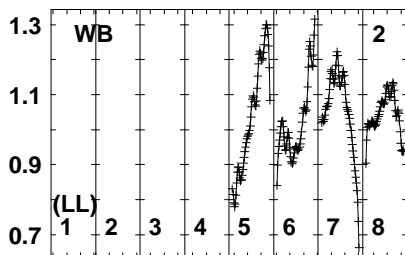
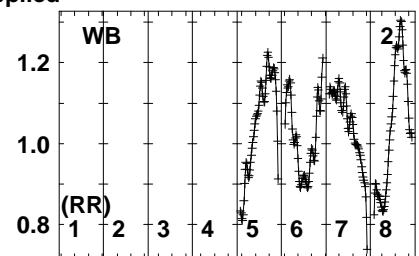
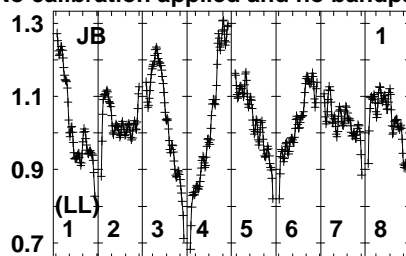
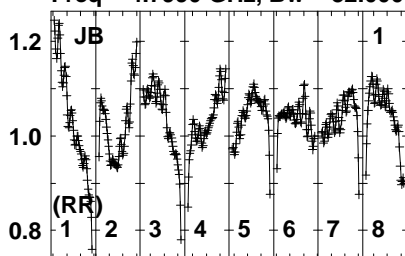
480083048709009309605005030
FREQ MHz

Lower frame: Real Jy
Auto-corr total-power spectrum Antenna: *
Timerange: 00/09:05:21 to 00/09:06:29

Plot file version 9 created 27-JUN-2022 14:45:25

P0648 EA065H.UVDATA.1

Freq = 4.7990 GHz, Bw = 32.000 MH No calibration applied and no bandpass applied



480083048709009309605005030
FREQ MHz

480083048709009309605005030
FREQ MHz

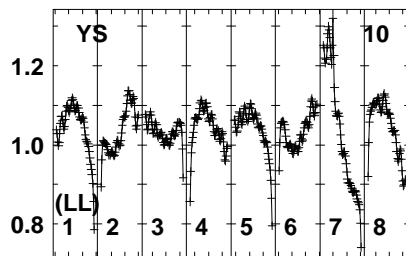
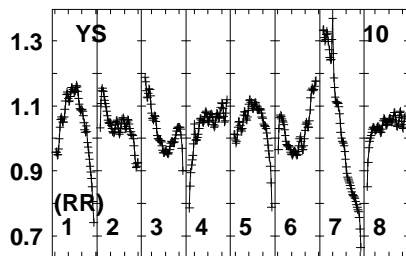
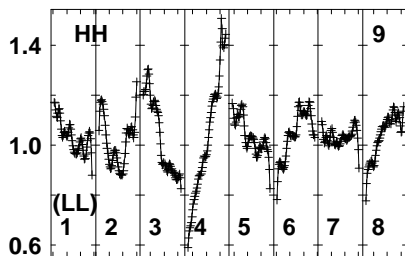
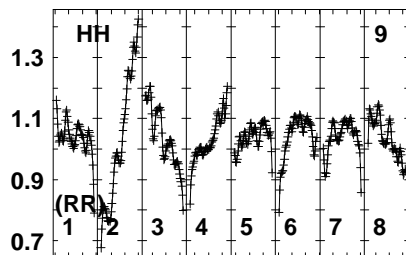
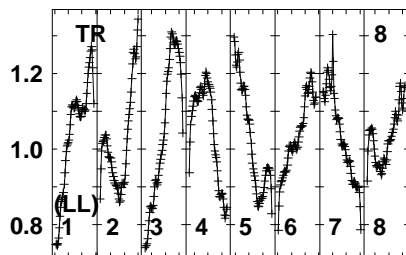
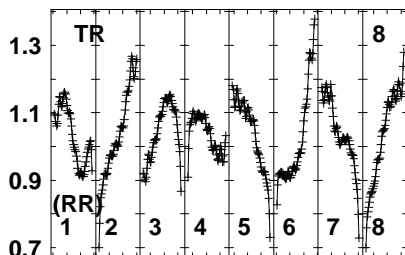
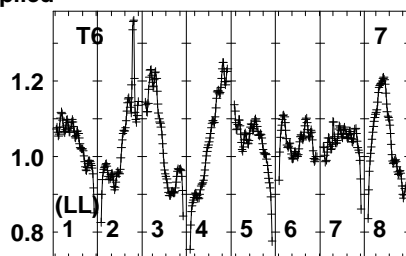
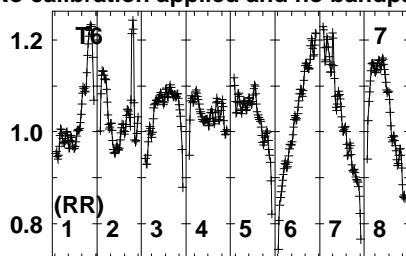
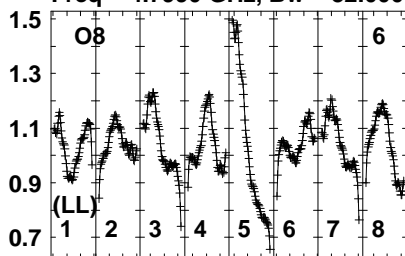
480083048709009309605005030
FREQ MHz

Lower frame: Real Jy
Auto-corr total-power spectrum Antenna: *
Timerange: 00/09:06:31 to 00/09:08:49

Plot file version 10 created 27-JUN-2022 14:45:25

P0648 EA065H.UVDATA.1

Freq = 4.7990 GHz, Bw = 32.000 MH No calibration applied and no bandpass applied



480083048709009309605005030
FREQ MHz

480083048709009309605005030
FREQ MHz

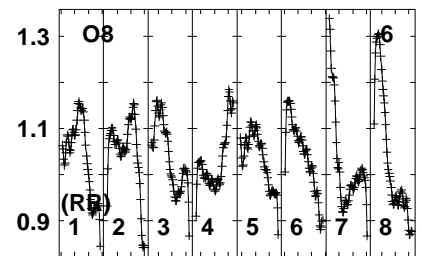
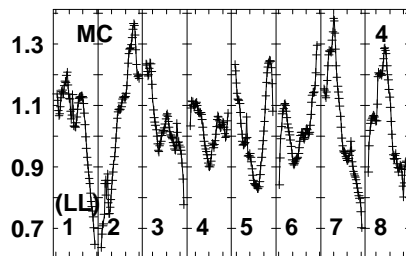
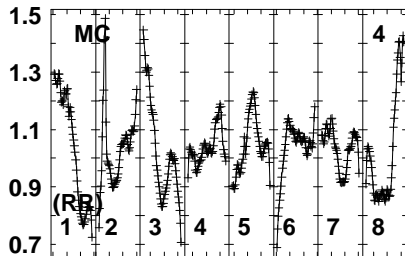
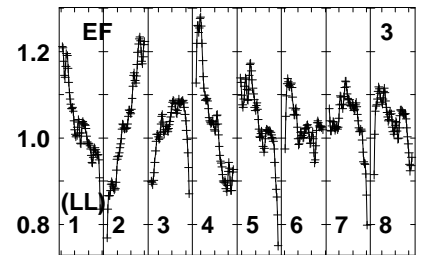
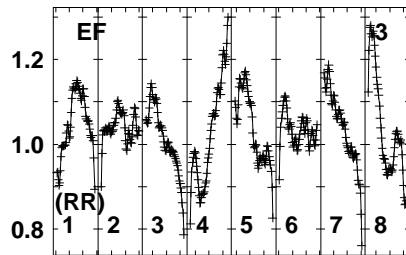
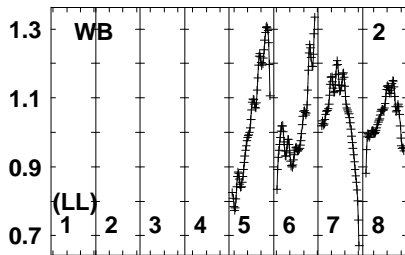
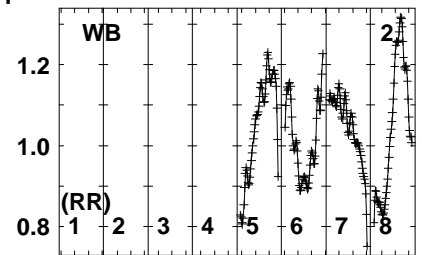
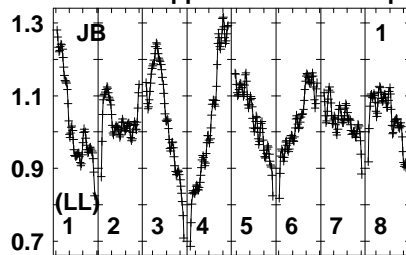
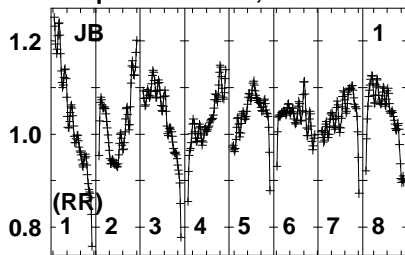
480083048709009309605005030
FREQ MHz

Lower frame: Real Jy
Auto-corr total-power spectrum Antenna: *
Timerange: 00/09:06:31 to 00/09:08:49

Plot file version 11 created 27-JUN-2022 14:45:25

J0653+0403 EA065H.UVDATA.1

Freq = 4.7990 GHz, Bw = 32.000 MH No calibration applied and no bandpass applied



480083048709009309605005030
FREQ MHz

480083048709009309605005030
FREQ MHz

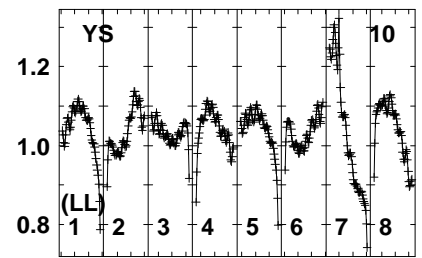
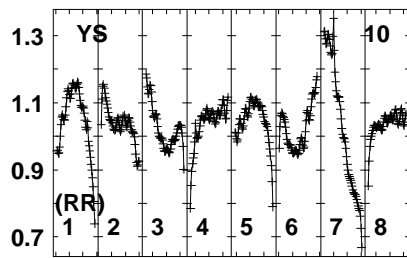
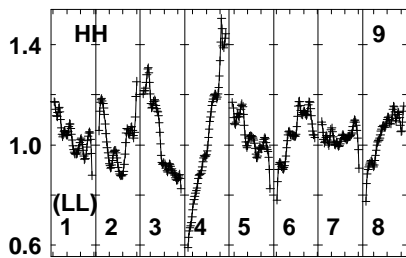
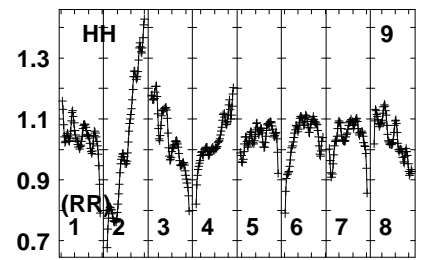
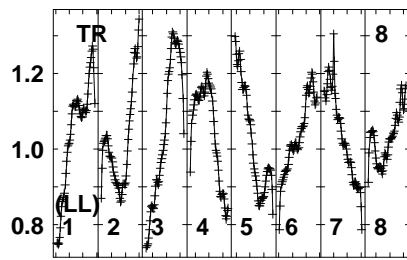
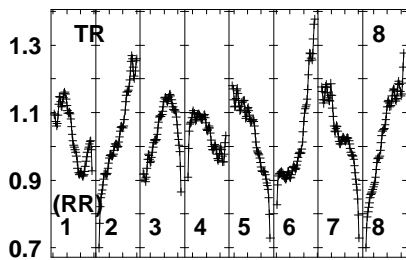
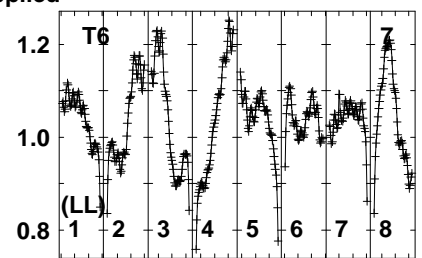
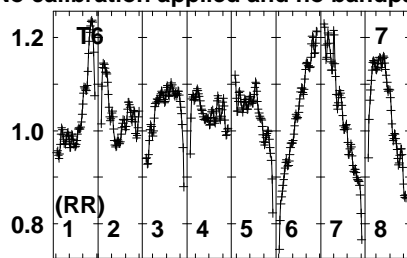
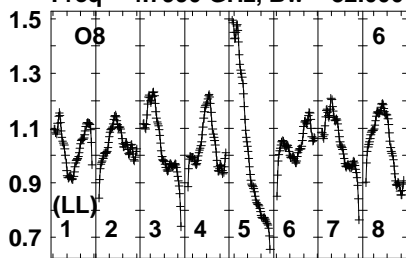
480083048709009309605005030
FREQ MHz

Lower frame: Real Jy
Auto-corr total-power spectrum Antenna: *
Timerange: 00/09:09:31 to 00/09:10:29

Plot file version 12 created 27-JUN-2022 14:45:25

J0653+0403 EA065H.UVDATA.1

Freq = 4.7990 GHz, Bw = 32.000 MH No calibration applied and no bandpass applied



480083048709009309605005030
FREQ MHz

480083048709009309605005030
FREQ MHz

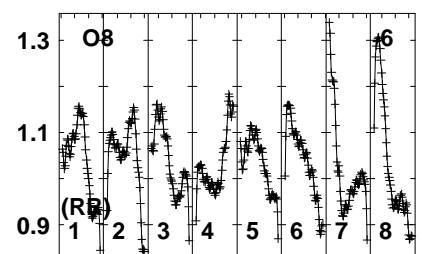
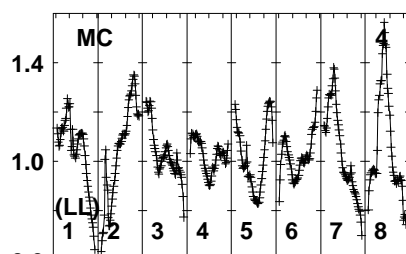
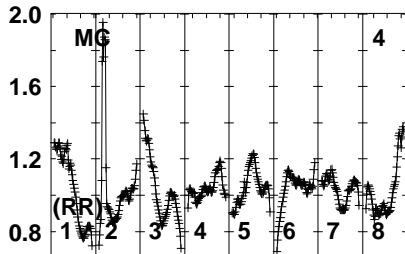
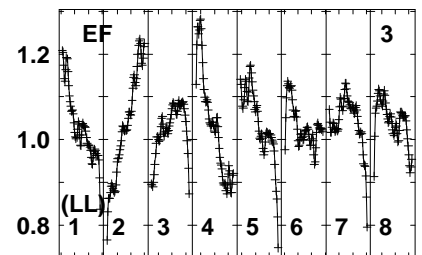
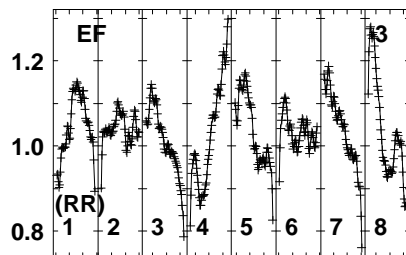
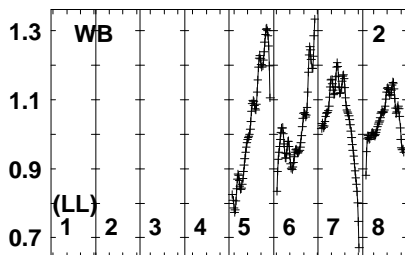
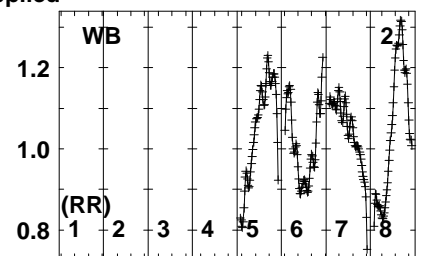
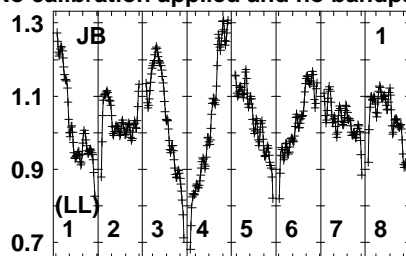
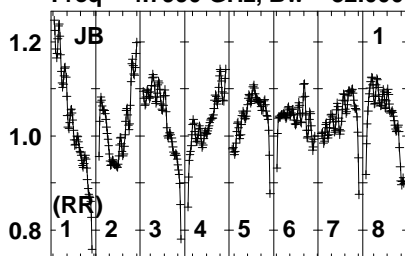
480083048709009309605005030
FREQ MHz

Lower frame: Real Jy
Auto-corr total-power spectrum Antenna: *
Timerange: 00/09:09:31 to 00/09:10:29

Plot file version 13 created 27-JUN-2022 14:45:25

P0648 EA065H.UVDATA.1

Freq = 4.7990 GHz, Bw = 32.000 MH No calibration applied and no bandpass applied



480083048709009309605005030
FREQ MHz

480083048709009309605005030
FREQ MHz

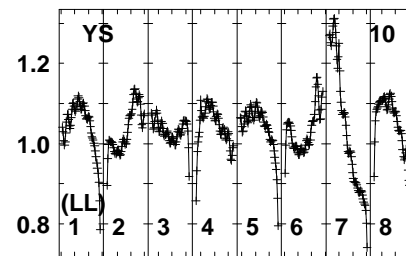
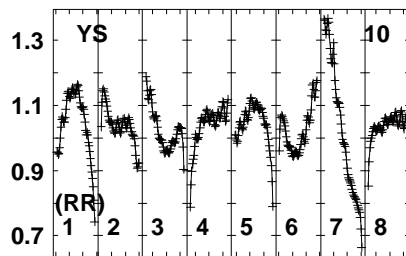
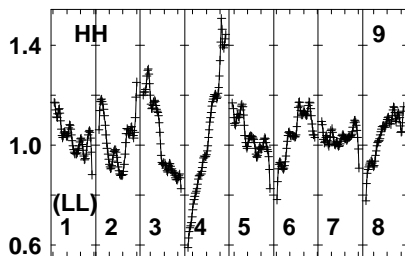
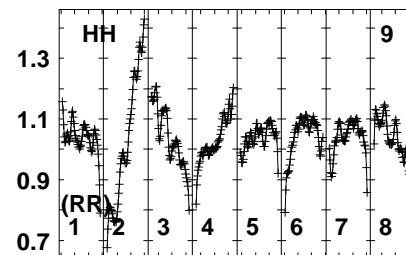
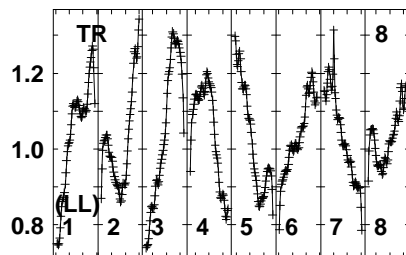
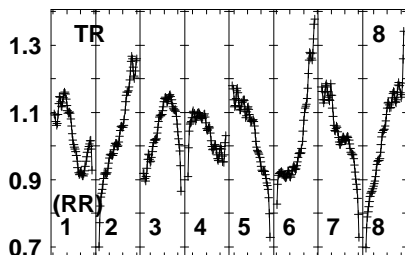
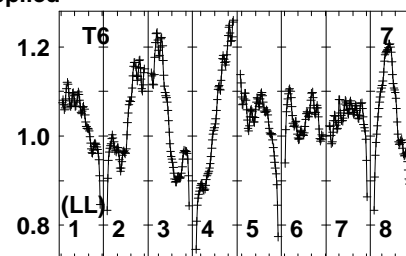
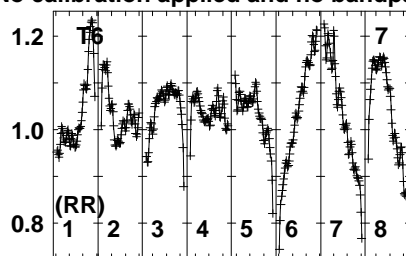
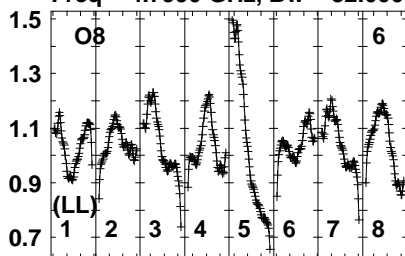
480083048709009309605005030
FREQ MHz

Lower frame: Real Jy
Auto-corr total-power spectrum Antenna: *
Timerange: 00/09:10:31 to 00/09:12:49

Plot file version 14 created 27-JUN-2022 14:45:25

P0648 EA065H.UVDATA.1

Freq = 4.7990 GHz, Bw = 32.000 MH No calibration applied and no bandpass applied



480083048709009309605005030
FREQ MHz

480083048709009309605005030
FREQ MHz

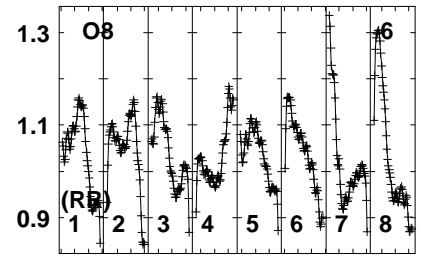
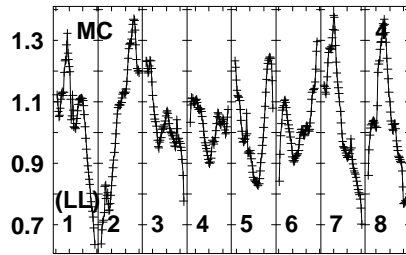
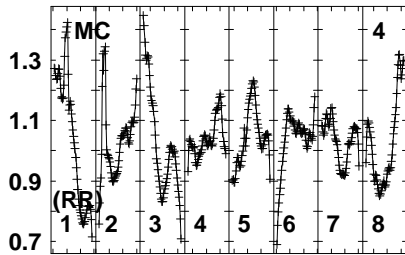
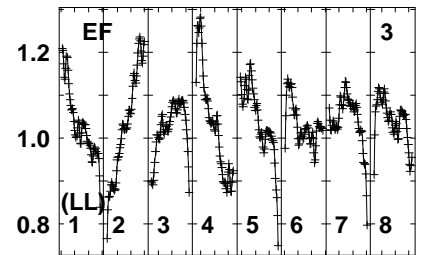
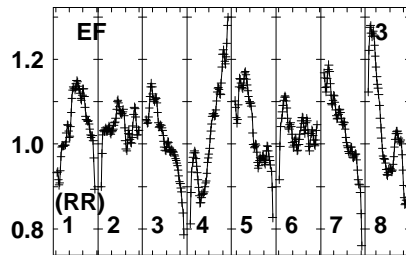
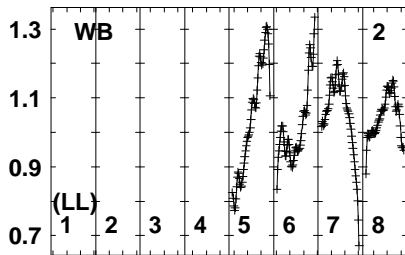
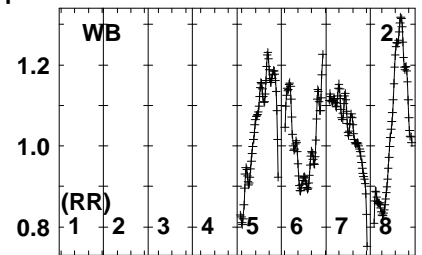
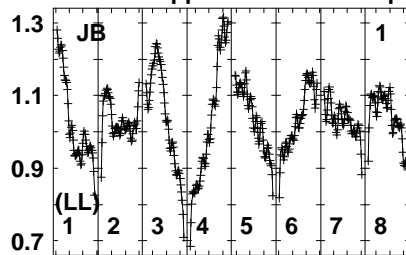
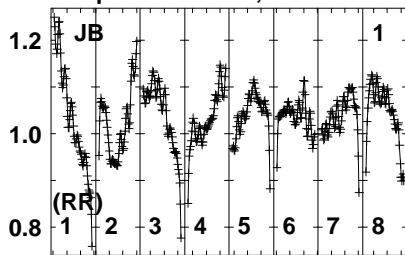
480083048709009309605005030
FREQ MHz

Lower frame: Real Jy
Auto-corr total-power spectrum Antenna: *
Timerange: 00/09:10:31 to 00/09:12:49

Plot file version 15 created 27-JUN-2022 14:45:26

J0653+0403 EA065H.UVDATA.1

Freq = 4.7990 GHz, Bw = 32.000 MH No calibration applied and no bandpass applied



480083048709009309605005030
FREQ MHz

480083048709009309605005030
FREQ MHz

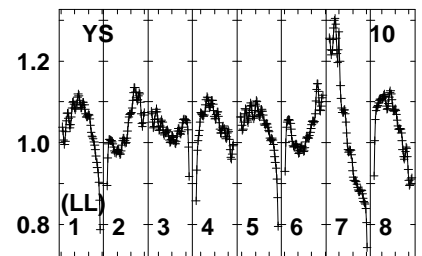
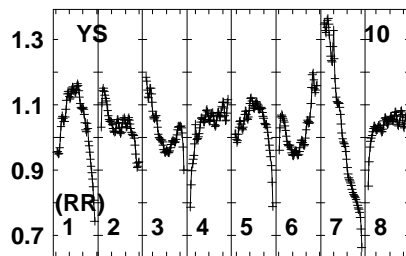
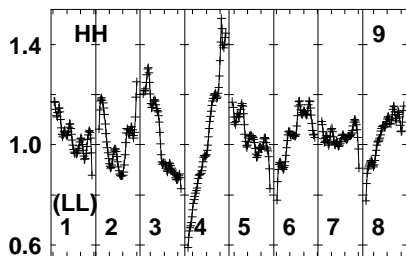
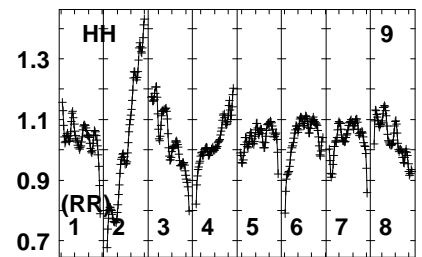
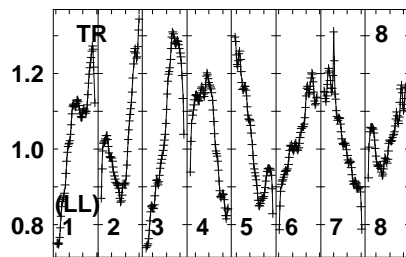
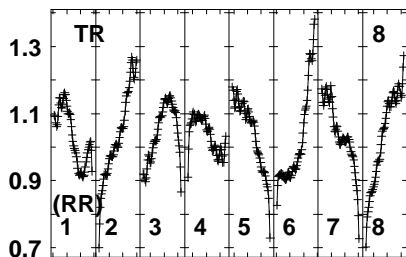
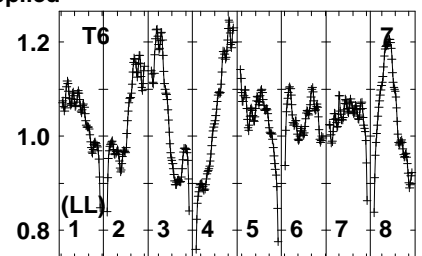
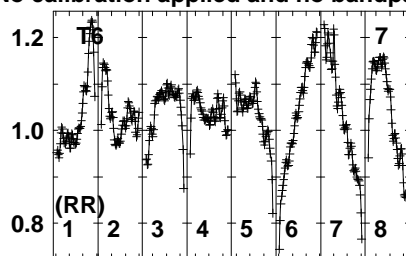
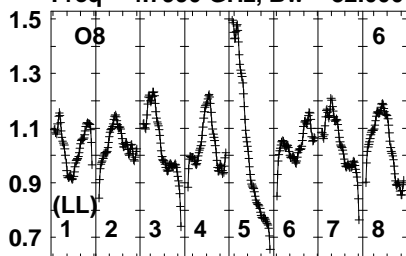
480083048709009309605005030
FREQ MHz

Lower frame: Real Jy
Auto-corr total-power spectrum Antenna: *
Timerange: 00/09:12:51 to 00/09:13:59

Plot file version 16 created 27-JUN-2022 14:45:26

J0653+0403 EA065H.UVDATA.1

Freq = 4.7990 GHz, Bw = 32.000 MH No calibration applied and no bandpass applied



480083048709009309605005030
FREQ MHz

480083048709009309605005030
FREQ MHz

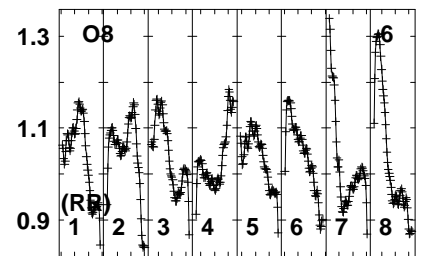
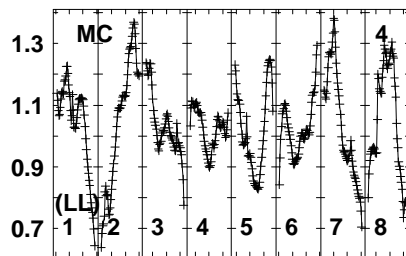
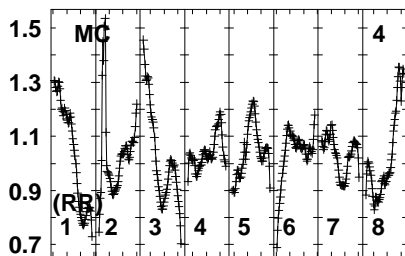
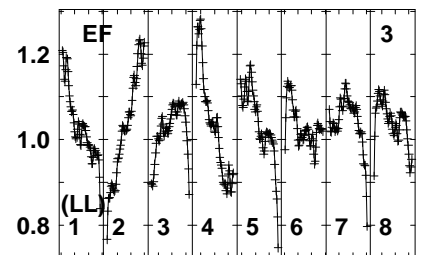
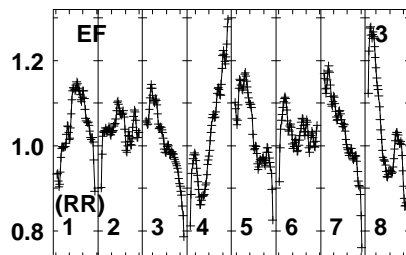
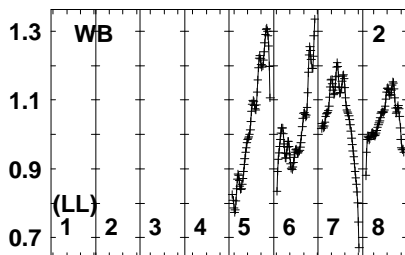
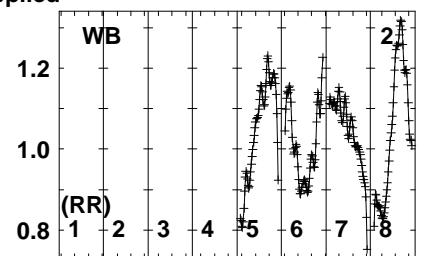
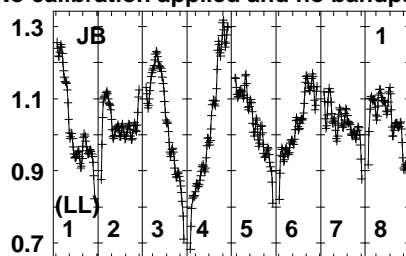
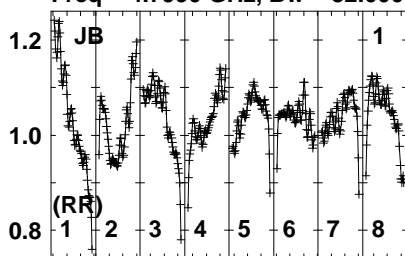
480083048709009309605005030
FREQ MHz

Lower frame: Real Jy
Auto-corr total-power spectrum Antenna: *
Timerange: 00/09:12:51 to 00/09:13:59

Plot file version 17 created 27-JUN-2022 14:45:26

J0641+0420 EA065H.UVDATA.1

Freq = 4.7990 GHz, Bw = 32.000 MH No calibration applied and no bandpass applied



480083048709009309605005030
FREQ MHz

480083048709009309605005030
FREQ MHz

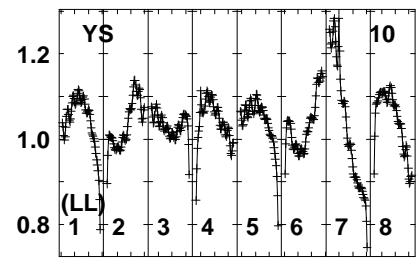
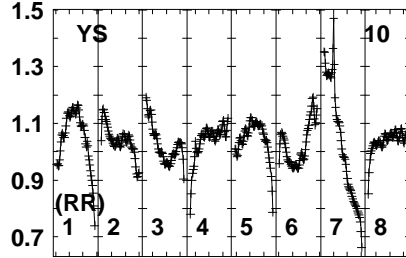
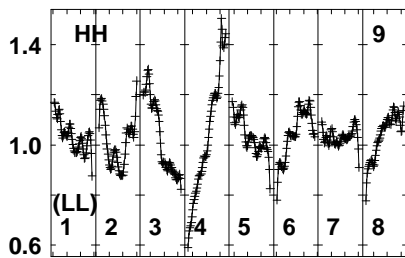
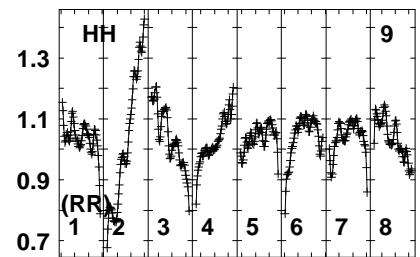
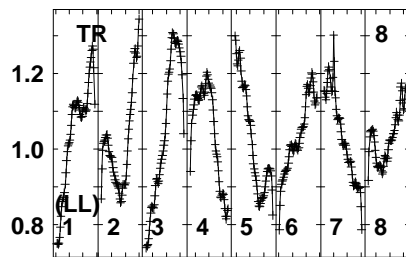
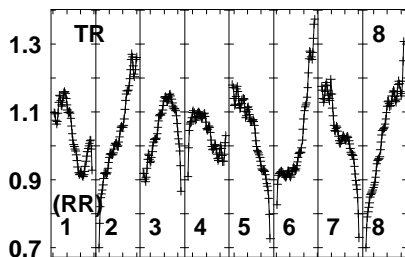
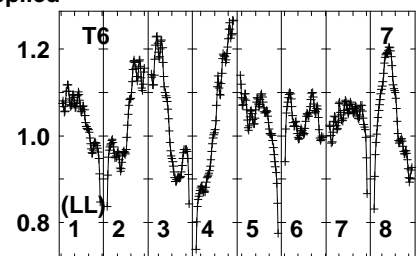
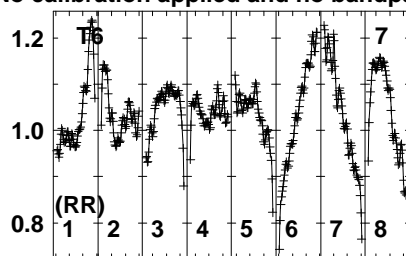
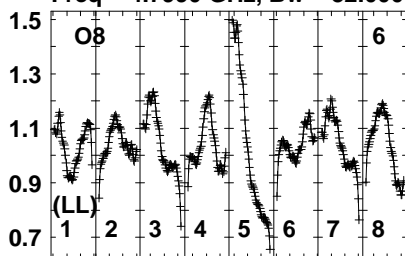
480083048709009309605005030
FREQ MHz

Lower frame: Real Jy
Auto-corr total-power spectrum Antenna: *
Timerange: 00/09:14:01 to 00/09:15:49

Plot file version 18 created 27-JUN-2022 14:45:26

J0641+0420 EA065H.UVDATA.1

Freq = 4.7990 GHz, Bw = 32.000 MH No calibration applied and no bandpass applied



480083048709009309605005030
FREQ MHz

480083048709009309605005030
FREQ MHz

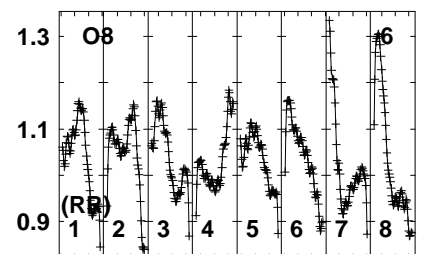
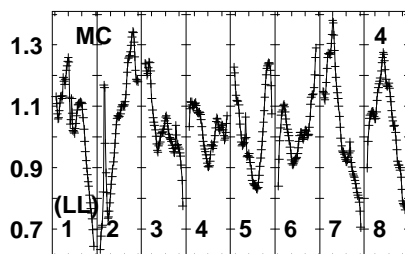
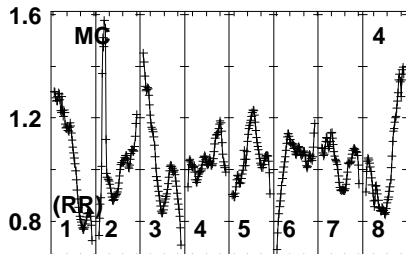
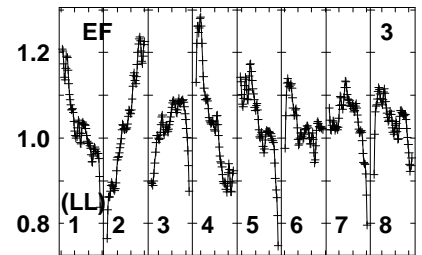
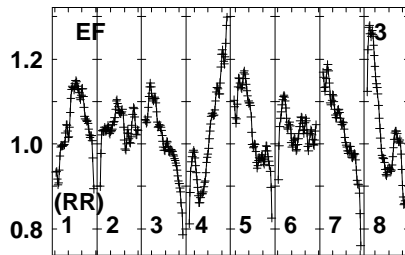
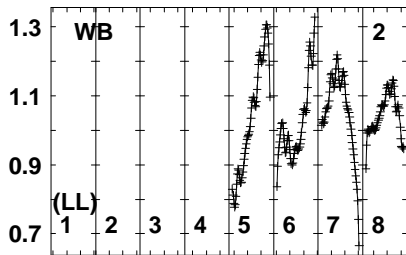
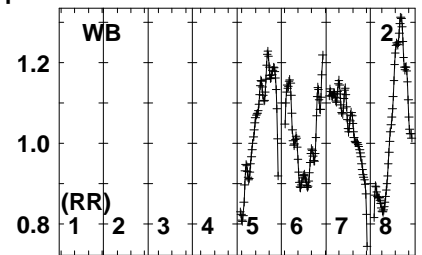
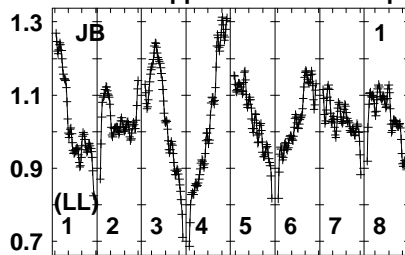
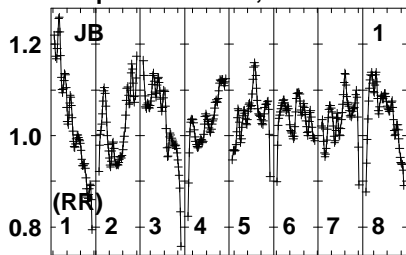
480083048709009309605005030
FREQ MHz

Lower frame: Real Jy
Auto-corr total-power spectrum Antenna: *
Timerange: 00/09:14:01 to 00/09:15:49

Plot file version 19 created 27-JUN-2022 14:45:26

J0653+0403 EA065H.UVDATA.1

Freq = 4.7990 GHz, Bw = 32.000 MH No calibration applied and no bandpass applied



480083048709009309605005030
FREQ MHz

480083048709009309605005030
FREQ MHz

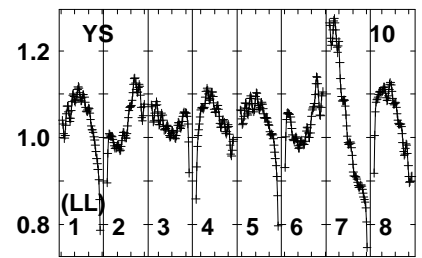
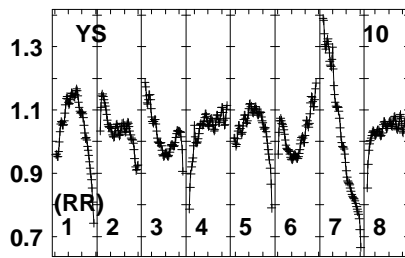
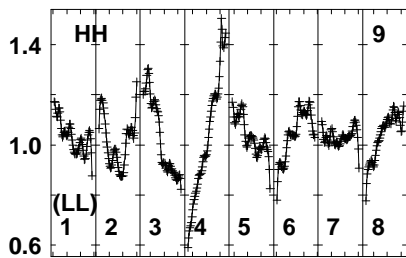
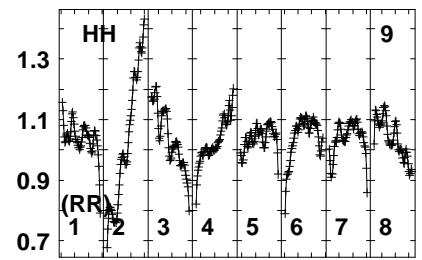
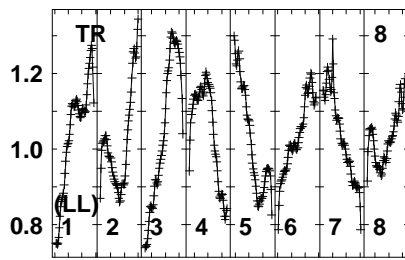
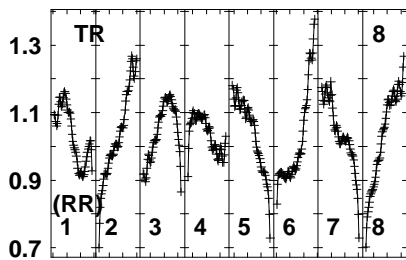
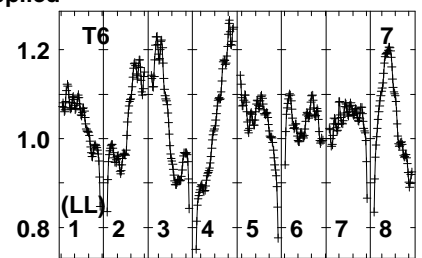
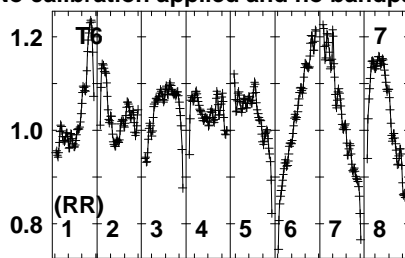
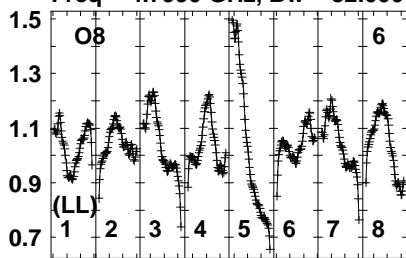
480083048709009309605005030
FREQ MHz

Lower frame: Real Jy
Auto-corr total-power spectrum Antenna: *
Timerange: 00/09:16:31 to 00/09:17:29

Plot file version 20 created 27-JUN-2022 14:45:26

J0653+0403 EA065H.UVDATA.1

Freq = 4.7990 GHz, Bw = 32.000 MH No calibration applied and no bandpass applied



480083048709009309605005030
FREQ MHz

480083048709009309605005030
FREQ MHz

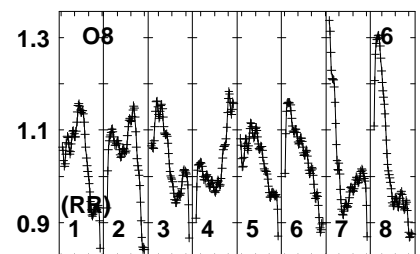
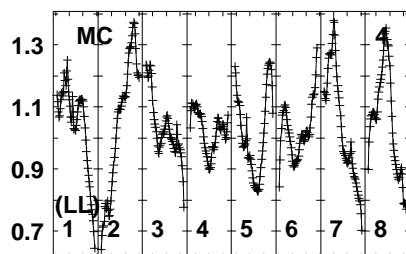
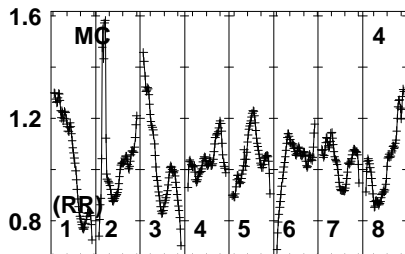
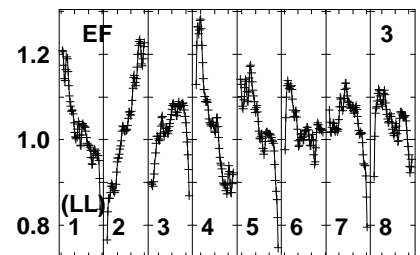
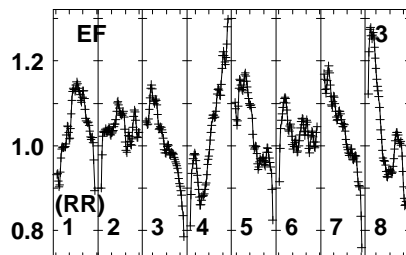
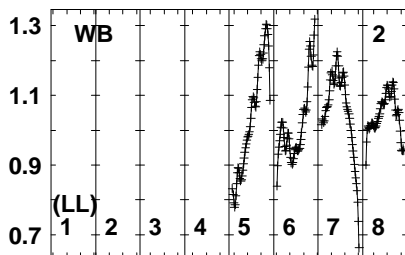
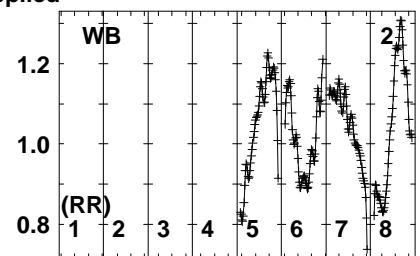
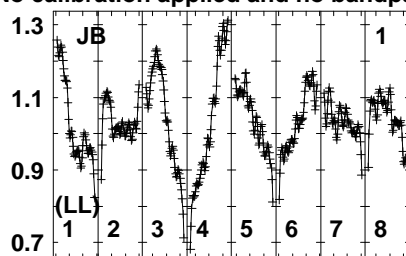
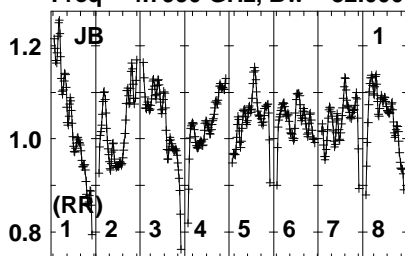
480083048709009309605005030
FREQ MHz

Lower frame: Real Jy
Auto-corr total-power spectrum Antenna: *
Timerange: 00/09:16:31 to 00/09:17:29

Plot file version 21 created 27-JUN-2022 14:45:26

P0648 EA065H.UVDATA.1

Freq = 4.7990 GHz, Bw = 32.000 MH No calibration applied and no bandpass applied



480083048709009309605005030
FREQ MHz

480083048709009309605005030
FREQ MHz

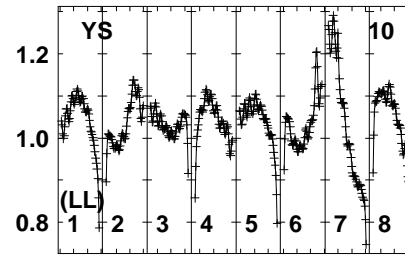
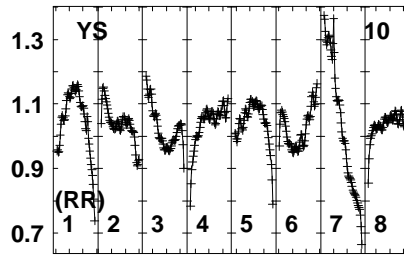
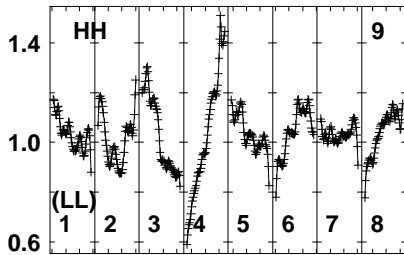
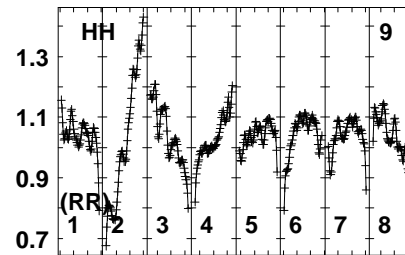
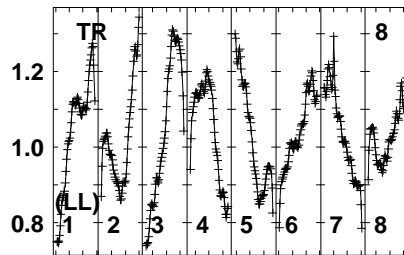
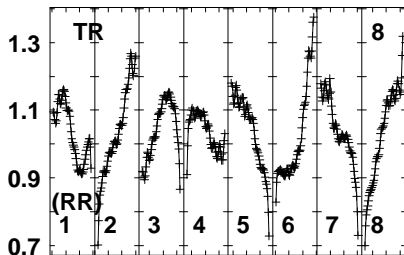
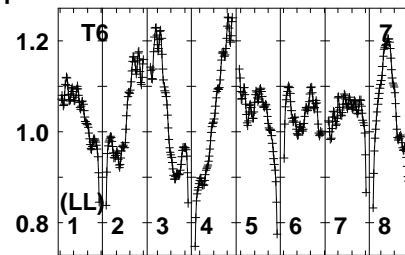
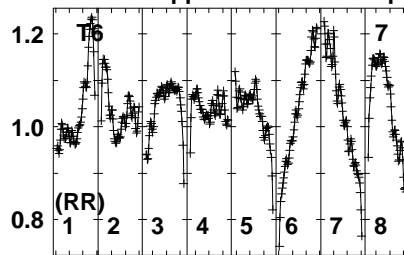
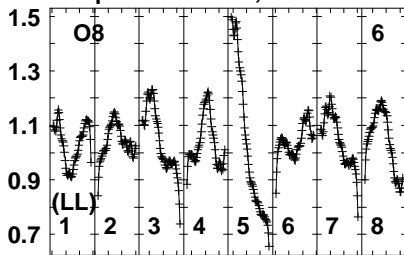
480083048709009309605005030
FREQ MHz

Lower frame: Real Jy
Auto-corr total-power spectrum Antenna: *
Timerange: 00/09:17:31 to 00/09:19:49

Plot file version 22 created 27-JUN-2022 14:45:26

P0648 EA065H.UVDATA.1

Freq = 4.7990 GHz, Bw = 32.000 MH No calibration applied and no bandpass applied



480083048709009309605005030
FREQ MHz

480083048709009309605005030
FREQ MHz

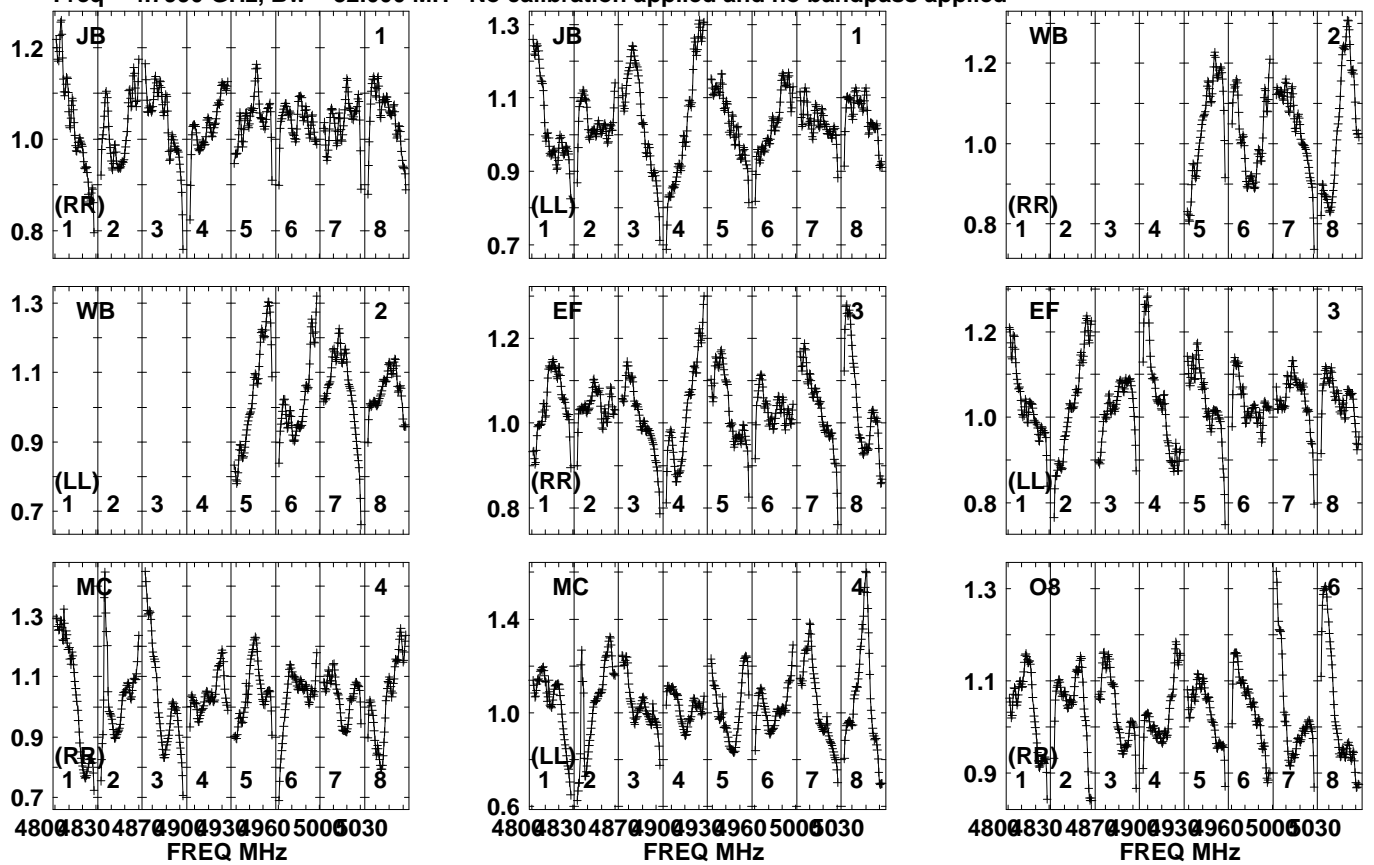
480083048709009309605005030
FREQ MHz

Lower frame: Real Jy
Auto-corr total-power spectrum Antenna: *
Timerange: 00/09:17:31 to 00/09:19:49

Plot file version 23 created 27-JUN-2022 14:45:26

J0653+0403 EA065H.UVDATA.1

Freq = 4.7990 GHz, Bw = 32.000 MH No calibration applied and no bandpass applied

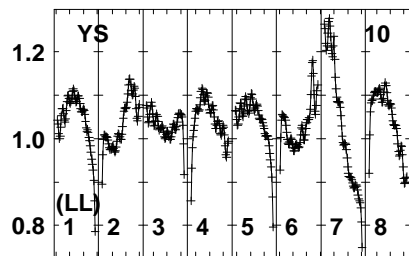
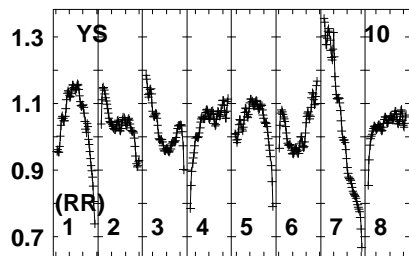
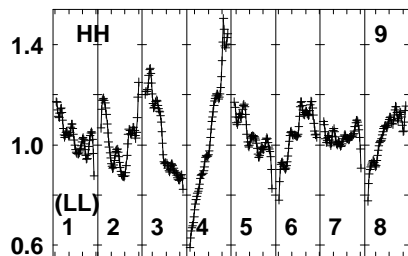
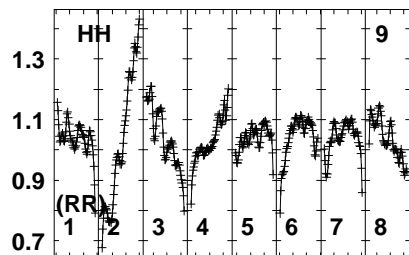
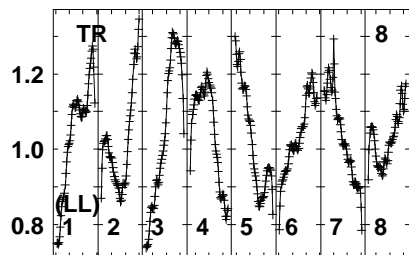
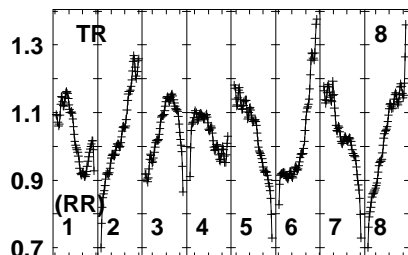
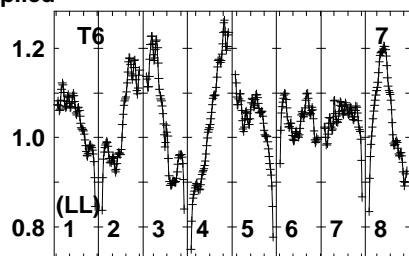
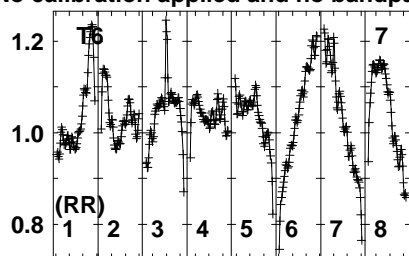
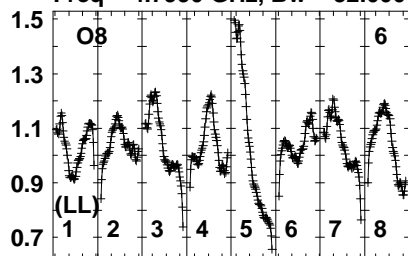


Lower frame: Real Jy
Auto-corr total-power spectrum Antenna: *
Timerange: 00/09:19:51 to 00/09:20:59

Plot file version 24 created 27-JUN-2022 14:45:26

J0653+0403 EA065H.UVDATA.1

Freq = 4.7990 GHz, Bw = 32.000 MH No calibration applied and no bandpass applied



480083048709009309605005030
FREQ MHz

480083048709009309605005030
FREQ MHz

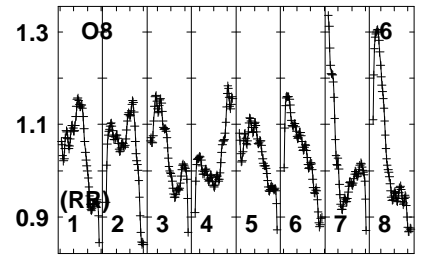
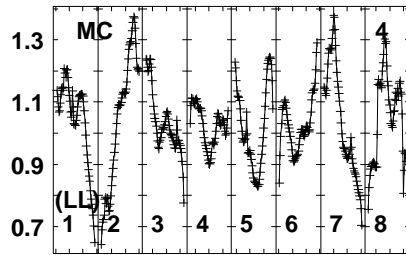
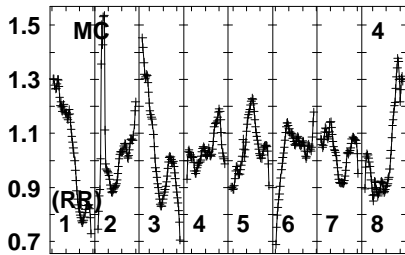
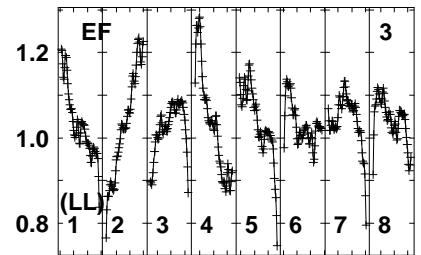
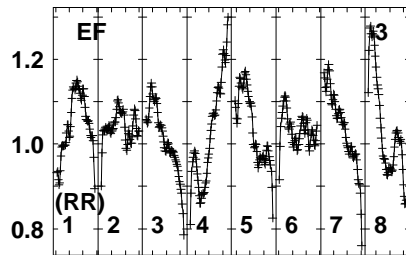
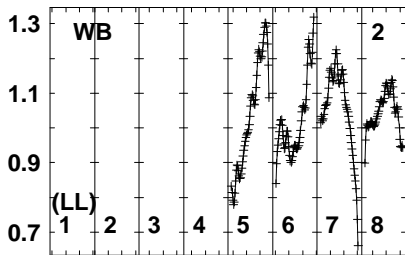
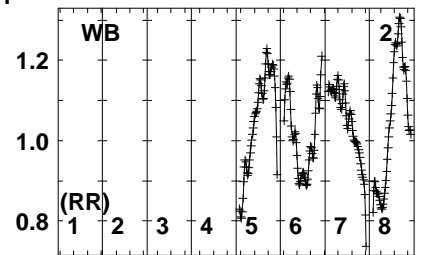
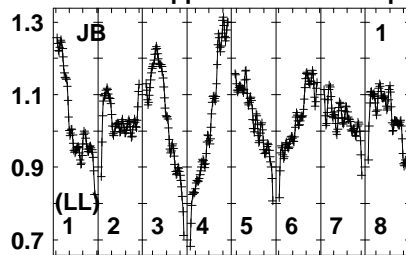
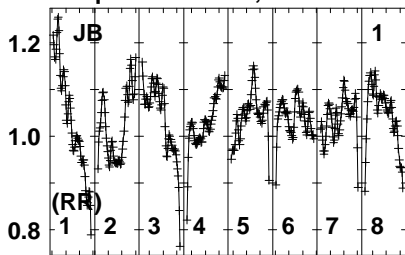
480083048709009309605005030
FREQ MHz

Lower frame: Real Jy
Auto-corr total-power spectrum Antenna: *
Timerange: 00/09:19:51 to 00/09:20:59

Plot file version 25 created 27-JUN-2022 14:45:27

P0648 EA065H.UVDATA.1

Freq = 4.7990 GHz, Bw = 32.000 MH No calibration applied and no bandpass applied



480083048709009309605005030
FREQ MHz

480083048709009309605005030
FREQ MHz

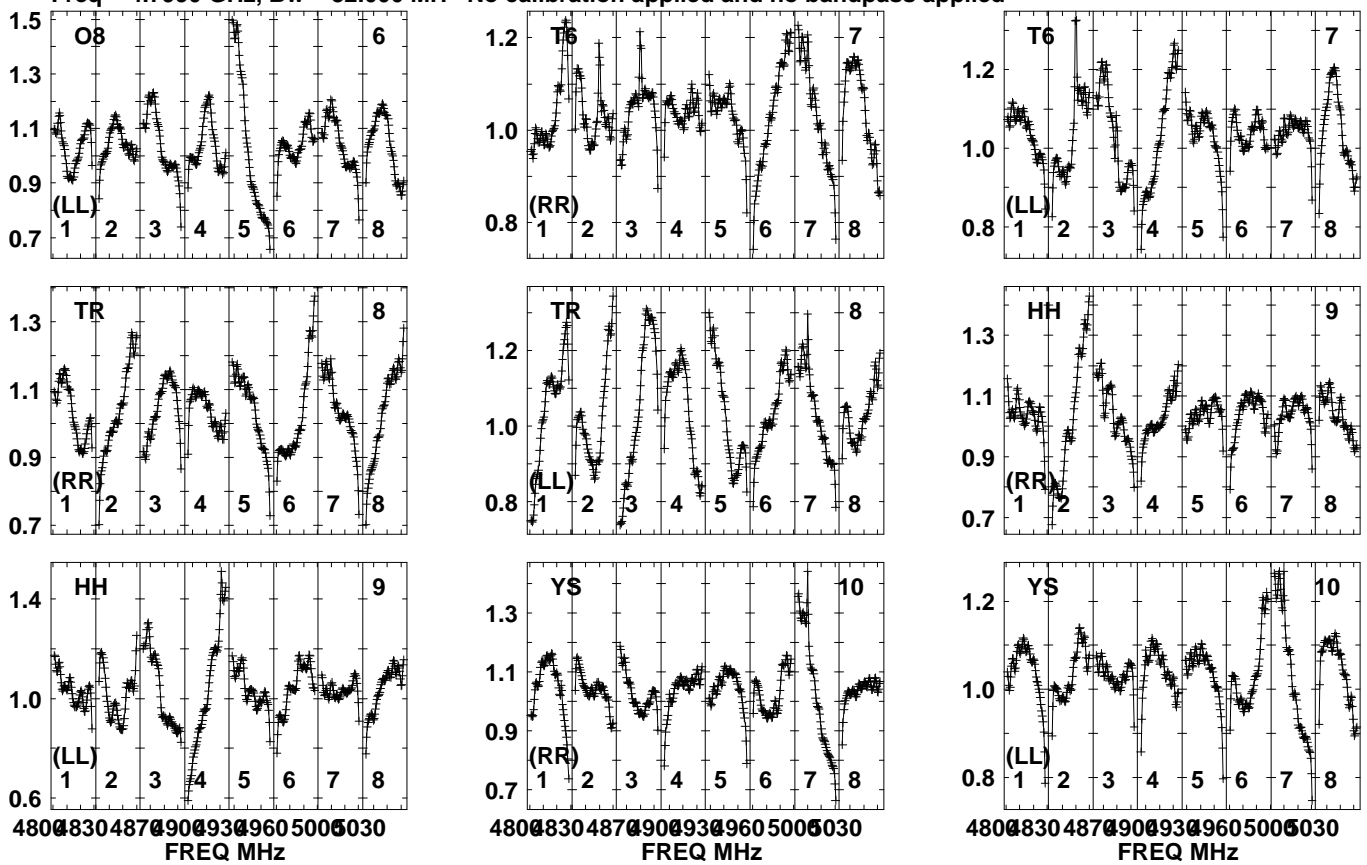
480083048709009309605005030
FREQ MHz

Lower frame: Real Jy
Auto-corr total-power spectrum Antenna: *
Timerange: 00/09:21:01 to 00/09:23:19

Plot file version 26 created 27-JUN-2022 14:45:27

P0648 EA065H.UVDATA.1

Freq = 4.7990 GHz, Bw = 32.000 MH No calibration applied and no bandpass applied

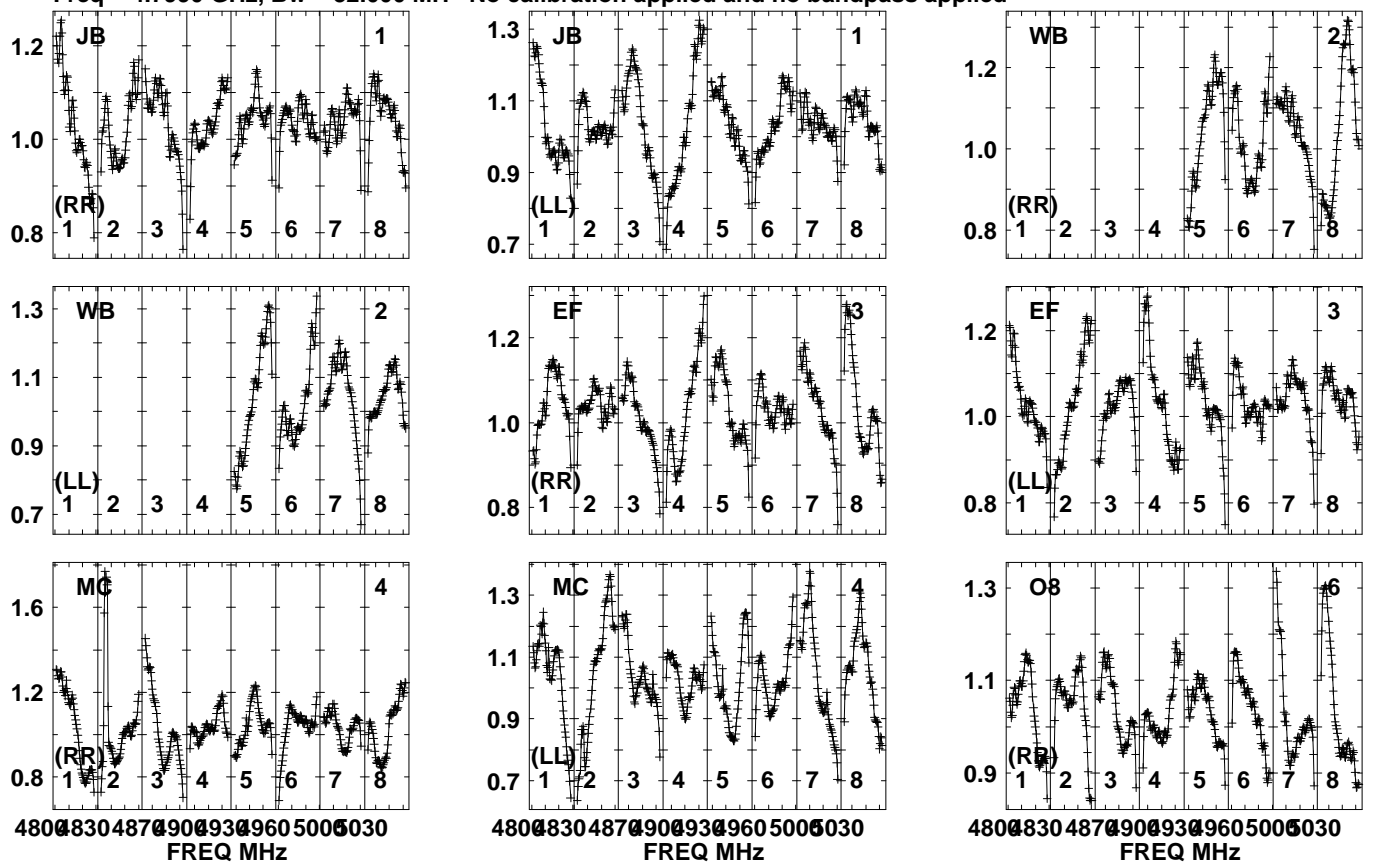


Lower frame: Real Jy
Auto-corr total-power spectrum Antenna: *
Timerange: 00/09:21:01 to 00/09:23:19

Plot file version 27 created 27-JUN-2022 14:45:27

J0653+0403 EA065H.UVDATA.1

Freq = 4.7990 GHz, Bw = 32.000 MH No calibration applied and no bandpass applied

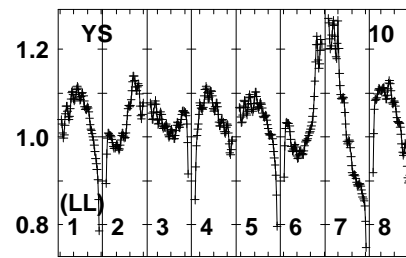
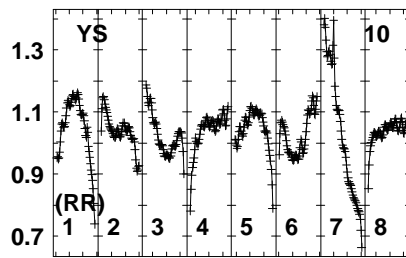
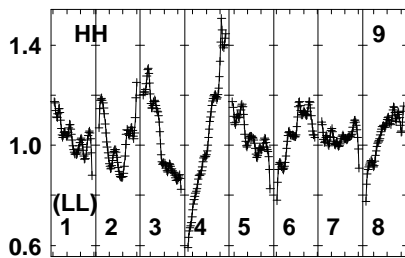
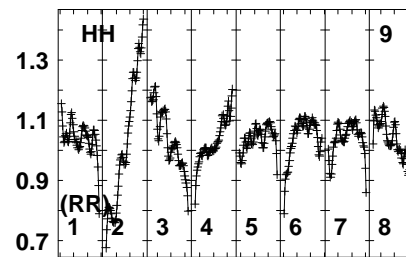
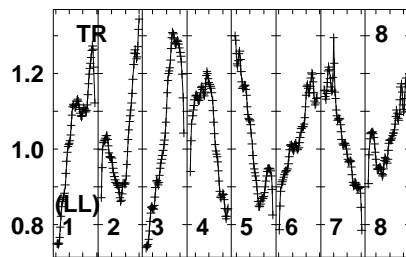
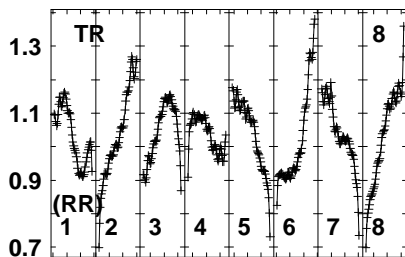
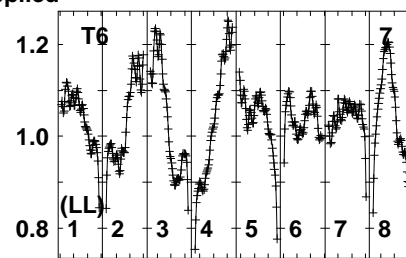
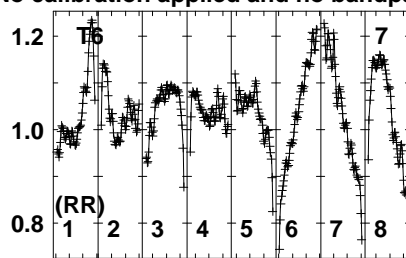
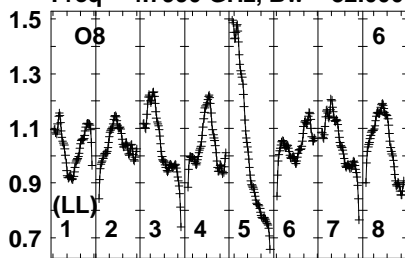


Lower frame: Real Jy
Auto-corr total-power spectrum Antenna: *
Timerange: 00/09:24:01 to 00/09:24:59

Plot file version 28 created 27-JUN-2022 14:45:27

J0653+0403 EA065H.UVDATA.1

Freq = 4.7990 GHz, Bw = 32.000 MH No calibration applied and no bandpass applied



480083048709009309605005030
FREQ MHz

480083048709009309605005030
FREQ MHz

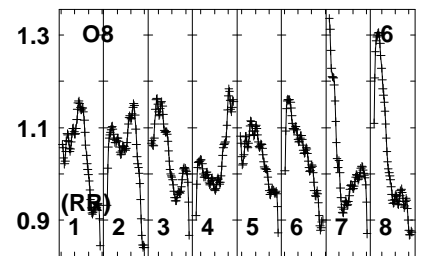
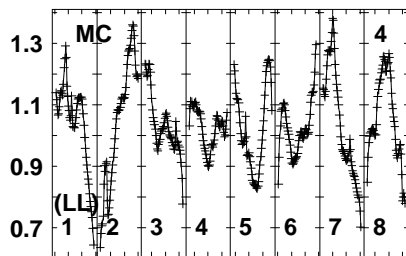
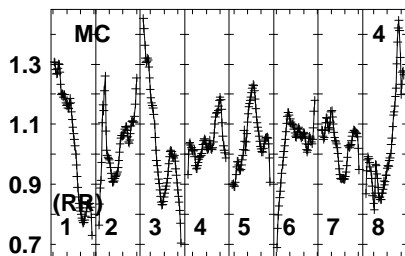
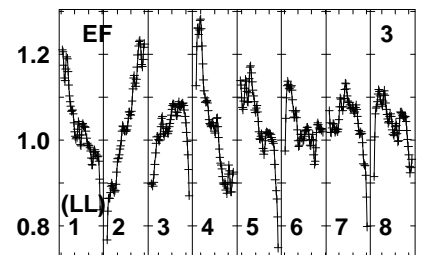
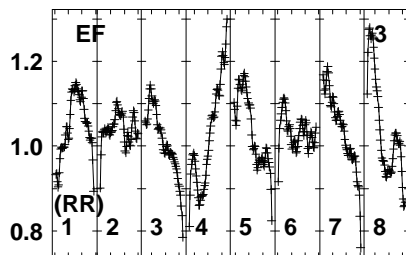
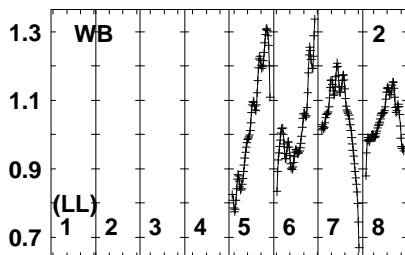
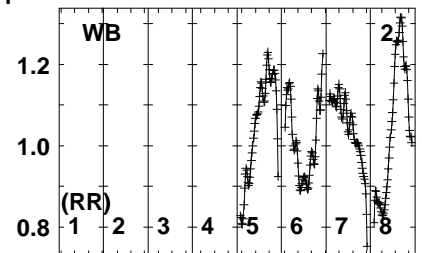
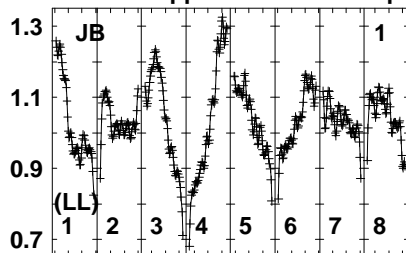
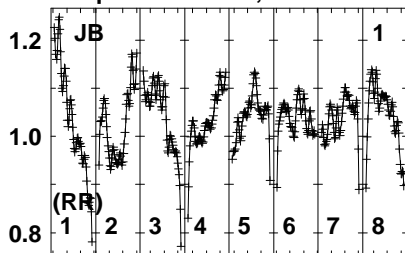
480083048709009309605005030
FREQ MHz

Lower frame: Real Jy
Auto-corr total-power spectrum Antenna: *
Timerange: 00/09:24:01 to 00/09:24:59

Plot file version 29 created 27-JUN-2022 14:45:27

P0648 EA065H.UVDATA.1

Freq = 4.7990 GHz, Bw = 32.000 MH No calibration applied and no bandpass applied



480083048709009309605005030
FREQ MHz

480083048709009309605005030
FREQ MHz

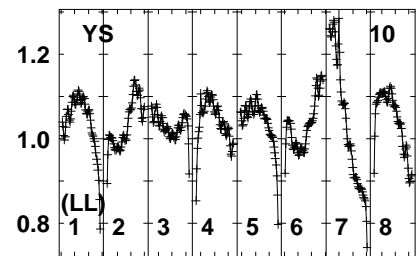
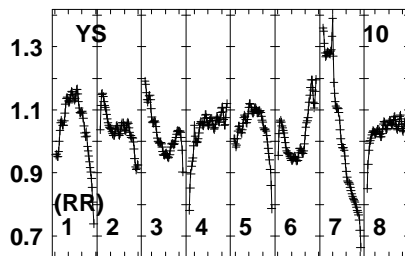
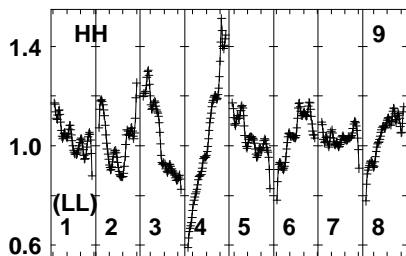
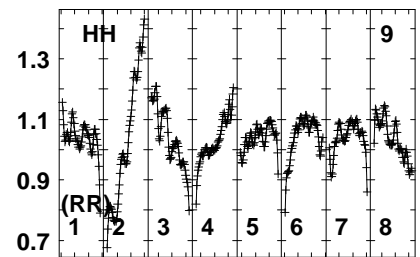
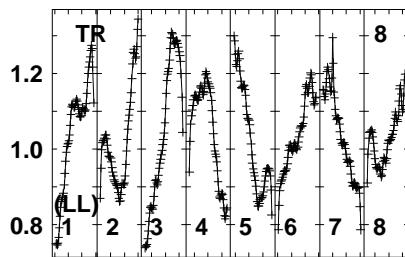
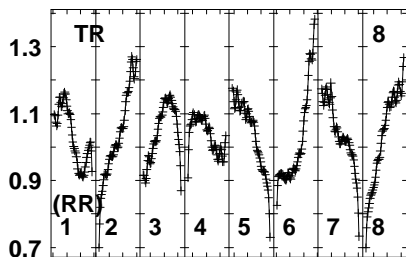
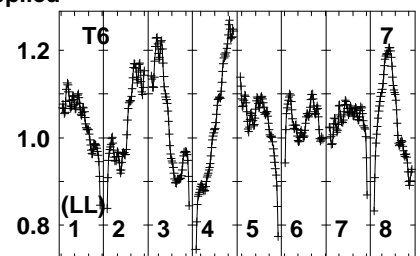
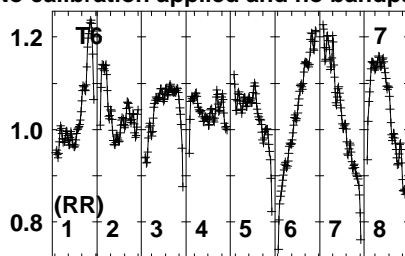
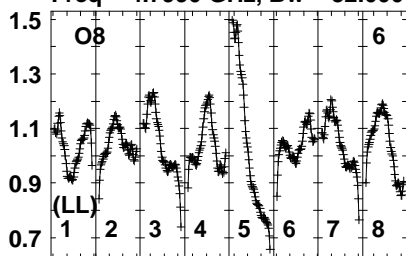
480083048709009309605005030
FREQ MHz

Lower frame: Real Jy
Auto-corr total-power spectrum Antenna: *
Timerange: 00/09:25:01 to 00/09:27:19

Plot file version 30 created 27-JUN-2022 14:45:27

P0648 EA065H.UVDATA.1

Freq = 4.7990 GHz, Bw = 32.000 MH No calibration applied and no bandpass applied



480083048709009309605005030
FREQ MHz

480083048709009309605005030
FREQ MHz

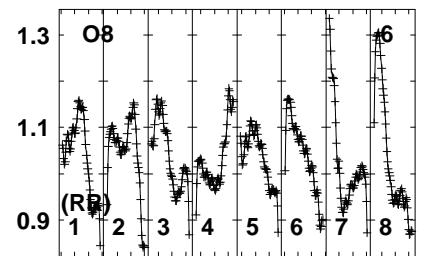
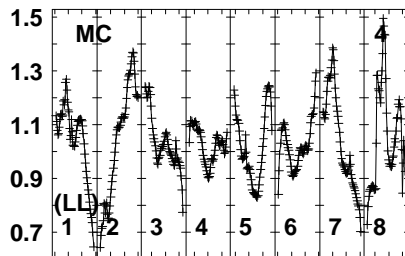
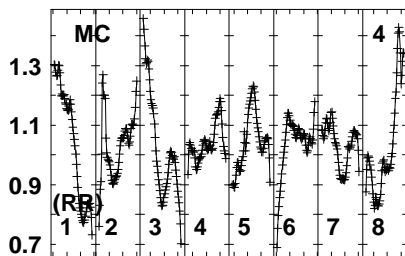
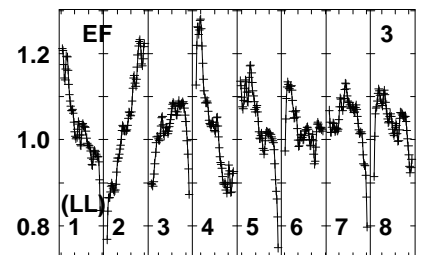
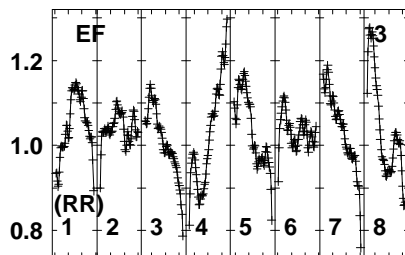
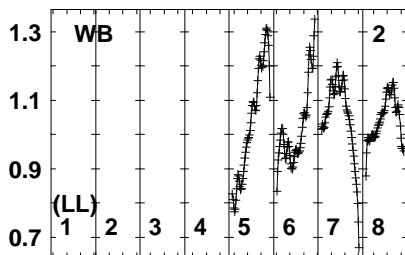
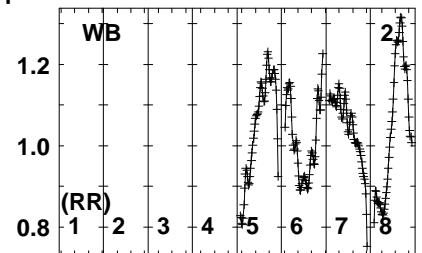
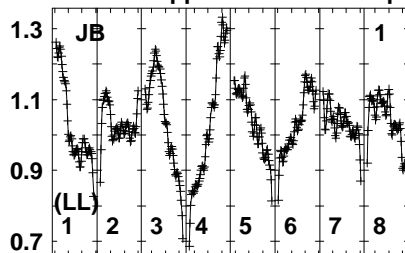
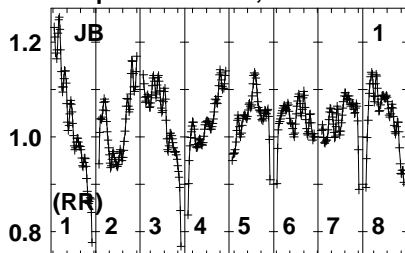
480083048709009309605005030
FREQ MHz

Lower frame: Real Jy
Auto-corr total-power spectrum Antenna: *
Timerange: 00/09:25:01 to 00/09:27:19

Plot file version 31 created 27-JUN-2022 14:45:27

J0653+0403 EA065H.UVDATA.1

Freq = 4.7990 GHz, Bw = 32.000 MH No calibration applied and no bandpass applied



480083048709009309605005030
FREQ MHz

480083048709009309605005030
FREQ MHz

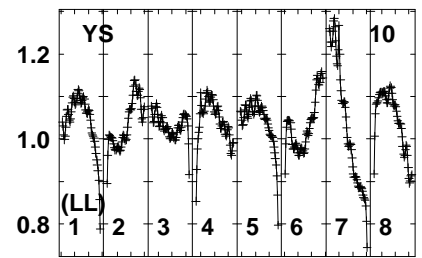
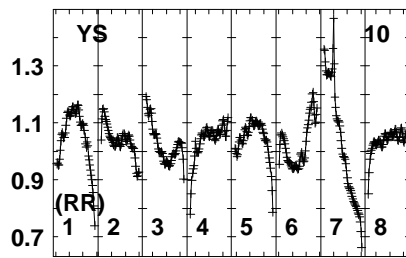
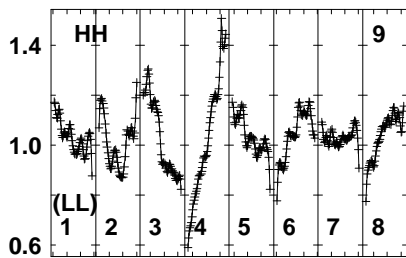
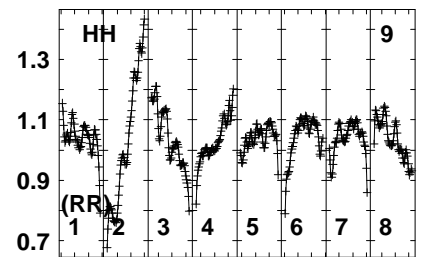
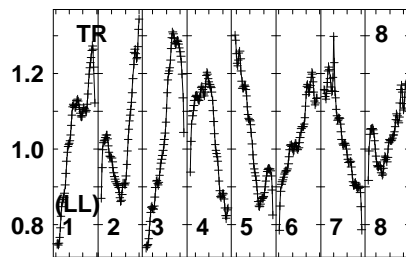
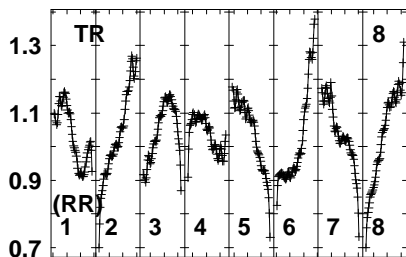
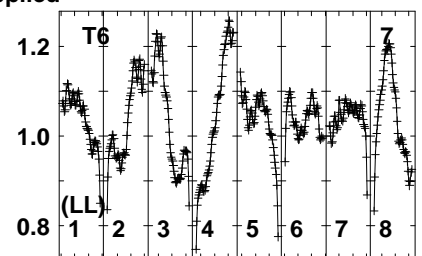
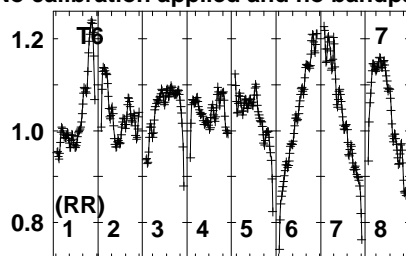
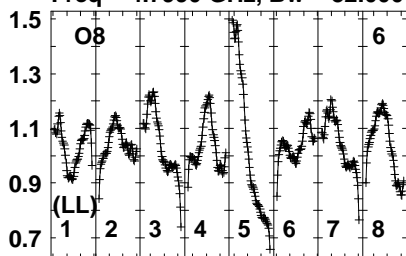
480083048709009309605005030
FREQ MHz

Lower frame: Real Jy
Auto-corr total-power spectrum Antenna: *
Timerange: 00/09:27:21 to 00/09:28:29

Plot file version 32 created 27-JUN-2022 14:45:28

J0653+0403 EA065H.UVDATA.1

Freq = 4.7990 GHz, Bw = 32.000 MH No calibration applied and no bandpass applied



480083048709009309605005030
FREQ MHz

480083048709009309605005030
FREQ MHz

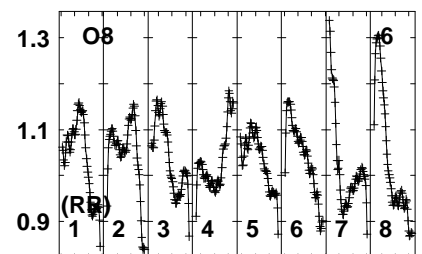
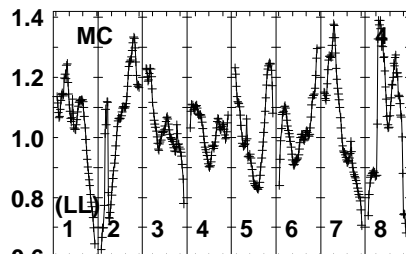
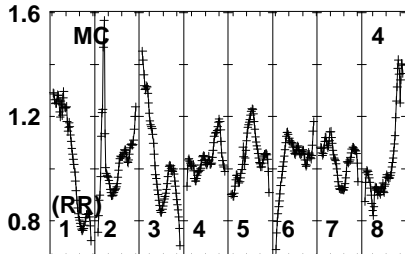
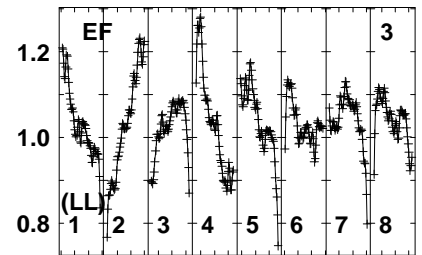
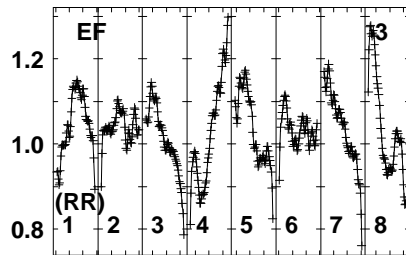
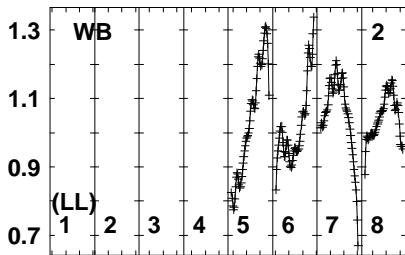
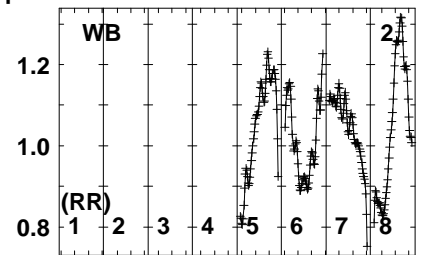
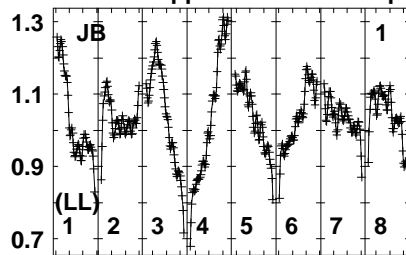
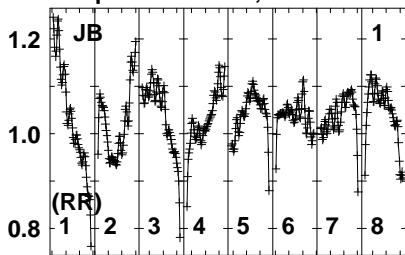
480083048709009309605005030
FREQ MHz

Lower frame: Real Jy
Auto-corr total-power spectrum Antenna: *
Timerange: 00/09:27:21 to 00/09:28:29

Plot file version 33 created 27-JUN-2022 14:45:28

J0641+0420 EA065H.UVDATA.1

Freq = 4.7990 GHz, Bw = 32.000 MH No calibration applied and no bandpass applied



480083048709009309605005030
FREQ MHz

480083048709009309605005030
FREQ MHz

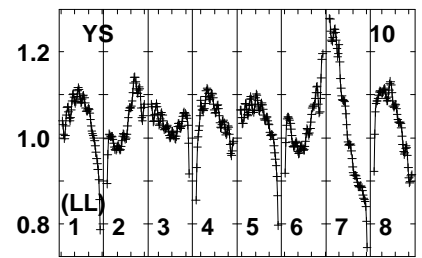
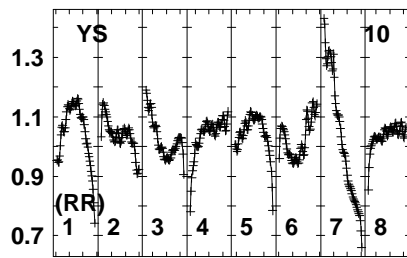
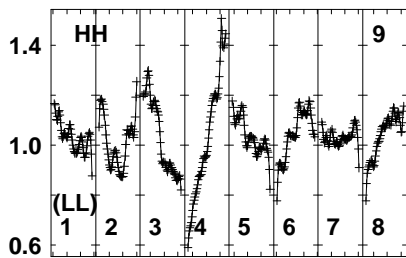
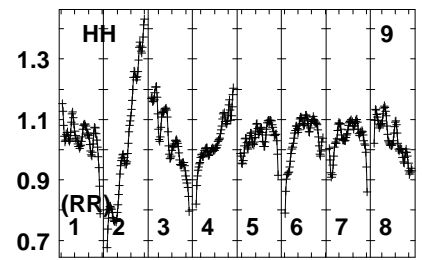
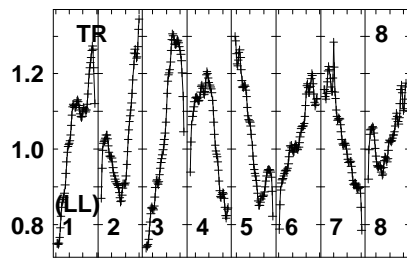
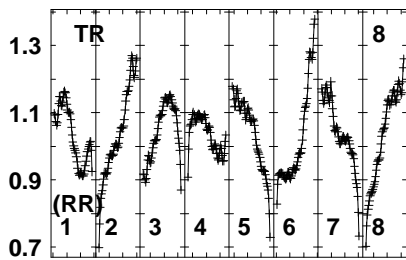
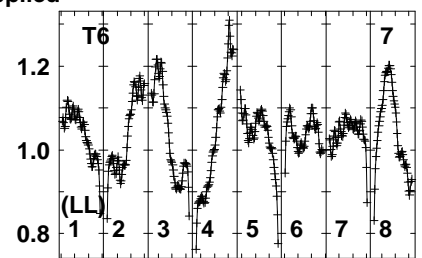
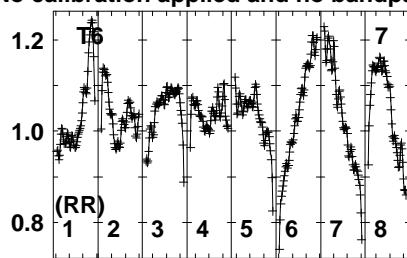
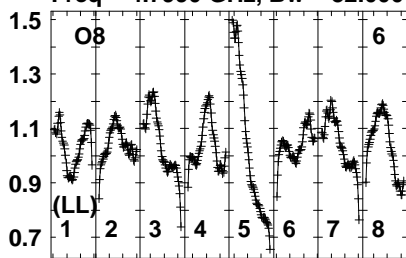
480083048709009309605005030
FREQ MHz

Lower frame: Real Jy
Auto-corr total-power spectrum Antenna: *
Timerange: 00/09:28:31 to 00/09:30:19

Plot file version 34 created 27-JUN-2022 14:45:28

J0641+0420 EA065H.UVDATA.1

Freq = 4.7990 GHz, Bw = 32.000 MH No calibration applied and no bandpass applied



480083048709009309605005030
FREQ MHz

480083048709009309605005030
FREQ MHz

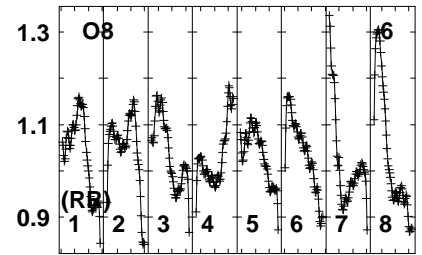
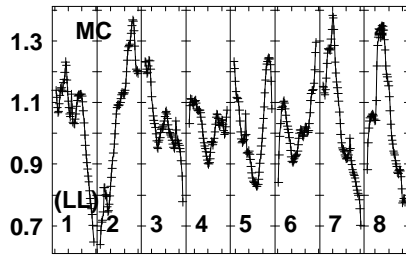
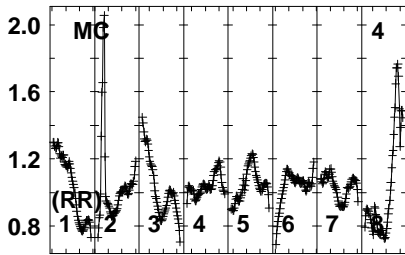
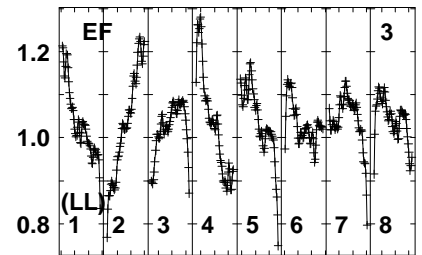
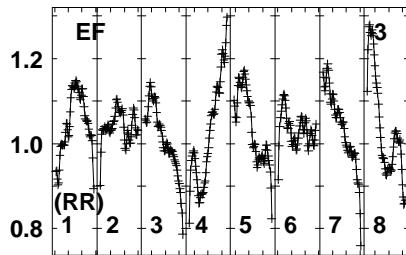
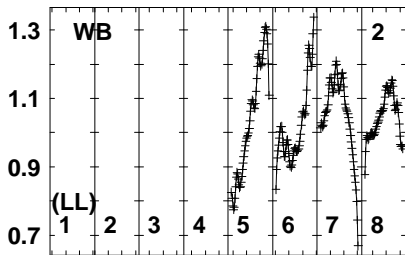
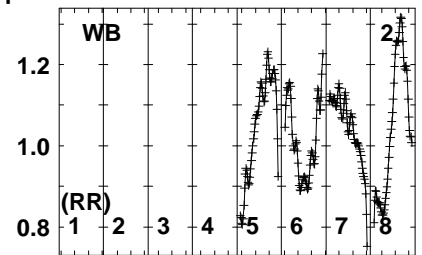
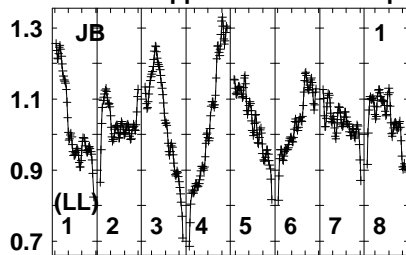
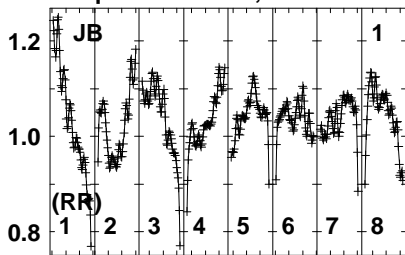
480083048709009309605005030
FREQ MHz

Lower frame: Real Jy
Auto-corr total-power spectrum Antenna: *
Timerange: 00/09:28:31 to 00/09:30:19

Plot file version 35 created 27-JUN-2022 14:45:28

J0653+0403 EA065H.UVDATA.1

Freq = 4.7990 GHz, Bw = 32.000 MH No calibration applied and no bandpass applied



480083048709009309605005030
FREQ MHz

480083048709009309605005030
FREQ MHz

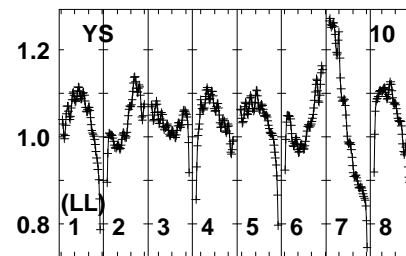
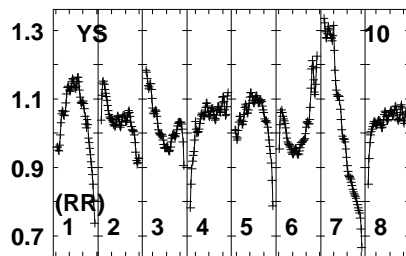
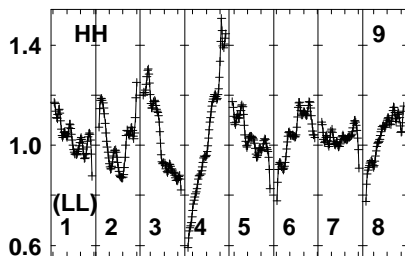
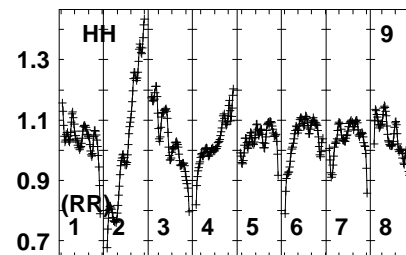
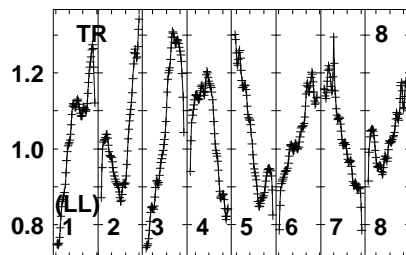
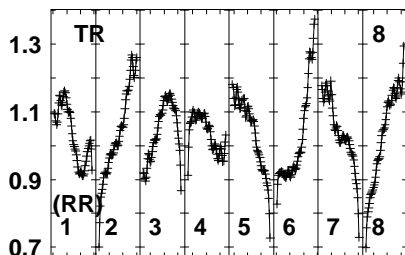
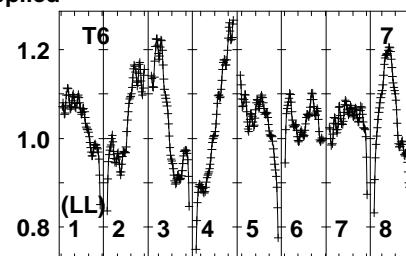
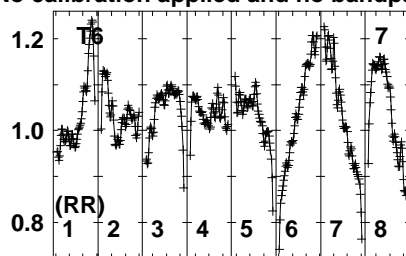
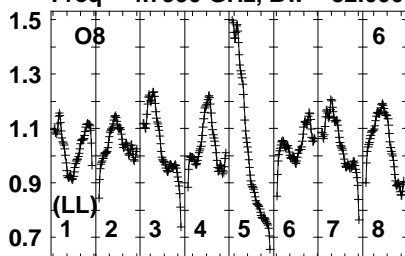
480083048709009309605005030
FREQ MHz

Lower frame: Real Jy
Auto-corr total-power spectrum Antenna: *
Timerange: 00/09:31:01 to 00/09:31:59

Plot file version 36 created 27-JUN-2022 14:45:28

J0653+0403 EA065H.UVDATA.1

Freq = 4.7990 GHz, Bw = 32.000 MH No calibration applied and no bandpass applied



480083048709009309605005030
FREQ MHz

480083048709009309605005030
FREQ MHz

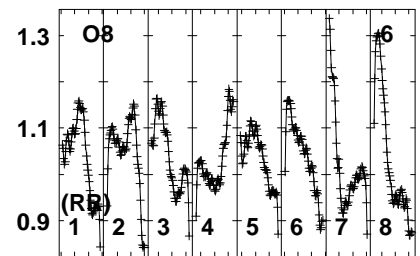
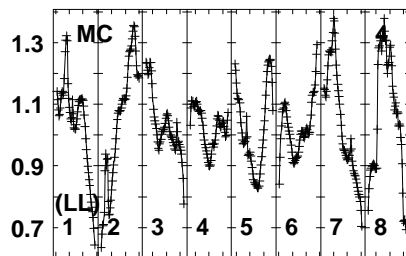
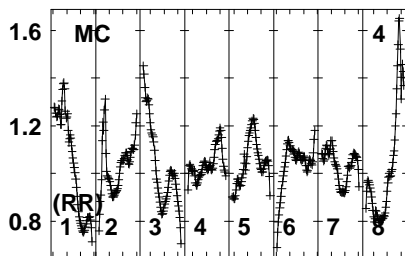
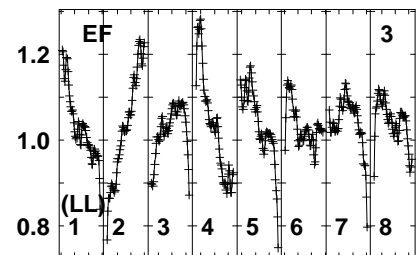
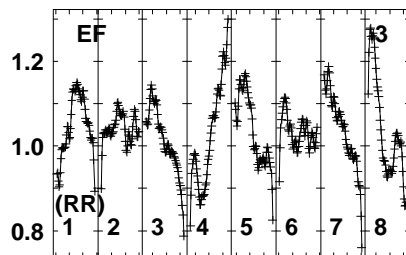
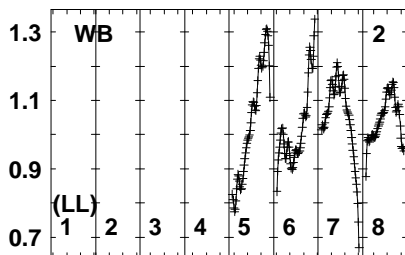
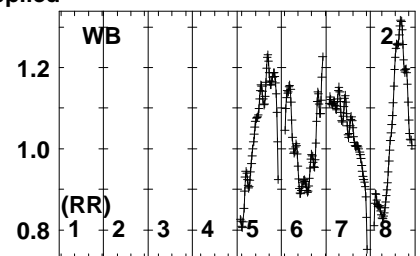
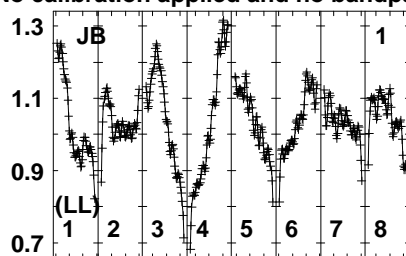
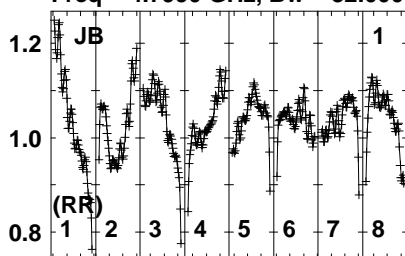
480083048709009309605005030
FREQ MHz

Lower frame: Real Jy
Auto-corr total-power spectrum Antenna: *
Timerange: 00/09:31:01 to 00/09:31:59

Plot file version 37 created 27-JUN-2022 14:45:28

P0648 EA065H.UVDATA.1

Freq = 4.7990 GHz, Bw = 32.000 MH No calibration applied and no bandpass applied



480083048709009309605005030
FREQ MHz

480083048709009309605005030
FREQ MHz

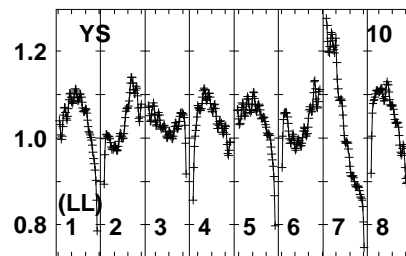
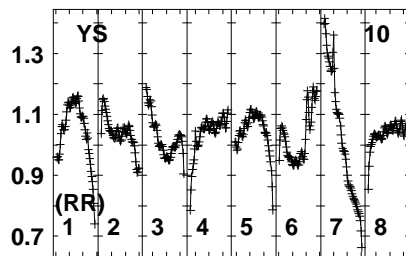
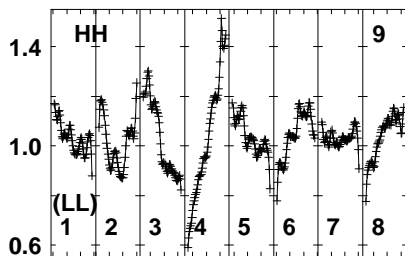
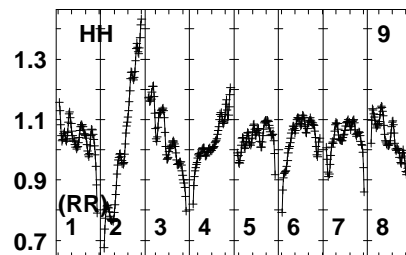
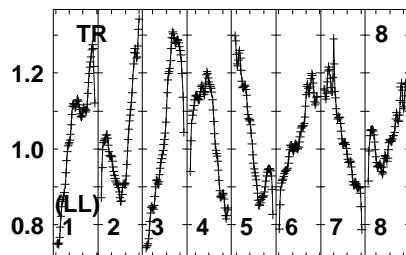
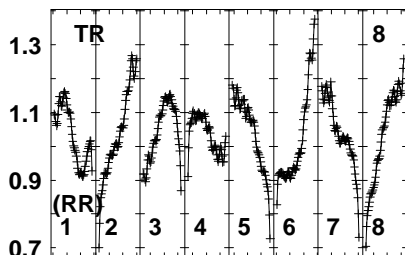
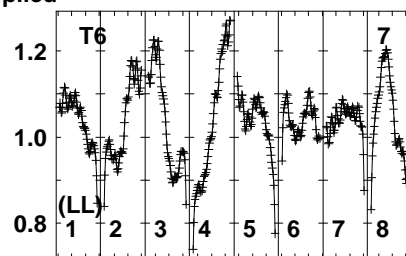
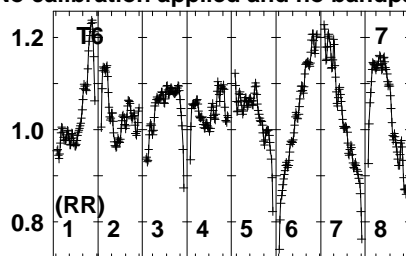
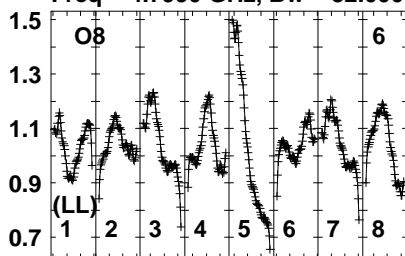
480083048709009309605005030
FREQ MHz

Lower frame: Real Jy
Auto-corr total-power spectrum Antenna: *
Timerange: 00/09:32:01 to 00/09:34:19

Plot file version 38 created 27-JUN-2022 14:45:28

P0648 EA065H.UVDATA.1

Freq = 4.7990 GHz, Bw = 32.000 MH No calibration applied and no bandpass applied



480083048709009309605005030
FREQ MHz

480083048709009309605005030
FREQ MHz

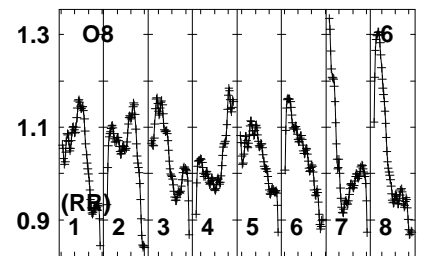
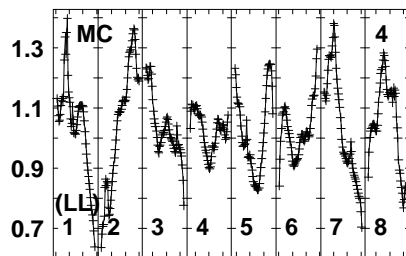
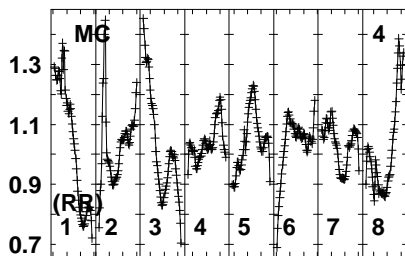
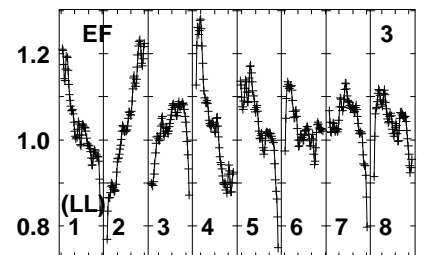
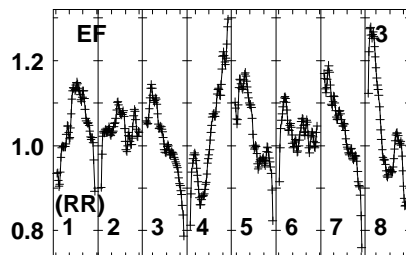
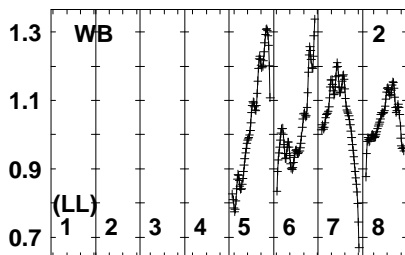
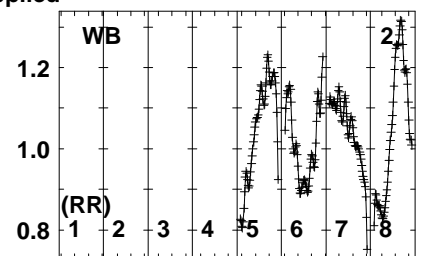
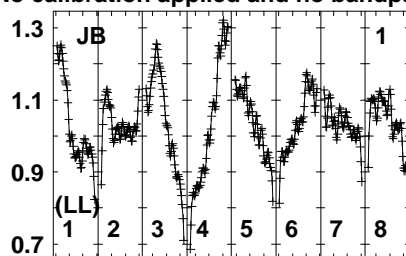
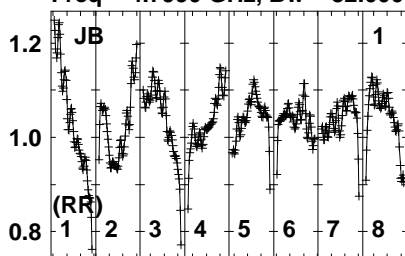
480083048709009309605005030
FREQ MHz

Lower frame: Real Jy
Auto-corr total-power spectrum Antenna: *
Timerange: 00/09:32:01 to 00/09:34:19

Plot file version 39 created 27-JUN-2022 14:45:29

J0653+0403 EA065H.UVDATA.1

Freq = 4.7990 GHz, Bw = 32.000 MH No calibration applied and no bandpass applied



480083048709009309605005030
FREQ MHz

480083048709009309605005030
FREQ MHz

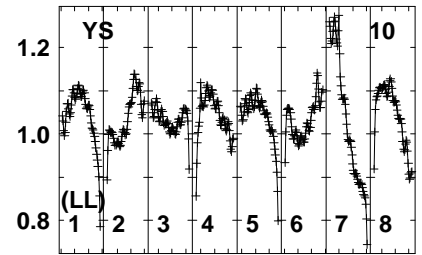
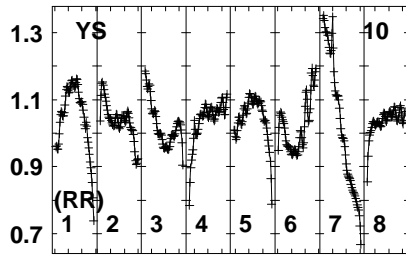
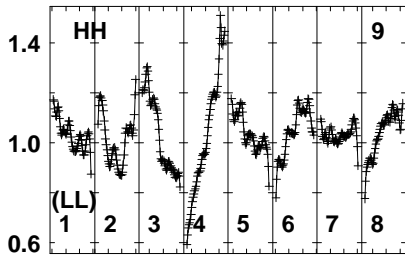
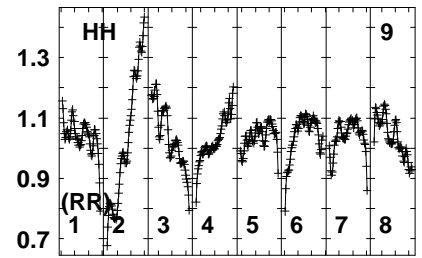
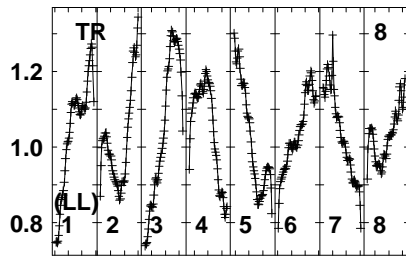
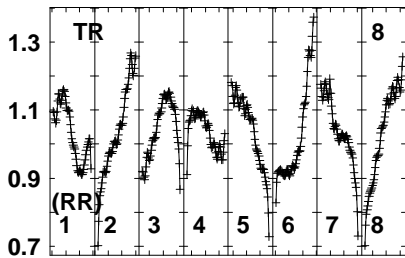
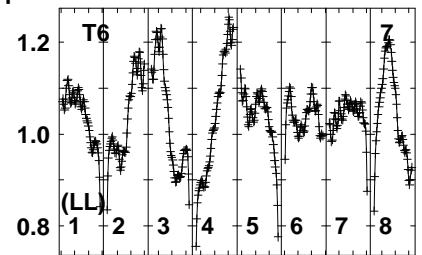
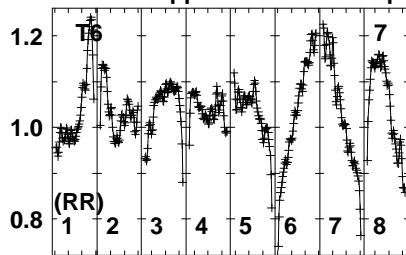
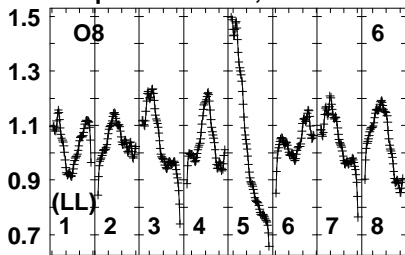
480083048709009309605005030
FREQ MHz

Lower frame: Real Jy
Auto-corr total-power spectrum Antenna: *
Timerange: 00/09:34:21 to 00/09:35:29

Plot file version 40 created 27-JUN-2022 14:45:29

J0653+0403 EA065H.UVDATA.1

Freq = 4.7990 GHz, Bw = 32.000 MH No calibration applied and no bandpass applied



480083048709009309605005030
FREQ MHz

480083048709009309605005030
FREQ MHz

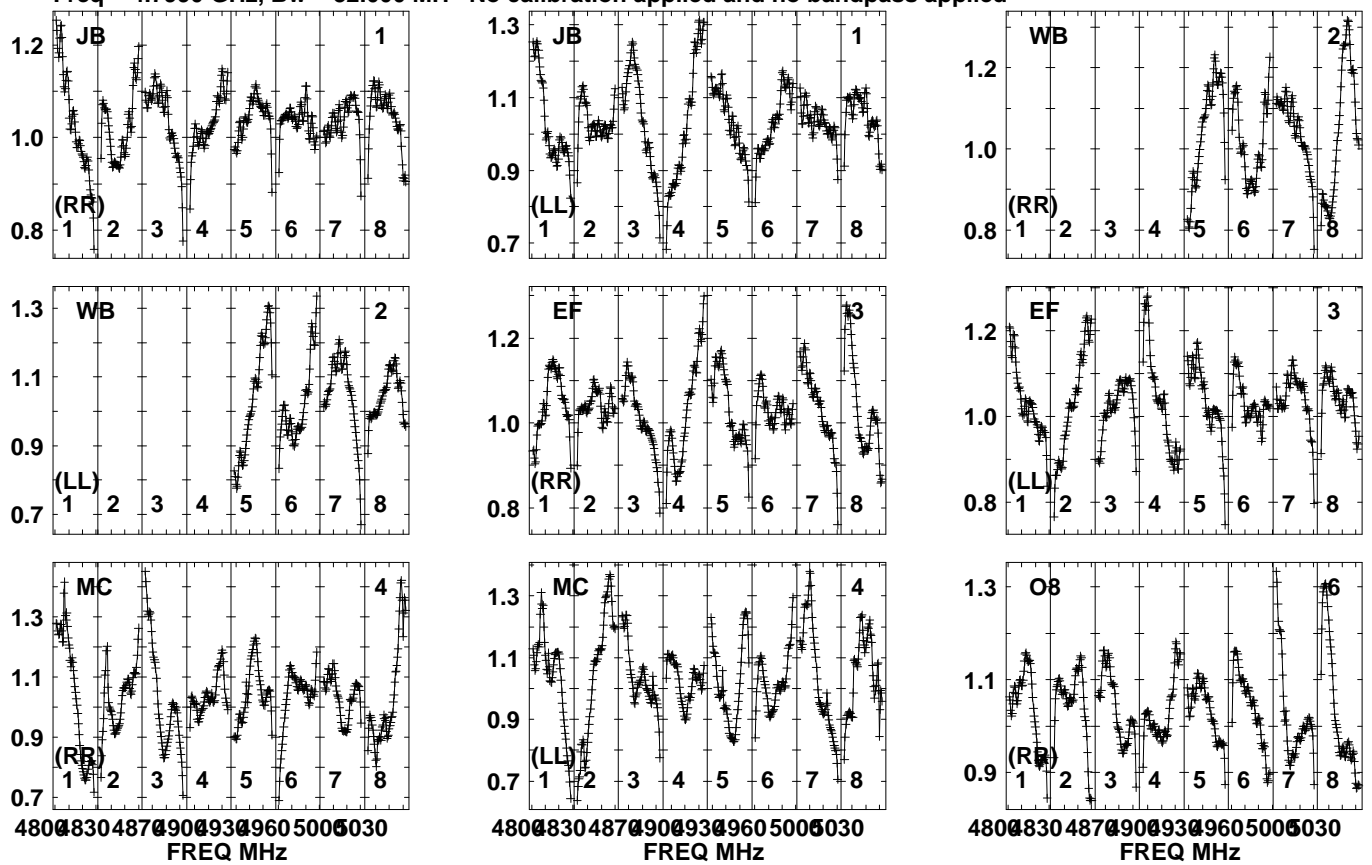
480083048709009309605005030
FREQ MHz

Lower frame: Real Jy
Auto-corr total-power spectrum Antenna: *
Timerange: 00/09:34:21 to 00/09:35:29

Plot file version 41 created 27-JUN-2022 14:45:29

P0648 EA065H.UVDATA.1

Freq = 4.7990 GHz, Bw = 32.000 MH No calibration applied and no bandpass applied

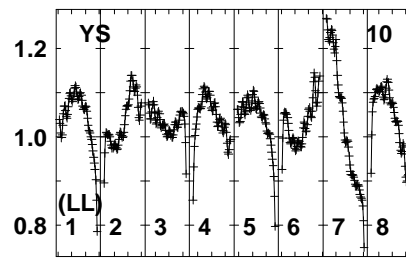
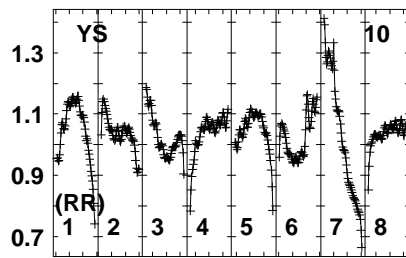
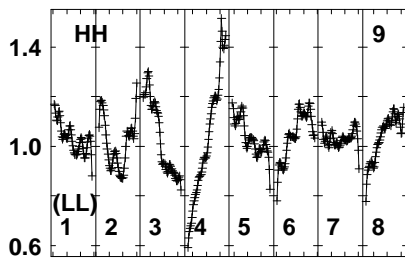
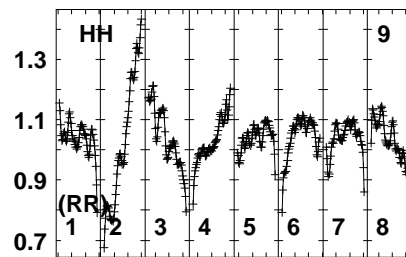
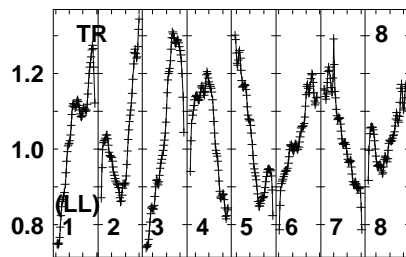
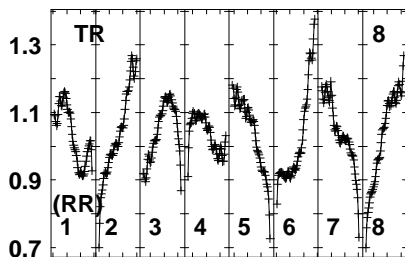
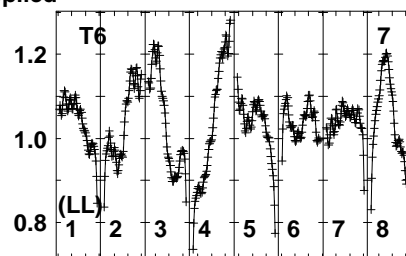
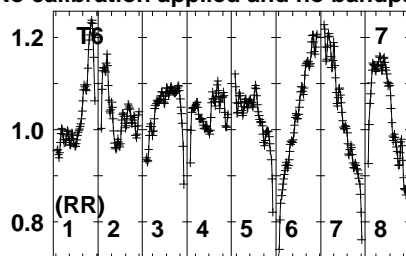
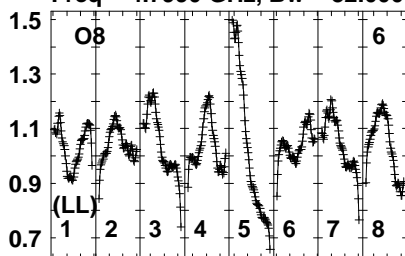


Lower frame: Real Jy
Auto-corr total-power spectrum Antenna: *
Timerange: 00/09:35:31 to 00/09:37:49

Plot file version 42 created 27-JUN-2022 14:45:29

P0648 EA065H.UVDATA.1

Freq = 4.7990 GHz, Bw = 32.000 MH No calibration applied and no bandpass applied



480083048709009309605005030
FREQ MHz

480083048709009309605005030
FREQ MHz

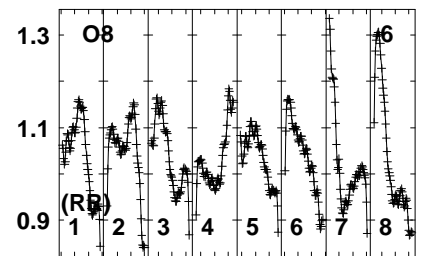
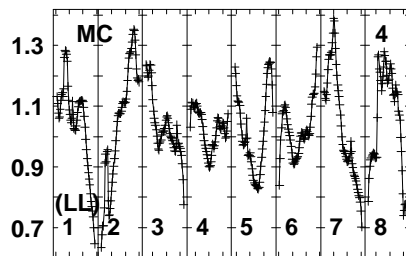
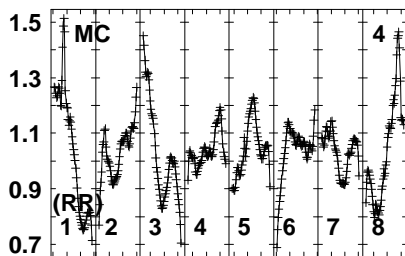
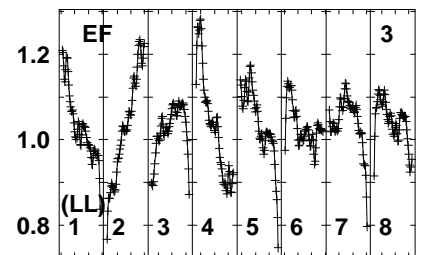
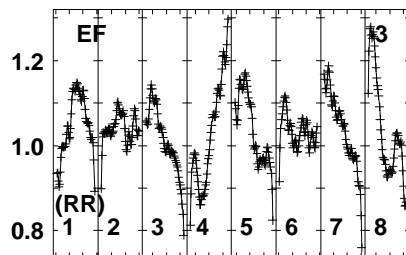
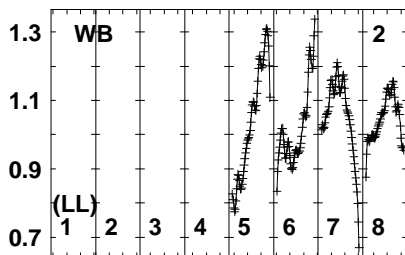
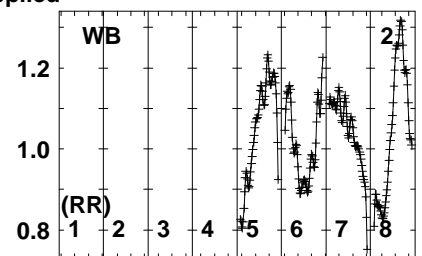
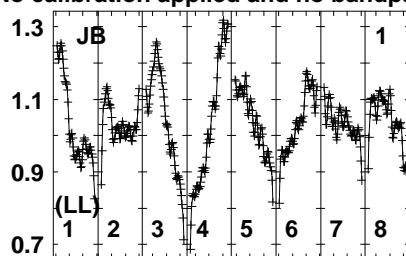
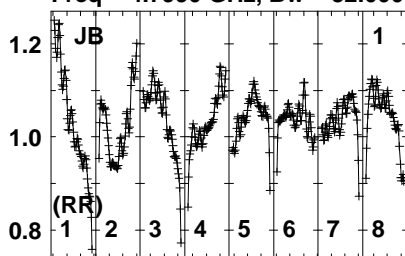
480083048709009309605005030
FREQ MHz

Lower frame: Real Jy
Auto-corr total-power spectrum Antenna: *
Timerange: 00/09:35:31 to 00/09:37:49

Plot file version 43 created 27-JUN-2022 14:45:29

J0653+0403 EA065H.UVDATA.1

Freq = 4.7990 GHz, Bw = 32.000 MH No calibration applied and no bandpass applied



480083048709009309605005030
FREQ MHz

480083048709009309605005030
FREQ MHz

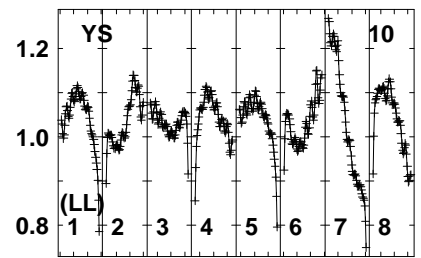
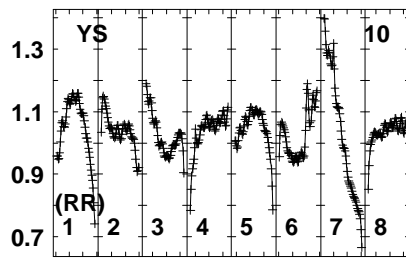
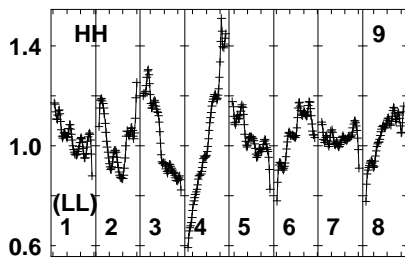
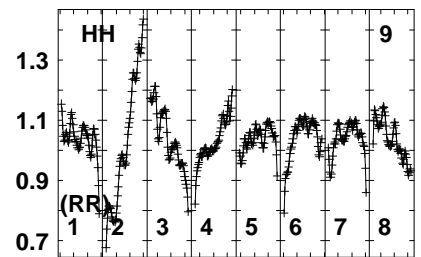
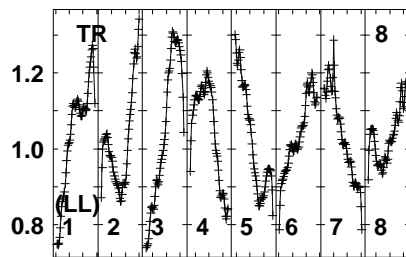
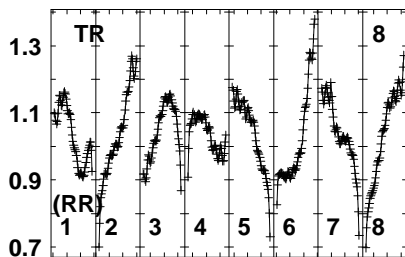
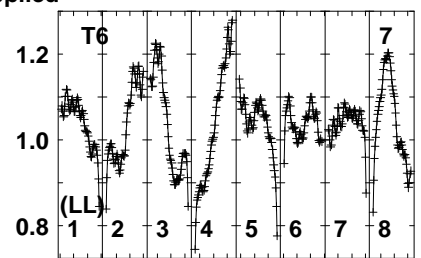
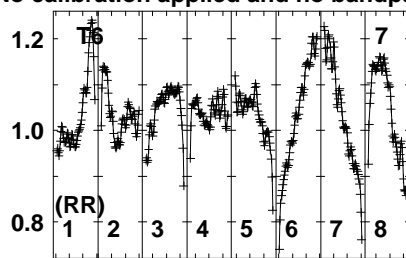
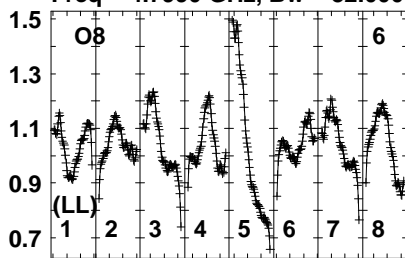
480083048709009309605005030
FREQ MHz

Lower frame: Real Jy
Auto-corr total-power spectrum Antenna: *
Timerange: 00/09:38:31 to 00/09:39:29

Plot file version 44 created 27-JUN-2022 14:45:29

J0653+0403 EA065H.UVDATA.1

Freq = 4.7990 GHz, Bw = 32.000 MH No calibration applied and no bandpass applied



480083048709009309605005030
FREQ MHz

480083048709009309605005030
FREQ MHz

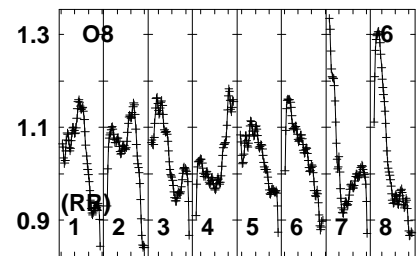
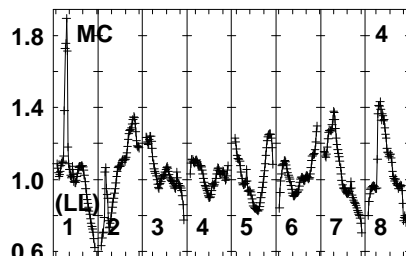
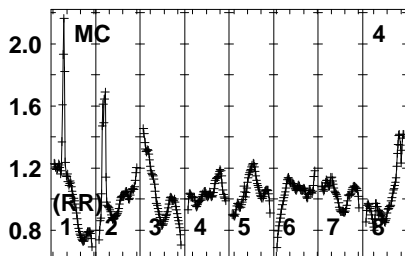
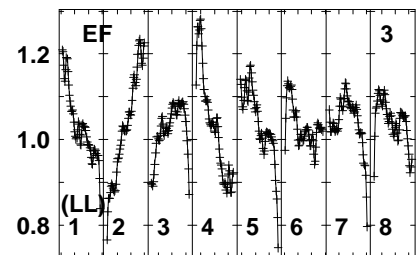
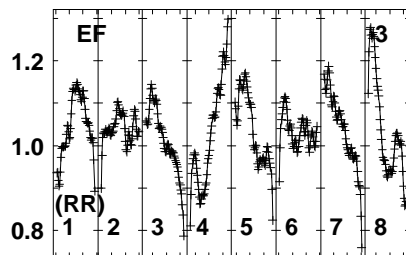
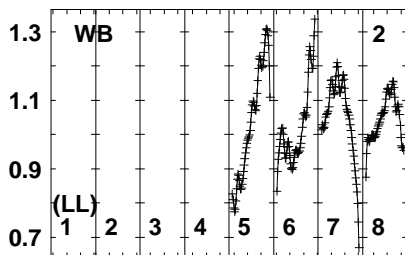
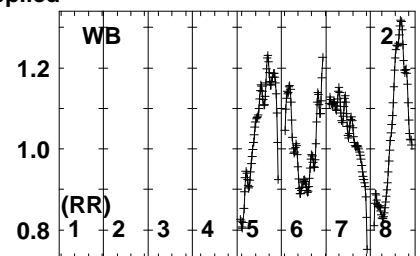
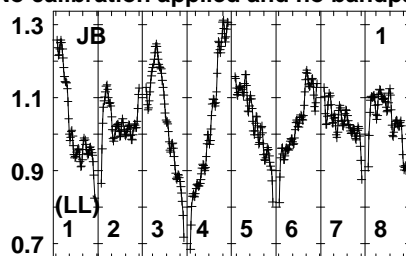
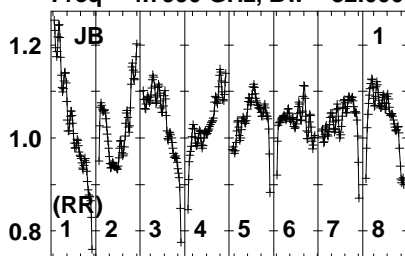
480083048709009309605005030
FREQ MHz

Lower frame: Real Jy
Auto-corr total-power spectrum Antenna: *
Timerange: 00/09:38:31 to 00/09:39:29

Plot file version 45 created 27-JUN-2022 14:45:29

P0648 EA065H.UVDATA.1

Freq = 4.7990 GHz, Bw = 32.000 MH No calibration applied and no bandpass applied



480083048709009309605005030
FREQ MHz

480083048709009309605005030
FREQ MHz

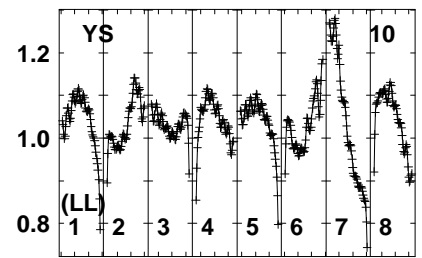
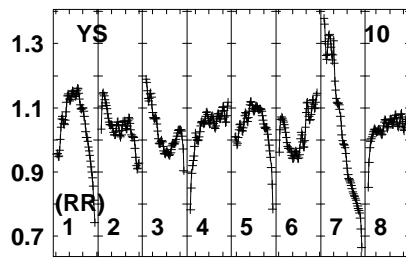
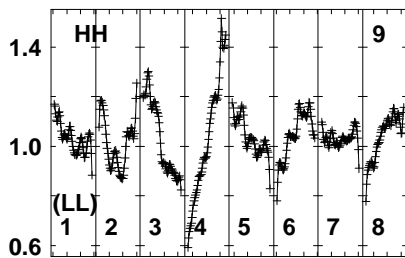
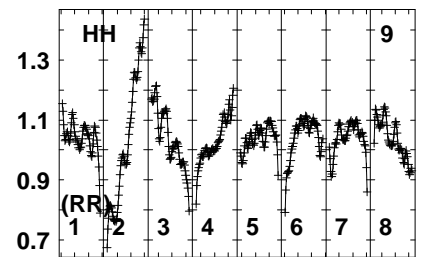
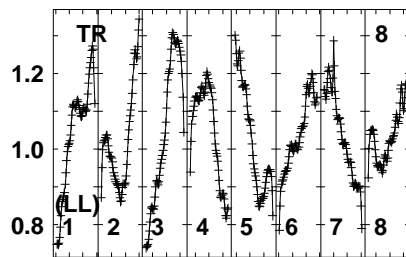
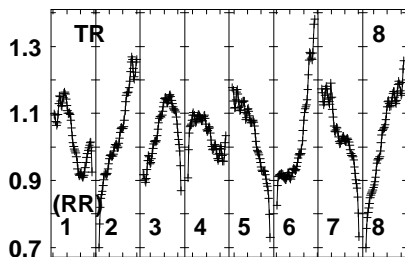
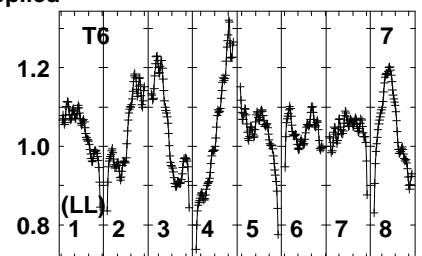
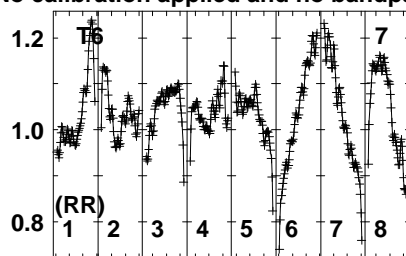
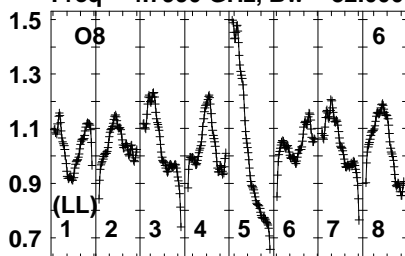
480083048709009309605005030
FREQ MHz

Lower frame: Real Jy
Auto-corr total-power spectrum Antenna: *
Timerange: 00/09:39:31 to 00/09:41:49

Plot file version 46 created 27-JUN-2022 14:45:29

P0648 EA065H.UVDATA.1

Freq = 4.7990 GHz, Bw = 32.000 MH No calibration applied and no bandpass applied



480083048709009309605005030
FREQ MHz

480083048709009309605005030
FREQ MHz

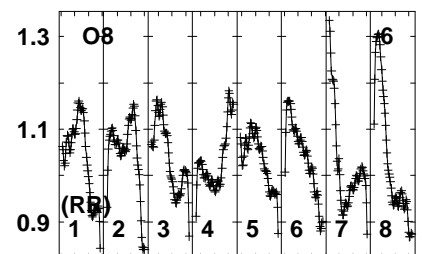
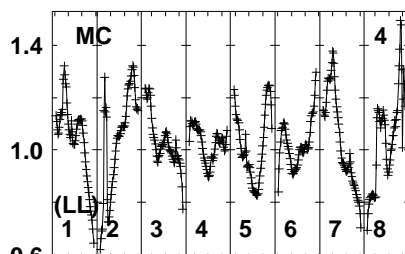
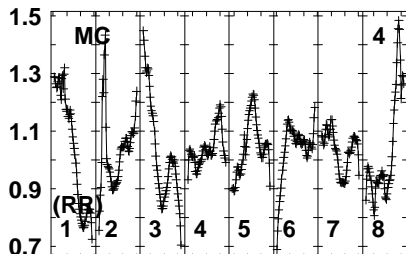
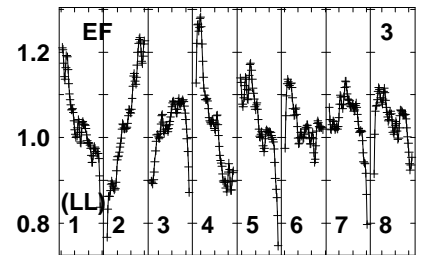
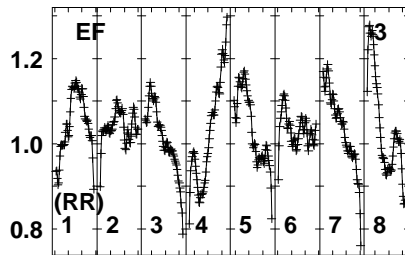
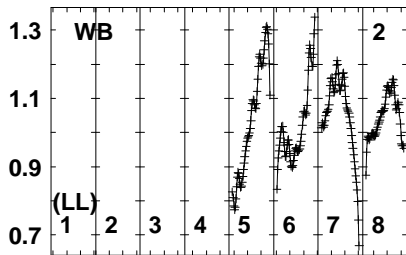
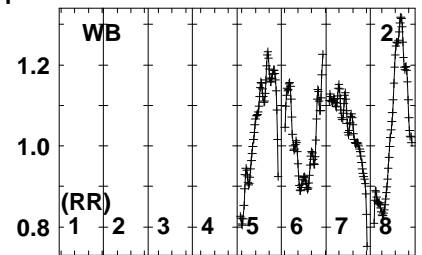
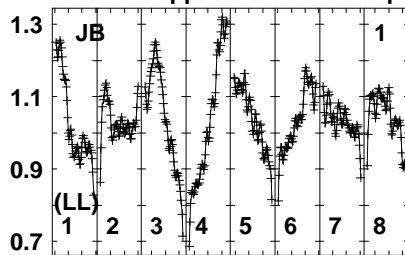
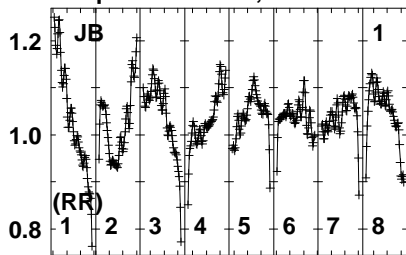
480083048709009309605005030
FREQ MHz

Lower frame: Real Jy
Auto-corr total-power spectrum Antenna: *
Timerange: 00/09:39:31 to 00/09:41:49

Plot file version 47 created 27-JUN-2022 14:45:30

J0653+0403 EA065H.UVDATA.1

Freq = 4.7990 GHz, Bw = 32.000 MH No calibration applied and no bandpass applied



480083048709009309605005030
FREQ MHz

480083048709009309605005030
FREQ MHz

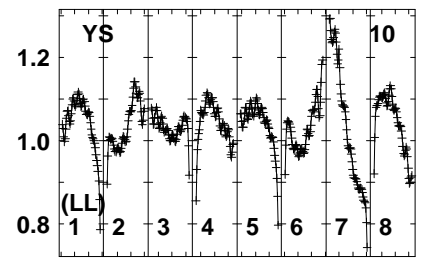
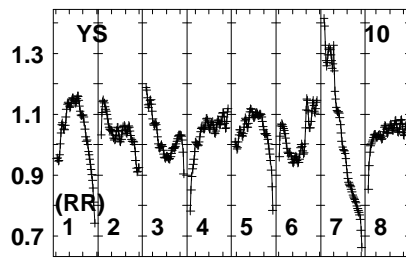
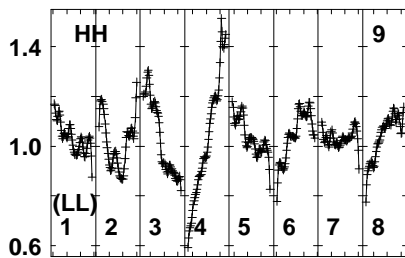
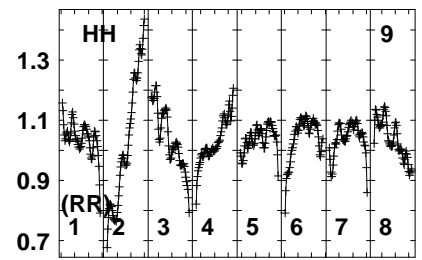
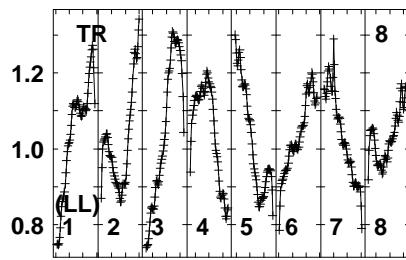
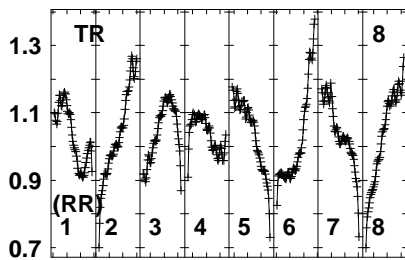
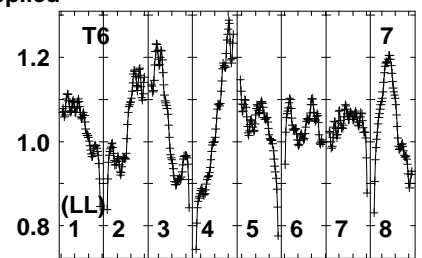
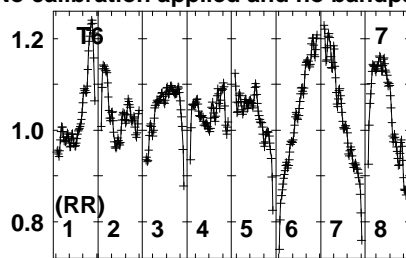
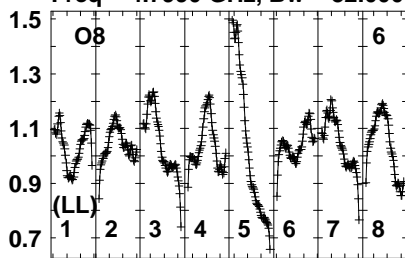
480083048709009309605005030
FREQ MHz

Lower frame: Real Jy
Auto-corr total-power spectrum Antenna: *
Timerange: 00/09:41:51 to 00/09:42:59

Plot file version 48 created 27-JUN-2022 14:45:30

J0653+0403 EA065H.UVDATA.1

Freq = 4.7990 GHz, Bw = 32.000 MH No calibration applied and no bandpass applied



480083048709009309605005030
FREQ MHz

480083048709009309605005030
FREQ MHz

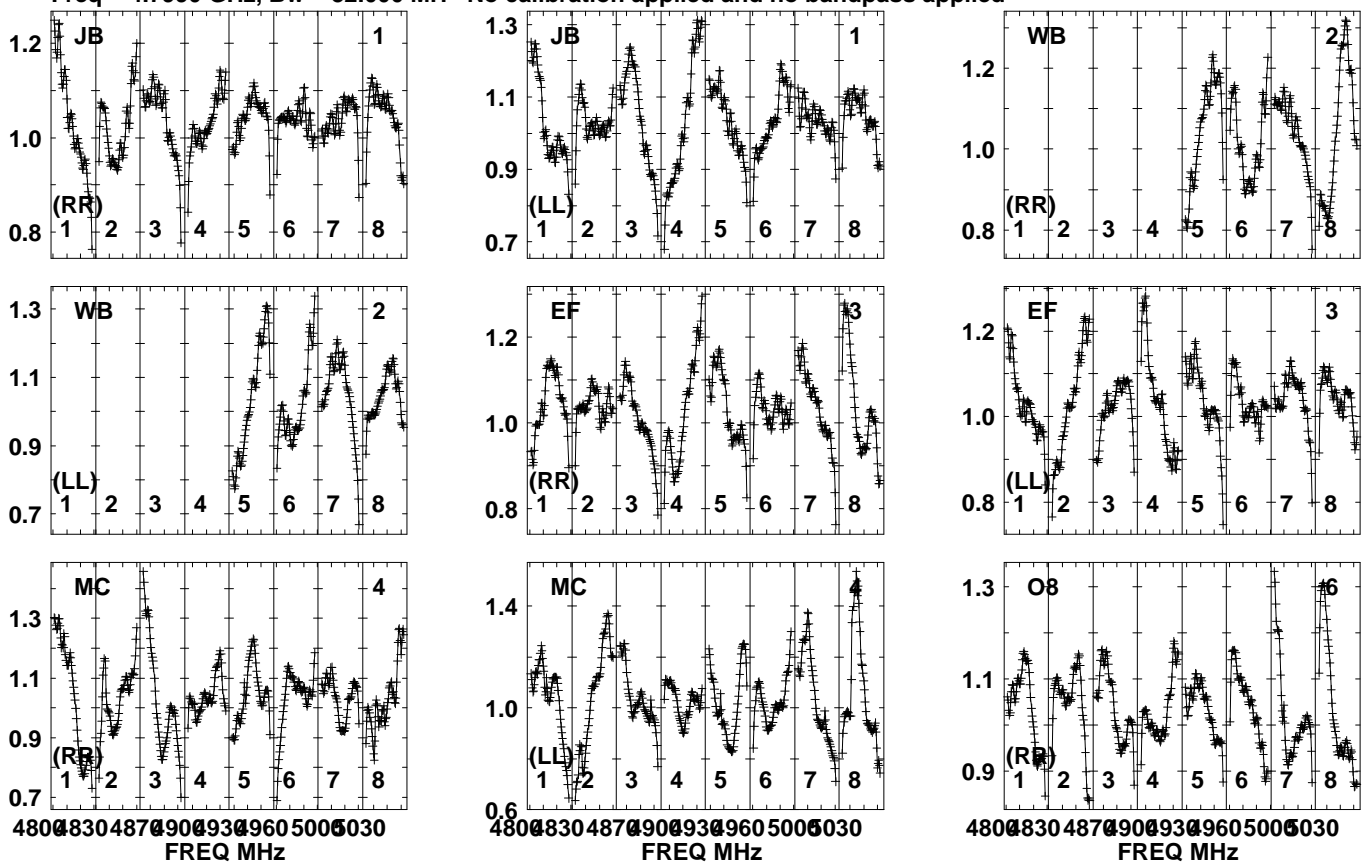
480083048709009309605005030
FREQ MHz

Lower frame: Real Jy
Auto-corr total-power spectrum Antenna: *
Timerange: 00/09:41:51 to 00/09:42:59

Plot file version 49 created 27-JUN-2022 14:45:30

J0641+0420 EA065H.UVDATA.1

Freq = 4.7990 GHz, Bw = 32.000 MH No calibration applied and no bandpass applied

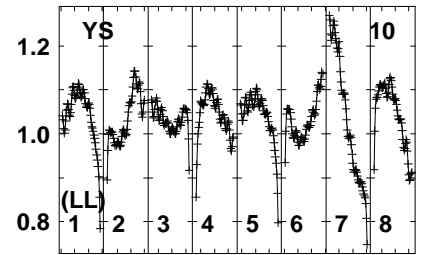
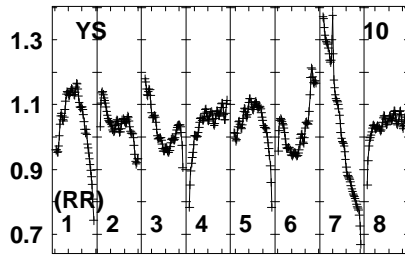
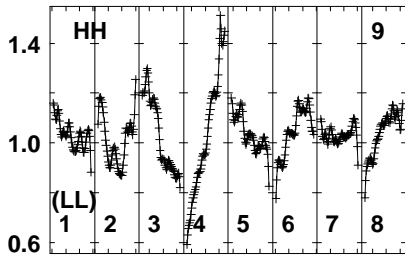
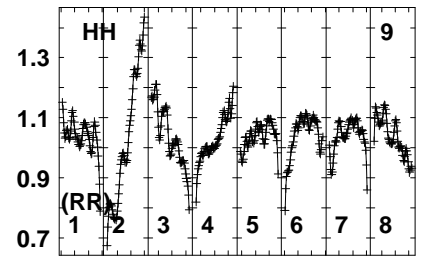
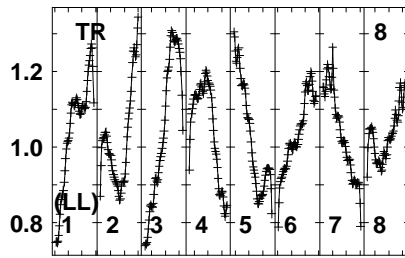
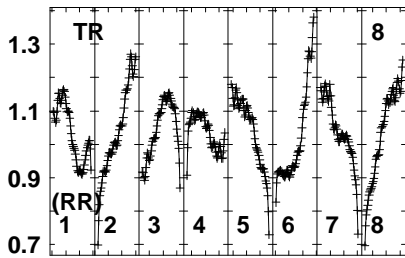
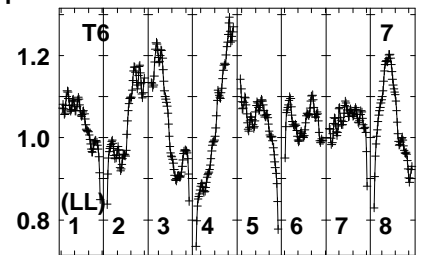
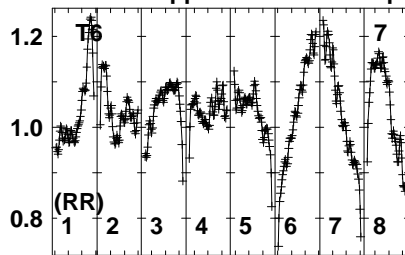
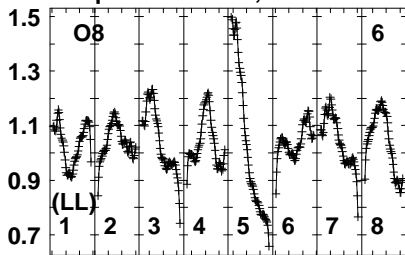


Lower frame: Real Jy
Auto-corr total-power spectrum Antenna: *
Timerange: 00/09:43:01 to 00/09:44:49

Plot file version 50 created 27-JUN-2022 14:45:30

J0641+0420 EA065H.UVDATA.1

Freq = 4.7990 GHz, Bw = 32.000 MH No calibration applied and no bandpass applied



480083048709009309605005030
FREQ MHz

480083048709009309605005030
FREQ MHz

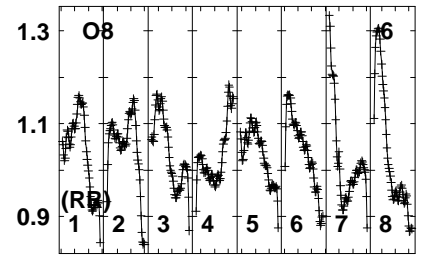
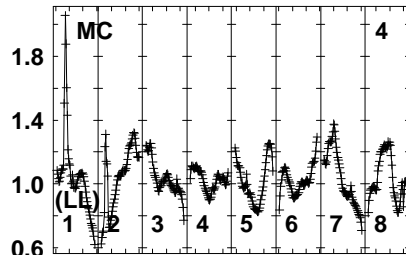
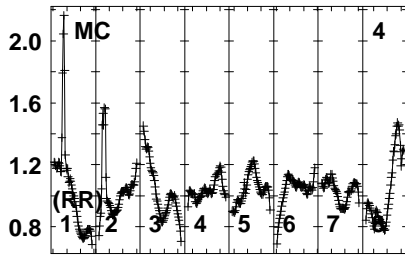
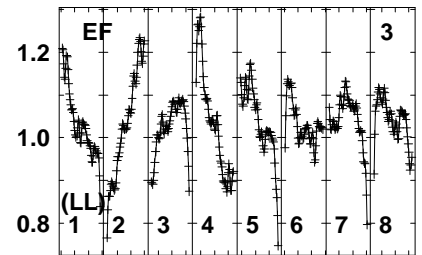
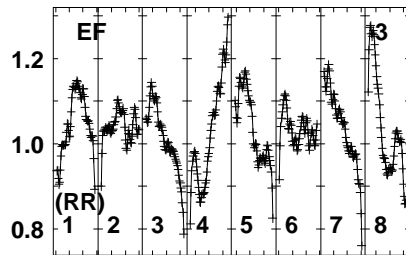
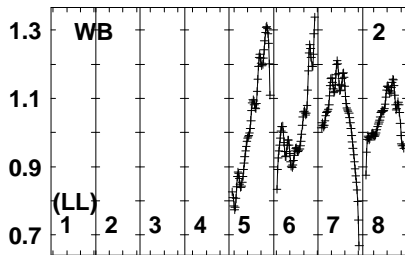
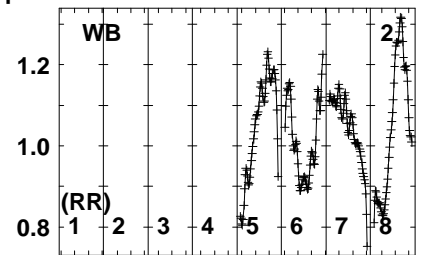
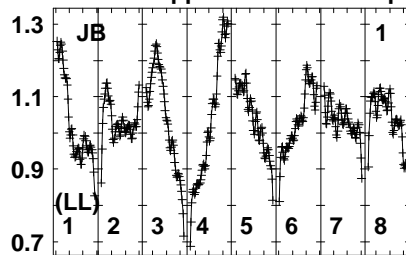
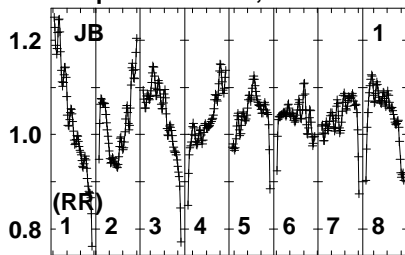
480083048709009309605005030
FREQ MHz

Lower frame: Real Jy
Auto-corr total-power spectrum Antenna: *
Timerange: 00/09:43:01 to 00/09:44:49

Plot file version 51 created 27-JUN-2022 14:45:30

J0653+0403 EA065H.UVDATA.1

Freq = 4.7990 GHz, Bw = 32.000 MH No calibration applied and no bandpass applied



480083048709009309605005030
FREQ MHz

480083048709009309605005030
FREQ MHz

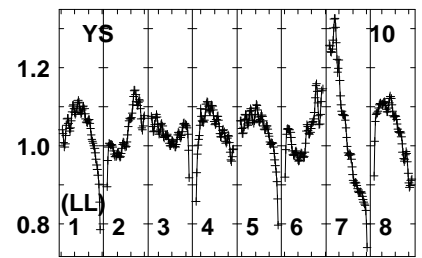
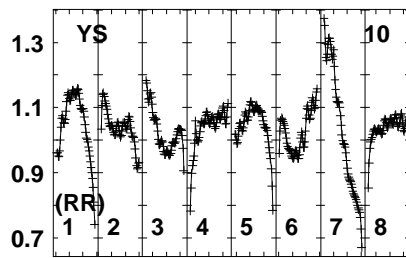
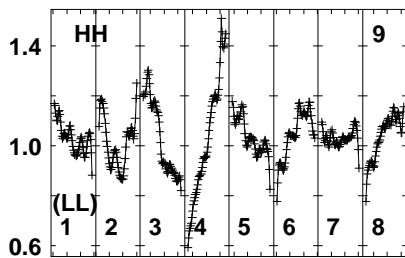
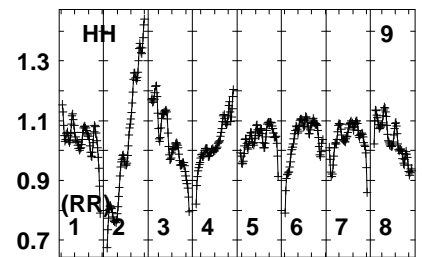
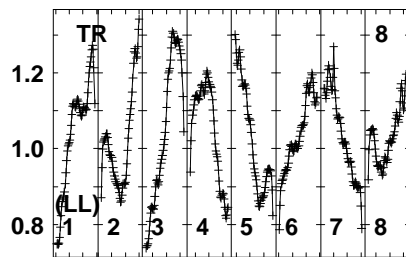
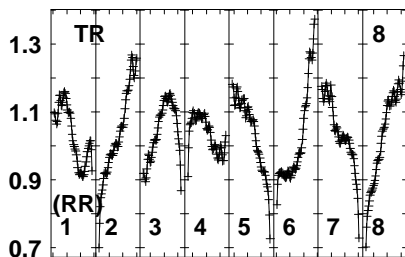
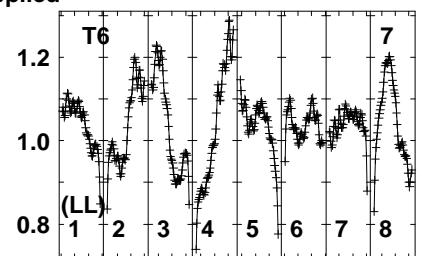
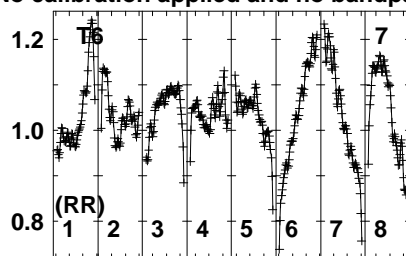
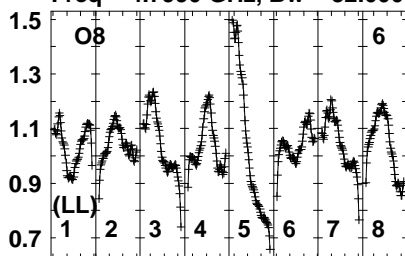
480083048709009309605005030
FREQ MHz

Lower frame: Real Jy
Auto-corr total-power spectrum Antenna: *
Timerange: 00/09:45:31 to 00/09:46:29

Plot file version 52 created 27-JUN-2022 14:45:30

J0653+0403 EA065H.UVDATA.1

Freq = 4.7990 GHz, Bw = 32.000 MH No calibration applied and no bandpass applied



480083048709009309605005030
FREQ MHz

480083048709009309605005030
FREQ MHz

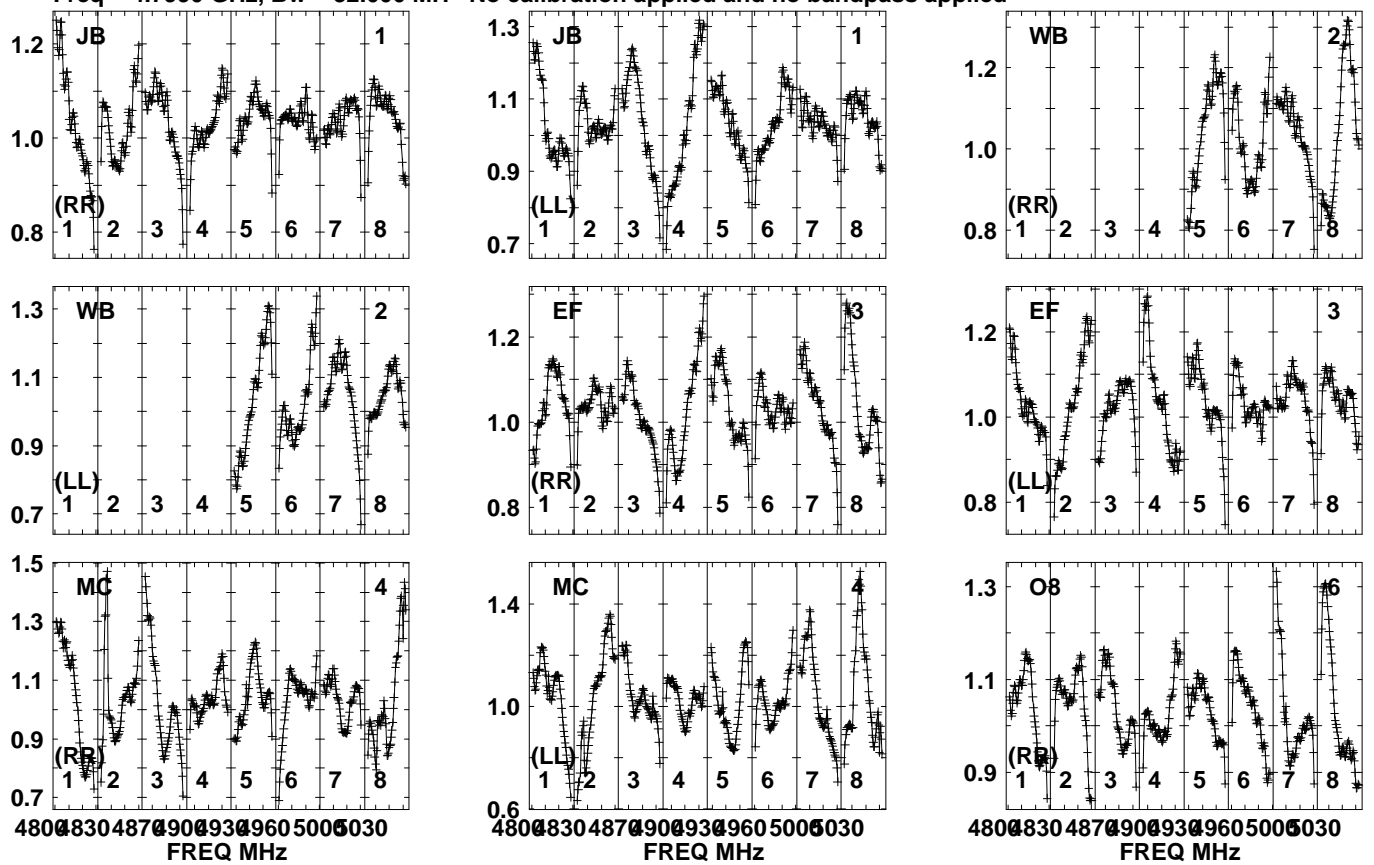
480083048709009309605005030
FREQ MHz

Lower frame: Real Jy
Auto-corr total-power spectrum Antenna: *
Timerange: 00/09:45:31 to 00/09:46:29

Plot file version 53 created 27-JUN-2022 14:45:30

P0648 EA065H.UVDATA.1

Freq = 4.7990 GHz, Bw = 32.000 MH No calibration applied and no bandpass applied

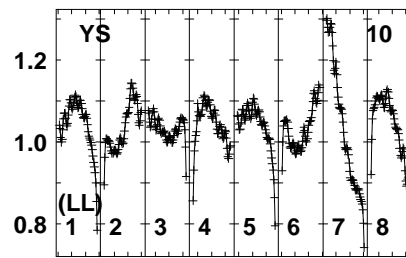
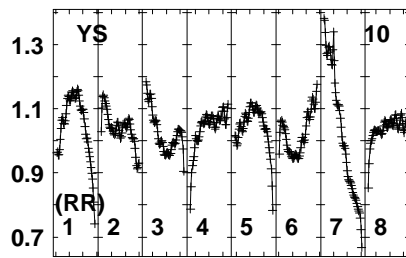
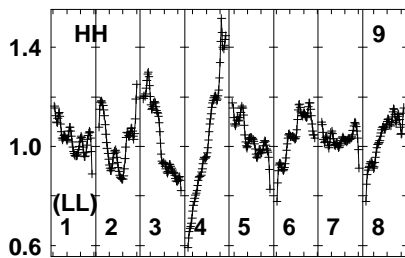
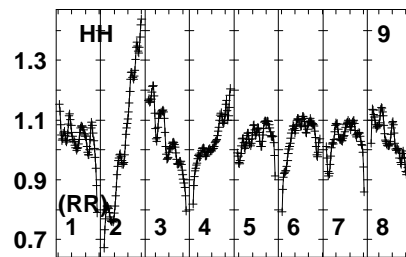
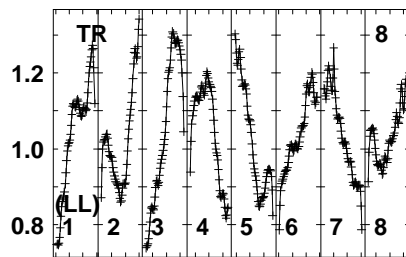
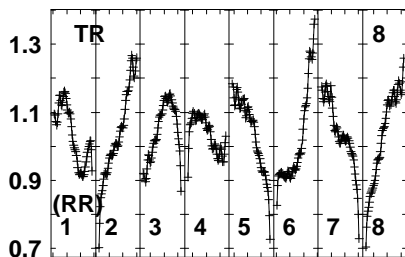
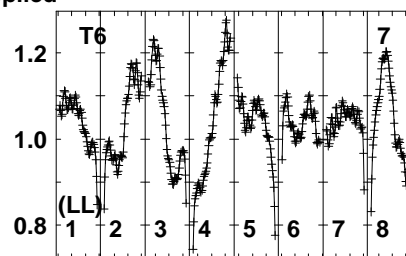
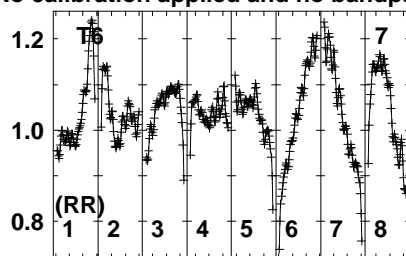
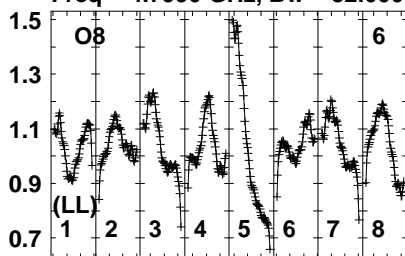


Lower frame: Real Jy
Auto-corr total-power spectrum Antenna: *
Timerange: 00/09:46:31 to 00/09:48:49

Plot file version 54 created 27-JUN-2022 14:45:30

P0648 EA065H.UVDATA.1

Freq = 4.7990 GHz, Bw = 32.000 MH No calibration applied and no bandpass applied



480083048709009309605005030
FREQ MHz

480083048709009309605005030
FREQ MHz

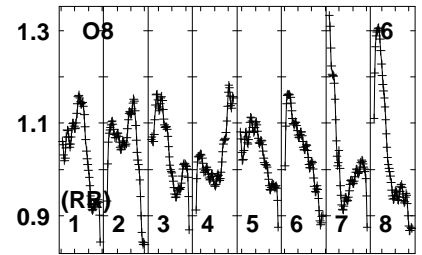
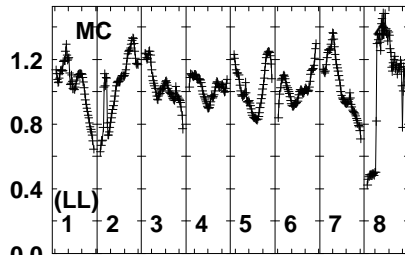
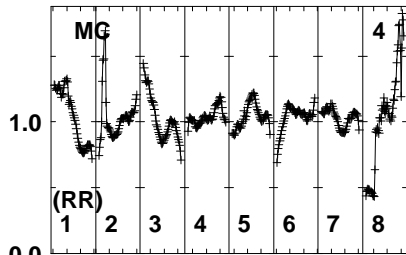
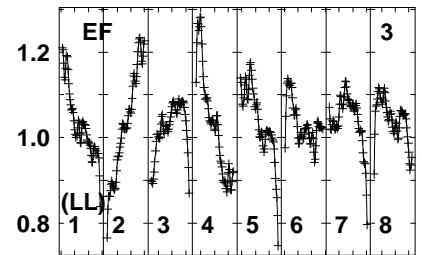
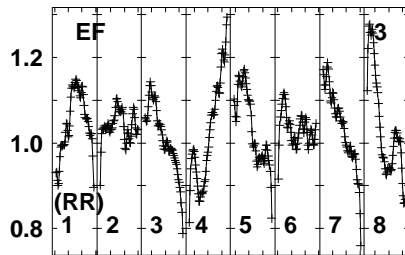
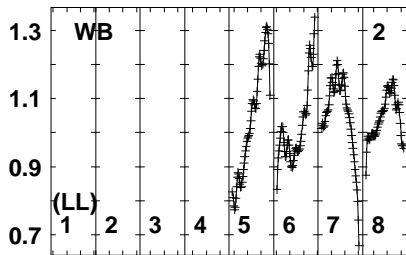
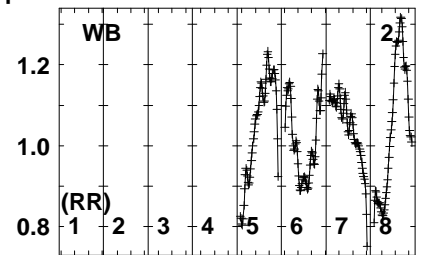
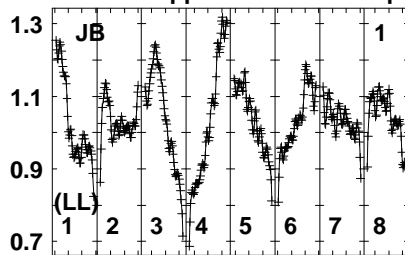
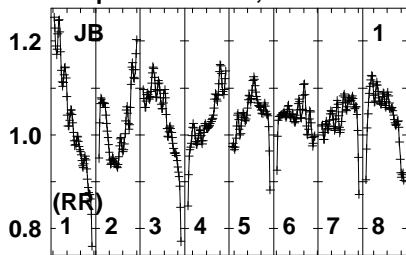
480083048709009309605005030
FREQ MHz

Lower frame: Real Jy
Auto-corr total-power spectrum Antenna: *
Timerange: 00/09:46:31 to 00/09:48:49

Plot file version 55 created 27-JUN-2022 14:45:31

J0653+0403 EA065H.UVDATA.1

Freq = 4.7990 GHz, Bw = 32.000 MH No calibration applied and no bandpass applied



480083048709009309605005030
FREQ MHz

480083048709009309605005030
FREQ MHz

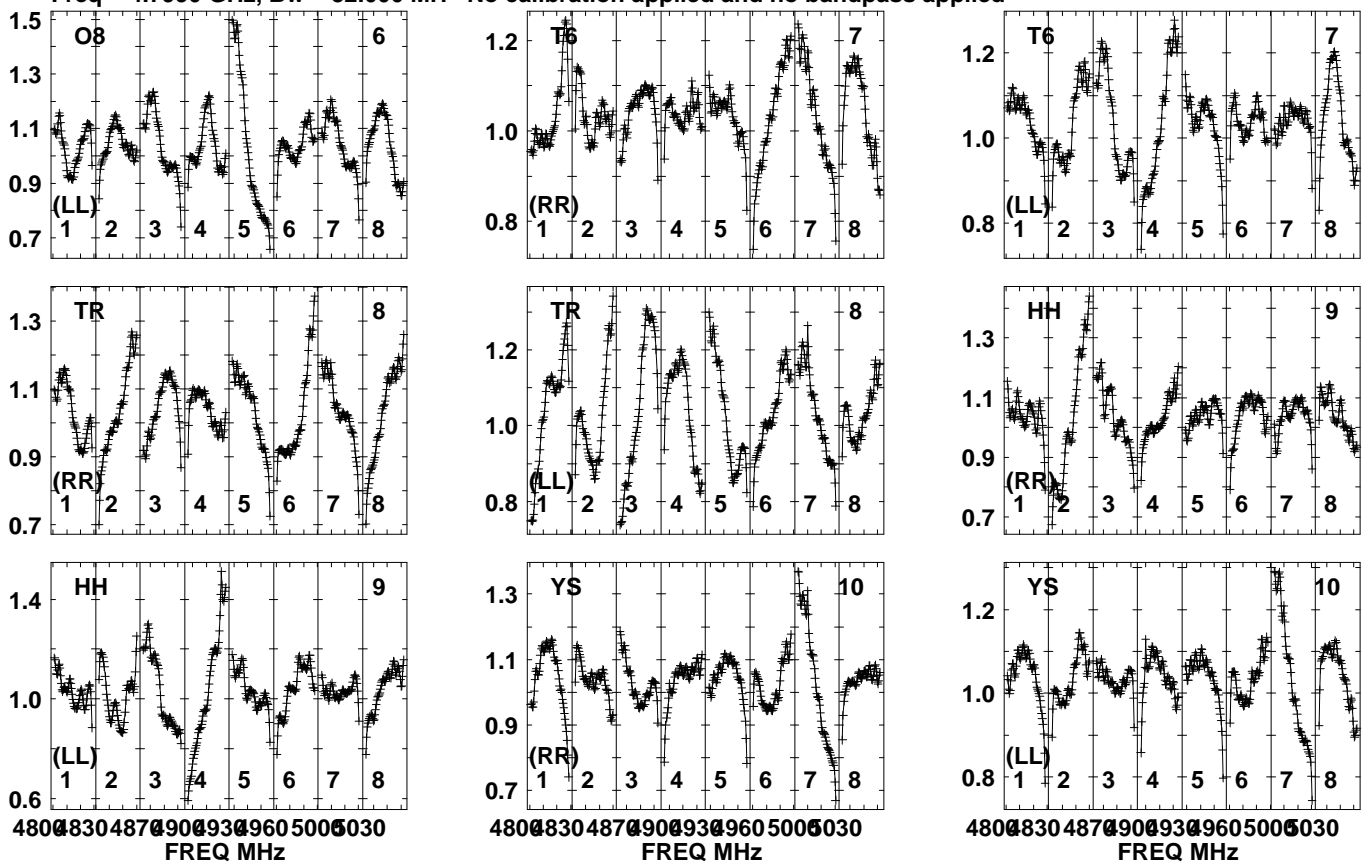
480083048709009309605005030
FREQ MHz

Lower frame: Real Jy
Auto-corr total-power spectrum Antenna: *
Timerange: 00/09:48:51 to 00/09:49:59

Plot file version 56 created 27-JUN-2022 14:45:31

J0653+0403 EA065H.UVDATA.1

Freq = 4.7990 GHz, Bw = 32.000 MH No calibration applied and no bandpass applied

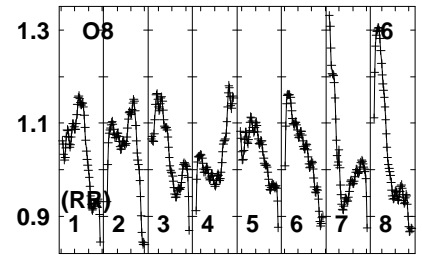
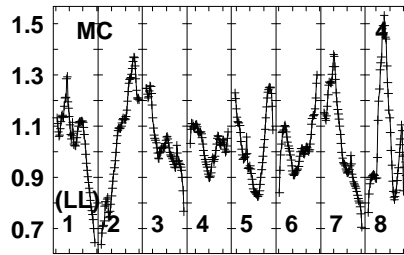
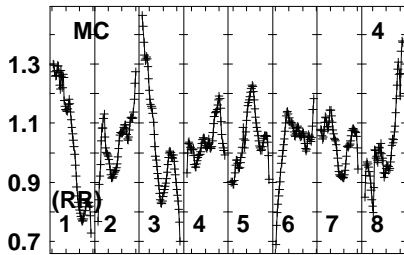
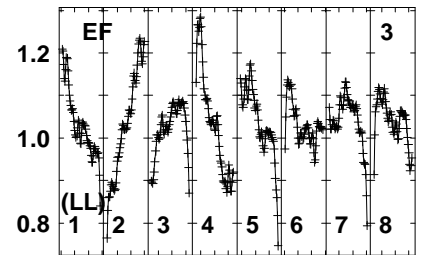
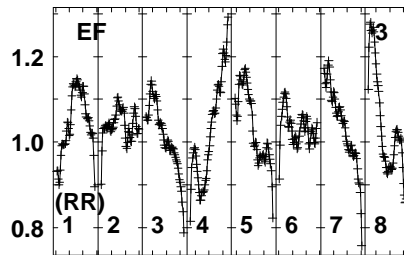
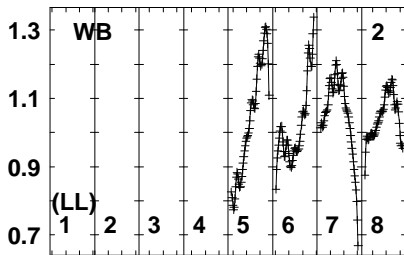
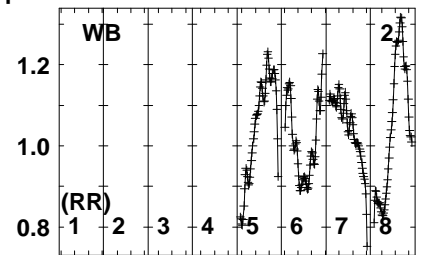
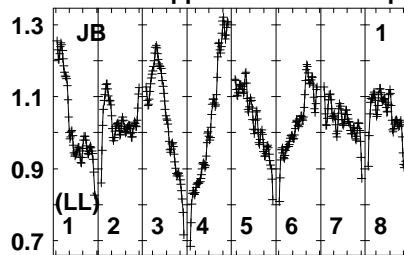
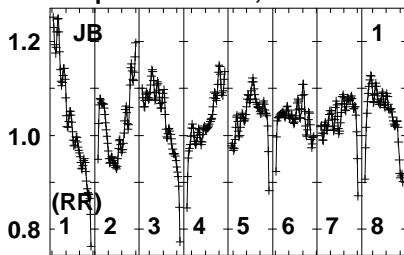


Lower frame: Real Jy
Auto-corr total-power spectrum Antenna: *
Timerange: 00/09:48:51 to 00/09:49:59

Plot file version 57 created 27-JUN-2022 14:45:31

P0648 EA065H.UVDATA.1

Freq = 4.7990 GHz, Bw = 32.000 MH No calibration applied and no bandpass applied



480083048709009309605005030
FREQ MHz

480083048709009309605005030
FREQ MHz

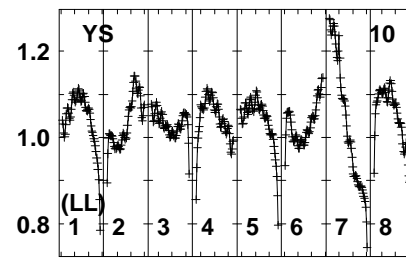
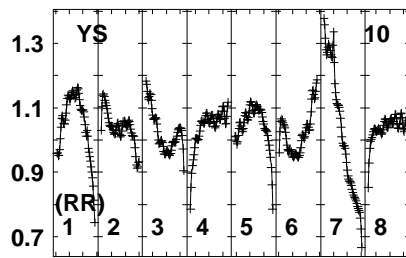
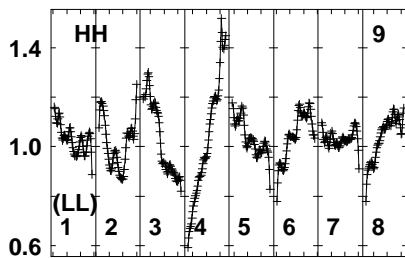
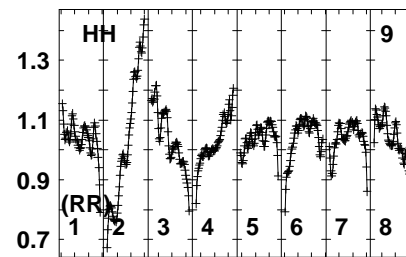
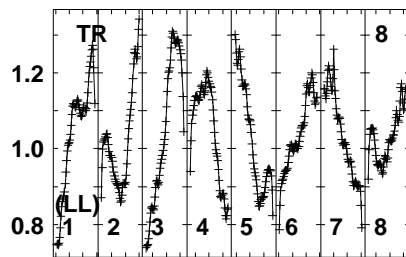
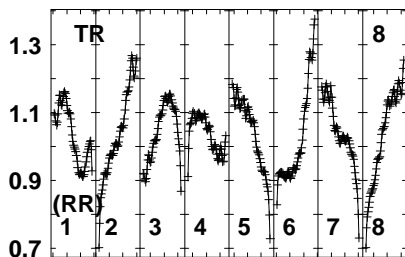
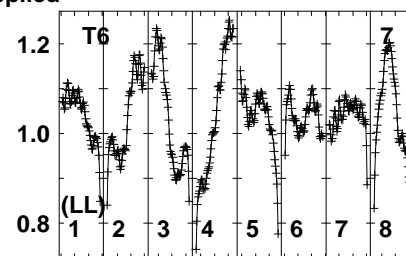
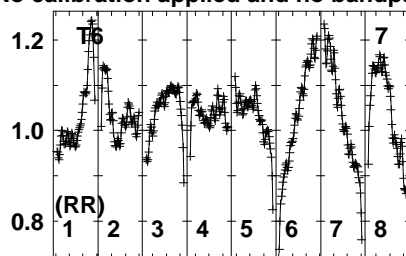
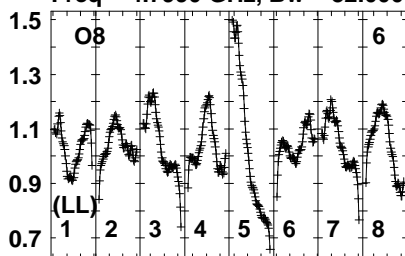
480083048709009309605005030
FREQ MHz

Lower frame: Real Jy
Auto-corr total-power spectrum Antenna: *
Timerange: 00/09:50:01 to 00/09:52:19

Plot file version 58 created 27-JUN-2022 14:45:31

P0648 EA065H.UVDATA.1

Freq = 4.7990 GHz, Bw = 32.000 MH No calibration applied and no bandpass applied



480083048709009309605005030
FREQ MHz

480083048709009309605005030
FREQ MHz

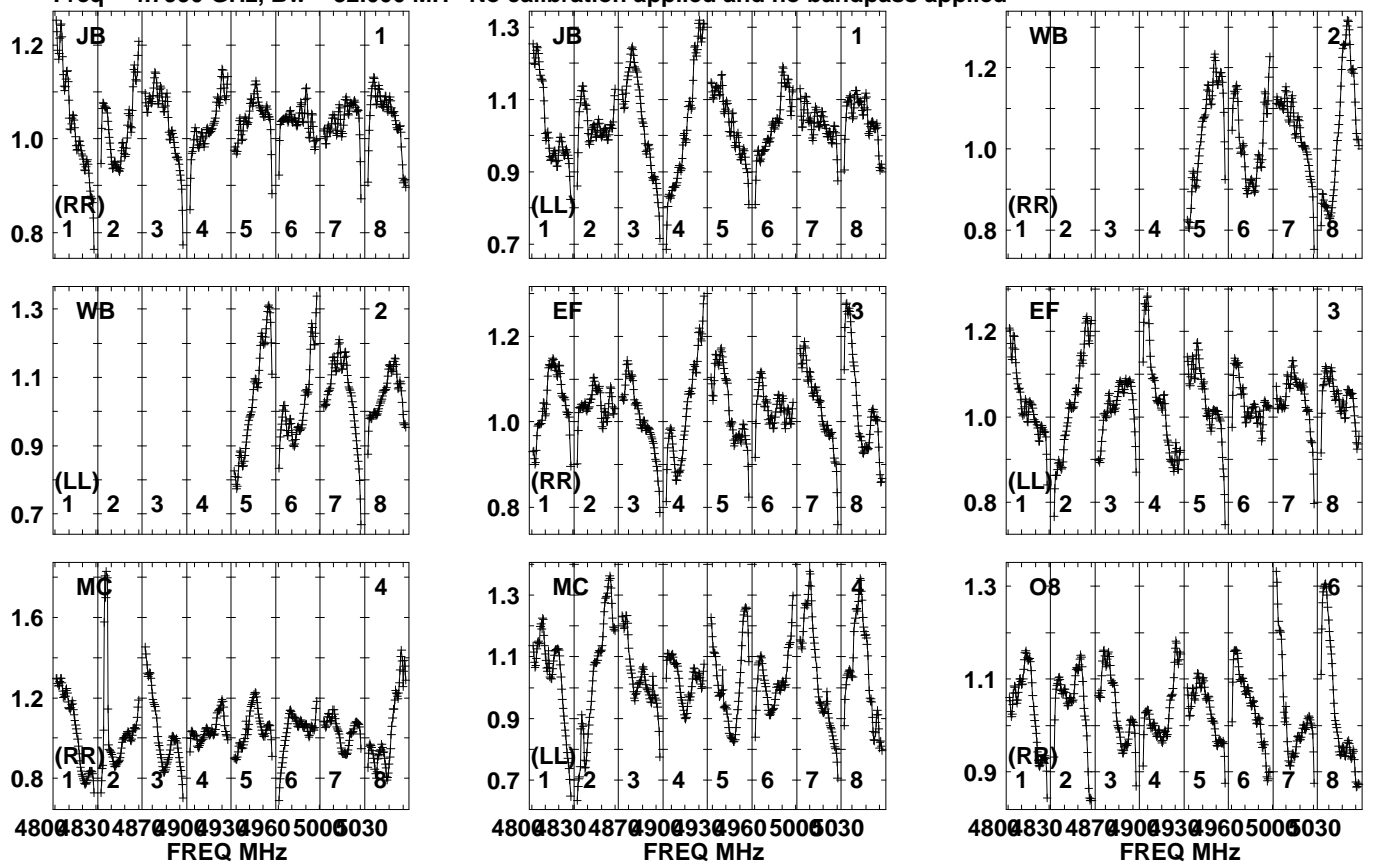
480083048709009309605005030
FREQ MHz

Lower frame: Real Jy
Auto-corr total-power spectrum Antenna: *
Timerange: 00/09:50:01 to 00/09:52:19

Plot file version 59 created 27-JUN-2022 14:45:31

J0653+0403 EA065H.UVDATA.1

Freq = 4.7990 GHz, Bw = 32.000 MH No calibration applied and no bandpass applied

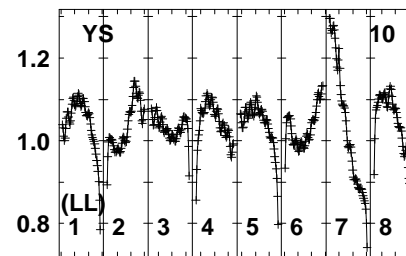
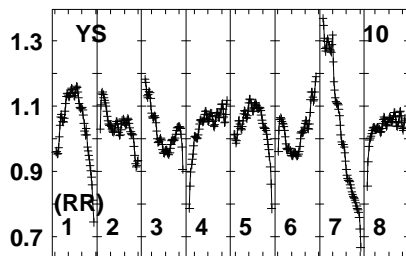
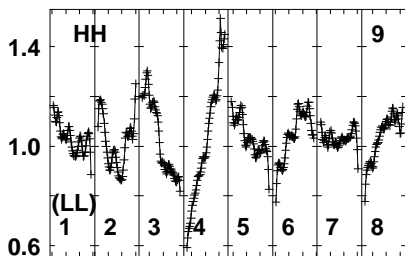
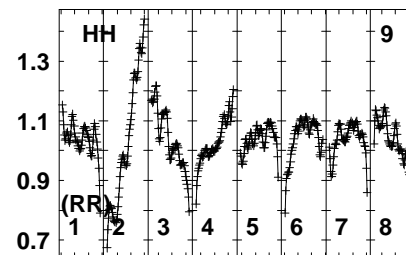
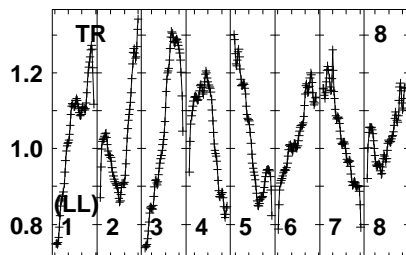
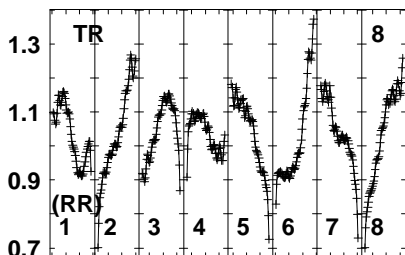
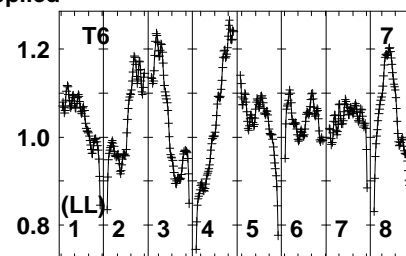
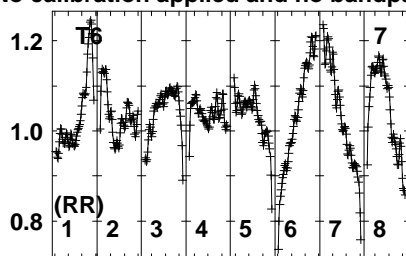
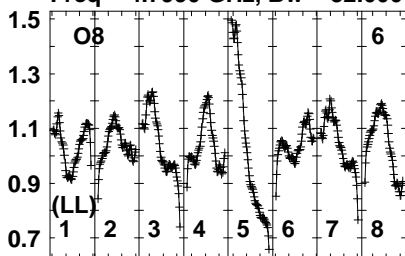


Lower frame: Real Jy
Auto-corr total-power spectrum Antenna: *
Timerange: 00/09:53:01 to 00/09:53:59

Plot file version 60 created 27-JUN-2022 14:45:31

J0653+0403 EA065H.UVDATA.1

Freq = 4.7990 GHz, Bw = 32.000 MH No calibration applied and no bandpass applied



480083048709009309605005030
FREQ MHz

480083048709009309605005030
FREQ MHz

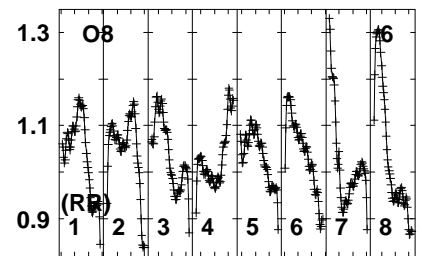
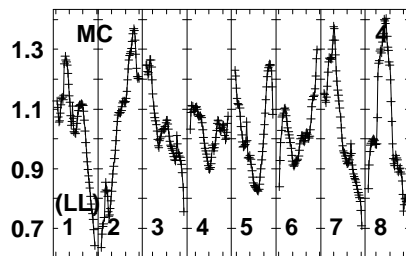
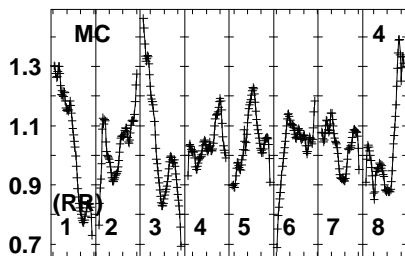
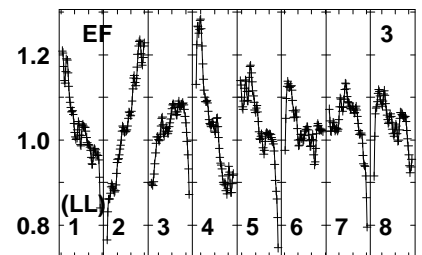
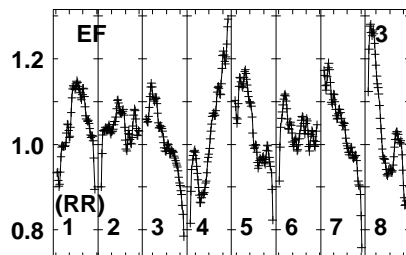
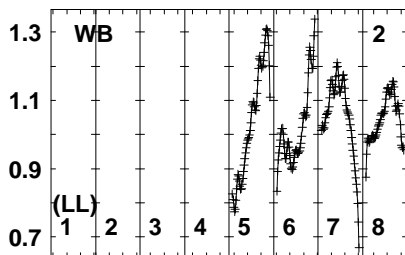
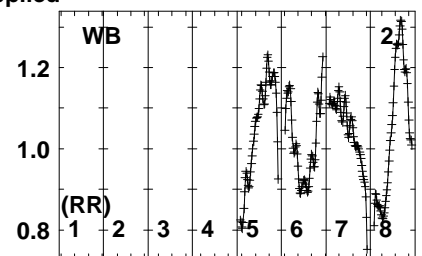
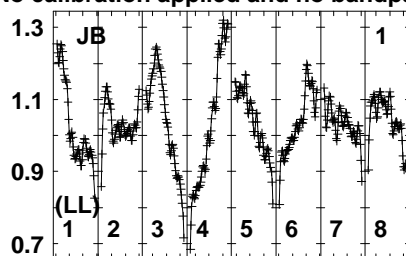
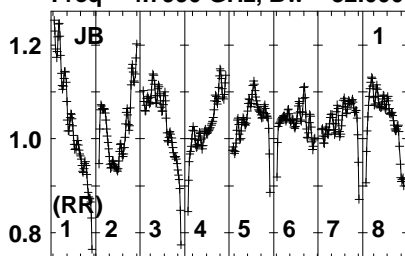
480083048709009309605005030
FREQ MHz

Lower frame: Real Jy
Auto-corr total-power spectrum Antenna: *
Timerange: 00/09:53:01 to 00/09:53:59

Plot file version 61 created 27-JUN-2022 14:45:31

P0648 EA065H.UVDATA.1

Freq = 4.7990 GHz, Bw = 32.000 MH No calibration applied and no bandpass applied



480083048709009309605005030
FREQ MHz

480083048709009309605005030
FREQ MHz

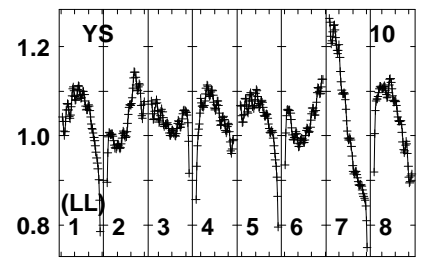
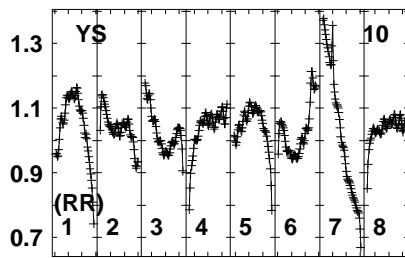
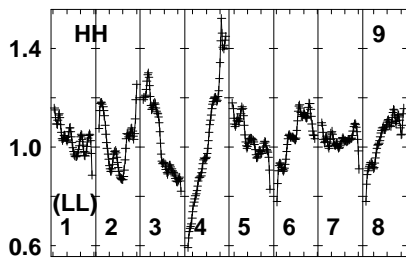
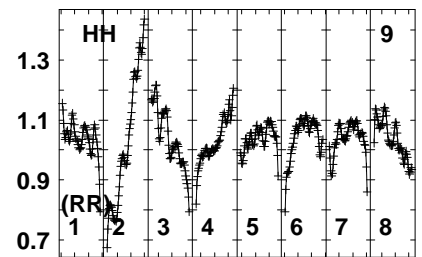
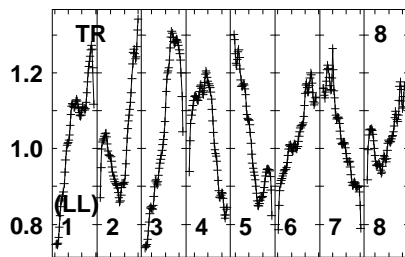
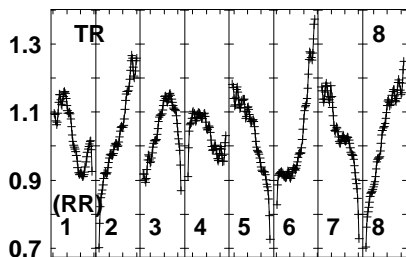
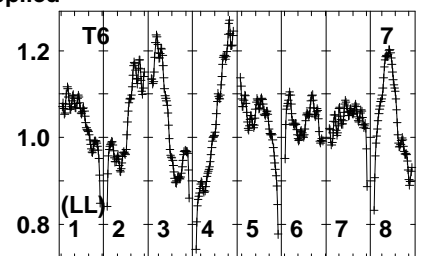
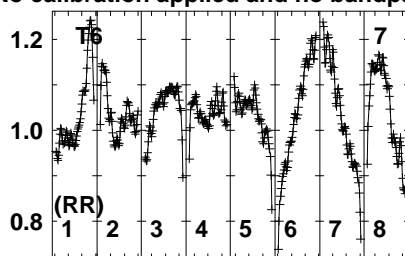
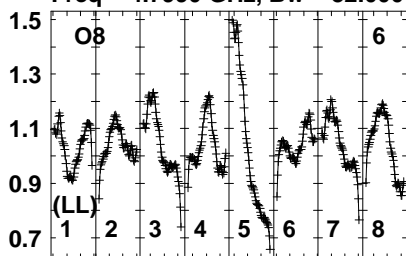
480083048709009309605005030
FREQ MHz

Lower frame: Real Jy
Auto-corr total-power spectrum Antenna: *
Timerange: 00/09:54:01 to 00/09:56:19

Plot file version 62 created 27-JUN-2022 14:45:31

P0648 EA065H.UVDATA.1

Freq = 4.7990 GHz, Bw = 32.000 MH No calibration applied and no bandpass applied



480083048709009309605005030
FREQ MHz

480083048709009309605005030
FREQ MHz

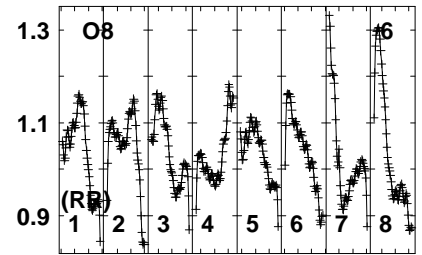
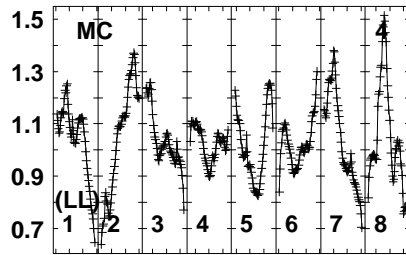
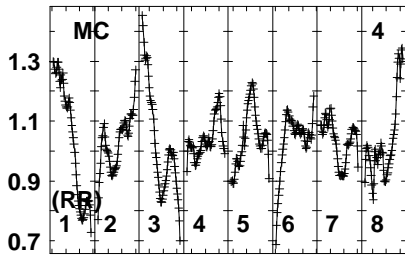
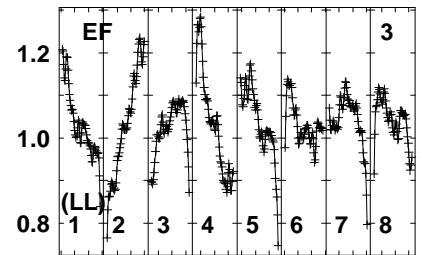
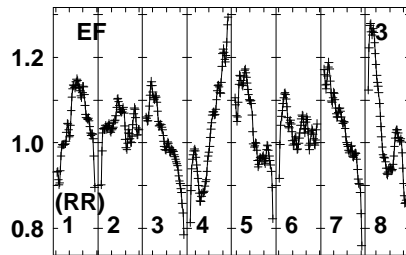
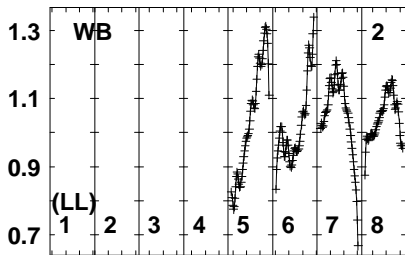
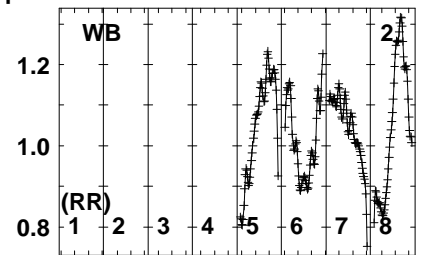
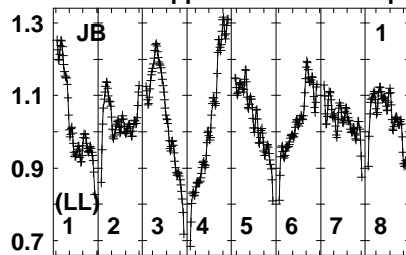
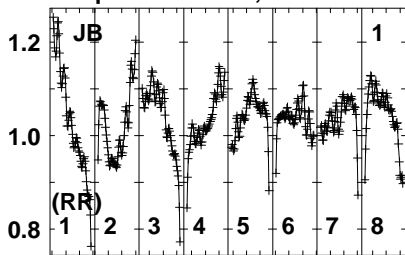
480083048709009309605005030
FREQ MHz

Lower frame: Real Jy
Auto-corr total-power spectrum Antenna: *
Timerange: 00/09:54:01 to 00/09:56:19

Plot file version 63 created 27-JUN-2022 14:45:32

J0653+0403 EA065H.UVDATA.1

Freq = 4.7990 GHz, Bw = 32.000 MH No calibration applied and no bandpass applied



480083048709009309605005030
FREQ MHz

480083048709009309605005030
FREQ MHz

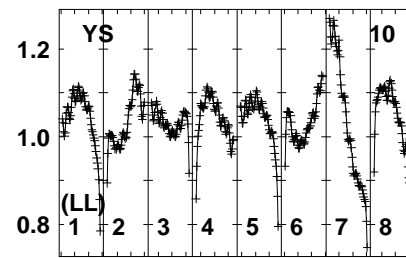
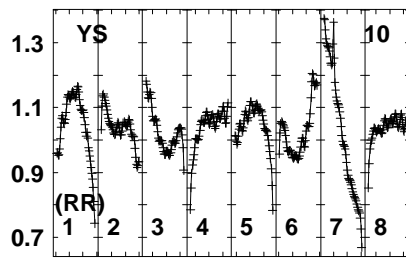
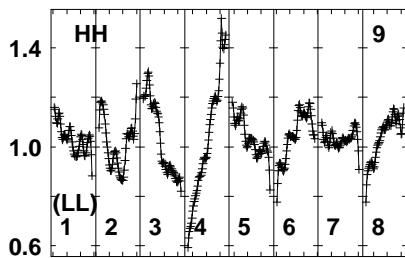
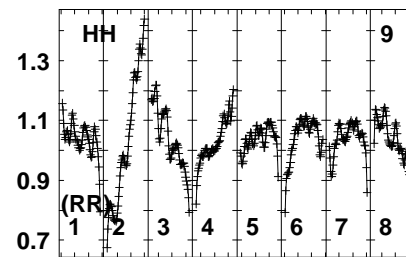
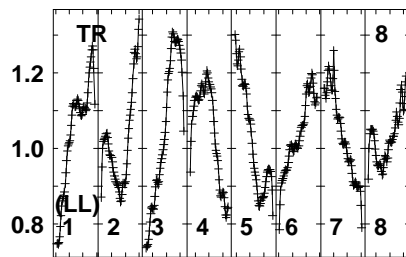
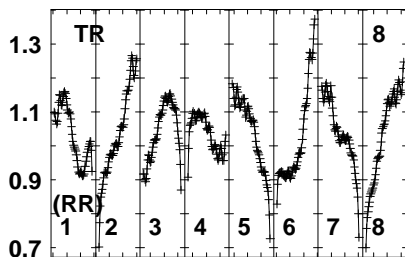
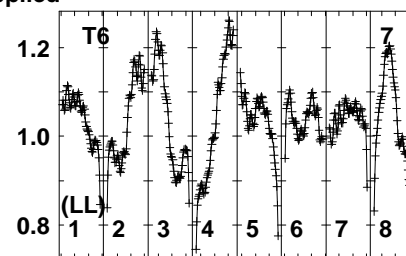
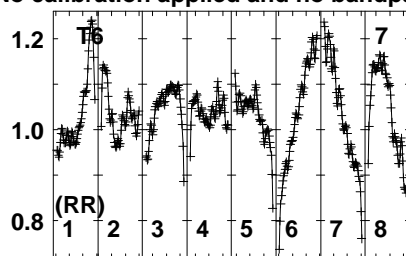
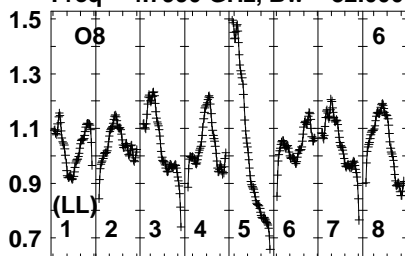
480083048709009309605005030
FREQ MHz

Lower frame: Real Jy
Auto-corr total-power spectrum Antenna: *
Timerange: 00/09:56:21 to 00/09:57:29

Plot file version 64 created 27-JUN-2022 14:45:32

J0653+0403 EA065H.UVDATA.1

Freq = 4.7990 GHz, Bw = 32.000 MH No calibration applied and no bandpass applied



480083048709009309605005030
FREQ MHz

480083048709009309605005030
FREQ MHz

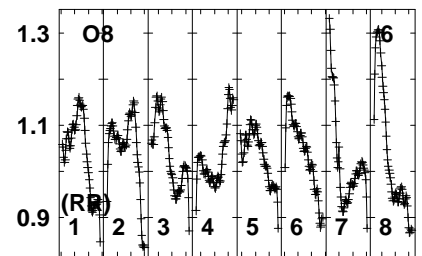
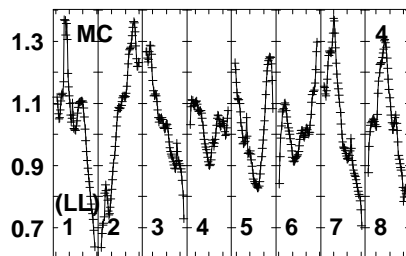
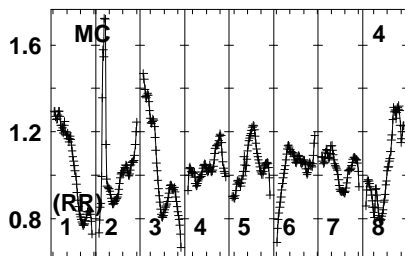
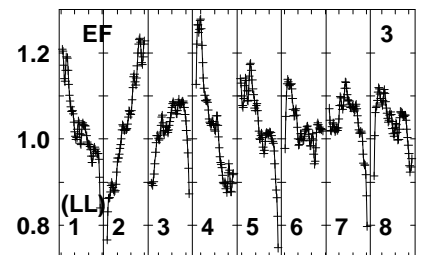
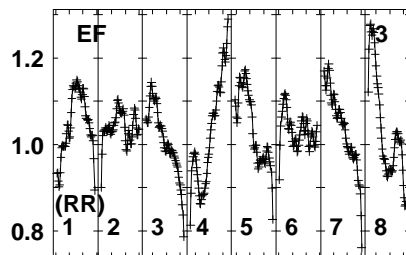
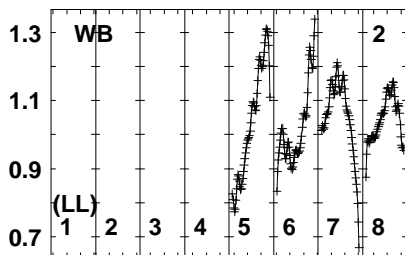
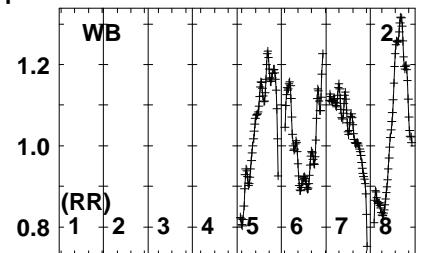
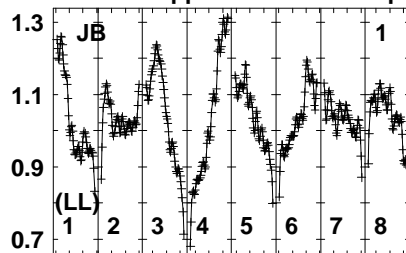
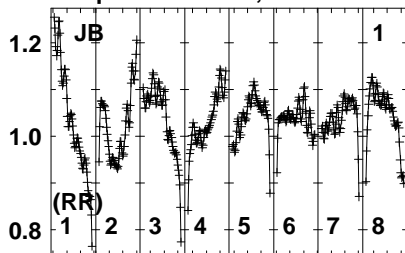
480083048709009309605005030
FREQ MHz

Lower frame: Real Jy
Auto-corr total-power spectrum Antenna: *
Timerange: 00/09:56:21 to 00/09:57:29

Plot file version 65 created 27-JUN-2022 14:45:32

J0641+0420 EA065H.UVDATA.1

Freq = 4.7990 GHz, Bw = 32.000 MH No calibration applied and no bandpass applied



480083048709009309605005030
FREQ MHz

480083048709009309605005030
FREQ MHz

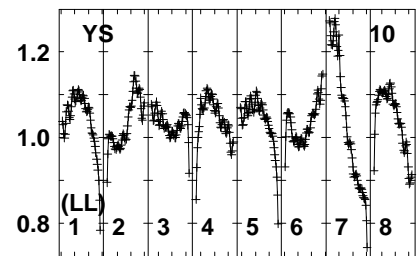
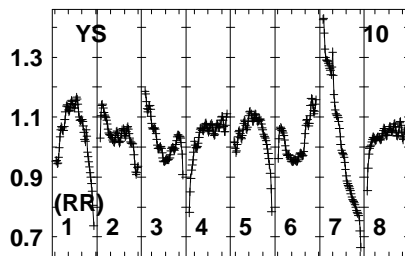
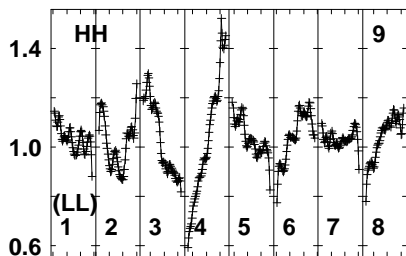
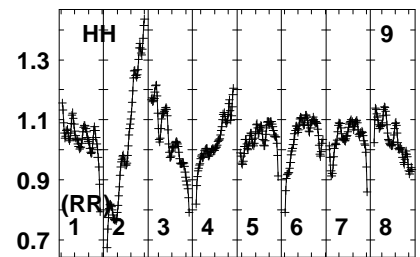
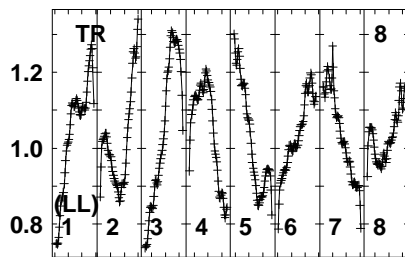
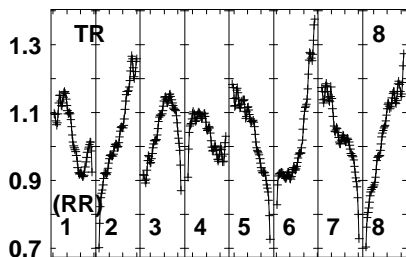
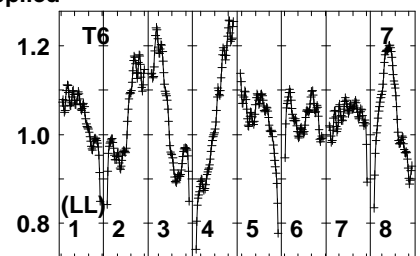
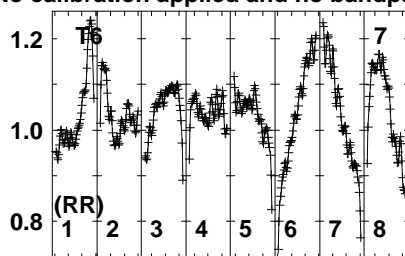
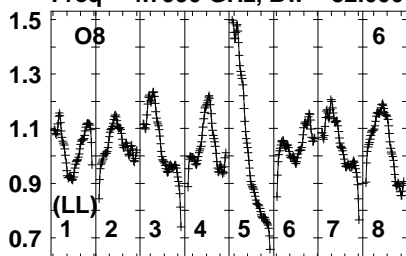
480083048709009309605005030
FREQ MHz

Lower frame: Real Jy
Auto-corr total-power spectrum Antenna: *
Timerange: 00/09:57:31 to 00/09:59:19

Plot file version 66 created 27-JUN-2022 14:45:32

J0641+0420 EA065H.UVDATA.1

Freq = 4.7990 GHz, Bw = 32.000 MH No calibration applied and no bandpass applied



480083048709009309605005030
FREQ MHz

480083048709009309605005030
FREQ MHz

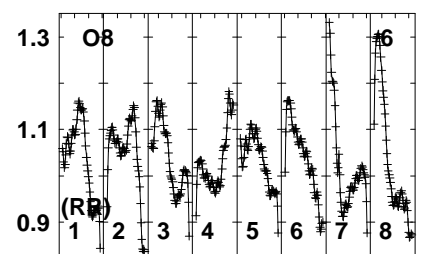
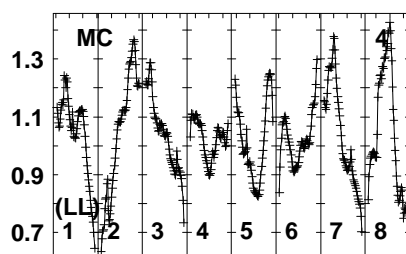
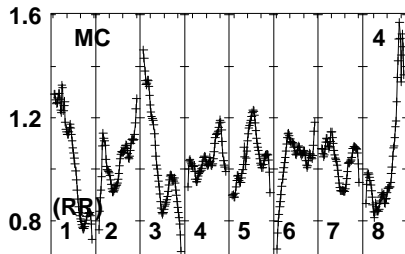
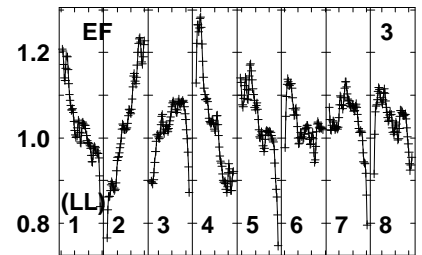
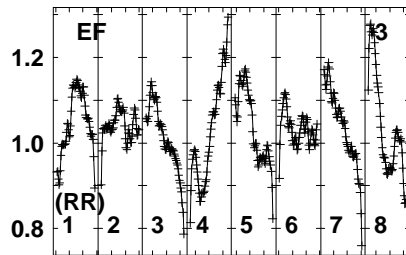
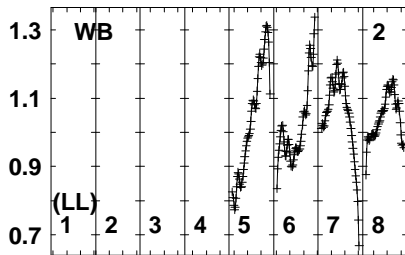
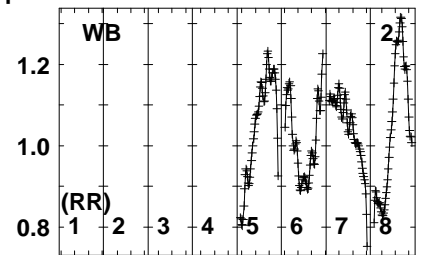
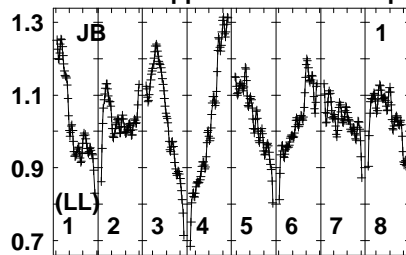
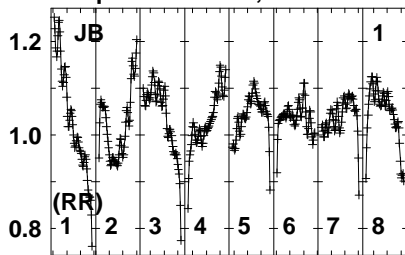
480083048709009309605005030
FREQ MHz

Lower frame: Real Jy
Auto-corr total-power spectrum Antenna: *
Timerange: 00/09:57:31 to 00/09:59:19

Plot file version 67 created 27-JUN-2022 14:45:32

J0653+0403 EA065H.UVDATA.1

Freq = 4.7990 GHz, Bw = 32.000 MH No calibration applied and no bandpass applied



480083048709009309605005030
FREQ MHz

480083048709009309605005030
FREQ MHz

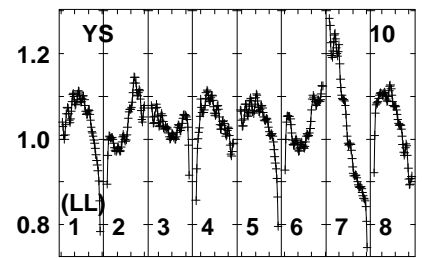
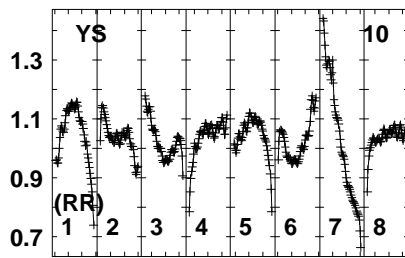
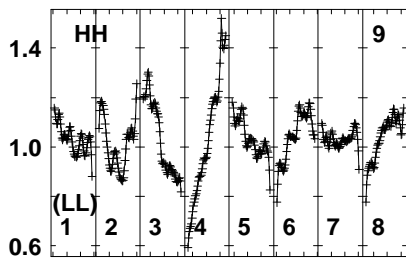
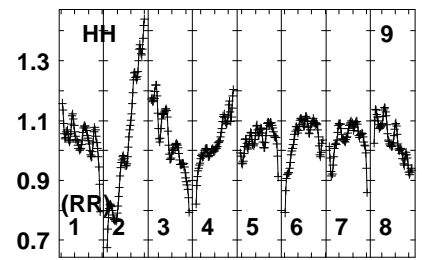
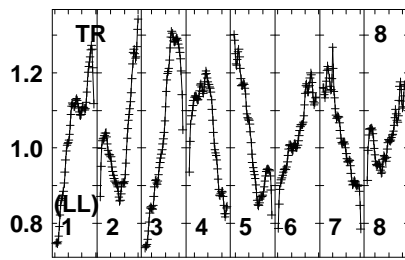
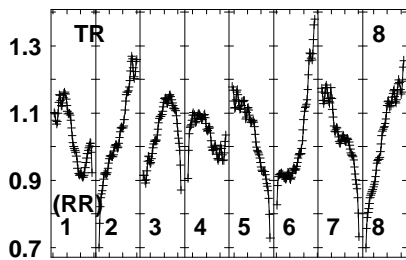
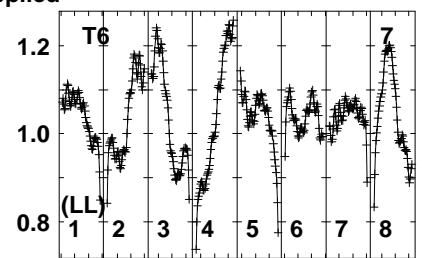
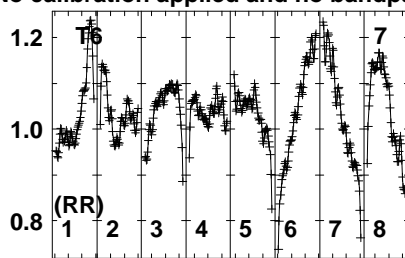
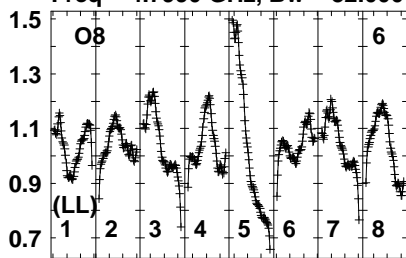
480083048709009309605005030
FREQ MHz

Lower frame: Real Jy
Auto-corr total-power spectrum Antenna: *
Timerange: 00/10:00:01 to 00/10:00:59

Plot file version 68 created 27-JUN-2022 14:45:32

J0653+0403 EA065H.UVDATA.1

Freq = 4.7990 GHz, Bw = 32.000 MH No calibration applied and no bandpass applied



480083048709009309605005030
FREQ MHz

480083048709009309605005030
FREQ MHz

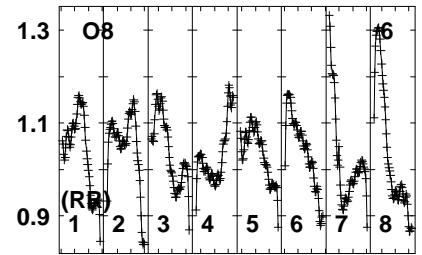
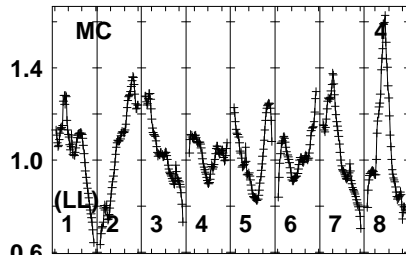
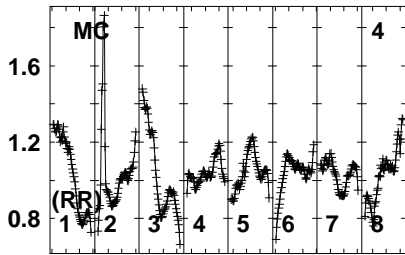
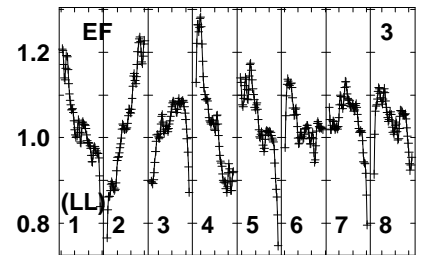
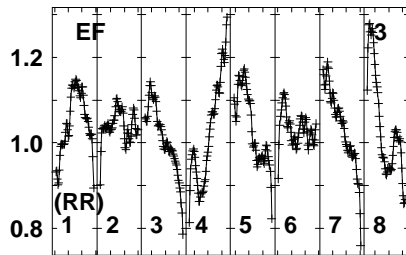
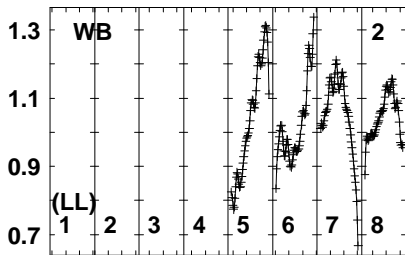
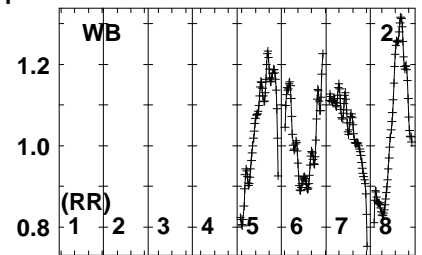
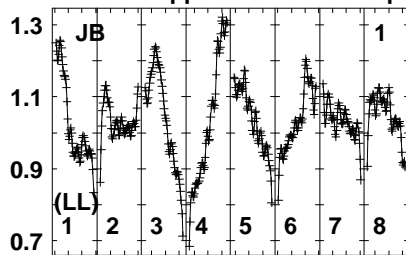
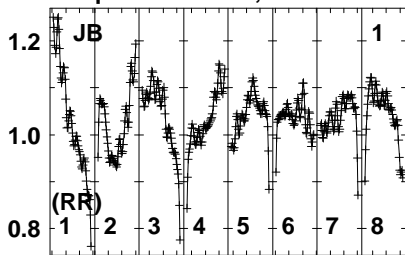
480083048709009309605005030
FREQ MHz

Lower frame: Real Jy
Auto-corr total-power spectrum Antenna: *
Timerange: 00/10:00:01 to 00/10:00:59

Plot file version 69 created 27-JUN-2022 14:45:32

P0648 EA065H.UVDATA.1

Freq = 4.7990 GHz, Bw = 32.000 MH No calibration applied and no bandpass applied



480083048709009309605005030
FREQ MHz

480083048709009309605005030
FREQ MHz

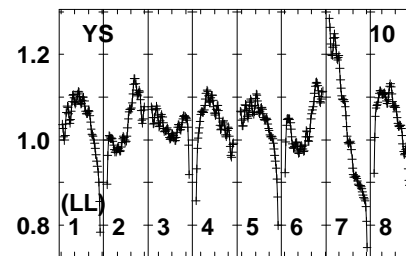
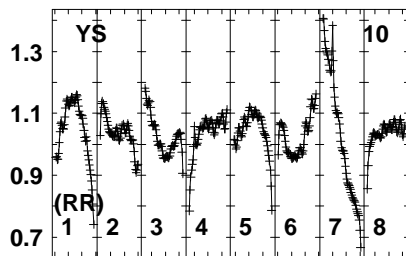
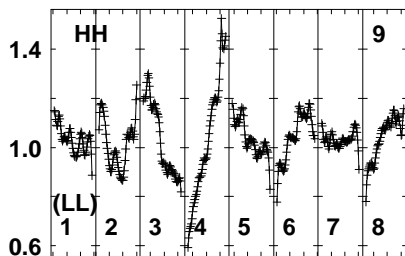
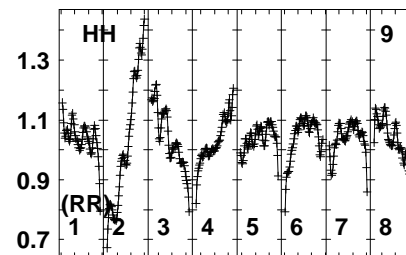
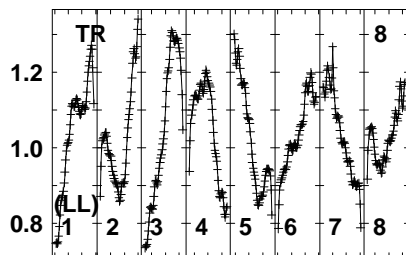
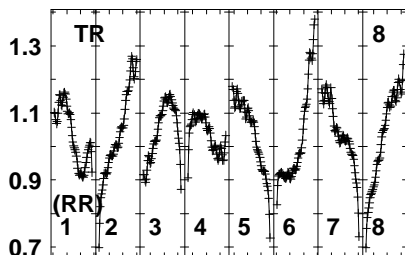
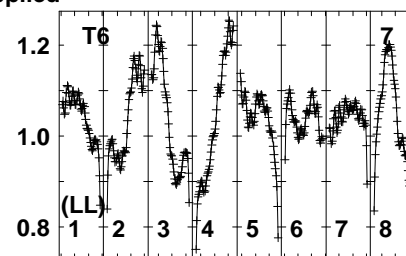
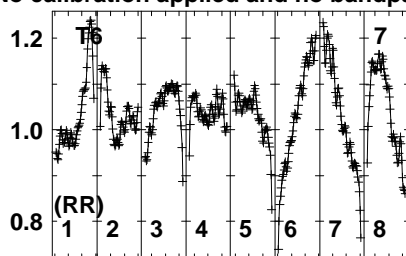
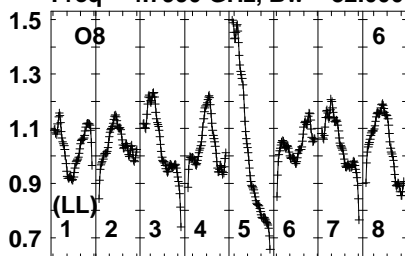
480083048709009309605005030
FREQ MHz

Lower frame: Real Jy
Auto-corr total-power spectrum Antenna: *
Timerange: 00/10:01:01 to 00/10:03:19

Plot file version 70 created 27-JUN-2022 14:45:32

P0648 EA065H.UVDATA.1

Freq = 4.7990 GHz, Bw = 32.000 MH No calibration applied and no bandpass applied



480083048709009309605005030
FREQ MHz

480083048709009309605005030
FREQ MHz

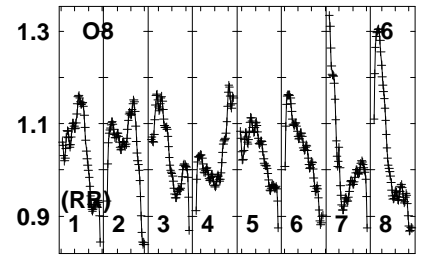
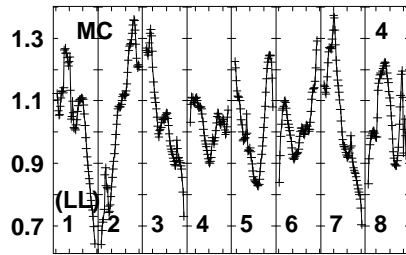
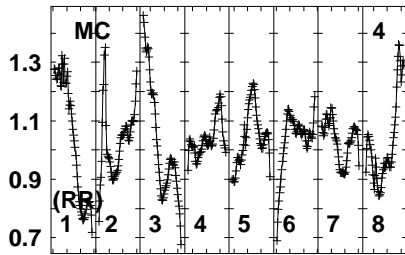
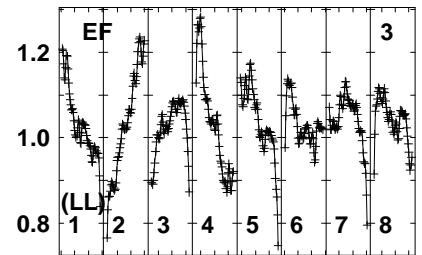
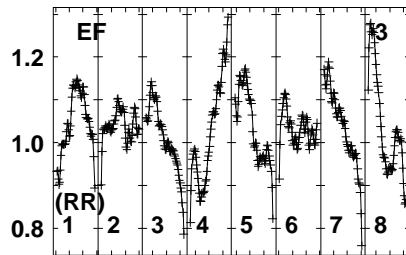
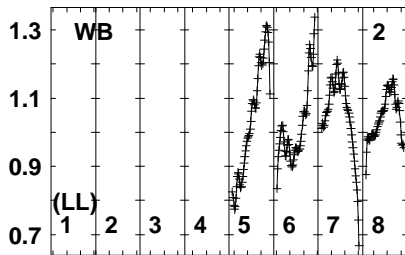
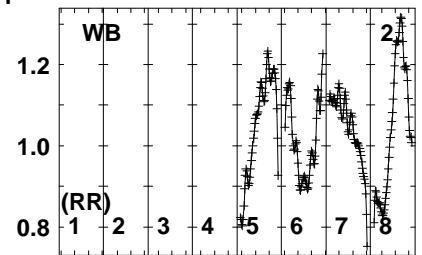
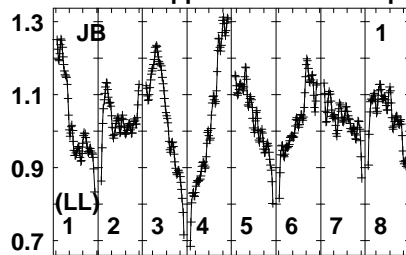
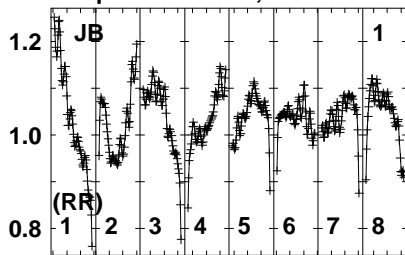
480083048709009309605005030
FREQ MHz

Lower frame: Real Jy
Auto-corr total-power spectrum Antenna: *
Timerange: 00/10:01:01 to 00/10:03:19

Plot file version 71 created 27-JUN-2022 14:45:32

J0653+0403 EA065H.UVDATA.1

Freq = 4.7990 GHz, Bw = 32.000 MH No calibration applied and no bandpass applied



480083048709009309605005030
FREQ MHz

480083048709009309605005030
FREQ MHz

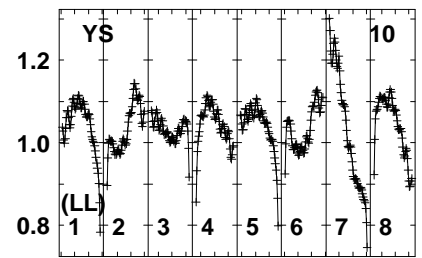
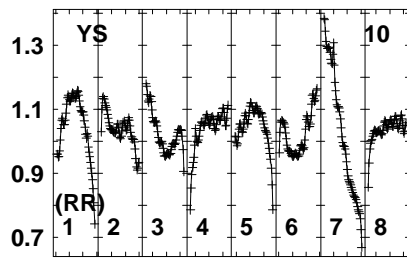
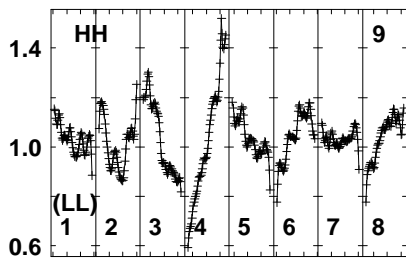
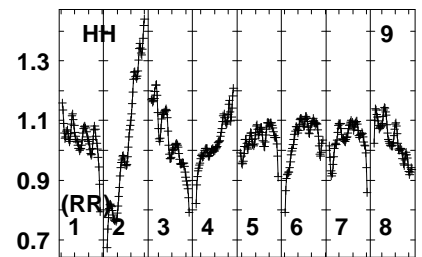
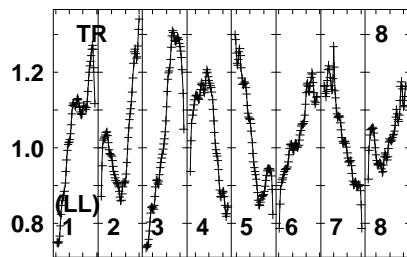
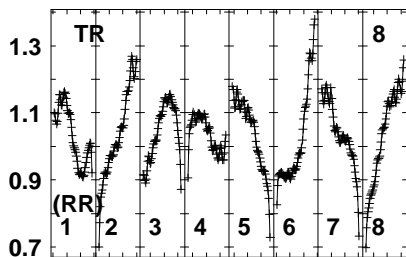
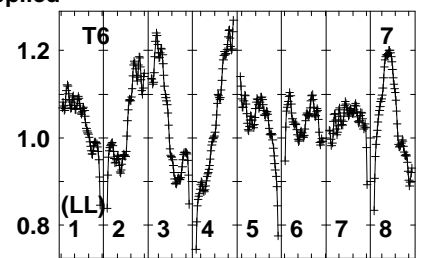
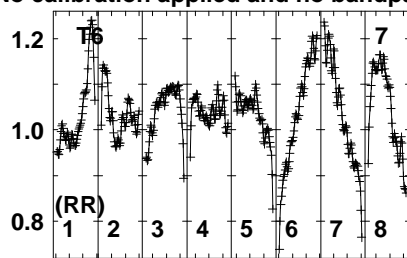
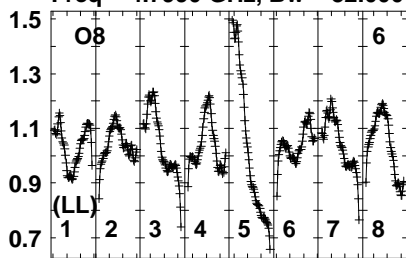
480083048709009309605005030
FREQ MHz

Lower frame: Real Jy
Auto-corr total-power spectrum Antenna: *
Timerange: 00/10/03:21 to 00/10/04:29

Plot file version 72 created 27-JUN-2022 14:45:33

J0653+0403 EA065H.UVDATA.1

Freq = 4.7990 GHz, Bw = 32.000 MH No calibration applied and no bandpass applied



480083048709009309605005030
FREQ MHz

480083048709009309605005030
FREQ MHz

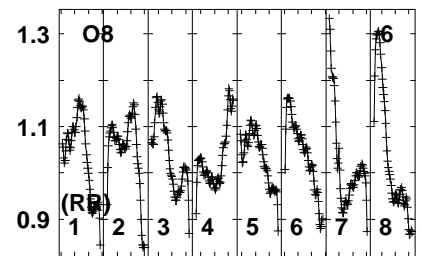
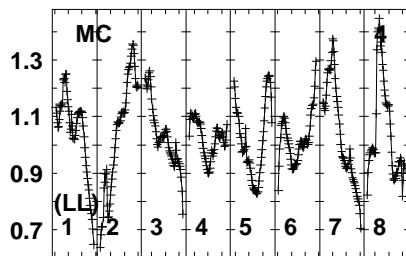
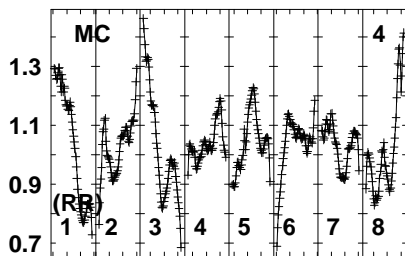
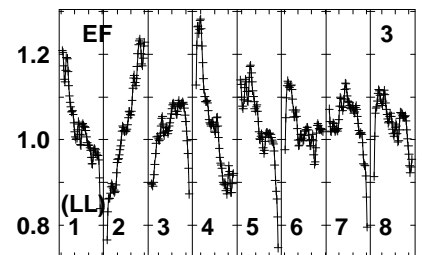
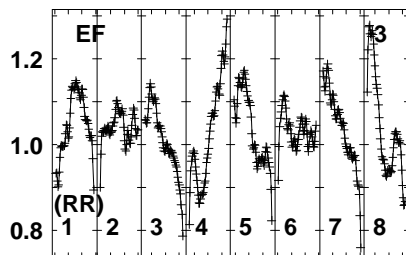
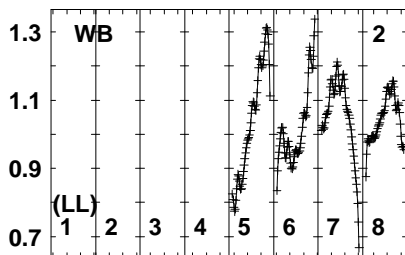
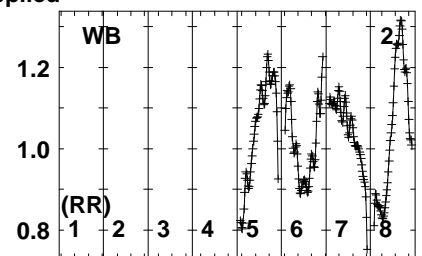
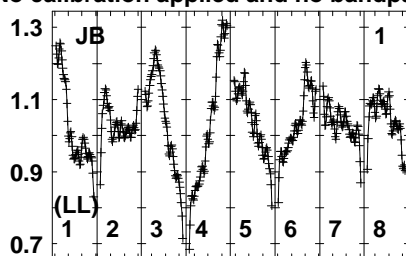
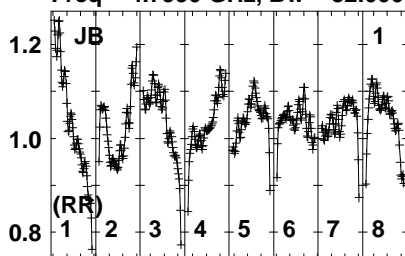
480083048709009309605005030
FREQ MHz

Lower frame: Real Jy
Auto-corr total-power spectrum Antenna: *
Timerange: 00/10:03:21 to 00/10:04:29

Plot file version 73 created 27-JUN-2022 14:45:33

P0648 EA065H.UVDATA.1

Freq = 4.7990 GHz, Bw = 32.000 MH No calibration applied and no bandpass applied



480083048709009309605005030
FREQ MHz

480083048709009309605005030
FREQ MHz

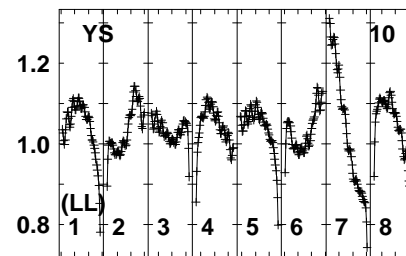
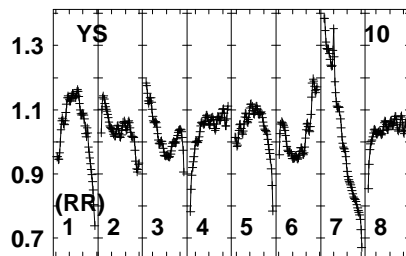
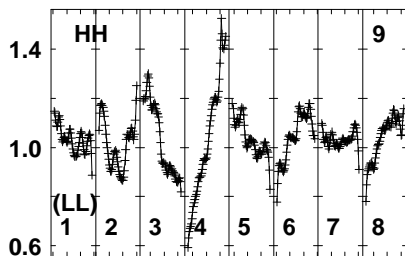
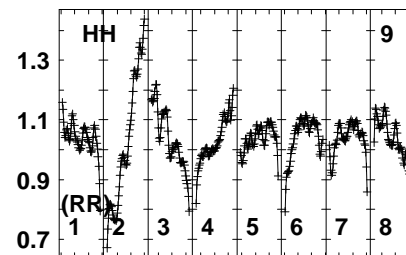
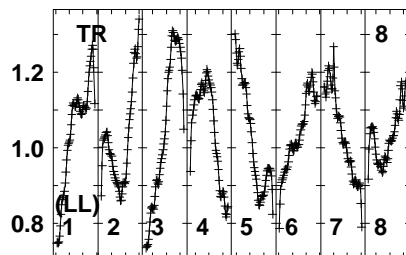
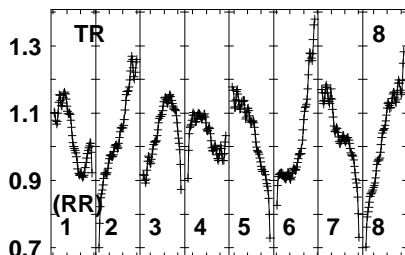
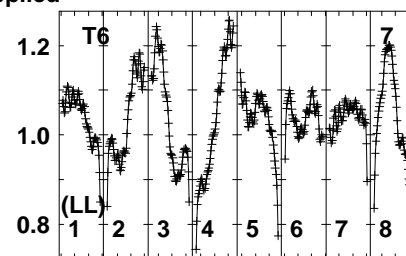
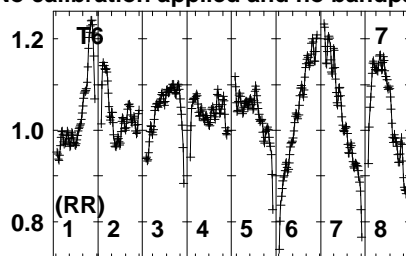
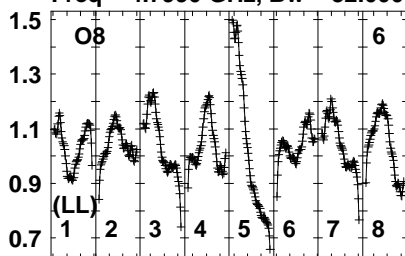
480083048709009309605005030
FREQ MHz

Lower frame: Real Jy
Auto-corr total-power spectrum Antenna: *
Timerange: 00/10:04:31 to 00/10:06:49

Plot file version 74 created 27-JUN-2022 14:45:33

P0648 EA065H.UVDATA.1

Freq = 4.7990 GHz, Bw = 32.000 MH No calibration applied and no bandpass applied



480083048709009309605005030
FREQ MHz

480083048709009309605005030
FREQ MHz

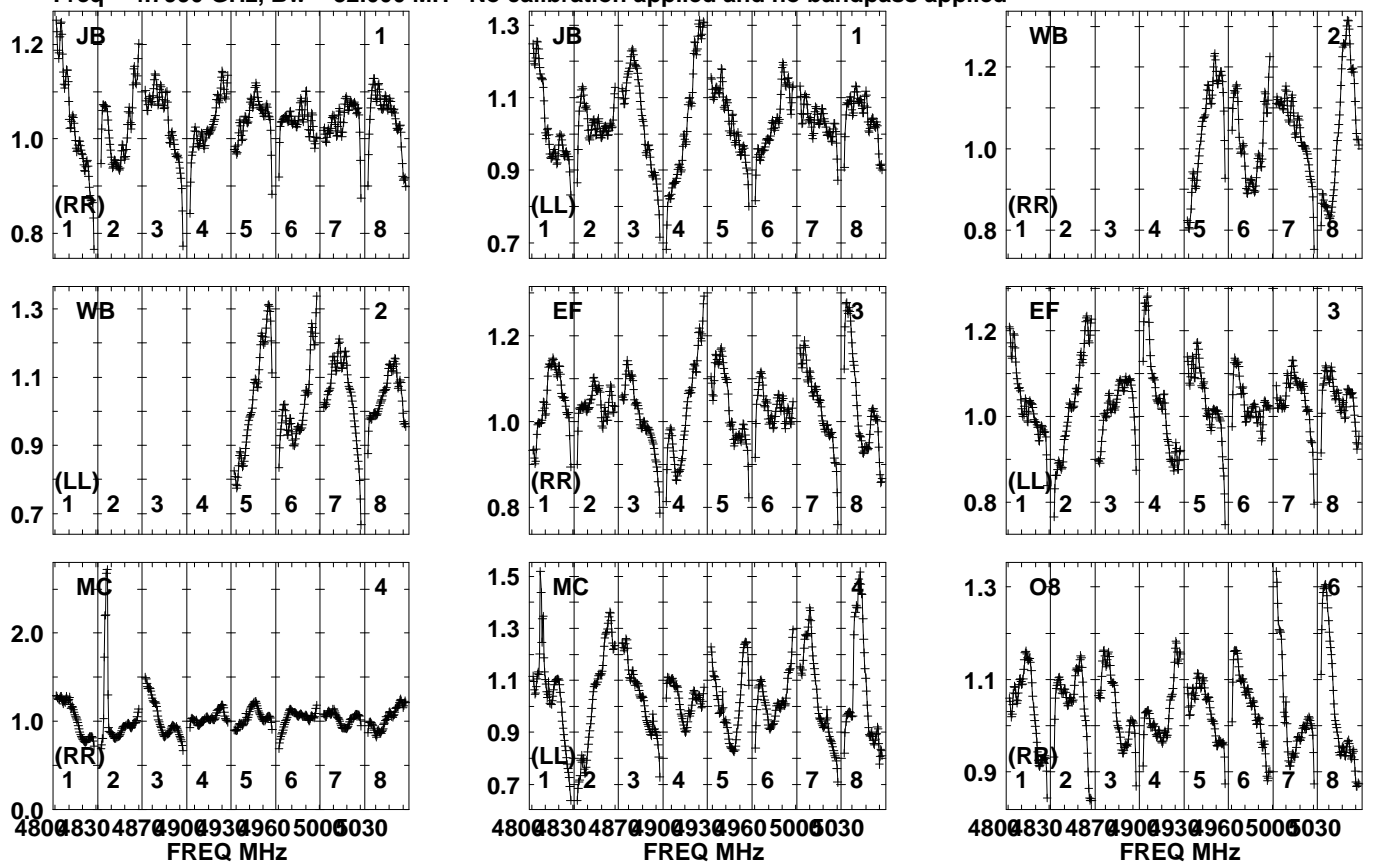
480083048709009309605005030
FREQ MHz

Lower frame: Real Jy
Auto-corr total-power spectrum Antenna: *
Timerange: 00/10:04:31 to 00/10:06:49

Plot file version 75 created 27-JUN-2022 14:45:33

J0653+0403 EA065H.UVDATA.1

Freq = 4.7990 GHz, Bw = 32.000 MH No calibration applied and no bandpass applied

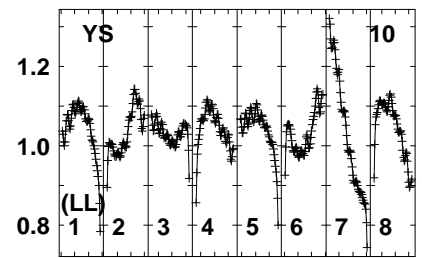
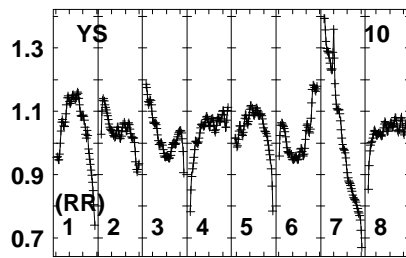
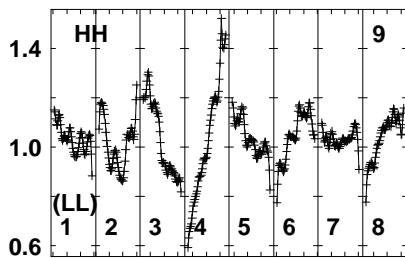
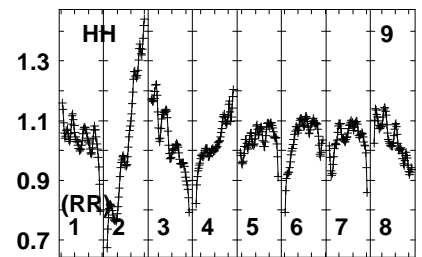
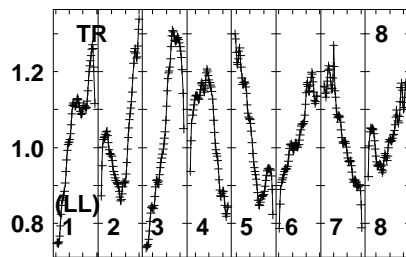
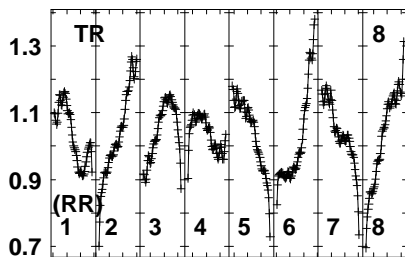
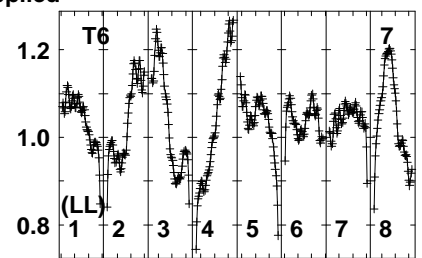
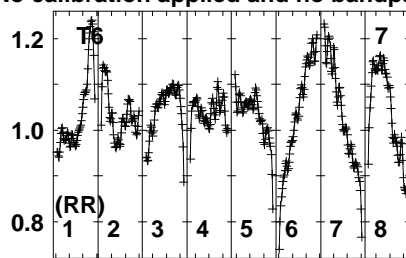
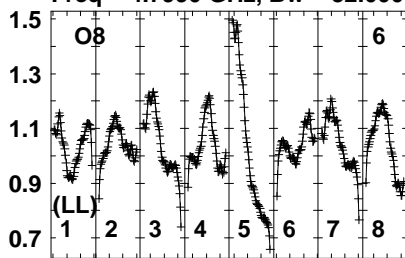


Lower frame: Real Jy
Auto-corr total-power spectrum Antenna: *
Timerange: 00/10:07:31 to 00/10:08:29

Plot file version 76 created 27-JUN-2022 14:45:33

J0653+0403 EA065H.UVDATA.1

Freq = 4.7990 GHz, Bw = 32.000 MH No calibration applied and no bandpass applied



480083048709009309605005030
FREQ MHz

480083048709009309605005030
FREQ MHz

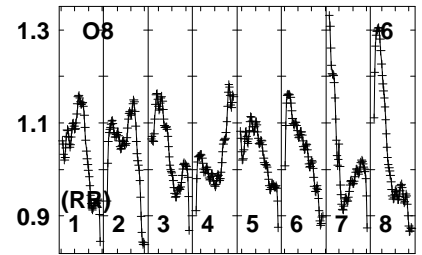
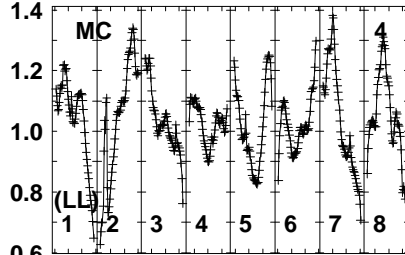
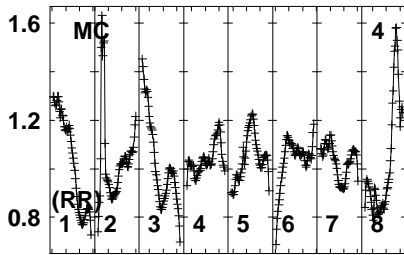
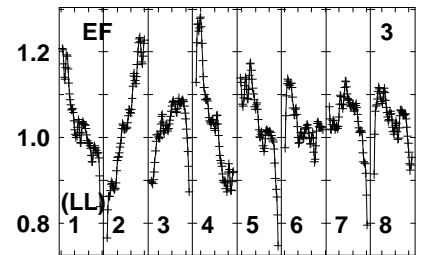
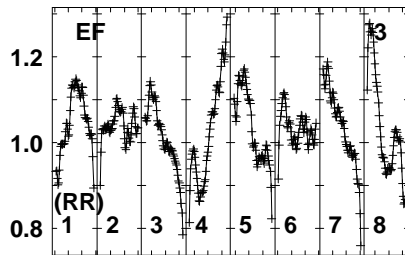
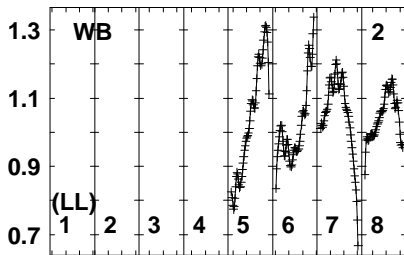
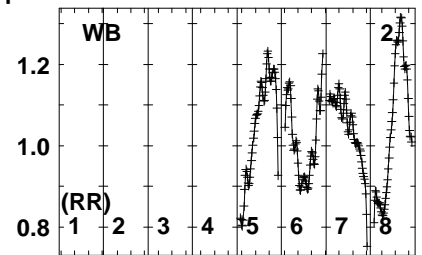
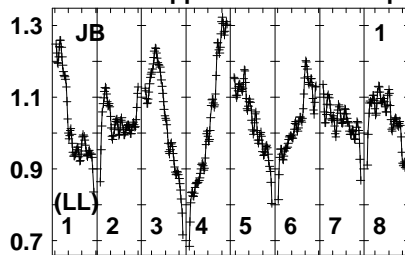
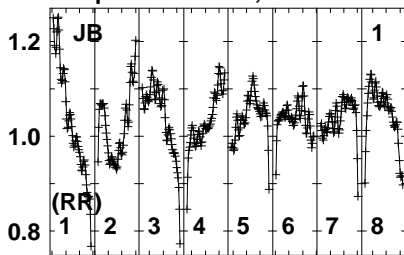
480083048709009309605005030
FREQ MHz

Lower frame: Real Jy
Auto-corr total-power spectrum Antenna: *
Timerange: 00/10:07:31 to 00/10:08:29

Plot file version 77 created 27-JUN-2022 14:45:33

P0648 EA065H.UVDATA.1

Freq = 4.7990 GHz, Bw = 32.000 MH No calibration applied and no bandpass applied



480083048709009309605005030
FREQ MHz

480083048709009309605005030
FREQ MHz

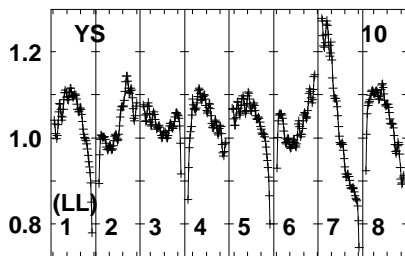
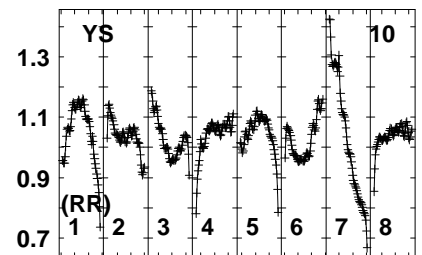
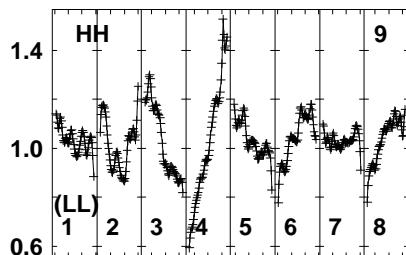
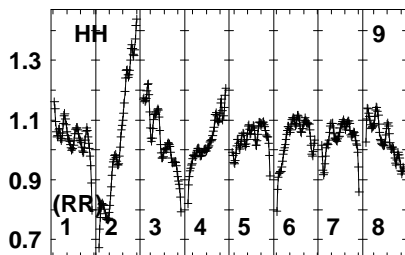
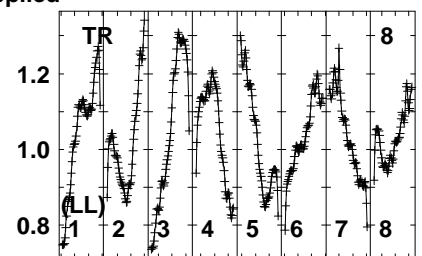
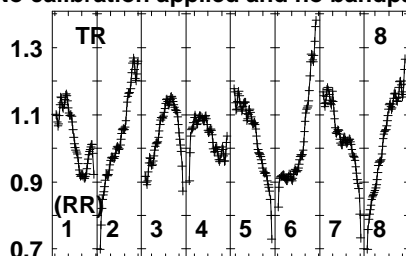
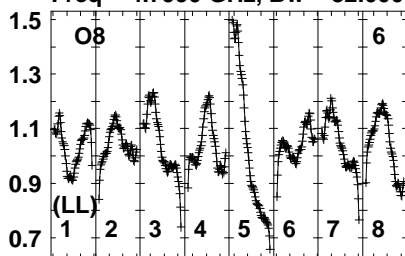
480083048709009309605005030
FREQ MHz

Lower frame: Real Jy
Auto-corr total-power spectrum Antenna: *
Timerange: 00/10:08:31 to 00/10:10:49

Plot file version 78 created 27-JUN-2022 14:45:33

P0648 EA065H.UVDATA.1

Freq = 4.7990 GHz, Bw = 32.000 MH No calibration applied and no bandpass applied



480083048709009309605005030

FREQ MHz

Lower frame: Real Jy

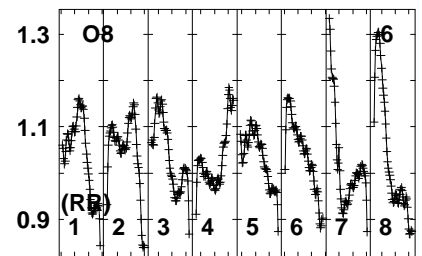
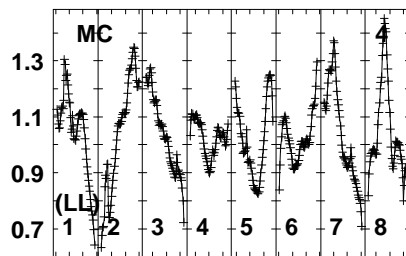
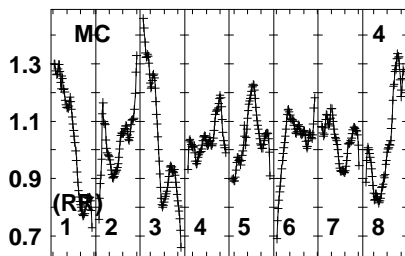
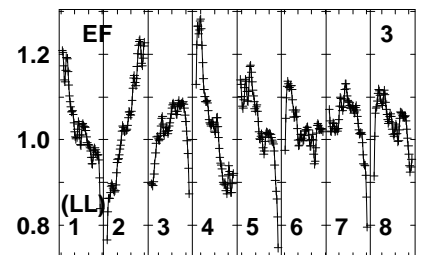
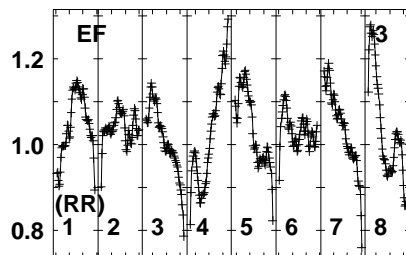
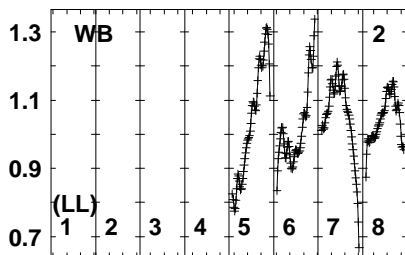
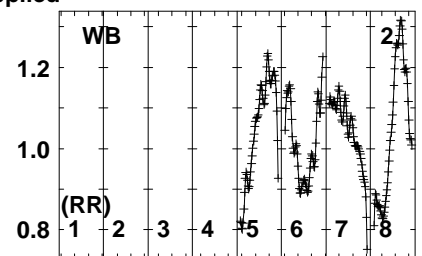
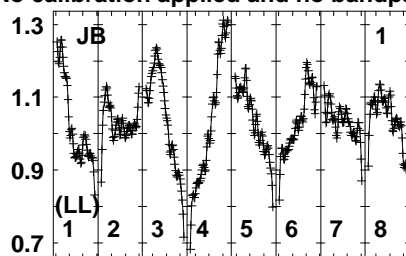
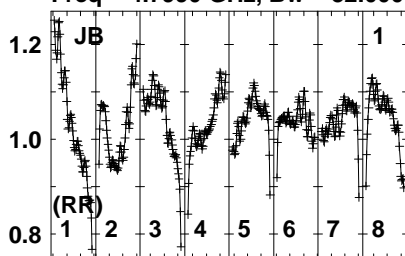
Auto-corr total-power spectrum Antenna: *

Timerange: 00/10:08:31 to 00/10:10:49

Plot file version 79 created 27-JUN-2022 14:45:33

J0653+0403 EA065H.UVDATA.1

Freq = 4.7990 GHz, Bw = 32.000 MH No calibration applied and no bandpass applied



480083048709009309605005030
FREQ MHz

480083048709009309605005030
FREQ MHz

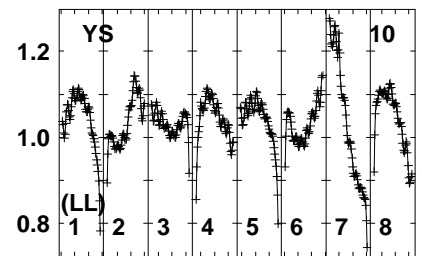
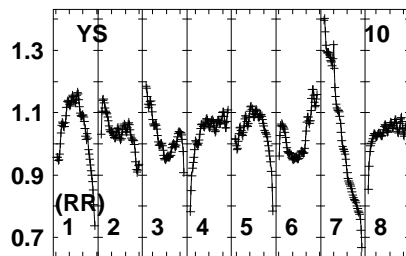
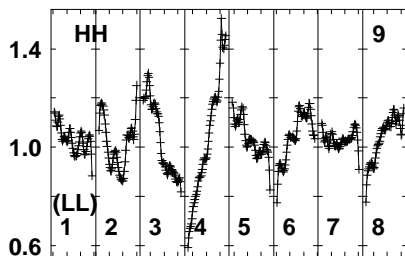
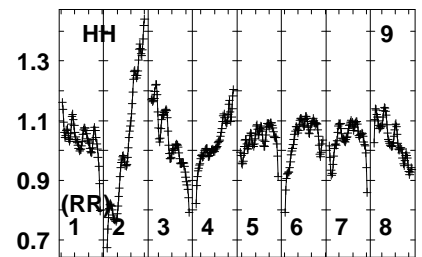
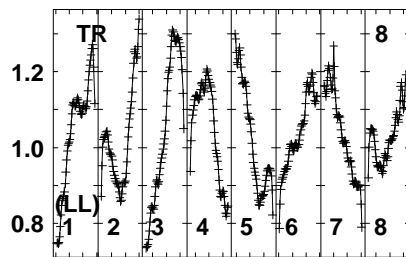
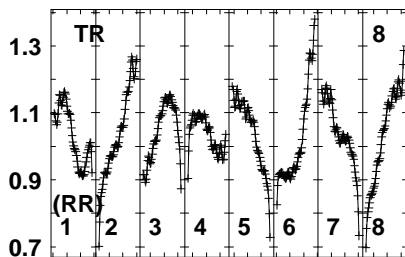
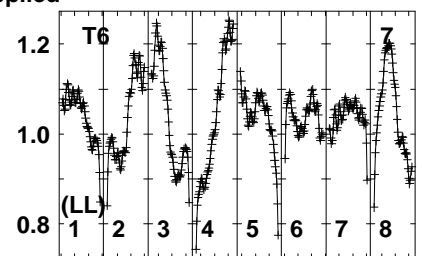
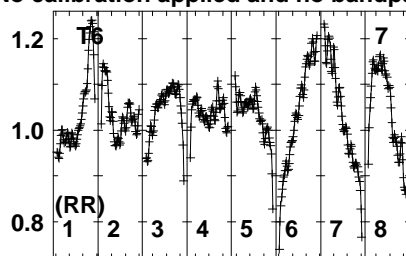
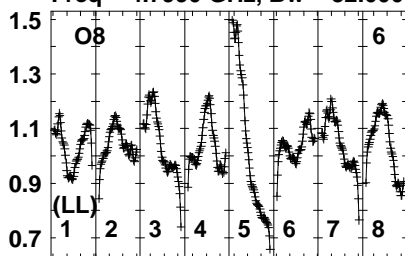
480083048709009309605005030
FREQ MHz

Lower frame: Real Jy
Auto-corr total-power spectrum Antenna: *
Timerange: 00/10:10:51 to 00/10:11:59

Plot file version 80 created 27-JUN-2022 14:45:33

J0653+0403 EA065H.UVDATA.1

Freq = 4.7990 GHz, Bw = 32.000 MH No calibration applied and no bandpass applied



480083048709009309605005030
FREQ MHz

480083048709009309605005030
FREQ MHz

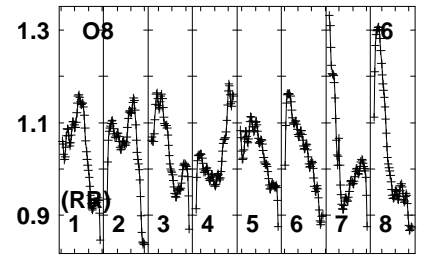
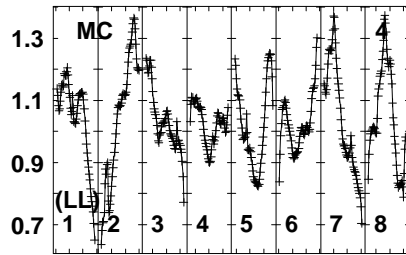
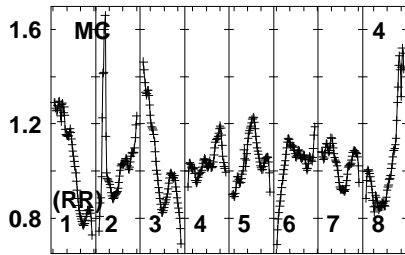
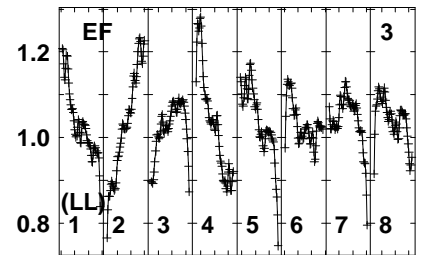
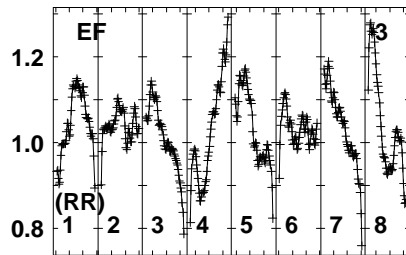
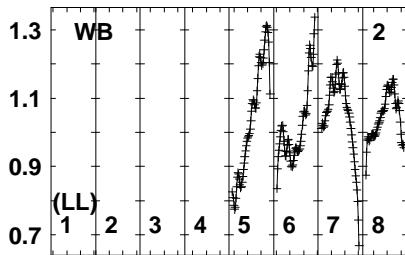
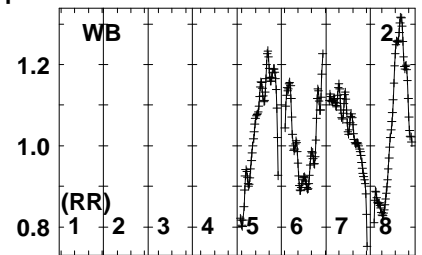
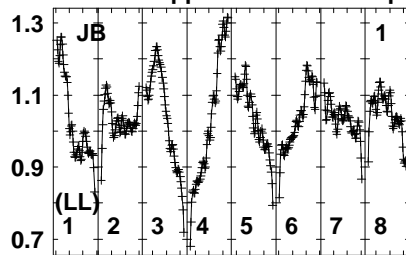
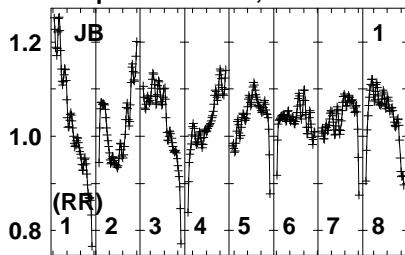
480083048709009309605005030
FREQ MHz

Lower frame: Real Jy
Auto-corr total-power spectrum Antenna: *
Timerange: 00/10:10:51 to 00/10:11:59

Plot file version 81 created 27-JUN-2022 14:45:34

J0641+0420 EA065H.UVDATA.1

Freq = 4.7990 GHz, Bw = 32.000 MH No calibration applied and no bandpass applied



480083048709009309605005030
FREQ MHz

480083048709009309605005030
FREQ MHz

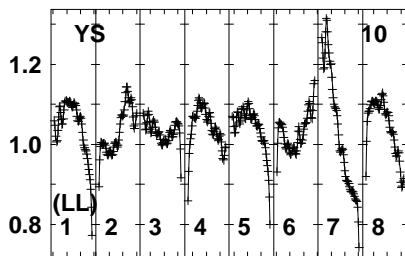
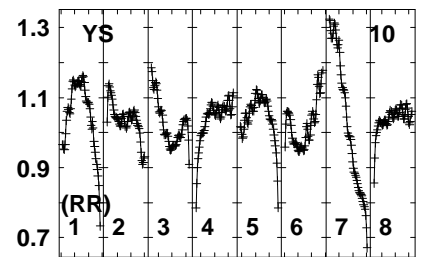
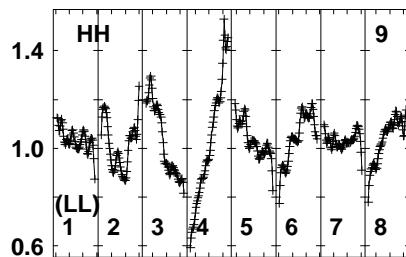
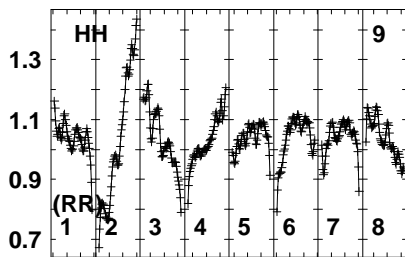
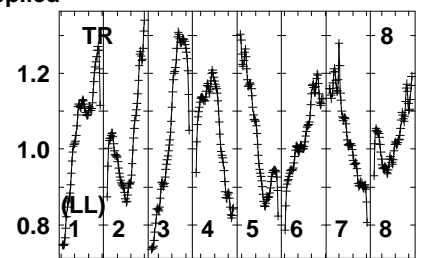
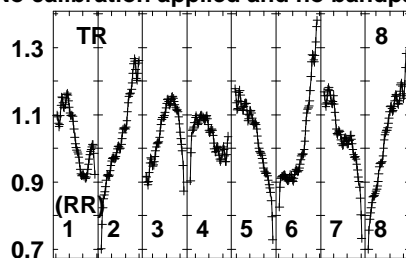
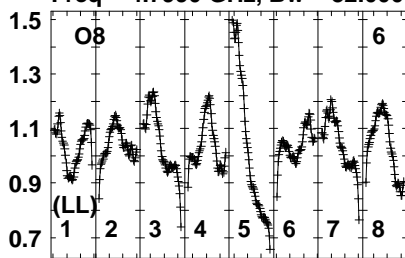
480083048709009309605005030
FREQ MHz

Lower frame: Real Jy
Auto-corr total-power spectrum Antenna: *
Timerange: 00/10:12:01 to 00/10:13:49

Plot file version 82 created 27-JUN-2022 14:45:34

J0641+0420 EA065H.UVDATA.1

Freq = 4.7990 GHz, Bw = 32.000 MH No calibration applied and no bandpass applied



480083048709009309605005030

FREQ MHz

Lower frame: Real Jy

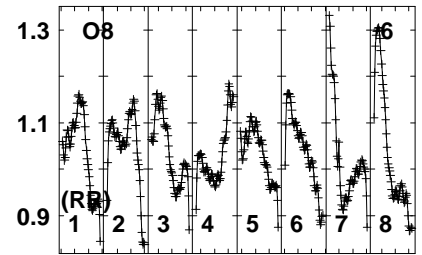
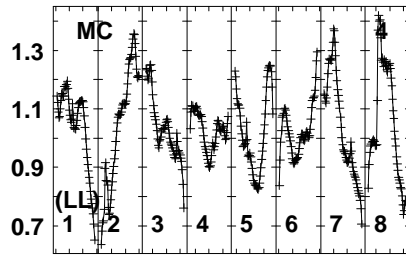
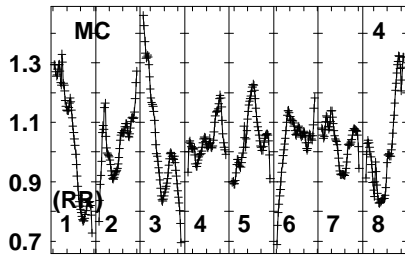
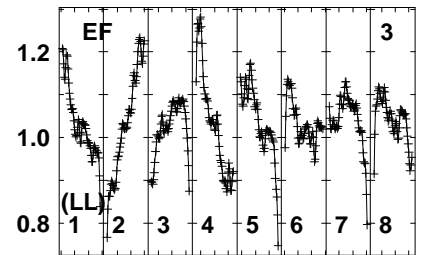
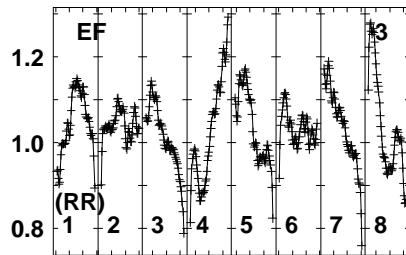
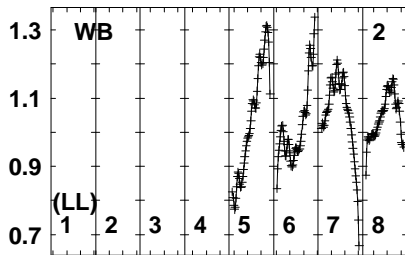
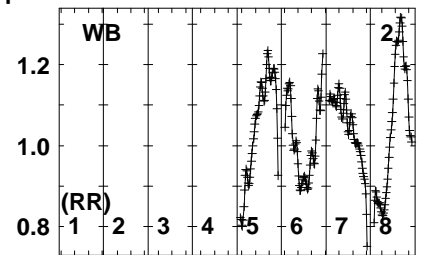
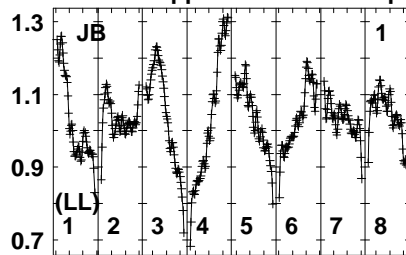
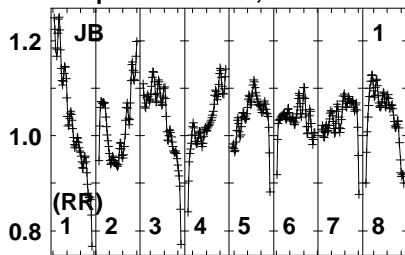
Auto-corr total-power spectrum Antenna: *

Timerange: 00/10:12:01 to 00/10:13:49

Plot file version 83 created 27-JUN-2022 14:45:34

J0653+0403 EA065H.UVDATA.1

Freq = 4.7990 GHz, Bw = 32.000 MH No calibration applied and no bandpass applied



480083048709009309605005030
FREQ MHz

480083048709009309605005030
FREQ MHz

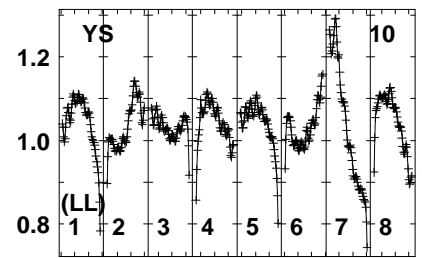
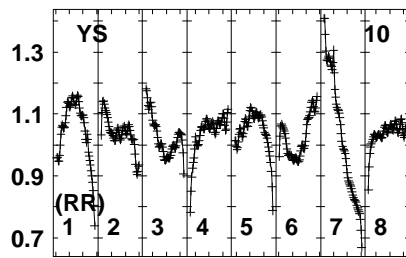
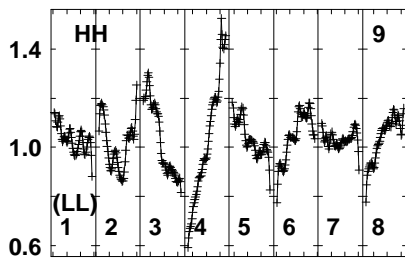
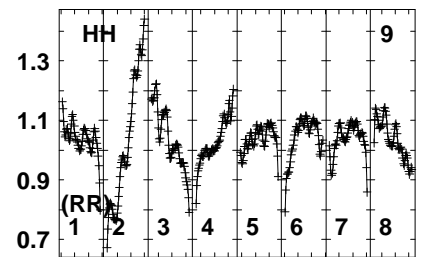
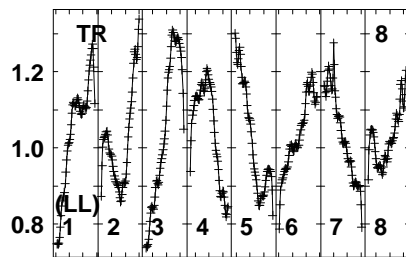
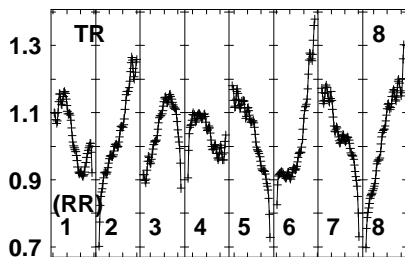
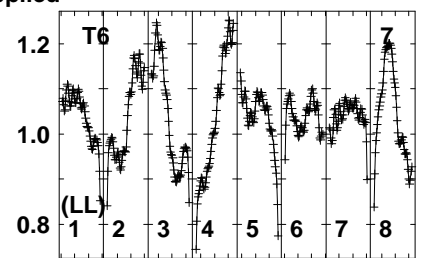
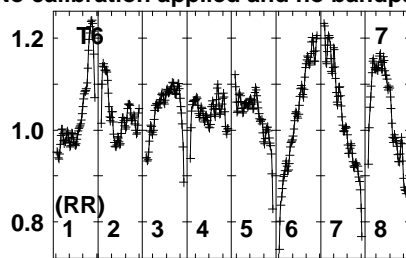
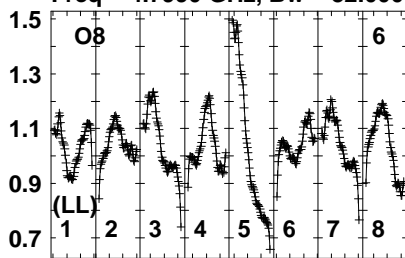
480083048709009309605005030
FREQ MHz

Lower frame: Real Jy
Auto-corr total-power spectrum Antenna: *
Timerange: 00/10:14:31 to 00/10:15:29

Plot file version 84 created 27-JUN-2022 14:45:34

J0653+0403 EA065H.UVDATA.1

Freq = 4.7990 GHz, Bw = 32.000 MH No calibration applied and no bandpass applied



480083048709009309605005030
FREQ MHz

480083048709009309605005030
FREQ MHz

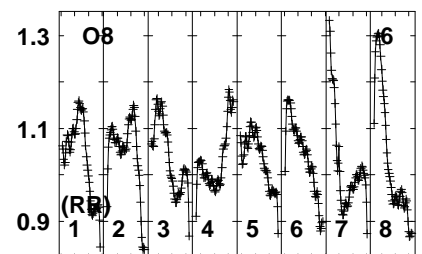
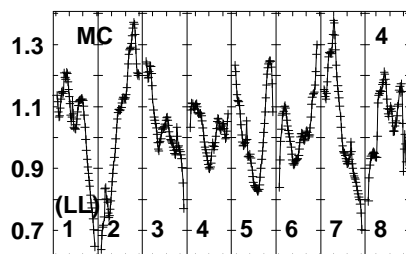
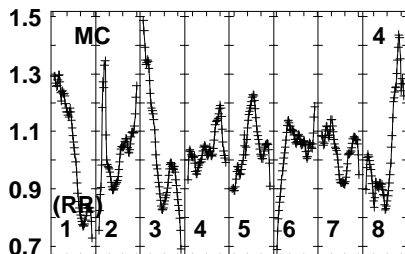
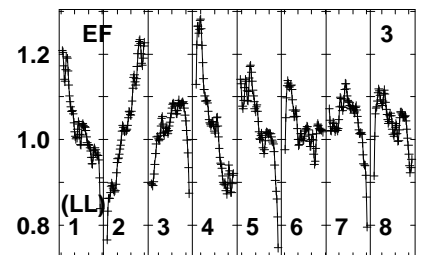
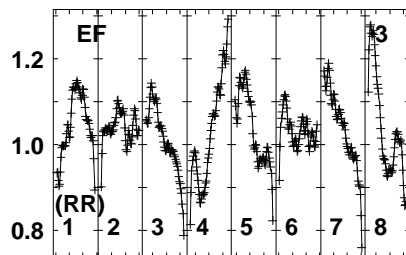
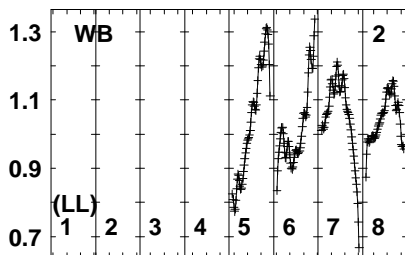
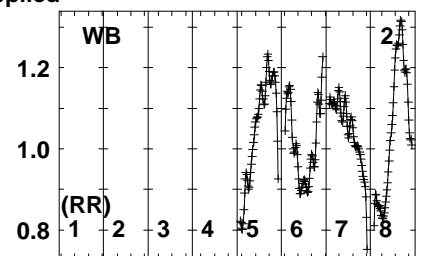
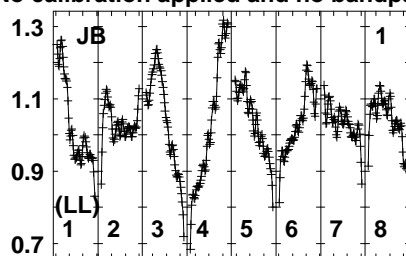
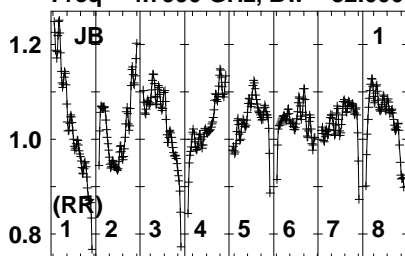
480083048709009309605005030
FREQ MHz

Lower frame: Real Jy
Auto-corr total-power spectrum Antenna: *
Timerange: 00/10:14:31 to 00/10:15:29

Plot file version 85 created 27-JUN-2022 14:45:34

P0648 EA065H.UVDATA.1

Freq = 4.7990 GHz, Bw = 32.000 MH No calibration applied and no bandpass applied



480083048709009309605005030
FREQ MHz

480083048709009309605005030
FREQ MHz

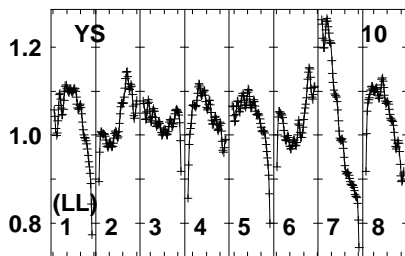
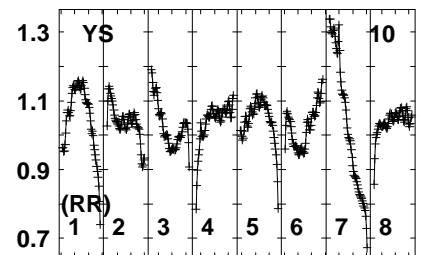
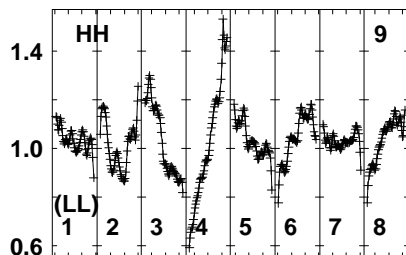
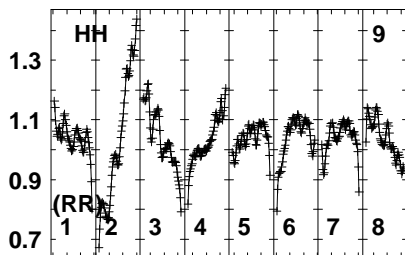
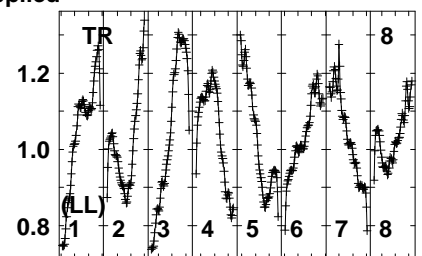
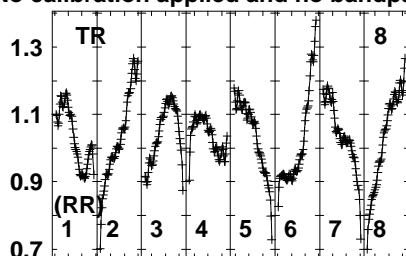
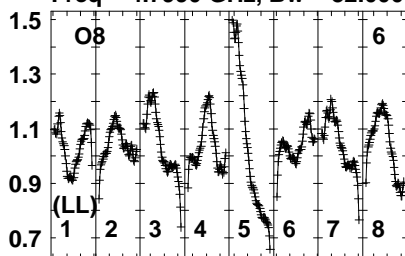
480083048709009309605005030
FREQ MHz

Lower frame: Real Jy
Auto-corr total-power spectrum Antenna: *
Timerange: 00/10:15:31 to 00/10:17:49

Plot file version 86 created 27-JUN-2022 14:45:34

P0648 EA065H.UVDATA.1

Freq = 4.7990 GHz, Bw = 32.000 MH No calibration applied and no bandpass applied



480083048709009309605005030

FREQ MHz

Lower frame: Real Jy

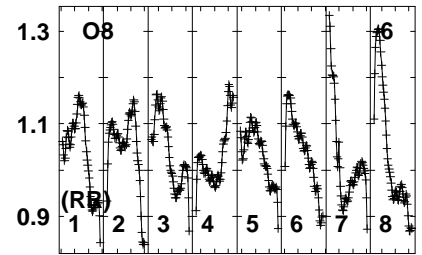
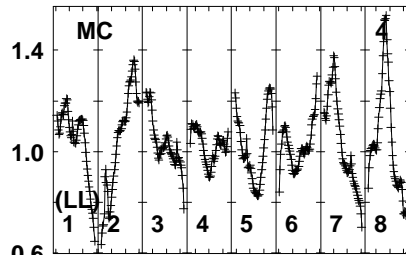
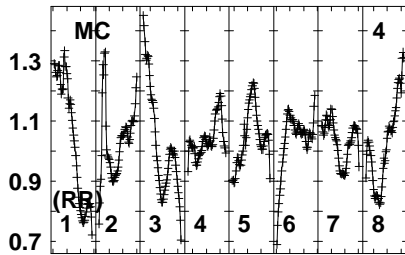
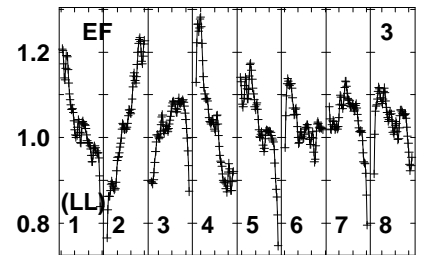
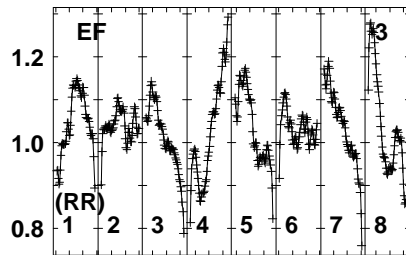
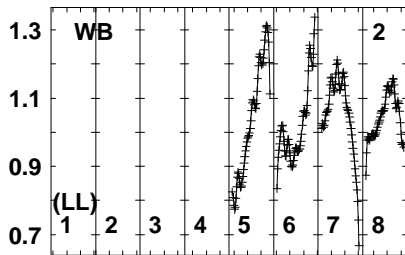
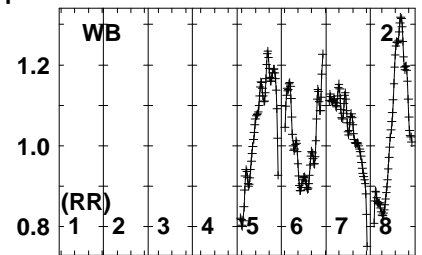
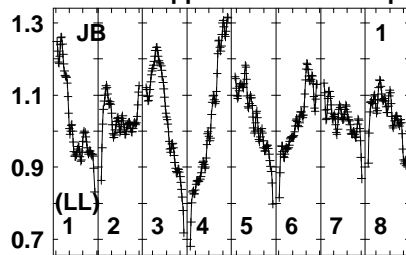
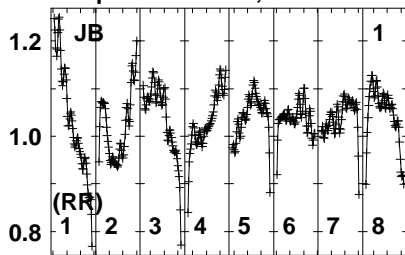
Auto-corr total-power spectrum Antenna: *

Timerange: 00/10:15:31 to 00/10:17:49

Plot file version 87 created 27-JUN-2022 14:45:34

J0653+0403 EA065H.UVDATA.1

Freq = 4.7990 GHz, Bw = 32.000 MH No calibration applied and no bandpass applied



480083048709009309605005030
FREQ MHz

480083048709009309605005030
FREQ MHz

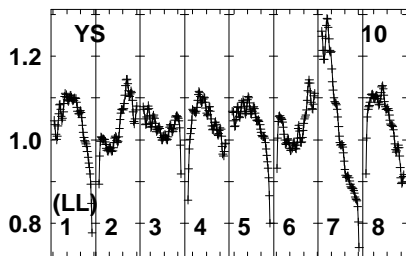
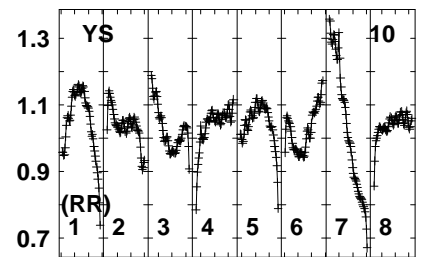
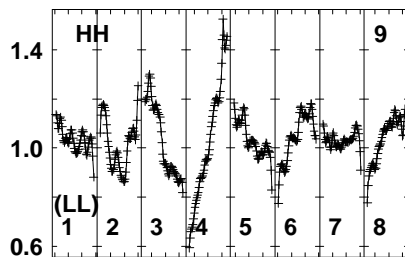
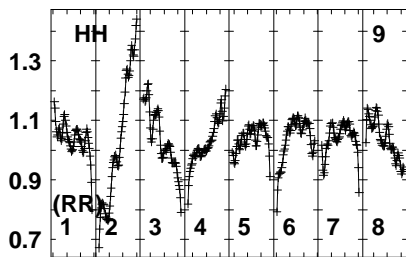
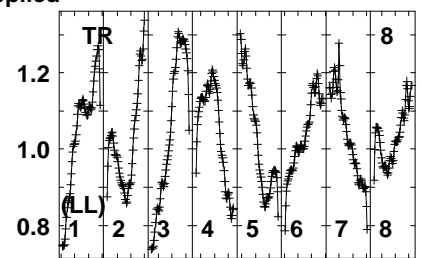
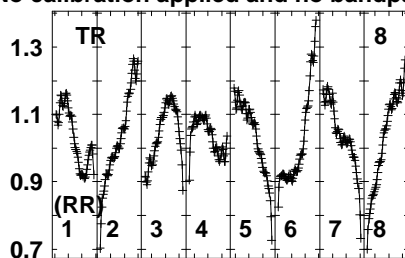
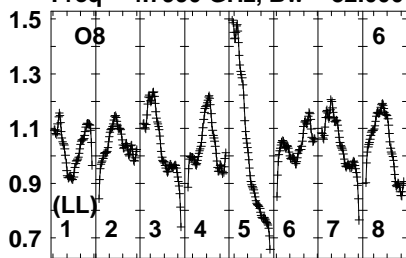
480083048709009309605005030
FREQ MHz

Lower frame: Real Jy
Auto-corr total-power spectrum Antenna: *
Timerange: 00/10:17:51 to 00/10:18:59

Plot file version 88 created 27-JUN-2022 14:45:34

J0653+0403 EA065H.UVDATA.1

Freq = 4.7990 GHz, Bw = 32.000 MH No calibration applied and no bandpass applied



480083048709009309605005030

FREQ MHz

Lower frame: Real Jy

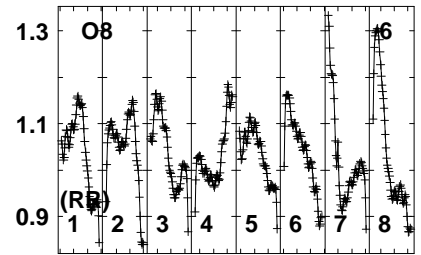
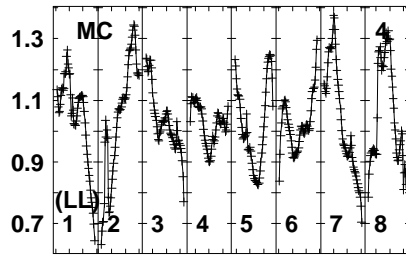
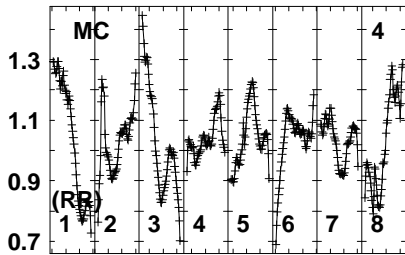
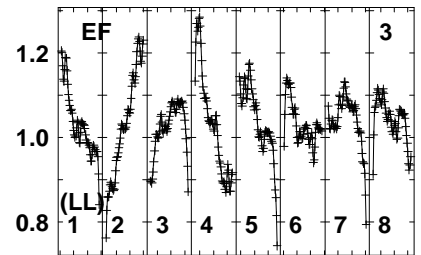
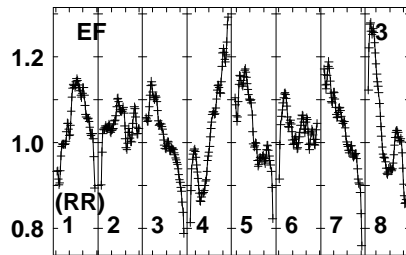
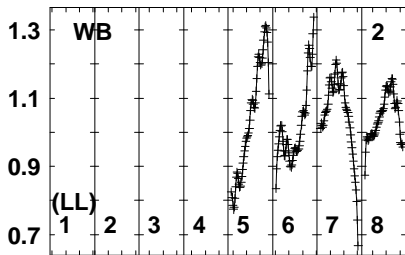
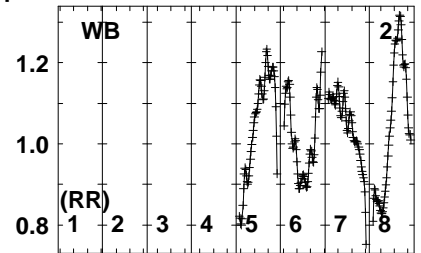
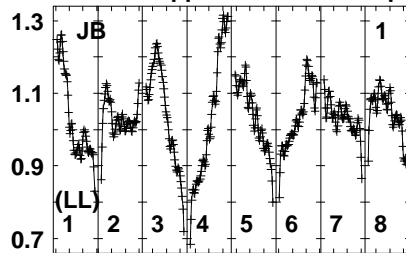
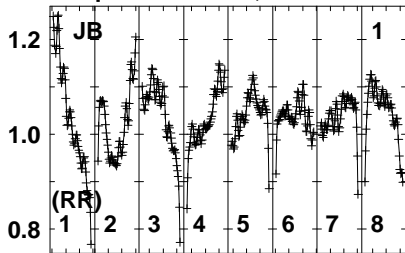
Auto-corr total-power spectrum Antenna: *

Timerange: 00/10:17:51 to 00/10:18:59

Plot file version 89 created 27-JUN-2022 14:45:34

P0648 EA065H.UVDATA.1

Freq = 4.7990 GHz, Bw = 32.000 MH No calibration applied and no bandpass applied



480083048709009309605005030
FREQ MHz

480083048709009309605005030
FREQ MHz

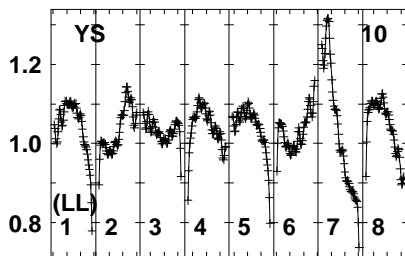
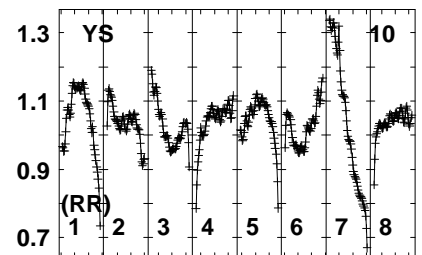
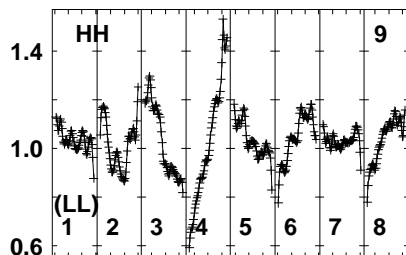
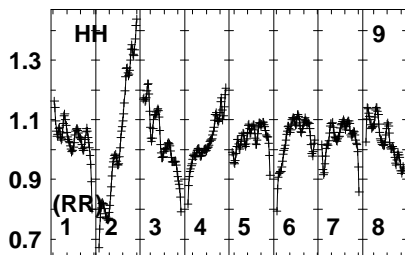
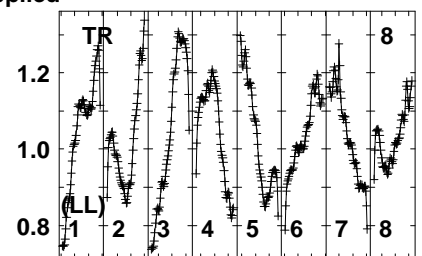
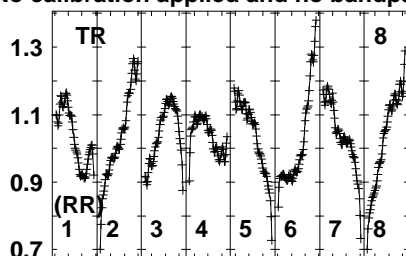
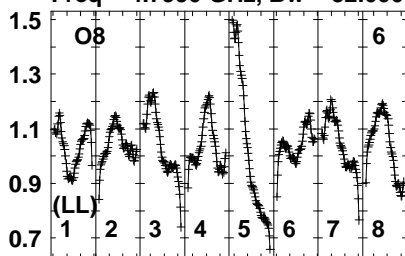
480083048709009309605005030
FREQ MHz

Lower frame: Real Jy
Auto-corr total-power spectrum Antenna: *
Timerange: 00/10:19:01 to 00/10:21:19

Plot file version 90 created 27-JUN-2022 14:45:34

P0648 EA065H.UVDATA.1

Freq = 4.7990 GHz, Bw = 32.000 MH No calibration applied and no bandpass applied



480083048709009309605005030

FREQ MHz

Lower frame: Real Jy

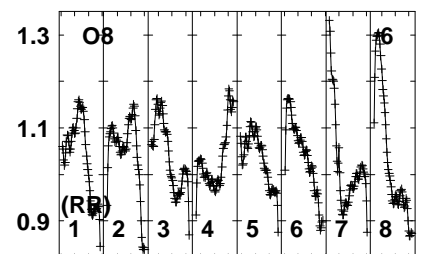
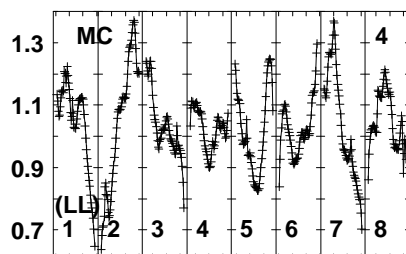
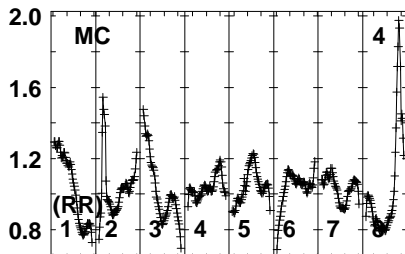
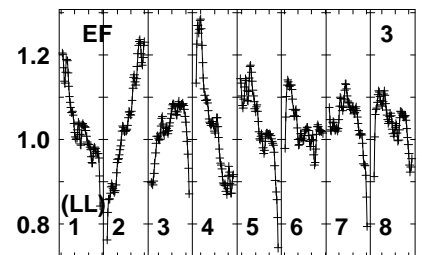
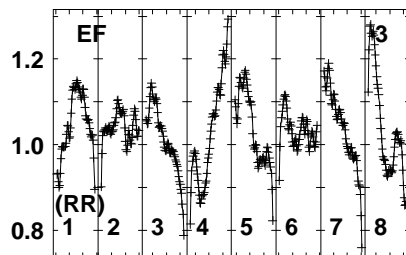
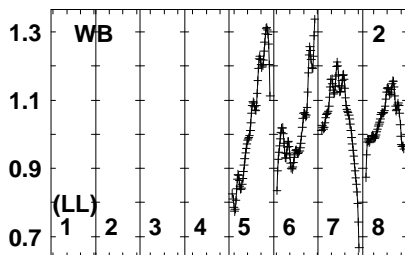
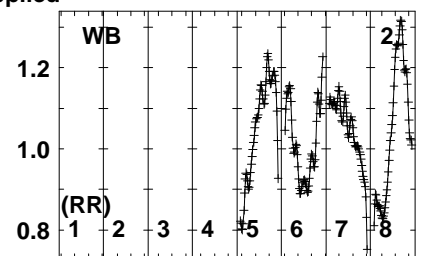
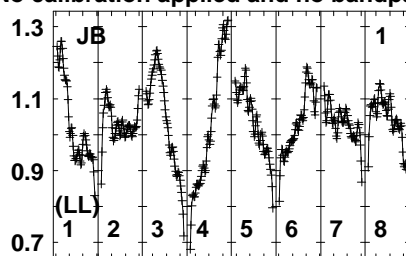
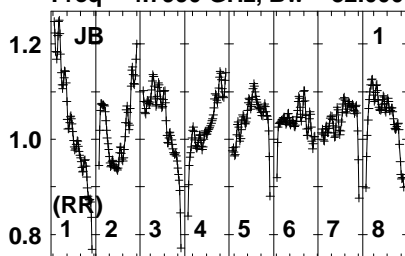
Auto-corr total-power spectrum Antenna: *

Timerange: 00/10:19:01 to 00/10:21:19

Plot file version 91 created 27-JUN-2022 14:45:35

J0653+0403 EA065H.UVDATA.1

Freq = 4.7990 GHz, Bw = 32.000 MH No calibration applied and no bandpass applied



480083048709009309605005030
FREQ MHz

480083048709009309605005030
FREQ MHz

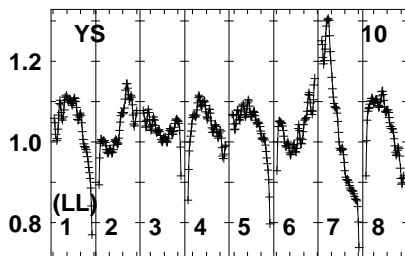
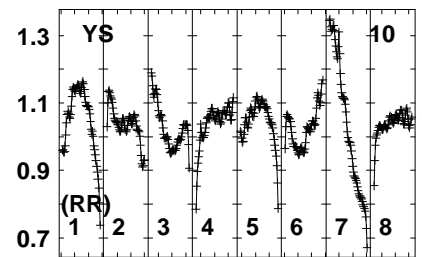
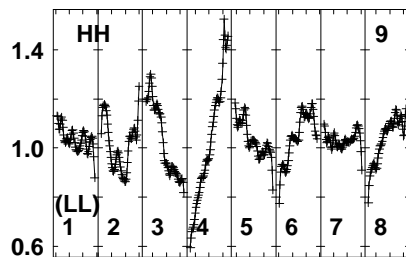
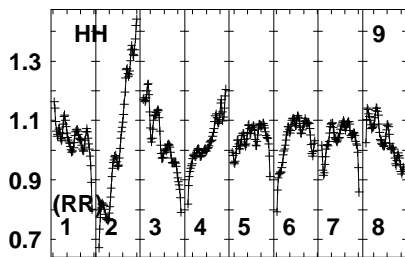
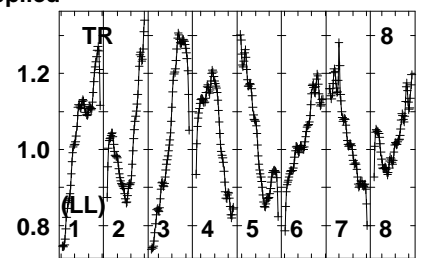
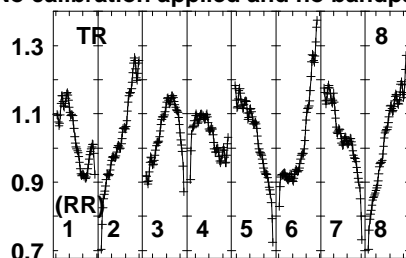
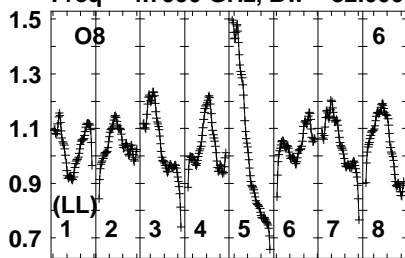
480083048709009309605005030
FREQ MHz

Lower frame: Real Jy
Auto-corr total-power spectrum Antenna: *
Timerange: 00/10:22:01 to 00/10:22:59

Plot file version 92 created 27-JUN-2022 14:45:35

J0653+0403 EA065H.UVDATA.1

Freq = 4.7990 GHz, Bw = 32.000 MH No calibration applied and no bandpass applied



480083048709009309605005030

FREQ MHz

Lower frame: Real Jy

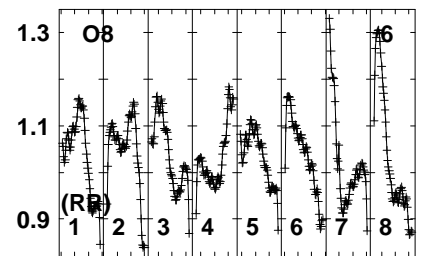
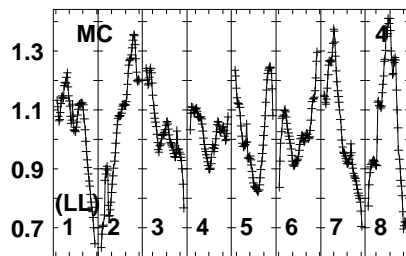
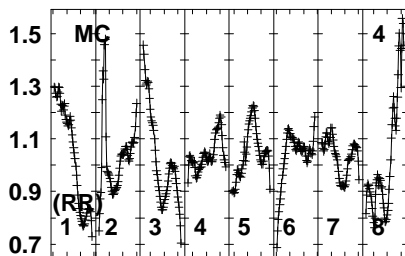
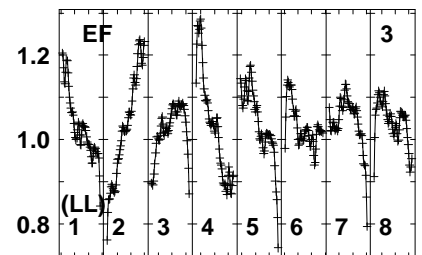
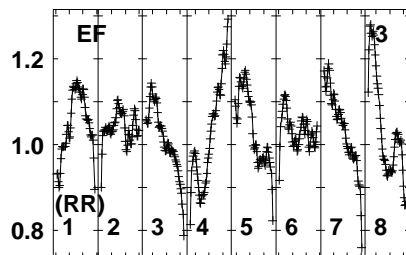
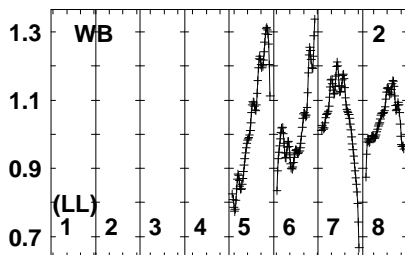
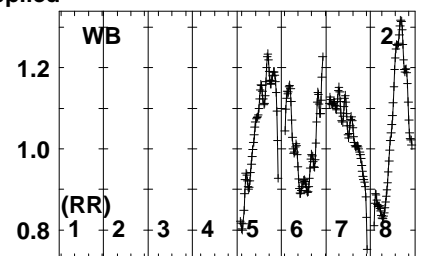
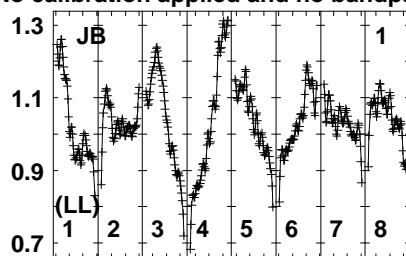
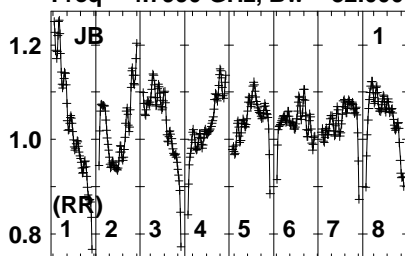
Auto-corr total-power spectrum Antenna: *

Timerange: 00/10:22:01 to 00/10:22:59

Plot file version 93 created 27-JUN-2022 14:45:35

P0648 EA065H.UVDATA.1

Freq = 4.7990 GHz, Bw = 32.000 MH No calibration applied and no bandpass applied



480083048709009309605005030
FREQ MHz

480083048709009309605005030
FREQ MHz

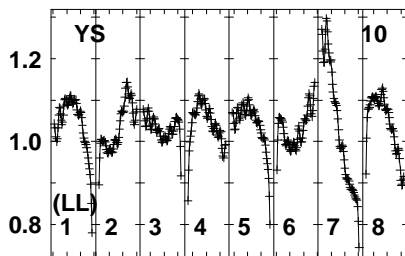
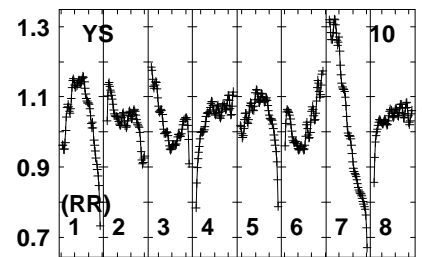
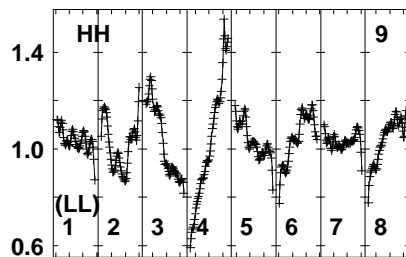
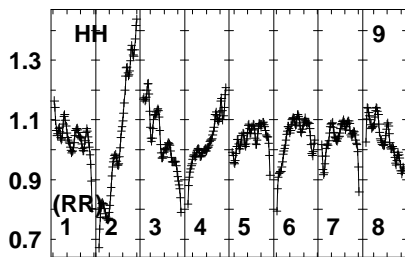
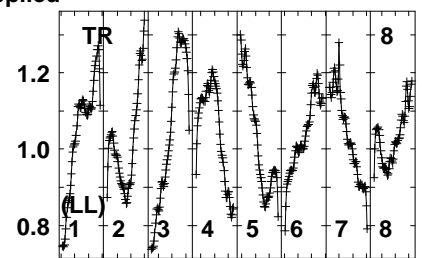
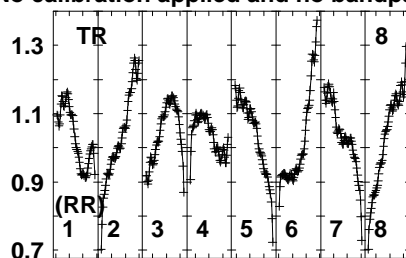
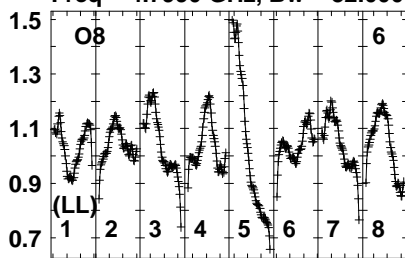
480083048709009309605005030
FREQ MHz

Lower frame: Real Jy
Auto-corr total-power spectrum Antenna: *
Timerange: 00/10:23:01 to 00/10:25:19

Plot file version 94 created 27-JUN-2022 14:45:35

P0648 EA065H.UVDATA.1

Freq = 4.7990 GHz, Bw = 32.000 MH No calibration applied and no bandpass applied



480083048709009309605005030

FREQ MHz

Lower frame: Real Jy

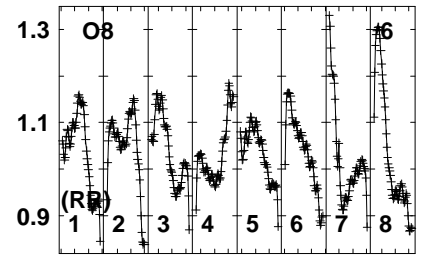
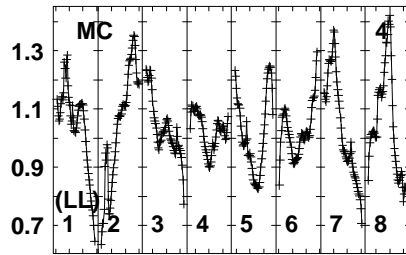
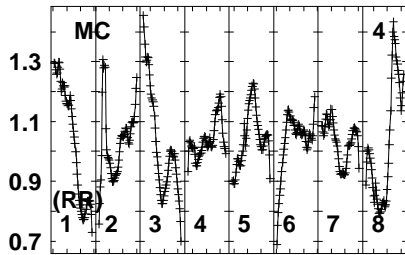
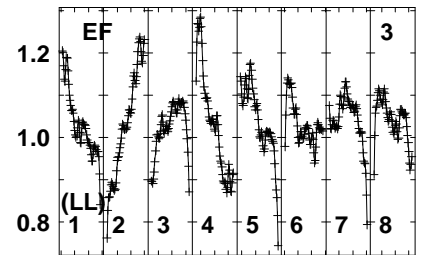
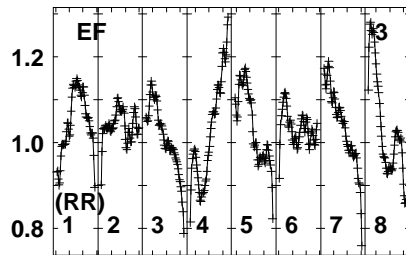
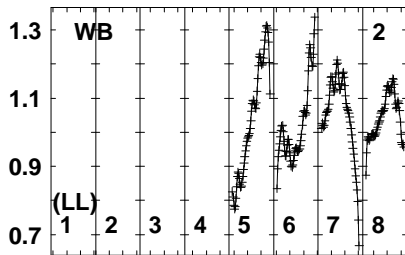
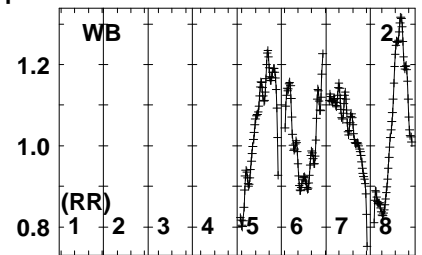
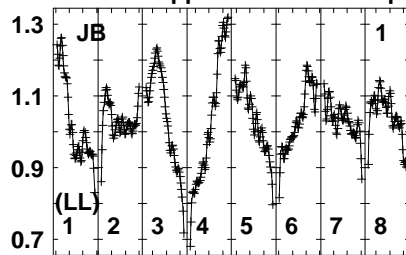
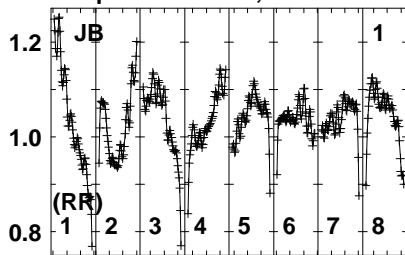
Auto-corr total-power spectrum Antenna: *

Timerange: 00/10:23:01 to 00/10:25:19

Plot file version 95 created 27-JUN-2022 14:45:35

J0653+0403 EA065H.UVDATA.1

Freq = 4.7990 GHz, Bw = 32.000 MH No calibration applied and no bandpass applied



480083048709009309605005030
FREQ MHz

480083048709009309605005030
FREQ MHz

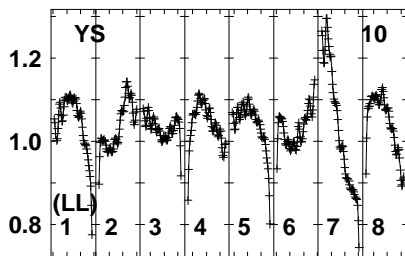
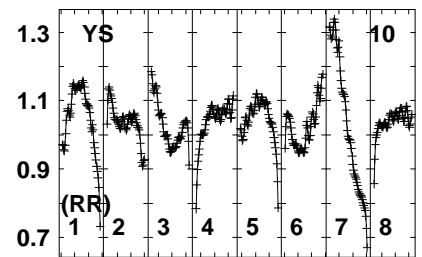
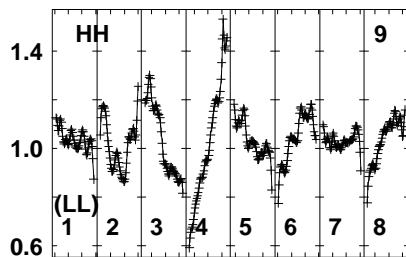
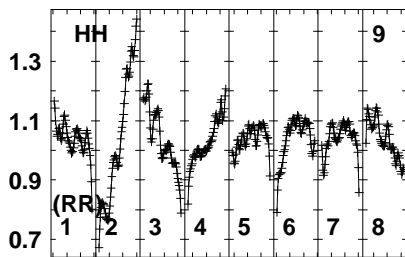
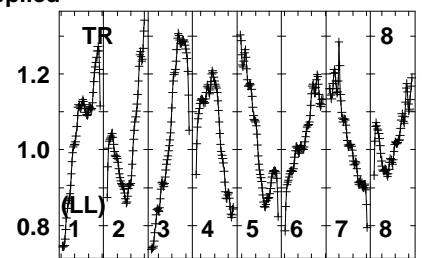
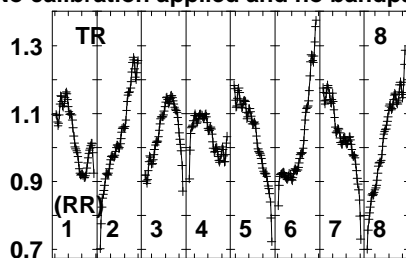
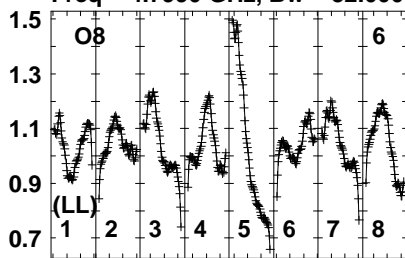
480083048709009309605005030
FREQ MHz

Lower frame: Real Jy
Auto-corr total-power spectrum Antenna: *
Timerange: 00/10:25:21 to 00/10:26:29

Plot file version 96 created 27-JUN-2022 14:45:35

J0653+0403 EA065H.UVDATA.1

Freq = 4.7990 GHz, Bw = 32.000 MH No calibration applied and no bandpass applied



480083048709009309605005030

FREQ MHz

Lower frame: Real Jy

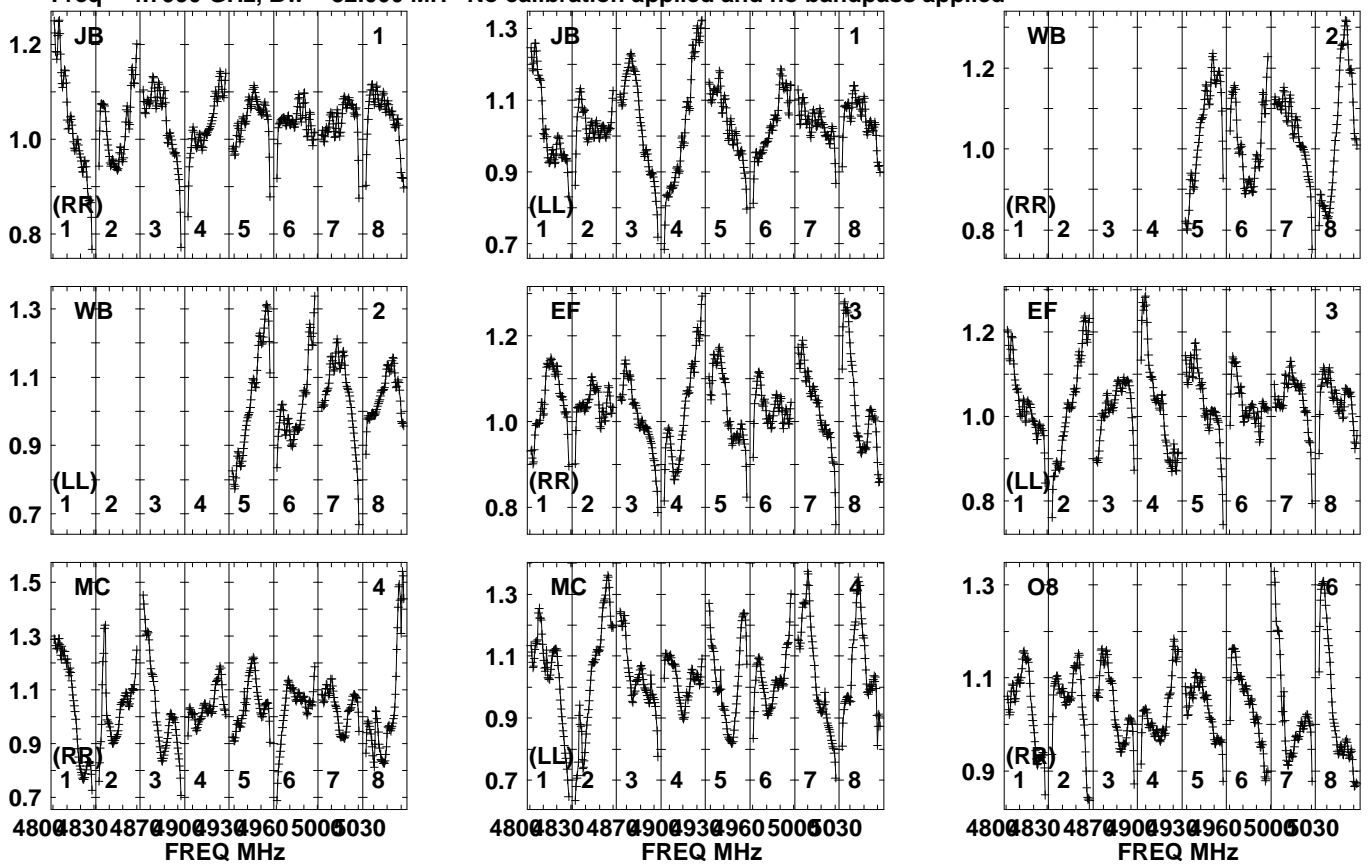
Auto-corr total-power spectrum Antenna: *

Timerange: 00/10:25:21 to 00/10:26:29

Plot file version 97 created 27-JUN-2022 14:45:35

J0641+0420 EA065H.UVDATA.1

Freq = 4.7990 GHz, Bw = 32.000 MH No calibration applied and no bandpass applied

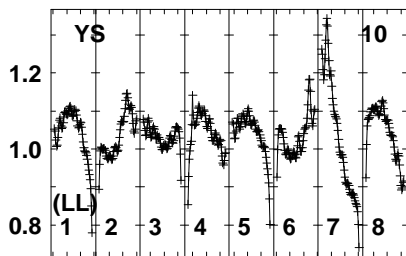
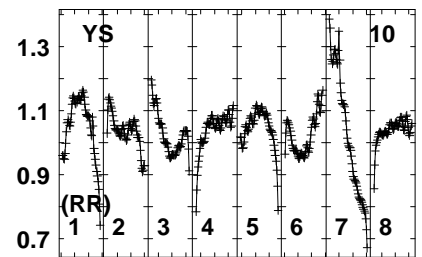
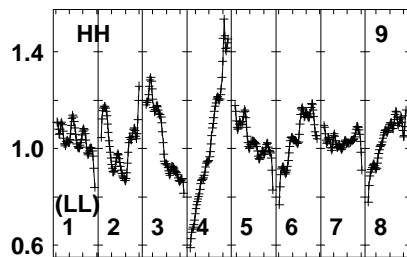
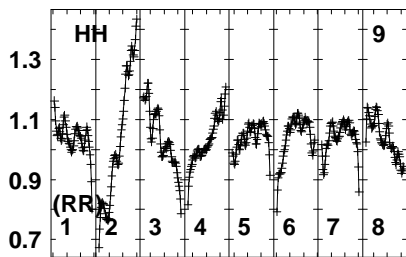
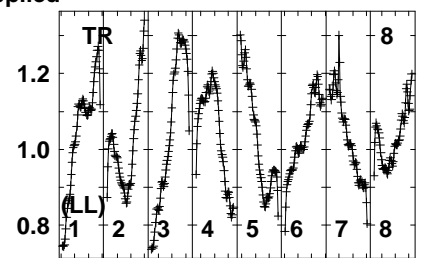
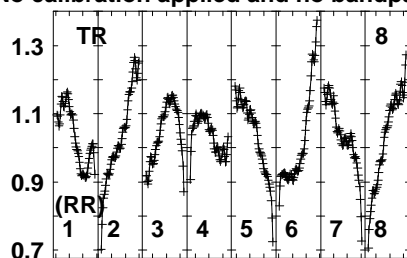
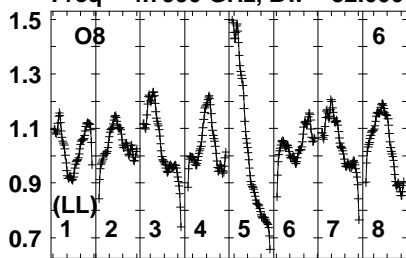


Lower frame: Real Jy
Auto-corr total-power spectrum Antenna: *
Timerange: 00/10:26:31 to 00/10:28:19

Plot file version 98 created 27-JUN-2022 14:45:35

J0641+0420 EA065H.UVDATA.1

Freq = 4.7990 GHz, Bw = 32.000 MH No calibration applied and no bandpass applied



480083048709009309605005030

FREQ MHz

Lower frame: Real Jy

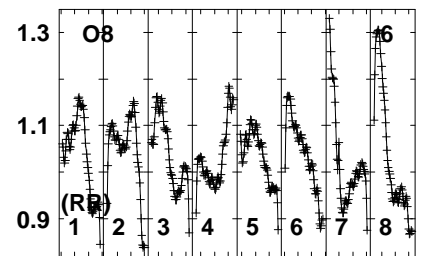
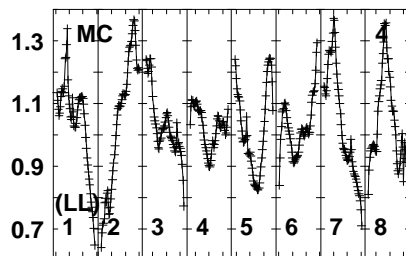
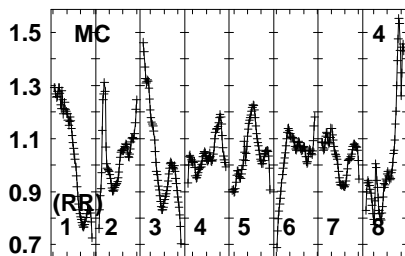
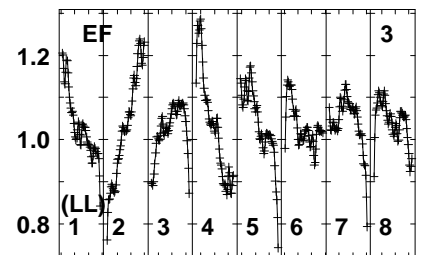
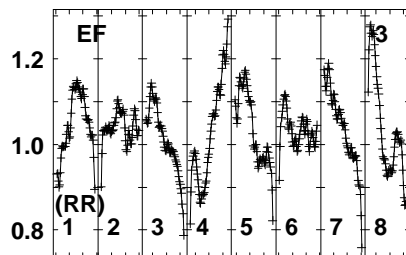
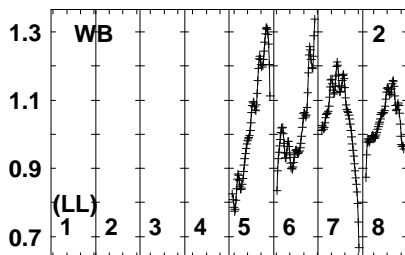
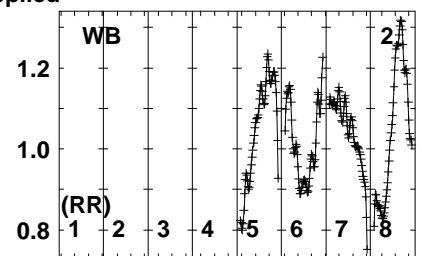
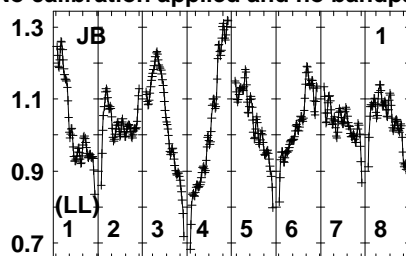
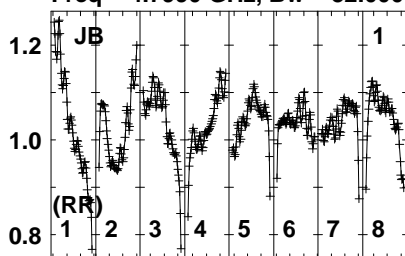
Auto-corr total-power spectrum Antenna: *

Timerange: 00/10:26:31 to 00/10:28:19

Plot file version 99 created 27-JUN-2022 14:45:35

J0653+0403 EA065H.UVDATA.1

Freq = 4.7990 GHz, Bw = 32.000 MH No calibration applied and no bandpass applied



480083048709009309605005030
FREQ MHz

480083048709009309605005030
FREQ MHz

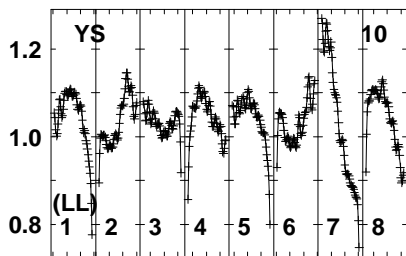
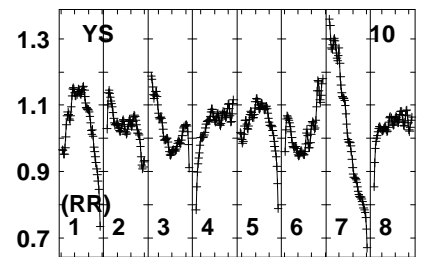
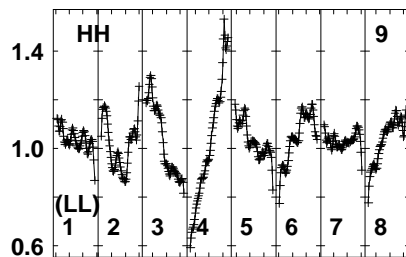
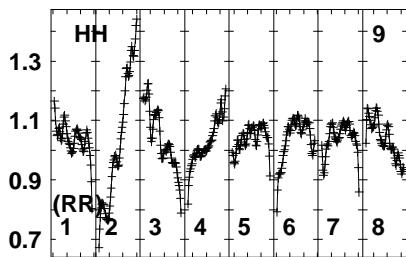
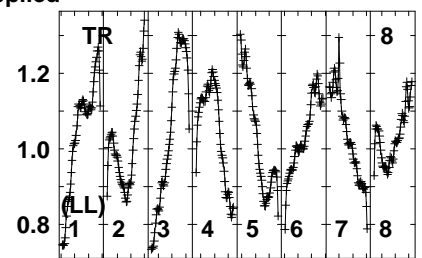
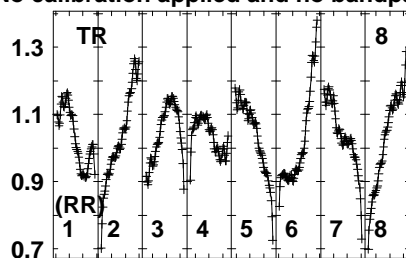
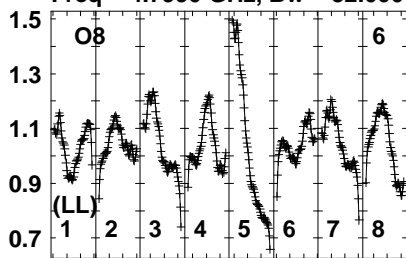
480083048709009309605005030
FREQ MHz

Lower frame: Real Jy
Auto-corr total-power spectrum Antenna: *
Timerange: 00/10:29:01 to 00/10:29:59

Plot file version 100 created 27-JUN-2022 14:45:35

J0653+0403 EA065H.UVDATA.1

Freq = 4.7990 GHz, Bw = 32.000 MH No calibration applied and no bandpass applied



480083048709009309605005030

FREQ MHz

Lower frame: Real Jy

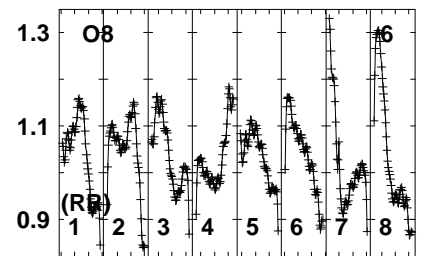
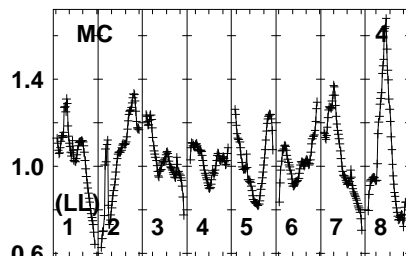
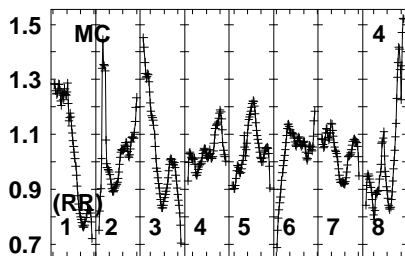
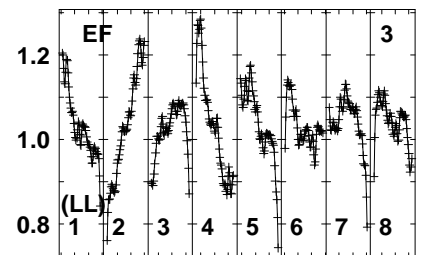
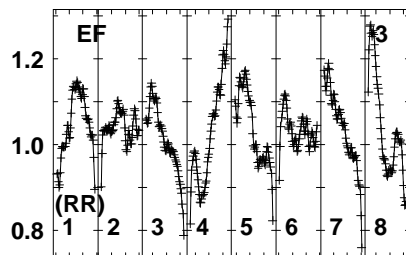
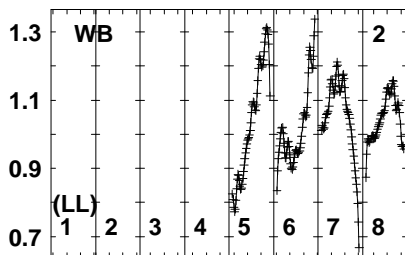
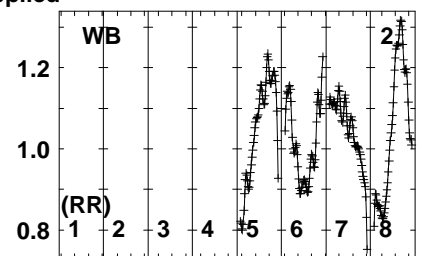
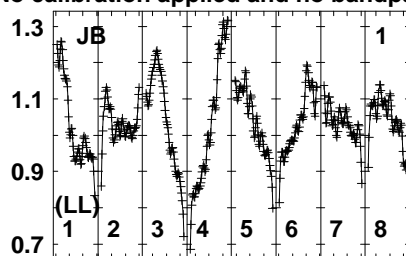
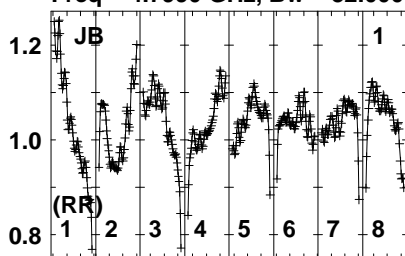
Auto-corr total-power spectrum Antenna: *

Timerange: 00/10:29:01 to 00/10:29:59

Plot file version 101 created 27-JUN-2022 14:45:35

P0648 EA065H.UVDATA.1

Freq = 4.7990 GHz, Bw = 32.000 MH No calibration applied and no bandpass applied



480083048709009309605005030
FREQ MHz

480083048709009309605005030
FREQ MHz

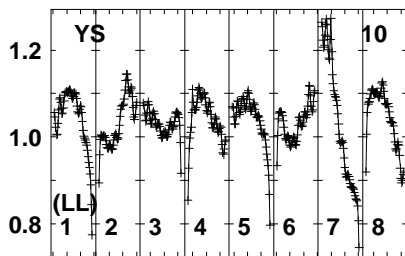
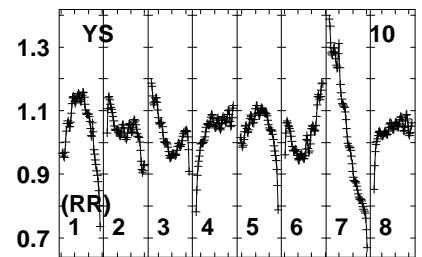
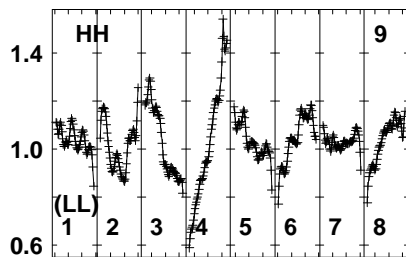
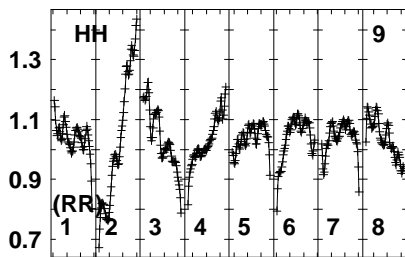
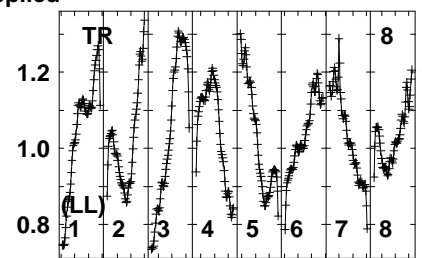
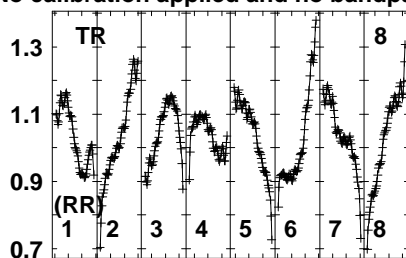
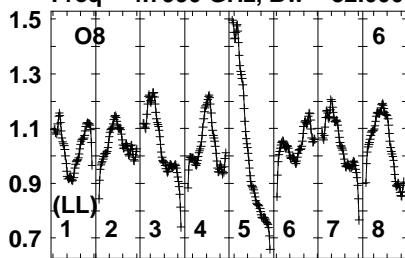
480083048709009309605005030
FREQ MHz

Lower frame: Real Jy
Auto-corr total-power spectrum Antenna: *
Timerange: 00/10:30:01 to 00/10:32:19

Plot file version 102 created 27-JUN-2022 14:45:36

P0648 EA065H.UVDATA.1

Freq = 4.7990 GHz, Bw = 32.000 MH No calibration applied and no bandpass applied



480083048709009309605005030

FREQ MHz

Lower frame: Real Jy

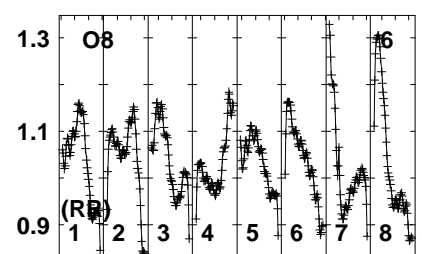
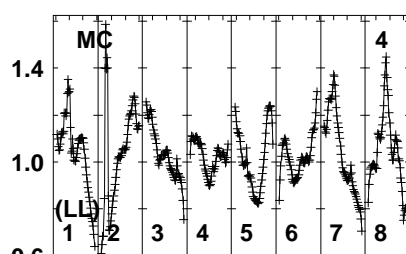
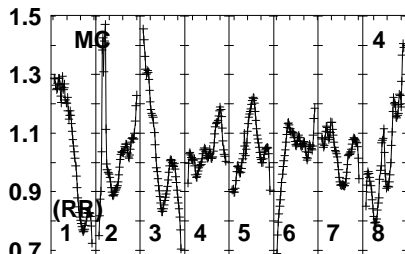
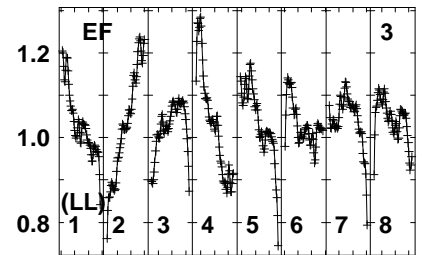
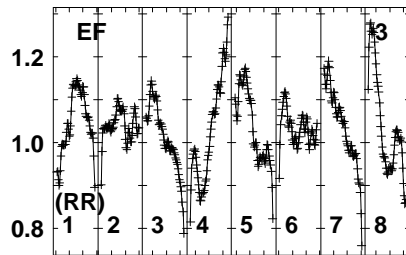
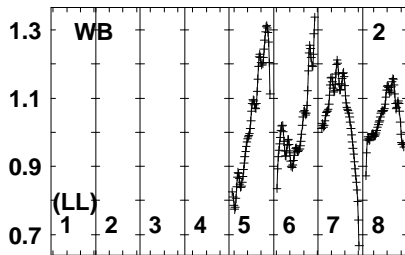
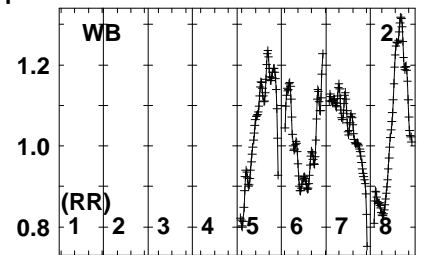
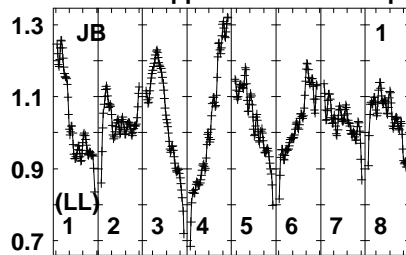
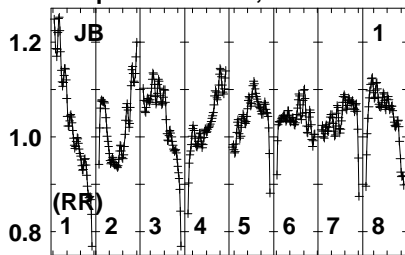
Auto-corr total-power spectrum Antenna: *

Timerange: 00/10:30:01 to 00/10:32:19

Plot file version 103 created 27-JUN-2022 14:45:36

J0653+0403 EA065H.UVDATA.1

Freq = 4.7990 GHz, Bw = 32.000 MH No calibration applied and no bandpass applied



480083048709009309605005030
FREQ MHz

480083048709009309605005030
FREQ MHz

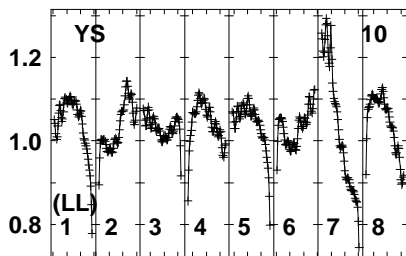
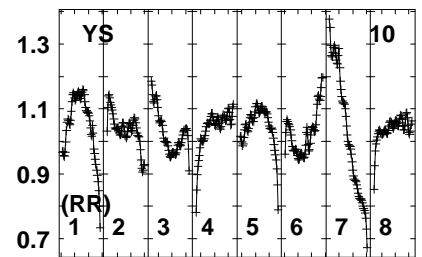
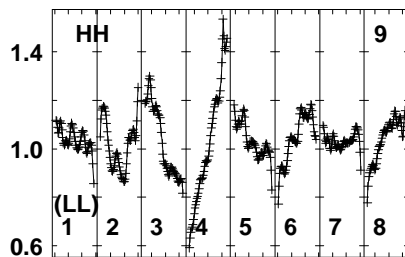
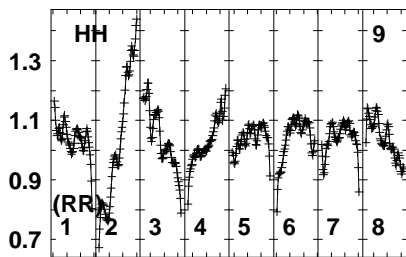
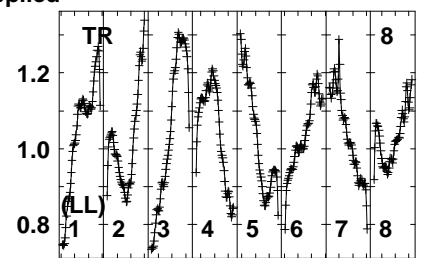
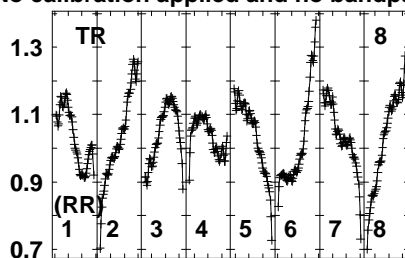
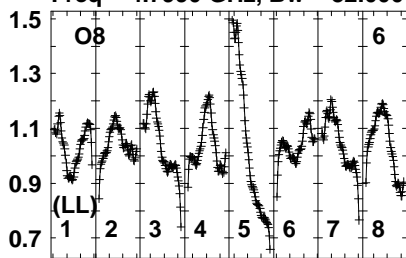
480083048709009309605005030
FREQ MHz

Lower frame: Real Jy
Auto-corr total-power spectrum Antenna: *
Timerange: 00/10:32:21 to 00/10:33:29

Plot file version 104 created 27-JUN-2022 14:45:36

J0653+0403 EA065H.UVDATA.1

Freq = 4.7990 GHz, Bw = 32.000 MH No calibration applied and no bandpass applied



480083048709009309605005030

FREQ MHz

Lower frame: Real Jy

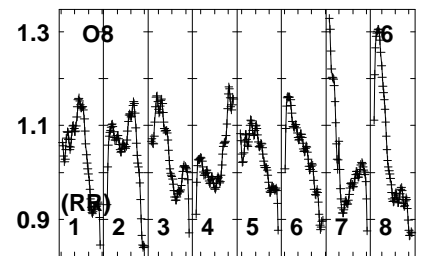
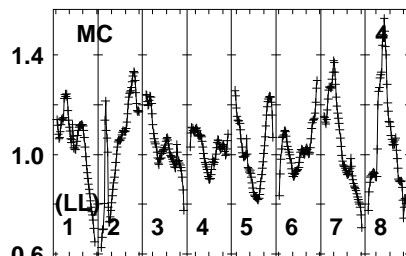
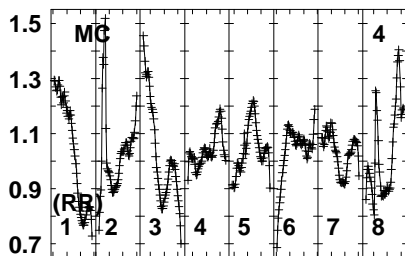
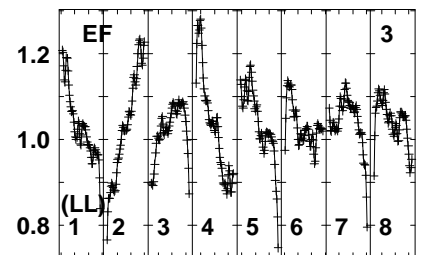
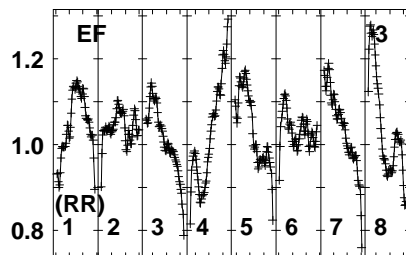
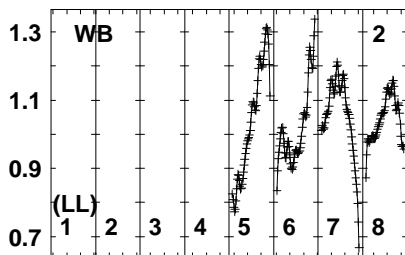
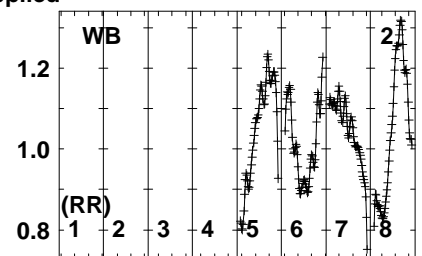
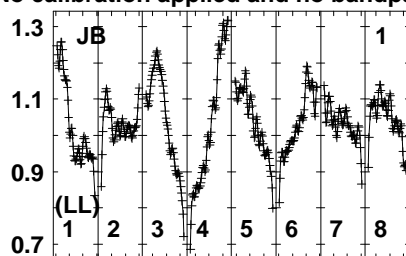
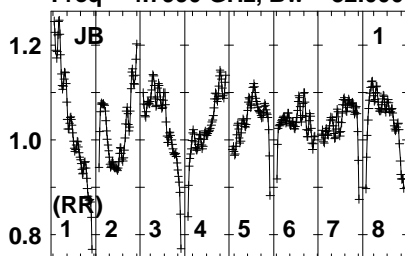
Auto-corr total-power spectrum Antenna: *

Timerange: 00/10:32:21 to 00/10:33:29

Plot file version 105 created 27-JUN-2022 14:45:36

P0648 EA065H.UVDATA.1

Freq = 4.7990 GHz, Bw = 32.000 MH No calibration applied and no bandpass applied



480083048709009309605005030
FREQ MHz

480083048709009309605005030
FREQ MHz

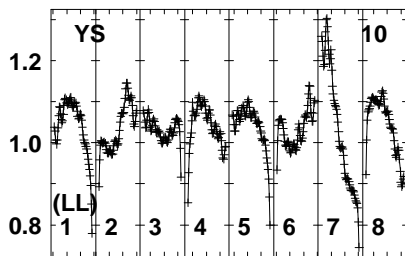
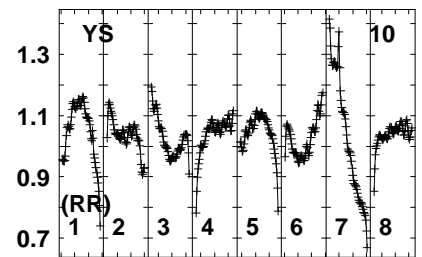
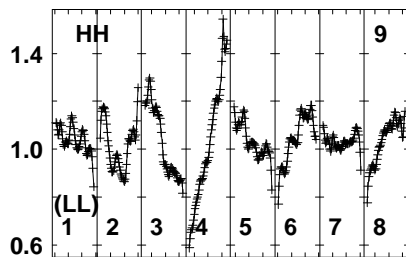
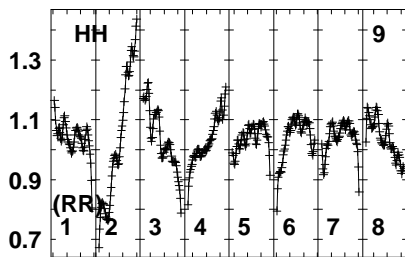
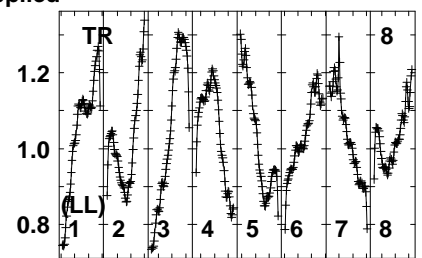
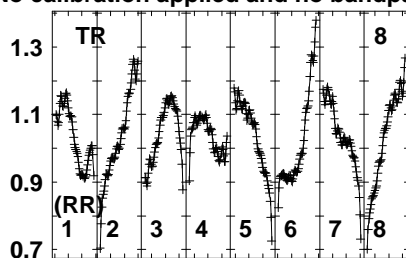
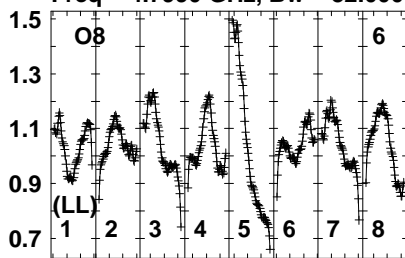
480083048709009309605005030
FREQ MHz

Lower frame: Real Jy
Auto-corr total-power spectrum Antenna: *
Timerange: 00/10:33:31 to 00/10:35:49

Plot file version 106 created 27-JUN-2022 14:45:36

P0648 EA065H.UVDATA.1

Freq = 4.7990 GHz, Bw = 32.000 MH No calibration applied and no bandpass applied



480083048709009309605005030

FREQ MHz

Lower frame: Real Jy

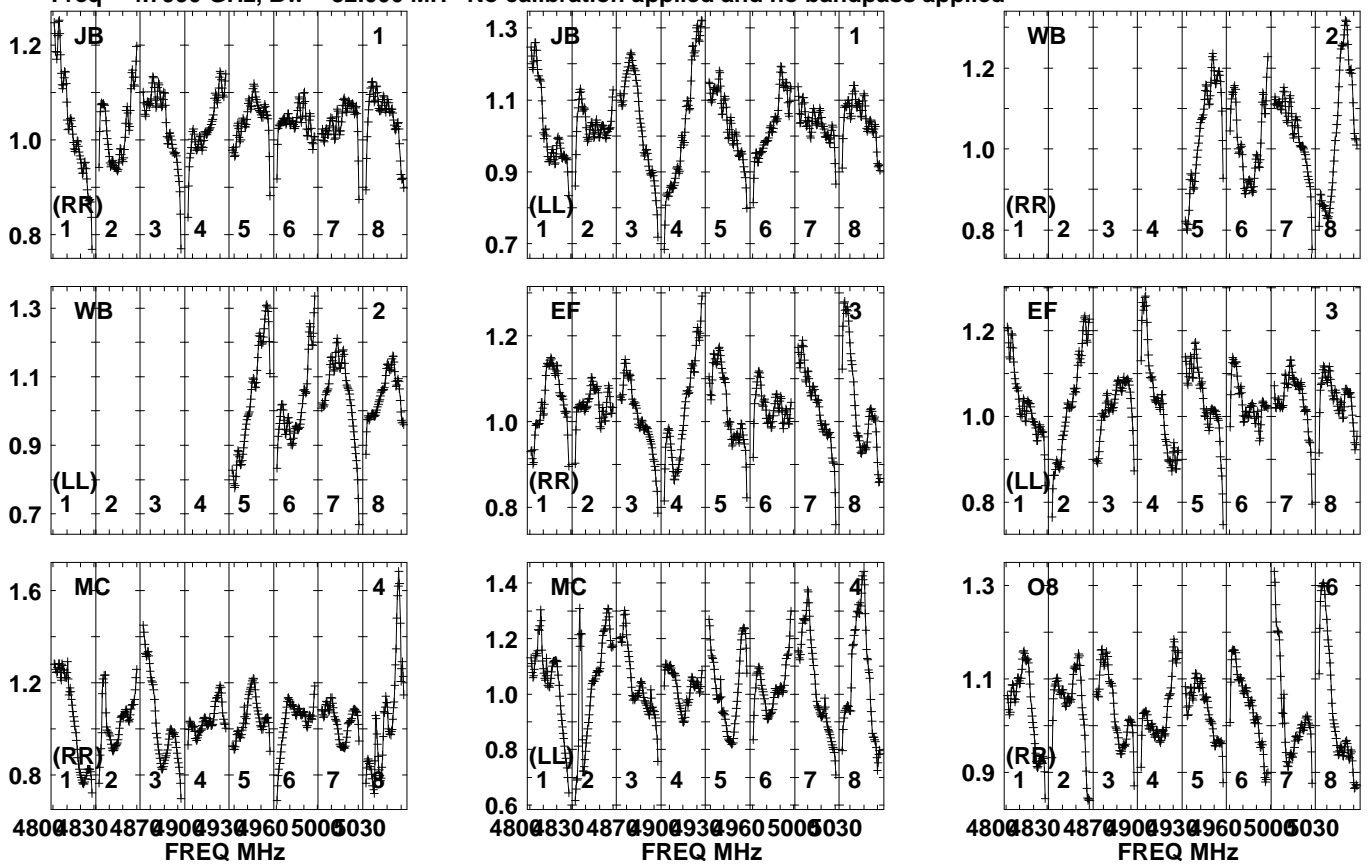
Auto-corr total-power spectrum Antenna: *

Timerange: 00/10:33:31 to 00/10:35:49

Plot file version 107 created 27-JUN-2022 14:45:36

J0653+0403 EA065H.UVDATA.1

Freq = 4.7990 GHz, Bw = 32.000 MH No calibration applied and no bandpass applied

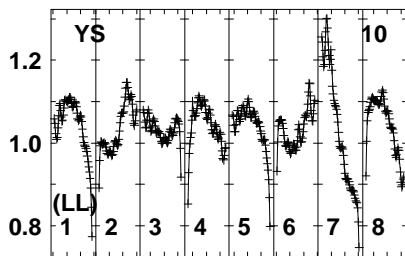
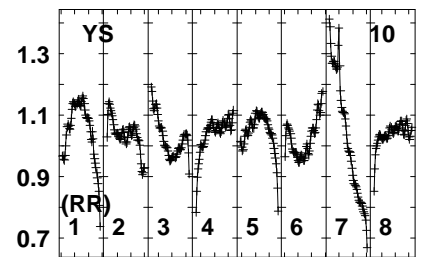
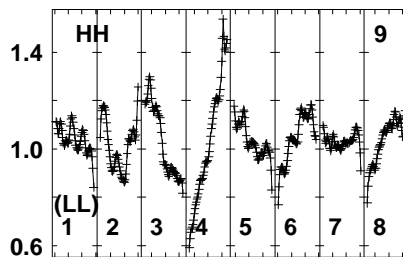
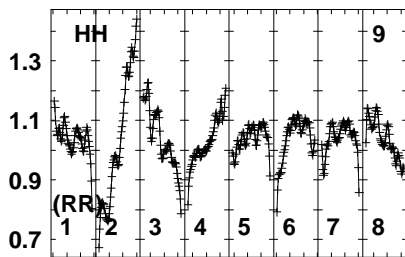
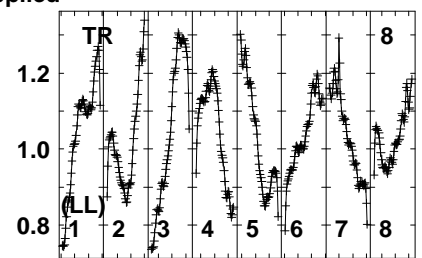
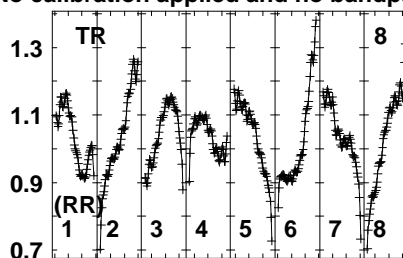
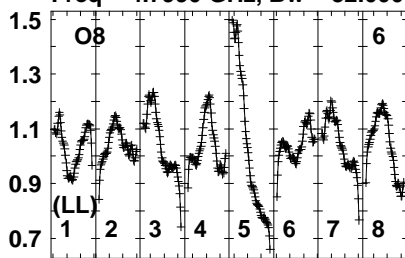


Lower frame: Real Jy
Auto-corr total-power spectrum Antenna: *
Timerange: 00/10:36:31 to 00/10:37:29

Plot file version 108 created 27-JUN-2022 14:45:36

J0653+0403 EA065H.UVDATA.1

Freq = 4.7990 GHz, Bw = 32.000 MH No calibration applied and no bandpass applied



480083048709009309605005030

FREQ MHz

Lower frame: Real Jy

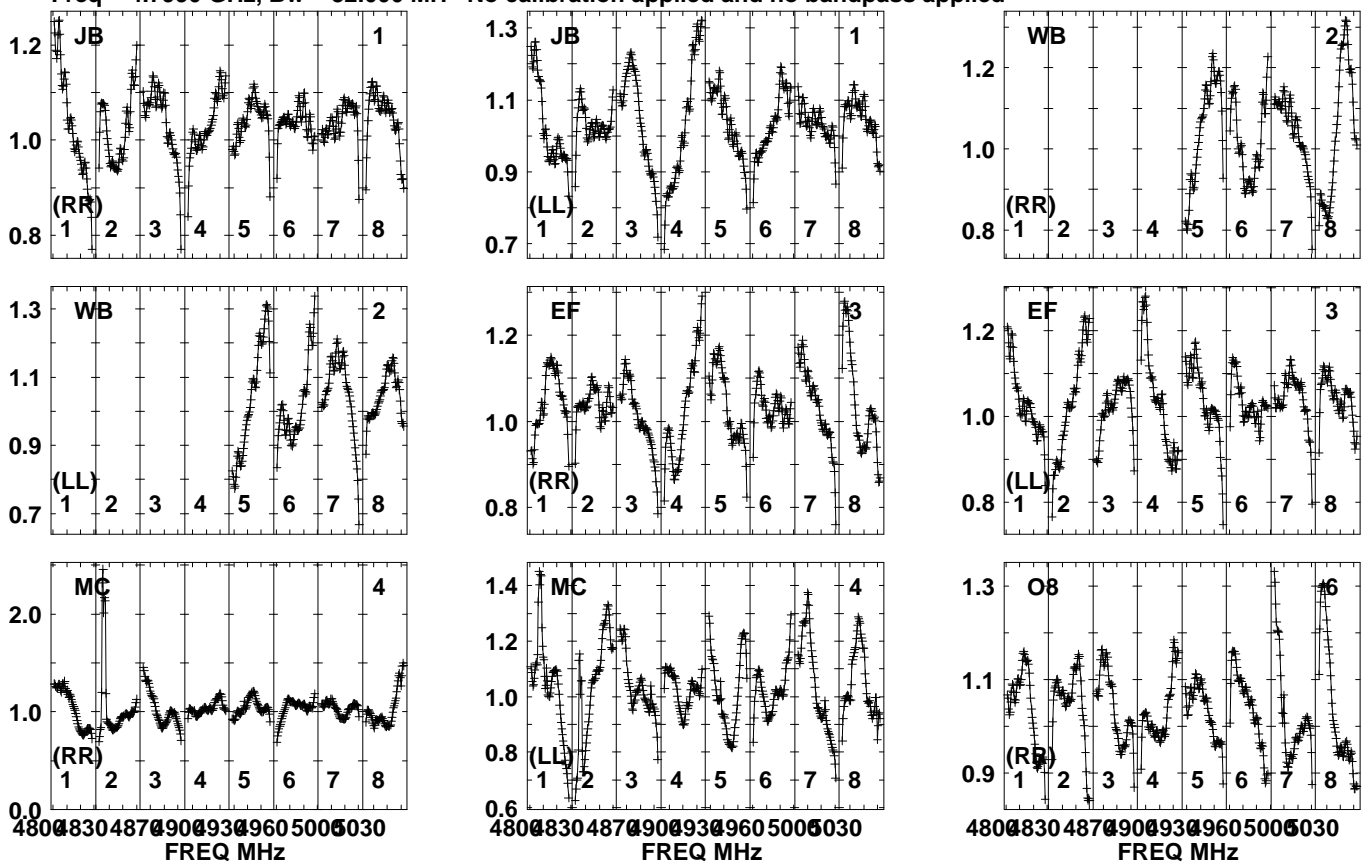
Auto-corr total-power spectrum Antenna: *

Timerange: 00/10:36:31 to 00/10:37:29

Plot file version 109 created 27-JUN-2022 14:45:36

P0648 EA065H.UVDATA.1

Freq = 4.7990 GHz, Bw = 32.000 MH No calibration applied and no bandpass applied

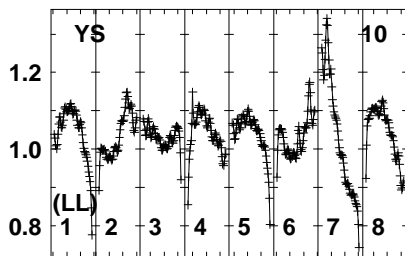
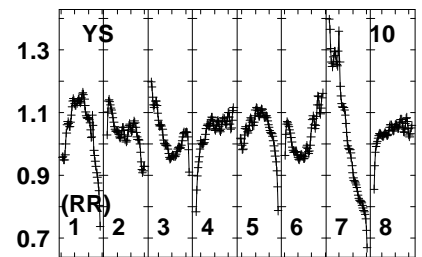
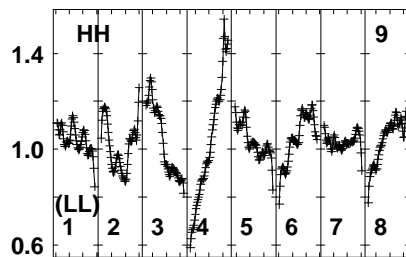
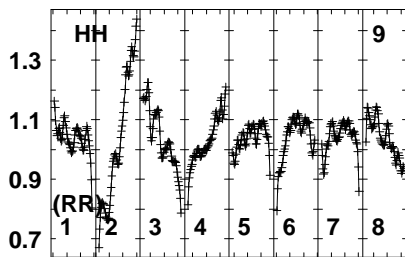
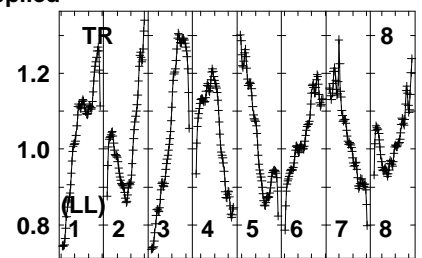
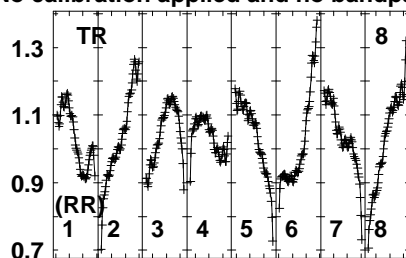
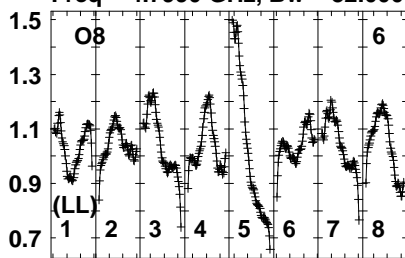


Lower frame: Real Jy
Auto-corr total-power spectrum Antenna: *
Timerange: 00/10:37:31 to 00/10:39:49

Plot file version 110 created 27-JUN-2022 14:45:36

P0648 EA065H.UVDATA.1

Freq = 4.7990 GHz, Bw = 32.000 MH No calibration applied and no bandpass applied



480083048709009309605005030

FREQ MHz

Lower frame: Real Jy

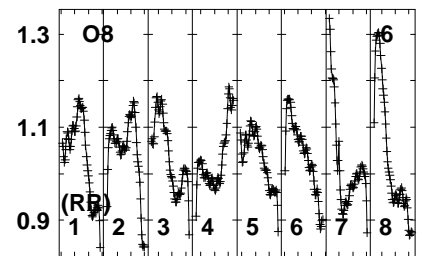
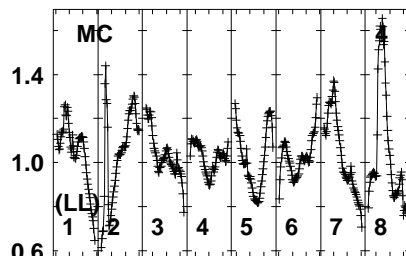
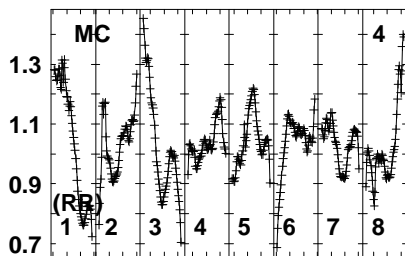
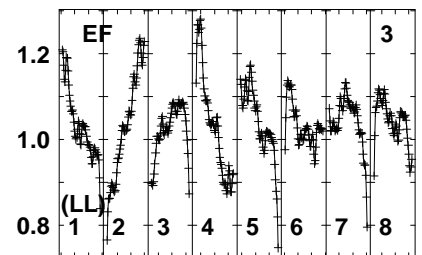
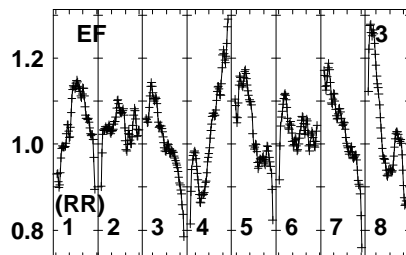
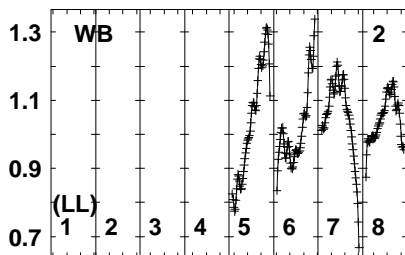
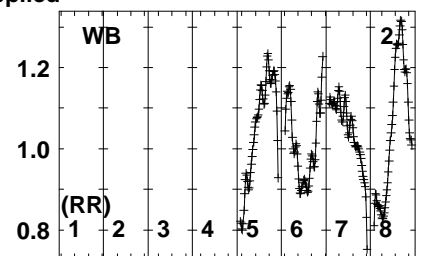
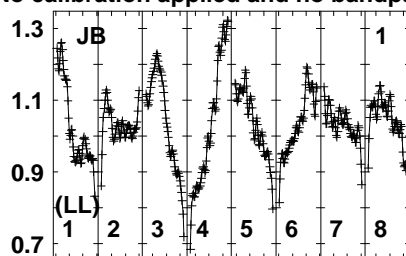
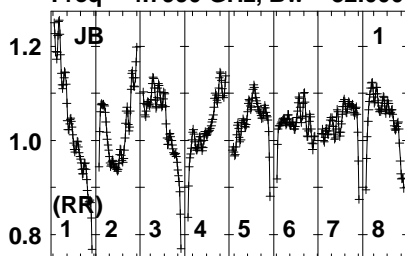
Auto-corr total-power spectrum Antenna: *

Timerange: 00/10:37:31 to 00/10:39:49

Plot file version 111 created 27-JUN-2022 14:45:37

J0653+0403 EA065H.UVDATA.1

Freq = 4.7990 GHz, Bw = 32.000 MH No calibration applied and no bandpass applied



480 483 487 490 493 496 500 503 506 510 513 516 519 522 525 528 530
FREQ MHz

480 483 487 490 493 496 500 503 506 510 513 516 519 522 525 528 530
FREQ MHz

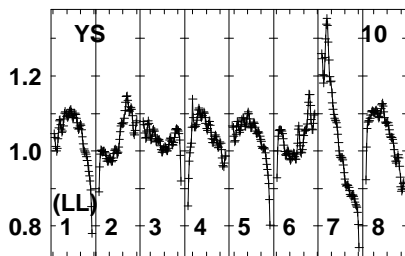
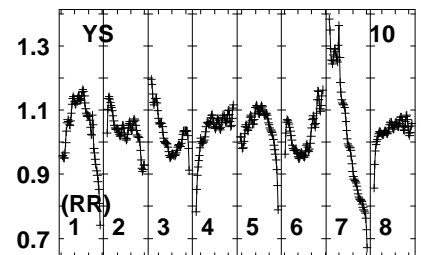
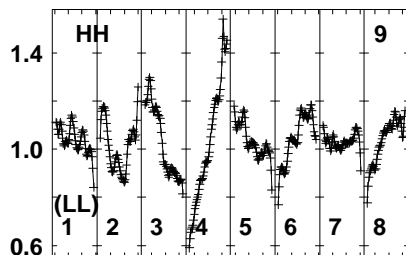
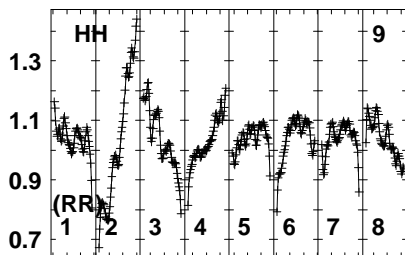
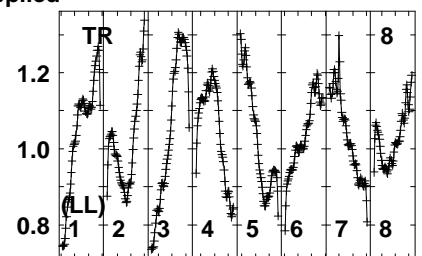
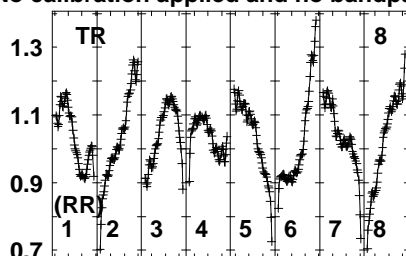
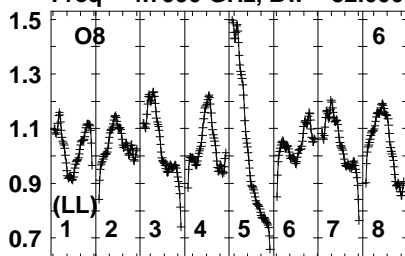
480 483 487 490 493 496 500 503 506 510 513 516 519 522 525 528 530
FREQ MHz

Lower frame: Real Jy
Auto-corr total-power spectrum Antenna: *
Timerange: 00/10:39:51 to 00/10:40:59

Plot file version 112 created 27-JUN-2022 14:45:37

J0653+0403 EA065H.UVDATA.1

Freq = 4.7990 GHz, Bw = 32.000 MH No calibration applied and no bandpass applied



480083048709009309605005030

FREQ MHz

Lower frame: Real Jy

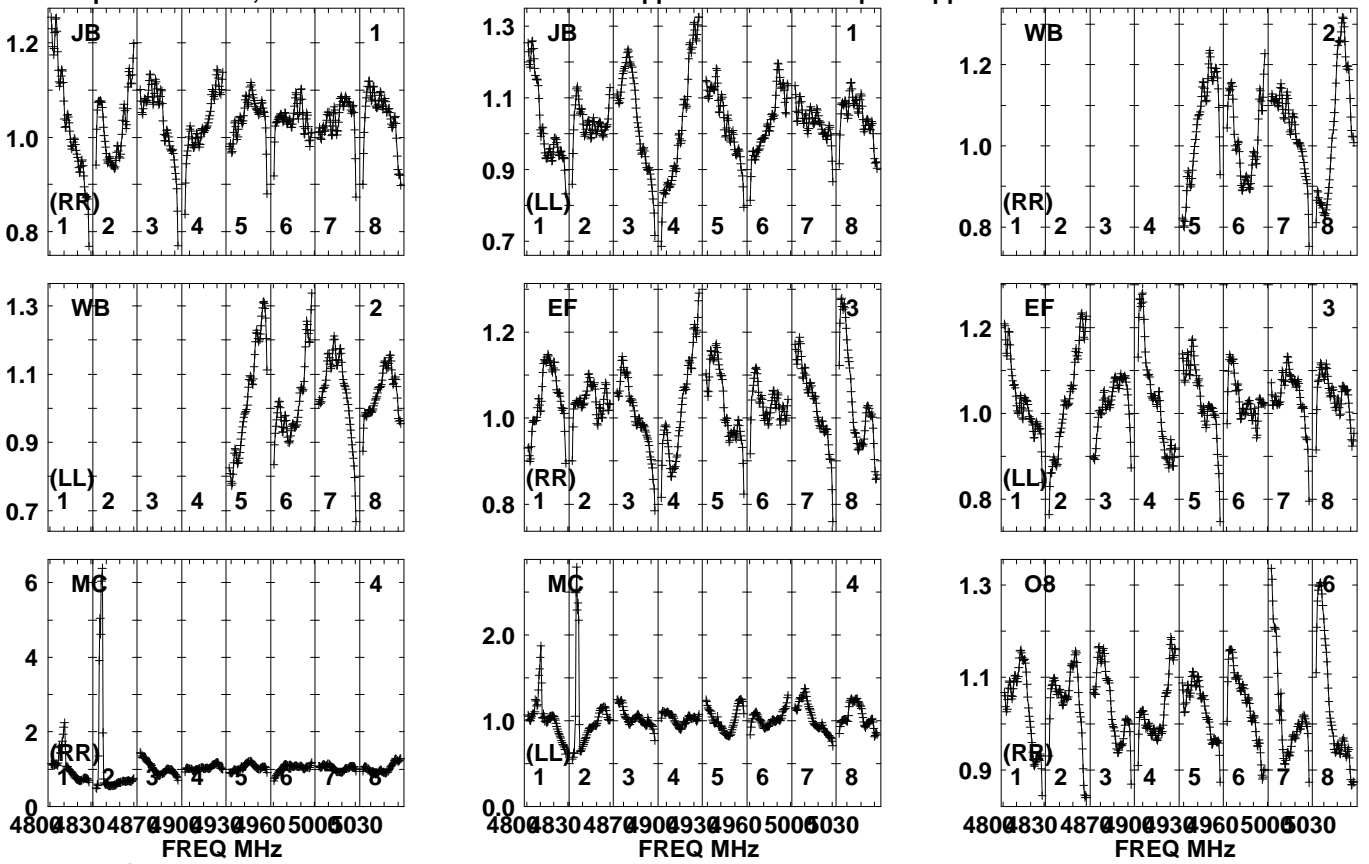
Auto-corr total-power spectrum Antenna: *

Timerange: 00/10:39:51 to 00/10:40:59

Plot file version 113 created 27-JUN-2022 14:45:37

J0641+0420 EA065H.UVDATA.1

Freq = 4.7990 GHz, Bw = 32.000 MH No calibration applied and no bandpass applied

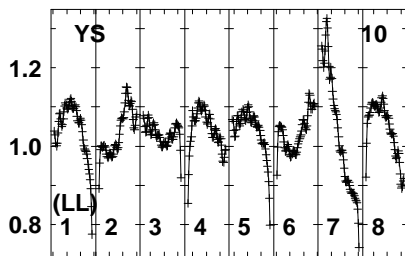
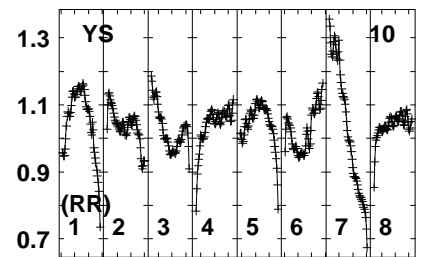
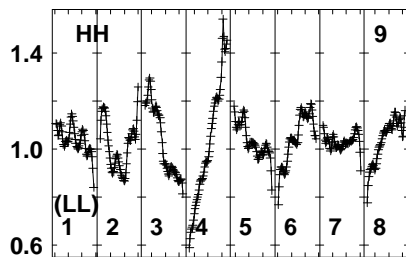
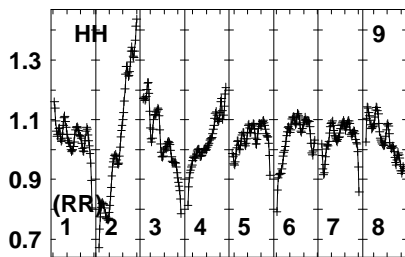
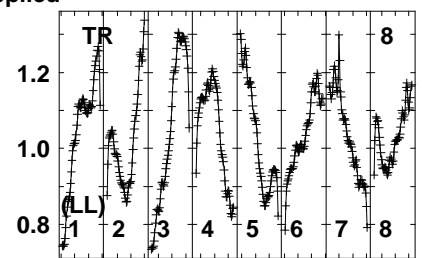
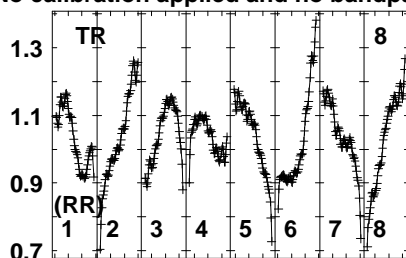
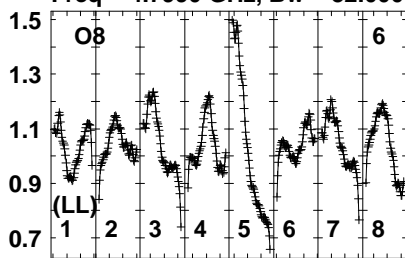


Lower frame: Real Jy
Auto-corr total-power spectrum Antenna: *
Timerange: 00/10:41:01 to 00/10:42:49

Plot file version 114 created 27-JUN-2022 14:45:37

J0641+0420 EA065H.UVDATA.1

Freq = 4.7990 GHz, Bw = 32.000 MH No calibration applied and no bandpass applied



480083048709009309605005030

FREQ MHz

Lower frame: Real Jy

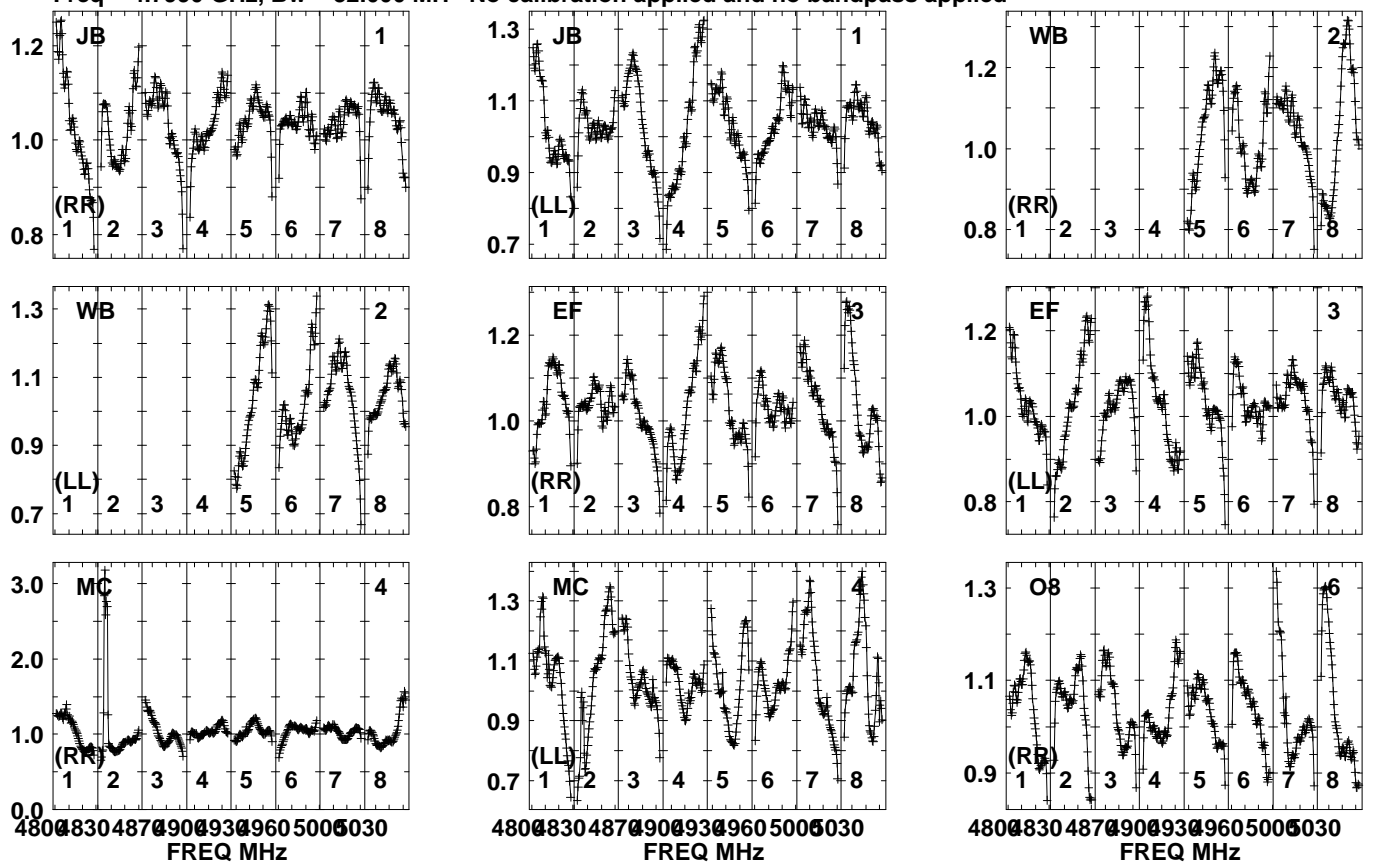
Auto-corr total-power spectrum Antenna: *

Timerange: 00/10:41:01 to 00/10:42:49

Plot file version 115 created 27-JUN-2022 14:45:37

J0653+0403 EA065H.UVDATA.1

Freq = 4.7990 GHz, Bw = 32.000 MH No calibration applied and no bandpass applied

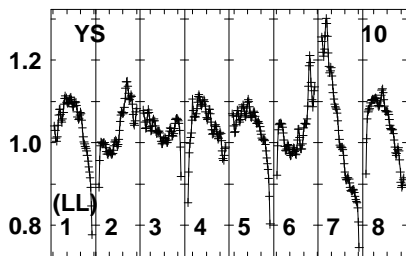
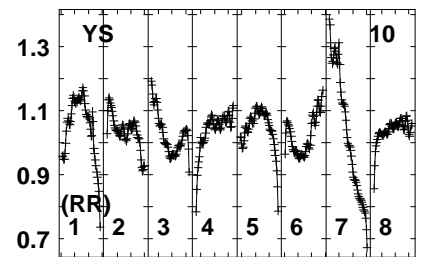
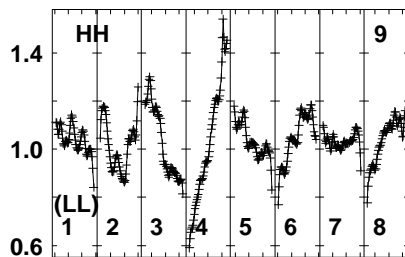
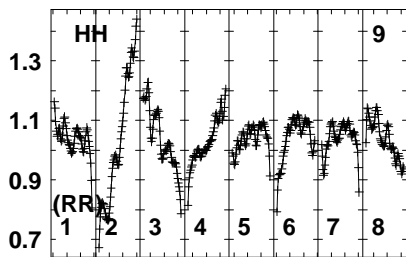
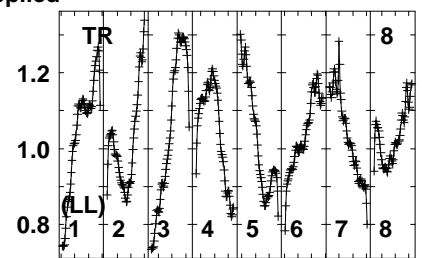
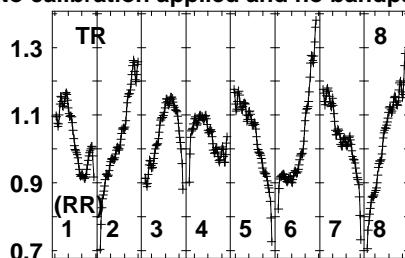
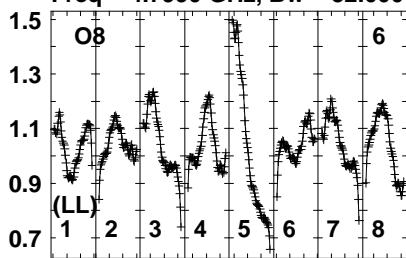


Lower frame: Real Jy
Auto-corr total-power spectrum Antenna: *
Timerange: 00/10:43:31 to 00/10:44:29

Plot file version 116 created 27-JUN-2022 14:45:37

J0653+0403 EA065H.UVDATA.1

Freq = 4.7990 GHz, Bw = 32.000 MH No calibration applied and no bandpass applied



480083048709009309605005030

FREQ MHz

Lower frame: Real Jy

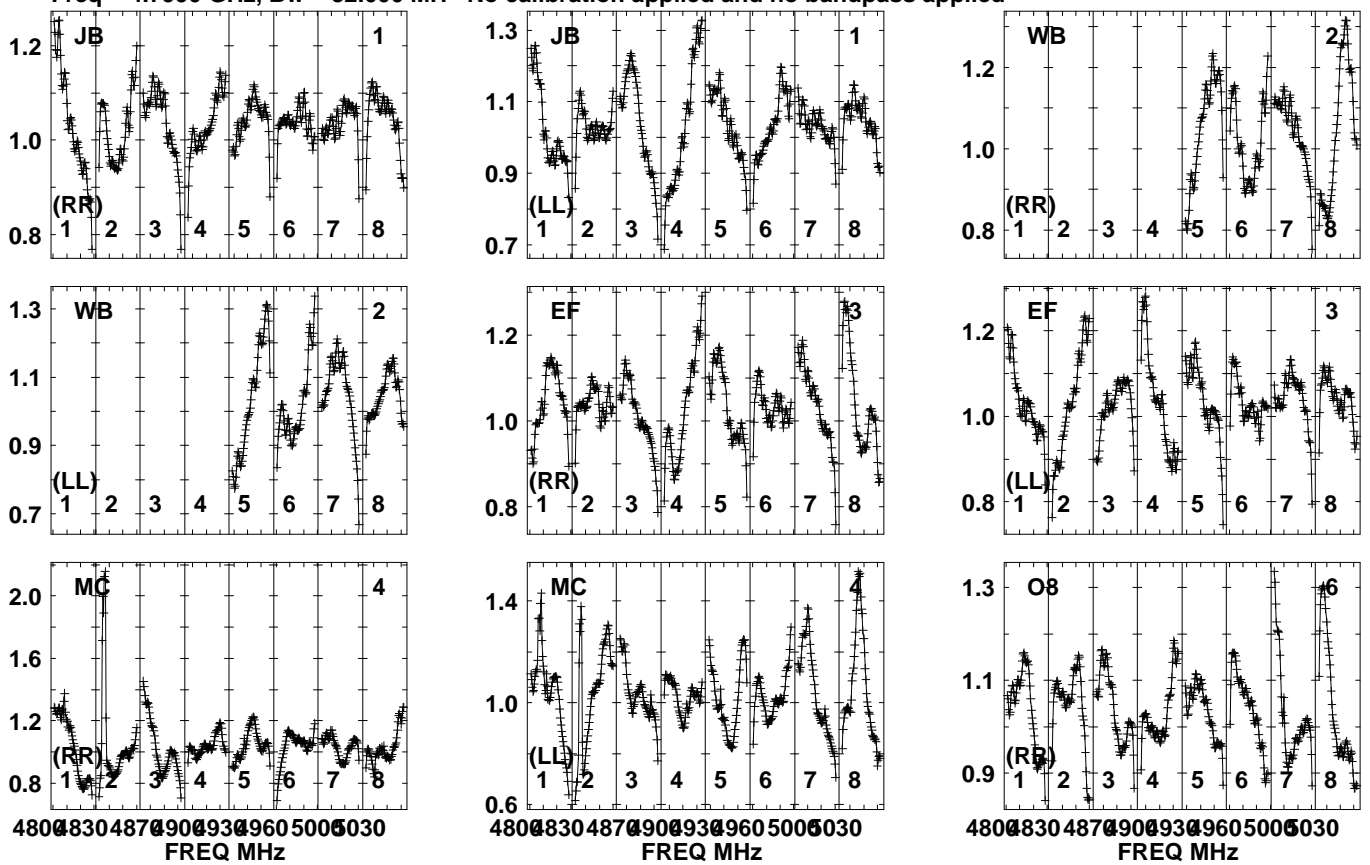
Auto-corr total-power spectrum Antenna: *

Timerange: 00/10:43:31 to 00/10:44:29

Plot file version 117 created 27-JUN-2022 14:45:37

P0648 EA065H.UVDATA.1

Freq = 4.7990 GHz, Bw = 32.000 MH No calibration applied and no bandpass applied

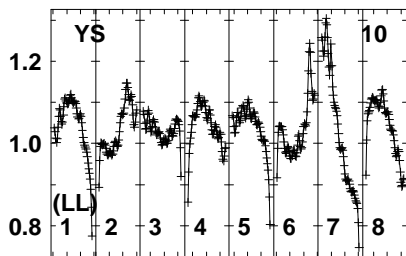
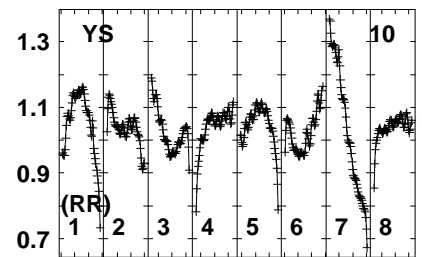
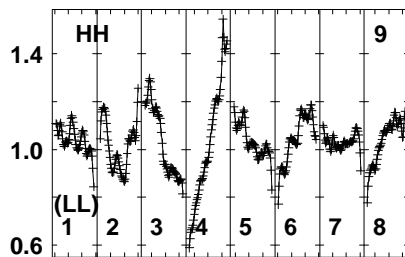
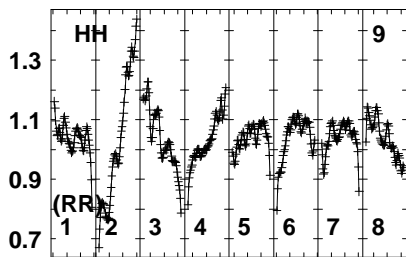
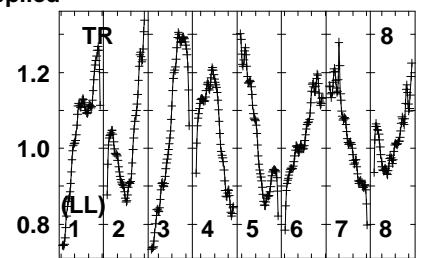
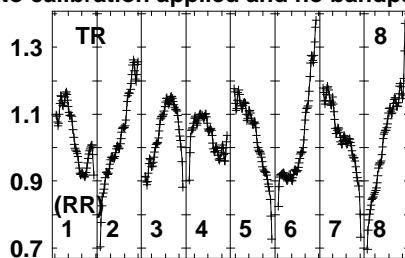
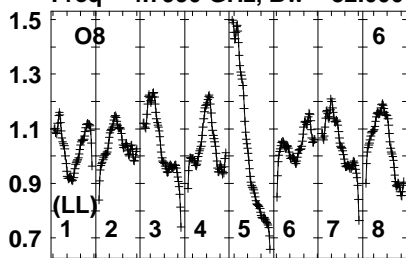


Lower frame: Real Jy
Auto-corr total-power spectrum Antenna: *
Timerange: 00/10:44:31 to 00/10:46:49

Plot file version 118 created 27-JUN-2022 14:45:37

P0648 EA065H.UVDATA.1

Freq = 4.7990 GHz, Bw = 32.000 MH No calibration applied and no bandpass applied



480083048709009309605005030

FREQ MHz

Lower frame: Real Jy

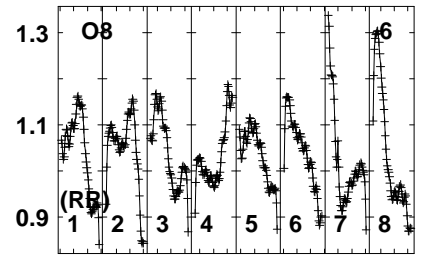
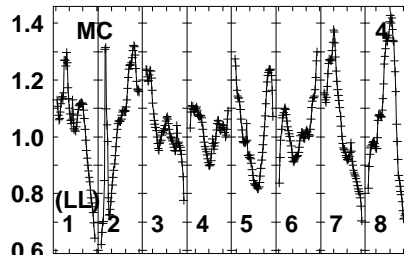
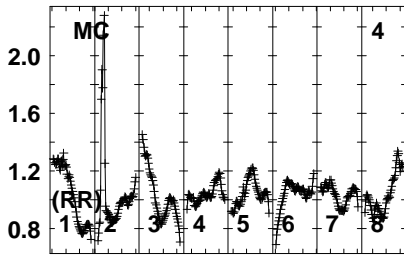
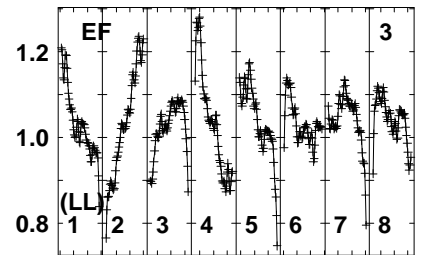
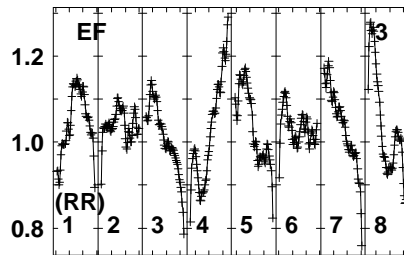
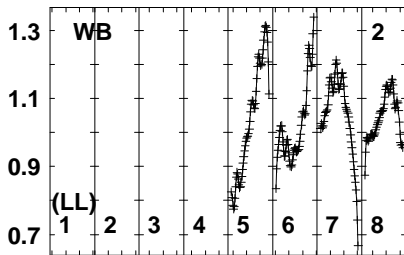
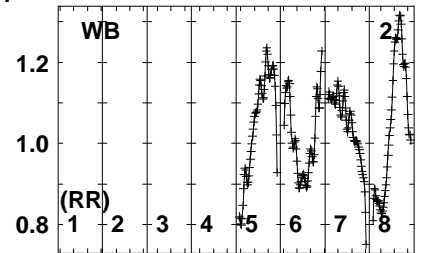
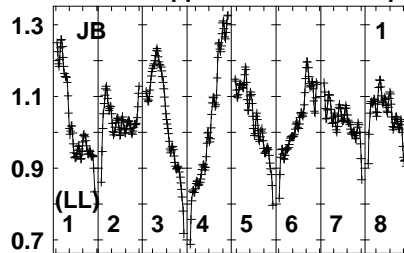
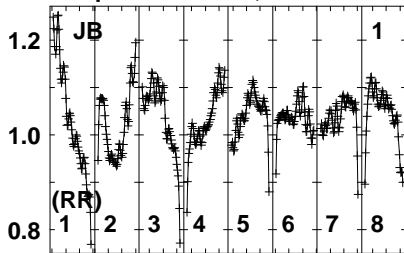
Auto-corr total-power spectrum Antenna: *

Timerange: 00/10:44:31 to 00/10:46:49

Plot file version 119 created 27-JUN-2022 14:45:37

J0653+0403 EA065H.UVDATA.1

Freq = 4.7990 GHz, Bw = 32.000 MH No calibration applied and no bandpass applied



480083048709009309605005030
FREQ MHz

480083048709009309605005030
FREQ MHz

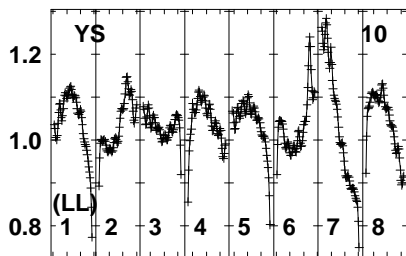
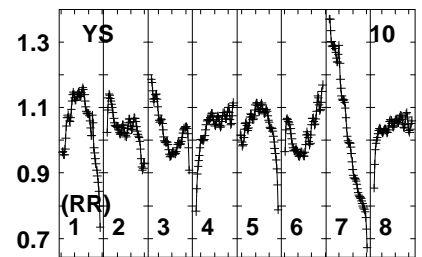
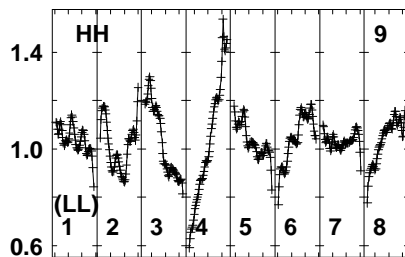
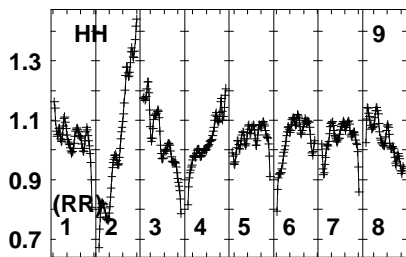
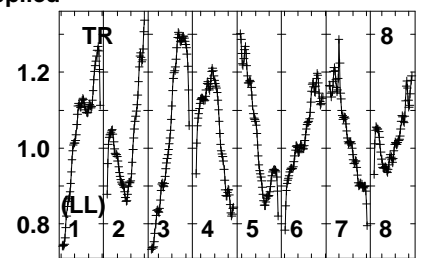
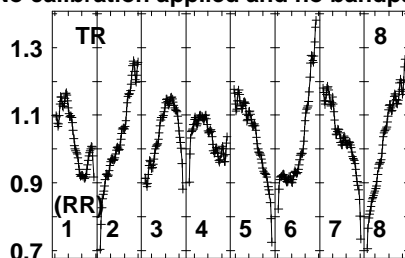
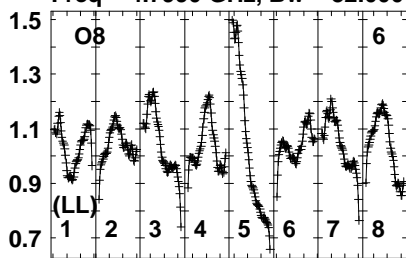
480083048709009309605005030
FREQ MHz

Lower frame: Real Jy
Auto-corr total-power spectrum Antenna: *
Timerange: 00/10:46:51 to 00/10:47:59

Plot file version 120 created 27-JUN-2022 14:45:37

J0653+0403 EA065H.UVDATA.1

Freq = 4.7990 GHz, Bw = 32.000 MH No calibration applied and no bandpass applied



480083048709009309605005030

FREQ MHz

Lower frame: Real Jy

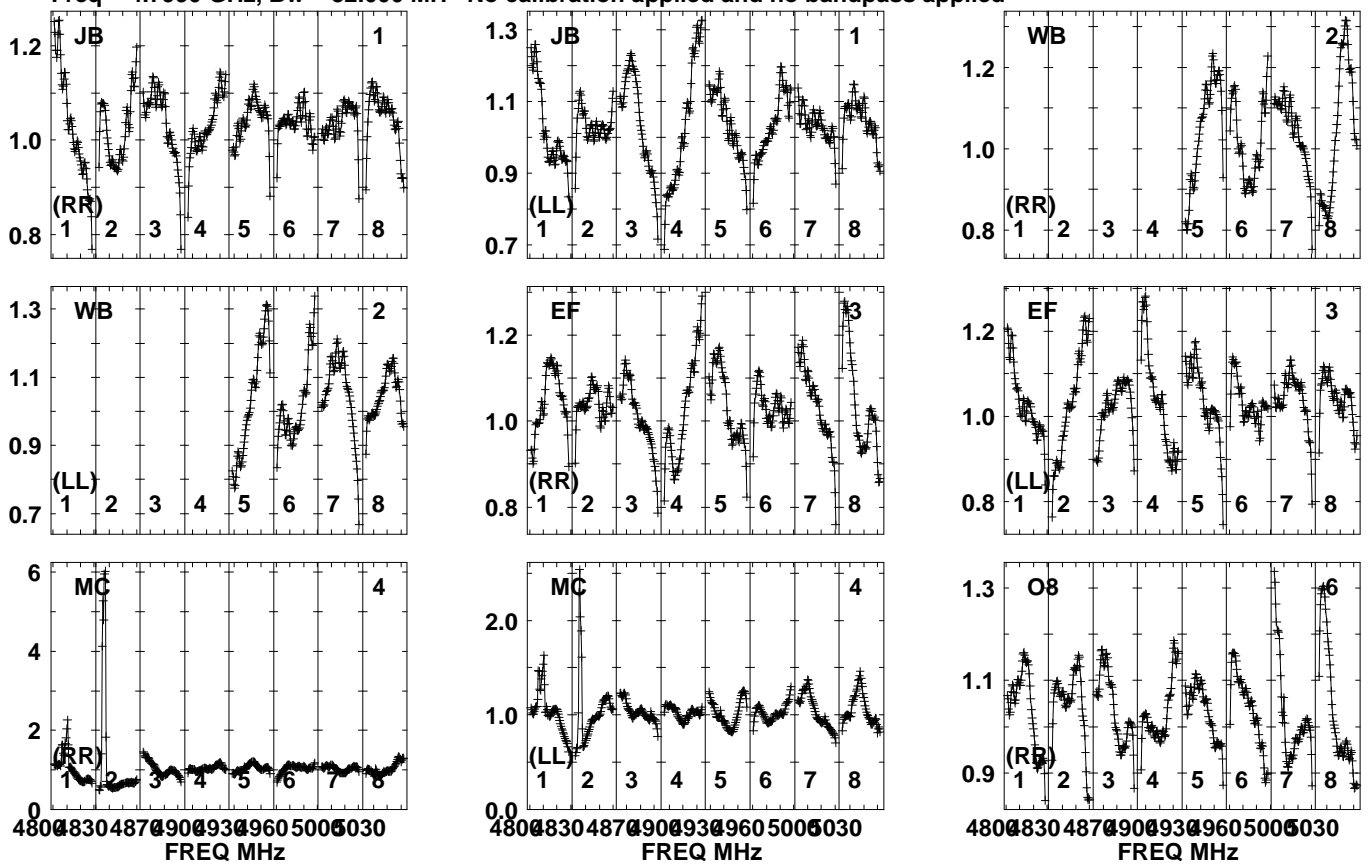
Auto-corr total-power spectrum Antenna: *

Timerange: 00/10:46:51 to 00/10:47:59

Plot file version 121 created 27-JUN-2022 14:45:38

P0648 EA065H.UVDATA.1

Freq = 4.7990 GHz, Bw = 32.000 MH No calibration applied and no bandpass applied

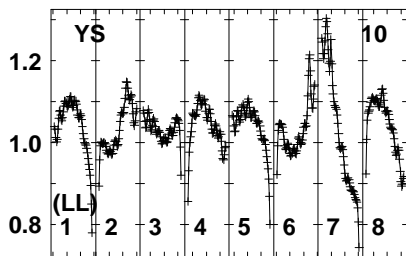
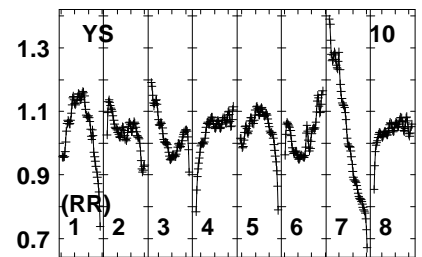
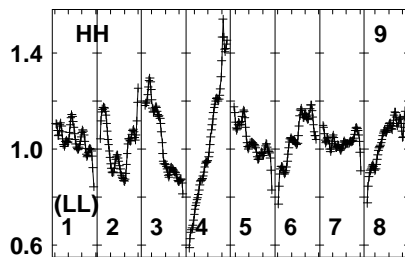
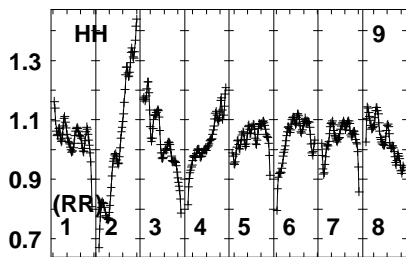
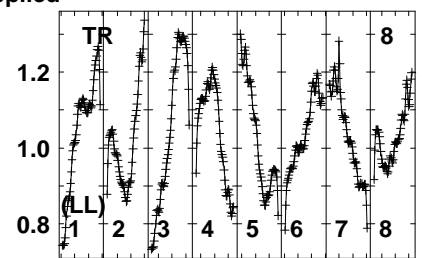
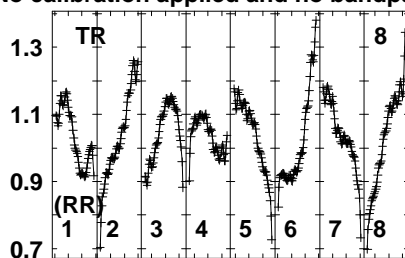
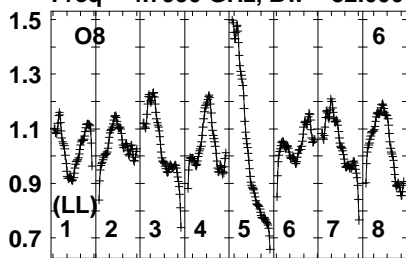


Lower frame: Real Jy
Auto-corr total-power spectrum Antenna: *
Timerange: 00/10:48:01 to 00/10:50:19

Plot file version 122 created 27-JUN-2022 14:45:38

P0648 EA065H.UVDATA.1

Freq = 4.7990 GHz, Bw = 32.000 MH No calibration applied and no bandpass applied



480083048709009309605005030

FREQ MHz

Lower frame: Real Jy

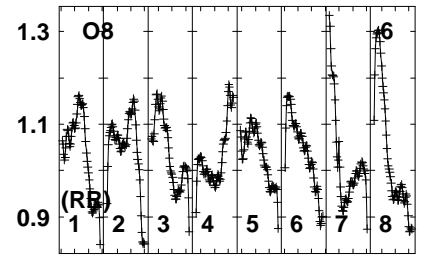
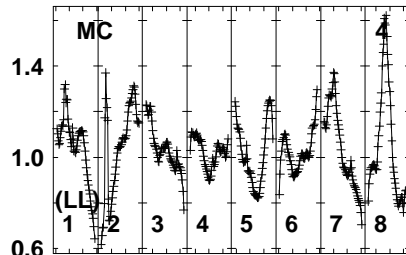
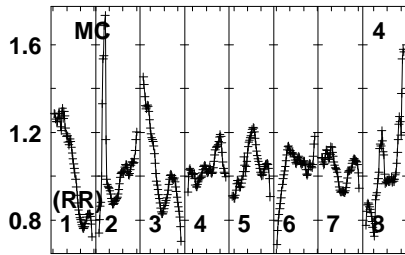
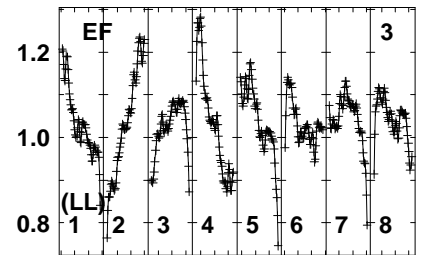
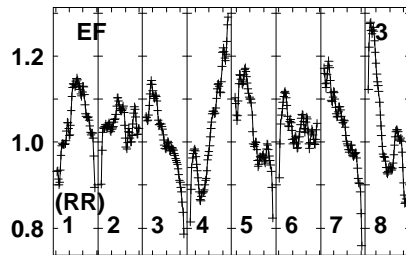
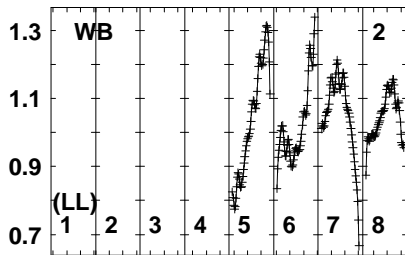
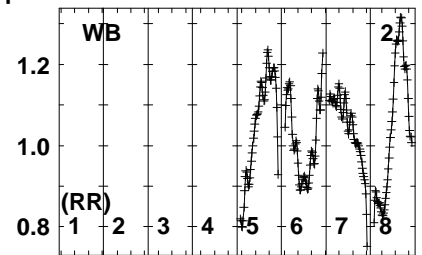
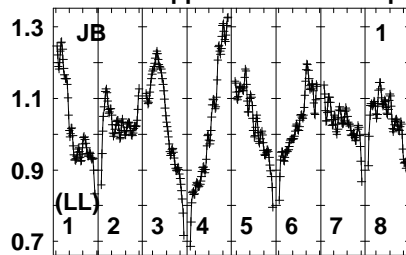
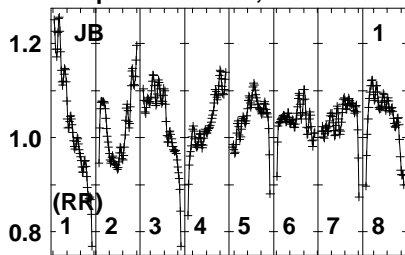
Auto-corr total-power spectrum Antenna: *

Timerange: 00/10:48:01 to 00/10:50:19

Plot file version 123 created 27-JUN-2022 14:45:38

J0653+0403 EA065H.UVDATA.1

Freq = 4.7990 GHz, Bw = 32.000 MH No calibration applied and no bandpass applied



480083048709009309605005030
FREQ MHz

480083048709009309605005030
FREQ MHz

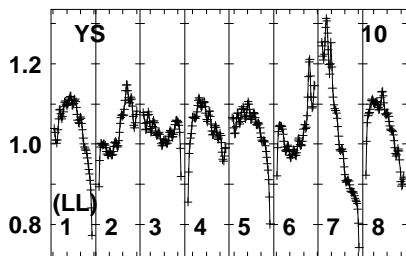
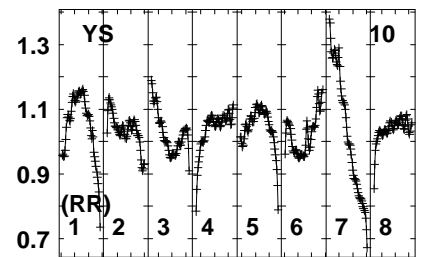
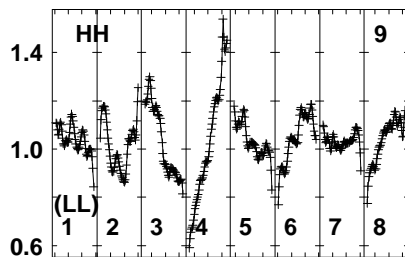
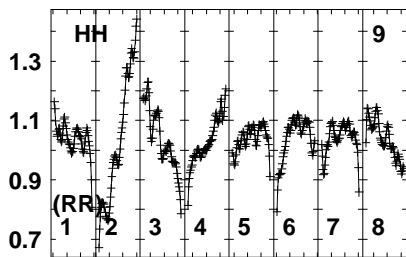
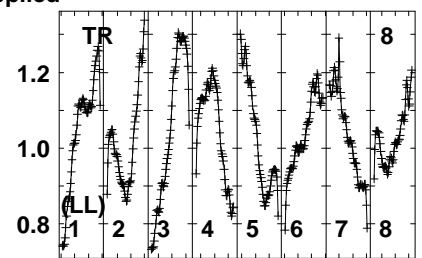
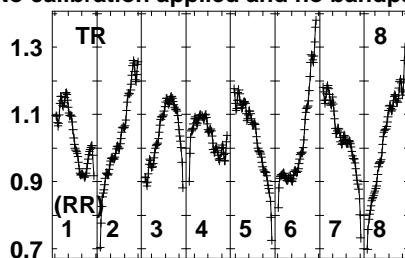
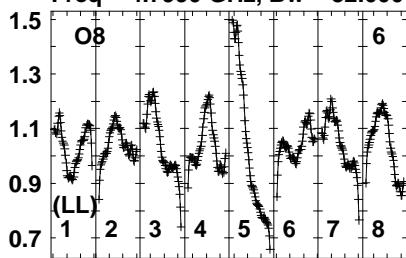
480083048709009309605005030
FREQ MHz

Lower frame: Real Jy
Auto-corr total-power spectrum Antenna: *
Timerange: 00/10:50:21 to 00/10:51:29

Plot file version 124 created 27-JUN-2022 14:45:38

J0653+0403 EA065H.UVDATA.1

Freq = 4.7990 GHz, Bw = 32.000 MH No calibration applied and no bandpass applied



480083048709009309605005030

FREQ MHz

Lower frame: Real Jy

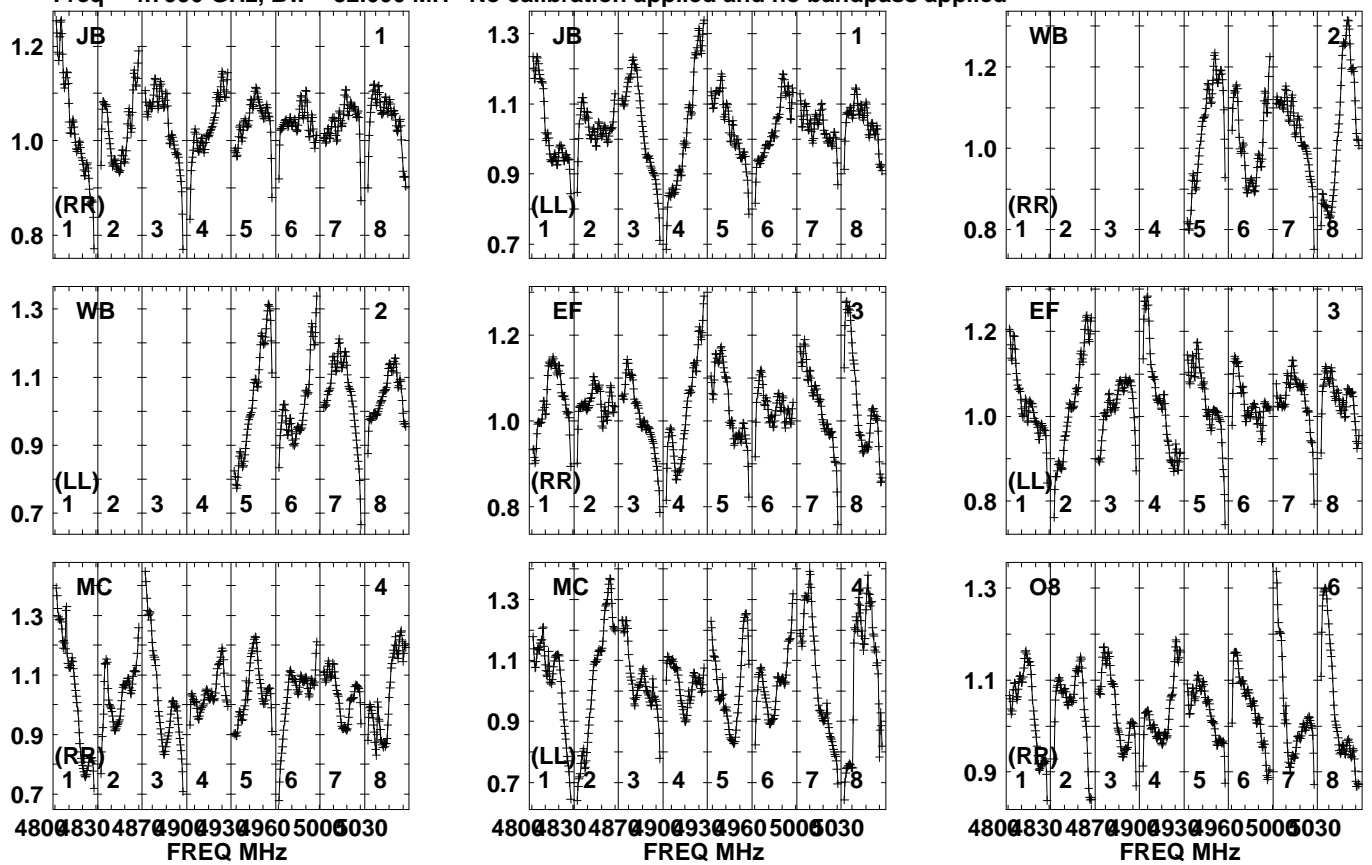
Auto-corr total-power spectrum Antenna: *

Timerange: 00/10:50:21 to 00/10:51:29

Plot file version 125 created 27-JUN-2022 14:45:38

J0927+3902 EA065H.UVDATA.1

Freq = 4.7990 GHz, Bw = 32.000 MH No calibration applied and no bandpass applied

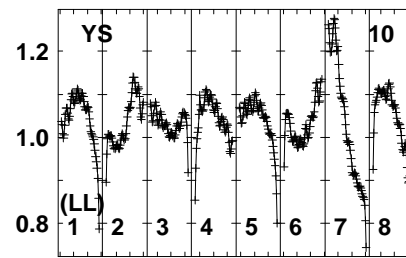
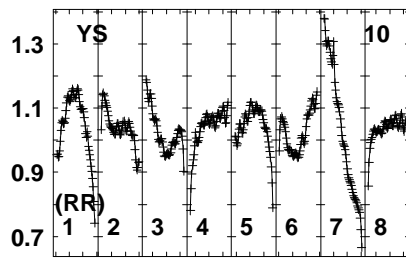
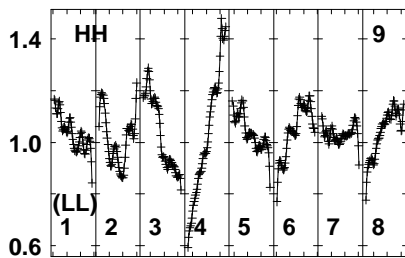
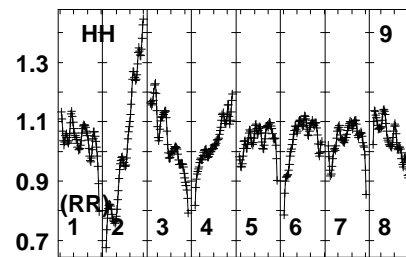
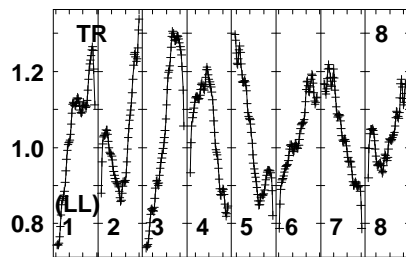
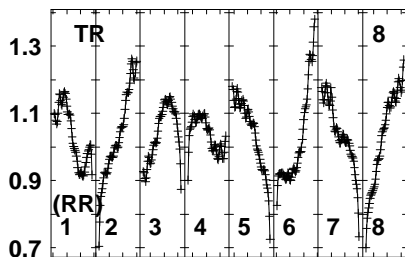
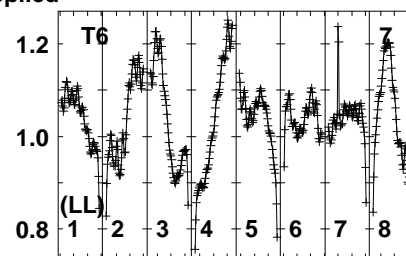
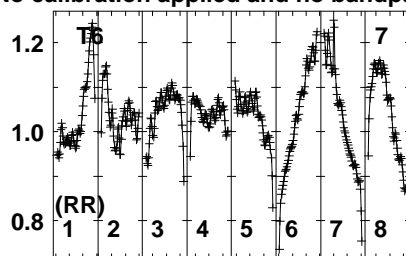
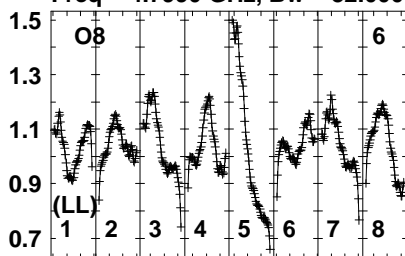


Lower frame: Real Jy
Auto-corr total-power spectrum Antenna: *
Timerange: 00/10:55:01 to 00/10:59:59

Plot file version 126 created 27-JUN-2022 14:45:38

J0927+3902 EA065H.UVDATA.1

Freq = 4.7990 GHz, Bw = 32.000 MH No calibration applied and no bandpass applied



480083048709009309605005030
FREQ MHz

480083048709009309605005030
FREQ MHz

480083048709009309605005030
FREQ MHz

Lower frame: Real Jy
Auto-corr total-power spectrum Antenna: *
Timerange: 00/10:55:01 to 00/10:59:59