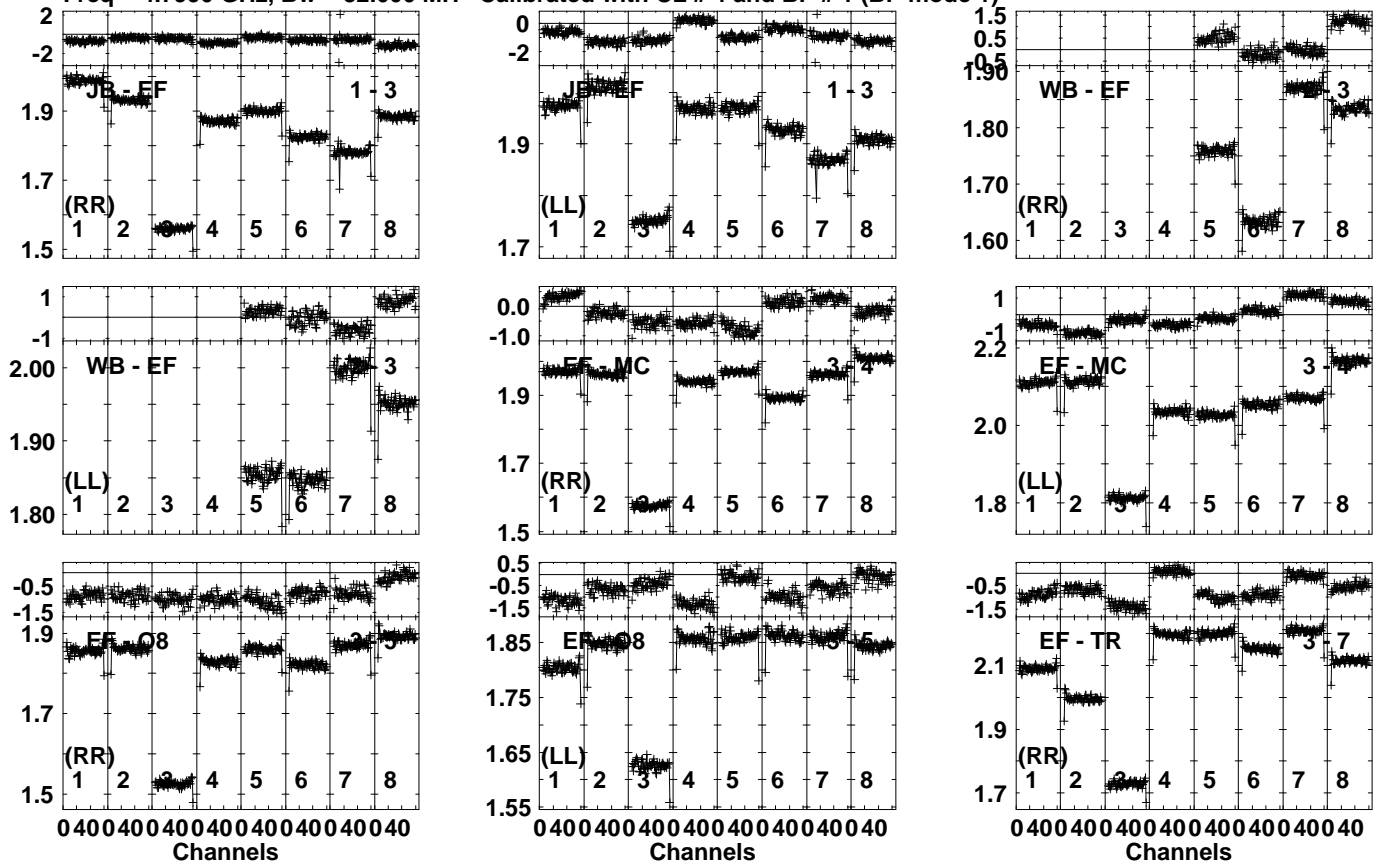


Plot file version 1 created 23-JUN-2023 10:10:56

1749+096 EA065J.UVDATA.1

Freq = 4.7990 GHz, Bw = 32.000 MH Calibrated with CL # 4 and BP # 1 (BP mode 1)

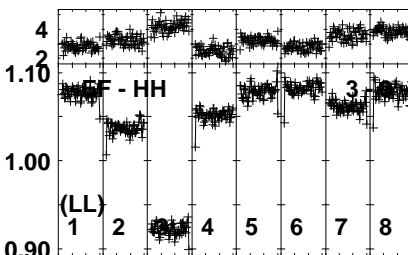
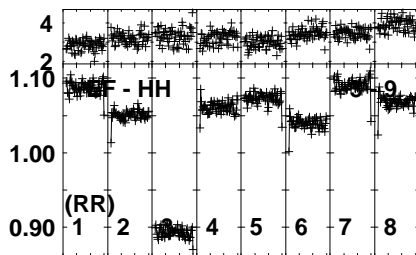
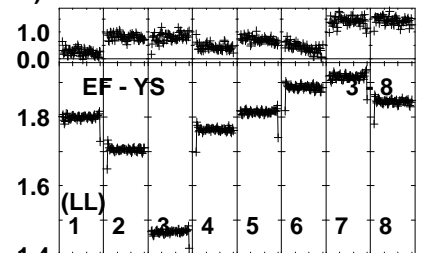
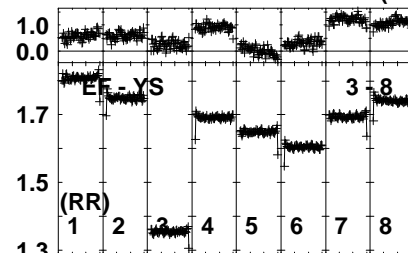
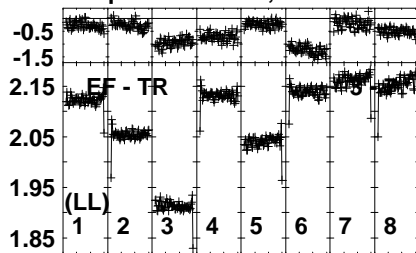


Lower frame: Ampl Jy Top frame: Phas deg
Vector averaged cross-power spectrum Several baselines displayed
Timerange: 00/14:00:09 to 00/14:02:59

Plot file version 2 created 23-JUN-2023 10:10:56

1749+096 EA065J.UVDATA.1

Freq = 4.7990 GHz, Bw = 32.000 MH Calibrated with CL # 4 and BP # 1 (BP mode 1)

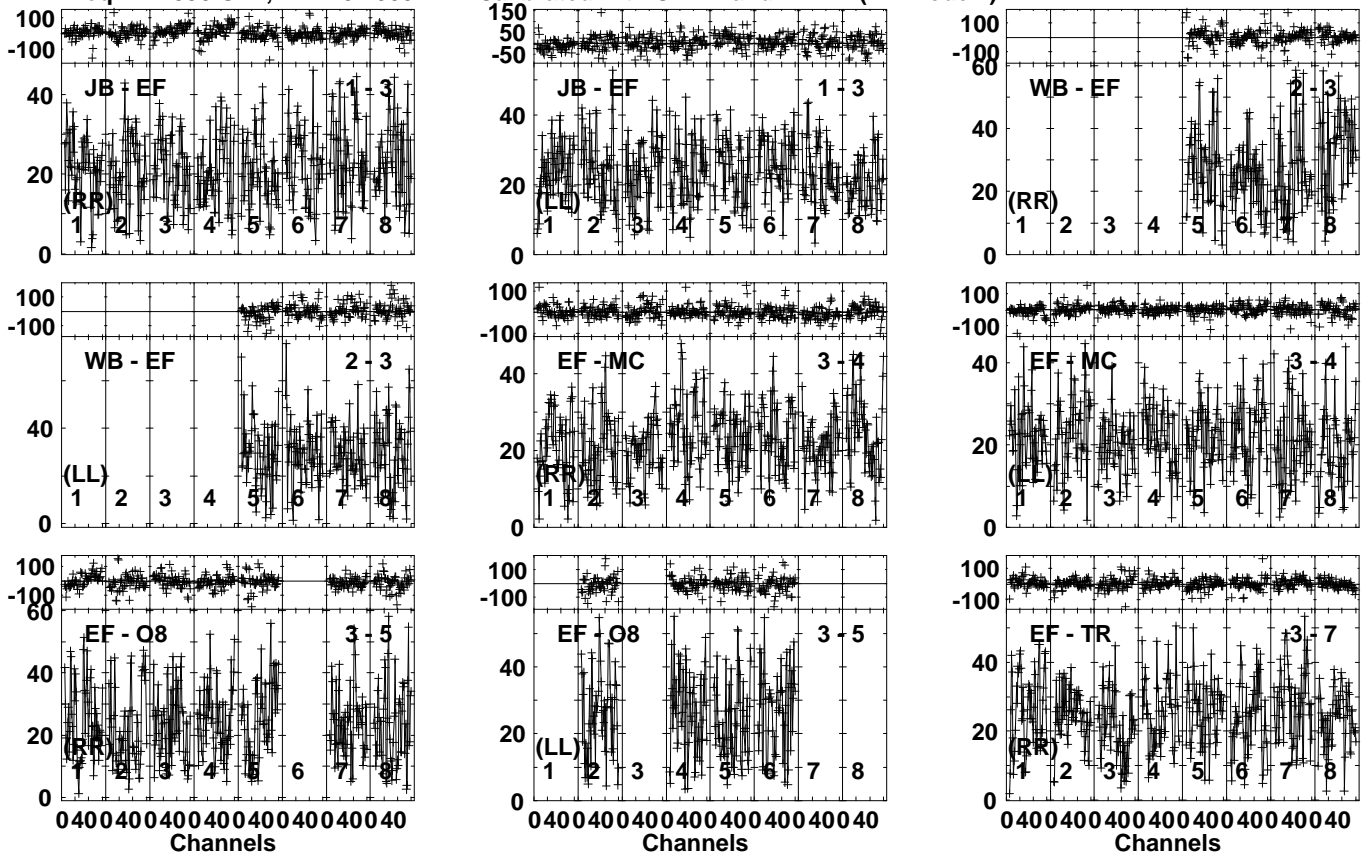


Lower frame: Ampl Jy Top frame: Phas deg
Vector averaged cross-power spectrum Several baselines displayed
Timerange: 00/14:00:09 to 00/14:02:59

Plot file version 3 created 23-JUN-2023 10:10:56

J1858+0640 EA065J.UVDATA.1

Freq = 4.7990 GHz, Bw = 32.000 MH Calibrated with CL # 4 and BP # 1 (BP mode 1)

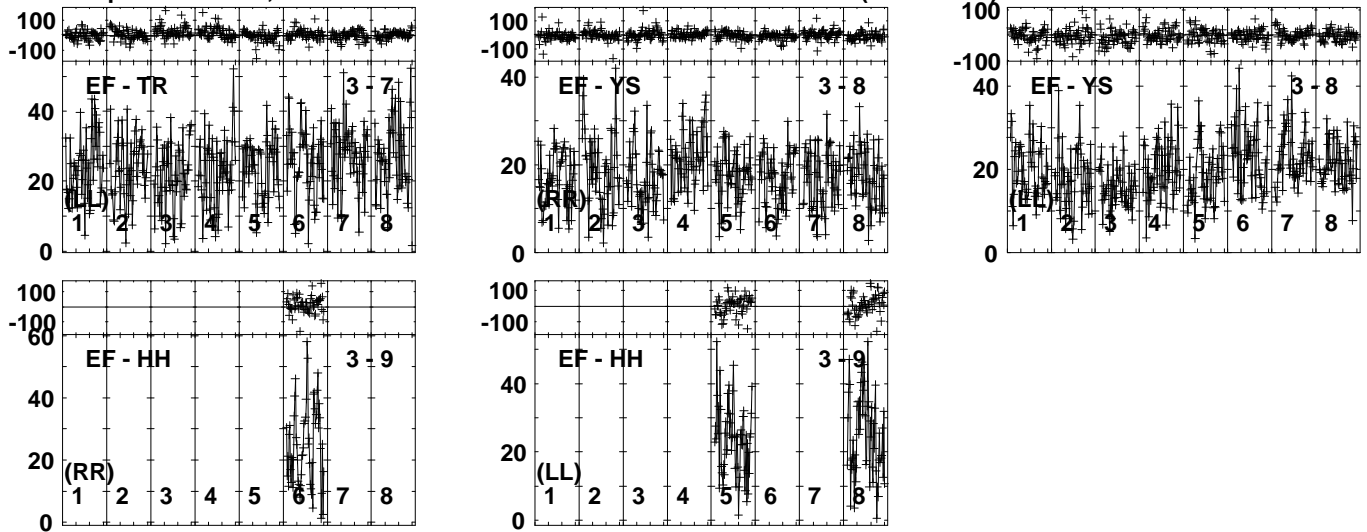


Lower frame: Milli Ampl Jy Top frame: Phas deg
Vector averaged cross-power spectrum Several baselines displayed
Timerange: 00/14:04:01 to 00/14:05:59

Plot file version 4 created 23-JUN-2023 10:10:56

J1858+0640 EA065J.UVDATA.1

Freq = 4.7990 GHz, Bw = 32.000 MH Calibrated with CL # 4 and BP # 1 (BP mode 1)

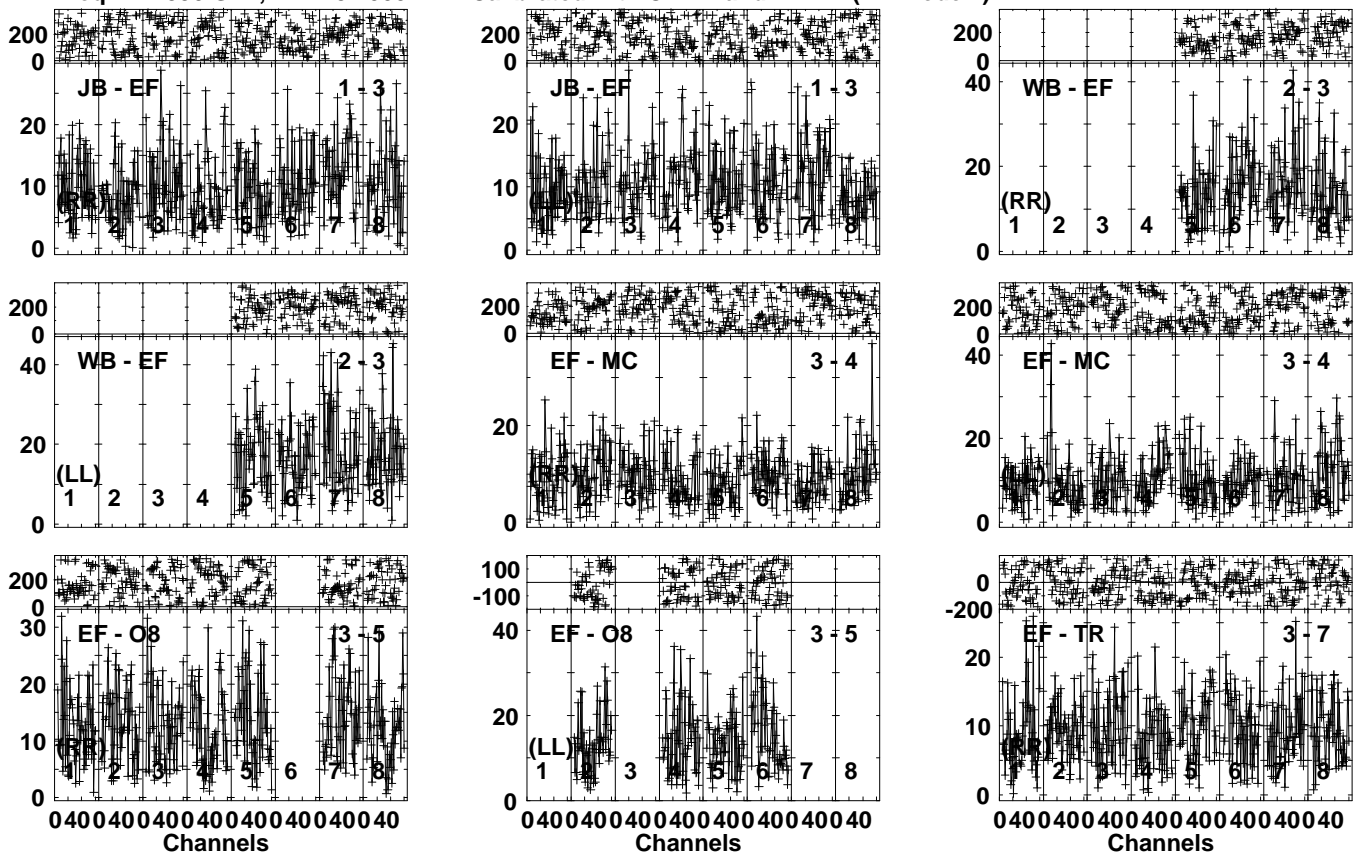


Lower frame: Milli Ampl Jy Top frame: Phas deg
Vector averaged cross-power spectrum Several baselines displayed
Timerange: 00/14:04:01 to 00/14:05:59

Plot file version 5 created 23-JUN-2023 10:10:56

P1853 EA065J.UVDATA.1

Freq = 4.7990 GHz, Bw = 32.000 MH Calibrated with CL # 4 and BP # 1 (BP mode 1)

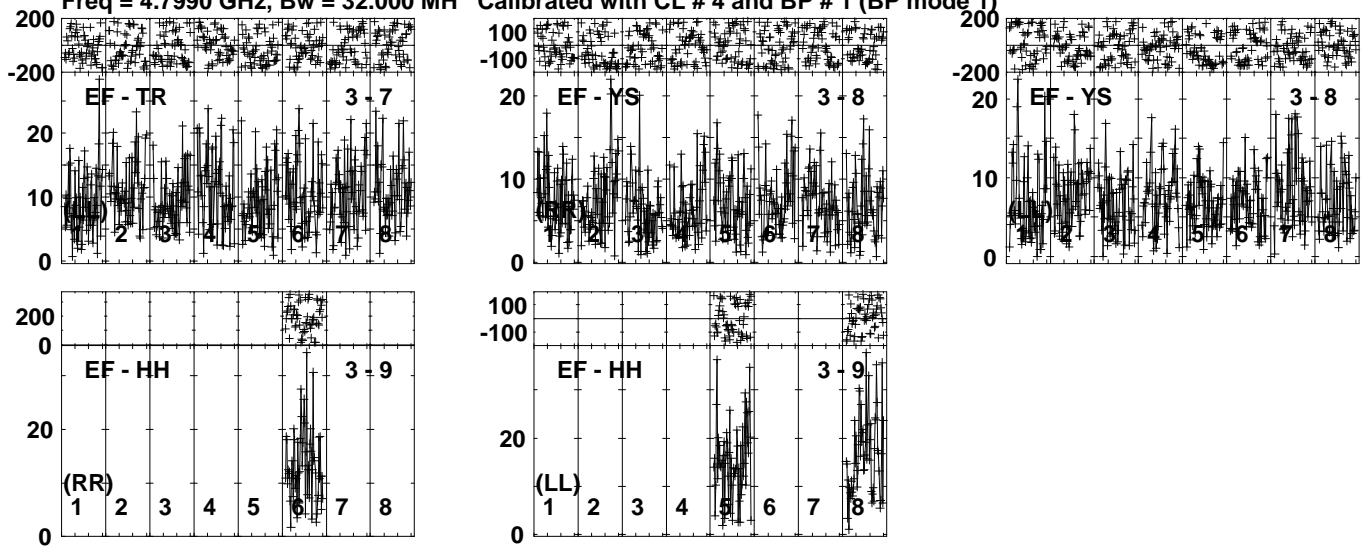


Lower frame: Milli Ampl Jy Top frame: Phas deg
Vector averaged cross-power spectrum Several baselines displayed
Timerange: 00/14:06:01 to 00/14:08:19

Plot file version 6 created 23-JUN-2023 10:10:57

P1853 EA065J.UVDATA.1

Freq = 4.7990 GHz, Bw = 32.000 MH Calibrated with CL # 4 and BP # 1 (BP mode 1)

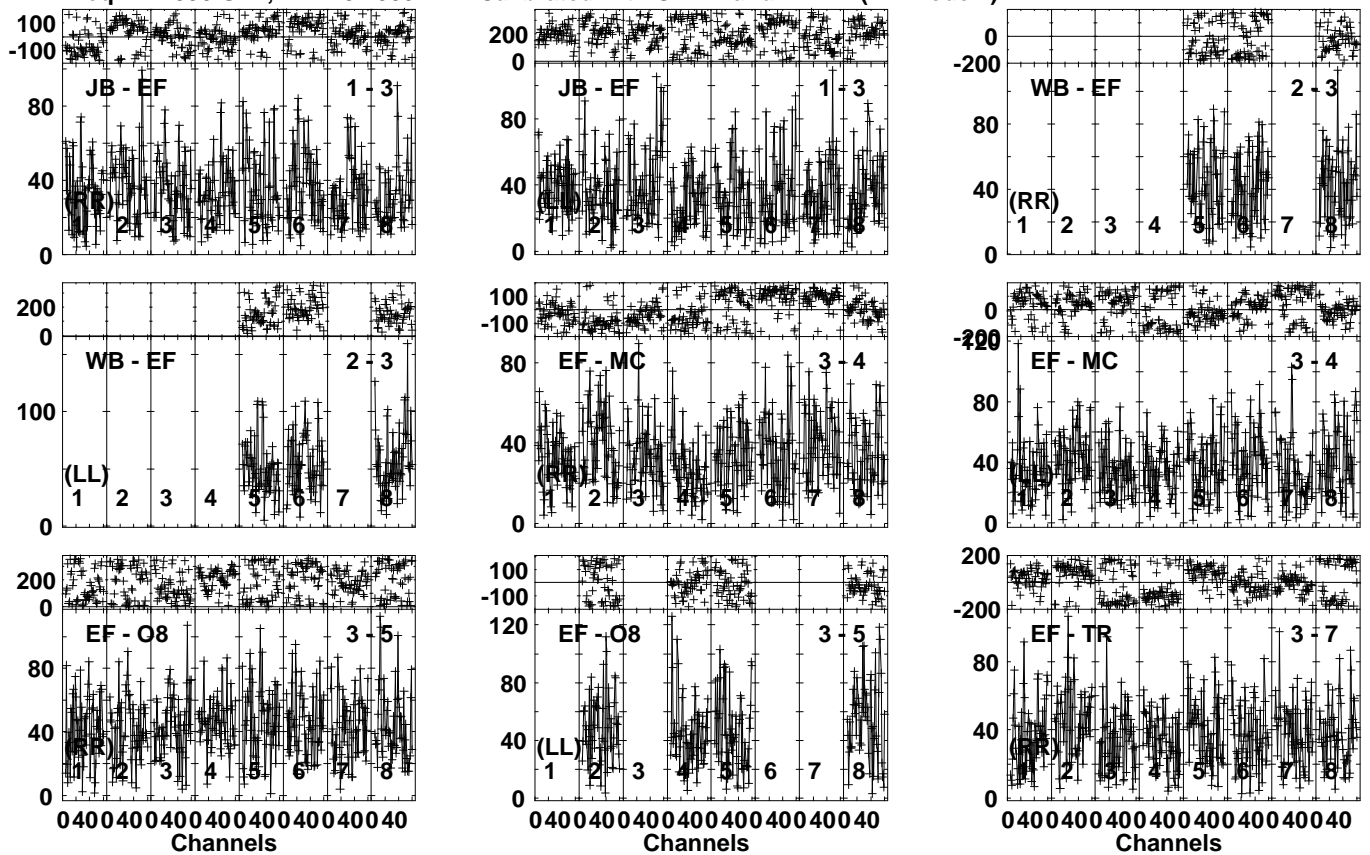


Lower frame: Milli Ampl Jy Top frame: Phas deg
Vector averaged cross-power spectrum Several baselines displayed
Timerange: 00/14:06:01 to 00/14:08:19

Plot file version 7 created 23-JUN-2023 10:10:57

J1858+0640 EA065J.UVDATA.1

Freq = 4.7990 GHz, Bw = 32.000 MH Calibrated with CL # 4 and BP # 1 (BP mode 1)

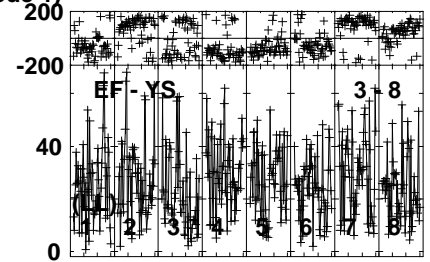
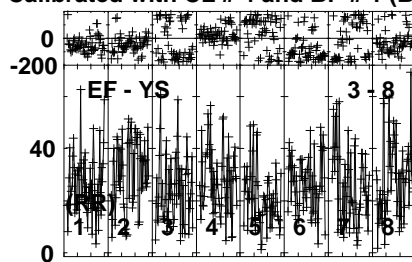
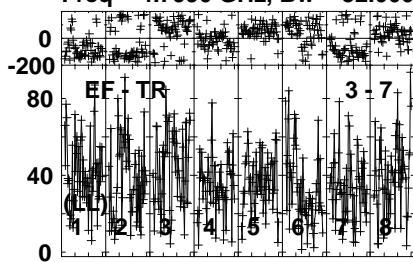


Lower frame: Milli Ampl Jy Top frame: Phas deg
Vector averaged cross-power spectrum Several baselines displayed
Timerange: 00/14:08:21 to 00/14:09:29

Plot file version 8 created 23-JUN-2023 10:10:57

J1858+0640 EA065J.UVDATA.1

Freq = 4.7990 GHz, Bw = 32.000 MH Calibrated with CL # 4 and BP # 1 (BP mode 1)

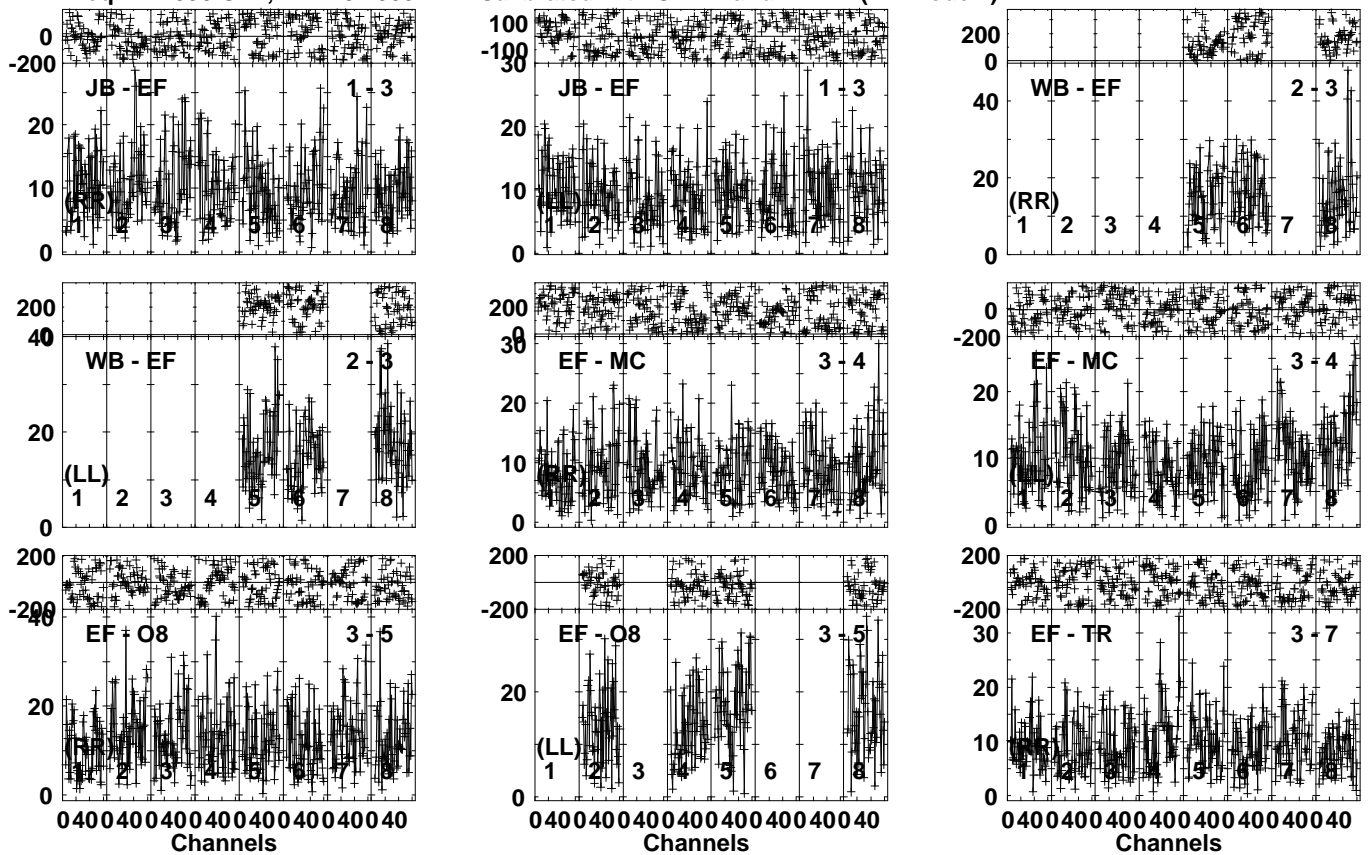


Lower frame: Milli Ampl Jy Top frame: Phas deg
Vector averaged cross-power spectrum Several baselines displayed
Timerange: 00/14:08:21 to 00/14:09:29

Plot file version 9 created 23-JUN-2023 10:10:57

P1853 EA065J.UVDATA.1

Freq = 4.7990 GHz, Bw = 32.000 MH Calibrated with CL # 4 and BP # 1 (BP mode 1)

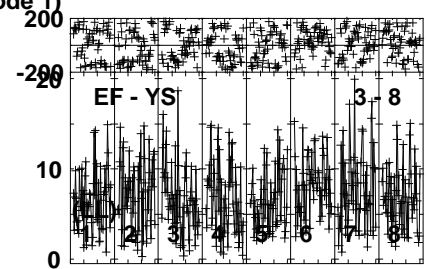
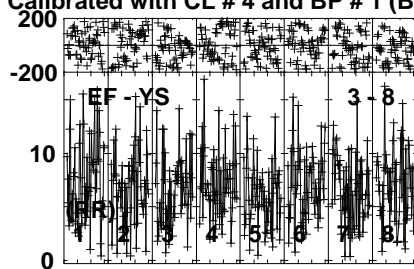
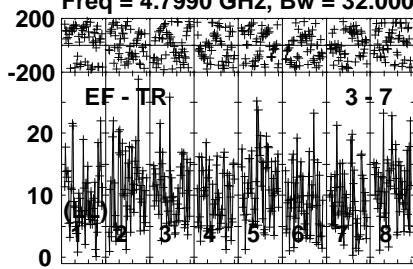


Lower frame: Milli Ampl Jy Top frame: Phas deg
Vector averaged cross-power spectrum Several baselines displayed
Timerange: 00/14:09:31 to 00/14:11:49

Plot file version 10 created 23-JUN-2023 10:10:57

P1853 EA065J.UVDATA.1

Freq = 4.7990 GHz, Bw = 32.000 MH Calibrated with CL # 4 and BP # 1 (BP mode 1)

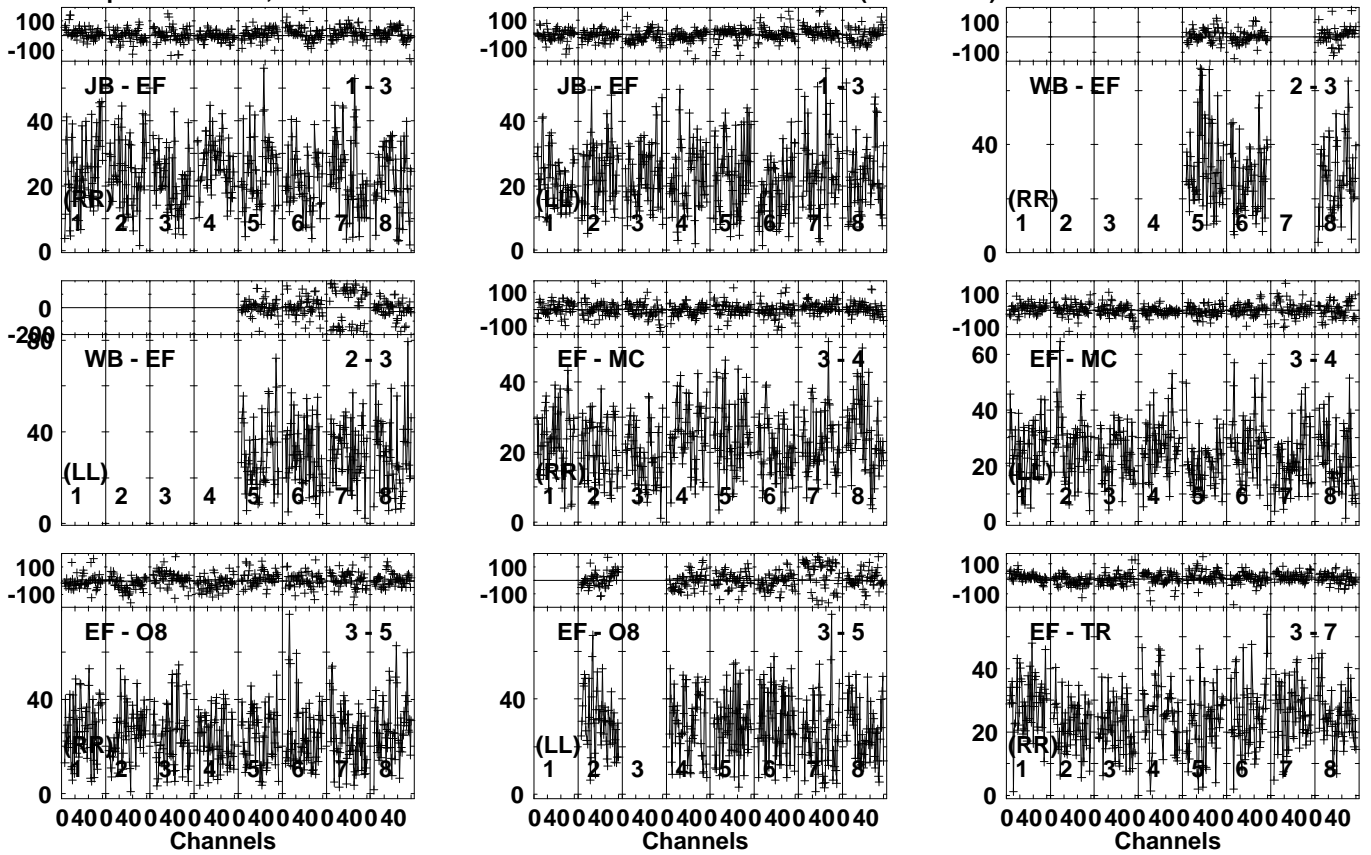


Lower frame: Milli Ampl Jy Top frame: Phas deg
Vector averaged cross-power spectrum Several baselines displayed
Timerange: 00/14:09:31 to 00/14:11:49

Plot file version 11 created 23-JUN-2023 10:10:57

J1858+0640 EA065J.UVDATA.1

Freq = 4.7990 GHz, Bw = 32.000 MH Calibrated with CL # 4 and BP # 1 (BP mode 1)

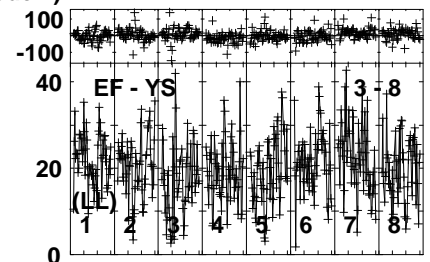
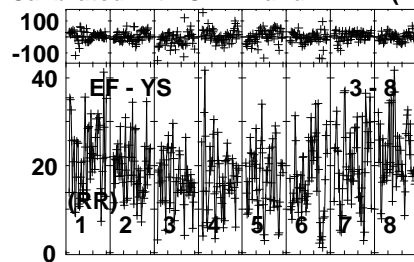
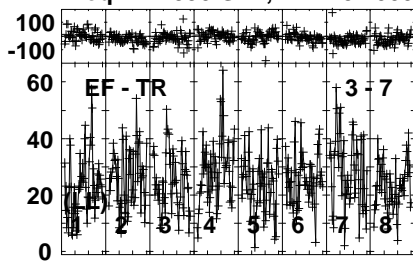


Lower frame: Milli Ampl Jy Top frame: Phas deg
Vector averaged cross-power spectrum Several baselines displayed
Timerange: 00/14:12:21 to 00/14:13:29

Plot file version 12 created 23-JUN-2023 10:10:57

J1858+0640 EA065J.UVDATA.1

Freq = 4.7990 GHz, Bw = 32.000 MH Calibrated with CL # 4 and BP # 1 (BP mode 1)

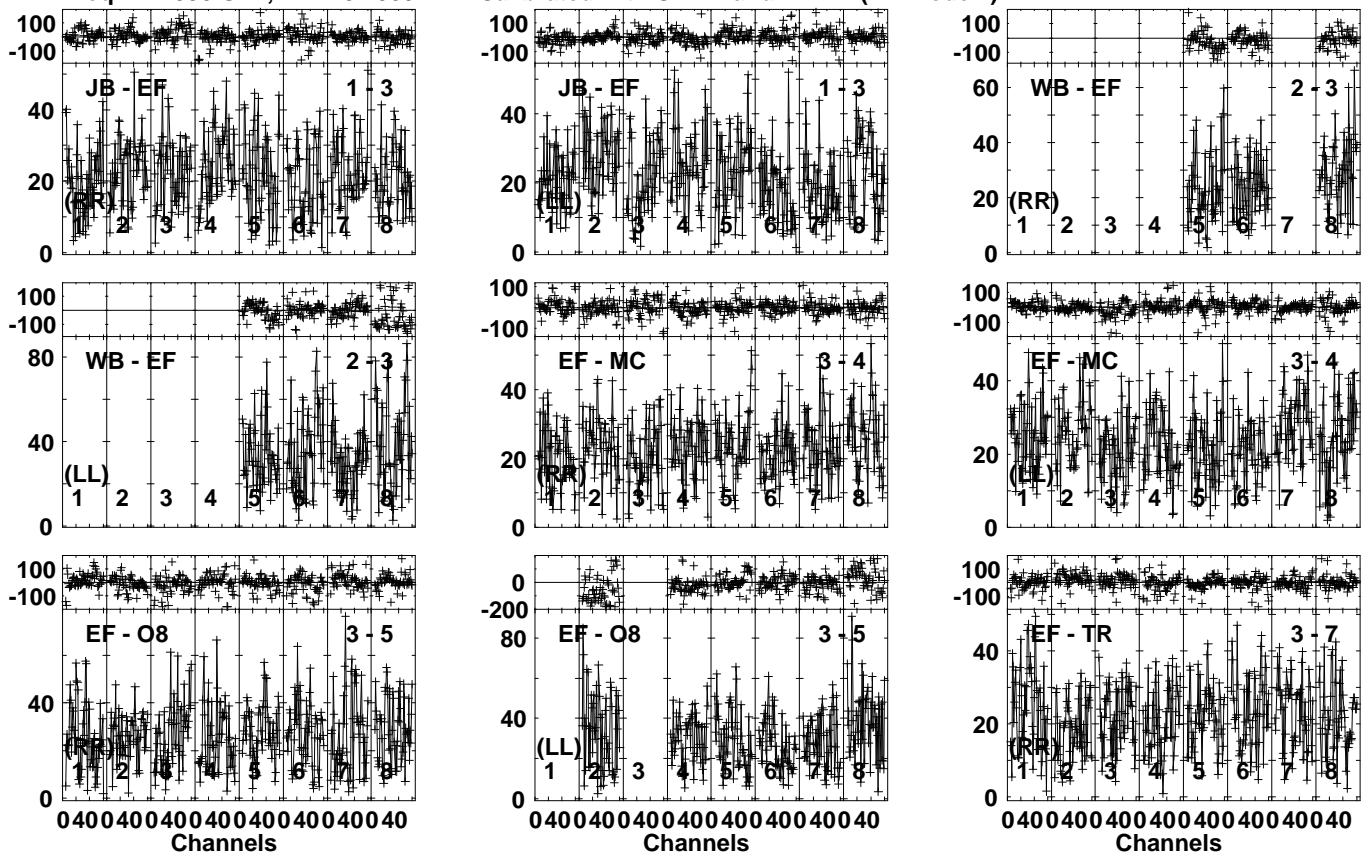


Lower frame: Milli Ampl Jy Top frame: Phas deg
Vector averaged cross-power spectrum Several baselines displayed
Timerange: 00/14:12:21 to 00/14:13:29

Plot file version 13 created 23-JUN-2023 10:10:58

J1858+0640 EA065J.UVDATA.1

Freq = 4.7990 GHz, Bw = 32.000 MH Calibrated with CL # 4 and BP # 1 (BP mode 1)

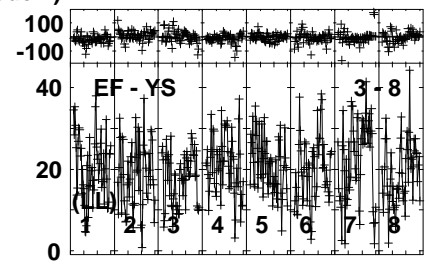
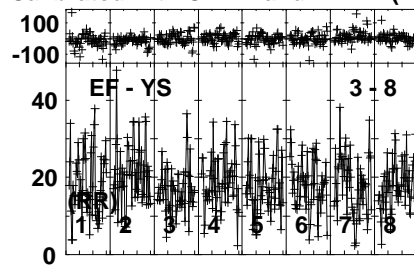
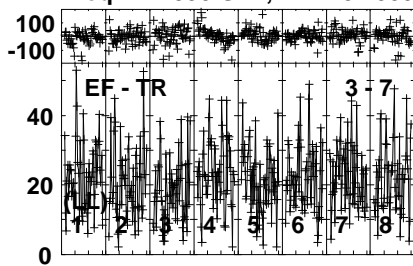


Lower frame: Milli Ampl Jy Top frame: Phas deg
Vector averaged cross-power spectrum Several baselines displayed
Timerange: 00/14:15:07 to 00/14:16:13

Plot file version 14 created 23-JUN-2023 10:10:58

J1858+0640 EA065J.UVDATA.1

Freq = 4.7990 GHz, Bw = 32.000 MH Calibrated with CL # 4 and BP # 1 (BP mode 1)

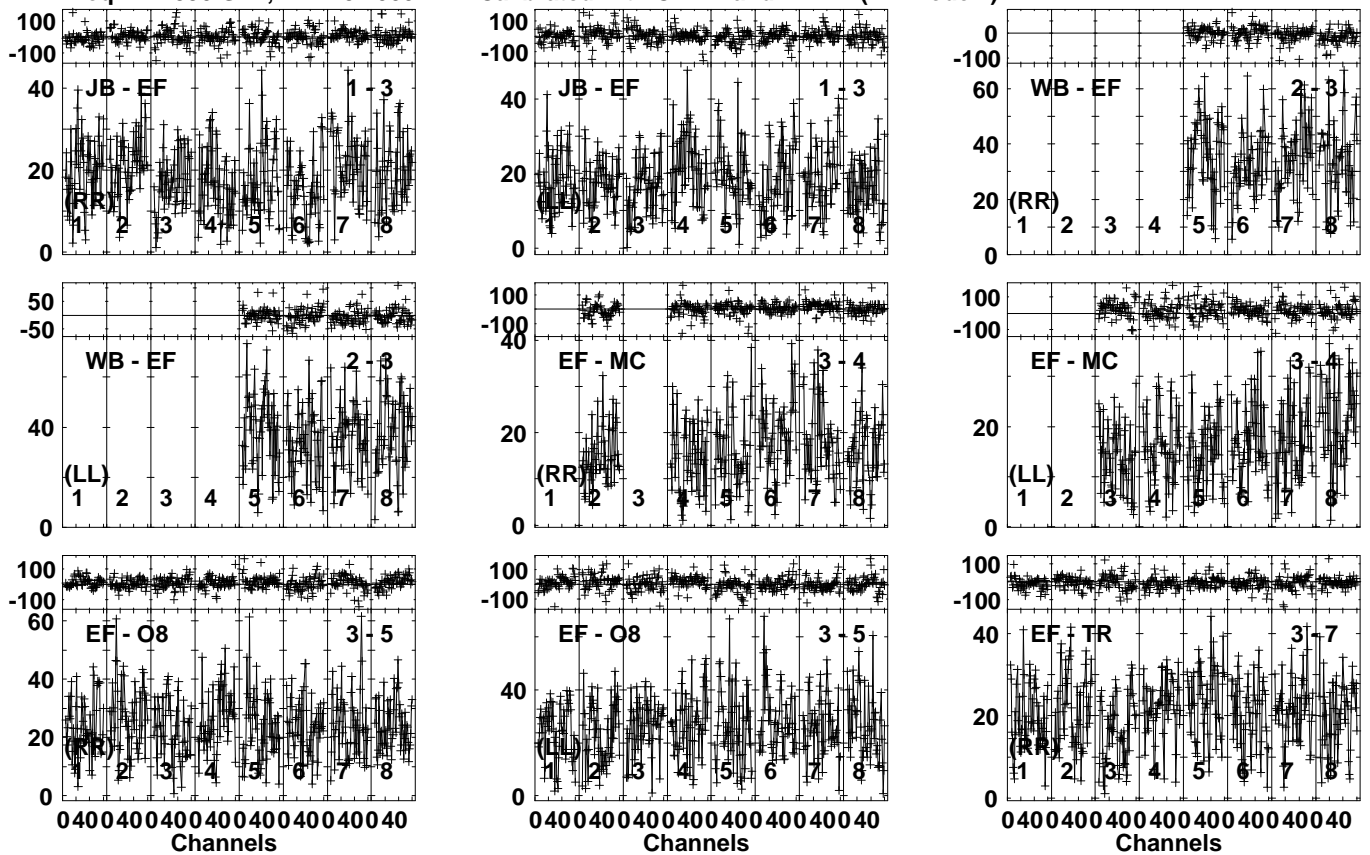


Lower frame: Milli Ampl Jy Top frame: Phas deg
Vector averaged cross-power spectrum Several baselines displayed
Timerange: 00/14:15:07 to 00/14:16:13

Plot file version 15 created 23-JUN-2023 10:10:58

J1920+1856 EA065J.UVDATA.1

Freq = 4.7990 GHz, Bw = 32.000 MH Calibrated with CL # 4 and BP # 1 (BP mode 1)

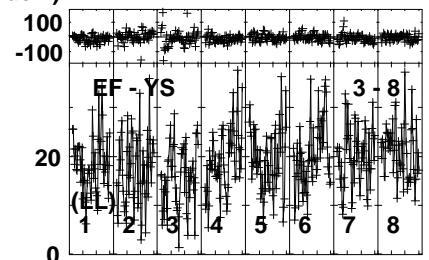
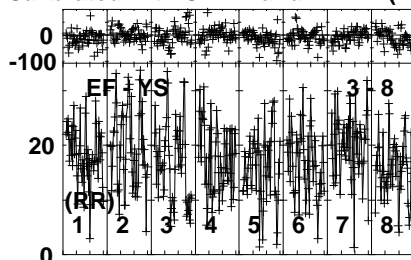
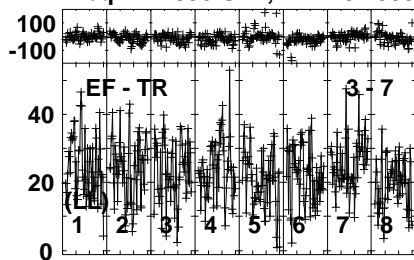


Lower frame: Milli Ampl Jy Top frame: Phas deg
Vector averaged cross-power spectrum Several baselines displayed
Timerange: 00/14:17:17 to 00/14:19:13

Plot file version 16 created 23-JUN-2023 10:10:58

J1920+1856 EA065J.UVDATA.1

Freq = 4.7990 GHz, Bw = 32.000 MH Calibrated with CL # 4 and BP # 1 (BP mode 1)

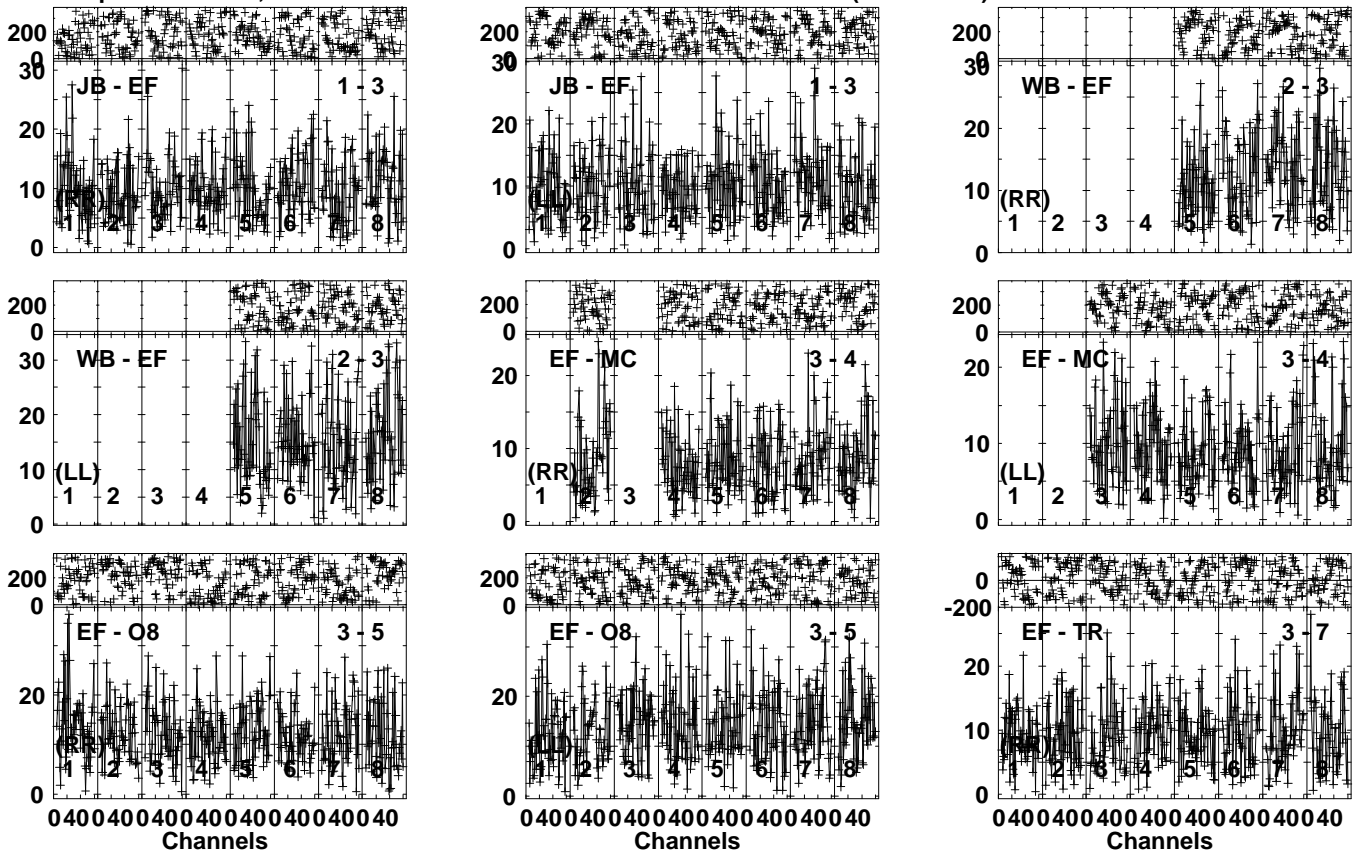


Lower frame: Milli Ampl Jy Top frame: Phas deg
Vector averaged cross-power spectrum Several baselines displayed
Timerange: 00/14:17:17 to 00/14:19:13

Plot file version 17 created 23-JUN-2023 10:10:58

P1932 EA065J.UVDATA.1

Freq = 4.7990 GHz, Bw = 32.000 MH Calibrated with CL # 4 and BP # 1 (BP mode 1)

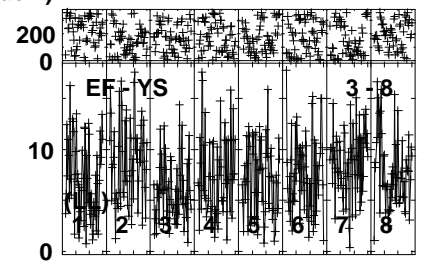
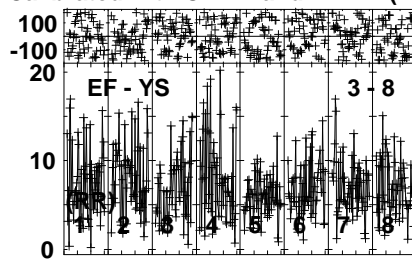
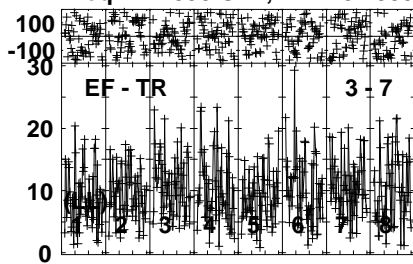


Lower frame: Milli Ampl Jy Top frame: Phas deg
Vector averaged cross-power spectrum Several baselines displayed
Timerange: 00/14:19:17 to 00/14:21:33

Plot file version 18 created 23-JUN-2023 10:10:58

P1932 EA065J.UVDATA.1

Freq = 4.7990 GHz, Bw = 32.000 MH Calibrated with CL # 4 and BP # 1 (BP mode 1)

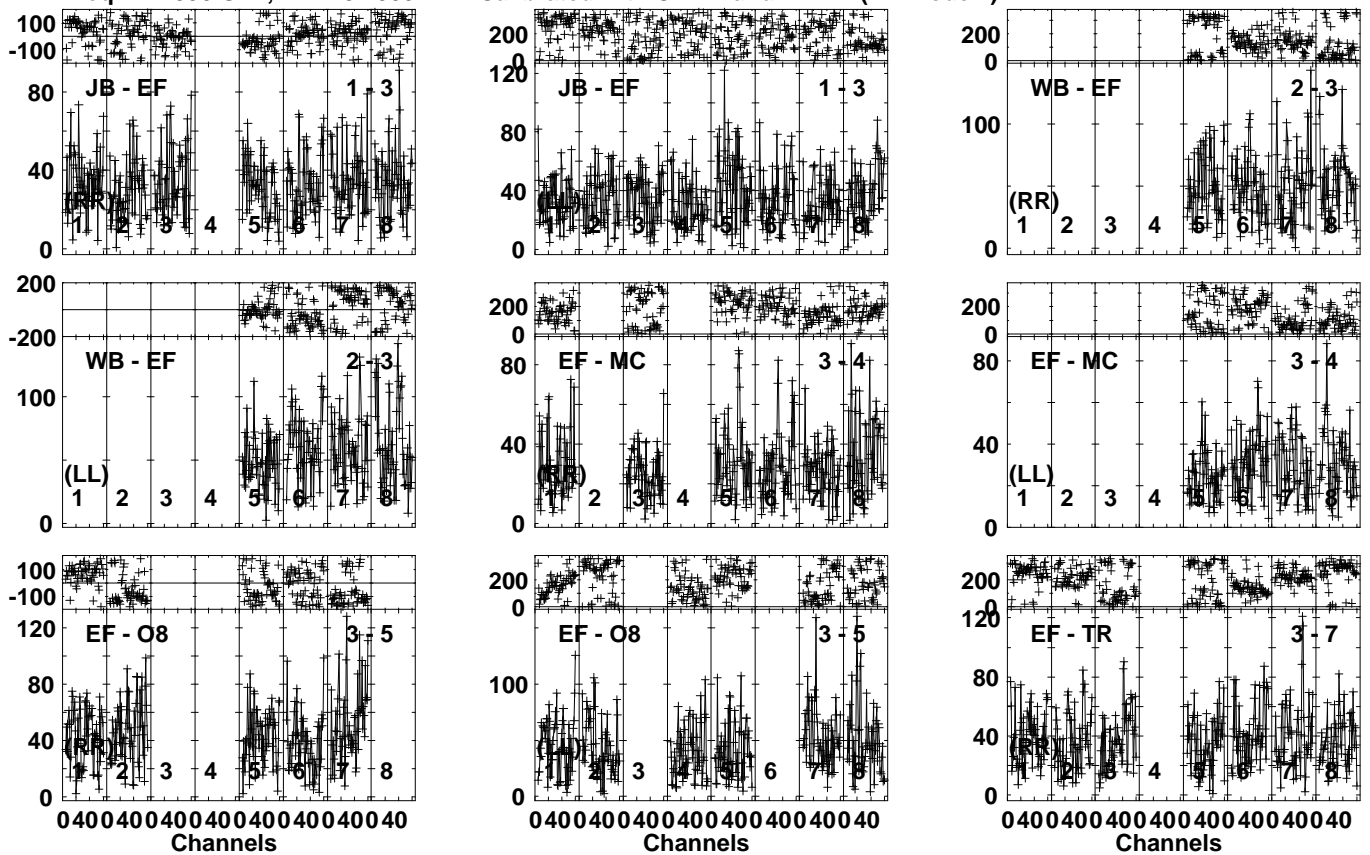


Lower frame: Milli Ampl Jy Top frame: Phas deg
Vector averaged cross-power spectrum Several baselines displayed
Timerange: 00/14:19:17 to 00/14:21:33

Plot file version 19 created 23-JUN-2023 10:10:58

J1920+1856 EA065J.UVDATA.1

Freq = 4.7990 GHz, Bw = 32.000 MH Calibrated with CL # 4 and BP # 1 (BP mode 1)

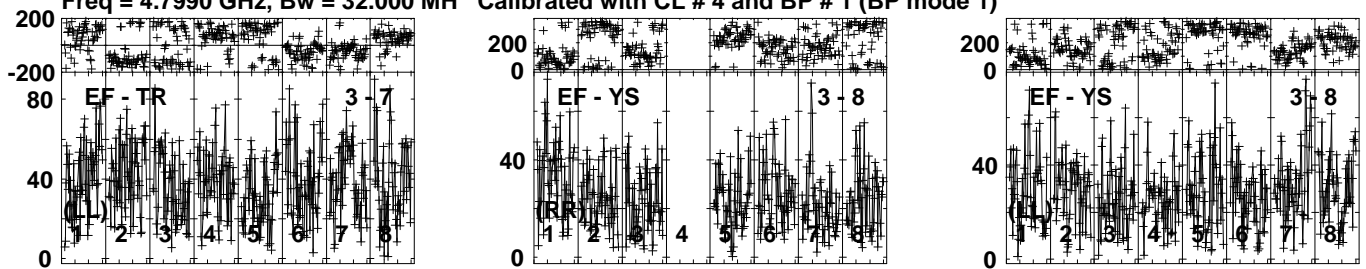


Lower frame: Milli Ampl Jy Top frame: Phas deg
Vector averaged cross-power spectrum Several baselines displayed
Timerange: 00/14:21:37 to 00/14:22:43

Plot file version 20 created 23-JUN-2023 10:10:58

J1920+1856 EA065J.UVDATA.1

Freq = 4.7990 GHz, Bw = 32.000 MH Calibrated with CL # 4 and BP # 1 (BP mode 1)

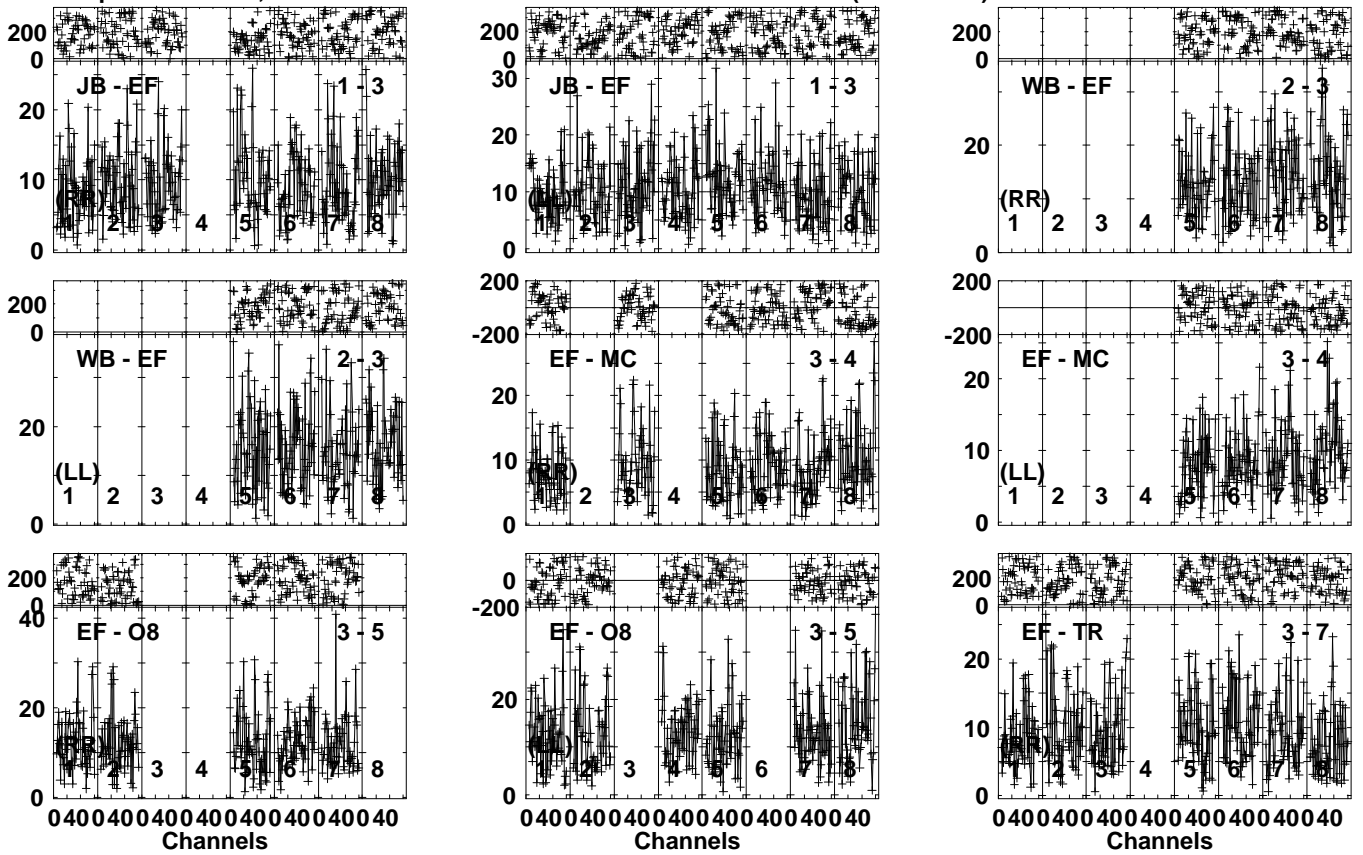


Lower frame: Milli Ampl Jy Top frame: Phas deg
Vector averaged cross-power spectrum Several baselines displayed
Timerange: 00/14:21:37 to 00/14:22:43

Plot file version 21 created 23-JUN-2023 10:10:58

P1932 EA065J.UVDATA.1

Freq = 4.7990 GHz, Bw = 32.000 MH Calibrated with CL # 4 and BP # 1 (BP mode 1)

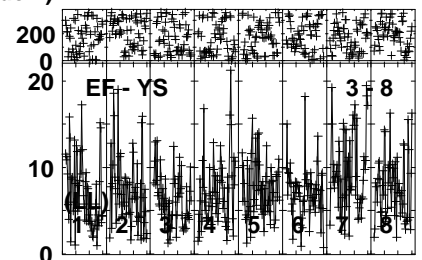
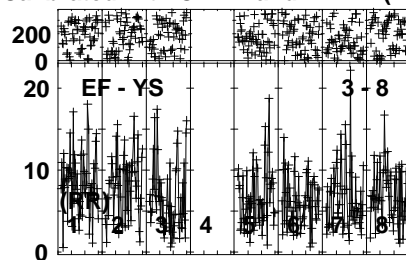
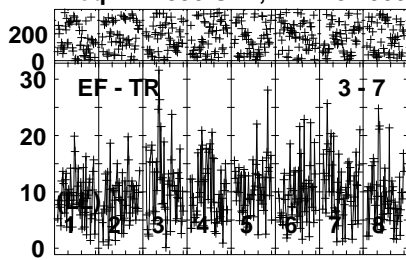


Lower frame: Milli Ampl Jy Top frame: Phas deg
Vector averaged cross-power spectrum Several baselines displayed
Timerange: 00/14:22:47 to 00/14:25:03

Plot file version 22 created 23-JUN-2023 10:10:59

P1932 EA065J.UVDATA.1

Freq = 4.7990 GHz, Bw = 32.000 MH Calibrated with CL # 4 and BP # 1 (BP mode 1)



Lower frame: Milli Ampl Jy Top frame: Phas deg

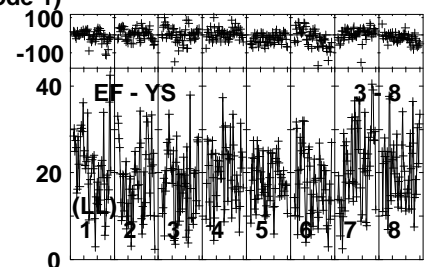
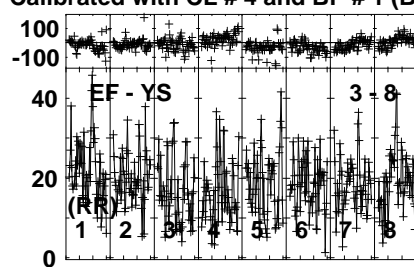
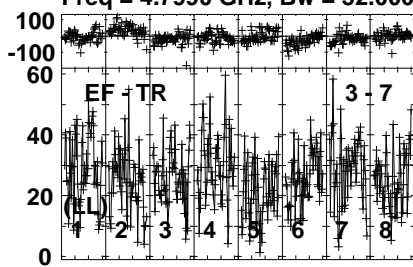
Vector averaged cross-power spectrum Several baselines displayed

Timerange: 00/14:22:47 to 00/14:25:03

Plot file version 24 created 23-JUN-2023 10:10:59

J1920+1856 EA065J.UVDATA.1

Freq = 4.7990 GHz, Bw = 32.000 MH Calibrated with CL # 4 and BP # 1 (BP mode 1)

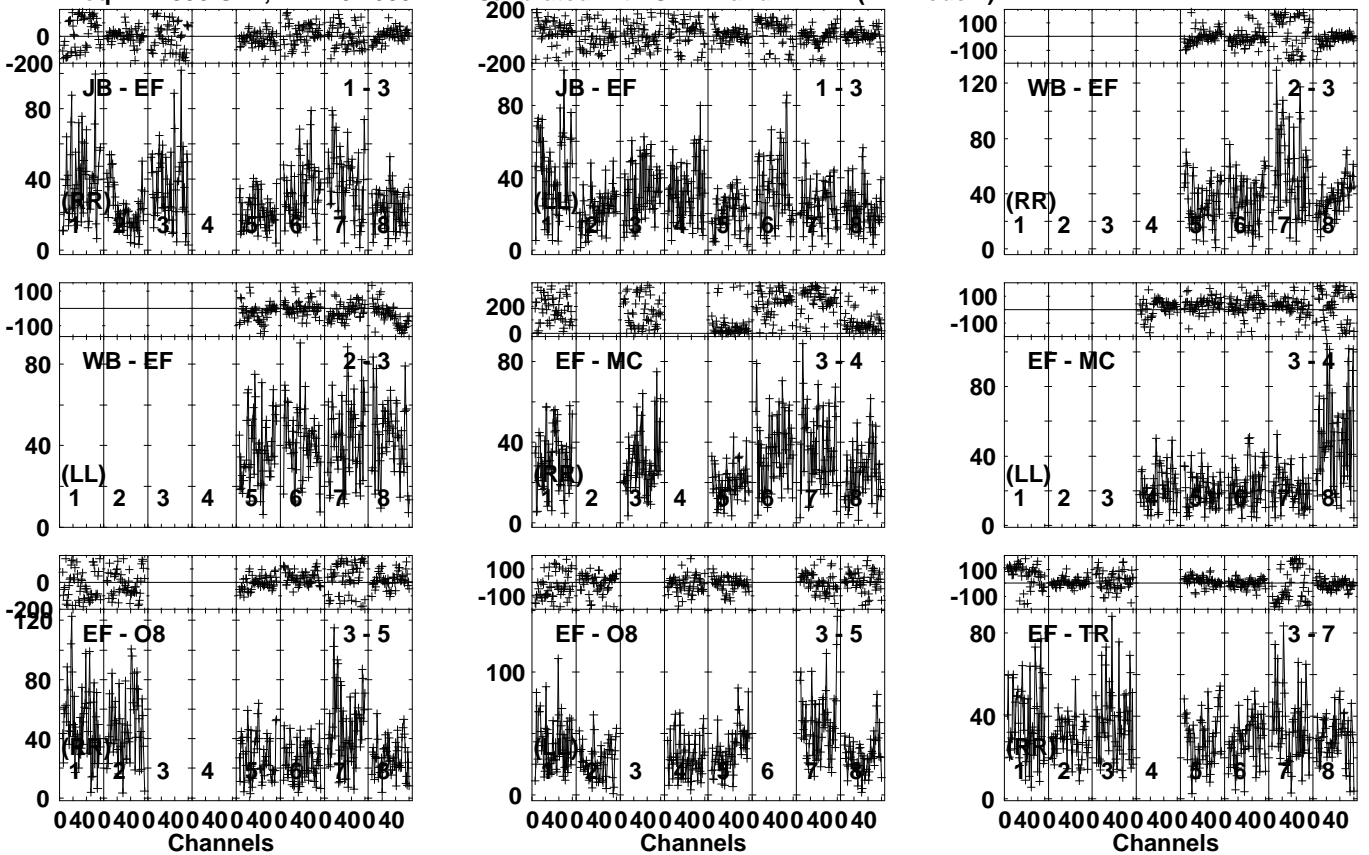


Lower frame: Milli Ampl Jy Top frame: Phas deg
Vector averaged cross-power spectrum Several baselines displayed
Timerange: 00/14:25:37 to 00/14:26:43

Plot file version 25 created 23-JUN-2023 10:10:59

J1920+1856 EA065J.UVDATA.1

Freq = 4.7990 GHz, Bw = 32.000 MH Calibrated with CL # 4 and BP # 1 (BP mode 1)

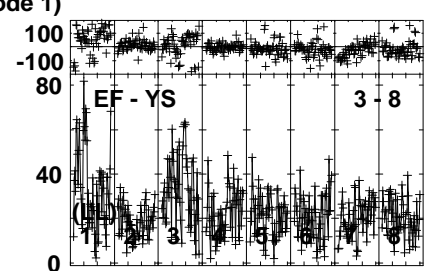
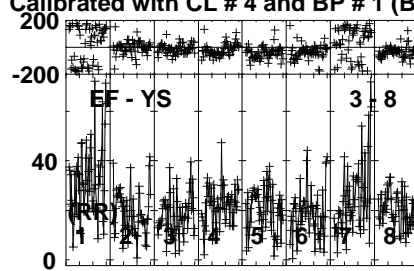
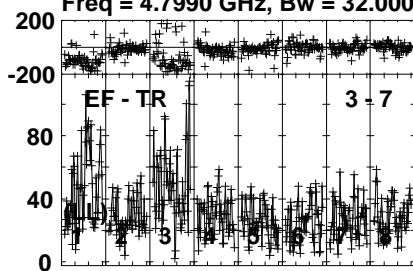


Lower frame: Milli Ampl Jy Top frame: Phas deg
Vector averaged cross-power spectrum Several baselines displayed
Timerange: 00/14:28:21 to 00/14:29:29

Plot file version 26 created 23-JUN-2023 10:10:59

J1920+1856 EA065J.UVDATA.1

Freq = 4.7990 GHz, Bw = 32.000 MH Calibrated with CL # 4 and BP # 1 (BP mode 1)

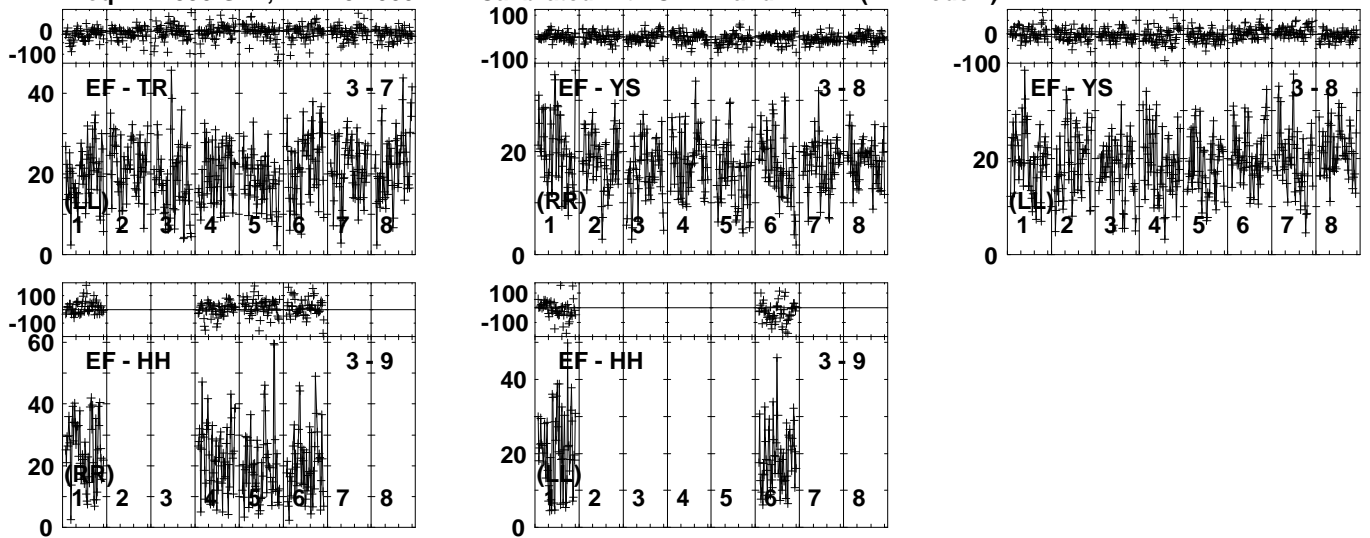


Lower frame: Milli Ampl Jy Top frame: Phas deg
Vector averaged cross-power spectrum Several baselines displayed
Timerange: 00/14:28:21 to 00/14:29:29

Plot file version 28 created 23-JUN-2023 10:10:59

J1858+0640 EA065J.UVDATA.1

Freq = 4.7990 GHz, Bw = 32.000 MH Calibrated with CL # 4 and BP # 1 (BP mode 1)

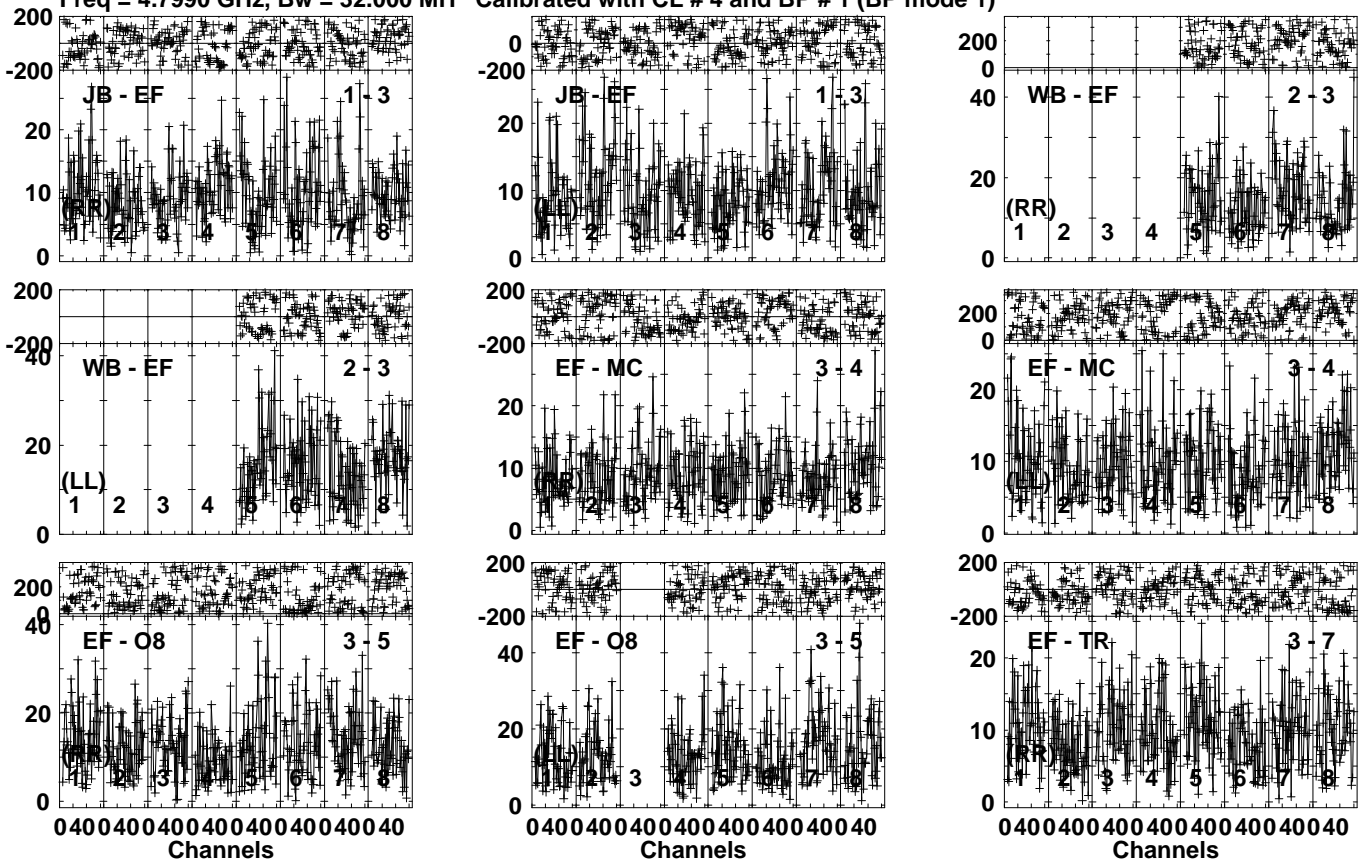


Lower frame: Milli Ampl Jy Top frame: Phas deg
Vector averaged cross-power spectrum Several baselines displayed
Timerange: 00/14:30:31 to 00/14:32:29

Plot file version 29 created 23-JUN-2023 10:10:59

P1853 EA065J.UVDATA.1

Freq = 4.7990 GHz, Bw = 32.000 MH Calibrated with CL # 4 and BP # 1 (BP mode 1)

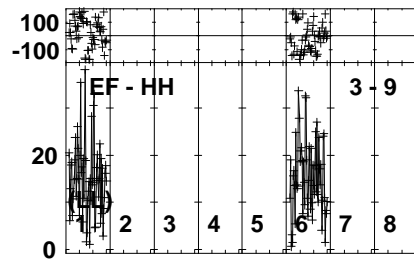
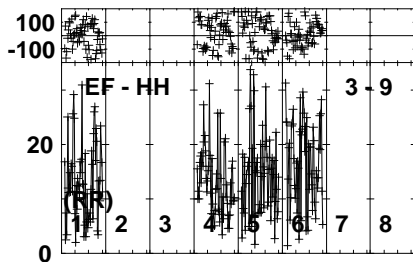
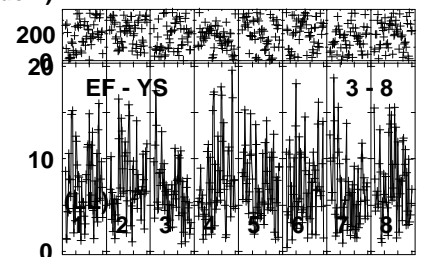
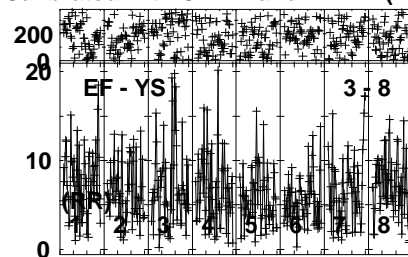
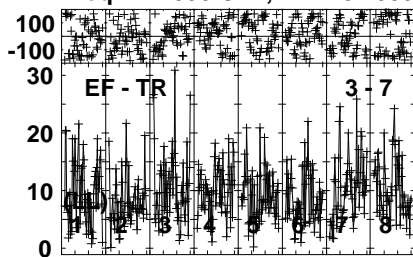


Lower frame: Milli Ampl Jy Top frame: Phas deg
Vector averaged cross-power spectrum Several baselines displayed
Timerange: 00/14:32:31 to 00/14:34:49

Plot file version 30 created 23-JUN-2023 10:11:00

P1853 EA065J.UVDATA.1

Freq = 4.7990 GHz, Bw = 32.000 MH Calibrated with CL # 4 and BP # 1 (BP mode 1)



Lower frame: Milli Ampl Jy Top frame: Phas deg

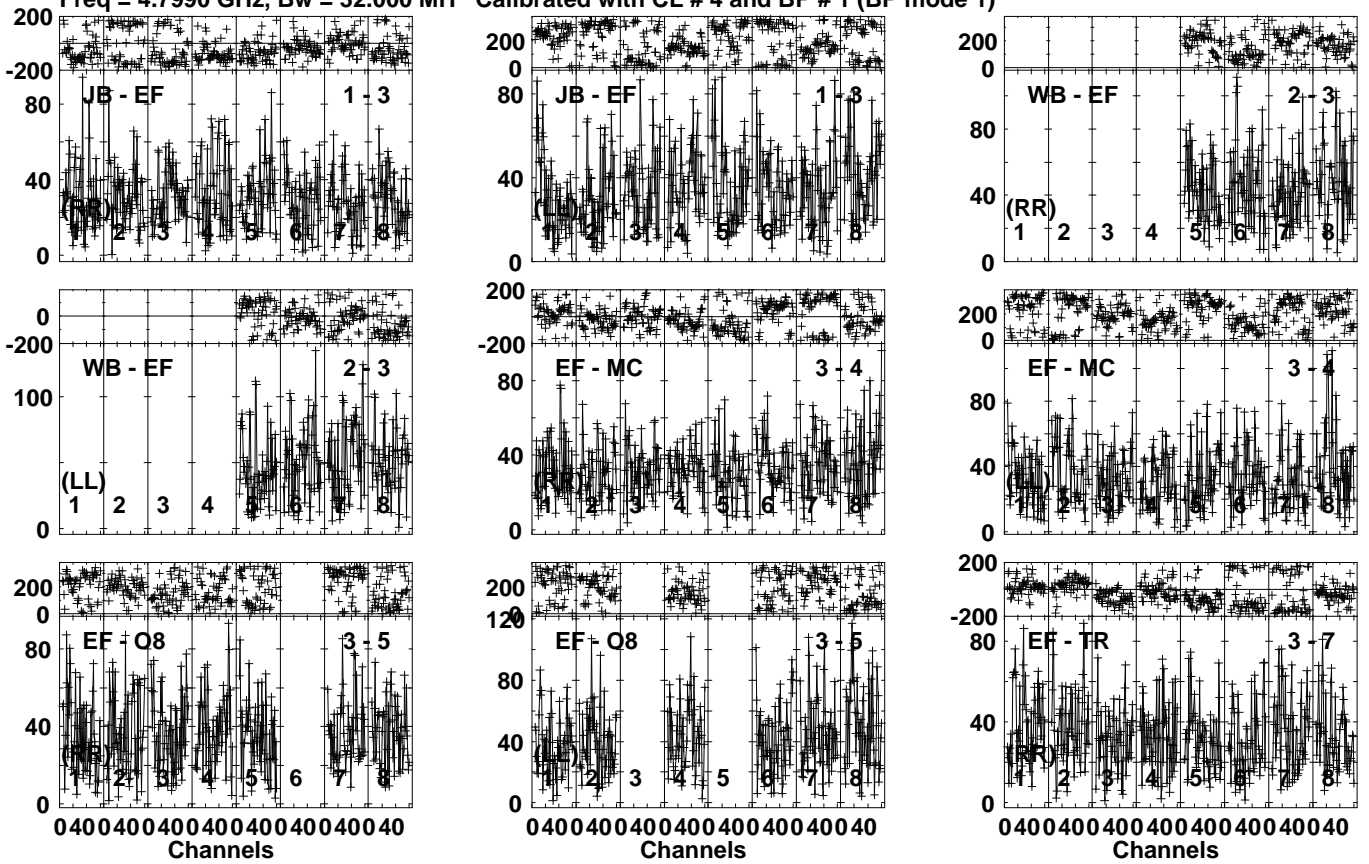
Vector averaged cross-power spectrum Several baselines displayed

Timerange: 00/14:32:31 to 00/14:34:49

Plot file version 31 created 23-JUN-2023 10:11:00

J1858+0640 EA065J.UVDATA.1

Freq = 4.7990 GHz, Bw = 32.000 MH Calibrated with CL # 4 and BP # 1 (BP mode 1)

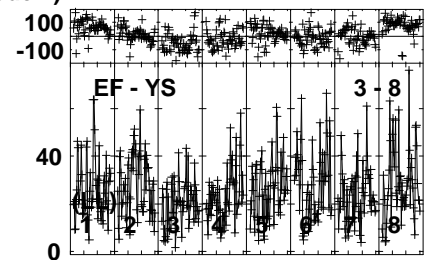
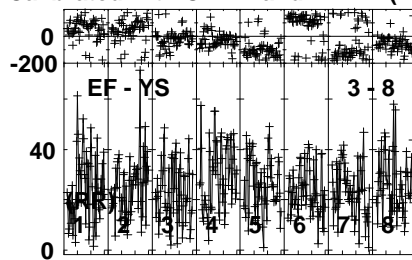
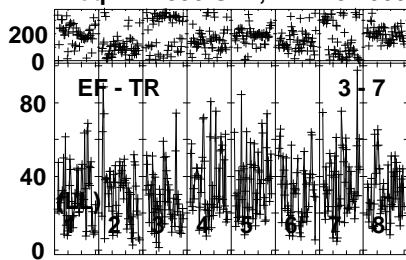


Lower frame: Milli Ampl Jy Top frame: Phas deg
Vector averaged cross-power spectrum Several baselines displayed
Timerange: 00/14:34:51 to 00/14:35:59

Plot file version 32 created 23-JUN-2023 10:11:00

J1858+0640 EA065J.UVDATA.1

Freq = 4.7990 GHz, Bw = 32.000 MH Calibrated with CL # 4 and BP # 1 (BP mode 1)

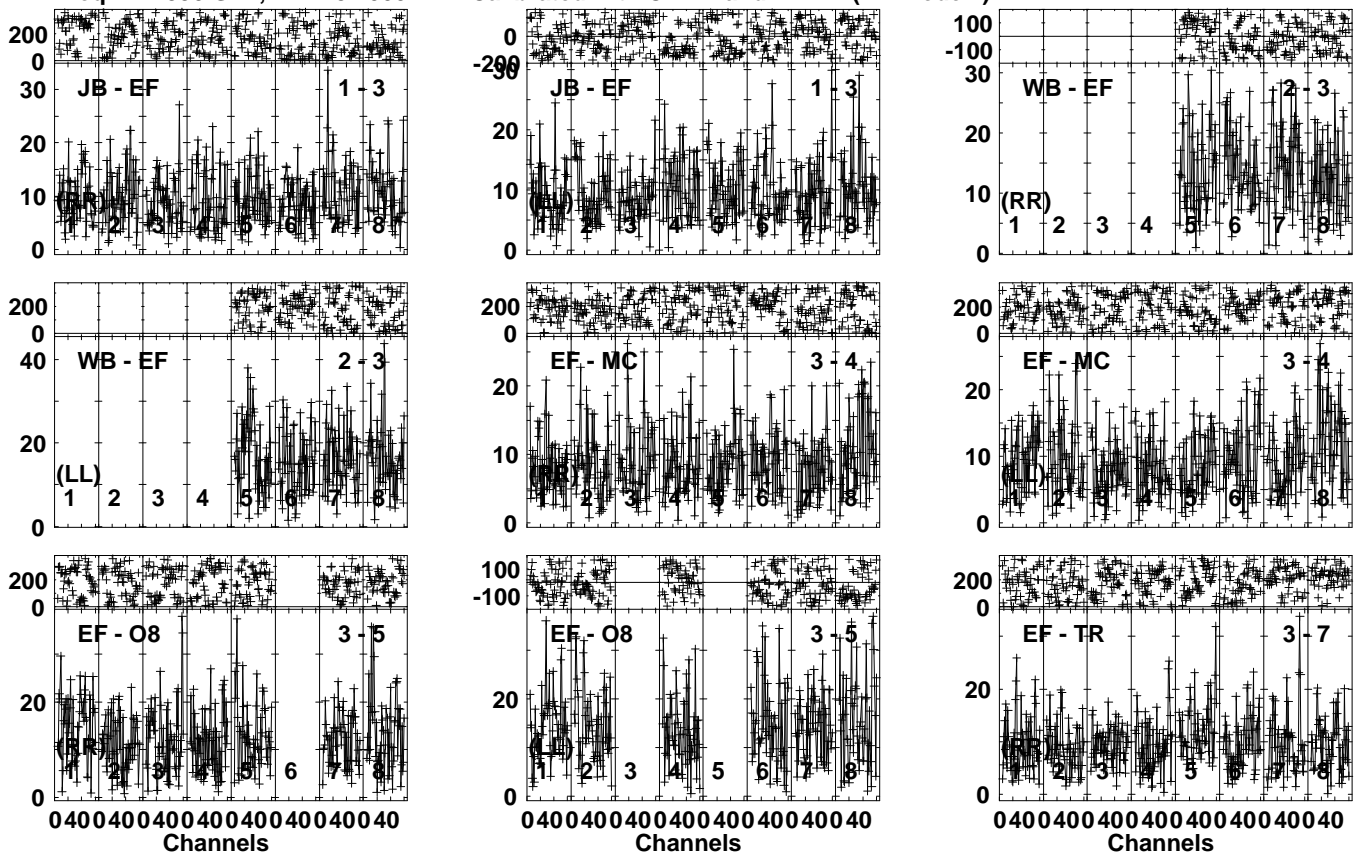


Lower frame: Milli Ampl Jy Top frame: Phas deg
Vector averaged cross-power spectrum Several baselines displayed
Timerange: 00/14:34:51 to 00/14:35:59

Plot file version 33 created 23-JUN-2023 10:11:00

P1853 EA065J.UVDATA.1

Freq = 4.7990 GHz, Bw = 32.000 MH Calibrated with CL # 4 and BP # 1 (BP mode 1)

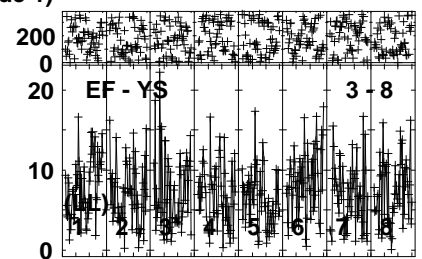
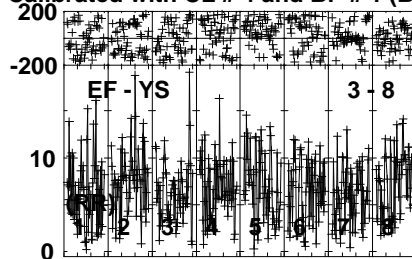
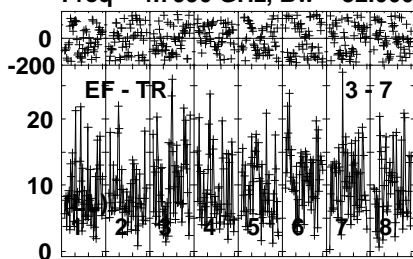


Lower frame: Milli Ampl Jy Top frame: Phas deg
Vector averaged cross-power spectrum Several baselines displayed
Timerange: 00/14:36:01 to 00/14:38:19

Plot file version 34 created 23-JUN-2023 10:11:00

P1853 EA065J.UVDATA.1

Freq = 4.7990 GHz, Bw = 32.000 MH Calibrated with CL # 4 and BP # 1 (BP mode 1)

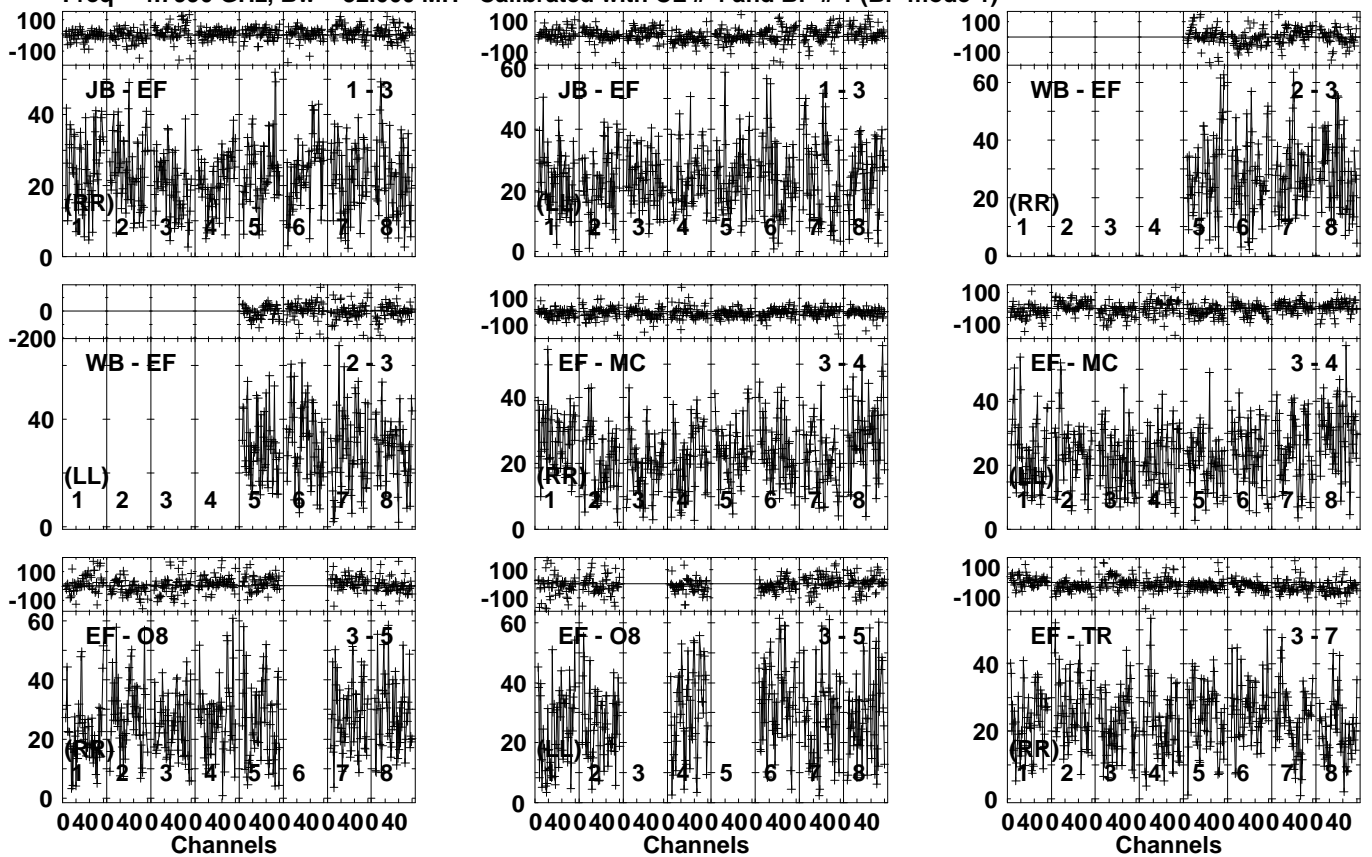


Lower frame: Milli Ampl Jy Top frame: Phas deg
Vector averaged cross-power spectrum Several baselines displayed
Timerange: 00/14:36:01 to 00/14:38:19

Plot file version 35 created 23-JUN-2023 10:11:00

J1858+0640 EA065J.UVDATA.1

Freq = 4.7990 GHz, Bw = 32.000 MH Calibrated with CL # 4 and BP # 1 (BP mode 1)

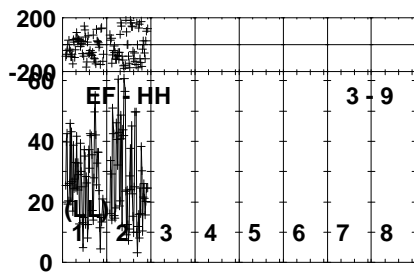
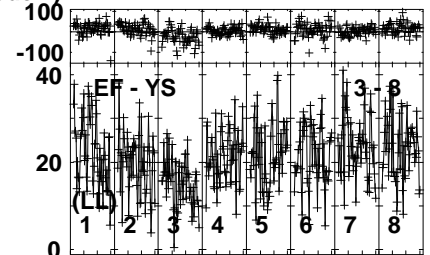
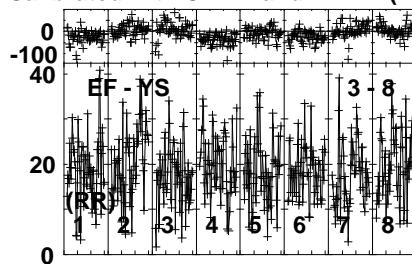
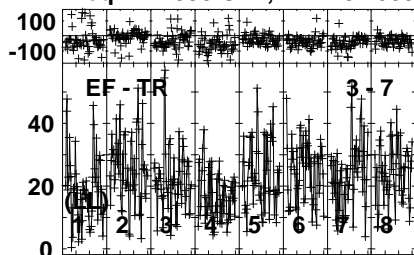


Lower frame: Milli Ampl Jy Top frame: Phas deg
Vector averaged cross-power spectrum Several baselines displayed
Timerange: 00/14:38:51 to 00/14:39:59

Plot file version 36 created 23-JUN-2023 10:11:00

J1858+0640 EA065J.UVDATA.1

Freq = 4.7990 GHz, Bw = 32.000 MH Calibrated with CL # 4 and BP # 1 (BP mode 1)



Lower frame: Milli Ampl Jy Top frame: Phas deg

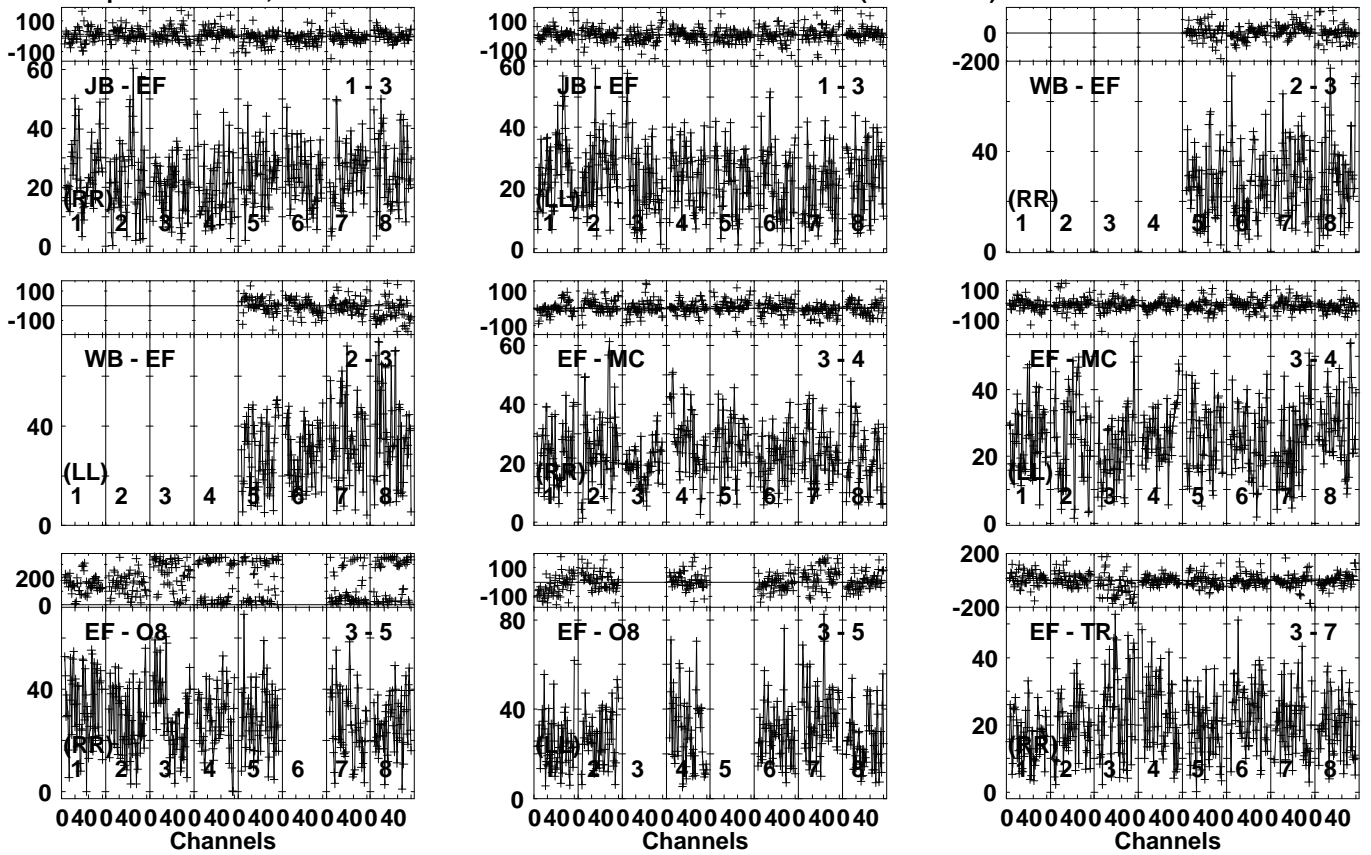
Vector averaged cross-power spectrum Several baselines displayed

Timerange: 00/14:38:51 to 00/14:39:59

Plot file version 37 created 23-JUN-2023 10:11:01

J1858+0640 EA065J.UVDATA.1

Freq = 4.7990 GHz, Bw = 32.000 MH Calibrated with CL # 4 and BP # 1 (BP mode 1)

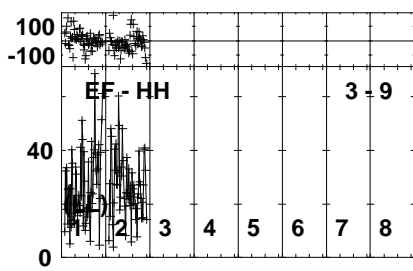
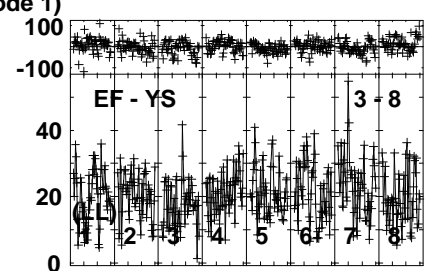
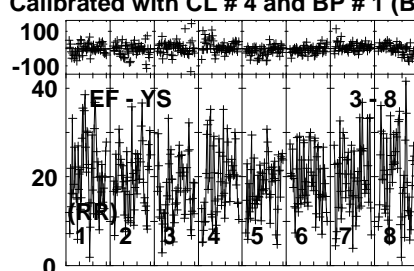
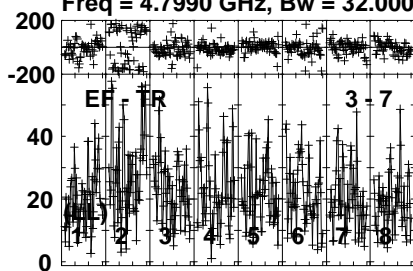


Lower frame: Milli Ampl Jy Top frame: Phas deg
Vector averaged cross-power spectrum Several baselines displayed
Timerange: 00/14:41:37 to 00/14:42:43

Plot file version 38 created 23-JUN-2023 10:11:01

J1858+0640 EA065J.UVDATA.1

Freq = 4.7990 GHz, Bw = 32.000 MH Calibrated with CL # 4 and BP # 1 (BP mode 1)

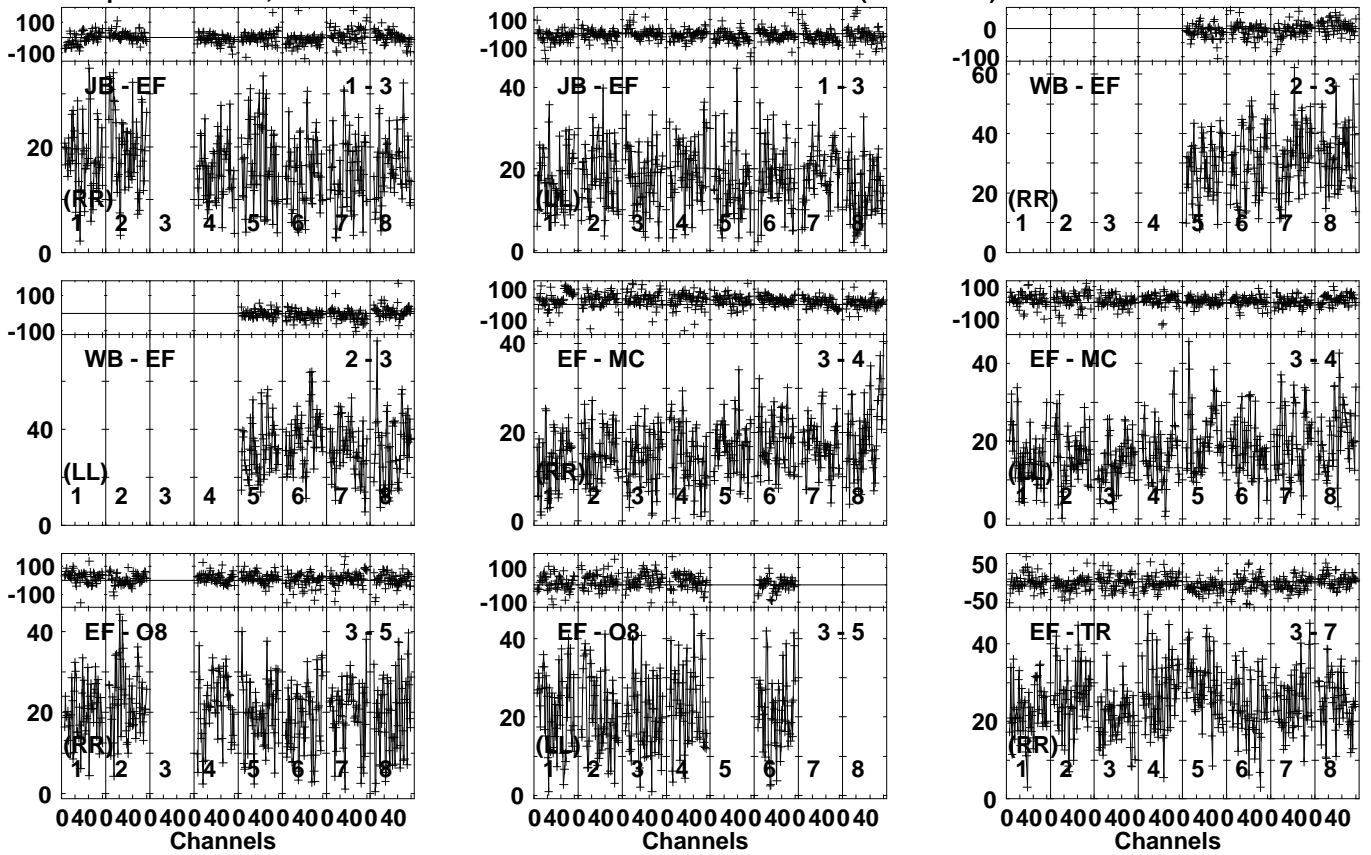


Lower frame: Milli Ampl Jy Top frame: Phas deg
Vector averaged cross-power spectrum Several baselines displayed
Timerange: 00/14:41:37 to 00/14:42:43

Plot file version 39 created 23-JUN-2023 10:11:01

J1920+1856 EA065J.UVDATA.1

Freq = 4.7990 GHz, Bw = 32.000 MH Calibrated with CL # 4 and BP # 1 (BP mode 1)

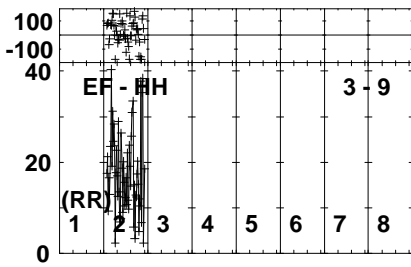
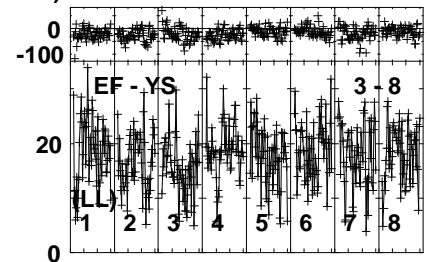
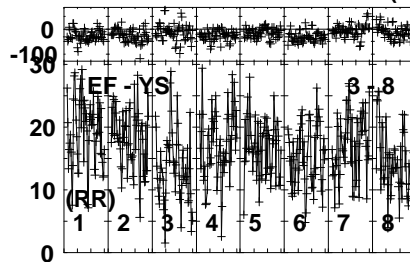
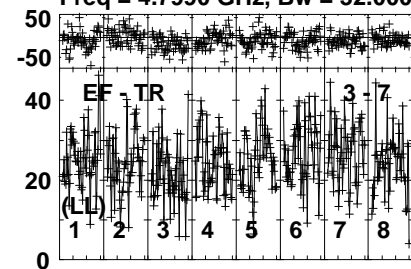


Lower frame: Milli Ampl Jy Top frame: Phas deg
Vector averaged cross-power spectrum Several baselines displayed
Timerange: 00/14:43:47 to 00/14:45:43

Plot file version 40 created 23-JUN-2023 10:11:01

J1920+1856 EA065J.UVDATA.1

Freq = 4.7990 GHz, Bw = 32.000 MH Calibrated with CL # 4 and BP # 1 (BP mode 1)

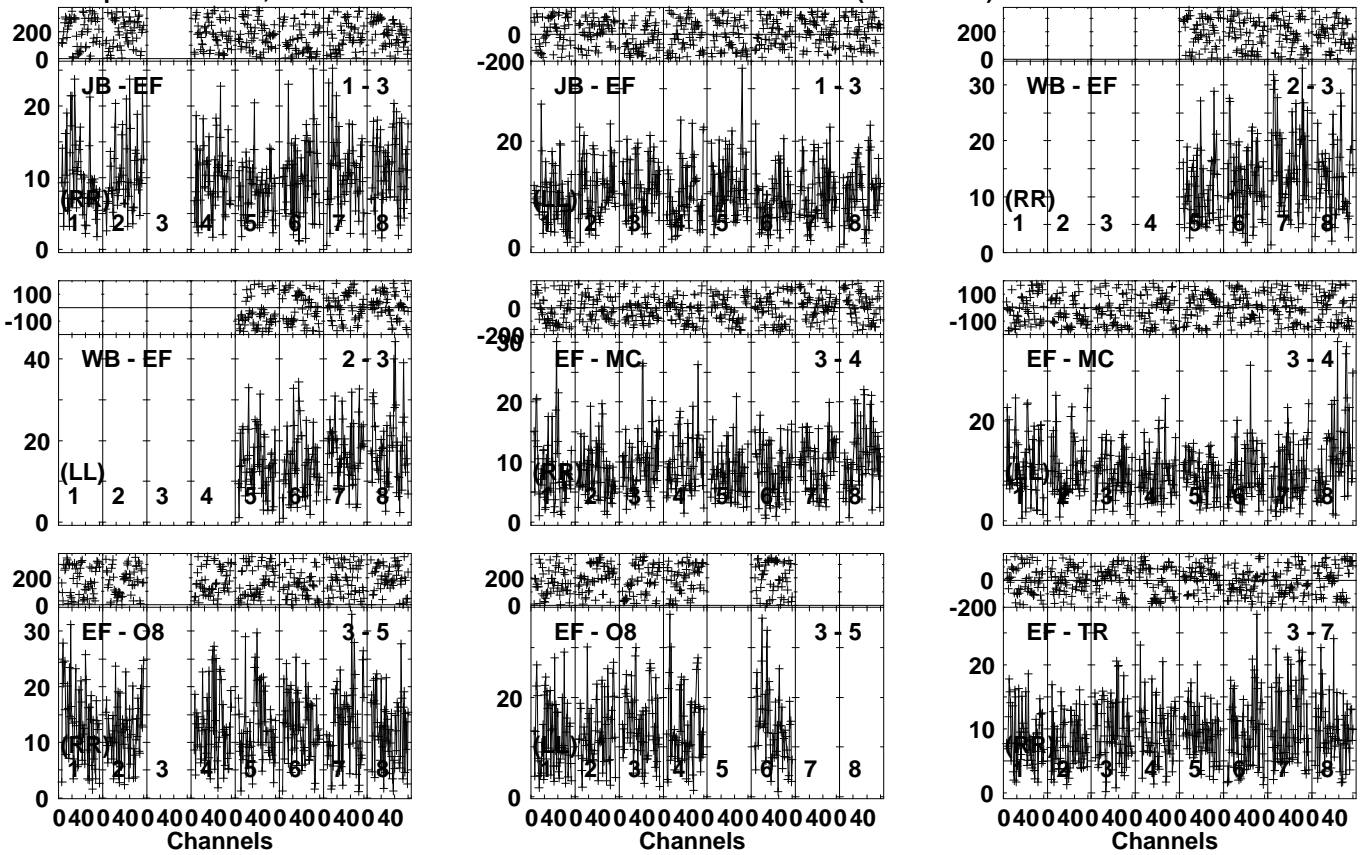


Lower frame: Milli Ampl Jy Top frame: Phas deg
Vector averaged cross-power spectrum Several baselines displayed
Timerange: 00/14:43:47 to 00/14:45:43

Plot file version 41 created 23-JUN-2023 10:11:01

P1932 EA065J.UVDATA.1

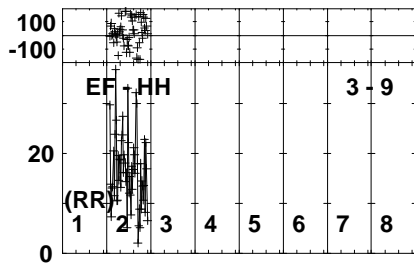
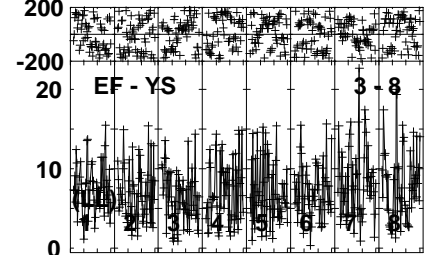
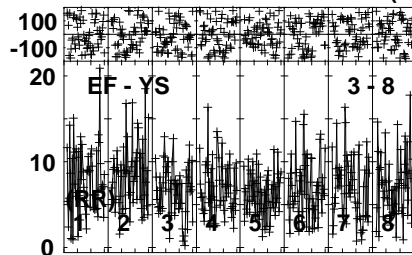
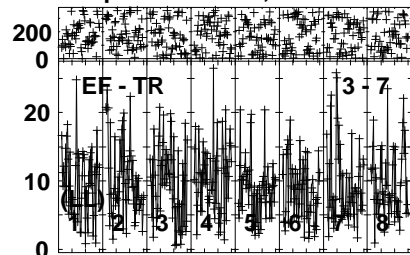
Freq = 4.7990 GHz, Bw = 32.000 MH Calibrated with CL # 4 and BP # 1 (BP mode 1)



Plot file version 42 created 23-JUN-2023 10:11:01

P1932 EA065J.UVDATA.1

Freq = 4.7990 GHz, Bw = 32.000 MH Calibrated with CL # 4 and BP # 1 (BP mode 1)



Lower frame: Milli Ampl Jy Top frame: Phas deg

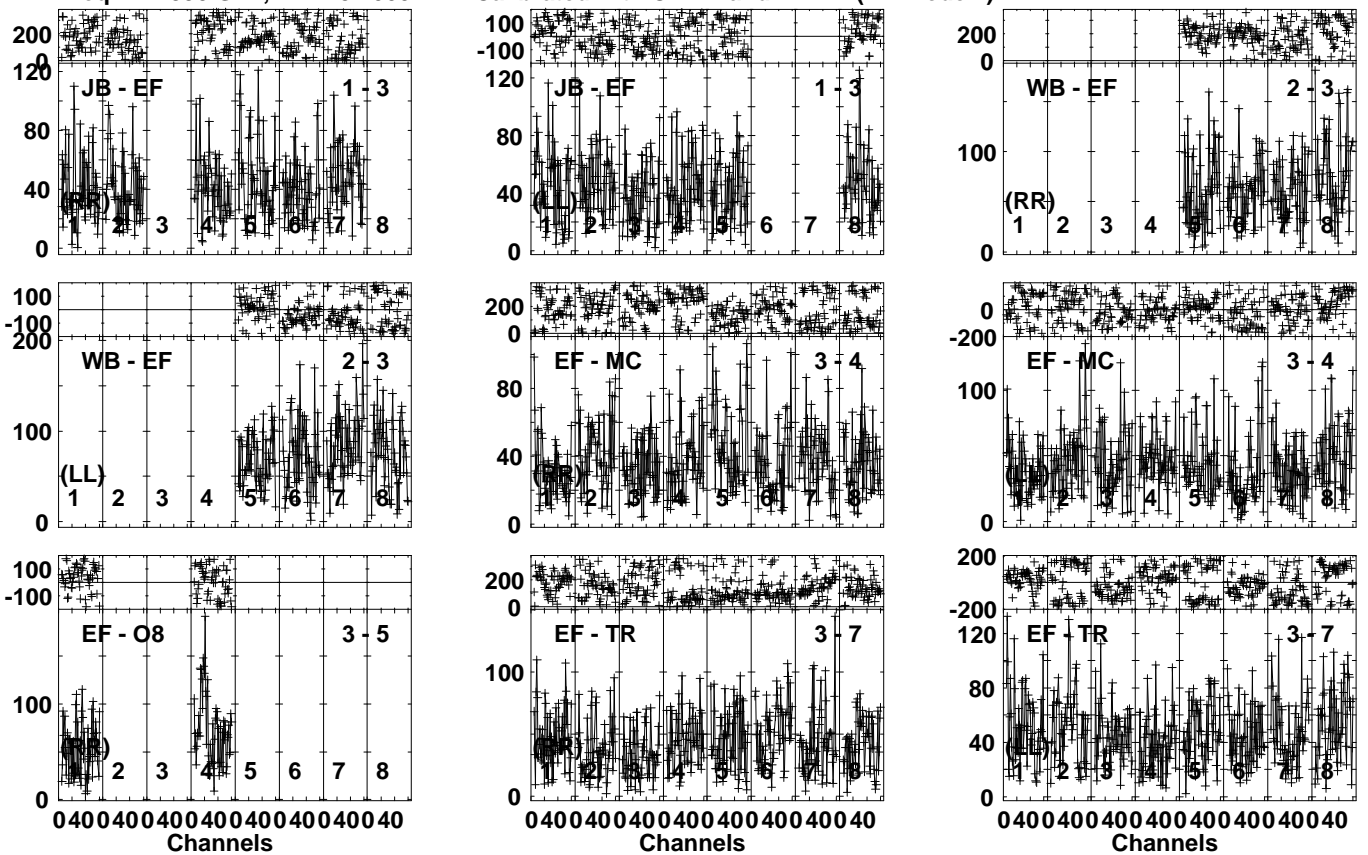
Vector averaged cross-power spectrum Several baselines displayed

Timerange: 00/14:45:47 to 00/14:48:03

Plot file version 43 created 23-JUN-2023 10:11:01

J1920+1856 EA065J.UVDATA.1

Freq = 4.7990 GHz, Bw = 32.000 MH Calibrated with CL # 4 and BP # 1 (BP mode 1)

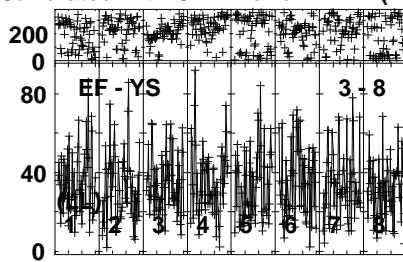
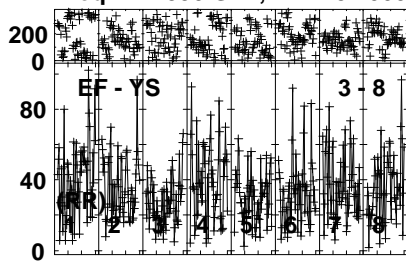


Lower frame: Milli Ampl Jy Top frame: Phas deg
Vector averaged cross-power spectrum Several baselines displayed
Timerange: 00/14:48:07 to 00/14:49:13

Plot file version 44 created 23-JUN-2023 10:11:01

J1920+1856 EA065J.UVDATA.1

Freq = 4.7990 GHz, Bw = 32.000 MH Calibrated with CL # 4 and BP # 1 (BP mode 1)

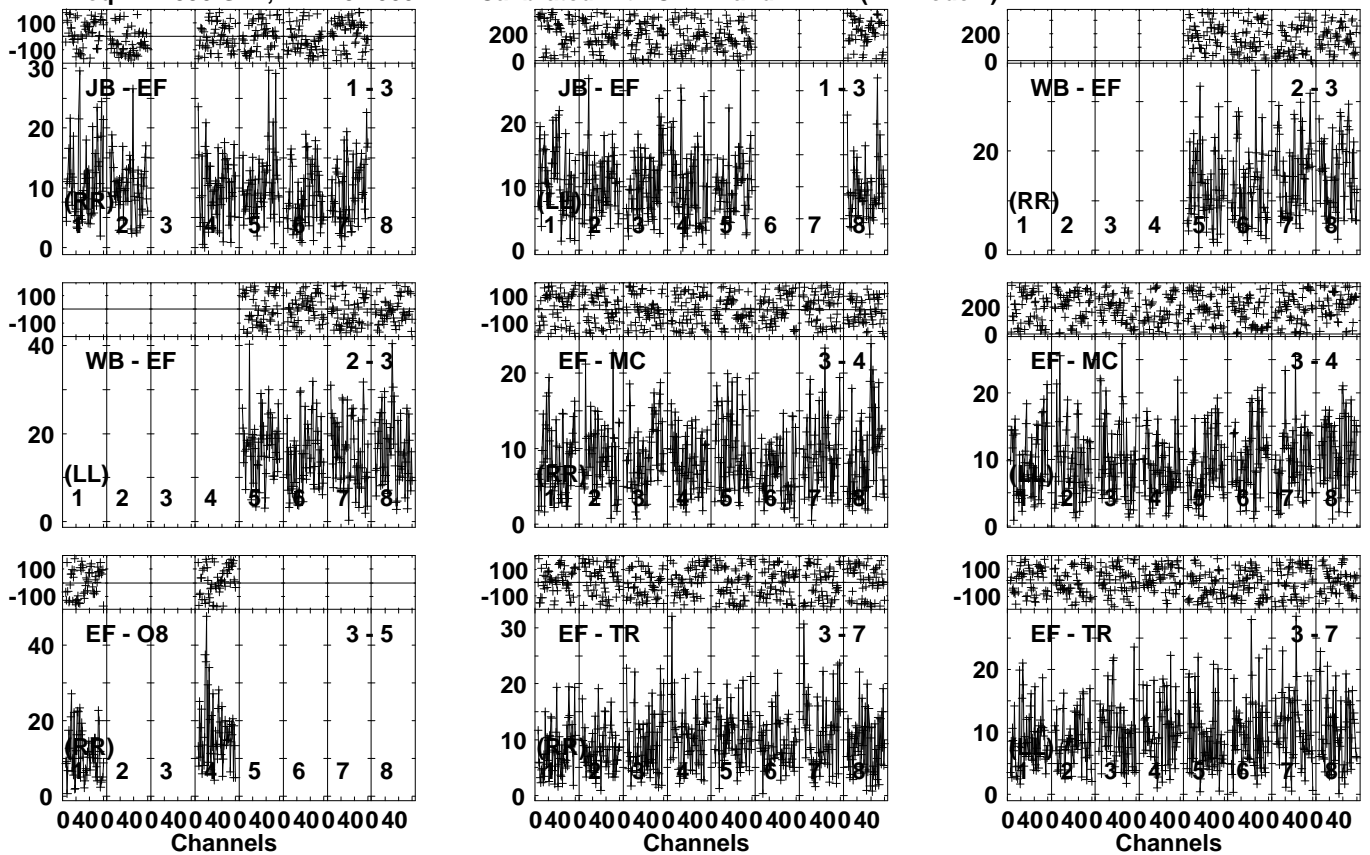


Lower frame: Milli Ampl Jy Top frame: Phas deg
Vector averaged cross-power spectrum Several baselines displayed
Timerange: 00/14:48:07 to 00/14:49:13

Plot file version 45 created 23-JUN-2023 10:11:01

P1932 EA065J.UVDATA.1

Freq = 4.7990 GHz, Bw = 32.000 MH Calibrated with CL # 4 and BP # 1 (BP mode 1)

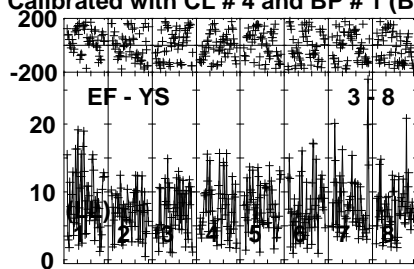
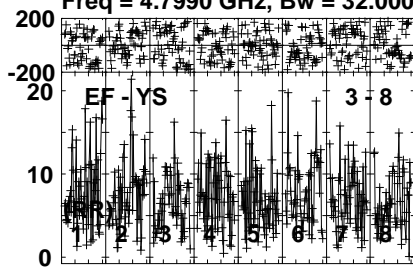


Lower frame: Milli Ampl Jy Top frame: Phas deg
Vector averaged cross-power spectrum Several baselines displayed
Timerange: 00/14:49:17 to 00/14:51:33

Plot file version 46 created 23-JUN-2023 10:11:02

P1932 EA065J.UVDATA.1

Freq = 4.7990 GHz, Bw = 32.000 MH Calibrated with CL # 4 and BP # 1 (BP mode 1)

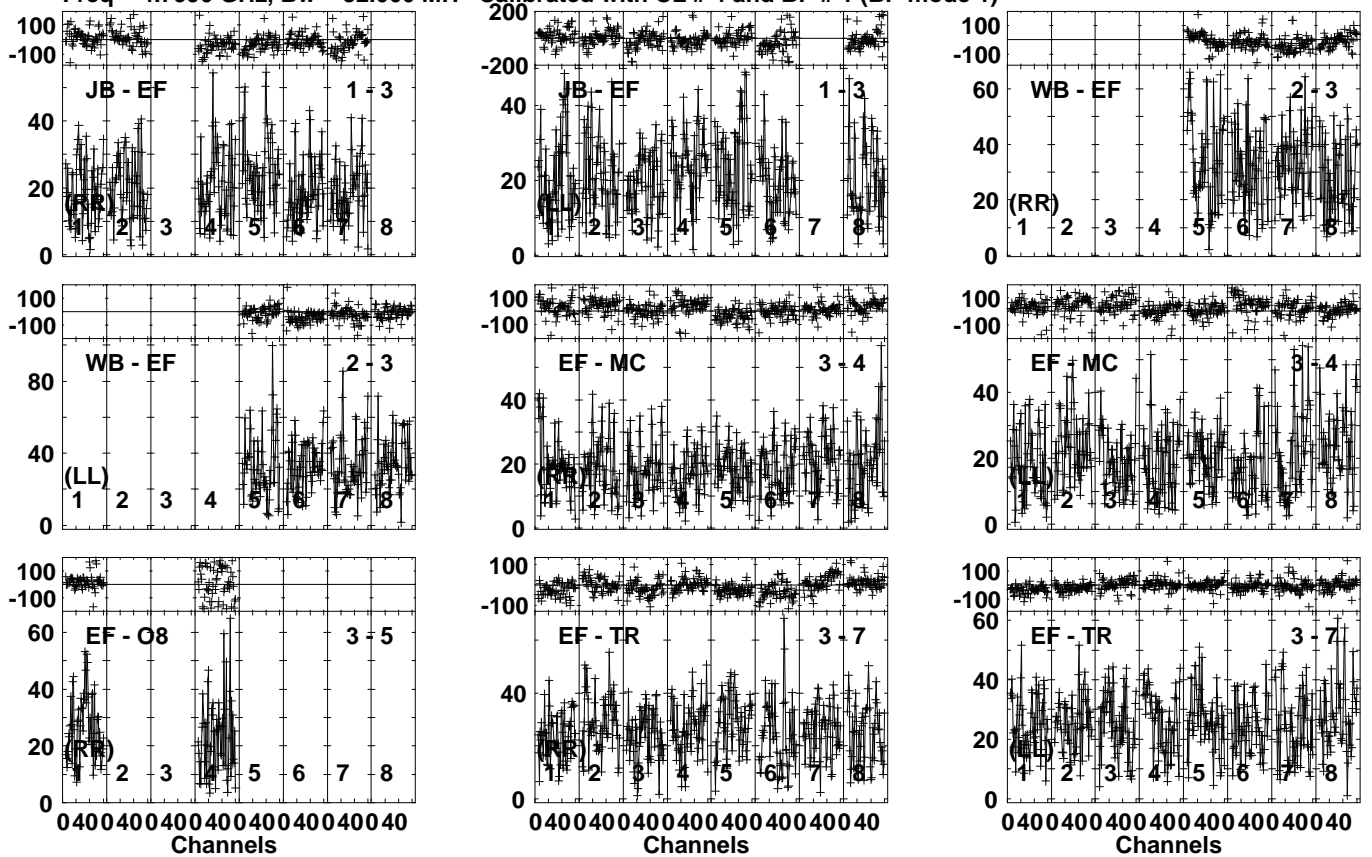


Lower frame: Milli Ampl Jy Top frame: Phas deg
Vector averaged cross-power spectrum Several baselines displayed
Timerange: 00/14:49:17 to 00/14:51:33

Plot file version 47 created 23-JUN-2023 10:11:02

J1920+1856 EA065J.UVDATA.1

Freq = 4.7990 GHz, Bw = 32.000 MH Calibrated with CL # 4 and BP # 1 (BP mode 1)

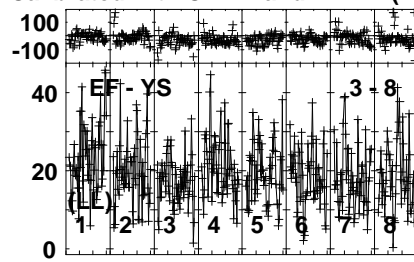
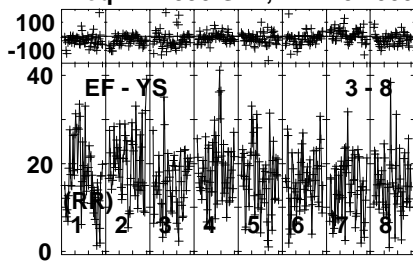


Lower frame: Milli Ampl Jy Top frame: Phas deg
Vector averaged cross-power spectrum Several baselines displayed
Timerange: 00/14:52:07 to 00/14:53:13

Plot file version 48 created 23-JUN-2023 10:11:02

J1920+1856 EA065J.UVDATA.1

Freq = 4.7990 GHz, Bw = 32.000 MH Calibrated with CL # 4 and BP # 1 (BP mode 1)

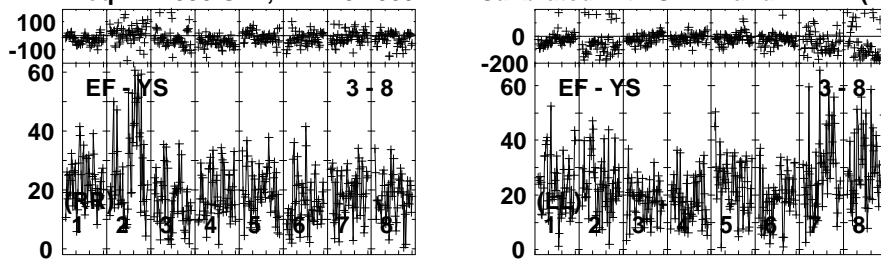


Lower frame: Milli Ampl Jy Top frame: Phas deg
Vector averaged cross-power spectrum Several baselines displayed
Timerange: 00/14:52:07 to 00/14:53:13

Plot file version 50 created 23-JUN-2023 10:11:02

J1920+1856 EA065J.UVDATA.1

Freq = 4.7990 GHz, Bw = 32.000 MH Calibrated with CL # 4 and BP # 1 (BP mode 1)



Lower frame: Milli Ampl Jy Top frame: Phas deg

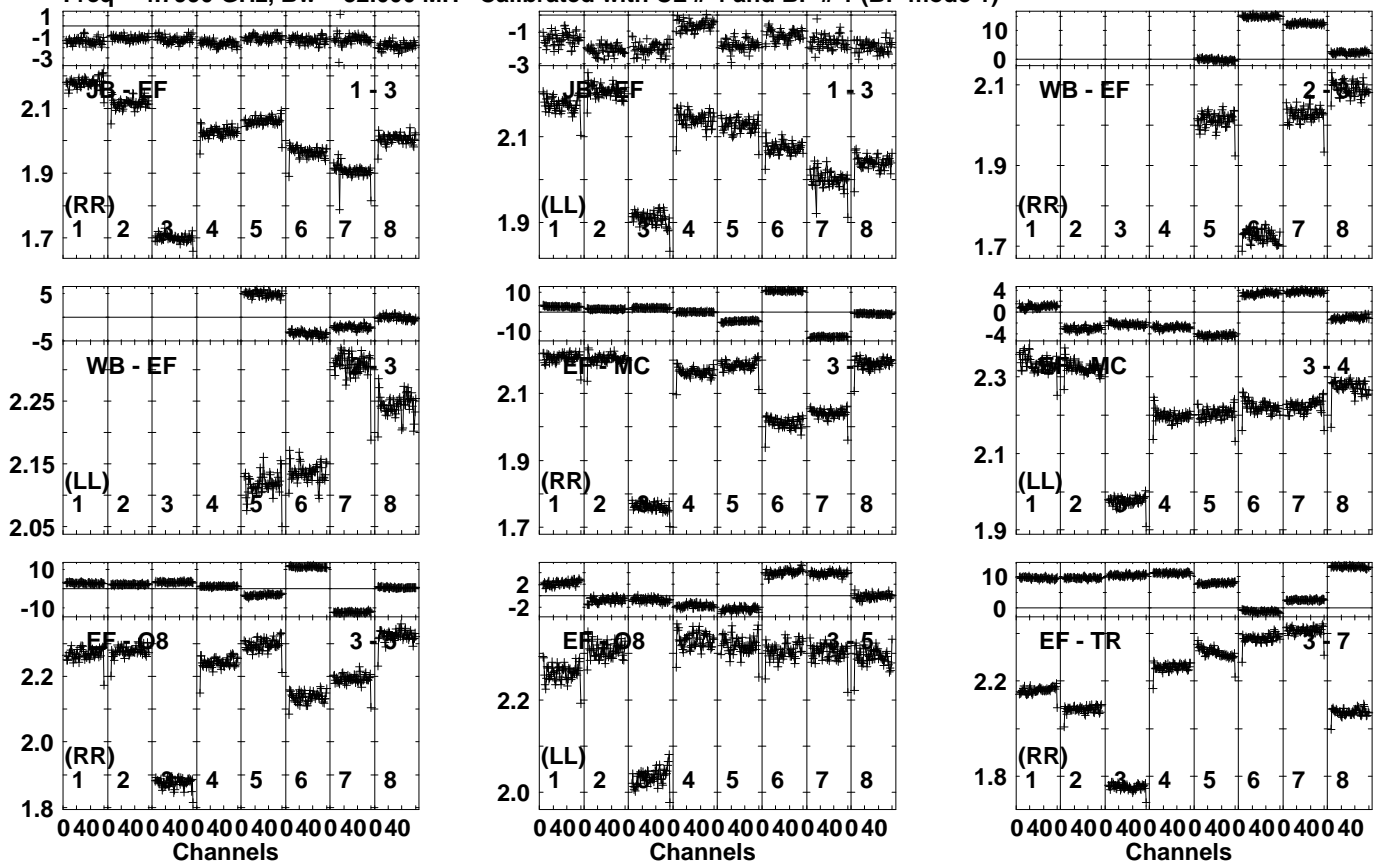
Vector averaged cross-power spectrum Several baselines displayed

Timerange: 00/14:54:51 to 00/14:55:59

Plot file version 51 created 23-JUN-2023 10:11:02

2145+067 EA065J.UVDATA.1

Freq = 4.7990 GHz, Bw = 32.000 MH Calibrated with CL # 4 and BP # 1 (BP mode 1)

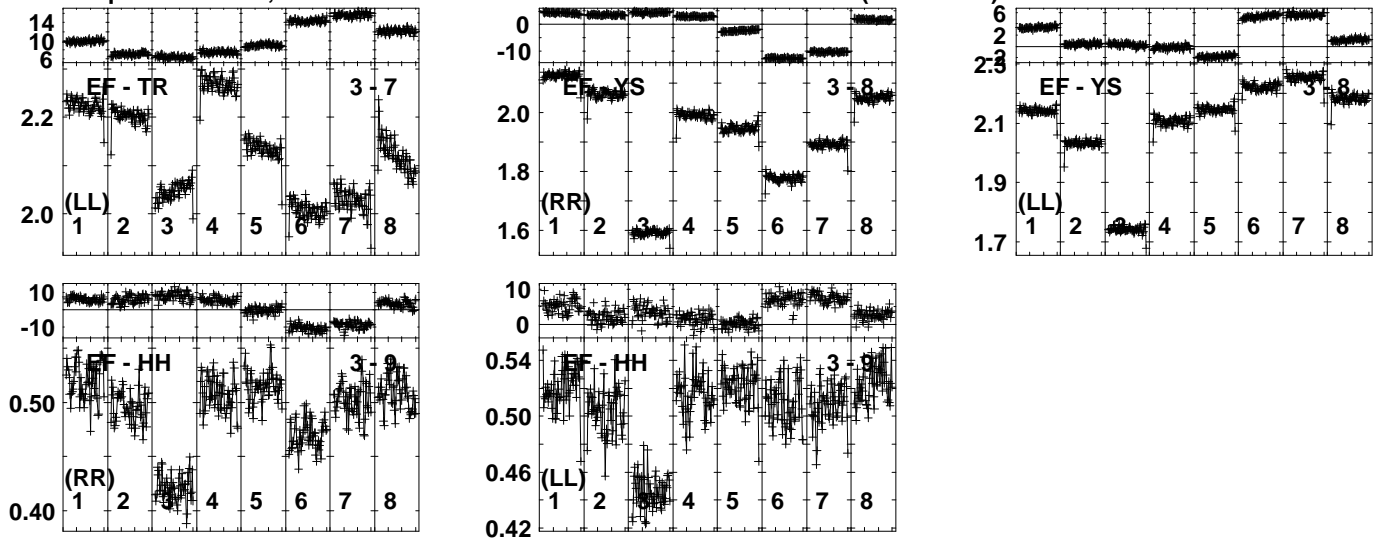


Lower frame: Ampl Jy Top frame: Phas deg
Vector averaged cross-power spectrum Several baselines displayed
Timerange: 00/14:58:01 to 00/14:59:59

Plot file version 52 created 23-JUN-2023 10:11:02

2145+067 EA065J.UVDATA.1

Freq = 4.7990 GHz, Bw = 32.000 MH Calibrated with CL # 4 and BP # 1 (BP mode 1)



Lower frame: Ampl Jy Top frame: Phas deg
Vector averaged cross-power spectrum Several baselines displayed
Timerange: 00/14:58:01 to 00/14:59:59