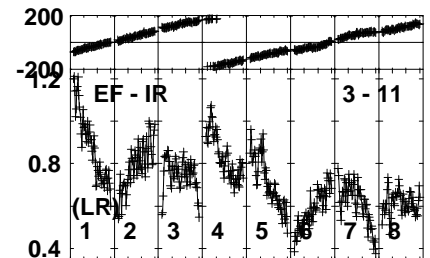
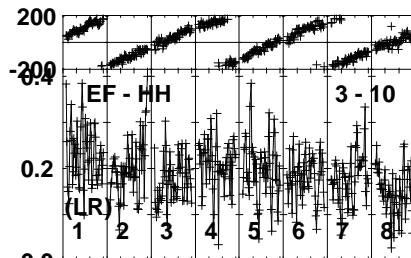
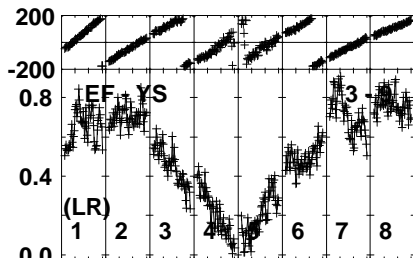
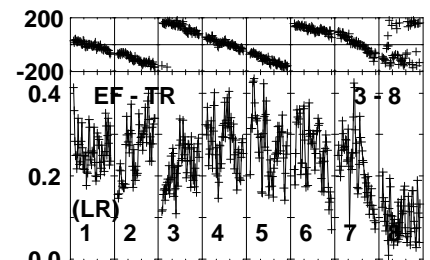
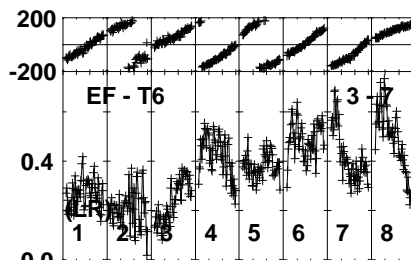
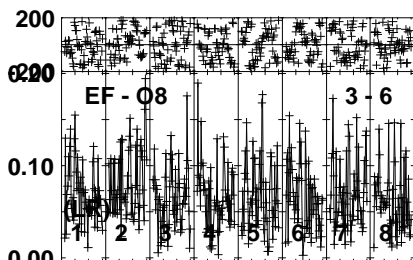
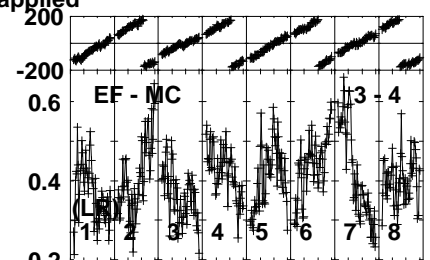
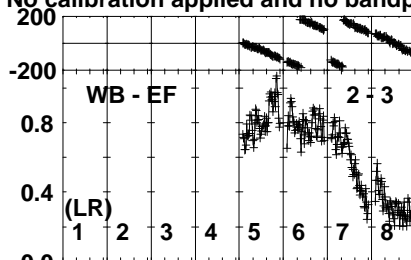
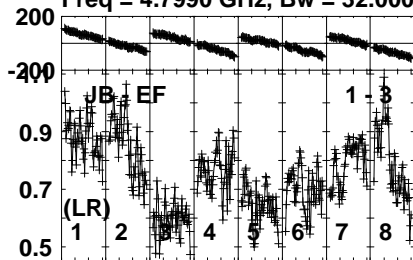


Plot file version 1 created 08-FEB-2024 13:25:36

J1224+2122 EA071B.UVDATA.1

Freq = 4.7990 GHz, Bw = 32.000 MH No calibration applied and no bandpass applied

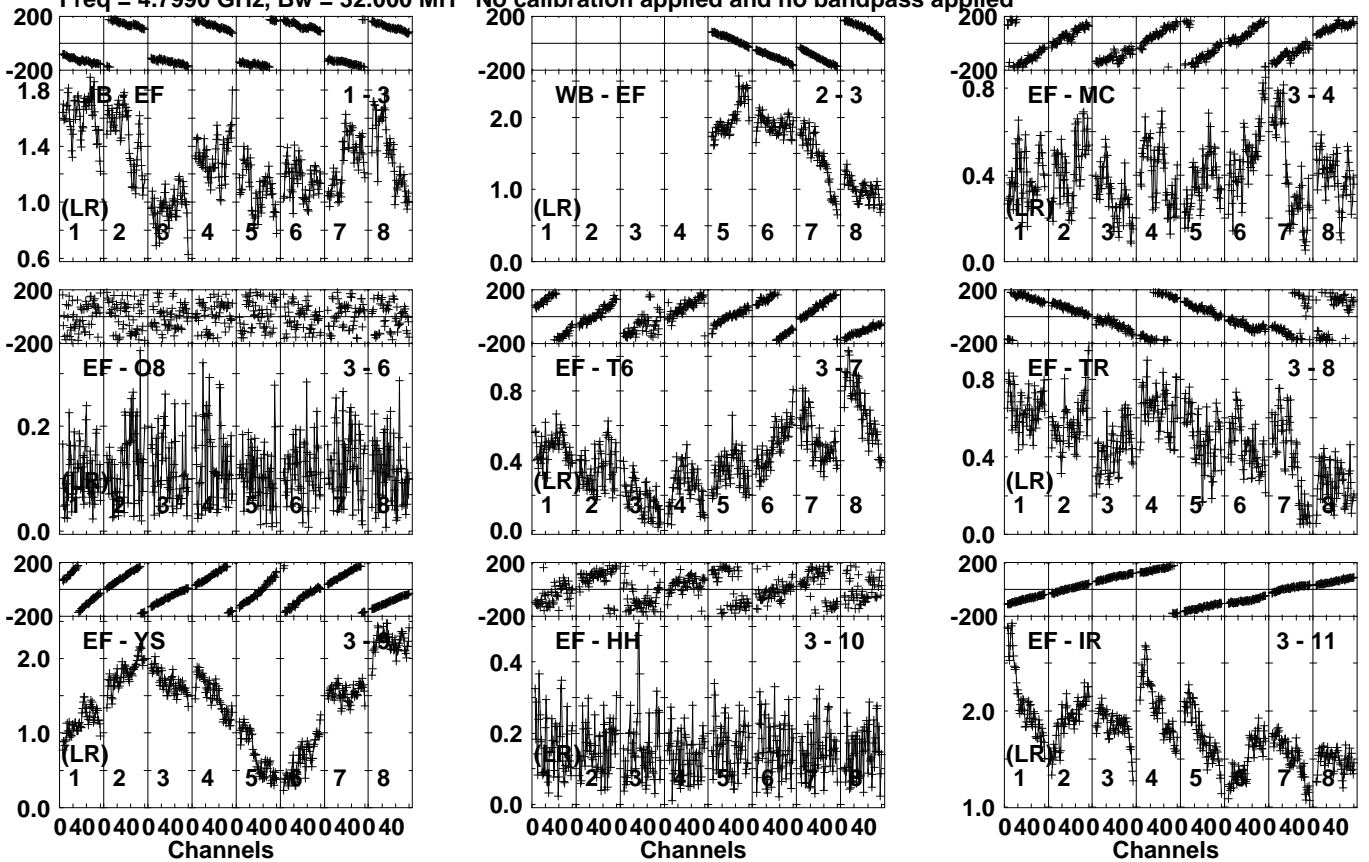


Lower frame: Milli Ampl Jy Top frame: Phas deg
Vector averaged cross-power spectrum Several baselines displayed
Timerange: 00/00:01:01 to 00/00:04:59

Plot file version 3 created 08-FEB-2024 13:25:37

J1407+2827 EA071B.UVDATA.1

Freq = 4.7990 GHz, Bw = 32.000 MH No calibration applied and no bandpass applied

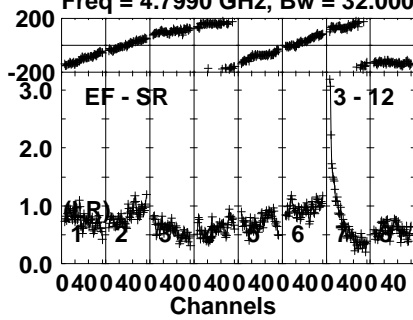


Lower frame: Milli Ampl Jy Top frame: Phas deg
Vector averaged cross-power spectrum Several baselines displayed
Timerange: 00/00:06:41 to 00/00:08:39

Plot file version 4 created 08-FEB-2024 13:25:37

J1407+2827 EA071B.UVDATA.1

Freq = 4.7990 GHz, Bw = 32.000 MH No calibration applied and no bandpass applied



Lower frame: Milli Ampl Jy Top frame: Phas deg

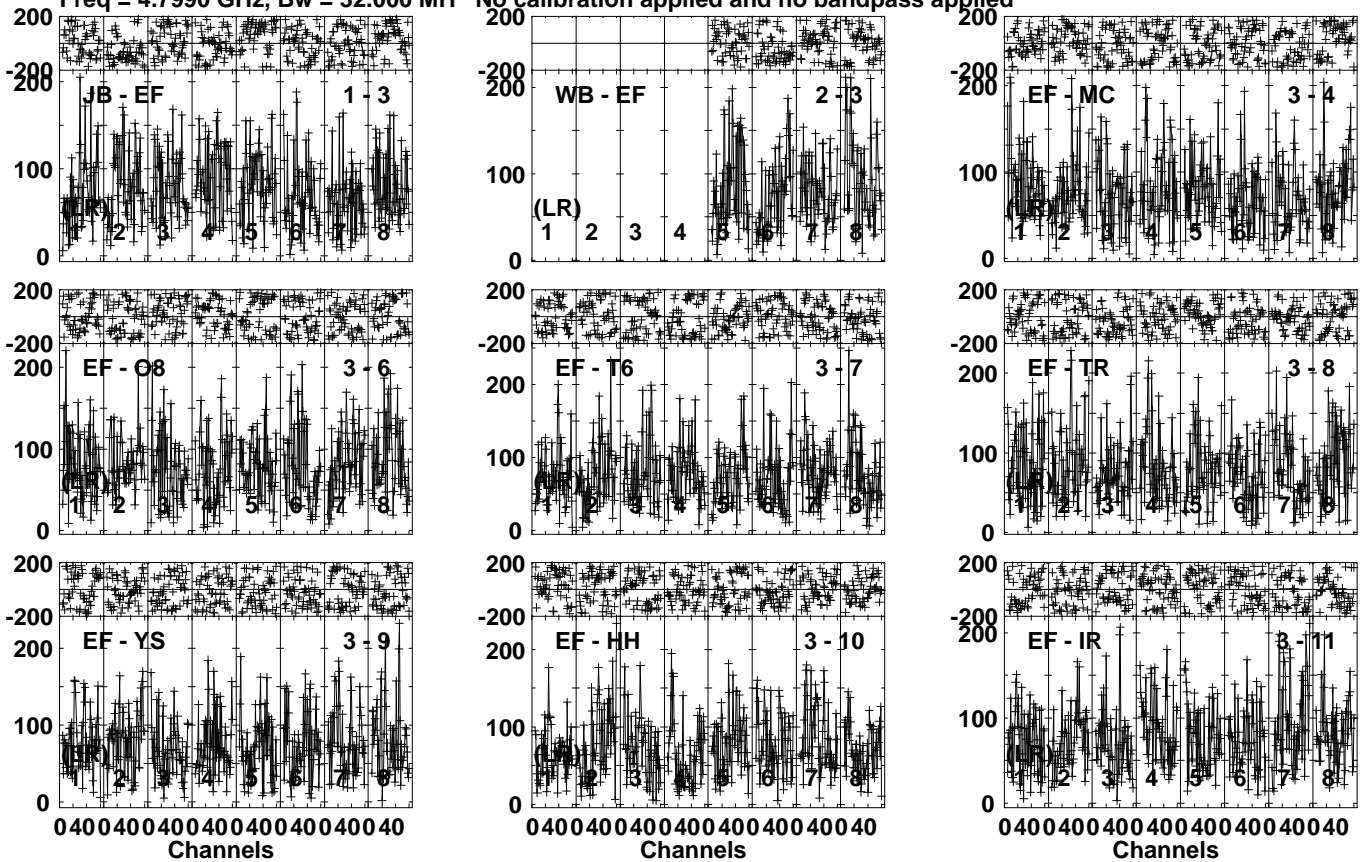
Vector averaged cross-power spectrum Several baselines displayed

Timerange: 00/00:06:41 to 00/00:08:39

Plot file version 5 created 08-FEB-2024 13:25:37

PG1407+263 EA071B.UVDATA.1

Freq = 4.7990 GHz, Bw = 32.000 MH No calibration applied and no bandpass applied

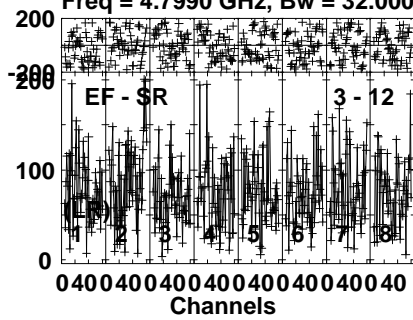


Lower frame: Micro Ampl Jy Top frame: Phas deg
Vector averaged cross-power spectrum Several baselines displayed
Timerange: 00/00:08:41 to 00/00:12:39

Plot file version 6 created 08-FEB-2024 13:25:38

PG1407+263 EA071B.UVDATA.1

Freq = 4.7990 GHz, Bw = 32.000 MH No calibration applied and no bandpass applied



Lower frame: Micro Ampl Jy Top frame: Phas deg

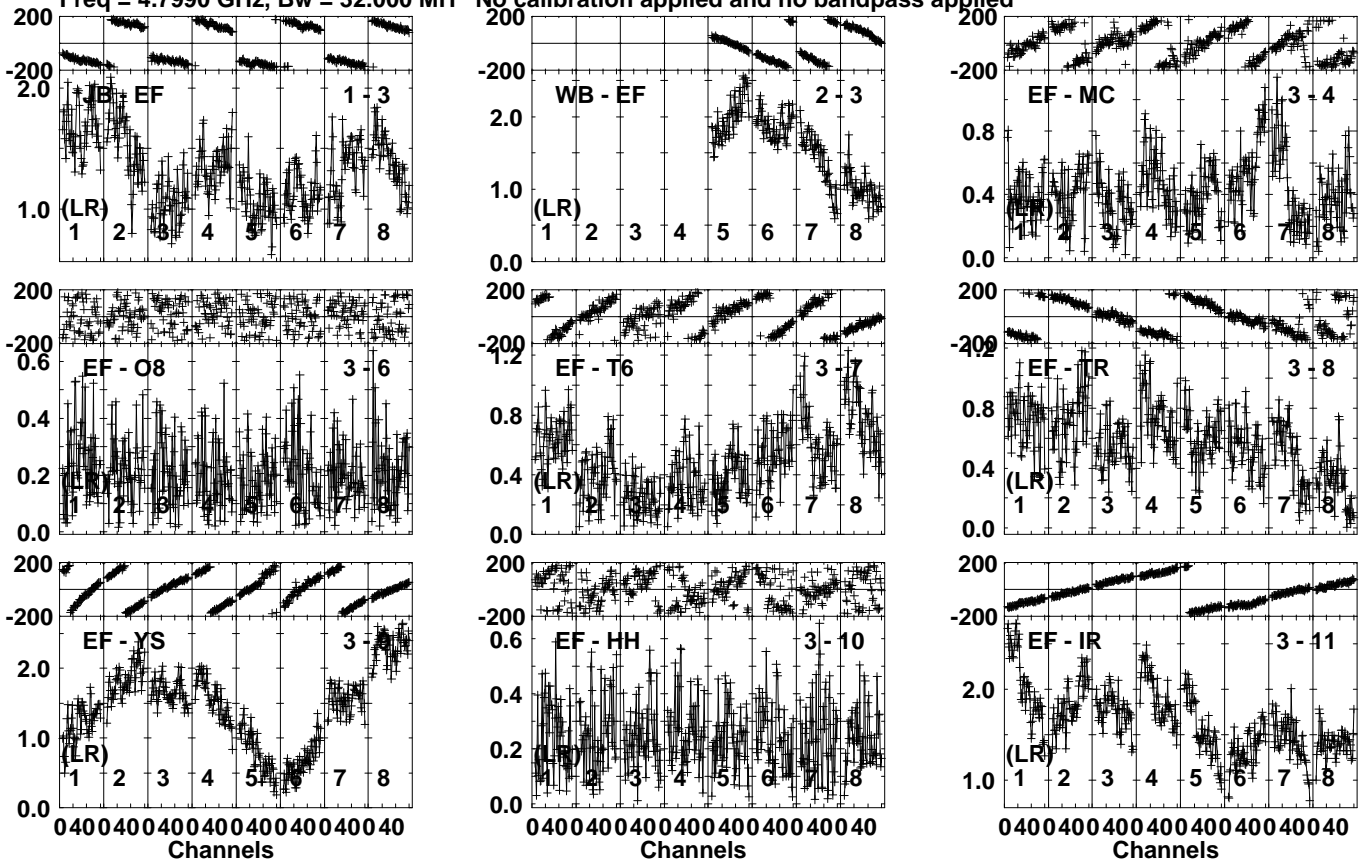
Vector averaged cross-power spectrum Several baselines displayed

Timerange: 00/00:08:41 to 00/00:12:39

Plot file version 7 created 08-FEB-2024 13:25:38

J1407+2827 EA071B.UVDATA.1

Freq = 4.7990 GHz, Bw = 32.000 MH No calibration applied and no bandpass applied

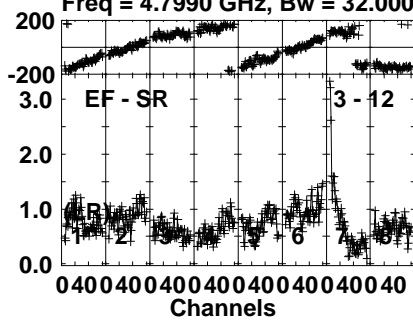


Lower frame: Milli Ampl Jy Top frame: Phas deg
Vector averaged cross-power spectrum Several baselines displayed
Timerange: 00/00:13:11 to 00/00:14:09

Plot file version 8 created 08-FEB-2024 13:25:38

J1407+2827 EA071B.UVDATA.1

Freq = 4.7990 GHz, Bw = 32.000 MH No calibration applied and no bandpass applied



Lower frame: Milli Ampl Jy Top frame: Phas deg

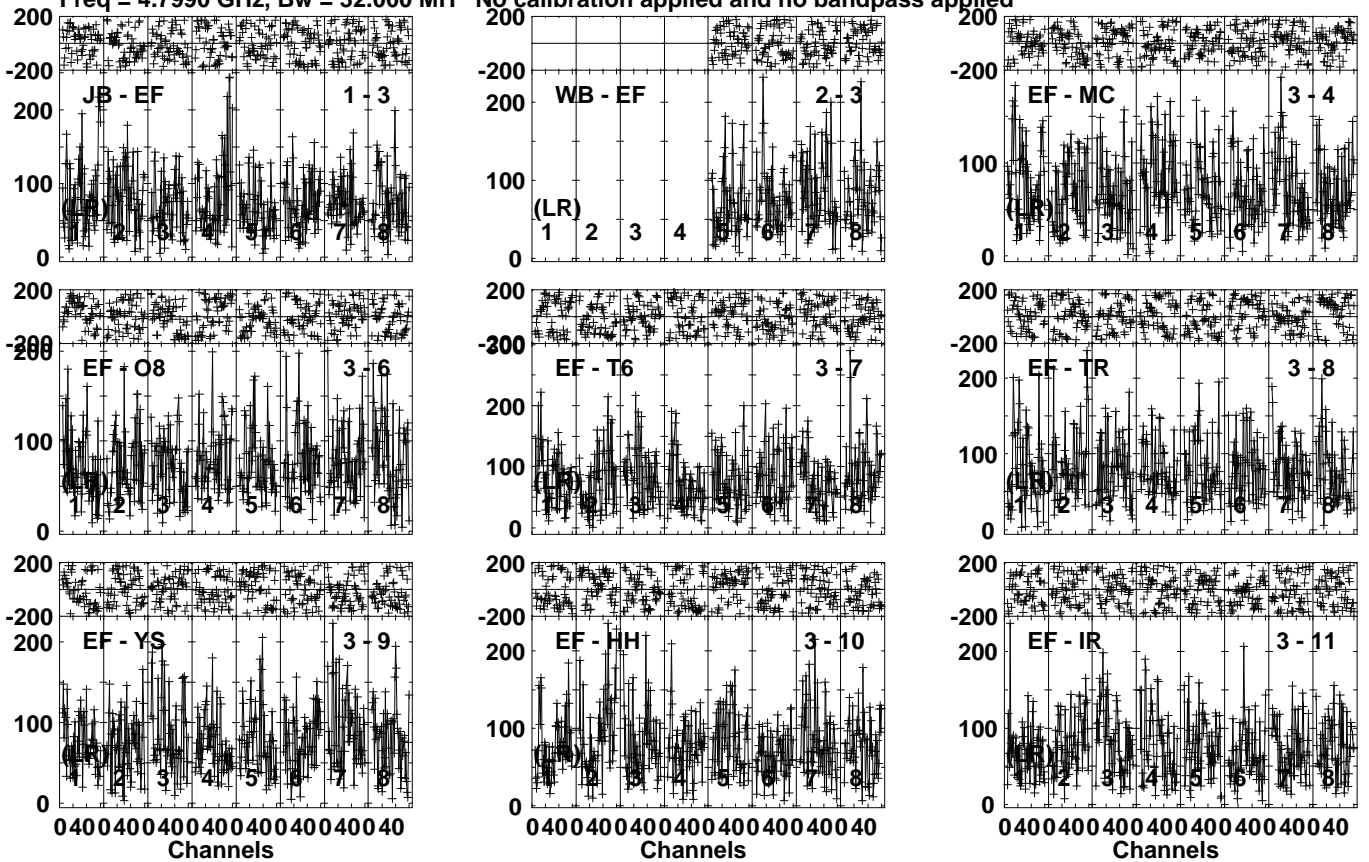
Vector averaged cross-power spectrum Several baselines displayed

Timerange: 00/00:13:11 to 00/00:14:09

Plot file version 9 created 08-FEB-2024 13:25:38

PG1407+263 EA071B.UVDATA.1

Freq = 4.7990 GHz, Bw = 32.000 MH No calibration applied and no bandpass applied

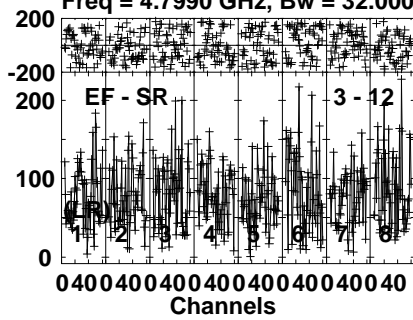


Lower frame: Micro Ampl Jy Top frame: Phas deg
Vector averaged cross-power spectrum Several baselines displayed
Timerange: 00/00:14:11 to 00/00:18:09

Plot file version 10 created 08-FEB-2024 13:25:39

PG1407+263 EA071B.UVDATA.1

Freq = 4.7990 GHz, Bw = 32.000 MH No calibration applied and no bandpass applied



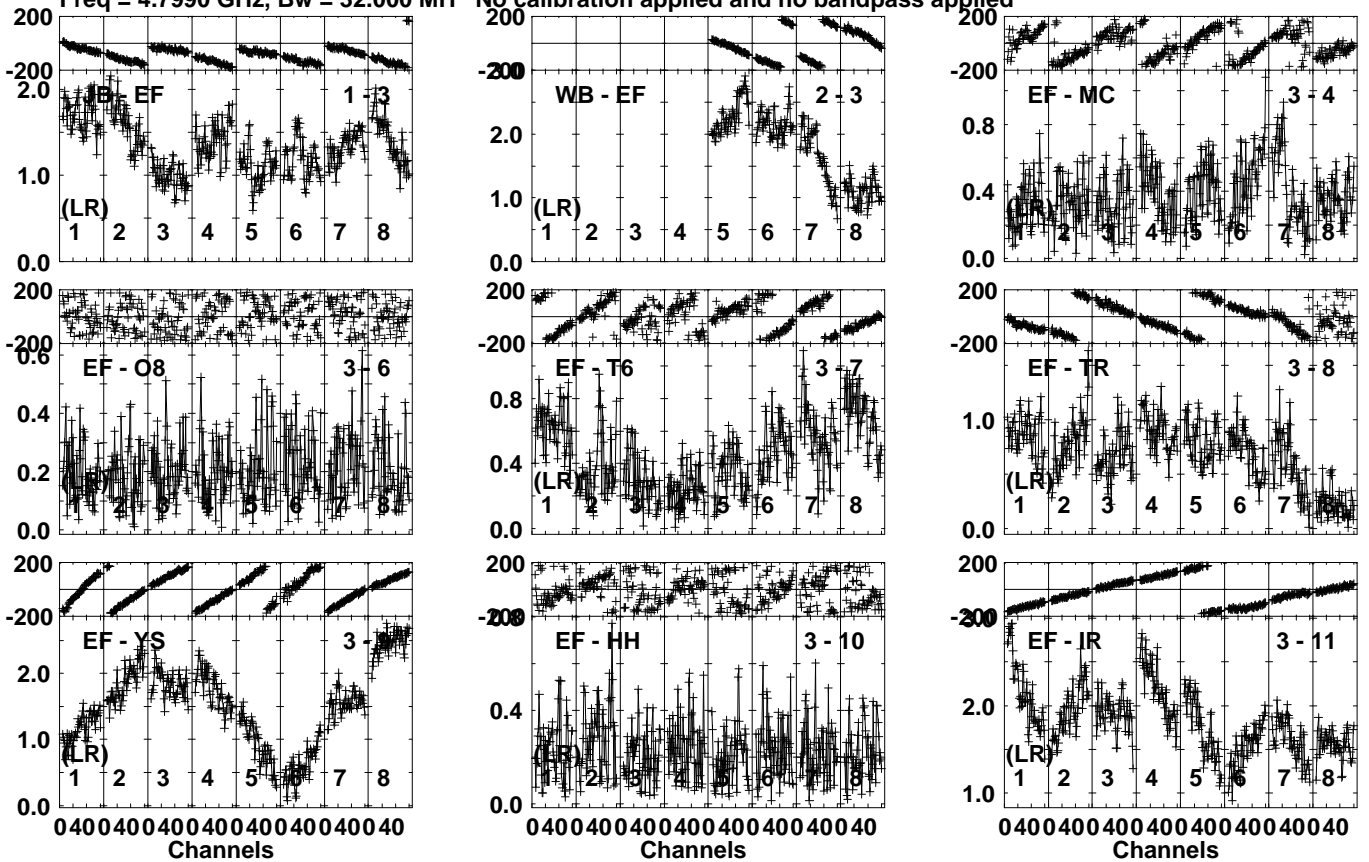
Lower frame: Micro Ampl Jy Top frame: Phas deg
Vector averaged cross-power spectrum Several baselines displayed
Timerange: 00/00:14:11 to 00/00:18:09

Plot file version 11 created 08-FEB-2024 13:25:39

J1407+2827 EA071B.UVDATA.1

Freq = 4.7990 GHz, Bw = 32.000 MH

No calibration applied and no bandpass applied

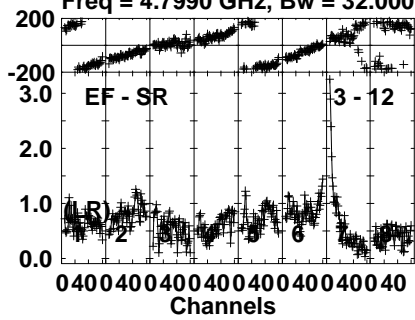


Lower frame: Milli Ampl Jy Top frame: Phas deg
Vector averaged cross-power spectrum Several baselines displayed
Timerange: 00/00:18:41 to 00/00:19:39

Plot file version 12 created 08-FEB-2024 13:25:39

J1407+2827 EA071B.UVDATA.1

Freq = 4.7990 GHz, Bw = 32.000 MH No calibration applied and no bandpass applied



Lower frame: Milli Ampl Jy Top frame: Phas deg

Vector averaged cross-power spectrum Several baselines displayed

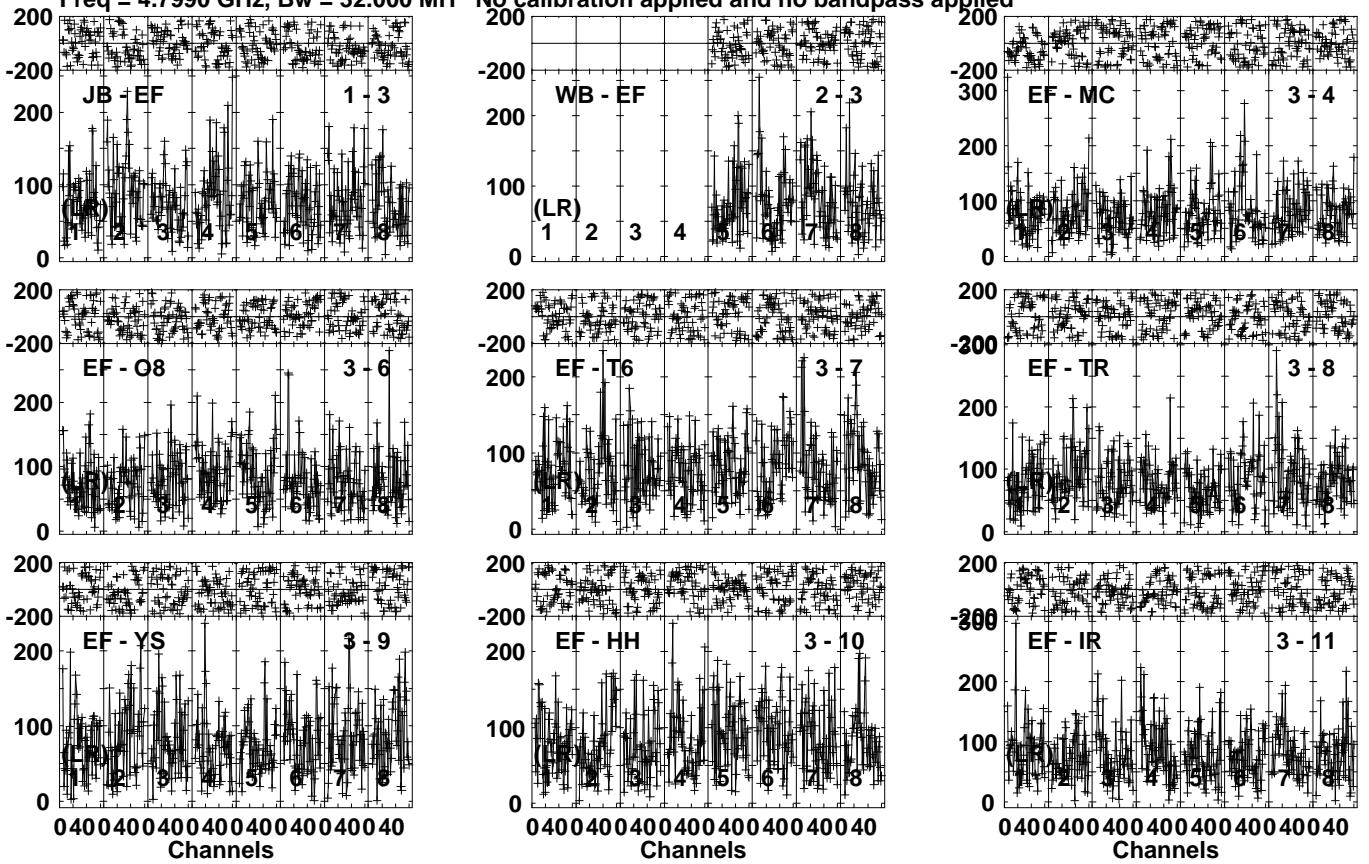
Timerange: 00/00:18:41 to 00/00:19:39

Plot file version 13 created 08-FEB-2024 13:25:39

PG1407+263 EA071B.UVDATA.1

Freq = 4.7990 GHz, Bw = 32.000 MH

No calibration applied and no bandpass applied

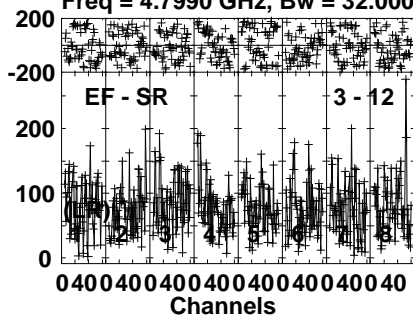


Lower frame: Micro Ampl Jy Top frame: Phas deg
Vector averaged cross-power spectrum Several baselines displayed
Timerange: 00/00:19:41 to 00/00:23:39

Plot file version 14 created 08-FEB-2024 13:25:39

PG1407+263 EA071B.UVDATA.1

Freq = 4.7990 GHz, Bw = 32.000 MH No calibration applied and no bandpass applied



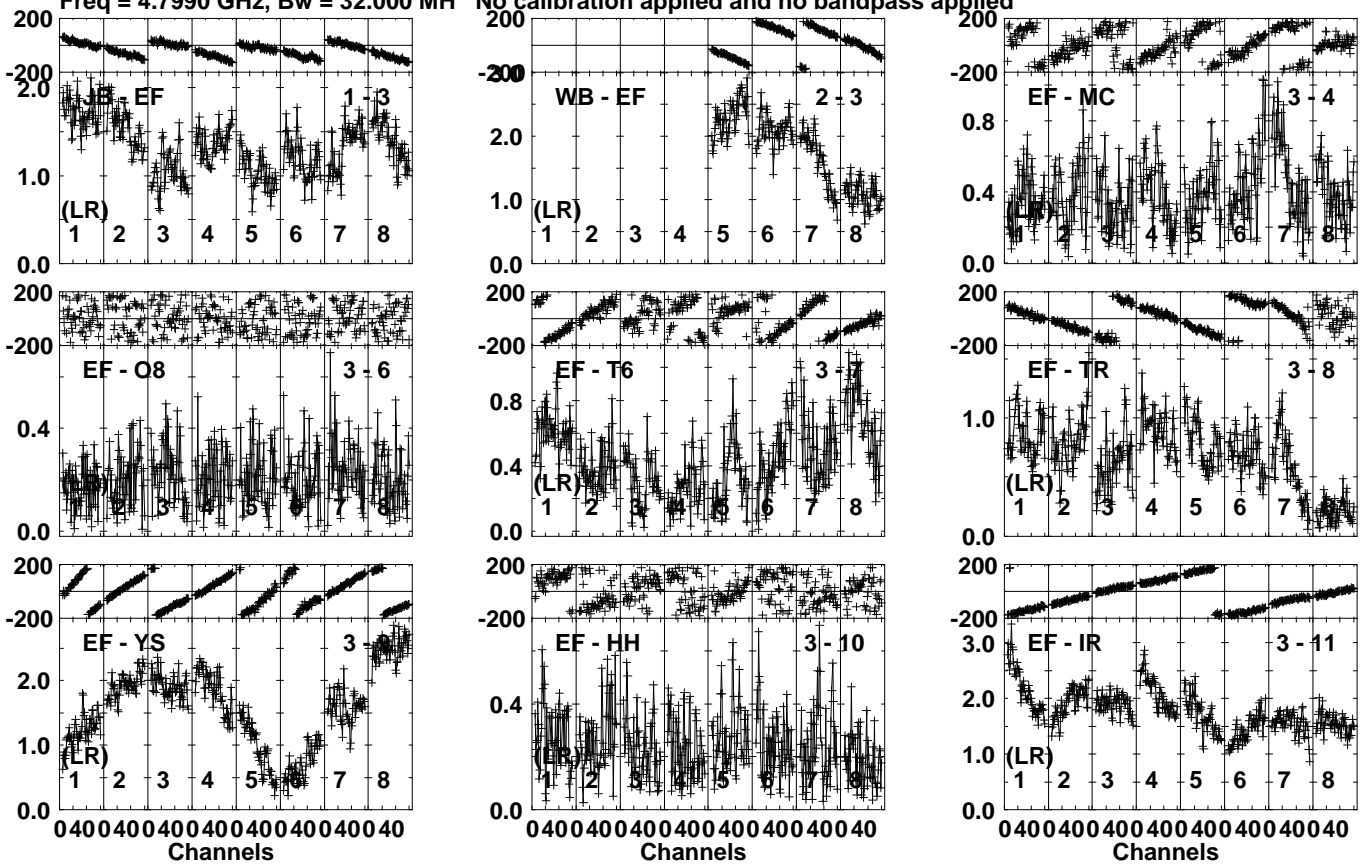
Lower frame: Micro Ampl Jy Top frame: Phas deg
Vector averaged cross-power spectrum Several baselines displayed
Timerange: 00/00:19:41 to 00/00:23:39

Plot file version 15 created 08-FEB-2024 13:25:39

J1407+2827 EA071B.UVDATA.1

Freq = 4.7990 GHz, Bw = 32.000 MH

No calibration applied and no bandpass applied

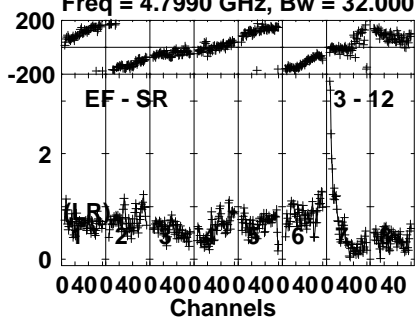


Lower frame: Milli Ampl Jy Top frame: Phas deg
Vector averaged cross-power spectrum Several baselines displayed
Timerange: 00/00:24:11 to 00/00:25:09

Plot file version 16 created 08-FEB-2024 13:25:40

J1407+2827 EA071B.UVDATA.1

Freq = 4.7990 GHz, Bw = 32.000 MH No calibration applied and no bandpass applied



Lower frame: Milli Ampl Jy Top frame: Phas deg

Vector averaged cross-power spectrum Several baselines displayed

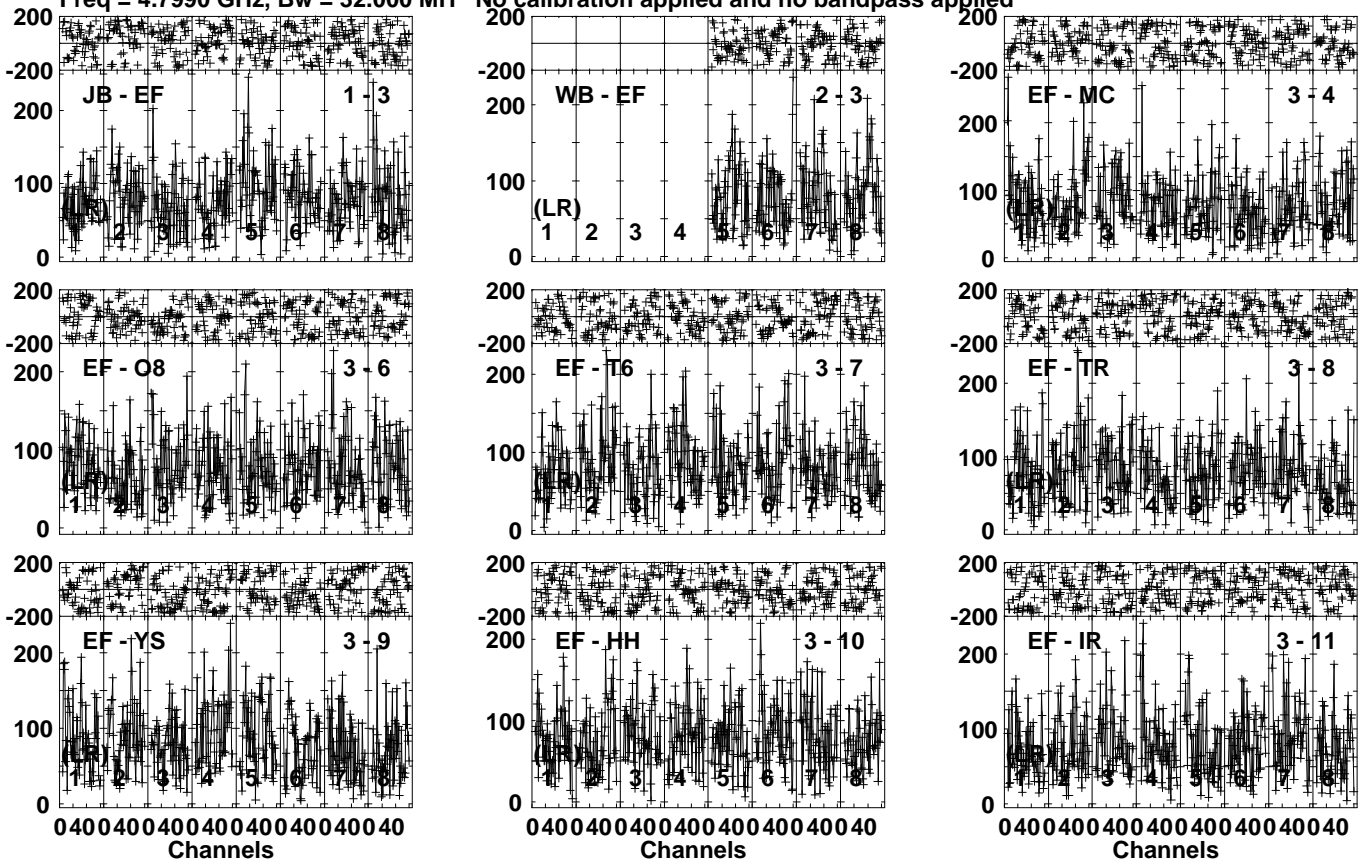
Timerange: 00/00:24:11 to 00/00:25:09

Plot file version 17 created 08-FEB-2024 13:25:40

PG1407+263 EA071B.UVDATA.1

Freq = 4.7990 GHz, Bw = 32.000 MH

No calibration applied and no bandpass applied

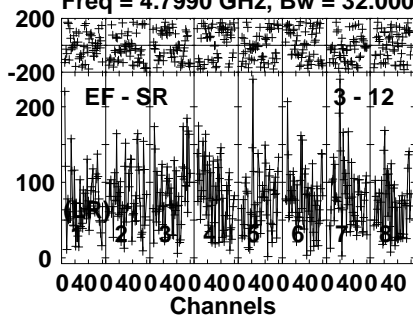


Lower frame: Micro Ampl Jy Top frame: Phas deg
Vector averaged cross-power spectrum Several baselines displayed
Timerange: 00/00:25:11 to 00/00:29:09

Plot file version 18 created 08-FEB-2024 13:25:40

PG1407+263 EA071B.UVDATA.1

Freq = 4.7990 GHz, Bw = 32.000 MH No calibration applied and no bandpass applied



Lower frame: Micro Ampl Jy Top frame: Phas deg

Vector averaged cross-power spectrum Several baselines displayed

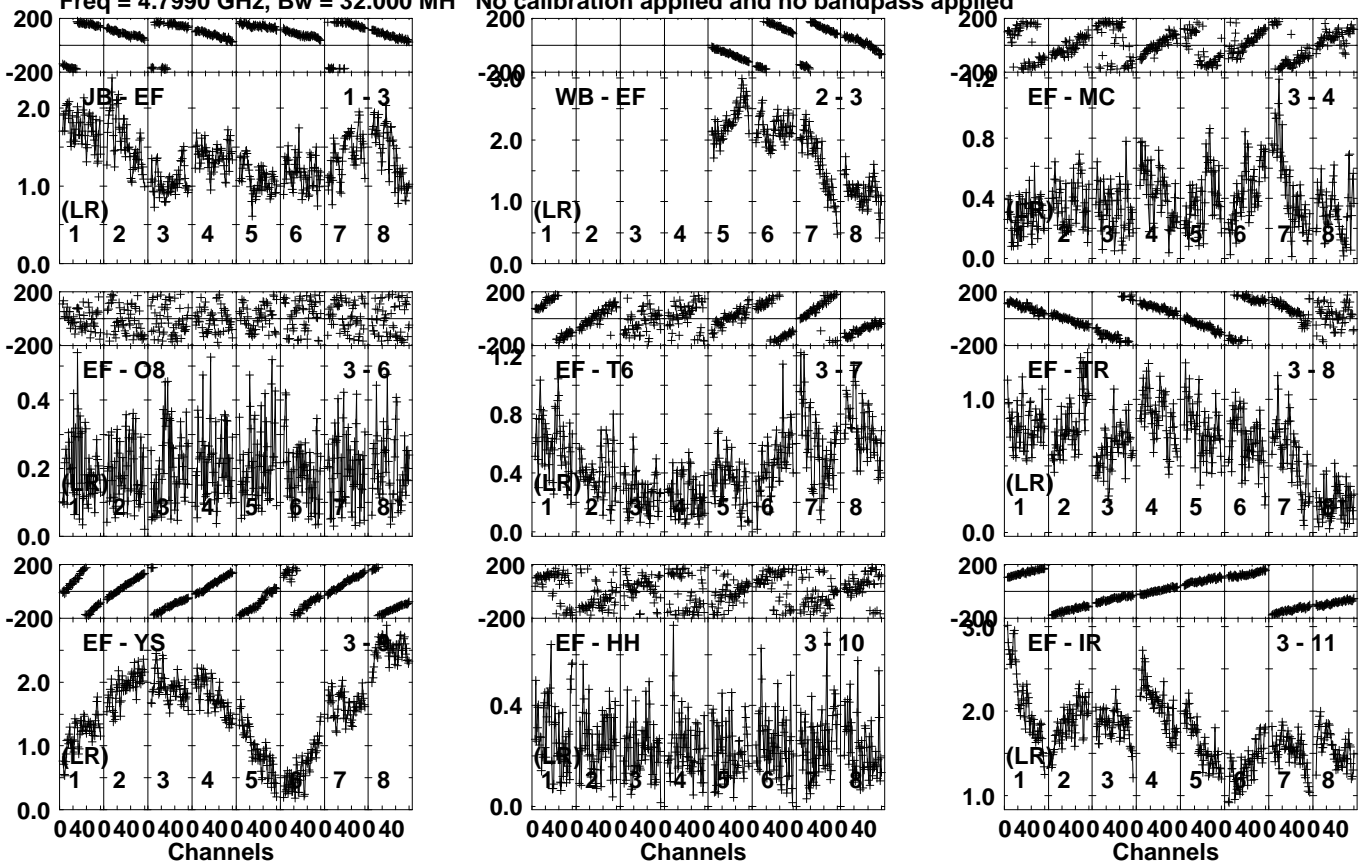
Timerange: 00/00:25:11 to 00/00:29:09

Plot file version 19 created 08-FEB-2024 13:25:40

J1407+2827 EA071B.UVDATA.1

Freq = 4.7990 GHz, Bw = 32.000 MH

No calibration applied and no bandpass applied

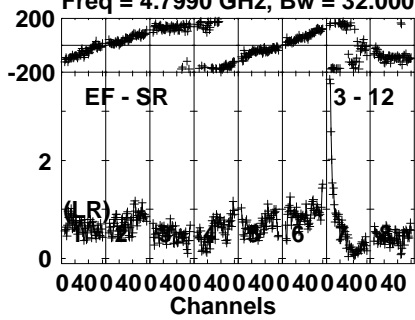


Lower frame: Milli Ampl Jy Top frame: Phas deg
Vector averaged cross-power spectrum Several baselines displayed
Timerange: 00/00:29:41 to 00/00:30:39

Plot file version 20 created 08-FEB-2024 13:25:40

J1407+2827 EA071B.UVDATA.1

Freq = 4.7990 GHz, Bw = 32.000 MH No calibration applied and no bandpass applied



Lower frame: Milli Ampl Jy Top frame: Phas deg

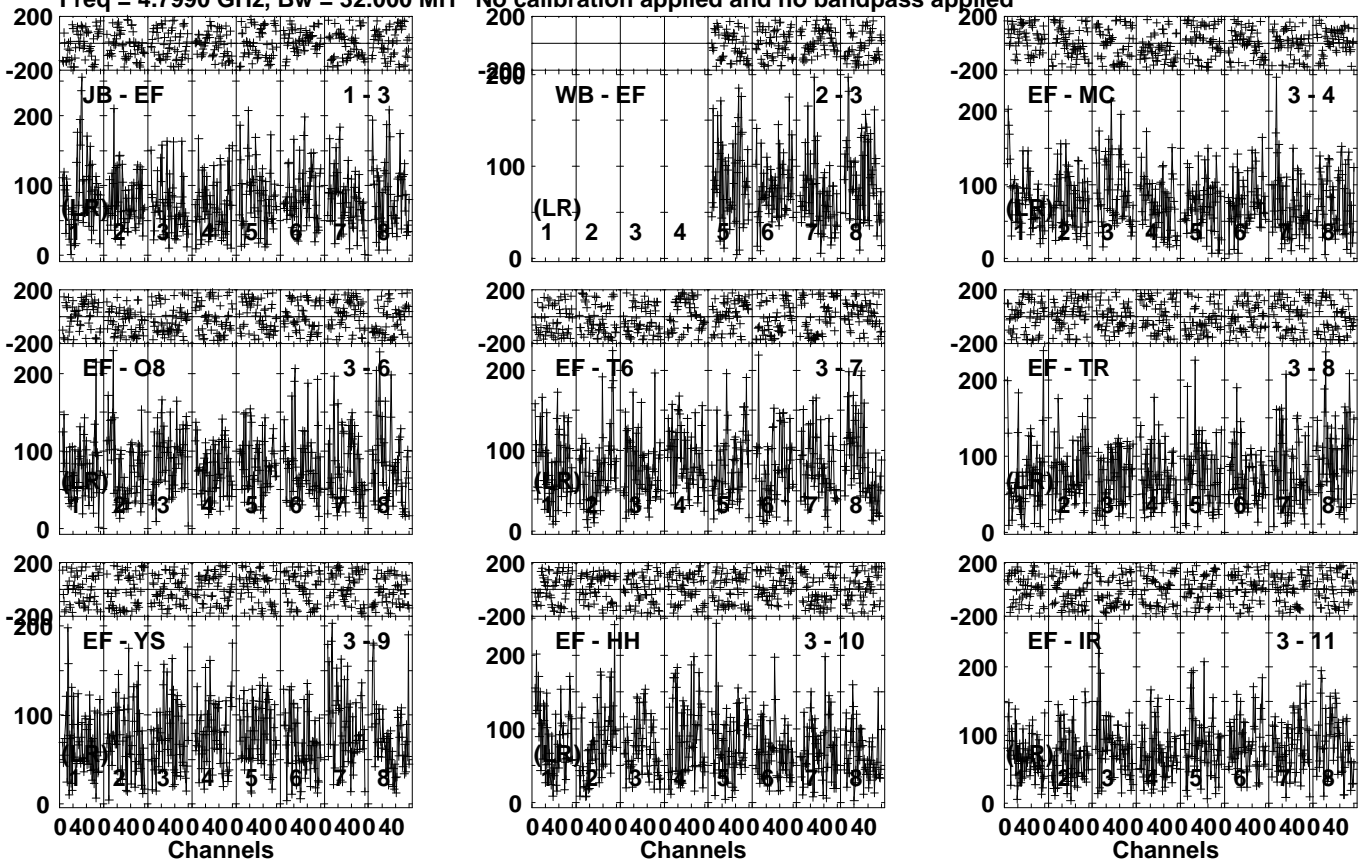
Vector averaged cross-power spectrum Several baselines displayed

Timerange: 00/00:29:41 to 00/00:30:39

Plot file version 21 created 08-FEB-2024 13:25:40

PG1407+263 EA071B.UVDATA.1

Freq = 4.7990 GHz, Bw = 32.000 MH No calibration applied and no bandpass applied

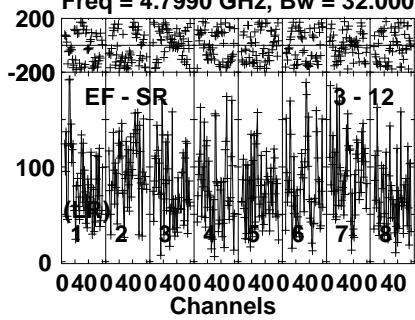


Lower frame: Micro Ampl Jy Top frame: Phas deg
Vector averaged cross-power spectrum Several baselines displayed
Timerange: 00/00:30:41 to 00/00:34:39

Plot file version 22 created 08-FEB-2024 13:25:41

PG1407+263 EA071B.UVDATA.1

Freq = 4.7990 GHz, Bw = 32.000 MH No calibration applied and no bandpass applied



Lower frame: Micro Ampl Jy Top frame: Phas deg

Vector averaged cross-power spectrum Several baselines displayed

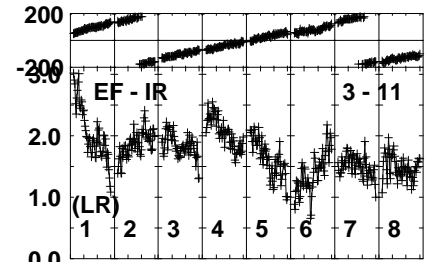
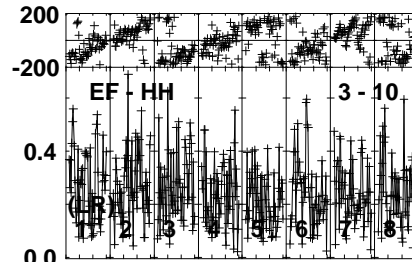
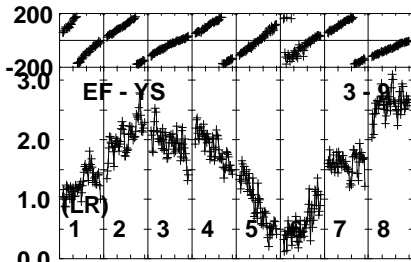
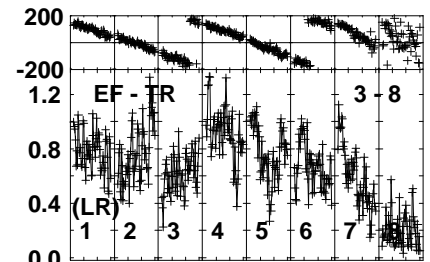
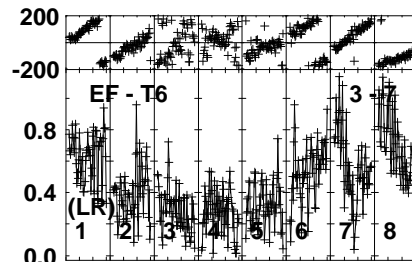
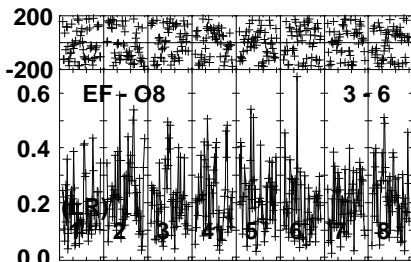
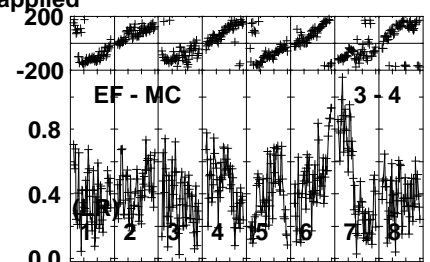
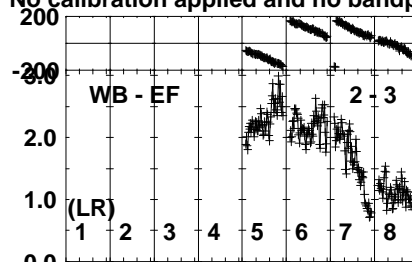
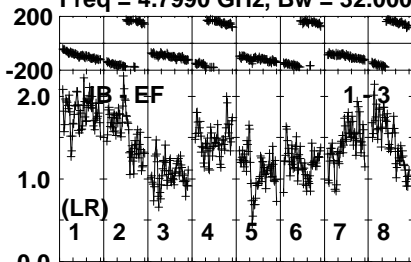
Timerange: 00/00:30:41 to 00/00:34:39

Plot file version 23 created 08-FEB-2024 13:25:41

J1407+2827 EA071B.UVDATA.1

Freq = 4.7990 GHz, Bw = 32.000 MH

No calibration applied and no bandpass applied

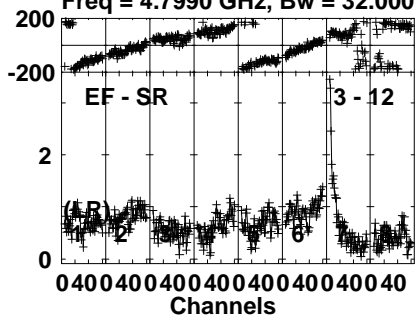


Lower frame: Milli Ampl Jy Top frame: Phas deg
Vector averaged cross-power spectrum Several baselines displayed
Timerange: 00/00:35:11 to 00/00:36:09

Plot file version 24 created 08-FEB-2024 13:25:41

J1407+2827 EA071B.UVDATA.1

Freq = 4.7990 GHz, Bw = 32.000 MH No calibration applied and no bandpass applied



Lower frame: Milli Ampl Jy Top frame: Phas deg

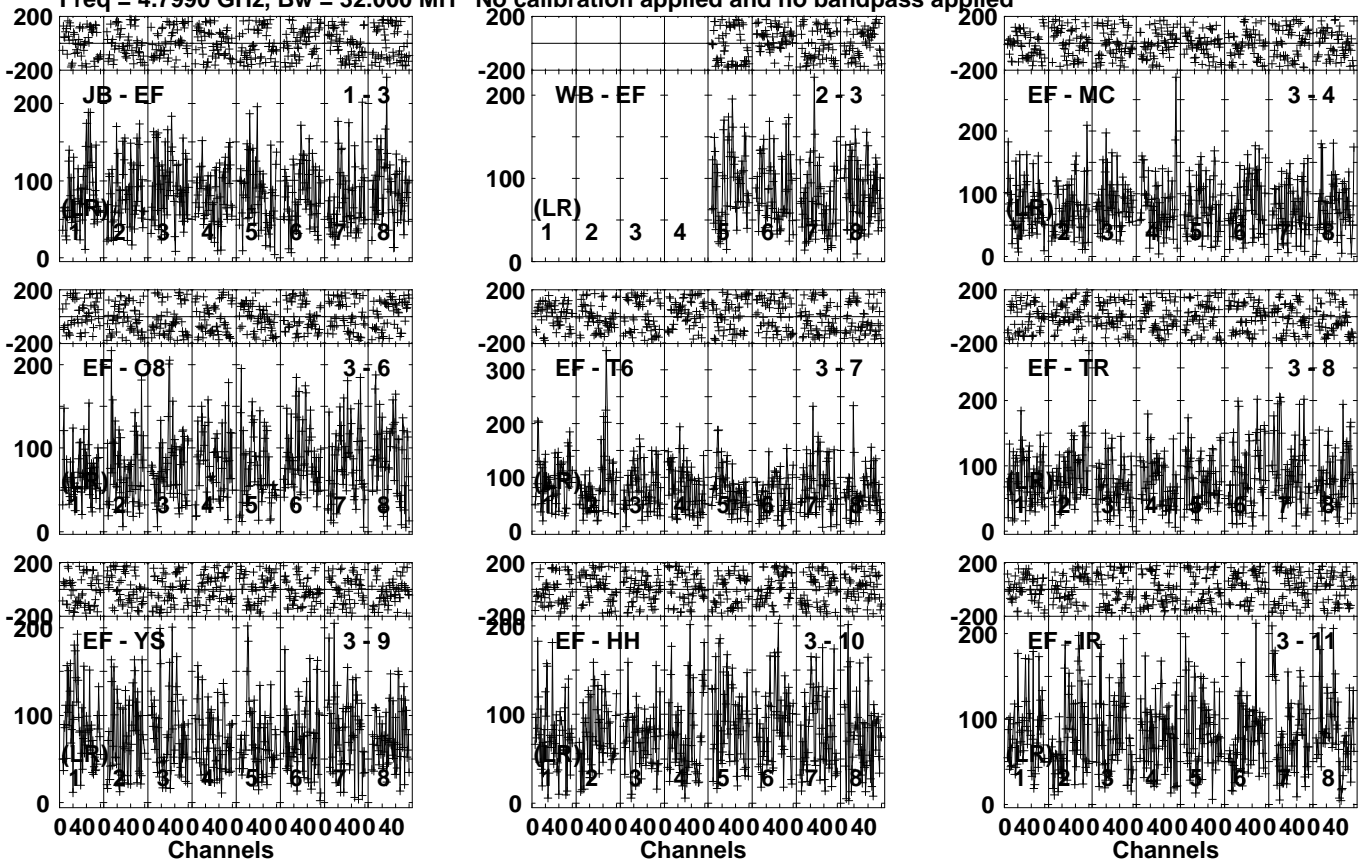
Vector averaged cross-power spectrum Several baselines displayed

Timerange: 00/00:35:11 to 00/00:36:09

Plot file version 25 created 08-FEB-2024 13:25:41

PG1407+263 EA071B.UVDATA.1

Freq = 4.7990 GHz, Bw = 32.000 MH No calibration applied and no bandpass applied

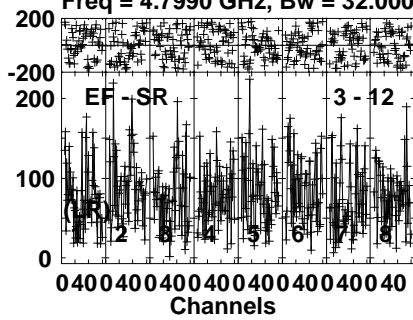


Lower frame: Micro Ampl Jy Top frame: Phas deg
Vector averaged cross-power spectrum Several baselines displayed
Timerange: 00/00:36:11 to 00/00:40:09

Plot file version 26 created 08-FEB-2024 13:25:42

PG1407+263 EA071B.UVDATA.1

Freq = 4.7990 GHz, Bw = 32.000 MH No calibration applied and no bandpass applied



Lower frame: Micro Ampl Jy Top frame: Phas deg

Vector averaged cross-power spectrum Several baselines displayed

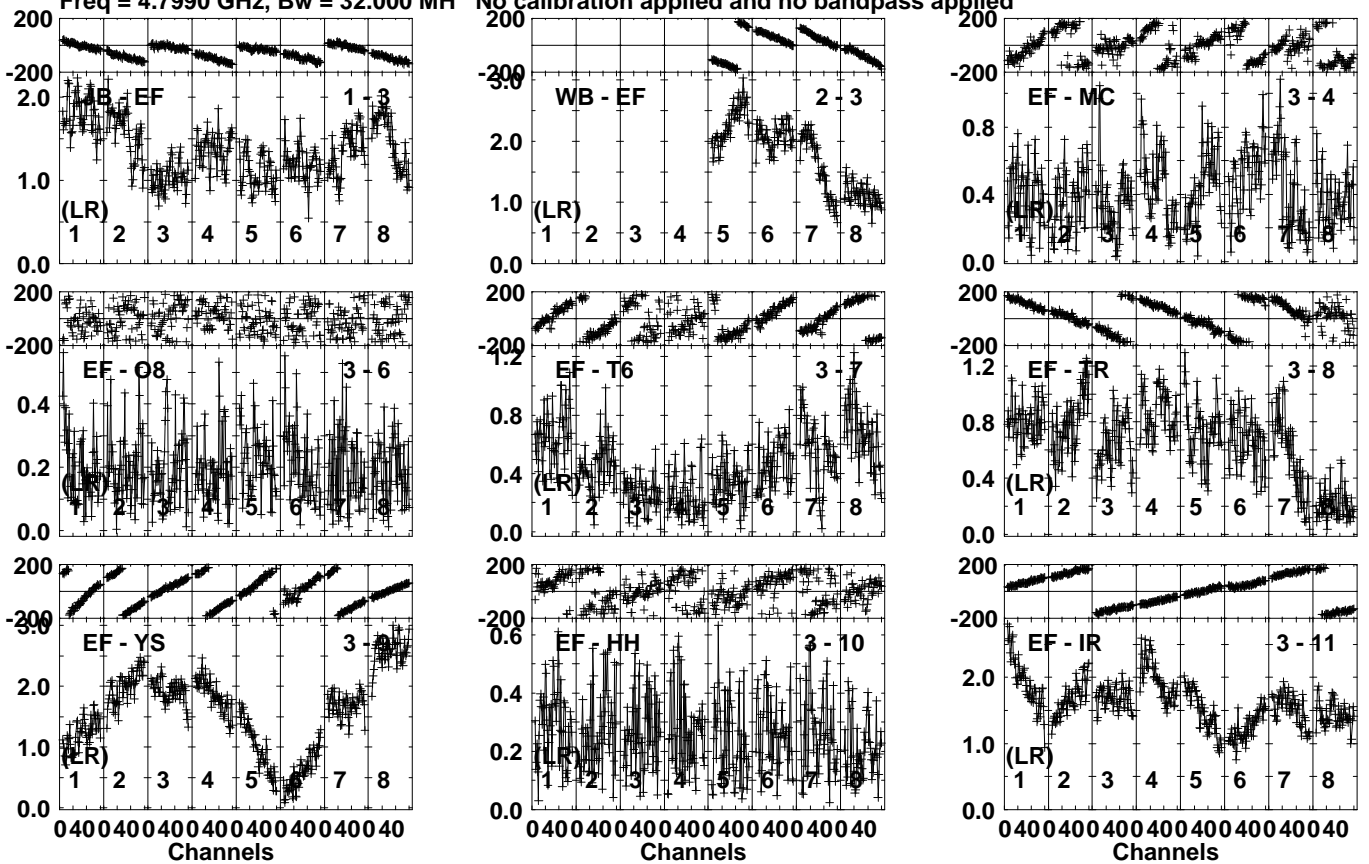
Timerange: 00/00:36:11 to 00/00:40:09

Plot file version 27 created 08-FEB-2024 13:25:42

J1407+2827 EA071B.UVDATA.1

Freq = 4.7990 GHz, Bw = 32.000 MH

No calibration applied and no bandpass applied

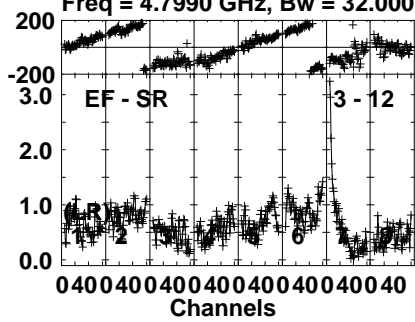


Lower frame: Milli Ampl Jy Top frame: Phas deg
Vector averaged cross-power spectrum Several baselines displayed
Timerange: 00/00:40:41 to 00/00:41:39

Plot file version 28 created 08-FEB-2024 13:25:42

J1407+2827 EA071B.UVDATA.1

Freq = 4.7990 GHz, Bw = 32.000 MH No calibration applied and no bandpass applied



Lower frame: Milli Ampl Jy Top frame: Phas deg

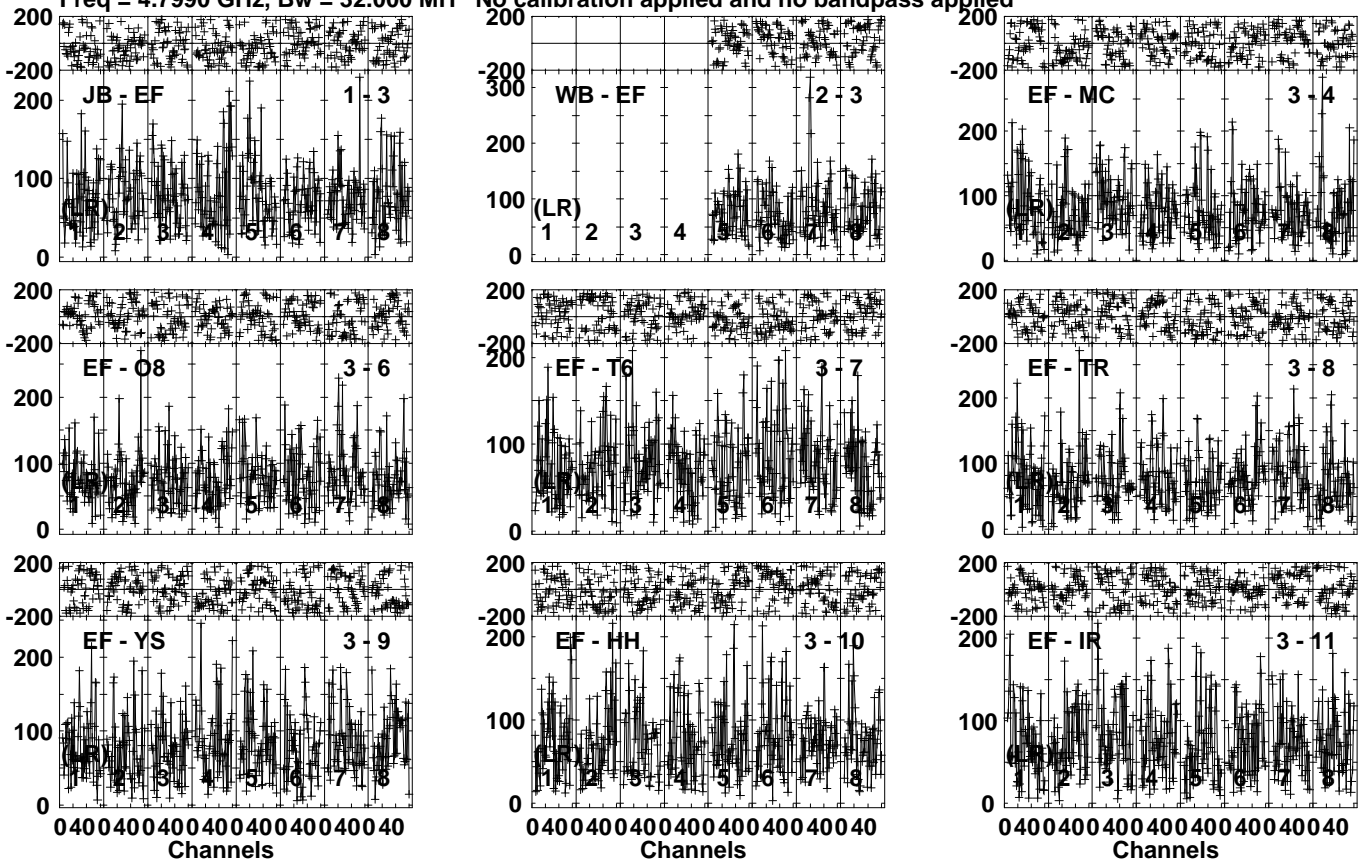
Vector averaged cross-power spectrum Several baselines displayed

Timerange: 00/00:40:41 to 00/00:41:39

Plot file version 29 created 08-FEB-2024 13:25:42

PG1407+263 EA071B.UVDATA.1

Freq = 4.7990 GHz, Bw = 32.000 MH No calibration applied and no bandpass applied

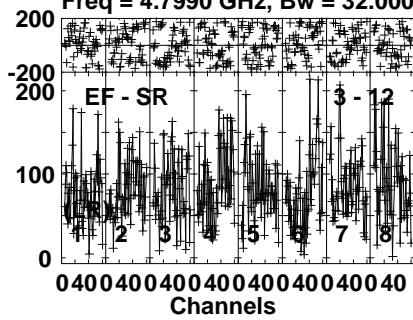


Lower frame: Micro Ampl Jy Top frame: Phas deg
Vector averaged cross-power spectrum Several baselines displayed
Timerange: 00/00:41:41 to 00/00:45:39

Plot file version 30 created 08-FEB-2024 13:25:42

PG1407+263 EA071B.UVDATA.1

Freq = 4.7990 GHz, Bw = 32.000 MH No calibration applied and no bandpass applied



Lower frame: Micro Ampl Jy Top frame: Phas deg

Vector averaged cross-power spectrum Several baselines displayed

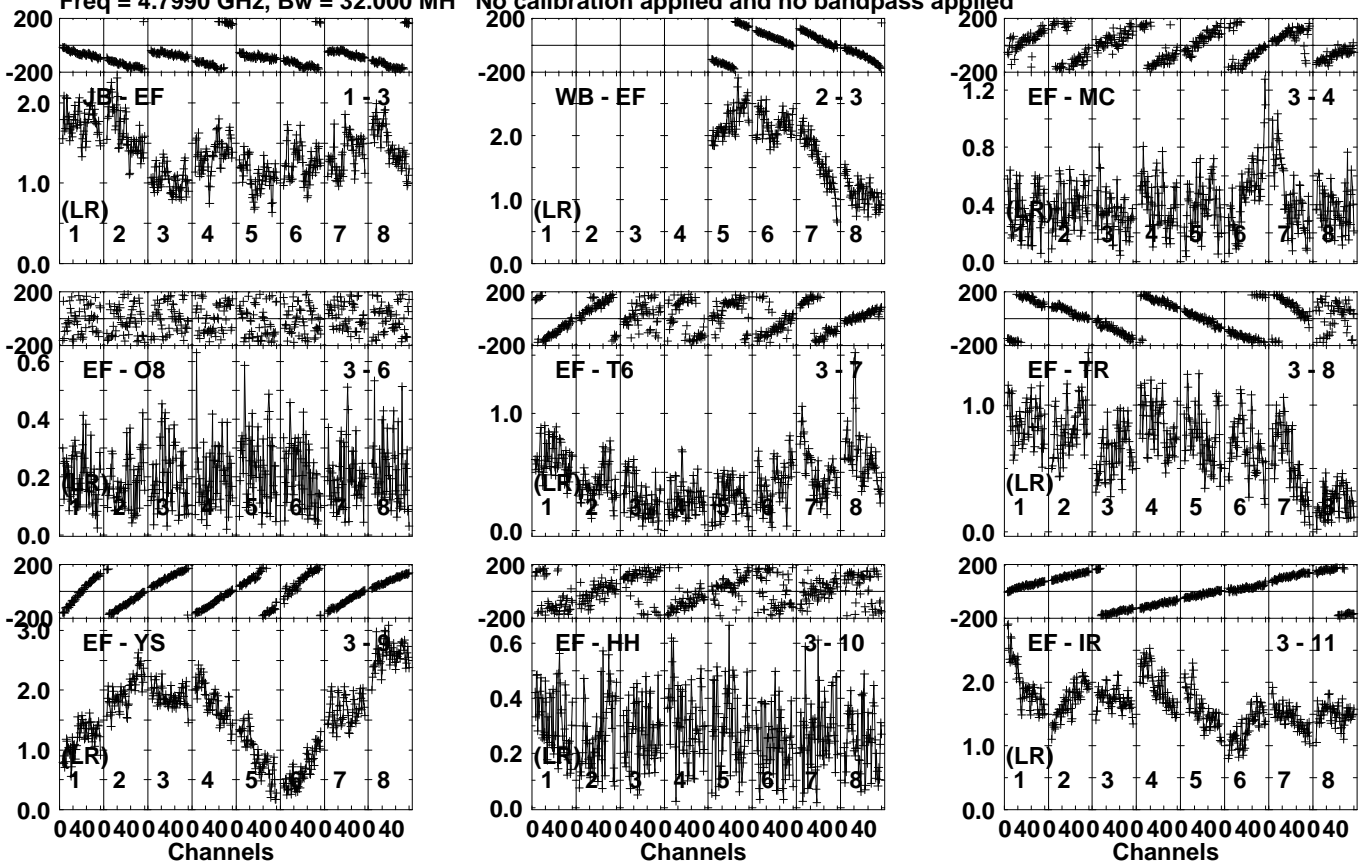
Timerange: 00/00:41:41 to 00/00:45:39

Plot file version 31 created 08-FEB-2024 13:25:42

J1407+2827 EA071B.UVDATA.1

Freq = 4.7990 GHz, Bw = 32.000 MH

No calibration applied and no bandpass applied

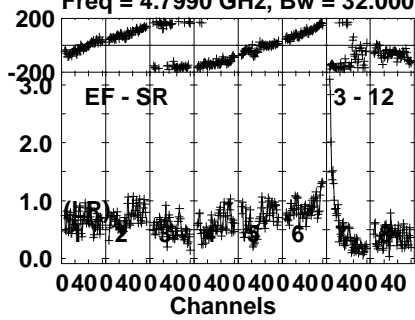


Lower frame: Milli Ampl Jy Top frame: Phas deg
Vector averaged cross-power spectrum Several baselines displayed
Timerange: 00/00:46:11 to 00/00:47:09

Plot file version 32 created 08-FEB-2024 13:25:43

J1407+2827 EA071B.UVDATA.1

Freq = 4.7990 GHz, Bw = 32.000 MH No calibration applied and no bandpass applied



Lower frame: Milli Ampl Jy Top frame: Phas deg

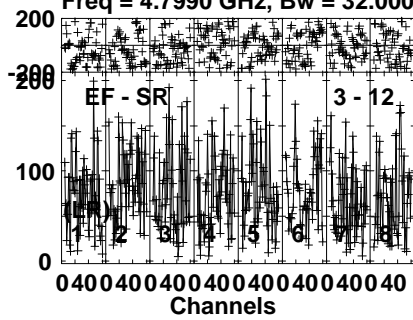
Vector averaged cross-power spectrum Several baselines displayed

Timerange: 00/00:46:11 to 00/00:47:09

Plot file version 34 created 08-FEB-2024 13:25:43

PG1407+263 EA071B.UVDATA.1

Freq = 4.7990 GHz, Bw = 32.000 MH No calibration applied and no bandpass applied



Lower frame: Micro Ampl Jy Top frame: Phas deg

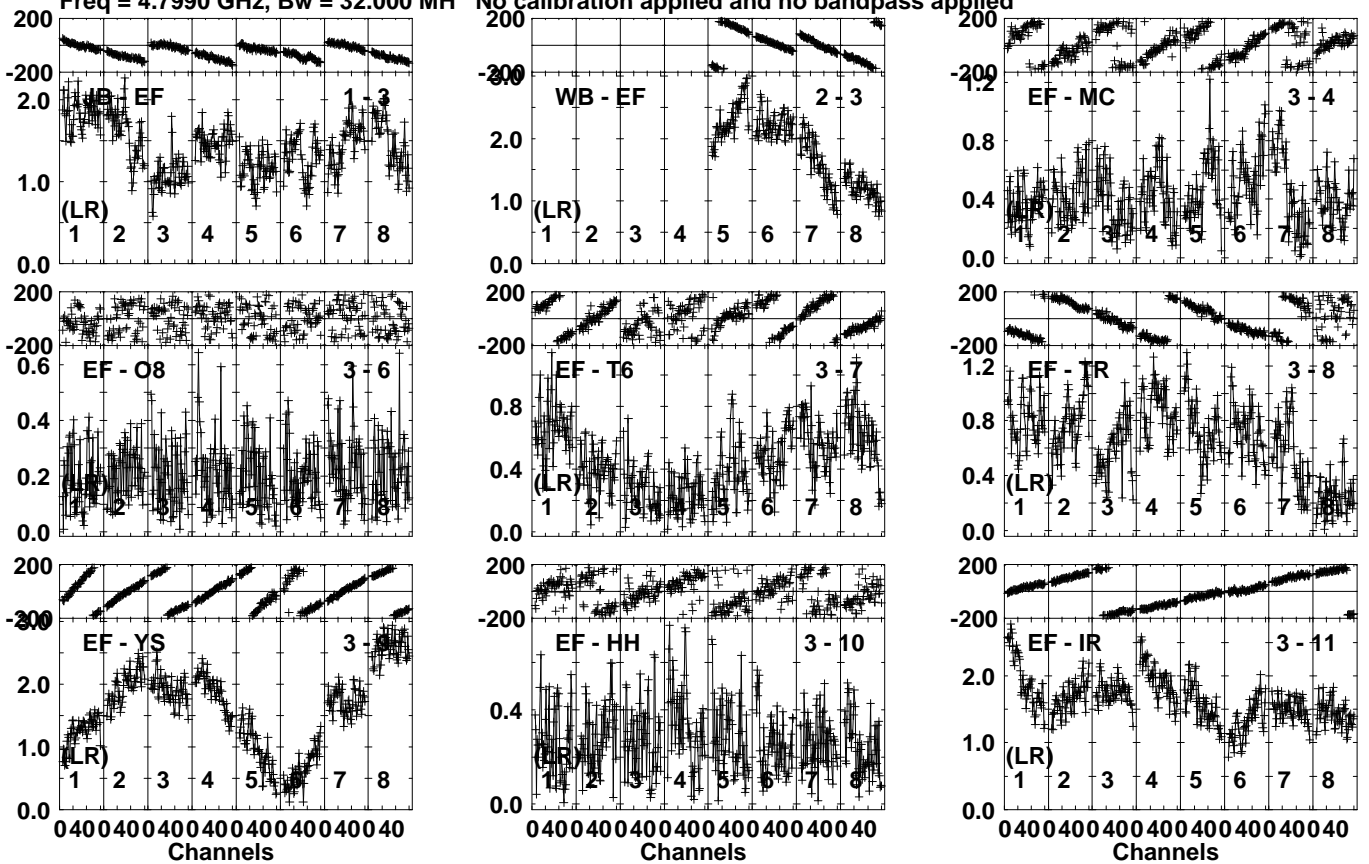
Vector averaged cross-power spectrum Several baselines displayed

Timerange: 00/00:47:11 to 00/00:51:09

Plot file version 35 created 08-FEB-2024 13:25:43

J1407+2827 EA071B.UVDATA.1

Freq = 4.7990 GHz, Bw = 32.000 MH No calibration applied and no bandpass applied

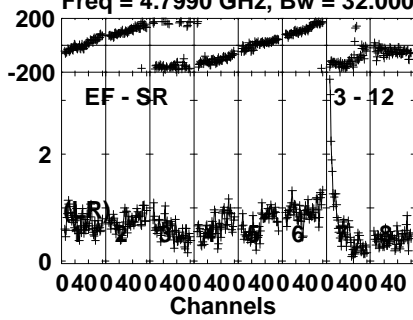


Lower frame: Milli Ampl Jy Top frame: Phas deg
Vector averaged cross-power spectrum Several baselines displayed
Timerange: 00/00:51:41 to 00/00:52:39

Plot file version 36 created 08-FEB-2024 13:25:43

J1407+2827 EA071B.UVDATA.1

Freq = 4.7990 GHz, Bw = 32.000 MH No calibration applied and no bandpass applied



Lower frame: Milli Ampl Jy Top frame: Phas deg

Vector averaged cross-power spectrum Several baselines displayed

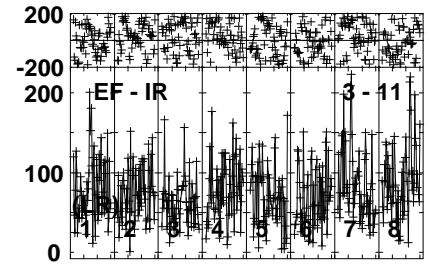
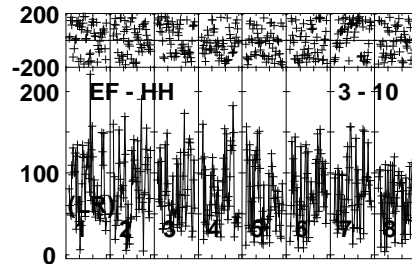
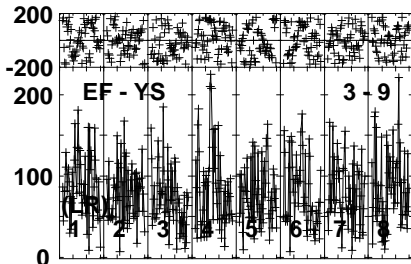
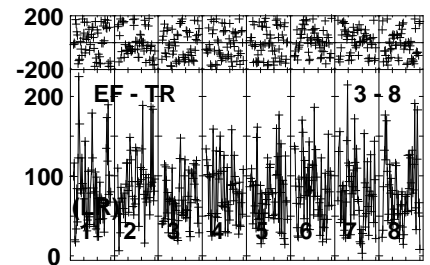
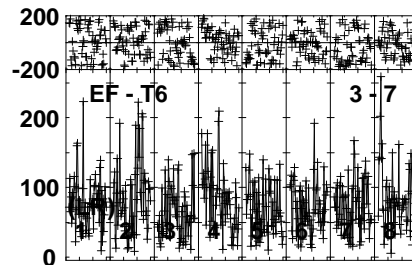
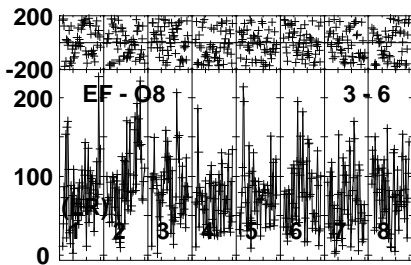
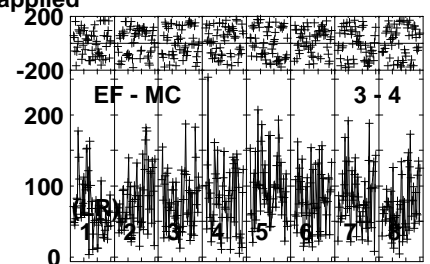
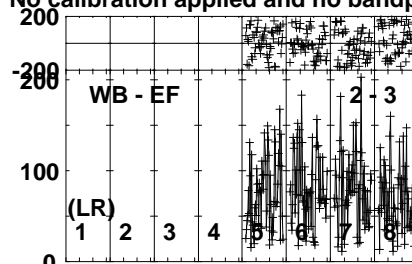
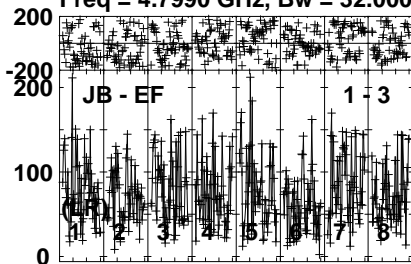
Timerange: 00/00:51:41 to 00/00:52:39

Plot file version 37 created 08-FEB-2024 13:25:44

PG1407+263 EA071B.UVDATA.1

Freq = 4.7990 GHz, Bw = 32.000 MH

No calibration applied and no bandpass applied

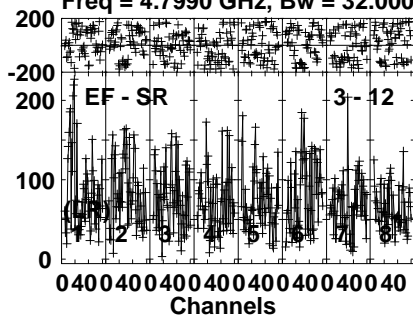


Lower frame: Micro Ampl Jy Top frame: Phas deg
Vector averaged cross-power spectrum Several baselines displayed
Timerange: 00/00:52:41 to 00/00:56:39

Plot file version 38 created 08-FEB-2024 13:25:44

PG1407+263 EA071B.UVDATA.1

Freq = 4.7990 GHz, Bw = 32.000 MH No calibration applied and no bandpass applied

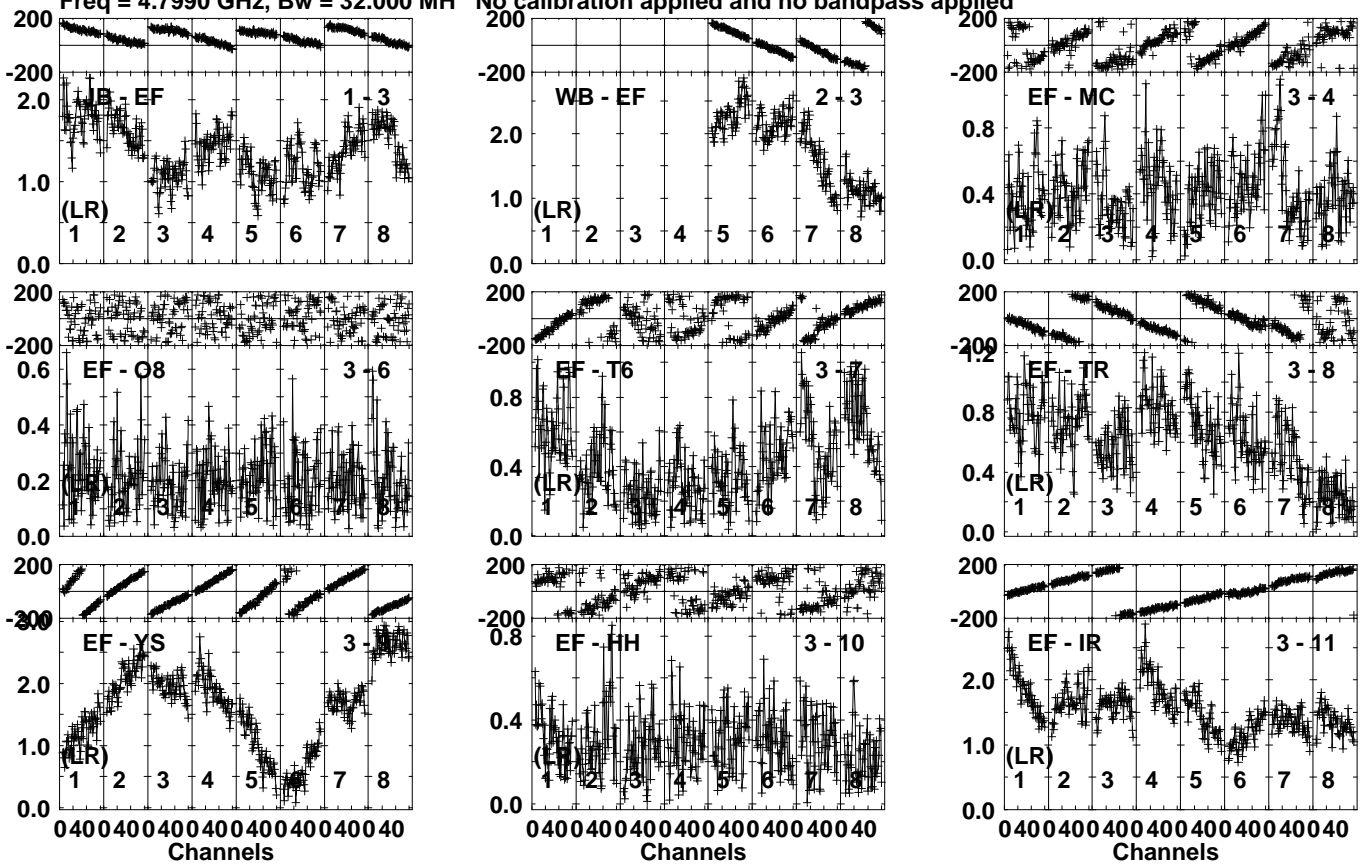


Lower frame: Micro Ampl Jy Top frame: Phas deg
Vector averaged cross-power spectrum Several baselines displayed
Timerange: 00/00:52:41 to 00/00:56:39

Plot file version 39 created 08-FEB-2024 13:25:44

J1407+2827 EA071B.UVDATA.1

Freq = 4.7990 GHz, Bw = 32.000 MH No calibration applied and no bandpass applied

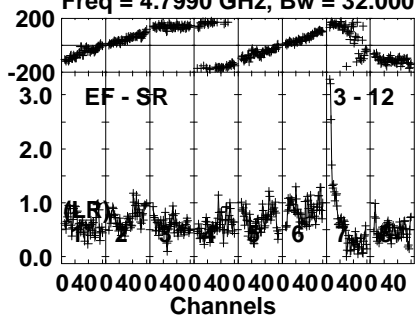


Lower frame: Milli Ampl Jy Top frame: Phas deg
Vector averaged cross-power spectrum Several baselines displayed
Timerange: 00/00:57:11 to 00/00:58:09

Plot file version 40 created 08-FEB-2024 13:25:44

J1407+2827 EA071B.UVDATA.1

Freq = 4.7990 GHz, Bw = 32.000 MH No calibration applied and no bandpass applied



Lower frame: Milli Ampl Jy Top frame: Phas deg

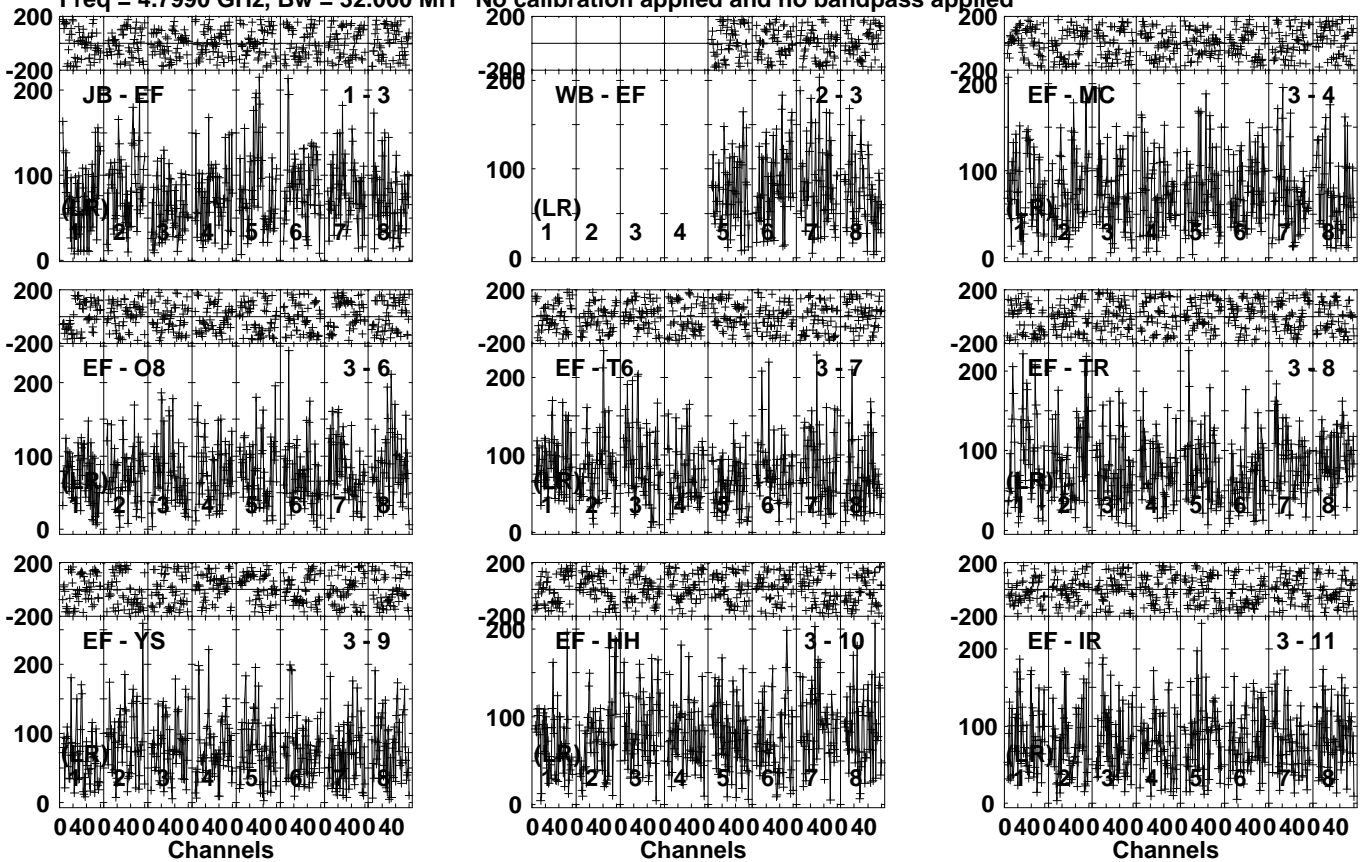
Vector averaged cross-power spectrum Several baselines displayed

Timerange: 00/00:57:11 to 00/00:58:09

Plot file version 41 created 08-FEB-2024 13:25:44

PG1407+263 EA071B.UVDATA.1

Freq = 4.7990 GHz, Bw = 32.000 MH No calibration applied and no bandpass applied

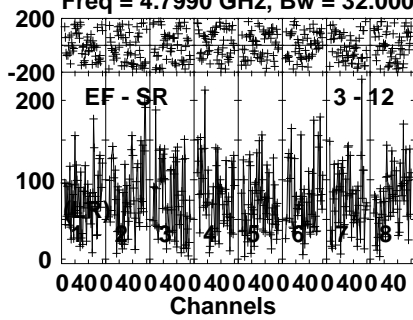


Lower frame: Micro Ampl Jy Top frame: Phas deg
Vector averaged cross-power spectrum Several baselines displayed
Timerange: 00/00:58:11 to 00/01:02:09

Plot file version 42 created 08-FEB-2024 13:25:45

PG1407+263 EA071B.UVDATA.1

Freq = 4.7990 GHz, Bw = 32.000 MH No calibration applied and no bandpass applied



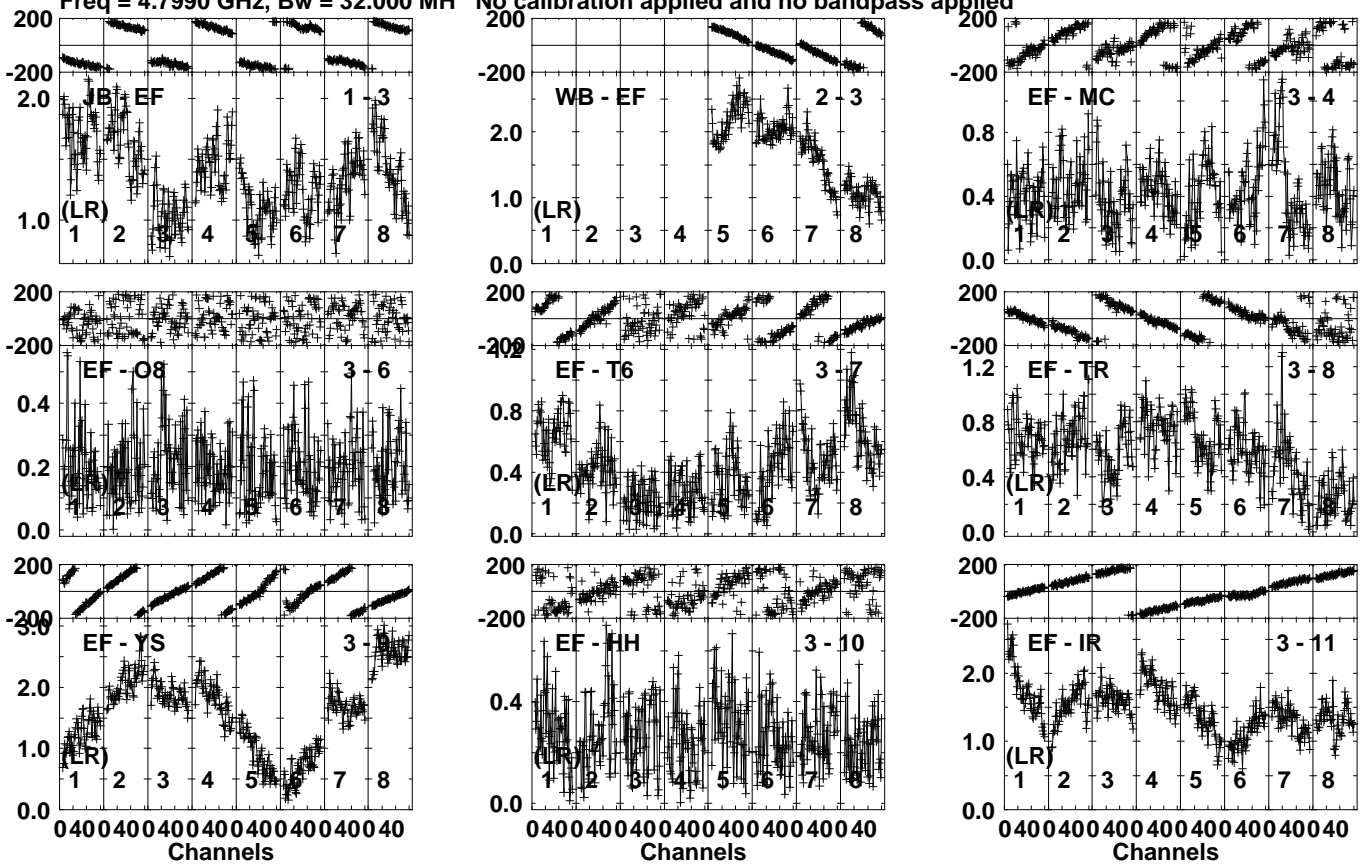
Lower frame: Micro Ampl Jy Top frame: Phas deg
Vector averaged cross-power spectrum Several baselines displayed
Timerange: 00/00:58:11 to 00/01:02:09

Plot file version 43 created 08-FEB-2024 13:25:45

J1407+2827 EA071B.UVDATA.1

Freq = 4.7990 GHz, Bw = 32.000 MH

No calibration applied and no bandpass applied

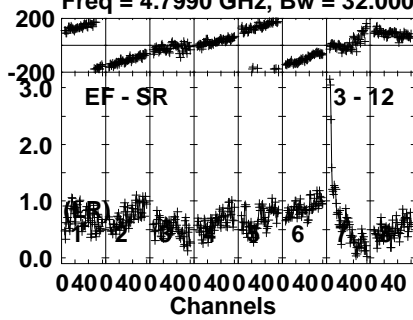


Lower frame: Milli Ampl Jy Top frame: Phas deg
Vector averaged cross-power spectrum Several baselines displayed
Timerange: 00/01:02:41 to 00/01:03:39

Plot file version 44 created 08-FEB-2024 13:25:45

J1407+2827 EA071B.UVDATA.1

Freq = 4.7990 GHz, Bw = 32.000 MH No calibration applied and no bandpass applied



Lower frame: Milli Ampl Jy Top frame: Phas deg

Vector averaged cross-power spectrum Several baselines displayed

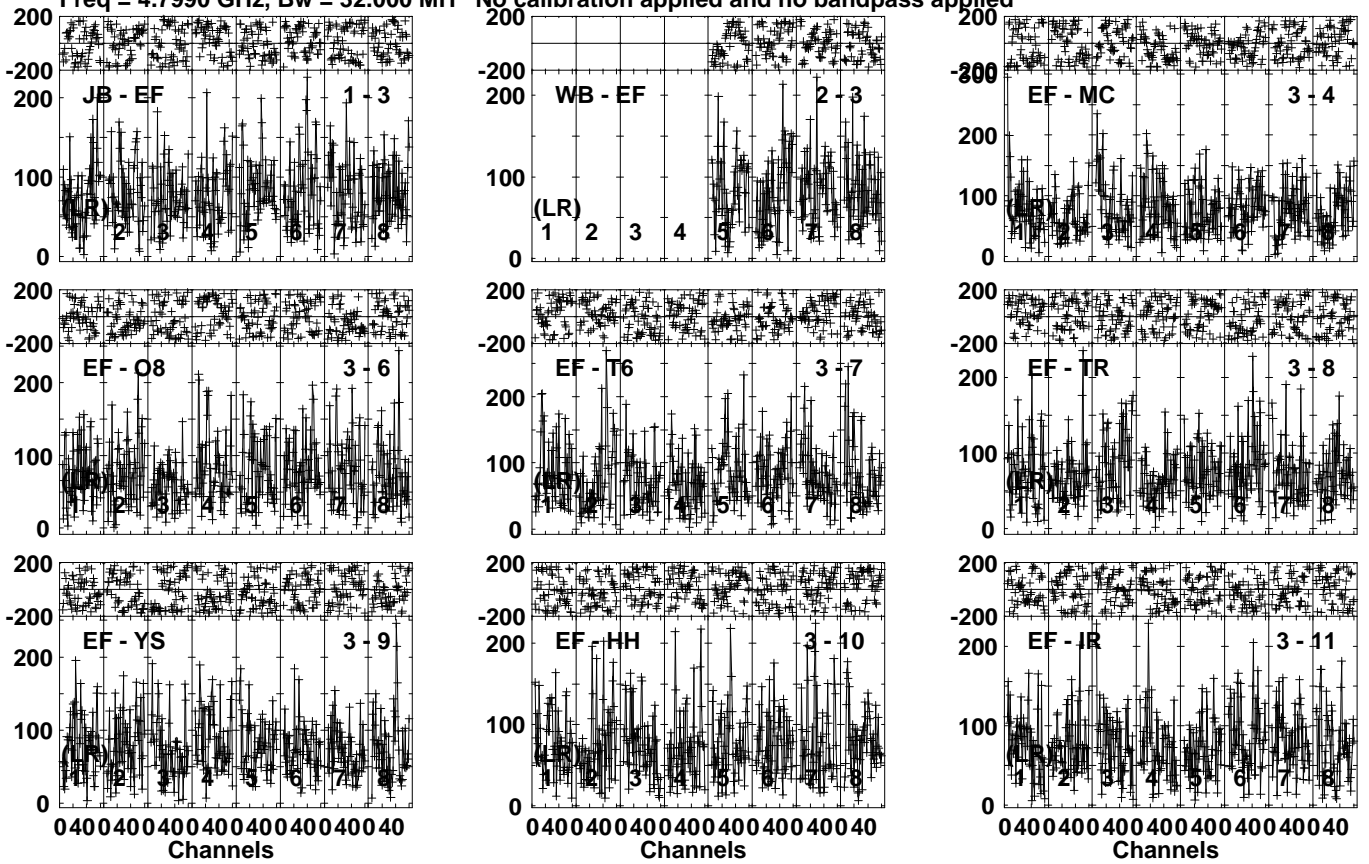
Timerange: 00/01:02:41 to 00/01:03:39

Plot file version 45 created 08-FEB-2024 13:25:45

PG1407+263 EA071B.UVDATA.1

Freq = 4.7990 GHz, Bw = 32.000 MH

No calibration applied and no bandpass applied

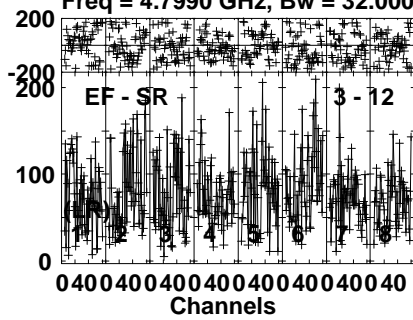


Lower frame: Micro Ampl Jy Top frame: Phas deg
Vector averaged cross-power spectrum Several baselines displayed
Timerange: 00/01:03:41 to 00/01:07:39

Plot file version 46 created 08-FEB-2024 13:25:46

PG1407+263 EA071B.UVDATA.1

Freq = 4.7990 GHz, Bw = 32.000 MH No calibration applied and no bandpass applied



Lower frame: Micro Ampl Jy Top frame: Phas deg

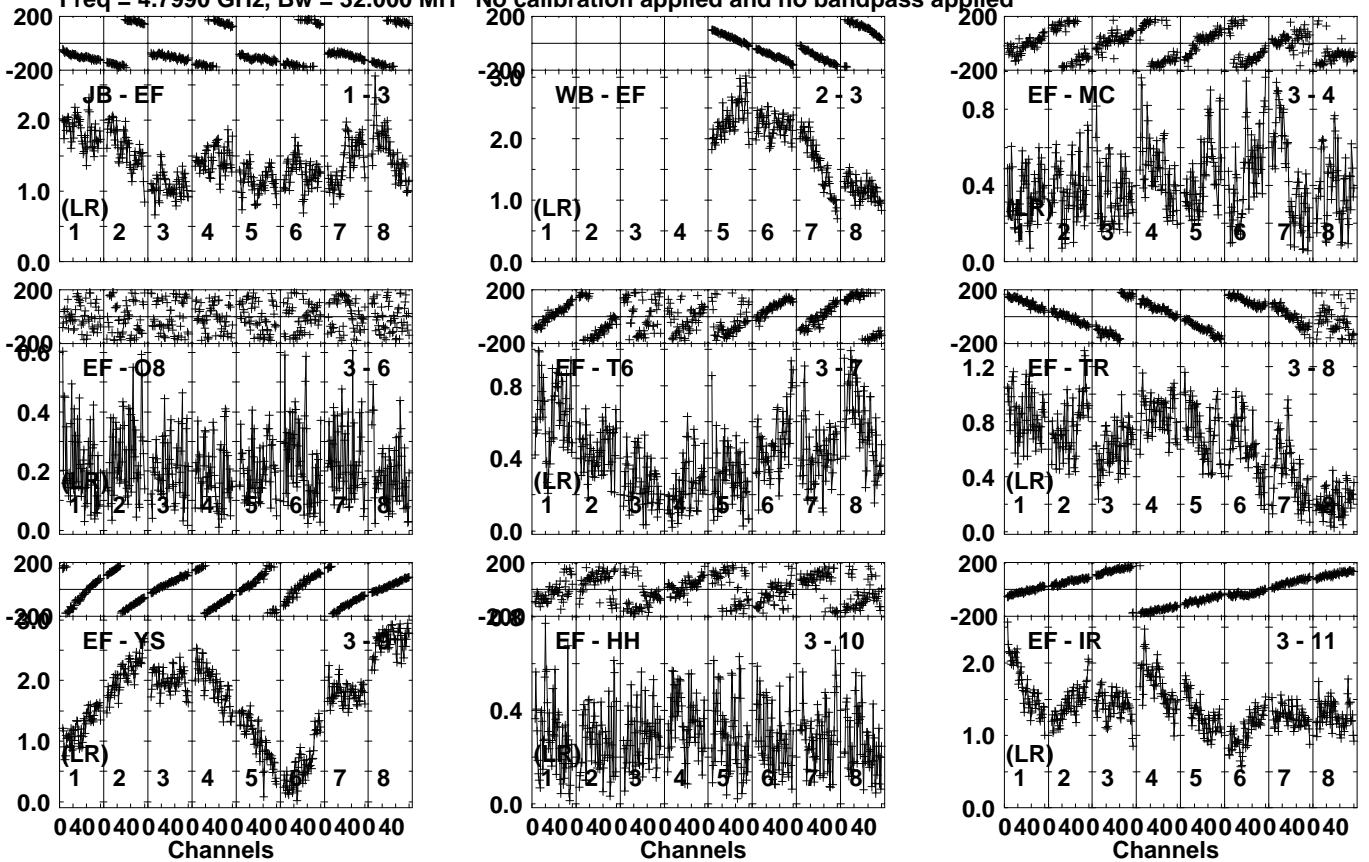
Vector averaged cross-power spectrum Several baselines displayed

Timerange: 00/01:03:41 to 00/01:07:39

Plot file version 47 created 08-FEB-2024 13:25:46

J1407+2827 EA071B.UVDATA.1

Freq = 4.7990 GHz, Bw = 32.000 MH No calibration applied and no bandpass applied

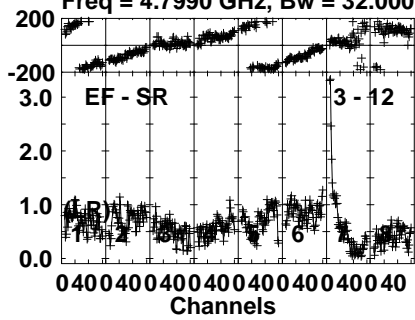


Lower frame: Milli Ampl Jy Top frame: Phas deg
Vector averaged cross-power spectrum Several baselines displayed
Timerange: 00/01:08:11 to 00/01:09:09

Plot file version 48 created 08-FEB-2024 13:25:46

J1407+2827 EA071B.UVDATA.1

Freq = 4.7990 GHz, Bw = 32.000 MH No calibration applied and no bandpass applied



Lower frame: Milli Ampl Jy Top frame: Phas deg

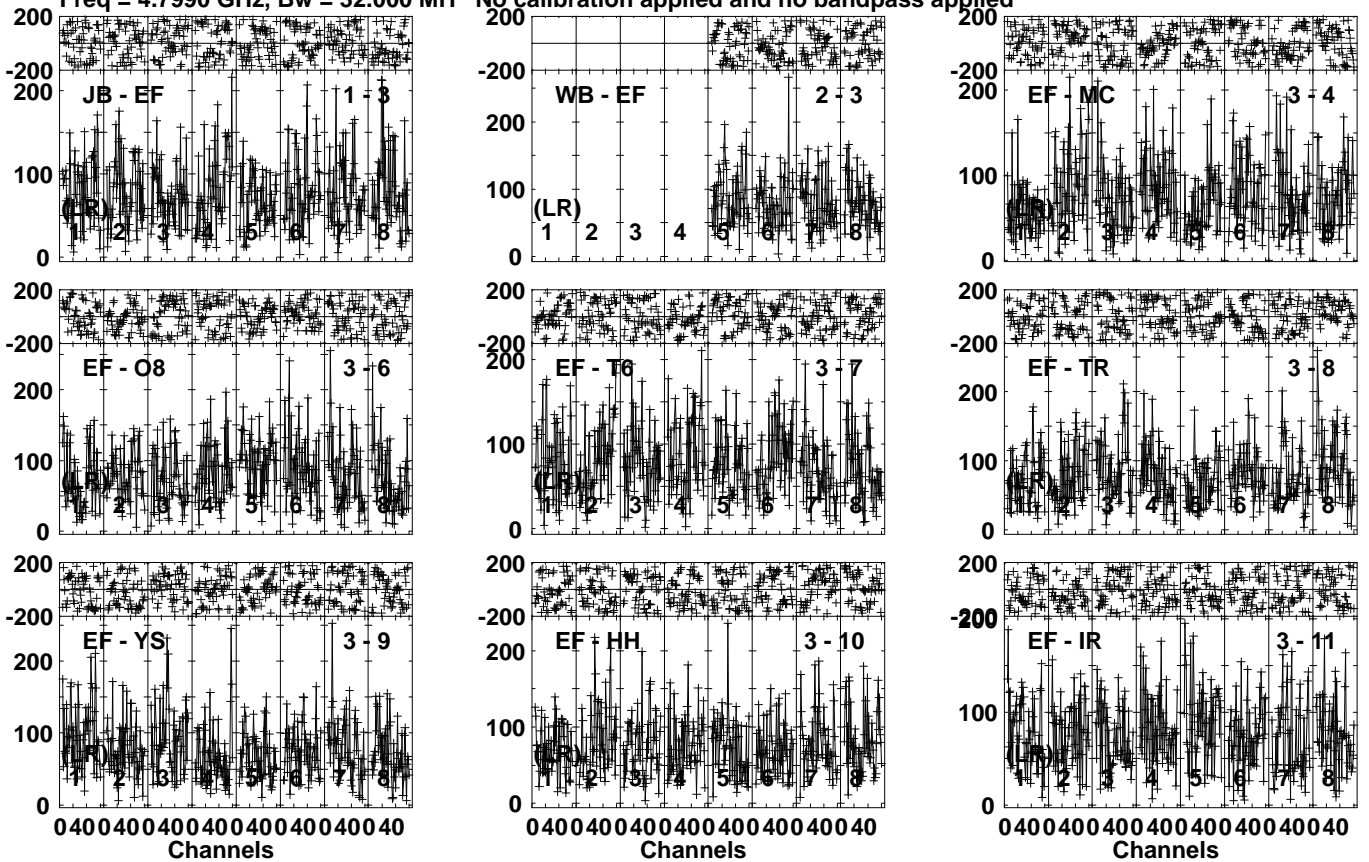
Vector averaged cross-power spectrum Several baselines displayed

Timerange: 00/01:08:11 to 00/01:09:09

Plot file version 49 created 08-FEB-2024 13:25:46

PG1407+263 EA071B.UVDATA.1

Freq = 4.7990 GHz, Bw = 32.000 MH No calibration applied and no bandpass applied

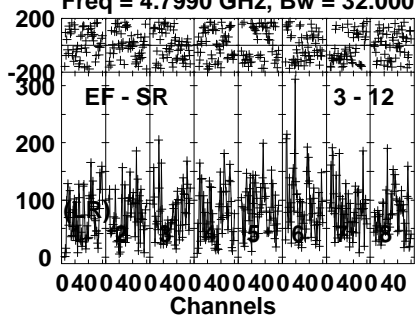


Lower frame: Micro Ampl Jy Top frame: Phas deg
Vector averaged cross-power spectrum Several baselines displayed
Timerange: 00/01:09:11 to 00/01:13:09

Plot file version 50 created 08-FEB-2024 13:25:46

PG1407+263 EA071B.UVDATA.1

Freq = 4.7990 GHz, Bw = 32.000 MH No calibration applied and no bandpass applied



Lower frame: Micro Ampl Jy Top frame: Phas deg

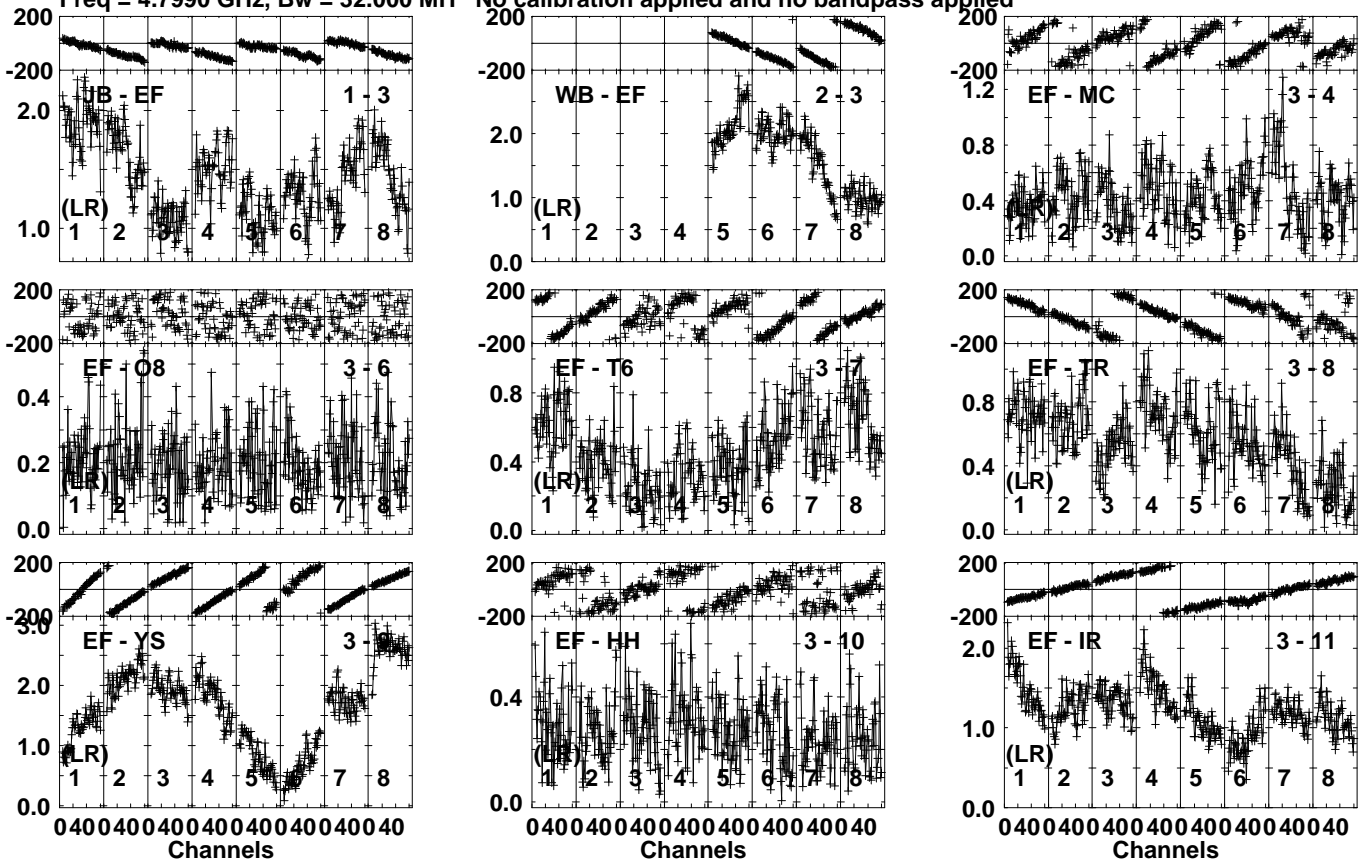
Vector averaged cross-power spectrum Several baselines displayed

Timerange: 00/01:09:11 to 00/01:13:09

Plot file version 51 created 08-FEB-2024 13:25:46

J1407+2827 EA071B.UVDATA.1

Freq = 4.7990 GHz, Bw = 32.000 MH No calibration applied and no bandpass applied

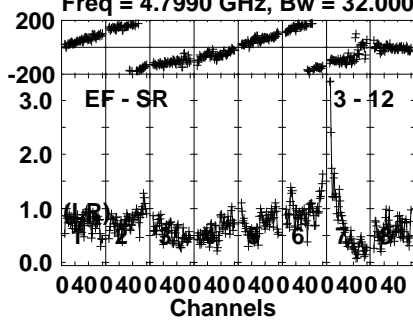


Lower frame: Milli Ampl Jy Top frame: Phas deg
Vector averaged cross-power spectrum Several baselines displayed
Timerange: 00/01:13:41 to 00/01:14:39

Plot file version 52 created 08-FEB-2024 13:25:47

J1407+2827 EA071B.UVDATA.1

Freq = 4.7990 GHz, Bw = 32.000 MH No calibration applied and no bandpass applied



Lower frame: Milli Ampl Jy Top frame: Phas deg

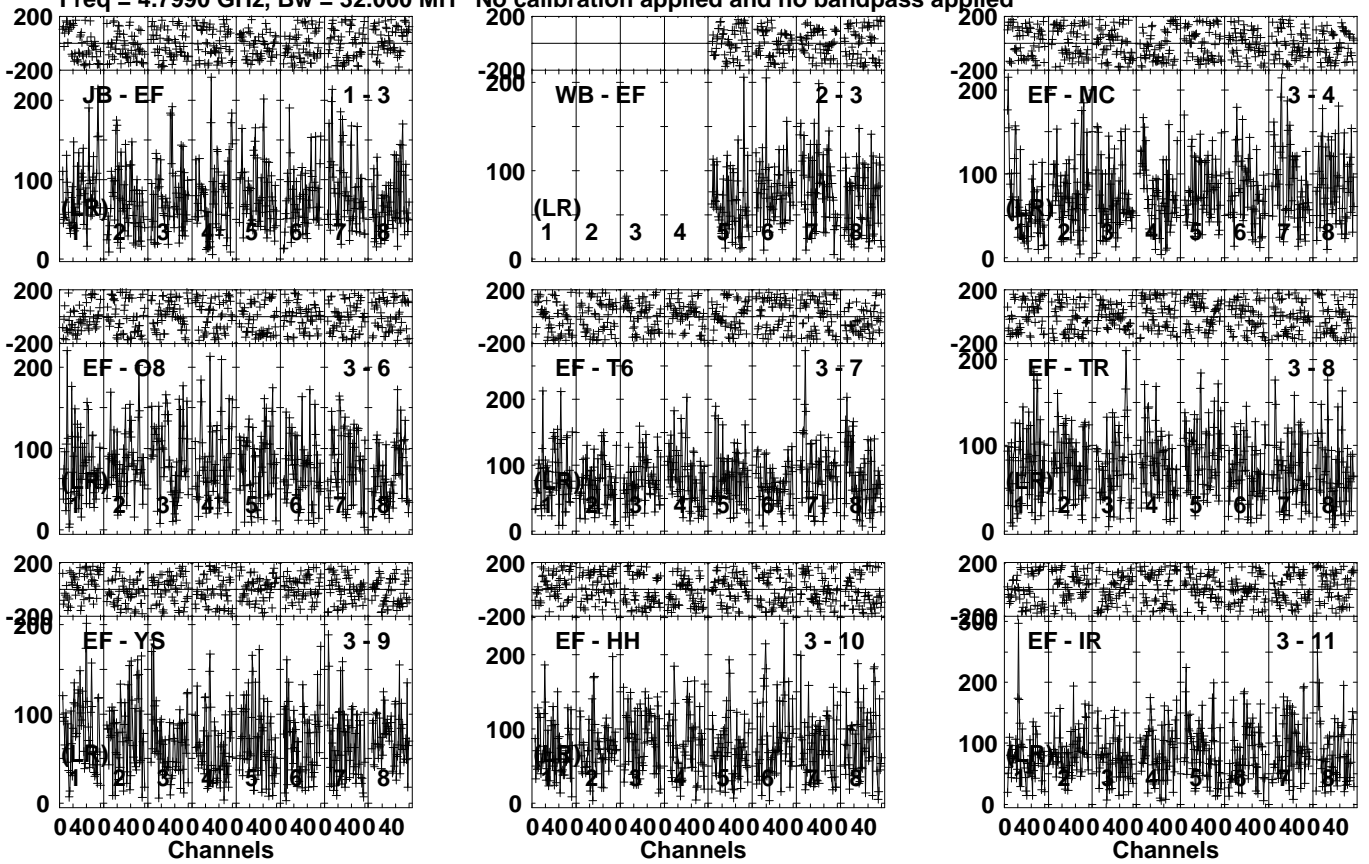
Vector averaged cross-power spectrum Several baselines displayed

Timerange: 00/01:13:41 to 00/01:14:39

Plot file version 53 created 08-FEB-2024 13:25:47

PG1407+263 EA071B.UVDATA.1

Freq = 4.7990 GHz, Bw = 32.000 MH No calibration applied and no bandpass applied

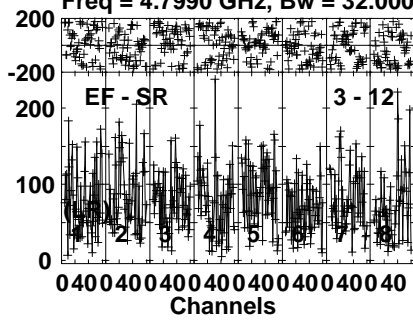


Lower frame: Micro Ampl Jy Top frame: Phas deg
Vector averaged cross-power spectrum Several baselines displayed
Timerange: 00/01:14:41 to 00/01:18:39

Plot file version 54 created 08-FEB-2024 13:25:47

PG1407+263 EA071B.UVDATA.1

Freq = 4.7990 GHz, Bw = 32.000 MH No calibration applied and no bandpass applied

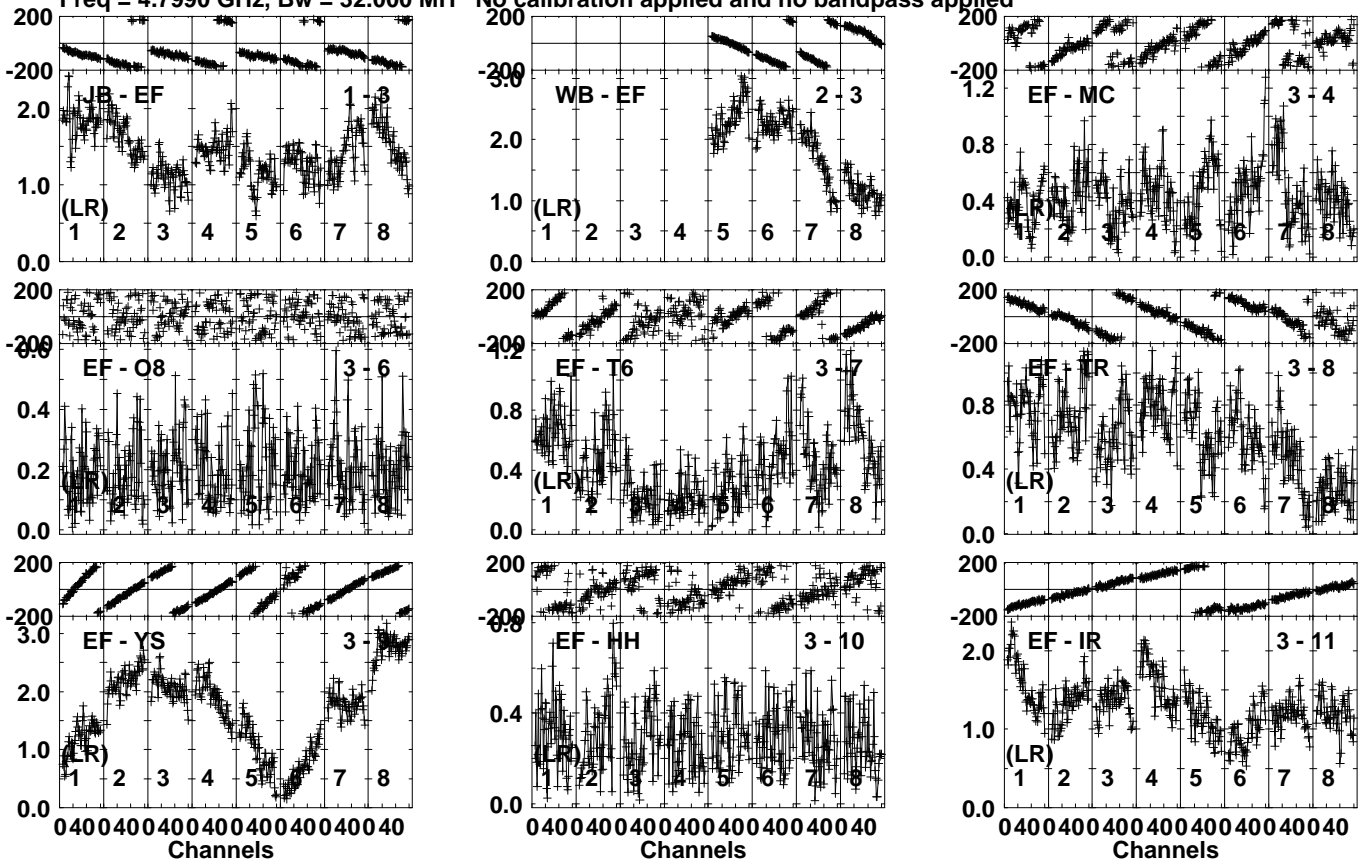


Lower frame: Micro Ampl Jy Top frame: Phas deg
Vector averaged cross-power spectrum Several baselines displayed
Timerange: 00/01:14:41 to 00/01:18:39

Plot file version 55 created 08-FEB-2024 13:25:47

J1407+2827 EA071B.UVDATA.1

Freq = 4.7990 GHz, Bw = 32.000 MH No calibration applied and no bandpass applied

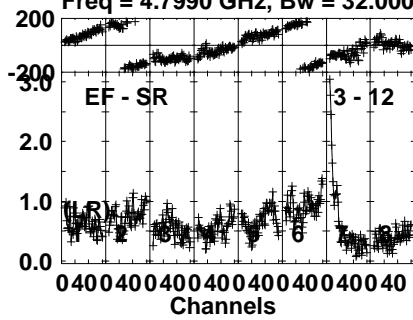


Lower frame: Milli Ampl Jy Top frame: Phas deg
Vector averaged cross-power spectrum Several baselines displayed
Timerange: 00/01:19:11 to 00/01:20:09

Plot file version 56 created 08-FEB-2024 13:25:48

J1407+2827 EA071B.UVDATA.1

Freq = 4.7990 GHz, Bw = 32.000 MH No calibration applied and no bandpass applied



Lower frame: Milli Ampl Jy Top frame: Phas deg

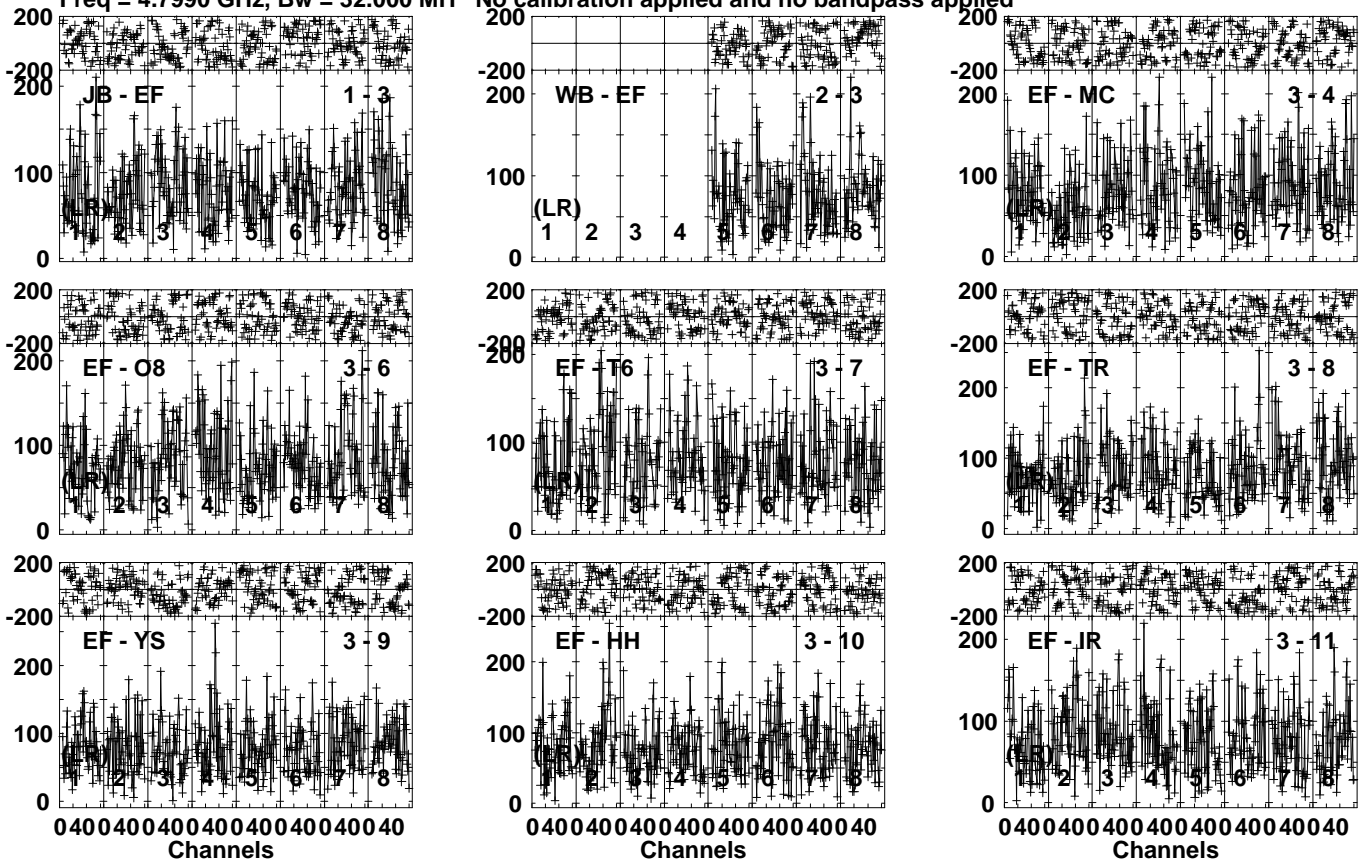
Vector averaged cross-power spectrum Several baselines displayed

Timerange: 00/01:19:11 to 00/01:20:09

Plot file version 57 created 08-FEB-2024 13:25:48

PG1407+263 EA071B.UVDATA.1

Freq = 4.7990 GHz, Bw = 32.000 MH No calibration applied and no bandpass applied

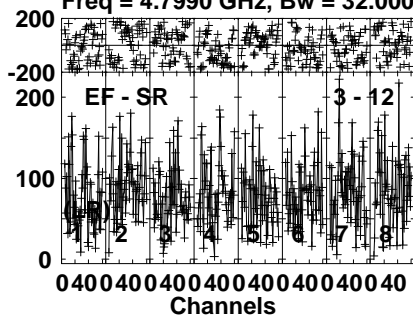


Lower frame: Micro Ampl Jy Top frame: Phas deg
Vector averaged cross-power spectrum Several baselines displayed
Timerange: 00/01:20:11 to 00/01:24:09

Plot file version 58 created 08-FEB-2024 13:25:48

PG1407+263 EA071B.UVDATA.1

Freq = 4.7990 GHz, Bw = 32.000 MH No calibration applied and no bandpass applied

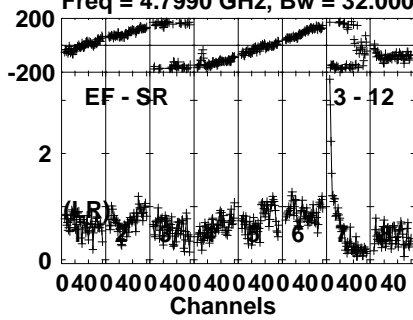


Lower frame: Micro Ampl Jy Top frame: Phas deg
Vector averaged cross-power spectrum Several baselines displayed
Timerange: 00/01:20:11 to 00/01:24:09

Plot file version 60 created 08-FEB-2024 13:25:48

J1407+2827 EA071B.UVDATA.1

Freq = 4.7990 GHz, Bw = 32.000 MH No calibration applied and no bandpass applied



Lower frame: Milli Ampl Jy Top frame: Phas deg

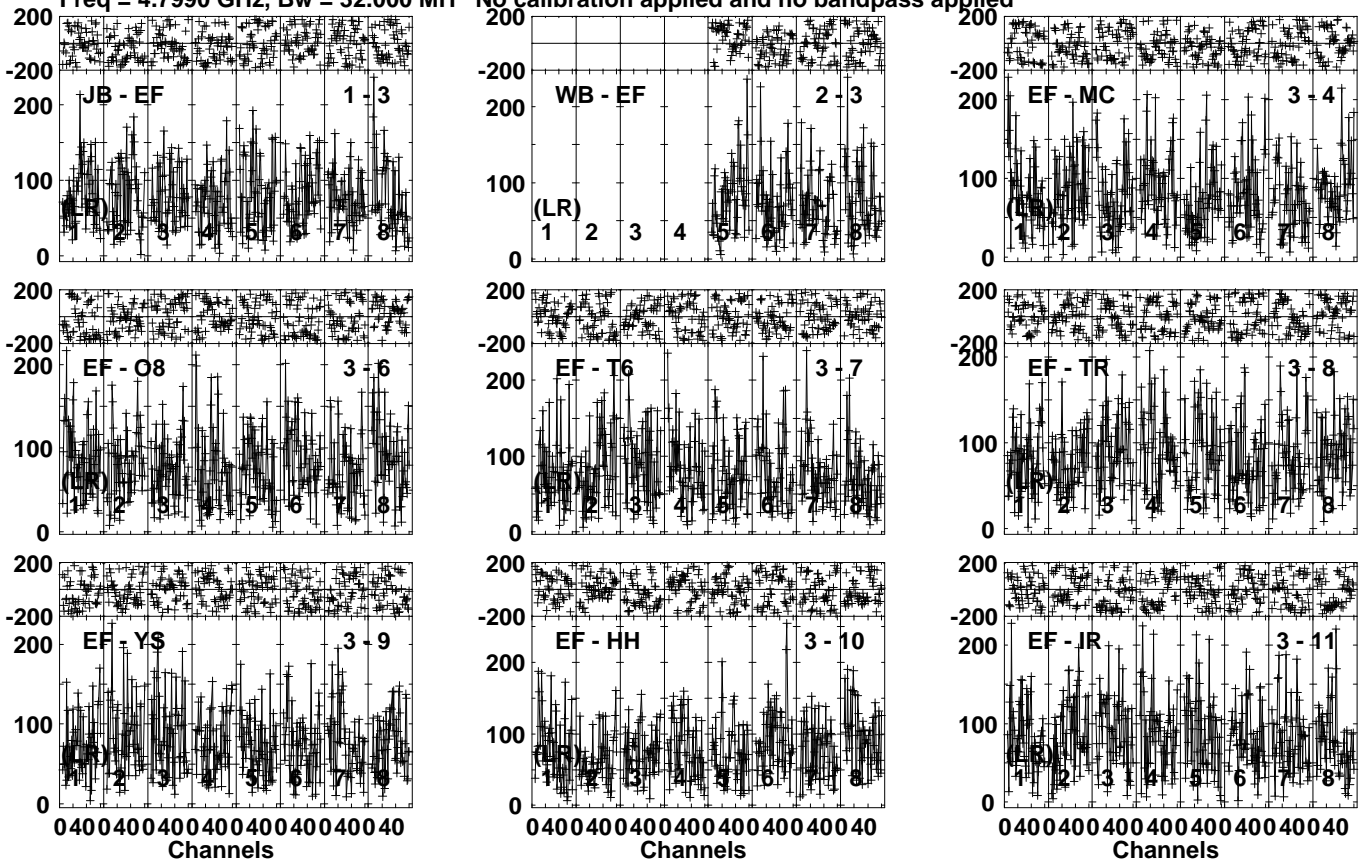
Vector averaged cross-power spectrum Several baselines displayed

Timerange: 00/01:24:41 to 00/01:25:39

Plot file version 61 created 08-FEB-2024 13:25:48

PG1407+263 EA071B.UVDATA.1

Freq = 4.7990 GHz, Bw = 32.000 MH No calibration applied and no bandpass applied

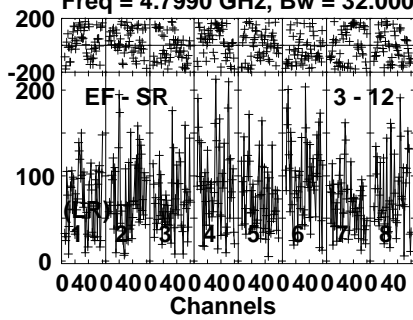


Lower frame: Micro Ampl Jy Top frame: Phas deg
Vector averaged cross-power spectrum Several baselines displayed
Timerange: 00/01:25:41 to 00/01:29:39

Plot file version 62 created 08-FEB-2024 13:25:49

PG1407+263 EA071B.UVDATA.1

Freq = 4.7990 GHz, Bw = 32.000 MH No calibration applied and no bandpass applied



Lower frame: Micro Ampl Jy Top frame: Phas deg

Vector averaged cross-power spectrum Several baselines displayed

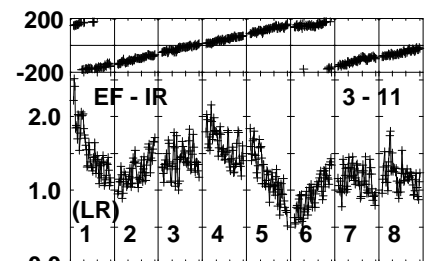
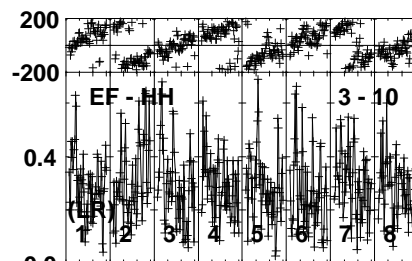
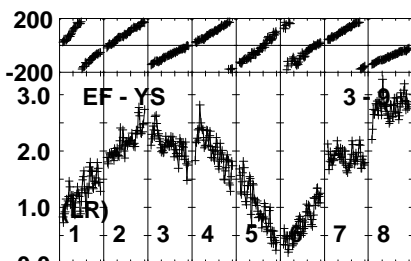
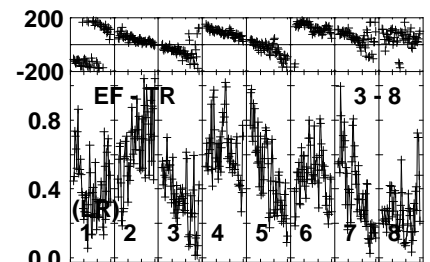
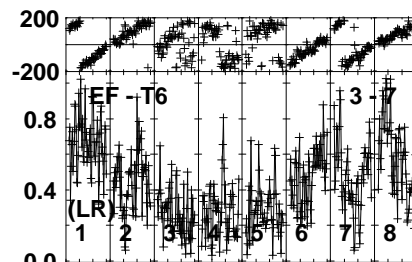
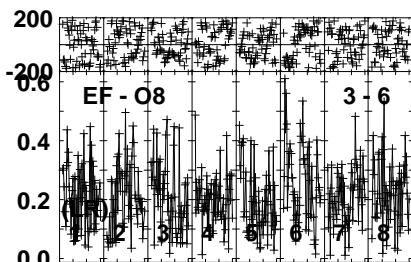
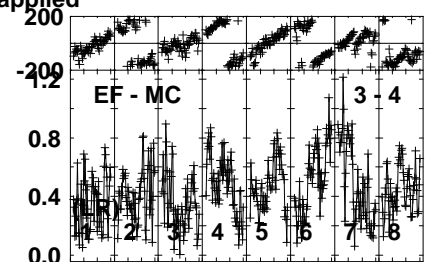
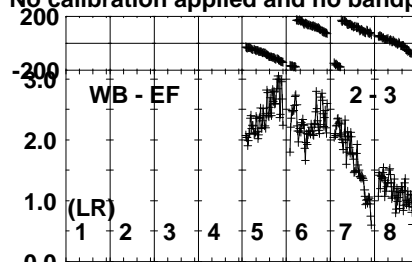
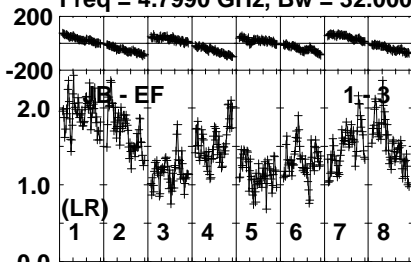
Timerange: 00/01:25:41 to 00/01:29:39

Plot file version 63 created 08-FEB-2024 13:25:49

J1407+2827 EA071B.UVDATA.1

Freq = 4.7990 GHz, Bw = 32.000 MH

No calibration applied and no bandpass applied

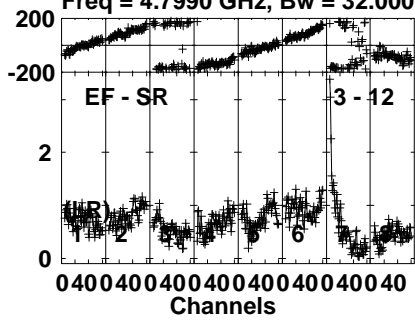


Lower frame: Milli Ampl Jy Top frame: Phas deg
Vector averaged cross-power spectrum Several baselines displayed
Timerange: 00/01:30:11 to 00/01:31:09

Plot file version 64 created 08-FEB-2024 13:25:49

J1407+2827 EA071B.UVDATA.1

Freq = 4.7990 GHz, Bw = 32.000 MH No calibration applied and no bandpass applied



Lower frame: Milli Ampl Jy Top frame: Phas deg

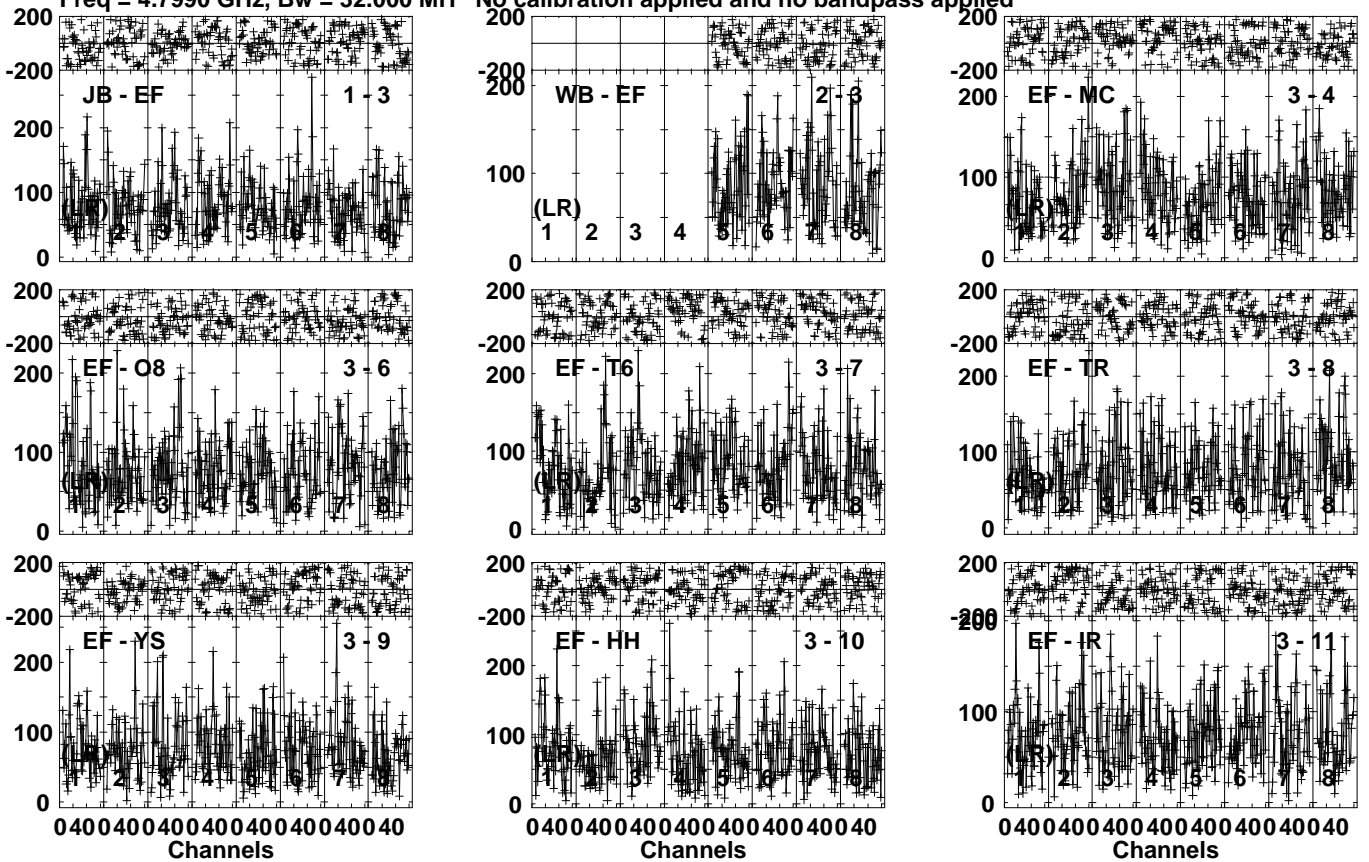
Vector averaged cross-power spectrum Several baselines displayed

Timerange: 00/01:30:11 to 00/01:31:09

Plot file version 65 created 08-FEB-2024 13:25:49

PG1407+263 EA071B.UVDATA.1

Freq = 4.7990 GHz, Bw = 32.000 MH No calibration applied and no bandpass applied

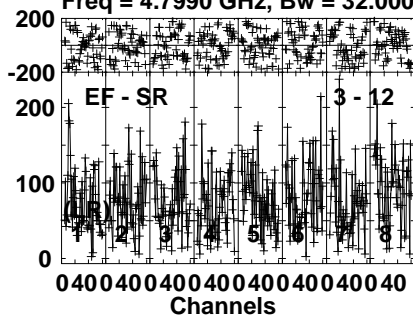


Lower frame: Micro Ampl Jy Top frame: Phas deg
Vector averaged cross-power spectrum Several baselines displayed
Timerange: 00/01:31:11 to 00/01:35:09

Plot file version 66 created 08-FEB-2024 13:25:50

PG1407+263 EA071B.UVDATA.1

Freq = 4.7990 GHz, Bw = 32.000 MH No calibration applied and no bandpass applied



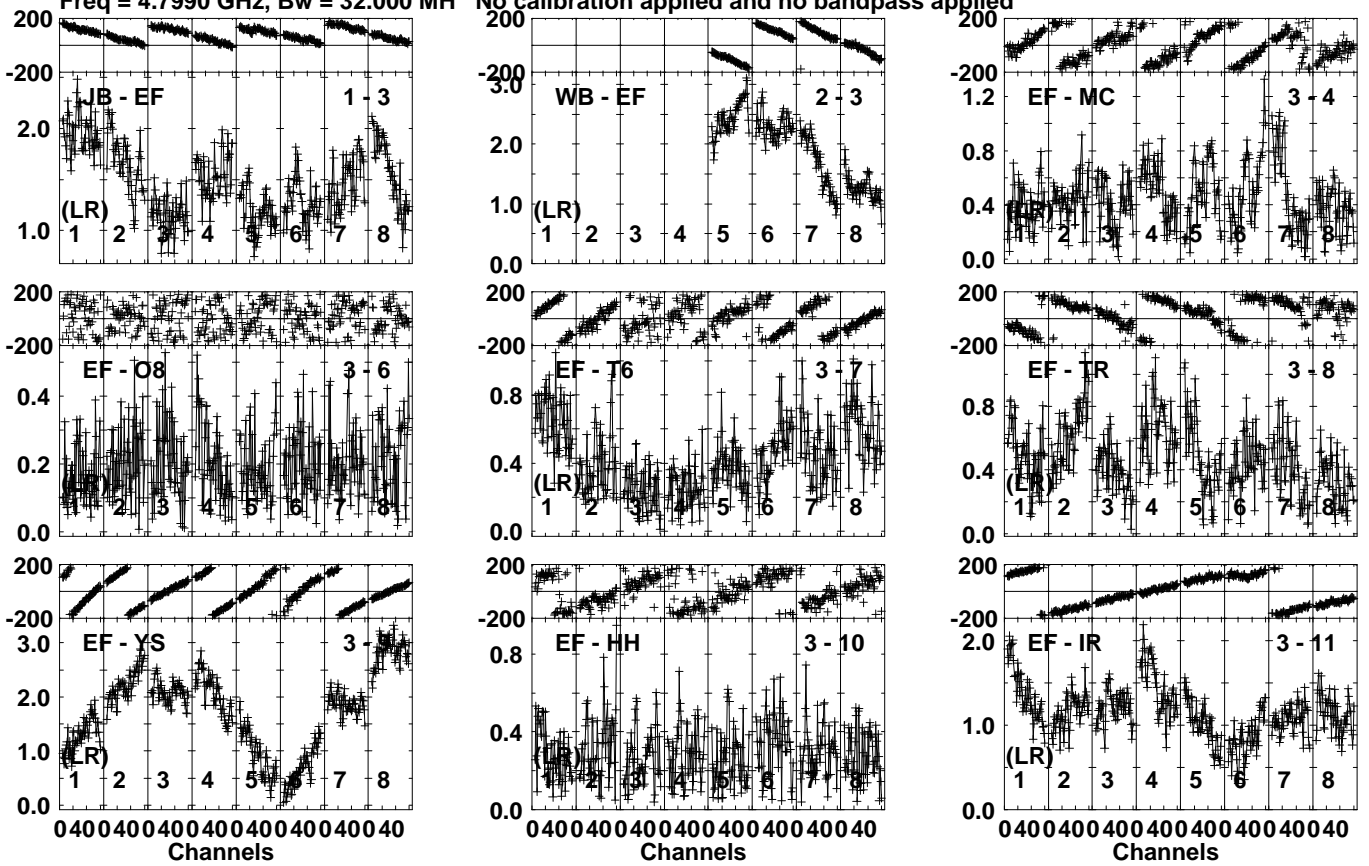
Lower frame: Micro Ampl Jy Top frame: Phas deg
Vector averaged cross-power spectrum Several baselines displayed
Timerange: 00/01:31:11 to 00/01:35:09

Plot file version 67 created 08-FEB-2024 13:25:50

J1407+2827 EA071B.UVDATA.1

Freq = 4.7990 GHz, Bw = 32.000 MH

No calibration applied and no bandpass applied

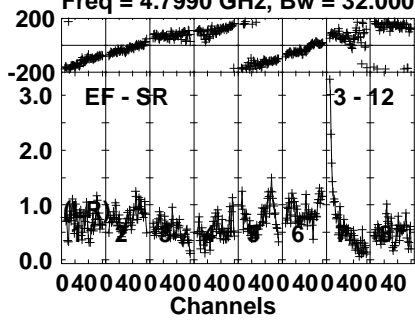


Lower frame: Milli Ampl Jy Top frame: Phas deg
Vector averaged cross-power spectrum Several baselines displayed
Timerange: 00/01:35:41 to 00/01:36:39

Plot file version 68 created 08-FEB-2024 13:25:50

J1407+2827 EA071B.UVDATA.1

Freq = 4.7990 GHz, Bw = 32.000 MH No calibration applied and no bandpass applied



Lower frame: Milli Ampl Jy Top frame: Phas deg

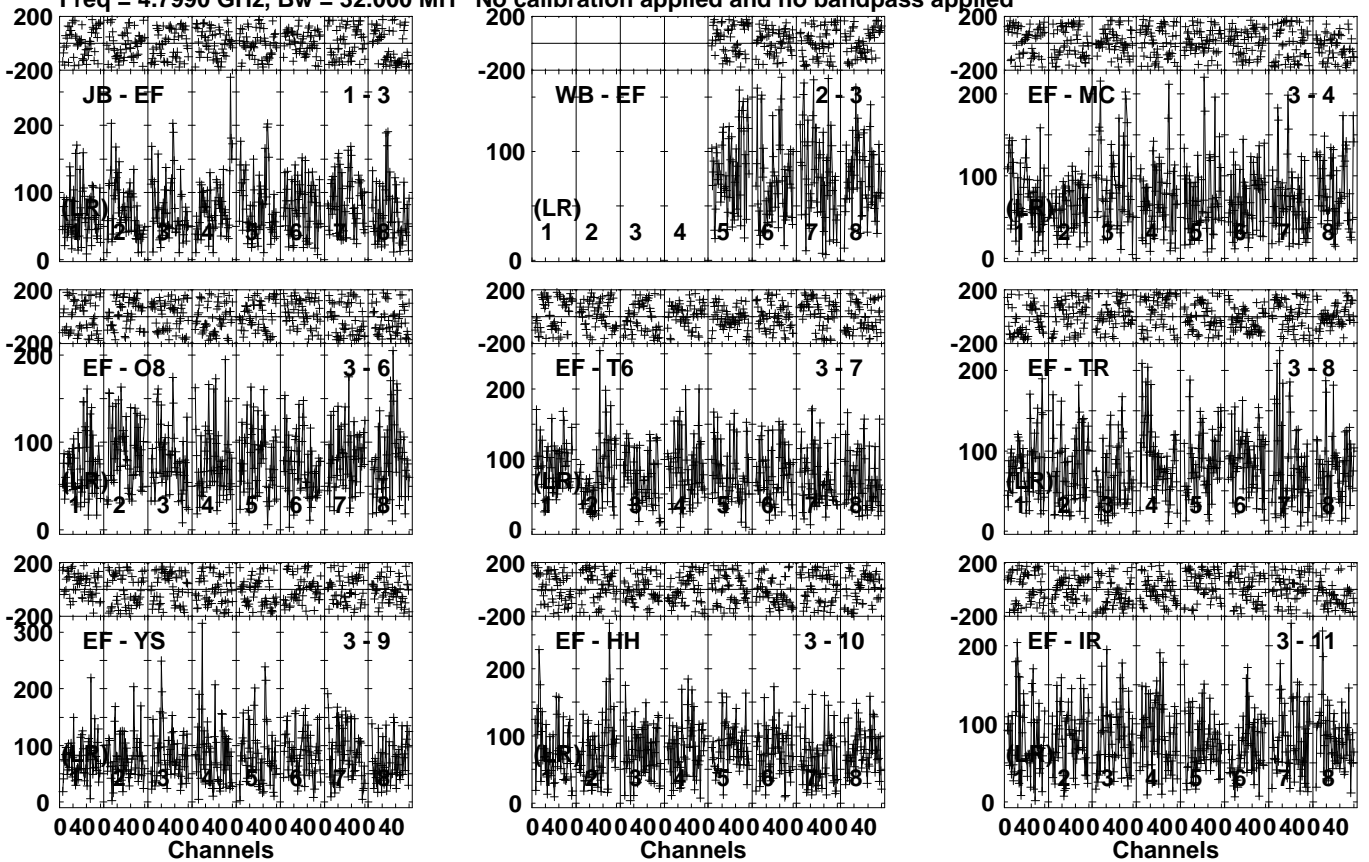
Vector averaged cross-power spectrum Several baselines displayed

Timerange: 00/01:35:41 to 00/01:36:39

Plot file version 69 created 08-FEB-2024 13:25:50

PG1407+263 EA071B.UVDATA.1

Freq = 4.7990 GHz, Bw = 32.000 MH No calibration applied and no bandpass applied

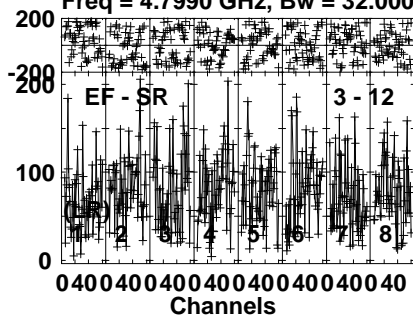


Lower frame: Micro Ampl Jy Top frame: Phas deg
Vector averaged cross-power spectrum Several baselines displayed
Timerange: 00/01:36:41 to 00/01:40:39

Plot file version 70 created 08-FEB-2024 13:25:50

PG1407+263 EA071B.UVDATA.1

Freq = 4.7990 GHz, Bw = 32.000 MH No calibration applied and no bandpass applied

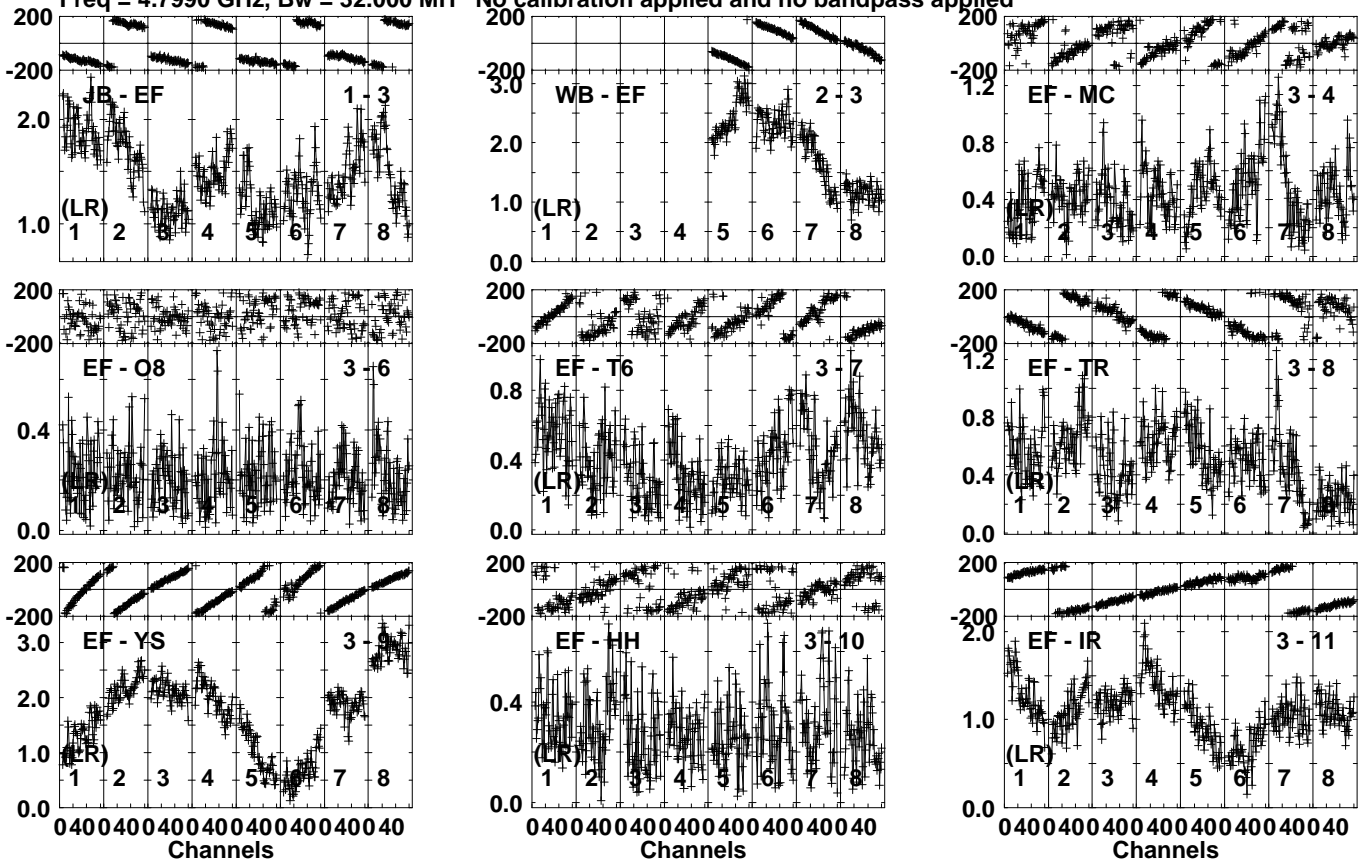


Lower frame: Micro Ampl Jy Top frame: Phas deg
Vector averaged cross-power spectrum Several baselines displayed
Timerange: 00/01:36:41 to 00/01:40:39

Plot file version 71 created 08-FEB-2024 13:25:50

J1407+2827 EA071B.UVDATA.1

Freq = 4.7990 GHz, Bw = 32.000 MH No calibration applied and no bandpass applied

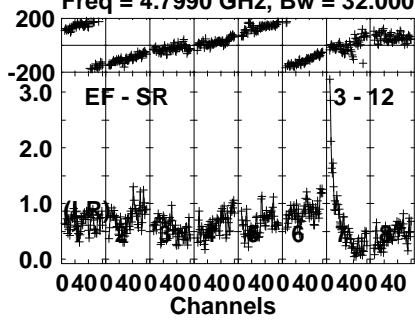


Lower frame: Milli Ampl Jy Top frame: Phas deg
Vector averaged cross-power spectrum Several baselines displayed
Timerange: 00/01:41:11 to 00/01:42:09

Plot file version 72 created 08-FEB-2024 13:25:51

J1407+2827 EA071B.UVDATA.1

Freq = 4.7990 GHz, Bw = 32.000 MH No calibration applied and no bandpass applied



Lower frame: Milli Ampl Jy Top frame: Phas deg

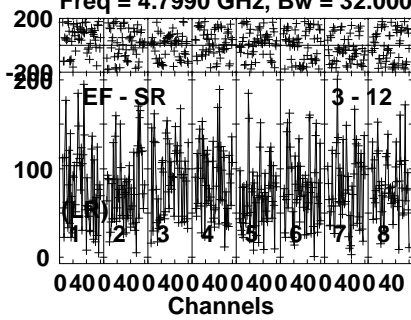
Vector averaged cross-power spectrum Several baselines displayed

Timerange: 00/01:41:11 to 00/01:42:09

Plot file version 74 created 08-FEB-2024 13:25:51

PG1407+263 EA071B.UVDATA.1

Freq = 4.7990 GHz, Bw = 32.000 MH No calibration applied and no bandpass applied



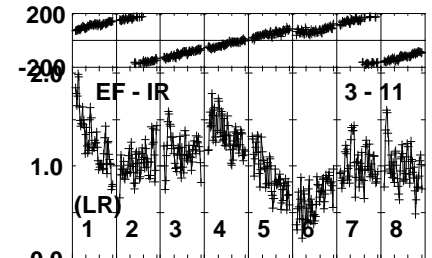
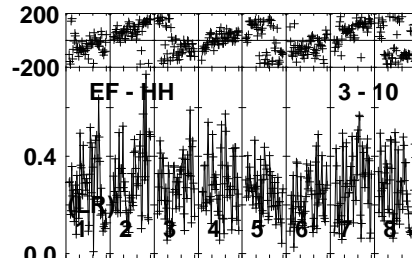
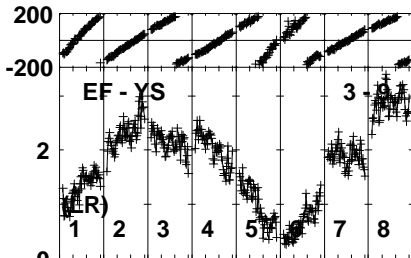
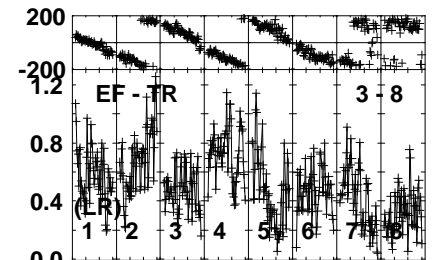
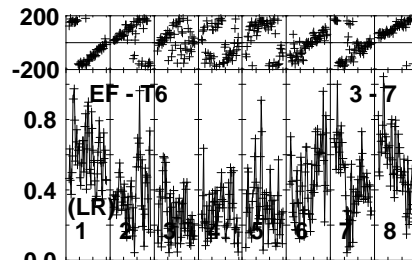
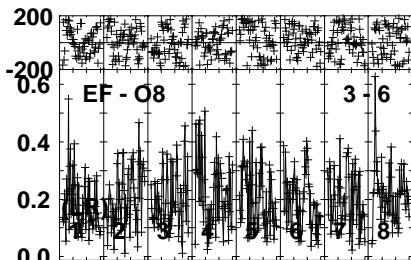
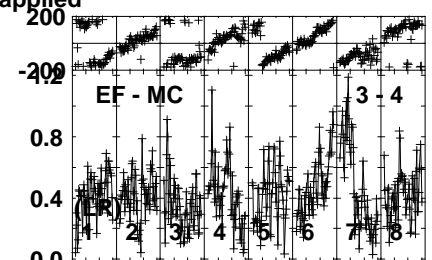
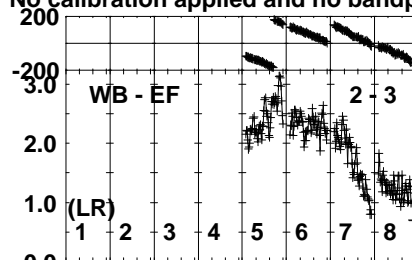
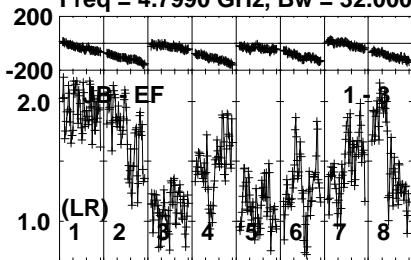
Lower frame: Micro Ampl Jy Top frame: Phas deg
Vector averaged cross-power spectrum Several baselines displayed
Timerange: 00/01:42:11 to 00/01:46:09

Plot file version 75 created 08-FEB-2024 13:25:51

J1407+2827 EA071B.UVDATA.1

Freq = 4.7990 GHz, Bw = 32.000 MH

No calibration applied and no bandpass applied

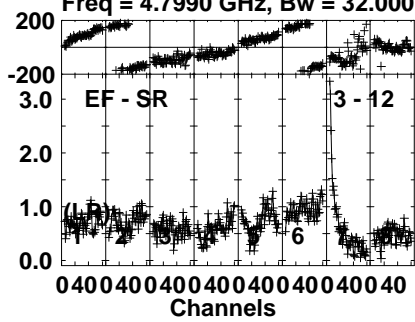


Lower frame: Milli Ampl Jy Top frame: Phas deg
Vector averaged cross-power spectrum Several baselines displayed
Timerange: 00/01:46:41 to 00/01:47:39

Plot file version 76 created 08-FEB-2024 13:25:51

J1407+2827 EA071B.UVDATA.1

Freq = 4.7990 GHz, Bw = 32.000 MH No calibration applied and no bandpass applied



Lower frame: Milli Ampl Jy Top frame: Phas deg

Vector averaged cross-power spectrum Several baselines displayed

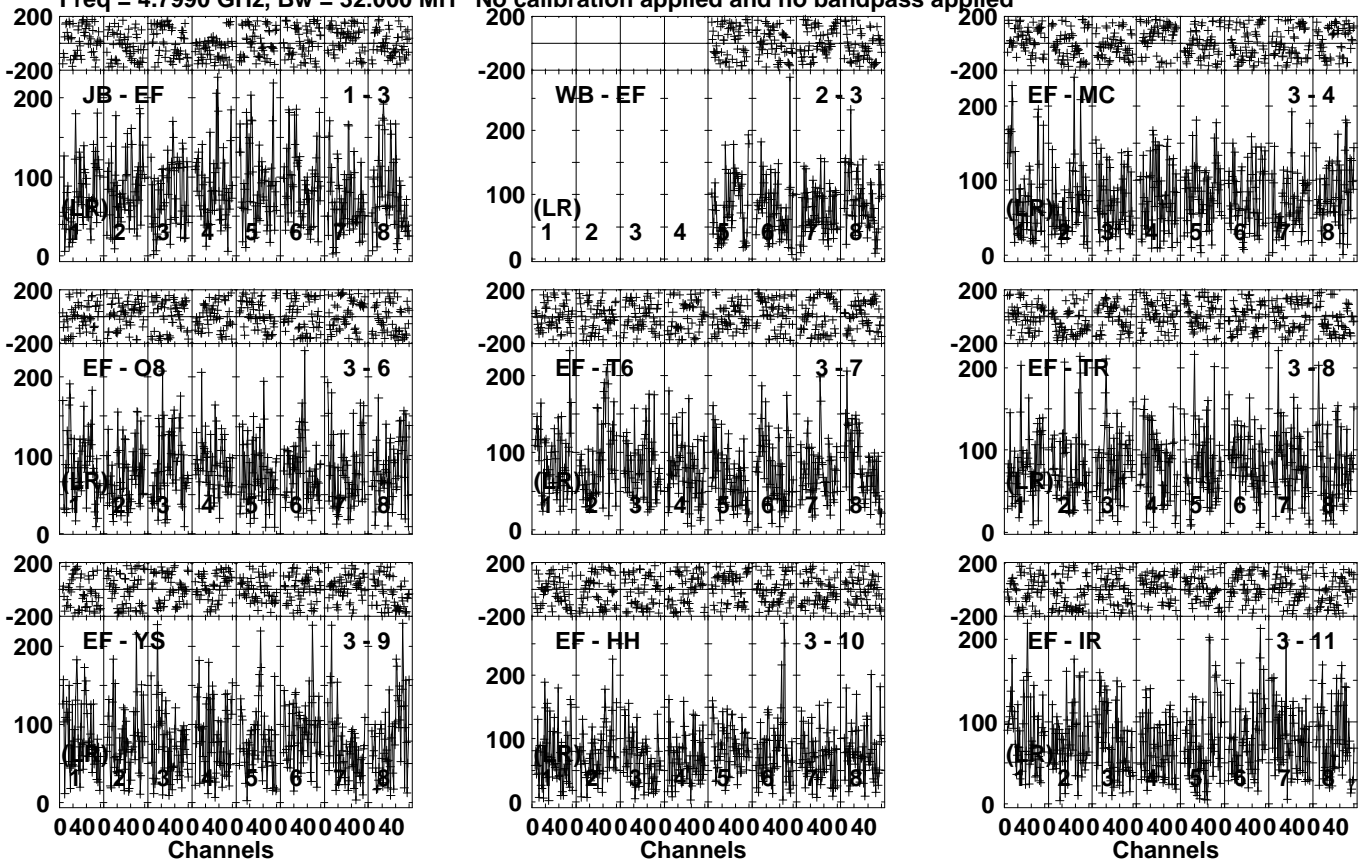
Timerange: 00/01:46:41 to 00/01:47:39

Plot file version 77 created 08-FEB-2024 13:25:52

PG1407+263 EA071B.UVDATA.1

Freq = 4.7990 GHz, Bw = 32.000 MH

No calibration applied and no bandpass applied

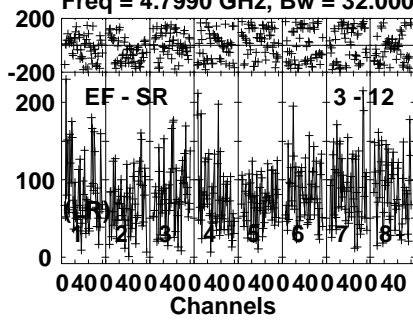


Lower frame: Micro Ampl Jy Top frame: Phas deg
Vector averaged cross-power spectrum Several baselines displayed
Timerange: 00/01:47:41 to 00/01:51:39

Plot file version 78 created 08-FEB-2024 13:25:52

PG1407+263 EA071B.UVDATA.1

Freq = 4.7990 GHz, Bw = 32.000 MH No calibration applied and no bandpass applied

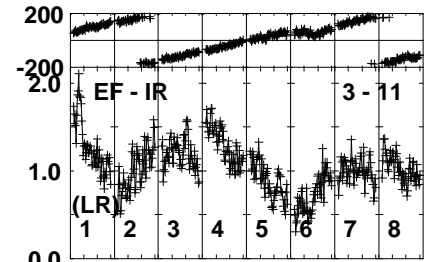
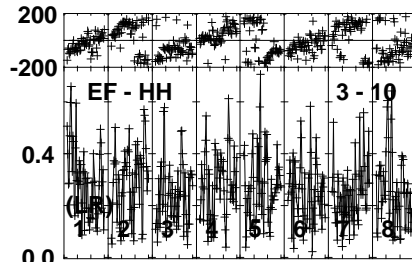
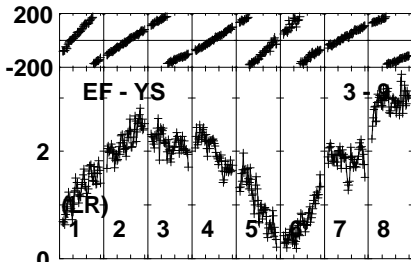
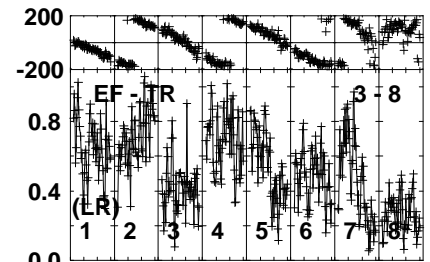
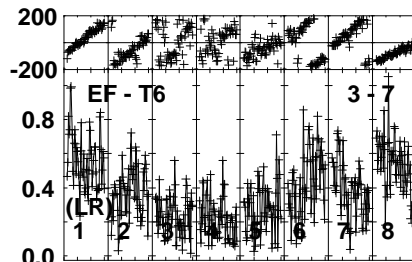
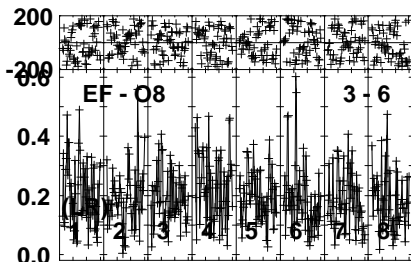
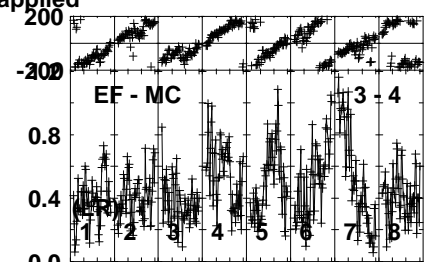
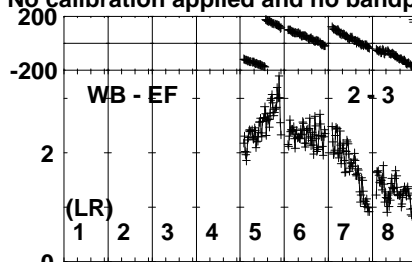
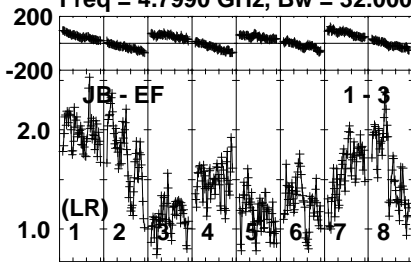


Lower frame: Micro Ampl Jy Top frame: Phas deg
Vector averaged cross-power spectrum Several baselines displayed
Timerange: 00/01:47:41 to 00/01:51:39

Plot file version 79 created 08-FEB-2024 13:25:52

J1407+2827 EA071B.UVDATA.1

Freq = 4.7990 GHz, Bw = 32.000 MH No calibration applied and no bandpass applied

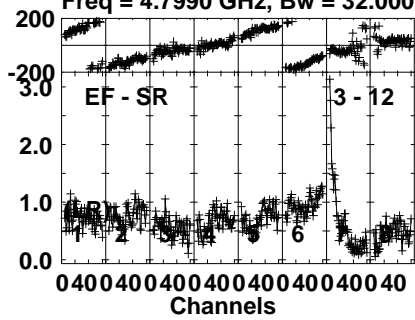


Lower frame: Milli Ampl Jy Top frame: Phas deg
Vector averaged cross-power spectrum Several baselines displayed
Timerange: 00/01:52:11 to 00/01:53:09

Plot file version 80 created 08-FEB-2024 13:25:52

J1407+2827 EA071B.UVDATA.1

Freq = 4.7990 GHz, Bw = 32.000 MH No calibration applied and no bandpass applied



Lower frame: Milli Ampl Jy Top frame: Phas deg

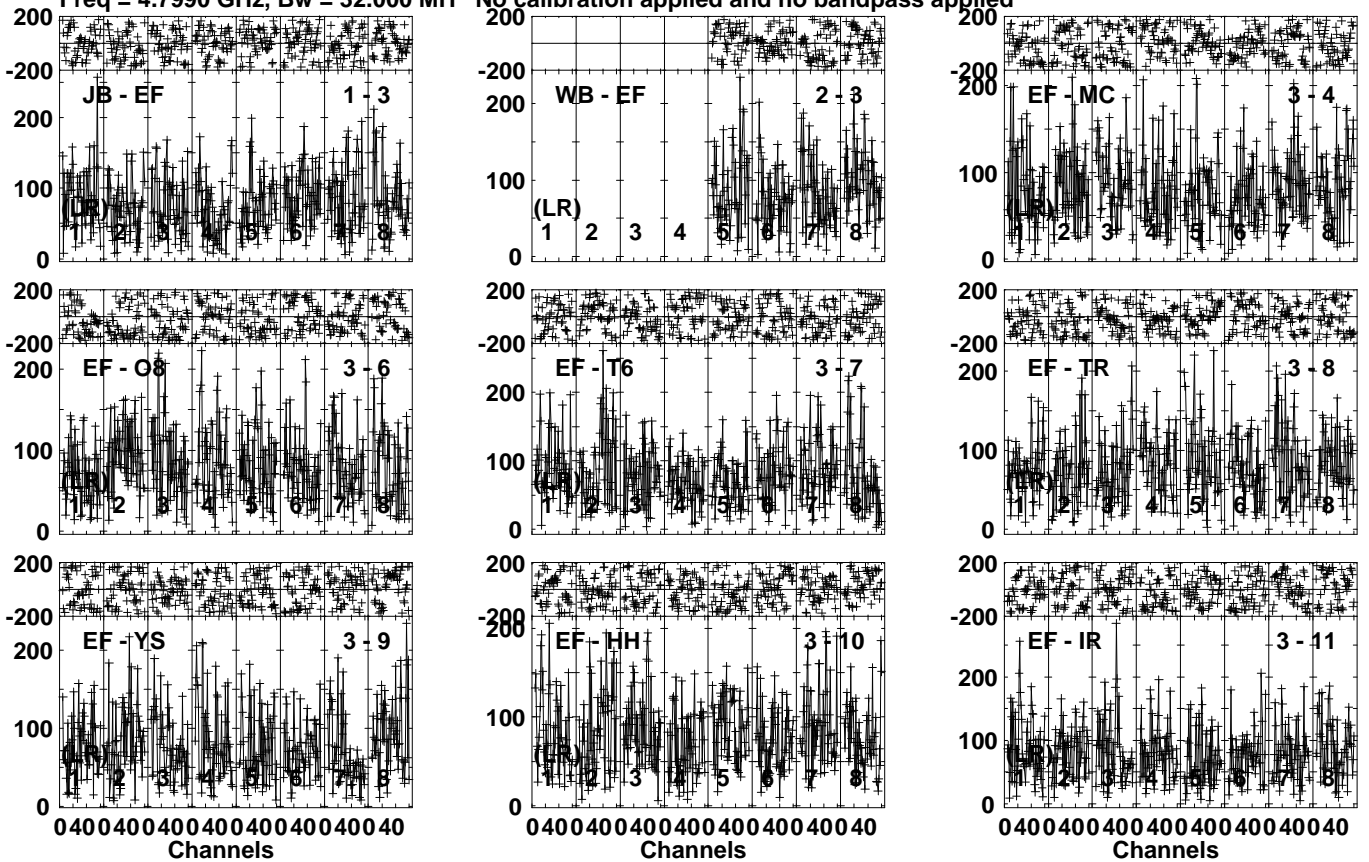
Vector averaged cross-power spectrum Several baselines displayed

Timerange: 00/01:52:11 to 00/01:53:09

Plot file version 81 created 08-FEB-2024 13:25:52

PG1407+263 EA071B.UVDATA.1

Freq = 4.7990 GHz, Bw = 32.000 MH No calibration applied and no bandpass applied

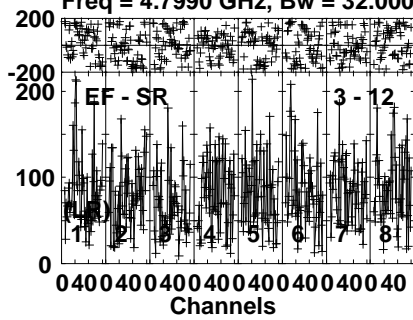


Lower frame: Micro Ampl Jy Top frame: Phas deg
Vector averaged cross-power spectrum Several baselines displayed
Timerange: 00/01:53:11 to 00/01:57:09

Plot file version 82 created 08-FEB-2024 13:25:53

PG1407+263 EA071B.UVDATA.1

Freq = 4.7990 GHz, Bw = 32.000 MH No calibration applied and no bandpass applied

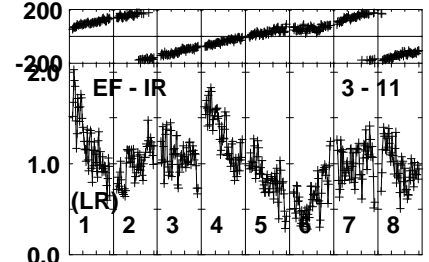
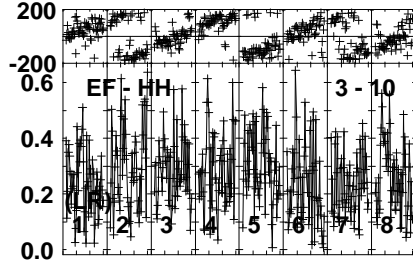
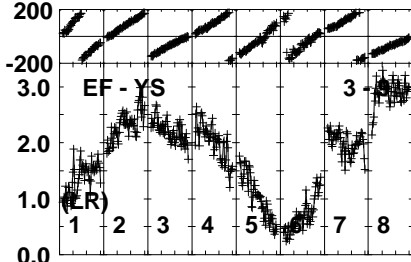
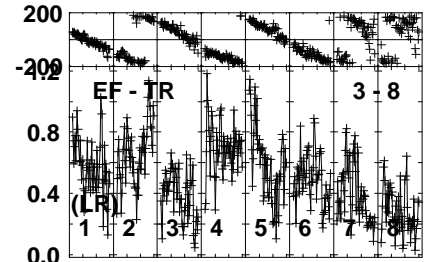
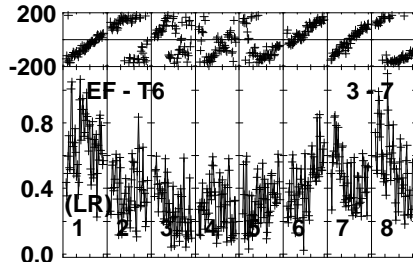
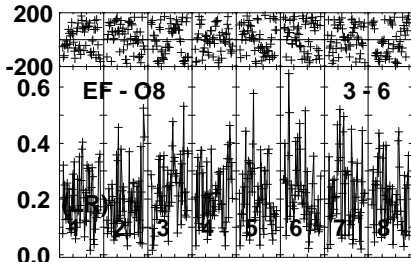
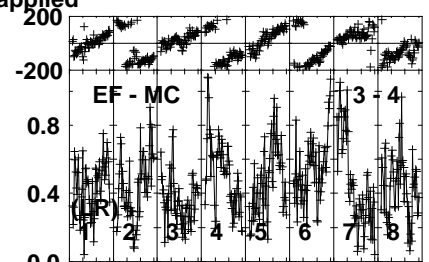
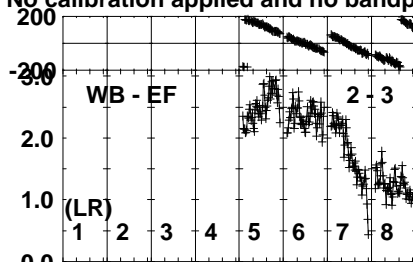
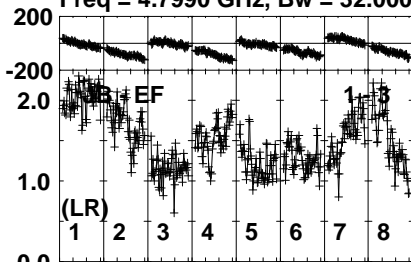


Lower frame: Micro Ampl Jy Top frame: Phas deg
Vector averaged cross-power spectrum Several baselines displayed
Timerange: 00/01:53:11 to 00/01:57:09

Plot file version 83 created 08-FEB-2024 13:25:53

J1407+2827 EA071B.UVDATA.1

Freq = 4.7990 GHz, Bw = 32.000 MH No calibration applied and no bandpass applied

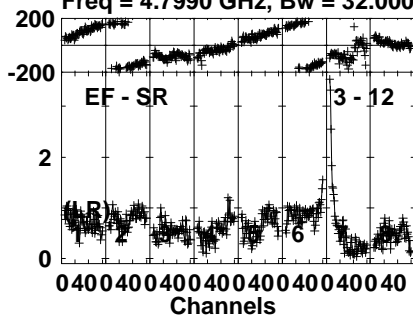


Lower frame: Milli Ampl Jy Top frame: Phas deg
Vector averaged cross-power spectrum Several baselines displayed
Timerange: 00/01:57:41 to 00/01:58:39

Plot file version 84 created 08-FEB-2024 13:25:53

J1407+2827 EA071B.UVDATA.1

Freq = 4.7990 GHz, Bw = 32.000 MH No calibration applied and no bandpass applied



Lower frame: Milli Ampl Jy Top frame: Phas deg

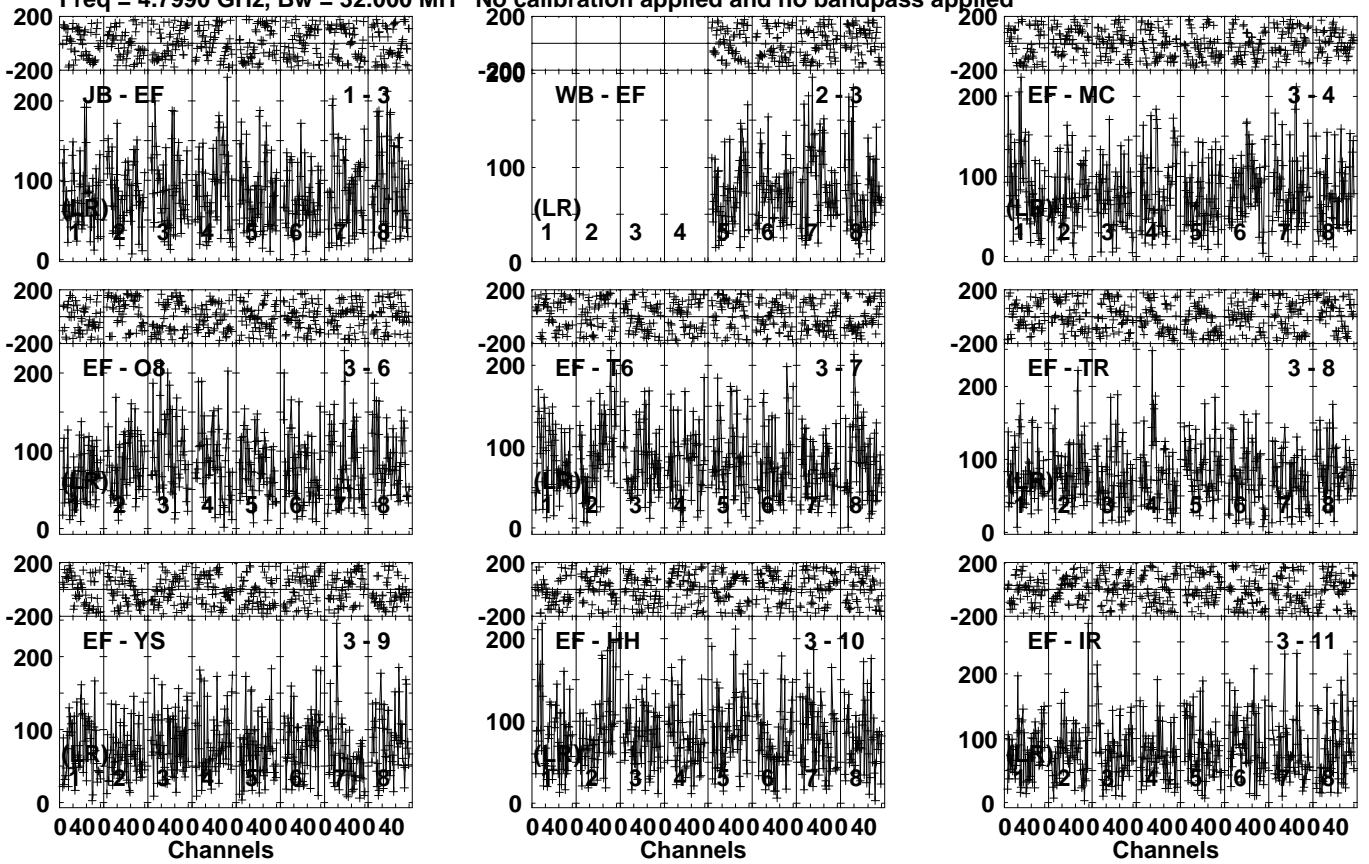
Vector averaged cross-power spectrum Several baselines displayed

Timerange: 00/01:57:41 to 00/01:58:39

Plot file version 85 created 08-FEB-2024 13:25:53

PG1407+263 EA071B.UVDATA.1

Freq = 4.7990 GHz, Bw = 32.000 MH No calibration applied and no bandpass applied

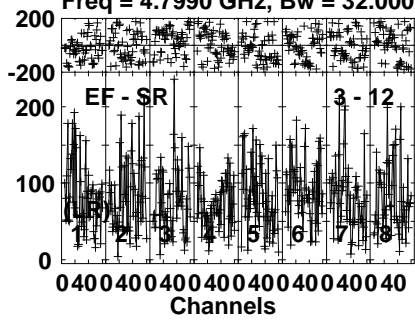


Lower frame: Micro Ampl Jy Top frame: Phas deg
Vector averaged cross-power spectrum Several baselines displayed
Timerange: 00/01:58:41 to 00/02:02:39

Plot file version 86 created 08-FEB-2024 13:25:53

PG1407+263 EA071B.UVDATA.1

Freq = 4.7990 GHz, Bw = 32.000 MH No calibration applied and no bandpass applied



Lower frame: Micro Ampl Jy Top frame: Phas deg

Vector averaged cross-power spectrum Several baselines displayed

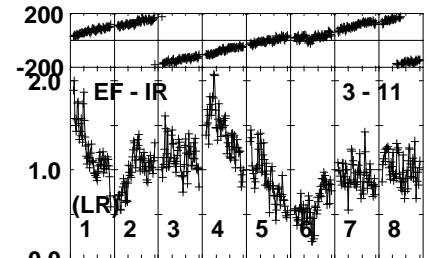
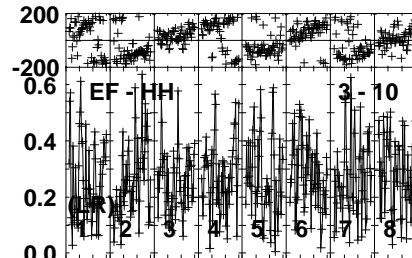
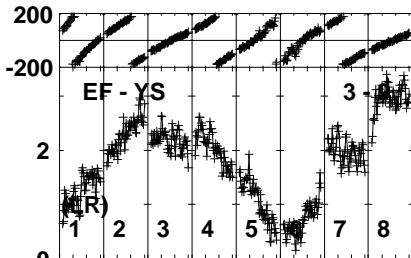
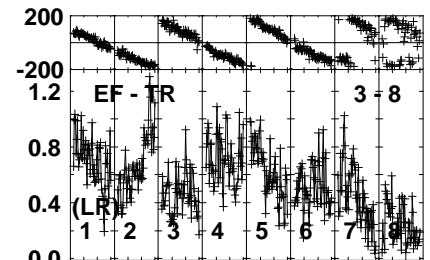
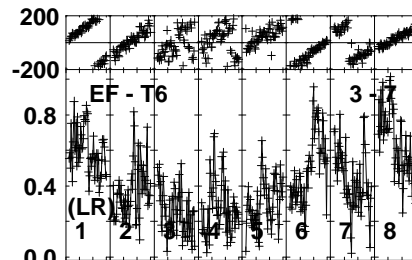
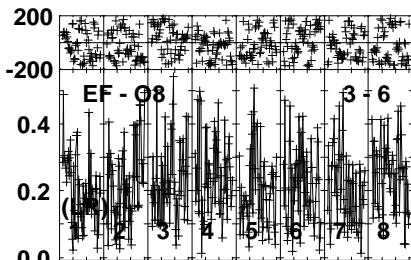
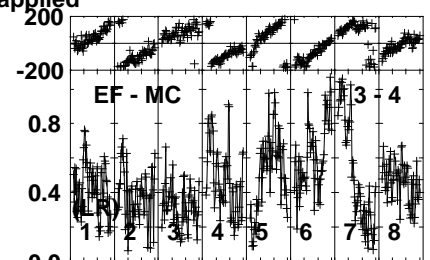
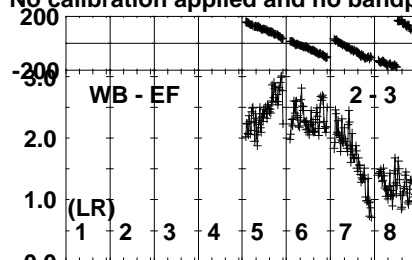
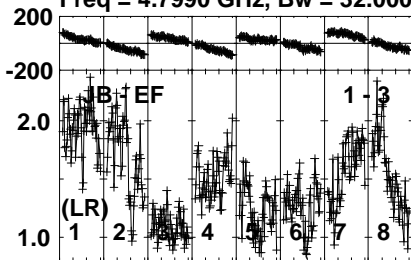
Timerange: 00/01:58:41 to 00/02:02:39

Plot file version 87 created 08-FEB-2024 13:25:53

J1407+2827 EA071B.UVDATA.1

Freq = 4.7990 GHz, Bw = 32.000 MH

No calibration applied and no bandpass applied

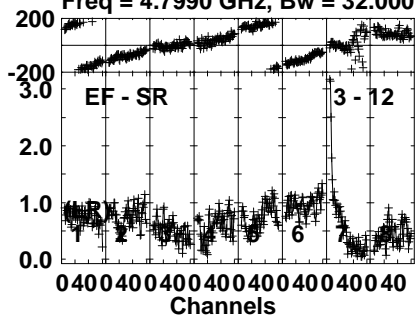


Lower frame: Milli Ampl Jy Top frame: Phas deg
Vector averaged cross-power spectrum Several baselines displayed
Timerange: 00/02:03:11 to 00/02:04:09

Plot file version 88 created 08-FEB-2024 13:25:54

J1407+2827 EA071B.UVDATA.1

Freq = 4.7990 GHz, Bw = 32.000 MH No calibration applied and no bandpass applied



Lower frame: Milli Ampl Jy Top frame: Phas deg

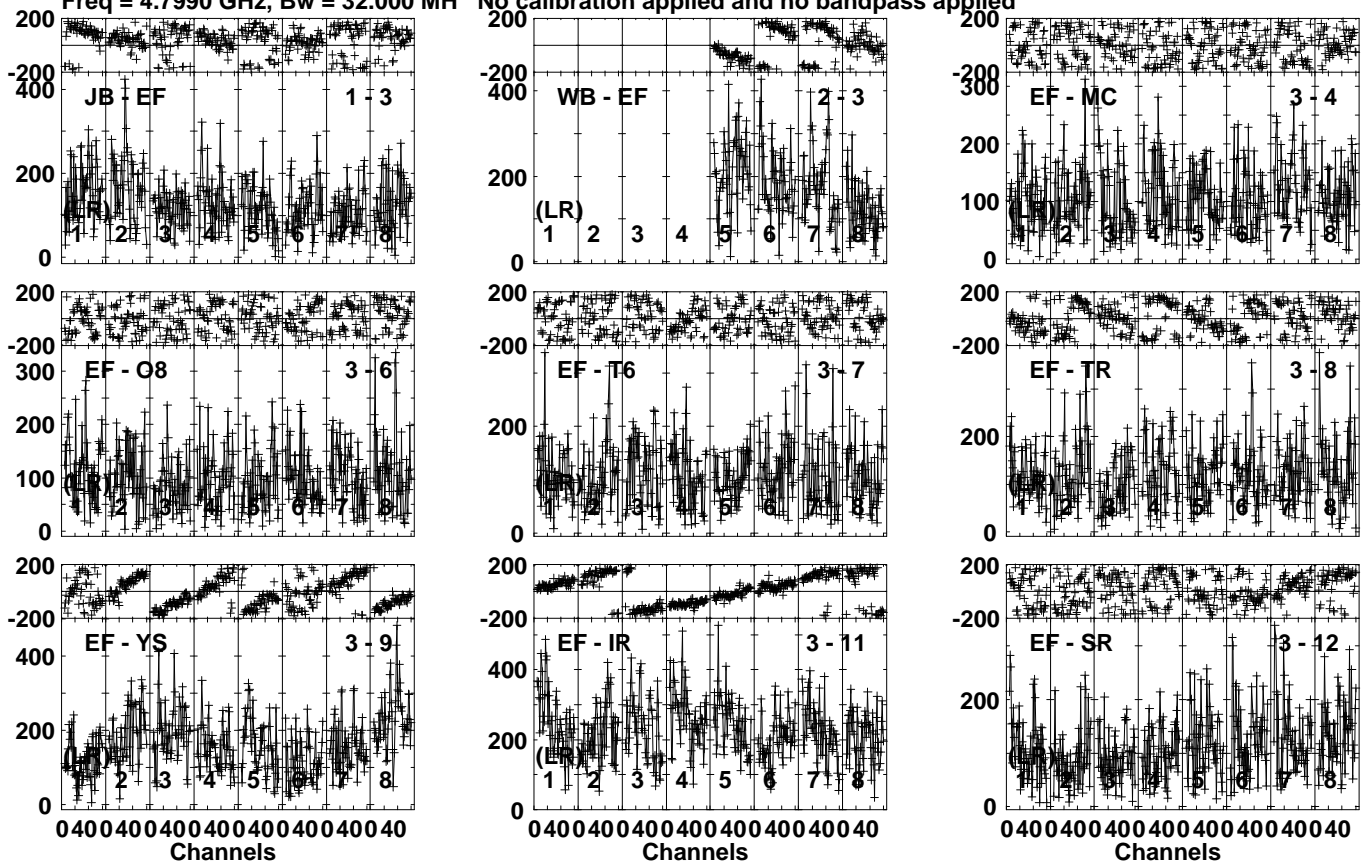
Vector averaged cross-power spectrum Several baselines displayed

Timerange: 00/02:03:11 to 00/02:04:09

Plot file version 89 created 08-FEB-2024 13:25:54

J1353+6324 EA071B.UVDATA.1

Freq = 4.7990 GHz, Bw = 32.000 MH No calibration applied and no bandpass applied

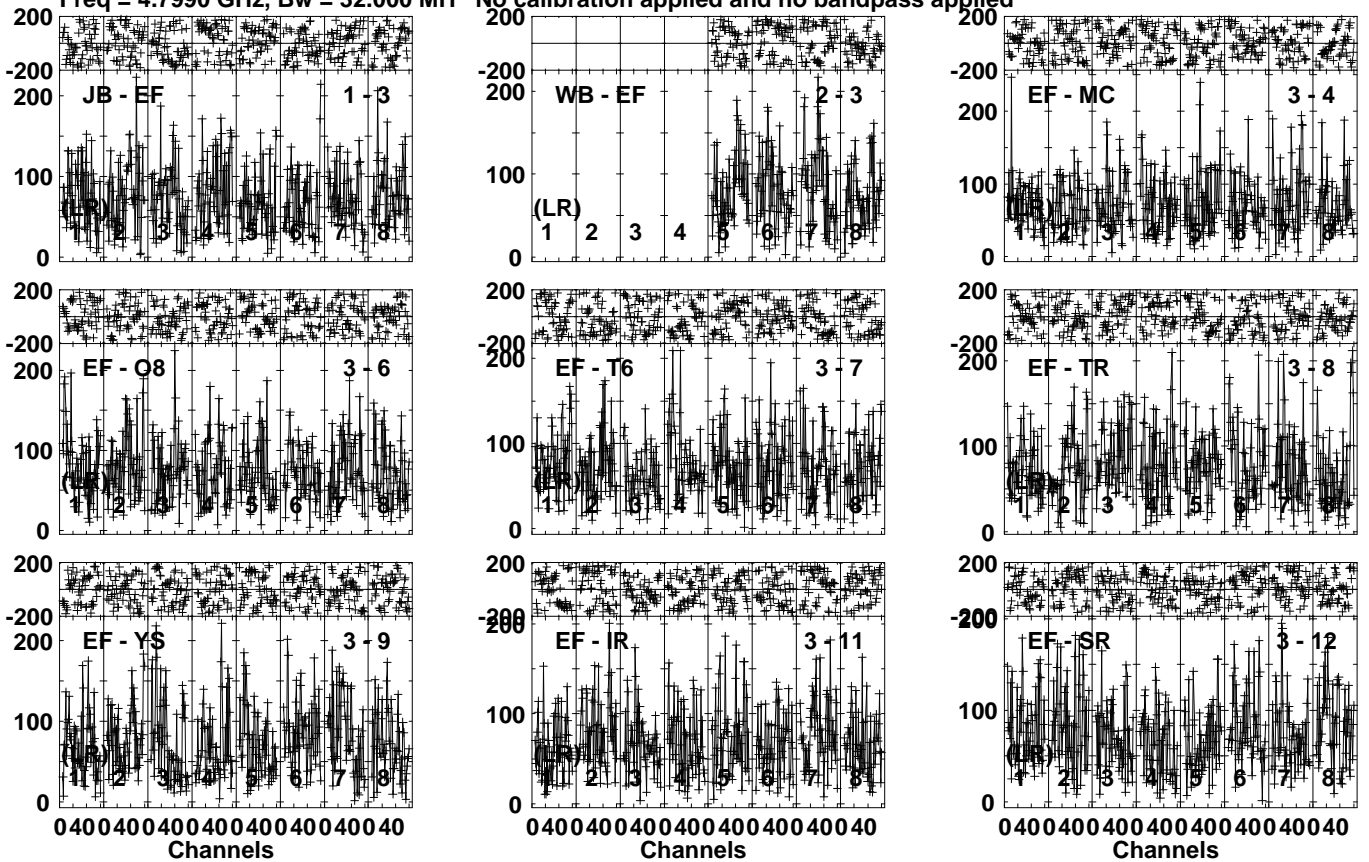


Lower frame: Micro Ampl Jy Top frame: Phas deg
Vector averaged cross-power spectrum Several baselines displayed
Timerange: 00/02:07:41 to 00/02:09:39

Plot file version 90 created 08-FEB-2024 13:25:54

PG1351+640 EA071B.UVDATA.1

Freq = 4.7990 GHz, Bw = 32.000 MH No calibration applied and no bandpass applied

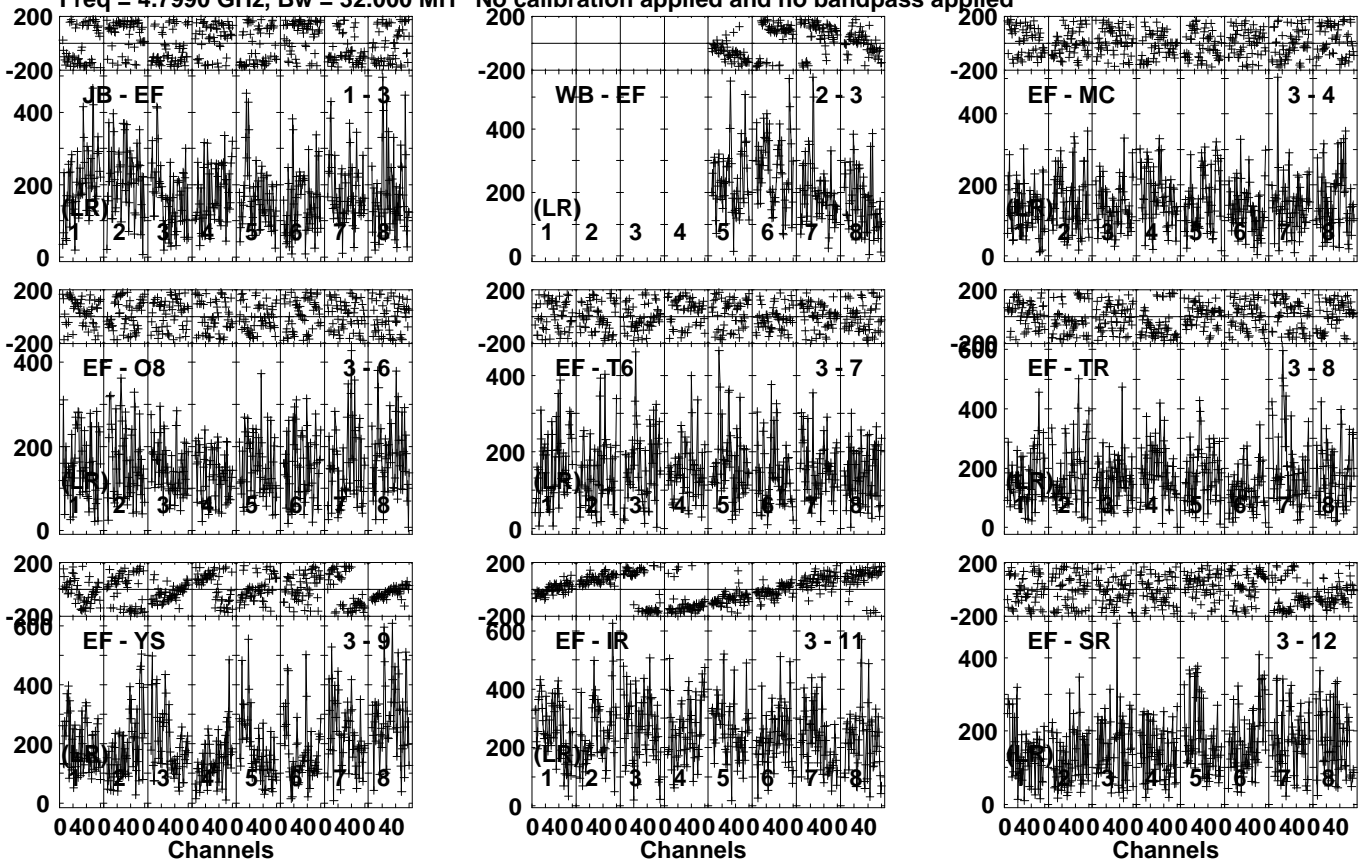


Lower frame: Micro Ampl Jy Top frame: Phas deg
Vector averaged cross-power spectrum Several baselines displayed
Timerange: 00/02:09:41 to 00/02:13:39

Plot file version 91 created 08-FEB-2024 13:25:54

J1353+6324 EA071B.UVDATA.1

Freq = 4.7990 GHz, Bw = 32.000 MH No calibration applied and no bandpass applied



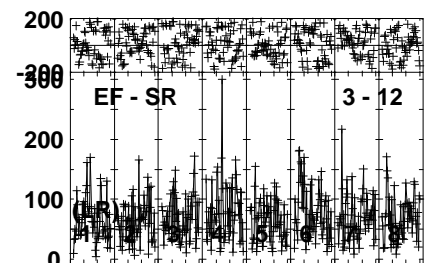
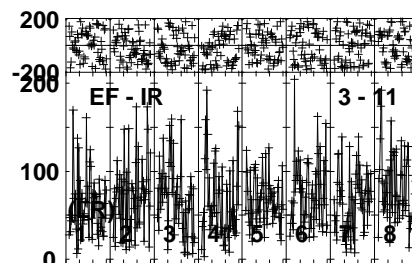
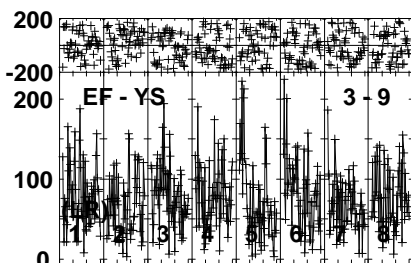
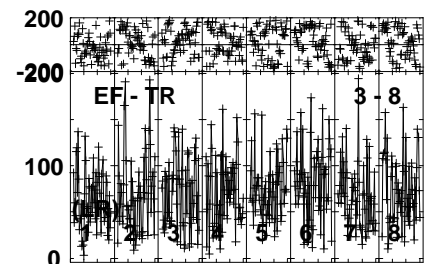
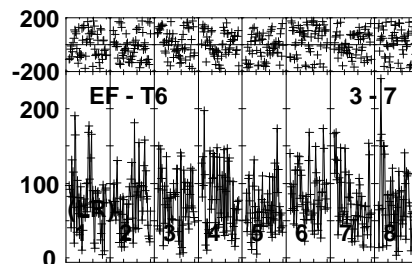
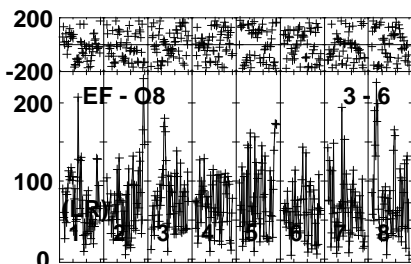
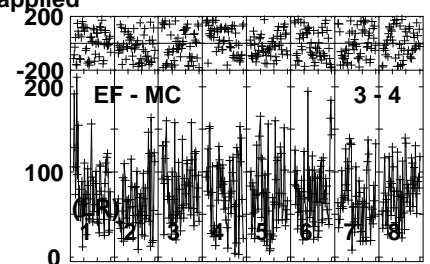
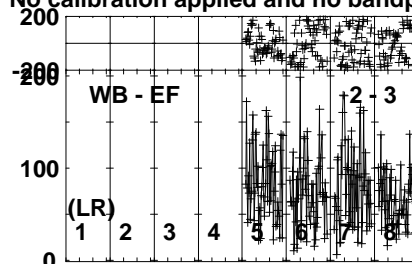
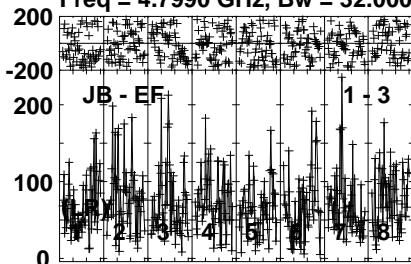
Lower frame: Micro Ampl Jy Top frame: Phas deg
Vector averaged cross-power spectrum Several baselines displayed
Timerange: 00/02:14:11 to 00/02:15:09

Plot file version 92 created 08-FEB-2024 13:25:55

PG1351+640 EA071B.UVDATA.1

Freq = 4.7990 GHz, Bw = 32.000 MH

No calibration applied and no bandpass applied



040040040040040040040040
Channels

040040040040040040040040
Channels

040040040040040040040040
Channels

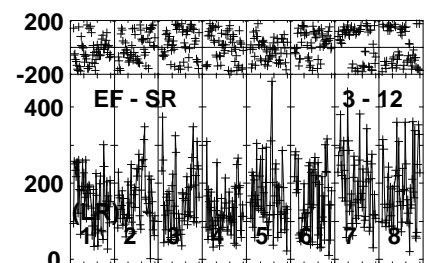
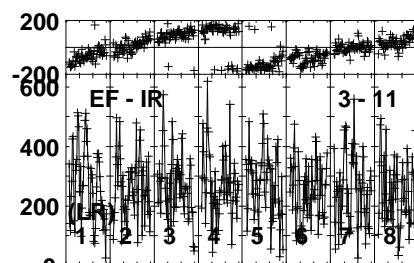
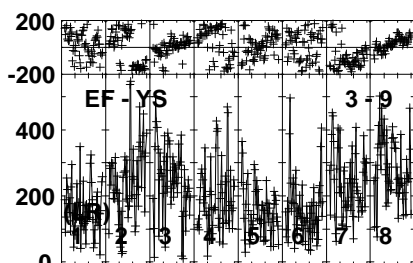
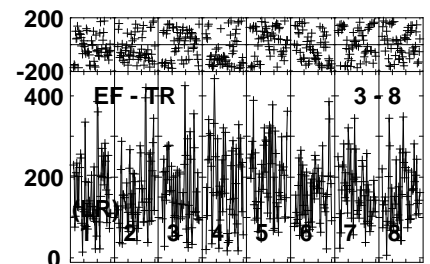
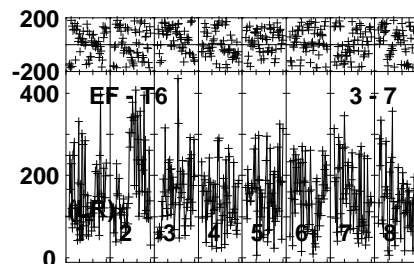
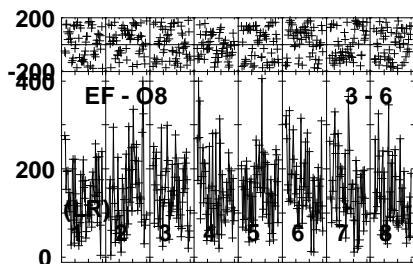
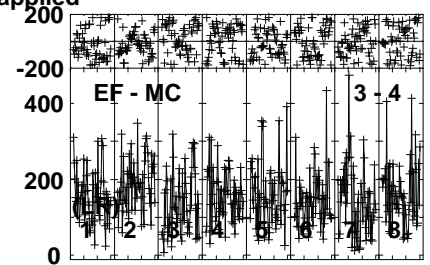
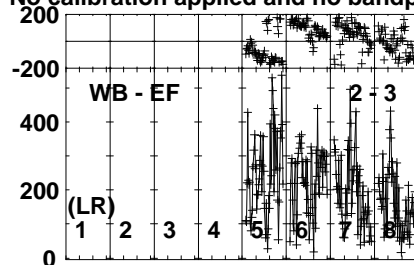
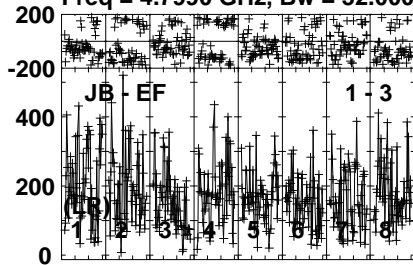
Lower frame: Micro Ampl Jy Top frame: Phas deg
Vector averaged cross-power spectrum Several baselines displayed
Timerange: 00/02:15:11 to 00/02:19:09

Plot file version 93 created 08-FEB-2024 13:25:55

J1353+6324 EA071B.UVDATA.1

Freq = 4.7990 GHz, Bw = 32.000 MH

No calibration applied and no bandpass applied

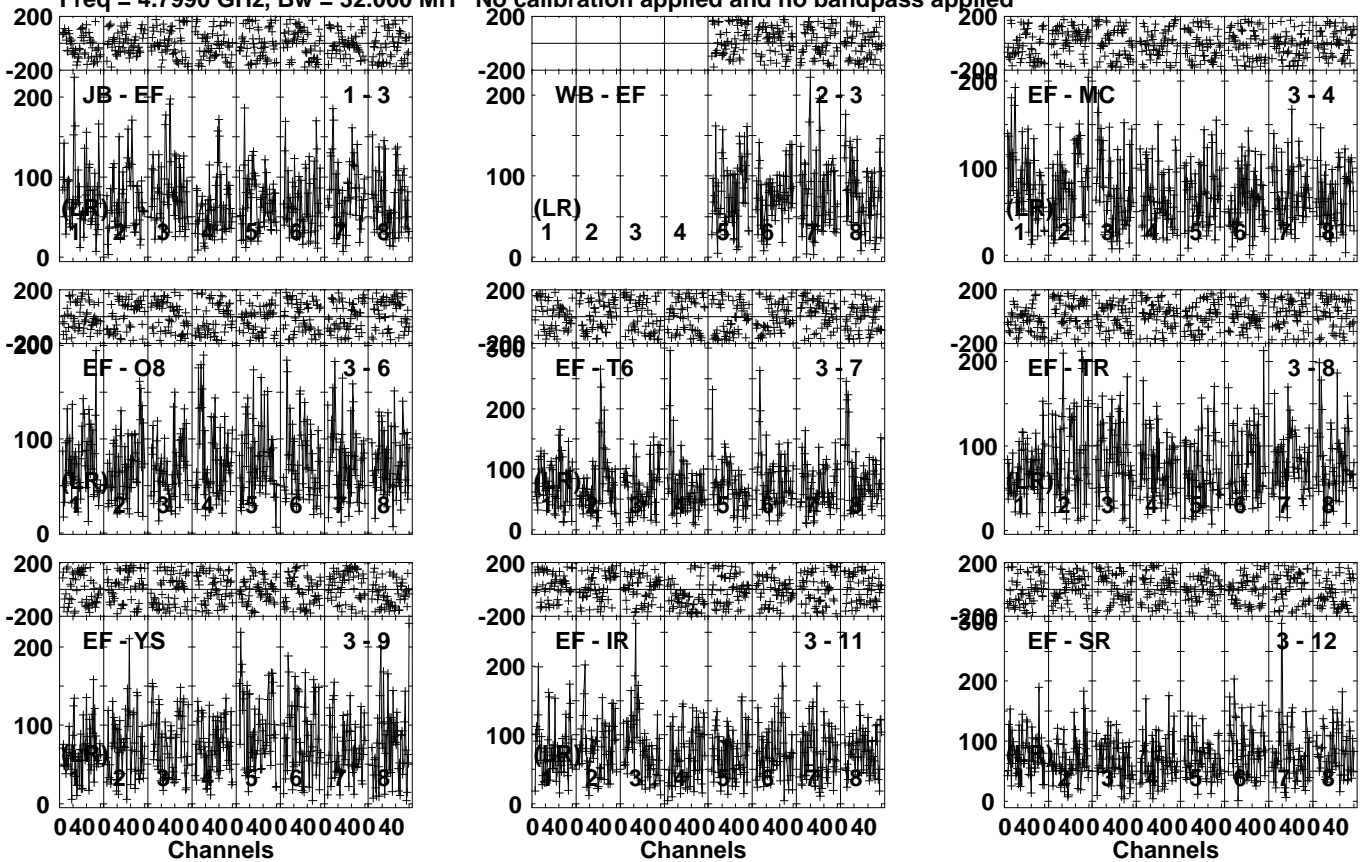


Lower frame: Micro Ampl Jy Top frame: Phas deg
Vector averaged cross-power spectrum Several baselines displayed
Timerange: 00/02:19:41 to 00/02:20:39

Plot file version 94 created 08-FEB-2024 13:25:55

PG1351+640 EA071B.UVDATA.1

Freq = 4.7990 GHz, Bw = 32.000 MH No calibration applied and no bandpass applied



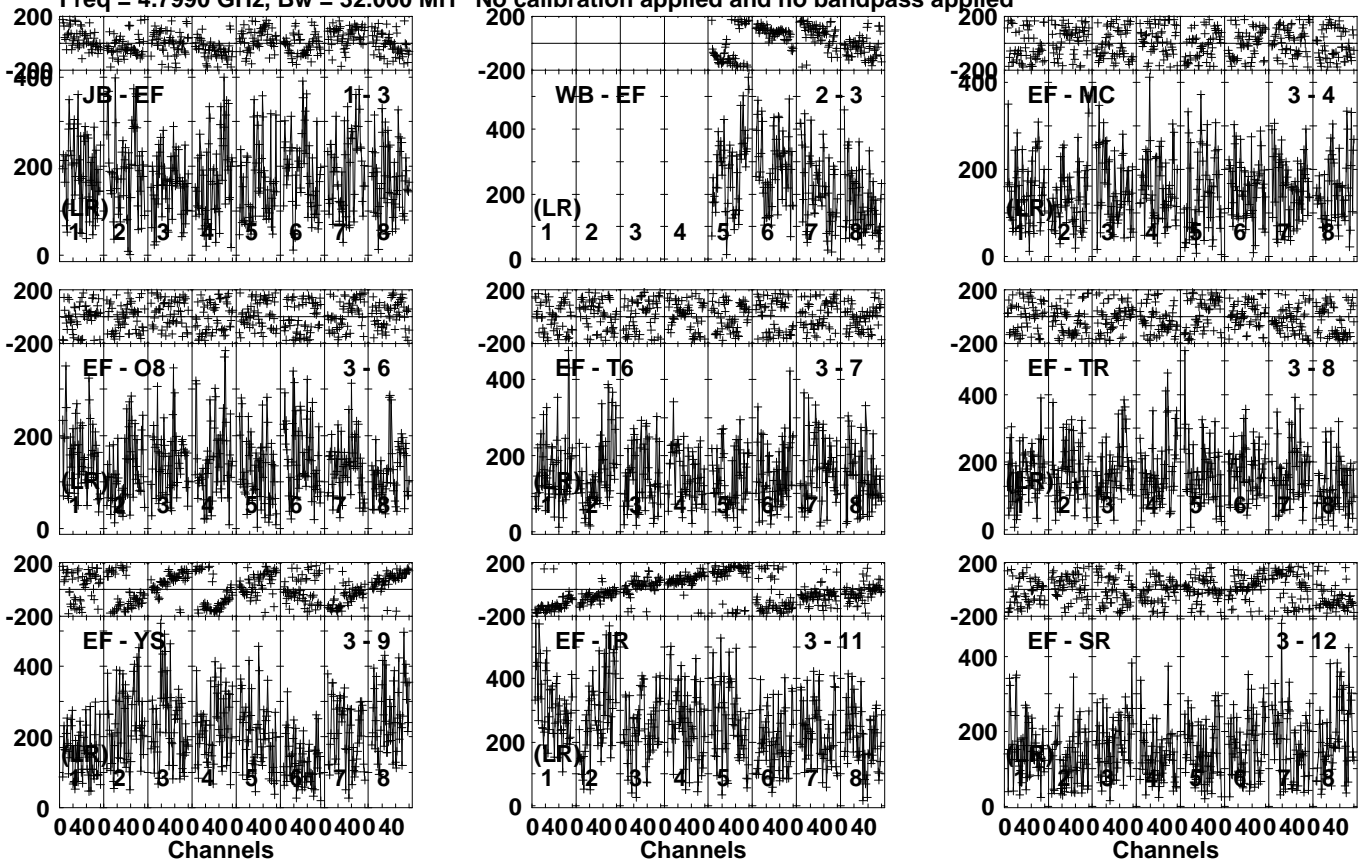
Lower frame: Micro Ampl Jy Top frame: Phas deg
Vector averaged cross-power spectrum Several baselines displayed
Timerange: 00/02:20:41 to 00/02:24:39

Plot file version 95 created 08-FEB-2024 13:25:55

J1353+6324 EA071B.UVDATA.1

Freq = 4.7990 GHz, Bw = 32.000 MH

No calibration applied and no bandpass applied

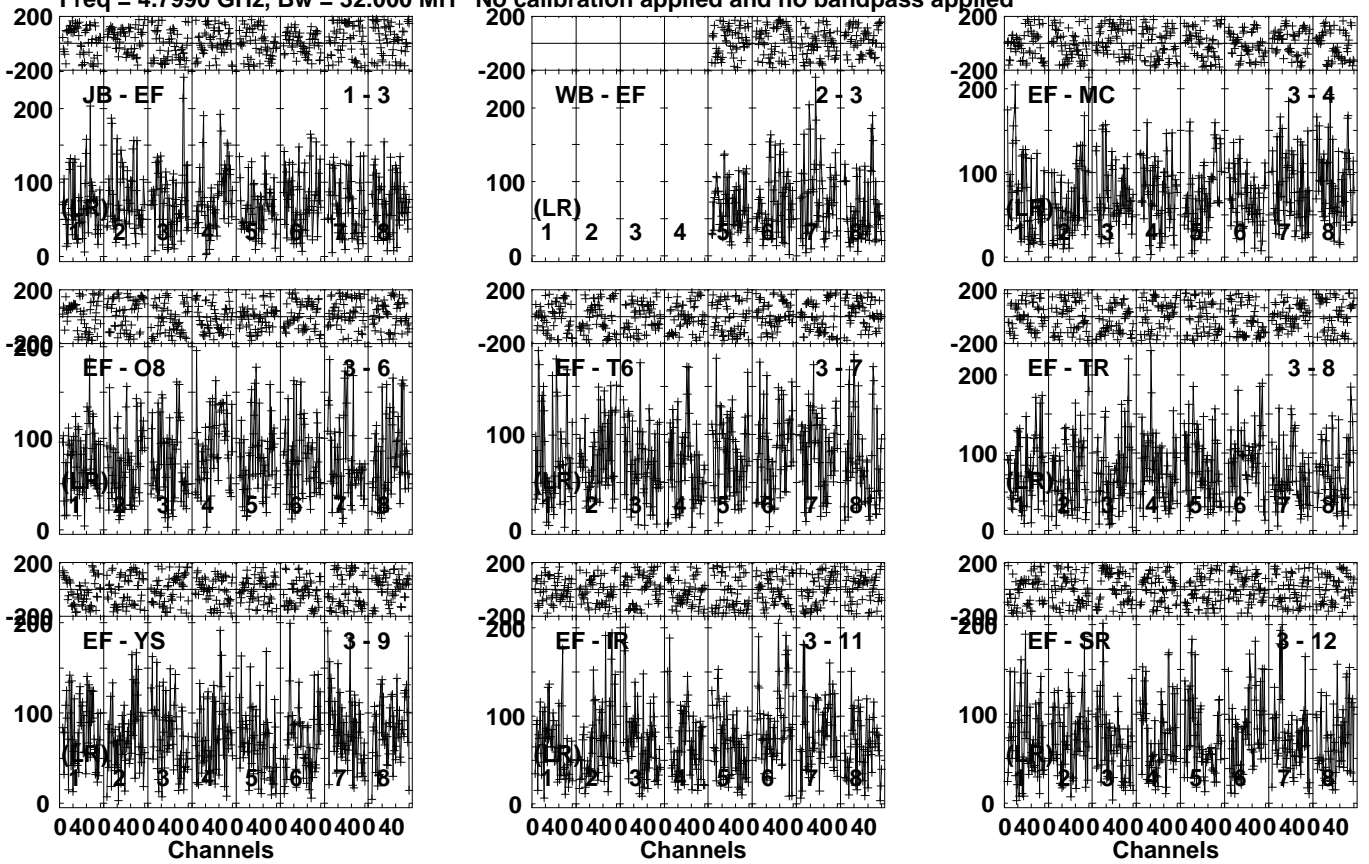


Lower frame: Micro Ampl Jy Top frame: Phas deg
Vector averaged cross-power spectrum Several baselines displayed
Timerange: 00/02:25:11 to 00/02:26:09

Plot file version 96 created 08-FEB-2024 13:25:56

PG1351+640 EA071B.UVDATA.1

Freq = 4.7990 GHz, Bw = 32.000 MH No calibration applied and no bandpass applied



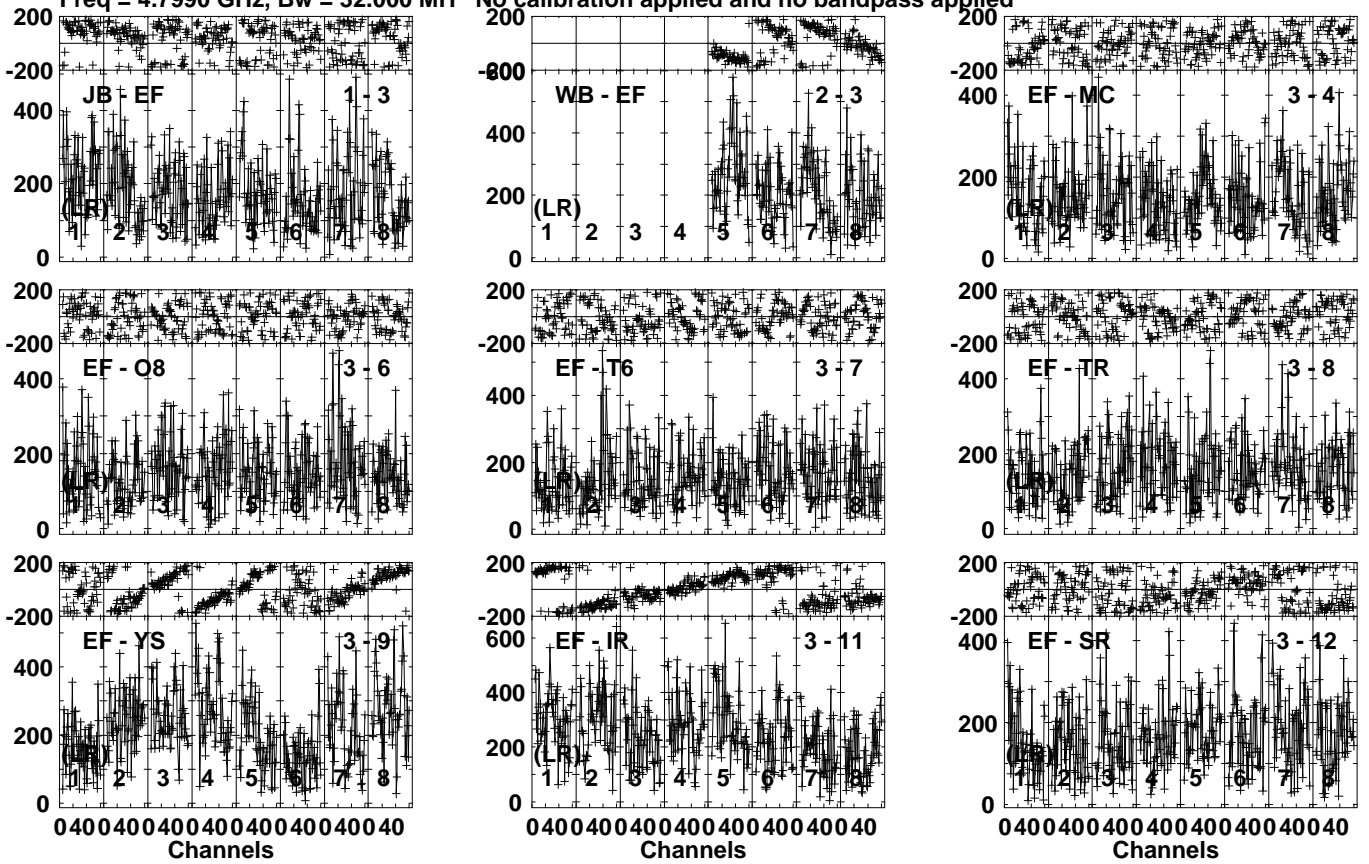
Lower frame: Micro Ampl Jy Top frame: Phas deg
Vector averaged cross-power spectrum Several baselines displayed
Timerange: 00/02:26:11 to 00/02:30:09

Plot file version 97 created 08-FEB-2024 13:25:56

J1353+6324 EA071B.UVDATA.1

Freq = 4.7990 GHz, Bw = 32.000 MH

No calibration applied and no bandpass applied

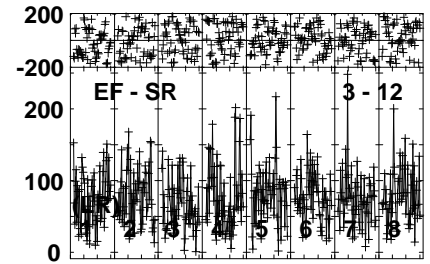
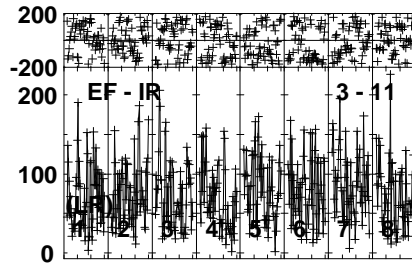
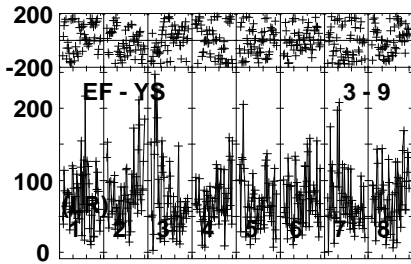
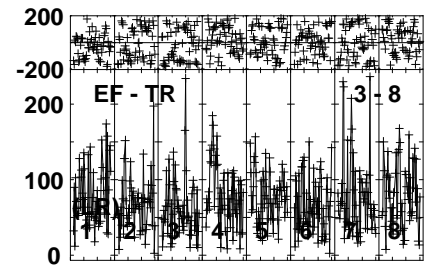
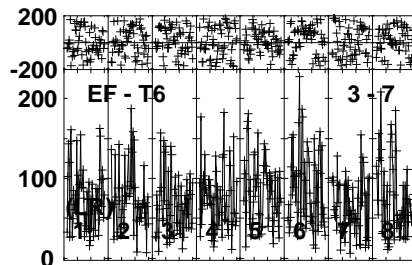
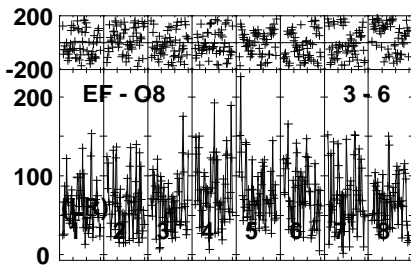
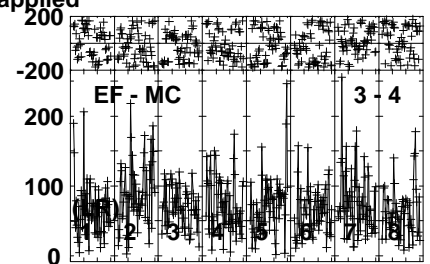
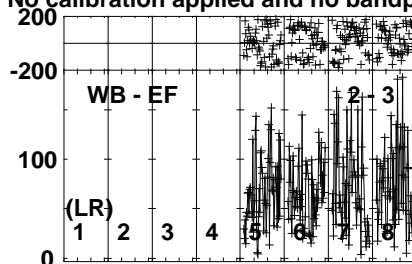
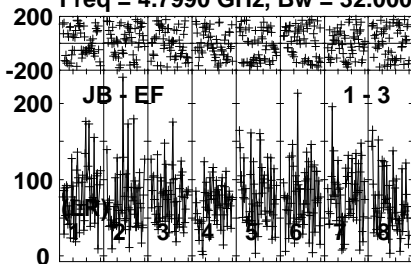


Lower frame: Micro Ampl Jy Top frame: Phas deg
Vector averaged cross-power spectrum Several baselines displayed
Timerange: 00/02:30:41 to 00/02:31:39

Plot file version 98 created 08-FEB-2024 13:25:56

PG1351+640 EA071B.UVDATA.1

Freq = 4.7990 GHz, Bw = 32.000 MH No calibration applied and no bandpass applied



040040040040040040040040040040
Channels

040040040040040040040040040040
Channels

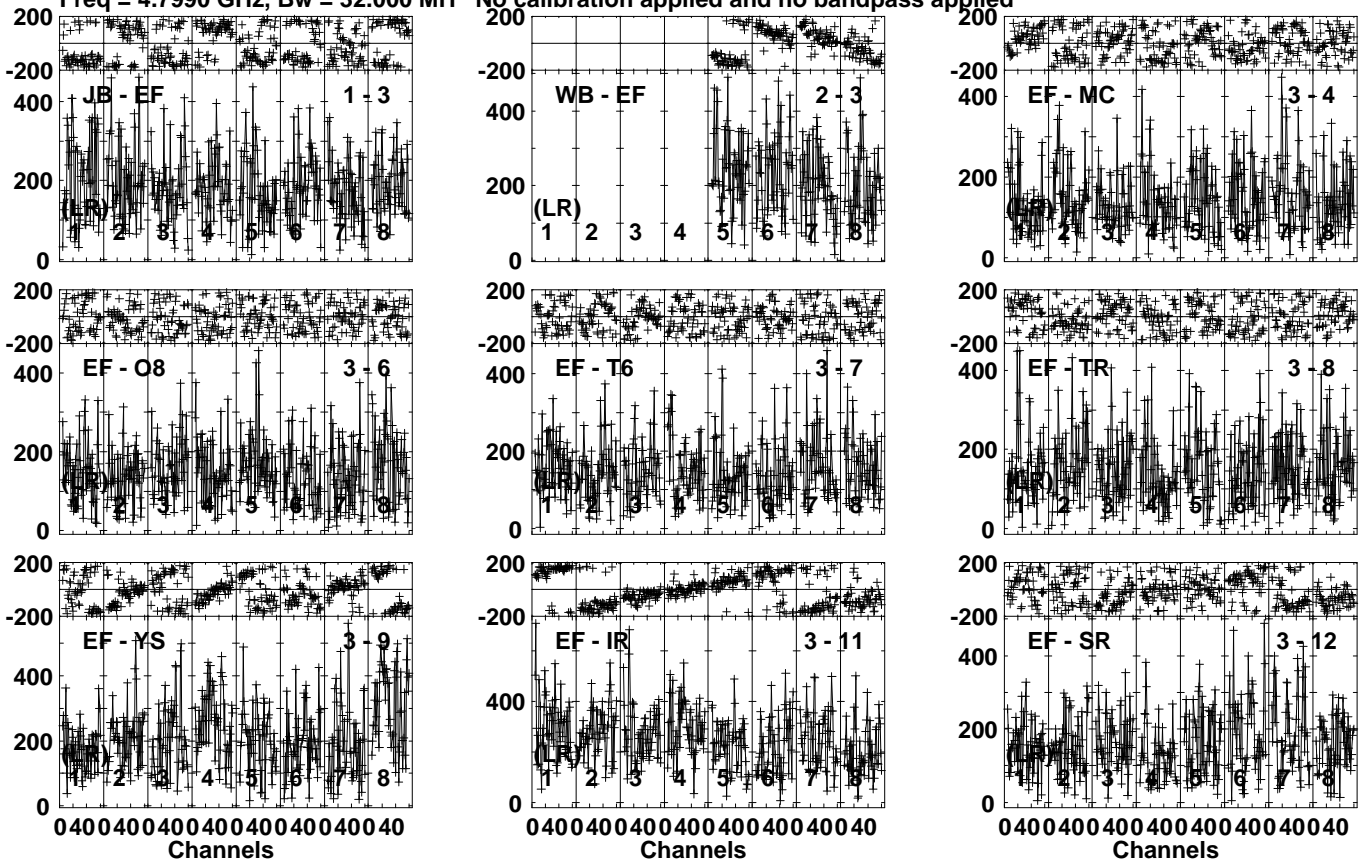
040040040040040040040040040040
Channels

Lower frame: Micro Ampl Jy Top frame: Phas deg
Vector averaged cross-power spectrum Several baselines displayed
Timerange: 00/02:31:41 to 00/02:35:39

Plot file version 99 created 08-FEB-2024 13:25:57

J1353+6324 EA071B.UVDATA.1

Freq = 4.7990 GHz, Bw = 32.000 MH No calibration applied and no bandpass applied



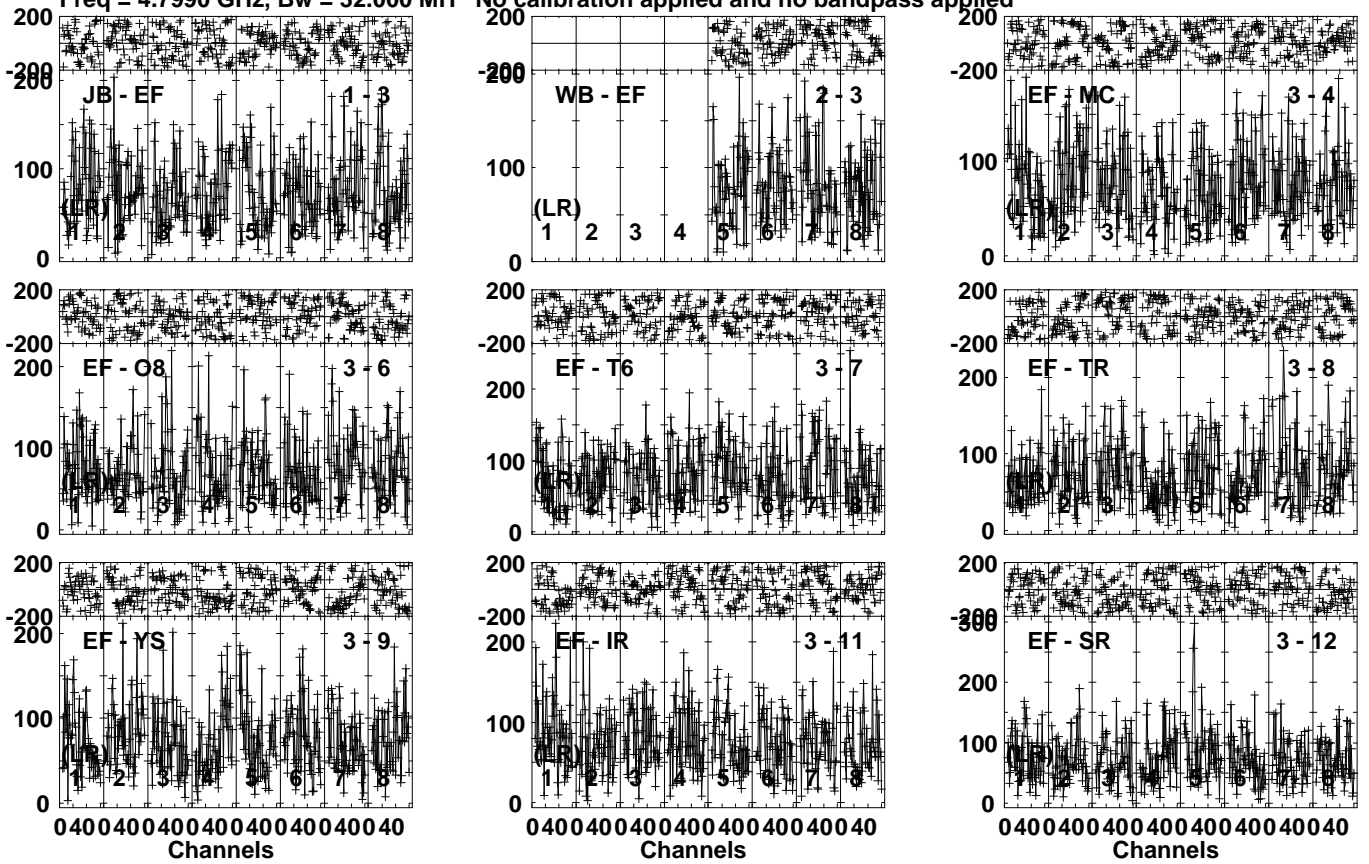
Lower frame: Micro Ampl Jy Top frame: Phas deg
Vector averaged cross-power spectrum Several baselines displayed
Timerange: 00/02:36:11 to 00/02:37:09

Plot file version 100 created 08-FEB-2024 13:25:57

PG1351+640 EA071B.UVDATA.1

Freq = 4.7990 GHz, Bw = 32.000 MH

No calibration applied and no bandpass applied



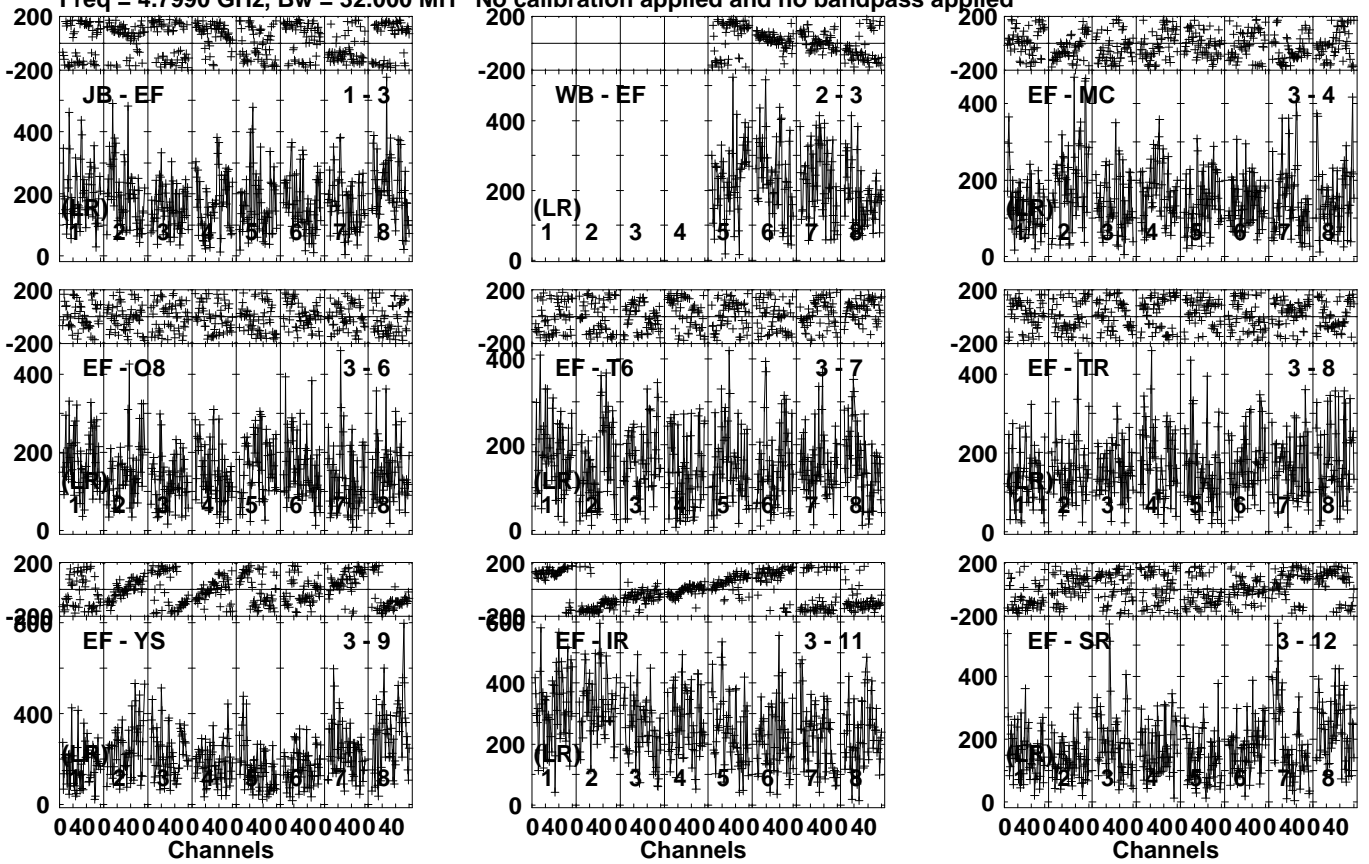
Lower frame: Micro Ampl Jy Top frame: Phas deg
Vector averaged cross-power spectrum Several baselines displayed
Timerange: 00/02:37:11 to 00/02:41:09

Plot file version 101 created 08-FEB-2024 13:25:57

J1353+6324 EA071B.UVDATA.1

Freq = 4.7990 GHz, Bw = 32.000 MH

No calibration applied and no bandpass applied

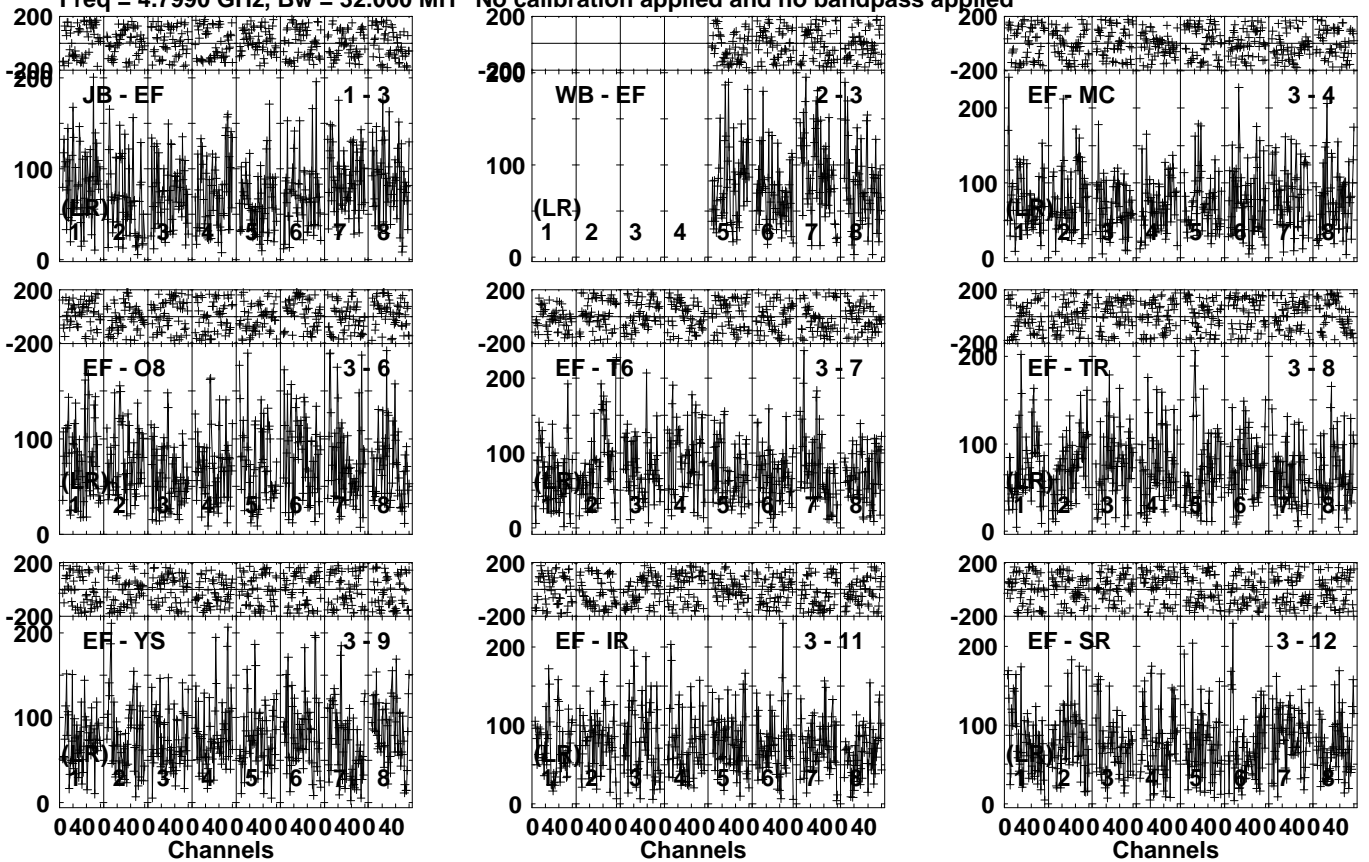


Lower frame: Micro Ampl Jy Top frame: Phas deg
Vector averaged cross-power spectrum Several baselines displayed
Timerange: 00/02:41:41 to 00/02:42:39

Plot file version 102 created 08-FEB-2024 13:25:57

PG1351+640 EA071B.UVDATA.1

Freq = 4.7990 GHz, Bw = 32.000 MH No calibration applied and no bandpass applied



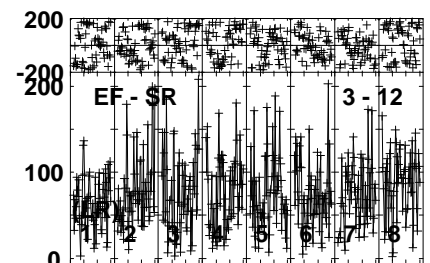
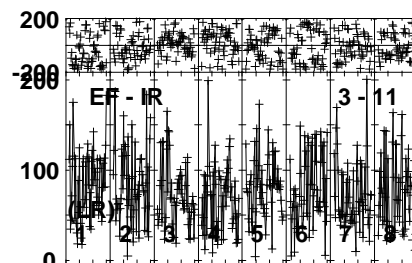
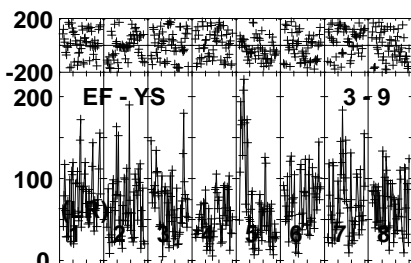
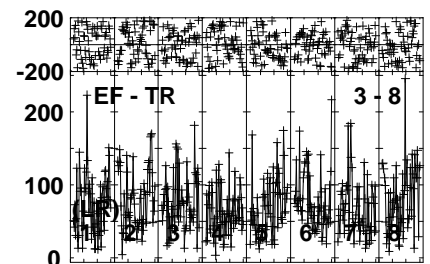
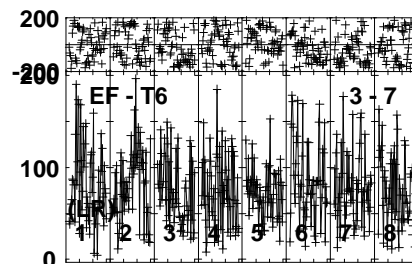
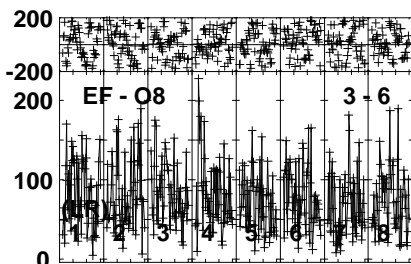
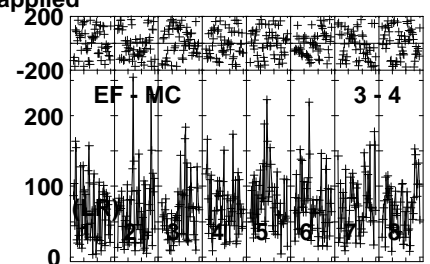
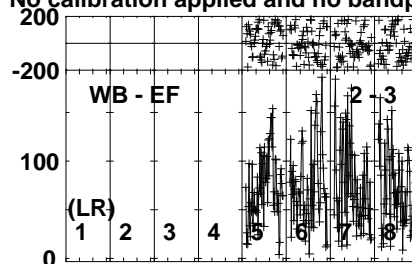
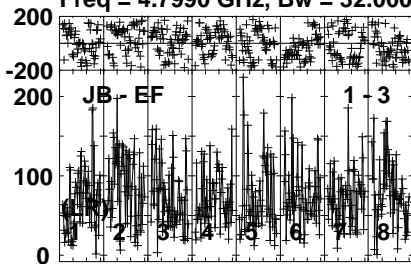
Lower frame: Micro Ampl Jy Top frame: Phas deg
Vector averaged cross-power spectrum Several baselines displayed
Timerange: 00/02:42:41 to 00/02:46:39

Plot file version 104 created 08-FEB-2024 13:25:58

PG1351+640 EA071B.UVDATA.1

Freq = 4.7990 GHz, Bw = 32.000 MH

No calibration applied and no bandpass applied



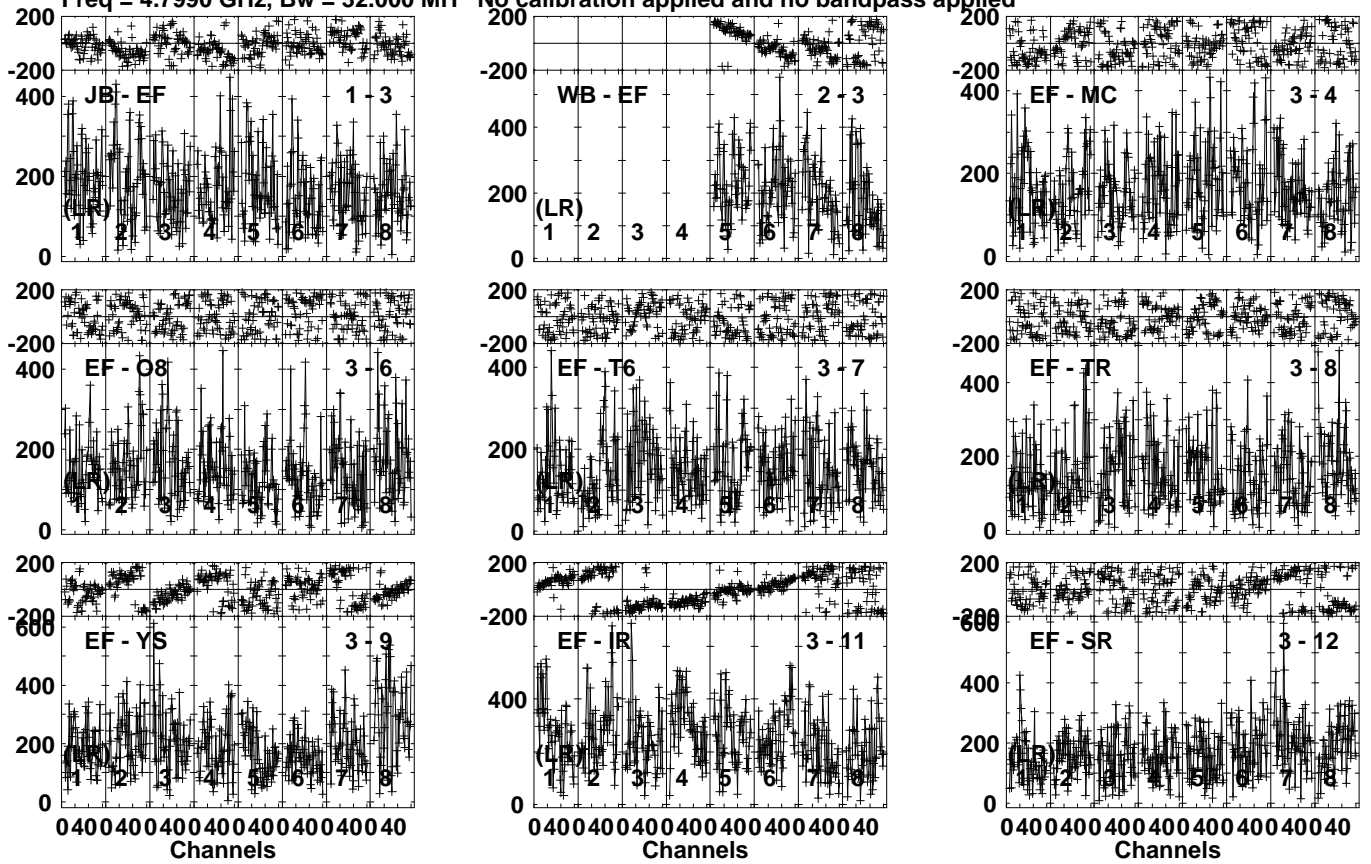
Lower frame: Micro Ampl Jy Top frame: Phas deg
Vector averaged cross-power spectrum Several baselines displayed
Timerange: 00/02:48:11 to 00/02:52:09

Plot file version 105 created 08-FEB-2024 13:25:58

J1353+6324 EA071B.UVDATA.1

Freq = 4.7990 GHz, Bw = 32.000 MH

No calibration applied and no bandpass applied



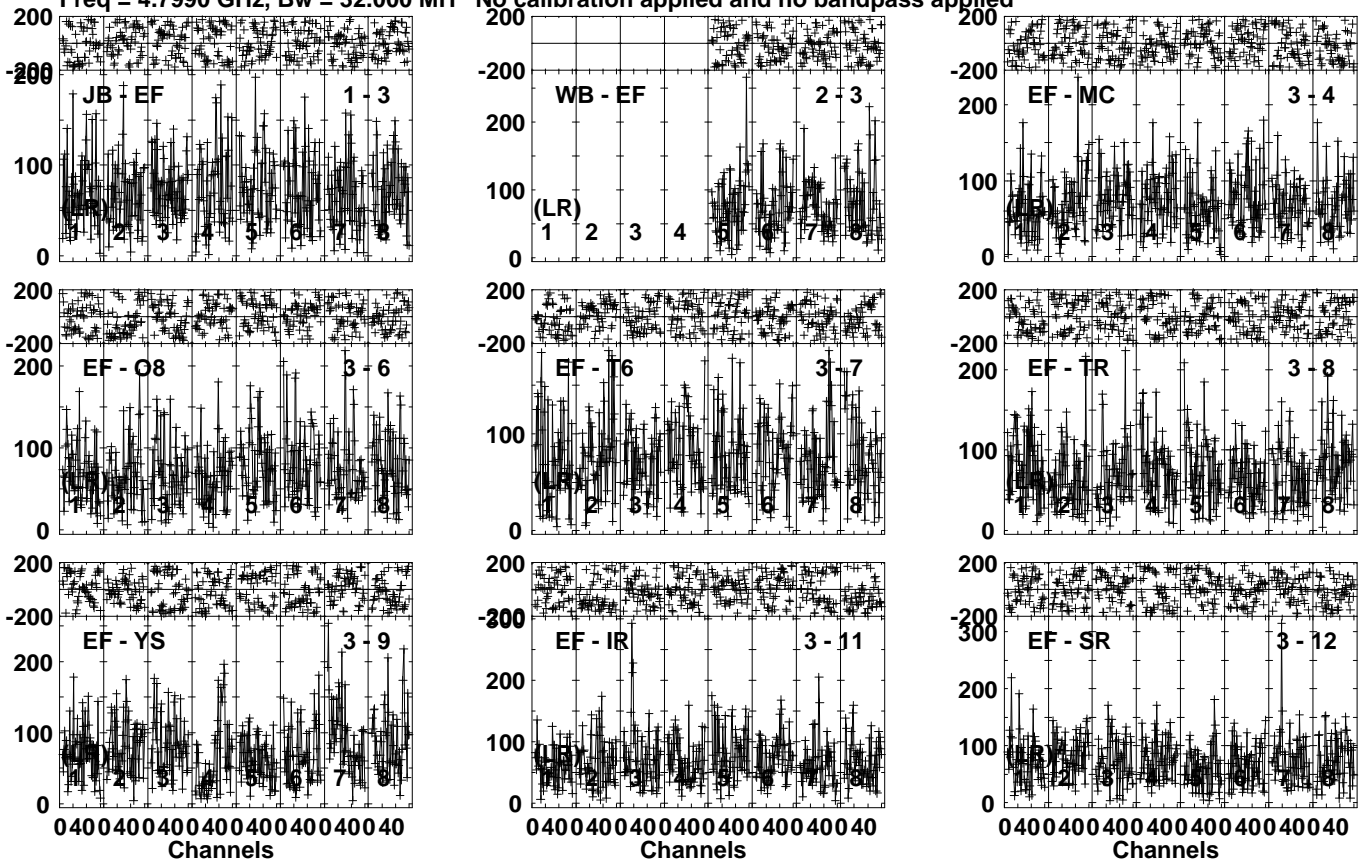
Lower frame: Micro Ampl Jy Top frame: Phas deg
Vector averaged cross-power spectrum Several baselines displayed
Timerange: 00/02:52:41 to 00/02:53:39

Plot file version 106 created 08-FEB-2024 13:25:59

PG1351+640 EA071B.UVDATA.1

Freq = 4.7990 GHz, Bw = 32.000 MH

No calibration applied and no bandpass applied



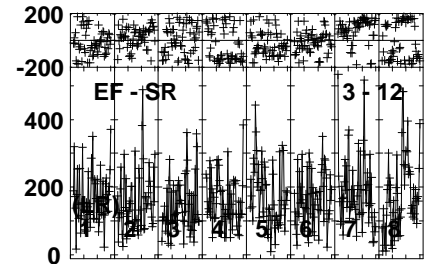
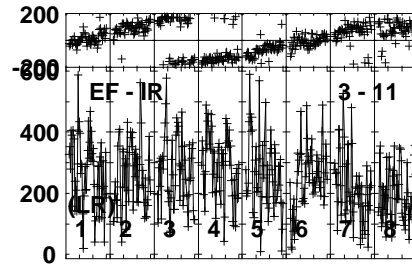
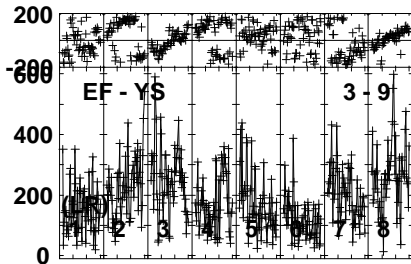
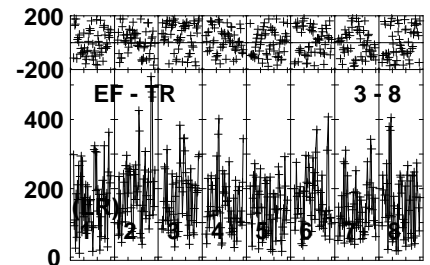
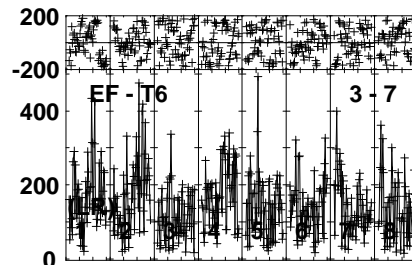
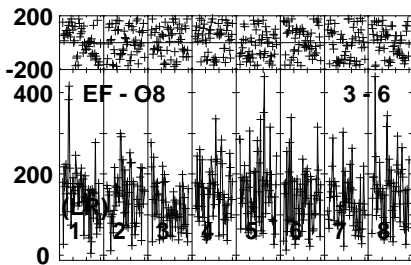
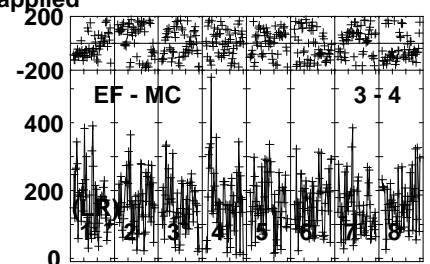
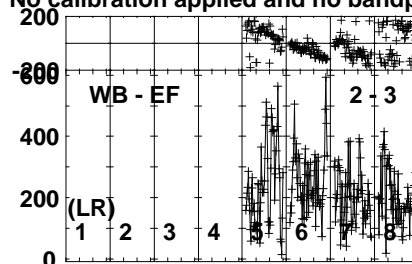
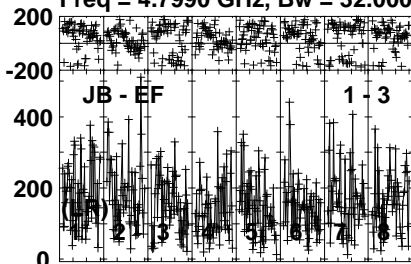
Lower frame: Micro Ampl Jy Top frame: Phas deg
Vector averaged cross-power spectrum Several baselines displayed
Timerange: 00/02:53:41 to 00/02:57:39

Plot file version 107 created 08-FEB-2024 13:25:59

J1353+6324 EA071B.UVDATA.1

Freq = 4.7990 GHz, Bw = 32.000 MH

No calibration applied and no bandpass applied



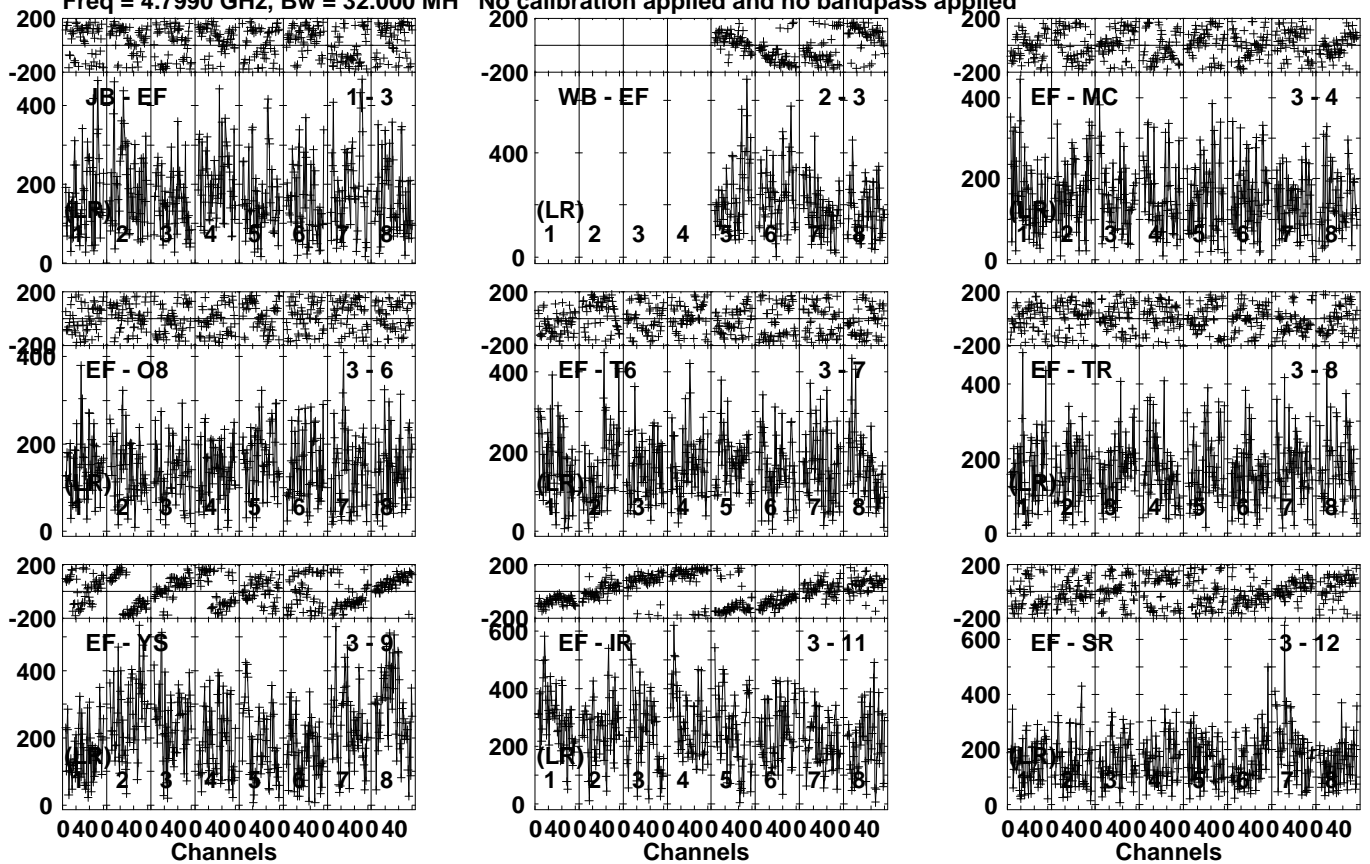
Lower frame: Micro Ampl Jy Top frame: Phas deg
Vector averaged cross-power spectrum Several baselines displayed
Timerange: 00/02:58:11 to 00/02:59:09

Plot file version 109 created 08-FEB-2024 13:25:59

J1353+6324 EA071B.UVDATA.1

Freq = 4.7990 GHz, Bw = 32.000 MH

No calibration applied and no bandpass applied



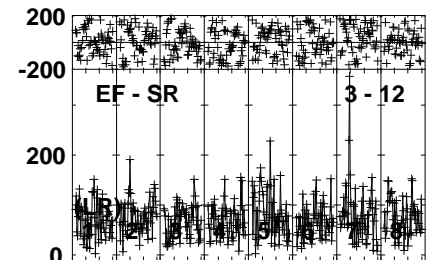
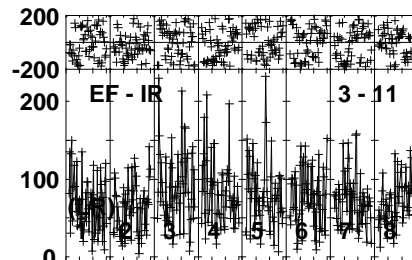
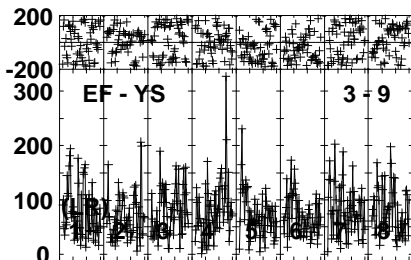
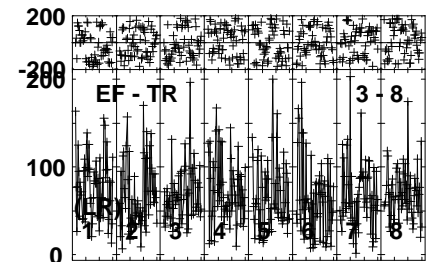
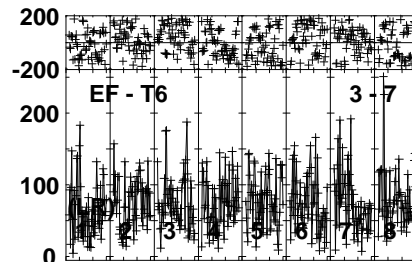
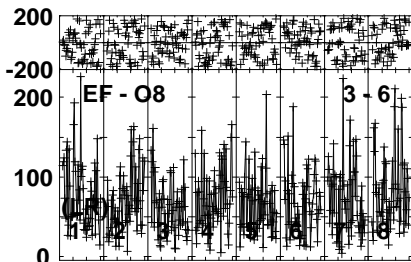
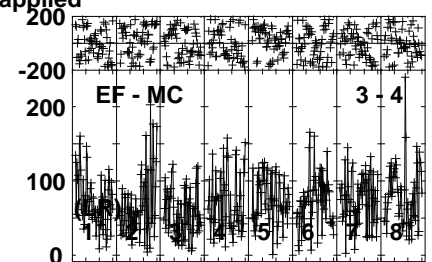
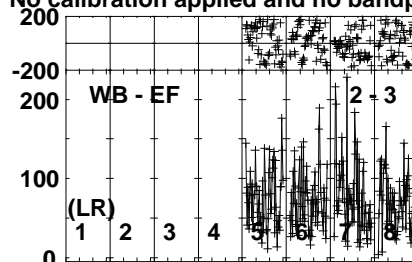
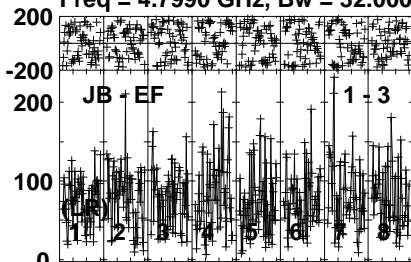
Lower frame: Micro Ampl Jy Top frame: Phas deg
Vector averaged cross-power spectrum Several baselines displayed
Timerange: 00/03:03:41 to 00/03:04:39

Plot file version 110 created 08-FEB-2024 13:26:00

PG1351+640 EA071B.UVDATA.1

Freq = 4.7990 GHz, Bw = 32.000 MH

No calibration applied and no bandpass applied



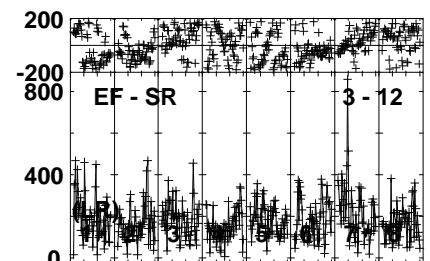
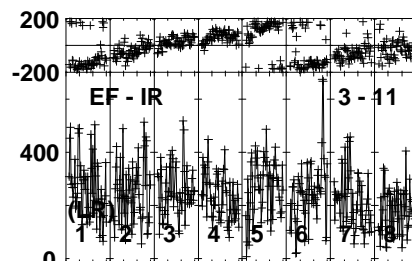
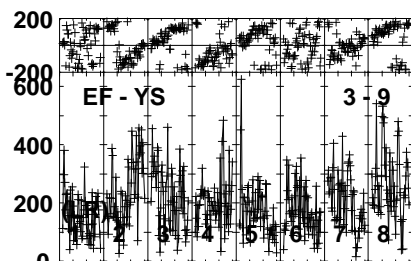
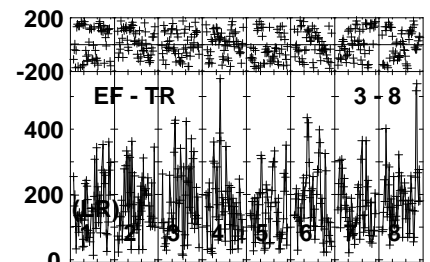
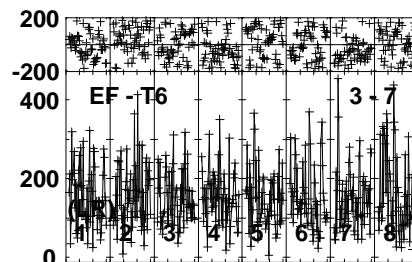
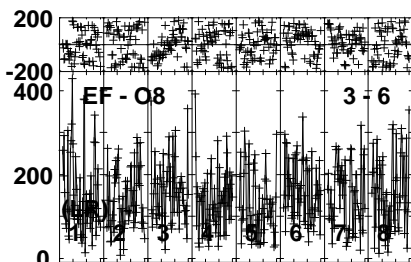
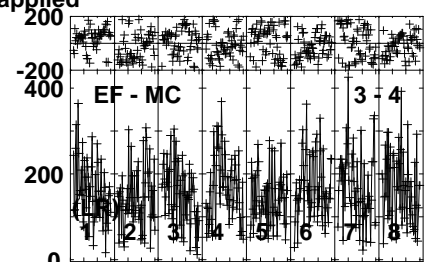
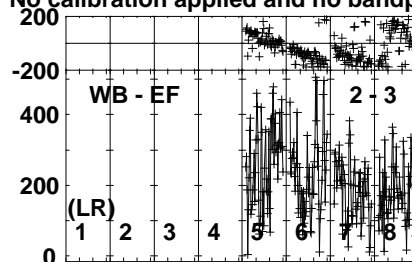
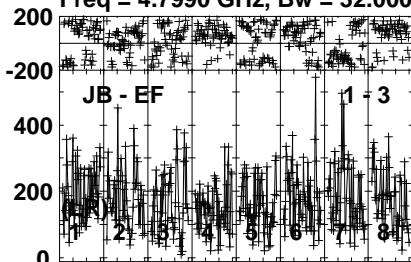
Lower frame: Micro Ampl Jy Top frame: Phas deg
Vector averaged cross-power spectrum Several baselines displayed
Timerange: 00/03:04:41 to 00/03:08:39

Plot file version 111 created 08-FEB-2024 13:26:00

J1353+6324 EA071B.UVDATA.1

Freq = 4.7990 GHz, Bw = 32.000 MH

No calibration applied and no bandpass applied

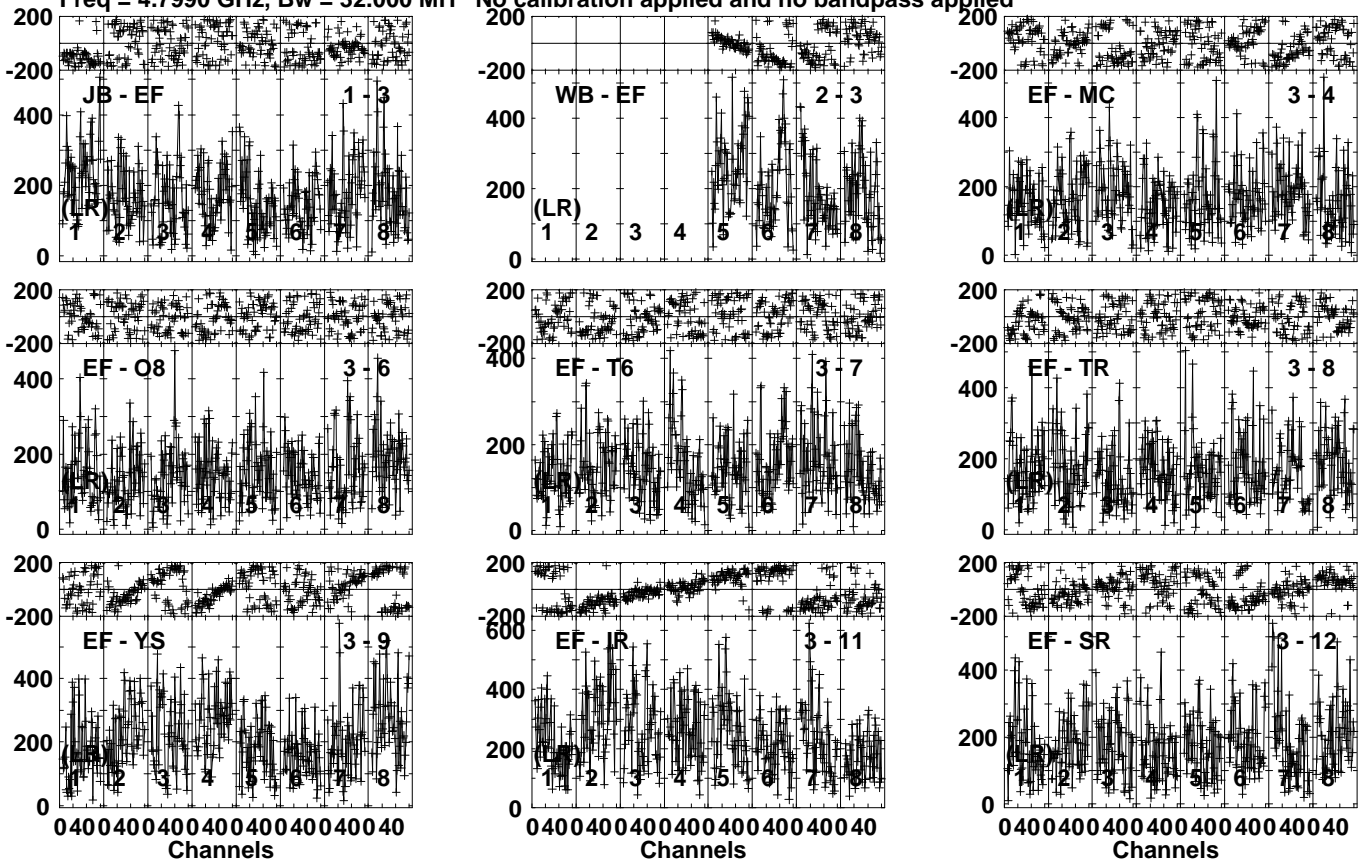


Lower frame: Micro Ampl Jy Top frame: Phas deg
Vector averaged cross-power spectrum Several baselines displayed
Timerange: 00/03:09:11 to 00/03:10:09

Plot file version 113 created 08-FEB-2024 13:26:01

J1353+6324 EA071B.UVDATA.1

Freq = 4.7990 GHz, Bw = 32.000 MH No calibration applied and no bandpass applied

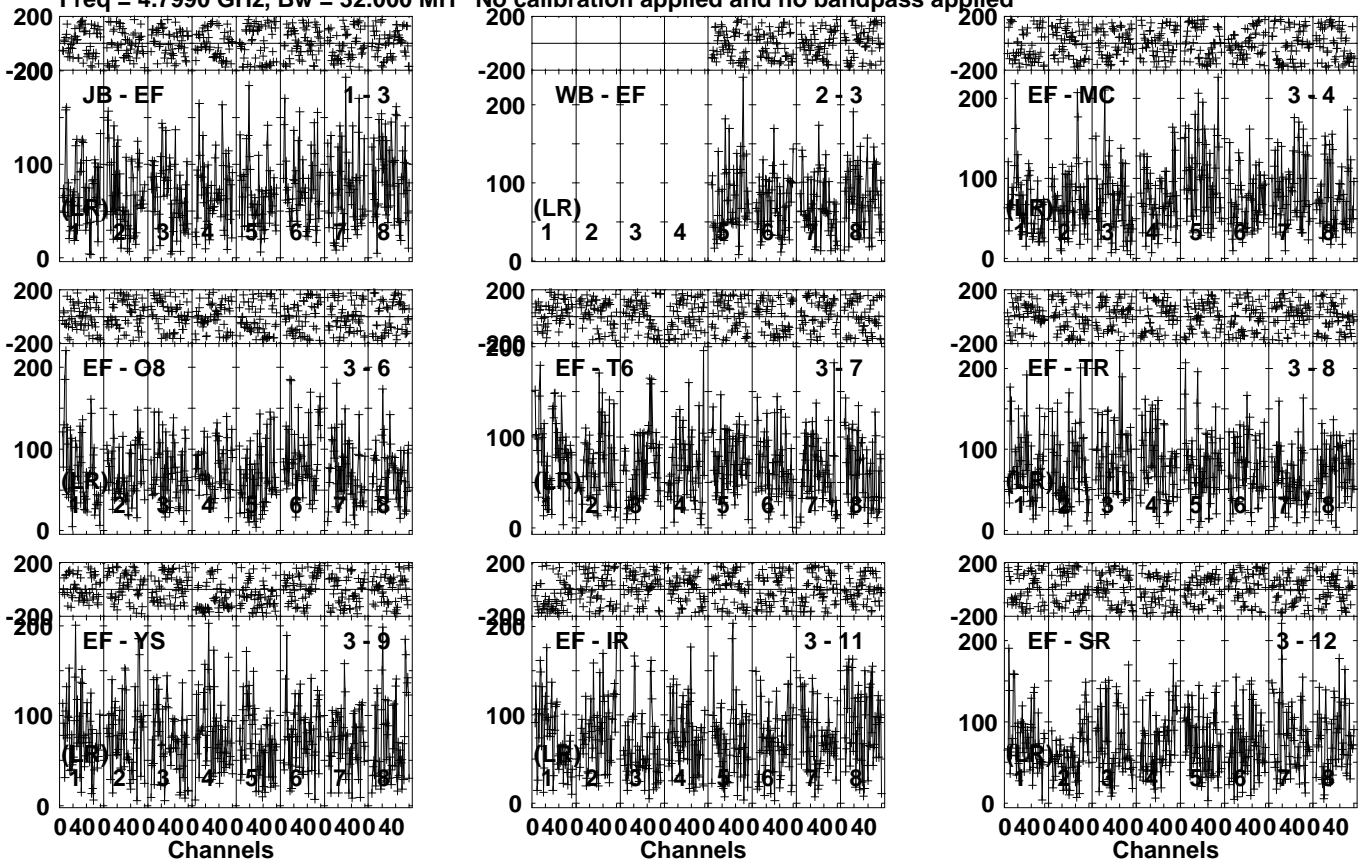


Lower frame: Micro Ampl Jy Top frame: Phas deg
Vector averaged cross-power spectrum Several baselines displayed
Timerange: 00/03:14:41 to 00/03:15:39

Plot file version 114 created 08-FEB-2024 13:26:01

PG1351+640 EA071B.UVDATA.1

Freq = 4.7990 GHz, Bw = 32.000 MH No calibration applied and no bandpass applied



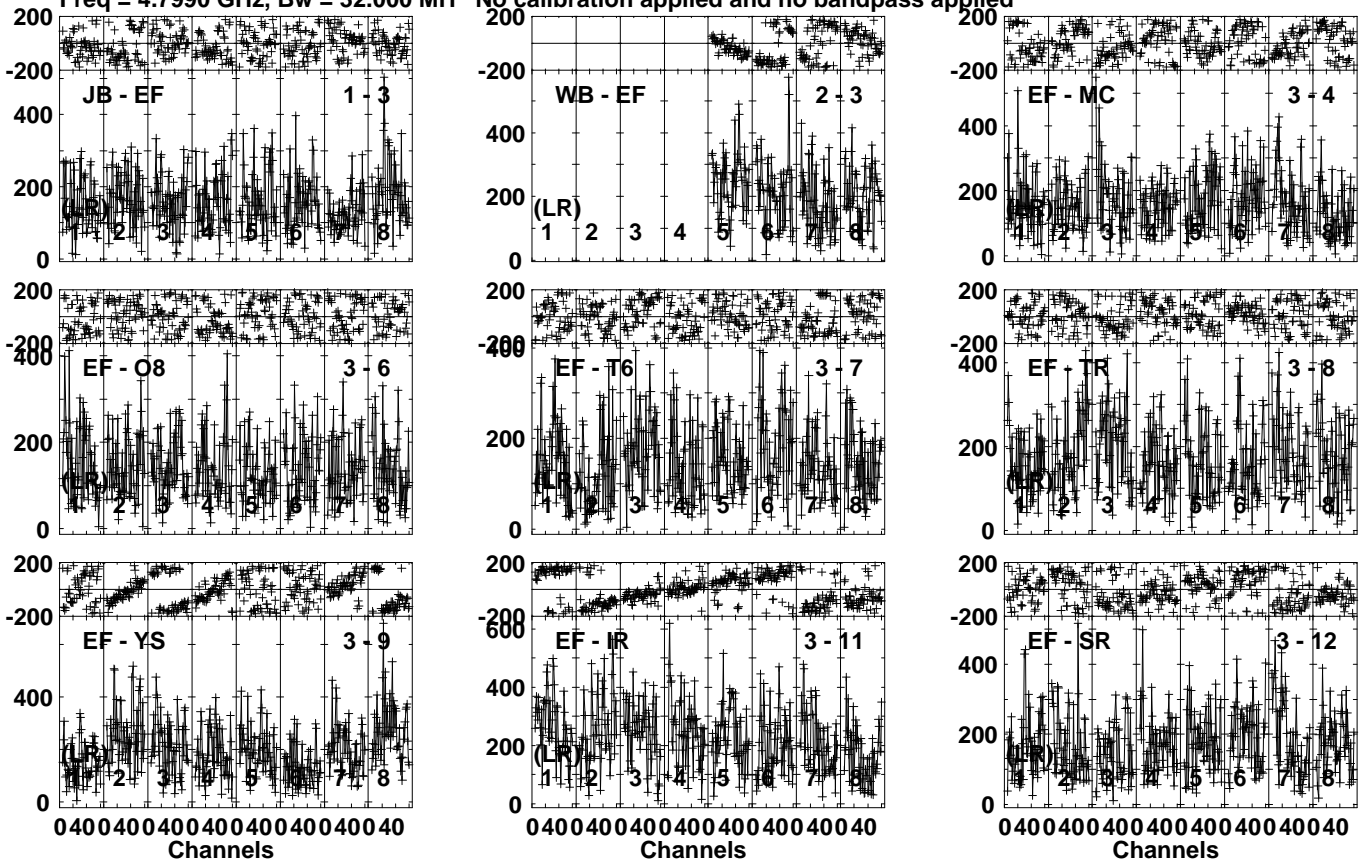
Lower frame: Micro Ampl Jy Top frame: Phas deg
Vector averaged cross-power spectrum Several baselines displayed
Timerange: 00/03:15:41 to 00/03:19:39

Plot file version 115 created 08-FEB-2024 13:26:01

J1353+6324 EA071B.UVDATA.1

Freq = 4.7990 GHz, Bw = 32.000 MH

No calibration applied and no bandpass applied

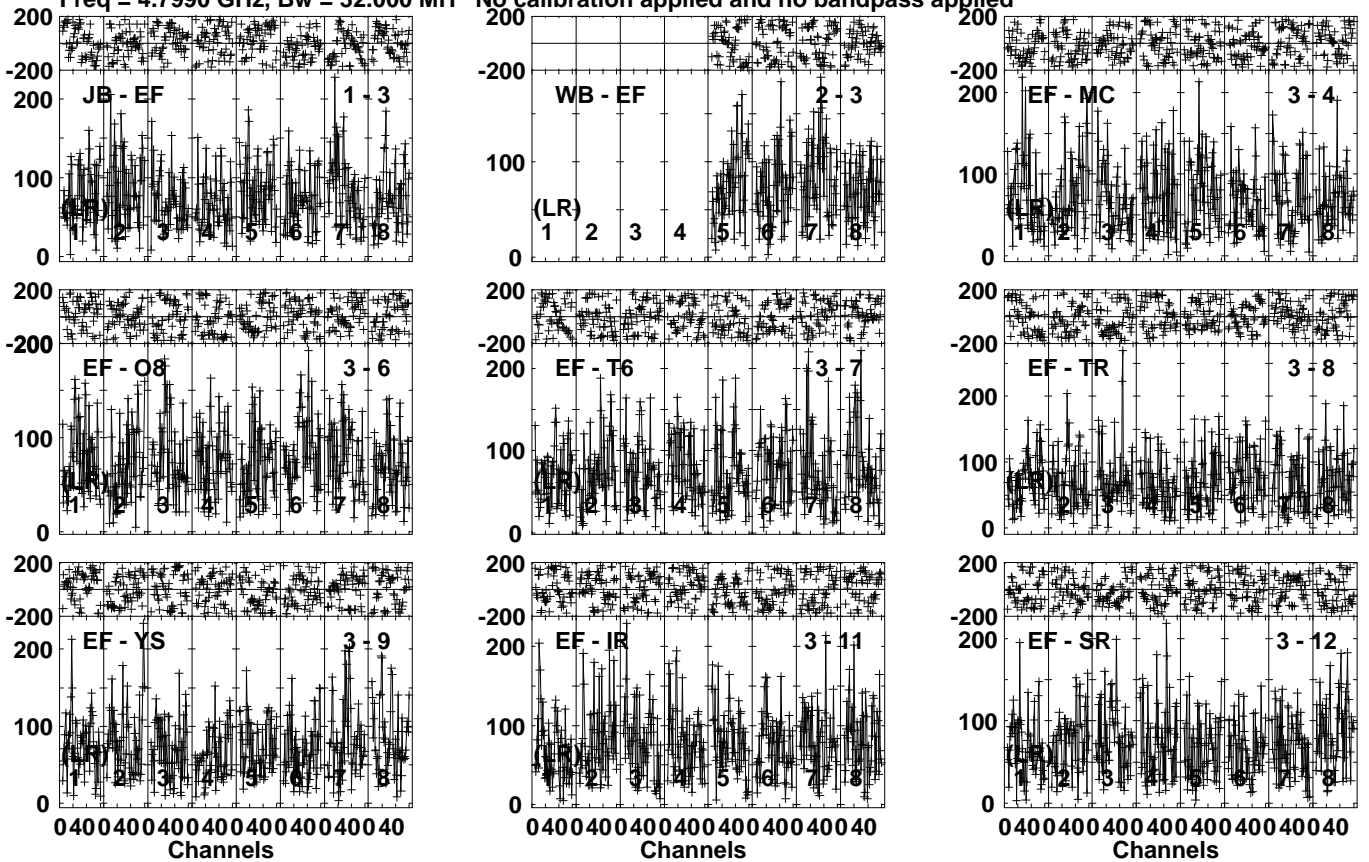


Lower frame: Micro Ampl Jy Top frame: Phas deg
Vector averaged cross-power spectrum Several baselines displayed
Timerange: 00/03:20:11 to 00/03:21:09

Plot file version 116 created 08-FEB-2024 13:26:01

PG1351+640 EA071B.UVDATA.1

Freq = 4.7990 GHz, Bw = 32.000 MH No calibration applied and no bandpass applied



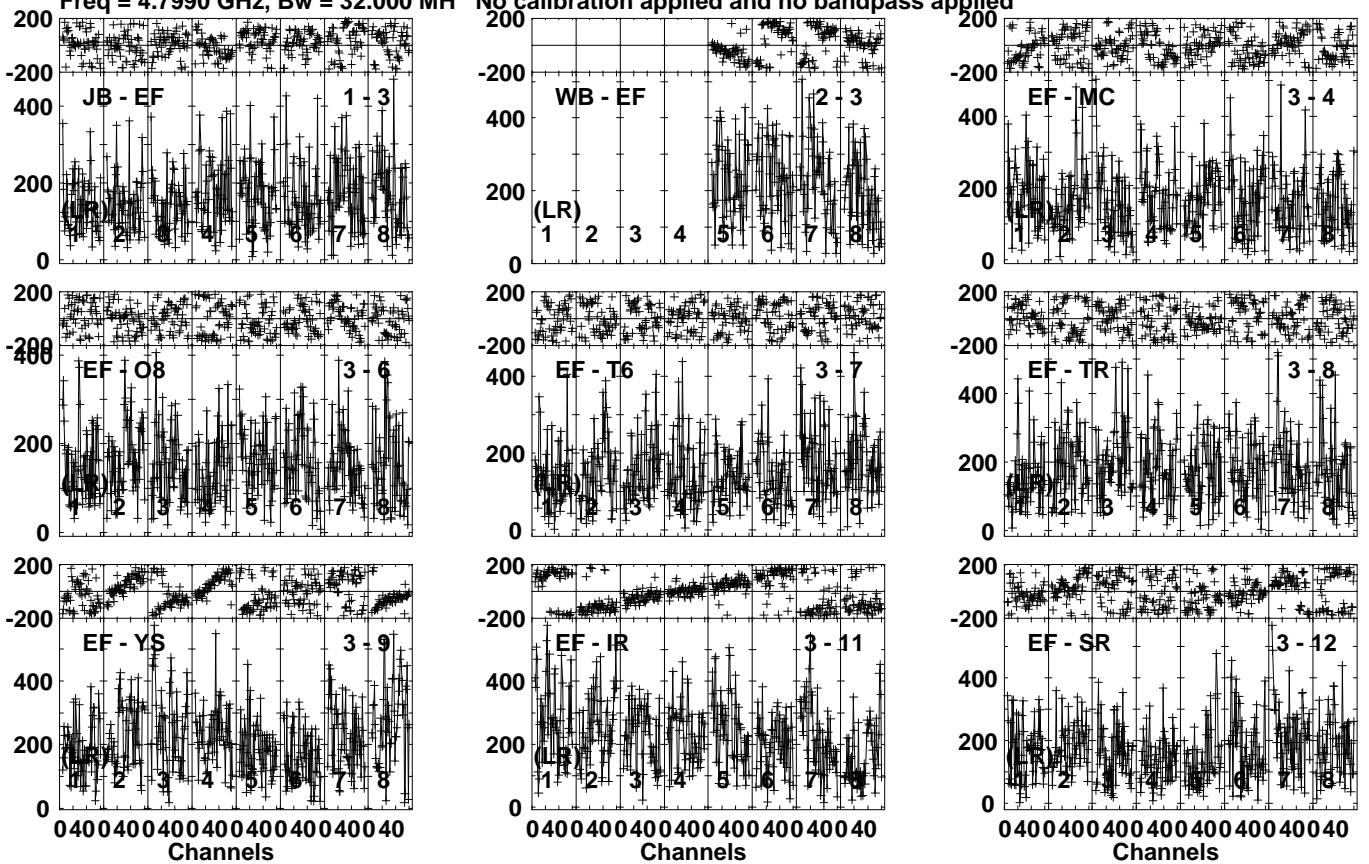
Lower frame: Micro Ampl Jy Top frame: Phas deg
Vector averaged cross-power spectrum Several baselines displayed
Timerange: 00/03:21:11 to 00/03:25:09

Plot file version 117 created 08-FEB-2024 13:26:02

J1353+6324 EA071B.UVDATA.1

Freq = 4.7990 GHz, Bw = 32.000 MH

No calibration applied and no bandpass applied



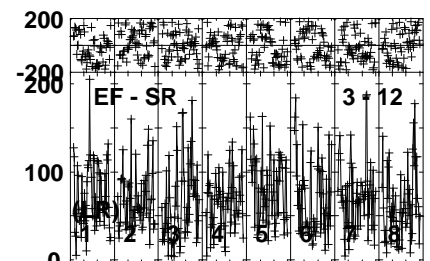
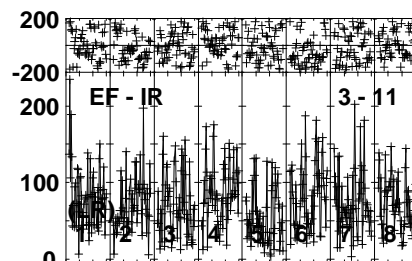
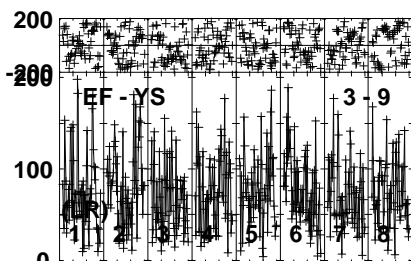
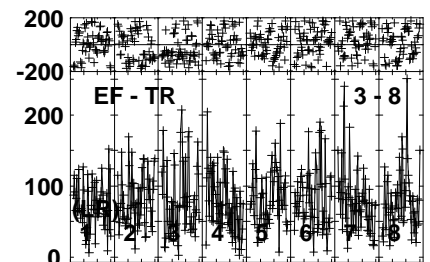
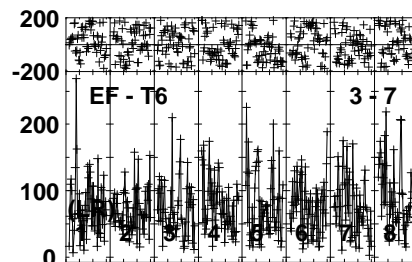
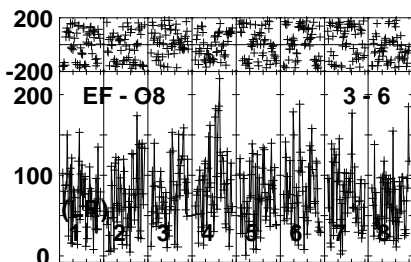
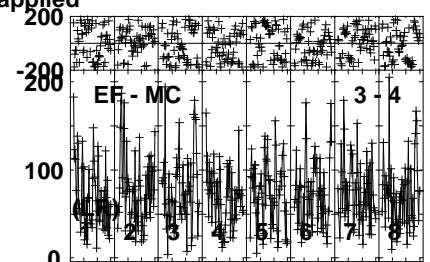
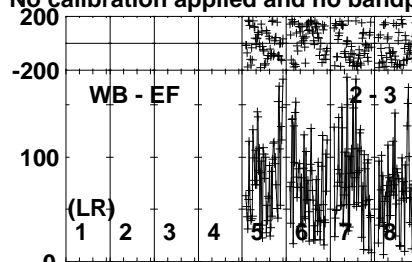
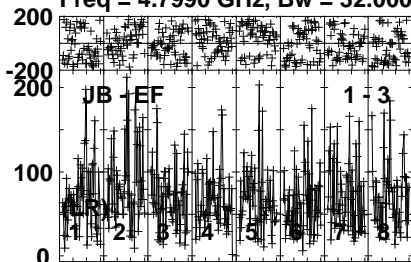
Lower frame: Micro Ampl Jy Top frame: Phas deg
Vector averaged cross-power spectrum Several baselines displayed
Timerange: 00/03:25:41 to 00/03:26:39

Plot file version 118 created 08-FEB-2024 13:26:02

PG1351+640 EA071B.UVDATA.1

Freq = 4.7990 GHz, Bw = 32.000 MH

No calibration applied and no bandpass applied



040040040040040040040040
Channels

040040040040040040040040
Channels

040040040040040040040040
Channels

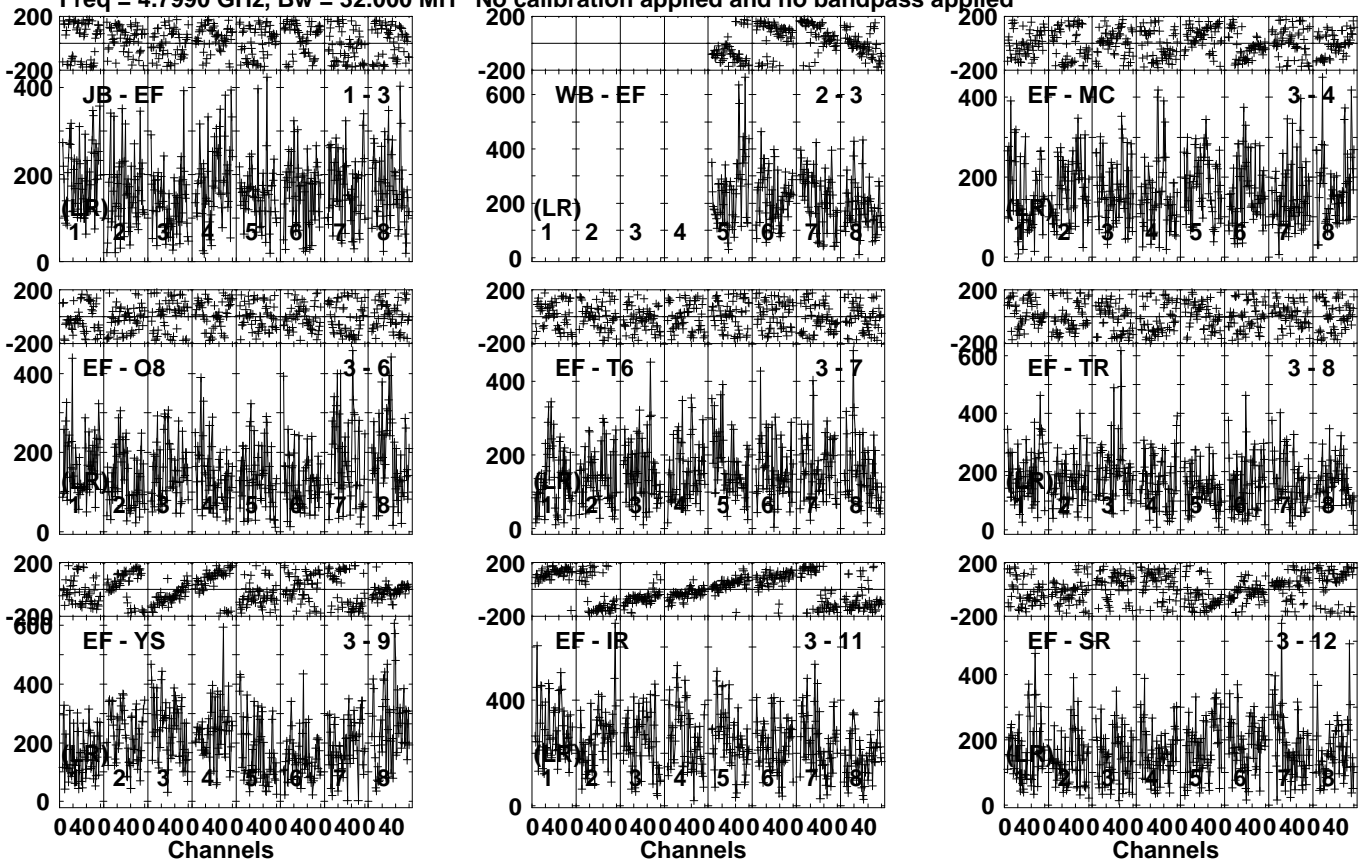
Lower frame: Micro Ampl Jy Top frame: Phas deg
Vector averaged cross-power spectrum Several baselines displayed
Timerange: 00/03:26:41 to 00/03:30:39

Plot file version 119 created 08-FEB-2024 13:26:02

J1353+6324 EA071B.UVDATA.1

Freq = 4.7990 GHz, Bw = 32.000 MH

No calibration applied and no bandpass applied



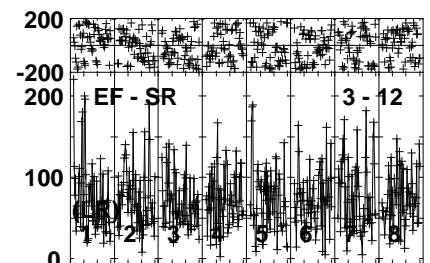
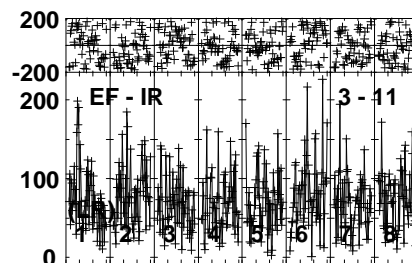
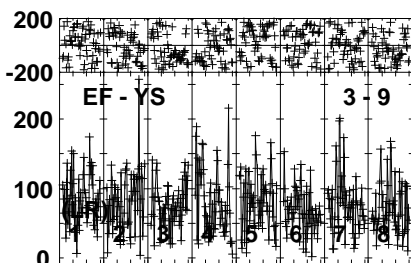
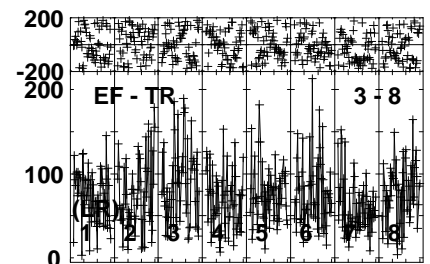
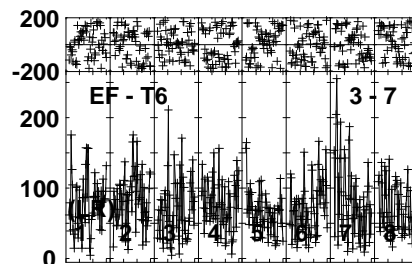
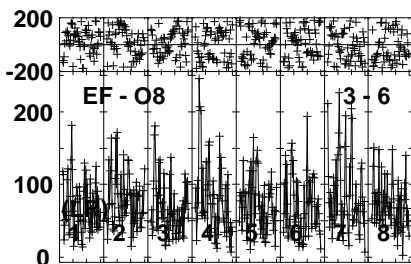
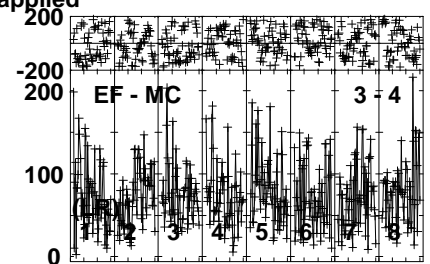
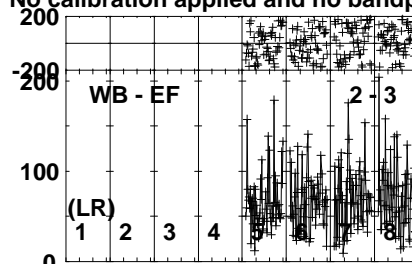
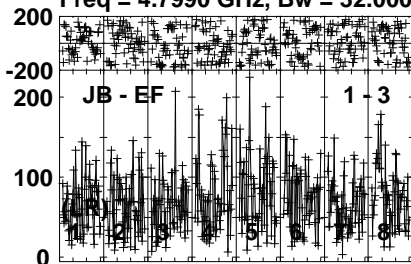
Lower frame: Micro Ampl Jy Top frame: Phas deg
Vector averaged cross-power spectrum Several baselines displayed
Timerange: 00/03:31:11 to 00/03:32:09

Plot file version 120 created 08-FEB-2024 13:26:03

PG1351+640 EA071B.UVDATA.1

Freq = 4.7990 GHz, Bw = 32.000 MH

No calibration applied and no bandpass applied



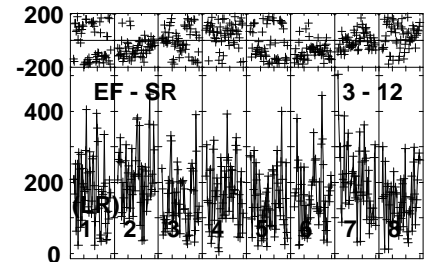
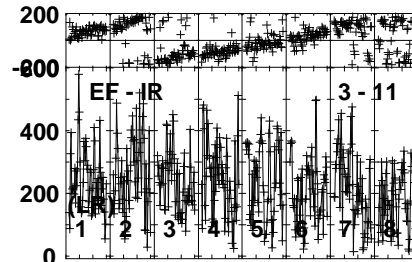
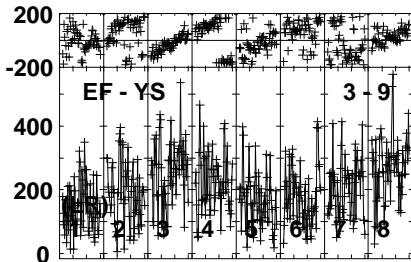
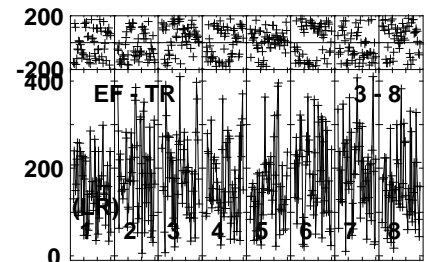
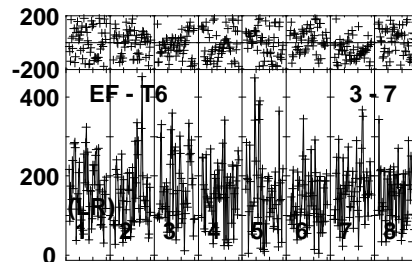
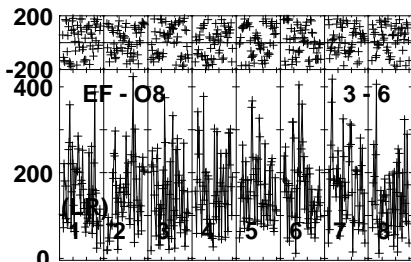
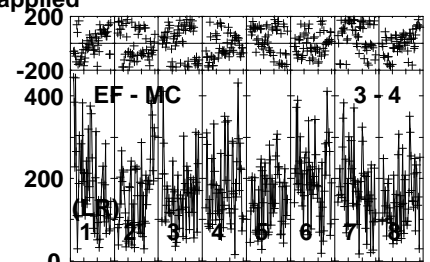
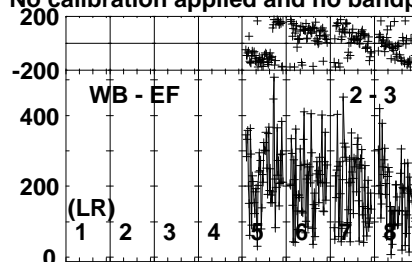
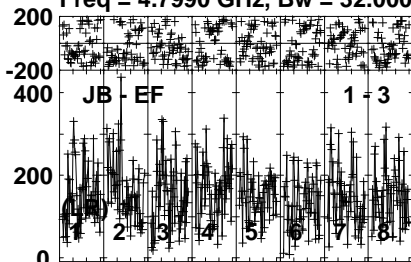
Lower frame: Micro Ampl Jy Top frame: Phas deg
Vector averaged cross-power spectrum Several baselines displayed
Timerange: 00/03:32:11 to 00/03:36:09

Plot file version 121 created 08-FEB-2024 13:26:03

J1353+6324 EA071B.UVDATA.1

Freq = 4.7990 GHz, Bw = 32.000 MH

No calibration applied and no bandpass applied

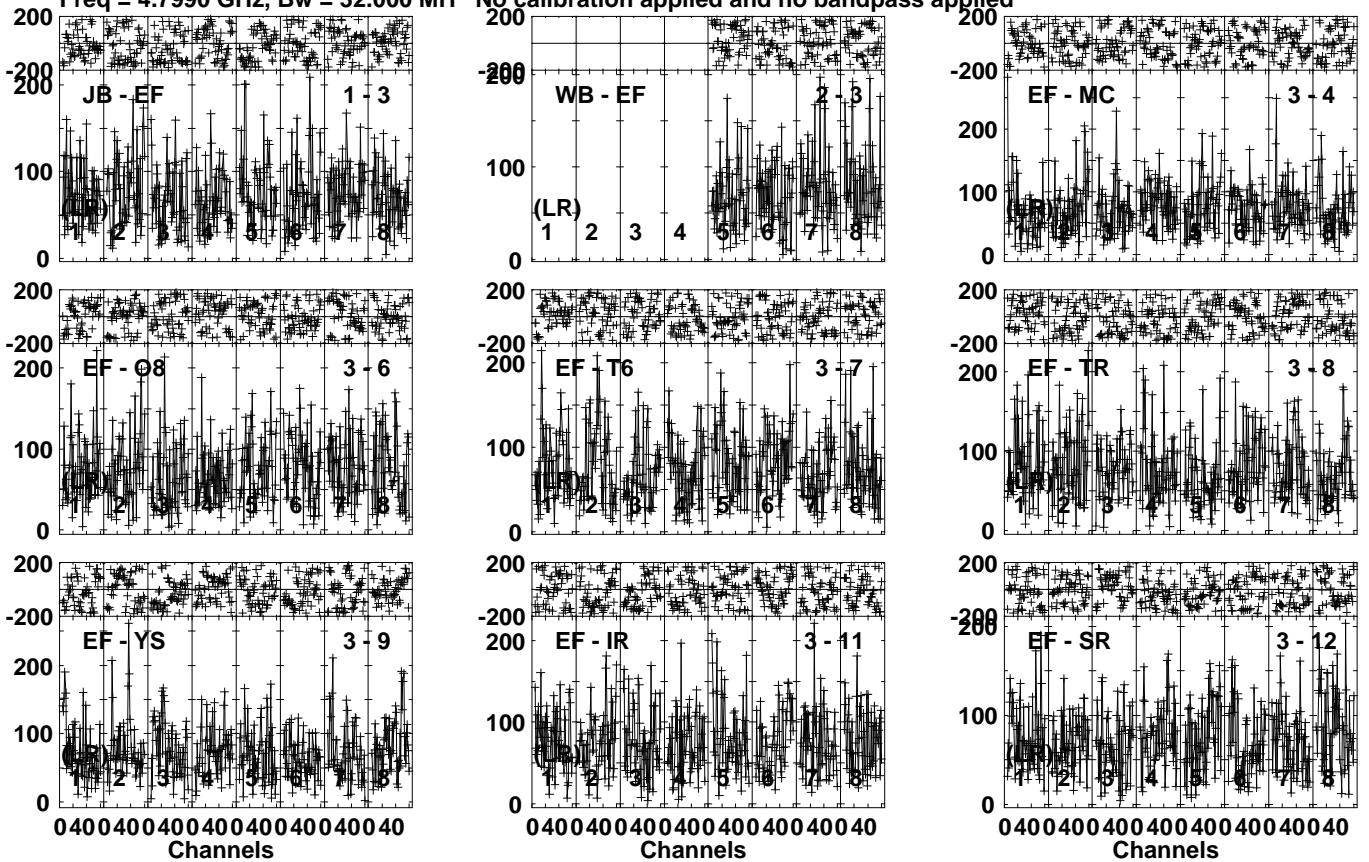


Lower frame: Micro Ampl Jy Top frame: Phas deg
Vector averaged cross-power spectrum Several baselines displayed
Timerange: 00/03:36:41 to 00/03:37:39

Plot file version 122 created 08-FEB-2024 13:26:03

PG1351+640 EA071B.UVDATA.1

Freq = 4.7990 GHz, Bw = 32.000 MH No calibration applied and no bandpass applied



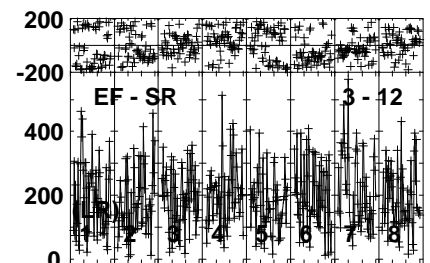
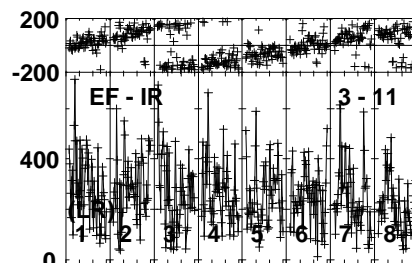
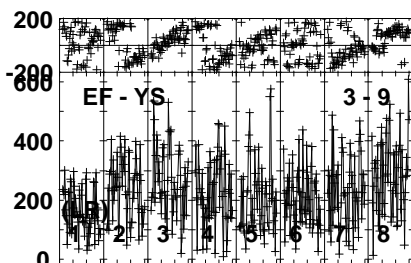
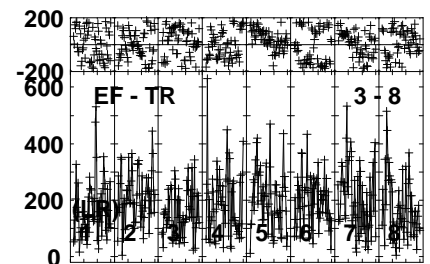
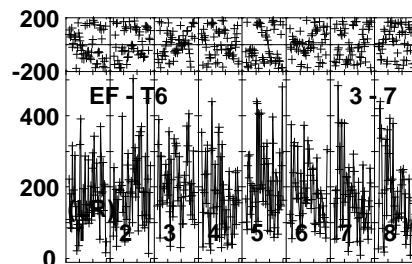
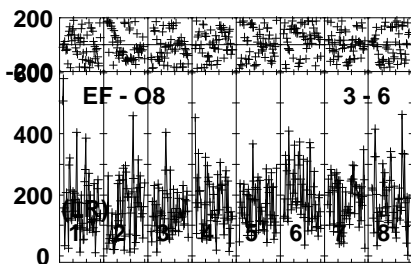
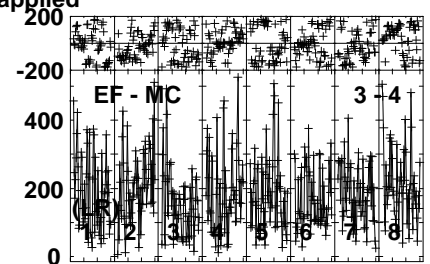
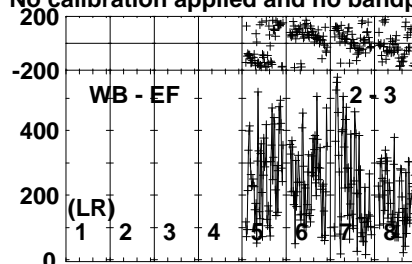
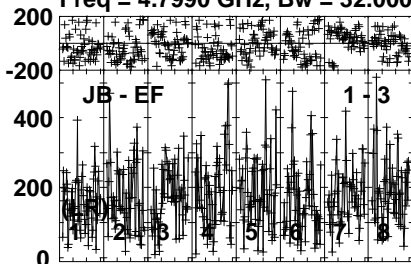
Lower frame: Micro Ampl Jy Top frame: Phas deg
Vector averaged cross-power spectrum Several baselines displayed
Timerange: 00/03:37:41 to 00/03:41:39

Plot file version 123 created 08-FEB-2024 13:26:04

J1353+6324 EA071B.UVDATA.1

Freq = 4.7990 GHz, Bw = 32.000 MH

No calibration applied and no bandpass applied



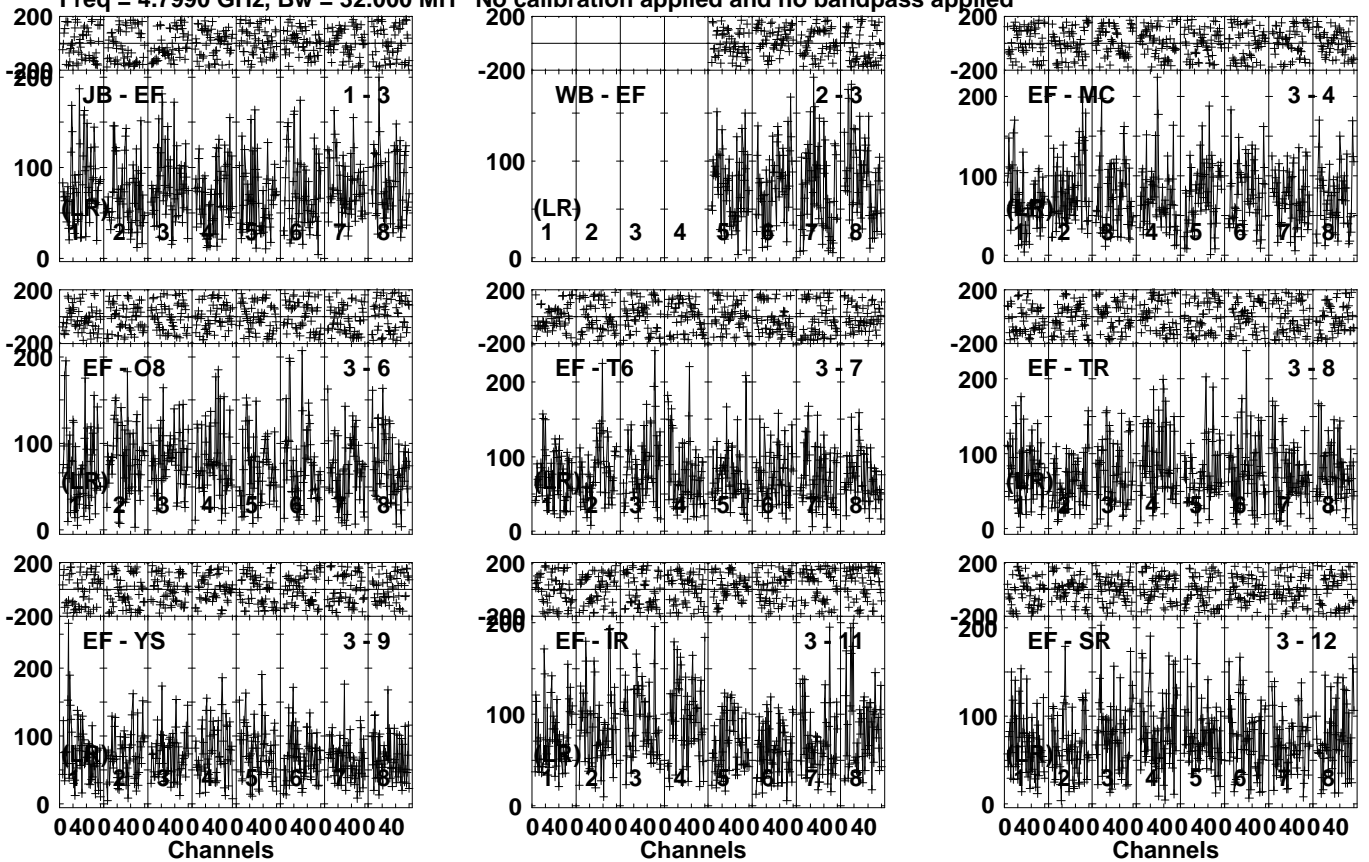
Lower frame: Micro Ampl Jy Top frame: Phas deg
Vector averaged cross-power spectrum Several baselines displayed
Timerange: 00/03:42:11 to 00/03:43:09

Plot file version 124 created 08-FEB-2024 13:26:04

PG1351+640 EA071B.UVDATA.1

Freq = 4.7990 GHz, Bw = 32.000 MH

No calibration applied and no bandpass applied



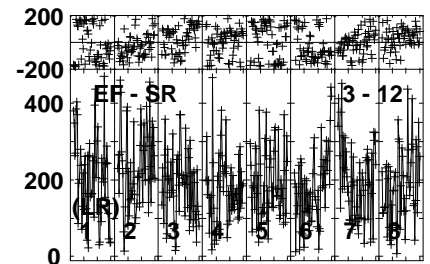
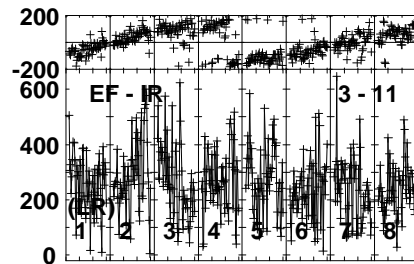
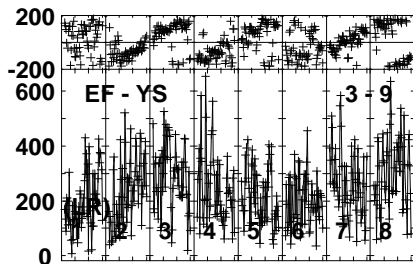
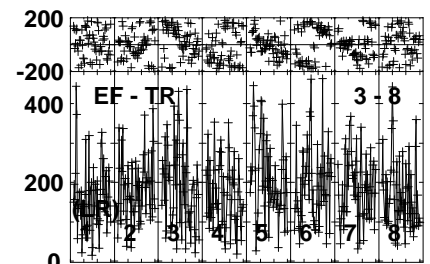
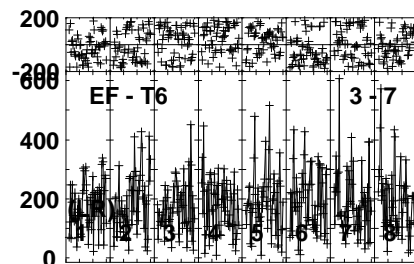
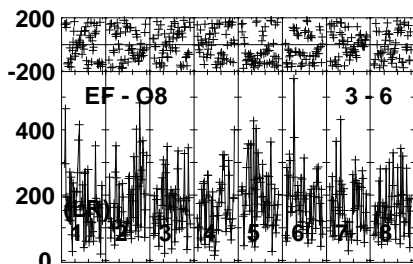
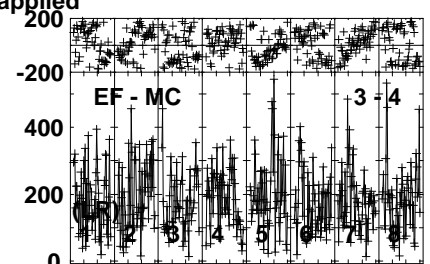
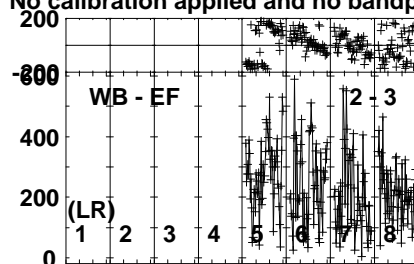
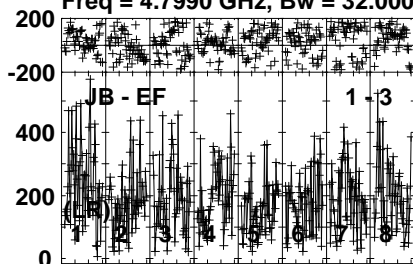
Lower frame: Micro Ampl Jy Top frame: Phas deg
Vector averaged cross-power spectrum Several baselines displayed
Timerange: 00/03:43:11 to 00/03:47:09

Plot file version 125 created 08-FEB-2024 13:26:04

J1353+6324 EA071B.UVDATA.1

Freq = 4.7990 GHz, Bw = 32.000 MH

No calibration applied and no bandpass applied



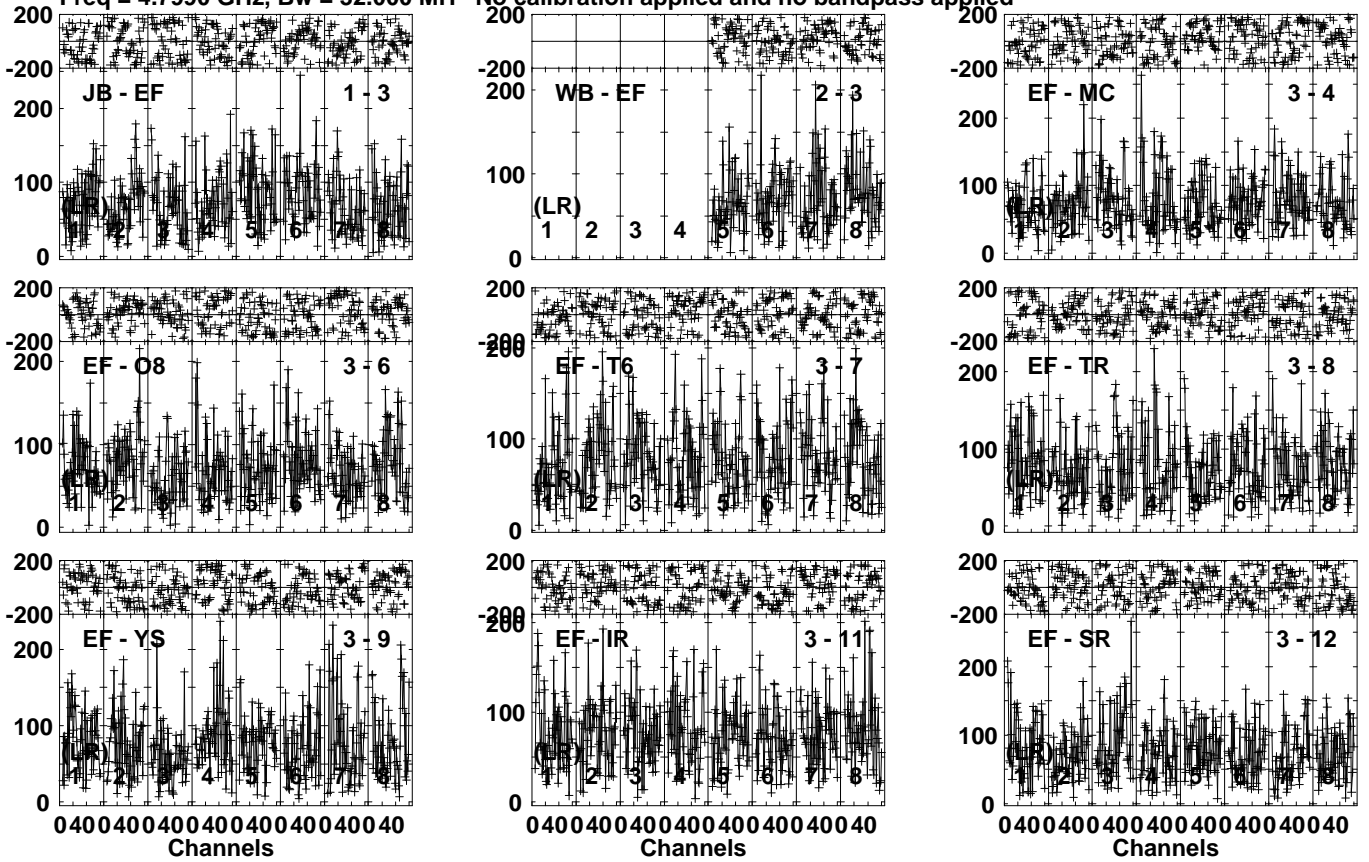
Lower frame: Micro Ampl Jy Top frame: Phas deg
Vector averaged cross-power spectrum Several baselines displayed
Timerange: 00/03:47:41 to 00/03:48:39

Plot file version 126 created 08-FEB-2024 13:26:05

PG1351+640 EA071B.UVDATA.1

Freq = 4.7990 GHz, Bw = 32.000 MH

No calibration applied and no bandpass applied



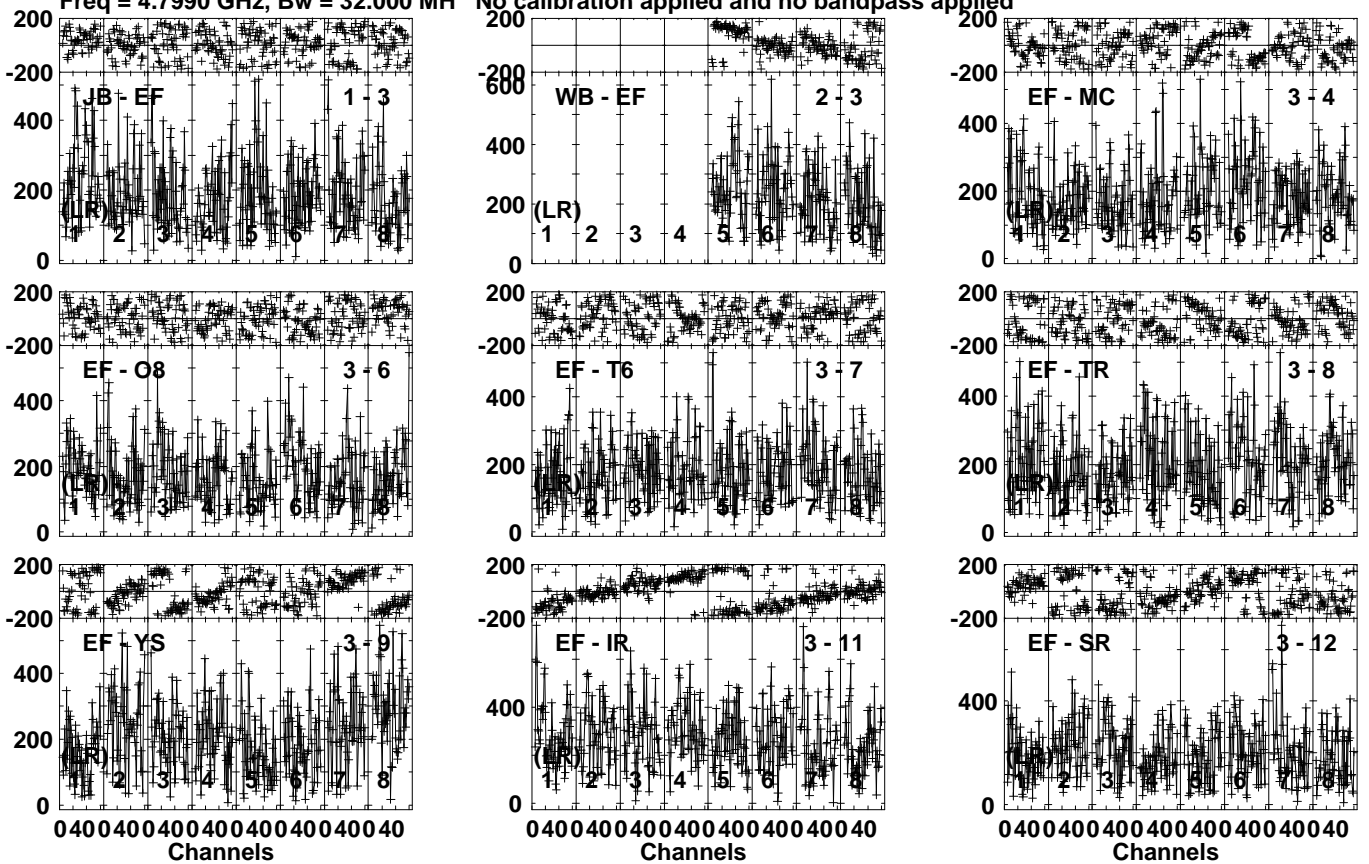
Lower frame: Micro Ampl Jy Top frame: Phas deg
Vector averaged cross-power spectrum Several baselines displayed
Timerange: 00/03:48:41 to 00/03:52:39

Plot file version 127 created 08-FEB-2024 13:26:05

J1353+6324 EA071B.UVDATA.1

Freq = 4.7990 GHz, Bw = 32.000 MH

No calibration applied and no bandpass applied



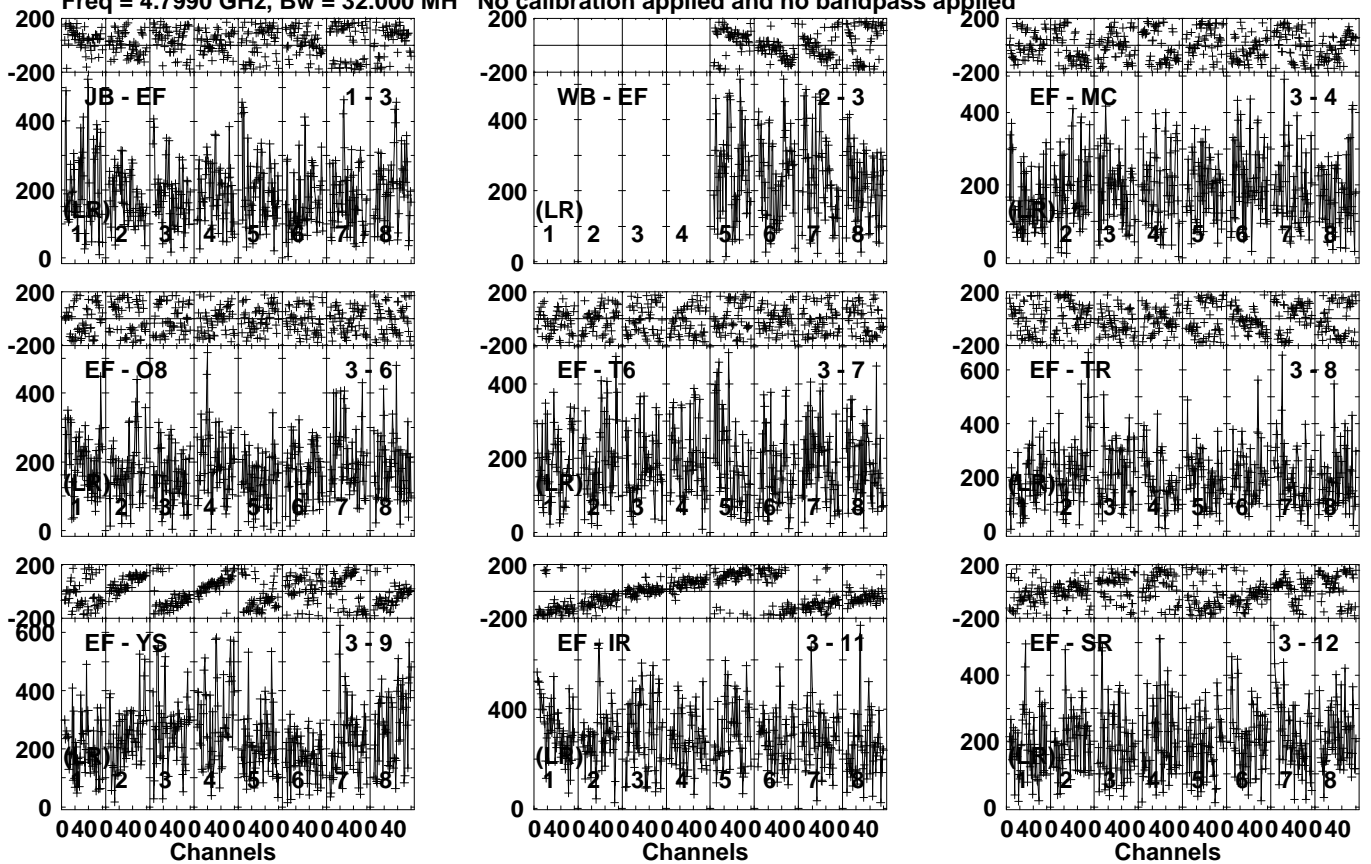
Lower frame: Micro Ampl Jy Top frame: Phas deg
Vector averaged cross-power spectrum Several baselines displayed
Timerange: 00/03:53:11 to 00/03:54:09

Plot file version 129 created 08-FEB-2024 13:26:06

J1353+6324 EA071B.UVDATA.1

Freq = 4.7990 GHz, Bw = 32.000 MH

No calibration applied and no bandpass applied



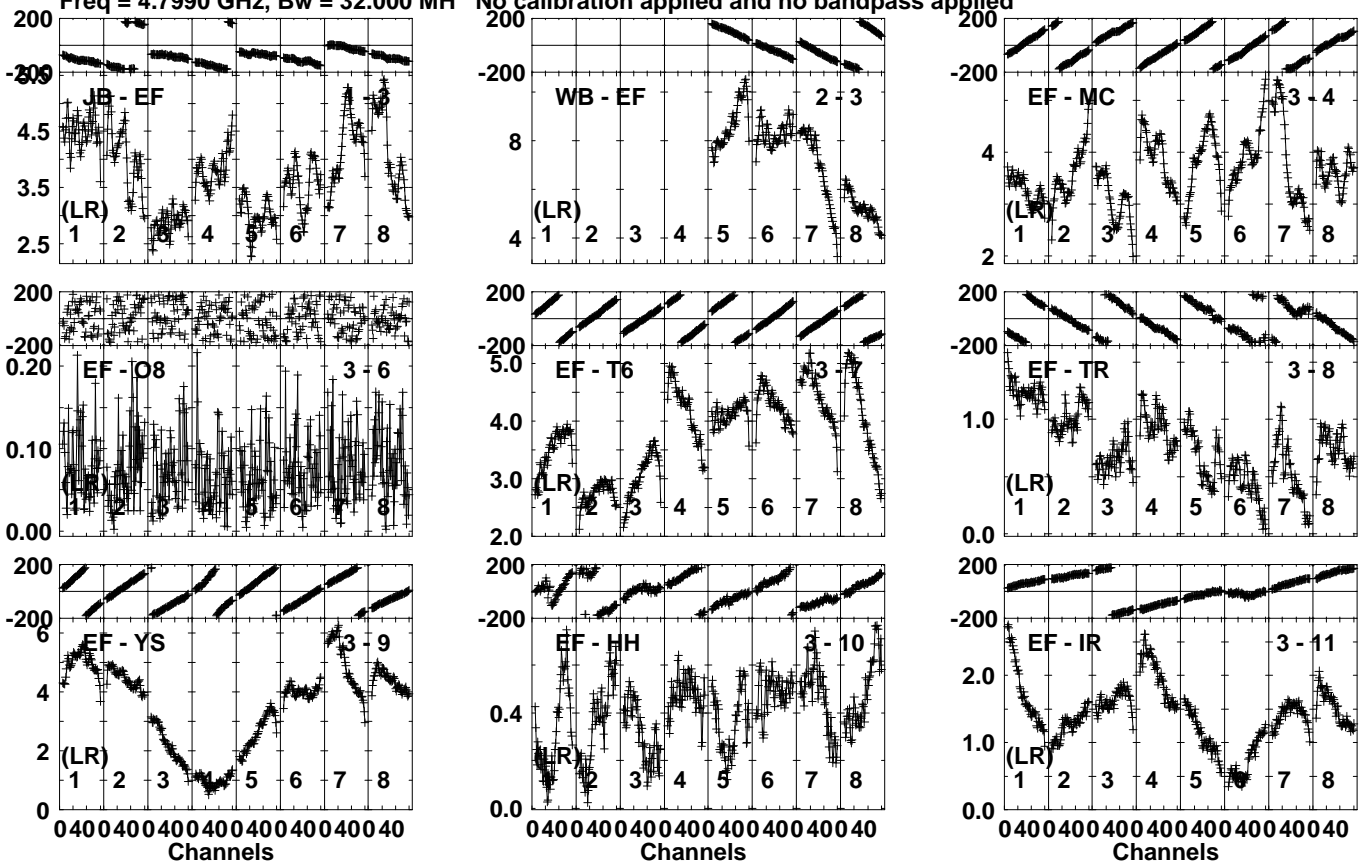
Lower frame: Micro Ampl Jy Top frame: Phas deg
Vector averaged cross-power spectrum Several baselines displayed
Timerange: 00/03:58:41 to 00/03:59:39

Plot file version 130 created 08-FEB-2024 13:26:06

J1642+3948 EA071B.UVDATA.1

Freq = 4.7990 GHz, Bw = 32.000 MH

No calibration applied and no bandpass applied

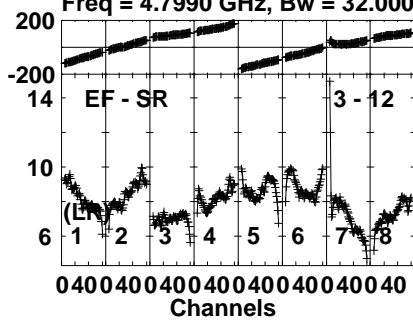


Lower frame: Milli Ampl Jy Top frame: Phas deg
Vector averaged cross-power spectrum Several baselines displayed
Timerange: 00/04:02:41 to 00/04:06:39

Plot file version 131 created 08-FEB-2024 13:26:06

J1642+3948 EA071B.UVDATA.1

Freq = 4.7990 GHz, Bw = 32.000 MH No calibration applied and no bandpass applied



Lower frame: Milli Ampl Jy Top frame: Phas deg

Vector averaged cross-power spectrum Several baselines displayed

Timerange: 00/04:02:41 to 00/04:06:39