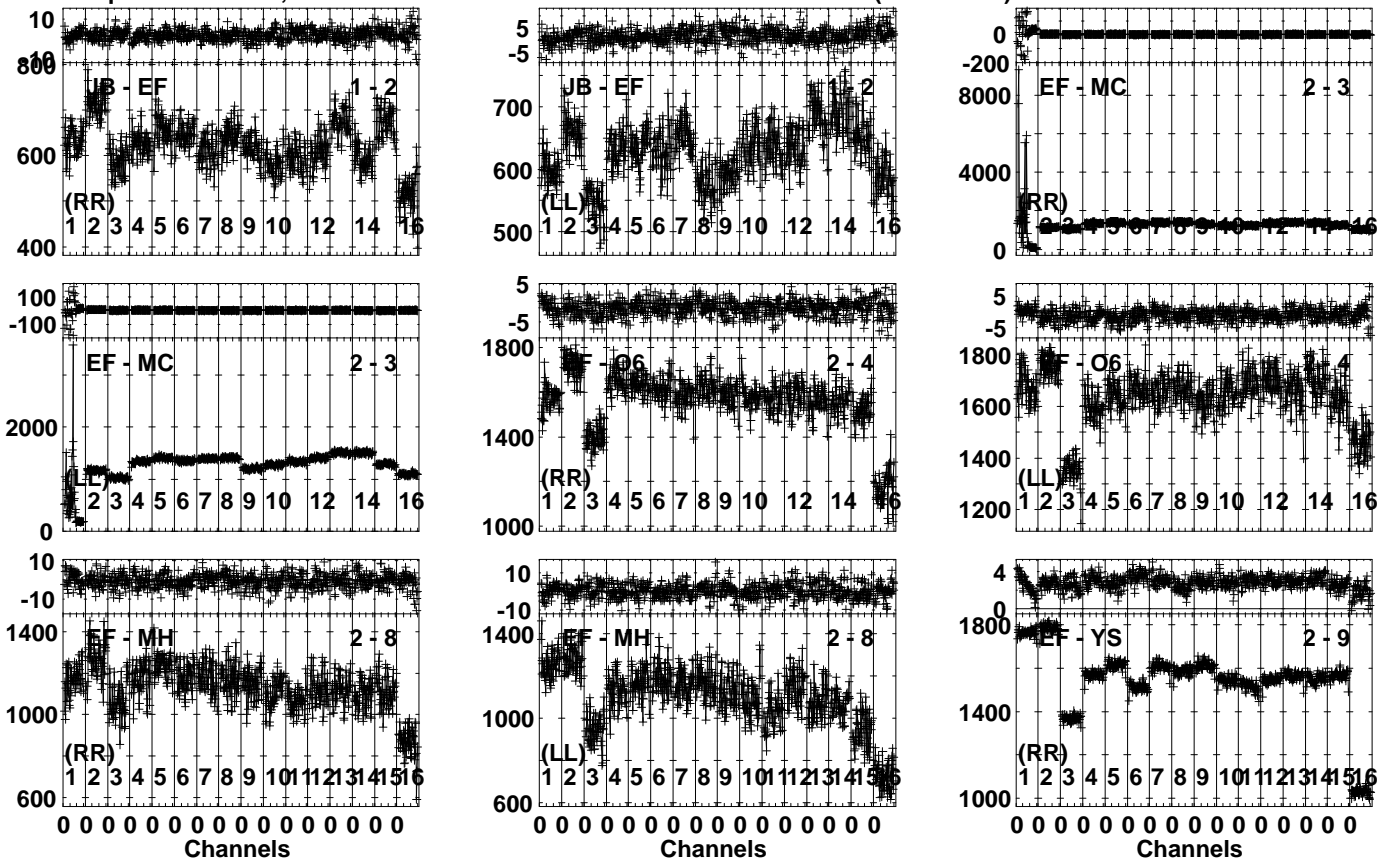


Plot file version 1 created 29-APR-2024 18:35:30

J1159+2914 EA075.UVDATA.1

Freq = 21.9925 GHz, Bw = 32.000 MH Calibrated with CL # 4 and BP # 1 (BP mode 1)

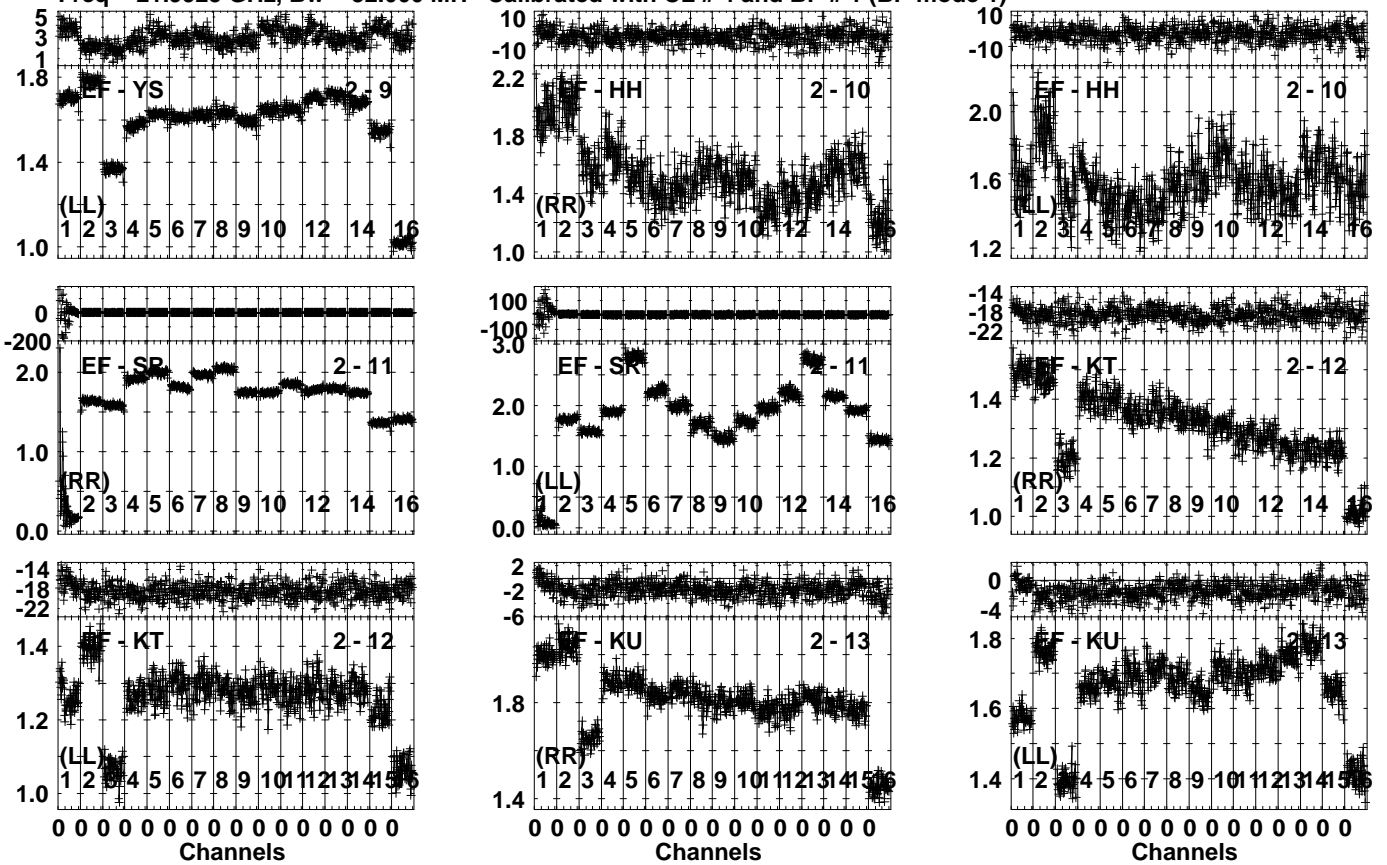


Lower frame: Milli Ampl Jy Top frame: Phas deg  
Vector averaged cross-power spectrum Several baselines displayed  
Timerange: 00/19:00:03 to 00/19:01:59

Plot file version 2 created 29-APR-2024 18:35:31

J1159+2914 EA075.UVDATA.1

Freq = 21.9925 GHz, Bw = 32.000 MH Calibrated with CL # 4 and BP # 1 (BP mode 1)

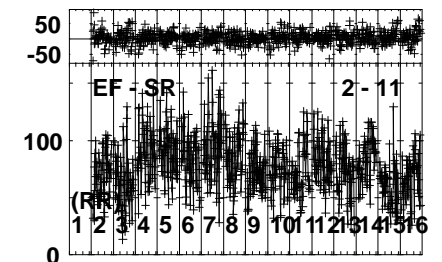
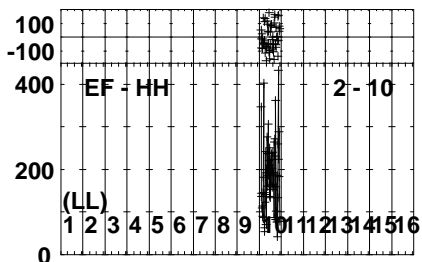
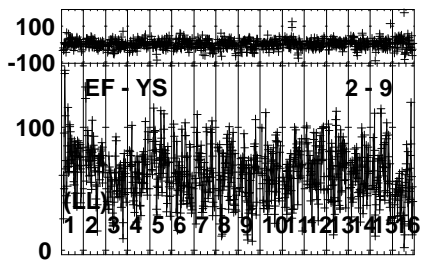
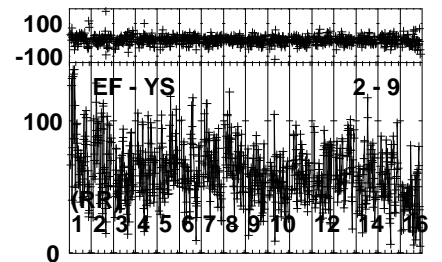
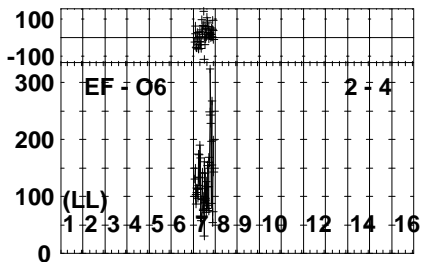
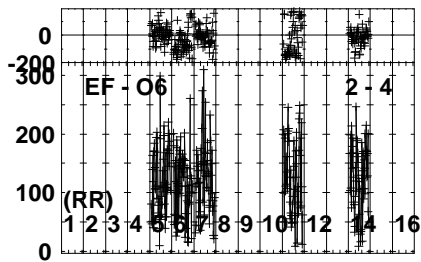
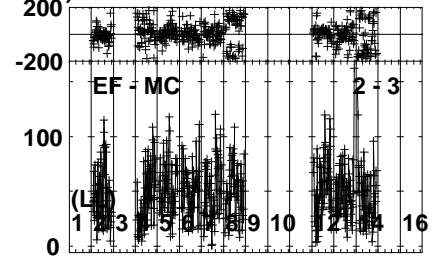
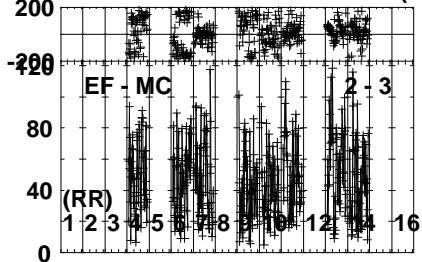
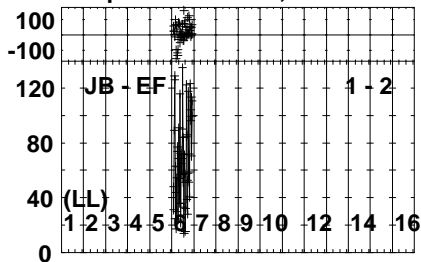


Lower frame: Ampl Jy Top frame: Phas deg  
Vector averaged cross-power spectrum Several baselines displayed  
Timerange: 00/19:00:03 to 00/19:01:59

Plot file version 3 created 29-APR-2024 18:35:31

1146+189 EA075.UVDATA.1

Freq = 21.9925 GHz, Bw = 32.000 MH Calibrated with CL # 4 and BP # 1 (BP mode 1)

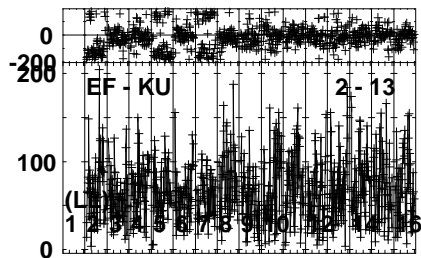
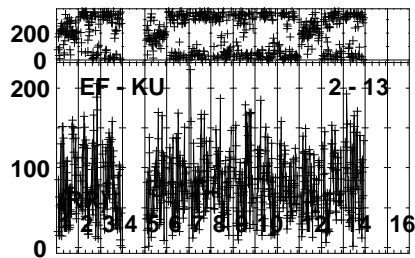
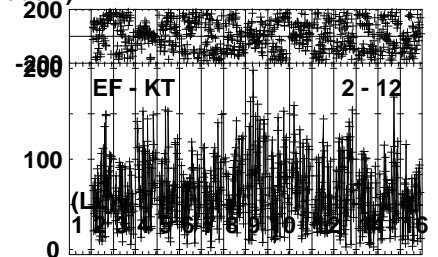
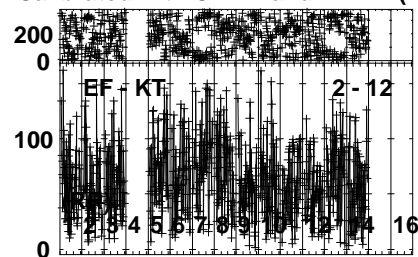
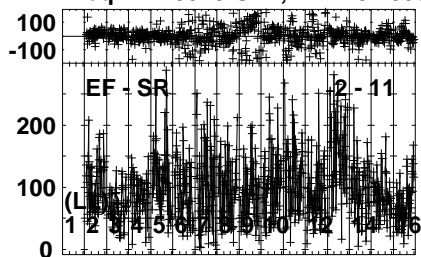


Lower frame: Milli Ampl Jy Top frame: Phas deg  
Vector averaged cross-power spectrum Several baselines displayed  
Timerange: 00/19:04:03 to 00/19:05:09

Plot file version 4 created 29-APR-2024 18:35:32

1146+189 EA075.UVDATA.1

Freq = 21.9925 GHz, Bw = 32.000 MH Calibrated with CL # 4 and BP # 1 (BP mode 1)

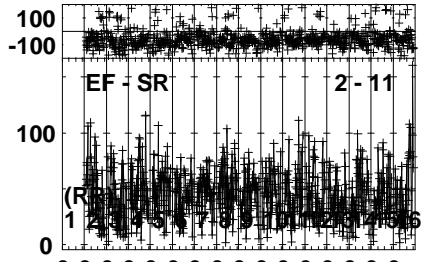
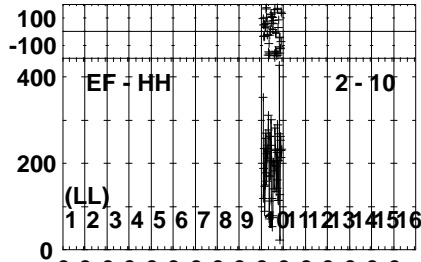
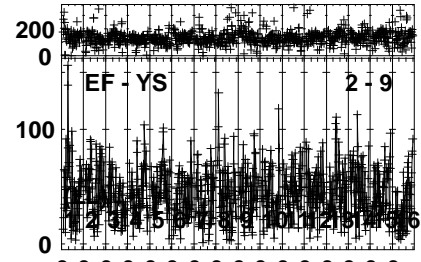
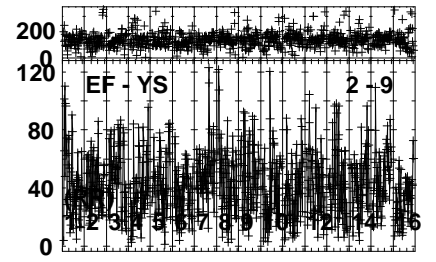
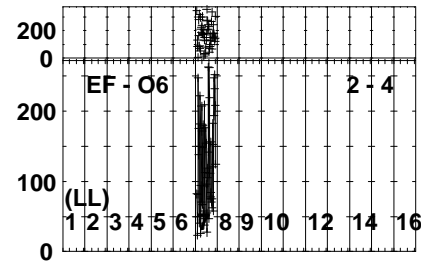
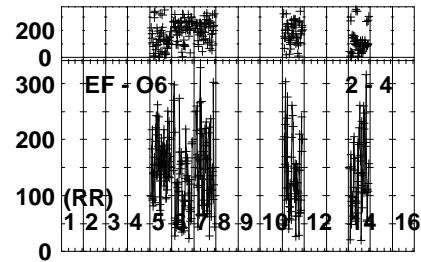
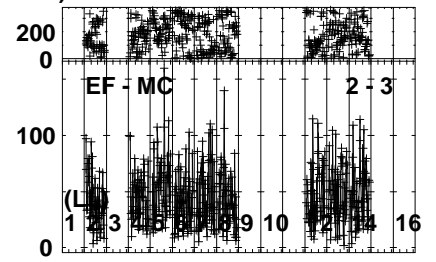
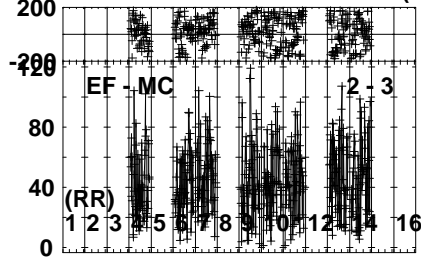
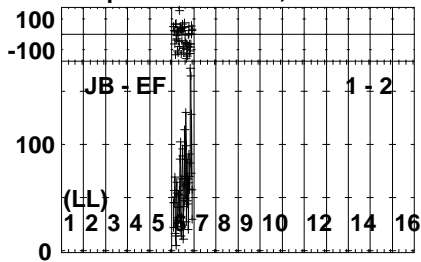


Lower frame: Milli Ampl Jy Top frame: Phas deg  
Vector averaged cross-power spectrum Several baselines displayed  
Timerange: 00/19:04:03 to 00/19:05:09

Plot file version 5 created 29-APR-2024 18:35:32

J1143+1834 EA075.UVDATA.1

Freq = 21.9925 GHz, Bw = 32.000 MH Calibrated with CL # 4 and BP # 1 (BP mode 1)

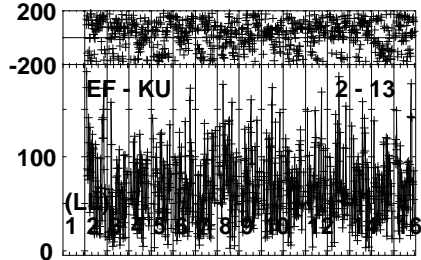
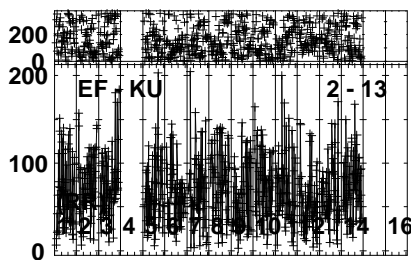
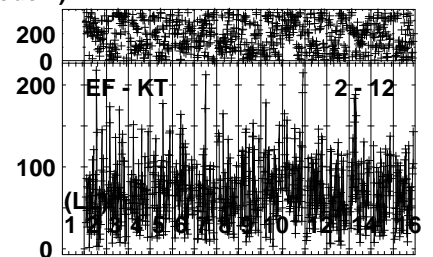
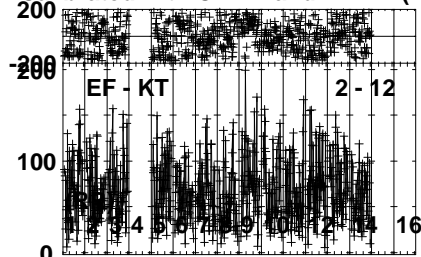
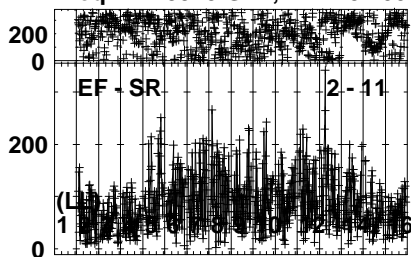


Lower frame: Milli Ampl Jy Top frame: Phas deg  
Vector averaged cross-power spectrum Several baselines displayed  
Timerange: 00/19:05:13 to 00/19:06:39

Plot file version 6 created 29-APR-2024 18:35:33

J1143+1834 EA075.UVDATA.1

Freq = 21.9925 GHz, Bw = 32.000 MH Calibrated with CL # 4 and BP # 1 (BP mode 1)

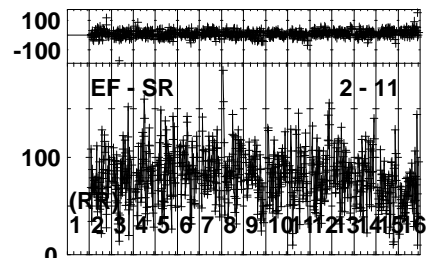
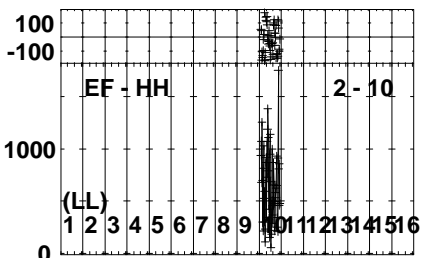
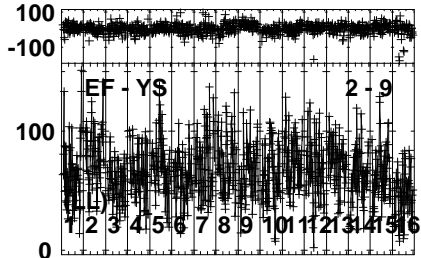
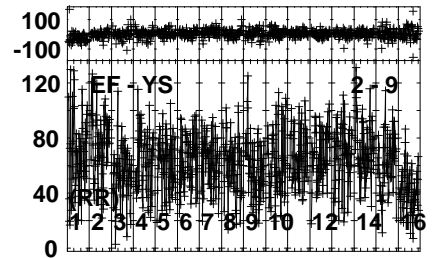
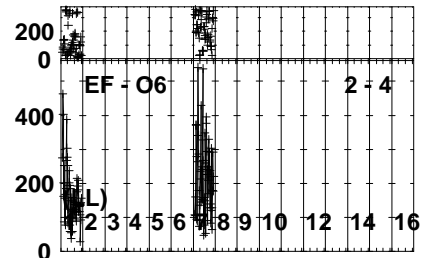
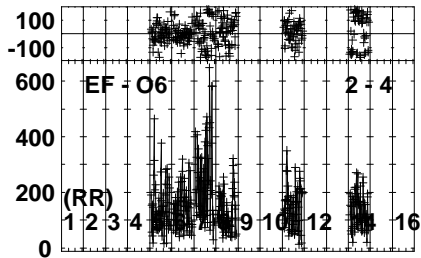
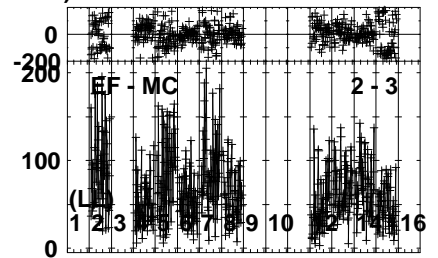
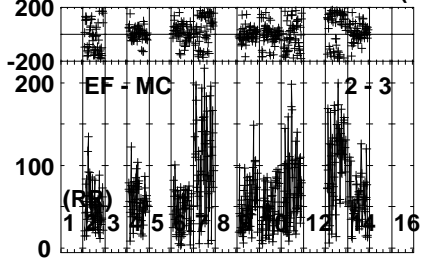
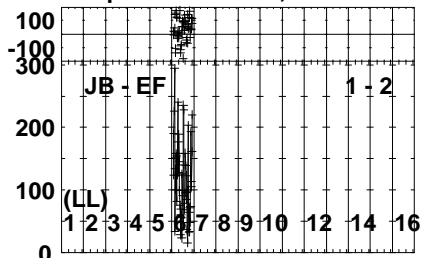


Lower frame: Milli Ampl Jy Top frame: Phas deg  
Vector averaged cross-power spectrum Several baselines displayed  
Timerange: 00/19:05:13 to 00/19:06:39

Plot file version 7 created 29-APR-2024 18:35:33

1146+189 EA075.UVDATA.1

Freq = 21.9925 GHz, Bw = 32.000 MH Calibrated with CL # 4 and BP # 1 (BP mode 1)

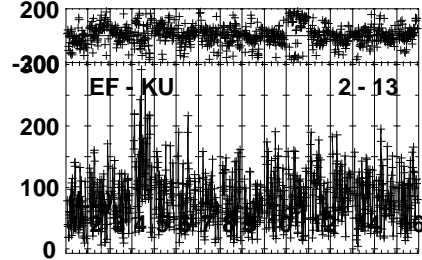
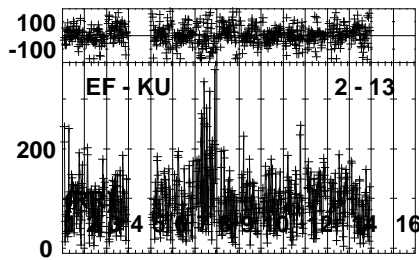
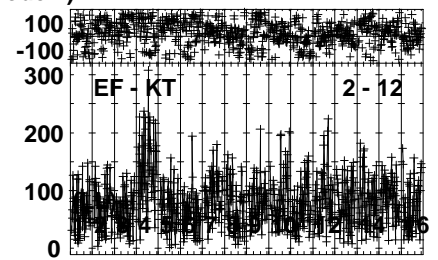
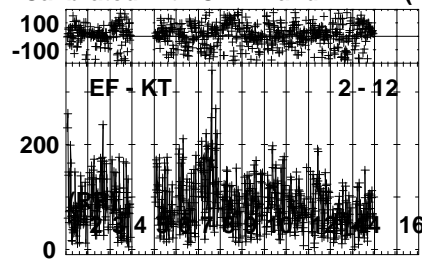
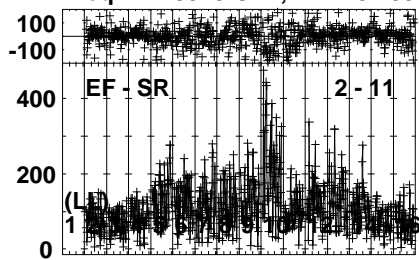


Lower frame: Milli Ampl Jy Top frame: Phas deg  
Vector averaged cross-power spectrum Several baselines displayed  
Timerange: 00/19:06:43 to 00/19:08:09

Plot file version 8 created 29-APR-2024 18:35:33

1146+189 EA075.UVDATA.1

Freq = 21.9925 GHz, Bw = 32.000 MH Calibrated with CL # 4 and BP # 1 (BP mode 1)



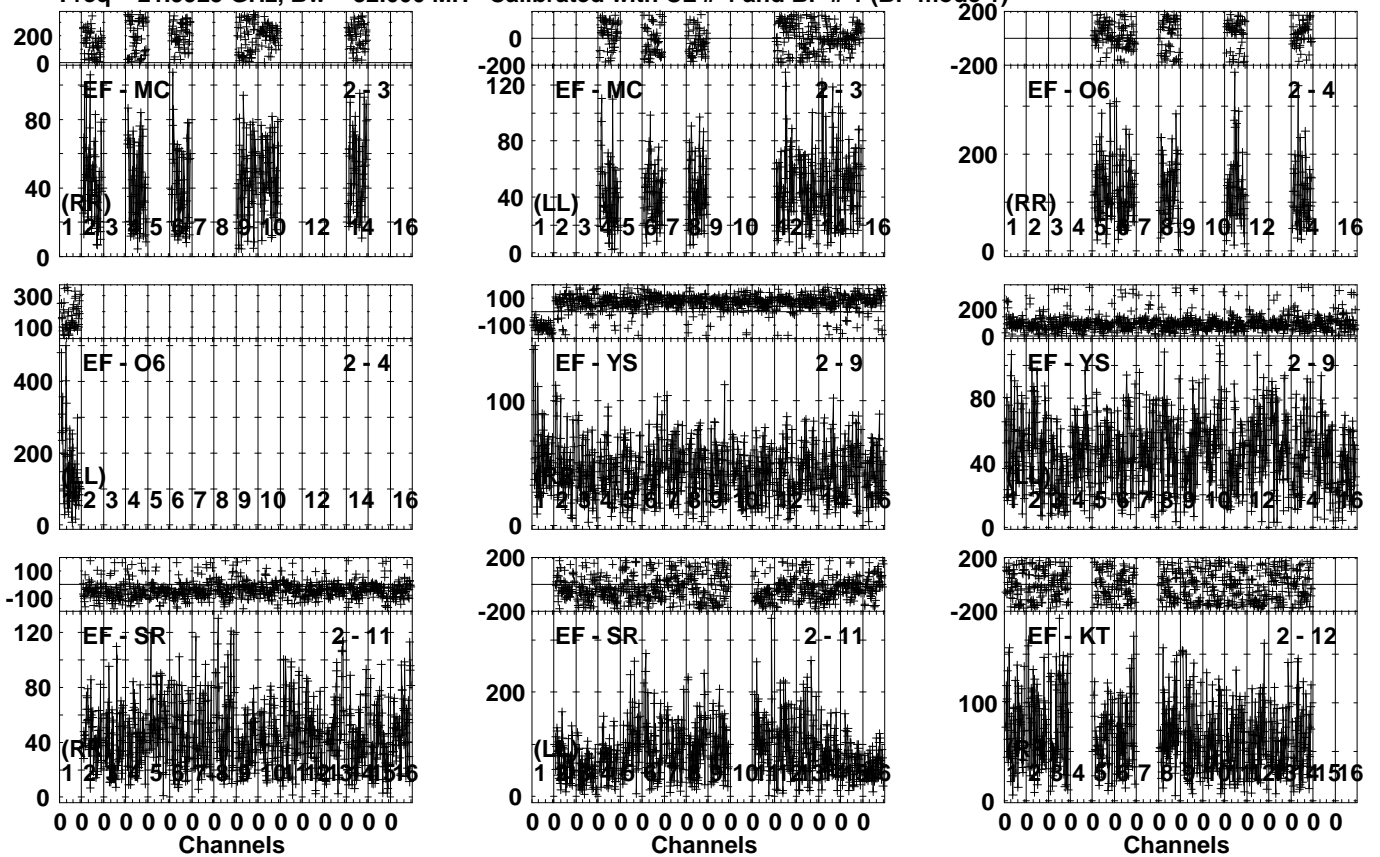
Lower frame: Milli Ampl Jy Top frame: Phas deg  
Vector averaged cross-power spectrum Several baselines displayed  
Timerange: 00/19:06:43 to 00/19:08:09



Plot file version 9 created 29-APR-2024 18:35:34

J1143+1834 EA075.UVDATA.1

Freq = 21.9925 GHz, Bw = 32.000 MH Calibrated with CL # 4 and BP # 1 (BP mode 1)

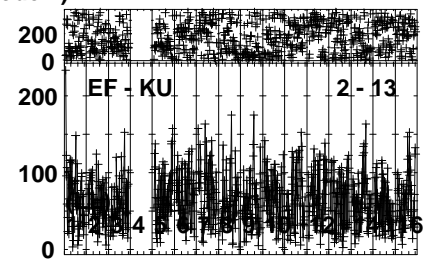
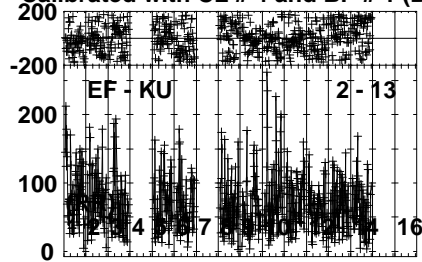
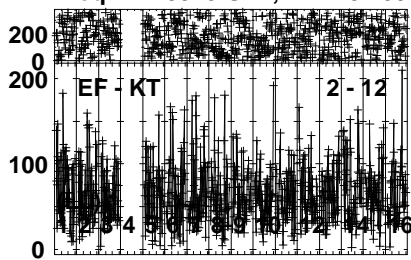


Lower frame: Milli Ampl Jy Top frame: Phas deg  
Vector averaged cross-power spectrum Several baselines displayed  
Timerange: 00/19:08:13 to 00/19:09:39

Plot file version 10 created 29-APR-2024 18:35:34

J1143+1834 EA075.UVDATA.1

Freq = 21.9925 GHz, Bw = 32.000 MH Calibrated with CL # 4 and BP # 1 (BP mode 1)

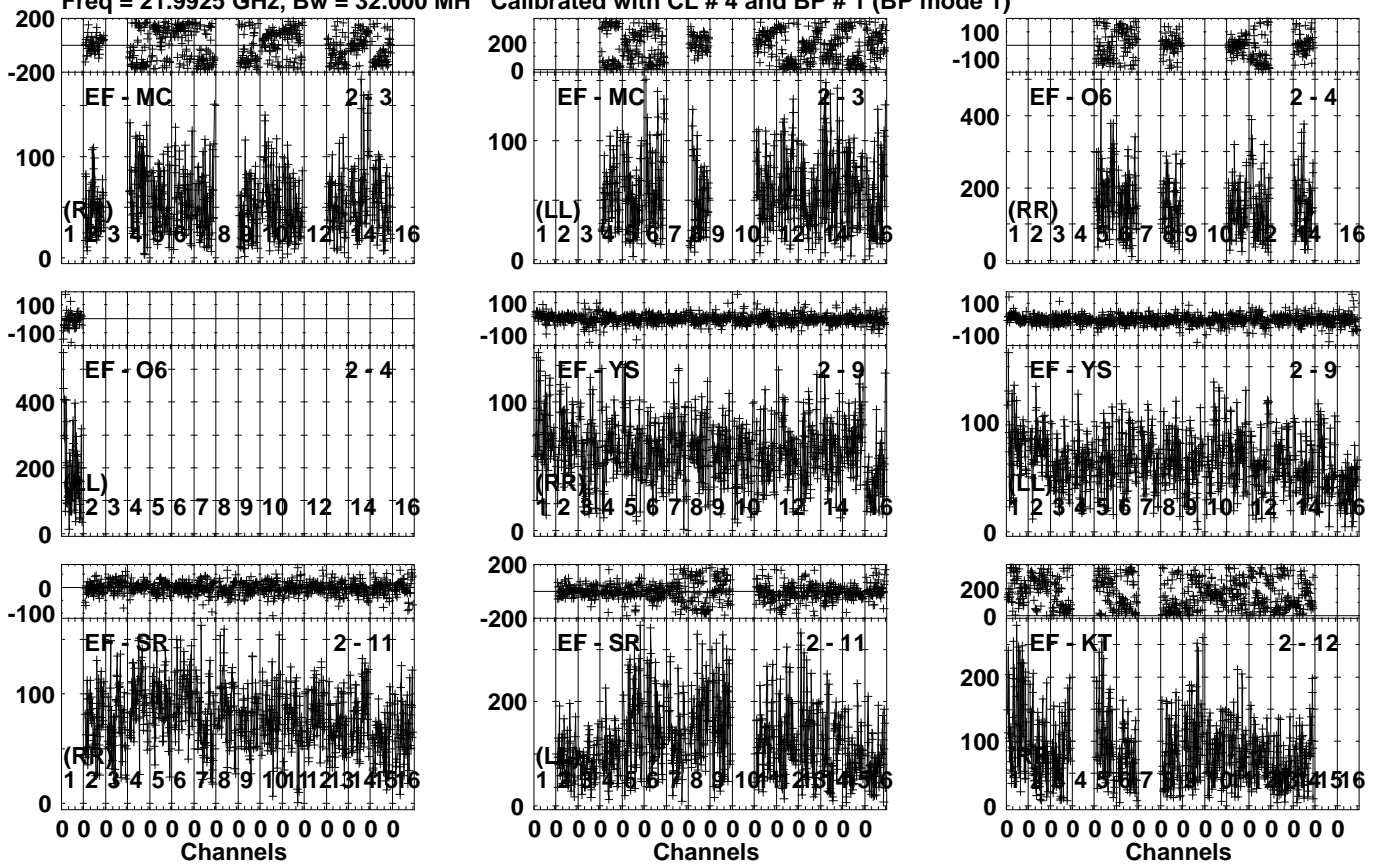


Lower frame: Milli Ampl Jy Top frame: Phas deg  
Vector averaged cross-power spectrum Several baselines displayed  
Timerange: 00/19:08:13 to 00/19:09:39

Plot file version 11 created 29-APR-2024 18:35:35

1146+189 EA075.UVDATA.1

Freq = 21.9925 GHz, Bw = 32.000 MH Calibrated with CL # 4 and BP # 1 (BP mode 1)

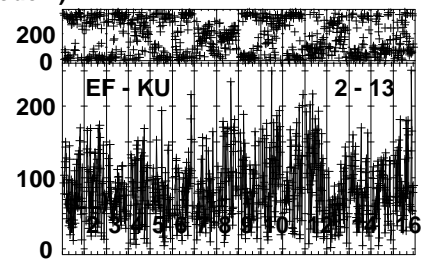
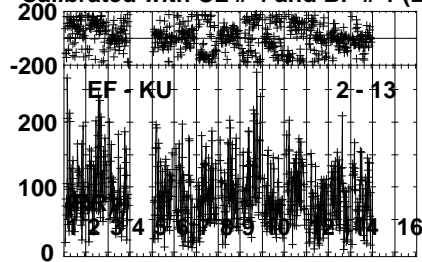
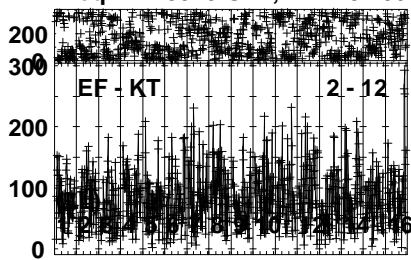


Lower frame: Milli Ampl Jy Top frame: Phas deg  
Vector averaged cross-power spectrum Several baselines displayed  
Timerange: 00/19:10:13 to 00/19:11:09

Plot file version 12 created 29-APR-2024 18:35:35

1146+189 EA075.UVDATA.1

Freq = 21.9925 GHz, Bw = 32.000 MH Calibrated with CL # 4 and BP # 1 (BP mode 1)

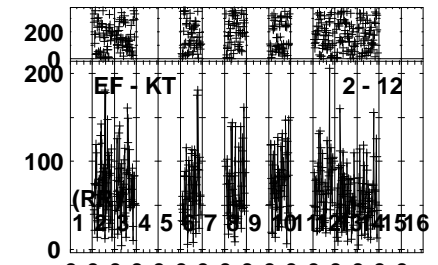
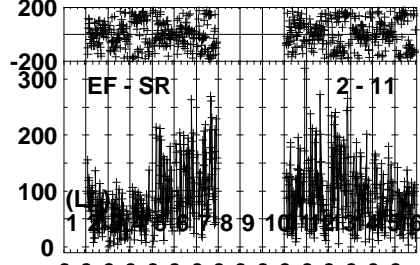
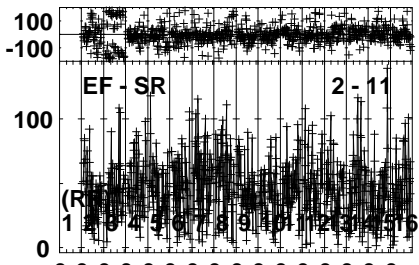
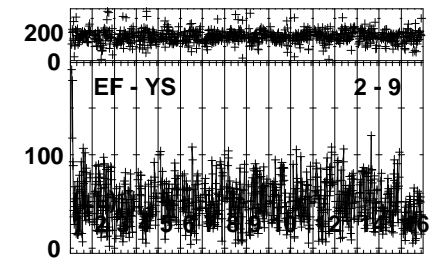
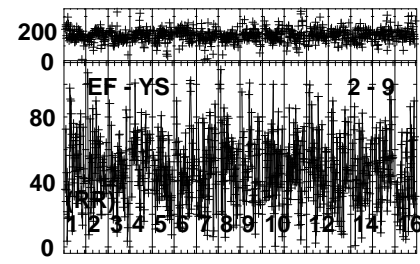
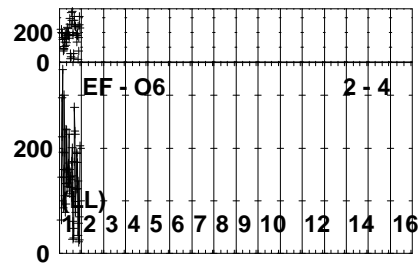
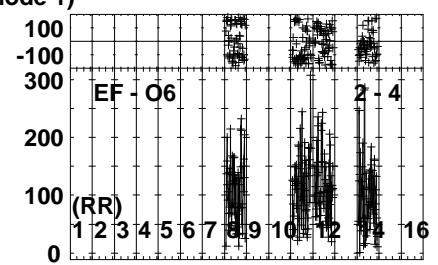
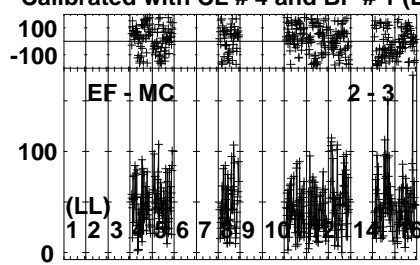
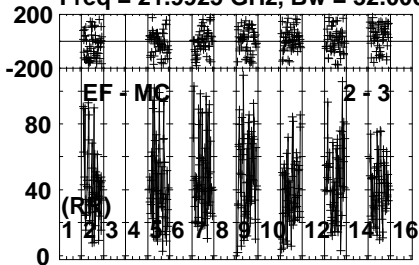


Lower frame: Milli Ampl Jy Top frame: Phas deg  
Vector averaged cross-power spectrum Several baselines displayed  
Timerange: 00/19:10:13 to 00/19:11:09

Plot file version 13 created 29-APR-2024 18:35:35

J1143+1834 EA075.UVDATA.1

Freq = 21.9925 GHz, Bw = 32.000 MH Calibrated with CL # 4 and BP # 1 (BP mode 1)

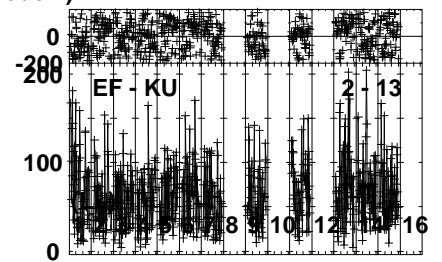
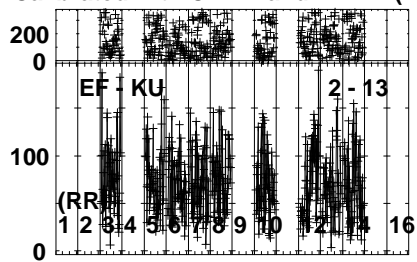
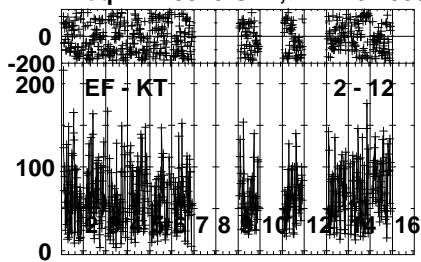


Lower frame: Milli Ampl Jy Top frame: Phas deg  
Vector averaged cross-power spectrum Several baselines displayed  
Timerange: 00/19:11:13 to 00/19:12:39

Plot file version 14 created 29-APR-2024 18:35:36

J1143+1834 EA075.UVDATA.1

Freq = 21.9925 GHz, Bw = 32.000 MH Calibrated with CL # 4 and BP # 1 (BP mode 1)

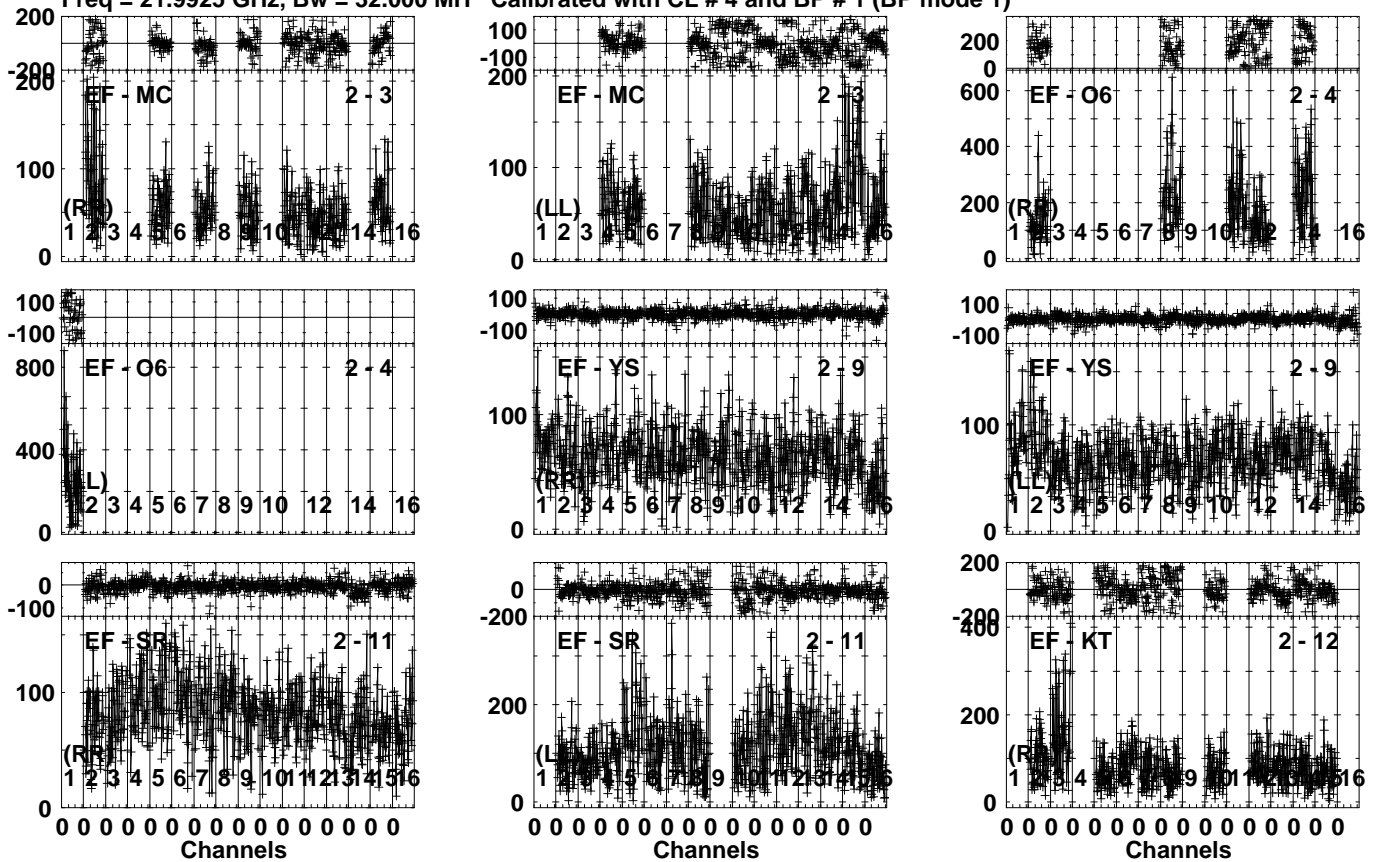


Lower frame: Milli Ampl Jy Top frame: Phas deg  
Vector averaged cross-power spectrum Several baselines displayed  
Timerange: 00/19:11:13 to 00/19:12:39

Plot file version 15 created 29-APR-2024 18:35:36

1146+189 EA075.UVDATA.1

Freq = 21.9925 GHz, Bw = 32.000 MH Calibrated with CL # 4 and BP # 1 (BP mode 1)

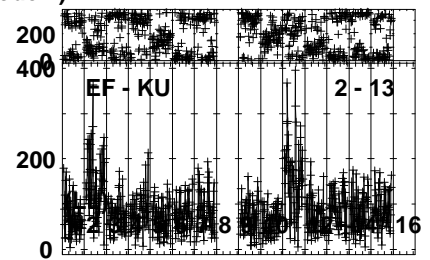
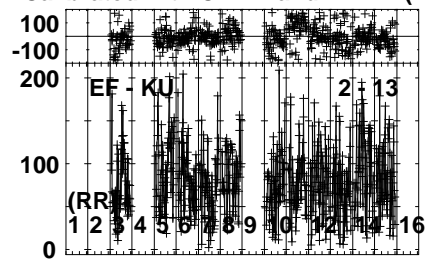
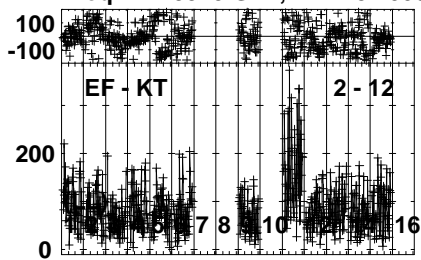


Lower frame: Milli Ampl Jy Top frame: Phas deg  
Vector averaged cross-power spectrum Several baselines displayed  
Timerange: 00/19:12:43 to 00/19:14:09

Plot file version 16 created 29-APR-2024 18:35:37

1146+189 EA075.UVDATA.1

Freq = 21.9925 GHz, Bw = 32.000 MH Calibrated with CL # 4 and BP # 1 (BP mode 1)



Lower frame: Milli Ampl Jy Top frame: Phas deg  
Vector averaged cross-power spectrum Several baselines displayed  
Timerange: 00/19:12:43 to 00/19:14:09

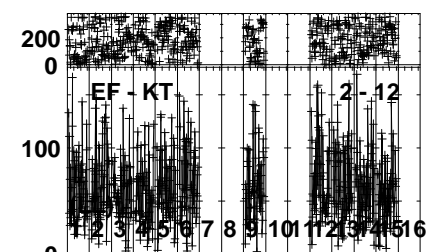
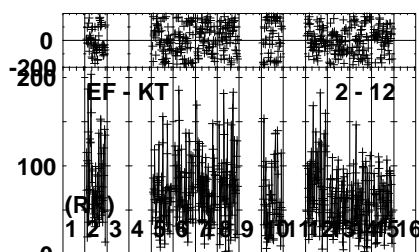
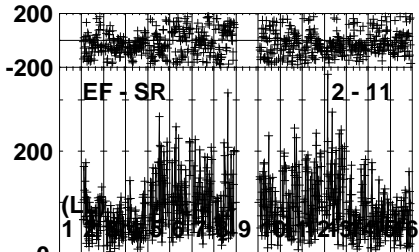
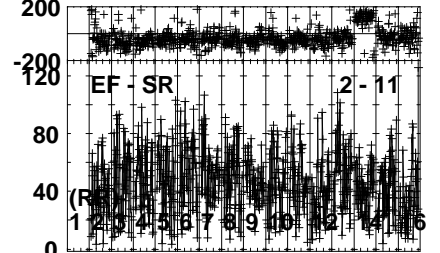
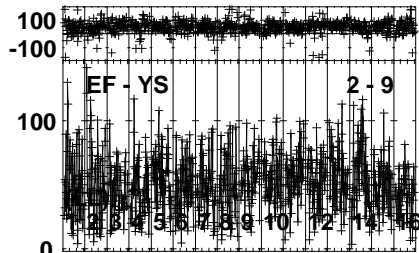
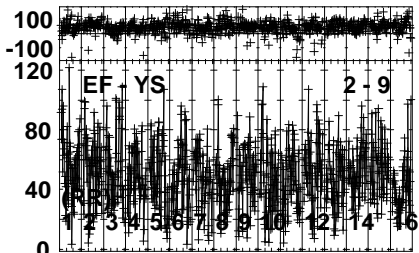
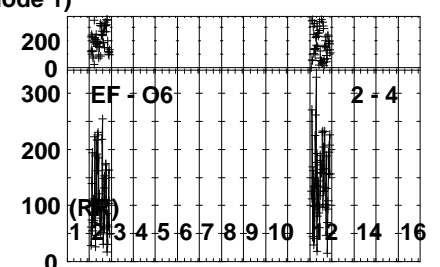
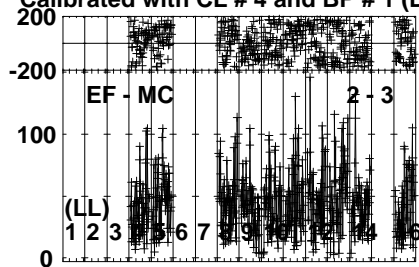
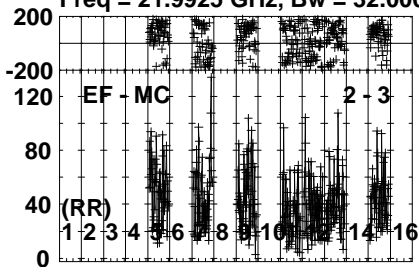


Plot file version 17 created 29-APR-2024 18:35:37

J1143+1834 EA075.UVDATA.1

Freq = 21.9925 GHz, Bw = 32.000 MH

Calibrated with CL # 4 and BP # 1 (BP mode 1)

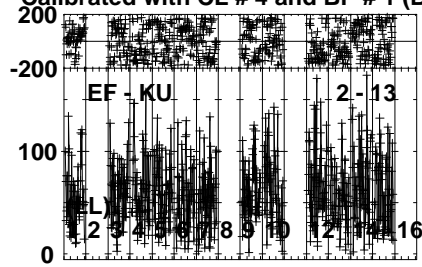
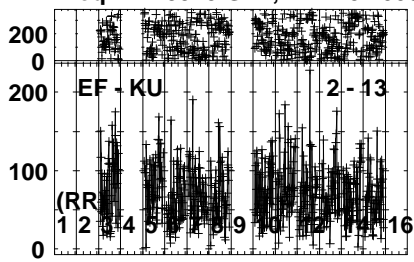


Lower frame: Milli Ampl Jy Top frame: Phas deg  
Vector averaged cross-power spectrum Several baselines displayed  
Timerange: 00/19:14:13 to 00/19:15:39

Plot file version 18 created 29-APR-2024 18:35:38

J1143+1834 EA075.UVDATA.1

Freq = 21.9925 GHz, Bw = 32.000 MH Calibrated with CL # 4 and BP # 1 (BP mode 1)

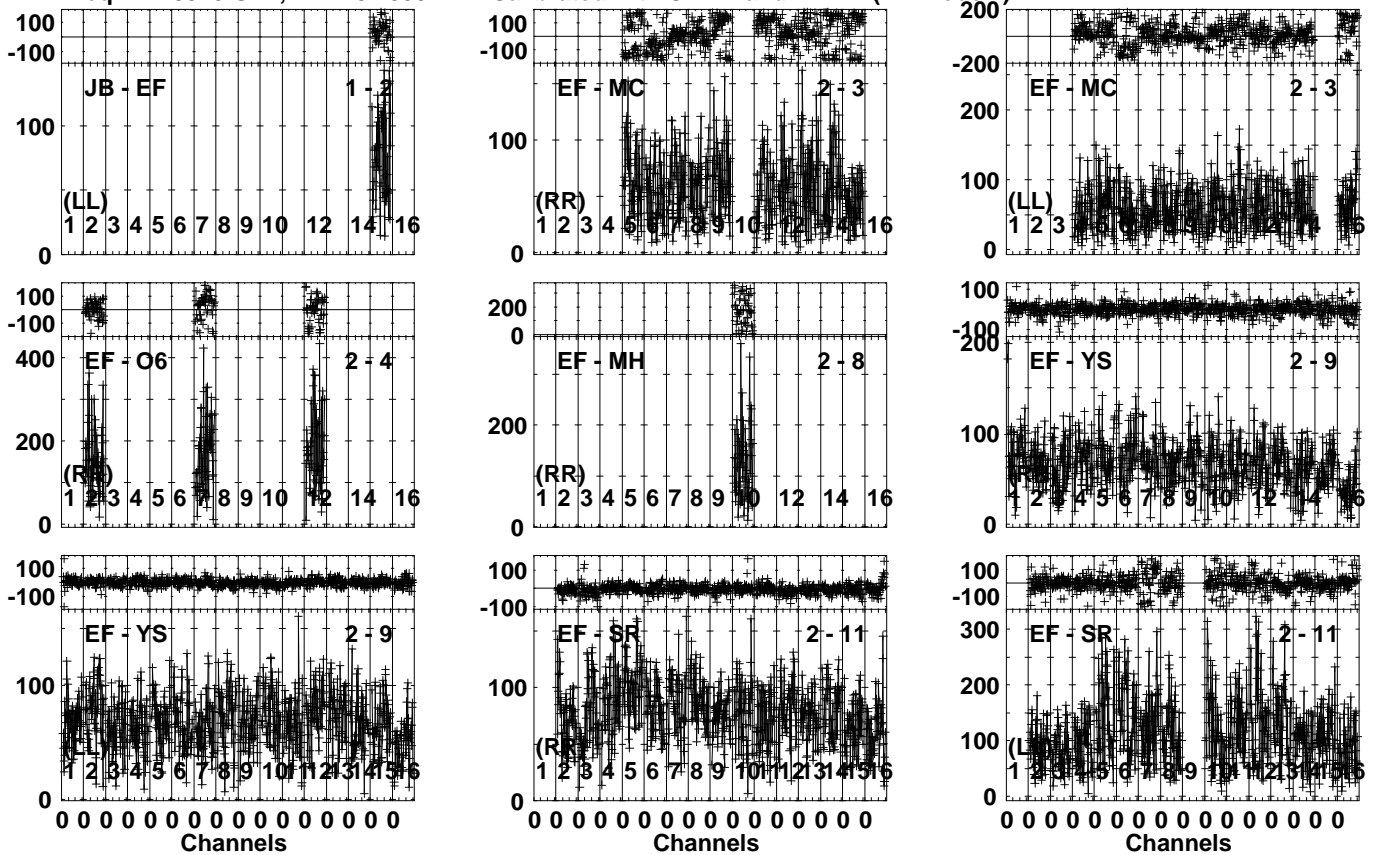


Lower frame: Milli Ampl Jy Top frame: Phas deg  
Vector averaged cross-power spectrum Several baselines displayed  
Timerange: 00/19:14:13 to 00/19:15:39

Plot file version 19 created 29-APR-2024 18:35:38

1146+189 EA075.UVDATA.1

Freq = 21.9925 GHz, Bw = 32.000 MH Calibrated with CL # 4 and BP # 1 (BP mode 1)



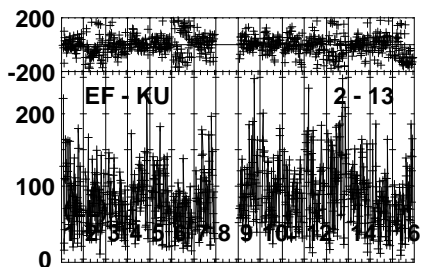
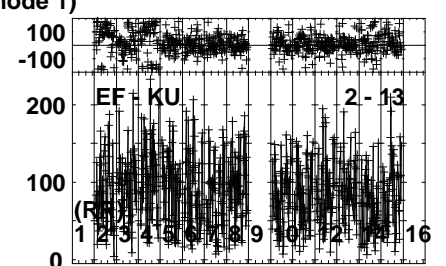
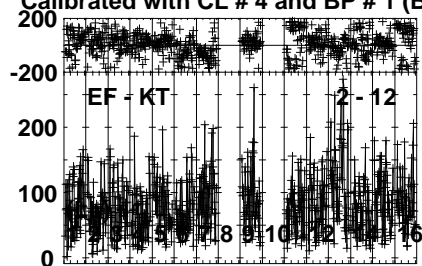
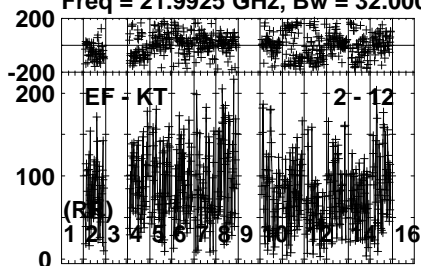
Lower frame: Milli Ampl Jy Top frame: Phas deg  
Vector averaged cross-power spectrum Several baselines displayed  
Timerange: 00/19:16:13 to 00/19:17:09

Plot file version 20 created 29-APR-2024 18:35:39

1146+189 EA075.UVDATA.1

Freq = 21.9925 GHz, Bw = 32.000 MH

Calibrated with CL # 4 and BP # 1 (BP mode 1)

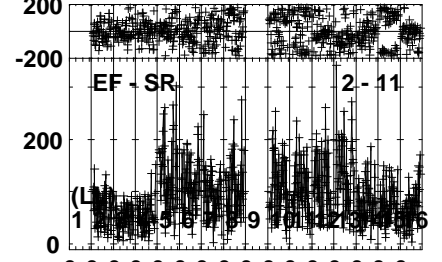
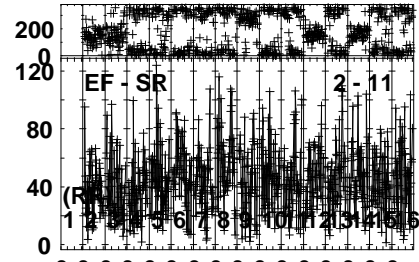
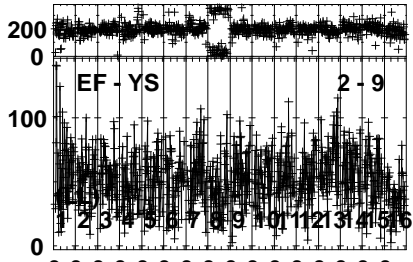
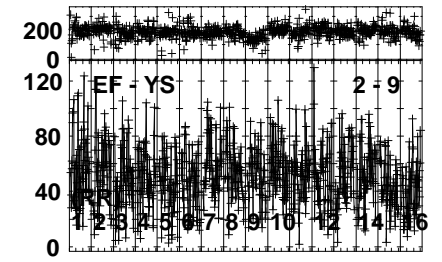
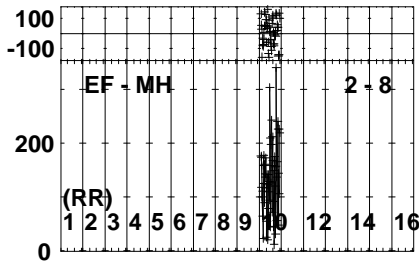
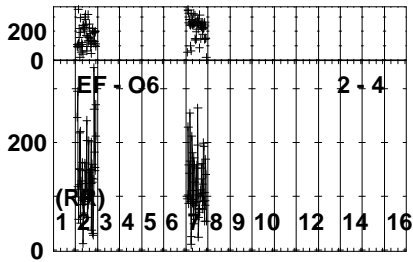
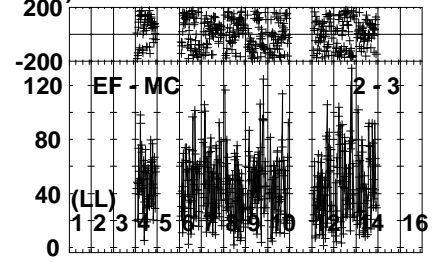
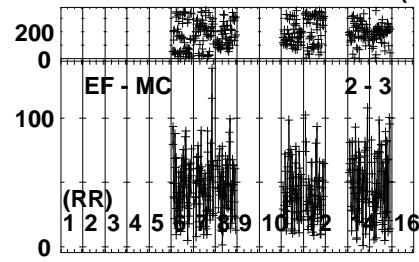
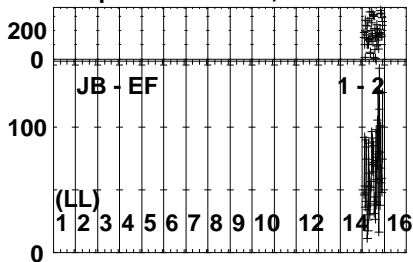


Lower frame: Milli Ampl Jy Top frame: Phas deg  
Vector averaged cross-power spectrum Several baselines displayed  
Timerange: 00/19:16:13 to 00/19:17:09

Plot file version 21 created 29-APR-2024 18:35:39

J1143+1834 EA075.UVDATA.1

Freq = 21.9925 GHz, Bw = 32.000 MH Calibrated with CL # 4 and BP # 1 (BP mode 1)



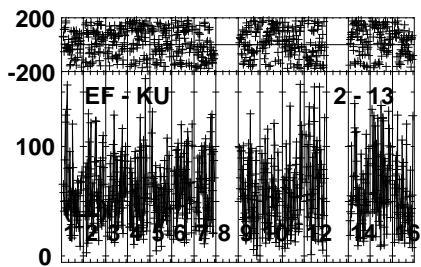
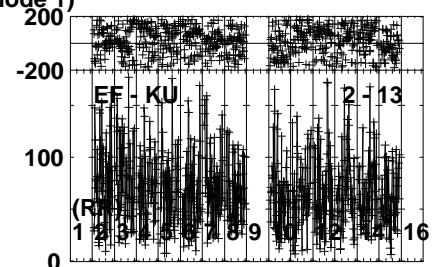
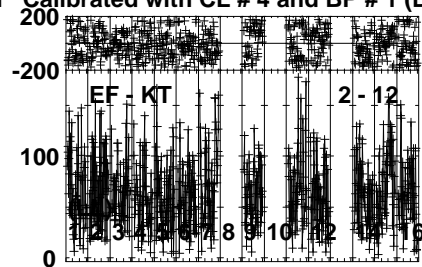
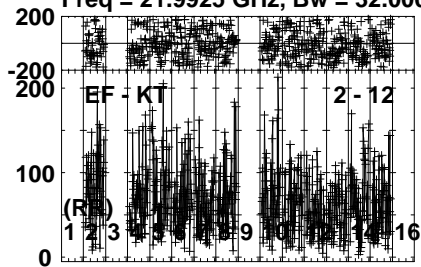
Lower frame: Milli Ampl Jy Top frame: Phas deg  
Vector averaged cross-power spectrum Several baselines displayed  
Timerange: 00/19:17:13 to 00/19:18:39

Plot file version 22 created 29-APR-2024 18:35:39

J1143+1834 EA075.UVDATA.1

Freq = 21.9925 GHz, Bw = 32.000 MH

Calibrated with CL # 4 and BP # 1 (BP mode 1)

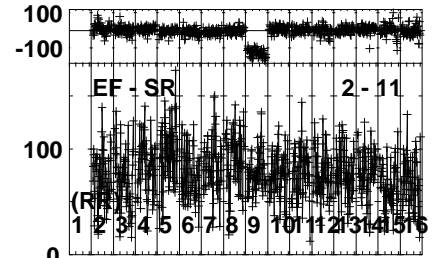
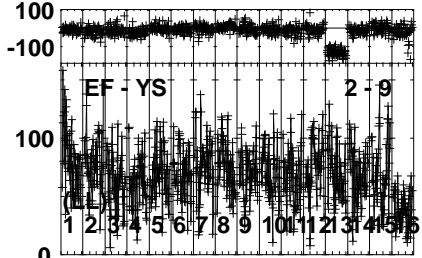
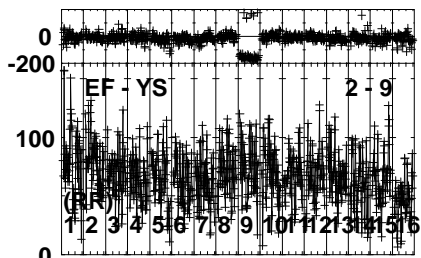
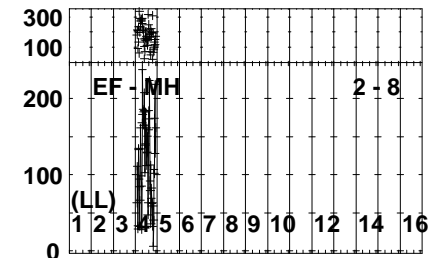
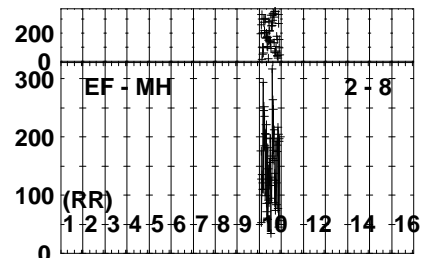
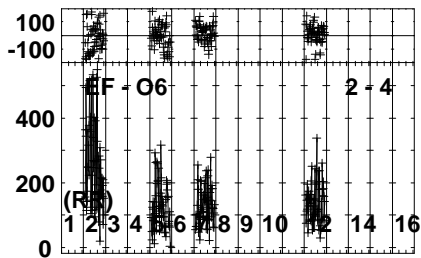
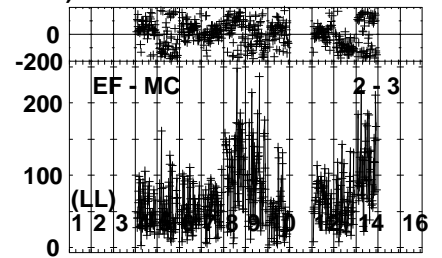
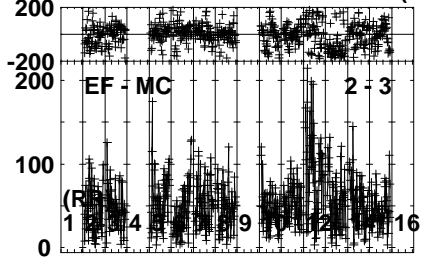
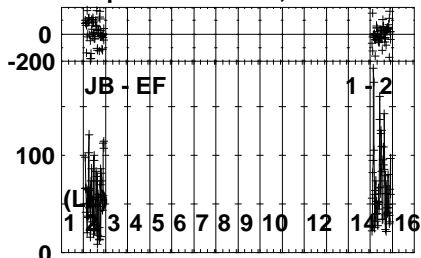


Lower frame: Milli Ampl Jy Top frame: Phas deg  
Vector averaged cross-power spectrum Several baselines displayed  
Timerange: 00/19:17:13 to 00/19:18:39

Plot file version 23 created 29-APR-2024 18:35:40

1146+189 EA075.UVDATA.1

Freq = 21.9925 GHz, Bw = 32.000 MH Calibrated with CL # 4 and BP # 1 (BP mode 1)

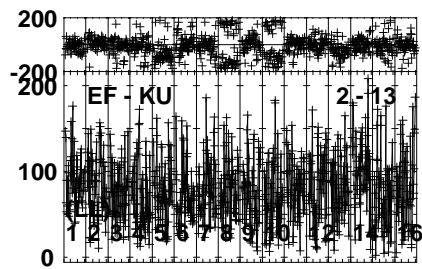
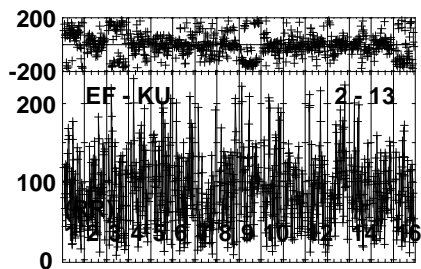
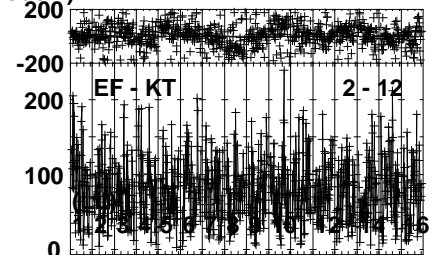
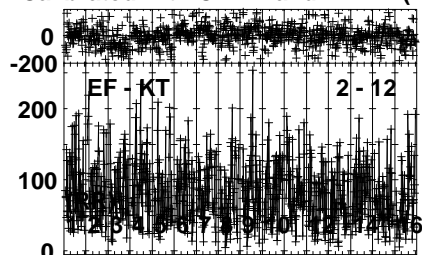
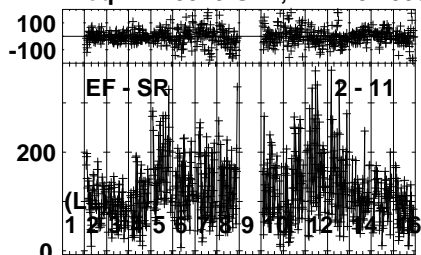


Lower frame: Milli Ampl Jy Top frame: Phas deg  
Vector averaged cross-power spectrum Several baselines displayed  
Timerange: 00/19:18:43 to 00/19:20:09

Plot file version 24 created 29-APR-2024 18:35:40

1146+189 EA075.UVDATA.1

Freq = 21.9925 GHz, Bw = 32.000 MH Calibrated with CL # 4 and BP # 1 (BP mode 1)



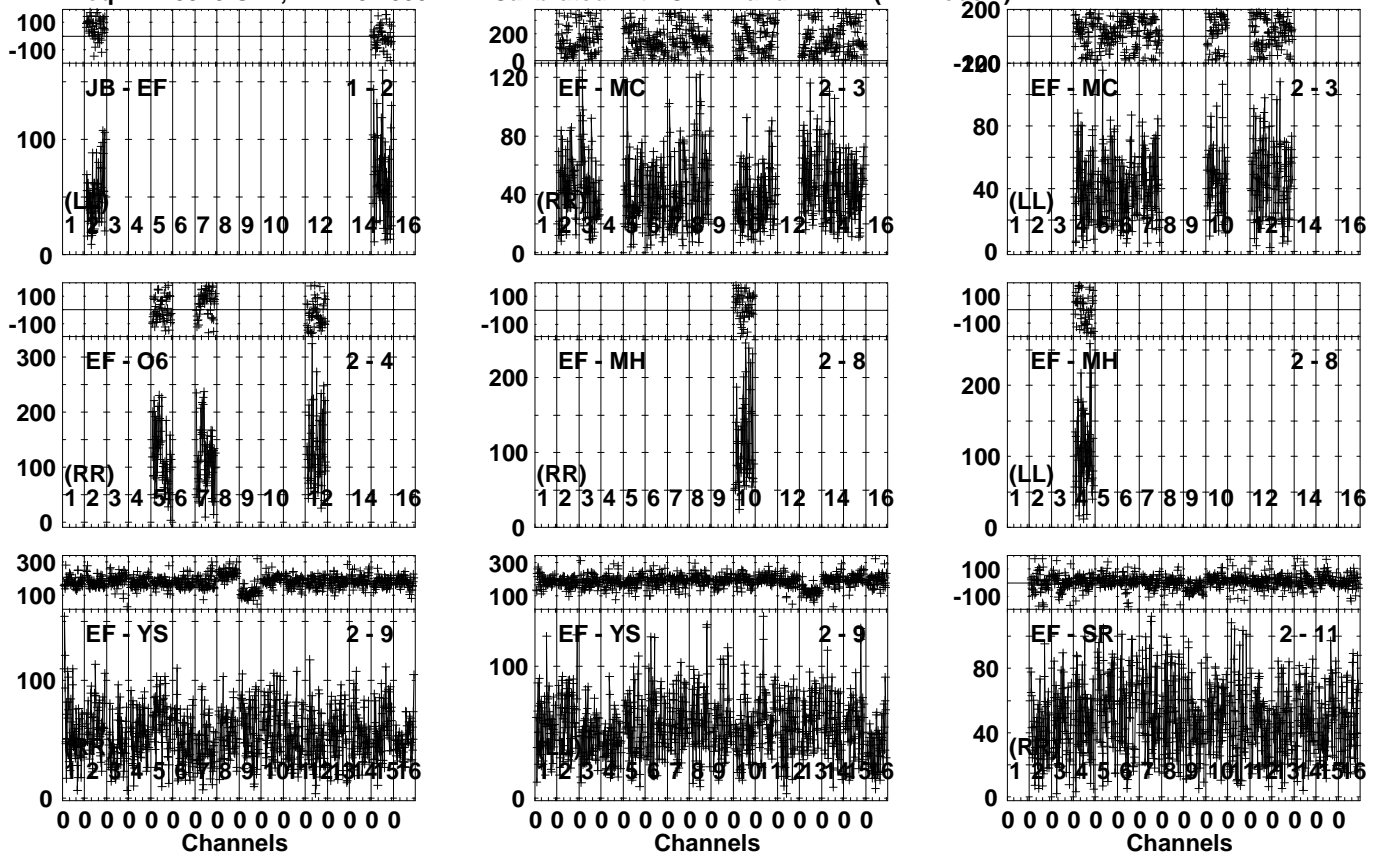
Lower frame: Milli Ampl Jy Top frame: Phas deg  
Vector averaged cross-power spectrum Several baselines displayed  
Timerange: 00/19:18:43 to 00/19:20:09



Plot file version 25 created 29-APR-2024 18:35:40

J1143+1834 EA075.UVDATA.1

Freq = 21.9925 GHz, Bw = 32.000 MH Calibrated with CL # 4 and BP # 1 (BP mode 1)

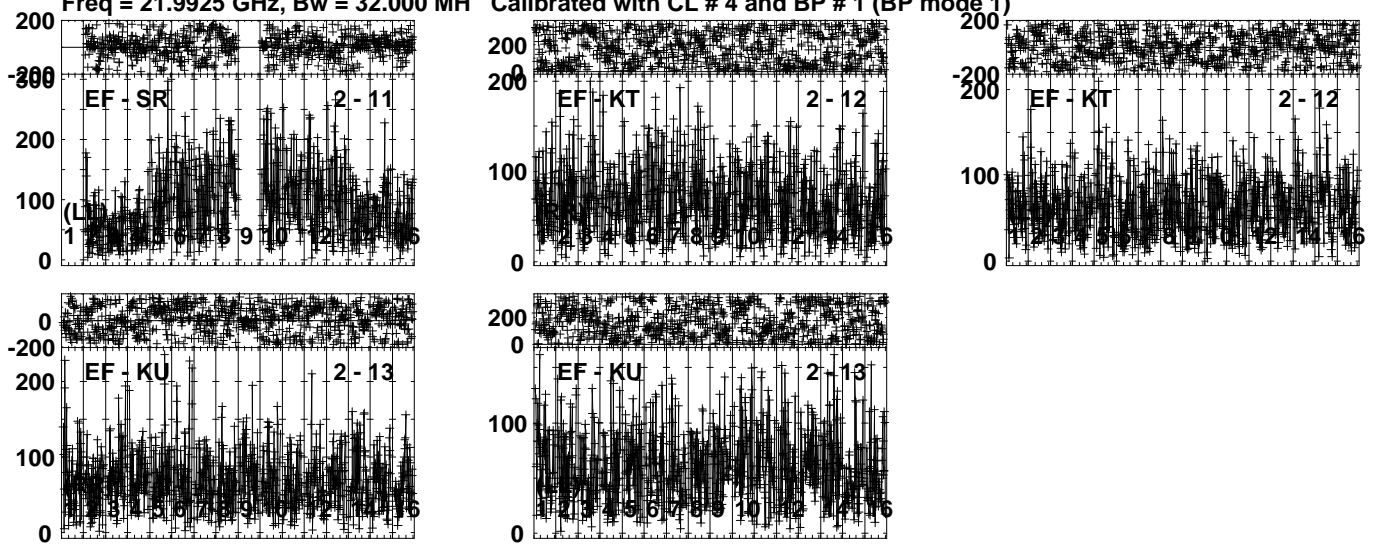


Lower frame: Milli Ampl Jy Top frame: Phas deg  
Vector averaged cross-power spectrum Several baselines displayed  
Timerange: 00/19:20:13 to 00/19:21:39

Plot file version 26 created 29-APR-2024 18:35:41

J1143+1834 EA075.UVDATA.1

Freq = 21.9925 GHz, Bw = 32.000 MH Calibrated with CL # 4 and BP # 1 (BP mode 1)

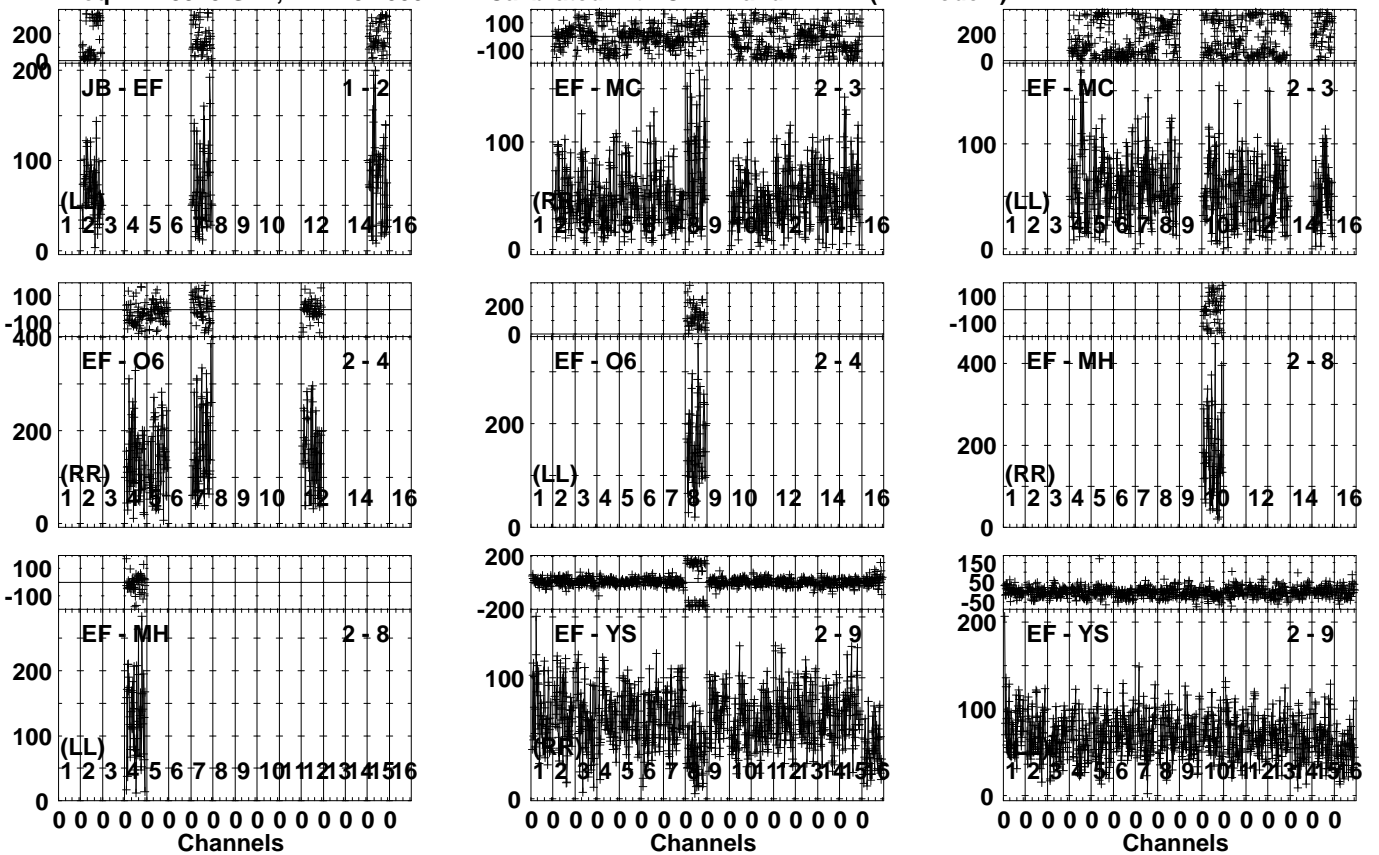


Lower frame: Milli Ampl Jy Top frame: Phas deg  
Vector averaged cross-power spectrum Several baselines displayed  
Timerange: 00/19:20:13 to 00/19:21:39

Plot file version 27 created 29-APR-2024 18:35:41

1146+189 EA075.UVDATA.1

Freq = 21.9925 GHz, Bw = 32.000 MH Calibrated with CL # 4 and BP # 1 (BP mode 1)

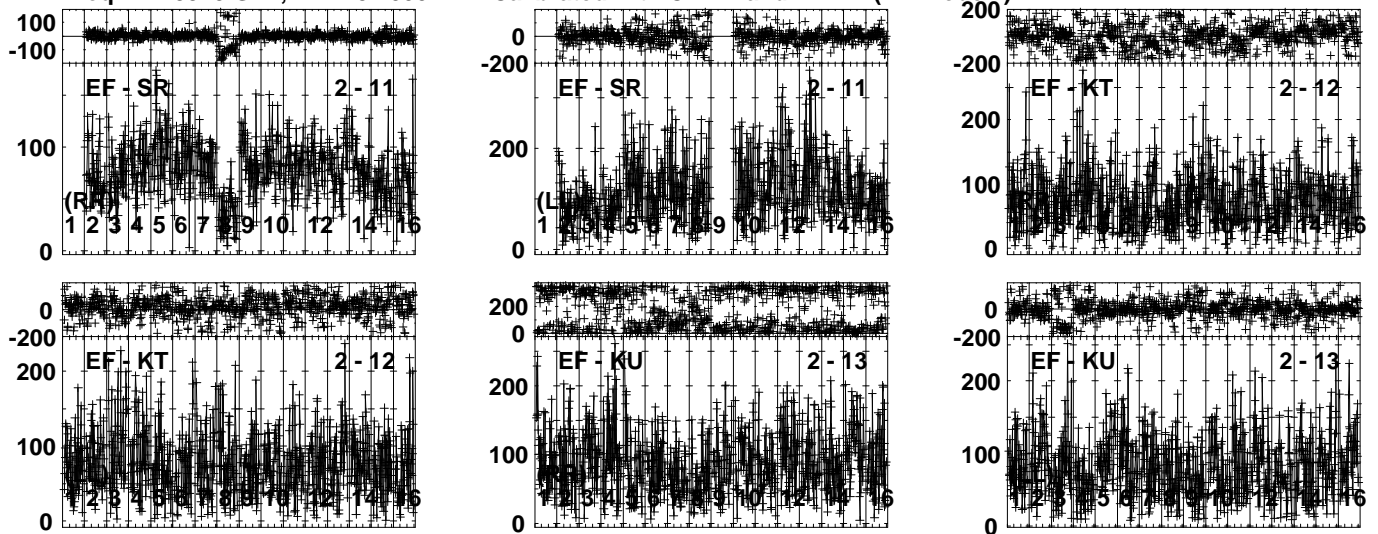


Lower frame: Milli Ampl Jy Top frame: Phas deg  
Vector averaged cross-power spectrum Several baselines displayed  
Timerange: 00/19:22:13 to 00/19:23:09

Plot file version 28 created 29-APR-2024 18:35:42

1146+189 EA075.UVDATA.1

Freq = 21.9925 GHz, Bw = 32.000 MH Calibrated with CL # 4 and BP # 1 (BP mode 1)

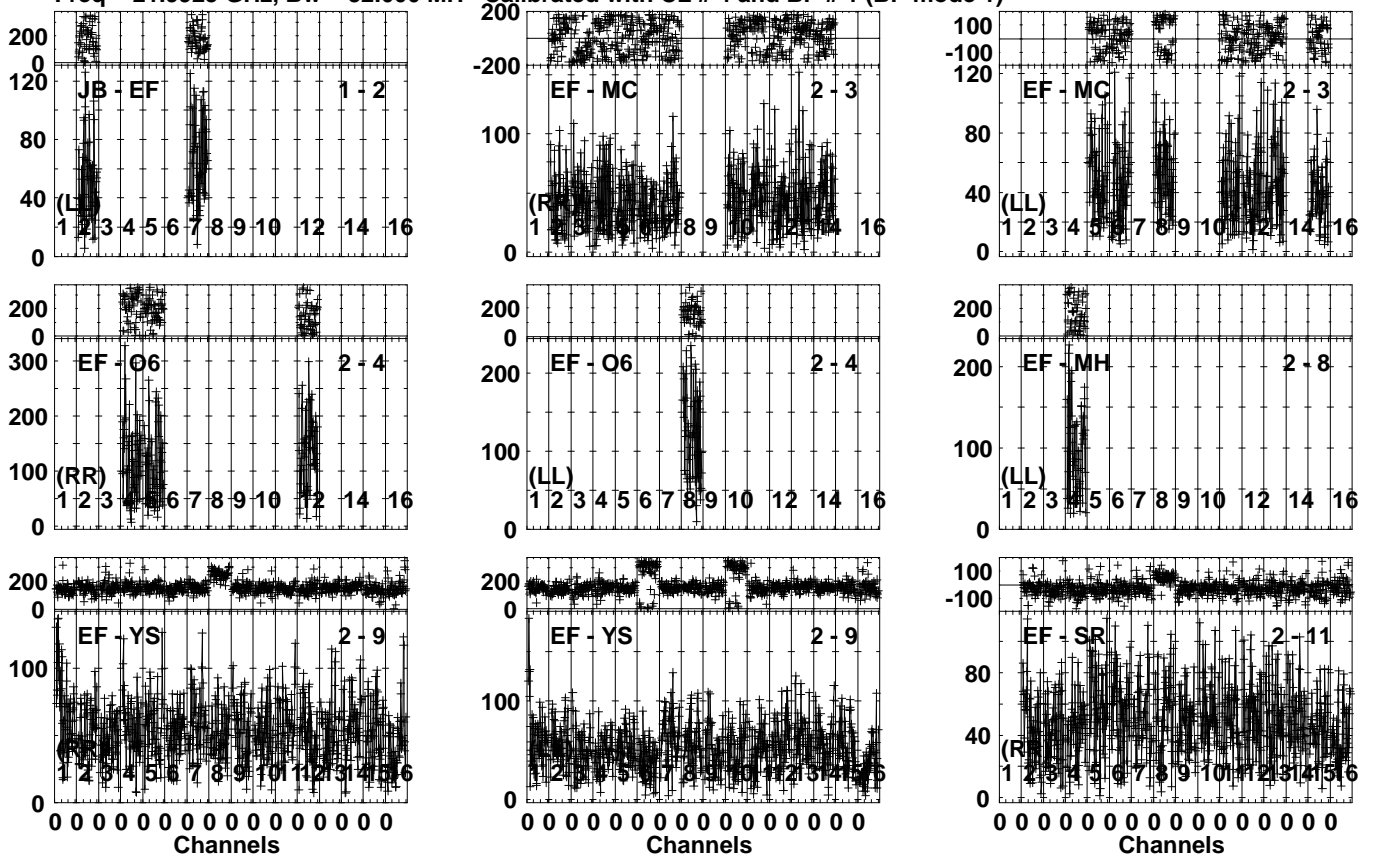


Lower frame: Milli Ampl Jy Top frame: Phas deg  
Vector averaged cross-power spectrum Several baselines displayed  
Timerange: 00/19:22:13 to 00/19:23:09

Plot file version 29 created 29-APR-2024 18:35:42

J1143+1834 EA075.UVDATA.1

Freq = 21.9925 GHz, Bw = 32.000 MH Calibrated with CL # 4 and BP # 1 (BP mode 1)



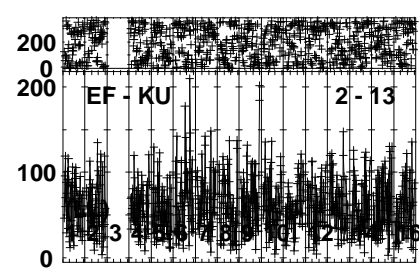
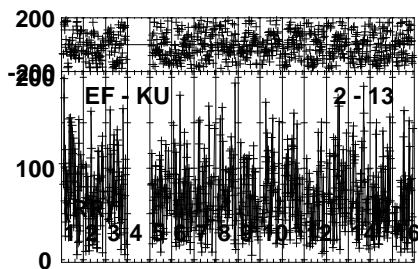
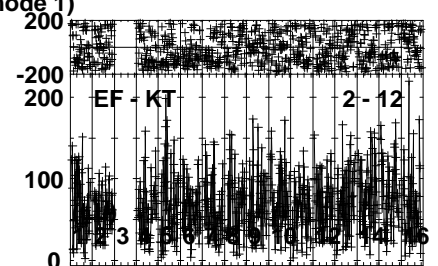
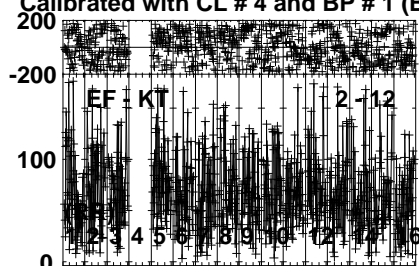
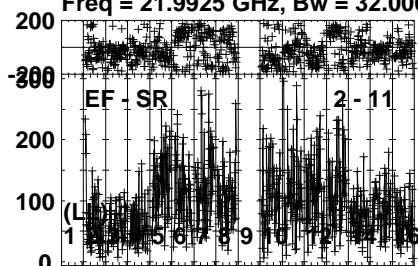
Lower frame: Milli Ampl Jy Top frame: Phas deg  
Vector averaged cross-power spectrum Several baselines displayed  
Timerange: 00/19:23:13 to 00/19:24:39

Plot file version 30 created 29-APR-2024 18:35:43

J1143+1834 EA075.UVDATA.1

Freq = 21.9925 GHz, Bw = 32.000 MH

Calibrated with CL # 4 and BP # 1 (BP mode 1)

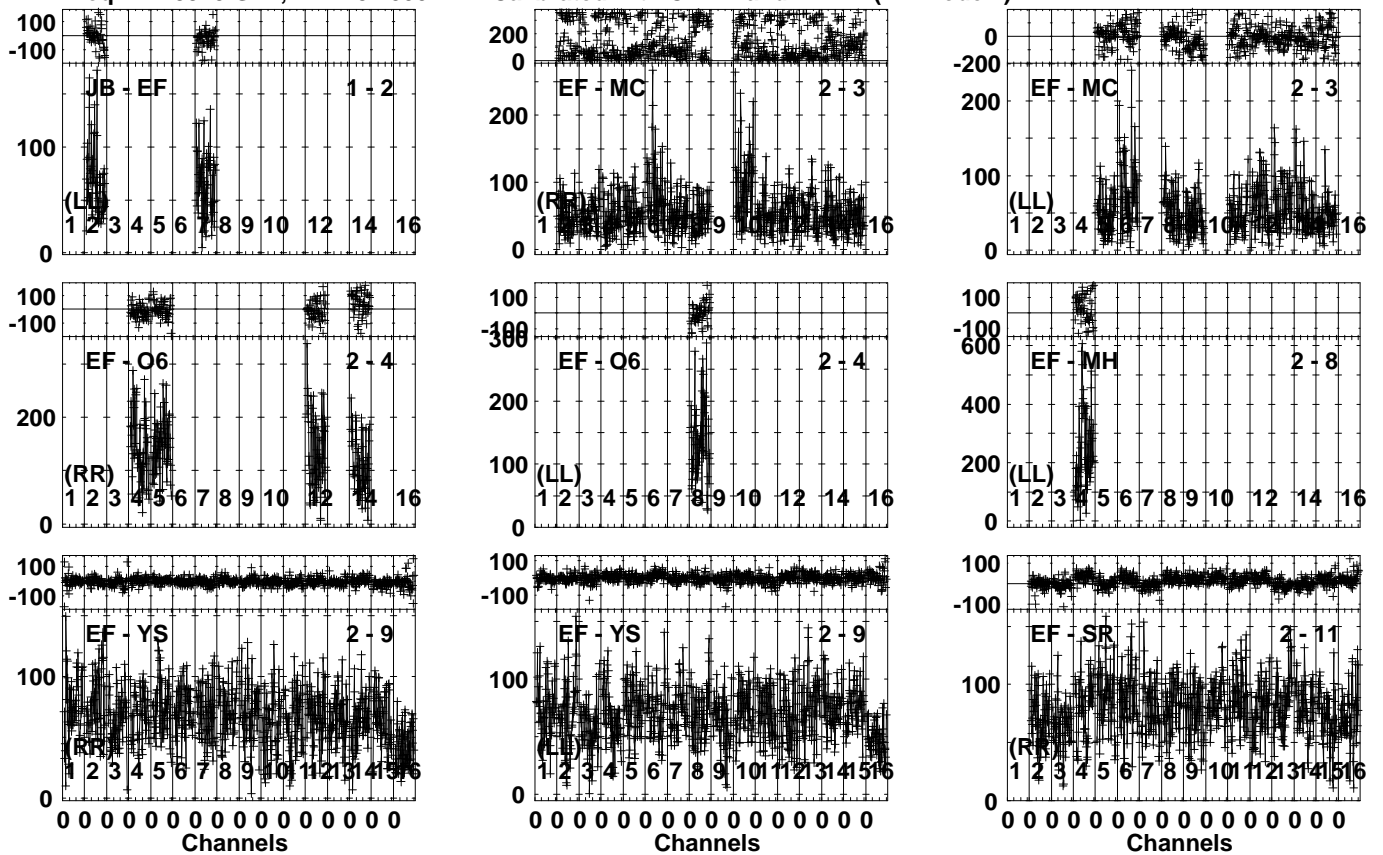


Lower frame: Milli Ampl Jy Top frame: Phas deg  
Vector averaged cross-power spectrum Several baselines displayed  
Timerange: 00/19:23:13 to 00/19:24:39

Plot file version 31 created 29-APR-2024 18:35:43

1146+189 EA075.UVDATA.1

Freq = 21.9925 GHz, Bw = 32.000 MH Calibrated with CL # 4 and BP # 1 (BP mode 1)

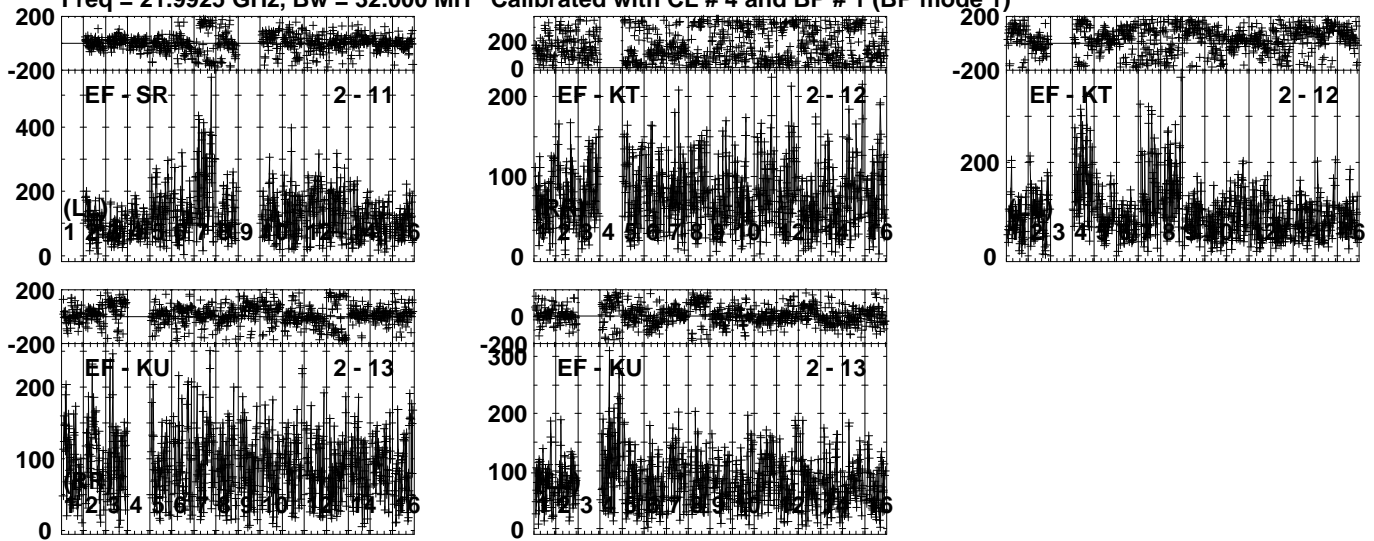


Lower frame: Milli Ampl Jy Top frame: Phas deg  
Vector averaged cross-power spectrum Several baselines displayed  
Timerange: 00/19:24:43 to 00/19:26:09

Plot file version 32 created 29-APR-2024 18:35:44

1146+189 EA075.UVDATA.1

Freq = 21.9925 GHz, Bw = 32.000 MH Calibrated with CL # 4 and BP # 1 (BP mode 1)



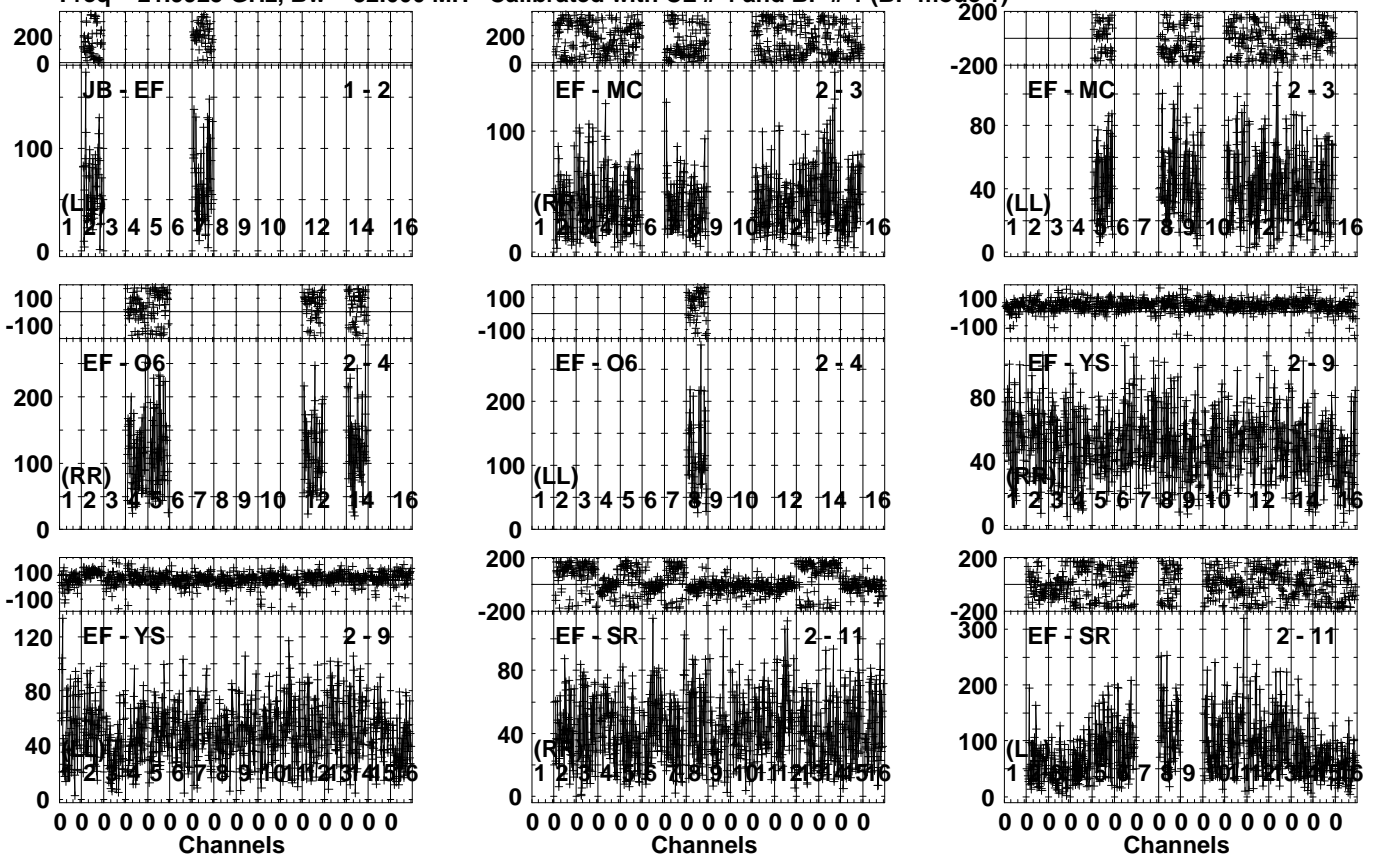
Lower frame: Milli Ampl Jy Top frame: Phas deg  
Vector averaged cross-power spectrum Several baselines displayed  
Timerange: 00/19:24:43 to 00/19:26:09



Plot file version 33 created 29-APR-2024 18:35:44

J1143+1834 EA075.UVDATA.1

Freq = 21.9925 GHz, Bw = 32.000 MH Calibrated with CL # 4 and BP # 1 (BP mode 1)



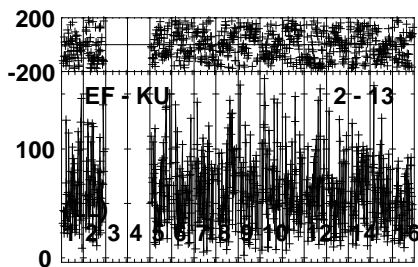
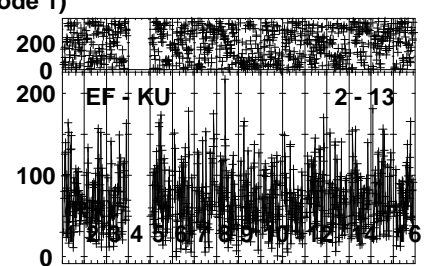
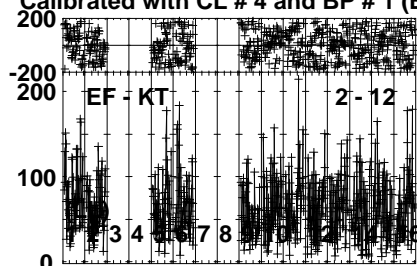
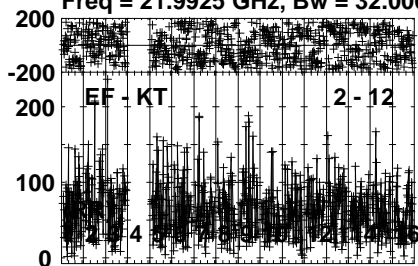
Lower frame: Milli Ampl Jy Top frame: Phas deg  
 Vector averaged cross-power spectrum Several baselines displayed  
 Timerange: 00/19:26:13 to 00/19:27:39

Plot file version 34 created 29-APR-2024 18:35:44

J1143+1834 EA075.UVDATA.1

Freq = 21.9925 GHz, Bw = 32.000 MH

Calibrated with CL # 4 and BP # 1 (BP mode 1)

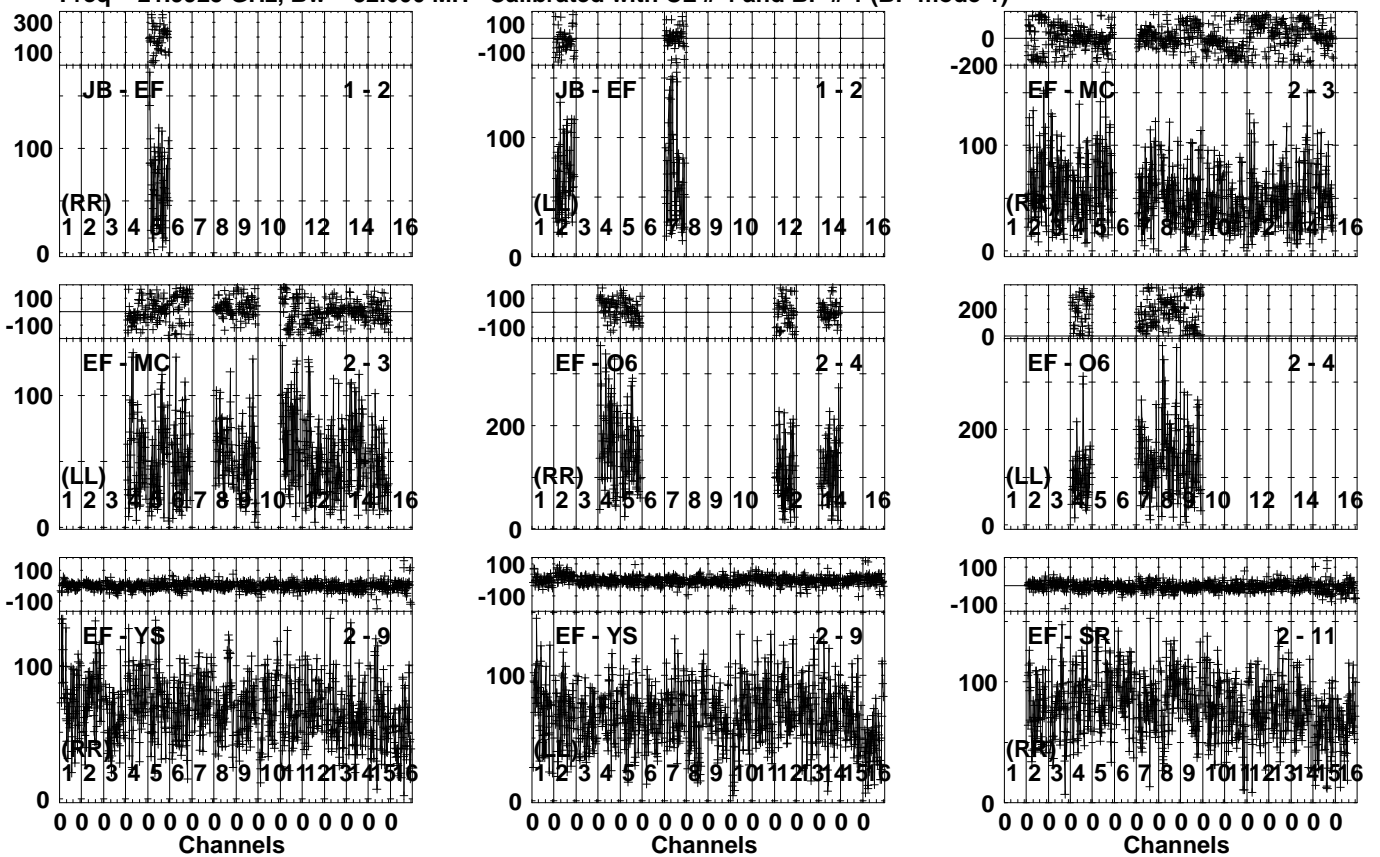


Lower frame: Milli Ampl Jy Top frame: Phas deg  
Vector averaged cross-power spectrum Several baselines displayed  
Timerange: 00/19:26:13 to 00/19:27:39

Plot file version 35 created 29-APR-2024 18:35:45

1146+189 EA075.UVDATA.1

Freq = 21.9925 GHz, Bw = 32.000 MH Calibrated with CL # 4 and BP # 1 (BP mode 1)

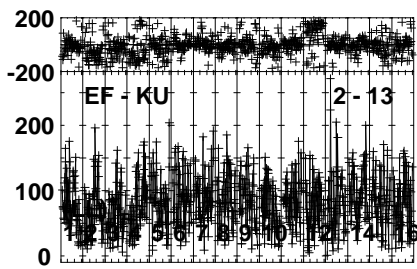
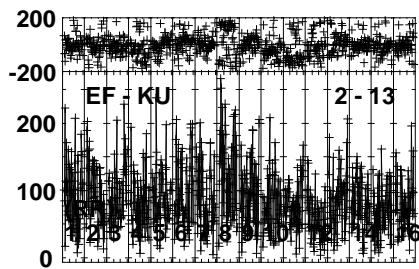
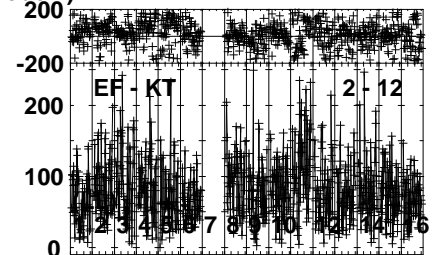
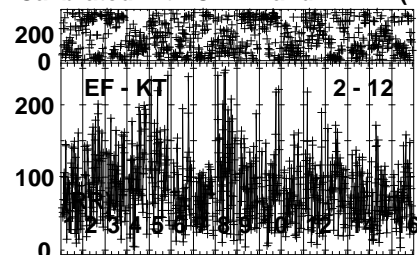
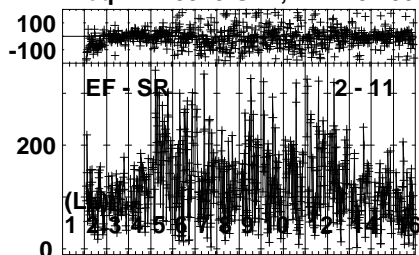


Lower frame: Milli Ampl Jy Top frame: Phas deg  
Vector averaged cross-power spectrum Several baselines displayed  
Timerange: 00/19:28:13 to 00/19:29:09

Plot file version 36 created 29-APR-2024 18:35:45

1146+189 EA075.UVDATA.1

Freq = 21.9925 GHz, Bw = 32.000 MH Calibrated with CL # 4 and BP # 1 (BP mode 1)

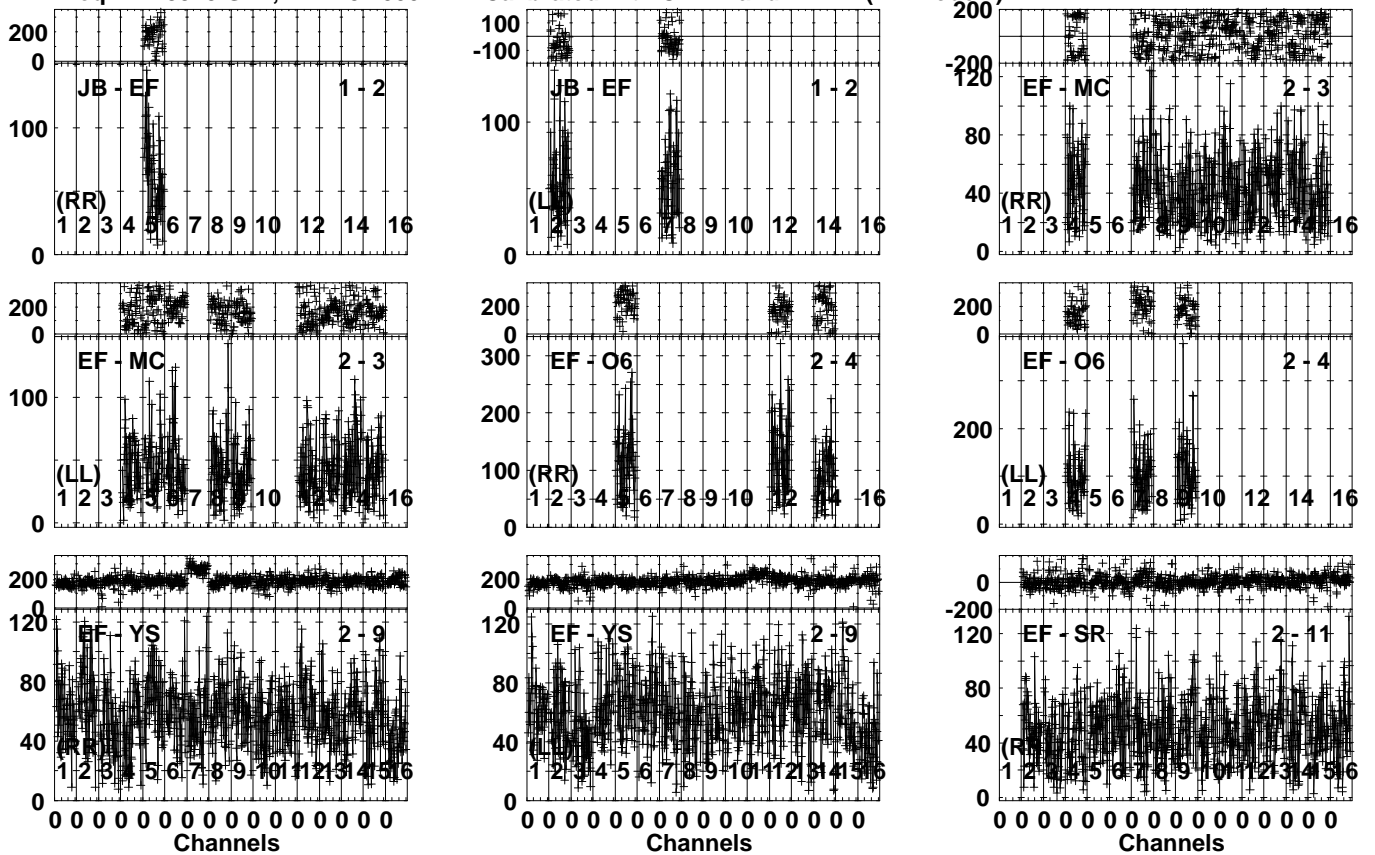


Lower frame: Milli Ampl Jy Top frame: Phas deg  
Vector averaged cross-power spectrum Several baselines displayed  
Timerange: 00/19:28:13 to 00/19:29:09

Plot file version 37 created 29-APR-2024 18:35:46

J1143+1834 EA075.UVDATA.1

Freq = 21.9925 GHz, Bw = 32.000 MH Calibrated with CL # 4 and BP # 1 (BP mode 1)

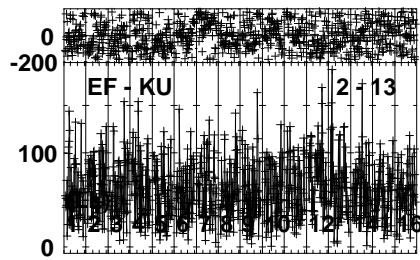
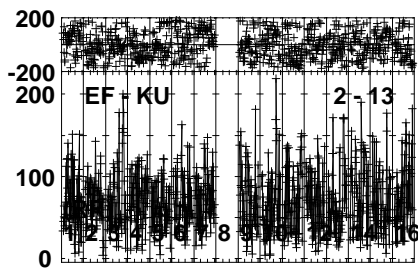
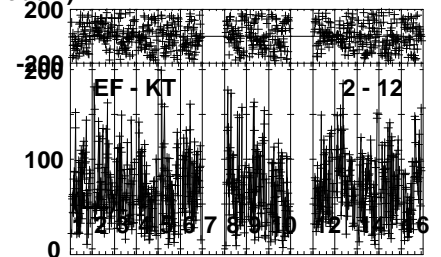
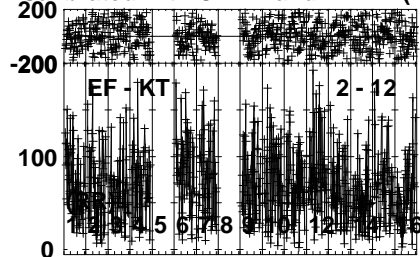
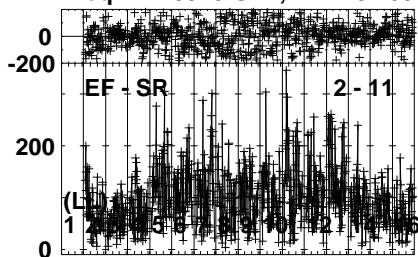


Lower frame: Milli Ampl Jy Top frame: Phas deg  
Vector averaged cross-power spectrum Several baselines displayed  
Timerange: 00/19:29:13 to 00/19:30:39

Plot file version 38 created 29-APR-2024 18:35:46

J1143+1834 EA075.UVDATA.1

Freq = 21.9925 GHz, Bw = 32.000 MH Calibrated with CL # 4 and BP # 1 (BP mode 1)

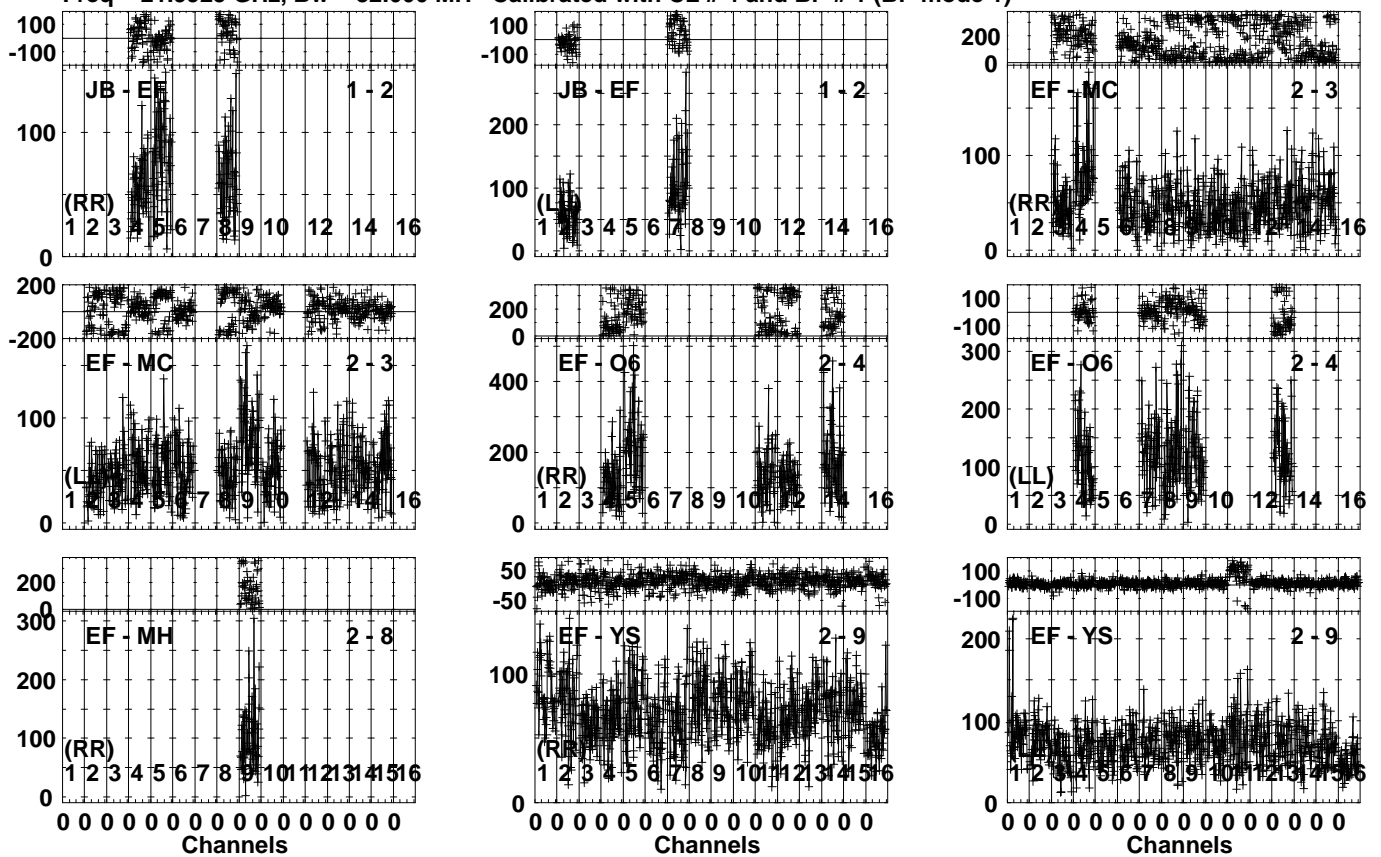


Lower frame: Milli Ampl Jy Top frame: Phas deg  
Vector averaged cross-power spectrum Several baselines displayed  
Timerange: 00/19:29:13 to 00/19:30:39

Plot file version 39 created 29-APR-2024 18:35:46

1146+189 EA075.UVDATA.1

Freq = 21.9925 GHz, Bw = 32.000 MH Calibrated with CL # 4 and BP # 1 (BP mode 1)

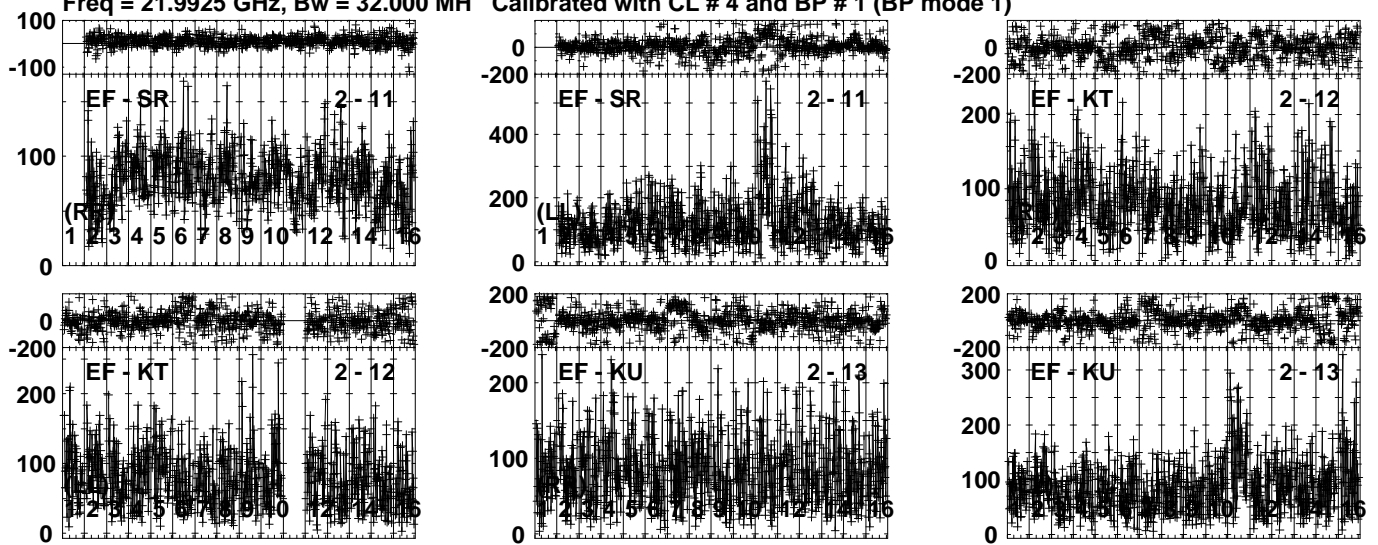


Lower frame: Milli Ampl Jy Top frame: Phas deg  
Vector averaged cross-power spectrum Several baselines displayed  
Timerange: 00/19:30:43 to 00/19:32:09

Plot file version 40 created 29-APR-2024 18:35:47

1146+189 EA075.UVDATA.1

Freq = 21.9925 GHz, Bw = 32.000 MH Calibrated with CL # 4 and BP # 1 (BP mode 1)



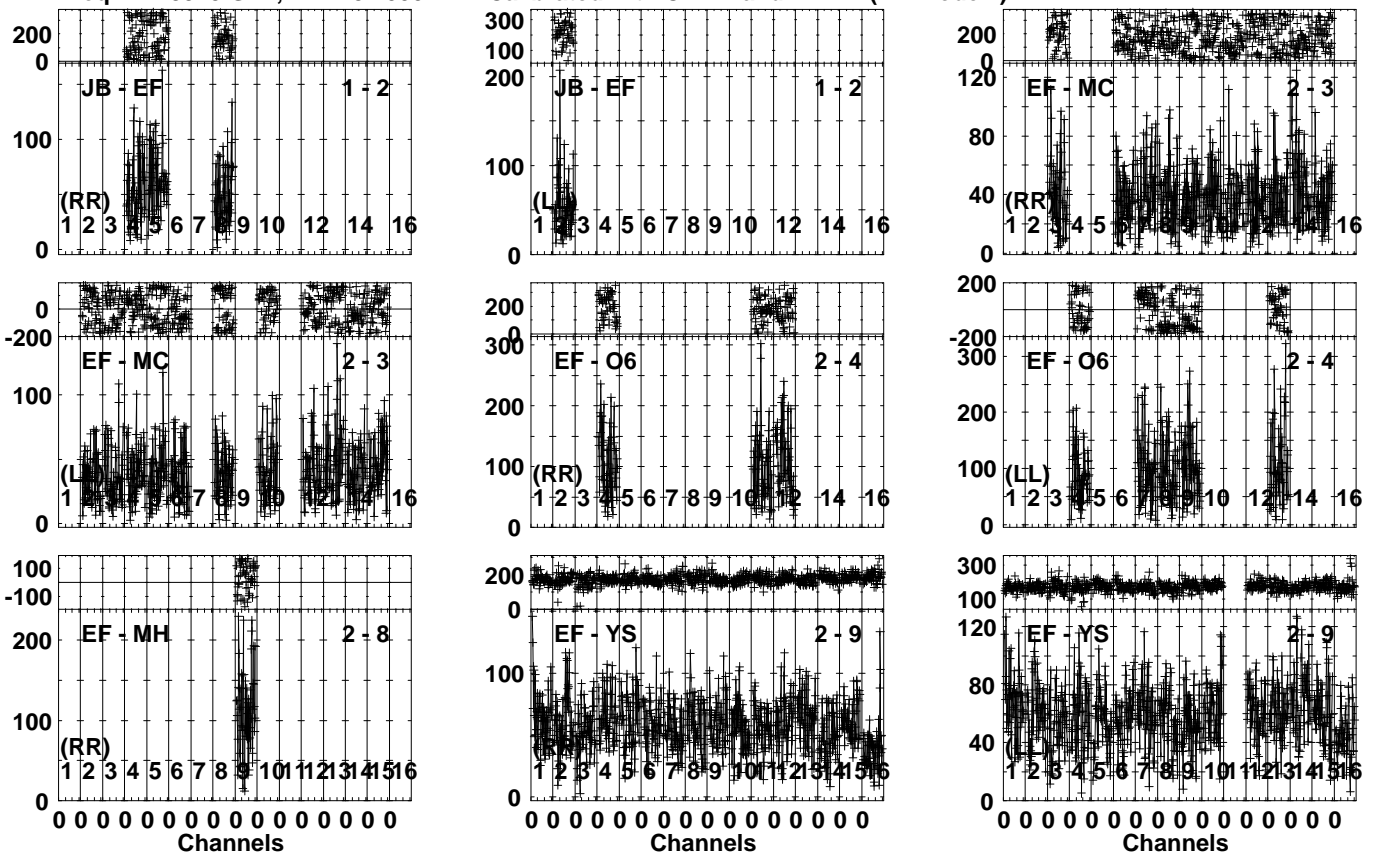
Lower frame: Milli Ampl Jy Top frame: Phas deg  
Vector averaged cross-power spectrum Several baselines displayed  
Timerange: 00/19:30:43 to 00/19:32:09



Plot file version 41 created 29-APR-2024 18:35:47

J1143+1834 EA075.UVDATA.1

Freq = 21.9925 GHz, Bw = 32.000 MH Calibrated with CL # 4 and BP # 1 (BP mode 1)

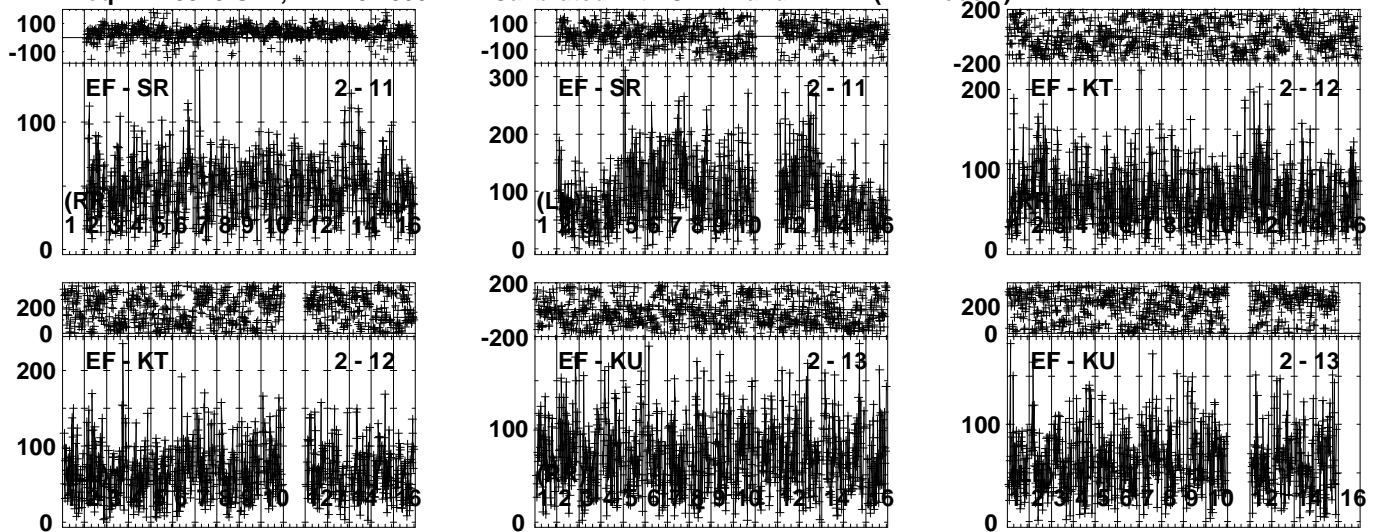


Lower frame: Milli Ampl Jy Top frame: Phas deg  
Vector averaged cross-power spectrum Several baselines displayed  
Timerange: 00/19:32:13 to 00/19:33:39

Plot file version 42 created 29-APR-2024 18:35:48

J1143+1834 EA075.UVDATA.1

Freq = 21.9925 GHz, Bw = 32.000 MH Calibrated with CL # 4 and BP # 1 (BP mode 1)

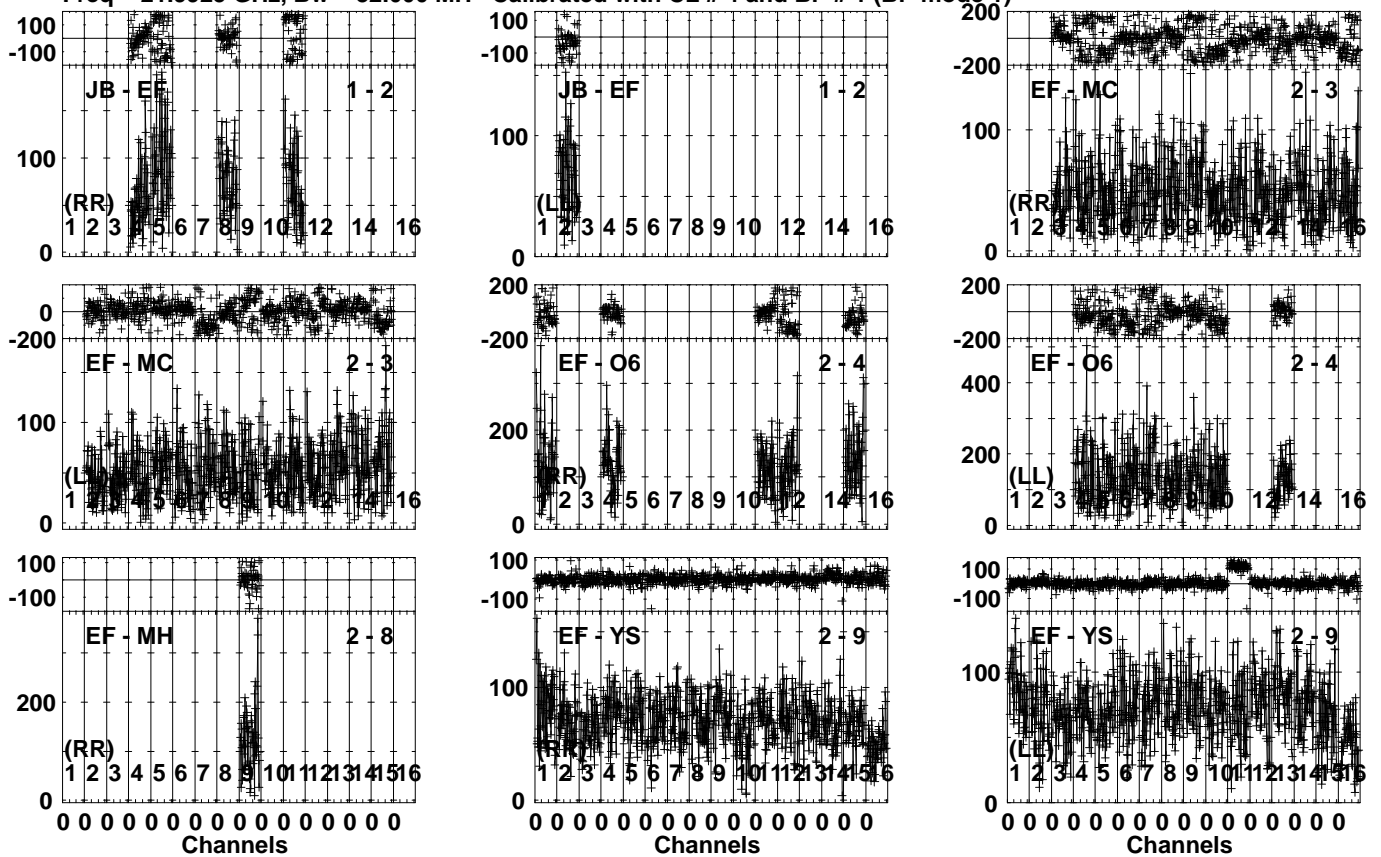


Lower frame: Milli Ampl Jy Top frame: Phas deg  
Vector averaged cross-power spectrum Several baselines displayed  
Timerange: 00/19:32:13 to 00/19:33:39

Plot file version 43 created 29-APR-2024 18:35:48

1146+189 EA075.UVDATA.1

Freq = 21.9925 GHz, Bw = 32.000 MH Calibrated with CL # 4 and BP # 1 (BP mode 1)

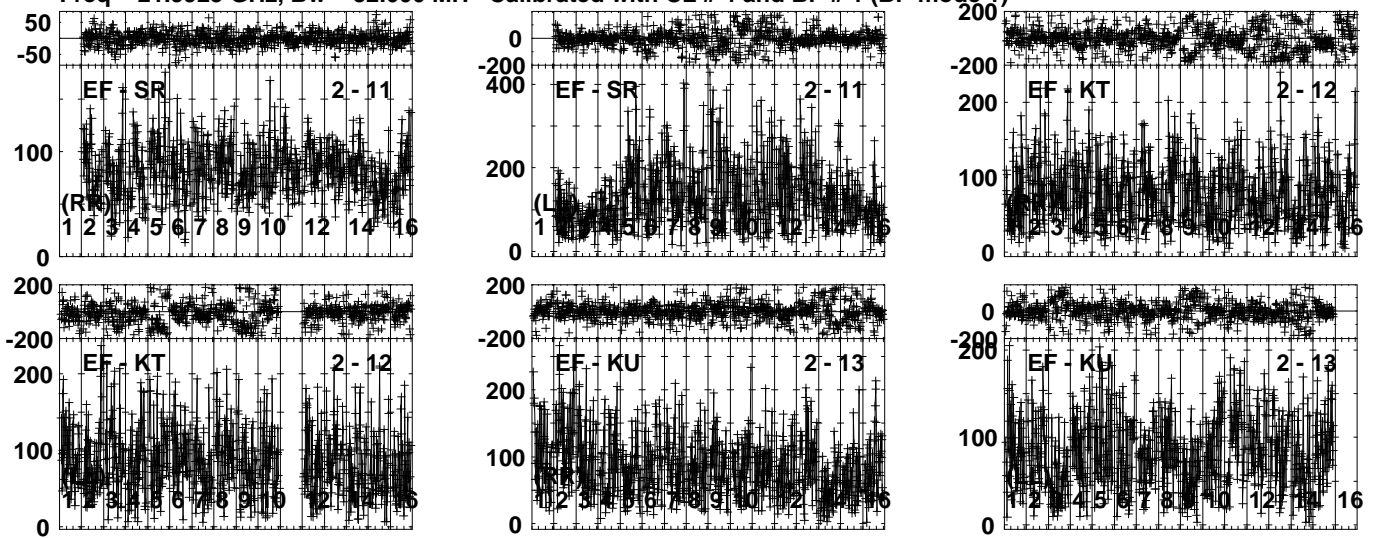


Lower frame: Milli Ampl Jy Top frame: Phas deg  
Vector averaged cross-power spectrum Several baselines displayed  
Timerange: 00/19:34:13 to 00/19:35:09

Plot file version 44 created 29-APR-2024 18:35:49

1146+189 EA075.UVDATA.1

Freq = 21.9925 GHz, Bw = 32.000 MH Calibrated with CL # 4 and BP # 1 (BP mode 1)

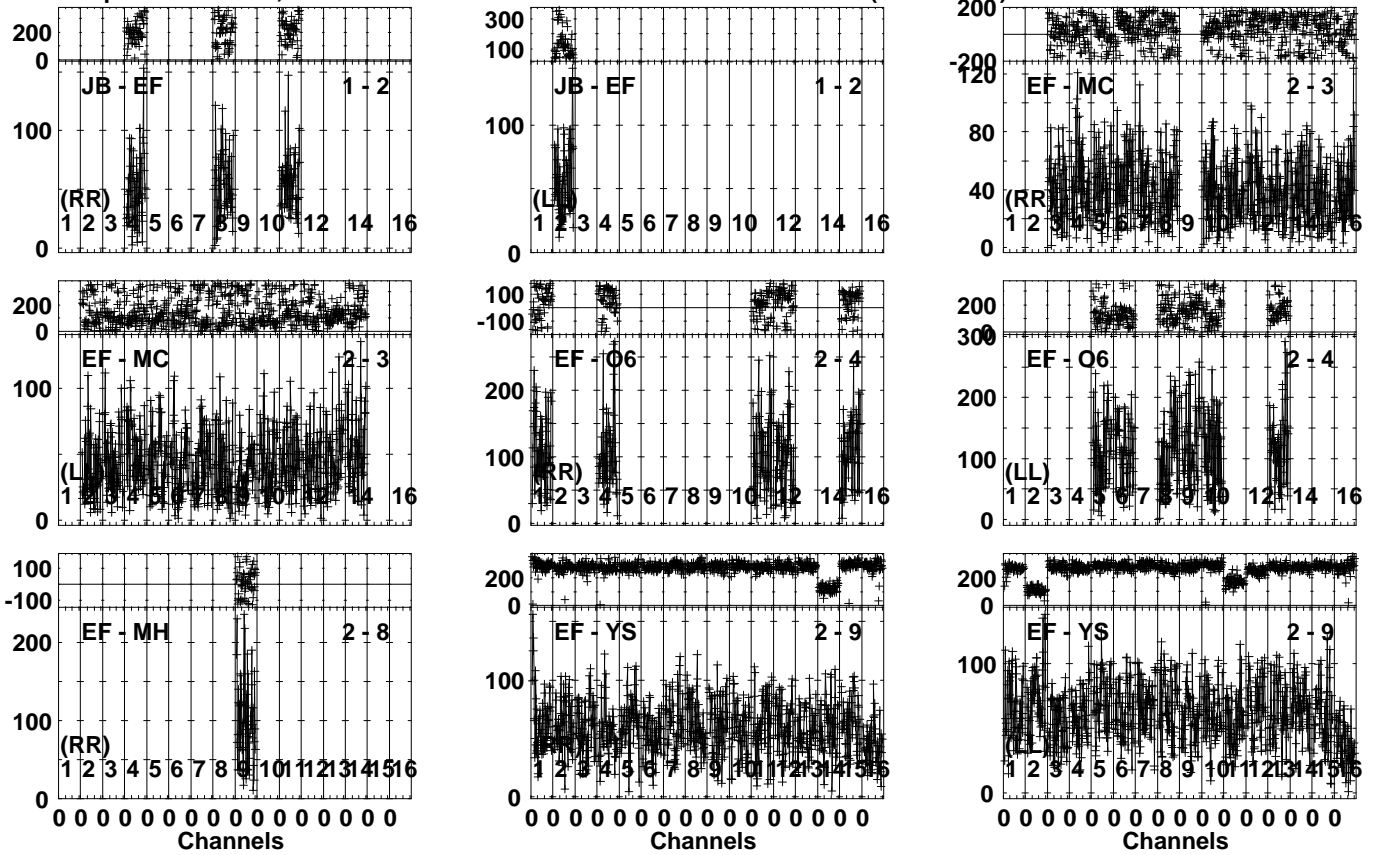


Lower frame: Milli Ampl Jy Top frame: Phas deg  
Vector averaged cross-power spectrum Several baselines displayed  
Timerange: 00/19:34:13 to 00/19:35:09

Plot file version 45 created 29-APR-2024 18:35:49

J1143+1834 EA075.UVDATA.1

Freq = 21.9925 GHz, Bw = 32.000 MH Calibrated with CL # 4 and BP # 1 (BP mode 1)

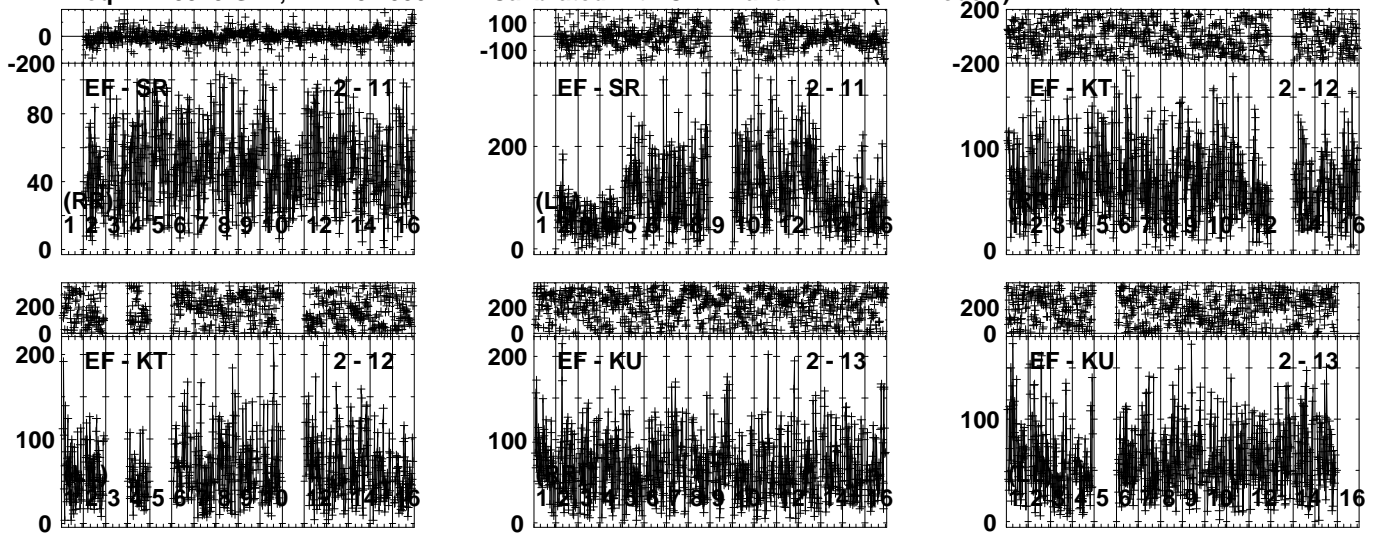


Lower frame: Milli Ampl Jy Top frame: Phas deg  
Vector averaged cross-power spectrum Several baselines displayed  
Timerange: 00/19:35:13 to 00/19:36:39

Plot file version 46 created 29-APR-2024 18:35:50

J1143+1834 EA075.UVDATA.1

Freq = 21.9925 GHz, Bw = 32.000 MH Calibrated with CL # 4 and BP # 1 (BP mode 1)

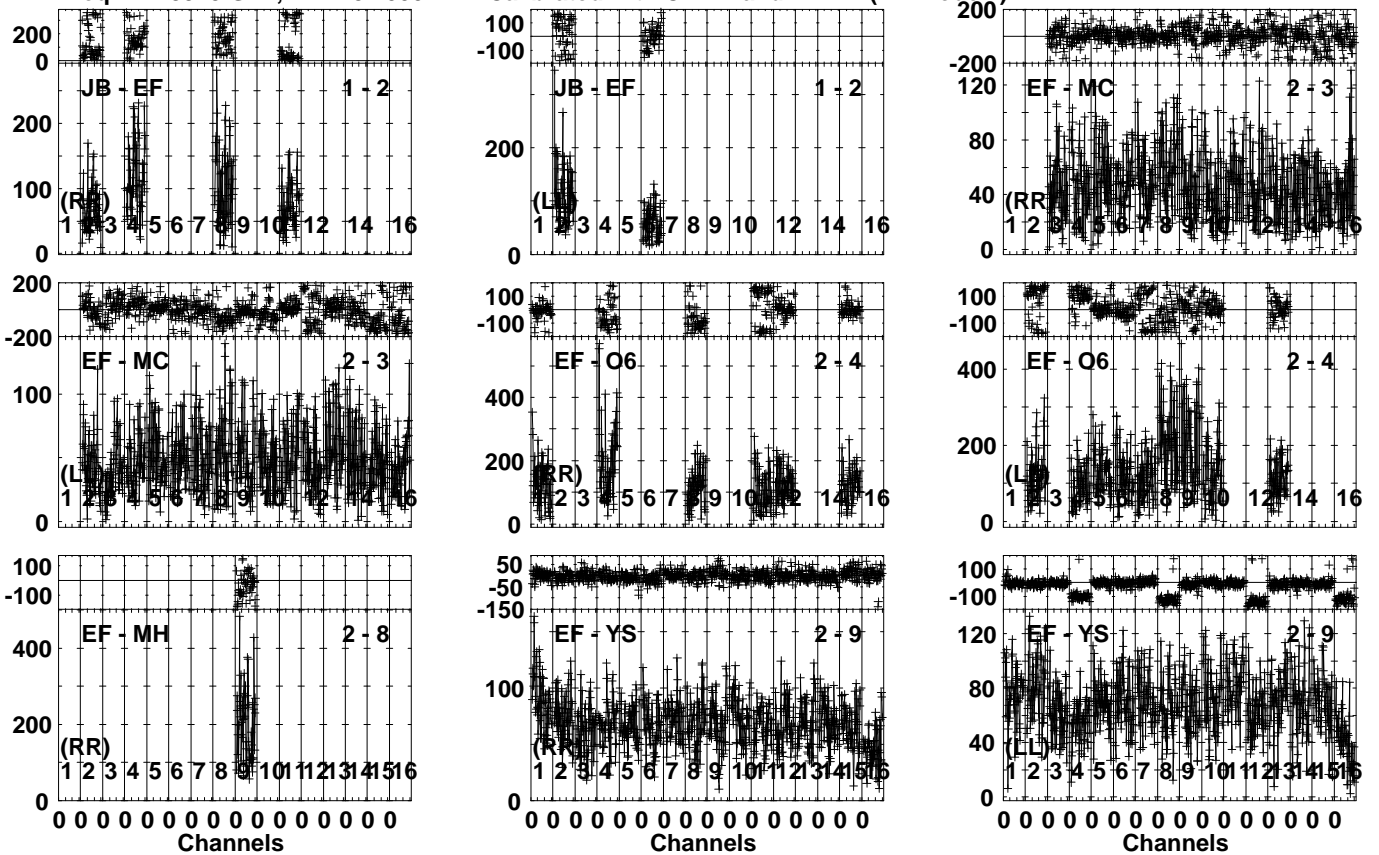


Lower frame: Milli Ampl Jy Top frame: Phas deg  
Vector averaged cross-power spectrum Several baselines displayed  
Timerange: 00/19:35:13 to 00/19:36:39

Plot file version 47 created 29-APR-2024 18:35:50

1146+189 EA075.UVDATA.1

Freq = 21.9925 GHz, Bw = 32.000 MH Calibrated with CL # 4 and BP # 1 (BP mode 1)

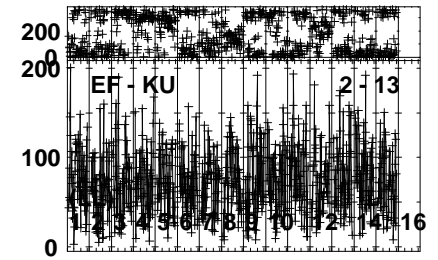
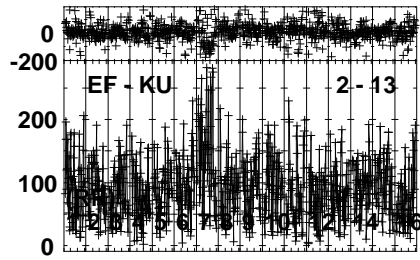
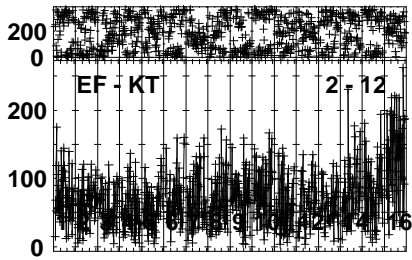
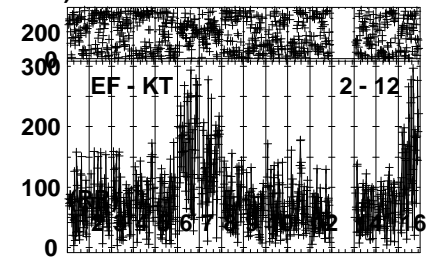
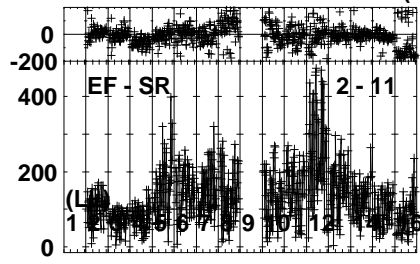
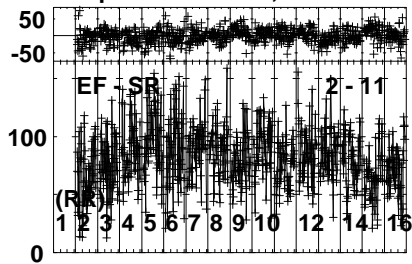


Lower frame: Milli Ampl Jy Top frame: Phas deg  
Vector averaged cross-power spectrum Several baselines displayed  
Timerange: 00/19:36:43 to 00/19:38:09

Plot file version 48 created 29-APR-2024 18:35:50

1146+189 EA075.UVDATA.1

Freq = 21.9925 GHz, Bw = 32.000 MH Calibrated with CL # 4 and BP # 1 (BP mode 1)



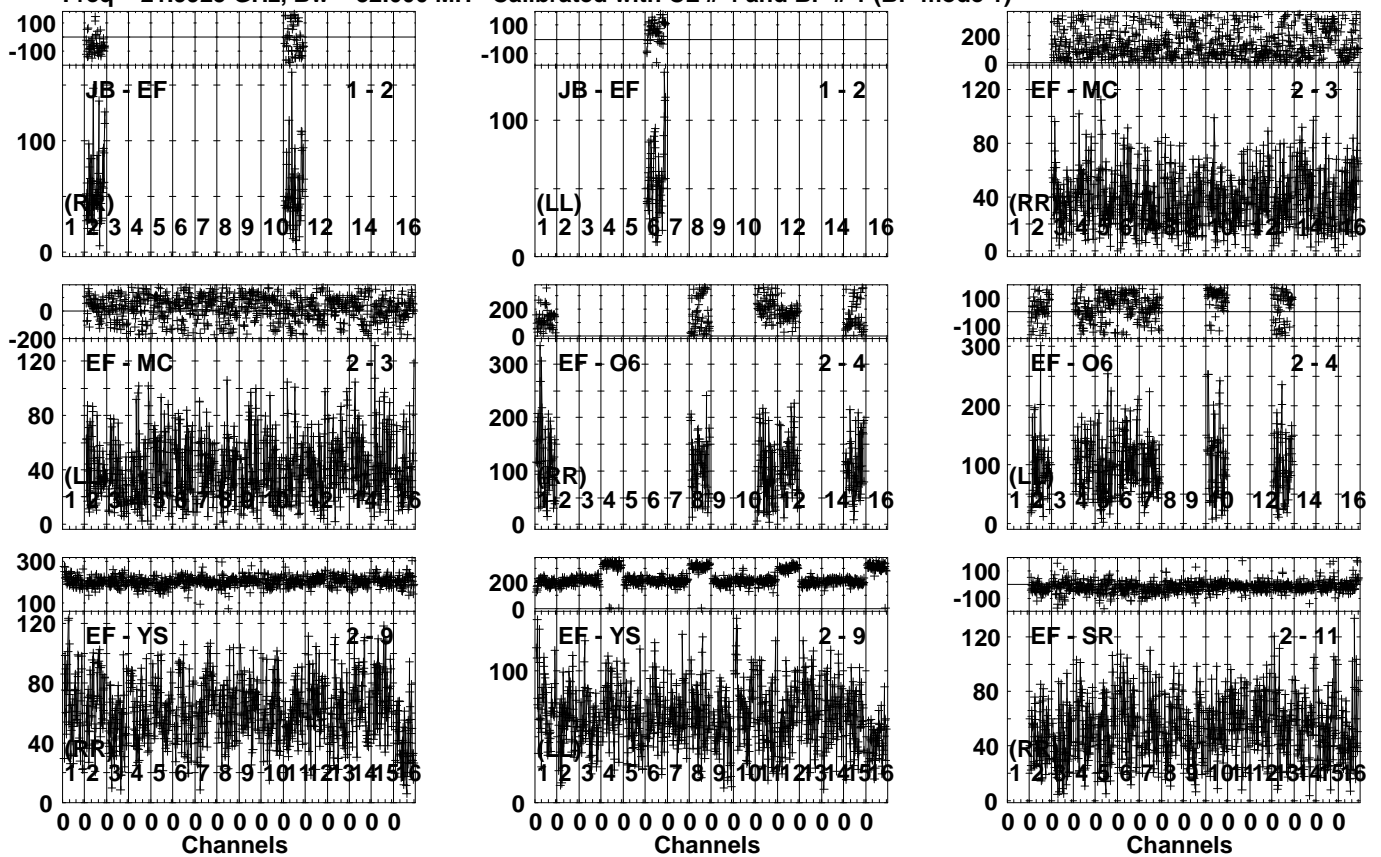
Lower frame: Milli Ampl Jy Top frame: Phas deg  
Vector averaged cross-power spectrum Several baselines displayed  
Timerange: 00/19:36:43 to 00/19:38:09



Plot file version 49 created 29-APR-2024 18:35:51

J1143+1834 EA075.UVDATA.1

Freq = 21.9925 GHz, Bw = 32.000 MH Calibrated with CL # 4 and BP # 1 (BP mode 1)

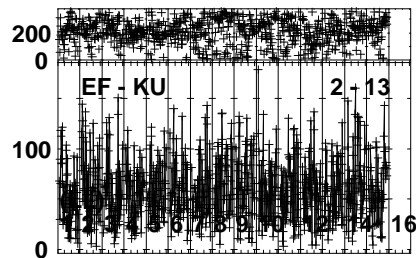
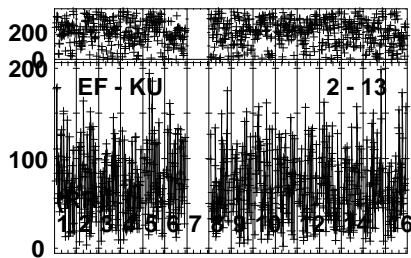
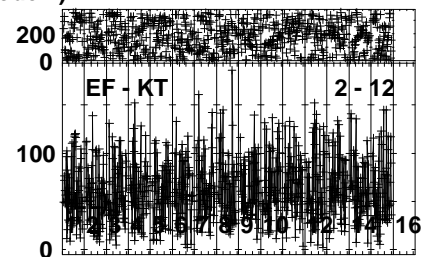
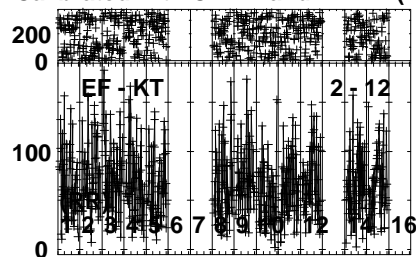
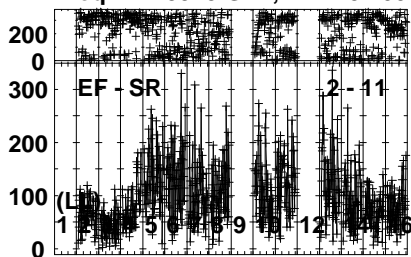


Lower frame: Milli Ampl Jy Top frame: Phas deg  
Vector averaged cross-power spectrum Several baselines displayed  
Timerange: 00/19:38:13 to 00/19:39:39

Plot file version 50 created 29-APR-2024 18:35:51

J1143+1834 EA075.UVDATA.1

Freq = 21.9925 GHz, Bw = 32.000 MH Calibrated with CL # 4 and BP # 1 (BP mode 1)

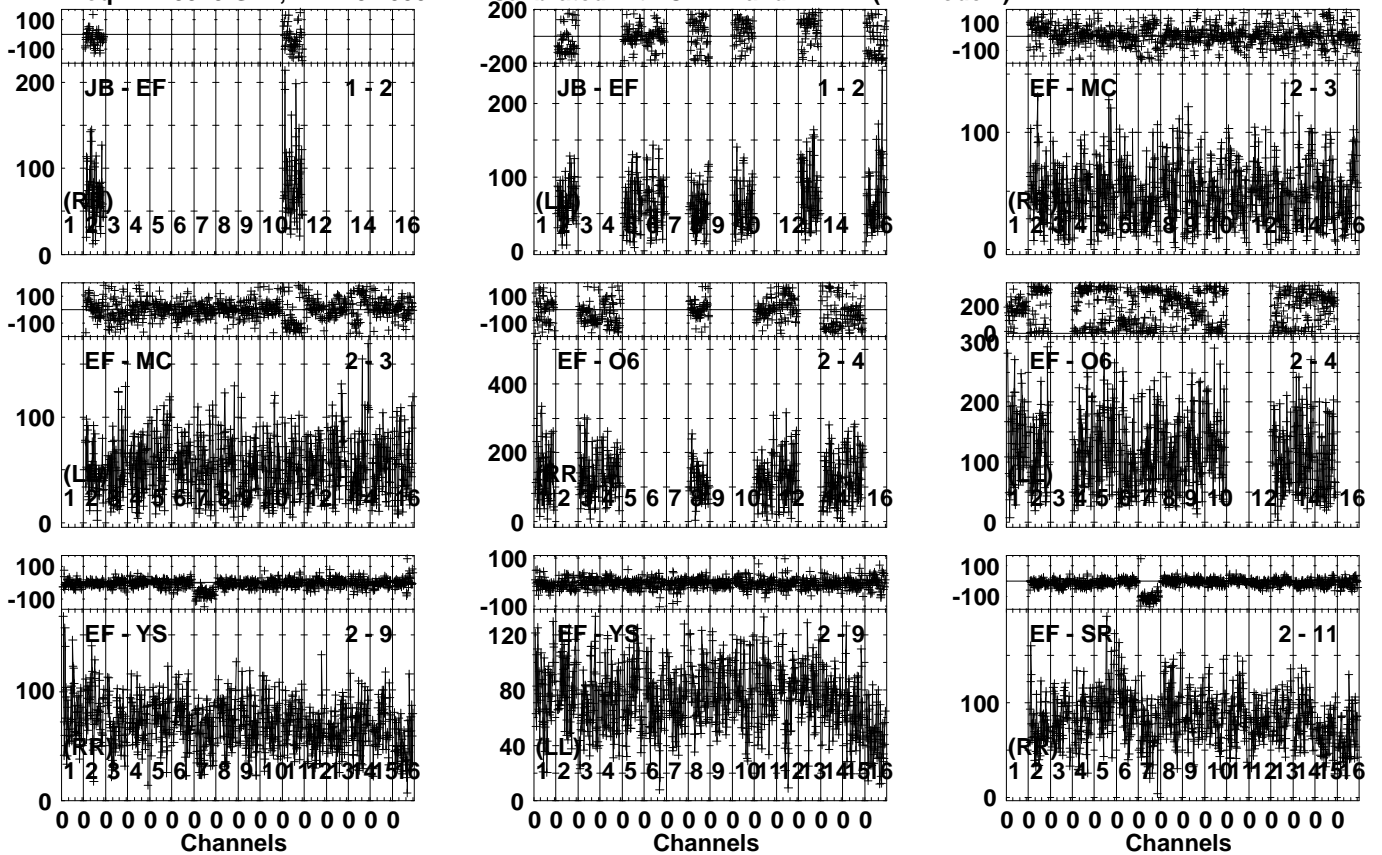


Lower frame: Milli Ampl Jy Top frame: Phas deg  
Vector averaged cross-power spectrum Several baselines displayed  
Timerange: 00/19:38:13 to 00/19:39:39

Plot file version 51 created 29-APR-2024 18:35:52

1146+189 EA075.UVDATA.1

Freq = 21.9925 GHz, Bw = 32.000 MH Calibrated with CL # 4 and BP # 1 (BP mode 1)

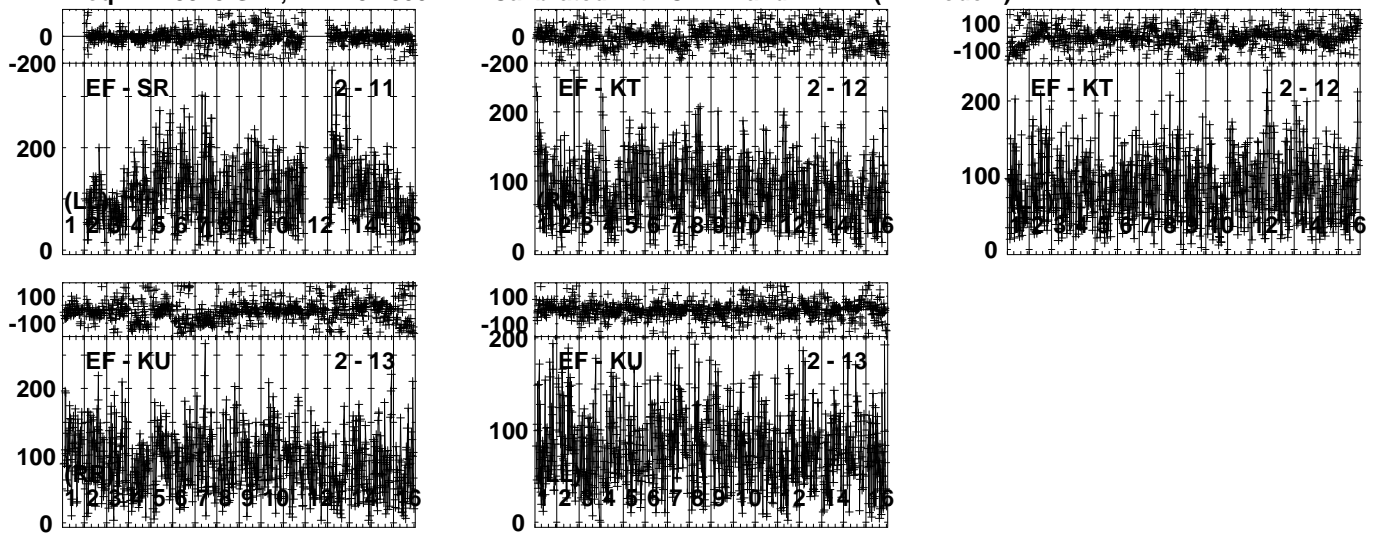


Lower frame: Milli Ampl Jy Top frame: Phas deg  
Vector averaged cross-power spectrum Several baselines displayed  
Timerange: 00/19:40:13 to 00/19:41:09

Plot file version 52 created 29-APR-2024 18:35:52

1146+189 EA075.UVDATA.1

Freq = 21.9925 GHz, Bw = 32.000 MH Calibrated with CL # 4 and BP # 1 (BP mode 1)

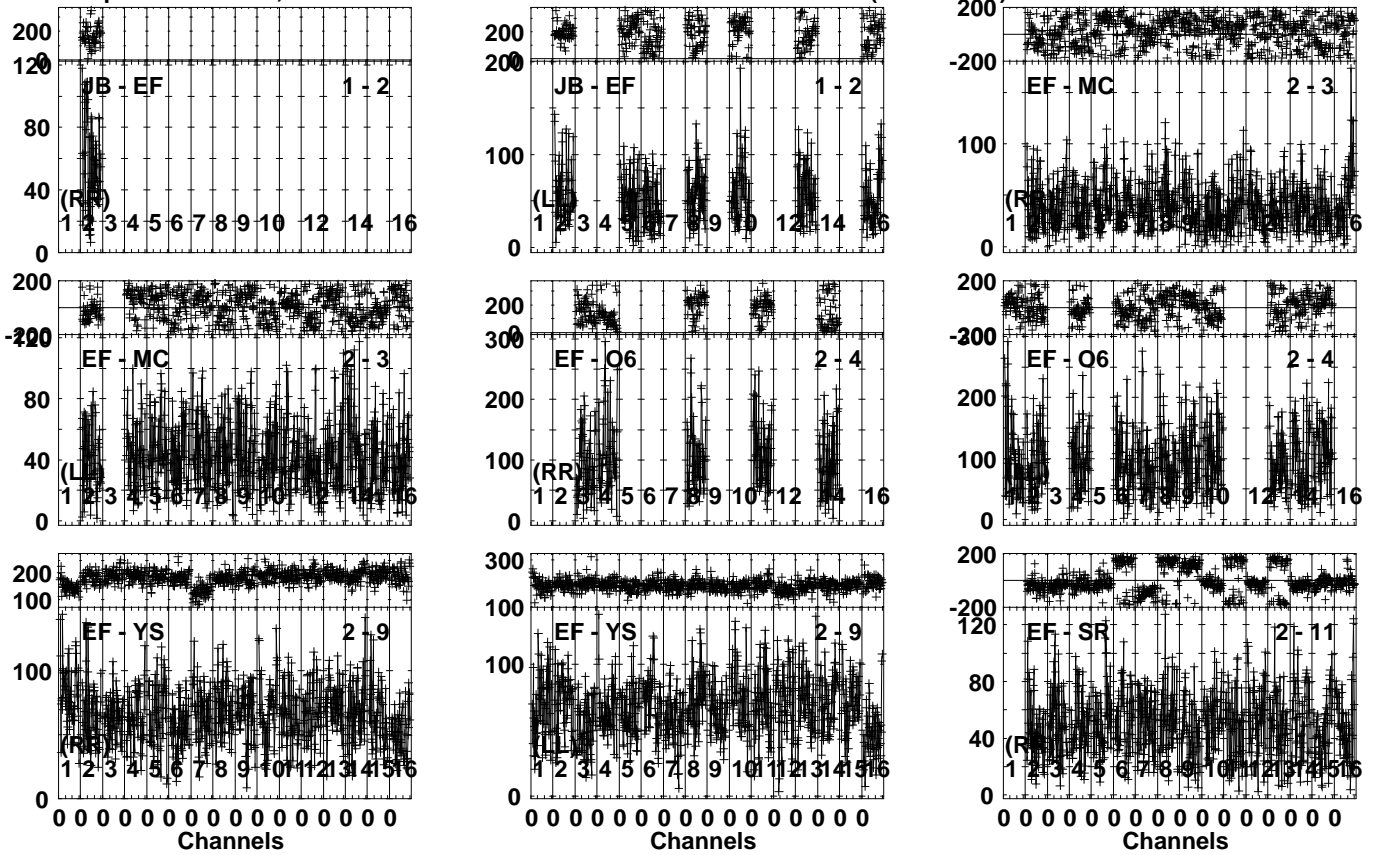


Lower frame: Milli Ampl Jy Top frame: Phas deg  
Vector averaged cross-power spectrum Several baselines displayed  
Timerange: 00/19:40:13 to 00/19:41:09

Plot file version 53 created 29-APR-2024 18:35:52

J1143+1834 EA075.UVDATA.1

Freq = 21.9925 GHz, Bw = 32.000 MH Calibrated with CL # 4 and BP # 1 (BP mode 1)

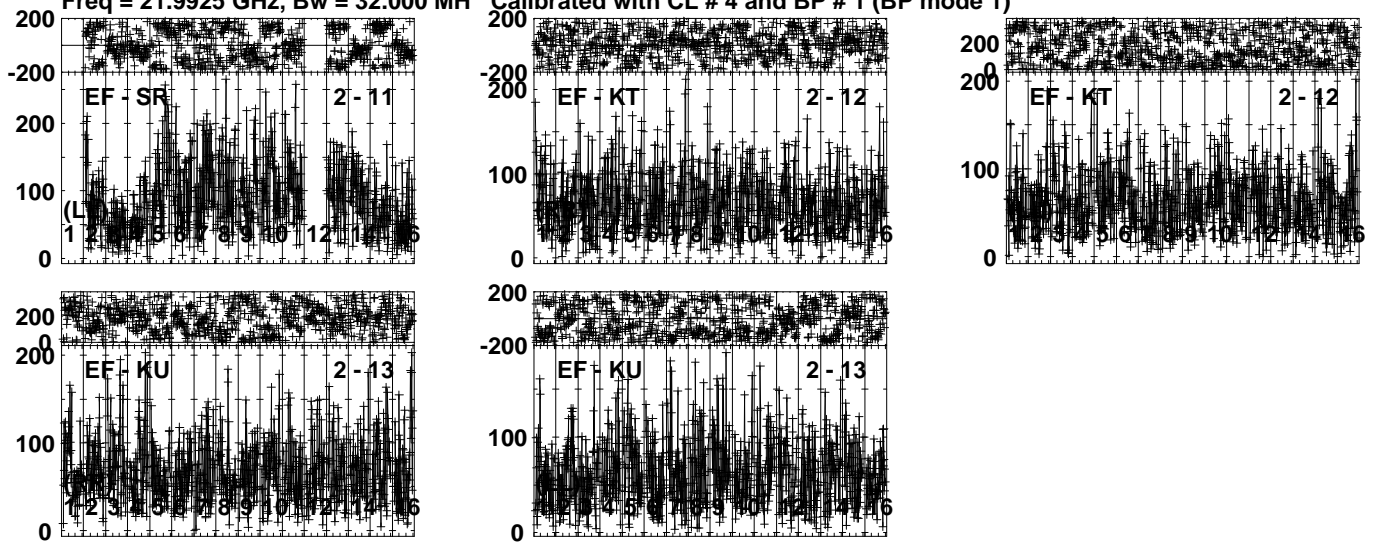


Lower frame: Milli Ampl Jy Top frame: Phas deg  
Vector averaged cross-power spectrum Several baselines displayed  
Timerange: 00/19:41:13 to 00/19:42:39

Plot file version 54 created 29-APR-2024 18:35:53

J1143+1834 EA075.UVDATA.1

Freq = 21.9925 GHz, Bw = 32.000 MH Calibrated with CL # 4 and BP # 1 (BP mode 1)

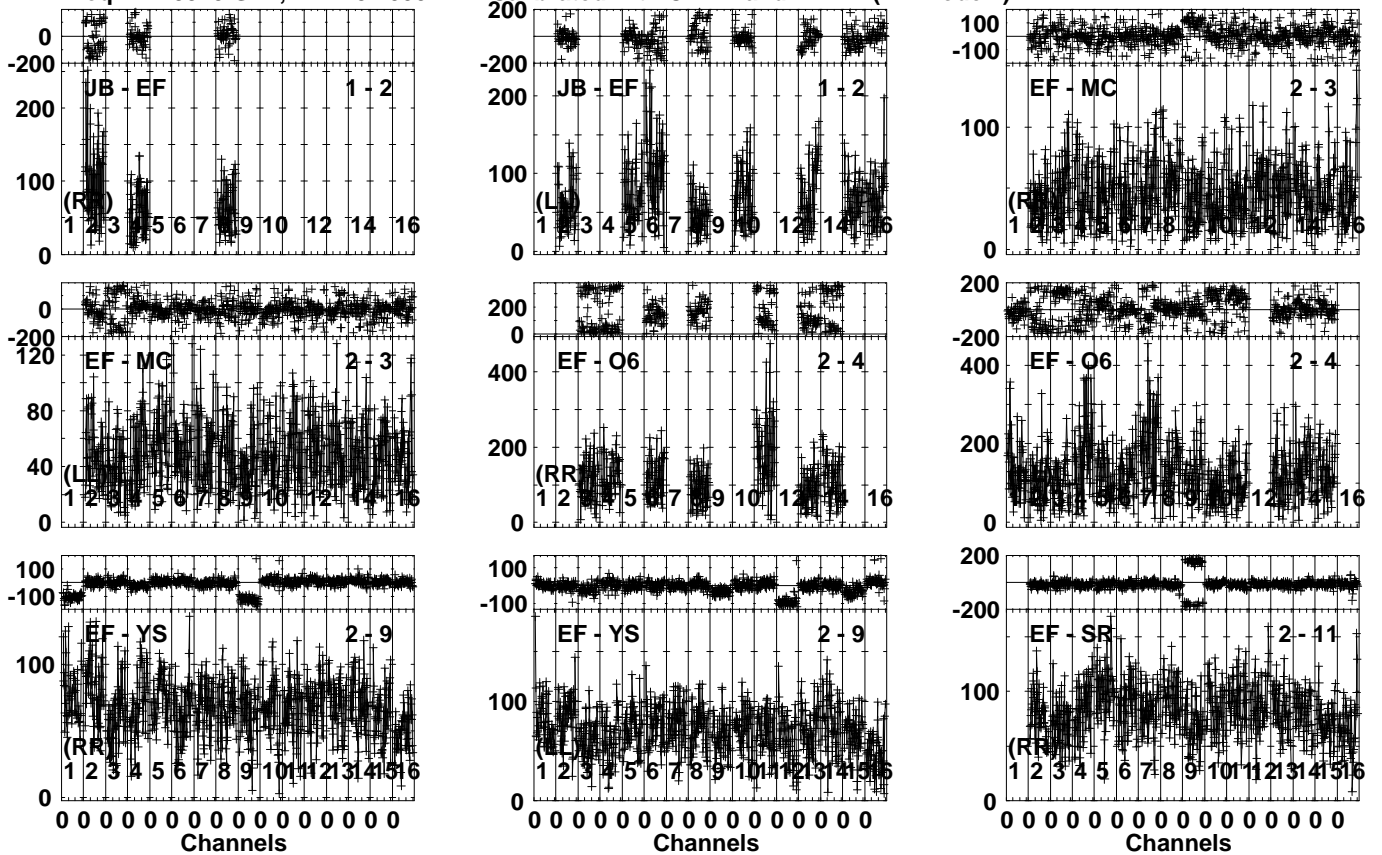


Lower frame: Milli Ampl Jy Top frame: Phas deg  
Vector averaged cross-power spectrum Several baselines displayed  
Timerange: 00/19:41:13 to 00/19:42:39

Plot file version 55 created 29-APR-2024 18:35:53

1146+189 EA075.UVDATA.1

Freq = 21.9925 GHz, Bw = 32.000 MH Calibrated with CL # 4 and BP # 1 (BP mode 1)

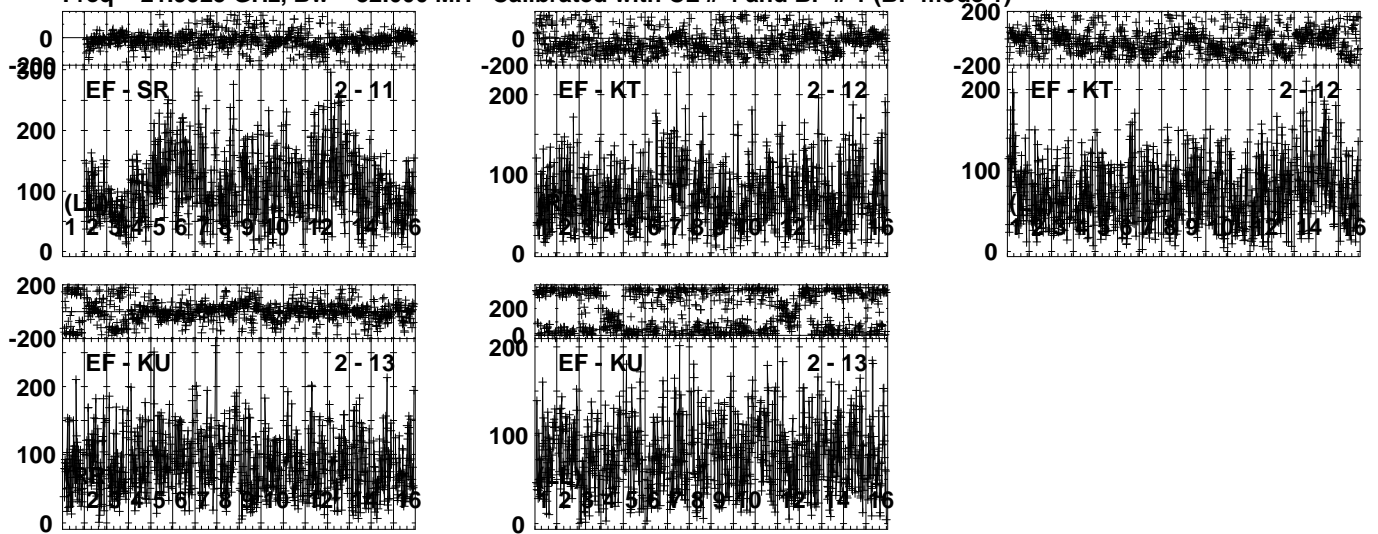


Lower frame: Milli Ampl Jy Top frame: Phas deg  
Vector averaged cross-power spectrum Several baselines displayed  
Timerange: 00/19:42:43 to 00/19:44:09

Plot file version 56 created 29-APR-2024 18:35:54

1146+189 EA075.UVDATA.1

Freq = 21.9925 GHz, Bw = 32.000 MH Calibrated with CL # 4 and BP # 1 (BP mode 1)



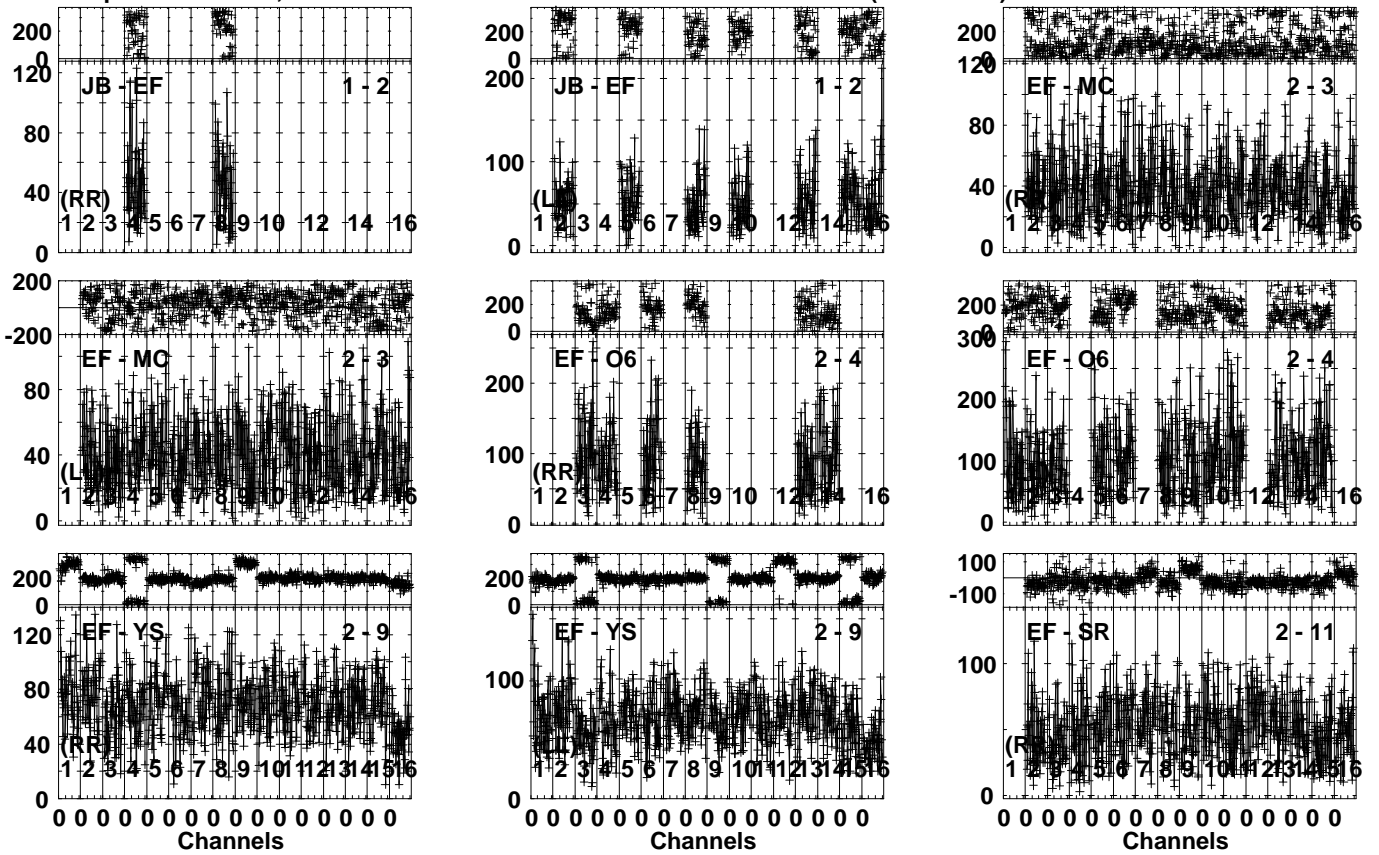
Lower frame: Milli Ampl Jy Top frame: Phas deg  
Vector averaged cross-power spectrum Several baselines displayed  
Timerange: 00/19:42:43 to 00/19:44:09



Plot file version 57 created 29-APR-2024 18:35:54

J1143+1834 EA075.UVDATA.1

Freq = 21.9925 GHz, Bw = 32.000 MH Calibrated with CL # 4 and BP # 1 (BP mode 1)



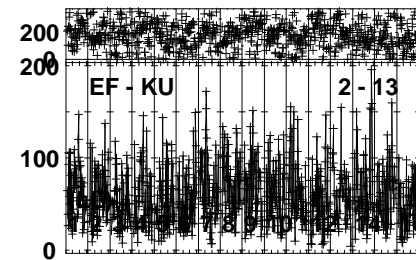
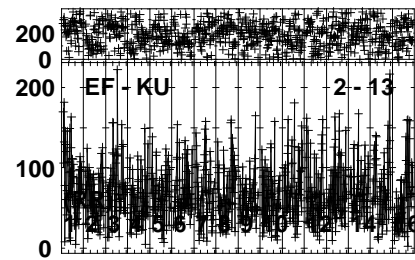
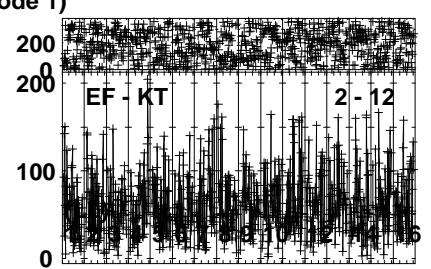
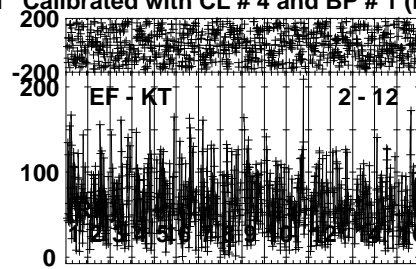
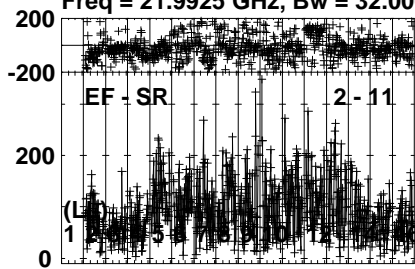
Lower frame: Milli Ampl Jy Top frame: Phas deg  
Vector averaged cross-power spectrum Several baselines displayed  
Timerange: 00/19:44:13 to 00/19:45:39

Plot file version 58 created 29-APR-2024 18:35:55

J1143+1834 EA075.UVDATA.1

Freq = 21.9925 GHz, Bw = 32.000 MH

Calibrated with CL # 4 and BP # 1 (BP mode 1)



Lower frame: Milli Ampl Jy Top frame: Phas deg

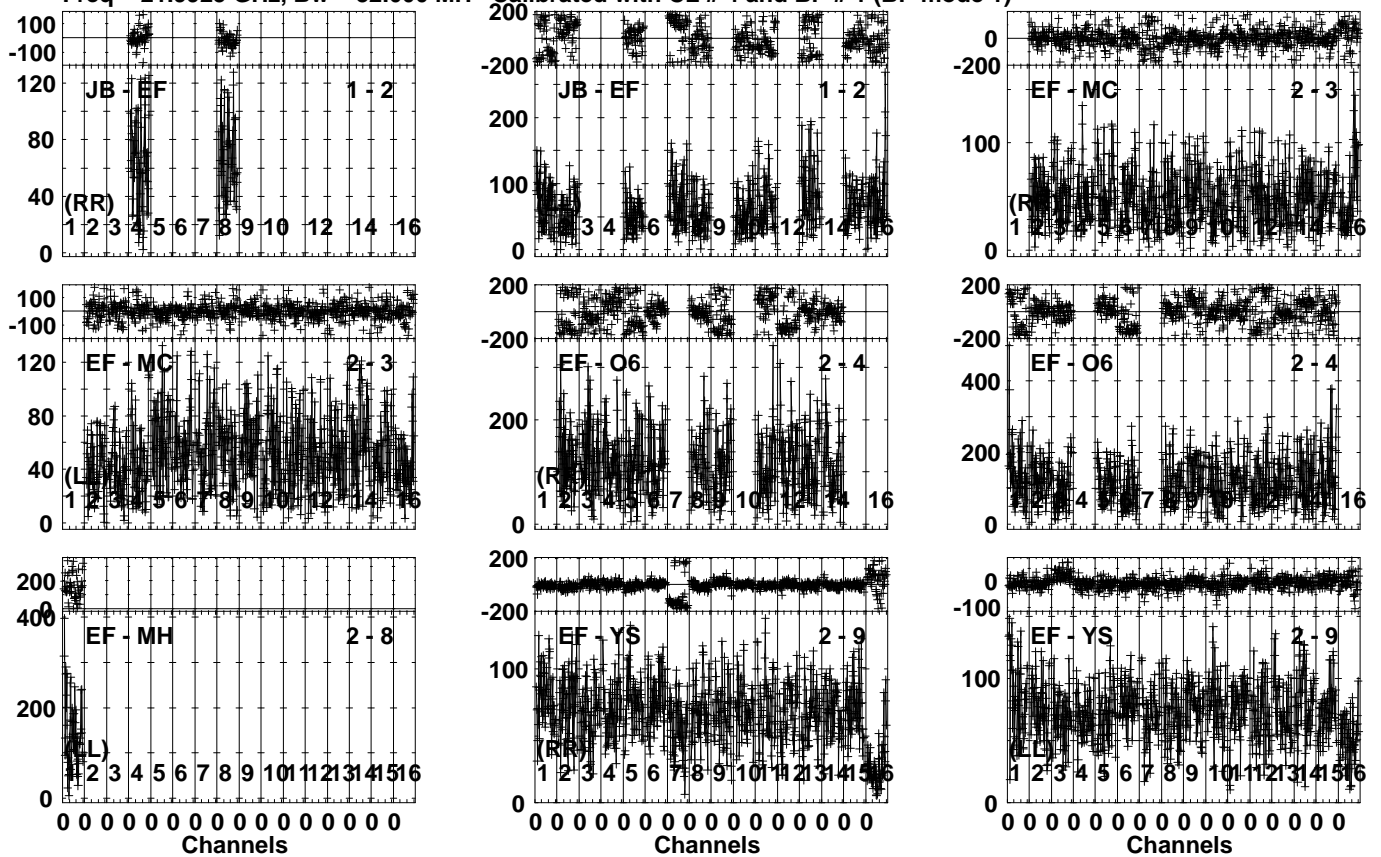
Vector averaged cross-power spectrum Several baselines displayed

Timerange: 00/19:44:13 to 00/19:45:39

Plot file version 59 created 29-APR-2024 18:35:55

1146+189 EA075.UVDATA.1

Freq = 21.9925 GHz, Bw = 32.000 MH Calibrated with CL # 4 and BP # 1 (BP mode 1)

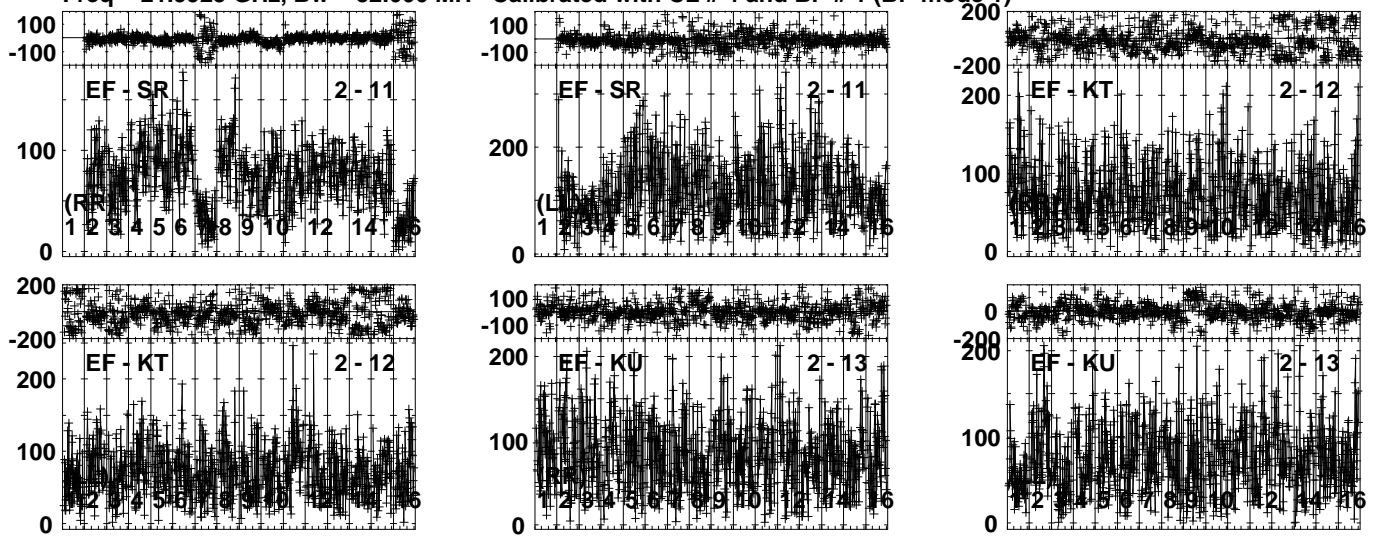


Lower frame: Milli Ampl Jy Top frame: Phas deg  
Vector averaged cross-power spectrum Several baselines displayed  
Timerange: 00/19:46:13 to 00/19:47:09

Plot file version 60 created 29-APR-2024 18:35:56

1146+189 EA075.UVDATA.1

Freq = 21.9925 GHz, Bw = 32.000 MH Calibrated with CL # 4 and BP # 1 (BP mode 1)

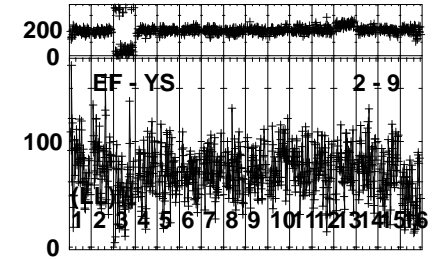
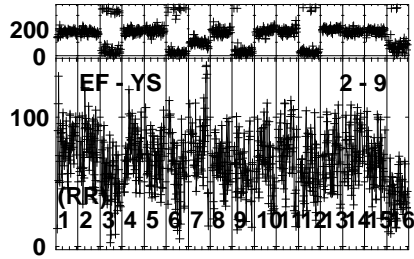
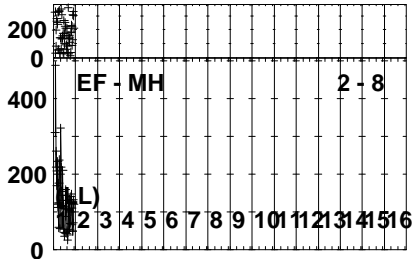
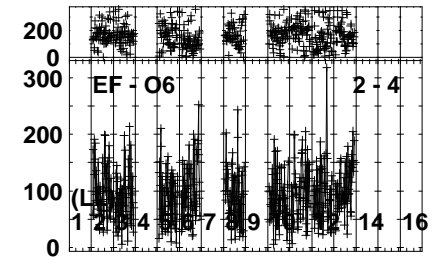
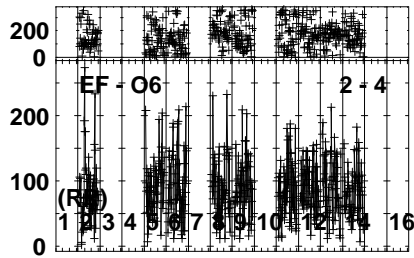
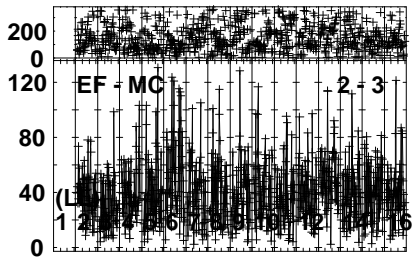
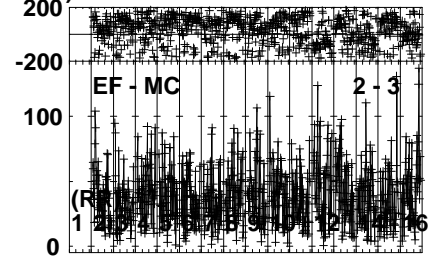
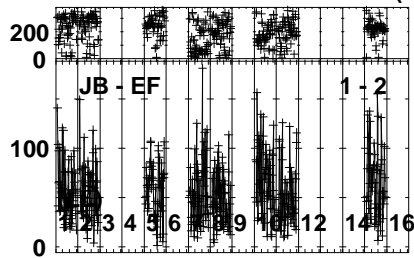
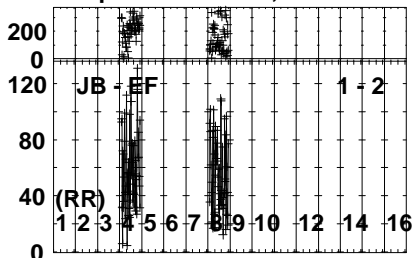


Lower frame: Milli Ampl Jy Top frame: Phas deg  
Vector averaged cross-power spectrum Several baselines displayed  
Timerange: 00/19:46:13 to 00/19:47:09

Plot file version 61 created 29-APR-2024 18:35:56

J1143+1834 EA075.UVDATA.1

Freq = 21.9925 GHz, Bw = 32.000 MH Calibrated with CL # 4 and BP # 1 (BP mode 1)

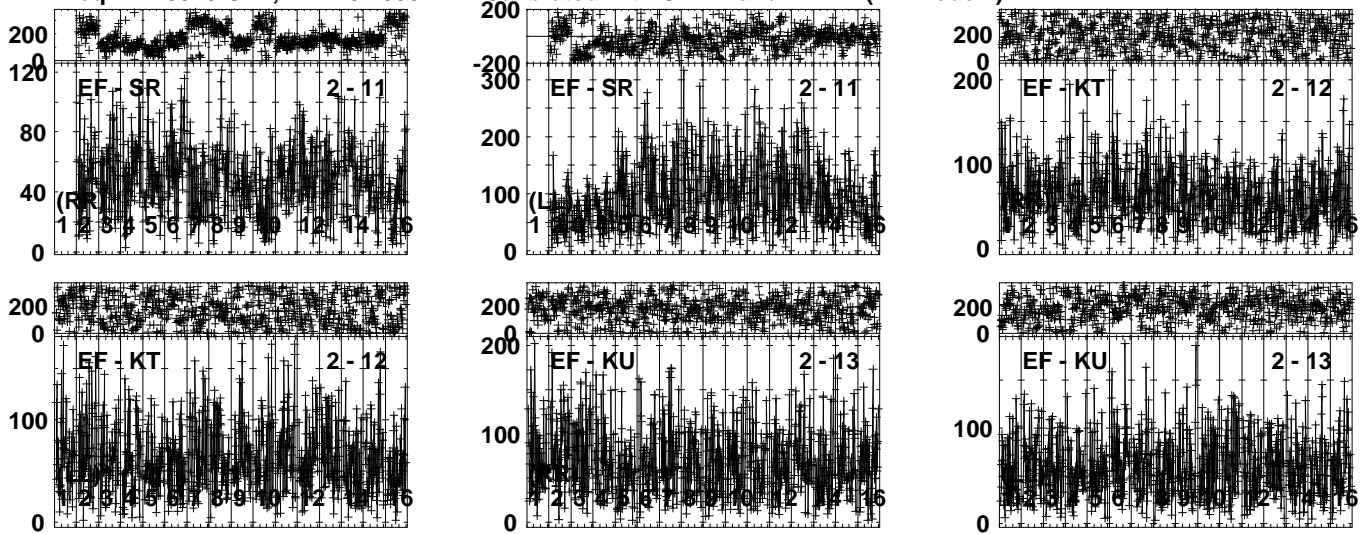


Lower frame: Milli Ampl Jy Top frame: Phas deg  
Vector averaged cross-power spectrum Several baselines displayed  
Timerange: 00/19:47:13 to 00/19:48:39

Plot file version 62 created 29-APR-2024 18:35:56

J1143+1834 EA075.UVDATA.1

Freq = 21.9925 GHz, Bw = 32.000 MH Calibrated with CL # 4 and BP # 1 (BP mode 1)

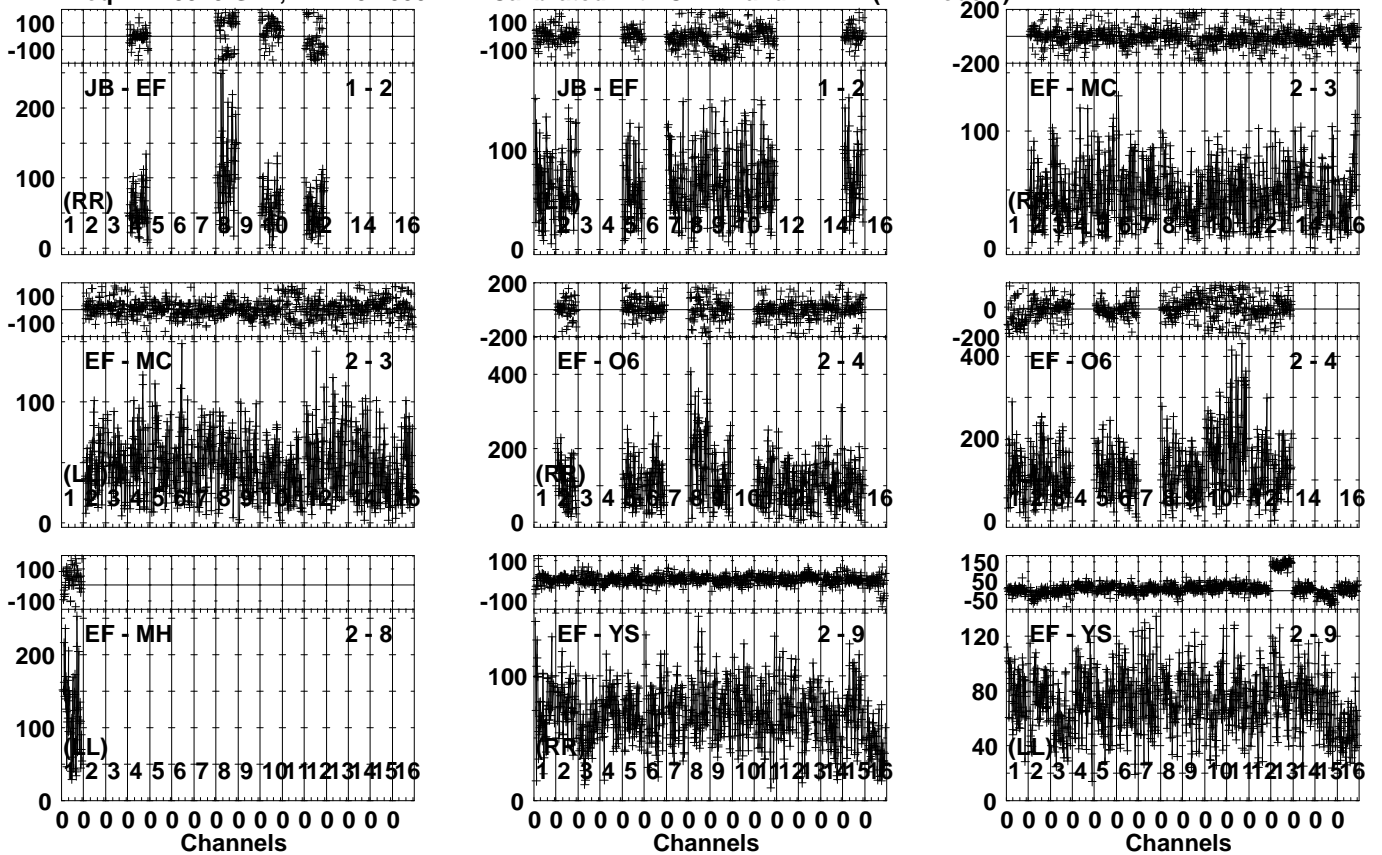


Lower frame: Milli Ampl Jy Top frame: Phas deg  
Vector averaged cross-power spectrum Several baselines displayed  
Timerange: 00/19:47:13 to 00/19:48:39

Plot file version 63 created 29-APR-2024 18:35:57

1146+189 EA075.UVDATA.1

Freq = 21.9925 GHz, Bw = 32.000 MH Calibrated with CL # 4 and BP # 1 (BP mode 1)

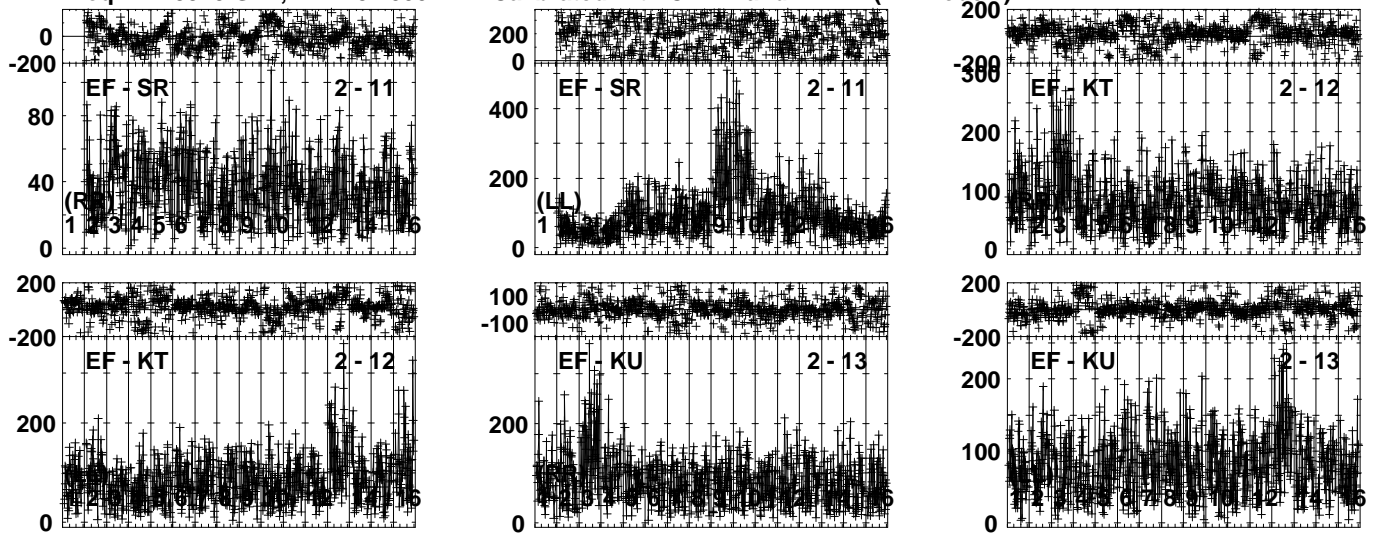


Lower frame: Milli Ampl Jy Top frame: Phas deg  
Vector averaged cross-power spectrum Several baselines displayed  
Timerange: 00/19:48:43 to 00/19:50:09

Plot file version 64 created 29-APR-2024 18:35:57

1146+189 EA075.UVDATA.1

Freq = 21.9925 GHz, Bw = 32.000 MH Calibrated with CL # 4 and BP # 1 (BP mode 1)



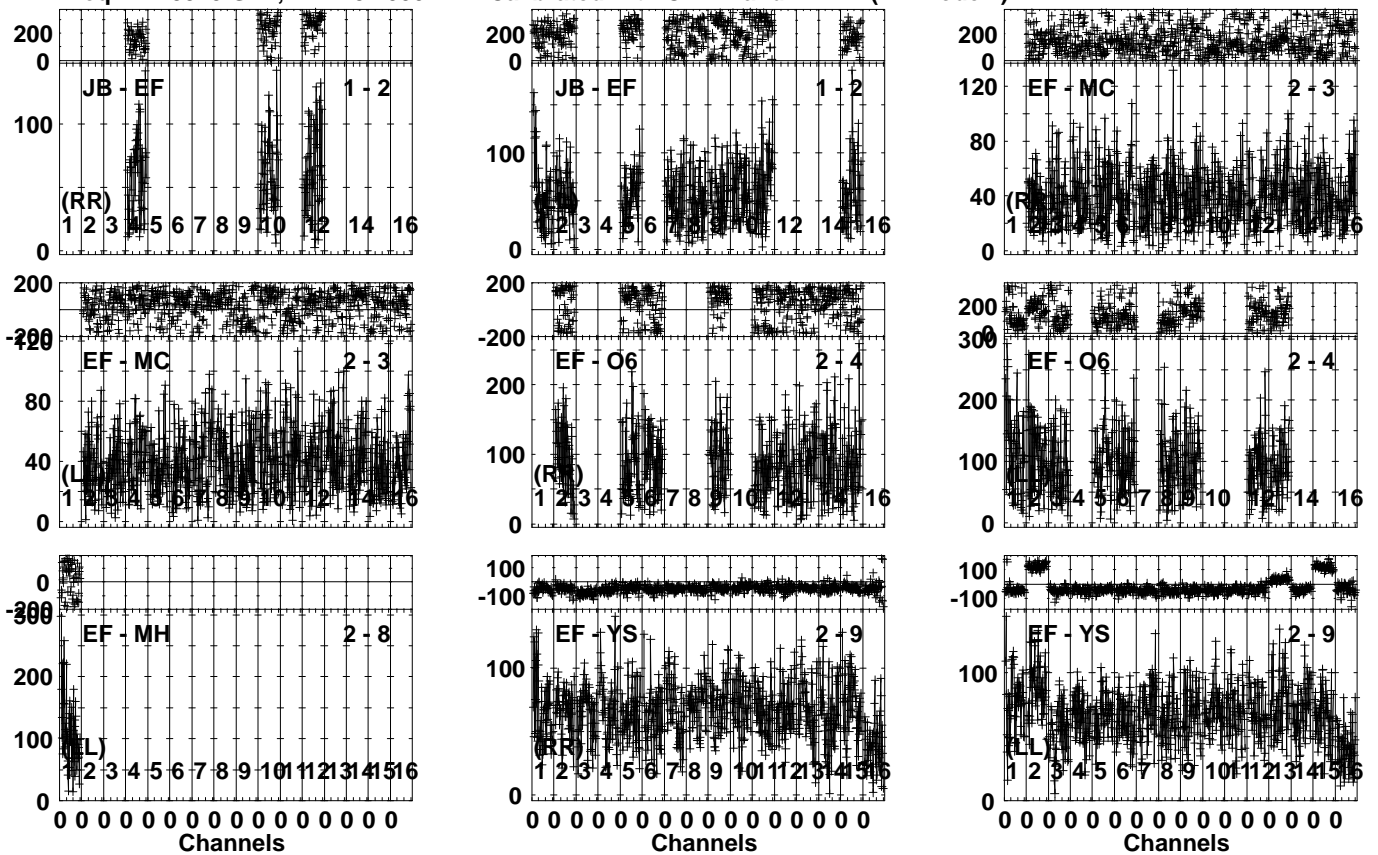
Lower frame: Milli Ampl Jy Top frame: Phas deg  
Vector averaged cross-power spectrum Several baselines displayed  
Timerange: 00/19:48:43 to 00/19:50:09



Plot file version 65 created 29-APR-2024 18:35:58

J1143+1834 EA075.UVDATA.1

Freq = 21.9925 GHz, Bw = 32.000 MH Calibrated with CL # 4 and BP # 1 (BP mode 1)

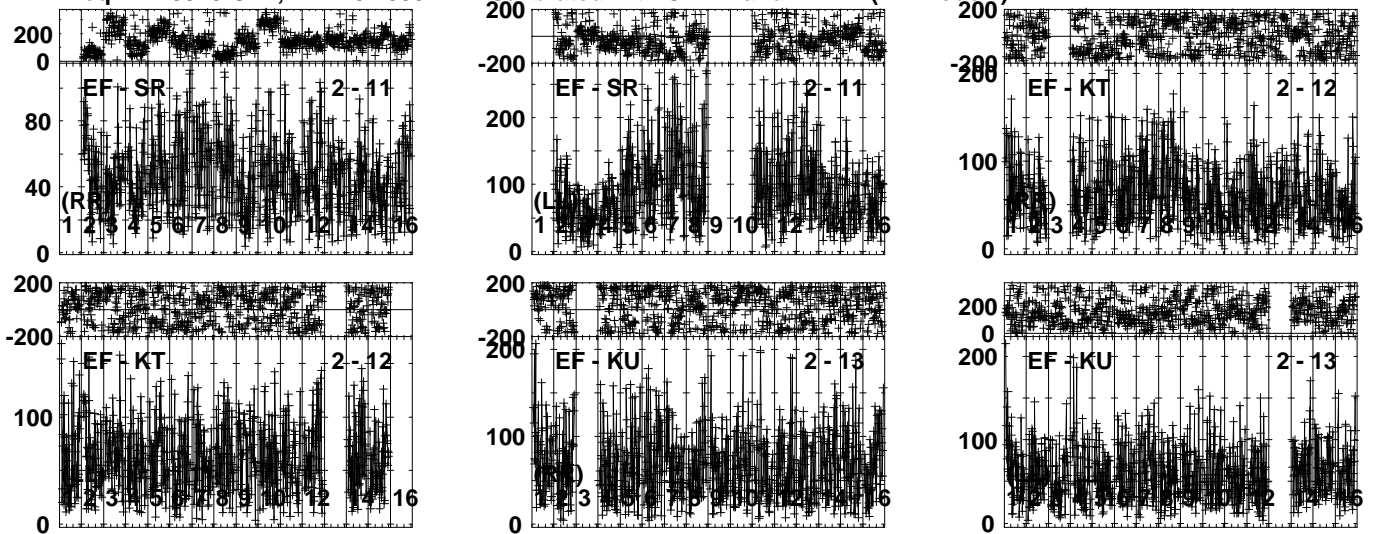


Lower frame: Milli Ampl Jy Top frame: Phas deg  
Vector averaged cross-power spectrum Several baselines displayed  
Timerange: 00/19:50:13 to 00/19:51:39

Plot file version 66 created 29-APR-2024 18:35:58

J1143+1834 EA075.UVDATA.1

Freq = 21.9925 GHz, Bw = 32.000 MH Calibrated with CL # 4 and BP # 1 (BP mode 1)



Lower frame: Milli Ampl Jy Top frame: Phas deg

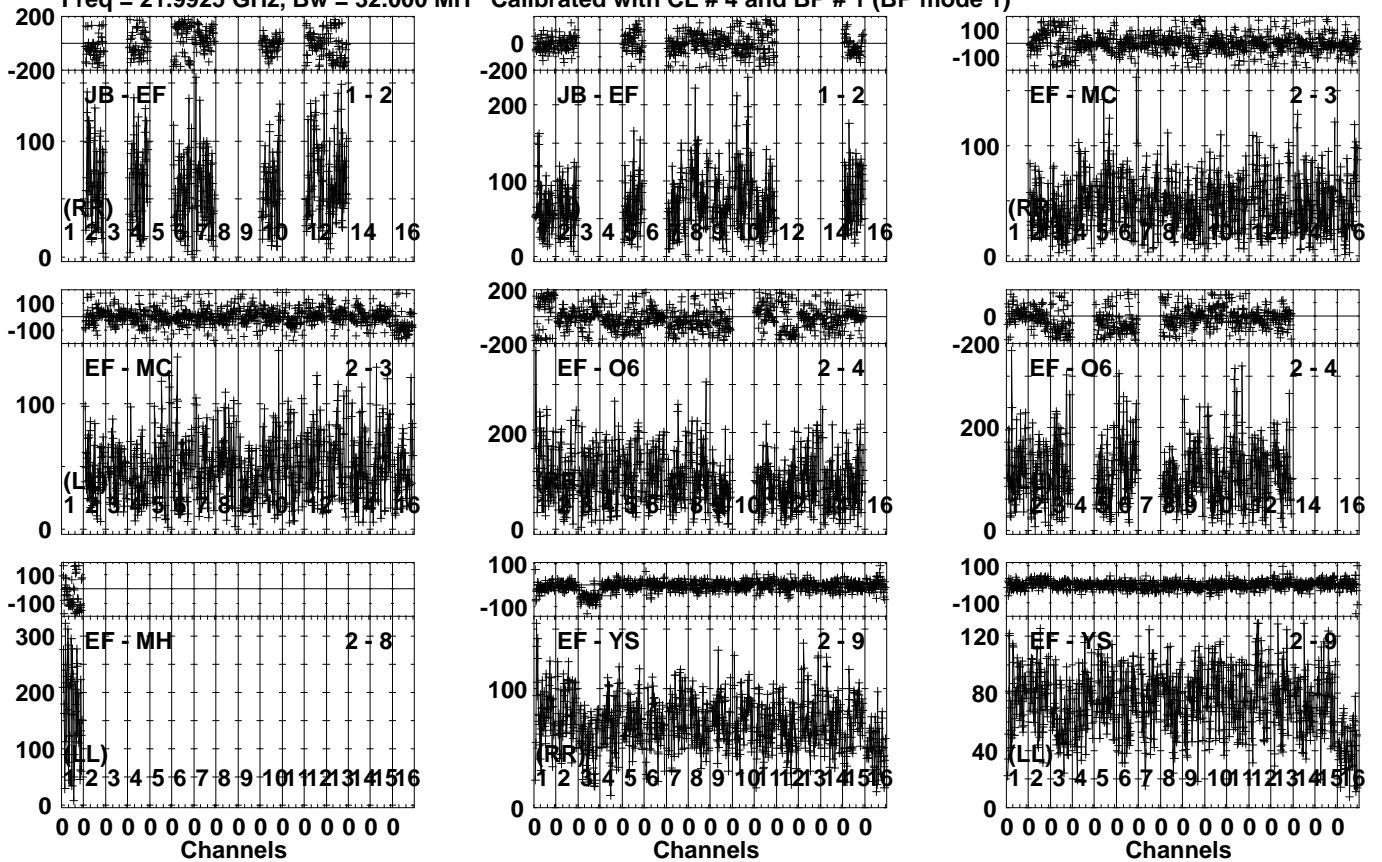
Vector averaged cross-power spectrum Several baselines displayed

Timerange: 00/19:50:13 to 00/19:51:39

Plot file version 67 created 29-APR-2024 18:35:59

1146+189 EA075.UVDATA.1

Freq = 21.9925 GHz, Bw = 32.000 MH Calibrated with CL # 4 and BP # 1 (BP mode 1)

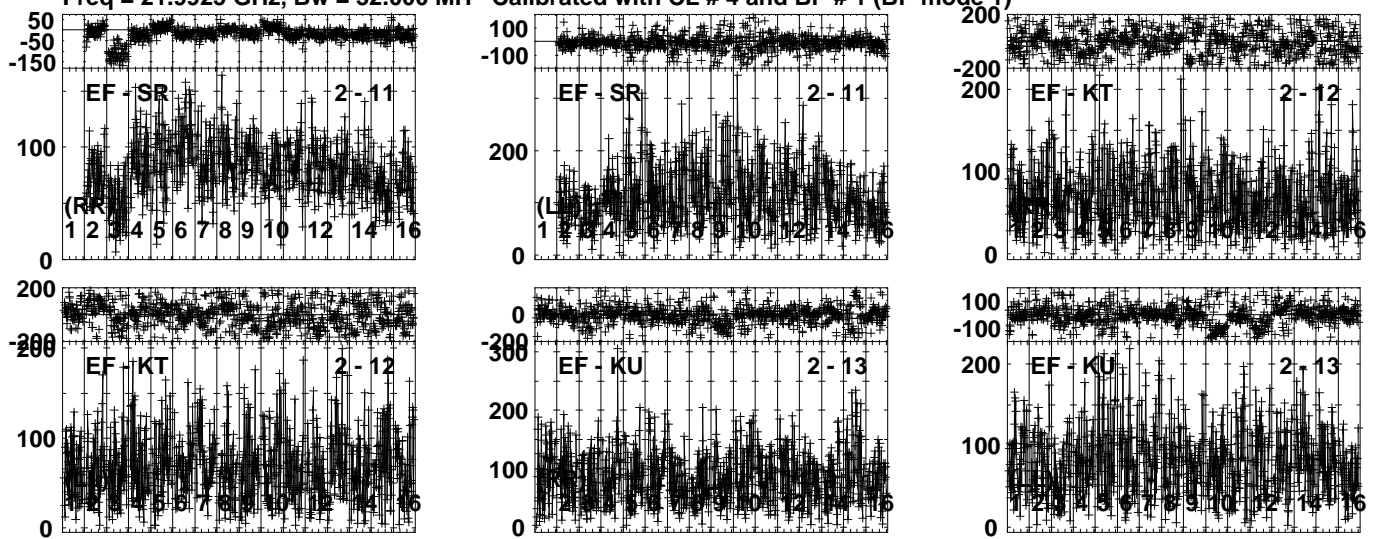


Lower frame: Milli Ampl Jy Top frame: Phas deg  
Vector averaged cross-power spectrum Several baselines displayed  
Timerange: 00/19:52:13 to 00/19:53:09

Plot file version 68 created 29-APR-2024 18:35:59

1146+189 EA075.UVDATA.1

Freq = 21.9925 GHz, Bw = 32.000 MH Calibrated with CL # 4 and BP # 1 (BP mode 1)



Lower frame: Milli Ampl Jy Top frame: Phas deg

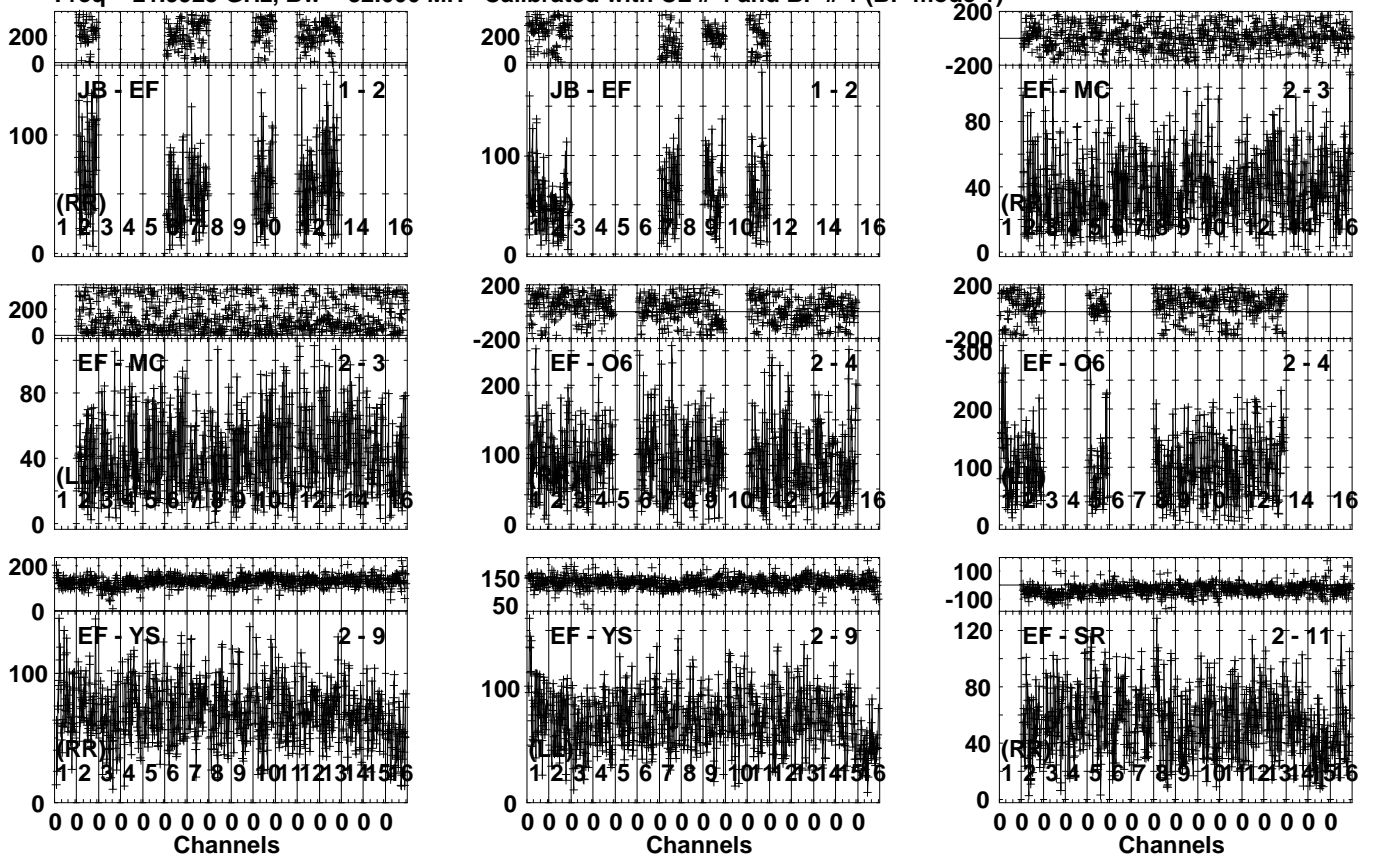
Vector averaged cross-power spectrum Several baselines displayed

Timerange: 00/19:52:13 to 00/19:53:09

Plot file version 69 created 29-APR-2024 18:35:59

J1143+1834 EA075.UVDATA.1

Freq = 21.9925 GHz, Bw = 32.000 MH Calibrated with CL # 4 and BP # 1 (BP mode 1)

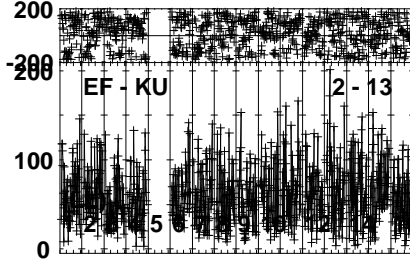
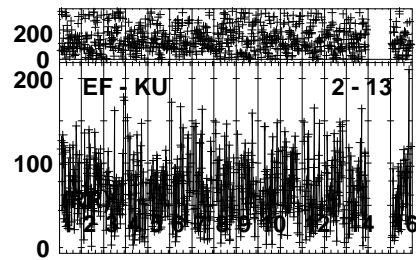
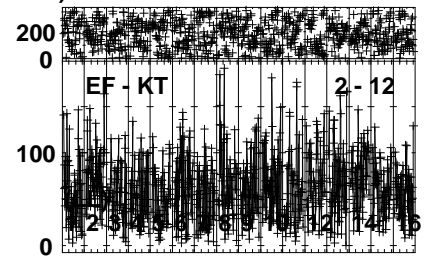
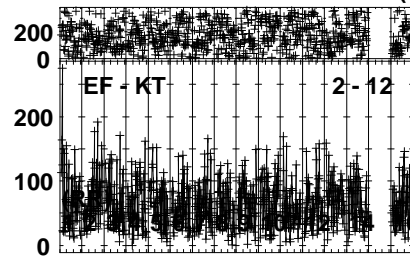
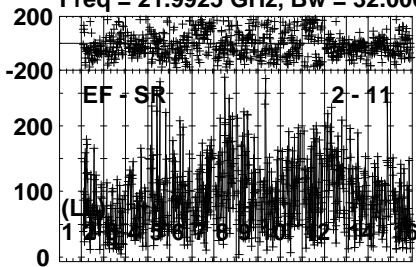


Lower frame: Milli Ampl Jy Top frame: Phas deg  
Vector averaged cross-power spectrum Several baselines displayed  
Timerange: 00/19:53:13 to 00/19:54:39

Plot file version 70 created 29-APR-2024 18:36:00

J1143+1834 EA075.UVDATA.1

Freq = 21.9925 GHz, Bw = 32.000 MH Calibrated with CL # 4 and BP # 1 (BP mode 1)

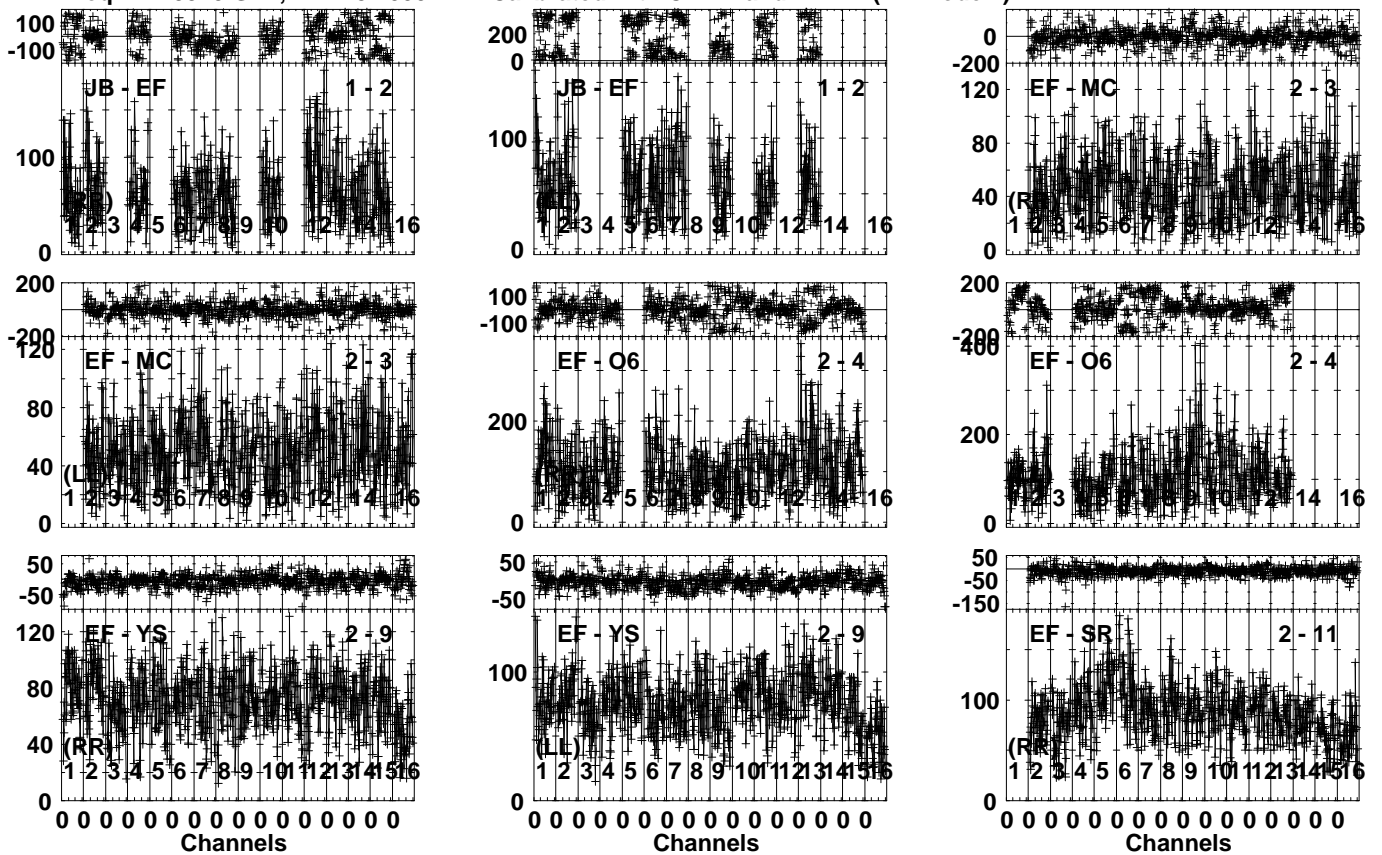


Lower frame: Milli Ampl Jy Top frame: Phas deg  
Vector averaged cross-power spectrum Several baselines displayed  
Timerange: 00/19:53:13 to 00/19:54:39

Plot file version 71 created 29-APR-2024 18:36:00

1146+189 EA075.UVDATA.1

Freq = 21.9925 GHz, Bw = 32.000 MH Calibrated with CL # 4 and BP # 1 (BP mode 1)

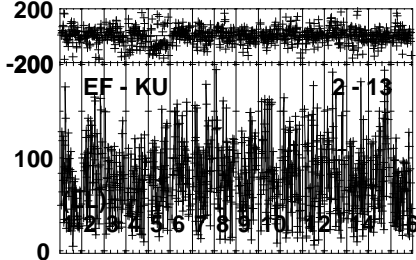
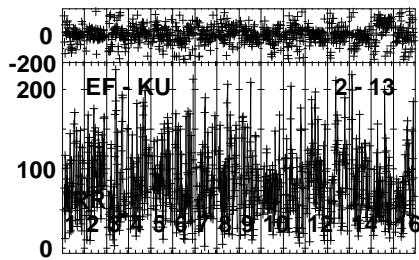
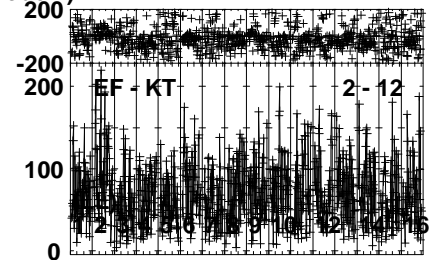
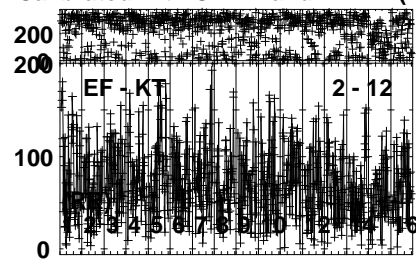
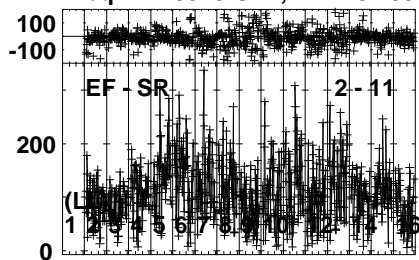


Lower frame: Milli Ampl Jy Top frame: Phas deg  
Vector averaged cross-power spectrum Several baselines displayed  
Timerange: 00/19:54:43 to 00/19:56:09

Plot file version 72 created 29-APR-2024 18:36:01

1146+189 EA075.UVDATA.1

Freq = 21.9925 GHz, Bw = 32.000 MH Calibrated with CL # 4 and BP # 1 (BP mode 1)



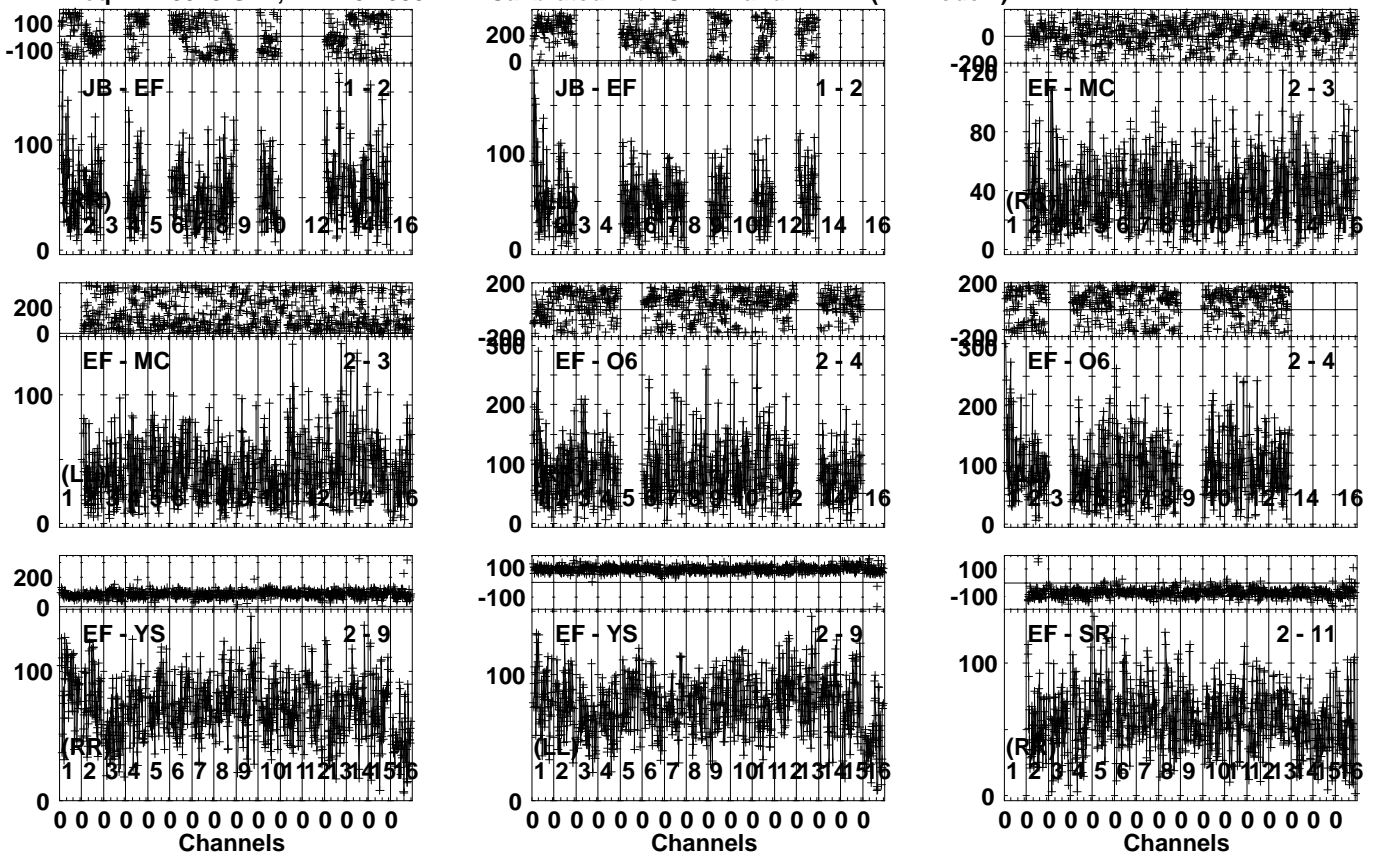
Lower frame: Milli Ampl Jy Top frame: Phas deg  
Vector averaged cross-power spectrum Several baselines displayed  
Timerange: 00/19:54:43 to 00/19:56:09



Plot file version 73 created 29-APR-2024 18:36:01

J1143+1834 EA075.UVDATA.1

Freq = 21.9925 GHz, Bw = 32.000 MH Calibrated with CL # 4 and BP # 1 (BP mode 1)

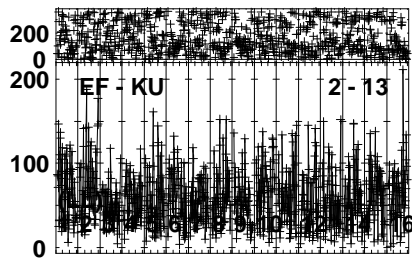
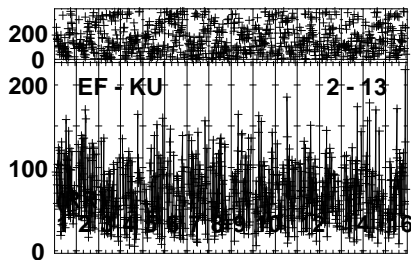
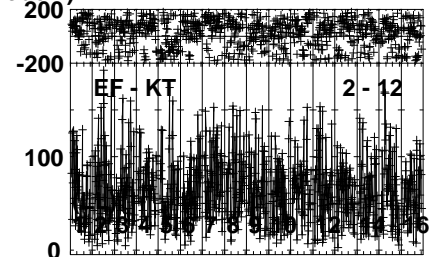
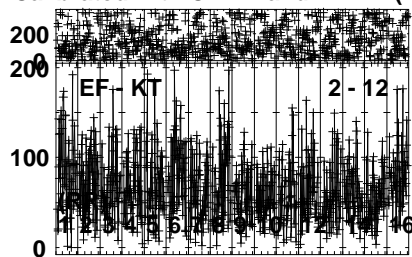
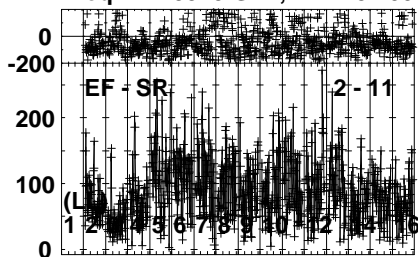


Lower frame: Milli Ampl Jy Top frame: Phas deg  
Vector averaged cross-power spectrum Several baselines displayed  
Timerange: 00/19:56:13 to 00/19:57:39

Plot file version 74 created 29-APR-2024 18:36:02

J1143+1834 EA075.UVDATA.1

Freq = 21.9925 GHz, Bw = 32.000 MH Calibrated with CL # 4 and BP # 1 (BP mode 1)

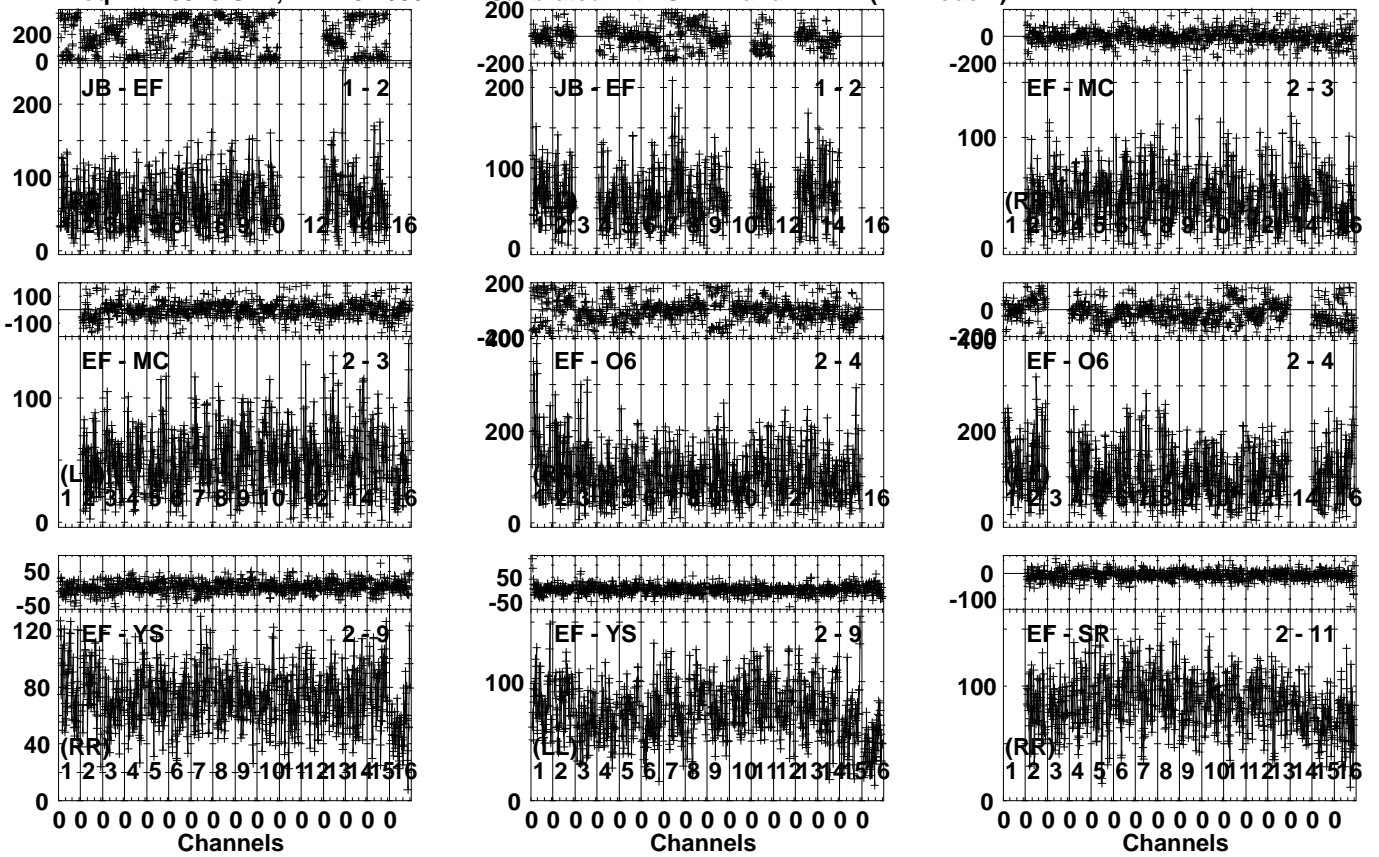


Lower frame: Milli Ampl Jy Top frame: Phas deg  
Vector averaged cross-power spectrum Several baselines displayed  
Timerange: 00/19:56:13 to 00/19:57:39

Plot file version 75 created 29-APR-2024 18:36:02

1146+189 EA075.UVDATA.1

Freq = 21.9925 GHz, Bw = 32.000 MH Calibrated with CL # 4 and BP # 1 (BP mode 1)

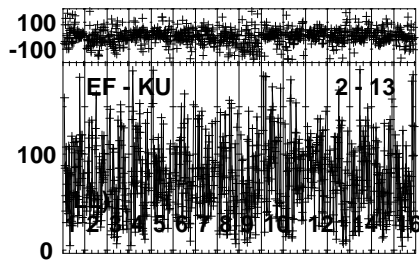
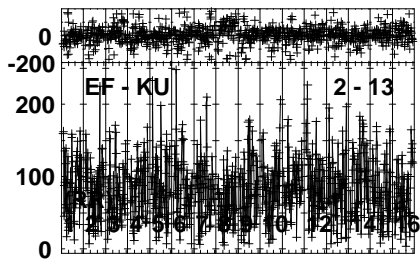
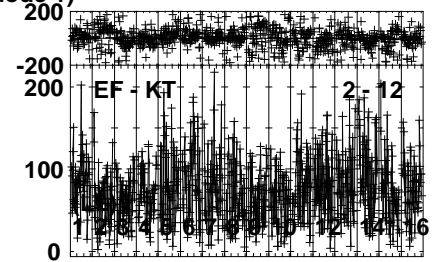
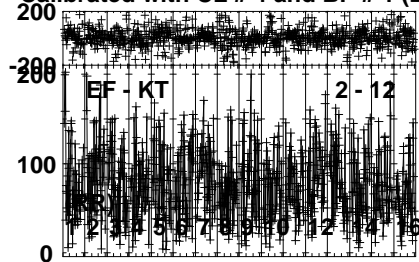
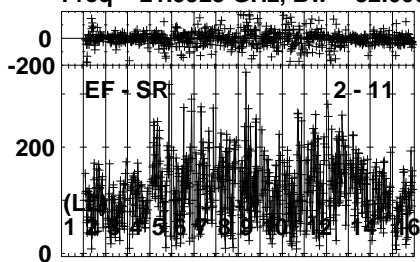


Lower frame: Milli Ampl Jy Top frame: Phas deg  
Vector averaged cross-power spectrum Several baselines displayed  
Timerange: 00/19:58:13 to 00/19:59:09

Plot file version 76 created 29-APR-2024 18:36:03

1146+189 EA075.UVDATA.1

Freq = 21.9925 GHz, Bw = 32.000 MH Calibrated with CL # 4 and BP # 1 (BP mode 1)



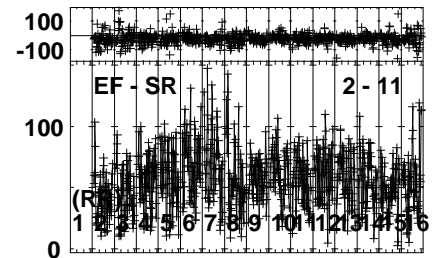
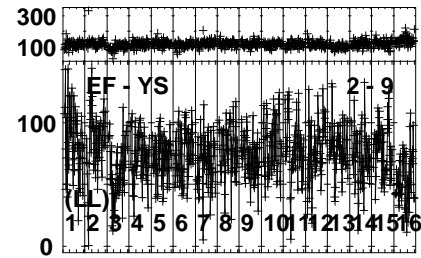
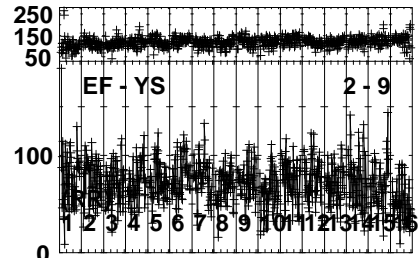
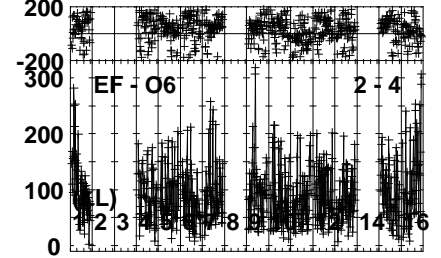
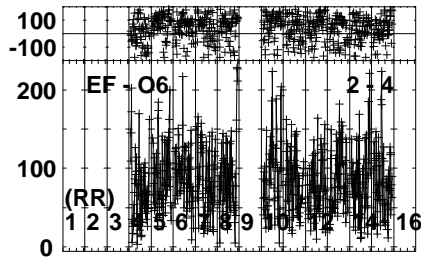
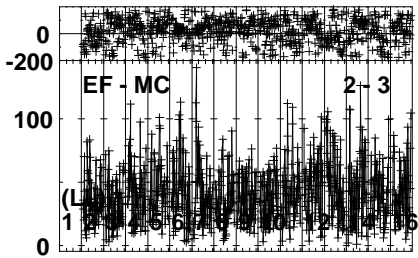
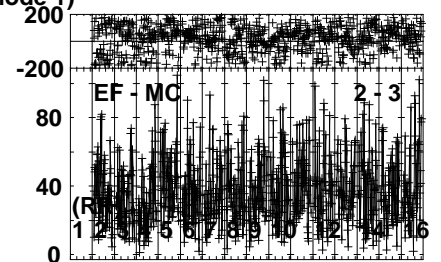
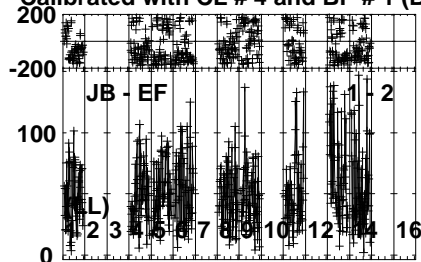
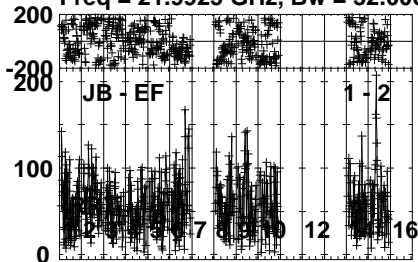
Lower frame: Milli Ampl Jy Top frame: Phas deg  
Vector averaged cross-power spectrum Several baselines displayed  
Timerange: 00/19:58:13 to 00/19:59:09

Plot file version 77 created 29-APR-2024 18:36:03

J1143+1834 EA075.UVDATA.1

Freq = 21.9925 GHz, Bw = 32.000 MH

Calibrated with CL # 4 and BP # 1 (BP mode 1)



Lower frame: Milli Ampl Jy Top frame: Phas deg

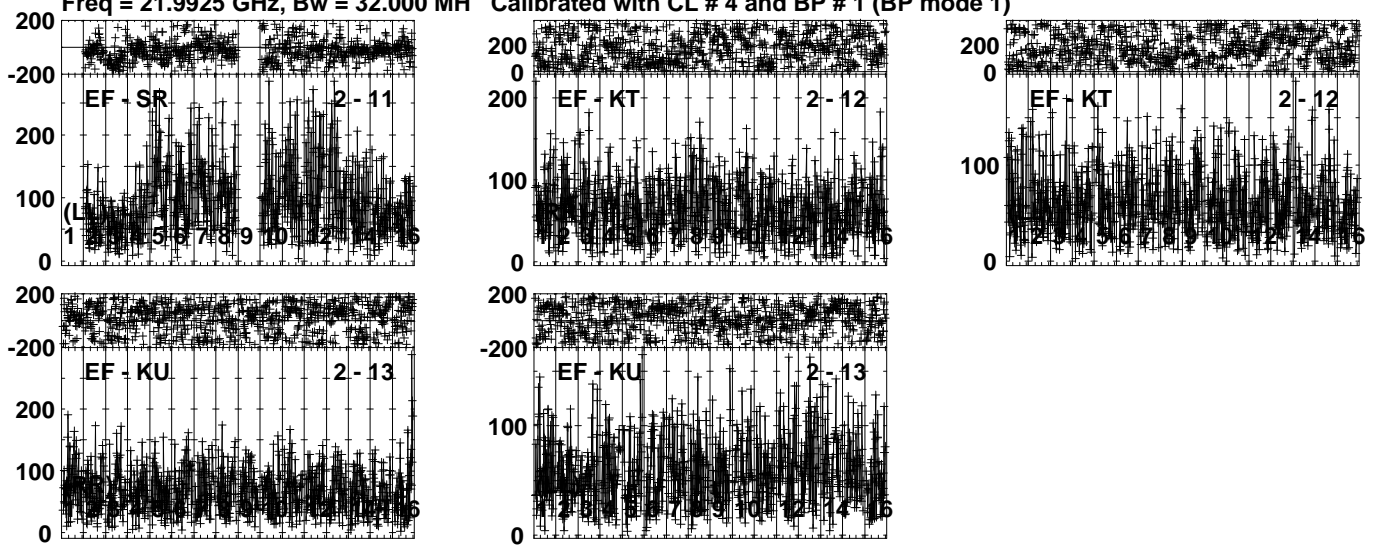
Vector averaged cross-power spectrum Several baselines displayed

Timerange: 00/19:59:13 to 00/20:00:39

Plot file version 78 created 29-APR-2024 18:36:03

J1143+1834 EA075.UVDATA.1

Freq = 21.9925 GHz, Bw = 32.000 MH Calibrated with CL # 4 and BP # 1 (BP mode 1)

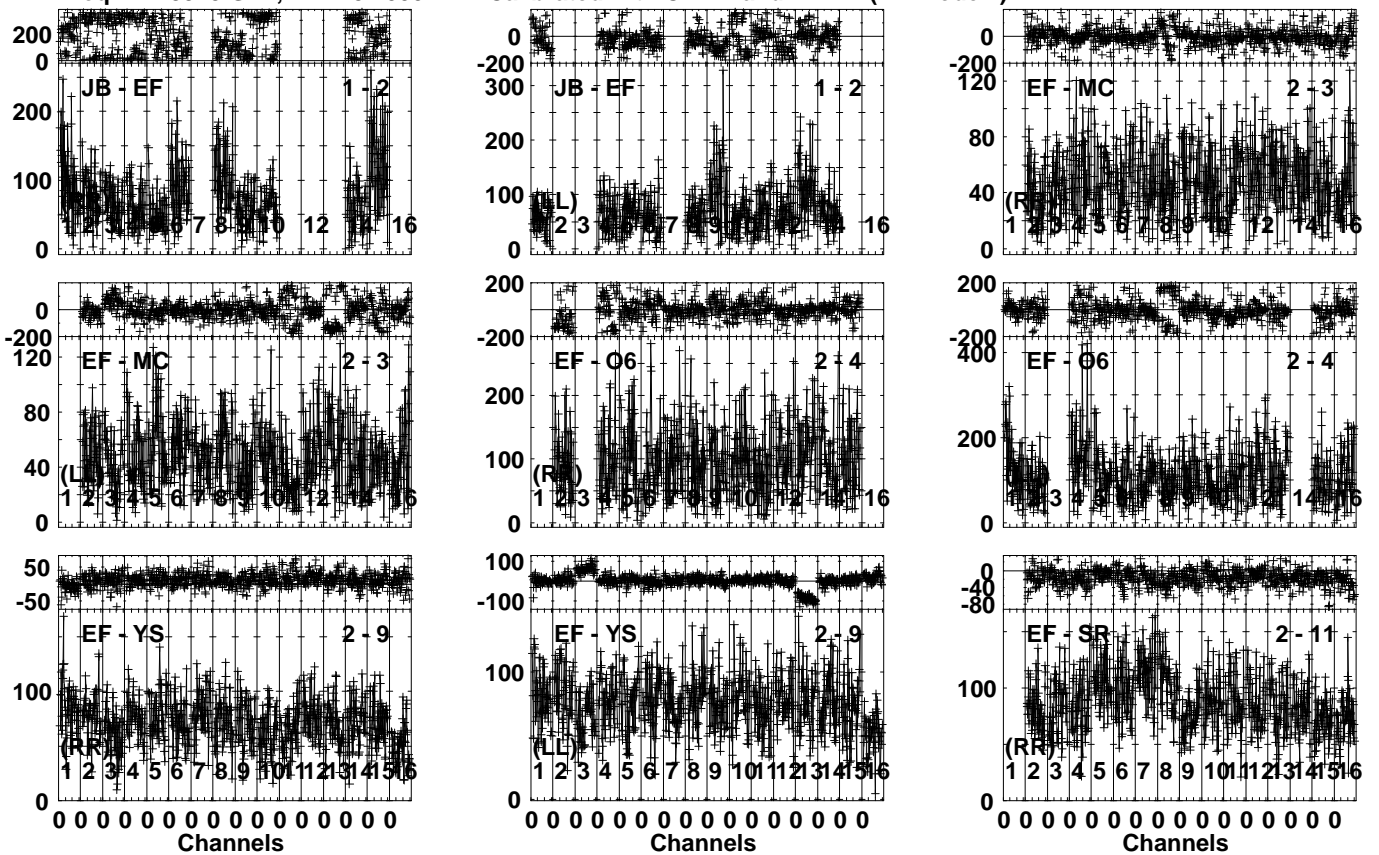


Lower frame: Milli Ampl Jy Top frame: Phas deg  
Vector averaged cross-power spectrum Several baselines displayed  
Timerange: 00/19:59:13 to 00/20:00:39

Plot file version 79 created 29-APR-2024 18:36:04

1146+189 EA075.UVDATA.1

Freq = 21.9925 GHz, Bw = 32.000 MH Calibrated with CL # 4 and BP # 1 (BP mode 1)

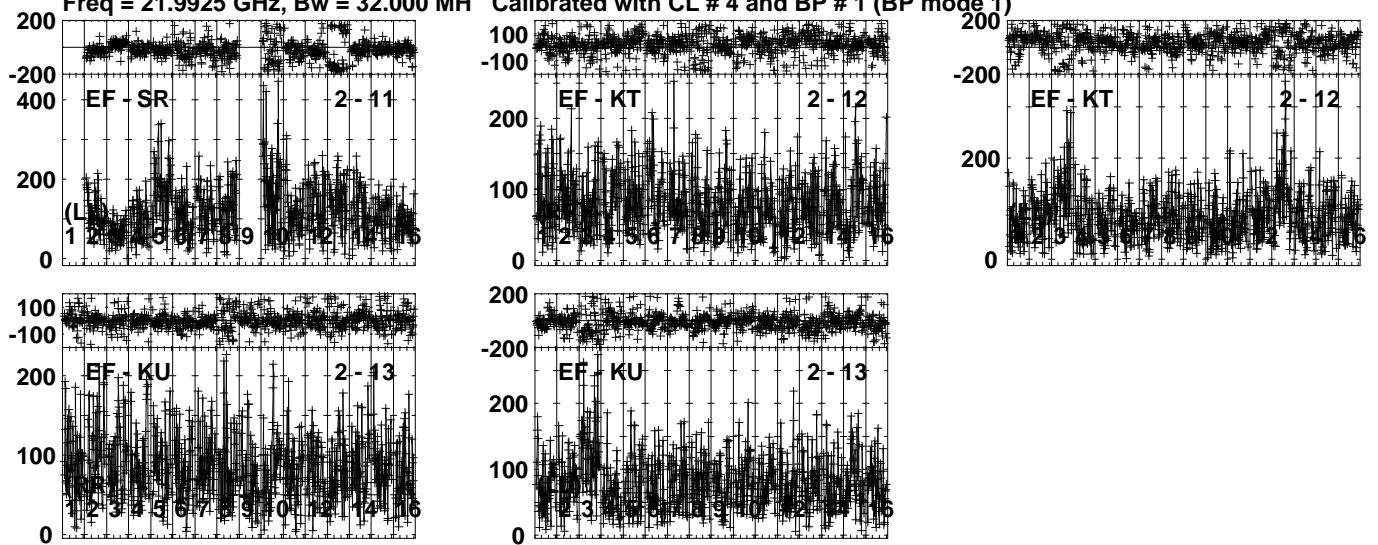


Lower frame: Milli Ampl Jy Top frame: Phas deg  
Vector averaged cross-power spectrum Several baselines displayed  
Timerange: 00/20:00:43 to 00/20:02:09

Plot file version 80 created 29-APR-2024 18:36:04

1146+189 EA075.UVDATA.1

Freq = 21.9925 GHz, Bw = 32.000 MH Calibrated with CL # 4 and BP # 1 (BP mode 1)



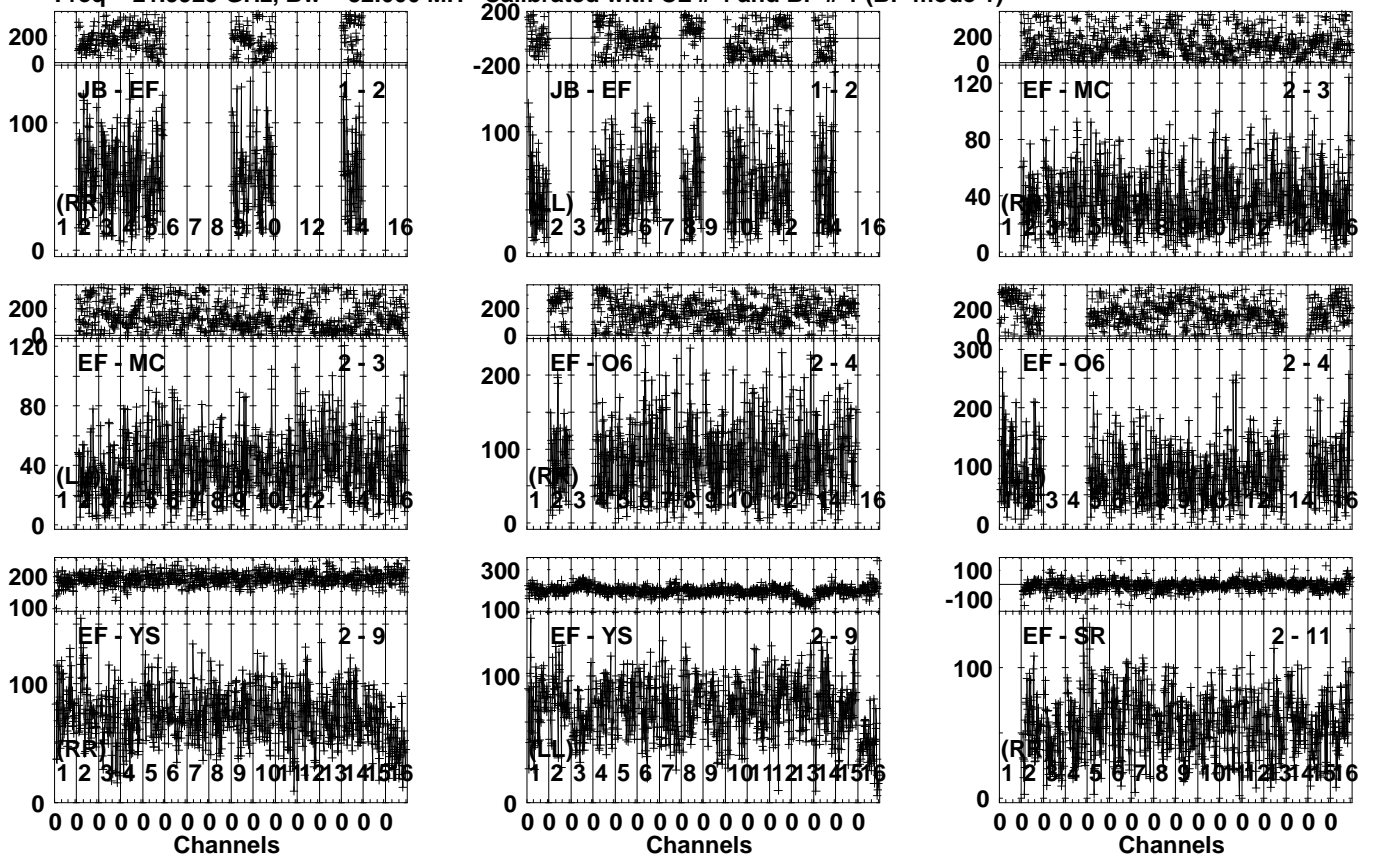
Lower frame: Milli Ampl Jy Top frame: Phas deg  
Vector averaged cross-power spectrum Several baselines displayed  
Timerange: 00/20:00:43 to 00/20:02:09



Plot file version 81 created 29-APR-2024 18:36:05

J1143+1834 EA075.UVDATA.1

Freq = 21.9925 GHz, Bw = 32.000 MH Calibrated with CL # 4 and BP # 1 (BP mode 1)

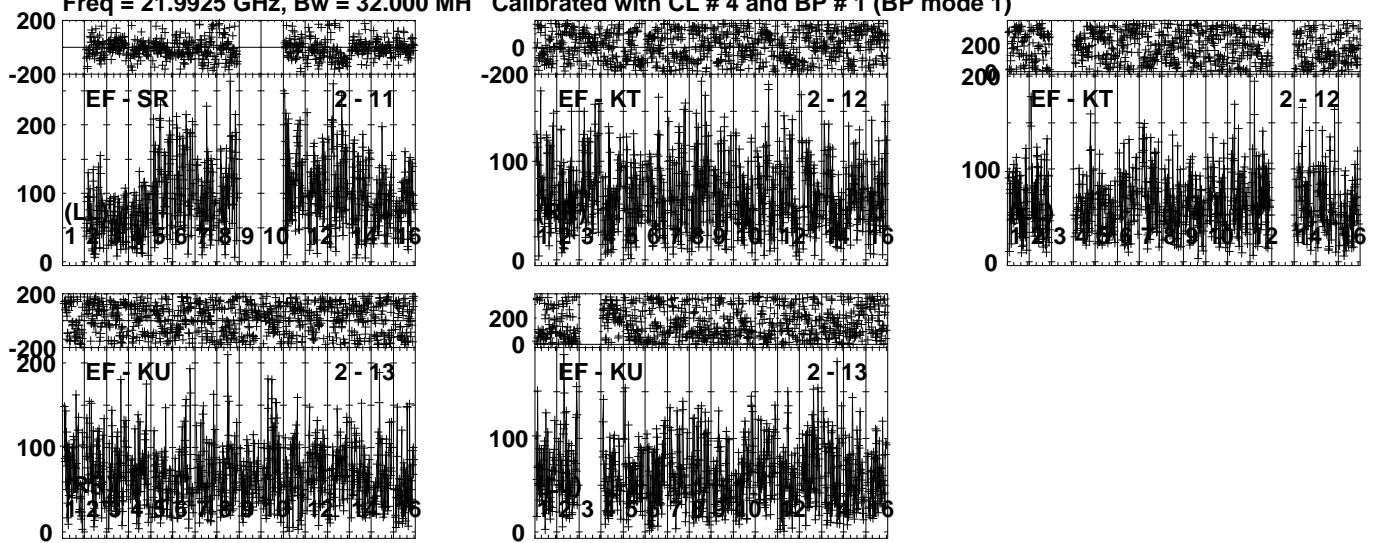


Lower frame: Milli Ampl Jy Top frame: Phas deg  
Vector averaged cross-power spectrum Several baselines displayed  
Timerange: 00/20:02:13 to 00/20:03:39

Plot file version 82 created 29-APR-2024 18:36:05

J1143+1834 EA075.UVDATA.1

Freq = 21.9925 GHz, Bw = 32.000 MH Calibrated with CL # 4 and BP # 1 (BP mode 1)

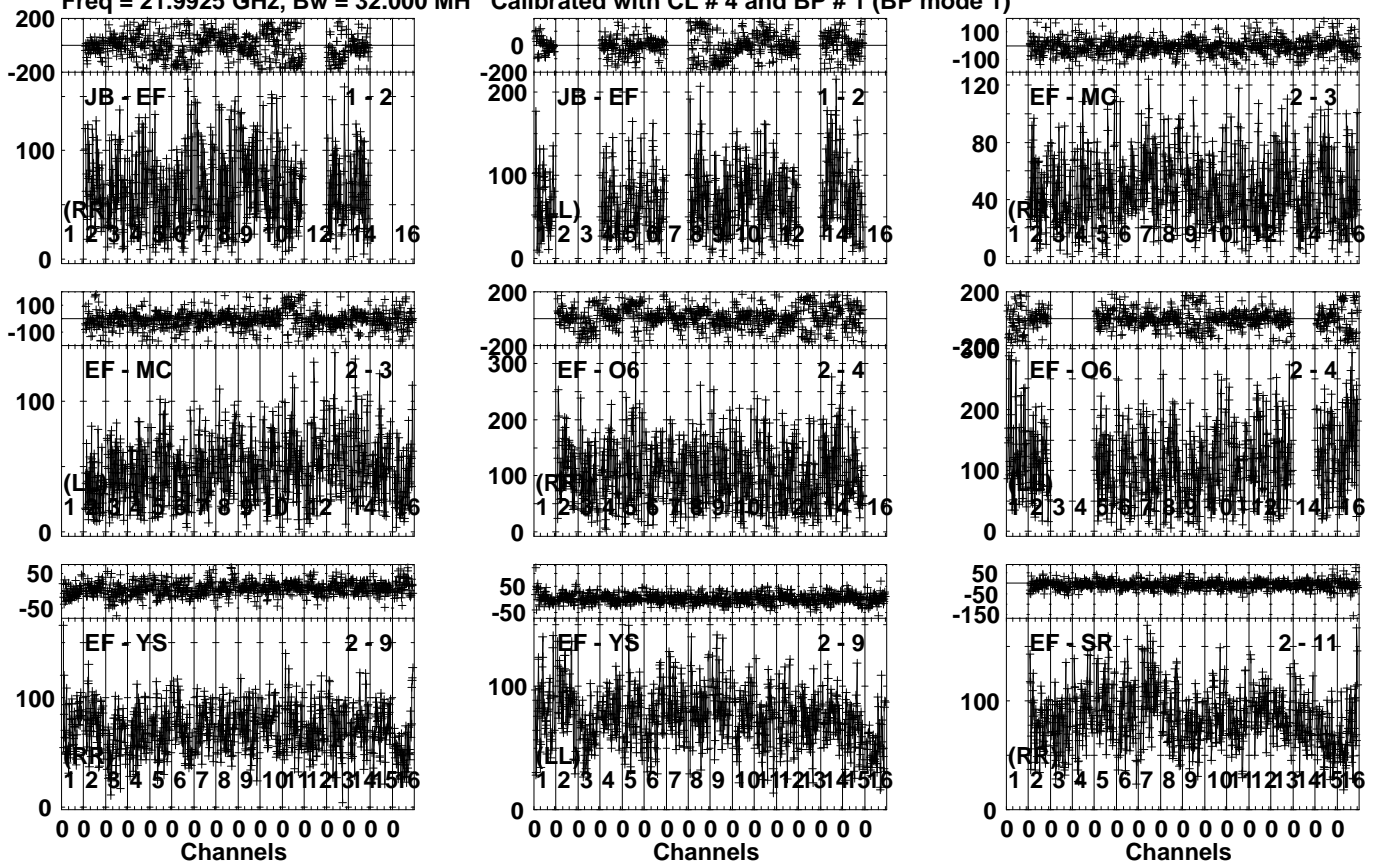


Lower frame: Milli Ampl Jy Top frame: Phas deg  
Vector averaged cross-power spectrum Several baselines displayed  
Timerange: 00/20:02:13 to 00/20:03:39

Plot file version 83 created 29-APR-2024 18:36:06

1146+189 EA075.UVDATA.1

Freq = 21.9925 GHz, Bw = 32.000 MH Calibrated with CL # 4 and BP # 1 (BP mode 1)

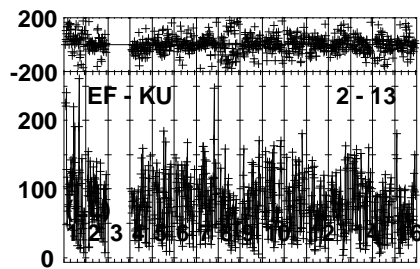
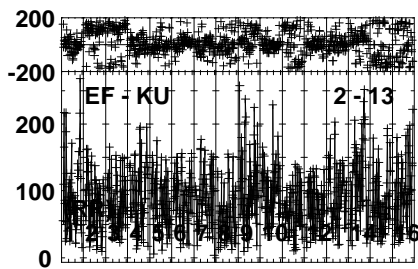
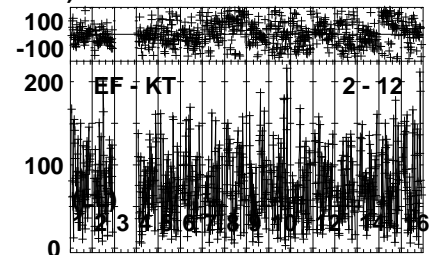
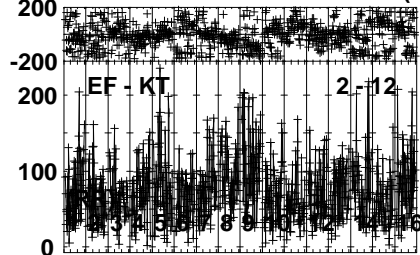
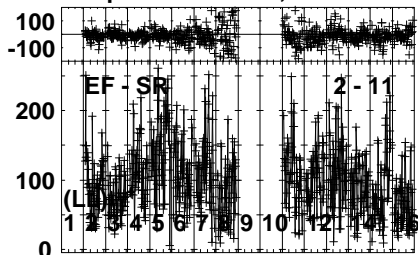


Lower frame: Milli Ampl Jy Top frame: Phas deg  
Vector averaged cross-power spectrum Several baselines displayed  
Timerange: 00/20:04:13 to 00/20:05:09

Plot file version 84 created 29-APR-2024 18:36:06

1146+189 EA075.UVDATA.1

Freq = 21.9925 GHz, Bw = 32.000 MH Calibrated with CL # 4 and BP # 1 (BP mode 1)



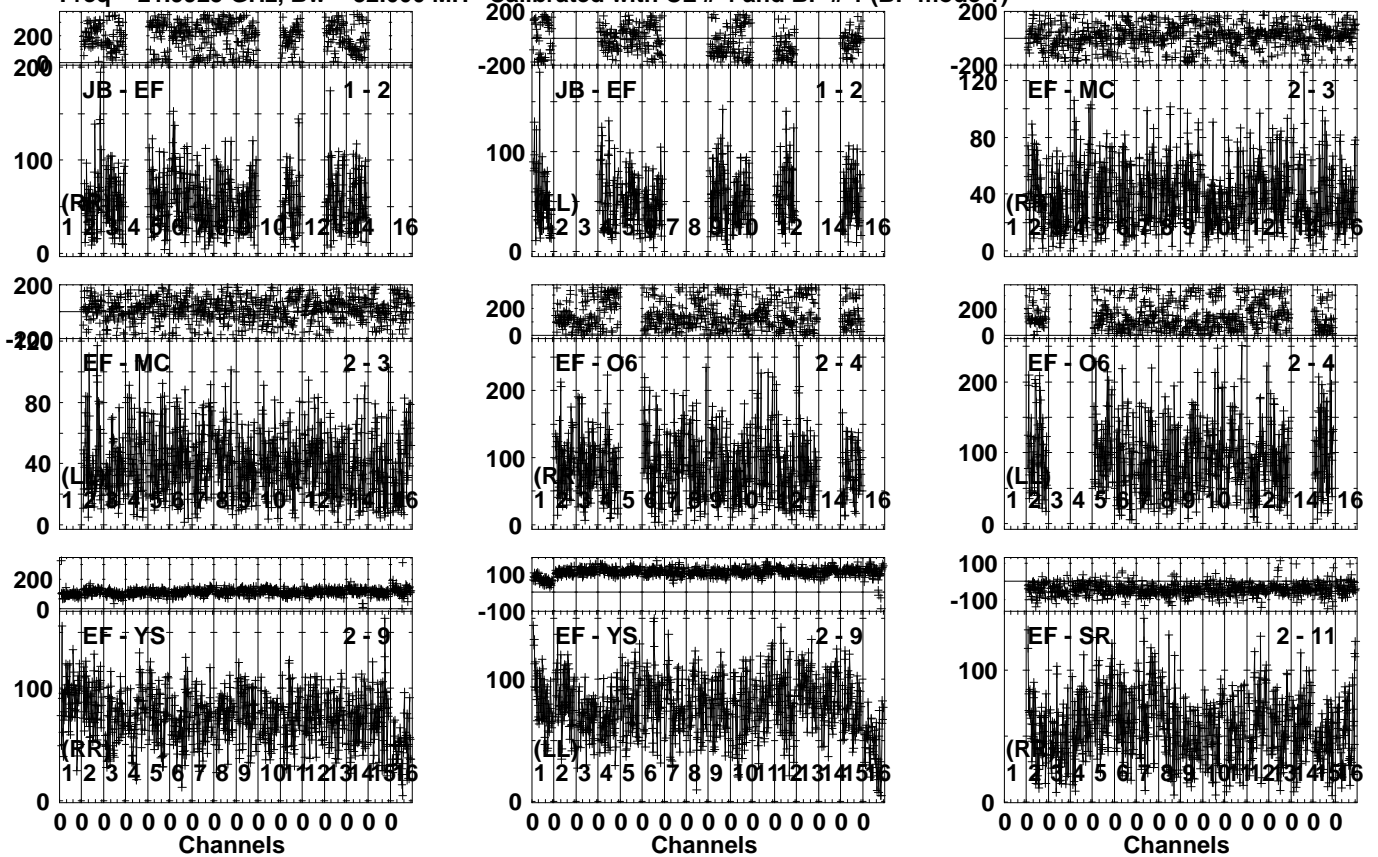
Lower frame: Milli Ampl Jy Top frame: Phas deg  
Vector averaged cross-power spectrum Several baselines displayed  
Timerange: 00/20:04:13 to 00/20:05:09

Plot file version 85 created 29-APR-2024 18:36:06

J1143+1834 EA075.UVDATA.1

Freq = 21.9925 GHz, Bw = 32.000 MH

Calibrated with CL # 4 and BP # 1 (BP mode 1)

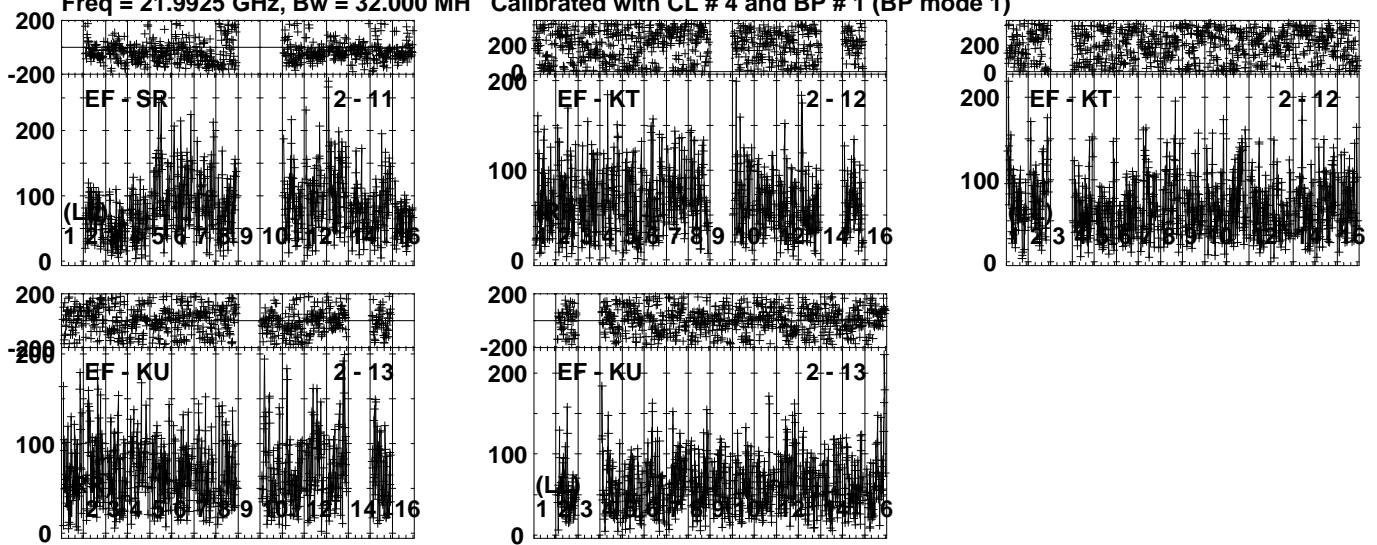


Lower frame: Milli Ampl Jy Top frame: Phas deg  
Vector averaged cross-power spectrum Several baselines displayed  
Timerange: 00/20:05:13 to 00/20:06:39

Plot file version 86 created 29-APR-2024 18:36:07

J1143+1834 EA075.UVDATA.1

Freq = 21.9925 GHz, Bw = 32.000 MH Calibrated with CL # 4 and BP # 1 (BP mode 1)



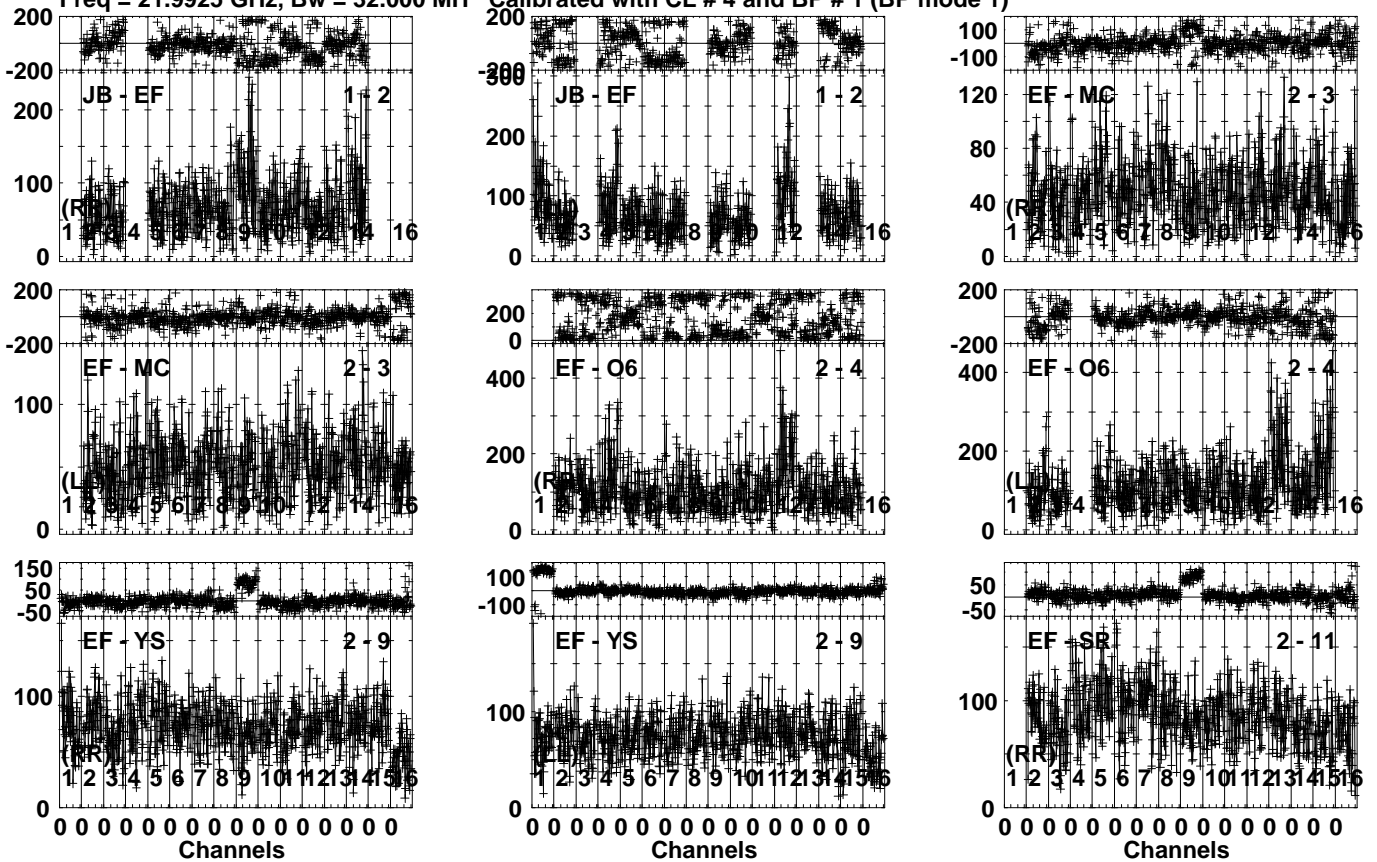
Lower frame: Milli Ampl Jy Top frame: Phas deg  
Vector averaged cross-power spectrum Several baselines displayed  
Timerange: 00/20:05:13 to 00/20:06:39

Plot file version 87 created 29-APR-2024 18:36:07

1146+189 EA075.UVDATA.1

Freq = 21.9925 GHz, Bw = 32.000 MH

Calibrated with CL # 4 and BP # 1 (BP mode 1)

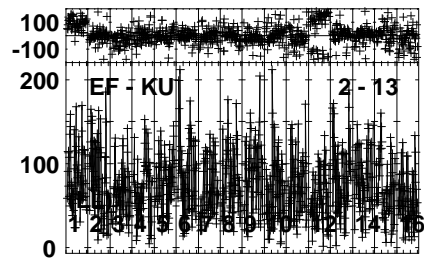
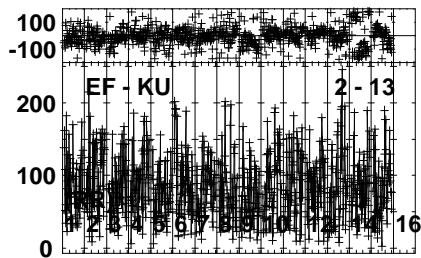
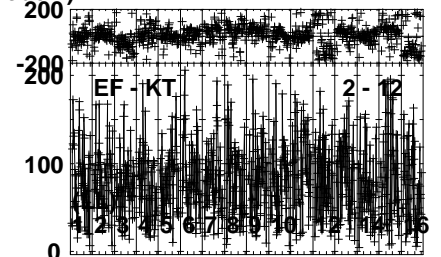
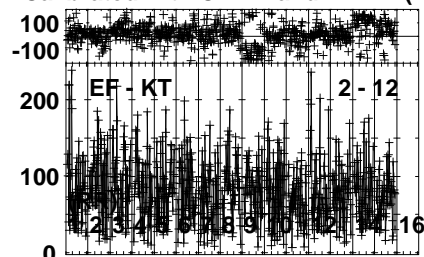
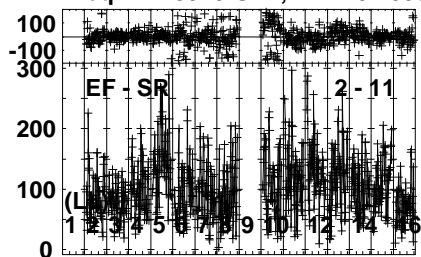


Lower frame: Milli Ampl Jy Top frame: Phas deg  
Vector averaged cross-power spectrum Several baselines displayed  
Timerange: 00/20:06:43 to 00/20:08:09

Plot file version 88 created 29-APR-2024 18:36:08

1146+189 EA075.UVDATA.1

Freq = 21.9925 GHz, Bw = 32.000 MH Calibrated with CL # 4 and BP # 1 (BP mode 1)



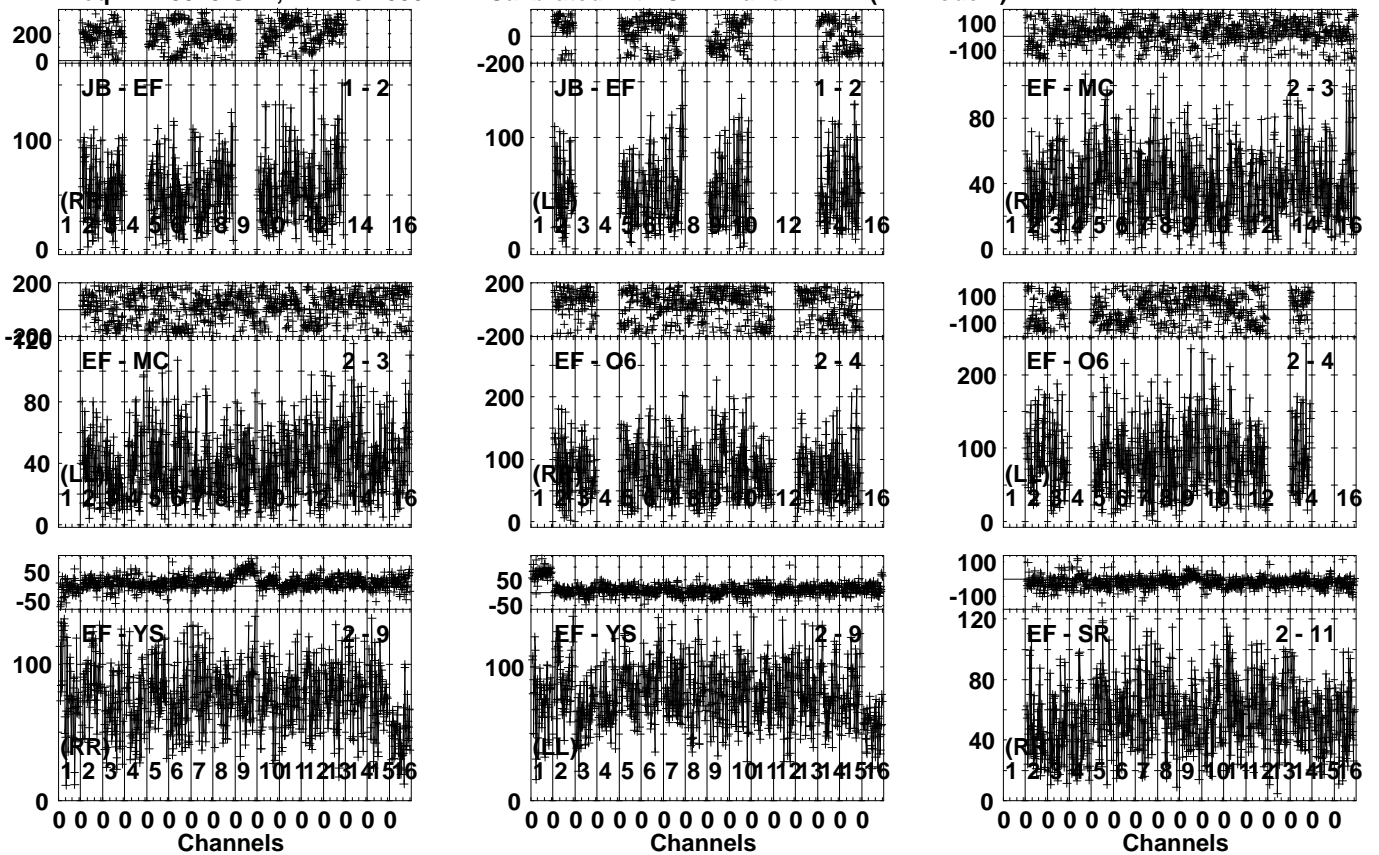
Lower frame: Milli Ampl Jy Top frame: Phas deg  
Vector averaged cross-power spectrum Several baselines displayed  
Timerange: 00/20:06:43 to 00/20:08:09



Plot file version 89 created 29-APR-2024 18:36:08

J1143+1834 EA075.UVDATA.1

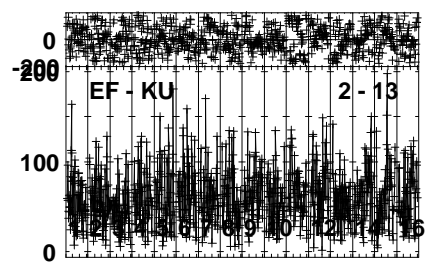
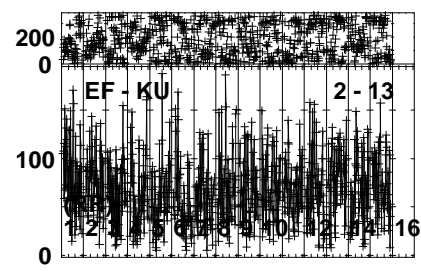
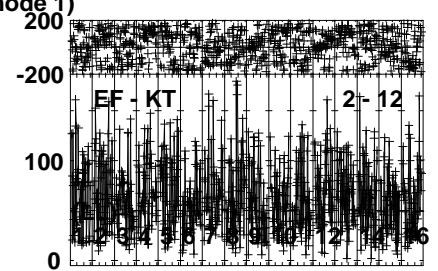
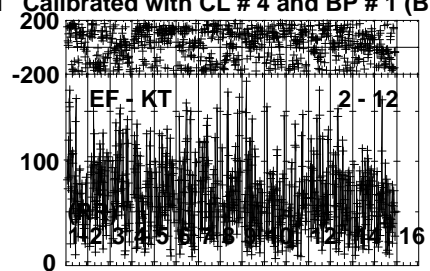
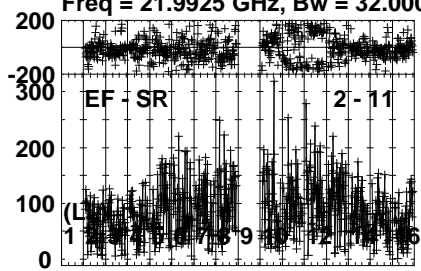
Freq = 21.9925 GHz, Bw = 32.000 MH Calibrated with CL # 4 and BP # 1 (BP mode 1)



Plot file version 90 created 29-APR-2024 18:36:09

J1143+1834 EA075.UVDATA.1

Freq = 21.9925 GHz, Bw = 32.000 MH Calibrated with CL # 4 and BP # 1 (BP mode 1)

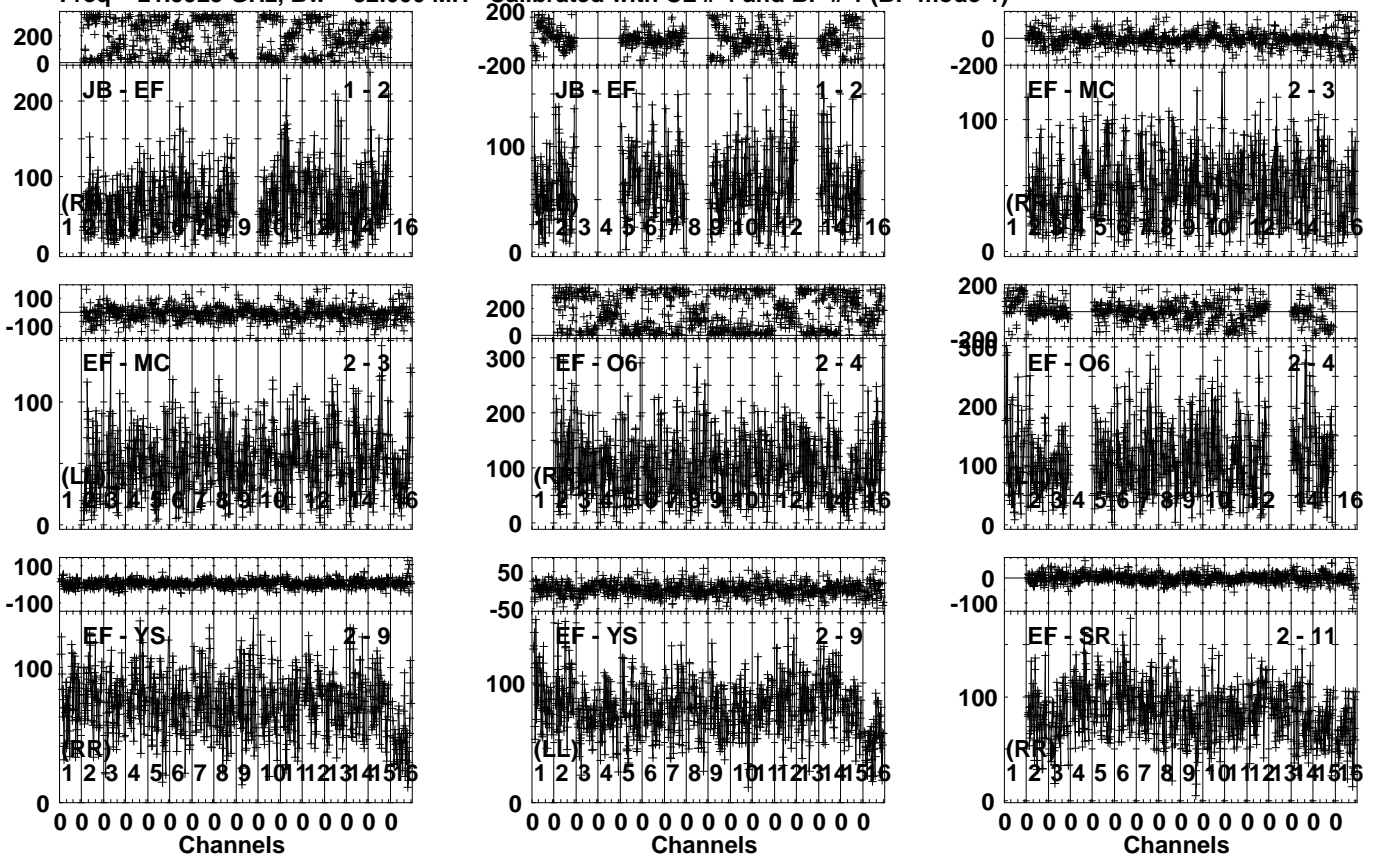


Lower frame: Milli Ampl Jy Top frame: Phas deg  
Vector averaged cross-power spectrum Several baselines displayed  
Timerange: 00/20:08:13 to 00/20:09:39

Plot file version 91 created 29-APR-2024 18:36:09

1146+189 EA075.UVDATA.1

Freq = 21.9925 GHz, Bw = 32.000 MH Calibrated with CL # 4 and BP # 1 (BP mode 1)

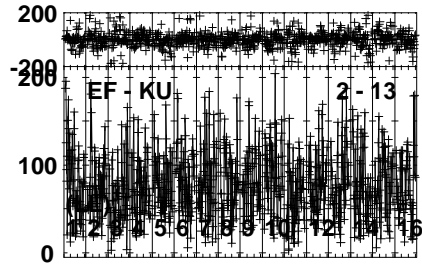
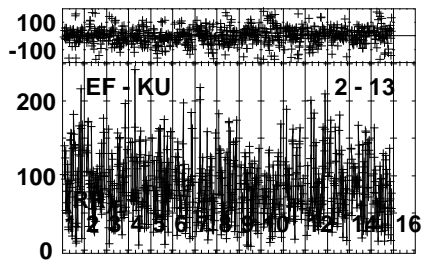
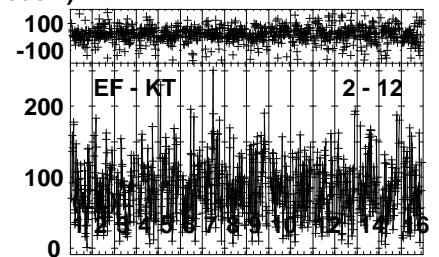
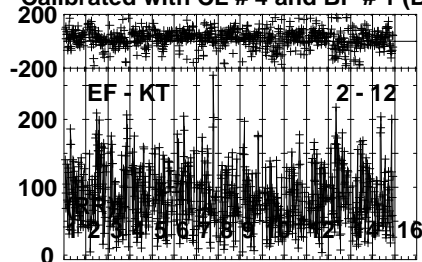
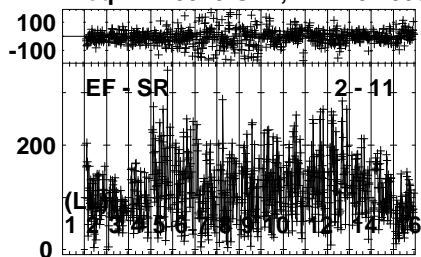


Lower frame: Milli Ampl Jy Top frame: Phas deg  
Vector averaged cross-power spectrum Several baselines displayed  
Timerange: 00/20:10:13 to 00/20:11:09

Plot file version 92 created 29-APR-2024 18:36:10

1146+189 EA075.UVDATA.1

Freq = 21.9925 GHz, Bw = 32.000 MH Calibrated with CL # 4 and BP # 1 (BP mode 1)

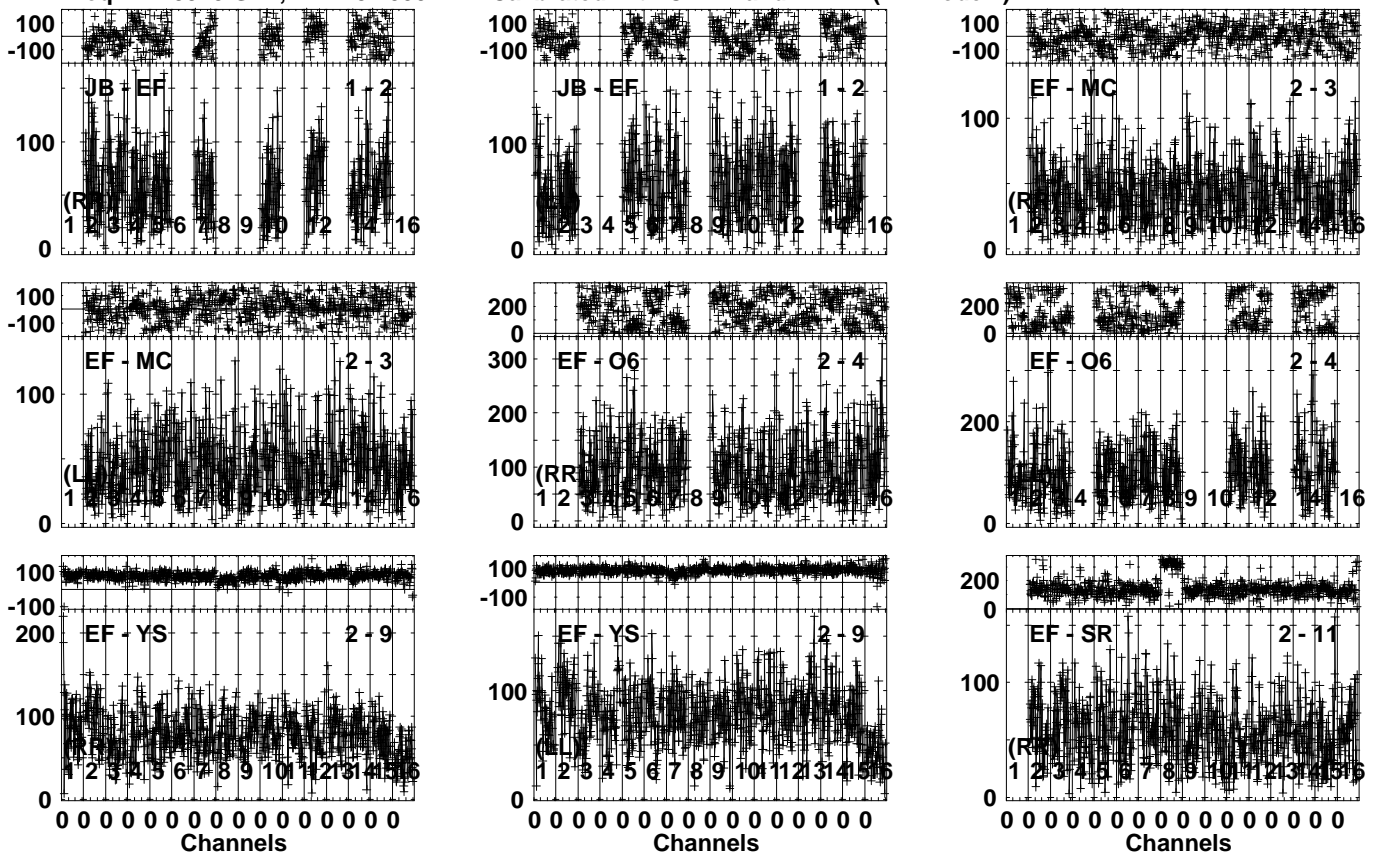


Lower frame: Milli Ampl Jy Top frame: Phas deg  
Vector averaged cross-power spectrum Several baselines displayed  
Timerange: 00/20:10:13 to 00/20:11:09

Plot file version 93 created 29-APR-2024 18:36:10

J1143+1834 EA075.UVDATA.1

Freq = 21.9925 GHz, Bw = 32.000 MH Calibrated with CL # 4 and BP # 1 (BP mode 1)



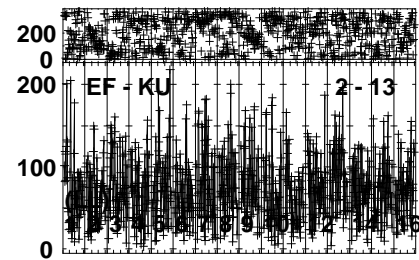
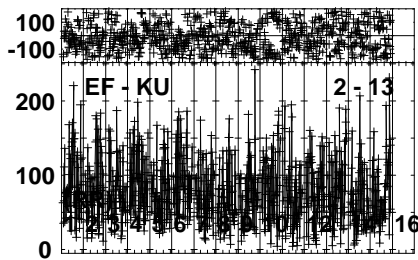
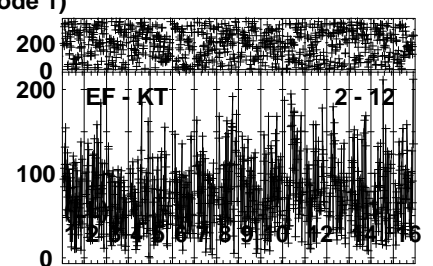
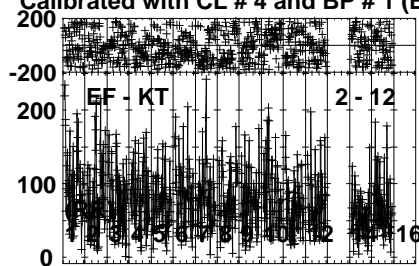
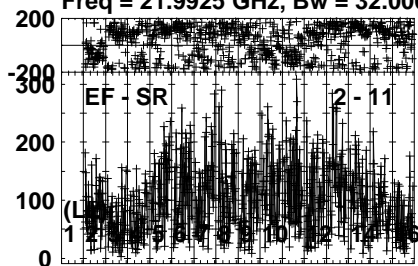
Lower frame: Milli Ampl Jy Top frame: Phas deg  
Vector averaged cross-power spectrum Several baselines displayed  
Timerange: 00/20:11:13 to 00/20:12:39

Plot file version 94 created 29-APR-2024 18:36:10

J1143+1834 EA075.UVDATA.1

Freq = 21.9925 GHz, Bw = 32.000 MH

Calibrated with CL # 4 and BP # 1 (BP mode 1)

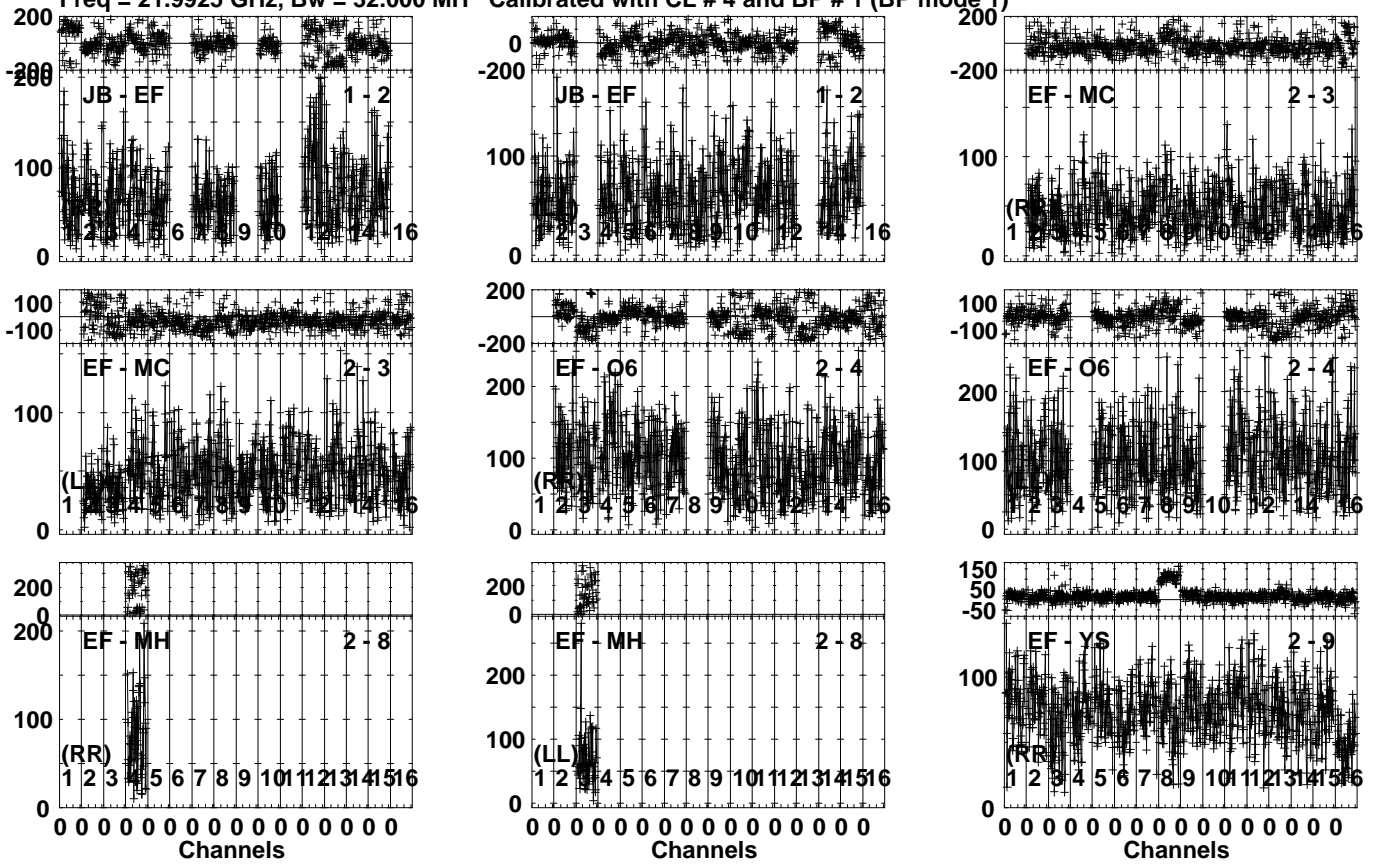


Lower frame: Milli Ampl Jy Top frame: Phas deg  
Vector averaged cross-power spectrum Several baselines displayed  
Timerange: 00/20:11:13 to 00/20:12:39

Plot file version 95 created 29-APR-2024 18:36:11

1146+189 EA075.UVDATA.1

Freq = 21.9925 GHz, Bw = 32.000 MH Calibrated with CL # 4 and BP # 1 (BP mode 1)

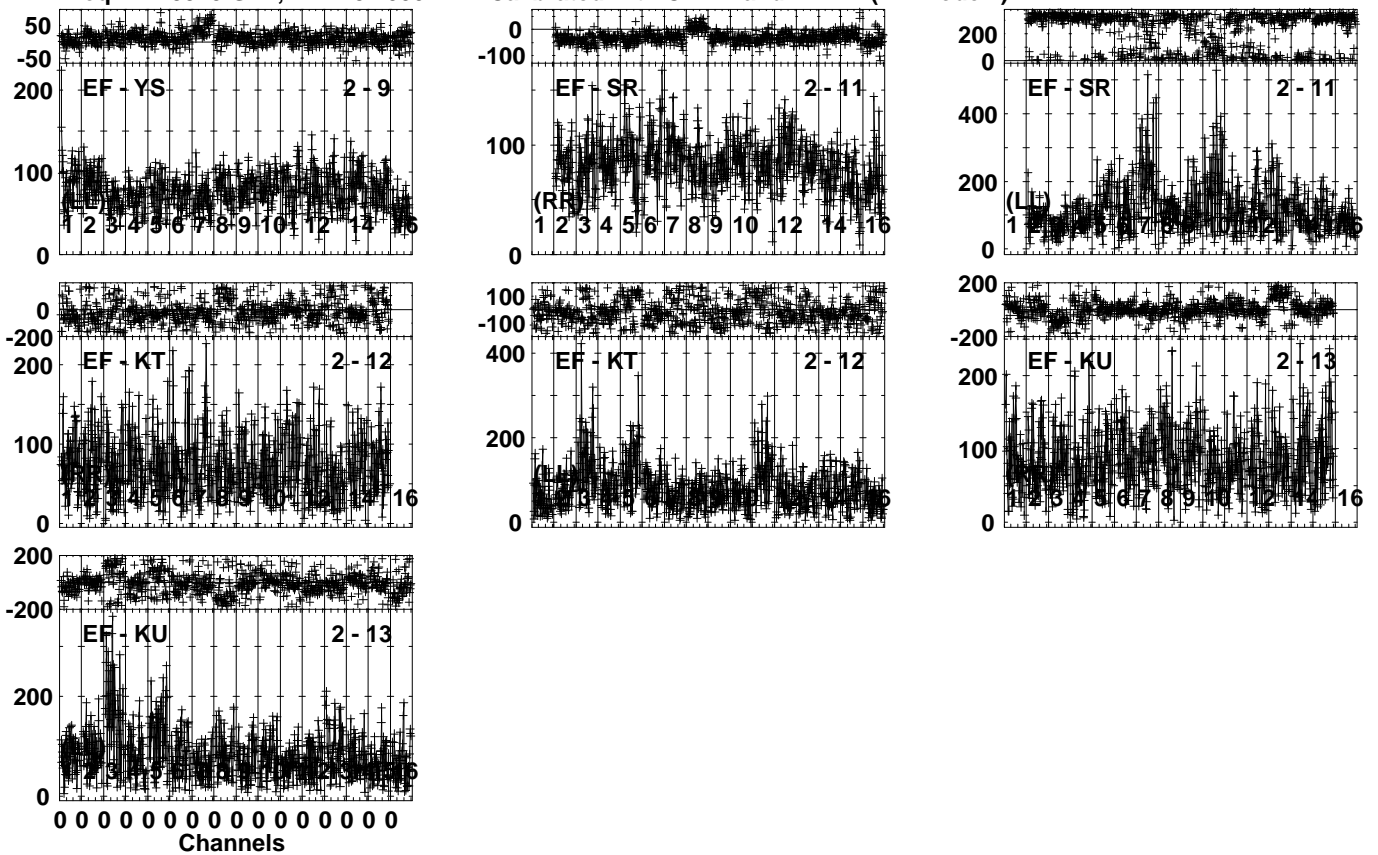


Lower frame: Milli Ampl Jy Top frame: Phas deg  
Vector averaged cross-power spectrum Several baselines displayed  
Timerange: 00/20:12:43 to 00/20:14:09

Plot file version 96 created 29-APR-2024 18:36:11

1146+189 EA075.UVDATA.1

Freq = 21.9925 GHz, Bw = 32.000 MH Calibrated with CL # 4 and BP # 1 (BP mode 1)



Lower frame: Milli Ampl Jy Top frame: Phas deg

Vector averaged cross-power spectrum Several baselines displayed

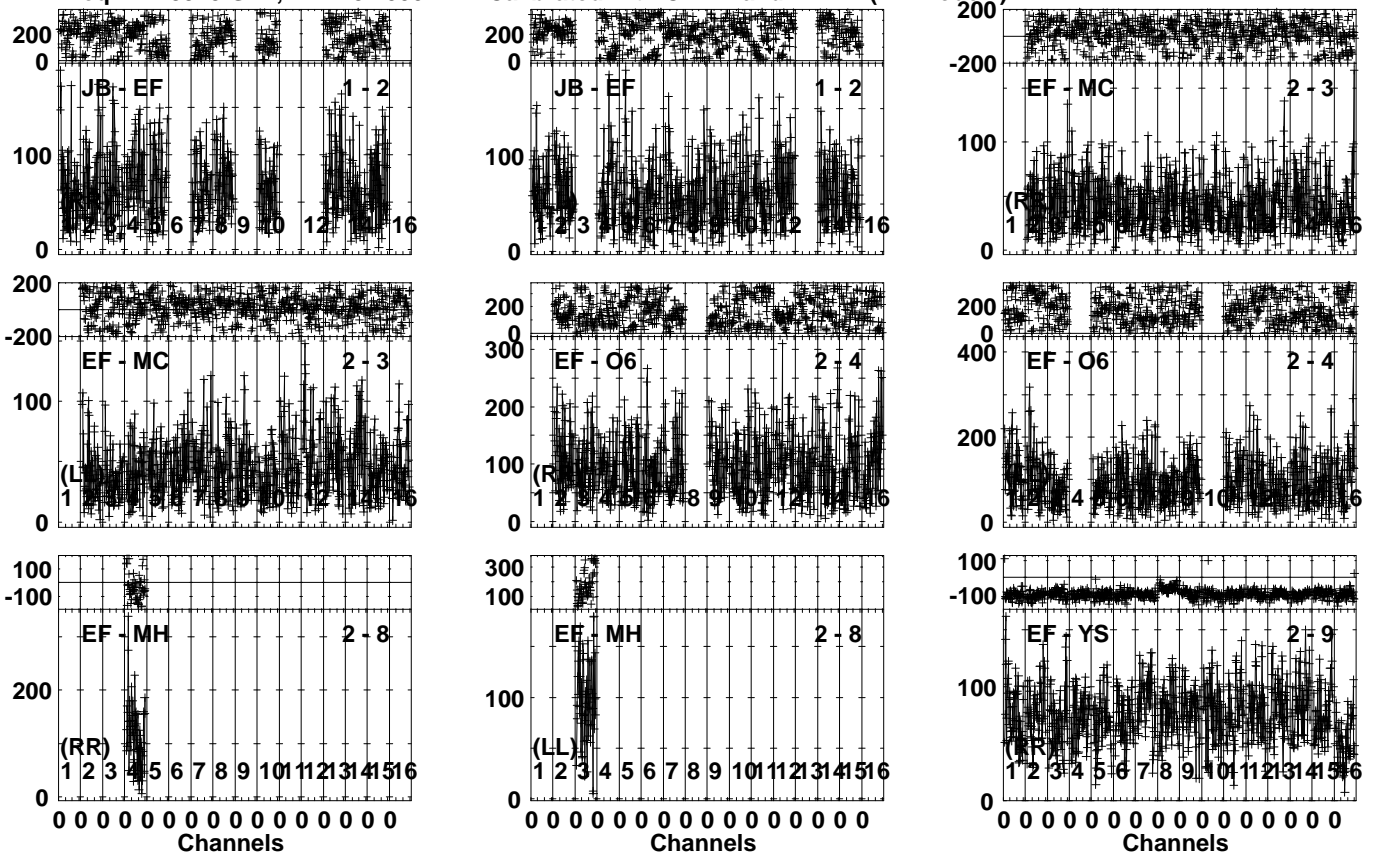
Timerange: 00/20:12:43 to 00/20:14:09



Plot file version 97 created 29-APR-2024 18:36:12

J1143+1834 EA075.UVDATA.1

Freq = 21.9925 GHz, Bw = 32.000 MH Calibrated with CL # 4 and BP # 1 (BP mode 1)

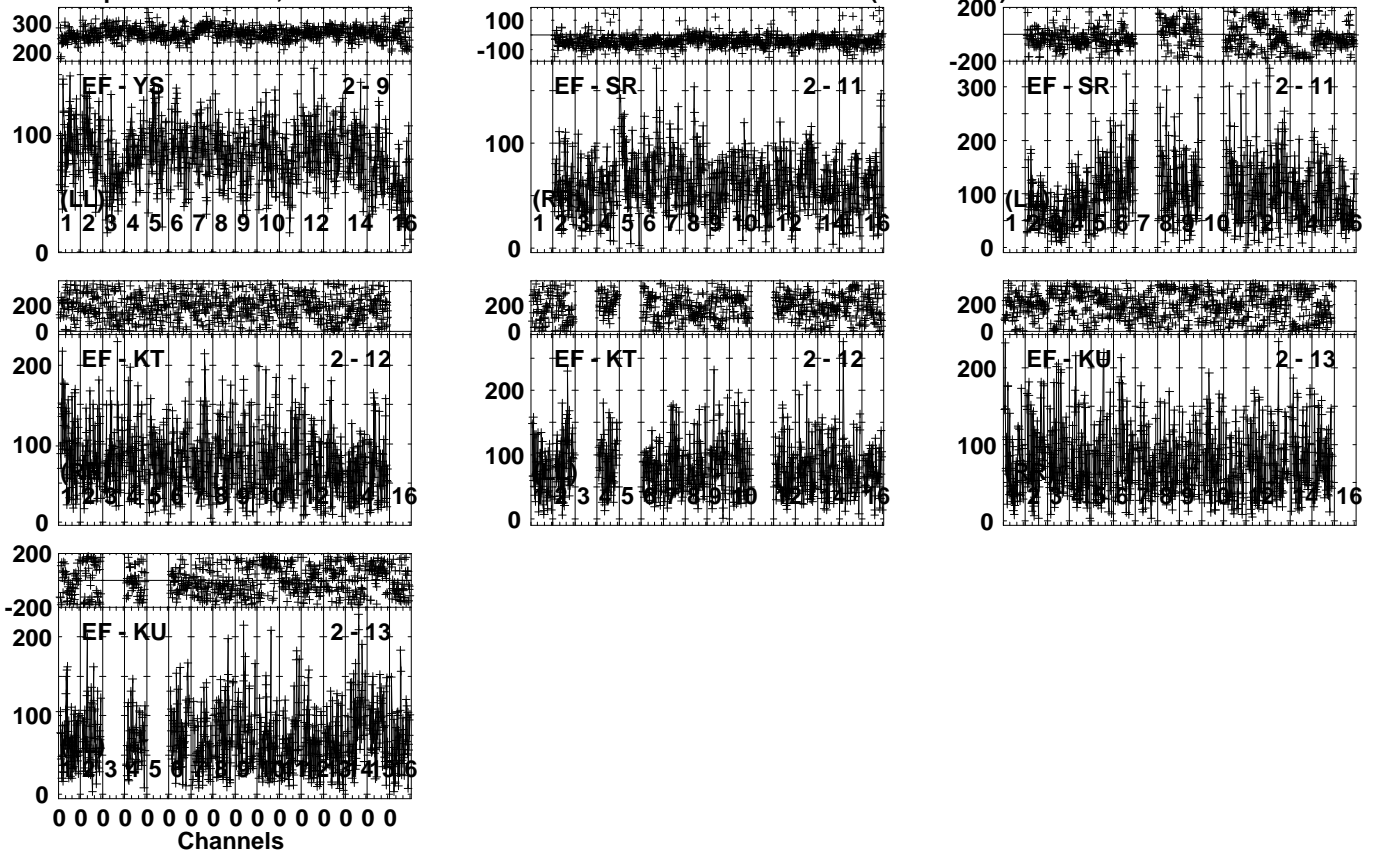


Lower frame: Milli Ampl Jy Top frame: Phas deg  
Vector averaged cross-power spectrum Several baselines displayed  
Timerange: 00/20:14:13 to 00/20:15:39

Plot file version 98 created 29-APR-2024 18:36:12

J1143+1834 EA075.UVDATA.1

Freq = 21.9925 GHz, Bw = 32.000 MH Calibrated with CL # 4 and BP # 1 (BP mode 1)



Lower frame: Milli Ampl Jy Top frame: Phas deg

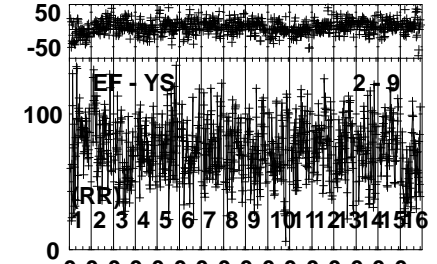
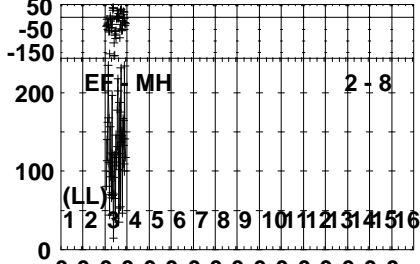
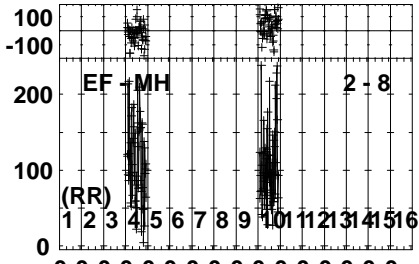
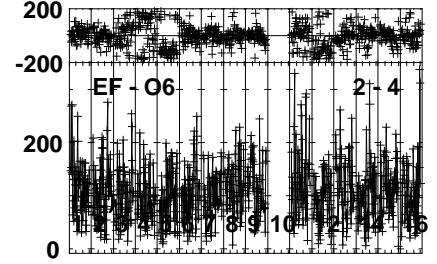
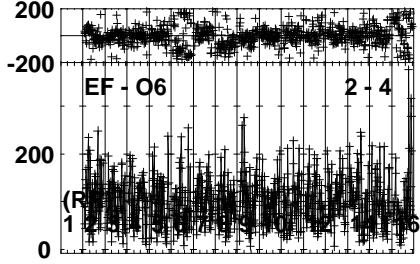
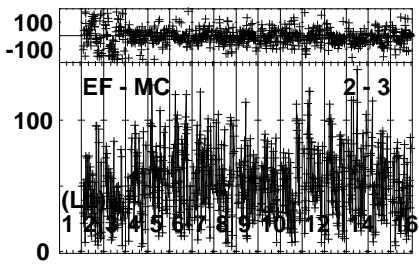
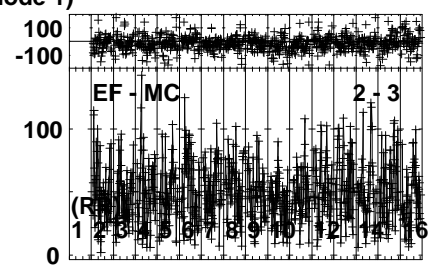
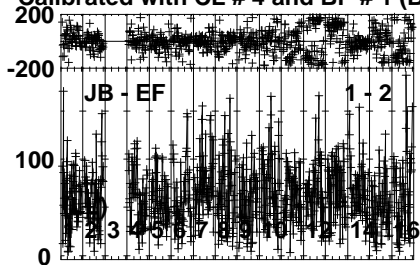
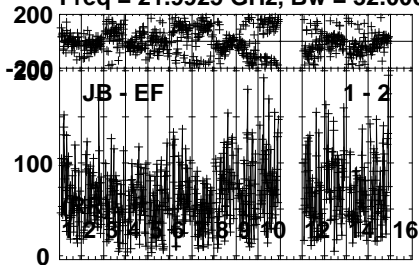
Vector averaged cross-power spectrum Several baselines displayed

Timerange: 00/20:14:13 to 00/20:15:39

Plot file version 99 created 29-APR-2024 18:36:13

1146+189 EA075.UVDATA.1

Freq = 21.9925 GHz, Bw = 32.000 MH Calibrated with CL # 4 and BP # 1 (BP mode 1)

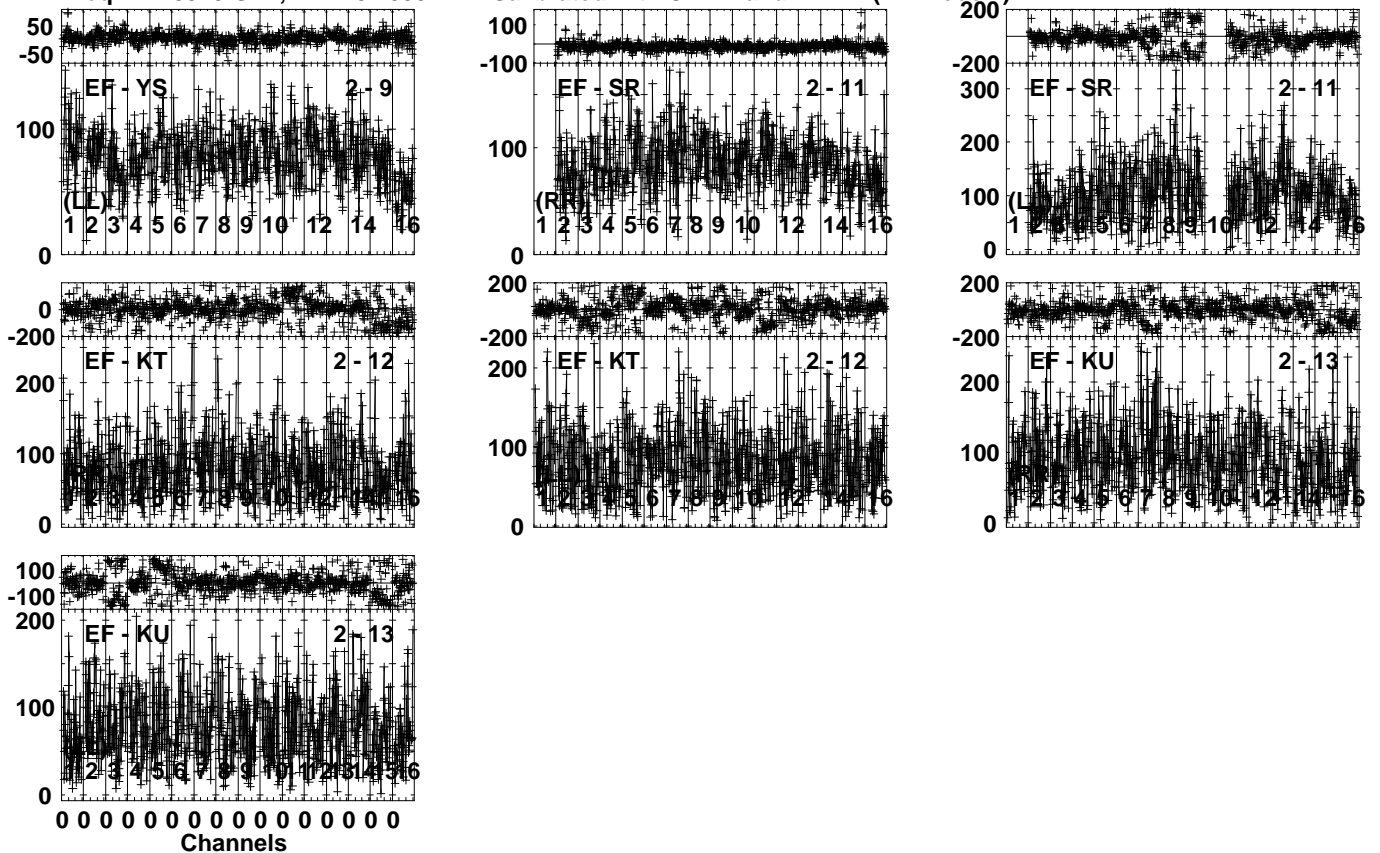


Lower frame: Milli Ampl Jy Top frame: Phas deg  
Vector averaged cross-power spectrum Several baselines displayed  
Timerange: 00/20:16:13 to 00/20:17:09

Plot file version 100 created 29-APR-2024 18:36:13

1146+189 EA075.UVDATA.1

Freq = 21.9925 GHz, Bw = 32.000 MH Calibrated with CL # 4 and BP # 1 (BP mode 1)



Lower frame: Milli Ampl Jy Top frame: Phas deg

Vector averaged cross-power spectrum Several baselines displayed

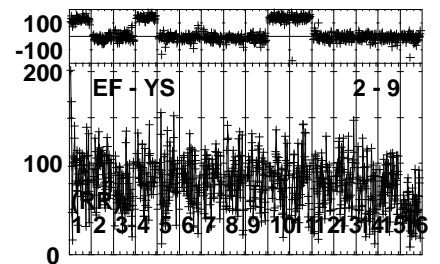
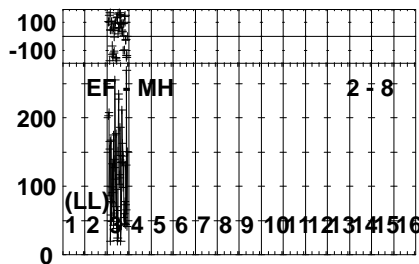
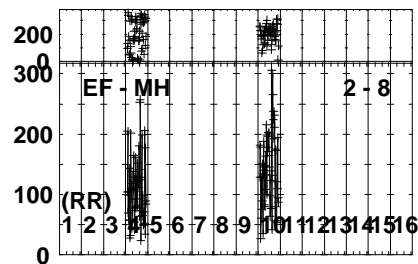
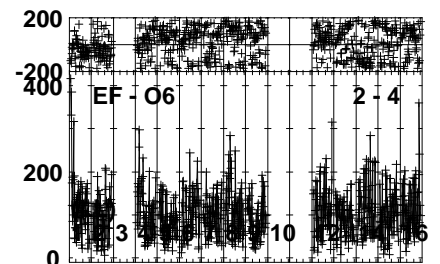
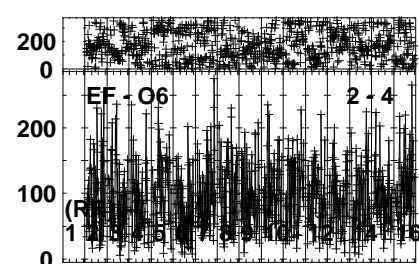
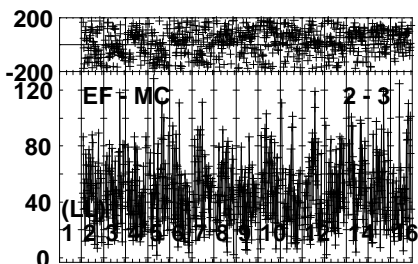
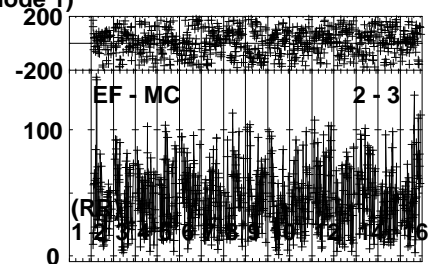
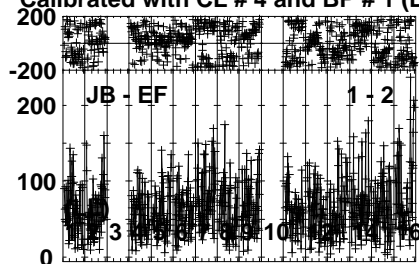
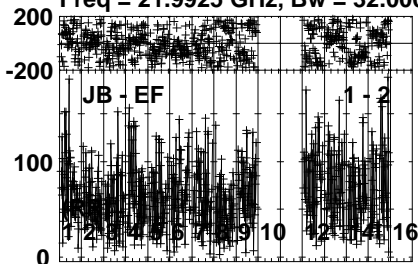
Timerange: 00/20:16:13 to 00/20:17:09

Plot file version 101 created 29-APR-2024 18:36:13

J1143+1834 EA075.UVDATA.1

Freq = 21.9925 GHz, Bw = 32.000 MH

Calibrated with CL # 4 and BP # 1 (BP mode 1)

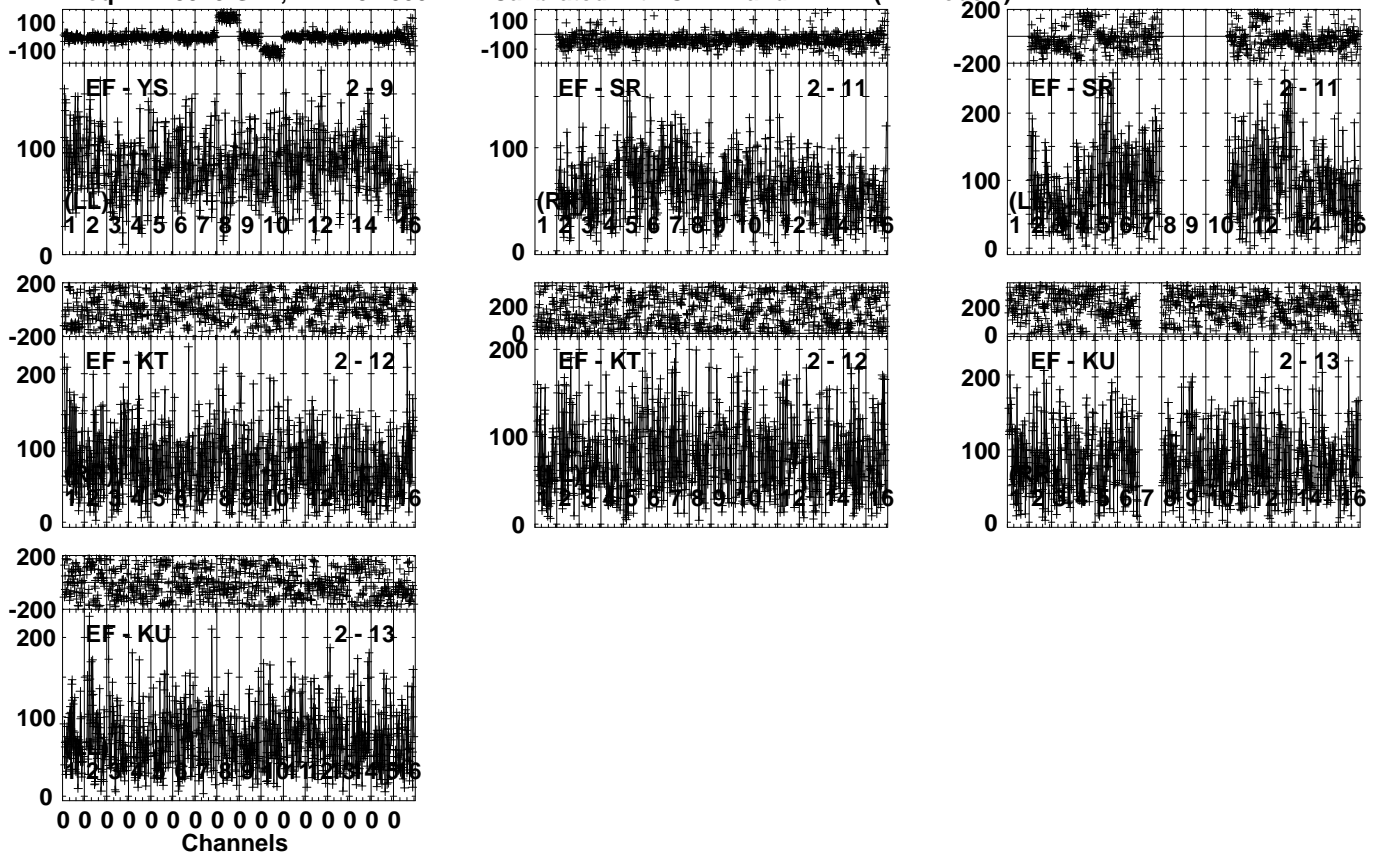


Lower frame: Milli Ampl Jy Top frame: Phas deg  
Vector averaged cross-power spectrum Several baselines displayed  
Timerange: 00/20:17:13 to 00/20:18:39

Plot file version 102 created 29-APR-2024 18:36:14

J1143+1834 EA075.UVDATA.1

Freq = 21.9925 GHz, Bw = 32.000 MH Calibrated with CL # 4 and BP # 1 (BP mode 1)

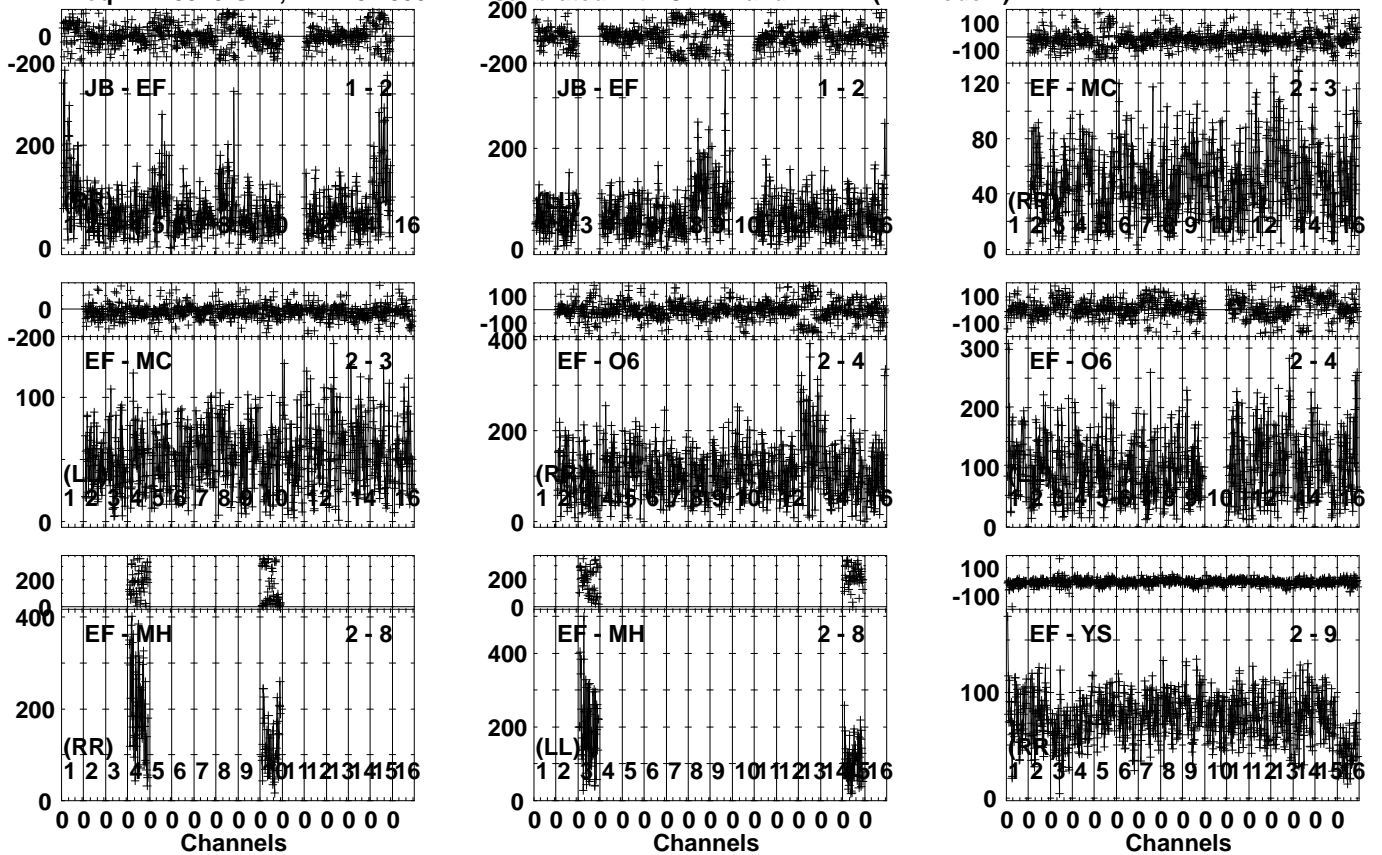


0 0 0 0 0 0 0 0 0 0 0 0 0 0 0 0  
Channels  
Lower frame: Milli Ampl Jy Top frame: Phas deg  
Vector averaged cross-power spectrum Several baselines displayed  
Timerange: 00/20:17:13 to 00/20:18:39

Plot file version 103 created 29-APR-2024 18:36:14

1146+189 EA075.UVDATA.1

Freq = 21.9925 GHz, Bw = 32.000 MH Calibrated with CL # 4 and BP # 1 (BP mode 1)

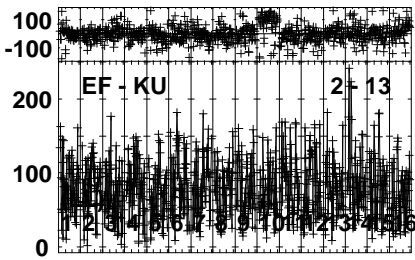
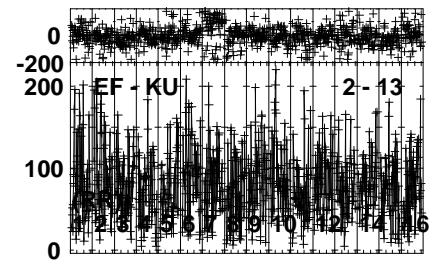
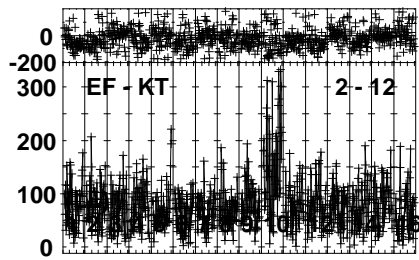
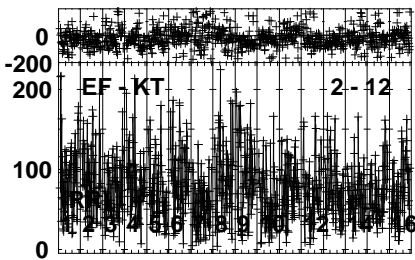
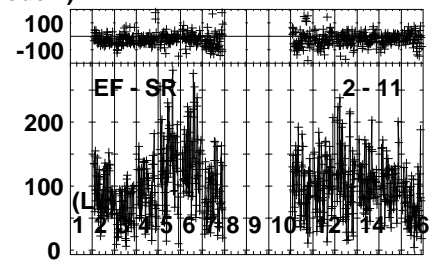
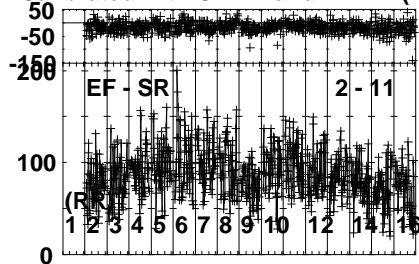
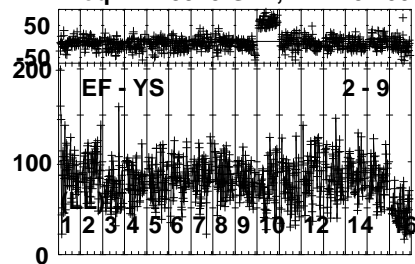


Lower frame: Milli Ampl Jy Top frame: Phas deg  
Vector averaged cross-power spectrum Several baselines displayed  
Timerange: 00/20:18:43 to 00/20:20:09

Plot file version 104 created 29-APR-2024 18:36:15

1146+189 EA075.UVDATA.1

Freq = 21.9925 GHz, Bw = 32.000 MH Calibrated with CL # 4 and BP # 1 (BP mode 1)



0 0 0 0 0 0 0 0 0 0 0 0 0 0 0 0  
Channels

Lower frame: Milli Ampl Jy Top frame: Phas deg

Vector averaged cross-power spectrum Several baselines displayed

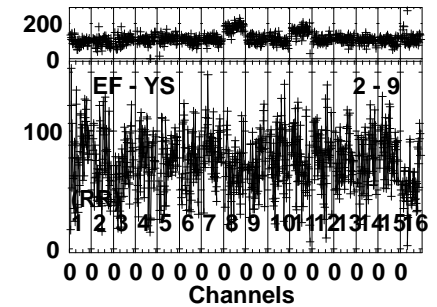
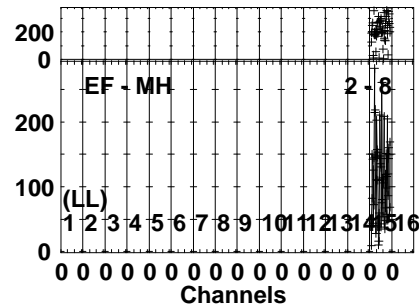
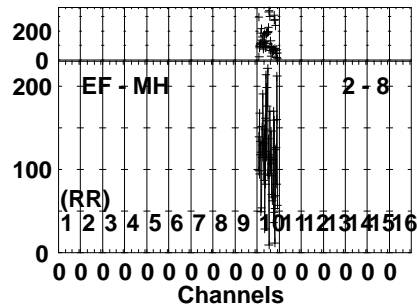
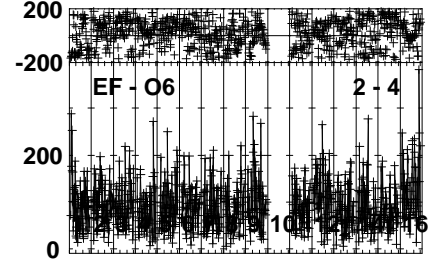
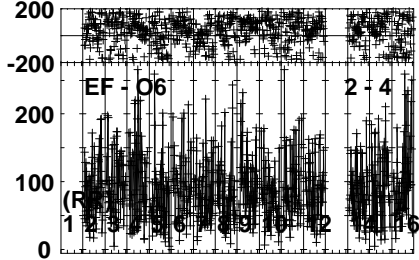
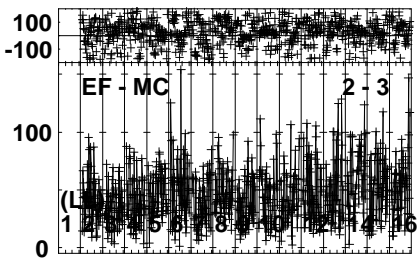
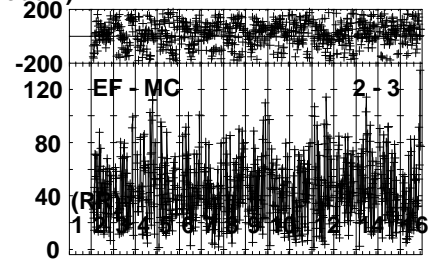
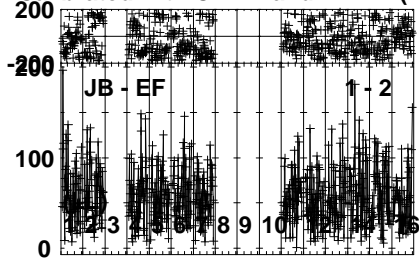
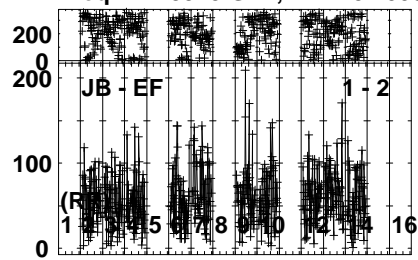
Timerange: 00/20:18:43 to 00/20:20:09



Plot file version 105 created 29-APR-2024 18:36:15

J1143+1834 EA075.UVDATA.1

Freq = 21.9925 GHz, Bw = 32.000 MH Calibrated with CL # 4 and BP # 1 (BP mode 1)

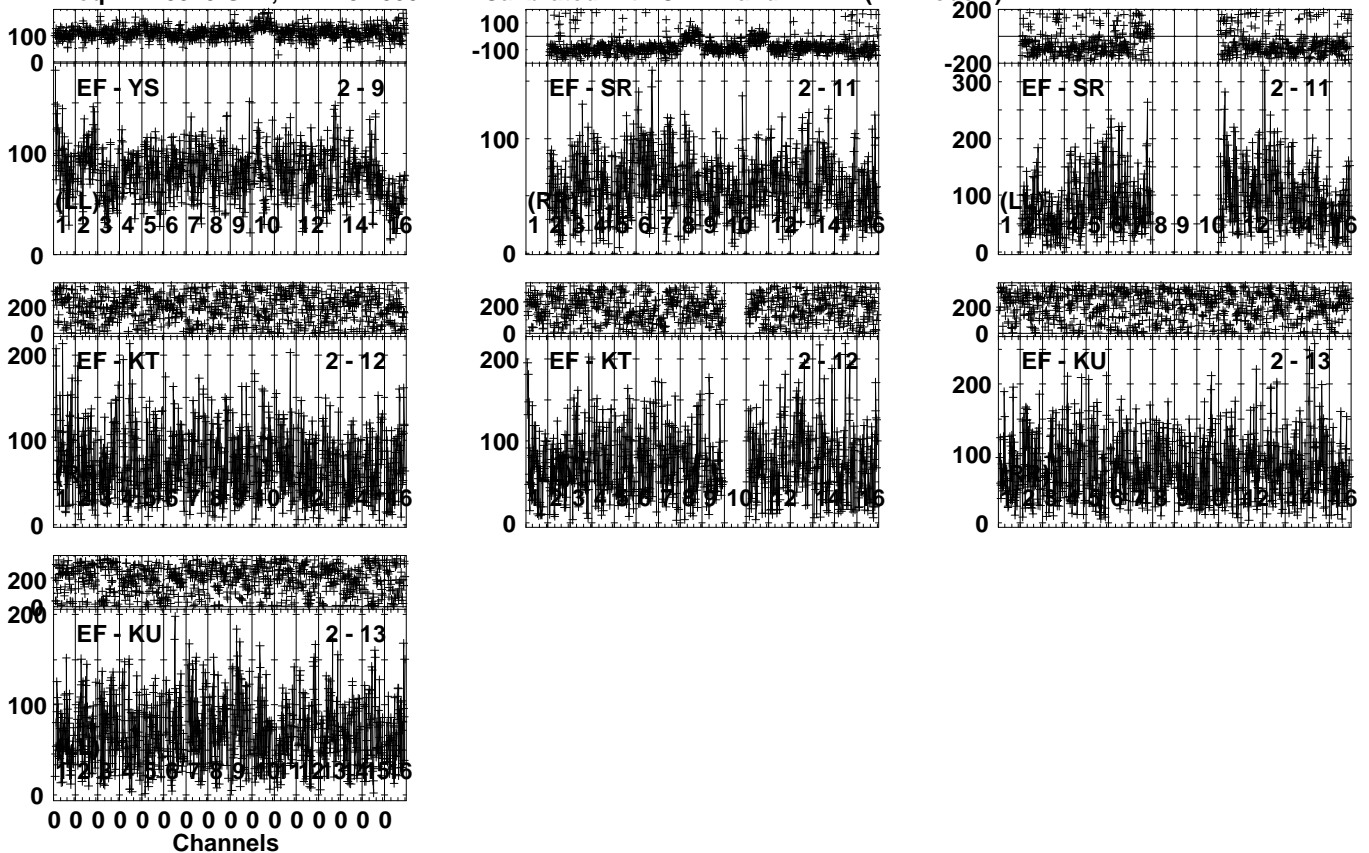


Lower frame: Milli Ampl Jy Top frame: Phas deg  
Vector averaged cross-power spectrum Several baselines displayed  
Timerange: 00/20:20:13 to 00/20:21:39

Plot file version 106 created 29-APR-2024 18:36:16

J1143+1834 EA075.UVDATA.1

Freq = 21.9925 GHz, Bw = 32.000 MH Calibrated with CL # 4 and BP # 1 (BP mode 1)

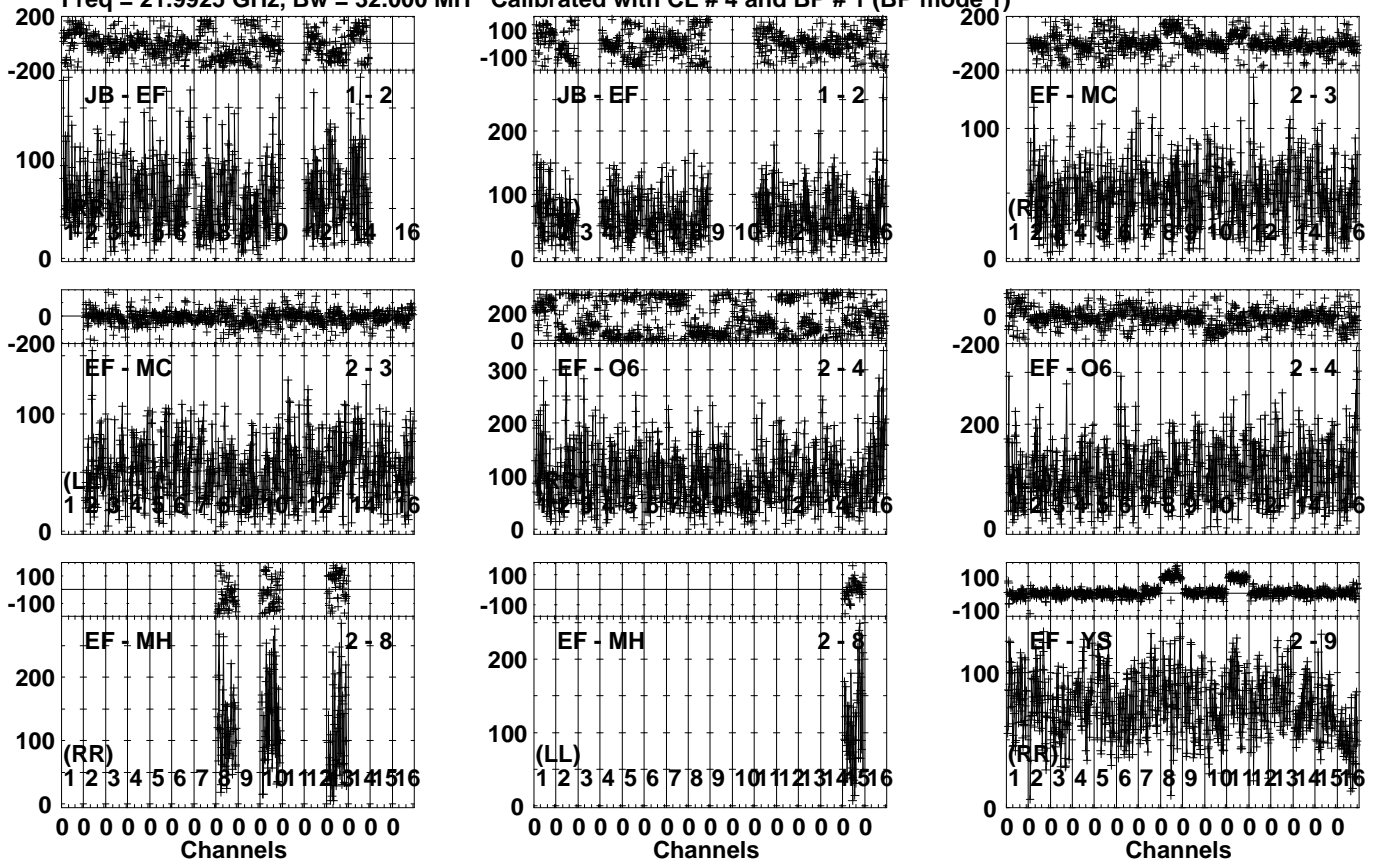


Lower frame: Milli Ampl Jy Top frame: Phas deg  
Vector averaged cross-power spectrum Several baselines displayed  
Timerange: 00/20:20:13 to 00/20:21:39

Plot file version 107 created 29-APR-2024 18:36:16

1146+189 EA075.UVDATA.1

Freq = 21.9925 GHz, Bw = 32.000 MH Calibrated with CL # 4 and BP # 1 (BP mode 1)

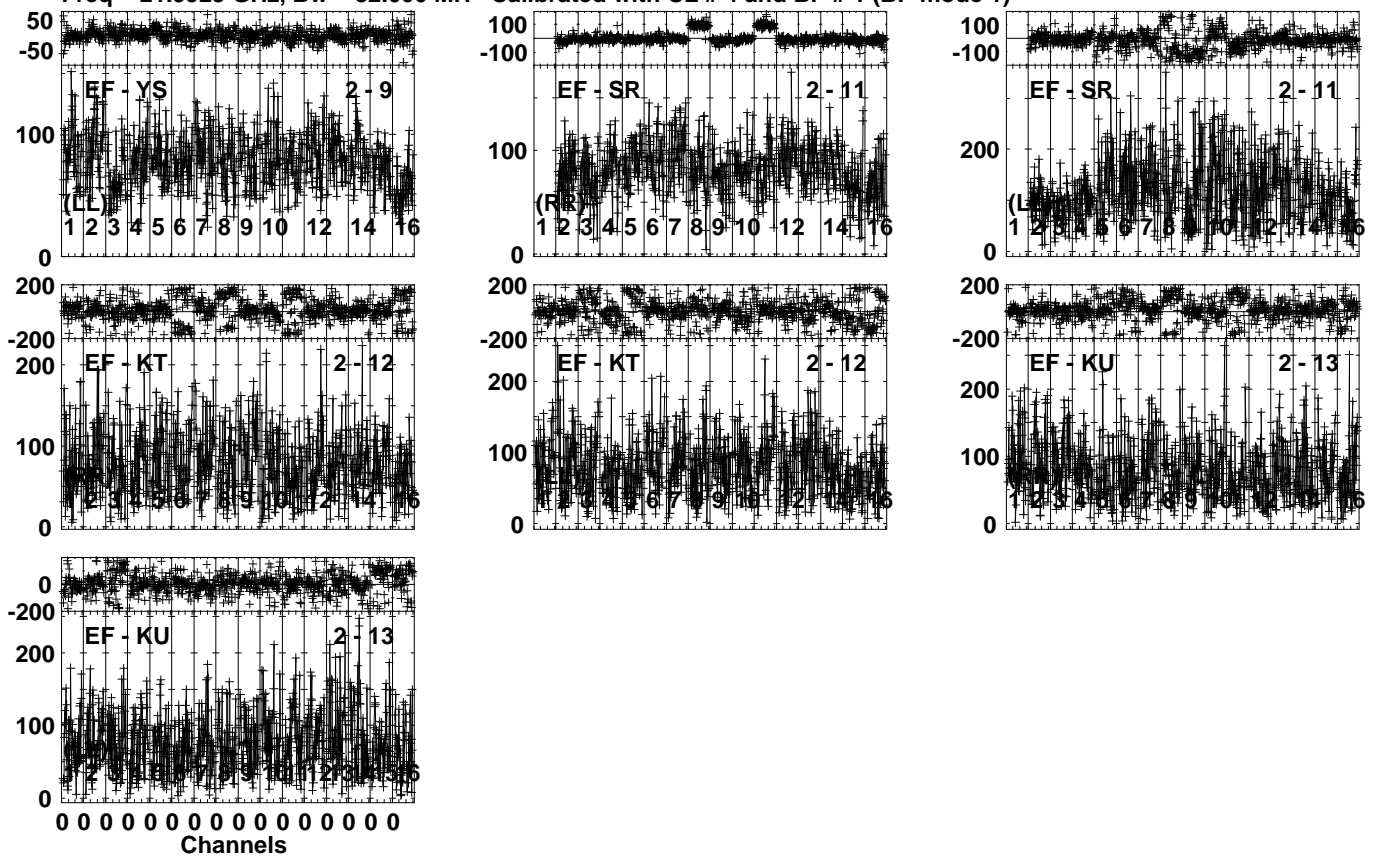


Lower frame: Milli Ampl Jy Top frame: Phas deg  
Vector averaged cross-power spectrum Several baselines displayed  
Timerange: 00/20:22:13 to 00/20:23:09

Plot file version 108 created 29-APR-2024 18:36:16

1146+189 EA075.UVDATA.1

Freq = 21.9925 GHz, Bw = 32.000 MH Calibrated with CL # 4 and BP # 1 (BP mode 1)



Lower frame: Milli Ampl Jy Top frame: Phas deg

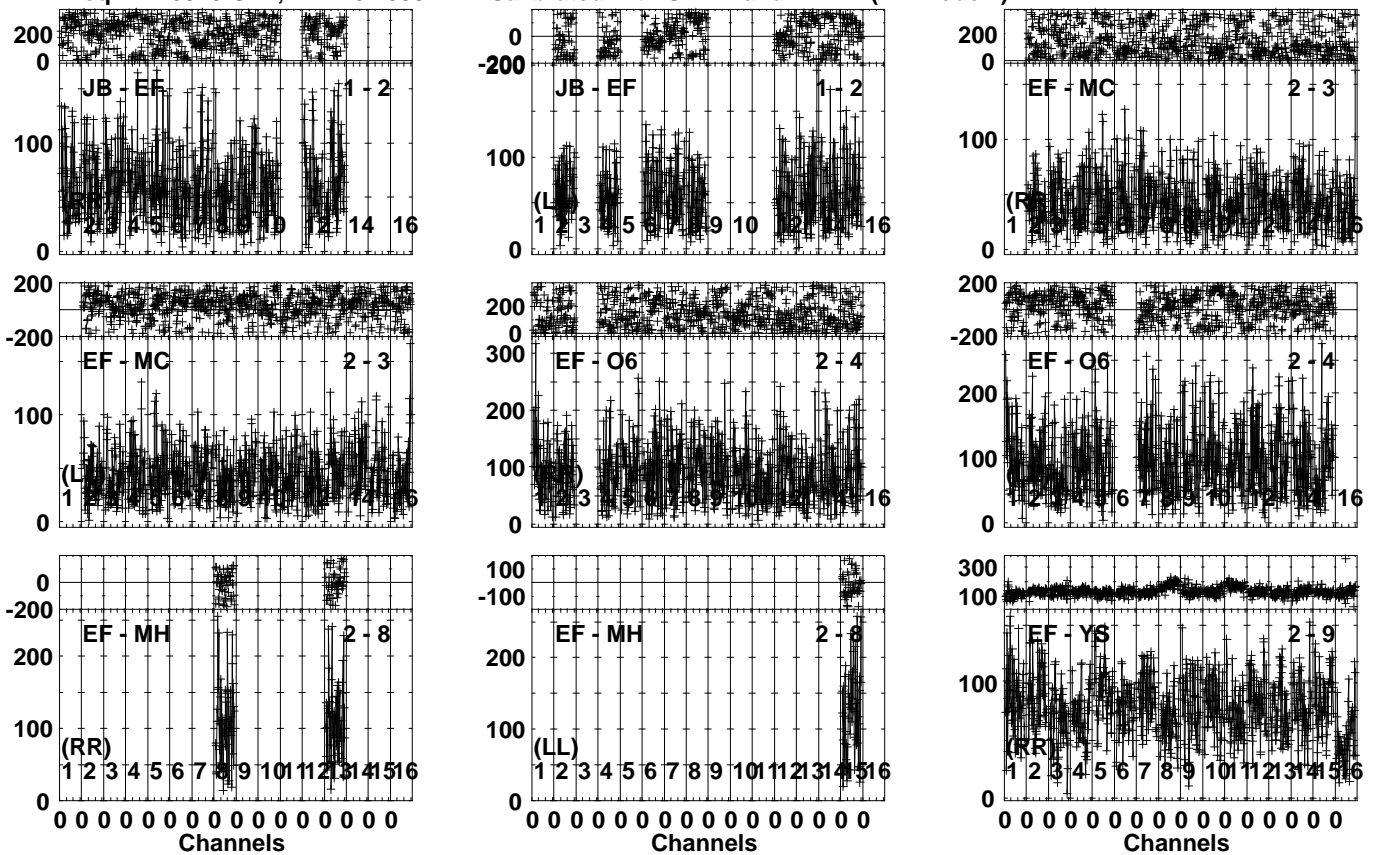
Vector averaged cross-power spectrum Several baselines displayed

Timerange: 00/20:22:13 to 00/20:23:09

Plot file version 109 created 29-APR-2024 18:36:17

J1143+1834 EA075.UVDATA.1

Freq = 21.9925 GHz, Bw = 32.000 MH Calibrated with CL # 4 and BP # 1 (BP mode 1)

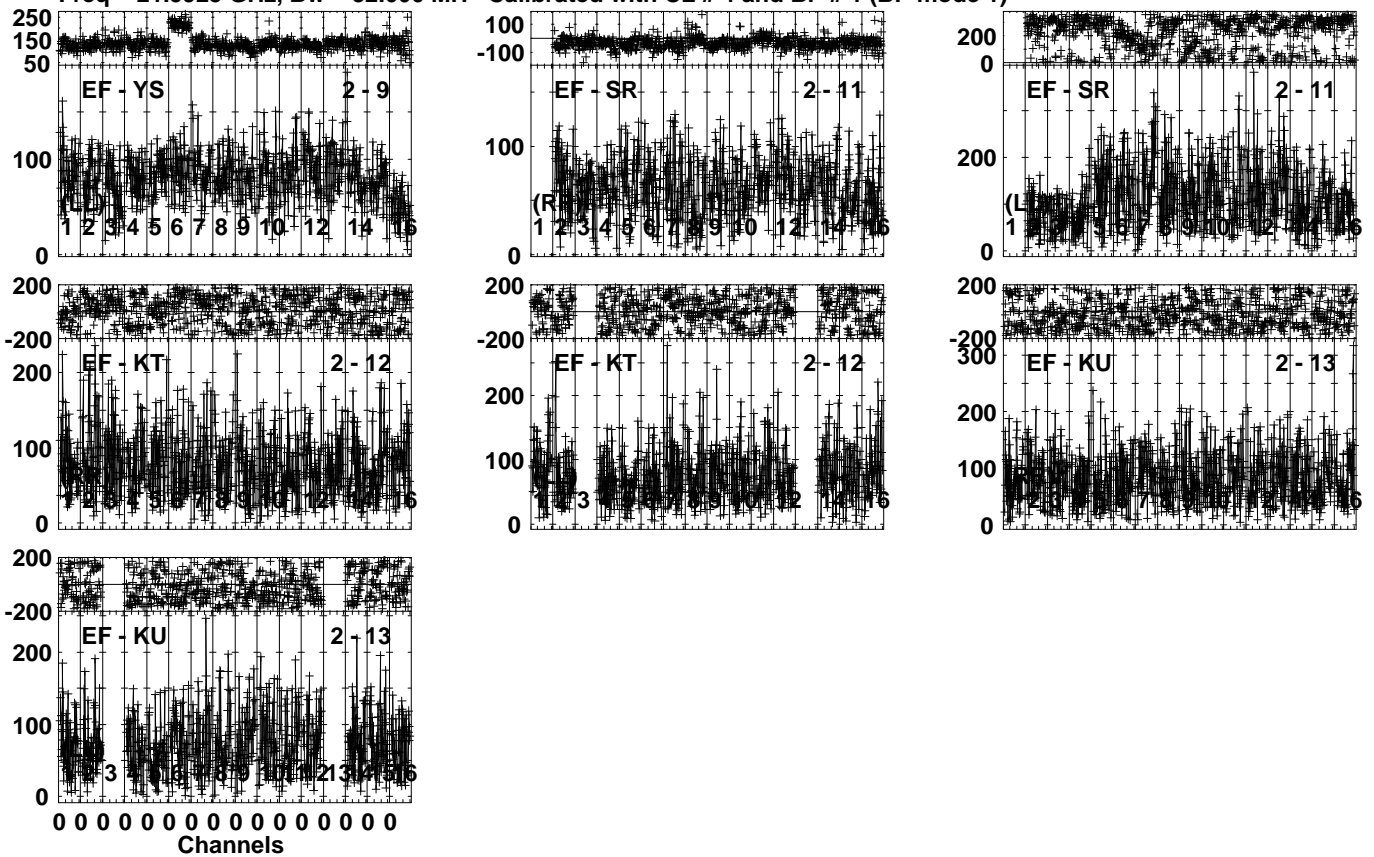


Lower frame: Milli Ampl Jy Top frame: Phas deg  
Vector averaged cross-power spectrum Several baselines displayed  
Timerange: 00/20:23:13 to 00/20:24:39

Plot file version 110 created 29-APR-2024 18:36:17

J1143+1834 EA075.UVDATA.1

Freq = 21.9925 GHz, Bw = 32.000 MH Calibrated with CL # 4 and BP # 1 (BP mode 1)

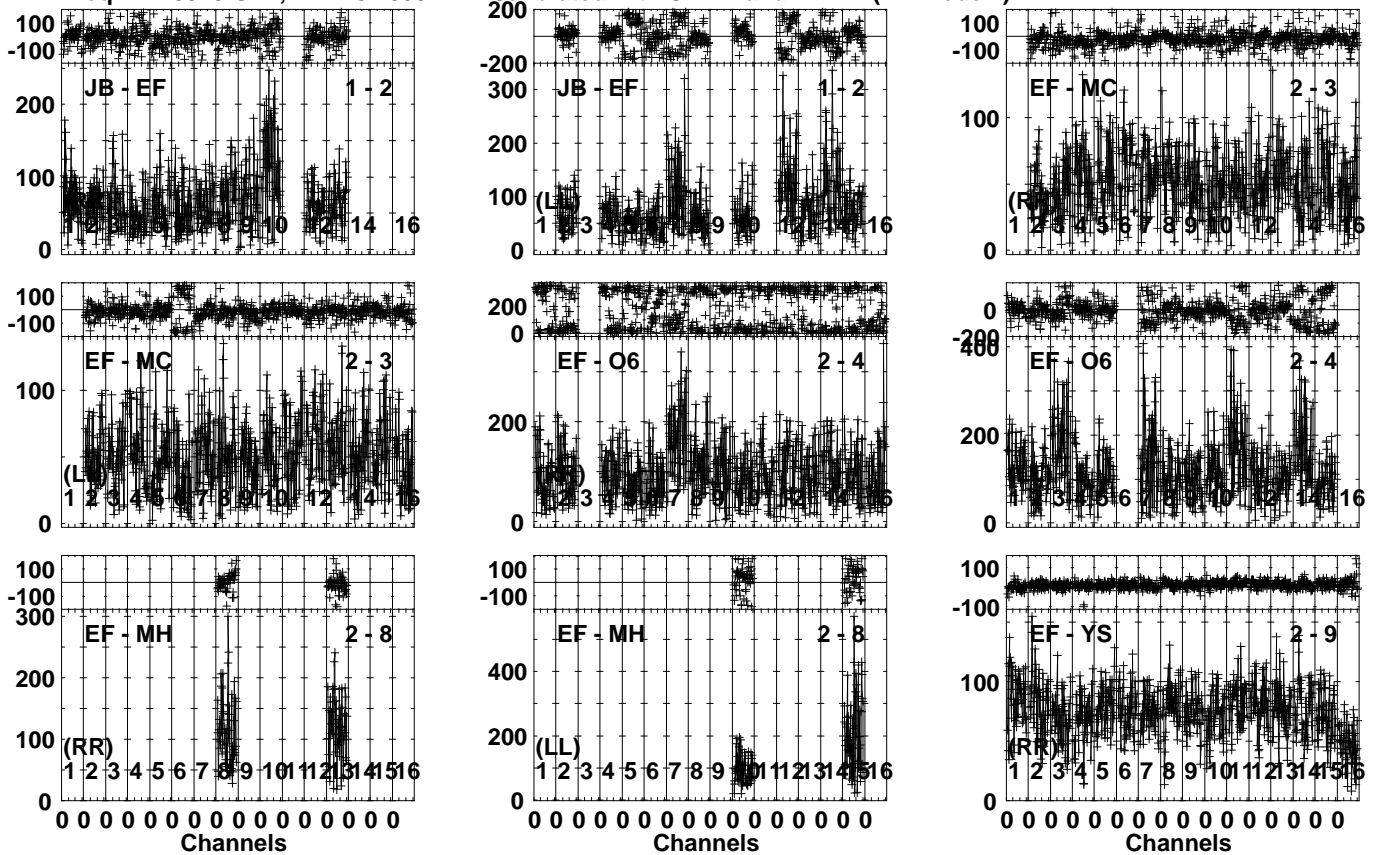


0 0 0 0 0 0 0 0 0 0 0 0 0 0 0 0  
Channels  
Lower frame: Milli Ampl Jy Top frame: Phas deg  
Vector averaged cross-power spectrum Several baselines displayed  
Timerange: 00/20:23:13 to 00/20:24:39

Plot file version 111 created 29-APR-2024 18:36:18

1146+189 EA075.UVDATA.1

Freq = 21.9925 GHz, Bw = 32.000 MH Calibrated with CL # 4 and BP # 1 (BP mode 1)



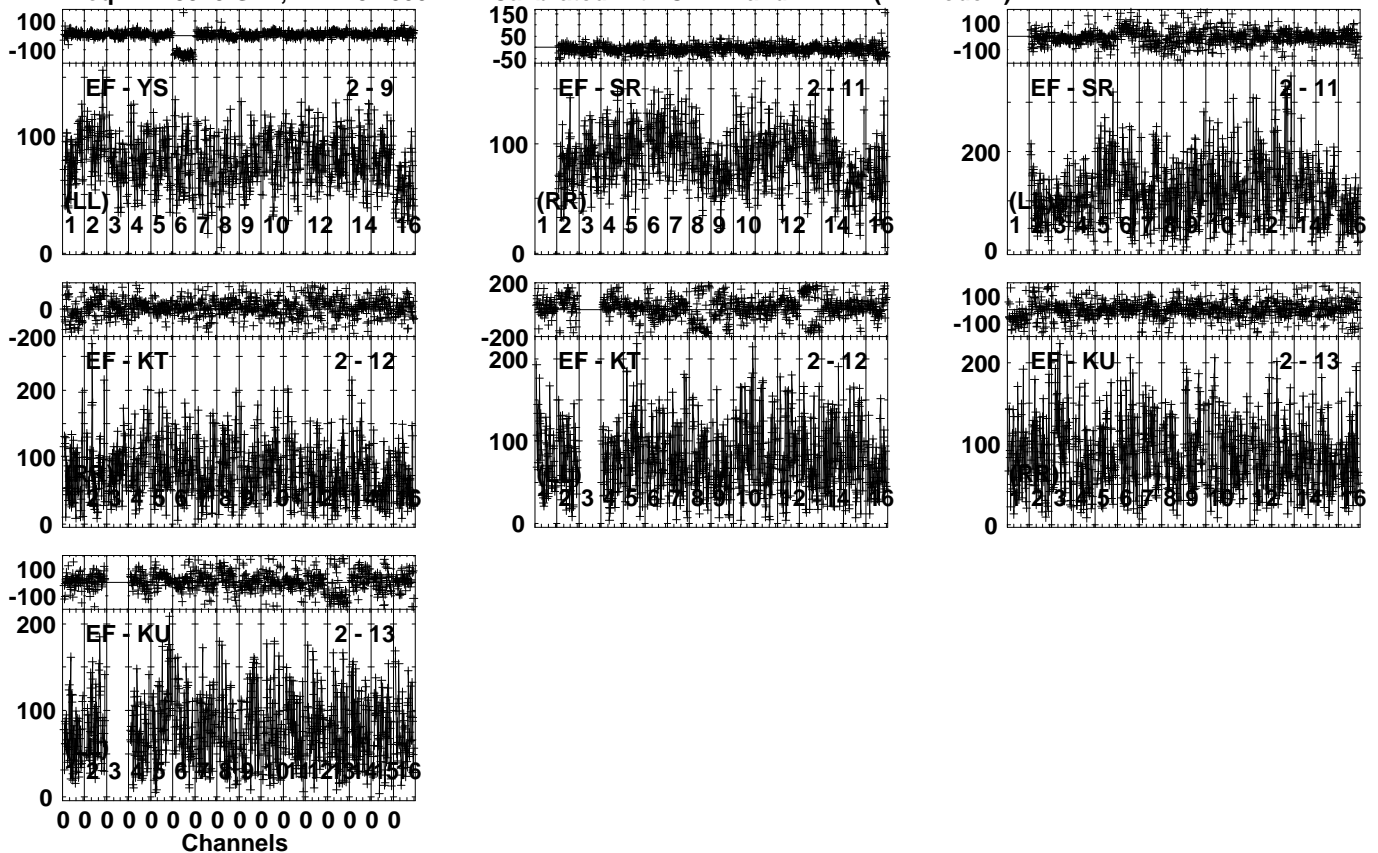
Lower frame: Milli Ampl Jy Top frame: Phas deg  
Vector averaged cross-power spectrum Several baselines displayed  
Timerange: 00/20:24:43 to 00/20:26:09

Plot file version 112 created 29-APR-2024 18:36:18

1146+189 EA075.UVDATA.1

Freq = 21.9925 GHz, Bw = 32.000 MH

Calibrated with CL # 4 and BP # 1 (BP mode 1)



Lower frame: Milli Ampl Jy Top frame: Phas deg

Vector averaged cross-power spectrum Several baselines displayed

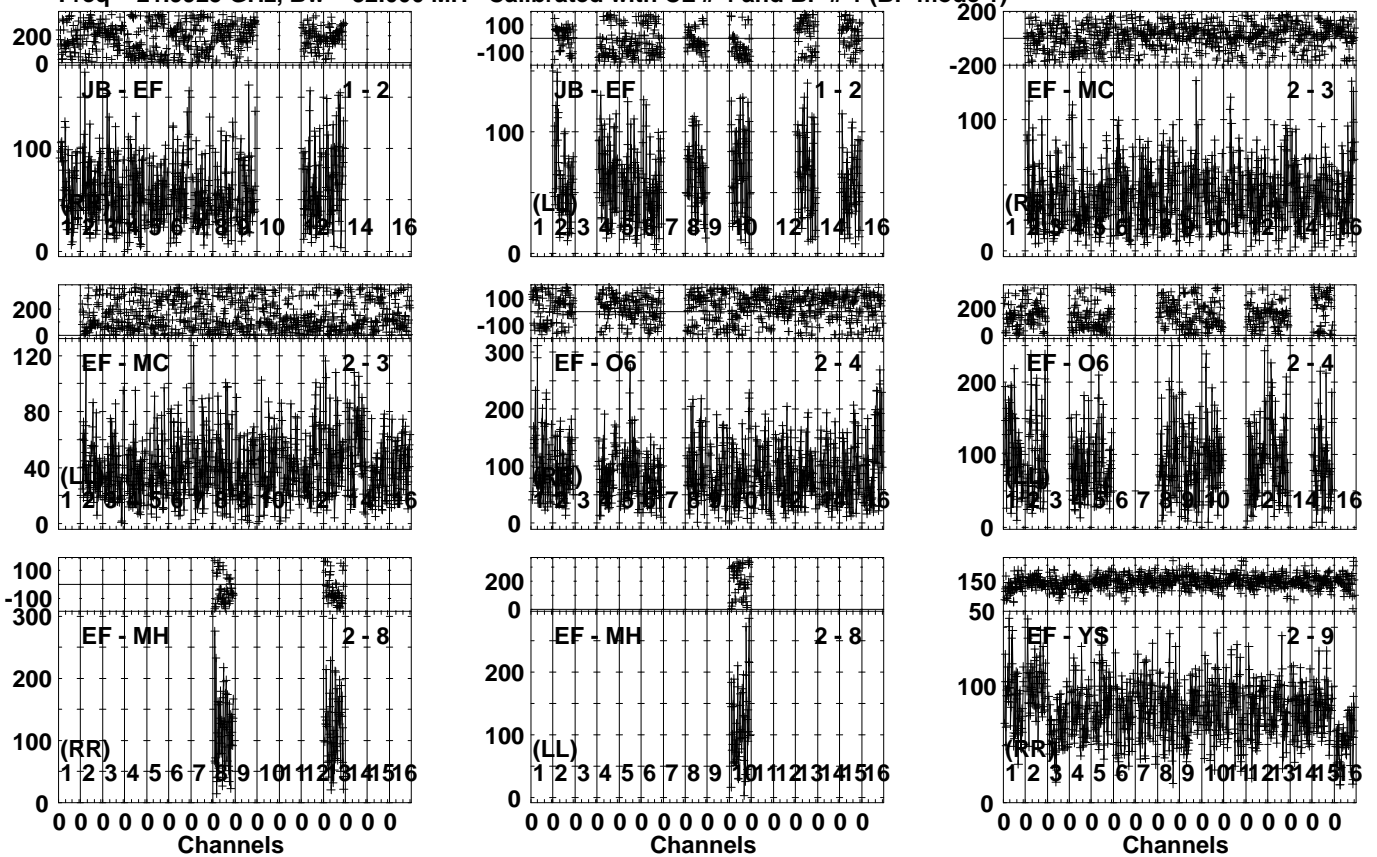
Timerange: 00/20:24:43 to 00/20:26:09



Plot file version 113 created 29-APR-2024 18:36:19

J1143+1834 EA075.UVDATA.1

Freq = 21.9925 GHz, Bw = 32.000 MH Calibrated with CL # 4 and BP # 1 (BP mode 1)

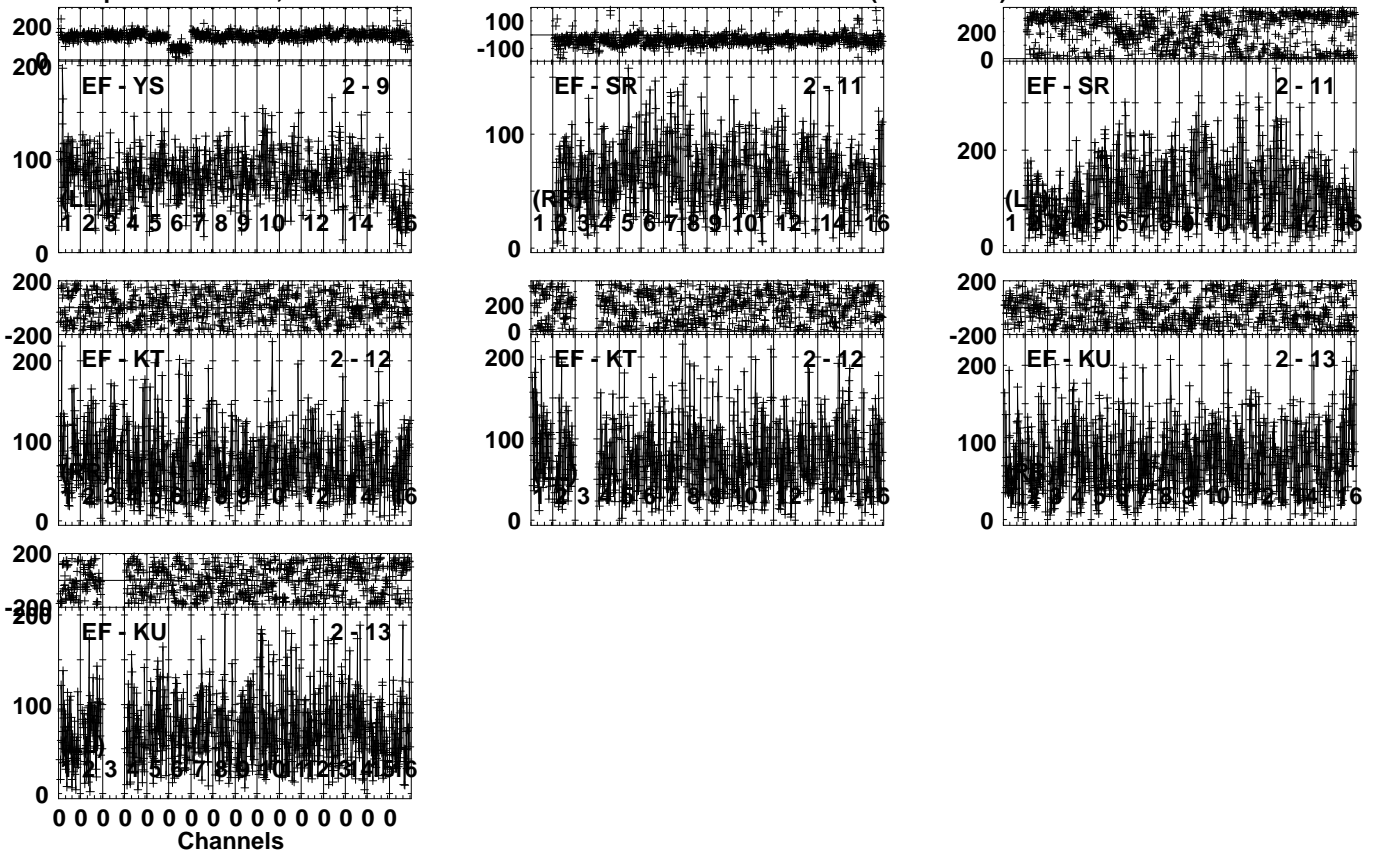


Lower frame: Milli Ampl Jy Top frame: Phas deg  
Vector averaged cross-power spectrum Several baselines displayed  
Timerange: 00/20:26:13 to 00/20:27:39

Plot file version 114 created 29-APR-2024 18:36:19

J1143+1834 EA075.UVDATA.1

Freq = 21.9925 GHz, Bw = 32.000 MH Calibrated with CL # 4 and BP # 1 (BP mode 1)

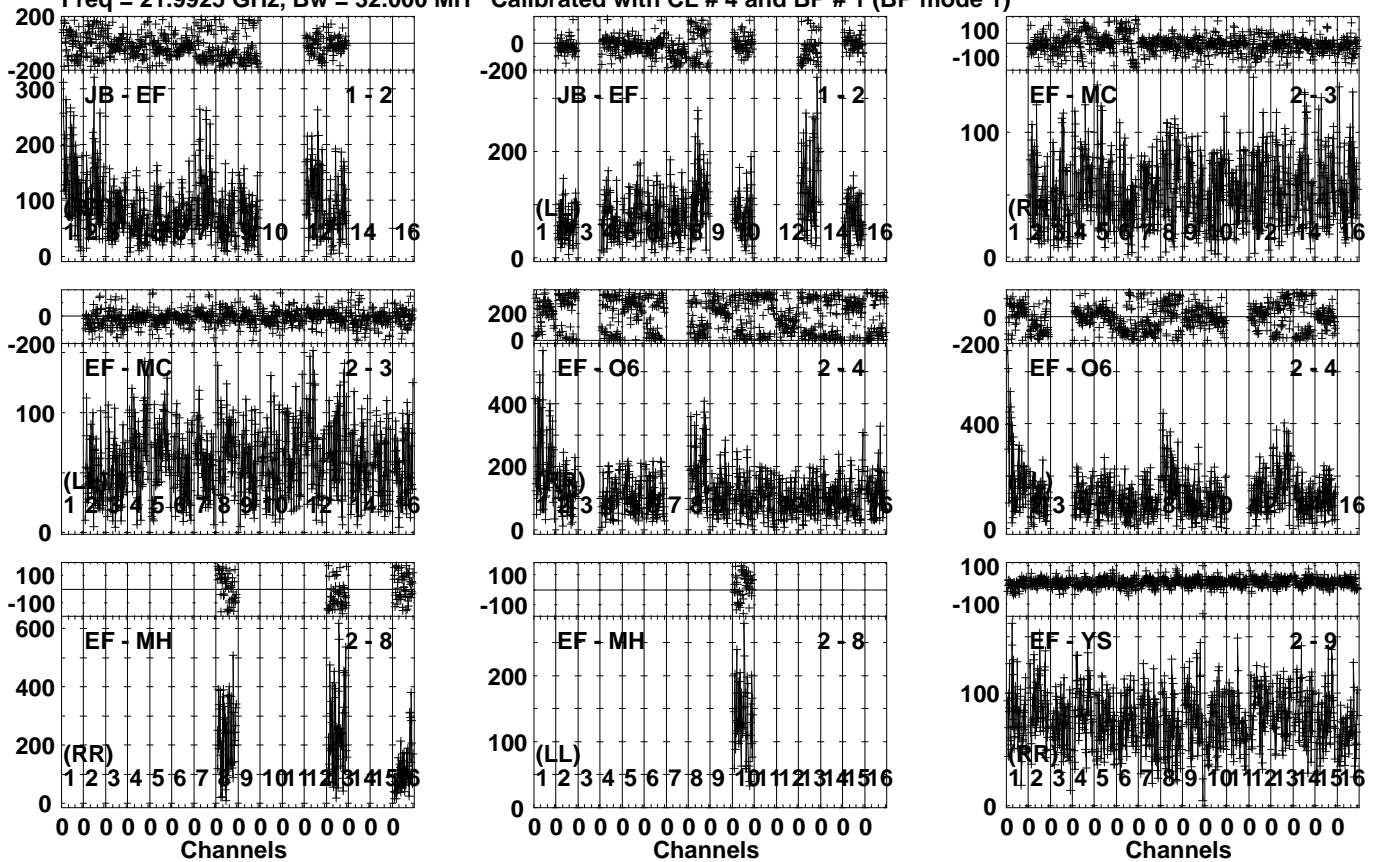


Lower frame: Milli Ampl Jy Top frame: Phas deg  
Vector averaged cross-power spectrum Several baselines displayed  
Timerange: 00/20:26:13 to 00/20:27:39

Plot file version 115 created 29-APR-2024 18:36:20

1146+189 EA075.UVDATA.1

Freq = 21.9925 GHz, Bw = 32.000 MH Calibrated with CL # 4 and BP # 1 (BP mode 1)

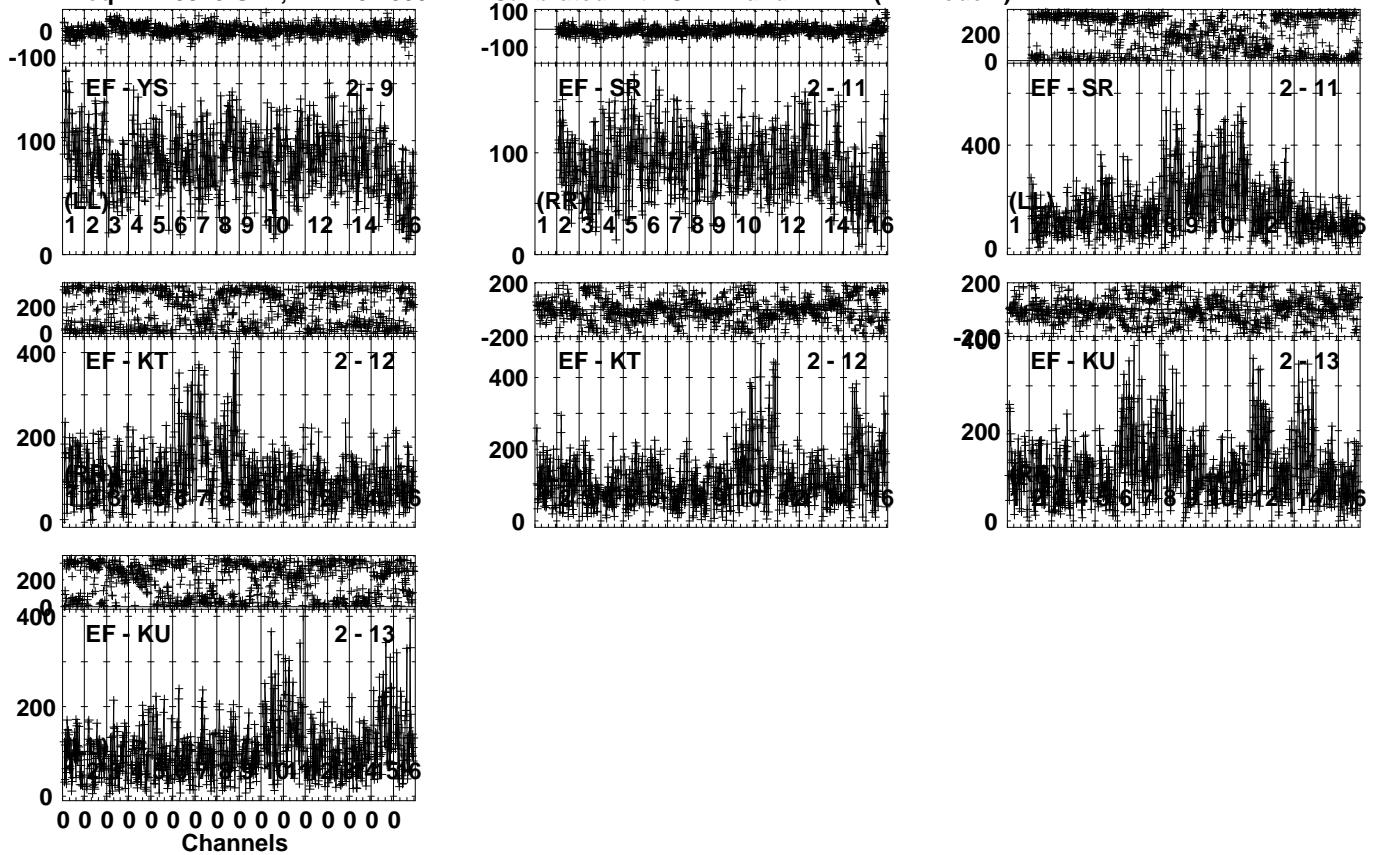


Lower frame: Milli Ampl Jy Top frame: Phas deg  
Vector averaged cross-power spectrum Several baselines displayed  
Timerange: 00/20:28:13 to 00/20:29:09

Plot file version 116 created 29-APR-2024 18:36:20

1146+189 EA075.UVDATA.1

Freq = 21.9925 GHz, Bw = 32.000 MH Calibrated with CL # 4 and BP # 1 (BP mode 1)

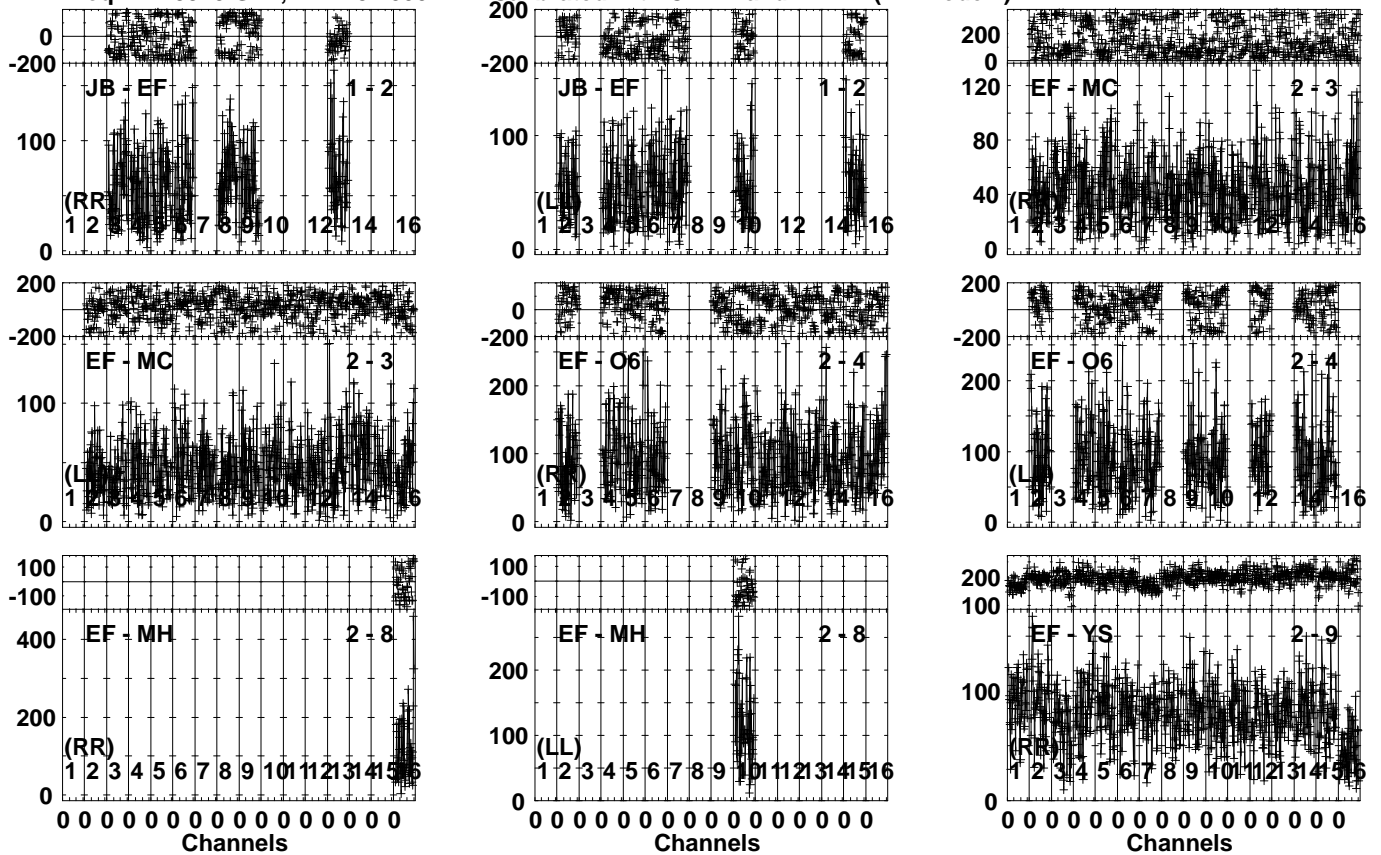


Lower frame: Milli Ampl Jy Top frame: Phas deg  
Vector averaged cross-power spectrum Several baselines displayed  
Timerange: 00/20:28:13 to 00/20:29:09

Plot file version 117 created 29-APR-2024 18:36:20

J1143+1834 EA075.UVDATA.1

Freq = 21.9925 GHz, Bw = 32.000 MH Calibrated with CL # 4 and BP # 1 (BP mode 1)

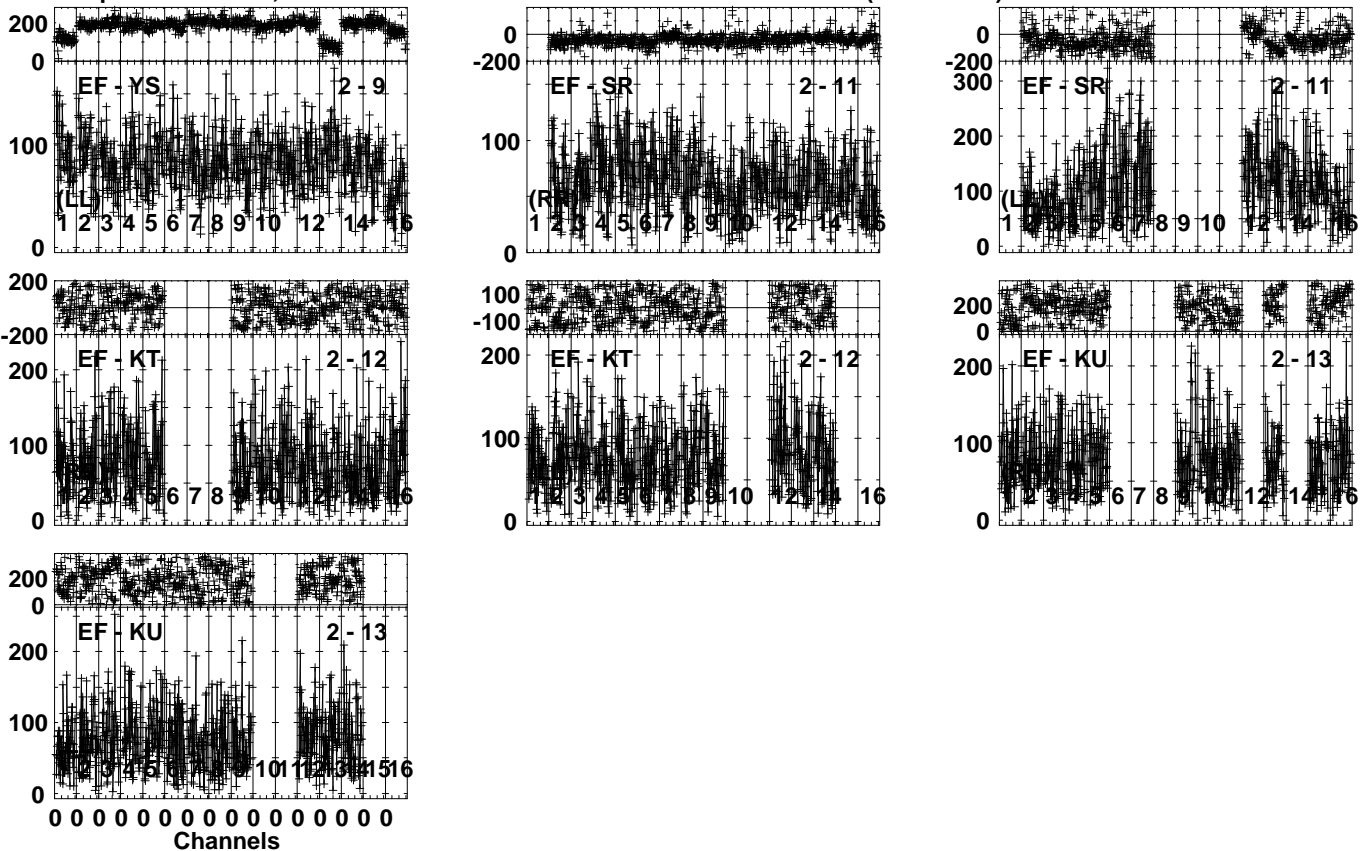


Lower frame: Milli Ampl Jy Top frame: Phas deg  
Vector averaged cross-power spectrum Several baselines displayed  
Timerange: 00/20:29:13 to 00/20:30:39

Plot file version 118 created 29-APR-2024 18:36:21

J1143+1834 EA075.UVDATA.1

Freq = 21.9925 GHz, Bw = 32.000 MH Calibrated with CL # 4 and BP # 1 (BP mode 1)

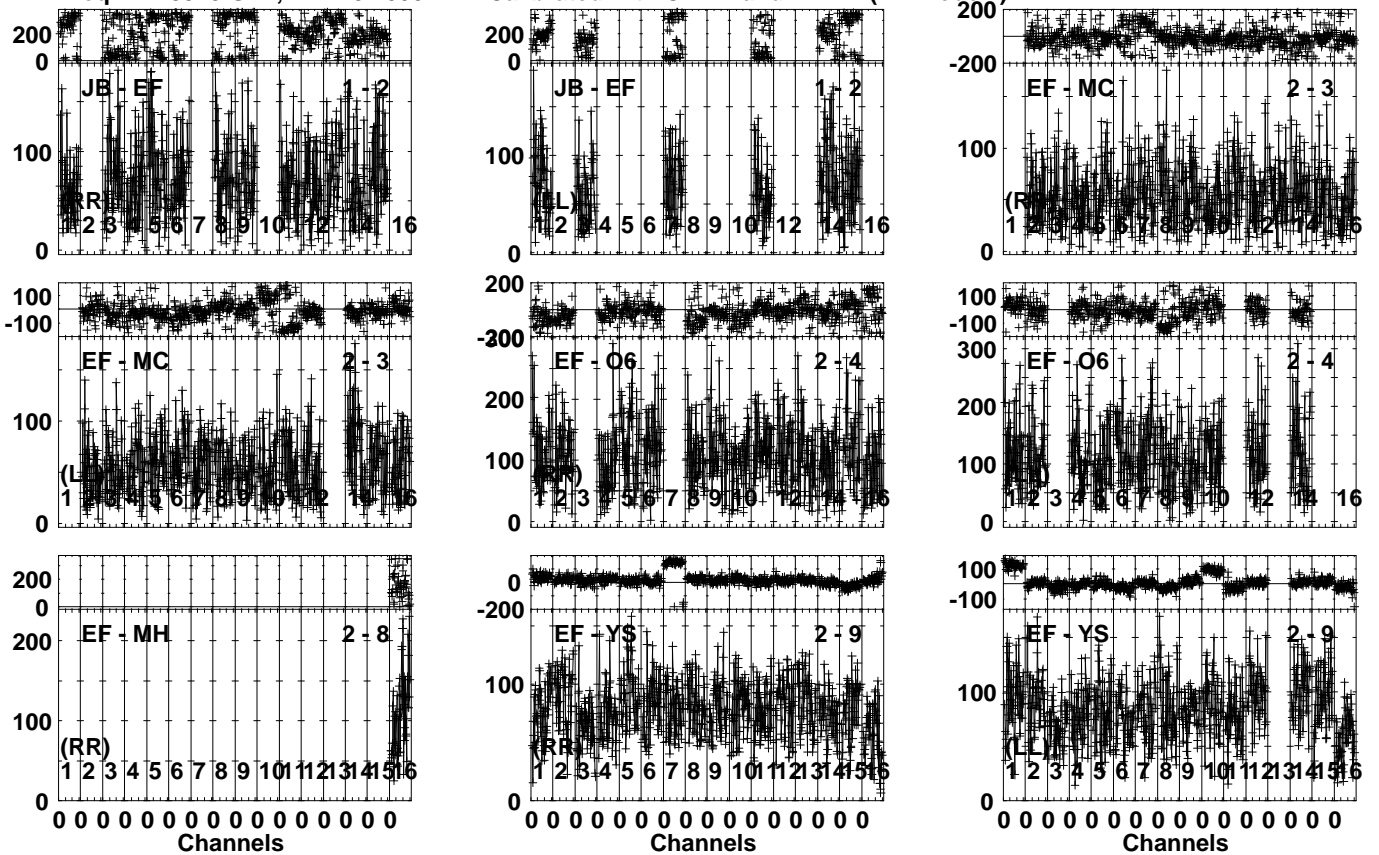


Lower frame: Milli Ampl Jy Top frame: Phas deg  
Vector averaged cross-power spectrum Several baselines displayed  
Timerange: 00/20:29:13 to 00/20:30:39

Plot file version 119 created 29-APR-2024 18:36:21

1146+189 EA075.UVDATA.1

Freq = 21.9925 GHz, Bw = 32.000 MH Calibrated with CL # 4 and BP # 1 (BP mode 1)

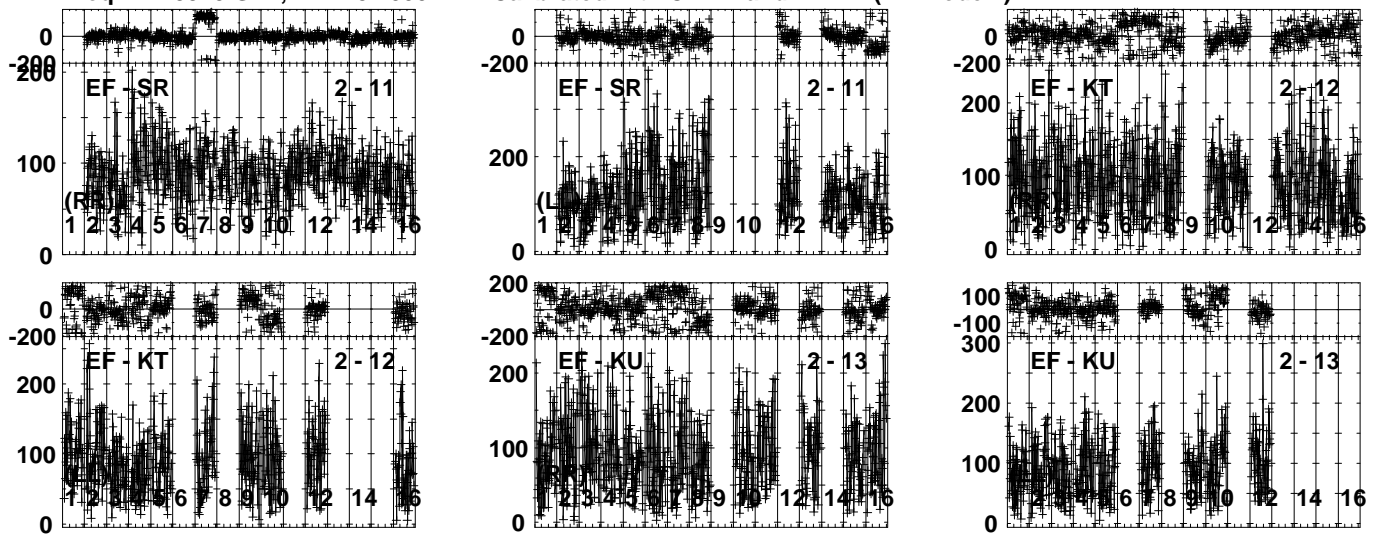


Lower frame: Milli Ampl Jy Top frame: Phas deg  
Vector averaged cross-power spectrum Several baselines displayed  
Timerange: 00/20:30:43 to 00/20:32:09

Plot file version 120 created 29-APR-2024 18:36:22

1146+189 EA075.UVDATA.1

Freq = 21.9925 GHz, Bw = 32.000 MH Calibrated with CL # 4 and BP # 1 (BP mode 1)



Lower frame: Milli Ampl Jy Top frame: Phas deg

Vector averaged cross-power spectrum Several baselines displayed

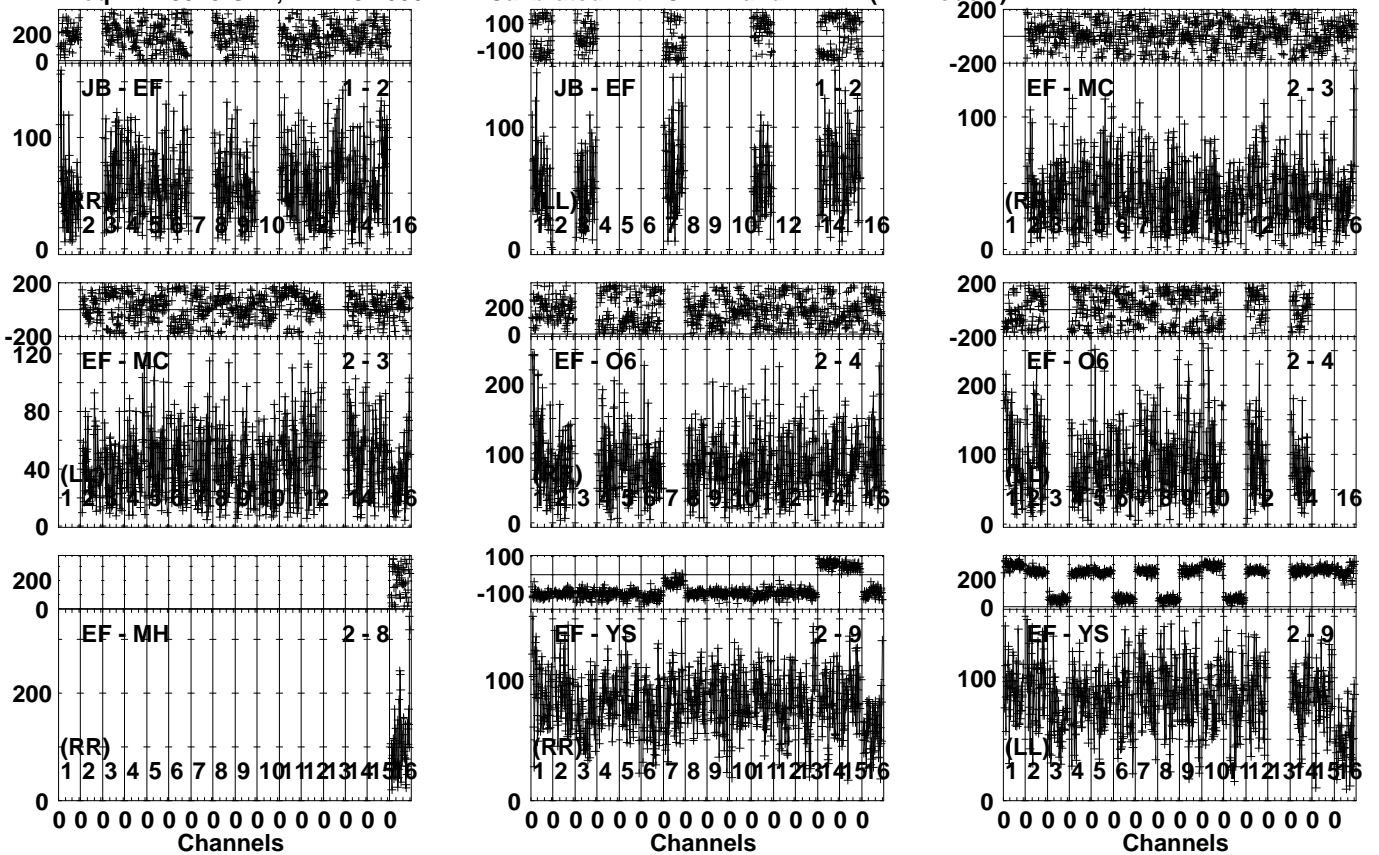
Timerange: 00/20:30:43 to 00/20:32:09



Plot file version 121 created 29-APR-2024 18:36:22

J1143+1834 EA075.UVDATA.1

Freq = 21.9925 GHz, Bw = 32.000 MH Calibrated with CL # 4 and BP # 1 (BP mode 1)

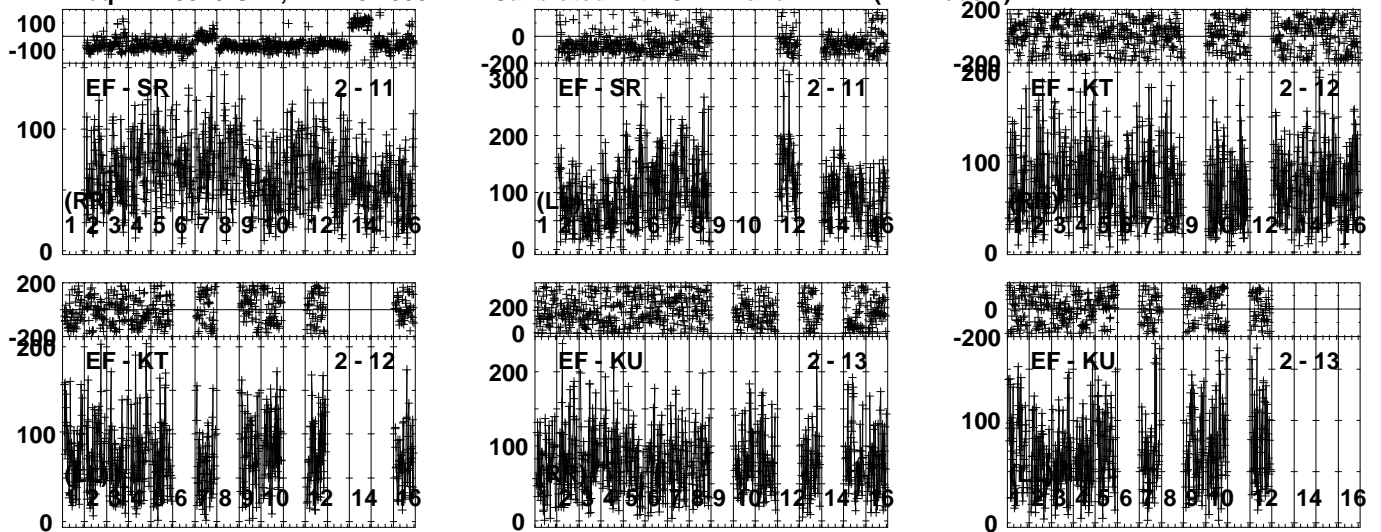


Lower frame: Milli Ampl Jy Top frame: Phas deg  
Vector averaged cross-power spectrum Several baselines displayed  
Timerange: 00/20:32:13 to 00/20:33:39

Plot file version 122 created 29-APR-2024 18:36:23

J1143+1834 EA075.UVDATA.1

Freq = 21.9925 GHz, Bw = 32.000 MH Calibrated with CL # 4 and BP # 1 (BP mode 1)

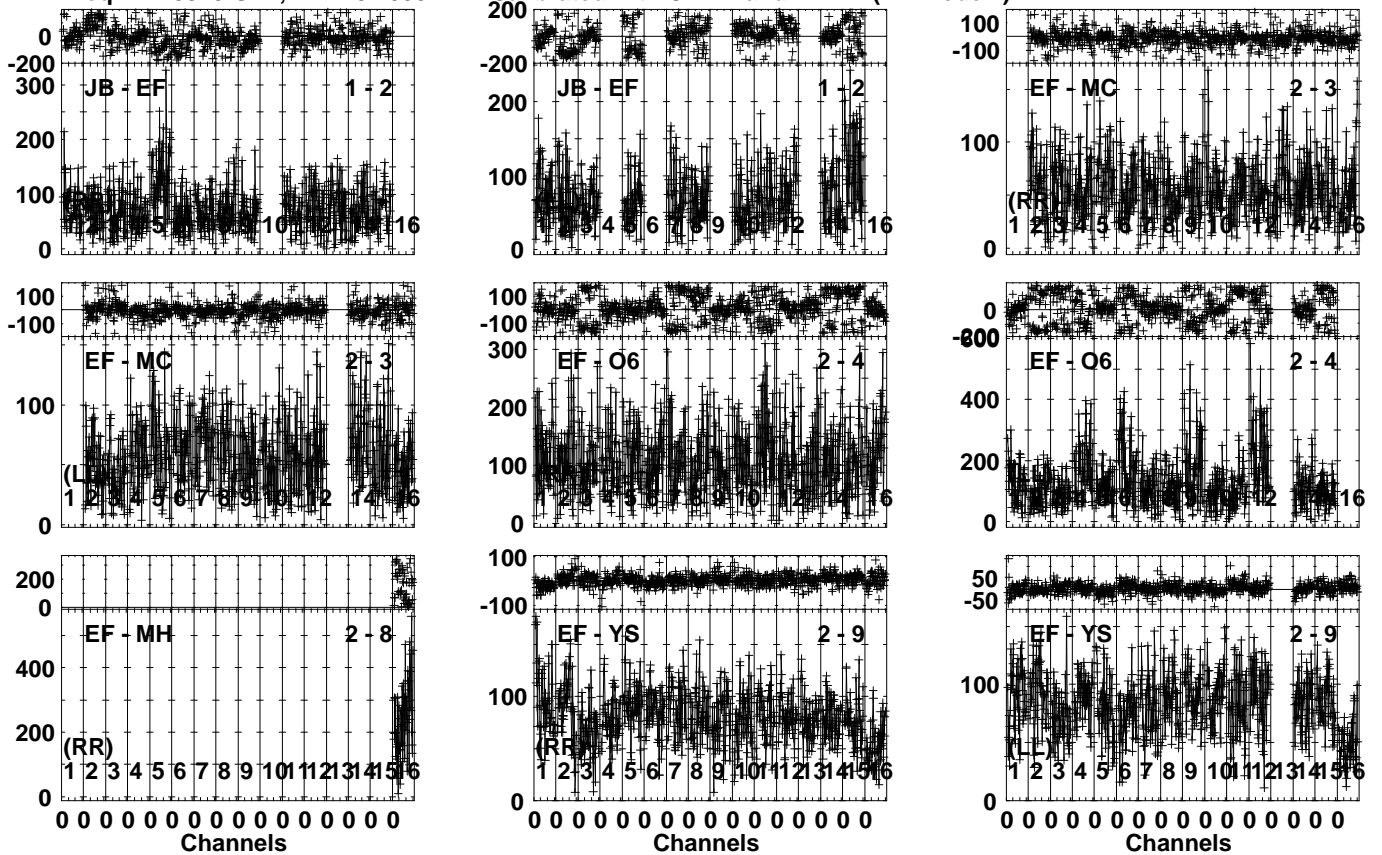


Lower frame: Milli Ampl Jy Top frame: Phas deg  
Vector averaged cross-power spectrum Several baselines displayed  
Timerange: 00/20:32:13 to 00/20:33:39

Plot file version 123 created 29-APR-2024 18:36:23

1146+189 EA075.UVDATA.1

Freq = 21.9925 GHz, Bw = 32.000 MH Calibrated with CL # 4 and BP # 1 (BP mode 1)

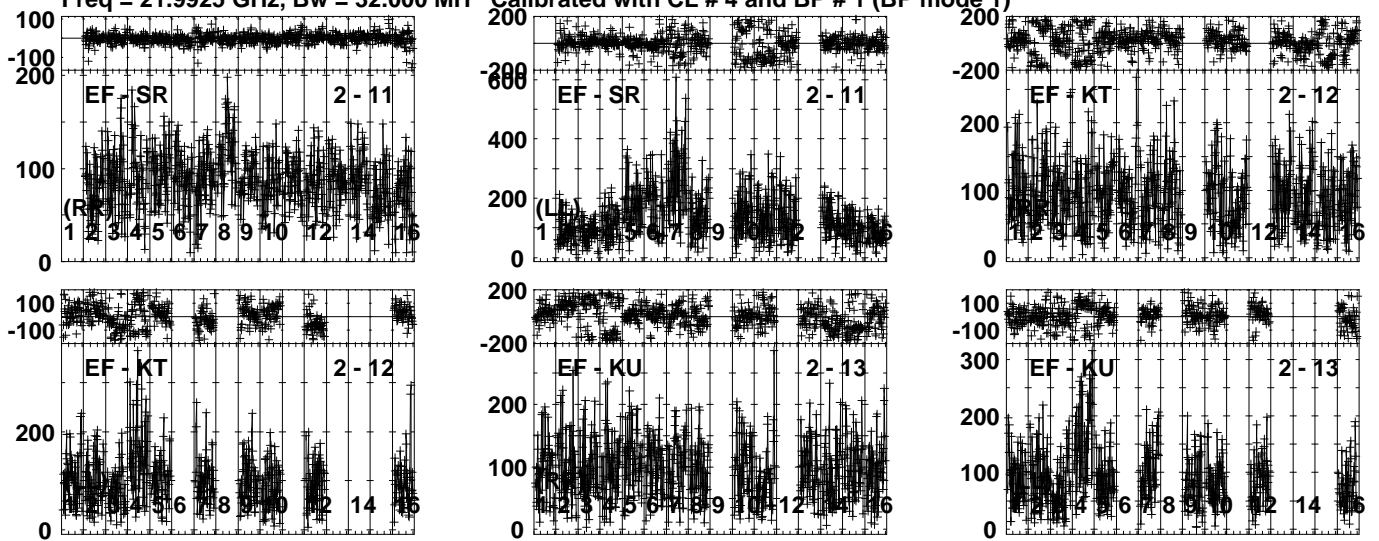


Lower frame: Milli Ampl Jy Top frame: Phas deg  
Vector averaged cross-power spectrum Several baselines displayed  
Timerange: 00/20:34:13 to 00/20:35:09

Plot file version 124 created 29-APR-2024 18:36:24

1146+189 EA075.UVDATA.1

Freq = 21.9925 GHz, Bw = 32.000 MH Calibrated with CL # 4 and BP # 1 (BP mode 1)

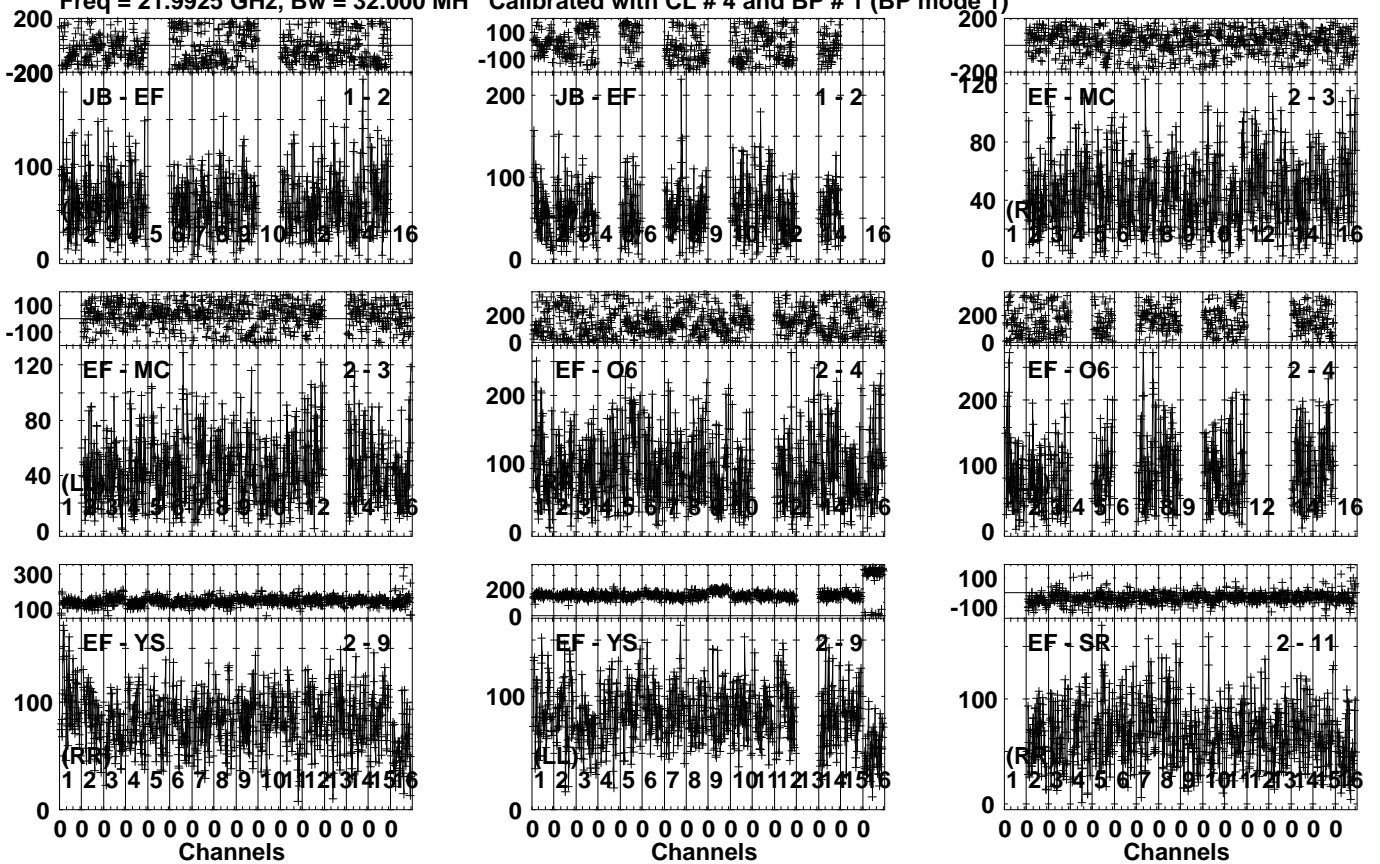


Lower frame: Milli Ampl Jy Top frame: Phas deg  
Vector averaged cross-power spectrum Several baselines displayed  
Timerange: 00/20:34:13 to 00/20:35:09

Plot file version 125 created 29-APR-2024 18:36:24

J1143+1834 EA075.UVDATA.1

Freq = 21.9925 GHz, Bw = 32.000 MH Calibrated with CL # 4 and BP # 1 (BP mode 1)

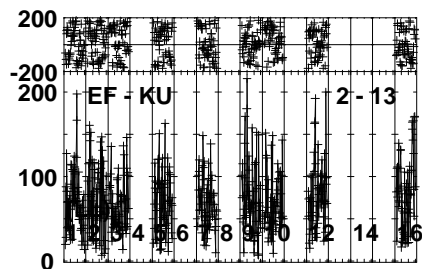
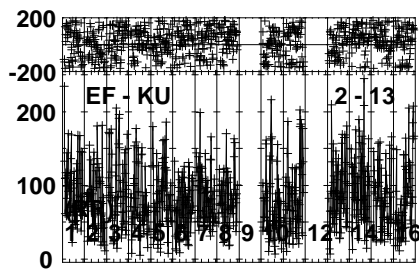
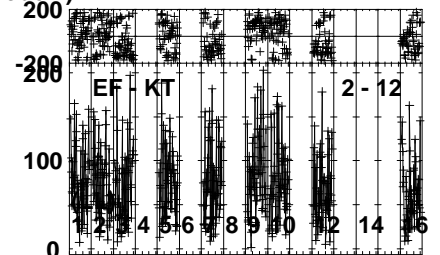
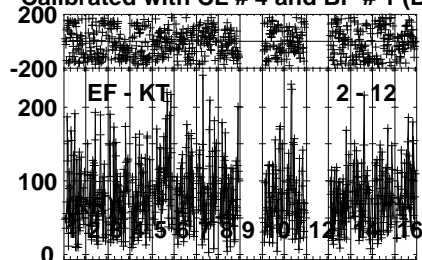
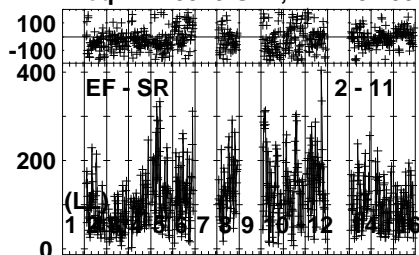


Lower frame: Milli Ampl Jy Top frame: Phas deg  
Vector averaged cross-power spectrum Several baselines displayed  
Timerange: 00/20:35:13 to 00/20:36:39

Plot file version 126 created 29-APR-2024 18:36:25

J1143+1834 EA075.UVDATA.1

Freq = 21.9925 GHz, Bw = 32.000 MH Calibrated with CL # 4 and BP # 1 (BP mode 1)

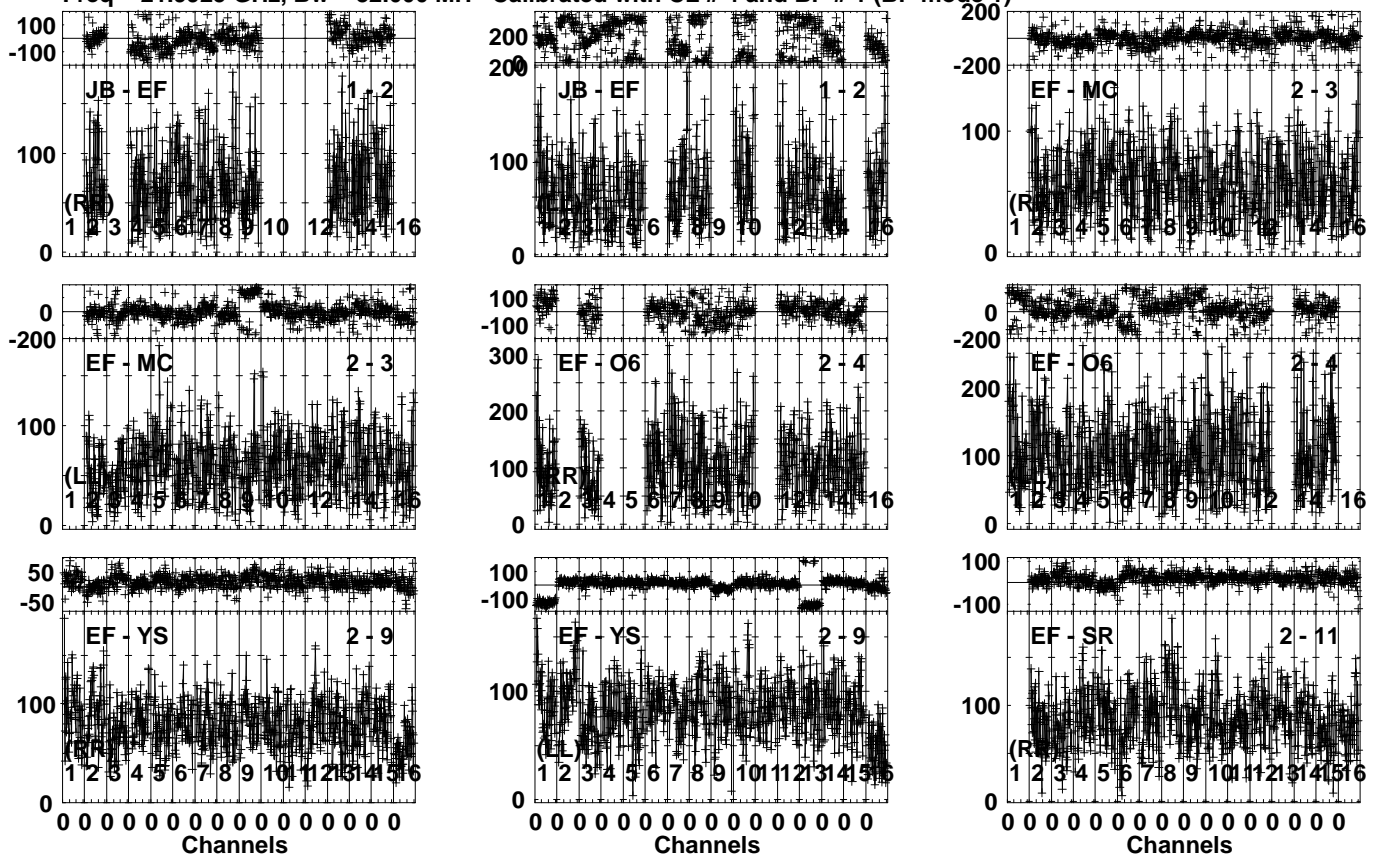


Lower frame: Milli Ampl Jy Top frame: Phas deg  
Vector averaged cross-power spectrum Several baselines displayed  
Timerange: 00/20:35:13 to 00/20:36:39

Plot file version 127 created 29-APR-2024 18:36:25

1146+189 EA075.UVDATA.1

Freq = 21.9925 GHz, Bw = 32.000 MH Calibrated with CL # 4 and BP # 1 (BP mode 1)

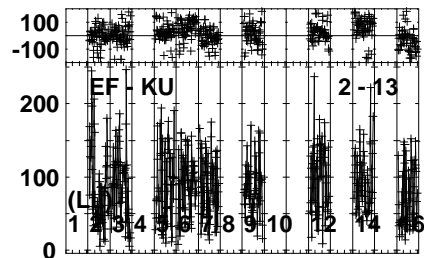
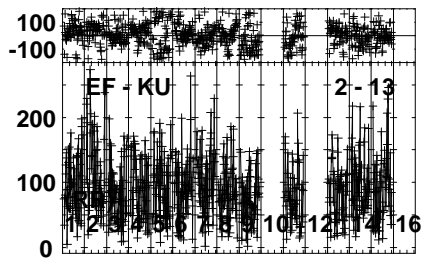
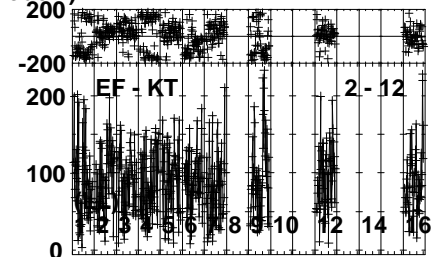
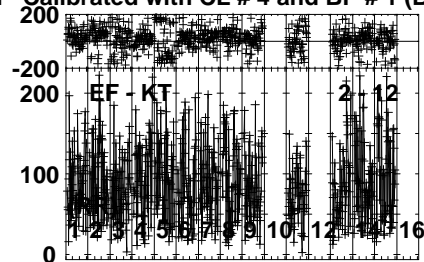
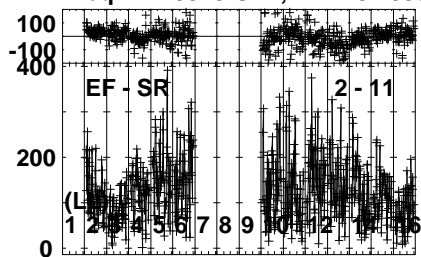


Lower frame: Milli Ampl Jy Top frame: Phas deg  
Vector averaged cross-power spectrum Several baselines displayed  
Timerange: 00/20:36:43 to 00/20:38:09

Plot file version 128 created 29-APR-2024 18:36:26

1146+189 EA075.UVDATA.1

Freq = 21.9925 GHz, Bw = 32.000 MH Calibrated with CL # 4 and BP # 1 (BP mode 1)



Lower frame: Milli Ampl Jy Top frame: Phas deg

Vector averaged cross-power spectrum Several baselines displayed

Timerange: 00/20:36:43 to 00/20:38:09

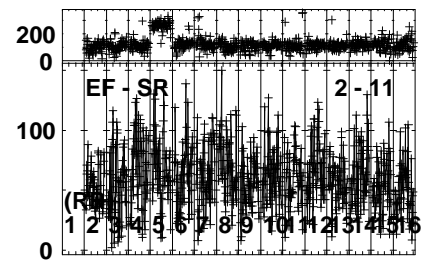
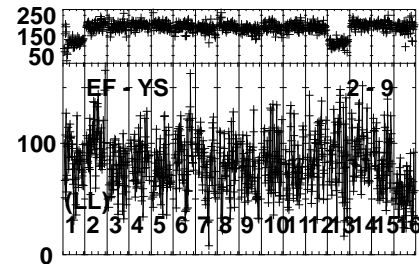
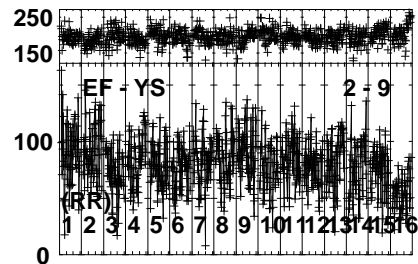
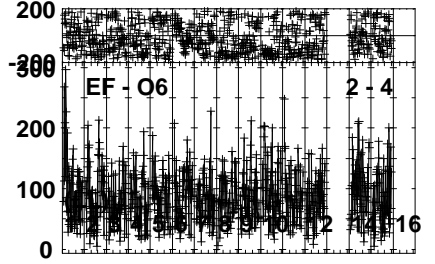
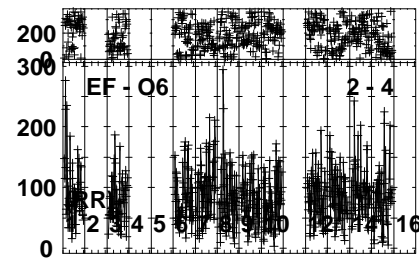
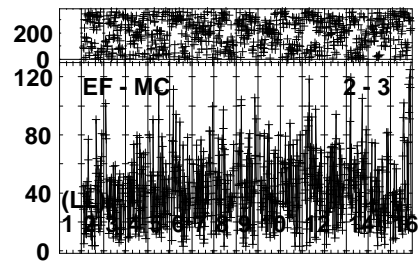
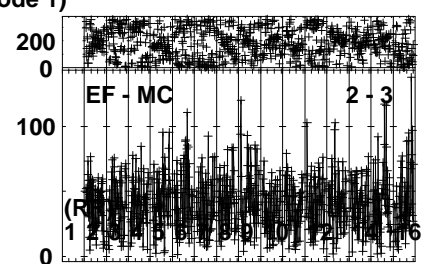
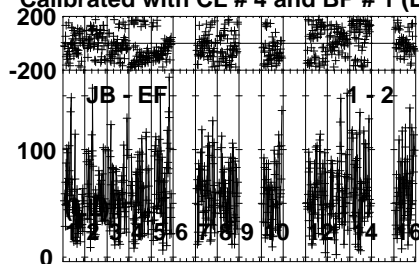
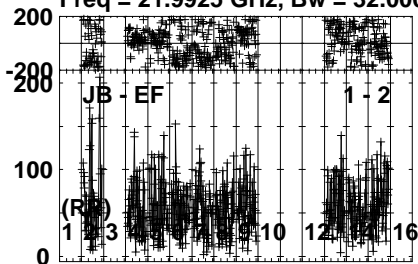


Plot file version 129 created 29-APR-2024 18:36:26

J1143+1834 EA075.UVDATA.1

Freq = 21.9925 GHz, Bw = 32.000 MH

Calibrated with CL # 4 and BP # 1 (BP mode 1)

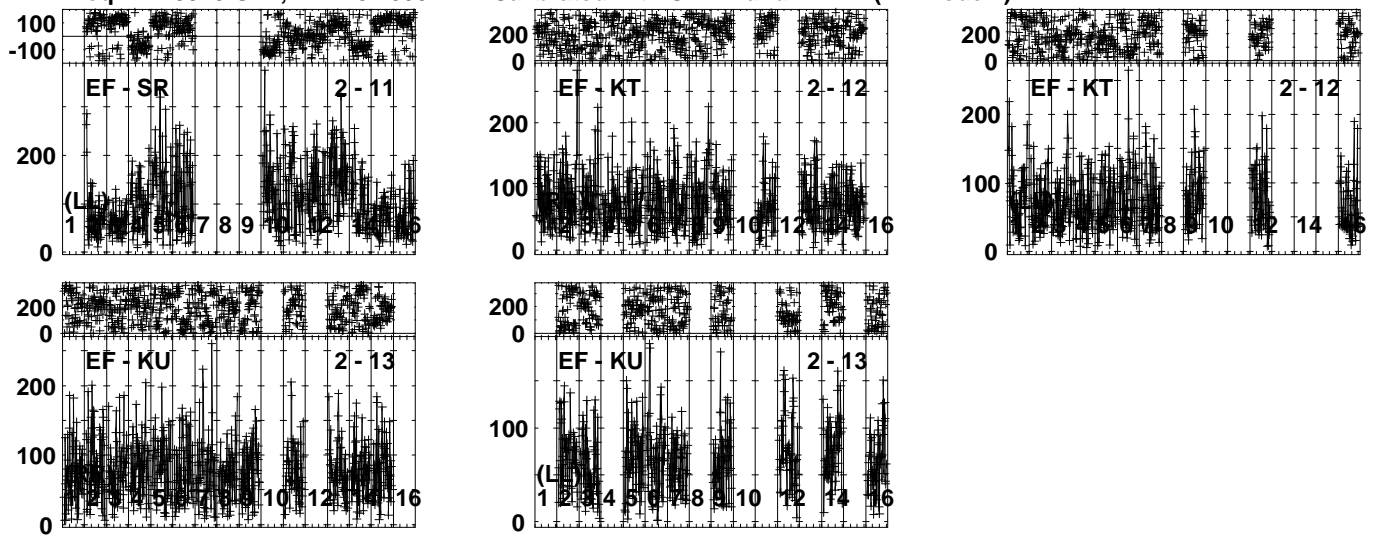


Lower frame: Milli Ampl Jy Top frame: Phas deg  
Vector averaged cross-power spectrum Several baselines displayed  
Timerange: 00/20:38:13 to 00/20:39:39

Plot file version 130 created 29-APR-2024 18:36:26

J1143+1834 EA075.UVDATA.1

Freq = 21.9925 GHz, Bw = 32.000 MH Calibrated with CL # 4 and BP # 1 (BP mode 1)

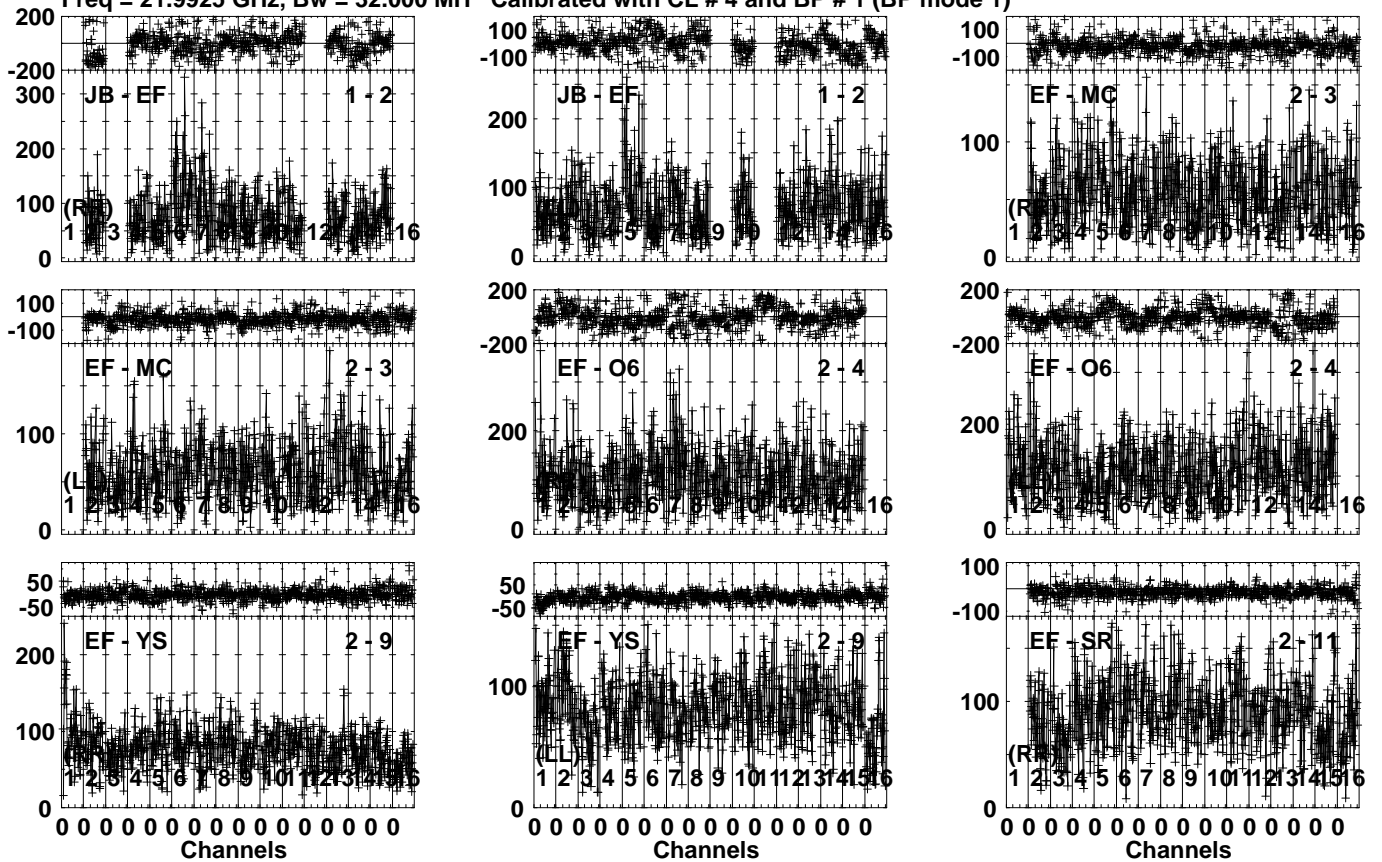


Lower frame: Milli Ampl Jy Top frame: Phas deg  
Vector averaged cross-power spectrum Several baselines displayed  
Timerange: 00/20:38:13 to 00/20:39:39

Plot file version 131 created 29-APR-2024 18:36:27

1146+189 EA075.UVDATA.1

Freq = 21.9925 GHz, Bw = 32.000 MH Calibrated with CL # 4 and BP # 1 (BP mode 1)



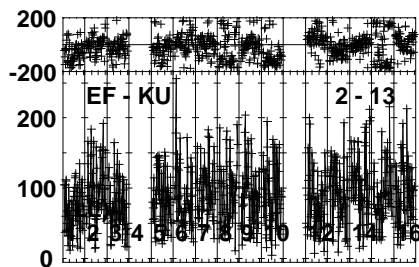
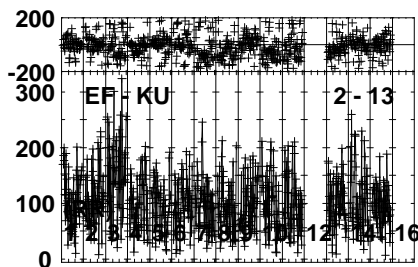
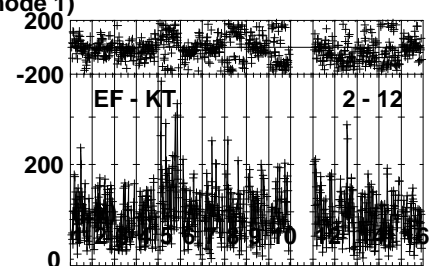
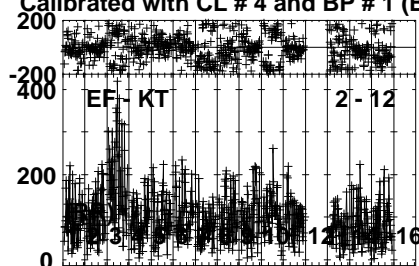
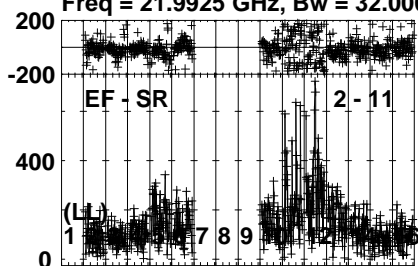
Lower frame: Milli Ampl Jy Top frame: Phas deg  
Vector averaged cross-power spectrum Several baselines displayed  
Timerange: 00/20:40:13 to 00/20:41:09

Plot file version 132 created 29-APR-2024 18:36:27

1146+189 EA075.UVDATA.1

Freq = 21.9925 GHz, Bw = 32.000 MH

Calibrated with CL # 4 and BP # 1 (BP mode 1)

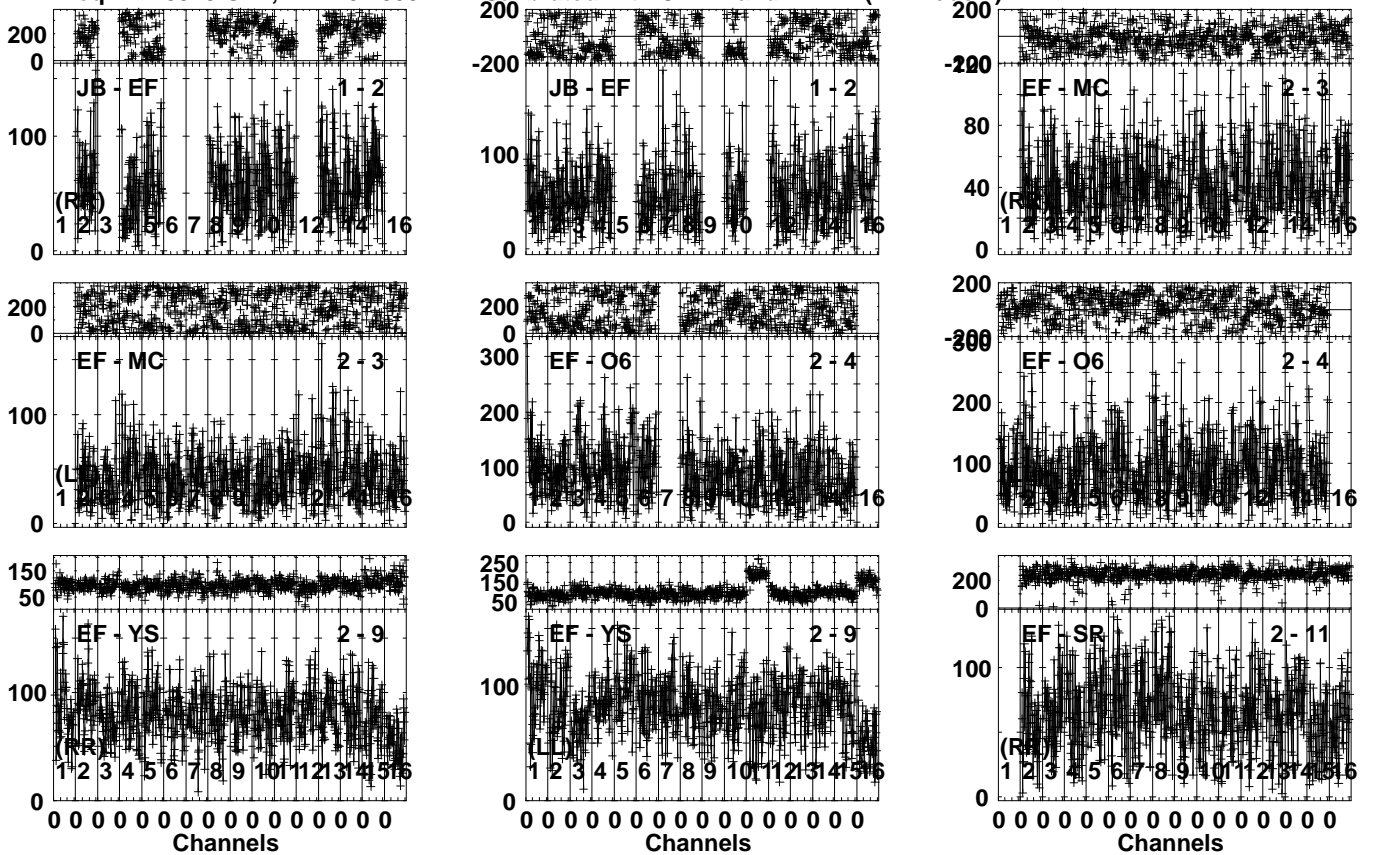


Lower frame: Milli Ampl Jy Top frame: Phas deg  
Vector averaged cross-power spectrum Several baselines displayed  
Timerange: 00/20:40:13 to 00/20:41:09

Plot file version 133 created 29-APR-2024 18:36:27

J1143+1834 EA075.UVDATA.1

Freq = 21.9925 GHz, Bw = 32.000 MH Calibrated with CL # 4 and BP # 1 (BP mode 1)

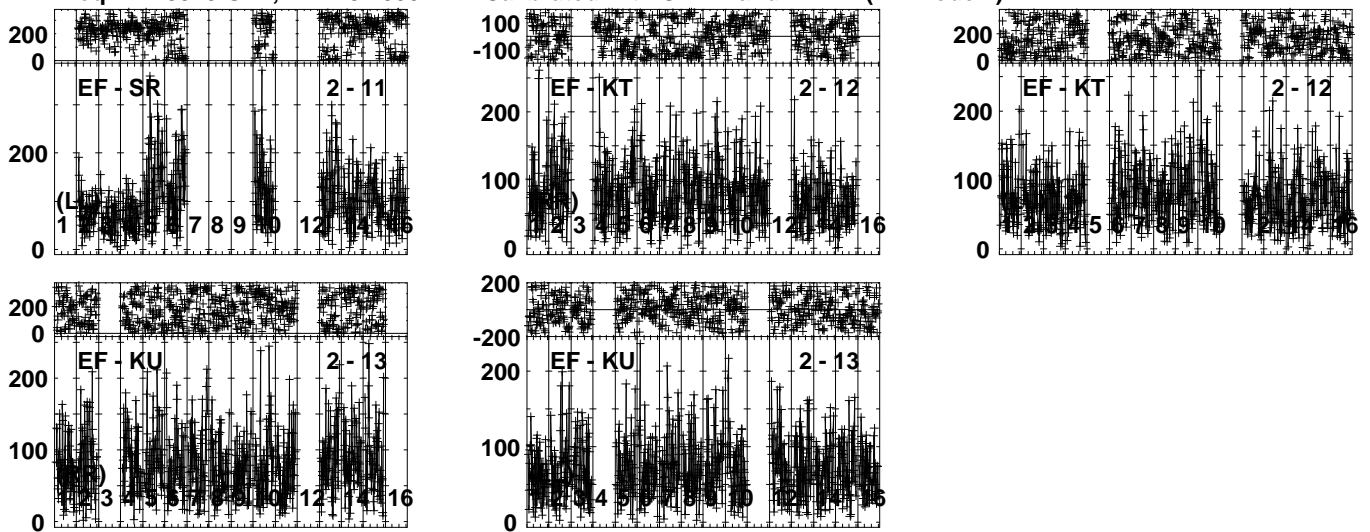


Lower frame: Milli Ampl Jy Top frame: Phas deg  
Vector averaged cross-power spectrum Several baselines displayed  
Timerange: 00/20:41:13 to 00/20:42:39

Plot file version 134 created 29-APR-2024 18:36:28

J1143+1834 EA075.UVDATA.1

Freq = 21.9925 GHz, Bw = 32.000 MH Calibrated with CL # 4 and BP # 1 (BP mode 1)

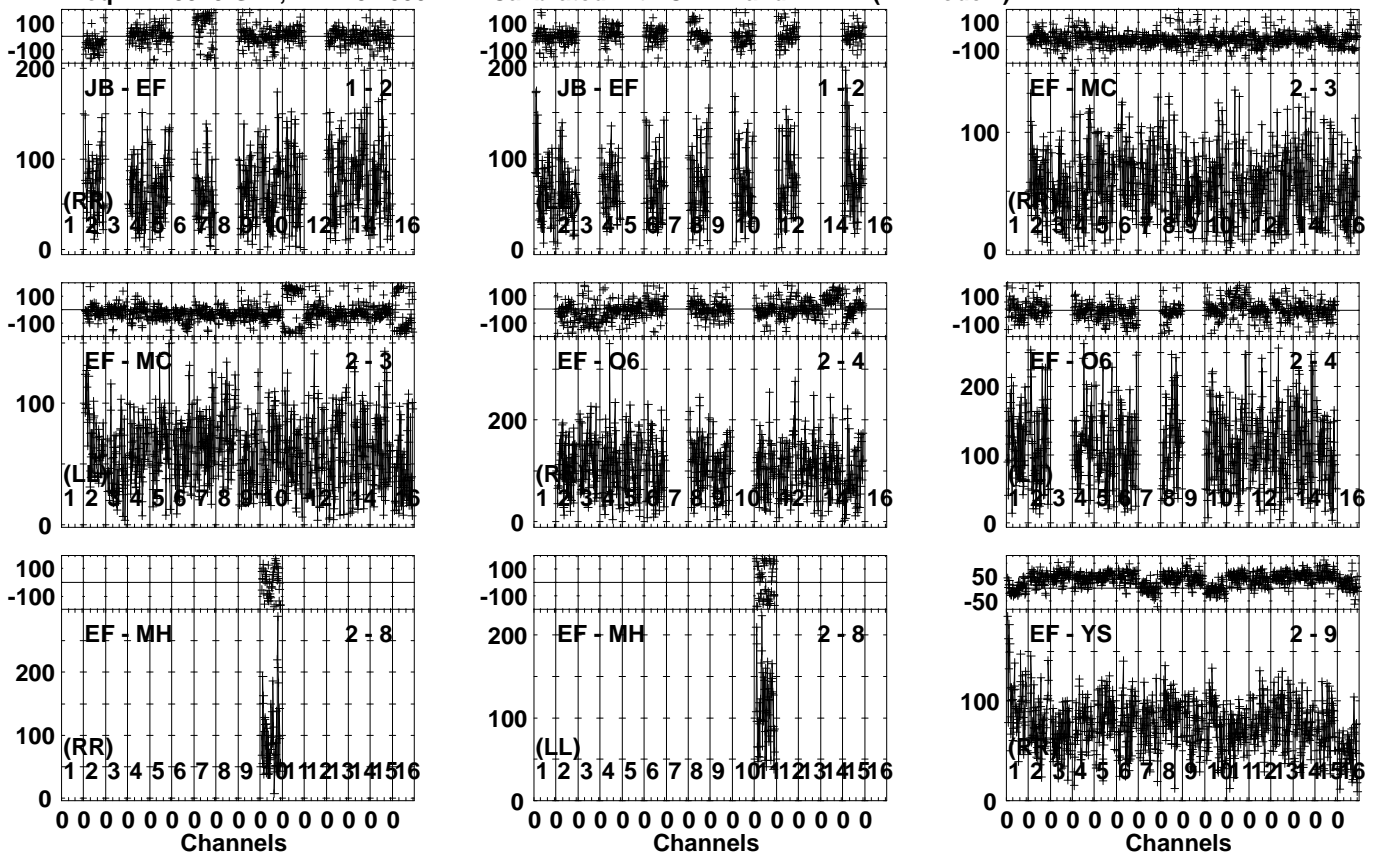


Lower frame: Milli Ampl Jy Top frame: Phas deg  
Vector averaged cross-power spectrum Several baselines displayed  
Timerange: 00/20:41:13 to 00/20:42:39

Plot file version 135 created 29-APR-2024 18:36:28

1146+189 EA075.UVDATA.1

Freq = 21.9925 GHz, Bw = 32.000 MH Calibrated with CL # 4 and BP # 1 (BP mode 1)

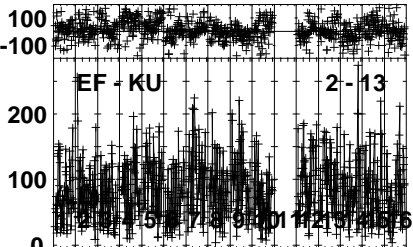
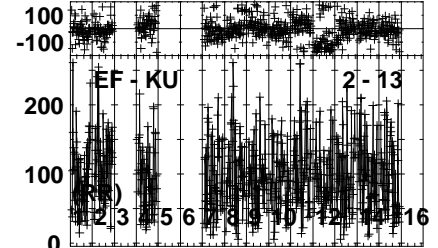
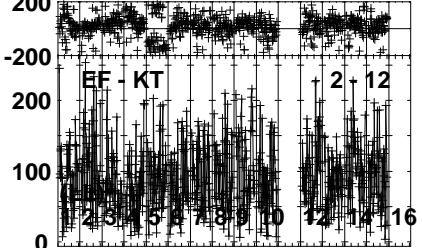
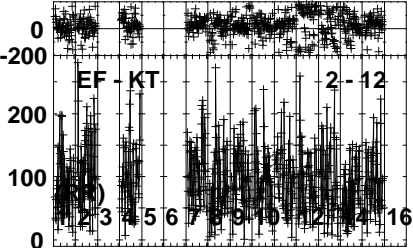
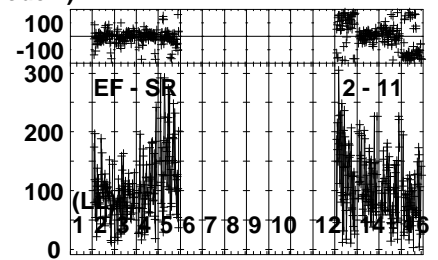
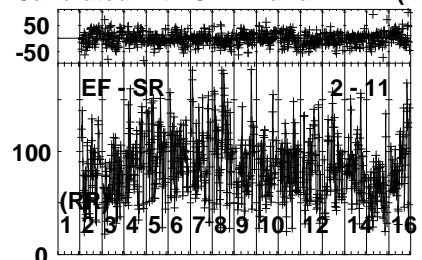
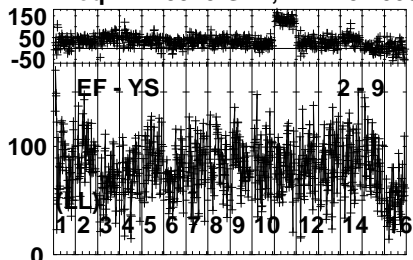


Lower frame: Milli Ampl Jy Top frame: Phas deg  
Vector averaged cross-power spectrum Several baselines displayed  
Timerange: 00/20:42:43 to 00/20:44:09

Plot file version 136 created 29-APR-2024 18:36:29

1146+189 EA075.UVDATA.1

Freq = 21.9925 GHz, Bw = 32.000 MH Calibrated with CL # 4 and BP # 1 (BP mode 1)



0 0 0 0 0 0 0 0 0 0 0 0 0 0 0 0  
Channels

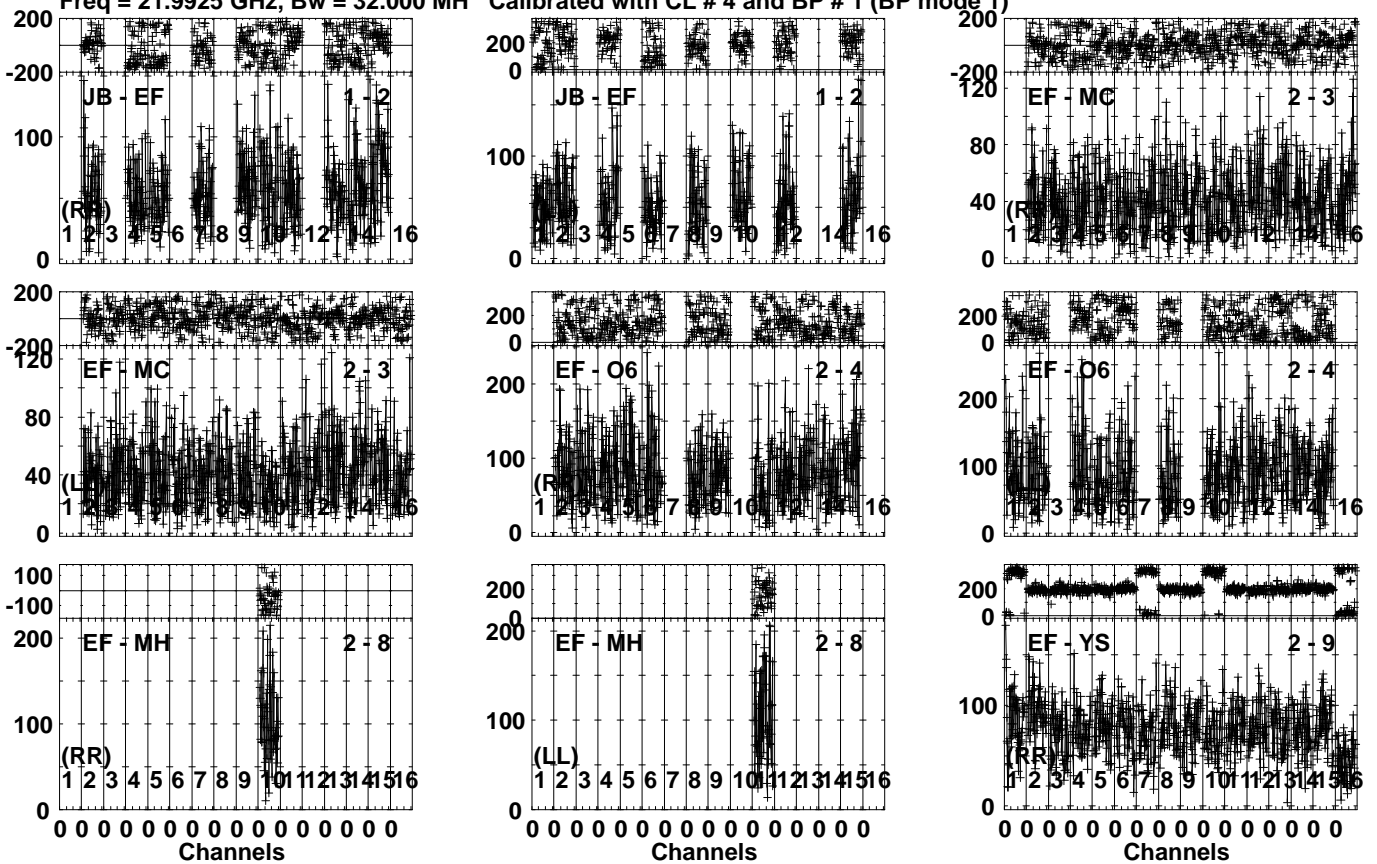
Lower frame: Milli Ampl Jy Top frame: Phas deg  
Vector averaged cross-power spectrum Several baselines displayed  
Timerange: 00/20:42:43 to 00/20:44:09



Plot file version 137 created 29-APR-2024 18:36:29

J1143+1834 EA075.UVDATA.1

Freq = 21.9925 GHz, Bw = 32.000 MH Calibrated with CL # 4 and BP # 1 (BP mode 1)

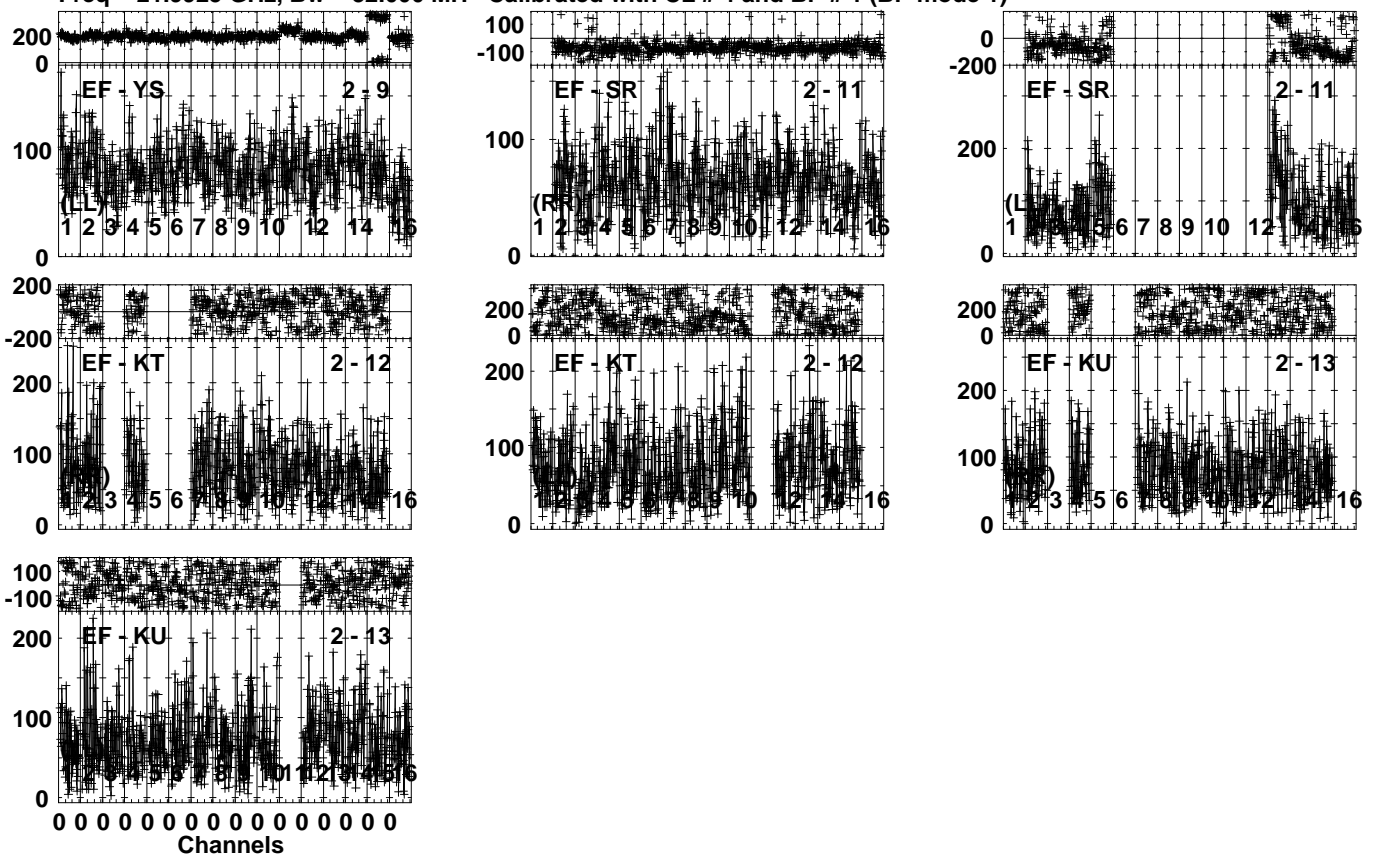


Lower frame: Milli Ampl Jy Top frame: Phas deg  
 Vector averaged cross-power spectrum Several baselines displayed  
 Timerange: 00/20:44:13 to 00/20:45:39

Plot file version 138 created 29-APR-2024 18:36:30

J1143+1834 EA075.UVDATA.1

Freq = 21.9925 GHz, Bw = 32.000 MH Calibrated with CL # 4 and BP # 1 (BP mode 1)



Lower frame: Milli Ampl Jy Top frame: Phas deg

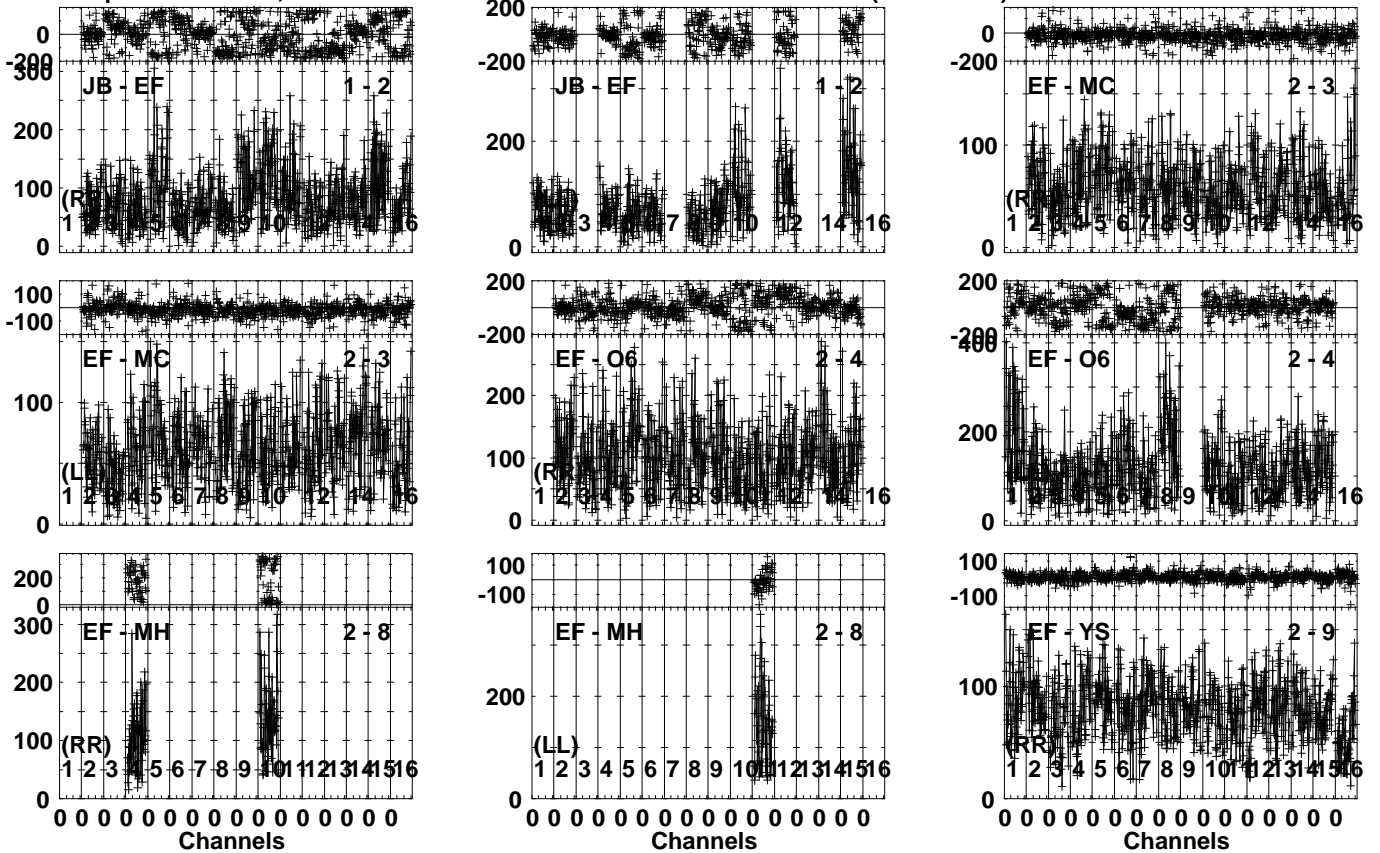
Vector averaged cross-power spectrum Several baselines displayed

Timerange: 00/20:44:13 to 00/20:45:39

Plot file version 139 created 29-APR-2024 18:36:30

1146+189 EA075.UVDATA.1

Freq = 21.9925 GHz, Bw = 32.000 MH Calibrated with CL # 4 and BP # 1 (BP mode 1)

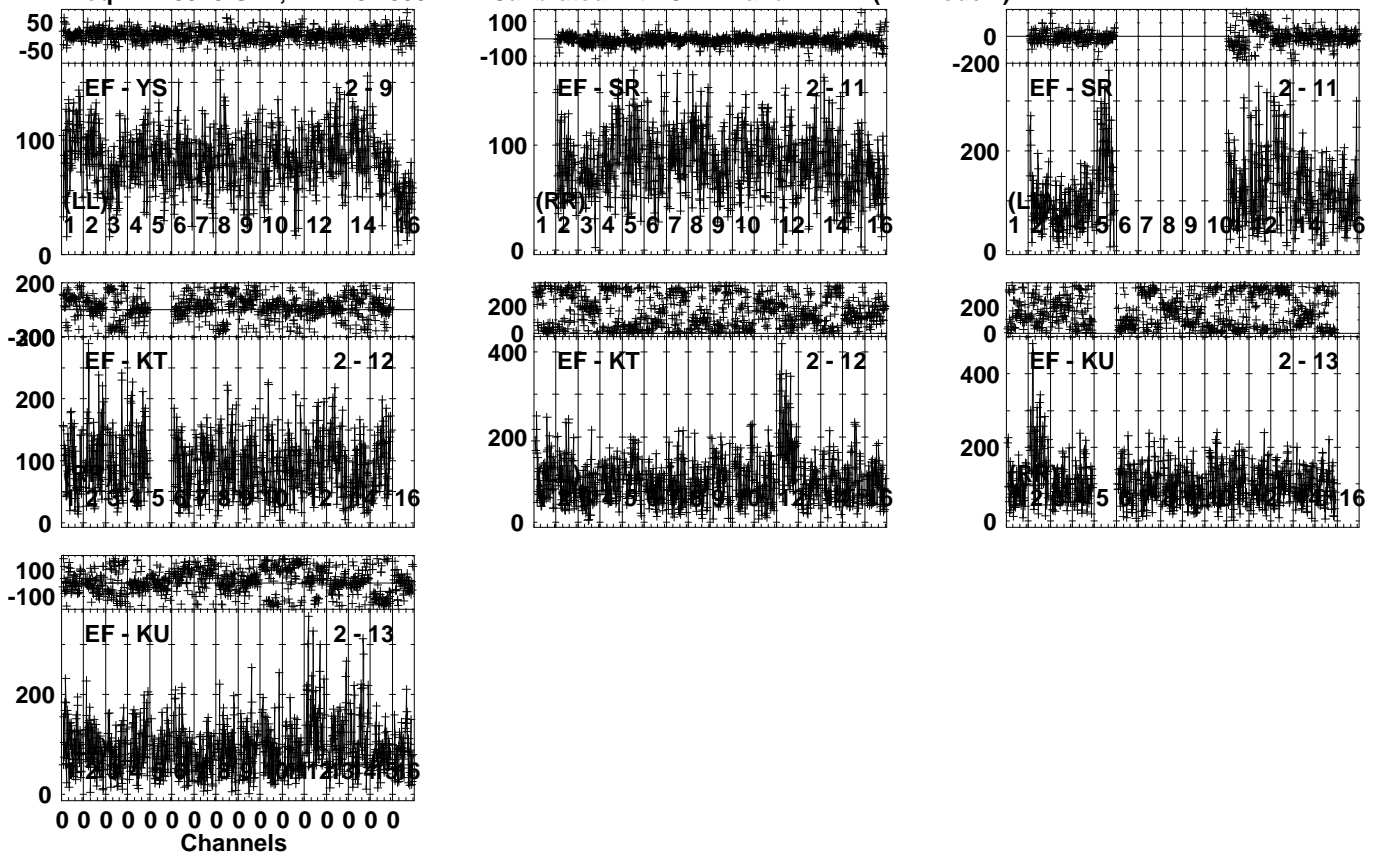


Lower frame: Milli Ampl Jy Top frame: Phas deg  
Vector averaged cross-power spectrum Several baselines displayed  
Timerange: 00/20:46:13 to 00/20:47:09

Plot file version 140 created 29-APR-2024 18:36:31

1146+189 EA075.UVDATA.1

Freq = 21.9925 GHz, Bw = 32.000 MH Calibrated with CL # 4 and BP # 1 (BP mode 1)

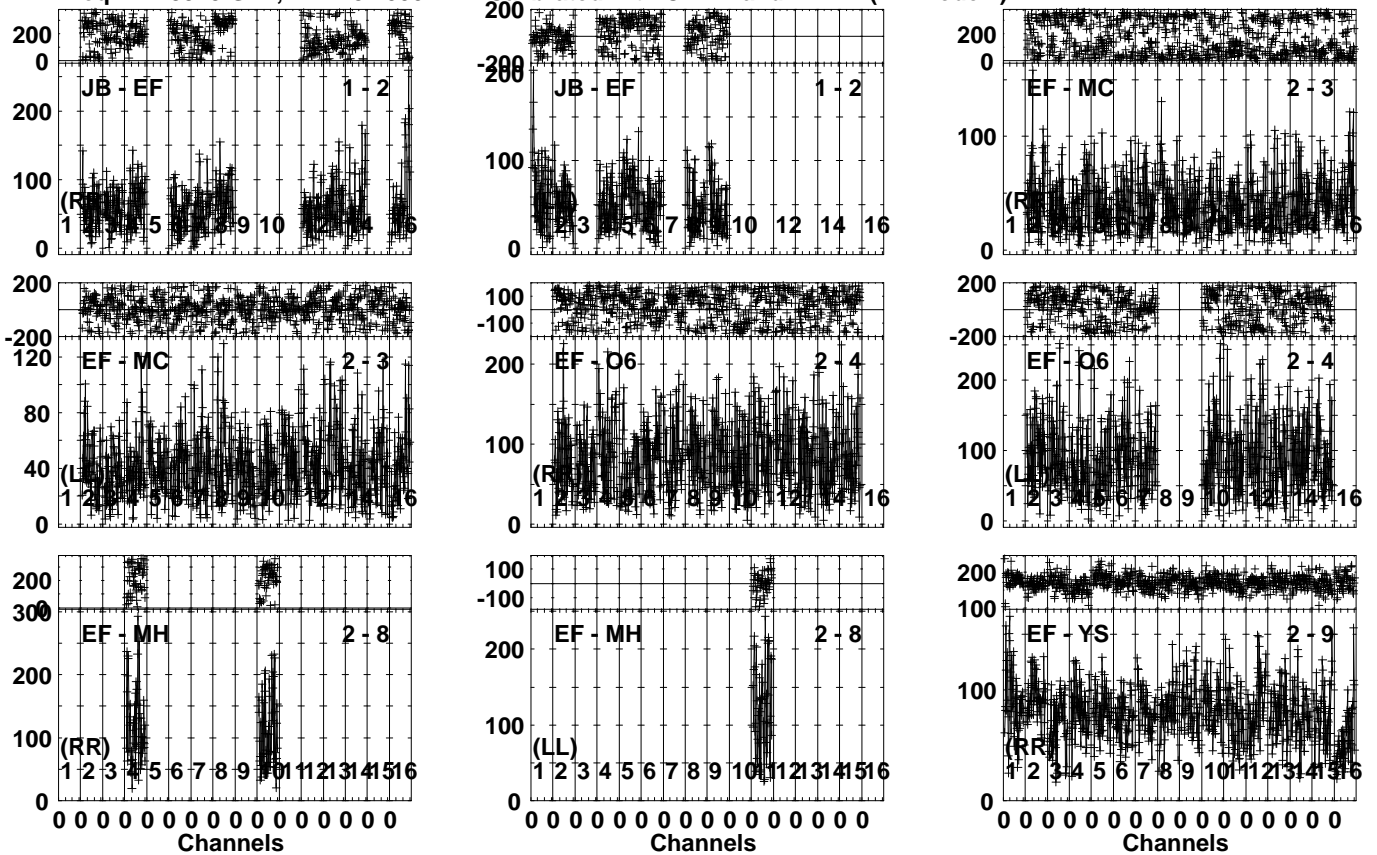


Lower frame: Milli Ampl Jy Top frame: Phas deg  
Vector averaged cross-power spectrum Several baselines displayed  
Timerange: 00/20:46:13 to 00/20:47:09

Plot file version 141 created 29-APR-2024 18:36:31

J1143+1834 EA075.UVDATA.1

Freq = 21.9925 GHz, Bw = 32.000 MH Calibrated with CL # 4 and BP # 1 (BP mode 1)

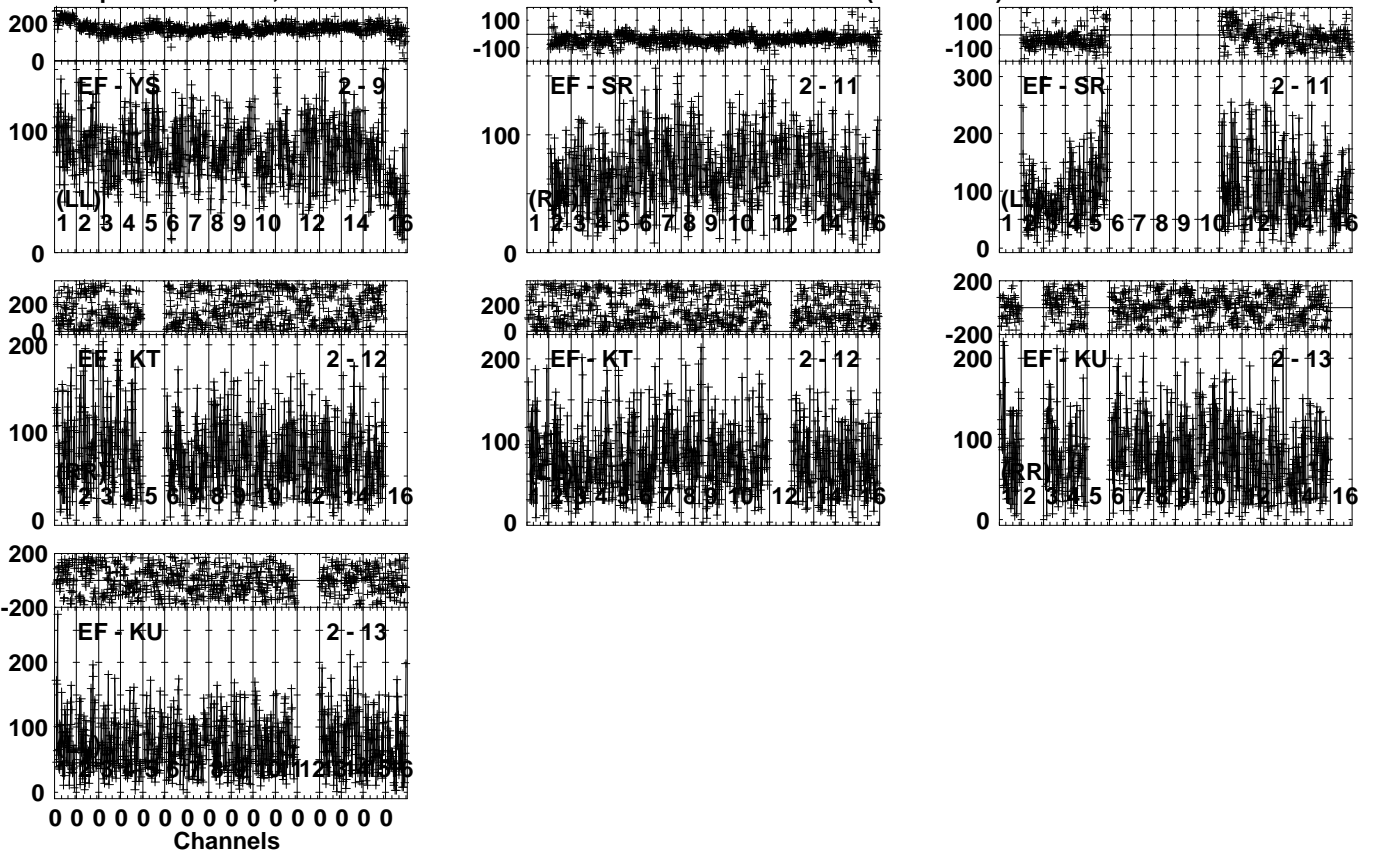


Lower frame: Milli Ampl Jy Top frame: Phas deg  
Vector averaged cross-power spectrum Several baselines displayed  
Timerange: 00/20:47:13 to 00/20:48:39

Plot file version 142 created 29-APR-2024 18:36:32

J1143+1834 EA075.UVDATA.1

Freq = 21.9925 GHz, Bw = 32.000 MH Calibrated with CL # 4 and BP # 1 (BP mode 1)

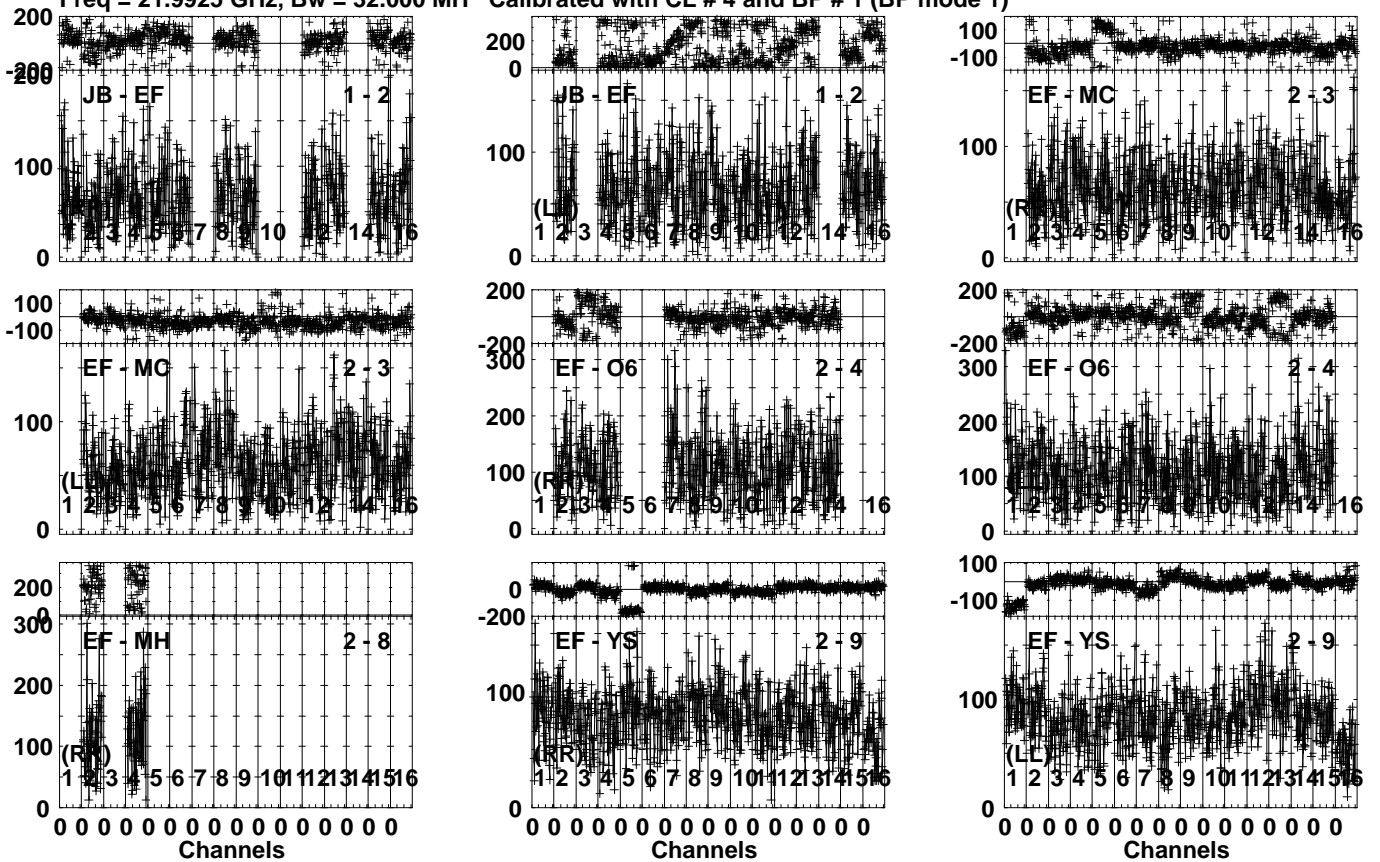


Lower frame: Milli Ampl Jy Top frame: Phas deg  
Vector averaged cross-power spectrum Several baselines displayed  
Timerange: 00/20:47:13 to 00/20:48:39

Plot file version 143 created 29-APR-2024 18:36:32

1146+189 EA075.UVDATA.1

Freq = 21.9925 GHz, Bw = 32.000 MH Calibrated with CL # 4 and BP # 1 (BP mode 1)

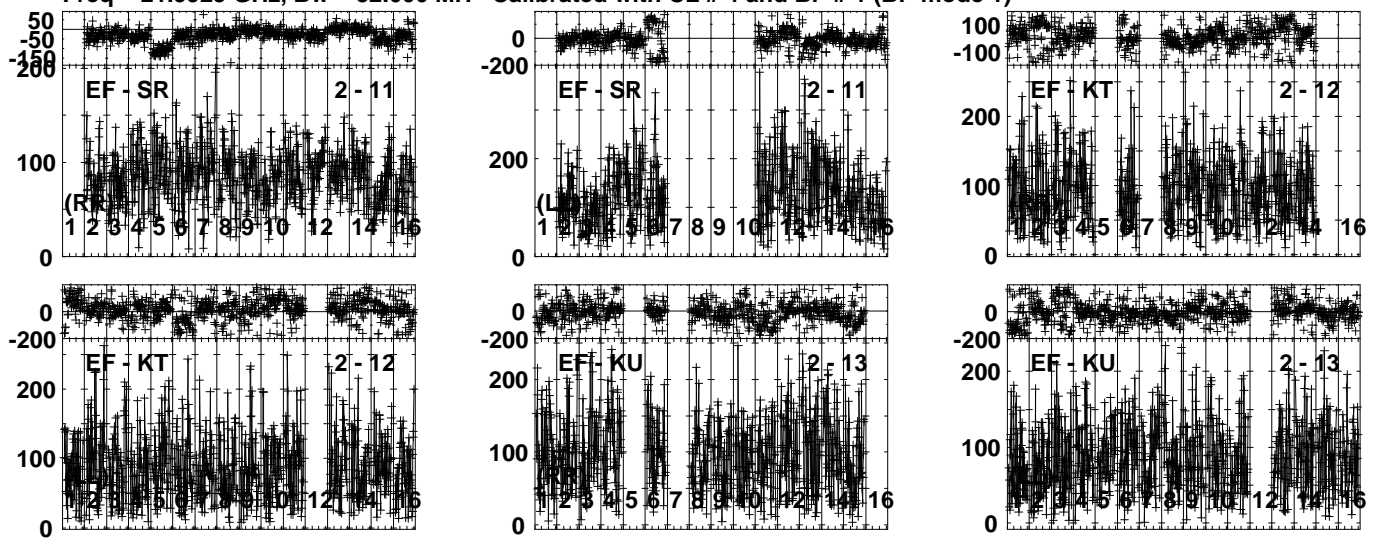


Lower frame: Milli Ampl Jy Top frame: Phas deg  
Vector averaged cross-power spectrum Several baselines displayed  
Timerange: 00/20:48:43 to 00/20:50:09

Plot file version 144 created 29-APR-2024 18:36:33

1146+189 EA075.UVDATA.1

Freq = 21.9925 GHz, Bw = 32.000 MH Calibrated with CL # 4 and BP # 1 (BP mode 1)



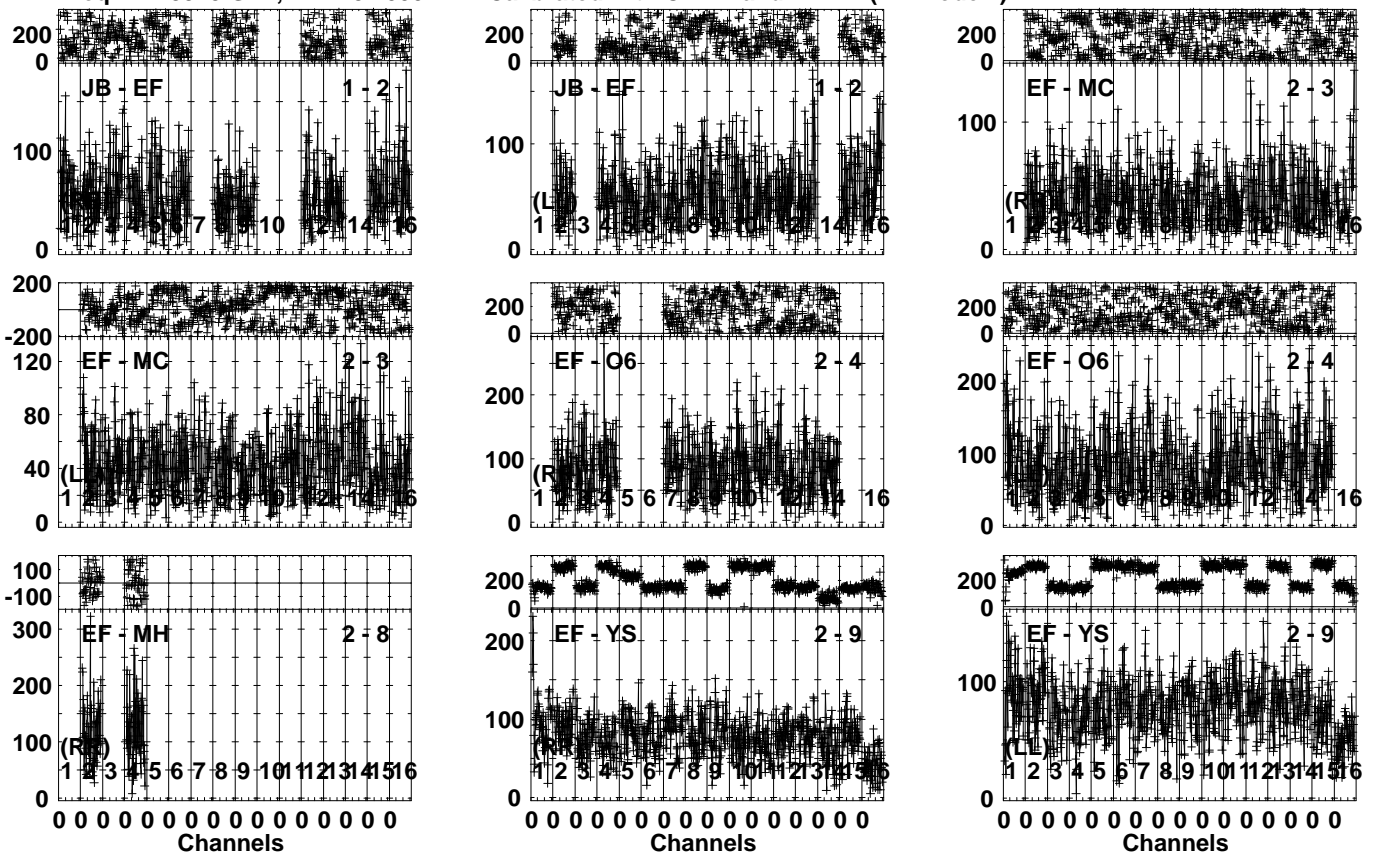
Lower frame: Milli Ampl Jy Top frame: Phas deg  
Vector averaged cross-power spectrum Several baselines displayed  
Timerange: 00/20:48:43 to 00/20:50:09



Plot file version 145 created 29-APR-2024 18:36:33

J1143+1834 EA075.UVDATA.1

Freq = 21.9925 GHz, Bw = 32.000 MH Calibrated with CL # 4 and BP # 1 (BP mode 1)

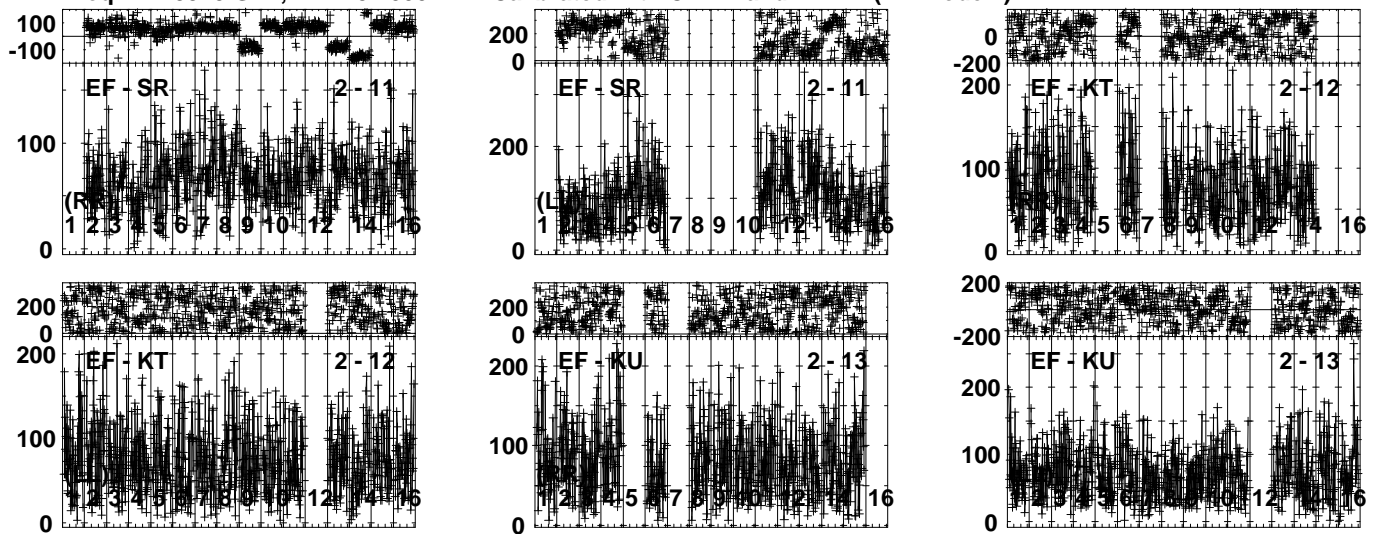


Lower frame: Milli Ampl Jy Top frame: Phas deg  
Vector averaged cross-power spectrum Several baselines displayed  
Timerange: 00/20:50:13 to 00/20:51:39

Plot file version 146 created 29-APR-2024 18:36:33

J1143+1834 EA075.UVDATA.1

Freq = 21.9925 GHz, Bw = 32.000 MH Calibrated with CL # 4 and BP # 1 (BP mode 1)

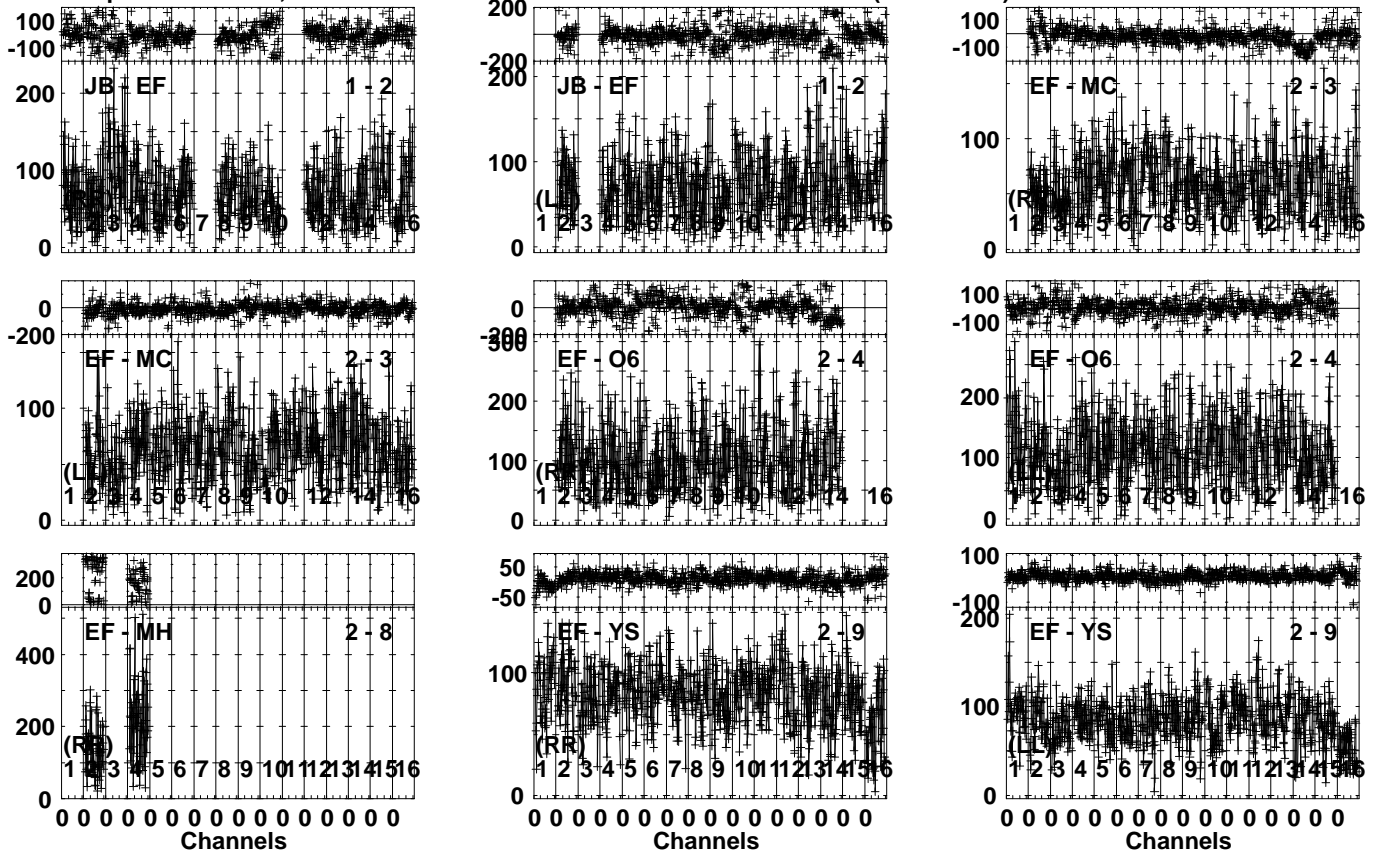


Lower frame: Milli Ampl Jy Top frame: Phas deg  
Vector averaged cross-power spectrum Several baselines displayed  
Timerange: 00/20:50:13 to 00/20:51:39

Plot file version 147 created 29-APR-2024 18:36:34

1146+189 EA075.UVDATA.1

Freq = 21.9925 GHz, Bw = 32.000 MH Calibrated with CL # 4 and BP # 1 (BP mode 1)

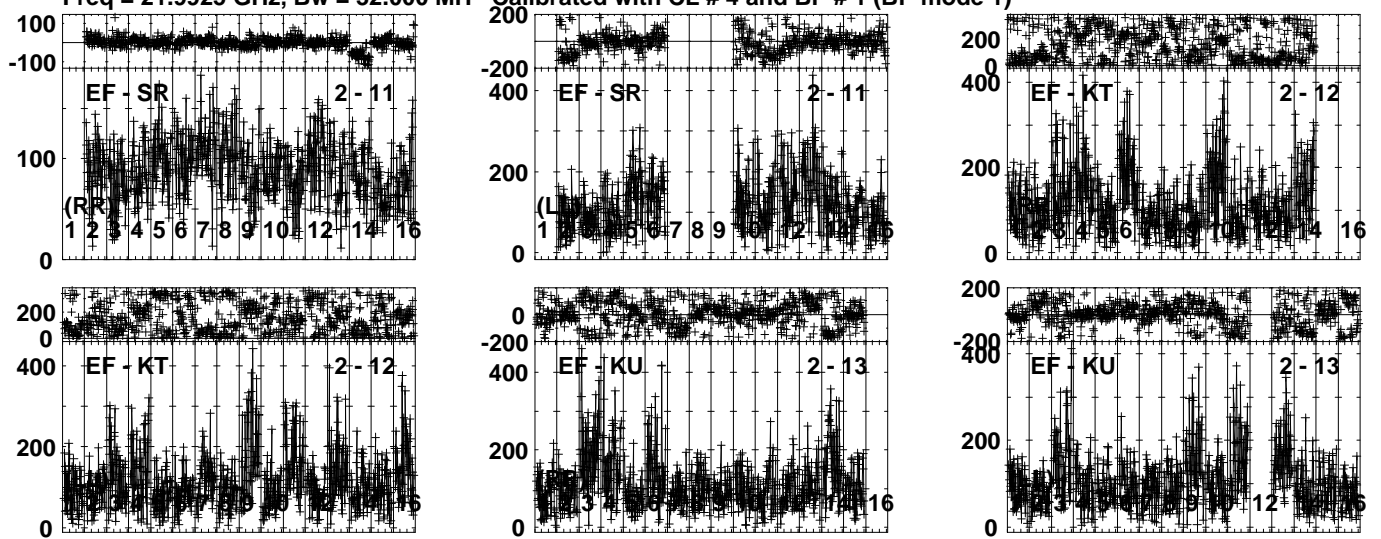


Lower frame: Milli Ampl Jy Top frame: Phas deg  
Vector averaged cross-power spectrum Several baselines displayed  
Timerange: 00/20:52:13 to 00/20:53:09

Plot file version 148 created 29-APR-2024 18:36:34

1146+189 EA075.UVDATA.1

Freq = 21.9925 GHz, Bw = 32.000 MH Calibrated with CL # 4 and BP # 1 (BP mode 1)

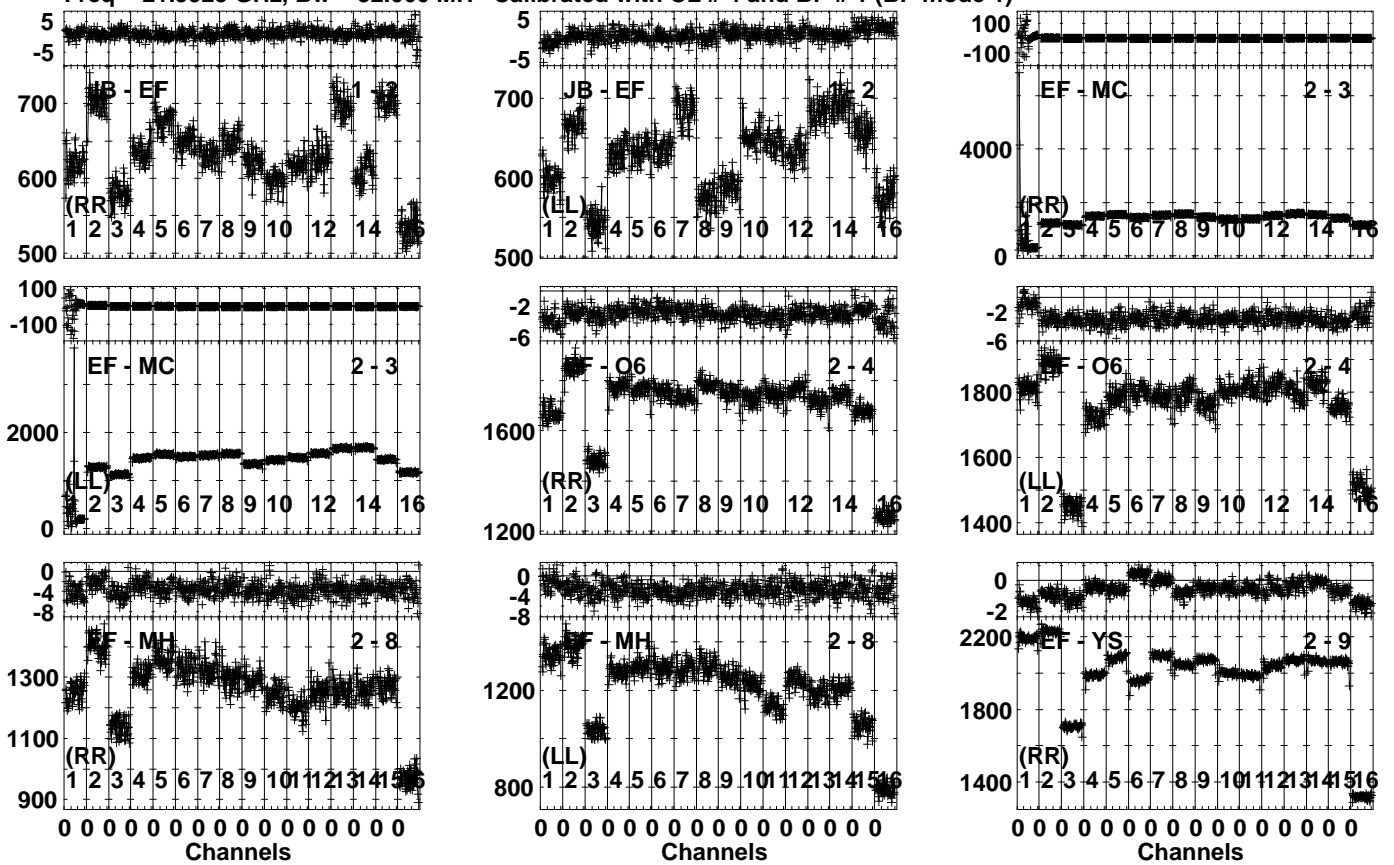


Lower frame: Milli Ampl Jy Top frame: Phas deg  
Vector averaged cross-power spectrum Several baselines displayed  
Timerange: 00/20:52:13 to 00/20:53:09

Plot file version 149 created 29-APR-2024 18:36:35

J1159+2914 EA075.UVDATA.1

Freq = 21.9925 GHz, Bw = 32.000 MH Calibrated with CL # 4 and BP # 1 (BP mode 1)

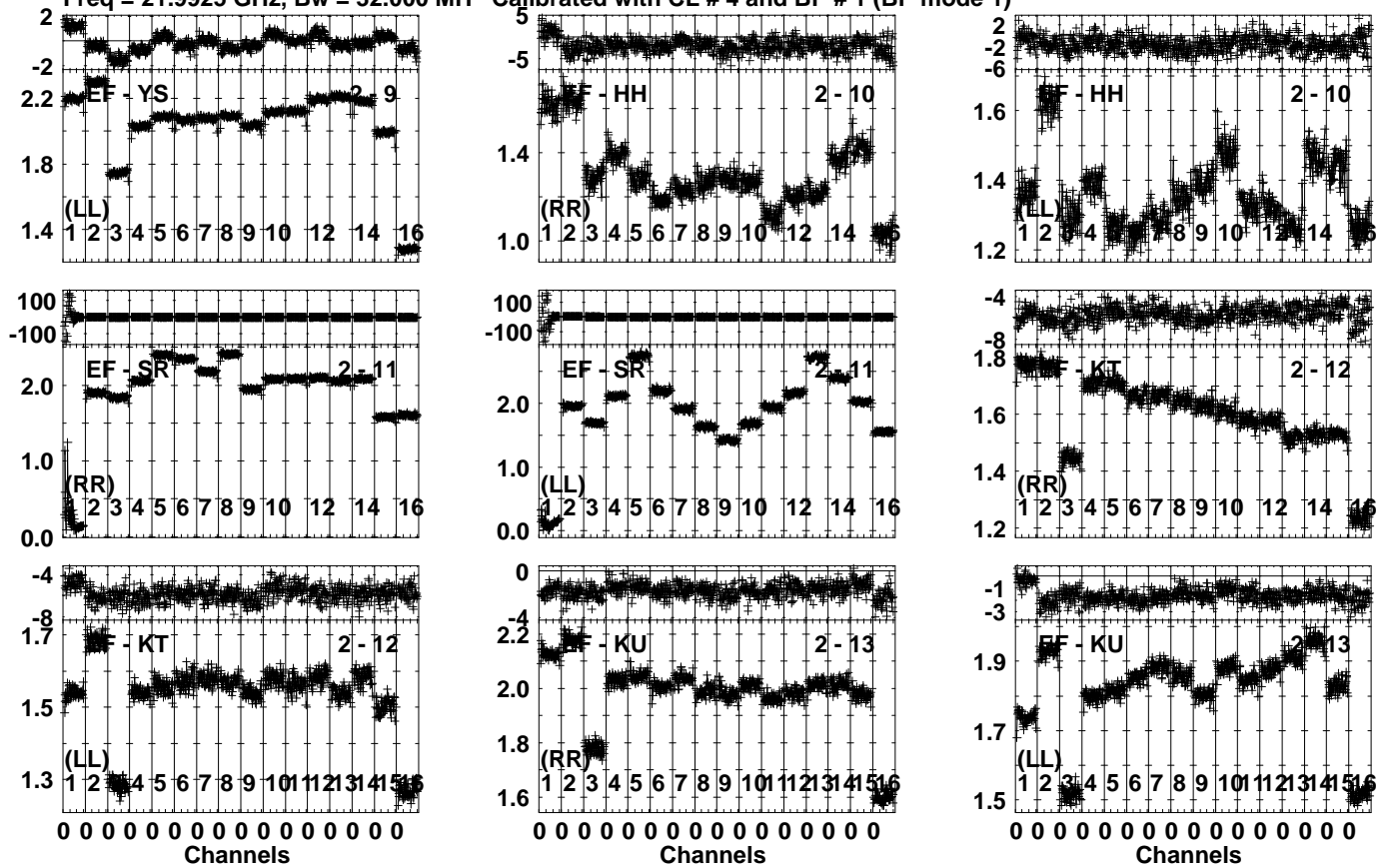


Lower frame: Milli Ampl Jy Top frame: Phas deg  
Vector averaged cross-power spectrum Several baselines displayed  
Timerange: 00/21:01:13 to 00/21:05:09

Plot file version 150 created 29-APR-2024 18:36:35

J1159+2914 EA075.UVDATA.1

Freq = 21.9925 GHz, Bw = 32.000 MH Calibrated with CL # 4 and BP # 1 (BP mode 1)

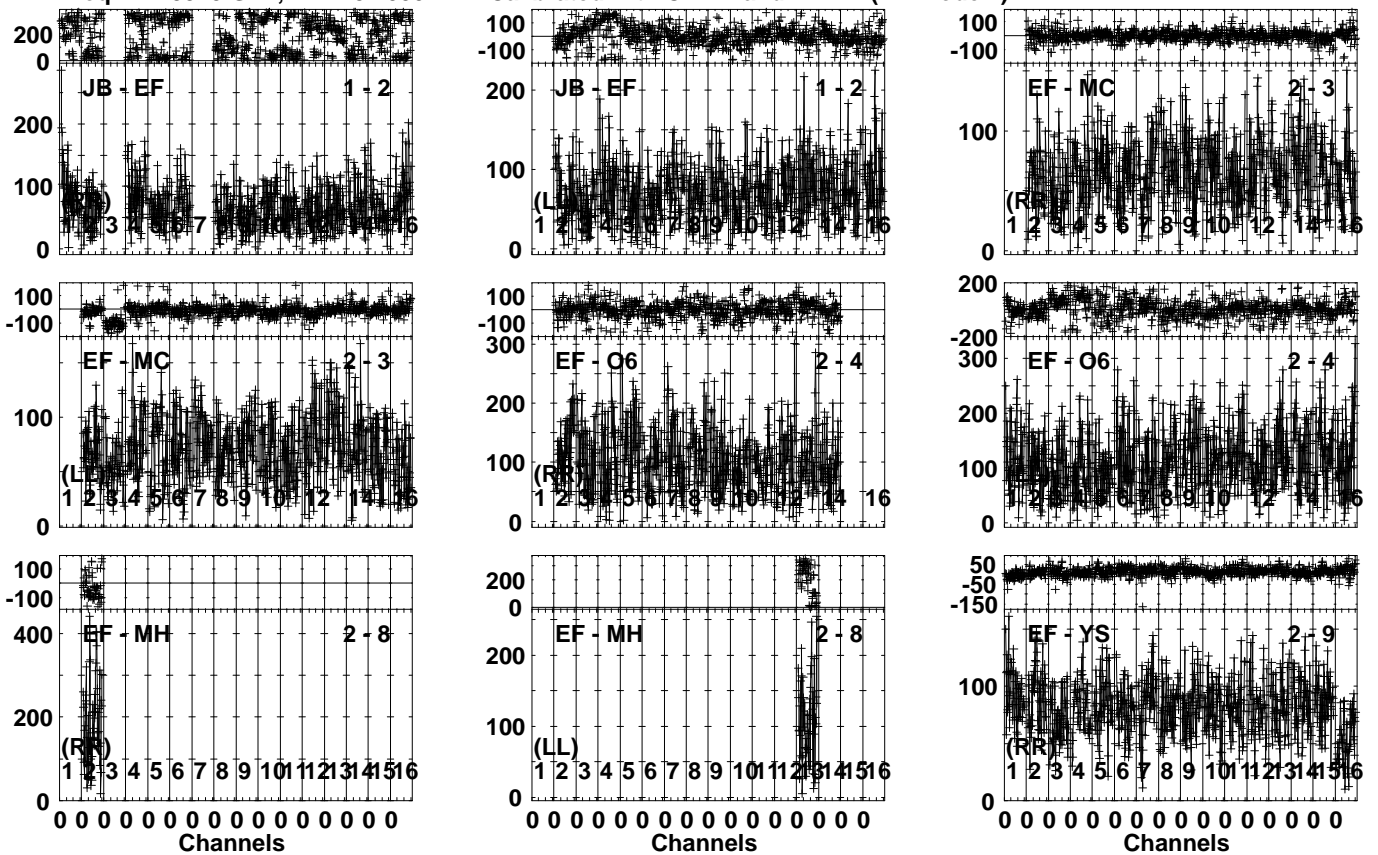


Lower frame: Ampl Jy Top frame: Phas deg  
Vector averaged cross-power spectrum Several baselines displayed  
Timerange: 00/21:01:13 to 00/21:05:09

Plot file version 151 created 29-APR-2024 18:36:36

1146+189 EA075.UVDATA.1

Freq = 21.9925 GHz, Bw = 32.000 MH Calibrated with CL # 4 and BP # 1 (BP mode 1)

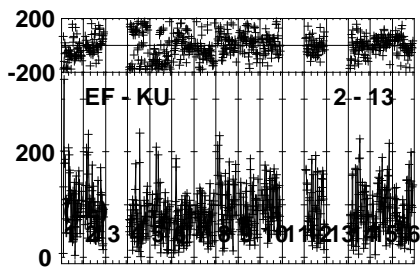
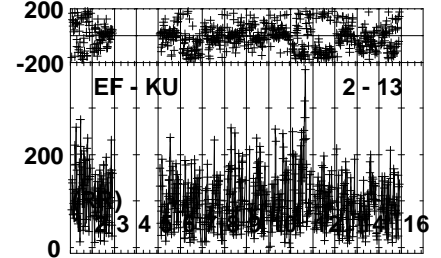
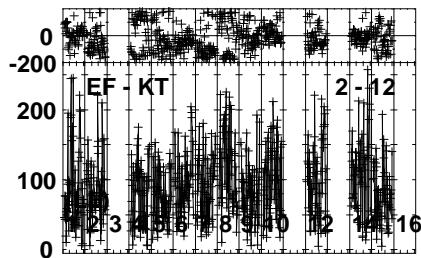
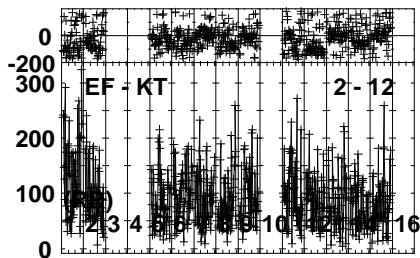
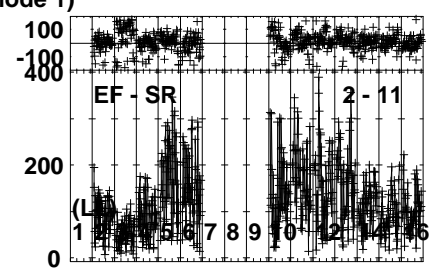
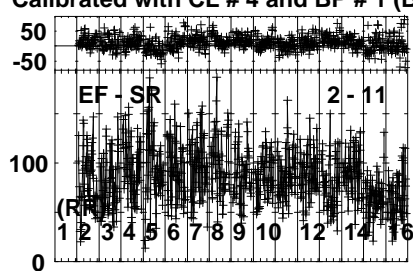
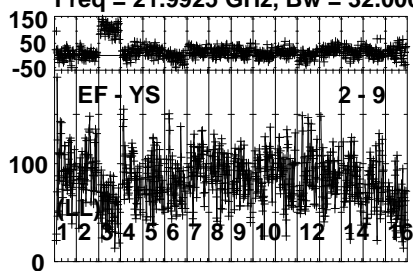


Lower frame: Milli Ampl Jy Top frame: Phas deg  
Vector averaged cross-power spectrum Several baselines displayed  
Timerange: 00/21:06:23 to 00/21:07:29

Plot file version 152 created 29-APR-2024 18:36:37

1146+189 EA075.UVDATA.1

Freq = 21.9925 GHz, Bw = 32.000 MH Calibrated with CL # 4 and BP # 1 (BP mode 1)



0 0 0 0 0 0 0 0 0 0 0 0 0 0 0 0  
Channels

Lower frame: Milli Ampl Jy Top frame: Phas deg

Vector averaged cross-power spectrum Several baselines displayed

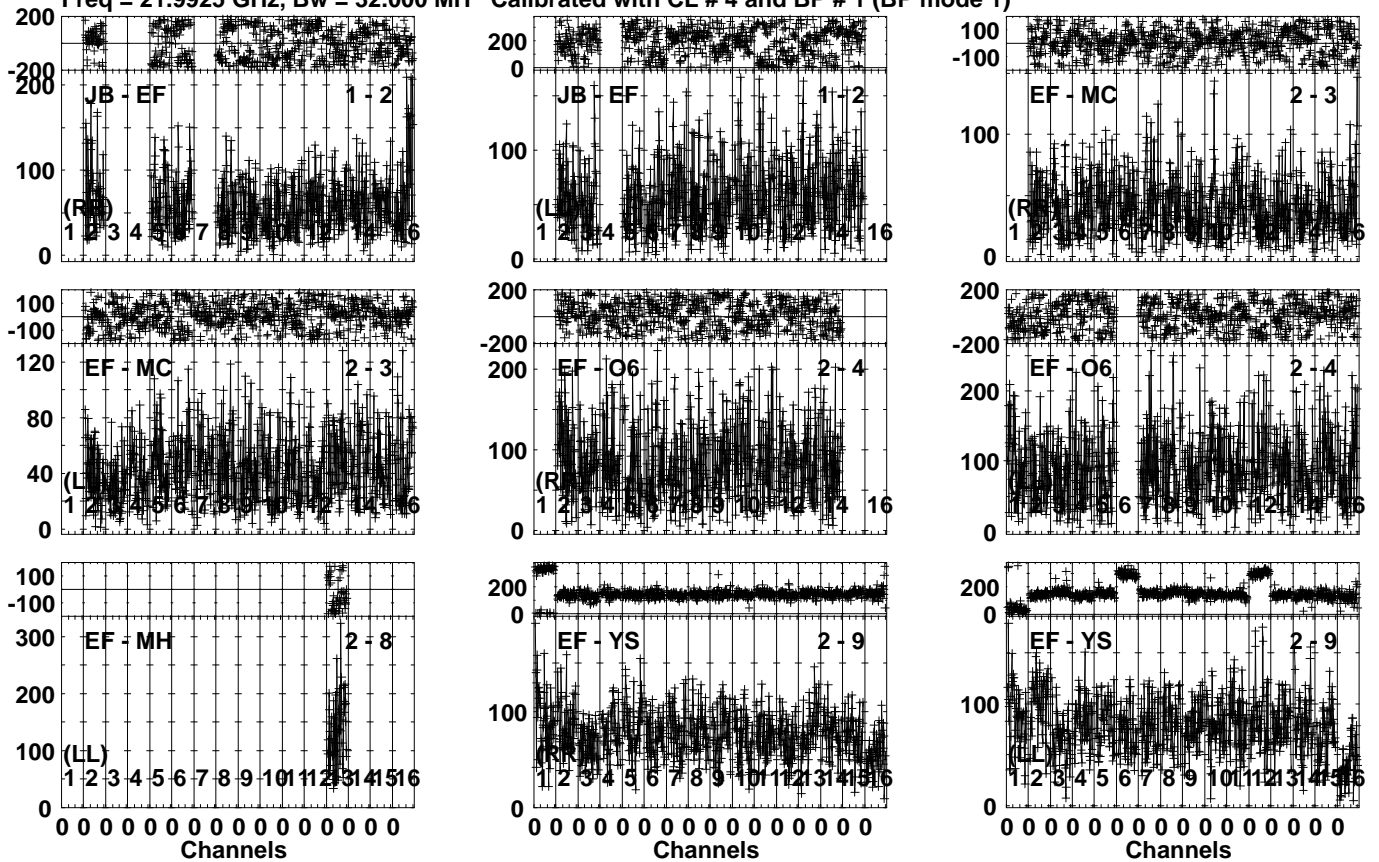
Timerange: 00/21:06:23 to 00/21:07:29



Plot file version 153 created 29-APR-2024 18:36:37

J1143+1834 EA075.UVDATA.1

Freq = 21.9925 GHz, Bw = 32.000 MH Calibrated with CL # 4 and BP # 1 (BP mode 1)

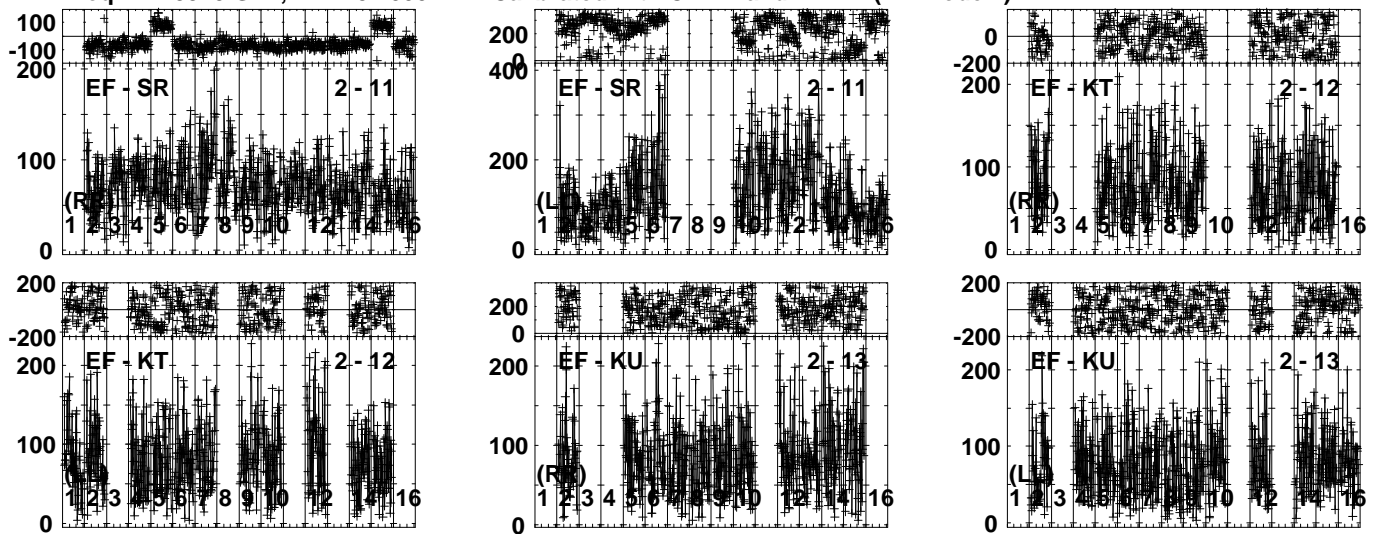


Lower frame: Milli Ampl Jy Top frame: Phas deg  
Vector averaged cross-power spectrum Several baselines displayed  
Timerange: 00/21:07:33 to 00/21:08:59

Plot file version 154 created 29-APR-2024 18:36:38

J1143+1834 EA075.UVDATA.1

Freq = 21.9925 GHz, Bw = 32.000 MH Calibrated with CL # 4 and BP # 1 (BP mode 1)

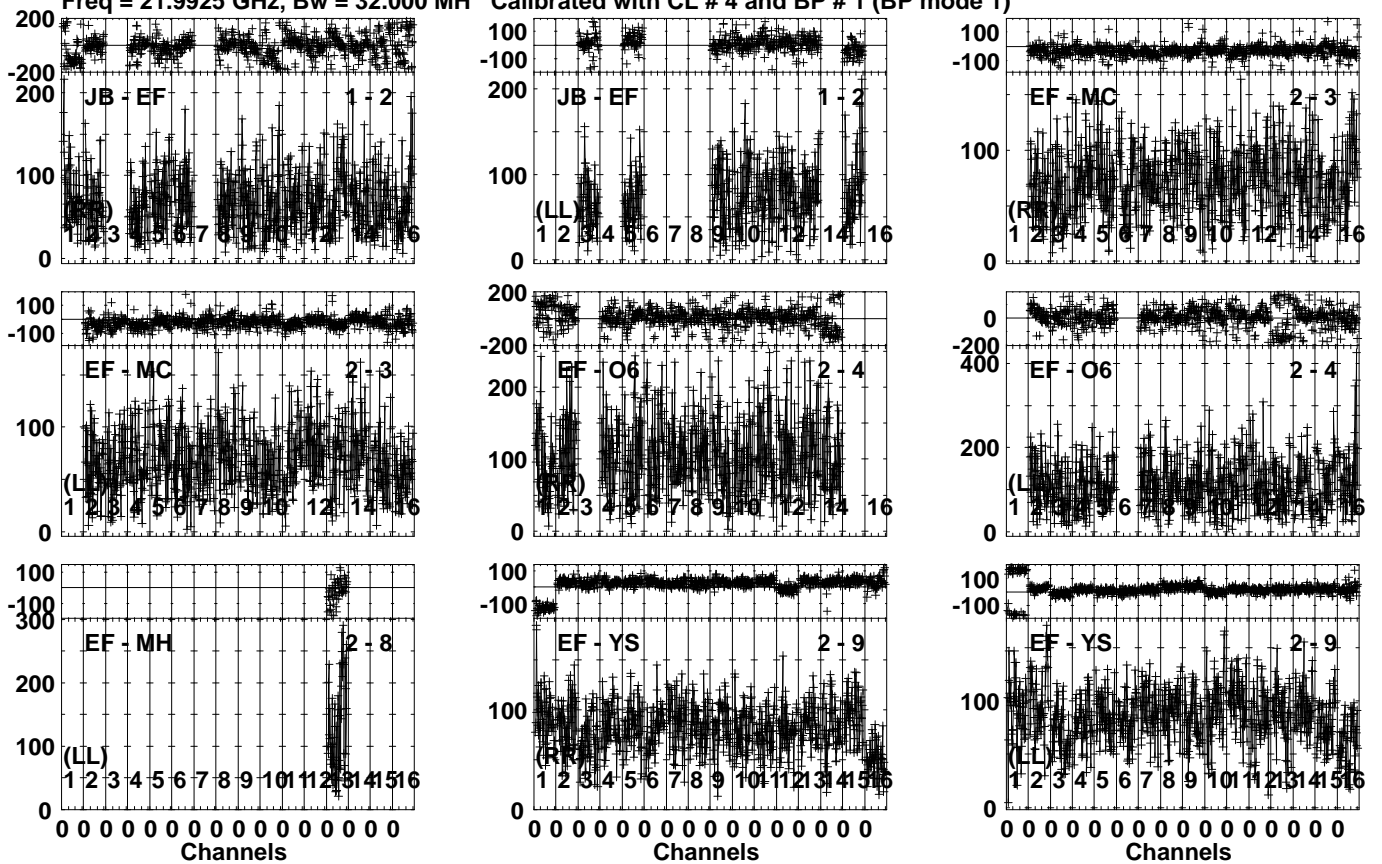


Lower frame: Milli Ampl Jy Top frame: Phas deg  
Vector averaged cross-power spectrum Several baselines displayed  
Timerange: 00/21:07:33 to 00/21:08:59

Plot file version 155 created 29-APR-2024 18:36:38

1146+189 EA075.UVDATA.1

Freq = 21.9925 GHz, Bw = 32.000 MH Calibrated with CL # 4 and BP # 1 (BP mode 1)

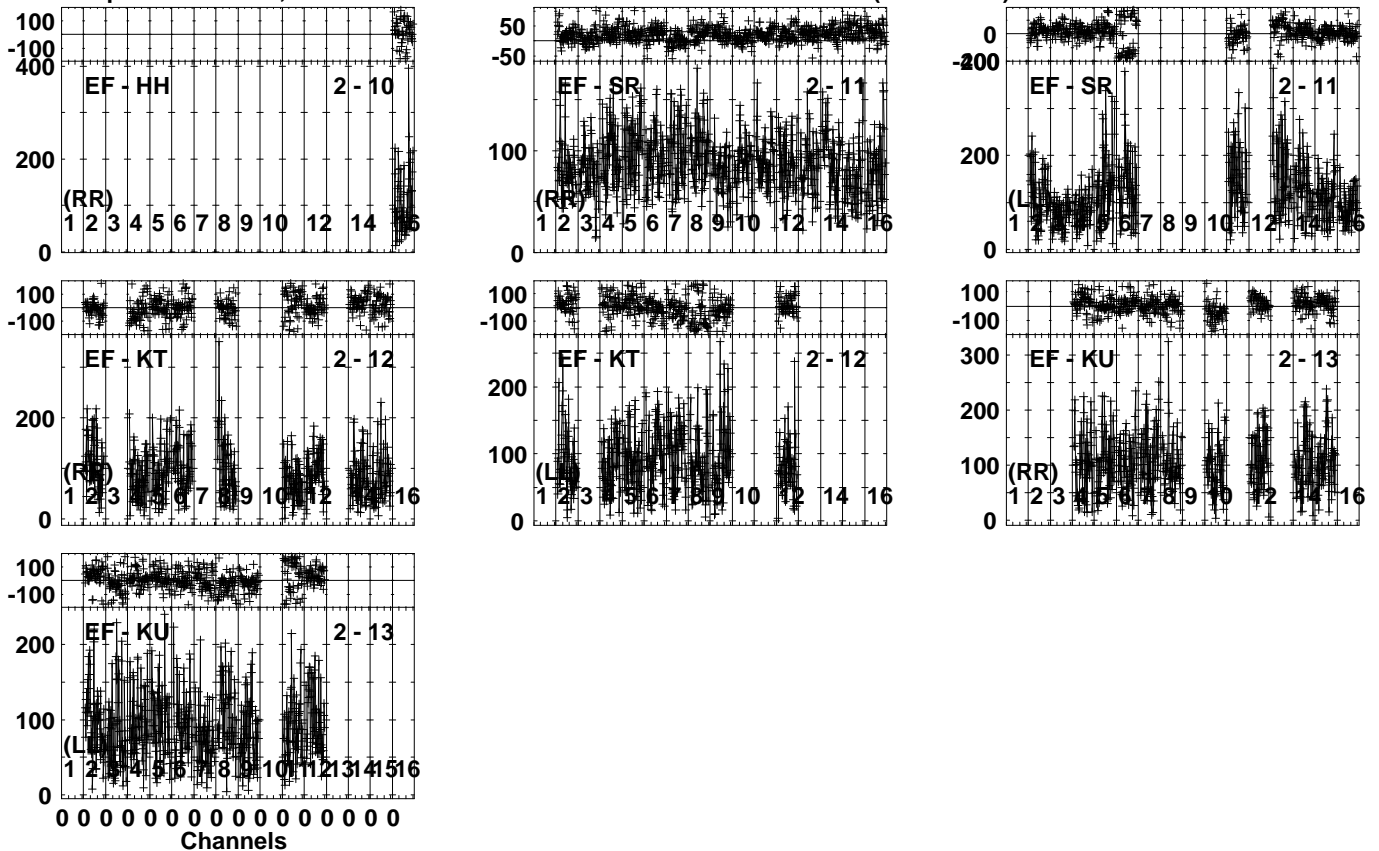


Lower frame: Milli Ampl Jy Top frame: Phas deg  
Vector averaged cross-power spectrum Several baselines displayed  
Timerange: 00/21:09:03 to 00/21:10:29

Plot file version 156 created 29-APR-2024 18:36:39

1146+189 EA075.UVDATA.1

Freq = 21.9925 GHz, Bw = 32.000 MH Calibrated with CL # 4 and BP # 1 (BP mode 1)



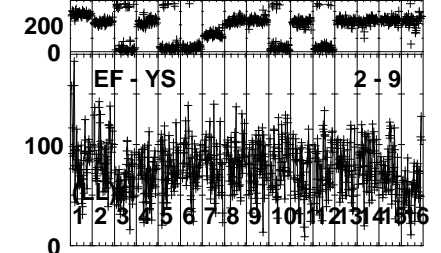
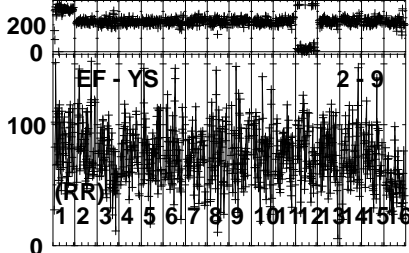
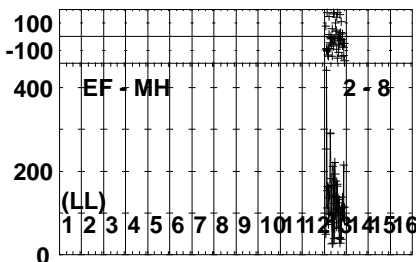
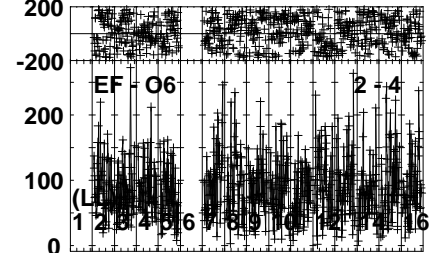
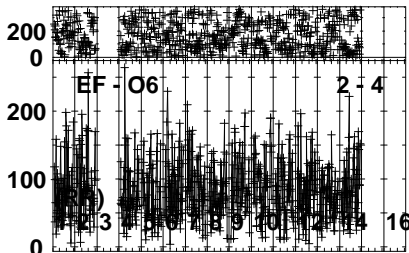
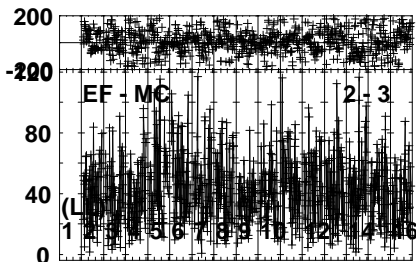
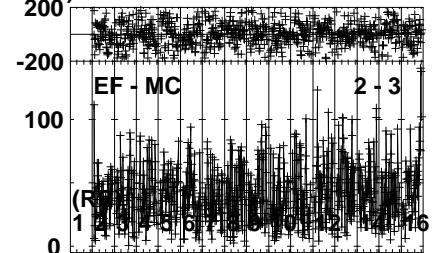
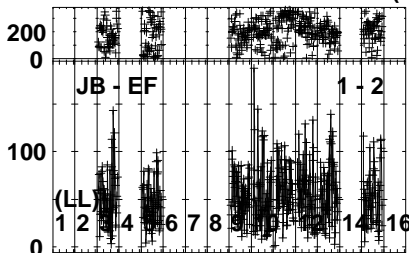
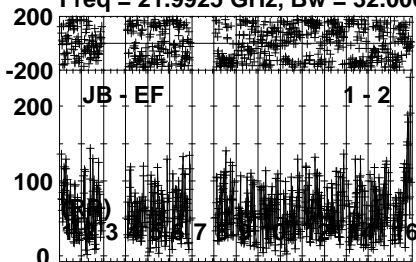
Lower frame: Milli Ampl Jy Top frame: Phas deg  
Vector averaged cross-power spectrum Several baselines displayed  
Timerange: 00/21:09:03 to 00/21:10:29

Plot file version 157 created 29-APR-2024 18:36:39

J1143+1834 EA075.UVDATA.1

Freq = 21.9925 GHz, Bw = 32.000 MH

Calibrated with CL # 4 and BP # 1 (BP mode 1)

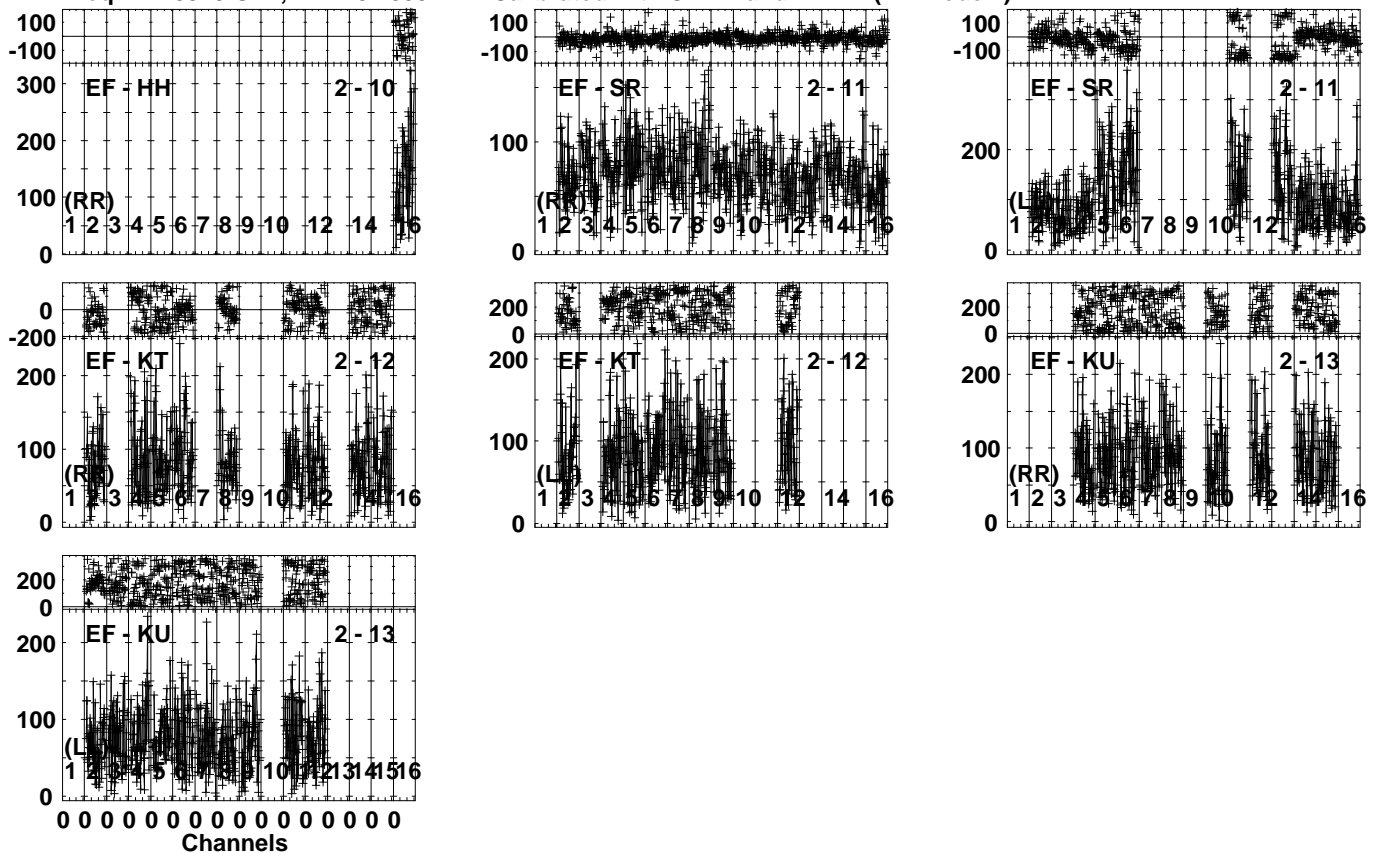


Lower frame: Milli Ampl Jy Top frame: Phas deg  
Vector averaged cross-power spectrum Several baselines displayed  
Timerange: 00/21:10:33 to 00/21:11:59

Plot file version 158 created 29-APR-2024 18:36:39

J1143+1834 EA075.UVDATA.1

Freq = 21.9925 GHz, Bw = 32.000 MH Calibrated with CL # 4 and BP # 1 (BP mode 1)



Lower frame: Milli Ampl Jy Top frame: Phas deg

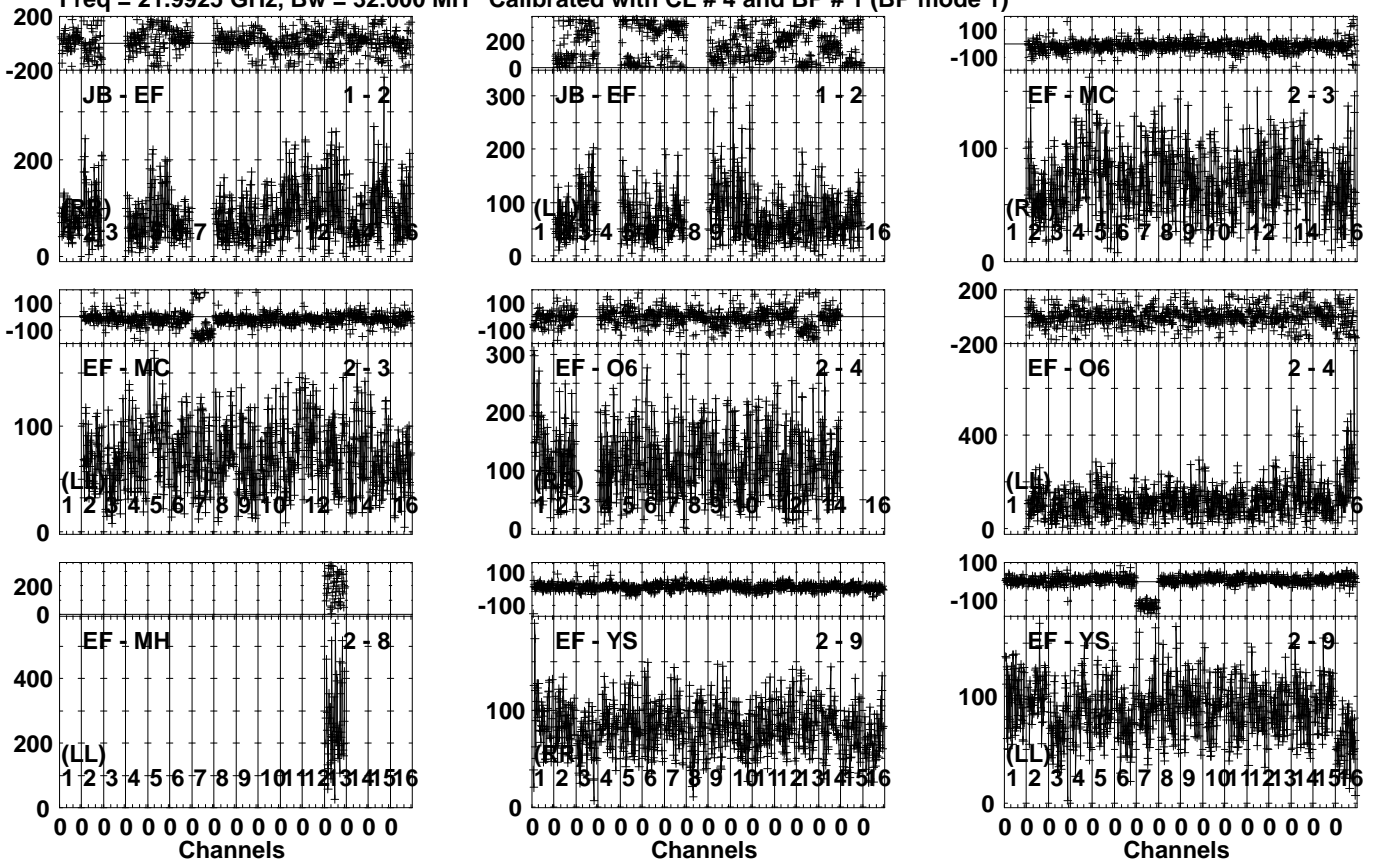
Vector averaged cross-power spectrum Several baselines displayed

Timerange: 00/21:10:33 to 00/21:11:59

Plot file version 159 created 29-APR-2024 18:36:40

1146+189 EA075.UVDATA.1

Freq = 21.9925 GHz, Bw = 32.000 MH Calibrated with CL # 4 and BP # 1 (BP mode 1)

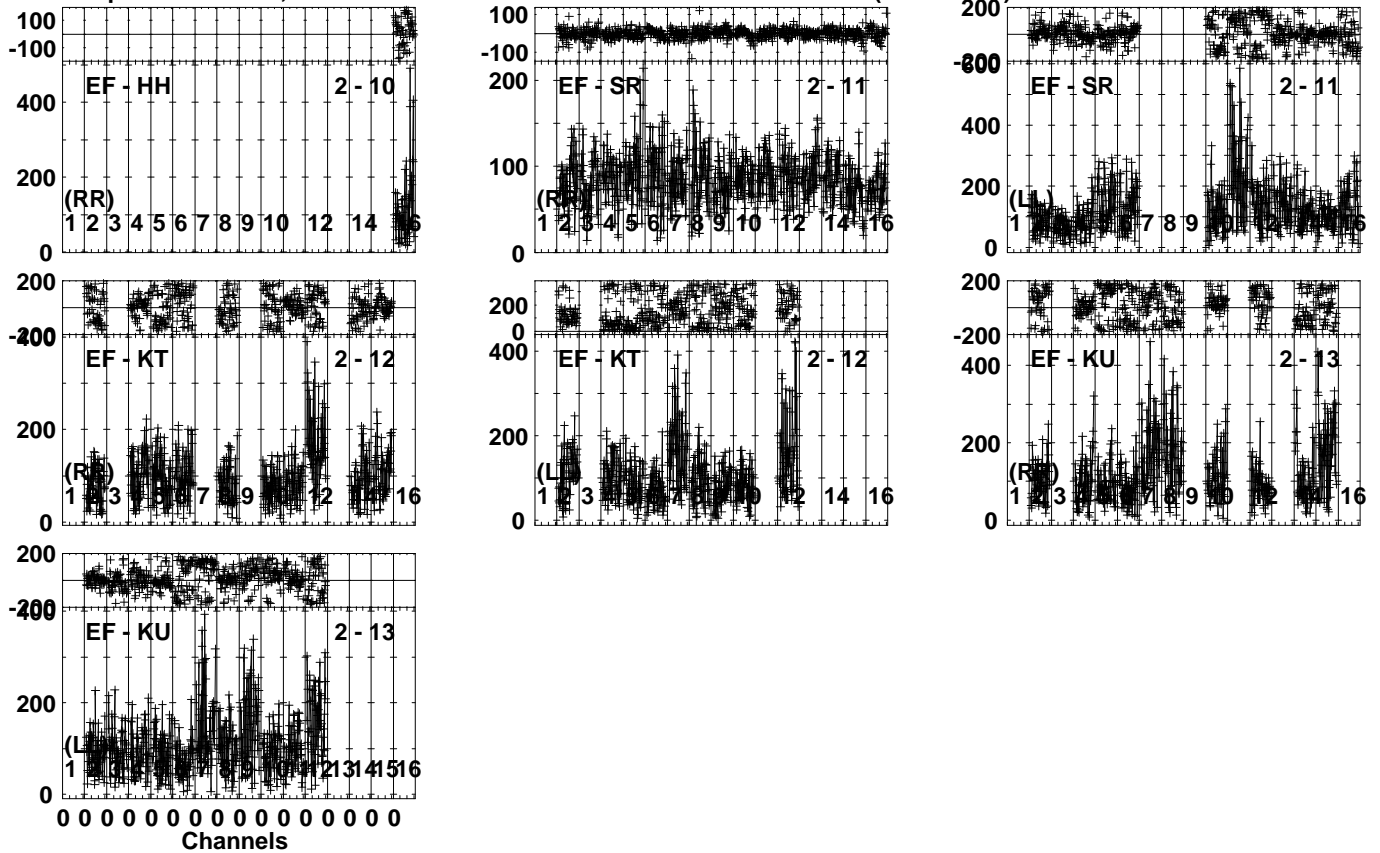


Lower frame: Milli Ampl Jy Top frame: Phas deg  
Vector averaged cross-power spectrum Several baselines displayed  
Timerange: 00/21:12:33 to 00/21:13:29

Plot file version 160 created 29-APR-2024 18:36:40

1146+189 EA075.UVDATA.1

Freq = 21.9925 GHz, Bw = 32.000 MH Calibrated with CL # 4 and BP # 1 (BP mode 1)



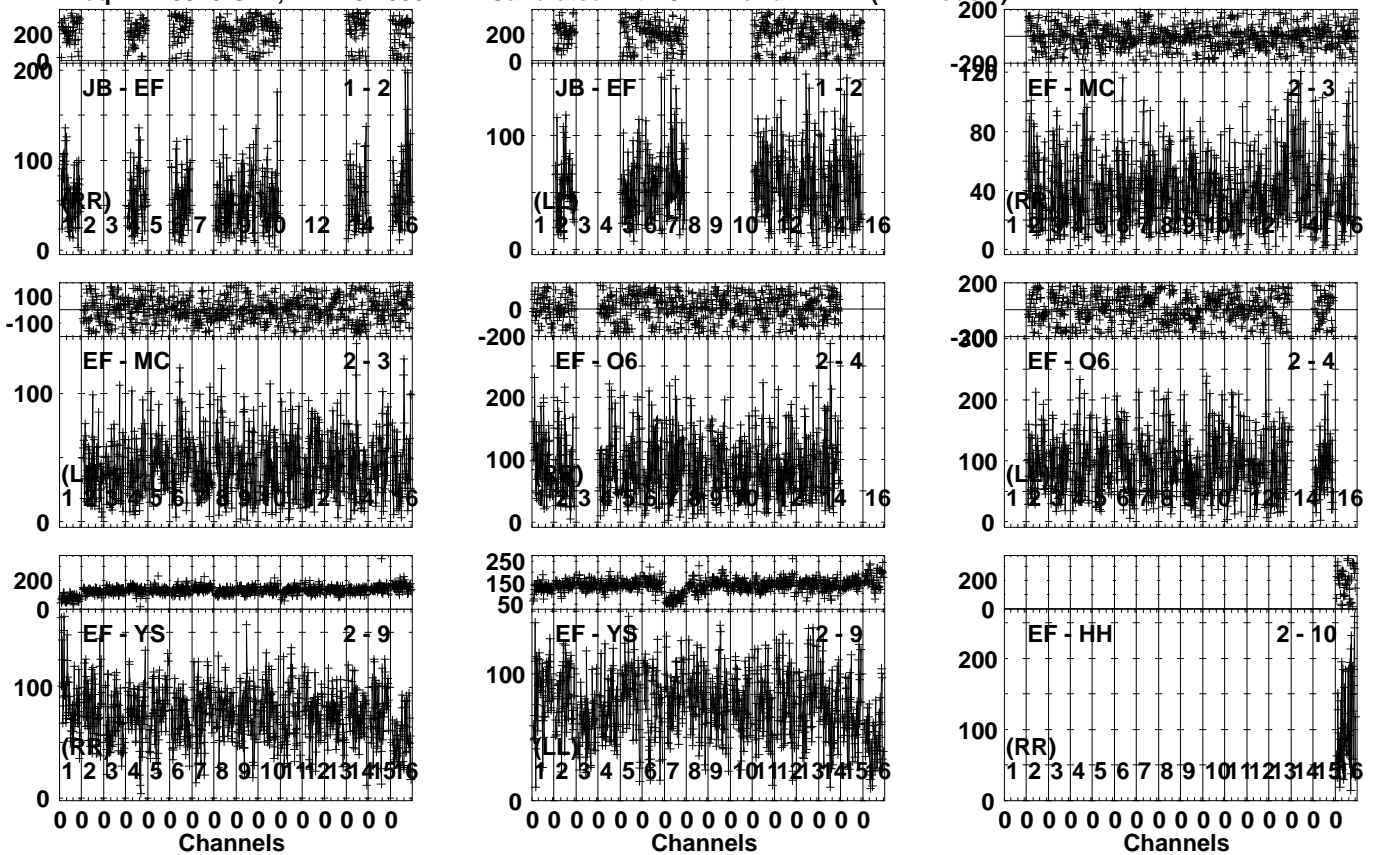
Lower frame: Milli Ampl Jy Top frame: Phas deg  
Vector averaged cross-power spectrum Several baselines displayed  
Timerange: 00/21:12:33 to 00/21:13:29



Plot file version 161 created 29-APR-2024 18:36:41

J1143+1834 EA075.UVDATA.1

Freq = 21.9925 GHz, Bw = 32.000 MH Calibrated with CL # 4 and BP # 1 (BP mode 1)

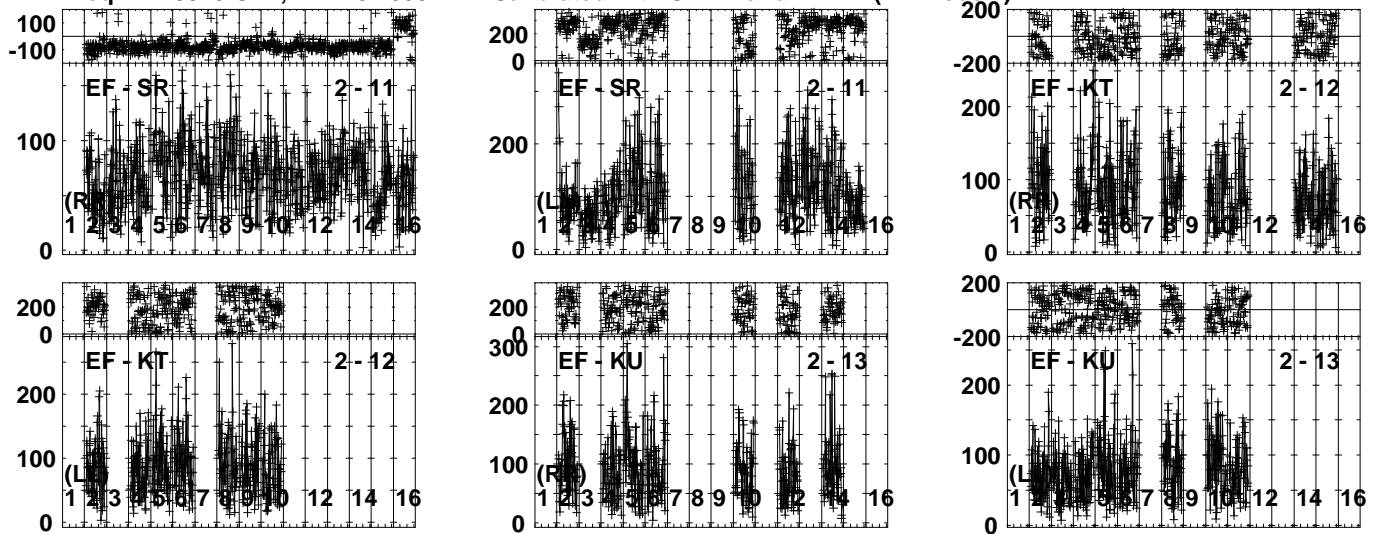


Lower frame: Milli Ampl Jy Top frame: Phas deg  
Vector averaged cross-power spectrum Several baselines displayed  
Timerange: 00/21:13:33 to 00/21:14:59

Plot file version 162 created 29-APR-2024 18:36:41

J1143+1834 EA075.UVDATA.1

Freq = 21.9925 GHz, Bw = 32.000 MH Calibrated with CL # 4 and BP # 1 (BP mode 1)

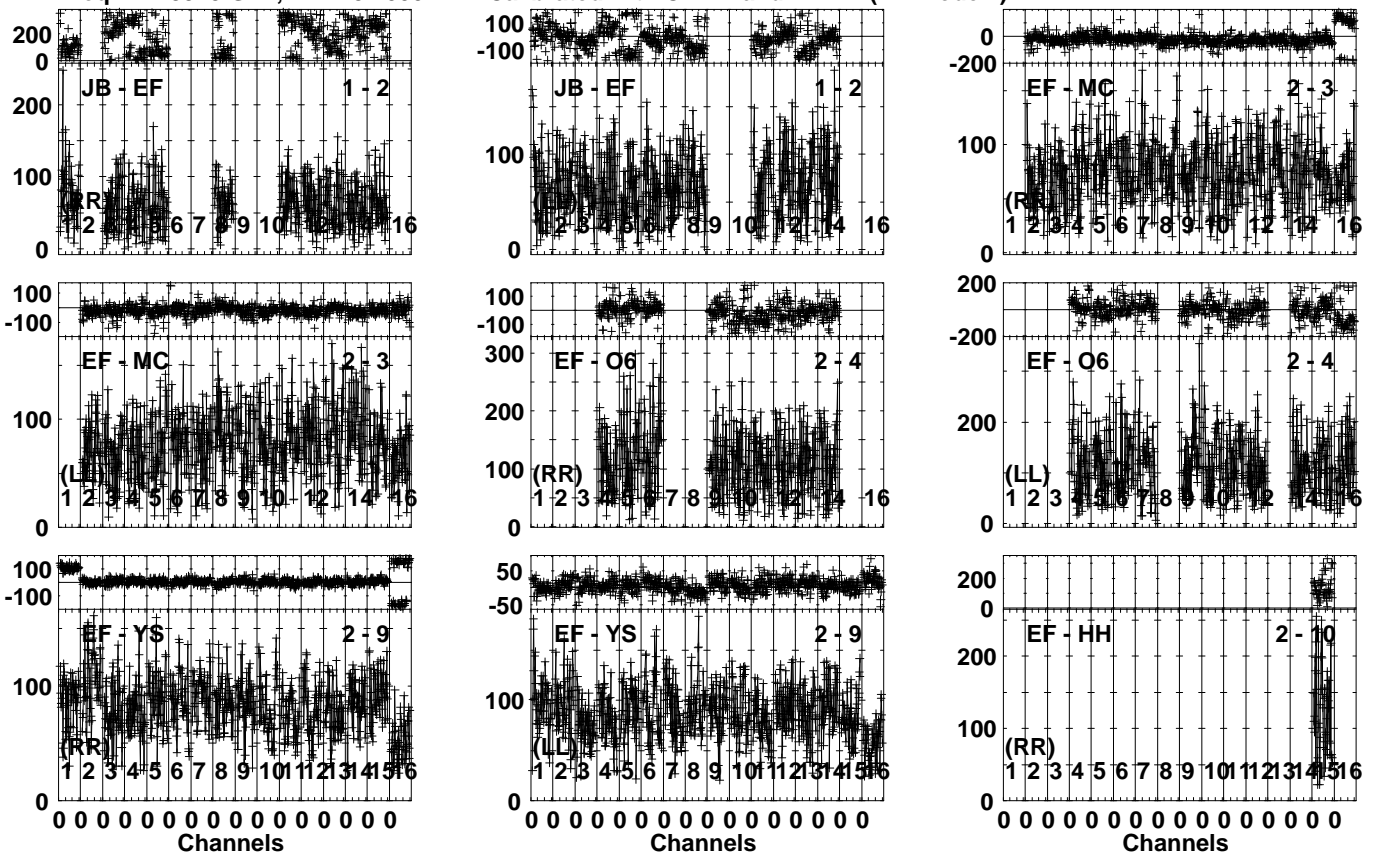


Lower frame: Milli Ampl Jy Top frame: Phas deg  
Vector averaged cross-power spectrum Several baselines displayed  
Timerange: 00/21:13:33 to 00/21:14:59

Plot file version 163 created 29-APR-2024 18:36:42

1146+189 EA075.UVDATA.1

Freq = 21.9925 GHz, Bw = 32.000 MH Calibrated with CL # 4 and BP # 1 (BP mode 1)

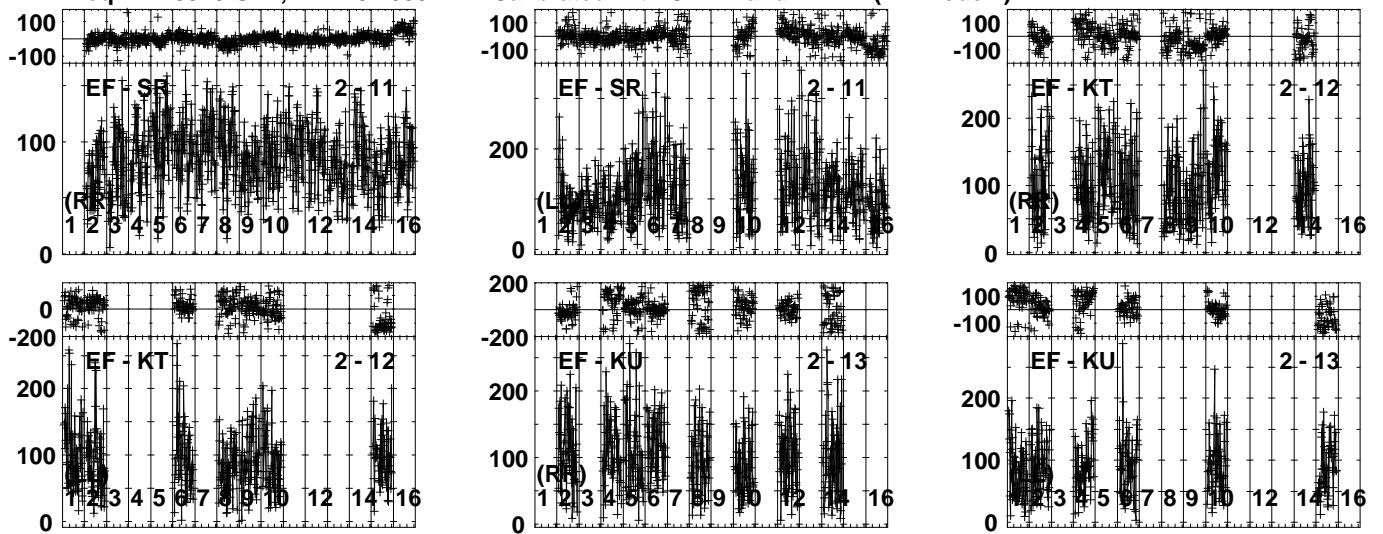


Lower frame: Milli Ampl Jy Top frame: Phas deg  
Vector averaged cross-power spectrum Several baselines displayed  
Timerange: 00/21:15:03 to 00/21:16:29

Plot file version 164 created 29-APR-2024 18:36:42

1146+189 EA075.UVDATA.1

Freq = 21.9925 GHz, Bw = 32.000 MH Calibrated with CL # 4 and BP # 1 (BP mode 1)



Lower frame: Milli Ampl Jy Top frame: Phas deg

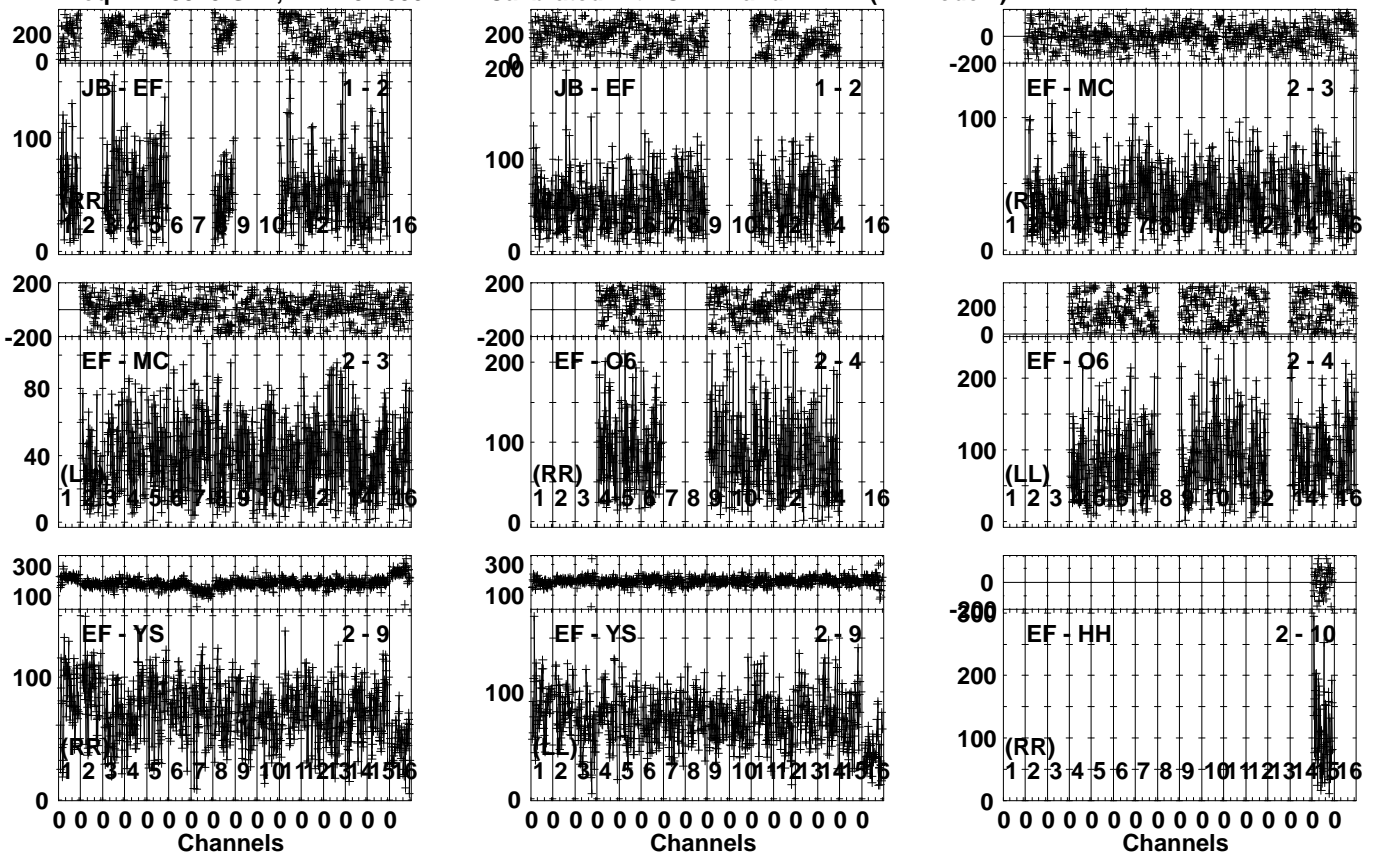
Vector averaged cross-power spectrum Several baselines displayed

Timerange: 00/21:15:03 to 00/21:16:29

Plot file version 165 created 29-APR-2024 18:36:42

J1143+1834 EA075.UVDATA.1

Freq = 21.9925 GHz, Bw = 32.000 MH Calibrated with CL # 4 and BP # 1 (BP mode 1)

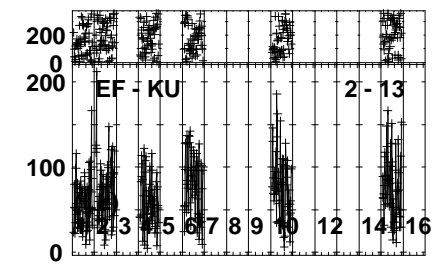
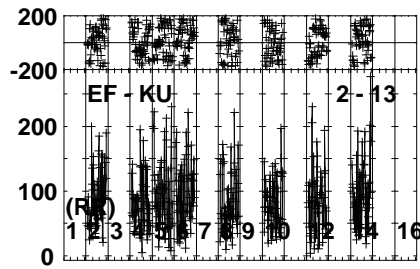
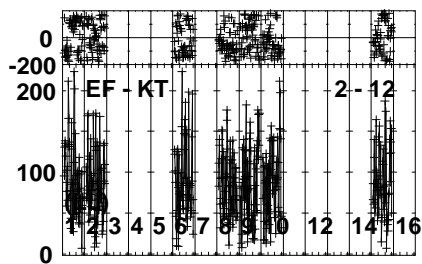
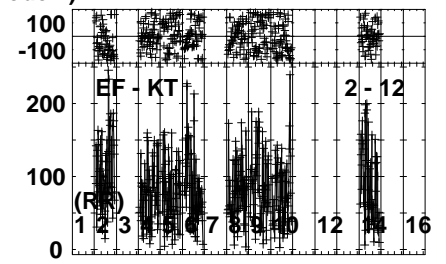
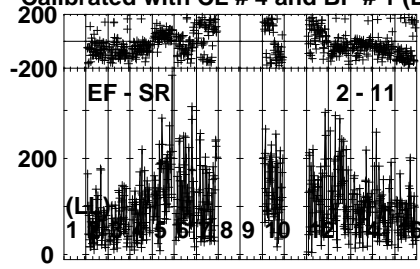
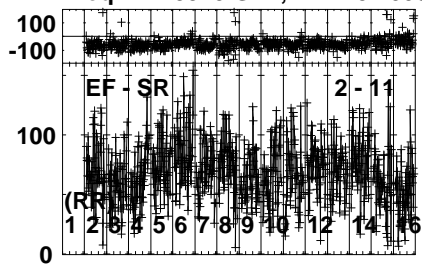


Lower frame: Milli Ampl Jy Top frame: Phas deg  
Vector averaged cross-power spectrum Several baselines displayed  
Timerange: 00/21:16:33 to 00/21:17:59

Plot file version 166 created 29-APR-2024 18:36:43

J1143+1834 EA075.UVDATA.1

Freq = 21.9925 GHz, Bw = 32.000 MH Calibrated with CL # 4 and BP # 1 (BP mode 1)

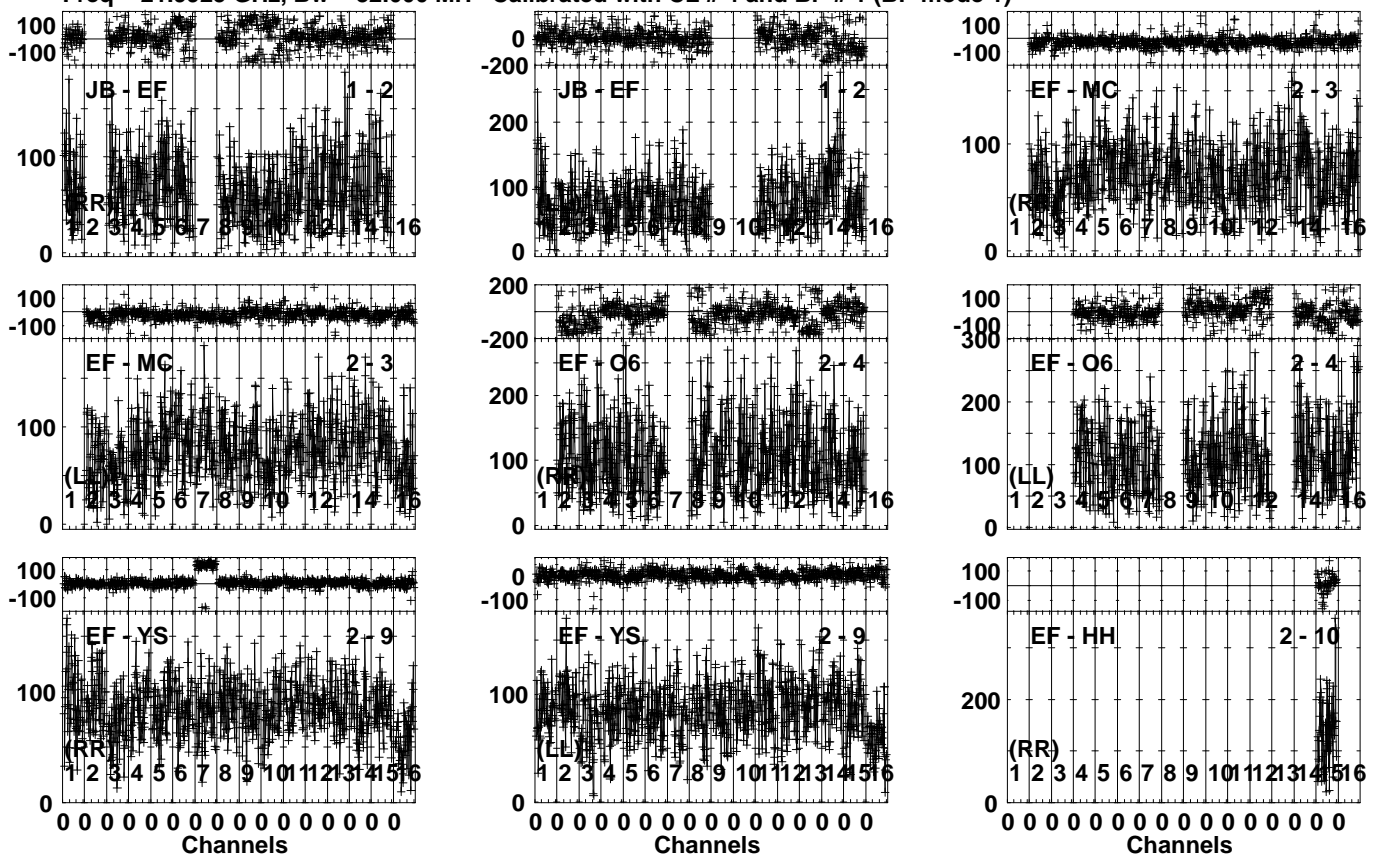


Lower frame: Milli Ampl Jy Top frame: Phas deg  
Vector averaged cross-power spectrum Several baselines displayed  
Timerange: 00/21:16:33 to 00/21:17:59

Plot file version 167 created 29-APR-2024 18:36:43

1146+189 EA075.UVDATA.1

Freq = 21.9925 GHz, Bw = 32.000 MH Calibrated with CL # 4 and BP # 1 (BP mode 1)

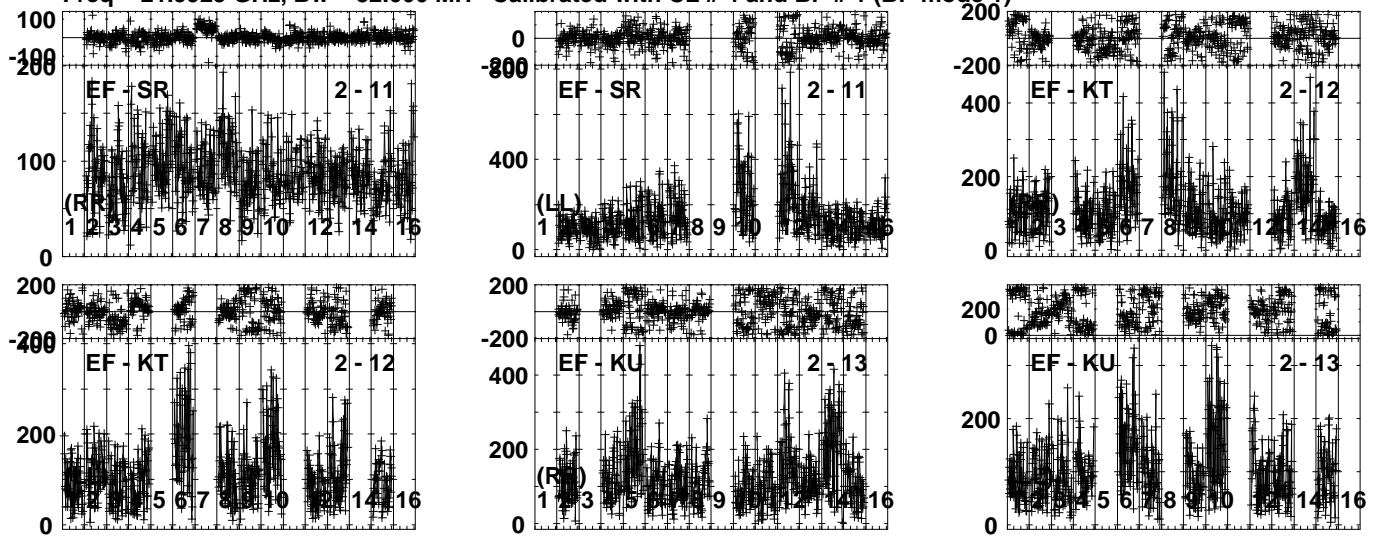


Lower frame: Milli Ampl Jy Top frame: Phas deg  
Vector averaged cross-power spectrum Several baselines displayed  
Timerange: 00/21:18:33 to 00/21:19:29

Plot file version 168 created 29-APR-2024 18:36:44

1146+189 EA075.UVDATA.1

Freq = 21.9925 GHz, Bw = 32.000 MH Calibrated with CL # 4 and BP # 1 (BP mode 1)



Lower frame: Milli Ampl Jy Top frame: Phas deg

Vector averaged cross-power spectrum Several baselines displayed

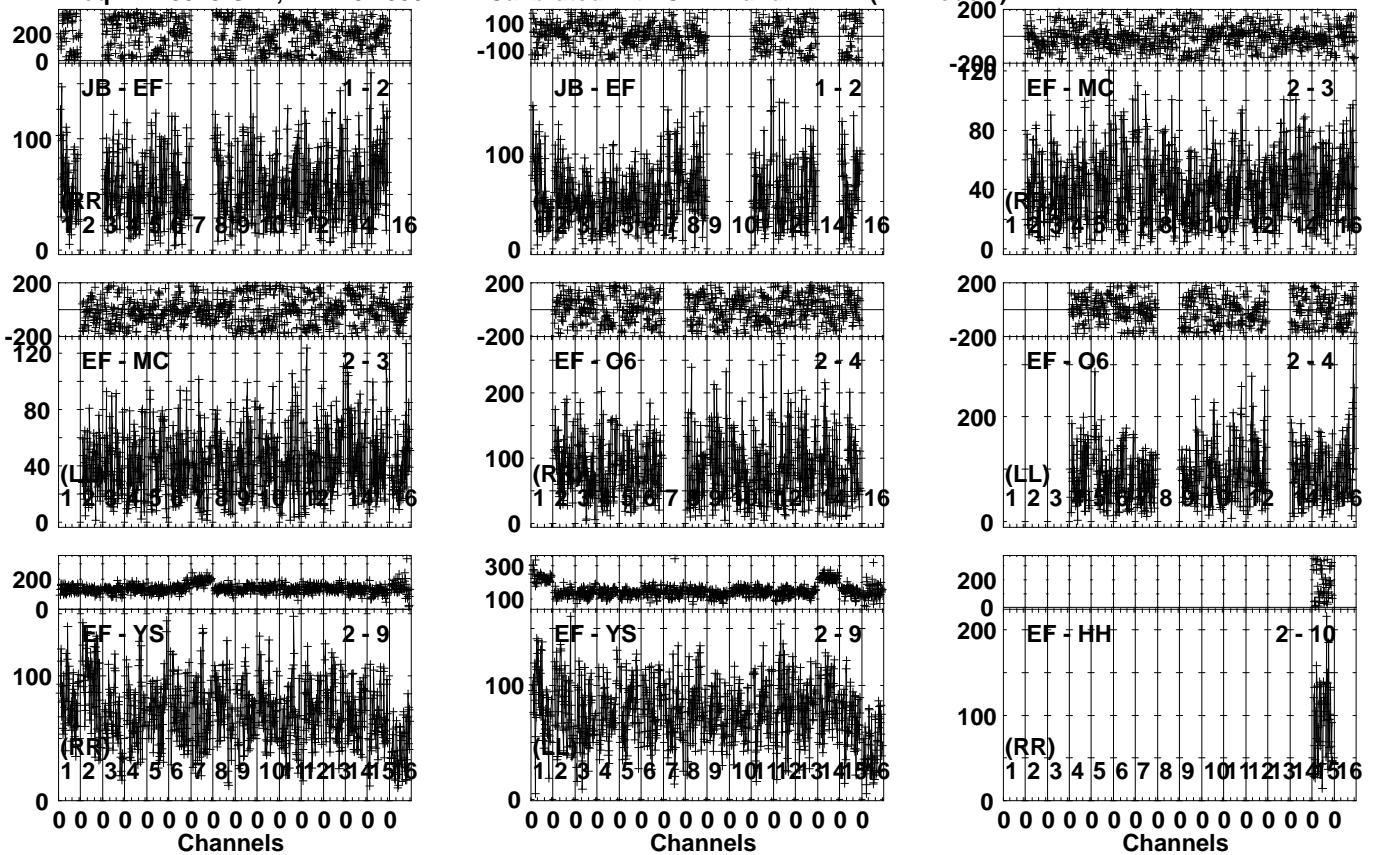
Timerange: 00/21:18:33 to 00/21:19:29



Plot file version 169 created 29-APR-2024 18:36:44

J1143+1834 EA075.UVDATA.1

Freq = 21.9925 GHz, Bw = 32.000 MH Calibrated with CL # 4 and BP # 1 (BP mode 1)

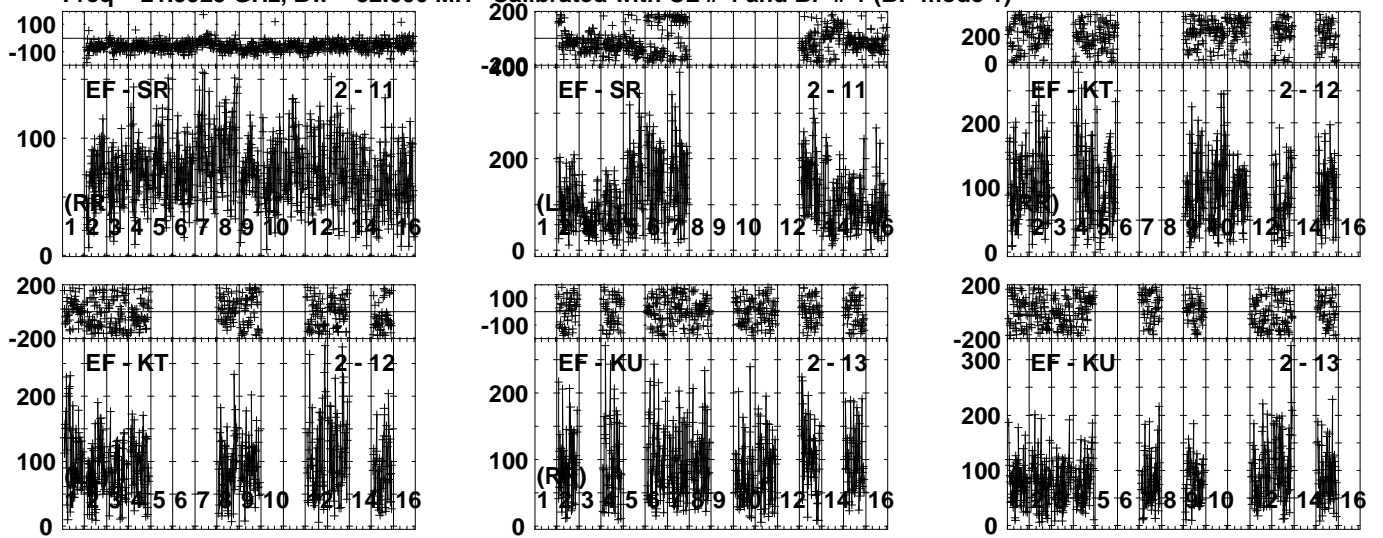


Lower frame: Milli Ampl Jy Top frame: Phas deg  
Vector averaged cross-power spectrum Several baselines displayed  
Timerange: 00/21:19:33 to 00/21:20:59

Plot file version 170 created 29-APR-2024 18:36:45

J1143+1834 EA075.UVDATA.1

Freq = 21.9925 GHz, Bw = 32.000 MH Calibrated with CL # 4 and BP # 1 (BP mode 1)

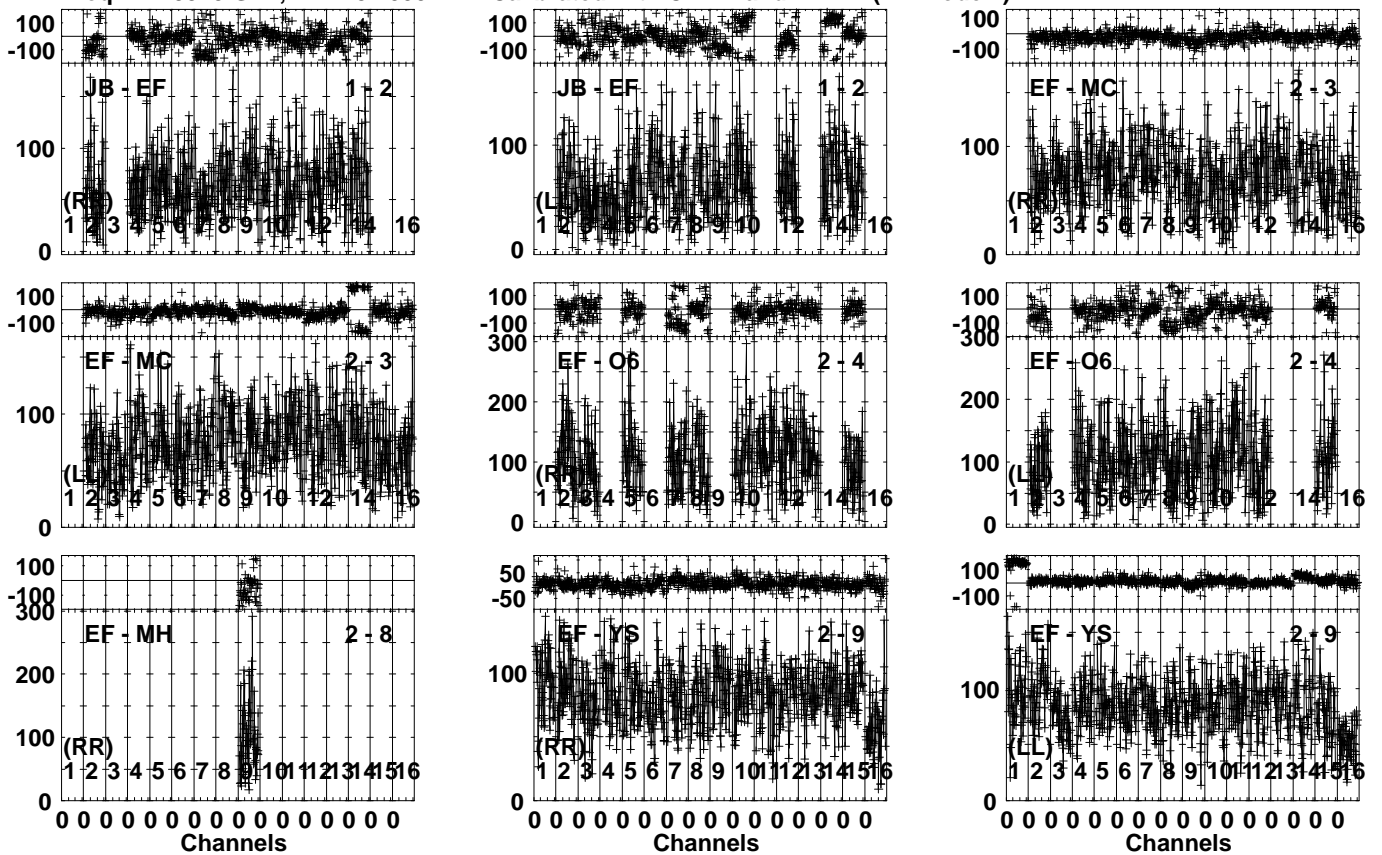


Lower frame: Milli Ampl Jy Top frame: Phas deg  
Vector averaged cross-power spectrum Several baselines displayed  
Timerange: 00/21:19:33 to 00/21:20:59

Plot file version 171 created 29-APR-2024 18:36:45

1146+189 EA075.UVDATA.1

Freq = 21.9925 GHz, Bw = 32.000 MH Calibrated with CL # 4 and BP # 1 (BP mode 1)

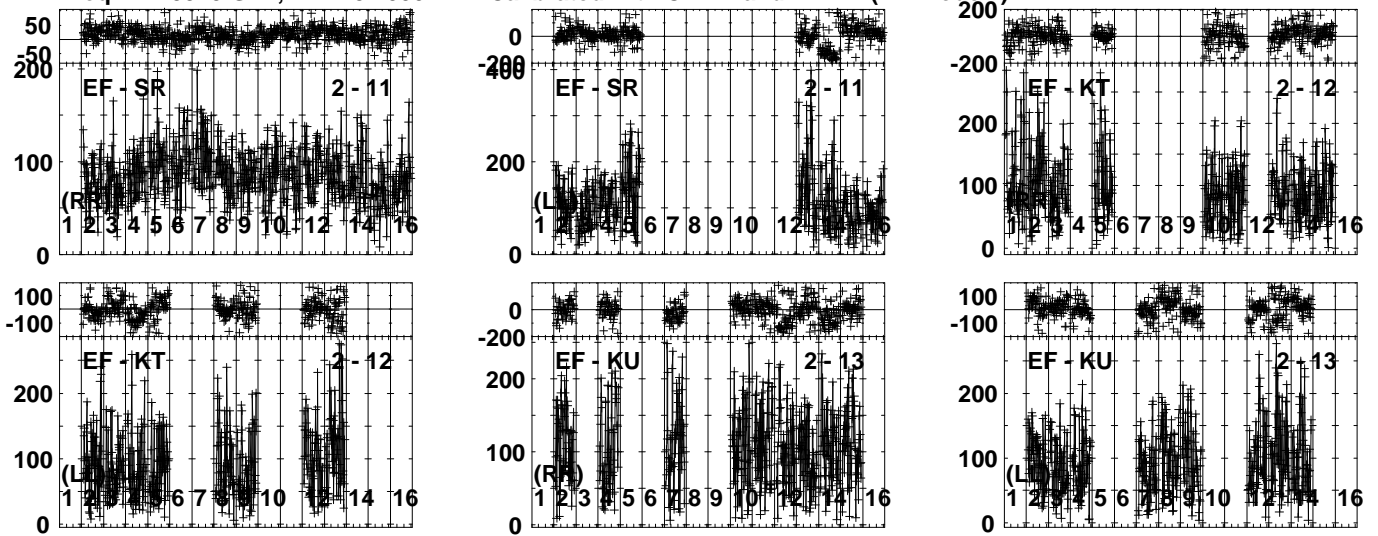


Lower frame: Milli Ampl Jy Top frame: Phas deg  
Vector averaged cross-power spectrum Several baselines displayed  
Timerange: 00/21:21:03 to 00/21:22:29

Plot file version 172 created 29-APR-2024 18:36:46

1146+189 EA075.UVDATA.1

Freq = 21.9925 GHz, Bw = 32.000 MH Calibrated with CL # 4 and BP # 1 (BP mode 1)

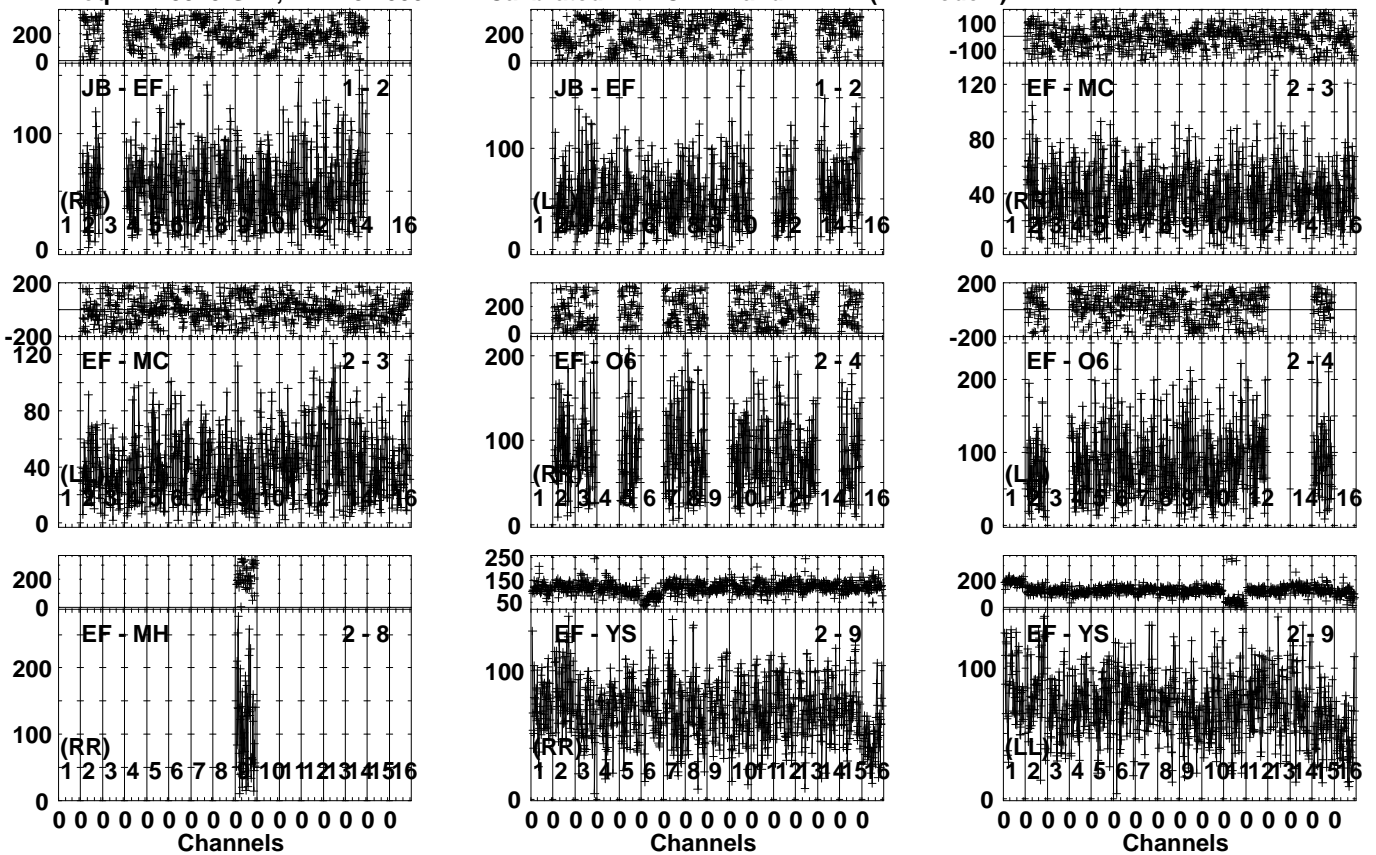


Lower frame: Milli Ampl Jy Top frame: Phas deg  
Vector averaged cross-power spectrum Several baselines displayed  
Timerange: 00/21:21:03 to 00/21:22:29

Plot file version 173 created 29-APR-2024 18:36:46

J1143+1834 EA075.UVDATA.1

Freq = 21.9925 GHz, Bw = 32.000 MH Calibrated with CL # 4 and BP # 1 (BP mode 1)

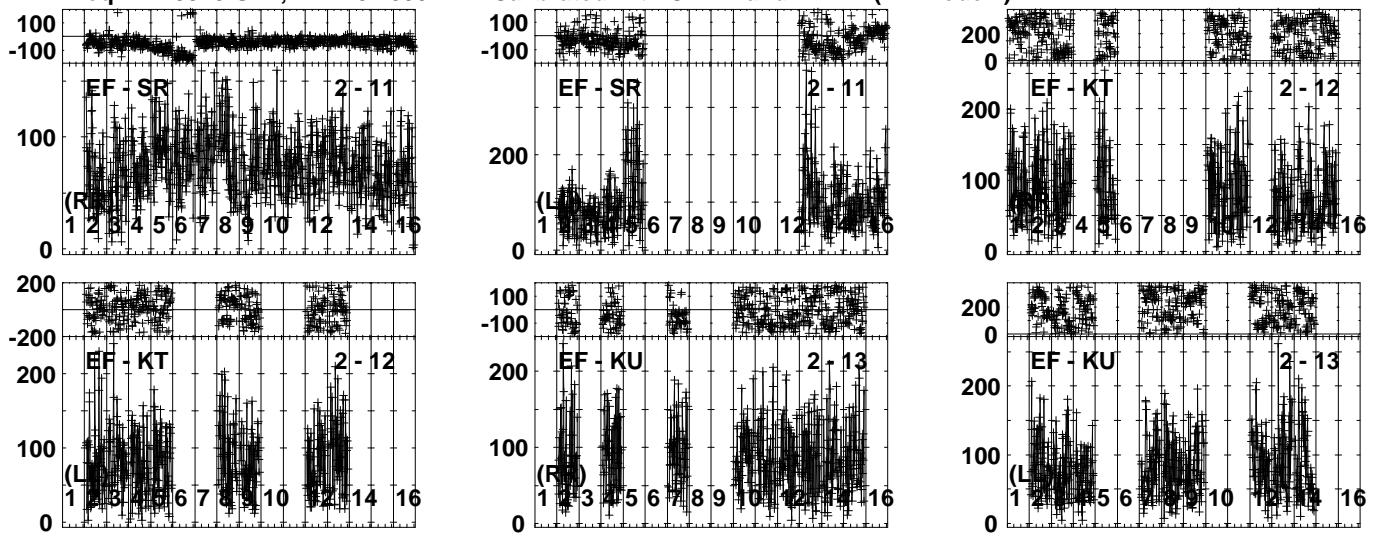


Lower frame: Milli Ampl Jy Top frame: Phas deg  
Vector averaged cross-power spectrum Several baselines displayed  
Timerange: 00/21:22:33 to 00/21:23:59

Plot file version 174 created 29-APR-2024 18:36:46

J1143+1834 EA075.UVDATA.1

Freq = 21.9925 GHz, Bw = 32.000 MH Calibrated with CL # 4 and BP # 1 (BP mode 1)

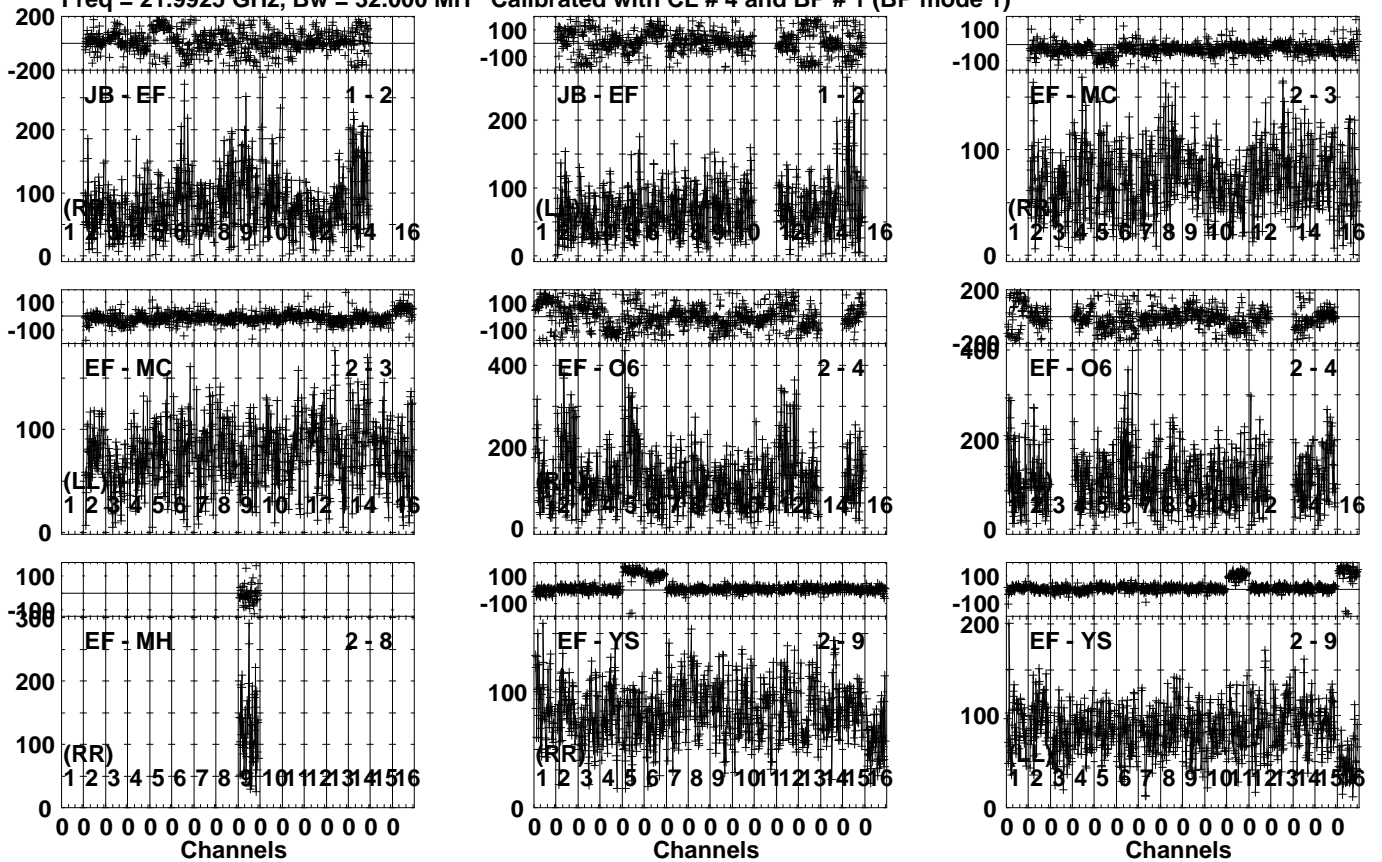


Lower frame: Milli Ampl Jy Top frame: Phas deg  
Vector averaged cross-power spectrum Several baselines displayed  
Timerange: 00/21:22:33 to 00/21:23:59

Plot file version 175 created 29-APR-2024 18:36:47

1146+189 EA075.UVDATA.1

Freq = 21.9925 GHz, Bw = 32.000 MH Calibrated with CL # 4 and BP # 1 (BP mode 1)

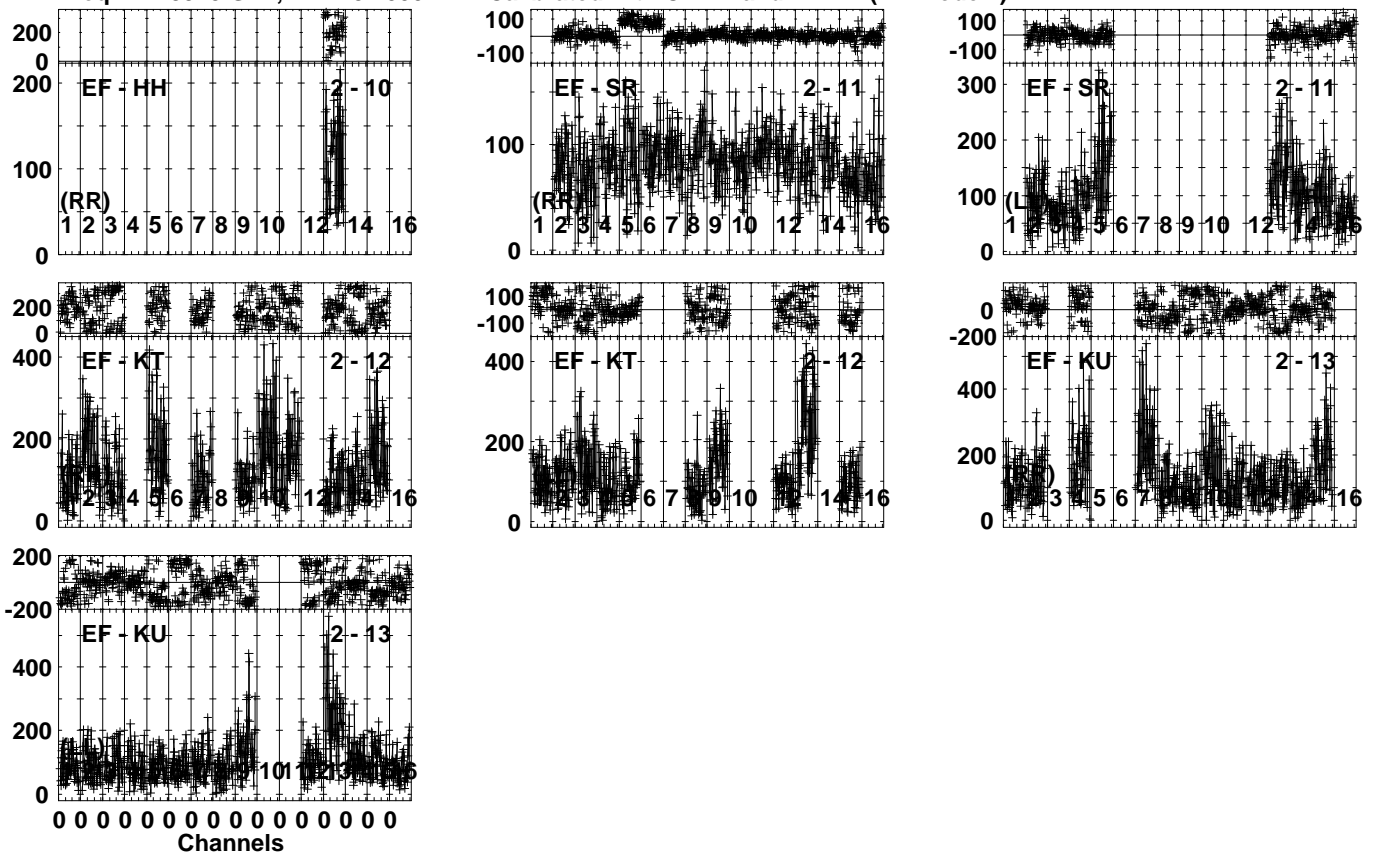


Lower frame: Milli Ampl Jy Top frame: Phas deg  
Vector averaged cross-power spectrum Several baselines displayed  
Timerange: 00/21:24:33 to 00/21:25:29

Plot file version 176 created 29-APR-2024 18:36:47

1146+189 EA075.UVDATA.1

Freq = 21.9925 GHz, Bw = 32.000 MH Calibrated with CL # 4 and BP # 1 (BP mode 1)



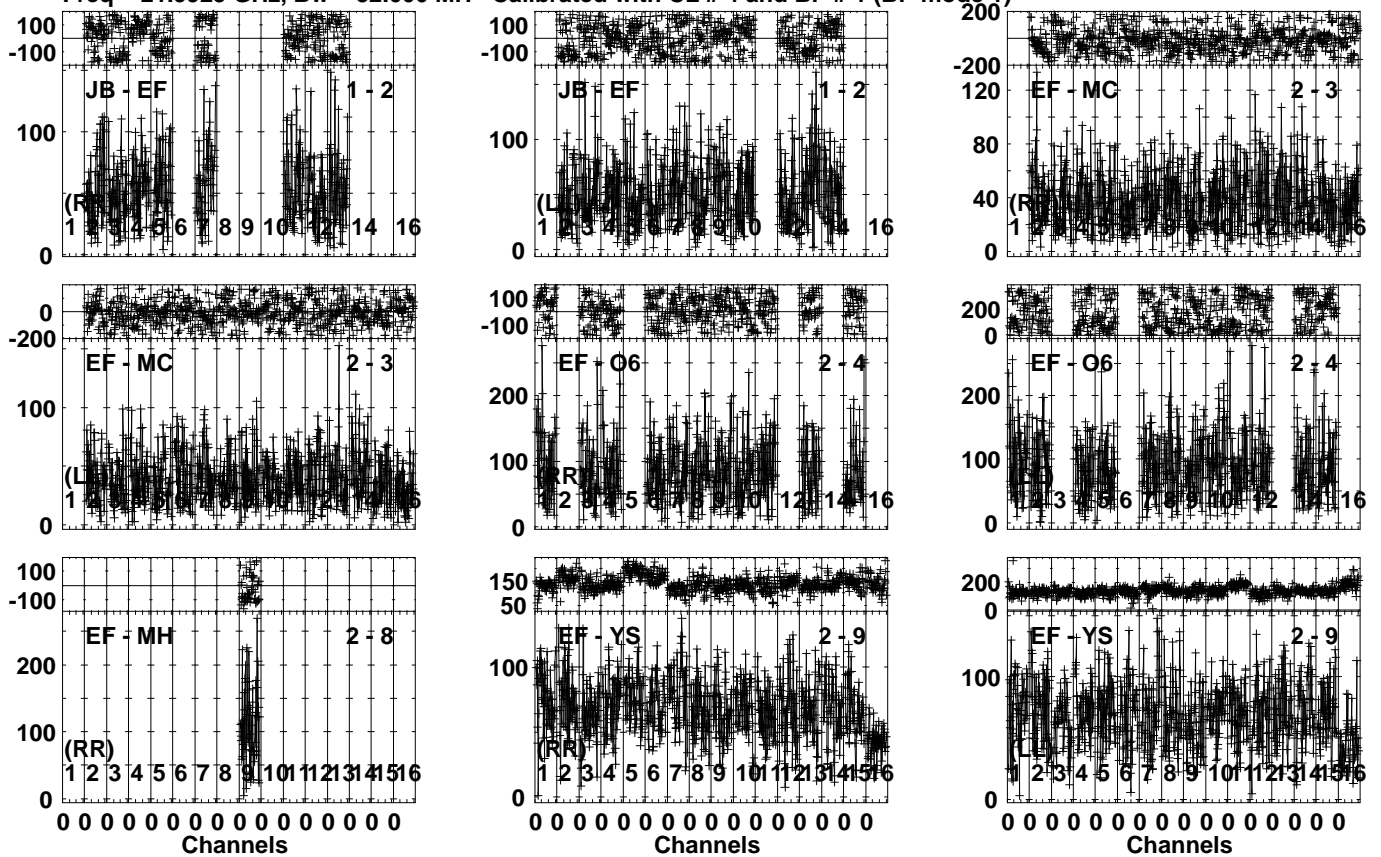
Lower frame: Milli Ampl Jy Top frame: Phas deg  
Vector averaged cross-power spectrum Several baselines displayed  
Timerange: 00/21:24:33 to 00/21:25:29



Plot file version 177 created 29-APR-2024 18:36:48

J1143+1834 EA075.UVDATA.1

Freq = 21.9925 GHz, Bw = 32.000 MH Calibrated with CL # 4 and BP # 1 (BP mode 1)

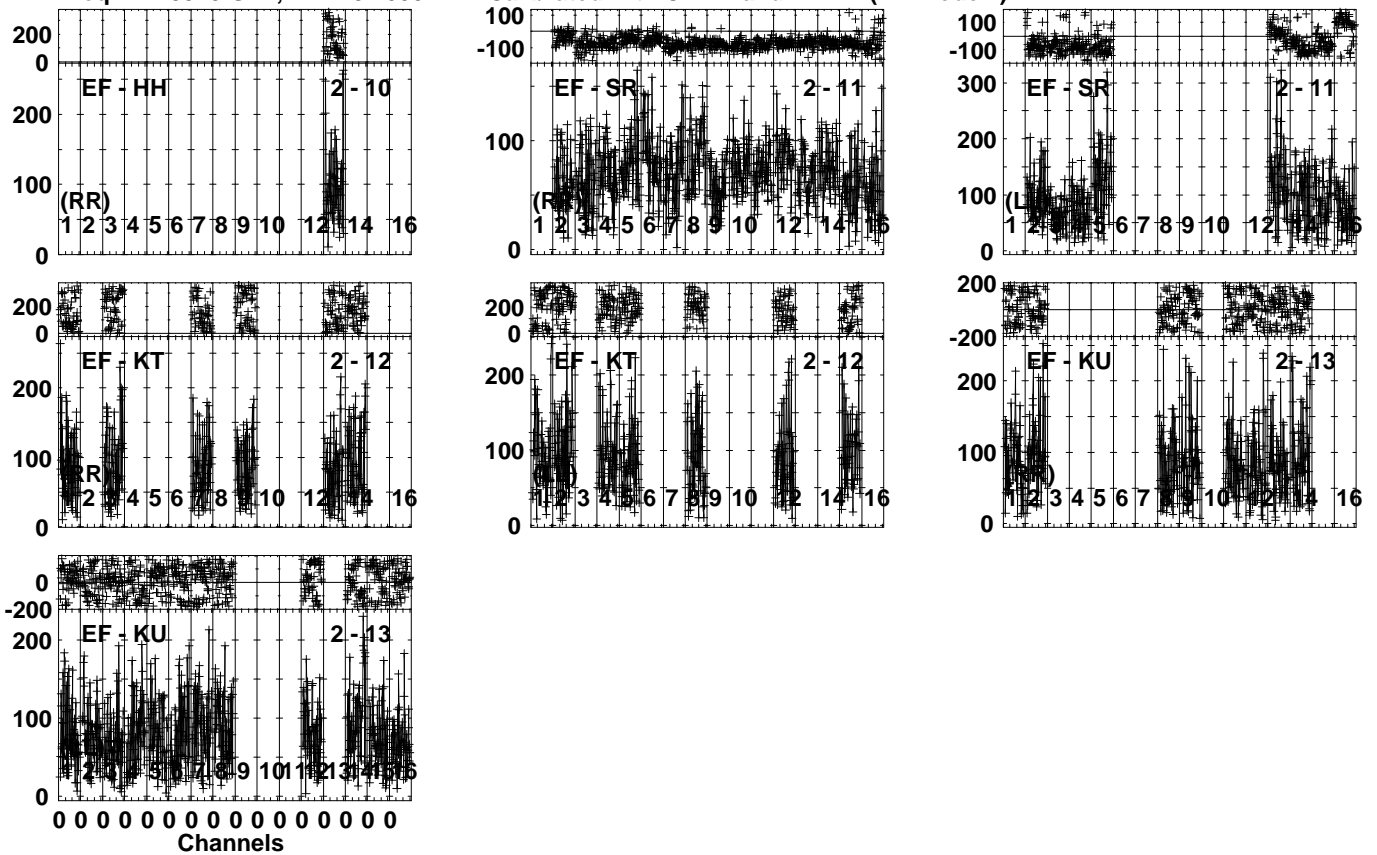


Lower frame: Milli Ampl Jy Top frame: Phas deg  
Vector averaged cross-power spectrum Several baselines displayed  
Timerange: 00/21:25:33 to 00/21:26:59

Plot file version 178 created 29-APR-2024 18:36:48

J1143+1834 EA075.UVDATA.1

Freq = 21.9925 GHz, Bw = 32.000 MH Calibrated with CL # 4 and BP # 1 (BP mode 1)

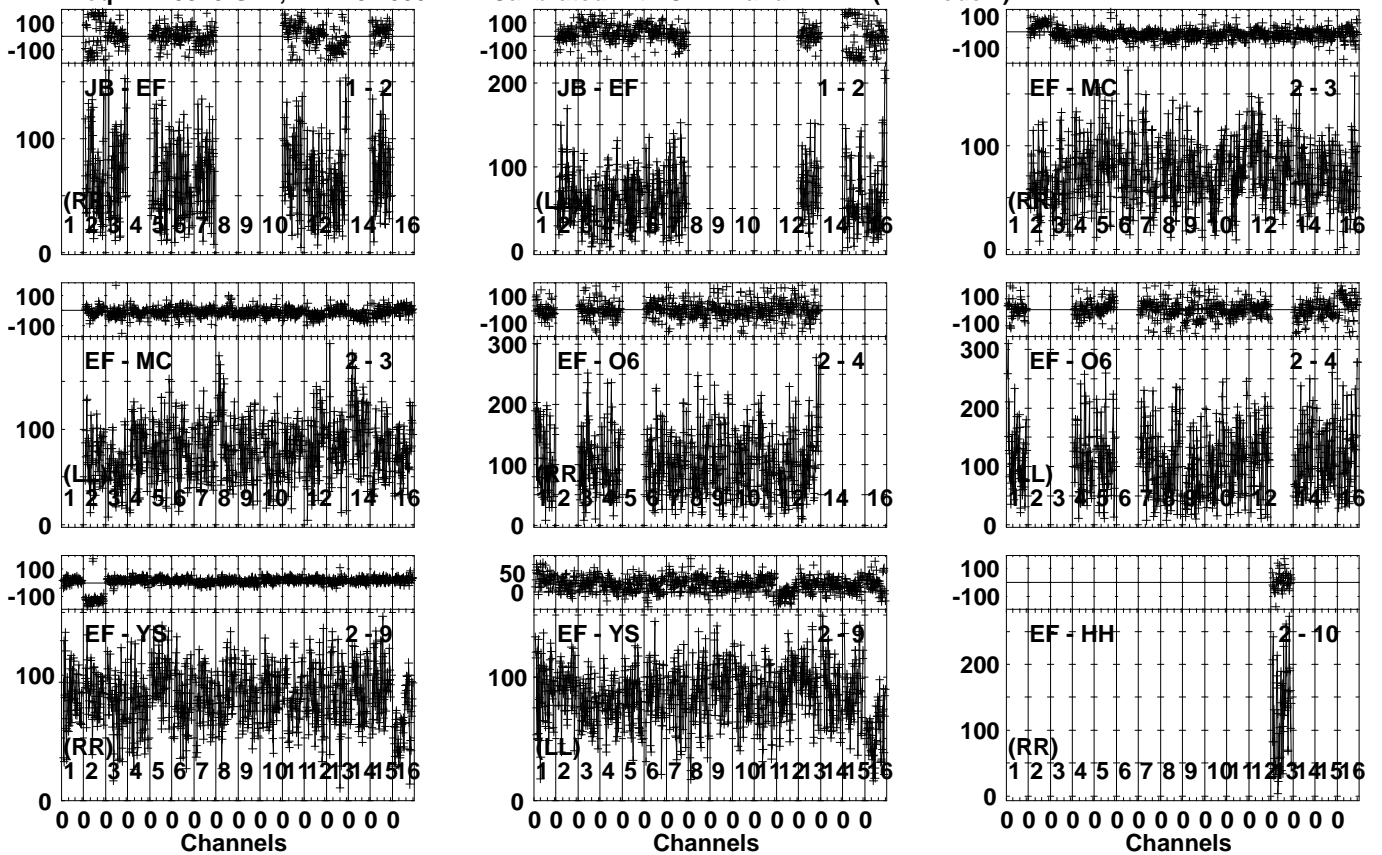


Lower frame: Milli Ampl Jy Top frame: Phas deg  
Vector averaged cross-power spectrum Several baselines displayed  
Timerange: 00/21:25:33 to 00/21:26:59

Plot file version 179 created 29-APR-2024 18:36:49

1146+189 EA075.UVDATA.1

Freq = 21.9925 GHz, Bw = 32.000 MH Calibrated with CL # 4 and BP # 1 (BP mode 1)

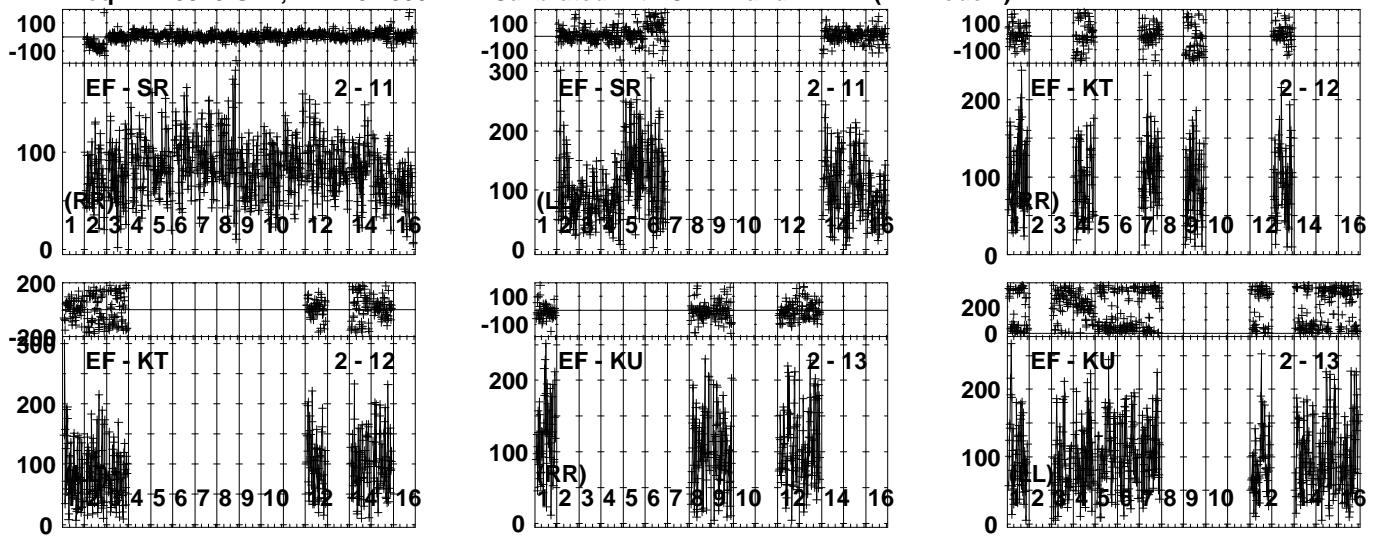


Lower frame: Milli Ampl Jy Top frame: Phas deg  
Vector averaged cross-power spectrum Several baselines displayed  
Timerange: 00/21:27:03 to 00/21:28:29

Plot file version 180 created 29-APR-2024 18:36:49

1146+189 EA075.UVDATA.1

Freq = 21.9925 GHz, Bw = 32.000 MH Calibrated with CL # 4 and BP # 1 (BP mode 1)

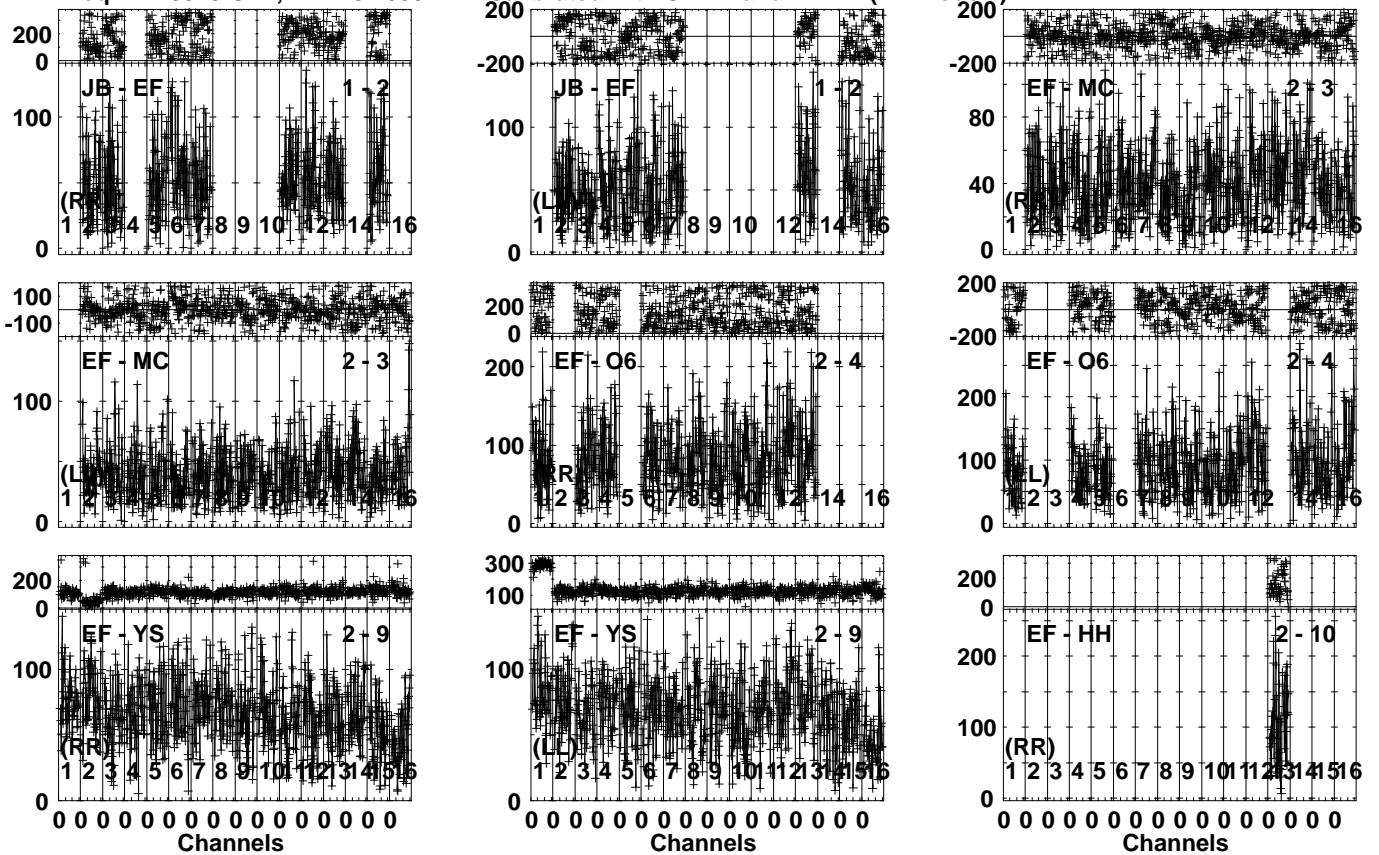


Lower frame: Milli Ampl Jy Top frame: Phas deg  
Vector averaged cross-power spectrum Several baselines displayed  
Timerange: 00/21:27:03 to 00/21:28:29

Plot file version 181 created 29-APR-2024 18:36:50

J1143+1834 EA075.UVDATA.1

Freq = 21.9925 GHz, Bw = 32.000 MH Calibrated with CL # 4 and BP # 1 (BP mode 1)

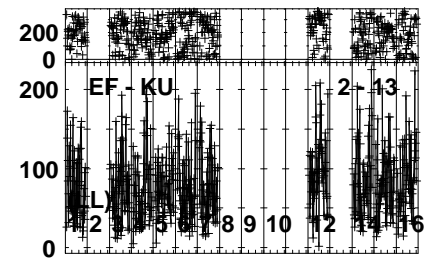
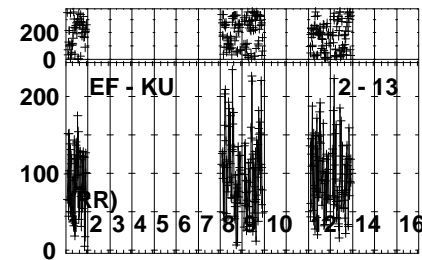
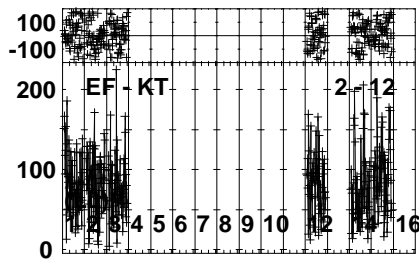
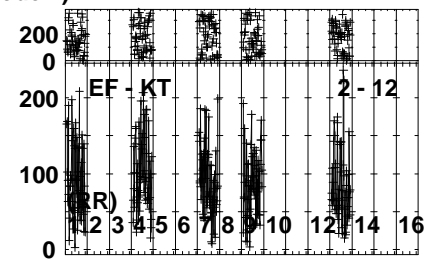
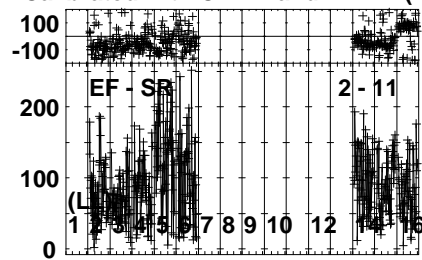
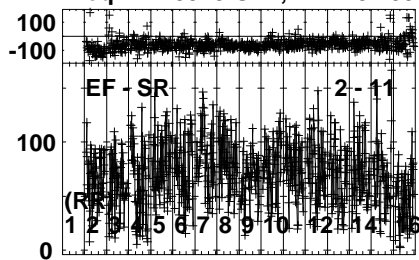


Lower frame: Milli Ampl Jy Top frame: Phas deg  
Vector averaged cross-power spectrum Several baselines displayed  
Timerange: 00/21:28:33 to 00/21:29:59

Plot file version 182 created 29-APR-2024 18:36:50

J1143+1834 EA075.UVDATA.1

Freq = 21.9925 GHz, Bw = 32.000 MH Calibrated with CL # 4 and BP # 1 (BP mode 1)

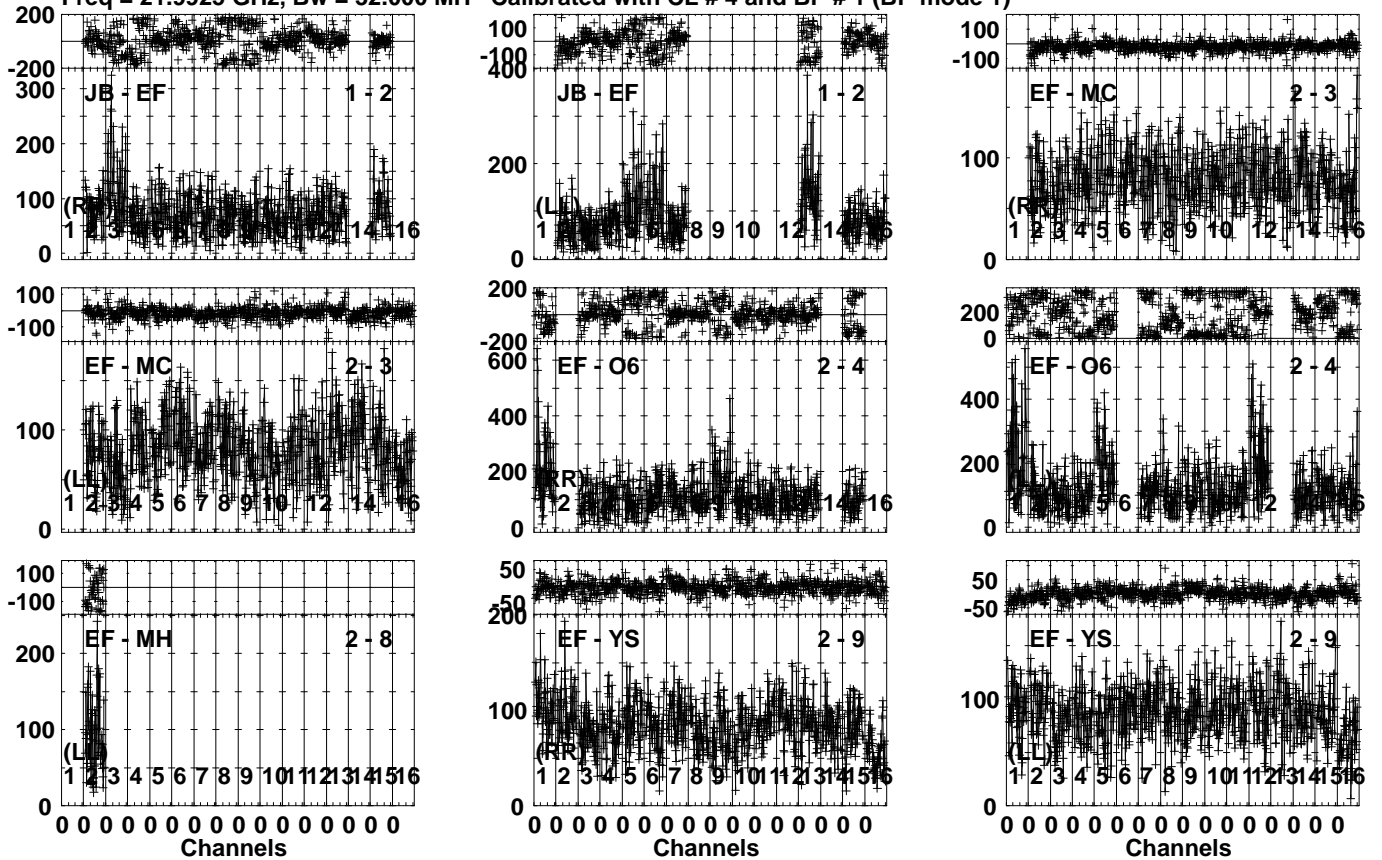


Lower frame: Milli Ampl Jy Top frame: Phas deg  
Vector averaged cross-power spectrum Several baselines displayed  
Timerange: 00/21:28:33 to 00/21:29:59

Plot file version 183 created 29-APR-2024 18:36:50

1146+189 EA075.UVDATA.1

Freq = 21.9925 GHz, Bw = 32.000 MH Calibrated with CL # 4 and BP # 1 (BP mode 1)

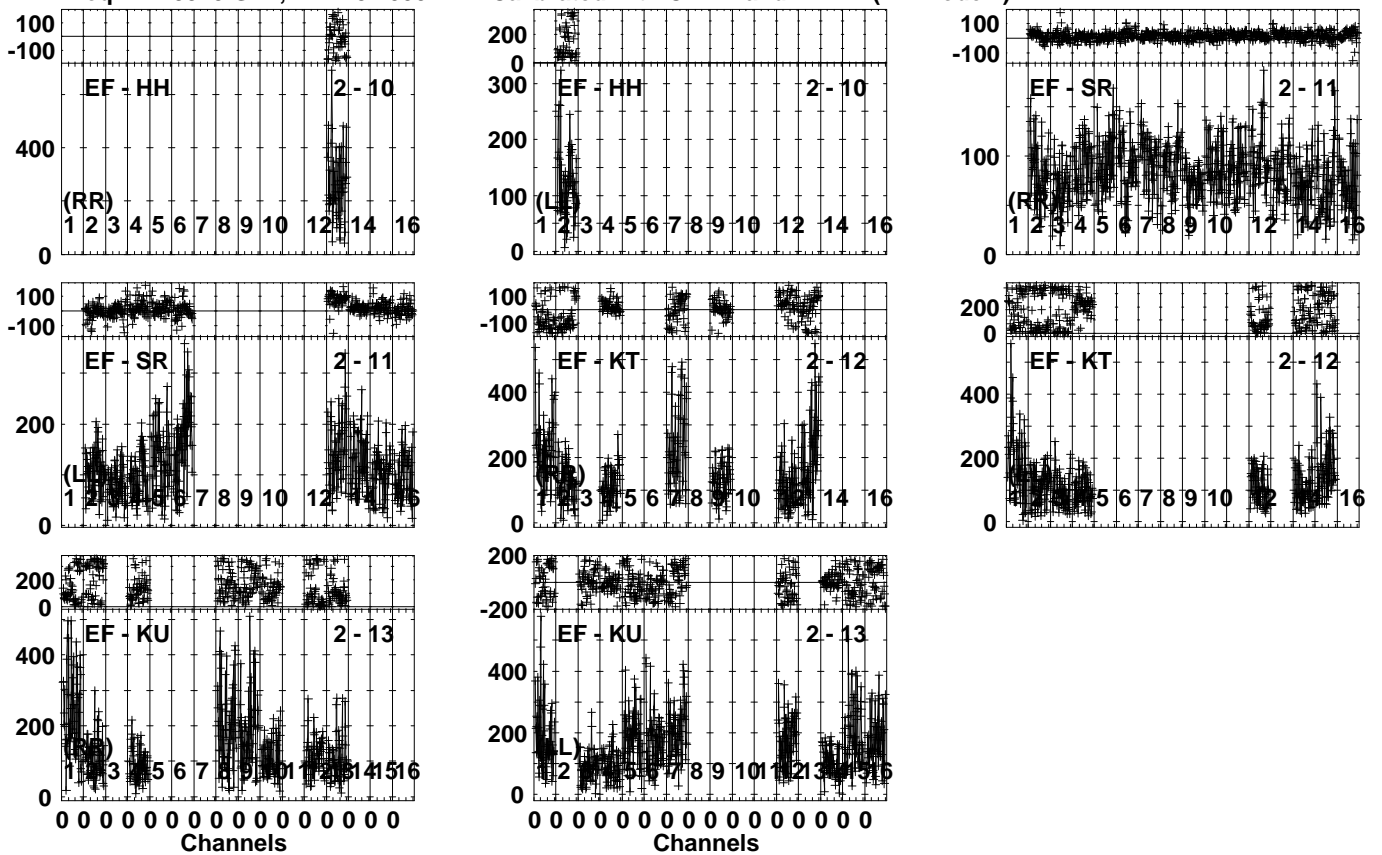


Lower frame: Milli Ampl Jy Top frame: Phas deg  
Vector averaged cross-power spectrum Several baselines displayed  
Timerange: 00/21:30:33 to 00/21:31:29

Plot file version 184 created 29-APR-2024 18:36:51

1146+189 EA075.UVDATA.1

Freq = 21.9925 GHz, Bw = 32.000 MH Calibrated with CL # 4 and BP # 1 (BP mode 1)



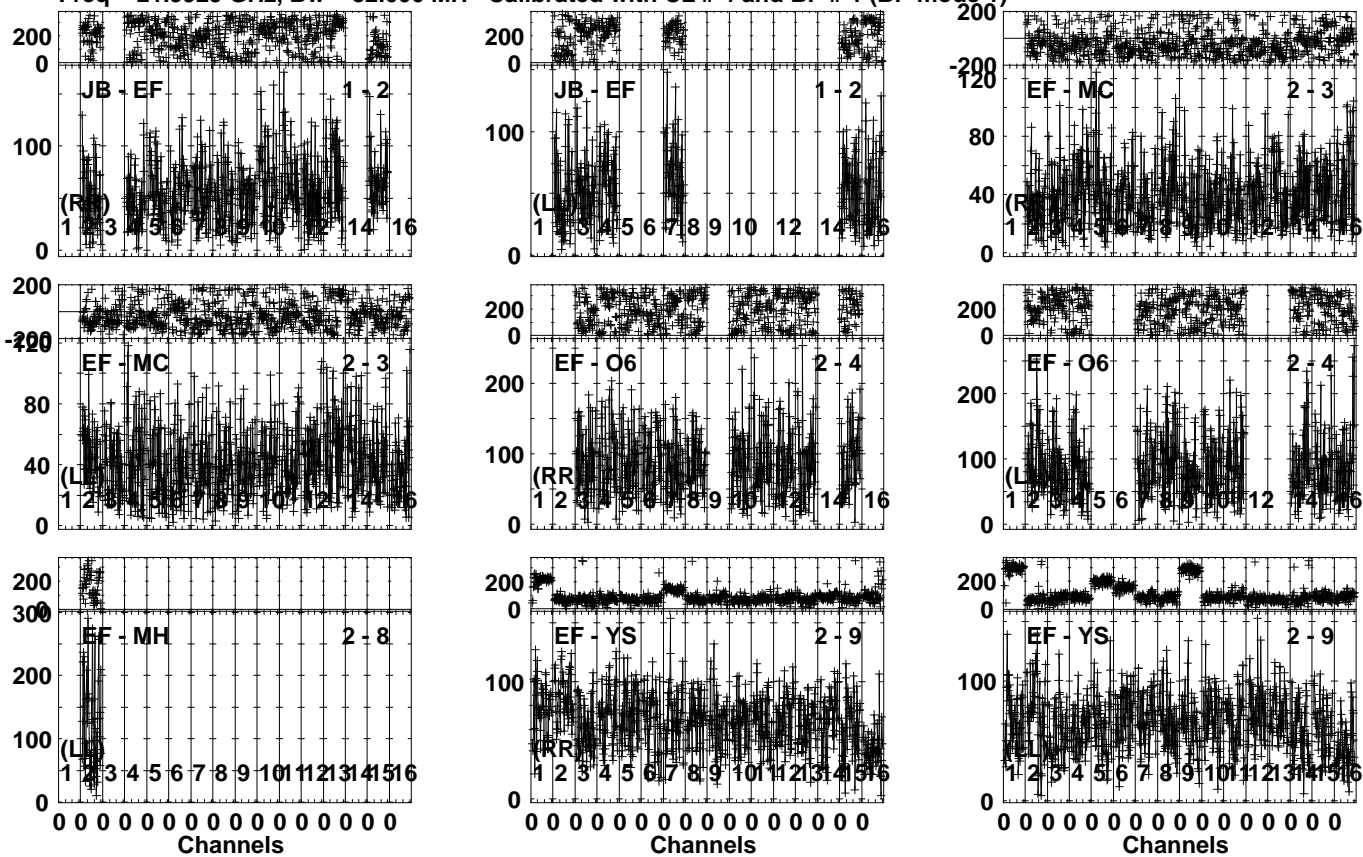
Lower frame: Milli Ampl Jy Top frame: Phas deg  
Vector averaged cross-power spectrum Several baselines displayed  
Timerange: 00/21:30:33 to 00/21:31:29



Plot file version 185 created 29-APR-2024 18:36:51

J1143+1834 EA075.UVDATA.1

Freq = 21.9925 GHz, Bw = 32.000 MH Calibrated with CL # 4 and BP # 1 (BP mode 1)

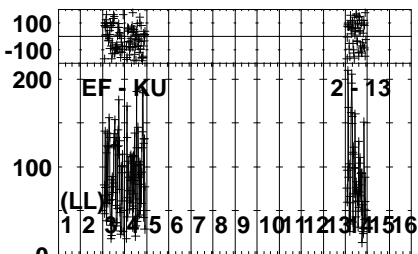
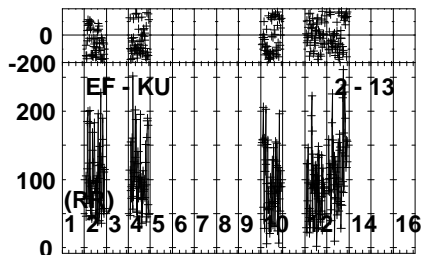
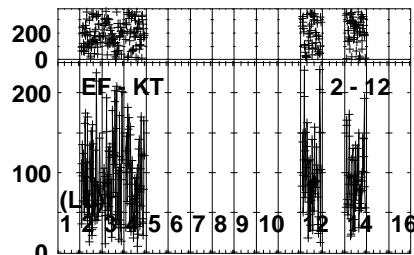
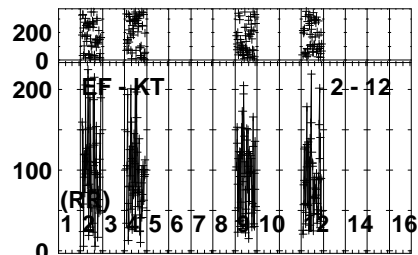
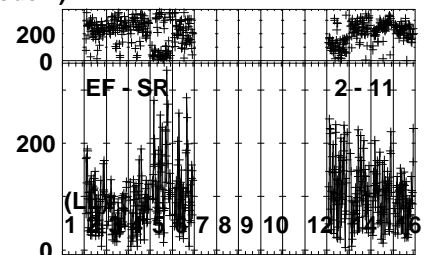
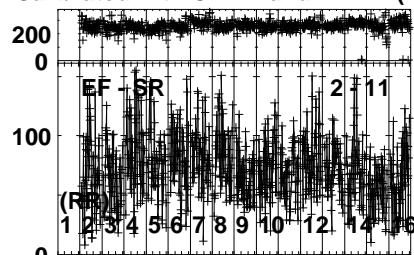
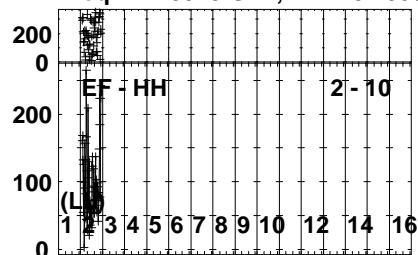


Lower frame: Milli Ampl Jy Top frame: Phas deg  
Vector averaged cross-power spectrum Several baselines displayed  
Timerange: 00/21:31:33 to 00/21:32:59

Plot file version 186 created 29-APR-2024 18:36:52

J1143+1834 EA075.UVDATA.1

Freq = 21.9925 GHz, Bw = 32.000 MH Calibrated with CL # 4 and BP # 1 (BP mode 1)



0 0 0 0 0 0 0 0 0 0 0 0 0 0 0 0

Channels

Lower frame: Milli Ampl Jy Top frame: Phas deg

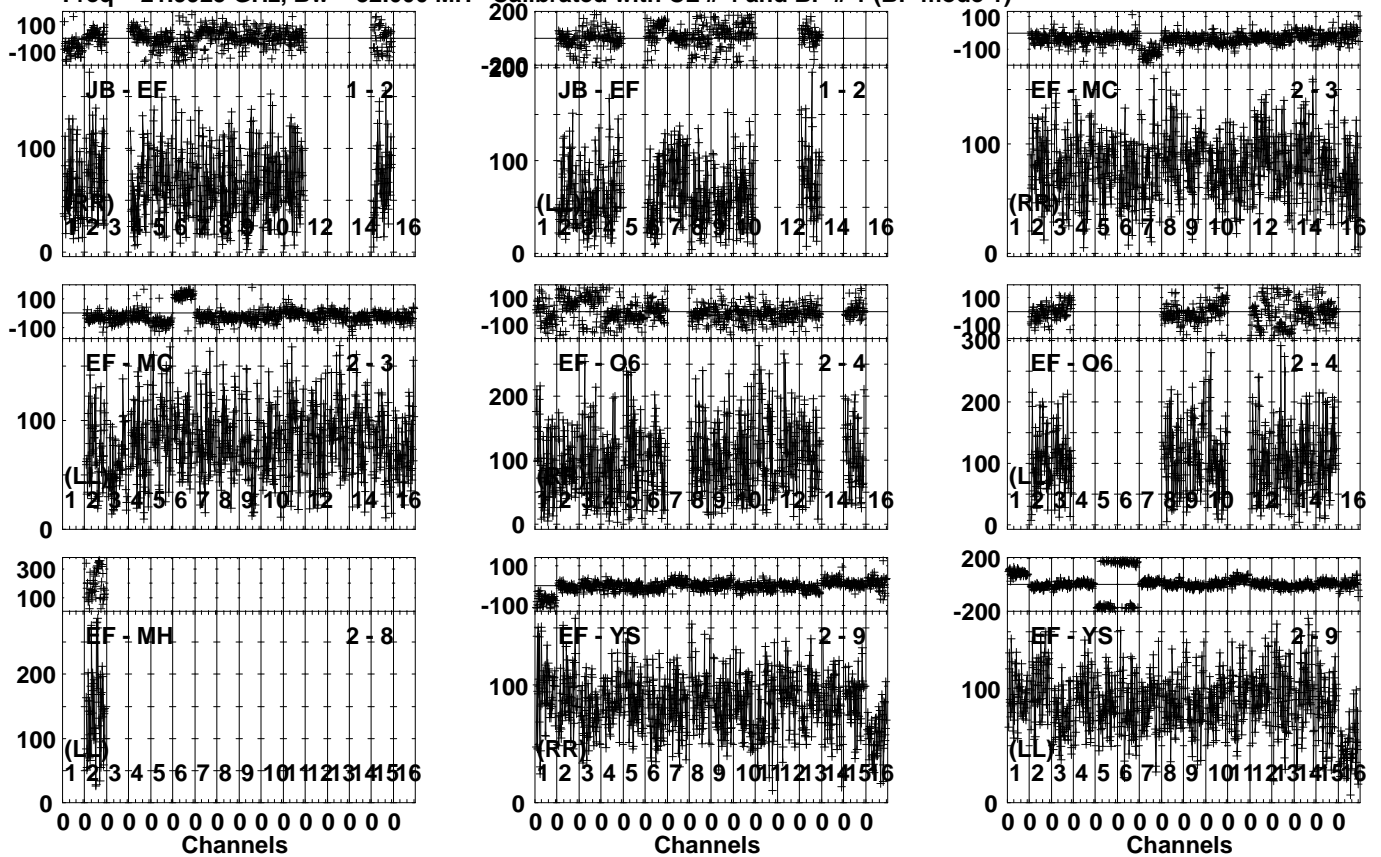
Vector averaged cross-power spectrum Several baselines displayed

Timerange: 00/21:31:33 to 00/21:32:59

Plot file version 187 created 29-APR-2024 18:36:52

1146+189 EA075.UVDATA.1

Freq = 21.9925 GHz, Bw = 32.000 MH Calibrated with CL # 4 and BP # 1 (BP mode 1)

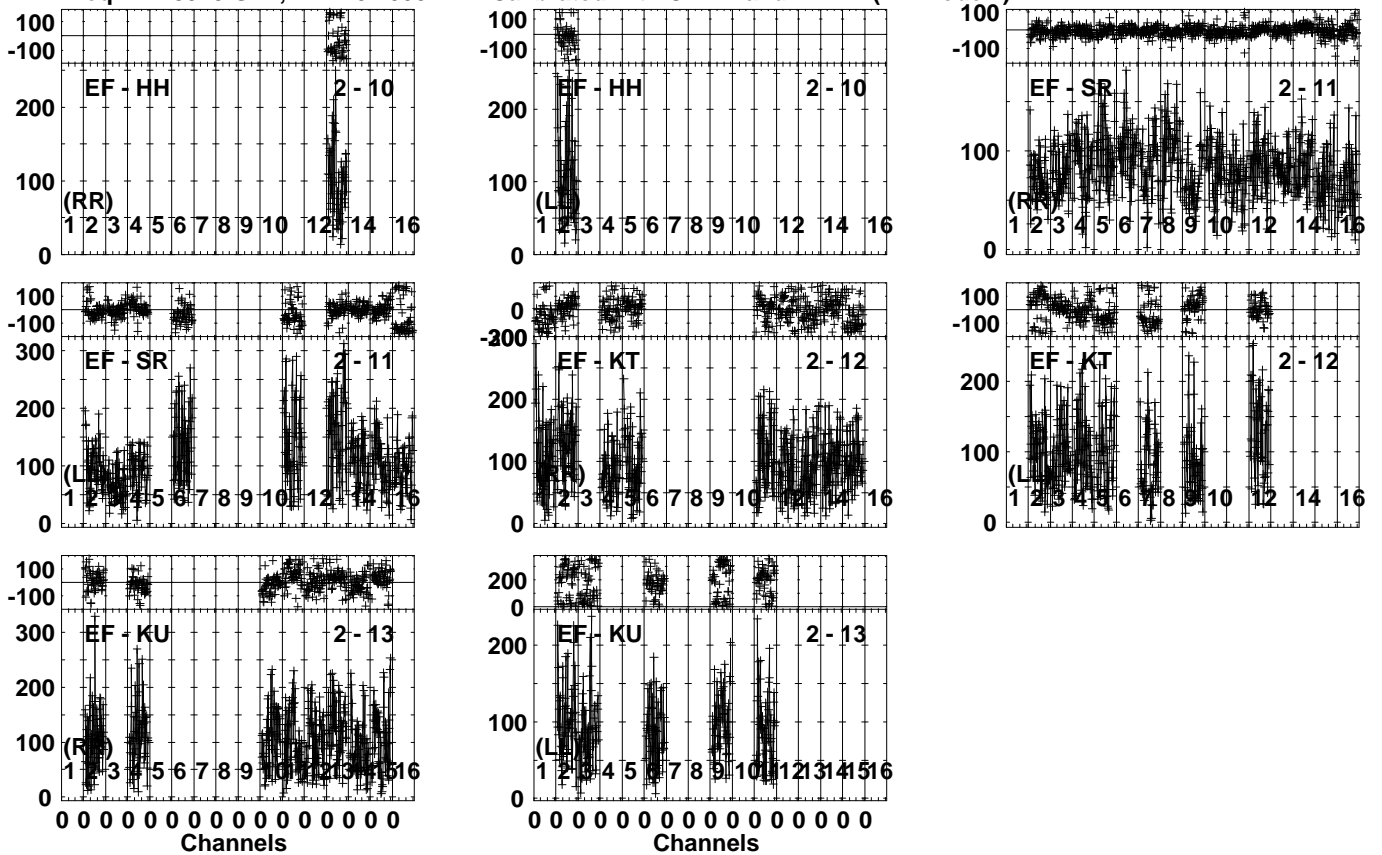


Lower frame: Milli Ampl Jy Top frame: Phas deg  
Vector averaged cross-power spectrum Several baselines displayed  
Timerange: 00/21:33:03 to 00/21:34:29

Plot file version 188 created 29-APR-2024 18:36:53

1146+189 EA075.UVDATA.1

Freq = 21.9925 GHz, Bw = 32.000 MH Calibrated with CL # 4 and BP # 1 (BP mode 1)

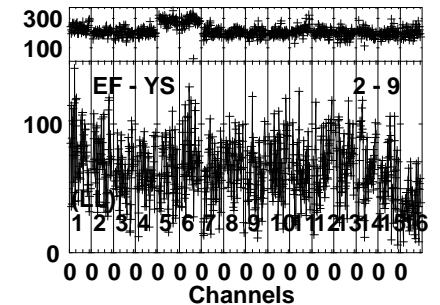
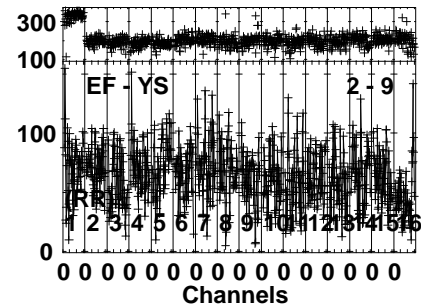
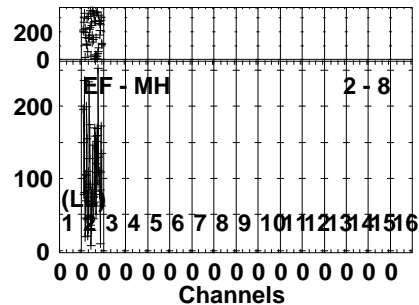
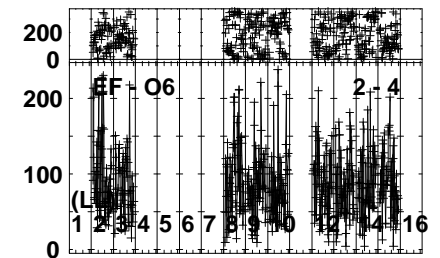
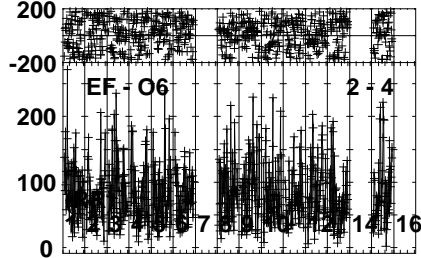
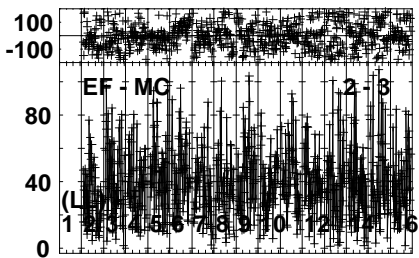
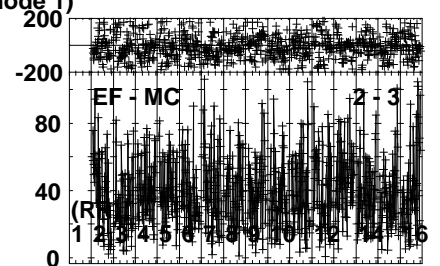
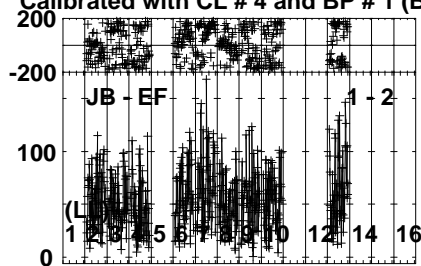
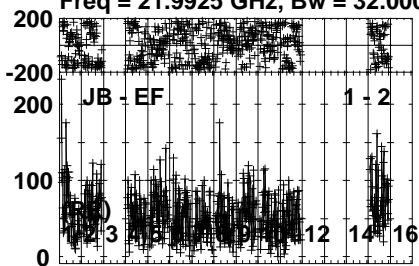


Lower frame: Milli Ampl Jy Top frame: Phas deg  
Vector averaged cross-power spectrum Several baselines displayed  
Timerange: 00/21:33:03 to 00/21:34:29

Plot file version 189 created 29-APR-2024 18:36:53

J1143+1834 EA075.UVDATA.1

Freq = 21.9925 GHz, Bw = 32.000 MH Calibrated with CL # 4 and BP # 1 (BP mode 1)

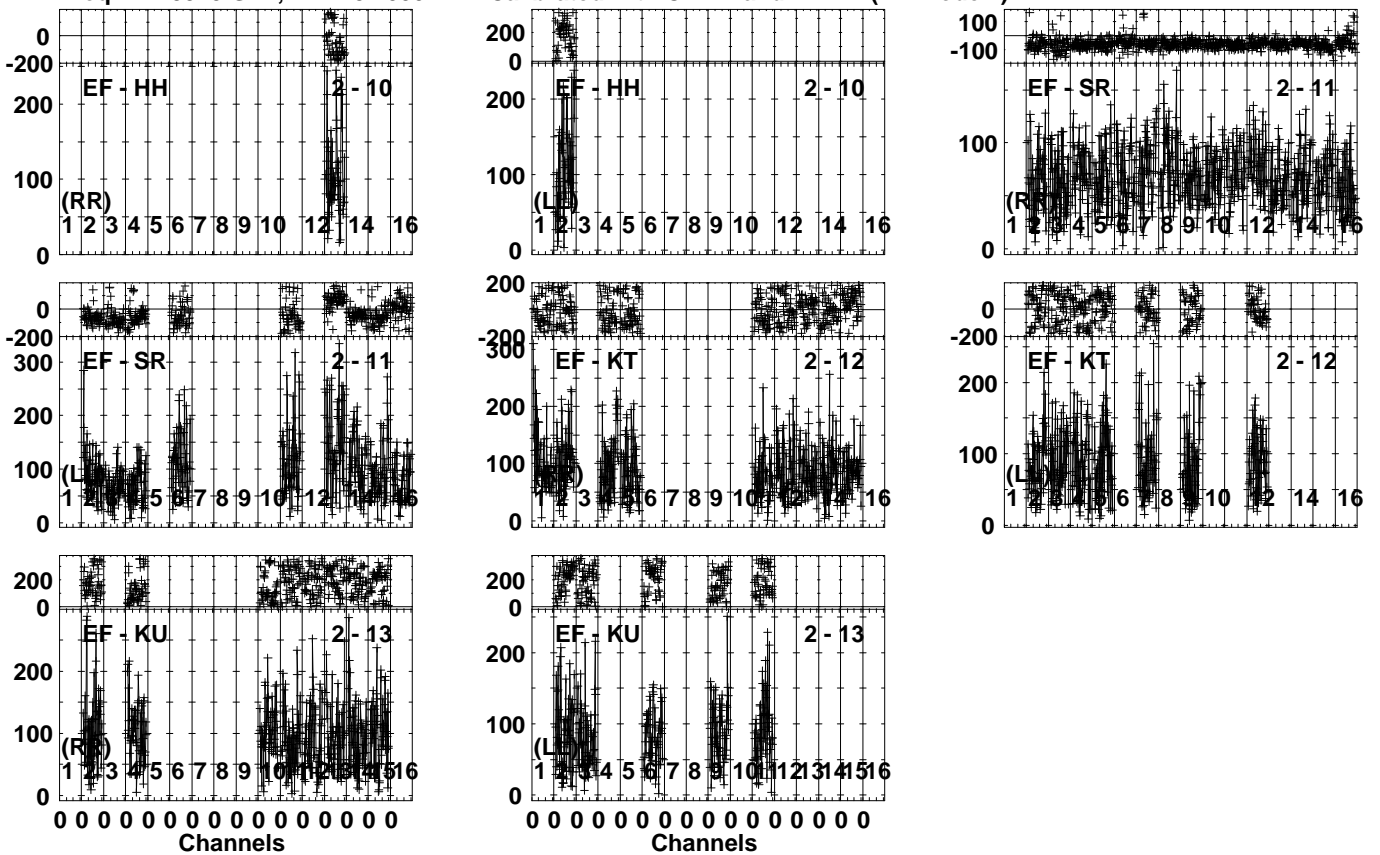


Lower frame: Milli Ampl Jy Top frame: Phas deg  
Vector averaged cross-power spectrum Several baselines displayed  
Timerange: 00/21:34:33 to 00/21:35:59

Plot file version 190 created 29-APR-2024 18:36:54

J1143+1834 EA075.UVDATA.1

Freq = 21.9925 GHz, Bw = 32.000 MH Calibrated with CL # 4 and BP # 1 (BP mode 1)

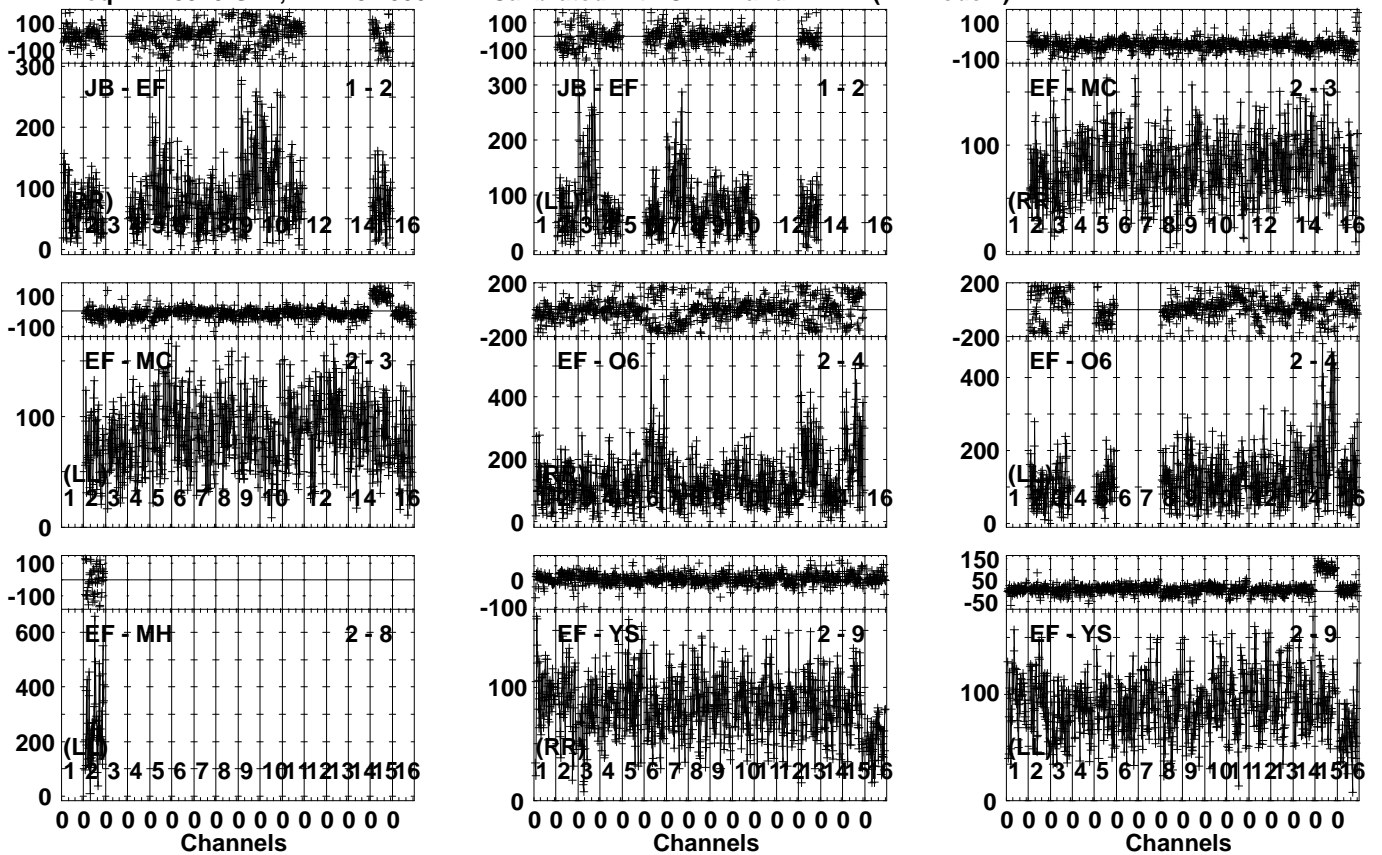


Lower frame: Milli Ampl Jy Top frame: Phas deg  
Vector averaged cross-power spectrum Several baselines displayed  
Timerange: 00/21:34:33 to 00/21:35:59

Plot file version 191 created 29-APR-2024 18:36:54

1146+189 EA075.UVDATA.1

Freq = 21.9925 GHz, Bw = 32.000 MH Calibrated with CL # 4 and BP # 1 (BP mode 1)

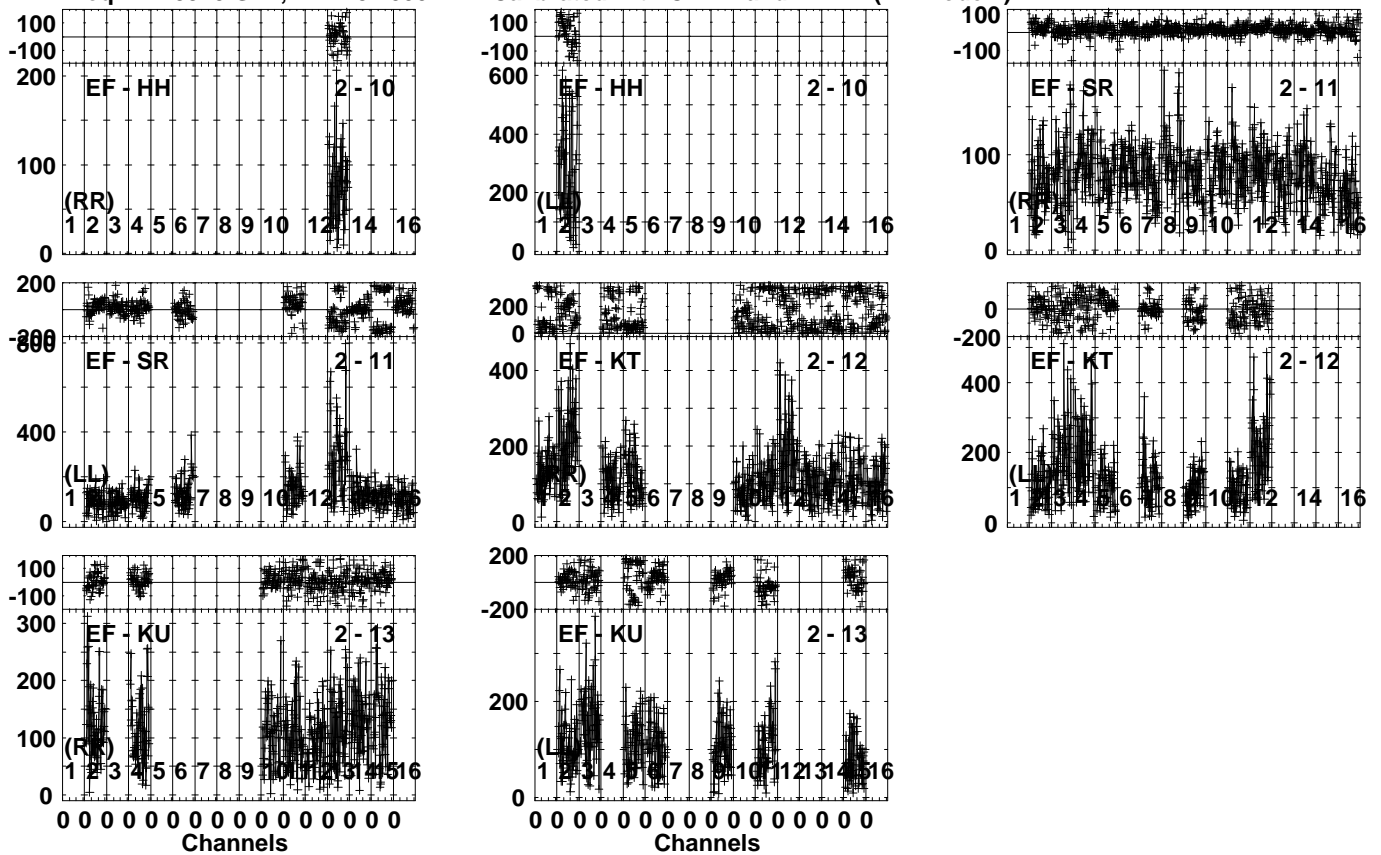


Lower frame: Milli Ampl Jy Top frame: Phas deg  
Vector averaged cross-power spectrum Several baselines displayed  
Timerange: 00/21:36:33 to 00/21:37:29

Plot file version 192 created 29-APR-2024 18:36:54

1146+189 EA075.UVDATA.1

Freq = 21.9925 GHz, Bw = 32.000 MH Calibrated with CL # 4 and BP # 1 (BP mode 1)



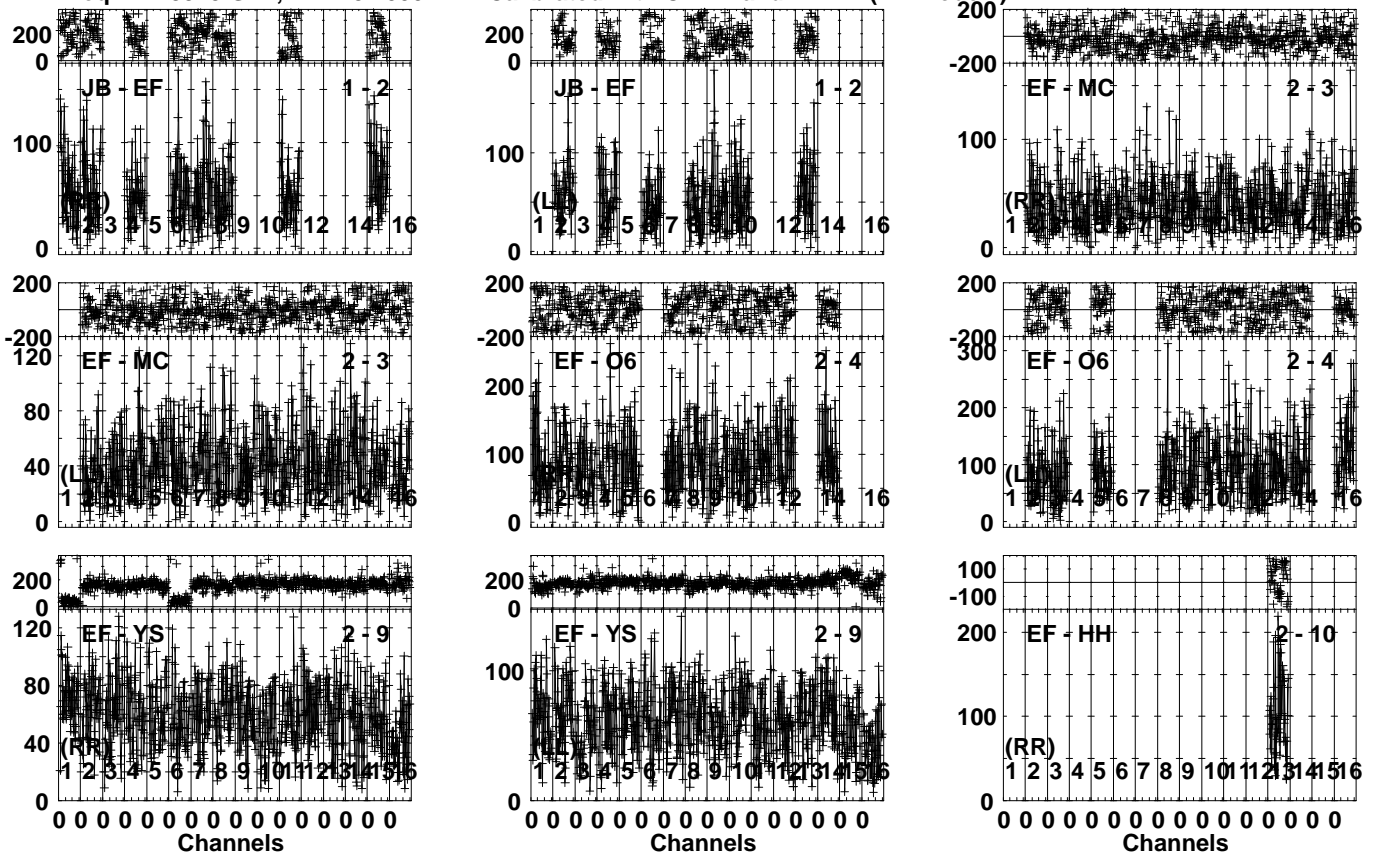
Lower frame: Milli Ampl Jy Top frame: Phas deg  
Vector averaged cross-power spectrum Several baselines displayed  
Timerange: 00/21:36:33 to 00/21:37:29



Plot file version 193 created 29-APR-2024 18:36:55

J1143+1834 EA075.UVDATA.1

Freq = 21.9925 GHz, Bw = 32.000 MH Calibrated with CL # 4 and BP # 1 (BP mode 1)

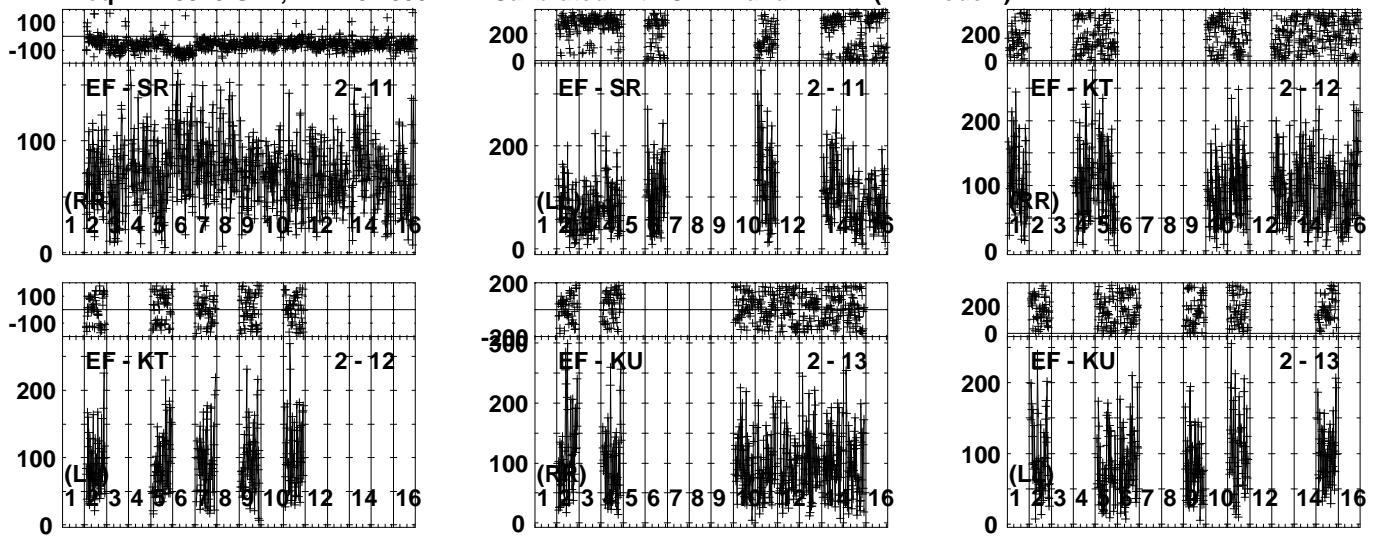


Lower frame: Milli Ampl Jy Top frame: Phas deg  
Vector averaged cross-power spectrum Several baselines displayed  
Timerange: 00/21:37:33 to 00/21:38:59

Plot file version 194 created 29-APR-2024 18:36:55

J1143+1834 EA075.UVDATA.1

Freq = 21.9925 GHz, Bw = 32.000 MH Calibrated with CL # 4 and BP # 1 (BP mode 1)

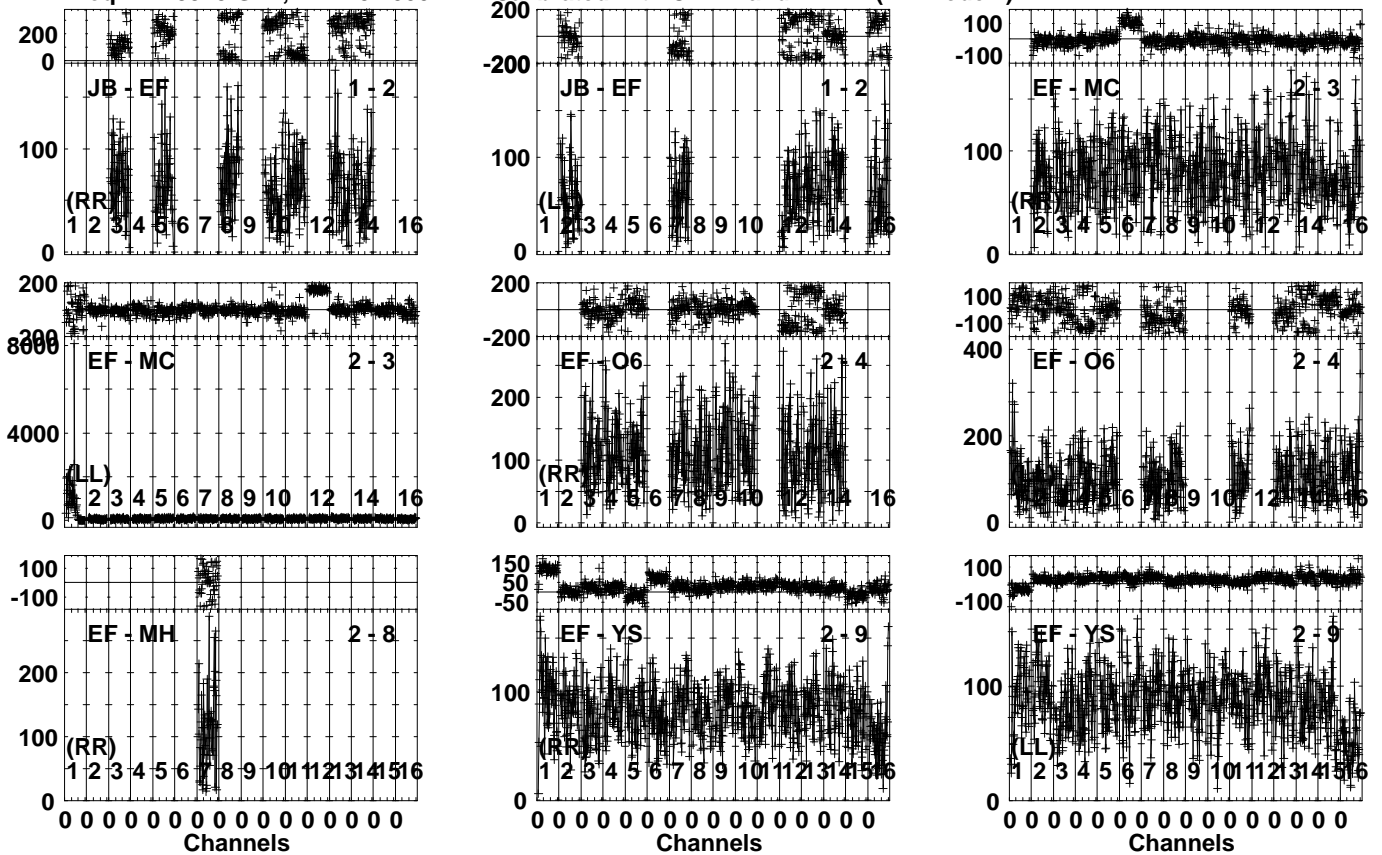


Lower frame: Milli Ampl Jy Top frame: Phas deg  
Vector averaged cross-power spectrum Several baselines displayed  
Timerange: 00/21:37:33 to 00/21:38:59

Plot file version 195 created 29-APR-2024 18:36:56

1146+189 EA075.UVDATA.1

Freq = 21.9925 GHz, Bw = 32.000 MH Calibrated with CL # 4 and BP # 1 (BP mode 1)

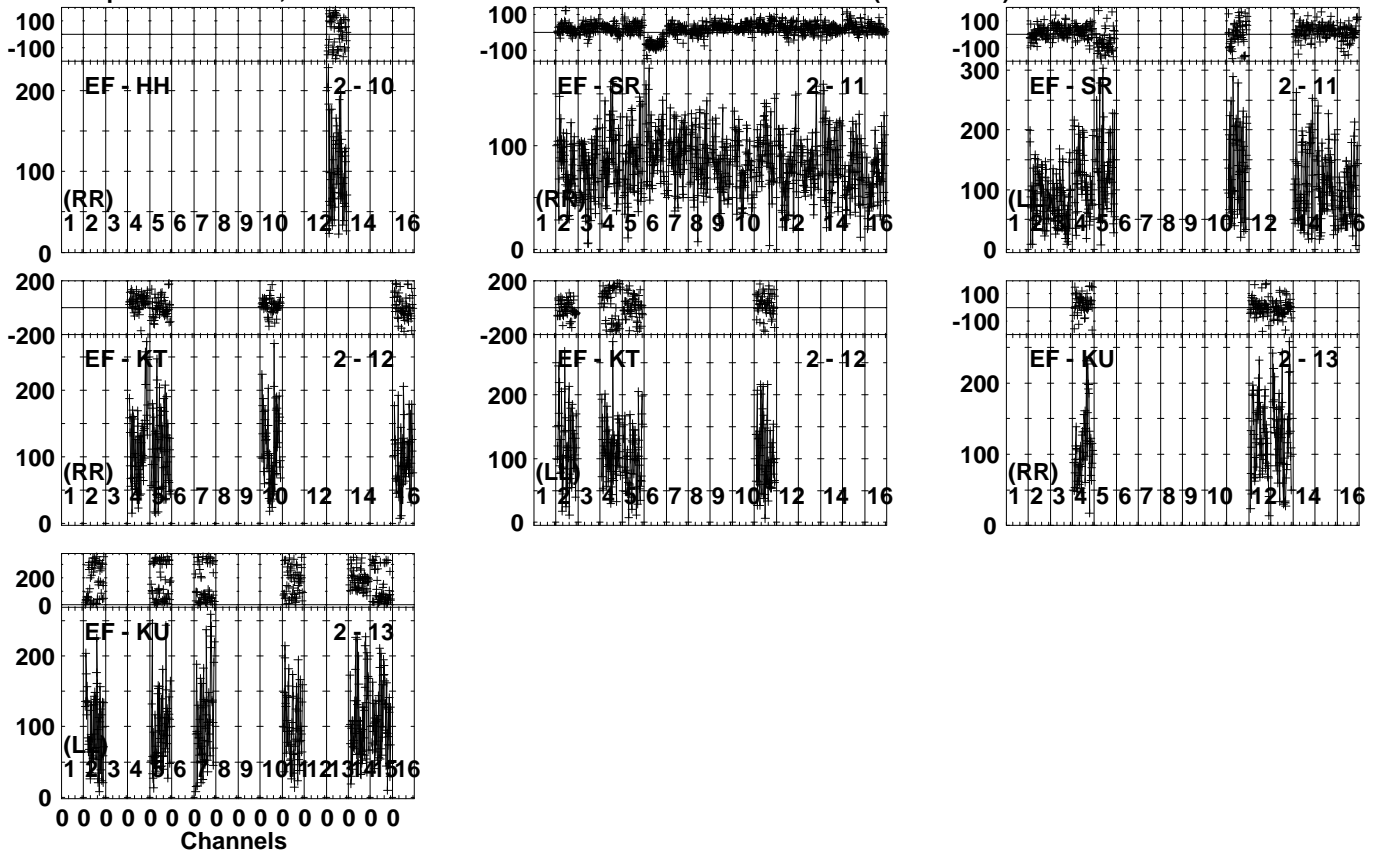


Lower frame: Milli Ampl Jy Top frame: Phas deg  
Vector averaged cross-power spectrum Several baselines displayed  
Timerange: 00/21:39:03 to 00/21:40:29

Plot file version 196 created 29-APR-2024 18:36:56

1146+189 EA075.UVDATA.1

Freq = 21.9925 GHz, Bw = 32.000 MH Calibrated with CL # 4 and BP # 1 (BP mode 1)

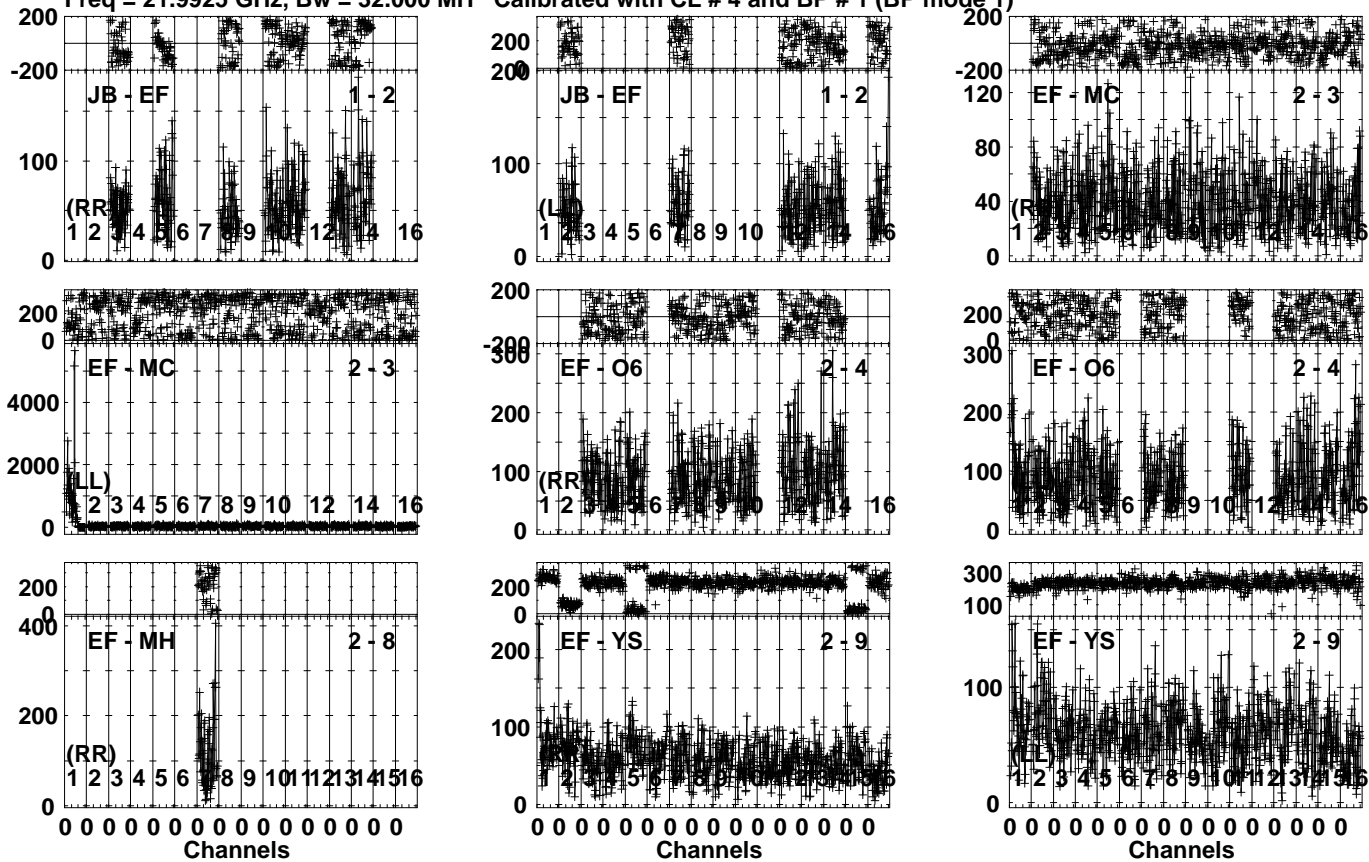


Lower frame: Milli Ampl Jy Top frame: Phas deg  
Vector averaged cross-power spectrum Several baselines displayed  
Timerange: 00/21:39:03 to 00/21:40:29

Plot file version 197 created 29-APR-2024 18:36:57

J1143+1834 EA075.UVDATA.1

Freq = 21.9925 GHz, Bw = 32.000 MH Calibrated with CL # 4 and BP # 1 (BP mode 1)

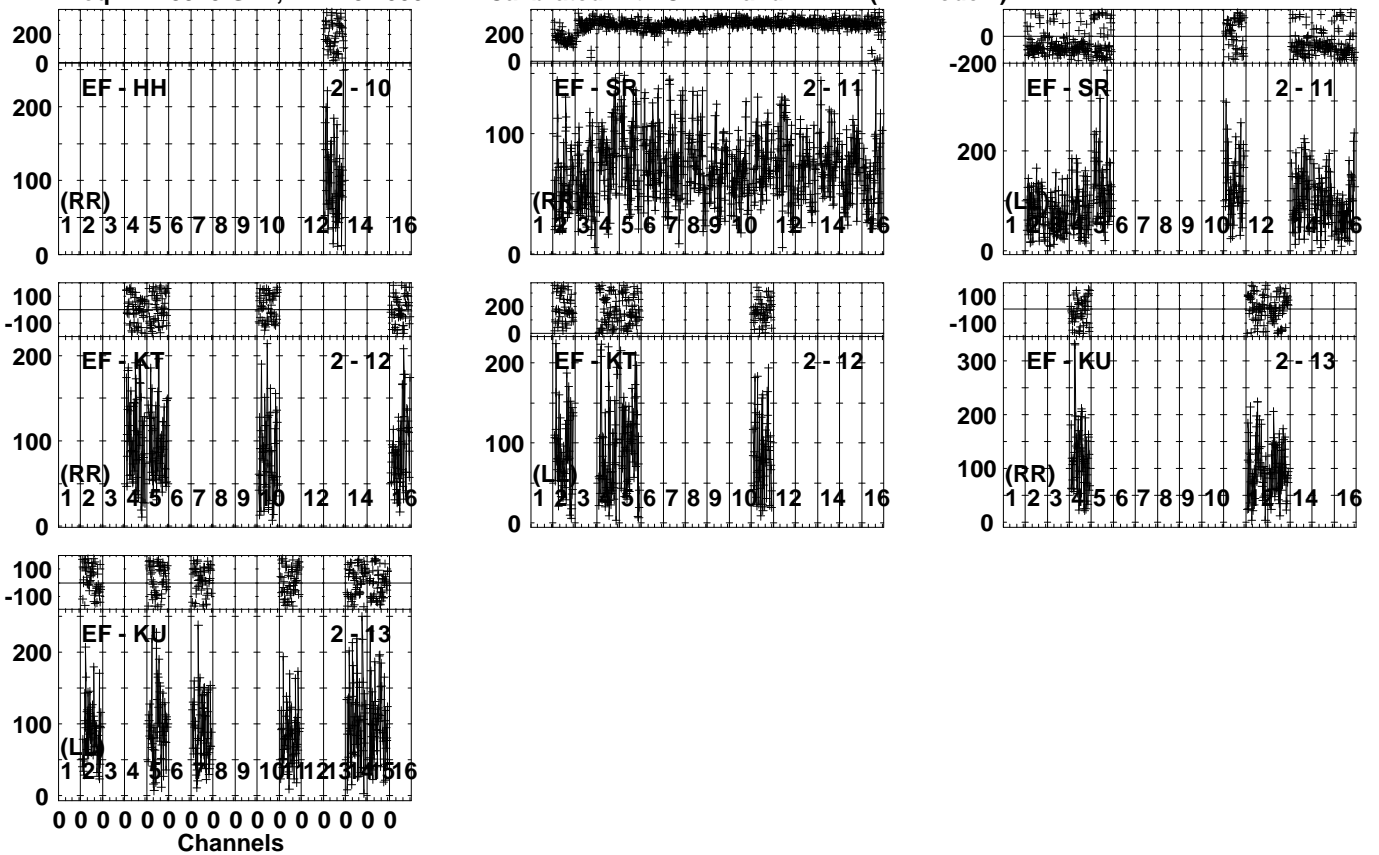


Lower frame: Milli Ampl Jy Top frame: Phas deg  
Vector averaged cross-power spectrum Several baselines displayed  
Timerange: 00/21:40:33 to 00/21:41:59

Plot file version 198 created 29-APR-2024 18:36:57

J1143+1834 EA075.UVDATA.1

Freq = 21.9925 GHz, Bw = 32.000 MH Calibrated with CL # 4 and BP # 1 (BP mode 1)

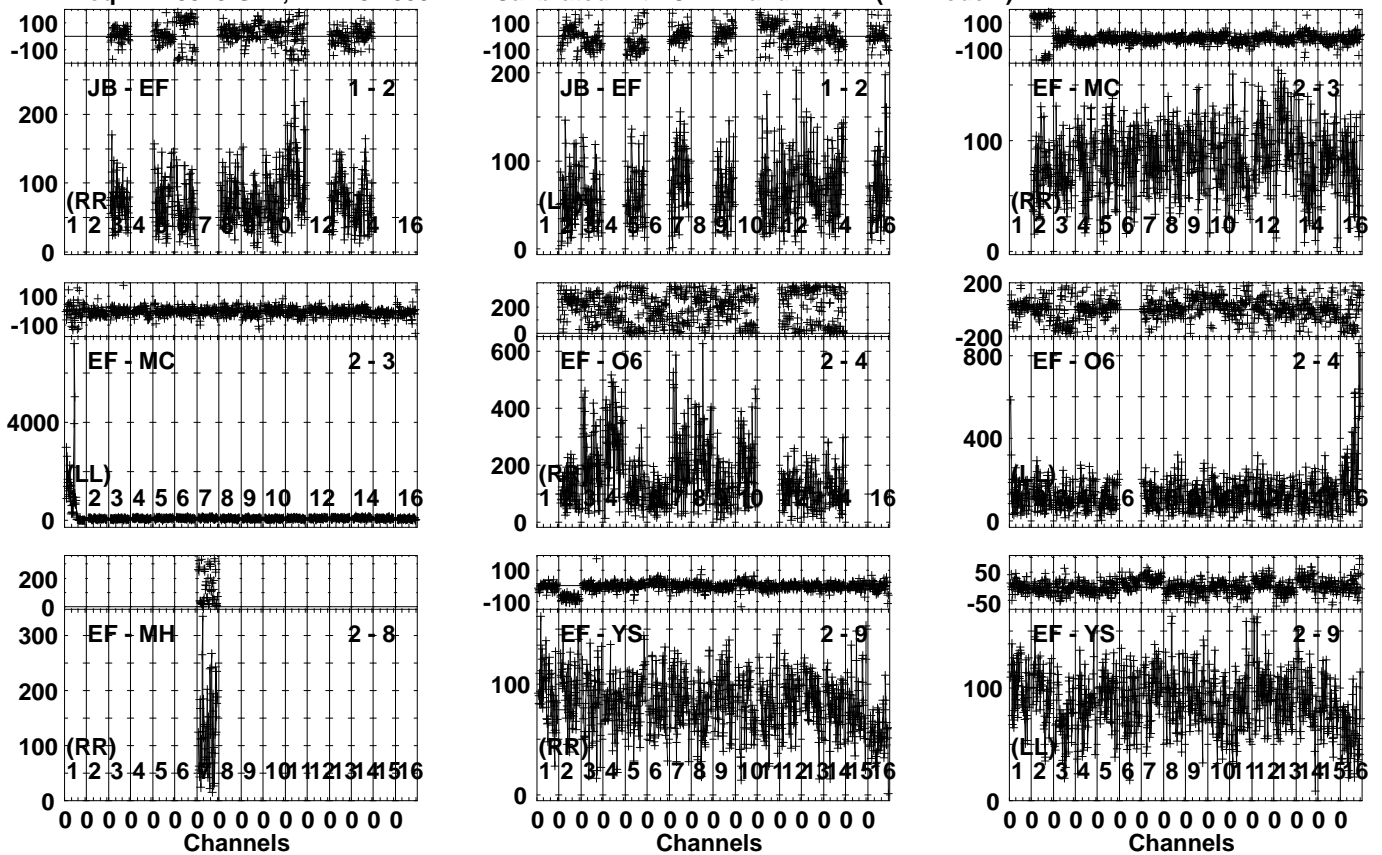


Lower frame: Milli Ampl Jy Top frame: Phas deg  
Vector averaged cross-power spectrum Several baselines displayed  
Timerange: 00/21:40:33 to 00/21:41:59

Plot file version 199 created 29-APR-2024 18:36:57

1146+189 EA075.UVDATA.1

Freq = 21.9925 GHz, Bw = 32.000 MH Calibrated with CL # 4 and BP # 1 (BP mode 1)

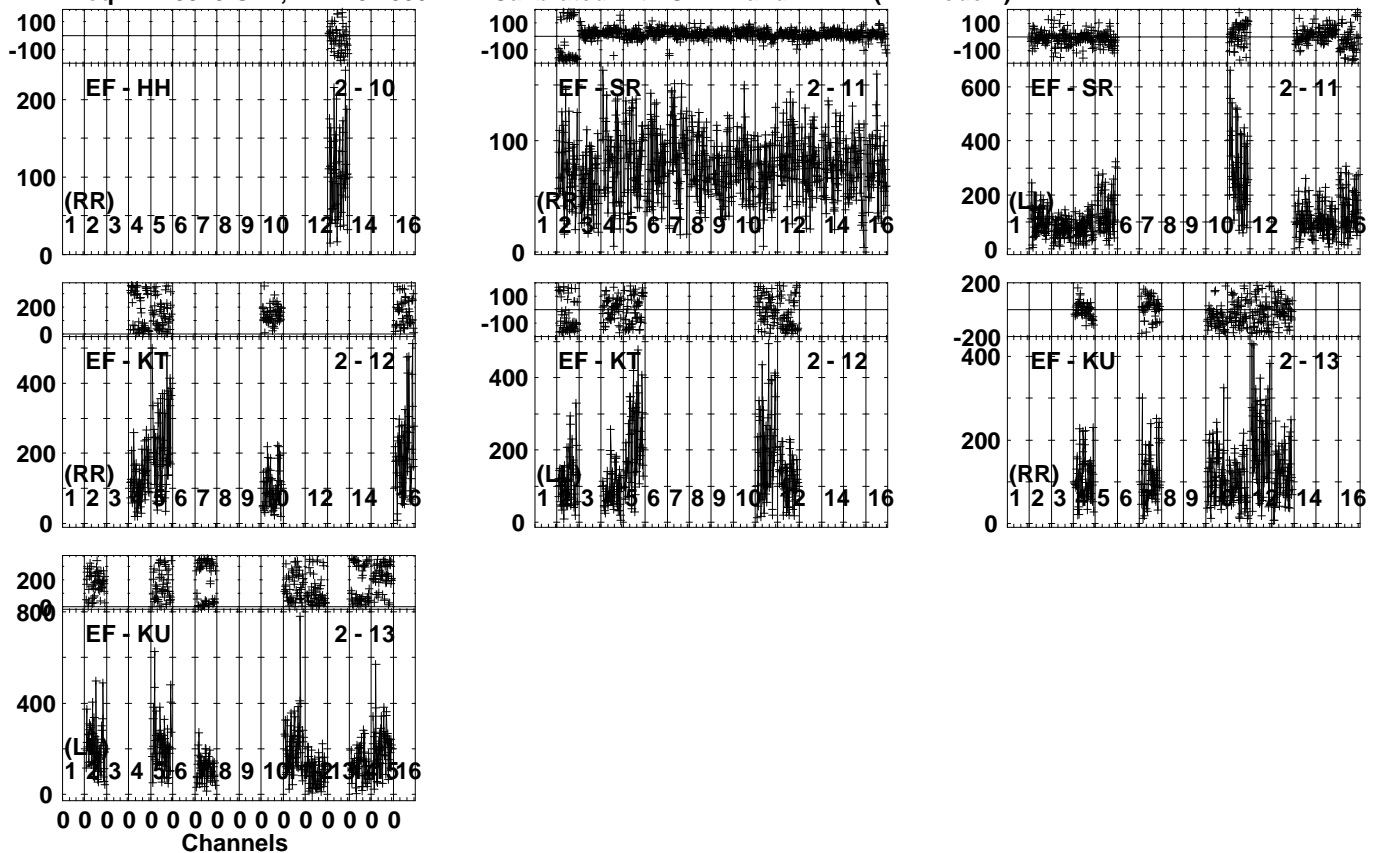


Lower frame: Milli Ampl Jy Top frame: Phas deg  
Vector averaged cross-power spectrum Several baselines displayed  
Timerange: 00/21:42:33 to 00/21:43:29

Plot file version 200 created 29-APR-2024 18:36:58

1146+189 EA075.UVDATA.1

Freq = 21.9925 GHz, Bw = 32.000 MH Calibrated with CL # 4 and BP # 1 (BP mode 1)



Lower frame: Milli Ampl Jy Top frame: Phas deg

Vector averaged cross-power spectrum Several baselines displayed

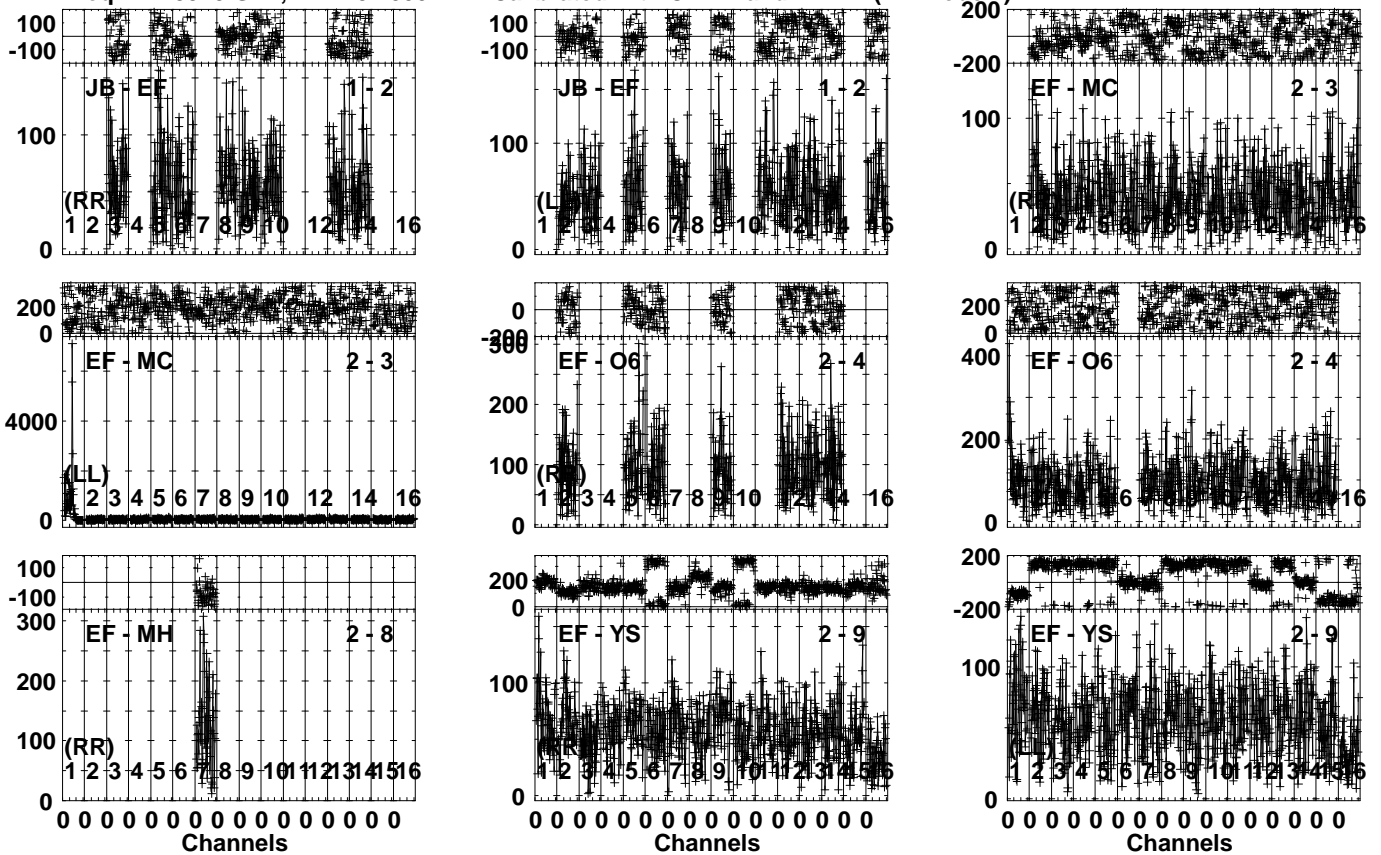
Timerange: 00/21:42:33 to 00/21:43:29



Plot file version 201 created 29-APR-2024 18:36:58

J1143+1834 EA075.UVDATA.1

Freq = 21.9925 GHz, Bw = 32.000 MH Calibrated with CL # 4 and BP # 1 (BP mode 1)

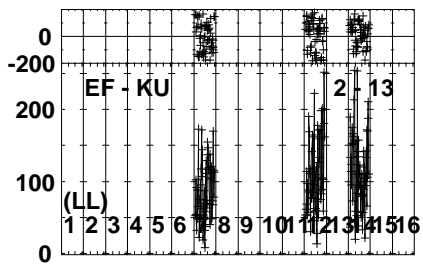
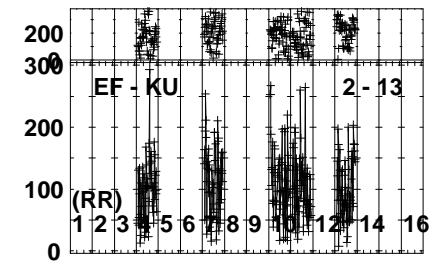
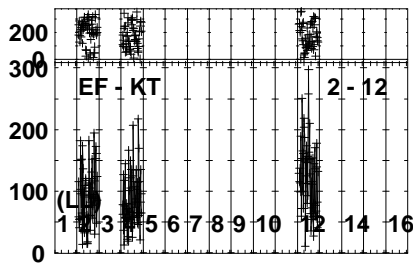
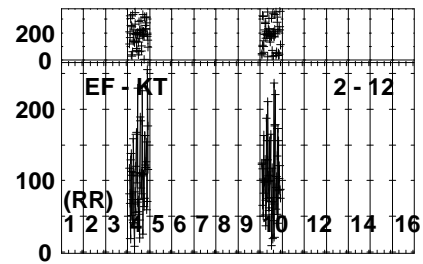
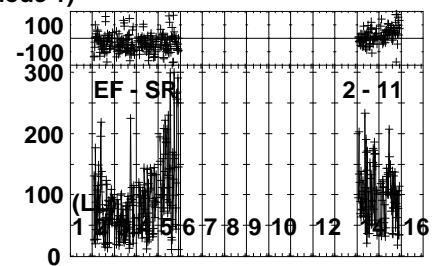
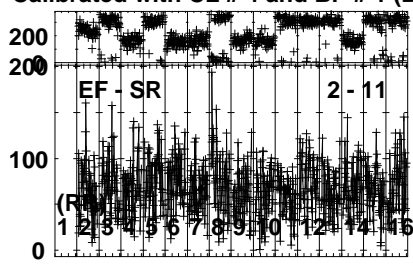
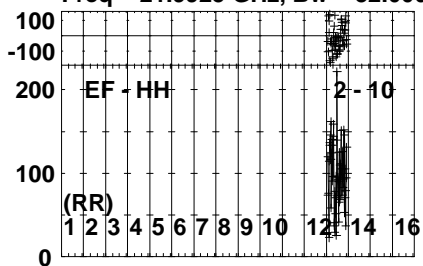


Lower frame: Milli Ampl Jy Top frame: Phas deg  
Vector averaged cross-power spectrum Several baselines displayed  
Timerange: 00/21:43:33 to 00/21:44:59

Plot file version 202 created 29-APR-2024 18:36:59

J1143+1834 EA075.UVDATA.1

Freq = 21.9925 GHz, Bw = 32.000 MH Calibrated with CL # 4 and BP # 1 (BP mode 1)



0 0 0 0 0 0 0 0 0 0 0 0 0 0 0 0  
Channels

Lower frame: Milli Ampl Jy Top frame: Phas deg

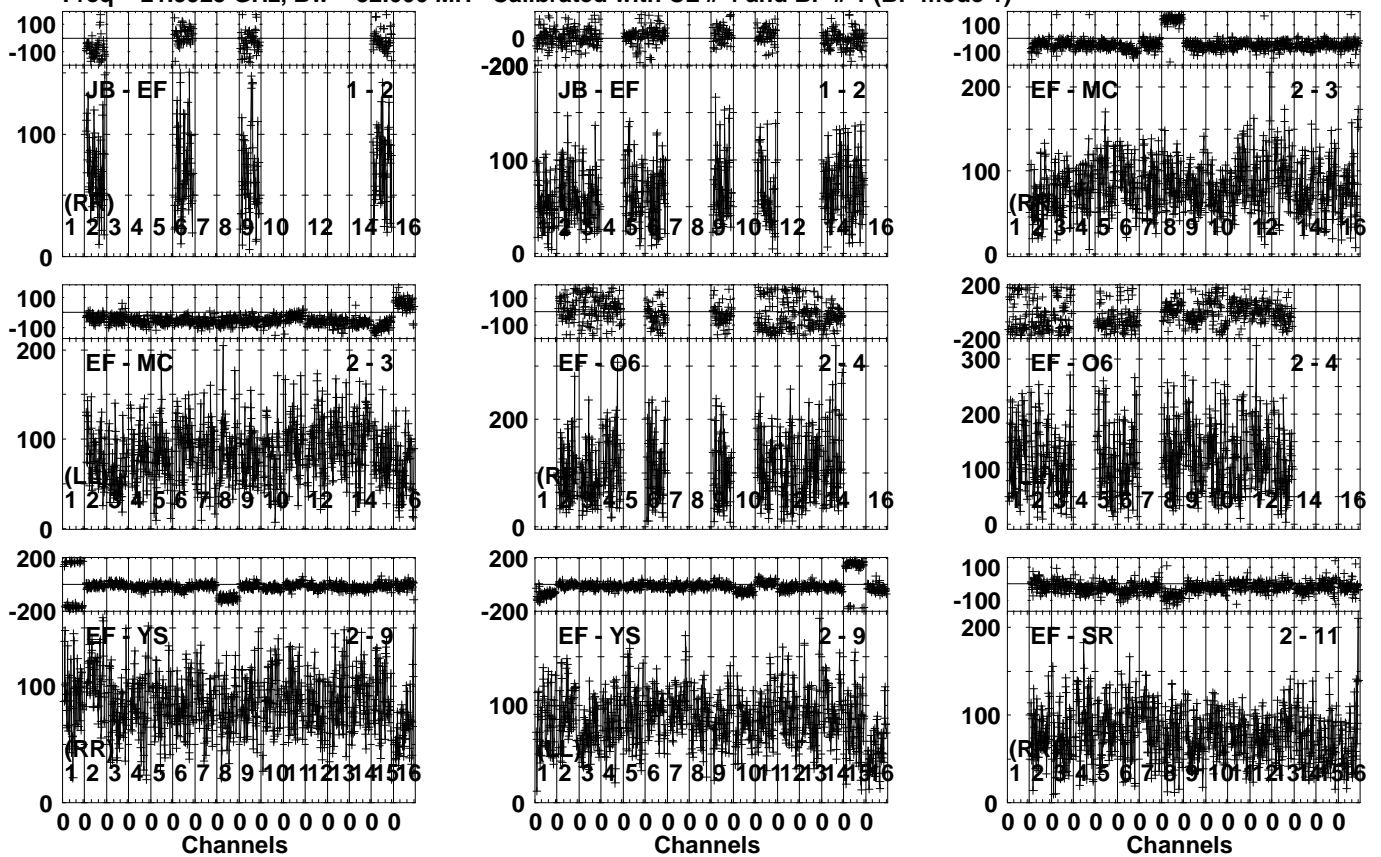
Vector averaged cross-power spectrum Several baselines displayed

Timerange: 00/21:43:33 to 00/21:44:59

Plot file version 203 created 29-APR-2024 18:36:59

1146+189 EA075.UVDATA.1

Freq = 21.9925 GHz, Bw = 32.000 MH Calibrated with CL # 4 and BP # 1 (BP mode 1)

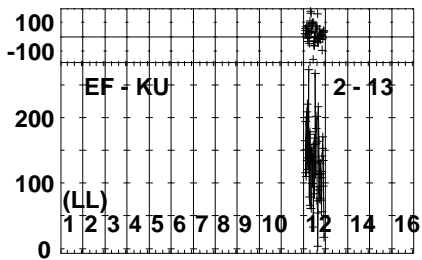
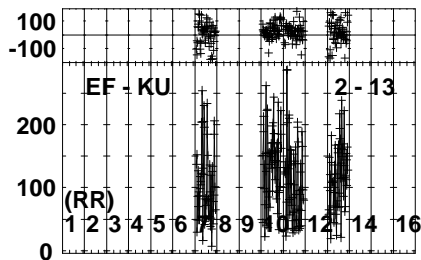
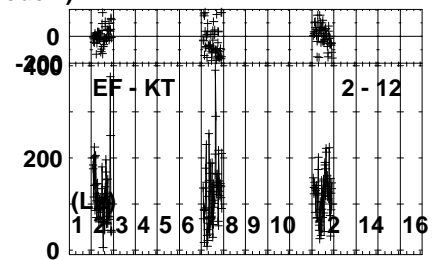
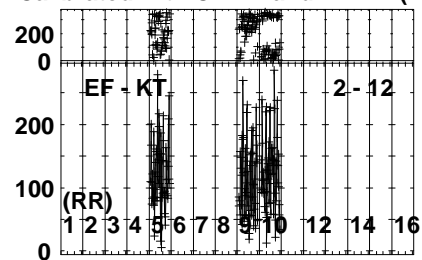
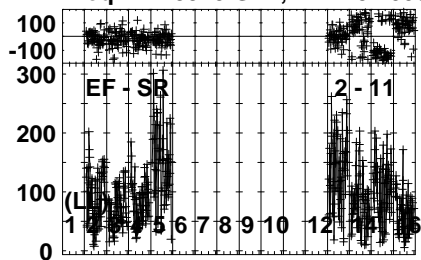


Lower frame: Milli Ampl Jy Top frame: Phas deg  
Vector averaged cross-power spectrum Several baselines displayed  
Timerange: 00/21:45:03 to 00/21:46:29

Plot file version 204 created 29-APR-2024 18:37:00

1146+189 EA075.UVDATA.1

Freq = 21.9925 GHz, Bw = 32.000 MH Calibrated with CL # 4 and BP # 1 (BP mode 1)

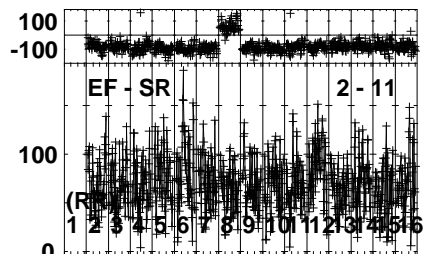
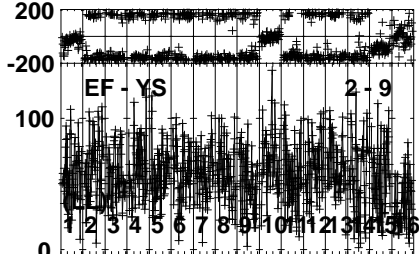
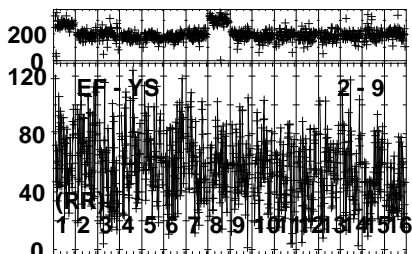
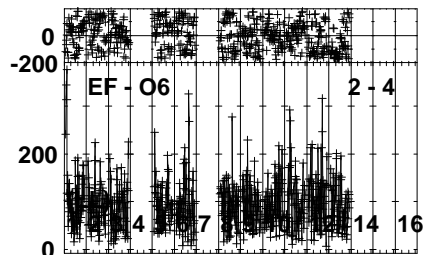
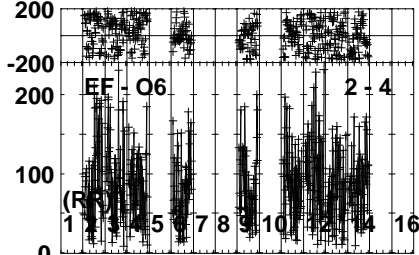
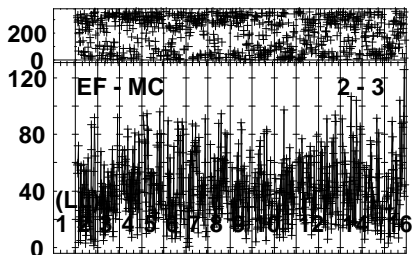
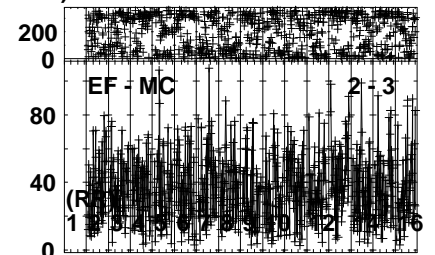
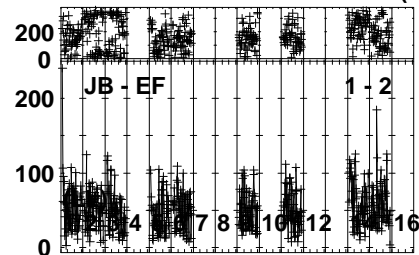
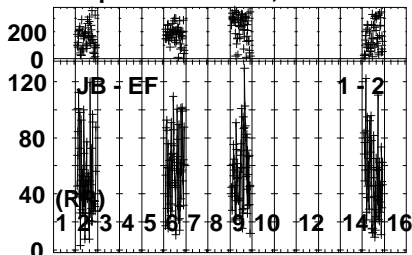


Lower frame: Milli Ampl Jy Top frame: Phas deg  
Vector averaged cross-power spectrum Several baselines displayed  
Timerange: 00/21:45:03 to 00/21:46:29

Plot file version 205 created 29-APR-2024 18:37:00

J1143+1834 EA075.UVDATA.1

Freq = 21.9925 GHz, Bw = 32.000 MH Calibrated with CL # 4 and BP # 1 (BP mode 1)



0 0 0 0 0 0 0 0 0 0 0 0 0 0 0 0  
Channels

0 0 0 0 0 0 0 0 0 0 0 0 0 0 0 0  
Channels

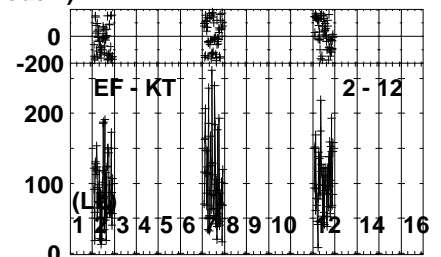
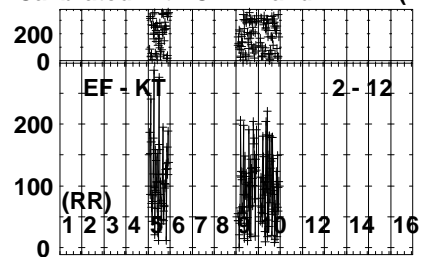
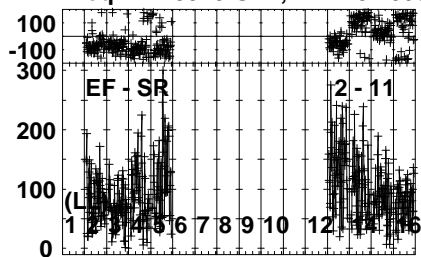
0 0 0 0 0 0 0 0 0 0 0 0 0 0 0 0  
Channels

Lower frame: Milli Ampl Jy Top frame: Phas deg  
Vector averaged cross-power spectrum Several baselines displayed  
Timerange: 00/21:46:33 to 00/21:47:59

Plot file version 206 created 29-APR-2024 18:37:01

J1143+1834 EA075.UVDATA.1

Freq = 21.9925 GHz, Bw = 32.000 MH Calibrated with CL # 4 and BP # 1 (BP mode 1)

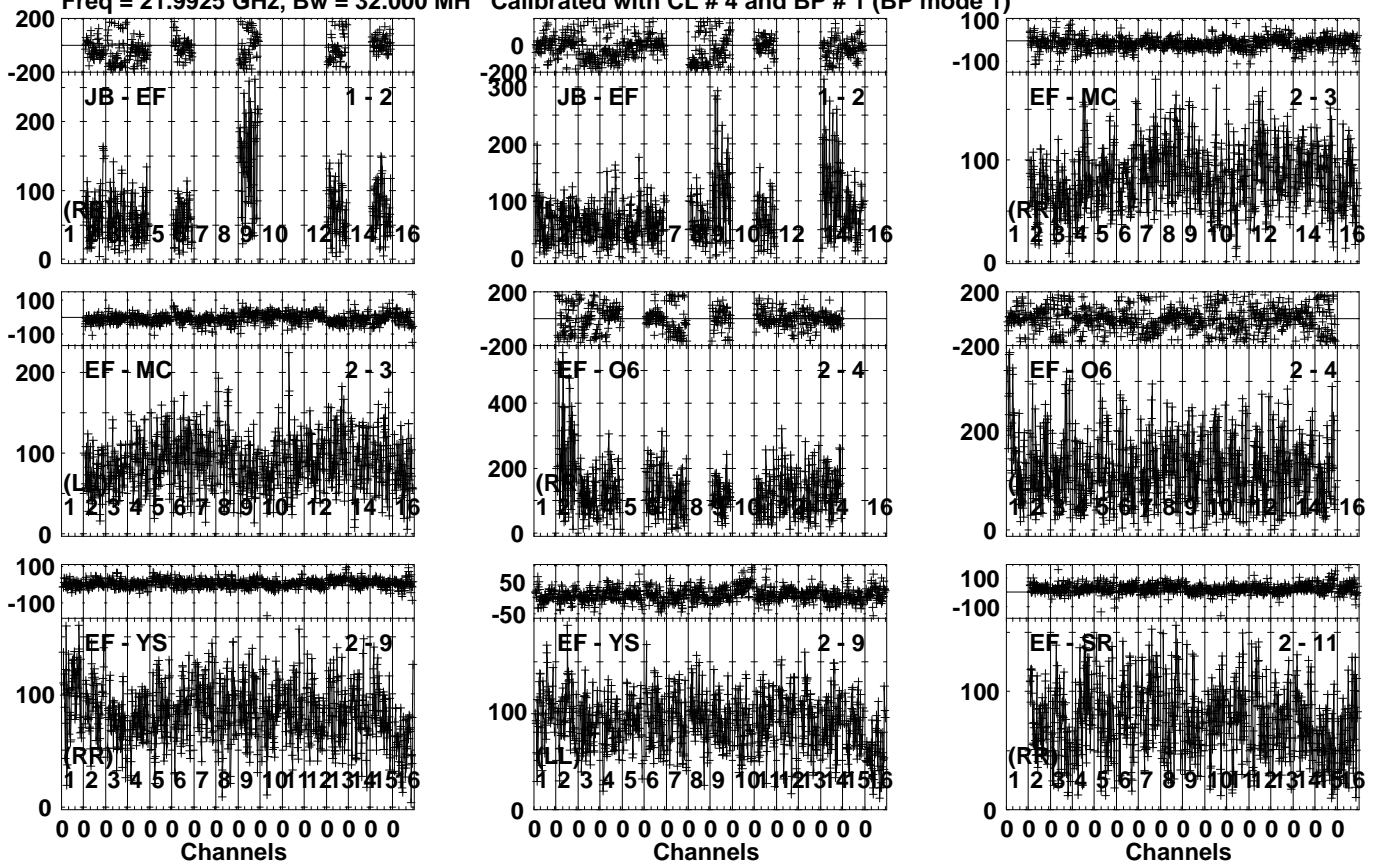


Lower frame: Milli Ampl Jy Top frame: Phas deg  
Vector averaged cross-power spectrum Several baselines displayed  
Timerange: 00/21:46:33 to 00/21:47:59

Plot file version 207 created 29-APR-2024 18:37:01

1146+189 EA075.UVDATA.1

Freq = 21.9925 GHz, Bw = 32.000 MH Calibrated with CL # 4 and BP # 1 (BP mode 1)

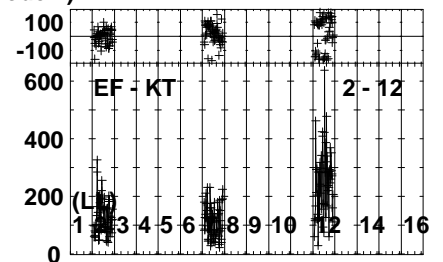
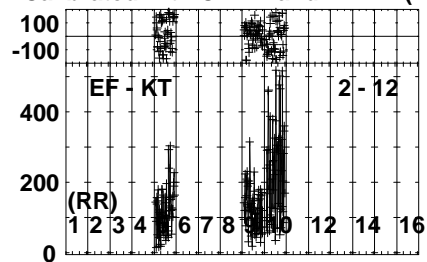
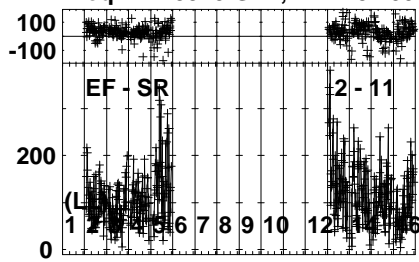


Lower frame: Milli Ampl Jy Top frame: Phas deg  
Vector averaged cross-power spectrum Several baselines displayed  
Timerange: 00/21:48:33 to 00/21:49:29

Plot file version 208 created 29-APR-2024 18:37:01

1146+189 EA075.UVDATA.1

Freq = 21.9925 GHz, Bw = 32.000 MH Calibrated with CL # 4 and BP # 1 (BP mode 1)



Lower frame: Milli Ampl Jy Top frame: Phas deg

Vector averaged cross-power spectrum Several baselines displayed

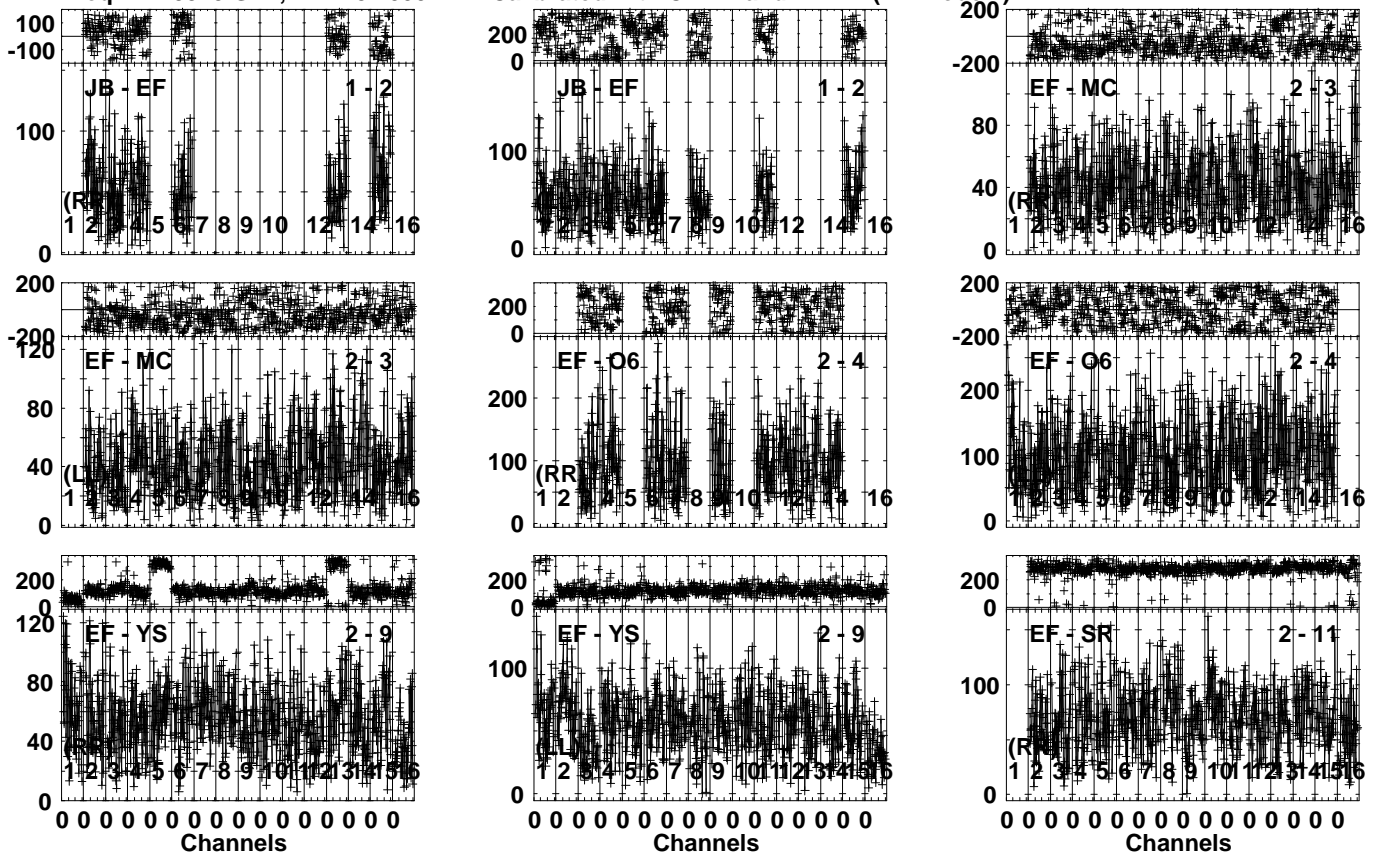
Timerange: 00/21:48:33 to 00/21:49:29



Plot file version 209 created 29-APR-2024 18:37:02

J1143+1834 EA075.UVDATA.1

Freq = 21.9925 GHz, Bw = 32.000 MH Calibrated with CL # 4 and BP # 1 (BP mode 1)

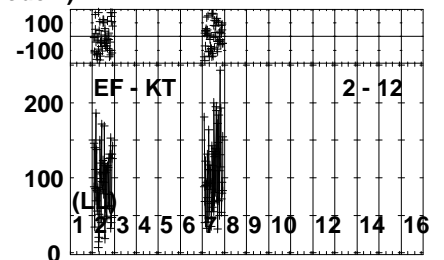
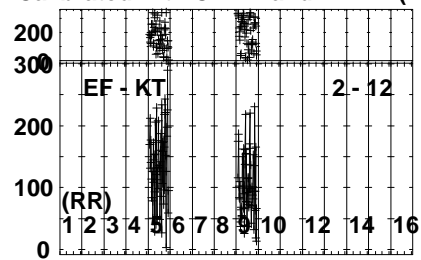
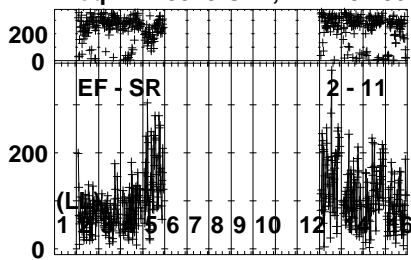


Lower frame: Milli Ampl Jy Top frame: Phas deg  
Vector averaged cross-power spectrum Several baselines displayed  
Timerange: 00/21:49:33 to 00/21:50:59

Plot file version 210 created 29-APR-2024 18:37:02

J1143+1834 EA075.UVDATA.1

Freq = 21.9925 GHz, Bw = 32.000 MH Calibrated with CL # 4 and BP # 1 (BP mode 1)

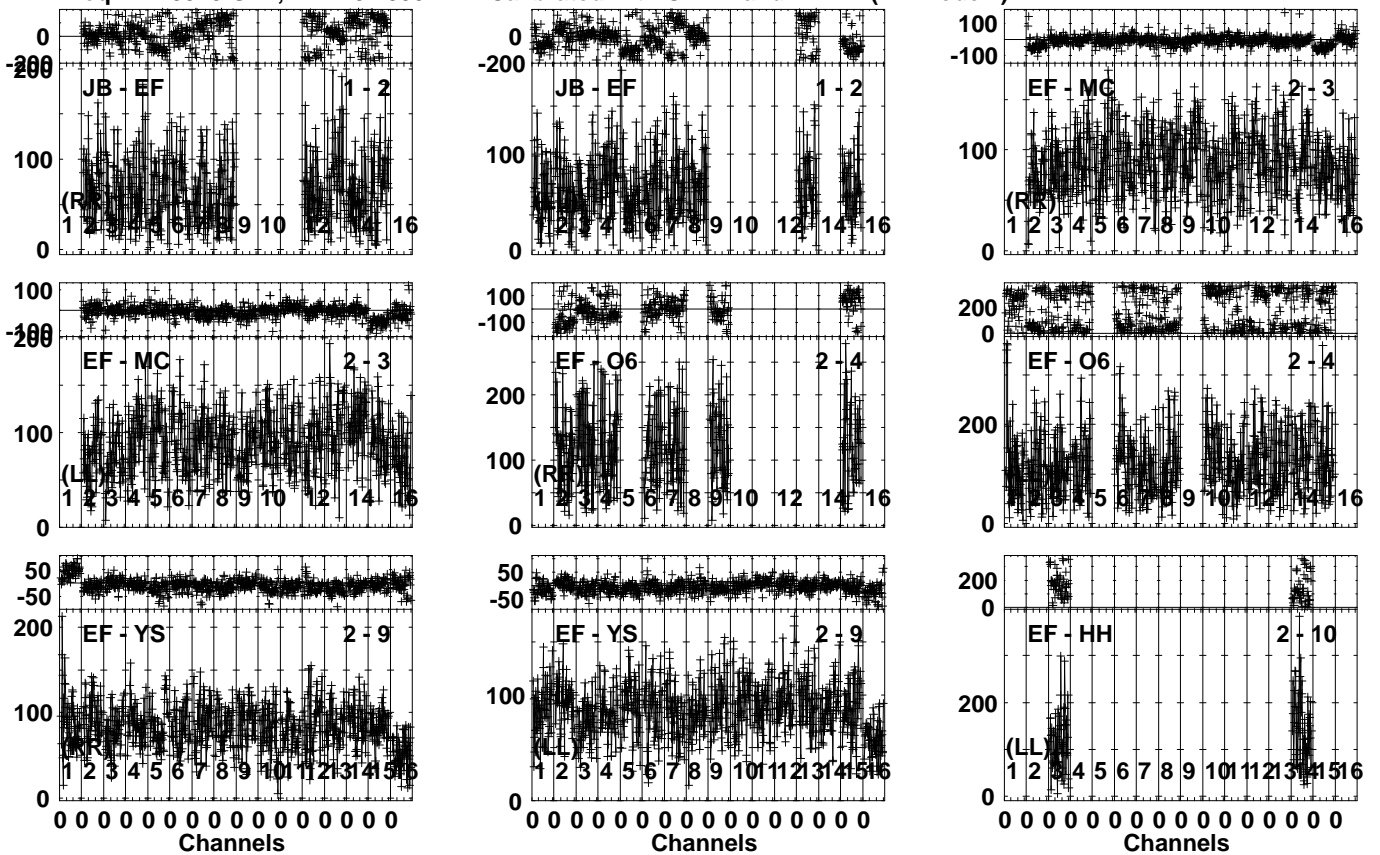


Lower frame: Milli Ampl Jy Top frame: Phas deg  
Vector averaged cross-power spectrum Several baselines displayed  
Timerange: 00/21:49:33 to 00/21:50:59

Plot file version 211 created 29-APR-2024 18:37:02

1146+189 EA075.UVDATA.1

Freq = 21.9925 GHz, Bw = 32.000 MH Calibrated with CL # 4 and BP # 1 (BP mode 1)

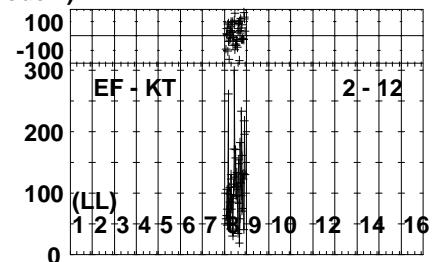
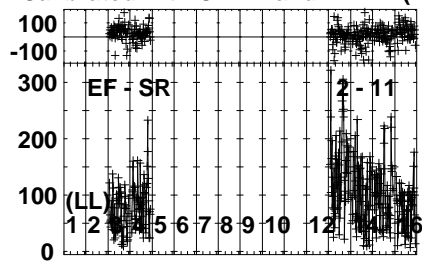
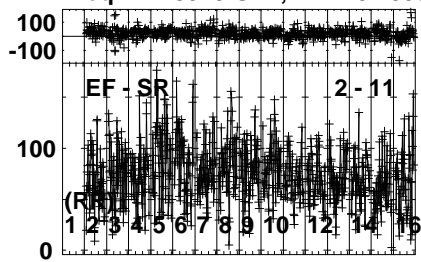


Lower frame: Milli Ampl Jy Top frame: Phas deg  
Vector averaged cross-power spectrum Several baselines displayed  
Timerange: 00/21:51:03 to 00/21:52:29

Plot file version 212 created 29-APR-2024 18:37:03

1146+189 EA075.UVDATA.1

Freq = 21.9925 GHz, Bw = 32.000 MH Calibrated with CL # 4 and BP # 1 (BP mode 1)

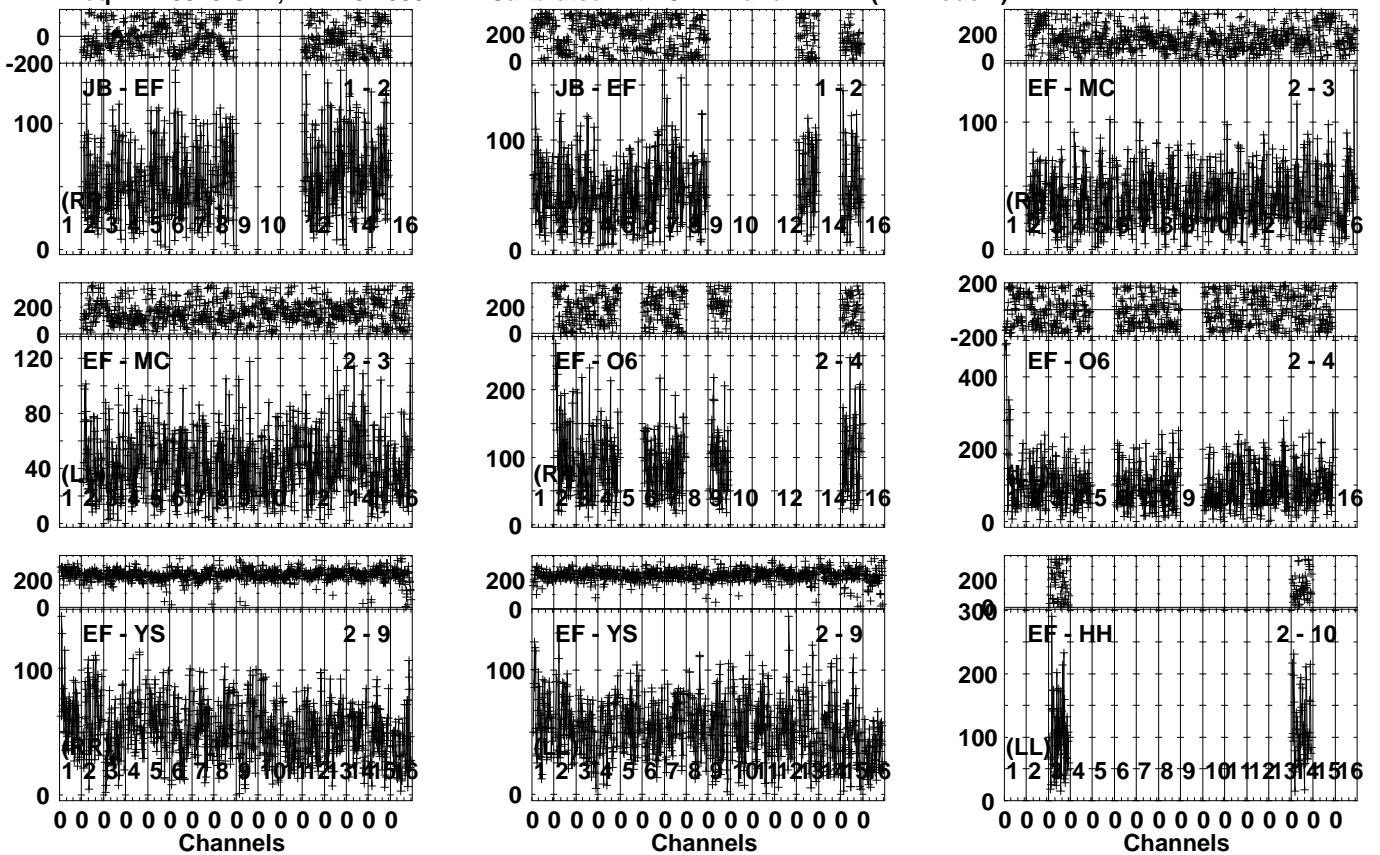


Lower frame: Milli Ampl Jy Top frame: Phas deg  
Vector averaged cross-power spectrum Several baselines displayed  
Timerange: 00/21:51:03 to 00/21:52:29

Plot file version 213 created 29-APR-2024 18:37:03

J1143+1834 EA075.UVDATA.1

Freq = 21.9925 GHz, Bw = 32.000 MH Calibrated with CL # 4 and BP # 1 (BP mode 1)



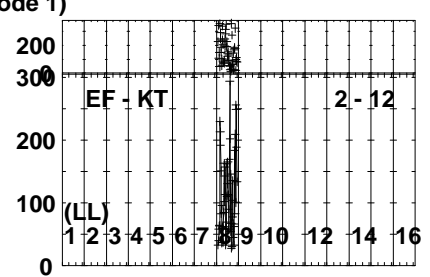
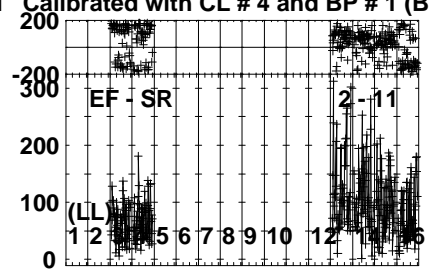
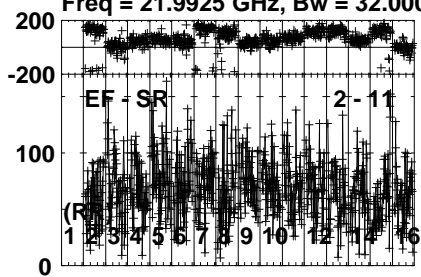
Lower frame: Milli Ampl Jy Top frame: Phas deg  
Vector averaged cross-power spectrum Several baselines displayed  
Timerange: 00/21:52:33 to 00/21:53:59

Plot file version 214 created 29-APR-2024 18:37:04

J1143+1834 EA075.UVDATA.1

Freq = 21.9925 GHz, Bw = 32.000 MH

Calibrated with CL # 4 and BP # 1 (BP mode 1)

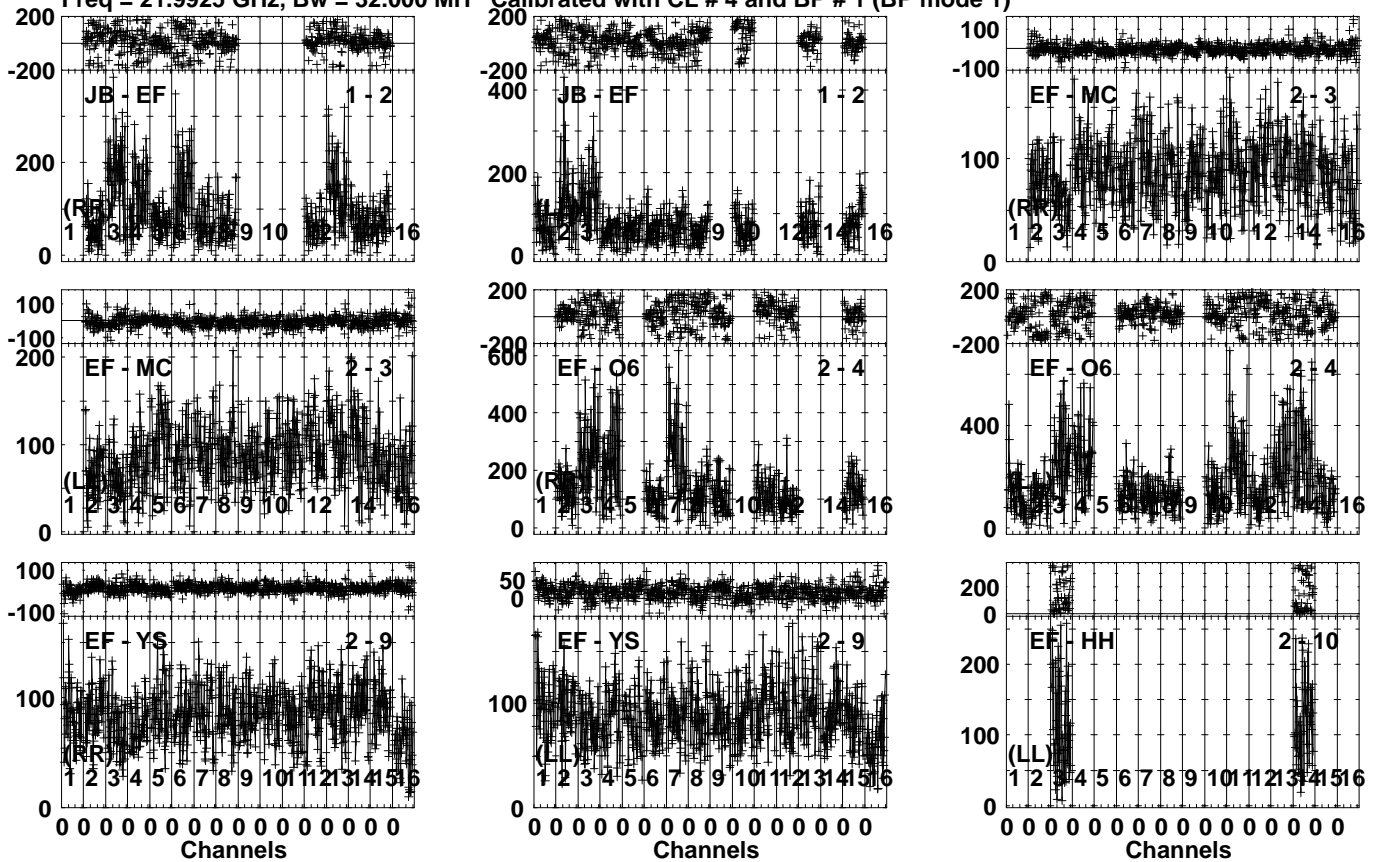


Lower frame: Milli Ampl Jy Top frame: Phas deg  
Vector averaged cross-power spectrum Several baselines displayed  
Timerange: 00/21:52:33 to 00/21:53:59

Plot file version 215 created 29-APR-2024 18:37:04

1146+189 EA075.UVDATA.1

Freq = 21.9925 GHz, Bw = 32.000 MH Calibrated with CL # 4 and BP # 1 (BP mode 1)

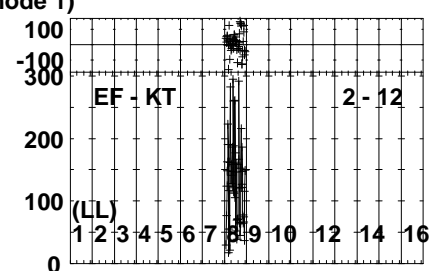
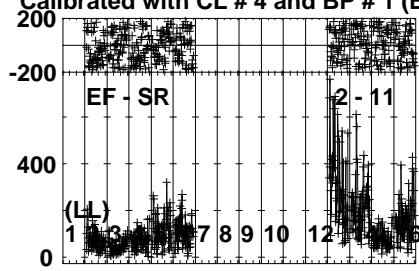
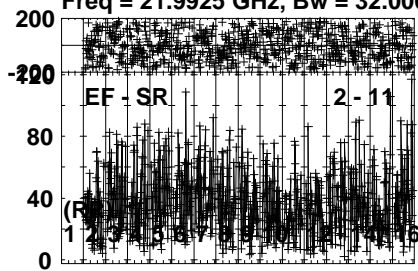


Lower frame: Milli Ampl Jy Top frame: Phas deg  
Vector averaged cross-power spectrum Several baselines displayed  
Timerange: 00/21:54:33 to 00/21:55:29

Plot file version 216 created 29-APR-2024 18:37:05

1146+189 EA075.UVDATA.1

Freq = 21.9925 GHz, Bw = 32.000 MH Calibrated with CL # 4 and BP # 1 (BP mode 1)



Lower frame: Milli Ampl Jy Top frame: Phas deg  
Vector averaged cross-power spectrum Several baselines displayed  
Timerange: 00/21:54:33 to 00/21:55:29

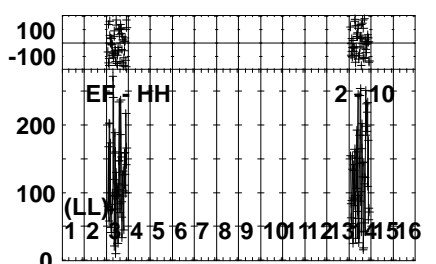
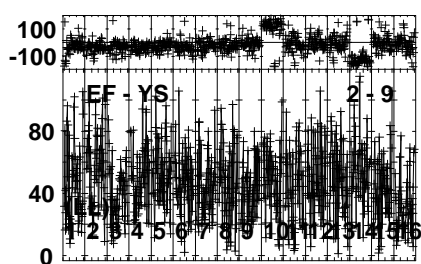
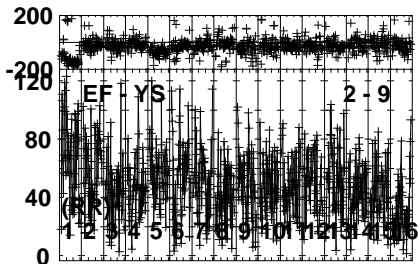
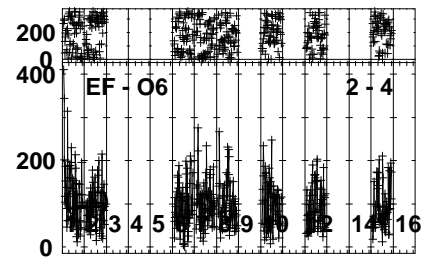
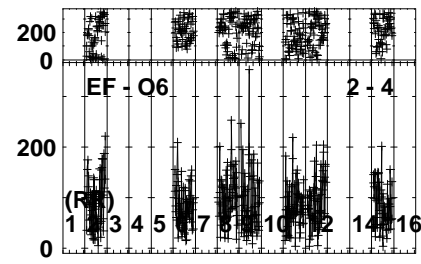
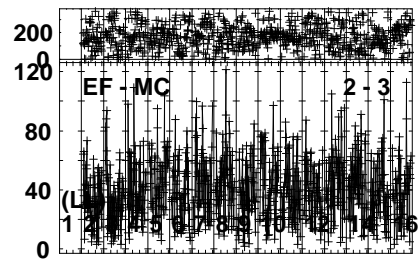
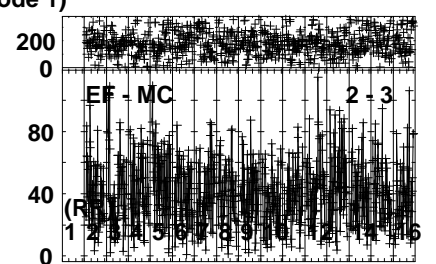
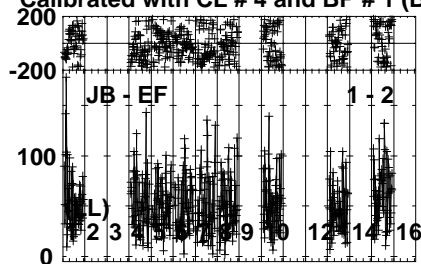
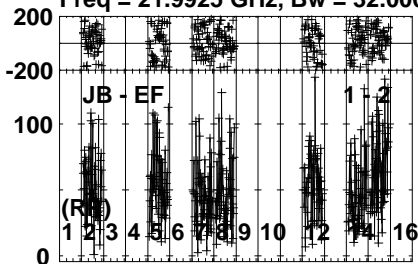


Plot file version 217 created 29-APR-2024 18:37:05

J1143+1834 EA075.UVDATA.1

Freq = 21.9925 GHz, Bw = 32.000 MH

Calibrated with CL # 4 and BP # 1 (BP mode 1)

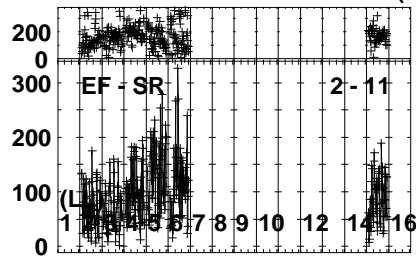
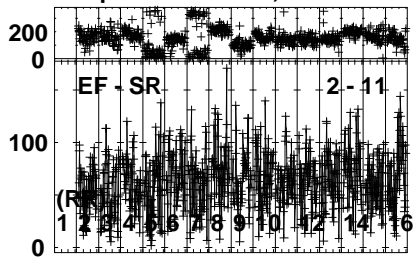


Lower frame: Milli Ampl Jy Top frame: Phas deg  
 Vector averaged cross-power spectrum Several baselines displayed  
 Timerange: 00/21:55:33 to 00/21:56:59

Plot file version 218 created 29-APR-2024 18:37:05

J1143+1834 EA075.UVDATA.1

Freq = 21.9925 GHz, Bw = 32.000 MH Calibrated with CL # 4 and BP # 1 (BP mode 1)



Lower frame: Milli Ampl Jy Top frame: Phas deg

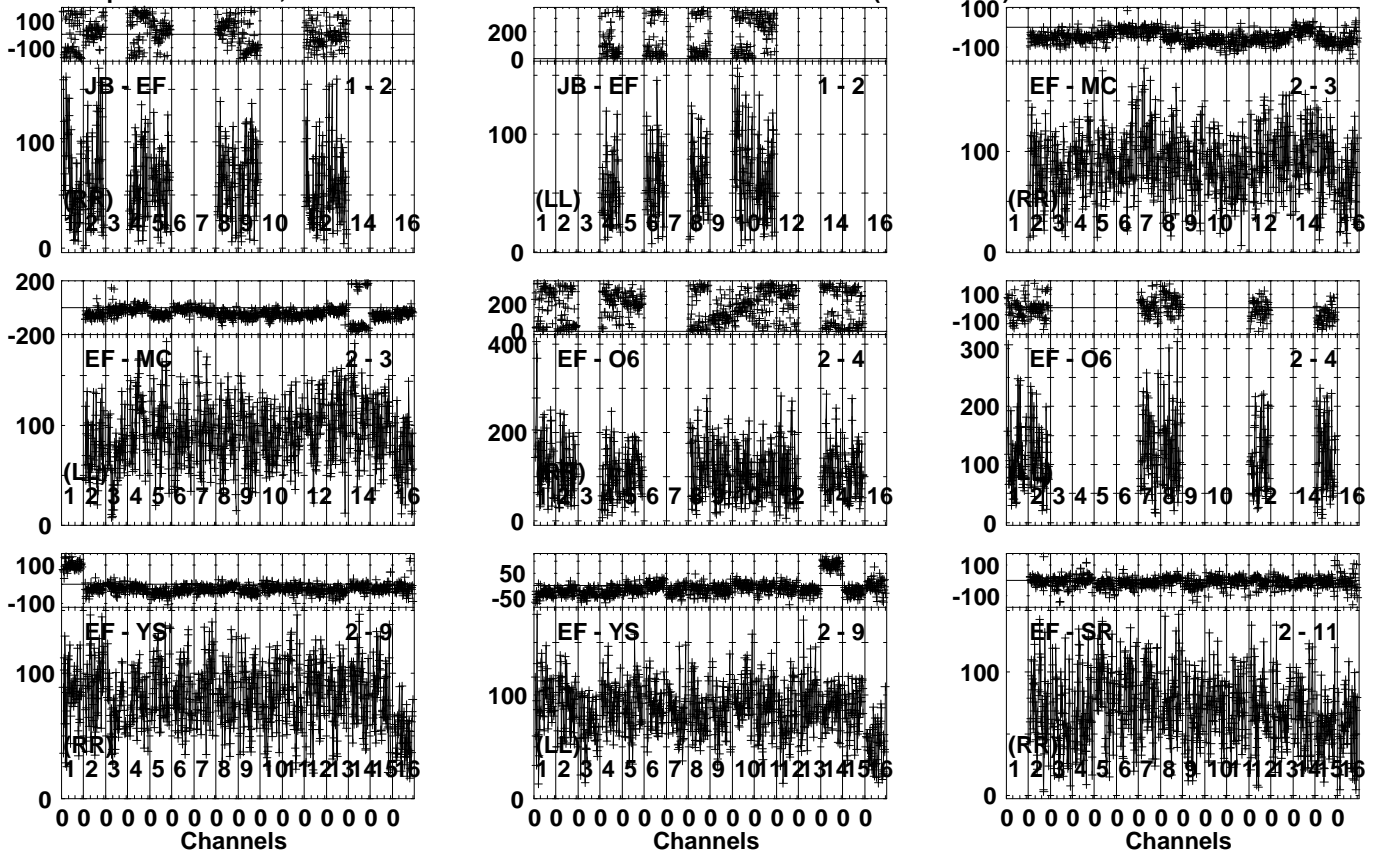
Vector averaged cross-power spectrum Several baselines displayed

Timerange: 00/21:55:33 to 00/21:56:59

Plot file version 219 created 29-APR-2024 18:37:06

1146+189 EA075.UVDATA.1

Freq = 21.9925 GHz, Bw = 32.000 MH Calibrated with CL # 4 and BP # 1 (BP mode 1)

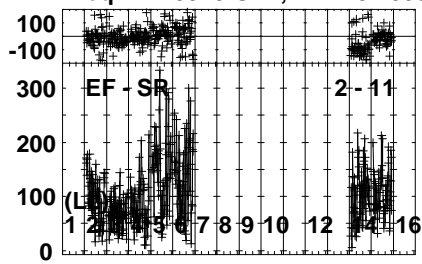


Lower frame: Milli Ampl Jy Top frame: Phas deg  
Vector averaged cross-power spectrum Several baselines displayed  
Timerange: 00/21:57:03 to 00/21:58:29

Plot file version 220 created 29-APR-2024 18:37:06

1146+189 EA075.UVDATA.1

Freq = 21.9925 GHz, Bw = 32.000 MH Calibrated with CL # 4 and BP # 1 (BP mode 1)



Lower frame: Milli Ampl Jy Top frame: Phas deg

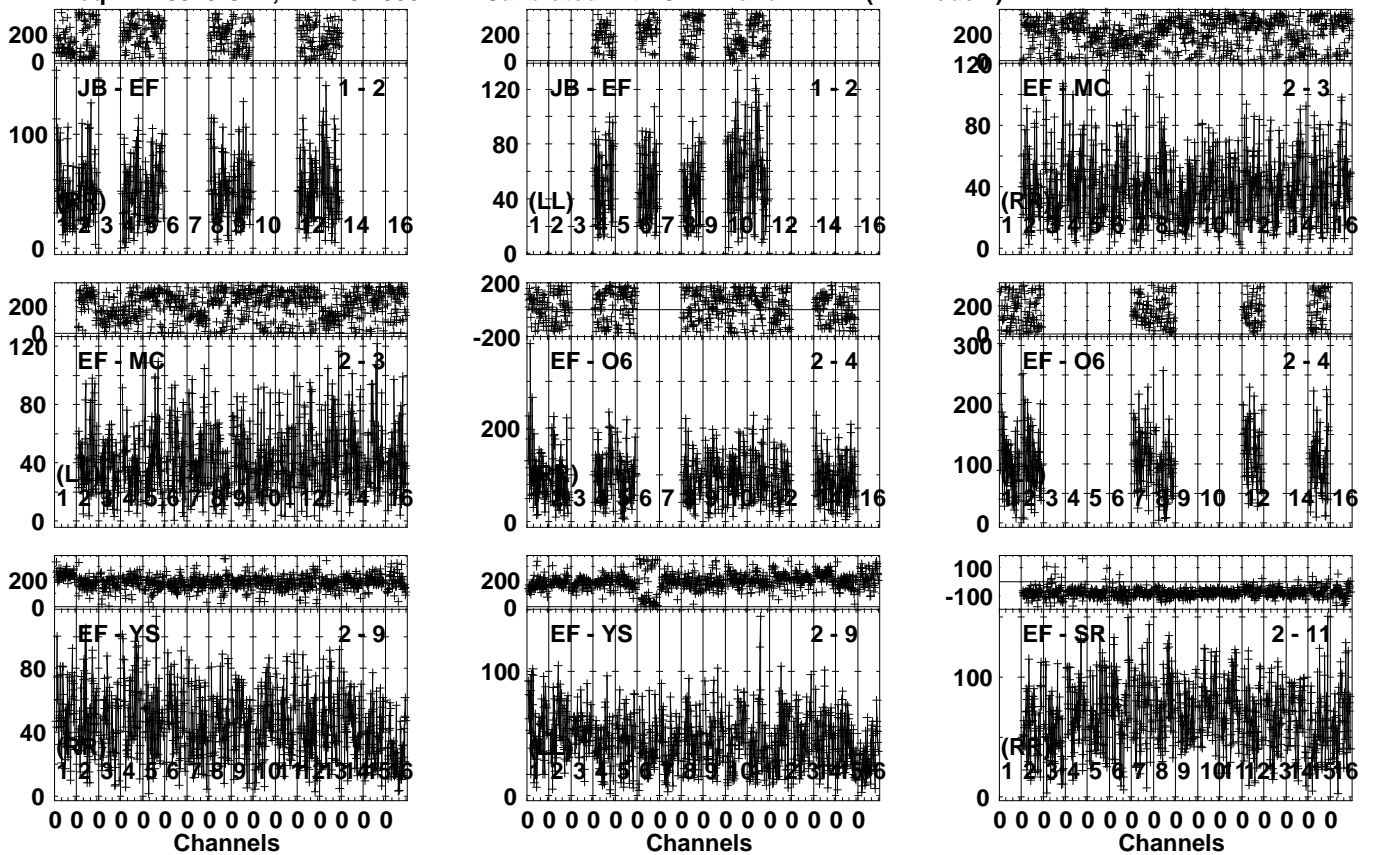
Vector averaged cross-power spectrum Several baselines displayed

Timerange: 00/21:57:03 to 00/21:58:29

Plot file version 221 created 29-APR-2024 18:37:06

J1143+1834 EA075.UVDATA.1

Freq = 21.9925 GHz, Bw = 32.000 MH Calibrated with CL # 4 and BP # 1 (BP mode 1)

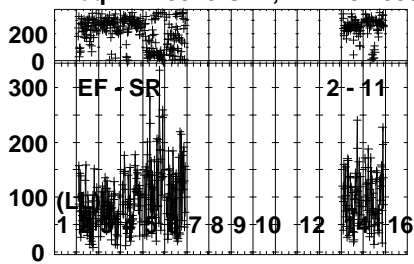


Lower frame: Milli Ampl Jy Top frame: Phas deg  
Vector averaged cross-power spectrum Several baselines displayed  
Timerange: 00/21:58:33 to 00/21:59:59

Plot file version 222 created 29-APR-2024 18:37:07

J1143+1834 EA075.UVDATA.1

Freq = 21.9925 GHz, Bw = 32.000 MH Calibrated with CL # 4 and BP # 1 (BP mode 1)



Lower frame: Milli Ampl Jy Top frame: Phas deg

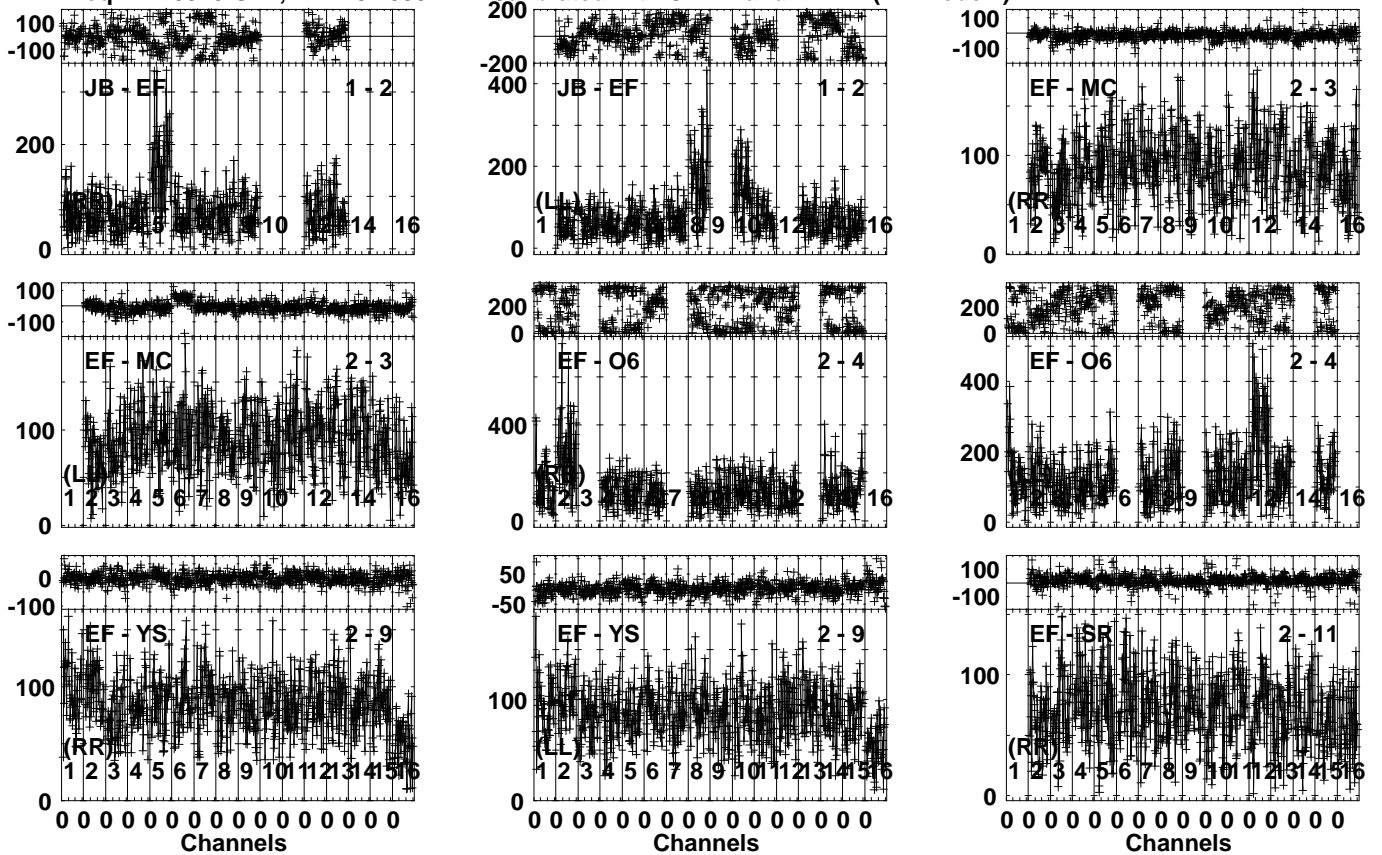
Vector averaged cross-power spectrum Several baselines displayed

Timerange: 00/21:58:33 to 00/21:59:59

Plot file version 223 created 29-APR-2024 18:37:07

1146+189 EA075.UVDATA.1

Freq = 21.9925 GHz, Bw = 32.000 MH Calibrated with CL # 4 and BP # 1 (BP mode 1)

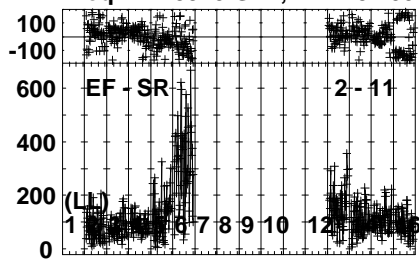


Lower frame: Milli Ampl Jy Top frame: Phas deg  
Vector averaged cross-power spectrum Several baselines displayed  
Timerange: 00/22:00:33 to 00/22:01:29

Plot file version 224 created 29-APR-2024 18:37:08

1146+189 EA075.UVDATA.1

Freq = 21.9925 GHz, Bw = 32.000 MH Calibrated with CL # 4 and BP # 1 (BP mode 1)



Lower frame: Milli Ampl Jy Top frame: Phas deg

Vector averaged cross-power spectrum Several baselines displayed

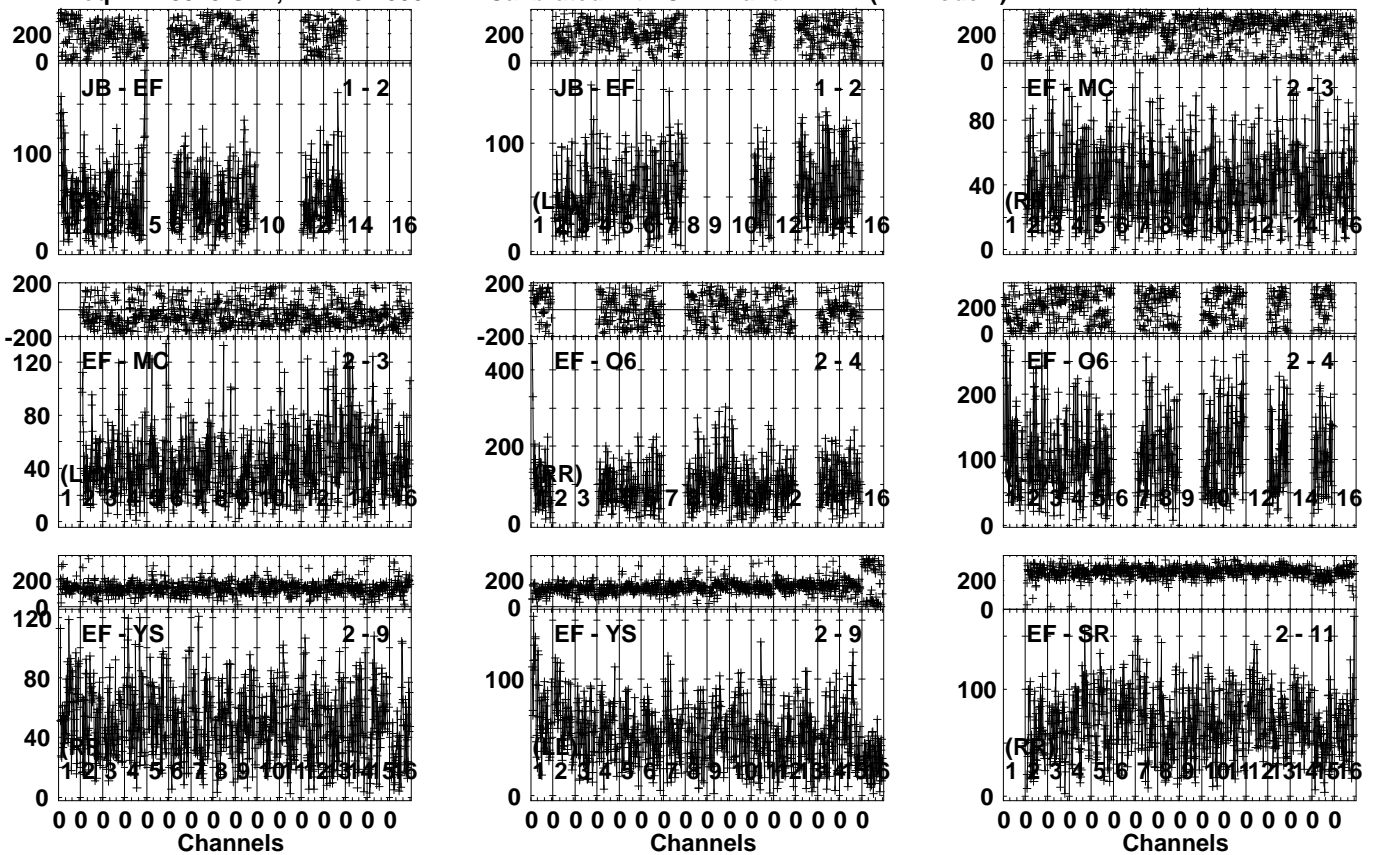
Timerange: 00/22:00:33 to 00/22:01:29



Plot file version 225 created 29-APR-2024 18:37:08

J1143+1834 EA075.UVDATA.1

Freq = 21.9925 GHz, Bw = 32.000 MH Calibrated with CL # 4 and BP # 1 (BP mode 1)

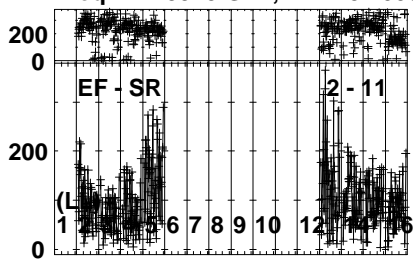


Lower frame: Milli Ampl Jy Top frame: Phas deg  
Vector averaged cross-power spectrum Several baselines displayed  
Timerange: 00/22:01:33 to 00/22:02:59

Plot file version 226 created 29-APR-2024 18:37:08

J1143+1834 EA075.UVDATA.1

Freq = 21.9925 GHz, Bw = 32.000 MH Calibrated with CL # 4 and BP # 1 (BP mode 1)



Lower frame: Milli Ampl Jy Top frame: Phas deg

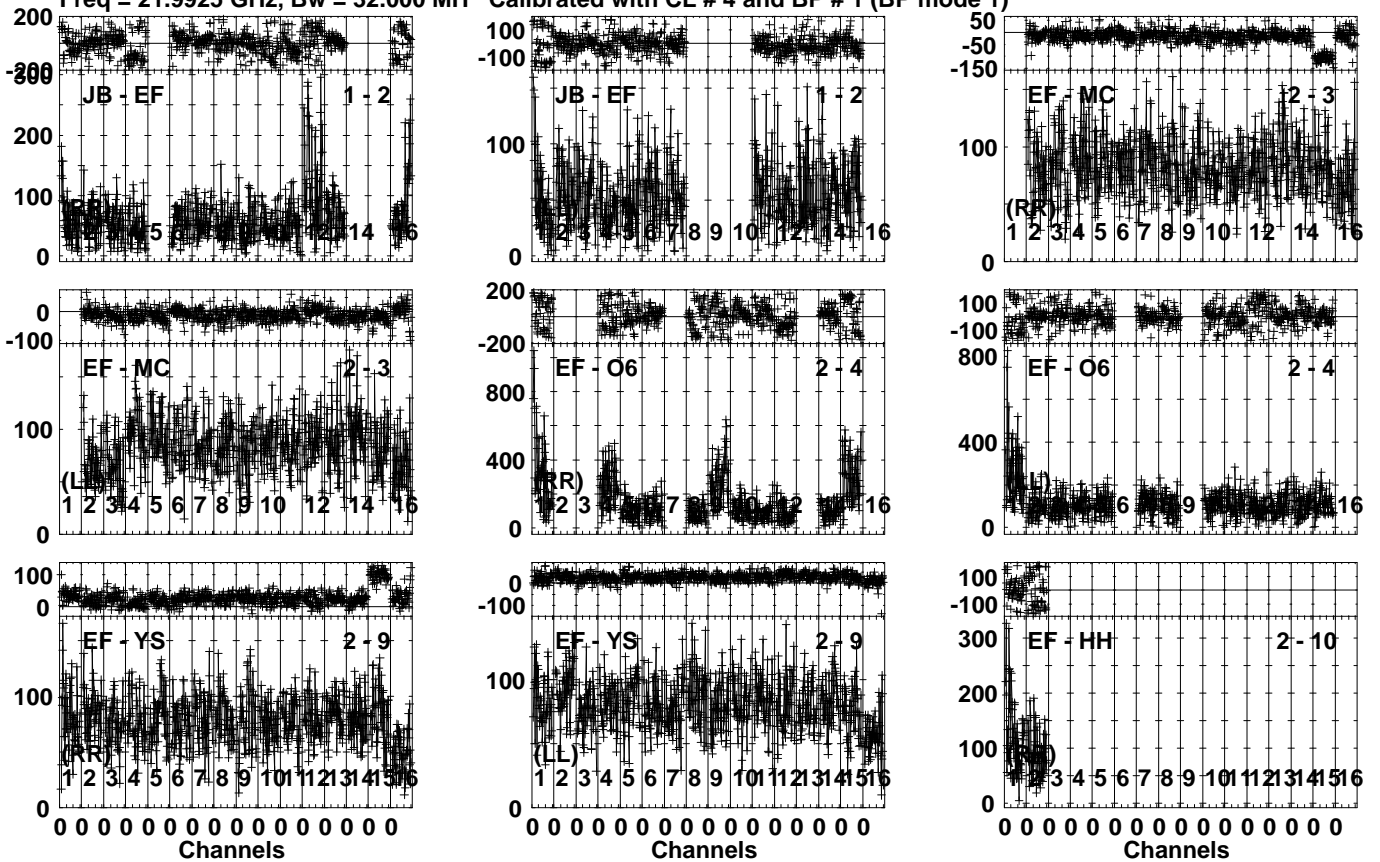
Vector averaged cross-power spectrum Several baselines displayed

Timerange: 00/22:01:33 to 00/22:02:59

Plot file version 227 created 29-APR-2024 18:37:09

1146+189 EA075.UVDATA.1

Freq = 21.9925 GHz, Bw = 32.000 MH Calibrated with CL # 4 and BP # 1 (BP mode 1)

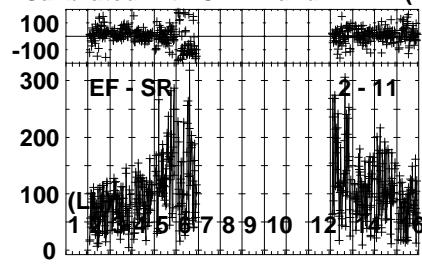
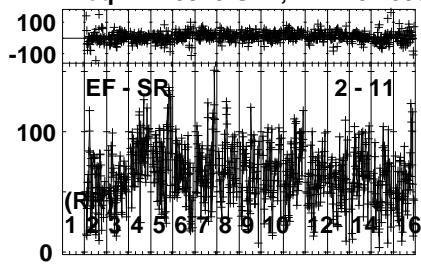


Lower frame: Milli Ampl Jy Top frame: Phas deg  
Vector averaged cross-power spectrum Several baselines displayed  
Timerange: 00/22:03:03 to 00/22:04:29

Plot file version 228 created 29-APR-2024 18:37:09

1146+189 EA075.UVDATA.1

Freq = 21.9925 GHz, Bw = 32.000 MH Calibrated with CL # 4 and BP # 1 (BP mode 1)

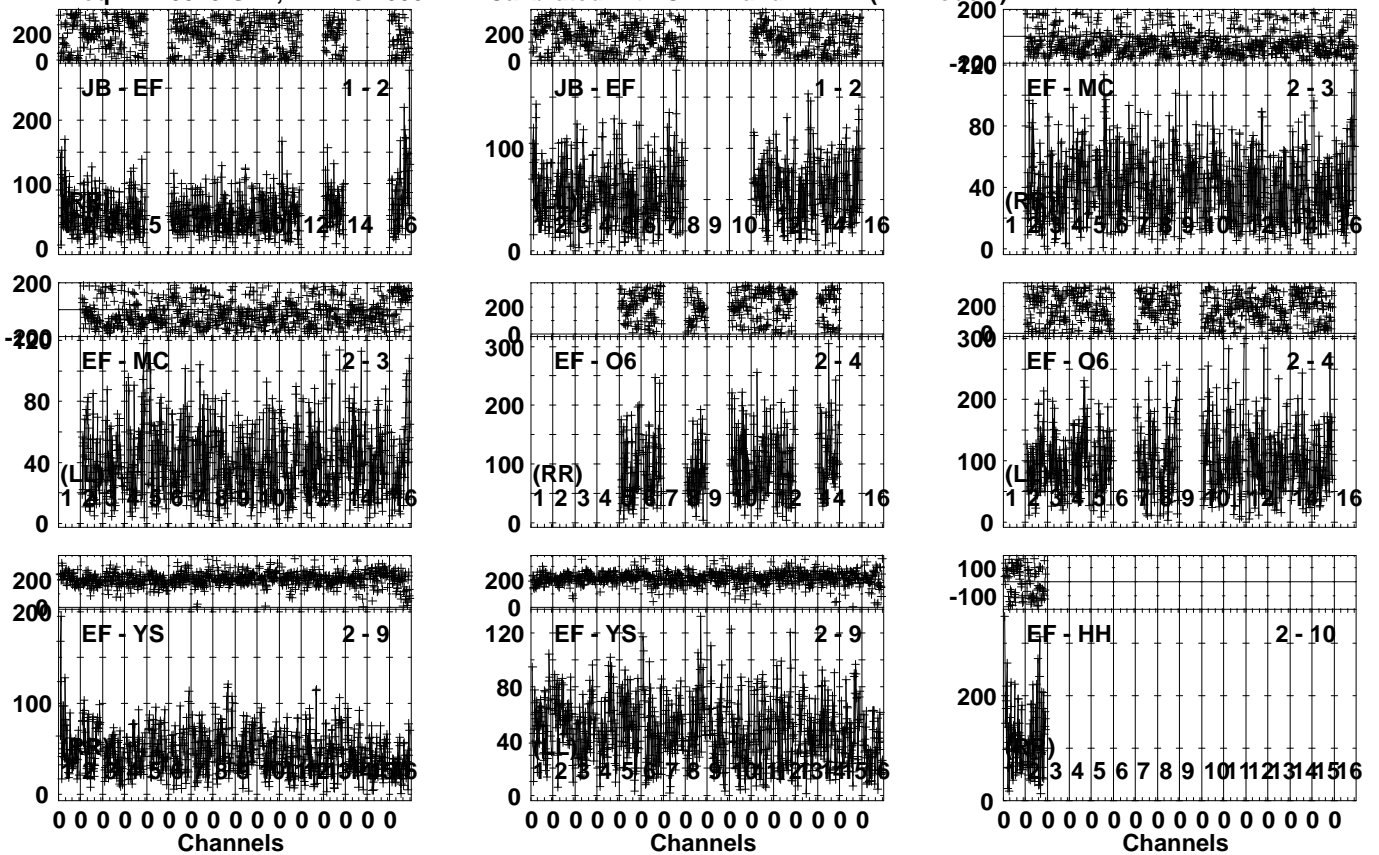


Lower frame: Milli Ampl Jy Top frame: Phas deg  
Vector averaged cross-power spectrum Several baselines displayed  
Timerange: 00/22:03:03 to 00/22:04:29

Plot file version 229 created 29-APR-2024 18:37:09

J1143+1834 EA075.UVDATA.1

Freq = 21.9925 GHz, Bw = 32.000 MH Calibrated with CL # 4 and BP # 1 (BP mode 1)

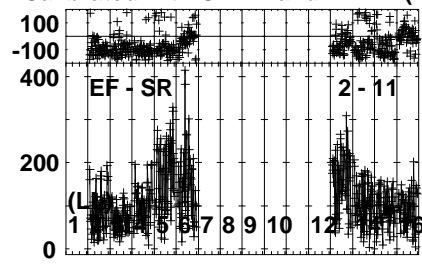
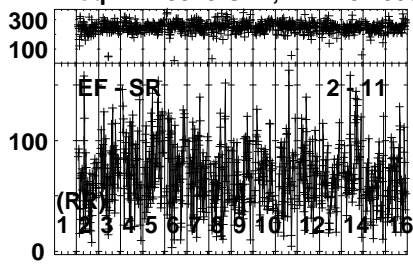


Lower frame: Milli Ampl Jy Top frame: Phas deg  
Vector averaged cross-power spectrum Several baselines displayed  
Timerange: 00/22:04:33 to 00/22:05:59

Plot file version 230 created 29-APR-2024 18:37:10

J1143+1834 EA075.UVDATA.1

Freq = 21.9925 GHz, Bw = 32.000 MH Calibrated with CL # 4 and BP # 1 (BP mode 1)

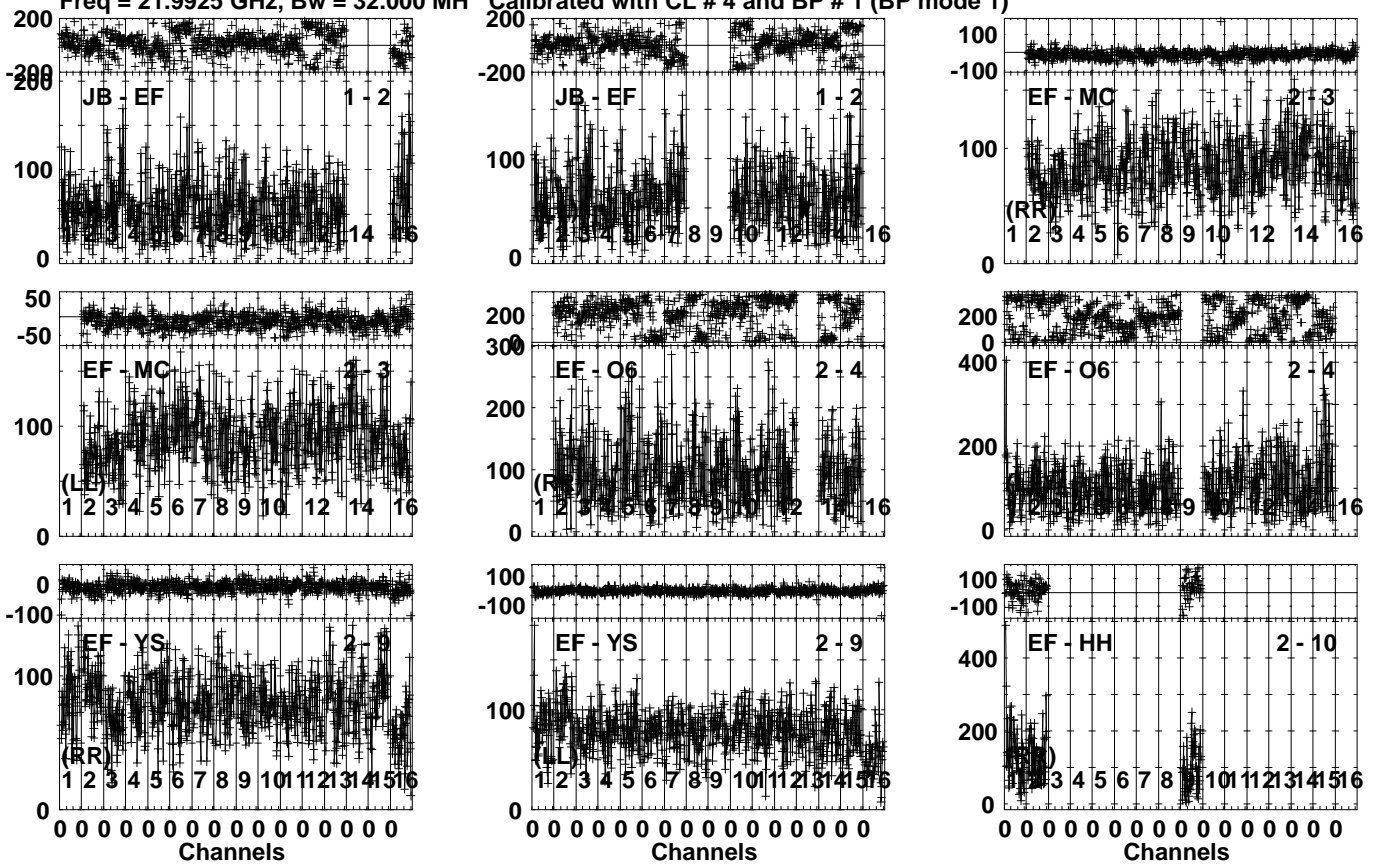


Lower frame: Milli Ampl Jy Top frame: Phas deg  
Vector averaged cross-power spectrum Several baselines displayed  
Timerange: 00/22:04:33 to 00/22:05:59

Plot file version 231 created 29-APR-2024 18:37:10

1146+189 EA075.UVDATA.1

Freq = 21.9925 GHz, Bw = 32.000 MH Calibrated with CL # 4 and BP # 1 (BP mode 1)

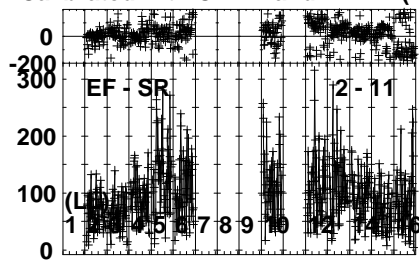
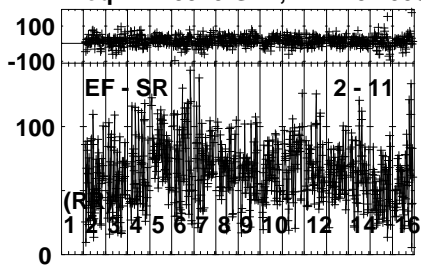


Lower frame: Milli Ampl Jy Top frame: Phas deg  
Vector averaged cross-power spectrum Several baselines displayed  
Timerange: 00/22:06:33 to 00/22:07:29

Plot file version 232 created 29-APR-2024 18:37:11

1146+189 EA075.UVDATA.1

Freq = 21.9925 GHz, Bw = 32.000 MH Calibrated with CL # 4 and BP # 1 (BP mode 1)



Lower frame: Milli Ampl Jy Top frame: Phas deg  
Vector averaged cross-power spectrum Several baselines displayed  
Timerange: 00/22:06:33 to 00/22:07:29

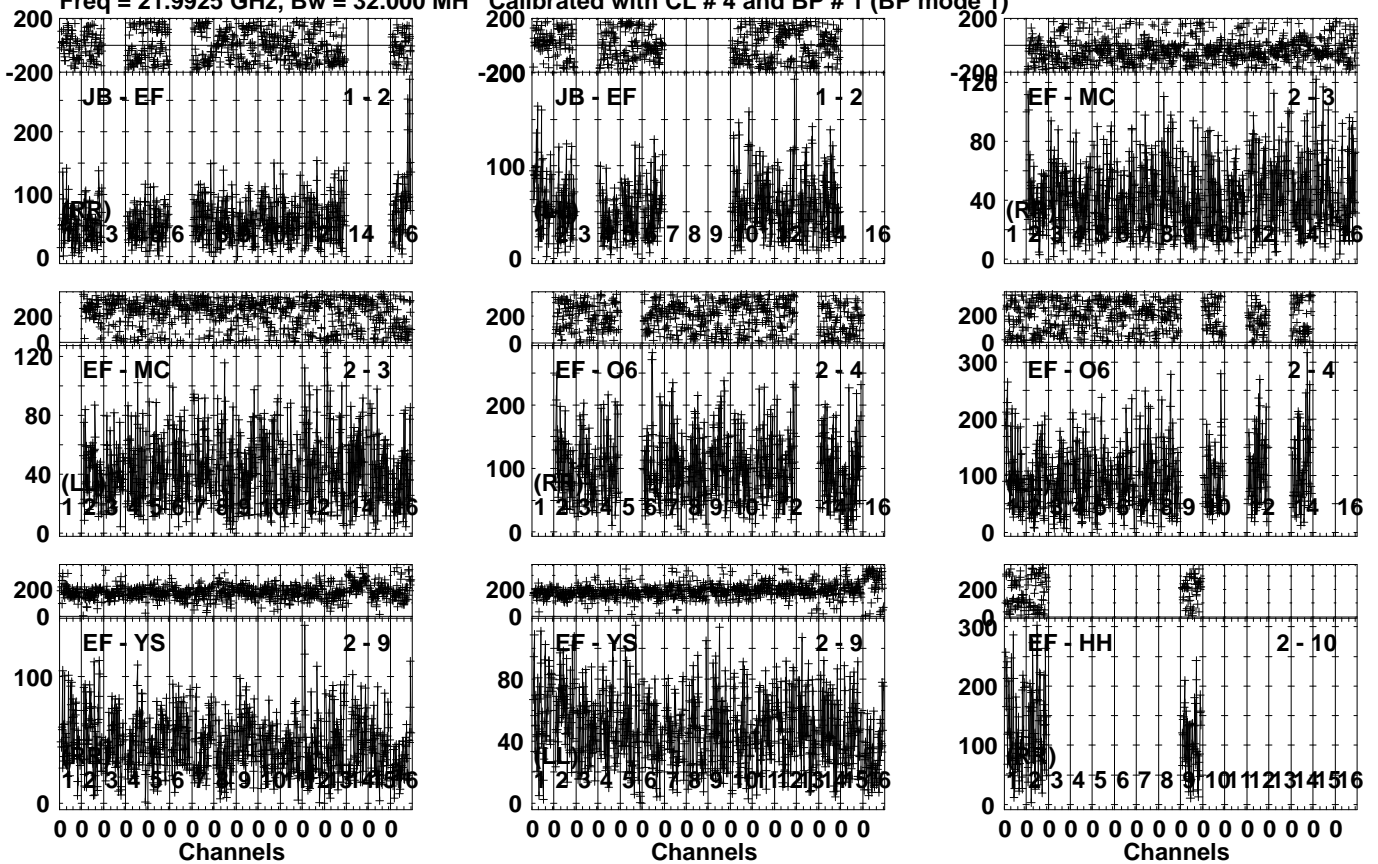


Plot file version 233 created 29-APR-2024 18:37:11

J1143+1834 EA075.UVDATA.1

Freq = 21.9925 GHz, Bw = 32.000 MH

Calibrated with CL # 4 and BP # 1 (BP mode 1)

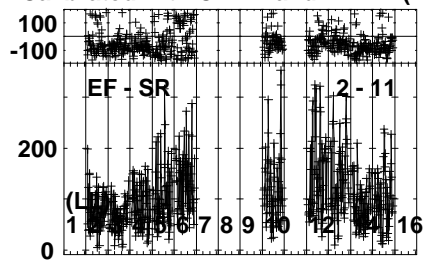
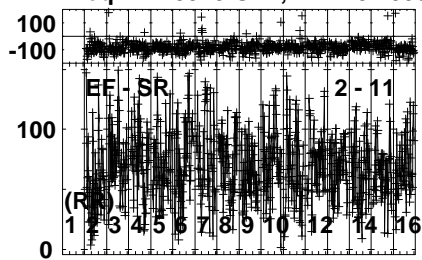


Lower frame: Milli Ampl Jy Top frame: Phas deg  
Vector averaged cross-power spectrum Several baselines displayed  
Timerange: 00/22:07:33 to 00/22:08:59

Plot file version 234 created 29-APR-2024 18:37:11

J1143+1834 EA075.UVDATA.1

Freq = 21.9925 GHz, Bw = 32.000 MH Calibrated with CL # 4 and BP # 1 (BP mode 1)



Lower frame: Milli Ampl Jy Top frame: Phas deg

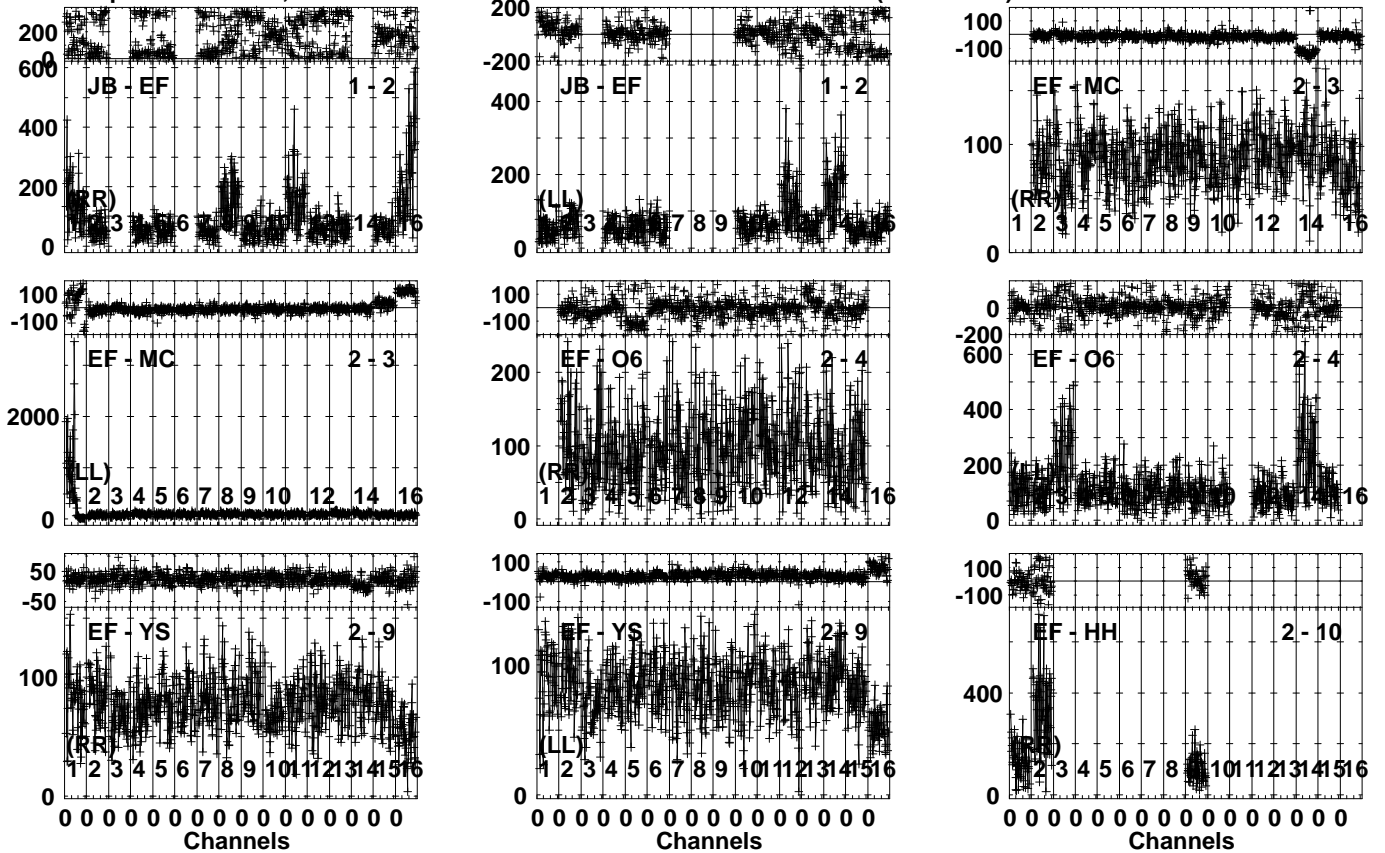
Vector averaged cross-power spectrum Several baselines displayed

Timerange: 00/22:07:33 to 00/22:08:59

Plot file version 235 created 29-APR-2024 18:37:12

1146+189 EA075.UVDATA.1

Freq = 21.9925 GHz, Bw = 32.000 MH Calibrated with CL # 4 and BP # 1 (BP mode 1)

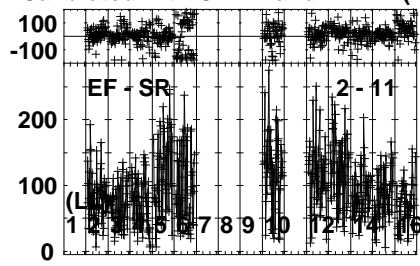
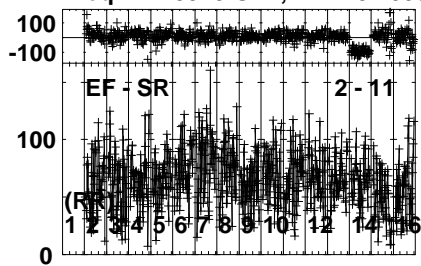


Lower frame: Milli Ampl Jy Top frame: Phas deg  
Vector averaged cross-power spectrum Several baselines displayed  
Timerange: 00/22:09:03 to 00/22:10:29

Plot file version 236 created 29-APR-2024 18:37:12

1146+189 EA075.UVDATA.1

Freq = 21.9925 GHz, Bw = 32.000 MH Calibrated with CL # 4 and BP # 1 (BP mode 1)



Lower frame: Milli Ampl Jy Top frame: Phas deg

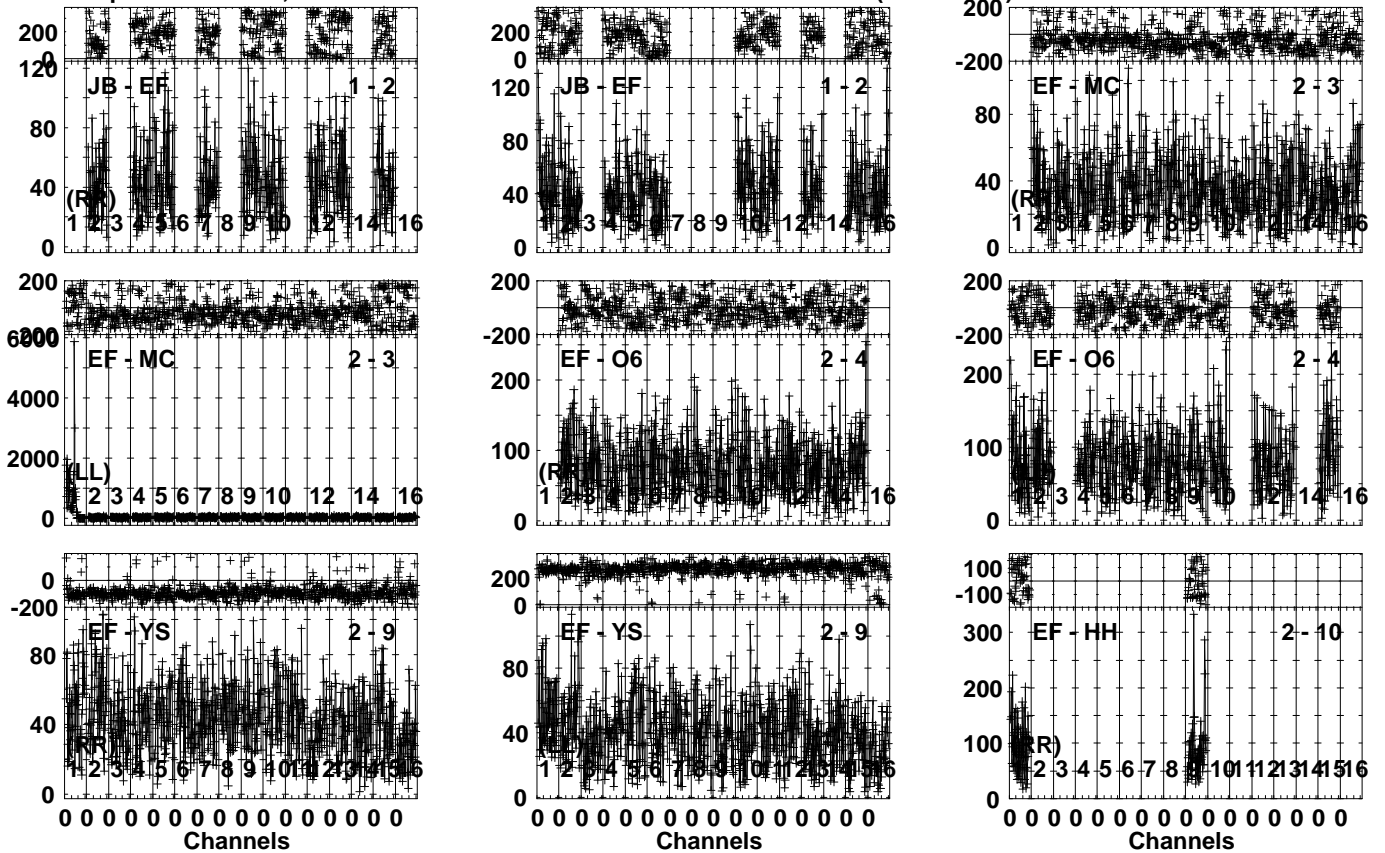
Vector averaged cross-power spectrum Several baselines displayed

Timerange: 00/22:09:03 to 00/22:10:29

Plot file version 237 created 29-APR-2024 18:37:12

J1143+1834 EA075.UVDATA.1

Freq = 21.9925 GHz, Bw = 32.000 MH Calibrated with CL # 4 and BP # 1 (BP mode 1)

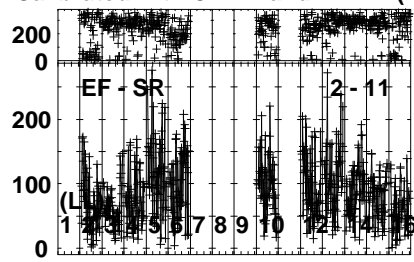
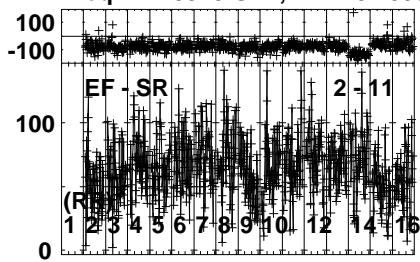


Lower frame: Milli Ampl Jy Top frame: Phas deg  
Vector averaged cross-power spectrum Several baselines displayed  
Timerange: 00/22:10:33 to 00/22:11:59

Plot file version 238 created 29-APR-2024 18:37:13

J1143+1834 EA075.UVDATA.1

Freq = 21.9925 GHz, Bw = 32.000 MH Calibrated with CL # 4 and BP # 1 (BP mode 1)



Lower frame: Milli Ampl Jy Top frame: Phas deg

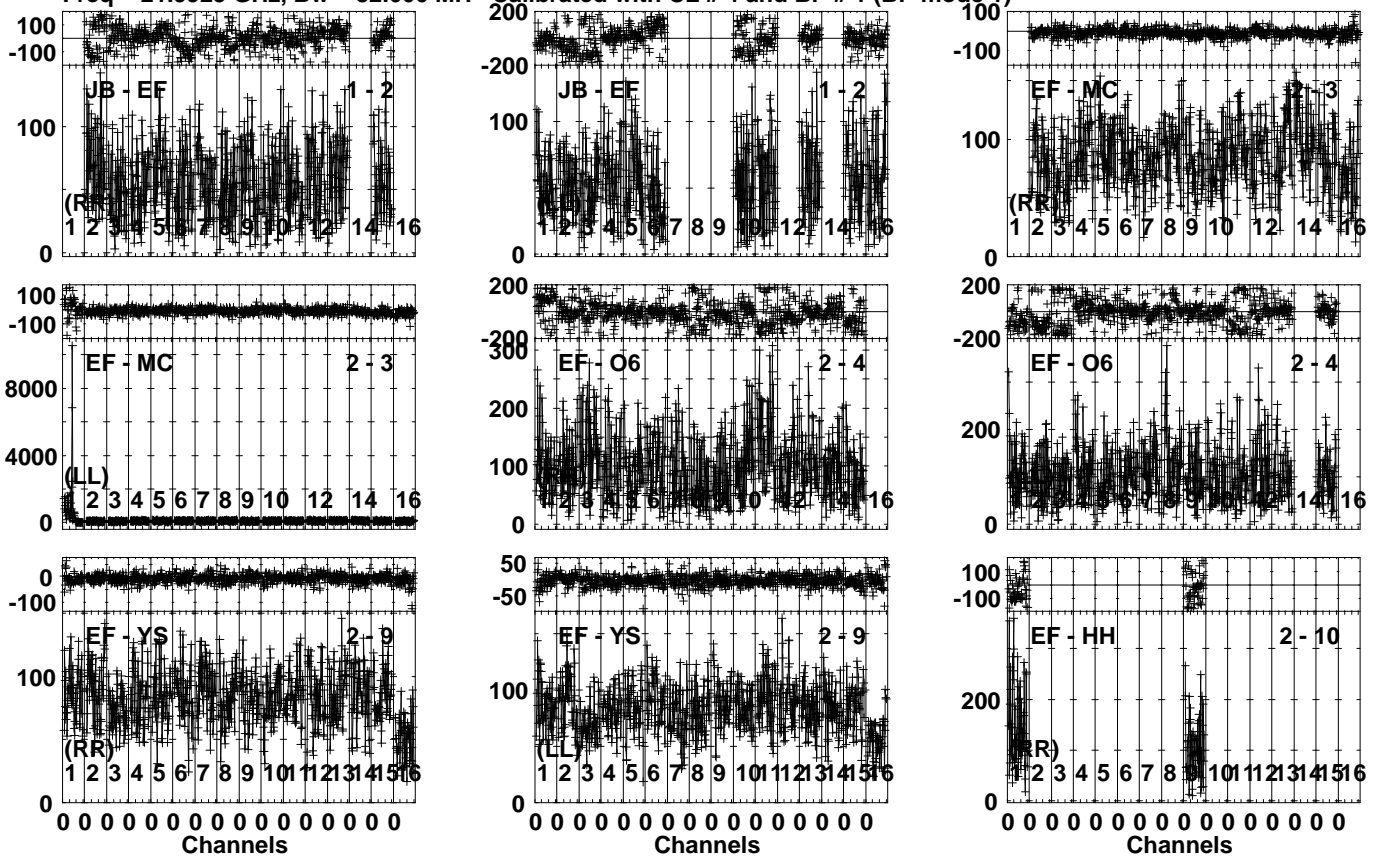
Vector averaged cross-power spectrum Several baselines displayed

Timerange: 00/22:10:33 to 00/22:11:59

Plot file version 239 created 29-APR-2024 18:37:13

1146+189 EA075.UVDATA.1

Freq = 21.9925 GHz, Bw = 32.000 MH Calibrated with CL # 4 and BP # 1 (BP mode 1)

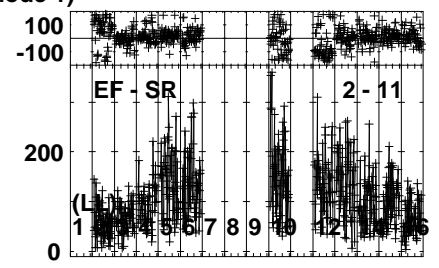
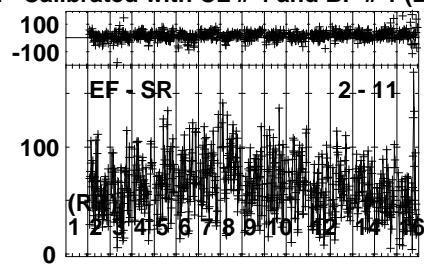
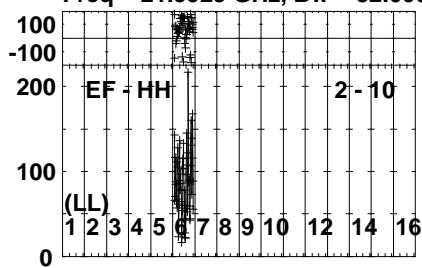


Lower frame: Milli Ampl Jy Top frame: Phas deg  
Vector averaged cross-power spectrum Several baselines displayed  
Timerange: 00/22:12:33 to 00/22:13:29

Plot file version 240 created 29-APR-2024 18:37:14

1146+189 EA075.UVDATA.1

Freq = 21.9925 GHz, Bw = 32.000 MH Calibrated with CL # 4 and BP # 1 (BP mode 1)



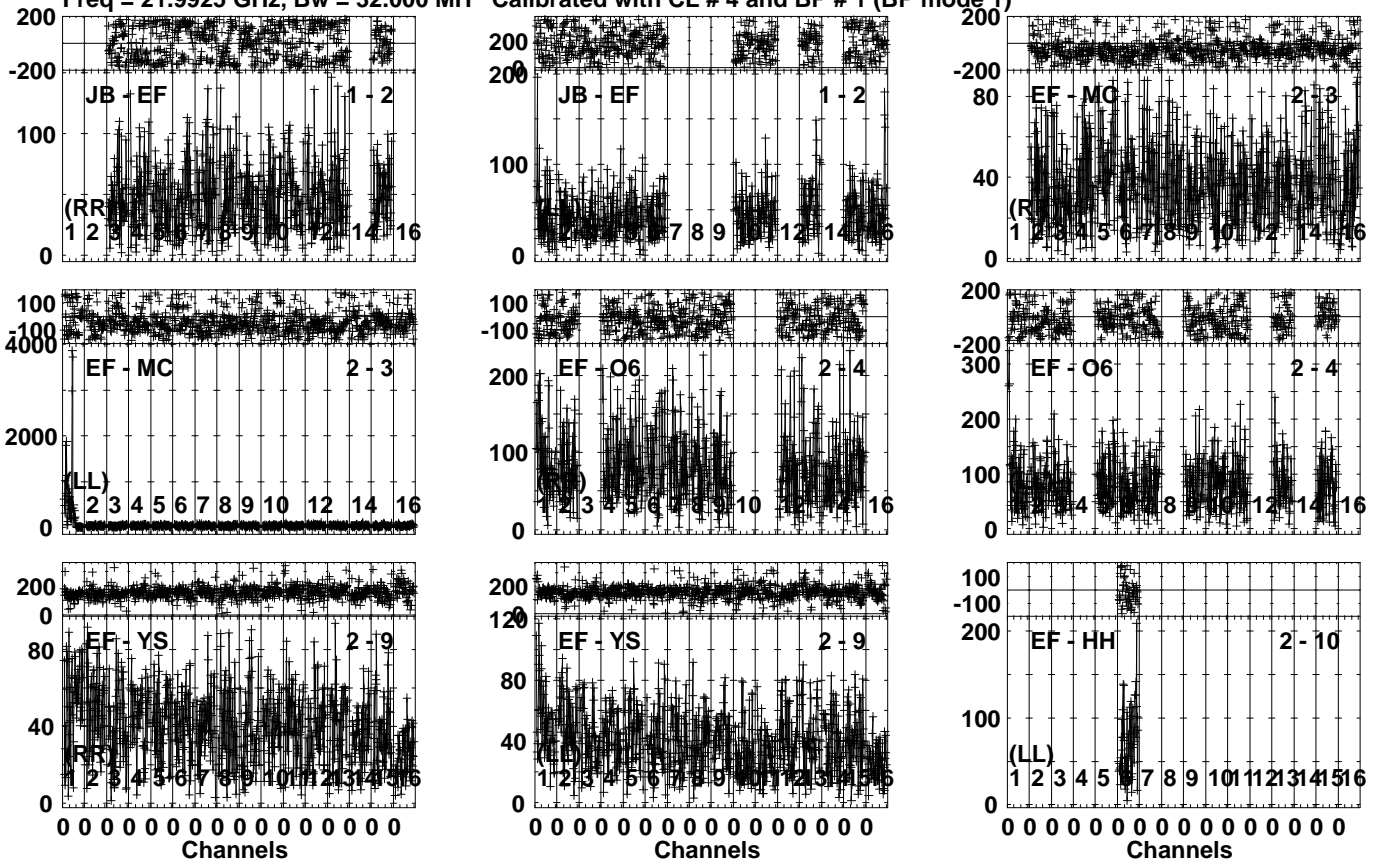
Lower frame: Milli Ampl Jy Top frame: Phas deg  
Vector averaged cross-power spectrum Several baselines displayed  
Timerange: 00/22:12:33 to 00/22:13:29



Plot file version 241 created 29-APR-2024 18:37:14

J1143+1834 EA075.UVDATA.1

Freq = 21.9925 GHz, Bw = 32.000 MH Calibrated with CL # 4 and BP # 1 (BP mode 1)

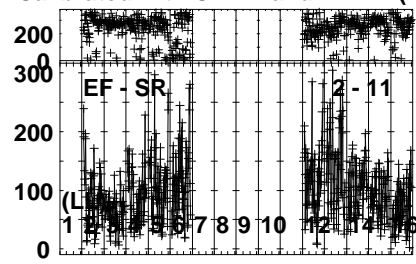
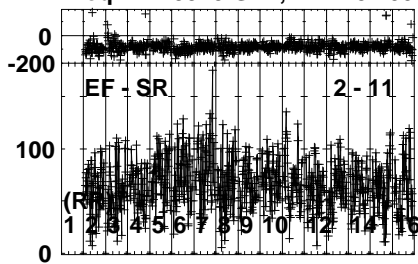


Lower frame: Milli Ampl Jy Top frame: Phas deg  
Vector averaged cross-power spectrum Several baselines displayed  
Timerange: 00/22:13:33 to 00/22:14:59

Plot file version 242 created 29-APR-2024 18:37:14

J1143+1834 EA075.UVDATA.1

Freq = 21.9925 GHz, Bw = 32.000 MH Calibrated with CL # 4 and BP # 1 (BP mode 1)



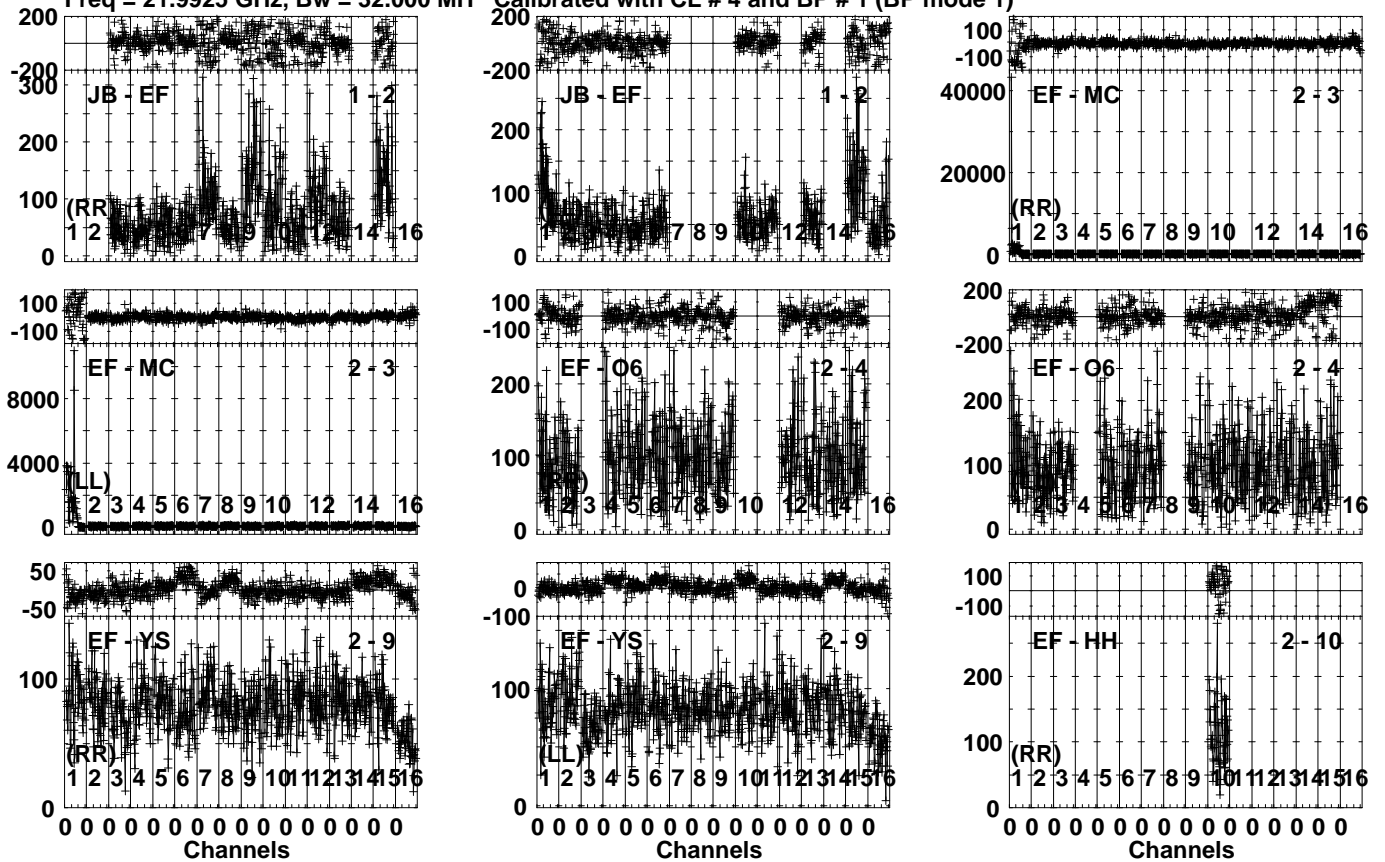
Lower frame: Milli Ampl Jy Top frame: Phas deg  
Vector averaged cross-power spectrum Several baselines displayed  
Timerange: 00/22:13:33 to 00/22:14:59

Plot file version 243 created 29-APR-2024 18:37:15

1146+189 EA075.UVDATA.1

Freq = 21.9925 GHz, Bw = 32.000 MH

Calibrated with CL # 4 and BP # 1 (BP mode 1)

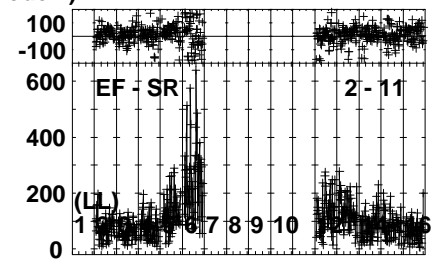
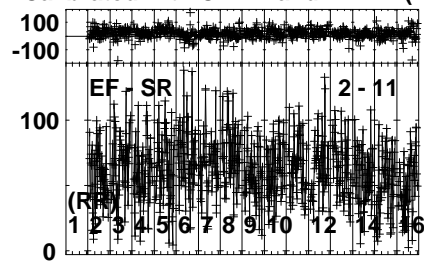
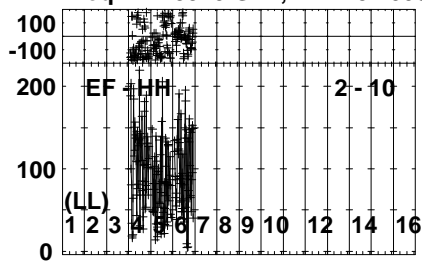


Lower frame: Milli Ampl Jy Top frame: Phas deg  
Vector averaged cross-power spectrum Several baselines displayed  
Timerange: 00/22:15:03 to 00/22:16:29

Plot file version 244 created 29-APR-2024 18:37:15

1146+189 EA075.UVDATA.1

Freq = 21.9925 GHz, Bw = 32.000 MH Calibrated with CL # 4 and BP # 1 (BP mode 1)

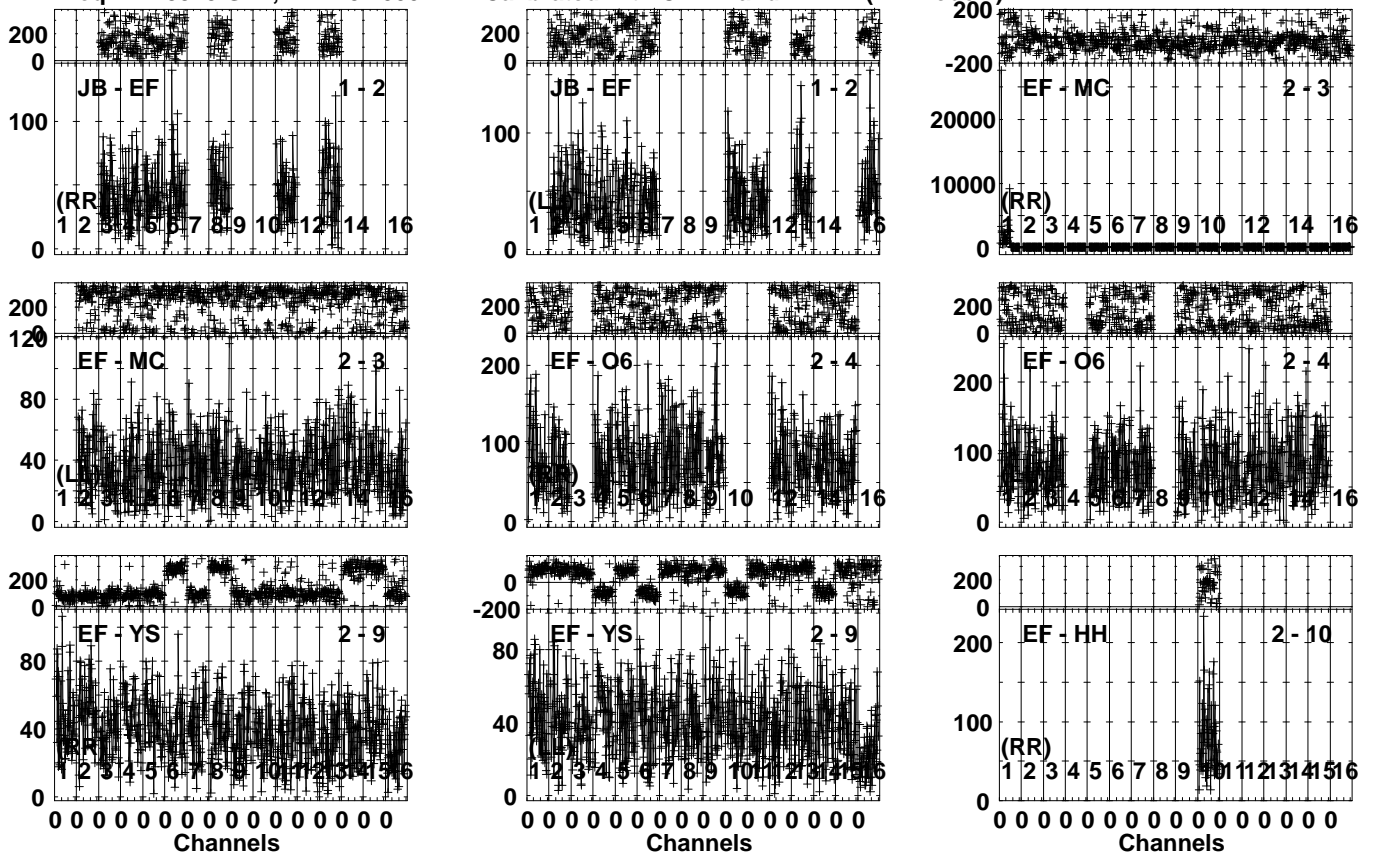


Lower frame: Milli Ampl Jy Top frame: Phas deg  
Vector averaged cross-power spectrum Several baselines displayed  
Timerange: 00/22:15:03 to 00/22:16:29

Plot file version 245 created 29-APR-2024 18:37:15

J1143+1834 EA075.UVDATA.1

Freq = 21.9925 GHz, Bw = 32.000 MH Calibrated with CL # 4 and BP # 1 (BP mode 1)

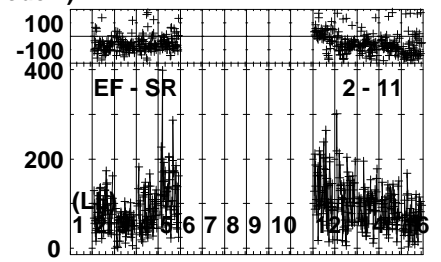
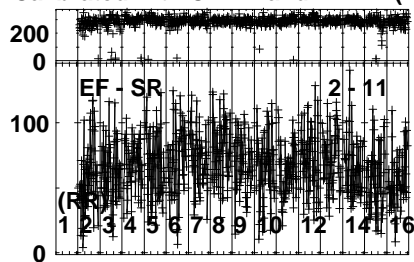
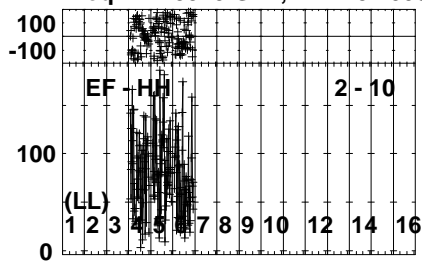


Lower frame: Milli Ampl Jy Top frame: Phas deg  
Vector averaged cross-power spectrum Several baselines displayed  
Timerange: 00/22:16:33 to 00/22:17:59

Plot file version 246 created 29-APR-2024 18:37:16

J1143+1834 EA075.UVDATA.1

Freq = 21.9925 GHz, Bw = 32.000 MH Calibrated with CL # 4 and BP # 1 (BP mode 1)



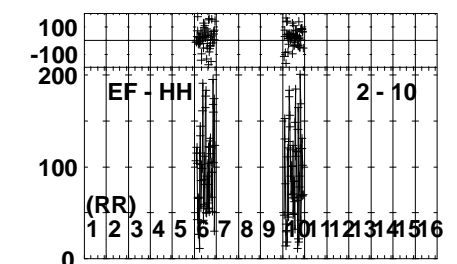
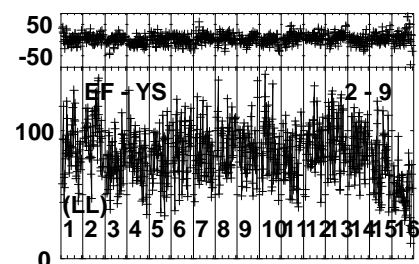
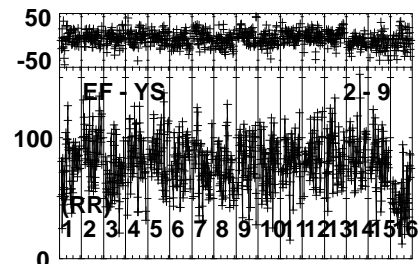
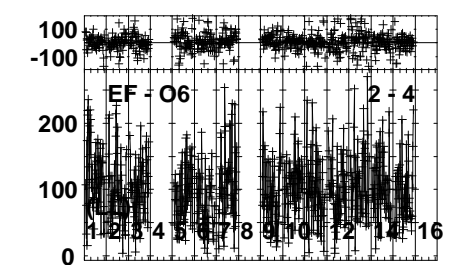
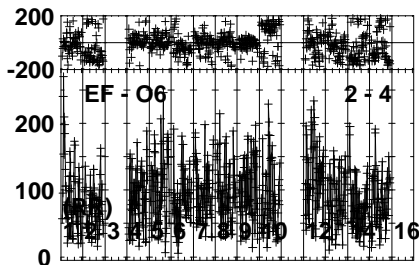
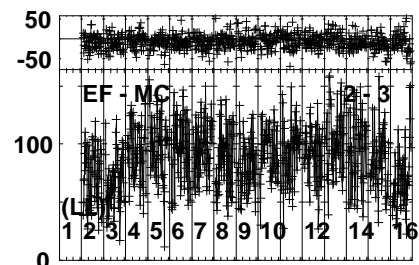
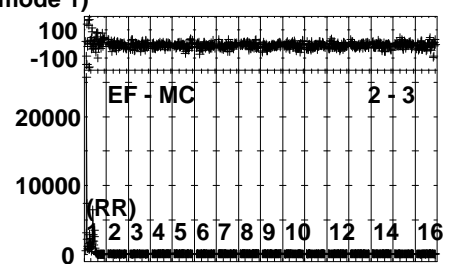
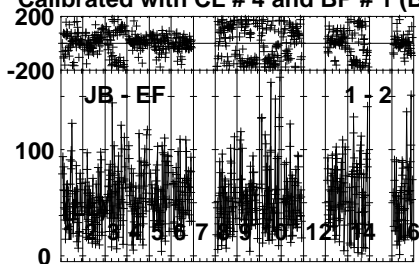
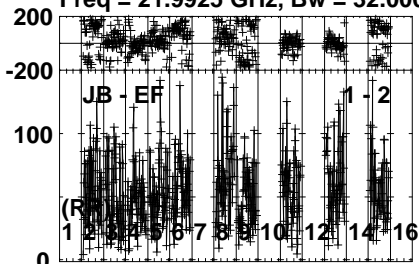
Lower frame: Milli Ampl Jy Top frame: Phas deg  
Vector averaged cross-power spectrum Several baselines displayed  
Timerange: 00/22:16:33 to 00/22:17:59

Plot file version 247 created 29-APR-2024 18:37:16

1146+189 EA075.UVDATA.1

Freq = 21.9925 GHz, Bw = 32.000 MH

Calibrated with CL # 4 and BP # 1 (BP mode 1)

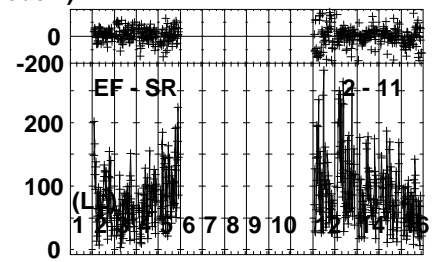
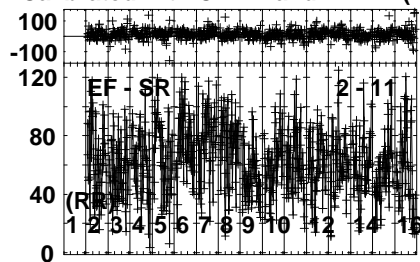
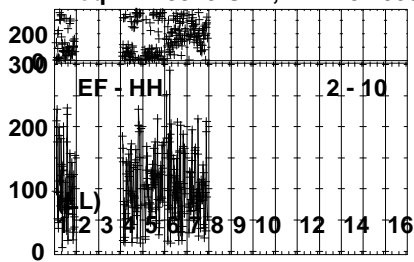


Lower frame: Milli Ampl Jy Top frame: Phas deg  
Vector averaged cross-power spectrum Several baselines displayed  
Timerange: 00/22:18:33 to 00/22:19:29

Plot file version 248 created 29-APR-2024 18:37:17

1146+189 EA075.UVDATA.1

Freq = 21.9925 GHz, Bw = 32.000 MH Calibrated with CL # 4 and BP # 1 (BP mode 1)



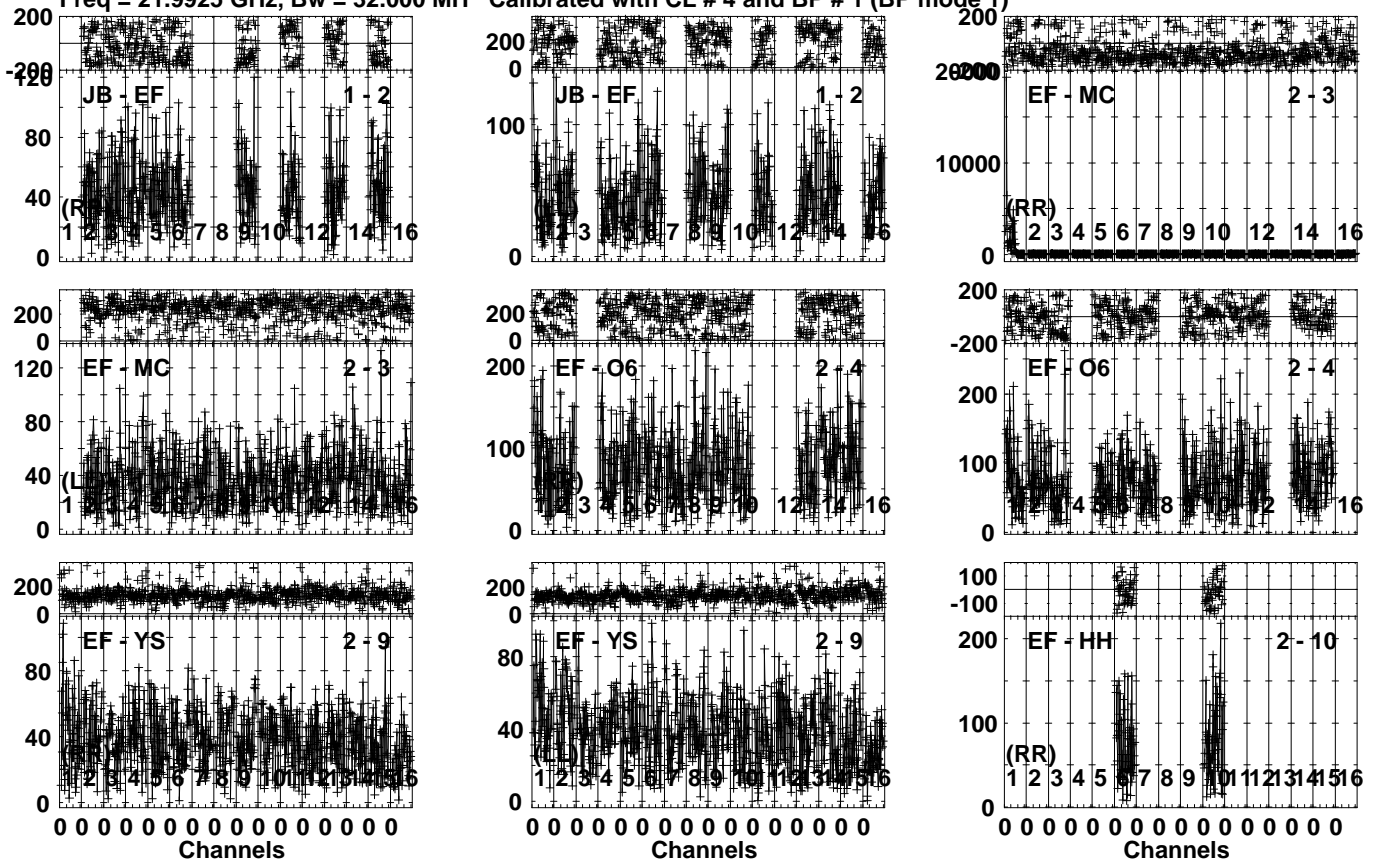
Lower frame: Milli Ampl Jy Top frame: Phas deg  
Vector averaged cross-power spectrum Several baselines displayed  
Timerange: 00/22:18:33 to 00/22:19:29



Plot file version 249 created 29-APR-2024 18:37:17

J1143+1834 EA075.UVDATA.1

Freq = 21.9925 GHz, Bw = 32.000 MH Calibrated with CL # 4 and BP # 1 (BP mode 1)



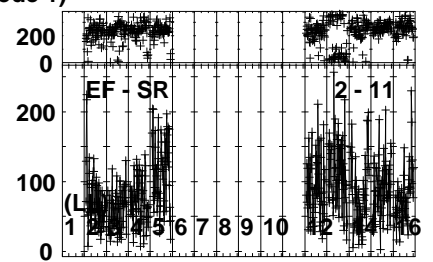
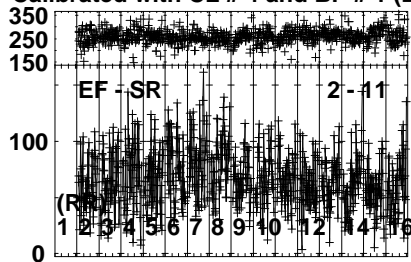
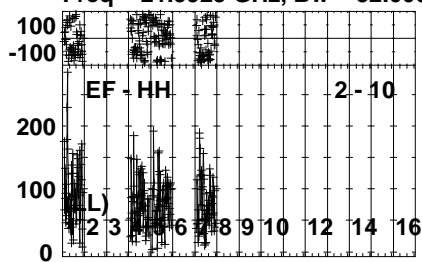
Lower frame: Milli Ampl Jy Top frame: Phas deg  
Vector averaged cross-power spectrum Several baselines displayed  
Timerange: 00/22:19:33 to 00/22:20:59

Plot file version 250 created 29-APR-2024 18:37:17

J1143+1834 EA075.UVDATA.1

Freq = 21.9925 GHz, Bw = 32.000 MH

Calibrated with CL # 4 and BP # 1 (BP mode 1)

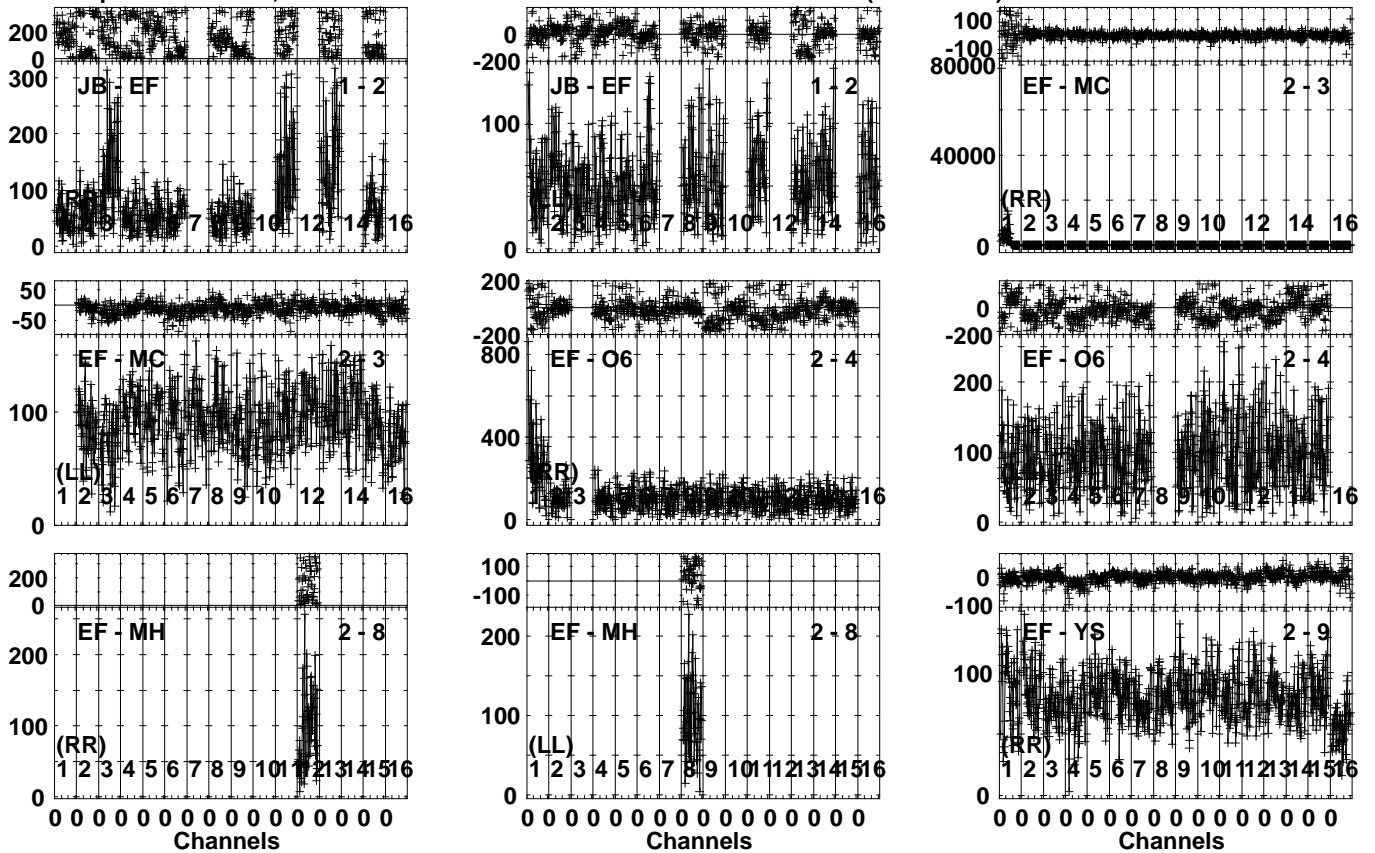


Lower frame: Milli Ampl Jy Top frame: Phas deg  
Vector averaged cross-power spectrum Several baselines displayed  
Timerange: 00/22:19:33 to 00/22:20:59

Plot file version 251 created 29-APR-2024 18:37:18

1146+189 EA075.UVDATA.1

Freq = 21.9925 GHz, Bw = 32.000 MH Calibrated with CL # 4 and BP # 1 (BP mode 1)

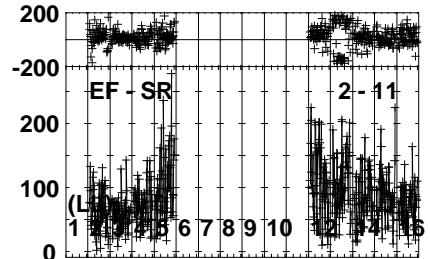
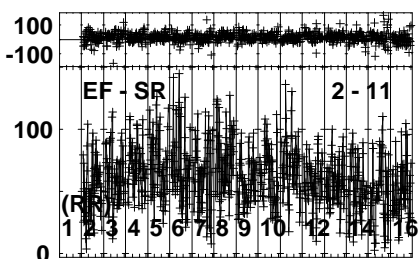
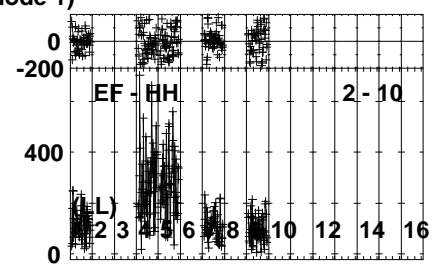
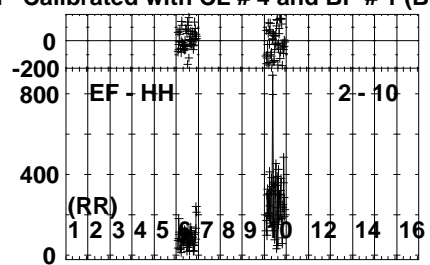
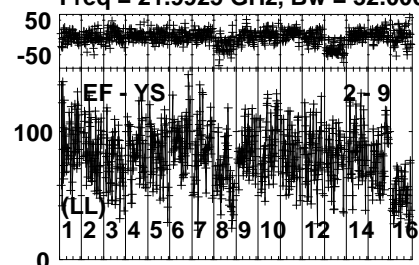


Lower frame: Milli Ampl Jy Top frame: Phas deg  
Vector averaged cross-power spectrum Several baselines displayed  
Timerange: 00/22:21:03 to 00/22:22:29

Plot file version 252 created 29-APR-2024 18:37:18

1146+189 EA075.UVDATA.1

Freq = 21.9925 GHz, Bw = 32.000 MH Calibrated with CL # 4 and BP # 1 (BP mode 1)

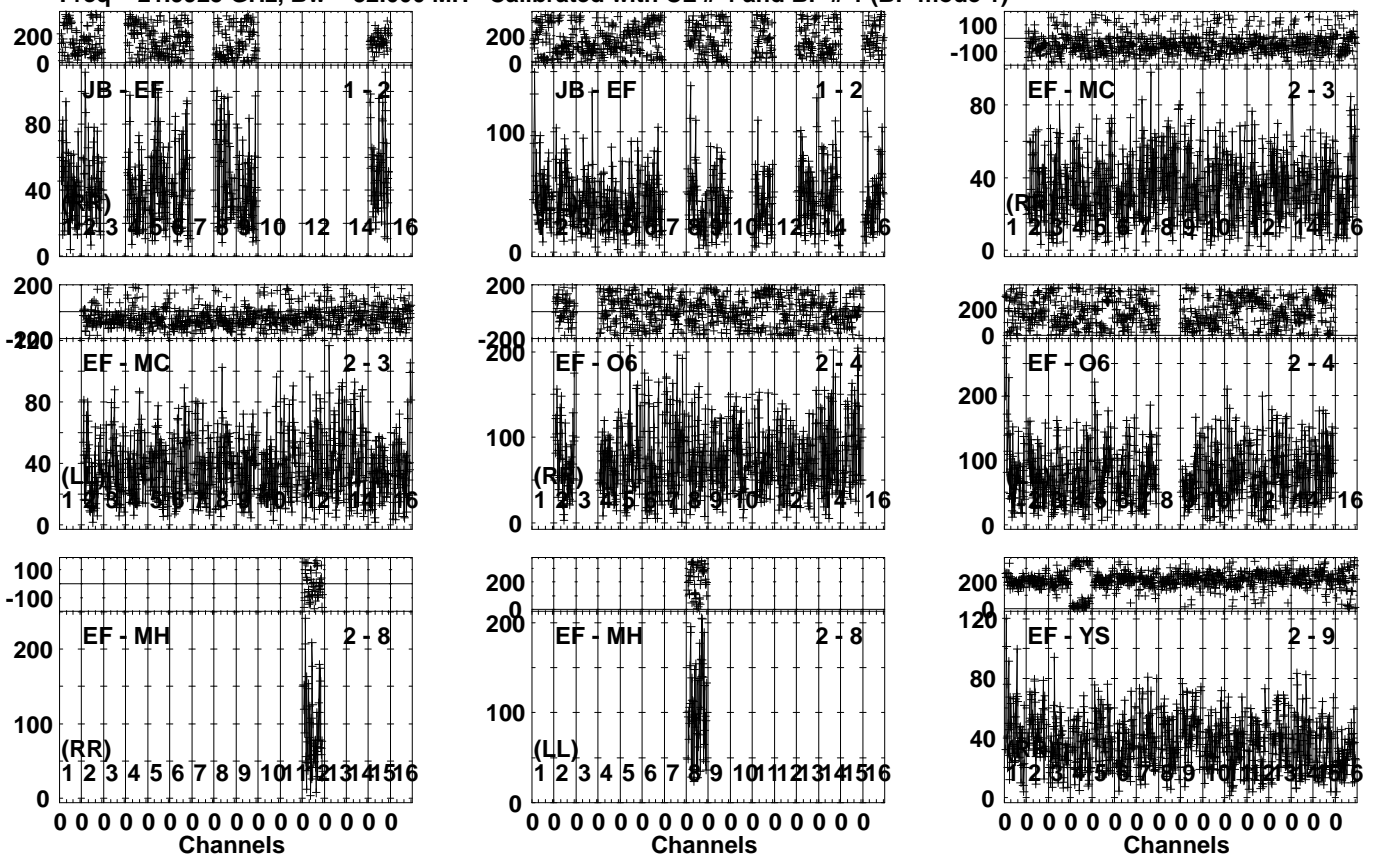


Lower frame: Milli Ampl Jy Top frame: Phas deg  
Vector averaged cross-power spectrum Several baselines displayed  
Timerange: 00/22:21:03 to 00/22:22:29

Plot file version 253 created 29-APR-2024 18:37:18

J1143+1834 EA075.UVDATA.1

Freq = 21.9925 GHz, Bw = 32.000 MH Calibrated with CL # 4 and BP # 1 (BP mode 1)

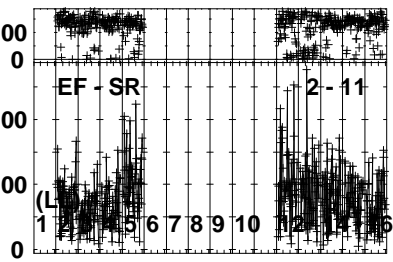
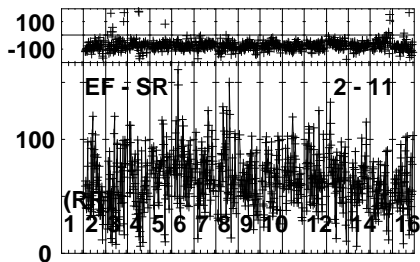
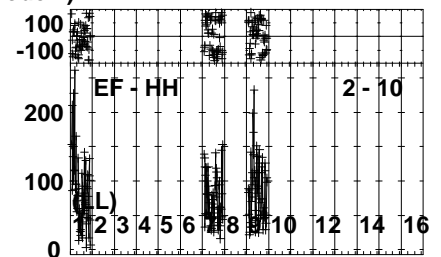
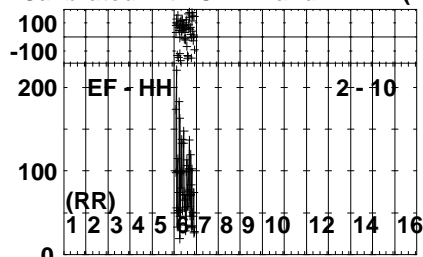
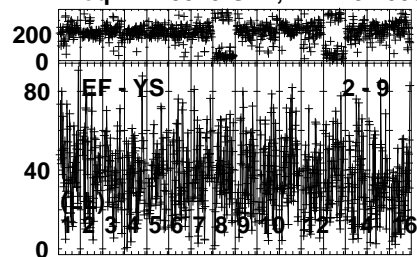


Lower frame: Milli Ampl Jy Top frame: Phas deg  
Vector averaged cross-power spectrum Several baselines displayed  
Timerange: 00/22:22:33 to 00/22:23:59

Plot file version 254 created 29-APR-2024 18:37:19

J1143+1834 EA075.UVDATA.1

Freq = 21.9925 GHz, Bw = 32.000 MH Calibrated with CL # 4 and BP # 1 (BP mode 1)

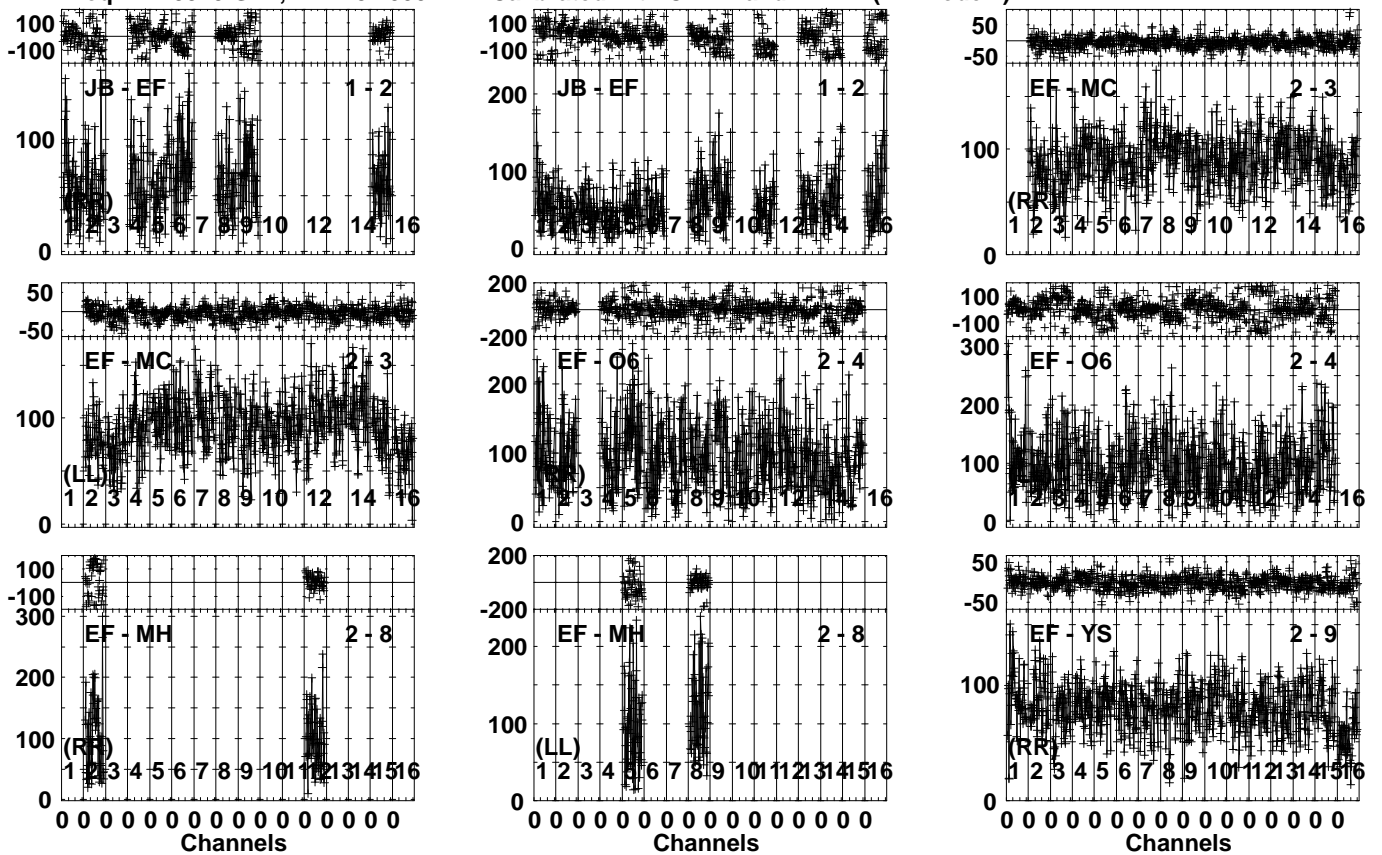


Lower frame: Milli Ampl Jy Top frame: Phas deg  
Vector averaged cross-power spectrum Several baselines displayed  
Timerange: 00/22:22:33 to 00/22:23:59

Plot file version 255 created 29-APR-2024 18:37:19

1146+189 EA075.UVDATA.1

Freq = 21.9925 GHz, Bw = 32.000 MH Calibrated with CL # 4 and BP # 1 (BP mode 1)

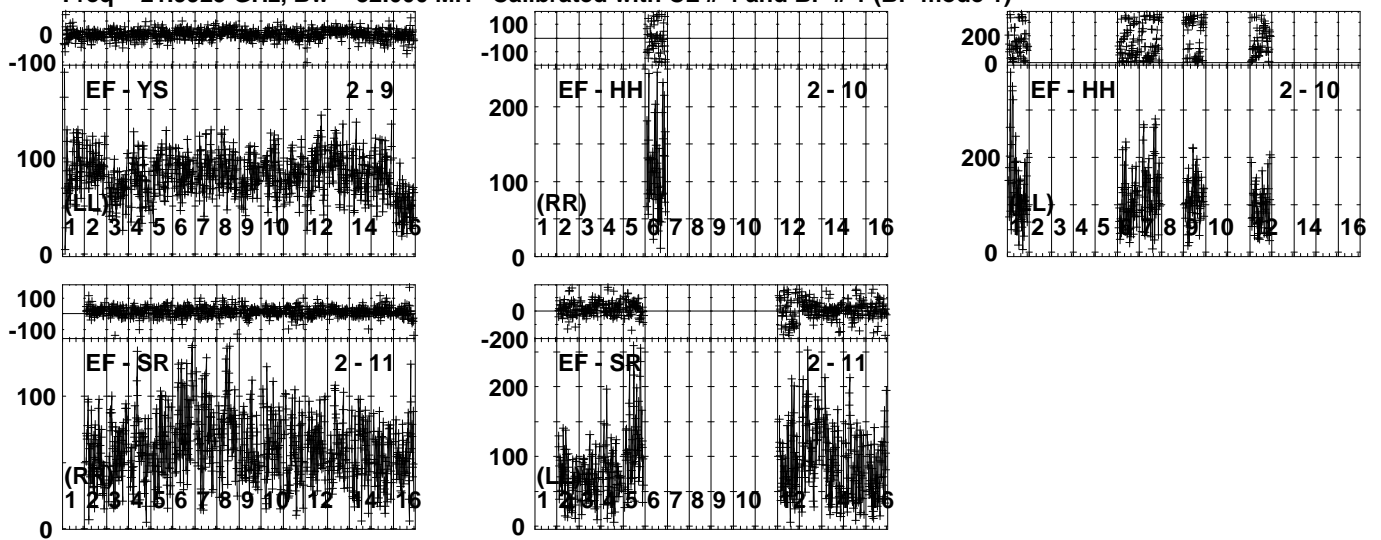


Lower frame: Milli Ampl Jy Top frame: Phas deg  
Vector averaged cross-power spectrum Several baselines displayed  
Timerange: 00/22:24:33 to 00/22:25:29

Plot file version 256 created 29-APR-2024 18:37:20

1146+189 EA075.UVDATA.1

Freq = 21.9925 GHz, Bw = 32.000 MH Calibrated with CL # 4 and BP # 1 (BP mode 1)



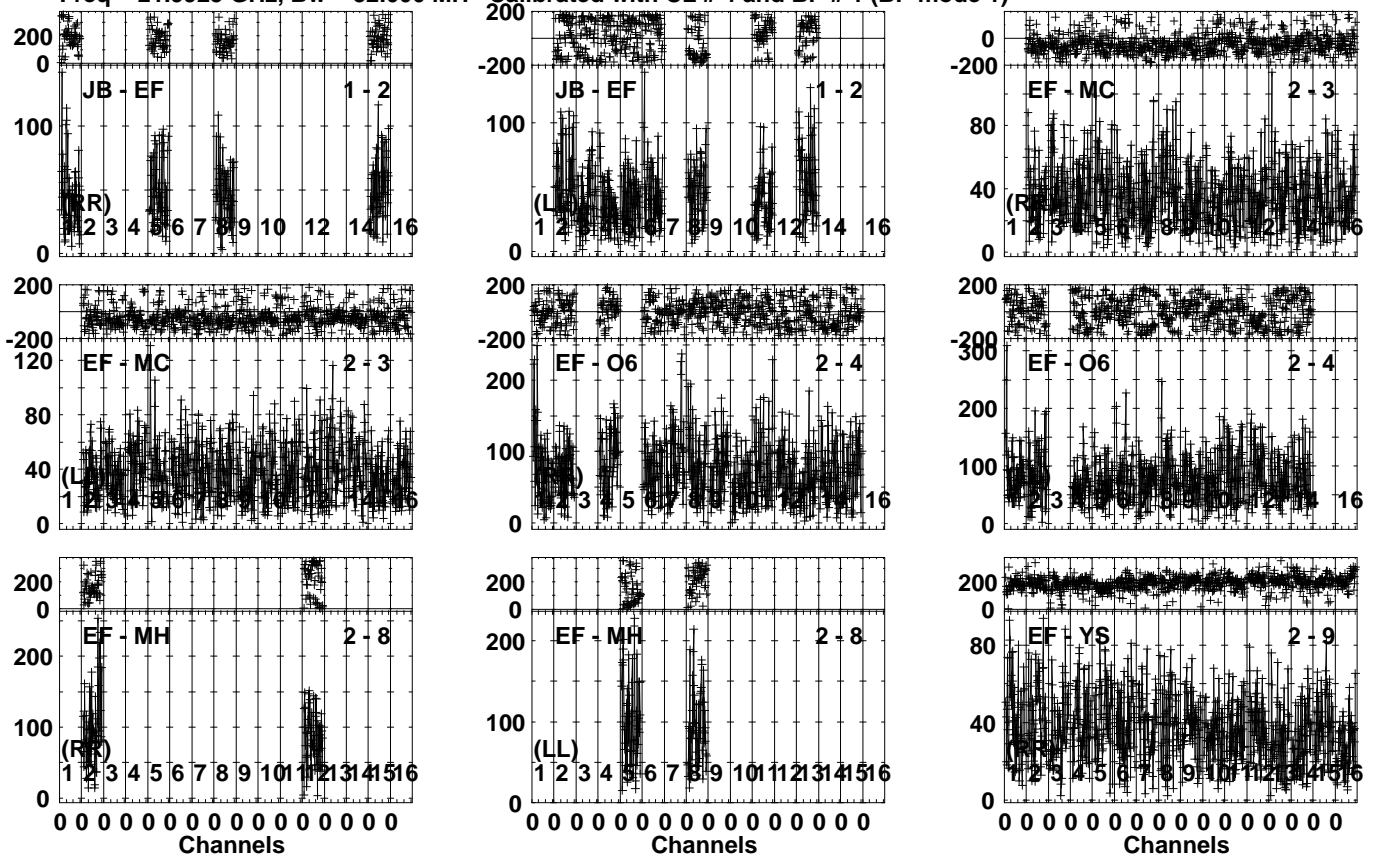
Lower frame: Milli Ampl Jy Top frame: Phas deg  
Vector averaged cross-power spectrum Several baselines displayed  
Timerange: 00/22:24:33 to 00/22:25:29



Plot file version 257 created 29-APR-2024 18:37:20

J1143+1834 EA075.UVDATA.1

Freq = 21.9925 GHz, Bw = 32.000 MH Calibrated with CL # 4 and BP # 1 (BP mode 1)

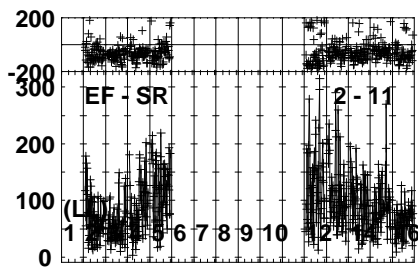
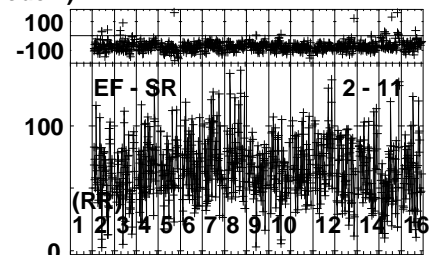
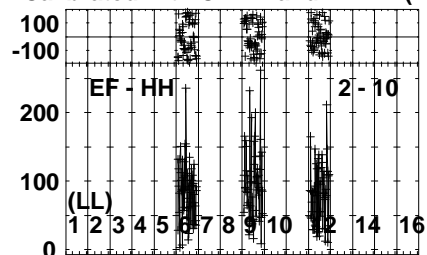
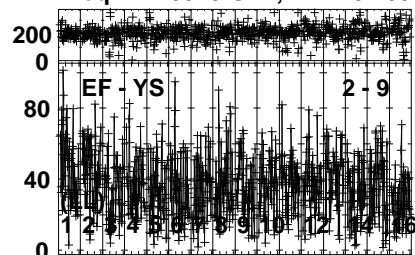


Lower frame: Milli Ampl Jy Top frame: Phas deg  
Vector averaged cross-power spectrum Several baselines displayed  
Timerange: 00/22:25:33 to 00/22:26:59

Plot file version 258 created 29-APR-2024 18:37:20

J1143+1834 EA075.UVDATA.1

Freq = 21.9925 GHz, Bw = 32.000 MH Calibrated with CL # 4 and BP # 1 (BP mode 1)



Lower frame: Milli Ampl Jy Top frame: Phas deg

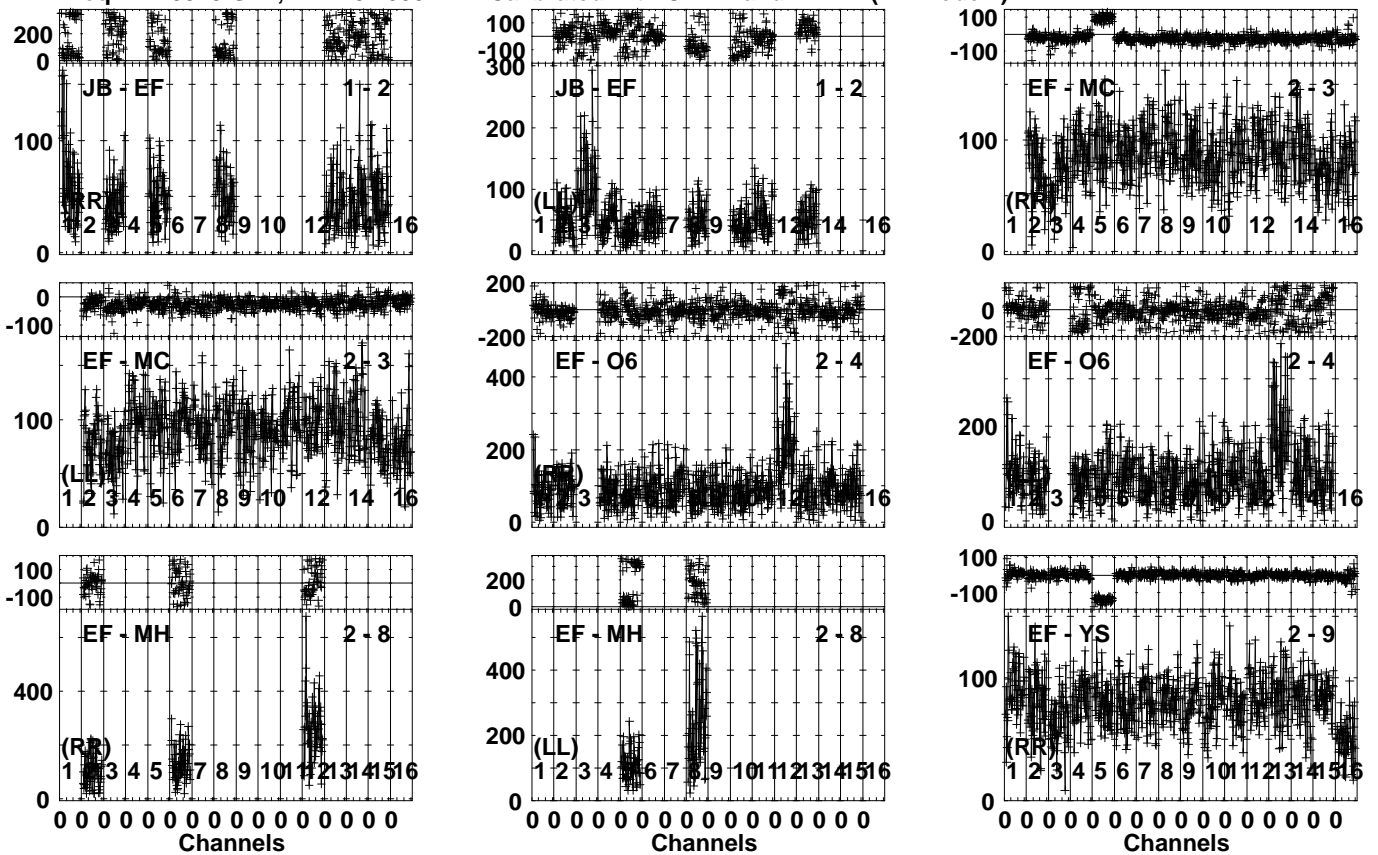
Vector averaged cross-power spectrum Several baselines displayed

Timerange: 00/22:25:33 to 00/22:26:59

Plot file version 259 created 29-APR-2024 18:37:21

1146+189 EA075.UVDATA.1

Freq = 21.9925 GHz, Bw = 32.000 MH Calibrated with CL # 4 and BP # 1 (BP mode 1)

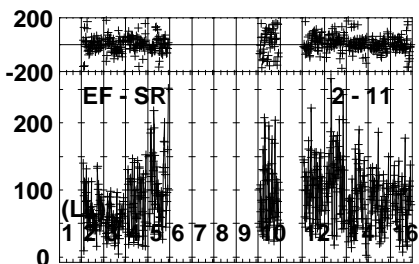
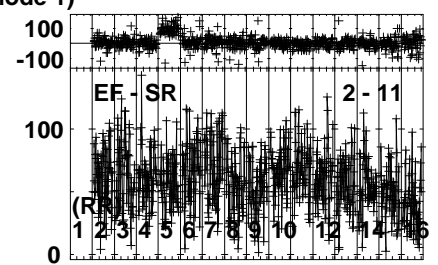
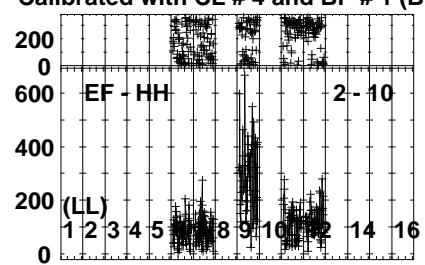
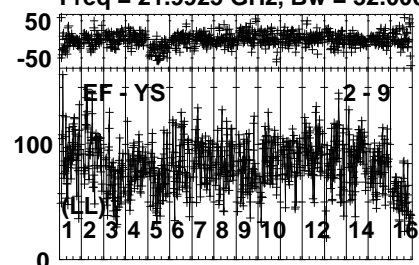


Lower frame: Milli Ampl Jy Top frame: Phas deg  
Vector averaged cross-power spectrum Several baselines displayed  
Timerange: 00/22:27:03 to 00/22:28:29

Plot file version 260 created 29-APR-2024 18:37:21

1146+189 EA075.UVDATA.1

Freq = 21.9925 GHz, Bw = 32.000 MH Calibrated with CL # 4 and BP # 1 (BP mode 1)

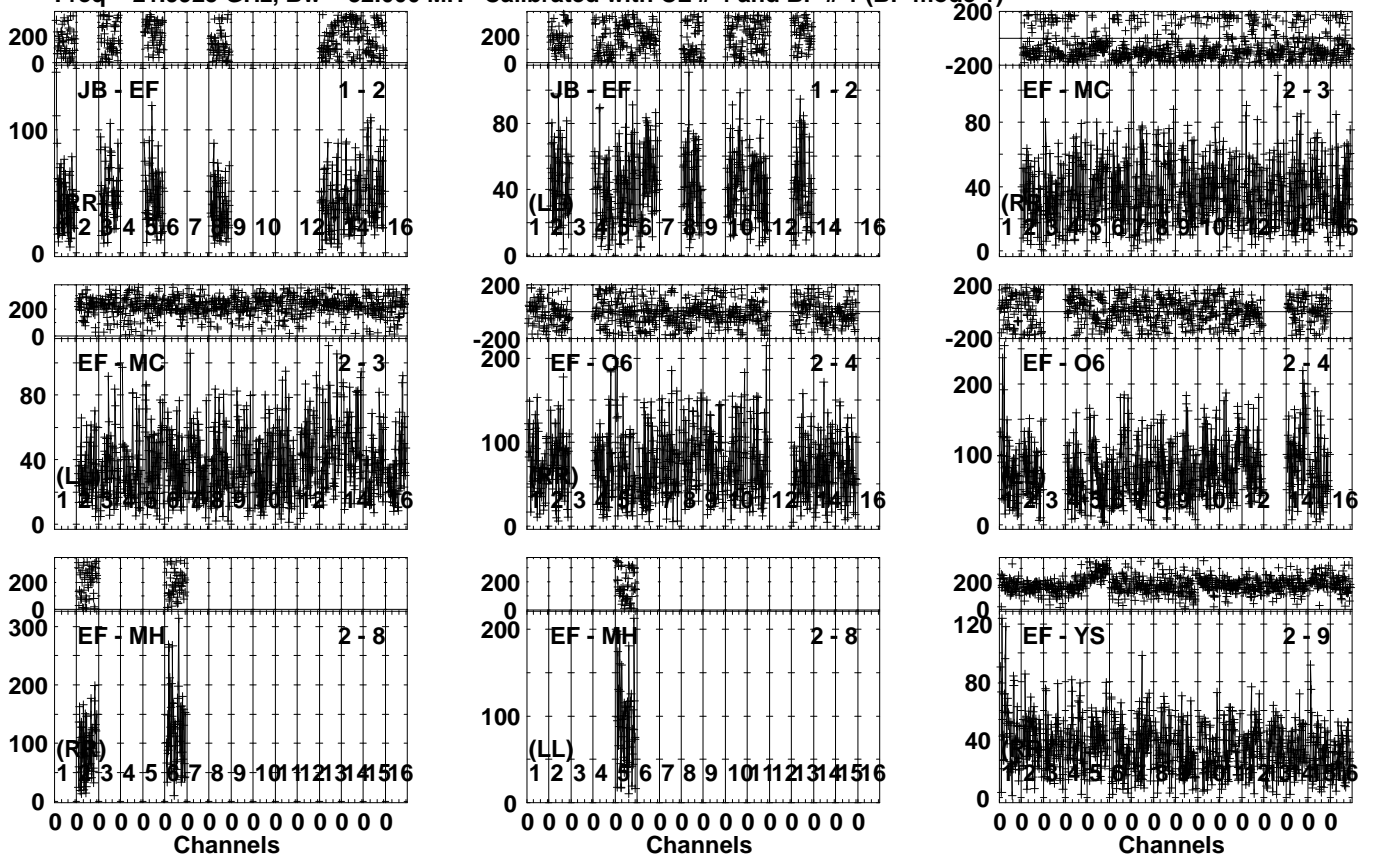


Lower frame: Milli Ampl Jy Top frame: Phas deg  
Vector averaged cross-power spectrum Several baselines displayed  
Timerange: 00/22:27:03 to 00/22:28:29

Plot file version 261 created 29-APR-2024 18:37:21

J1143+1834 EA075.UVDATA.1

Freq = 21.9925 GHz, Bw = 32.000 MH Calibrated with CL # 4 and BP # 1 (BP mode 1)

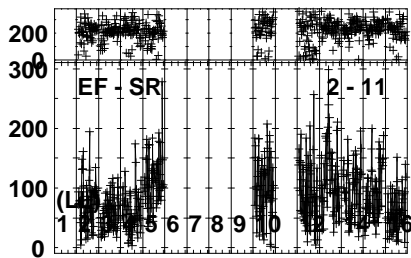
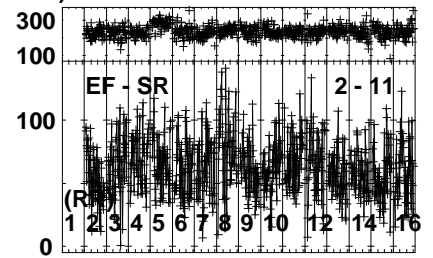
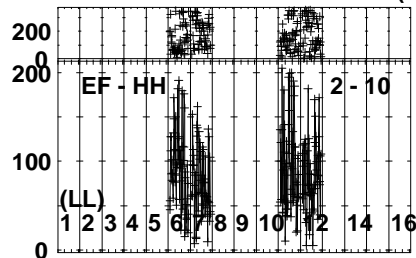
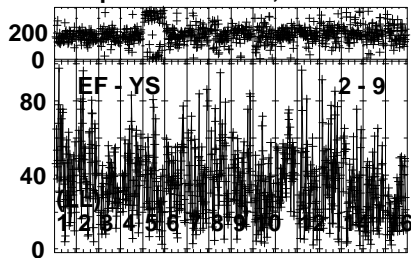


Lower frame: Milli Ampl Jy Top frame: Phas deg  
Vector averaged cross-power spectrum Several baselines displayed  
Timerange: 00/22:28:33 to 00/22:29:59

Plot file version 262 created 29-APR-2024 18:37:22

J1143+1834 EA075.UVDATA.1

Freq = 21.9925 GHz, Bw = 32.000 MH Calibrated with CL # 4 and BP # 1 (BP mode 1)

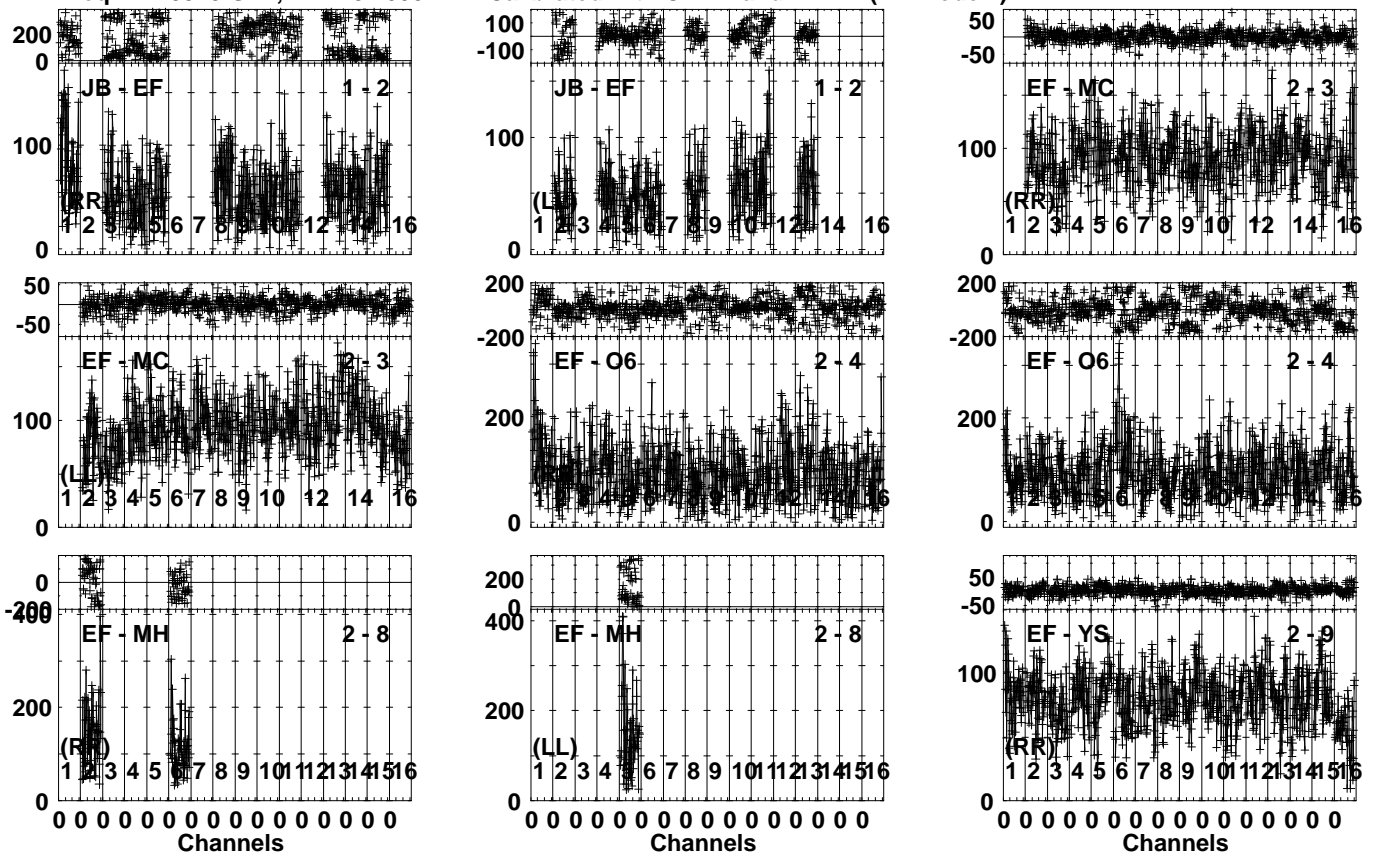


Lower frame: Milli Ampl Jy Top frame: Phas deg  
Vector averaged cross-power spectrum Several baselines displayed  
Timerange: 00/22:28:33 to 00/22:29:59

Plot file version 263 created 29-APR-2024 18:37:22

1146+189 EA075.UVDATA.1

Freq = 21.9925 GHz, Bw = 32.000 MH Calibrated with CL # 4 and BP # 1 (BP mode 1)

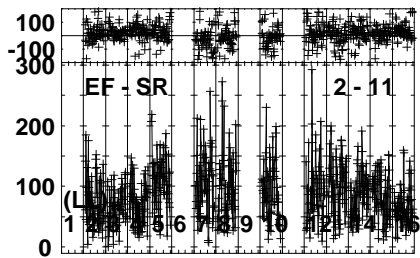
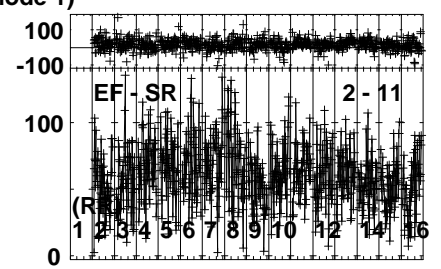
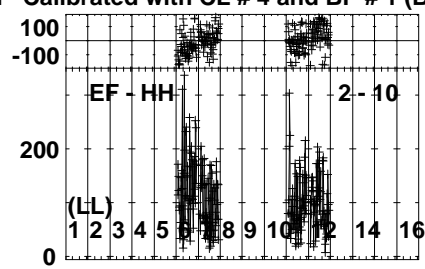
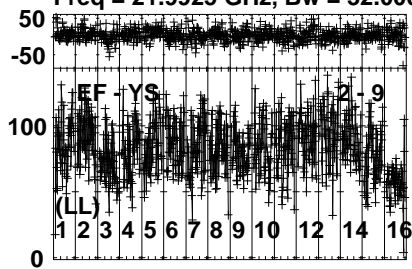


Lower frame: Milli Ampl Jy Top frame: Phas deg  
Vector averaged cross-power spectrum Several baselines displayed  
Timerange: 00/22:30:33 to 00/22:31:29

Plot file version 264 created 29-APR-2024 18:37:23

1146+189 EA075.UVDATA.1

Freq = 21.9925 GHz, Bw = 32.000 MH Calibrated with CL # 4 and BP # 1 (BP mode 1)



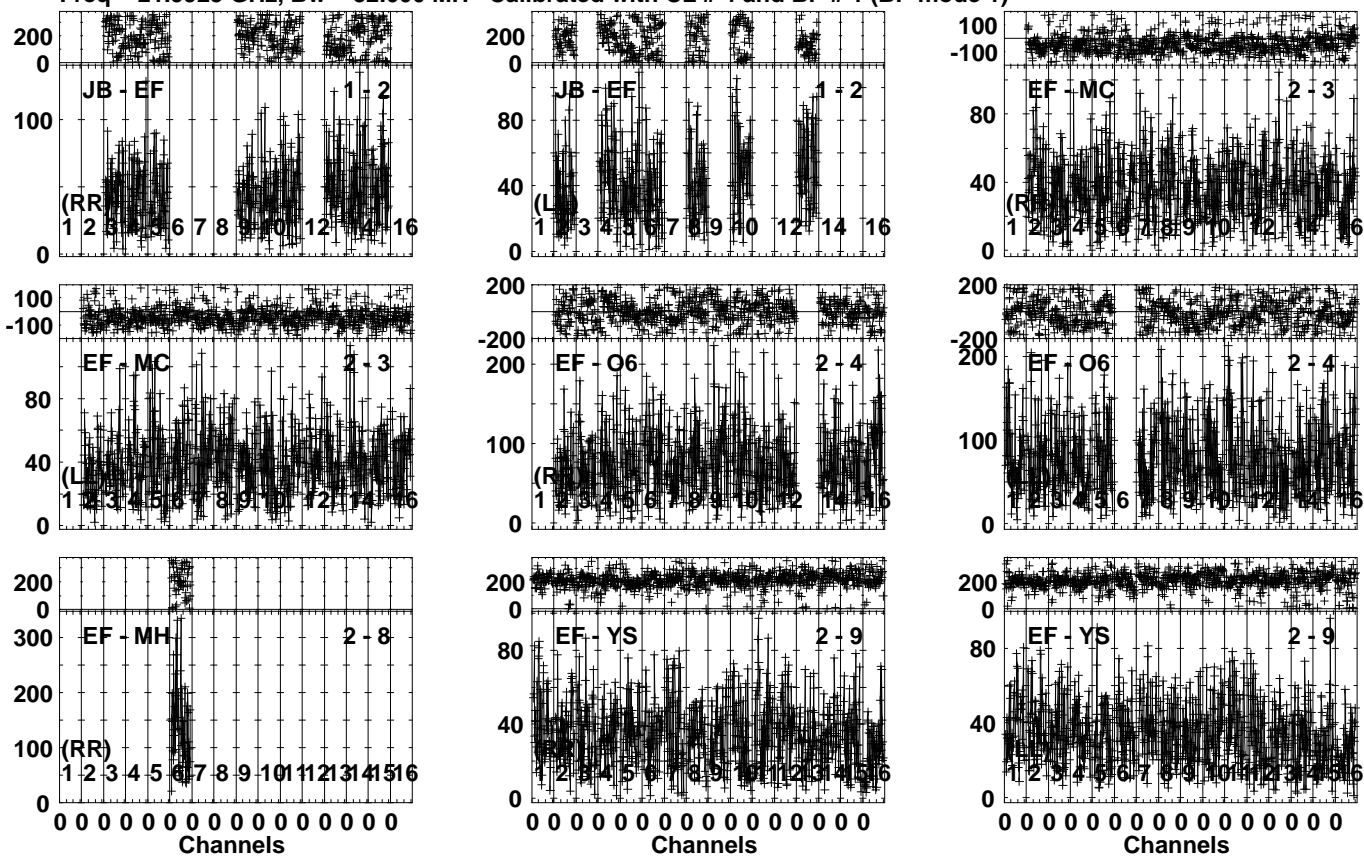
Lower frame: Milli Ampl Jy Top frame: Phas deg  
Vector averaged cross-power spectrum Several baselines displayed  
Timerange: 00/22:30:33 to 00/22:31:29



Plot file version 265 created 29-APR-2024 18:37:23

J1143+1834 EA075.UVDATA.1

Freq = 21.9925 GHz, Bw = 32.000 MH Calibrated with CL # 4 and BP # 1 (BP mode 1)

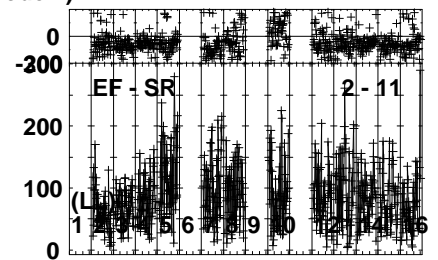
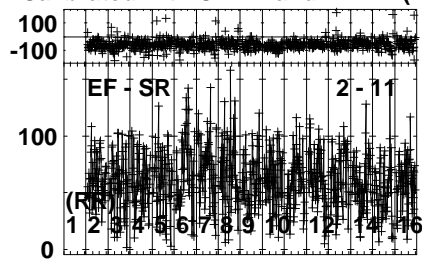
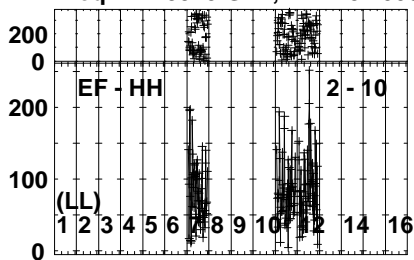


Lower frame: Milli Ampl Jy Top frame: Phas deg  
Vector averaged cross-power spectrum Several baselines displayed  
Timerange: 00/22:31:33 to 00/22:32:59

Plot file version 266 created 29-APR-2024 18:37:23

J1143+1834 EA075.UVDATA.1

Freq = 21.9925 GHz, Bw = 32.000 MH Calibrated with CL # 4 and BP # 1 (BP mode 1)

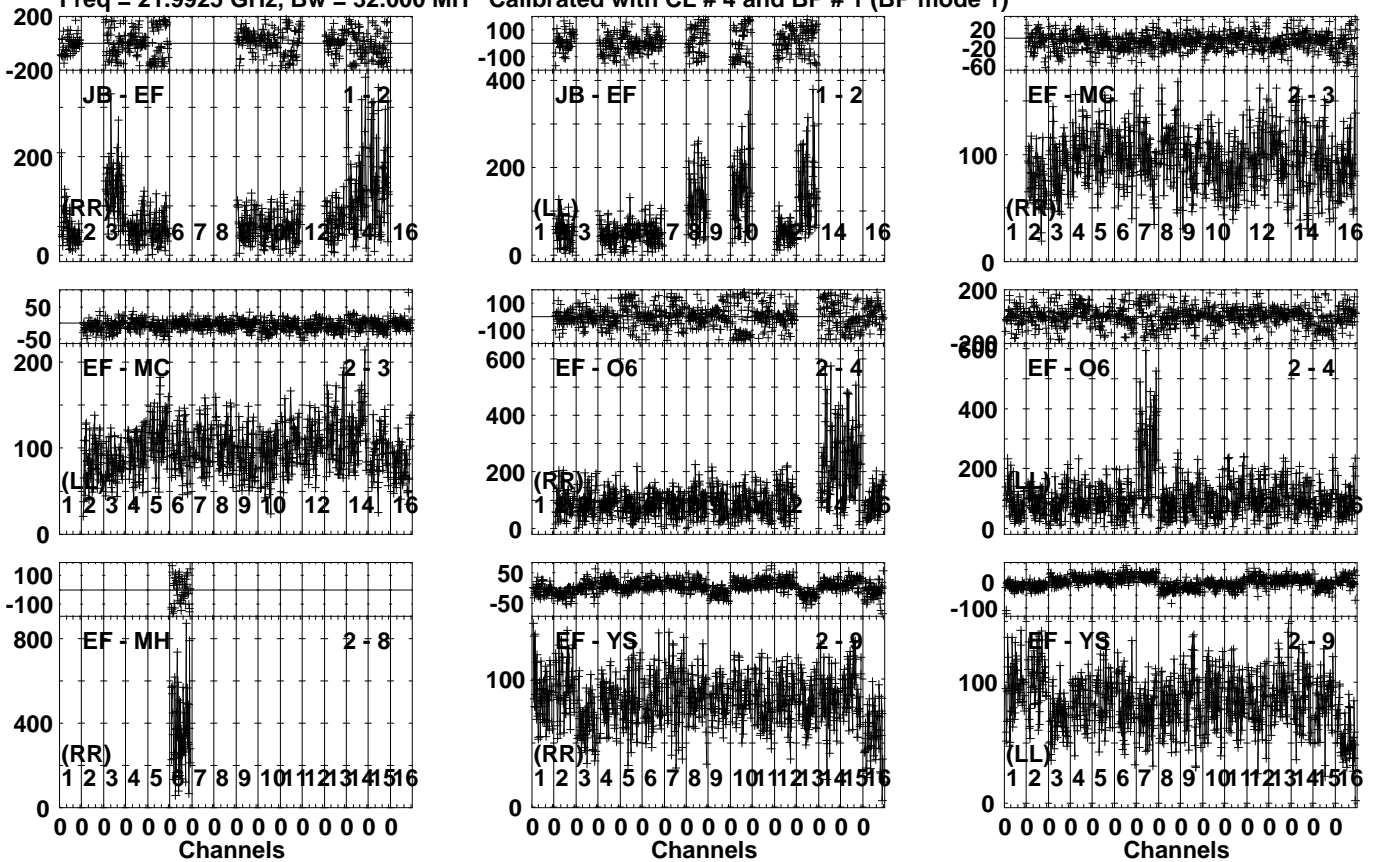


Lower frame: Milli Ampl Jy Top frame: Phas deg  
Vector averaged cross-power spectrum Several baselines displayed  
Timerange: 00/22:31:33 to 00/22:32:59

Plot file version 267 created 29-APR-2024 18:37:24

1146+189 EA075.UVDATA.1

Freq = 21.9925 GHz, Bw = 32.000 MH Calibrated with CL # 4 and BP # 1 (BP mode 1)

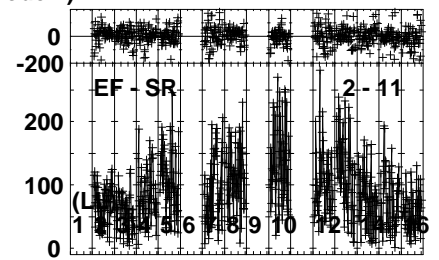
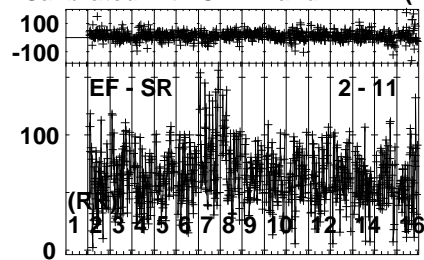
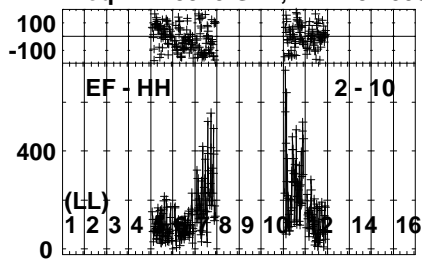


Lower frame: Milli Ampl Jy Top frame: Phas deg  
Vector averaged cross-power spectrum Several baselines displayed  
Timerange: 00/22:33:03 to 00/22:34:29

Plot file version 268 created 29-APR-2024 18:37:24

1146+189 EA075.UVDATA.1

Freq = 21.9925 GHz, Bw = 32.000 MH Calibrated with CL # 4 and BP # 1 (BP mode 1)



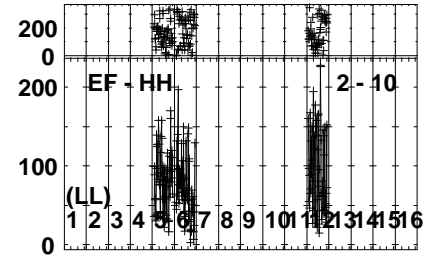
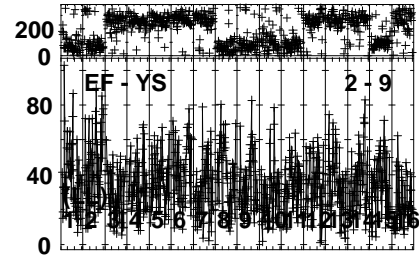
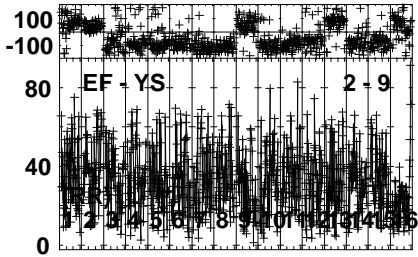
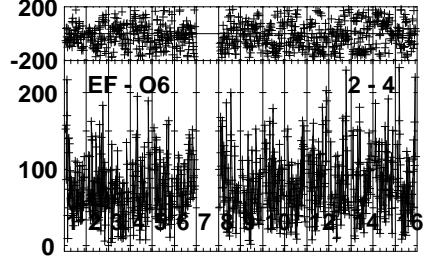
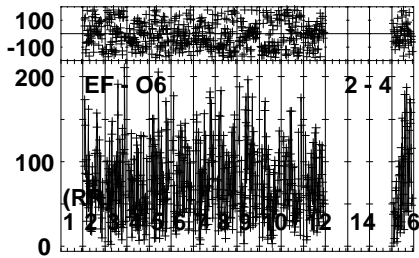
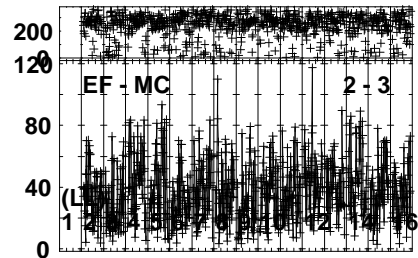
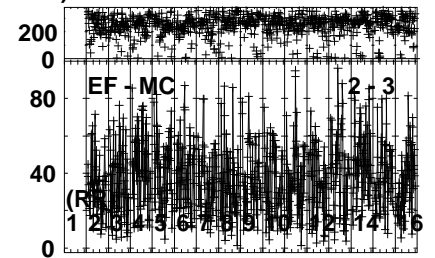
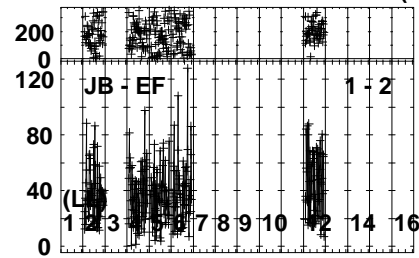
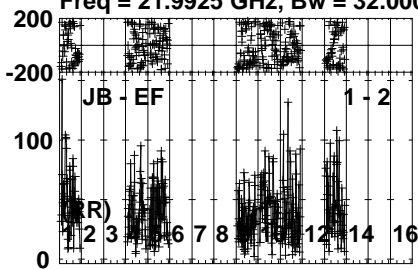
Lower frame: Milli Ampl Jy Top frame: Phas deg  
Vector averaged cross-power spectrum Several baselines displayed  
Timerange: 00/22:33:03 to 00/22:34:29

Plot file version 269 created 29-APR-2024 18:37:25

J1143+1834 EA075.UVDATA.1

Freq = 21.9925 GHz, Bw = 32.000 MH

Calibrated with CL # 4 and BP # 1 (BP mode 1)



Lower frame: Milli Ampl Jy Top frame: Phas deg

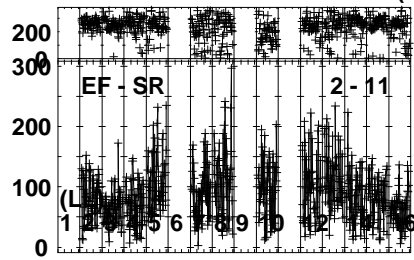
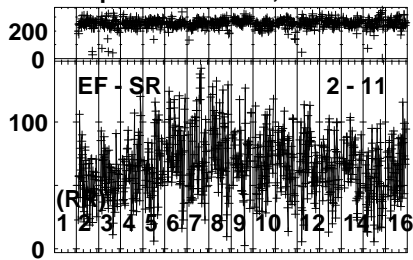
Vector averaged cross-power spectrum Several baselines displayed

Timerange: 00/22:34:33 to 00/22:35:59

Plot file version 270 created 29-APR-2024 18:37:25

J1143+1834 EA075.UVDATA.1

Freq = 21.9925 GHz, Bw = 32.000 MH Calibrated with CL # 4 and BP # 1 (BP mode 1)

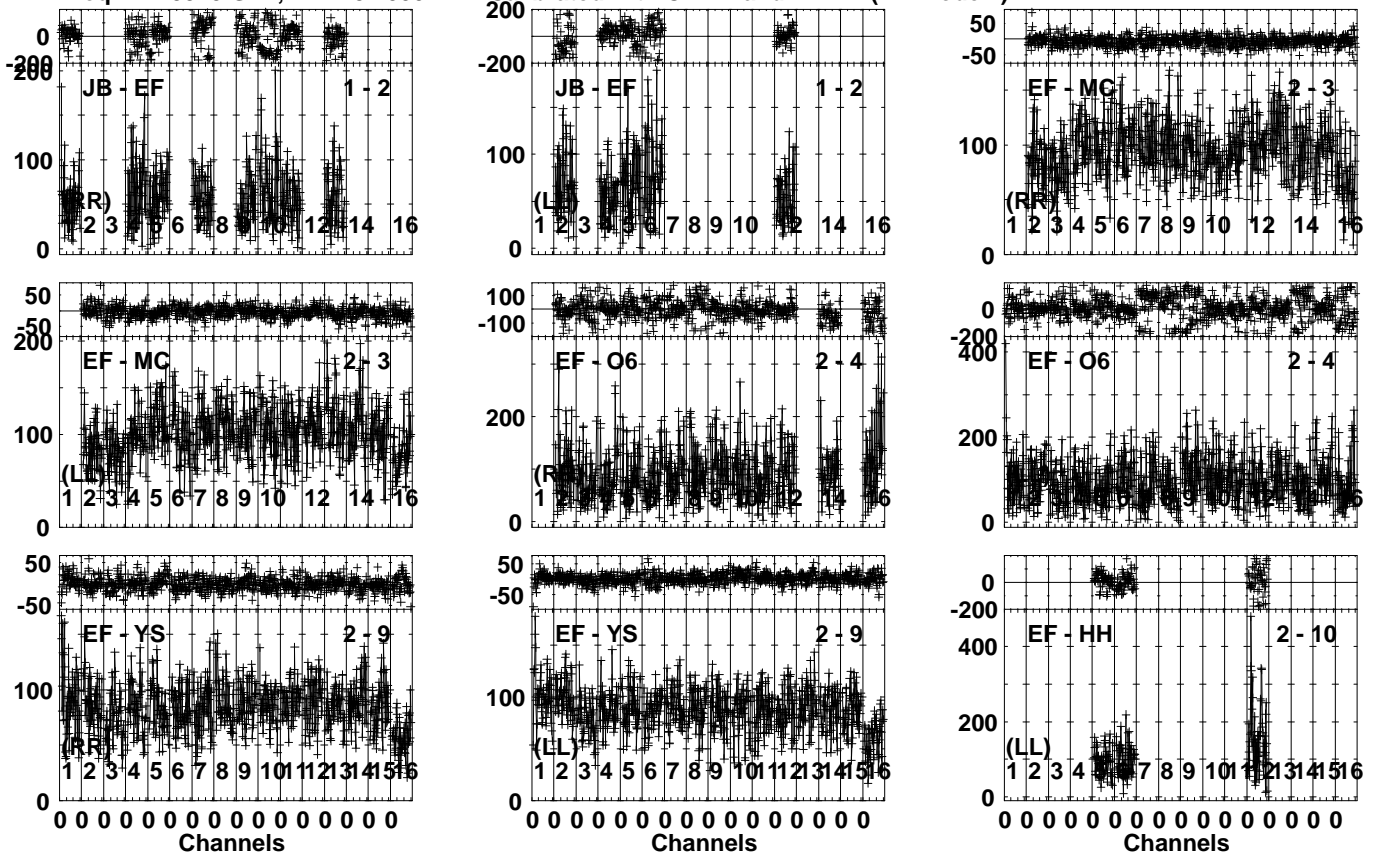


Lower frame: Milli Ampl Jy Top frame: Phas deg  
Vector averaged cross-power spectrum Several baselines displayed  
Timerange: 00/22:34:33 to 00/22:35:59

Plot file version 271 created 29-APR-2024 18:37:25

1146+189 EA075.UVDATA.1

Freq = 21.9925 GHz, Bw = 32.000 MH Calibrated with CL # 4 and BP # 1 (BP mode 1)

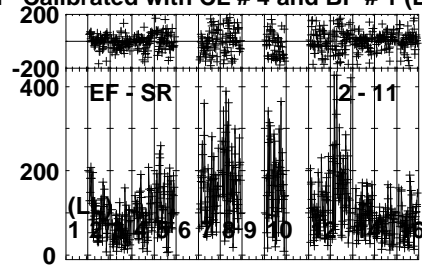
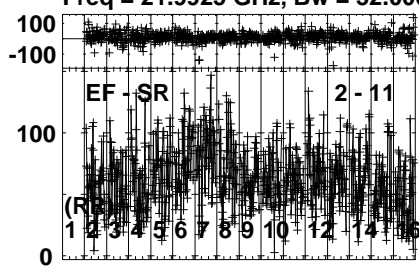


Lower frame: Milli Ampl Jy Top frame: Phas deg  
Vector averaged cross-power spectrum Several baselines displayed  
Timerange: 00/22:36:33 to 00/22:37:29

Plot file version 272 created 29-APR-2024 18:37:26

1146+189 EA075.UVDATA.1

Freq = 21.9925 GHz, Bw = 32.000 MH Calibrated with CL # 4 and BP # 1 (BP mode 1)



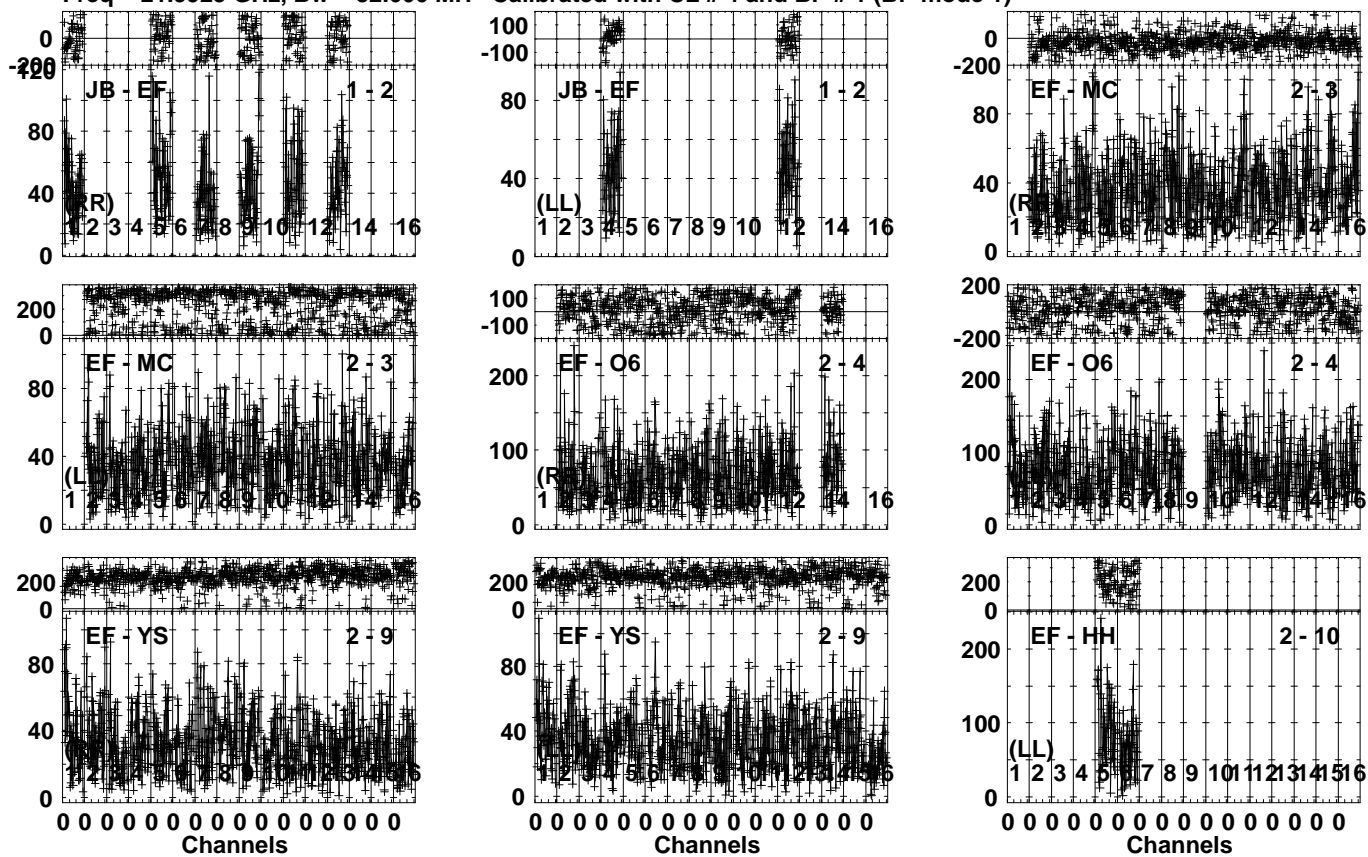
Lower frame: Milli Ampl Jy Top frame: Phas deg  
Vector averaged cross-power spectrum Several baselines displayed  
Timerange: 00/22:36:33 to 00/22:37:29



Plot file version 273 created 29-APR-2024 18:37:26

J1143+1834 EA075.UVDATA.1

Freq = 21.9925 GHz, Bw = 32.000 MH Calibrated with CL # 4 and BP # 1 (BP mode 1)

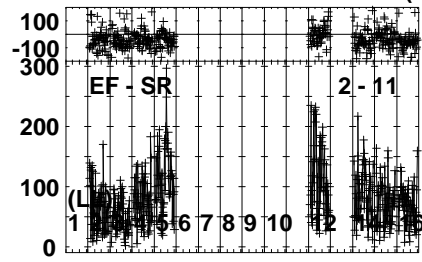
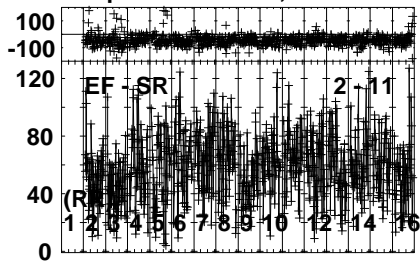


Lower frame: Milli Ampl Jy Top frame: Phas deg  
Vector averaged cross-power spectrum Several baselines displayed  
Timerange: 00/22:37:33 to 00/22:38:59

Plot file version 274 created 29-APR-2024 18:37:27

J1143+1834 EA075.UVDATA.1

Freq = 21.9925 GHz, Bw = 32.000 MH Calibrated with CL # 4 and BP # 1 (BP mode 1)

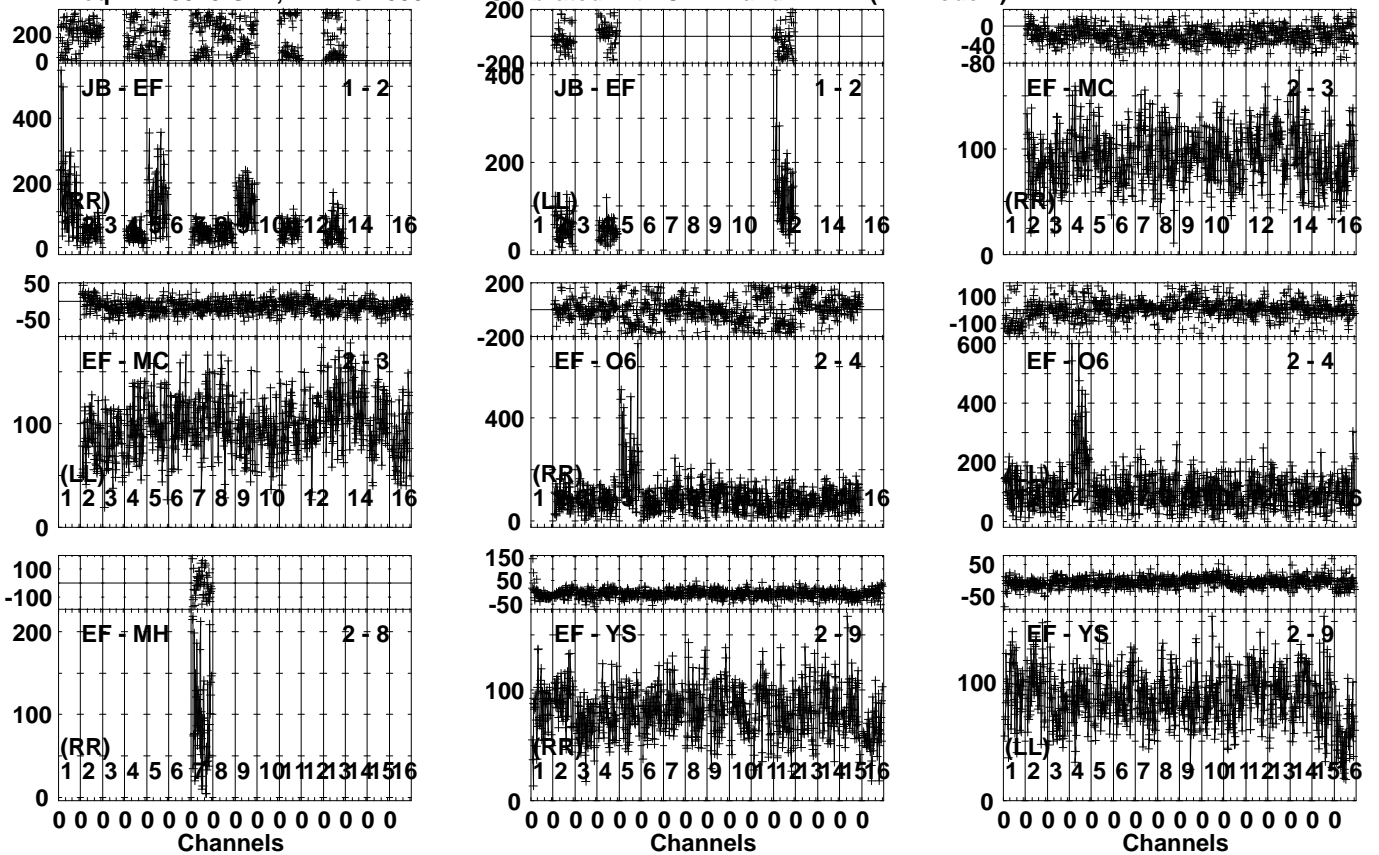


Lower frame: Milli Ampl Jy Top frame: Phas deg  
Vector averaged cross-power spectrum Several baselines displayed  
Timerange: 00/22:37:33 to 00/22:38:59

Plot file version 275 created 29-APR-2024 18:37:27

1146+189 EA075.UVDATA.1

Freq = 21.9925 GHz, Bw = 32.000 MH Calibrated with CL # 4 and BP # 1 (BP mode 1)

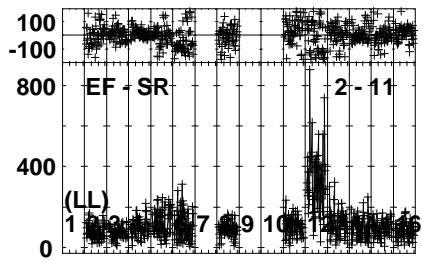
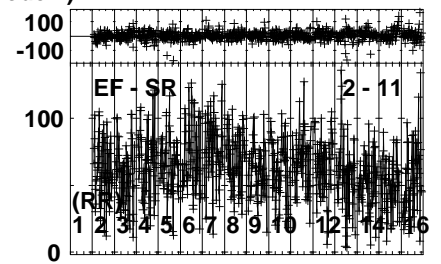
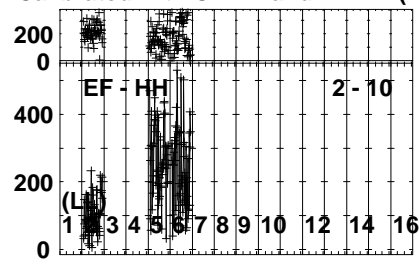
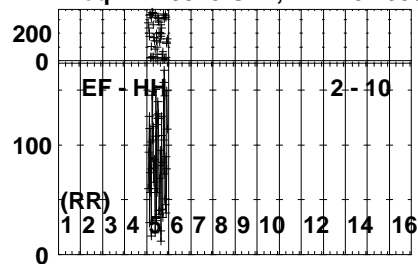


Lower frame: Milli Ampl Jy Top frame: Phas deg  
Vector averaged cross-power spectrum Several baselines displayed  
Timerange: 00/22:39:03 to 00/22:40:29

Plot file version 276 created 29-APR-2024 18:37:27

1146+189 EA075.UVDATA.1

Freq = 21.9925 GHz, Bw = 32.000 MH Calibrated with CL # 4 and BP # 1 (BP mode 1)

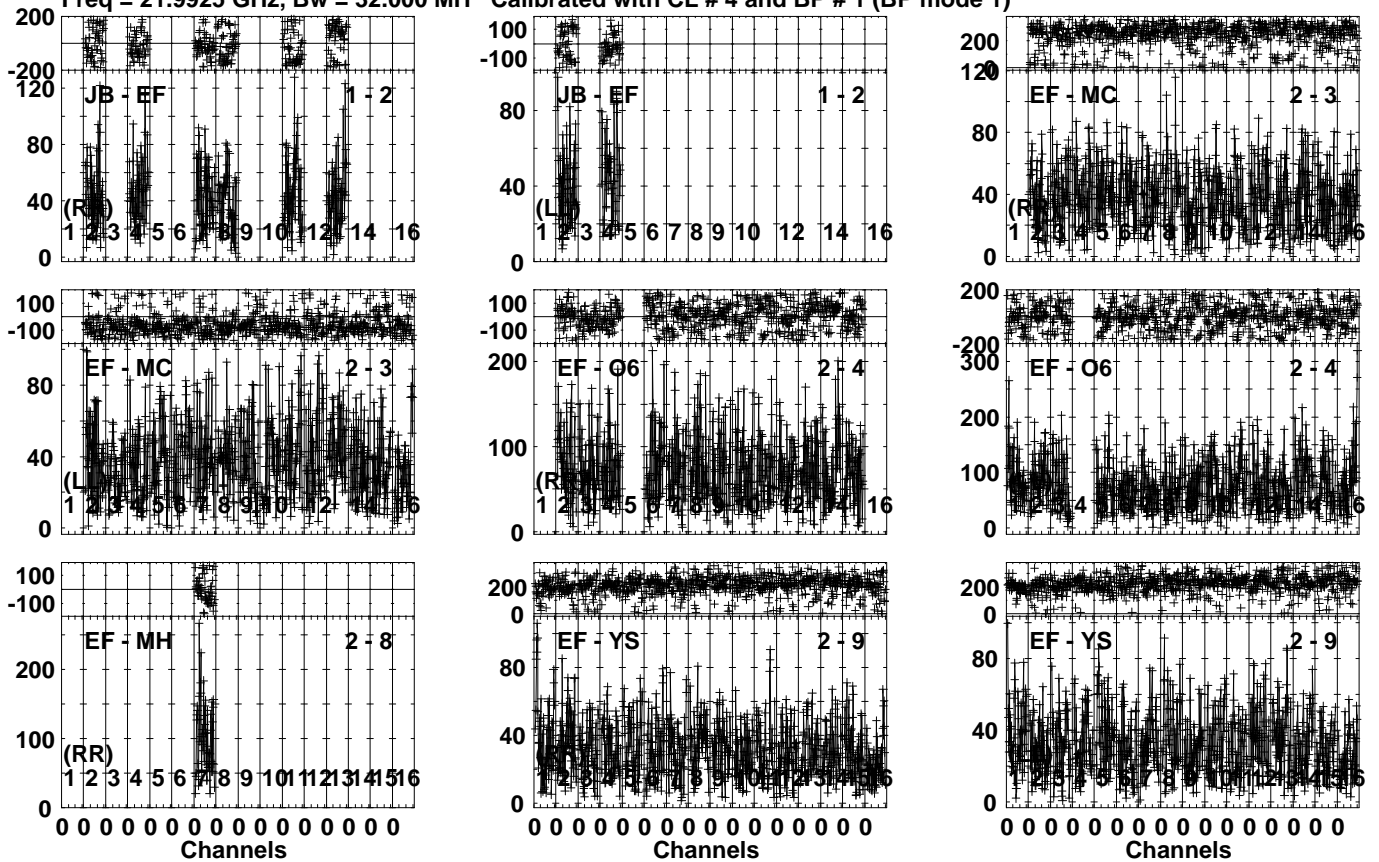


Lower frame: Milli Ampl Jy Top frame: Phas deg  
Vector averaged cross-power spectrum Several baselines displayed  
Timerange: 00/22:39:03 to 00/22:40:29

Plot file version 277 created 29-APR-2024 18:37:28

J1143+1834 EA075.UVDATA.1

Freq = 21.9925 GHz, Bw = 32.000 MH Calibrated with CL # 4 and BP # 1 (BP mode 1)

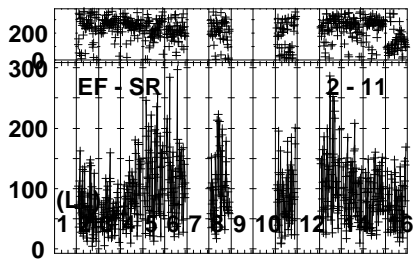
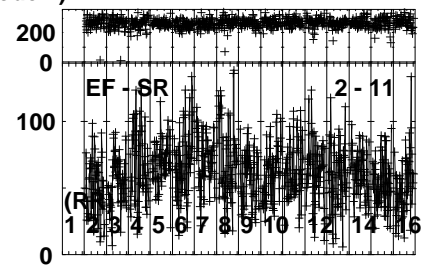
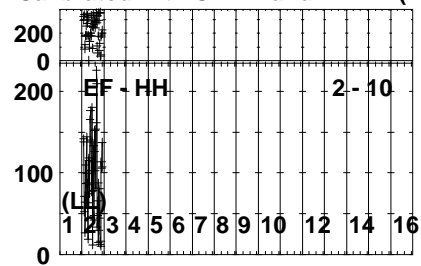
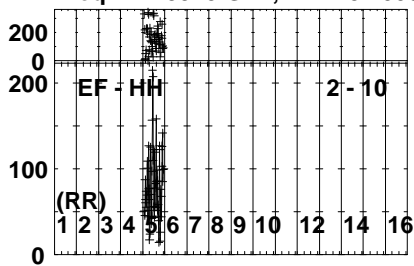


Lower frame: Milli Ampl Jy Top frame: Phas deg  
Vector averaged cross-power spectrum Several baselines displayed  
Timerange: 00/22:40:33 to 00/22:41:59

Plot file version 278 created 29-APR-2024 18:37:28

J1143+1834 EA075.UVDATA.1

Freq = 21.9925 GHz, Bw = 32.000 MH Calibrated with CL # 4 and BP # 1 (BP mode 1)

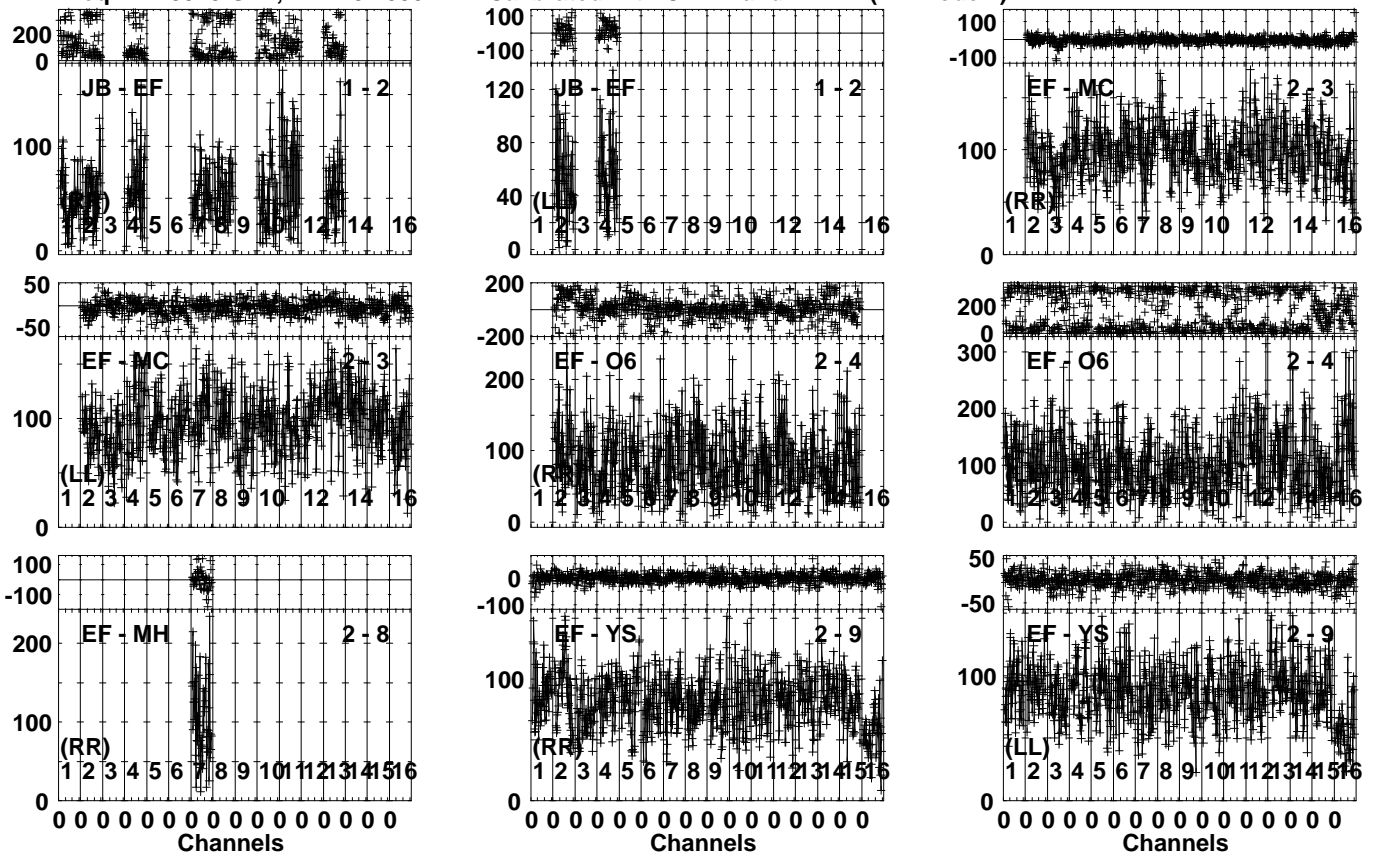


Lower frame: Milli Ampl Jy Top frame: Phas deg  
Vector averaged cross-power spectrum Several baselines displayed  
Timerange: 00/22:40:33 to 00/22:41:59

Plot file version 279 created 29-APR-2024 18:37:28

1146+189 EA075.UVDATA.1

Freq = 21.9925 GHz, Bw = 32.000 MH Calibrated with CL # 4 and BP # 1 (BP mode 1)

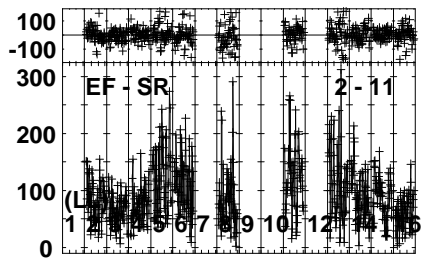
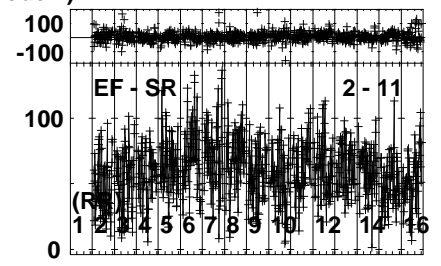
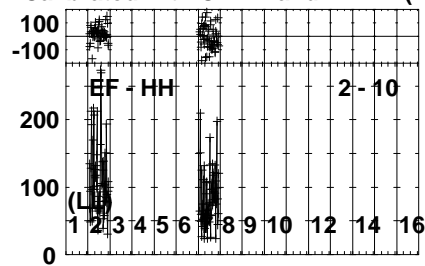
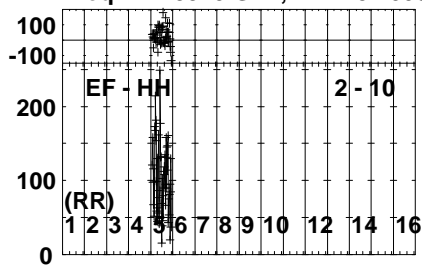


Lower frame: Milli Ampl Jy Top frame: Phas deg  
Vector averaged cross-power spectrum Several baselines displayed  
Timerange: 00/22:42:33 to 00/22:43:29

Plot file version 280 created 29-APR-2024 18:37:29

1146+189 EA075.UVDATA.1

Freq = 21.9925 GHz, Bw = 32.000 MH Calibrated with CL # 4 and BP # 1 (BP mode 1)



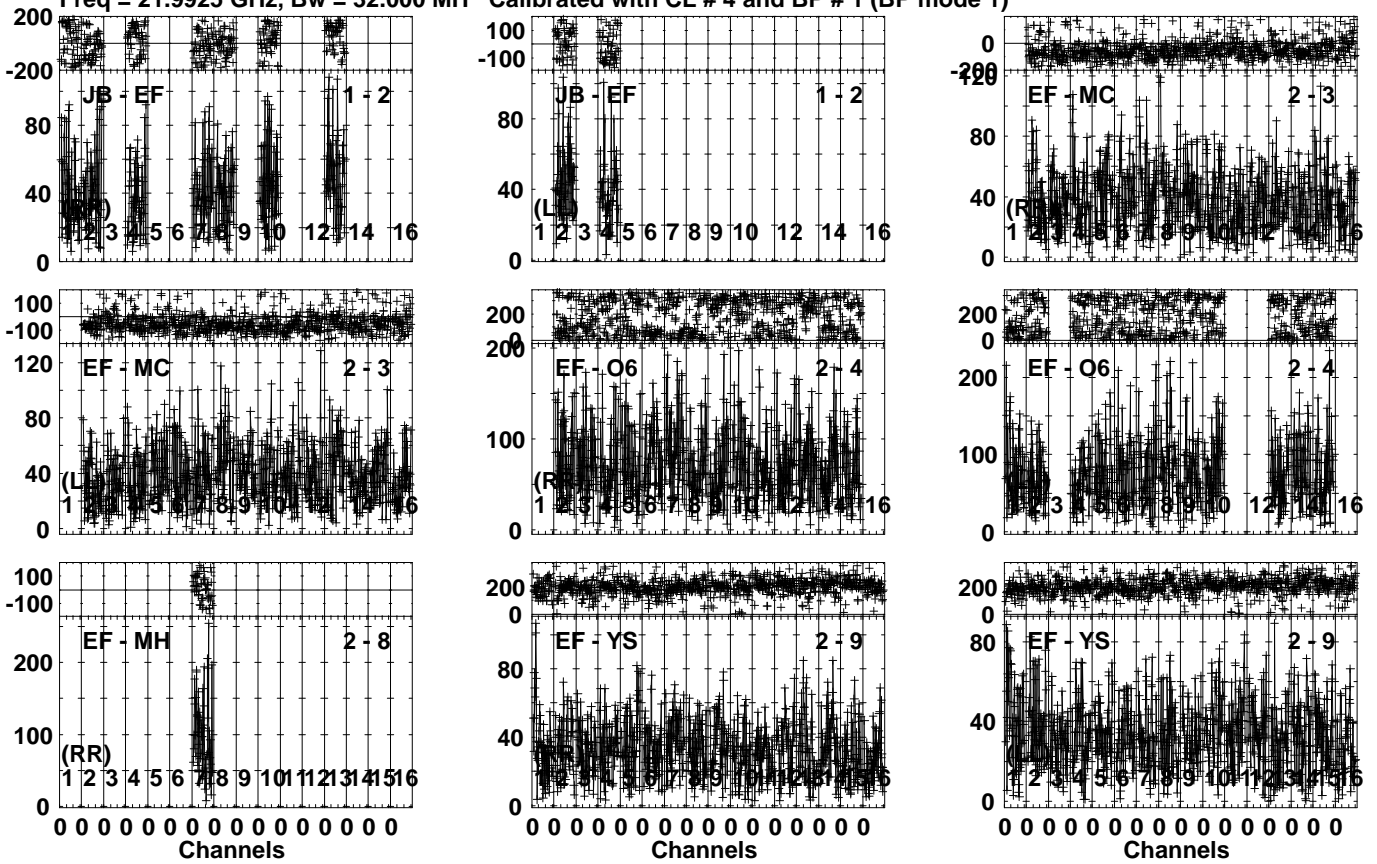
Lower frame: Milli Ampl Jy Top frame: Phas deg  
Vector averaged cross-power spectrum Several baselines displayed  
Timerange: 00/22:42:33 to 00/22:43:29



Plot file version 281 created 29-APR-2024 18:37:29

J1143+1834 EA075.UVDATA.1

Freq = 21.9925 GHz, Bw = 32.000 MH Calibrated with CL # 4 and BP # 1 (BP mode 1)

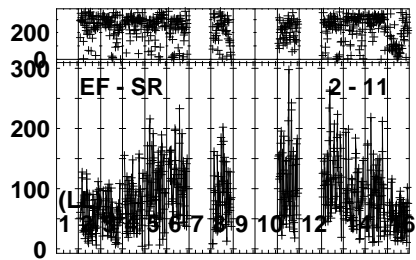
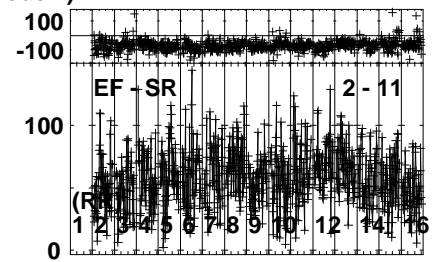
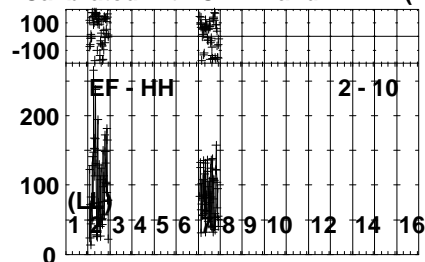
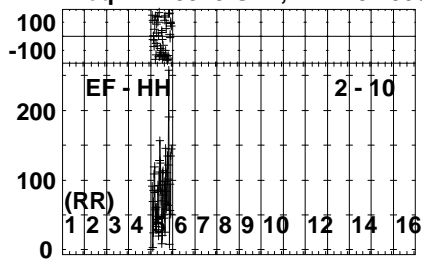


Lower frame: Milli Ampl Jy Top frame: Phas deg  
 Vector averaged cross-power spectrum Several baselines displayed  
 Timerange: 00/22:43:33 to 00/22:44:59

Plot file version 282 created 29-APR-2024 18:37:29

J1143+1834 EA075.UVDATA.1

Freq = 21.9925 GHz, Bw = 32.000 MH Calibrated with CL # 4 and BP # 1 (BP mode 1)



Lower frame: Milli Ampl Jy Top frame: Phas deg

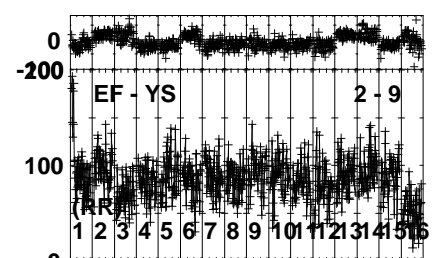
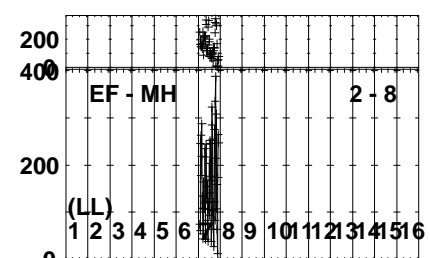
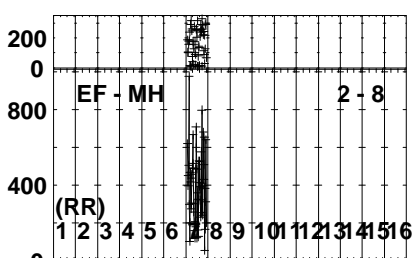
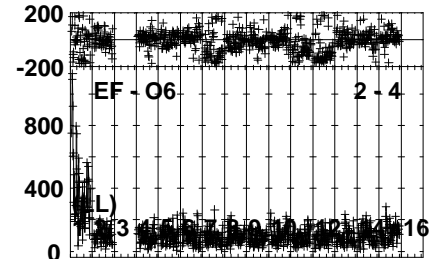
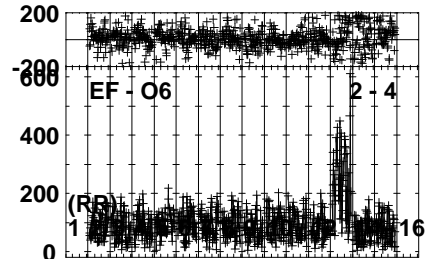
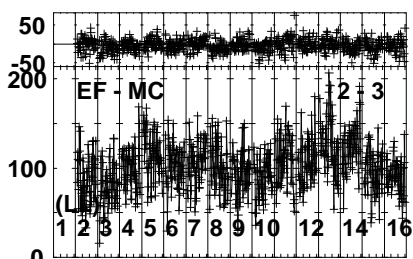
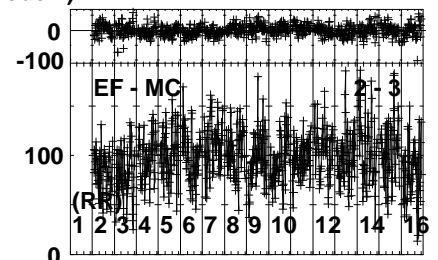
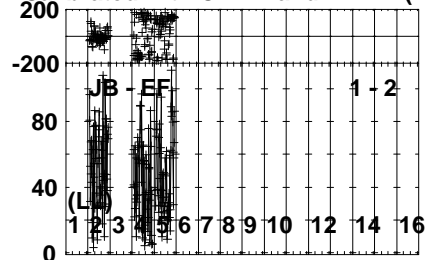
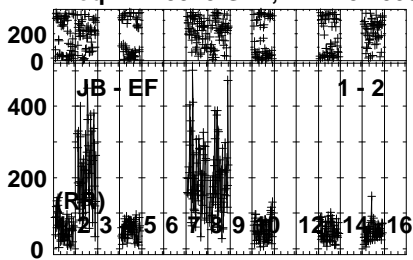
Vector averaged cross-power spectrum Several baselines displayed

Timerange: 00/22:43:33 to 00/22:44:59

Plot file version 283 created 29-APR-2024 18:37:30

1146+189 EA075.UVDATA.1

Freq = 21.9925 GHz, Bw = 32.000 MH Calibrated with CL # 4 and BP # 1 (BP mode 1)

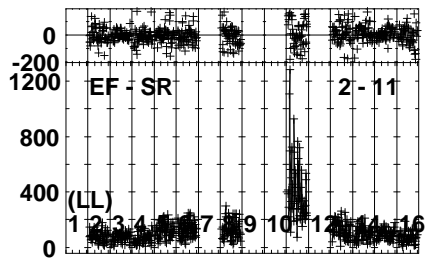
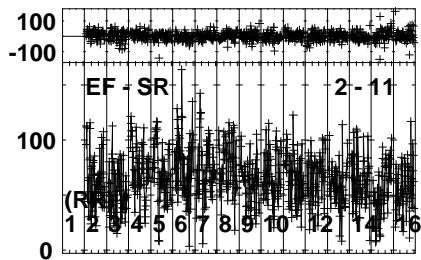
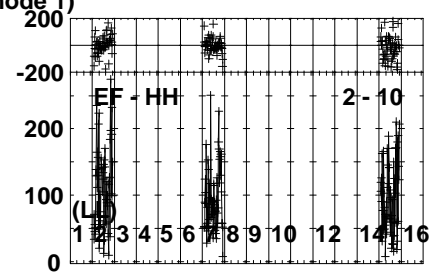
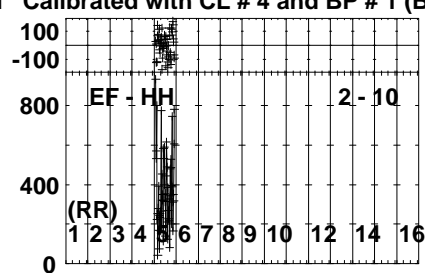
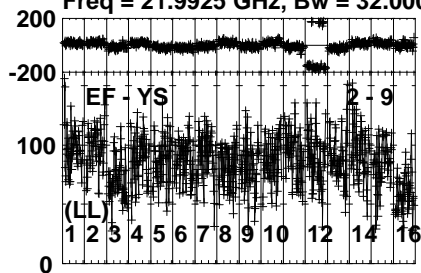


Lower frame: Milli Ampl Jy Top frame: Phas deg  
Vector averaged cross-power spectrum Several baselines displayed  
Timerange: 00/22:45:03 to 00/22:46:29

Plot file version 284 created 29-APR-2024 18:37:30

1146+189 EA075.UVDATA.1

Freq = 21.9925 GHz, Bw = 32.000 MH Calibrated with CL # 4 and BP # 1 (BP mode 1)

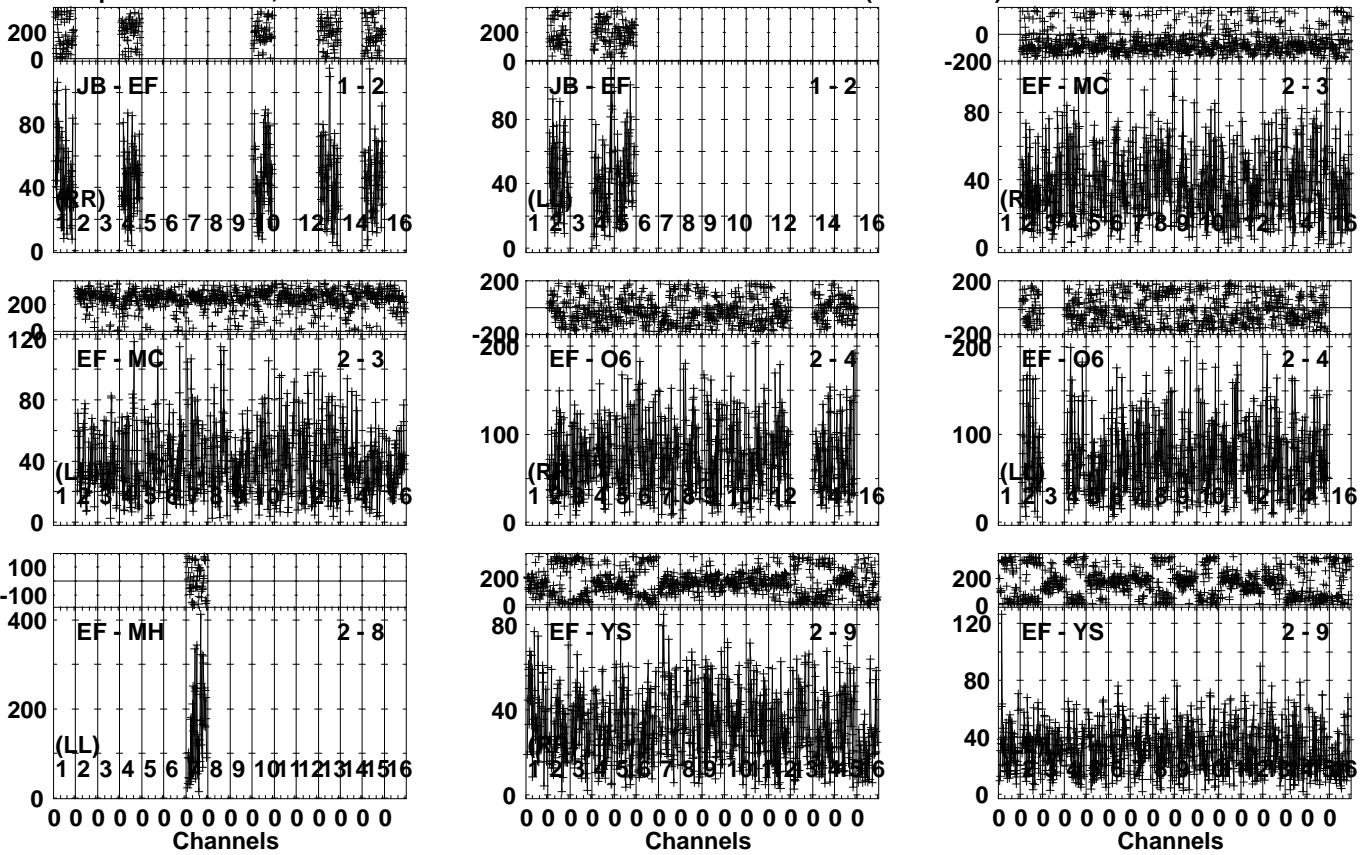


Lower frame: Milli Ampl Jy Top frame: Phas deg  
Vector averaged cross-power spectrum Several baselines displayed  
Timerange: 00/22:45:03 to 00/22:46:29

Plot file version 285 created 29-APR-2024 18:37:31

J1143+1834 EA075.UVDATA.1

Freq = 21.9925 GHz, Bw = 32.000 MH Calibrated with CL # 4 and BP # 1 (BP mode 1)

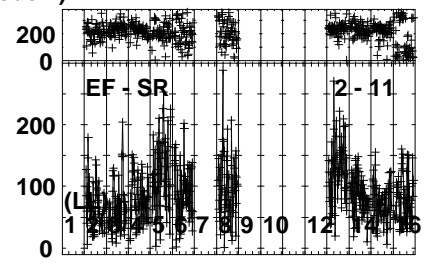
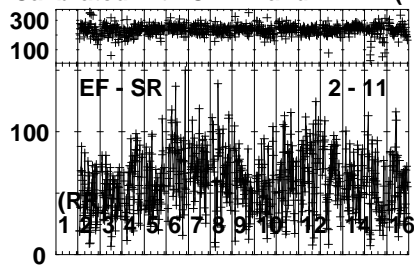
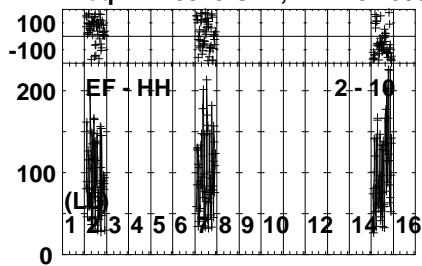


Lower frame: Milli Ampl Jy Top frame: Phas deg  
 Vector averaged cross-power spectrum Several baselines displayed  
 Timerange: 00/22:46:33 to 00/22:47:59

Plot file version 286 created 29-APR-2024 18:37:31

J1143+1834 EA075.UVDATA.1

Freq = 21.9925 GHz, Bw = 32.000 MH Calibrated with CL # 4 and BP # 1 (BP mode 1)

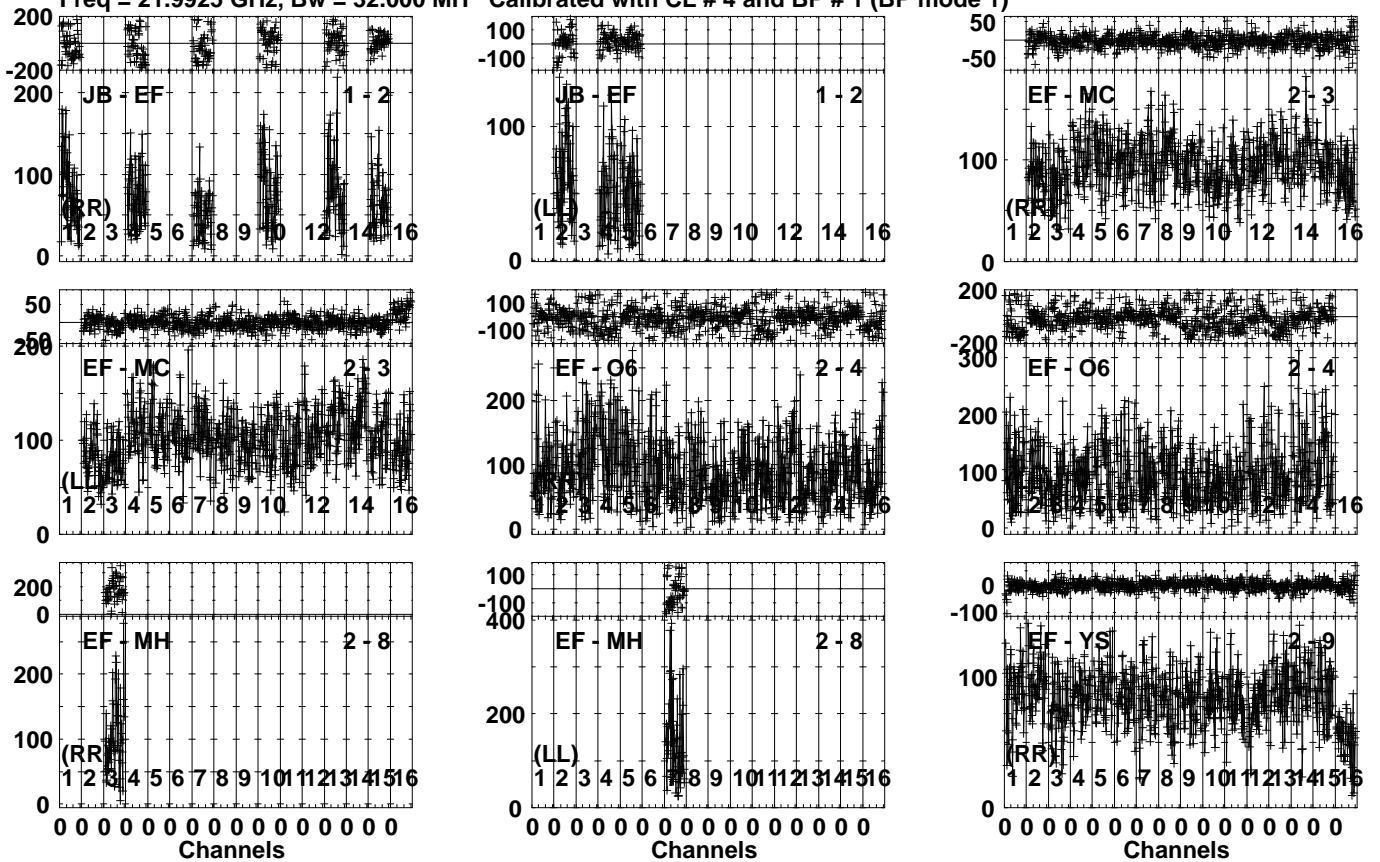


Lower frame: Milli Ampl Jy Top frame: Phas deg  
Vector averaged cross-power spectrum Several baselines displayed  
Timerange: 00/22:46:33 to 00/22:47:59

Plot file version 287 created 29-APR-2024 18:37:31

1146+189 EA075.UVDATA.1

Freq = 21.9925 GHz, Bw = 32.000 MH Calibrated with CL # 4 and BP # 1 (BP mode 1)

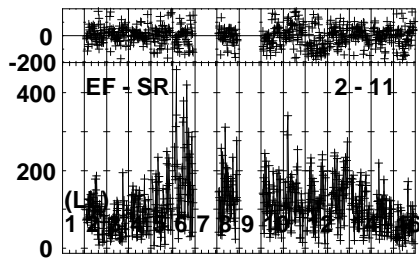
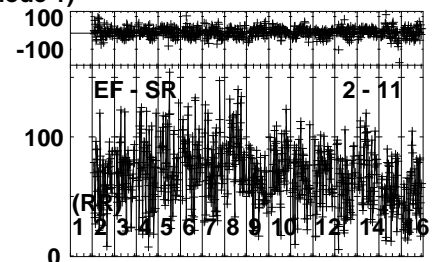
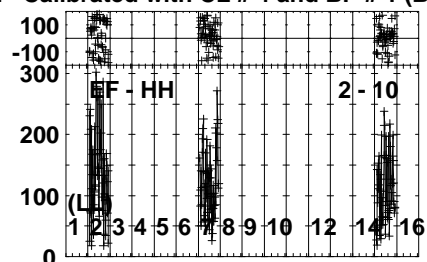
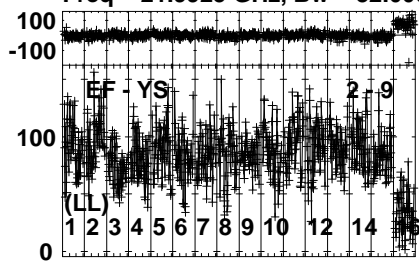


Lower frame: Milli Ampl Jy Top frame: Phas deg  
Vector averaged cross-power spectrum Several baselines displayed  
Timerange: 00/22:48:33 to 00/22:49:29

Plot file version 288 created 29-APR-2024 18:37:32

1146+189 EA075.UVDATA.1

Freq = 21.9925 GHz, Bw = 32.000 MH Calibrated with CL # 4 and BP # 1 (BP mode 1)



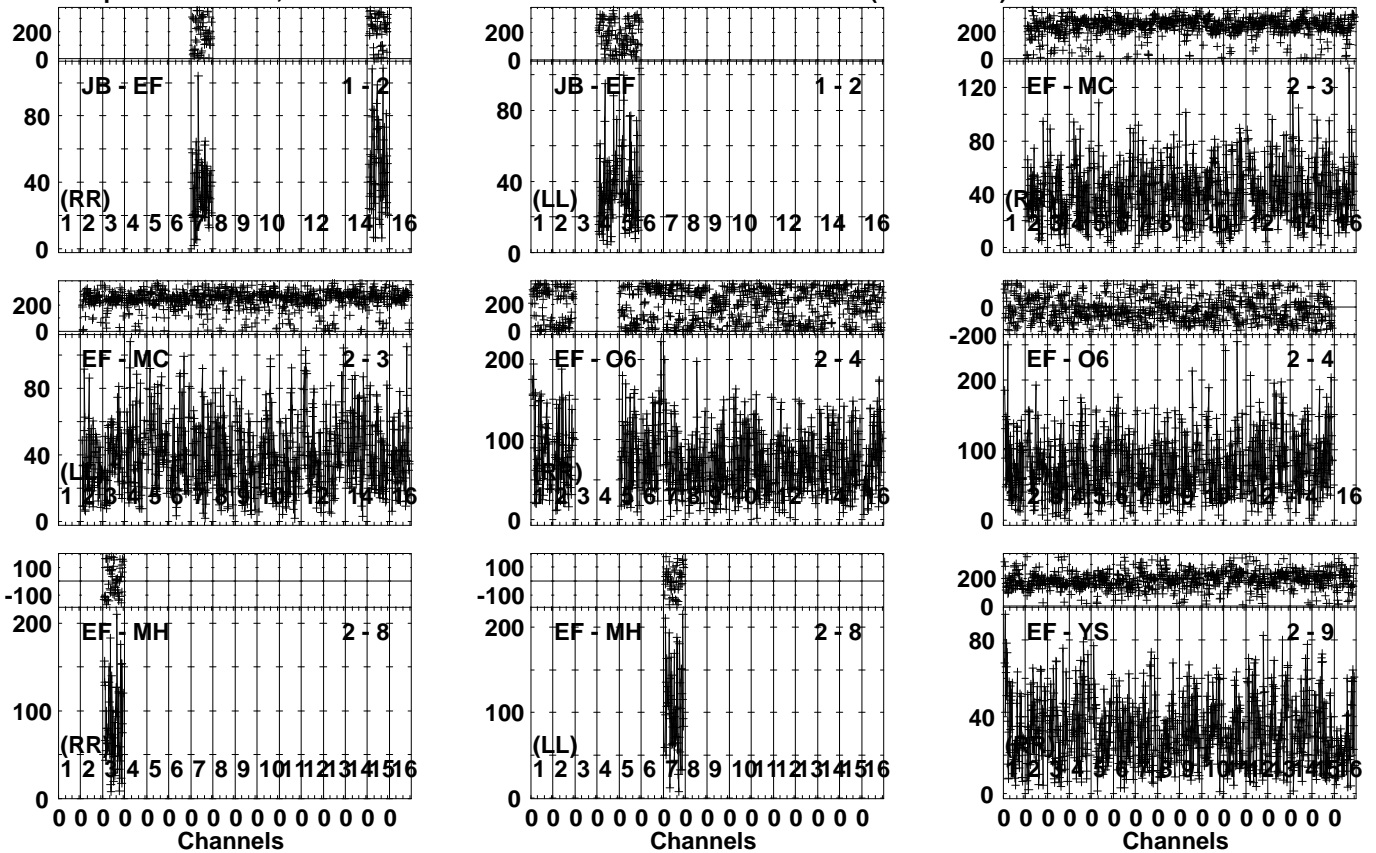
Lower frame: Milli Ampl Jy Top frame: Phas deg  
Vector averaged cross-power spectrum Several baselines displayed  
Timerange: 00/22:48:33 to 00/22:49:29



Plot file version 289 created 29-APR-2024 18:37:32

J1143+1834 EA075.UVDATA.1

Freq = 21.9925 GHz, Bw = 32.000 MH Calibrated with CL # 4 and BP # 1 (BP mode 1)

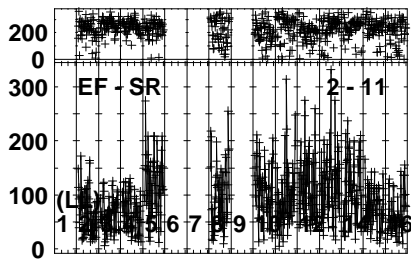
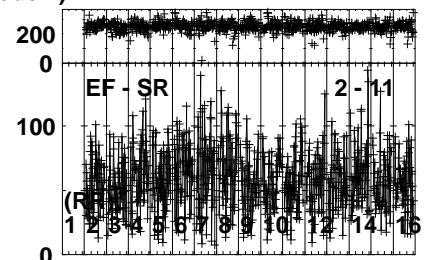
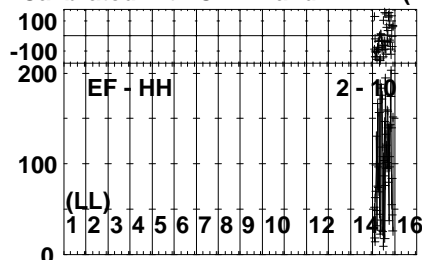
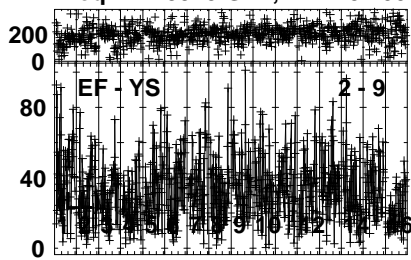


Lower frame: Milli Ampl Jy Top frame: Phas deg  
 Vector averaged cross-power spectrum Several baselines displayed  
 Timerange: 00/22:49:33 to 00/22:50:59

Plot file version 290 created 29-APR-2024 18:37:32

J1143+1834 EA075.UVDATA.1

Freq = 21.9925 GHz, Bw = 32.000 MH Calibrated with CL # 4 and BP # 1 (BP mode 1)

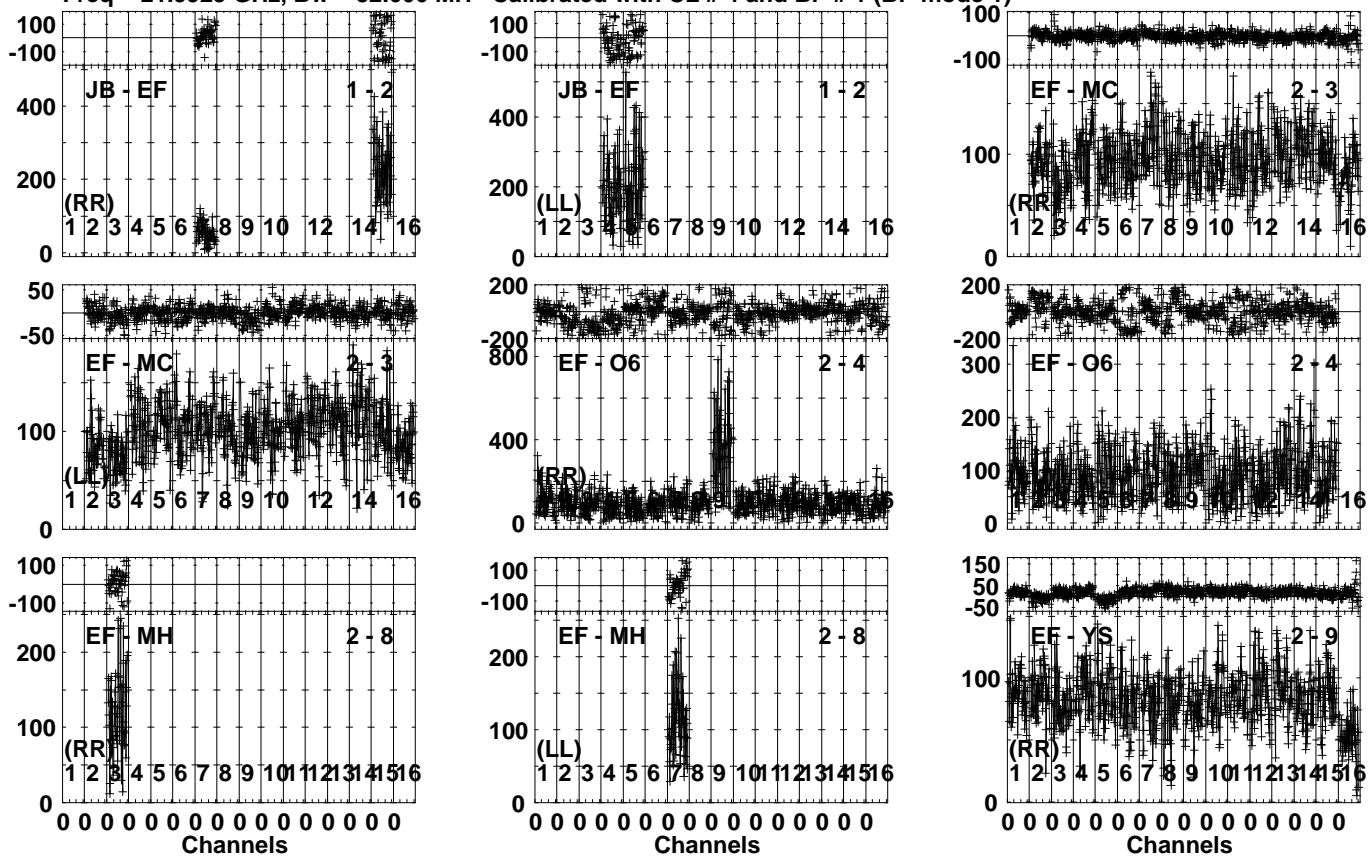


Lower frame: Milli Ampl Jy Top frame: Phas deg  
Vector averaged cross-power spectrum Several baselines displayed  
Timerange: 00/22:49:33 to 00/22:50:59

Plot file version 291 created 29-APR-2024 18:37:33

1146+189 EA075.UVDATA.1

Freq = 21.9925 GHz, Bw = 32.000 MH Calibrated with CL # 4 and BP # 1 (BP mode 1)

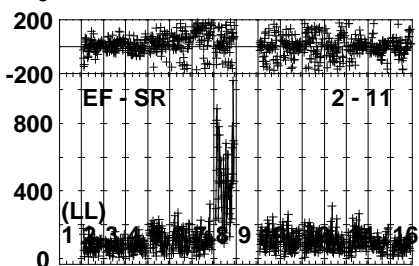
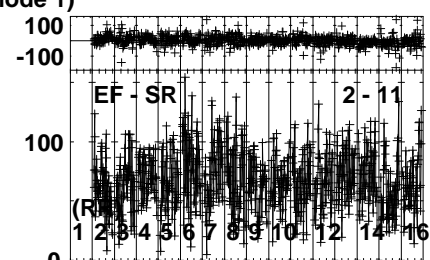
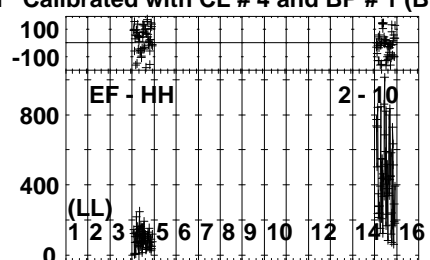
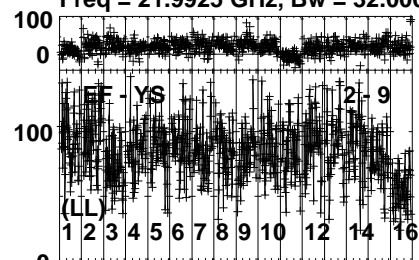


Lower frame: Milli Ampl Jy Top frame: Phas deg  
Vector averaged cross-power spectrum Several baselines displayed  
Timerange: 00/22:51:03 to 00/22:52:29

Plot file version 292 created 29-APR-2024 18:37:33

1146+189 EA075.UVDATA.1

Freq = 21.9925 GHz, Bw = 32.000 MH Calibrated with CL # 4 and BP # 1 (BP mode 1)

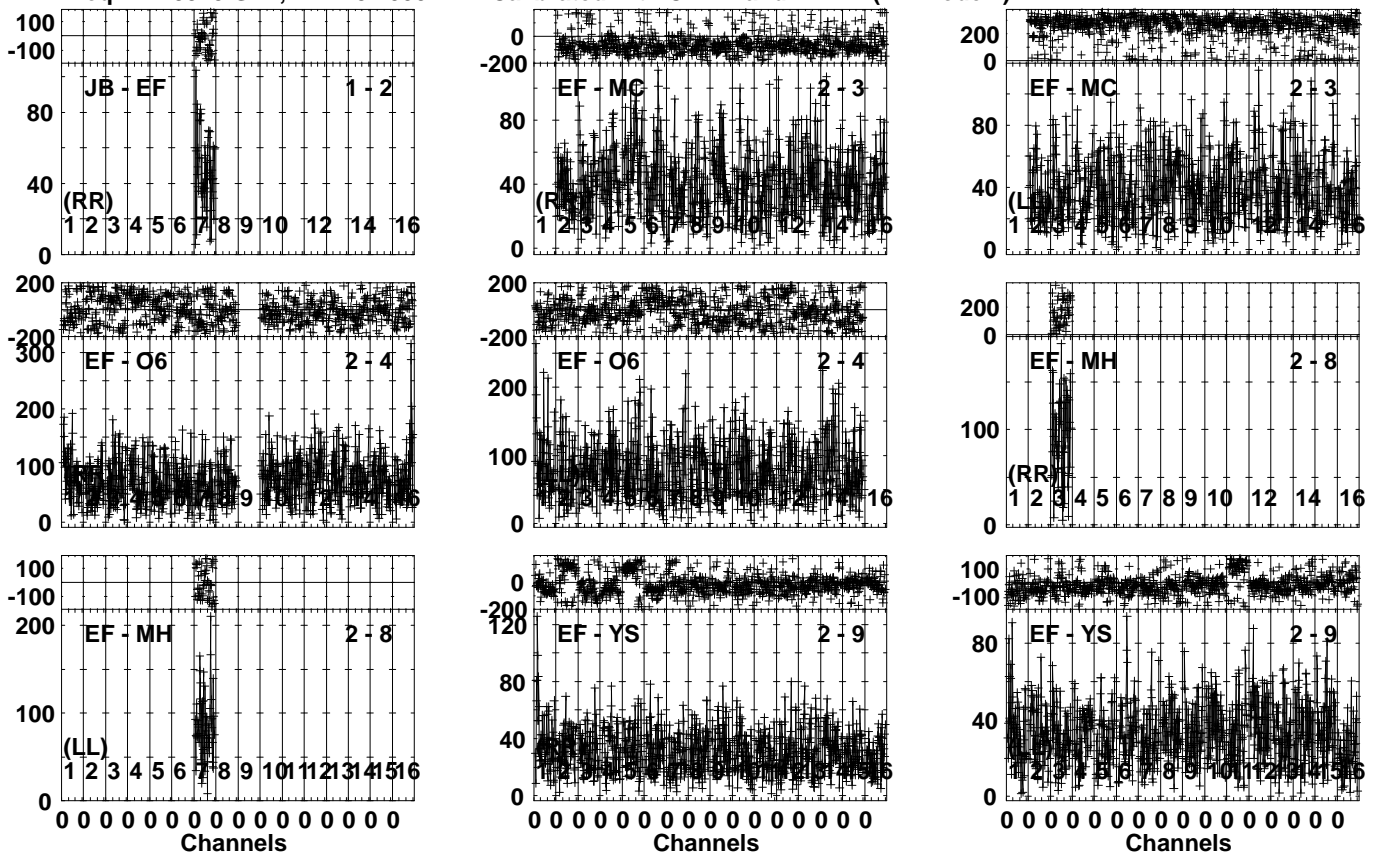


Lower frame: Milli Ampl Jy Top frame: Phas deg  
Vector averaged cross-power spectrum Several baselines displayed  
Timerange: 00/22:51:03 to 00/22:52:29

Plot file version 293 created 29-APR-2024 18:37:34

J1143+1834 EA075.UVDATA.1

Freq = 21.9925 GHz, Bw = 32.000 MH Calibrated with CL # 4 and BP # 1 (BP mode 1)

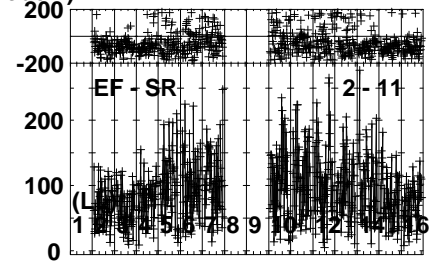
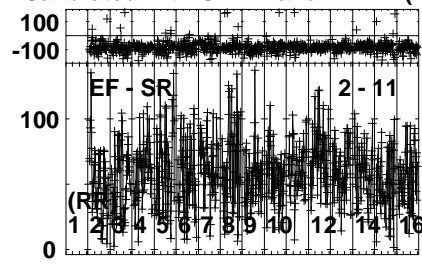
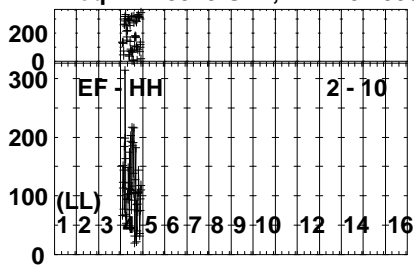


Lower frame: Milli Ampl Jy Top frame: Phas deg  
Vector averaged cross-power spectrum Several baselines displayed  
Timerange: 00/22:52:33 to 00/22:53:59

Plot file version 294 created 29-APR-2024 18:37:34

J1143+1834 EA075.UVDATA.1

Freq = 21.9925 GHz, Bw = 32.000 MH Calibrated with CL # 4 and BP # 1 (BP mode 1)

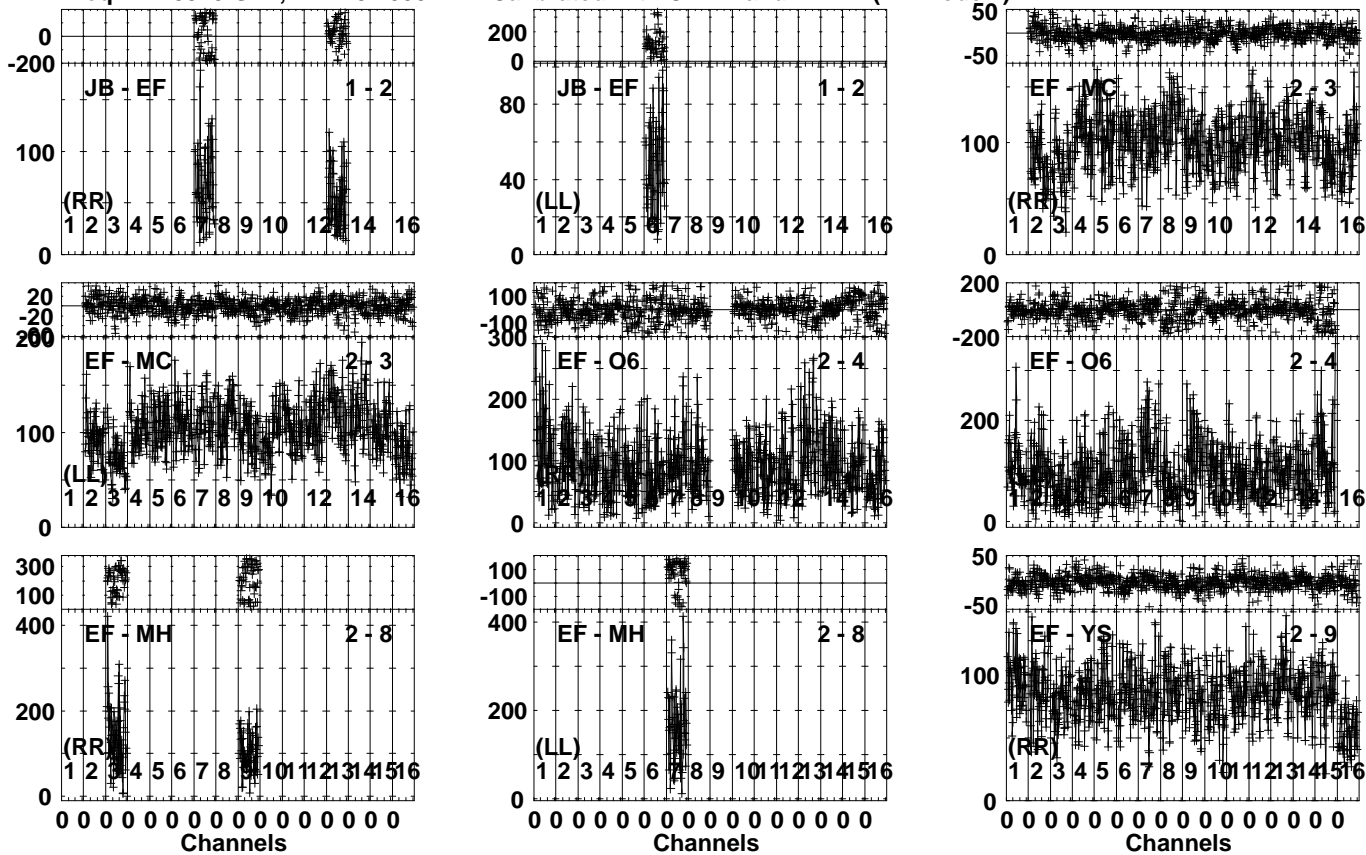


Lower frame: Milli Ampl Jy Top frame: Phas deg  
Vector averaged cross-power spectrum Several baselines displayed  
Timerange: 00/22:52:33 to 00/22:53:59

Plot file version 295 created 29-APR-2024 18:37:34

1146+189 EA075.UVDATA.1

Freq = 21.9925 GHz, Bw = 32.000 MH Calibrated with CL # 4 and BP # 1 (BP mode 1)

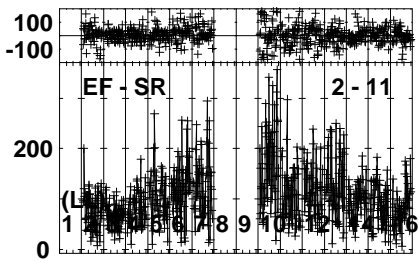
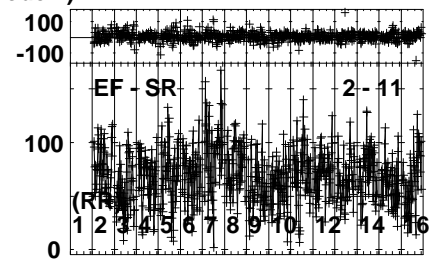
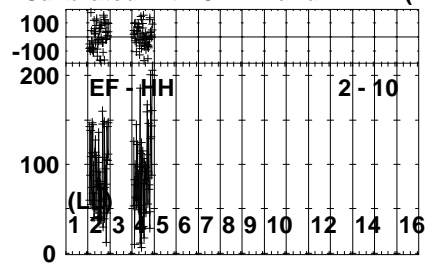
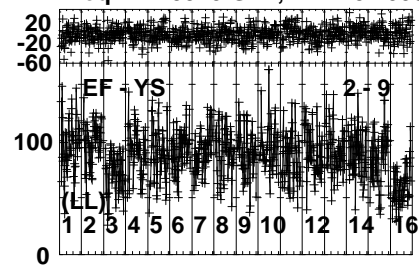


Lower frame: Milli Ampl Jy Top frame: Phas deg  
Vector averaged cross-power spectrum Several baselines displayed  
Timerange: 00/22:54:33 to 00/22:55:29

Plot file version 296 created 29-APR-2024 18:37:35

1146+189 EA075.UVDATA.1

Freq = 21.9925 GHz, Bw = 32.000 MH Calibrated with CL # 4 and BP # 1 (BP mode 1)



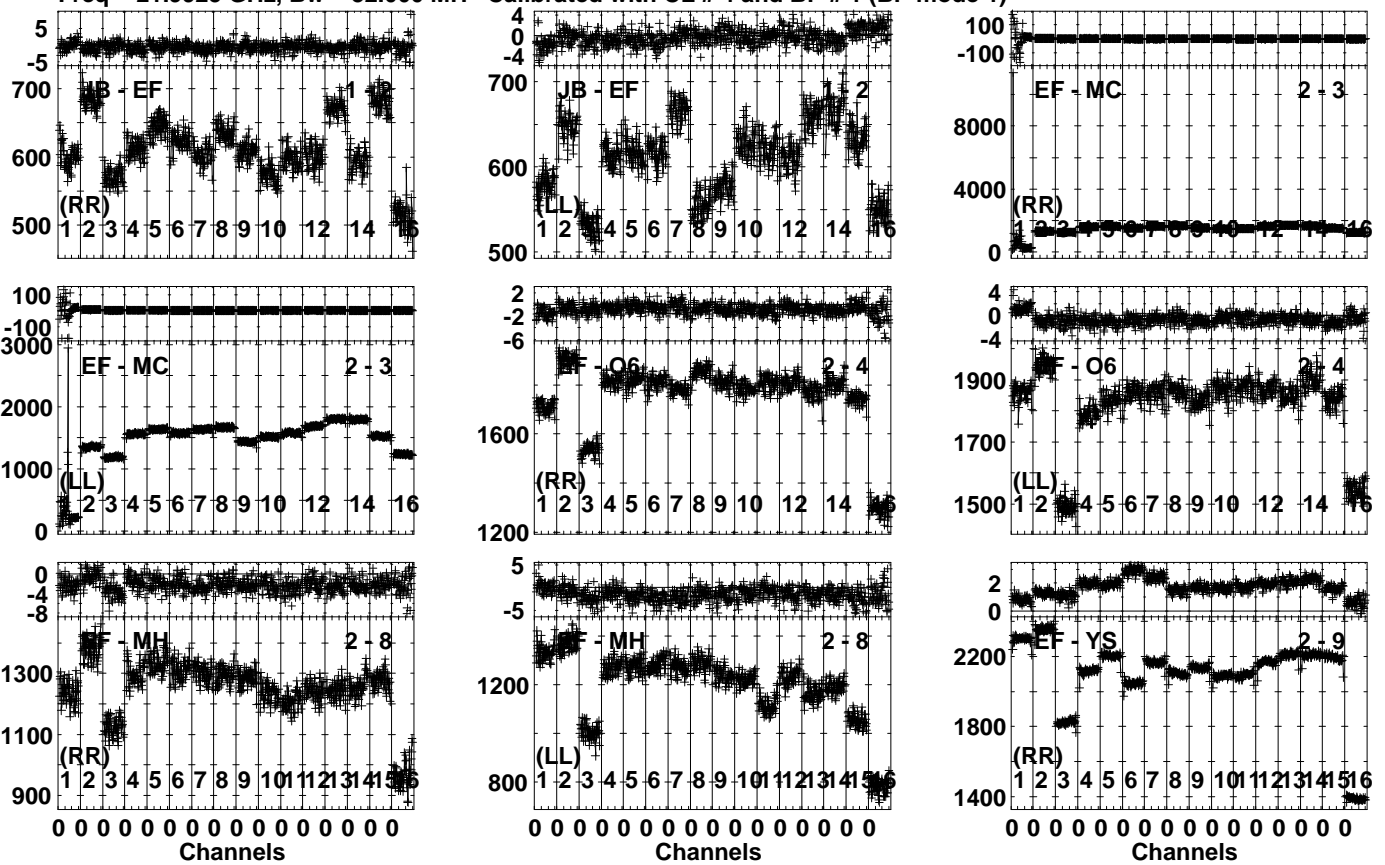
Lower frame: Milli Ampl Jy Top frame: Phas deg  
Vector averaged cross-power spectrum Several baselines displayed  
Timerange: 00/22:54:33 to 00/22:55:29



Plot file version 297 created 29-APR-2024 18:37:35

J1159+2914 EA075.UVDATA.1

Freq = 21.9925 GHz, Bw = 32.000 MH Calibrated with CL # 4 and BP # 1 (BP mode 1)

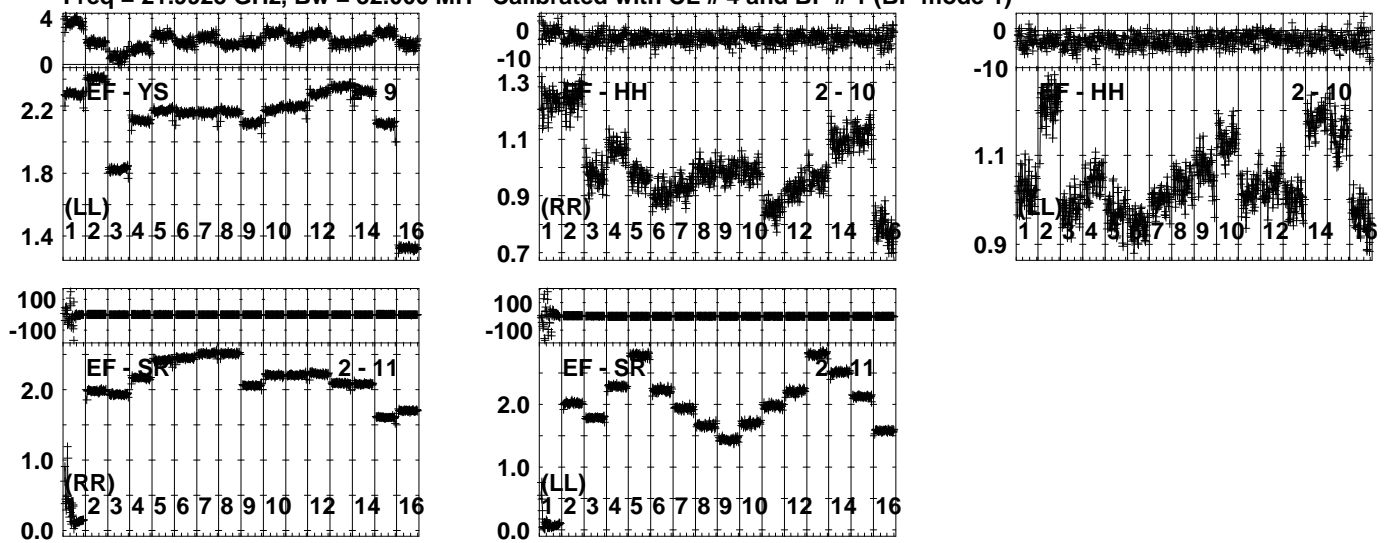


Lower frame: Milli Ampl Jy Top frame: Phas deg  
Vector averaged cross-power spectrum Several baselines displayed  
Timerange: 00/23:03:33 to 00/23:07:29

Plot file version 298 created 29-APR-2024 18:37:36

J1159+2914 EA075.UVDATA.1

Freq = 21.9925 GHz, Bw = 32.000 MH Calibrated with CL # 4 and BP # 1 (BP mode 1)

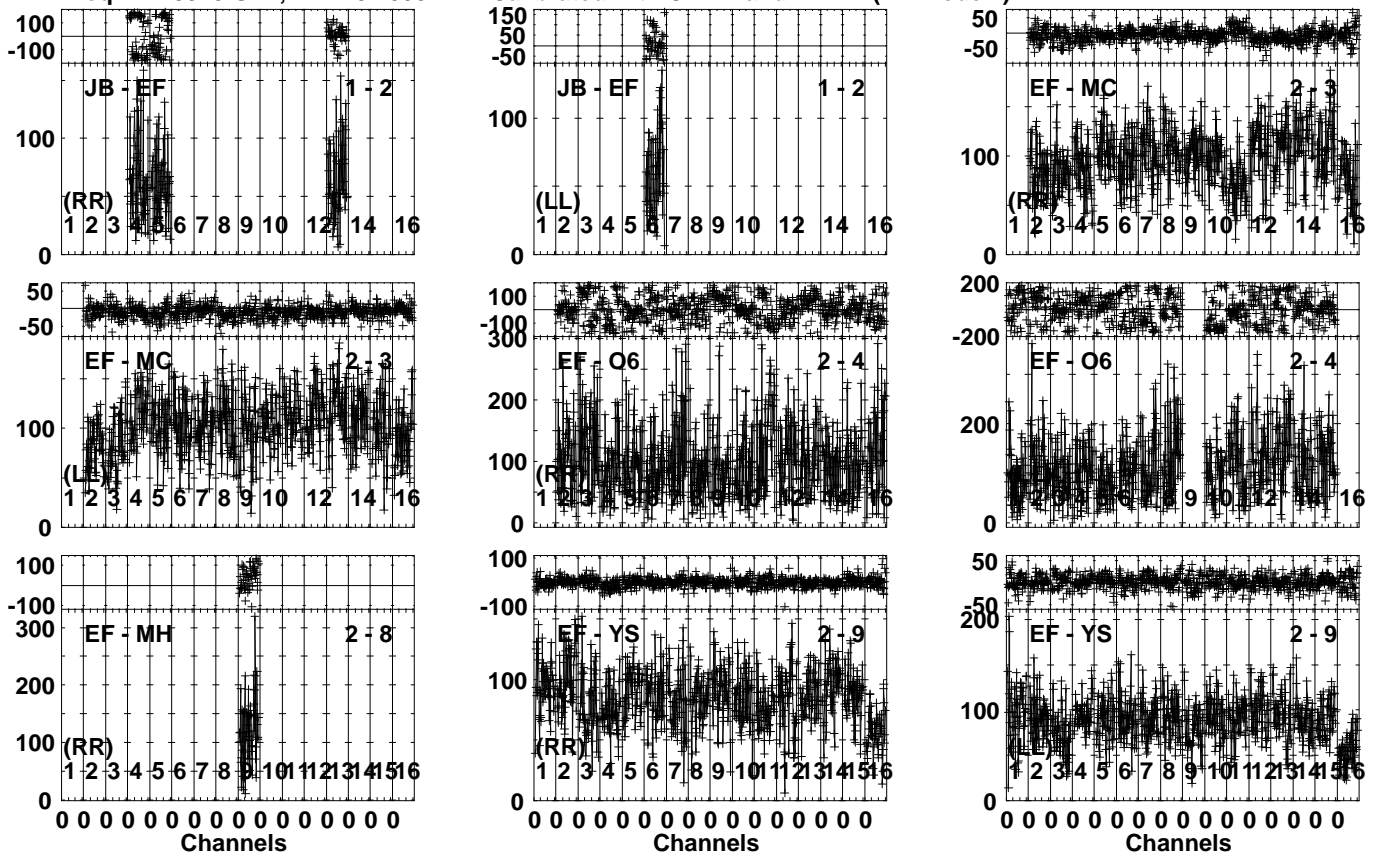


Lower frame: Ampl Jy Top frame: Phas deg  
Vector averaged cross-power spectrum Several baselines displayed  
Timerange: 00/23:03:33 to 00/23:07:29

Plot file version 299 created 29-APR-2024 18:37:36

1146+189 EA075.UVDATA.1

Freq = 21.9925 GHz, Bw = 32.000 MH Calibrated with CL # 4 and BP # 1 (BP mode 1)

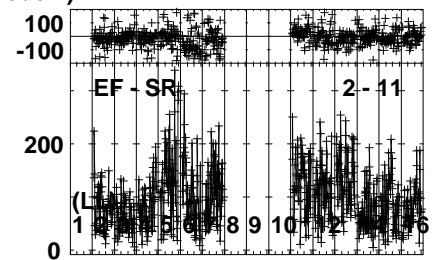
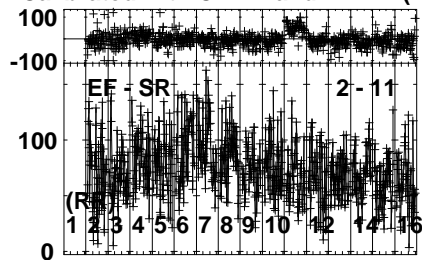
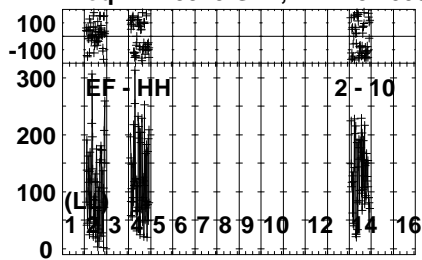


Lower frame: Milli Ampl Jy Top frame: Phas deg  
Vector averaged cross-power spectrum Several baselines displayed  
Timerange: 00/23:08:43 to 00/23:09:49

Plot file version 300 created 29-APR-2024 18:37:37

1146+189 EA075.UVDATA.1

Freq = 21.9925 GHz, Bw = 32.000 MH Calibrated with CL # 4 and BP # 1 (BP mode 1)

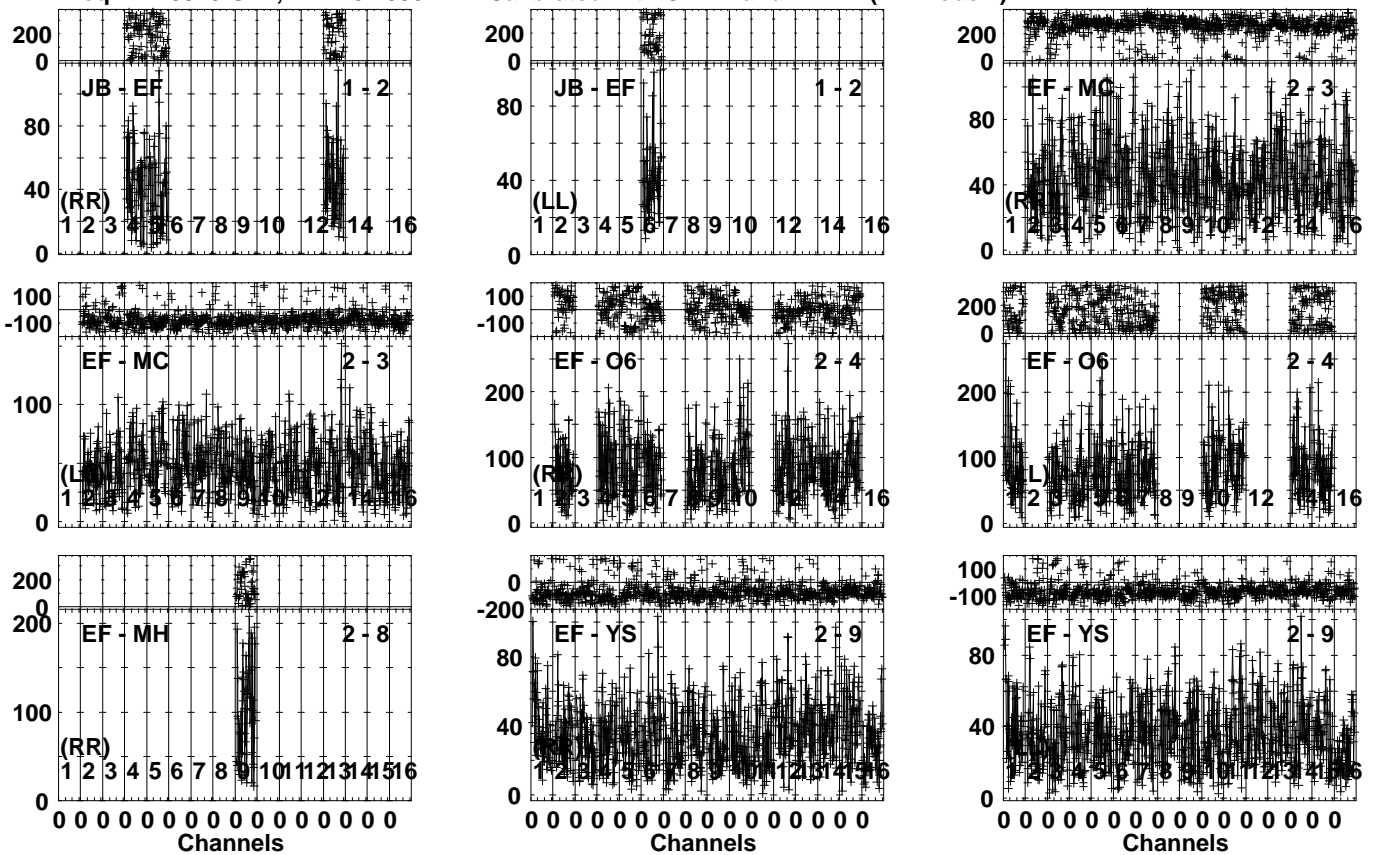


Lower frame: Milli Ampl Jy Top frame: Phas deg  
Vector averaged cross-power spectrum Several baselines displayed  
Timerange: 00/23:08:43 to 00/23:09:49

Plot file version 301 created 29-APR-2024 18:37:37

J1143+1834 EA075.UVDATA.1

Freq = 21.9925 GHz, Bw = 32.000 MH Calibrated with CL # 4 and BP # 1 (BP mode 1)

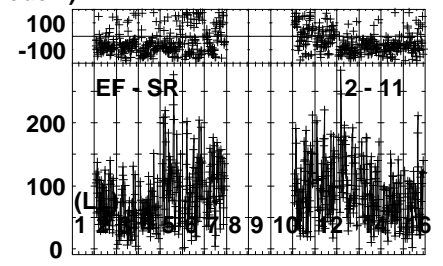
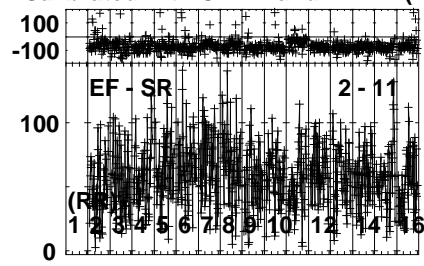
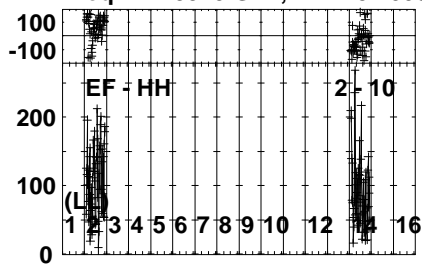


Lower frame: Milli Ampl Jy Top frame: Phas deg  
Vector averaged cross-power spectrum Several baselines displayed  
Timerange: 00/23:09:53 to 00/23:11:19

Plot file version 302 created 29-APR-2024 18:37:37

J1143+1834 EA075.UVDATA.1

Freq = 21.9925 GHz, Bw = 32.000 MH Calibrated with CL # 4 and BP # 1 (BP mode 1)

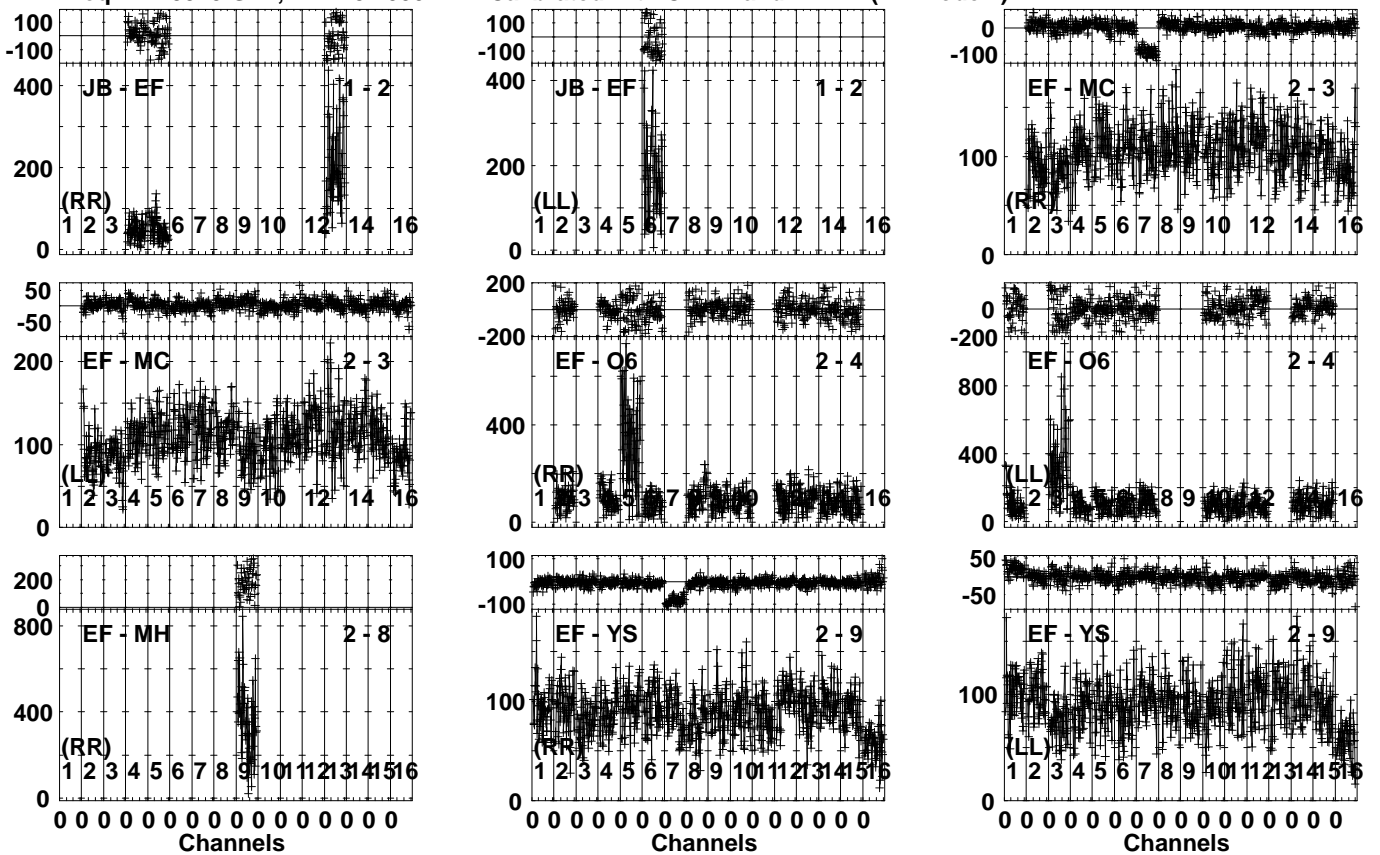


Lower frame: Milli Ampl Jy Top frame: Phas deg  
Vector averaged cross-power spectrum Several baselines displayed  
Timerange: 00/23:09:53 to 00/23:11:19

Plot file version 303 created 29-APR-2024 18:37:38

1146+189 EA075.UVDATA.1

Freq = 21.9925 GHz, Bw = 32.000 MH Calibrated with CL # 4 and BP # 1 (BP mode 1)

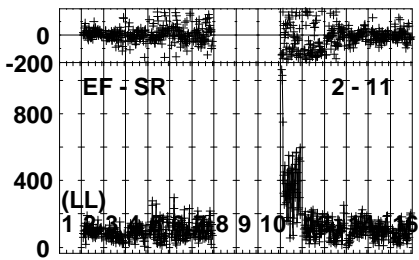
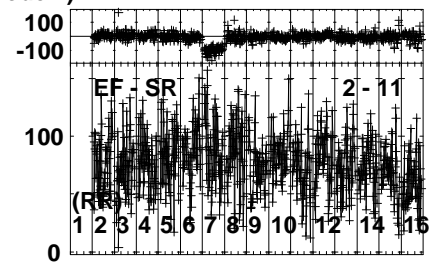
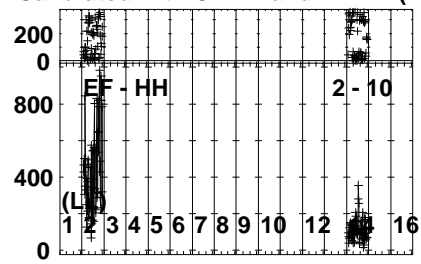
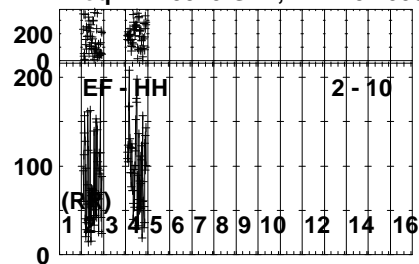


Lower frame: Milli Ampl Jy Top frame: Phas deg  
Vector averaged cross-power spectrum Several baselines displayed  
Timerange: 00/23:11:23 to 00/23:12:49

Plot file version 304 created 29-APR-2024 18:37:38

1146+189 EA075.UVDATA.1

Freq = 21.9925 GHz, Bw = 32.000 MH Calibrated with CL # 4 and BP # 1 (BP mode 1)



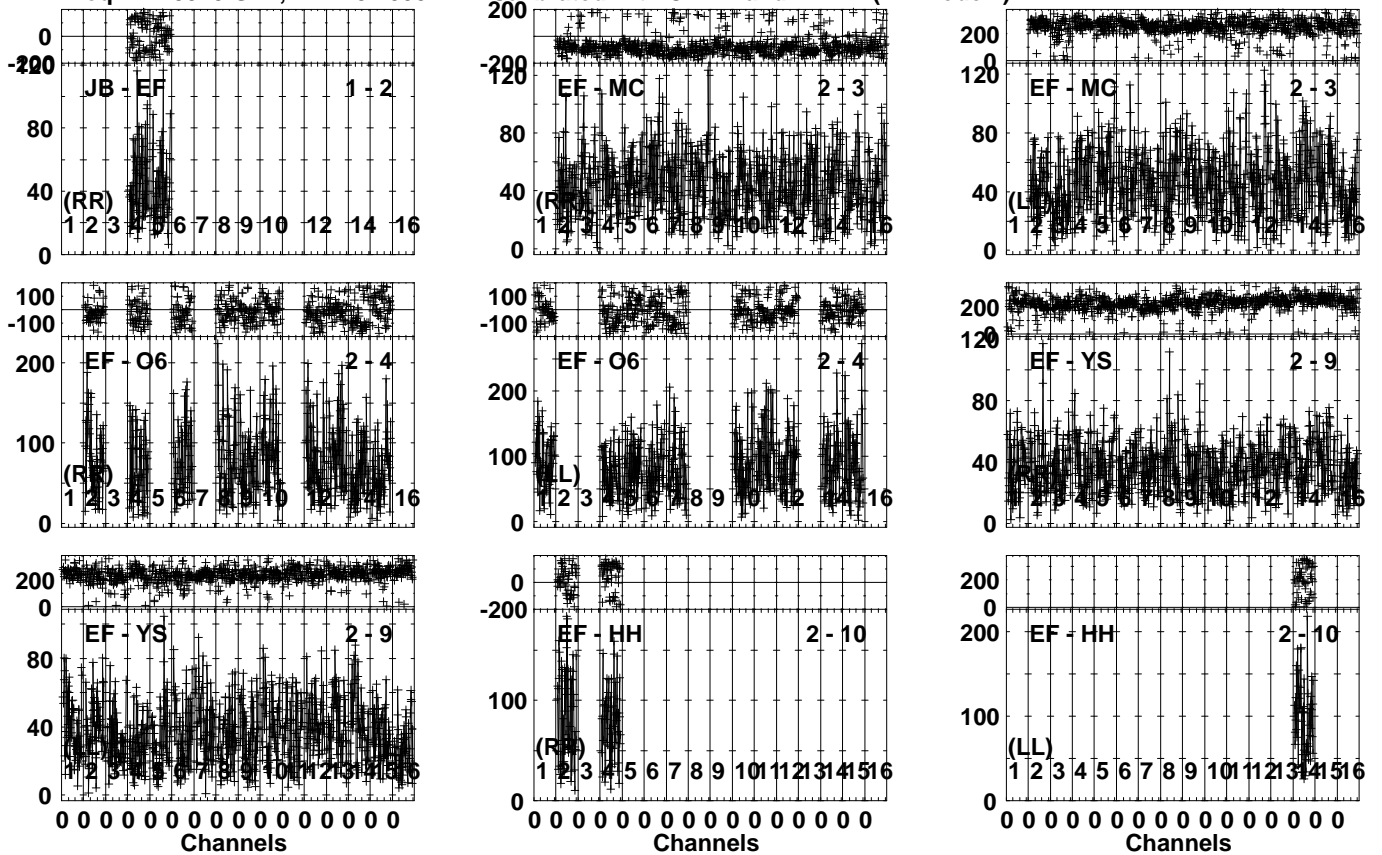
Lower frame: Milli Ampl Jy Top frame: Phas deg  
Vector averaged cross-power spectrum Several baselines displayed  
Timerange: 00/23:11:23 to 00/23:12:49



Plot file version 305 created 29-APR-2024 18:37:39

J1143+1834 EA075.UVDATA.1

Freq = 21.9925 GHz, Bw = 32.000 MH Calibrated with CL # 4 and BP # 1 (BP mode 1)

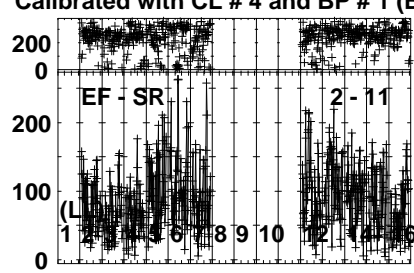
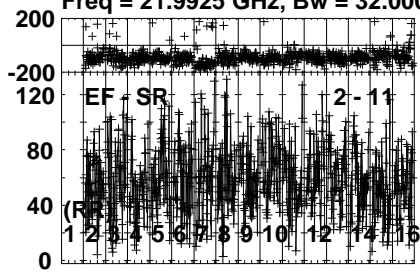


Lower frame: Milli Ampl Jy Top frame: Phas deg  
Vector averaged cross-power spectrum Several baselines displayed  
Timerange: 00/23:12:53 to 00/23:14:19

Plot file version 306 created 29-APR-2024 18:37:39

J1143+1834 EA075.UVDATA.1

Freq = 21.9925 GHz, Bw = 32.000 MH Calibrated with CL # 4 and BP # 1 (BP mode 1)

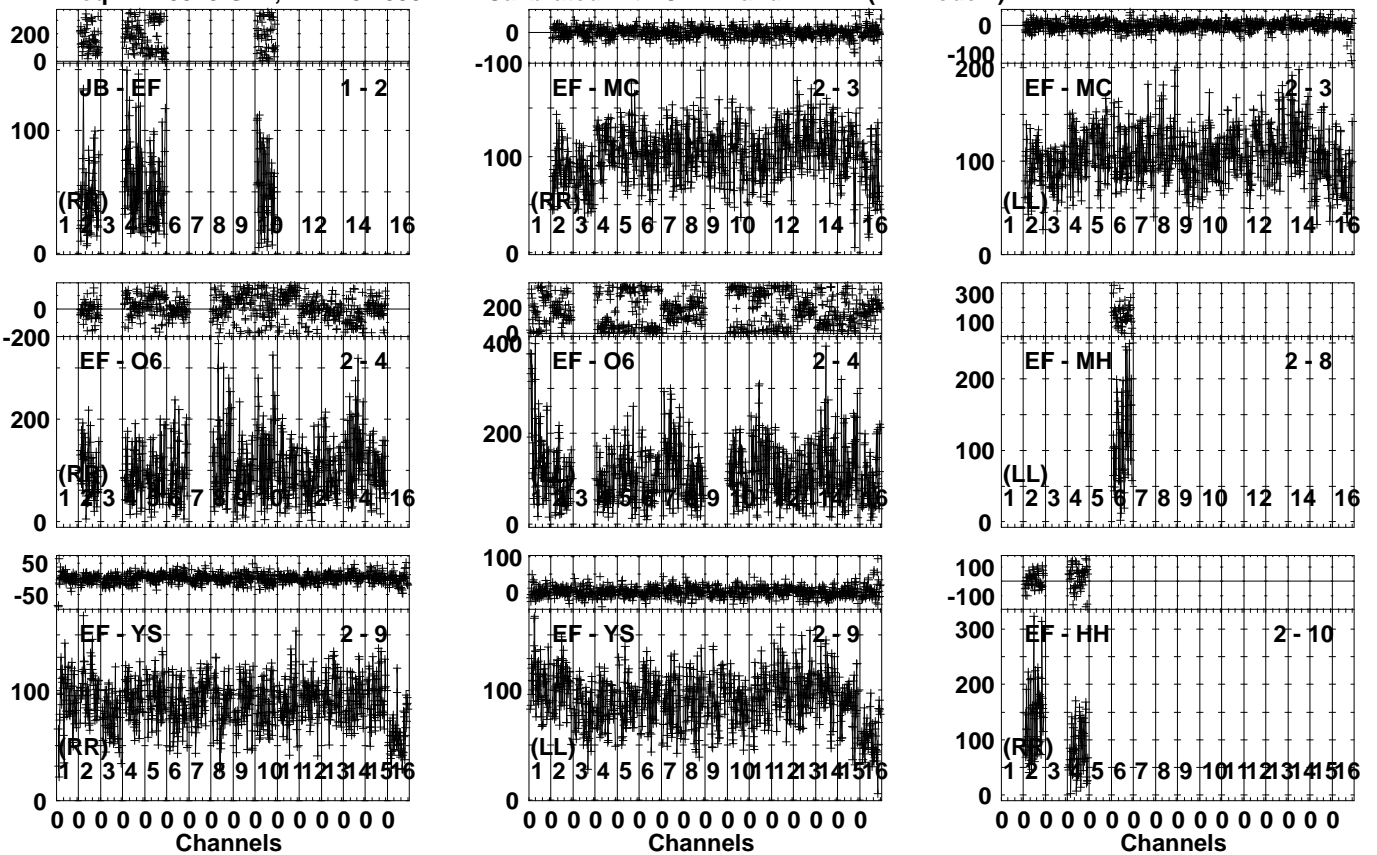


Lower frame: Milli Ampl Jy Top frame: Phas deg  
Vector averaged cross-power spectrum Several baselines displayed  
Timerange: 00/23:12:53 to 00/23:14:19

Plot file version 307 created 29-APR-2024 18:37:39

1146+189 EA075.UVDATA.1

Freq = 21.9925 GHz, Bw = 32.000 MH Calibrated with CL # 4 and BP # 1 (BP mode 1)

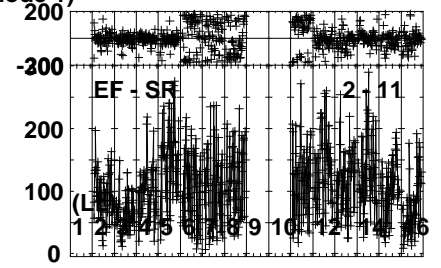
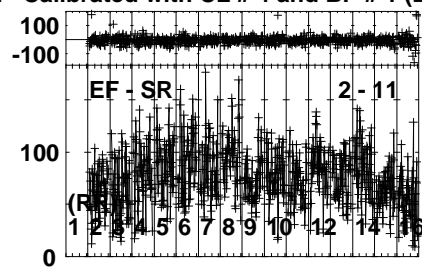
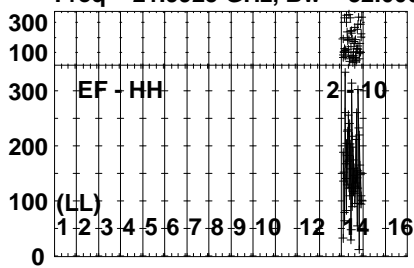


Lower frame: Milli Ampl Jy Top frame: Phas deg  
Vector averaged cross-power spectrum Several baselines displayed  
Timerange: 00/23:14:53 to 00/23:15:49

Plot file version 308 created 29-APR-2024 18:37:40

1146+189 EA075.UVDATA.1

Freq = 21.9925 GHz, Bw = 32.000 MH Calibrated with CL # 4 and BP # 1 (BP mode 1)

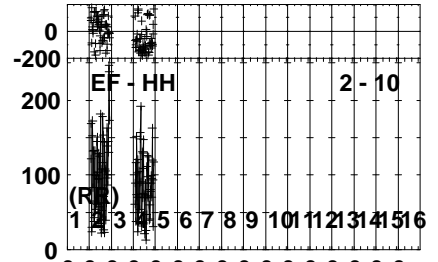
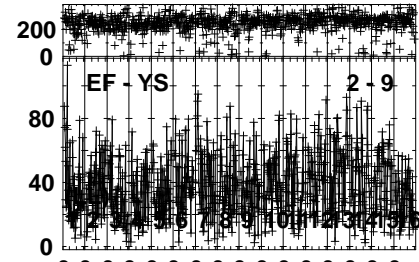
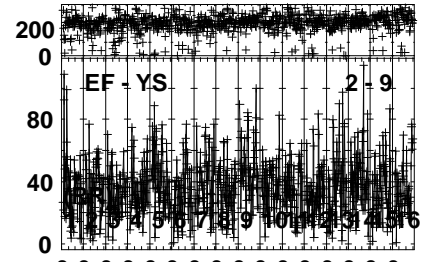
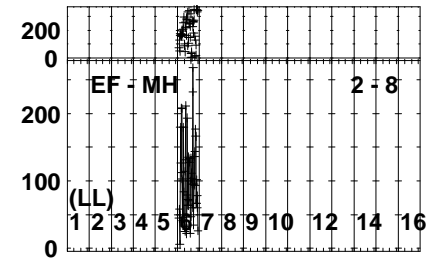
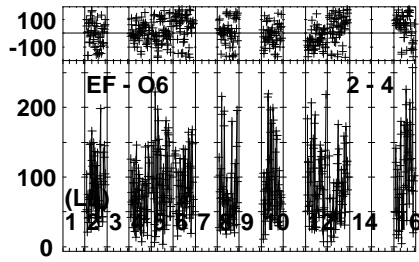
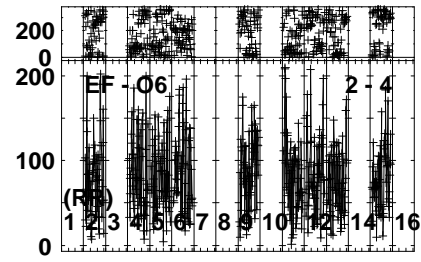
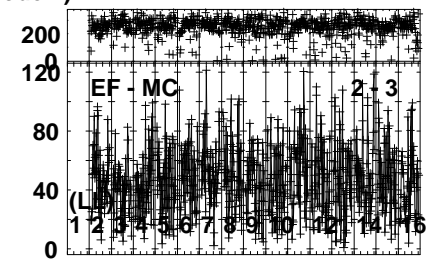
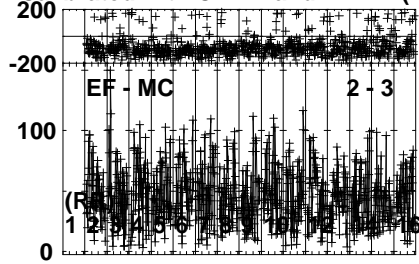
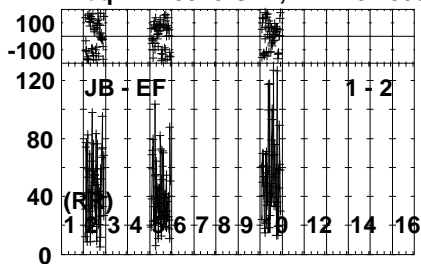


Lower frame: Milli Ampl Jy Top frame: Phas deg  
Vector averaged cross-power spectrum Several baselines displayed  
Timerange: 00/23:14:53 to 00/23:15:49

Plot file version 309 created 29-APR-2024 18:37:40

J1143+1834 EA075.UVDATA.1

Freq = 21.9925 GHz, Bw = 32.000 MH Calibrated with CL # 4 and BP # 1 (BP mode 1)

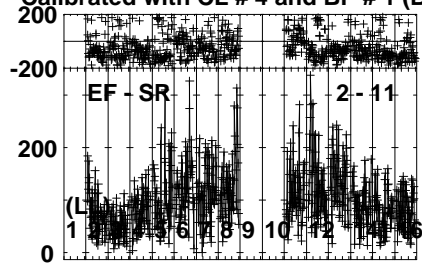
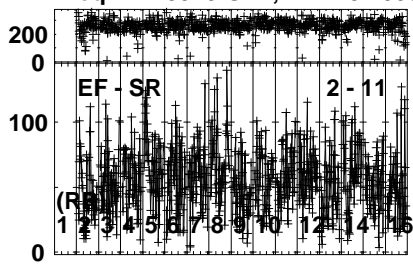


Lower frame: Milli Ampl Jy Top frame: Phas deg  
Vector averaged cross-power spectrum Several baselines displayed  
Timerange: 00/23:15:53 to 00/23:17:19

Plot file version 310 created 29-APR-2024 18:37:41

J1143+1834 EA075.UVDATA.1

Freq = 21.9925 GHz, Bw = 32.000 MH Calibrated with CL # 4 and BP # 1 (BP mode 1)

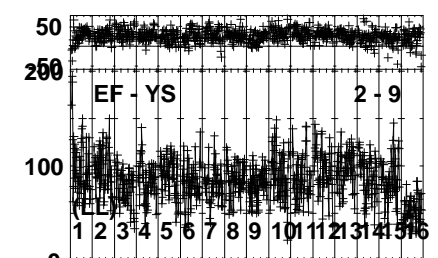
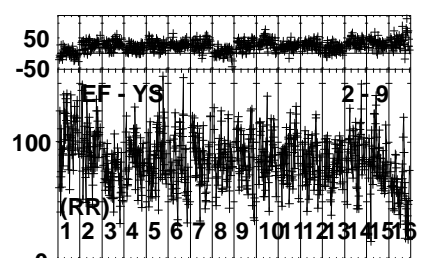
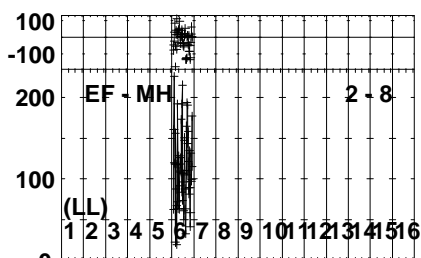
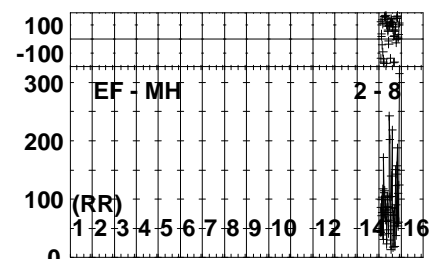
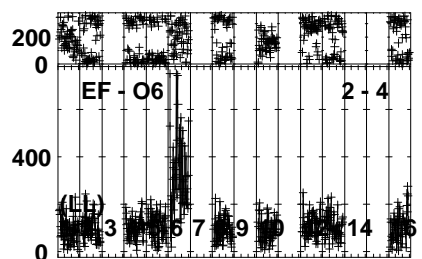
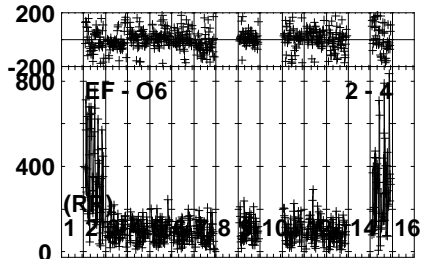
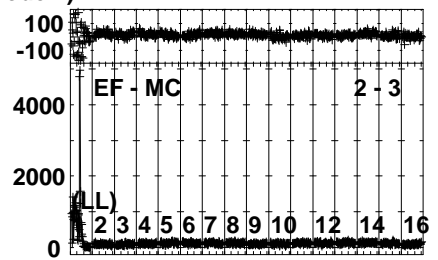
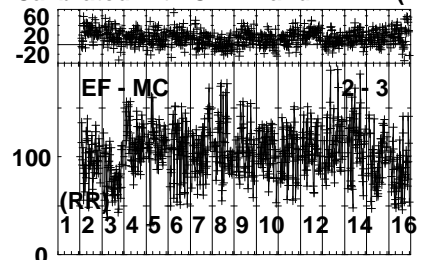
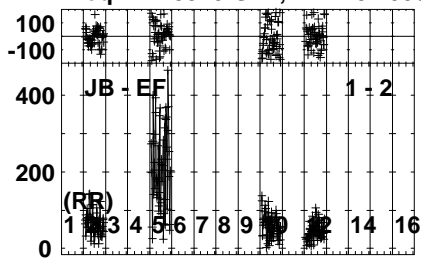


Lower frame: Milli Ampl Jy Top frame: Phas deg  
Vector averaged cross-power spectrum Several baselines displayed  
Timerange: 00/23:15:53 to 00/23:17:19

Plot file version 311 created 29-APR-2024 18:37:41

1146+189 EA075.UVDATA.1

Freq = 21.9925 GHz, Bw = 32.000 MH Calibrated with CL # 4 and BP # 1 (BP mode 1)

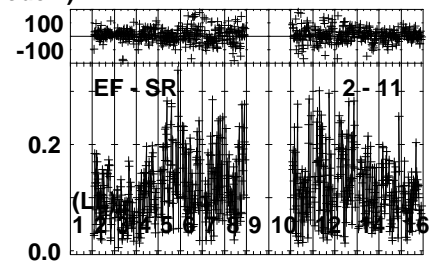
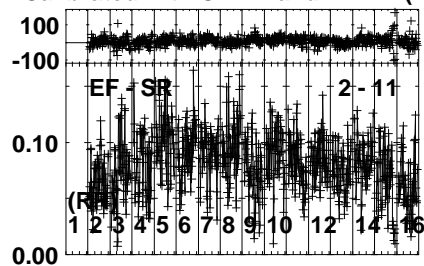
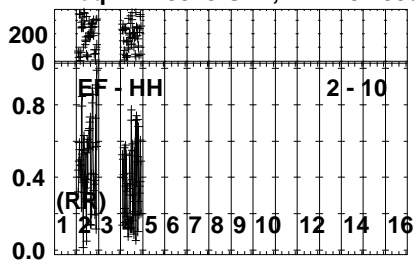


Lower frame: Milli Ampl Jy Top frame: Phas deg  
Vector averaged cross-power spectrum Several baselines displayed  
Timerange: 00/23:17:23 to 00/23:18:49

Plot file version 312 created 29-APR-2024 18:37:41

1146+189 EA075.UVDATA.1

Freq = 21.9925 GHz, Bw = 32.000 MH Calibrated with CL # 4 and BP # 1 (BP mode 1)



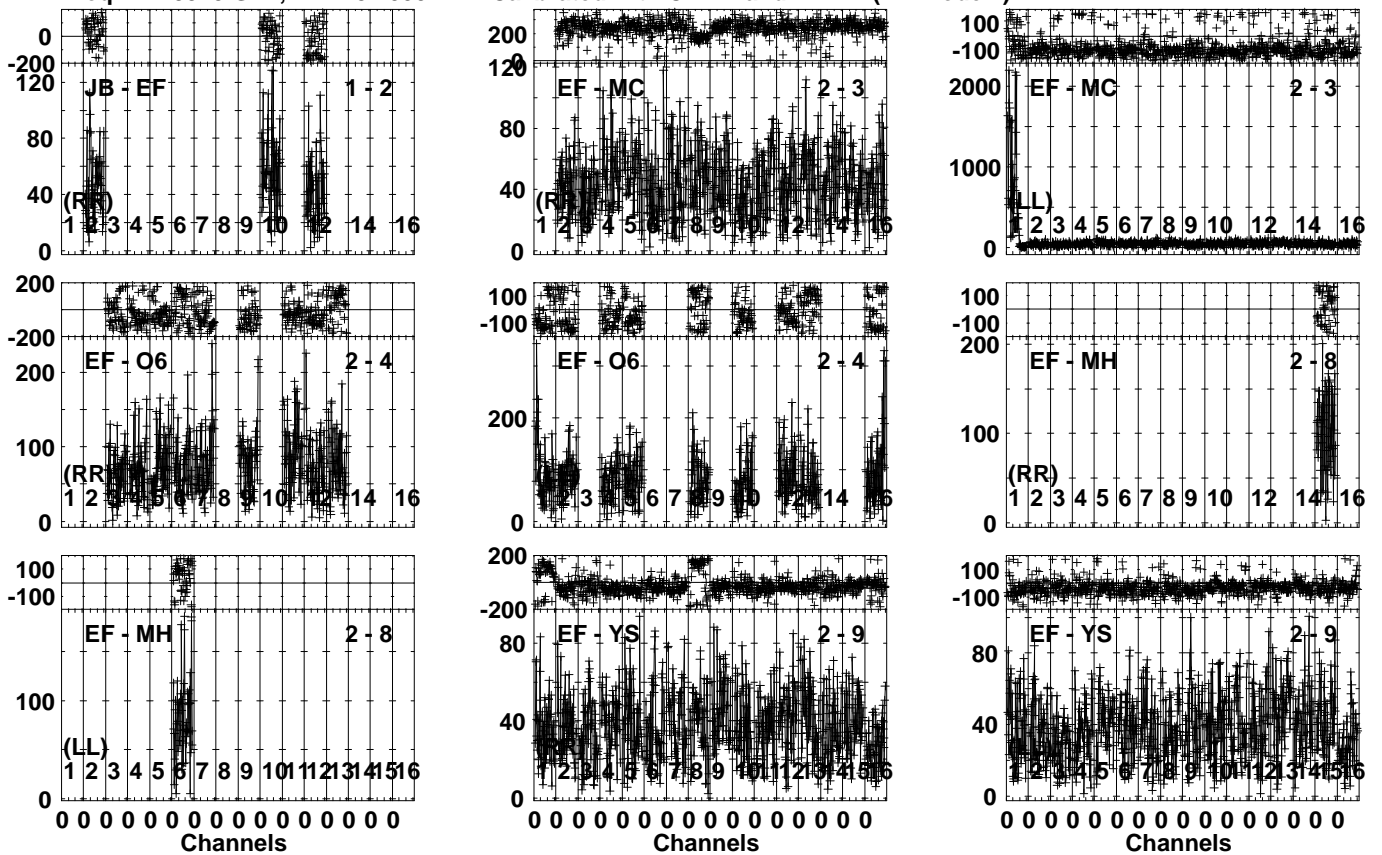
Lower frame: Ampl Jy Top frame: Phas deg  
Vector averaged cross-power spectrum Several baselines displayed  
Timerange: 00/23:17:23 to 00/23:18:49



Plot file version 313 created 29-APR-2024 18:37:42

J1143+1834 EA075.UVDATA.1

Freq = 21.9925 GHz, Bw = 32.000 MH Calibrated with CL # 4 and BP # 1 (BP mode 1)

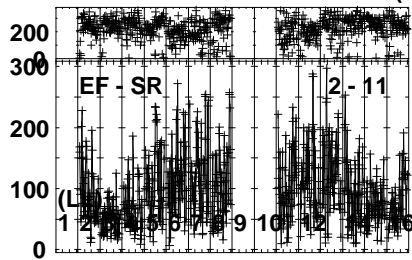
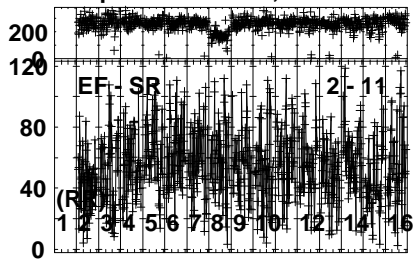


Lower frame: Milli Ampl Jy Top frame: Phas deg  
 Vector averaged cross-power spectrum Several baselines displayed  
 Timerange: 00/23:18:53 to 00/23:20:19

Plot file version 314 created 29-APR-2024 18:37:42

J1143+1834 EA075.UVDATA.1

Freq = 21.9925 GHz, Bw = 32.000 MH Calibrated with CL # 4 and BP # 1 (BP mode 1)



Lower frame: Milli Ampl Jy Top frame: Phas deg

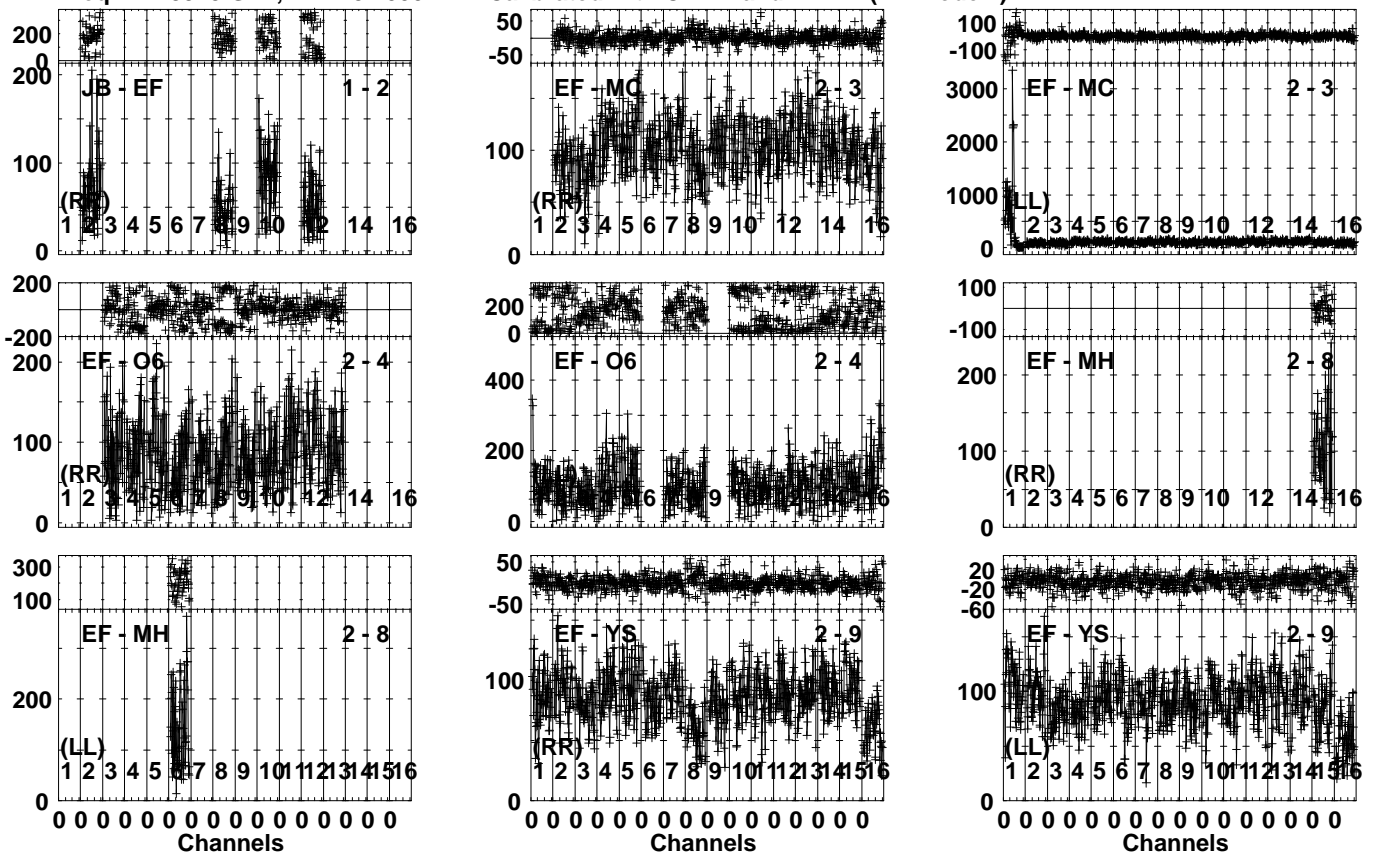
Vector averaged cross-power spectrum Several baselines displayed

Timerange: 00/23:18:53 to 00/23:20:19

Plot file version 315 created 29-APR-2024 18:37:42

1146+189 EA075.UVDATA.1

Freq = 21.9925 GHz, Bw = 32.000 MH Calibrated with CL # 4 and BP # 1 (BP mode 1)

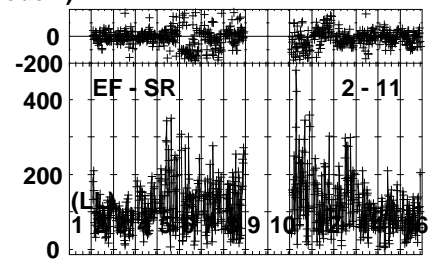
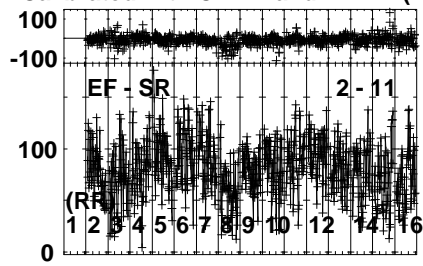
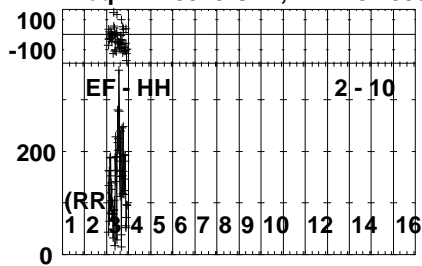


Lower frame: Milli Ampl Jy Top frame: Phas deg  
Vector averaged cross-power spectrum Several baselines displayed  
Timerange: 00/23:20:53 to 00/23:21:49

Plot file version 316 created 29-APR-2024 18:37:43

1146+189 EA075.UVDATA.1

Freq = 21.9925 GHz, Bw = 32.000 MH Calibrated with CL # 4 and BP # 1 (BP mode 1)

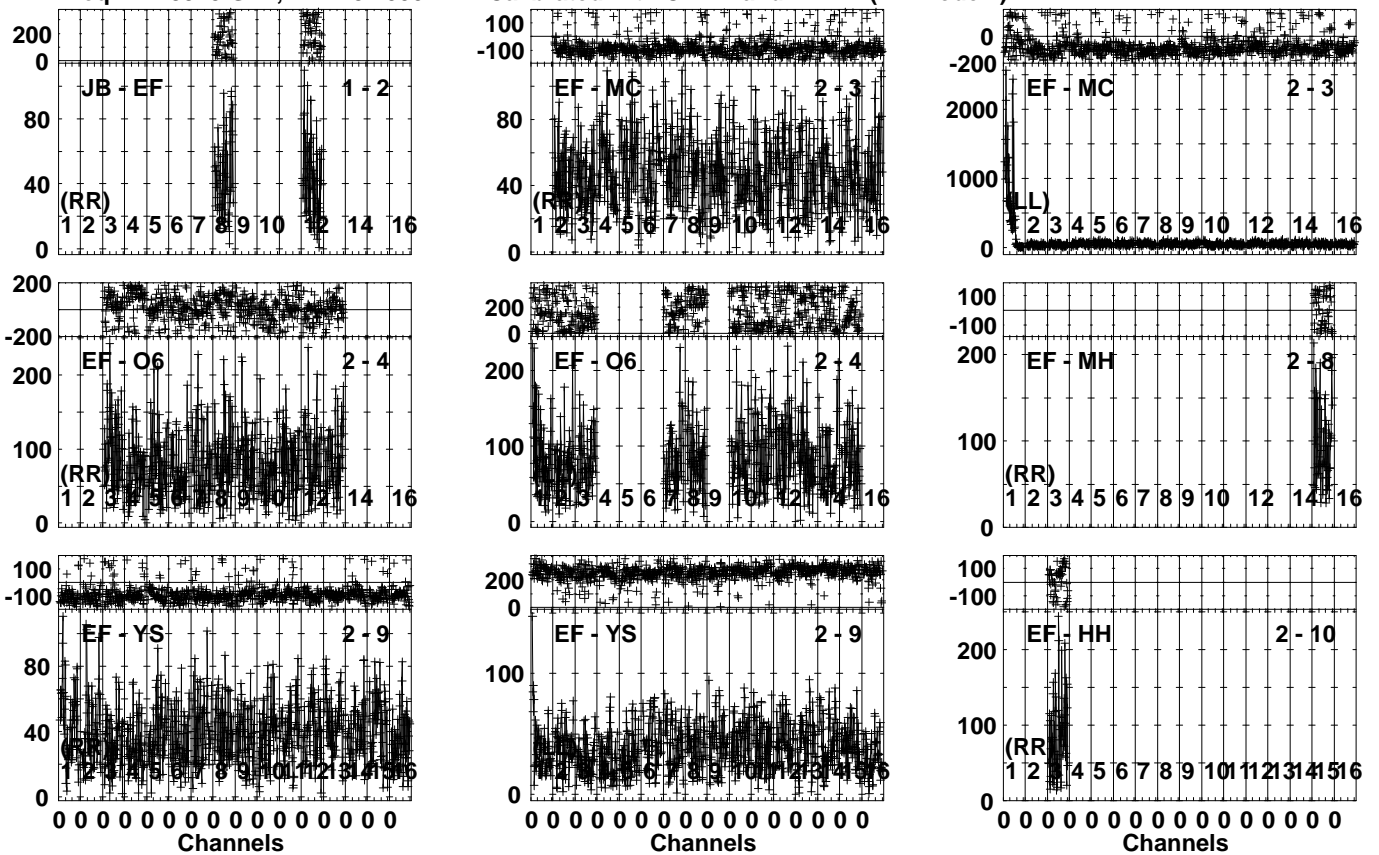


Lower frame: Milli Ampl Jy Top frame: Phas deg  
Vector averaged cross-power spectrum Several baselines displayed  
Timerange: 00/23:20:53 to 00/23:21:49

Plot file version 317 created 29-APR-2024 18:37:43

J1143+1834 EA075.UVDATA.1

Freq = 21.9925 GHz, Bw = 32.000 MH Calibrated with CL # 4 and BP # 1 (BP mode 1)

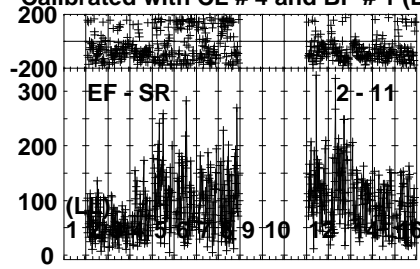
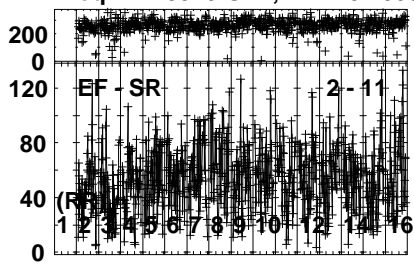


Lower frame: Milli Ampl Jy Top frame: Phas deg  
Vector averaged cross-power spectrum Several baselines displayed  
Timerange: 00/23:21:53 to 00/23:23:19

Plot file version 318 created 29-APR-2024 18:37:44

J1143+1834 EA075.UVDATA.1

Freq = 21.9925 GHz, Bw = 32.000 MH Calibrated with CL # 4 and BP # 1 (BP mode 1)

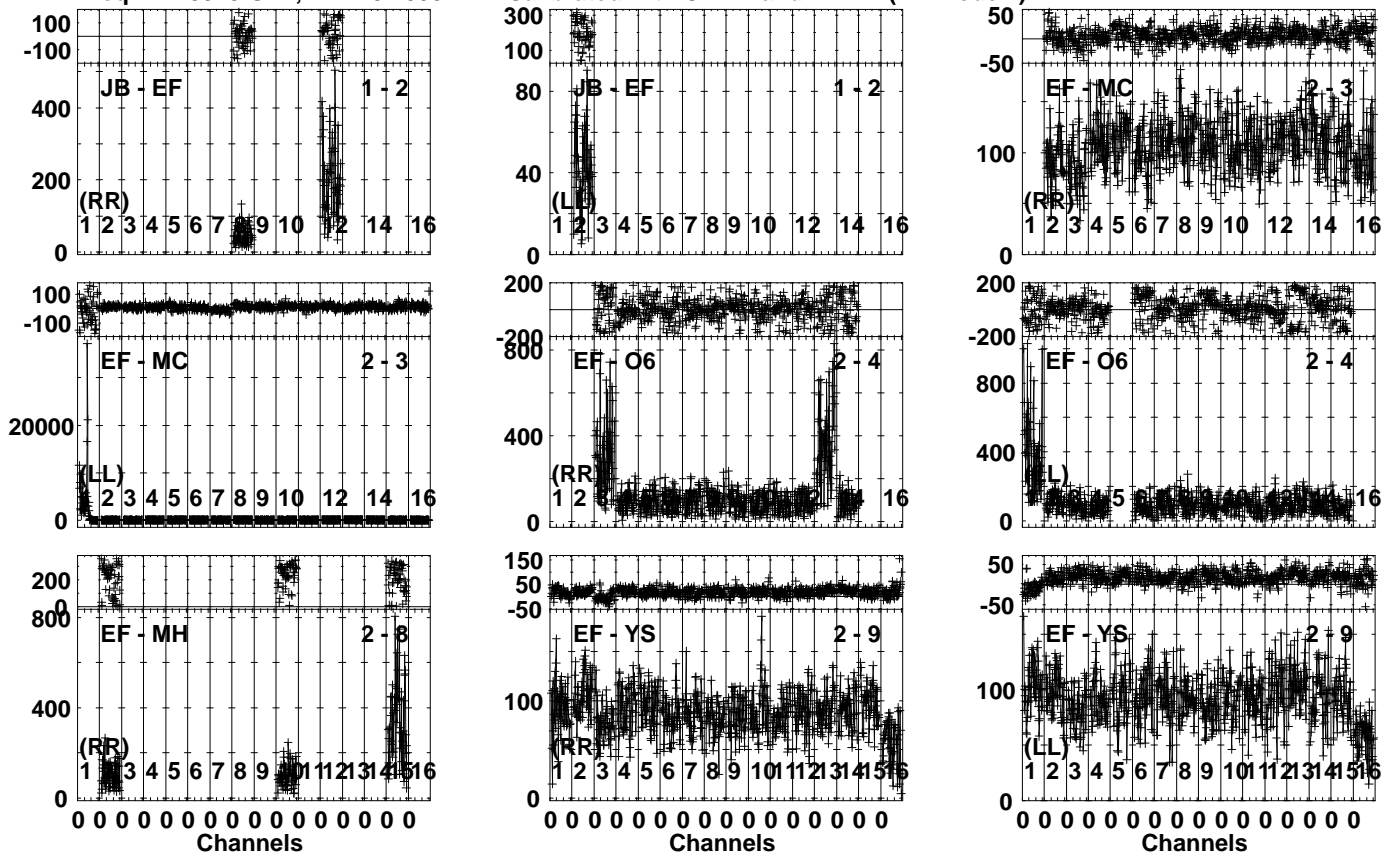


Lower frame: Milli Ampl Jy Top frame: Phas deg  
Vector averaged cross-power spectrum Several baselines displayed  
Timerange: 00/23:21:53 to 00/23:23:19

Plot file version 319 created 29-APR-2024 18:37:44

1146+189 EA075.UVDATA.1

Freq = 21.9925 GHz, Bw = 32.000 MH Calibrated with CL # 4 and BP # 1 (BP mode 1)

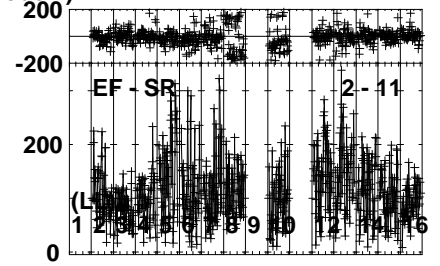
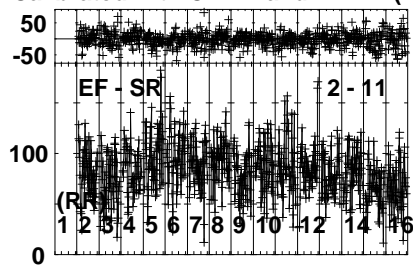
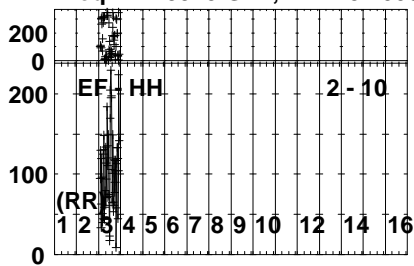


Lower frame: Milli Ampl Jy Top frame: Phas deg  
Vector averaged cross-power spectrum Several baselines displayed  
Timerange: 00/23:23:23 to 00/23:24:49

Plot file version 320 created 29-APR-2024 18:37:44

1146+189 EA075.UVDATA.1

Freq = 21.9925 GHz, Bw = 32.000 MH Calibrated with CL # 4 and BP # 1 (BP mode 1)



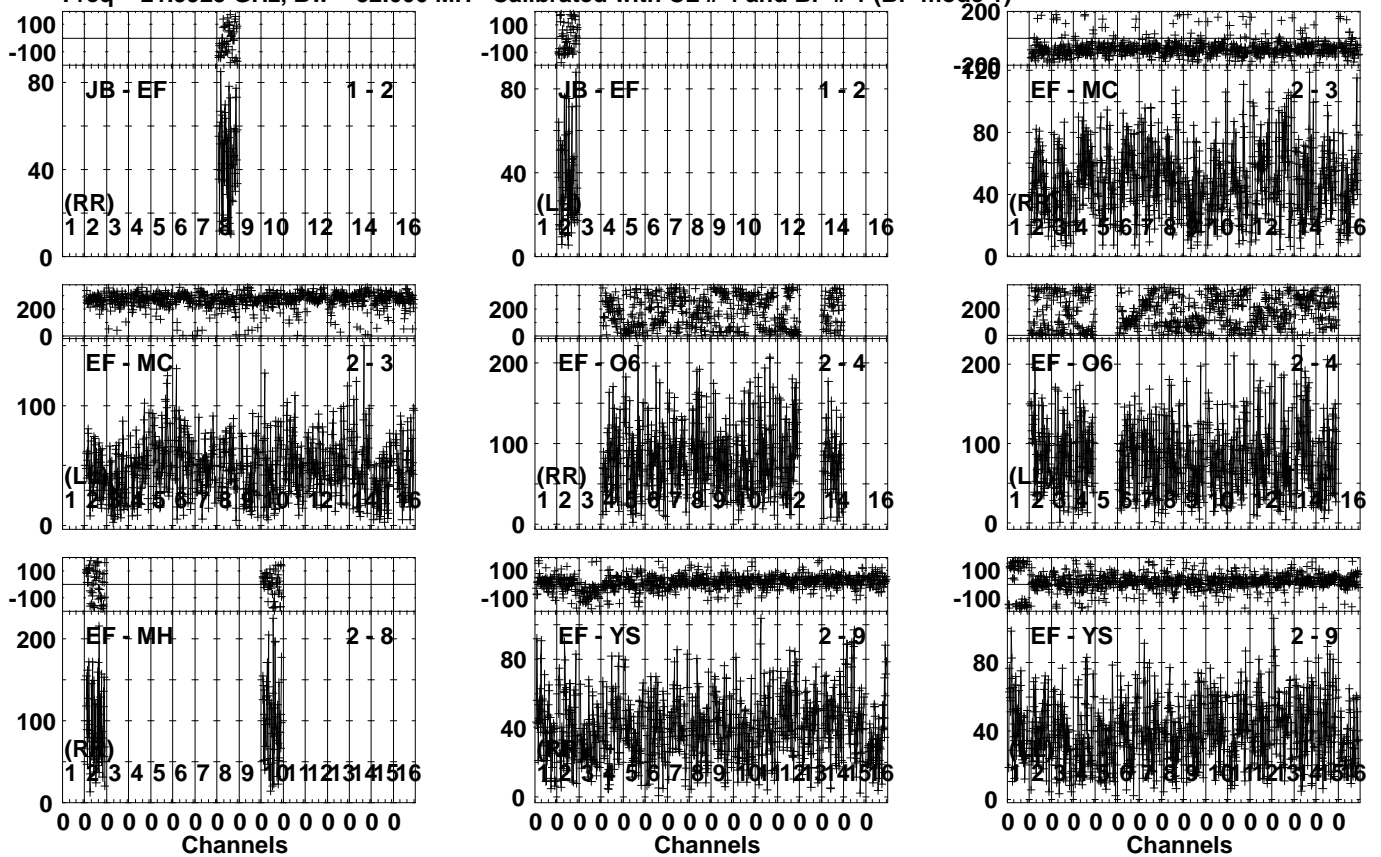
Lower frame: Milli Ampl Jy Top frame: Phas deg  
Vector averaged cross-power spectrum Several baselines displayed  
Timerange: 00/23:23:23 to 00/23:24:49



Plot file version 321 created 29-APR-2024 18:37:45

J1143+1834 EA075.UVDATA.1

Freq = 21.9925 GHz, Bw = 32.000 MH Calibrated with CL # 4 and BP # 1 (BP mode 1)

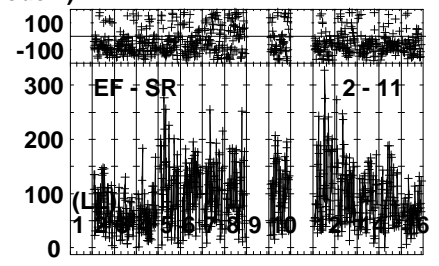
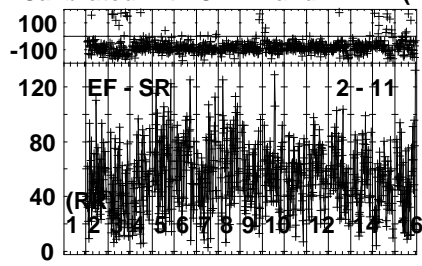
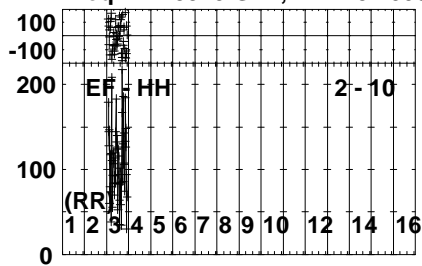


Lower frame: Milli Ampl Jy Top frame: Phas deg  
Vector averaged cross-power spectrum Several baselines displayed  
Timerange: 00/23:24:53 to 00/23:26:19

Plot file version 322 created 29-APR-2024 18:37:45

J1143+1834 EA075.UVDATA.1

Freq = 21.9925 GHz, Bw = 32.000 MH Calibrated with CL # 4 and BP # 1 (BP mode 1)

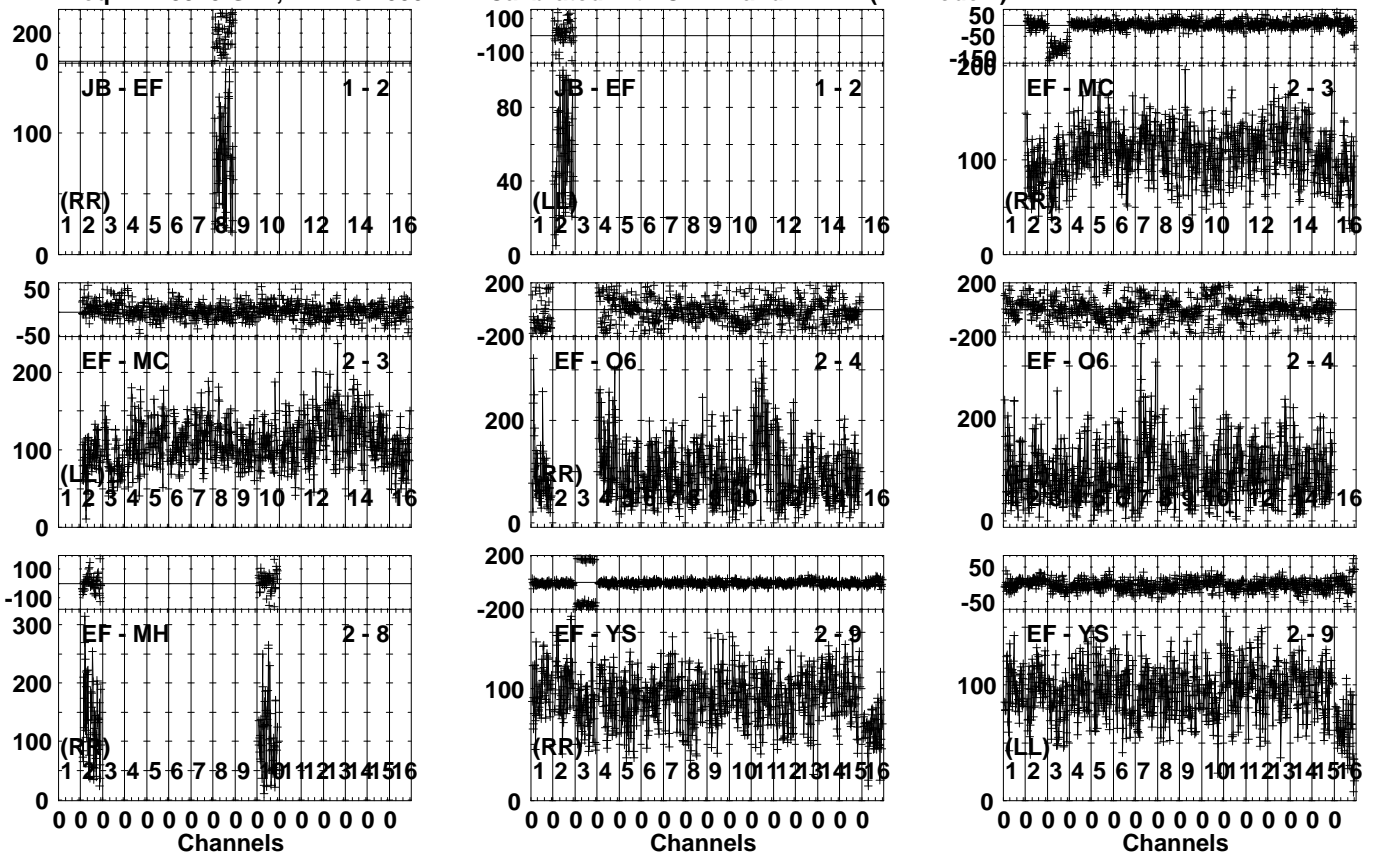


Lower frame: Milli Ampl Jy Top frame: Phas deg  
Vector averaged cross-power spectrum Several baselines displayed  
Timerange: 00/23:24:53 to 00/23:26:19

Plot file version 323 created 29-APR-2024 18:37:45

1146+189 EA075.UVDATA.1

Freq = 21.9925 GHz, Bw = 32.000 MH Calibrated with CL # 4 and BP # 1 (BP mode 1)

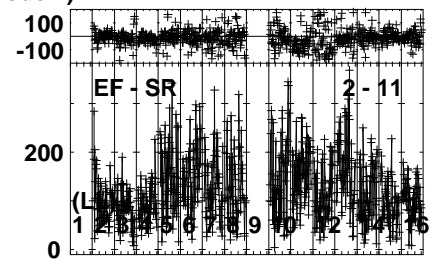
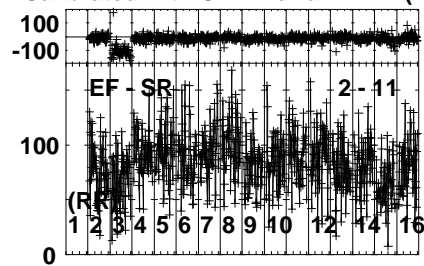
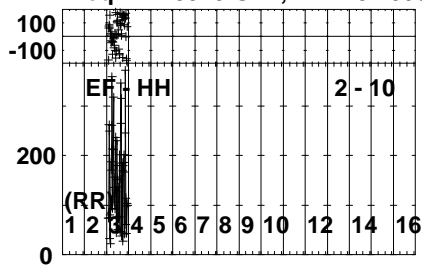


Lower frame: Milli Ampl Jy Top frame: Phas deg  
Vector averaged cross-power spectrum Several baselines displayed  
Timerange: 00/23:26:53 to 00/23:27:49

Plot file version 324 created 29-APR-2024 18:37:46

1146+189 EA075.UVDATA.1

Freq = 21.9925 GHz, Bw = 32.000 MH Calibrated with CL # 4 and BP # 1 (BP mode 1)

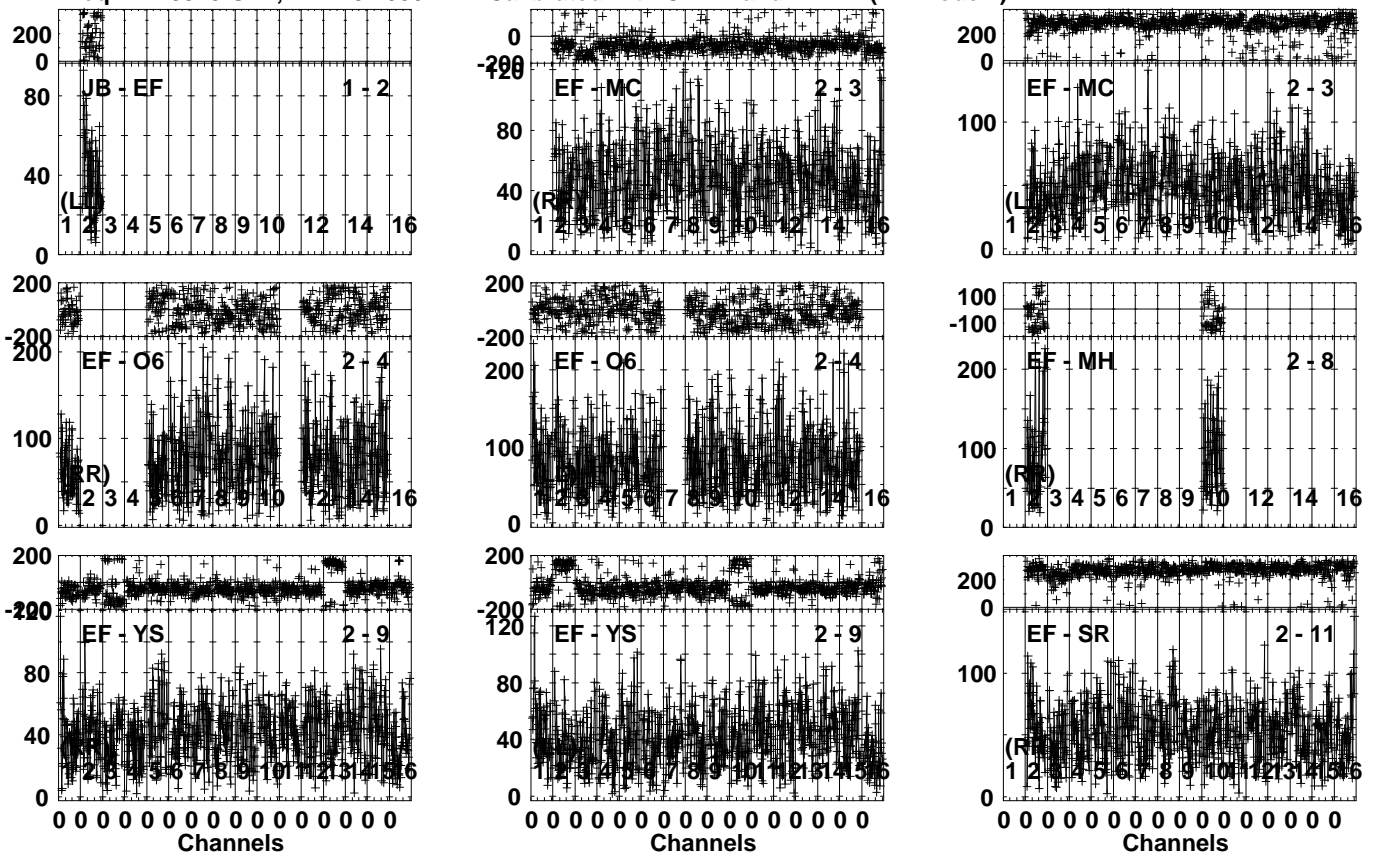


Lower frame: Milli Ampl Jy Top frame: Phas deg  
Vector averaged cross-power spectrum Several baselines displayed  
Timerange: 00/23:26:53 to 00/23:27:49

Plot file version 325 created 29-APR-2024 18:37:46

J1143+1834 EA075.UVDATA.1

Freq = 21.9925 GHz, Bw = 32.000 MH Calibrated with CL # 4 and BP # 1 (BP mode 1)

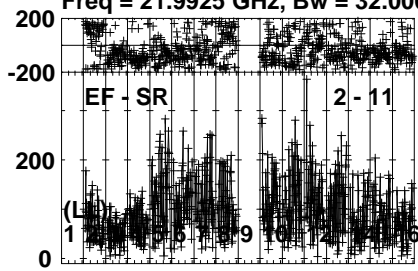


Lower frame: Milli Ampl Jy Top frame: Phas deg  
Vector averaged cross-power spectrum Several baselines displayed  
Timerange: 00/23:27:53 to 00/23:29:19

Plot file version 326 created 29-APR-2024 18:37:47

J1143+1834 EA075.UVDATA.1

Freq = 21.9925 GHz, Bw = 32.000 MH Calibrated with CL # 4 and BP # 1 (BP mode 1)



Lower frame: Milli Ampl Jy Top frame: Phas deg

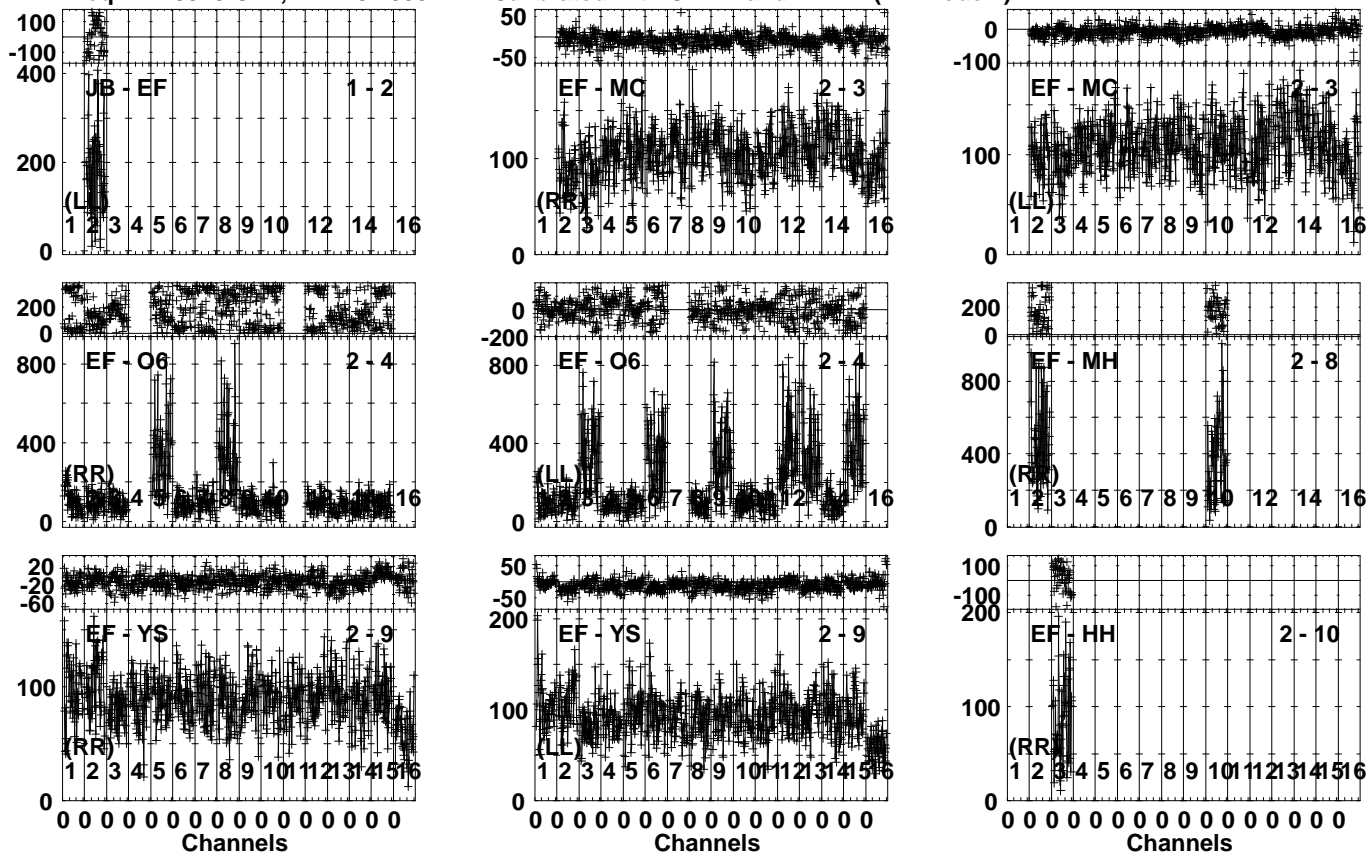
Vector averaged cross-power spectrum Several baselines displayed

Timerange: 00/23:27:53 to 00/23:29:19

Plot file version 327 created 29-APR-2024 18:37:47

1146+189 EA075.UVDATA.1

Freq = 21.9925 GHz, Bw = 32.000 MH Calibrated with CL # 4 and BP # 1 (BP mode 1)

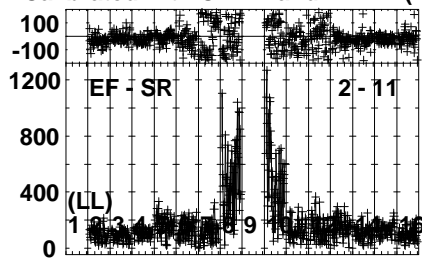
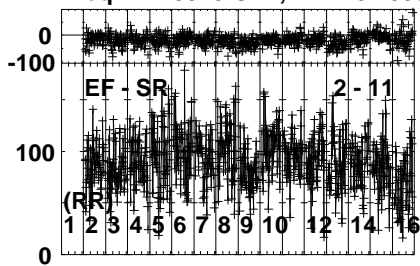


Lower frame: Milli Ampl Jy Top frame: Phas deg  
Vector averaged cross-power spectrum Several baselines displayed  
Timerange: 00/23:29:23 to 00/23:30:49

Plot file version 328 created 29-APR-2024 18:37:47

1146+189 EA075.UVDATA.1

Freq = 21.9925 GHz, Bw = 32.000 MH Calibrated with CL # 4 and BP # 1 (BP mode 1)



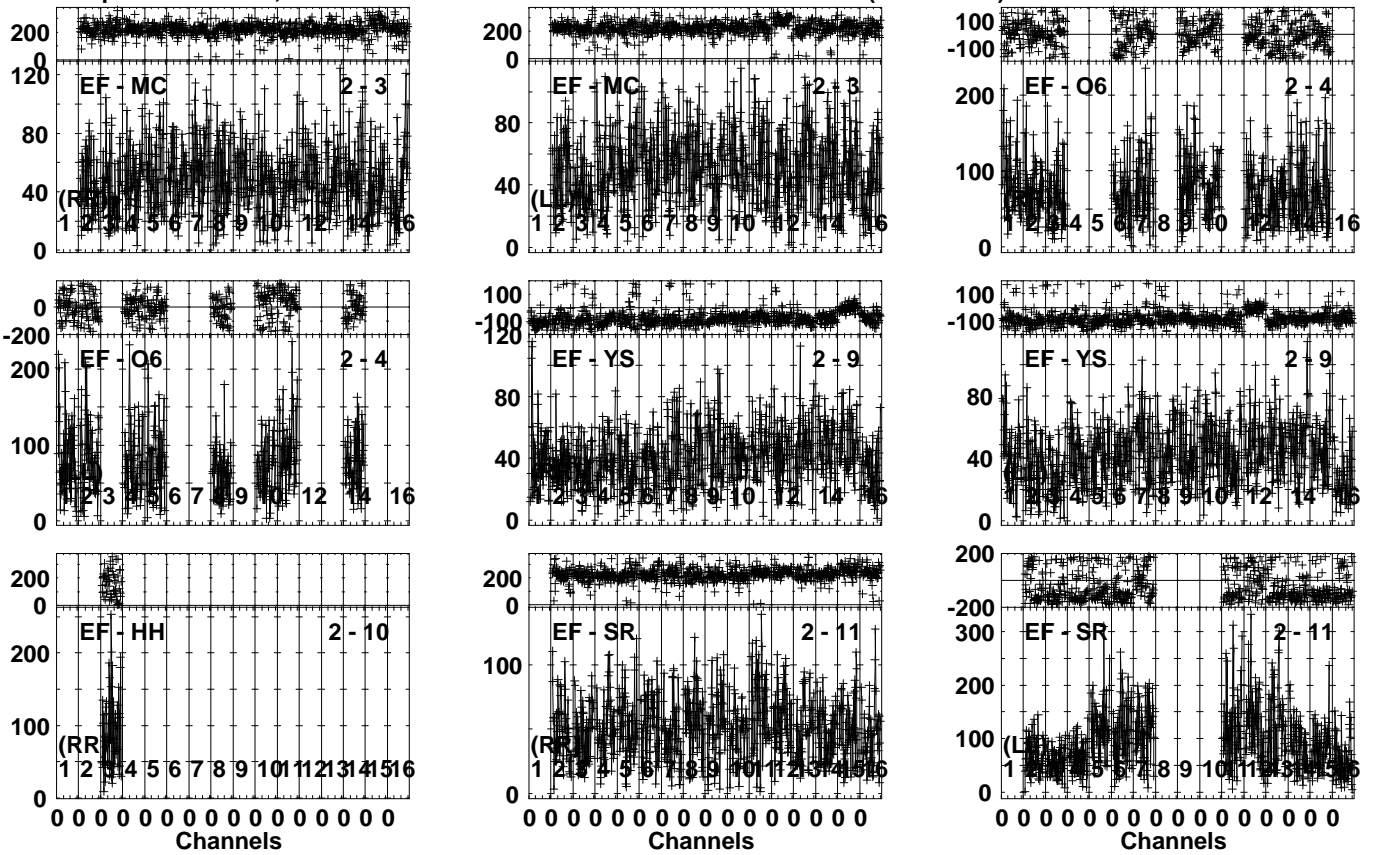
Lower frame: Milli Ampl Jy Top frame: Phas deg  
Vector averaged cross-power spectrum Several baselines displayed  
Timerange: 00/23:29:23 to 00/23:30:49



Plot file version 329 created 29-APR-2024 18:37:48

J1143+1834 EA075.UVDATA.1

Freq = 21.9925 GHz, Bw = 32.000 MH Calibrated with CL # 4 and BP # 1 (BP mode 1)

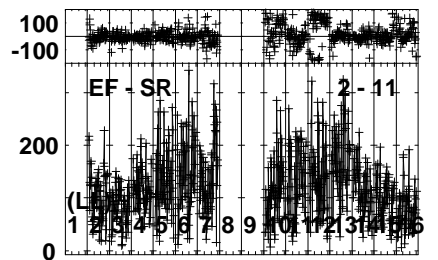
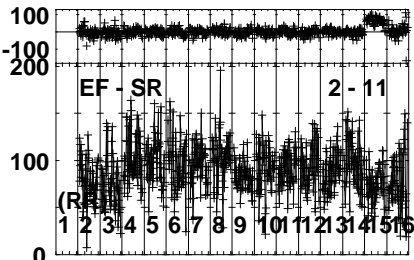
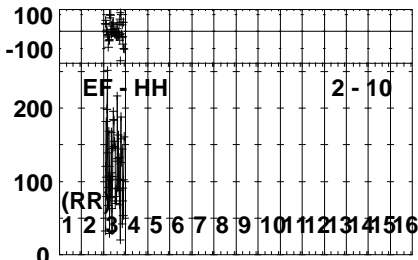
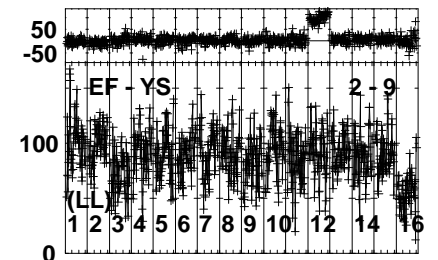
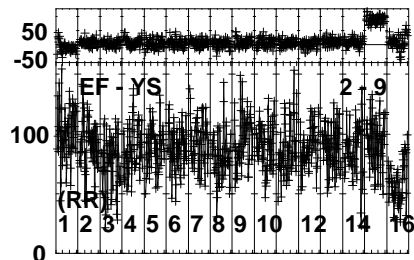
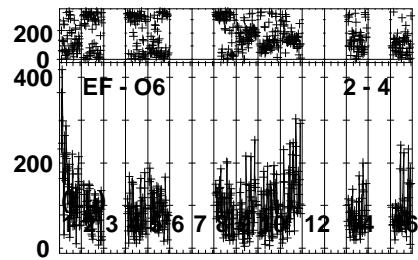
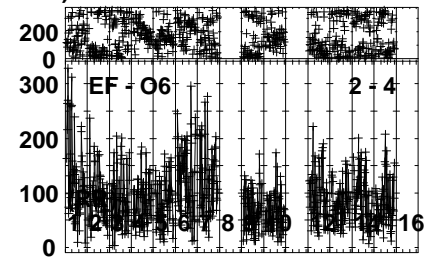
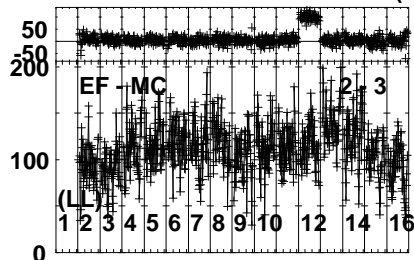
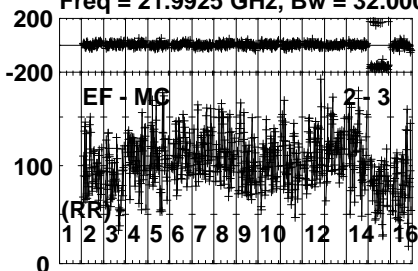


Lower frame: Milli Ampl Jy Top frame: Phas deg  
Vector averaged cross-power spectrum Several baselines displayed  
Timerange: 00/23:30:53 to 00/23:32:19

Plot file version 330 created 29-APR-2024 18:37:48

1146+189 EA075.UVDATA.1

Freq = 21.9925 GHz, Bw = 32.000 MH Calibrated with CL # 4 and BP # 1 (BP mode 1)

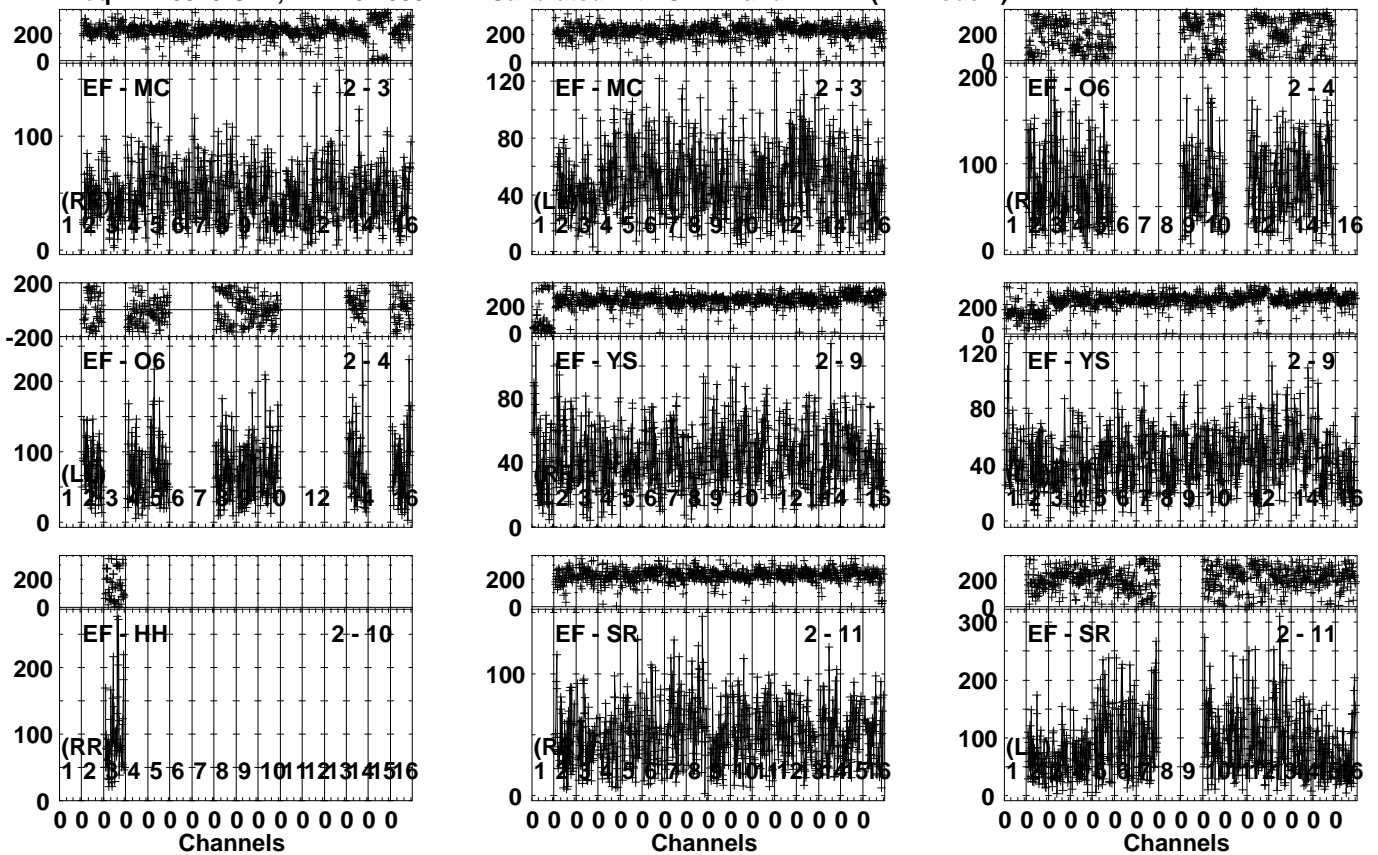


Lower frame: Milli Ampl Jy Top frame: Phas deg  
Vector averaged cross-power spectrum Several baselines displayed  
Timerange: 00/23:32:53 to 00/23:33:49

Plot file version 331 created 29-APR-2024 18:37:49

J1143+1834 EA075.UVDATA.1

Freq = 21.9925 GHz, Bw = 32.000 MH Calibrated with CL # 4 and BP # 1 (BP mode 1)

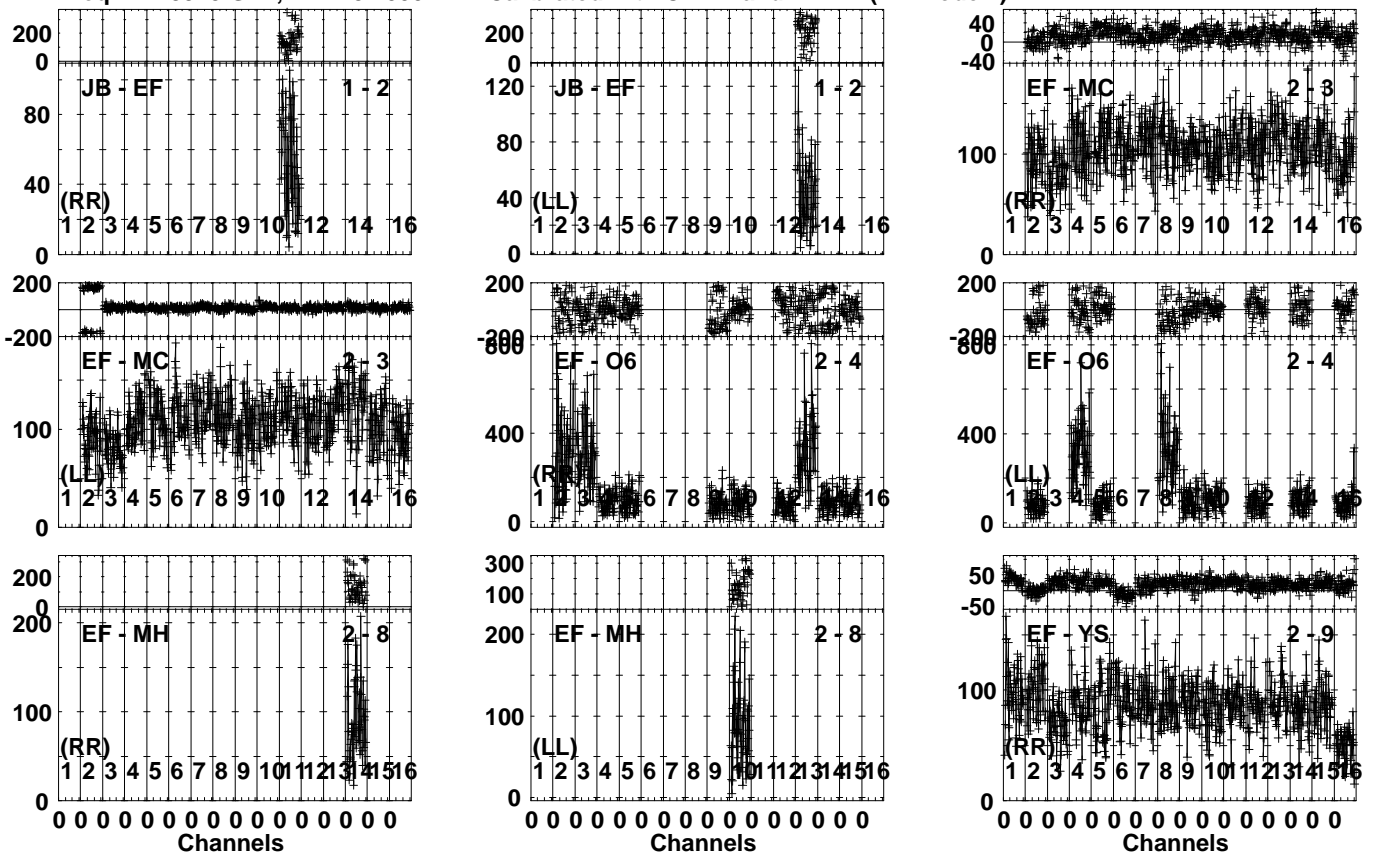


Lower frame: Milli Ampl Jy Top frame: Phas deg  
Vector averaged cross-power spectrum Several baselines displayed  
Timerange: 00/23:33:53 to 00/23:35:19

Plot file version 332 created 29-APR-2024 18:37:50

1146+189 EA075.UVDATA.1

Freq = 21.9925 GHz, Bw = 32.000 MH Calibrated with CL # 4 and BP # 1 (BP mode 1)

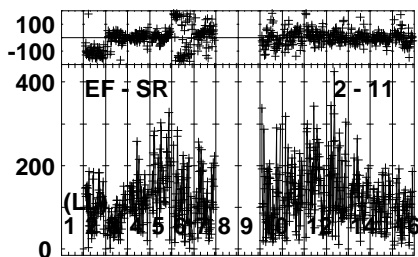
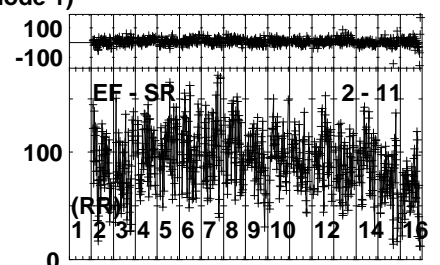
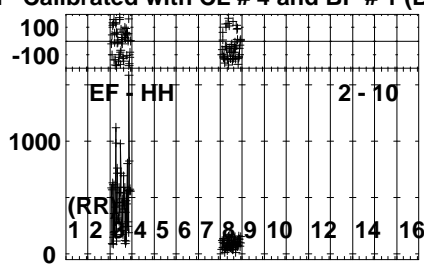
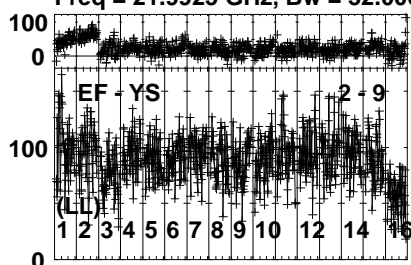


Lower frame: Milli Ampl Jy Top frame: Phas deg  
Vector averaged cross-power spectrum Several baselines displayed  
Timerange: 00/23:35:23 to 00/23:36:49

Plot file version 333 created 29-APR-2024 18:37:50

1146+189 EA075.UVDATA.1

Freq = 21.9925 GHz, Bw = 32.000 MH Calibrated with CL # 4 and BP # 1 (BP mode 1)

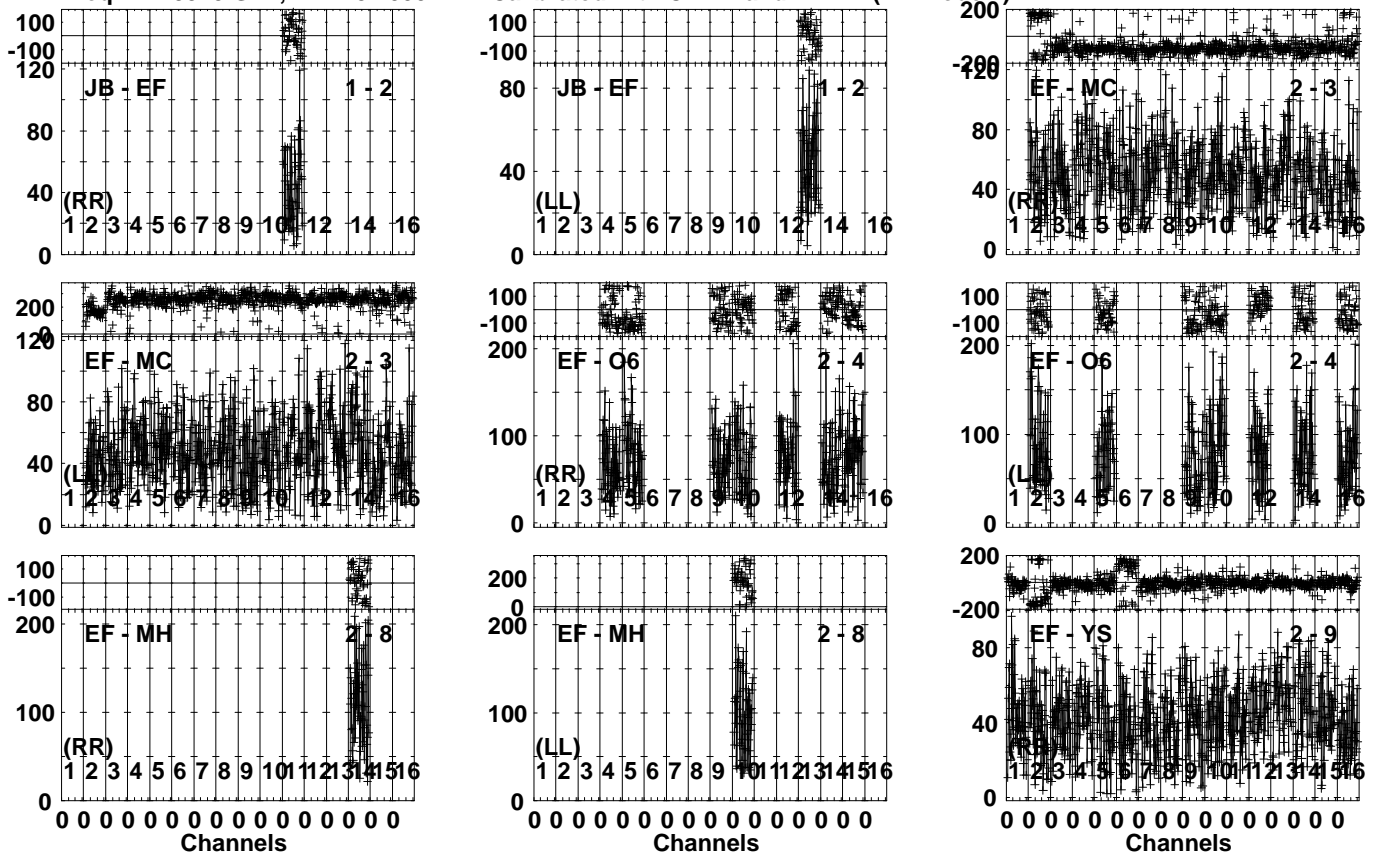


Lower frame: Milli Ampl Jy Top frame: Phas deg  
Vector averaged cross-power spectrum Several baselines displayed  
Timerange: 00/23:35:23 to 00/23:36:49

Plot file version 334 created 29-APR-2024 18:37:51

J1143+1834 EA075.UVDATA.1

Freq = 21.9925 GHz, Bw = 32.000 MH Calibrated with CL # 4 and BP # 1 (BP mode 1)

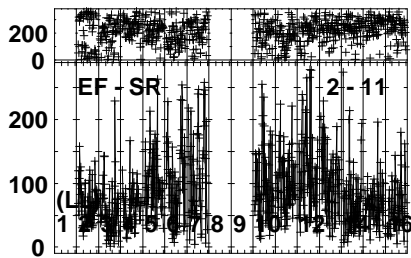
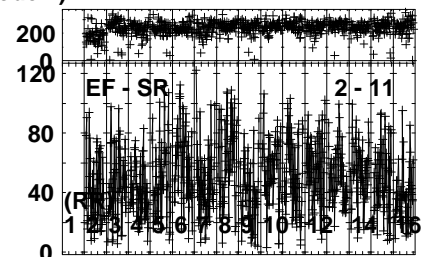
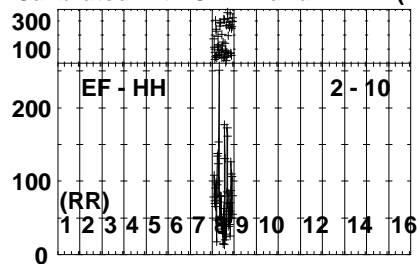
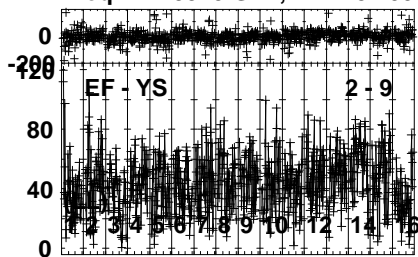


Lower frame: Milli Ampl Jy Top frame: Phas deg  
Vector averaged cross-power spectrum Several baselines displayed  
Timerange: 00/23:36:53 to 00/23:38:19

Plot file version 335 created 29-APR-2024 18:37:51

J1143+1834 EA075.UVDATA.1

Freq = 21.9925 GHz, Bw = 32.000 MH Calibrated with CL # 4 and BP # 1 (BP mode 1)

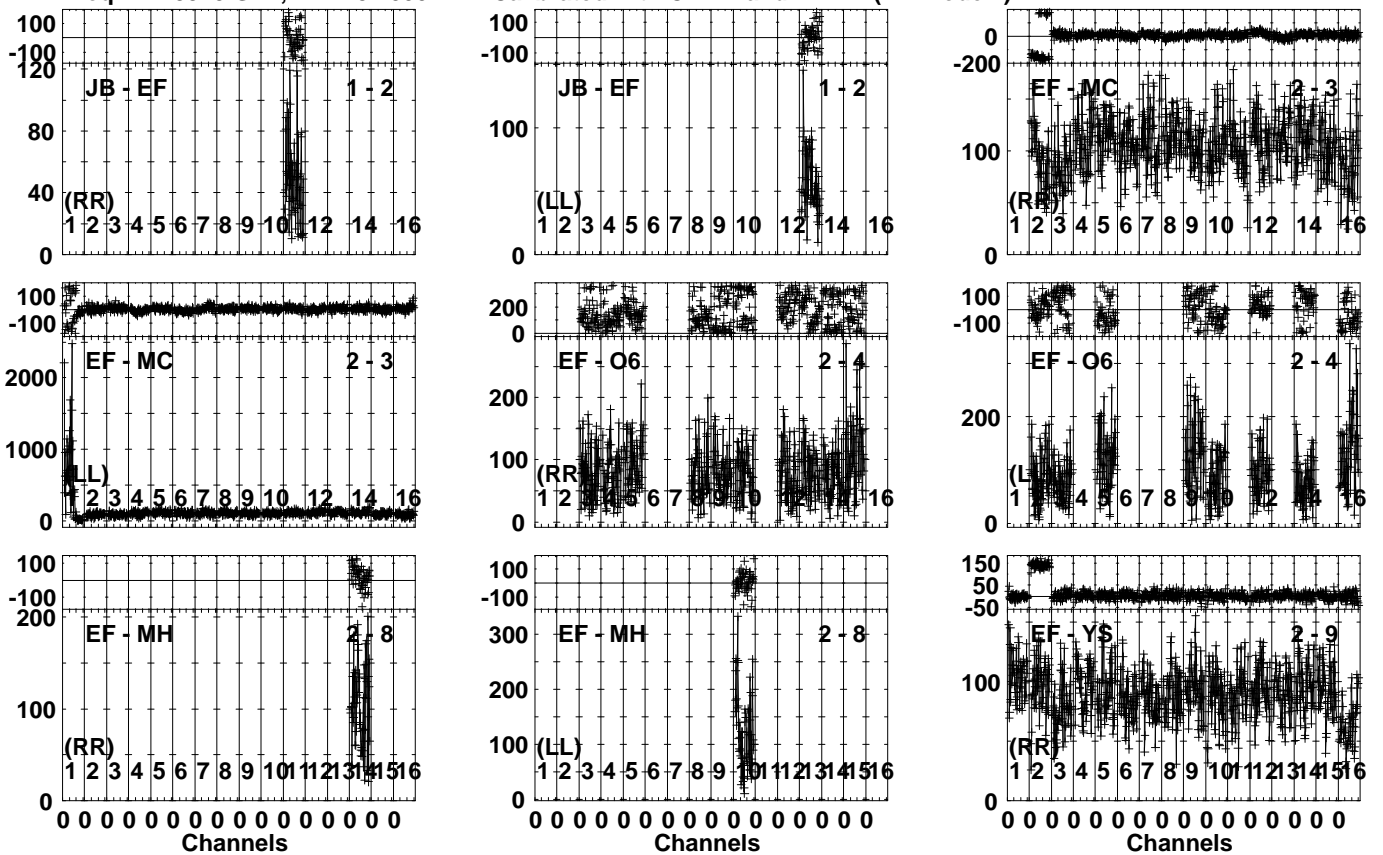


Lower frame: Milli Ampl Jy Top frame: Phas deg  
Vector averaged cross-power spectrum Several baselines displayed  
Timerange: 00/23:36:53 to 00/23:38:19

Plot file version 336 created 29-APR-2024 18:37:51

1146+189 EA075.UVDATA.1

Freq = 21.9925 GHz, Bw = 32.000 MH Calibrated with CL # 4 and BP # 1 (BP mode 1)



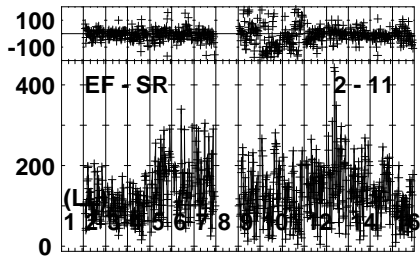
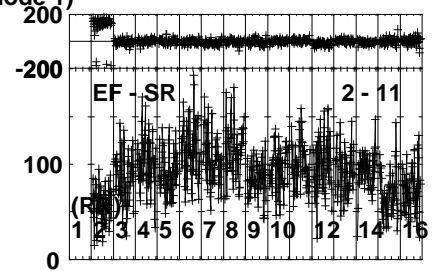
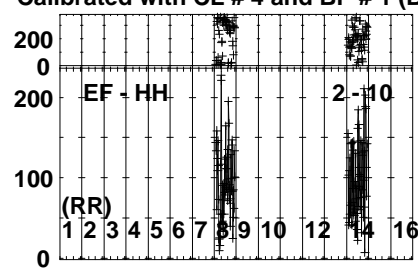
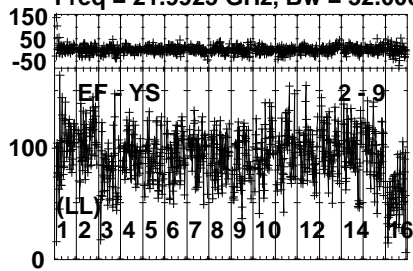
Lower frame: Milli Ampl Jy Top frame: Phas deg  
Vector averaged cross-power spectrum Several baselines displayed  
Timerange: 00/23:38:53 to 00/23:39:49



Plot file version 337 created 29-APR-2024 18:37:52

1146+189 EA075.UVDATA.1

Freq = 21.9925 GHz, Bw = 32.000 MH Calibrated with CL # 4 and BP # 1 (BP mode 1)

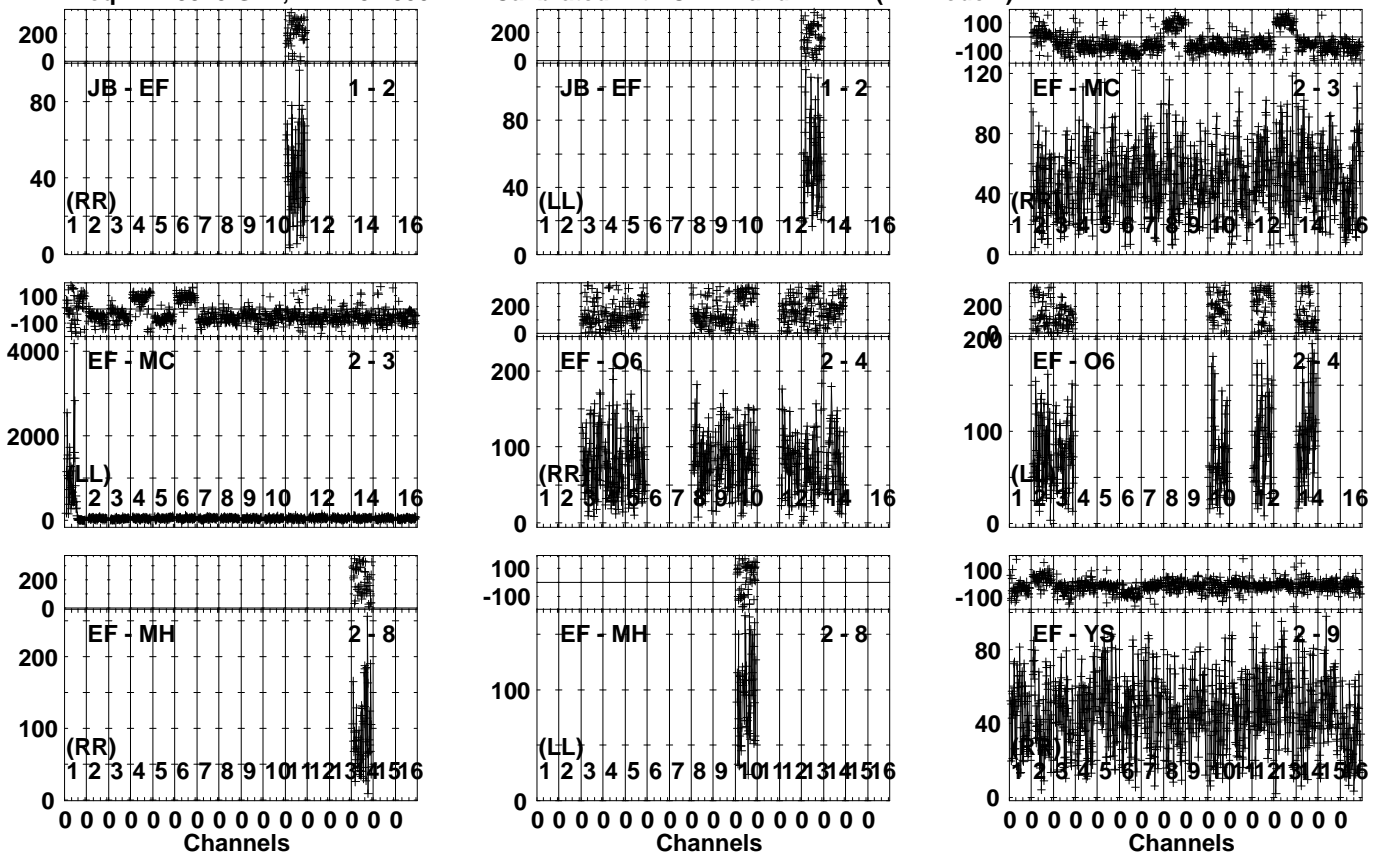


Lower frame: Milli Ampl Jy Top frame: Phas deg  
Vector averaged cross-power spectrum Several baselines displayed  
Timerange: 00/23:38:53 to 00/23:39:49

Plot file version 338 created 29-APR-2024 18:37:52

J1143+1834 EA075.UVDATA.1

Freq = 21.9925 GHz, Bw = 32.000 MH Calibrated with CL # 4 and BP # 1 (BP mode 1)

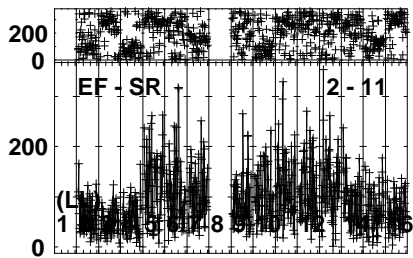
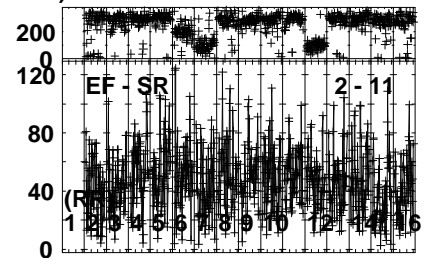
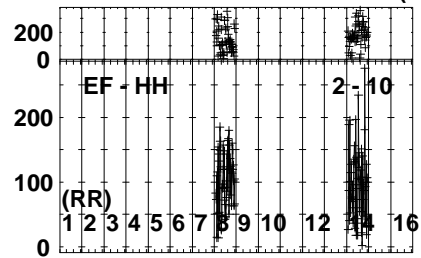
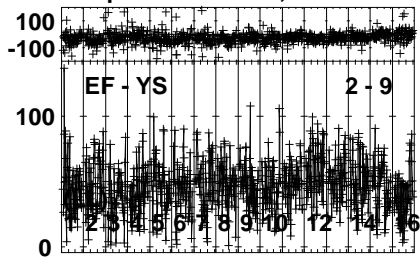


Lower frame: Milli Ampl Jy Top frame: Phas deg  
Vector averaged cross-power spectrum Several baselines displayed  
Timerange: 00/23:39:53 to 00/23:41:19

Plot file version 339 created 29-APR-2024 18:37:53

J1143+1834 EA075.UVDATA.1

Freq = 21.9925 GHz, Bw = 32.000 MH Calibrated with CL # 4 and BP # 1 (BP mode 1)

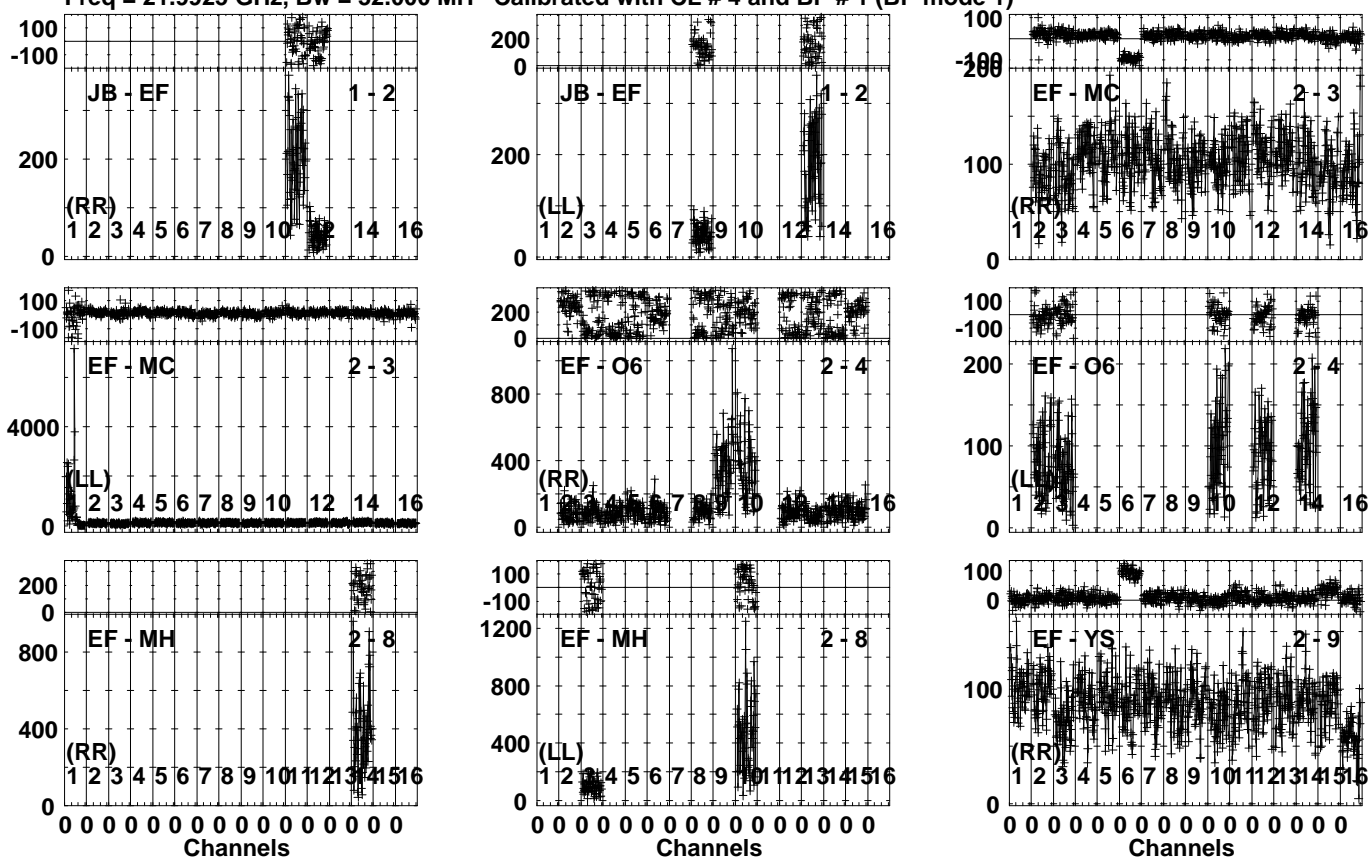


Lower frame: Milli Ampl Jy Top frame: Phas deg  
Vector averaged cross-power spectrum Several baselines displayed  
Timerange: 00/23:39:53 to 00/23:41:19

Plot file version 340 created 29-APR-2024 18:37:53

1146+189 EA075.UVDATA.1

Freq = 21.9925 GHz, Bw = 32.000 MH Calibrated with CL # 4 and BP # 1 (BP mode 1)

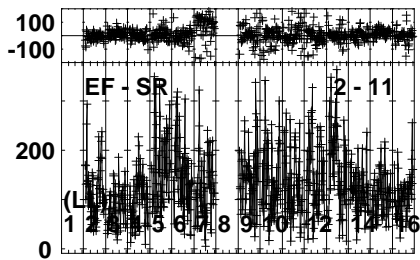
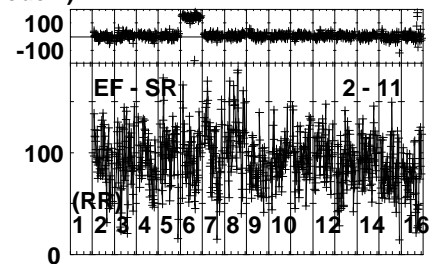
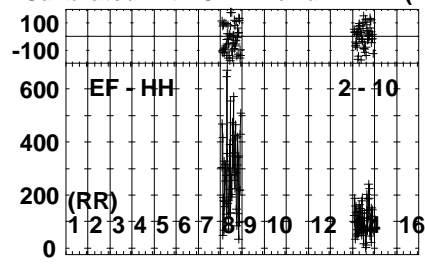
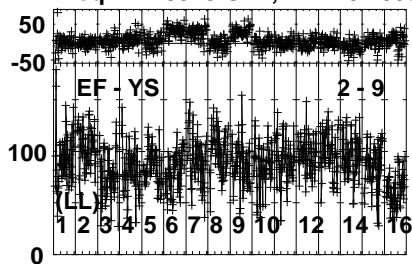


Lower frame: Milli Ampl Jy Top frame: Phas deg  
Vector averaged cross-power spectrum Several baselines displayed  
Timerange: 00/23:41:23 to 00/23:42:49

Plot file version 341 created 29-APR-2024 18:37:53

1146+189 EA075.UVDATA.1

Freq = 21.9925 GHz, Bw = 32.000 MH Calibrated with CL # 4 and BP # 1 (BP mode 1)

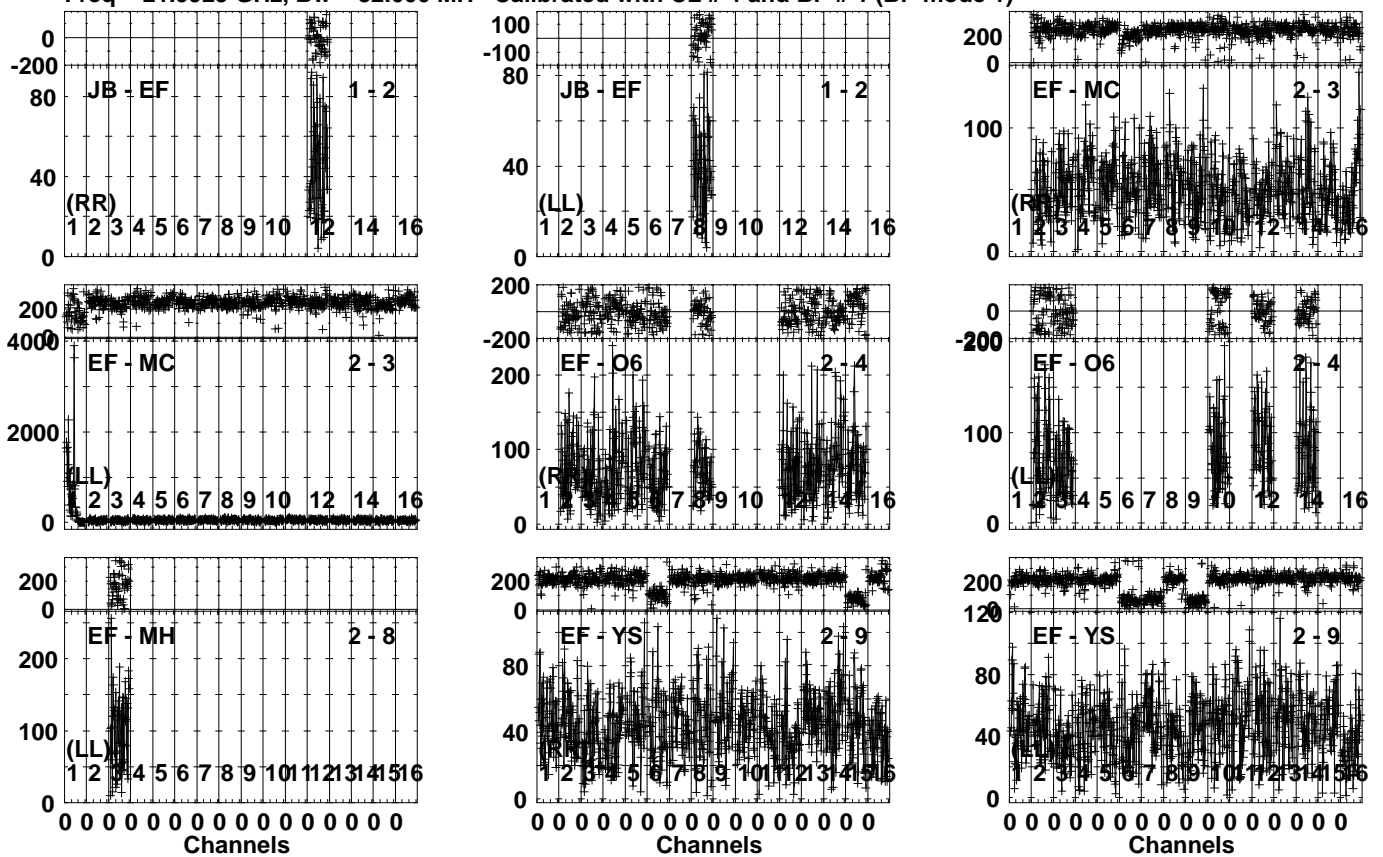


Lower frame: Milli Ampl Jy Top frame: Phas deg  
Vector averaged cross-power spectrum Several baselines displayed  
Timerange: 00/23:41:23 to 00/23:42:49

Plot file version 342 created 29-APR-2024 18:37:54

J1143+1834 EA075.UVDATA.1

Freq = 21.9925 GHz, Bw = 32.000 MH Calibrated with CL # 4 and BP # 1 (BP mode 1)

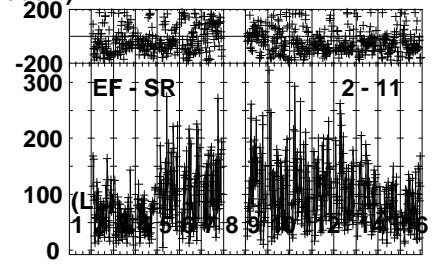
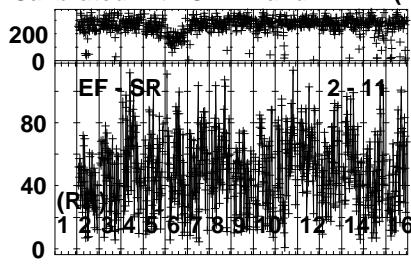
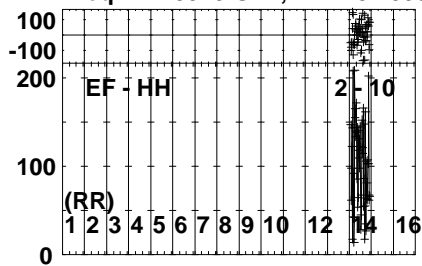


Lower frame: Milli Ampl Jy Top frame: Phas deg  
Vector averaged cross-power spectrum Several baselines displayed  
Timerange: 00/23:42:53 to 00/23:44:19

Plot file version 343 created 29-APR-2024 18:37:54

J1143+1834 EA075.UVDATA.1

Freq = 21.9925 GHz, Bw = 32.000 MH Calibrated with CL # 4 and BP # 1 (BP mode 1)

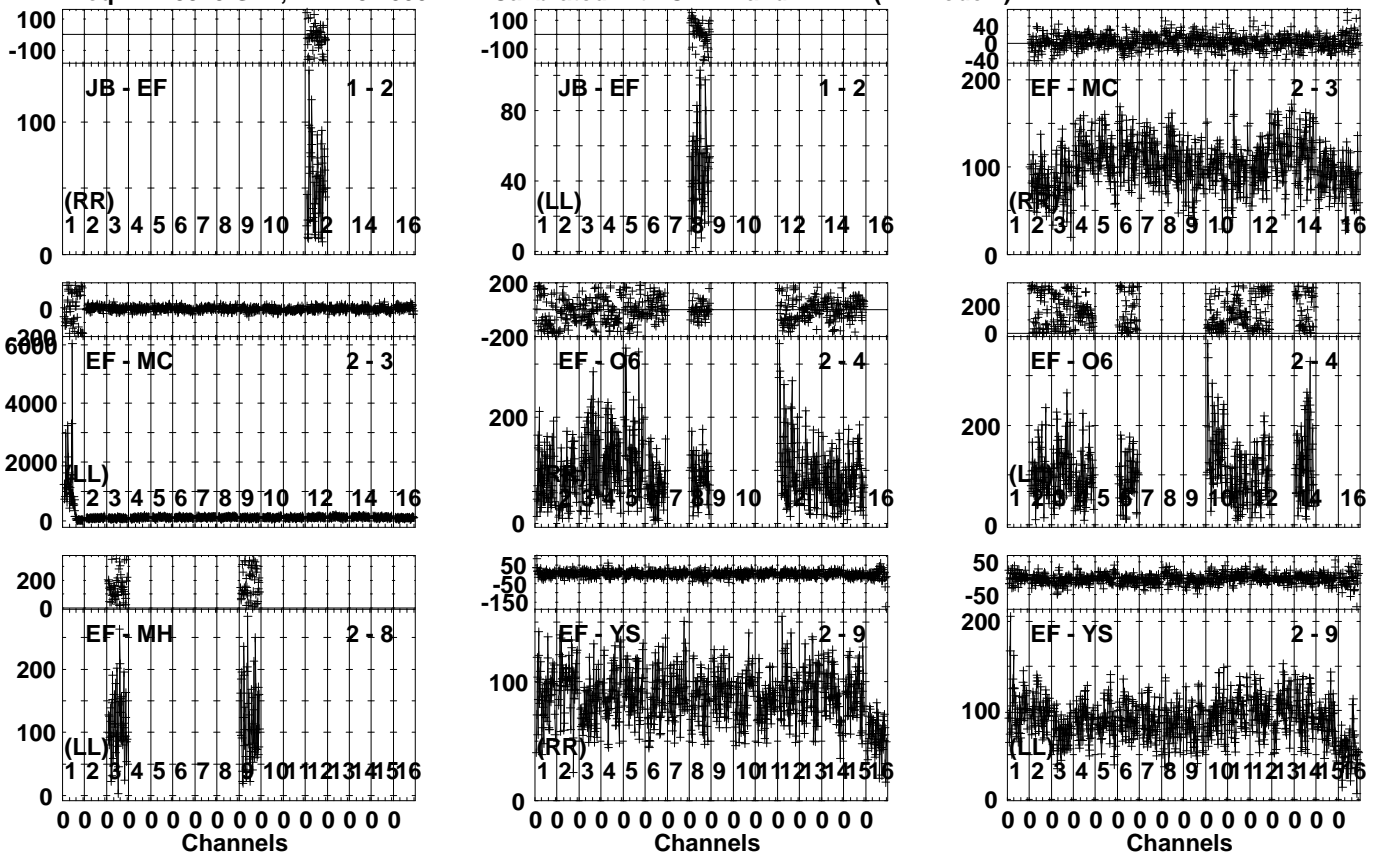


Lower frame: Milli Ampl Jy Top frame: Phas deg  
Vector averaged cross-power spectrum Several baselines displayed  
Timerange: 00/23:42:53 to 00/23:44:19

Plot file version 344 created 29-APR-2024 18:37:54

1146+189 EA075.UVDATA.1

Freq = 21.9925 GHz, Bw = 32.000 MH Calibrated with CL # 4 and BP # 1 (BP mode 1)



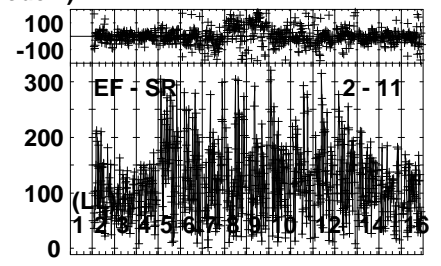
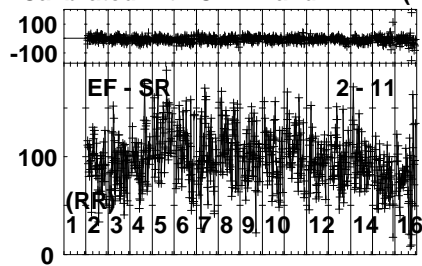
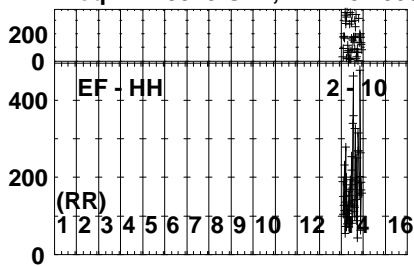
Lower frame: Milli Ampl Jy Top frame: Phas deg  
Vector averaged cross-power spectrum Several baselines displayed  
Timerange: 00/23:44:53 to 00/23:45:49



Plot file version 345 created 29-APR-2024 18:37:55

1146+189 EA075.UVDATA.1

Freq = 21.9925 GHz, Bw = 32.000 MH Calibrated with CL # 4 and BP # 1 (BP mode 1)

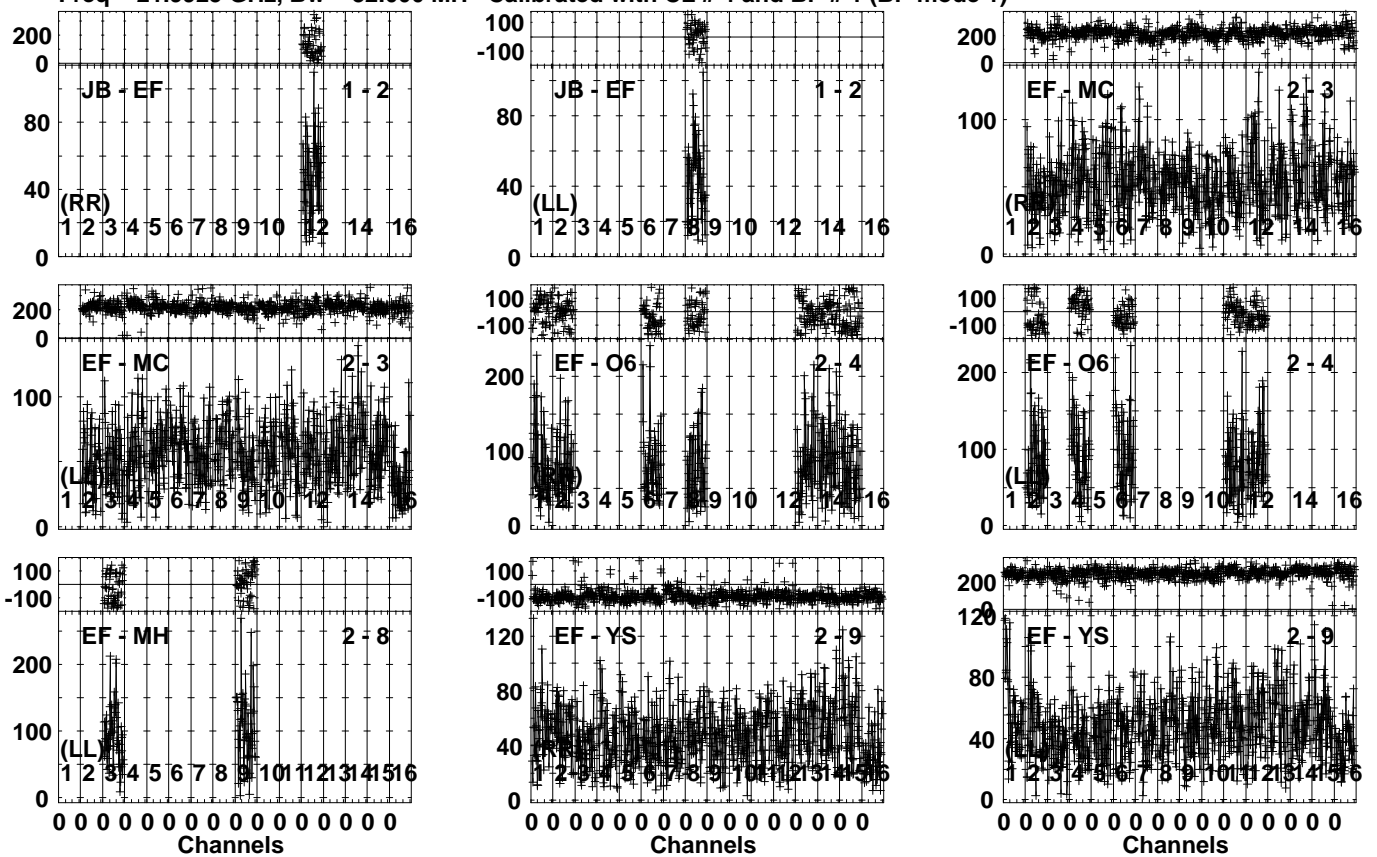


Lower frame: Milli Ampl Jy Top frame: Phas deg  
Vector averaged cross-power spectrum Several baselines displayed  
Timerange: 00/23:44:53 to 00/23:45:49

Plot file version 346 created 29-APR-2024 18:37:55

J1143+1834 EA075.UVDATA.1

Freq = 21.9925 GHz, Bw = 32.000 MH Calibrated with CL # 4 and BP # 1 (BP mode 1)

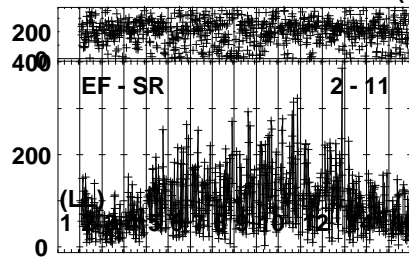
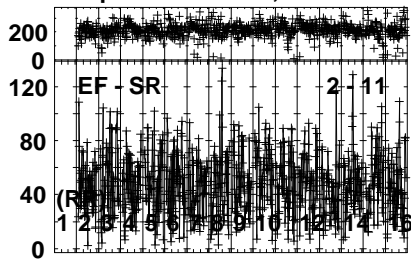


Lower frame: Milli Ampl Jy Top frame: Phas deg  
Vector averaged cross-power spectrum Several baselines displayed  
Timerange: 00/23:45:53 to 00/23:47:19

Plot file version 347 created 29-APR-2024 18:37:56

J1143+1834 EA075.UVDATA.1

Freq = 21.9925 GHz, Bw = 32.000 MH Calibrated with CL # 4 and BP # 1 (BP mode 1)



Lower frame: Milli Ampl Jy Top frame: Phas deg

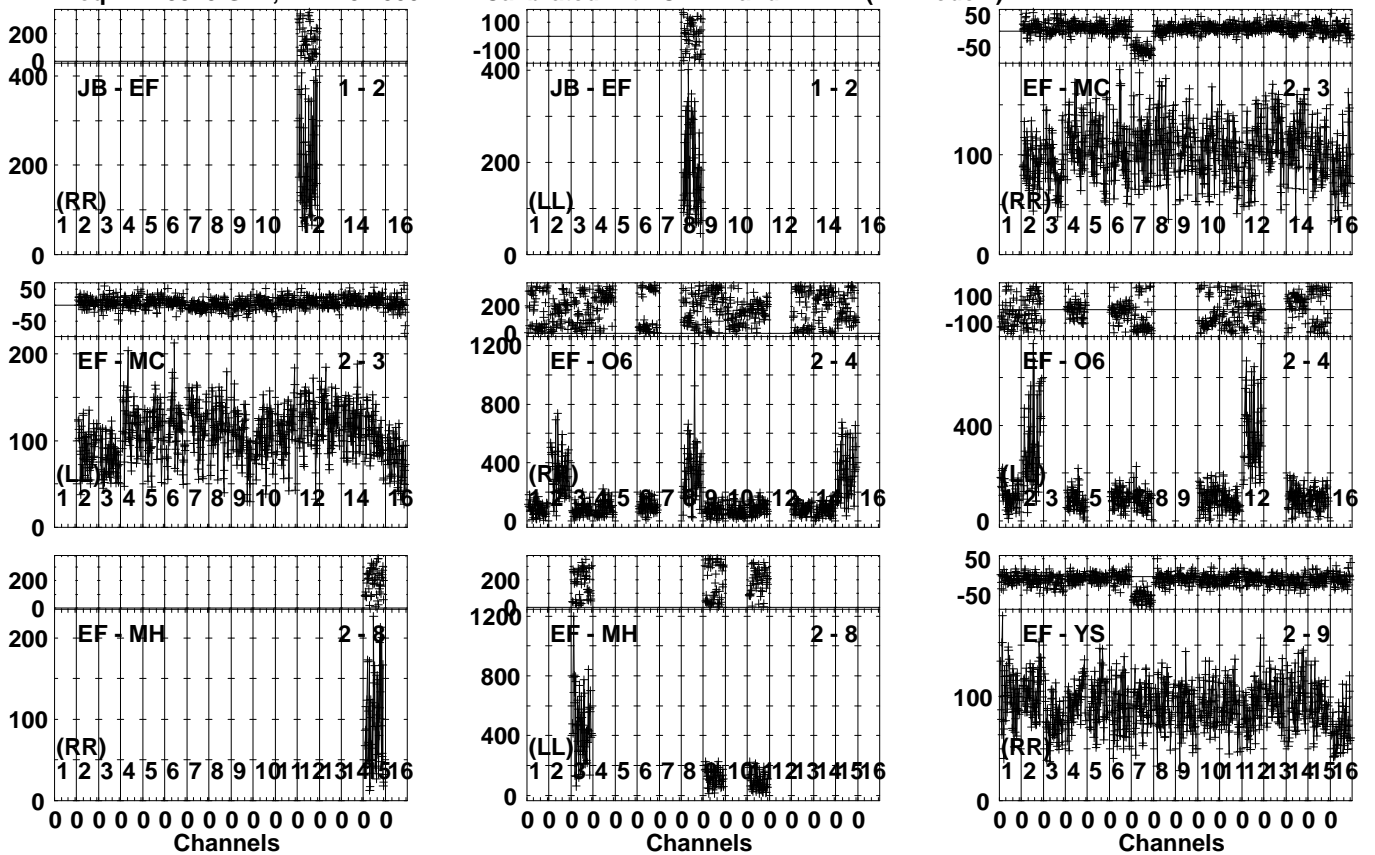
Vector averaged cross-power spectrum Several baselines displayed

Timerange: 00/23:45:53 to 00/23:47:19

Plot file version 348 created 29-APR-2024 18:37:56

1146+189 EA075.UVDATA.1

Freq = 21.9925 GHz, Bw = 32.000 MH Calibrated with CL # 4 and BP # 1 (BP mode 1)

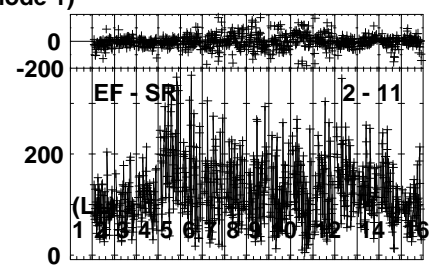
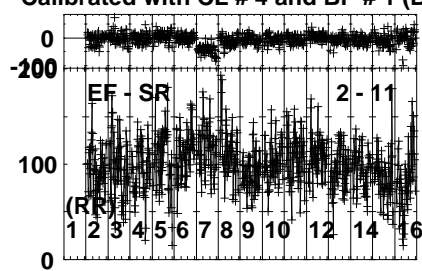
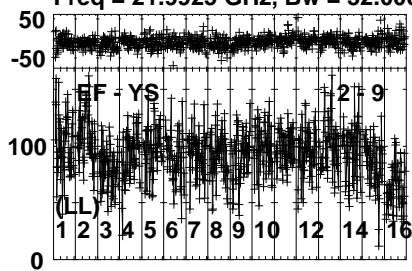


Lower frame: Milli Ampl Jy Top frame: Phas deg  
Vector averaged cross-power spectrum Several baselines displayed  
Timerange: 00/23:47:23 to 00/23:48:49

Plot file version 349 created 29-APR-2024 18:37:56

1146+189 EA075.UVDATA.1

Freq = 21.9925 GHz, Bw = 32.000 MH Calibrated with CL # 4 and BP # 1 (BP mode 1)

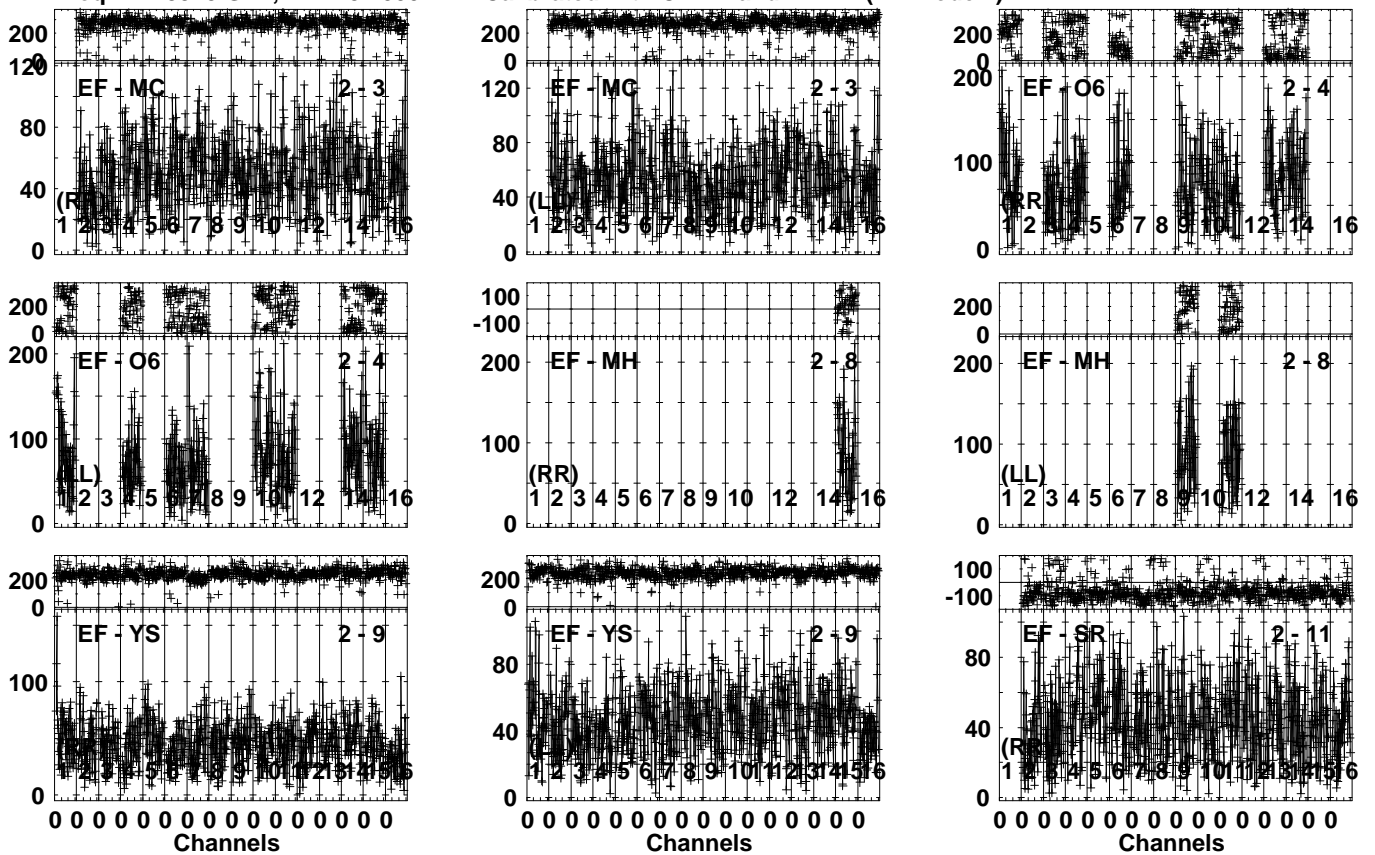


Lower frame: Milli Ampl Jy Top frame: Phas deg  
Vector averaged cross-power spectrum Several baselines displayed  
Timerange: 00/23:47:23 to 00/23:48:49

Plot file version 350 created 29-APR-2024 18:37:57

J1143+1834 EA075.UVDATA.1

Freq = 21.9925 GHz, Bw = 32.000 MH Calibrated with CL # 4 and BP # 1 (BP mode 1)

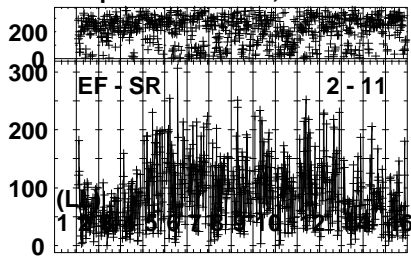


Lower frame: Milli Ampl Jy Top frame: Phas deg  
Vector averaged cross-power spectrum Several baselines displayed  
Timerange: 00/23:48:53 to 00/23:50:19

Plot file version 351 created 29-APR-2024 18:37:57

J1143+1834 EA075.UVDATA.1

Freq = 21.9925 GHz, Bw = 32.000 MH Calibrated with CL # 4 and BP # 1 (BP mode 1)



Lower frame: Milli Ampl Jy Top frame: Phas deg

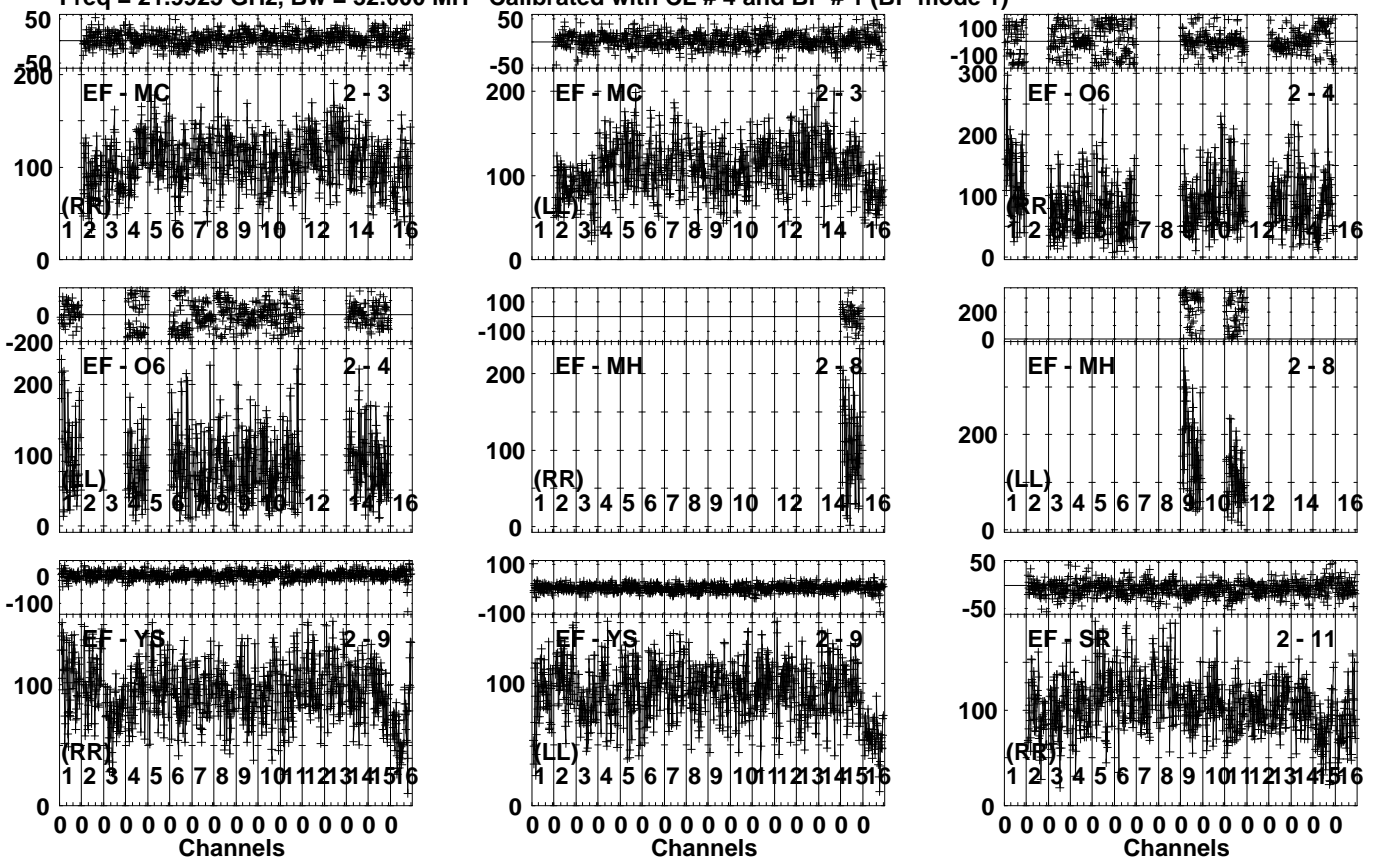
Vector averaged cross-power spectrum Several baselines displayed

Timerange: 00/23:48:53 to 00/23:50:19

Plot file version 352 created 29-APR-2024 18:37:58

1146+189 EA075.UVDATA.1

Freq = 21.9925 GHz, Bw = 32.000 MH Calibrated with CL # 4 and BP # 1 (BP mode 1)



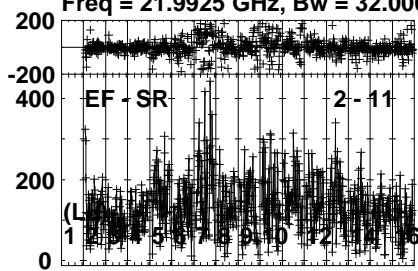
Lower frame: Milli Ampl Jy Top frame: Phas deg  
Vector averaged cross-power spectrum Several baselines displayed  
Timerange: 00/23:50:53 to 00/23:51:49



Plot file version 353 created 29-APR-2024 18:37:58

1146+189 EA075.UVDATA.1

Freq = 21.9925 GHz, Bw = 32.000 MH Calibrated with CL # 4 and BP # 1 (BP mode 1)



Lower frame: Milli Ampl Jy Top frame: Phas deg

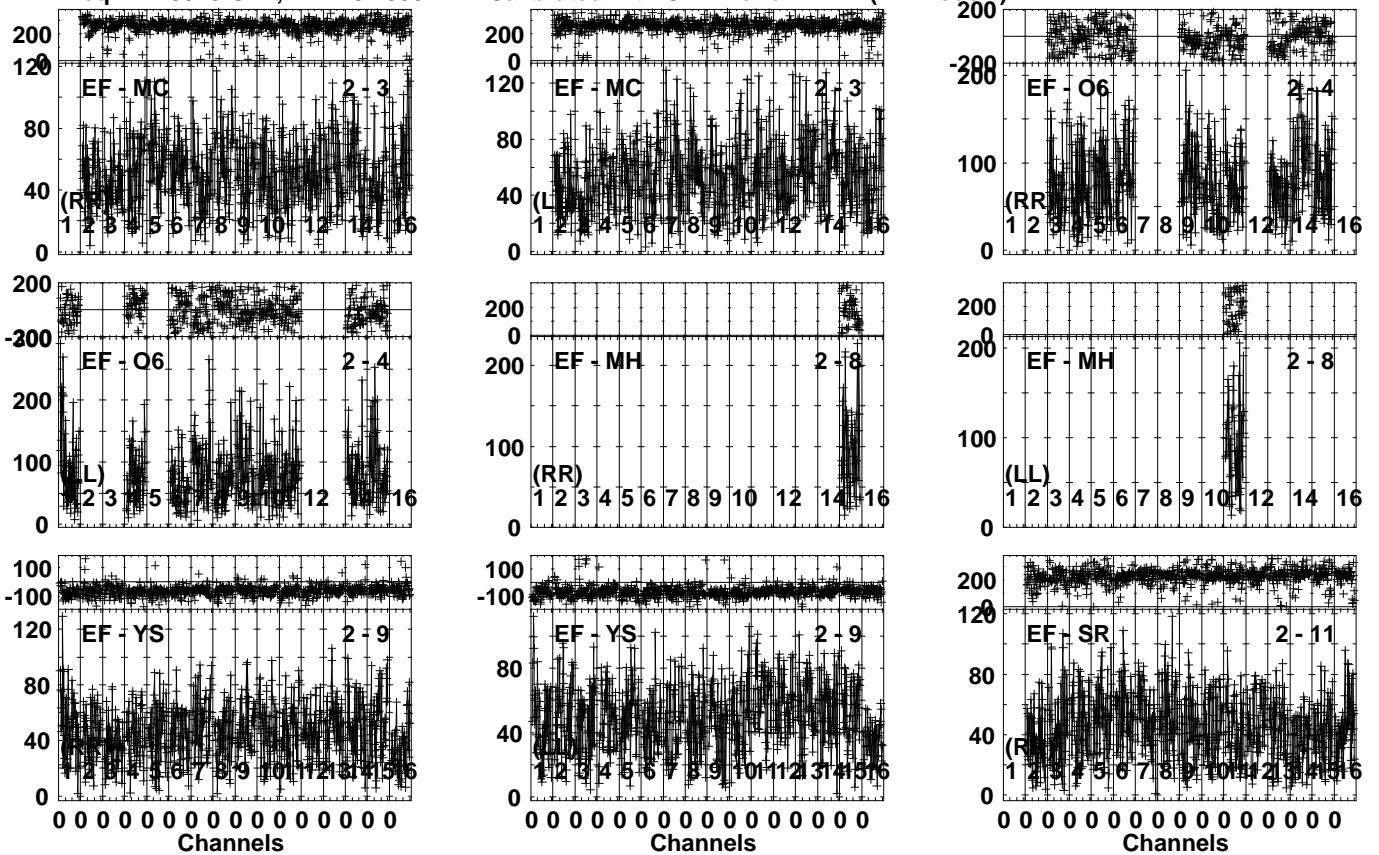
Vector averaged cross-power spectrum Several baselines displayed

Timerange: 00/23:50:53 to 00/23:51:49

Plot file version 354 created 29-APR-2024 18:37:58

J1143+1834 EA075.UVDATA.1

Freq = 21.9925 GHz, Bw = 32.000 MH Calibrated with CL # 4 and BP # 1 (BP mode 1)

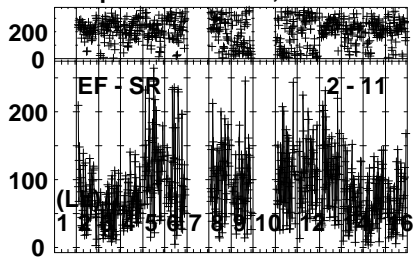


Lower frame: Milli Ampl Jy Top frame: Phas deg  
Vector averaged cross-power spectrum Several baselines displayed  
Timerange: 00/23:51:53 to 00/23:53:19

Plot file version 355 created 29-APR-2024 18:37:59

J1143+1834 EA075.UVDATA.1

Freq = 21.9925 GHz, Bw = 32.000 MH Calibrated with CL # 4 and BP # 1 (BP mode 1)



Lower frame: Milli Ampl Jy Top frame: Phas deg

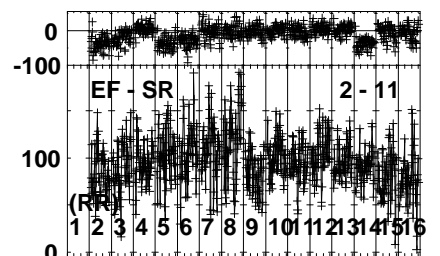
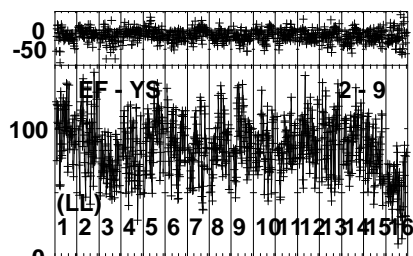
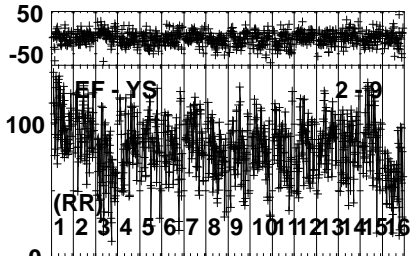
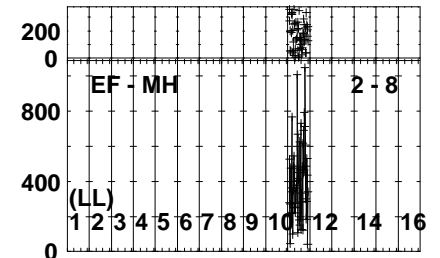
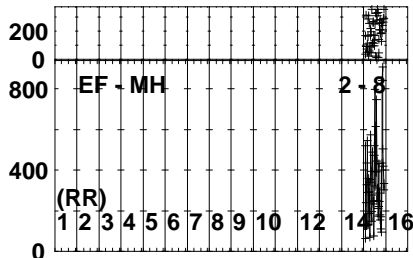
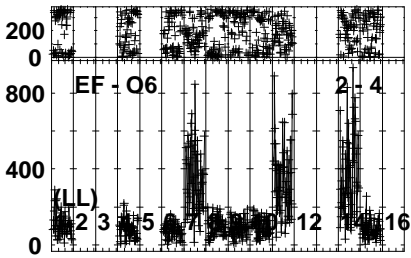
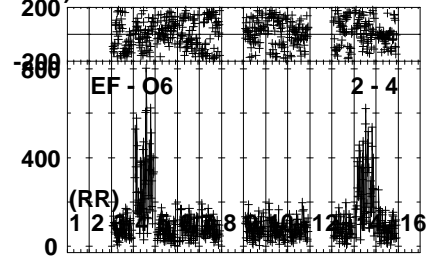
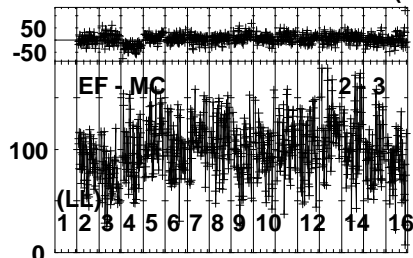
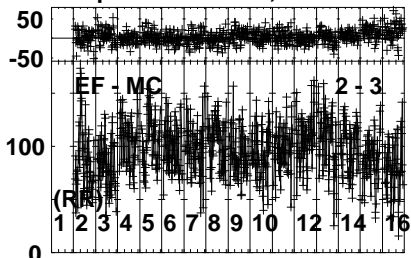
Vector averaged cross-power spectrum Several baselines displayed

Timerange: 00/23:51:53 to 00/23:53:19

Plot file version 356 created 29-APR-2024 18:37:59

1146+189 EA075.UVDATA.1

Freq = 21.9925 GHz, Bw = 32.000 MH Calibrated with CL # 4 and BP # 1 (BP mode 1)

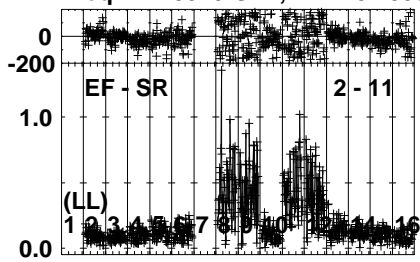


Lower frame: Milli Ampl Jy Top frame: Phas deg  
Vector averaged cross-power spectrum Several baselines displayed  
Timerange: 00/23:53:23 to 00/23:54:49

Plot file version 357 created 29-APR-2024 18:37:59

1146+189 EA075.UVDATA.1

Freq = 21.9925 GHz, Bw = 32.000 MH Calibrated with CL # 4 and BP # 1 (BP mode 1)



Lower frame: Ampl Jy Top frame: Phas deg

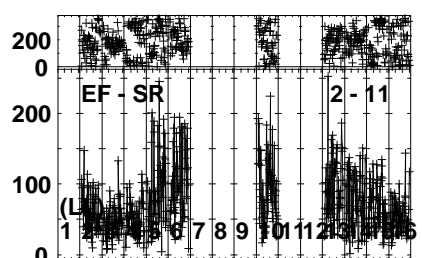
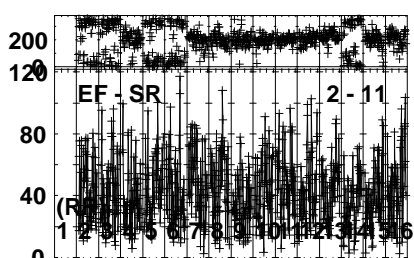
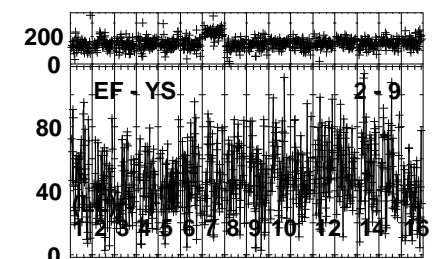
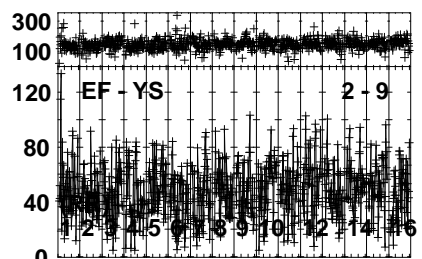
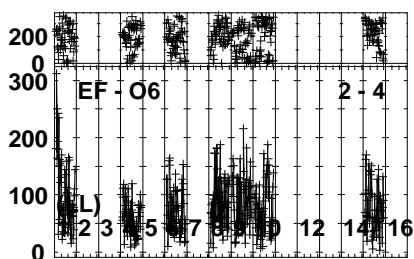
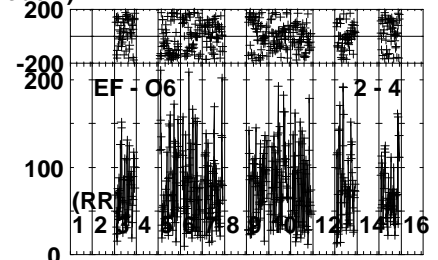
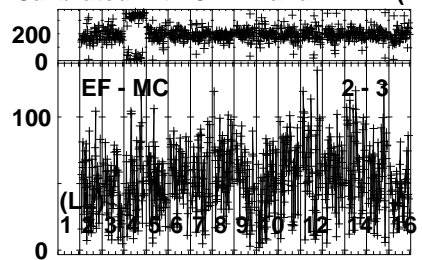
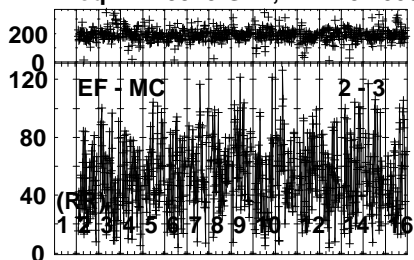
Vector averaged cross-power spectrum Several baselines displayed

Timerange: 00/23:53:23 to 00/23:54:49

Plot file version 358 created 29-APR-2024 18:38:00

J1143+1834 EA075.UVDATA.1

Freq = 21.9925 GHz, Bw = 32.000 MH Calibrated with CL # 4 and BP # 1 (BP mode 1)



0 0 0 0 0 0 0 0 0 0 0 0 0 0 0 0  
Channels

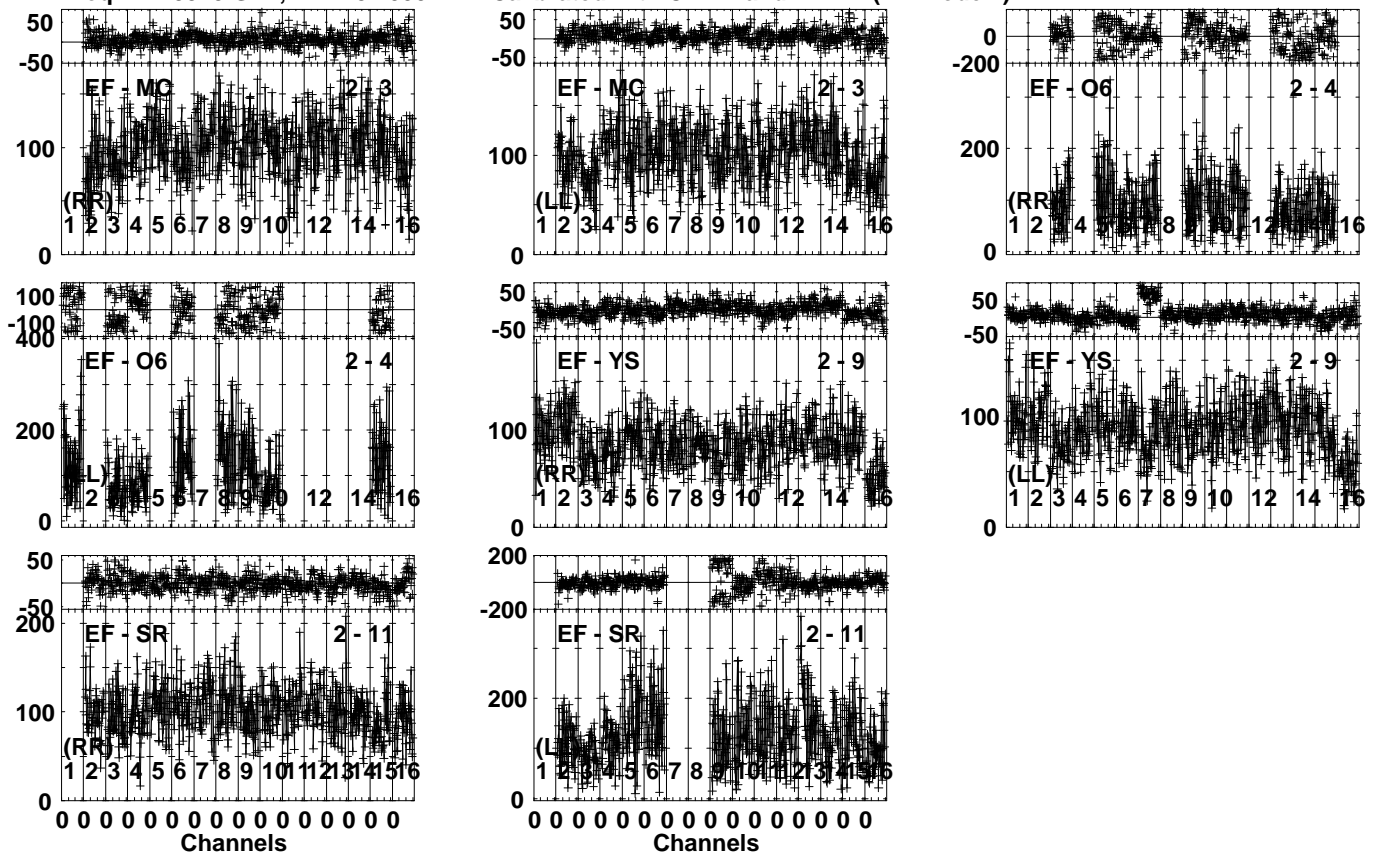
0 0 0 0 0 0 0 0 0 0 0 0 0 0 0 0  
Channels

Lower frame: Milli Ampl Jy Top frame: Phas deg  
Vector averaged cross-power spectrum Several baselines displayed  
Timerange: 00/23:54:53 to 00/23:56:19

Plot file version 359 created 29-APR-2024 18:38:01

1146+189 EA075.UVDATA.1

Freq = 21.9925 GHz, Bw = 32.000 MH Calibrated with CL # 4 and BP # 1 (BP mode 1)

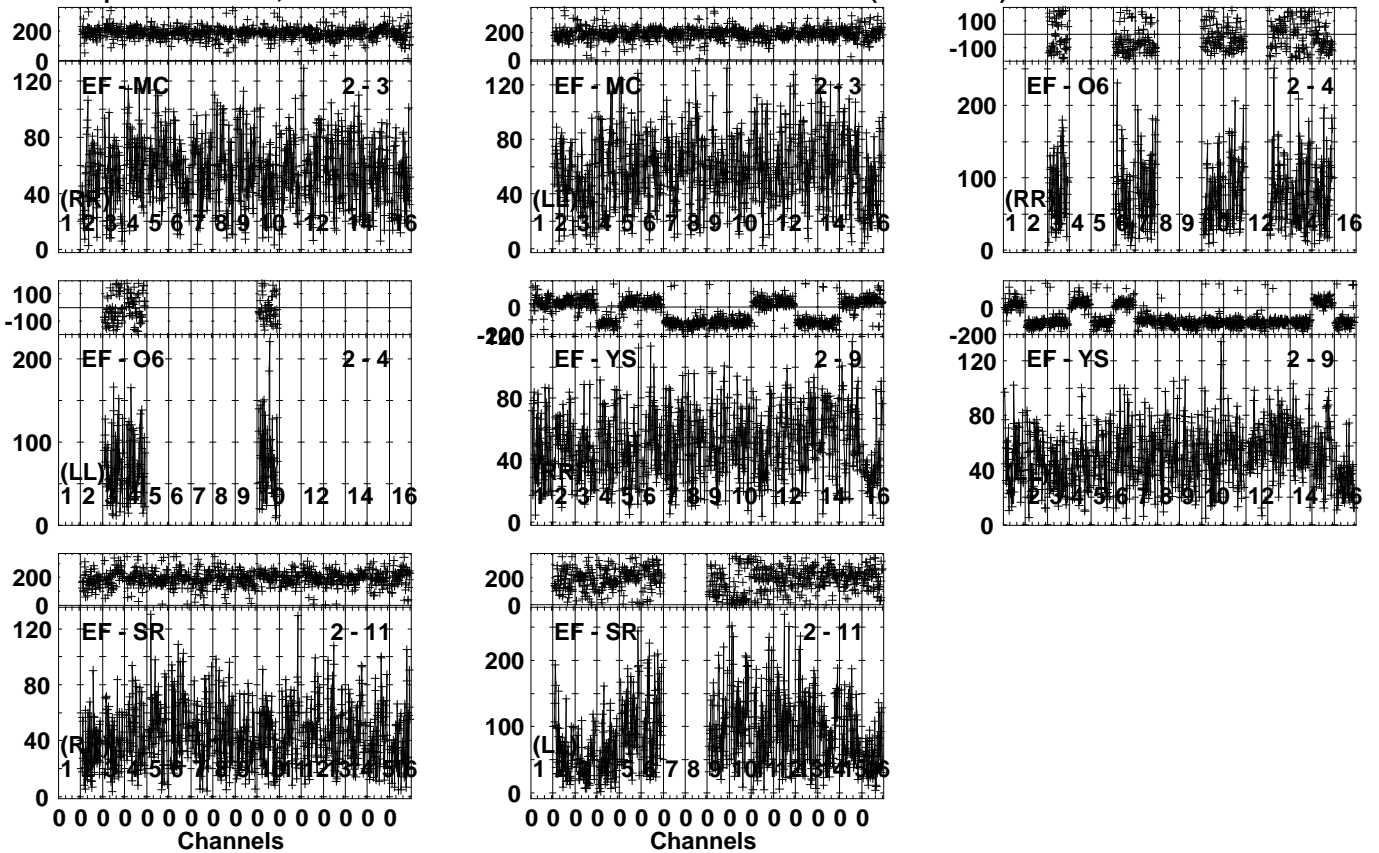


Lower frame: Milli Ampl Jy Top frame: Phas deg  
Vector averaged cross-power spectrum Several baselines displayed  
Timerange: 00/23:56:53 to 00/23:57:49

Plot file version 360 created 29-APR-2024 18:38:01

J1143+1834 EA075.UVDATA.1

Freq = 21.9925 GHz, Bw = 32.000 MH Calibrated with CL # 4 and BP # 1 (BP mode 1)



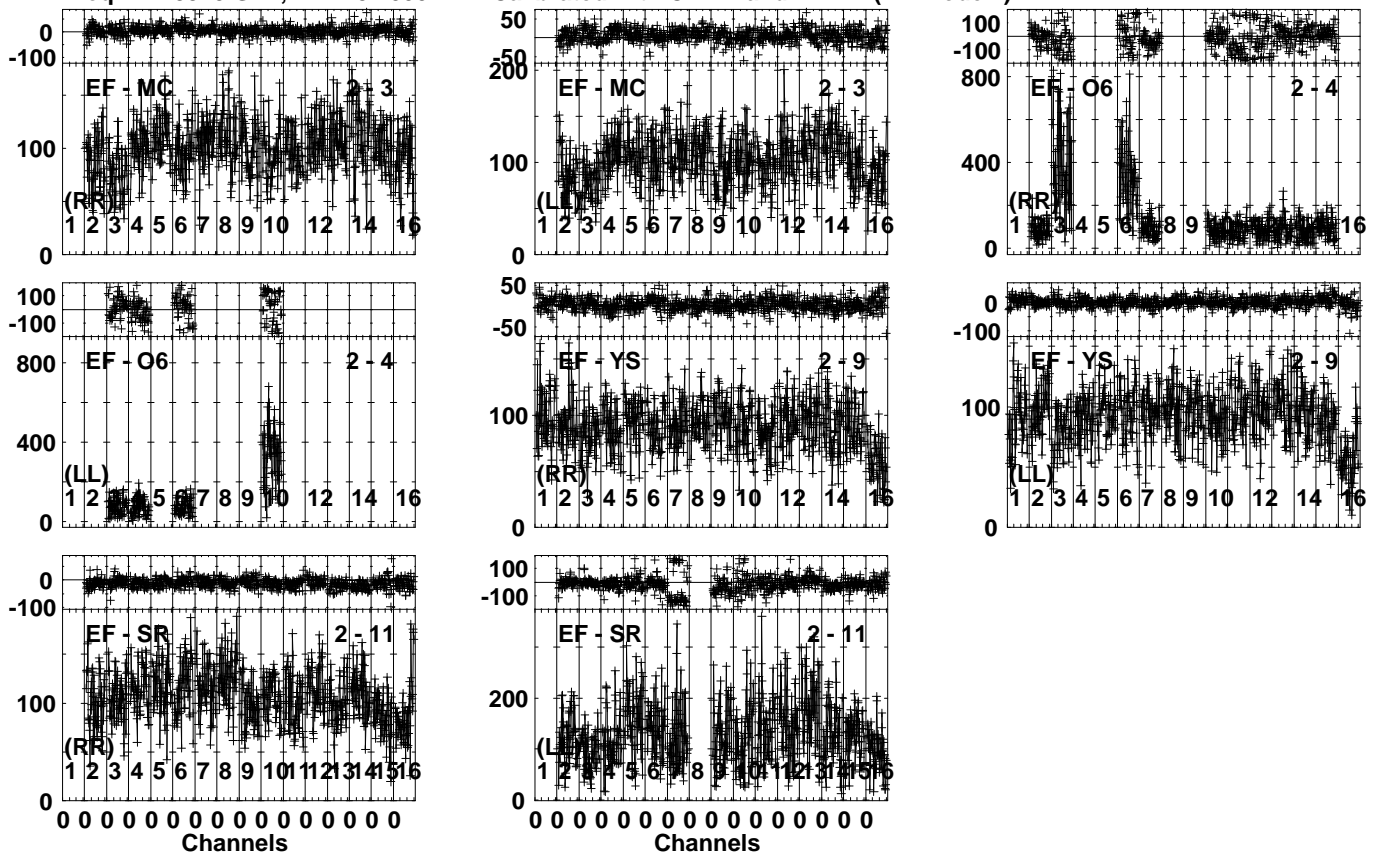
Lower frame: Milli Ampl Jy Top frame: Phas deg  
Vector averaged cross-power spectrum Several baselines displayed  
Timerange: 00/23:57:53 to 00/23:59:19



Plot file version 361 created 29-APR-2024 18:38:02

1146+189 EA075.UVDATA.1

Freq = 21.9925 GHz, Bw = 32.000 MH Calibrated with CL # 4 and BP # 1 (BP mode 1)

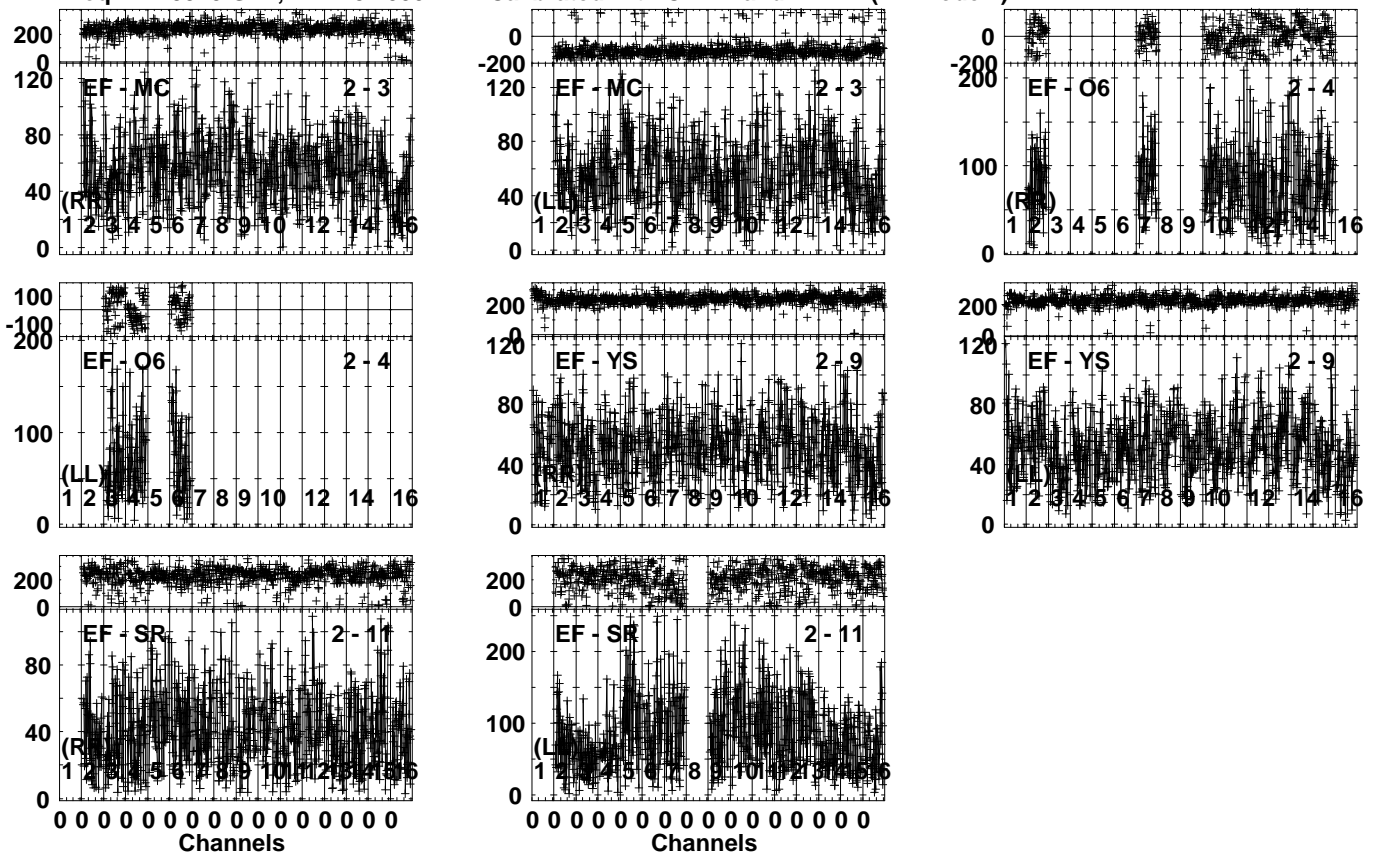


Lower frame: Milli Ampl Jy Top frame: Phas deg  
Vector averaged cross-power spectrum Several baselines displayed  
Timerange: 00/23:59:23 to 01/00:00:49

Plot file version 362 created 29-APR-2024 18:38:03

J1143+1834 EA075.UVDATA.1

Freq = 21.9925 GHz, Bw = 32.000 MH Calibrated with CL # 4 and BP # 1 (BP mode 1)

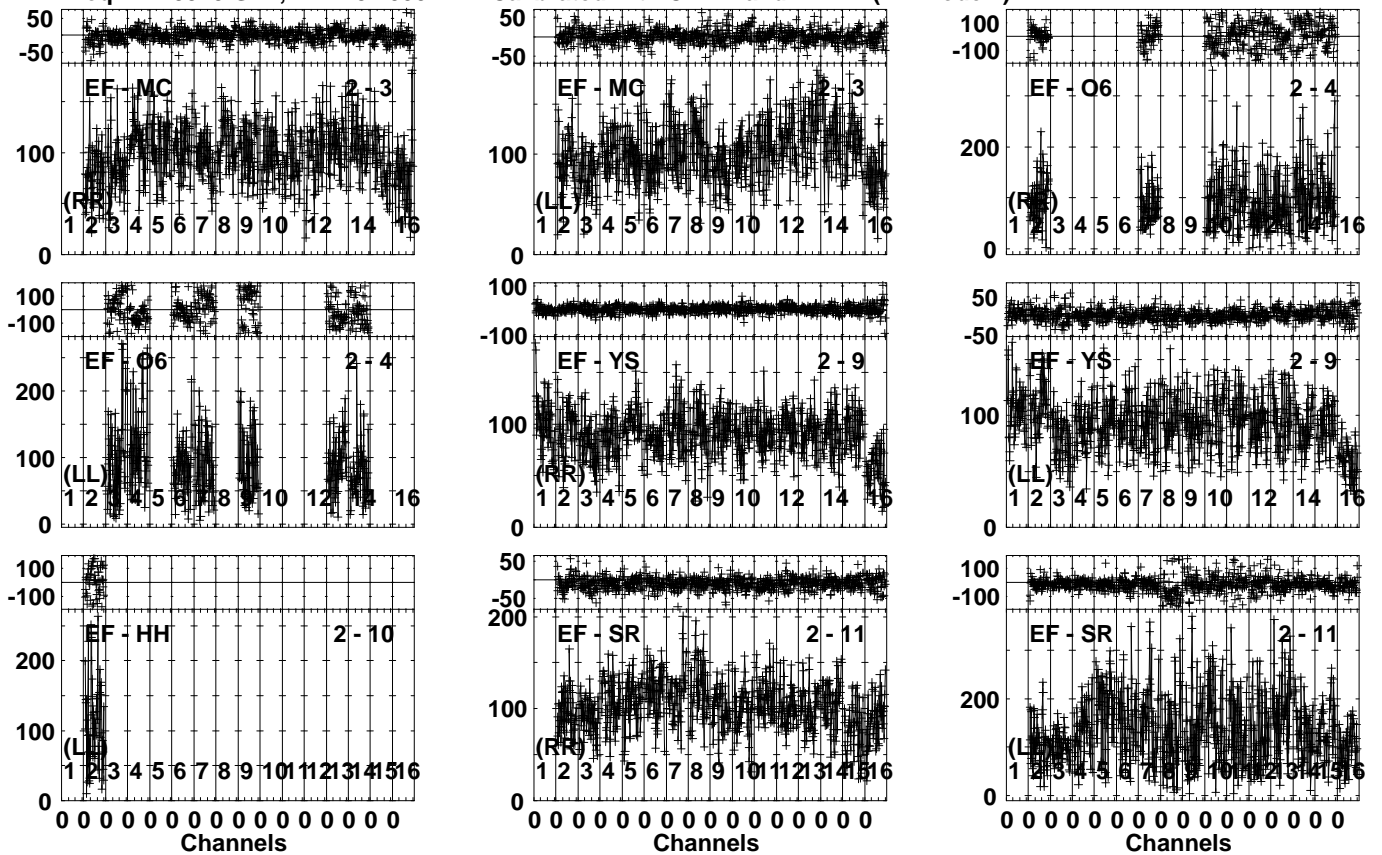


Lower frame: Milli Ampl Jy Top frame: Phas deg  
Vector averaged cross-power spectrum Several baselines displayed  
Timerange: 01/00:00:53 to 01/00:02:19

Plot file version 363 created 29-APR-2024 18:38:04

1146+189 EA075.UVDATA.1

Freq = 21.9925 GHz, Bw = 32.000 MH Calibrated with CL # 4 and BP # 1 (BP mode 1)

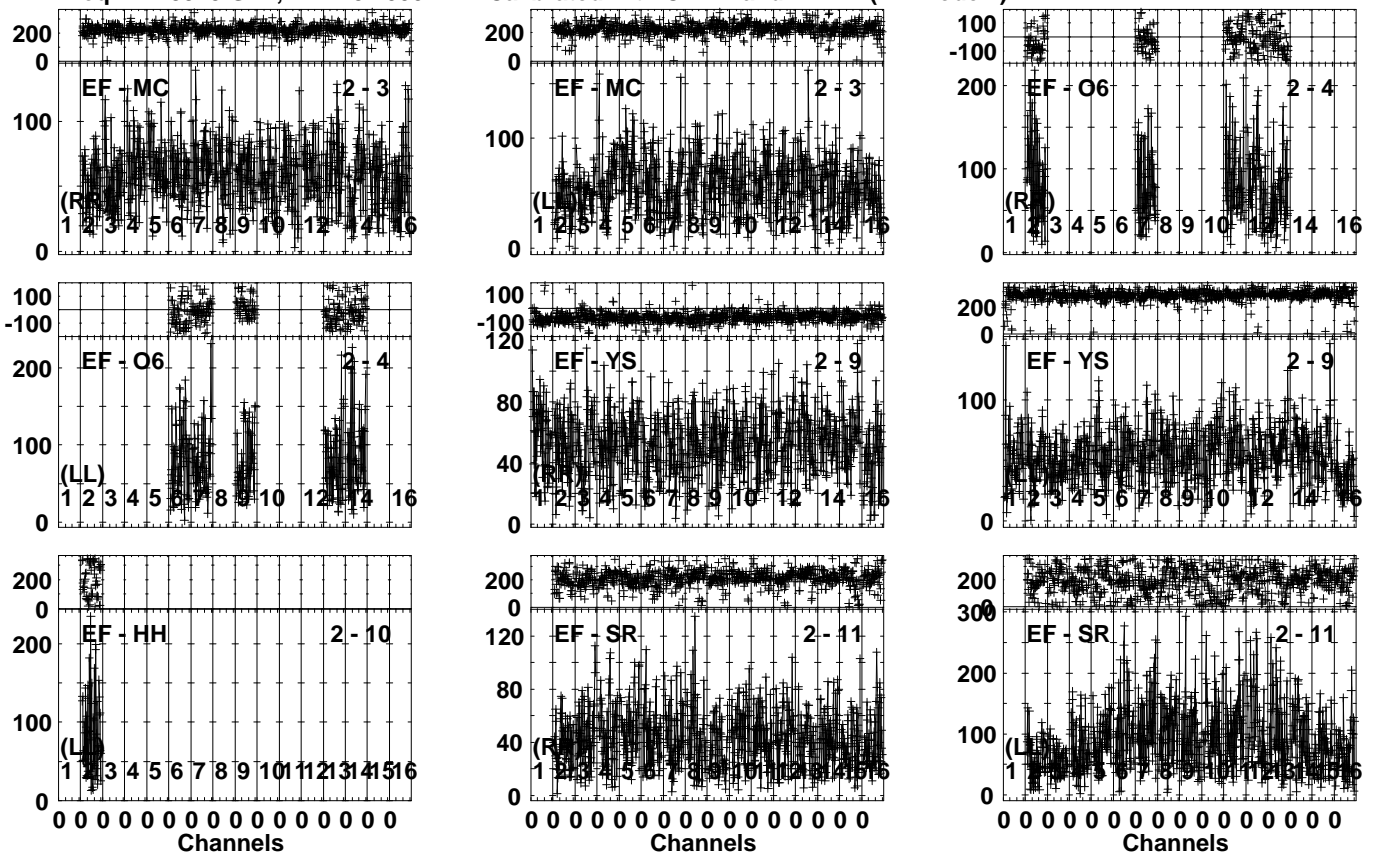


Lower frame: Milli Ampl Jy Top frame: Phas deg  
Vector averaged cross-power spectrum Several baselines displayed  
Timerange: 01/00:02:53 to 01/00:03:49

Plot file version 364 created 29-APR-2024 18:38:04

J1143+1834 EA075.UVDATA.1

Freq = 21.9925 GHz, Bw = 32.000 MH Calibrated with CL # 4 and BP # 1 (BP mode 1)

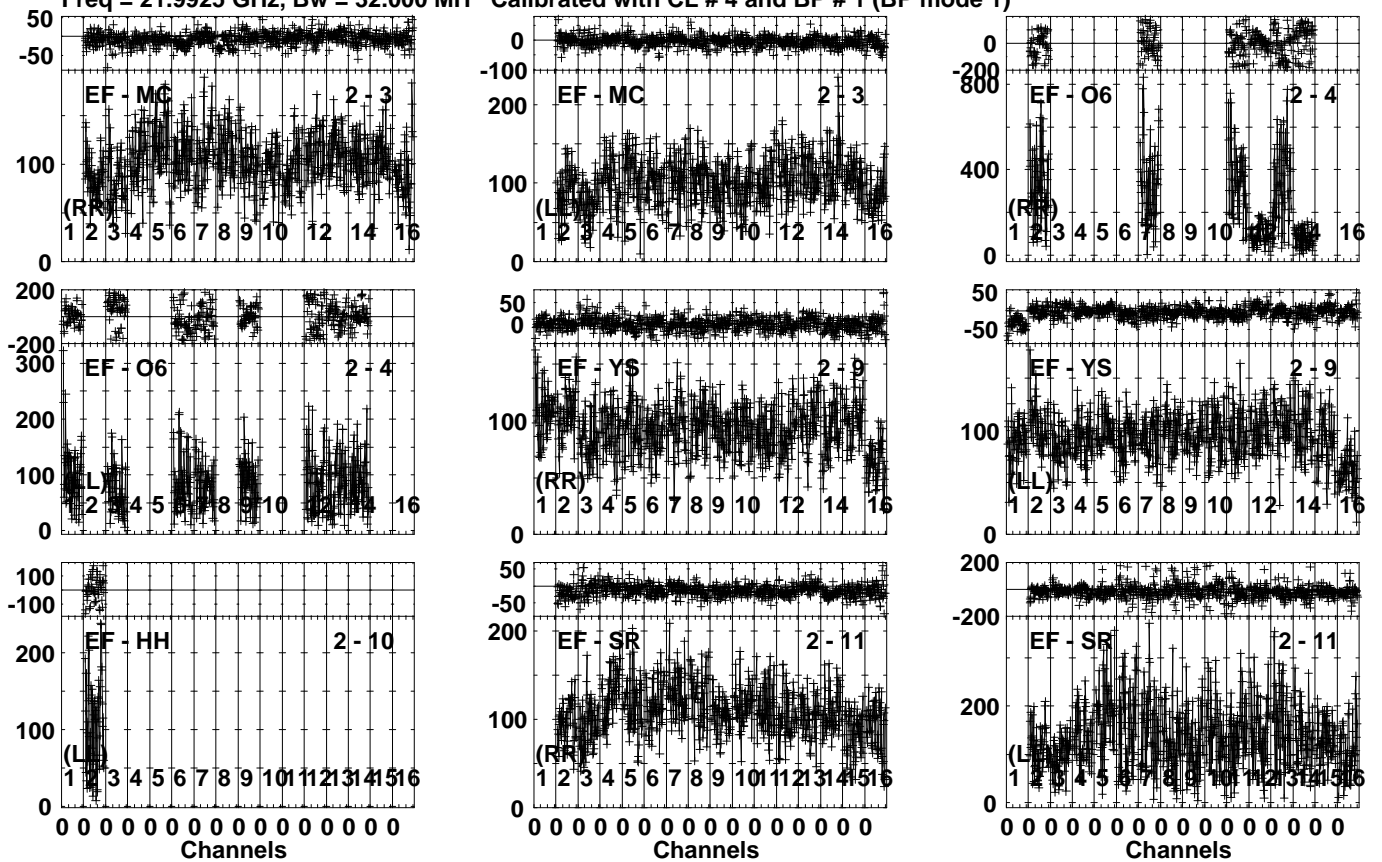


Lower frame: Milli Ampl Jy Top frame: Phas deg  
Vector averaged cross-power spectrum Several baselines displayed  
Timerange: 01/00:03:53 to 01/00:05:19

Plot file version 365 created 29-APR-2024 18:38:05

1146+189 EA075.UVDATA.1

Freq = 21.9925 GHz, Bw = 32.000 MH Calibrated with CL # 4 and BP # 1 (BP mode 1)

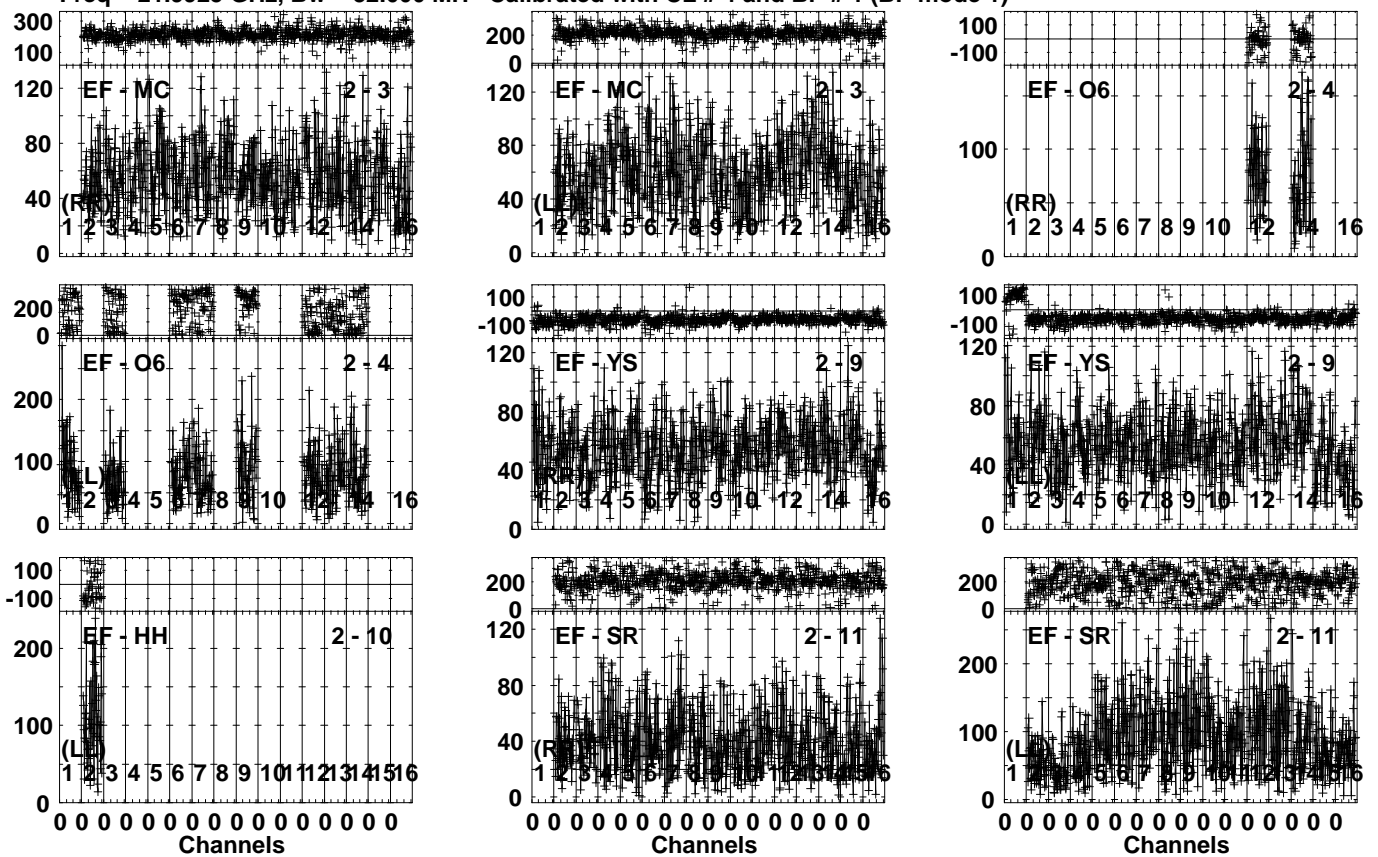


Lower frame: Milli Ampl Jy Top frame: Phas deg  
Vector averaged cross-power spectrum Several baselines displayed  
Timerange: 01/00:05:23 to 01/00:06:49

Plot file version 366 created 29-APR-2024 18:38:06

J1143+1834 EA075.UVDATA.1

Freq = 21.9925 GHz, Bw = 32.000 MH Calibrated with CL # 4 and BP # 1 (BP mode 1)

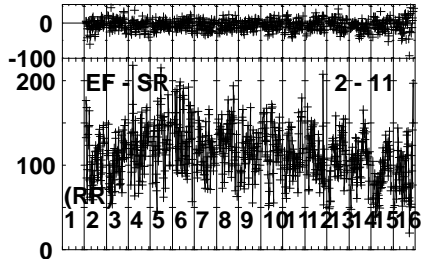
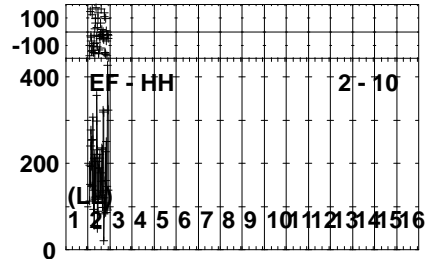
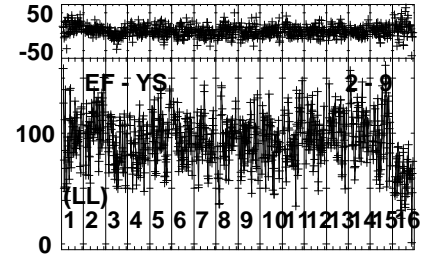
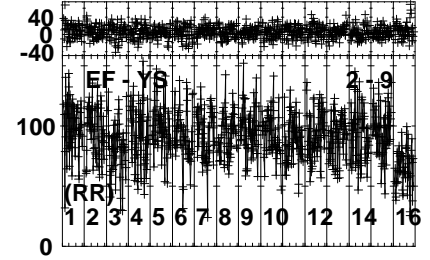
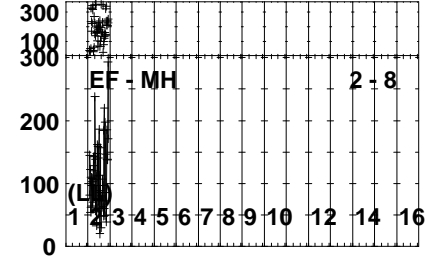
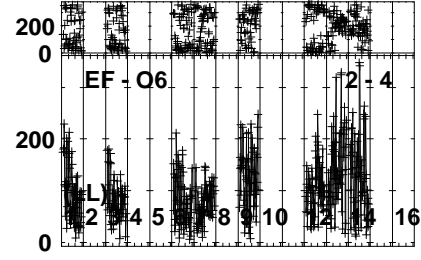
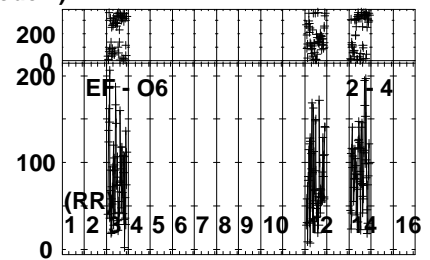
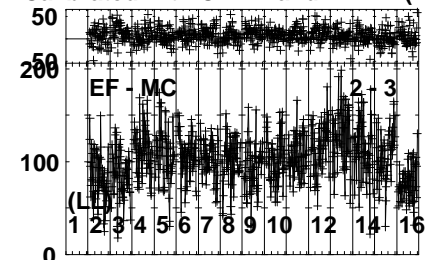
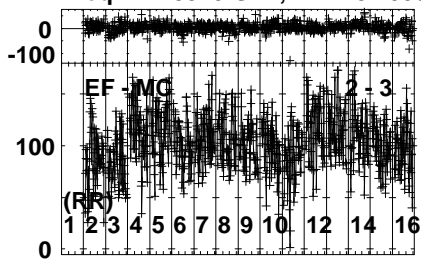


Lower frame: Milli Ampl Jy Top frame: Phas deg  
Vector averaged cross-power spectrum Several baselines displayed  
Timerange: 01/00:06:53 to 01/00:08:19

Plot file version 367 created 29-APR-2024 18:38:07

1146+189 EA075.UVDATA.1

Freq = 21.9925 GHz, Bw = 32.000 MH Calibrated with CL # 4 and BP # 1 (BP mode 1)

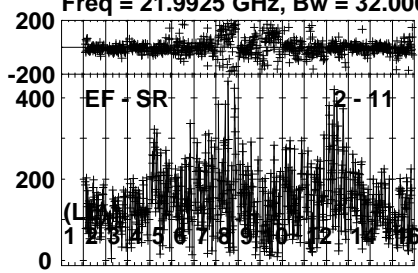


Lower frame: Milli Ampl Jy Top frame: Phas deg  
Vector averaged cross-power spectrum Several baselines displayed  
Timerange: 01/00:08:53 to 01/00:09:49

Plot file version 368 created 29-APR-2024 18:38:07

1146+189 EA075.UVDATA.1

Freq = 21.9925 GHz, Bw = 32.000 MH Calibrated with CL # 4 and BP # 1 (BP mode 1)



Lower frame: Milli Ampl Jy Top frame: Phas deg

Vector averaged cross-power spectrum Several baselines displayed

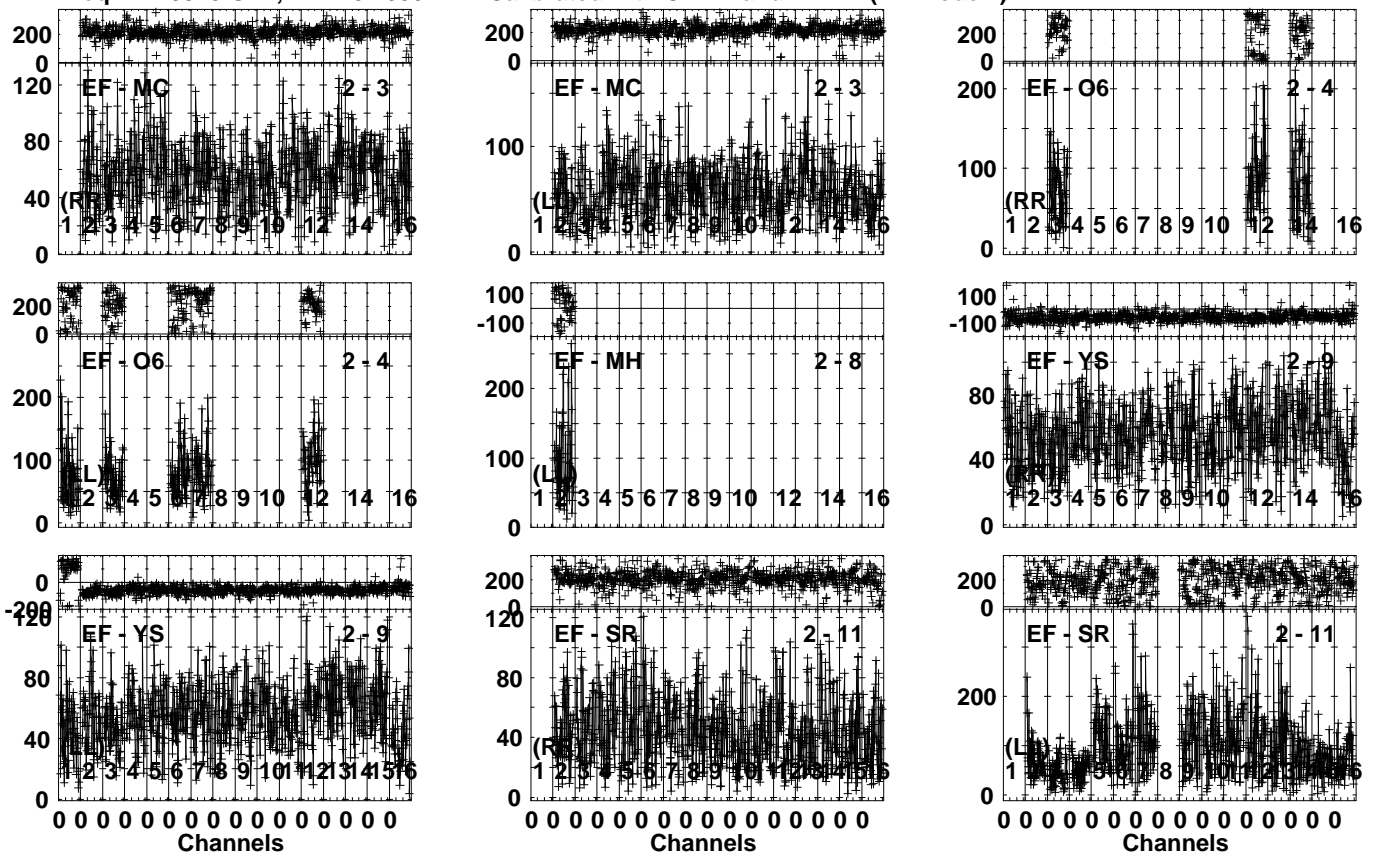
Timerange: 01/00:08:53 to 01/00:09:49



Plot file version 369 created 29-APR-2024 18:38:07

J1143+1834 EA075.UVDATA.1

Freq = 21.9925 GHz, Bw = 32.000 MH Calibrated with CL # 4 and BP # 1 (BP mode 1)

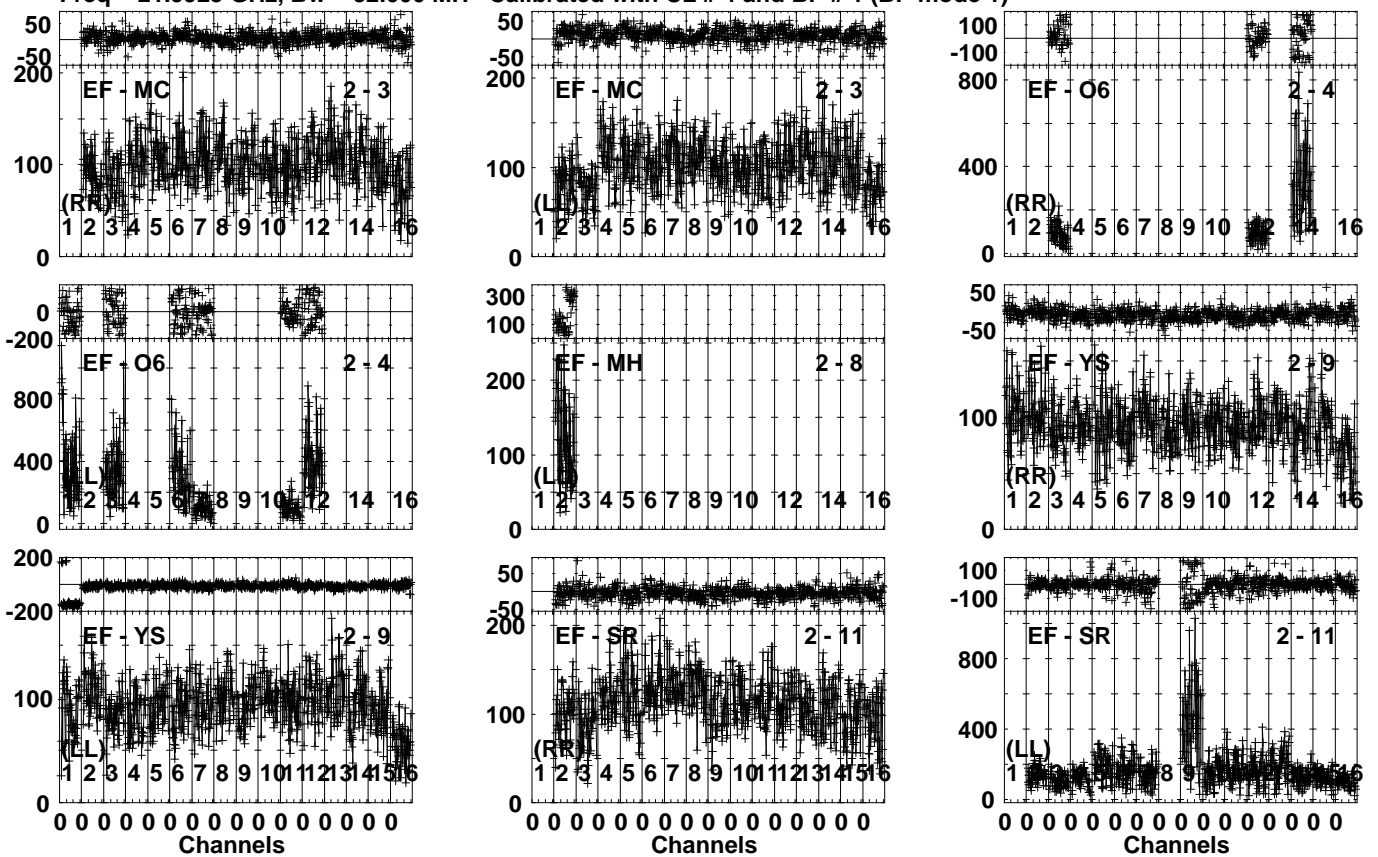


Lower frame: Milli Ampl Jy Top frame: Phas deg  
Vector averaged cross-power spectrum Several baselines displayed  
Timerange: 01/00:09:53 to 01/00:11:19

Plot file version 370 created 29-APR-2024 18:38:08

1146+189 EA075.UVDATA.1

Freq = 21.9925 GHz, Bw = 32.000 MH Calibrated with CL # 4 and BP # 1 (BP mode 1)

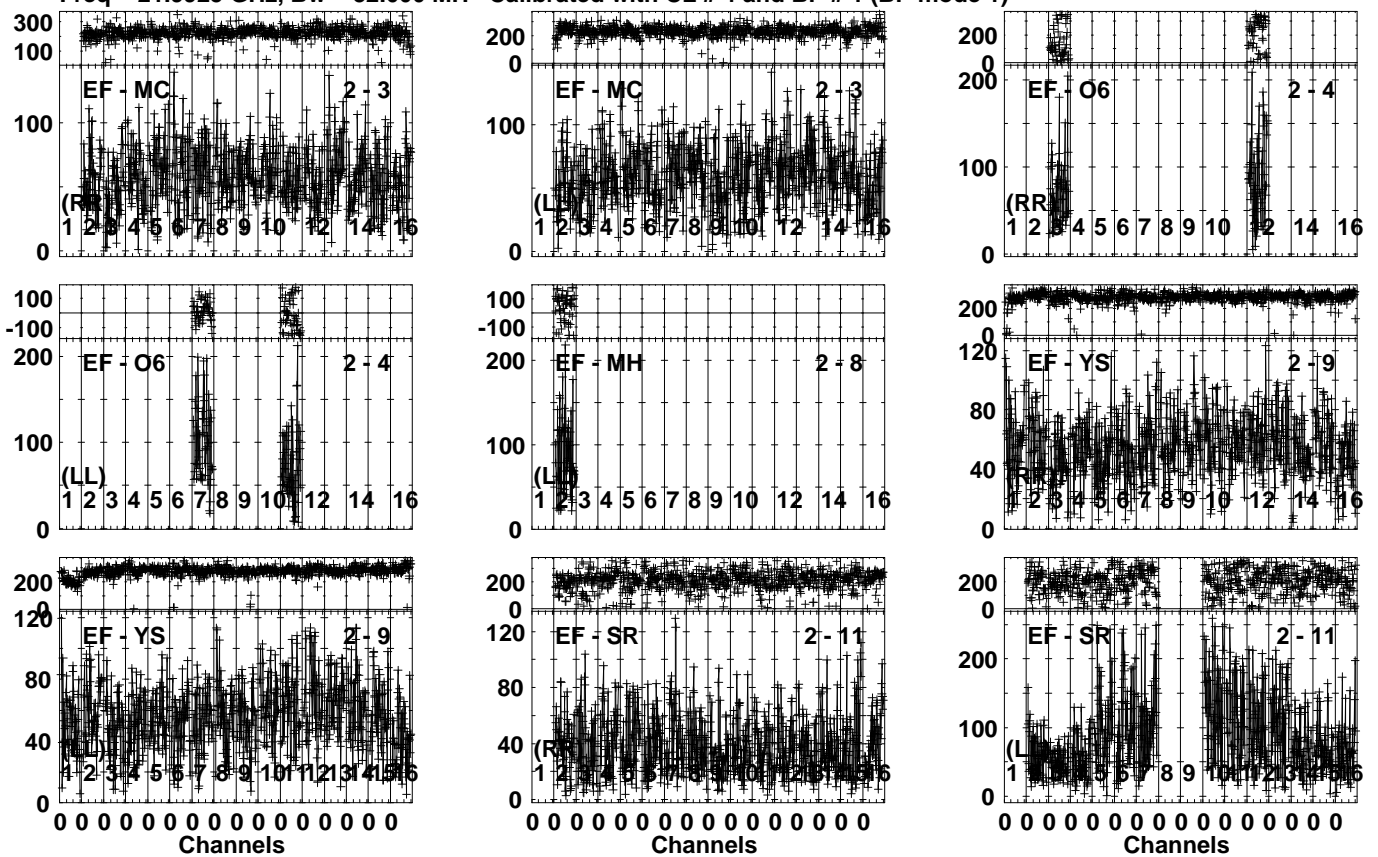


Lower frame: Milli Ampl Jy Top frame: Phas deg  
Vector averaged cross-power spectrum Several baselines displayed  
Timerange: 01/00:11:23 to 01/00:12:49

Plot file version 371 created 29-APR-2024 18:38:09

J1143+1834 EA075.UVDATA.1

Freq = 21.9925 GHz, Bw = 32.000 MH Calibrated with CL # 4 and BP # 1 (BP mode 1)

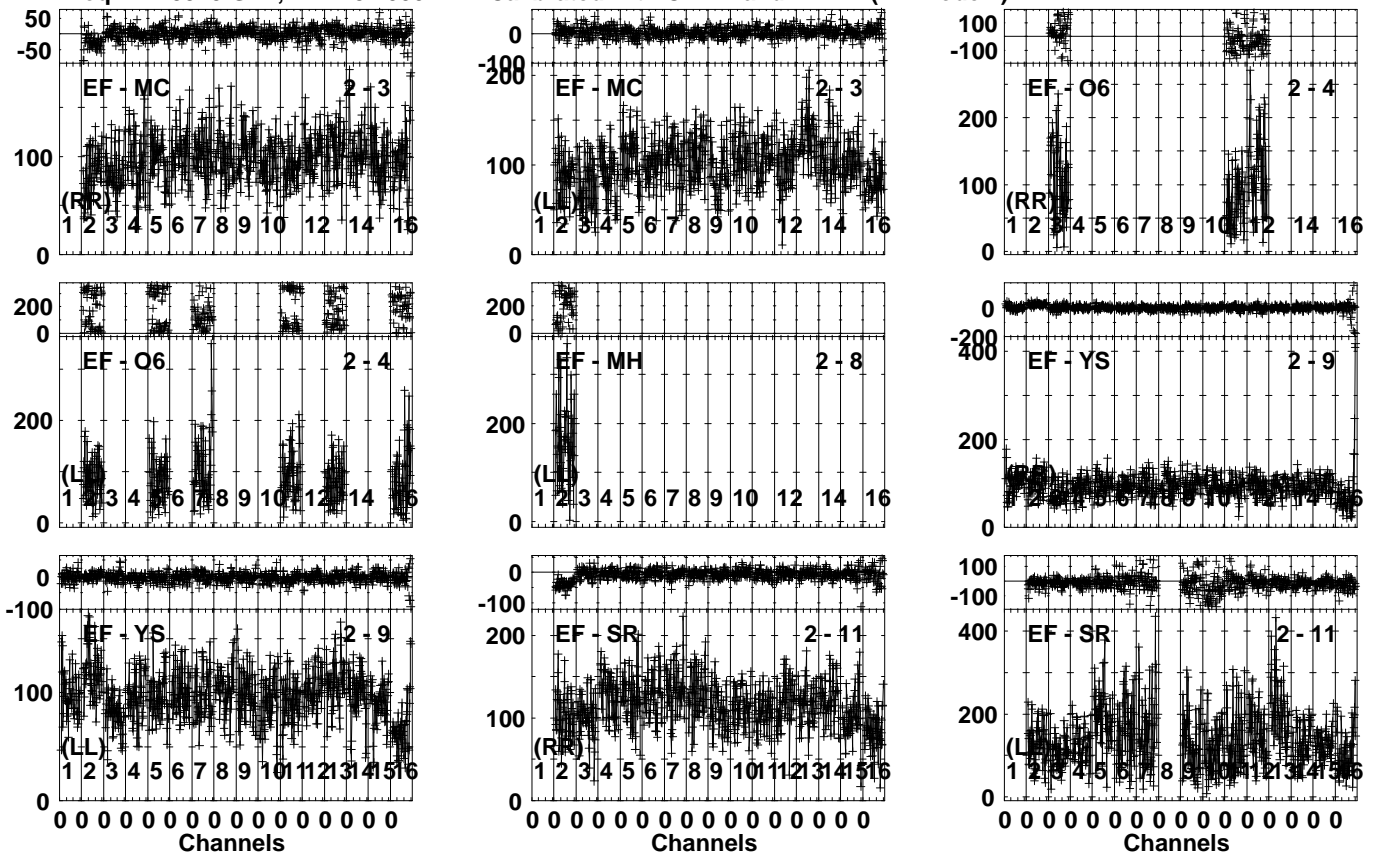


Lower frame: Milli Ampl Jy Top frame: Phas deg  
Vector averaged cross-power spectrum Several baselines displayed  
Timerange: 01/00:12:53 to 01/00:14:19

Plot file version 372 created 29-APR-2024 18:38:10

1146+189 EA075.UVDATA.1

Freq = 21.9925 GHz, Bw = 32.000 MH Calibrated with CL # 4 and BP # 1 (BP mode 1)

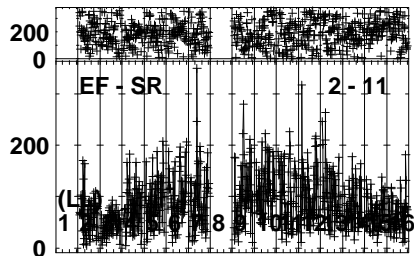
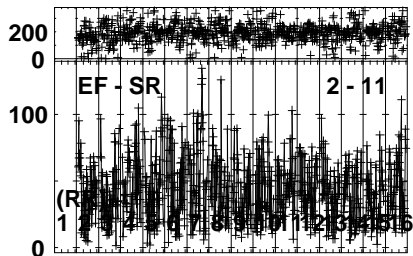
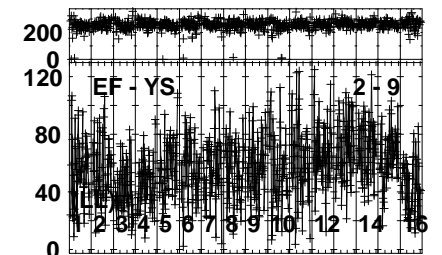
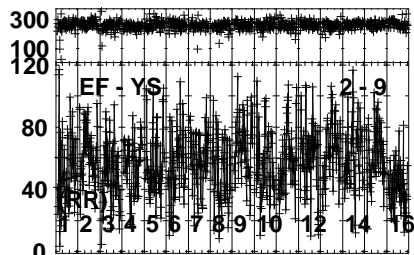
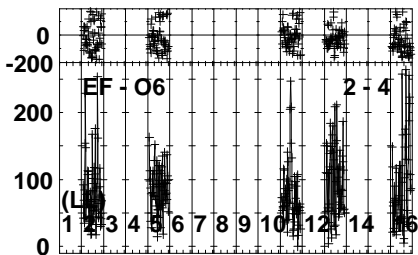
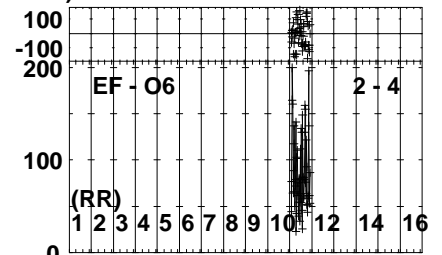
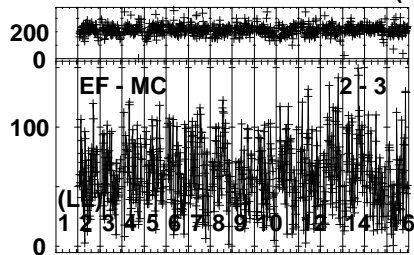
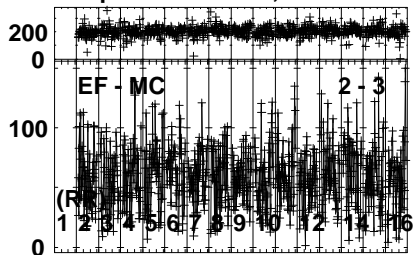


Lower frame: Milli Ampl Jy Top frame: Phas deg  
Vector averaged cross-power spectrum Several baselines displayed  
Timerange: 01/00:14:53 to 01/00:15:49

Plot file version 373 created 29-APR-2024 18:38:10

J1143+1834 EA075.UVDATA.1

Freq = 21.9925 GHz, Bw = 32.000 MH Calibrated with CL # 4 and BP # 1 (BP mode 1)



0 0 0 0 0 0 0 0 0 0 0 0 0 0 0 0  
Channels

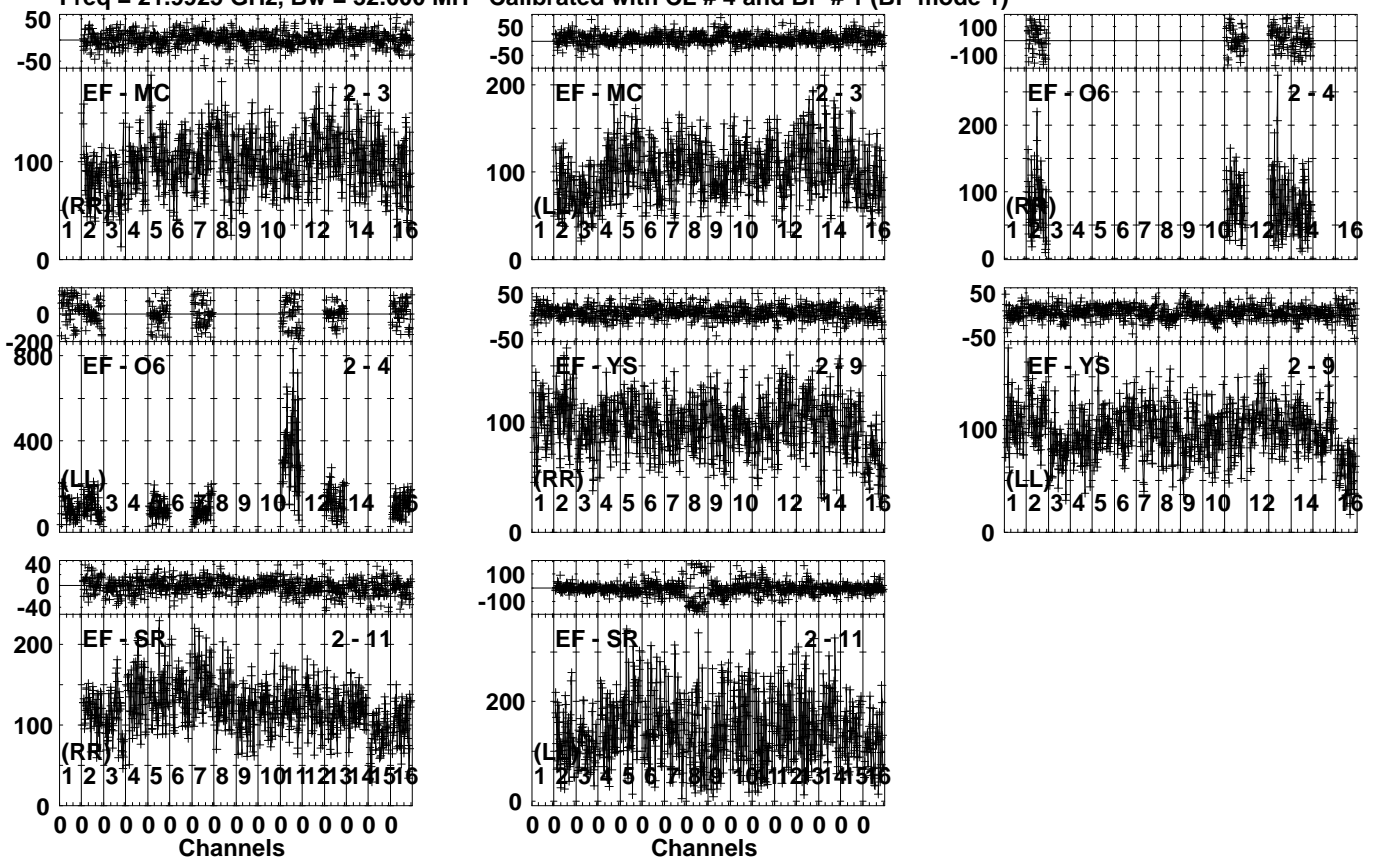
0 0 0 0 0 0 0 0 0 0 0 0 0 0 0 0  
Channels

Lower frame: Milli Ampl Jy Top frame: Phas deg  
Vector averaged cross-power spectrum Several baselines displayed  
Timerange: 01/00:15:53 to 01/00:17:19

Plot file version 374 created 29-APR-2024 18:38:11

1146+189 EA075.UVDATA.1

Freq = 21.9925 GHz, Bw = 32.000 MH Calibrated with CL # 4 and BP # 1 (BP mode 1)

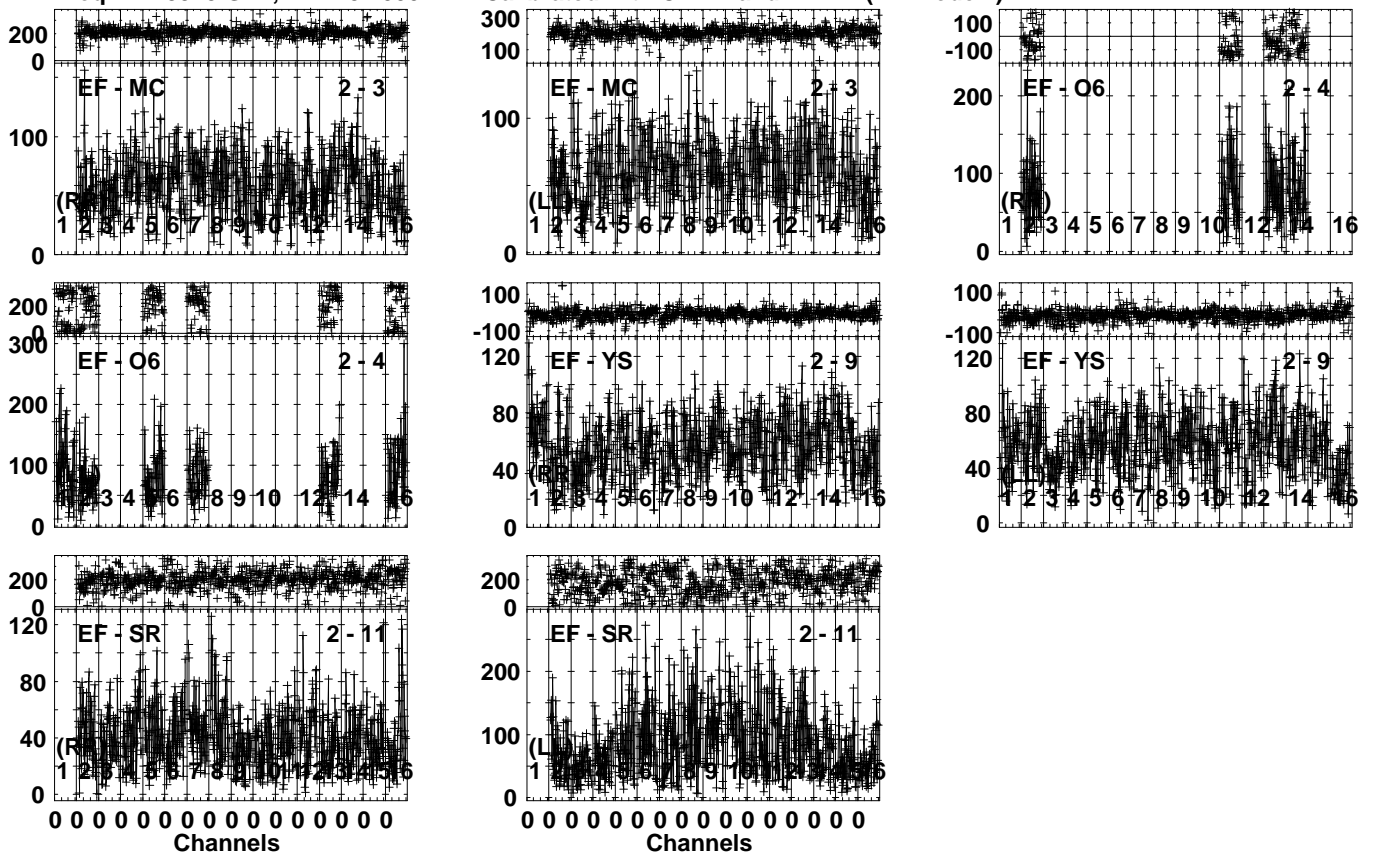


Lower frame: Milli Ampl Jy Top frame: Phas deg  
Vector averaged cross-power spectrum Several baselines displayed  
Timerange: 01/00:17:23 to 01/00:18:49

Plot file version 375 created 29-APR-2024 18:38:12

J1143+1834 EA075.UVDATA.1

Freq = 21.9925 GHz, Bw = 32.000 MH Calibrated with CL # 4 and BP # 1 (BP mode 1)

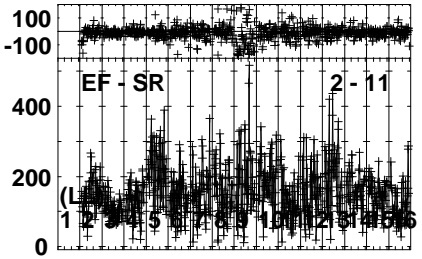
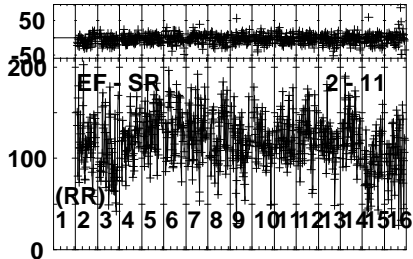
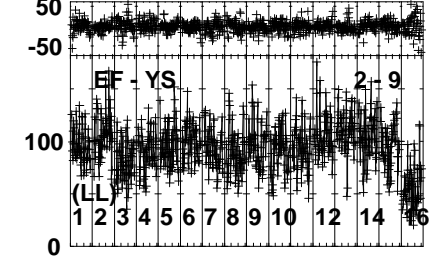
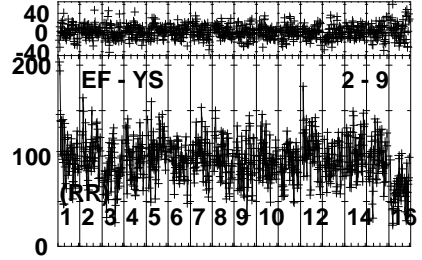
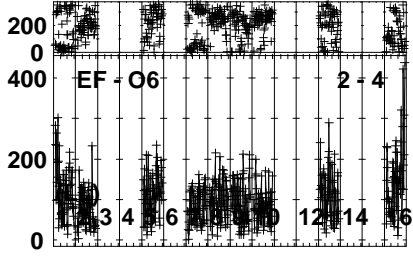
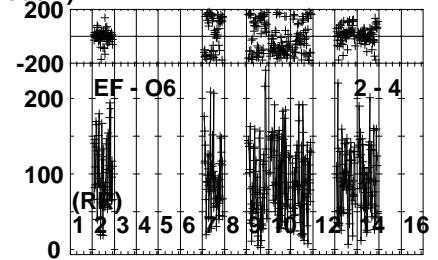
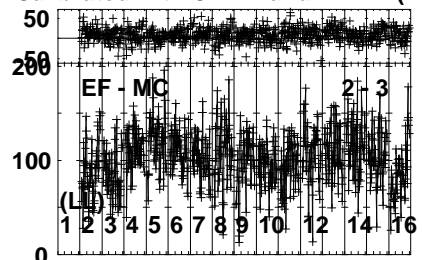
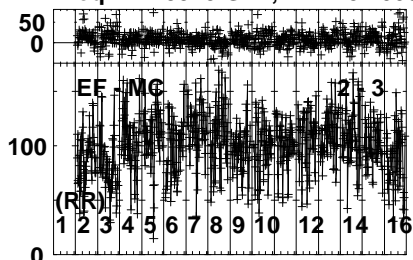


Lower frame: Milli Ampl Jy Top frame: Phas deg  
Vector averaged cross-power spectrum Several baselines displayed  
Timerange: 01/00:18:53 to 01/00:20:19

Plot file version 376 created 29-APR-2024 18:38:13

1146+189 EA075.UVDATA.1

Freq = 21.9925 GHz, Bw = 32.000 MH Calibrated with CL # 4 and BP # 1 (BP mode 1)



0 0 0 0 0 0 0 0 0 0 0 0 0 0 0 0

0 0 0 0 0 0 0 0 0 0 0 0 0 0 0 0

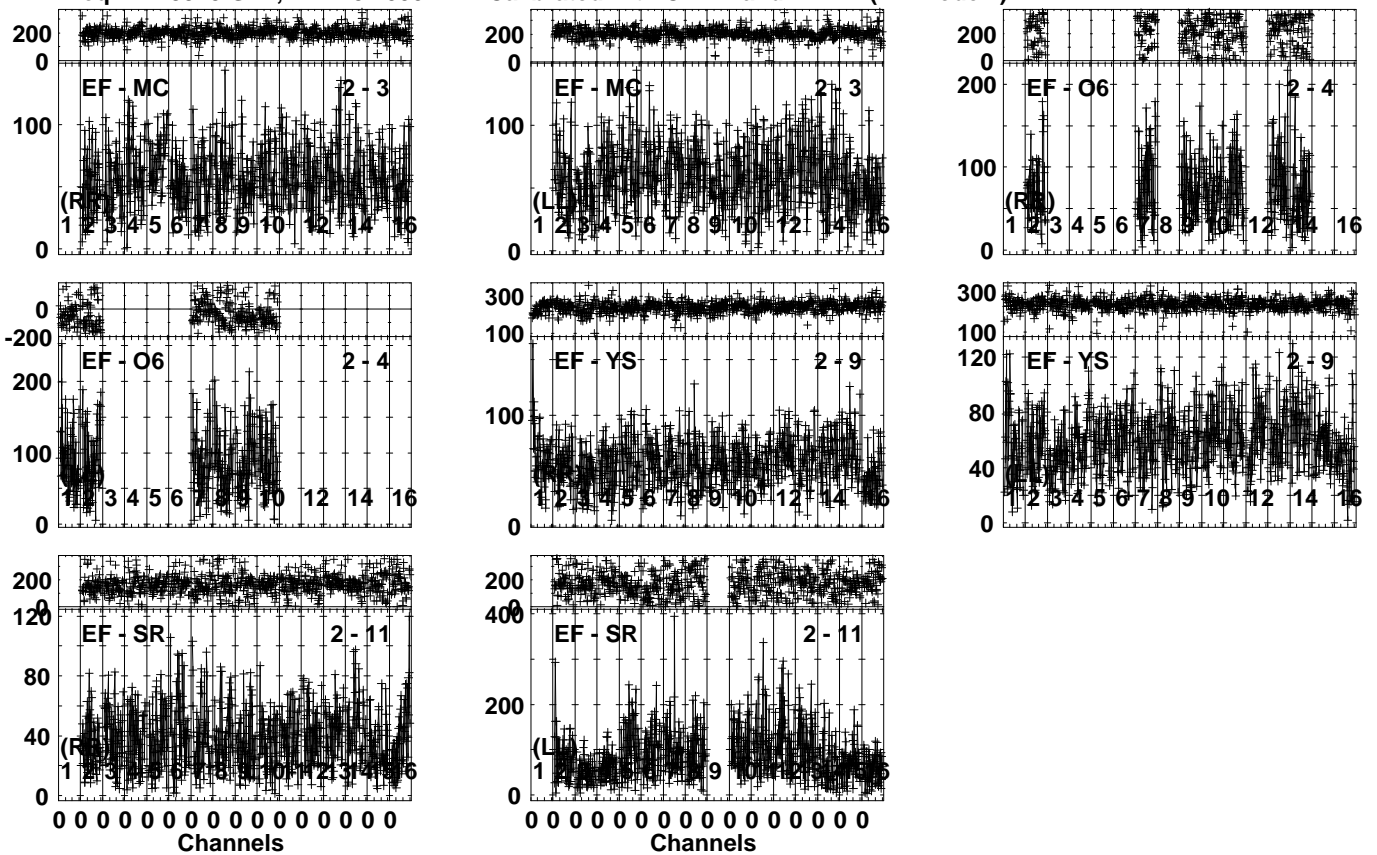
Channels Channels  
Lower frame: Milli Ampl Jy Top frame: Phas deg  
Vector averaged cross-power spectrum Several baselines displayed  
Timerange: 01/00:20:53 to 01/00:21:49



Plot file version 377 created 29-APR-2024 18:38:13

J1143+1834 EA075.UVDATA.1

Freq = 21.9925 GHz, Bw = 32.000 MH Calibrated with CL # 4 and BP # 1 (BP mode 1)

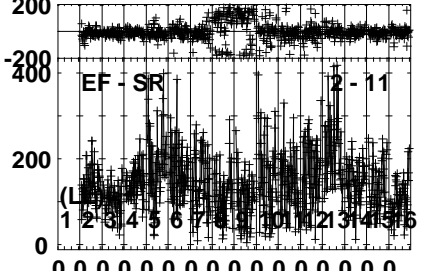
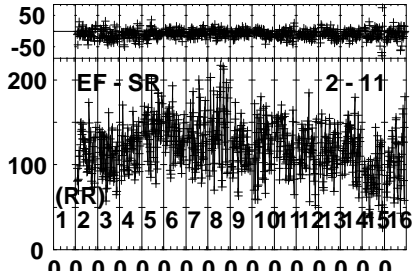
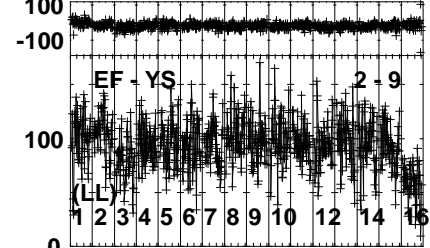
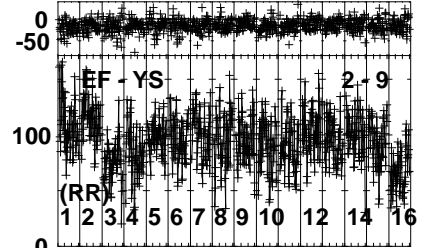
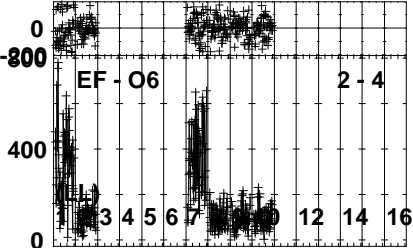
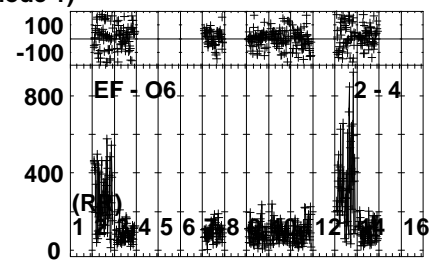
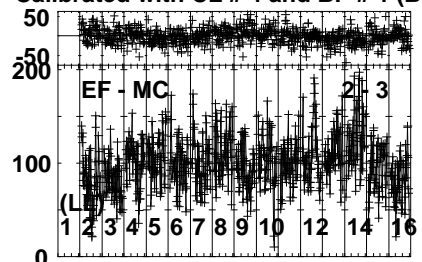
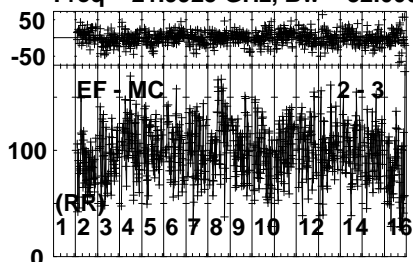


Lower frame: Milli Ampl Jy Top frame: Phas deg  
Vector averaged cross-power spectrum Several baselines displayed  
Timerange: 01/00:21:53 to 01/00:23:19

Plot file version 378 created 29-APR-2024 18:38:14

1146+189 EA075.UVDATA.1

Freq = 21.9925 GHz, Bw = 32.000 MH Calibrated with CL # 4 and BP # 1 (BP mode 1)

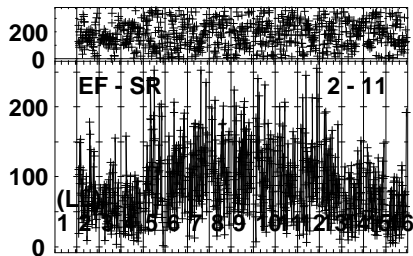
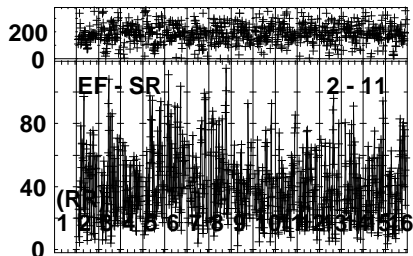
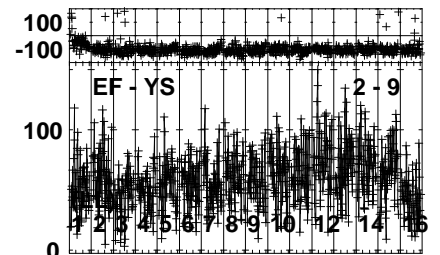
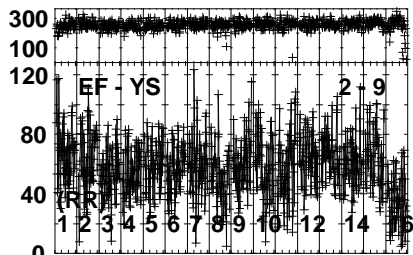
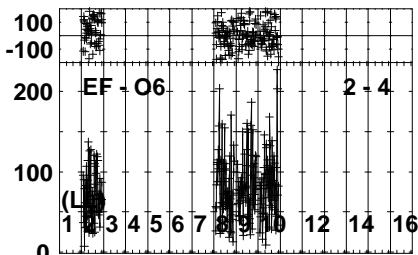
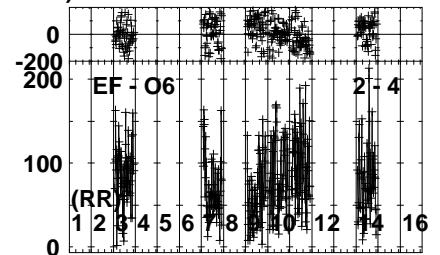
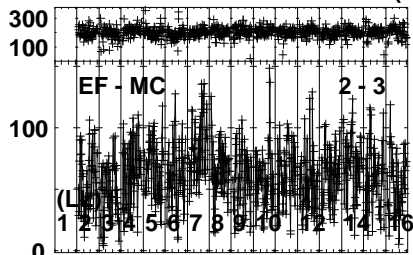
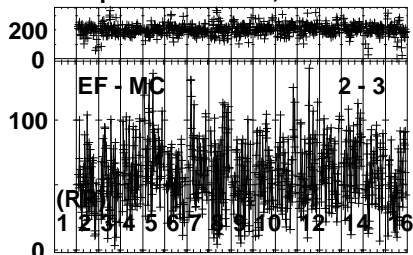


Lower frame: Milli Ampl Jy Top frame: Phas deg  
Vector averaged cross-power spectrum Several baselines displayed  
Timerange: 01/00:23:23 to 01/00:24:49

Plot file version 379 created 29-APR-2024 18:38:15

J1143+1834 EA075.UVDATA.1

Freq = 21.9925 GHz, Bw = 32.000 MH Calibrated with CL # 4 and BP # 1 (BP mode 1)

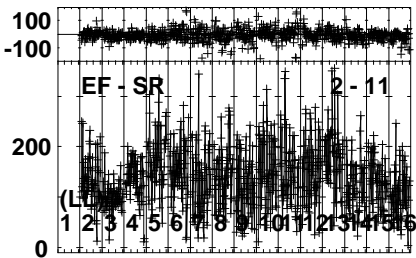
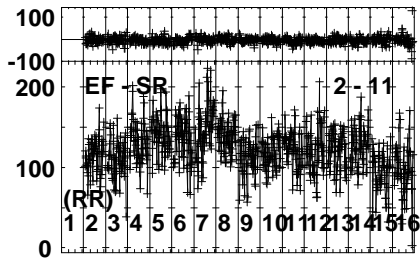
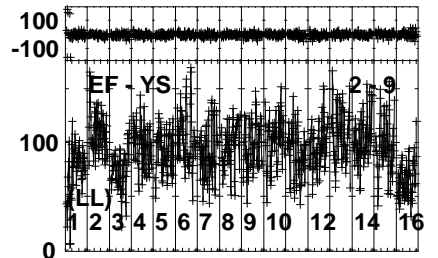
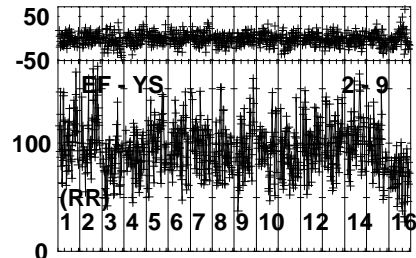
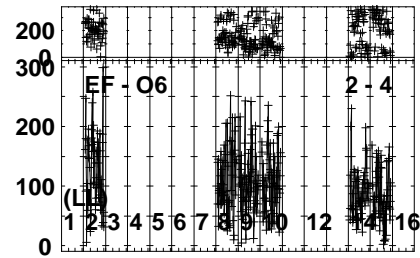
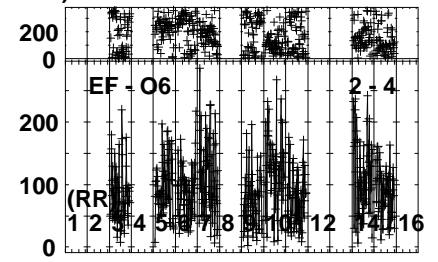
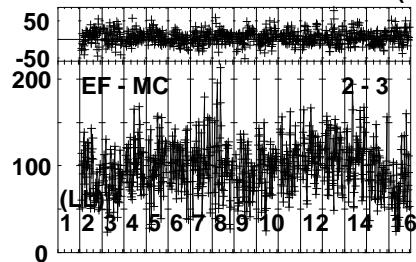
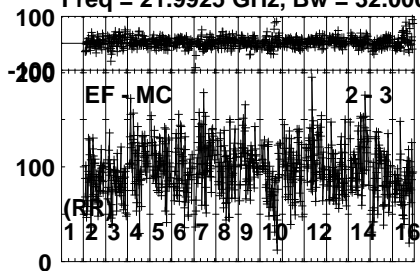


Lower frame: Milli Ampl Jy Top frame: Phas deg  
Vector averaged cross-power spectrum Several baselines displayed  
Timerange: 01/00:24:53 to 01/00:26:19

Plot file version 380 created 29-APR-2024 18:38:16

1146+189 EA075.UVDATA.1

Freq = 21.9925 GHz, Bw = 32.000 MH Calibrated with CL # 4 and BP # 1 (BP mode 1)



0 0 0 0 0 0 0 0 0 0 0 0 0 0 0 0  
Channels

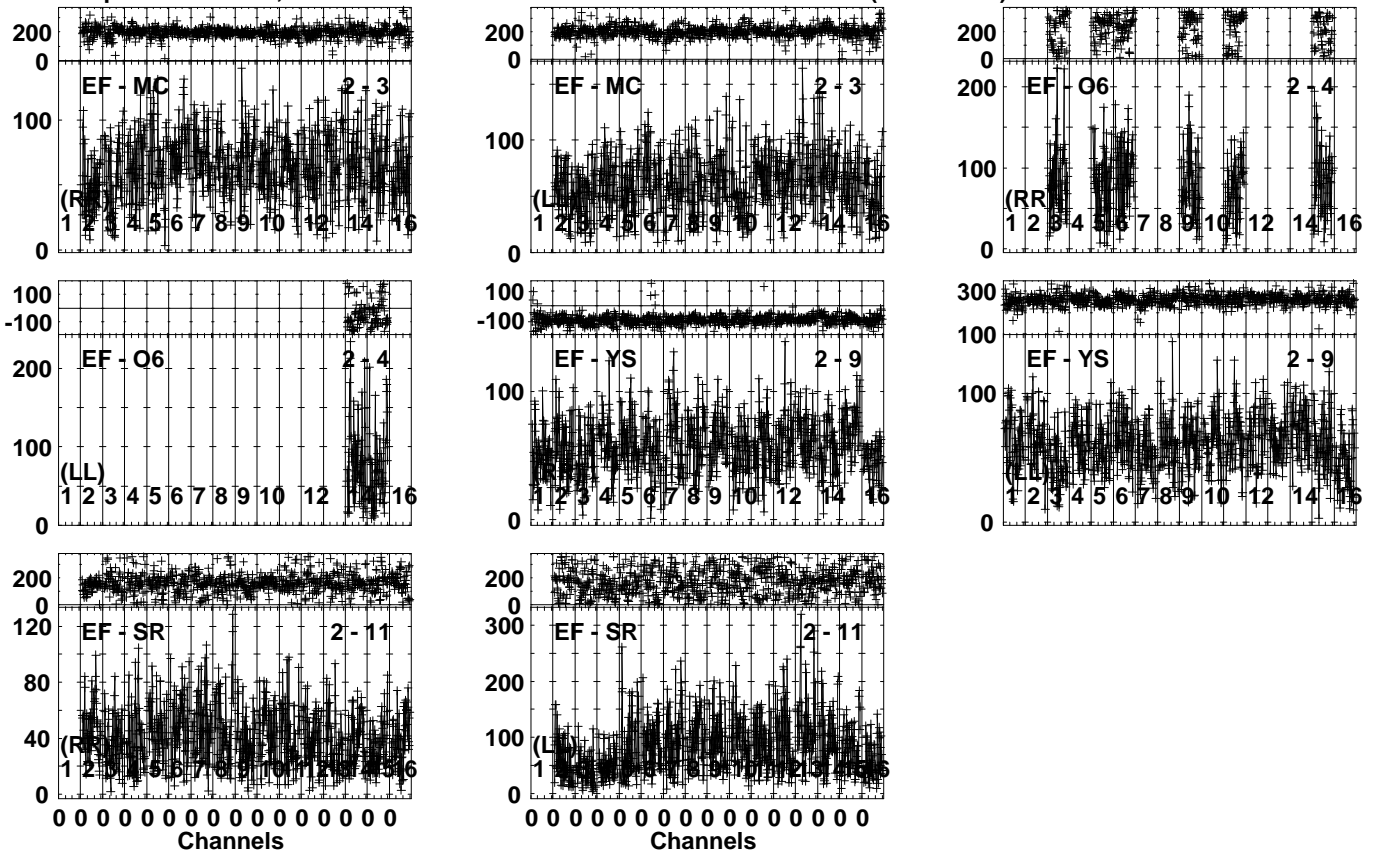
0 0 0 0 0 0 0 0 0 0 0 0 0 0 0 0  
Channels

Lower frame: Milli Ampl Jy Top frame: Phas deg  
Vector averaged cross-power spectrum Several baselines displayed  
Timerange: 01/00:26:53 to 01/00:27:49

Plot file version 381 created 29-APR-2024 18:38:16

J1143+1834 EA075.UVDATA.1

Freq = 21.9925 GHz, Bw = 32.000 MH Calibrated with CL # 4 and BP # 1 (BP mode 1)

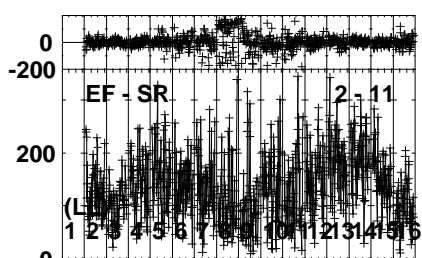
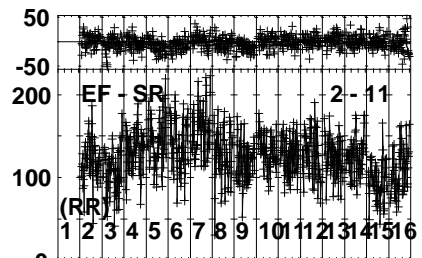
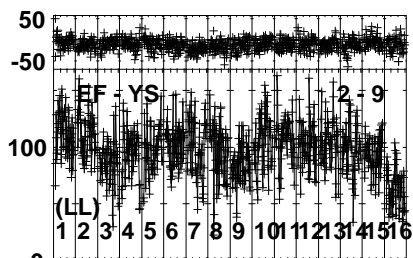
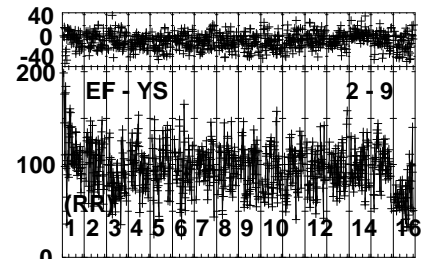
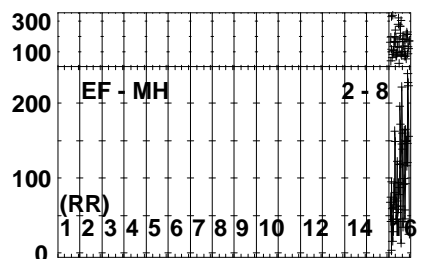
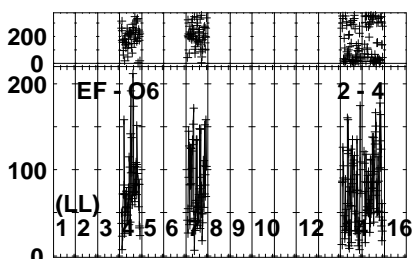
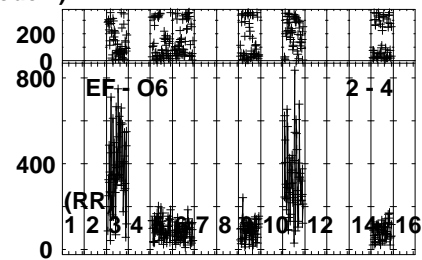
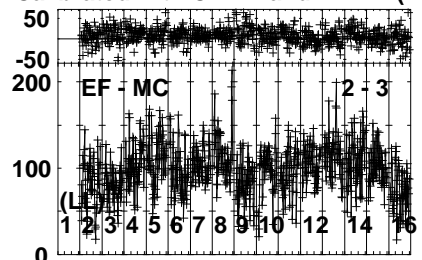
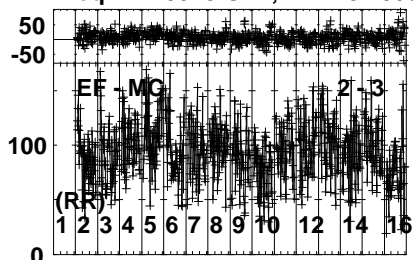


Lower frame: Milli Ampl Jy Top frame: Phas deg  
Vector averaged cross-power spectrum Several baselines displayed  
Timerange: 01/00:27:53 to 01/00:29:19

Plot file version 382 created 29-APR-2024 18:38:17

1146+189 EA075.UVDATA.1

Freq = 21.9925 GHz, Bw = 32.000 MH Calibrated with CL # 4 and BP # 1 (BP mode 1)

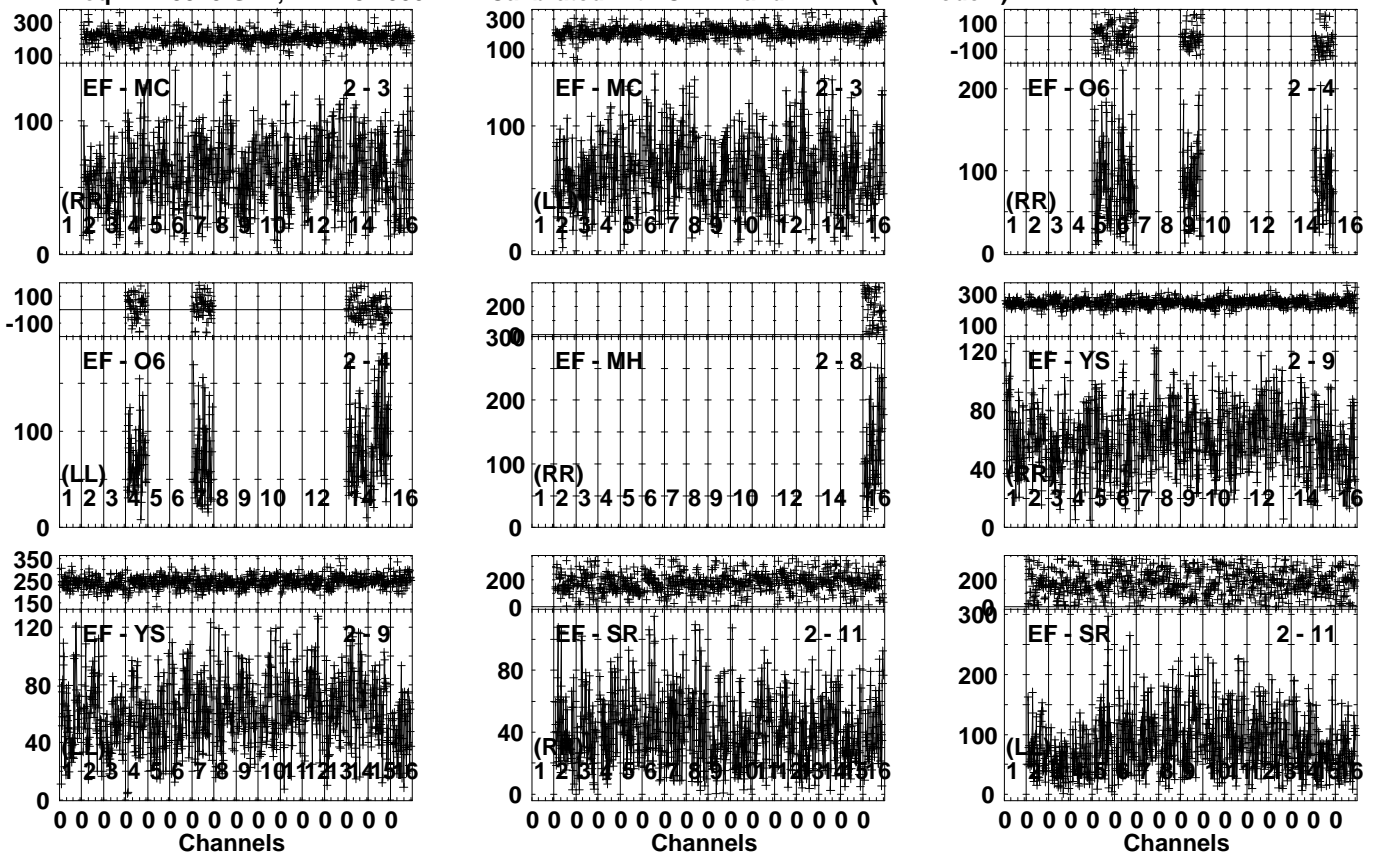


Lower frame: Milli Ampl Jy Top frame: Phas deg  
Vector averaged cross-power spectrum Several baselines displayed  
Timerange: 01/00:29:23 to 01/00:30:49

Plot file version 383 created 29-APR-2024 18:38:18

J1143+1834 EA075.UVDATA.1

Freq = 21.9925 GHz, Bw = 32.000 MH Calibrated with CL # 4 and BP # 1 (BP mode 1)

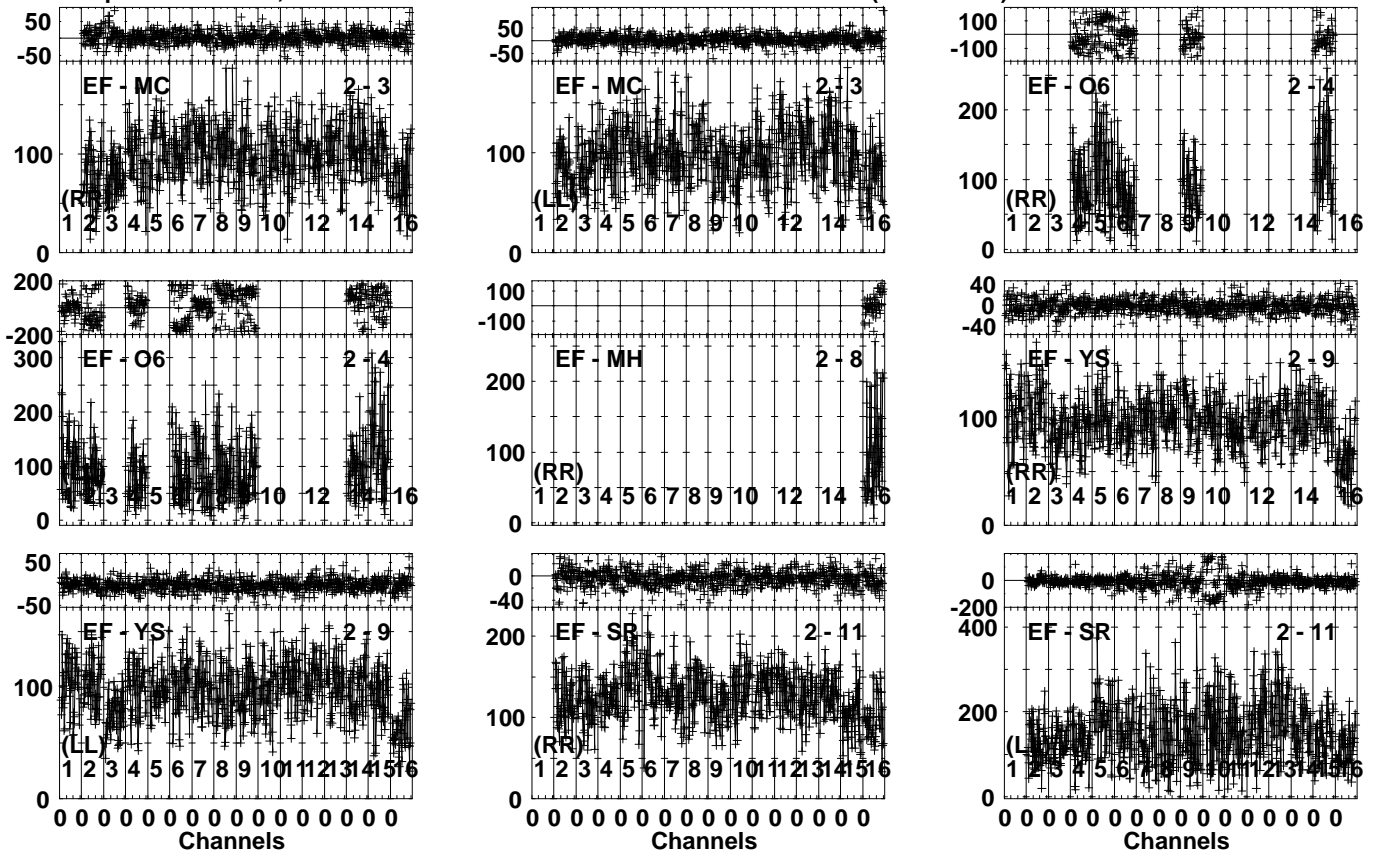


Lower frame: Milli Ampl Jy Top frame: Phas deg  
Vector averaged cross-power spectrum Several baselines displayed  
Timerange: 01/00:30:53 to 01/00:32:19

Plot file version 384 created 29-APR-2024 18:38:19

1146+189 EA075.UVDATA.1

Freq = 21.9925 GHz, Bw = 32.000 MH Calibrated with CL # 4 and BP # 1 (BP mode 1)



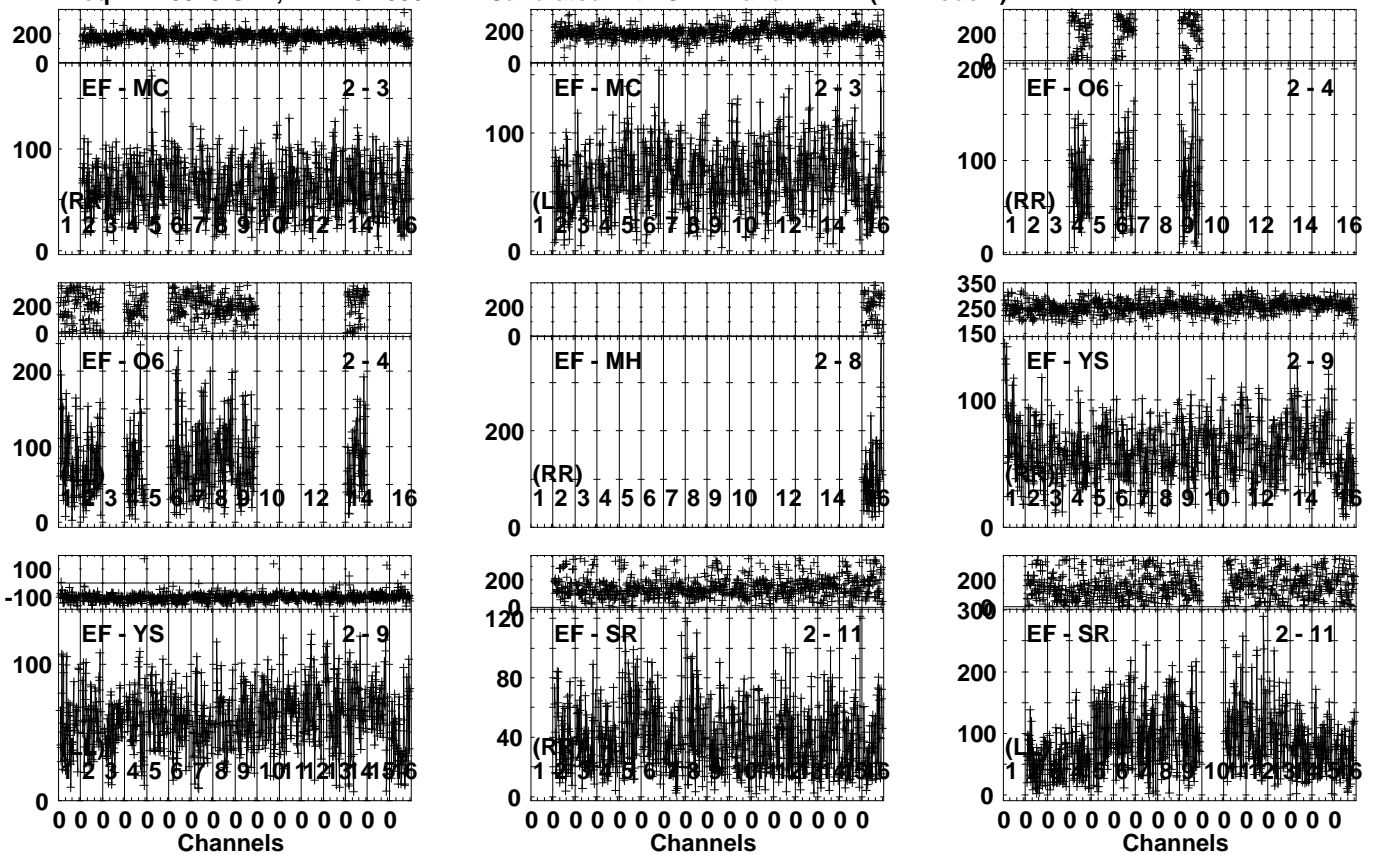
Lower frame: Milli Ampl Jy Top frame: Phas deg  
Vector averaged cross-power spectrum Several baselines displayed  
Timerange: 01/00:32:53 to 01/00:33:49



Plot file version 385 created 29-APR-2024 18:38:19

J1143+1834 EA075.UVDATA.1

Freq = 21.9925 GHz, Bw = 32.000 MH Calibrated with CL # 4 and BP # 1 (BP mode 1)

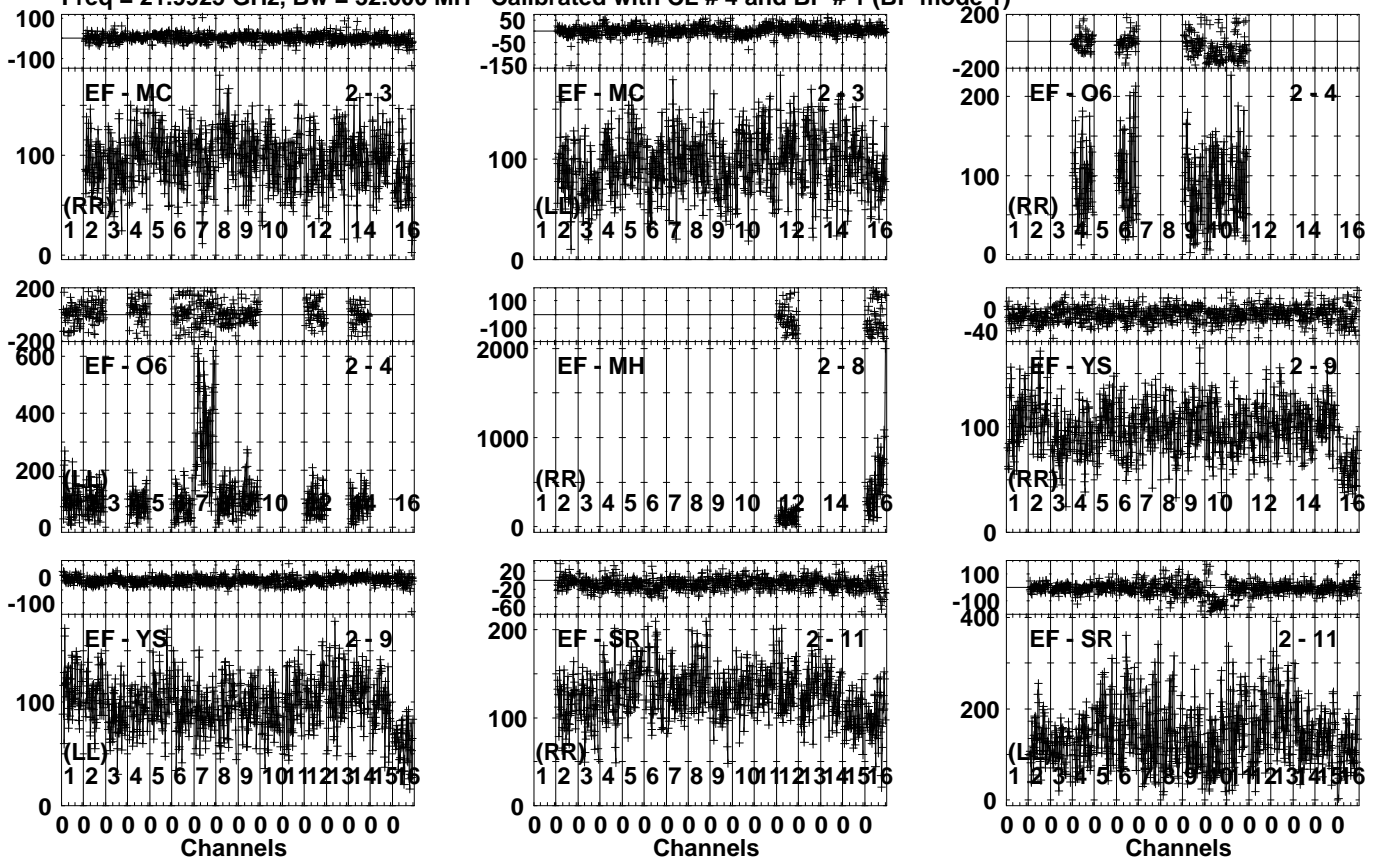


Lower frame: Milli Ampl Jy Top frame: Phas deg  
Vector averaged cross-power spectrum Several baselines displayed  
Timerange: 01/00:33:53 to 01/00:35:19

Plot file version 386 created 29-APR-2024 18:38:20

1146+189 EA075.UVDATA.1

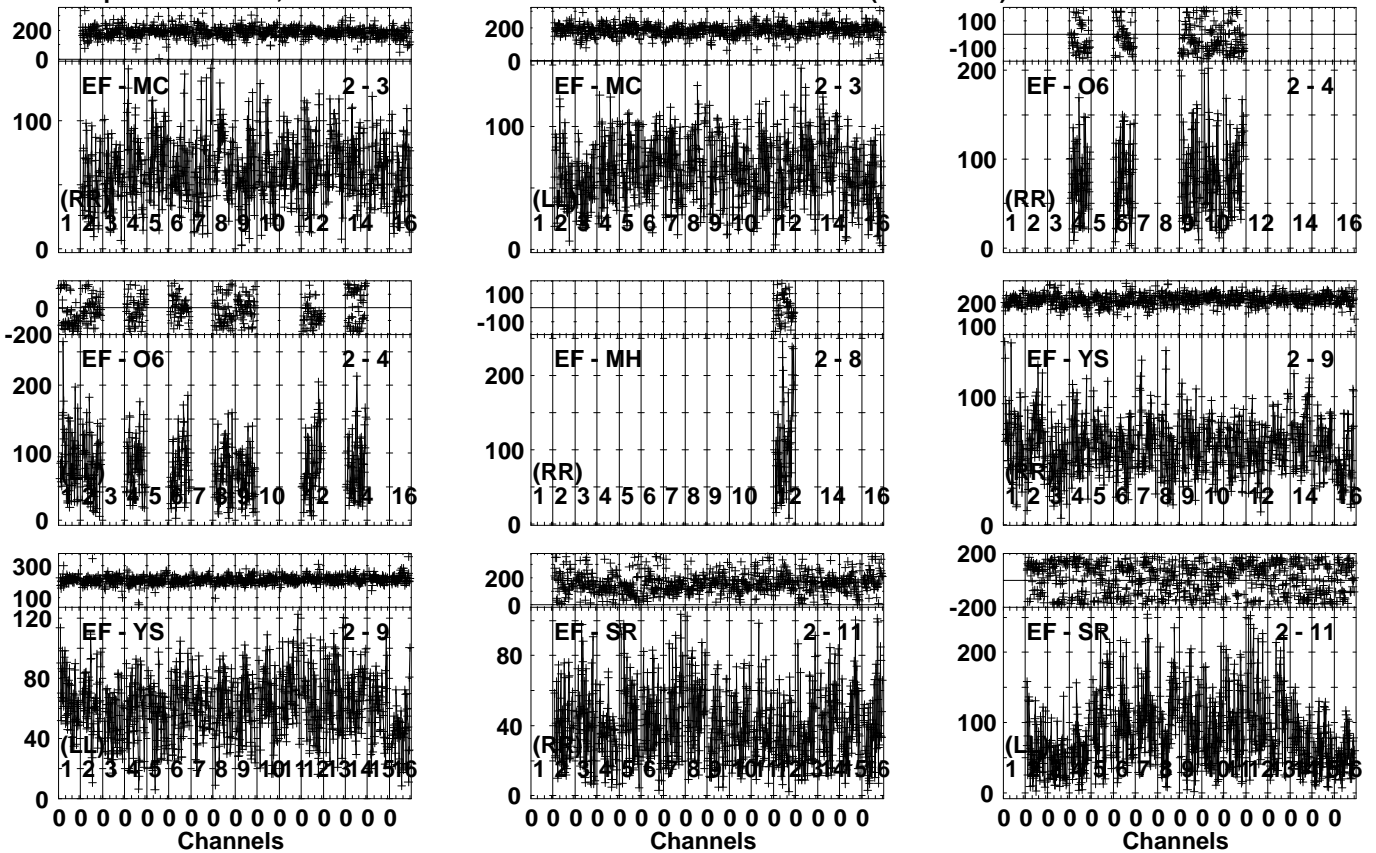
Freq = 21.9925 GHz, Bw = 32.000 MH Calibrated with CL # 4 and BP # 1 (BP mode 1)



Plot file version 387 created 29-APR-2024 18:38:21

J1143+1834 EA075.UVDATA.1

Freq = 21.9925 GHz, Bw = 32.000 MH Calibrated with CL # 4 and BP # 1 (BP mode 1)

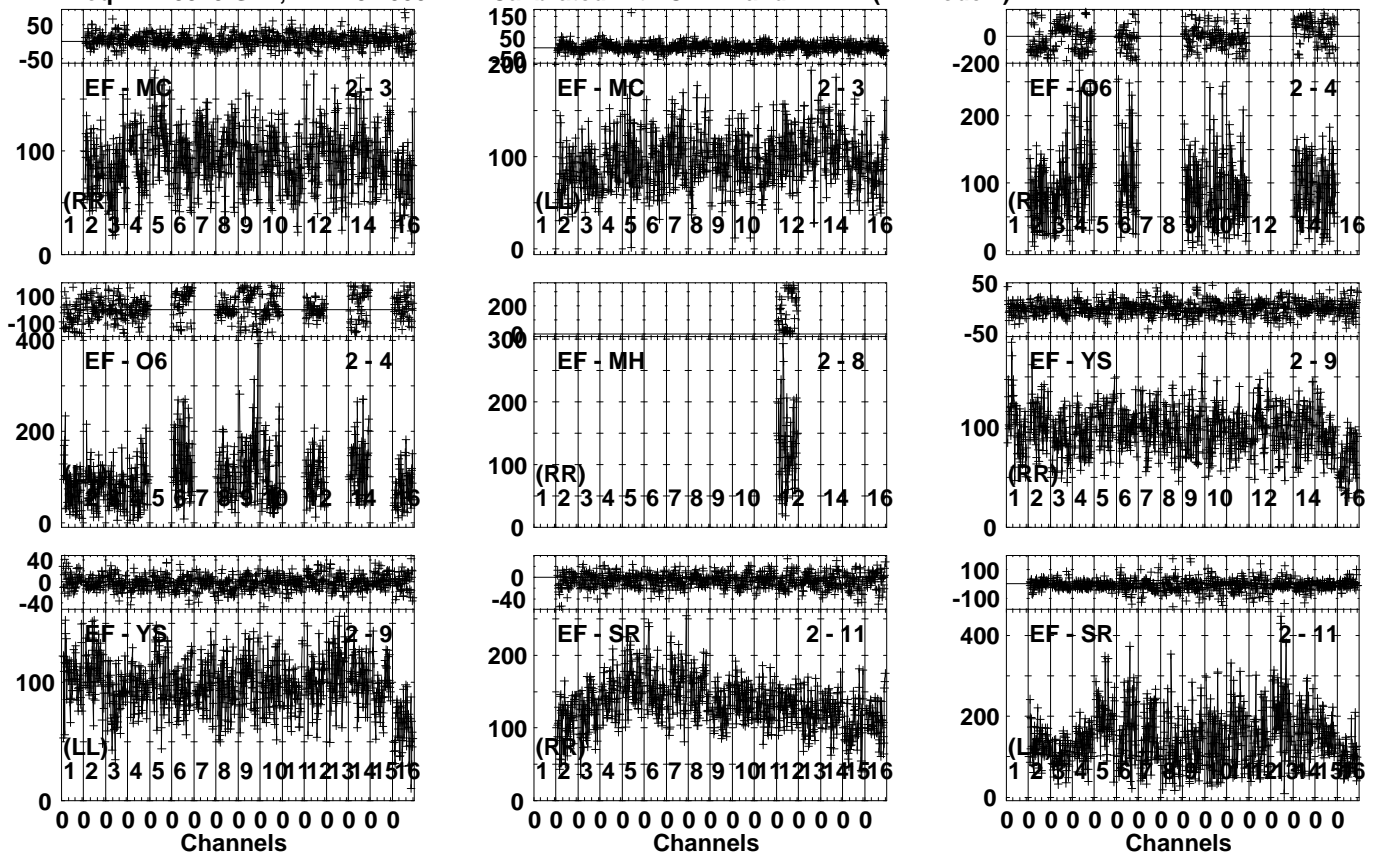


Lower frame: Milli Ampl Jy Top frame: Phas deg  
Vector averaged cross-power spectrum Several baselines displayed  
Timerange: 01/00:36:53 to 01/00:38:19

Plot file version 388 created 29-APR-2024 18:38:22

1146+189 EA075.UVDATA.1

Freq = 21.9925 GHz, Bw = 32.000 MH Calibrated with CL # 4 and BP # 1 (BP mode 1)

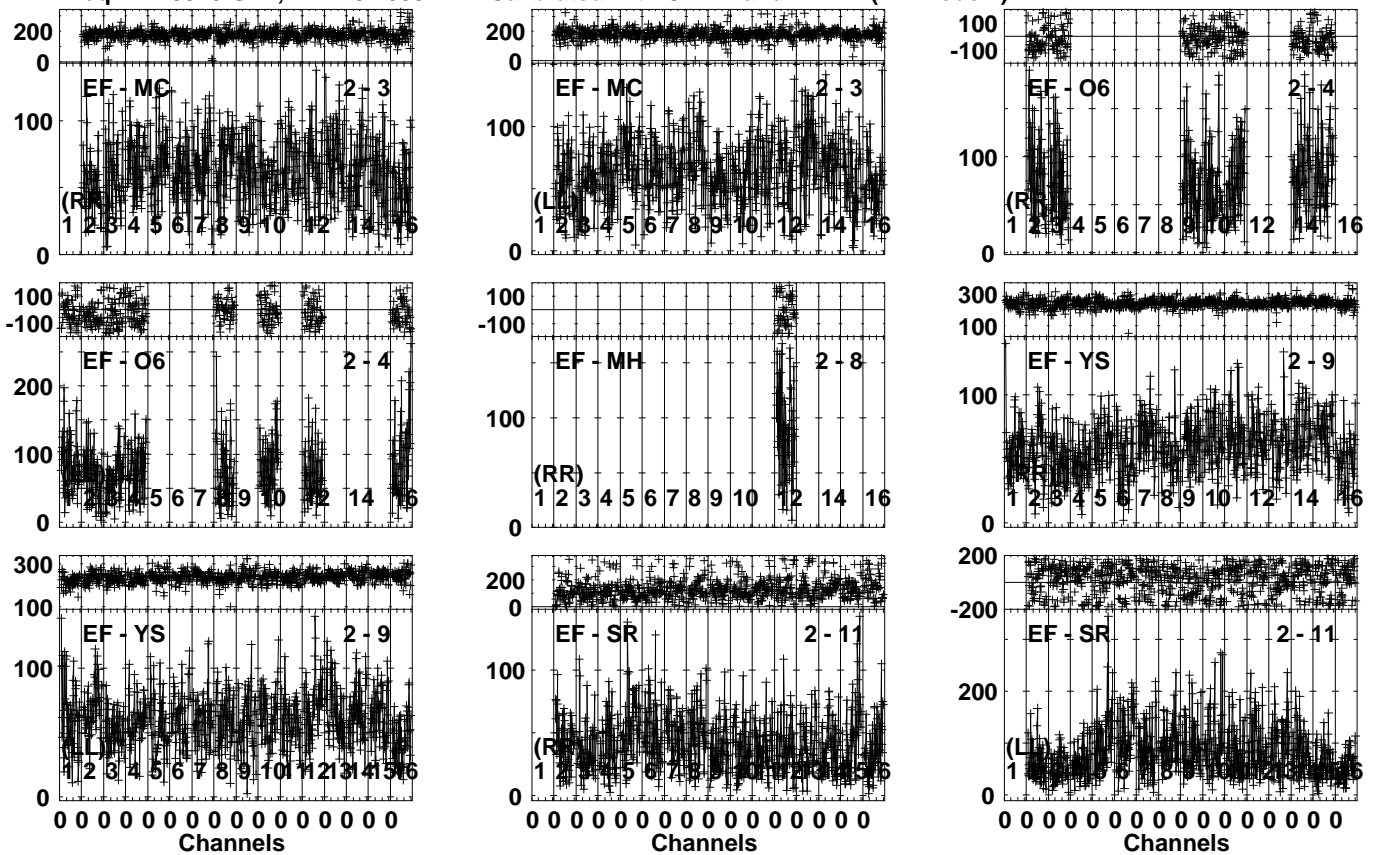


Lower frame: Milli Ampl Jy Top frame: Phas deg  
Vector averaged cross-power spectrum Several baselines displayed  
Timerange: 01/00:38:53 to 01/00:39:49

Plot file version 389 created 29-APR-2024 18:38:22

J1143+1834 EA075.UVDATA.1

Freq = 21.9925 GHz, Bw = 32.000 MH Calibrated with CL # 4 and BP # 1 (BP mode 1)

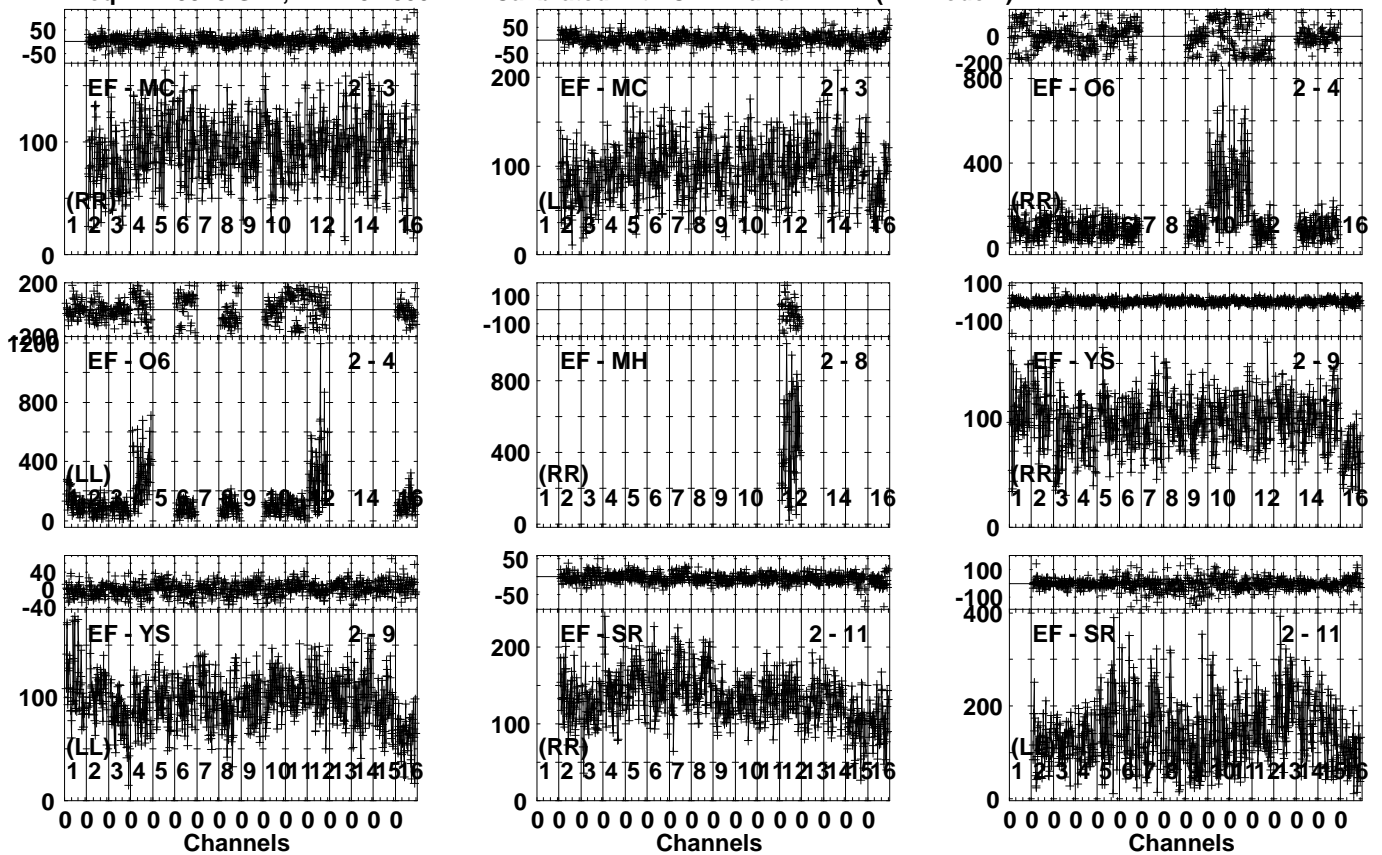


Lower frame: Milli Ampl Jy Top frame: Phas deg  
Vector averaged cross-power spectrum Several baselines displayed  
Timerange: 01/00:39:53 to 01/00:41:19

Plot file version 390 created 29-APR-2024 18:38:23

1146+189 EA075.UVDATA.1

Freq = 21.9925 GHz, Bw = 32.000 MH Calibrated with CL # 4 and BP # 1 (BP mode 1)

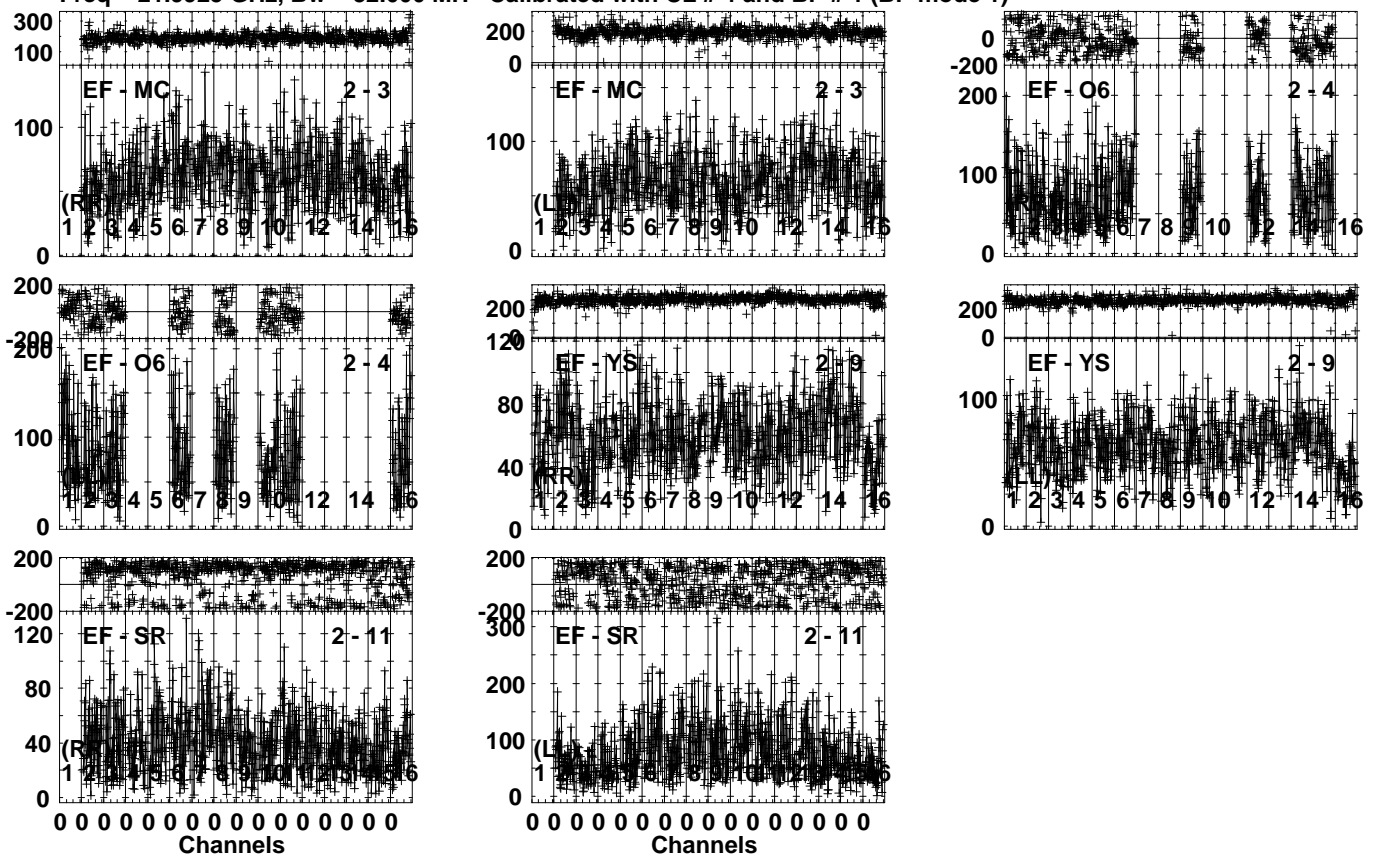


Lower frame: Milli Ampl Jy Top frame: Phas deg  
Vector averaged cross-power spectrum Several baselines displayed  
Timerange: 01/00:41:23 to 01/00:42:49

Plot file version 391 created 29-APR-2024 18:38:24

J1143+1834 EA075.UVDATA.1

Freq = 21.9925 GHz, Bw = 32.000 MH Calibrated with CL # 4 and BP # 1 (BP mode 1)

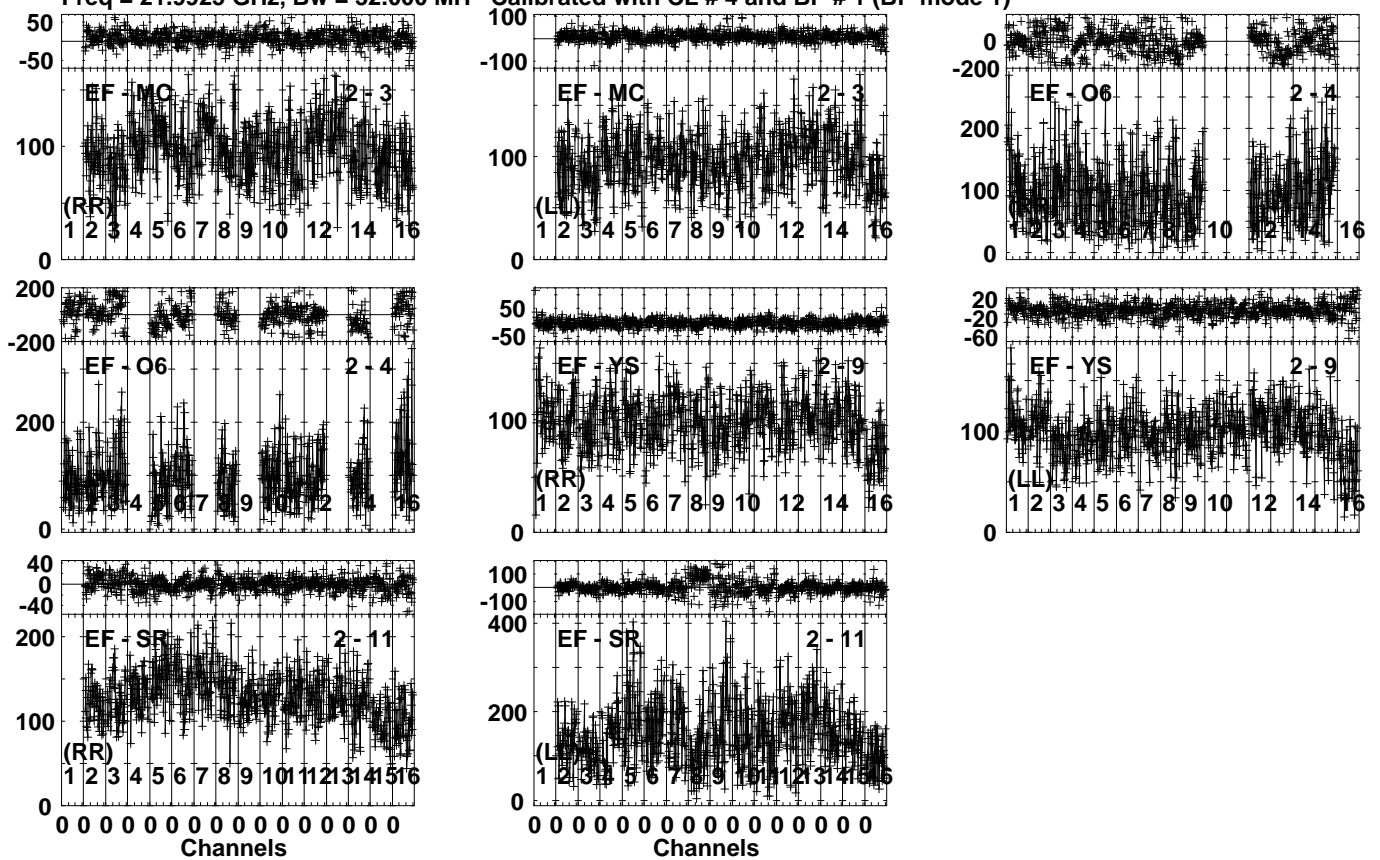


Lower frame: Milli Ampl Jy Top frame: Phas deg  
Vector averaged cross-power spectrum Several baselines displayed  
Timerange: 01/00:42:53 to 01/00:44:19

Plot file version 392 created 29-APR-2024 18:38:25

1146+189 EA075.UVDATA.1

Freq = 21.9925 GHz, Bw = 32.000 MH Calibrated with CL # 4 and BP # 1 (BP mode 1)



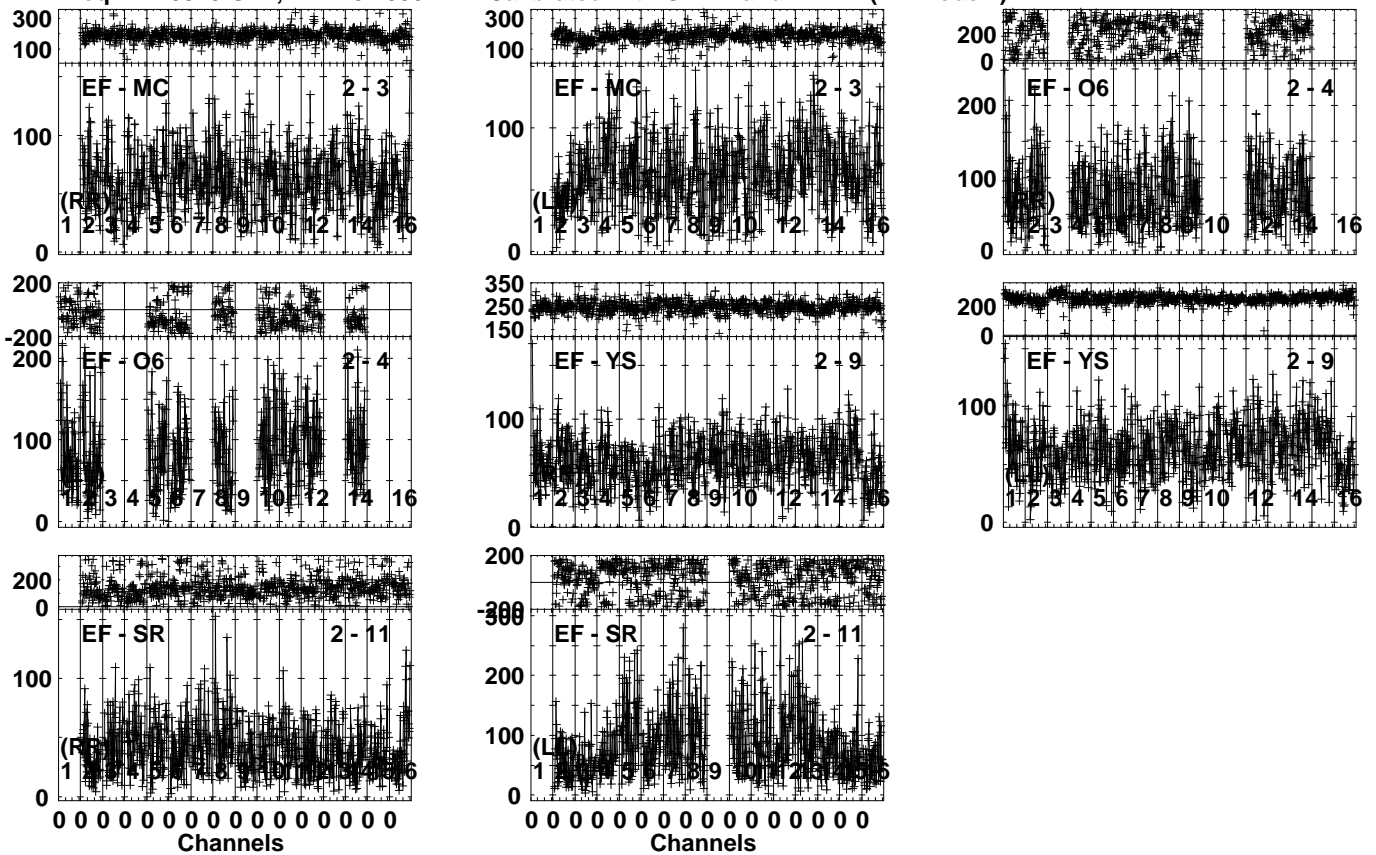
Lower frame: Milli Ampl Jy Top frame: Phas deg  
Vector averaged cross-power spectrum Several baselines displayed  
Timerange: 01/00:44:53 to 01/00:45:49



Plot file version 393 created 29-APR-2024 18:38:25

J1143+1834 EA075.UVDATA.1

Freq = 21.9925 GHz, Bw = 32.000 MH Calibrated with CL # 4 and BP # 1 (BP mode 1)

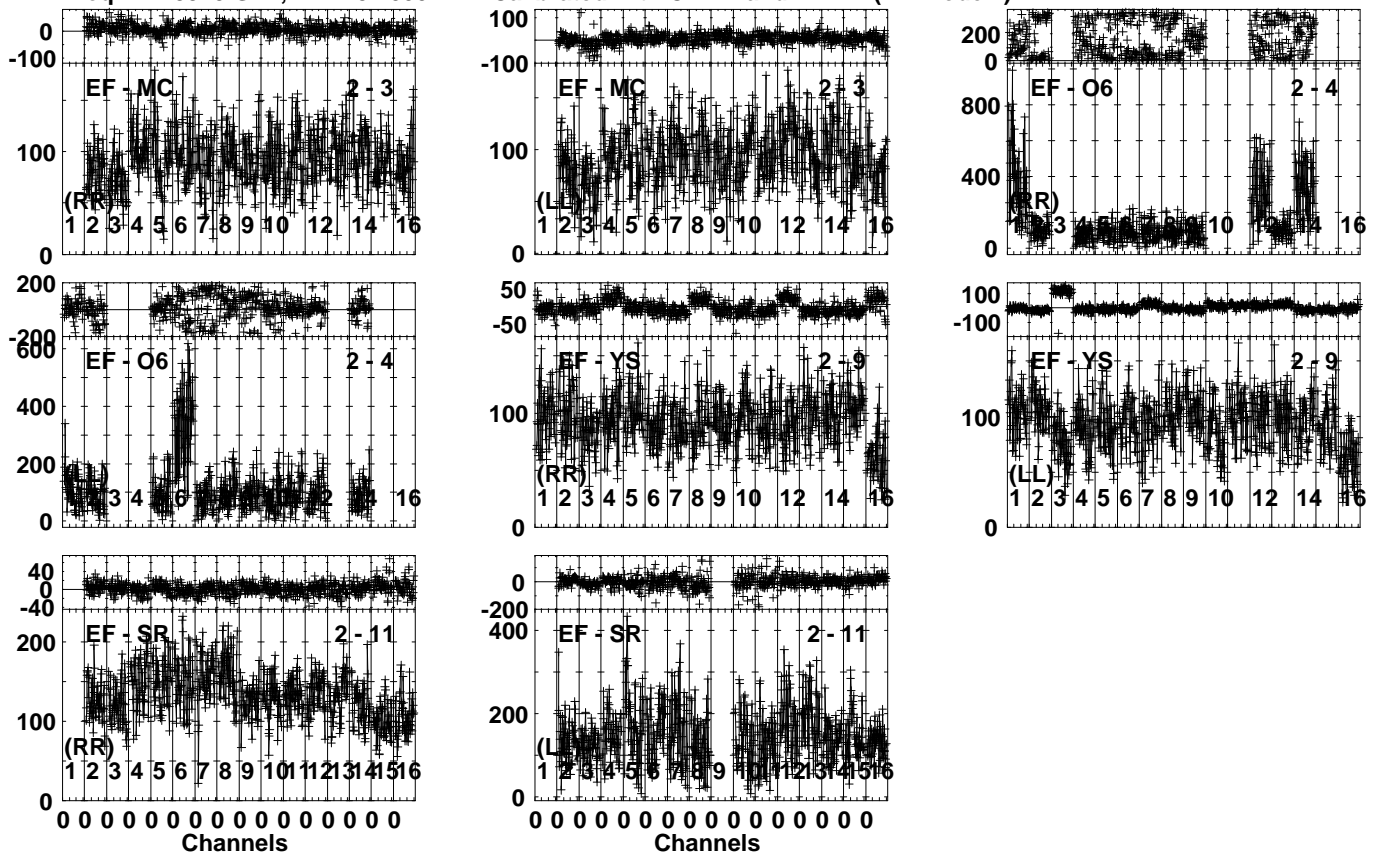


Lower frame: Milli Ampl Jy Top frame: Phas deg  
Vector averaged cross-power spectrum Several baselines displayed  
Timerange: 01/00:45:53 to 01/00:47:19

Plot file version 394 created 29-APR-2024 18:38:26

1146+189 EA075.UVDATA.1

Freq = 21.9925 GHz, Bw = 32.000 MH Calibrated with CL # 4 and BP # 1 (BP mode 1)

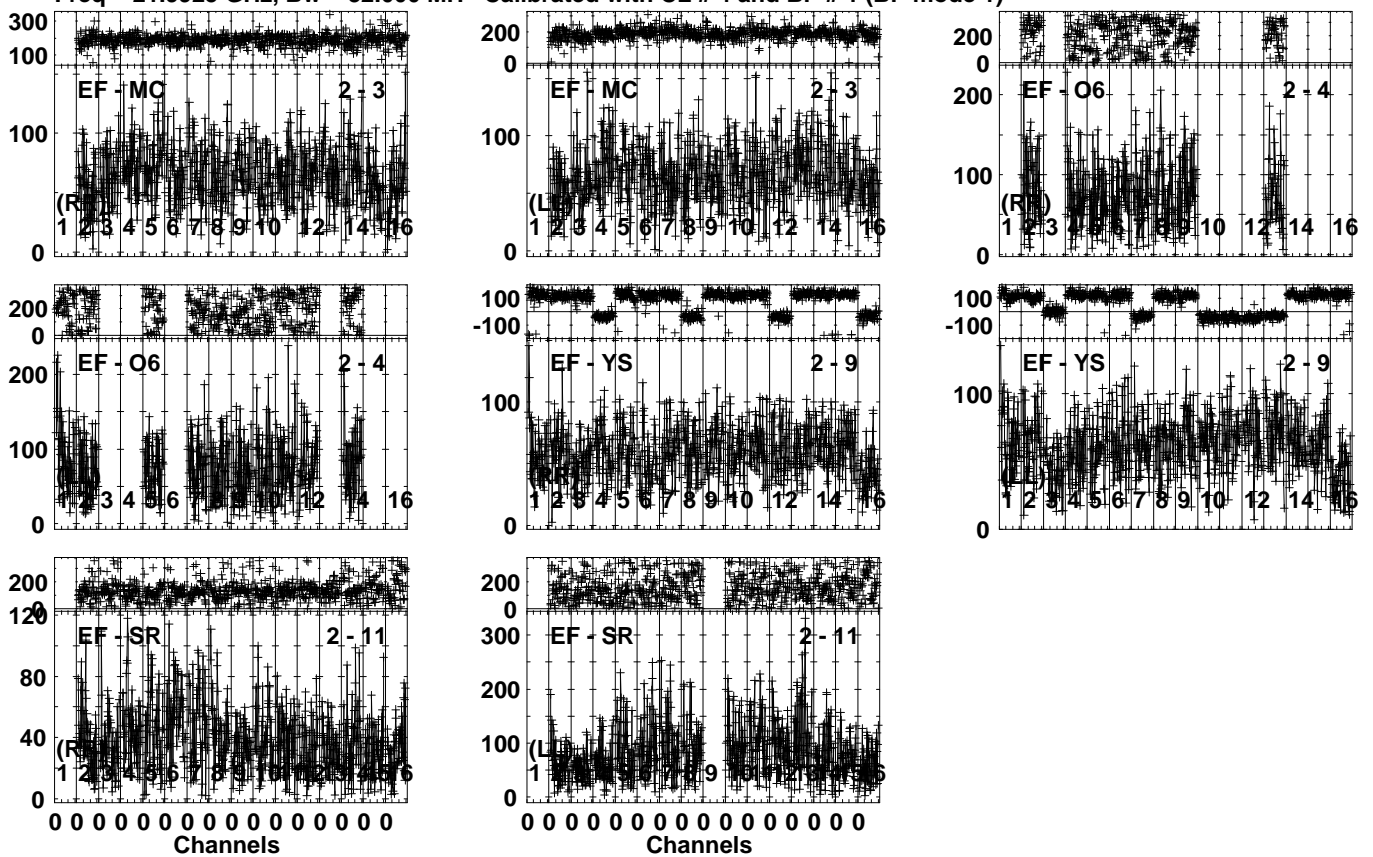


Lower frame: Milli Ampl Jy Top frame: Phas deg  
Vector averaged cross-power spectrum Several baselines displayed  
Timerange: 01/00:47:23 to 01/00:48:49

Plot file version 395 created 29-APR-2024 18:38:27

J1143+1834 EA075.UVDATA.1

Freq = 21.9925 GHz, Bw = 32.000 MH Calibrated with CL # 4 and BP # 1 (BP mode 1)

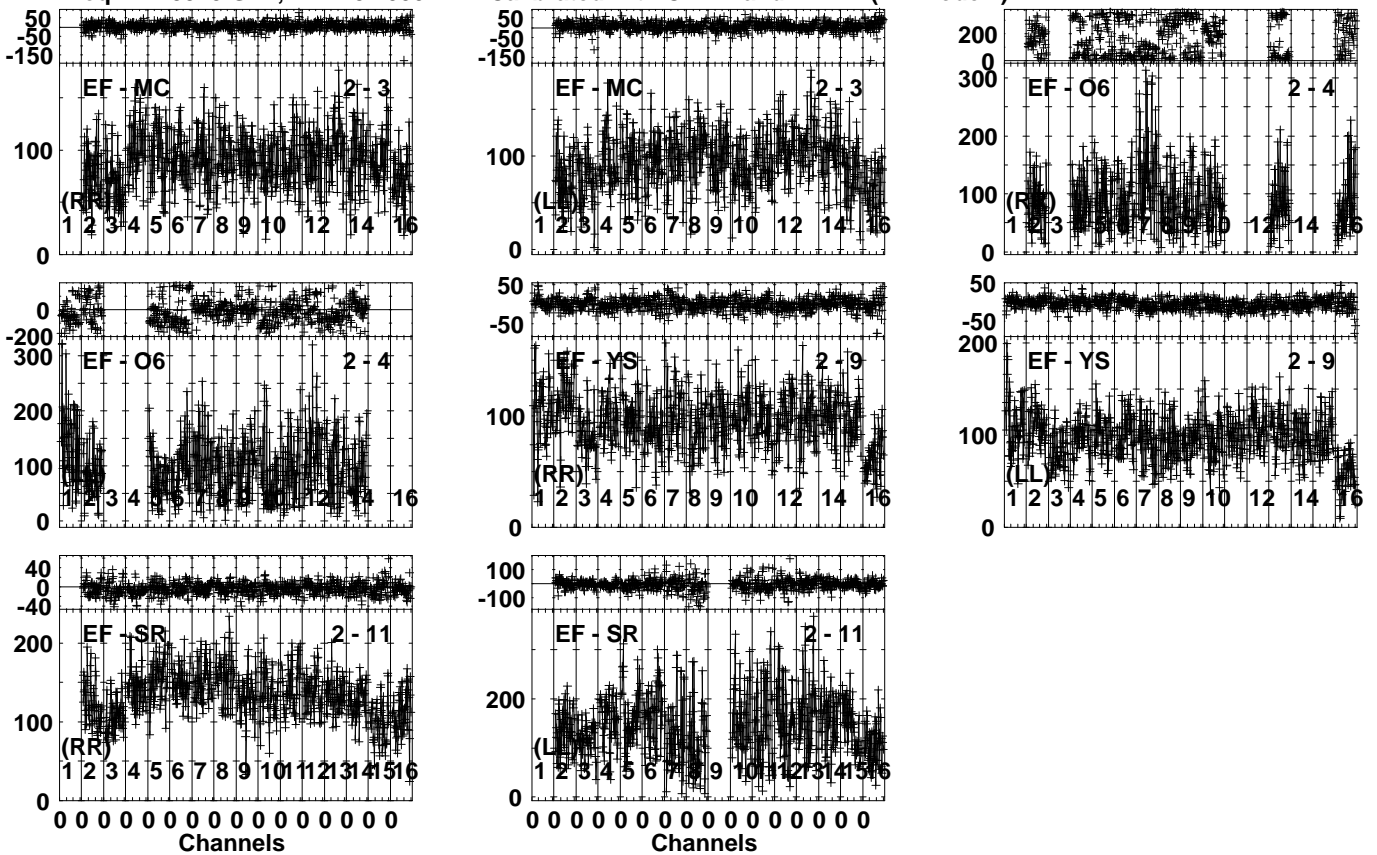


Lower frame: Milli Ampl Jy Top frame: Phas deg  
Vector averaged cross-power spectrum Several baselines displayed  
Timerange: 01/00:48:53 to 01/00:50:19

Plot file version 396 created 29-APR-2024 18:38:28

1146+189 EA075.UVDATA.1

Freq = 21.9925 GHz, Bw = 32.000 MH Calibrated with CL # 4 and BP # 1 (BP mode 1)

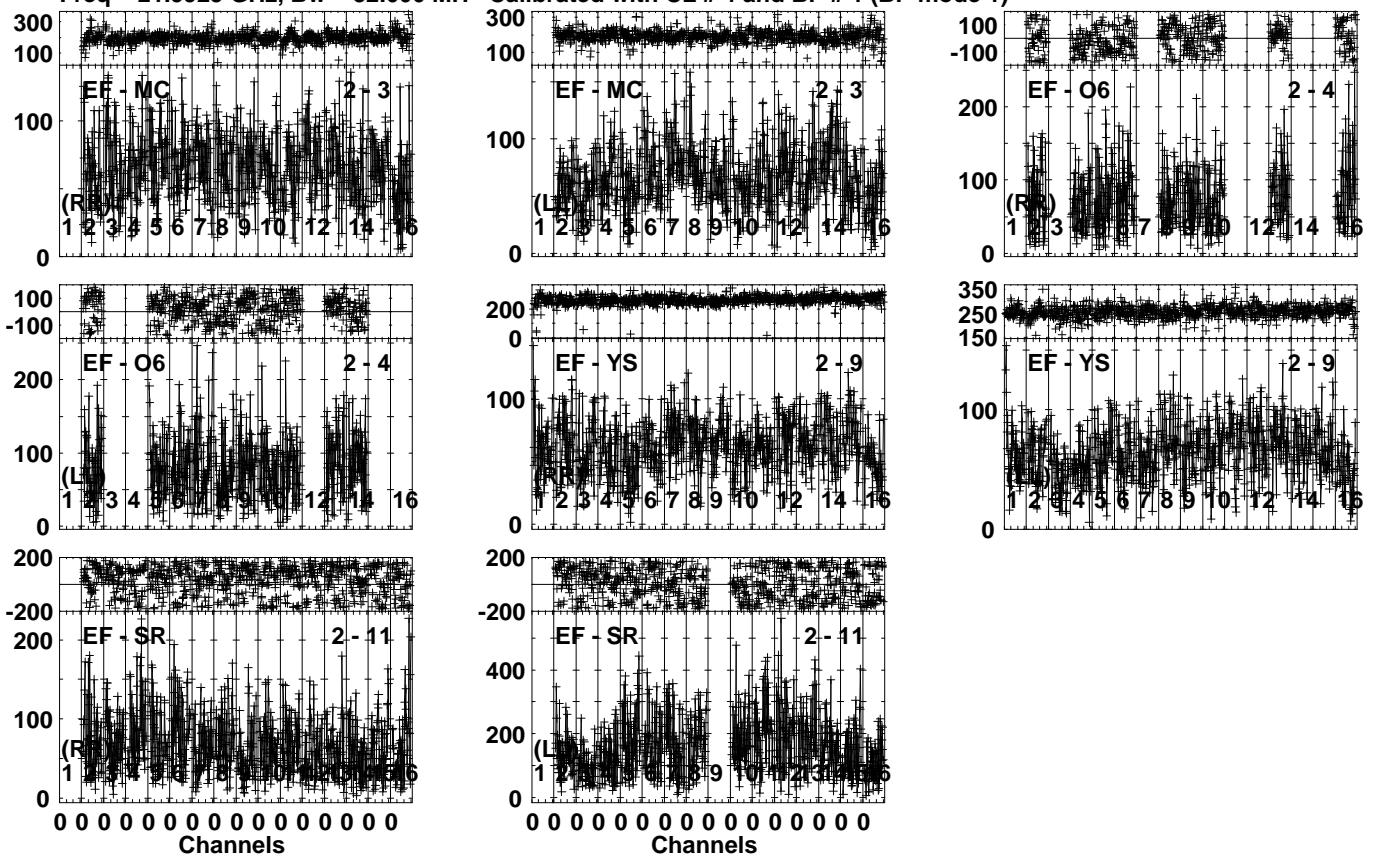


Lower frame: Milli Ampl Jy Top frame: Phas deg  
Vector averaged cross-power spectrum Several baselines displayed  
Timerange: 01/00:50:53 to 01/00:51:49

Plot file version 397 created 29-APR-2024 18:38:28

J1143+1834 EA075.UVDATA.1

Freq = 21.9925 GHz, Bw = 32.000 MH Calibrated with CL # 4 and BP # 1 (BP mode 1)

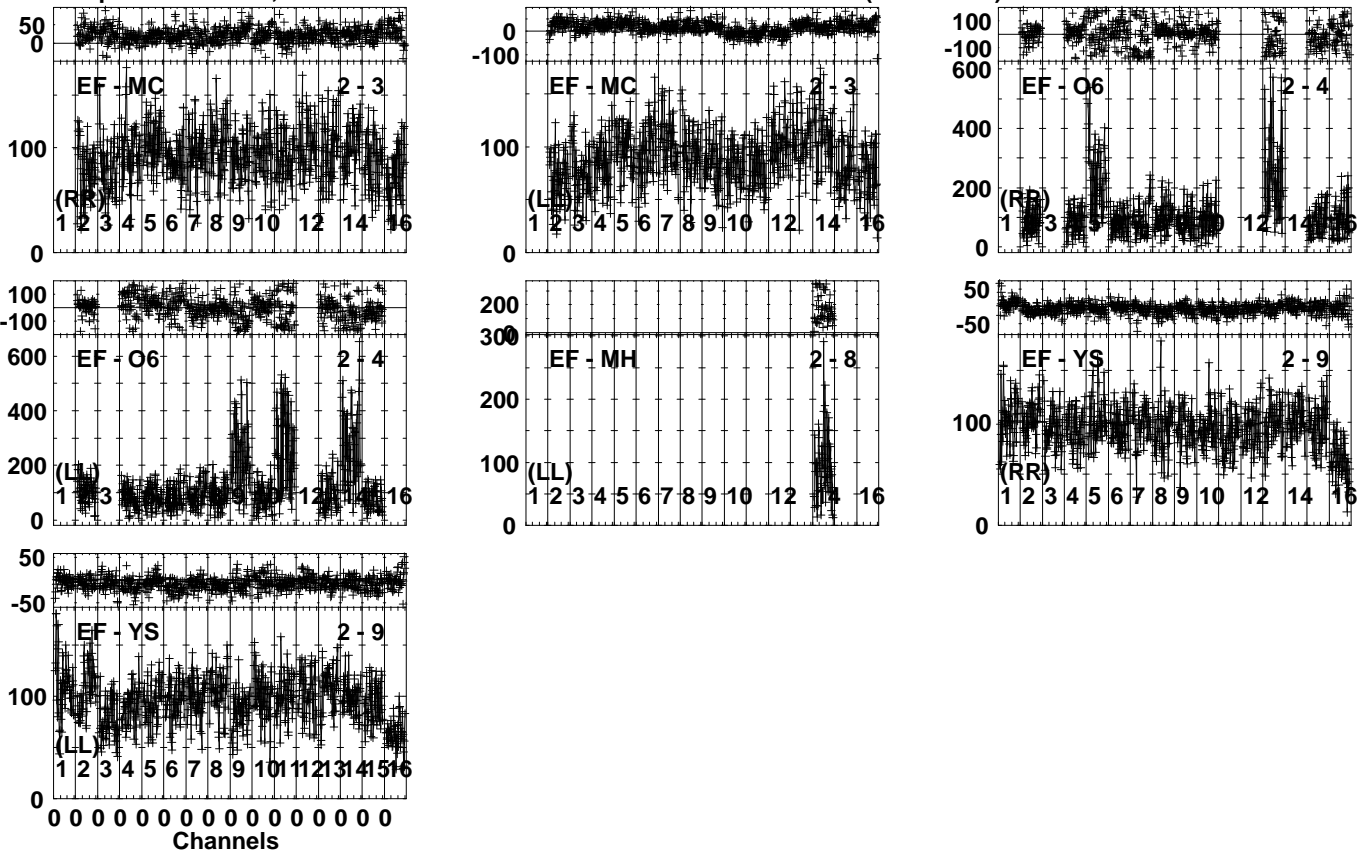


Lower frame: Milli Ampl Jy Top frame: Phas deg  
Vector averaged cross-power spectrum Several baselines displayed  
Timerange: 01/00:51:53 to 01/00:53:19

Plot file version 398 created 29-APR-2024 18:38:29

1146+189 EA075.UVDATA.1

Freq = 21.9925 GHz, Bw = 32.000 MH Calibrated with CL # 4 and BP # 1 (BP mode 1)



Lower frame: Milli Ampl Jy Top frame: Phas deg

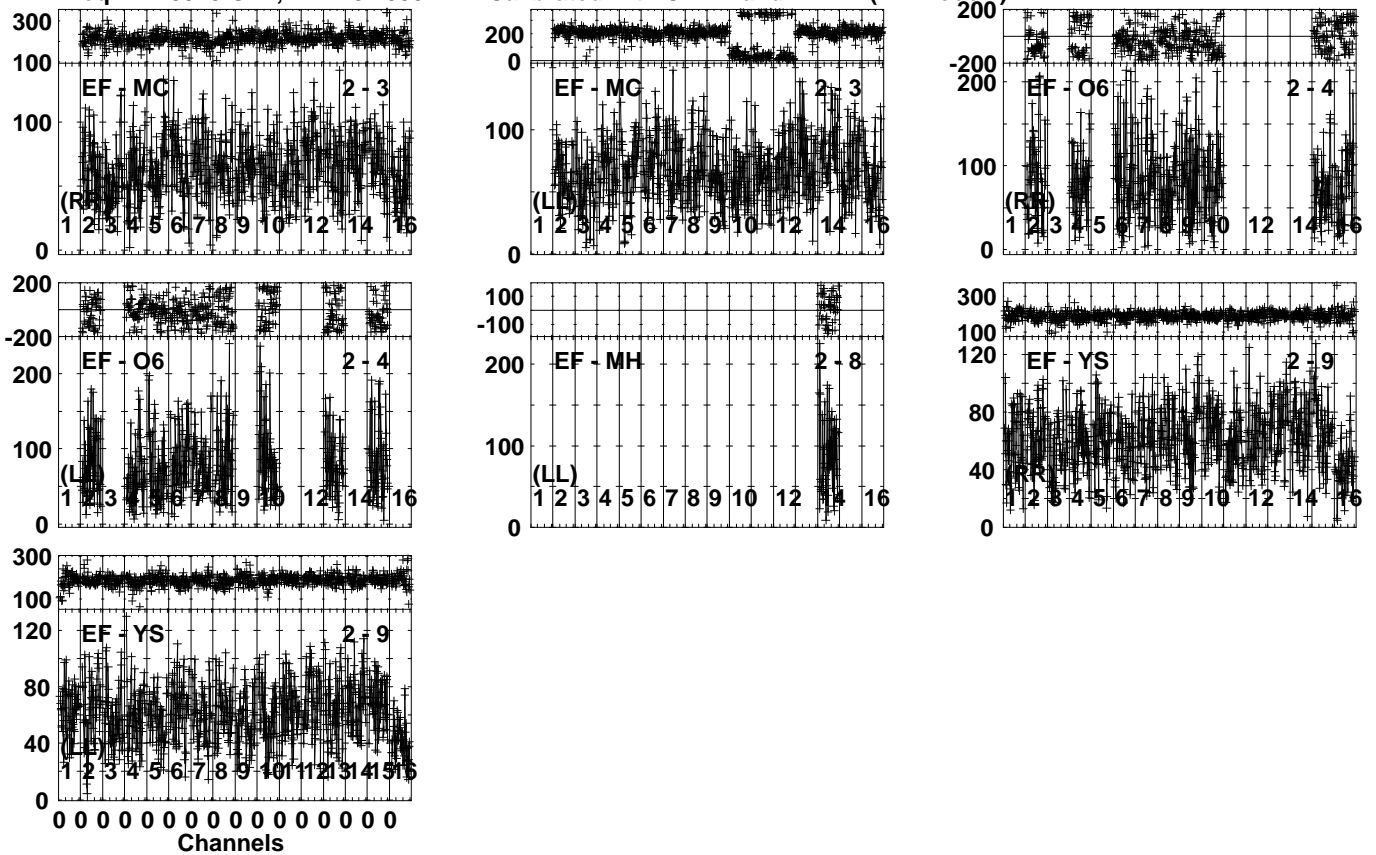
Vector averaged cross-power spectrum Several baselines displayed

Timerange: 01/00:53:23 to 01/00:54:49

Plot file version 399 created 29-APR-2024 18:38:30

J1143+1834 EA075.UVDATA.1

Freq = 21.9925 GHz, Bw = 32.000 MH Calibrated with CL # 4 and BP # 1 (BP mode 1)

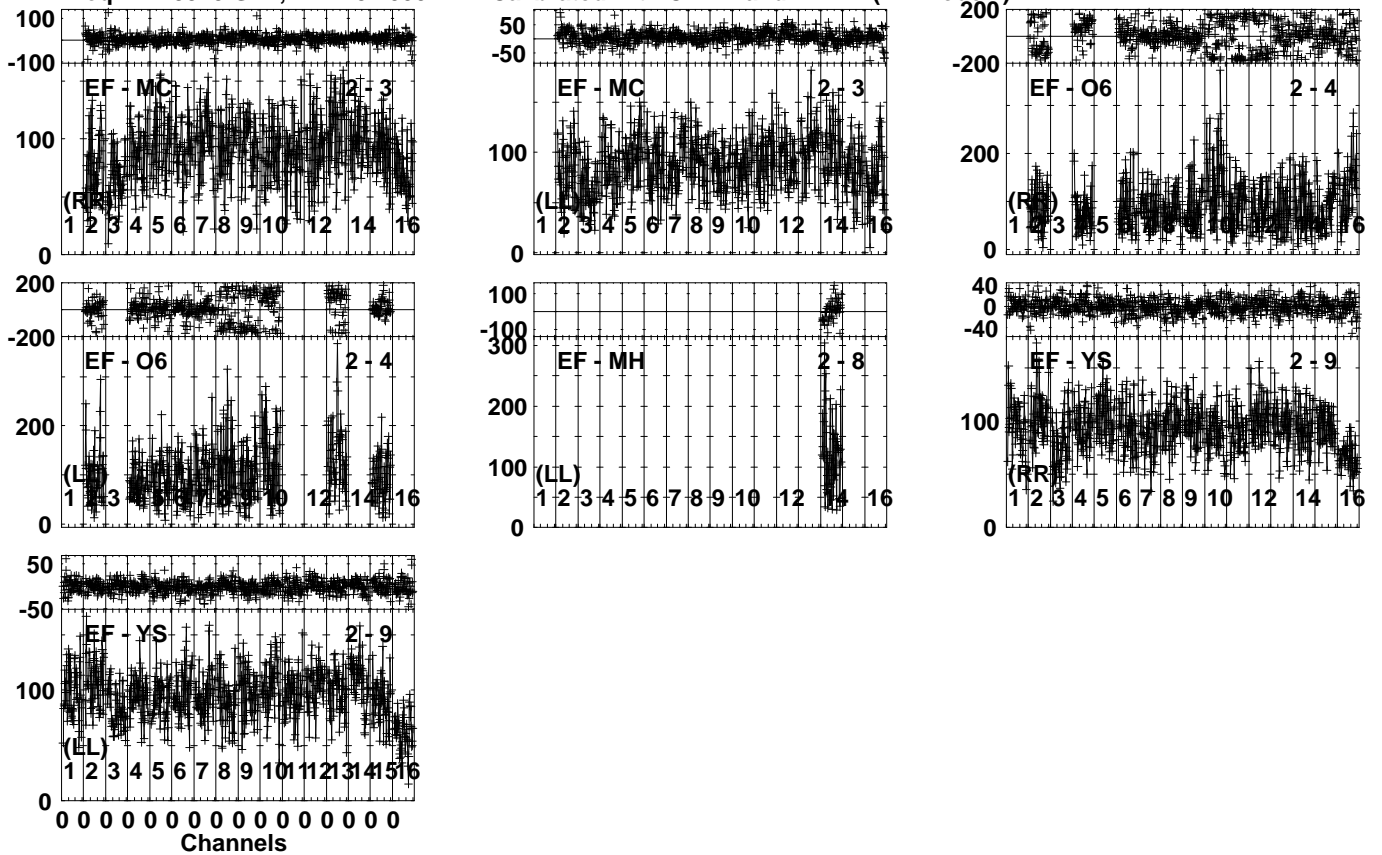


Lower frame: Milli Ampl Jy Top frame: Phas deg  
Vector averaged cross-power spectrum Several baselines displayed  
Timerange: 01/00:54:53 to 01/00:56:19

Plot file version 400 created 29-APR-2024 18:38:31

1146+189 EA075.UVDATA.1

Freq = 21.9925 GHz, Bw = 32.000 MH Calibrated with CL # 4 and BP # 1 (BP mode 1)



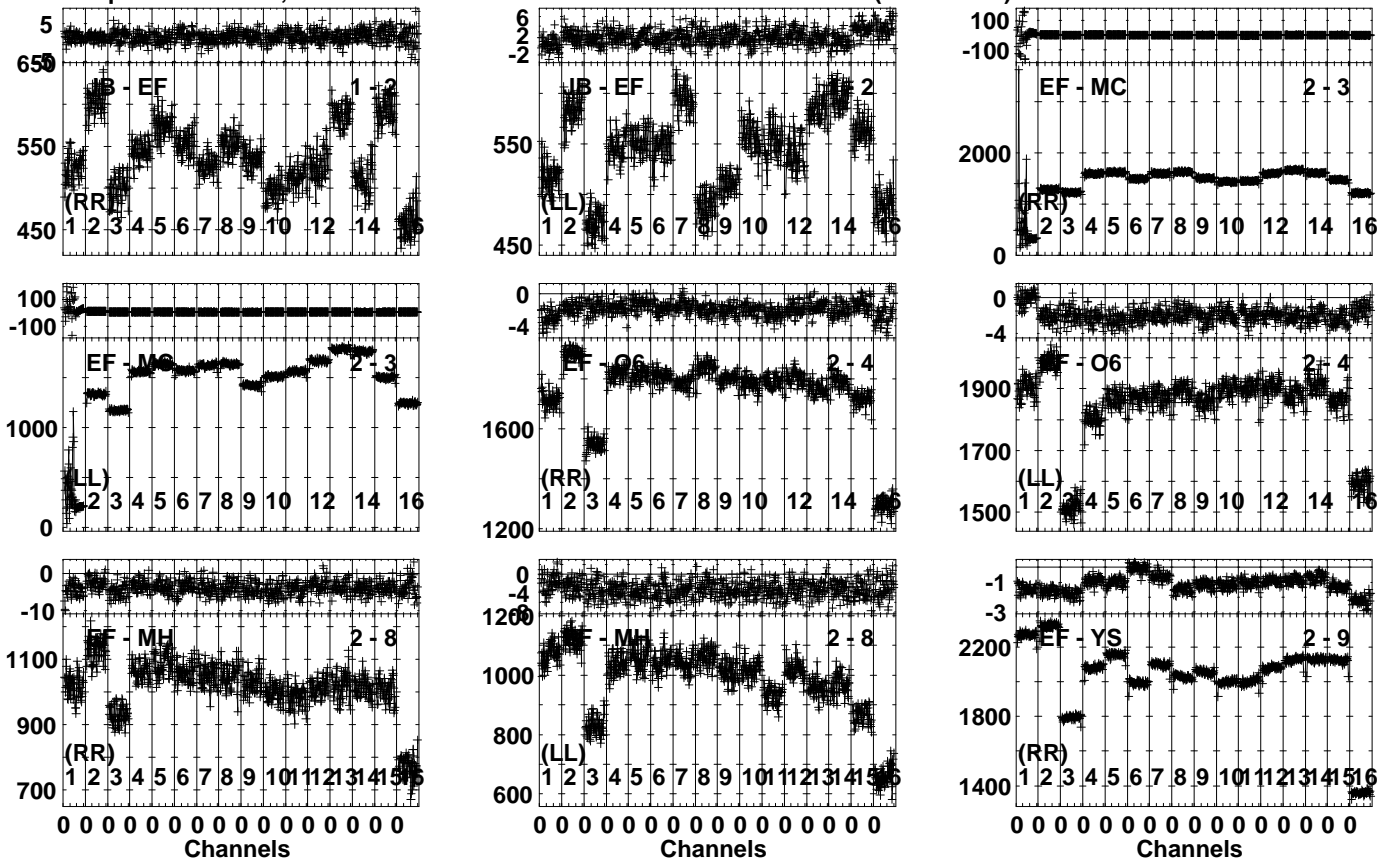
0 0 0 0 0 0 0 0 0 0 0 0 0 0 0 0  
Channels  
Lower frame: Milli Ampl Jy Top frame: Phas deg  
Vector averaged cross-power spectrum Several baselines displayed  
Timerange: 01/00:56:53 to 01/00:57:49



Plot file version 401 created 29-APR-2024 18:38:31

J1159+2914 EA075.UVDATA.1

Freq = 21.9925 GHz, Bw = 32.000 MH Calibrated with CL # 4 and BP # 1 (BP mode 1)

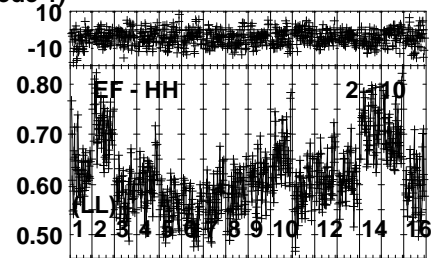
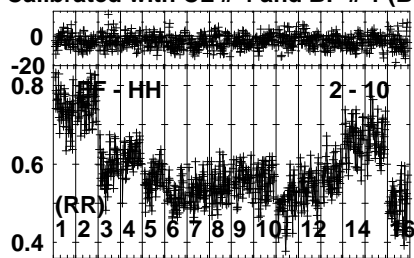
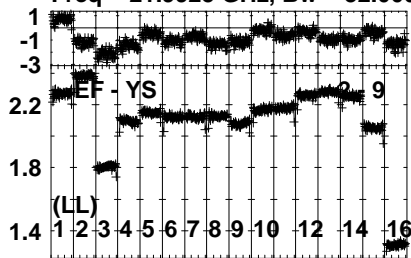


Lower frame: Milli Ampl Jy Top frame: Phas deg  
Vector averaged cross-power spectrum Several baselines displayed  
Timerange: 01/01:05:53 to 01/01:09:49

Plot file version 402 created 29-APR-2024 18:38:32

J1159+2914 EA075.UVDATA.1

Freq = 21.9925 GHz, Bw = 32.000 MH Calibrated with CL # 4 and BP # 1 (BP mode 1)

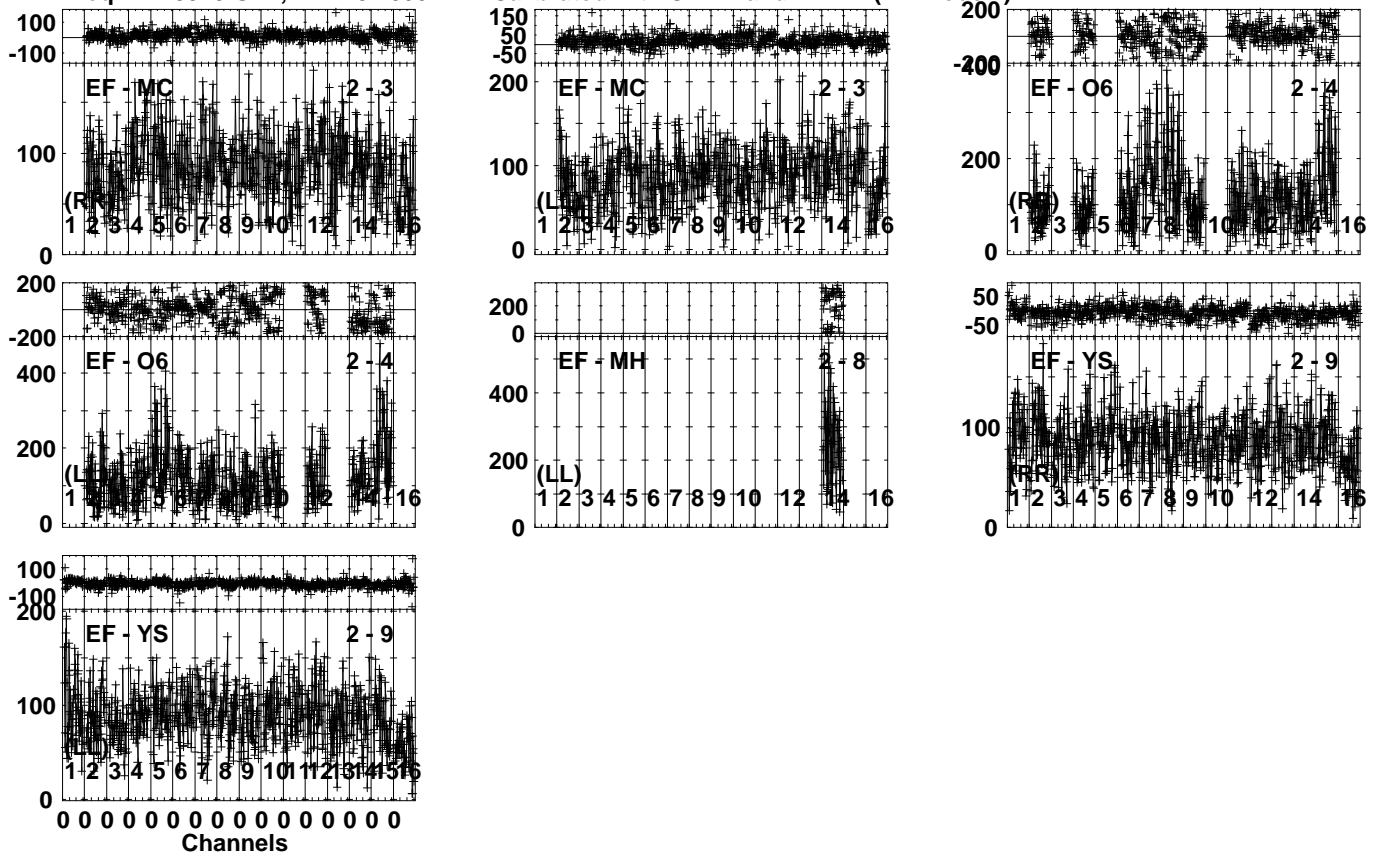


Lower frame: Ampl Jy Top frame: Phas deg  
Vector averaged cross-power spectrum Several baselines displayed  
Timerange: 01/01:05:53 to 01/01:09:49

Plot file version 403 created 29-APR-2024 18:38:32

1146+189 EA075.UVDATA.1

Freq = 21.9925 GHz, Bw = 32.000 MH Calibrated with CL # 4 and BP # 1 (BP mode 1)

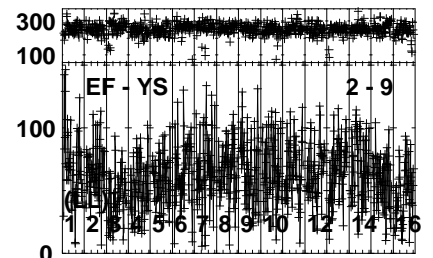
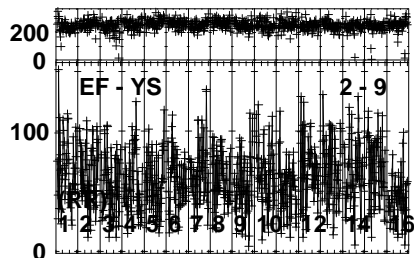
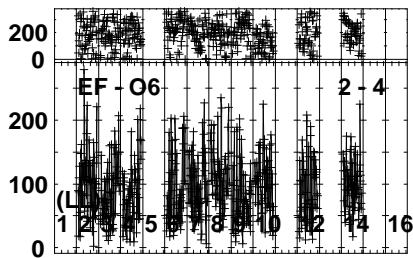
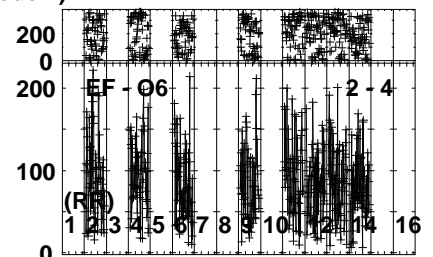
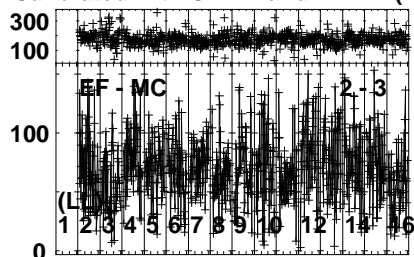
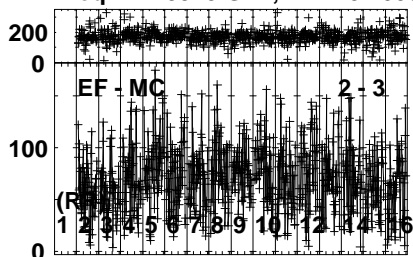


Lower frame: Milli Ampl Jy Top frame: Phas deg  
Vector averaged cross-power spectrum Several baselines displayed  
Timerange: 01/01:11:03 to 01/01:12:09

Plot file version 404 created 29-APR-2024 18:38:33

J1143+1834 EA075.UVDATA.1

Freq = 21.9925 GHz, Bw = 32.000 MH Calibrated with CL # 4 and BP # 1 (BP mode 1)

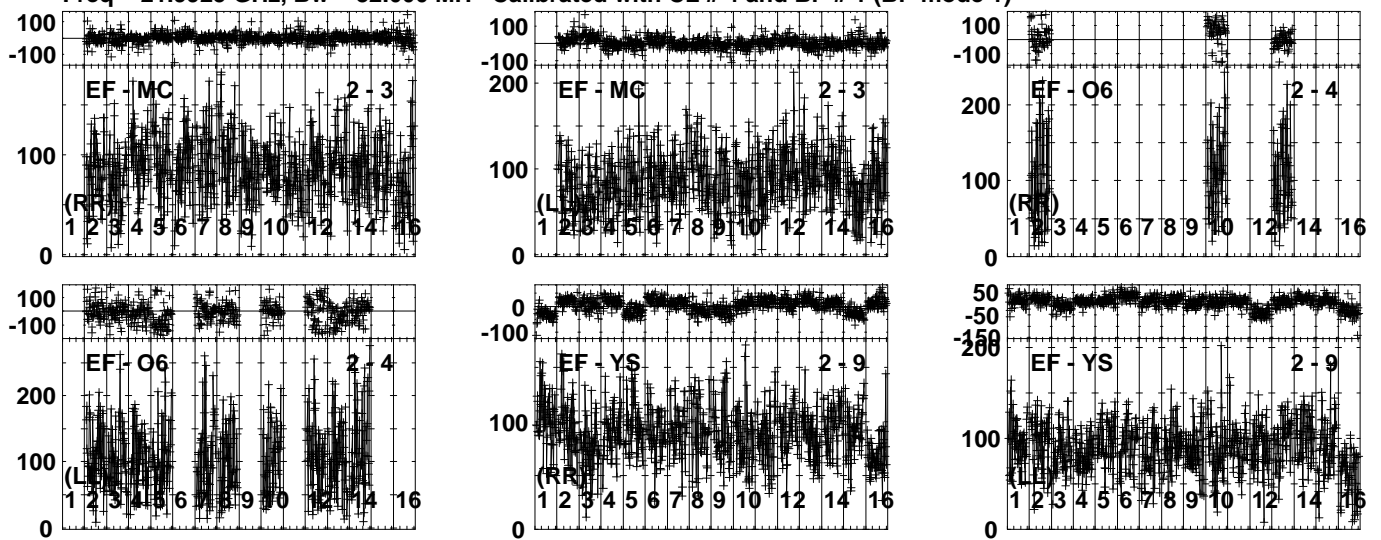


Lower frame: Milli Ampl Jy Top frame: Phas deg  
Vector averaged cross-power spectrum Several baselines displayed  
Timerange: 01/01:12:13 to 01/01:13:39

Plot file version 405 created 29-APR-2024 18:38:34

1146+189 EA075.UVDATA.1

Freq = 21.9925 GHz, Bw = 32.000 MH Calibrated with CL # 4 and BP # 1 (BP mode 1)

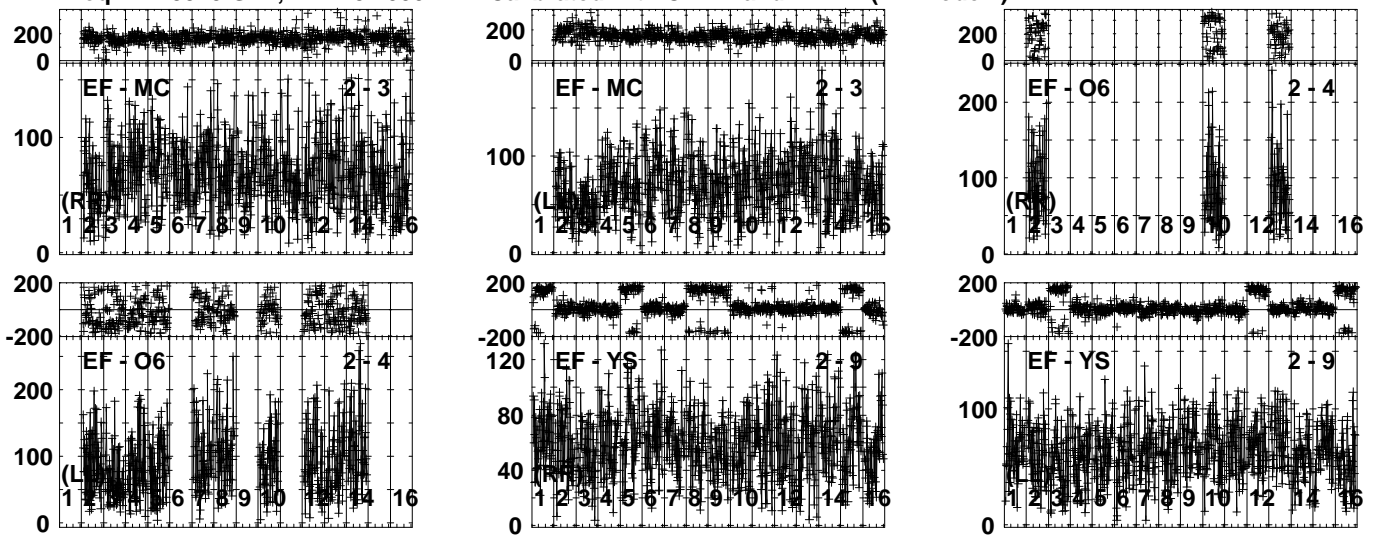


Lower frame: Milli Ampl Jy Top frame: Phas deg  
Vector averaged cross-power spectrum Several baselines displayed  
Timerange: 01/01:13:43 to 01/01:15:09

Plot file version 406 created 29-APR-2024 18:38:34

J1143+1834 EA075.UVDATA.1

Freq = 21.9925 GHz, Bw = 32.000 MH Calibrated with CL # 4 and BP # 1 (BP mode 1)

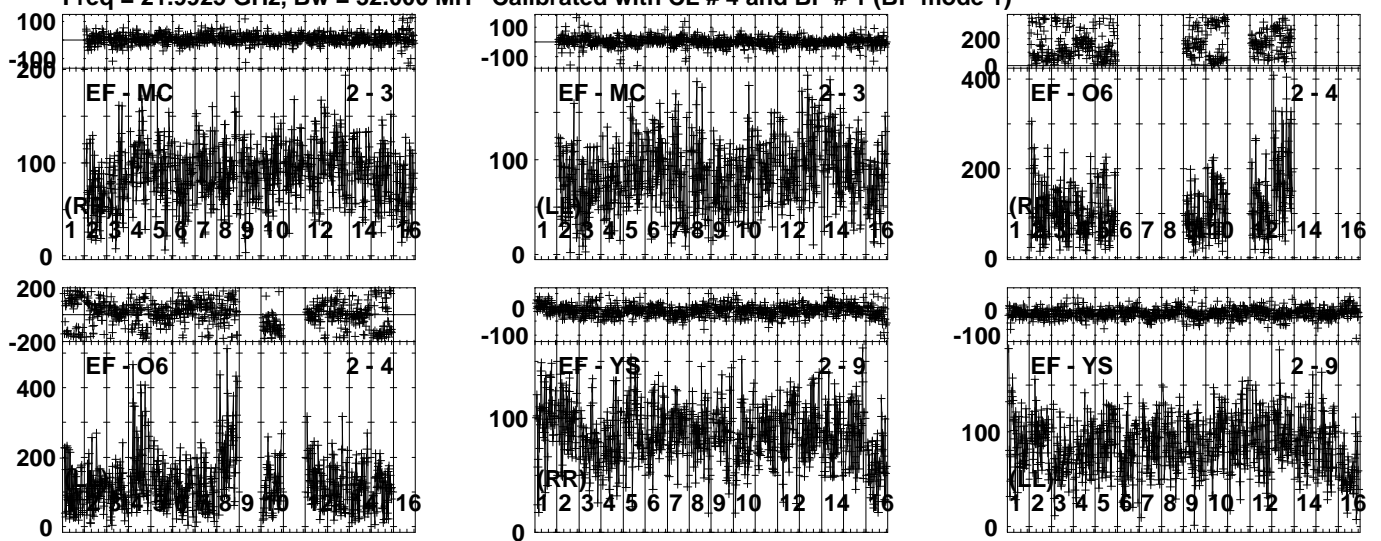


Lower frame: Milli Ampl Jy Top frame: Phas deg  
Vector averaged cross-power spectrum Several baselines displayed  
Timerange: 01/01:15:13 to 01/01:16:39

Plot file version 407 created 29-APR-2024 18:38:35

1146+189 EA075.UVDATA.1

Freq = 21.9925 GHz, Bw = 32.000 MH Calibrated with CL # 4 and BP # 1 (BP mode 1)

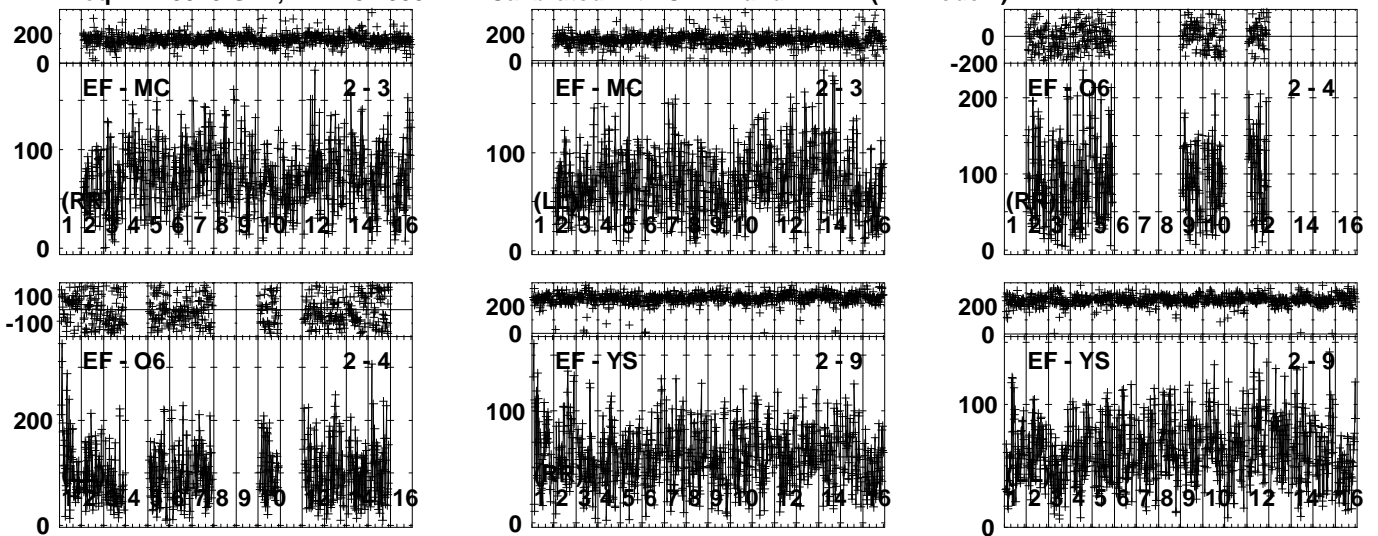


Lower frame: Milli Ampl Jy Top frame: Phas deg  
Vector averaged cross-power spectrum Several baselines displayed  
Timerange: 01/01:17:13 to 01/01:18:09

Plot file version 408 created 29-APR-2024 18:38:36

J1143+1834 EA075.UVDATA.1

Freq = 21.9925 GHz, Bw = 32.000 MH Calibrated with CL # 4 and BP # 1 (BP mode 1)



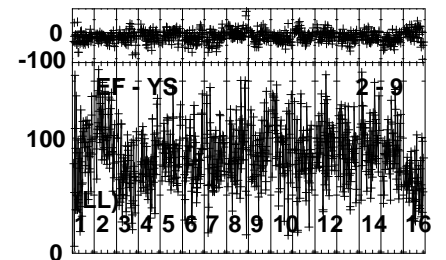
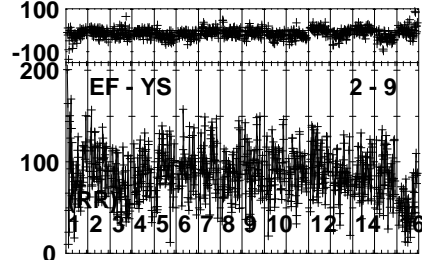
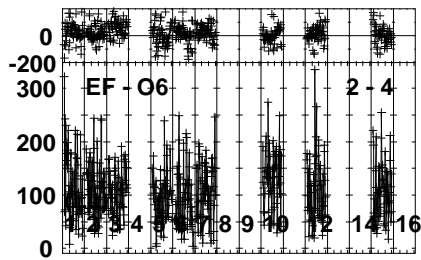
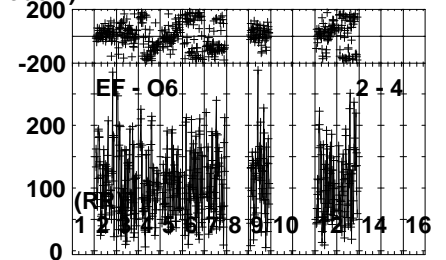
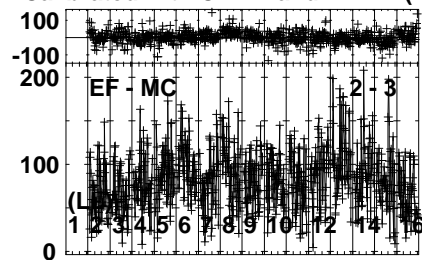
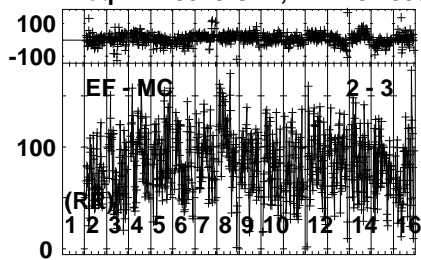
Lower frame: Milli Ampl Jy Top frame: Phas deg  
Vector averaged cross-power spectrum Several baselines displayed  
Timerange: 01/01:18:13 to 01/01:19:39



Plot file version 409 created 29-APR-2024 18:38:36

1146+189 EA075.UVDATA.1

Freq = 21.9925 GHz, Bw = 32.000 MH Calibrated with CL # 4 and BP # 1 (BP mode 1)

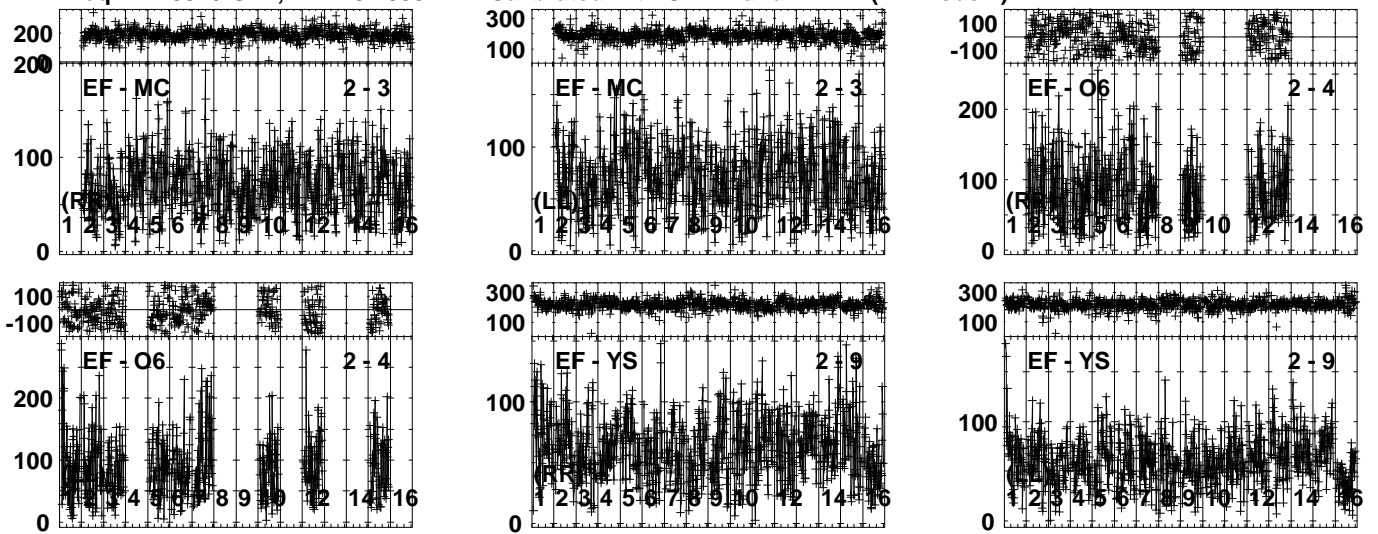


Lower frame: Milli Ampl Jy Top frame: Phas deg  
Vector averaged cross-power spectrum Several baselines displayed  
Timerange: 01/01:19:43 to 01/01:21:09

Plot file version 410 created 29-APR-2024 18:38:37

J1143+1834 EA075.UVDATA.1

Freq = 21.9925 GHz, Bw = 32.000 MH Calibrated with CL # 4 and BP # 1 (BP mode 1)

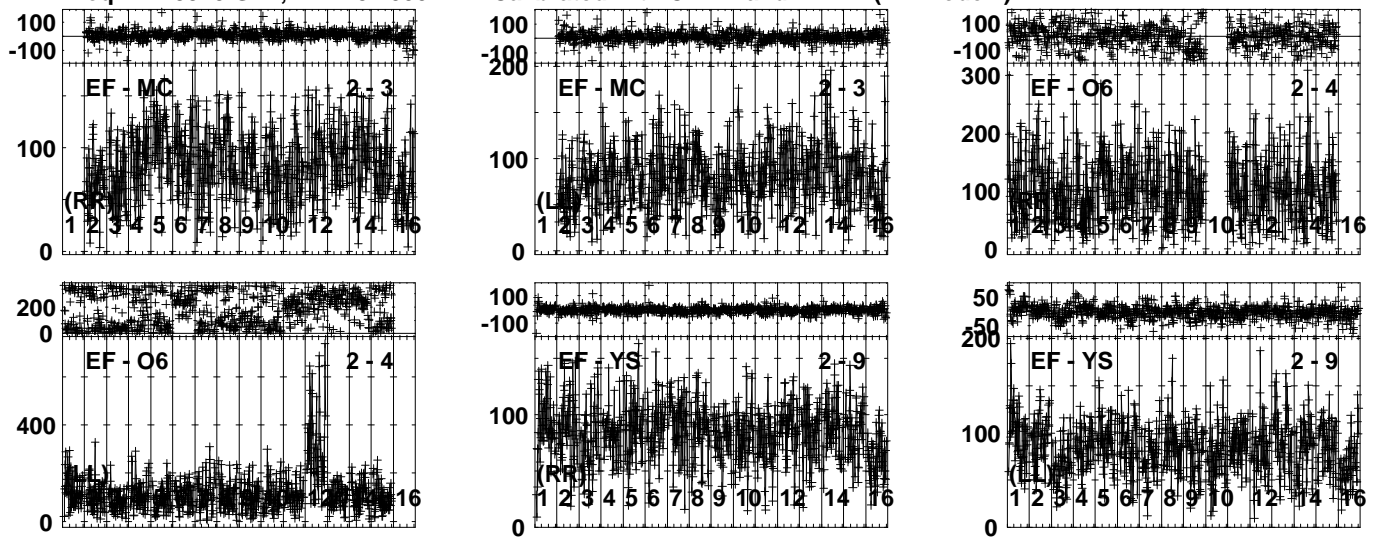


Lower frame: Milli Ampl Jy Top frame: Phas deg  
Vector averaged cross-power spectrum Several baselines displayed  
Timerange: 01/01:21:13 to 01/01:22:39

Plot file version 411 created 29-APR-2024 18:38:38

1146+189 EA075.UVDATA.1

Freq = 21.9925 GHz, Bw = 32.000 MH Calibrated with CL # 4 and BP # 1 (BP mode 1)

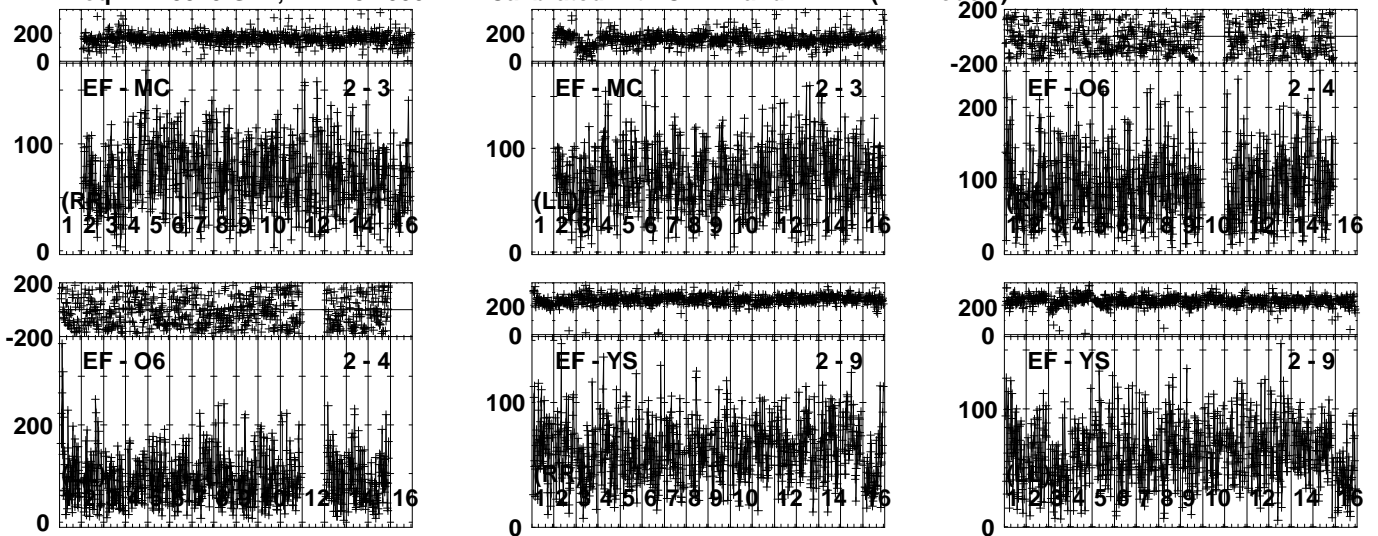


Lower frame: Milli Ampl Jy Top frame: Phas deg  
Vector averaged cross-power spectrum Several baselines displayed  
Timerange: 01/01:23:13 to 01/01:24:09

Plot file version 412 created 29-APR-2024 18:38:39

J1143+1834 EA075.UVDATA.1

Freq = 21.9925 GHz, Bw = 32.000 MH Calibrated with CL # 4 and BP # 1 (BP mode 1)

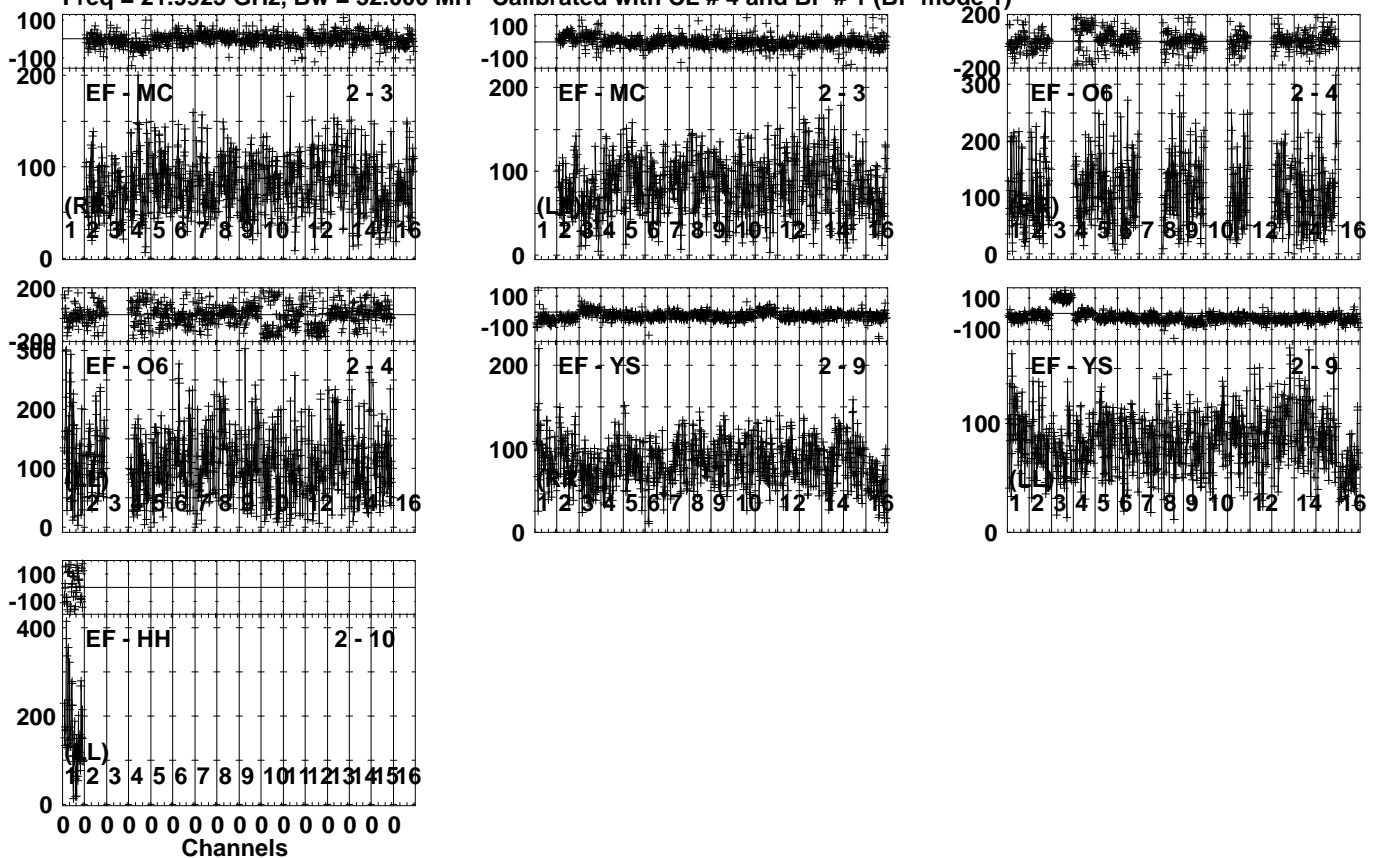


Lower frame: Milli Ampl Jy Top frame: Phas deg  
Vector averaged cross-power spectrum Several baselines displayed  
Timerange: 01/01:24:13 to 01/01:25:39

Plot file version 413 created 29-APR-2024 18:38:39

1146+189 EA075.UVDATA.1

Freq = 21.9925 GHz, Bw = 32.000 MH Calibrated with CL # 4 and BP # 1 (BP mode 1)

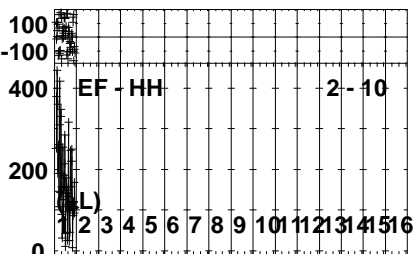
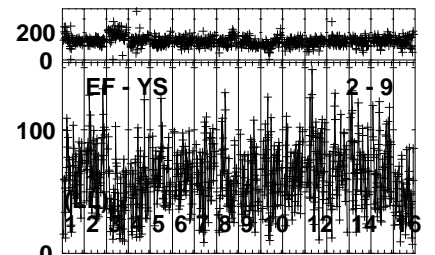
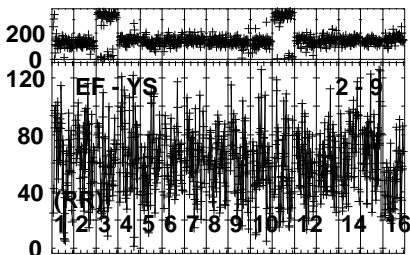
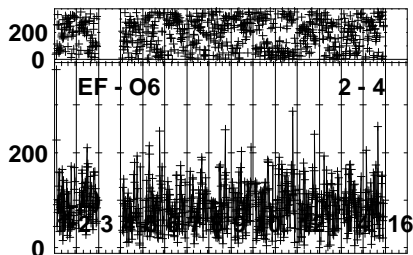
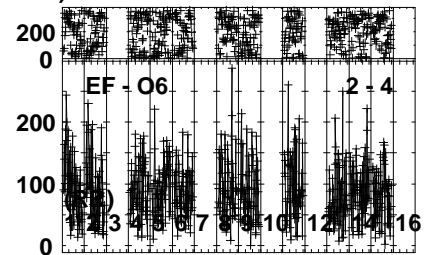
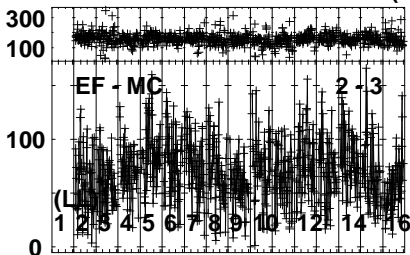
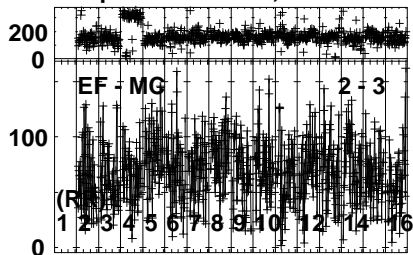


Lower frame: Milli Ampl Jy Top frame: Phas deg  
Vector averaged cross-power spectrum Several baselines displayed  
Timerange: 01/01:25:43 to 01/01:27:09

Plot file version 414 created 29-APR-2024 18:38:40

J1143+1834 EA075.UVDATA.1

Freq = 21.9925 GHz, Bw = 32.000 MH Calibrated with CL # 4 and BP # 1 (BP mode 1)



0 0 0 0 0 0 0 0 0 0 0 0 0 0 0 0  
Channels

Lower frame: Milli Ampl Jy Top frame: Phas deg

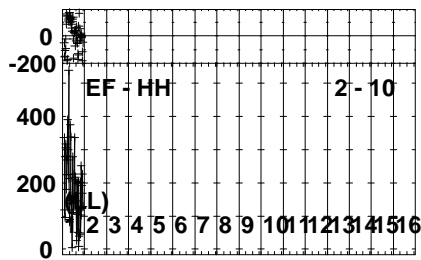
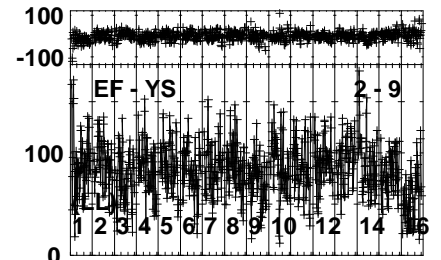
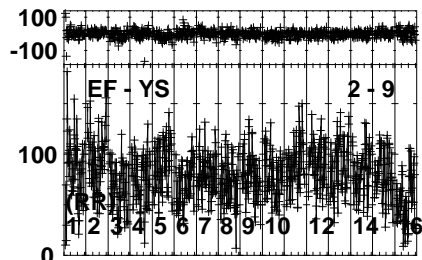
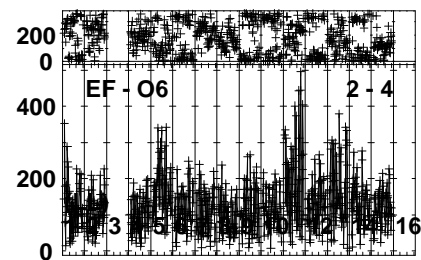
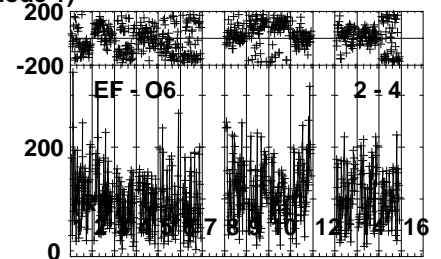
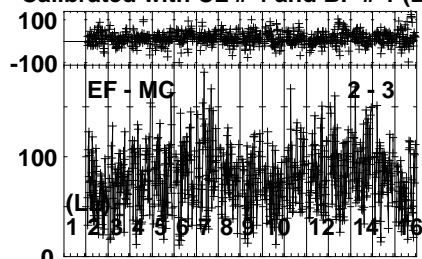
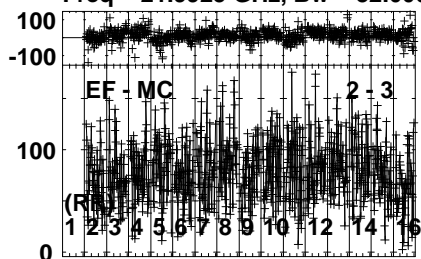
Vector averaged cross-power spectrum Several baselines displayed

Timerange: 01/01:27:13 to 01/01:28:39

Plot file version 415 created 29-APR-2024 18:38:41

1146+189 EA075.UVDATA.1

Freq = 21.9925 GHz, Bw = 32.000 MH Calibrated with CL # 4 and BP # 1 (BP mode 1)



0 0 0 0 0 0 0 0 0 0 0 0 0 0 0 0  
Channels

Lower frame: Milli Ampl Jy Top frame: Phas deg

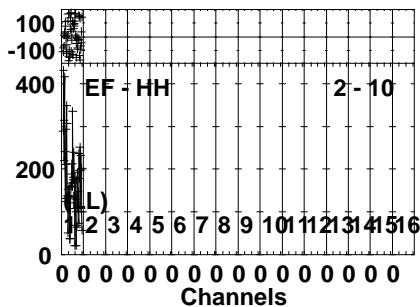
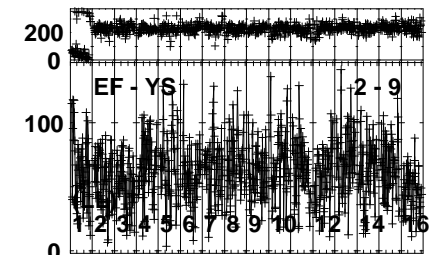
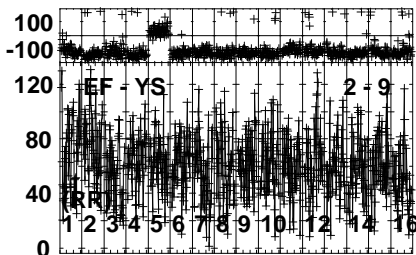
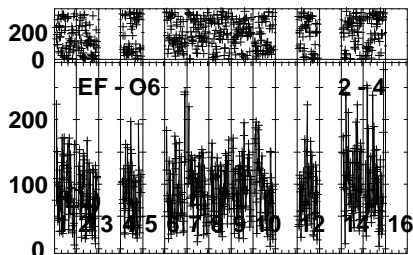
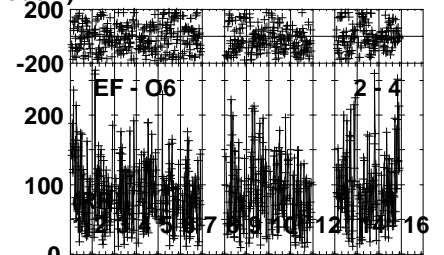
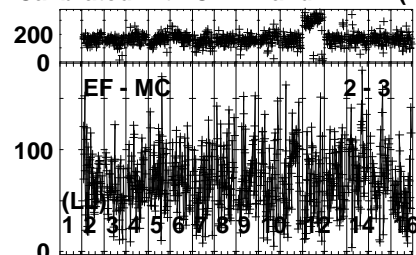
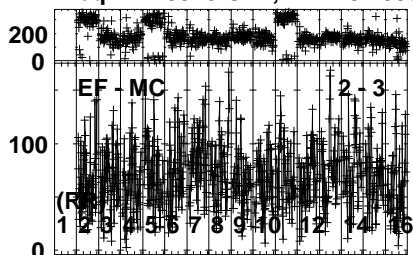
Vector averaged cross-power spectrum Several baselines displayed

Timerange: 01/01:29:13 to 01/01:30:09

Plot file version 416 created 29-APR-2024 18:38:41

J1143+1834 EA075.UVDATA.1

Freq = 21.9925 GHz, Bw = 32.000 MH Calibrated with CL # 4 and BP # 1 (BP mode 1)



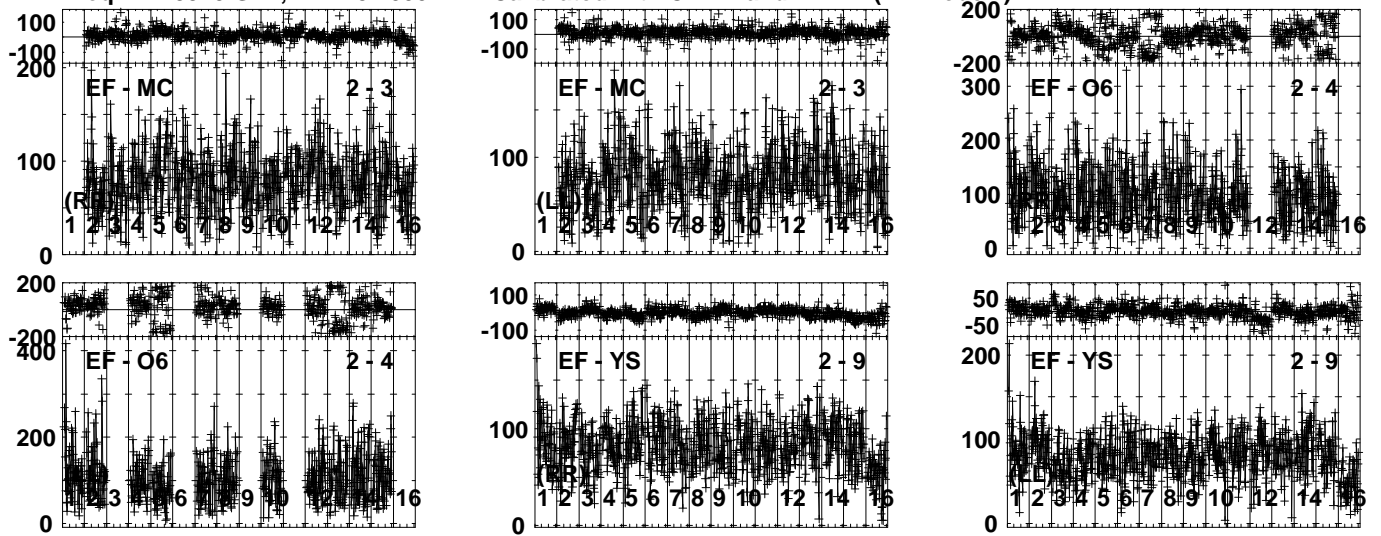
Lower frame: Milli Ampl Jy Top frame: Phas deg  
Vector averaged cross-power spectrum Several baselines displayed  
Timerange: 01/01:30:13 to 01/01:31:39



Plot file version 417 created 29-APR-2024 18:38:42

1146+189 EA075.UVDATA.1

Freq = 21.9925 GHz, Bw = 32.000 MH Calibrated with CL # 4 and BP # 1 (BP mode 1)

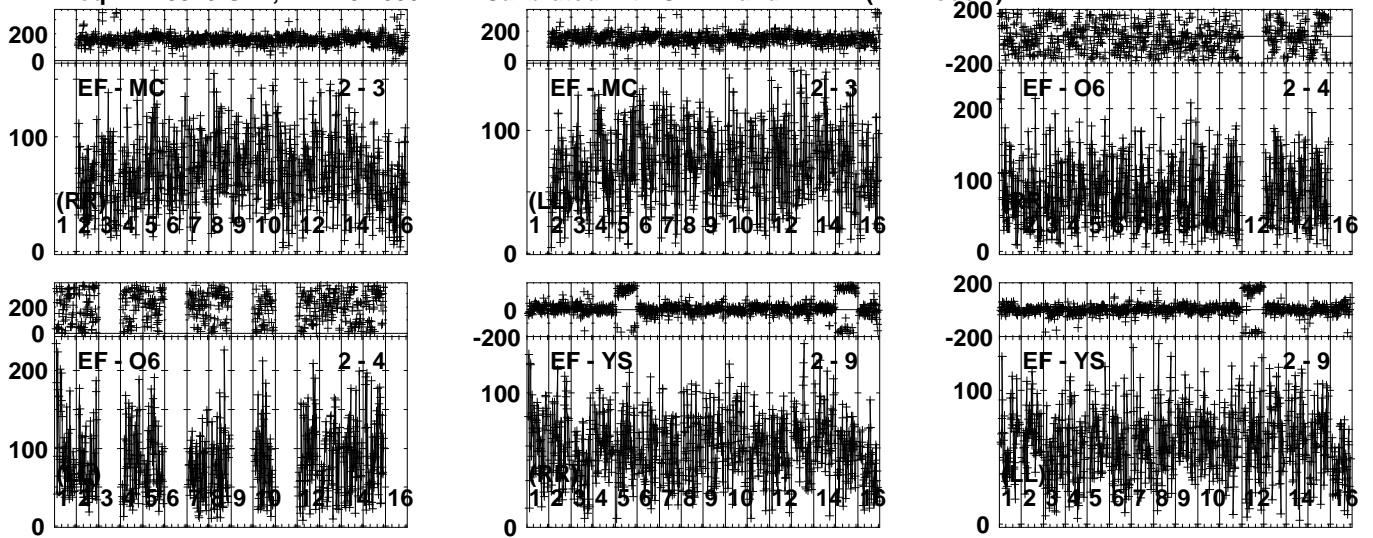


Lower frame: Milli Ampl Jy Top frame: Phas deg  
Vector averaged cross-power spectrum Several baselines displayed  
Timerange: 01/01:31:43 to 01/01:33:09

Plot file version 418 created 29-APR-2024 18:38:43

J1143+1834 EA075.UVDATA.1

Freq = 21.9925 GHz, Bw = 32.000 MH Calibrated with CL # 4 and BP # 1 (BP mode 1)

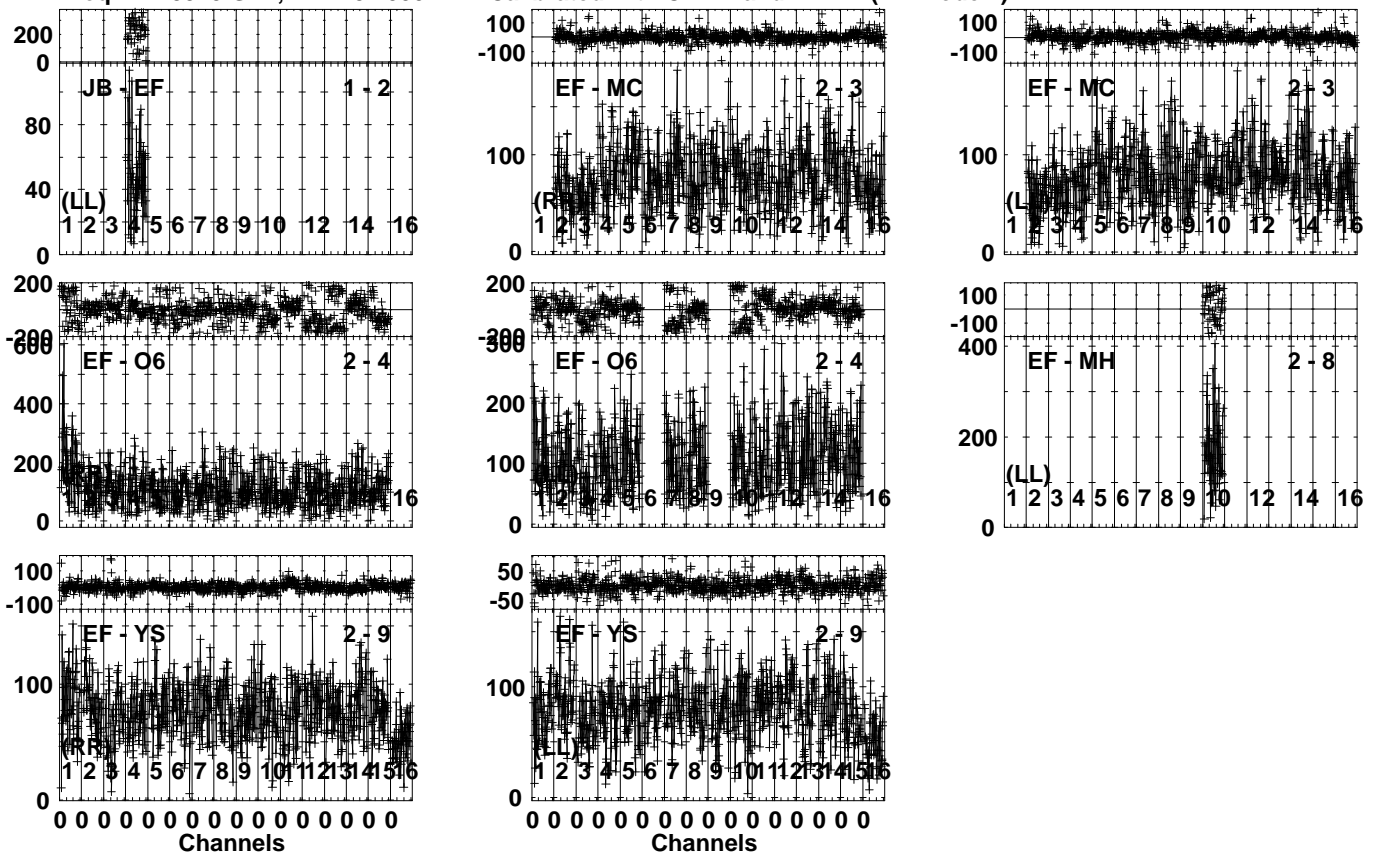


Lower frame: Milli Ampl Jy Top frame: Phas deg  
Vector averaged cross-power spectrum Several baselines displayed  
Timerange: 01/01:33:13 to 01/01:34:39

Plot file version 419 created 29-APR-2024 18:38:43

1146+189 EA075.UVDATA.1

Freq = 21.9925 GHz, Bw = 32.000 MH Calibrated with CL # 4 and BP # 1 (BP mode 1)

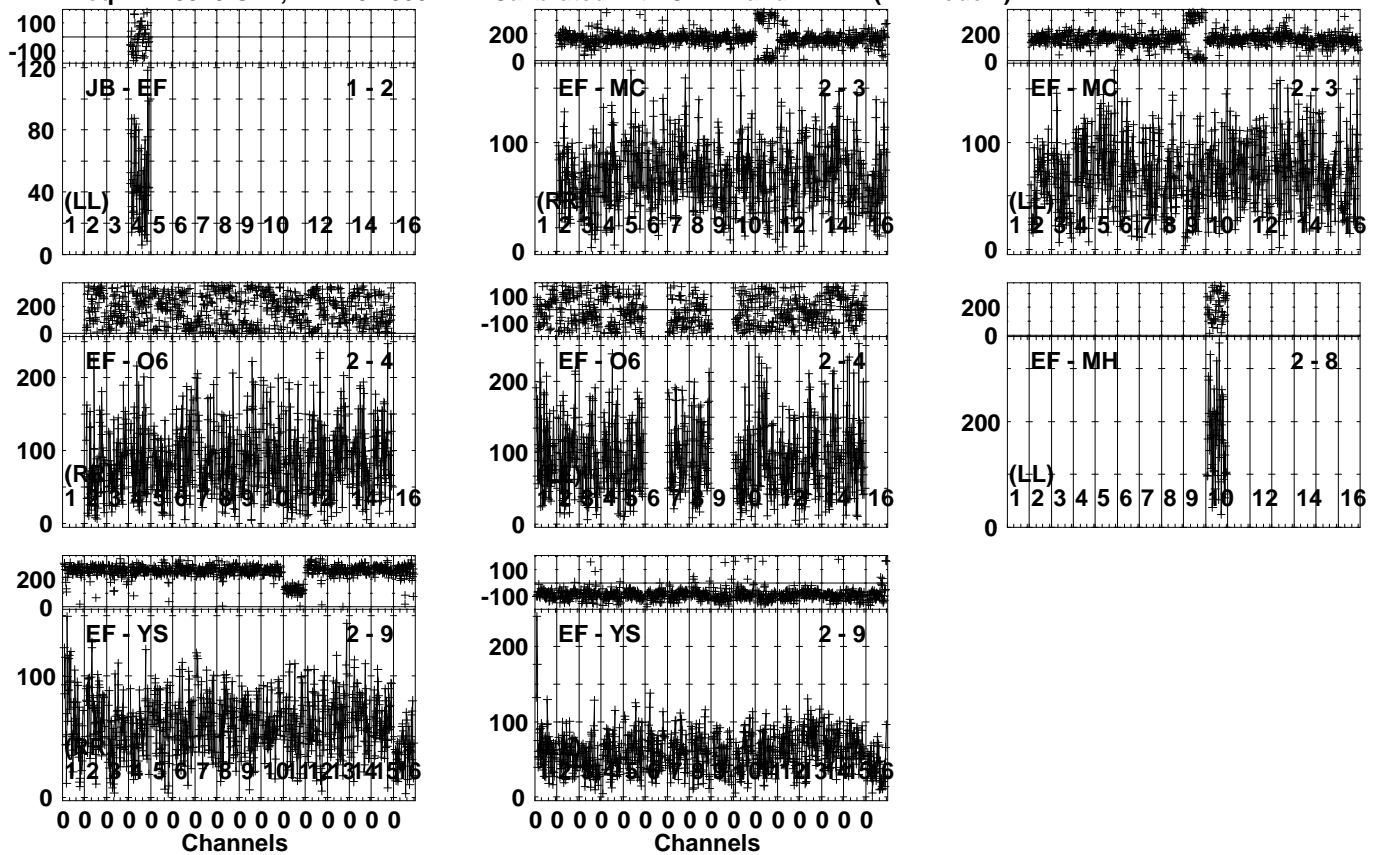


Lower frame: Milli Ampl Jy Top frame: Phas deg  
Vector averaged cross-power spectrum Several baselines displayed  
Timerange: 01/01:35:13 to 01/01:36:09

Plot file version 420 created 29-APR-2024 18:38:44

J1143+1834 EA075.UVDATA.1

Freq = 21.9925 GHz, Bw = 32.000 MH Calibrated with CL # 4 and BP # 1 (BP mode 1)

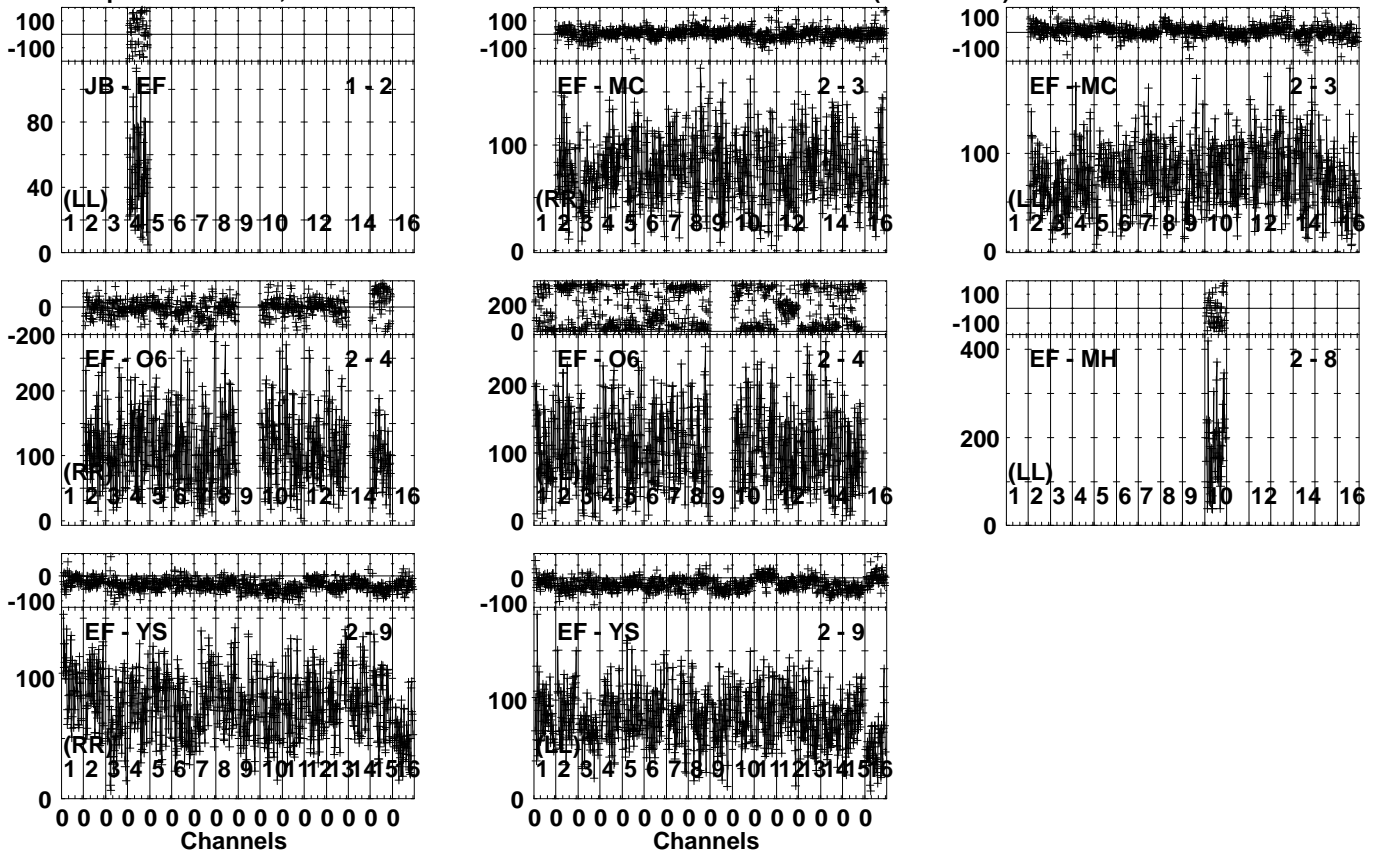


Lower frame: Milli Ampl Jy Top frame: Phas deg  
Vector averaged cross-power spectrum Several baselines displayed  
Timerange: 01/01:36:13 to 01/01:37:39

Plot file version 421 created 29-APR-2024 18:38:45

1146+189 EA075.UVDATA.1

Freq = 21.9925 GHz, Bw = 32.000 MH Calibrated with CL # 4 and BP # 1 (BP mode 1)

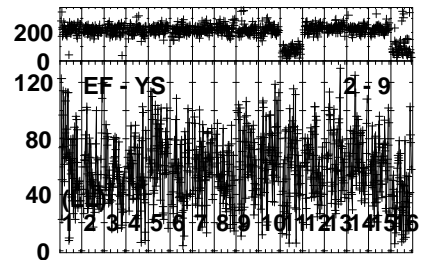
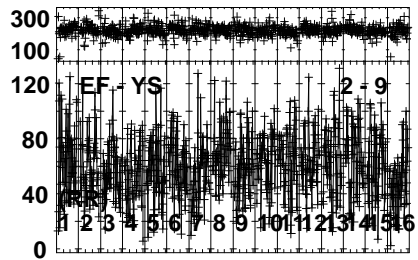
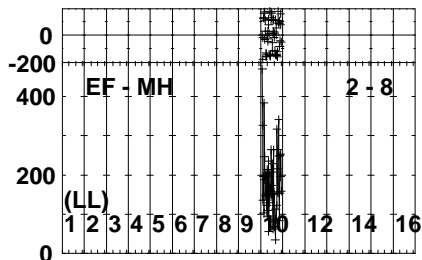
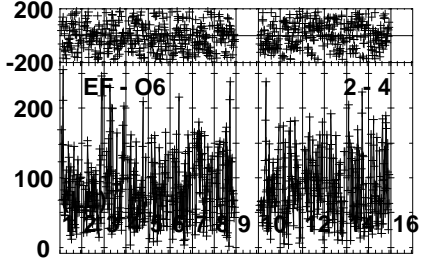
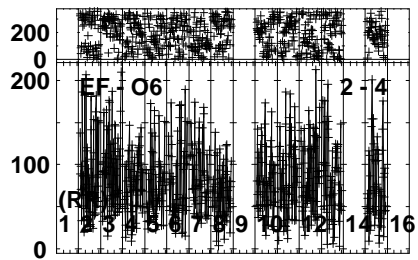
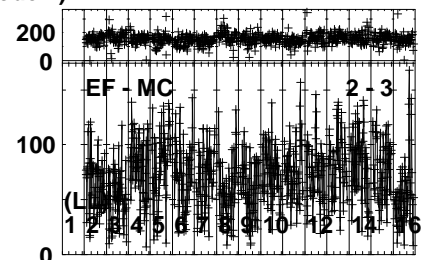
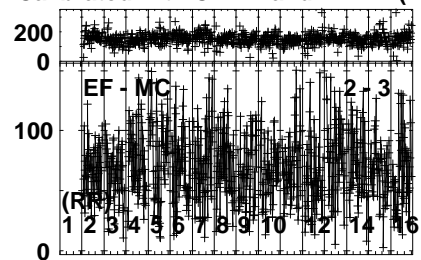
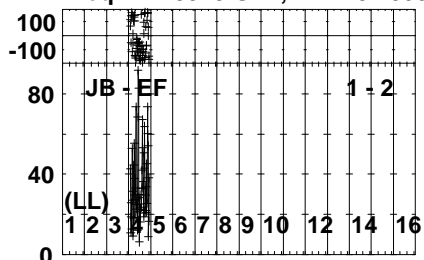


Lower frame: Milli Ampl Jy Top frame: Phas deg  
Vector averaged cross-power spectrum Several baselines displayed  
Timerange: 01/01:37:43 to 01/01:39:09

Plot file version 422 created 29-APR-2024 18:38:46

J1143+1834 EA075.UVDATA.1

Freq = 21.9925 GHz, Bw = 32.000 MH Calibrated with CL # 4 and BP # 1 (BP mode 1)

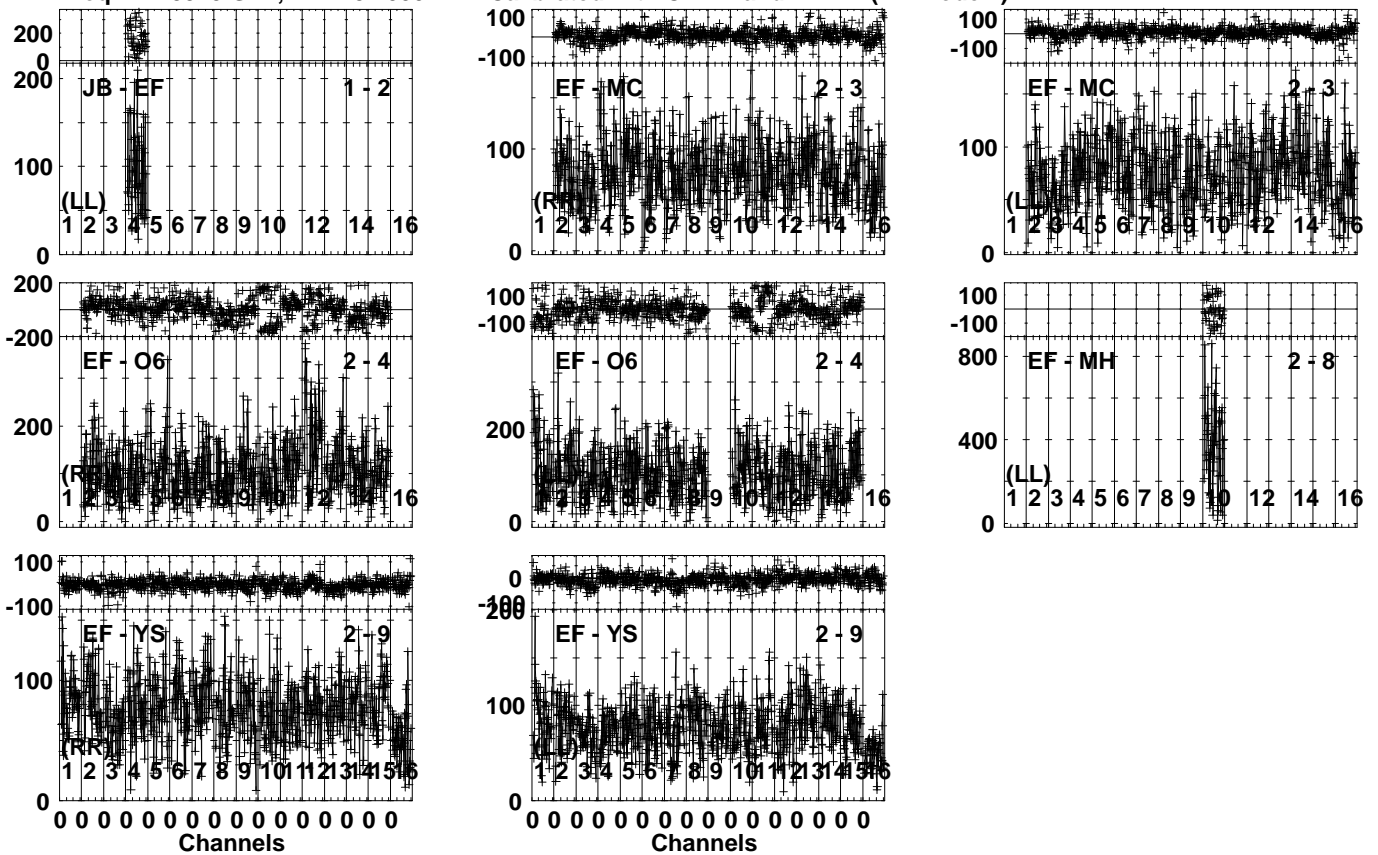


Lower frame: Milli Ampl Jy Top frame: Phas deg  
Vector averaged cross-power spectrum Several baselines displayed  
Timerange: 01/01:39:13 to 01/01:40:39

Plot file version 423 created 29-APR-2024 18:38:46

1146+189 EA075.UVDATA.1

Freq = 21.9925 GHz, Bw = 32.000 MH Calibrated with CL # 4 and BP # 1 (BP mode 1)

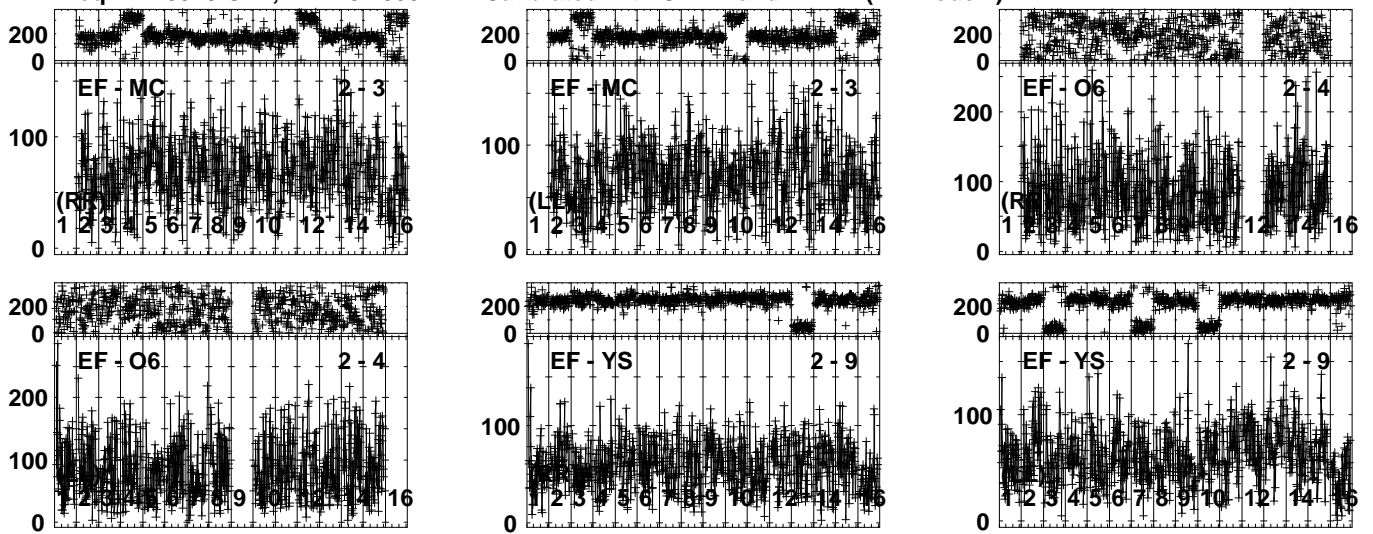


Lower frame: Milli Ampl Jy Top frame: Phas deg  
Vector averaged cross-power spectrum Several baselines displayed  
Timerange: 01/01:41:13 to 01/01:42:09

Plot file version 424 created 29-APR-2024 18:38:47

J1143+1834 EA075.UVDATA.1

Freq = 21.9925 GHz, Bw = 32.000 MH Calibrated with CL # 4 and BP # 1 (BP mode 1)



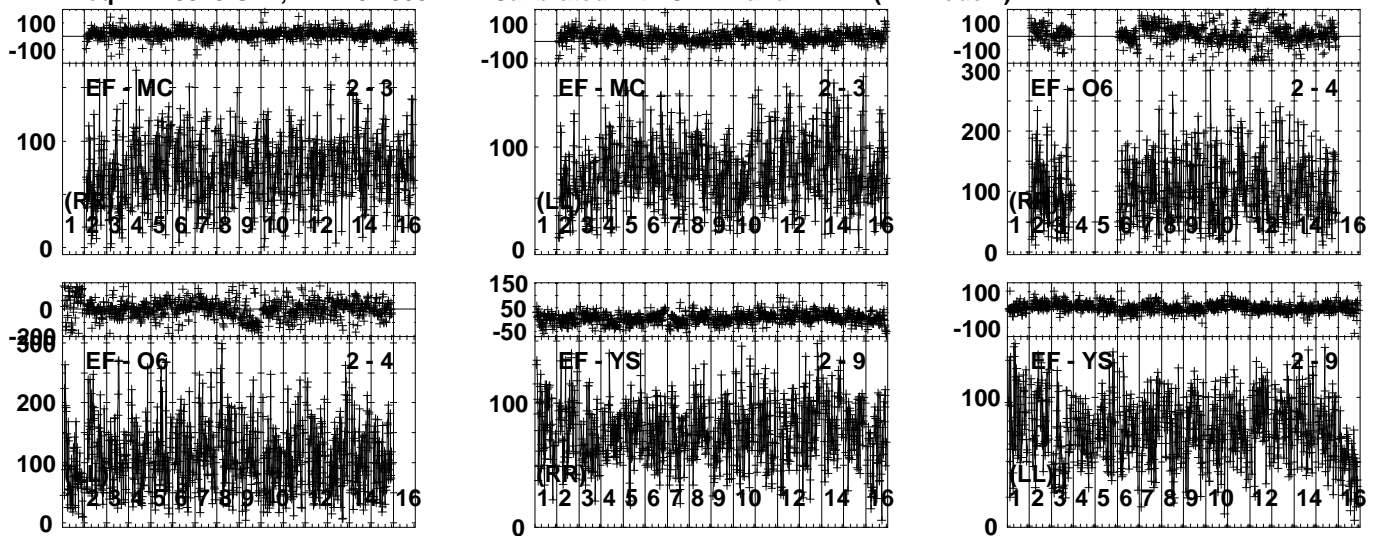
Lower frame: Milli Ampl Jy Top frame: Phas deg  
Vector averaged cross-power spectrum Several baselines displayed  
Timerange: 01/01:42:13 to 01/01:43:39



Plot file version 425 created 29-APR-2024 18:38:48

1146+189 EA075.UVDATA.1

Freq = 21.9925 GHz, Bw = 32.000 MH Calibrated with CL # 4 and BP # 1 (BP mode 1)

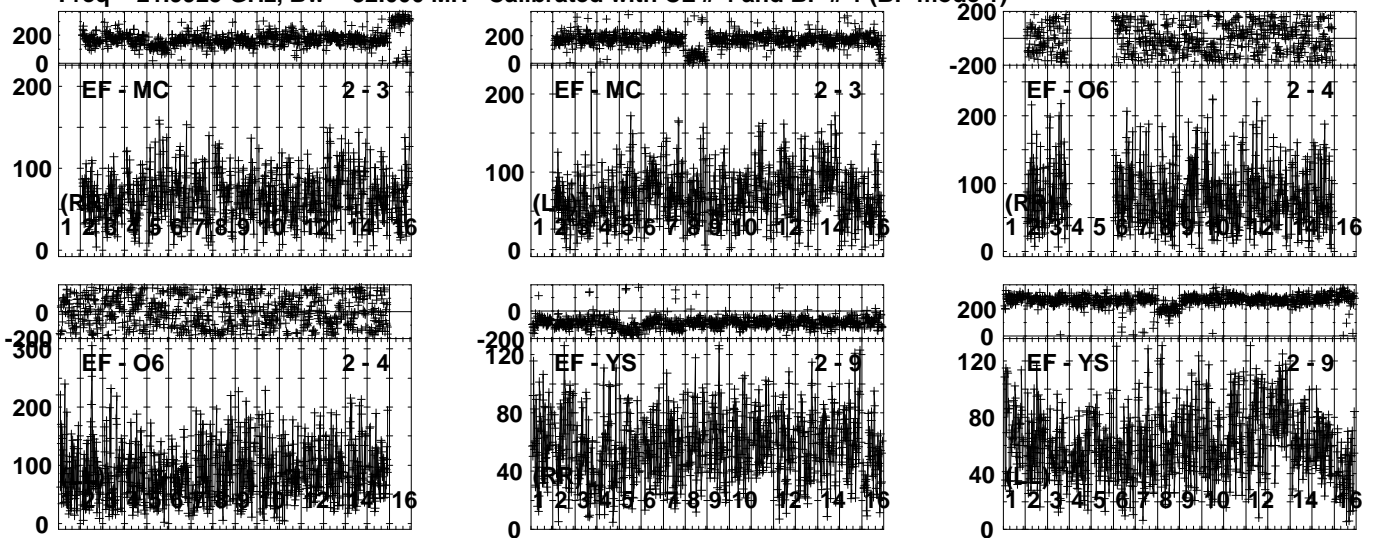


Lower frame: Milli Ampl Jy Top frame: Phas deg  
Vector averaged cross-power spectrum Several baselines displayed  
Timerange: 01/01:43:43 to 01/01:45:09

Plot file version 426 created 29-APR-2024 18:38:48

J1143+1834 EA075.UVDATA.1

Freq = 21.9925 GHz, Bw = 32.000 MH Calibrated with CL # 4 and BP # 1 (BP mode 1)

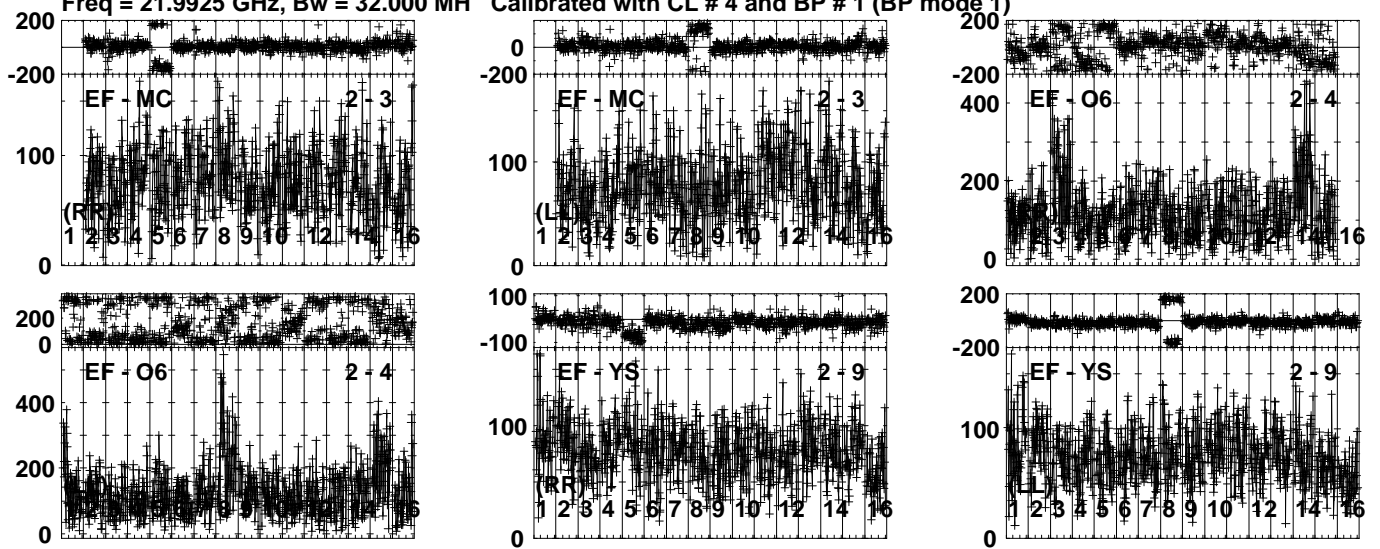


Lower frame: Milli Ampl Jy Top frame: Phas deg  
Vector averaged cross-power spectrum Several baselines displayed  
Timerange: 01/01:45:13 to 01/01:46:39

Plot file version 427 created 29-APR-2024 18:38:49

1146+189 EA075.UVDATA.1

Freq = 21.9925 GHz, Bw = 32.000 MH Calibrated with CL # 4 and BP # 1 (BP mode 1)

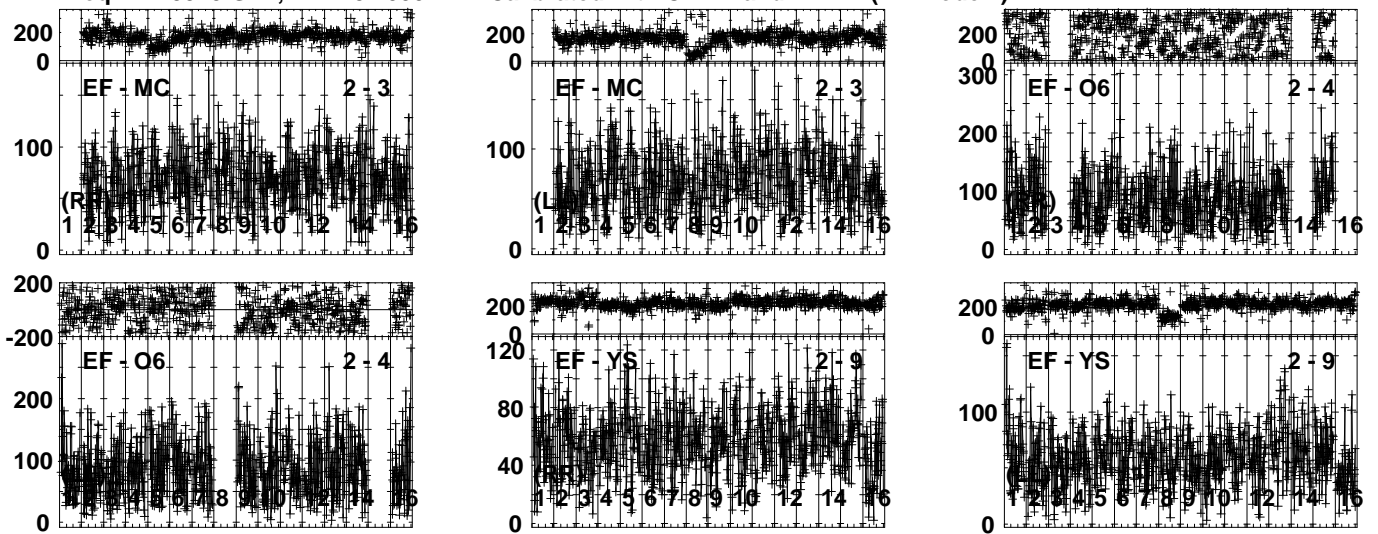


Lower frame: Milli Ampl Jy Top frame: Phas deg  
Vector averaged cross-power spectrum Several baselines displayed  
Timerange: 01/01:47:13 to 01/01:48:09

Plot file version 428 created 29-APR-2024 18:38:50

J1143+1834 EA075.UVDATA.1

Freq = 21.9925 GHz, Bw = 32.000 MH Calibrated with CL # 4 and BP # 1 (BP mode 1)

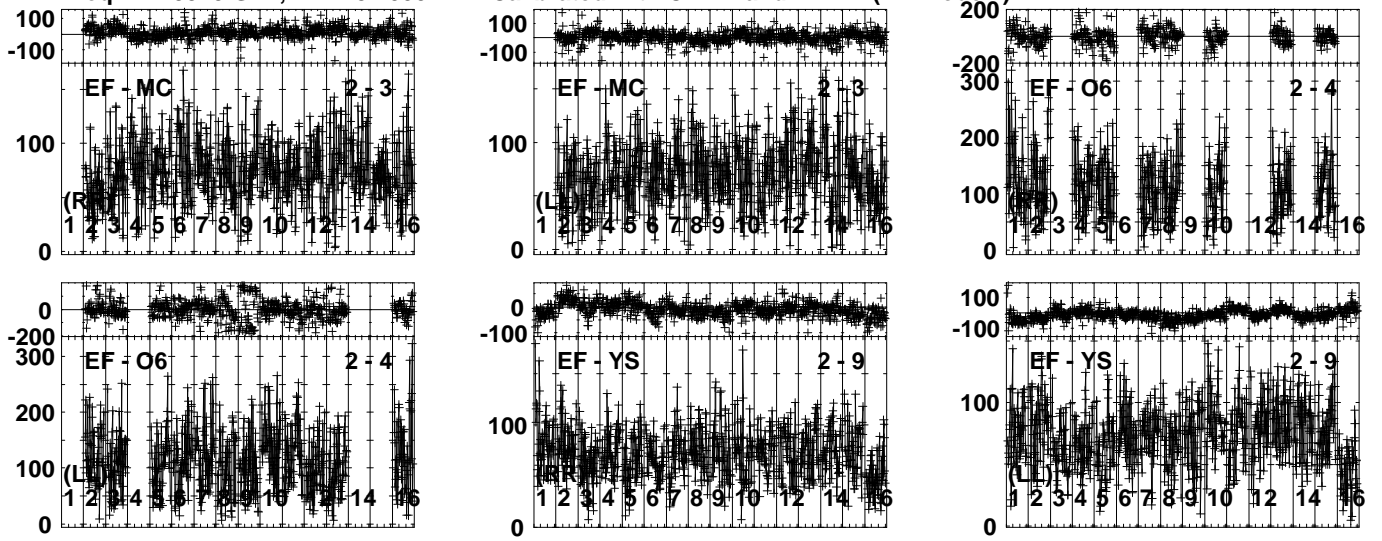


Lower frame: Milli Ampl Jy Top frame: Phas deg  
Vector averaged cross-power spectrum Several baselines displayed  
Timerange: 01/01:48:13 to 01/01:49:39

Plot file version 429 created 29-APR-2024 18:38:51

1146+189 EA075.UVDATA.1

Freq = 21.9925 GHz, Bw = 32.000 MH Calibrated with CL # 4 and BP # 1 (BP mode 1)

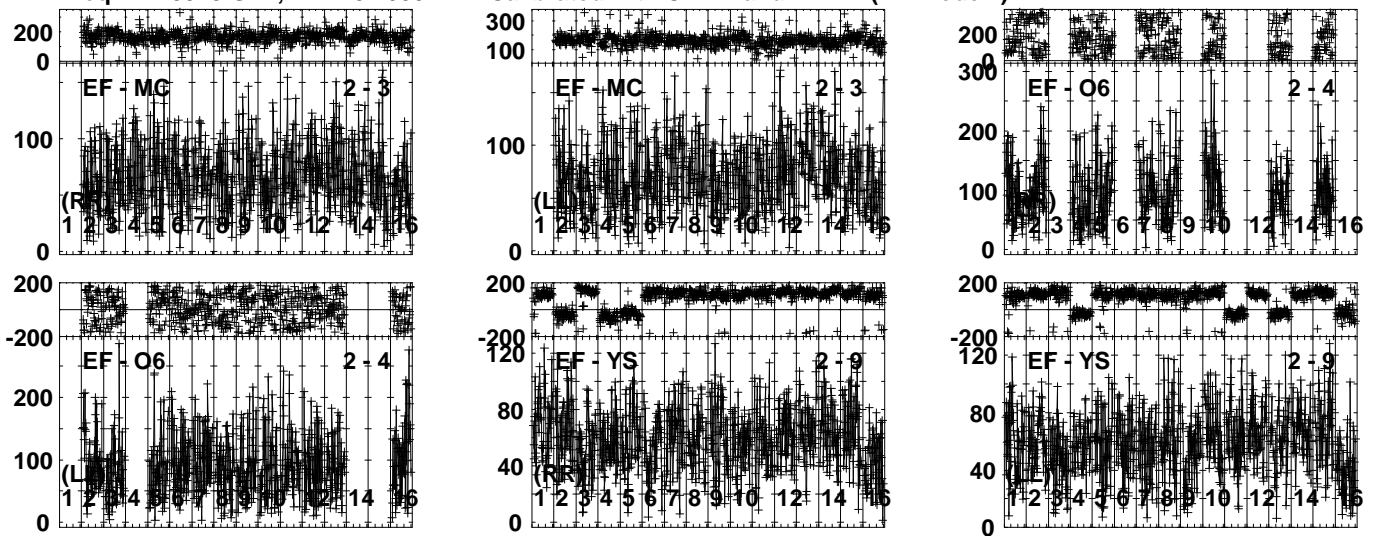


Lower frame: Milli Ampl Jy Top frame: Phas deg  
Vector averaged cross-power spectrum Several baselines displayed  
Timerange: 01/01:49:43 to 01/01:51:09

Plot file version 430 created 29-APR-2024 18:38:51

J1143+1834 EA075.UVDATA.1

Freq = 21.9925 GHz, Bw = 32.000 MH Calibrated with CL # 4 and BP # 1 (BP mode 1)

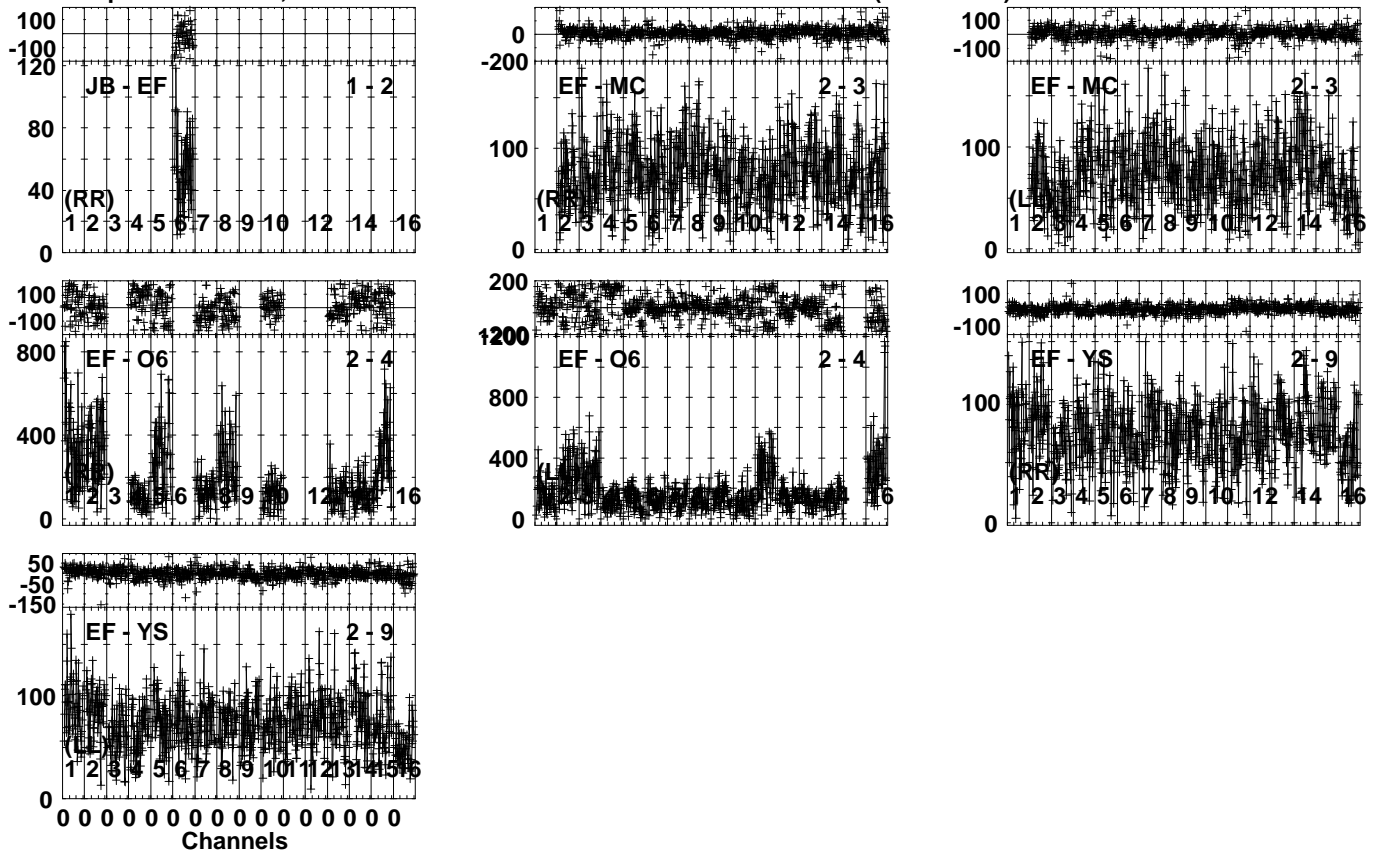


Lower frame: Milli Ampl Jy Top frame: Phas deg  
Vector averaged cross-power spectrum Several baselines displayed  
Timerange: 01/01:51:13 to 01/01:52:39

Plot file version 431 created 29-APR-2024 18:38:52

1146+189 EA075.UVDATA.1

Freq = 21.9925 GHz, Bw = 32.000 MH Calibrated with CL # 4 and BP # 1 (BP mode 1)

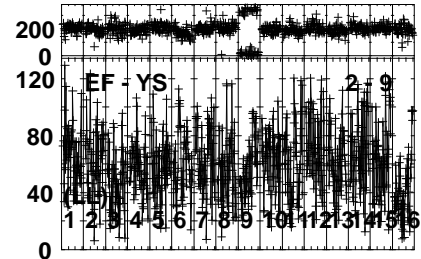
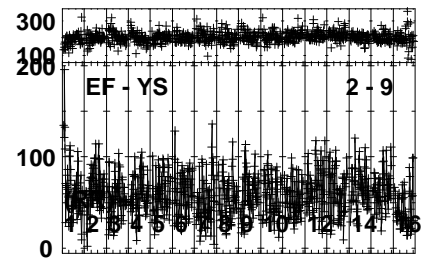
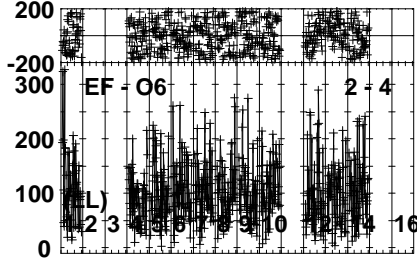
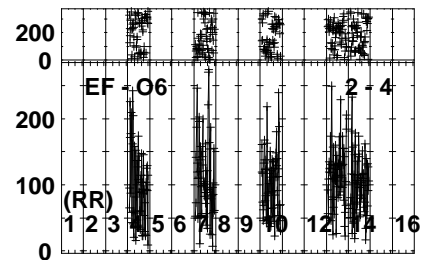
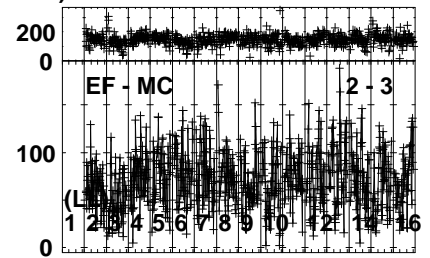
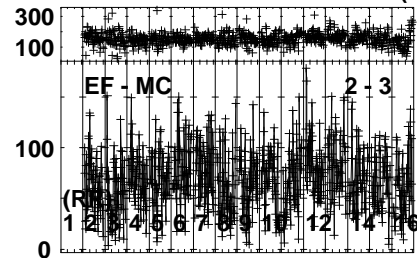
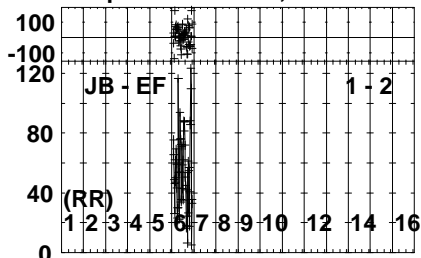


Lower frame: Milli Ampl Jy Top frame: Phas deg  
Vector averaged cross-power spectrum Several baselines displayed  
Timerange: 01/01:53:13 to 01/01:54:09

Plot file version 432 created 29-APR-2024 18:38:53

J1143+1834 EA075.UVDATA.1

Freq = 21.9925 GHz, Bw = 32.000 MH Calibrated with CL # 4 and BP # 1 (BP mode 1)



0 0 0 0 0 0 0 0 0 0 0 0 0 0 0 0  
Channels

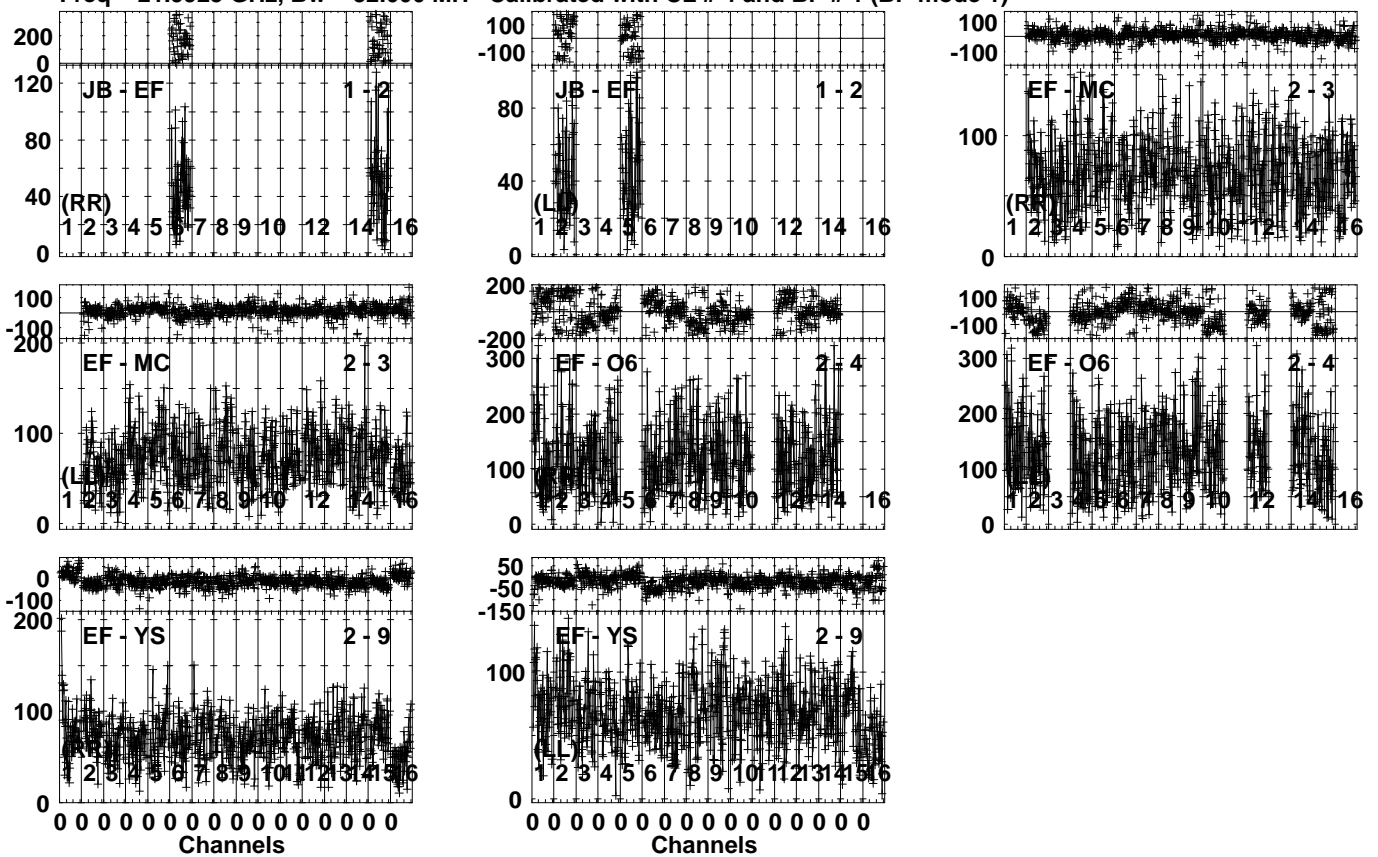
Lower frame: Milli Ampl Jy Top frame: Phas deg  
Vector averaged cross-power spectrum Several baselines displayed  
Timerange: 01/01:54:13 to 01/01:55:39



Plot file version 433 created 29-APR-2024 18:38:53

1146+189 EA075.UVDATA.1

Freq = 21.9925 GHz, Bw = 32.000 MH Calibrated with CL # 4 and BP # 1 (BP mode 1)

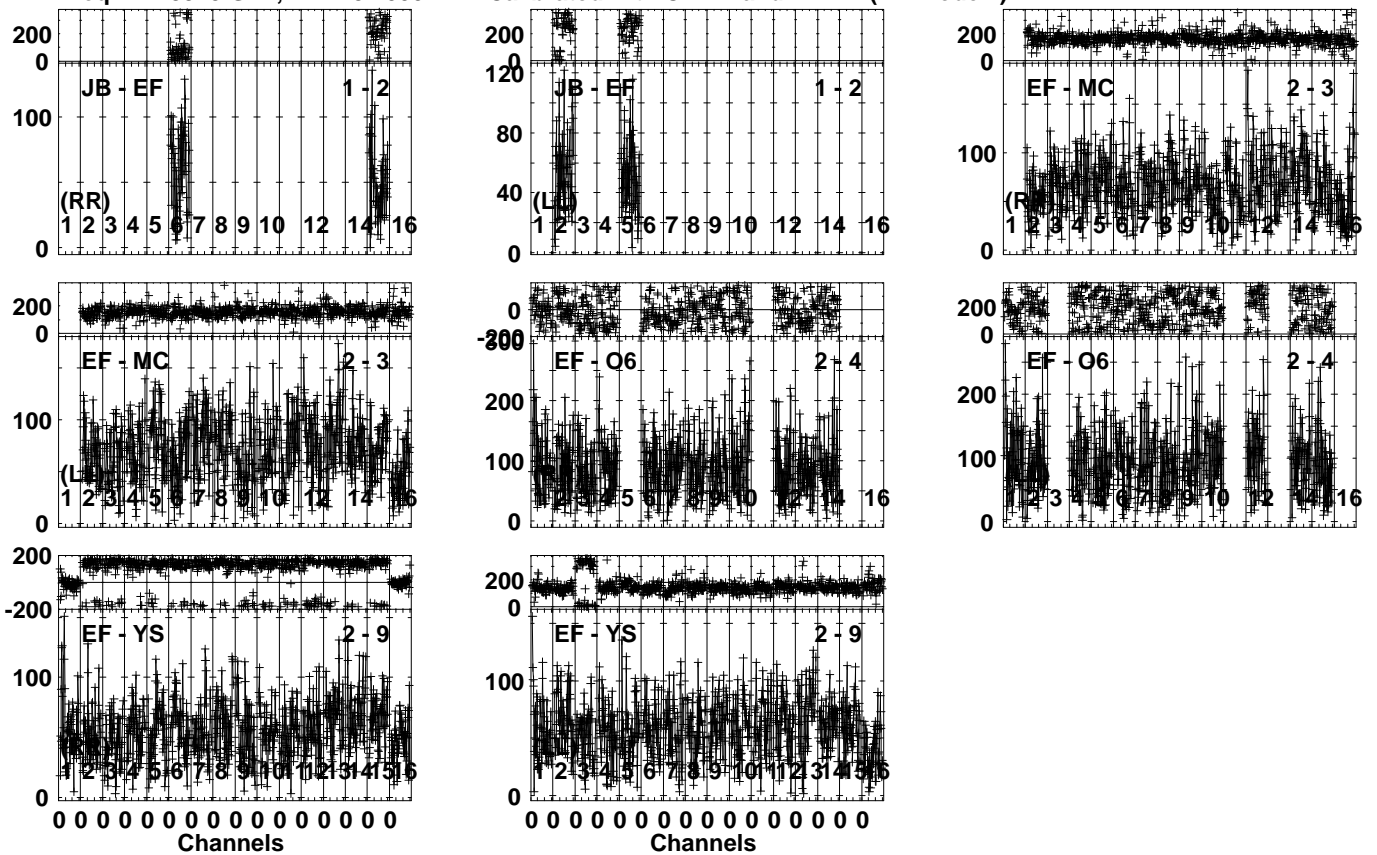


Lower frame: Milli Ampl Jy Top frame: Phas deg  
Vector averaged cross-power spectrum Several baselines displayed  
Timerange: 01/01:55:43 to 01/01:57:09

Plot file version 434 created 29-APR-2024 18:38:54

J1143+1834 EA075.UVDATA.1

Freq = 21.9925 GHz, Bw = 32.000 MH Calibrated with CL # 4 and BP # 1 (BP mode 1)

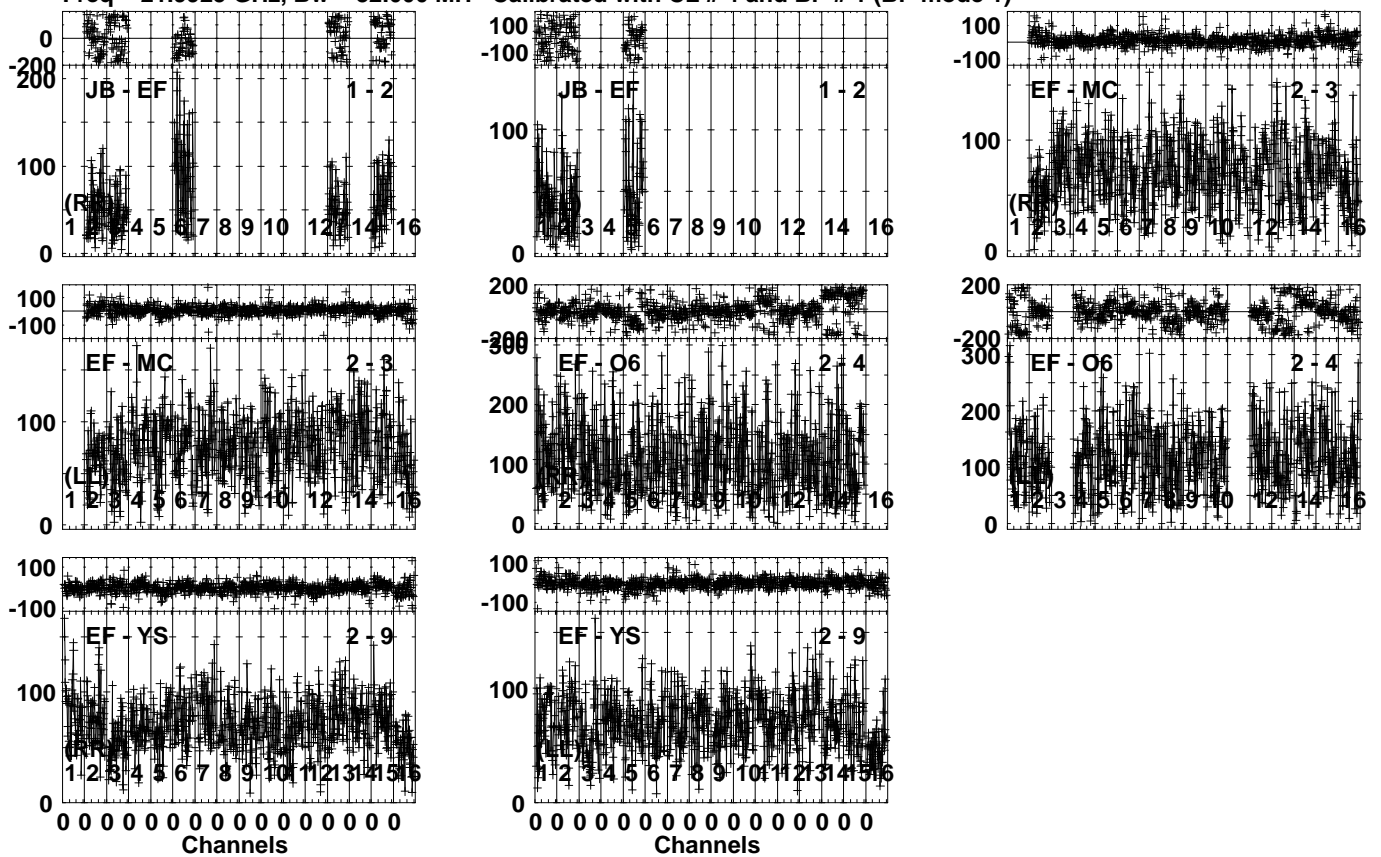


Lower frame: Milli Ampl Jy Top frame: Phas deg  
Vector averaged cross-power spectrum Several baselines displayed  
Timerange: 01/01:57:13 to 01/01:58:39

Plot file version 435 created 29-APR-2024 18:38:55

1146+189 EA075.UVDATA.1

Freq = 21.9925 GHz, Bw = 32.000 MH Calibrated with CL # 4 and BP # 1 (BP mode 1)

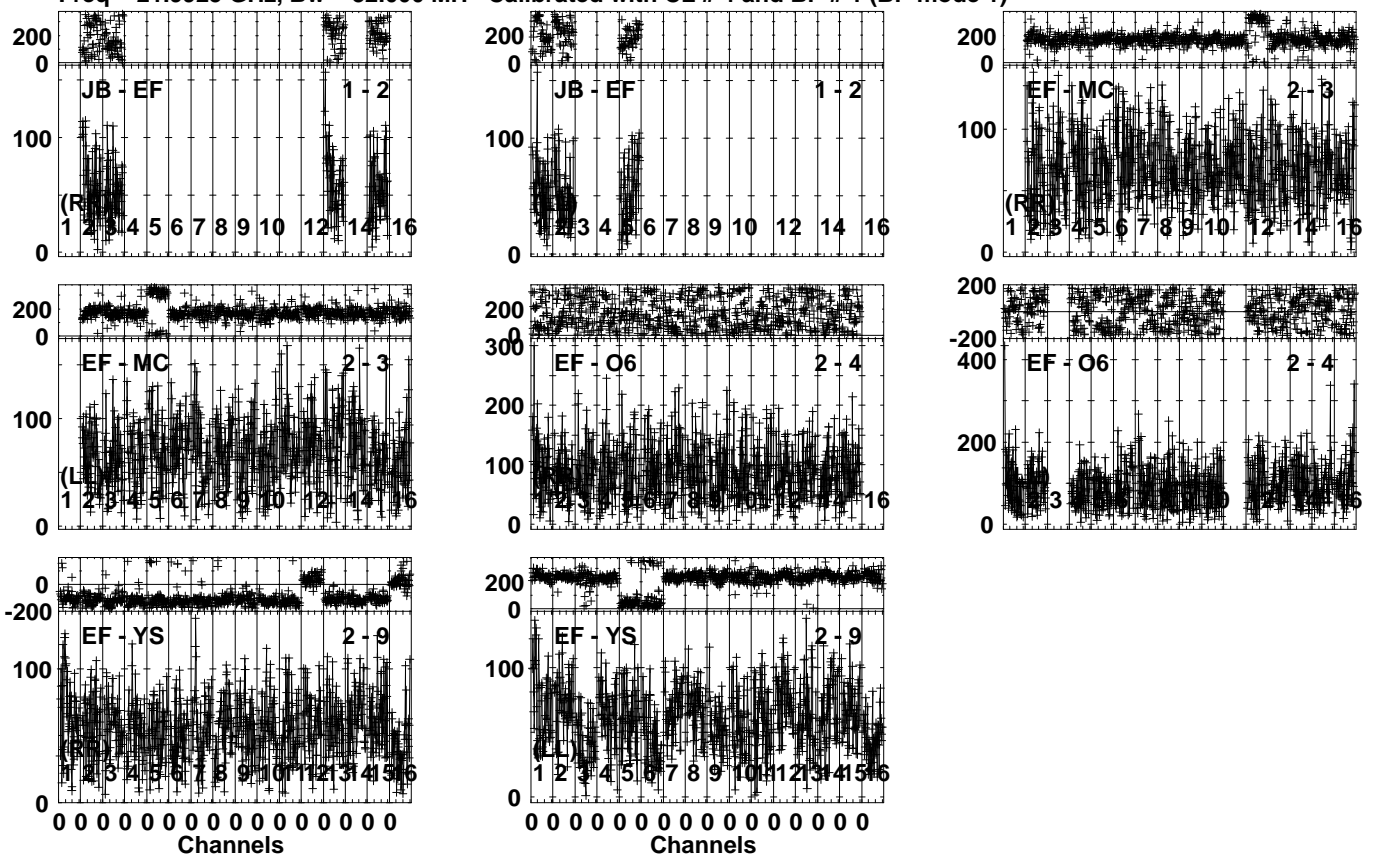


Lower frame: Milli Ampl Jy Top frame: Phas deg  
Vector averaged cross-power spectrum Several baselines displayed  
Timerange: 01/01:59:13 to 01/02:00:09

Plot file version 436 created 29-APR-2024 18:38:56

J1143+1834 EA075.UVDATA.1

Freq = 21.9925 GHz, Bw = 32.000 MH Calibrated with CL # 4 and BP # 1 (BP mode 1)

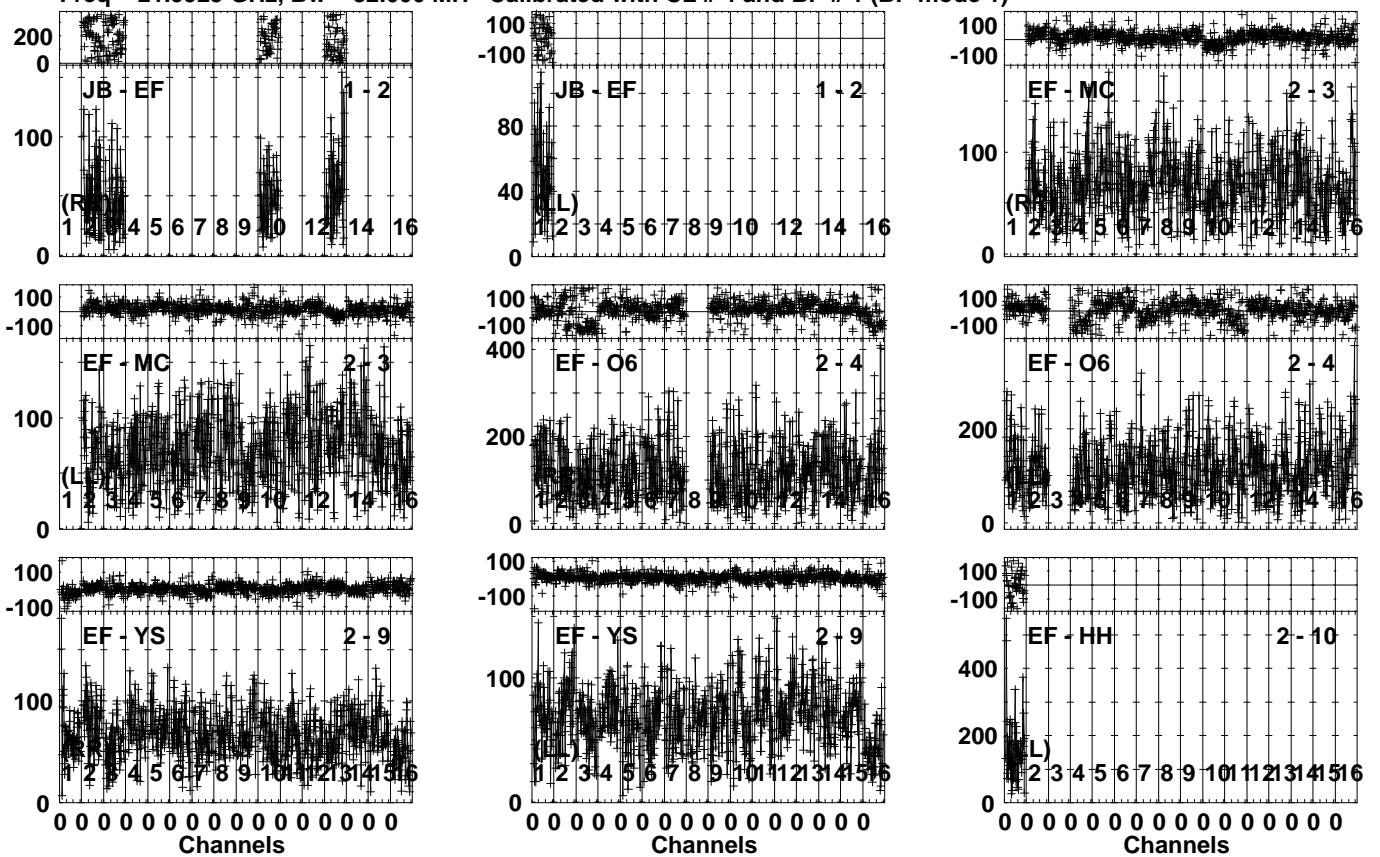


Lower frame: Milli Ampl Jy Top frame: Phas deg  
Vector averaged cross-power spectrum Several baselines displayed  
Timerange: 01/02:00:13 to 01/02:01:39

Plot file version 437 created 29-APR-2024 18:38:56

1146+189 EA075.UVDATA.1

Freq = 21.9925 GHz, Bw = 32.000 MH Calibrated with CL # 4 and BP # 1 (BP mode 1)

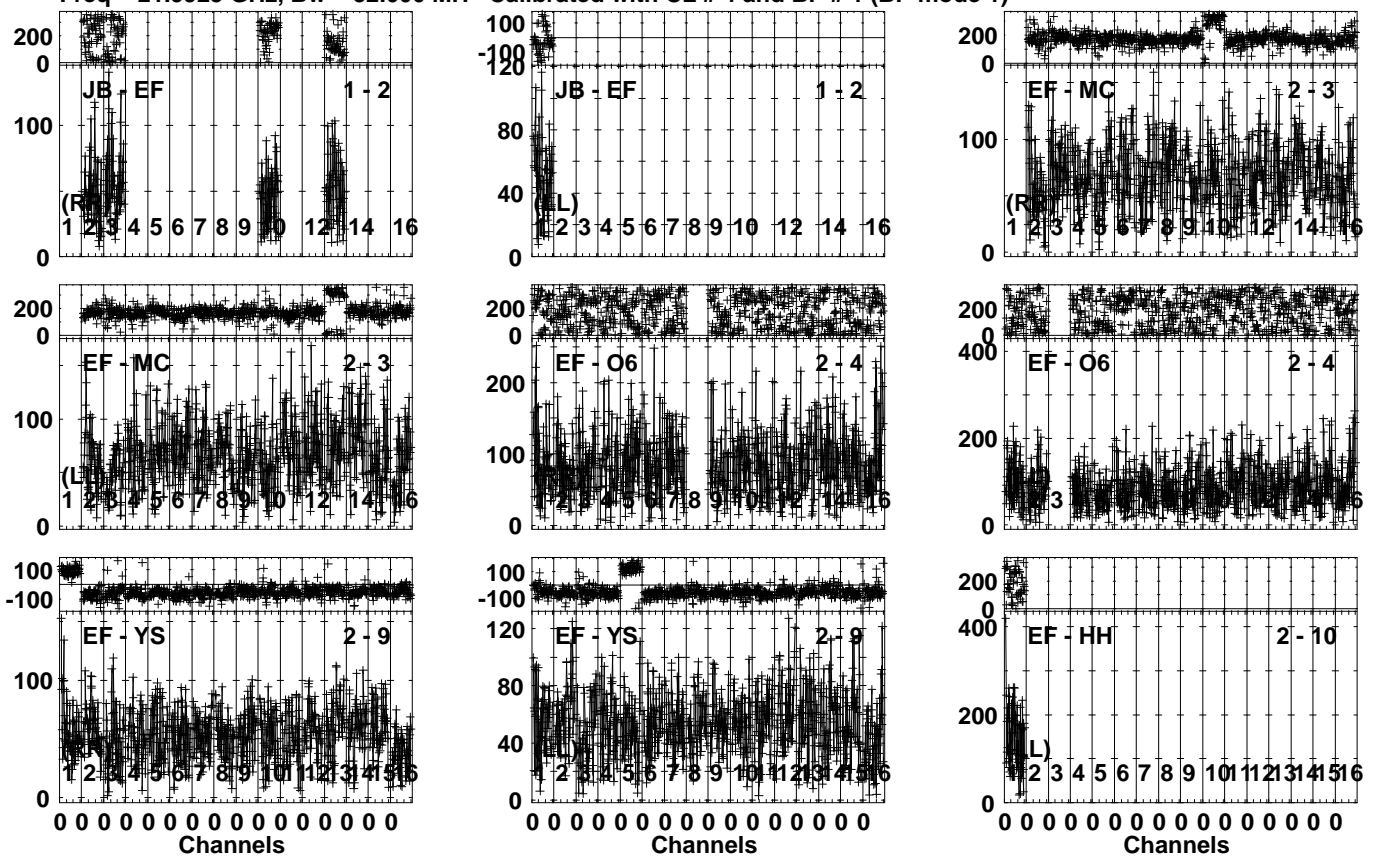


Lower frame: Milli Ampl Jy Top frame: Phas deg  
Vector averaged cross-power spectrum Several baselines displayed  
Timerange: 01/02:01:43 to 01/02:03:09

Plot file version 438 created 29-APR-2024 18:38:57

J1143+1834 EA075.UVDATA.1

Freq = 21.9925 GHz, Bw = 32.000 MH Calibrated with CL # 4 and BP # 1 (BP mode 1)

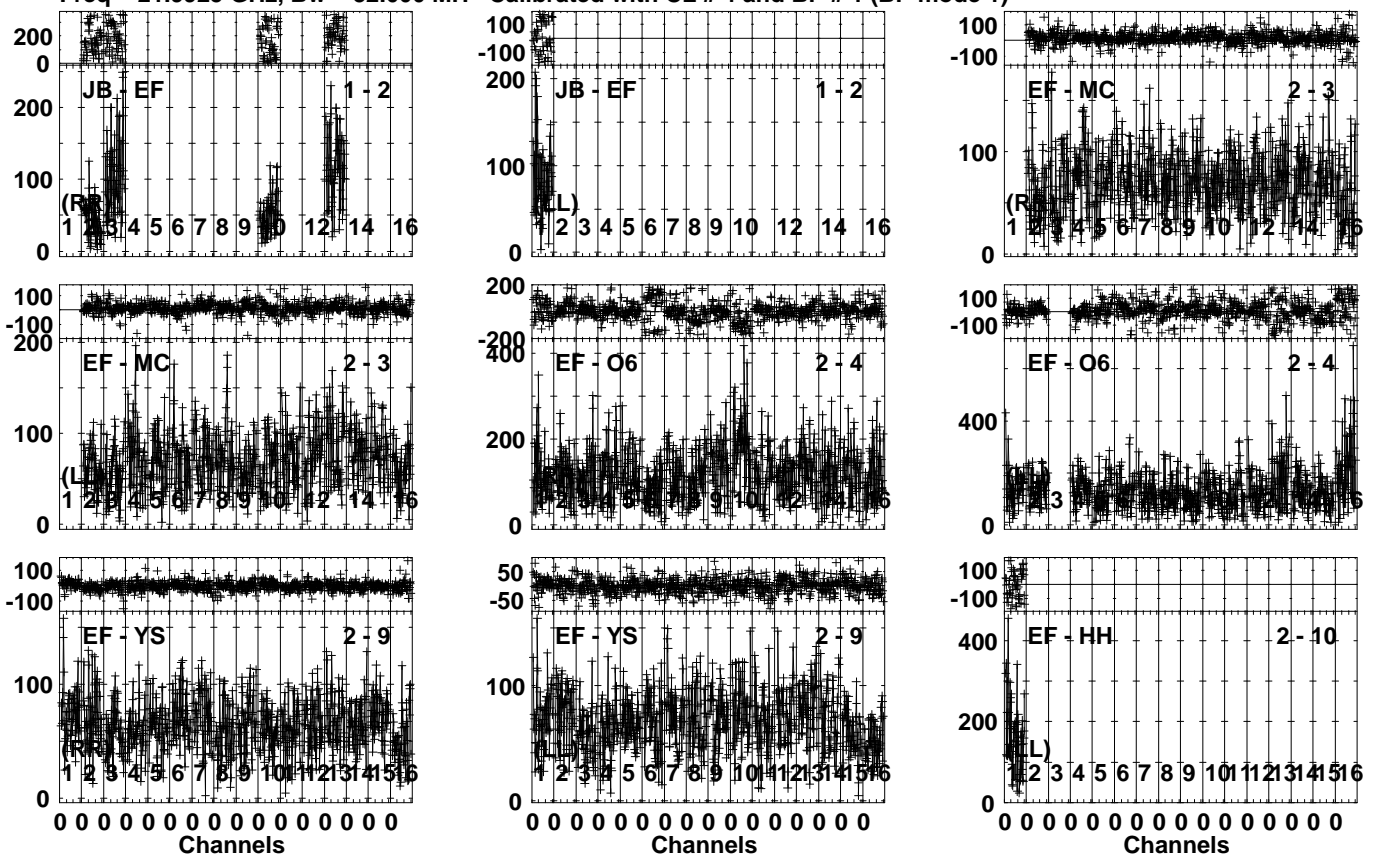


Lower frame: Milli Ampl Jy Top frame: Phas deg  
Vector averaged cross-power spectrum Several baselines displayed  
Timerange: 01/02:03:13 to 01/02:04:39

Plot file version 439 created 29-APR-2024 18:38:58

1146+189 EA075.UVDATA.1

Freq = 21.9925 GHz, Bw = 32.000 MH Calibrated with CL # 4 and BP # 1 (BP mode 1)

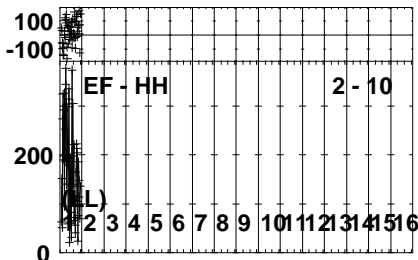
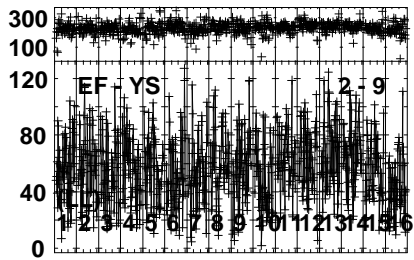
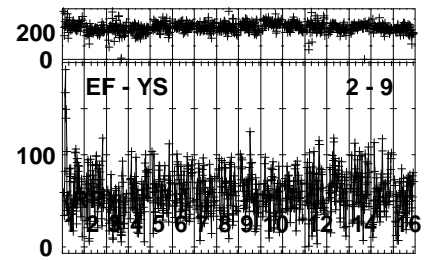
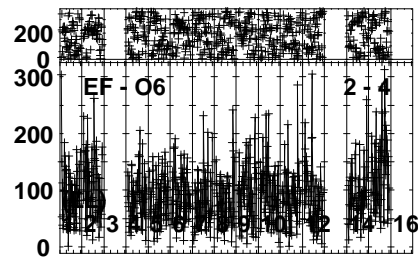
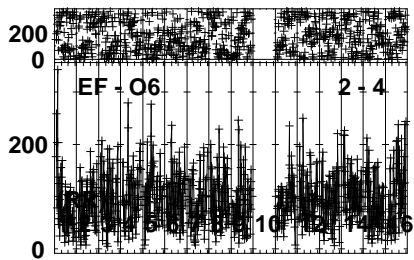
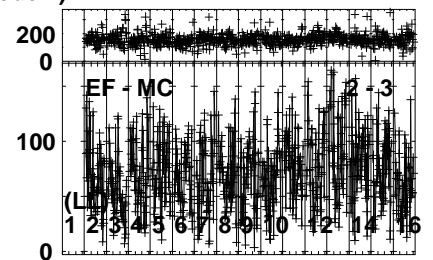
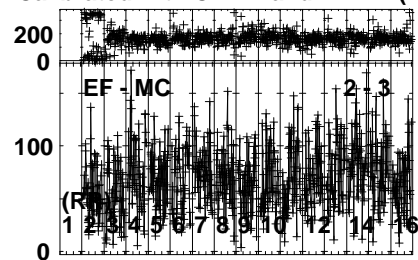
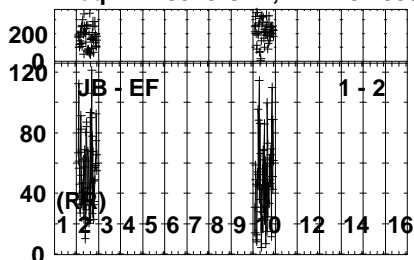


Lower frame: Milli Ampl Jy Top frame: Phas deg  
Vector averaged cross-power spectrum Several baselines displayed  
Timerange: 01/02:05:13 to 01/02:06:09

Plot file version 440 created 29-APR-2024 18:38:59

J1143+1834 EA075.UVDATA.1

Freq = 21.9925 GHz, Bw = 32.000 MH Calibrated with CL # 4 and BP # 1 (BP mode 1)



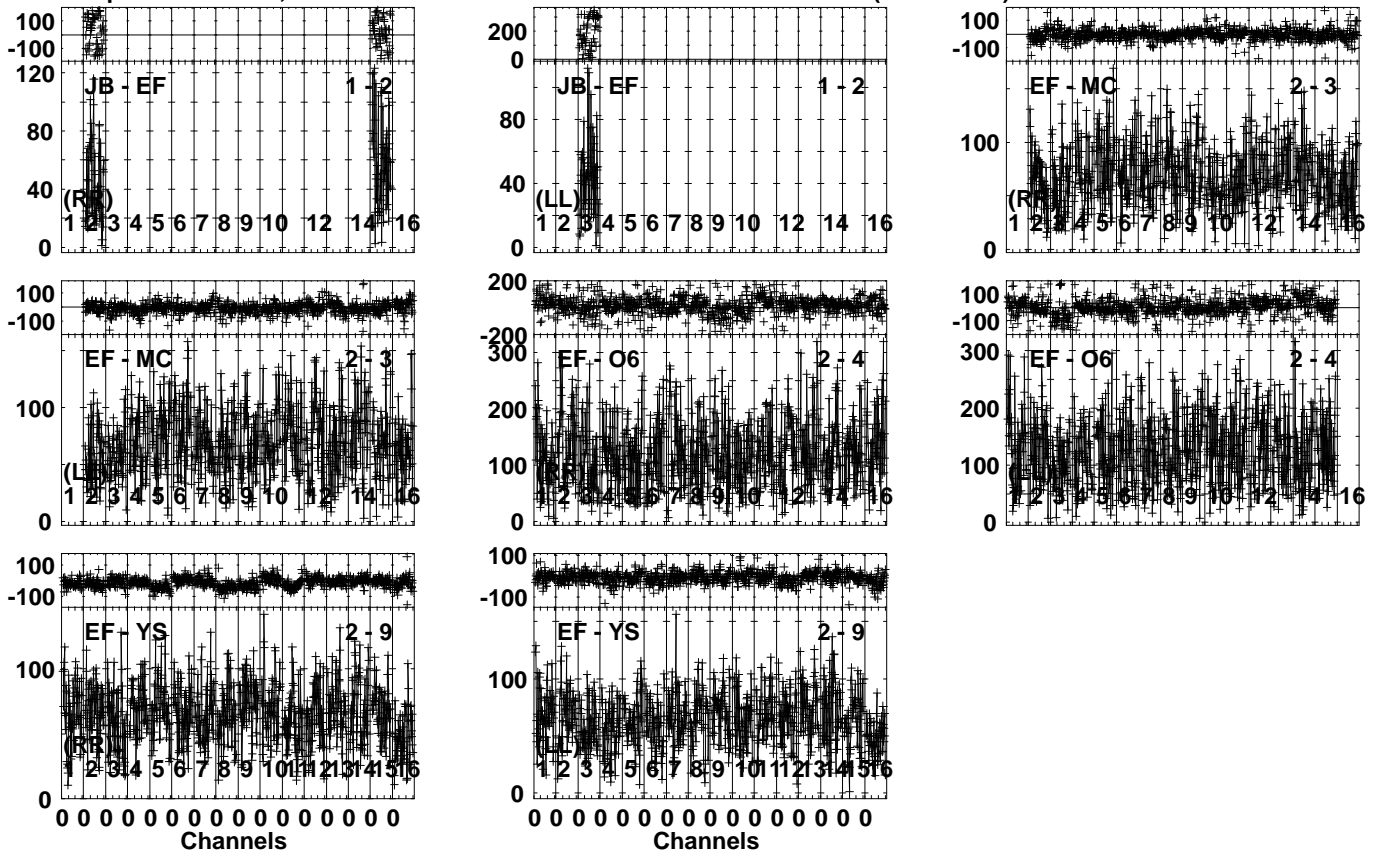
Lower frame: Milli Ampl Jy Top frame: Phas deg  
Vector averaged cross-power spectrum Several baselines displayed  
Timerange: 01/02:06:13 to 01/02:07:39



Plot file version 441 created 29-APR-2024 18:38:59

1146+189 EA075.UVDATA.1

Freq = 21.9925 GHz, Bw = 32.000 MH Calibrated with CL # 4 and BP # 1 (BP mode 1)

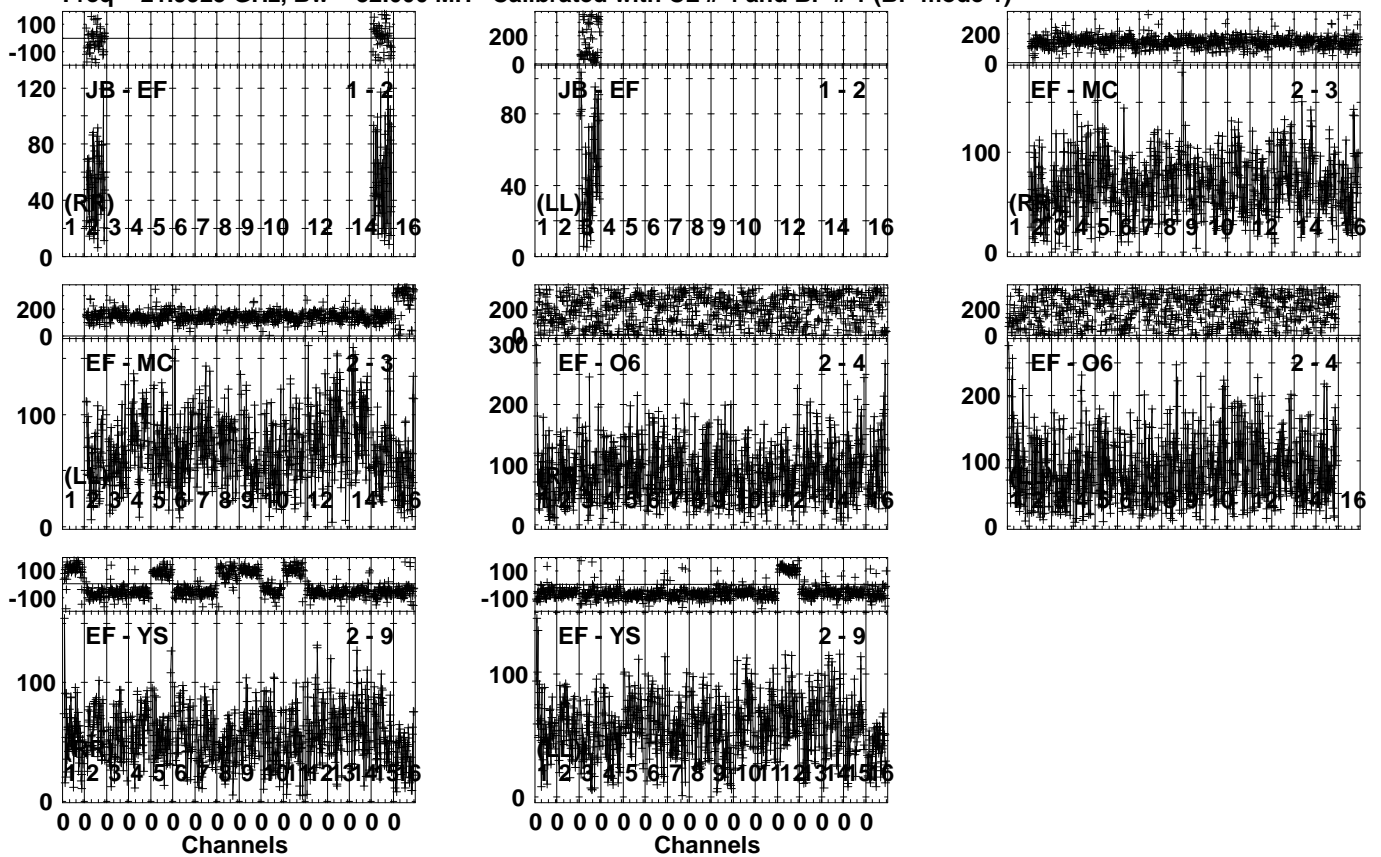


Lower frame: Milli Ampl Jy Top frame: Phas deg  
Vector averaged cross-power spectrum Several baselines displayed  
Timerange: 01/02:07:43 to 01/02:09:09

Plot file version 442 created 29-APR-2024 18:39:00

J1143+1834 EA075.UVDATA.1

Freq = 21.9925 GHz, Bw = 32.000 MH Calibrated with CL # 4 and BP # 1 (BP mode 1)

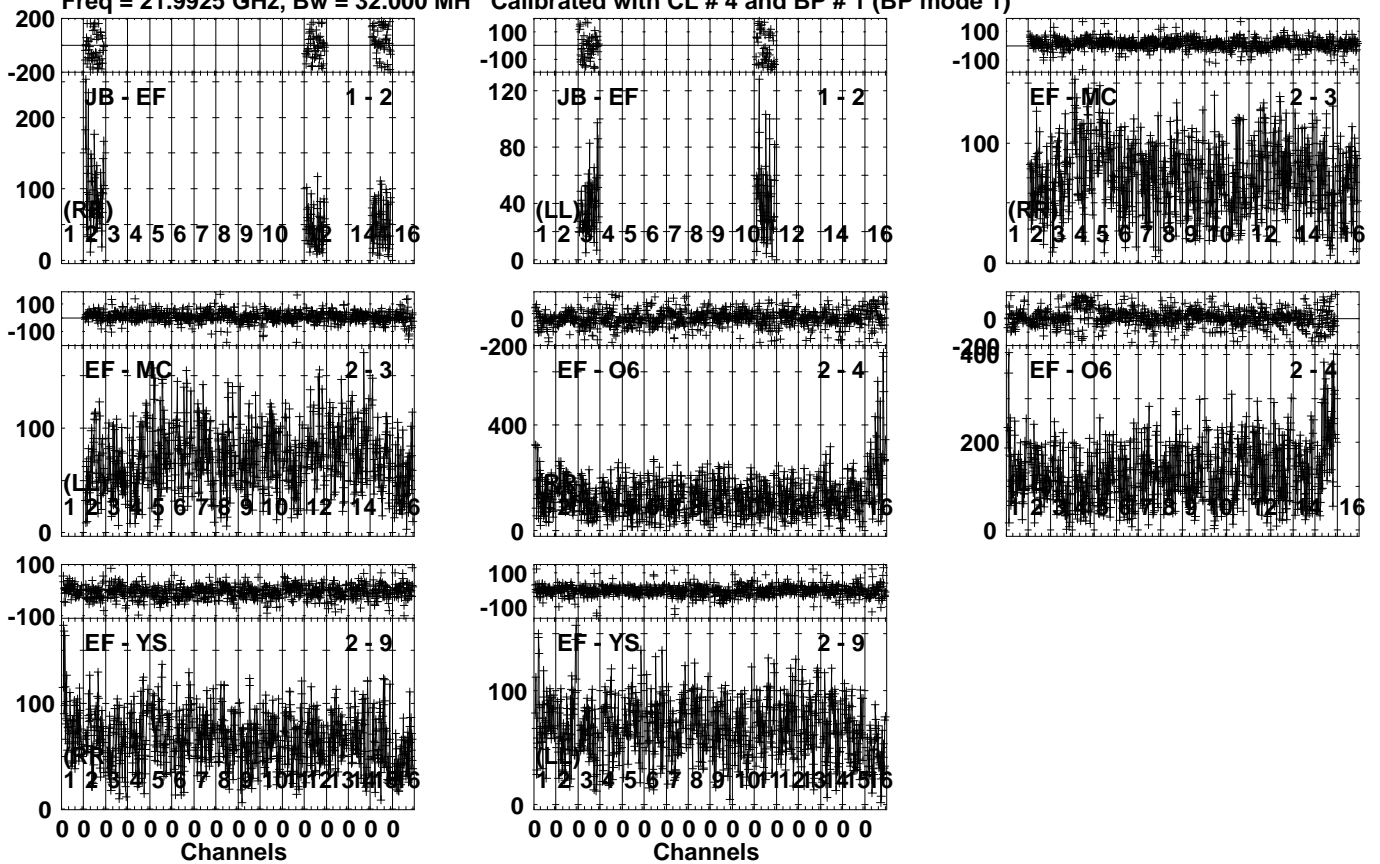


Lower frame: Milli Ampl Jy Top frame: Phas deg  
Vector averaged cross-power spectrum Several baselines displayed  
Timerange: 01/02:09:13 to 01/02:10:39

Plot file version 443 created 29-APR-2024 18:39:01

1146+189 EA075.UVDATA.1

Freq = 21.9925 GHz, Bw = 32.000 MH Calibrated with CL # 4 and BP # 1 (BP mode 1)

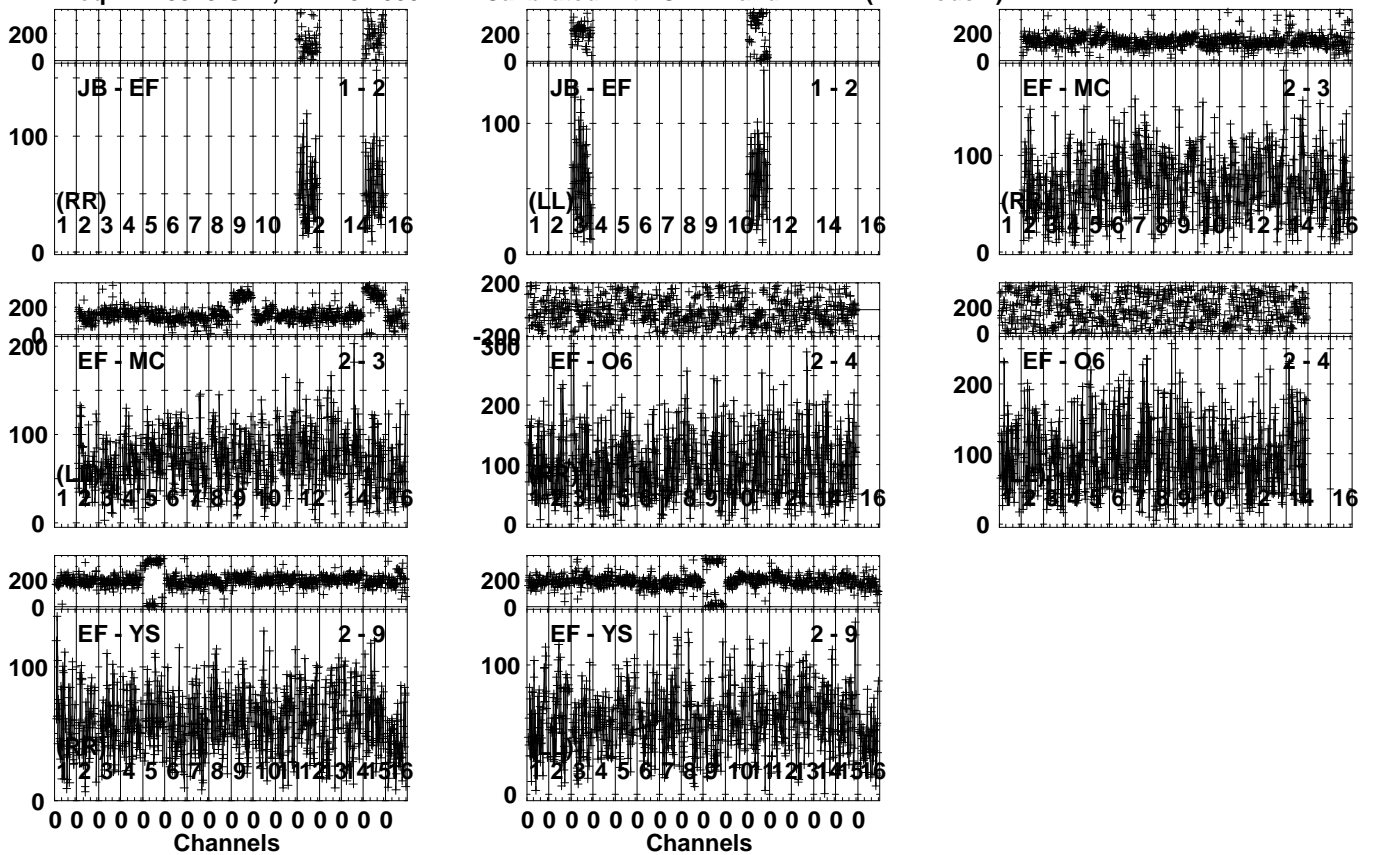


Lower frame: Milli Ampl Jy Top frame: Phas deg  
Vector averaged cross-power spectrum Several baselines displayed  
Timerange: 01/02:11:13 to 01/02:12:09

Plot file version 444 created 29-APR-2024 18:39:01

J1143+1834 EA075.UVDATA.1

Freq = 21.9925 GHz, Bw = 32.000 MH Calibrated with CL # 4 and BP # 1 (BP mode 1)

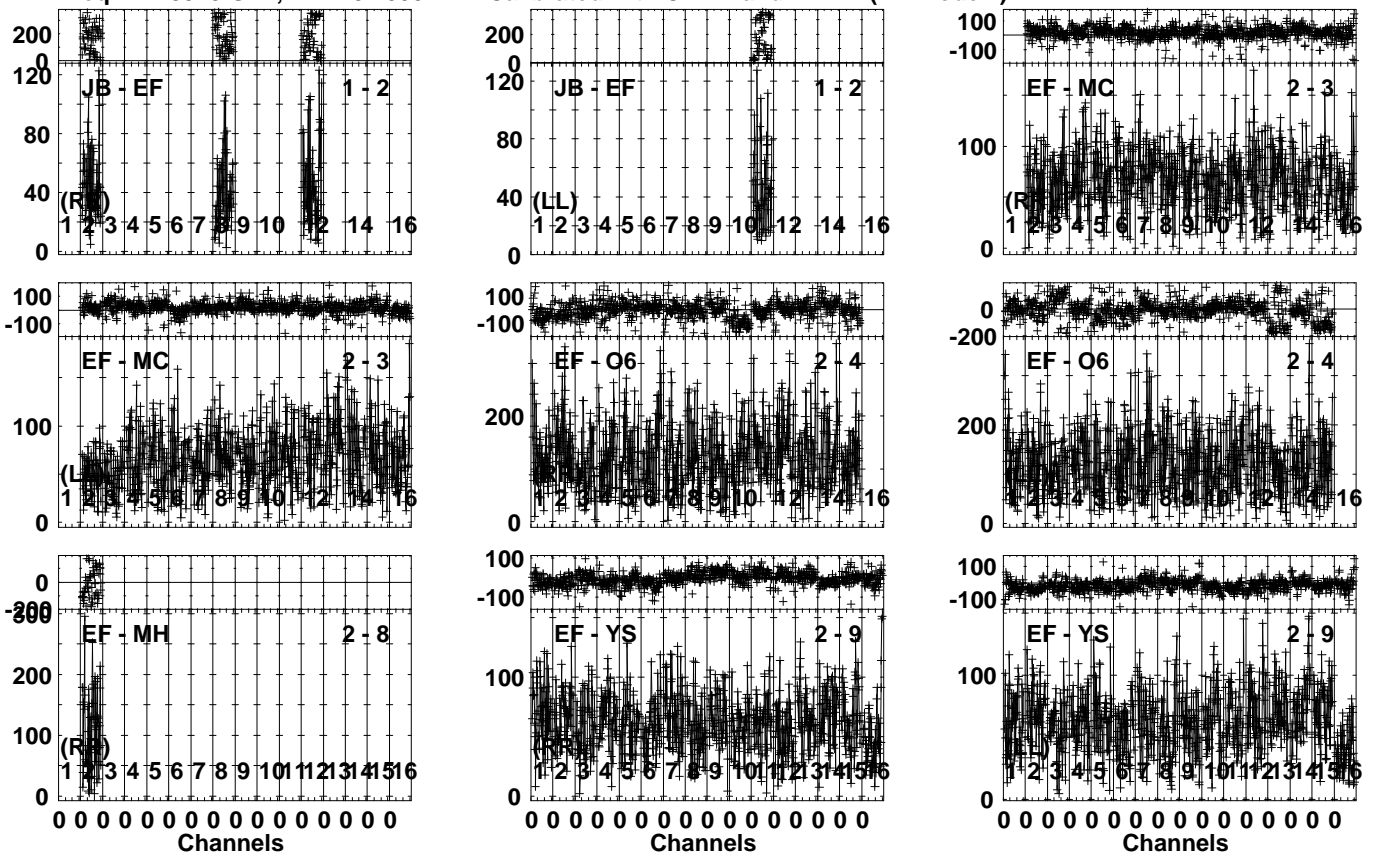


Lower frame: Milli Ampl Jy Top frame: Phas deg  
Vector averaged cross-power spectrum Several baselines displayed  
Timerange: 01/02:12:13 to 01/02:13:39

Plot file version 445 created 29-APR-2024 18:39:02

1146+189 EA075.UVDATA.1

Freq = 21.9925 GHz, Bw = 32.000 MH Calibrated with CL # 4 and BP # 1 (BP mode 1)

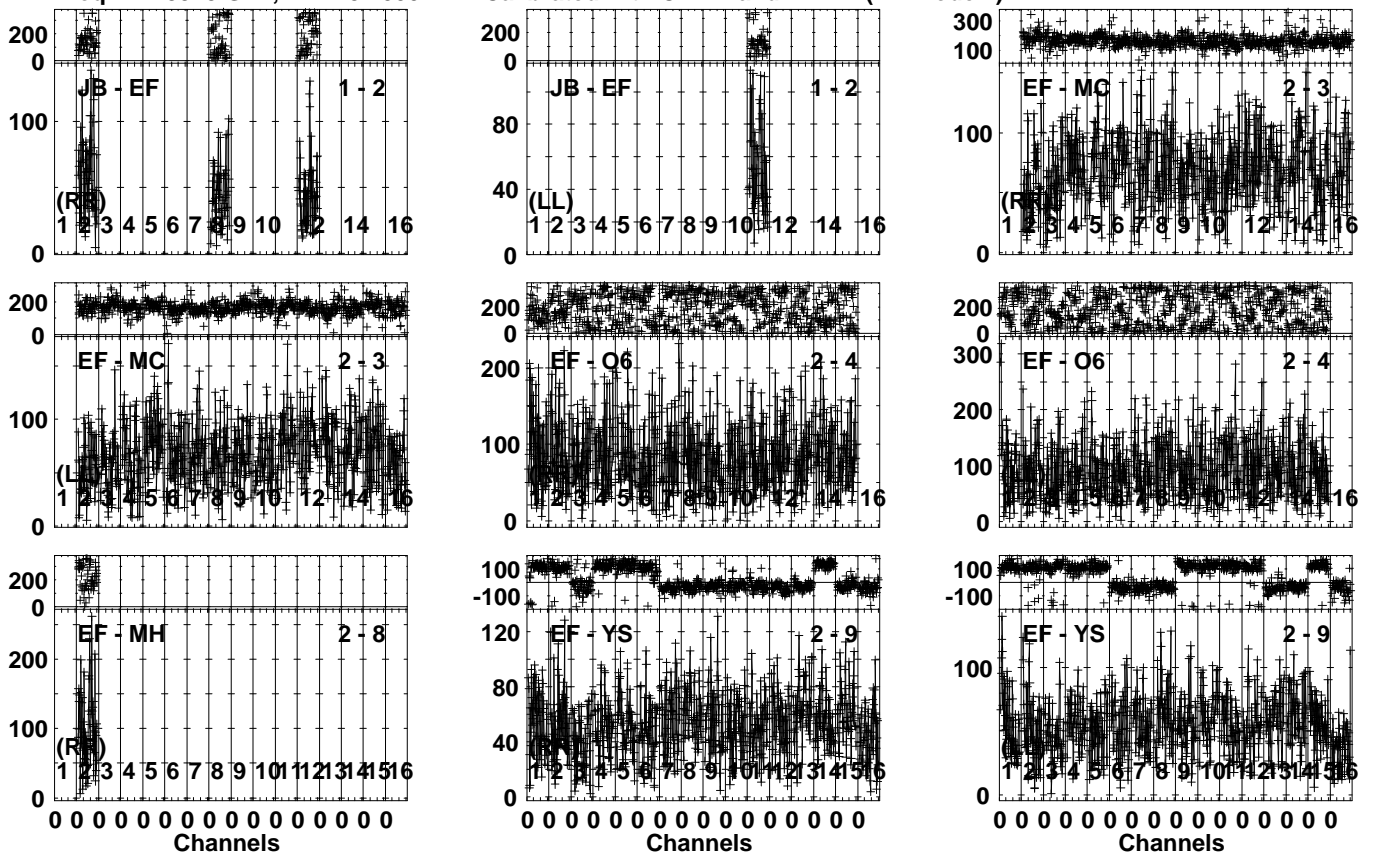


Lower frame: Milli Ampl Jy Top frame: Phas deg  
Vector averaged cross-power spectrum Several baselines displayed  
Timerange: 01/02:13:43 to 01/02:15:09

Plot file version 446 created 29-APR-2024 18:39:03

J1143+1834 EA075.UVDATA.1

Freq = 21.9925 GHz, Bw = 32.000 MH Calibrated with CL # 4 and BP # 1 (BP mode 1)

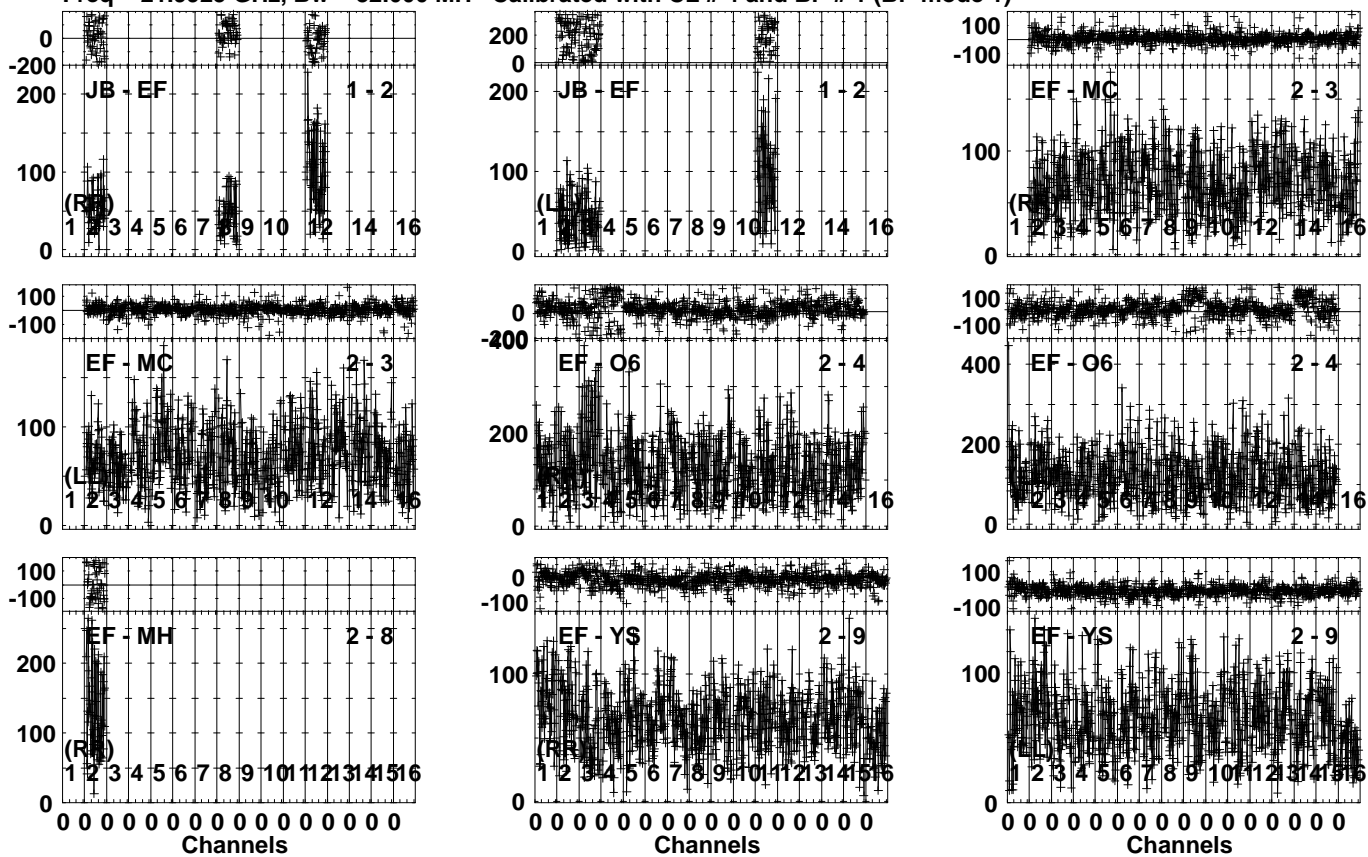


Lower frame: Milli Ampl Jy Top frame: Phas deg  
Vector averaged cross-power spectrum Several baselines displayed  
Timerange: 01/02:15:13 to 01/02:16:39

Plot file version 447 created 29-APR-2024 18:39:04

1146+189 EA075.UVDATA.1

Freq = 21.9925 GHz, Bw = 32.000 MH Calibrated with CL # 4 and BP # 1 (BP mode 1)

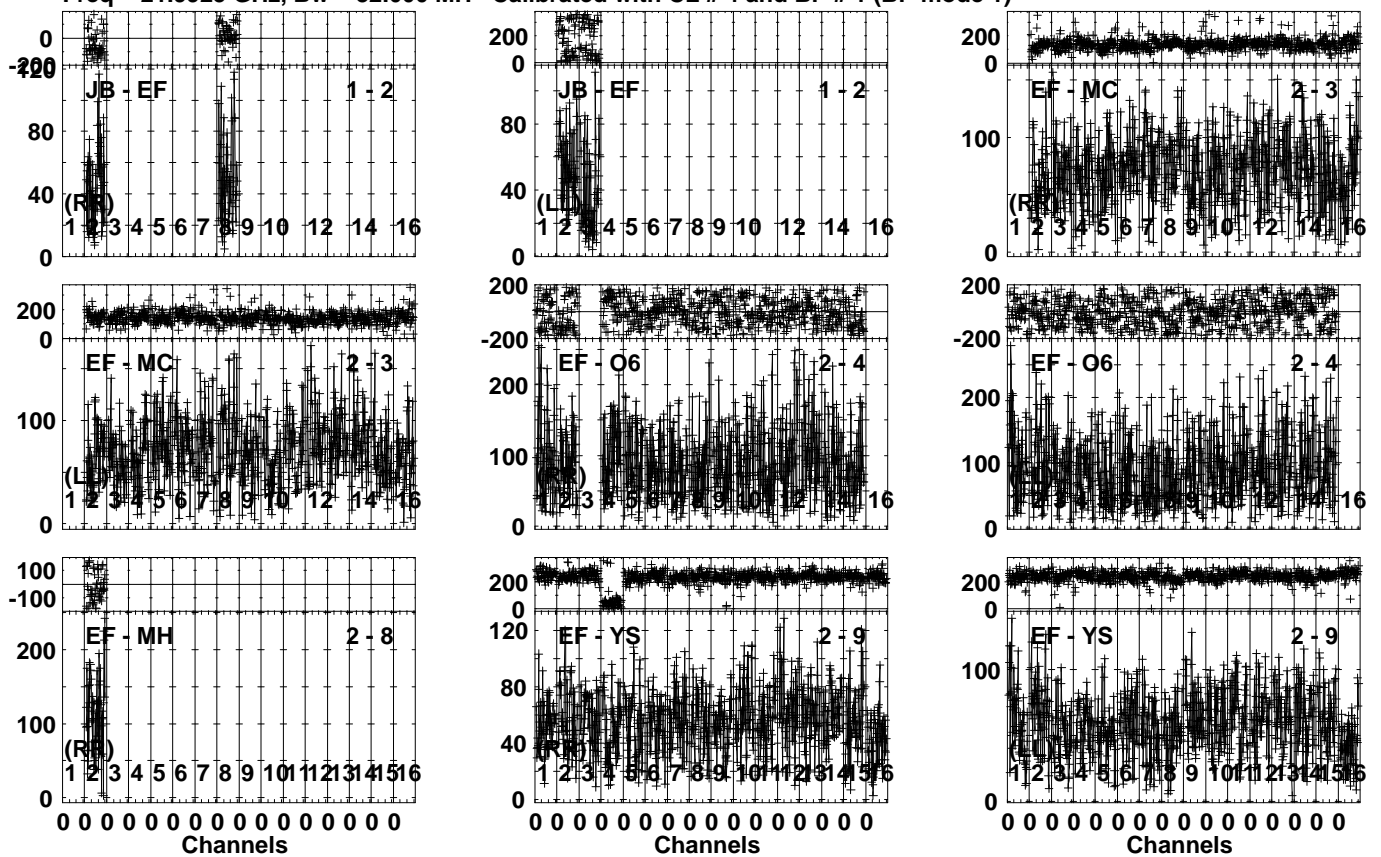


Lower frame: Milli Ampl Jy Top frame: Phas deg  
 Vector averaged cross-power spectrum Several baselines displayed  
 Timerange: 01/02:17:13 to 01/02:18:09

Plot file version 448 created 29-APR-2024 18:39:04

J1143+1834 EA075.UVDATA.1

Freq = 21.9925 GHz, Bw = 32.000 MH Calibrated with CL # 4 and BP # 1 (BP mode 1)



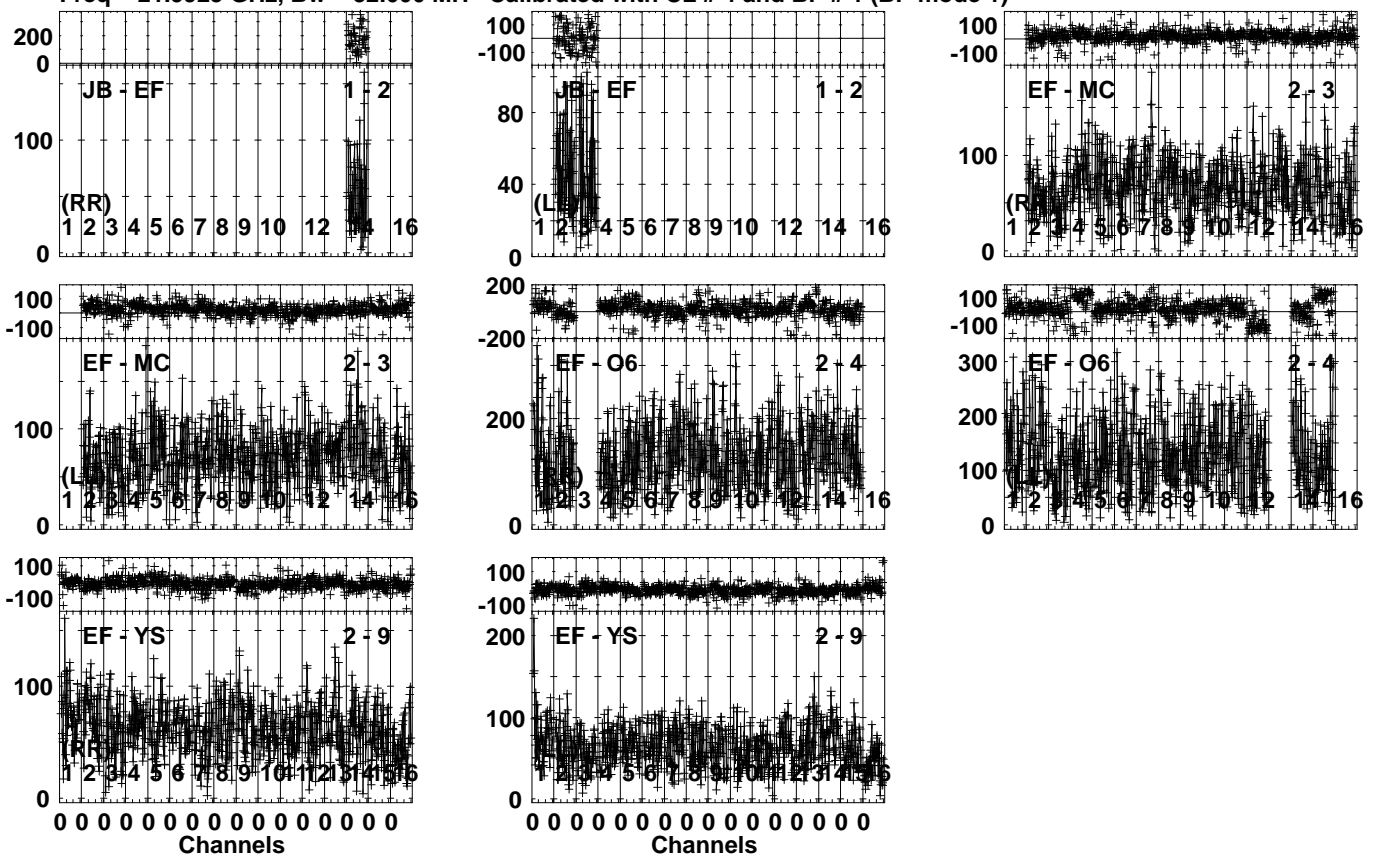
Lower frame: Milli Ampl Jy Top frame: Phas deg  
Vector averaged cross-power spectrum Several baselines displayed  
Timerange: 01/02:18:13 to 01/02:19:39



Plot file version 449 created 29-APR-2024 18:39:05

1146+189 EA075.UVDATA.1

Freq = 21.9925 GHz, Bw = 32.000 MH Calibrated with CL # 4 and BP # 1 (BP mode 1)

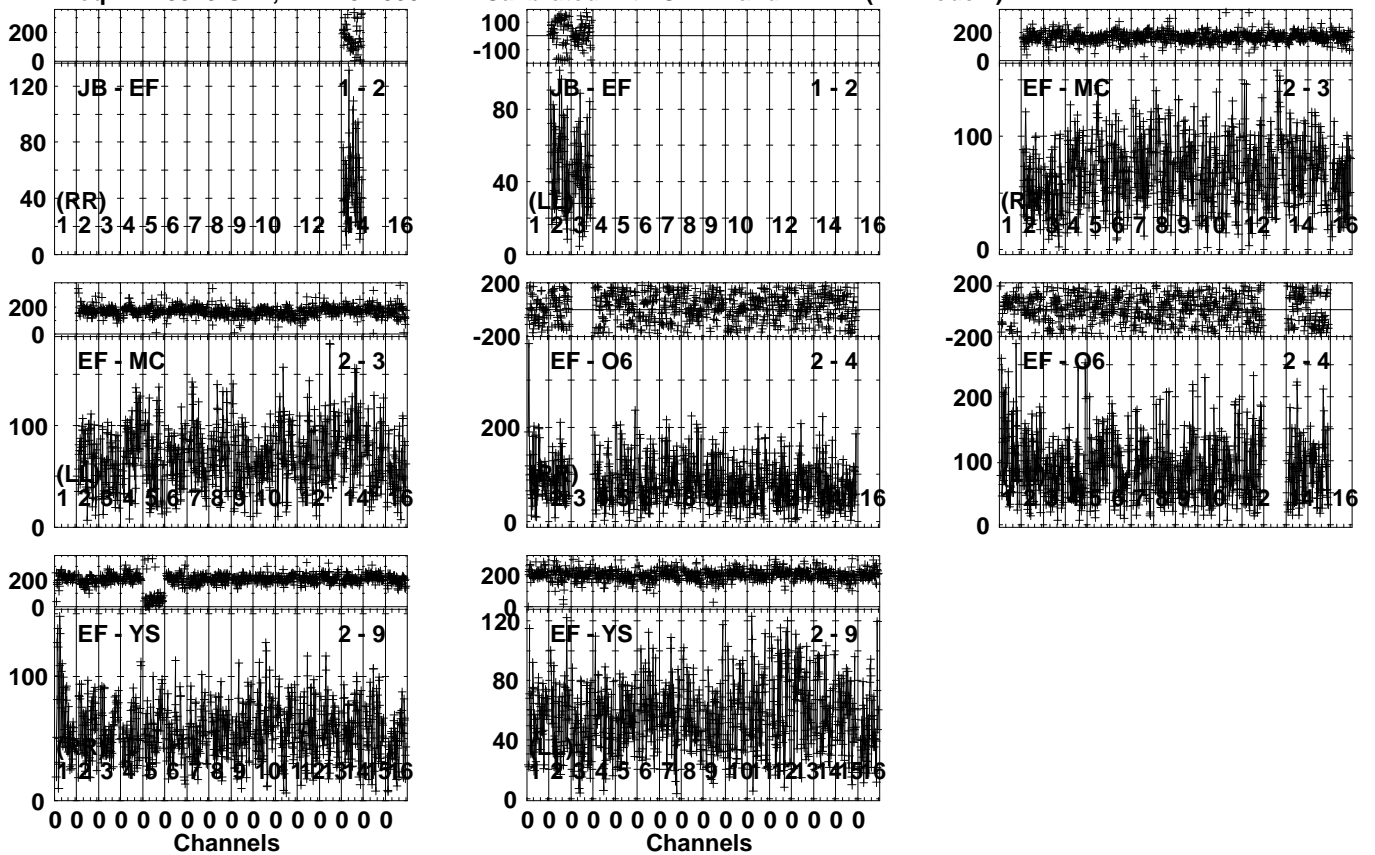


Lower frame: Milli Ampl Jy Top frame: Phas deg  
Vector averaged cross-power spectrum Several baselines displayed  
Timerange: 01/02:19:43 to 01/02:21:09

Plot file version 450 created 29-APR-2024 18:39:06

J1143+1834 EA075.UVDATA.1

Freq = 21.9925 GHz, Bw = 32.000 MH Calibrated with CL # 4 and BP # 1 (BP mode 1)

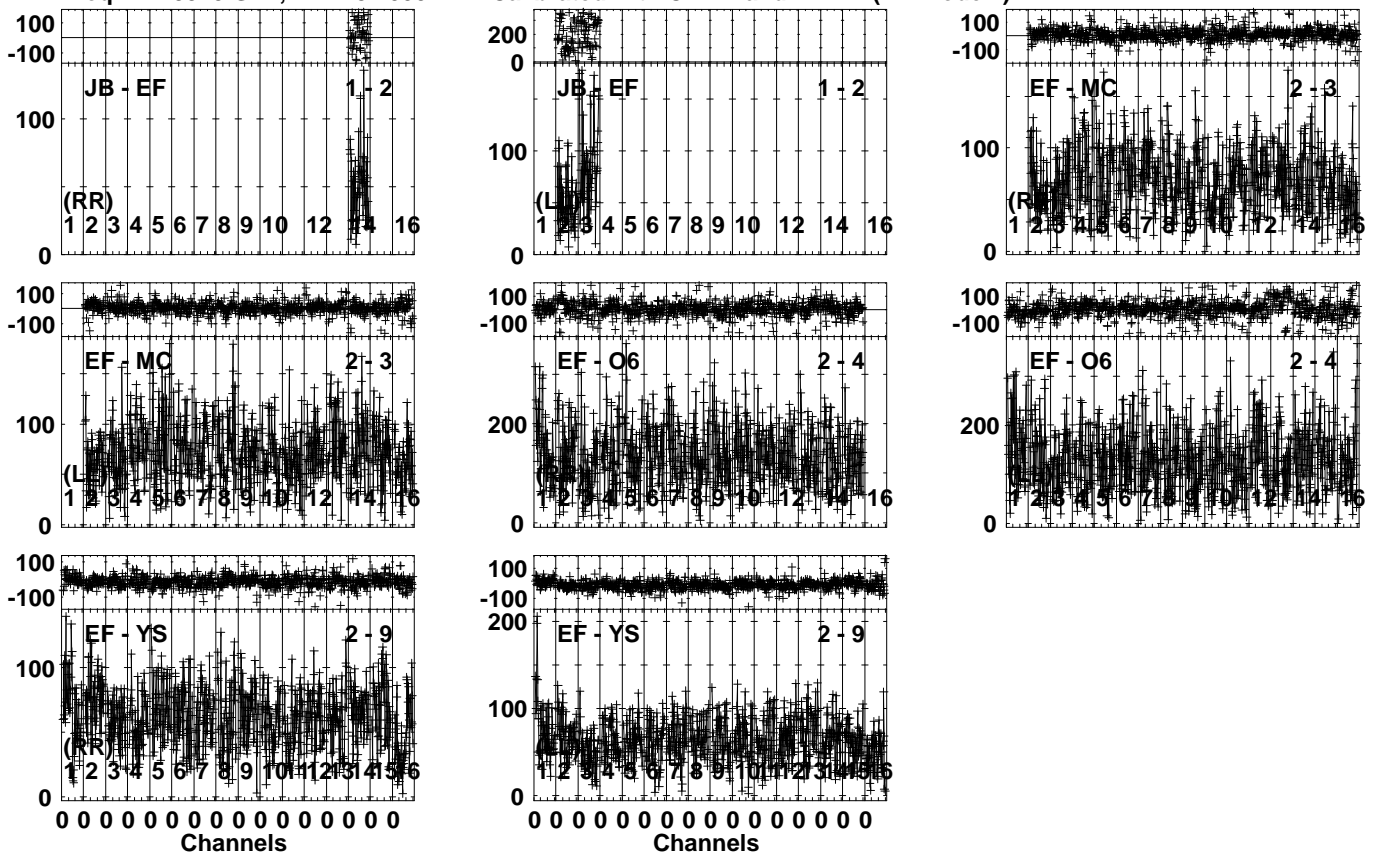


Lower frame: Milli Ampl Jy Top frame: Phas deg  
Vector averaged cross-power spectrum Several baselines displayed  
Timerange: 01/02:21:13 to 01/02:22:39

Plot file version 451 created 29-APR-2024 18:39:07

1146+189 EA075.UVDATA.1

Freq = 21.9925 GHz, Bw = 32.000 MH Calibrated with CL # 4 and BP # 1 (BP mode 1)

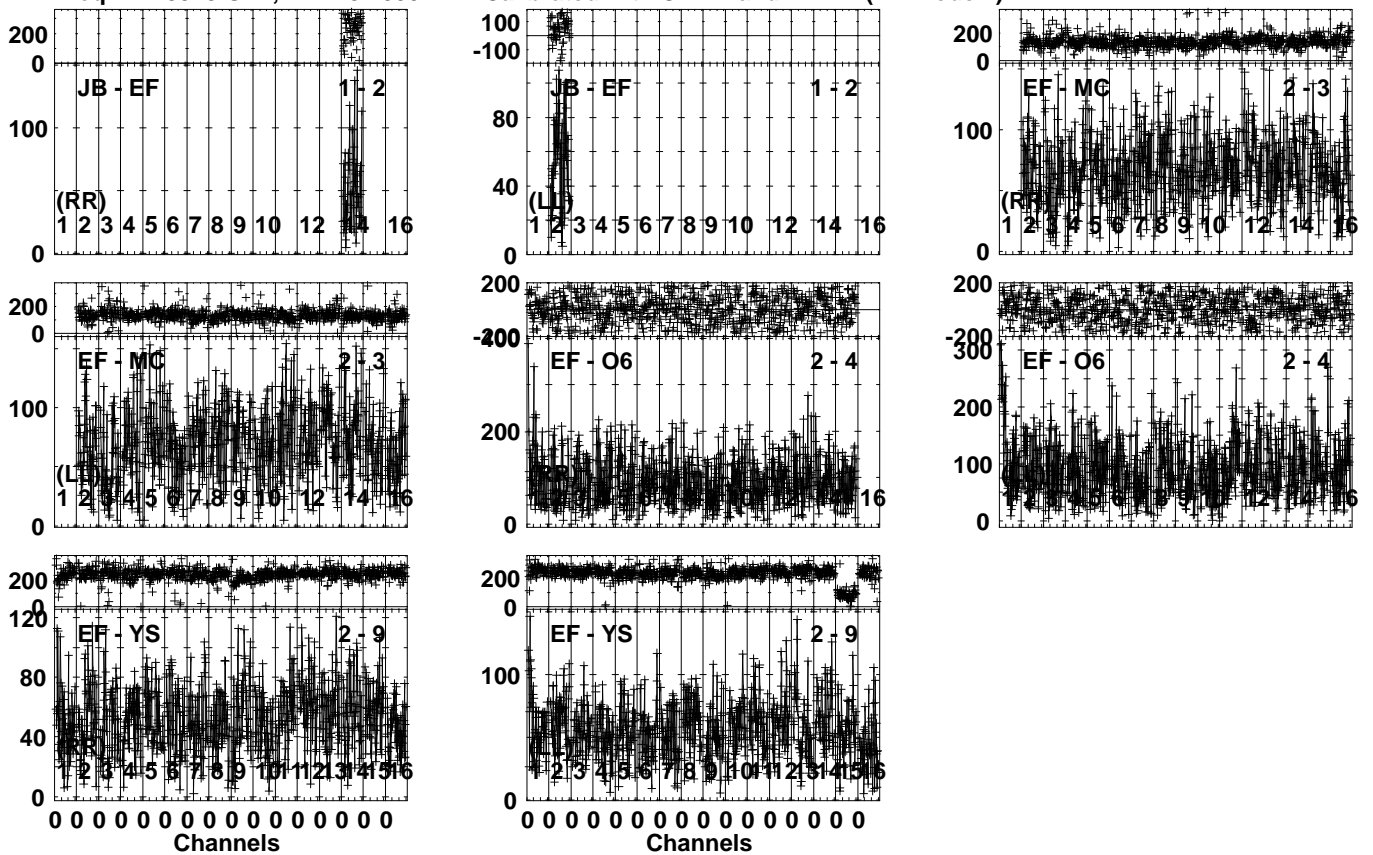


Lower frame: Milli Ampl Jy Top frame: Phas deg  
Vector averaged cross-power spectrum Several baselines displayed  
Timerange: 01/02:23:13 to 01/02:24:09

Plot file version 452 created 29-APR-2024 18:39:07

J1143+1834 EA075.UVDATA.1

Freq = 21.9925 GHz, Bw = 32.000 MH Calibrated with CL # 4 and BP # 1 (BP mode 1)

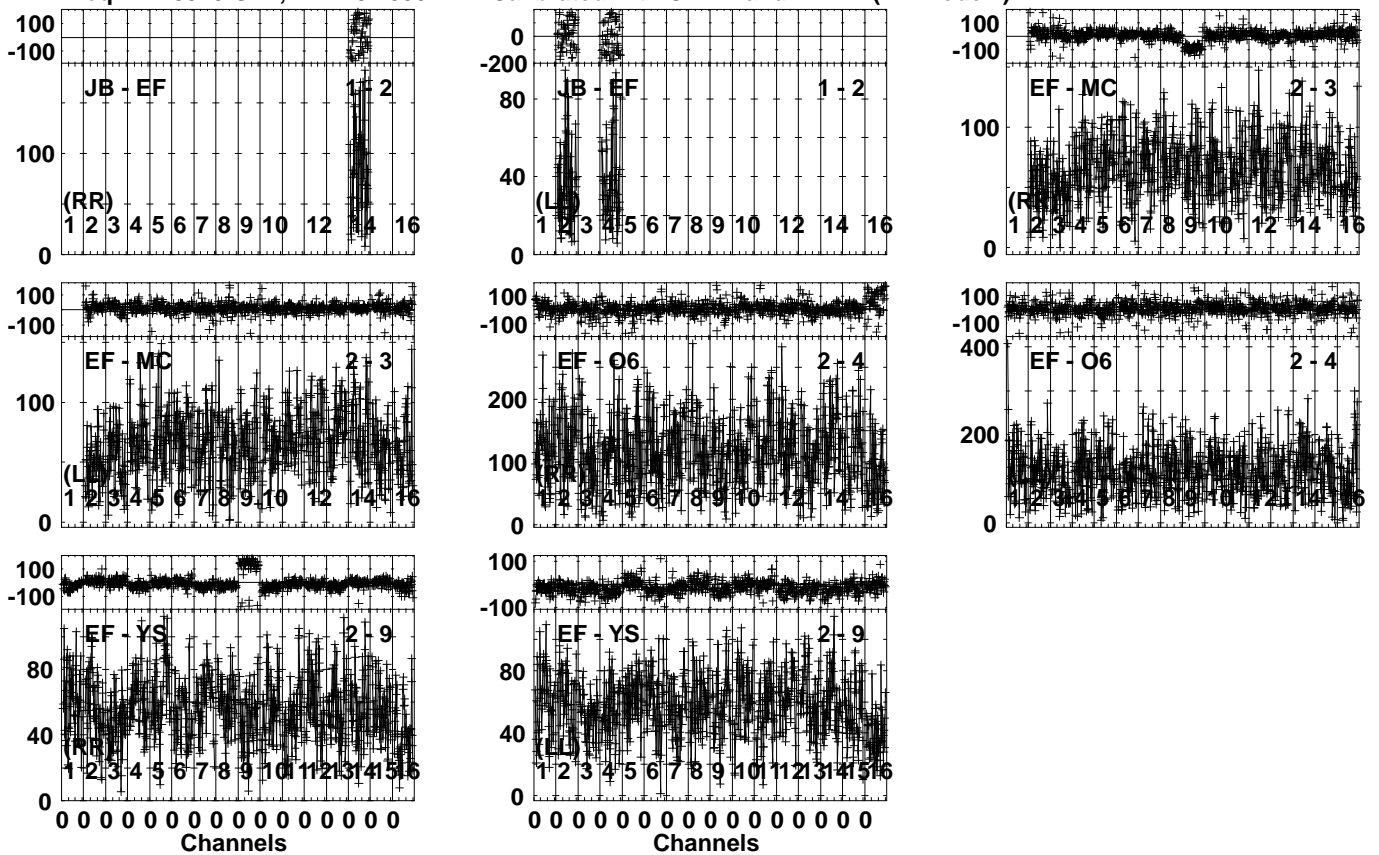


Lower frame: Milli Ampl Jy Top frame: Phas deg  
Vector averaged cross-power spectrum Several baselines displayed  
Timerange: 01/02:24:13 to 01/02:25:39

Plot file version 453 created 29-APR-2024 18:39:08

1146+189 EA075.UVDATA.1

Freq = 21.9925 GHz, Bw = 32.000 MH Calibrated with CL # 4 and BP # 1 (BP mode 1)

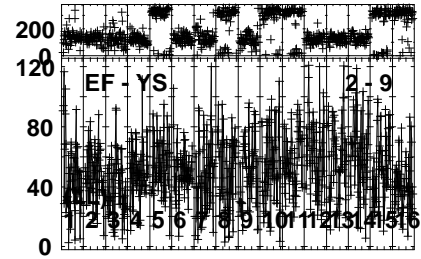
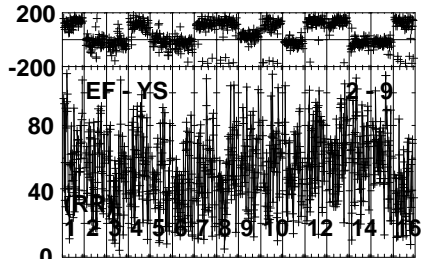
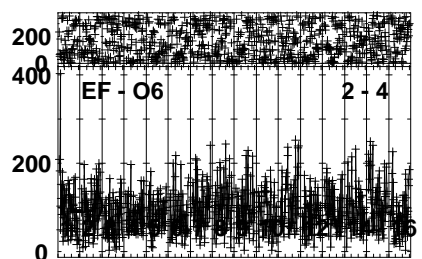
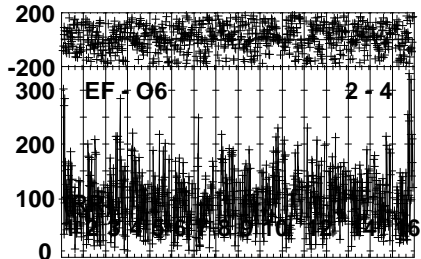
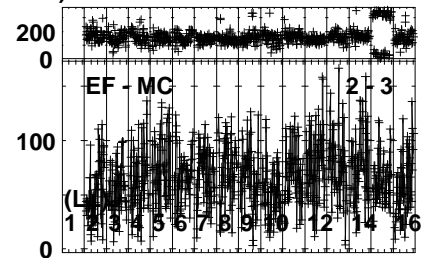
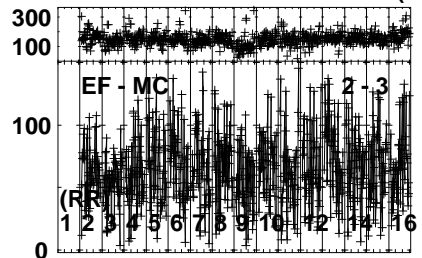
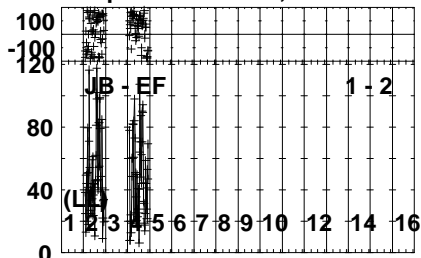


Lower frame: Milli Ampl Jy Top frame: Phas deg  
Vector averaged cross-power spectrum Several baselines displayed  
Timerange: 01/02:25:43 to 01/02:27:09

Plot file version 454 created 29-APR-2024 18:39:09

J1143+1834 EA075.UVDATA.1

Freq = 21.9925 GHz, Bw = 32.000 MH Calibrated with CL # 4 and BP # 1 (BP mode 1)



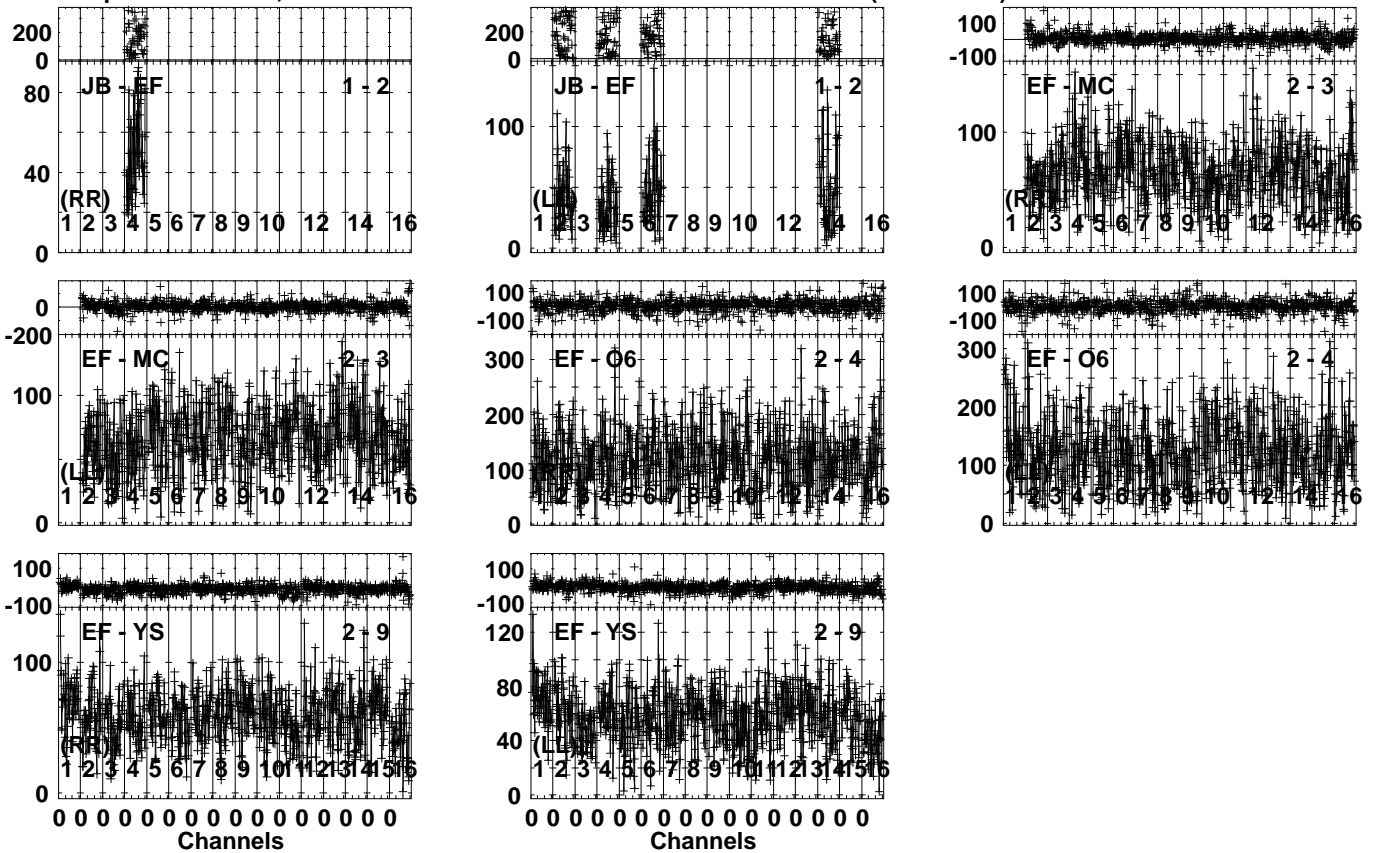
0 0 0 0 0 0 0 0 0 0 0 0 0 0 0 0

Channels  
Lower frame: Milli Ampl Jy Top frame: Phas deg  
Vector averaged cross-power spectrum Several baselines displayed  
Timerange: 01/02:27:13 to 01/02:28:39

Plot file version 455 created 29-APR-2024 18:39:09

1146+189 EA075.UVDATA.1

Freq = 21.9925 GHz, Bw = 32.000 MH Calibrated with CL # 4 and BP # 1 (BP mode 1)

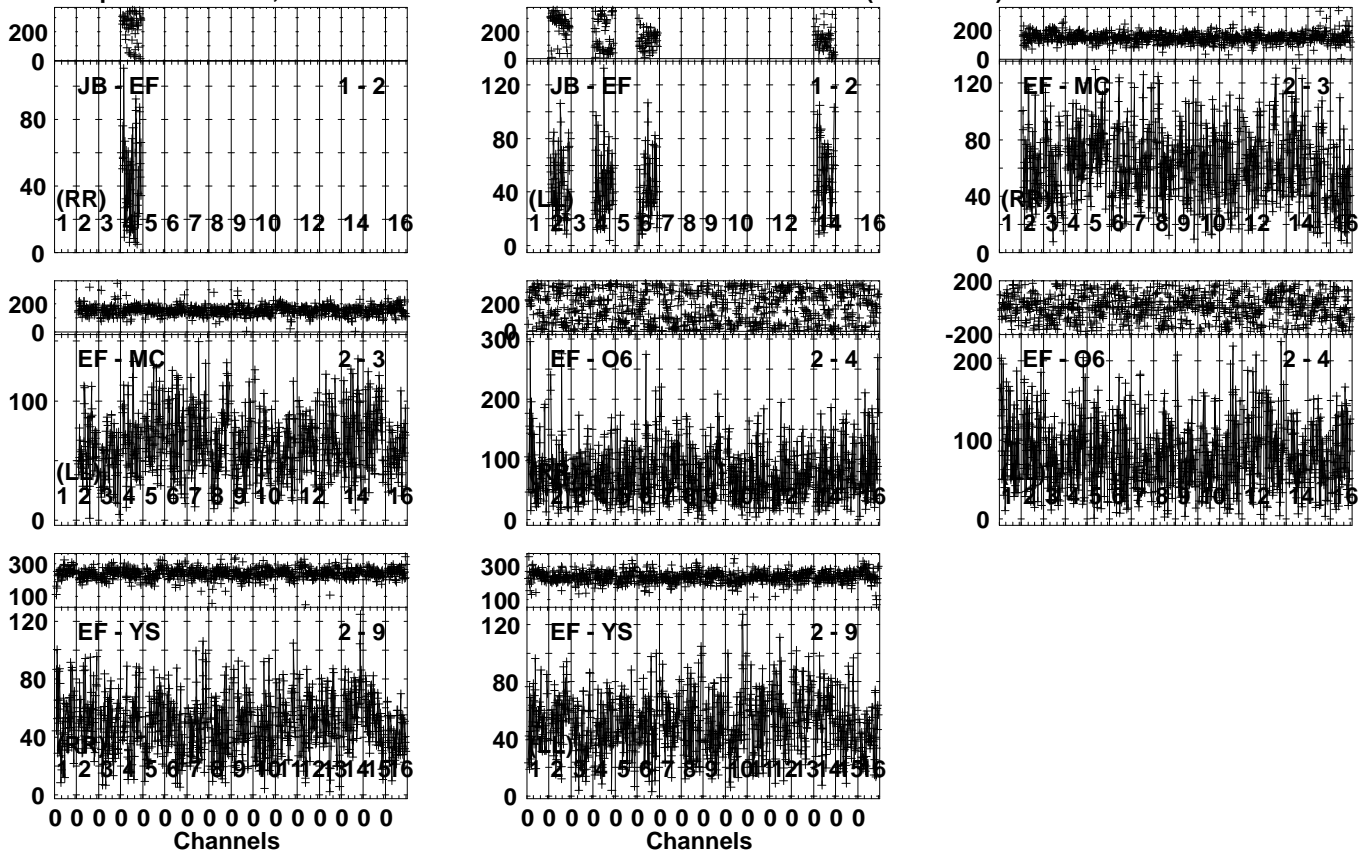


Lower frame: Milli Ampl Jy Top frame: Phas deg  
Vector averaged cross-power spectrum Several baselines displayed  
Timerange: 01/02:29:13 to 01/02:30:09

Plot file version 456 created 29-APR-2024 18:39:10

J1143+1834 EA075.UVDATA.1

Freq = 21.9925 GHz, Bw = 32.000 MH Calibrated with CL # 4 and BP # 1 (BP mode 1)



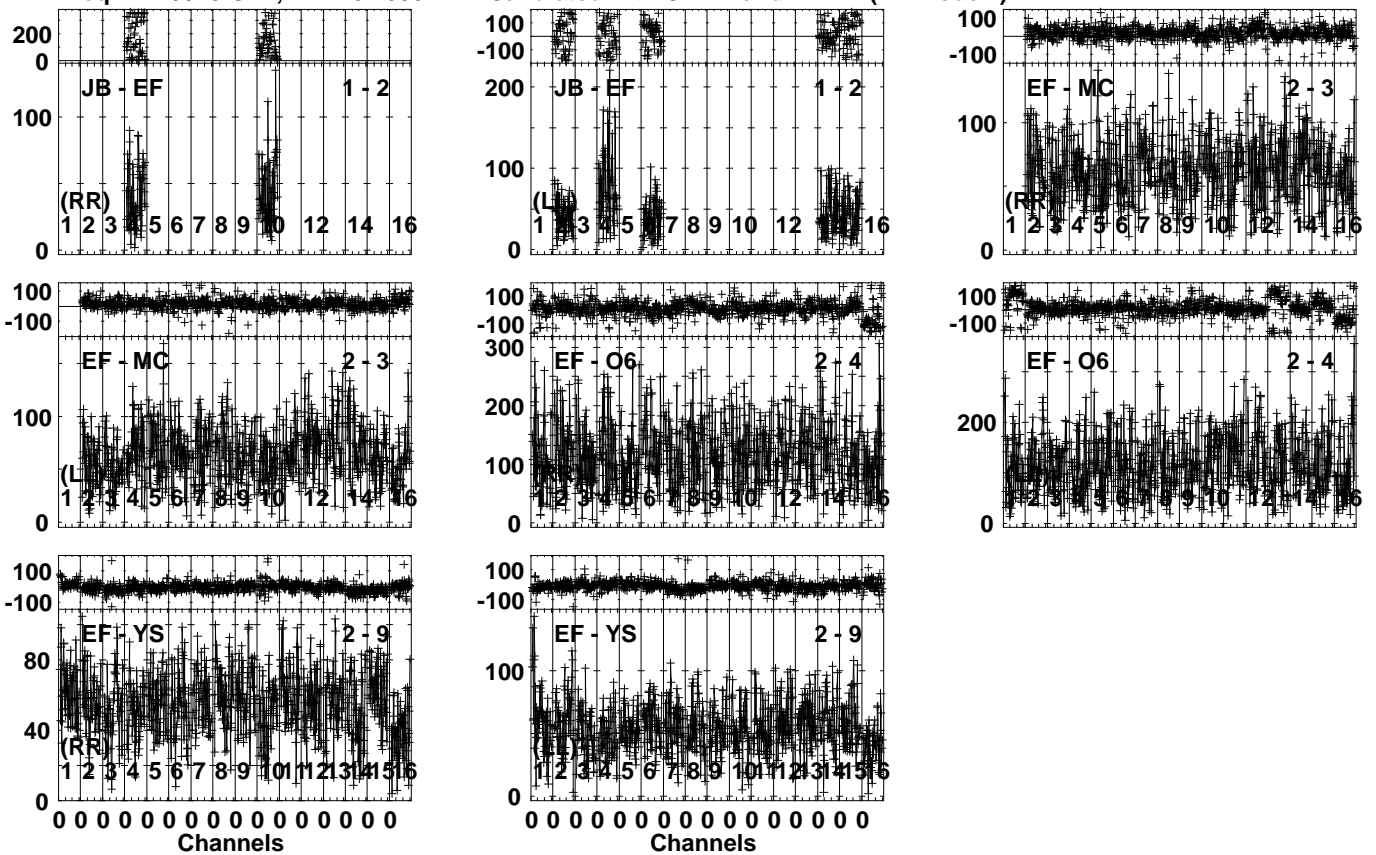
Lower frame: Milli Ampl Jy Top frame: Phas deg  
Vector averaged cross-power spectrum Several baselines displayed  
Timerange: 01/02:30:13 to 01/02:31:39



Plot file version 457 created 29-APR-2024 18:39:11

1146+189 EA075.UVDATA.1

Freq = 21.9925 GHz, Bw = 32.000 MH Calibrated with CL # 4 and BP # 1 (BP mode 1)

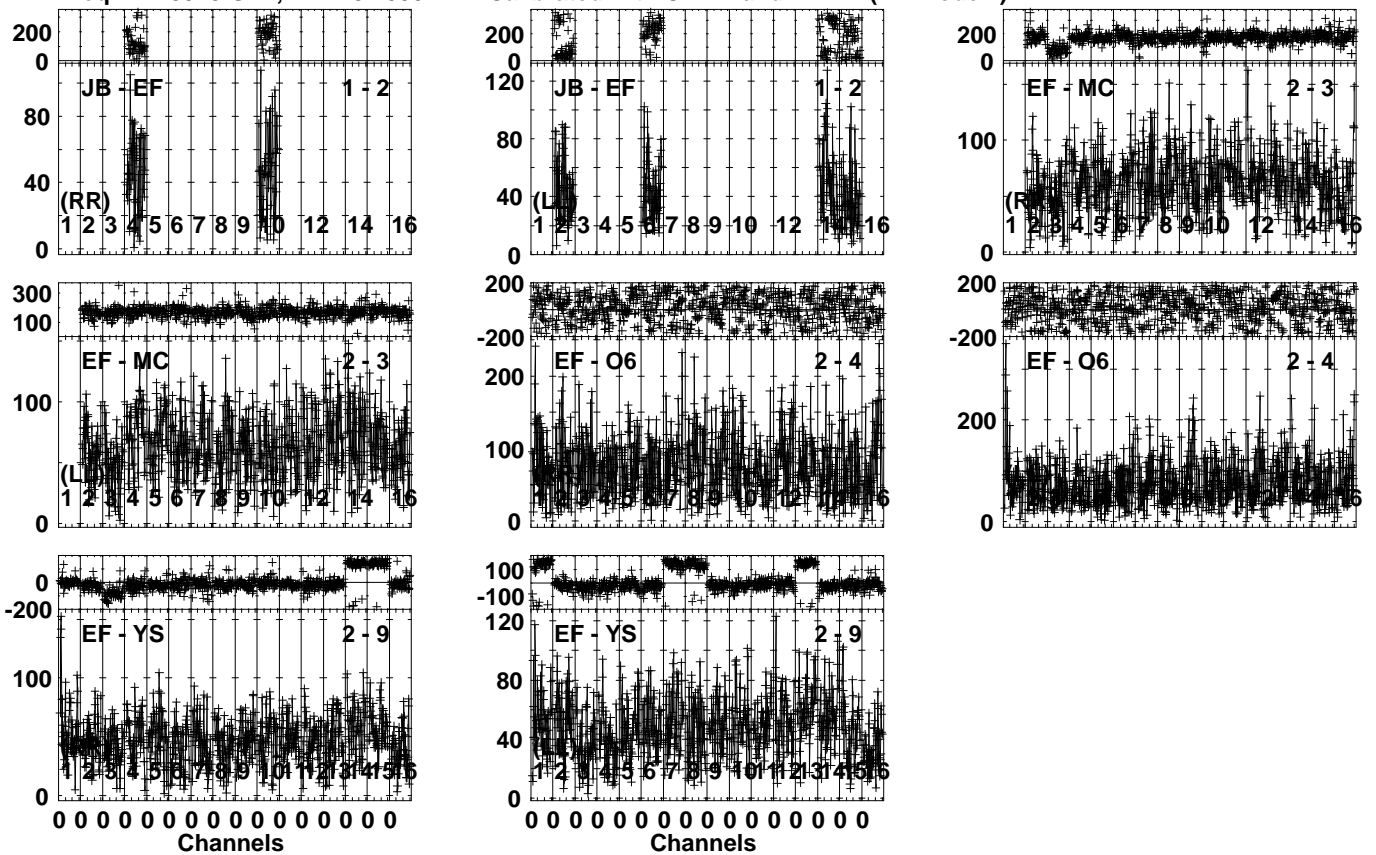


Lower frame: Milli Ampl Jy Top frame: Phas deg  
Vector averaged cross-power spectrum Several baselines displayed  
Timerange: 01/02:31:43 to 01/02:33:09

Plot file version 458 created 29-APR-2024 18:39:12

J1143+1834 EA075.UVDATA.1

Freq = 21.9925 GHz, Bw = 32.000 MH Calibrated with CL # 4 and BP # 1 (BP mode 1)

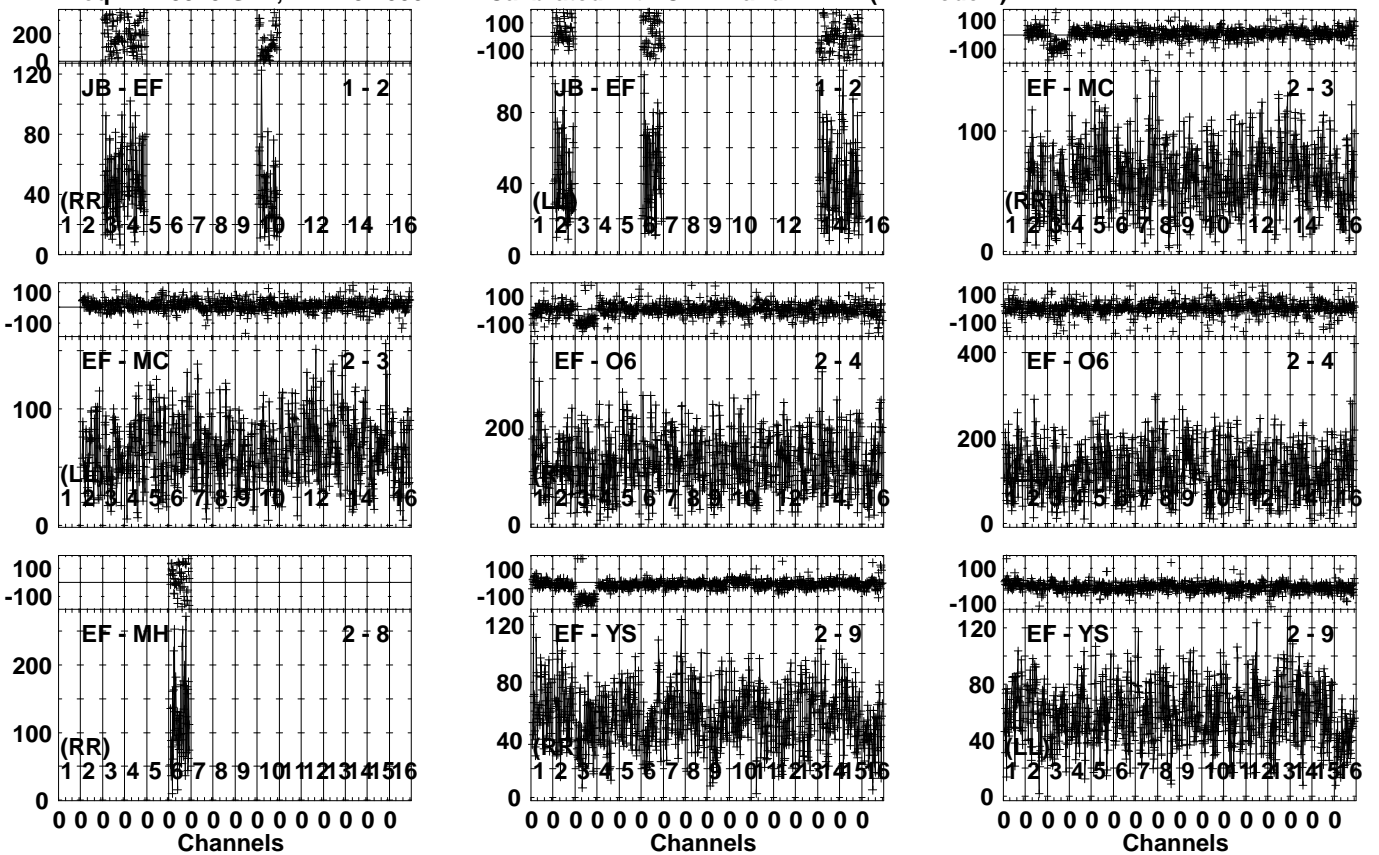


Lower frame: Milli Ampl Jy Top frame: Phas deg  
Vector averaged cross-power spectrum Several baselines displayed  
Timerange: 01/02:33:13 to 01/02:34:39

Plot file version 459 created 29-APR-2024 18:39:12

1146+189 EA075.UVDATA.1

Freq = 21.9925 GHz, Bw = 32.000 MH Calibrated with CL # 4 and BP # 1 (BP mode 1)

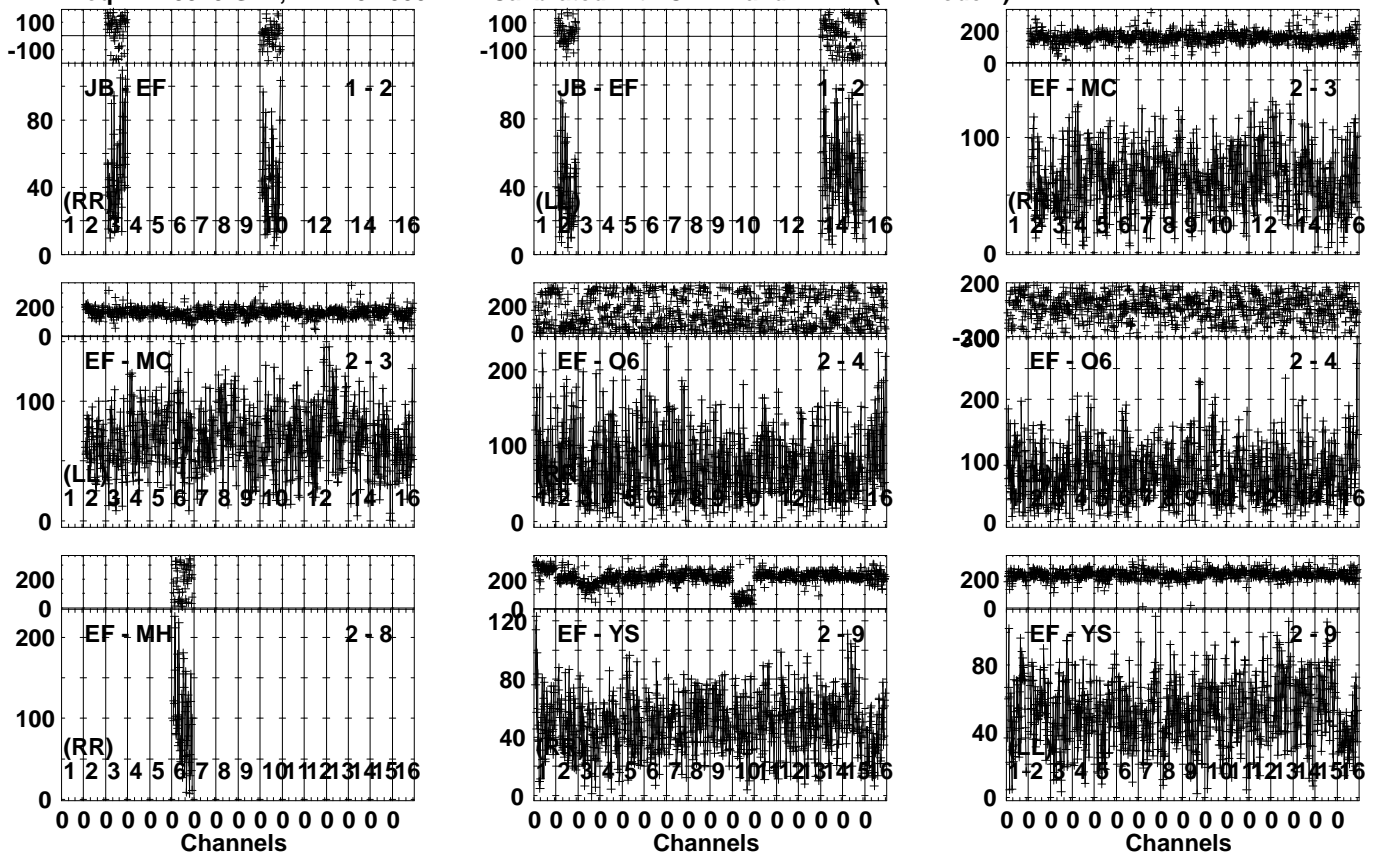


Lower frame: Milli Ampl Jy Top frame: Phas deg  
Vector averaged cross-power spectrum Several baselines displayed  
Timerange: 01/02:35:13 to 01/02:36:09

Plot file version 460 created 29-APR-2024 18:39:13

J1143+1834 EA075.UVDATA.1

Freq = 21.9925 GHz, Bw = 32.000 MH Calibrated with CL # 4 and BP # 1 (BP mode 1)

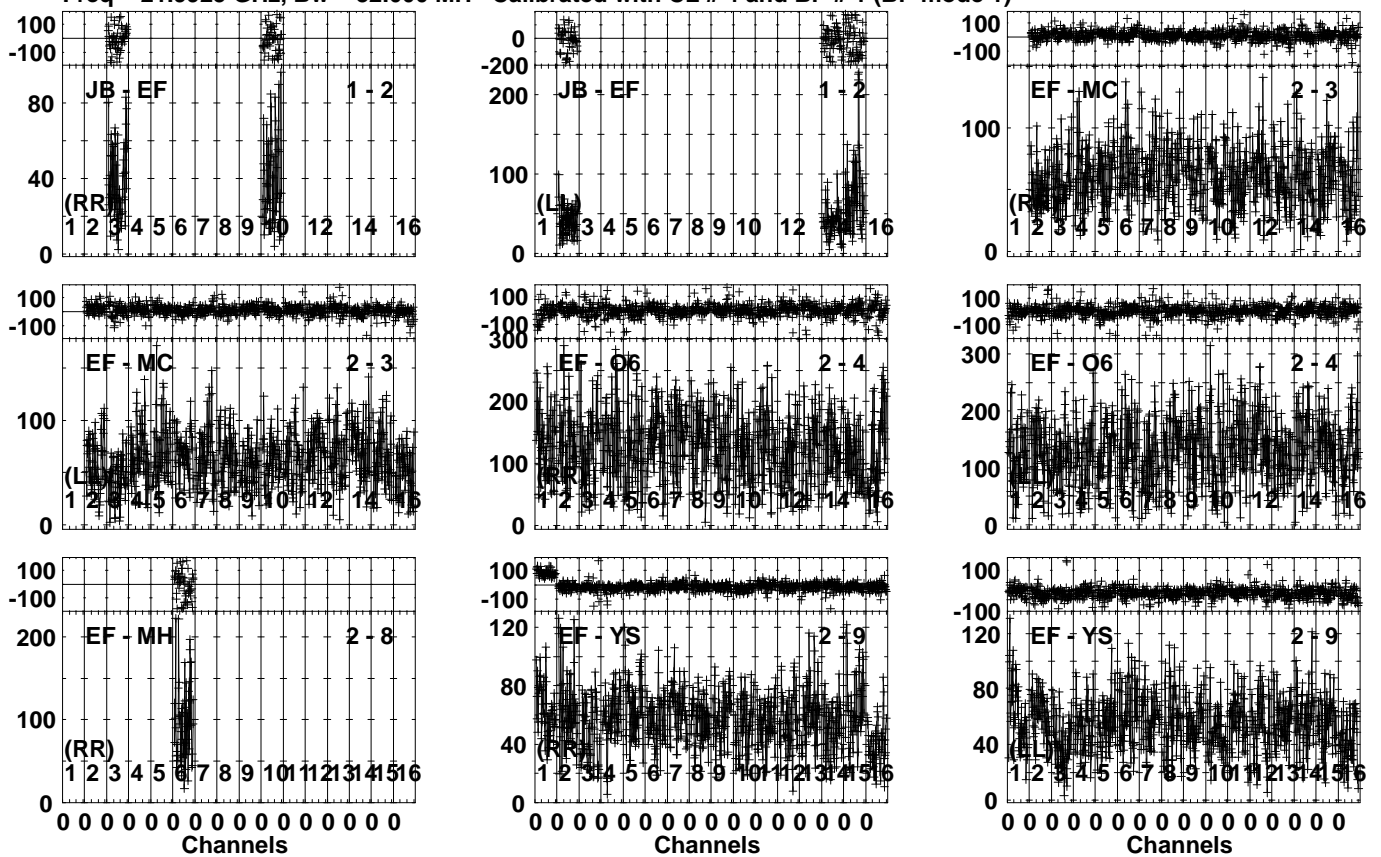


Lower frame: Milli Ampl Jy Top frame: Phas deg  
Vector averaged cross-power spectrum Several baselines displayed  
Timerange: 01/02:36:13 to 01/02:37:39

Plot file version 461 created 29-APR-2024 18:39:14

1146+189 EA075.UVDATA.1

Freq = 21.9925 GHz, Bw = 32.000 MH Calibrated with CL # 4 and BP # 1 (BP mode 1)

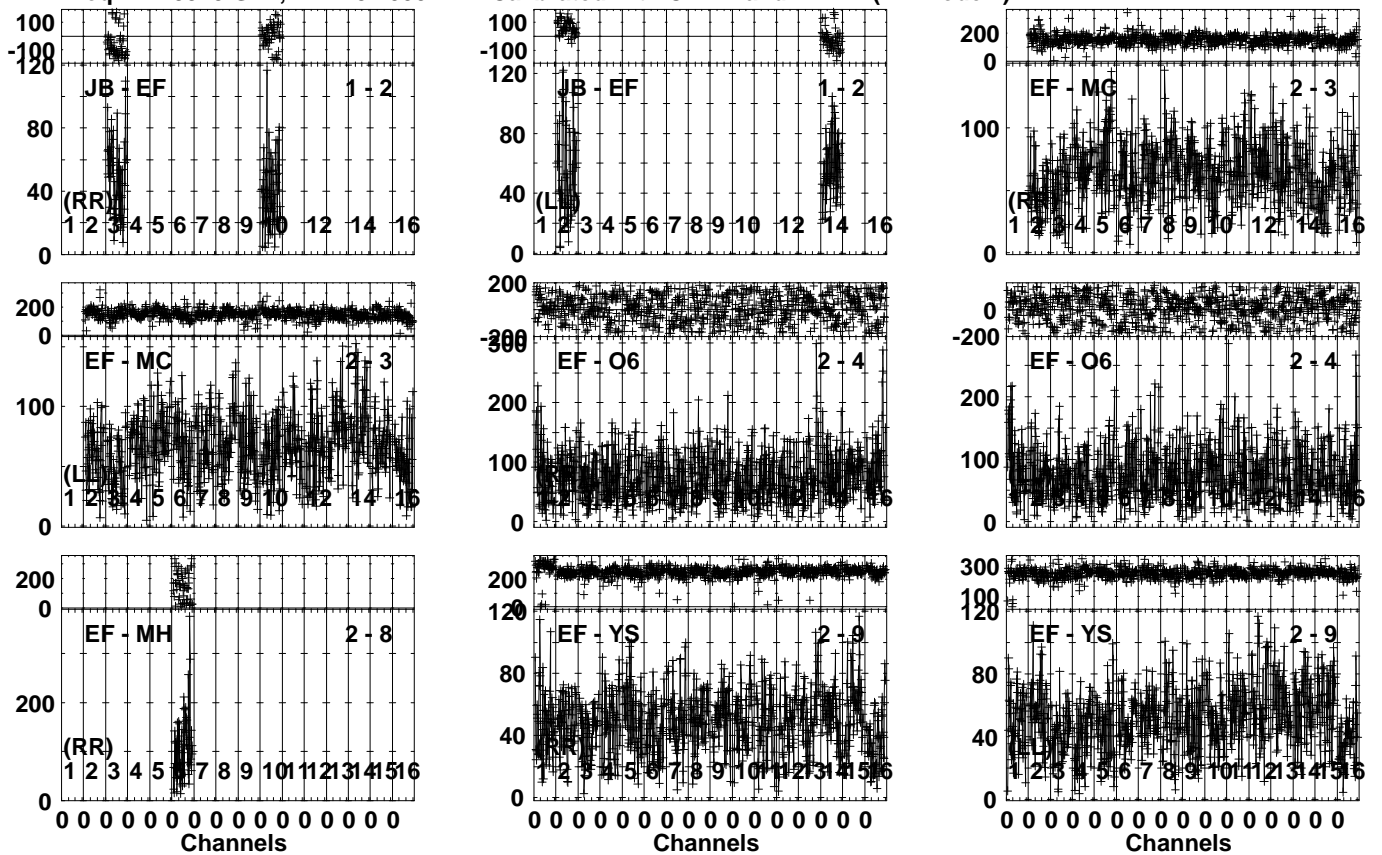


Lower frame: Milli Ampl Jy Top frame: Phas deg  
Vector averaged cross-power spectrum Several baselines displayed  
Timerange: 01/02:37:43 to 01/02:39:09

Plot file version 462 created 29-APR-2024 18:39:14

J1143+1834 EA075.UVDATA.1

Freq = 21.9925 GHz, Bw = 32.000 MH Calibrated with CL # 4 and BP # 1 (BP mode 1)

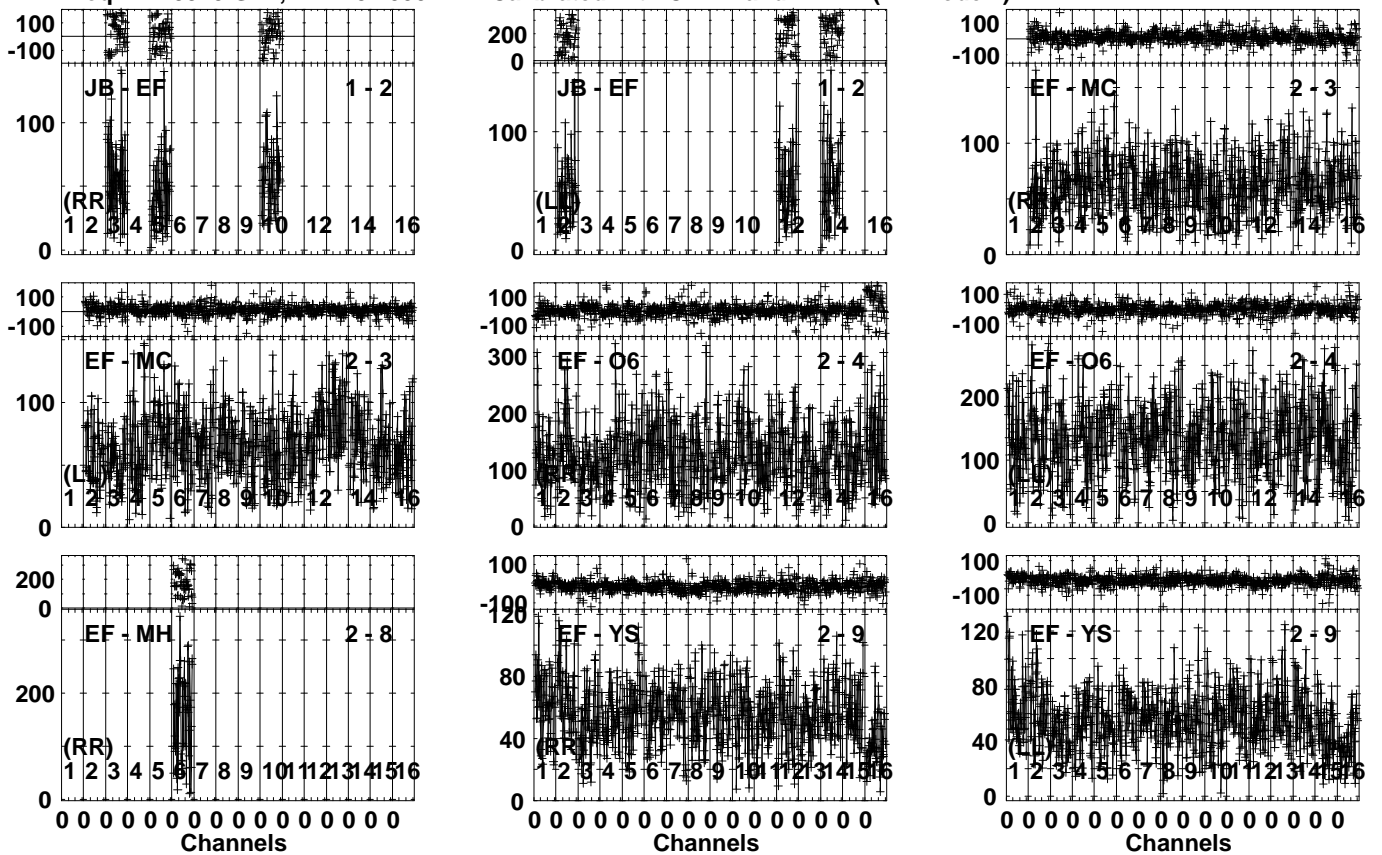


Lower frame: Milli Ampl Jy Top frame: Phas deg  
Vector averaged cross-power spectrum Several baselines displayed  
Timerange: 01/02:39:13 to 01/02:40:39

Plot file version 463 created 29-APR-2024 18:39:15

1146+189 EA075.UVDATA.1

Freq = 21.9925 GHz, Bw = 32.000 MH Calibrated with CL # 4 and BP # 1 (BP mode 1)

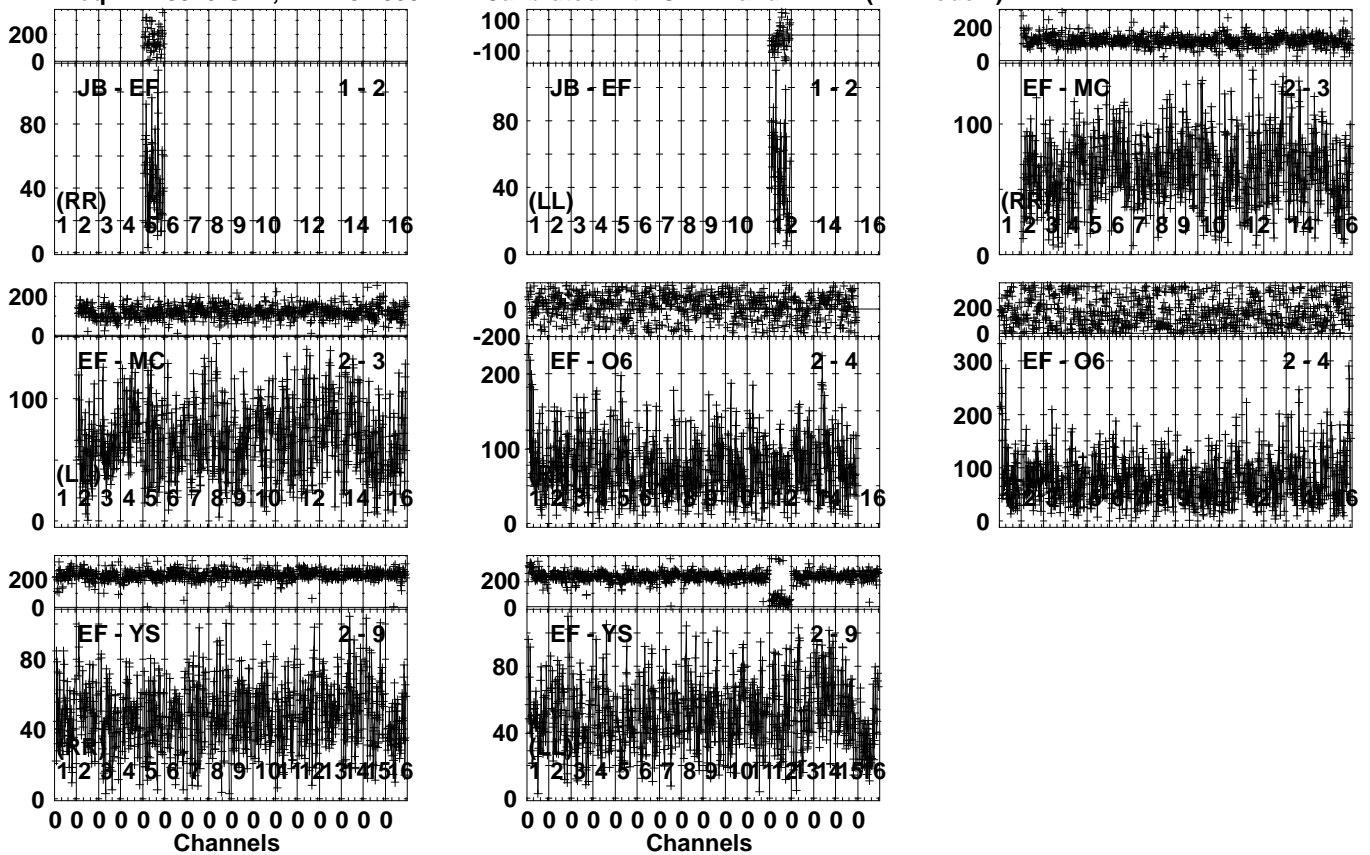


Lower frame: Milli Ampl Jy Top frame: Phas deg  
Vector averaged cross-power spectrum Several baselines displayed  
Timerange: 01/02:41:13 to 01/02:42:09

Plot file version 464 created 29-APR-2024 18:39:16

J1143+1834 EA075.UVDATA.1

Freq = 21.9925 GHz, Bw = 32.000 MH Calibrated with CL # 4 and BP # 1 (BP mode 1)



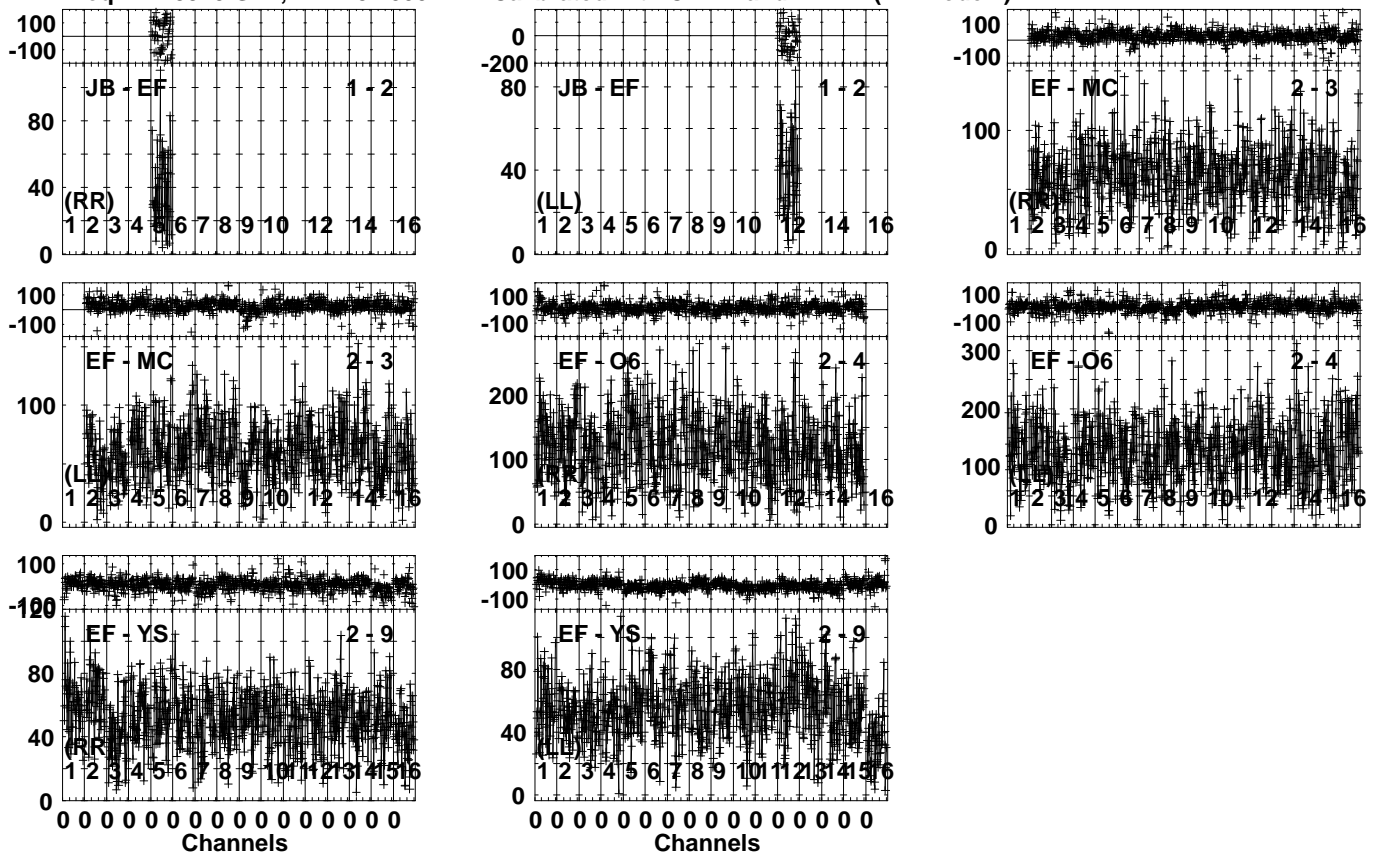
Lower frame: Milli Ampl Jy Top frame: Phas deg  
Vector averaged cross-power spectrum Several baselines displayed  
Timerange: 01/02:42:13 to 01/02:43:39



Plot file version 465 created 29-APR-2024 18:39:16

1146+189 EA075.UVDATA.1

Freq = 21.9925 GHz, Bw = 32.000 MH Calibrated with CL # 4 and BP # 1 (BP mode 1)

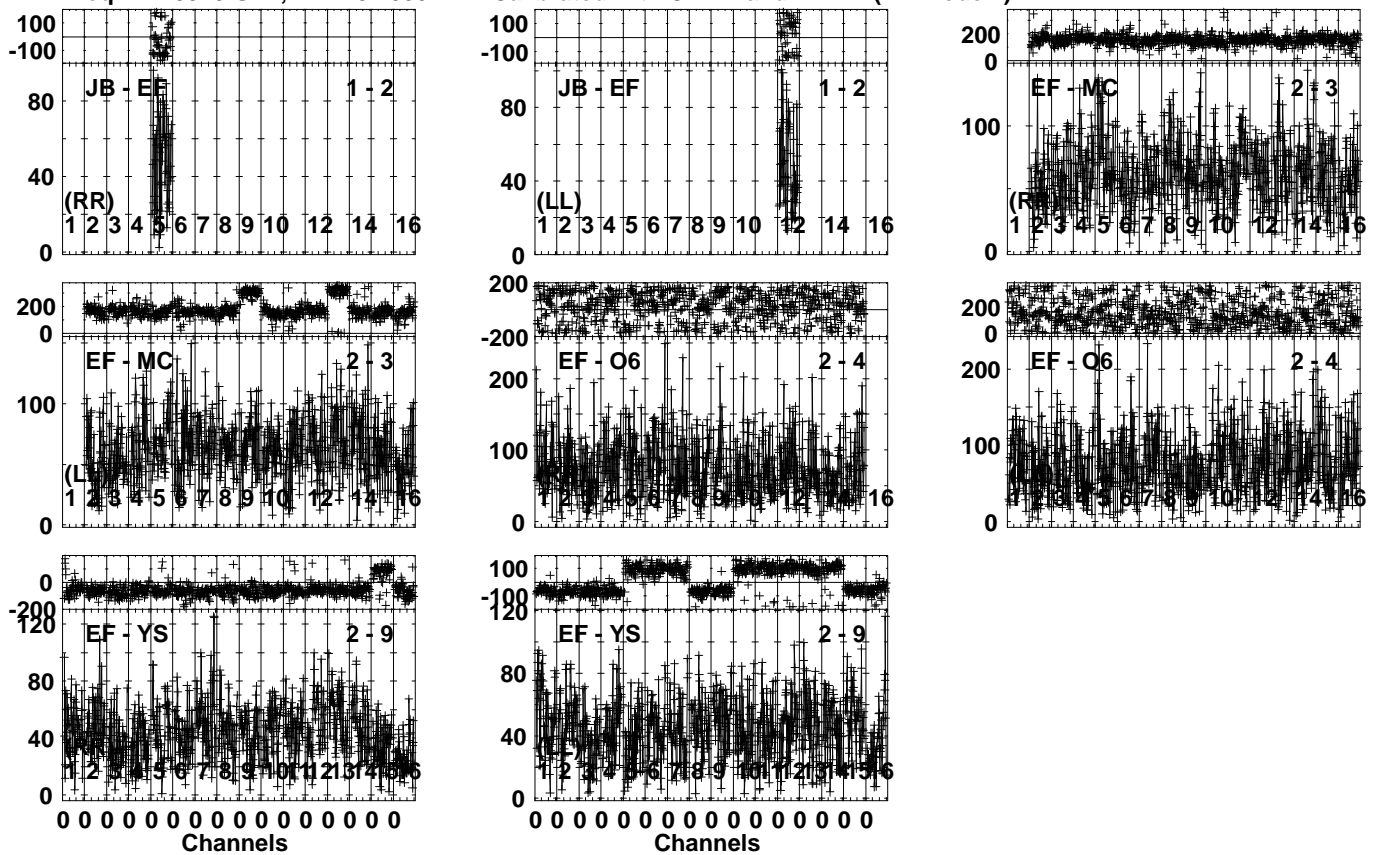


Lower frame: Milli Ampl Jy Top frame: Phas deg  
Vector averaged cross-power spectrum Several baselines displayed  
Timerange: 01/02:43:43 to 01/02:45:09

Plot file version 466 created 29-APR-2024 18:39:17

J1143+1834 EA075.UVDATA.1

Freq = 21.9925 GHz, Bw = 32.000 MH Calibrated with CL # 4 and BP # 1 (BP mode 1)



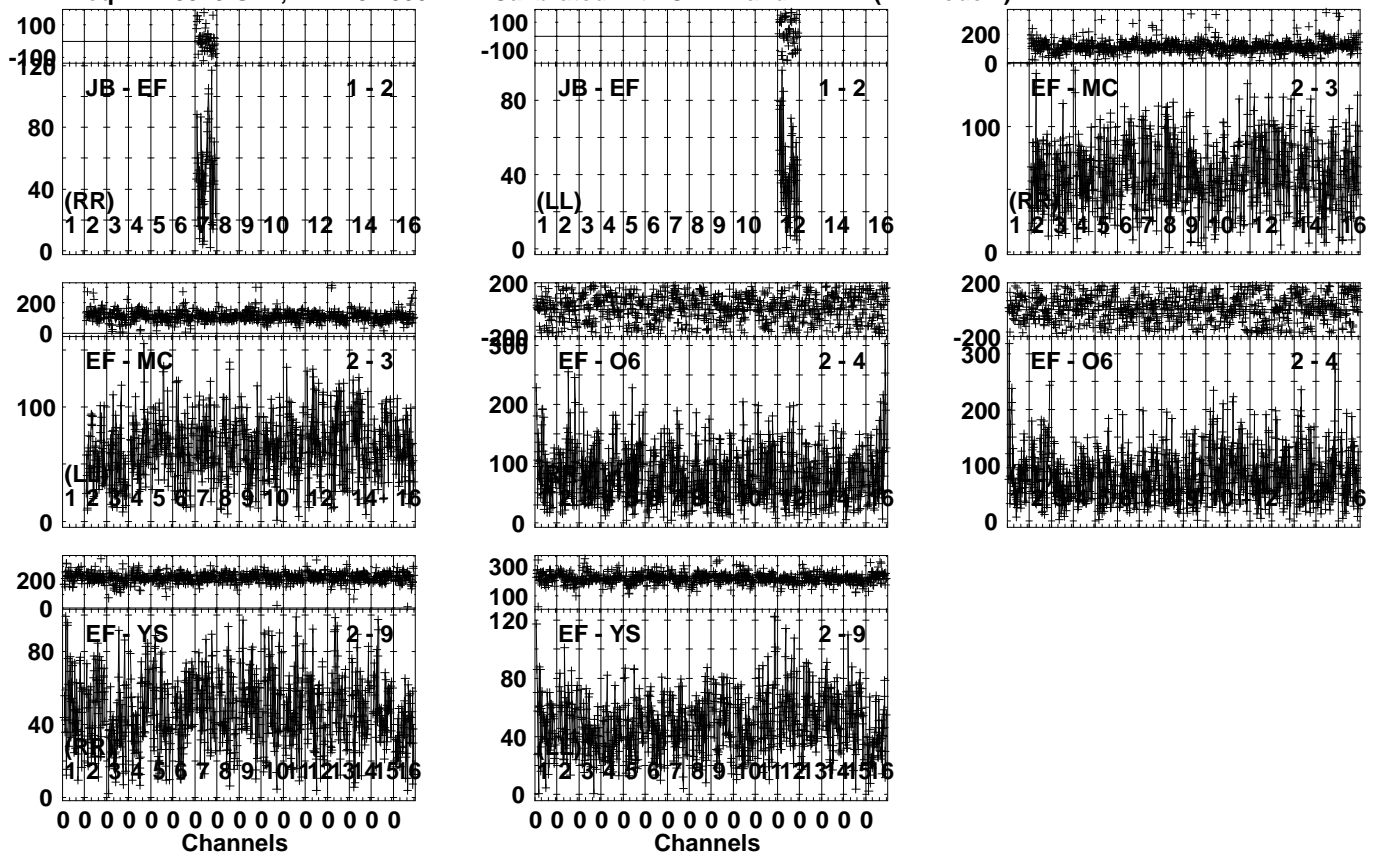
Lower frame: Milli Ampl Jy Top frame: Phas deg  
Vector averaged cross-power spectrum Several baselines displayed  
Timerange: 01/02:45:13 to 01/02:46:39



Plot file version 468 created 29-APR-2024 18:39:19

J1143+1834 EA075.UVDATA.1

Freq = 21.9925 GHz, Bw = 32.000 MH Calibrated with CL # 4 and BP # 1 (BP mode 1)

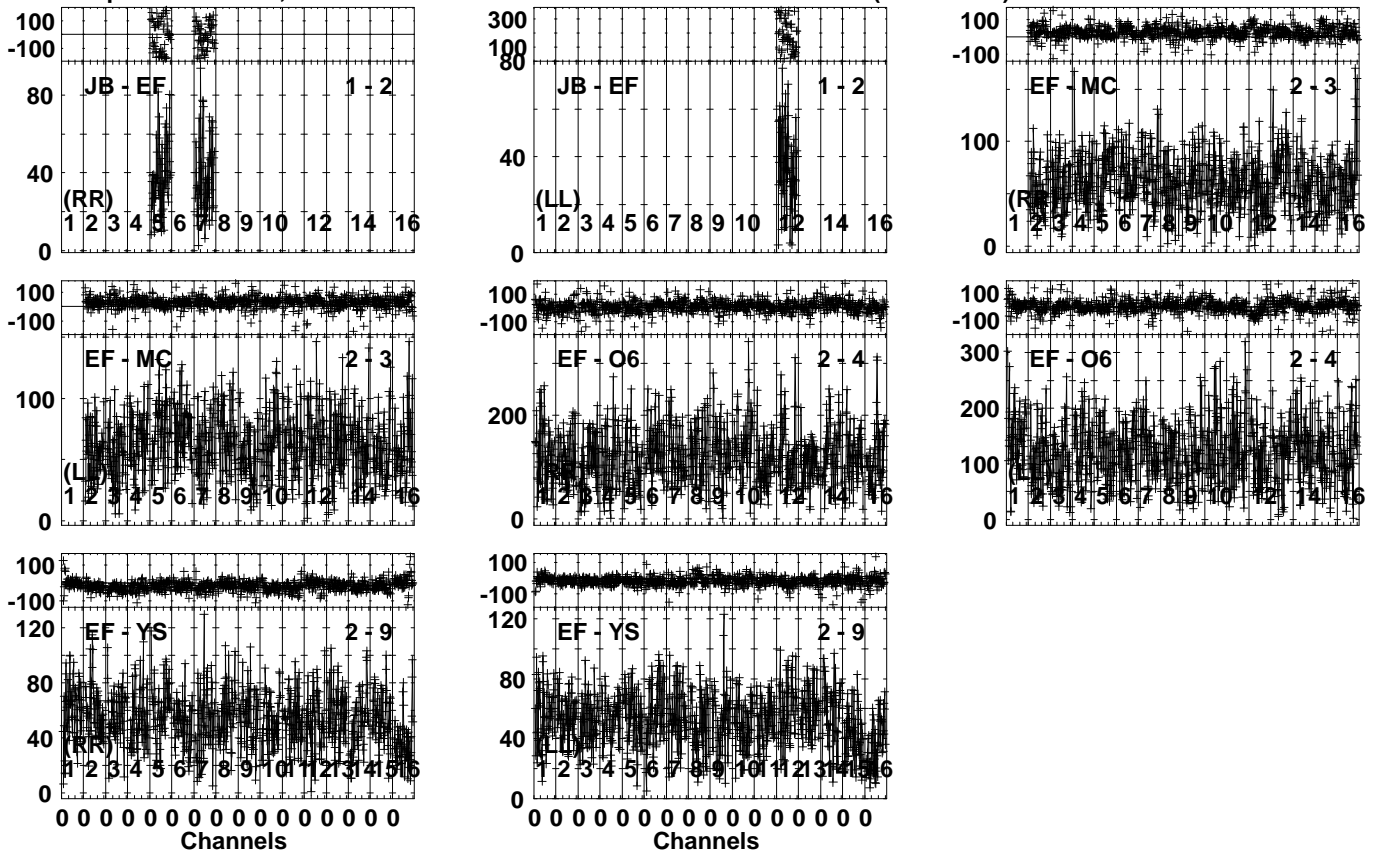


Lower frame: Milli Ampl Jy Top frame: Phas deg  
Vector averaged cross-power spectrum Several baselines displayed  
Timerange: 01/02:48:13 to 01/02:49:39

Plot file version 469 created 29-APR-2024 18:39:19

1146+189 EA075.UVDATA.1

Freq = 21.9925 GHz, Bw = 32.000 MH Calibrated with CL # 4 and BP # 1 (BP mode 1)

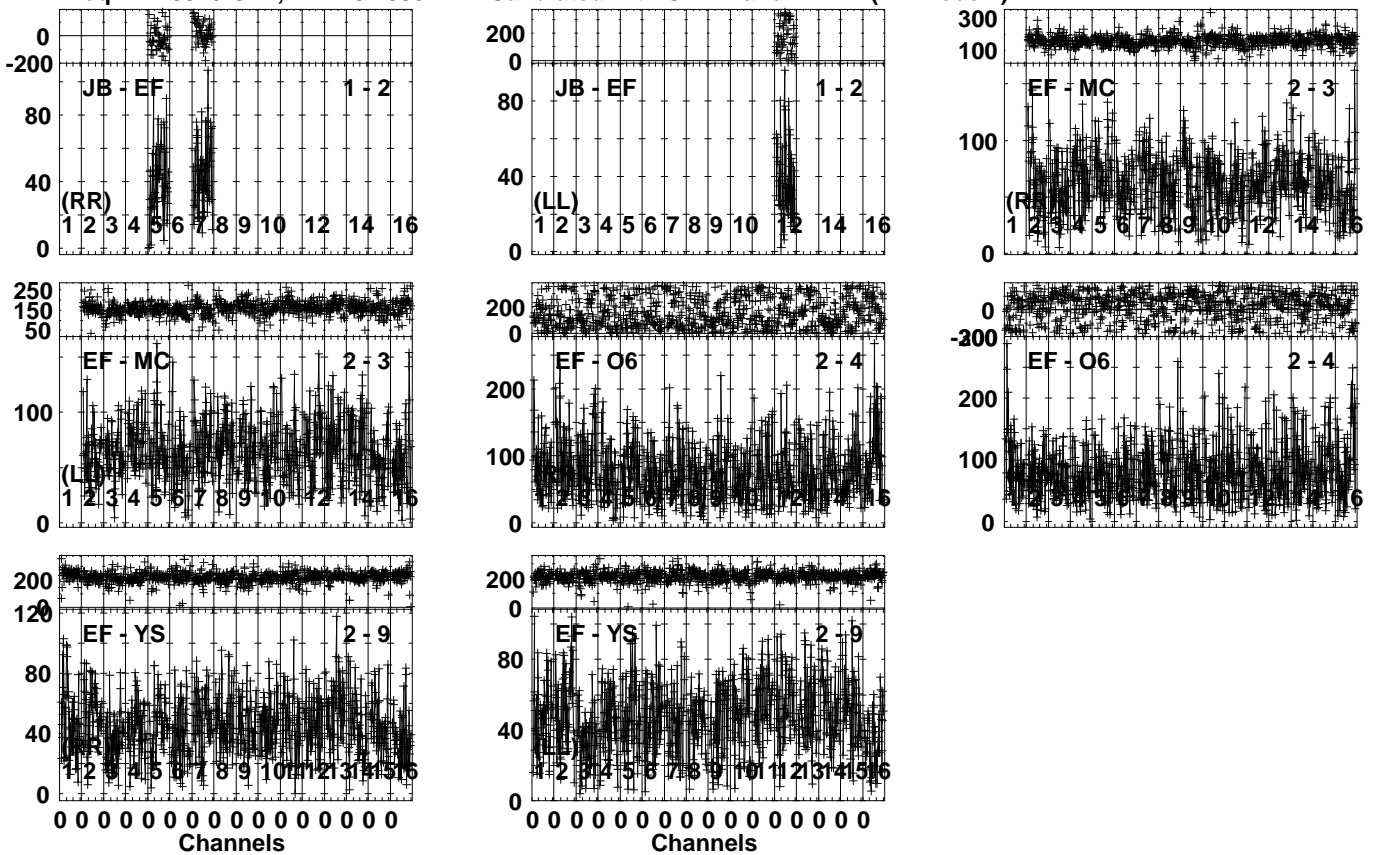


Lower frame: Milli Ampl Jy Top frame: Phas deg  
Vector averaged cross-power spectrum Several baselines displayed  
Timerange: 01/02:49:43 to 01/02:51:09

Plot file version 470 created 29-APR-2024 18:39:20

J1143+1834 EA075.UVDATA.1

Freq = 21.9925 GHz, Bw = 32.000 MH Calibrated with CL # 4 and BP # 1 (BP mode 1)

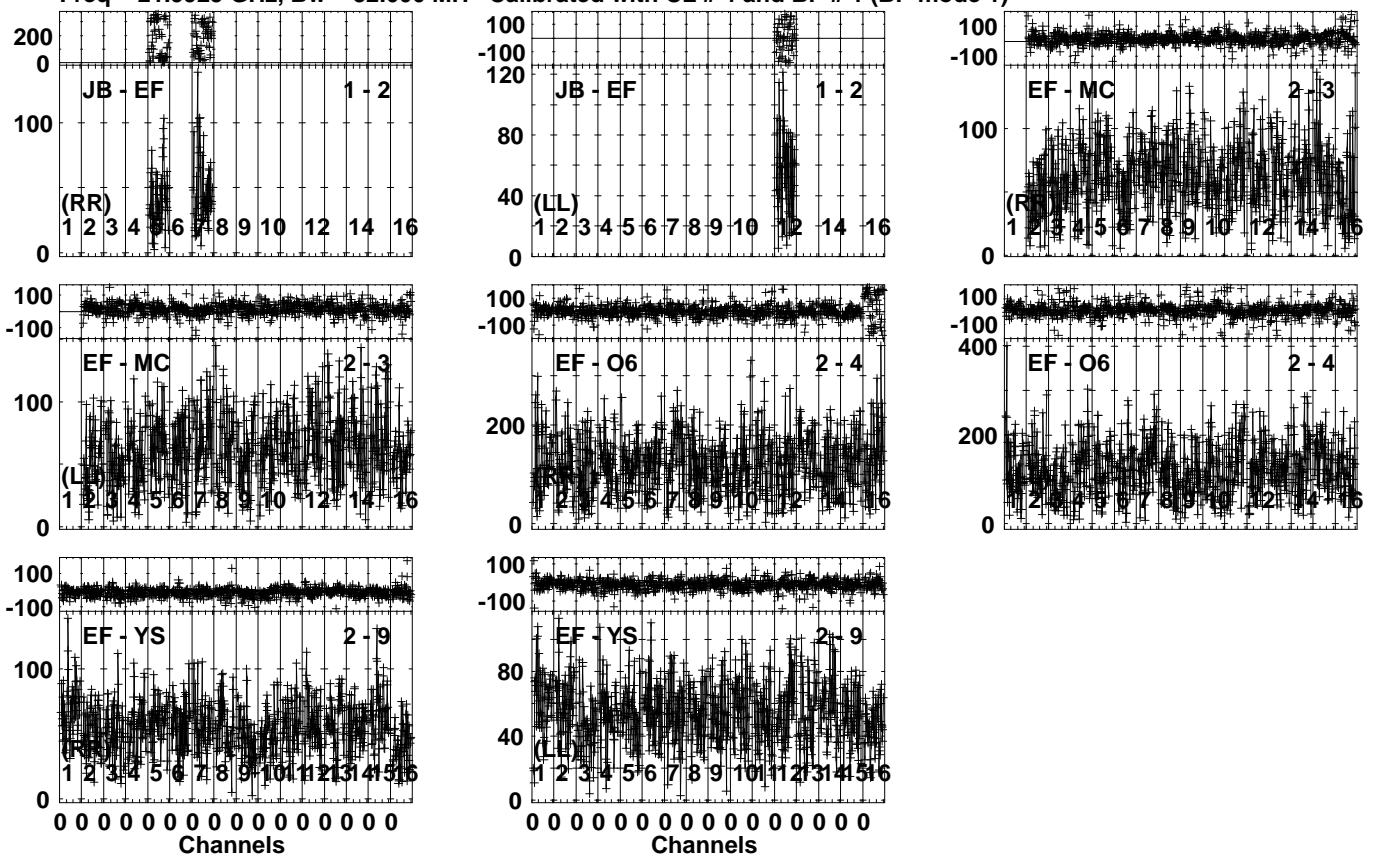


Lower frame: Milli Ampl Jy Top frame: Phas deg  
Vector averaged cross-power spectrum Several baselines displayed  
Timerange: 01/02:51:13 to 01/02:52:39

Plot file version 471 created 29-APR-2024 18:39:21

1146+189 EA075.UVDATA.1

Freq = 21.9925 GHz, Bw = 32.000 MH Calibrated with CL # 4 and BP # 1 (BP mode 1)

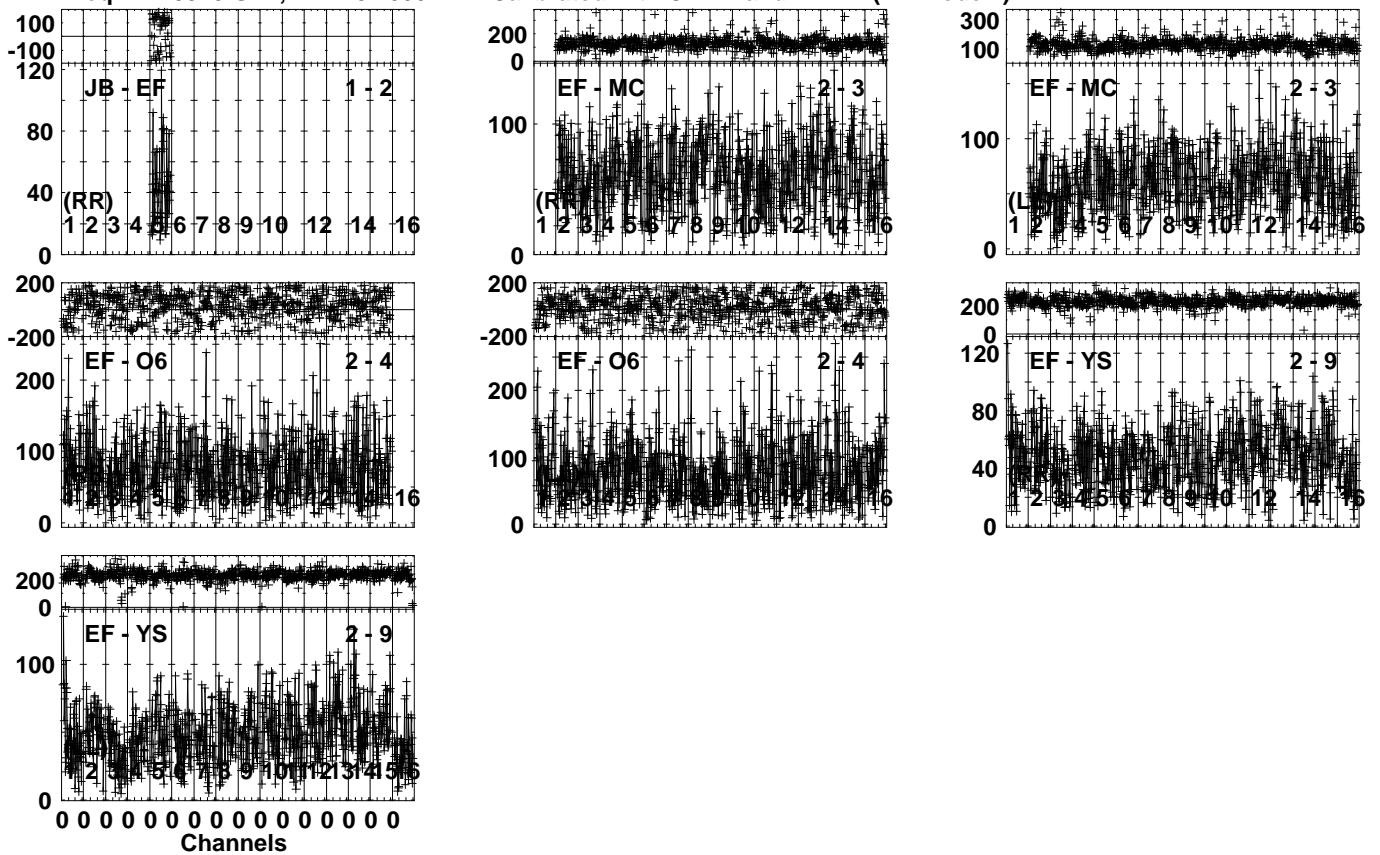


Lower frame: Milli Ampl Jy Top frame: Phas deg  
Vector averaged cross-power spectrum Several baselines displayed  
Timerange: 01/02:53:13 to 01/02:54:09

Plot file version 472 created 29-APR-2024 18:39:21

J1143+1834 EA075.UVDATA.1

Freq = 21.9925 GHz, Bw = 32.000 MH Calibrated with CL # 4 and BP # 1 (BP mode 1)



Lower frame: Milli Ampl Jy Top frame: Phas deg

Vector averaged cross-power spectrum Several baselines displayed

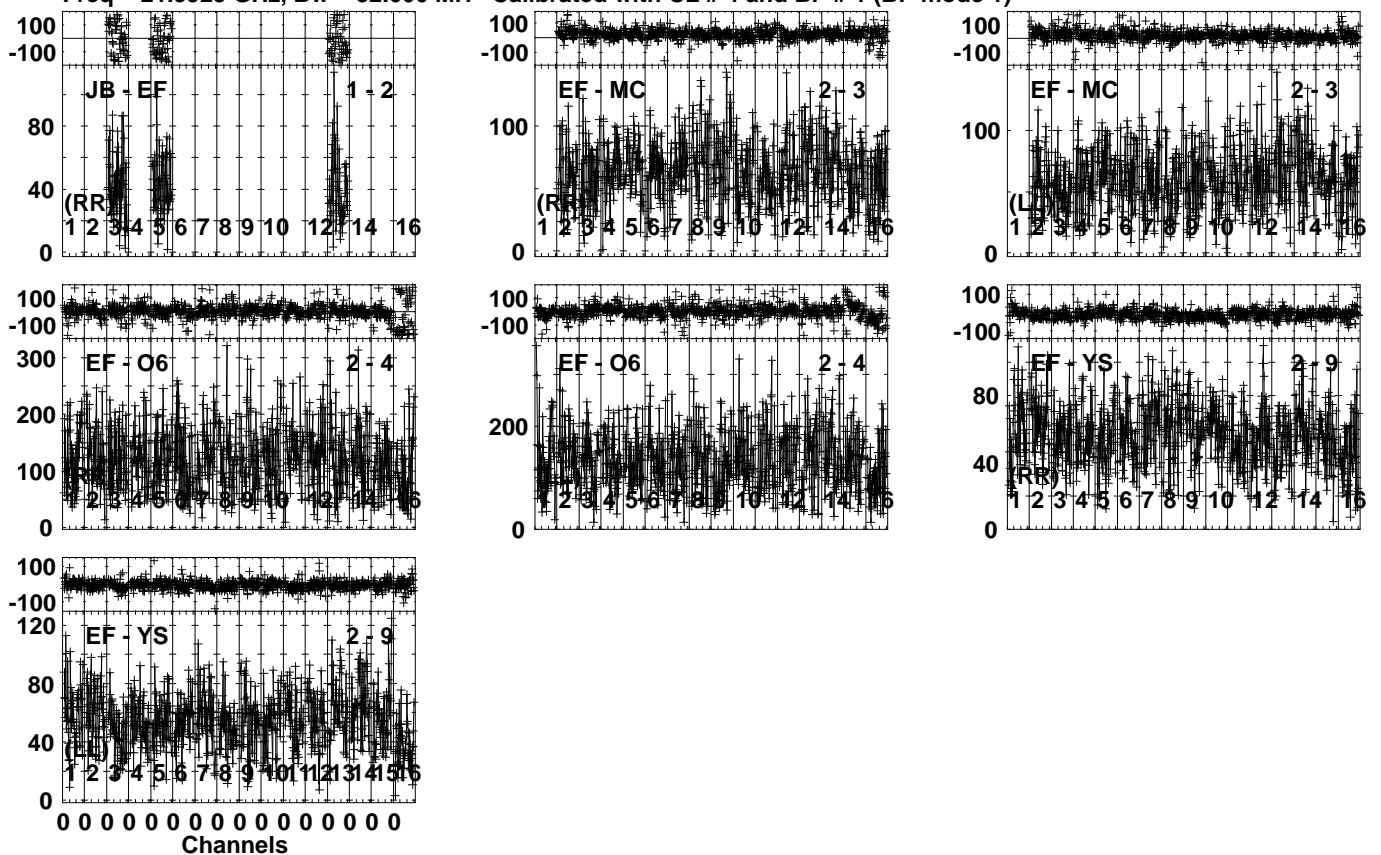
Timerange: 01/02:54:13 to 01/02:55:39



Plot file version 473 created 29-APR-2024 18:39:22

1146+189 EA075.UVDATA.1

Freq = 21.9925 GHz, Bw = 32.000 MH Calibrated with CL # 4 and BP # 1 (BP mode 1)



Lower frame: Milli Ampl Jy Top frame: Phas deg

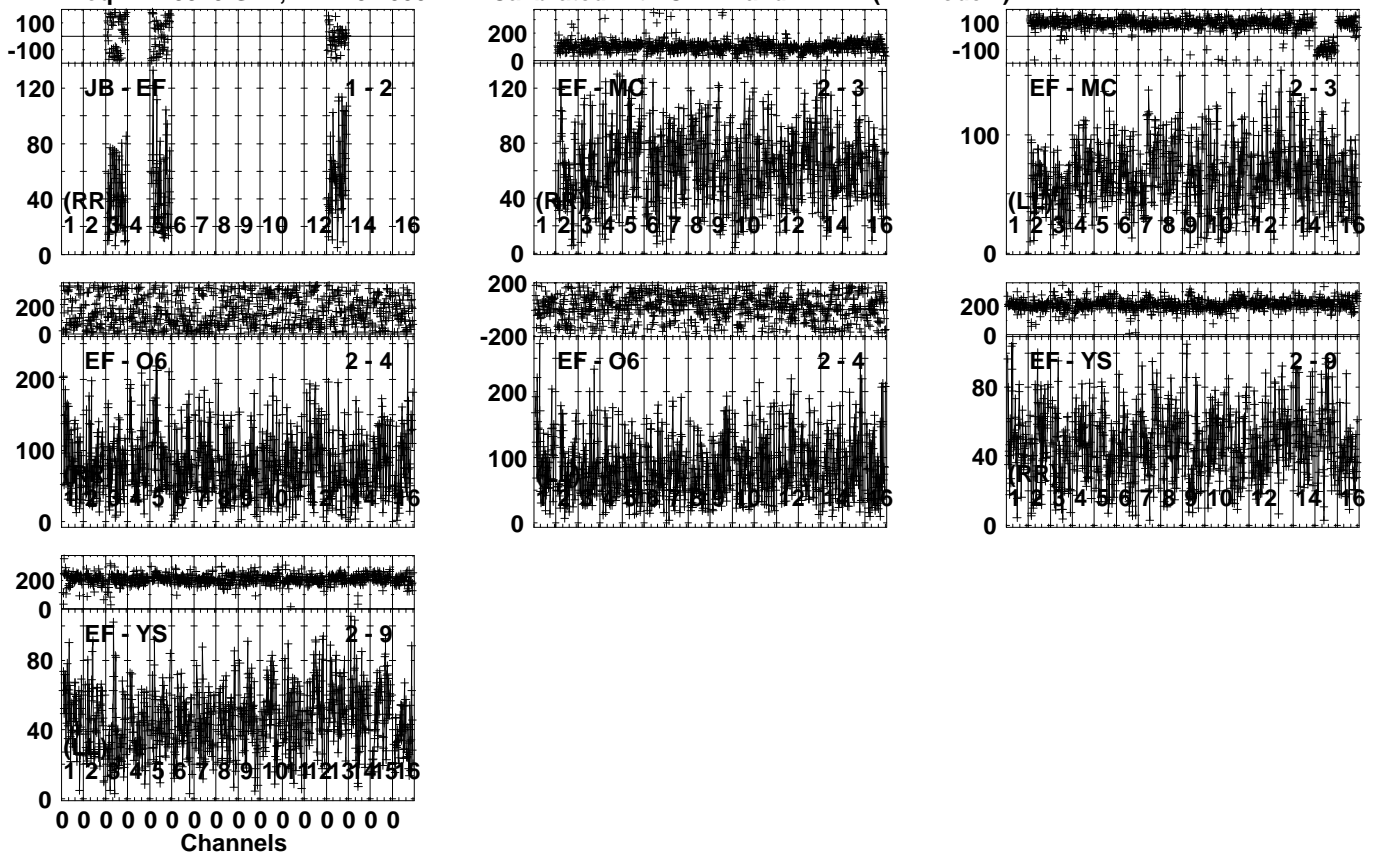
Vector averaged cross-power spectrum Several baselines displayed

Timerange: 01/02:55:43 to 01/02:57:09

Plot file version 474 created 29-APR-2024 18:39:23

J1143+1834 EA075.UVDATA.1

Freq = 21.9925 GHz, Bw = 32.000 MH Calibrated with CL # 4 and BP # 1 (BP mode 1)



Lower frame: Milli Ampl Jy Top frame: Phas deg

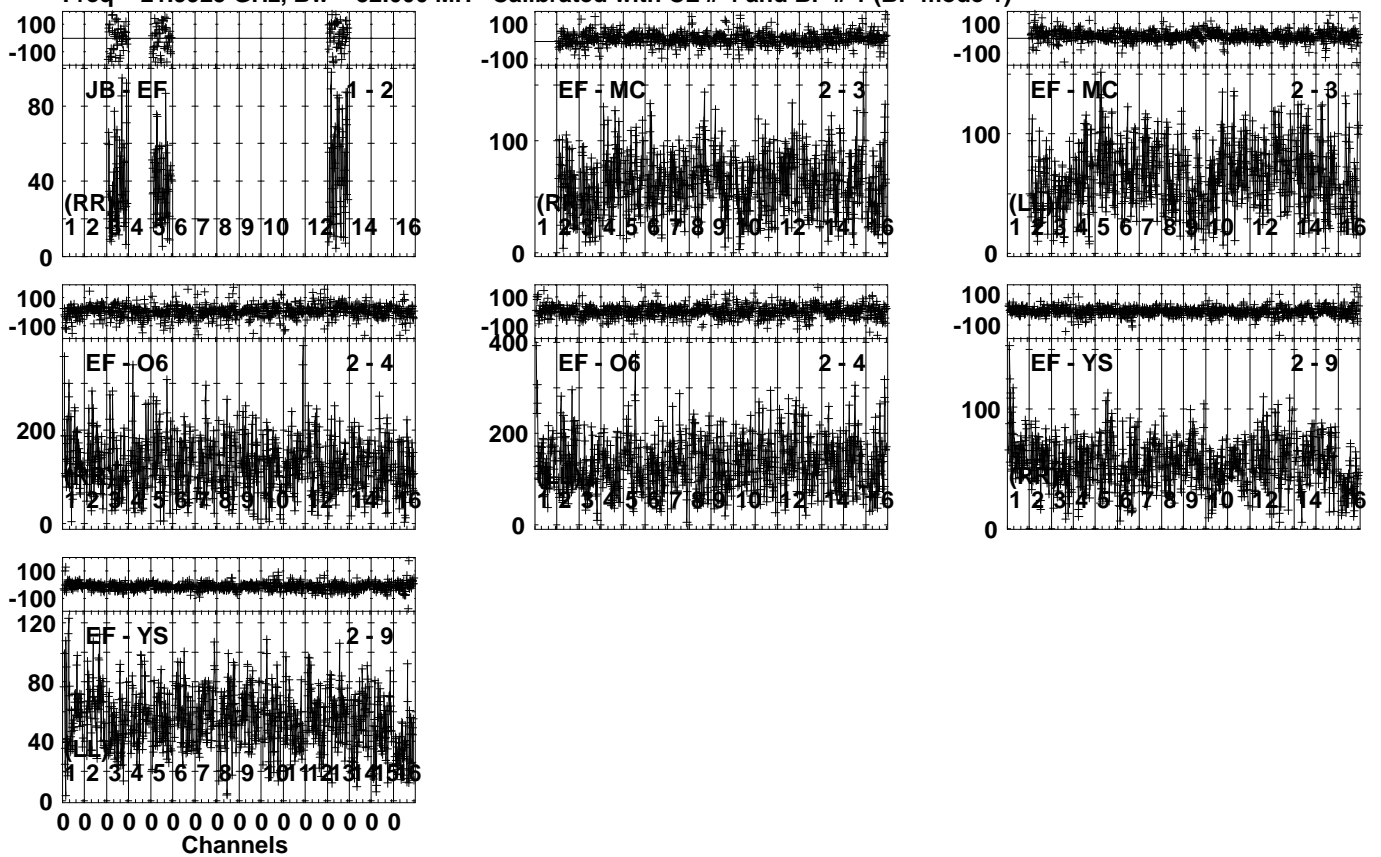
Vector averaged cross-power spectrum Several baselines displayed

Timerange: 01/02:57:13 to 01/02:58:39

Plot file version 475 created 29-APR-2024 18:39:23

1146+189 EA075.UVDATA.1

Freq = 21.9925 GHz, Bw = 32.000 MH Calibrated with CL # 4 and BP # 1 (BP mode 1)

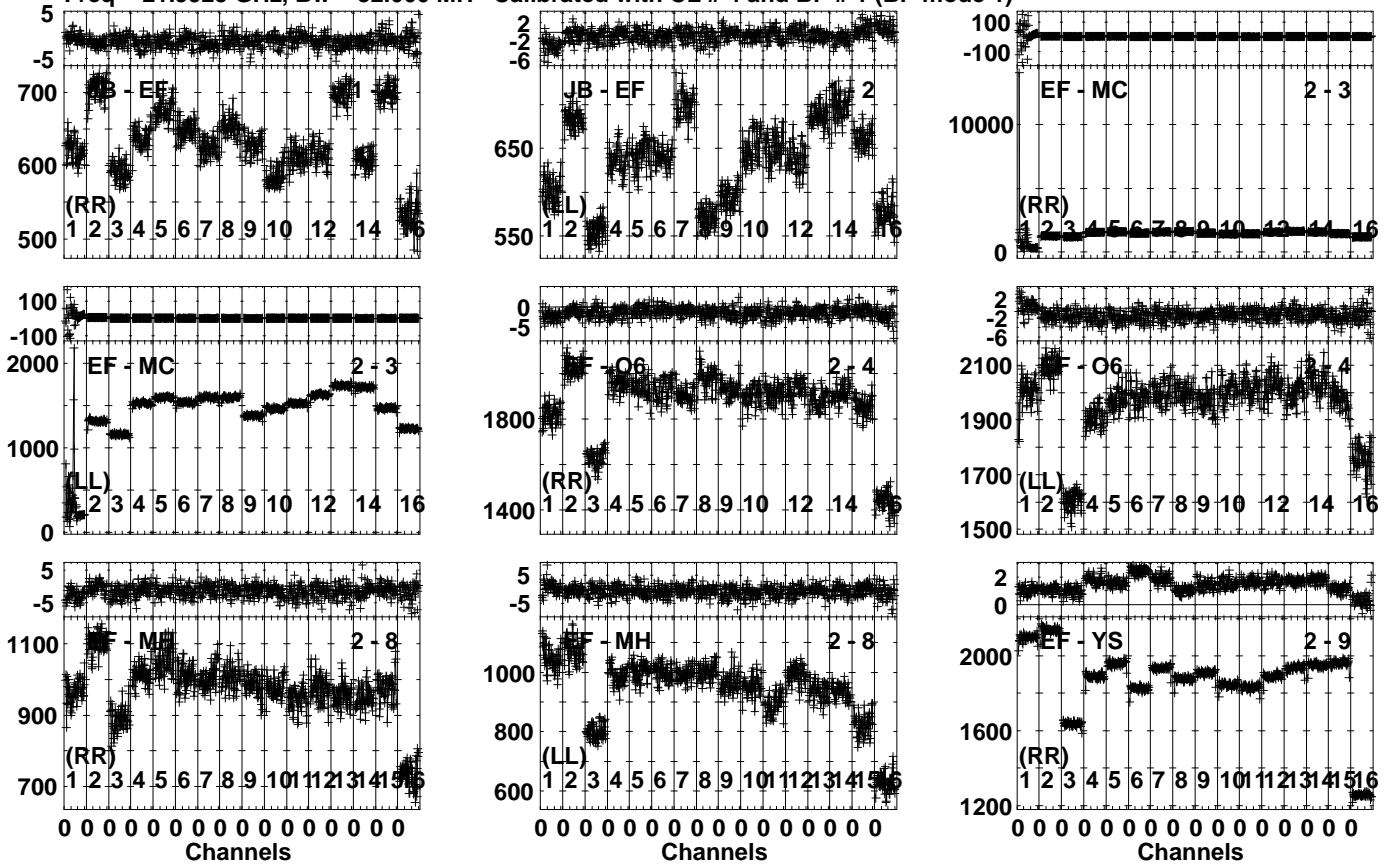


Lower frame: Milli Ampl Jy Top frame: Phas deg  
Vector averaged cross-power spectrum Several baselines displayed  
Timerange: 01/02:59:13 to 01/03:00:09

Plot file version 476 created 29-APR-2024 18:39:24

J1159+2914 EA075.UVDATA.1

Freq = 21.9925 GHz, Bw = 32.000 MH Calibrated with CL # 4 and BP # 1 (BP mode 1)

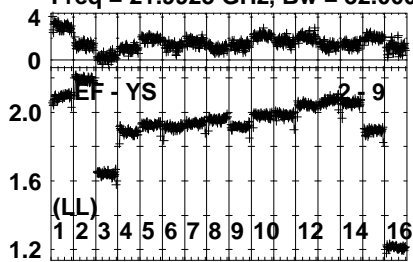


Lower frame: Milli Ampl Jy Top frame: Phas deg  
Vector averaged cross-power spectrum Several baselines displayed  
Timerange: 01/03:08:13 to 01/03:12:09

Plot file version 477 created 29-APR-2024 18:39:25

J1159+2914 EA075.UVDATA.1

Freq = 21.9925 GHz, Bw = 32.000 MH Calibrated with CL # 4 and BP # 1 (BP mode 1)



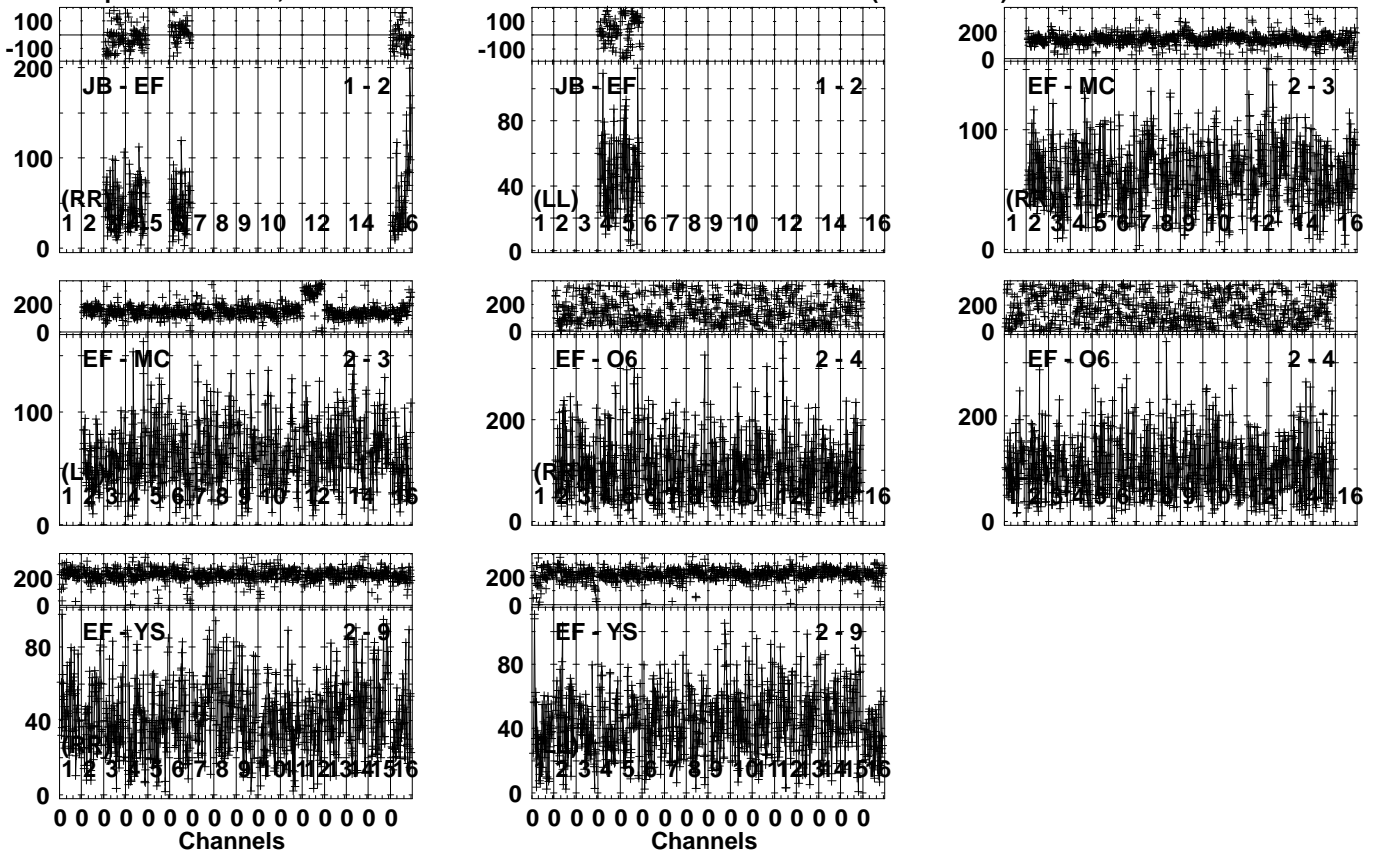
Lower frame: Ampl Jy Top frame: Phas deg  
Vector averaged cross-power spectrum Several baselines displayed  
Timerange: 01/03:08:13 to 01/03:12:09



Plot file version 479 created 29-APR-2024 18:39:26

J1143+1834 EA075.UVDATA.1

Freq = 21.9925 GHz, Bw = 32.000 MH Calibrated with CL # 4 and BP # 1 (BP mode 1)

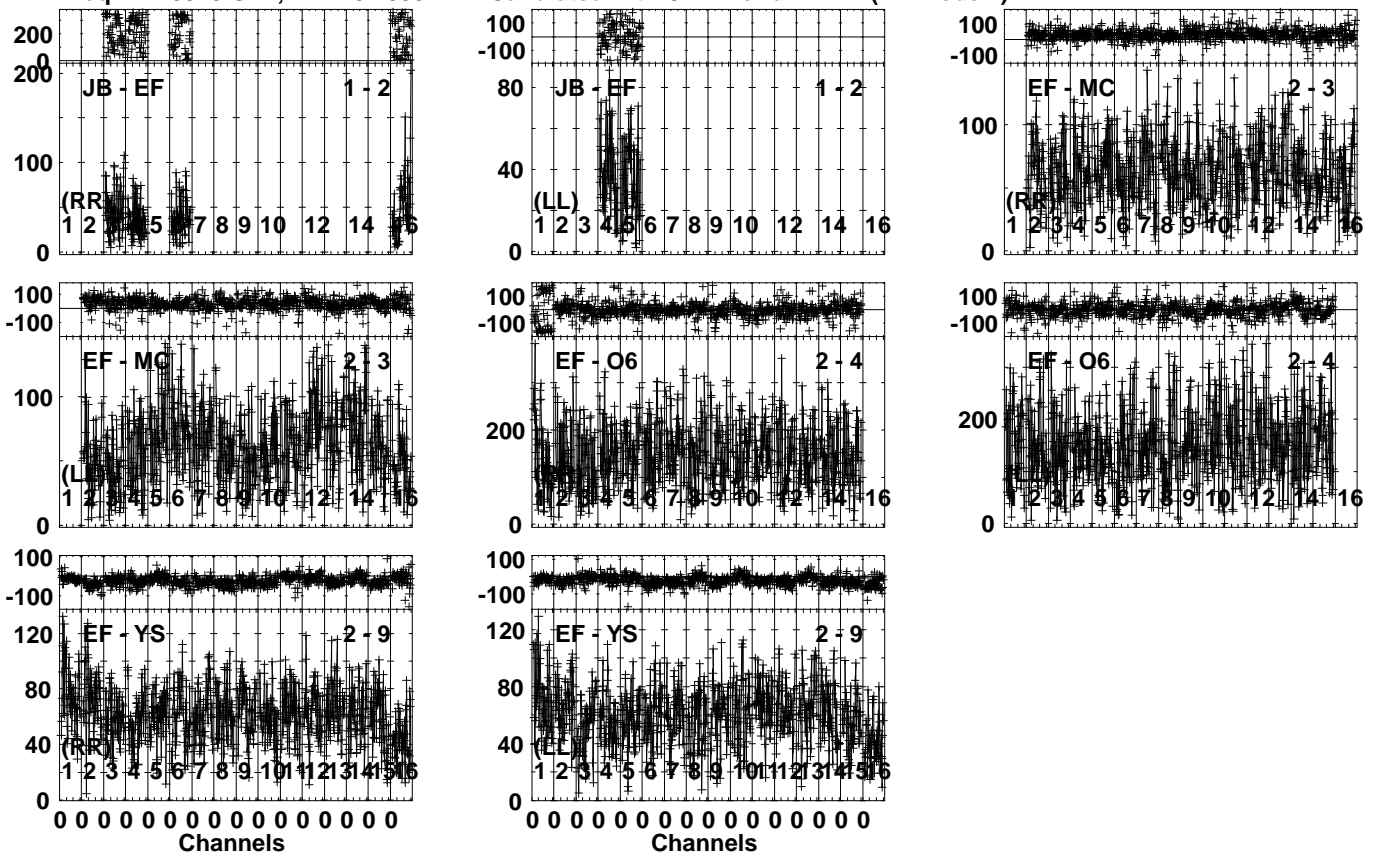


Lower frame: Milli Ampl Jy Top frame: Phas deg  
Vector averaged cross-power spectrum Several baselines displayed  
Timerange: 01/03:14:33 to 01/03:15:59

Plot file version 480 created 29-APR-2024 18:39:26

1146+189 EA075.UVDATA.1

Freq = 21.9925 GHz, Bw = 32.000 MH Calibrated with CL # 4 and BP # 1 (BP mode 1)



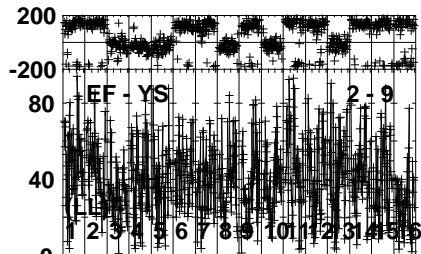
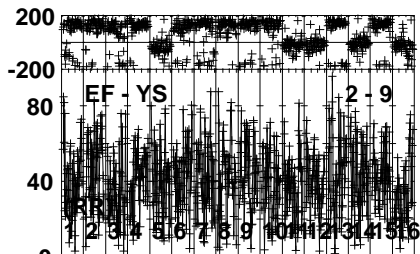
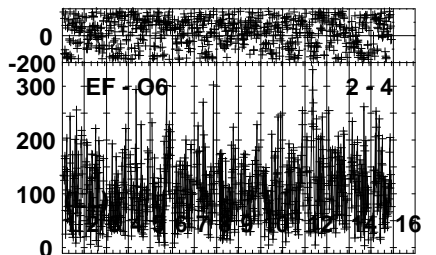
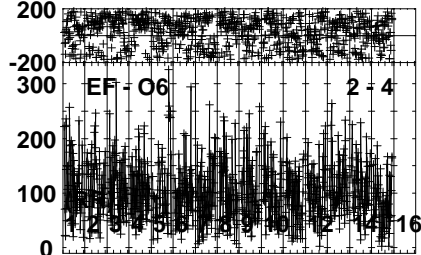
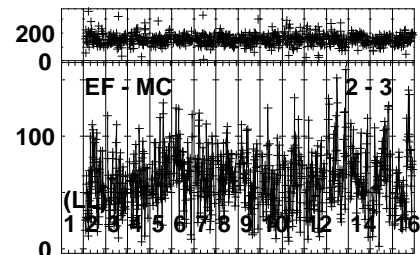
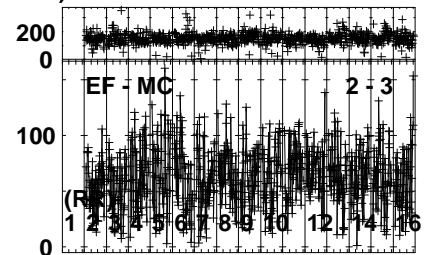
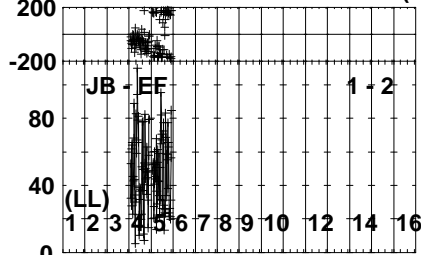
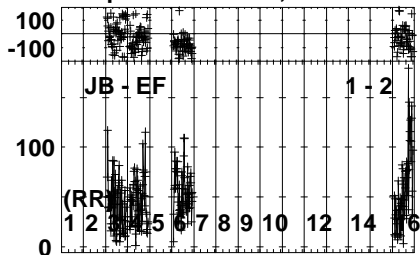
Lower frame: Milli Ampl Jy Top frame: Phas deg  
Vector averaged cross-power spectrum Several baselines displayed  
Timerange: 01/03:16:03 to 01/03:17:29



Plot file version 481 created 29-APR-2024 18:39:27

J1143+1834 EA075.UVDATA.1

Freq = 21.9925 GHz, Bw = 32.000 MH Calibrated with CL # 4 and BP # 1 (BP mode 1)



0 0 0 0 0 0 0 0 0 0 0 0 0 0 0 0  
Channels

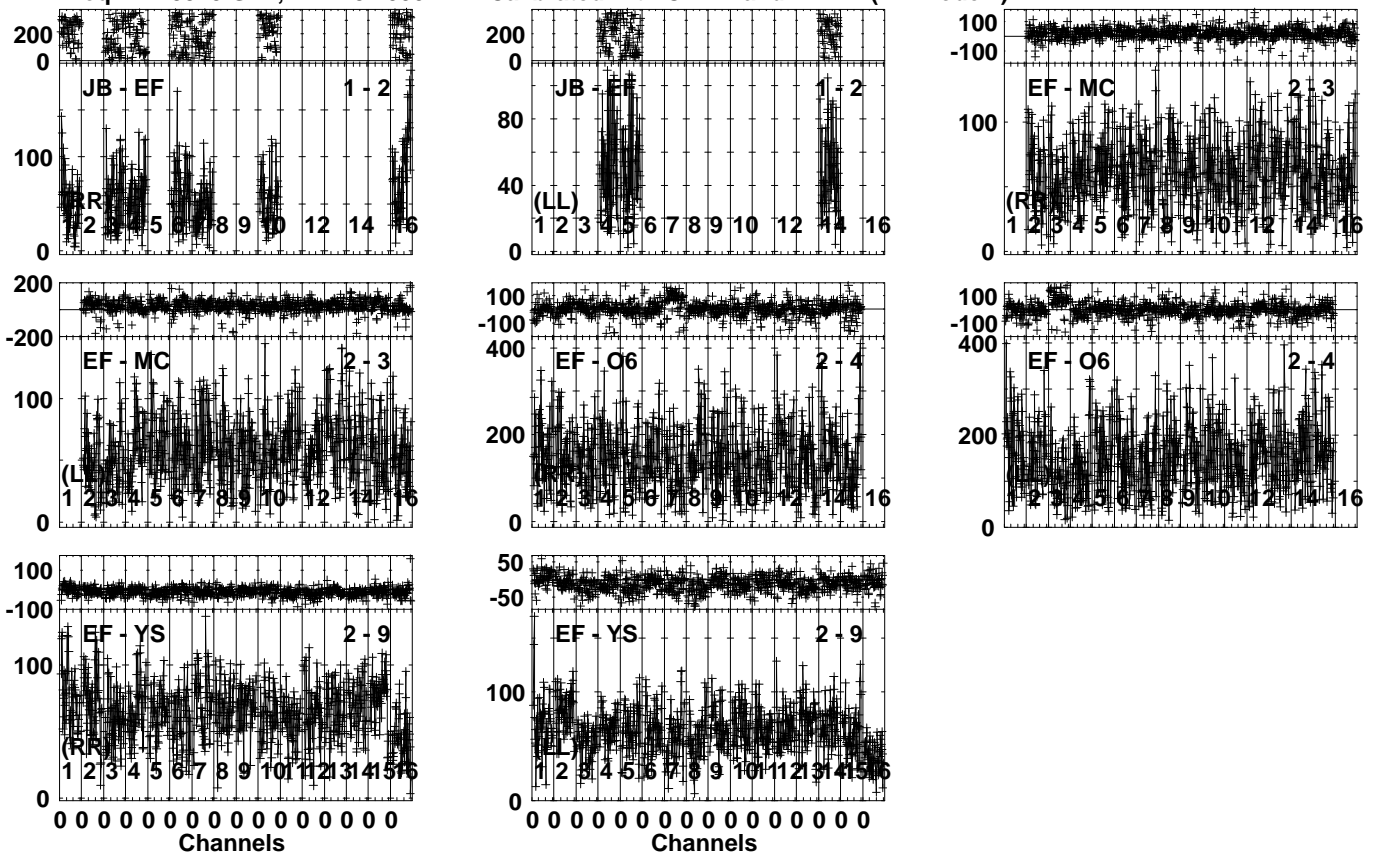
0 0 0 0 0 0 0 0 0 0 0 0 0 0 0 0  
Channels

Lower frame: Milli Ampl Jy Top frame: Phas deg  
Vector averaged cross-power spectrum Several baselines displayed  
Timerange: 01/03:17:33 to 01/03:18:59

Plot file version 482 created 29-APR-2024 18:39:28

1146+189 EA075.UVDATA.1

Freq = 21.9925 GHz, Bw = 32.000 MH Calibrated with CL # 4 and BP # 1 (BP mode 1)

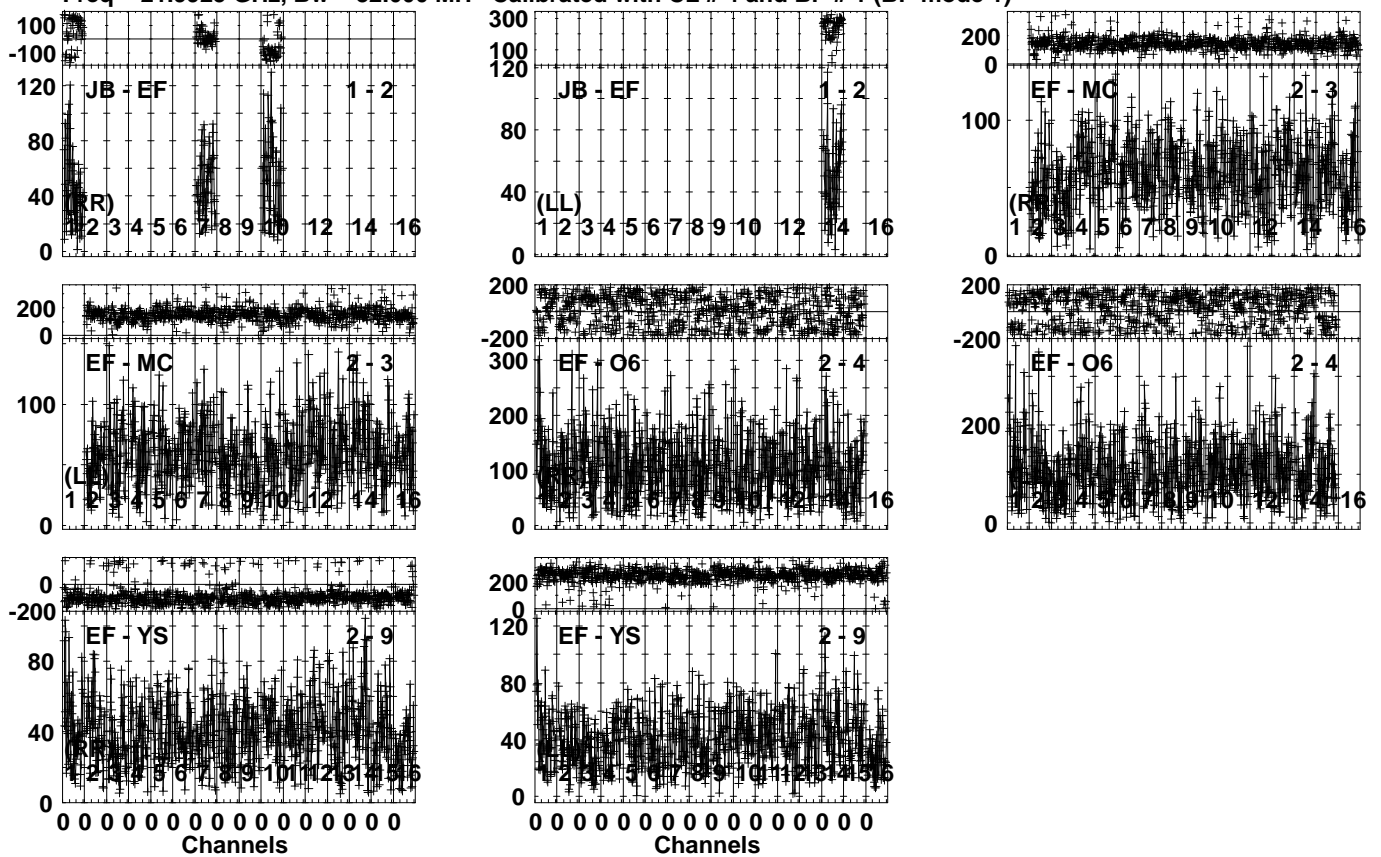


Lower frame: Milli Ampl Jy Top frame: Phas deg  
Vector averaged cross-power spectrum Several baselines displayed  
Timerange: 01/03:19:33 to 01/03:20:29

Plot file version 483 created 29-APR-2024 18:39:28

J1143+1834 EA075.UVDATA.1

Freq = 21.9925 GHz, Bw = 32.000 MH Calibrated with CL # 4 and BP # 1 (BP mode 1)

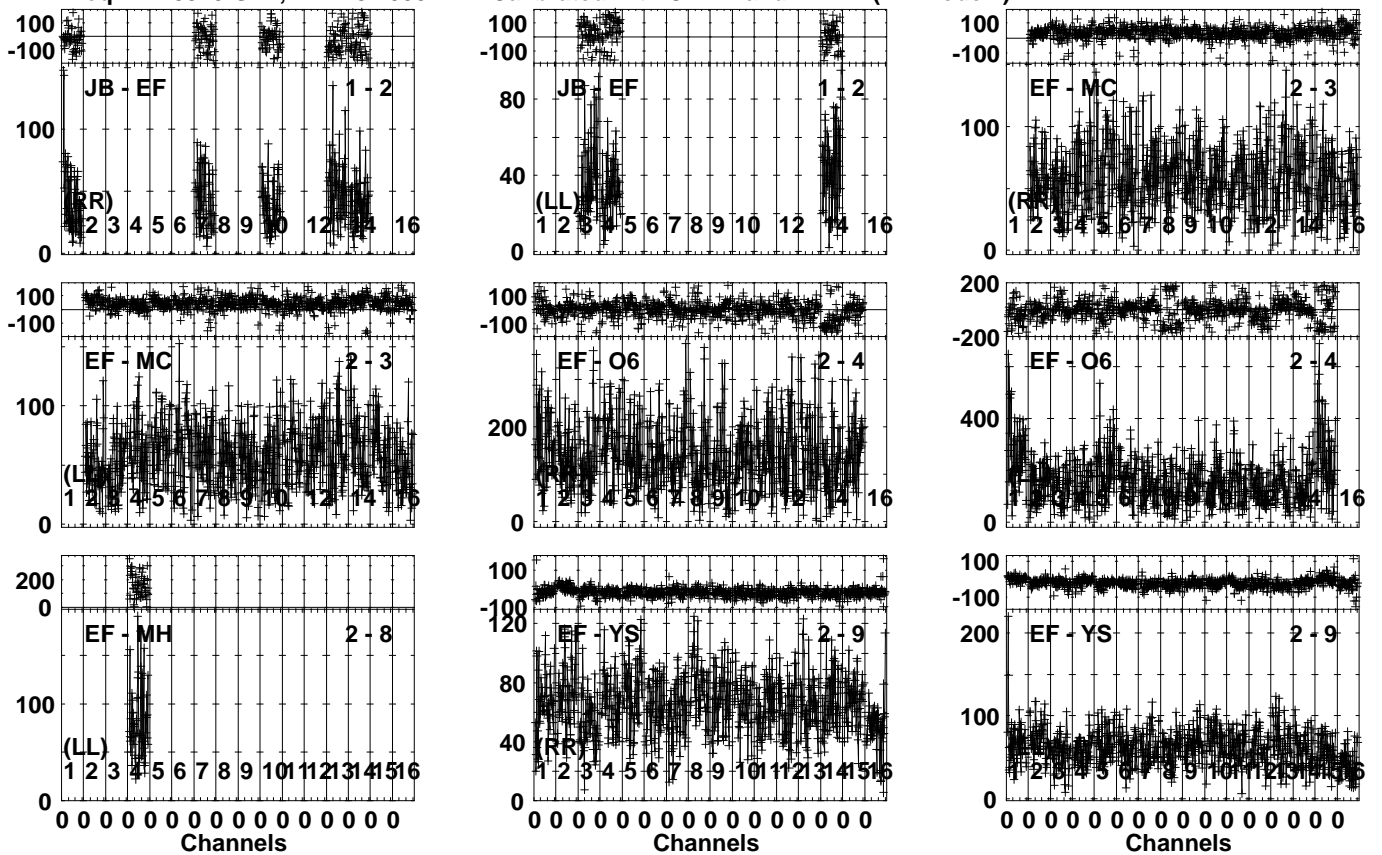


Lower frame: Milli Ampl Jy Top frame: Phas deg  
Vector averaged cross-power spectrum Several baselines displayed  
Timerange: 01/03:20:33 to 01/03:21:59

Plot file version 484 created 29-APR-2024 18:39:29

1146+189 EA075.UVDATA.1

Freq = 21.9925 GHz, Bw = 32.000 MH Calibrated with CL # 4 and BP # 1 (BP mode 1)

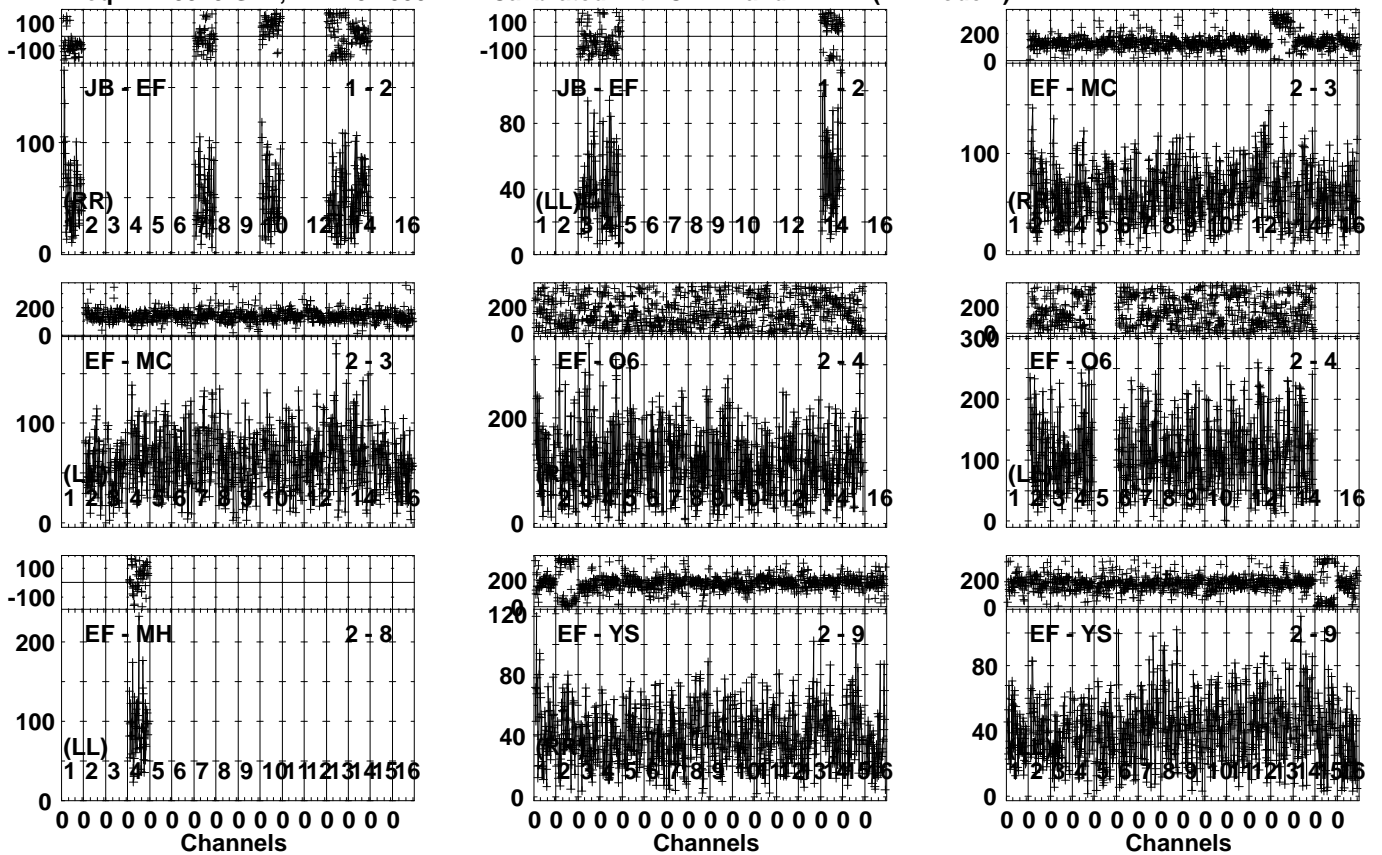


Lower frame: Milli Ampl Jy Top frame: Phas deg  
Vector averaged cross-power spectrum Several baselines displayed  
Timerange: 01/03:22:03 to 01/03:23:29

Plot file version 485 created 29-APR-2024 18:39:30

J1143+1834 EA075.UVDATA.1

Freq = 21.9925 GHz, Bw = 32.000 MH Calibrated with CL # 4 and BP # 1 (BP mode 1)

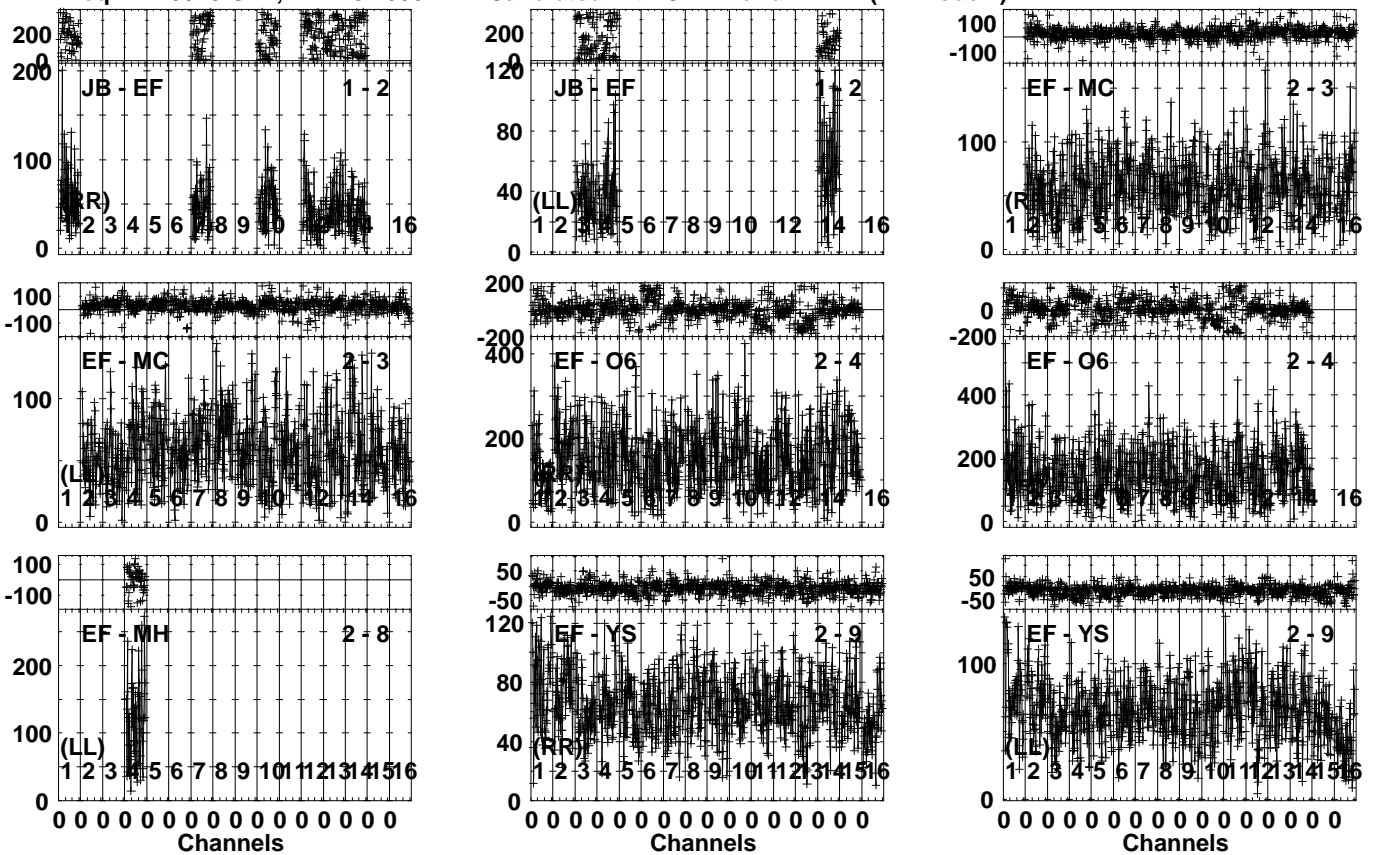


Lower frame: Milli Ampl Jy Top frame: Phas deg  
Vector averaged cross-power spectrum Several baselines displayed  
Timerange: 01/03:23:33 to 01/03:24:59

Plot file version 486 created 29-APR-2024 18:39:30

1146+189 EA075.UVDATA.1

Freq = 21.9925 GHz, Bw = 32.000 MH Calibrated with CL # 4 and BP # 1 (BP mode 1)

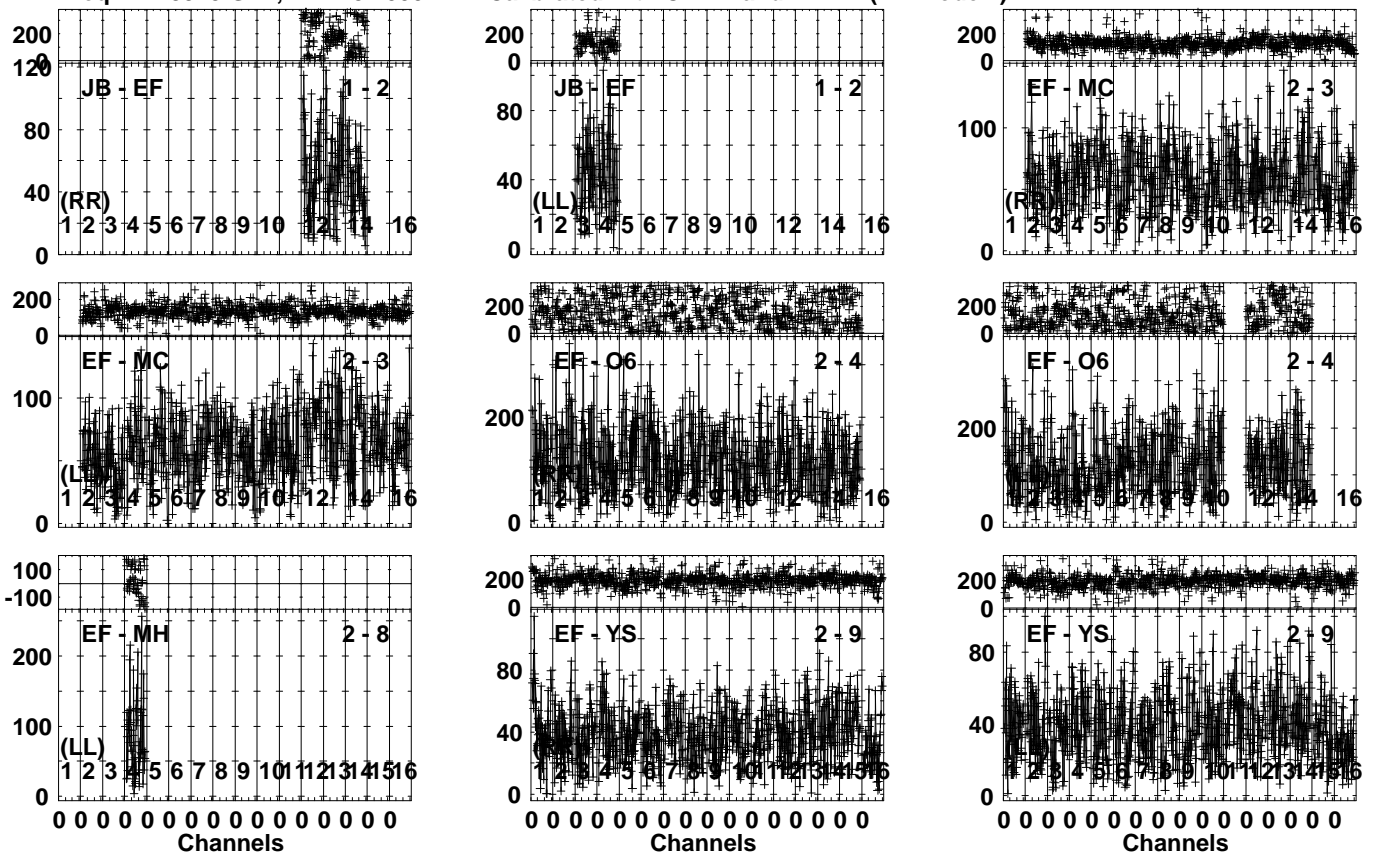


Lower frame: Milli Ampl Jy Top frame: Phas deg  
Vector averaged cross-power spectrum Several baselines displayed  
Timerange: 01/03:25:33 to 01/03:26:29

Plot file version 487 created 29-APR-2024 18:39:31

J1143+1834 EA075.UVDATA.1

Freq = 21.9925 GHz, Bw = 32.000 MH Calibrated with CL # 4 and BP # 1 (BP mode 1)

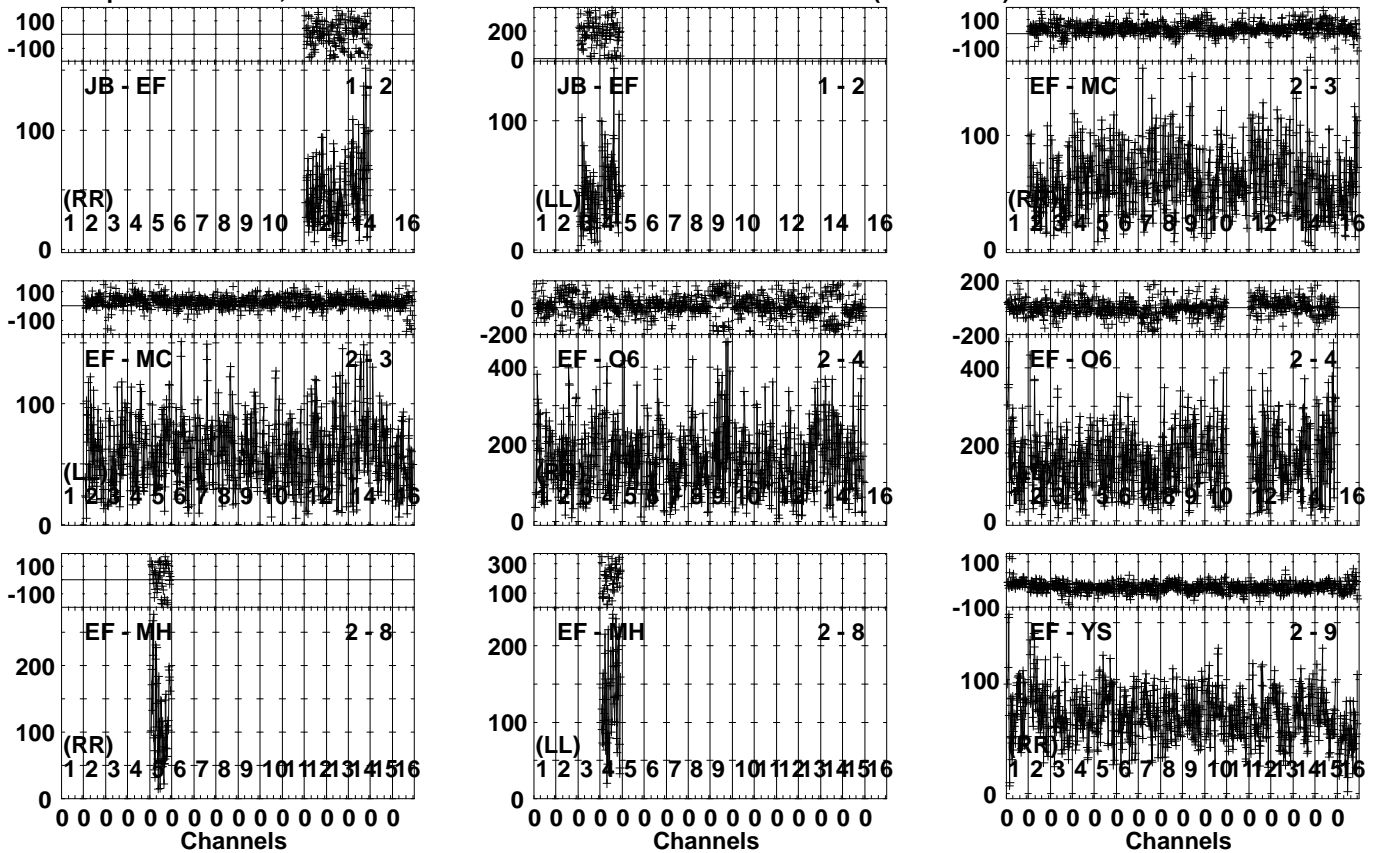


Lower frame: Milli Ampl Jy Top frame: Phas deg  
 Vector averaged cross-power spectrum Several baselines displayed  
 Timerange: 01/03:26:33 to 01/03:27:59

Plot file version 488 created 29-APR-2024 18:39:31

1146+189 EA075.UVDATA.1

Freq = 21.9925 GHz, Bw = 32.000 MH Calibrated with CL # 4 and BP # 1 (BP mode 1)



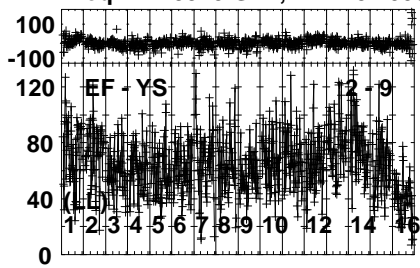
Lower frame: Milli Ampl Jy Top frame: Phas deg  
Vector averaged cross-power spectrum Several baselines displayed  
Timerange: 01/03:28:03 to 01/03:29:29



Plot file version 489 created 29-APR-2024 18:39:32

1146+189 EA075.UVDATA.1

Freq = 21.9925 GHz, Bw = 32.000 MH Calibrated with CL # 4 and BP # 1 (BP mode 1)



Lower frame: Milli Ampl Jy Top frame: Phas deg

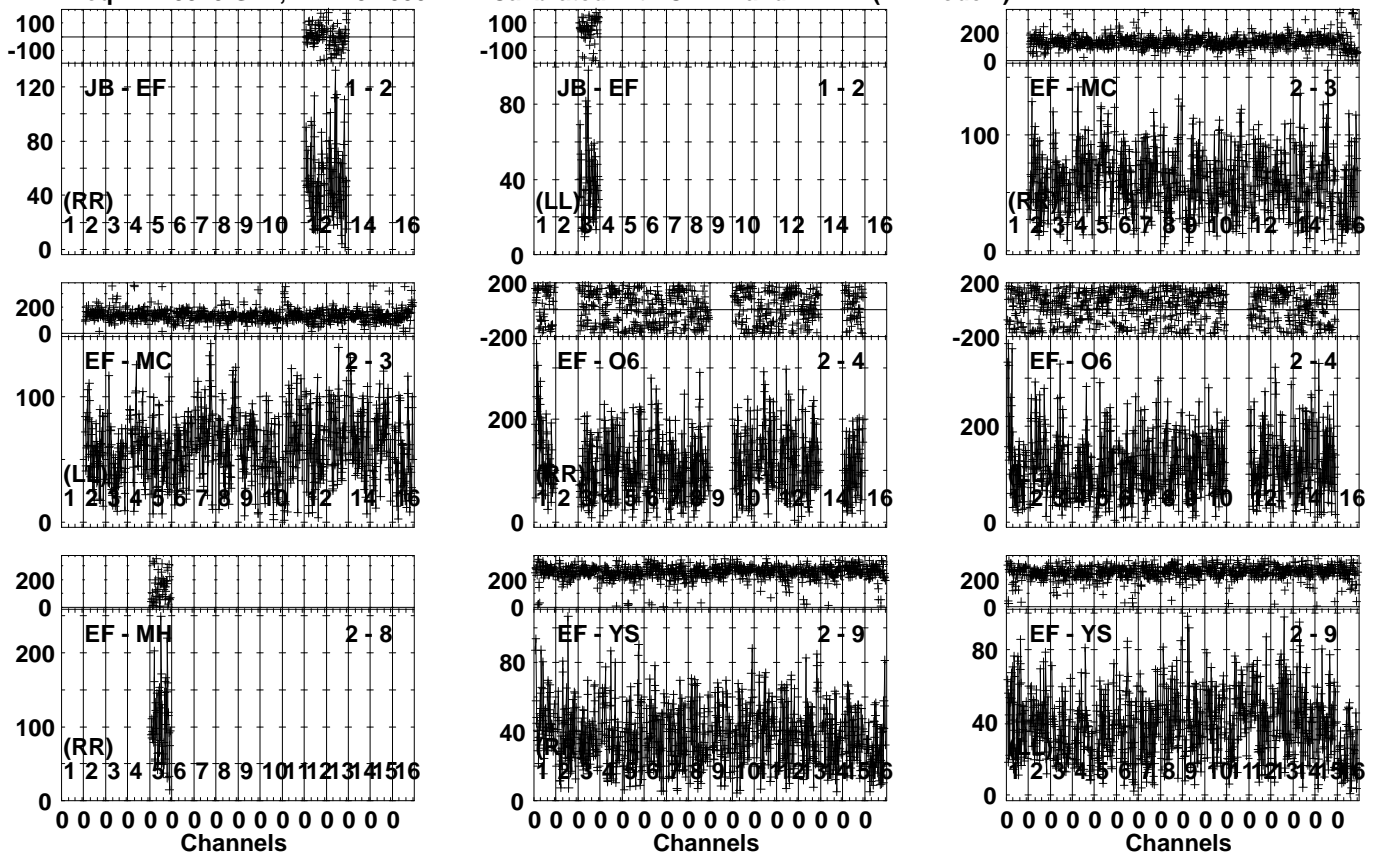
Vector averaged cross-power spectrum Several baselines displayed

Timerange: 01/03:28:03 to 01/03:29:29

Plot file version 490 created 29-APR-2024 18:39:32

J1143+1834 EA075.UVDATA.1

Freq = 21.9925 GHz, Bw = 32.000 MH Calibrated with CL # 4 and BP # 1 (BP mode 1)

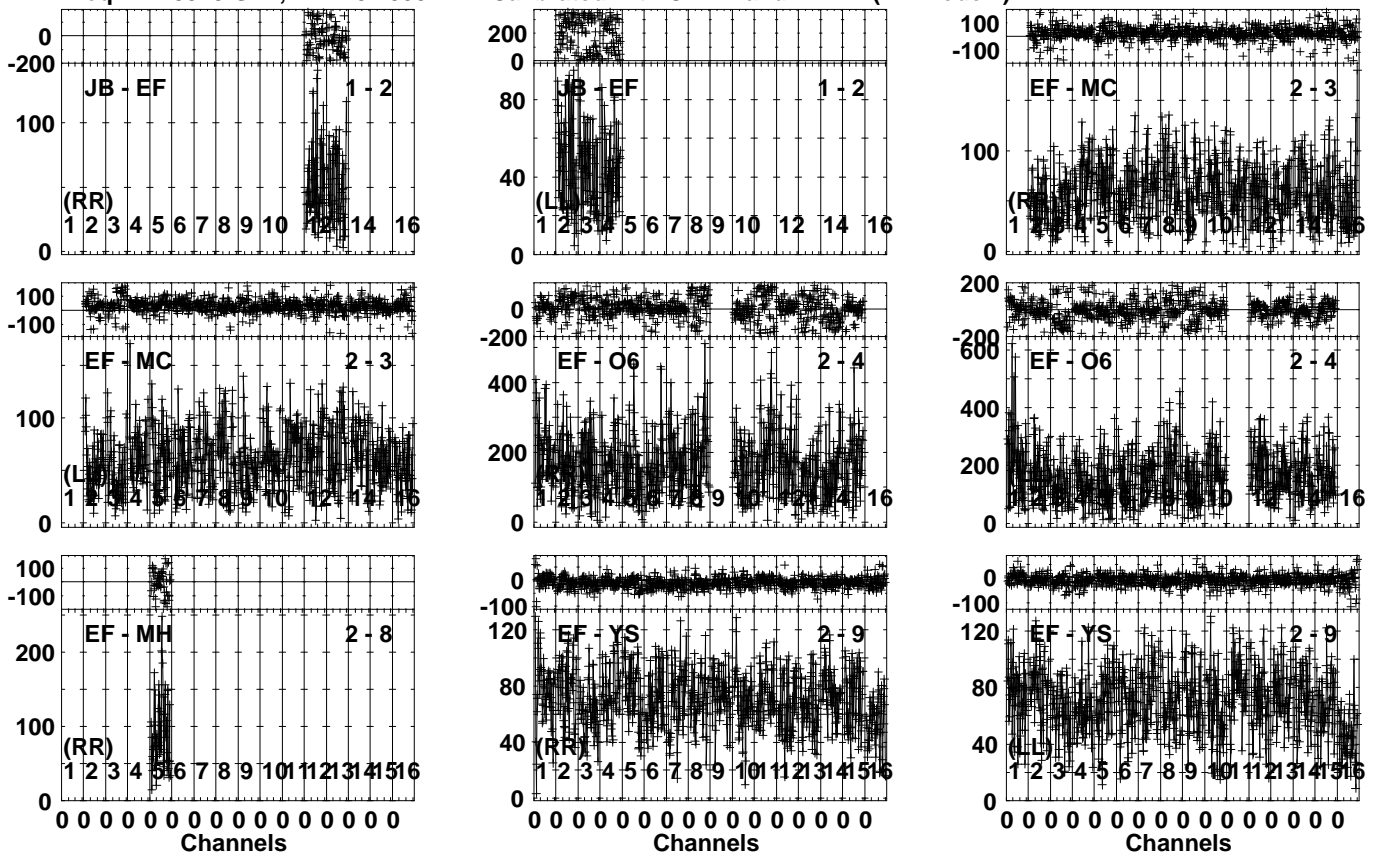


Lower frame: Milli Ampl Jy Top frame: Phas deg  
Vector averaged cross-power spectrum Several baselines displayed  
Timerange: 01/03:29:33 to 01/03:30:59

Plot file version 491 created 29-APR-2024 18:39:33

1146+189 EA075.UVDATA.1

Freq = 21.9925 GHz, Bw = 32.000 MH Calibrated with CL # 4 and BP # 1 (BP mode 1)

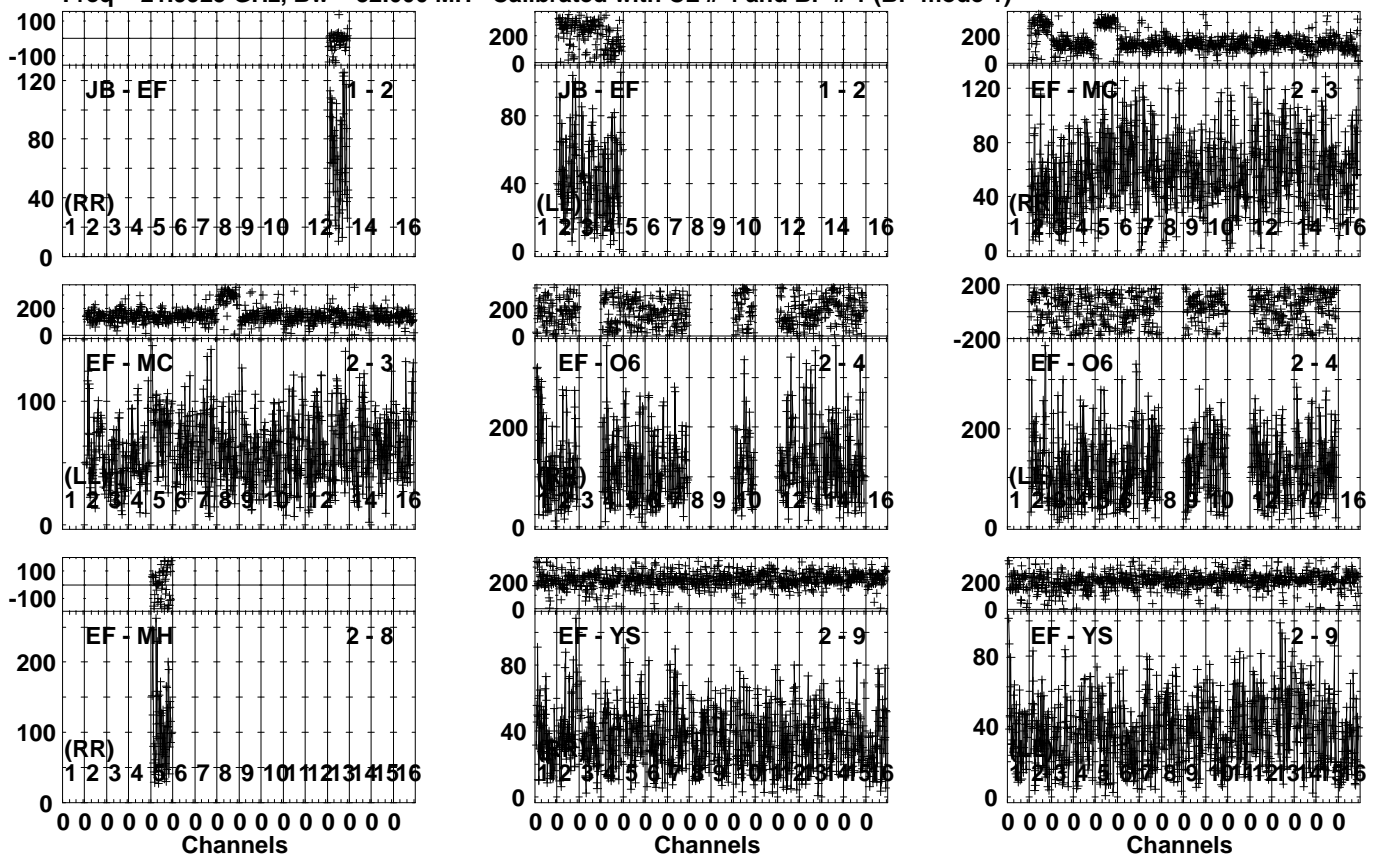


Lower frame: Milli Ampl Jy Top frame: Phas deg  
Vector averaged cross-power spectrum Several baselines displayed  
Timerange: 01/03:31:33 to 01/03:32:29

Plot file version 492 created 29-APR-2024 18:39:33

J1143+1834 EA075.UVDATA.1

Freq = 21.9925 GHz, Bw = 32.000 MH Calibrated with CL # 4 and BP # 1 (BP mode 1)

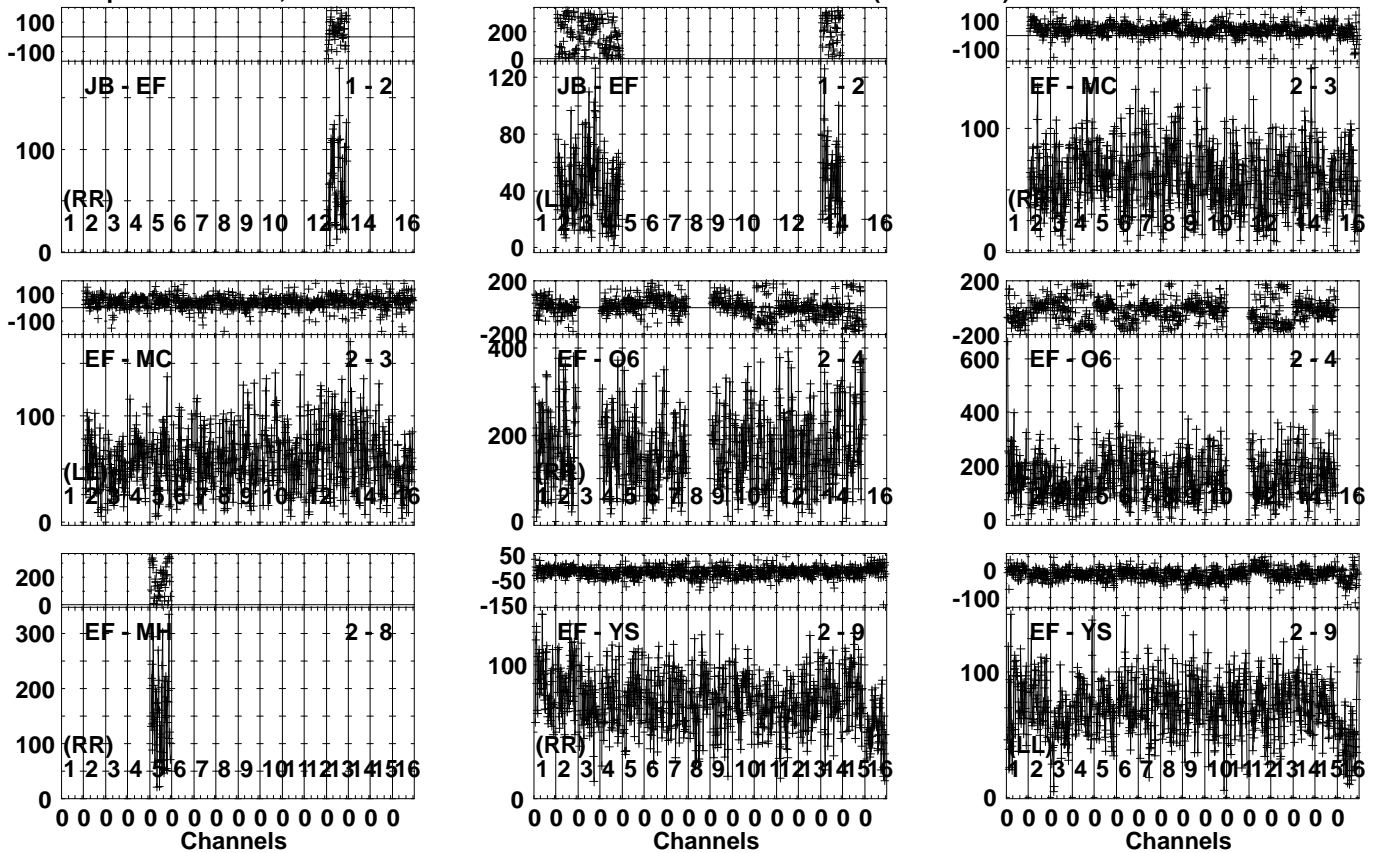


Lower frame: Milli Ampl Jy Top frame: Phas deg  
Vector averaged cross-power spectrum Several baselines displayed  
Timerange: 01/03:32:33 to 01/03:33:59

Plot file version 493 created 29-APR-2024 18:39:34

1146+189 EA075.UVDATA.1

Freq = 21.9925 GHz, Bw = 32.000 MH Calibrated with CL # 4 and BP # 1 (BP mode 1)

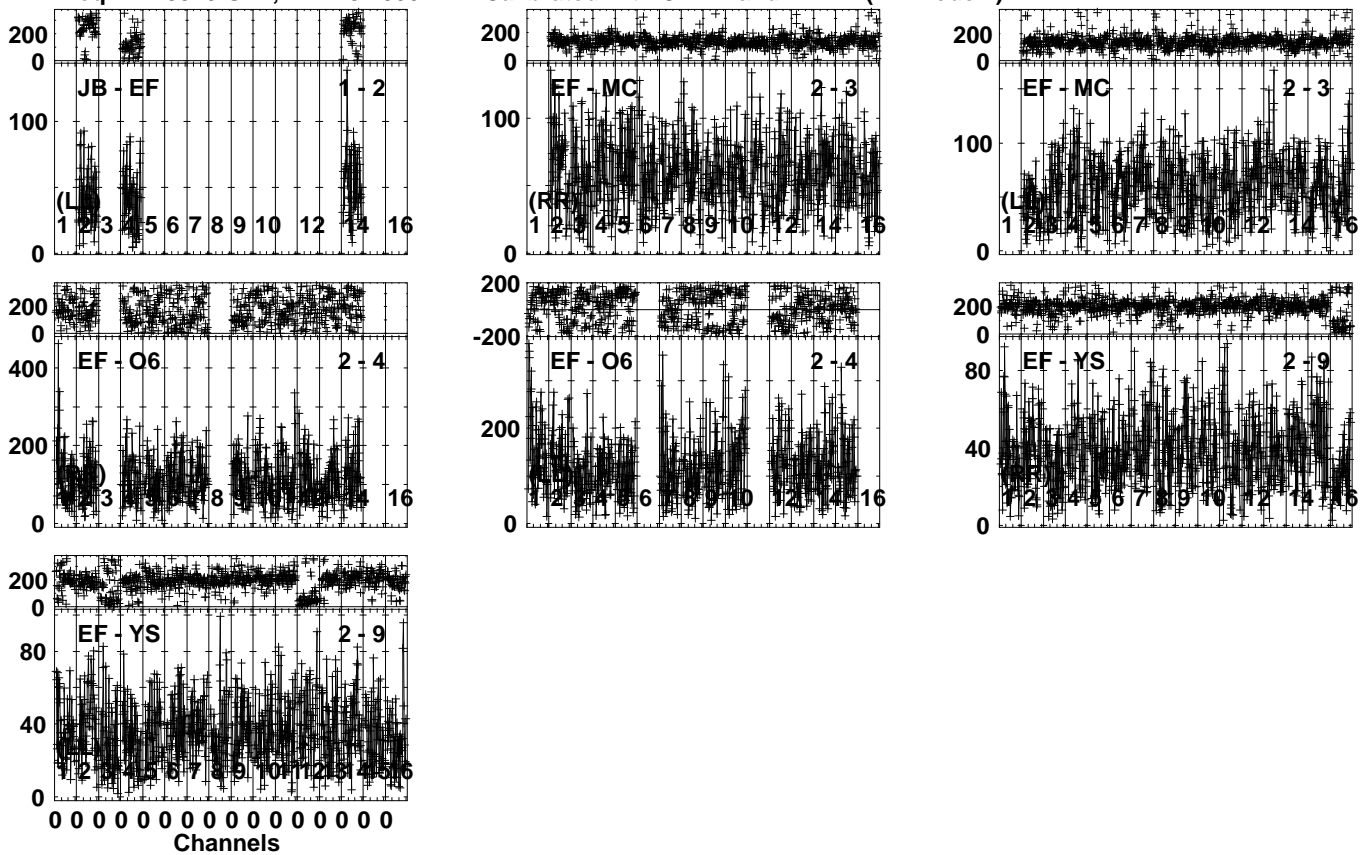


Lower frame: Milli Ampl Jy Top frame: Phas deg  
Vector averaged cross-power spectrum Several baselines displayed  
Timerange: 01/03:34:03 to 01/03:35:29

Plot file version 494 created 29-APR-2024 18:39:34

J1143+1834 EA075.UVDATA.1

Freq = 21.9925 GHz, Bw = 32.000 MH Calibrated with CL # 4 and BP # 1 (BP mode 1)

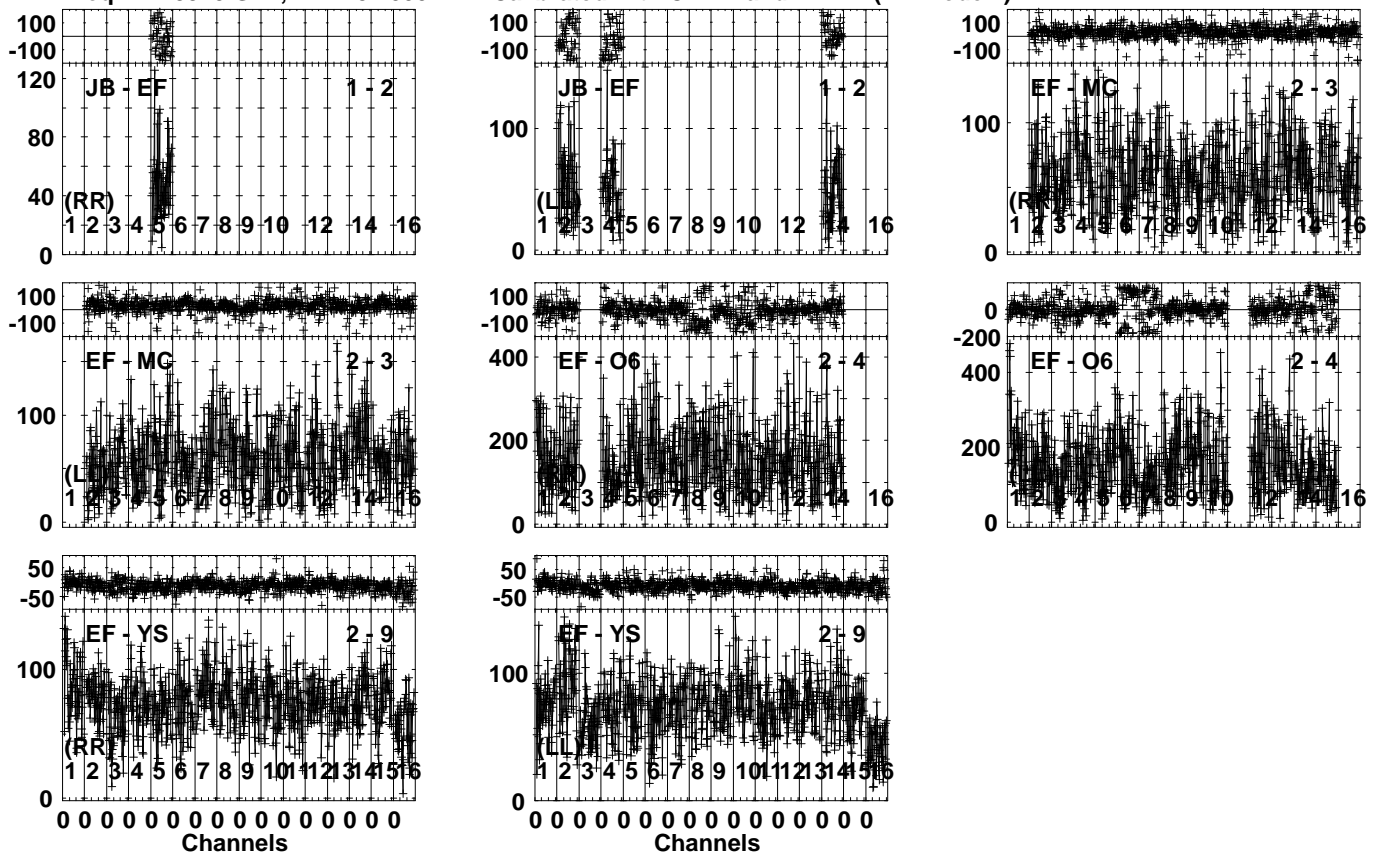


Lower frame: Milli Ampl Jy Top frame: Phas deg  
Vector averaged cross-power spectrum Several baselines displayed  
Timerange: 01/03:35:33 to 01/03:36:59

Plot file version 495 created 29-APR-2024 18:39:35

1146+189 EA075.UVDATA.1

Freq = 21.9925 GHz, Bw = 32.000 MH Calibrated with CL # 4 and BP # 1 (BP mode 1)

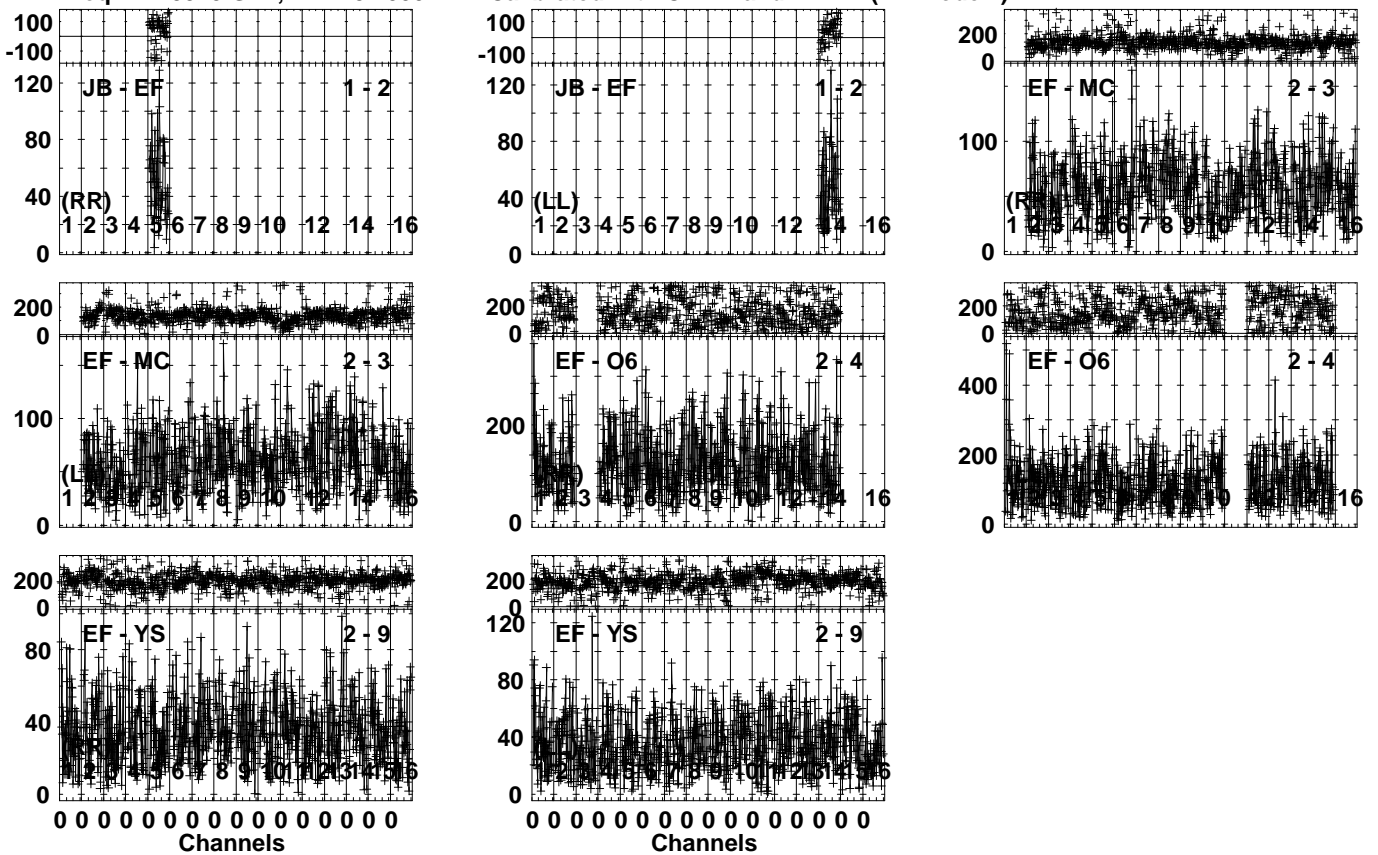


Lower frame: Milli Ampl Jy Top frame: Phas deg  
Vector averaged cross-power spectrum Several baselines displayed  
Timerange: 01/03:37:33 to 01/03:38:29

Plot file version 496 created 29-APR-2024 18:39:36

J1143+1834 EA075.UVDATA.1

Freq = 21.9925 GHz, Bw = 32.000 MH Calibrated with CL # 4 and BP # 1 (BP mode 1)



Lower frame: Milli Ampl Jy Top frame: Phas deg  
Vector averaged cross-power spectrum Several baselines displayed  
Timerange: 01/03:38:33 to 01/03:39:59

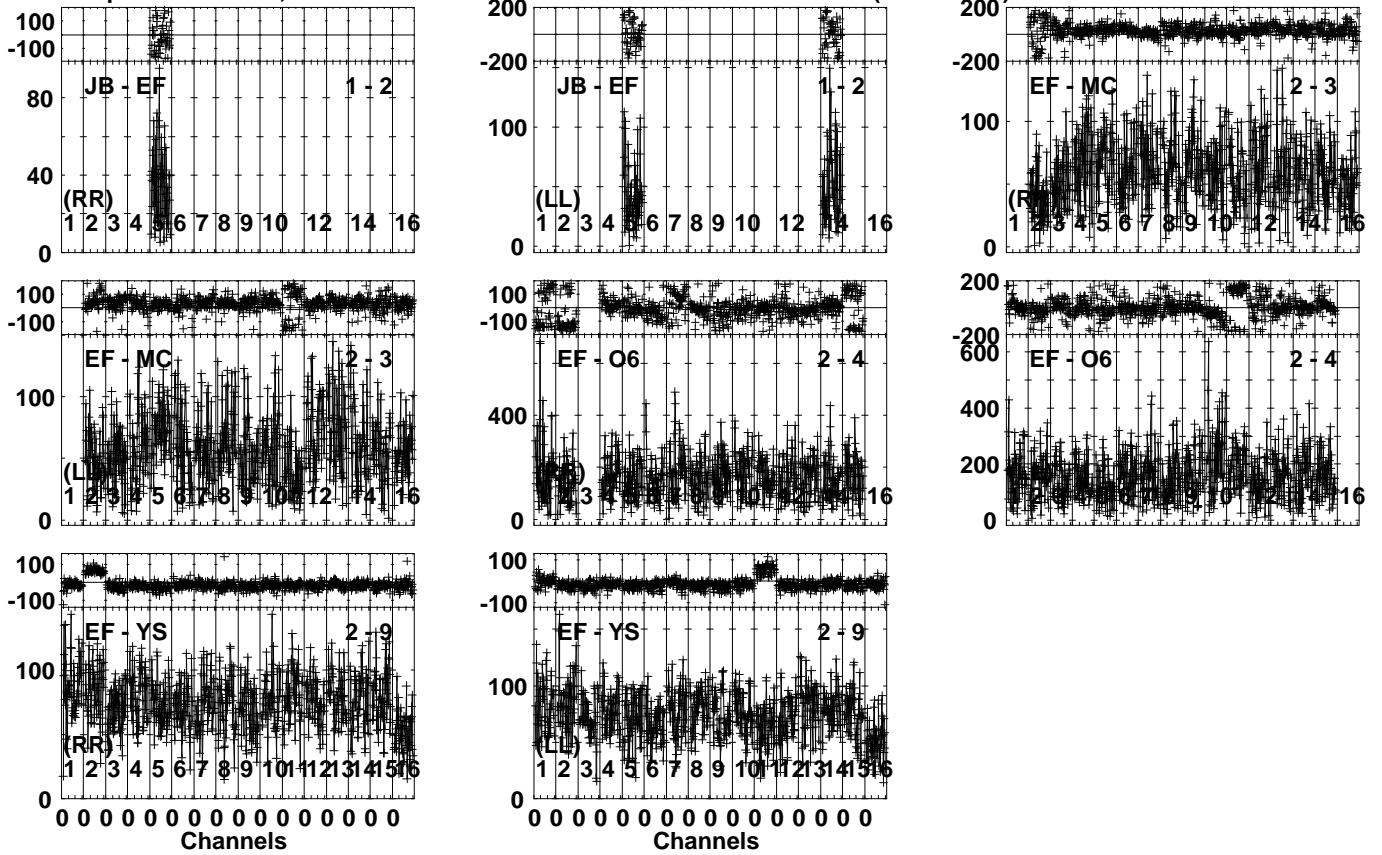


Plot file version 497 created 29-APR-2024 18:39:36

1146+189 EA075.UVDATA.1

Freq = 21.9925 GHz, Bw = 32.000 MH

Calibrated with CL # 4 and BP # 1 (BP mode 1)

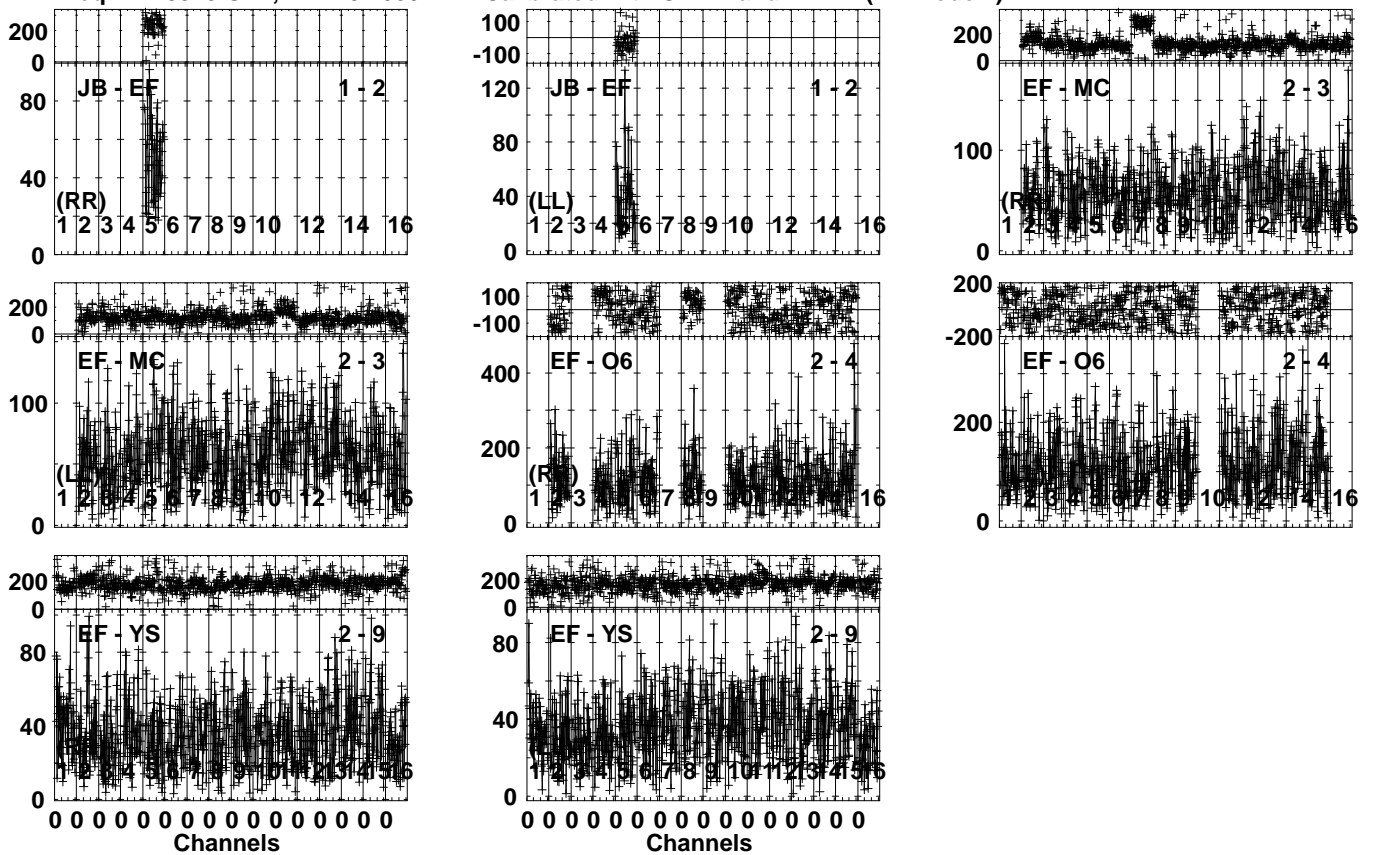


Lower frame: Milli Ampl Jy Top frame: Phas deg  
Vector averaged cross-power spectrum Several baselines displayed  
Timerange: 01/03:40:03 to 01/03:41:29

Plot file version 498 created 29-APR-2024 18:39:37

J1143+1834 EA075.UVDATA.1

Freq = 21.9925 GHz, Bw = 32.000 MH Calibrated with CL # 4 and BP # 1 (BP mode 1)

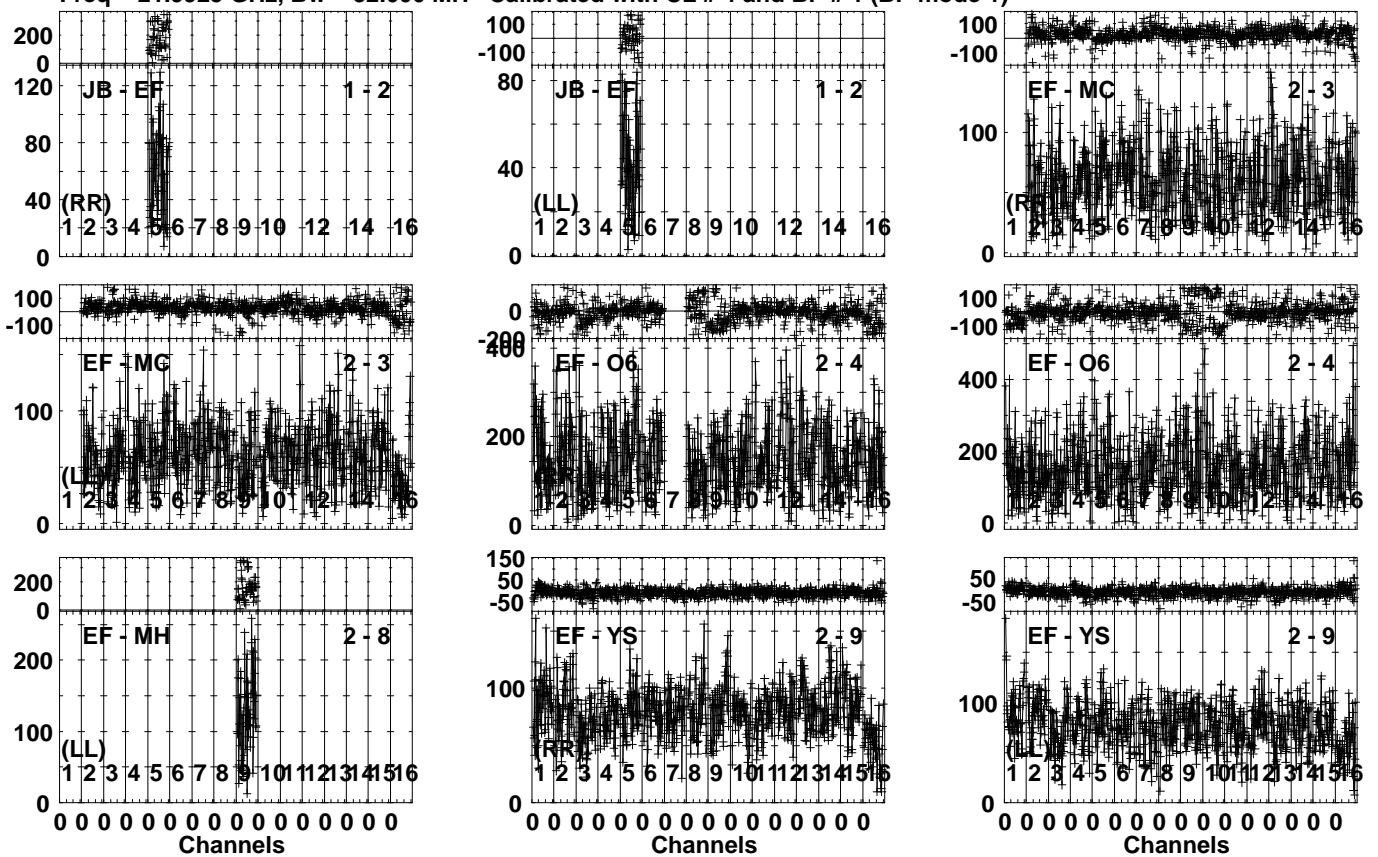


Lower frame: Milli Ampl Jy Top frame: Phas deg  
Vector averaged cross-power spectrum Several baselines displayed  
Timerange: 01/03:41:33 to 01/03:42:59

Plot file version 499 created 29-APR-2024 18:39:38

1146+189 EA075.UVDATA.1

Freq = 21.9925 GHz, Bw = 32.000 MH Calibrated with CL # 4 and BP # 1 (BP mode 1)

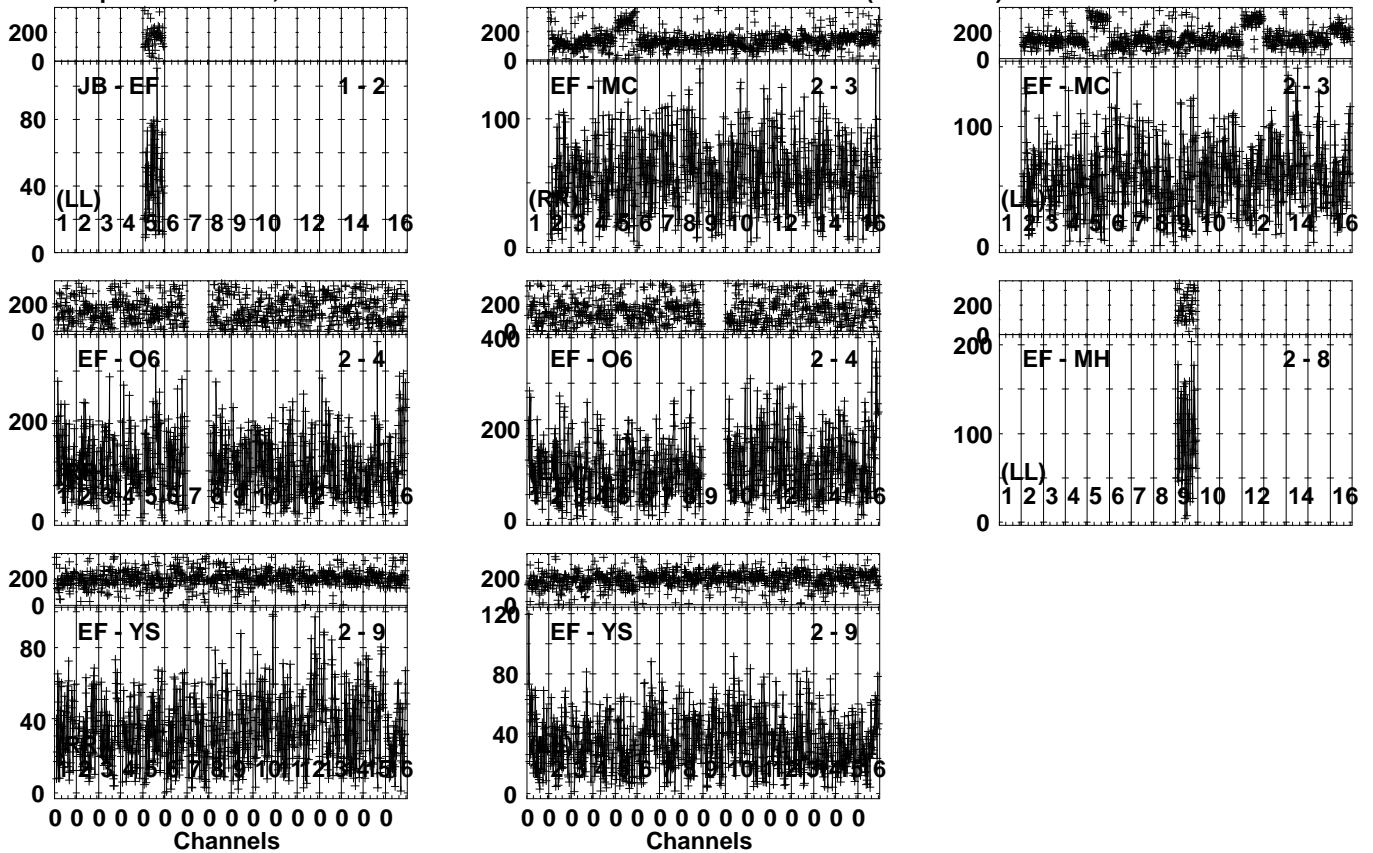


Lower frame: Milli Ampl Jy Top frame: Phas deg  
Vector averaged cross-power spectrum Several baselines displayed  
Timerange: 01/03:43:33 to 01/03:44:29

Plot file version 500 created 29-APR-2024 18:39:38

J1143+1834 EA075.UVDATA.1

Freq = 21.9925 GHz, Bw = 32.000 MH Calibrated with CL # 4 and BP # 1 (BP mode 1)

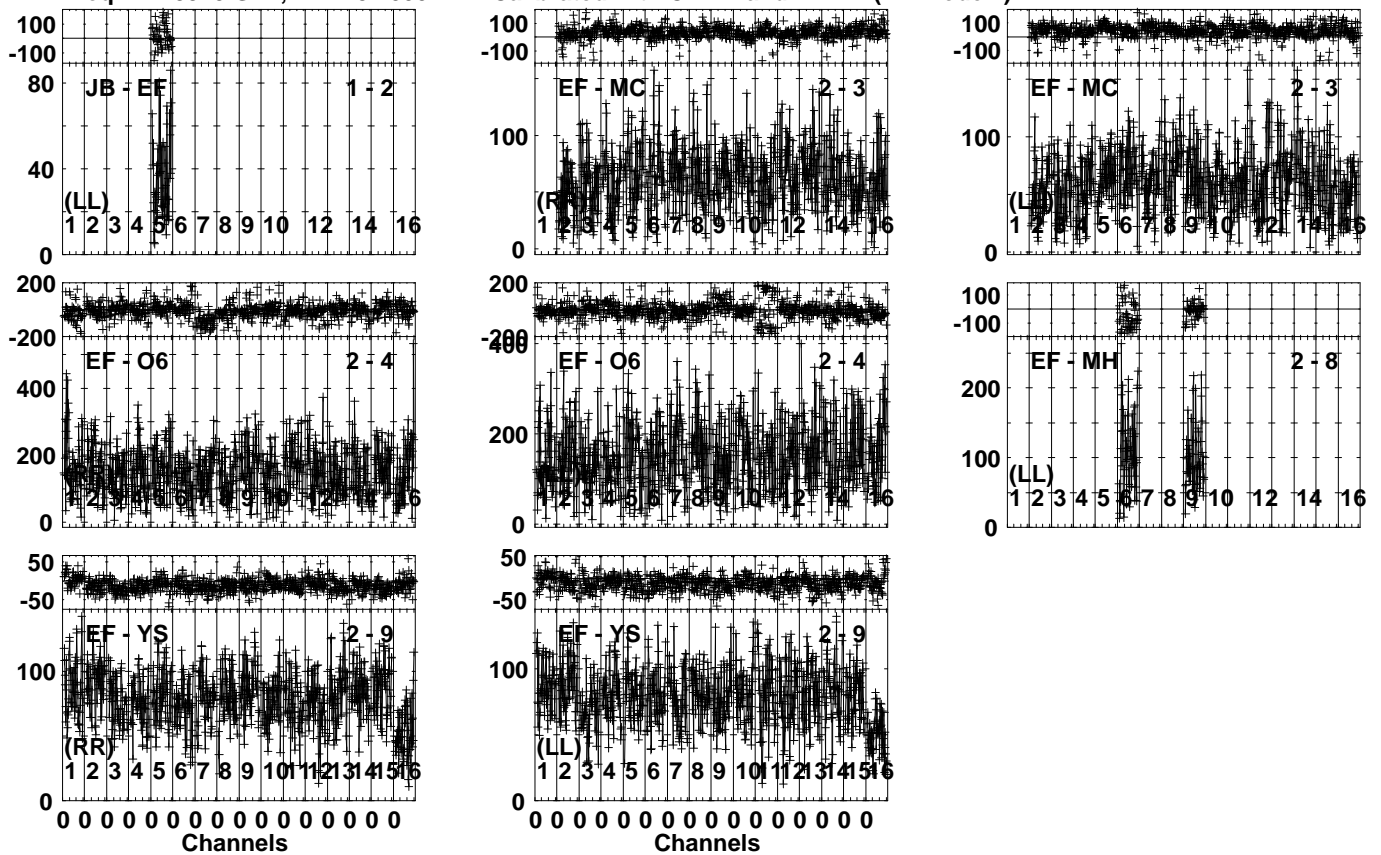


Lower frame: Milli Ampl Jy Top frame: Phas deg  
Vector averaged cross-power spectrum Several baselines displayed  
Timerange: 01/03:44:33 to 01/03:45:59

Plot file version 501 created 29-APR-2024 18:39:39

1146+189 EA075.UVDATA.1

Freq = 21.9925 GHz, Bw = 32.000 MH Calibrated with CL # 4 and BP # 1 (BP mode 1)

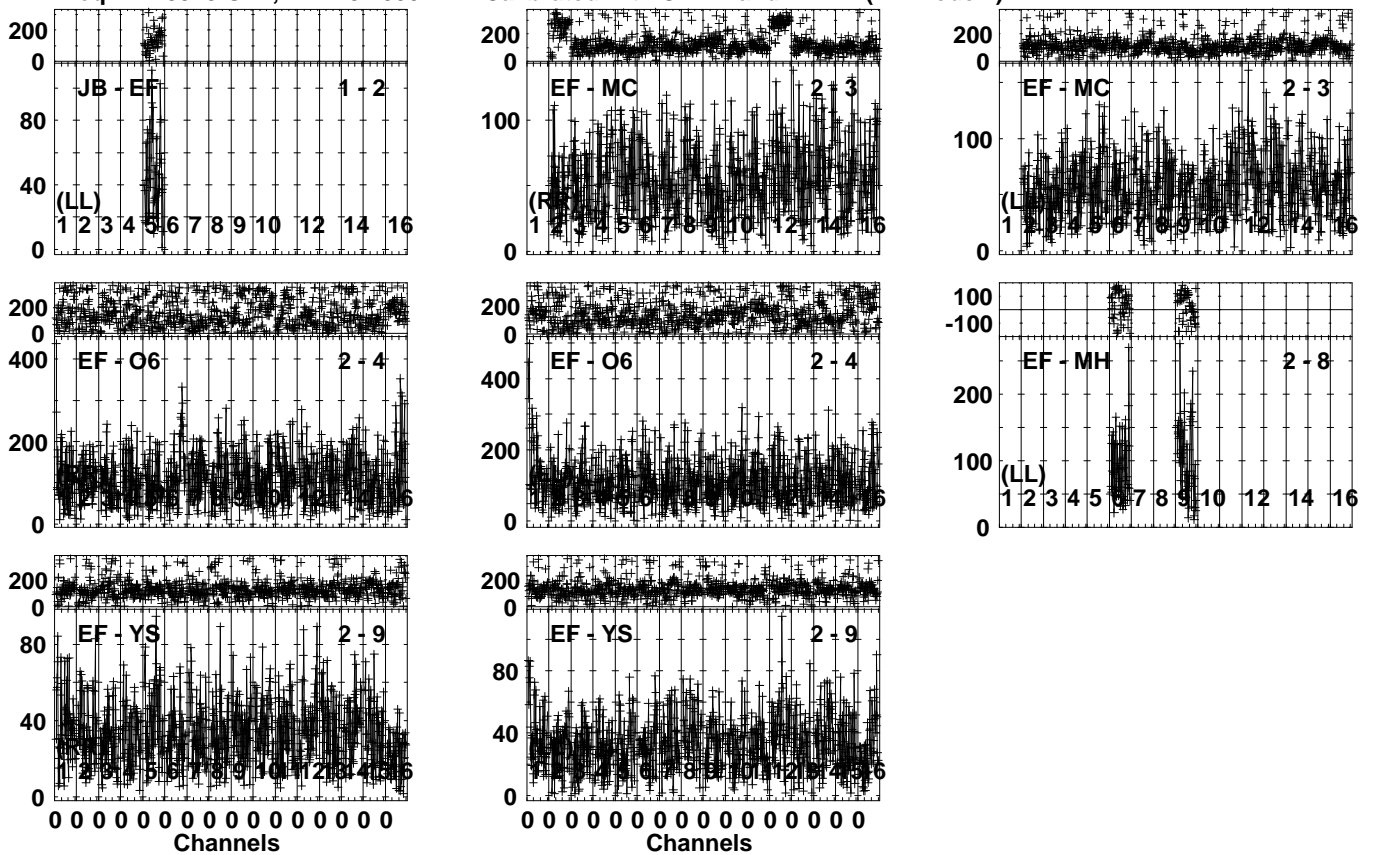


Lower frame: Milli Ampl Jy Top frame: Phas deg  
Vector averaged cross-power spectrum Several baselines displayed  
Timerange: 01/03:46:03 to 01/03:47:29

Plot file version 502 created 29-APR-2024 18:39:40

J1143+1834 EA075.UVDATA.1

Freq = 21.9925 GHz, Bw = 32.000 MH Calibrated with CL # 4 and BP # 1 (BP mode 1)

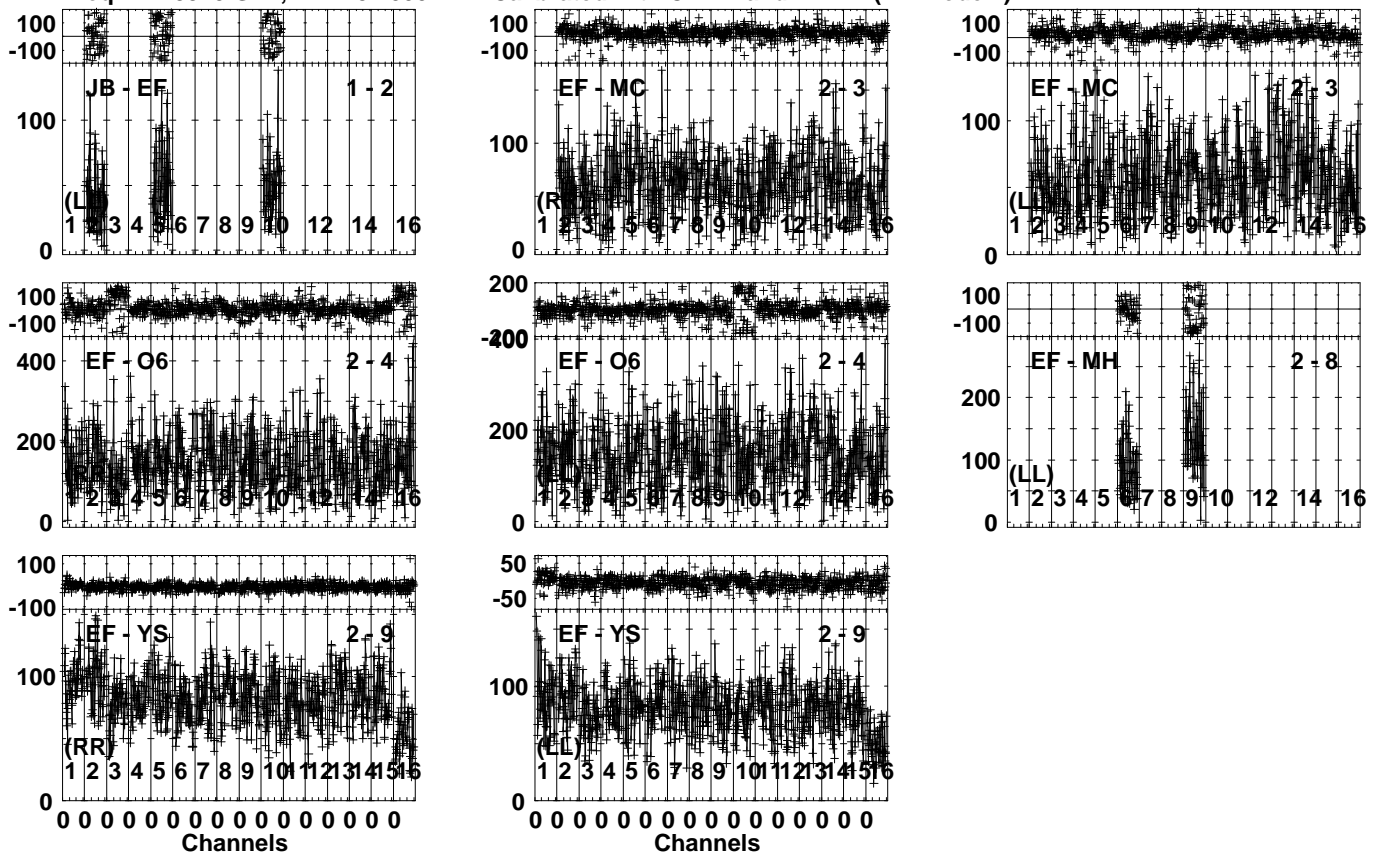


Lower frame: Milli Ampl Jy Top frame: Phas deg  
Vector averaged cross-power spectrum Several baselines displayed  
Timerange: 01/03:47:33 to 01/03:48:59

Plot file version 503 created 29-APR-2024 18:39:40

1146+189 EA075.UVDATA.1

Freq = 21.9925 GHz, Bw = 32.000 MH Calibrated with CL # 4 and BP # 1 (BP mode 1)

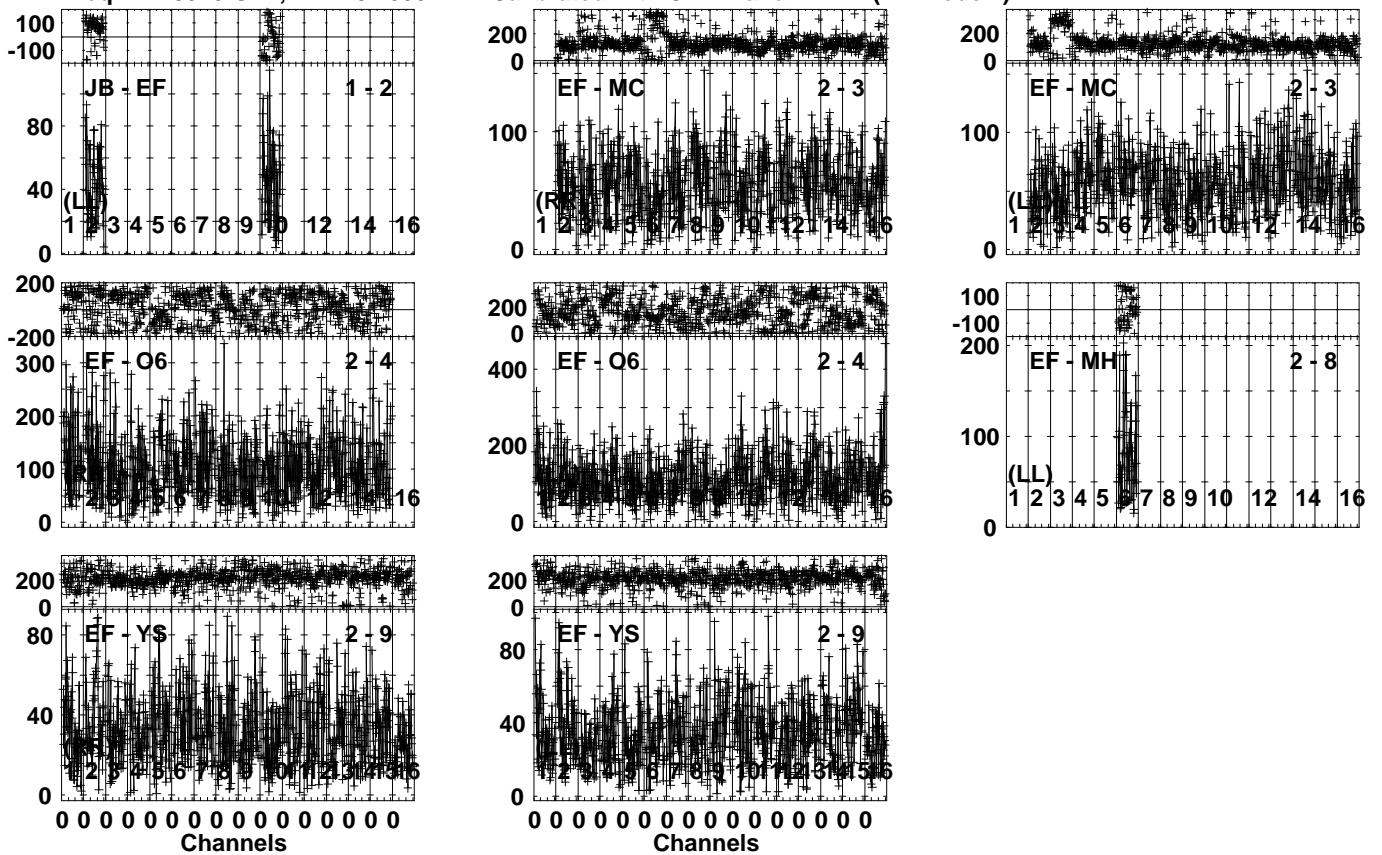


Lower frame: Milli Ampl Jy Top frame: Phas deg  
Vector averaged cross-power spectrum Several baselines displayed  
Timerange: 01/03:49:33 to 01/03:50:29

Plot file version 504 created 29-APR-2024 18:39:41

J1143+1834 EA075.UVDATA.1

Freq = 21.9925 GHz, Bw = 32.000 MH Calibrated with CL # 4 and BP # 1 (BP mode 1)



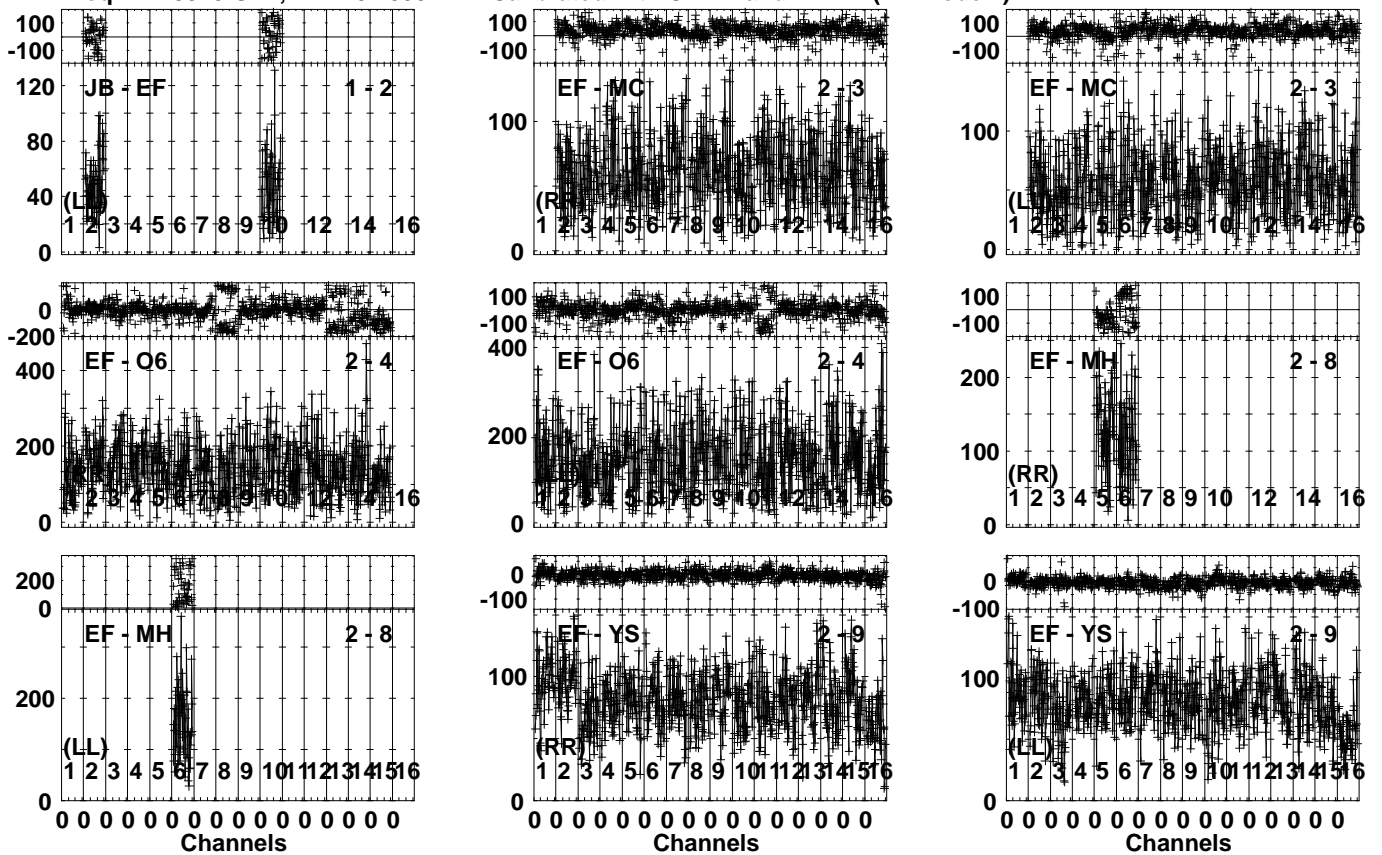
Lower frame: Milli Ampl Jy Top frame: Phas deg  
Vector averaged cross-power spectrum Several baselines displayed  
Timerange: 01/03:50:33 to 01/03:51:59



Plot file version 505 created 29-APR-2024 18:39:42

1146+189 EA075.UVDATA.1

Freq = 21.9925 GHz, Bw = 32.000 MH Calibrated with CL # 4 and BP # 1 (BP mode 1)

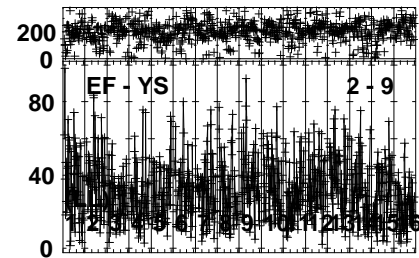
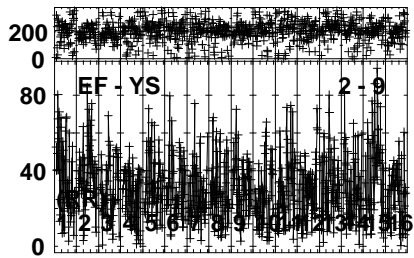
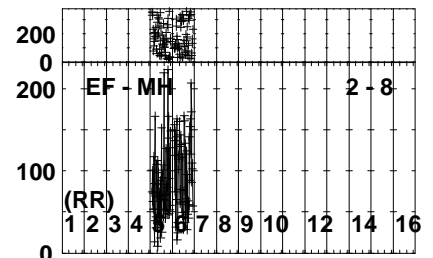
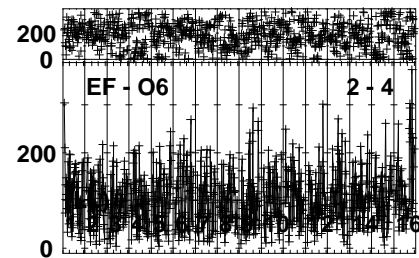
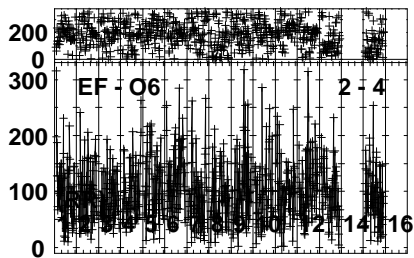
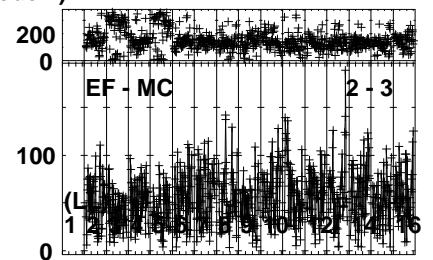
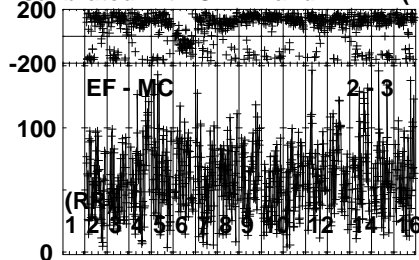
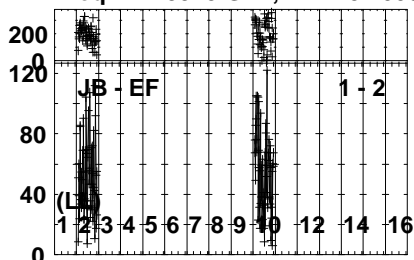


Lower frame: Milli Ampl Jy Top frame: Phas deg  
Vector averaged cross-power spectrum Several baselines displayed  
Timerange: 01/03:52:03 to 01/03:53:29

Plot file version 506 created 29-APR-2024 18:39:42

J1143+1834 EA075.UVDATA.1

Freq = 21.9925 GHz, Bw = 32.000 MH Calibrated with CL # 4 and BP # 1 (BP mode 1)



0 0 0 0 0 0 0 0 0 0 0 0 0 0 0 0  
Channels

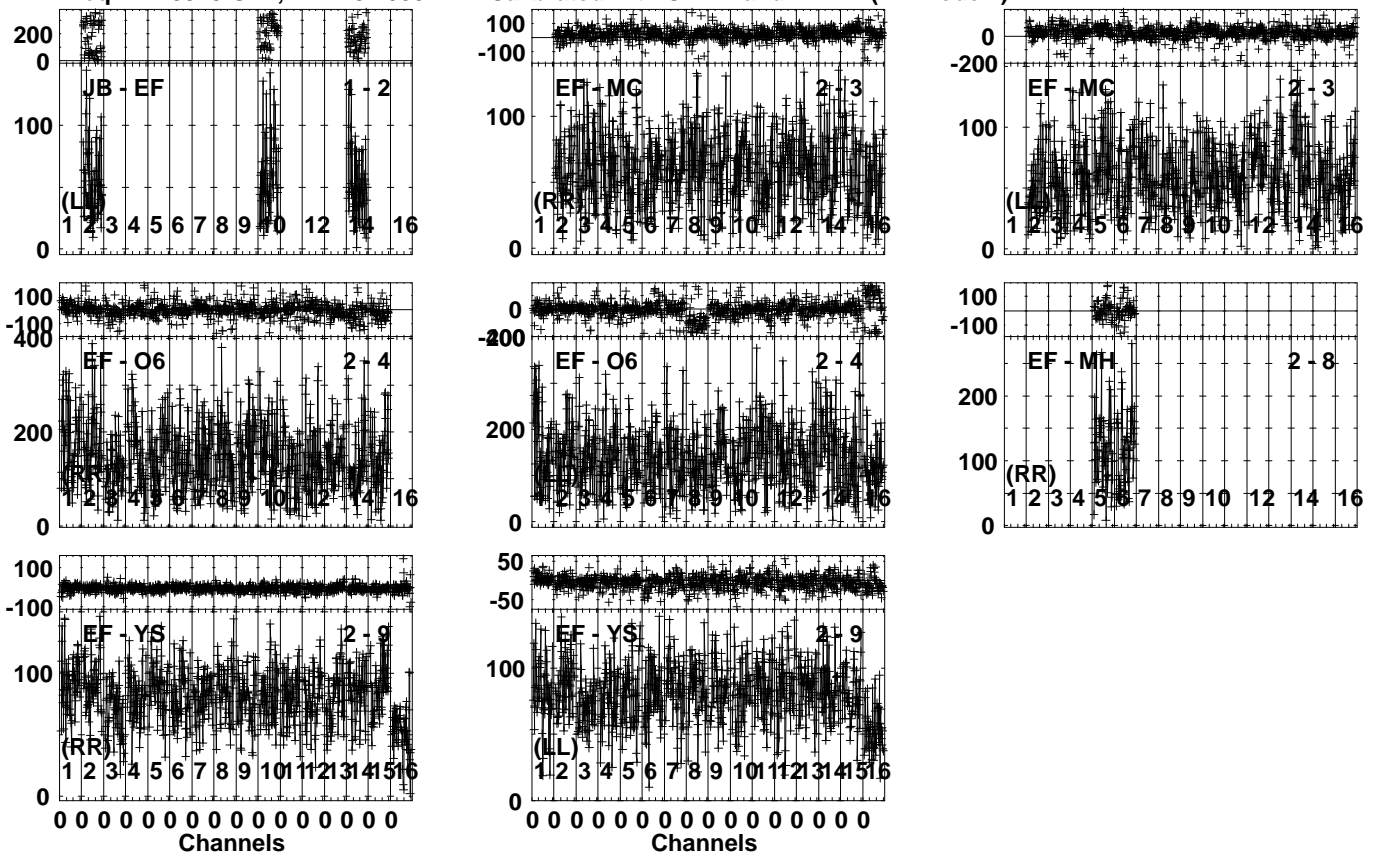
0 0 0 0 0 0 0 0 0 0 0 0 0 0 0 0  
Channels

Lower frame: Milli Ampl Jy Top frame: Phas deg  
Vector averaged cross-power spectrum Several baselines displayed  
Timerange: 01/03:53:33 to 01/03:54:59

Plot file version 507 created 29-APR-2024 18:39:43

1146+189 EA075.UVDATA.1

Freq = 21.9925 GHz, Bw = 32.000 MH Calibrated with CL # 4 and BP # 1 (BP mode 1)

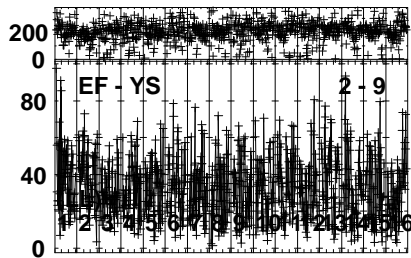
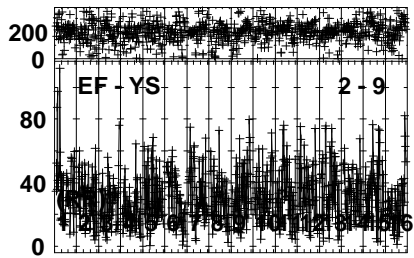
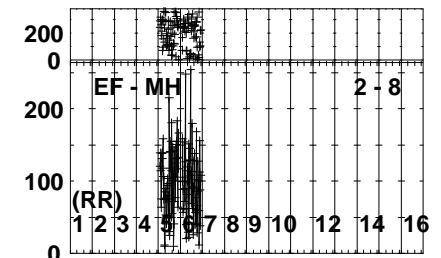
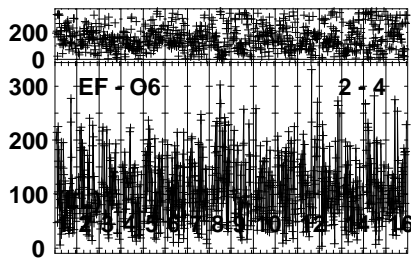
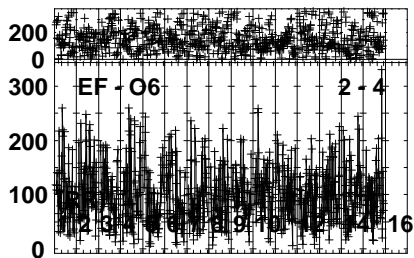
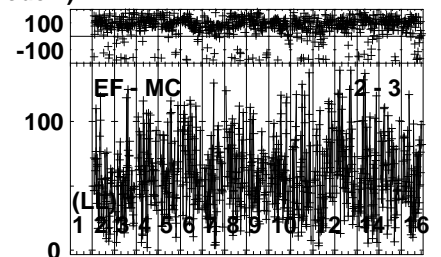
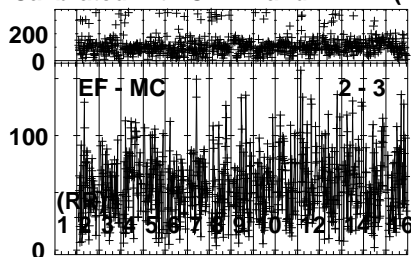
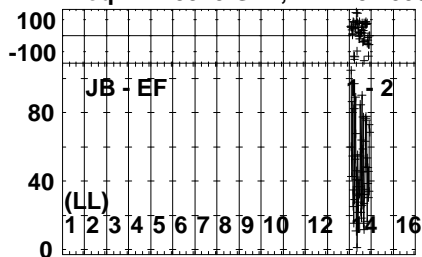


Lower frame: Milli Ampl Jy Top frame: Phas deg  
Vector averaged cross-power spectrum Several baselines displayed  
Timerange: 01/03:55:33 to 01/03:56:29

Plot file version 508 created 29-APR-2024 18:39:43

J1143+1834 EA075.UVDATA.1

Freq = 21.9925 GHz, Bw = 32.000 MH Calibrated with CL # 4 and BP # 1 (BP mode 1)



0 0 0 0 0 0 0 0 0 0 0 0 0 0 0 0  
Channels

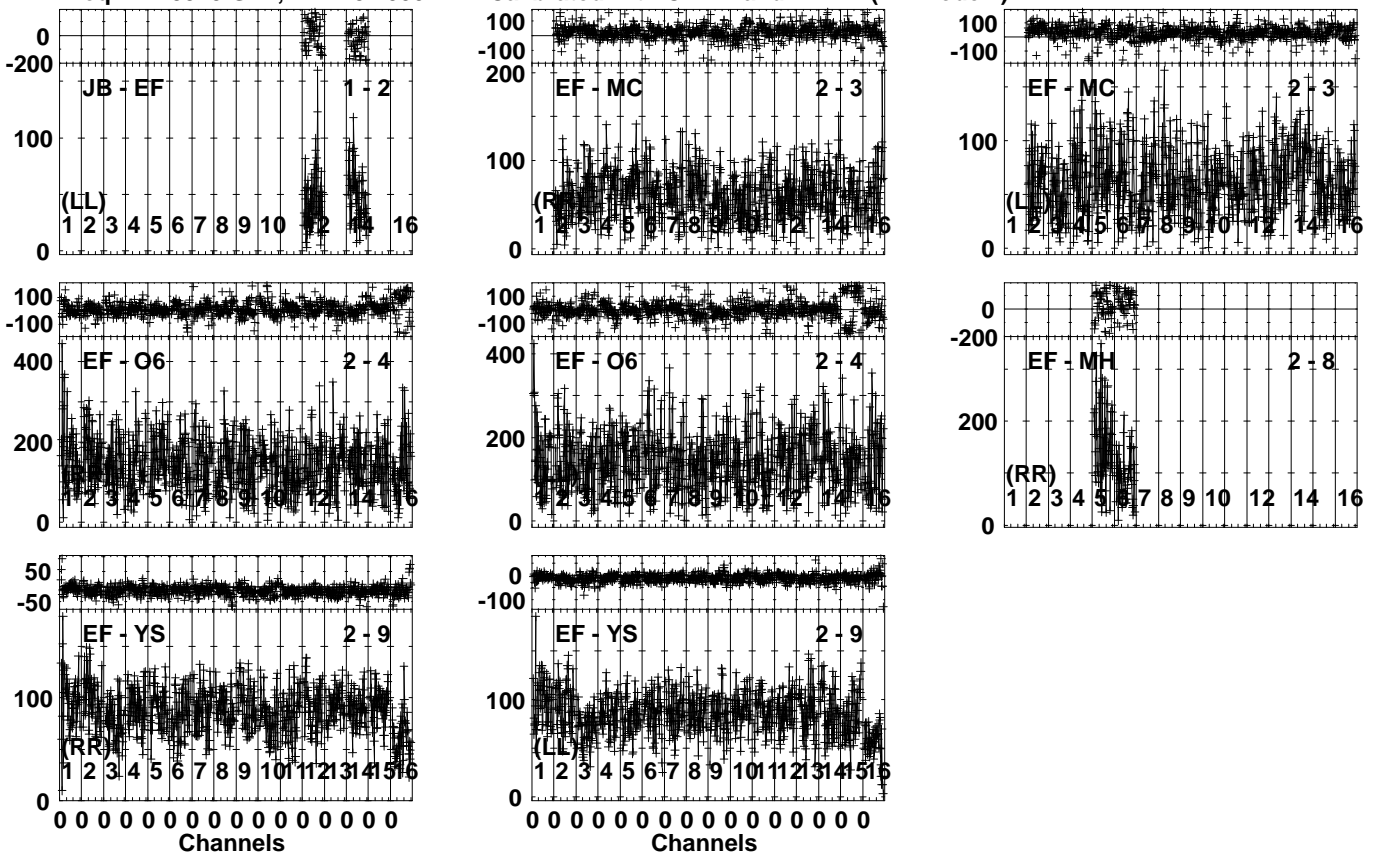
0 0 0 0 0 0 0 0 0 0 0 0 0 0 0 0  
Channels

Lower frame: Milli Ampl Jy Top frame: Phas deg  
Vector averaged cross-power spectrum Several baselines displayed  
Timerange: 01/03:56:33 to 01/03:57:59

Plot file version 509 created 29-APR-2024 18:39:44

1146+189 EA075.UVDATA.1

Freq = 21.9925 GHz, Bw = 32.000 MH Calibrated with CL # 4 and BP # 1 (BP mode 1)

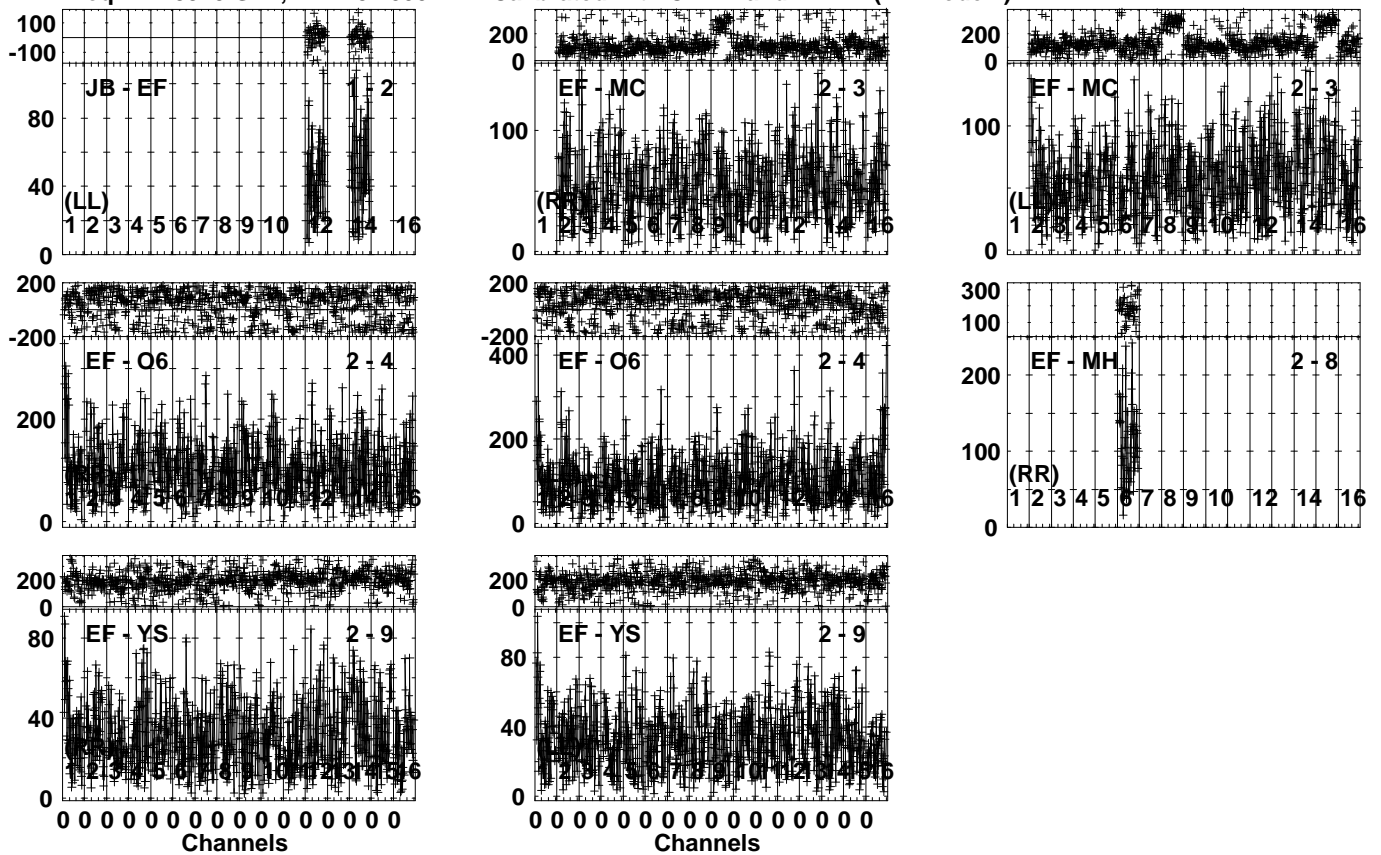


Lower frame: Milli Ampl Jy Top frame: Phas deg  
Vector averaged cross-power spectrum Several baselines displayed  
Timerange: 01/03:58:03 to 01/03:59:29

Plot file version 510 created 29-APR-2024 18:39:45

J1143+1834 EA075.UVDATA.1

Freq = 21.9925 GHz, Bw = 32.000 MH Calibrated with CL # 4 and BP # 1 (BP mode 1)

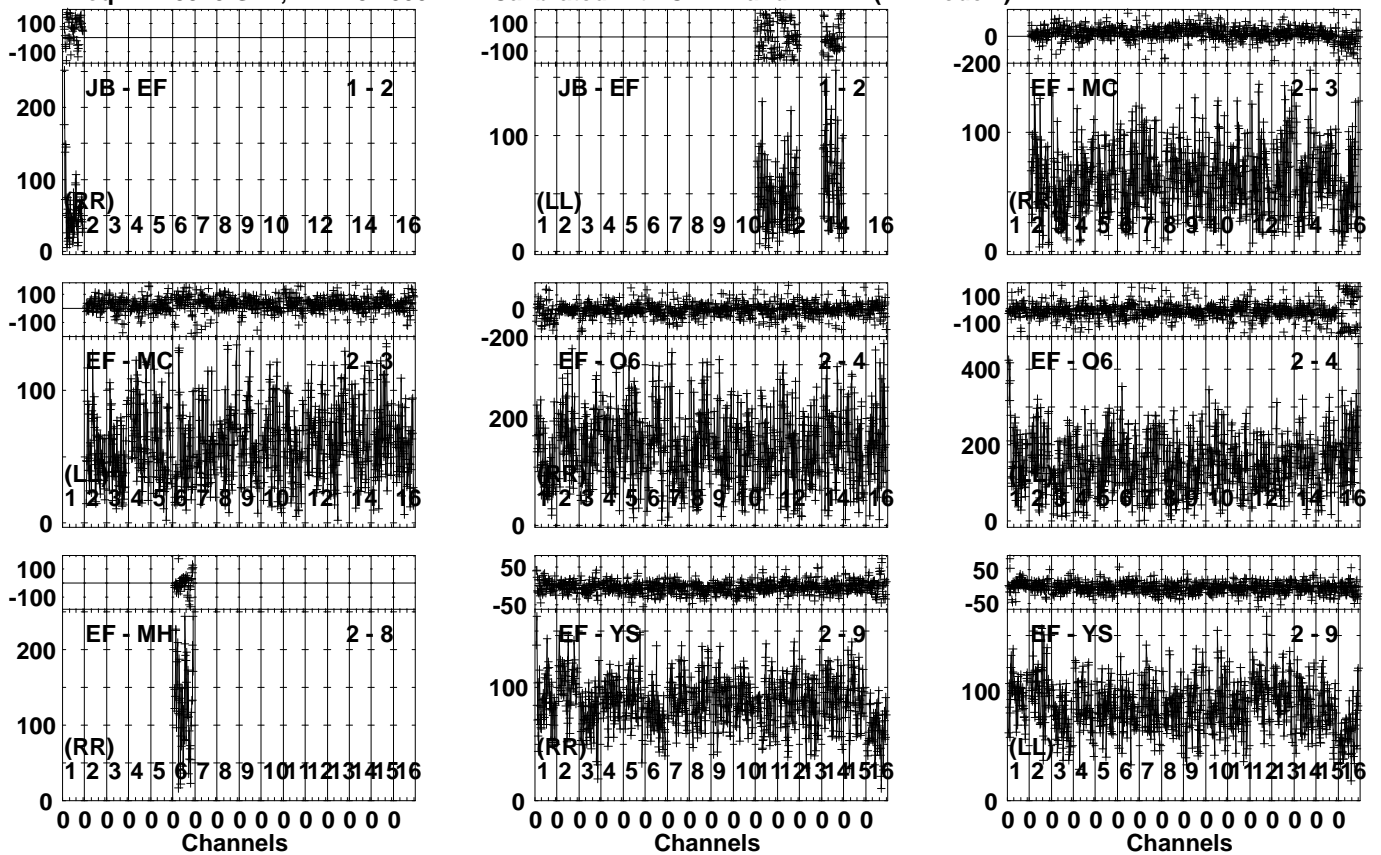


Lower frame: Milli Ampl Jy Top frame: Phas deg  
Vector averaged cross-power spectrum Several baselines displayed  
Timerange: 01/03:59:33 to 01/04:00:59

Plot file version 511 created 29-APR-2024 18:39:45

1146+189 EA075.UVDATA.1

Freq = 21.9925 GHz, Bw = 32.000 MH Calibrated with CL # 4 and BP # 1 (BP mode 1)

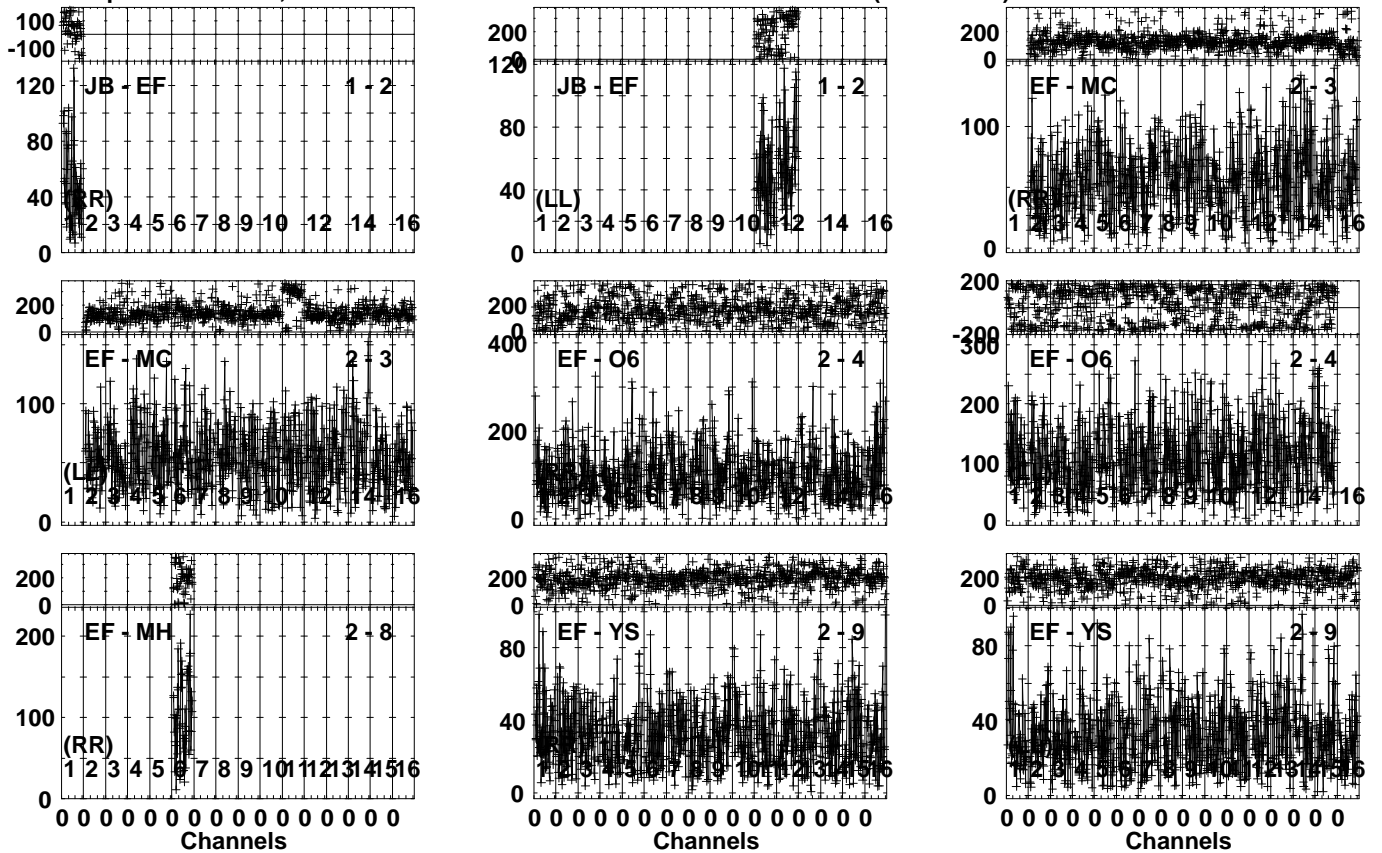


Lower frame: Milli Ampl Jy Top frame: Phas deg  
Vector averaged cross-power spectrum Several baselines displayed  
Timerange: 01/04:01:33 to 01/04:02:29

Plot file version 512 created 29-APR-2024 18:39:46

J1143+1834 EA075.UVDATA.1

Freq = 21.9925 GHz, Bw = 32.000 MH Calibrated with CL # 4 and BP # 1 (BP mode 1)



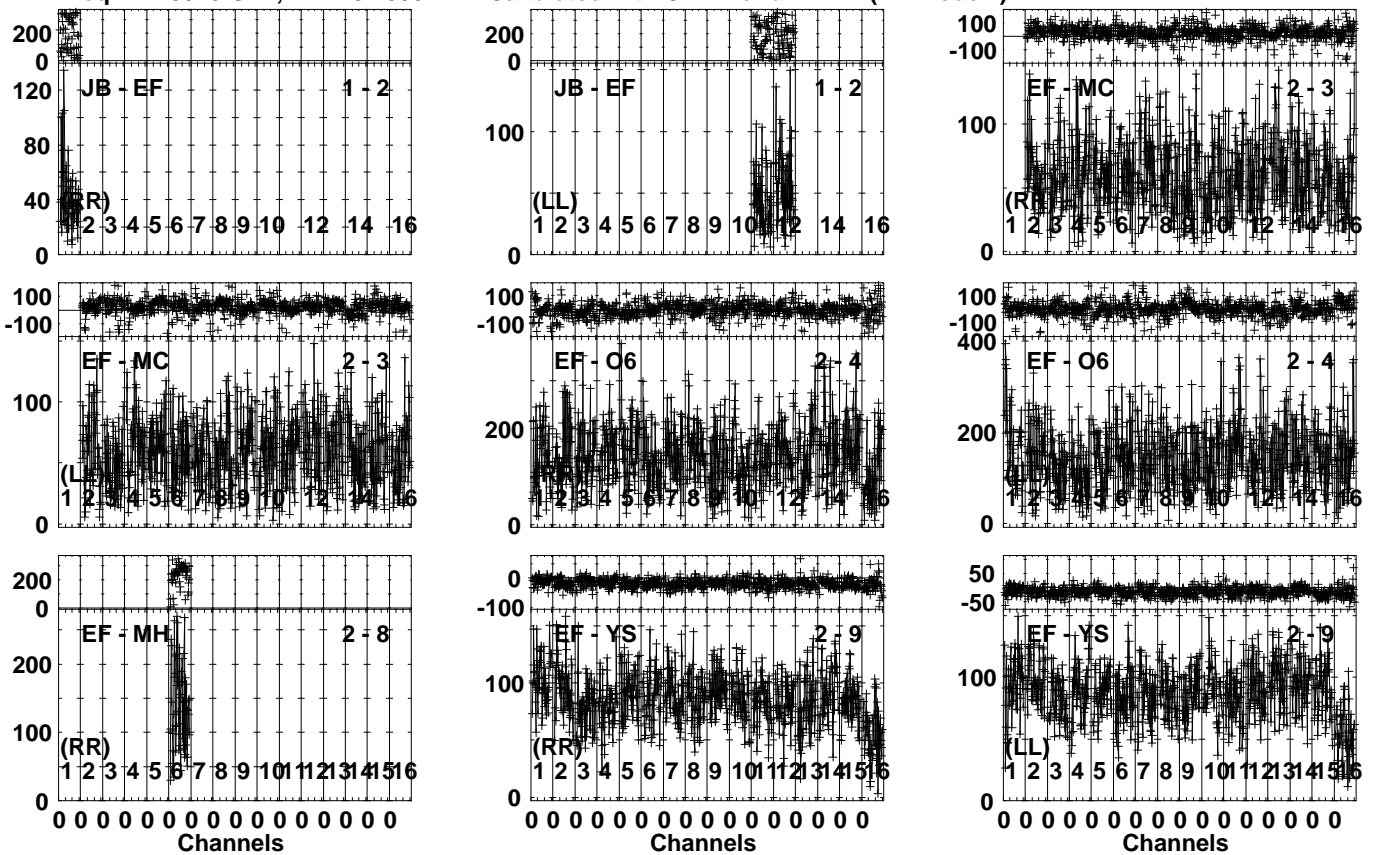
Lower frame: Milli Ampl Jy Top frame: Phas deg  
Vector averaged cross-power spectrum Several baselines displayed  
Timerange: 01/04:02:33 to 01/04:03:59



Plot file version 513 created 29-APR-2024 18:39:47

1146+189 EA075.UVDATA.1

Freq = 21.9925 GHz, Bw = 32.000 MH Calibrated with CL # 4 and BP # 1 (BP mode 1)

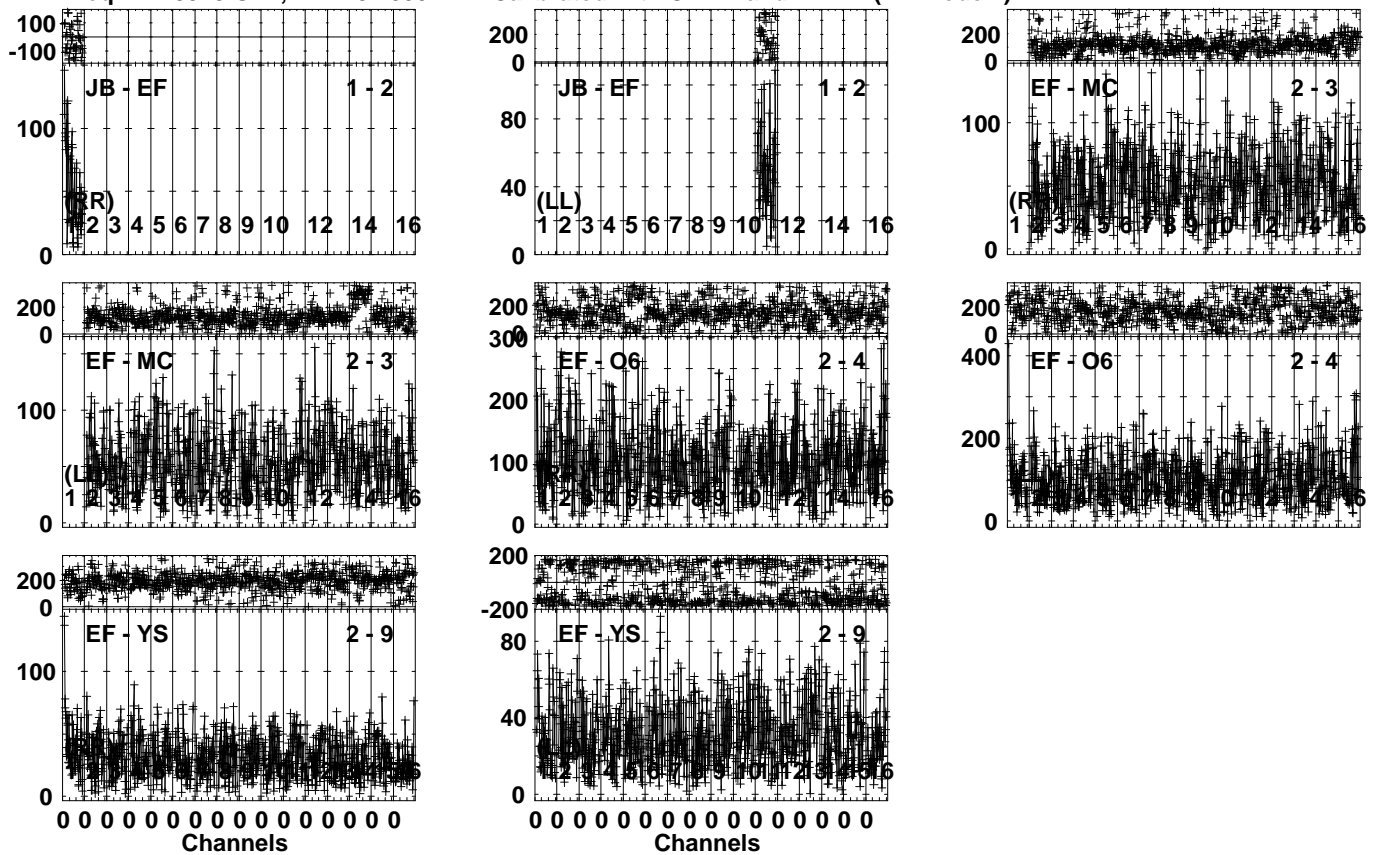


Lower frame: Milli Ampl Jy Top frame: Phas deg  
Vector averaged cross-power spectrum Several baselines displayed  
Timerange: 01/04:04:03 to 01/04:05:29

Plot file version 514 created 29-APR-2024 18:39:47

J1143+1834 EA075.UVDATA.1

Freq = 21.9925 GHz, Bw = 32.000 MH Calibrated with CL # 4 and BP # 1 (BP mode 1)

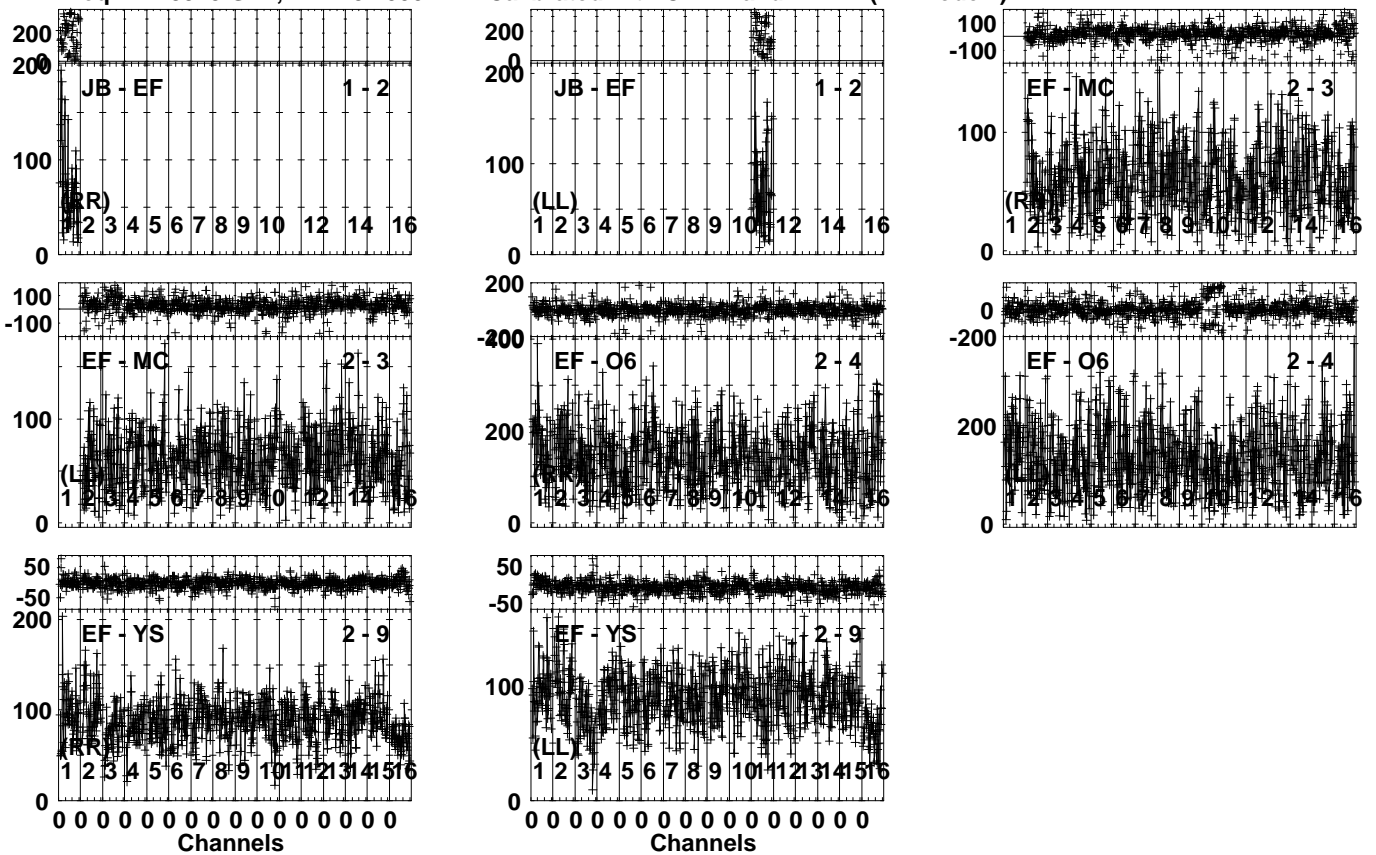


Lower frame: Milli Ampl Jy Top frame: Phas deg  
Vector averaged cross-power spectrum Several baselines displayed  
Timerange: 01/04:05:33 to 01/04:06:59

Plot file version 515 created 29-APR-2024 18:39:48

1146+189 EA075.UVDATA.1

Freq = 21.9925 GHz, Bw = 32.000 MH Calibrated with CL # 4 and BP # 1 (BP mode 1)

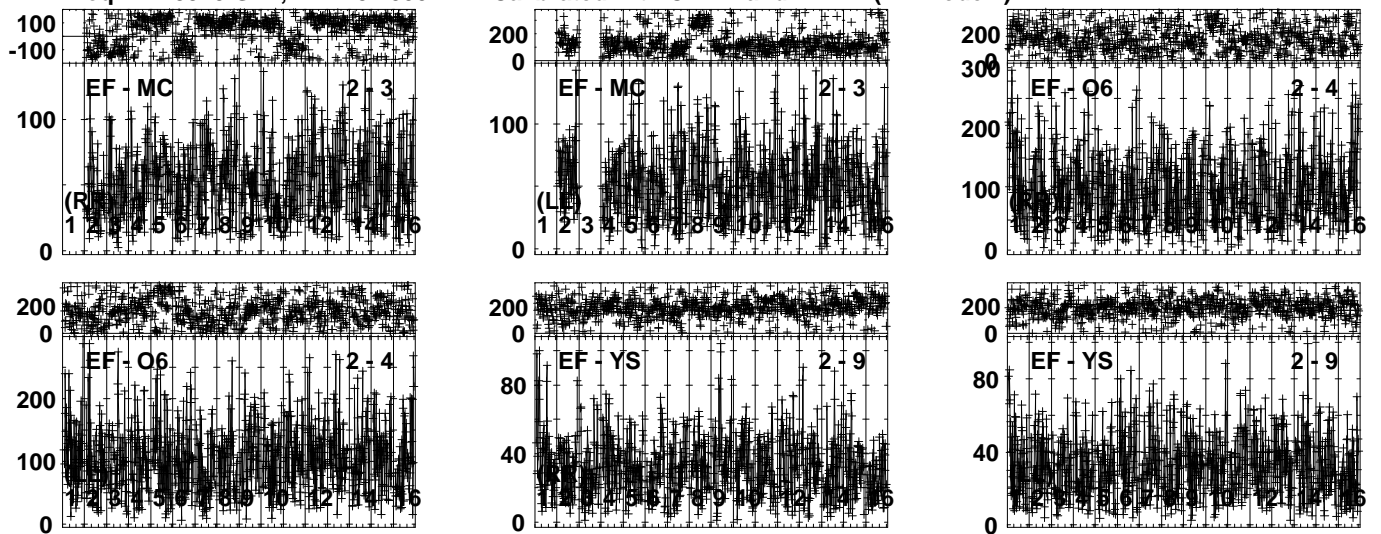


Lower frame: Milli Ampl Jy Top frame: Phas deg  
Vector averaged cross-power spectrum Several baselines displayed  
Timerange: 01/04:07:33 to 01/04:08:29

Plot file version 516 created 29-APR-2024 18:39:49

J1143+1834 EA075.UVDATA.1

Freq = 21.9925 GHz, Bw = 32.000 MH Calibrated with CL # 4 and BP # 1 (BP mode 1)



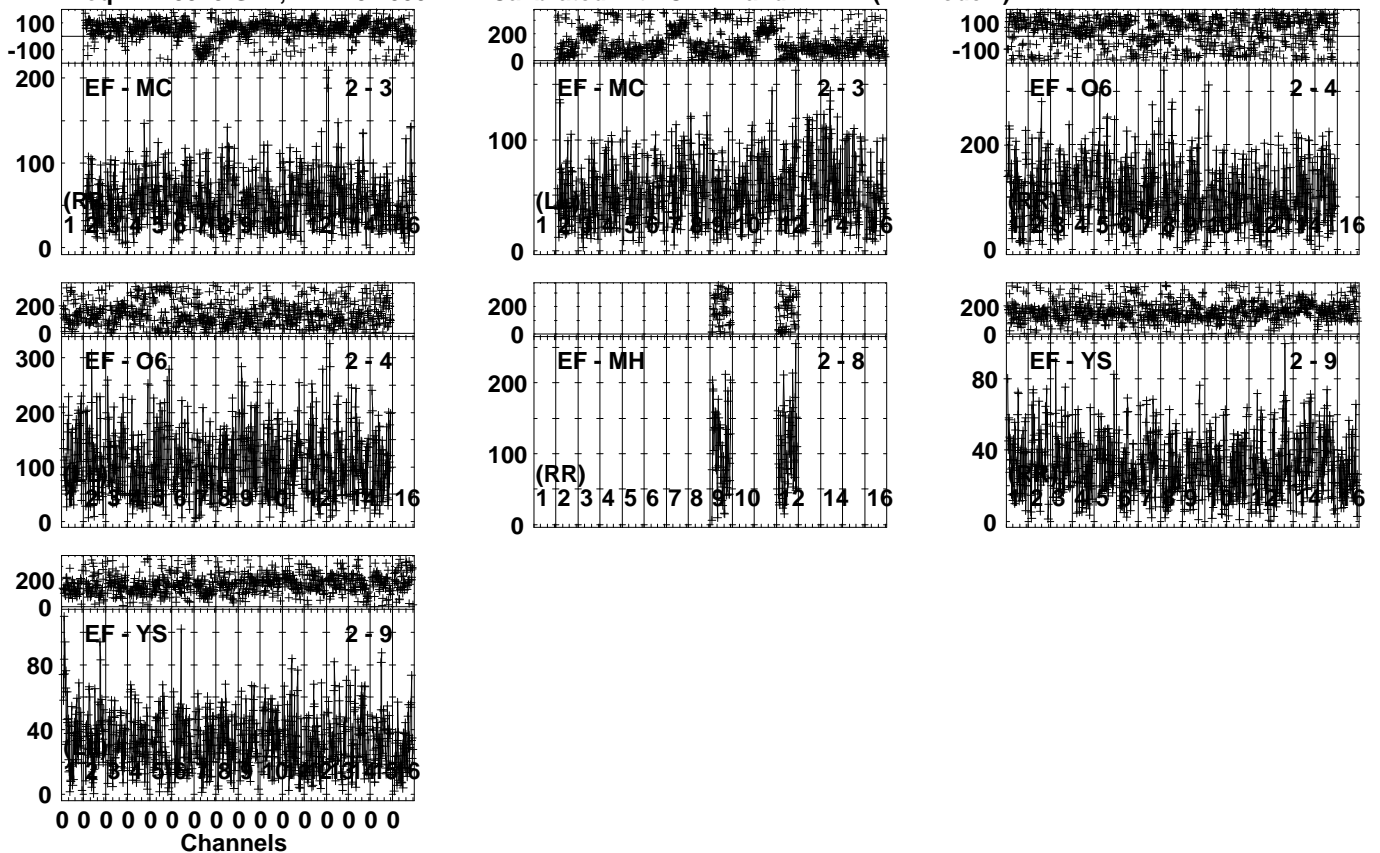
Lower frame: Milli Ampl Jy Top frame: Phas deg  
Vector averaged cross-power spectrum Several baselines displayed  
Timerange: 01/04:08:33 to 01/04:09:59



Plot file version 518 created 29-APR-2024 18:39:50

J1143+1834 EA075.UVDATA.1

Freq = 21.9925 GHz, Bw = 32.000 MH Calibrated with CL # 4 and BP # 1 (BP mode 1)

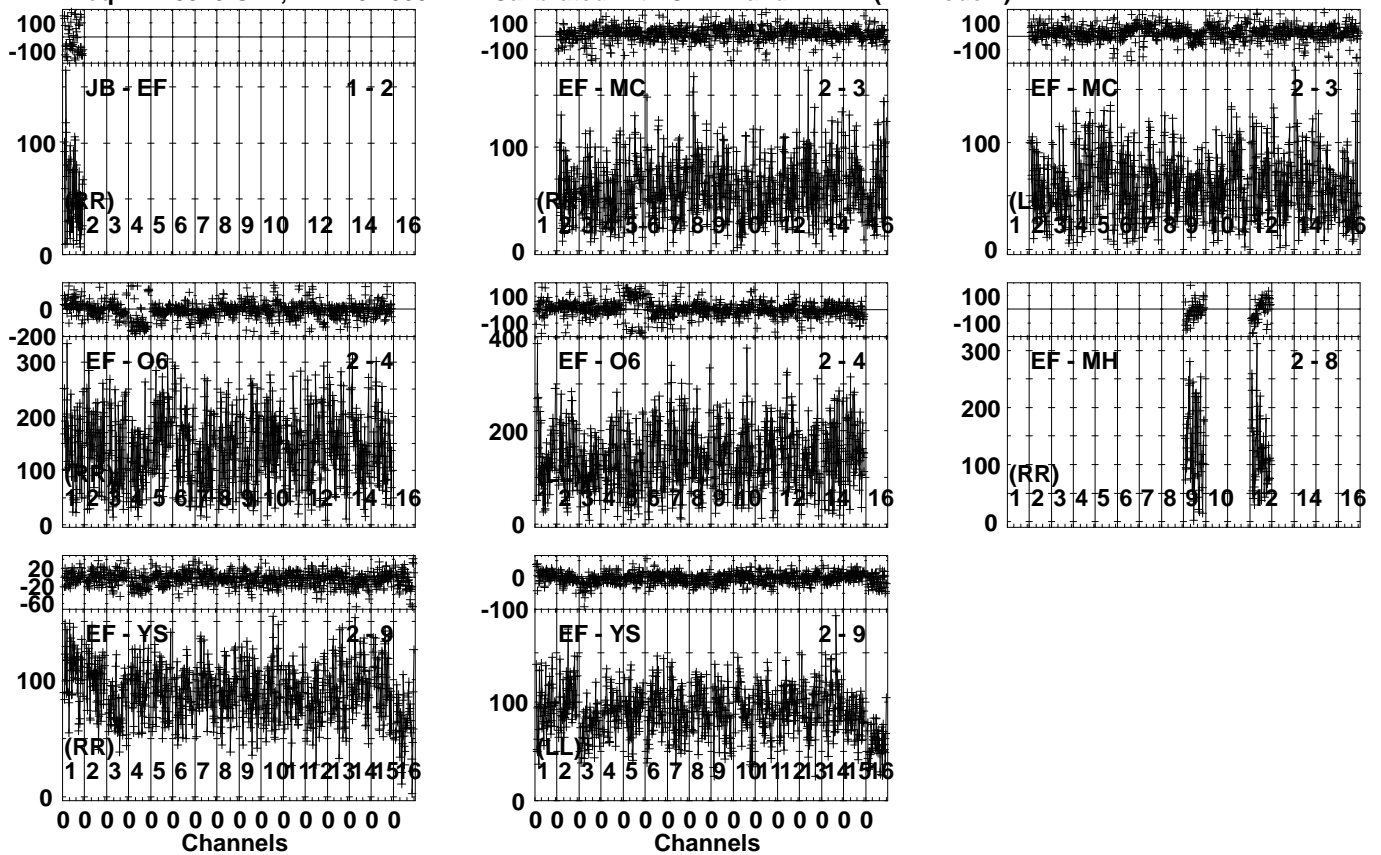


Lower frame: Milli Ampl Jy Top frame: Phas deg  
Vector averaged cross-power spectrum Several baselines displayed  
Timerange: 01/04:11:33 to 01/04:12:59

Plot file version 519 created 29-APR-2024 18:39:51

1146+189 EA075.UVDATA.1

Freq = 21.9925 GHz, Bw = 32.000 MH Calibrated with CL # 4 and BP # 1 (BP mode 1)

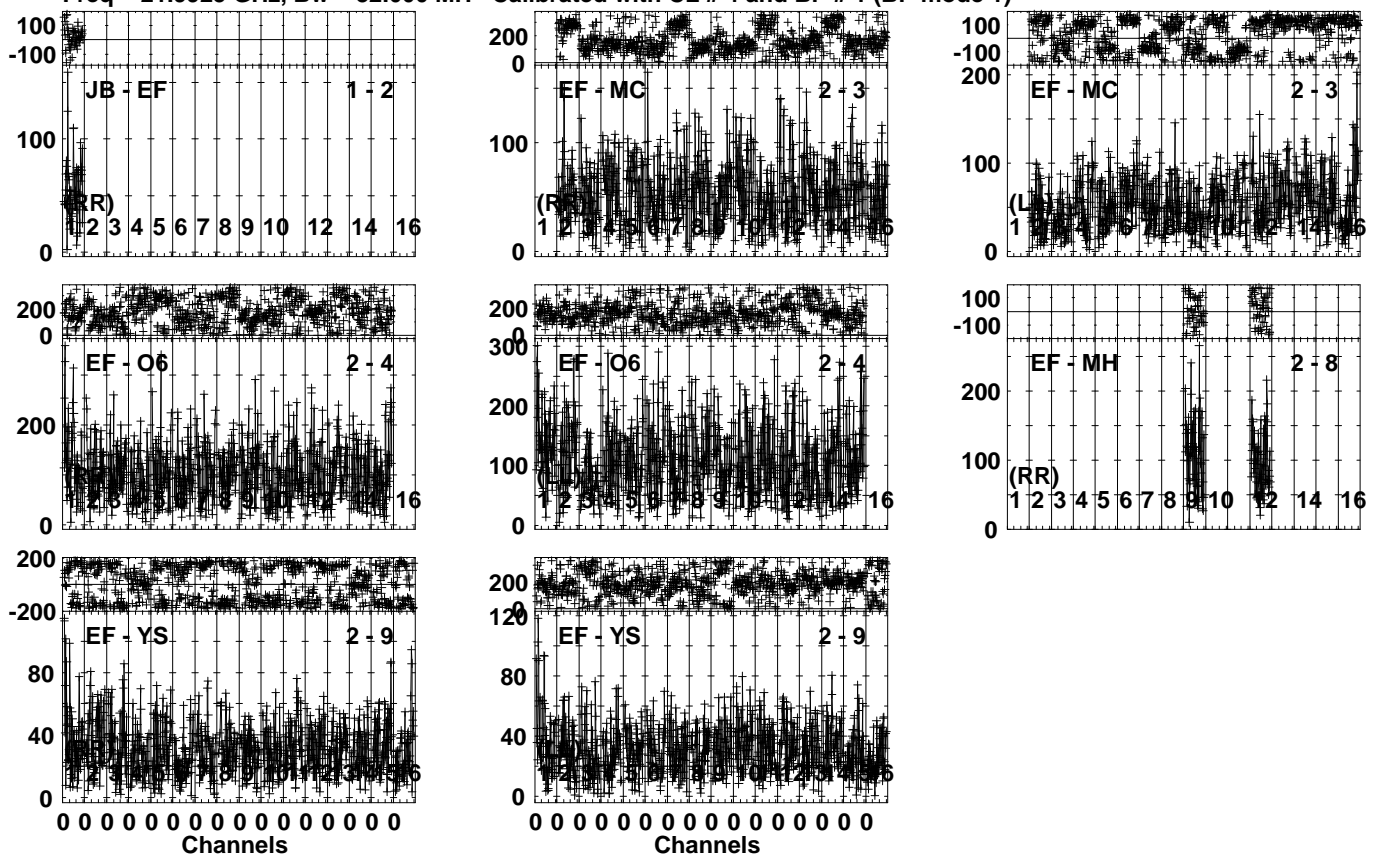


Lower frame: Milli Ampl Jy Top frame: Phas deg  
Vector averaged cross-power spectrum Several baselines displayed  
Timerange: 01/04:13:33 to 01/04:14:29

Plot file version 520 created 29-APR-2024 18:39:51

J1143+1834 EA075.UVDATA.1

Freq = 21.9925 GHz, Bw = 32.000 MH Calibrated with CL # 4 and BP # 1 (BP mode 1)



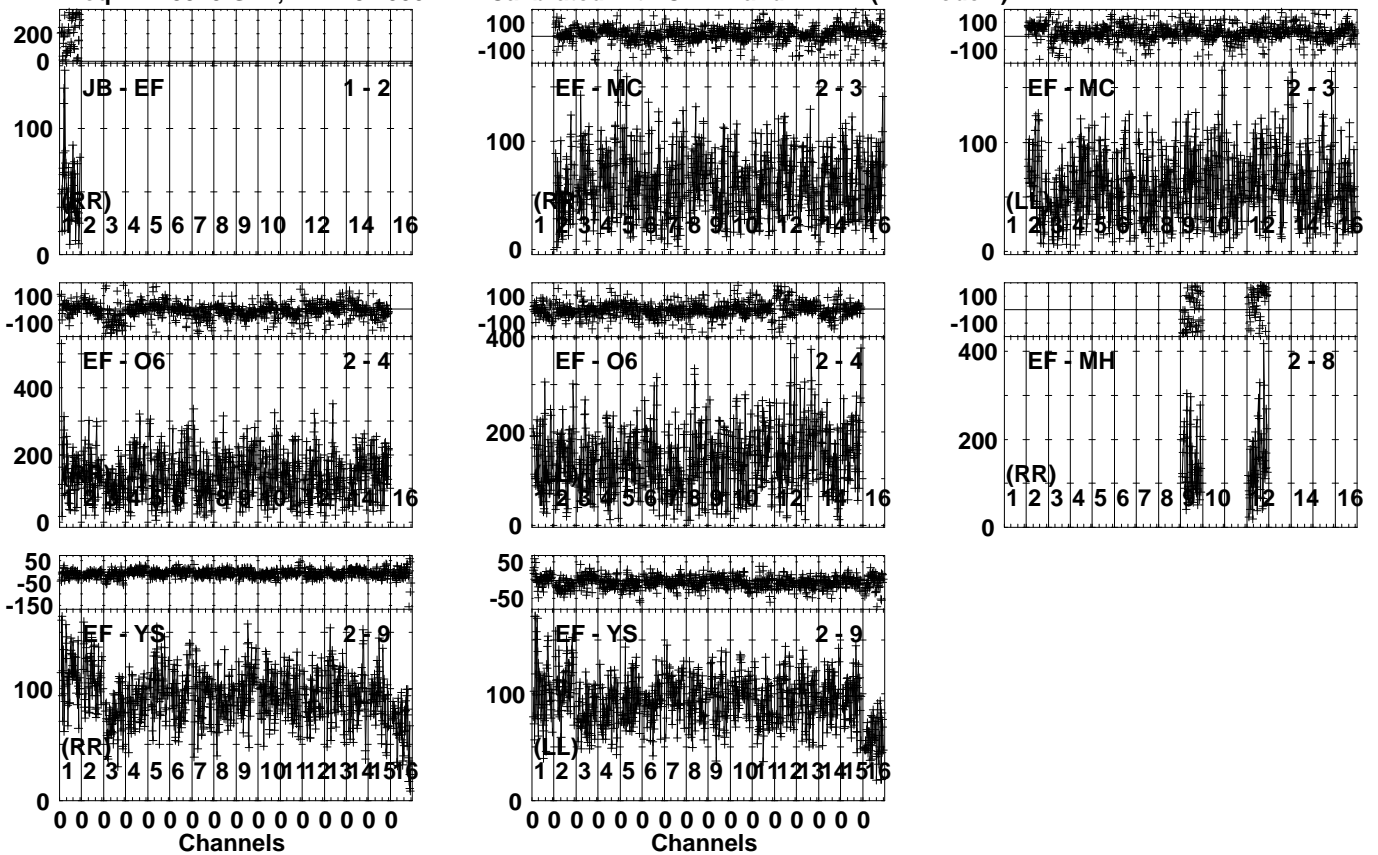
Lower frame: Milli Ampl Jy Top frame: Phas deg  
Vector averaged cross-power spectrum Several baselines displayed  
Timerange: 01/04:14:33 to 01/04:15:59



Plot file version 521 created 29-APR-2024 18:39:52

1146+189 EA075.UVDATA.1

Freq = 21.9925 GHz, Bw = 32.000 MH Calibrated with CL # 4 and BP # 1 (BP mode 1)

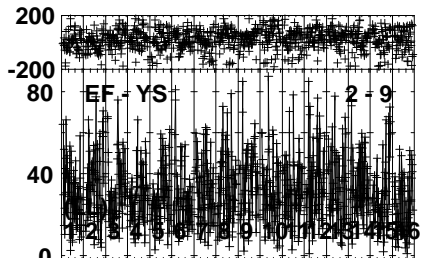
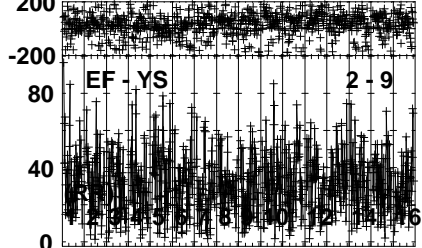
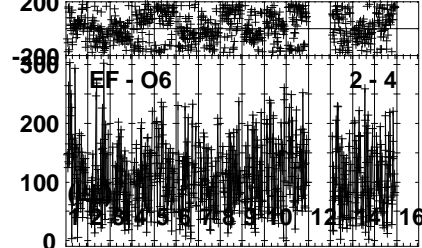
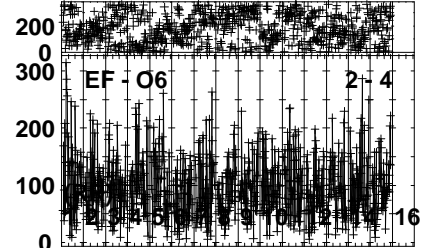
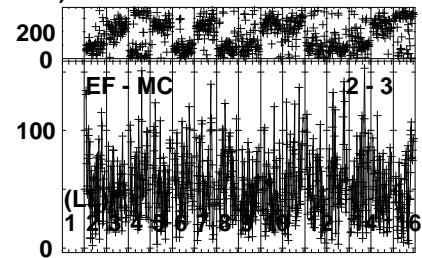
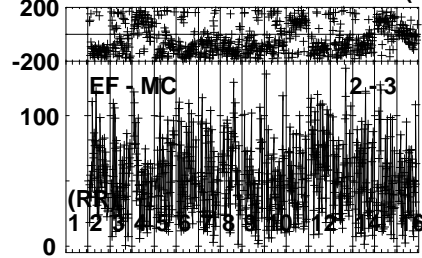
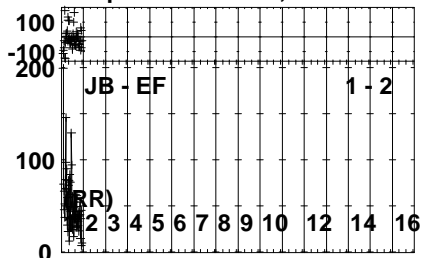


Lower frame: Milli Ampl Jy Top frame: Phas deg  
Vector averaged cross-power spectrum Several baselines displayed  
Timerange: 01/04:16:03 to 01/04:17:29

Plot file version 522 created 29-APR-2024 18:39:52

J1143+1834 EA075.UVDATA.1

Freq = 21.9925 GHz, Bw = 32.000 MH Calibrated with CL # 4 and BP # 1 (BP mode 1)



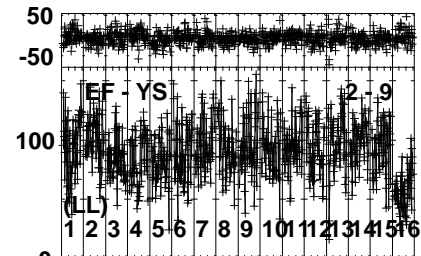
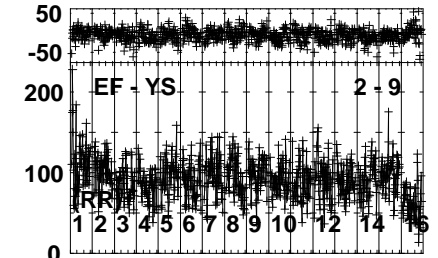
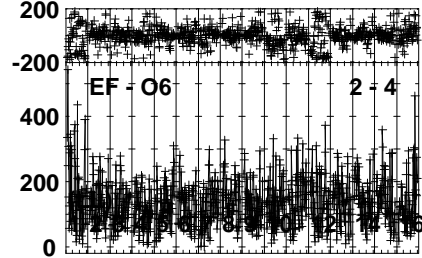
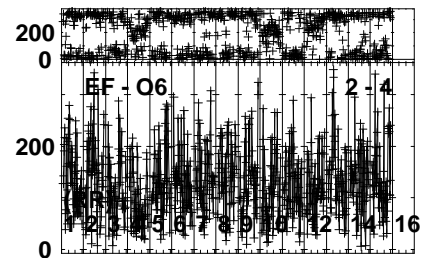
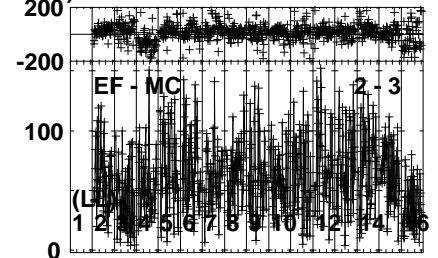
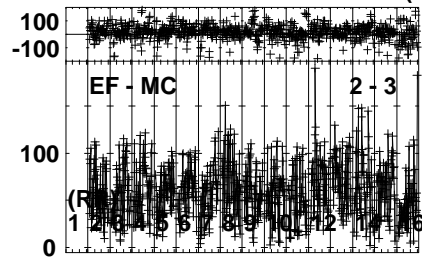
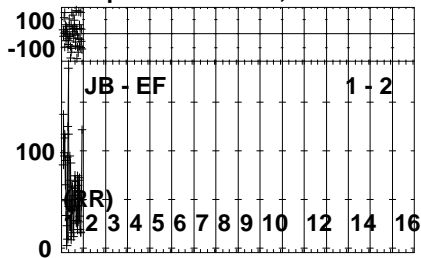
0 0 0 0 0 0 0 0 0 0 0 0 0 0 0 0  
Channels

Lower frame: Milli Ampl Jy Top frame: Phas deg  
Vector averaged cross-power spectrum Several baselines displayed  
Timerange: 01/04:17:33 to 01/04:18:59

Plot file version 523 created 29-APR-2024 18:39:53

1146+189 EA075.UVDATA.1

Freq = 21.9925 GHz, Bw = 32.000 MH Calibrated with CL # 4 and BP # 1 (BP mode 1)



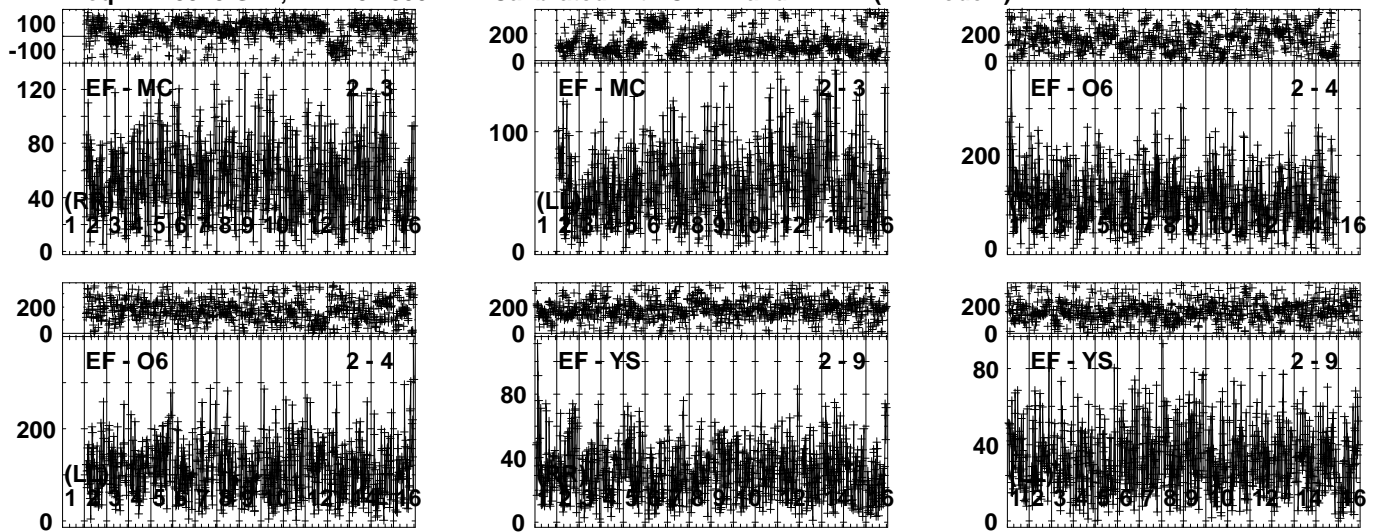
0 0 0 0 0 0 0 0 0 0 0 0 0 0 0 0  
Channels

Lower frame: Milli Ampl Jy Top frame: Phas deg  
Vector averaged cross-power spectrum Several baselines displayed  
Timerange: 01/04:19:33 to 01/04:20:29

Plot file version 524 created 29-APR-2024 18:39:53

J1143+1834 EA075.UVDATA.1

Freq = 21.9925 GHz, Bw = 32.000 MH Calibrated with CL # 4 and BP # 1 (BP mode 1)

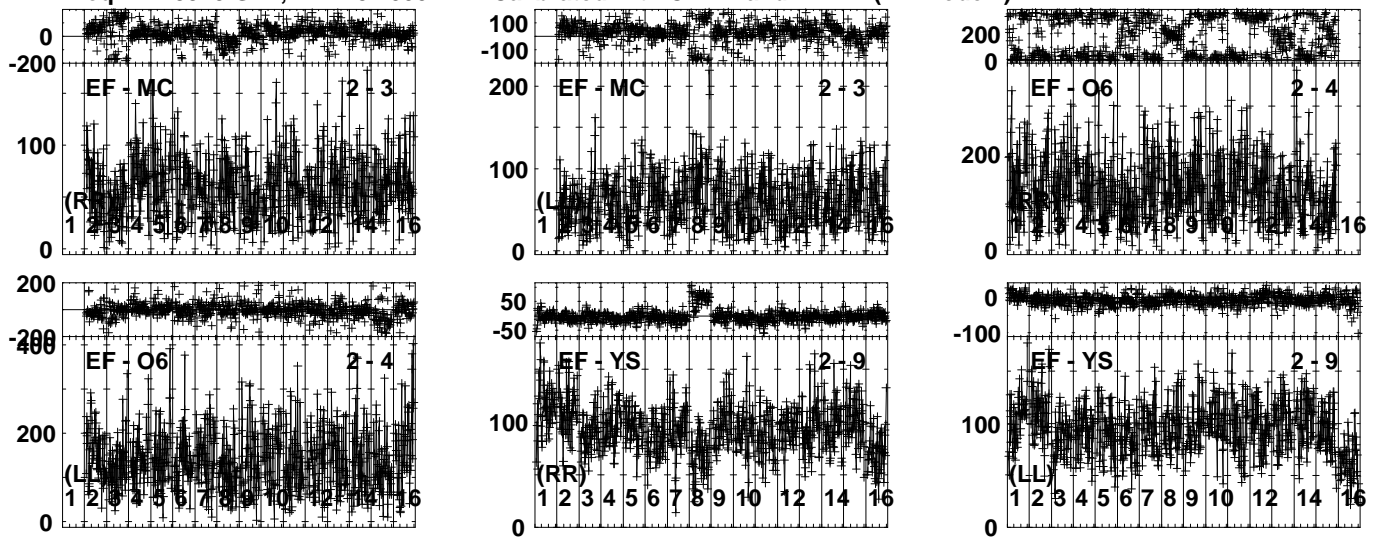


Lower frame: Milli Ampl Jy Top frame: Phas deg  
Vector averaged cross-power spectrum Several baselines displayed  
Timerange: 01/04:20:33 to 01/04:21:59

Plot file version 525 created 29-APR-2024 18:39:54

1146+189 EA075.UVDATA.1

Freq = 21.9925 GHz, Bw = 32.000 MH Calibrated with CL # 4 and BP # 1 (BP mode 1)

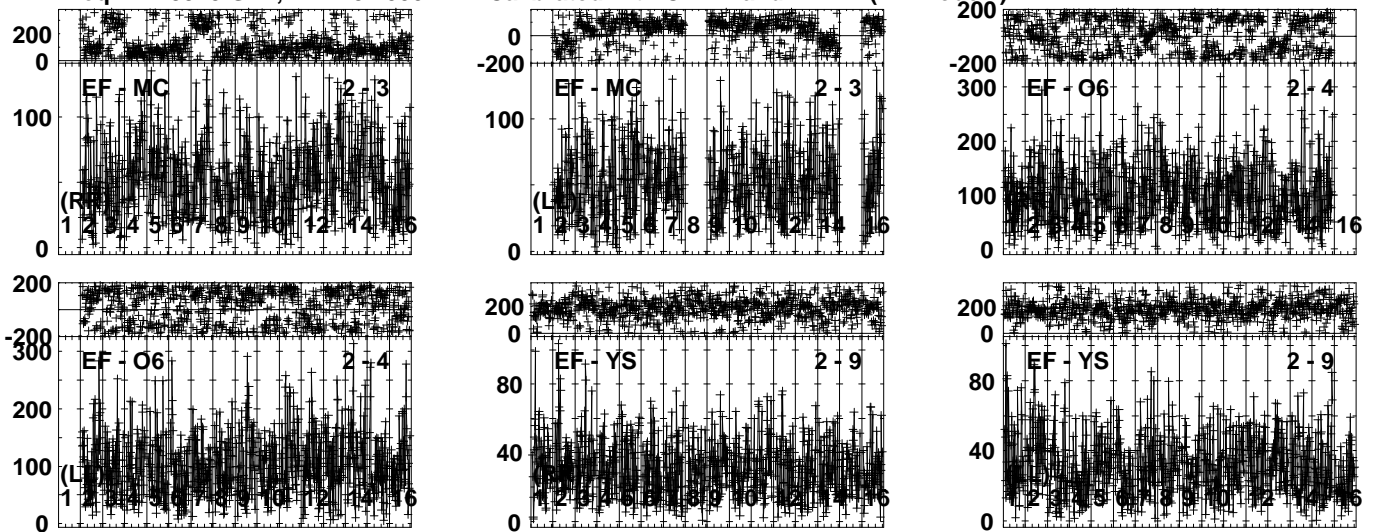


Lower frame: Milli Ampl Jy Top frame: Phas deg  
Vector averaged cross-power spectrum Several baselines displayed  
Timerange: 01/04:22:03 to 01/04:23:29

Plot file version 526 created 29-APR-2024 18:39:54

J1143+1834 EA075.UVDATA.1

Freq = 21.9925 GHz, Bw = 32.000 MH Calibrated with CL # 4 and BP # 1 (BP mode 1)

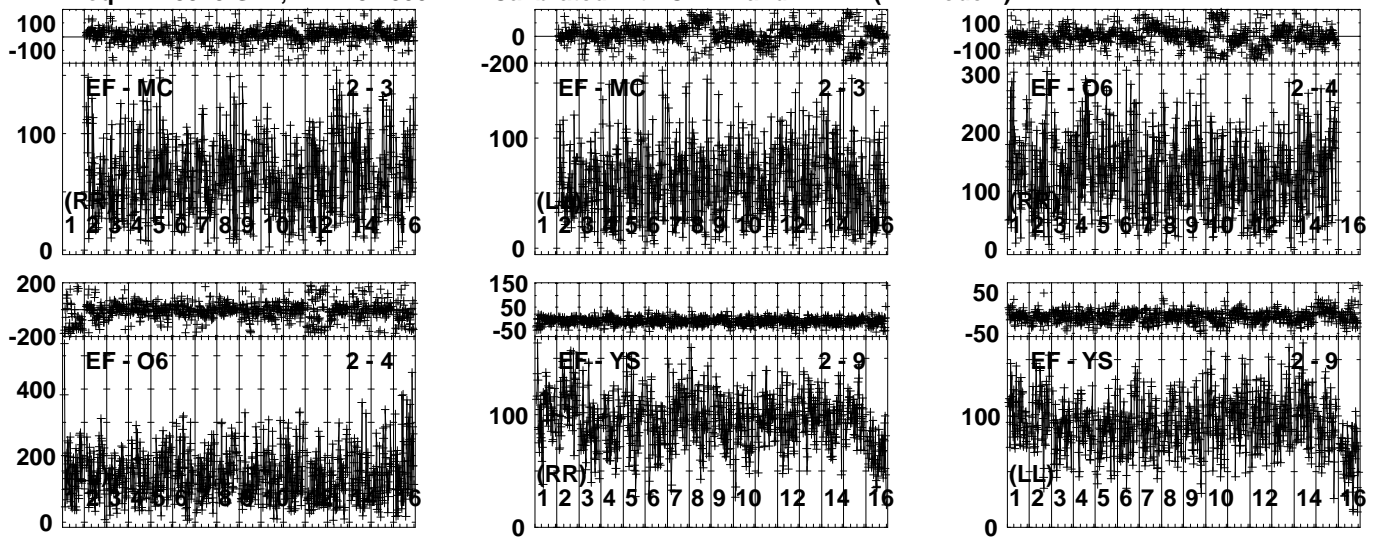


Lower frame: Milli Ampl Jy Top frame: Phas deg  
Vector averaged cross-power spectrum Several baselines displayed  
Timerange: 01/04:23:33 to 01/04:24:59

Plot file version 527 created 29-APR-2024 18:39:55

1146+189 EA075.UVDATA.1

Freq = 21.9925 GHz, Bw = 32.000 MH Calibrated with CL # 4 and BP # 1 (BP mode 1)

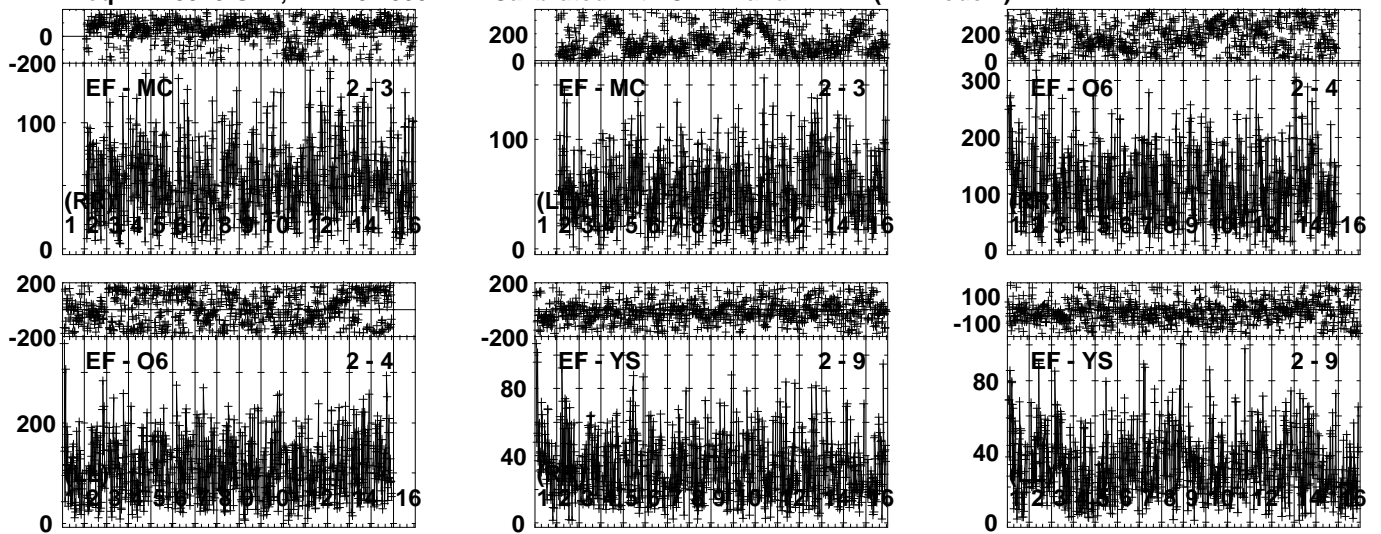


Lower frame: Milli Ampl Jy Top frame: Phas deg  
Vector averaged cross-power spectrum Several baselines displayed  
Timerange: 01/04:25:33 to 01/04:26:29

Plot file version 528 created 29-APR-2024 18:39:55

J1143+1834 EA075.UVDATA.1

Freq = 21.9925 GHz, Bw = 32.000 MH Calibrated with CL # 4 and BP # 1 (BP mode 1)



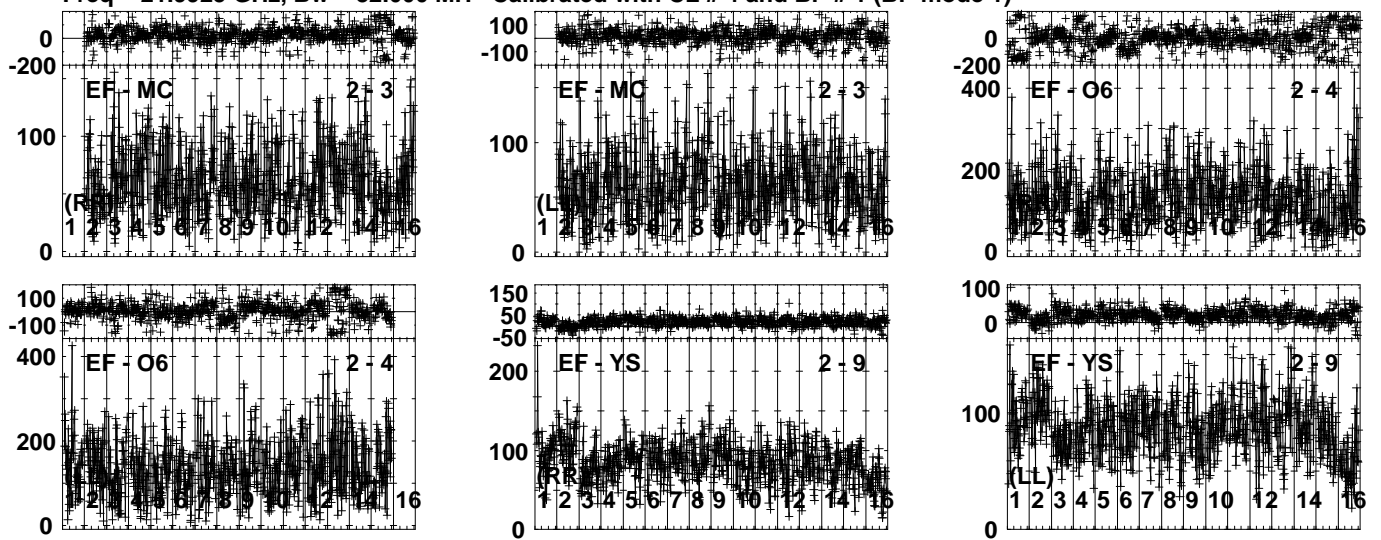
Lower frame: Milli Ampl Jy Top frame: Phas deg  
Vector averaged cross-power spectrum Several baselines displayed  
Timerange: 01/04:26:33 to 01/04:27:59



Plot file version 529 created 29-APR-2024 18:39:56

1146+189 EA075.UVDATA.1

Freq = 21.9925 GHz, Bw = 32.000 MH Calibrated with CL # 4 and BP # 1 (BP mode 1)

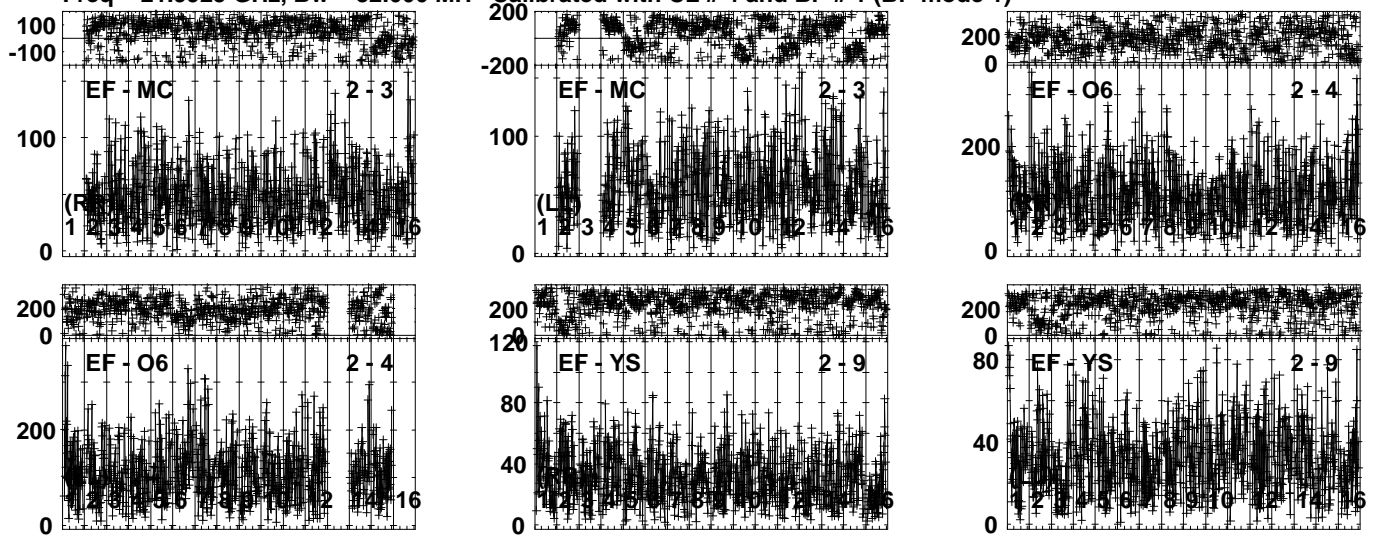


Lower frame: Milli Ampl Jy Top frame: Phas deg  
Vector averaged cross-power spectrum Several baselines displayed  
Timerange: 01/04:28:03 to 01/04:29:29

Plot file version 530 created 29-APR-2024 18:39:57

J1143+1834 EA075.UVDATA.1

Freq = 21.9925 GHz, Bw = 32.000 MH Calibrated with CL # 4 and BP # 1 (BP mode 1)

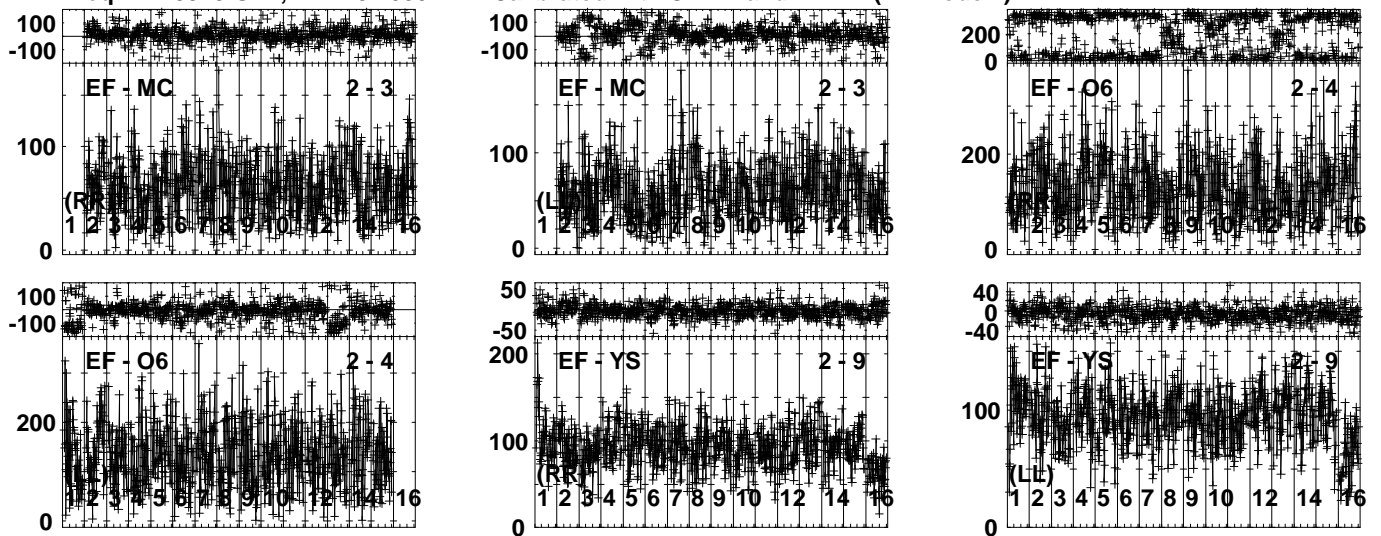


Lower frame: Milli Ampl Jy Top frame: Phas deg  
Vector averaged cross-power spectrum Several baselines displayed  
Timerange: 01/04:29:33 to 01/04:30:59

Plot file version 531 created 29-APR-2024 18:39:57

1146+189 EA075.UVDATA.1

Freq = 21.9925 GHz, Bw = 32.000 MH Calibrated with CL # 4 and BP # 1 (BP mode 1)

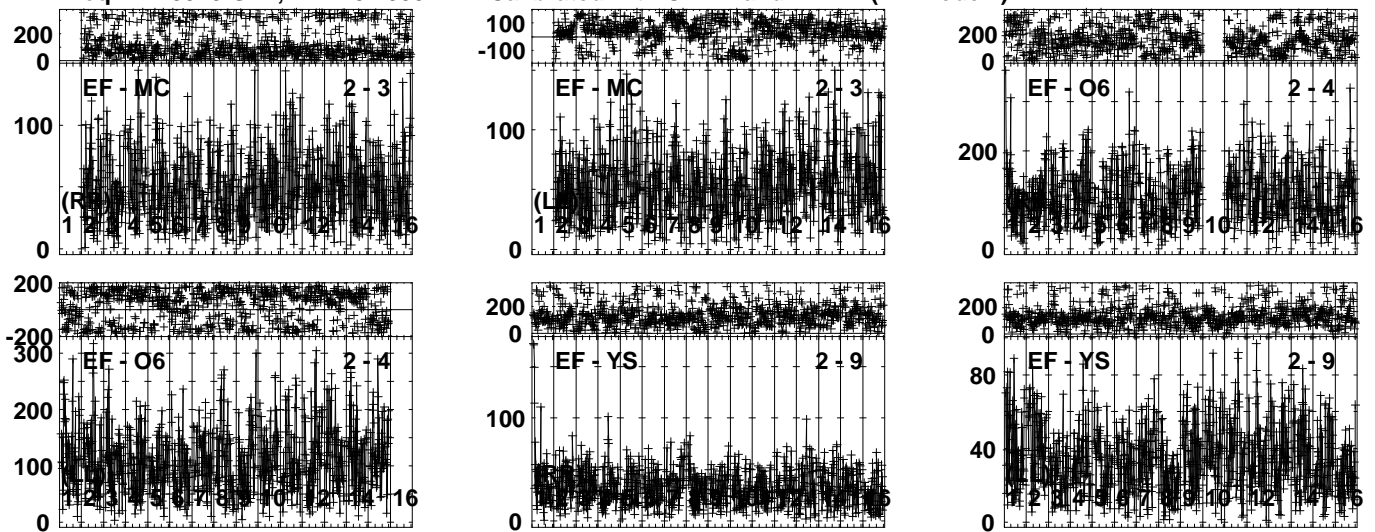


Lower frame: Milli Ampl Jy Top frame: Phas deg  
Vector averaged cross-power spectrum Several baselines displayed  
Timerange: 01/04:31:33 to 01/04:32:29

Plot file version 532 created 29-APR-2024 18:39:58

J1143+1834 EA075.UVDATA.1

Freq = 21.9925 GHz, Bw = 32.000 MH Calibrated with CL # 4 and BP # 1 (BP mode 1)

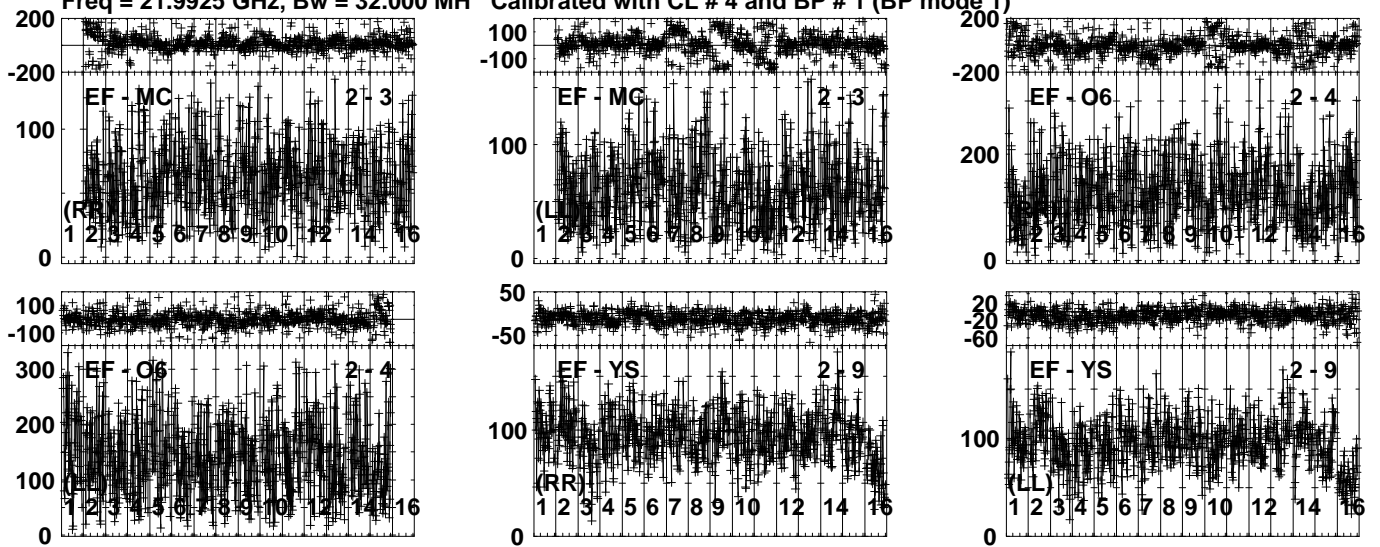


Lower frame: Milli Ampl Jy Top frame: Phas deg  
Vector averaged cross-power spectrum Several baselines displayed  
Timerange: 01/04:32:33 to 01/04:33:59

Plot file version 533 created 29-APR-2024 18:39:58

1146+189 EA075.UVDATA.1

Freq = 21.9925 GHz, Bw = 32.000 MH Calibrated with CL # 4 and BP # 1 (BP mode 1)



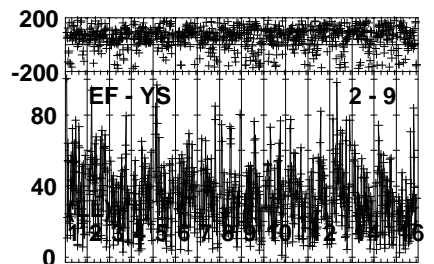
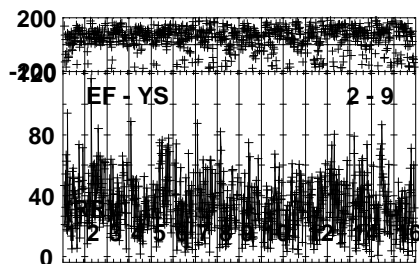
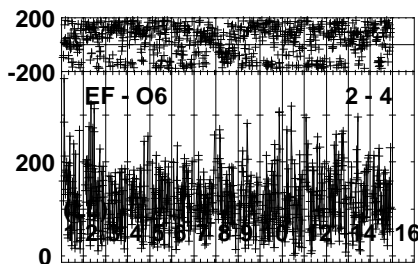
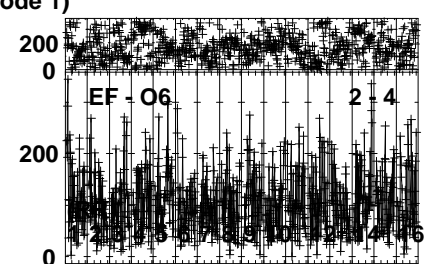
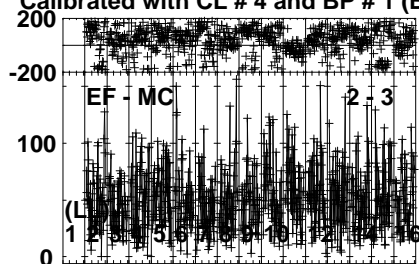
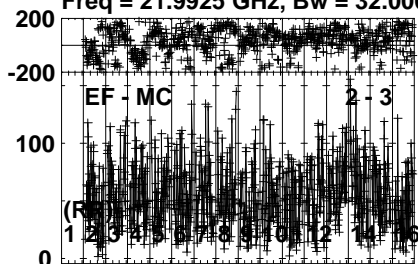
Lower frame: Milli Ampl Jy Top frame: Phas deg  
Vector averaged cross-power spectrum Several baselines displayed  
Timerange: 01/04:34:03 to 01/04:35:29

Plot file version 534 created 29-APR-2024 18:39:59

J1143+1834 EA075.UVDATA.1

Freq = 21.9925 GHz, Bw = 32.000 MH

Calibrated with CL # 4 and BP # 1 (BP mode 1)

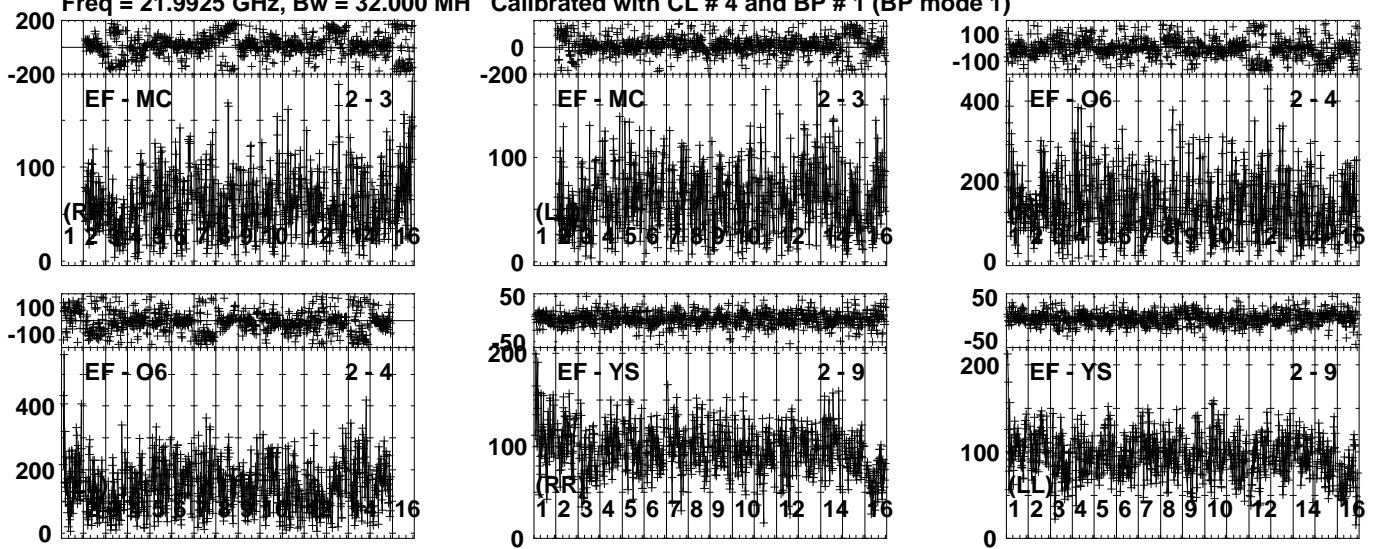


Lower frame: Milli Ampl Jy Top frame: Phas deg  
Vector averaged cross-power spectrum Several baselines displayed  
Timerange: 01/04:35:33 to 01/04:36:59

Plot file version 535 created 29-APR-2024 18:39:59

1146+189 EA075.UVDATA.1

Freq = 21.9925 GHz, Bw = 32.000 MH Calibrated with CL # 4 and BP # 1 (BP mode 1)

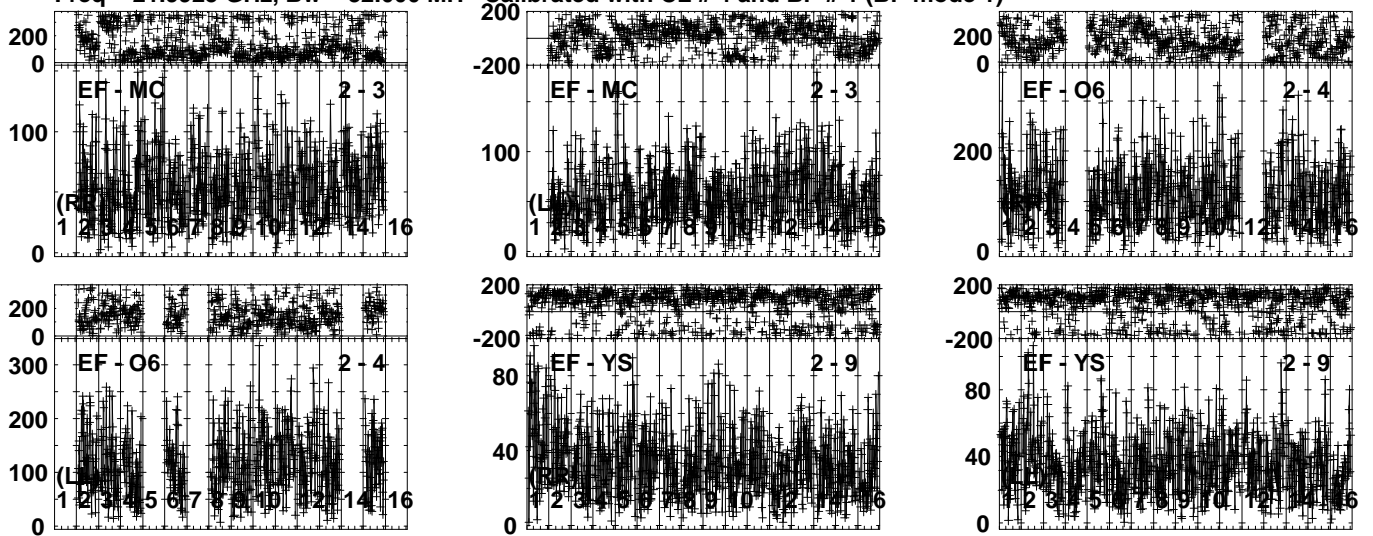


Lower frame: Milli Ampl Jy Top frame: Phas deg  
Vector averaged cross-power spectrum Several baselines displayed  
Timerange: 01/04:37:33 to 01/04:38:29

Plot file version 536 created 29-APR-2024 18:40:00

J1143+1834 EA075.UVDATA.1

Freq = 21.9925 GHz, Bw = 32.000 MH Calibrated with CL # 4 and BP # 1 (BP mode 1)



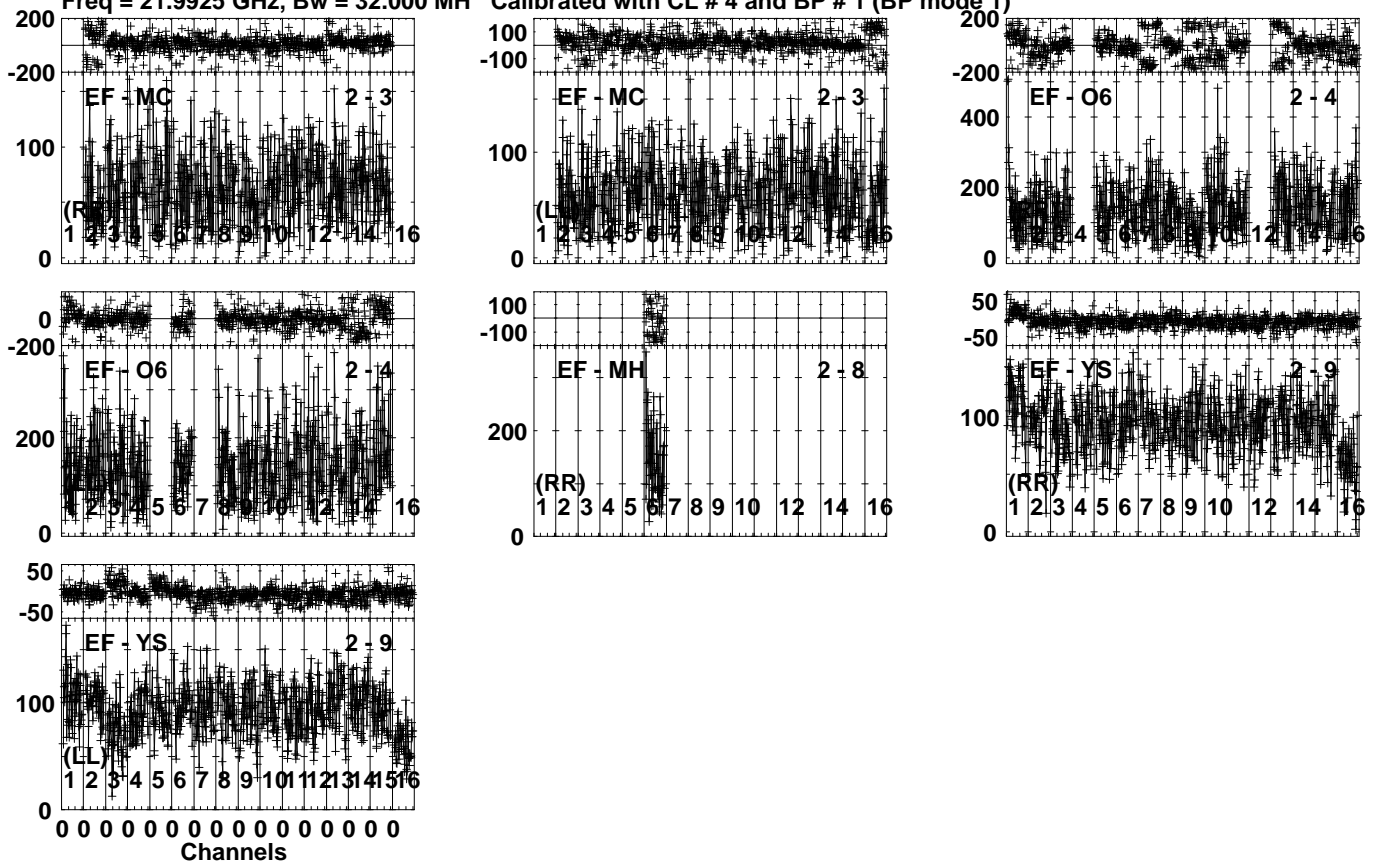
Lower frame: Milli Ampl Jy Top frame: Phas deg  
Vector averaged cross-power spectrum Several baselines displayed  
Timerange: 01/04:38:33 to 01/04:39:59



Plot file version 537 created 29-APR-2024 18:40:00

1146+189 EA075.UVDATA.1

Freq = 21.9925 GHz, Bw = 32.000 MH Calibrated with CL # 4 and BP # 1 (BP mode 1)

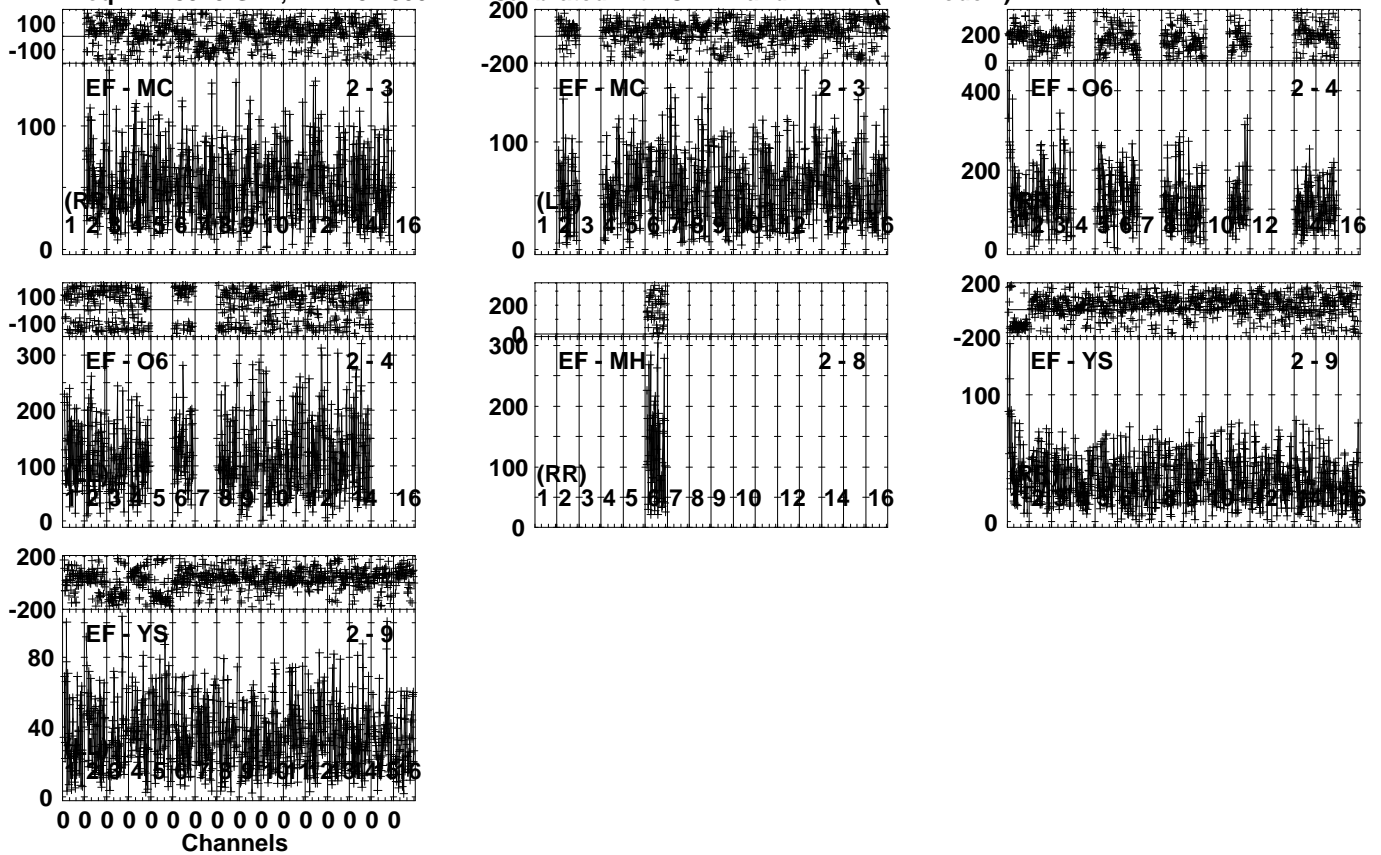


Lower frame: Milli Ampl Jy Top frame: Phas deg  
Vector averaged cross-power spectrum Several baselines displayed  
Timerange: 01/04:40:03 to 01/04:41:29

Plot file version 538 created 29-APR-2024 18:40:01

J1143+1834 EA075.UVDATA.1

Freq = 21.9925 GHz, Bw = 32.000 MH Calibrated with CL # 4 and BP # 1 (BP mode 1)

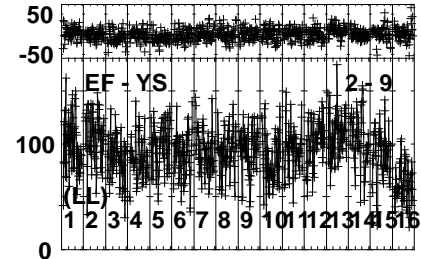
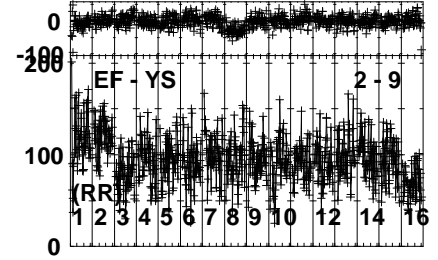
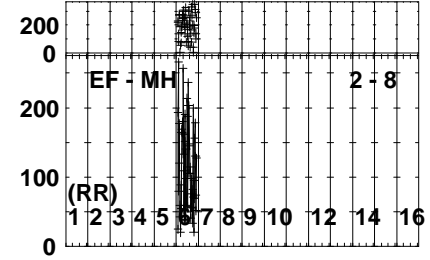
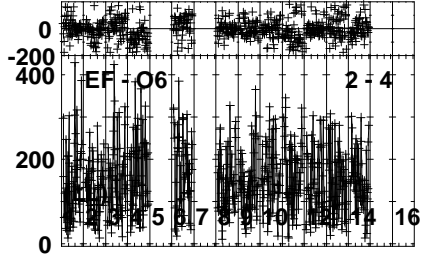
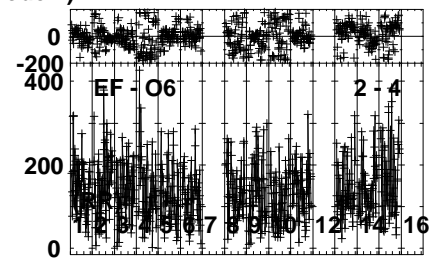
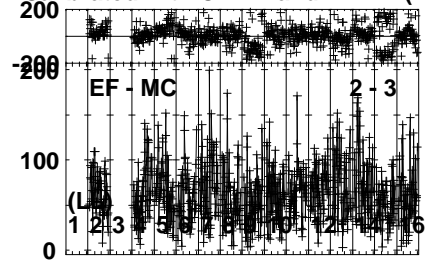
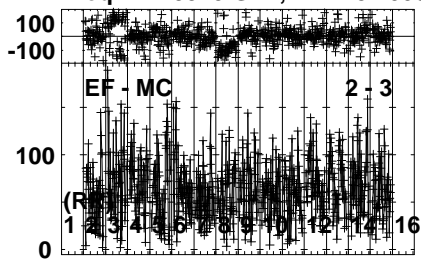


Lower frame: Milli Ampl Jy Top frame: Phas deg  
Vector averaged cross-power spectrum Several baselines displayed  
Timerange: 01/04:41:33 to 01/04:42:59

Plot file version 539 created 29-APR-2024 18:40:01

1146+189 EA075.UVDATA.1

Freq = 21.9925 GHz, Bw = 32.000 MH Calibrated with CL # 4 and BP # 1 (BP mode 1)



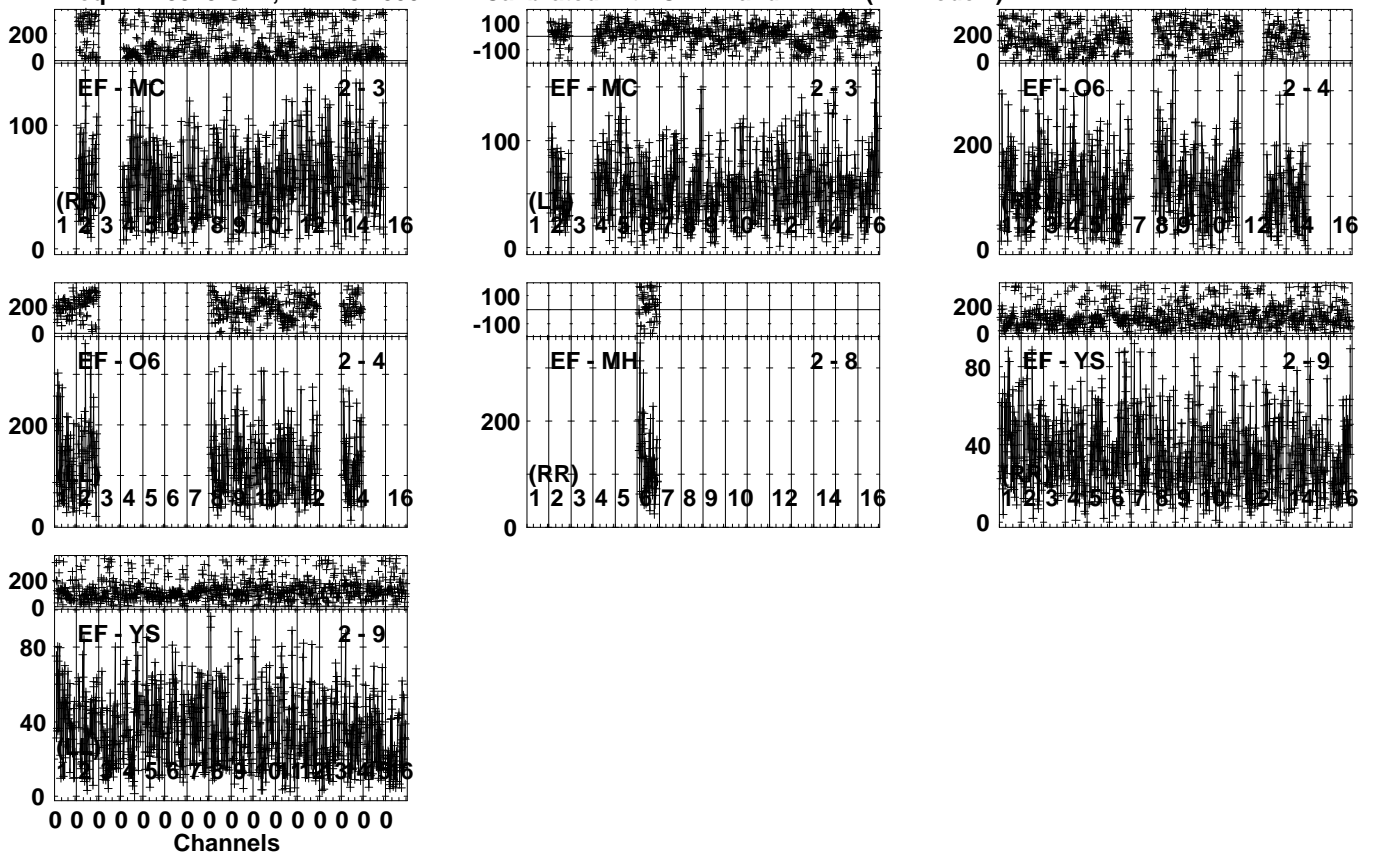
0 0 0 0 0 0 0 0 0 0 0 0 0 0 0 0  
Channels

Lower frame: Milli Ampl Jy Top frame: Phas deg  
Vector averaged cross-power spectrum Several baselines displayed  
Timerange: 01/04:43:33 to 01/04:44:29

Plot file version 540 created 29-APR-2024 18:40:02

J1143+1834 EA075.UVDATA.1

Freq = 21.9925 GHz, Bw = 32.000 MH Calibrated with CL # 4 and BP # 1 (BP mode 1)

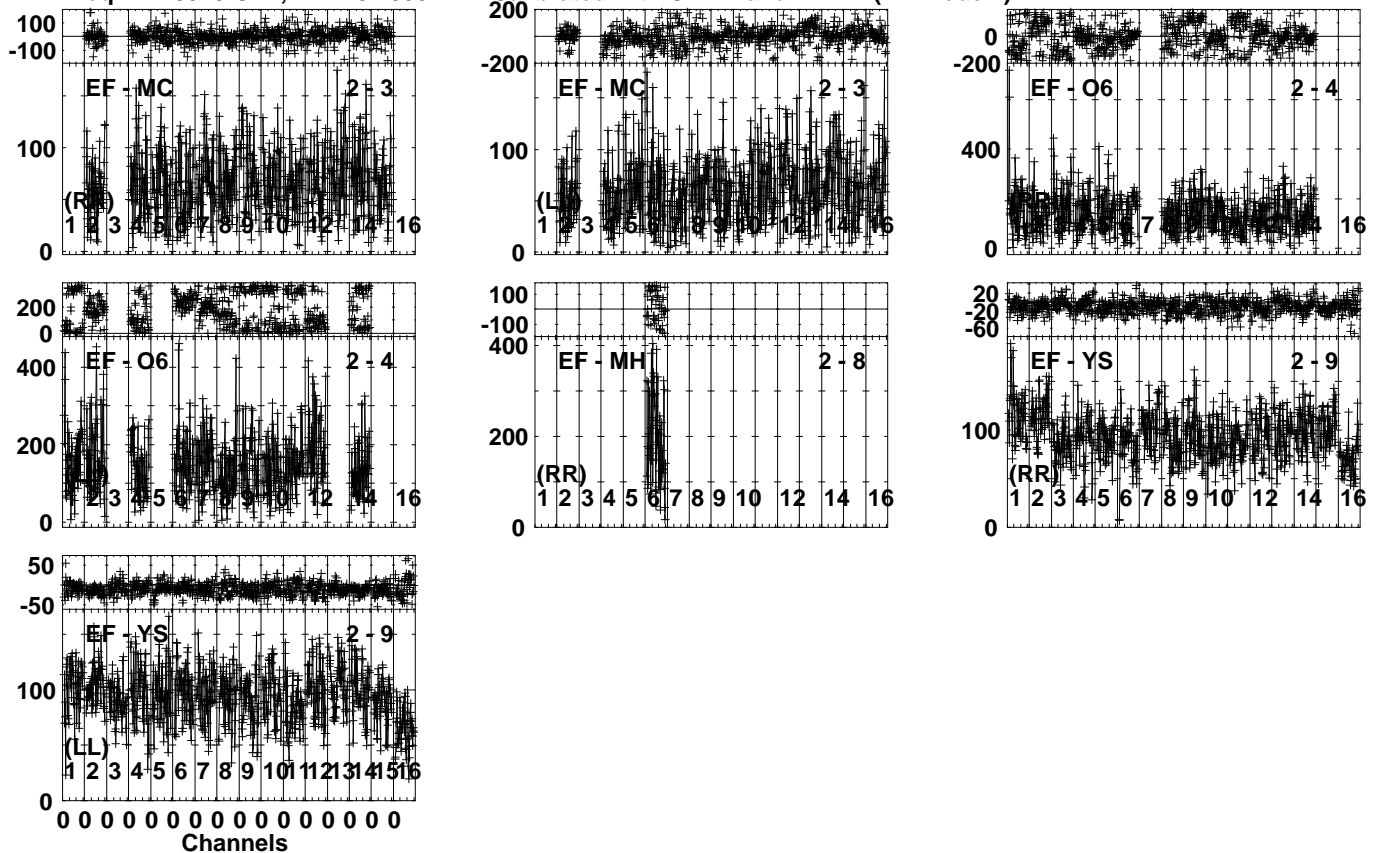


Lower frame: Milli Ampl Jy Top frame: Phas deg  
Vector averaged cross-power spectrum Several baselines displayed  
Timerange: 01/04:44:33 to 01/04:45:59

Plot file version 541 created 29-APR-2024 18:40:03

1146+189 EA075.UVDATA.1

Freq = 21.9925 GHz, Bw = 32.000 MH Calibrated with CL # 4 and BP # 1 (BP mode 1)

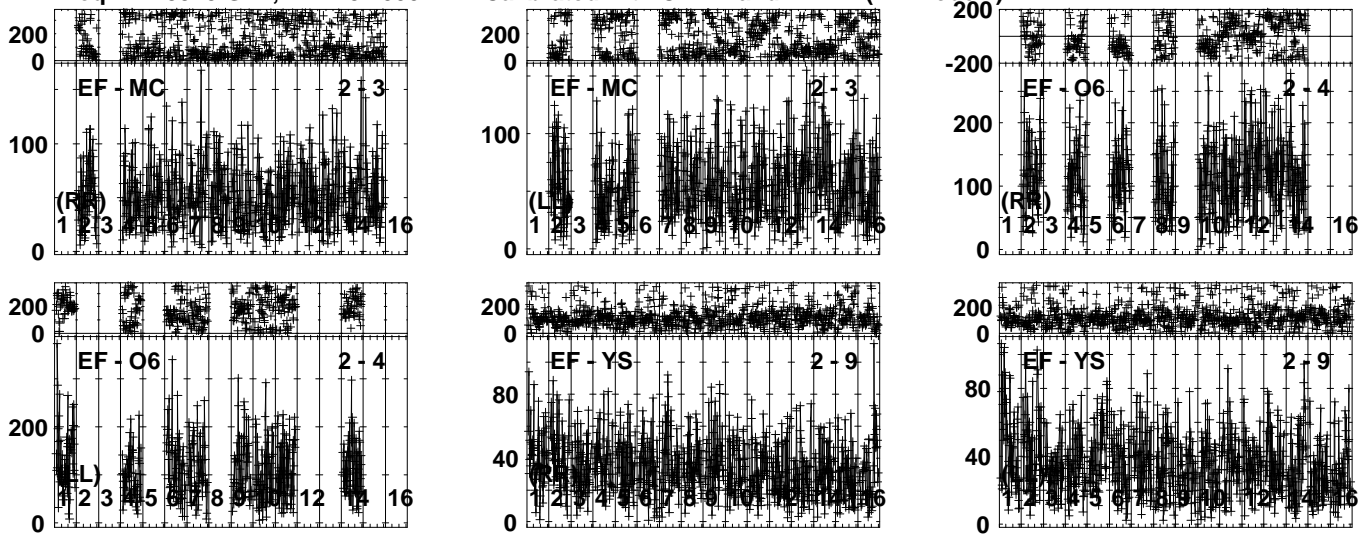


Lower frame: Milli Ampl Jy Top frame: Phas deg  
Vector averaged cross-power spectrum Several baselines displayed  
Timerange: 01/04:46:03 to 01/04:47:29

Plot file version 542 created 29-APR-2024 18:40:03

J1143+1834 EA075.UVDATA.1

Freq = 21.9925 GHz, Bw = 32.000 MH Calibrated with CL # 4 and BP # 1 (BP mode 1)

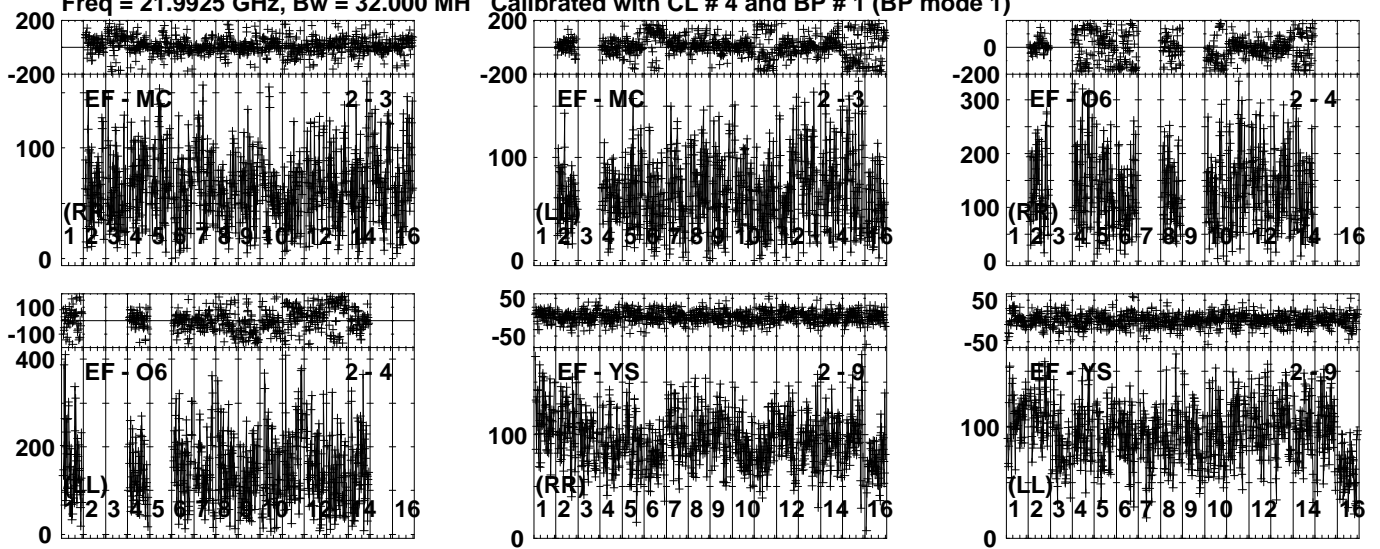


Lower frame: Milli Ampl Jy Top frame: Phas deg  
Vector averaged cross-power spectrum Several baselines displayed  
Timerange: 01/04:47:33 to 01/04:48:59

Plot file version 543 created 29-APR-2024 18:40:04

1146+189 EA075.UVDATA.1

Freq = 21.9925 GHz, Bw = 32.000 MH Calibrated with CL # 4 and BP # 1 (BP mode 1)

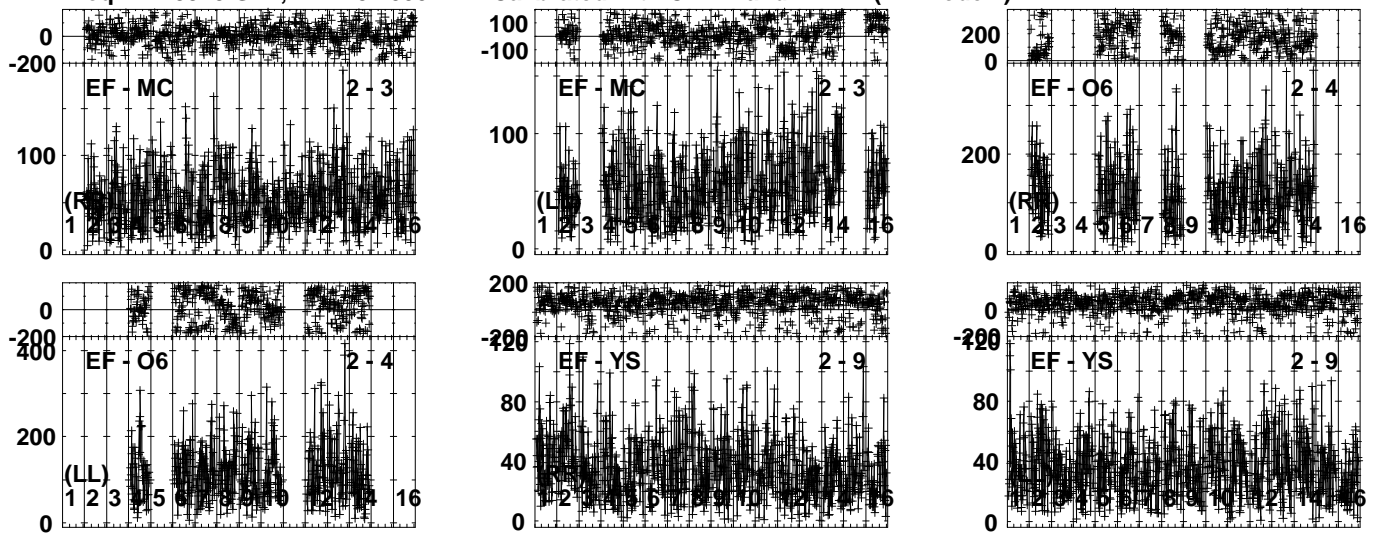


Lower frame: Milli Ampl Jy Top frame: Phas deg  
Vector averaged cross-power spectrum Several baselines displayed  
Timerange: 01/04:49:33 to 01/04:50:29

Plot file version 544 created 29-APR-2024 18:40:04

J1143+1834 EA075.UVDATA.1

Freq = 21.9925 GHz, Bw = 32.000 MH Calibrated with CL # 4 and BP # 1 (BP mode 1)



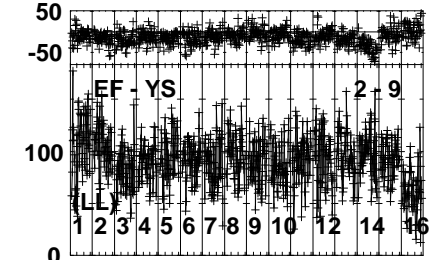
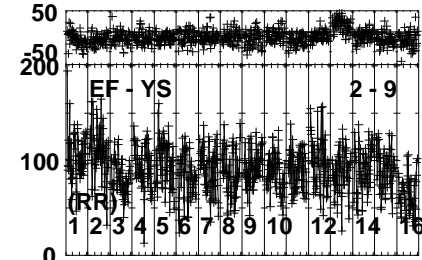
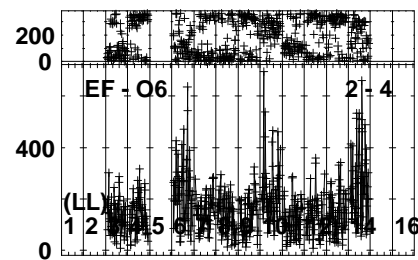
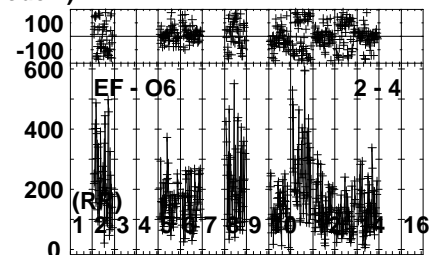
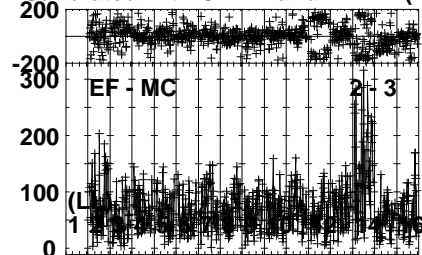
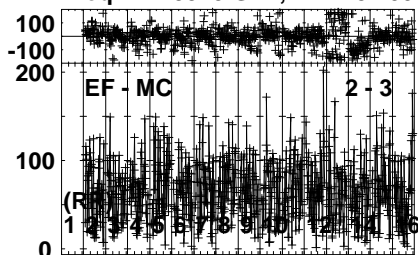
Lower frame: Milli Ampl Jy Top frame: Phas deg  
Vector averaged cross-power spectrum Several baselines displayed  
Timerange: 01/04:50:33 to 01/04:51:59



Plot file version 545 created 29-APR-2024 18:40:05

1146+189 EA075.UVDATA.1

Freq = 21.9925 GHz, Bw = 32.000 MH Calibrated with CL # 4 and BP # 1 (BP mode 1)

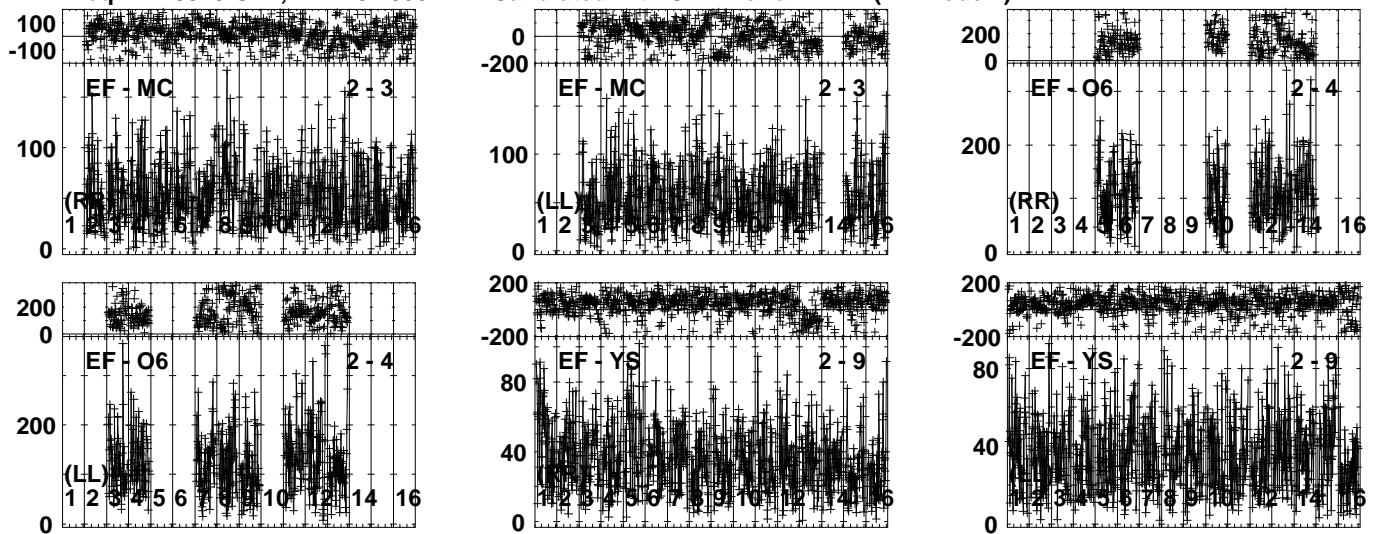


Lower frame: Milli Ampl Jy Top frame: Phas deg  
Vector averaged cross-power spectrum Several baselines displayed  
Timerange: 01/04:52:03 to 01/04:53:29

Plot file version 546 created 29-APR-2024 18:40:06

J1143+1834 EA075.UVDATA.1

Freq = 21.9925 GHz, Bw = 32.000 MH Calibrated with CL # 4 and BP # 1 (BP mode 1)

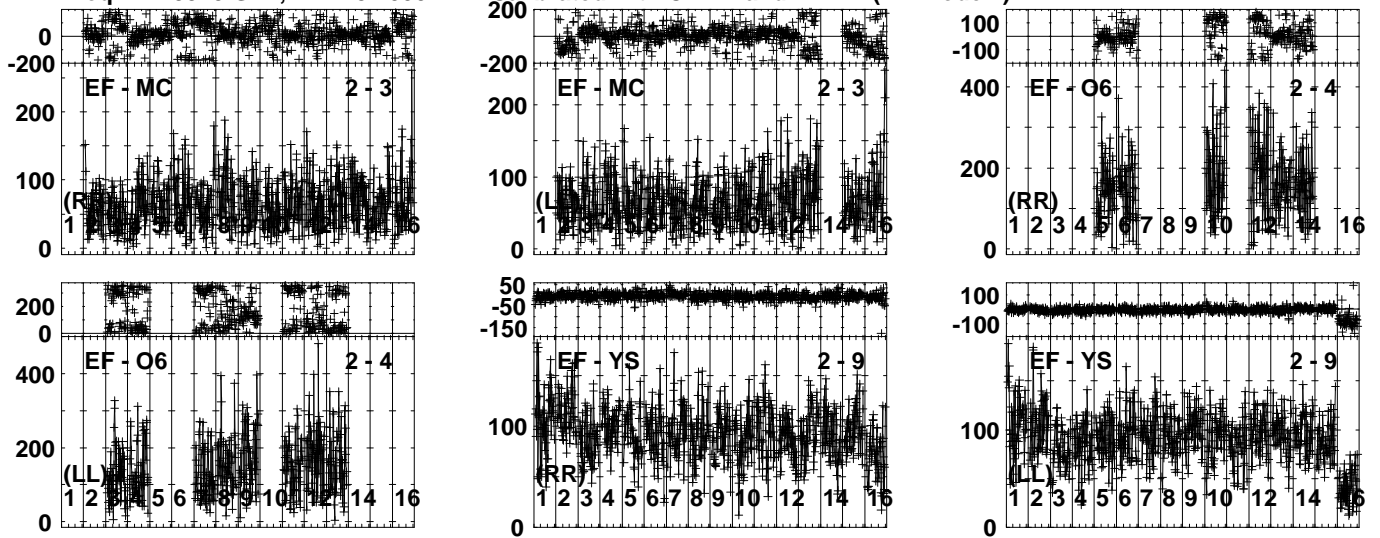


Lower frame: Milli Ampl Jy Top frame: Phas deg  
Vector averaged cross-power spectrum Several baselines displayed  
Timerange: 01/04:53:33 to 01/04:54:59

Plot file version 547 created 29-APR-2024 18:40:06

1146+189 EA075.UVDATA.1

Freq = 21.9925 GHz, Bw = 32.000 MH Calibrated with CL # 4 and BP # 1 (BP mode 1)

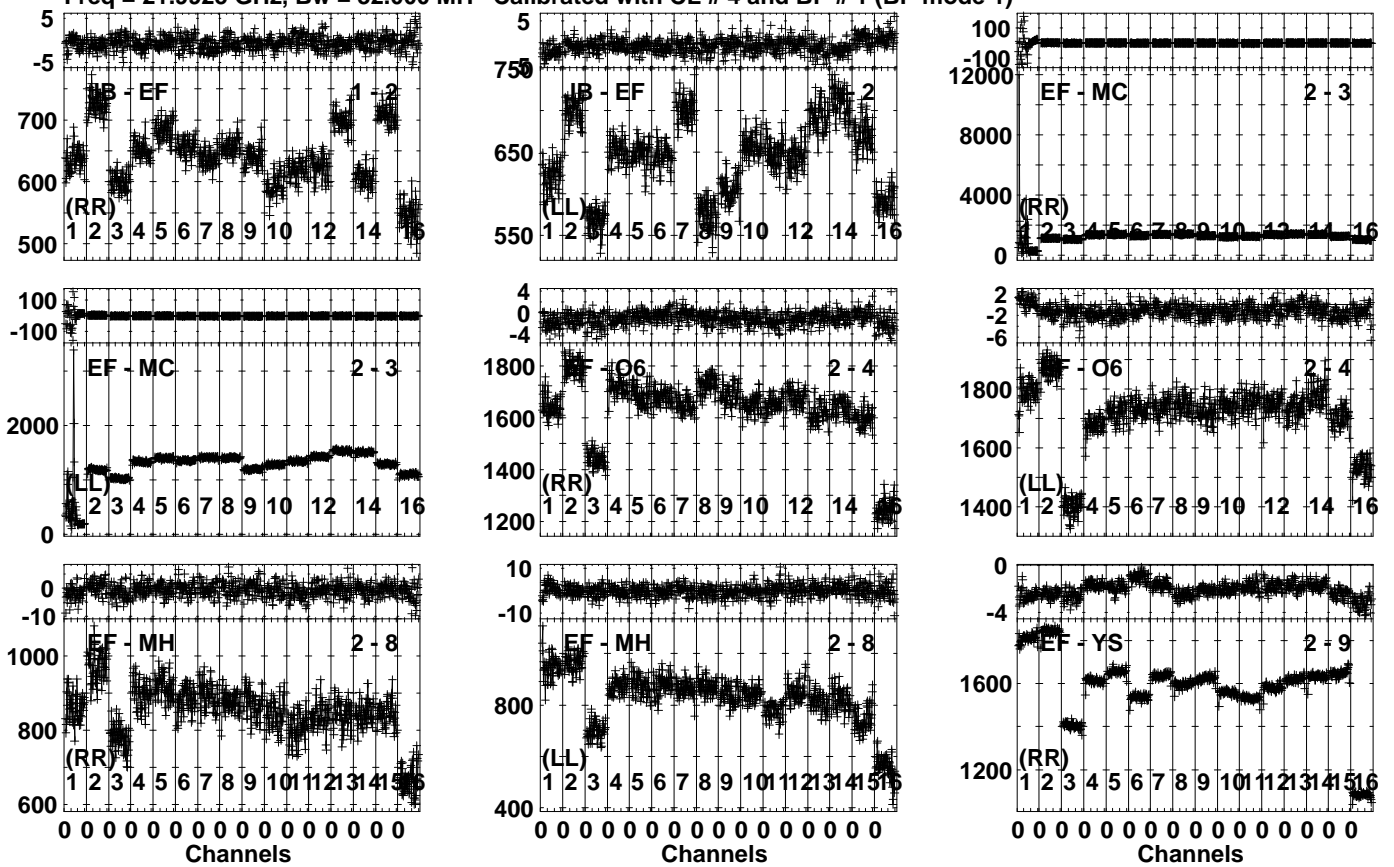


Lower frame: Milli Ampl Jy Top frame: Phas deg  
Vector averaged cross-power spectrum Several baselines displayed  
Timerange: 01/04:55:33 to 01/04:56:29

Plot file version 548 created 29-APR-2024 18:40:07

J1159+2914 EA075.UVDATA.1

Freq = 21.9925 GHz, Bw = 32.000 MH Calibrated with CL # 4 and BP # 1 (BP mode 1)

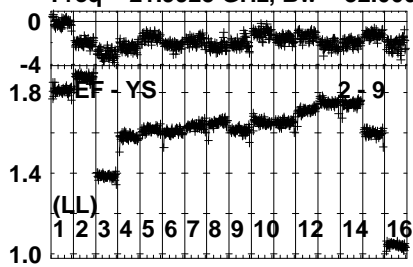


Lower frame: Milli Ampl Jy Top frame: Phas deg  
Vector averaged cross-power spectrum Several baselines displayed  
Timerange: 01/05:04:33 to 01/05:08:29

Plot file version 549 created 29-APR-2024 18:40:07

J1159+2914 EA075.UVDATA.1

Freq = 21.9925 GHz, Bw = 32.000 MH Calibrated with CL # 4 and BP # 1 (BP mode 1)

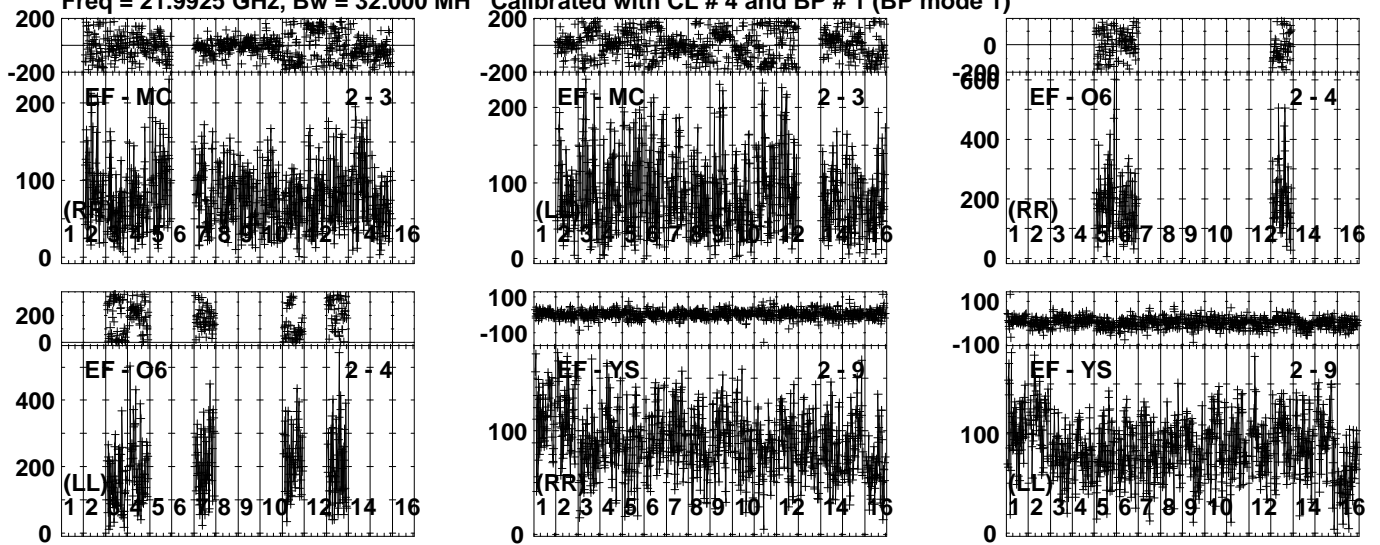


Lower frame: Ampl Jy Top frame: Phas deg  
Vector averaged cross-power spectrum Several baselines displayed  
Timerange: 01/05:04:33 to 01/05:08:29

Plot file version 550 created 29-APR-2024 18:40:07

1146+189 EA075.UVDATA.1

Freq = 21.9925 GHz, Bw = 32.000 MH Calibrated with CL # 4 and BP # 1 (BP mode 1)

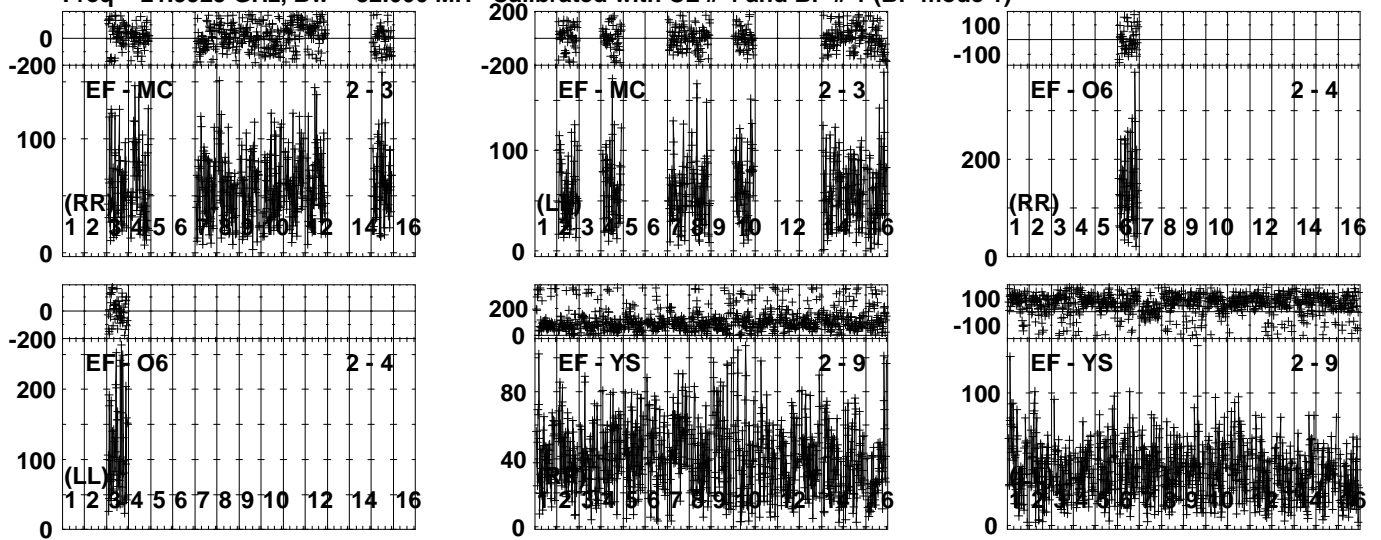


Lower frame: Milli Ampl Jy Top frame: Phas deg  
Vector averaged cross-power spectrum Several baselines displayed  
Timerange: 01/05:09:43 to 01/05:10:49

Plot file version 551 created 29-APR-2024 18:40:08

J1143+1834 EA075.UVDATA.1

Freq = 21.9925 GHz, Bw = 32.000 MH Calibrated with CL # 4 and BP # 1 (BP mode 1)

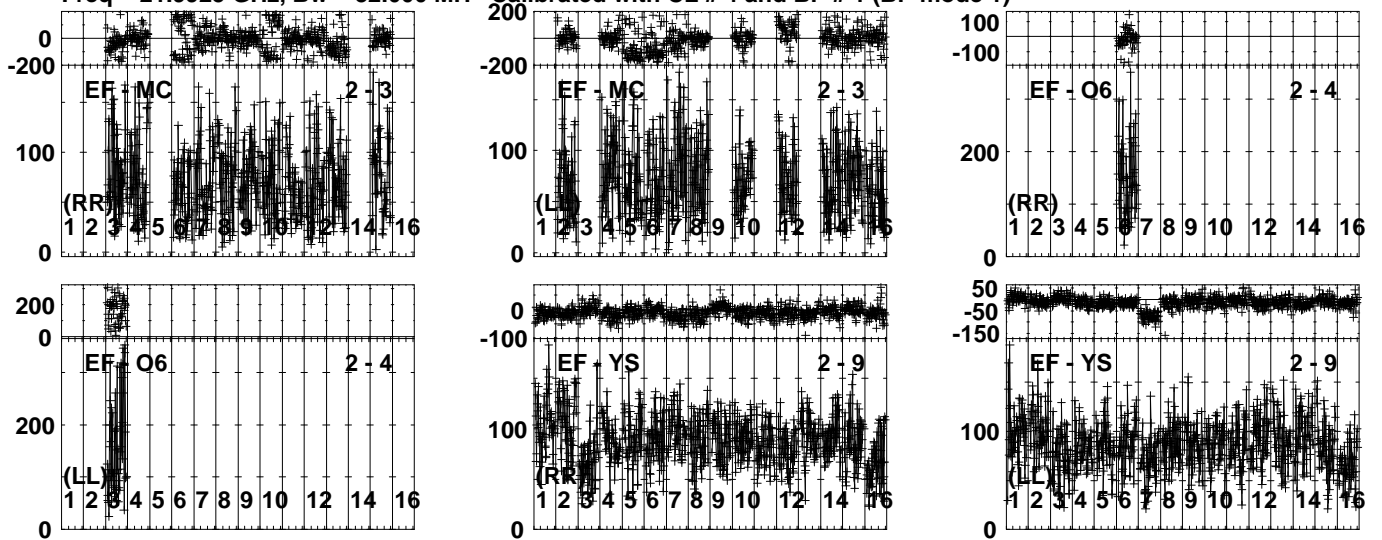


Lower frame: Milli Ampl Jy Top frame: Phas deg  
Vector averaged cross-power spectrum Several baselines displayed  
Timerange: 01/05:10:53 to 01/05:12:19

Plot file version 552 created 29-APR-2024 18:40:09

1146+189 EA075.UVDATA.1

Freq = 21.9925 GHz, Bw = 32.000 MH Calibrated with CL # 4 and BP # 1 (BP mode 1)



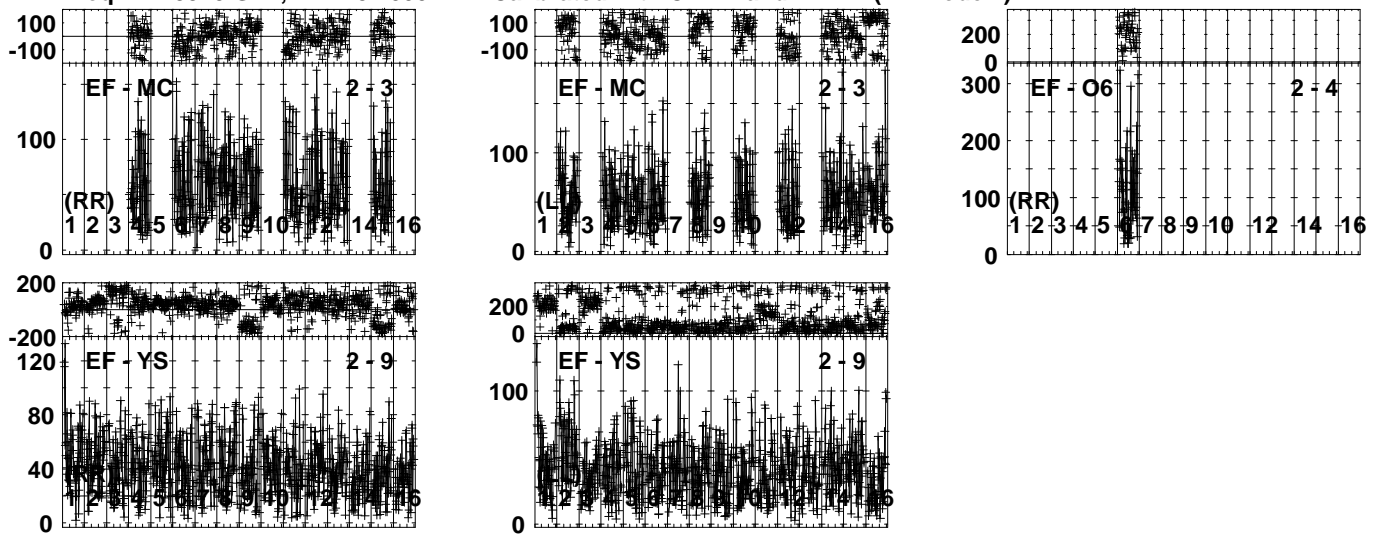
Lower frame: Milli Ampl Jy Top frame: Phas deg  
Vector averaged cross-power spectrum Several baselines displayed  
Timerange: 01/05:12:23 to 01/05:13:49



Plot file version 553 created 29-APR-2024 18:40:09

J1143+1834 EA075.UVDATA.1

Freq = 21.9925 GHz, Bw = 32.000 MH Calibrated with CL # 4 and BP # 1 (BP mode 1)



Lower frame: Milli Ampl Jy Top frame: Phas deg

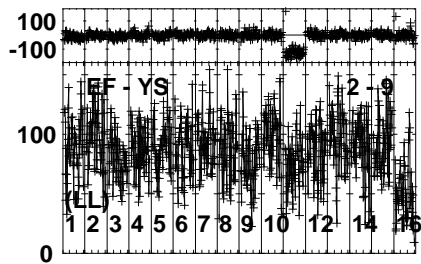
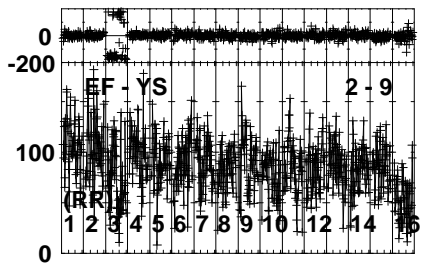
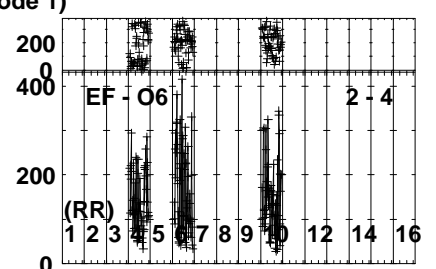
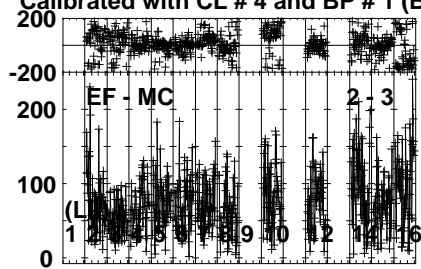
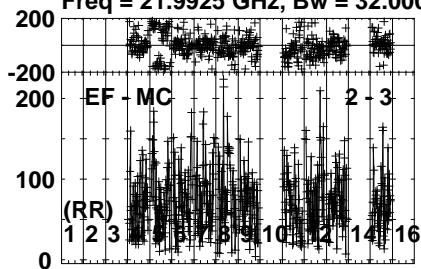
Vector averaged cross-power spectrum Several baselines displayed

Timerange: 01/05:13:53 to 01/05:15:19

Plot file version 554 created 29-APR-2024 18:40:10

1146+189 EA075.UVDATA.1

Freq = 21.9925 GHz, Bw = 32.000 MH Calibrated with CL # 4 and BP # 1 (BP mode 1)

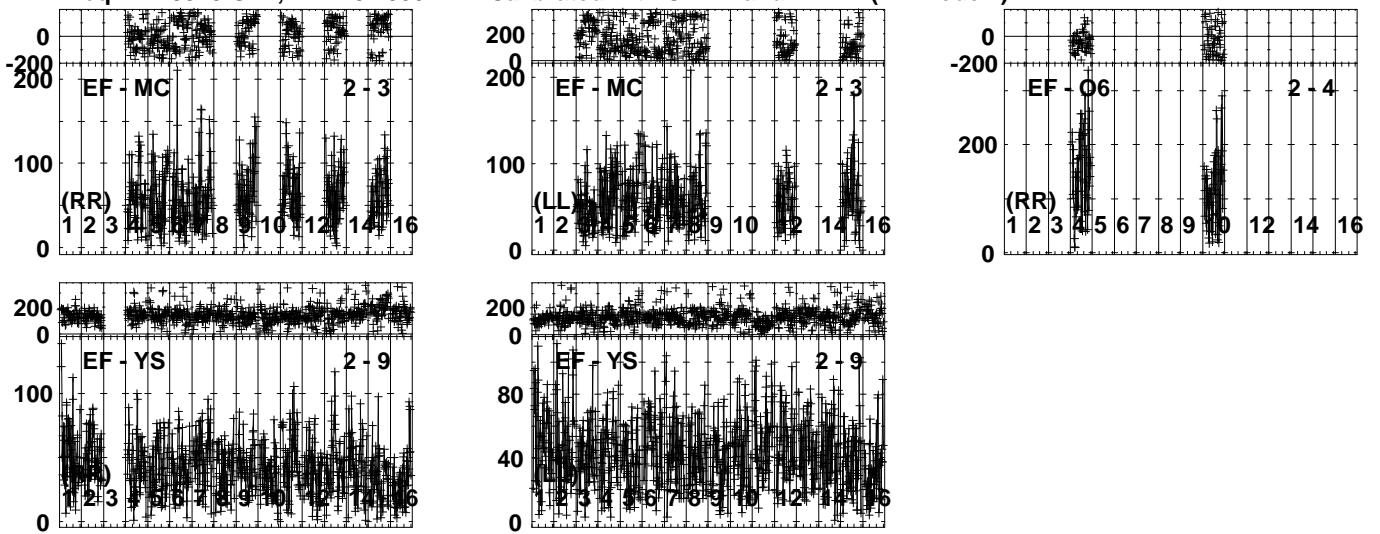


Lower frame: Milli Ampl Jy Top frame: Phas deg  
Vector averaged cross-power spectrum Several baselines displayed  
Timerange: 01/05:15:53 to 01/05:16:49

Plot file version 555 created 29-APR-2024 18:40:10

J1143+1834 EA075.UVDATA.1

Freq = 21.9925 GHz, Bw = 32.000 MH Calibrated with CL # 4 and BP # 1 (BP mode 1)

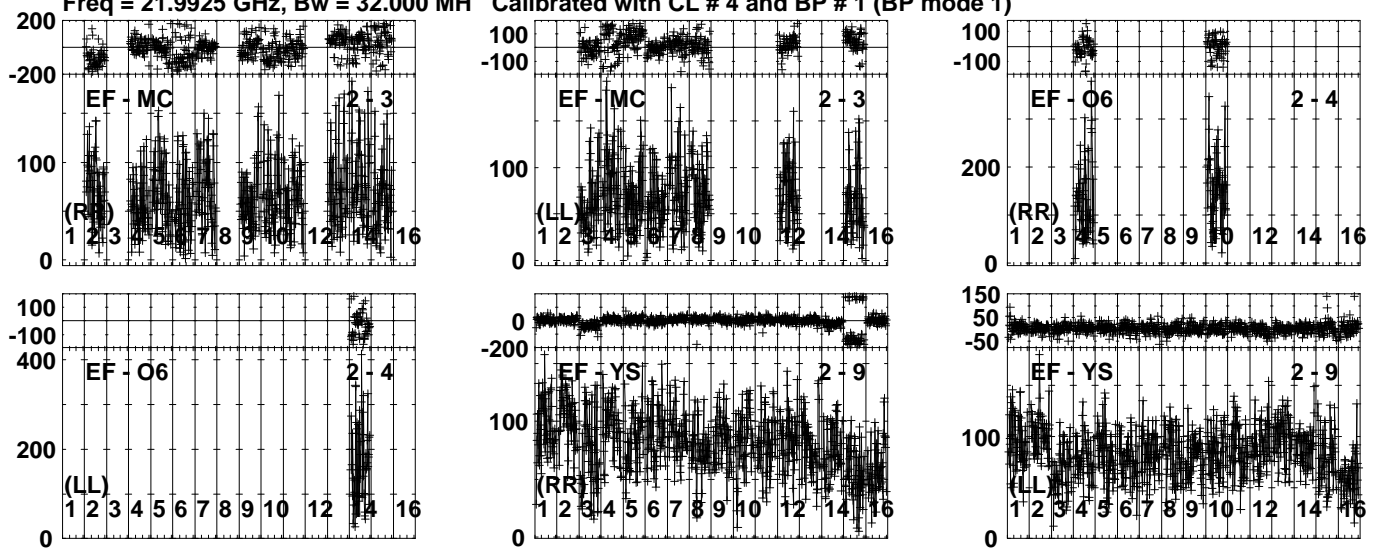


Lower frame: Milli Ampl Jy Top frame: Phas deg  
Vector averaged cross-power spectrum Several baselines displayed  
Timerange: 01/05:16:53 to 01/05:18:19

Plot file version 556 created 29-APR-2024 18:40:11

1146+189 EA075.UVDATA.1

Freq = 21.9925 GHz, Bw = 32.000 MH Calibrated with CL # 4 and BP # 1 (BP mode 1)

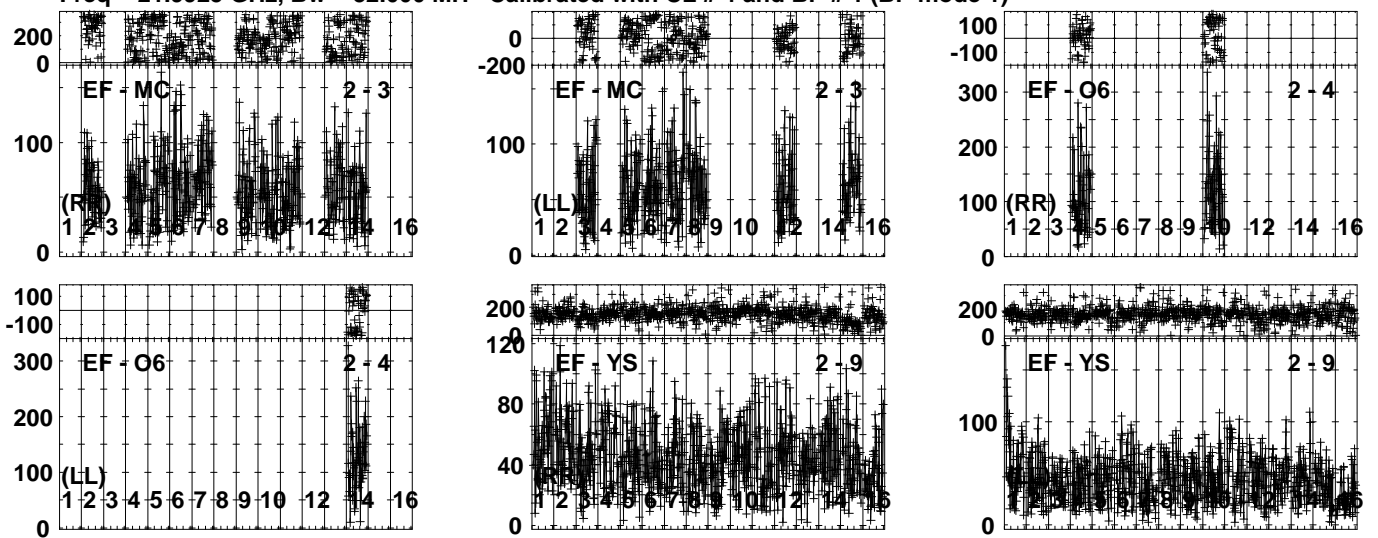


Lower frame: Milli Ampl Jy Top frame: Phas deg  
Vector averaged cross-power spectrum Several baselines displayed  
Timerange: 01/05:18:23 to 01/05:19:49

Plot file version 557 created 29-APR-2024 18:40:11

J1143+1834 EA075.UVDATA.1

Freq = 21.9925 GHz, Bw = 32.000 MH Calibrated with CL # 4 and BP # 1 (BP mode 1)

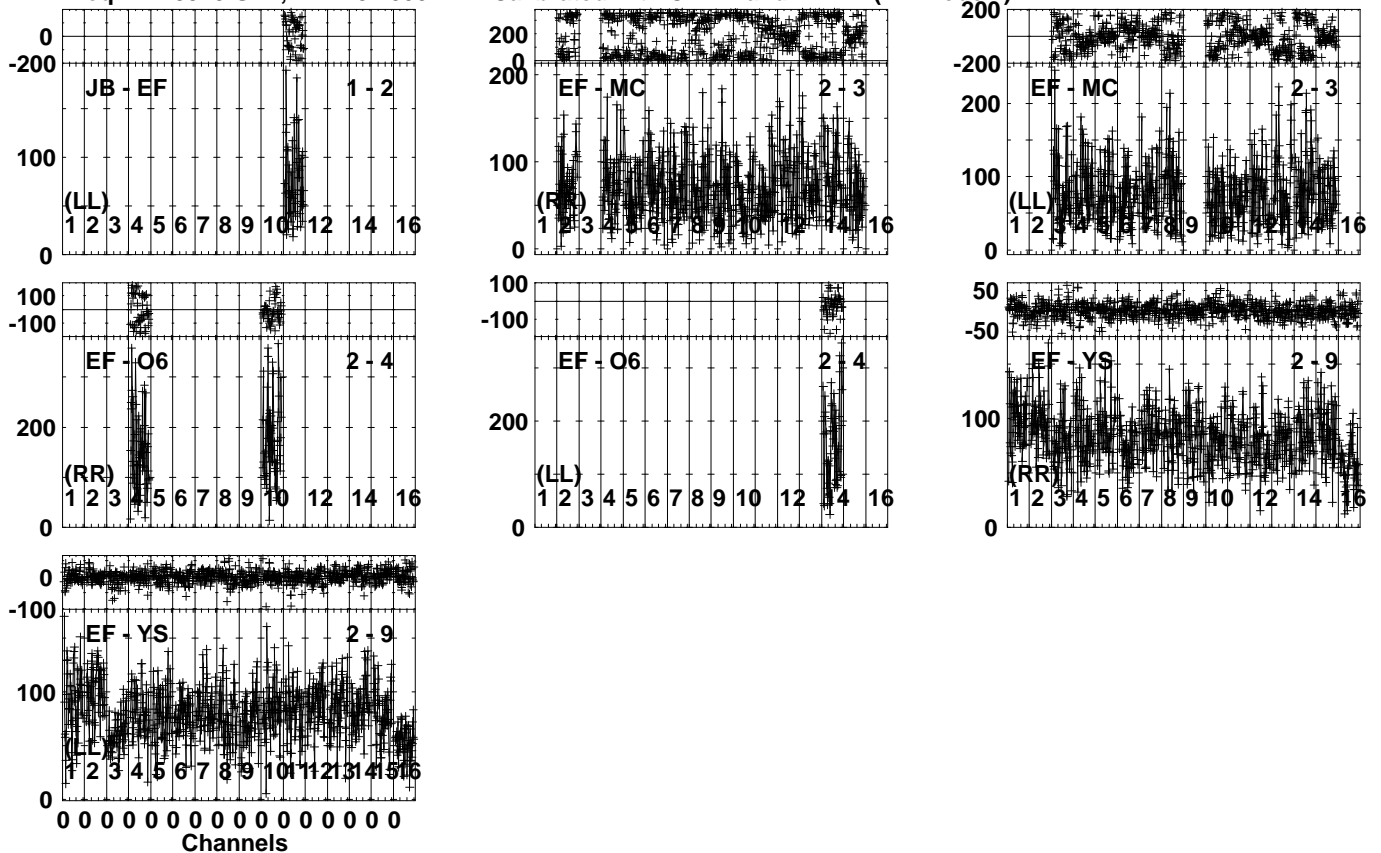


Lower frame: Milli Ampl Jy Top frame: Phas deg  
Vector averaged cross-power spectrum Several baselines displayed  
Timerange: 01/05:19:53 to 01/05:21:19

Plot file version 558 created 29-APR-2024 18:40:12

1146+189 EA075.UVDATA.1

Freq = 21.9925 GHz, Bw = 32.000 MH Calibrated with CL # 4 and BP # 1 (BP mode 1)

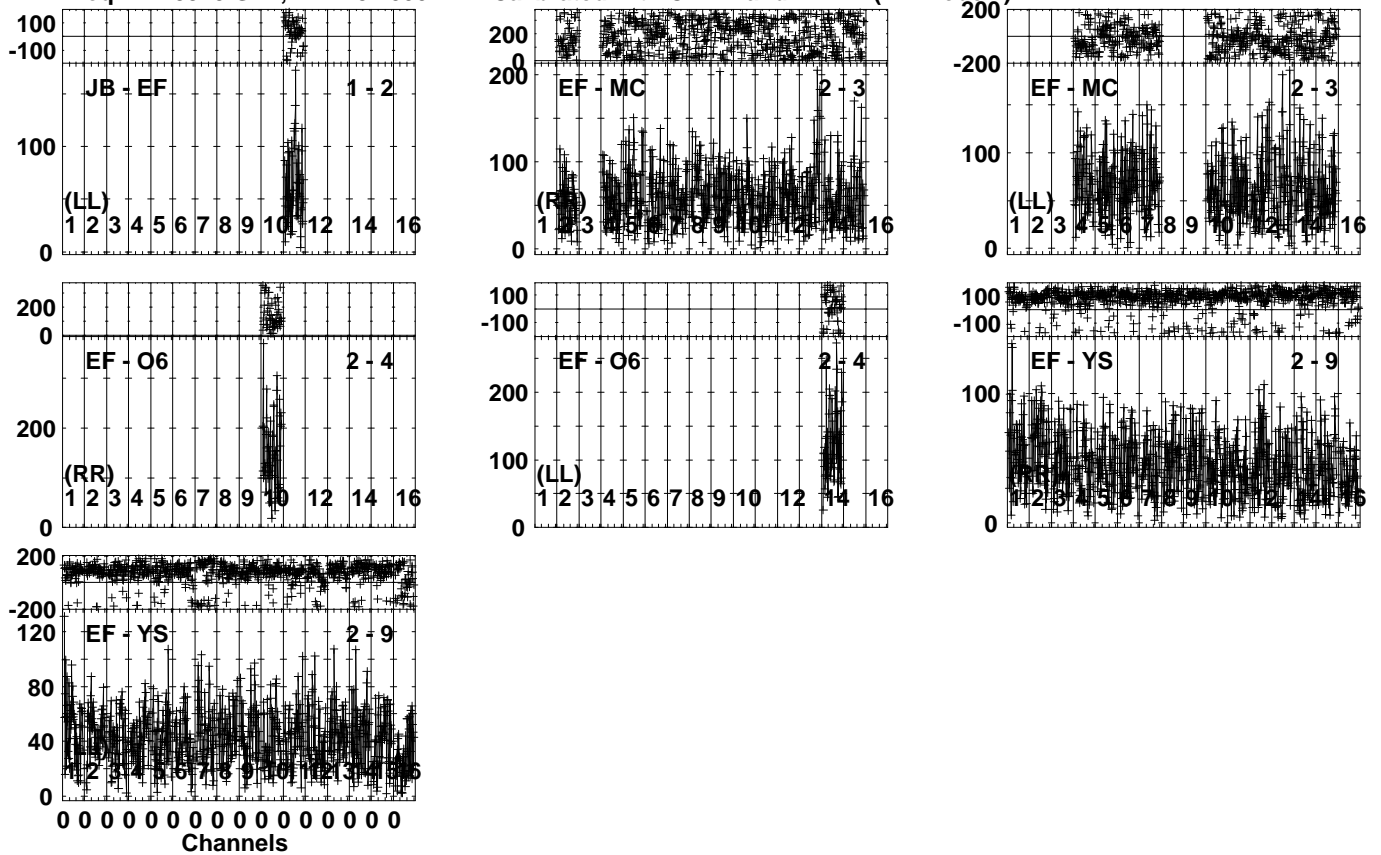


Lower frame: Milli Ampl Jy Top frame: Phas deg  
Vector averaged cross-power spectrum Several baselines displayed  
Timerange: 01/05:21:53 to 01/05:22:49

Plot file version 559 created 29-APR-2024 18:40:12

J1143+1834 EA075.UVDATA.1

Freq = 21.9925 GHz, Bw = 32.000 MH Calibrated with CL # 4 and BP # 1 (BP mode 1)

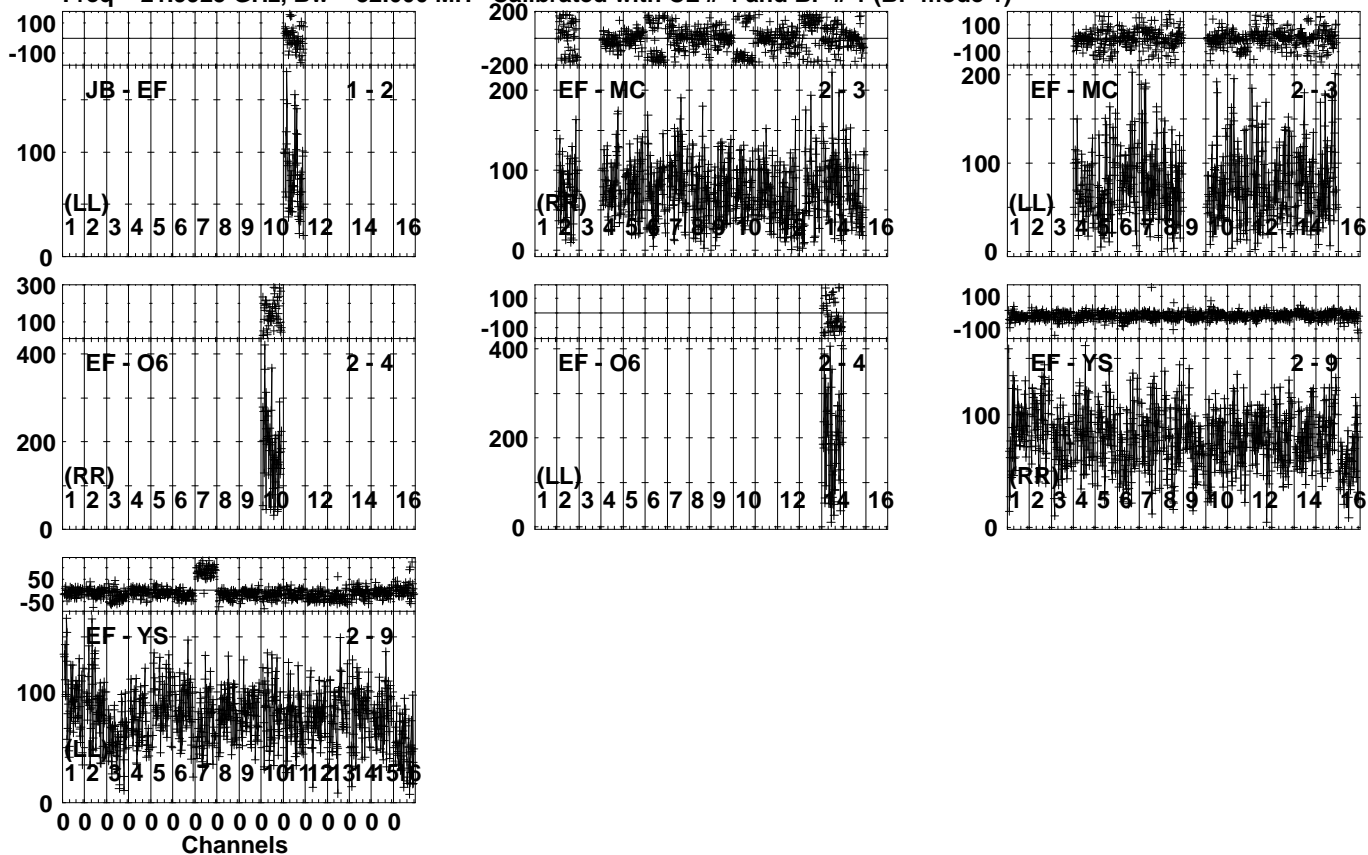


Lower frame: Milli Ampl Jy Top frame: Phas deg  
Vector averaged cross-power spectrum Several baselines displayed  
Timerange: 01/05:22:53 to 01/05:24:19

Plot file version 560 created 29-APR-2024 18:40:13

1146+189 EA075.UVDATA.1

Freq = 21.9925 GHz, Bw = 32.000 MH Calibrated with CL # 4 and BP # 1 (BP mode 1)



Lower frame: Milli Ampl Jy Top frame: Phas deg

Vector averaged cross-power spectrum Several baselines displayed

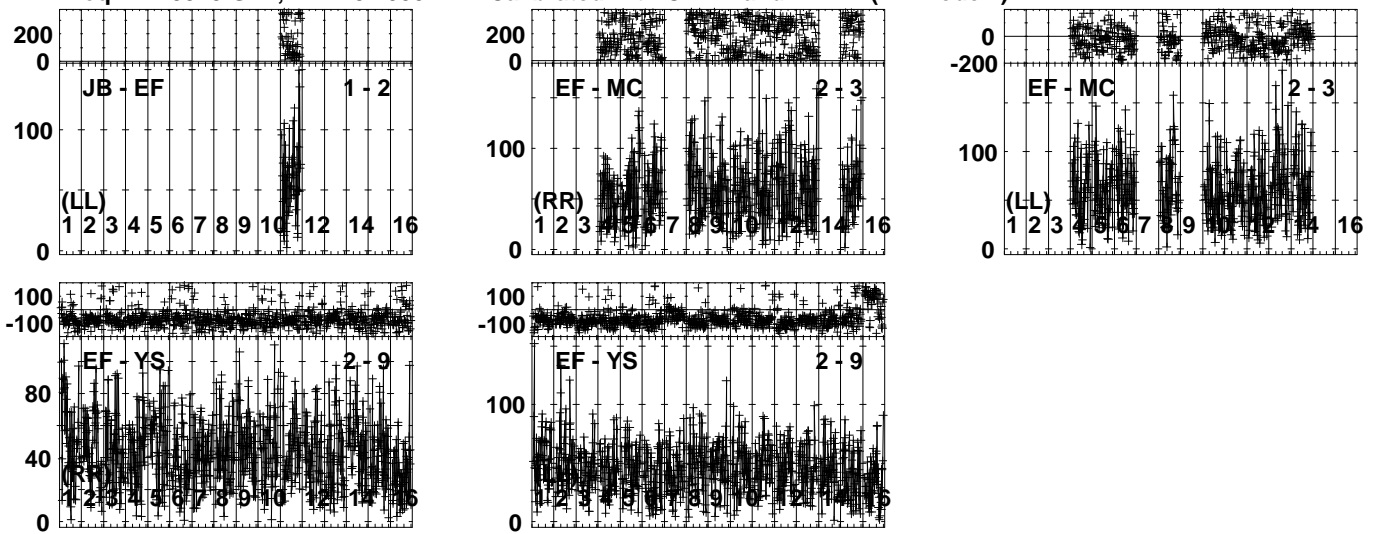
Timerange: 01/05:24:23 to 01/05:25:49



Plot file version 561 created 29-APR-2024 18:40:14

J1143+1834 EA075.UVDATA.1

Freq = 21.9925 GHz, Bw = 32.000 MH Calibrated with CL # 4 and BP # 1 (BP mode 1)

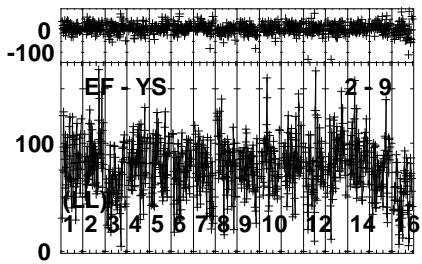
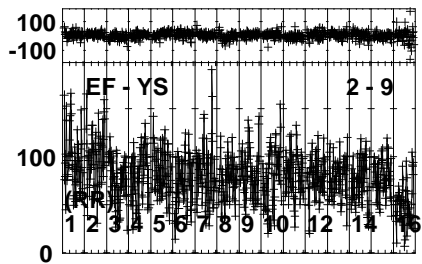
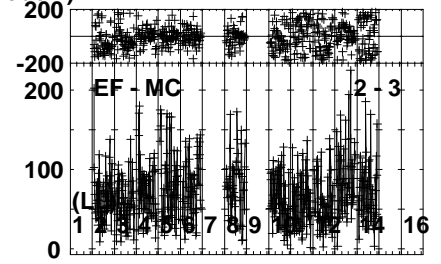
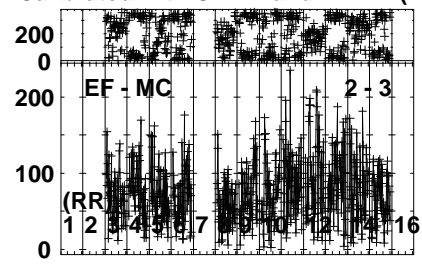
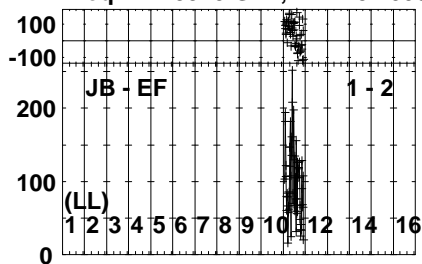


Lower frame: Milli Ampl Jy Top frame: Phas deg  
Vector averaged cross-power spectrum Several baselines displayed  
Timerange: 01/05:25:53 to 01/05:27:19

Plot file version 562 created 29-APR-2024 18:40:14

1146+189 EA075.UVDATA.1

Freq = 21.9925 GHz, Bw = 32.000 MH Calibrated with CL # 4 and BP # 1 (BP mode 1)

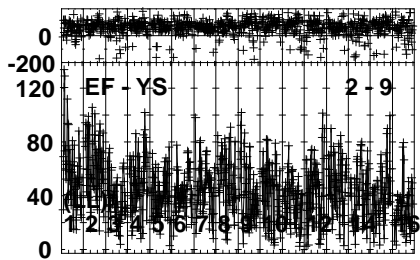
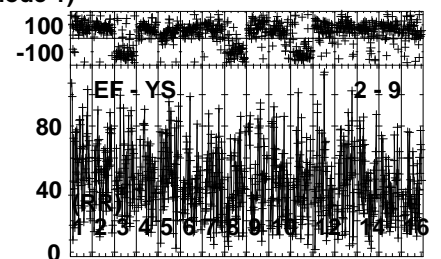
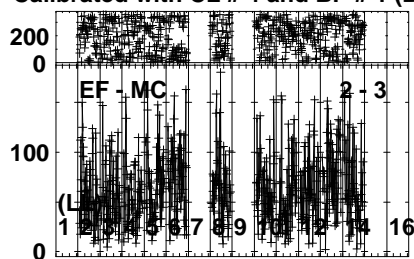
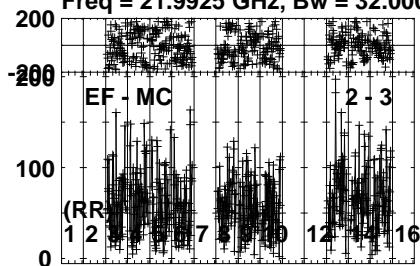


Lower frame: Milli Ampl Jy Top frame: Phas deg  
Vector averaged cross-power spectrum Several baselines displayed  
Timerange: 01/05:27:53 to 01/05:28:49

Plot file version 563 created 29-APR-2024 18:40:15

J1143+1834 EA075.UVDATA.1

Freq = 21.9925 GHz, Bw = 32.000 MH Calibrated with CL # 4 and BP # 1 (BP mode 1)

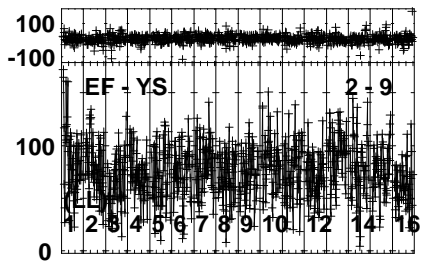
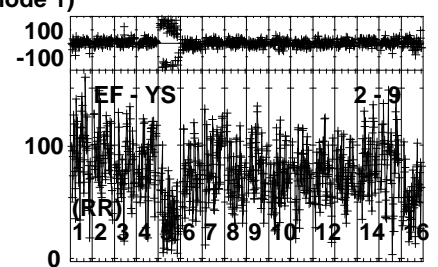
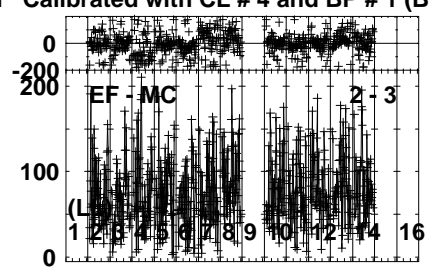
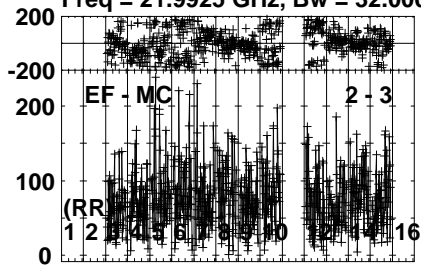


Lower frame: Milli Ampl Jy Top frame: Phas deg  
Vector averaged cross-power spectrum Several baselines displayed  
Timerange: 01/05:28:53 to 01/05:30:19

Plot file version 564 created 29-APR-2024 18:40:15

1146+189 EA075.UVDATA.1

Freq = 21.9925 GHz, Bw = 32.000 MH Calibrated with CL # 4 and BP # 1 (BP mode 1)

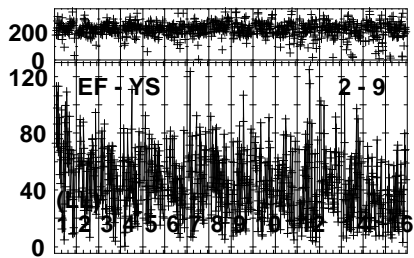
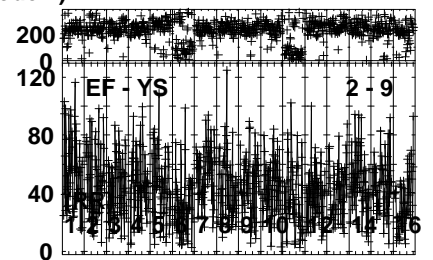
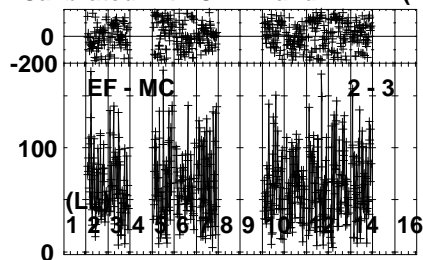
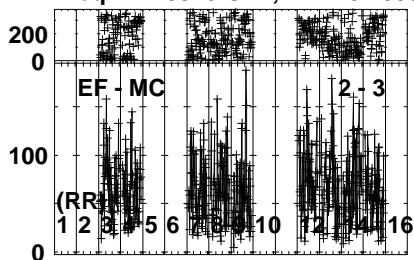


Lower frame: Milli Ampl Jy Top frame: Phas deg  
Vector averaged cross-power spectrum Several baselines displayed  
Timerange: 01/05:30:23 to 01/05:31:49

Plot file version 565 created 29-APR-2024 18:40:16

J1143+1834 EA075.UVDATA.1

Freq = 21.9925 GHz, Bw = 32.000 MH Calibrated with CL # 4 and BP # 1 (BP mode 1)



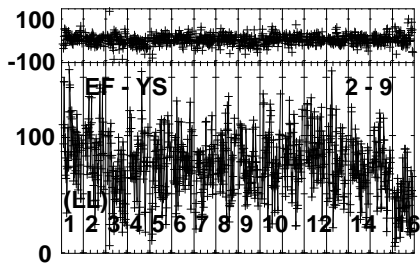
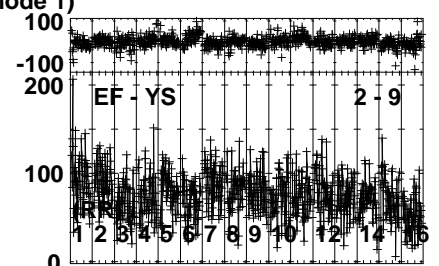
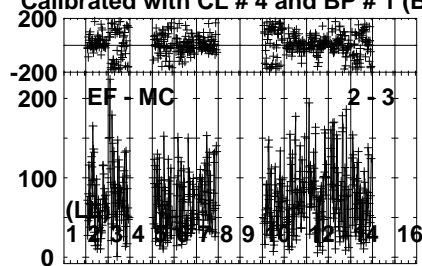
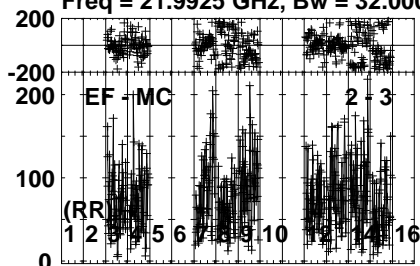
Lower frame: Milli Ampl Jy Top frame: Phas deg  
Vector averaged cross-power spectrum Several baselines displayed  
Timerange: 01/05:31:53 to 01/05:33:19

Plot file version 566 created 29-APR-2024 18:40:16

1146+189 EA075.UVDATA.1

Freq = 21.9925 GHz, Bw = 32.000 MH

Calibrated with CL # 4 and BP # 1 (BP mode 1)

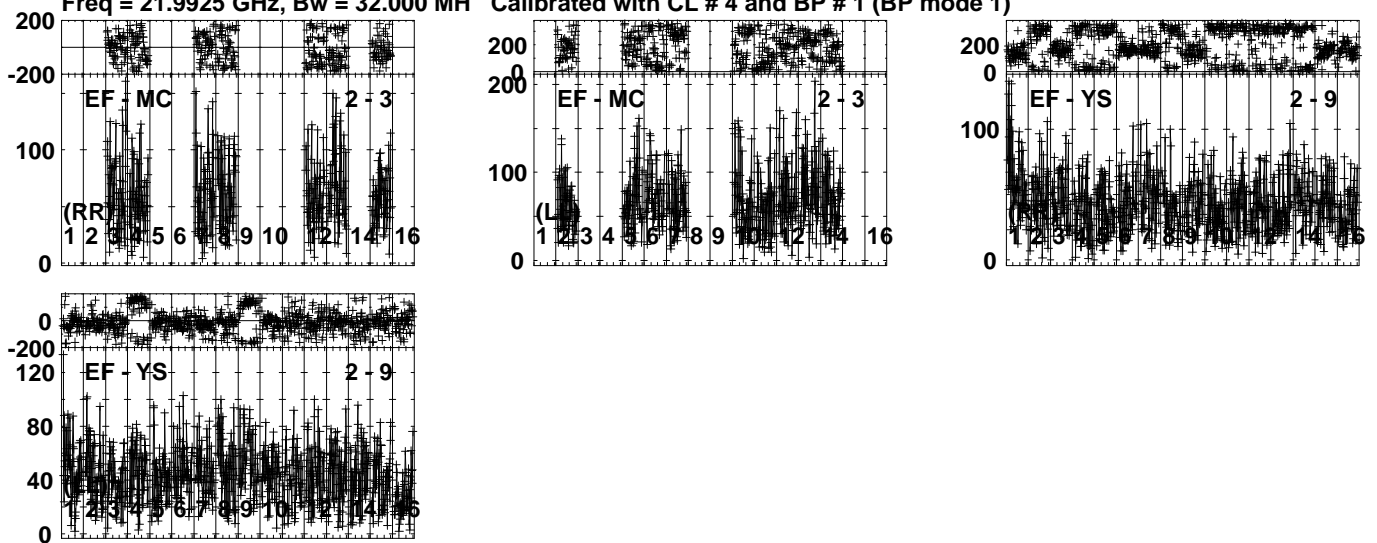


Lower frame: Milli Ampl Jy Top frame: Phas deg  
Vector averaged cross-power spectrum Several baselines displayed  
Timerange: 01/05:33:53 to 01/05:34:49

Plot file version 567 created 29-APR-2024 18:40:17

J1143+1834 EA075.UVDATA.1

Freq = 21.9925 GHz, Bw = 32.000 MH Calibrated with CL # 4 and BP # 1 (BP mode 1)

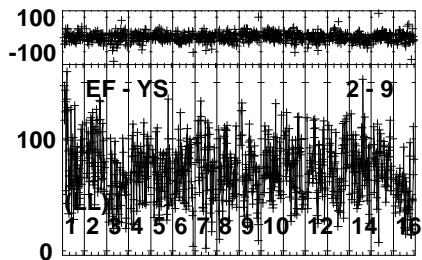
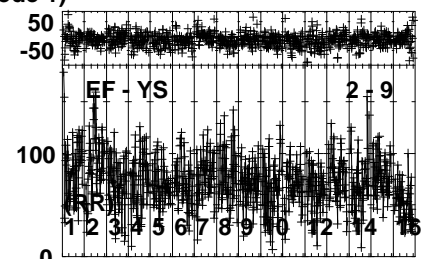
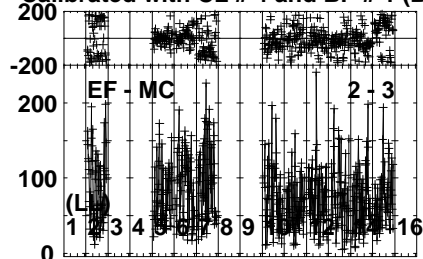
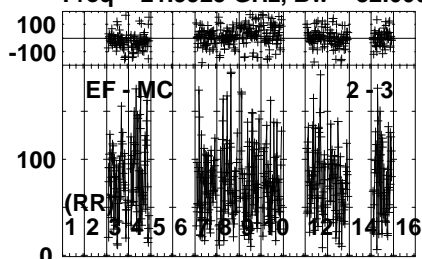


Lower frame: Milli Ampl Jy Top frame: Phas deg  
Vector averaged cross-power spectrum Several baselines displayed  
Timerange: 01/05:34:53 to 01/05:36:19

Plot file version 568 created 29-APR-2024 18:40:17

1146+189 EA075.UVDATA.1

Freq = 21.9925 GHz, Bw = 32.000 MH Calibrated with CL # 4 and BP # 1 (BP mode 1)



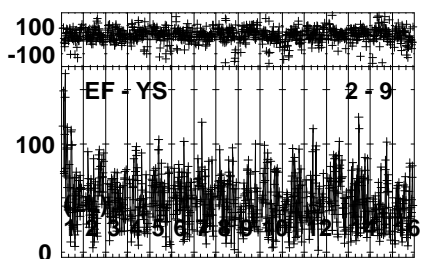
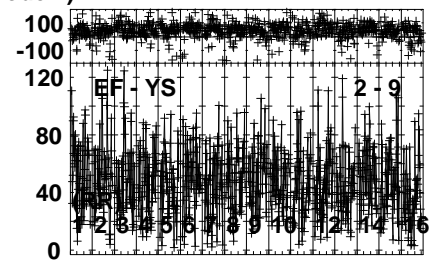
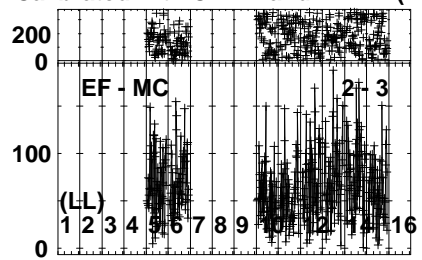
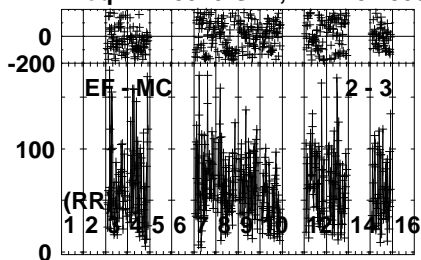
Lower frame: Milli Ampl Jy Top frame: Phas deg  
Vector averaged cross-power spectrum Several baselines displayed  
Timerange: 01/05:36:23 to 01/05:37:49



Plot file version 569 created 29-APR-2024 18:40:18

J1143+1834 EA075.UVDATA.1

Freq = 21.9925 GHz, Bw = 32.000 MH Calibrated with CL # 4 and BP # 1 (BP mode 1)

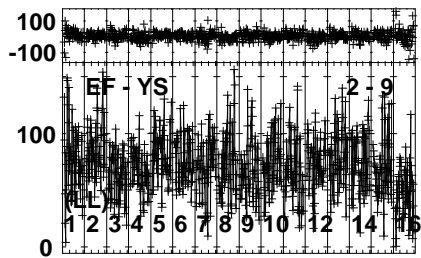
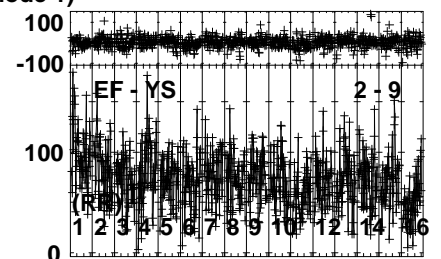
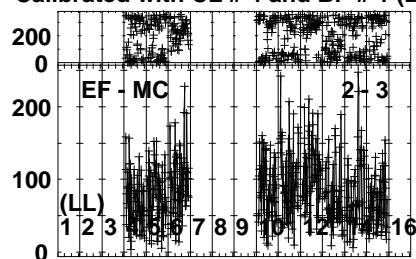
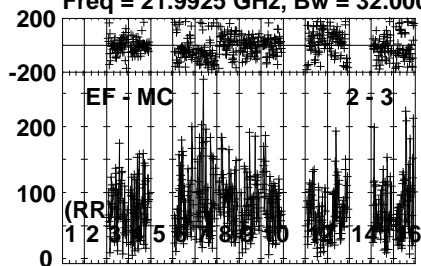


Lower frame: Milli Ampl Jy Top frame: Phas deg  
Vector averaged cross-power spectrum Several baselines displayed  
Timerange: 01/05:37:53 to 01/05:39:19

Plot file version 570 created 29-APR-2024 18:40:18

1146+189 EA075.UVDATA.1

Freq = 21.9925 GHz, Bw = 32.000 MH Calibrated with CL # 4 and BP # 1 (BP mode 1)

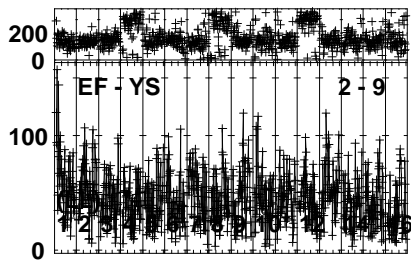
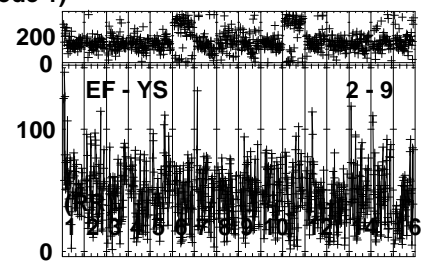
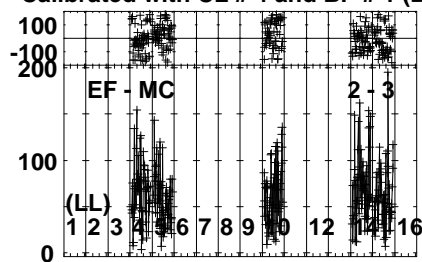
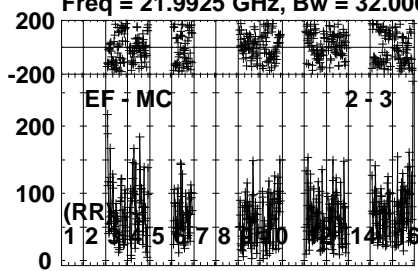


Lower frame: Milli Ampl Jy Top frame: Phas deg  
Vector averaged cross-power spectrum Several baselines displayed  
Timerange: 01/05:39:53 to 01/05:40:49

Plot file version 571 created 29-APR-2024 18:40:19

J1143+1834 EA075.UVDATA.1

Freq = 21.9925 GHz, Bw = 32.000 MH Calibrated with CL # 4 and BP # 1 (BP mode 1)



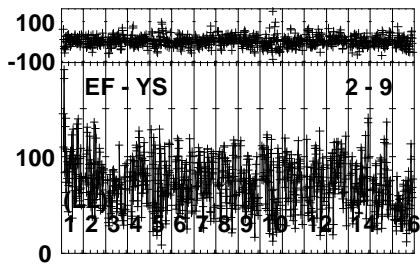
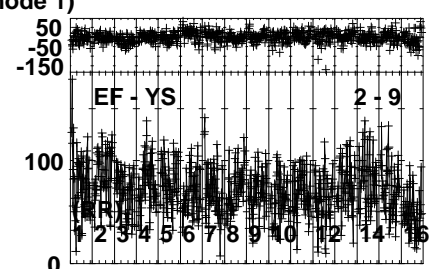
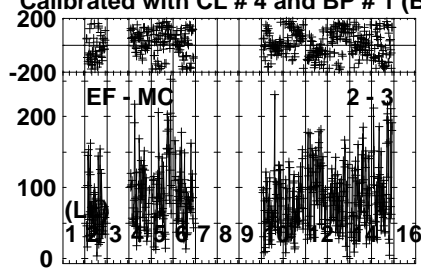
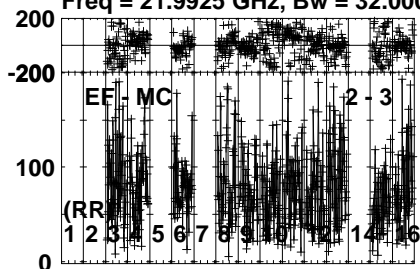
Lower frame: Milli Ampl Jy Top frame: Phas deg  
Vector averaged cross-power spectrum Several baselines displayed  
Timerange: 01/05:40:53 to 01/05:42:19

Plot file version 572 created 29-APR-2024 18:40:19

1146+189 EA075.UVDATA.1

Freq = 21.9925 GHz, Bw = 32.000 MH

Calibrated with CL # 4 and BP # 1 (BP mode 1)



Lower frame: Milli Ampl Jy Top frame: Phas deg

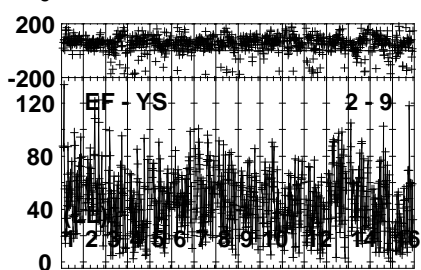
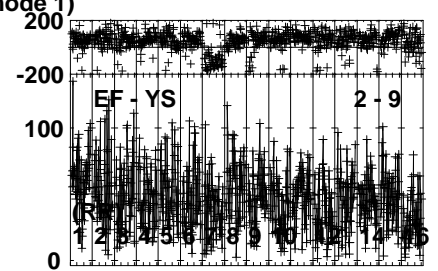
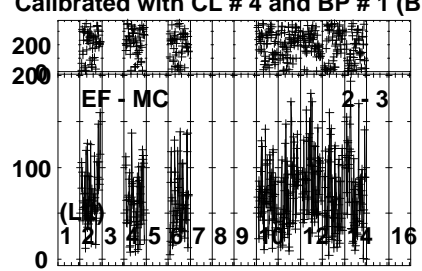
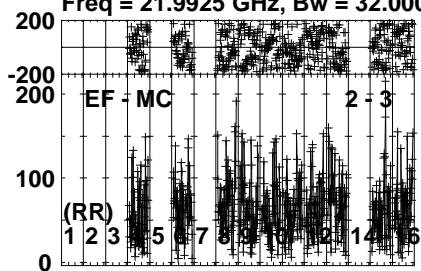
Vector averaged cross-power spectrum Several baselines displayed

Timerange: 01/05:42:23 to 01/05:43:49

Plot file version 573 created 29-APR-2024 18:40:20

J1143+1834 EA075.UVDATA.1

Freq = 21.9925 GHz, Bw = 32.000 MH Calibrated with CL # 4 and BP # 1 (BP mode 1)

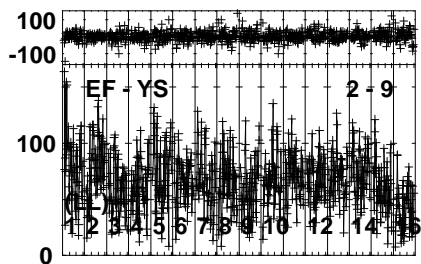
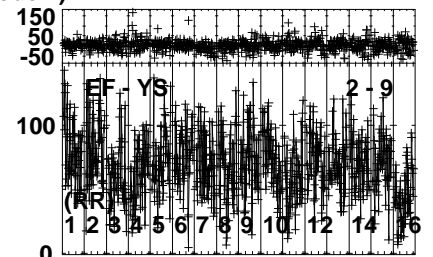
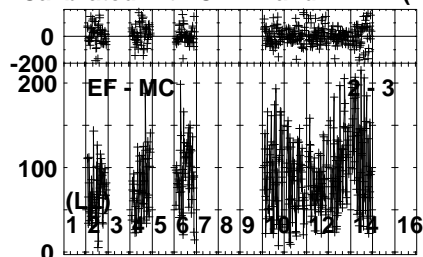
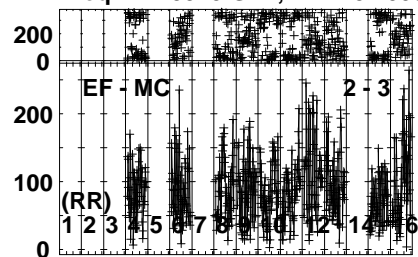


Lower frame: Milli Ampl Jy Top frame: Phas deg  
Vector averaged cross-power spectrum Several baselines displayed  
Timerange: 01/05:43:53 to 01/05:45:19

Plot file version 574 created 29-APR-2024 18:40:21

1146+189 EA075.UVDATA.1

Freq = 21.9925 GHz, Bw = 32.000 MH Calibrated with CL # 4 and BP # 1 (BP mode 1)



Lower frame: Milli Ampl Jy Top frame: Phas deg

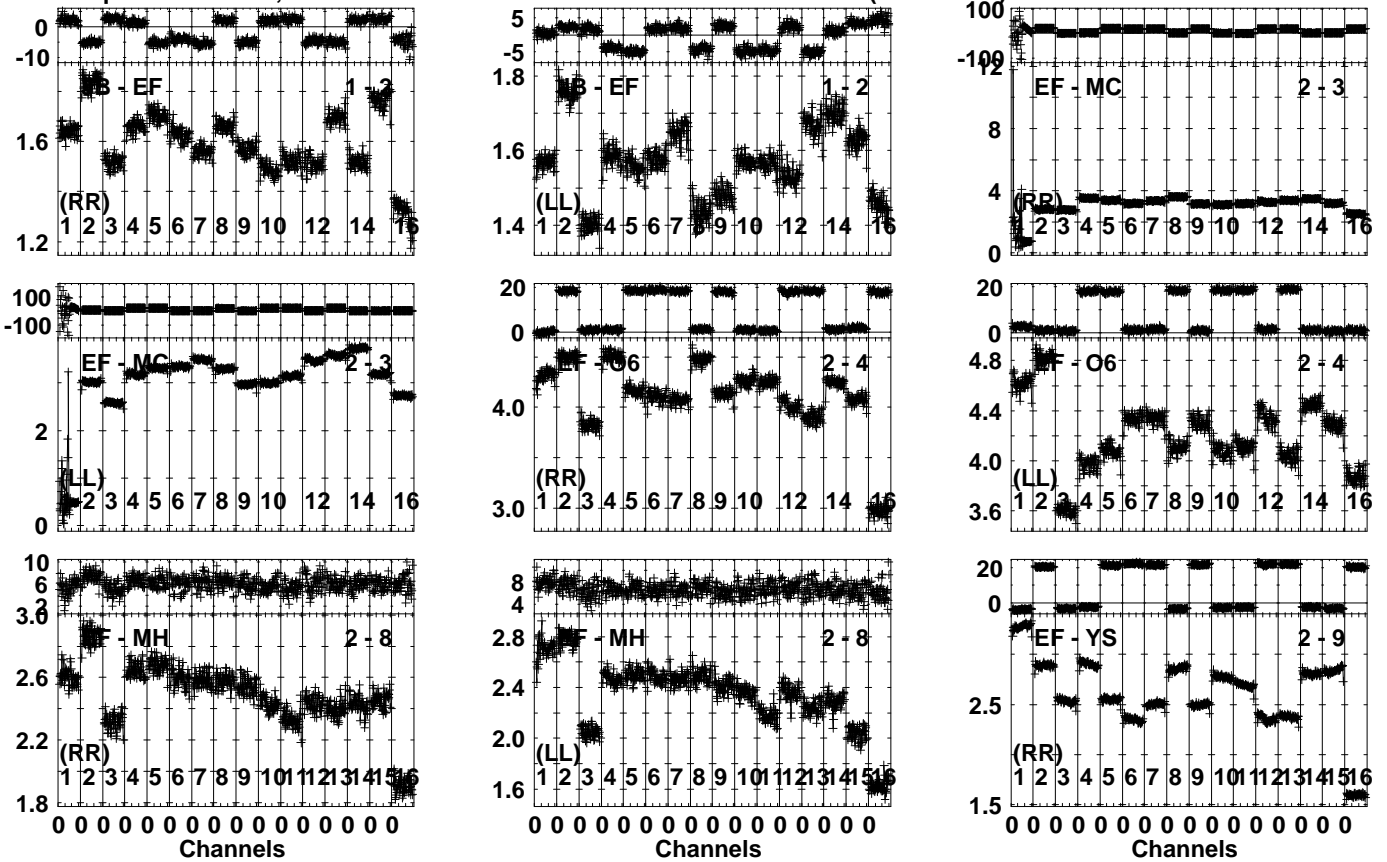
Vector averaged cross-power spectrum Several baselines displayed

Timerange: 01/05:45:53 to 01/05:46:49

Plot file version 575 created 29-APR-2024 18:40:21

J2253+1608 EA075.UVDATA.1

Freq = 21.9925 GHz, Bw = 32.000 MH Calibrated with CL # 4 and BP # 1 (BP mode 1)

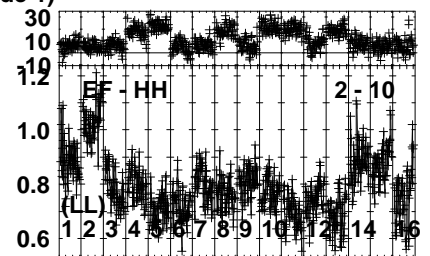
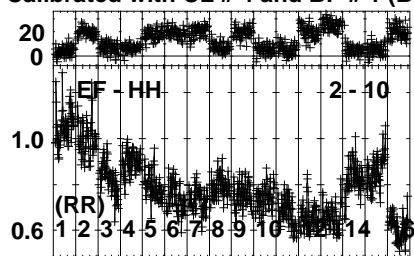
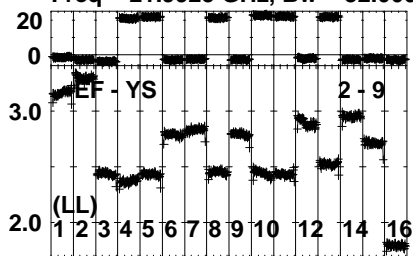


Lower frame: Ampl Jy Top frame: Phas deg  
Vector averaged cross-power spectrum Several baselines displayed  
Timerange: 01/05:56:53 to 01/05:59:59

Plot file version 576 created 29-APR-2024 18:40:22

J2253+1608 EA075.UVDATA.1

Freq = 21.9925 GHz, Bw = 32.000 MH Calibrated with CL # 4 and BP # 1 (BP mode 1)



Lower frame: Ampl Jy Top frame: Phas deg  
Vector averaged cross-power spectrum Several baselines displayed  
Timerange: 01/05:56:53 to 01/05:59:59