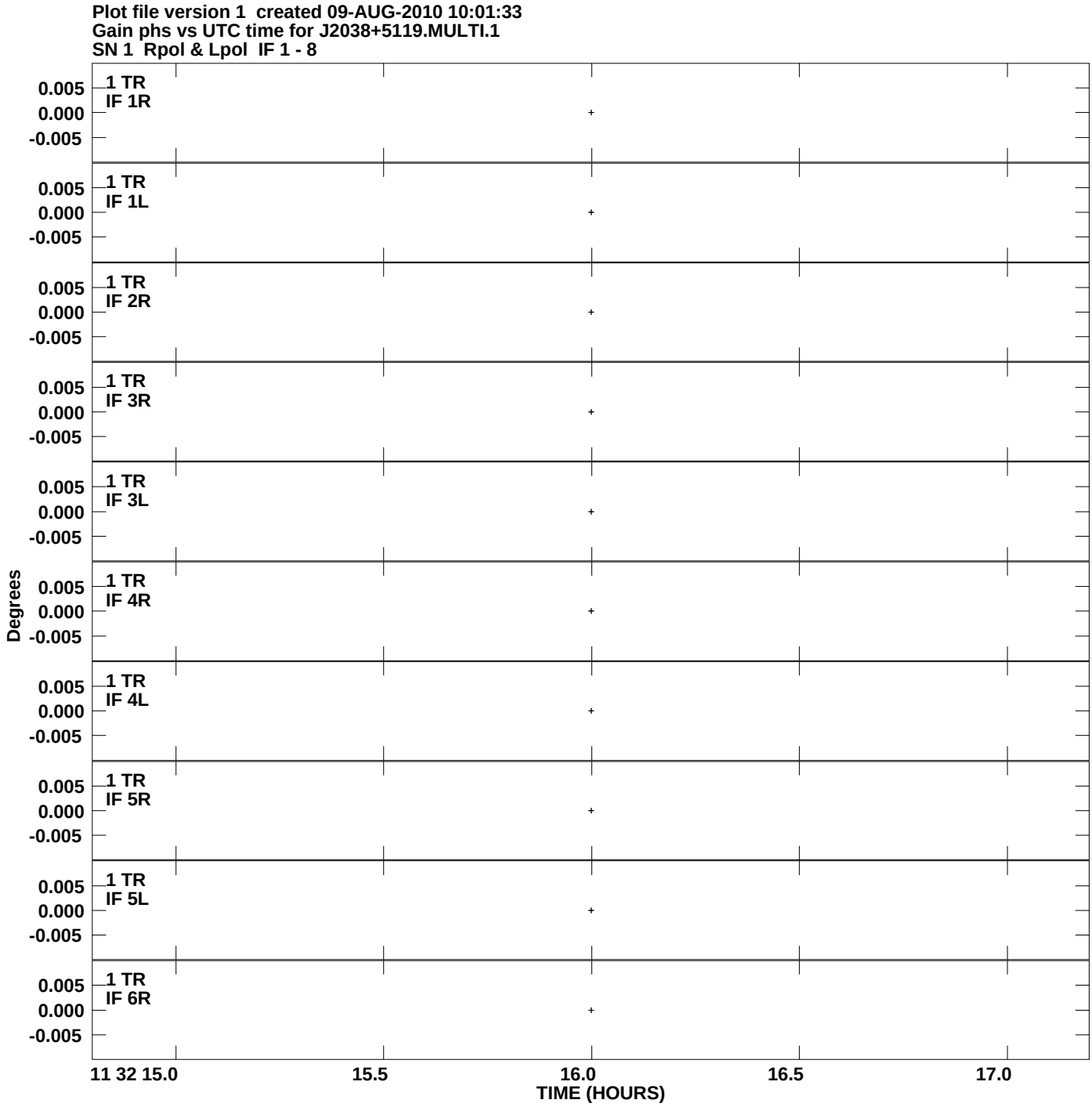
Plot file version 1 created 09-AUG-2010 10:01:33
Gain phs vs UTC time for J2038+5119.MULTI.1
SN 1 Rpol & Lpol IF 1 - 8
1 TR
IF 1R
1 TR
IF 1L
1 TR
IF 2R
1 TR
IF 3R
1 TR
IF 3L
1 TR
IF 4R
1 TR
IF 4L
1 TR
IF 5R
1 TR
IF 5L
1 TR
IF 6R
0.005
0.000
-0.005
Degrees
11 32 15.0
15.5
16.0
16.5
17.0
TIME (HOURS)


Plot file version 2 created 09-AUG-2010 10:01:33
Gain phs vs UTC time for J2038+5119.MULTI.1
SN 1 Rpol & Lpol IF 1 - 8
1 TR
IF 6L
1 TR
IF 7R
1 TR
IF 7L
1 TR
IF 8R
1 TR
IF 8L
2 JB
IF 1R
2 JB
IF 1L
2 JB
IF 2R
2 JB
IF 3R
2 JB
IF 4R
Degrees
0.005
0.000
-0.005
-1.525
-1.530
-1.535
-1.540
0.030
0.025
0.020
0.015
-10.700
-10.705
-10.710
-10.715
0.985
0.980
0.975
-6.965
-6.970
-6.975
-6.980
11 32 15.0
15.5
16.0
16.5
17.0
TIME (HOURS)

Plot file version 3 created 09-AUG-2010 10:01:33
Gain phs vs UTC time for J2038+5119.MULTI.1
SN 1 Rpol & Lpol IF 1 - 8

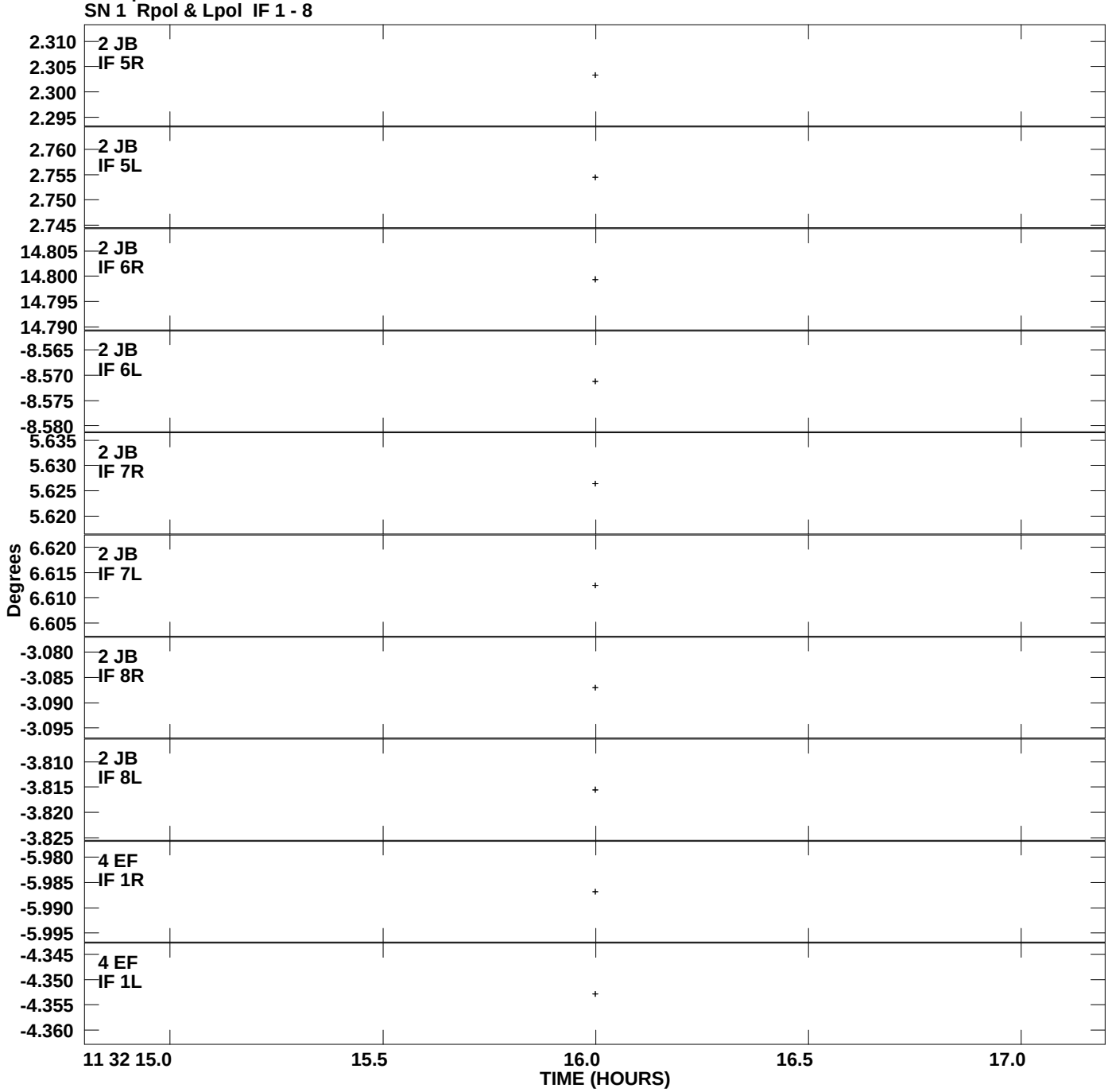

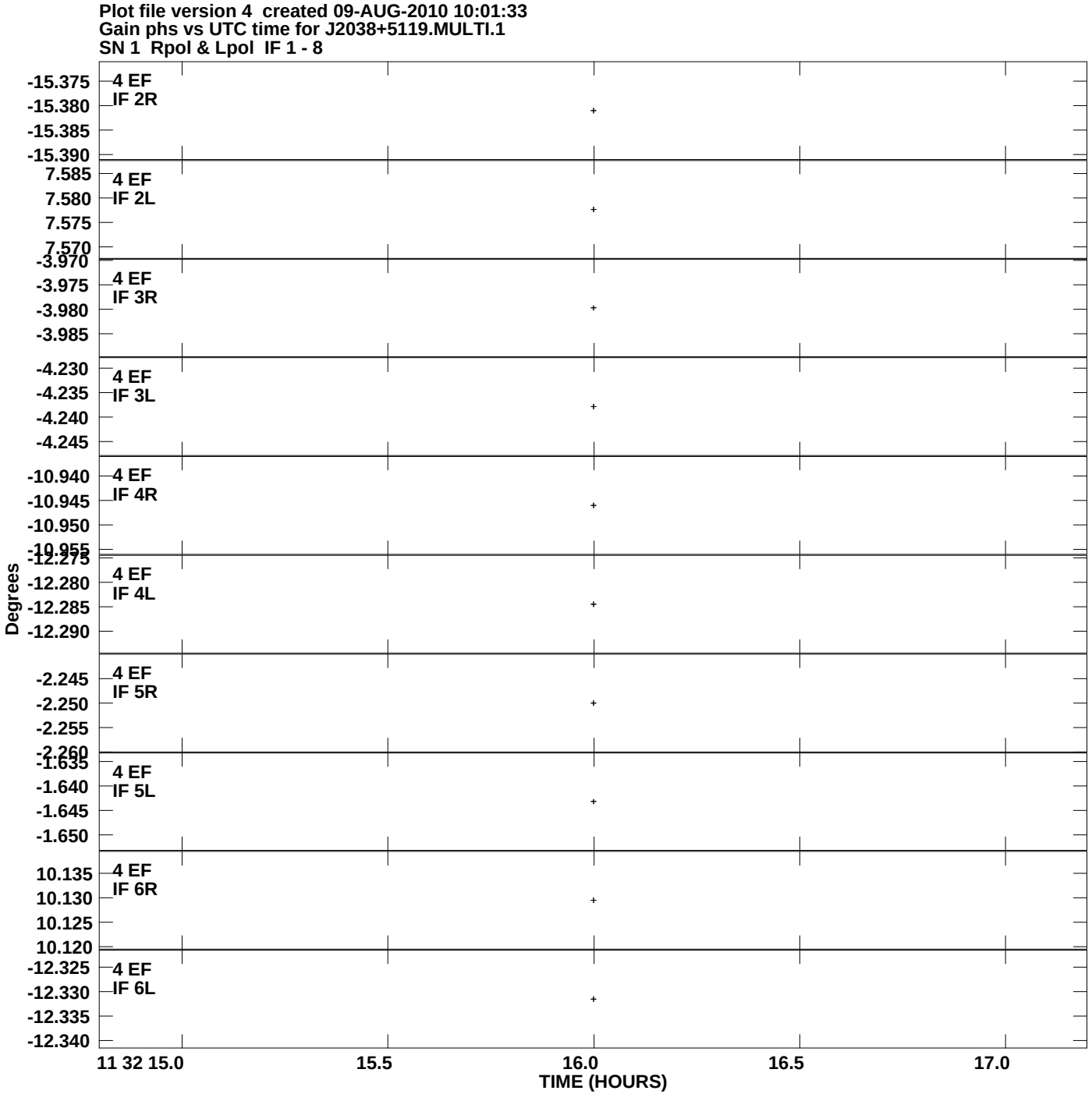
Plot file version 4 created 09-AUG-2010 10:01:33
Gain phs vs UTC time for J2038+5119.MULTI.1
SN 1 Rpol & Lpol IF 1 - 8
4 EF
IF 2R
-15.375
-15.380
-15.385
-15.390
4 EF
IF 2L
7.585
7.580
7.575
7.570
4 EF
IF 3R
-3.970
-3.975
-3.980
-3.985
4 EF
IF 3L
-4.230
-4.235
-4.240
-4.245
4 EF
IF 4R
-10.940
-10.945
-10.950
-10.955
4 EF
IF 4L
-12.275
-12.280
-12.285
-12.290
4 EF
IF 5R
-2.245
-2.250
-2.255
-2.260
4 EF
IF 5L
-1.635
-1.640
-1.645
-1.650
4 EF
IF 6R
10.135
10.130
10.125
10.120
4 EF
IF 6L
-12.325
-12.330
-12.335
-12.340
Degrees
11 32 15.0
15.5
16.0
16.5
17.0
TIME (HOURS)


Plot file version 5 created 09-AUG-2010 10:01:33
Gain phs vs UTC time for J2038+5119.MULTI.1
SN 1 Rpol & Lpol IF 1 - 8
4 EF
IF 7R
-0.200
-0.205
-0.210
-0.215
4 EF
IF 7L
0.165
0.160
0.155
0.150
4 EF
IF 8R
-9.820
-9.825
-9.830
-9.835
4 EF
IF 8L
-11.375
-11.380
-11.385
-11.390
5 MC
IF 1R
-5.640
-5.645
-5.650
-5.655
5 MC
IF 1L
-4.520
-4.525
-4.530
-4.535
5 MC
IF 2R
-14.925
-14.930
-14.935
-14.940
5 MC
IF 2L
7.460
7.455
7.450
7.445
5 MC
IF 3R
-3.840
-3.845
-3.850
-3.855
5 MC
IF 3L
-3.925
-3.930
-3.935
-3.940
Degrees
11 32 15.0
15.5
16.0
16.5
17.0
TIME (HOURS)

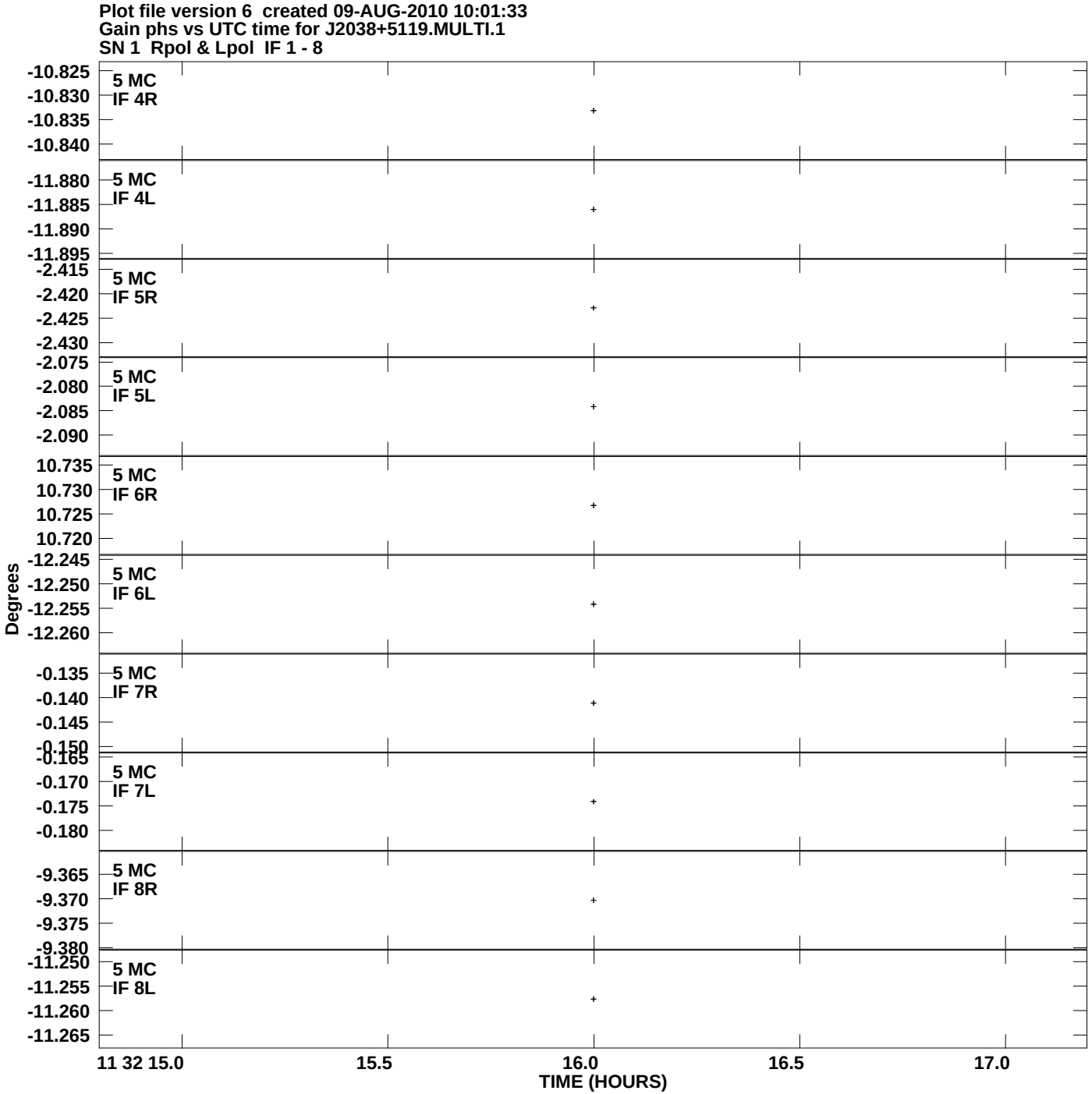
Plot file version 6 created 09-AUG-2010 10:01:33
Gain phs vs UTC time for J2038+5119.MULTI.1
SN 1 Rpol & Lpol IF 1 - 8
5 MC
IF 4R
-10.825
-10.830
-10.835
-10.840
5 MC
IF 4L
-11.880
-11.885
-11.890
-11.895
5 MC
IF 5R
-2.415
-2.420
-2.425
-2.430
5 MC
IF 5L
-2.075
-2.080
-2.085
-2.090
5 MC
IF 6R
10.735
10.730
10.725
10.720
5 MC
IF 6L
-12.245
-12.250
-12.255
-12.260
5 MC
IF 7R
-0.135
-0.140
-0.145
-0.150
5 MC
IF 7L
-0.165
-0.170
-0.175
-0.180
5 MC
IF 8R
-9.365
-9.370
-9.375
-9.380
5 MC
IF 8L
-11.250
-11.255
-11.260
-11.265
Degrees
11 32 15.0
15.5
16.0
16.5
17.0
TIME (HOURS)


Plot file version 7 created 09-AUG-2010 10:01:33
Gain phs vs UTC time for J2038+5119.MULTI.1
SN 1 Rpol & Lpol IF 1 - 8
6 NT
IF 1R
-3.855
-3.860
-3.865
-3.870
6 NT
IF 1L
-2.630
-2.635
-2.640
-2.645
6 NT
IF 2R
-14.510
-14.515
-14.520
-14.525
6 NT
IF 2L
8.045
8.040
8.035
8.030
6 NT
IF 3R
-1.555
-1.560
-1.565
-1.570
6 NT
IF 3L
-1.645
-1.650
-1.655
-1.660
6 NT
IF 4R
-10.610
-10.615
-10.620
-10.625
6 NT
IF 4L
-11.550
-11.555
-11.560
-11.565
6 NT
IF 5R
-0.140
-0.145
-0.150
-0.155
6 NT
IF 5L
1.595
1.590
1.585
1.580
Degrees
11 32 15.0
15.5
16.0
16.5
17.0
TIME (HOURS)


Plot file version 8 created 09-AUG-2010 10:01:33
Gain phs vs UTC time for J2038+5119.MULTI.1
SN 1 Rpol & Lpol IF 1 - 8
6 NT
IF 6R
6 NT
IF 6L
6 NT
IF 7R
6 NT
IF 7L
6 NT
IF 8R
6 NT
IF 8L
7 CM
IF 6R
7 CM
IF 6L
8 ON
IF 1R
8 ON
IF 1L
Degrees
TIME (HOURS)
11 32 15.0
15.5
16.0
16.5
17.0

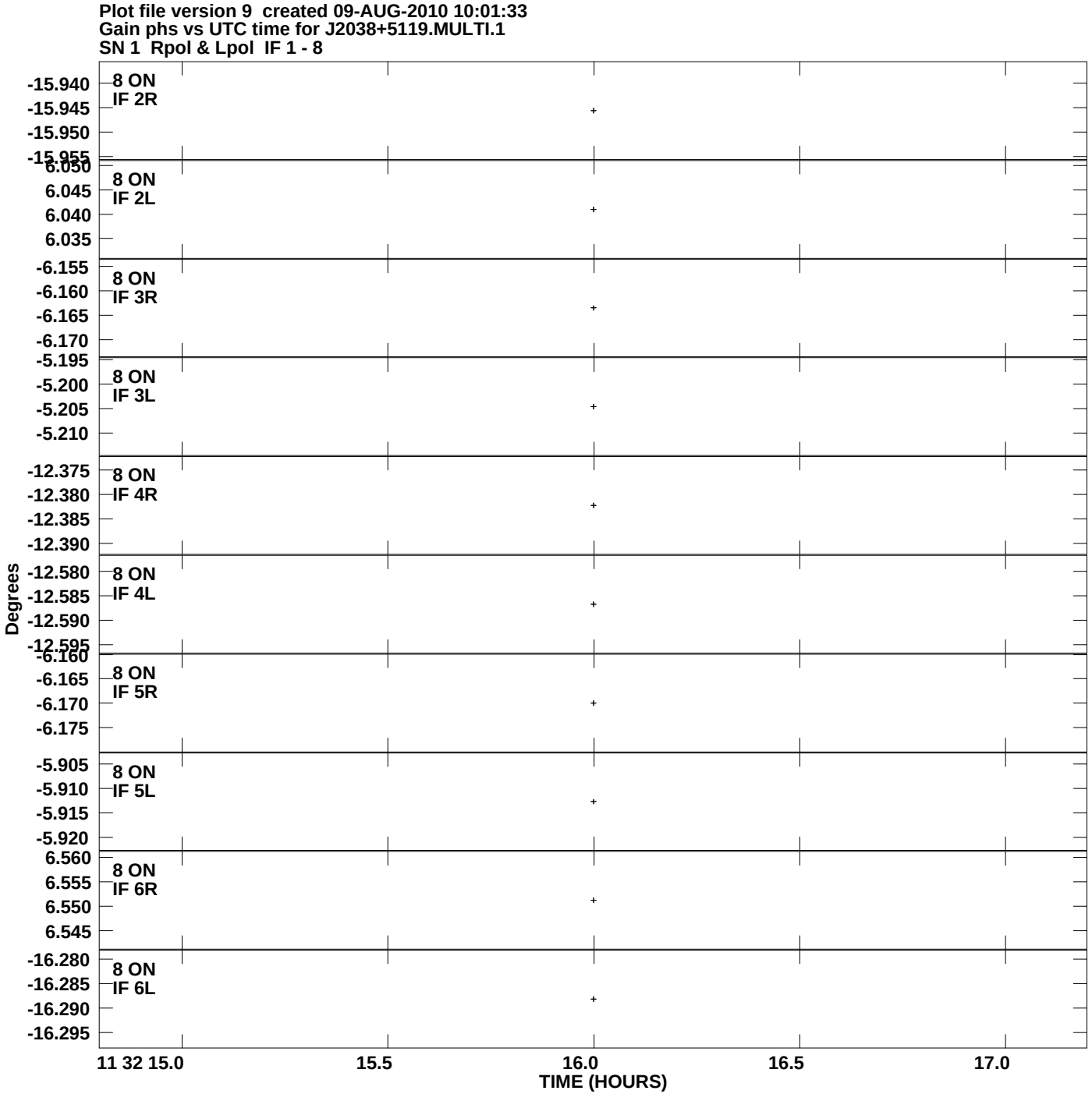
Plot file version 9 created 09-AUG-2010 10:01:33
Gain phs vs UTC time for J2038+5119.MULTI.1
SN 1 Rpol & Lpol IF 1 - 8
8 ON
IF 2R
-15.940
-15.945
-15.950
-15.955
8 ON
IF 2L
6.050
6.045
6.040
6.035
8 ON
IF 3R
-6.155
-6.160
-6.165
-6.170
8 ON
IF 3L
-5.195
-5.200
-5.205
-5.210
8 ON
IF 4R
-12.375
-12.380
-12.385
-12.390
8 ON
IF 4L
-12.580
-12.585
-12.590
-12.595
8 ON
IF 5R
-6.160
-6.165
-6.170
-6.175
8 ON
IF 5L
-5.905
-5.910
-5.915
-5.920
8 ON
IF 6R
6.560
6.555
6.550
6.545
8 ON
IF 6L
-16.280
-16.285
-16.290
-16.295
Degrees
11 32 15.0
15.5
16.0
16.5
17.0
TIME (HOURS)


Plot file version 10 created 09-AUG-2010 10:01:33
Gain phs vs UTC time for J2038+5119.MULTI.1
SN 1 Rpol & Lpol IF 1 - 8
8 ON
IF 7R
8 ON
IF 7L
8 ON
IF 8R
8 ON
IF 8L
9 YS
IF 1R
9 YS
IF 1L
9 YS
IF 2R
9 YS
IF 2L
9 YS
IF 3R
9 YS
IF 3L
Degrees
TIME (HOURS)
11 32 15.0
15.5
16.0
16.5
17.0

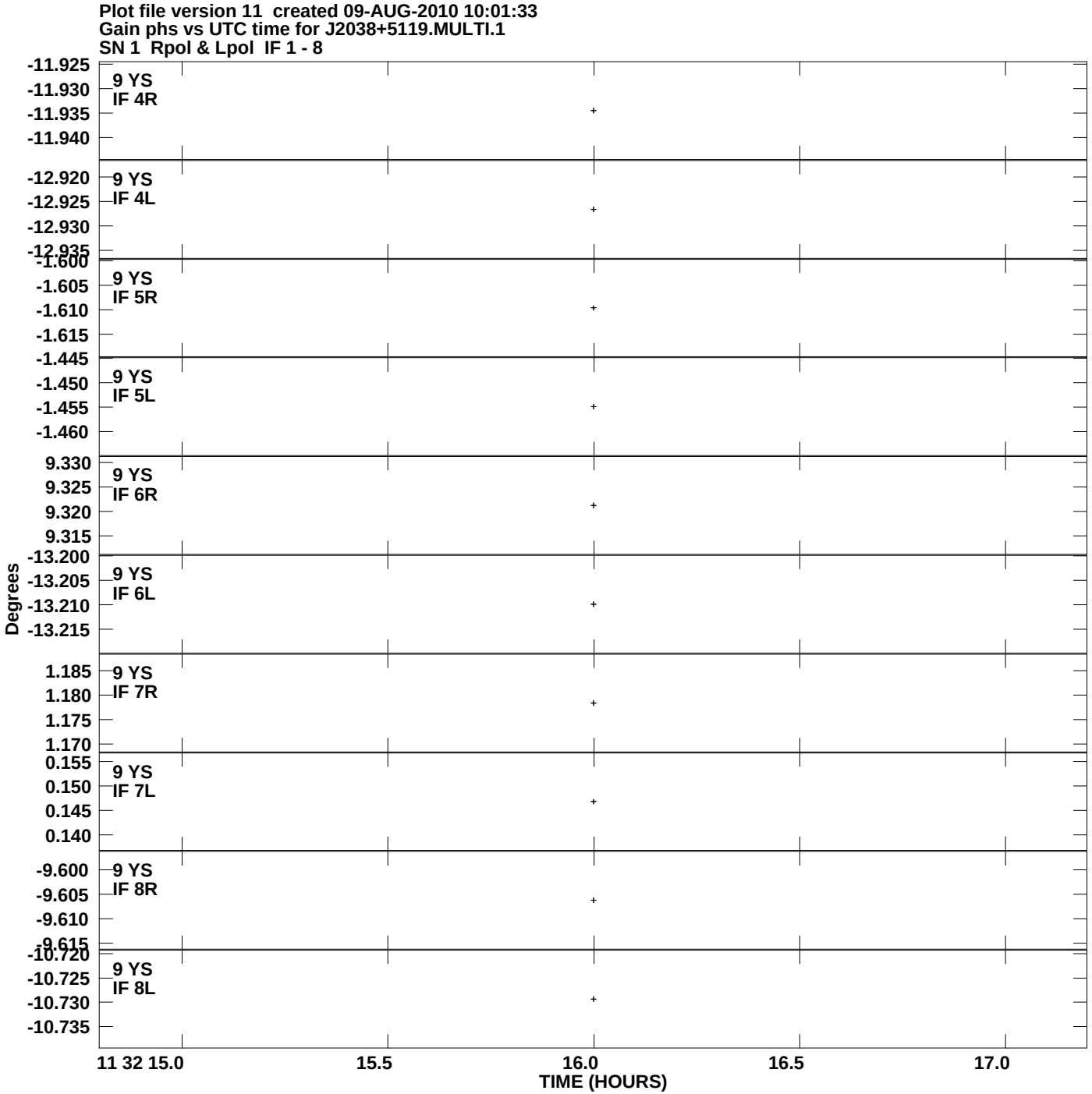
Plot file version 11 created 09-AUG-2010 10:01:33
Gain phs vs UTC time for J2038+5119.MULTI.1
SN 1 Rpol & Lpol IF 1 - 8
9 YS
IF 4R
-11.925
-11.930
-11.935
-11.940
9 YS
IF 4L
-12.920
-12.925
-12.930
-12.935
9 YS
IF 5R
-1.600
-1.605
-1.610
-1.615
9 YS
IF 5L
-1.445
-1.450
-1.455
-1.460
9 YS
IF 6R
9.330
9.325
9.320
9.315
9 YS
IF 6L
-13.200
-13.205
-13.210
-13.215
9 YS
IF 7R
1.185
1.180
1.175
1.170
9 YS
IF 7L
0.155
0.150
0.145
0.140
9 YS
IF 8R
-9.600
-9.605
-9.610
-9.615
9 YS
IF 8L
-10.720
-10.725
-10.730
-10.735
Degrees
11 32 15.0
15.5
16.0
16.5
17.0
TIME (HOURS)