Plot file version 1 created 01-NOV-2010 18:35:19
1419+542 EB039G 5.UVDATA.1
Freq = 6.6132 GHz, Bw = 8.000 MH Calibrated with CL # 3 and BP # 1 (BP mode 1)

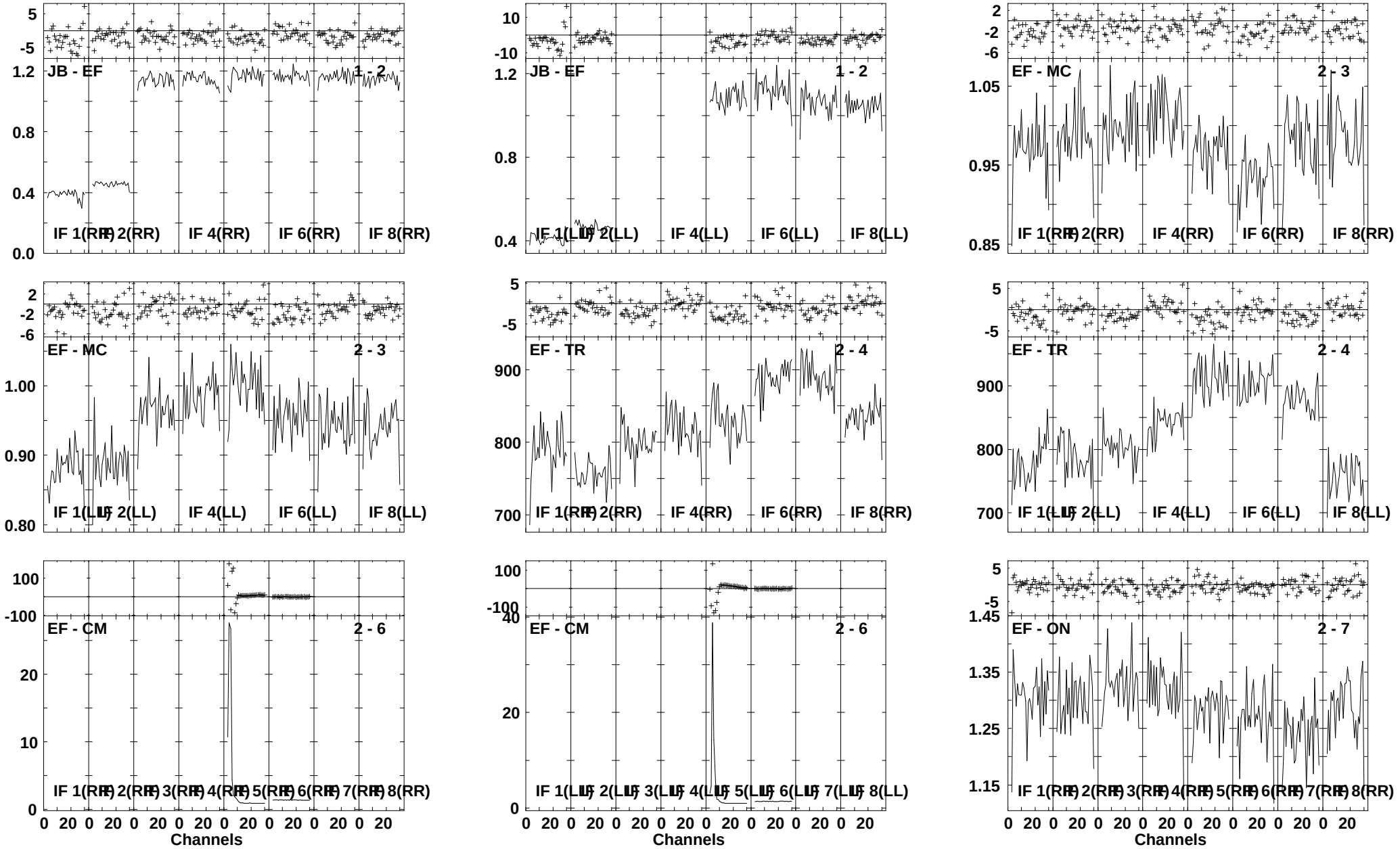

Lower frame: Ampl Jy Top frame: Phas deg
Vector averaged cross-power spectrum Several baselines displayed
Timerange: 00/19:30:01 to 00/19:31:29

Plot file version 2 created 01-NOV-2010 18:35:20
1419+542 EB039G 5.UVDATA.1
Freq = 6.6132 GHz, Bw = 8.000 MH Calibrated with CL # 3 and BP # 1 (BP mode 1)

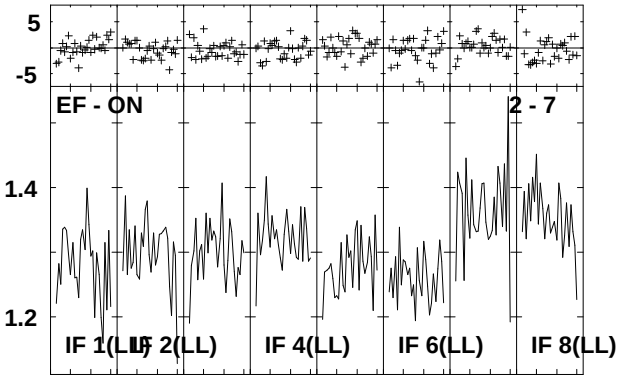

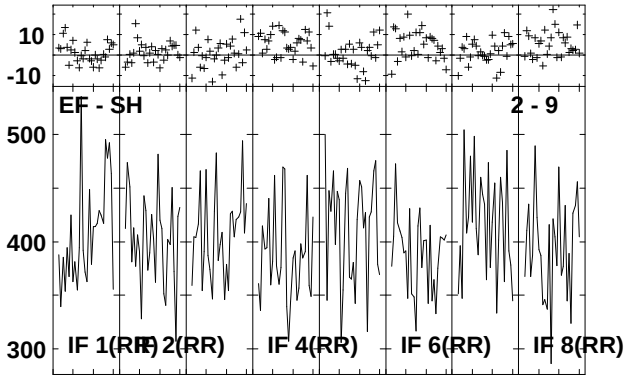

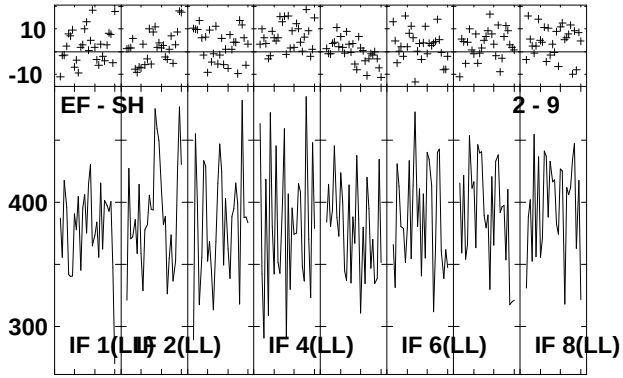

Lower frame: Ampl Jy Top frame: Phas deg
Vector averaged cross-power spectrum Several baselines displayed
Timerange: 00/19:30:01 to 00/19:31:29

Plot file version 3 created 01-NOV-2010 18:35:21
1550+052 EB039G 5.UVDATA.1
Freq = 6.6132 GHz, Bw = 8.000 MH Calibrated with CL # 3 and BP # 1 (BP mode 1)

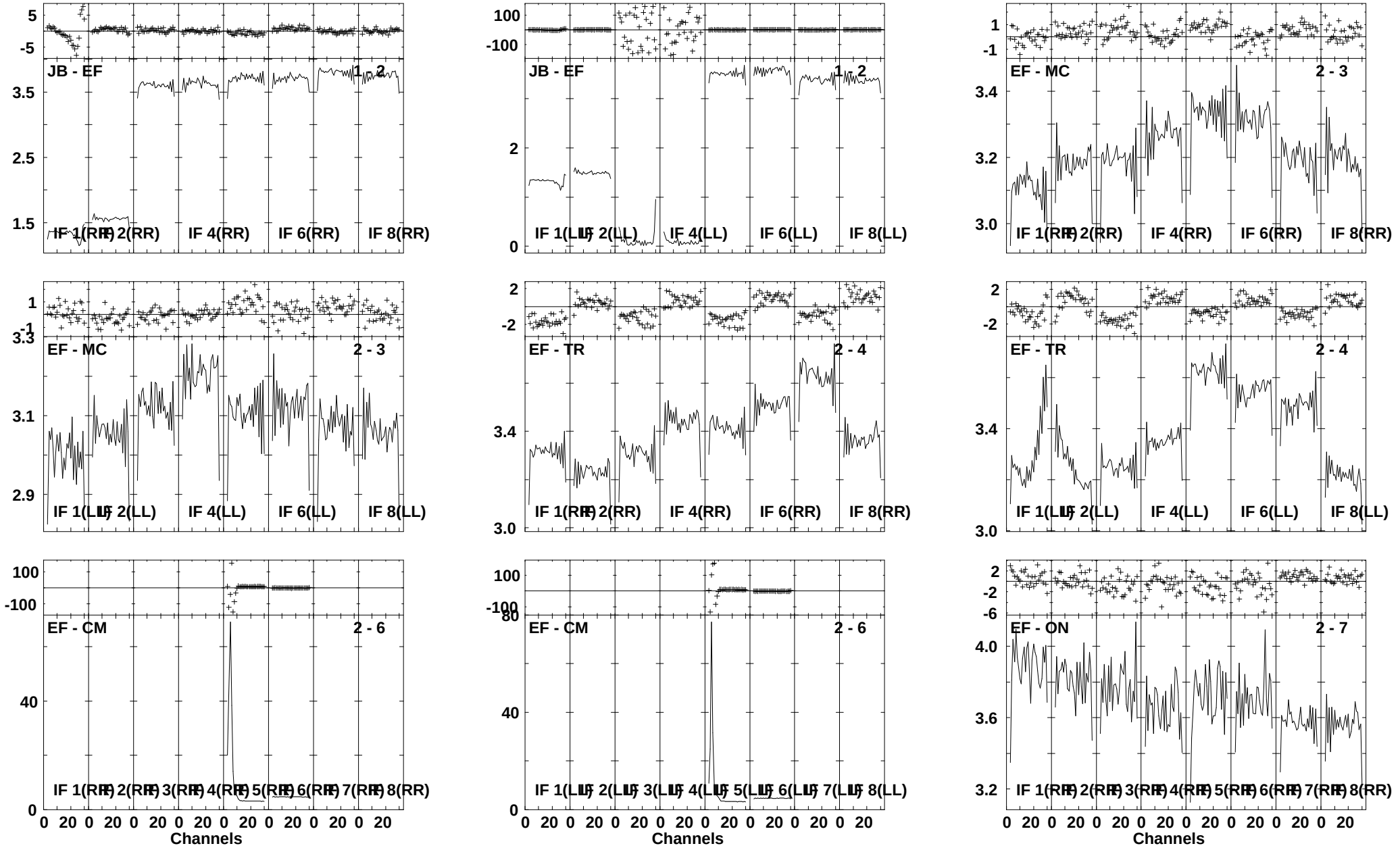

Lower frame: Ampl Jy Top frame: Phas deg
Vector averaged cross-power spectrum Several baselines displayed
Timerange: 00/19:36:37 to 00/19:38:03

Plot file version 4 created 01-NOV-2010 18:35:22
1550+052 EB039G 5.UVDATA.1
Freq = 6.6132 GHz, Bw = 8.000 MH Calibrated with CL # 3 and BP # 1 (BP mode 1)

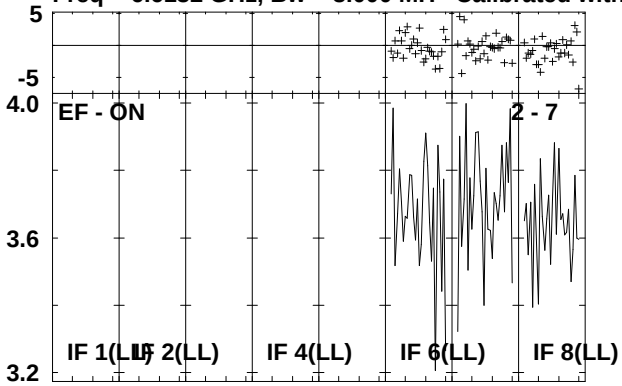

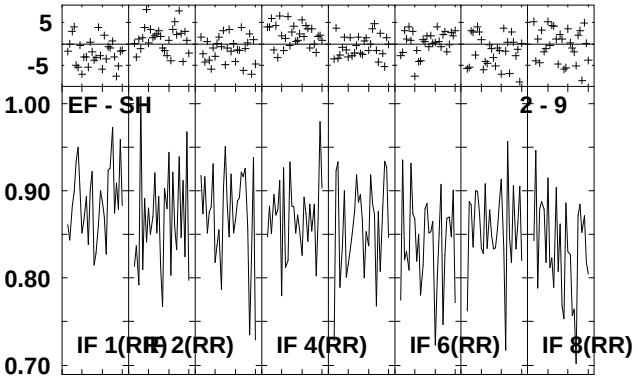

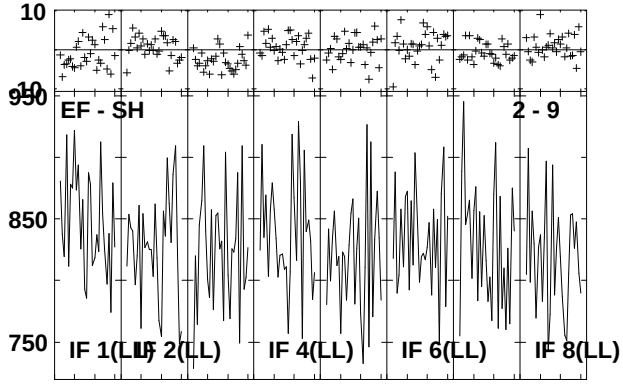

Lower frame: Ampl Jy Top frame: Phas deg
Vector averaged cross-power spectrum Several baselines displayed
Timerange: 00/19:36:37 to 00/19:38:03

Plot file version 5 created 01-NOV-2010 18:35:23
1557-000 EB039G 5.UVDATA.1
Freq = 6.6132 GHz, Bw = 8.000 MH Calibrated with CL # 3 and BP # 1 (BP mode 1)

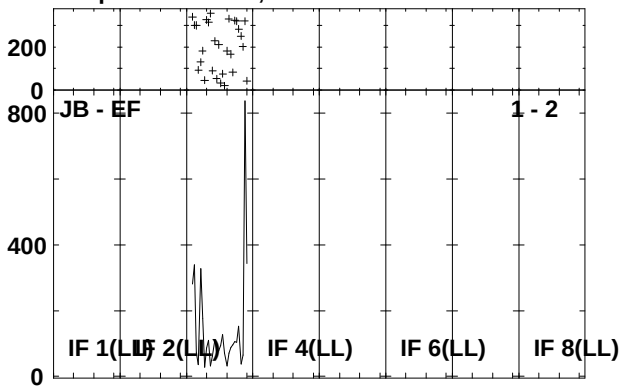

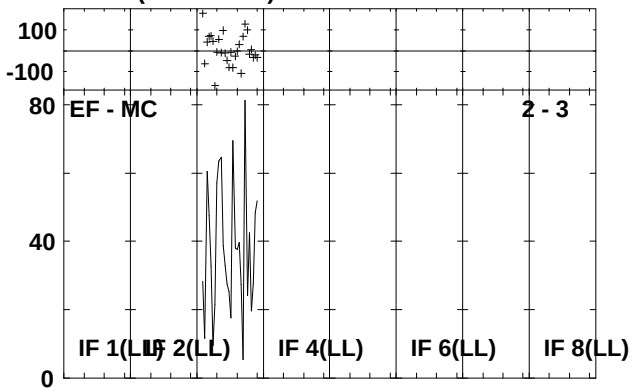

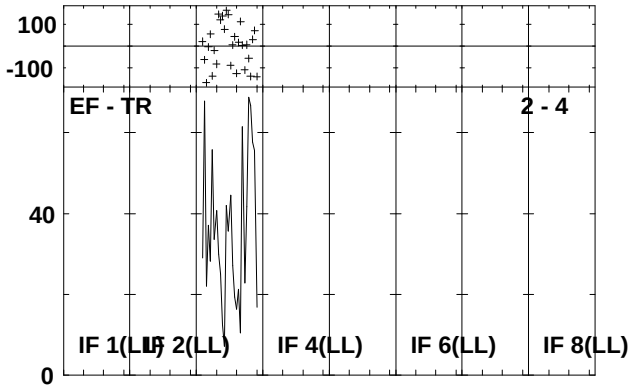

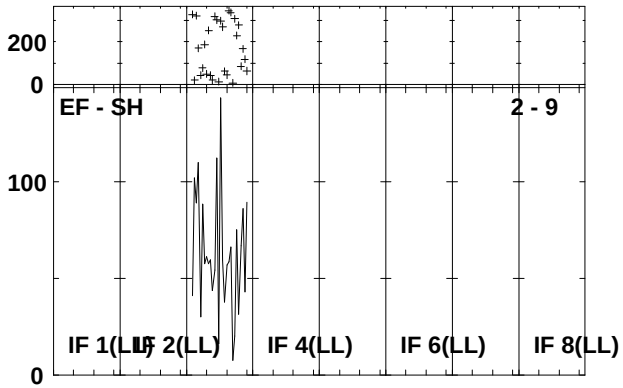

Lower frame: Milli Ampl Jy Top frame: Phas deg
Vector averaged cross-power spectrum Several baselines displayed
Timerange: 00/19:38:51 to 00/19:40:17

Plot file version 6 created 01-NOV-2010 18:35:24
1640+394 EB039G 5.UVDATA.1
Freq = 6.6132 GHz, Bw = 8.000 MH Calibrated with CL # 3 and BP # 1 (BP mode 1)

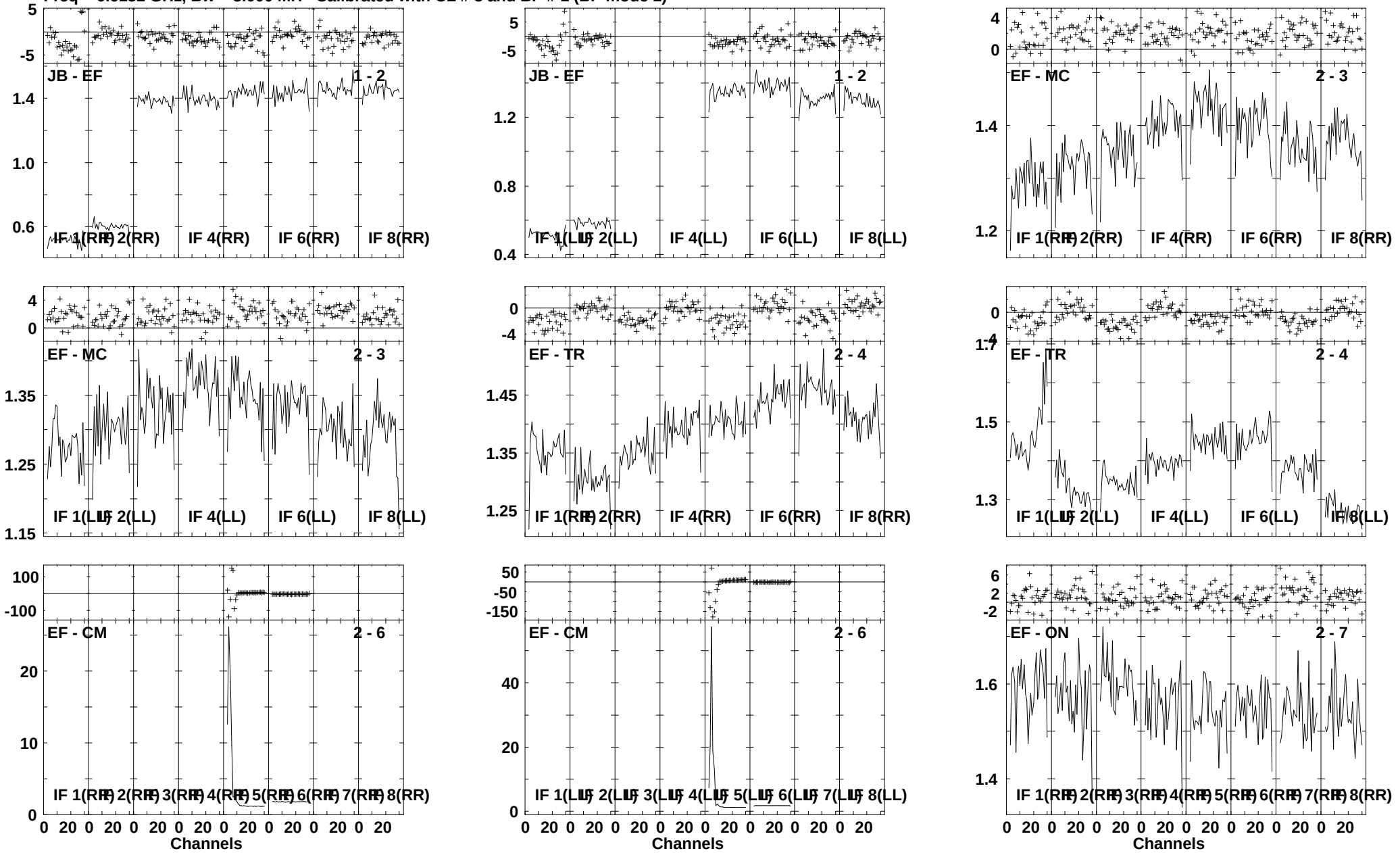

Lower frame: Ampl Jy Top frame: Phas deg
Vector averaged cross-power spectrum Several baselines displayed
Timerange: 00/19:42:45 to 00/19:44:13

Plot file version 7 created 01-NOV-2010 18:35:25
1640+394 EB039G 5.UVDATA.1
Freq = 6.6132 GHz, Bw = 8.000 MH Calibrated with CL # 3 and BP # 1 (BP mode 1)

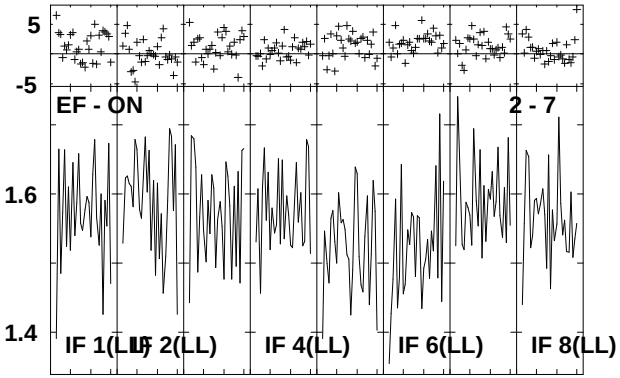

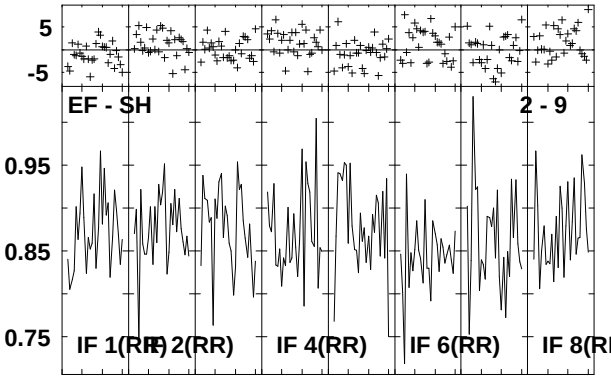

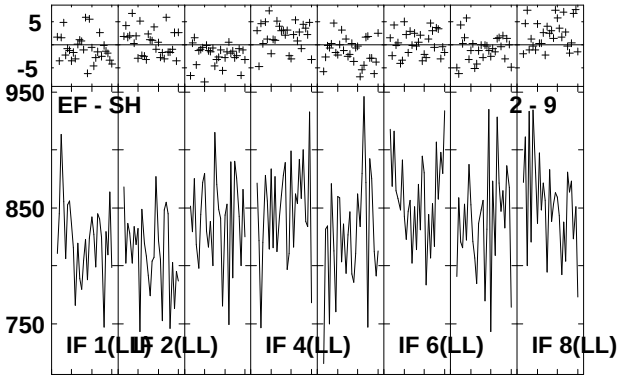

Lower frame: Ampl Jy Top frame: Phas deg
Vector averaged cross-power spectrum Several baselines displayed
Timerange: 00/19:42:45 to 00/19:44:13

Plot file version 8 created 01-NOV-2010 18:35:26
1740+521 EB039G 5.UVDATA.1
Freq = 6.6132 GHz, Bw = 8.000 MH Calibrated with CL # 3 and BP # 1 (BP mode 1)

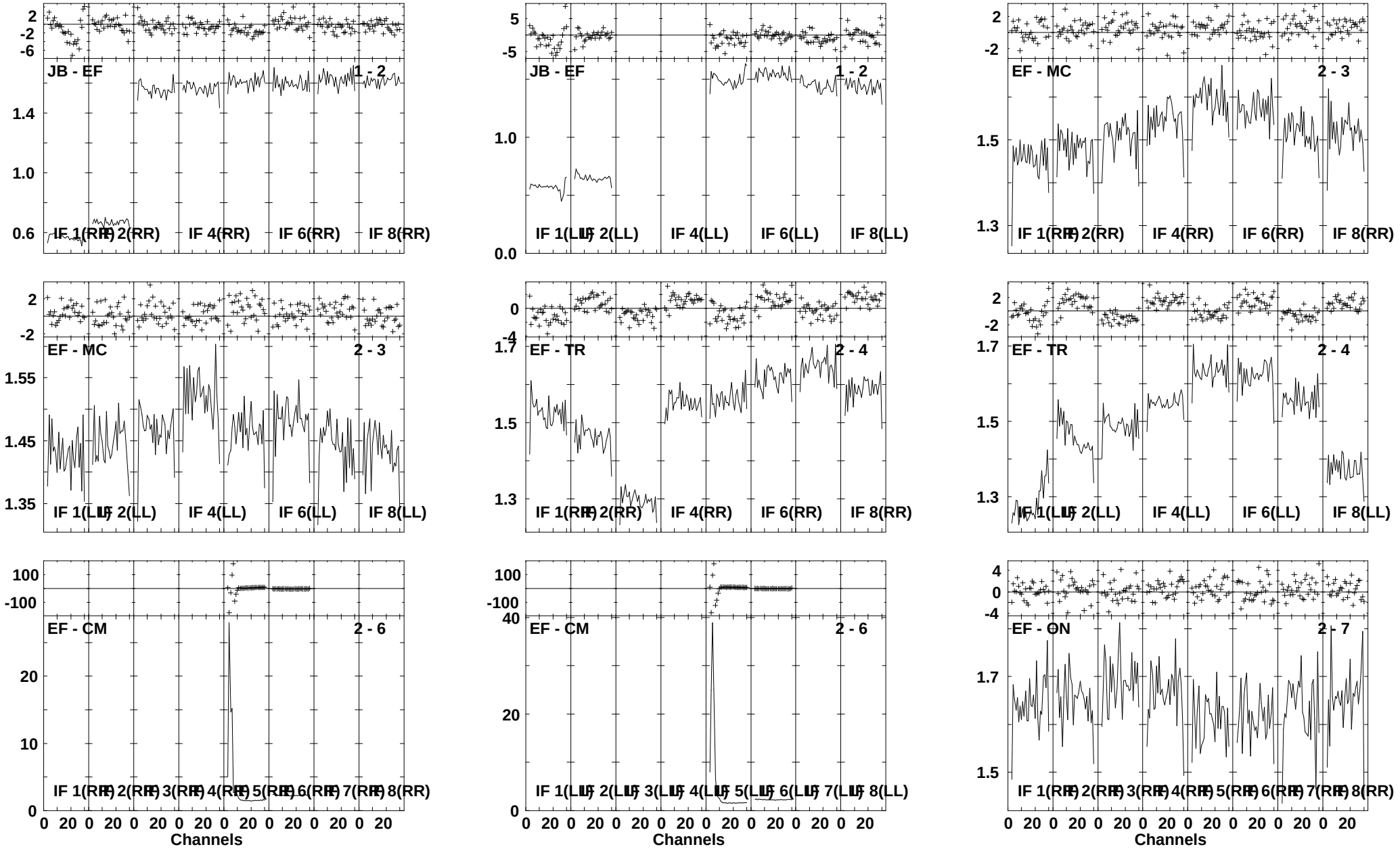

Lower frame: Ampl Jy Top frame: Phas deg
Vector averaged cross-power spectrum Several baselines displayed
Timerange: 00/19:45:43 to 00/19:47:11

Plot file version 9 created 01-NOV-2010 18:35:27
1740+521 EB039G 5.UVDATA.1
Freq = 6.6132 GHz, Bw = 8.000 MH Calibrated with CL # 3 and BP # 1 (BP mode 1)

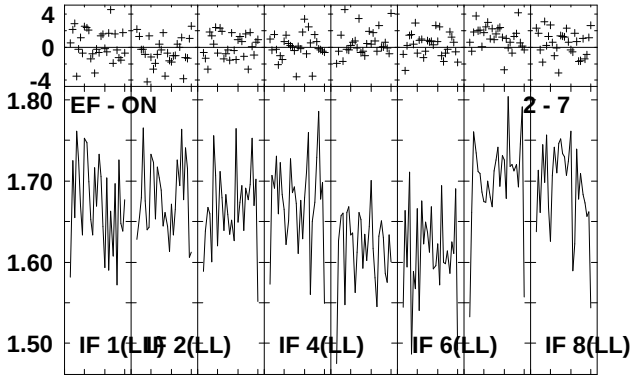

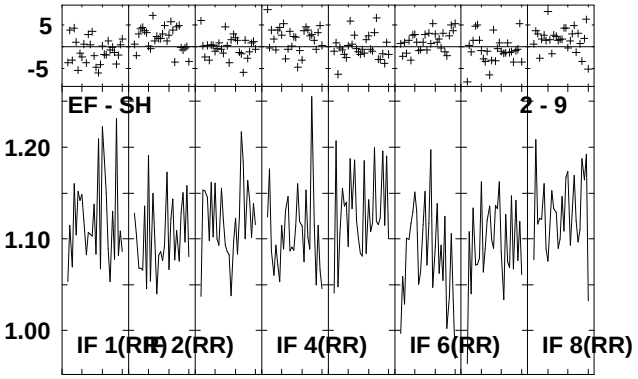

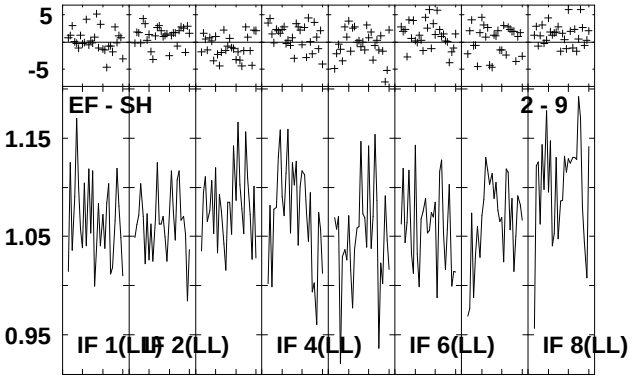

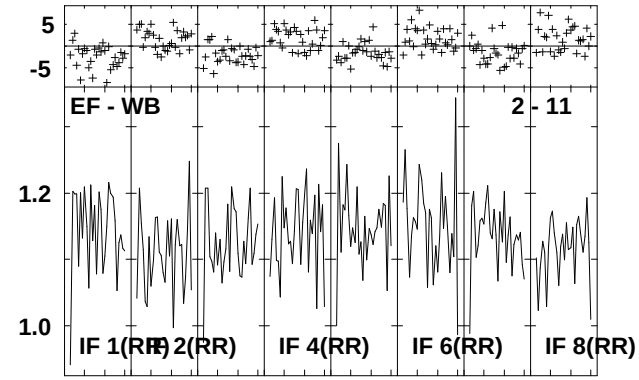

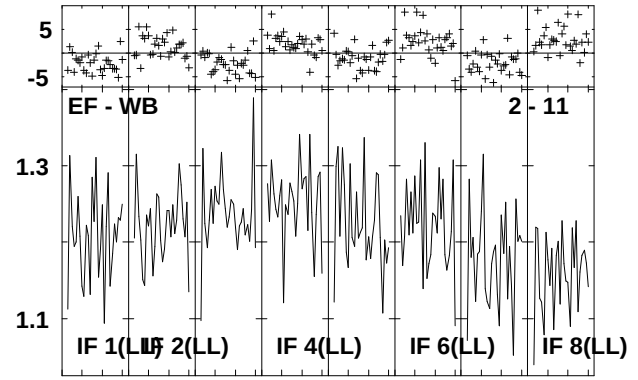

Lower frame: Ampl Jy Top frame: Phas deg
Vector averaged cross-power spectrum Several baselines displayed
Timerange: 00/19:45:43 to 00/19:47:11

Plot file version 10 created 01-NOV-2010 18:35:28
1751+093 EB039G 5.UVDATA.1
Freq = 6.6132 GHz, Bw = 8.000 MH Calibrated with CL # 3 and BP # 1 (BP mode 1)

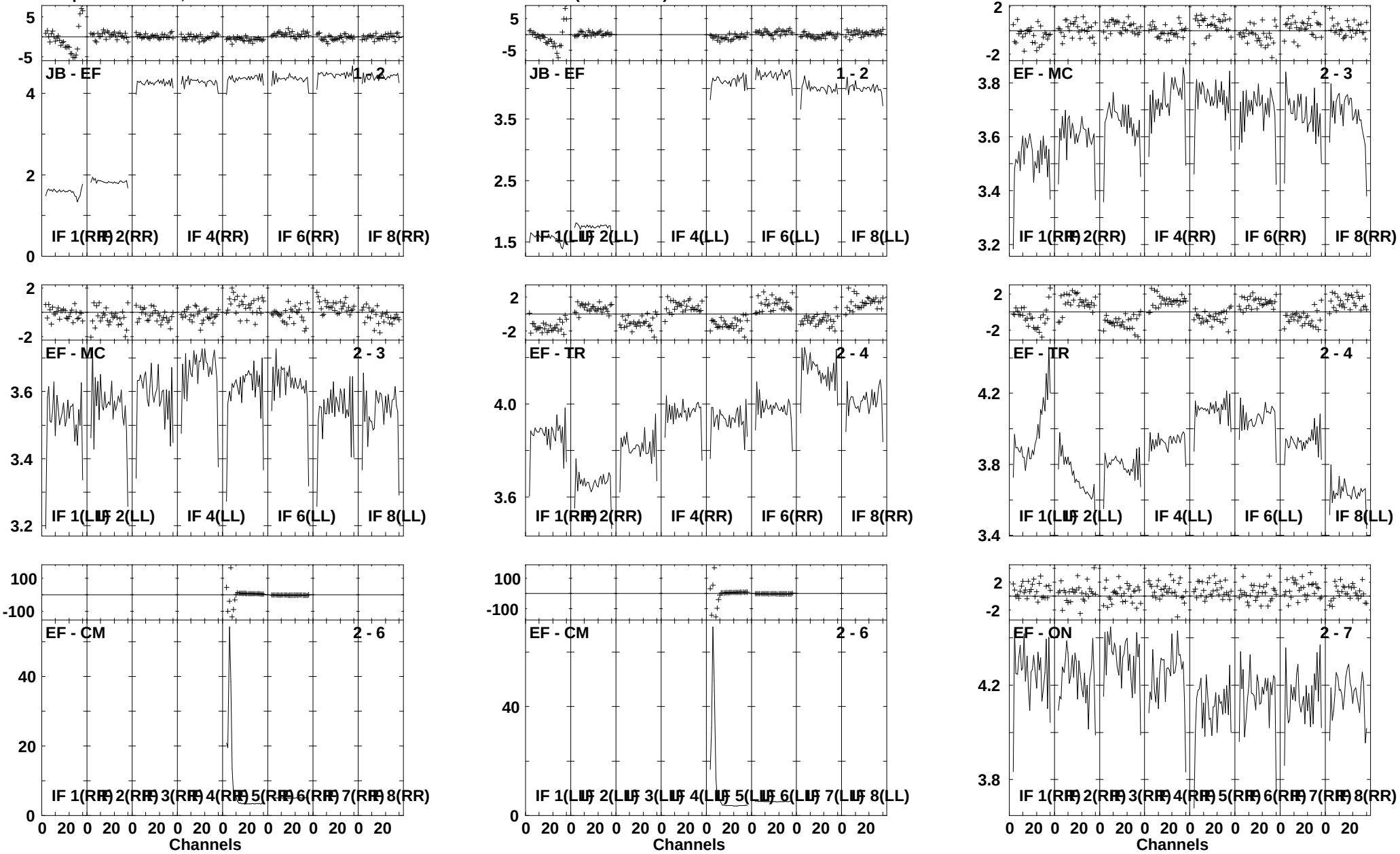

Lower frame: Ampl Jy Top frame: Phas deg
Vector averaged cross-power spectrum Several baselines displayed
Timerange: 00/19:49:49 to 00/19:51:15

Plot file version 11 created 01-NOV-2010 18:35:29
1751+093 EB039G 5.UVDATA.1
Freq = 6.6132 GHz, Bw = 8.000 MH Calibrated with CL # 3 and BP # 1 (BP mode 1)

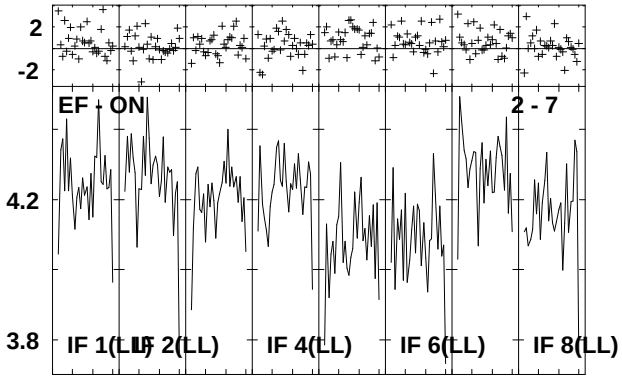

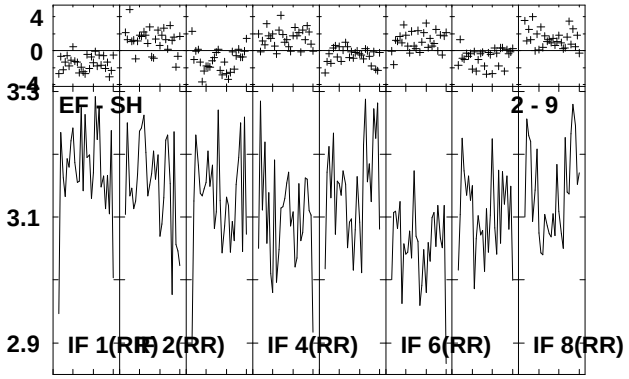

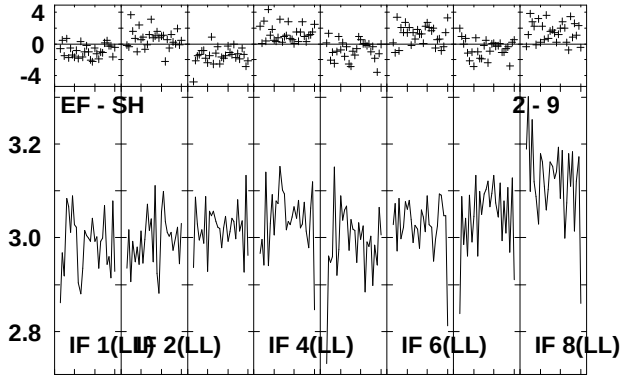

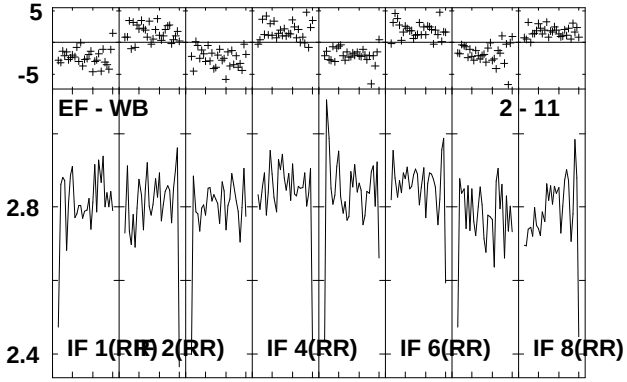

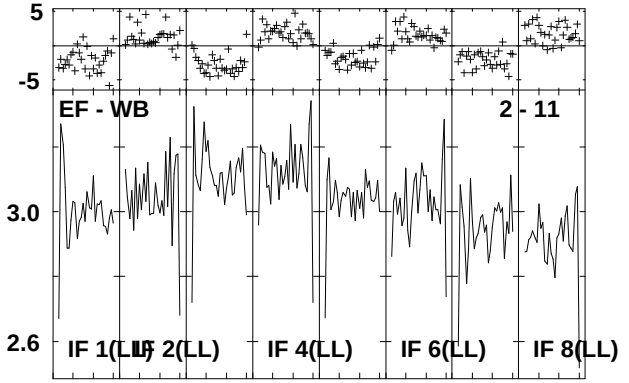

Lower frame: Ampl Jy Top frame: Phas deg
Vector averaged cross-power spectrum Several baselines displayed
Timerange: 00/19:49:49 to 00/19:51:15

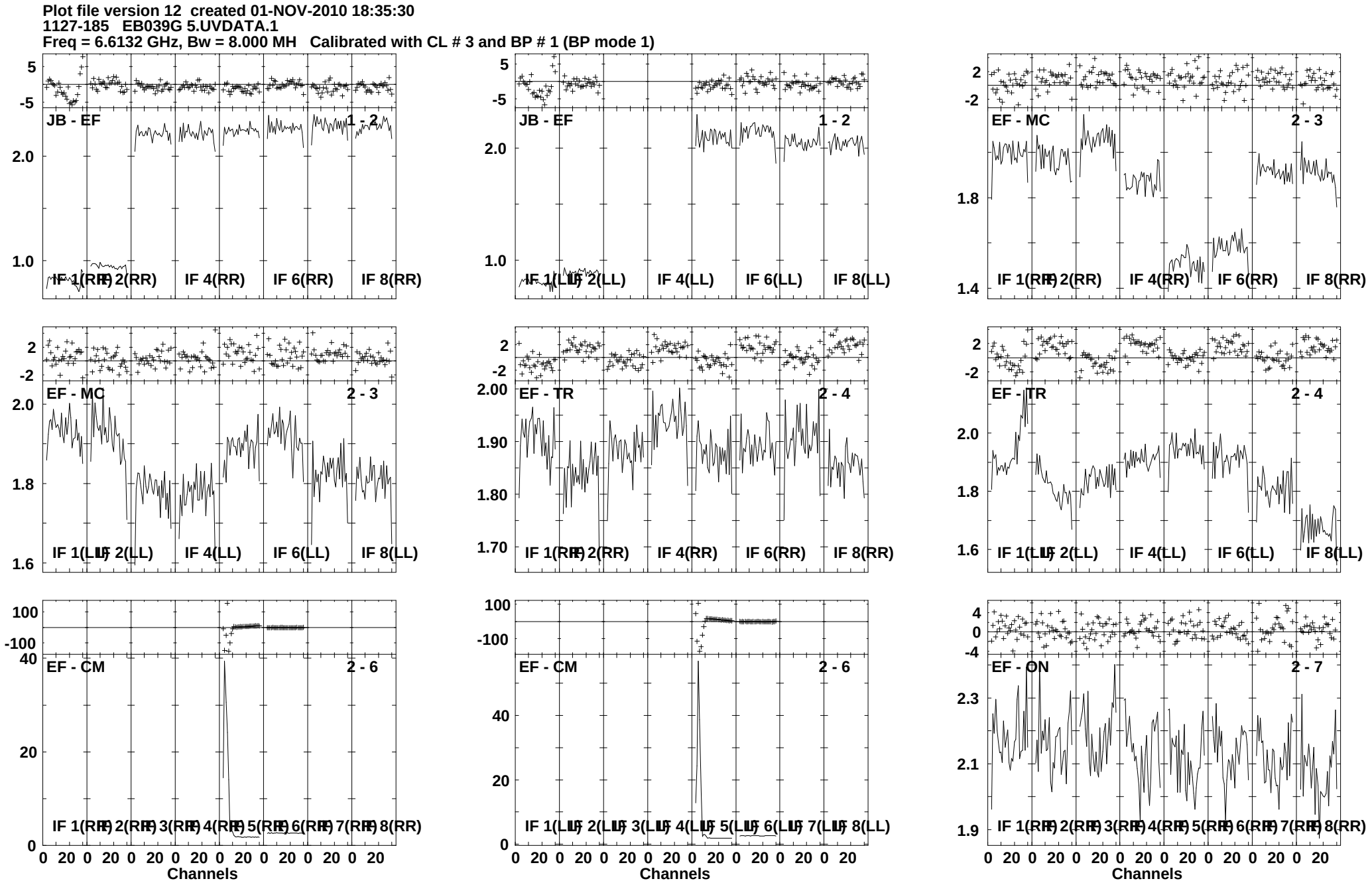
Plot file version 12 created 01-NOV-2010 18:35:30
1127-185 EB039G 5.UVDATA.1
Freq = 6.6132 GHz, Bw = 8.000 MH Calibrated with CL # 3 and BP # 1 (BP mode 1)
JB - EF 1 - 2
EF - MC 2 - 3
EF - TR 2 - 4
EF - CM 2 - 6
EF - ON 2 - 7
IF 1(RR) IF 2(RR) IF 4(RR) IF 6(RR) IF 8(RR)
IF 1(LL) IF 2(LL) IF 4(LL) IF 6(LL) IF 8(LL)
IF 1(RR) IF 2(RR) IF 3(RR) IF 4(RR) IF 5(RR) IF 6(RR) IF 7(RR) IF 8(RR)
IF 1(LL) IF 2(LL) IF 3(LL) IF 4(LL) IF 5(LL) IF 6(LL) IF 7(LL) IF 8(LL)
Channels
Lower frame: Ampl Jy Top frame: Phas deg
Vector averaged cross-power spectrum Several baselines displayed
Timerange: 00/19:56:57 to 00/19:58:23

Plot file version 13 created 01-NOV-2010 18:35:31
1127-185 EB039G 5.UVDATA.1
Freq = 6.6132 GHz, Bw = 8.000 MH Calibrated with CL # 3 and BP # 1 (BP mode 1)

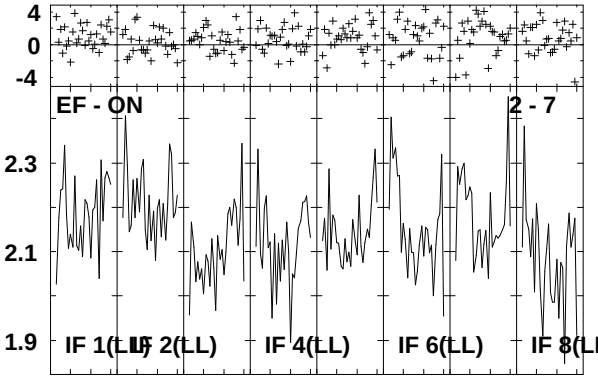

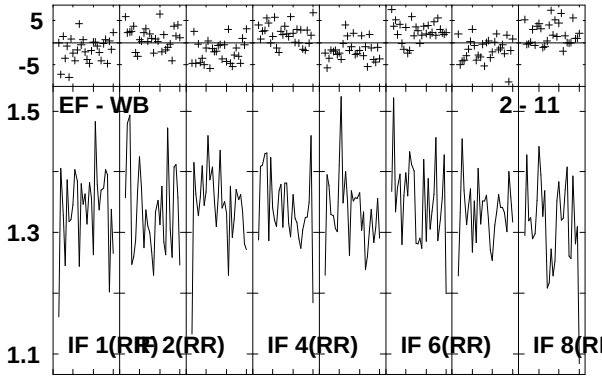

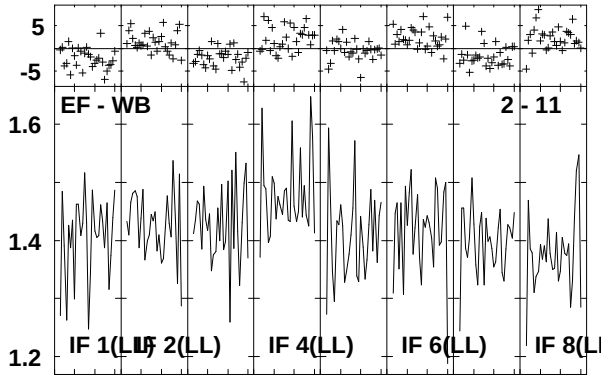

Lower frame: Ampl Jy Top frame: Phas deg
Vector averaged cross-power spectrum Several baselines displayed
Timerange: 00/19:56:57 to 00/19:58:23

Plot file version 14 created 01-NOV-2010 18:35:32
1146+395 EB039G 5.UVDATA.1
Freq = 6.6132 GHz, Bw = 8.000 MH Calibrated with CL # 3 and BP # 1 (BP mode 1)

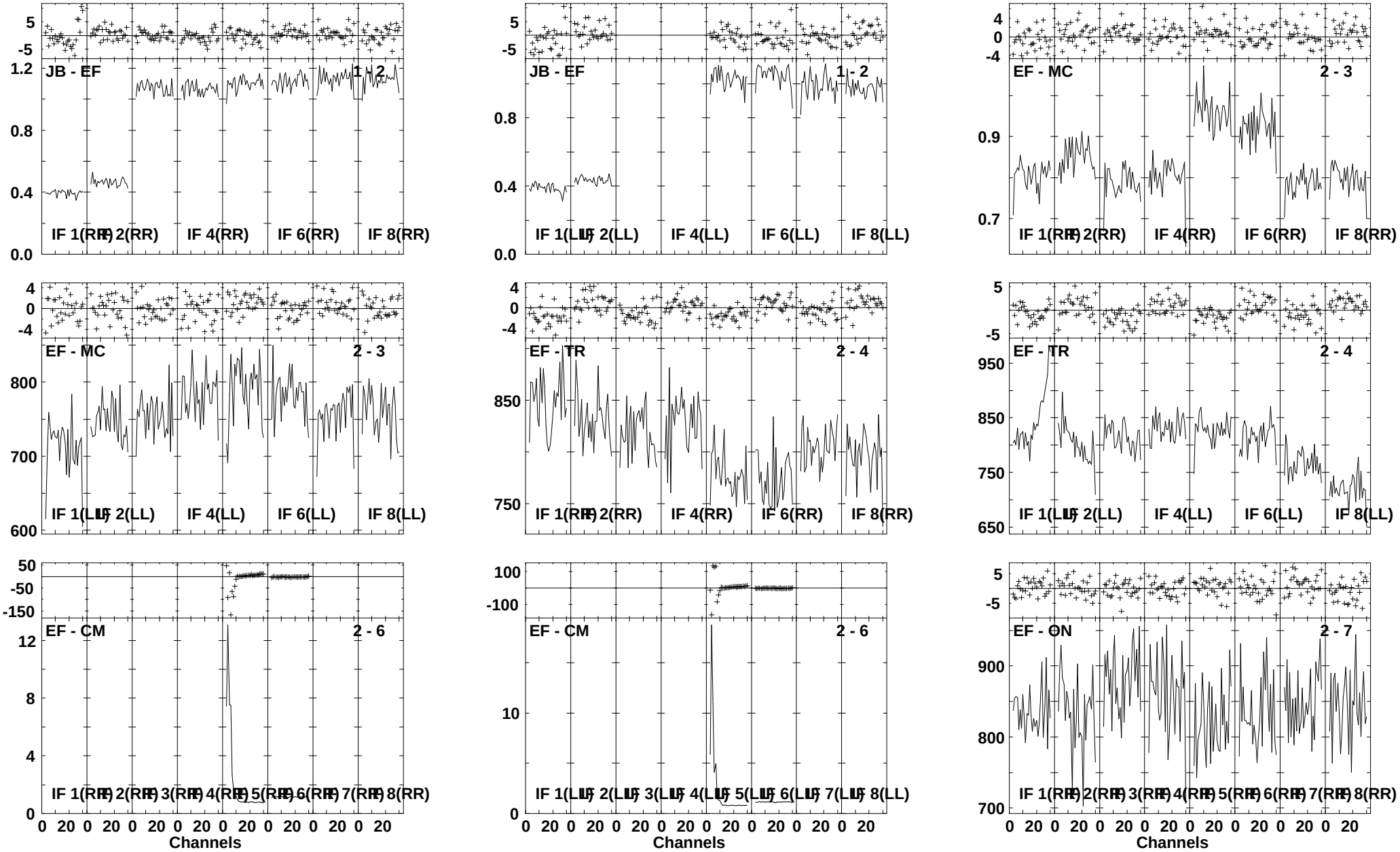

Lower frame: Ampl Jy Top frame: Phas deg
Vector averaged cross-power spectrum Several baselines displayed
Timerange: 00/20:02:27 to 00/20:03:53

Plot file version 15 created 01-NOV-2010 18:35:32
1146+395 EB039G 5.UVDATA.1
Freq = 6.6132 GHz, Bw = 8.000 MH Calibrated with CL # 3 and BP # 1 (BP mode 1)

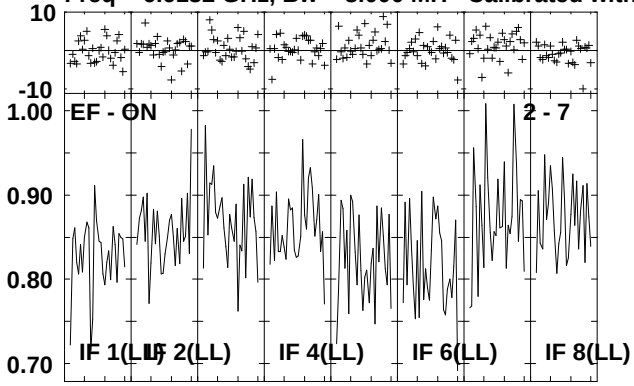

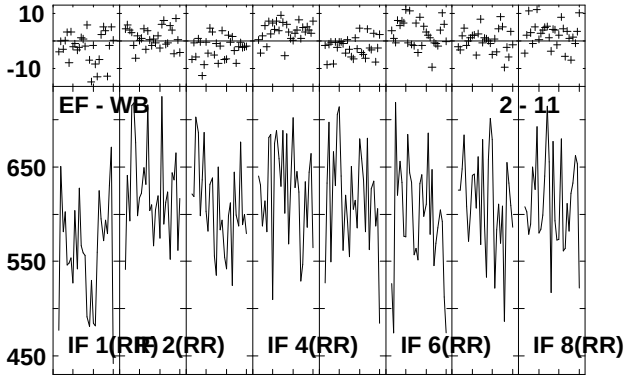

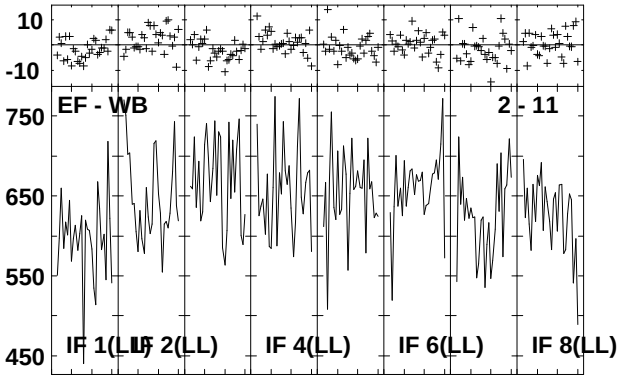

Lower frame: Ampl Jy Top frame: Phas deg
Vector averaged cross-power spectrum Several baselines displayed
Timerange: 00/20:02:27 to 00/20:03:53

Plot file version 16 created 01-NOV-2010 18:35:33
1153+805 EB039G 5.UVDATA.1
Freq = 6.6132 GHz, Bw = 8.000 MH Calibrated with CL # 3 and BP # 1 (BP mode 1)

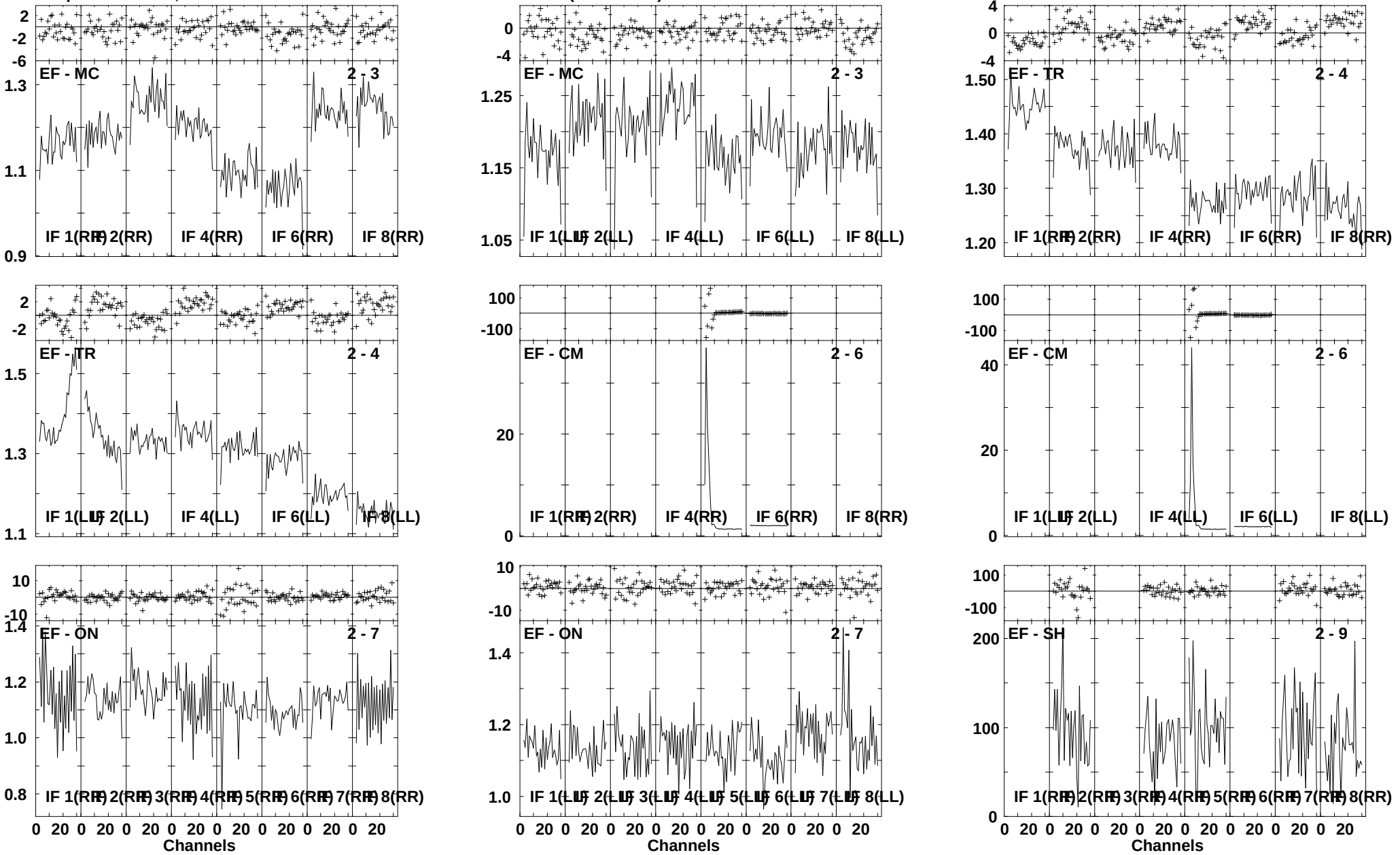

Lower frame: Ampl Jy Top frame: Phas deg
Vector averaged cross-power spectrum Several baselines displayed
Timerange: 00/20:10:19 to 00/20:11:47

Plot file version 17 created 01-NOV-2010 18:35:34
1153+805 EB039G 5.UVDATA.1
Freq = 6.6132 GHz, Bw = 8.000 MH Calibrated with CL # 3 and BP # 1 (BP mode 1)

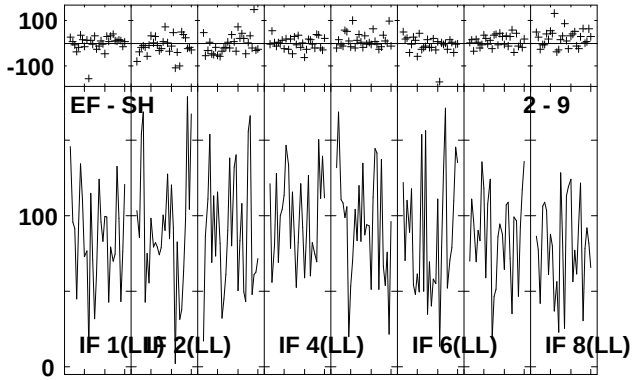

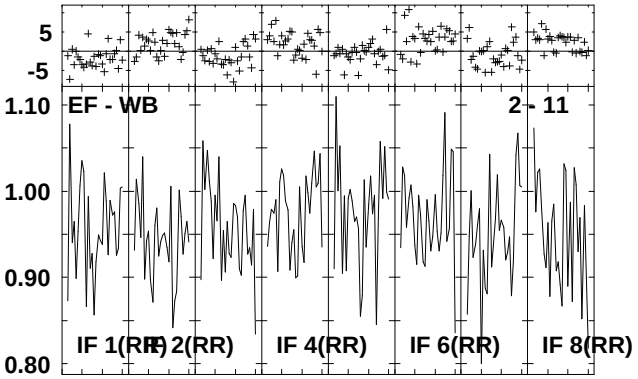

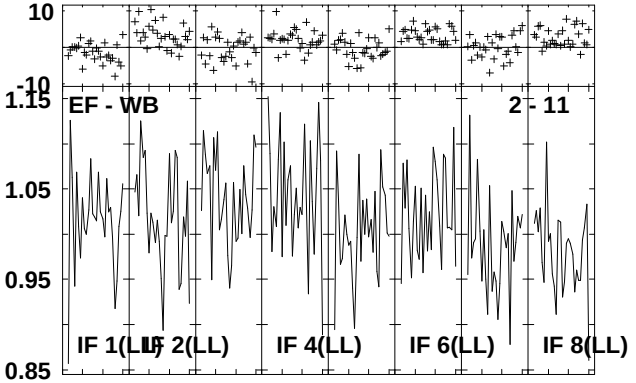

Lower frame: Milli Ampl Jy Top frame: Phas deg
Vector averaged cross-power spectrum Several baselines displayed
Timerange: 00/20:10:19 to 00/20:11:47

Plot file version 18 created 01-NOV-2010 18:35:35
0102+582 EB039G 5.UVDATA.1
Freq = 6.6132 GHz, Bw = 8.000 MH Calibrated with CL # 3 and BP # 1 (BP mode 1)

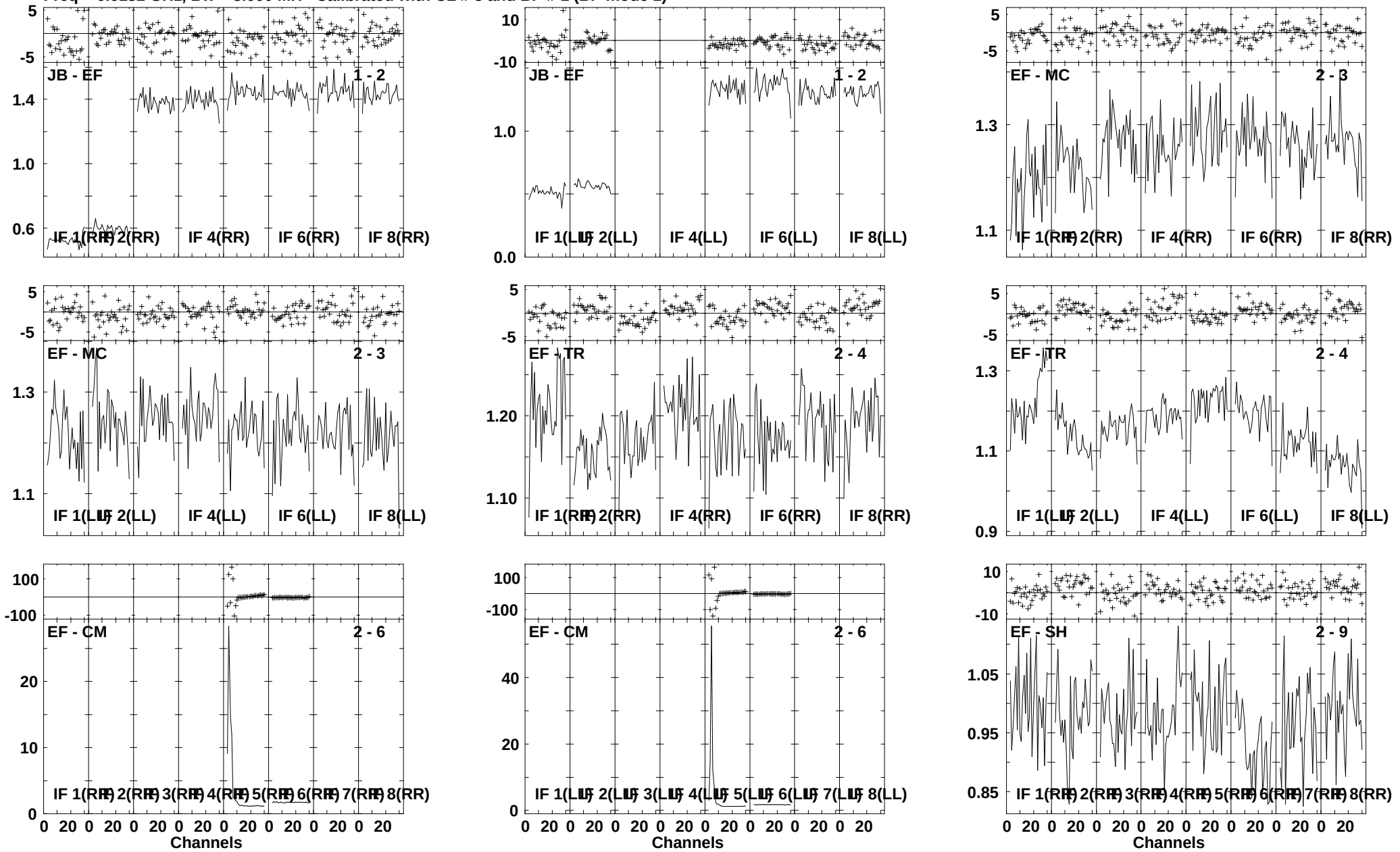

Lower frame: Ampl Jy Top frame: Phas deg
Vector averaged cross-power spectrum Several baselines displayed
Timerange: 00/20:15:09 to 00/20:16:37

Plot file version 19 created 01-NOV-2010 18:35:35
0102+582 EB039G 5.UVDATA.1
Freq = 6.6132 GHz, Bw = 8.000 MH Calibrated with CL # 3 and BP # 1 (BP mode 1)

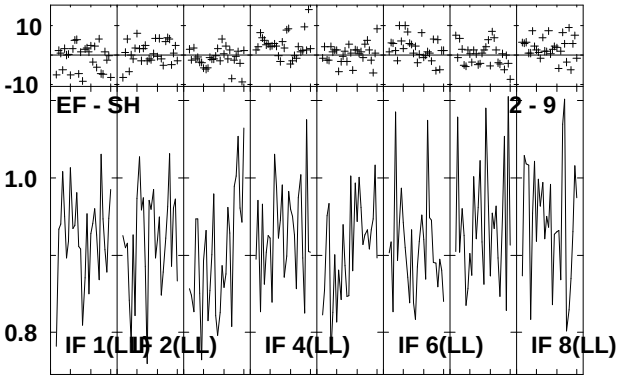

Lower frame: Ampl Jy Top frame: Phas deg
Vector averaged cross-power spectrum Several baselines displayed
Timerange: 00/20:15:09 to 00/20:16:37

Plot file version 20 created 01-NOV-2010 18:35:36
0646+445 EB039G 5.UVDATA.1
Freq = 6.6132 GHz, Bw = 8.000 MH Calibrated with CL # 3 and BP # 1 (BP mode 1)

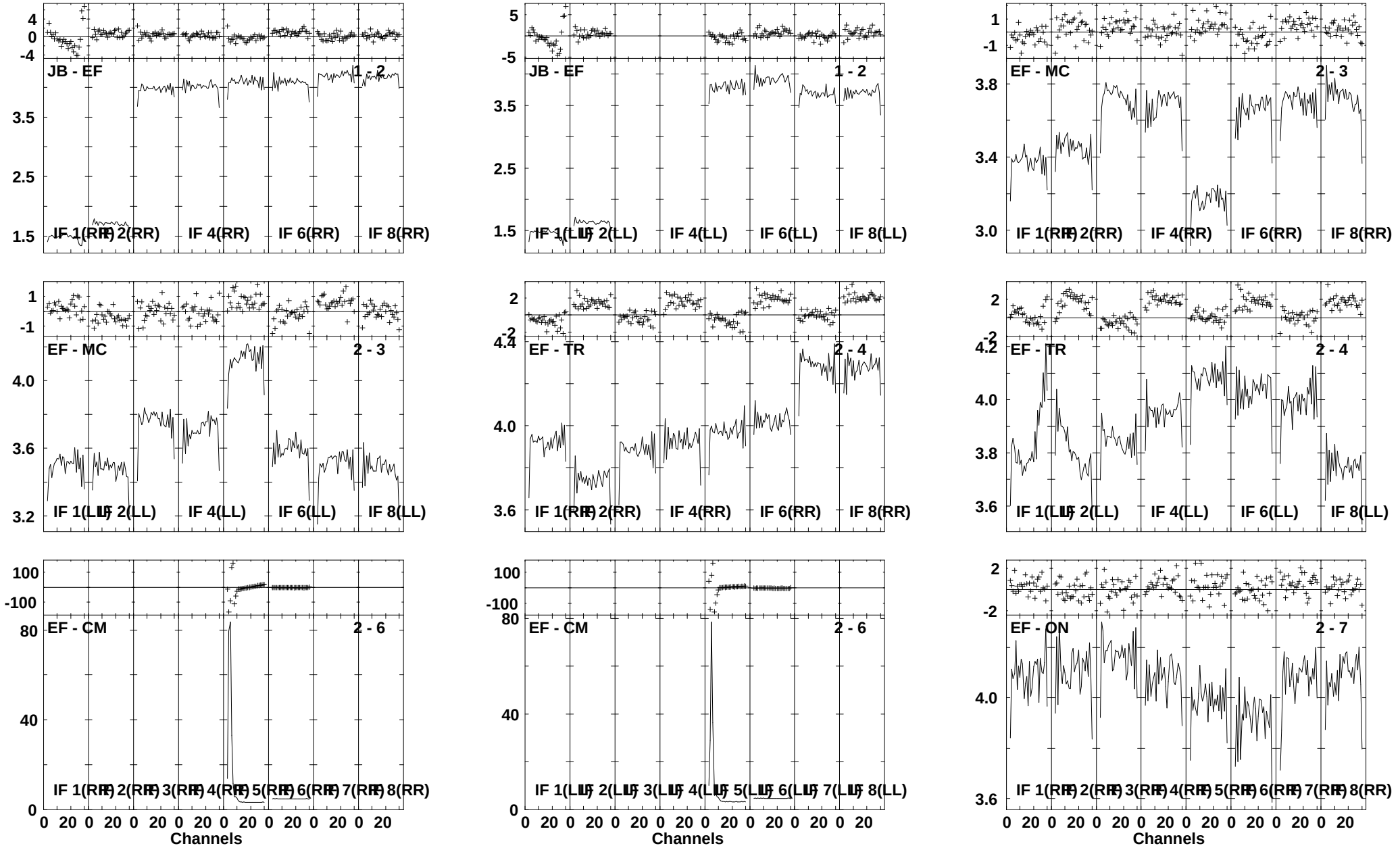

Lower frame: Ampl Jy Top frame: Phas deg
Vector averaged cross-power spectrum Several baselines displayed
Timerange: 00/20:19:41 to 00/20:21:07

Plot file version 21 created 01-NOV-2010 18:35:36
0646+445 EB039G 5.UVDATA.1
Freq = 6.6132 GHz, Bw = 8.000 MH Calibrated with CL # 3 and BP # 1 (BP mode 1)

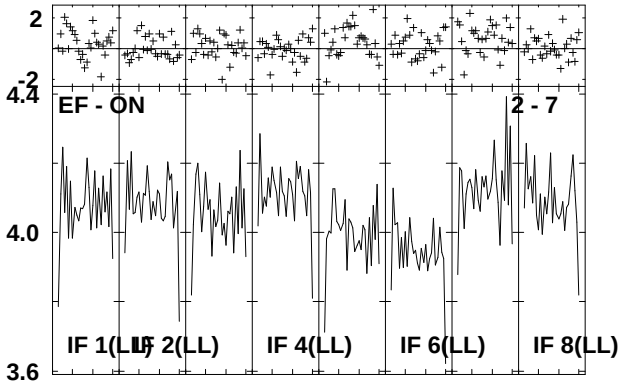

Lower frame: Ampl Jy Top frame: Phas deg
Vector averaged cross-power spectrum Several baselines displayed
Timerange: 00/20:19:41 to 00/20:21:07

Plot file version 22 created 01-NOV-2010 18:35:37
3C345 EB039G 5.UVDATA.1
Freq = 6.6132 GHz, Bw = 8.000 MH Calibrated with CL # 3 and BP # 1 (BP mode 1)

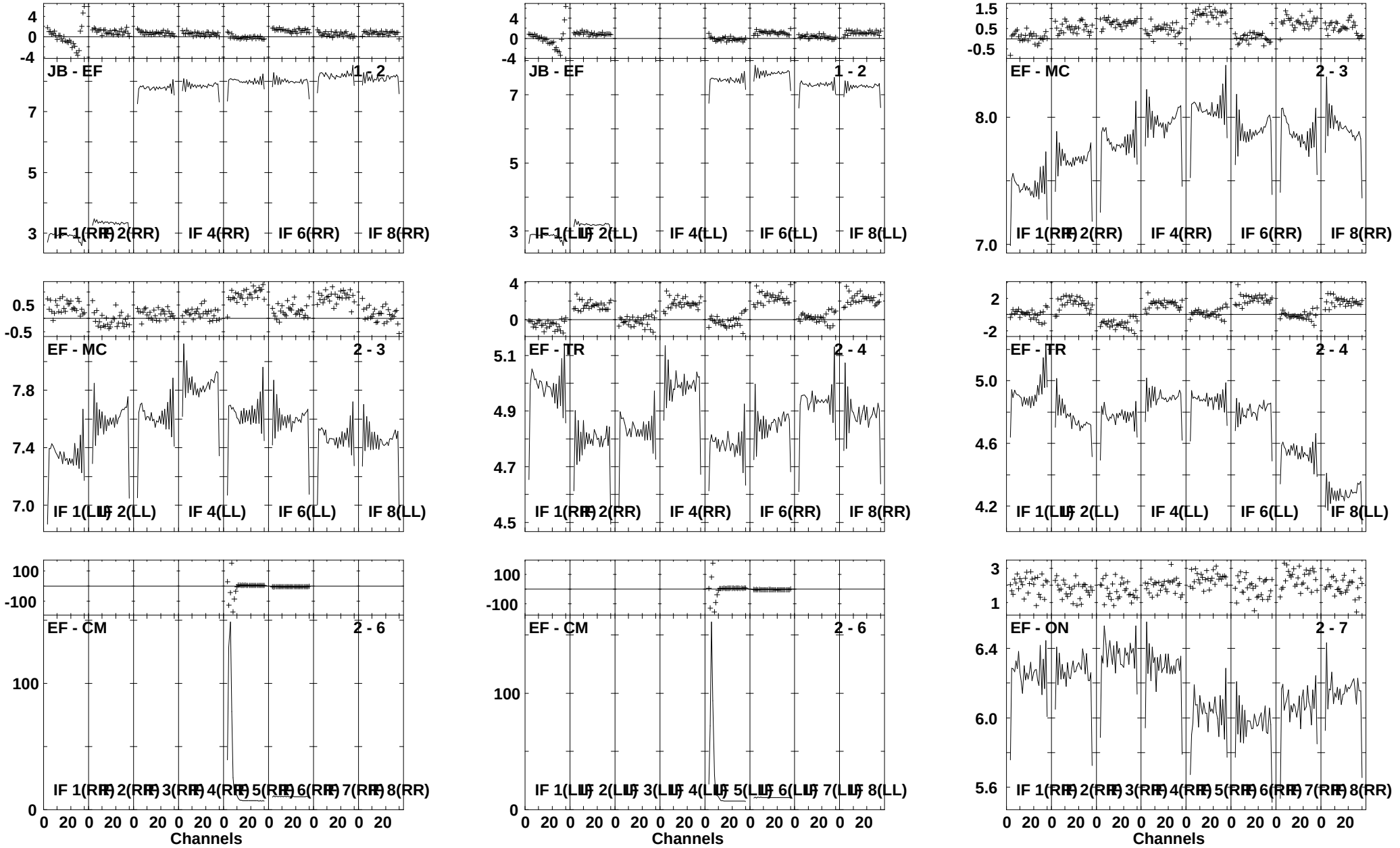

Lower frame: Ampl Jy Top frame: Phas deg
Vector averaged cross-power spectrum Several baselines displayed
Timerange: 00/20:29:23 to 00/20:30:49

Plot file version 23 created 01-NOV-2010 18:35:38
3C345 EB039G 5.UVDATA.1
Freq = 6.6132 GHz, Bw = 8.000 MH Calibrated with CL # 3 and BP # 1 (BP mode 1)

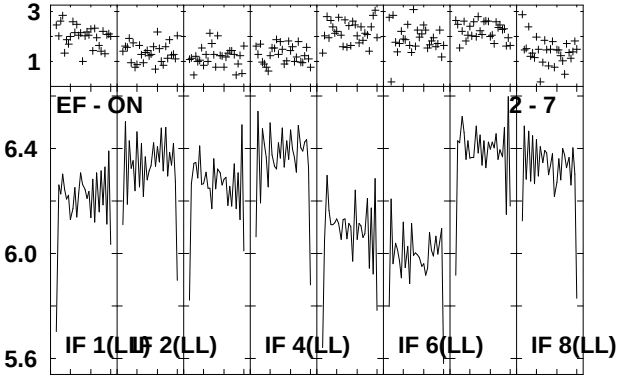

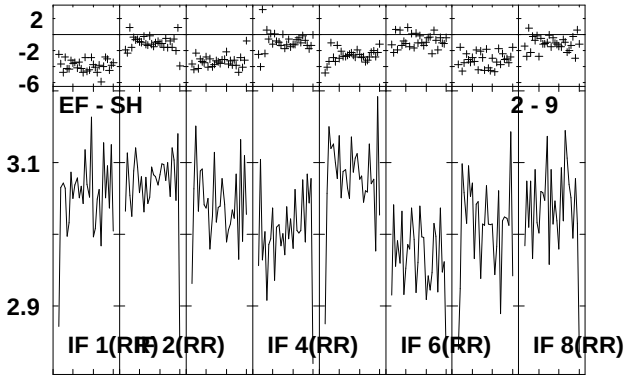

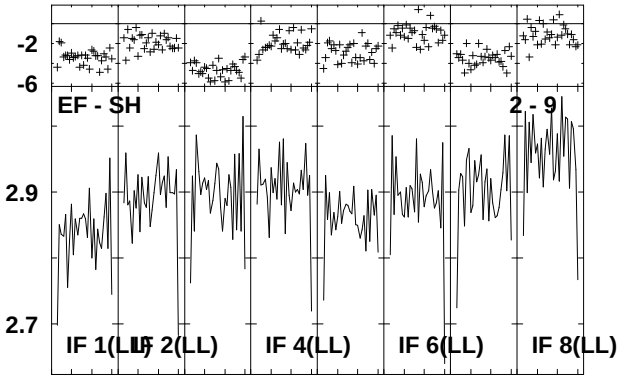

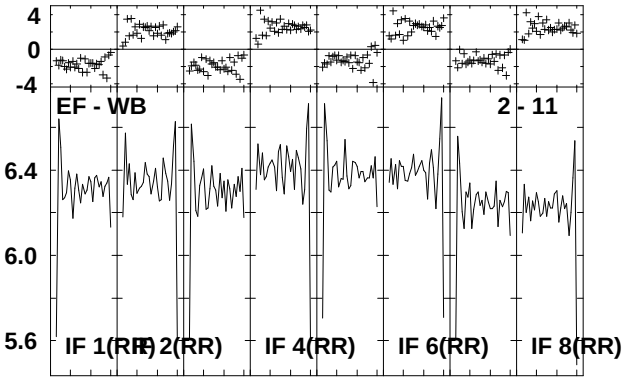

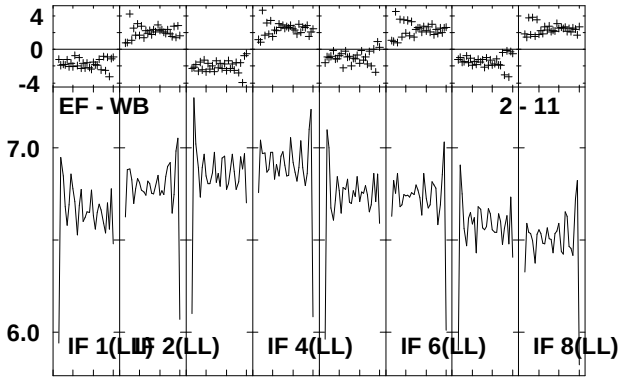

Lower frame: Ampl Jy Top frame: Phas deg
Vector averaged cross-power spectrum Several baselines displayed
Timerange: 00/20:29:23 to 00/20:30:49

Plot file version 24 created 01-NOV-2010 18:35:39
J2038+51 EB039G 5.UVDATA.1
Freq = 6.6132 GHz, Bw = 8.000 MH Calibrated with CL # 3 and BP # 1 (BP mode 1)

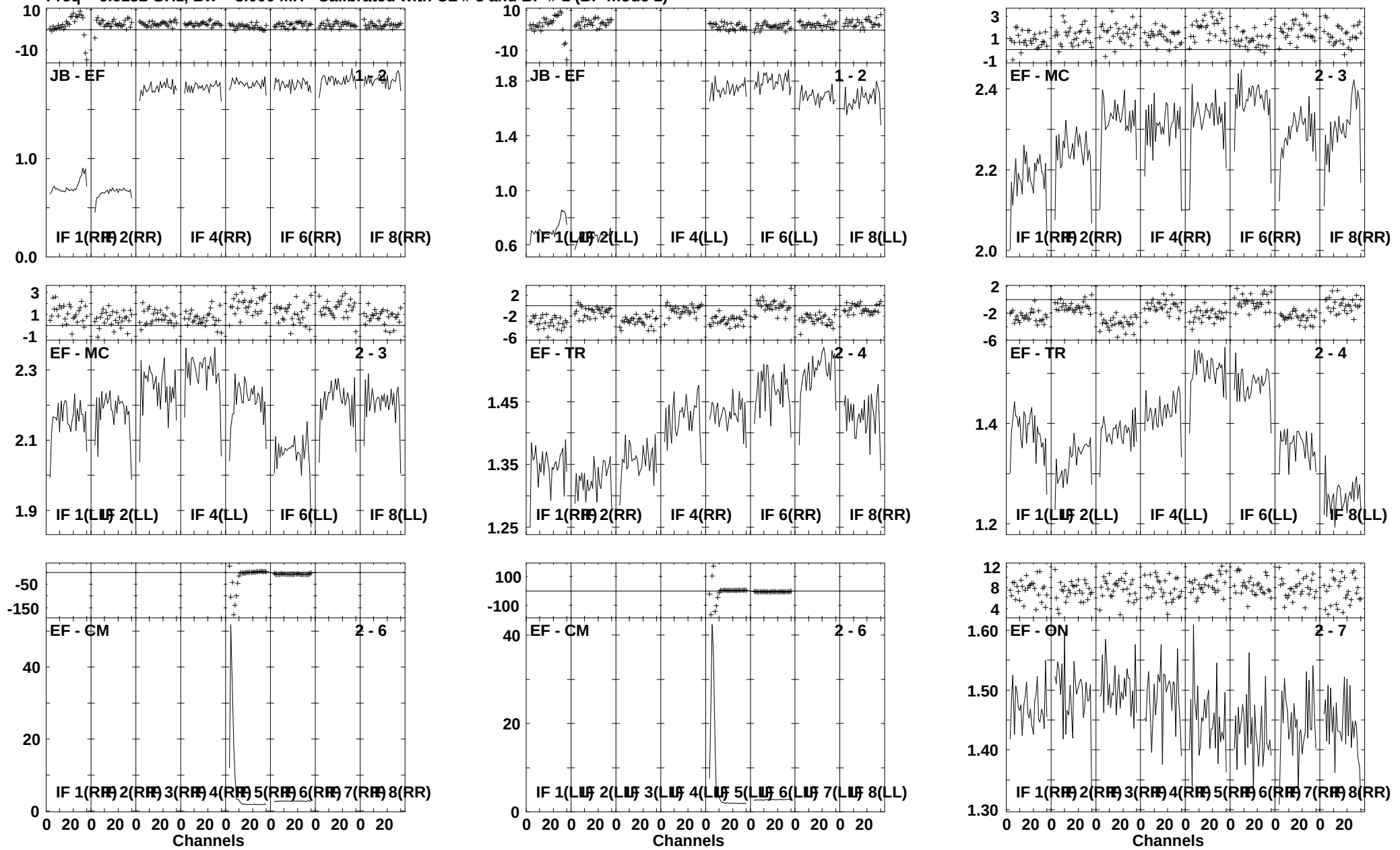

Lower frame: Ampl Jy Top frame: Phas deg
Vector averaged cross-power spectrum Several baselines displayed
Timerange: 01/06:29:58 to 01/06:31:26

Plot file version 25 created 01-NOV-2010 18:35:39
J2038+51 EB039G 5.UVDATA.1
Freq = 6.6132 GHz, Bw = 8.000 MH Calibrated with CL # 3 and BP # 1 (BP mode 1)

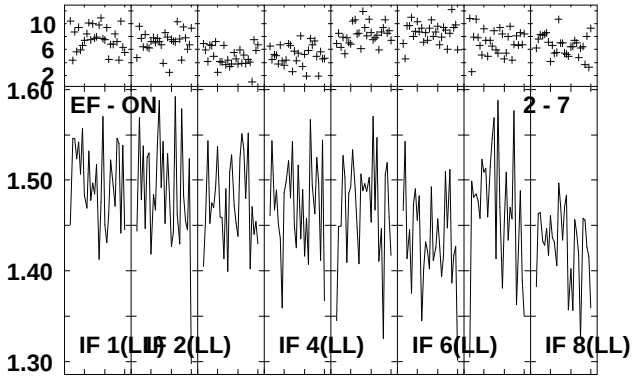

Lower frame: Ampl Jy Top frame: Phas deg
Vector averaged cross-power spectrum Several baselines displayed
Timerange: 01/06:29:58 to 01/06:31:26

Plot file version 26 created 01-NOV-2010 18:35:40
1638+572 EB039G 5.UVDATA.1
Freq = 6.6132 GHz, Bw = 8.000 MH Calibrated with CL # 3 and BP # 1 (BP mode 1)

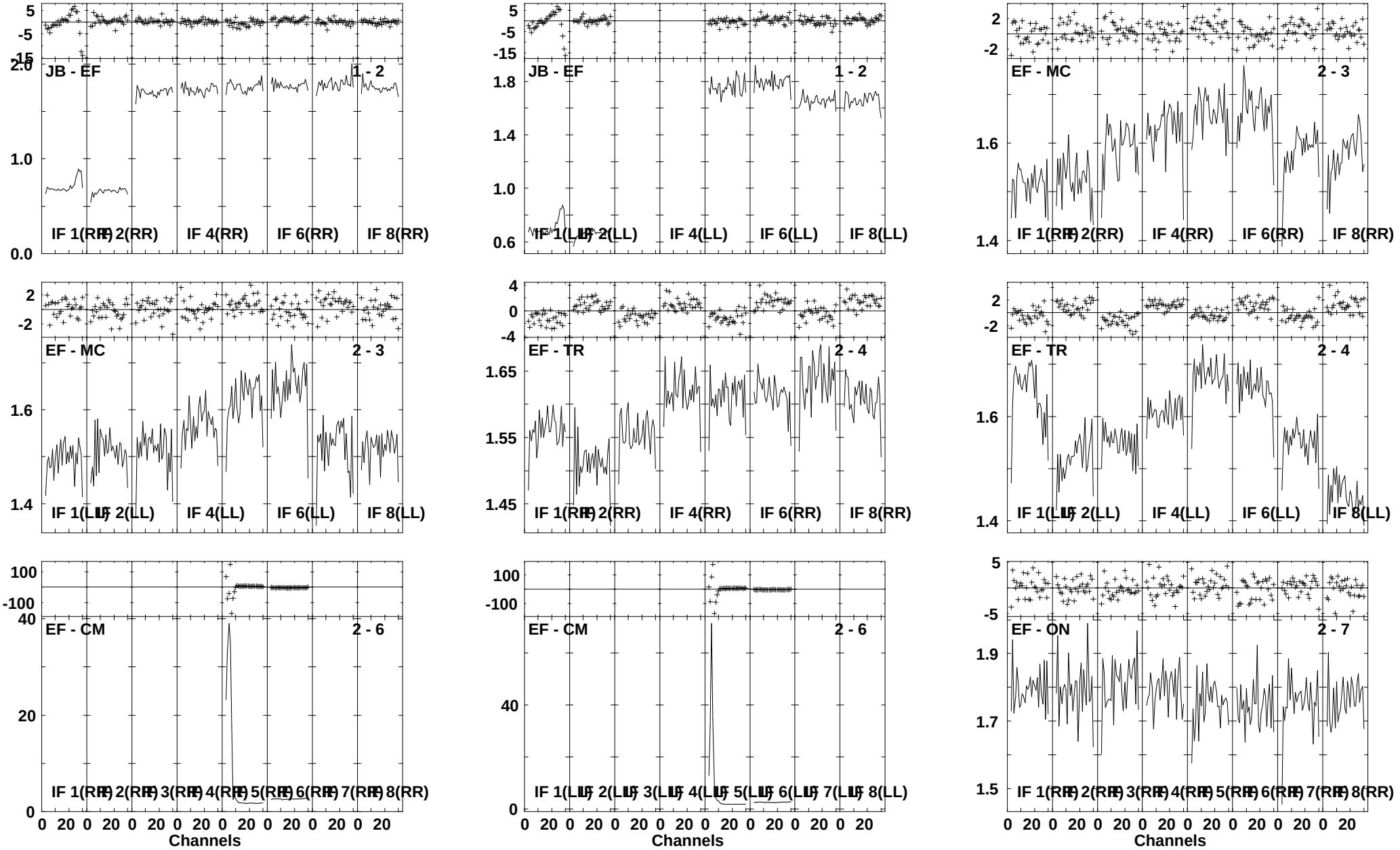

Lower frame: Ampl Jy Top frame: Phas deg
Vector averaged cross-power spectrum Several baselines displayed
Timerange: 01/06:34:54 to 01/06:36:22

Plot file version 27 created 01-NOV-2010 18:35:41
1638+572 EB039G 5.UVDATA.1
Freq = 6.6132 GHz, Bw = 8.000 MH Calibrated with CL # 3 and BP # 1 (BP mode 1)

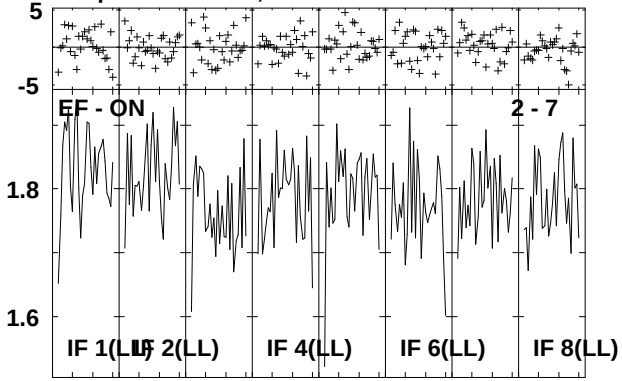

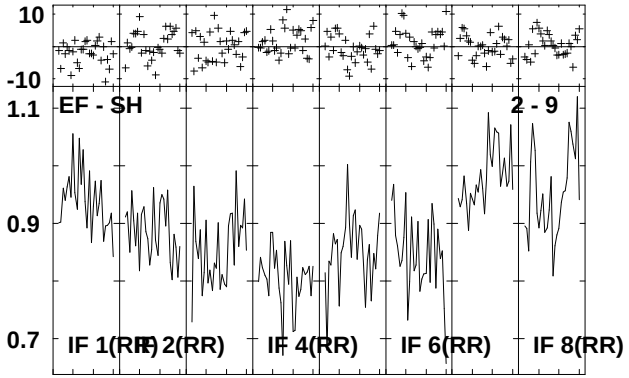

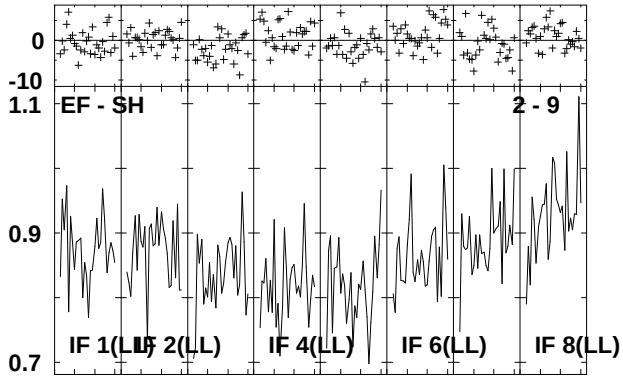

Lower frame: Ampl Jy Top frame: Phas deg
Vector averaged cross-power spectrum Several baselines displayed
Timerange: 01/06:34:54 to 01/06:36:22

Plot file version 28 created 01-NOV-2010 18:35:42
1640+394 EB039G 5.UVDATA.1
Freq = 6.6132 GHz, Bw = 8.000 MH Calibrated with CL # 3 and BP # 1 (BP mode 1)

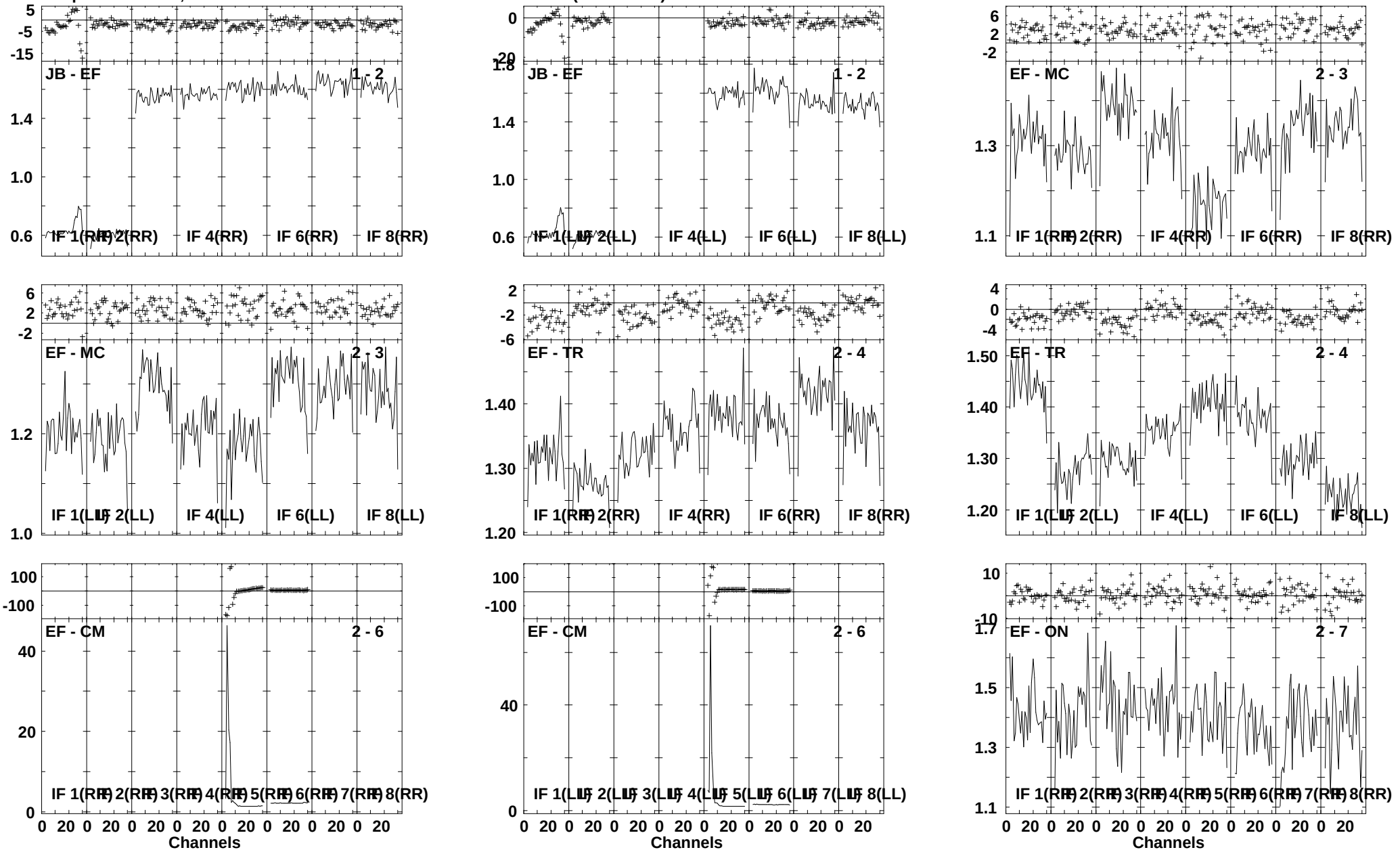

Lower frame: Ampl Jy Top frame: Phas deg
Vector averaged cross-power spectrum Several baselines displayed
Timerange: 01/06:37:36 to 01/06:39:04

Plot file version 29 created 01-NOV-2010 18:35:42
1640+394 EB039G 5.UVDATA.1
Freq = 6.6132 GHz, Bw = 8.000 MH Calibrated with CL # 3 and BP # 1 (BP mode 1)

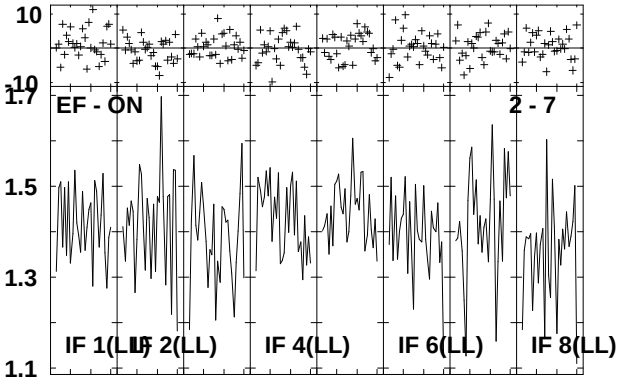

Lower frame: Ampl Jy Top frame: Phas deg
Vector averaged cross-power spectrum Several baselines displayed
Timerange: 01/06:37:36 to 01/06:39:04

Plot file version 30 created 01-NOV-2010 18:35:43
1746+622 EB039G 5.UVDATA.1
Freq = 6.6132 GHz, Bw = 8.000 MH Calibrated with CL # 3 and BP # 1 (BP mode 1)

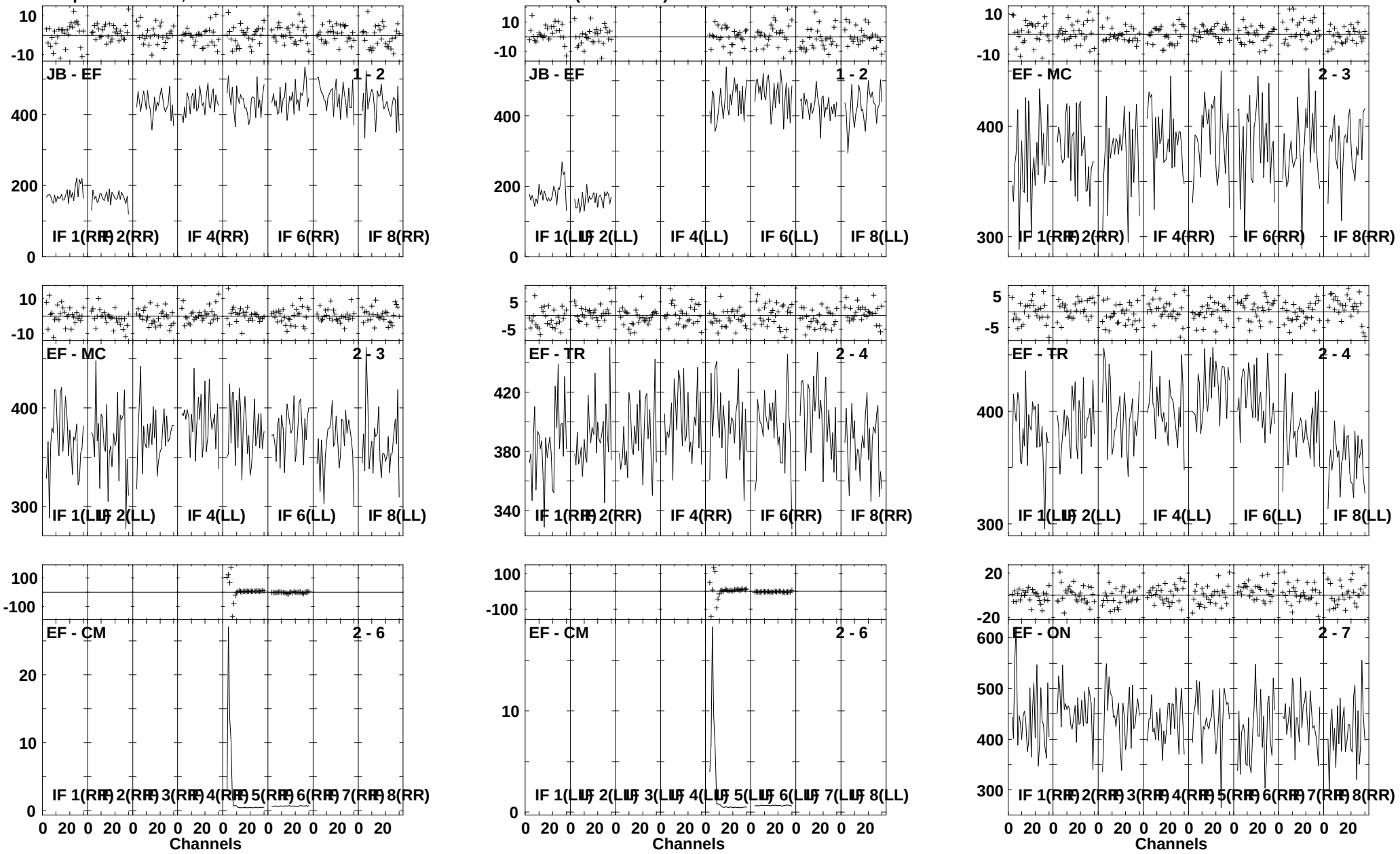

Lower frame: Milli Ampl Jy Top frame: Phas deg
Vector averaged cross-power spectrum Several baselines displayed
Timerange: 01/06:40:58 to 01/06:42:24

Plot file version 31 created 01-NOV-2010 18:35:44
1746+622 EB039G 5.UVDATA.1
Freq = 6.6132 GHz, Bw = 8.000 MH Calibrated with CL # 3 and BP # 1 (BP mode 1)

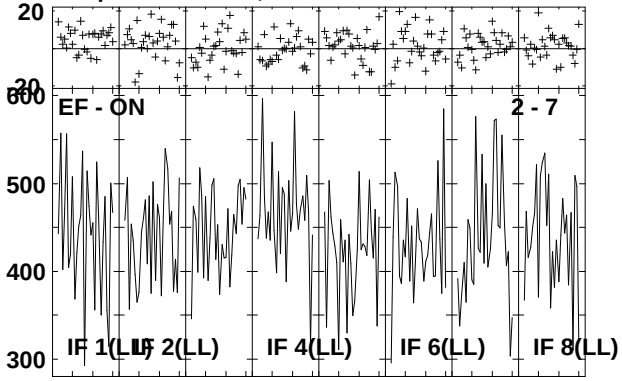

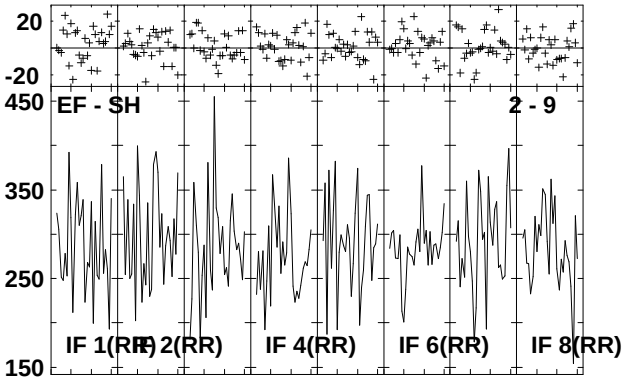

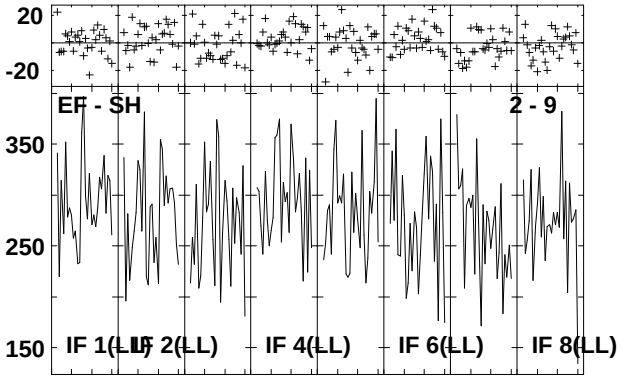

Lower frame: Milli Ampl Jy Top frame: Phas deg
Vector averaged cross-power spectrum Several baselines displayed
Timerange: 01/06:40:58 to 01/06:42:24

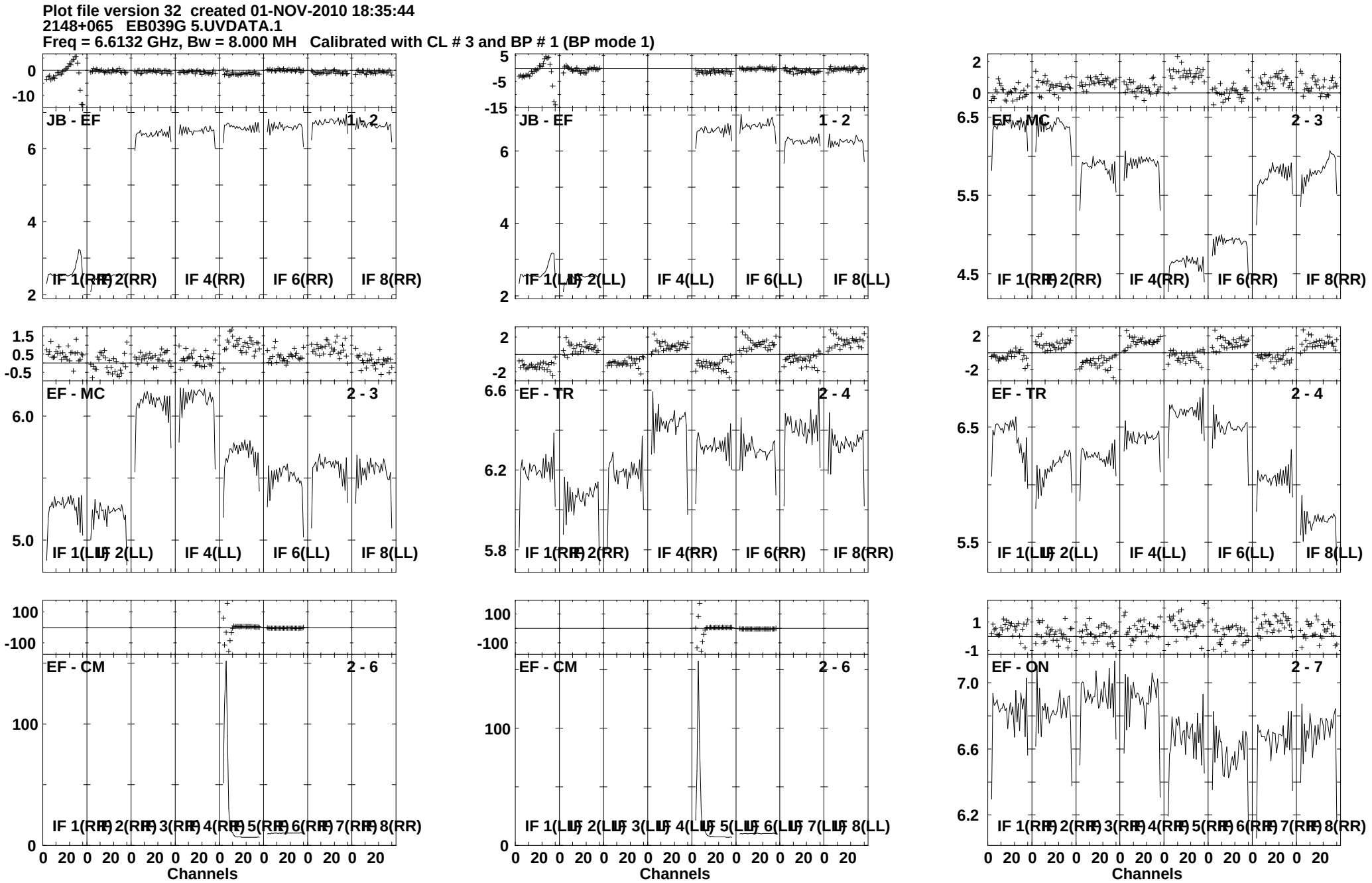
Plot file version 32 created 01-NOV-2010 18:35:44
2148+065 EB039G 5.UVDATA.1
Freq = 6.6132 GHz, Bw = 8.000 MH Calibrated with CL # 3 and BP # 1 (BP mode 1)
JB - EF 1 - 2
JB - EF 1 - 2
EF - MC 2 - 3
EF - MC 2 - 3
EF - TR 2 - 4
EF - TR 2 - 4
EF - CM 2 - 6
EF - CM 2 - 6
EF - ON 2 - 7
IF 1(RR) IF 2(RR) IF 4(RR) IF 6(RR) IF 8(RR)
IF 1(LL) IF 2(LL) IF 4(LL) IF 6(LL) IF 8(LL)
IF 1(RR) IF 2(RR) IF 3(RR) IF 4(RR) IF 5(RR) IF 6(RR) IF 7(RR) IF 8(RR)
IF 1(LL) IF 2(LL) IF 3(LL) IF 4(LL) IF 5(LL) IF 6(LL) IF 7(LL) IF 8(LL)
Channels
Lower frame: Ampl Jy Top frame: Phas deg
Vector averaged cross-power spectrum Several baselines displayed
Timerange: 01/06:47:53 to 01/06:49:21

Plot file version 33 created 01-NOV-2010 18:35:45
2148+065 EB039G 5.UVDATA.1
Freq = 6.6132 GHz, Bw = 8.000 MH Calibrated with CL # 3 and BP # 1 (BP mode 1)

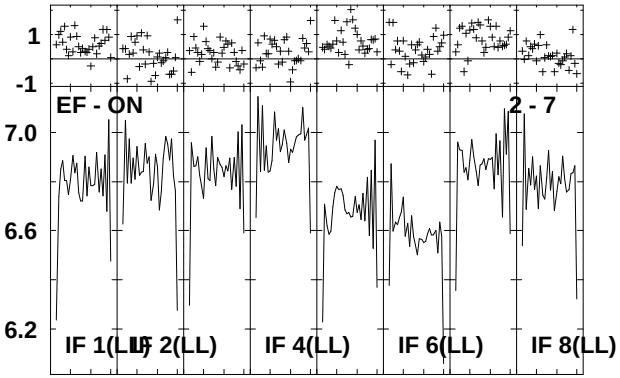

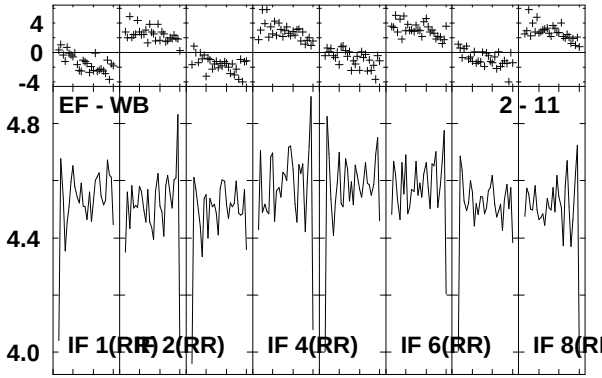

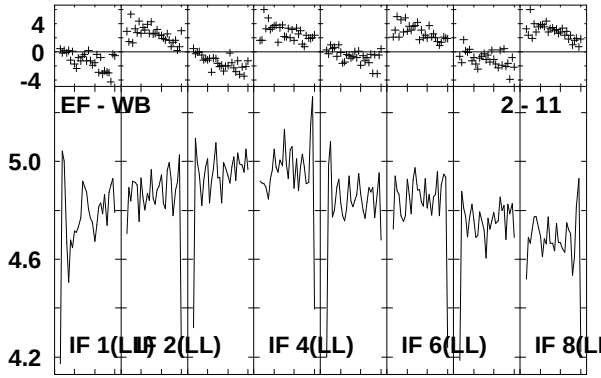

Lower frame: Ampl Jy Top frame: Phas deg
Vector averaged cross-power spectrum Several baselines displayed
Timerange: 01/06:47:53 to 01/06:49:21

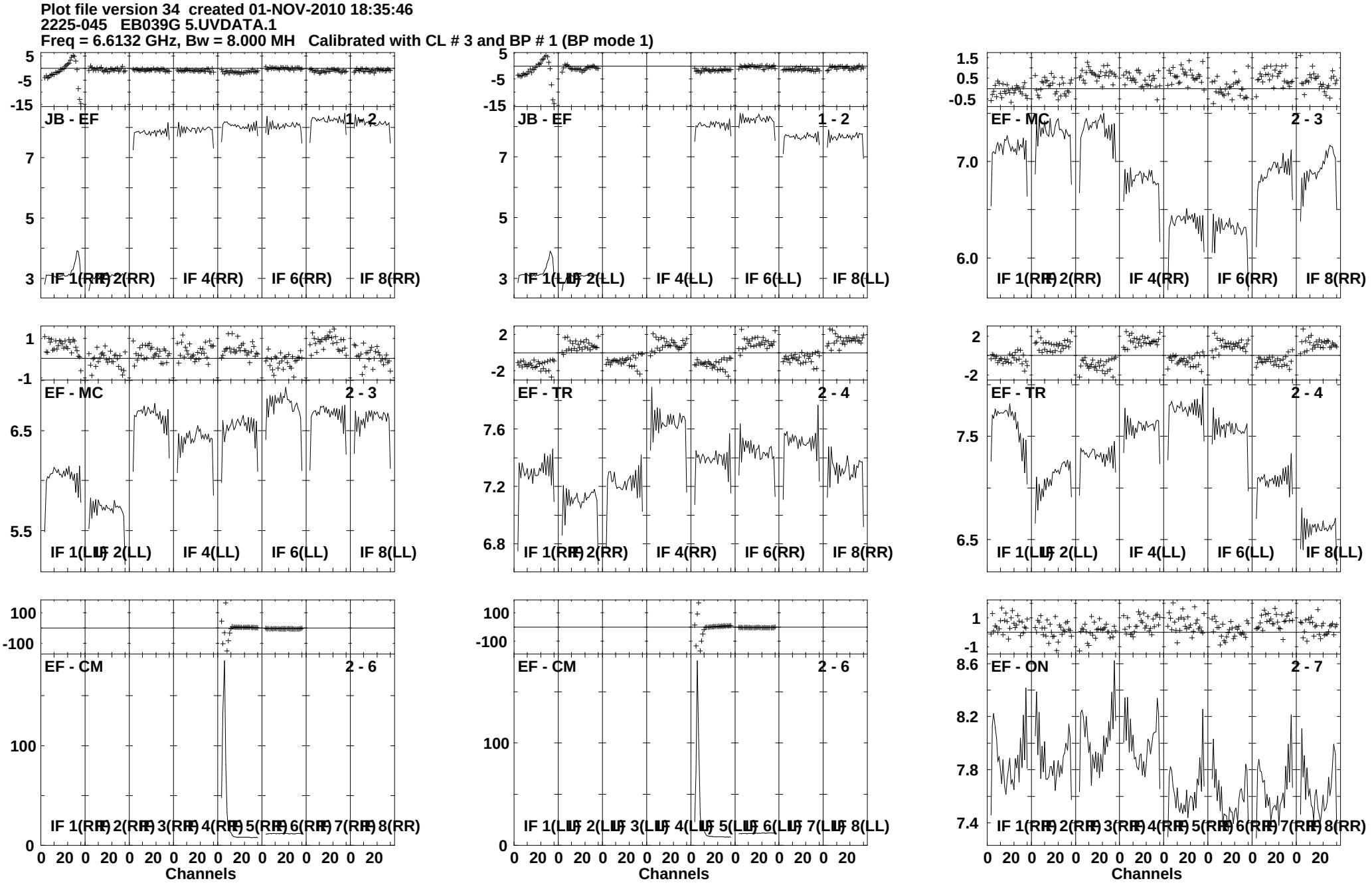
Plot file version 34 created 01-NOV-2010 18:35:46
2225-045 EB039G 5.UVDATA.1
Freq = 6.6132 GHz, Bw = 8.000 MH Calibrated with CL # 3 and BP # 1 (BP mode 1)
JB - EF 1 - 2
EF - MC 2 - 3
EF - TR 2 - 4
EF - CM 2 - 6
EF - ON 2 - 7
IF 1(RR) IF 2(RR) IF 4(RR) IF 6(RR) IF 8(RR)
IF 1(LL) IF 2(LL) IF 4(LL) IF 6(LL) IF 8(LL)
IF 1(RR) IF 2(RR) IF 3(RR) IF 4(RR) IF 5(RR) IF 6(RR) IF 7(RR) IF 8(RR)
IF 1(LL) IF 2(LL) IF 3(LL) IF 4(LL) IF 5(LL) IF 6(LL) IF 7(LL) IF 8(LL)
Channels
Lower frame: Ampl Jy Top frame: Phas deg
Vector averaged cross-power spectrum Several baselines displayed
Timerange: 01/06:50:31 to 01/06:51:59

Plot file version 35 created 01-NOV-2010 18:35:47
2225-045 EB039G 5.UVDATA.1
Freq = 6.6132 GHz, Bw = 8.000 MH Calibrated with CL # 3 and BP # 1 (BP mode 1)

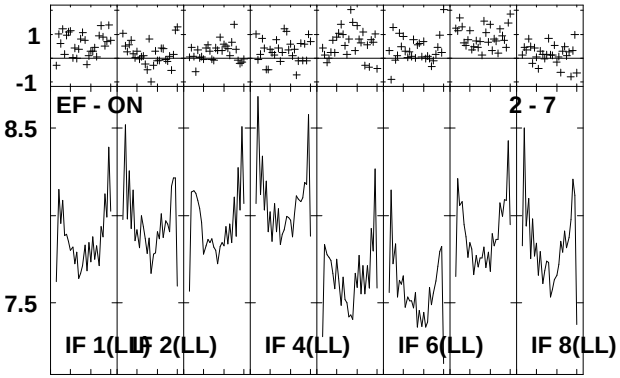

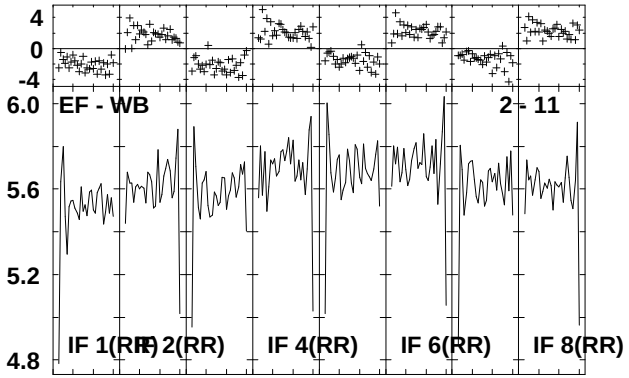

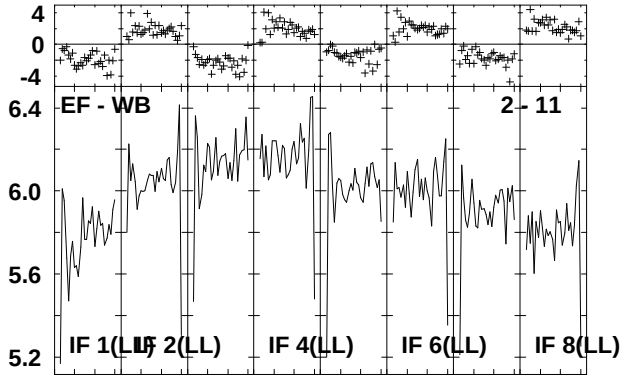

Lower frame: Ampl Jy Top frame: Phas deg
Vector averaged cross-power spectrum Several baselines displayed
Timerange: 01/06:50:31 to 01/06:51:59

Plot file version 36 created 01-NOV-2010 18:35:48
0121+114 EB039G 5.UVDATA.1
Freq = 6.6132 GHz, Bw = 8.000 MH Calibrated with CL # 3 and BP # 1 (BP mode 1)

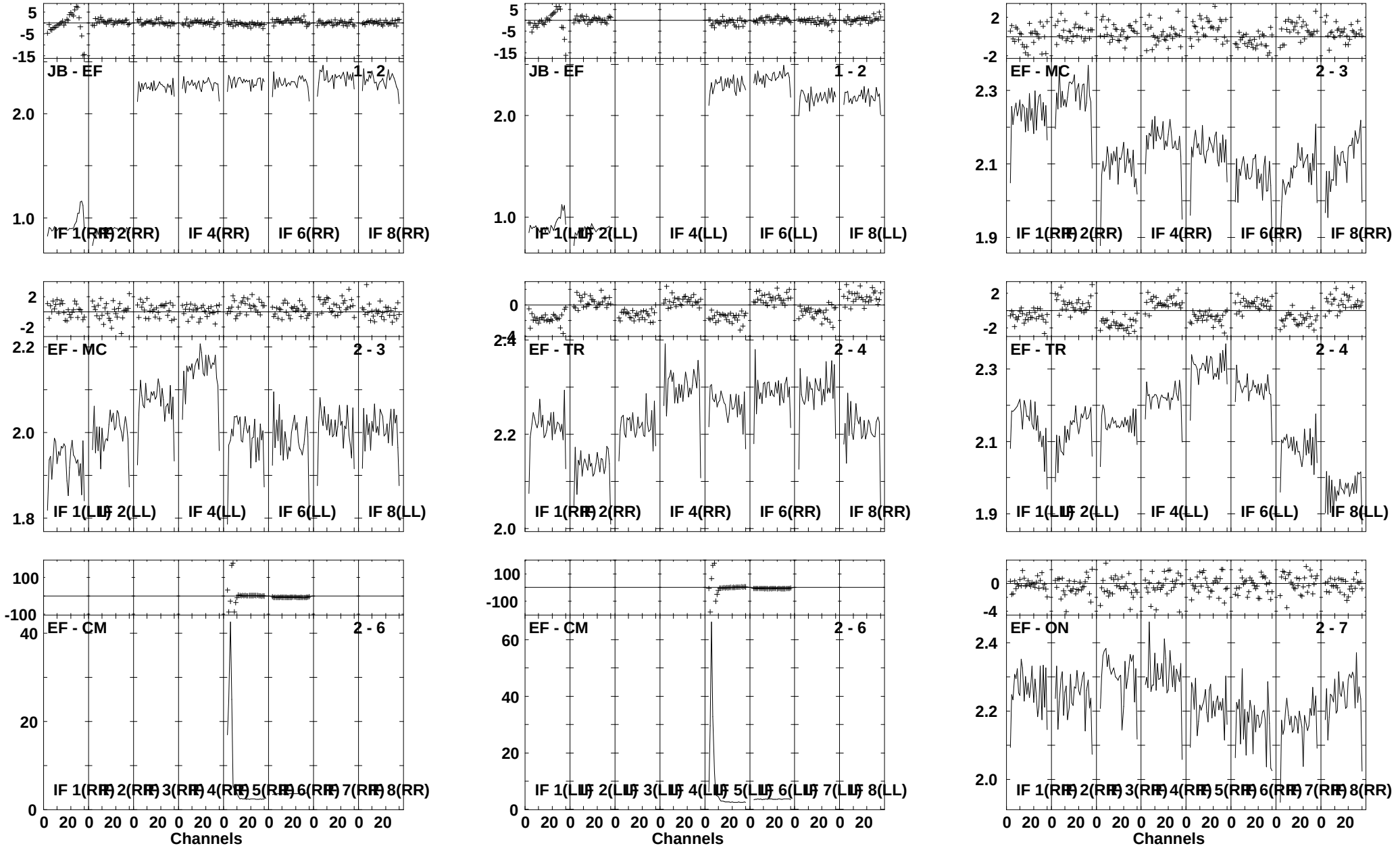

Lower frame: Ampl Jy Top frame: Phas deg
Vector averaged cross-power spectrum Several baselines displayed
Timerange: 01/06:55:03 to 01/06:56:29

Plot file version 37 created 01-NOV-2010 18:35:48
0121+114 EB039G 5.UVDATA.1
Freq = 6.6132 GHz, Bw = 8.000 MH Calibrated with CL # 3 and BP # 1 (BP mode 1)

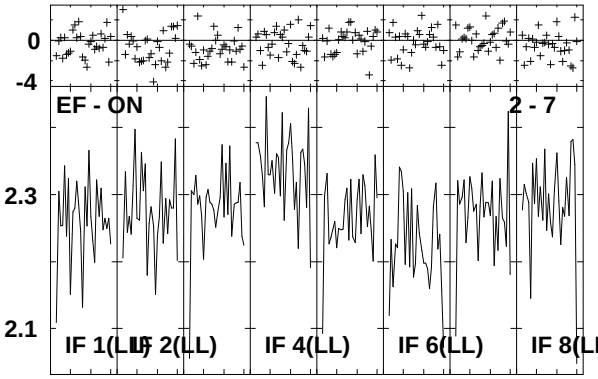

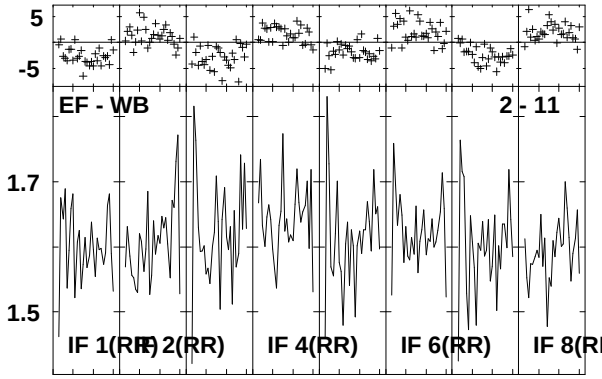

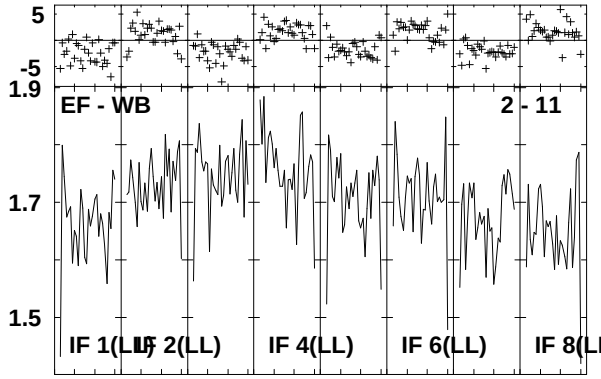

Lower frame: Ampl Jy Top frame: Phas deg
Vector averaged cross-power spectrum Several baselines displayed
Timerange: 01/06:55:03 to 01/06:56:29

Plot file version 38 created 01-NOV-2010 18:35:49
0136+475 EB039G 5.UVDATA.1
Freq = 6.6132 GHz, Bw = 8.000 MH Calibrated with CL # 3 and BP # 1 (BP mode 1)

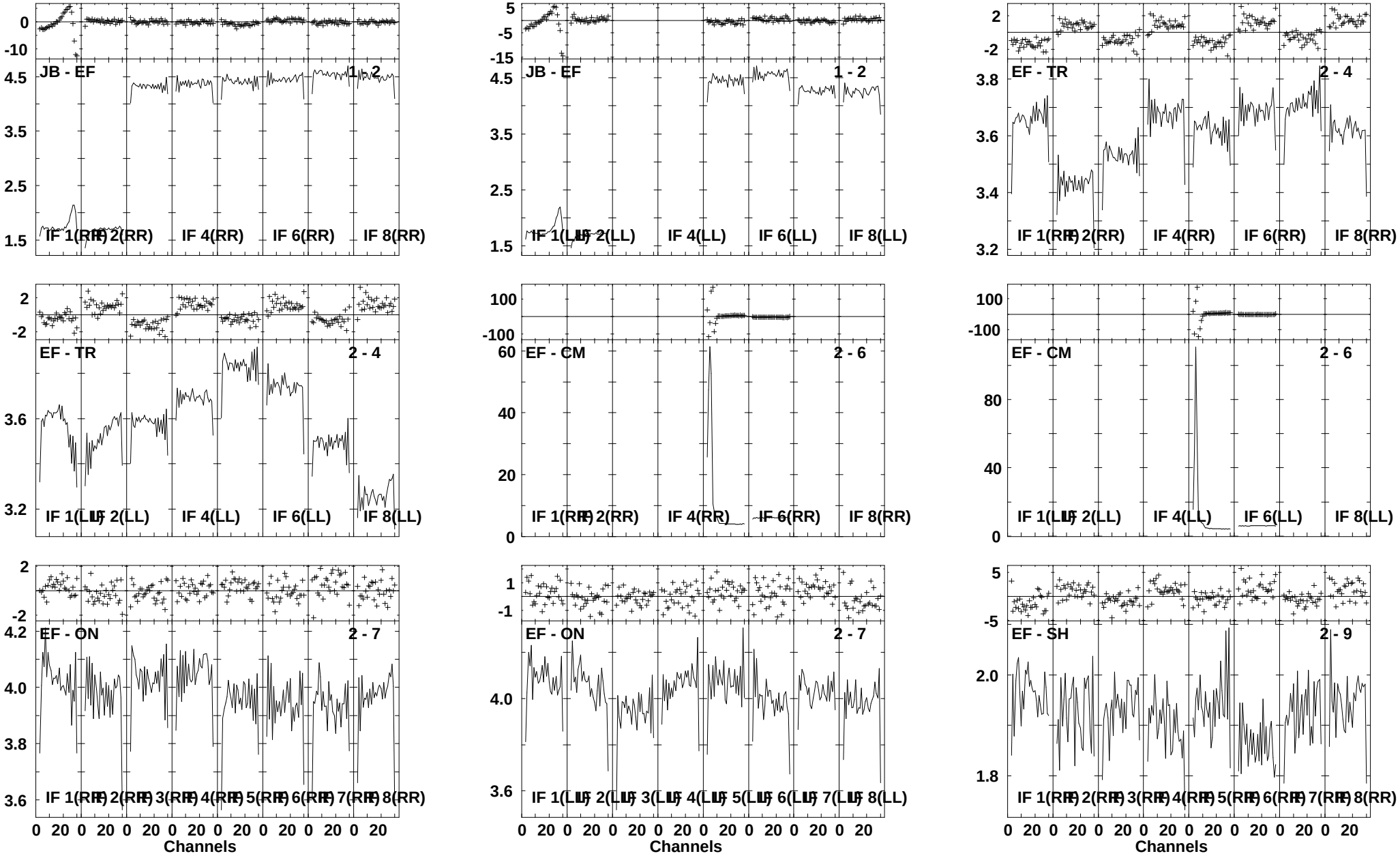

Lower frame: Ampl Jy Top frame: Phas deg
Vector averaged cross-power spectrum Several baselines displayed
Timerange: 01/06:59:26 to 01/07:00:54

Plot file version 39 created 01-NOV-2010 18:35:50
0136+475 EB039G 5.UVDATA.1
Freq = 6.6132 GHz, Bw = 8.000 MH Calibrated with CL # 3 and BP # 1 (BP mode 1)

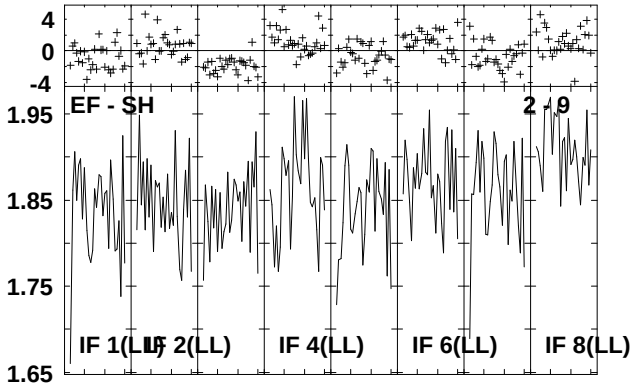

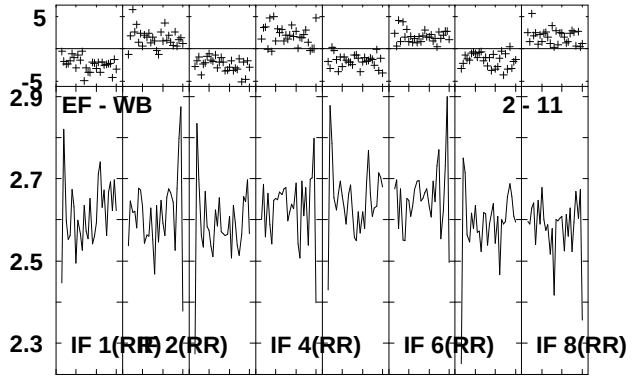

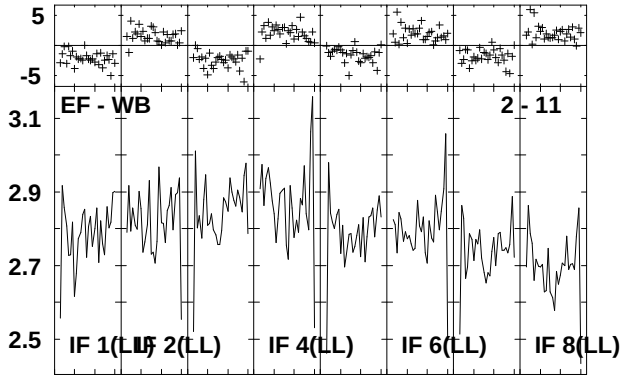

Lower frame: Ampl Jy Top frame: Phas deg
Vector averaged cross-power spectrum Several baselines displayed
Timerange: 01/06:59:26 to 01/07:00:54

Plot file version 40 created 01-NOV-2010 18:35:51
0303+471 EB039G 5.UVDATA.1
Freq = 6.6132 GHz, Bw = 8.000 MH Calibrated with CL # 3 and BP # 1 (BP mode 1)

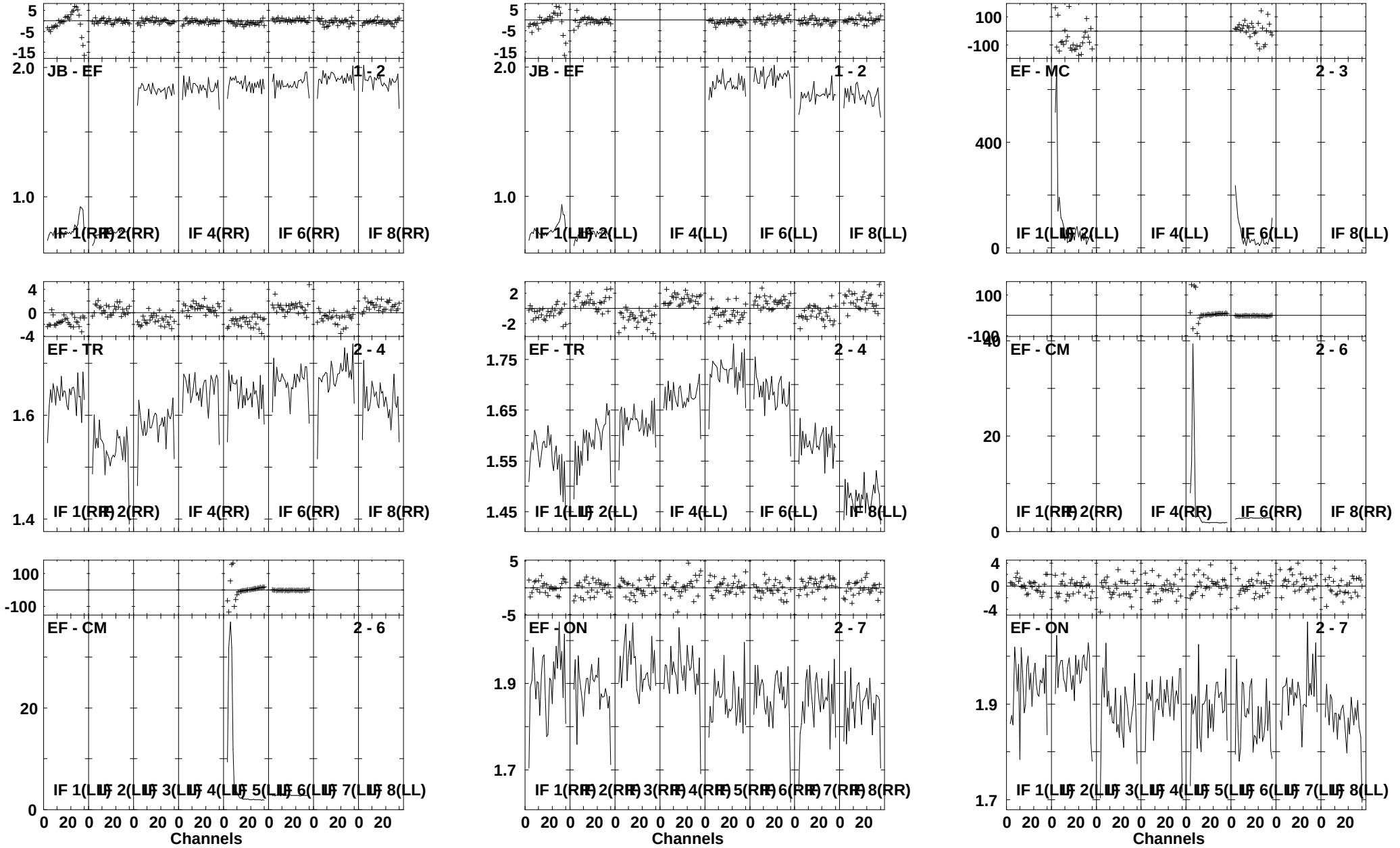

Lower frame: Ampl Jy Top frame: Phas deg
Vector averaged cross-power spectrum Several baselines displayed
Timerange: 01/07:02:20 to 01/07:03:48

Plot file version 41 created 01-NOV-2010 18:35:52
0303+471 EB039G 5.UVDATA.1
Freq = 6.6132 GHz, Bw = 8.000 MH Calibrated with CL # 3 and BP # 1 (BP mode 1)

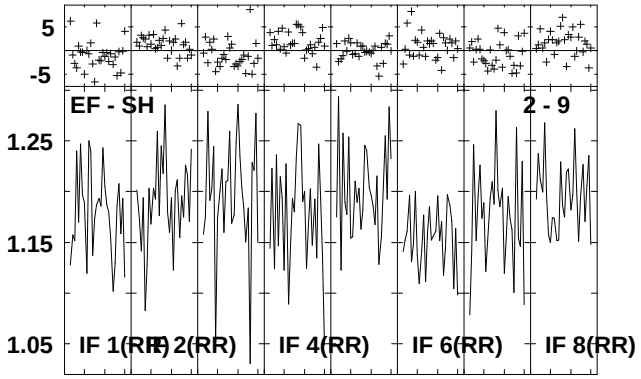

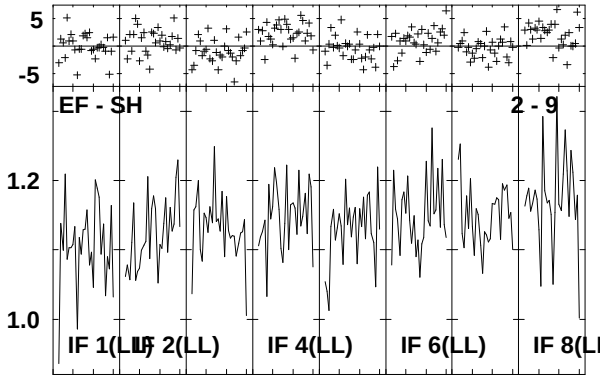

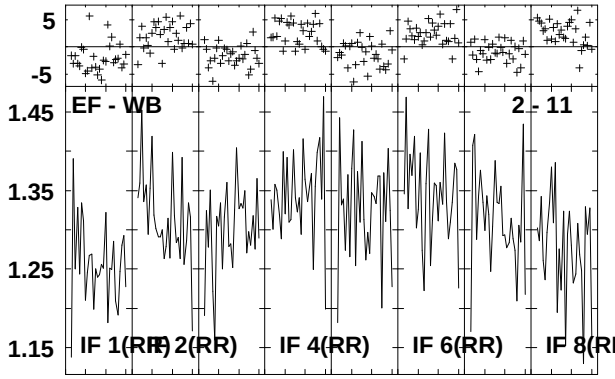

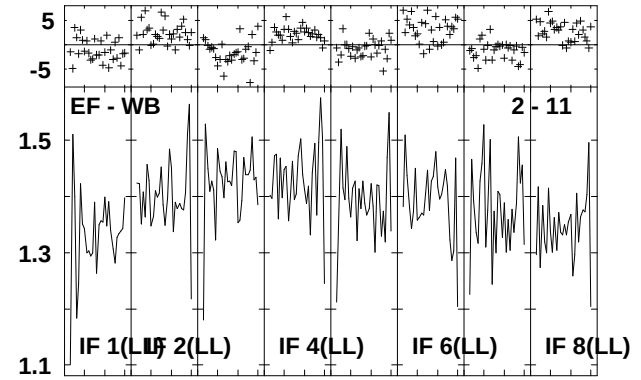

Lower frame: Ampl Jy Top frame: Phas deg
Vector averaged cross-power spectrum Several baselines displayed
Timerange: 01/07:02:20 to 01/07:03:48

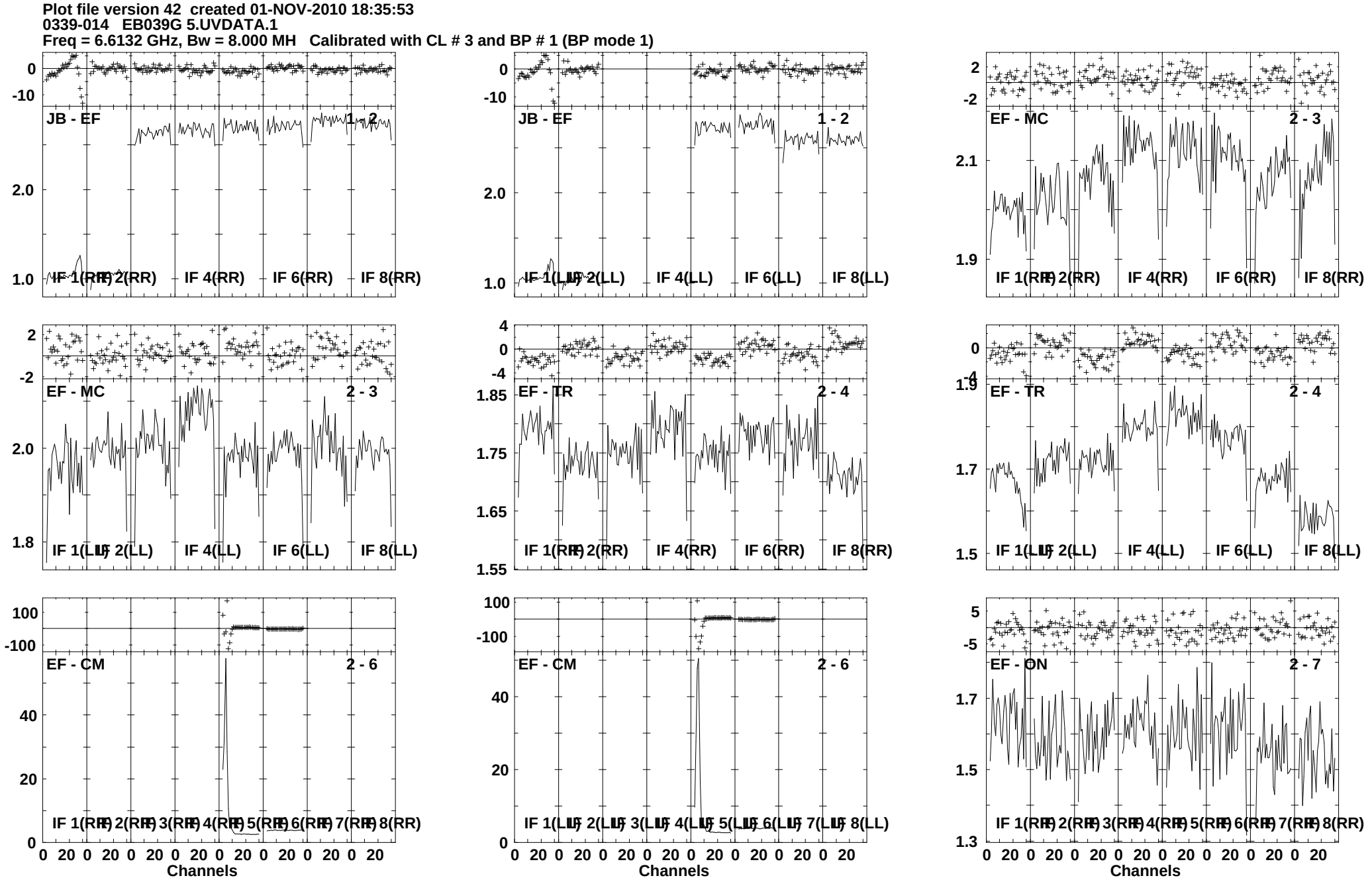
Plot file version 42 created 01-NOV-2010 18:35:53
0339-014 EB039G 5.UVDATA.1
Freq = 6.6132 GHz, Bw = 8.000 MH Calibrated with CL # 3 and BP # 1 (BP mode 1)
JB - EF 1 - 2
IF 1(RR) IF 2(RR) IF 4(RR) IF 6(RR) IF 8(RR)
JB - EF 1 - 2
IF 1(LL) IF 2(LL) IF 4(LL) IF 6(LL) IF 8(LL)
EF - MC 2 - 3
IF 1(RR) IF 2(RR) IF 4(RR) IF 6(RR) IF 8(RR)
EF - MC 2 - 3
IF 1(LL) IF 2(LL) IF 4(LL) IF 6(LL) IF 8(LL)
EF - TR 2 - 4
IF 1(RR) IF 2(RR) IF 4(RR) IF 6(RR) IF 8(RR)
EF - TR 2 - 4
IF 1(LL) IF 2(LL) IF 4(LL) IF 6(LL) IF 8(LL)
EF - CM 2 - 6
IF 1(RR) IF 2(RR) IF 3(RR) IF 4(RR) IF 5(RR) IF 6(RR) IF 7(RR) IF 8(RR)
EF - CM 2 - 6
IF 1(LL) IF 2(LL) IF 3(LL) IF 4(LL) IF 5(LL) IF 6(LL) IF 7(LL) IF 8(LL)
EF - ON 2 - 7
IF 1(RR) IF 2(RR) IF 3(RR) IF 4(RR) IF 5(RR) IF 6(RR) IF 7(RR) IF 8(RR)
Channels
Channels
Channels
Lower frame: Ampl Jy Top frame: Phas deg
Vector averaged cross-power spectrum Several baselines displayed
Timerange: 01/07:06:52 to 01/07:08:20

Plot file version 43 created 01-NOV-2010 18:35:54
0339-014 EB039G 5.UVDATA.1
Freq = 6.6132 GHz, Bw = 8.000 MH Calibrated with CL # 3 and BP # 1 (BP mode 1)

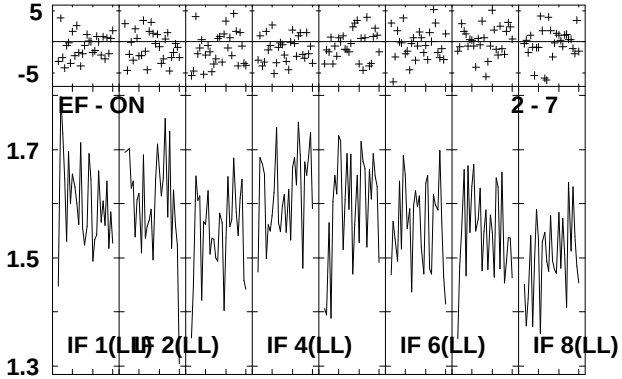

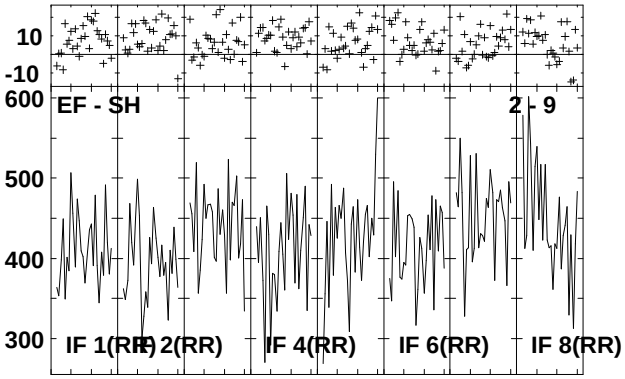

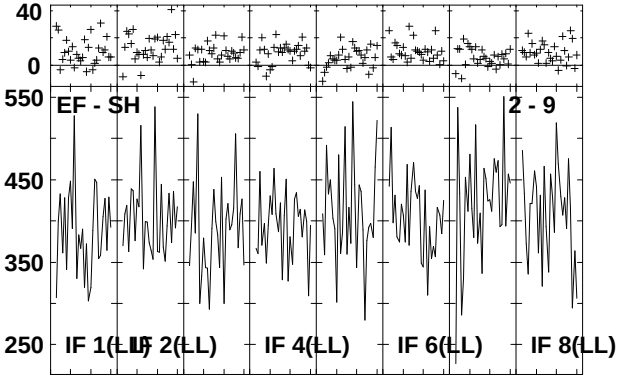

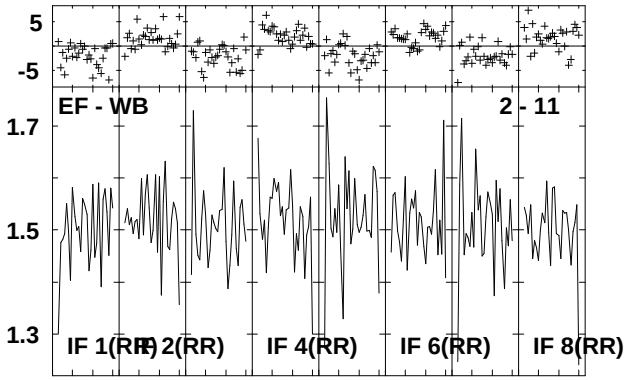

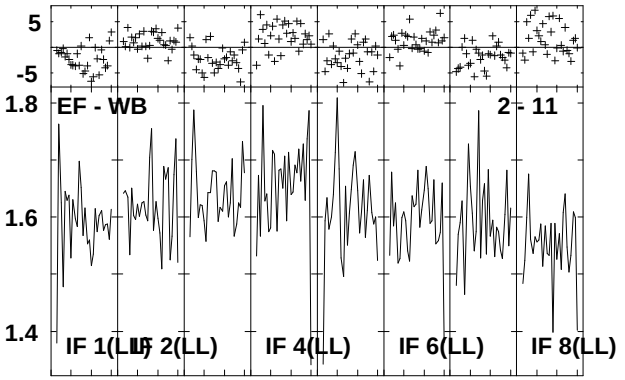

Lower frame: Ampl Jy Top frame: Phas deg
Vector averaged cross-power spectrum Several baselines displayed
Timerange: 01/07:06:52 to 01/07:08:20

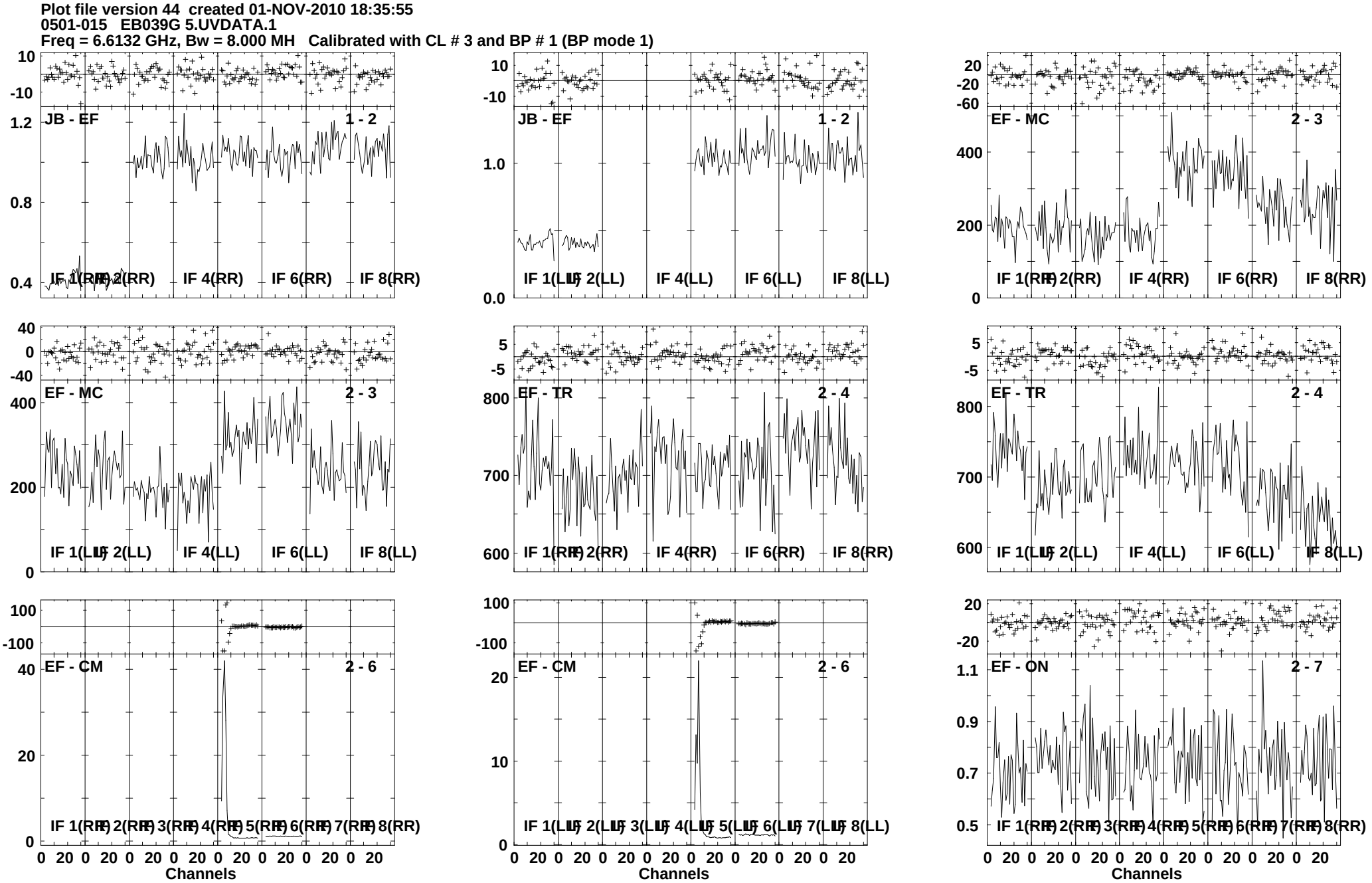
Plot file version 44 created 01-NOV-2010 18:35:55
0501-015 EB039G 5.UVDATA.1
Freq = 6.6132 GHz, Bw = 8.000 MH Calibrated with CL # 3 and BP # 1 (BP mode 1)
JB - EF 1 - 2
IF 1(RR) IF 2(RR) IF 4(RR) IF 6(RR) IF 8(RR)
JB - EF 1 - 2
IF 1(LL) IF 2(LL) IF 4(LL) IF 6(LL) IF 8(LL)
EF - MC 2 - 3
IF 1(RR) IF 2(RR) IF 4(RR) IF 6(RR) IF 8(RR)
EF - MC 2 - 3
IF 1(LL) IF 2(LL) IF 4(LL) IF 6(LL) IF 8(LL)
EF - TR 2 - 4
IF 1(RR) IF 2(RR) IF 4(RR) IF 6(RR) IF 8(RR)
EF - TR 2 - 4
IF 1(LL) IF 2(LL) IF 4(LL) IF 6(LL) IF 8(LL)
EF - CM 2 - 6
IF 1(RR) IF 2(RR) IF 3(RR) IF 4(RR) IF 5(RR) IF 6(RR) IF 7(RR) IF 8(RR)
EF - CM 2 - 6
IF 1(LL) IF 2(LL) IF 3(LL) IF 4(LL) IF 5(LL) IF 6(LL) IF 7(LL) IF 8(LL)
EF - ON 2 - 7
IF 1(RR) IF 2(RR) IF 3(RR) IF 4(RR) IF 5(RR) IF 6(RR) IF 7(RR) IF 8(RR)
0 20 0 20 0 20 0 20 0 20 0 20 0 20 0 20
Channels
Lower frame: Ampl Jy Top frame: Phas deg
Vector averaged cross-power spectrum Several baselines displayed
Timerange: 01/07:09:42 to 01/07:11:10

Plot file version 45 created 01-NOV-2010 18:35:57
0501-015 EB039G 5.UVDATA.1
Freq = 6.6132 GHz, Bw = 8.000 MH Calibrated with CL # 3 and BP # 1 (BP mode 1)

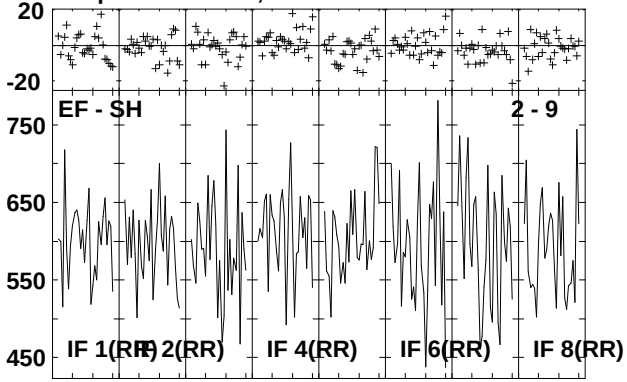

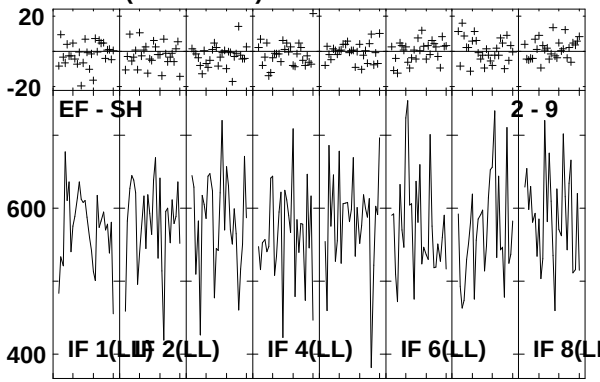

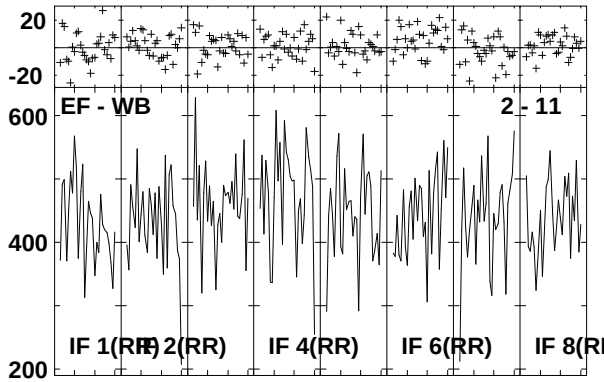

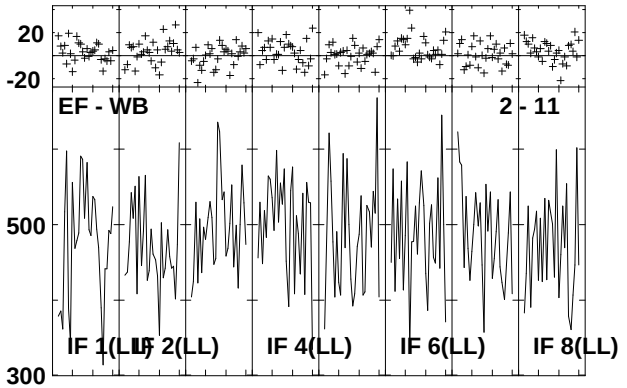

Lower frame: Milli Ampl Jy Top frame: Phas deg
Vector averaged cross-power spectrum Several baselines displayed
Timerange: 01/07:09:42 to 01/07:11:10

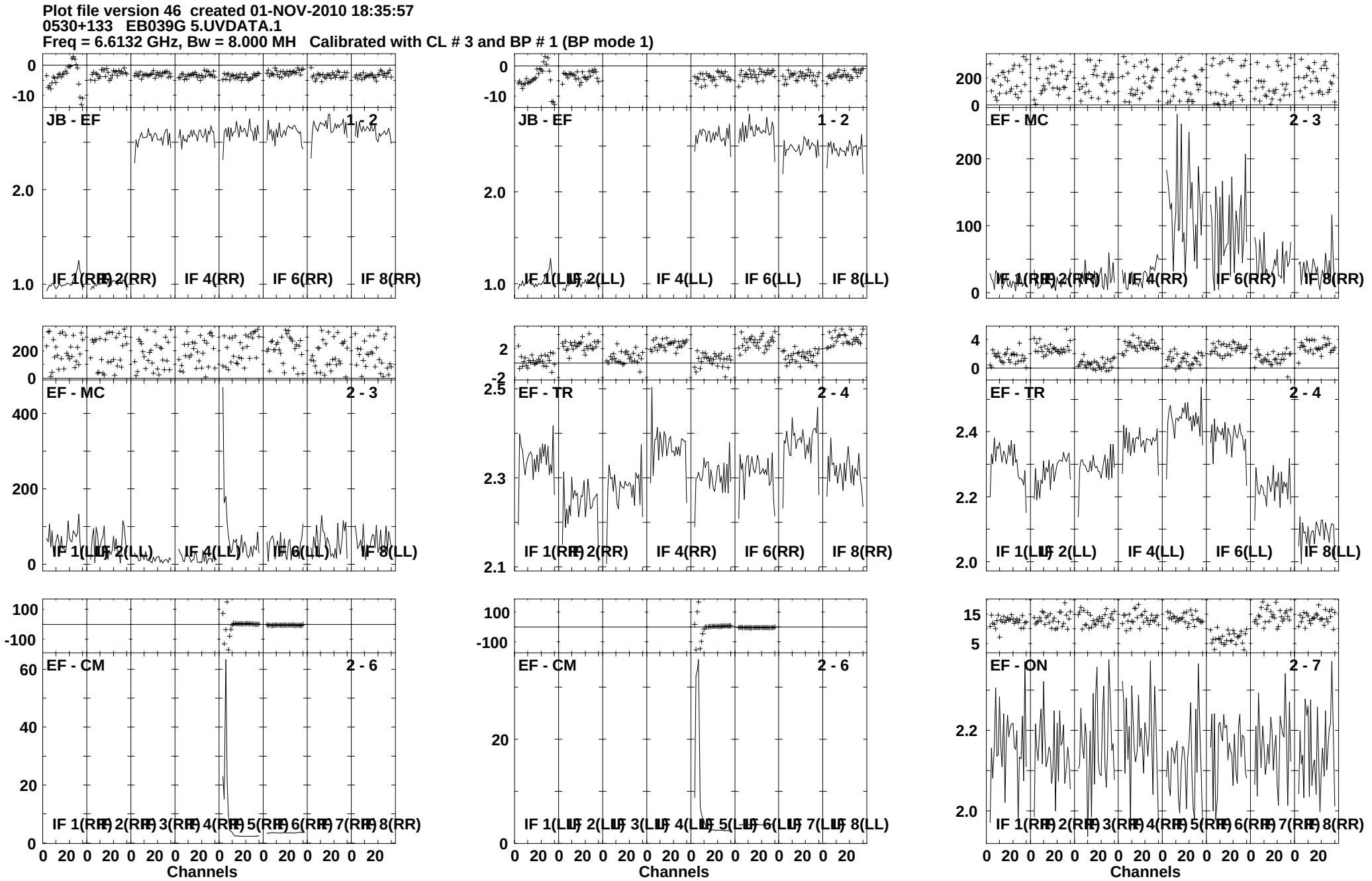
Plot file version 46 created 01-NOV-2010 18:35:57
0530+133 EB039G 5.UVDATA.1
Freq = 6.6132 GHz, Bw = 8.000 MH Calibrated with CL # 3 and BP # 1 (BP mode 1)
JB - EF 1 - 2
IF 1(RR) IF 2(RR) IF 4(RR) IF 6(RR) IF 8(RR)
JB - EF 1 - 2
IF 1(LL) IF 2(LL) IF 4(LL) IF 6(LL) IF 8(LL)
EF - MC 2 - 3
IF 1(RR) IF 2(RR) IF 4(RR) IF 6(RR) IF 8(RR)
EF - MC 2 - 3
IF 1(LL) IF 2(LL) IF 4(LL) IF 6(LL) IF 8(LL)
EF - TR 2 - 4
IF 1(RR) IF 2(RR) IF 4(RR) IF 6(RR) IF 8(RR)
EF - TR 2 - 4
IF 1(LL) IF 2(LL) IF 4(LL) IF 6(LL) IF 8(LL)
EF - CM 2 - 6
IF 1(RR) IF 2(RR) IF 3(RR) IF 4(RR) IF 5(RR) IF 6(RR) IF 7(RR) IF 8(RR)
EF - CM 2 - 6
IF 1(LL) IF 2(LL) IF 3(LL) IF 4(LL) IF 5(LL) IF 6(LL) IF 7(LL) IF 8(LL)
EF - ON 2 - 7
IF 1(RR) IF 2(RR) IF 3(RR) IF 4(RR) IF 5(RR) IF 6(RR) IF 7(RR) IF 8(RR)
0 20 0 20 0 20 0 20 0 20 0 20 0 20 0 20
Channels
Lower frame: Ampl Jy Top frame: Phas deg
Vector averaged cross-power spectrum Several baselines displayed
Timerange: 01/07:12:20 to 01/07:13:48

Plot file version 47 created 01-NOV-2010 18:35:58
0530+133 EB039G 5.UVDATA.1
Freq = 6.6132 GHz, Bw = 8.000 MH Calibrated with CL # 3 and BP # 1 (BP mode 1)

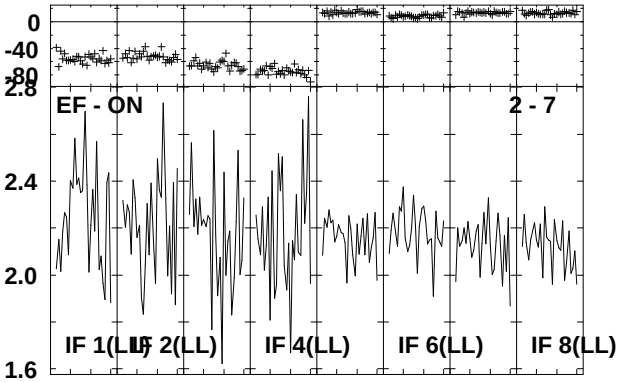

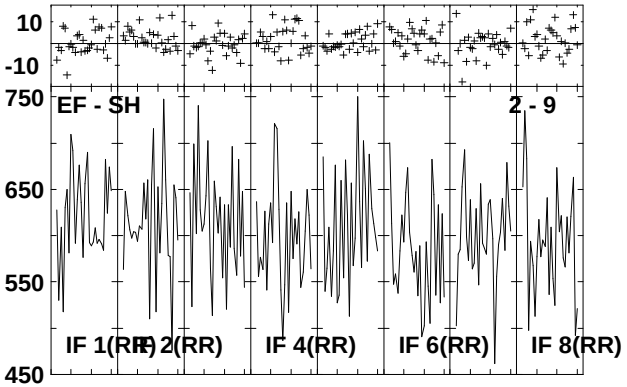

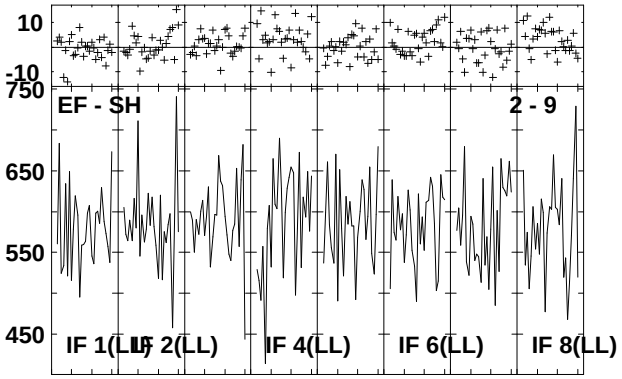

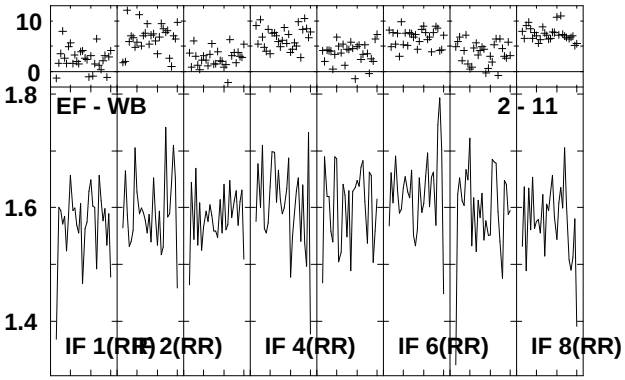

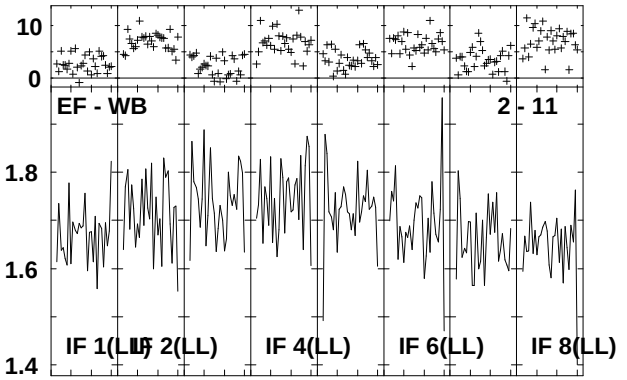

Lower frame: Ampl Jy Top frame: Phas deg
Vector averaged cross-power spectrum Several baselines displayed
Timerange: 01/07:12:20 to 01/07:13:48

Plot file version 48 created 01-NOV-2010 18:35:59
0808+405 EB039G 5.UVDATA.1
Freq = 6.6132 GHz, Bw = 8.000 MH Calibrated with CL # 3 and BP # 1 (BP mode 1)

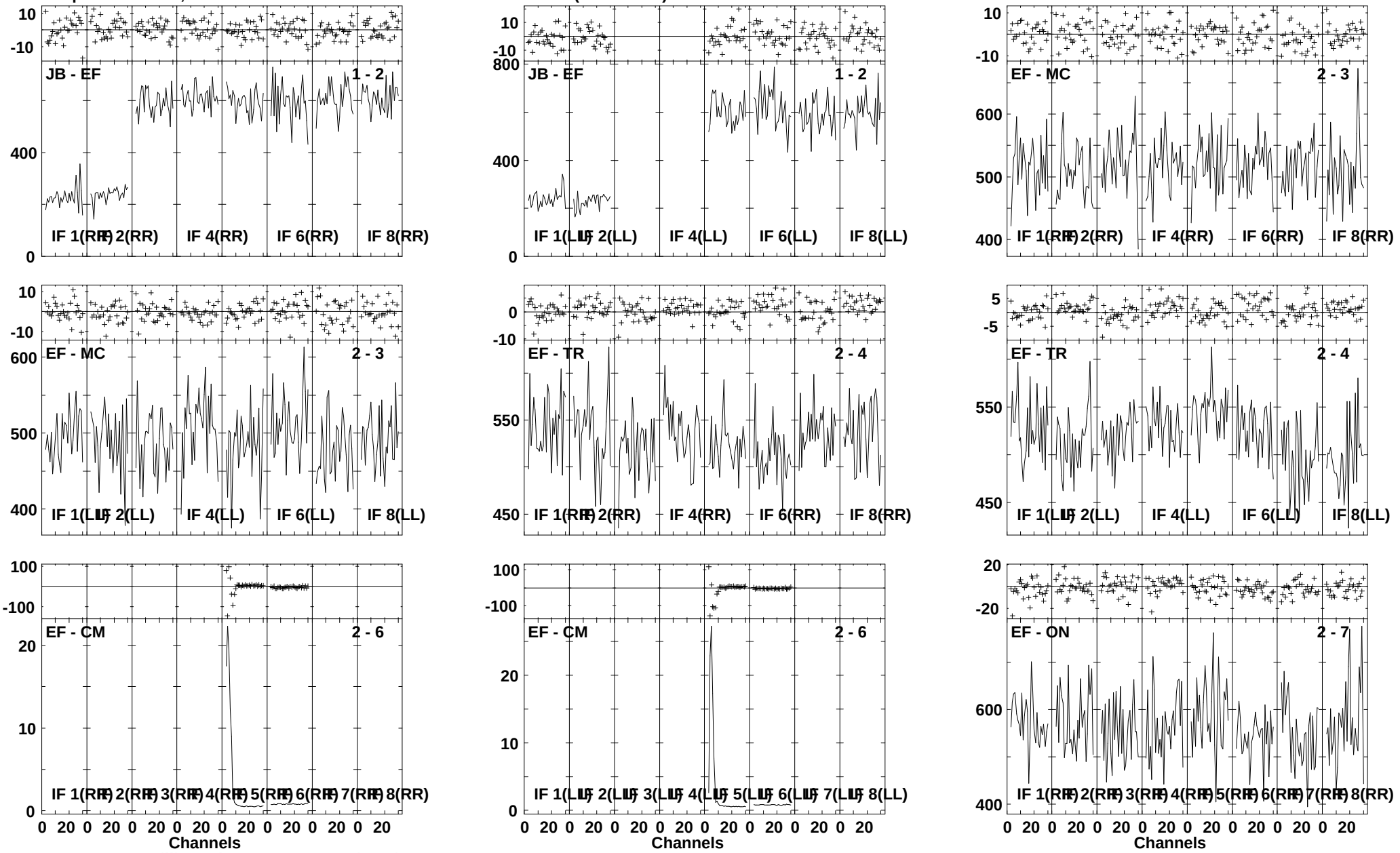

Lower frame: Milli Ampl Jy Top frame: Phas deg
Vector averaged cross-power spectrum Several baselines displayed
Timerange: 01/07:16:18 to 01/07:17:44

Plot file version 49 created 01-NOV-2010 18:36:00
0808+405 EB039G 5.UVDATA.1
Freq = 6.6132 GHz, Bw = 8.000 MH Calibrated with CL # 3 and BP # 1 (BP mode 1)

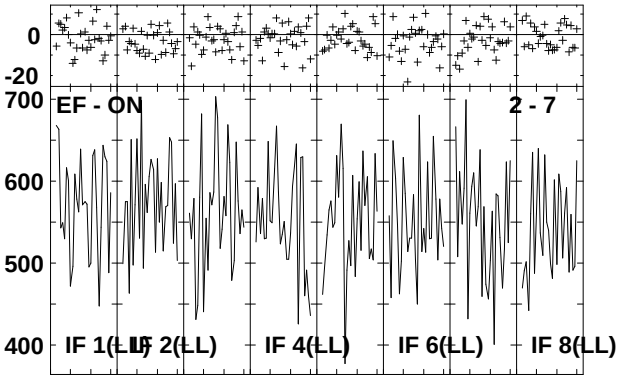

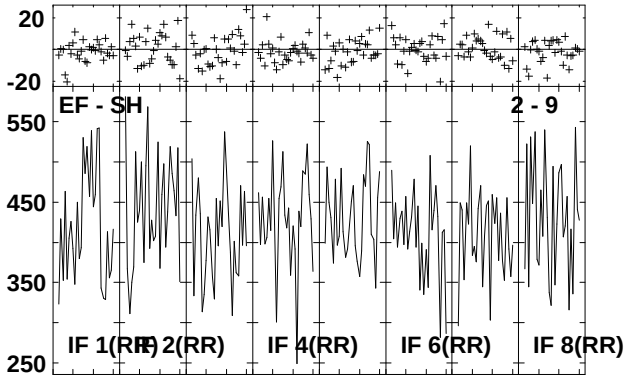

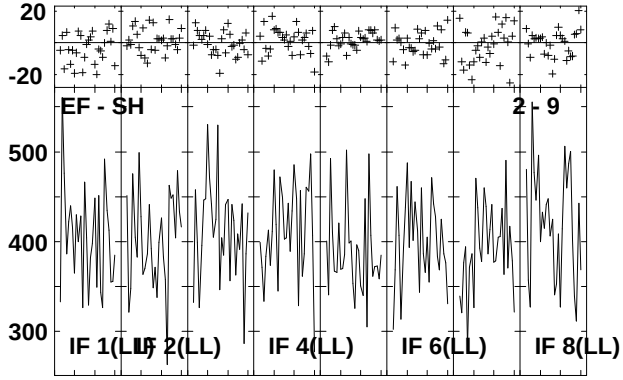

Lower frame: Milli Ampl Jy Top frame: Phas deg
Vector averaged cross-power spectrum Several baselines displayed
Timerange: 01/07:16:18 to 01/07:17:44

Plot file version 50 created 01-NOV-2010 18:36:01
0818+422 EB039G 5.UVDATA.1
Freq = 6.6132 GHz, Bw = 8.000 MH Calibrated with CL # 3 and BP # 1 (BP mode 1)

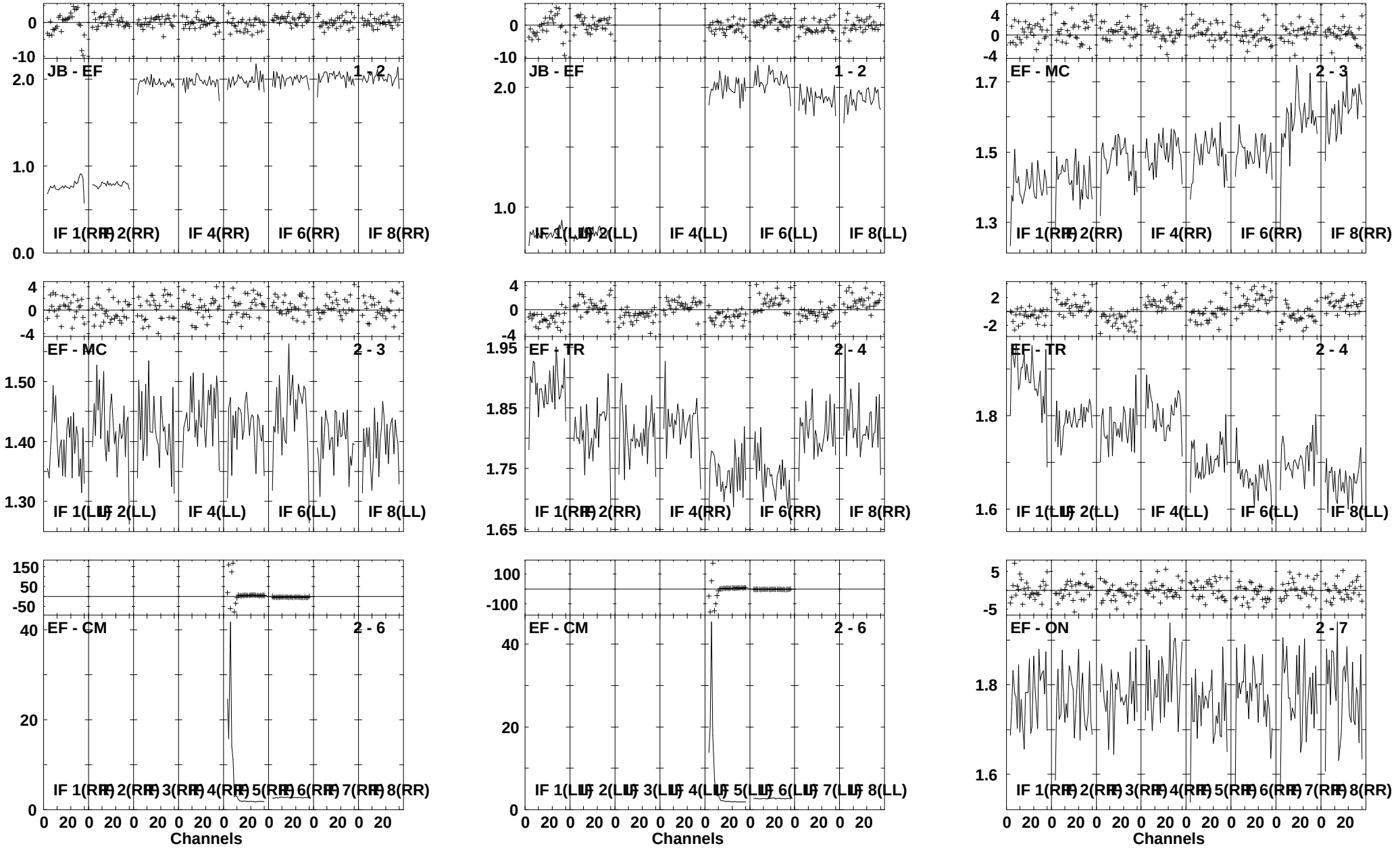

Lower frame: Ampl Jy Top frame: Phas deg
Vector averaged cross-power spectrum Several baselines displayed
Timerange: 01/07:18:18 to 01/07:19:44

Plot file version 51 created 01-NOV-2010 18:36:02
0818+422 EB039G 5.UVDATA.1
Freq = 6.6132 GHz, Bw = 8.000 MH Calibrated with CL # 3 and BP # 1 (BP mode 1)

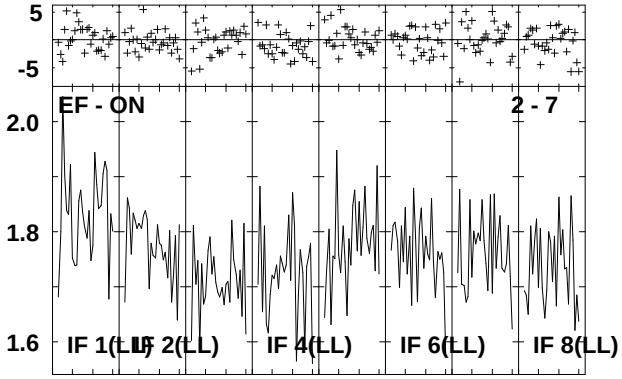

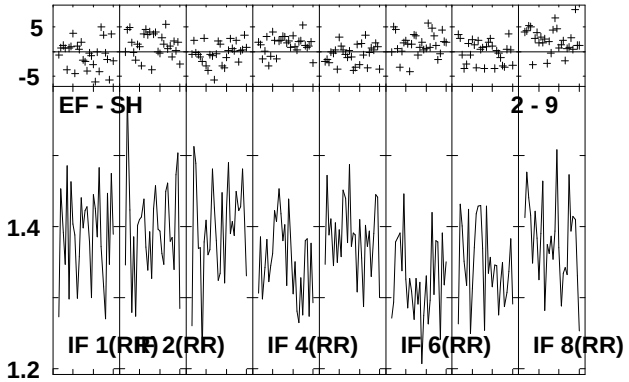

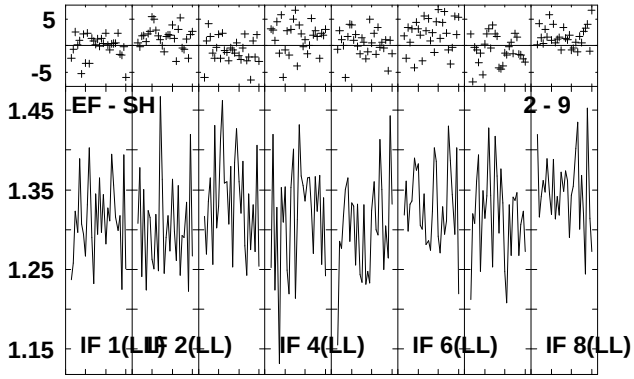

Lower frame: Ampl Jy Top frame: Phas deg
Vector averaged cross-power spectrum Several baselines displayed
Timerange: 01/07:18:18 to 01/07:19:44

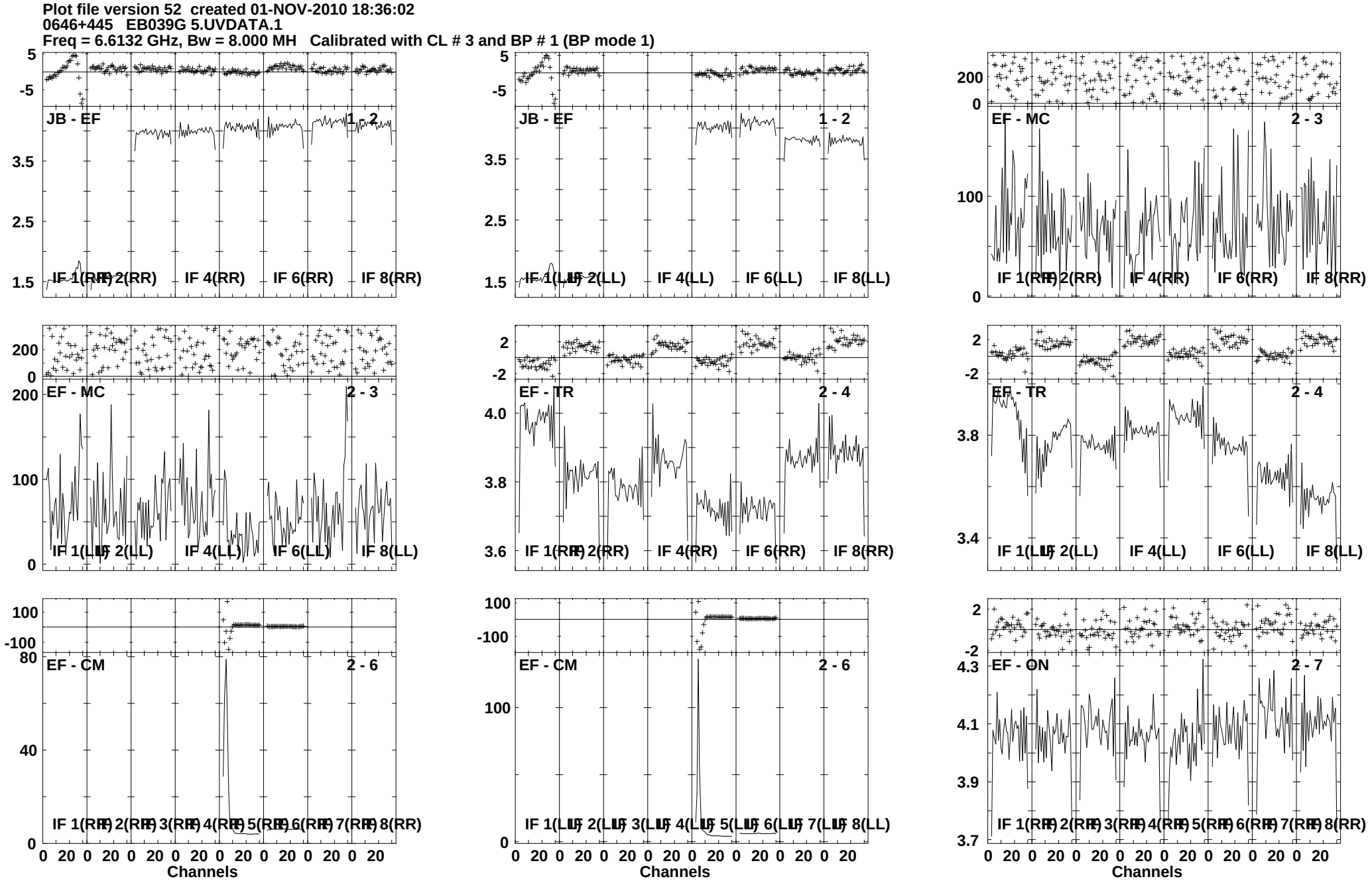
Plot file version 52 created 01-NOV-2010 18:36:02
0646+445 EB039G 5.UVDATA.1
Freq = 6.6132 GHz, Bw = 8.000 MH Calibrated with CL # 3 and BP # 1 (BP mode 1)
JB - EF 1 - 2
EF - MC 2 - 3
EF - TR 2 - 4
EF - CM 2 - 6
EF - ON 2 - 7
IF 1(RR) IF 2(RR) IF 4(RR) IF 6(RR) IF 8(RR)
IF 1(LL) IF 2(LL) IF 4(LL) IF 6(LL) IF 8(LL)
IF 1(RR) IF 2(RR) IF 3(RR) IF 4(RR) IF 5(RR) IF 6(RR) IF 7(RR) IF 8(RR)
IF 1(LL) IF 2(LL) IF 3(LL) IF 4(LL) IF 5(LL) IF 6(LL) IF 7(LL) IF 8(LL)
Channels
Lower frame: Ampl Jy Top frame: Phas deg
Vector averaged cross-power spectrum Several baselines displayed
Timerange: 01/07:21:08 to 01/07:22:34

Plot file version 53 created 01-NOV-2010 18:36:03
0646+445 EB039G 5.UVDATA.1
Freq = 6.6132 GHz, Bw = 8.000 MH Calibrated with CL # 3 and BP # 1 (BP mode 1)

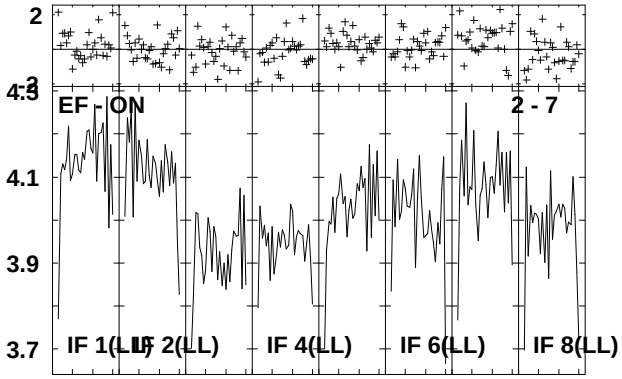

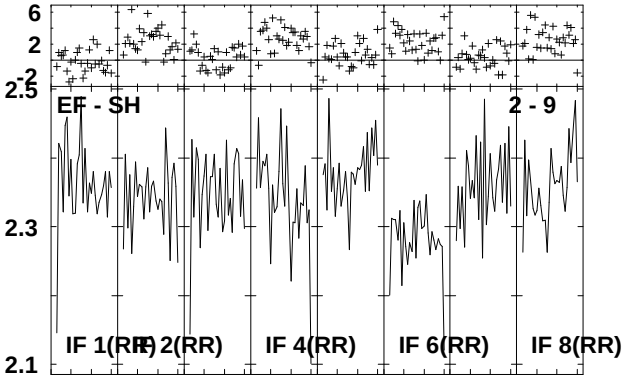

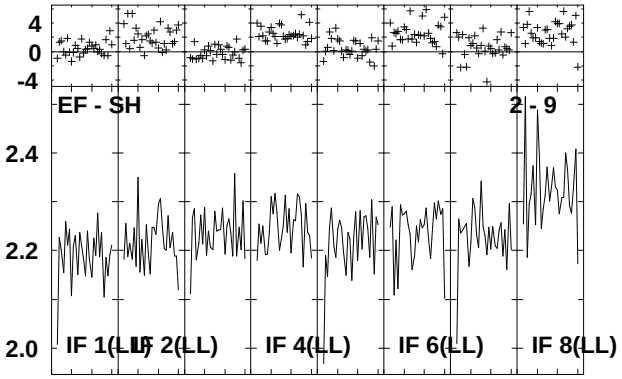

Lower frame: Ampl Jy Top frame: Phas deg
Vector averaged cross-power spectrum Several baselines displayed
Timerange: 01/07:21:08 to 01/07:22:34

Plot file version 54 created 01-NOV-2010 18:36:04
0555+394 EB039G 5.UVDATA.1
Freq = 6.6132 GHz, Bw = 8.000 MH Calibrated with CL # 3 and BP # 1 (BP mode 1)

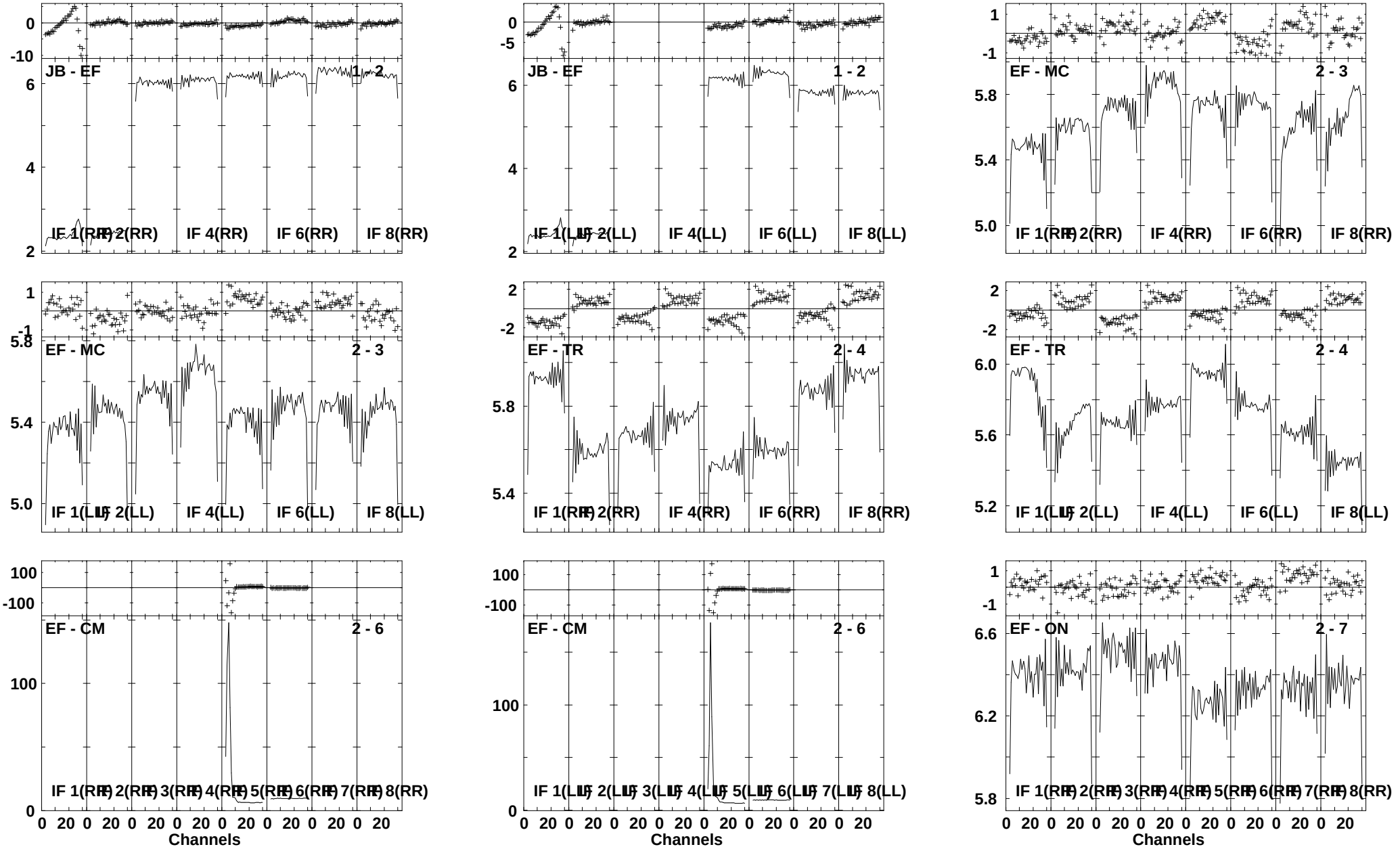

Lower frame: Ampl Jy Top frame: Phas deg
Vector averaged cross-power spectrum Several baselines displayed
Timerange: 01/07:23:36 to 01/07:25:04

Plot file version 55 created 01-NOV-2010 18:36:05
0555+394 EB039G 5.UVDATA.1
Freq = 6.6132 GHz, Bw = 8.000 MH Calibrated with CL # 3 and BP # 1 (BP mode 1)

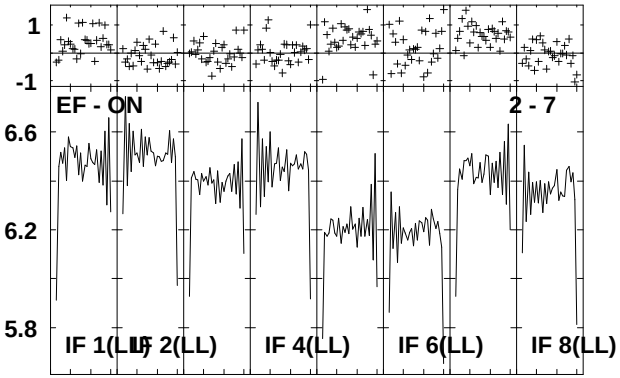

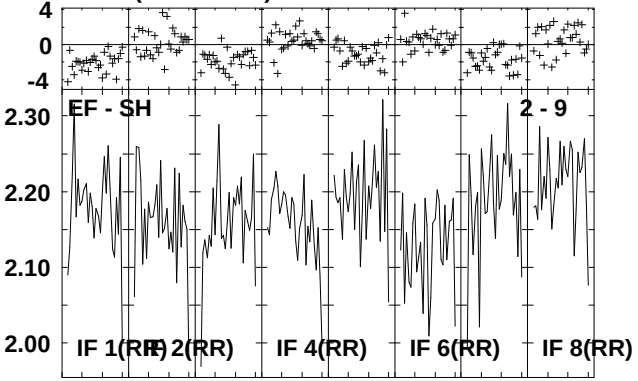

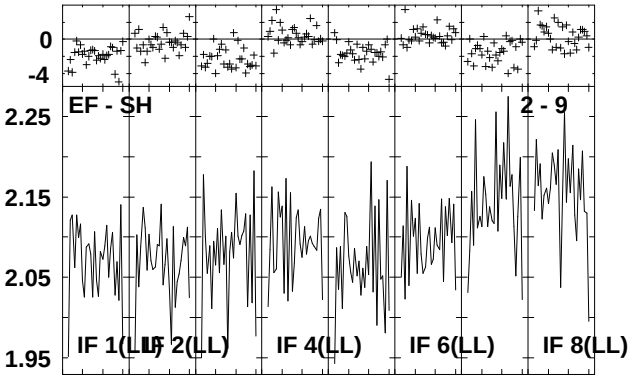

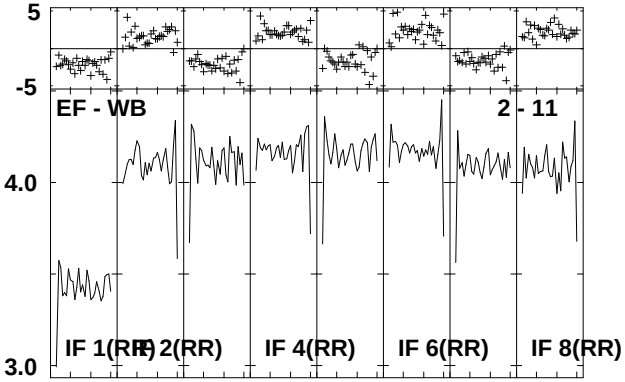

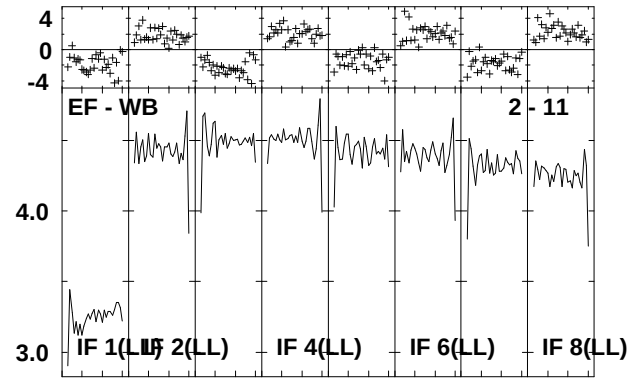

Lower frame: Ampl Jy Top frame: Phas deg
Vector averaged cross-power spectrum Several baselines displayed
Timerange: 01/07:23:36 to 01/07:25:04

Plot file version 56 created 01-NOV-2010 18:36:06
0530+133 EB039G 5.UVDATA.1
Freq = 6.6132 GHz, Bw = 8.000 MH Calibrated with CL # 3 and BP # 1 (BP mode 1)

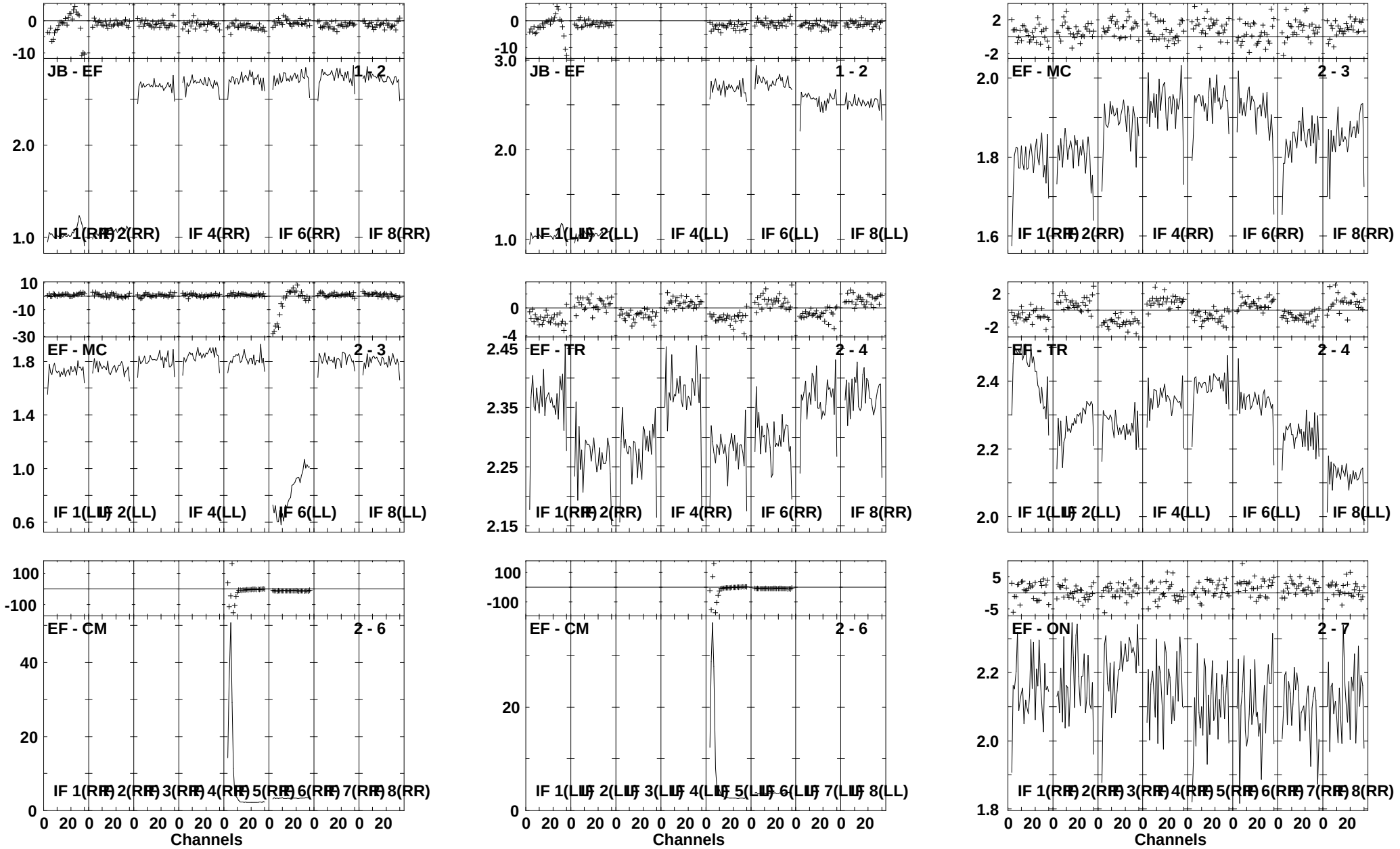

Lower frame: Ampl Jy Top frame: Phas deg
Vector averaged cross-power spectrum Several baselines displayed
Timerange: 01/07:26:46 to 01/07:28:14

Plot file version 57 created 01-NOV-2010 18:36:07
0530+133 EB039G 5.UVDATA.1
Freq = 6.6132 GHz, Bw = 8.000 MH Calibrated with CL # 3 and BP # 1 (BP mode 1)

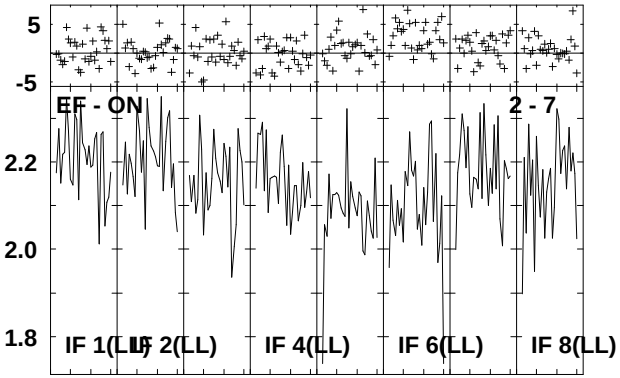

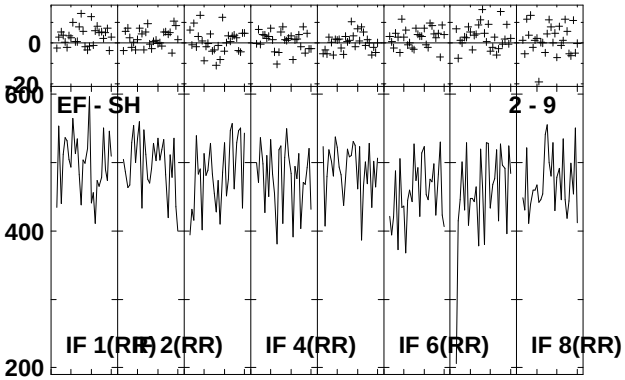

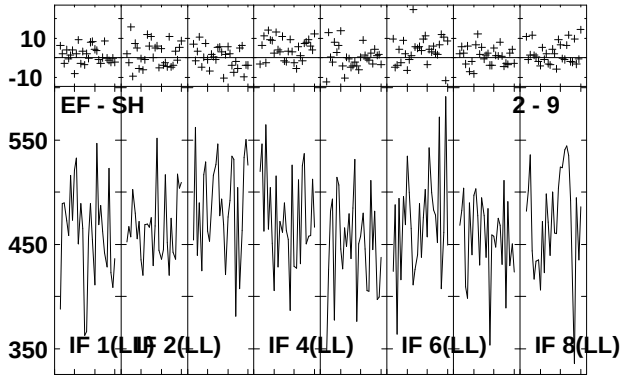

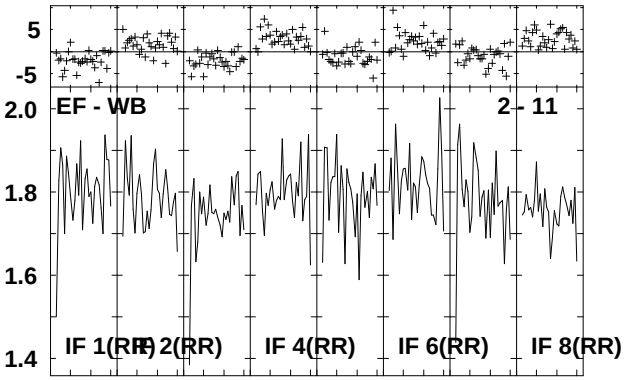

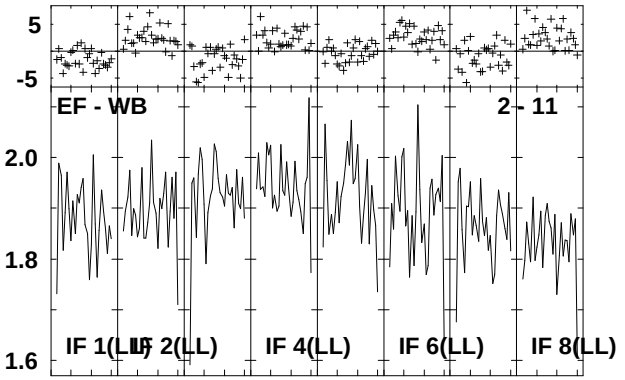

Lower frame: Ampl Jy Top frame: Phas deg
Vector averaged cross-power spectrum Several baselines displayed
Timerange: 01/07:26:46 to 01/07:28:14