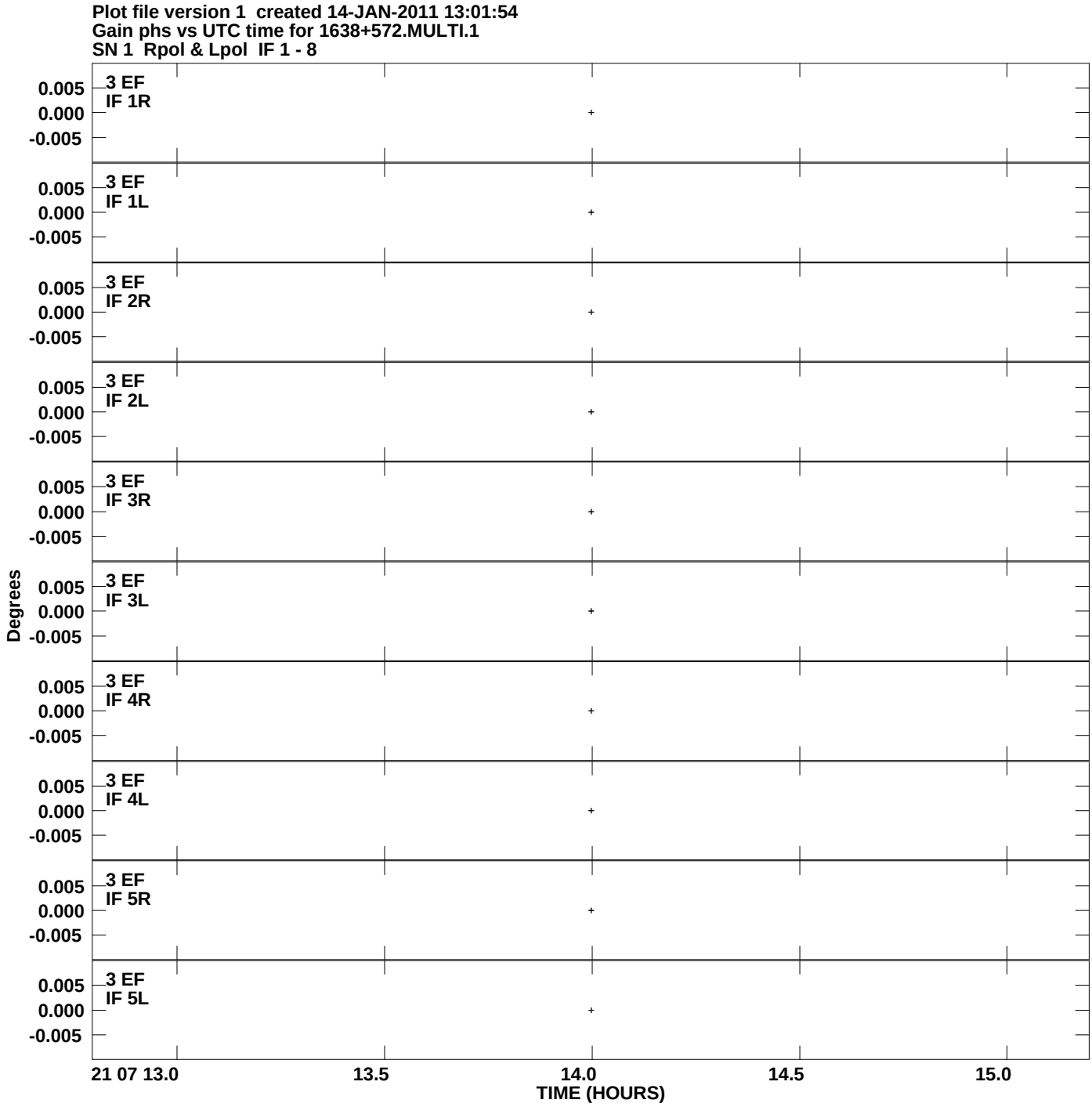
Plot file version 1 created 14-JAN-2011 13:01:54
Gain phs vs UTC time for 1638+572.MULTI.1
SN 1 Rpol & Lpol IF 1 - 8
3 EF
IF 1R
IF 1L
IF 2R
IF 2L
IF 3R
IF 3L
IF 4R
IF 4L
IF 5R
IF 5L
0.005
0.000
-0.005
Degrees
21 07 13.0
13.5
14.0
14.5
15.0
TIME (HOURS)


Plot file version 2 created 14-JAN-2011 13:01:54
Gain phs vs UTC time for 1638+572.MULTI.1
SN 1 Rpol & Lpol IF 1 - 8
3 EF
IF 6R
3 EF
IF 6L
3 EF
IF 7L
3 EF
IF 8R
3 EF
IF 8L
5 TR
IF 1R
5 TR
IF 1L
5 TR
IF 2R
5 TR
IF 2L
5 TR
IF 3R
Degrees
0.005
0.000
-0.005
2.510
2.505
2.500
2.495
2.415
2.410
2.405
2.400
1.060
1.055
1.050
1.045
0.410
0.405
0.400
0.395
2.490
2.485
2.480
2.475
21 07 13.0
13.5
14.0
14.5
15.0
TIME (HOURS)

Plot file version 3 created 14-JAN-2011 13:01:54
Gain phs vs UTC time for 1638+572.MULTI.1
SN 1 Rpol & Lpol IF 1 - 8

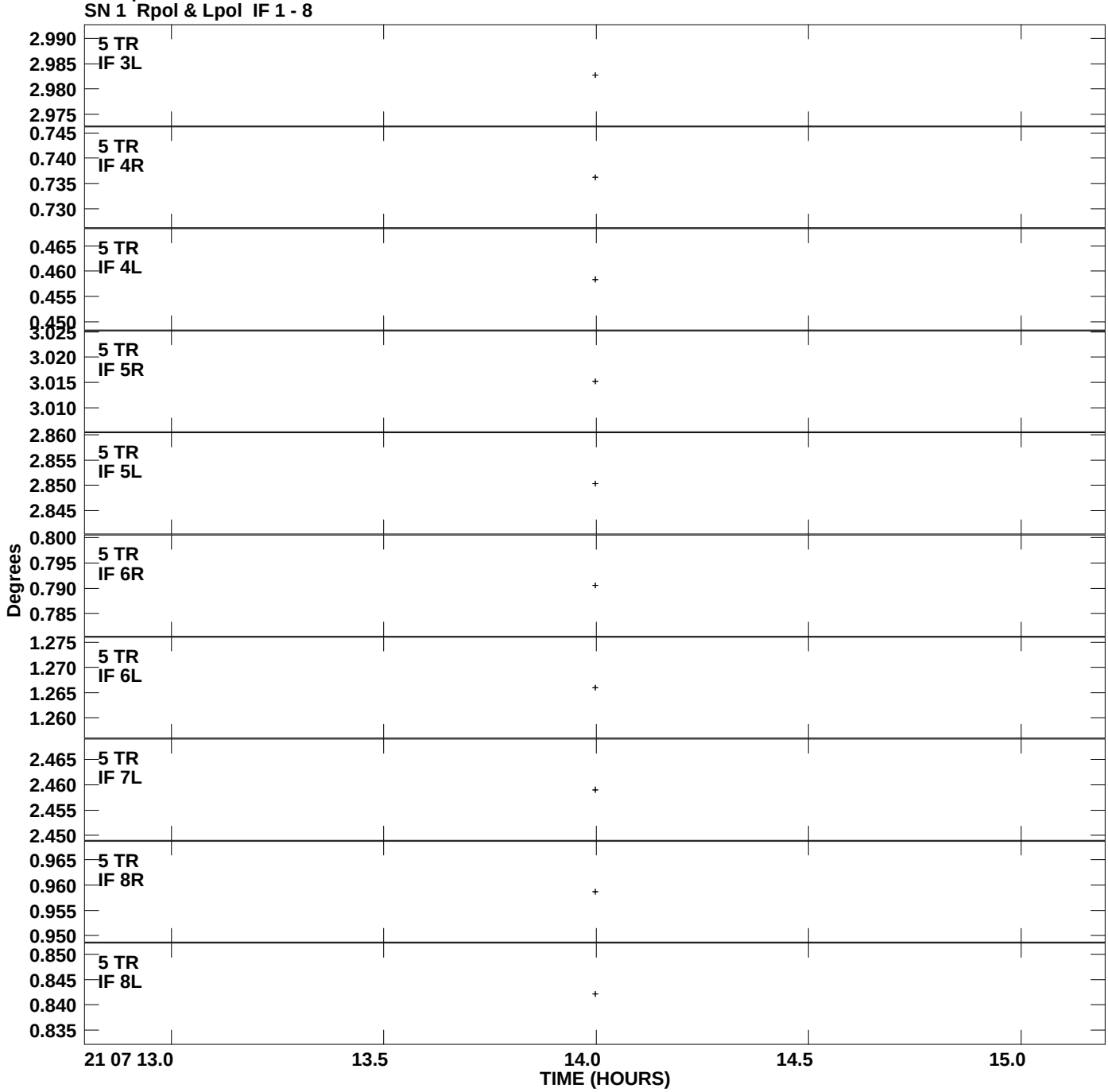

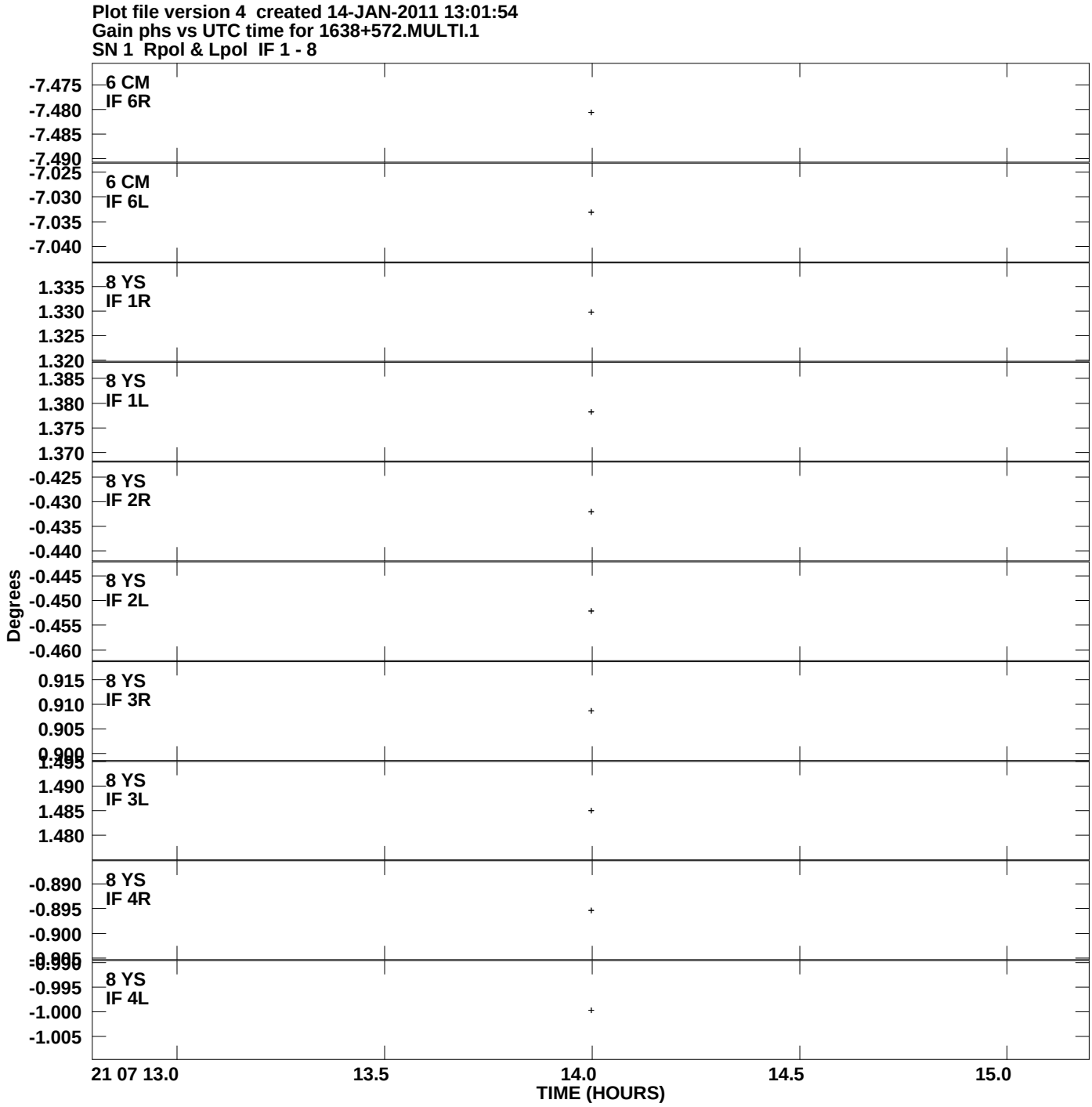
Plot file version 4 created 14-JAN-2011 13:01:54
Gain phs vs UTC time for 1638+572.MULTI.1
SN 1 Rpol & Lpol IF 1 - 8
6 CM
IF 6R
-7.475
-7.480
-7.485
-7.490
6 CM
IF 6L
-7.025
-7.030
-7.035
-7.040
8 YS
IF 1R
1.335
1.330
1.325
1.320
8 YS
IF 1L
1.385
1.380
1.375
1.370
8 YS
IF 2R
-0.425
-0.430
-0.435
-0.440
8 YS
IF 2L
-0.445
-0.450
-0.455
-0.460
8 YS
IF 3R
0.915
0.910
0.905
0.900
8 YS
IF 3L
1.495
1.490
1.485
1.480
8 YS
IF 4R
-0.890
-0.895
-0.900
-0.905
8 YS
IF 4L
-0.990
-0.995
-1.000
-1.005
Degrees
21 07 13.0
13.5
14.0
14.5
15.0
TIME (HOURS)

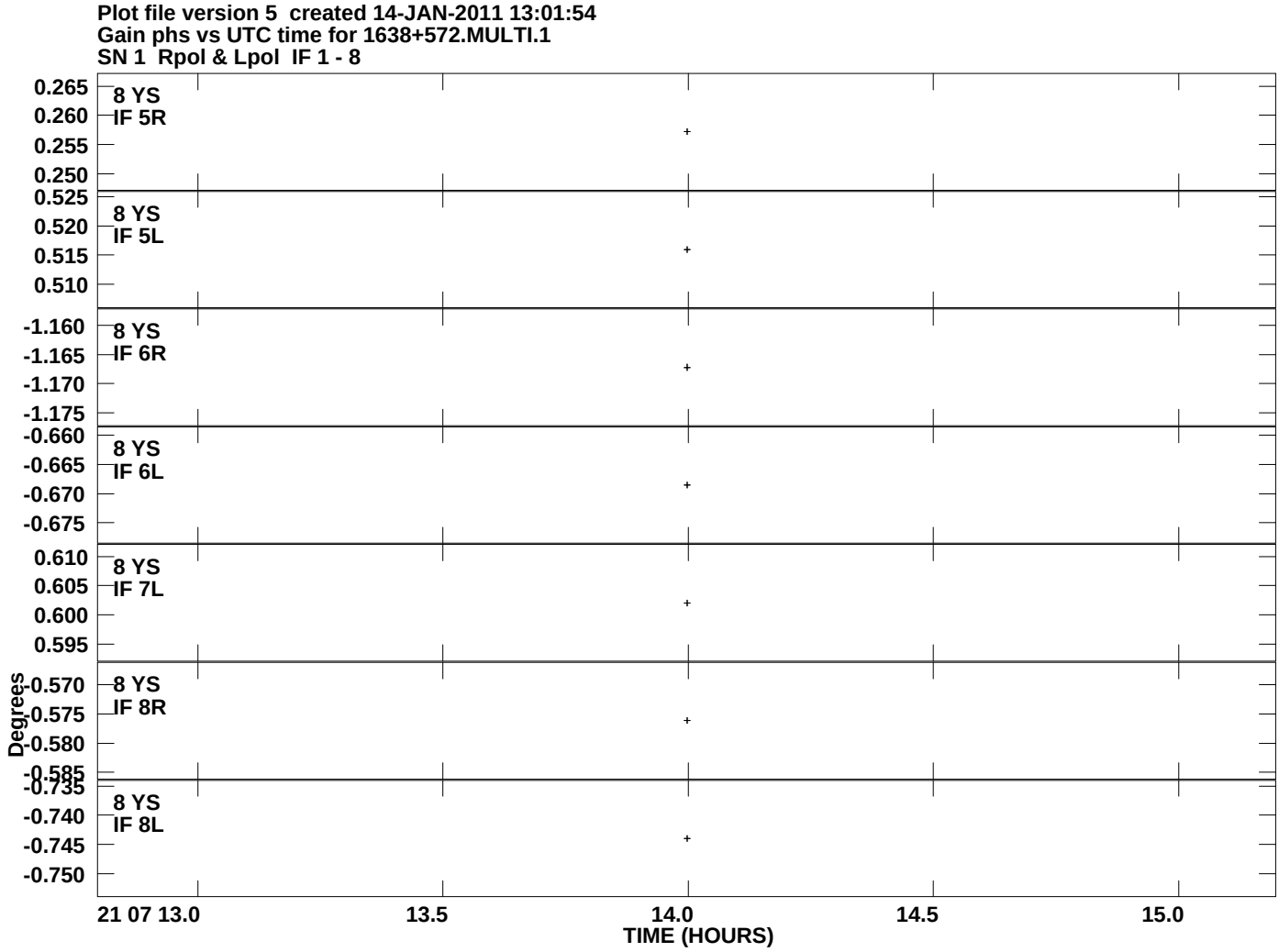
Plot file version 5 created 14-JAN-2011 13:01:54
Gain phs vs UTC time for 1638+572.MULTI.1
SN 1 Rpol & Lpol IF 1 - 8
8 YS
IF 5R
0.265
0.260
0.255
0.250
8 YS
IF 5L
0.525
0.520
0.515
0.510
8 YS
IF 6R
-1.160
-1.165
-1.170
-1.175
8 YS
IF 6L
-0.660
-0.665
-0.670
-0.675
8 YS
IF 7L
0.610
0.605
0.600
0.595
8 YS
IF 8R
-0.570
-0.575
-0.580
-0.585
8 YS
IF 8L
-0.735
-0.740
-0.745
-0.750
Degrees
21 07 13.0
13.5
14.0
14.5
15.0
TIME (HOURS)