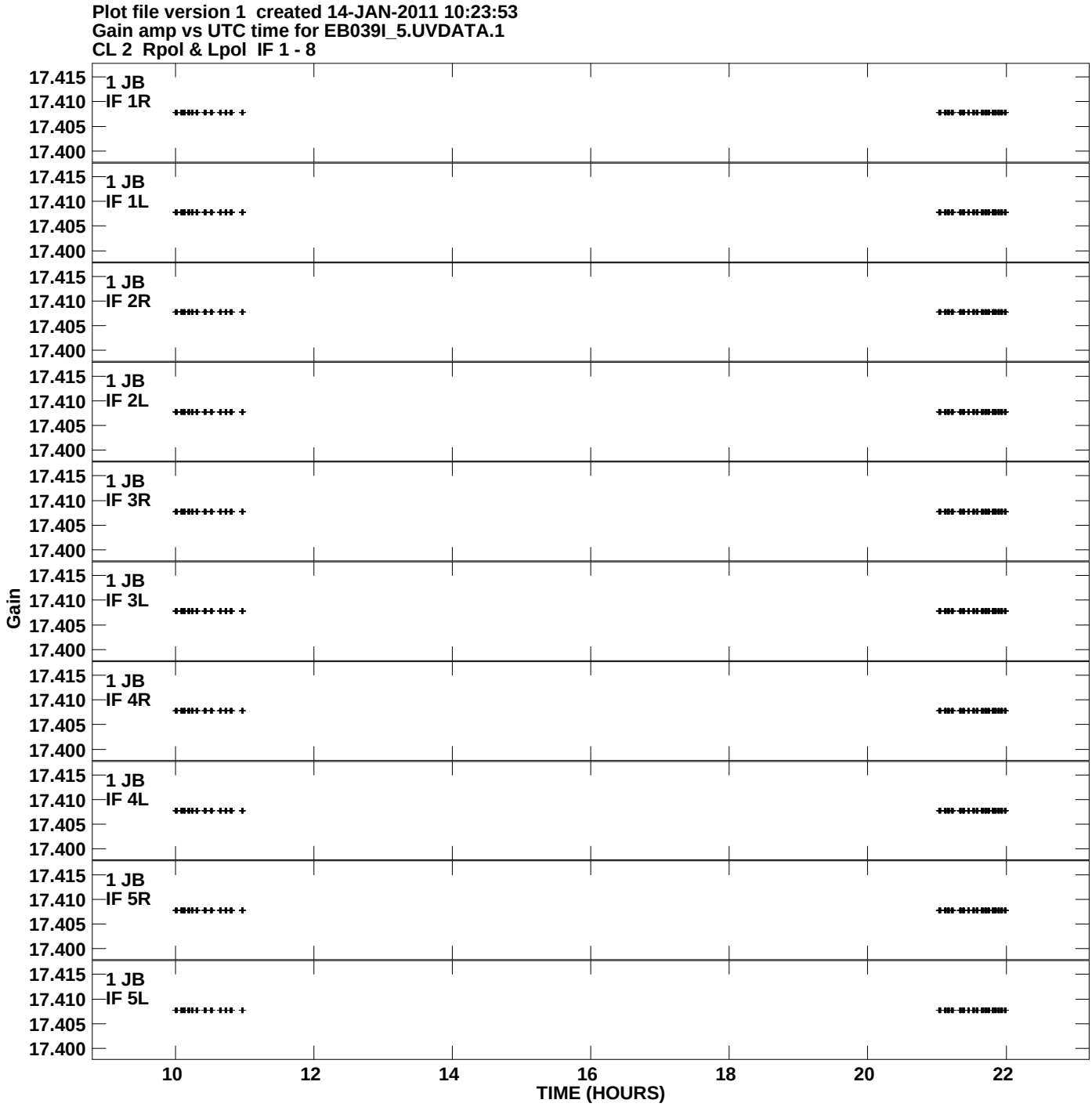
Plot file version 1 created 14-JAN-2011 10:23:53
Gain amp vs UTC time for EB039I_5.UVDATA.1
CL 2 Rpol & Lpol IF 1 - 8
1 JB
IF 1R
IF 1L
IF 2R
IF 2L
IF 3R
IF 3L
IF 4R
IF 4L
IF 5R
IF 5L
17.415
17.410
17.405
17.400
Gain
10
12
14
16
18
20
22
TIME (HOURS)

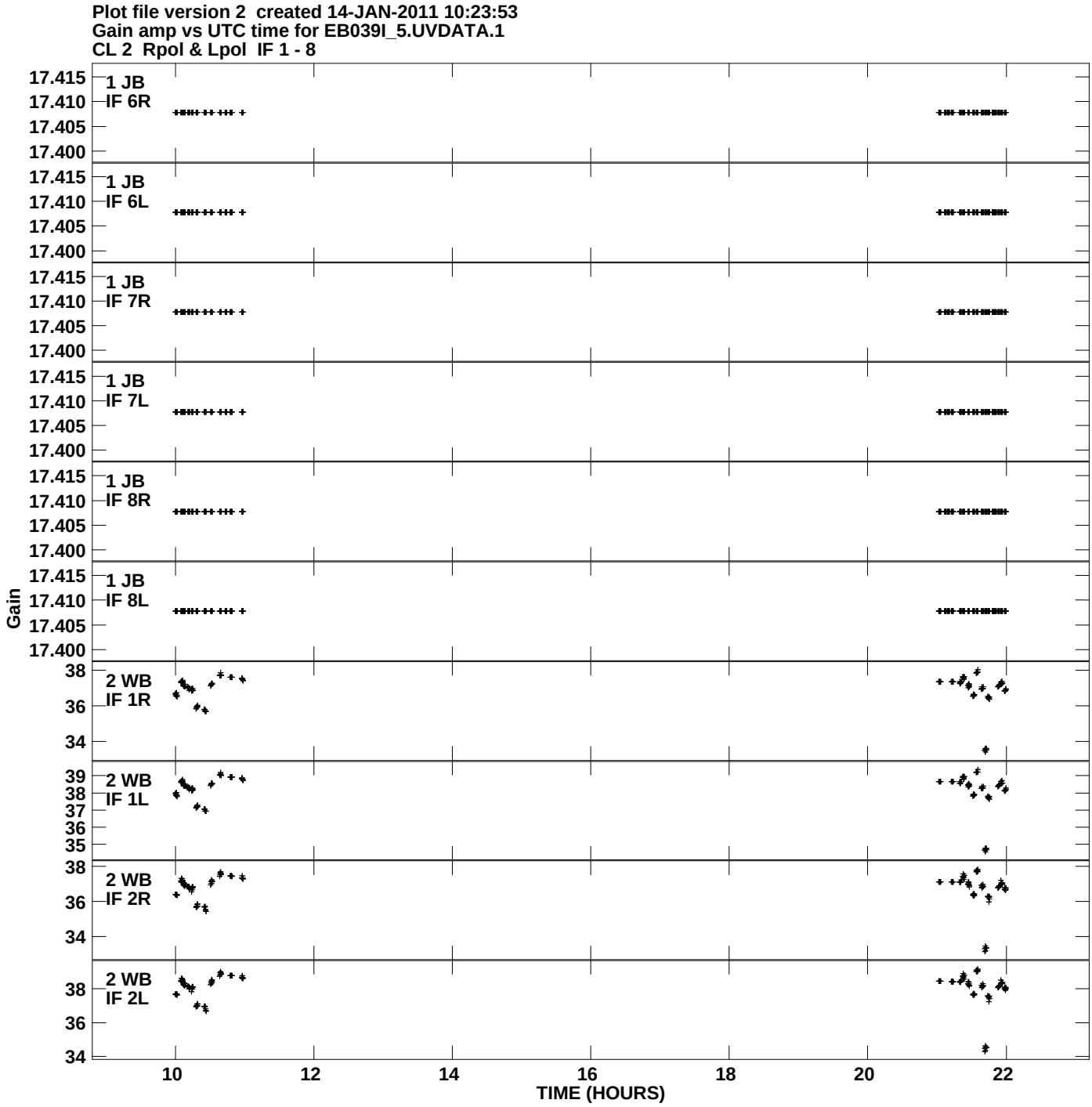
Plot file version 2 created 14-JAN-2011 10:23:53
Gain amp vs UTC time for EB039I_5.UVDATA.1
CL 2 Rpol & Lpol IF 1 - 8
1 JB
IF 6R
1 JB
IF 6L
1 JB
IF 7R
1 JB
IF 7L
1 JB
IF 8R
1 JB
IF 8L
2 WB
IF 1R
2 WB
IF 1L
2 WB
IF 2R
2 WB
IF 2L
Gain
TIME (HOURS)

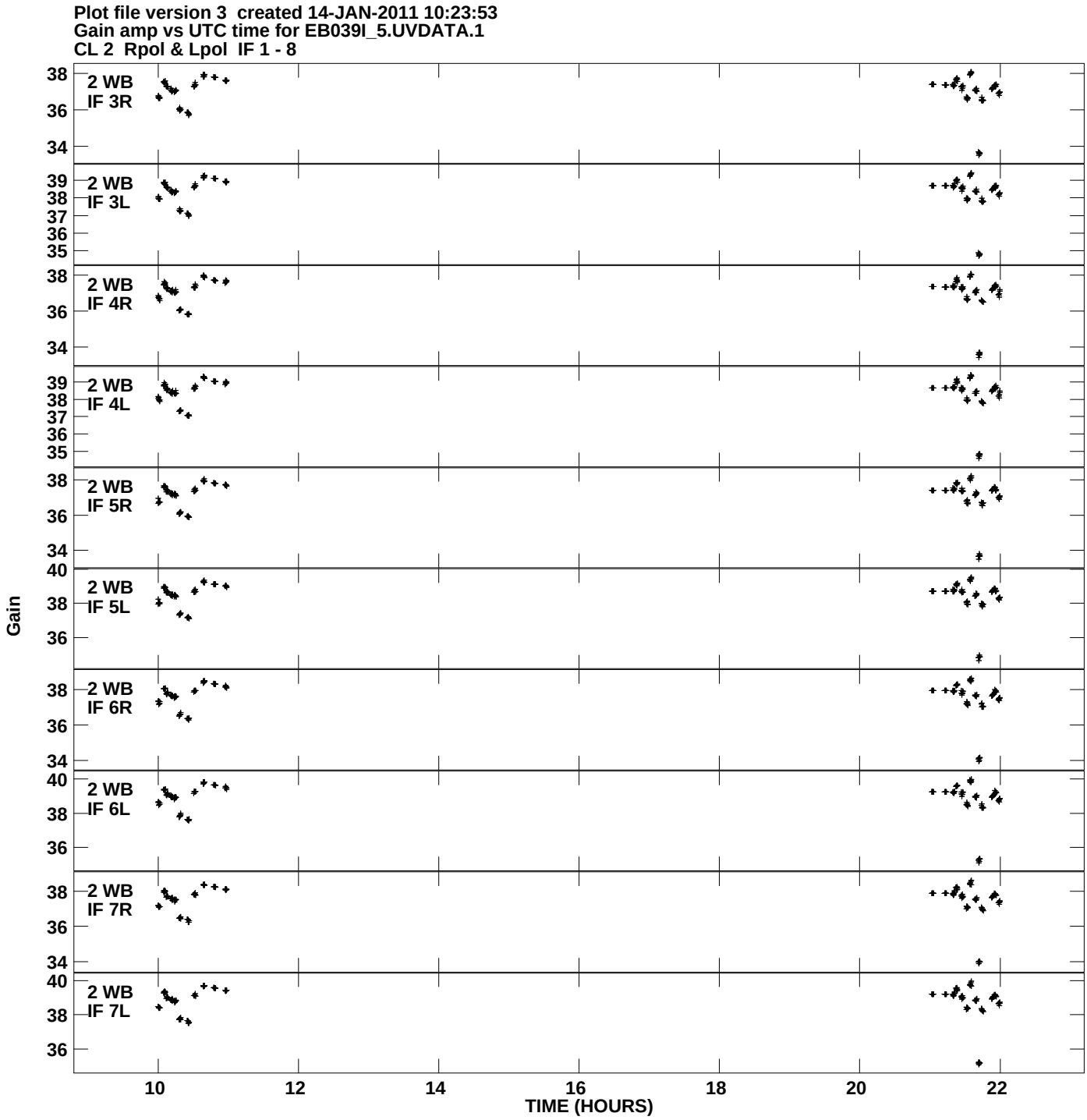
Plot file version 3 created 14-JAN-2011 10:23:53
Gain amp vs UTC time for EB039I_5.UVDATA.1
CL 2 Rpol & Lpol IF 1 - 8
2 WB
IF 3R
2 WB
IF 3L
2 WB
IF 4R
2 WB
IF 4L
2 WB
IF 5R
2 WB
IF 5L
2 WB
IF 6R
2 WB
IF 6L
2 WB
IF 7R
2 WB
IF 7L
Gain
TIME (HOURS)
10
12
14
16
18
20
22

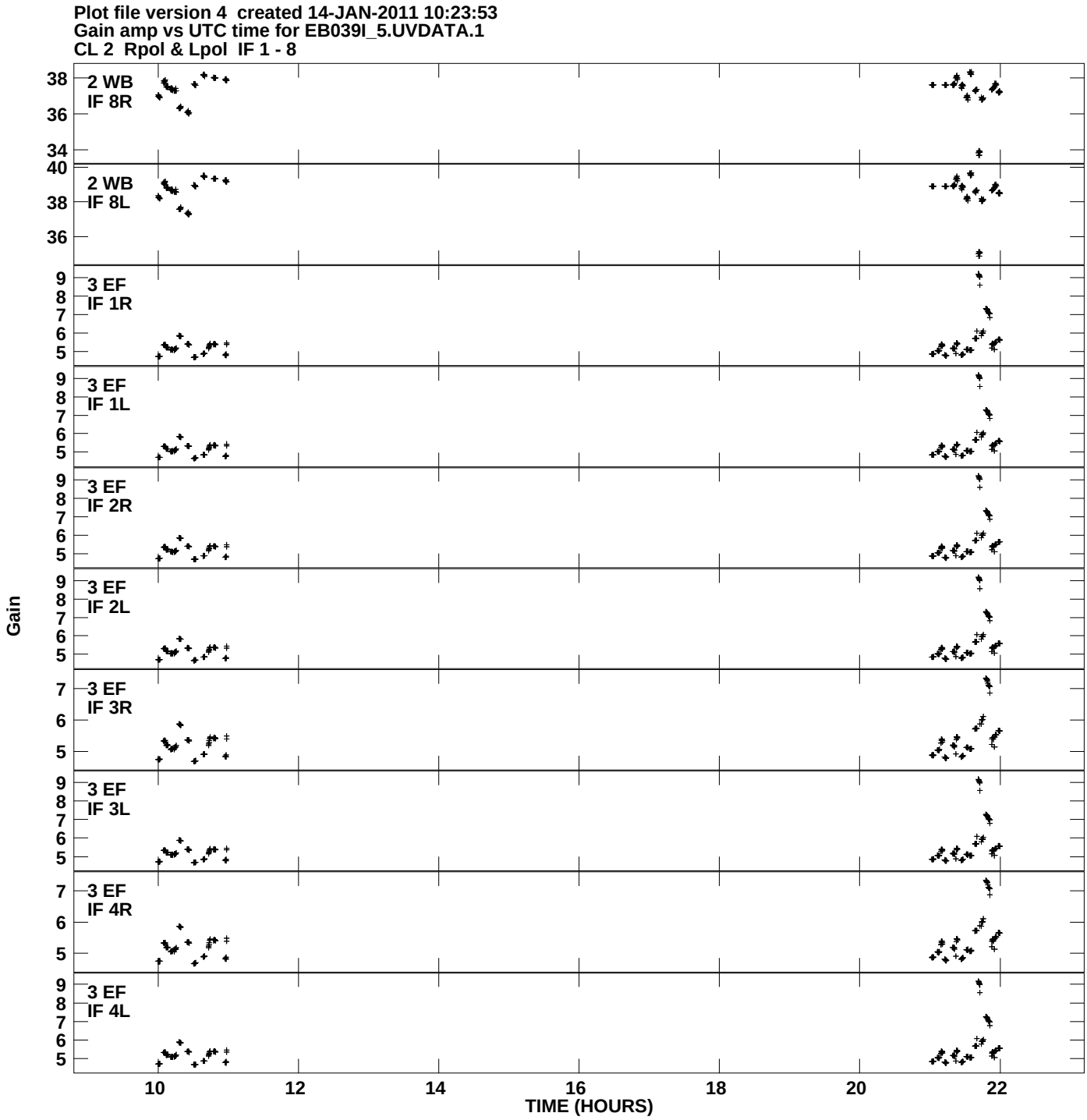
Plot file version 4 created 14-JAN-2011 10:23:53
Gain amp vs UTC time for EB039I_5.UVDATA.1
CL 2 Rpol & Lpol IF 1 - 8
2 WB
IF 8R
2 WB
IF 8L
3 EF
IF 1R
3 EF
IF 1L
3 EF
IF 2R
3 EF
IF 2L
3 EF
IF 3R
3 EF
IF 3L
3 EF
IF 4R
3 EF
IF 4L
Gain
TIME (HOURS)

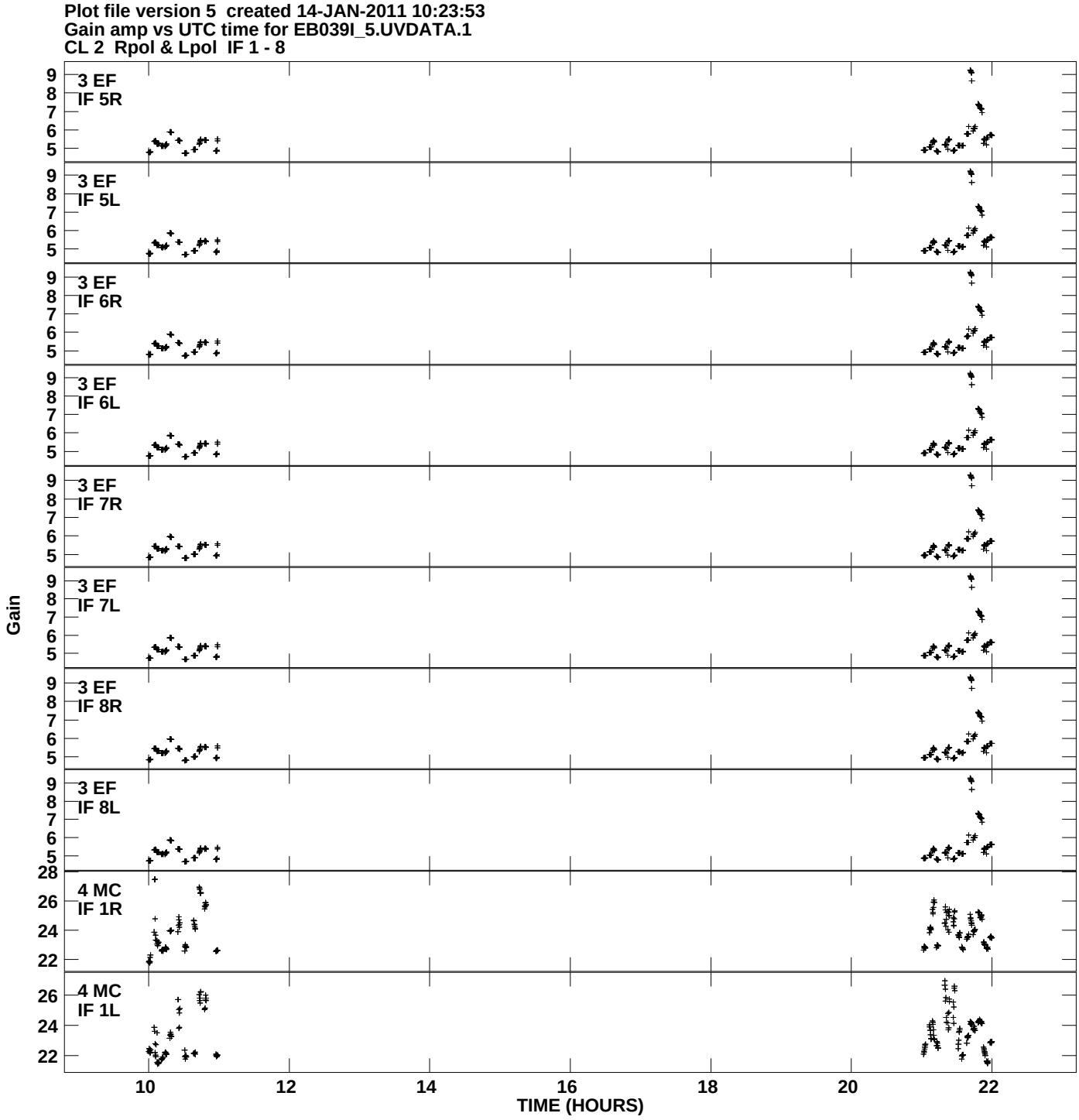
Plot file version 5 created 14-JAN-2011 10:23:53
Gain amp vs UTC time for EB039I_5.UVDATA.1
CL 2 Rpol & Lpol IF 1 - 8
3 EF
IF 5R
3 EF
IF 5L
3 EF
IF 6R
3 EF
IF 6L
3 EF
IF 7R
3 EF
IF 7L
3 EF
IF 8R
3 EF
IF 8L
4 MC
IF 1R
4 MC
IF 1L
Gain
TIME (HOURS)

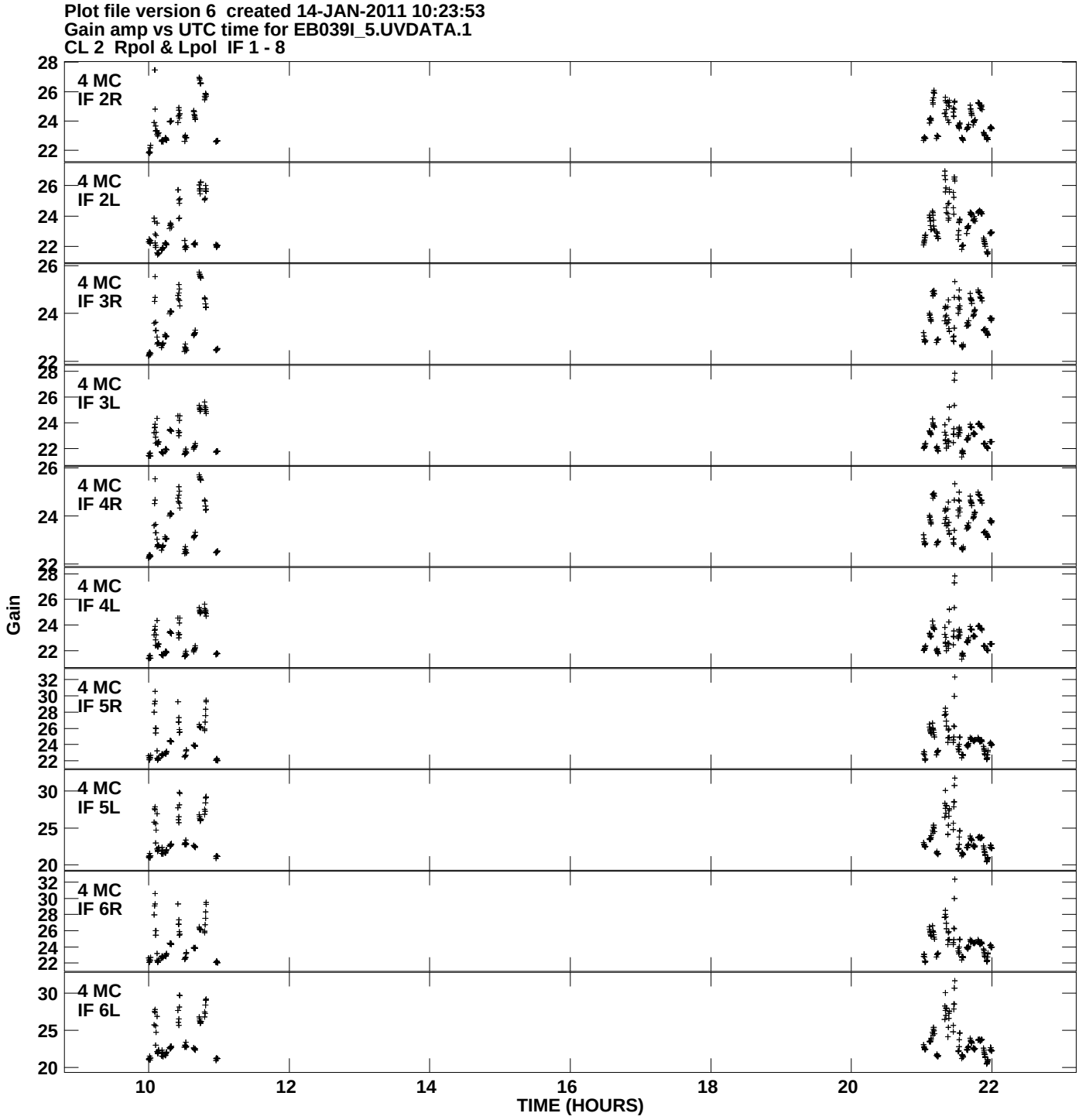
Plot file version 6 created 14-JAN-2011 10:23:53
Gain amp vs UTC time for EB039I_5.UVDATA.1
CL 2 Rpol & Lpol IF 1 - 8
4 MC
IF 2R
4 MC
IF 2L
4 MC
IF 3R
4 MC
IF 3L
4 MC
IF 4R
4 MC
IF 4L
4 MC
IF 5R
4 MC
IF 5L
4 MC
IF 6R
4 MC
IF 6L
Gain
TIME (HOURS)
10
12
14
16
18
20
22

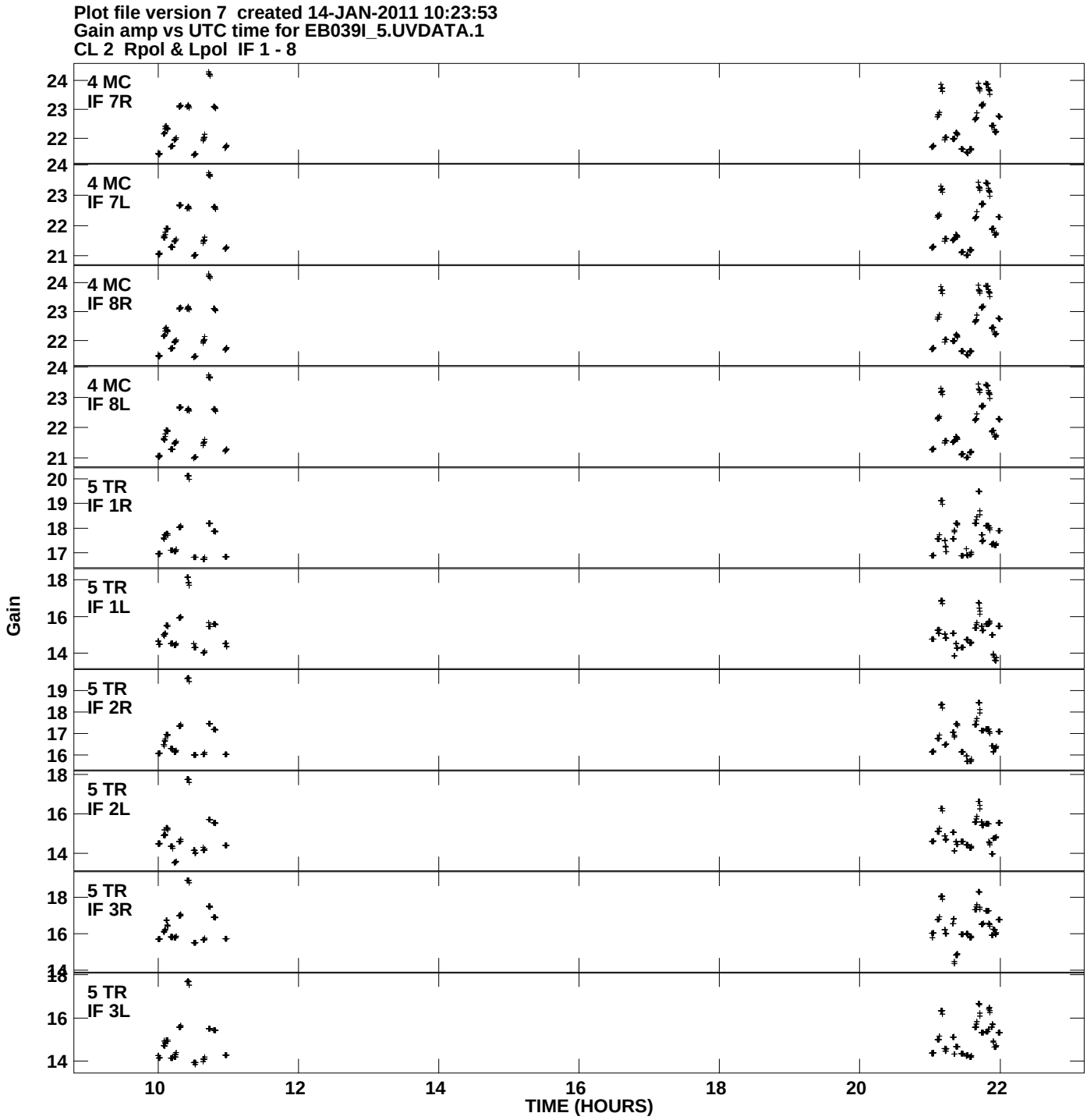
Plot file version 7 created 14-JAN-2011 10:23:53
Gain amp vs UTC time for EB039I_5.UVDATA.1
CL 2 Rpol & Lpol IF 1 - 8
4 MC
IF 7R
4 MC
IF 7L
4 MC
IF 8R
4 MC
IF 8L
5 TR
IF 1R
5 TR
IF 1L
5 TR
IF 2R
5 TR
IF 2L
5 TR
IF 3R
5 TR
IF 3L
Gain
TIME (HOURS)

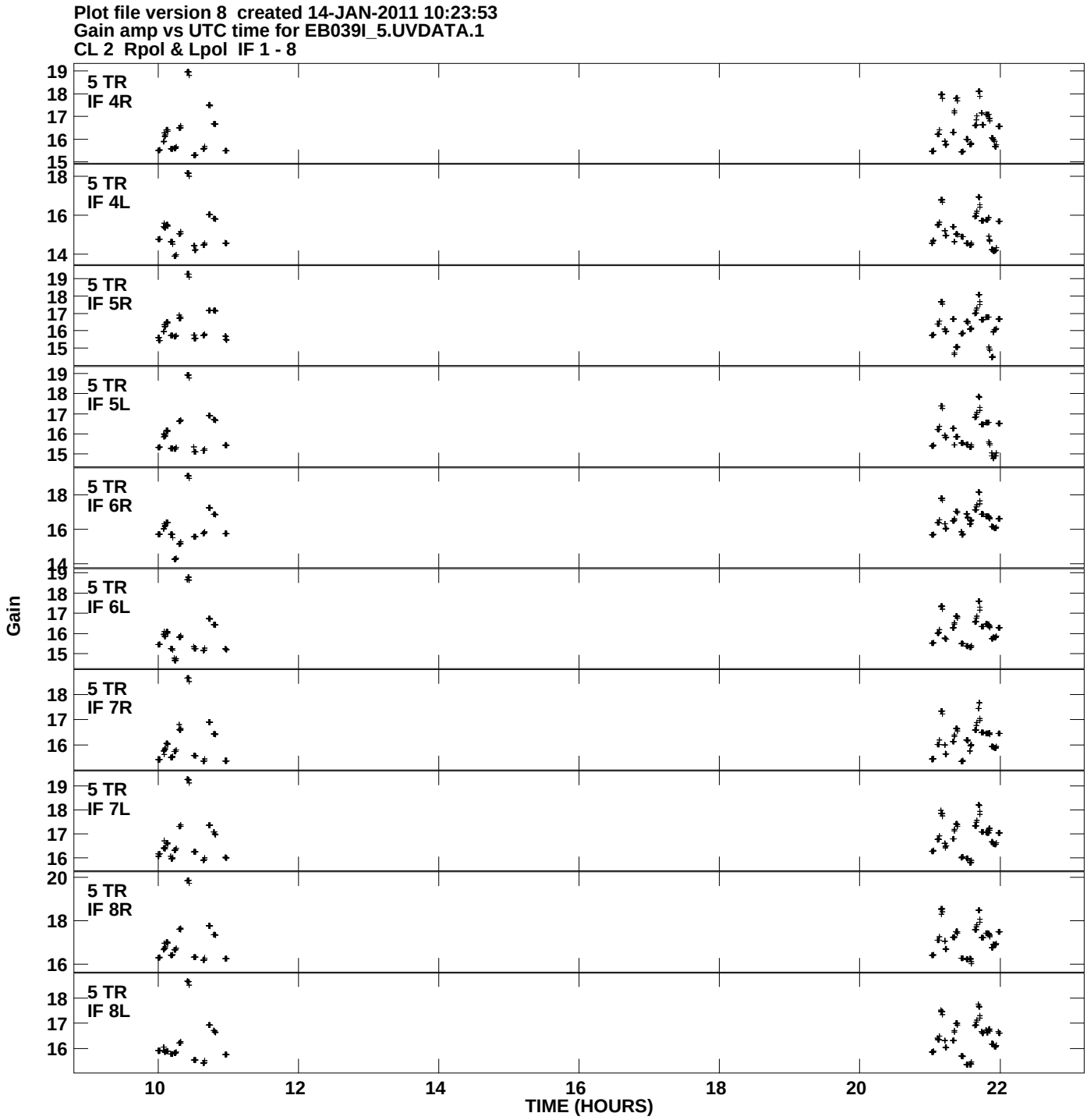
Plot file version 8 created 14-JAN-2011 10:23:53
Gain amp vs UTC time for EB039I_5.UVDATA.1
CL 2 Rpol & Lpol IF 1 - 8
5 TR
IF 4R
5 TR
IF 4L
5 TR
IF 5R
5 TR
IF 5L
5 TR
IF 6R
5 TR
IF 6L
5 TR
IF 7R
5 TR
IF 7L
5 TR
IF 8R
5 TR
IF 8L
Gain
TIME (HOURS)
10
12
14
16
18
20
22

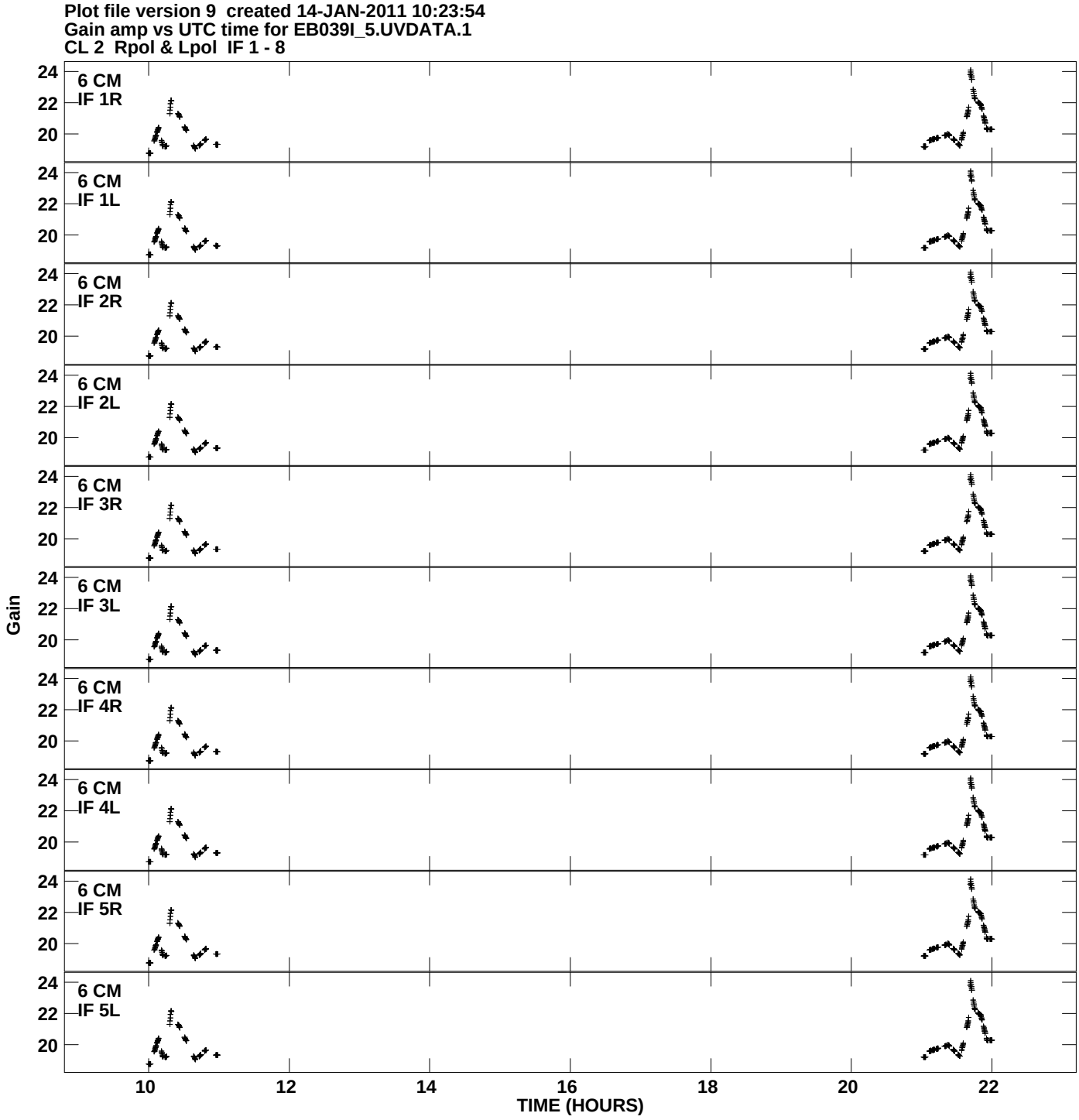
Plot file version 9 created 14-JAN-2011 10:23:54
Gain amp vs UTC time for EB039I_5.UVDATA.1
CL 2 Rpol & Lpol IF 1 - 8
6 CM
IF 1R
6 CM
IF 1L
6 CM
IF 2R
6 CM
IF 2L
6 CM
IF 3R
6 CM
IF 3L
6 CM
IF 4R
6 CM
IF 4L
6 CM
IF 5R
6 CM
IF 5L
Gain
24
22
20
10
12
14
16
18
20
22
TIME (HOURS)

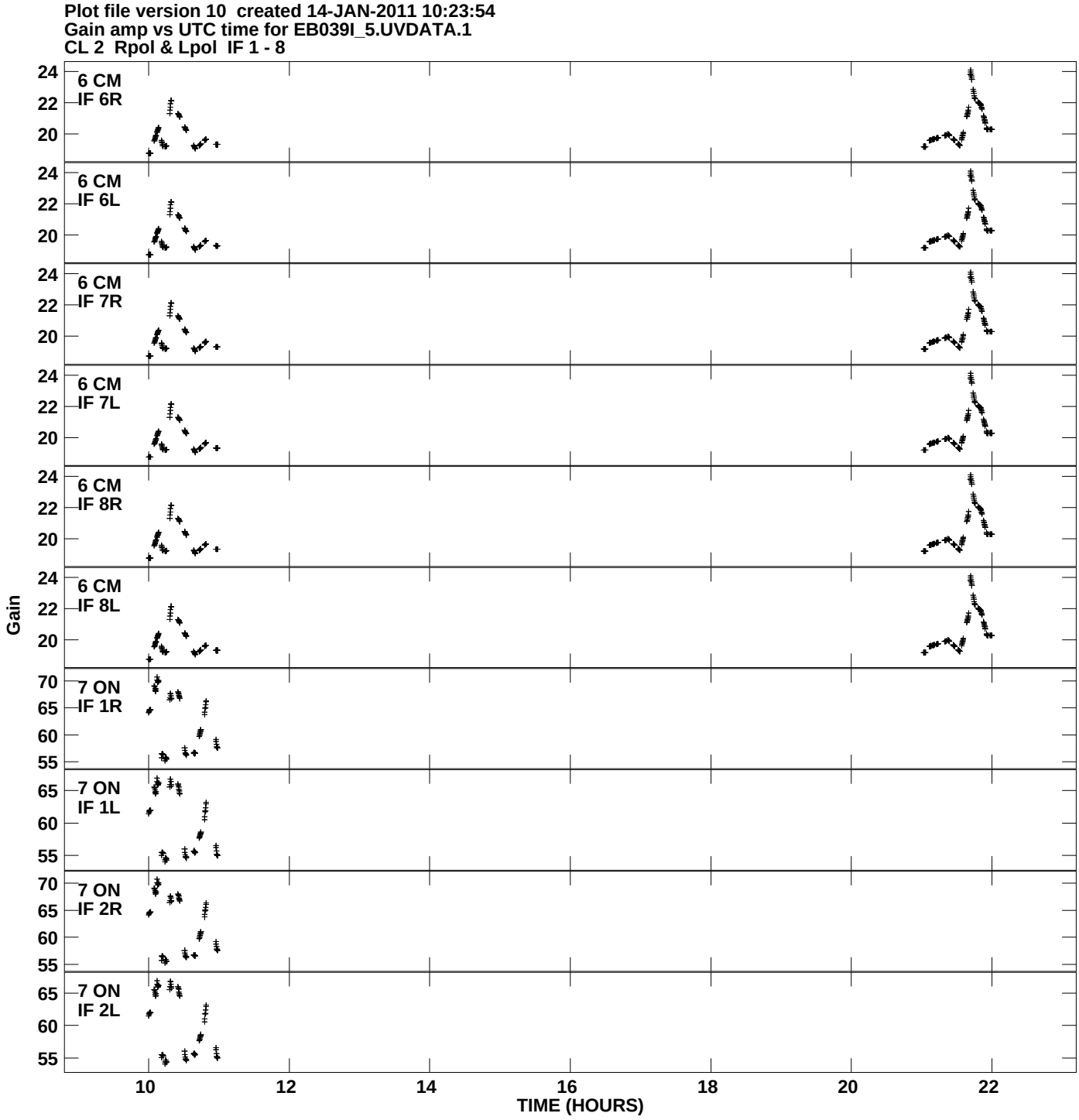
Plot file version 10 created 14-JAN-2011 10:23:54
Gain amp vs UTC time for EB039I_5.UVDATA.1
CL 2 Rpol & Lpol IF 1 - 8
6 CM
IF 6R
6 CM
IF 6L
6 CM
IF 7R
6 CM
IF 7L
6 CM
IF 8R
6 CM
IF 8L
7 ON
IF 1R
7 ON
IF 1L
7 ON
IF 2R
7 ON
IF 2L
Gain
TIME (HOURS)

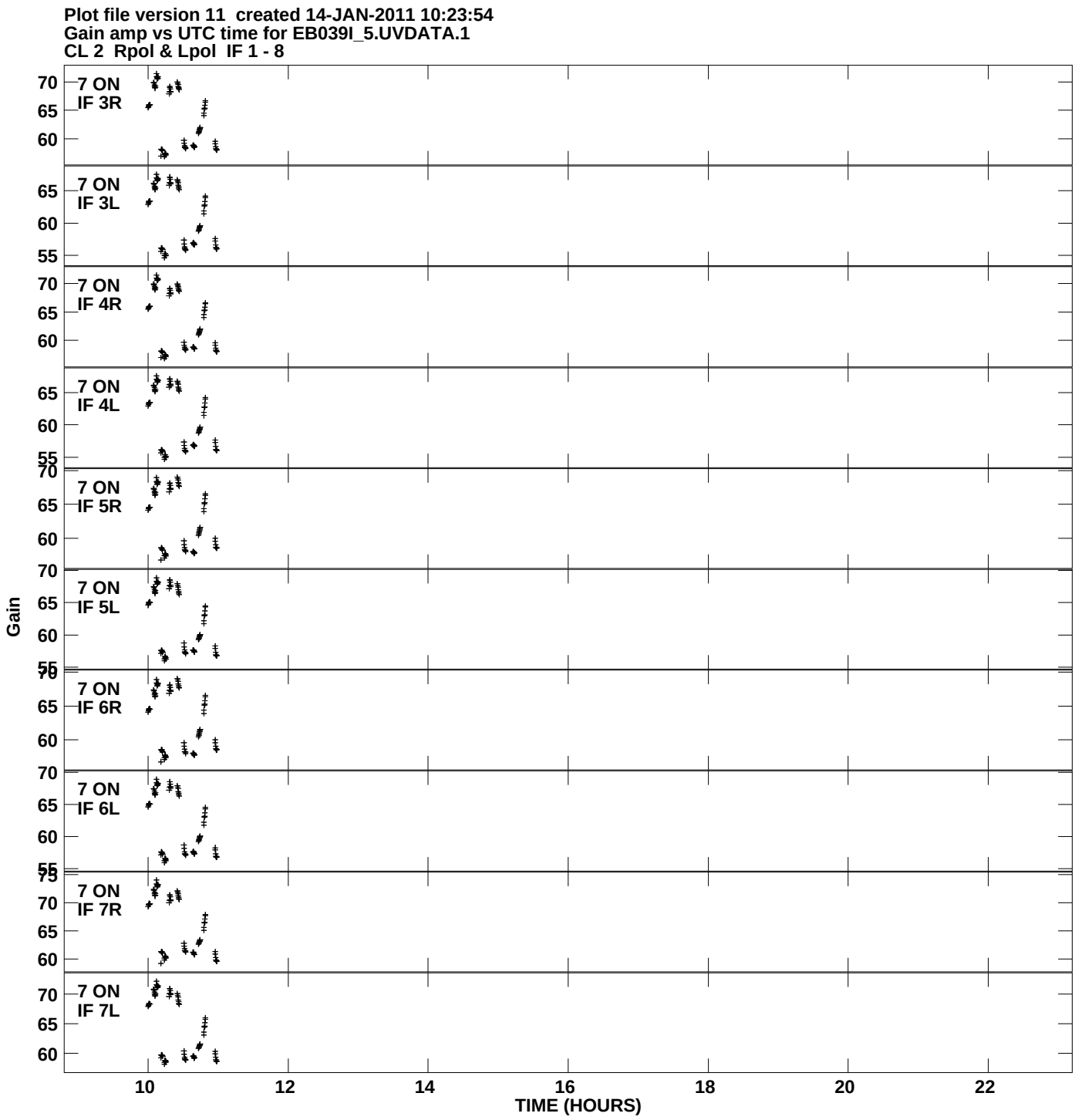
Plot file version 11 created 14-JAN-2011 10:23:54
Gain amp vs UTC time for EB039I_5.UVDATA.1
CL 2 Rpol & Lpol IF 1 - 8
7 ON
IF 3R
7 ON
IF 3L
7 ON
IF 4R
7 ON
IF 4L
7 ON
IF 5R
7 ON
IF 5L
7 ON
IF 6R
7 ON
IF 6L
7 ON
IF 7R
7 ON
IF 7L
Gain
TIME (HOURS)
10
12
14
16
18
20
22

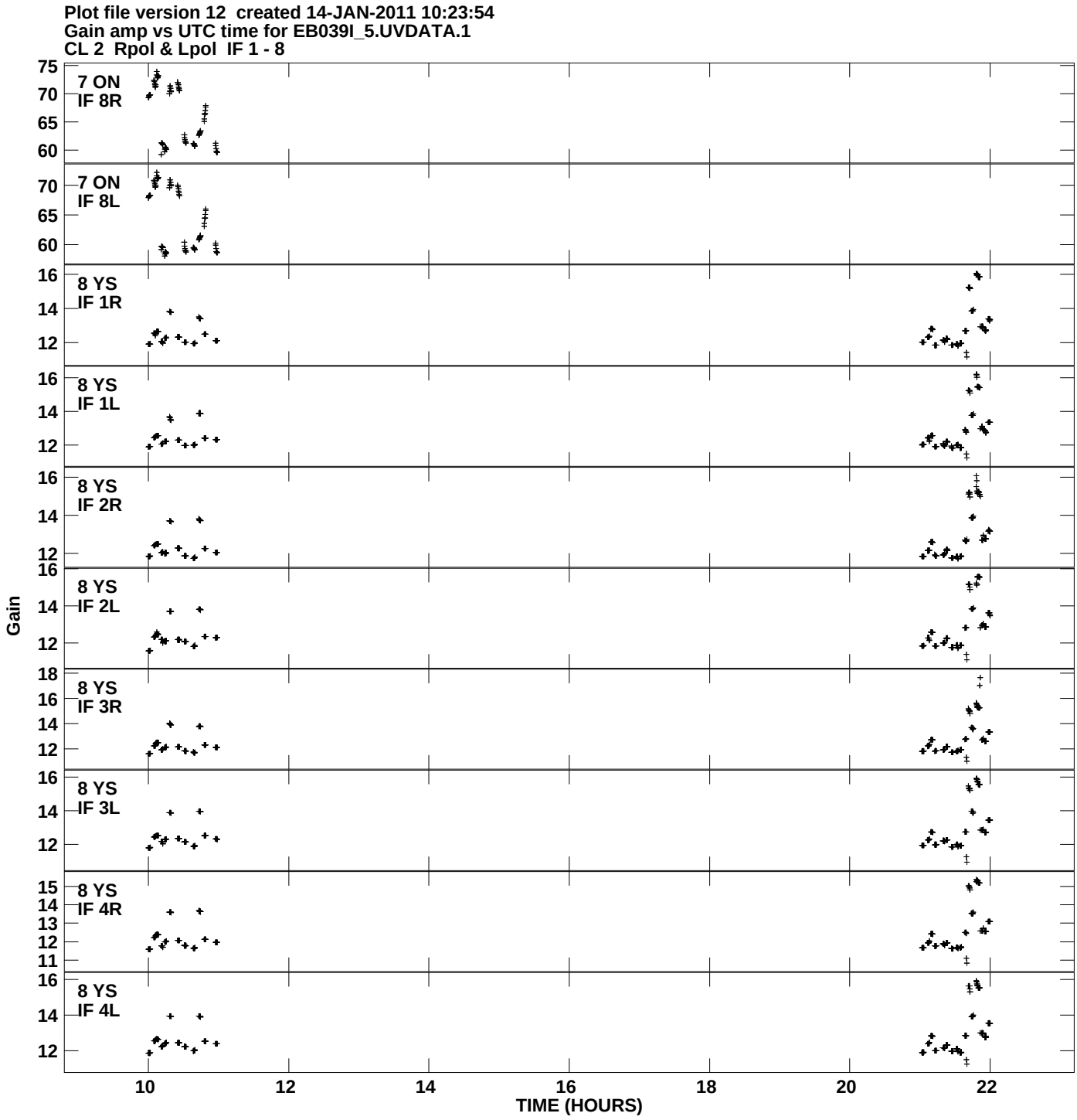
Plot file version 12 created 14-JAN-2011 10:23:54
Gain amp vs UTC time for EB039I_5.UVDATA.1
CL 2 Rpol & Lpol IF 1 - 8
7 ON
IF 8R
7 ON
IF 8L
8 YS
IF 1R
8 YS
IF 1L
8 YS
IF 2R
8 YS
IF 2L
8 YS
IF 3R
8 YS
IF 3L
8 YS
IF 4R
8 YS
IF 4L
Gain
TIME (HOURS)

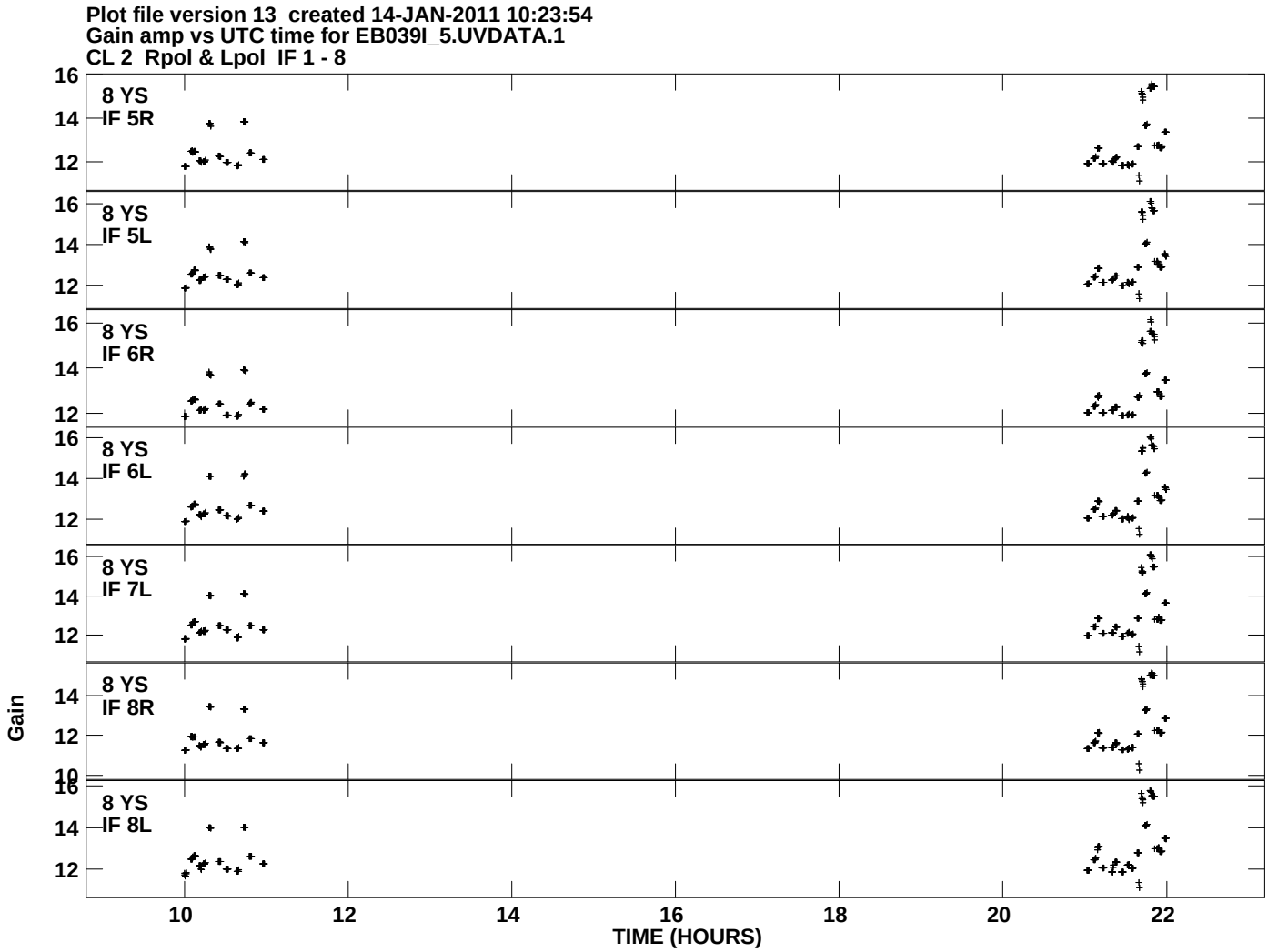
Plot file version 13 created 14-JAN-2011 10:23:54
Gain amp vs UTC time for EB039I_5.UVDATA.1
CL 2 Rpol & Lpol IF 1 - 8
8 YS
IF 5R
8 YS
IF 5L
8 YS
IF 6R
8 YS
IF 6L
8 YS
IF 7L
8 YS
IF 8R
8 YS
IF 8L
Gain
TIME (HOURS)