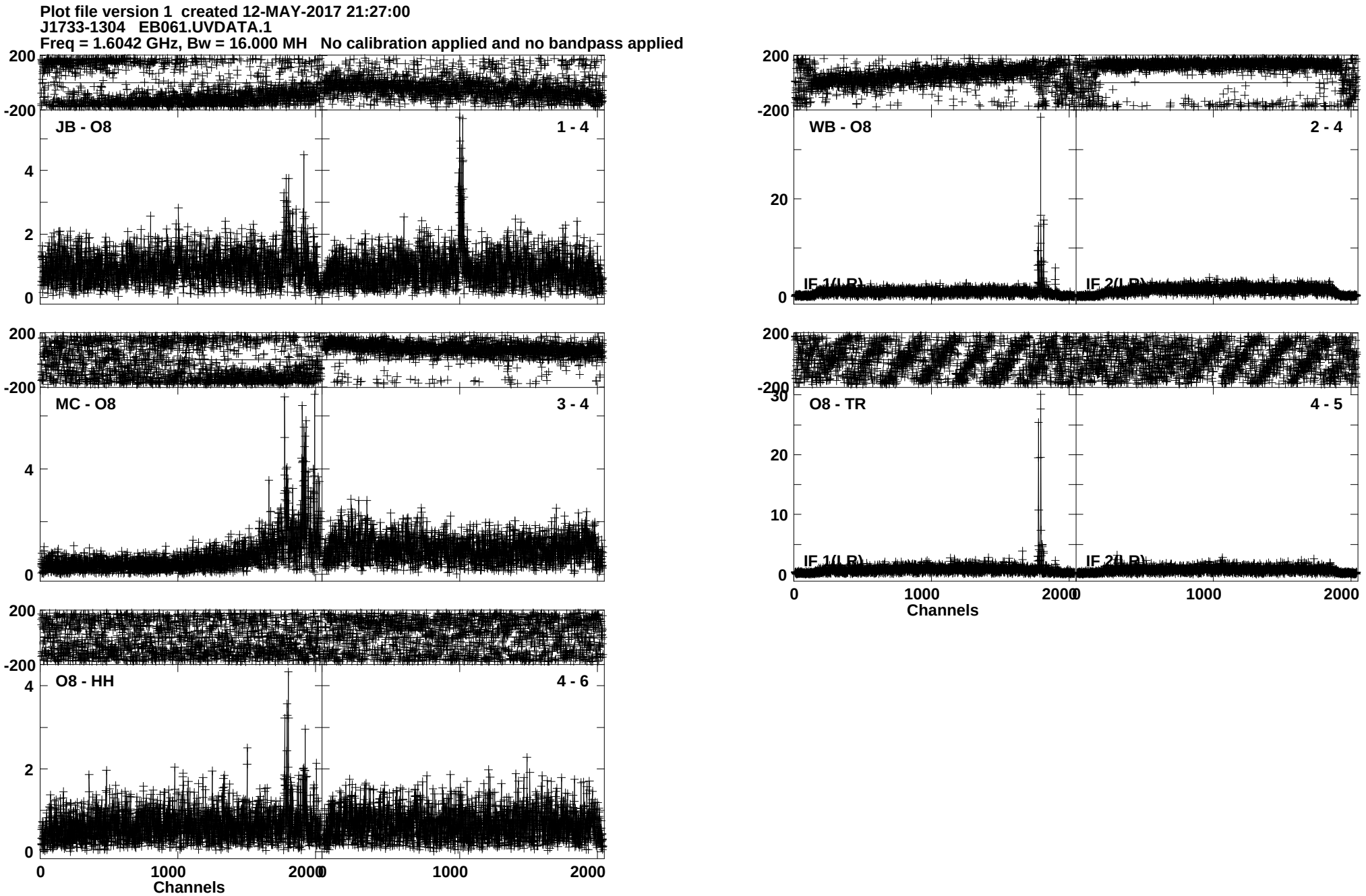
Plot file version 1 created 12-MAY-2017 21:27:00
J1733-1304 EB061.UVDATA.1
Freq = 1.6042 GHz, Bw = 16.000 MH No calibration applied and no bandpass applied
JB - O8
1 - 4
WB - O8
2 - 4
MC - O8
3 - 4
O8 - TR
4 - 5
O8 - HH
4 - 6
IF 1(L,R)
IF 2(L,R)
IF 1(L,R)
IF 2(L,R)
Channels
Channels
Lower frame: Milli Ampl Jy Top frame: Phas deg
Vector averaged cross-power spectrum Baseline: JB (01) - O8 (04)
Timerange: 00/02:30:05 to 00/02:34:00

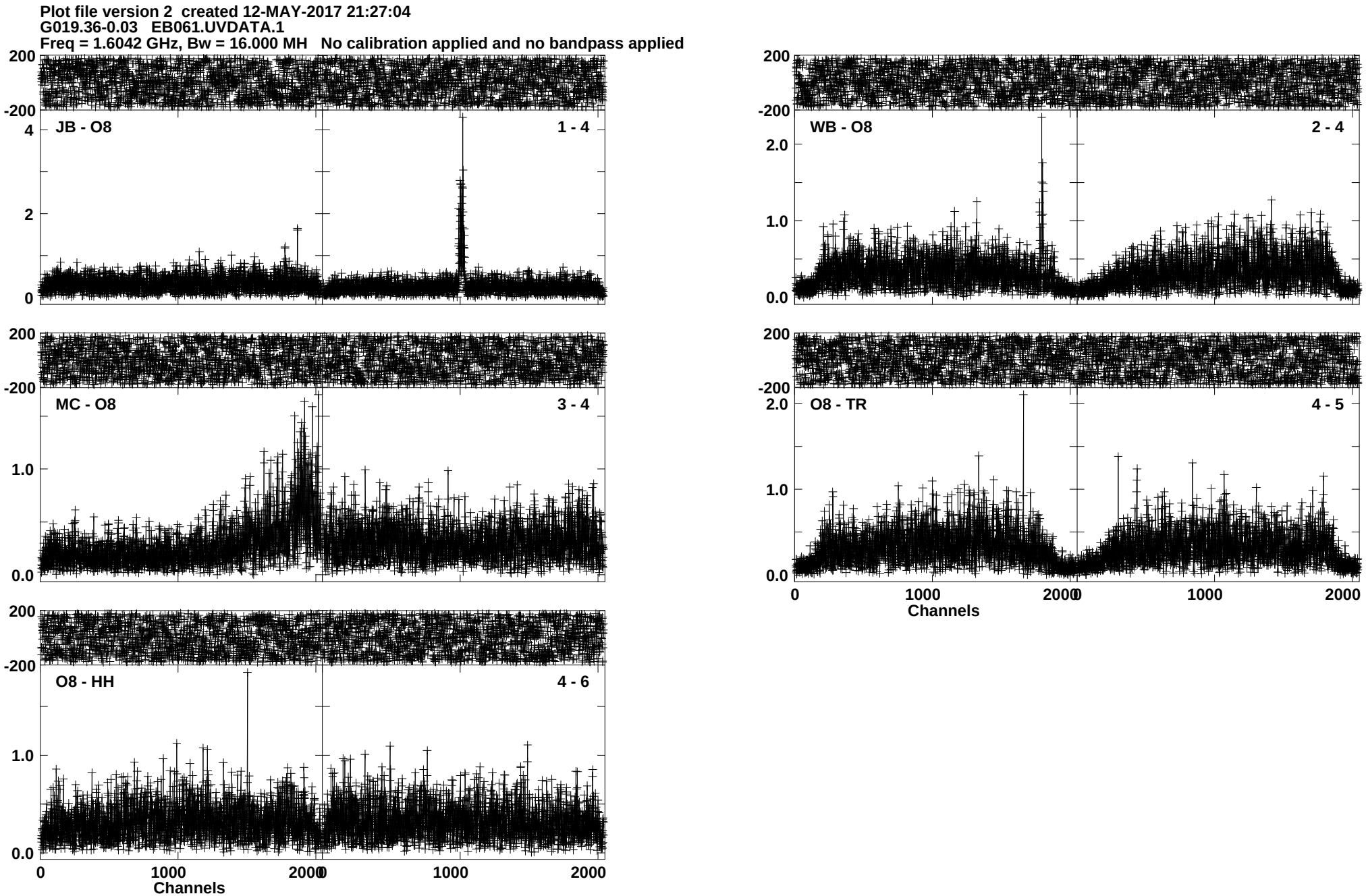
Plot file version 2 created 12-MAY-2017 21:27:04
G019.36-0.03 EB061.UVDATA.1
Freq = 1.6042 GHz, Bw = 16.000 MH No calibration applied and no bandpass applied
JB - O8
1 - 4
WB - O8
2 - 4
MC - O8
3 - 4
O8 - TR
4 - 5
O8 - HH
4 - 6
Channels
Channels
Lower frame: Milli Ampl Jy Top frame: Phas deg
Vector averaged cross-power spectrum Baseline: JB (01) - O8 (04)
Timerange: 00/02:35:31 to 00/02:46:29

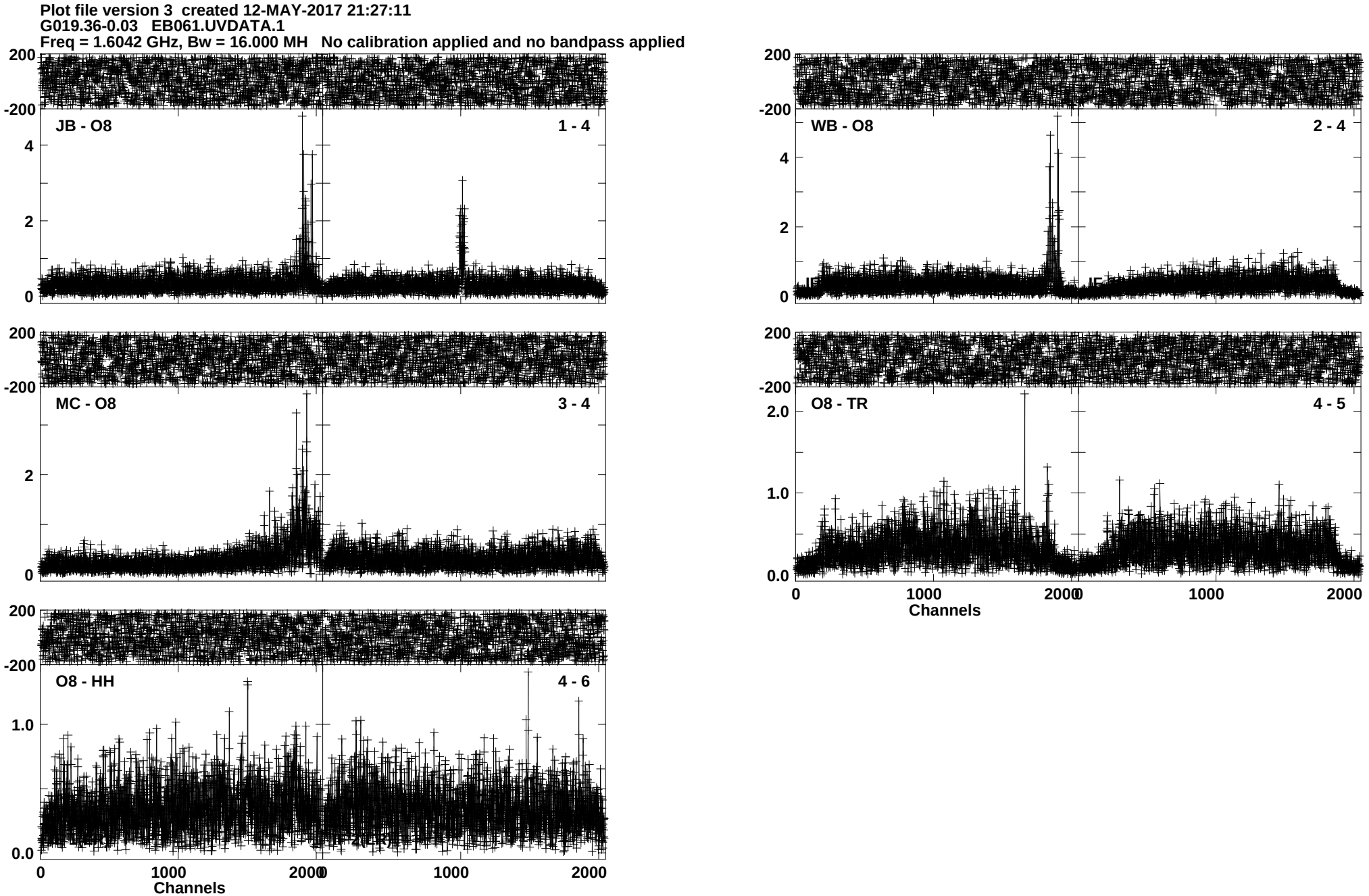
Plot file version 3 created 12-MAY-2017 21:27:11
G019.36-0.03 EB061.UVDATA.1
Freq = 1.6042 GHz, Bw = 16.000 MH No calibration applied and no bandpass applied
JB - O8
1 - 4
WB - O8
2 - 4
MC - O8
3 - 4
O8 - TR
4 - 5
O8 - HH
4 - 6
200
-200
4
2
0
2.0
1.0
0.0
1000
2000
Channels
Lower frame: Milli Ampl Jy Top frame: Phas deg
Vector averaged cross-power spectrum Baseline: JB (01) - O8 (04)
Timerange: 00/02:47:01 to 00/02:57:29

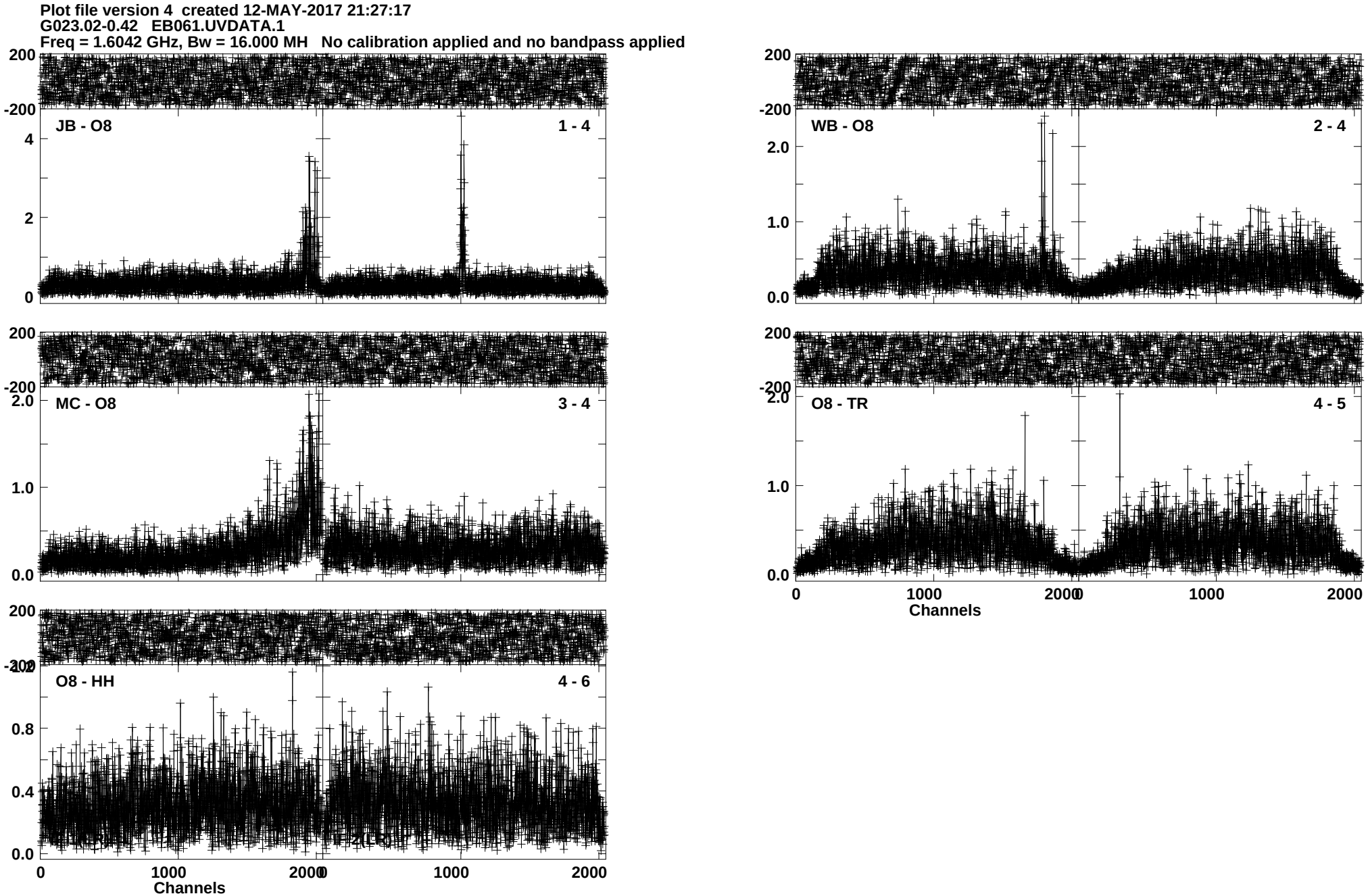
Plot file version 4 created 12-MAY-2017 21:27:17
G023.02-0.42 EB061.UVDATA.1
Freq = 1.6042 GHz, Bw = 16.000 MH No calibration applied and no bandpass applied
JB - O8
1 - 4
WB - O8
2 - 4
MC - O8
3 - 4
O8 - TR
4 - 5
O8 - HH
4 - 6
Channels
Channels
Lower frame: Milli Ampl Jy Top frame: Phas deg
Vector averaged cross-power spectrum Baseline: JB (01) - O8 (04)
Timerange: 00/02:58:21 to 00/03:09:19

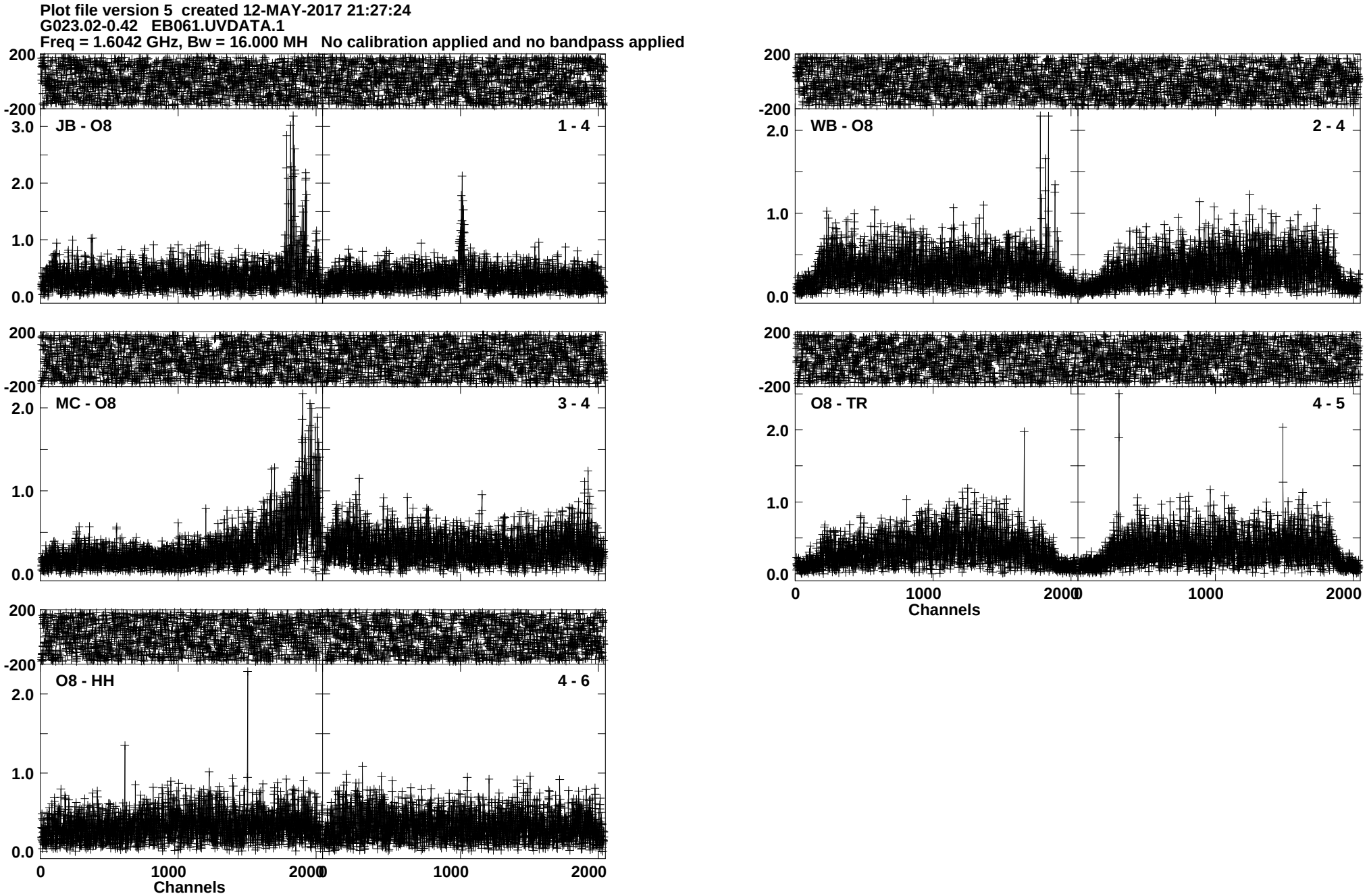
Plot file version 5 created 12-MAY-2017 21:27:24
G023.02-0.42 EB061.UVDATA.1
Freq = 1.6042 GHz, Bw = 16.000 MH No calibration applied and no bandpass applied
JB - O8
1 - 4
WB - O8
2 - 4
MC - O8
3 - 4
O8 - TR
4 - 5
O8 - HH
4 - 6
200
-200
3.0
2.0
1.0
0.0
0
1000
2000
Channels
Lower frame: Milli Ampl Jy Top frame: Phas deg
Vector averaged cross-power spectrum Baseline: JB (01) - O8 (04)
Timerange: 00/03:09:50 to 00/03:20:20

Plot file version 6 created 12-MAY-2017 21:27:31
G024.94+0.07 EB061.UVDATA.1
Freq = 1.6042 GHz, Bw = 16.000 MH No calibration applied and no bandpass applied

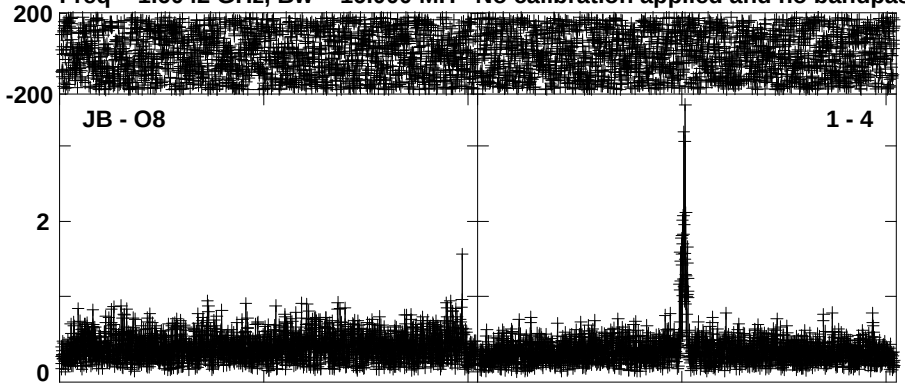

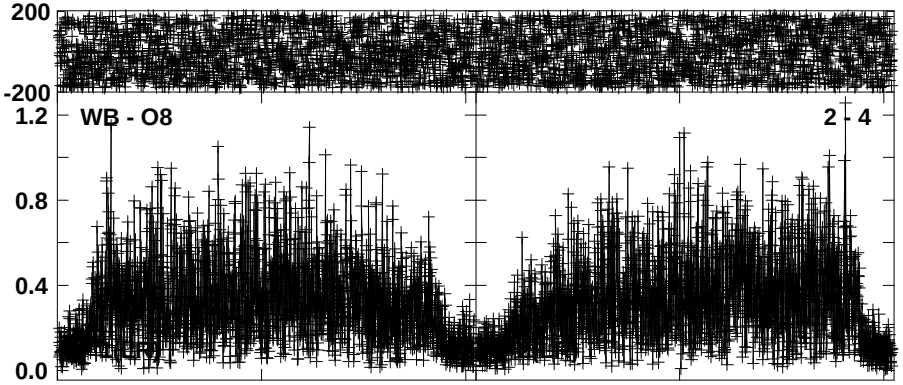

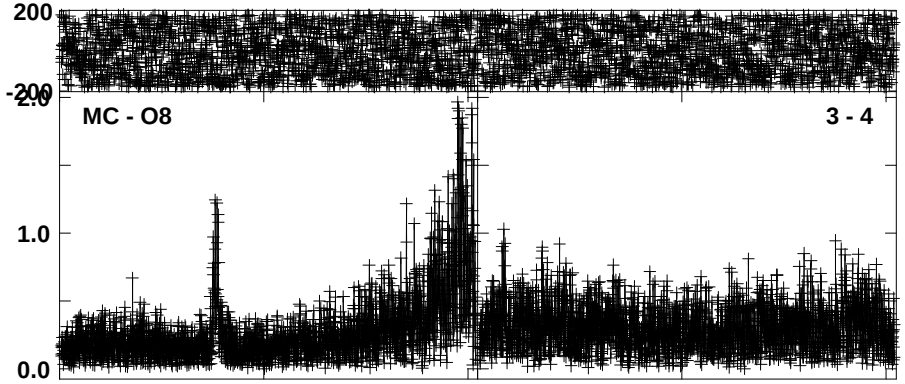

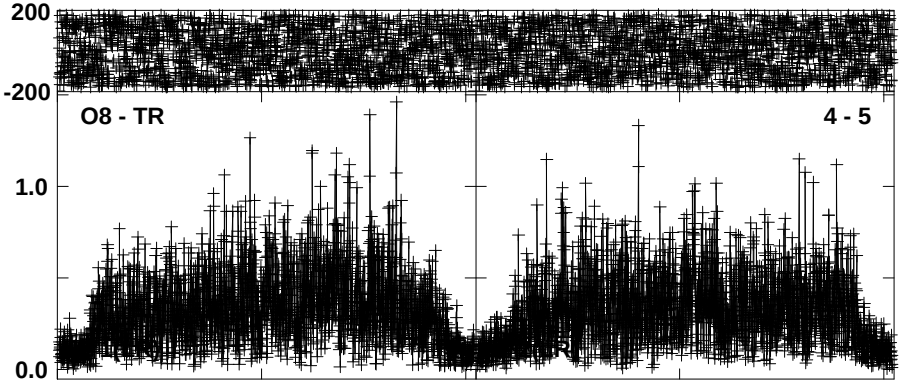

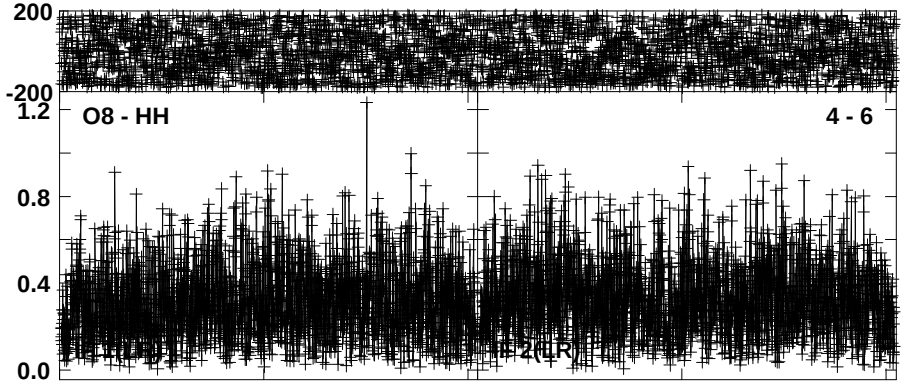

Lower frame: Milli Ampl Jy Top frame: Phas deg
Vector averaged cross-power spectrum Baseline: JB (01) - O8 (04)
Timerange: 00/03:21:01 to 00/03:32:00

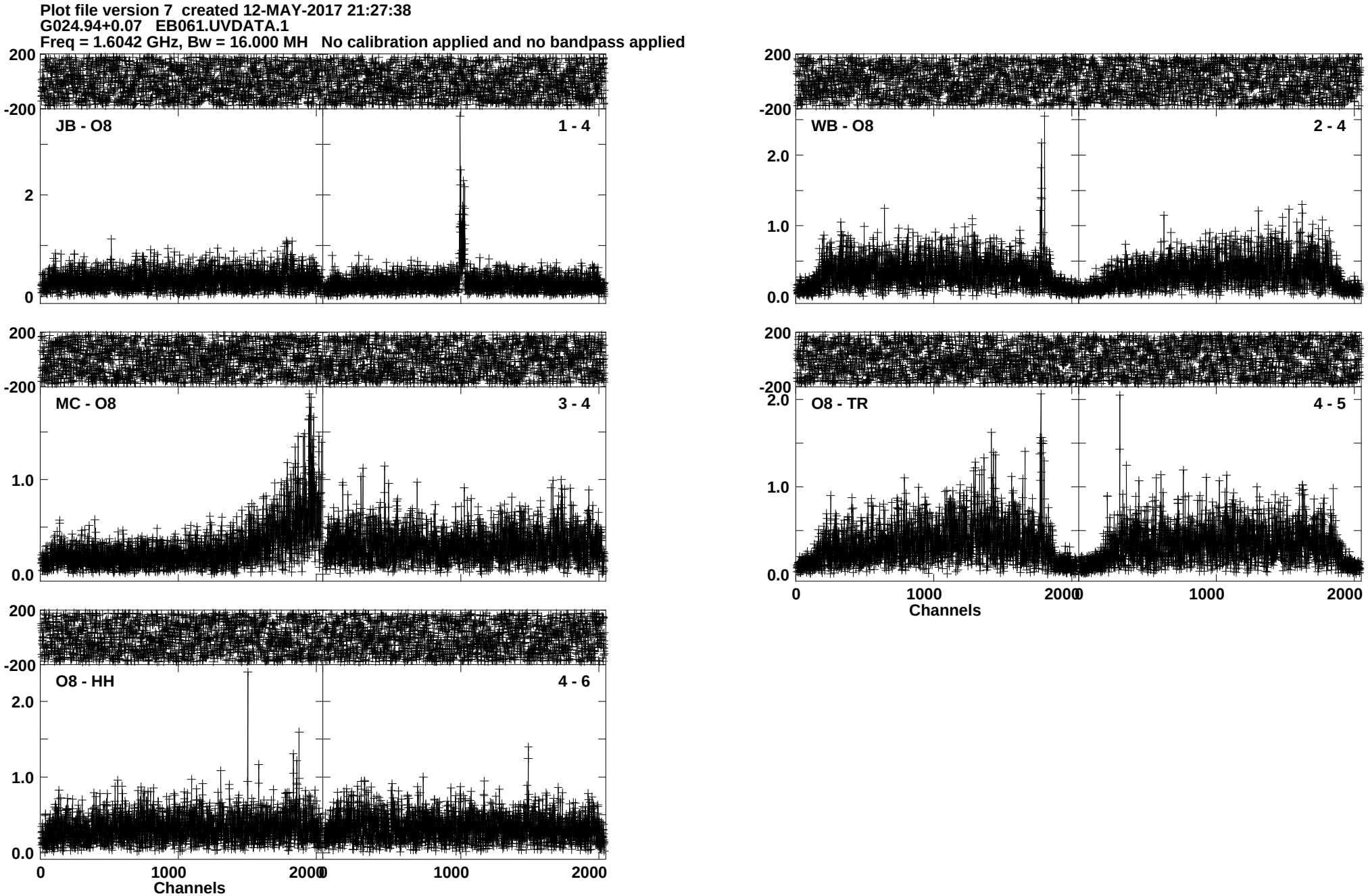
Plot file version 7 created 12-MAY-2017 21:27:38
G024.94+0.07 EB061.UVDATA.1
Freq = 1.6042 GHz, Bw = 16.000 MH No calibration applied and no bandpass applied
JB - O8
1 - 4
WB - O8
2 - 4
MC - O8
3 - 4
O8 - TR
4 - 5
O8 - HH
4 - 6
Channels
Lower frame: Milli Ampl Jy Top frame: Phas deg
Vector averaged cross-power spectrum Baseline: JB (01) - O8 (04)
Timerange: 00/03:32:30 to 00/03:43:00

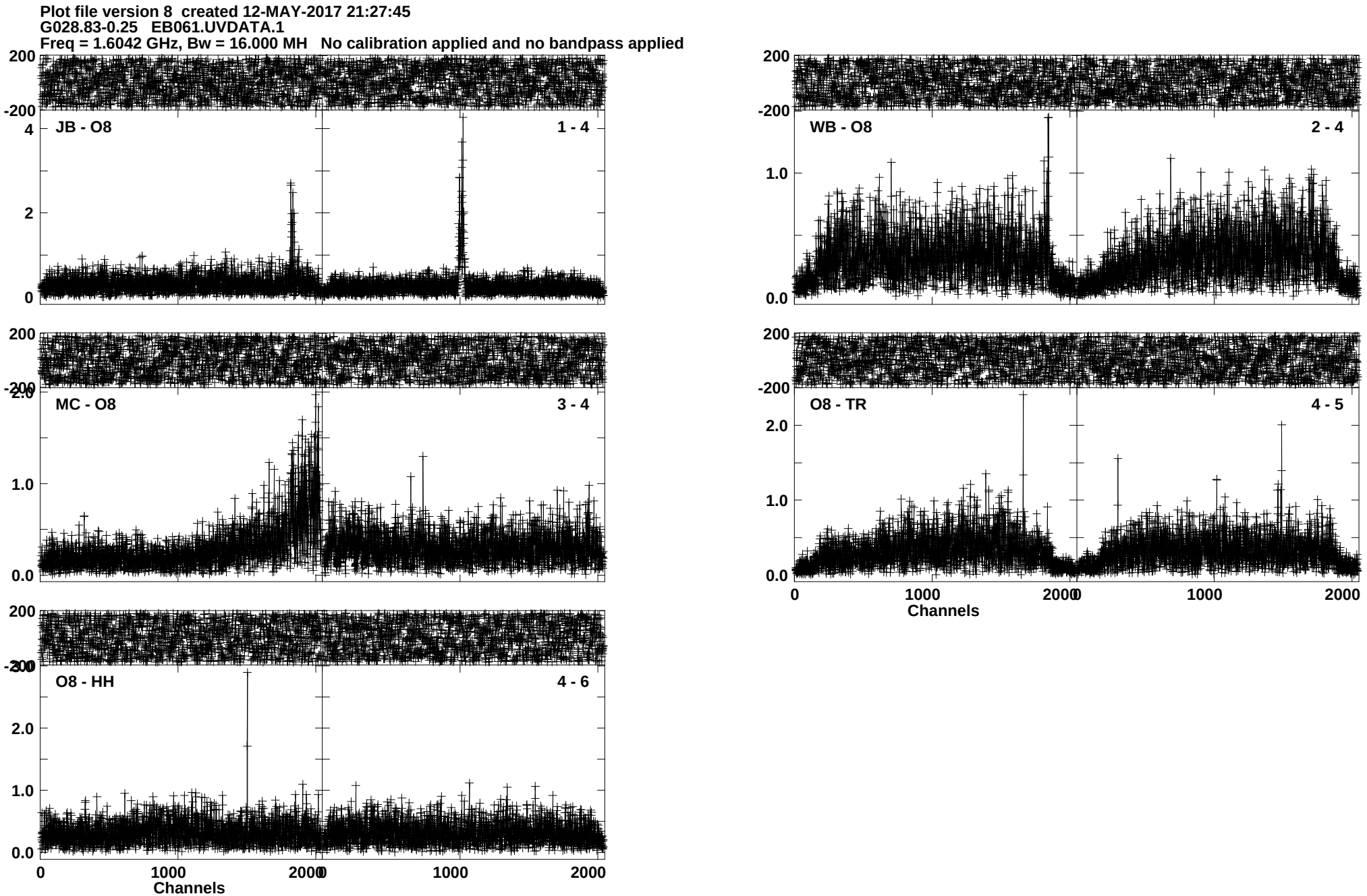
Plot file version 8 created 12-MAY-2017 21:27:45
G028.83-0.25 EB061.UVDATA.1
Freq = 1.6042 GHz, Bw = 16.000 MH No calibration applied and no bandpass applied
JB - O8
1 - 4
WB - O8
2 - 4
MC - O8
3 - 4
O8 - TR
4 - 5
O8 - HH
4 - 6
Channels
Lower frame: Milli Ampl Jy Top frame: Phas deg
Vector averaged cross-power spectrum Baseline: JB (01) - O8 (04)
Timerange: 00/03:43:51 to 00/03:54:49

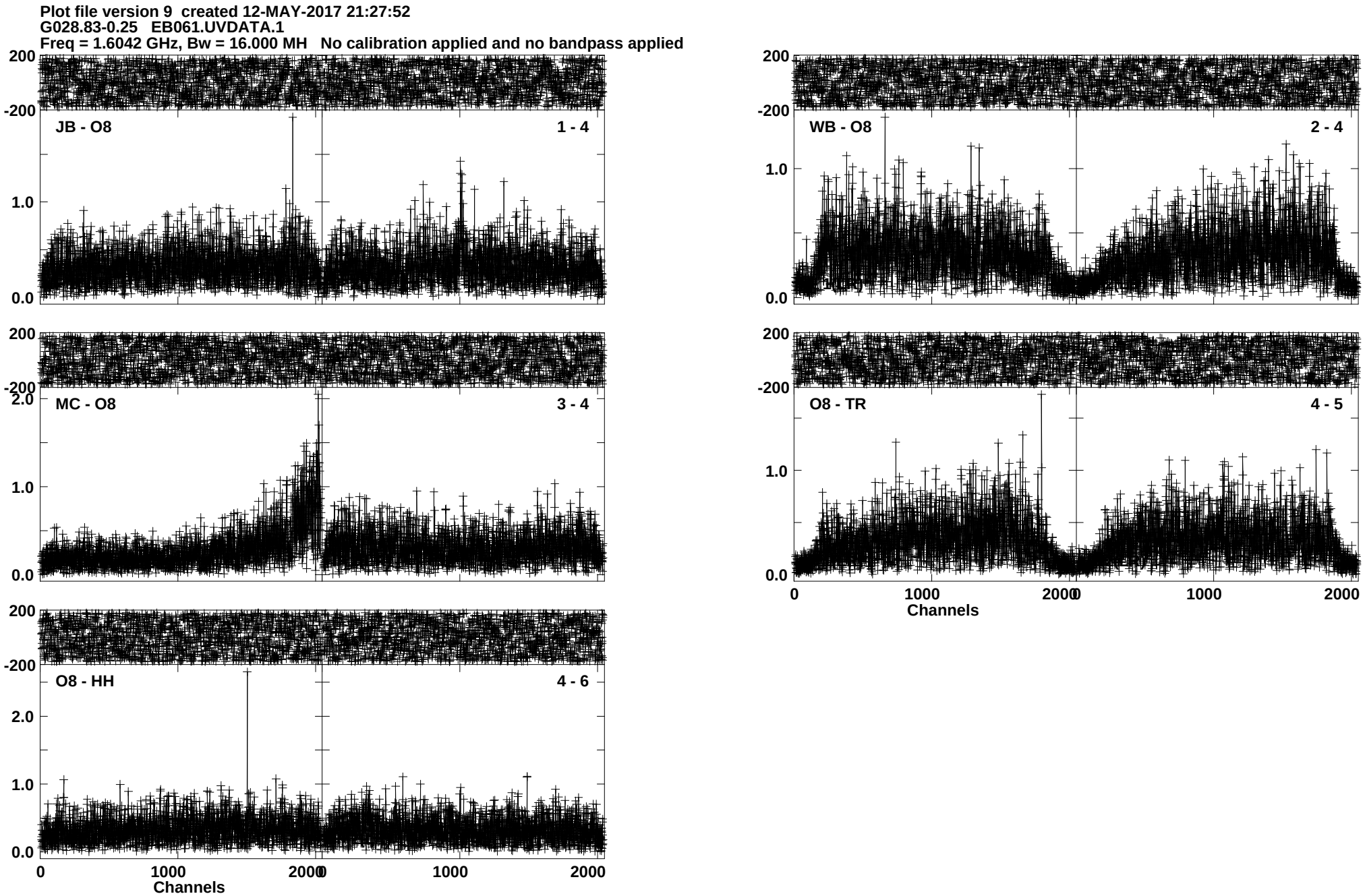
Plot file version 9 created 12-MAY-2017 21:27:52
G028.83-0.25 EB061.UVDATA.1
Freq = 1.6042 GHz, Bw = 16.000 MH No calibration applied and no bandpass applied
JB - O8
1 - 4
WB - O8
2 - 4
MC - O8
3 - 4
O8 - TR
4 - 5
O8 - HH
4 - 6
200
-200
2.0
1.0
0.0
0
1000
2000
Channels
Lower frame: Milli Ampl Jy Top frame: Phas deg
Vector averaged cross-power spectrum Baseline: JB (01) - O8 (04)
Timerange: 00/03:55:21 to 00/04:05:49

Plot file version 10 created 12-MAY-2017 21:27:59
G034.40+0.23 EB061.UVDATA.1
Freq = 1.6042 GHz, Bw = 16.000 MH No calibration applied and no bandpass applied

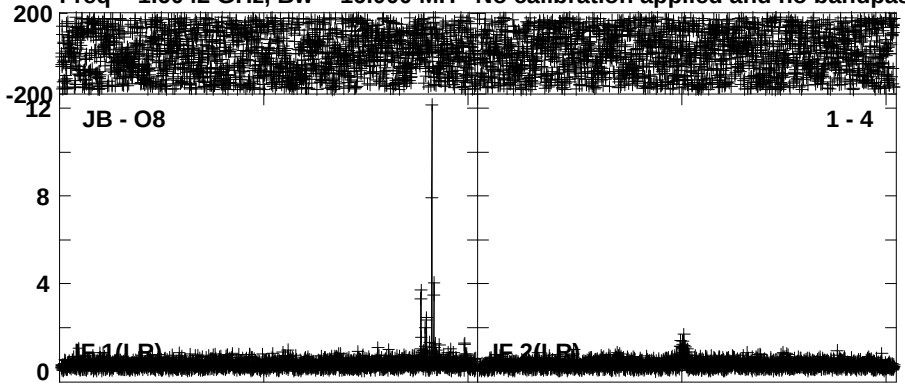

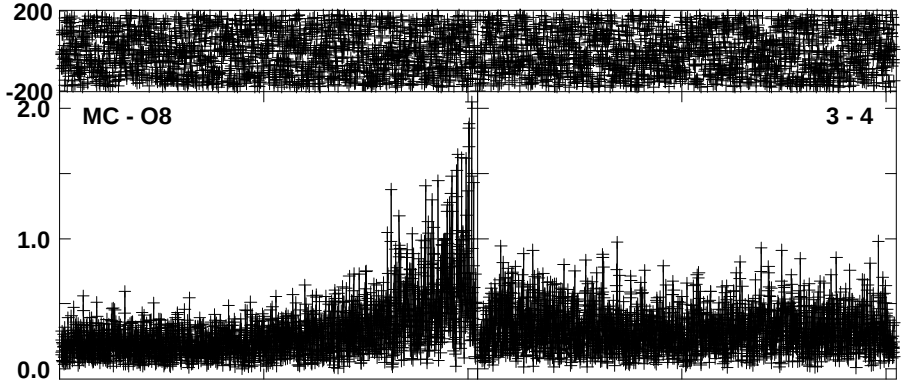

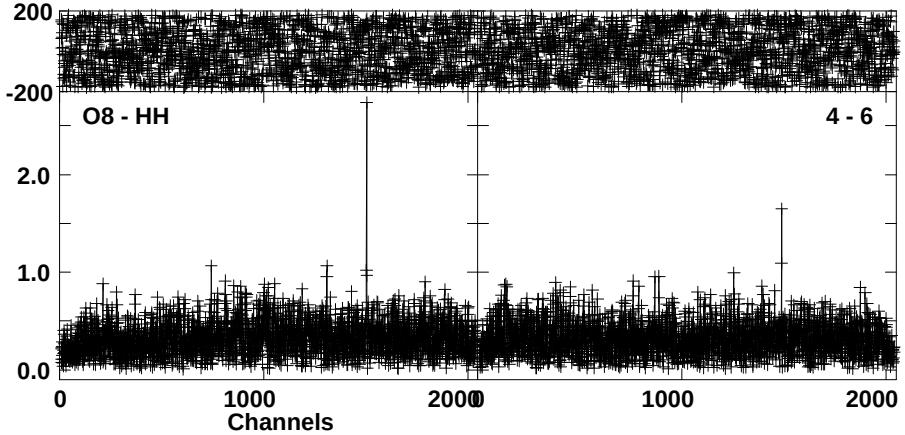

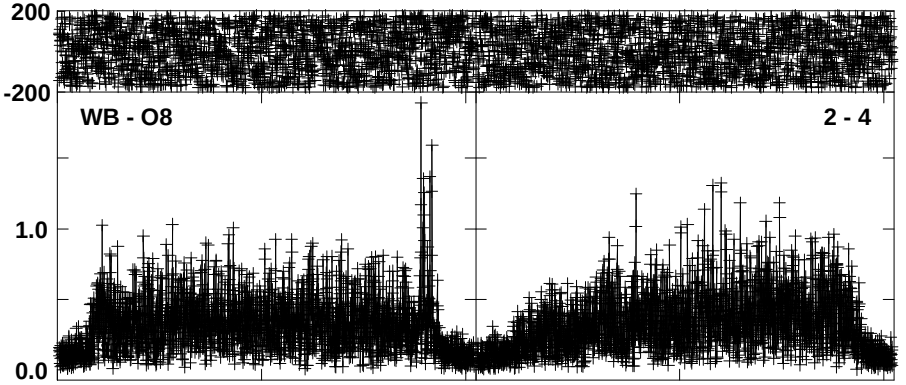

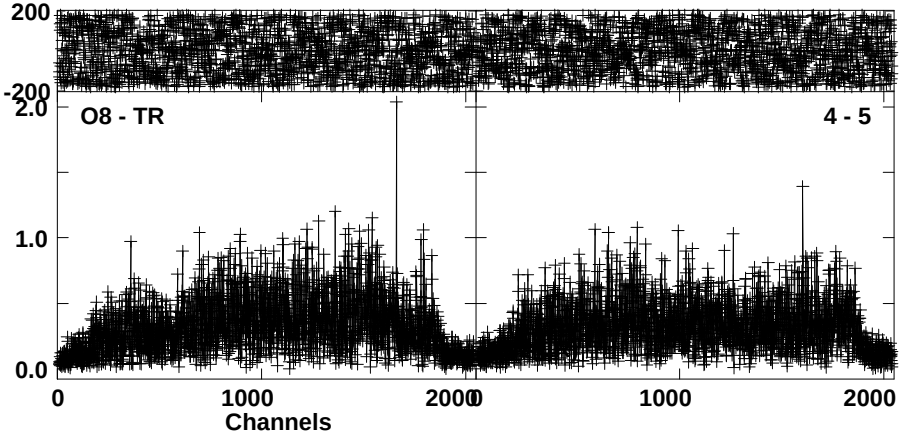

Lower frame: Milli Ampl Jy Top frame: Phas deg
Vector averaged cross-power spectrum Baseline: JB (01) - O8 (04)
Timerange: 00/04:06:40 to 00/04:17:39

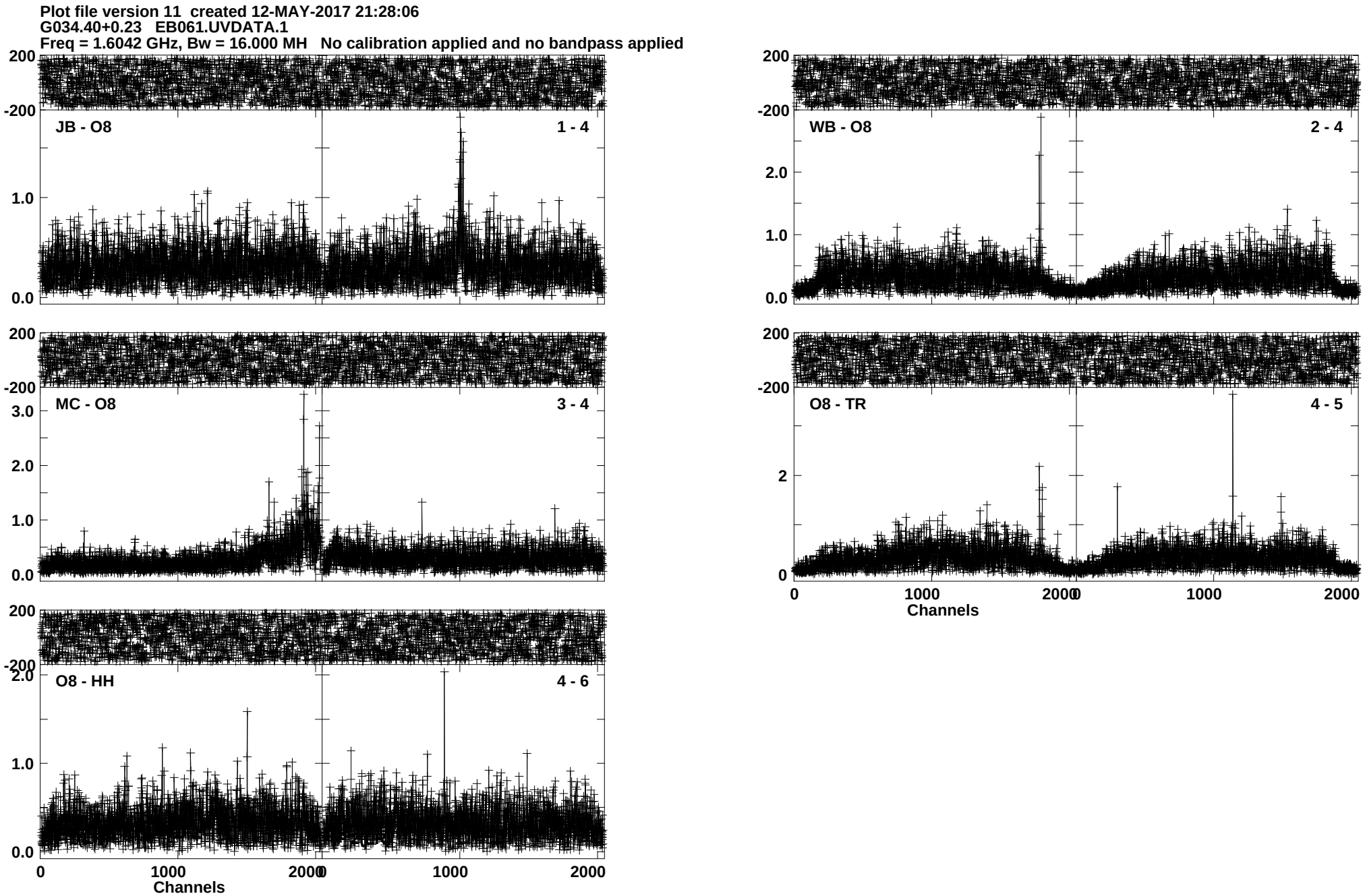
Plot file version 11 created 12-MAY-2017 21:28:06
G034.40+0.23 EB061.UVDATA.1
Freq = 1.6042 GHz, Bw = 16.000 MH No calibration applied and no bandpass applied
JB - O8
1 - 4
WB - O8
2 - 4
MC - O8
3 - 4
O8 - TR
4 - 5
O8 - HH
4 - 6
Channels
Lower frame: Milli Ampl Jy Top frame: Phas deg
Vector averaged cross-power spectrum Baseline: JB (01) - O8 (04)
Timerange: 00/04:18:10 to 00/04:28:40

Plot file version 12 created 12-MAY-2017 21:28:13
G035.03+0.35 EB061.UVDATA.1
Freq = 1.6042 GHz, Bw = 16.000 MH No calibration applied and no bandpass applied

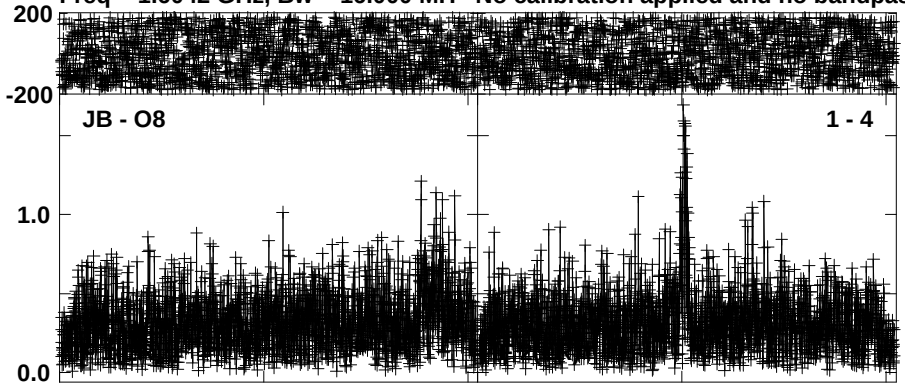

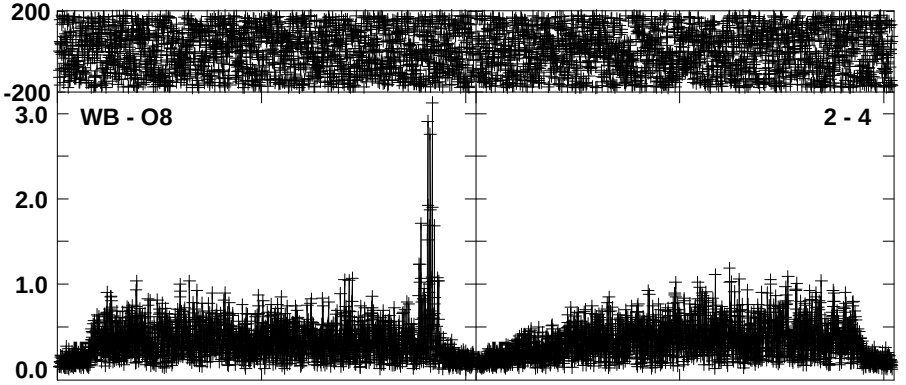

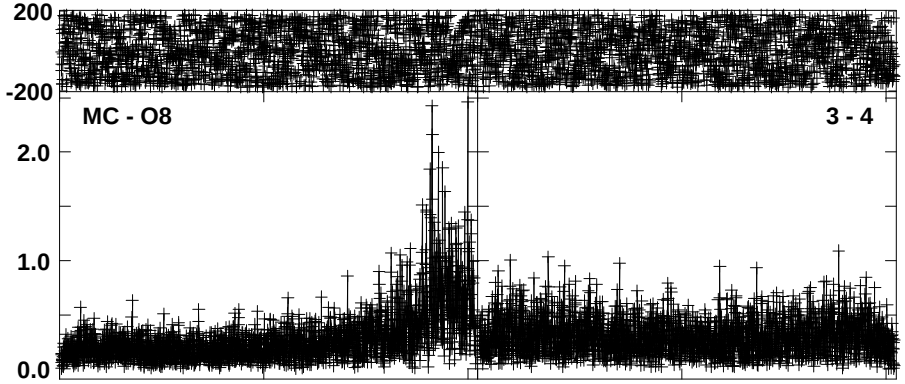

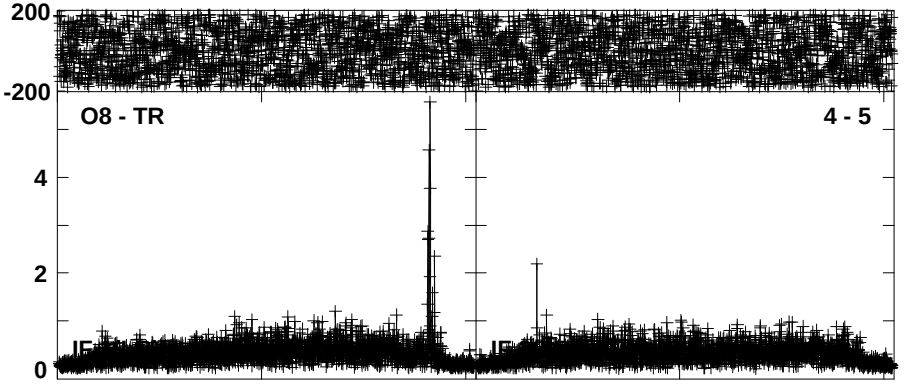

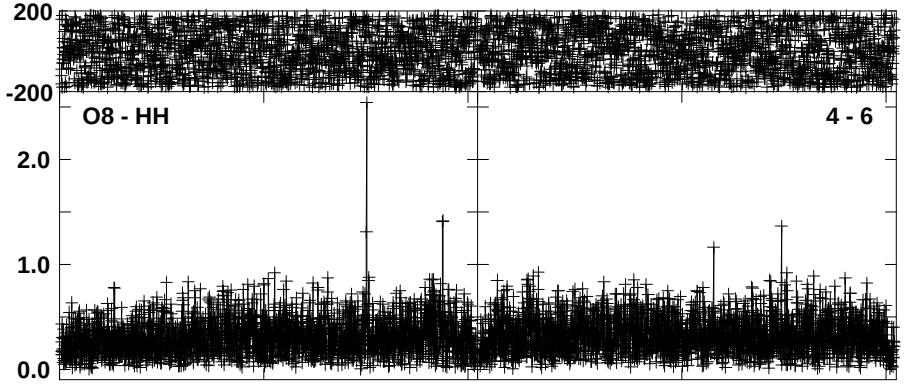

Lower frame: Milli Ampl Jy Top frame: Phas deg
Vector averaged cross-power spectrum Baseline: JB (01) - O8 (04)
Timerange: 00/04:29:21 to 00/04:40:20

Plot file version 13 created 12-MAY-2017 21:28:19
G035.03+0.35 EB061.UVDATA.1
Freq = 1.6042 GHz, Bw = 16.000 MH No calibration applied and no bandpass applied

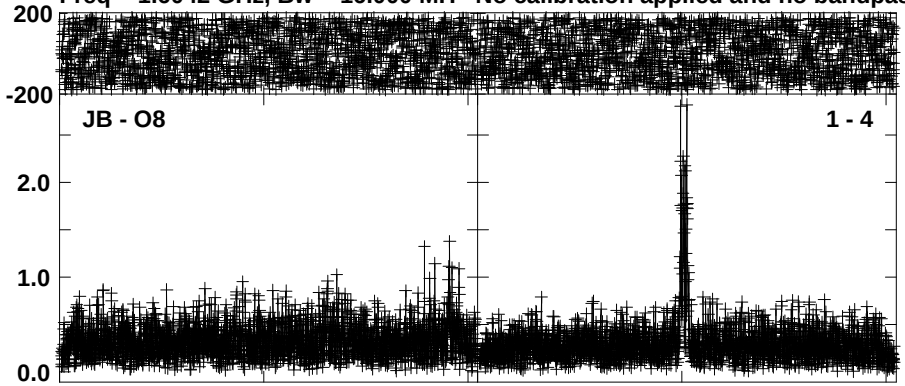

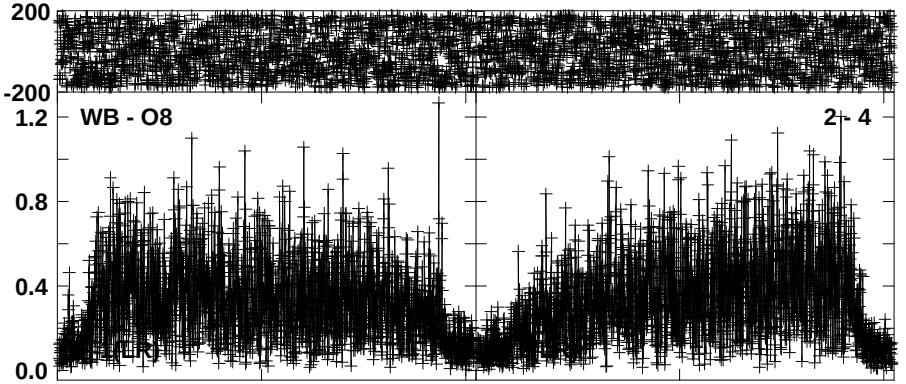

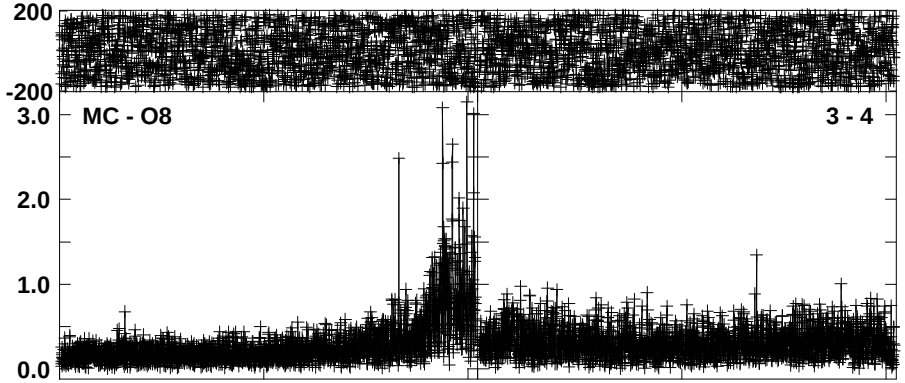

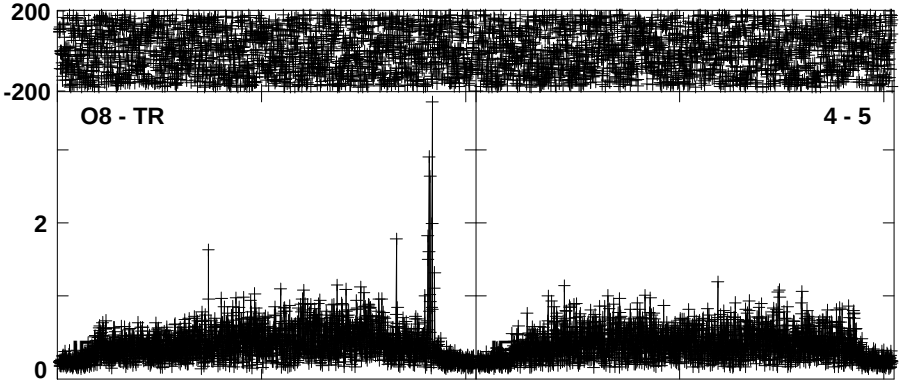

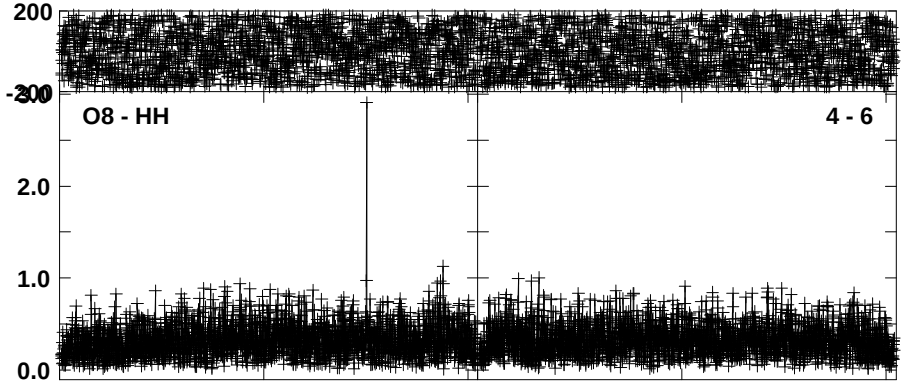

Lower frame: Milli Ampl Jy Top frame: Phas deg
Vector averaged cross-power spectrum Baseline: JB (01) - O8 (04)
Timerange: 00/04:40:51 to 00/04:51:20

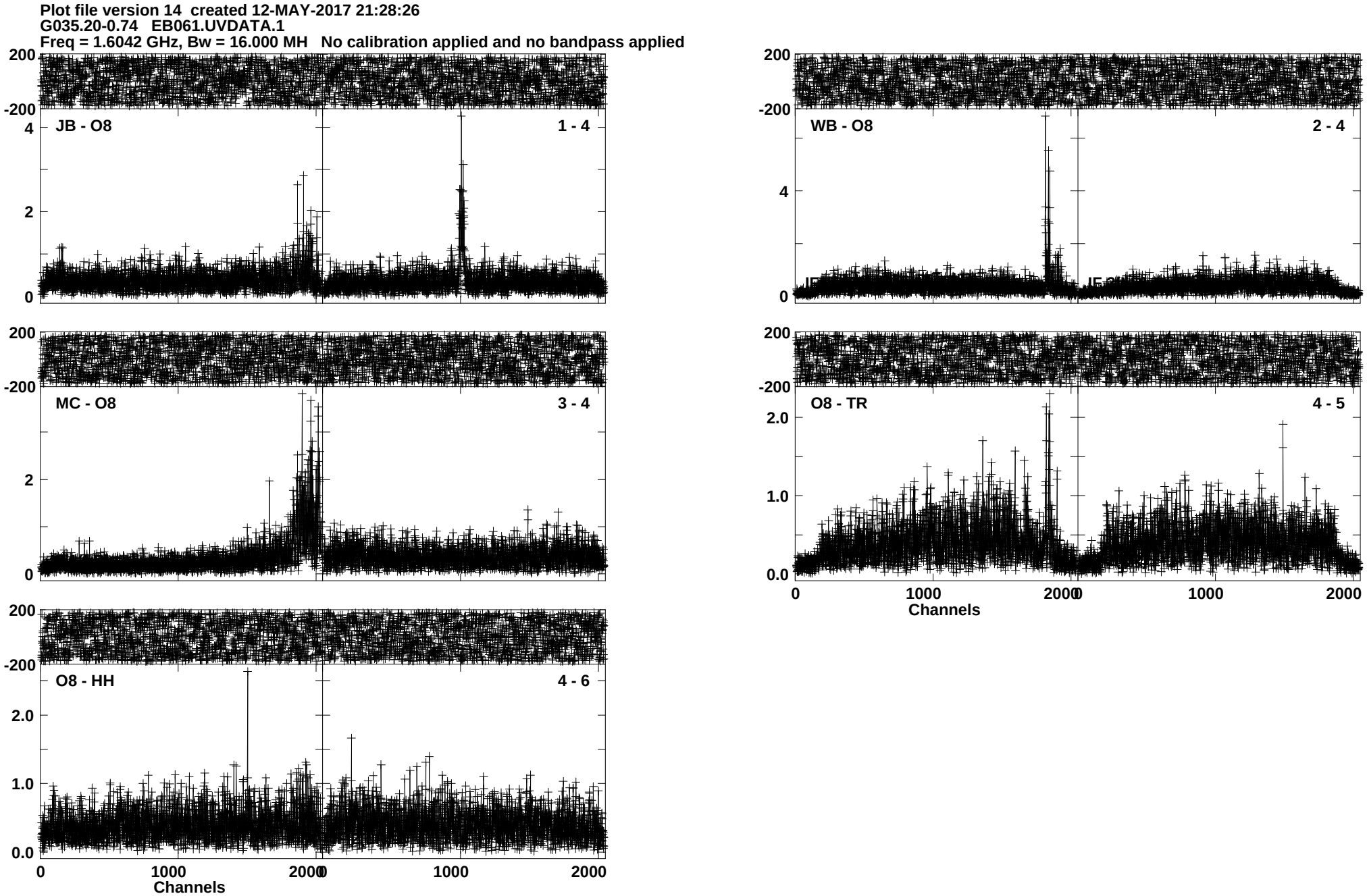
Plot file version 14 created 12-MAY-2017 21:28:26
G035.20-0.74 EB061.UVDATA.1
Freq = 1.6042 GHz, Bw = 16.000 MH No calibration applied and no bandpass applied
JB - O8
1 - 4
WB - O8
2 - 4
MC - O8
3 - 4
O8 - TR
4 - 5
O8 - HH
4 - 6
Channels
Lower frame: Milli Ampl Jy Top frame: Phas deg
Vector averaged cross-power spectrum Baseline: JB (01) - O8 (04)
Timerange: 00/04:52:00 to 00/05:02:59

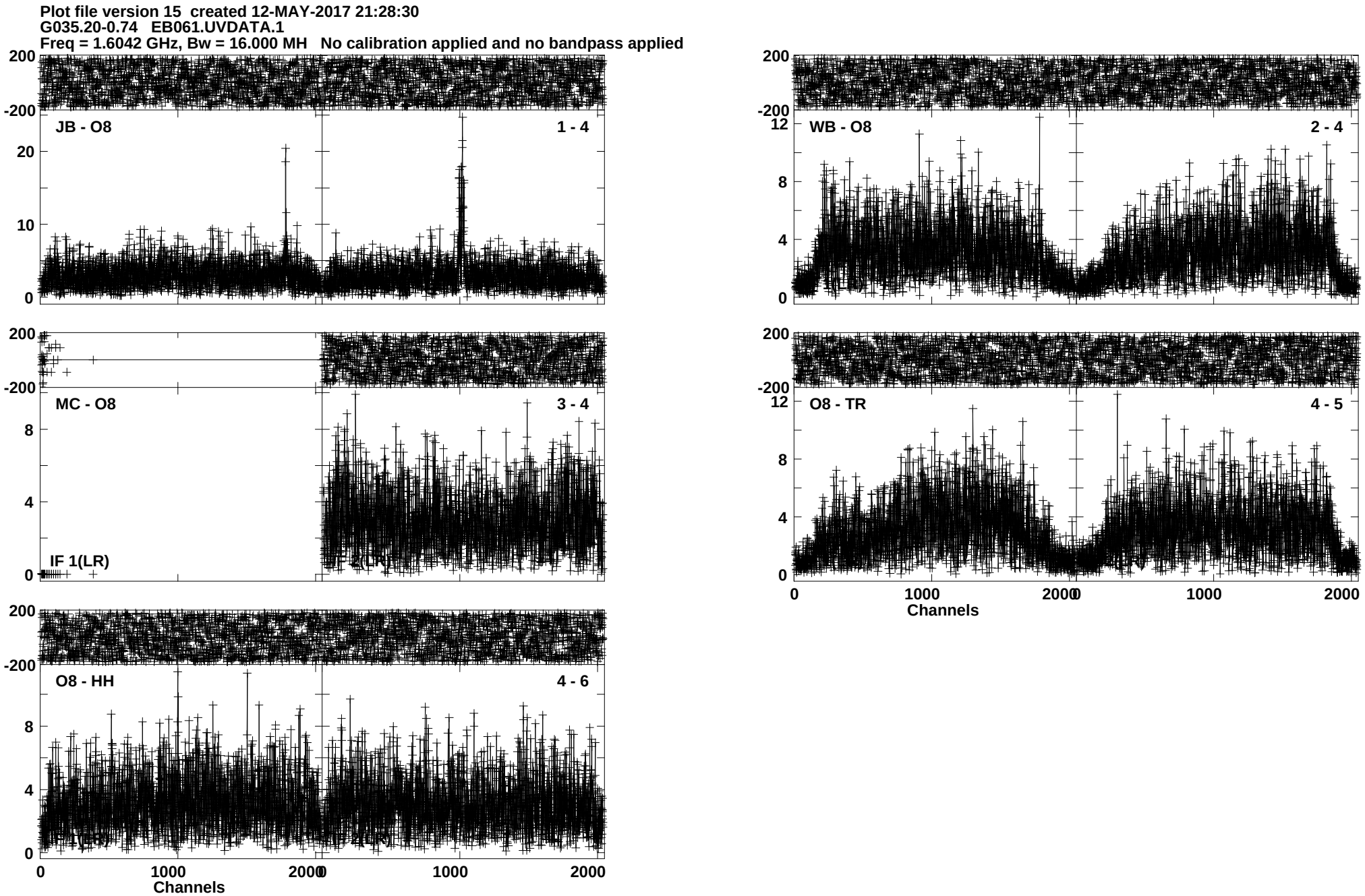
Plot file version 15 created 12-MAY-2017 21:28:30
G035.20-0.74 EB061.UVDATA.1
Freq = 1.6042 GHz, Bw = 16.000 MH No calibration applied and no bandpass applied
JB - O8
1 - 4
WB - O8
2 - 4
MC - O8
3 - 4
O8 - TR
4 - 5
O8 - HH
4 - 6
IF 1(LR)
IF 2(LR)
Channels
Lower frame: Milli Ampl Jy Top frame: Phas deg
Vector averaged cross-power spectrum Baseline: JB (01) - O8 (04)
Timerange: 00/05:03:31 to 00/05:13:59

Plot file version 16 created 12-MAY-2017 21:28:33
G043.04-0.45 EB061.UVDATA.1
Freq = 1.6042 GHz, Bw = 16.000 MH No calibration applied and no bandpass applied

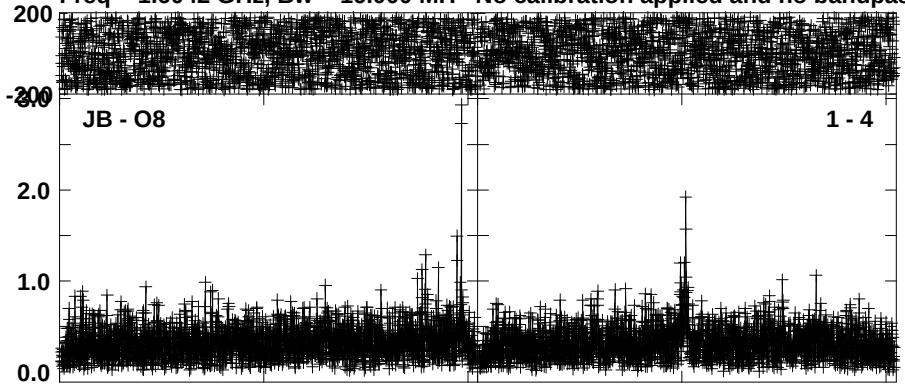



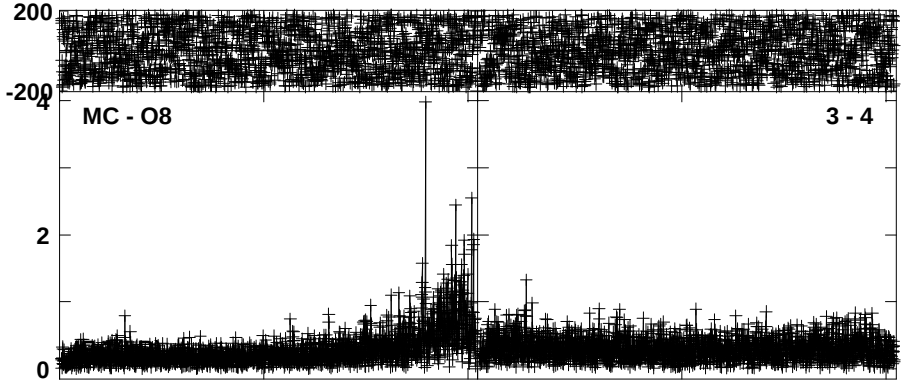

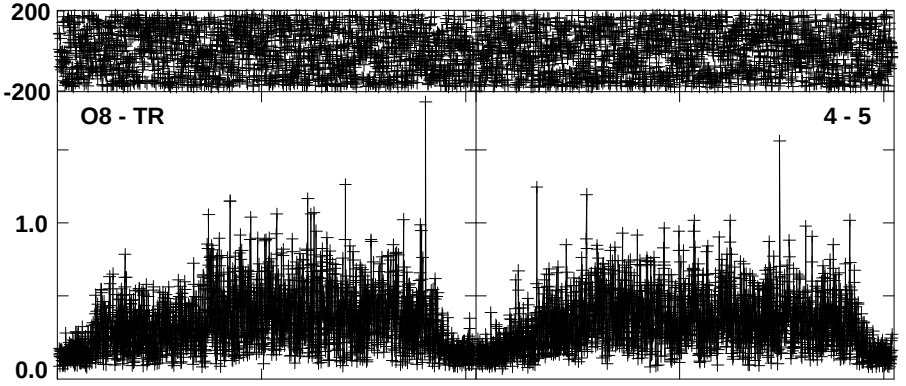

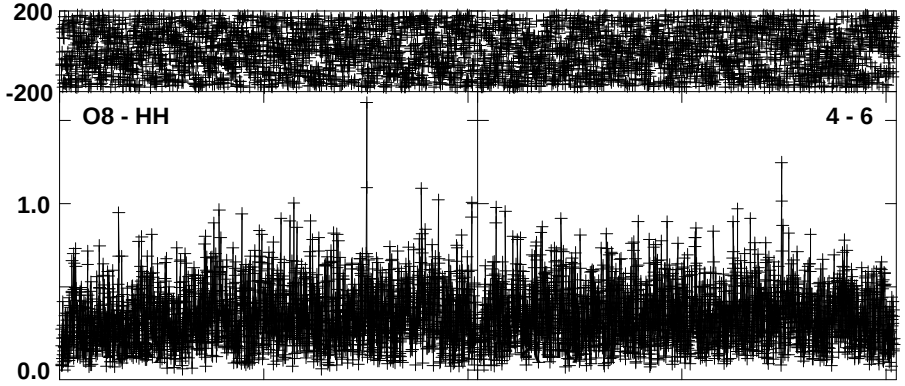

Lower frame: Milli Ampl Jy Top frame: Phas deg
Vector averaged cross-power spectrum Baseline: JB (01) - O8 (04)
Timerange: 00/05:15:00 to 00/05:25:59

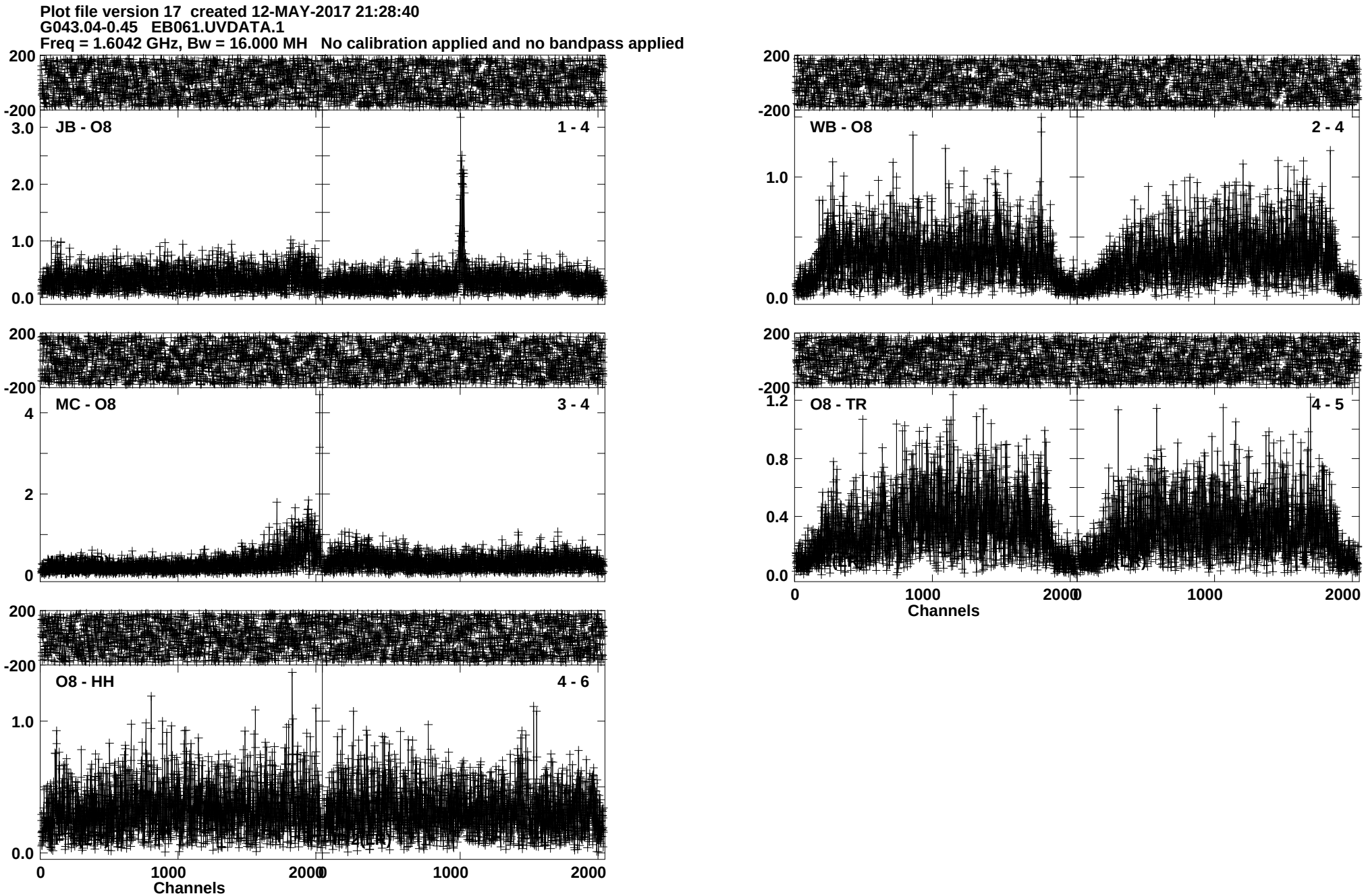
Plot file version 17 created 12-MAY-2017 21:28:40
G043.04-0.45 EB061.UVDATA.1
Freq = 1.6042 GHz, Bw = 16.000 MH No calibration applied and no bandpass applied
JB - O8
1 - 4
WB - O8
2 - 4
MC - O8
3 - 4
O8 - TR
4 - 5
O8 - HH
4 - 6
Channels
Lower frame: Milli Ampl Jy Top frame: Phas deg
Vector averaged cross-power spectrum Baseline: JB (01) - O8 (04)
Timerange: 00/05:26:30 to 00/05:36:59

Plot file version 18 created 12-MAY-2017 21:28:47
G045.47+0.07 EB061.UVDATA.1
Freq = 1.6042 GHz, Bw = 16.000 MH No calibration applied and no bandpass applied

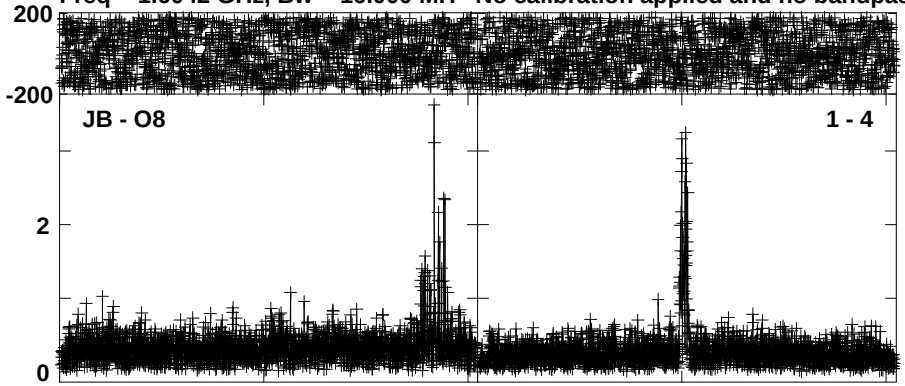

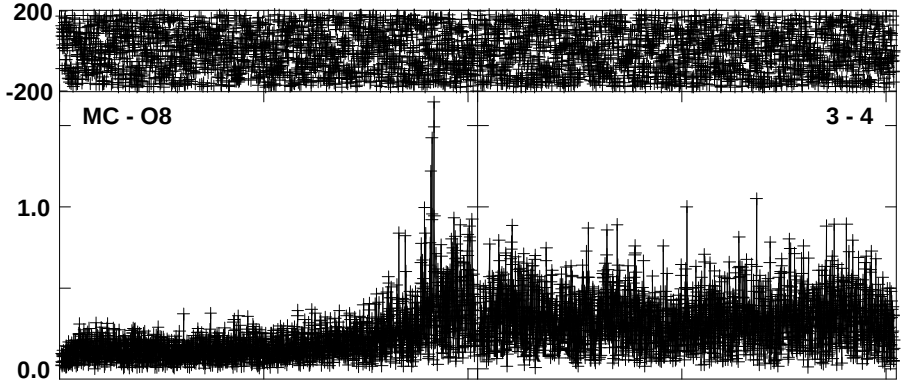

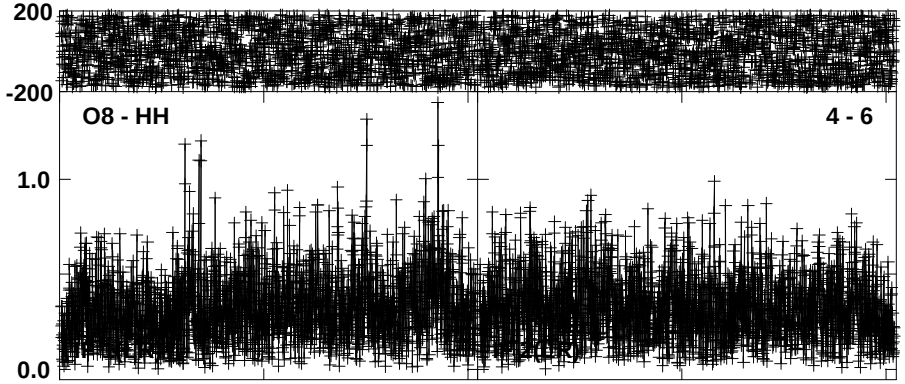

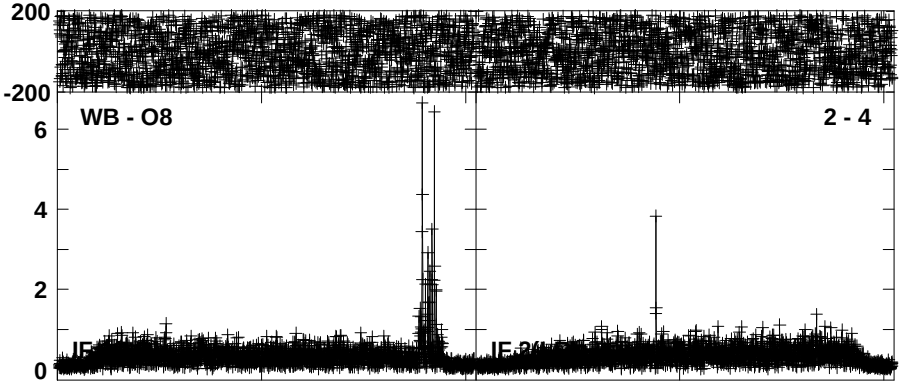

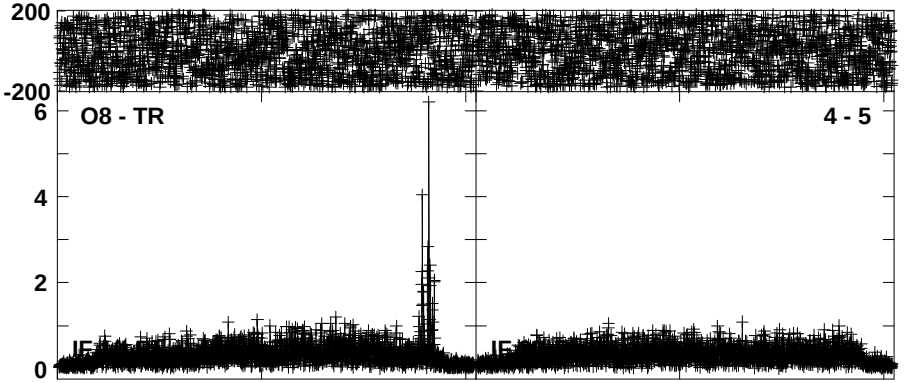

Lower frame: Milli Ampl Jy Top frame: Phas deg
Vector averaged cross-power spectrum Baseline: JB (01) - O8 (04)
Timerange: 00/05:37:50 to 00/05:48:49

Plot file version 19 created 12-MAY-2017 21:28:54
G045.47+0.07 EB061.UVDATA.1
Freq = 1.6042 GHz, Bw = 16.000 MH No calibration applied and no bandpass applied

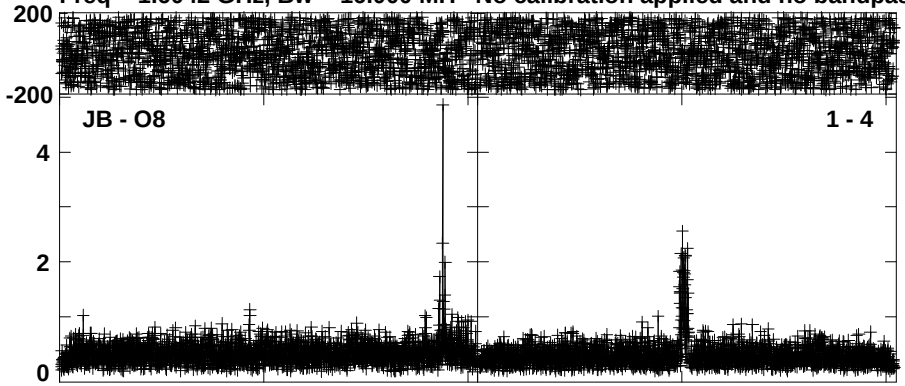

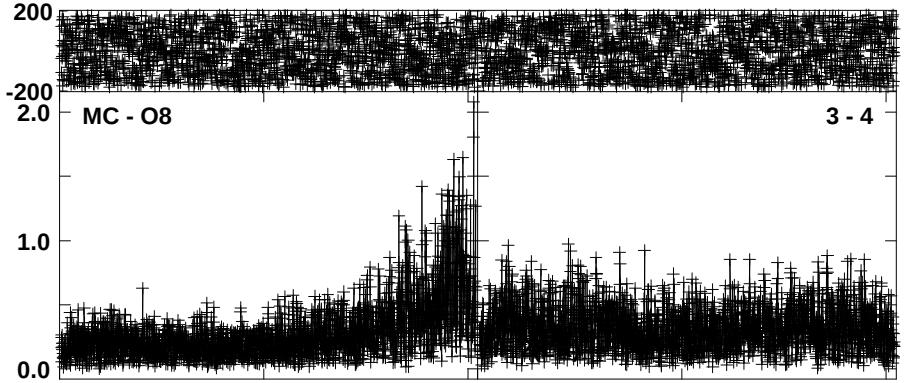

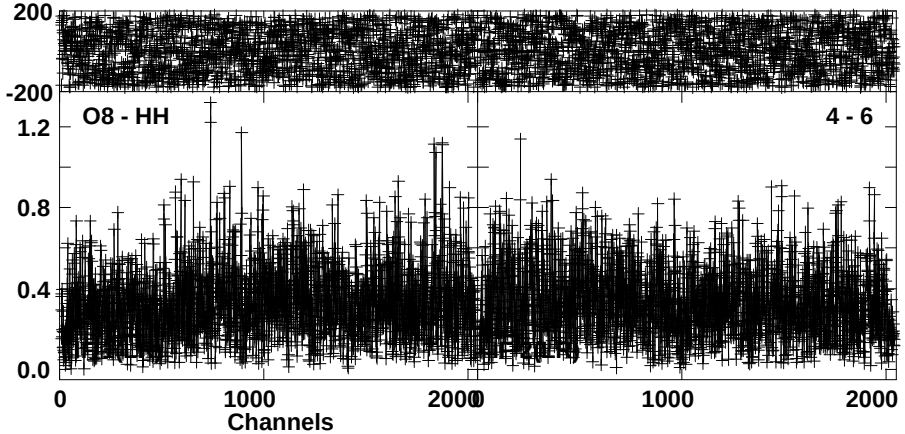

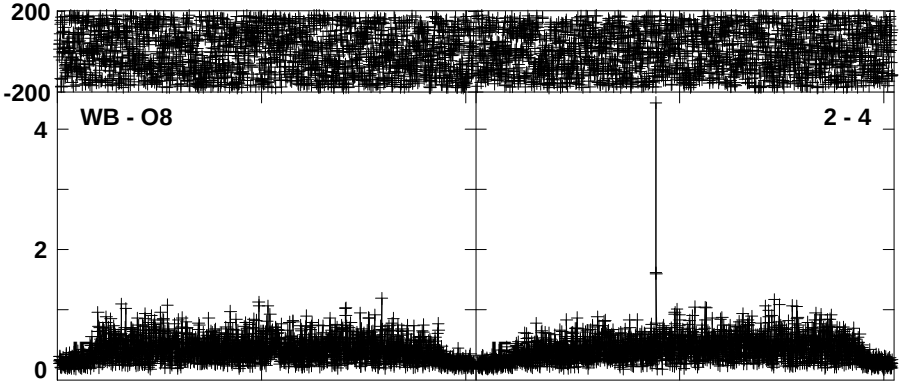

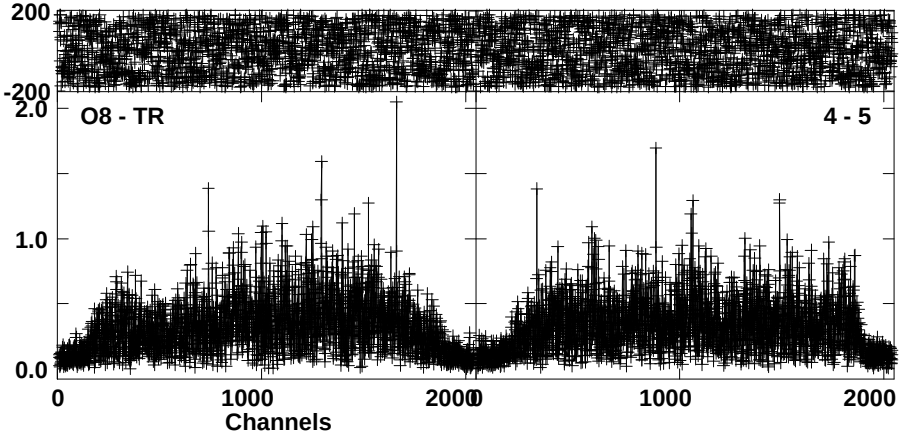

Lower frame: Milli Ampl Jy Top frame: Phas deg
Vector averaged cross-power spectrum Baseline: JB (01) - O8 (04)
Timerange: 00/05:49:20 to 00/05:59:49

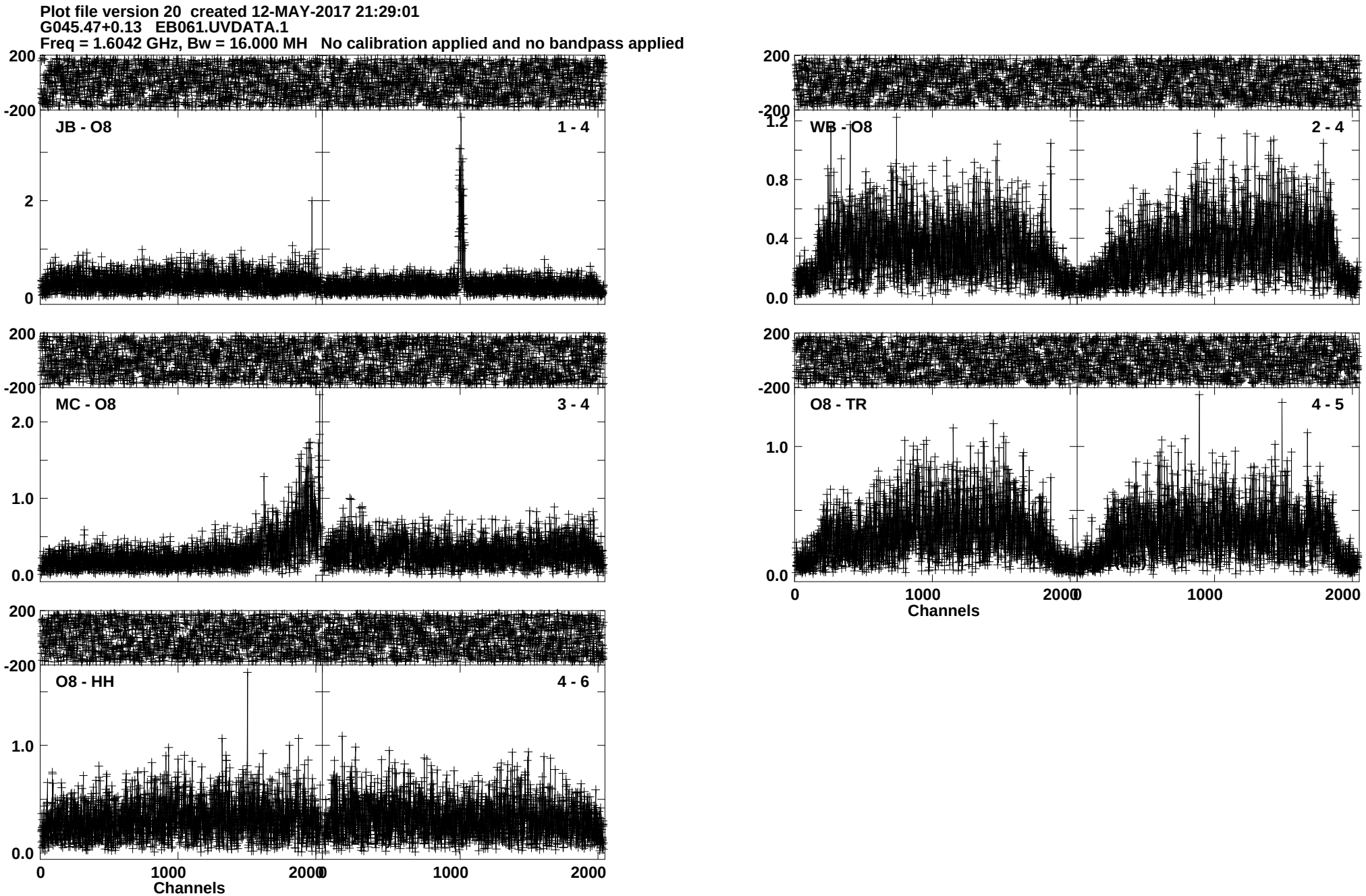
Plot file version 20 created 12-MAY-2017 21:29:01
G045.47+0.13 EB061.UVDATA.1
Freq = 1.6042 GHz, Bw = 16.000 MH No calibration applied and no bandpass applied
JB - O8
1 - 4
WB - O8
2 - 4
MC - O8
3 - 4
O8 - TR
4 - 5
O8 - HH
4 - 6
Channels
Channels
Lower frame: Milli Ampl Jy Top frame: Phas deg
Vector averaged cross-power spectrum Baseline: JB (01) - O8 (04)
Timerange: 00/06:00:31 to 00/06:11:29

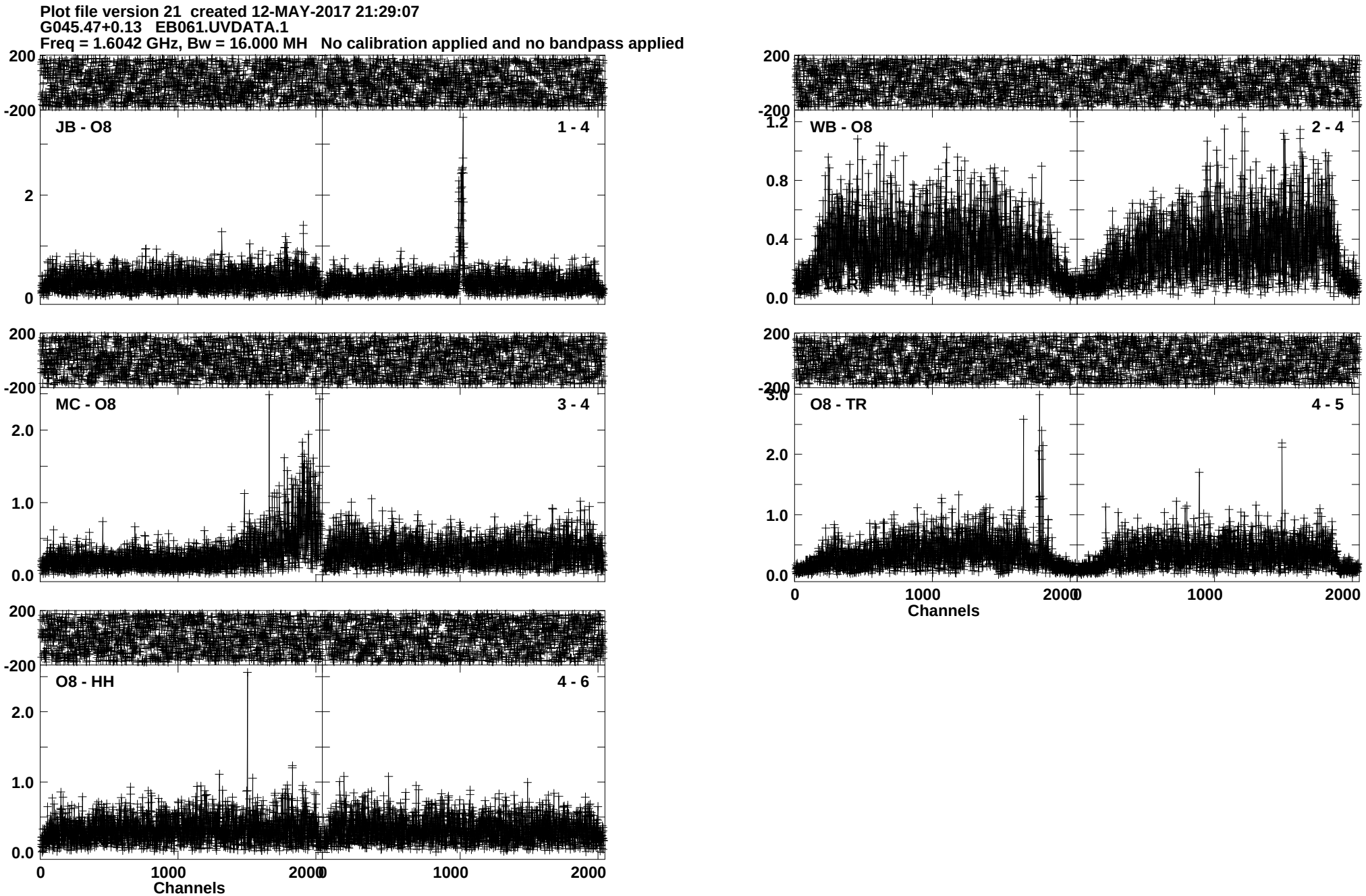
Plot file version 21 created 12-MAY-2017 21:29:07
G045.47+0.13 EB061.UVDATA.1
Freq = 1.6042 GHz, Bw = 16.000 MH No calibration applied and no bandpass applied
JB - O8
1 - 4
WB - O8
2 - 4
MC - O8
3 - 4
O8 - TR
4 - 5
O8 - HH
4 - 6
Channels
Lower frame: Milli Ampl Jy Top frame: Phas deg
Vector averaged cross-power spectrum Baseline: JB (01) - O8 (04)
Timerange: 00/06:12:00 to 00/06:22:30

Plot file version 22 created 12-MAY-2017 21:29:13
J2101+0341 EB061.UVDATA.1
Freq = 1.6042 GHz, Bw = 16.000 MH No calibration applied and no bandpass applied

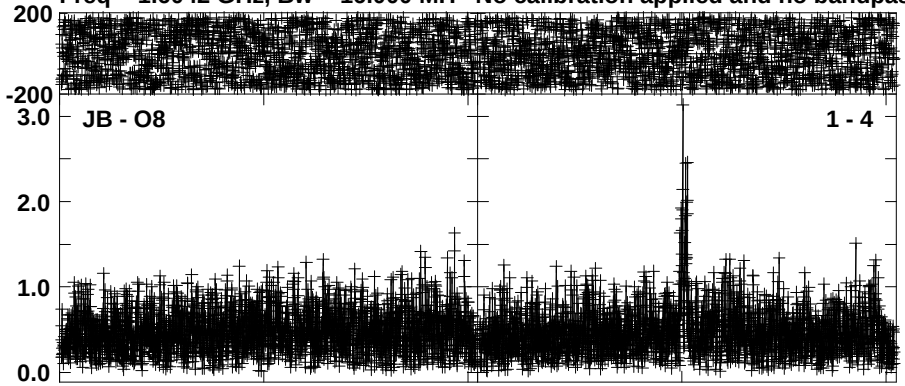

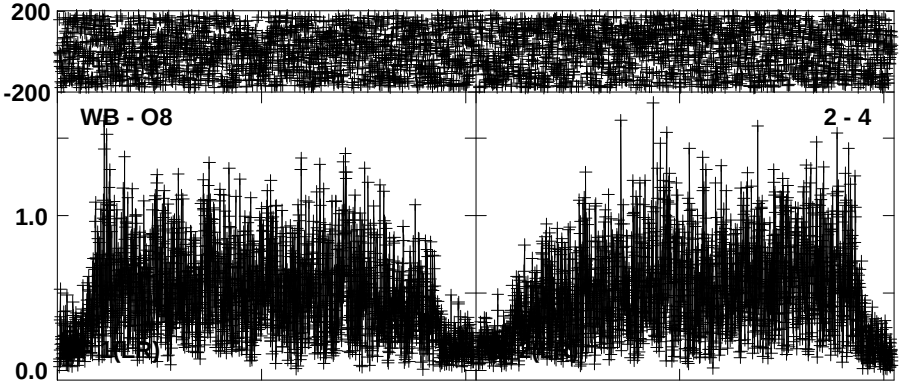

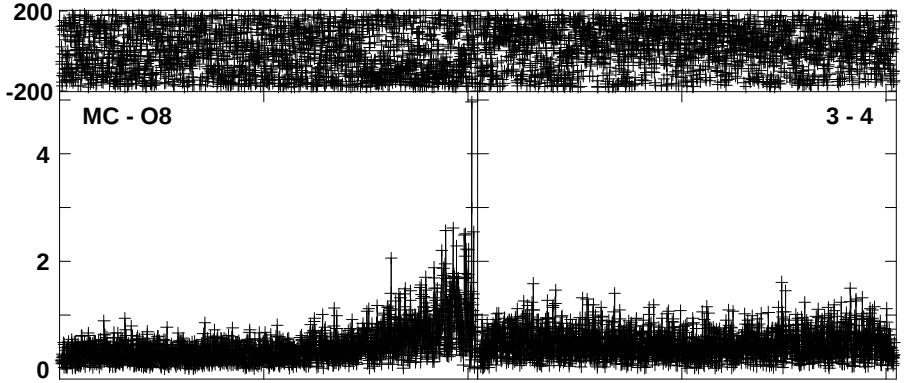

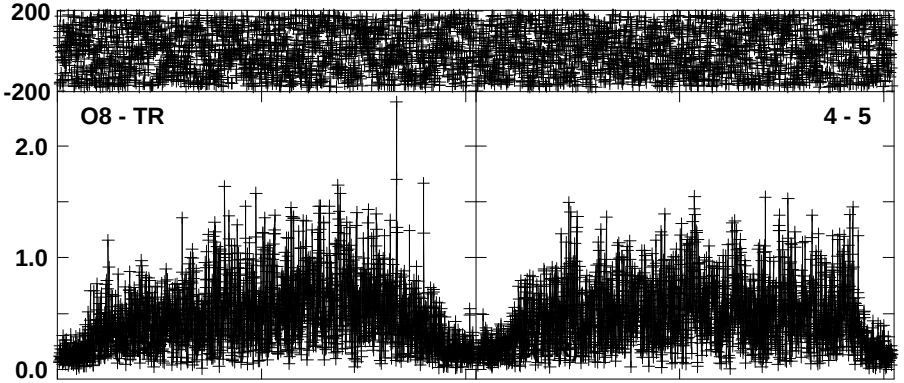

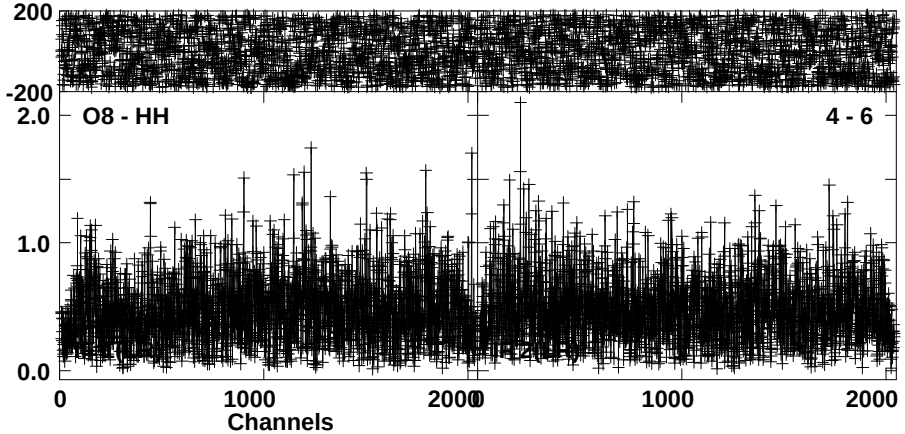

Lower frame: Milli Ampl Jy Top frame: Phas deg
Vector averaged cross-power spectrum Baseline: JB (01) - O8 (04)
Timerange: 00/06:25:00 to 00/06:29:59