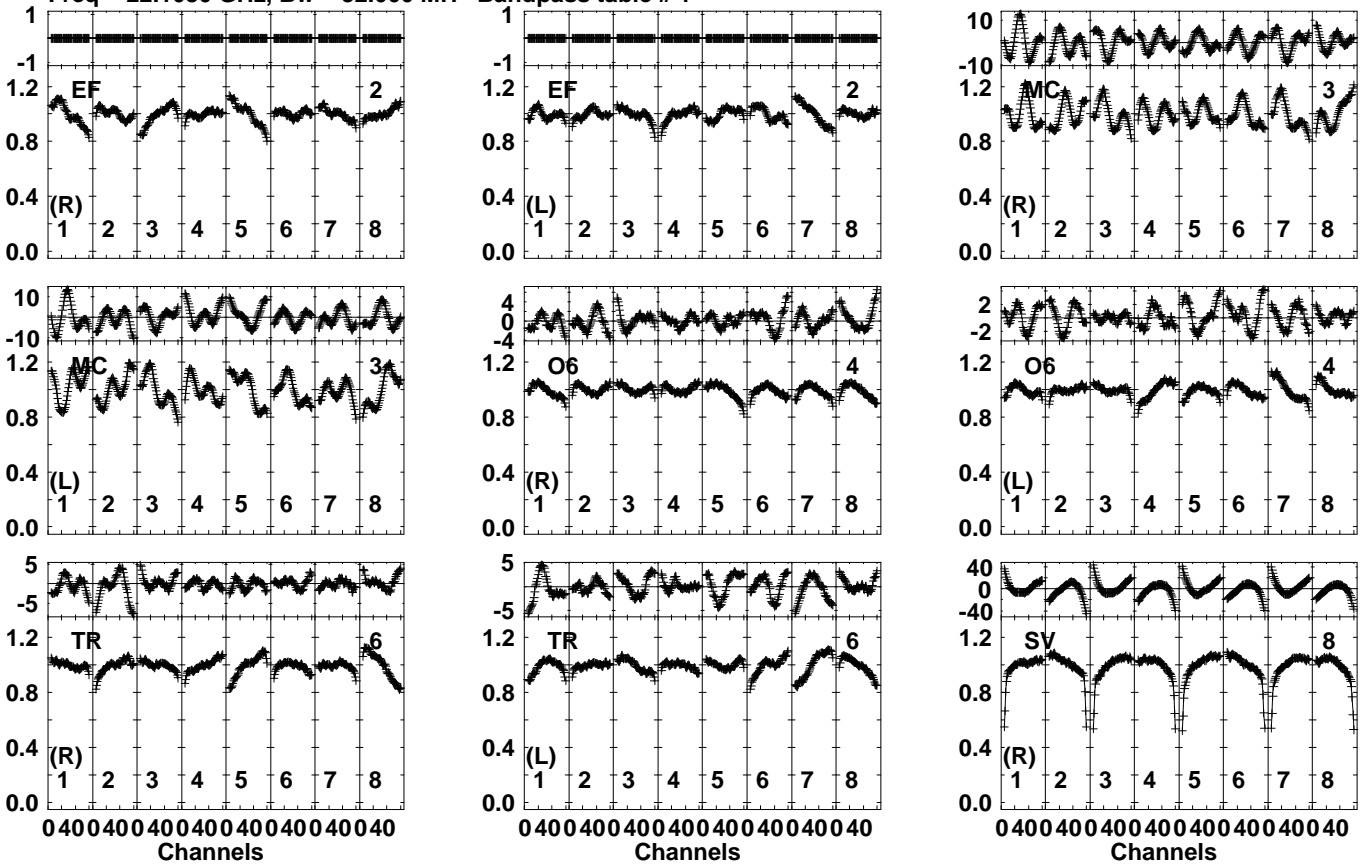


Plot file version 1 created 12-MAY-2021 00:28:54  
 EB064J.UVDATA.1  
 Freq = 22.1080 GHz, Bw = 32.000 MH Bandpass table # 1

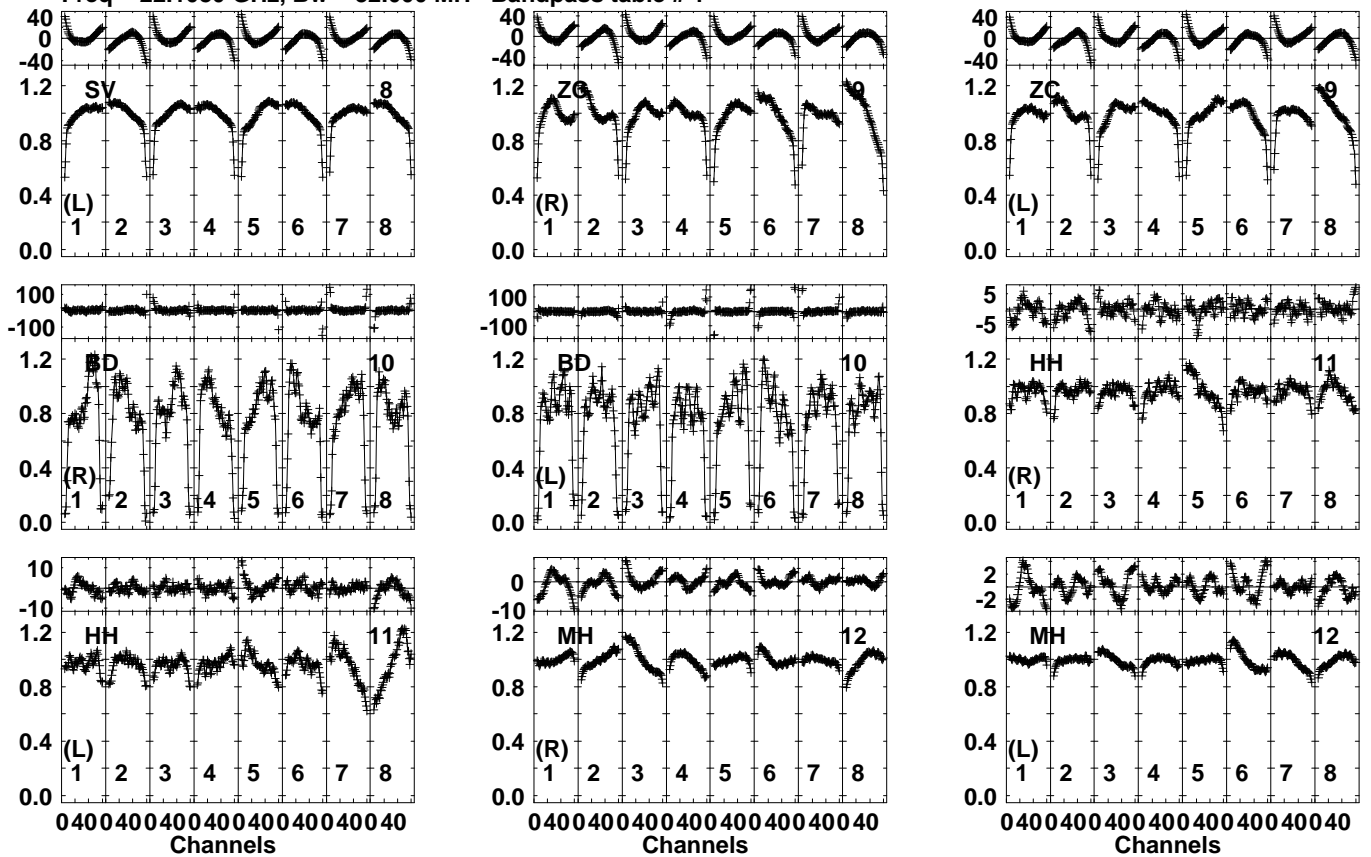


Lower frame: BP ampl Top frame: BP phase  
 Bandpass table spectrum Antenna: \*  
 Timerange: 00/00:00:01 to 999/00:00:00

Plot file version 2 created 12-MAY-2021 00:28:54

EB064J.UVDATA.1

Freq = 22.1080 GHz, Bw = 32.000 MH Bandpass table # 1



Lower frame: BP ampl Top frame: BP phase

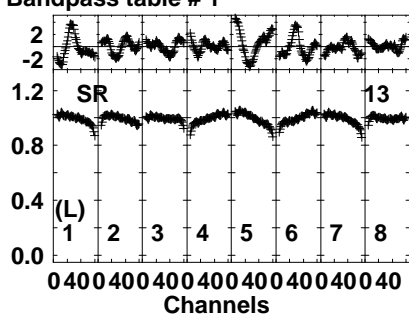
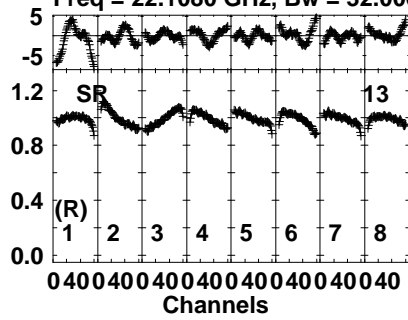
Bandpass table spectrum Antenna: \*

Timerange: 00/00:00:01 to 999/00:00:00

Plot file version 3 created 12-MAY-2021 00:28:54

EB064J.UVDATA.1

Freq = 22.1080 GHz, Bw = 32.000 MH Bandpass table # 1



Lower frame: BP ampl Top frame: BP phase  
Bandpass table spectrum Antenna: \*  
Timerange: 00/00:00:01 to 999/00:00:00