




Plot file version 1 created 14-MAY-2019 11:00:16  
Gain phs vs UTC time for EB069\_2.FQ1.1  
CL 3 Rpol & Lpol IF 1 - 8



Plot file version 2 created 14-MAY-2019 11:00:16  
Gain phs vs UTC time for EB069\_2.FQ1.1  
CL 3 Rpol & Lpol IF 1 - 8

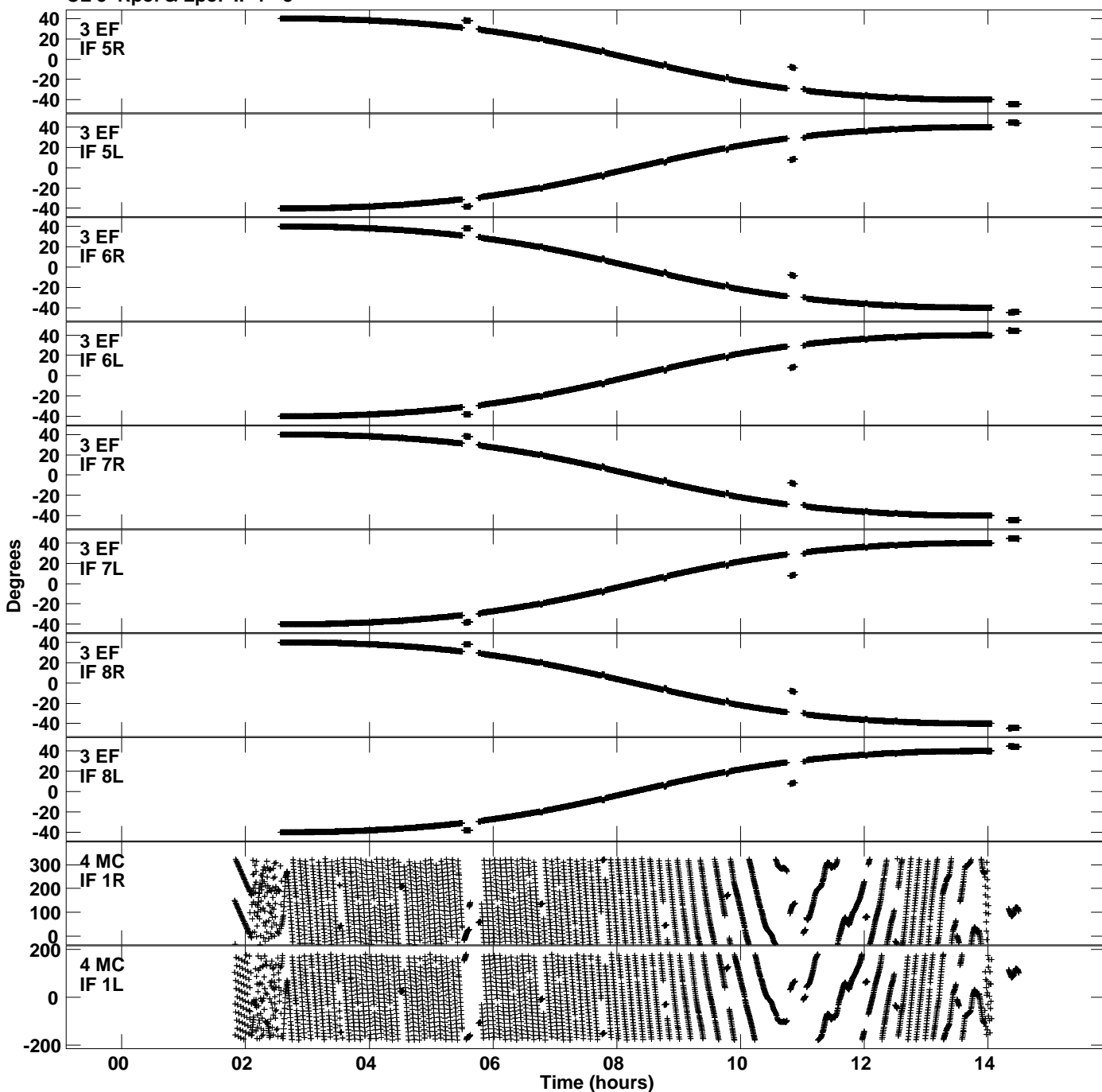


Plot file version 3 created 14-MAY-2019 11:00:16  
Gain phs vs UTC time for EB069\_2.FQ1.1  
CL 3 Rpol & Lpol IF 1 - 8







Plot file version 5 created 14-MAY-2019 11:00:16  
Gain phs vs UTC time for EB069\_2.FQ1.1  
CL 3 Rpol & Lpol IF 1 - 8




Plot file version 6 created 14-MAY-2019 11:00:16  
Gain phs vs UTC time for EB069\_2.FQ1.1  
CL 3 Rpol & Lpol IF 1 - 8



Plot file version 7 created 14-MAY-2019 11:00:16  
Gain phs vs UTC time for EB069\_2.FQ1.1  
CL 3 Rpol & Lpol IF 1 - 8




Plot file version 8 created 14-MAY-2019 11:00:16  
Gain phs vs UTC time for EB069\_2.FQ1.1  
CL 3 Rpol & Lpol IF 1 - 8







Plot file version 9 created 14-MAY-2019 11:00:16  
Gain phs vs UTC time for EB069\_2.FQ1.1  
CL 3 Rpol & Lpol IF 1 - 8




Plot file version 10 created 14-MAY-2019 11:00:16  
Gain phs vs UTC time for EB069\_2.FQ1.1  
CL 3 Rpol & Lpol IF 1 - 8




Plot file version 11 created 14-MAY-2019 11:00:16  
Gain phs vs UTC time for EB069\_2.FQ1.1  
CL 3 Rpol & Lpol IF 1 - 8




Plot file version 12 created 14-MAY-2019 11:00:16  
Gain phs vs UTC time for EB069\_2.FQ1.1  
CL 3 Rpol & Lpol IF 1 - 8




Plot file version 13 created 14-MAY-2019 11:00:16  
Gain phs vs UTC time for EB069\_2.FQ1.1  
CL 3 Rpol & Lpol IF 1 - 8



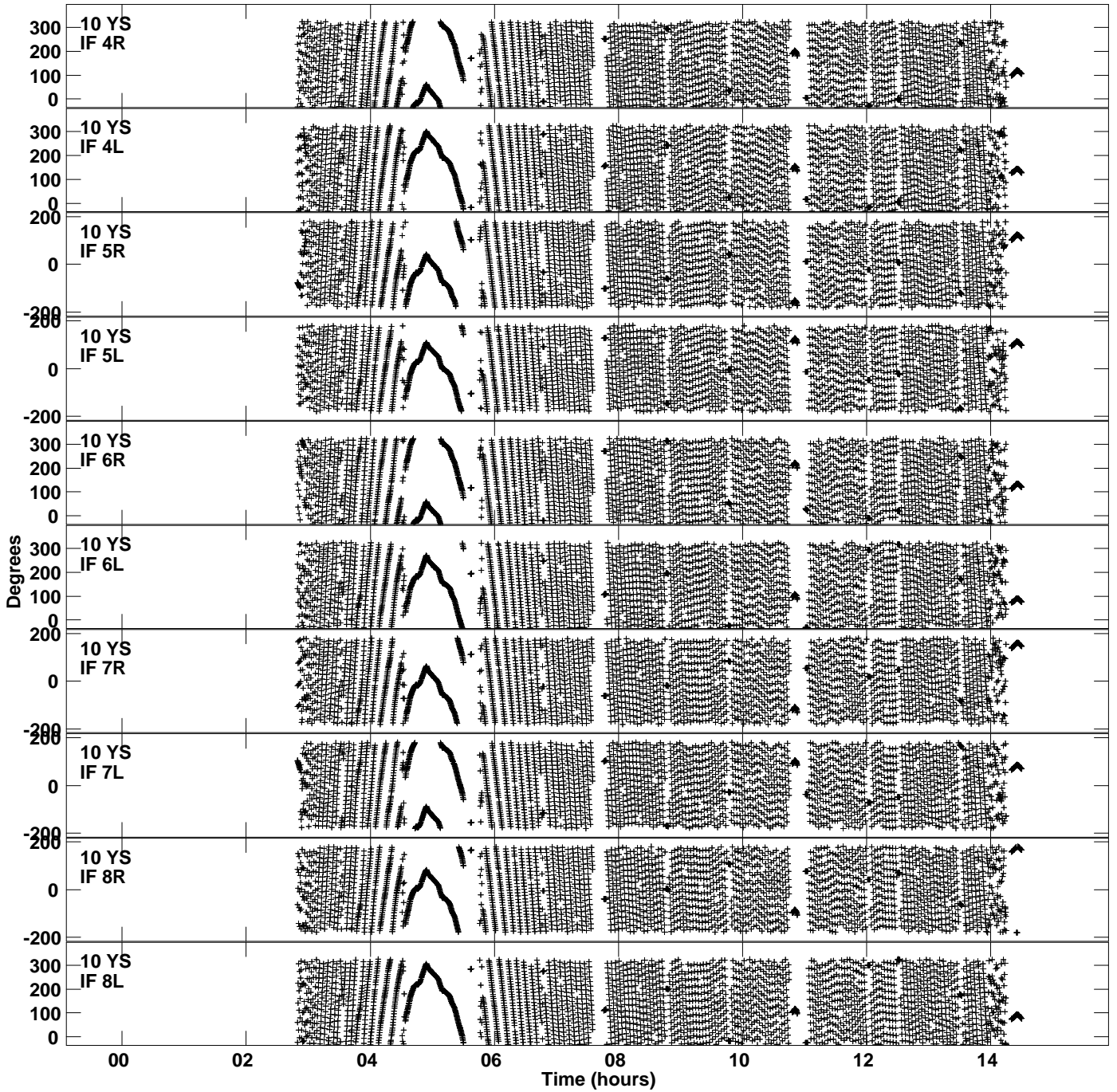
Plot file version 14 created 14-MAY-2019 11:00:16  
Gain phs vs UTC time for EB069\_2.FQ1.1  
CL 3 Rpol & Lpol IF 1 - 8



Plot file version 15 created 14-MAY-2019 11:00:16  
Gain phs vs UTC time for EB069\_2.FQ1.1  
CL 3 Rpol & Lpol IF 1 - 8

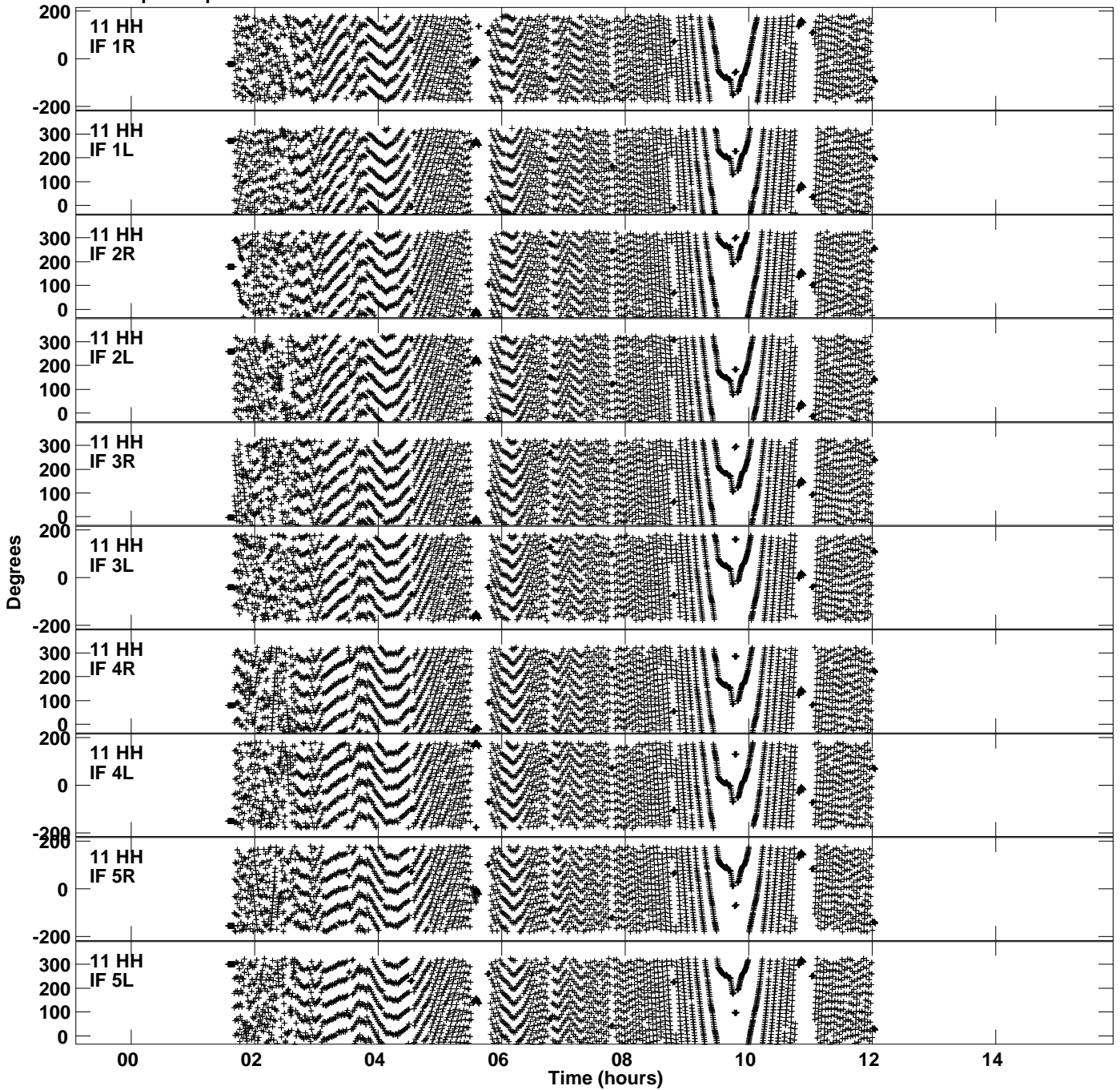


Plot file version 16 created 14-MAY-2019 11:00:16  
Gain phs vs UTC time for EB069\_2.FQ1.1  
CL 3 Rpol & Lpol IF 1 - 8






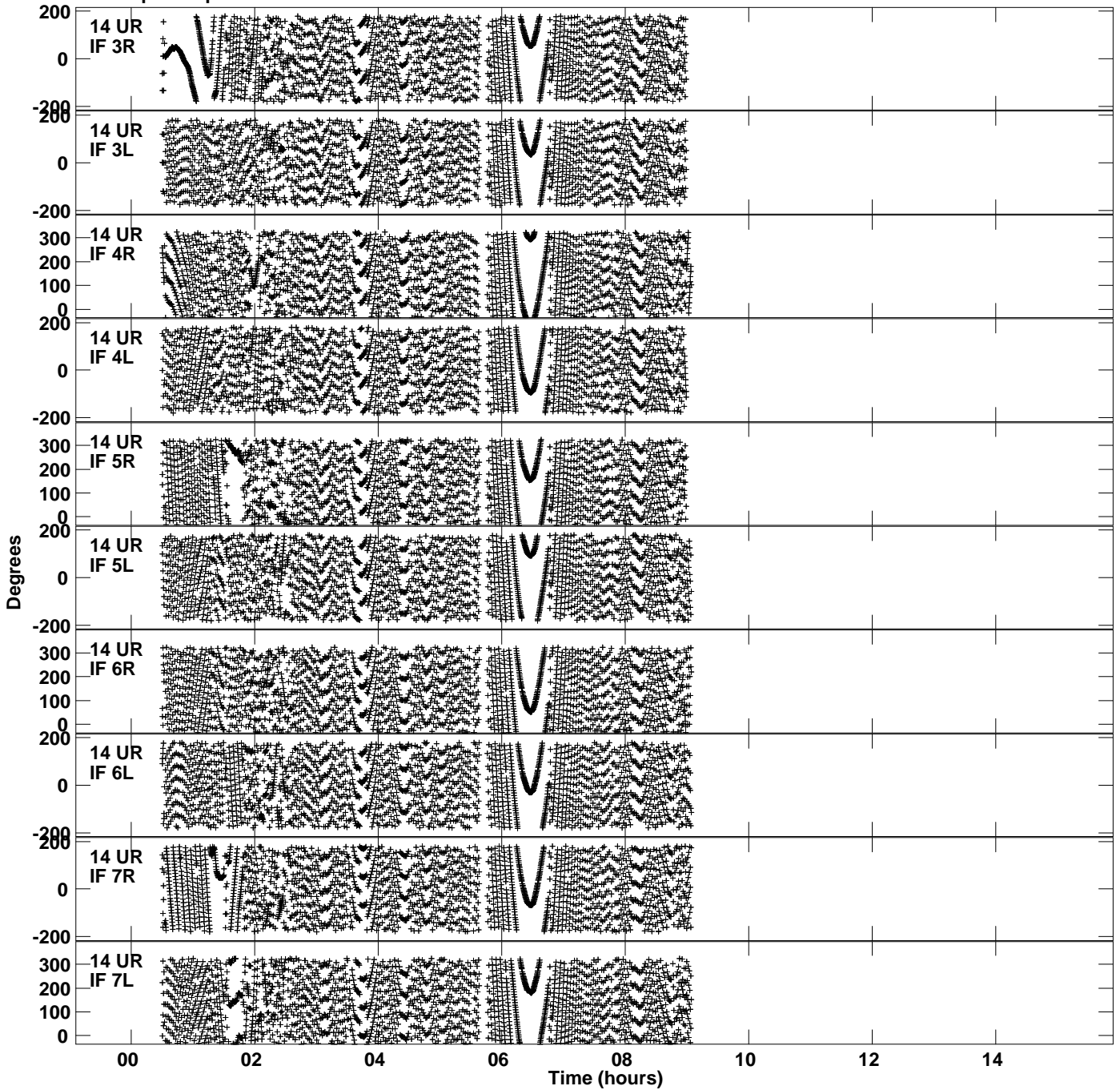
Plot file version 17 created 14-MAY-2019 11:00:16  
Gain phs vs UTC time for EB069\_2.FQ1.1  
CL 3 Rpol & Lpol IF 1 - 8




Plot file version 18 created 14-MAY-2019 11:00:16  
Gain phs vs UTC time for EB069\_2.FQ1.1  
CL 3 Rpol & Lpol IF 1 - 8



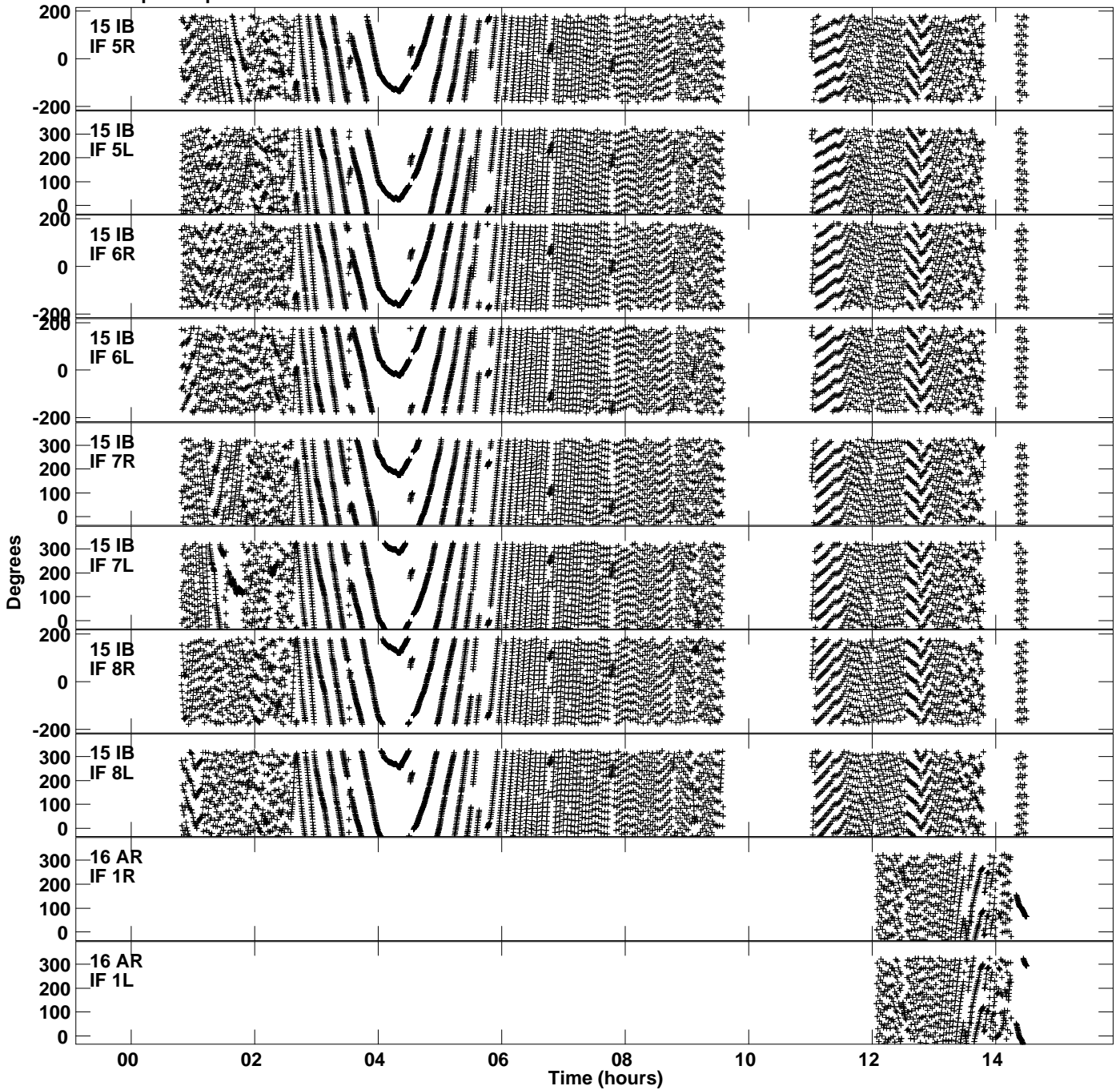
Plot file version 19 created 14-MAY-2019 11:00:16  
Gain phs vs UTC time for EB069\_2.FQ1.1  
CL 3 Rpol & Lpol IF 1 - 8



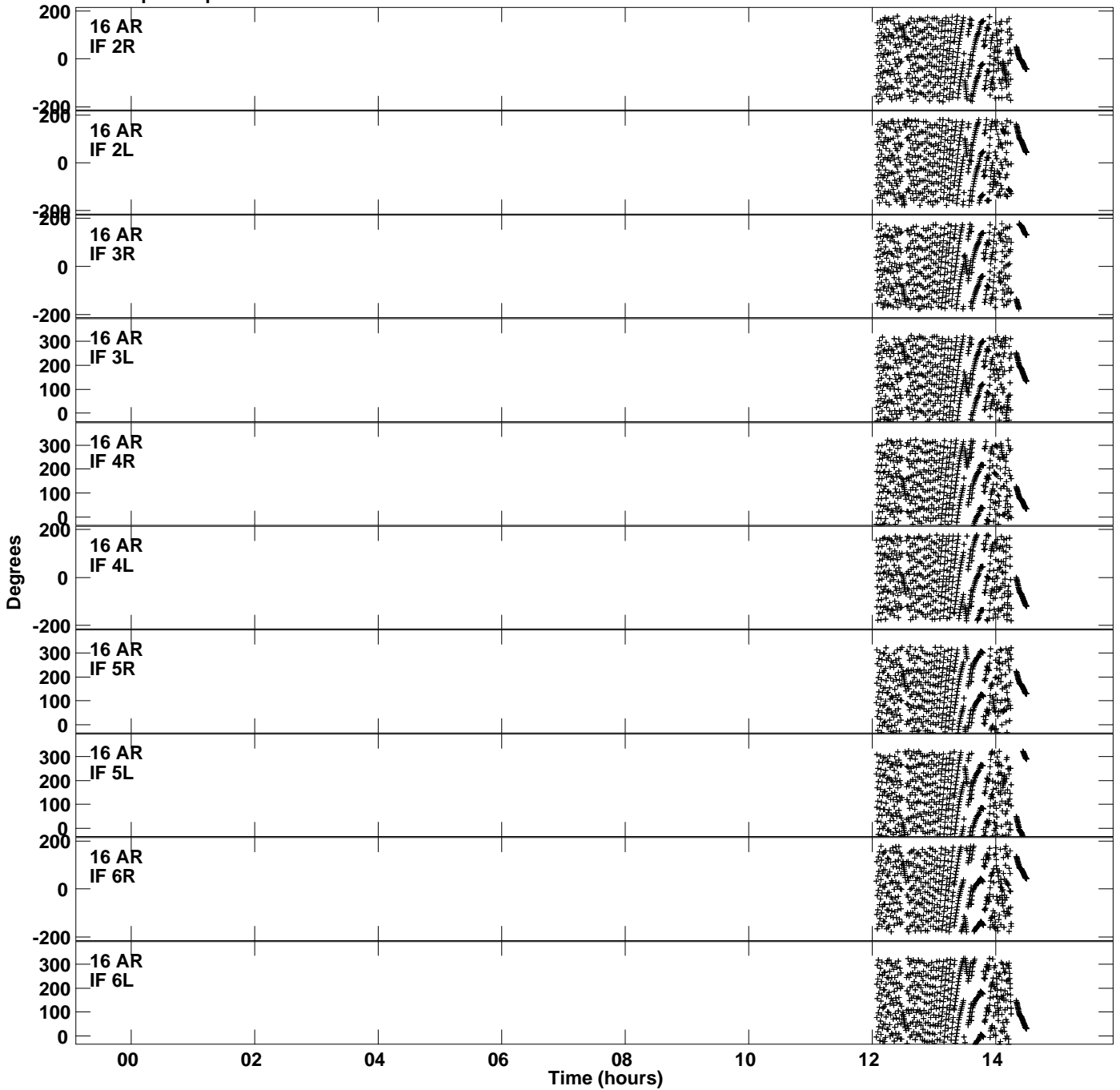
Plot file version 20 created 14-MAY-2019 11:00:16  
Gain phs vs UTC time for EB069\_2.FQ1.1  
CL 3 Rpol & Lpol IF 1 - 8



Plot file version 21 created 14-MAY-2019 11:00:16  
Gain phs vs UTC time for EB069\_2.FQ1.1  
CL 3 Rpol & Lpol IF 1 - 8



Plot file version 22 created 14-MAY-2019 11:00:16  
Gain phs vs UTC time for EB069\_2.FQ1.1  
CL 3 Rpol & Lpol IF 1 - 8



Plot file version 23 created 14-MAY-2019 11:00:16  
Gain phs vs UTC time for EB069\_2.FQ1.1  
CL 3 Rpol & Lpol IF 1 - 8

