



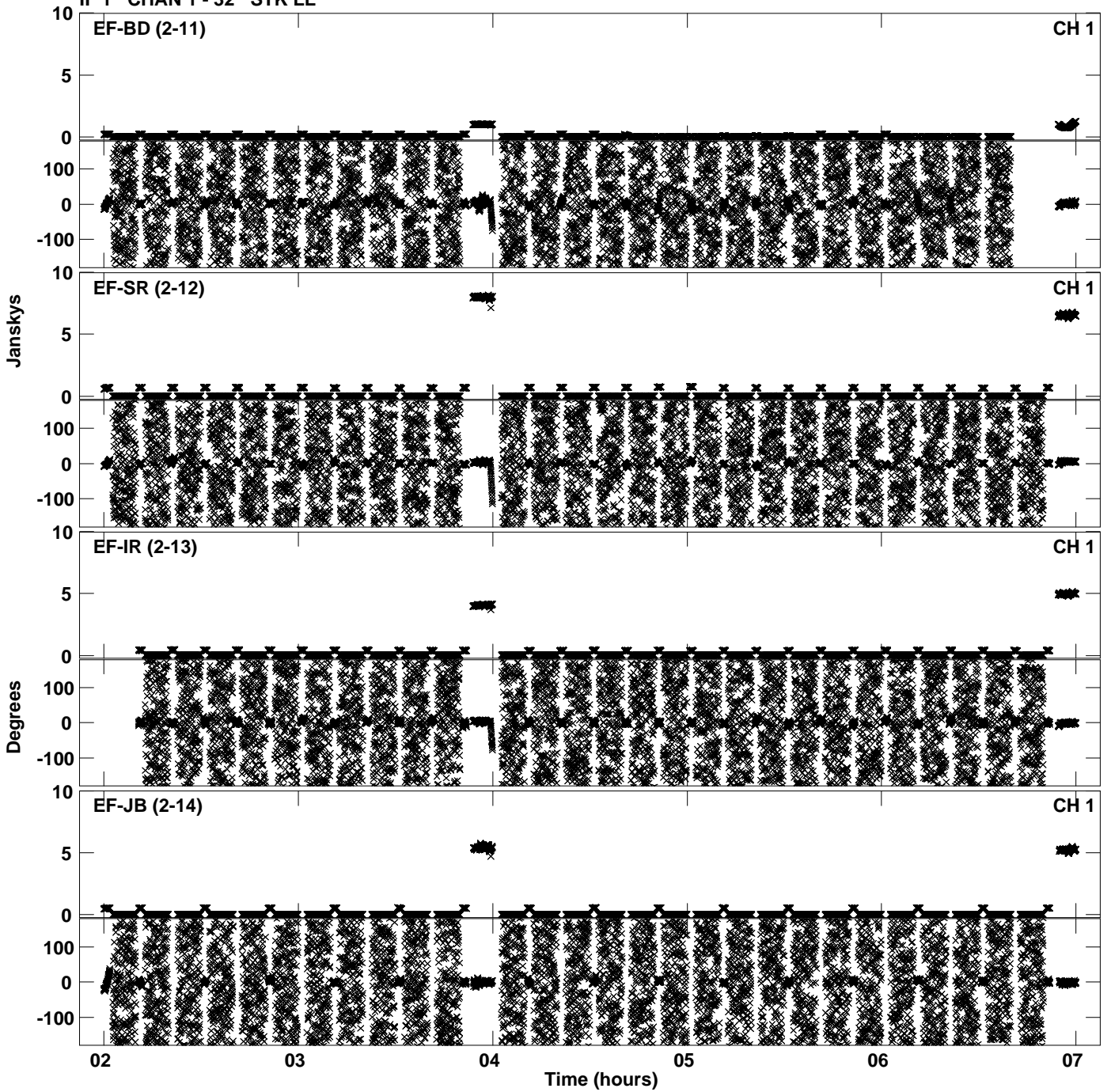
Plot file version 1 created 30-AUG-2019 18:56:18
Amplitude andPhase vs Time for EB070.UVDATA.1 Vect aver. CL # 3
IF 1 CHAN 1 - 32 STK LL




Plot file version 2 created 30-AUG-2019 18:56:18
Amplitude and Phase vs Time for EB070.UVDATA.1 Vect aver. CL # 3
IF 1 CHAN 1 - 32 STK LL




Plot file version 3 created 30-AUG-2019 18:56:18
Amplitude andPhase vs Time for EB070.UVDATA.1 Vect aver. CL # 3
IF 1 CHAN 1 - 32 STK LL



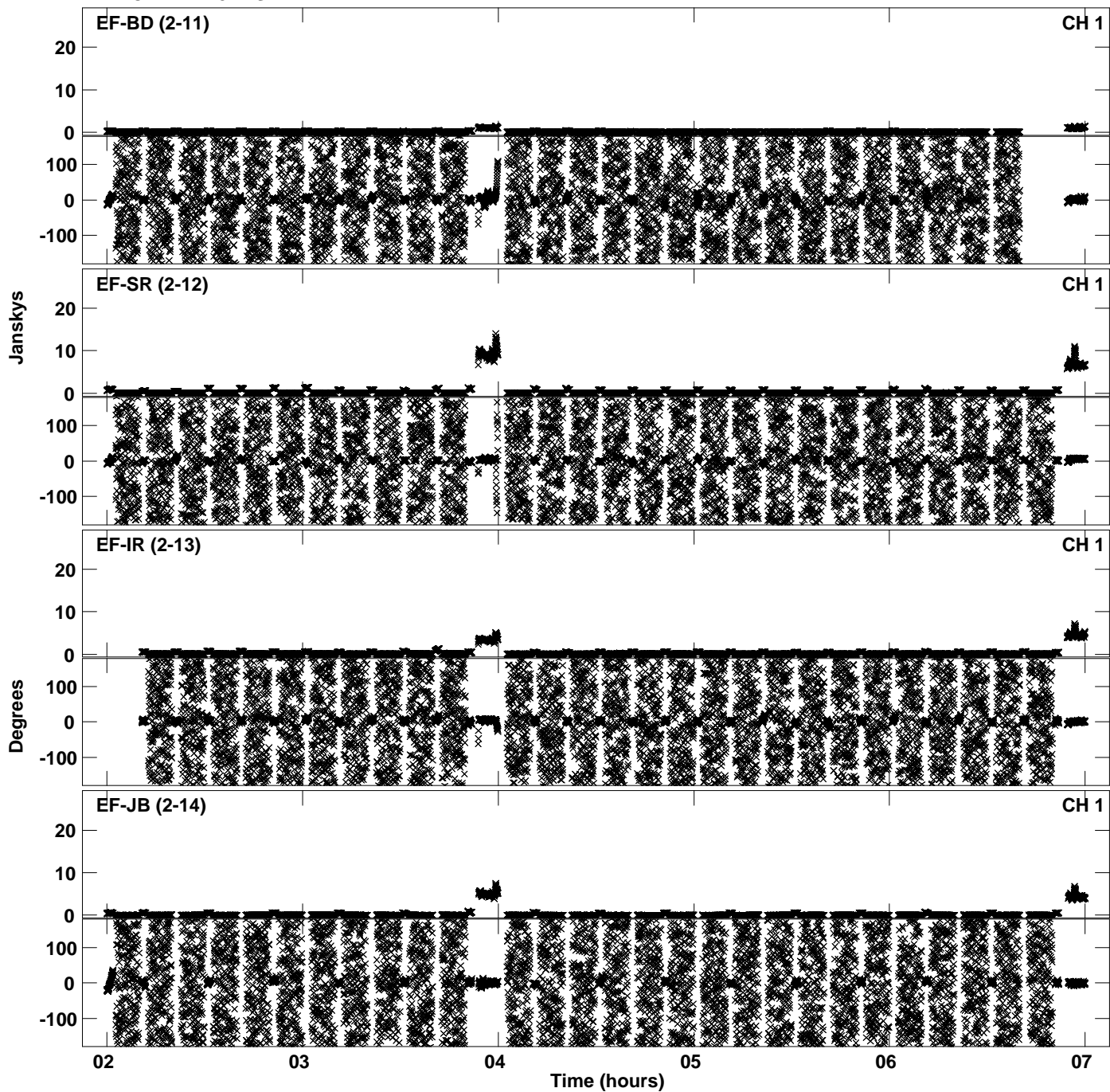
Plot file version 4 created 30-AUG-2019 18:56:31
Amplitude andPhase vs Time for EB070.UVDATA.1 Vect aver. CL # 3
IF 2 CHAN 1 - 32 STK LL




Plot file version 5 created 30-AUG-2019 18:56:31
Amplitude andPhase vs Time for EB070.UVDATA.1 Vect aver. CL # 3
IF 2 CHAN 1 - 32 STK LL




PLot file version 6 created 30-AUG-2019 18:56:31
Amplitude andPhase vs Time for EB070.UVDATA.1 Vect aver. CL # 3
IF 2 CHAN 1 - 32 STK LL




Plot file version 7 created 30-AUG-2019 18:56:44
Amplitude andPhase vs Time for EB070.UVDATA.1 Vect aver. CL # 3
IF 3 CHAN 1 - 32 STK LL




Plot file version 8 created 30-AUG-2019 18:56:44
Amplitude andPhase vs Time for EB070.UVDATA.1 Vect aver. CL # 3
IF 3 CHAN 1 - 32 STK LL




Plot file version 9 created 30-AUG-2019 18:56:44
Amplitude andPhase vs Time for EB070.UVDATA.1 Vect aver. CL # 3
IF 3 CHAN 1 - 32 STK LL




Plot file version 10 created 30-AUG-2019 18:56:57
Amplitude andPhase vs Time for EB070.UVDATA.1 Vect aver. CL # 3
IF 4 CHAN 1 - 32 STK LL




Plot file version 11 created 30-AUG-2019 18:56:57
Amplitude andPhase vs Time for EB070.UVDATA.1 Vect aver. CL # 3
IF 4 CHAN 1 - 32 STK LL




Plot file version 12 created 30-AUG-2019 18:56:57
Amplitude andPhase vs Time for EB070.UVDATA.1 Vect aver. CL # 3
IF 4 CHAN 1 - 32 STK LL




Plot file version 13 created 30-AUG-2019 18:57:10
Amplitude andPhase vs Time for EB070.UVDATA.1 Vect aver. CL # 3
IF 5 CHAN 1 - 32 STK LL




Plot file version 14 created 30-AUG-2019 18:57:10
Amplitude and Phase vs Time for EB070.UVDATA.1 Vect aver. CL # 3
IF 5 CHAN 1 - 32 STK LL




Plot file version 15 created 30-AUG-2019 18:57:10
Amplitude andPhase vs Time for EB070.UVDATA.1 Vect aver. CL # 3
IF 5 CHAN 1 - 32 STK LL




Plot file version 16 created 30-AUG-2019 18:57:23
Amplitude andPhase vs Time for EB070.UVDATA.1 Vect aver. CL # 3
IF 6 CHAN 1 - 32 STK LL




Plot file version 17 created 30-AUG-2019 18:57:23
Amplitude and Phase vs Time for EB070.UVDATA.1 Vect aver. CL # 3
IF 6 CHAN 1 - 32 STK LL




Plot file version 18 created 30-AUG-2019 18:57:23
Amplitude andPhase vs Time for EB070.UVDATA.1 Vect aver. CL # 3
IF 6 CHAN 1 - 32 STK LL




Plot file version 19 created 30-AUG-2019 18:57:36
Amplitude andPhase vs Time for EB070.UVDATA.1 Vect aver. CL # 3
IF 7 CHAN 1 - 32 STK LL




Plot file version 20 created 30-AUG-2019 18:57:36
Amplitude andPhase vs Time for EB070.UVDATA.1 Vect aver. CL # 3
IF 7 CHAN 1 - 32 STK LL




Plot file version 21 created 30-AUG-2019 18:57:36
Amplitude andPhase vs Time for EB070.UVDATA.1 Vect aver. CL # 3
IF 7 CHAN 1 - 32 STK LL




Plot file version 22 created 30-AUG-2019 18:57:49
Amplitude andPhase vs Time for EB070.UVDATA.1 Vect aver. CL # 3
IF 8 CHAN 1 - 32 STK LL




Plot file version 23 created 30-AUG-2019 18:57:49
Amplitude andPhase vs Time for EB070.UVDATA.1 Vect aver. CL # 3
IF 8 CHAN 1 - 32 STK LL




Plot file version 24 created 30-AUG-2019 18:57:49
Amplitude andPhase vs Time for EB070.UVDATA.1 Vect aver. CL # 3
IF 8 CHAN 1 - 32 STK LL




Plot file version 25 created 30-AUG-2019 18:58:01
Amplitude andPhase vs Time for EB070.UVDATA.1 Vect aver. CL # 3
IF 1 CHAN 1 - 32 STK RR




PLot file version 26 created 30-AUG-2019 18:58:01
Amplitude andPhase vs Time for EB070.UVDATA.1 Vect aver. CL # 3
IF 1 CHAN 1 - 32 STK RR




Plot file version 27 created 30-AUG-2019 18:58:01
Amplitude andPhase vs Time for EB070.UVDATA.1 Vect aver. CL # 3
IF 1 CHAN 1 - 32 STK RR




Plot file version 28 created 30-AUG-2019 18:58:12
Amplitude andPhase vs Time for EB070.UVDATA.1 Vect aver. CL # 3
IF 2 CHAN 1 - 32 STK RR




Plot file version 29 created 30-AUG-2019 18:58:12
Amplitude andPhase vs Time for EB070.UVDATA.1 Vect aver. CL # 3
IF 2 CHAN 1 - 32 STK RR




PLot file version 30 created 30-AUG-2019 18:58:12
Amplitude andPhase vs Time for EB070.UVDATA.1 Vect aver. CL # 3
IF 2 CHAN 1 - 32 STK RR




Plot file version 31 created 30-AUG-2019 18:58:23
Amplitude andPhase vs Time for EB070.UVDATA.1 Vect aver. CL # 3
IF 3 CHAN 1 - 32 STK RR




Plot file version 32 created 30-AUG-2019 18:58:23
Amplitude andPhase vs Time for EB070.UVDATA.1 Vect aver. CL # 3
IF 3 CHAN 1 - 32 STK RR




Plot file version 33 created 30-AUG-2019 18:58:23
Amplitude andPhase vs Time for EB070.UVDATA.1 Vect aver. CL # 3
IF 3 CHAN 1 - 32 STK RR




Plot file version 34 created 30-AUG-2019 18:58:35
Amplitude andPhase vs Time for EB070.UVDATA.1 Vect aver. CL # 3
IF 4 CHAN 1 - 32 STK RR




PLot file version 35 created 30-AUG-2019 18:58:35
Amplitude andPhase vs Time for EB070.UVDATA.1 Vect aver. CL # 3
IF 4 CHAN 1 - 32 STK RR




Plot file version 36 created 30-AUG-2019 18:58:35
Amplitude andPhase vs Time for EB070.UVDATA.1 Vect aver. CL # 3
IF 4 CHAN 1 - 32 STK RR



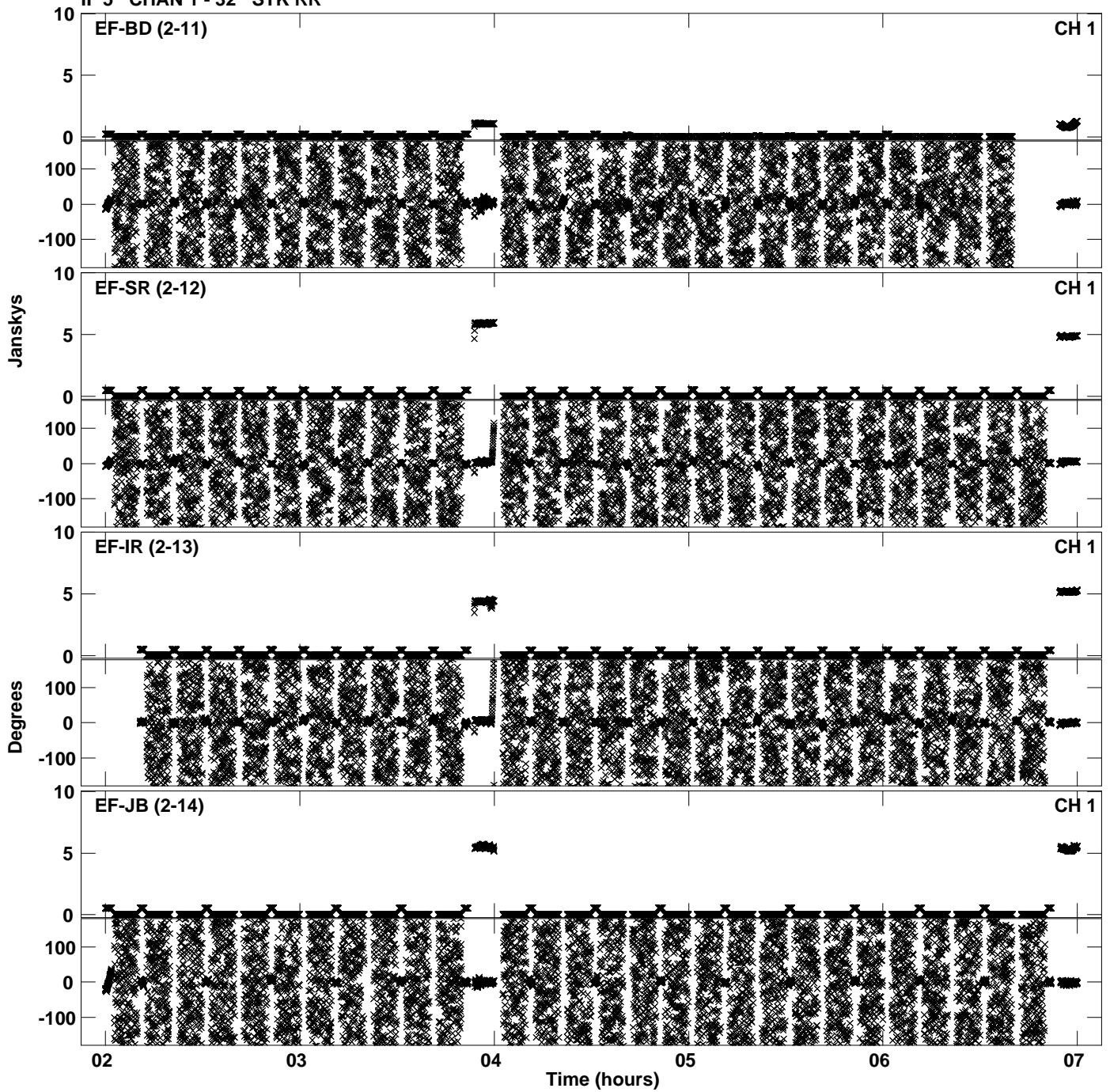
Plot file version 37 created 30-AUG-2019 18:58:46
Amplitude andPhase vs Time for EB070.UVDATA.1 Vect aver. CL # 3
IF 5 CHAN 1 - 32 STK RR




Plot file version 38 created 30-AUG-2019 18:58:46
Amplitude andPhase vs Time for EB070.UVDATA.1 Vect aver. CL # 3
IF 5 CHAN 1 - 32 STK RR




Plot file version 39 created 30-AUG-2019 18:58:46
Amplitude andPhase vs Time for EB070.UVDATA.1 Vect aver. CL # 3
IF 5 CHAN 1 - 32 STK RR




Plot file version 40 created 30-AUG-2019 18:58:57
Amplitude andPhase vs Time for EB070.UVDATA.1 Vect aver. CL # 3
IF 6 CHAN 1 - 32 STK RR




Plot file version 41 created 30-AUG-2019 18:58:57
Amplitude andPhase vs Time for EB070.UVDATA.1 Vect aver. CL # 3
IF 6 CHAN 1 - 32 STK RR




Plot file version 42 created 30-AUG-2019 18:58:57
Amplitude andPhase vs Time for EB070.UVDATA.1 Vect aver. CL # 3
IF 6 CHAN 1 - 32 STK RR




Plot file version 43 created 30-AUG-2019 18:59:09
Amplitude andPhase vs Time for EB070.UVDATA.1 Vect aver. CL # 3
IF 7 CHAN 1 - 32 STK RR




Plot file version 44 created 30-AUG-2019 18:59:09
Amplitude andPhase vs Time for EB070.UVDATA.1 Vect aver. CL # 3
IF 7 CHAN 1 - 32 STK RR




Plot file version 45 created 30-AUG-2019 18:59:09
Amplitude andPhase vs Time for EB070.UVDATA.1 Vect aver. CL # 3
IF 7 CHAN 1 - 32 STK RR



Plot file version 46 created 30-AUG-2019 18:59:20
Amplitude andPhase vs Time for EB070.UVDATA.1 Vect aver. CL # 3
IF 8 CHAN 1 - 32 STK RR



Plot file version 47 created 30-AUG-2019 18:59:20
Amplitude and Phase vs Time for EB070.UVDATA.1 Vect aver. CL # 3
IF 8 CHAN 1 - 32 STK RR



Plot file version 48 created 30-AUG-2019 18:59:20
Amplitude andPhase vs Time for EB070.UVDATA.1 Vect aver. CL # 3
IF 8 CHAN 1 - 32 STK RR

