




Plot file version 1 created 04-NOV-2020 20:21:36
Amplitude andPhase vs Time for EB070.UVDATA.1 Vect aver. CL # 3
IF 1 CHAN 1 - 32 STK LL




Plot file version 2 created 04-NOV-2020 20:21:36
Amplitude and Phase vs Time for EB070.UVDATA.1 Vect aver. CL # 3
IF 1 CHAN 1 - 32 STK LL




Plot file version 3 created 04-NOV-2020 20:21:36
Amplitude andPhase vs Time for EB070.UVDATA.1 Vect aver. CL # 3
IF 1 CHAN 1 - 32 STK LL




Plot file version 4 created 04-NOV-2020 20:21:50
Amplitude andPhase vs Time for EB070.UVDATA.1 Vect aver. CL # 3
IF 2 CHAN 1 - 32 STK LL




Plot file version 5 created 04-NOV-2020 20:21:50
Amplitude andPhase vs Time for EB070.UVDATA.1 Vect aver. CL # 3
IF 2 CHAN 1 - 32 STK LL




PLot file version 6 created 04-NOV-2020 20:21:50
Amplitude andPhase vs Time for EB070.UVDATA.1 Vect aver. CL # 3
IF 2 CHAN 1 - 32 STK LL




Plot file version 7 created 04-NOV-2020 20:22:05
Amplitude andPhase vs Time for EB070.UVDATA.1 Vect aver. CL # 3
IF 3 CHAN 1 - 32 STK LL




Plot file version 8 created 04-NOV-2020 20:22:05
Amplitude andPhase vs Time for EB070.UVDATA.1 Vect aver. CL # 3
IF 3 CHAN 1 - 32 STK LL




Plot file version 9 created 04-NOV-2020 20:22:05
Amplitude andPhase vs Time for EB070.UVDATA.1 Vect aver. CL # 3
IF 3 CHAN 1 - 32 STK LL




Plot file version 10 created 04-NOV-2020 20:22:19
Amplitude andPhase vs Time for EB070.UVDATA.1 Vect aver. CL # 3
IF 4 CHAN 1 - 32 STK LL




Plot file version 11 created 04-NOV-2020 20:22:19
Amplitude andPhase vs Time for EB070.UVDATA.1 Vect aver. CL # 3
IF 4 CHAN 1 - 32 STK LL




Plot file version 12 created 04-NOV-2020 20:22:19
Amplitude andPhase vs Time for EB070.UVDATA.1 Vect aver. CL # 3
IF 4 CHAN 1 - 32 STK LL




Plot file version 13 created 04-NOV-2020 20:22:33
Amplitude andPhase vs Time for EB070.UVDATA.1 Vect aver. CL # 3
IF 5 CHAN 1 - 32 STK LL




Plot file version 14 created 04-NOV-2020 20:22:33
Amplitude andPhase vs Time for EB070.UVDATA.1 Vect aver. CL # 3
IF 5 CHAN 1 - 32 STK LL




Plot file version 15 created 04-NOV-2020 20:22:33
Amplitude andPhase vs Time for EB070.UVDATA.1 Vect aver. CL # 3
IF 5 CHAN 1 - 32 STK LL




Plot file version 16 created 04-NOV-2020 20:22:47
Amplitude andPhase vs Time for EB070.UVDATA.1 Vect aver. CL # 3
IF 6 CHAN 1 - 32 STK LL




Plot file version 17 created 04-NOV-2020 20:22:47
Amplitude andPhase vs Time for EB070.UVDATA.1 Vect aver. CL # 3
IF 6 CHAN 1 - 32 STK LL




Plot file version 18 created 04-NOV-2020 20:22:47
Amplitude andPhase vs Time for EB070.UVDATA.1 Vect aver. CL # 3
IF 6 CHAN 1 - 32 STK LL




Plot file version 19 created 04-NOV-2020 20:23:01
Amplitude andPhase vs Time for EB070.UVDATA.1 Vect aver. CL # 3
IF 7 CHAN 1 - 32 STK LL




PLot file version 20 created 04-NOV-2020 20:23:01
Amplitude andPhase vs Time for EB070.UVDATA.1 Vect aver. CL # 3
IF 7 CHAN 1 - 32 STK LL




Plot file version 21 created 04-NOV-2020 20:23:01
Amplitude andPhase vs Time for EB070.UVDATA.1 Vect aver. CL # 3
IF 7 CHAN 1 - 32 STK LL




Plot file version 22 created 04-NOV-2020 20:23:16
Amplitude andPhase vs Time for EB070.UVDATA.1 Vect aver. CL # 3
IF 8 CHAN 1 - 32 STK LL




Plot file version 23 created 04-NOV-2020 20:23:16
Amplitude andPhase vs Time for EB070.UVDATA.1 Vect aver. CL # 3
IF 8 CHAN 1 - 32 STK LL




Plot file version 24 created 04-NOV-2020 20:23:16
Amplitude andPhase vs Time for EB070.UVDATA.1 Vect aver. CL # 3
IF 8 CHAN 1 - 32 STK LL




Plot file version 25 created 04-NOV-2020 20:23:28
Amplitude andPhase vs Time for EB070.UVDATA.1 Vect aver. CL # 3
IF 1 CHAN 1 - 32 STK RR




PLot file version 26 created 04-NOV-2020 20:23:28
Amplitude andPhase vs Time for EB070.UVDATA.1 Vect aver. CL # 3
IF 1 CHAN 1 - 32 STK RR




PLot file version 27 created 04-NOV-2020 20:23:28
Amplitude andPhase vs Time for EB070.UVDATA.1 Vect aver. CL # 3
IF 1 CHAN 1 - 32 STK RR




PLot file version 28 created 04-NOV-2020 20:23:41
Amplitude andPhase vs Time for EB070.UVDATA.1 Vect aver. CL # 3
IF 2 CHAN 1 - 32 STK RR




Plot file version 29 created 04-NOV-2020 20:23:41
Amplitude andPhase vs Time for EB070.UVDATA.1 Vect aver. CL # 3
IF 2 CHAN 1 - 32 STK RR




Plot file version 30 created 04-NOV-2020 20:23:41
Amplitude and Phase vs Time for EB070.UVDATA.1 Vect aver. CL # 3
IF 2 CHAN 1 - 32 STK RR




Plot file version 31 created 04-NOV-2020 20:23:54
Amplitude andPhase vs Time for EB070.UVDATA.1 Vect aver. CL # 3
IF 3 CHAN 1 - 32 STK RR




PLot file version 32 created 04-NOV-2020 20:23:54
Amplitude andPhase vs Time for EB070.UVDATA.1 Vect aver. CL # 3
IF 3 CHAN 1 - 32 STK RR




Plot file version 33 created 04-NOV-2020 20:23:54
Amplitude andPhase vs Time for EB070.UVDATA.1 Vect aver. CL # 3
IF 3 CHAN 1 - 32 STK RR




Plot file version 34 created 04-NOV-2020 20:24:06
Amplitude andPhase vs Time for EB070.UVDATA.1 Vect aver. CL # 3
IF 4 CHAN 1 - 32 STK RR




PLot file version 35 created 04-NOV-2020 20:24:06
Amplitude andPhase vs Time for EB070.UVDATA.1 Vect aver. CL # 3
IF 4 CHAN 1 - 32 STK RR




Plot file version 36 created 04-NOV-2020 20:24:06
Amplitude andPhase vs Time for EB070.UVDATA.1 Vect aver. CL # 3
IF 4 CHAN 1 - 32 STK RR



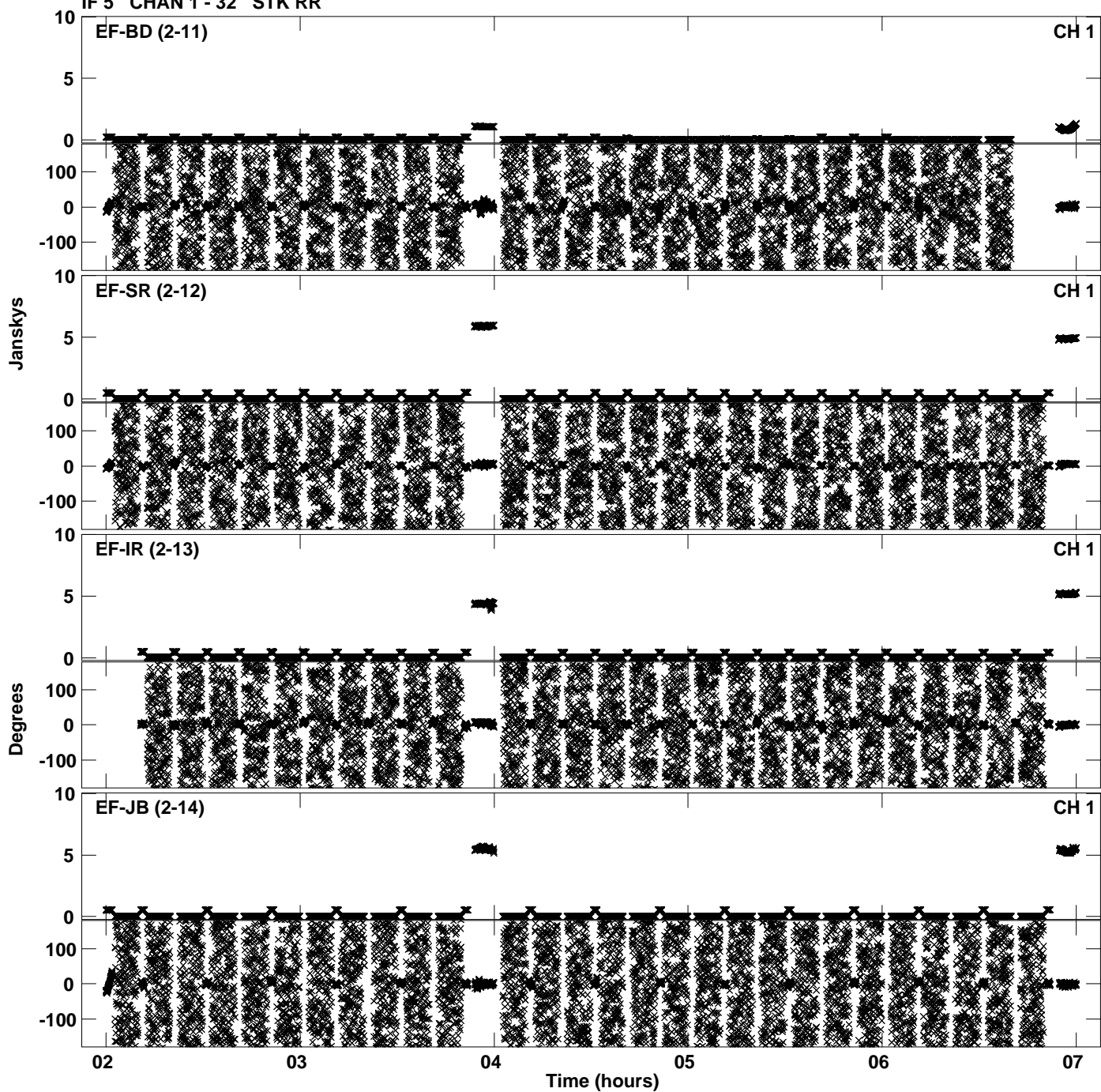
Plot file version 37 created 04-NOV-2020 20:24:19
Amplitude andPhase vs Time for EB070.UVDATA.1 Vect aver. CL # 3
IF 5 CHAN 1 - 32 STK RR




Plot file version 38 created 04-NOV-2020 20:24:19
Amplitude andPhase vs Time for EB070.UVDATA.1 Vect aver. CL # 3
IF 5 CHAN 1 - 32 STK RR




Plot file version 39 created 04-NOV-2020 20:24:19
Amplitude andPhase vs Time for EB070.UVDATA.1 Vect aver. CL # 3
IF 5 CHAN 1 - 32 STK RR




Plot file version 40 created 04-NOV-2020 20:24:32
Amplitude andPhase vs Time for EB070.UVDATA.1 Vect aver. CL # 3
IF 6 CHAN 1 - 32 STK RR




Plot file version 41 created 04-NOV-2020 20:24:32
Amplitude andPhase vs Time for EB070.UVDATA.1 Vect aver. CL # 3
IF 6 CHAN 1 - 32 STK RR




Plot file version 42 created 04-NOV-2020 20:24:32
Amplitude andPhase vs Time for EB070.UVDATA.1 Vect aver. CL # 3
IF 6 CHAN 1 - 32 STK RR




Plot file version 43 created 04-NOV-2020 20:24:45
Amplitude andPhase vs Time for EB070.UVDATA.1 Vect aver. CL # 3
IF 7 CHAN 1 - 32 STK RR




PLot file version 44 created 04-NOV-2020 20:24:45
Amplitude andPhase vs Time for EB070.UVDATA.1 Vect aver. CL # 3
IF 7 CHAN 1 - 32 STK RR




Plot file version 45 created 04-NOV-2020 20:24:45
Amplitude andPhase vs Time for EB070.UVDATA.1 Vect aver. CL # 3
IF 7 CHAN 1 - 32 STK RR



Plot file version 46 created 04-NOV-2020 20:24:57
Amplitude andPhase vs Time for EB070.UVDATA.1 Vect aver. CL # 3
IF 8 CHAN 1 - 32 STK RR



Plot file version 47 created 04-NOV-2020 20:24:57
Amplitude andPhase vs Time for EB070.UVDATA.1 Vect aver. CL # 3
IF 8 CHAN 1 - 32 STK RR



Plot file version 48 created 04-NOV-2020 20:24:57
Amplitude andPhase vs Time for EB070.UVDATA.1 Vect aver. CL # 3
IF 8 CHAN 1 - 32 STK RR

