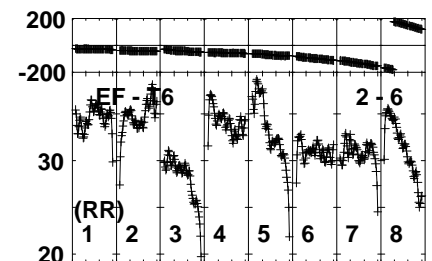
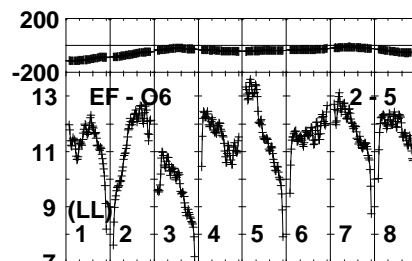
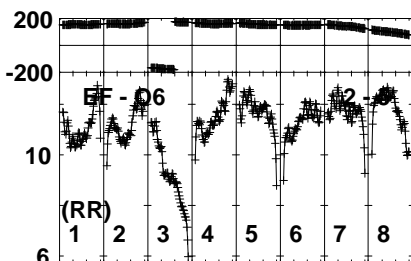
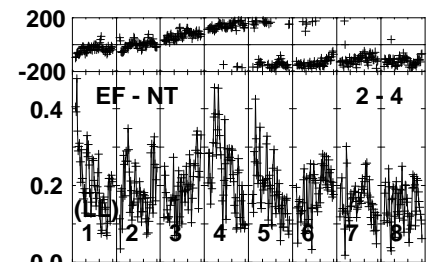
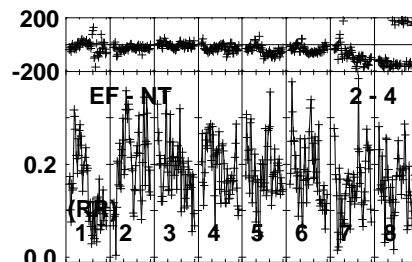
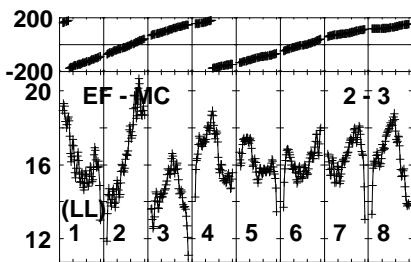
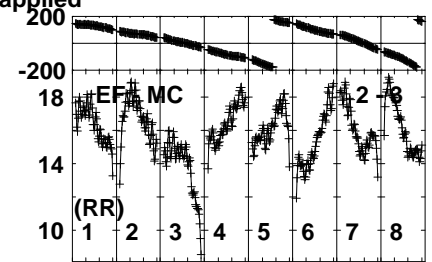
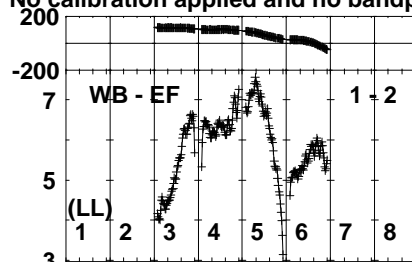
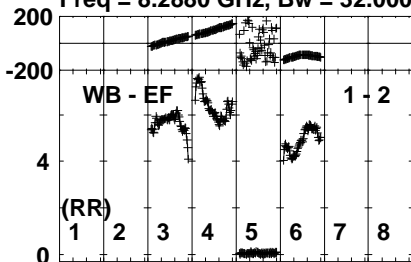


Plot file version 1 created 12-JAN-2021 15:54:29

J0237+2848 EB074C.UVDATA.1

Freq = 8.2880 GHz, Bw = 32.000 MH

No calibration applied and no bandpass applied



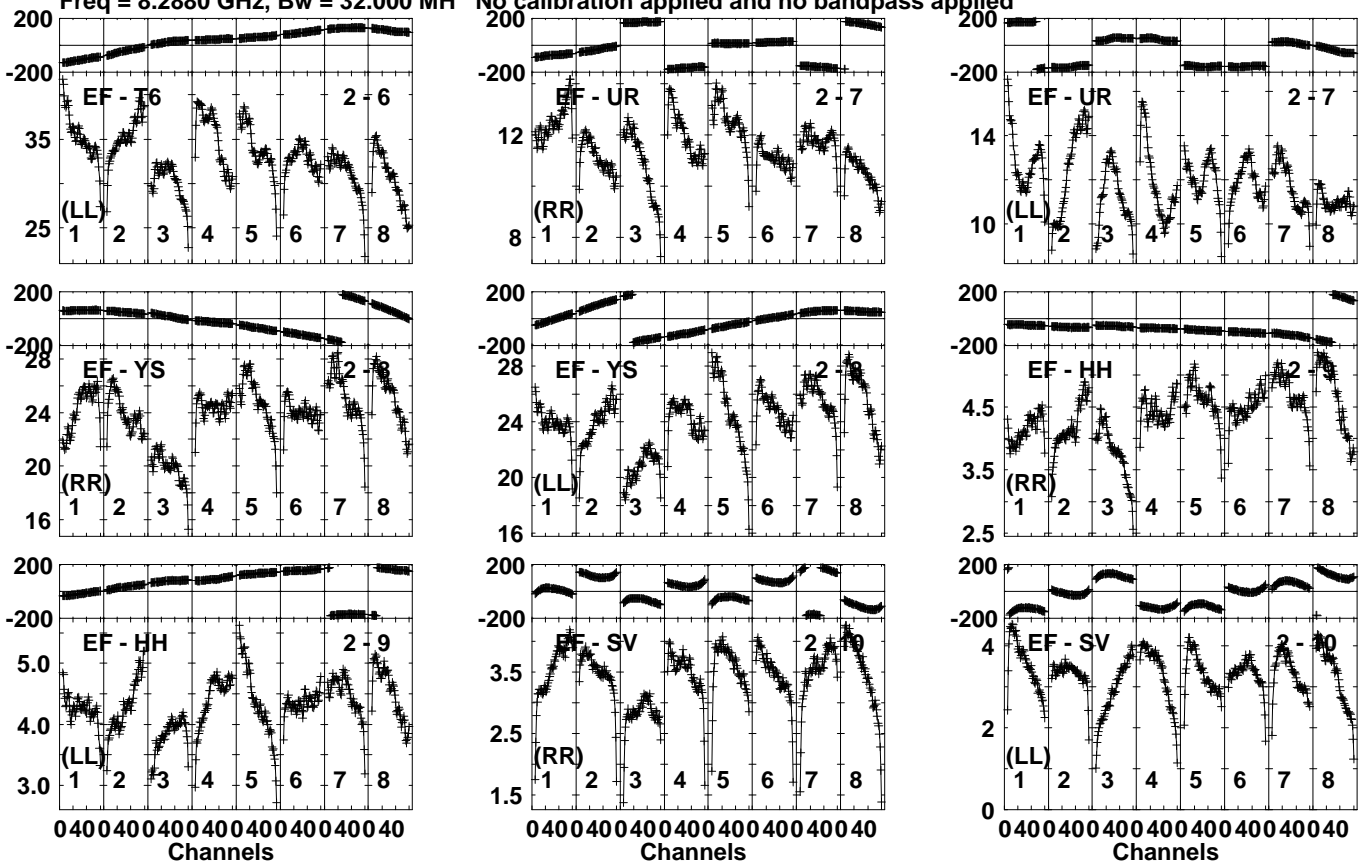
Lower frame: Milli Ampl Jy Top frame: Phas deg
Vector averaged cross-power spectrum Several baselines displayed
Timerange: 00/21:00:01 to 00/21:02:59

Plot file version 2 created 12-JAN-2021 15:54:29

J0237+2848 EB074C.UVDATA.1

Freq = 8.2880 GHz, Bw = 32.000 MH

No calibration applied and no bandpass applied



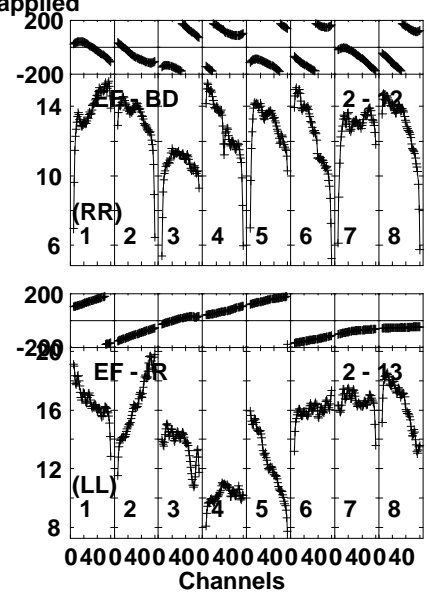
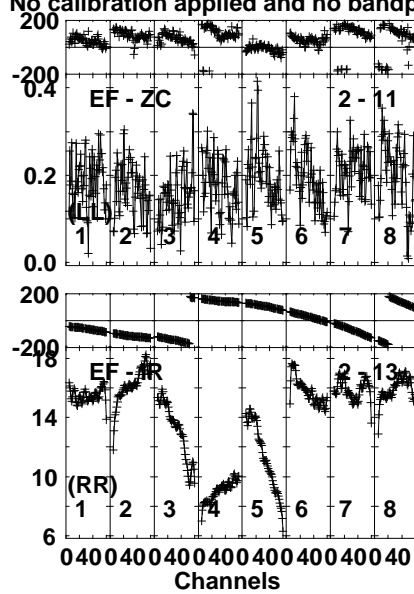
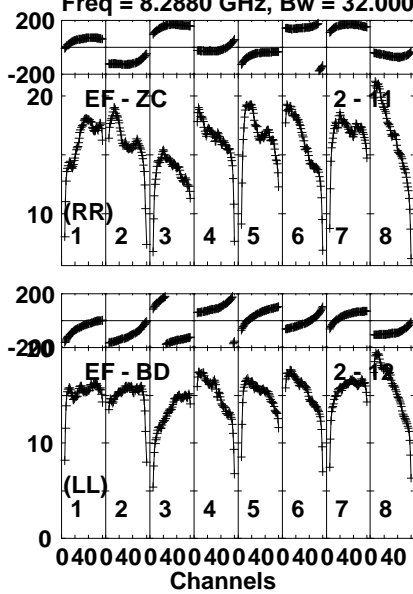
Lower frame: Milli Ampl Jy Top frame: Phas deg
Vector averaged cross-power spectrum Several baselines displayed
Timerange: 00/21:00:01 to 00/21:02:59

Plot file version 3 created 12-JAN-2021 15:54:30

J0237+2848 EB074C.UVDATA.1

Freq = 8.2880 GHz, Bw = 32.000 MH

No calibration applied and no bandpass applied



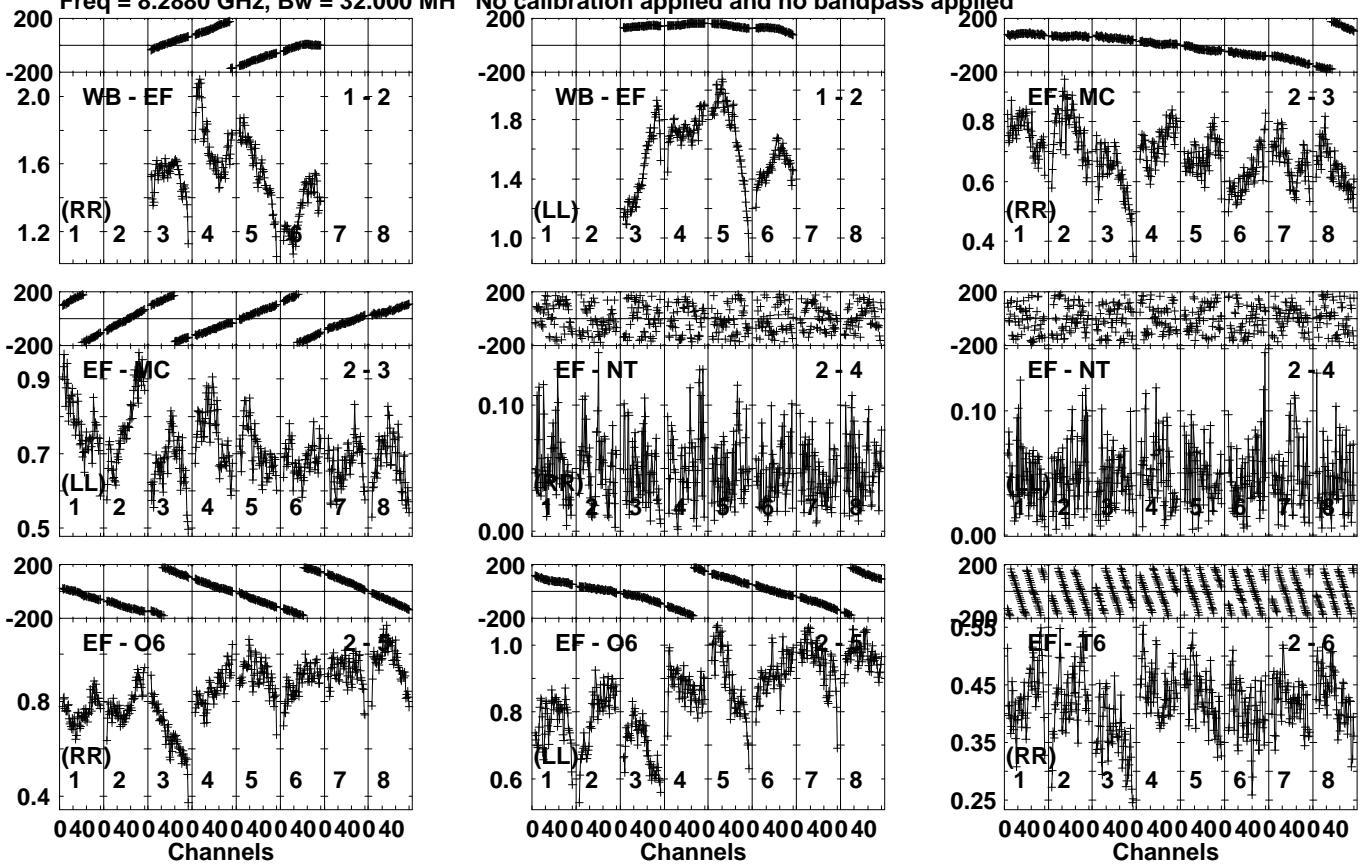
Lower frame: Milli Ampl Jy Top frame: Phas deg
Vector averaged cross-power spectrum Several baselines displayed
Timerange: 00/21:00:01 to 00/21:02:59

Plot file version 4 created 12-JAN-2021 15:54:31

0309+411B EB074C.UVDATA.1

Freq = 8.2880 GHz, Bw = 32.000 MH

No calibration applied and no bandpass applied



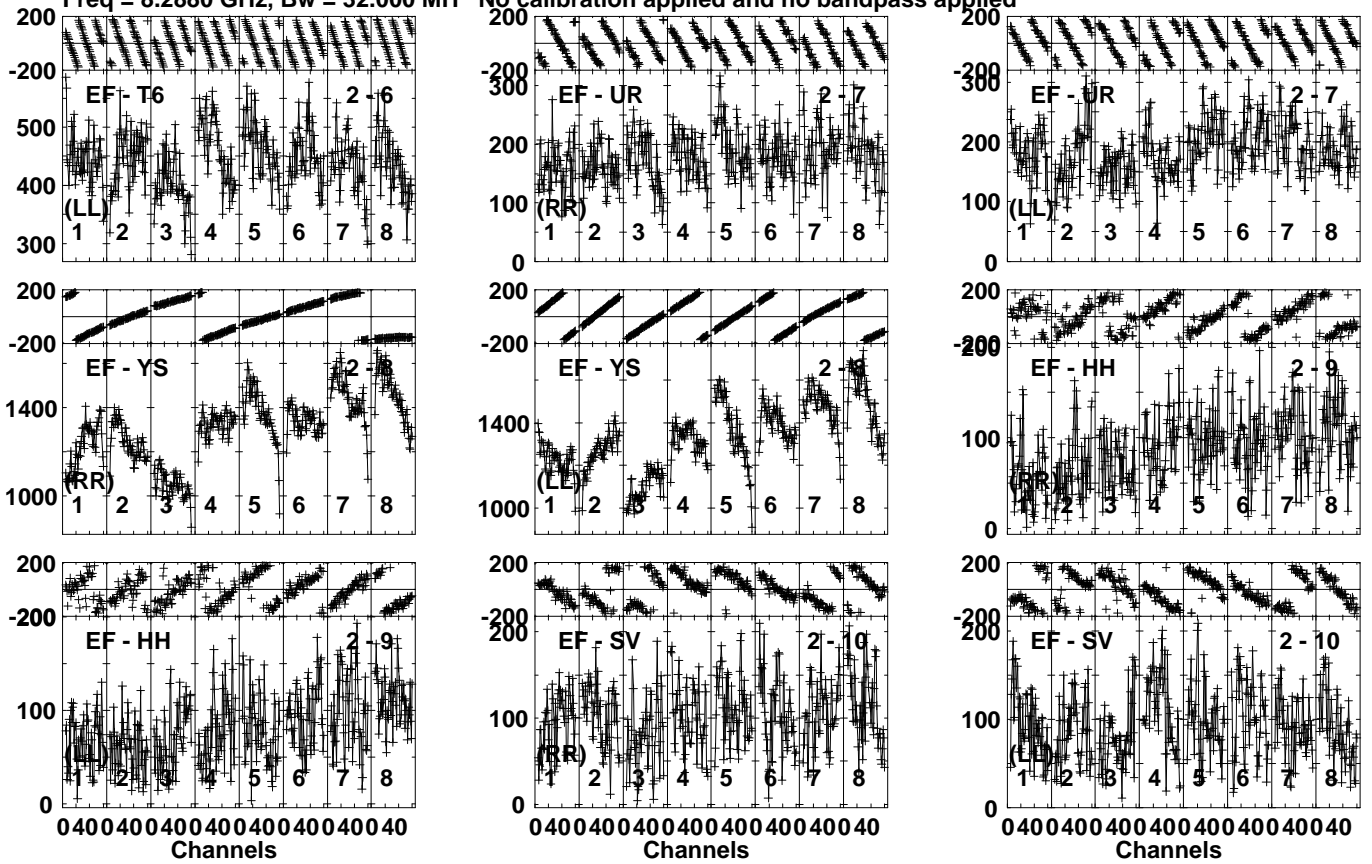
Lower frame: Milli Ampl Jy Top frame: Phas deg
Vector averaged cross-power spectrum Several baselines displayed
Timerange: 00/21:06:01 to 00/21:13:59

Plot file version 5 created 12-JAN-2021 15:54:31

0309+411B EB074C.UVDATA.1

Freq = 8.2880 GHz, Bw = 32.000 MH

No calibration applied and no bandpass applied



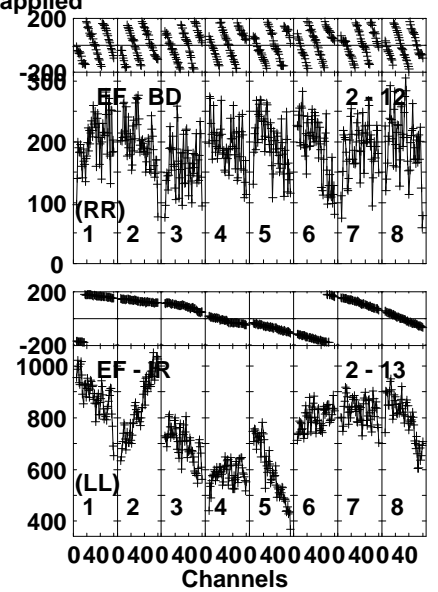
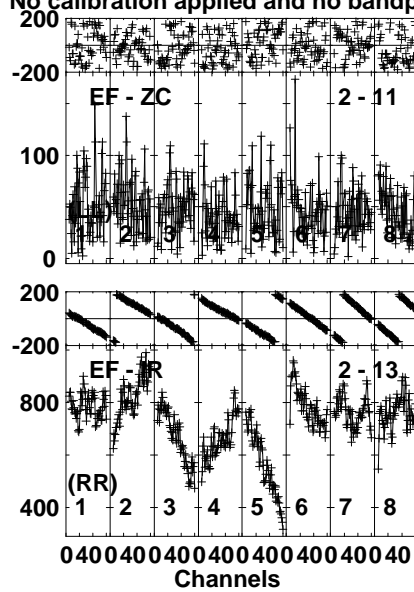
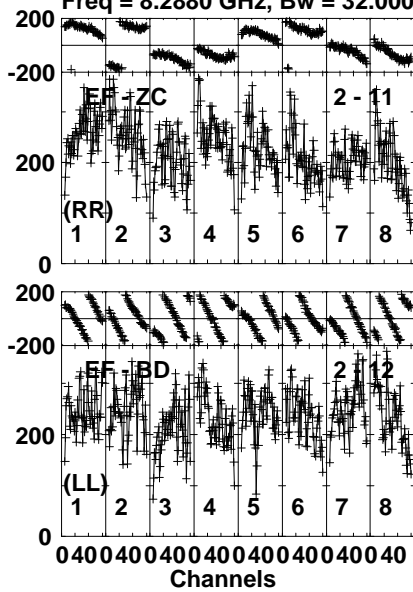
Lower frame: Micro Ampl Jy Top frame: Phas deg
Vector averaged cross-power spectrum Several baselines displayed
Timerange: 00/21:06:01 to 00/21:13:59

Plot file version 6 created 12-JAN-2021 15:54:33

0309+411B EB074C.UVDATA.1

Freq = 8.2880 GHz, Bw = 32.000 MH

No calibration applied and no bandpass applied



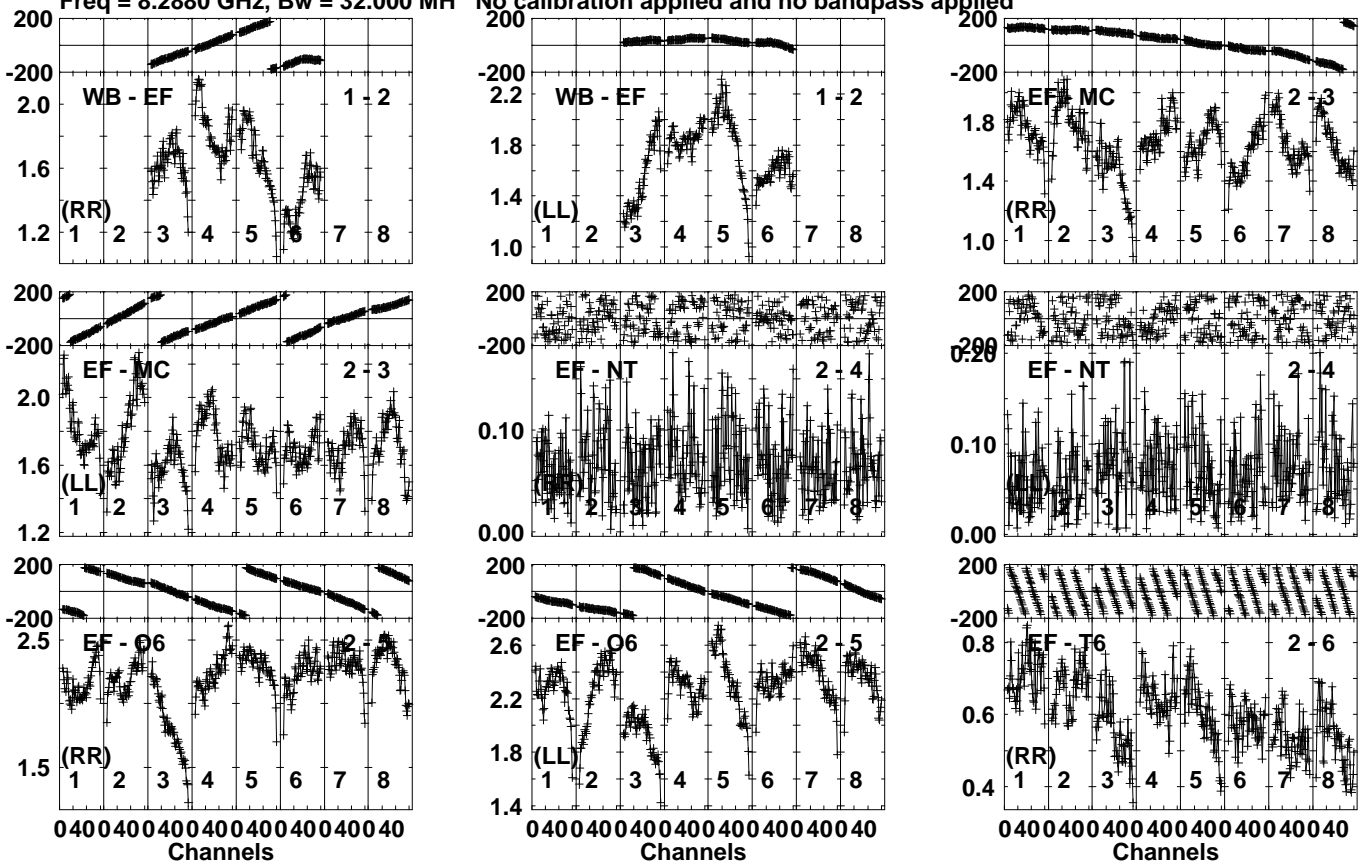
Lower frame: Micro Ampl Jy Top frame: Phas deg
Vector averaged cross-power spectrum Several baselines displayed
Timerange: 00/21:06:01 to 00/21:13:59

Plot file version 7 created 12-JAN-2021 15:54:33

0309+411B EB074C.UVDATA.1

Freq = 8.2880 GHz, Bw = 32.000 MH

No calibration applied and no bandpass applied

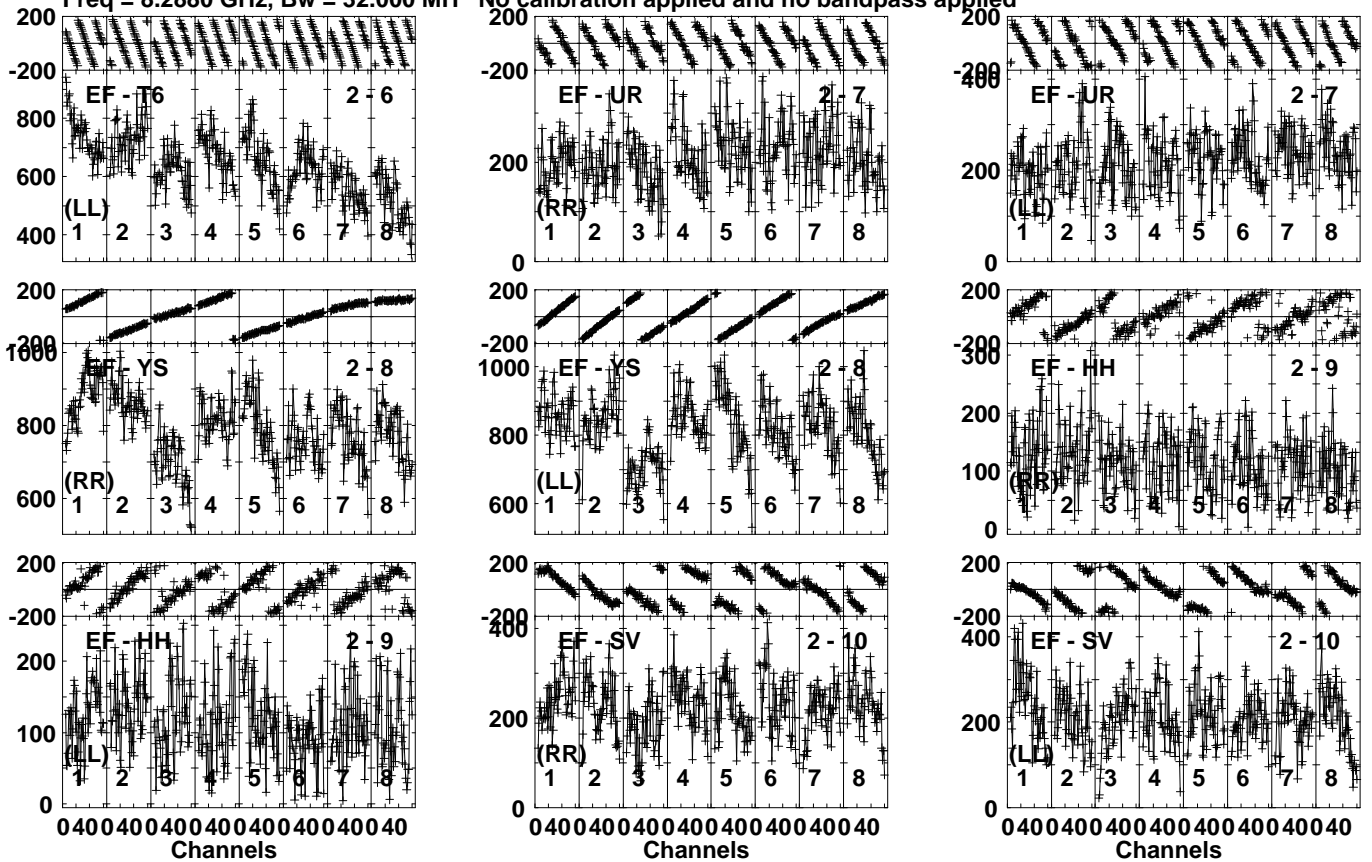


Lower frame: Milli Ampl Jy Top frame: Phas deg
Vector averaged cross-power spectrum Several baselines displayed
Timerange: 00/21:14:31 to 00/21:18:30

Plot file version 8 created 12-JAN-2021 15:54:34

0309+411B EB074C.UVDATA.1

Freq = 8.2880 GHz, Bw = 32.000 MH No calibration applied and no bandpass applied

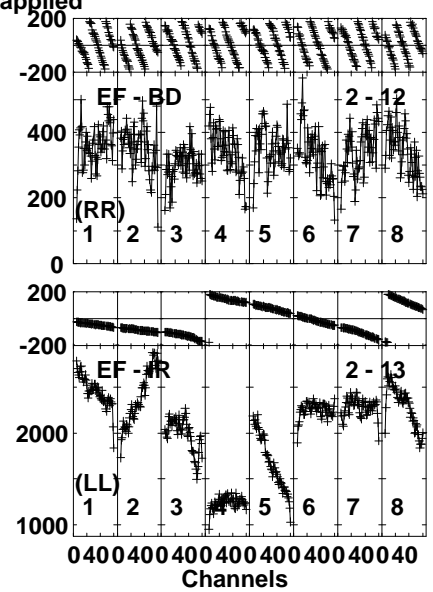
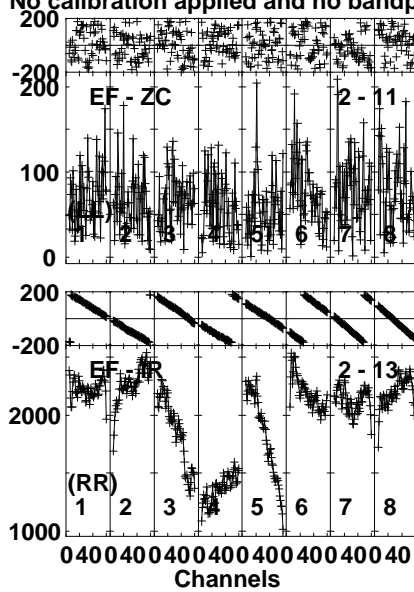
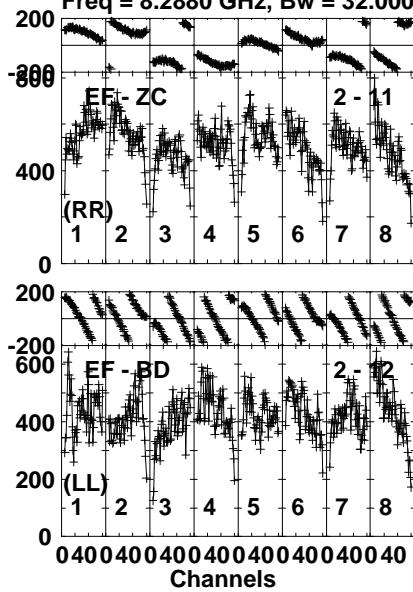


Lower frame: Micro Ampl Jy Top frame: Phas deg
Vector averaged cross-power spectrum Several baselines displayed
Timerange: 00/21:14:31 to 00/21:18:30

Plot file version 9 created 12-JAN-2021 15:54:34

0309+411B EB074C.UVDATA.1

Freq = 8.2880 GHz, Bw = 32.000 MH No calibration applied and no bandpass applied

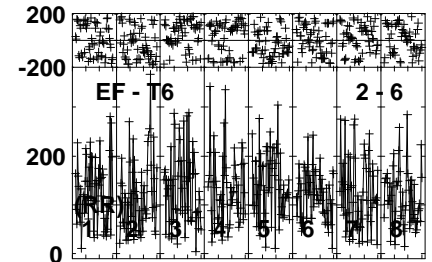
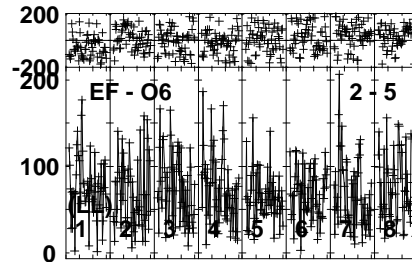
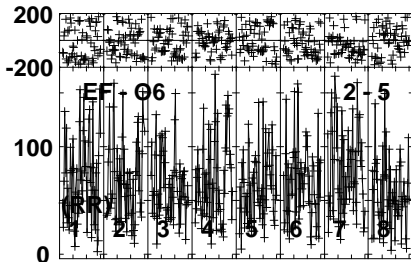
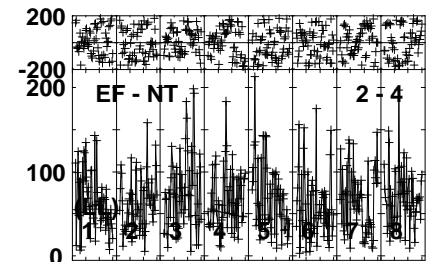
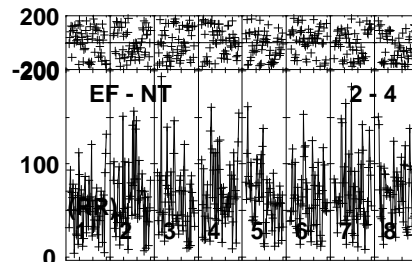
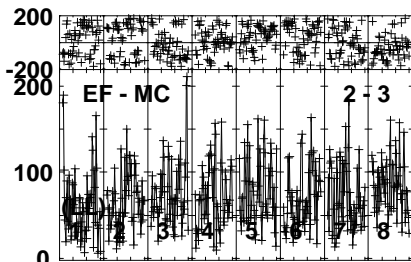
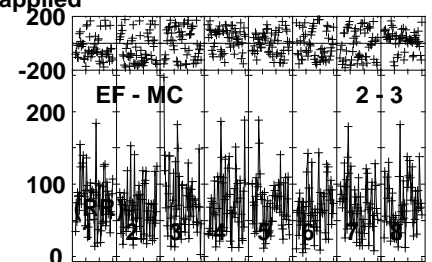
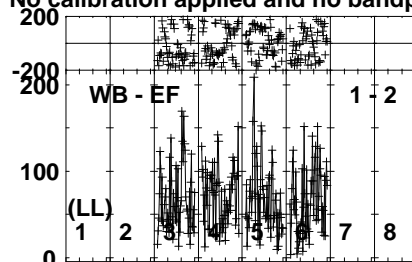
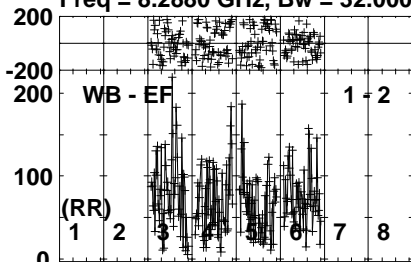


Lower frame: Micro Ampl Jy Top frame: Phas deg
Vector averaged cross-power spectrum Several baselines displayed
Timerange: 00/21:14:31 to 00/21:18:30

Plot file version 10 created 12-JAN-2021 15:54:35

4C40.08 EB074C.UVDATA.1

Freq = 8.2880 GHz, Bw = 32.000 MH No calibration applied and no bandpass applied

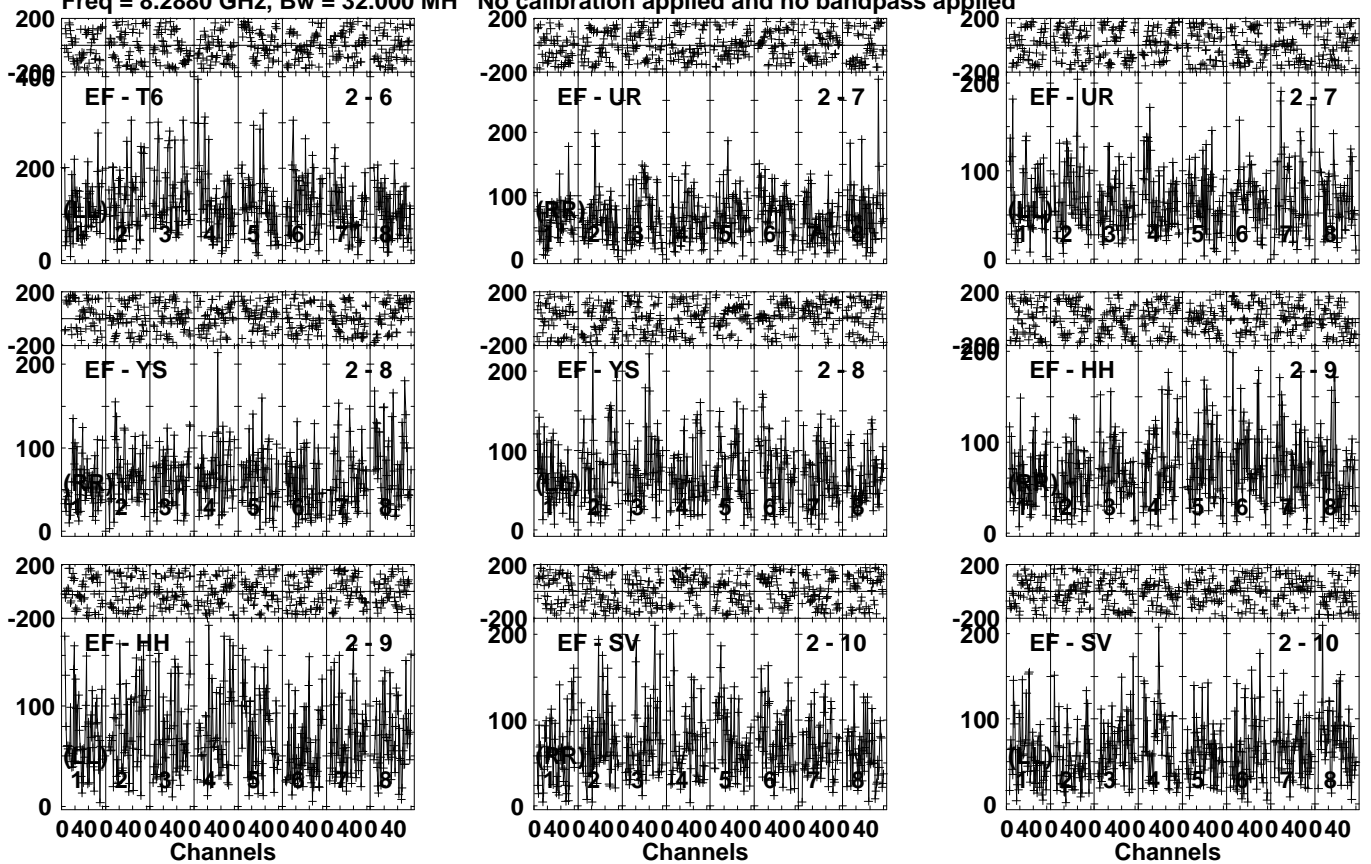


Lower frame: Micro Ampl Jy Top frame: Phas deg
Vector averaged cross-power spectrum Several baselines displayed
Timerange: 00/21:20:30 to 00/21:24:30

Plot file version 11 created 12-JAN-2021 15:54:35

4C40.08 EB074C.UVDATA.1

Freq = 8.2880 GHz, Bw = 32.000 MH No calibration applied and no bandpass applied



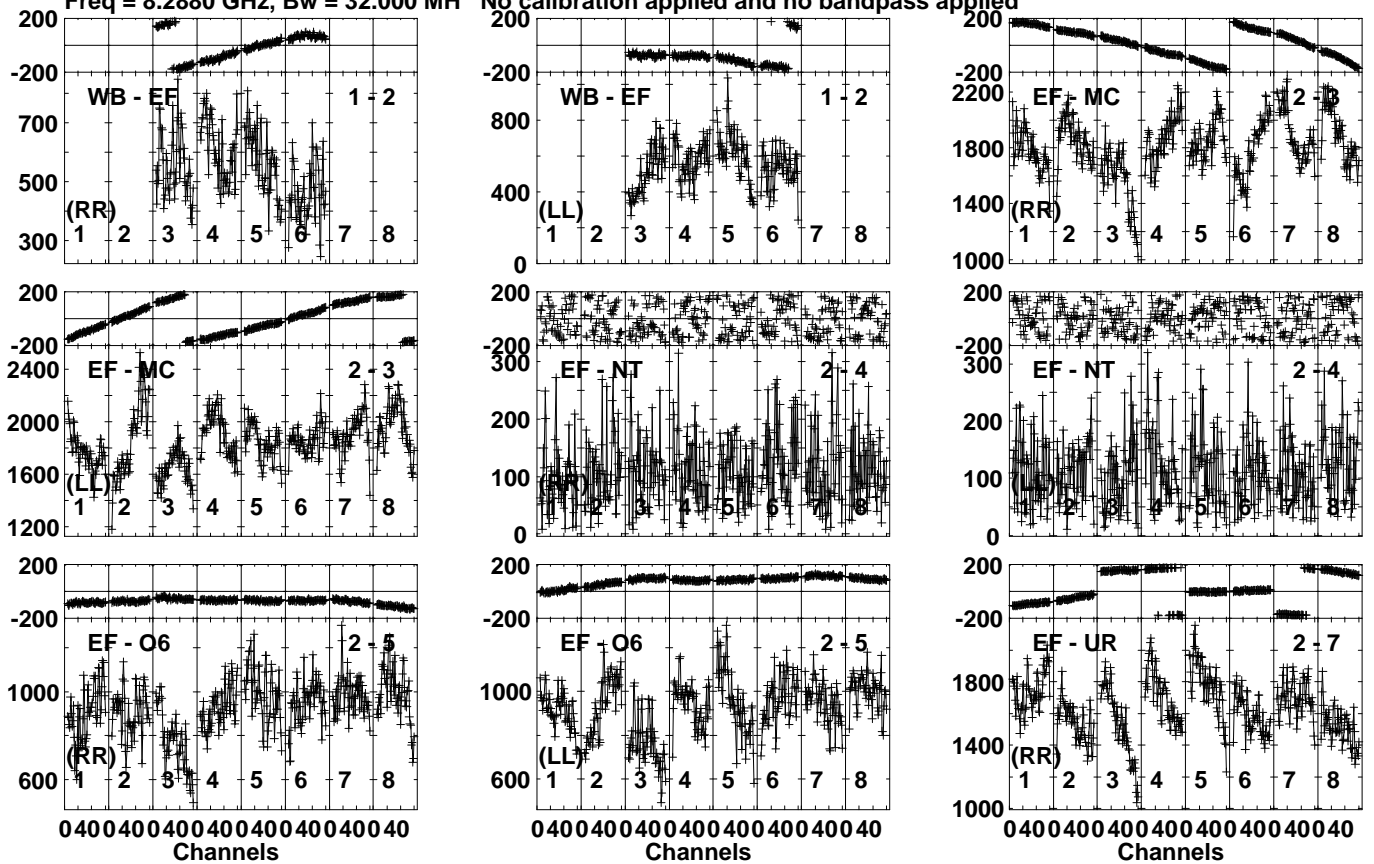
Lower frame: Micro Ampl Jy Top frame: Phas deg
Vector averaged cross-power spectrum Several baselines displayed
Timerange: 00/21:20:30 to 00/21:24:30

Plot file version 13 created 12-JAN-2021 15:54:36

J0204+4005 EB074C.UVDATA.1

Freq = 8.2880 GHz, Bw = 32.000 MH

No calibration applied and no bandpass applied



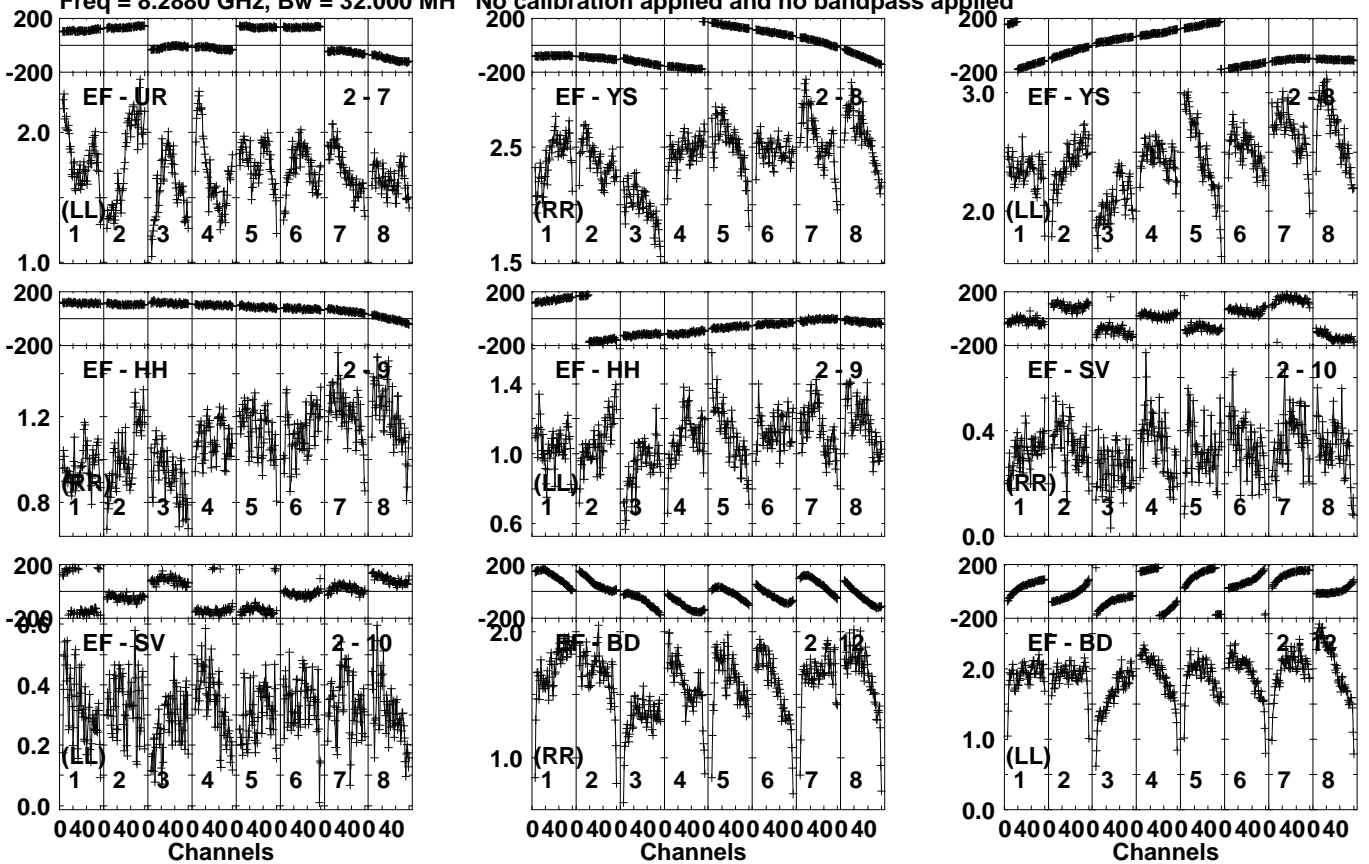
Lower frame: Micro Ampl Jy Top frame: Phas deg
Vector averaged cross-power spectrum Several baselines displayed
Timerange: 00/21:25:31 to 00/21:27:00

Plot file version 14 created 12-JAN-2021 15:54:36

J0204+4005 EB074C.UVDATA.1

Freq = 8.2880 GHz, Bw = 32.000 MH

No calibration applied and no bandpass applied



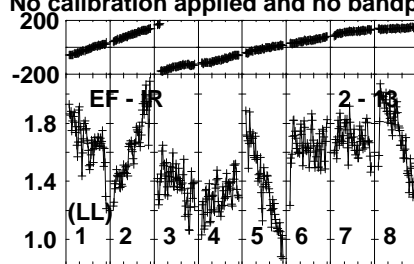
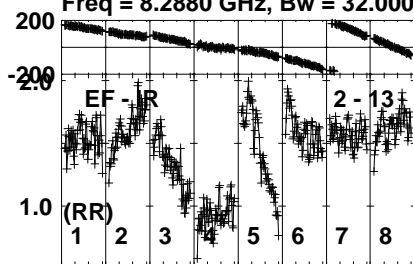
Lower frame: Milli Ampl Jy Top frame: Phas deg
Vector averaged cross-power spectrum Several baselines displayed
Timerange: 00/21:25:31 to 00/21:27:00

Plot file version 15 created 12-JAN-2021 15:54:36

J0204+4005 EB074C.UVDATA.1

Freq = 8.2880 GHz, Bw = 32.000 MH

No calibration applied and no bandpass applied

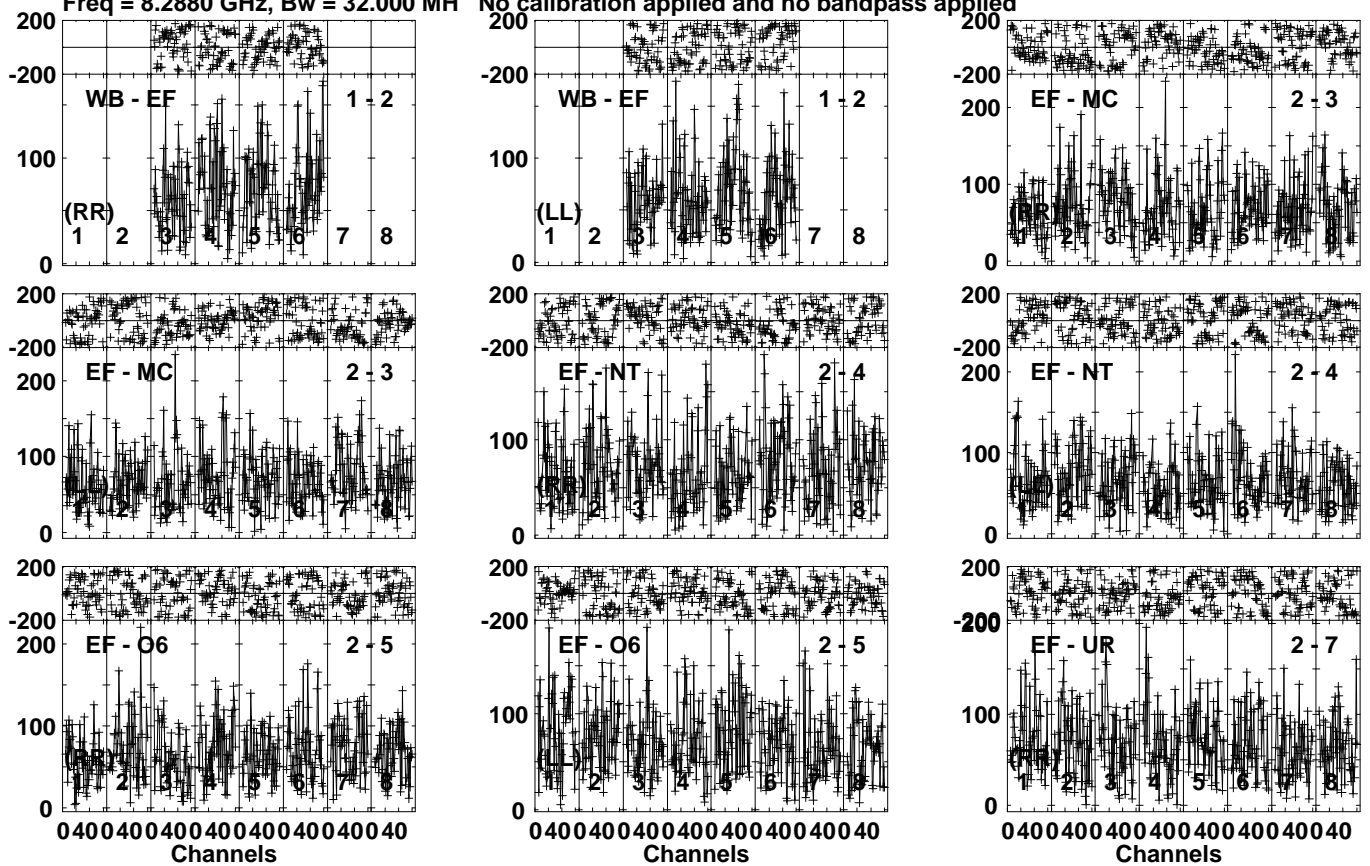


Lower frame: Milli Ampl Jy Top frame: Phas deg
Vector averaged cross-power spectrum Several baselines displayed
Timerange: 00/21:25:31 to 00/21:27:00

Plot file version 16 created 12-JAN-2021 15:54:36

4C40.08 EB074C.UVDATA.1

Freq = 8.2880 GHz, Bw = 32.000 MH No calibration applied and no bandpass applied

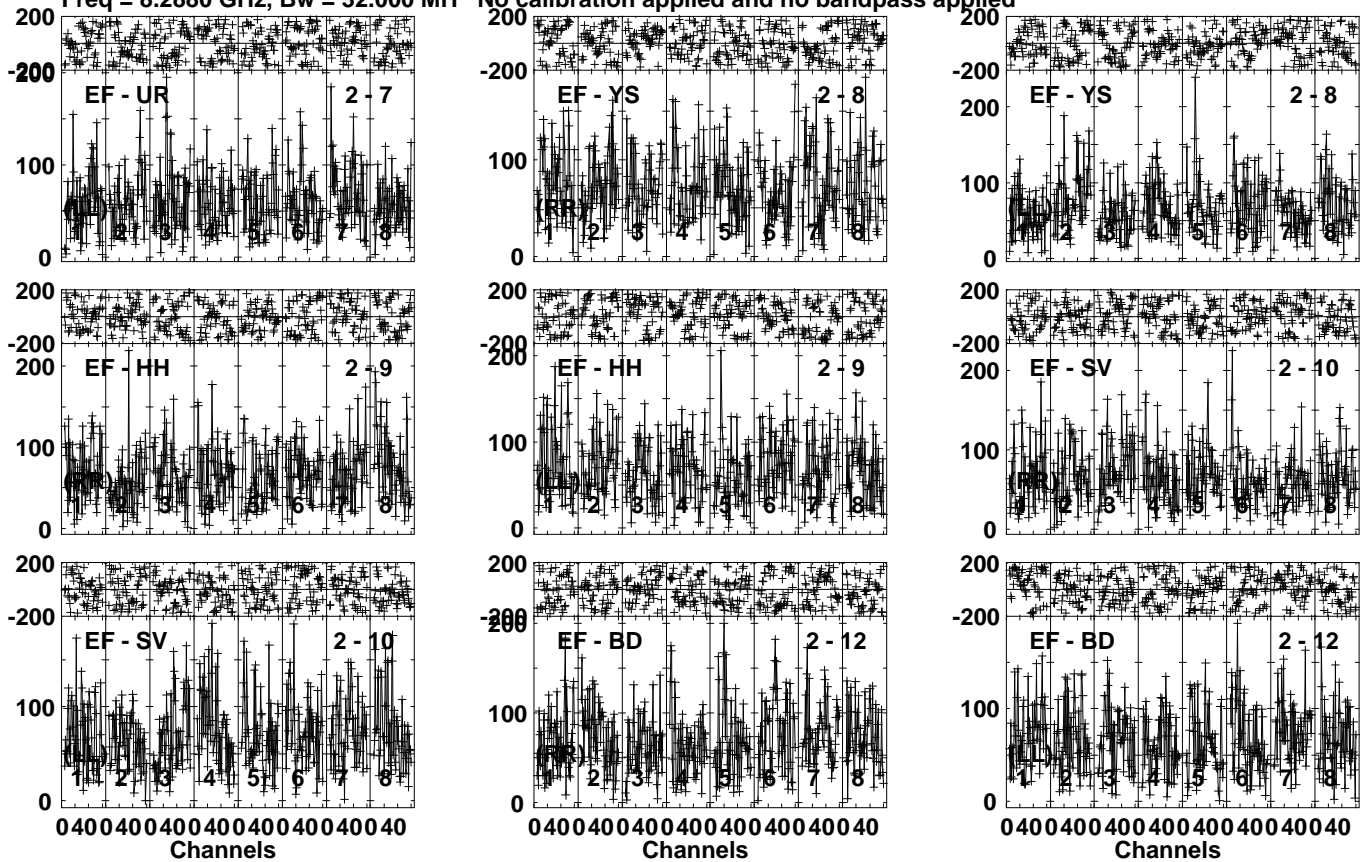


Lower frame: Micro Ampl Jy Top frame: Phas deg
Vector averaged cross-power spectrum Several baselines displayed
Timerange: 00/21:28:01 to 00/21:32:00

Plot file version 17 created 12-JAN-2021 15:54:37

4C40.08 EB074C.UVDATA.1

Freq = 8.2880 GHz, Bw = 32.000 MH No calibration applied and no bandpass applied

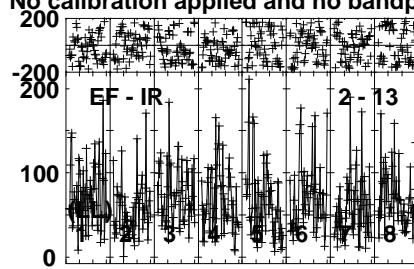
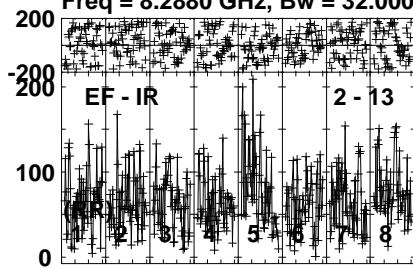


Lower frame: Micro Ampl Jy Top frame: Phas deg
Vector averaged cross-power spectrum Several baselines displayed
Timerange: 00/21:28:01 to 00/21:32:00

Plot file version 18 created 12-JAN-2021 15:54:37

4C40.08 EB074C.UVDATA.1

Freq = 8.2880 GHz, Bw = 32.000 MH No calibration applied and no bandpass applied

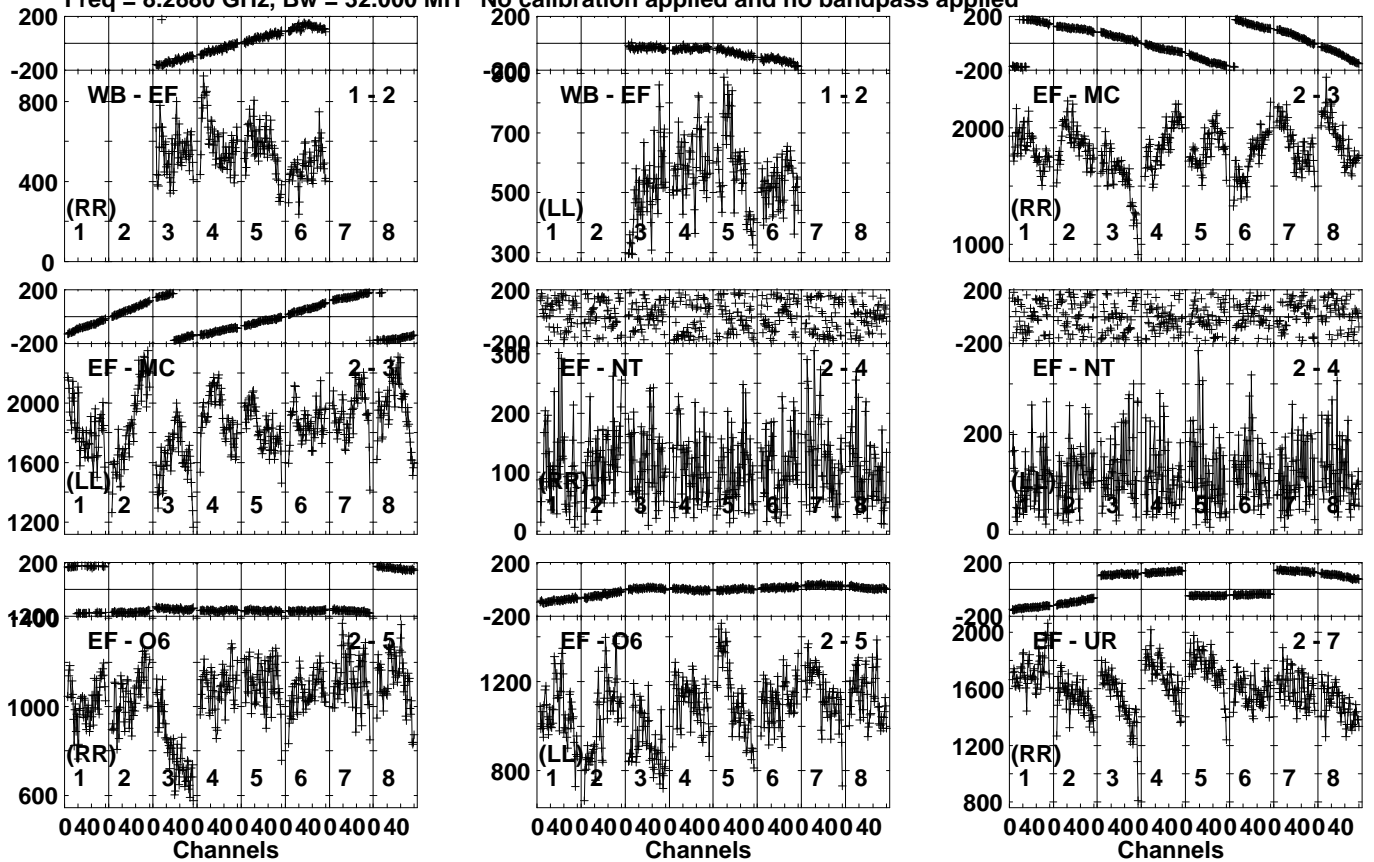


Lower frame: Micro Ampl Jy Top frame: Phas deg
Vector averaged cross-power spectrum Several baselines displayed
Timerange: 00/21:28:01 to 00/21:32:00

Plot file version 19 created 12-JAN-2021 15:54:37

J0204+4005 EB074C.UVDATA.1

Freq = 8.2880 GHz, Bw = 32.000 MH No calibration applied and no bandpass applied

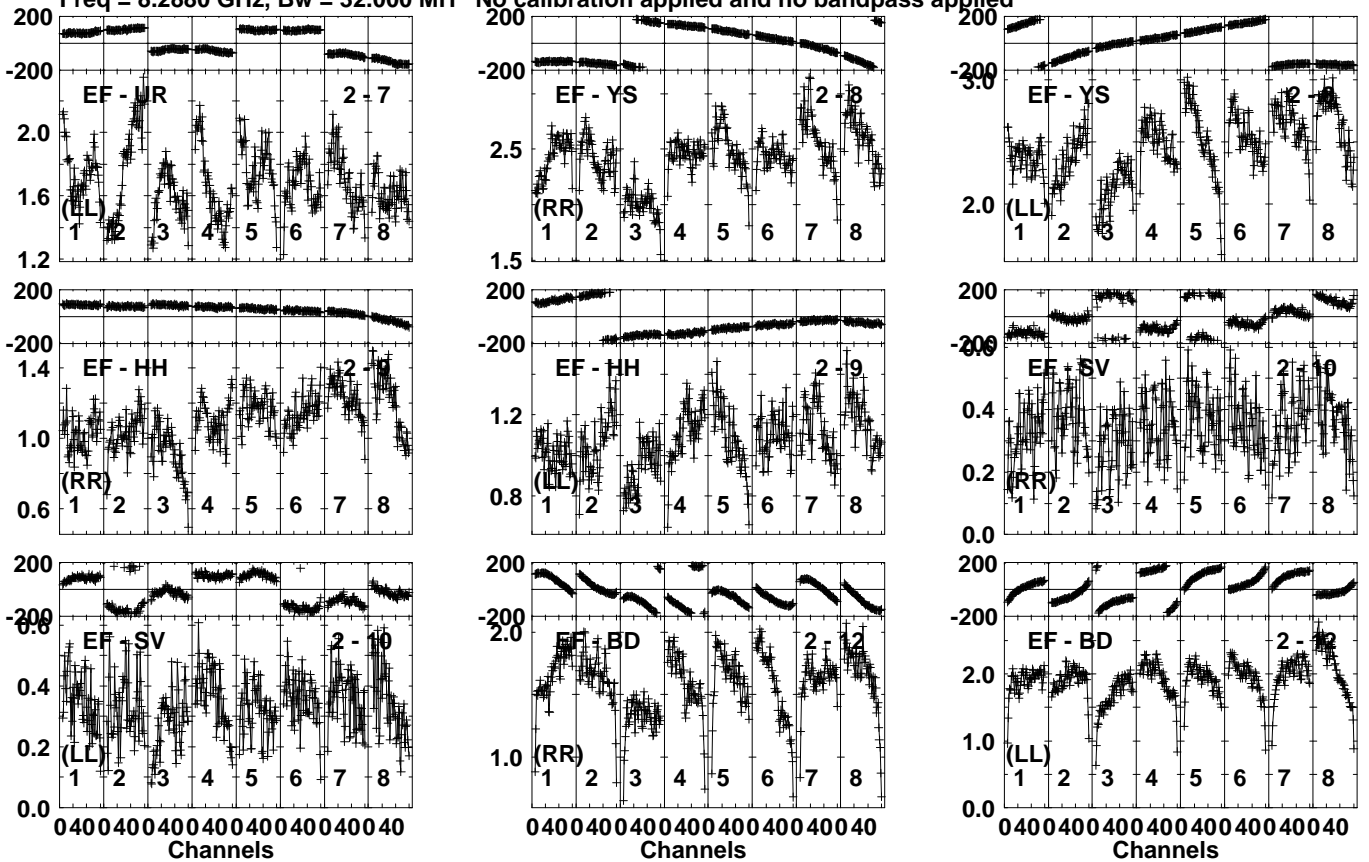


Lower frame: Micro Ampl Jy Top frame: Phas deg
Vector averaged cross-power spectrum Several baselines displayed
Timerange: 00/21:33:00 to 00/21:34:30

Plot file version 20 created 12-JAN-2021 15:54:38

J0204+4005 EB074C.UVDATA.1

Freq = 8.2880 GHz, Bw = 32.000 MH No calibration applied and no bandpass applied

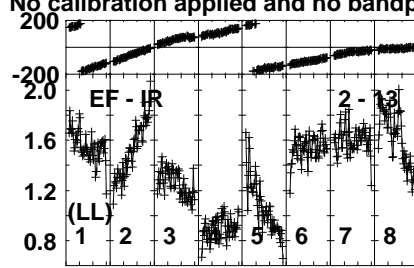
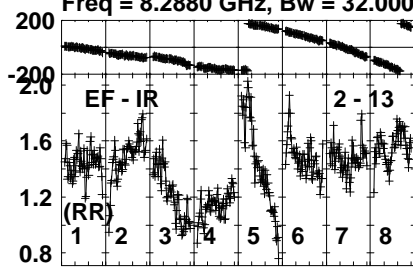


Lower frame: Milli Ampl Jy Top frame: Phas deg
Vector averaged cross-power spectrum Several baselines displayed
Timerange: 00/21:33:00 to 00/21:34:30

Plot file version 21 created 12-JAN-2021 15:54:38

J0204+4005 EB074C.UVDATA.1

Freq = 8.2880 GHz, Bw = 32.000 MH No calibration applied and no bandpass applied

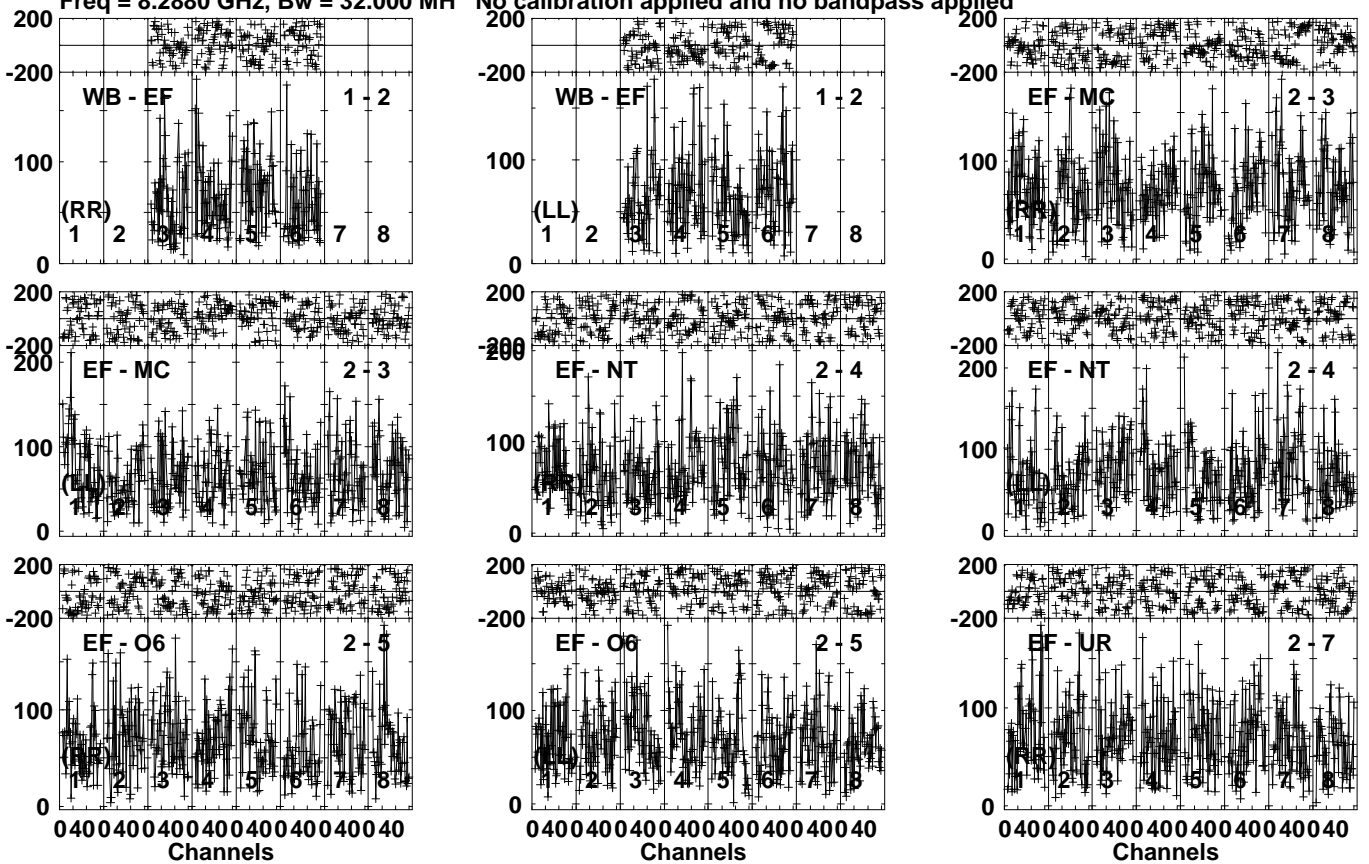


Lower frame: Milli Ampl Jy Top frame: Phas deg
Vector averaged cross-power spectrum Several baselines displayed
Timerange: 00/21:33:00 to 00/21:34:30

Plot file version 22 created 12-JAN-2021 15:54:38

4C40.08 EB074C.UVDATA.1

Freq = 8.2880 GHz, Bw = 32.000 MH No calibration applied and no bandpass applied

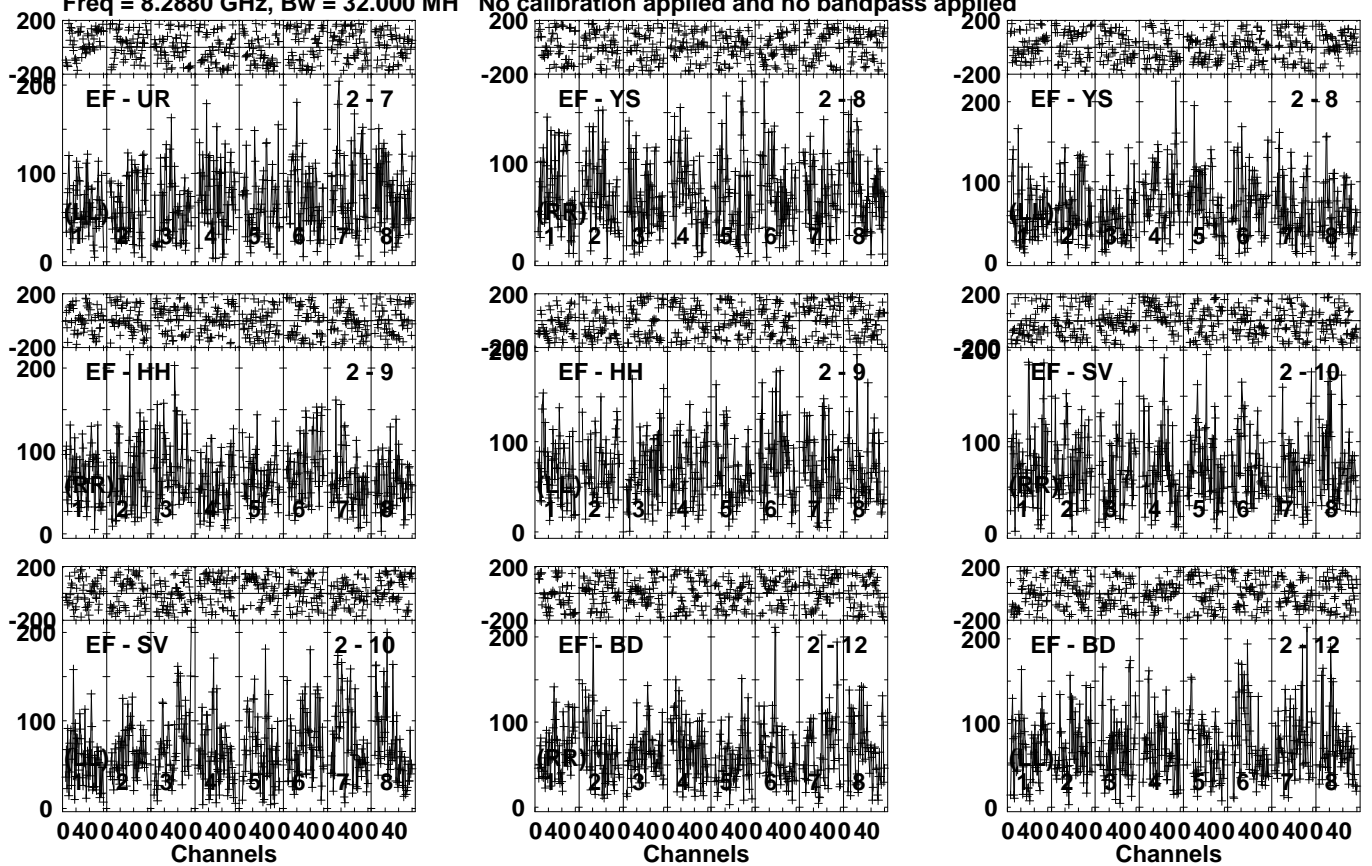


Lower frame: Micro Ampl Jy Top frame: Phas deg
Vector averaged cross-power spectrum Several baselines displayed
Timerange: 00/21:35:30 to 00/21:39:29

Plot file version 23 created 12-JAN-2021 15:54:38

4C40.08 EB074C.UVDATA.1

Freq = 8.2880 GHz, Bw = 32.000 MH No calibration applied and no bandpass applied

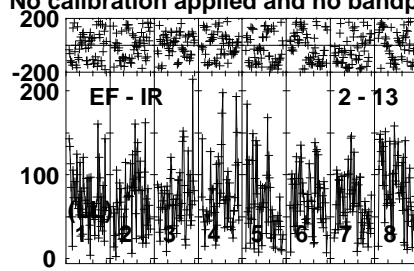
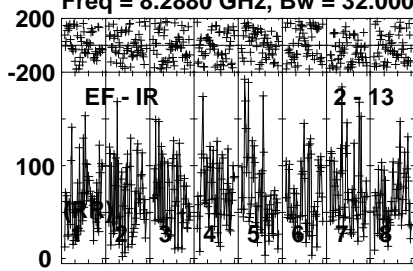


Lower frame: Micro Ampl Jy Top frame: Phas deg
Vector averaged cross-power spectrum Several baselines displayed
Timerange: 00/21:35:30 to 00/21:39:29

Plot file version 24 created 12-JAN-2021 15:54:39

4C40.08 EB074C.UVDATA.1

Freq = 8.2880 GHz, Bw = 32.000 MH No calibration applied and no bandpass applied

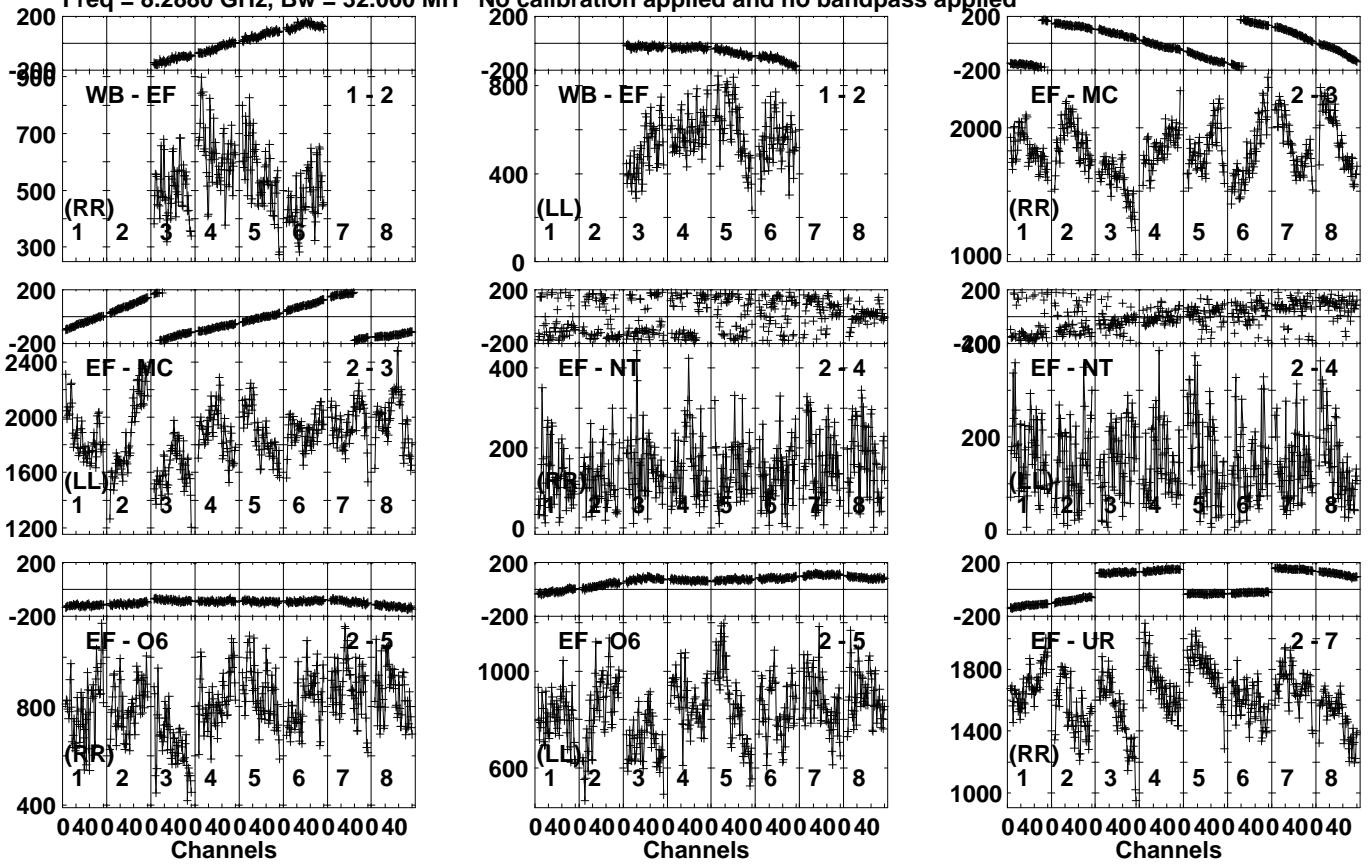


Lower frame: Micro Ampl Jy Top frame: Phas deg
Vector averaged cross-power spectrum Several baselines displayed
Timerange: 00/21:35:30 to 00/21:39:29

Plot file version 25 created 12-JAN-2021 15:54:39

J0204+4005 EB074C.UVDATA.1

Freq = 8.2880 GHz, Bw = 32.000 MH No calibration applied and no bandpass applied



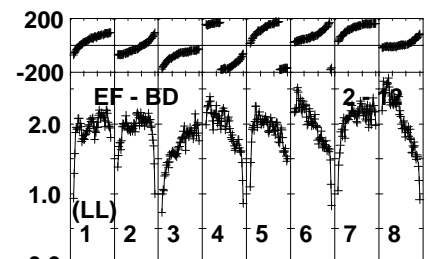
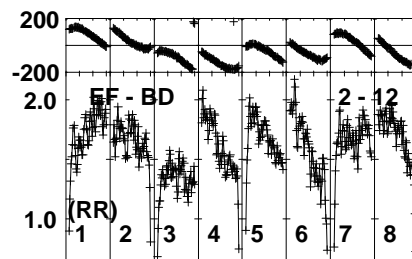
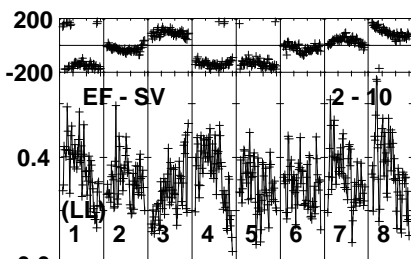
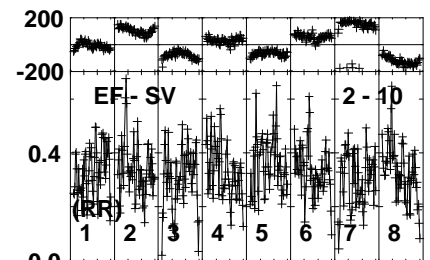
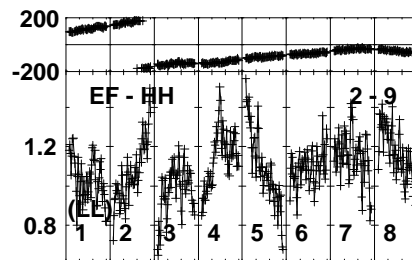
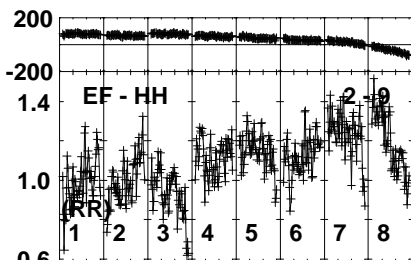
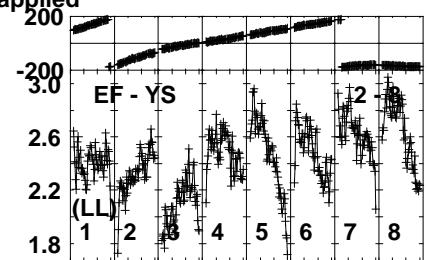
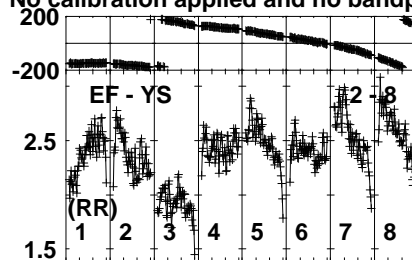
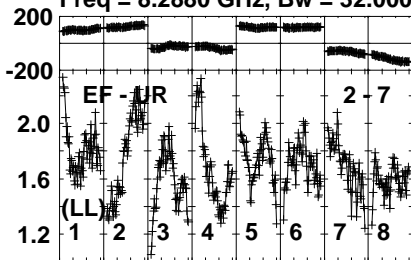
Lower frame: Micro Ampl Jy Top frame: Phas deg
Vector averaged cross-power spectrum Several baselines displayed
Timerange: 00/21:40:30 to 00/21:41:59

Plot file version 26 created 12-JAN-2021 15:54:39

J0204+4005 EB074C.UVDATA.1

Freq = 8.2880 GHz, Bw = 32.000 MH

No calibration applied and no bandpass applied



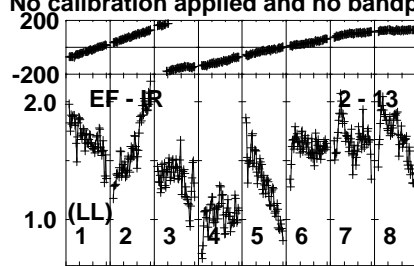
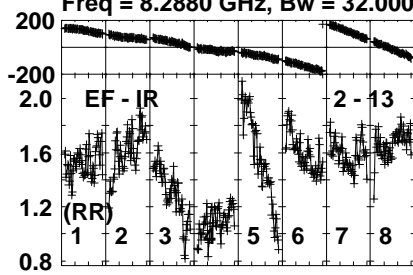
Lower frame: Milli Ampl Jy Top frame: Phas deg
Vector averaged cross-power spectrum Several baselines displayed
Timerange: 00/21:40:30 to 00/21:41:59

Plot file version 27 created 12-JAN-2021 15:54:40

J0204+4005 EB074C.UVDATA.1

Freq = 8.2880 GHz, Bw = 32.000 MH

No calibration applied and no bandpass applied



Lower frame: Milli Ampl Jy Top frame: Phas deg

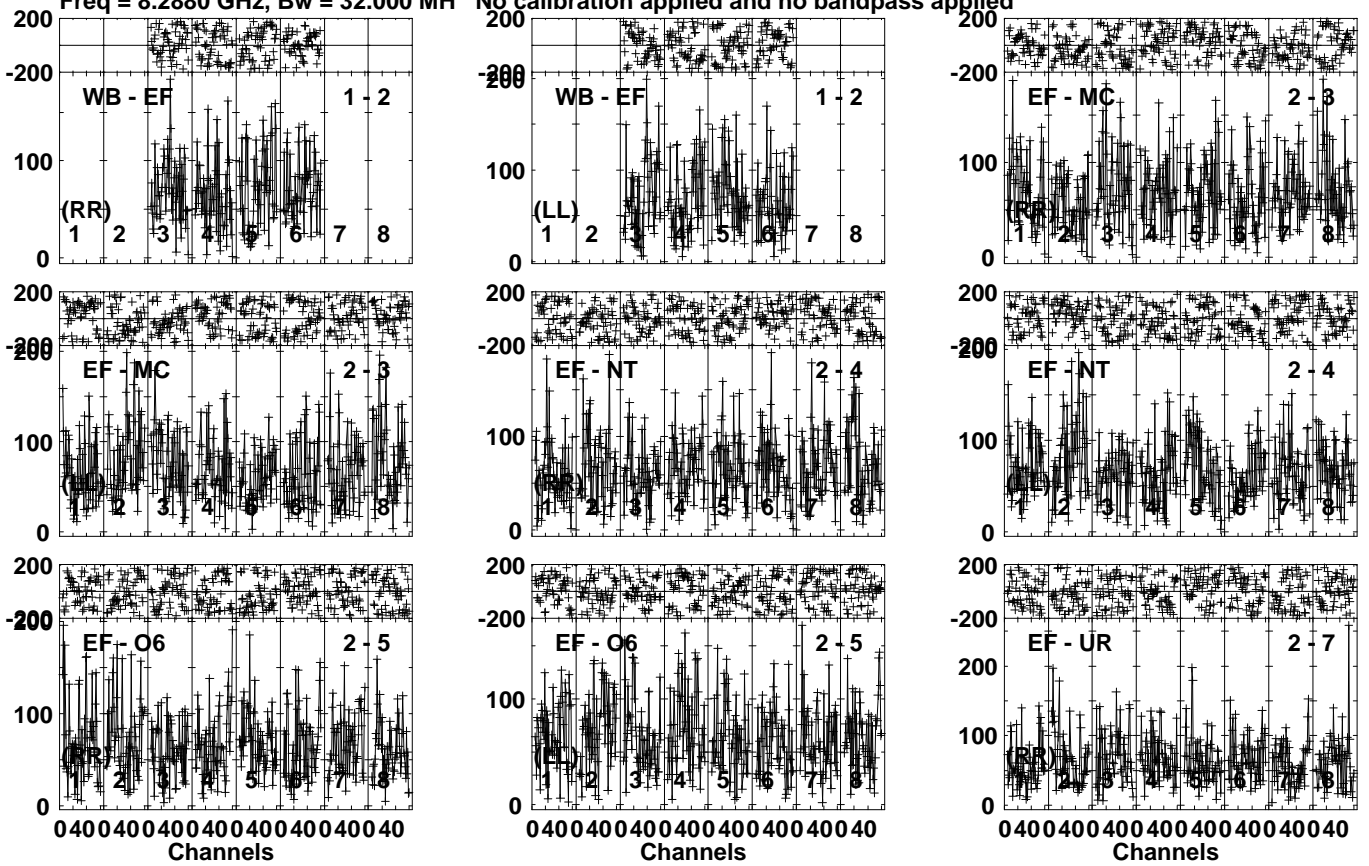
Vector averaged cross-power spectrum Several baselines displayed

Timerange: 00/21:40:30 to 00/21:41:59

Plot file version 28 created 12-JAN-2021 15:54:40

4C40.08 EB074C.UVDATA.1

Freq = 8.2880 GHz, Bw = 32.000 MH No calibration applied and no bandpass applied

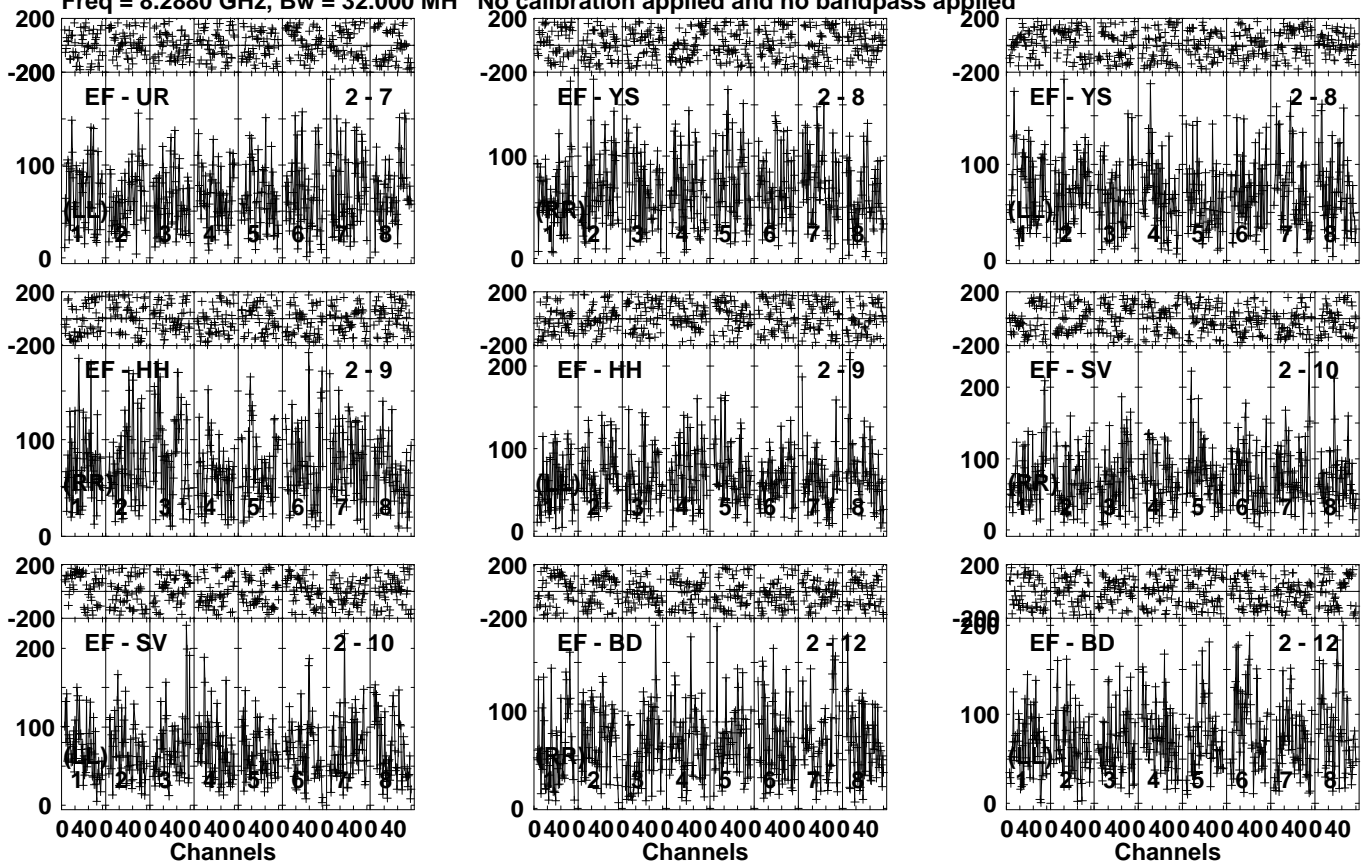


Lower frame: Micro Ampl Jy Top frame: Phas deg
Vector averaged cross-power spectrum Several baselines displayed
Timerange: 00/21:43:00 to 00/21:47:00

Plot file version 29 created 12-JAN-2021 15:54:40

4C40.08 EB074C.UVDATA.1

Freq = 8.2880 GHz, Bw = 32.000 MH No calibration applied and no bandpass applied

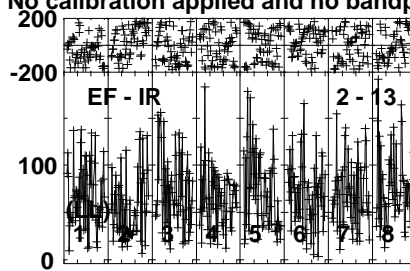
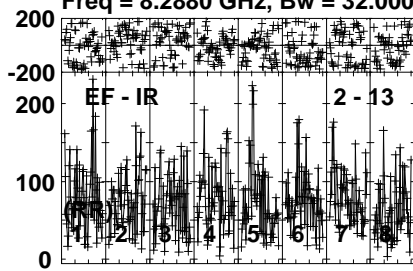


Lower frame: Micro Ampl Jy Top frame: Phas deg
Vector averaged cross-power spectrum Several baselines displayed
Timerange: 00/21:43:00 to 00/21:47:00

Plot file version 30 created 12-JAN-2021 15:54:40

4C40.08 EB074C.UVDATA.1

Freq = 8.2880 GHz, Bw = 32.000 MH No calibration applied and no bandpass applied

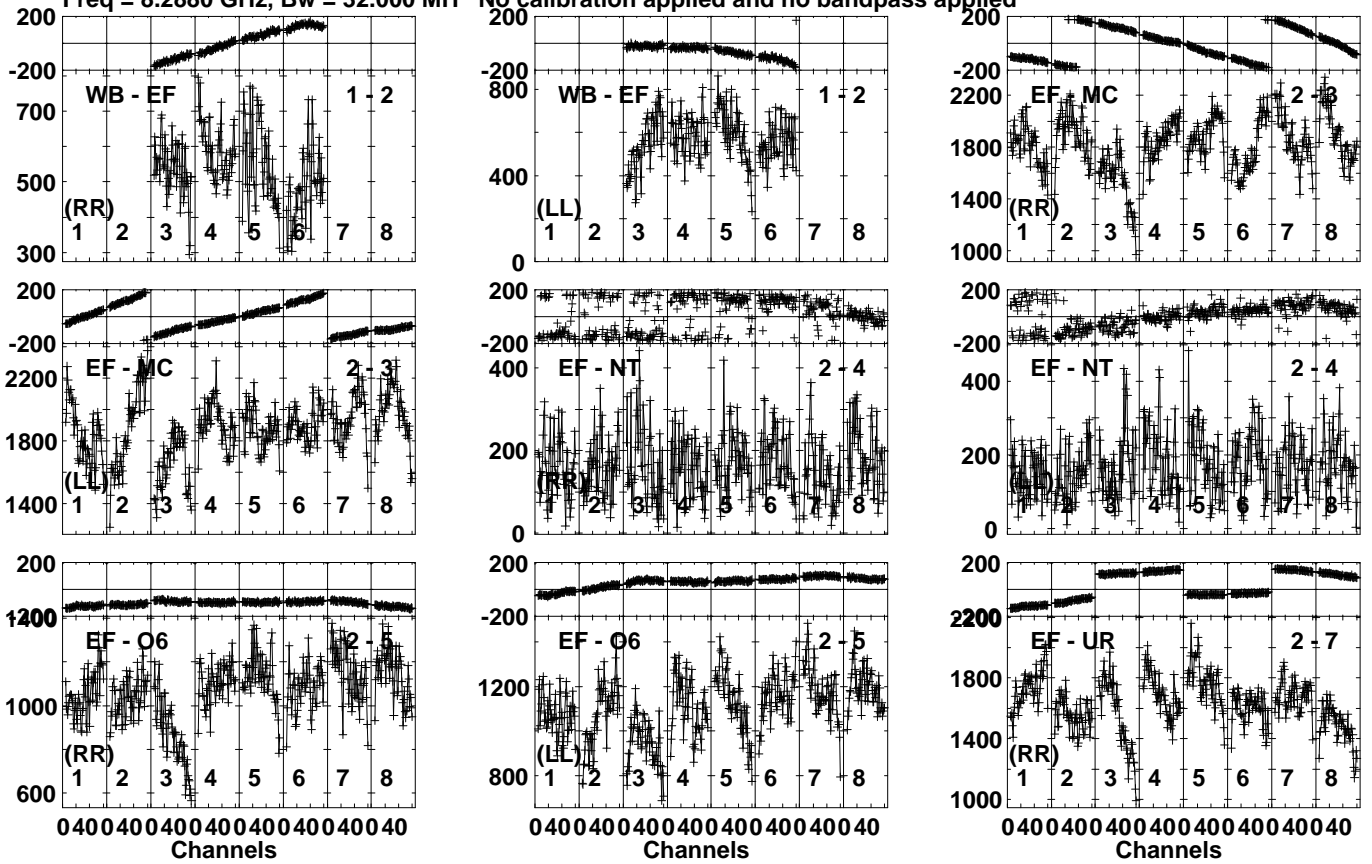


Lower frame: Micro Ampl Jy Top frame: Phas deg
Vector averaged cross-power spectrum Several baselines displayed
Timerange: 00/21:43:00 to 00/21:47:00

Plot file version 31 created 12-JAN-2021 15:54:41

J0204+4005 EB074C.UVDATA.1

Freq = 8.2880 GHz, Bw = 32.000 MH No calibration applied and no bandpass applied

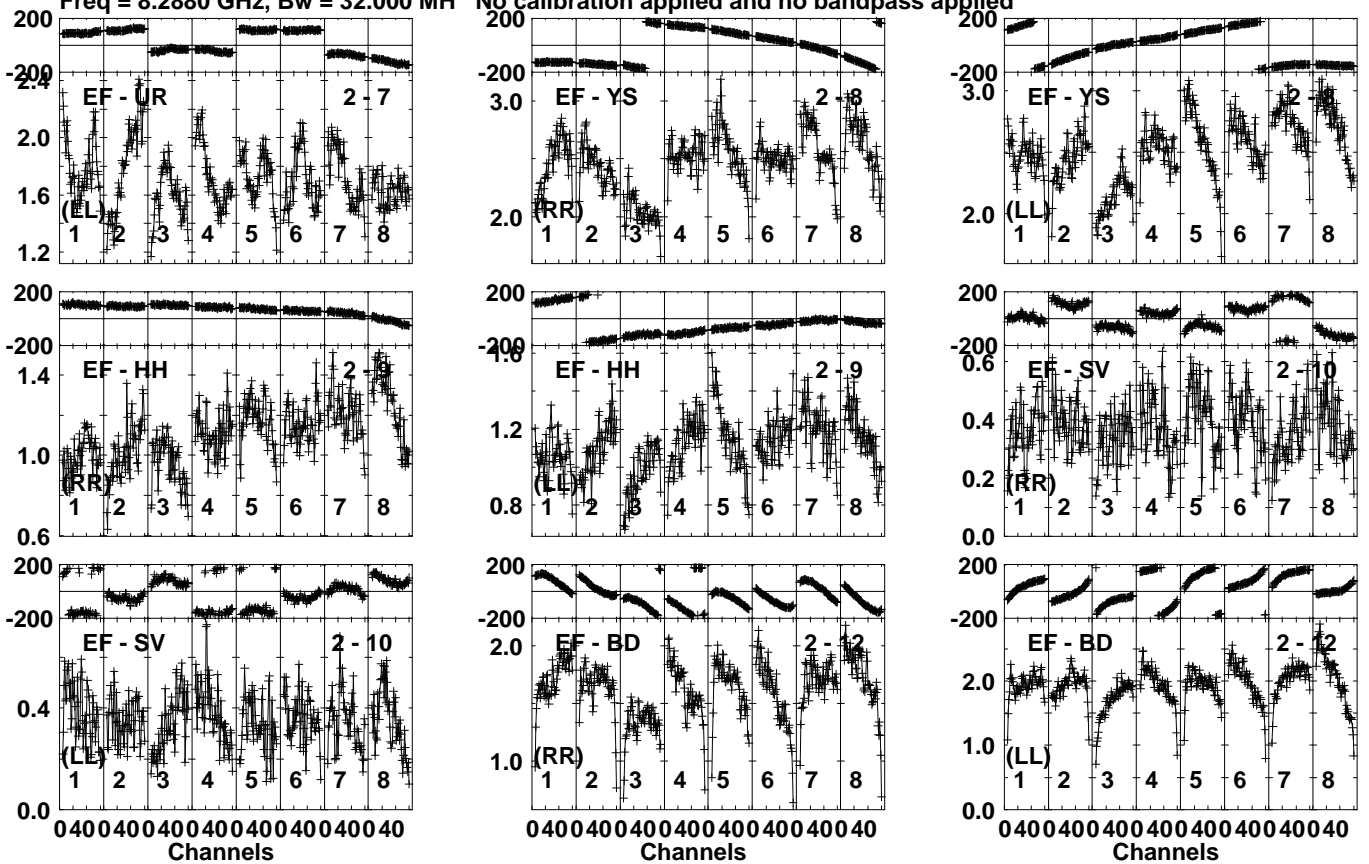


Lower frame: Micro Ampl Jy Top frame: Phas deg
Vector averaged cross-power spectrum Several baselines displayed
Timerange: 00/21:48:01 to 00/21:49:30

Plot file version 32 created 12-JAN-2021 15:54:41

J0204+4005 EB074C.UVDATA.1

Freq = 8.2880 GHz, Bw = 32.000 MH No calibration applied and no bandpass applied



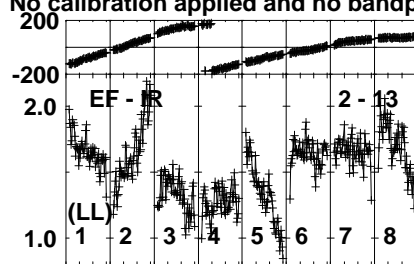
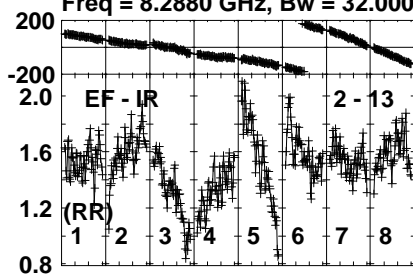
Lower frame: Milli Ampl Jy Top frame: Phas deg
Vector averaged cross-power spectrum Several baselines displayed
Timerange: 00/21:48:01 to 00/21:49:30

Plot file version 33 created 12-JAN-2021 15:54:41

J0204+4005 EB074C.UVDATA.1

Freq = 8.2880 GHz, Bw = 32.000 MH

No calibration applied and no bandpass applied

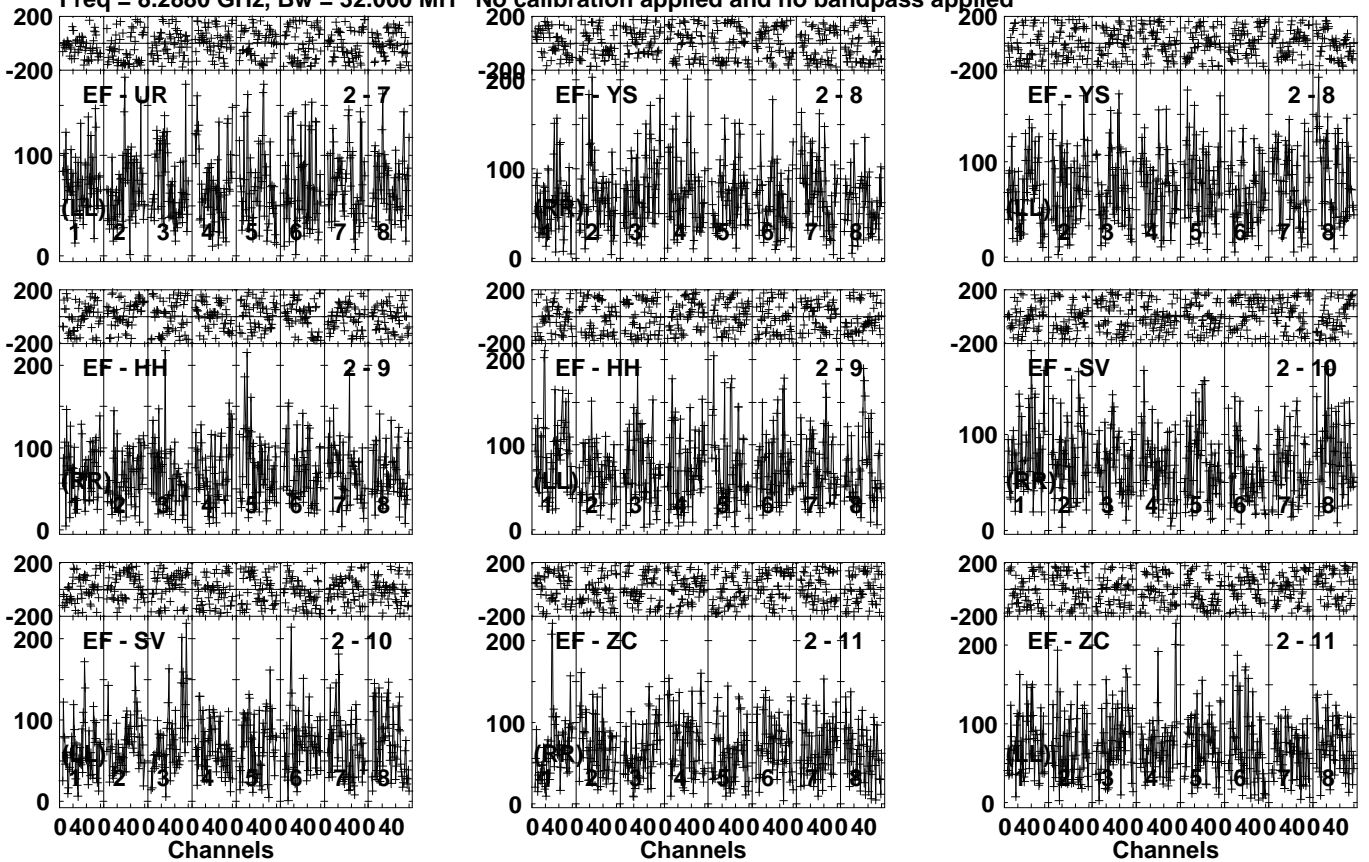


Lower frame: Milli Ampl Jy Top frame: Phas deg
Vector averaged cross-power spectrum Several baselines displayed
Timerange: 00/21:48:01 to 00/21:49:30

Plot file version 35 created 12-JAN-2021 15:54:42

LQ033+03 EB074C.UVDATA.1

Freq = 8.2880 GHz, Bw = 32.000 MH No calibration applied and no bandpass applied

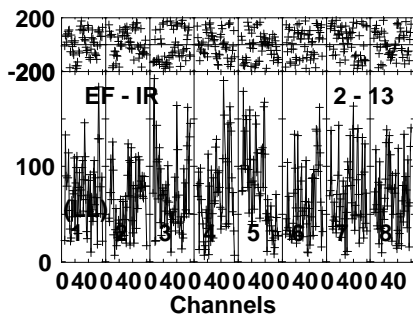
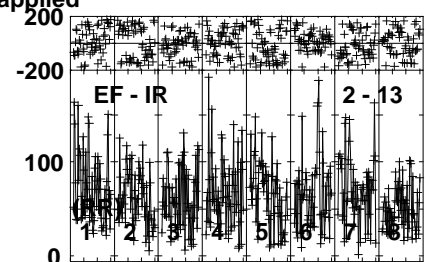
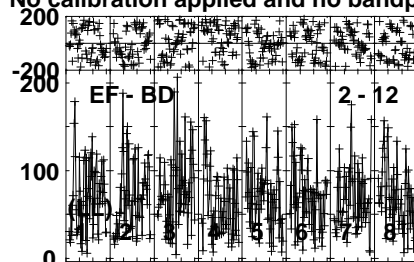
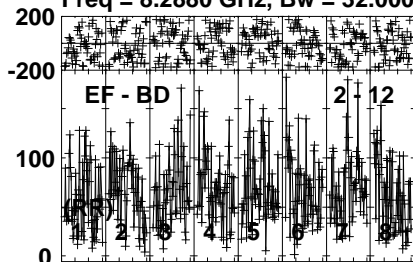


Lower frame: Micro Ampl Jy Top frame: Phas deg
Vector averaged cross-power spectrum Several baselines displayed
Timerange: 00/21:51:31 to 00/21:55:29

Plot file version 36 created 12-JAN-2021 15:54:42

LQ033+03 EB074C.UVDATA.1

Freq = 8.2880 GHz, Bw = 32.000 MH No calibration applied and no bandpass applied



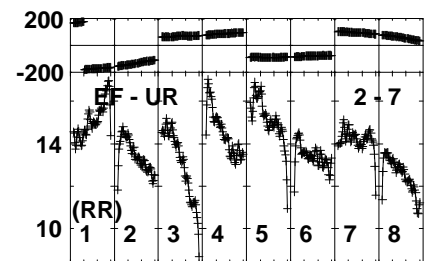
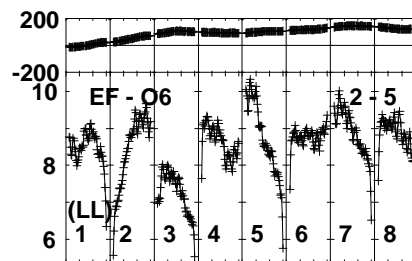
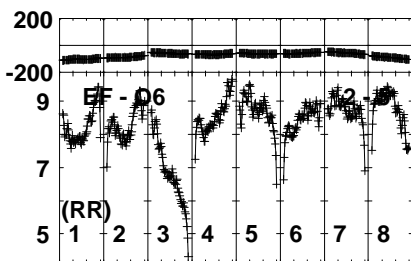
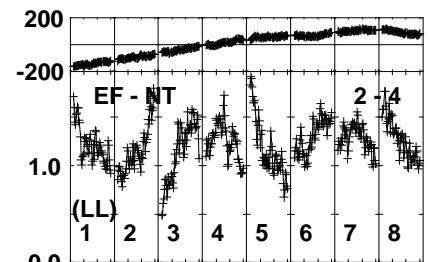
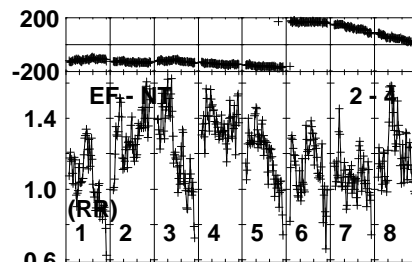
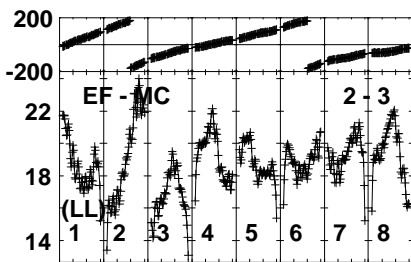
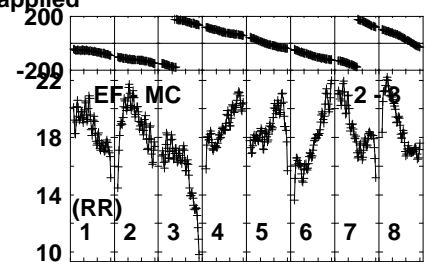
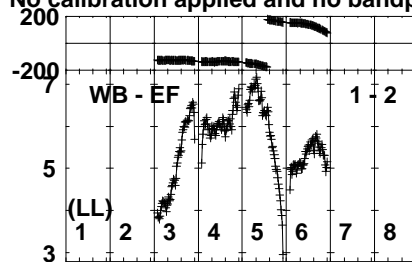
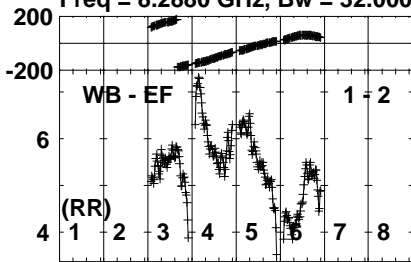
Lower frame: Micro Ampl Jy Top frame: Phas deg
Vector averaged cross-power spectrum Several baselines displayed
Timerange: 00/21:51:31 to 00/21:55:29

Plot file version 37 created 12-JAN-2021 15:54:42

J0205+3212 EB074C.UVDATA.1

Freq = 8.2880 GHz, Bw = 32.000 MH

No calibration applied and no bandpass applied



040040040040040040040040
Channels

040040040040040040040040
Channels

040040040040040040040040
Channels

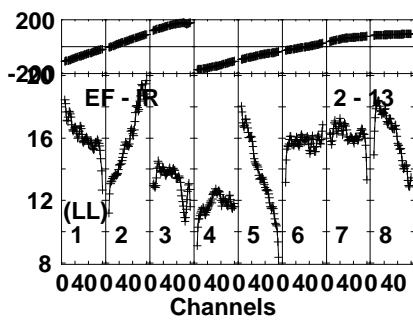
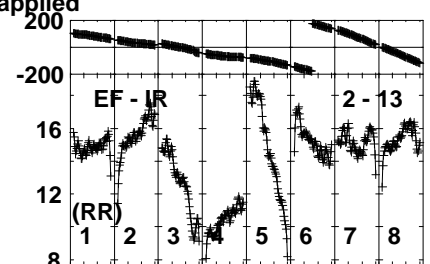
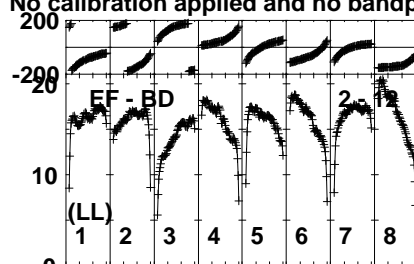
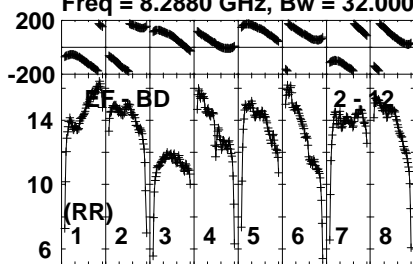
Lower frame: Milli Ampl Jy Top frame: Phas deg
Vector averaged cross-power spectrum Several baselines displayed
Timerange: 00/21:56:31 to 00/21:58:00

Plot file version 39 created 12-JAN-2021 15:54:43

J0205+3212 EB074C.UVDATA.1

Freq = 8.2880 GHz, Bw = 32.000 MH

No calibration applied and no bandpass applied

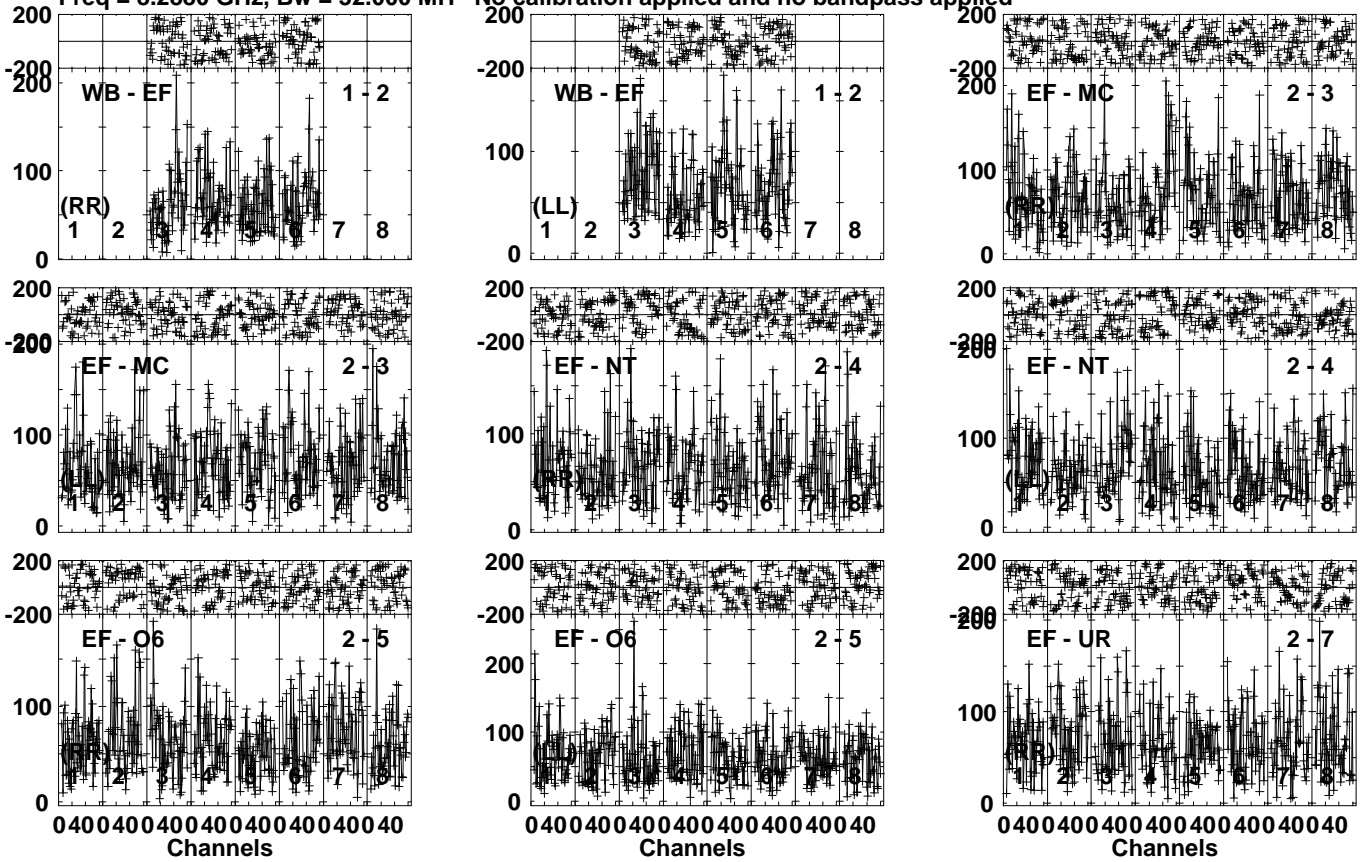


Lower frame: Milli Ampl Jy Top frame: Phas deg
Vector averaged cross-power spectrum Several baselines displayed
Timerange: 00/21:56:31 to 00/21:58:00

Plot file version 40 created 12-JAN-2021 15:54:43

LQ033+03 EB074C.UVDATA.1

Freq = 8.2880 GHz, Bw = 32.000 MH No calibration applied and no bandpass applied

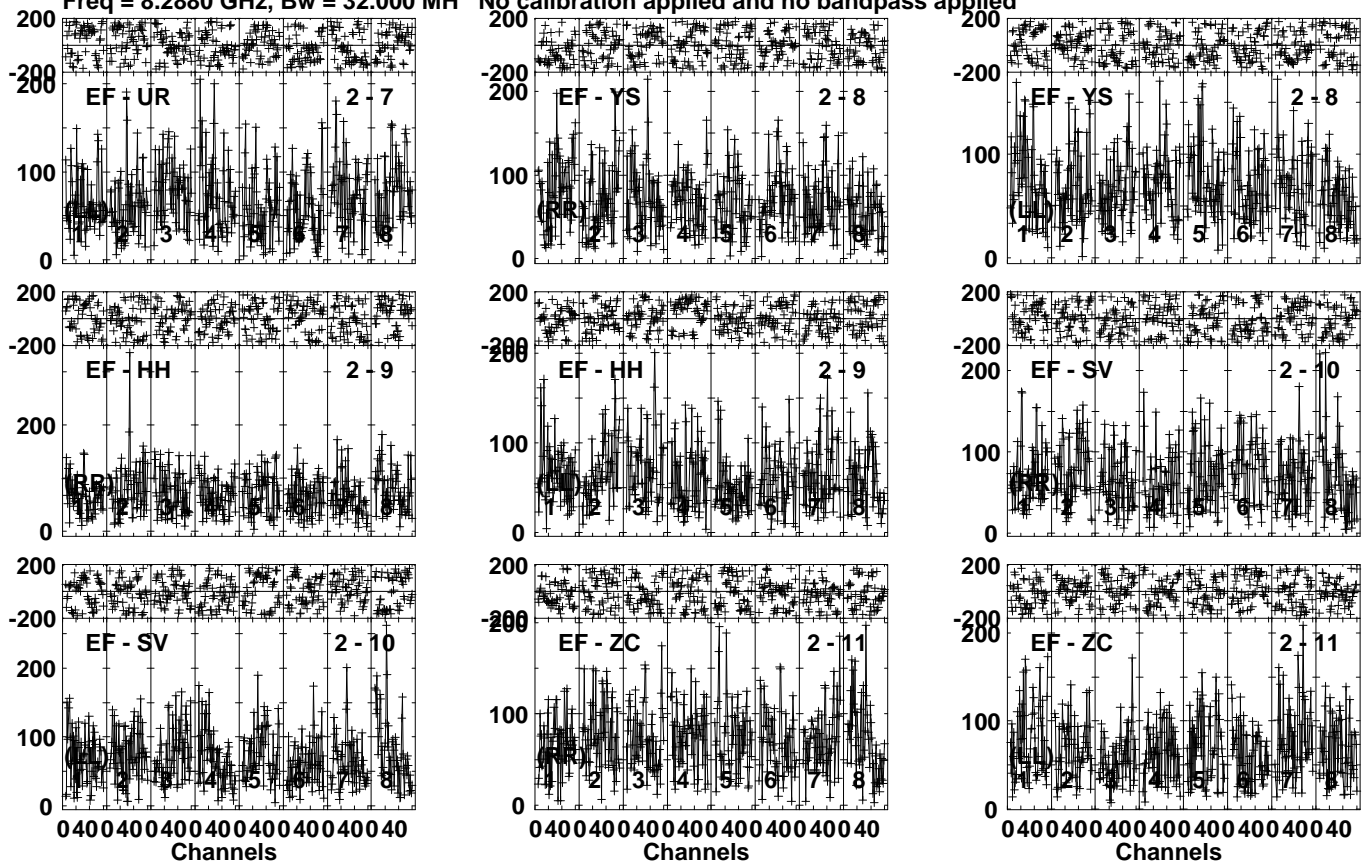


Lower frame: Micro Ampl Jy Top frame: Phas deg
 Vector averaged cross-power spectrum Several baselines displayed
 Timerange: 00/21:59:01 to 00/22:03:00

Plot file version 41 created 12-JAN-2021 15:54:44

LQ033+03 EB074C.UVDATA.1

Freq = 8.2880 GHz, Bw = 32.000 MH No calibration applied and no bandpass applied



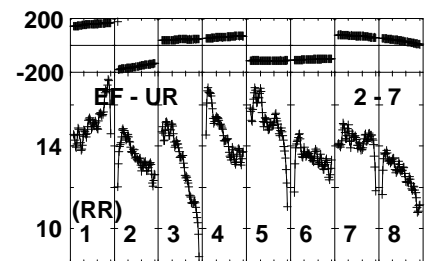
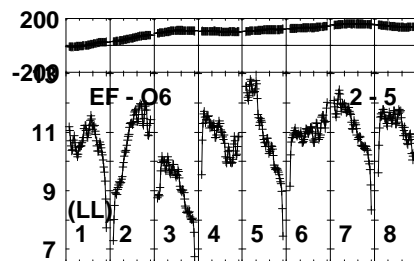
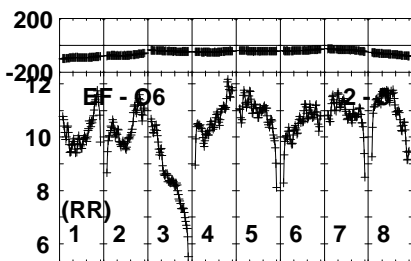
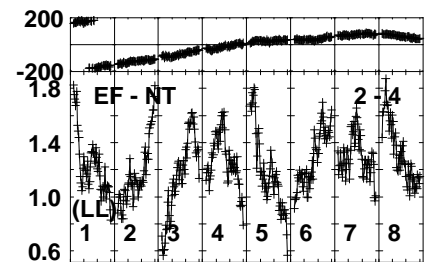
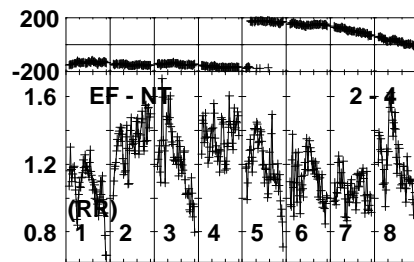
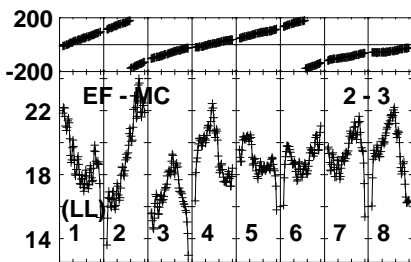
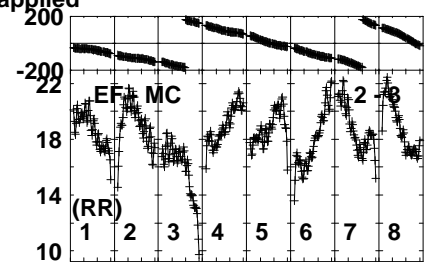
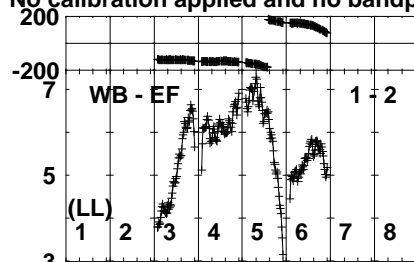
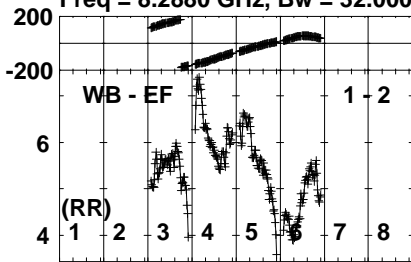
Lower frame: Micro Ampl Jy Top frame: Phas deg
Vector averaged cross-power spectrum Several baselines displayed
Timerange: 00/21:59:01 to 00/22:03:00

Plot file version 43 created 12-JAN-2021 15:54:44

J0205+3212 EB074C.UVDATA.1

Freq = 8.2880 GHz, Bw = 32.000 MH

No calibration applied and no bandpass applied



040040040040040040040040
Channels

040040040040040040040040
Channels

040040040040040040040040
Channels

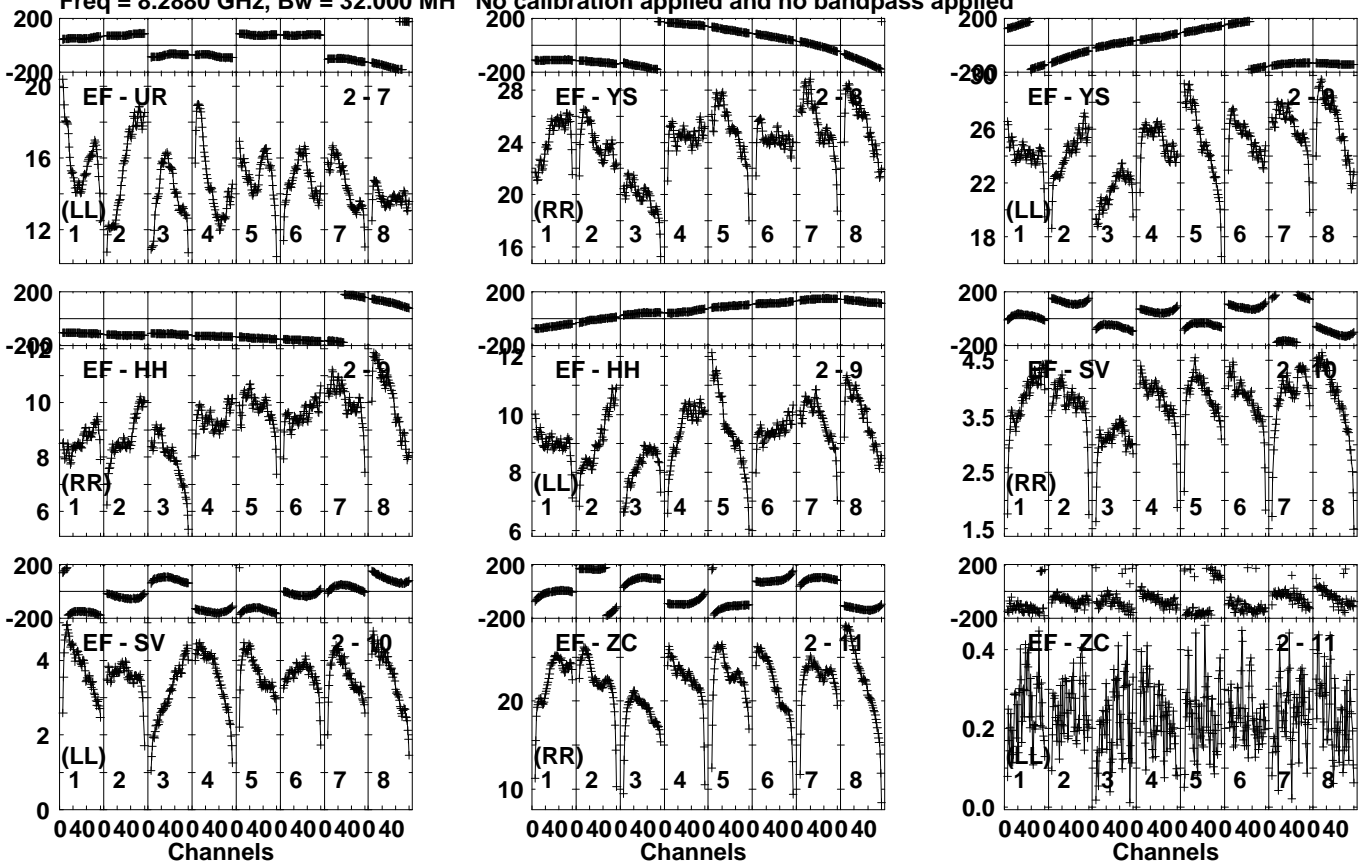
Lower frame: Milli Ampl Jy Top frame: Phas deg
Vector averaged cross-power spectrum Several baselines displayed
Timerange: 00/22:04:00 to 00/22:05:30

Plot file version 44 created 12-JAN-2021 15:54:44

J0205+3212 EB074C.UVDATA.1

Freq = 8.2880 GHz, Bw = 32.000 MH

No calibration applied and no bandpass applied

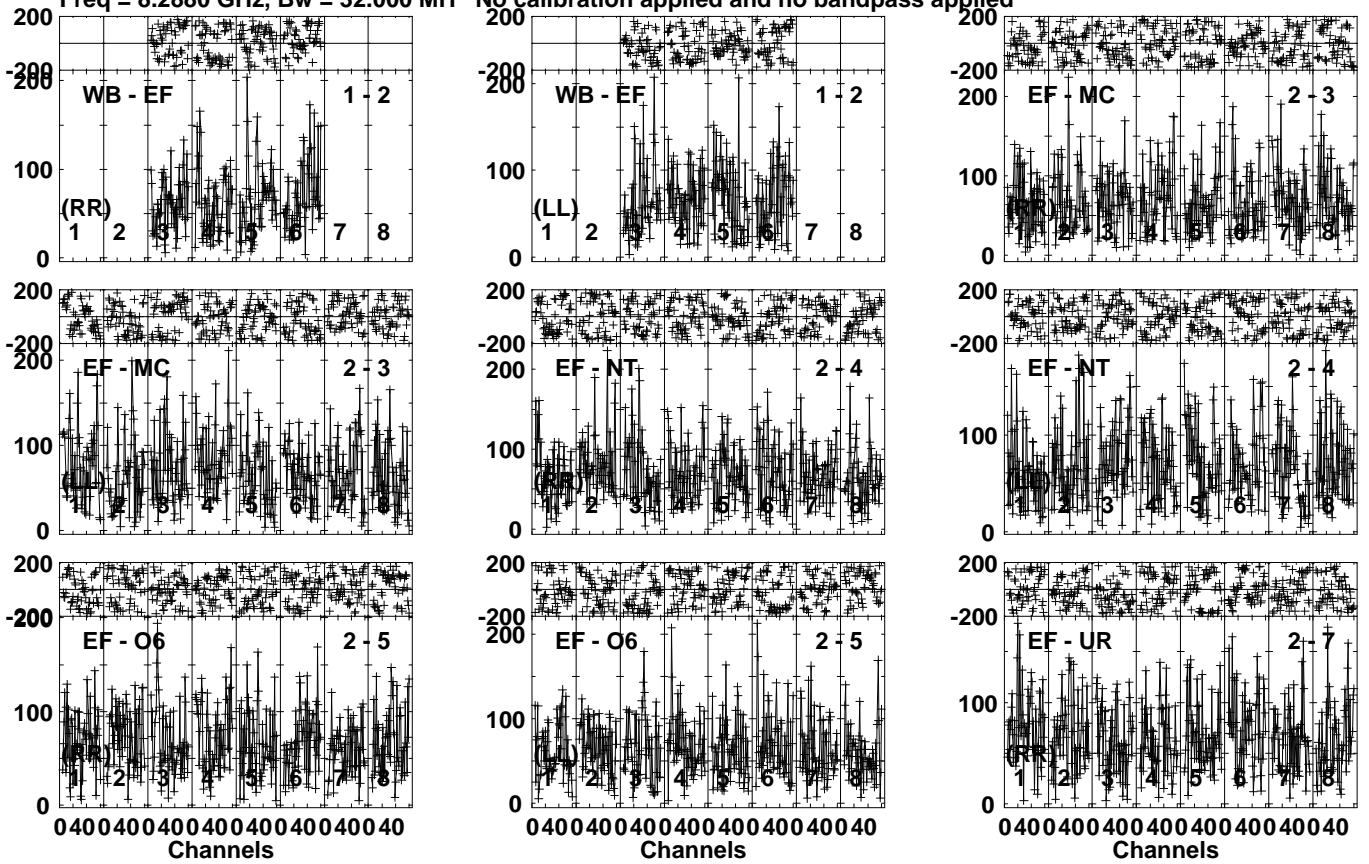


Lower frame: Milli Ampl Jy Top frame: Phas deg
Vector averaged cross-power spectrum Several baselines displayed
Timerange: 00/22:04:00 to 00/22:05:30

Plot file version 46 created 12-JAN-2021 15:54:45

LQ033+03 EB074C.UVDATA.1

Freq = 8.2880 GHz, Bw = 32.000 MH No calibration applied and no bandpass applied

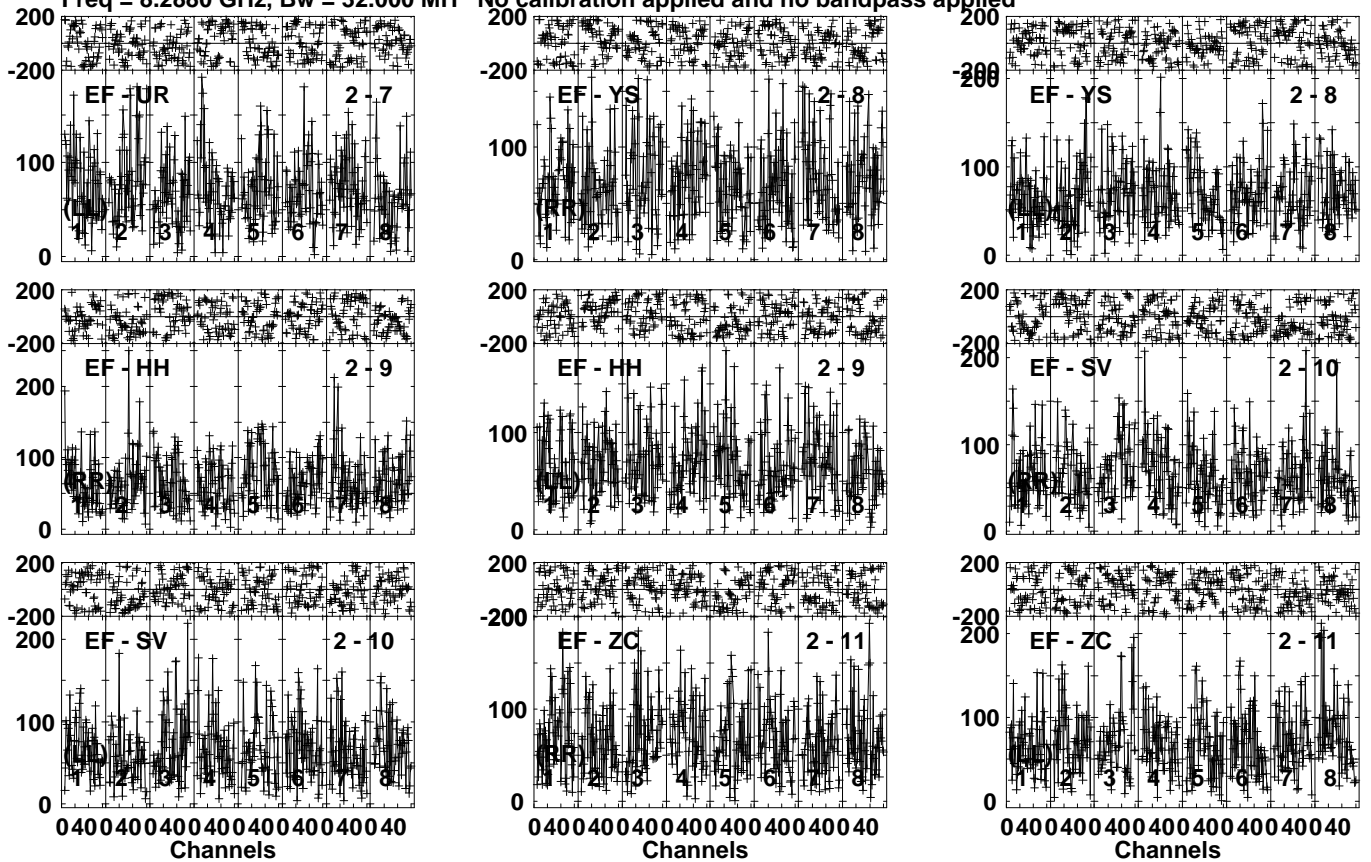


Lower frame: Micro Ampl Jy Top frame: Phas deg
Vector averaged cross-power spectrum Several baselines displayed
Timerange: 00/22:06:30 to 00/22:10:29

Plot file version 47 created 12-JAN-2021 15:54:45

LQ033+03 EB074C.UVDATA.1

Freq = 8.2880 GHz, Bw = 32.000 MH No calibration applied and no bandpass applied

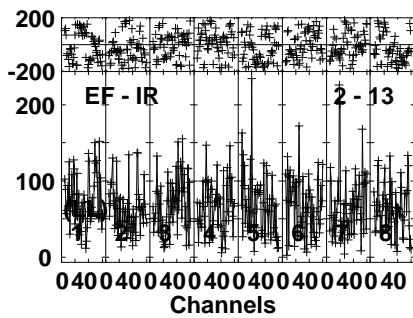
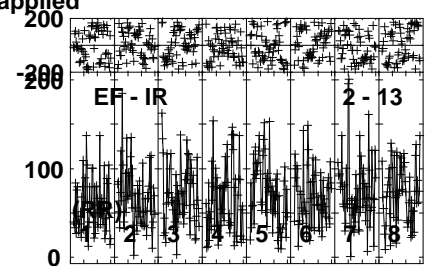
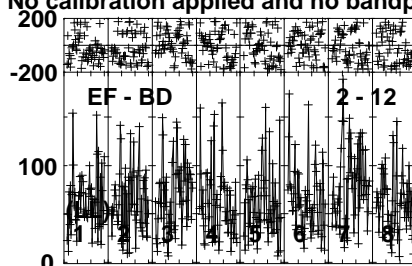
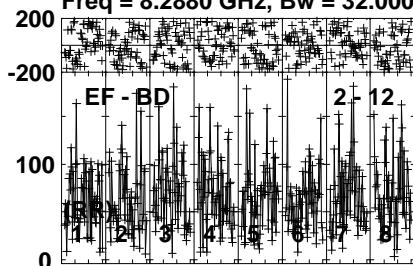


Lower frame: Micro Ampl Jy Top frame: Phas deg
Vector averaged cross-power spectrum Several baselines displayed
Timerange: 00/22:06:30 to 00/22:10:29

Plot file version 48 created 12-JAN-2021 15:54:46

LQ033+03 EB074C.UVDATA.1

Freq = 8.2880 GHz, Bw = 32.000 MH No calibration applied and no bandpass applied



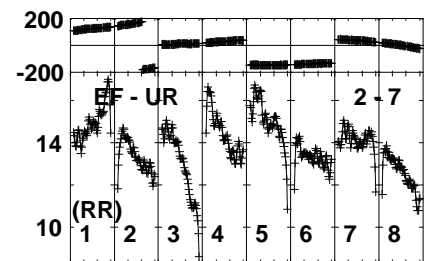
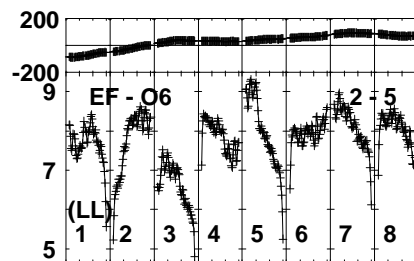
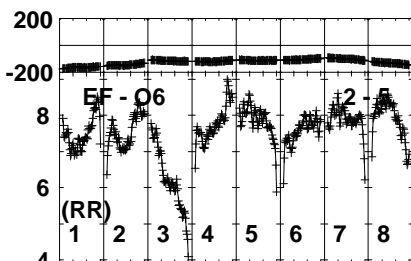
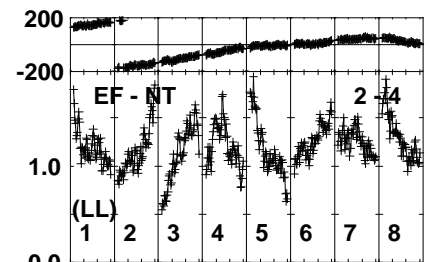
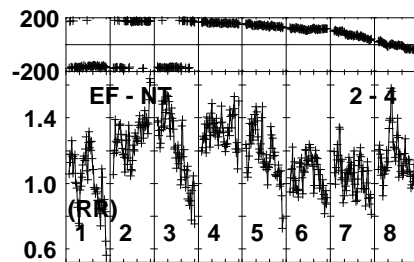
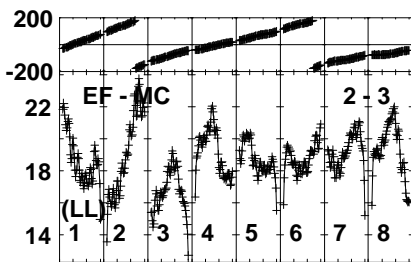
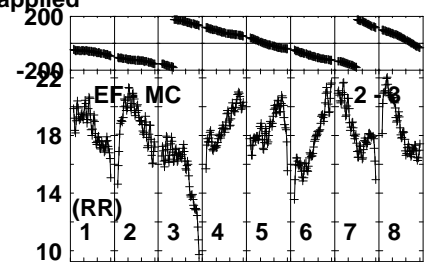
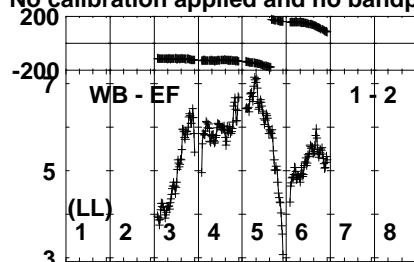
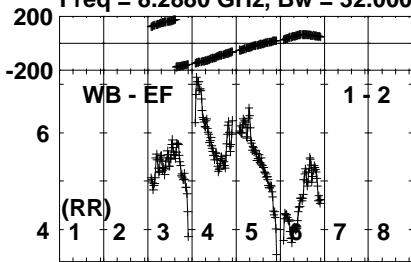
Lower frame: Micro Ampl Jy Top frame: Phas deg
Vector averaged cross-power spectrum Several baselines displayed
Timerange: 00/22:06:30 to 00/22:10:29

Plot file version 49 created 12-JAN-2021 15:54:46

J0205+3212 EB074C.UVDATA.1

Freq = 8.2880 GHz, Bw = 32.000 MH

No calibration applied and no bandpass applied

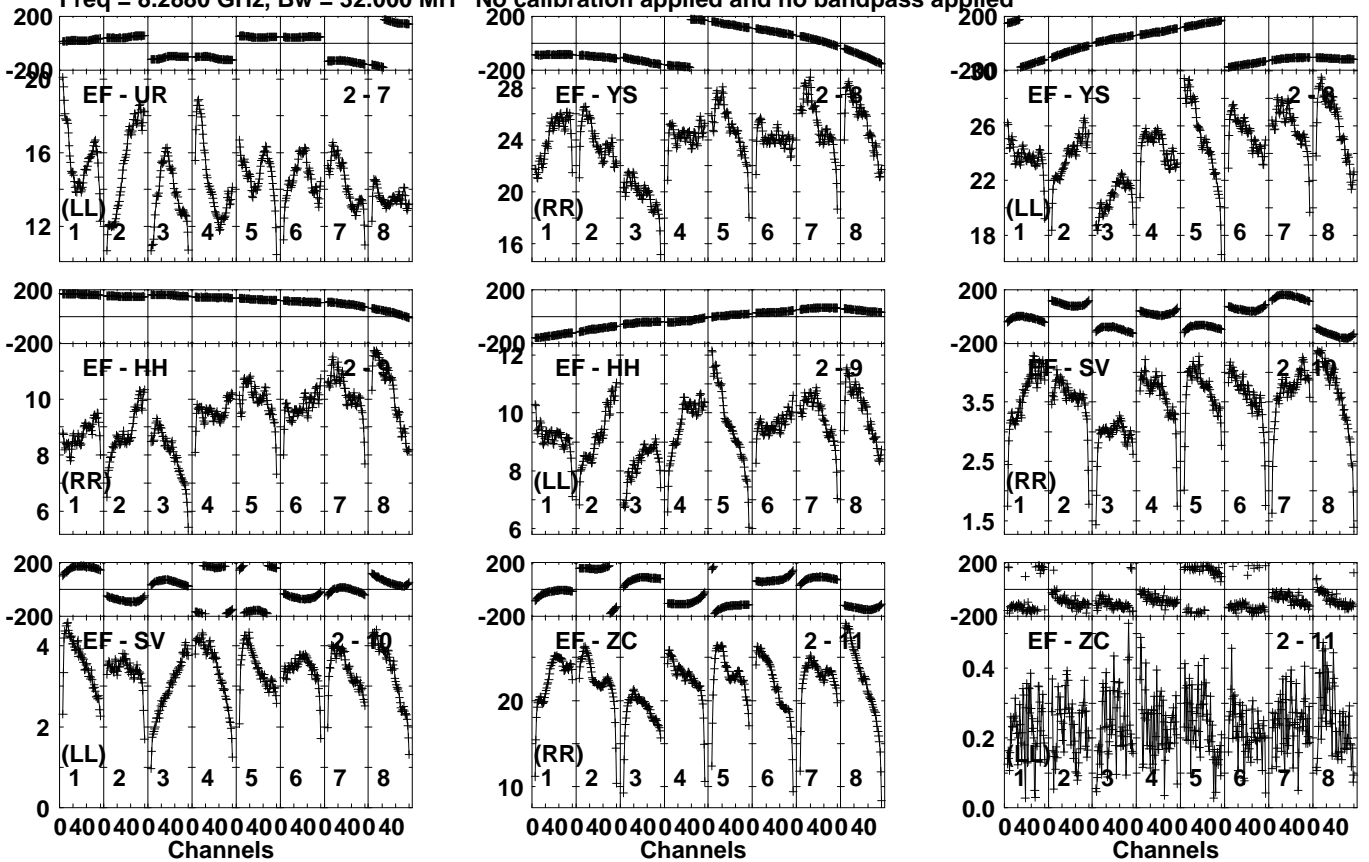


Lower frame: Milli Ampl Jy Top frame: Phas deg
Vector averaged cross-power spectrum Several baselines displayed
Timerange: 00/22:11:30 to 00/22:13:00

Plot file version 50 created 12-JAN-2021 15:54:46

J0205+3212 EB074C.UVDATA.1

Freq = 8.2880 GHz, Bw = 32.000 MH No calibration applied and no bandpass applied



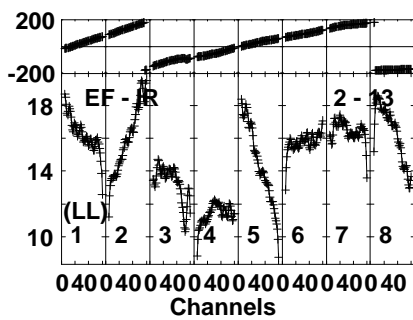
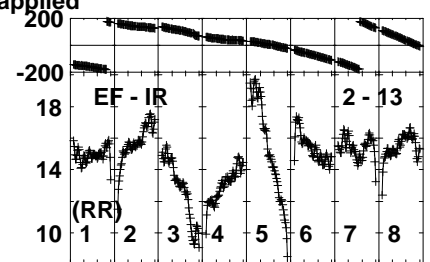
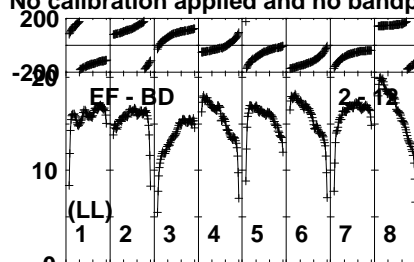
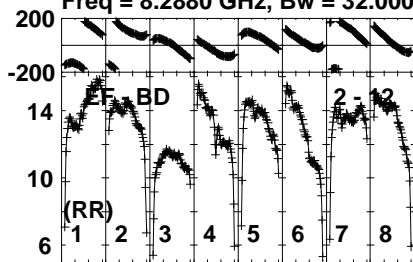
Lower frame: Milli Ampl Jy Top frame: Phas deg
Vector averaged cross-power spectrum Several baselines displayed
Timerange: 00/22:11:30 to 00/22:13:00

Plot file version 51 created 12-JAN-2021 15:54:47

J0205+3212 EB074C.UVDATA.1

Freq = 8.2880 GHz, Bw = 32.000 MH

No calibration applied and no bandpass applied

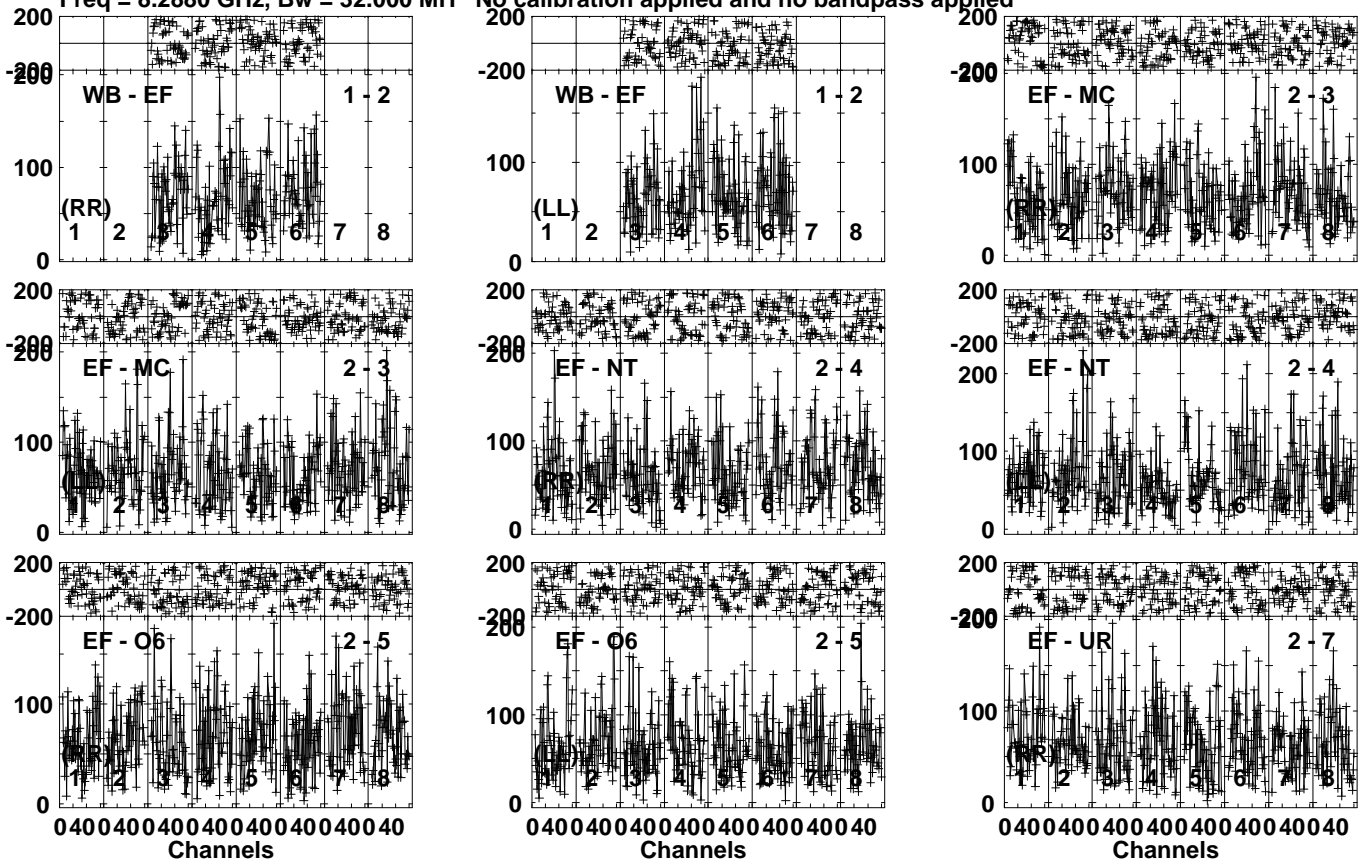


Lower frame: Milli Ampl Jy Top frame: Phas deg
Vector averaged cross-power spectrum Several baselines displayed
Timerange: 00/22:11:30 to 00/22:13:00

Plot file version 52 created 12-JAN-2021 15:54:47

LQ033+03 EB074C.UVDATA.1

Freq = 8.2880 GHz, Bw = 32.000 MH No calibration applied and no bandpass applied

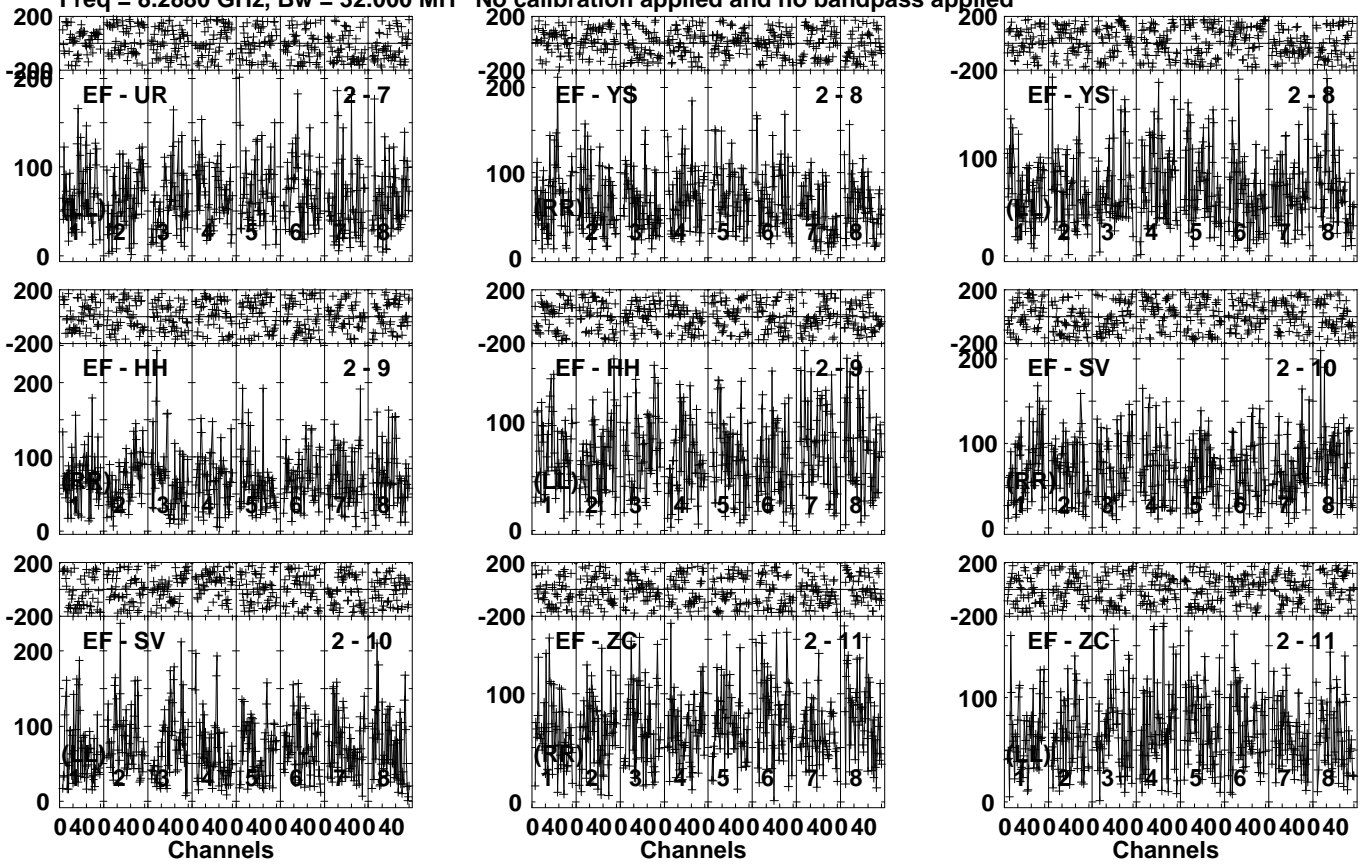


Lower frame: Micro Ampl Jy Top frame: Phas deg
Vector averaged cross-power spectrum Several baselines displayed
Timerange: 00/22:14:01 to 00/22:17:59

Plot file version 53 created 12-JAN-2021 15:54:47

LQ033+03 EB074C.UVDATA.1

Freq = 8.2880 GHz, Bw = 32.000 MH No calibration applied and no bandpass applied

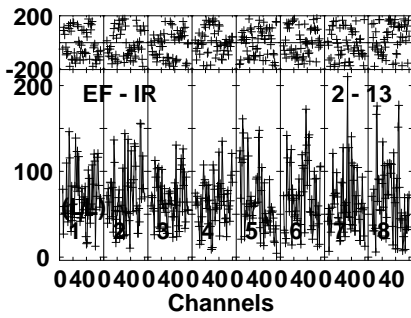
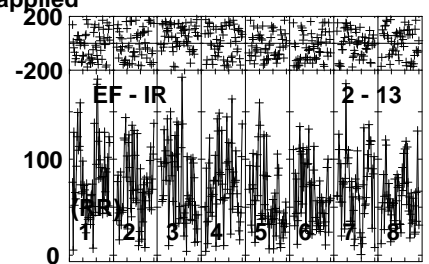
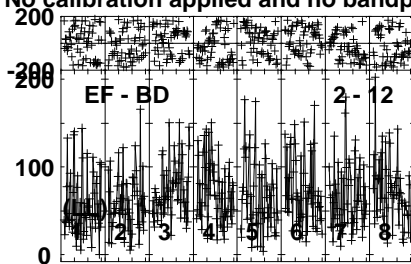
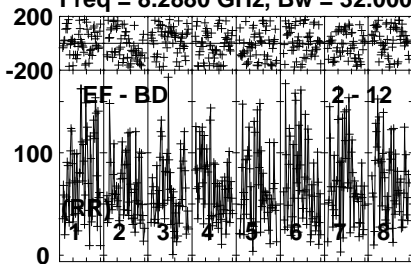


Lower frame: Micro Ampl Jy Top frame: Phas deg
Vector averaged cross-power spectrum Several baselines displayed
Timerange: 00/22:14:01 to 00/22:17:59

Plot file version 54 created 12-JAN-2021 15:54:47

LQ033+03 EB074C.UVDATA.1

Freq = 8.2880 GHz, Bw = 32.000 MH No calibration applied and no bandpass applied

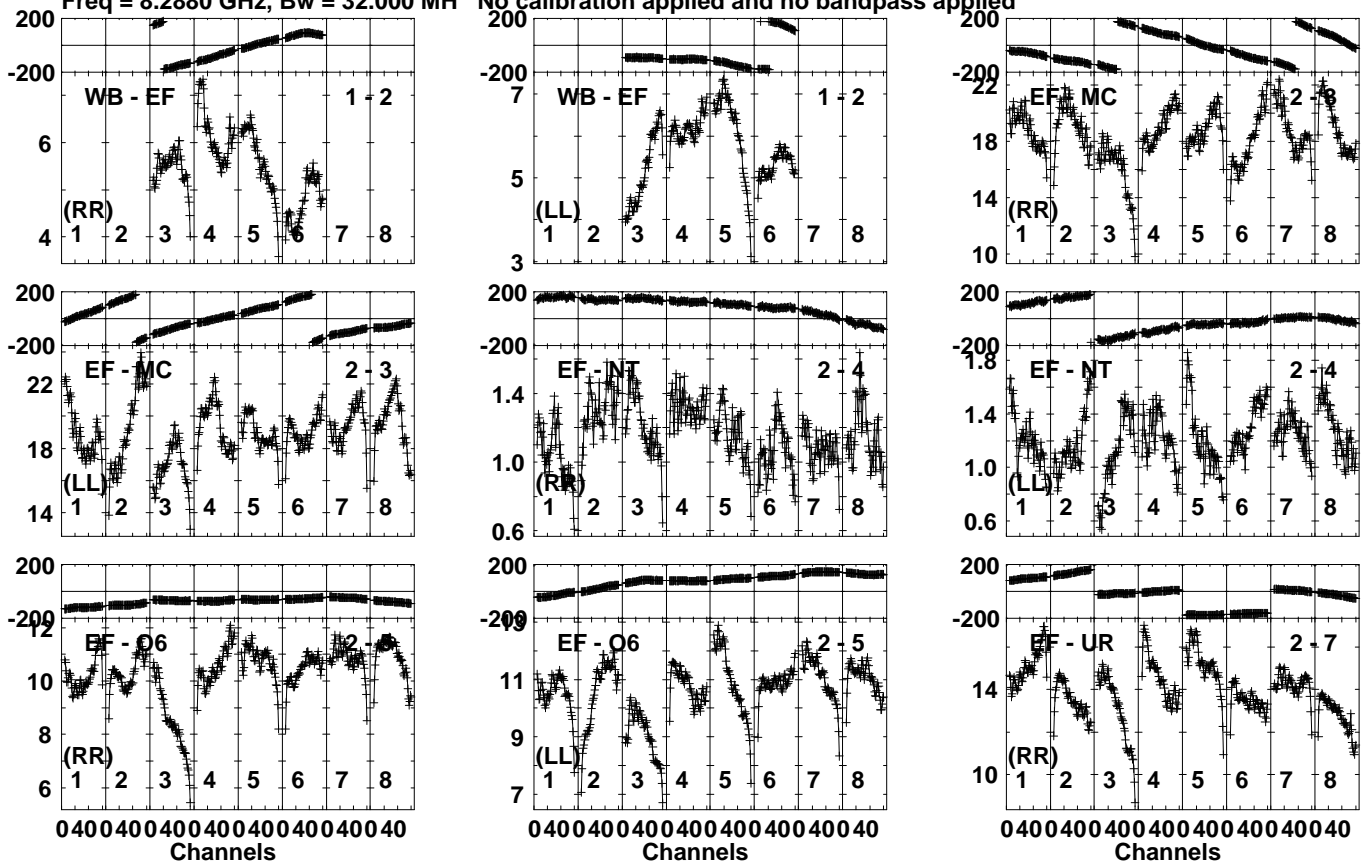


Lower frame: Micro Ampl Jy Top frame: Phas deg
 Vector averaged cross-power spectrum Several baselines displayed
 Timerange: 00/22:14:01 to 00/22:17:59

Plot file version 55 created 12-JAN-2021 15:54:48

J0205+3212 EB074C.UVDATA.1

Freq = 8.2880 GHz, Bw = 32.000 MH No calibration applied and no bandpass applied



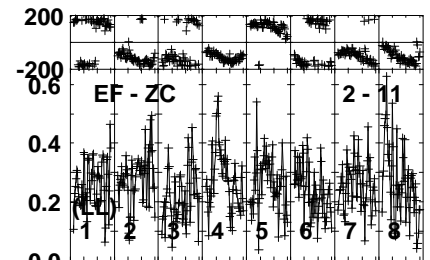
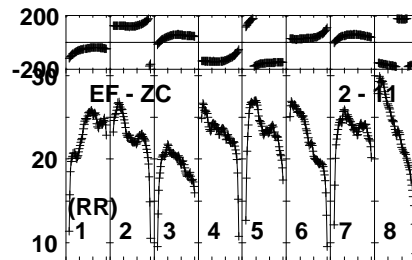
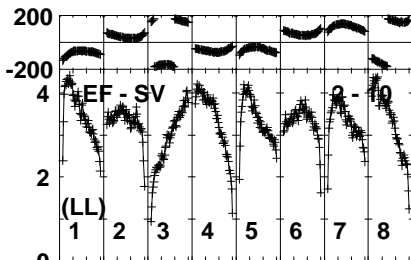
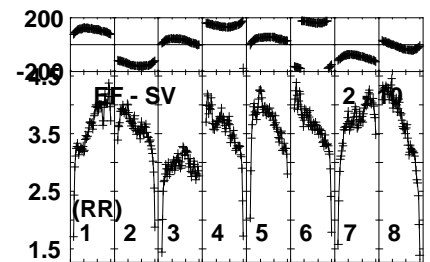
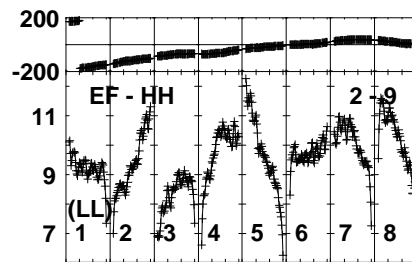
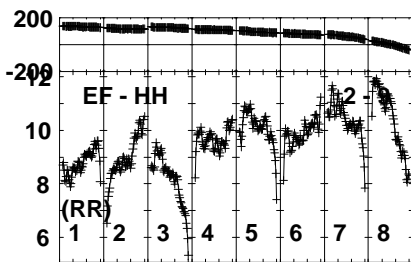
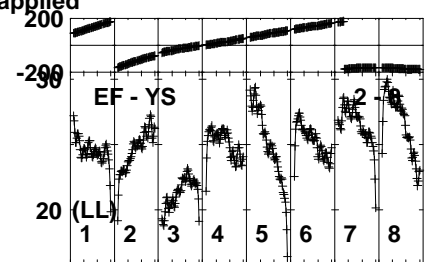
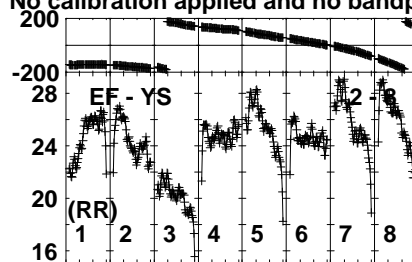
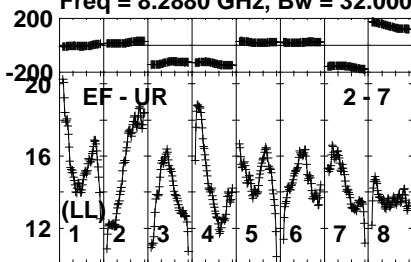
Lower frame: Milli Ampl Jy Top frame: Phas deg
Vector averaged cross-power spectrum Several baselines displayed
Timerange: 00/22:19:01 to 00/22:20:30

Plot file version 56 created 12-JAN-2021 15:54:48

J0205+3212 EB074C.UVDATA.1

Freq = 8.2880 GHz, Bw = 32.000 MH

No calibration applied and no bandpass applied



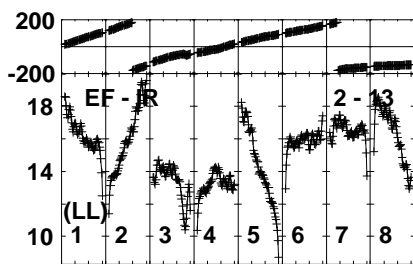
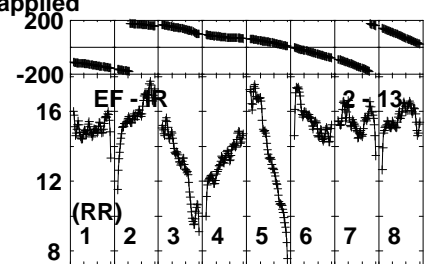
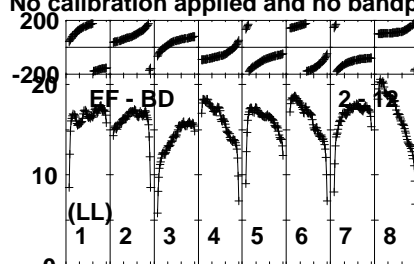
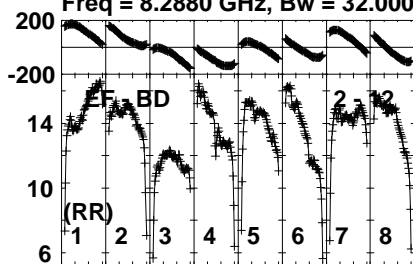
Lower frame: Milli Ampl Jy Top frame: Phas deg
Vector averaged cross-power spectrum Several baselines displayed
Timerange: 00/22:19:01 to 00/22:20:30

Plot file version 57 created 12-JAN-2021 15:54:49

J0205+3212 EB074C.UVDATA.1

Freq = 8.2880 GHz, Bw = 32.000 MH

No calibration applied and no bandpass applied



0400400400400400400400400400
Channels

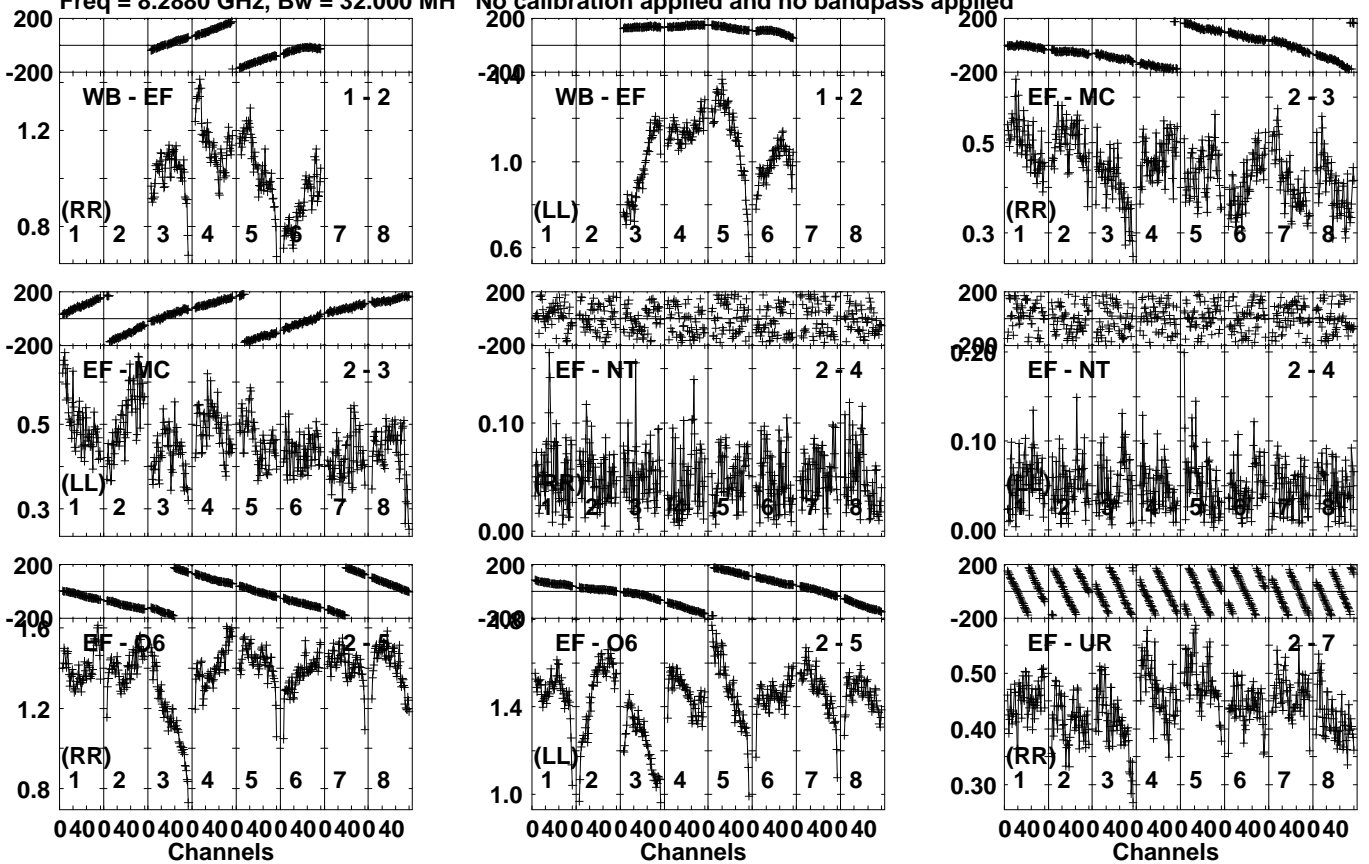
Lower frame: Milli Ampl Jy Top frame: Phas deg
Vector averaged cross-power spectrum Several baselines displayed
Timerange: 00/22:19:01 to 00/22:20:30

Plot file version 58 created 12-JAN-2021 15:54:49

0309+411B EB074C.UVDATA.1

Freq = 8.2880 GHz, Bw = 32.000 MH

No calibration applied and no bandpass applied

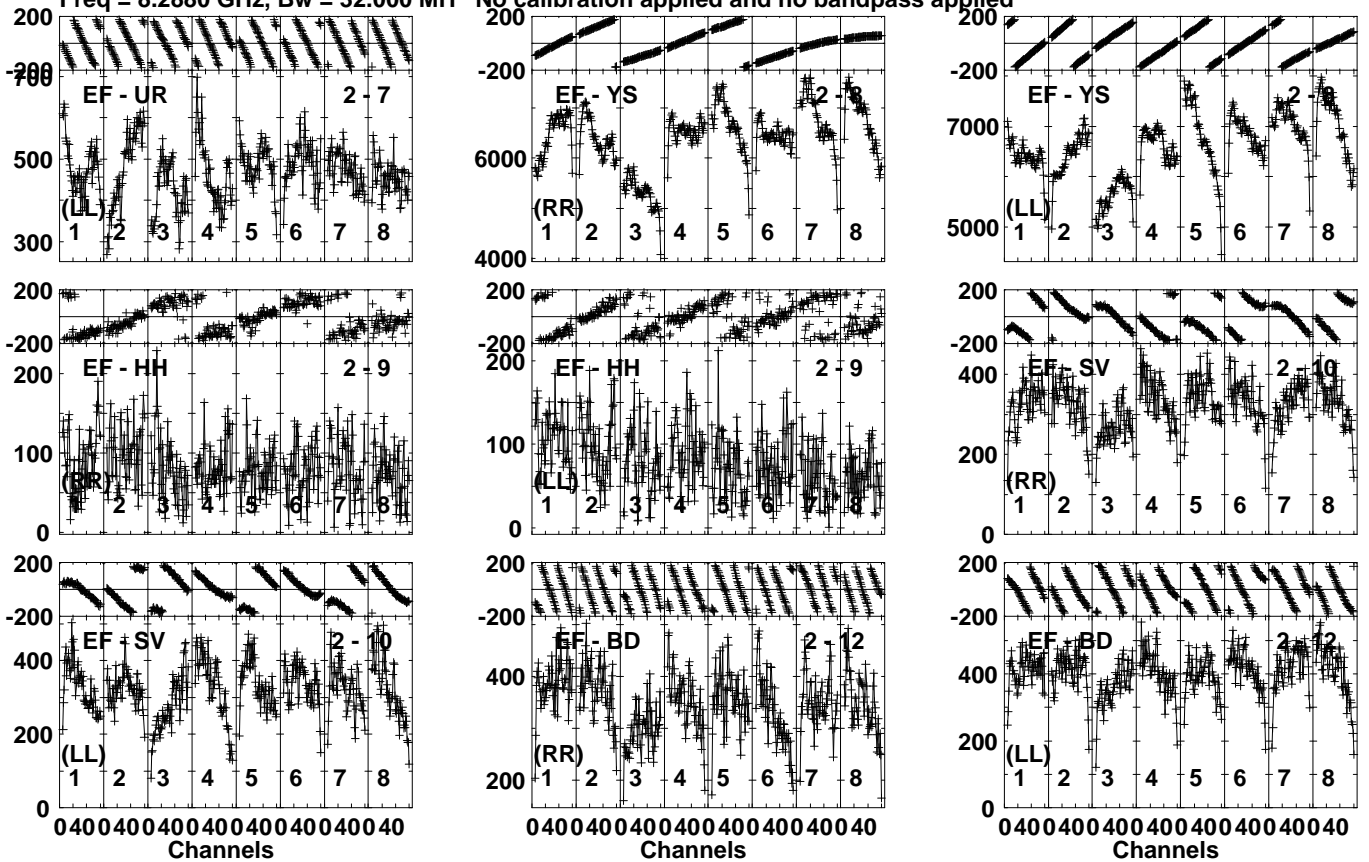


Lower frame: Milli Ampl Jy Top frame: Phas deg
Vector averaged cross-power spectrum Several baselines displayed
Timerange: 00/22:23:31 to 00/22:31:29

Plot file version 59 created 12-JAN-2021 15:54:50

0309+411B EB074C.UVDATA.1

Freq = 8.2880 GHz, Bw = 32.000 MH No calibration applied and no bandpass applied



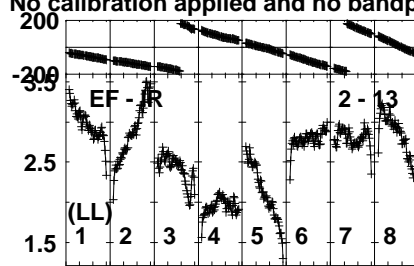
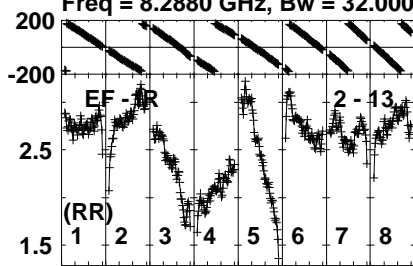
Lower frame: Micro Ampl Jy Top frame: Phas deg
Vector averaged cross-power spectrum Several baselines displayed
Timerange: 00/22:23:31 to 00/22:31:29

Plot file version 60 created 12-JAN-2021 15:54:51

0309+411B EB074C.UVDATA.1

Freq = 8.2880 GHz, Bw = 32.000 MH

No calibration applied and no bandpass applied



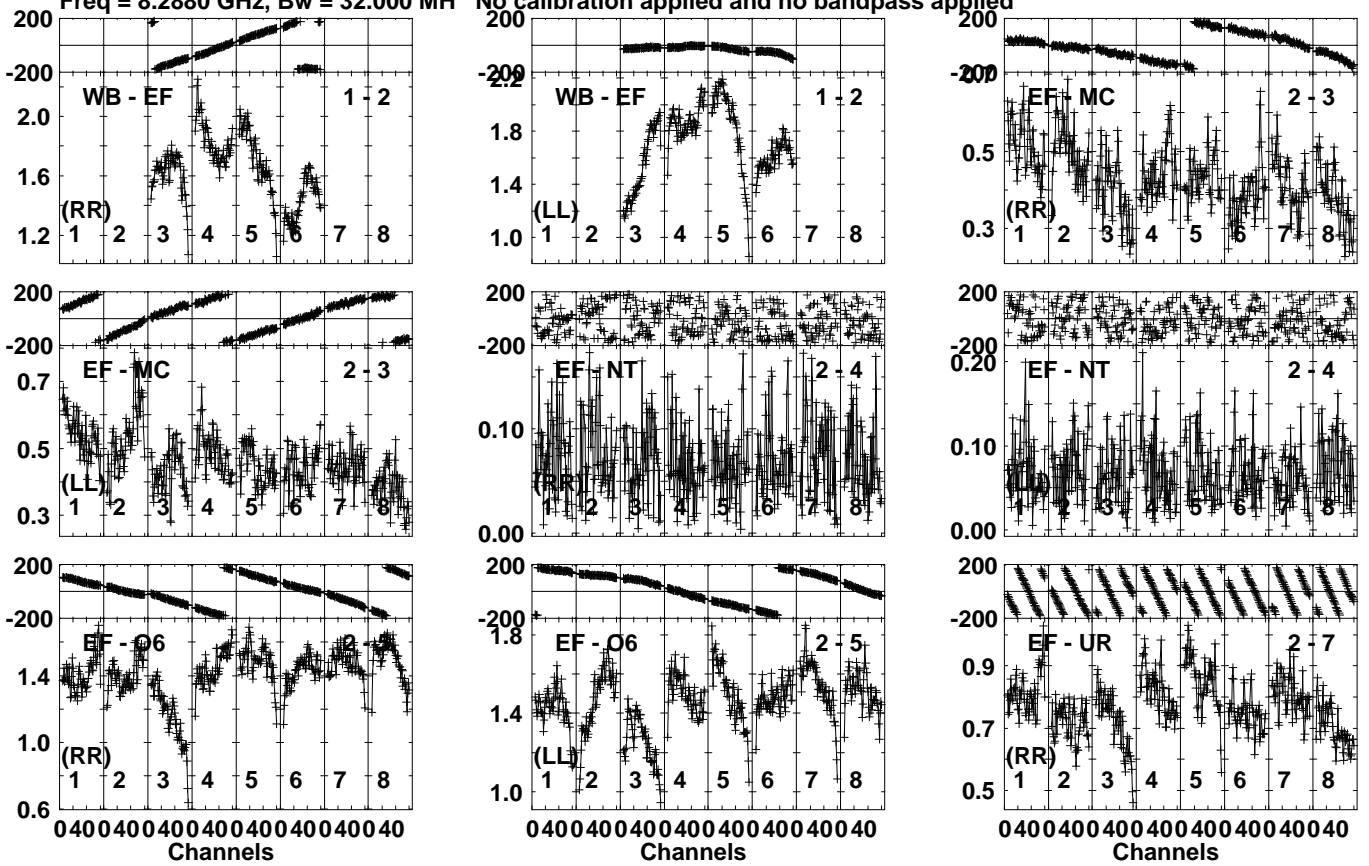
Lower frame: Milli Ampl Jy Top frame: Phas deg
Vector averaged cross-power spectrum Several baselines displayed
Timerange: 00/22:23:31 to 00/22:31:29

Plot file version 61 created 12-JAN-2021 15:54:51

0309+411B EB074C.UVDATA.1

Freq = 8.2880 GHz, Bw = 32.000 MH

No calibration applied and no bandpass applied



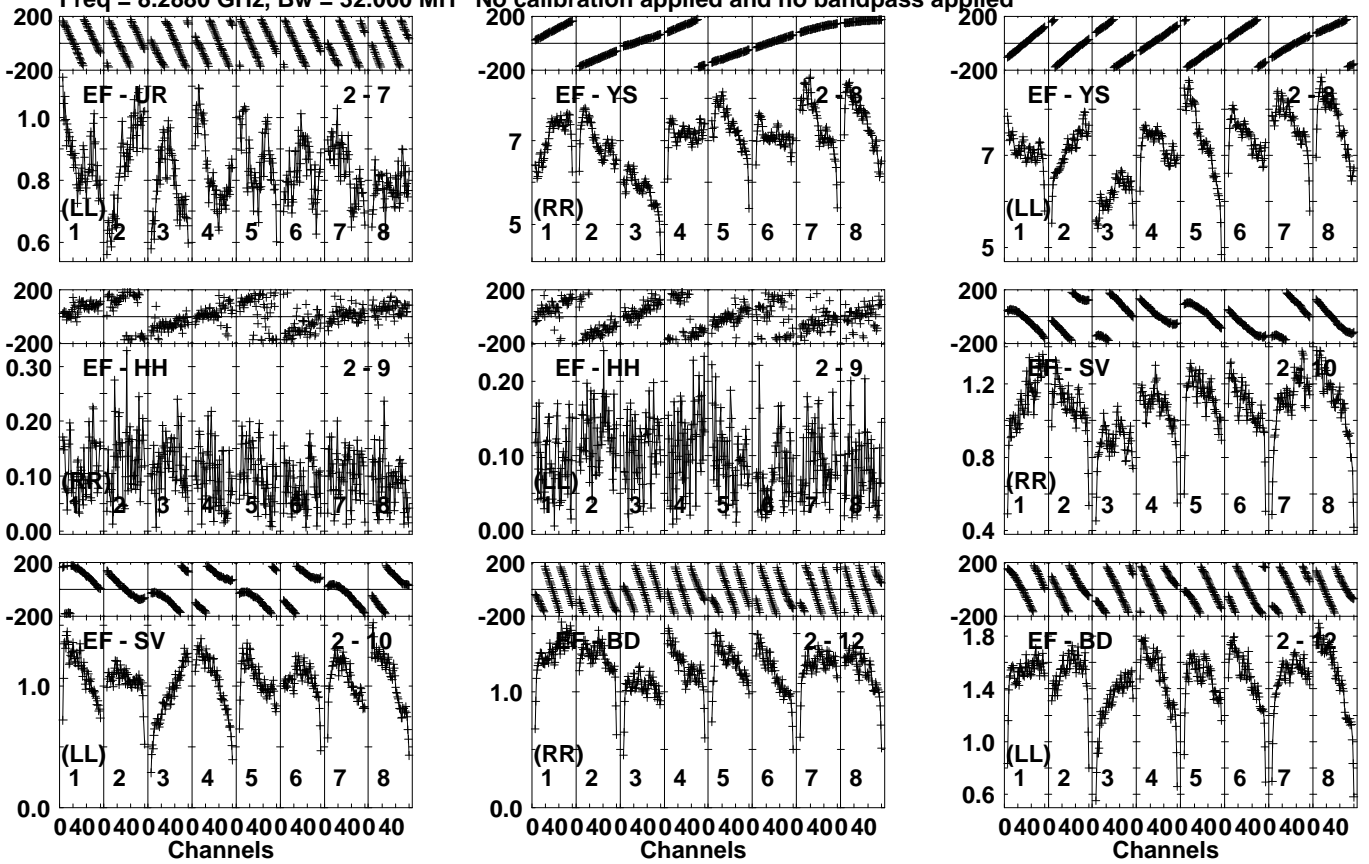
Lower frame: Milli Ampl Jy Top frame: Phas deg
Vector averaged cross-power spectrum Several baselines displayed
Timerange: 00/22:32:01 to 00/22:36:00

Plot file version 62 created 12-JAN-2021 15:54:51

0309+411B EB074C.UVDATA.1

Freq = 8.2880 GHz, Bw = 32.000 MH

No calibration applied and no bandpass applied



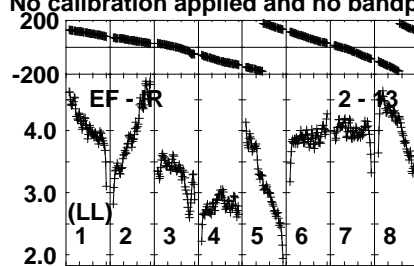
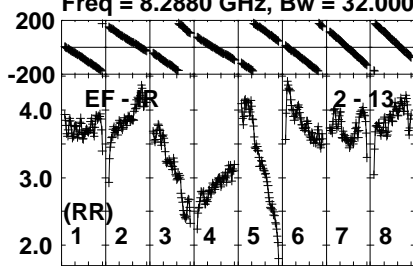
Lower frame: Milli Ampl Jy Top frame: Phas deg
Vector averaged cross-power spectrum Several baselines displayed
Timerange: 00/22:32:01 to 00/22:36:00

Plot file version 63 created 12-JAN-2021 15:54:52

0309+411B EB074C.UVDATA.1

Freq = 8.2880 GHz, Bw = 32.000 MH

No calibration applied and no bandpass applied

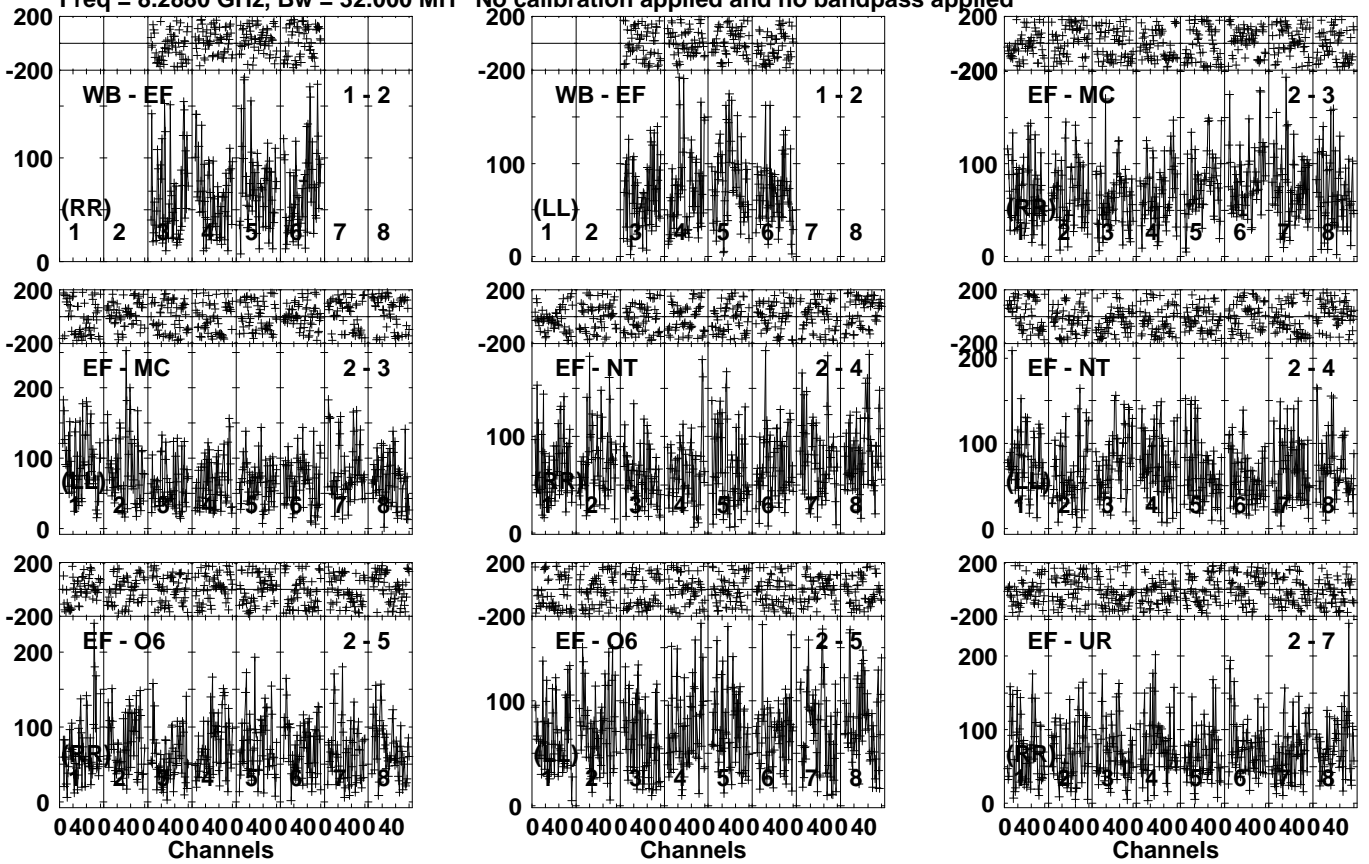


Lower frame: Milli Ampl Jy Top frame: Phas deg
Vector averaged cross-power spectrum Several baselines displayed
Timerange: 00/22:32:01 to 00/22:36:00

Plot file version 64 created 12-JAN-2021 15:54:52

4C40.08 EB074C.UVDATA.1

Freq = 8.2880 GHz, Bw = 32.000 MH No calibration applied and no bandpass applied

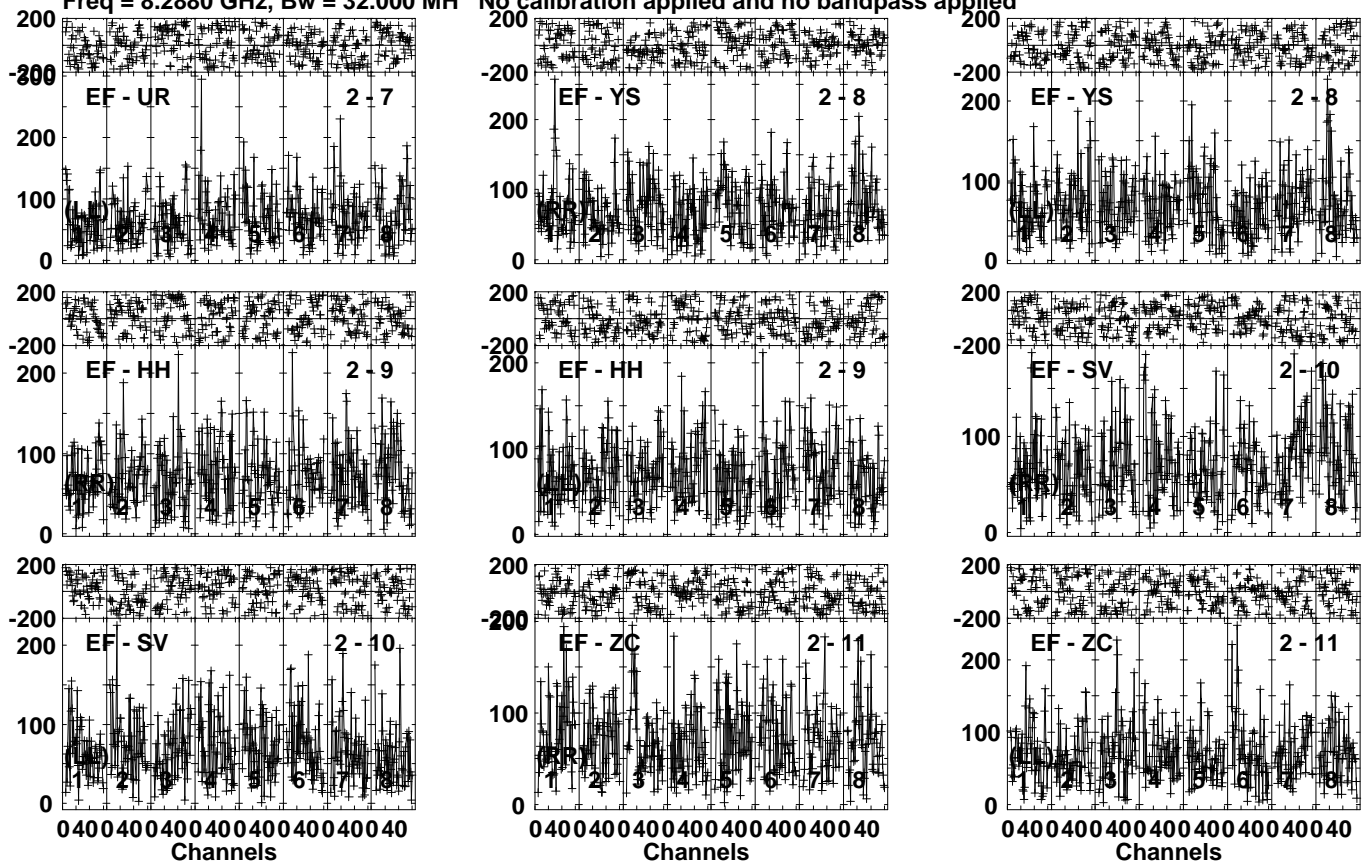


Lower frame: Micro Ampl Jy Top frame: Phas deg
Vector averaged cross-power spectrum Several baselines displayed
Timerange: 00/22:38:01 to 00/22:41:59

Plot file version 65 created 12-JAN-2021 15:54:52

4C40.08 EB074C.UVDATA.1

Freq = 8.2880 GHz, Bw = 32.000 MH No calibration applied and no bandpass applied

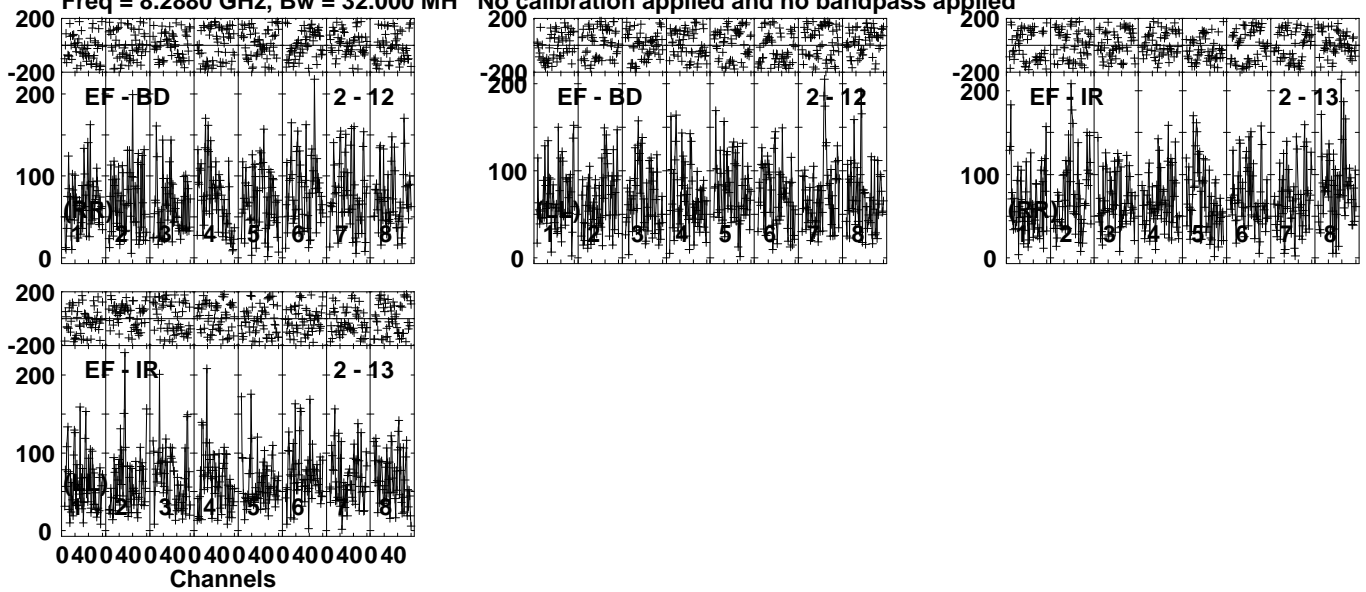


Lower frame: Micro Ampl Jy Top frame: Phas deg
Vector averaged cross-power spectrum Several baselines displayed
Timerange: 00/22:38:01 to 00/22:41:59

Plot file version 66 created 12-JAN-2021 15:54:53

4C40.08 EB074C.UVDATA.1

Freq = 8.2880 GHz, Bw = 32.000 MH No calibration applied and no bandpass applied

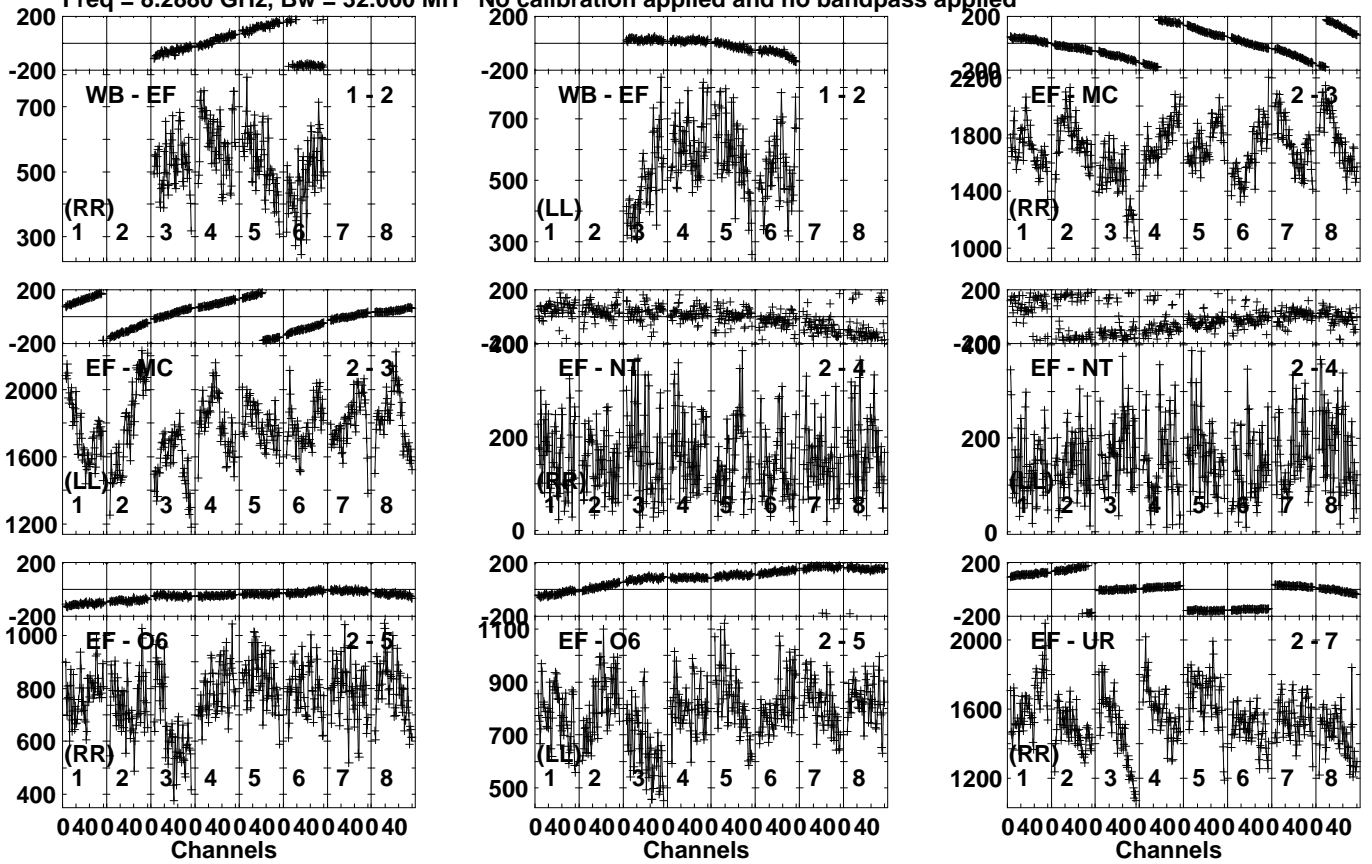


Lower frame: Micro Ampl Jy Top frame: Phas deg
Vector averaged cross-power spectrum Several baselines displayed
Timerange: 00/22:38:01 to 00/22:41:59

Plot file version 67 created 12-JAN-2021 15:54:53

J0204+4005 EB074C.UVDATA.1

Freq = 8.2880 GHz, Bw = 32.000 MH No calibration applied and no bandpass applied

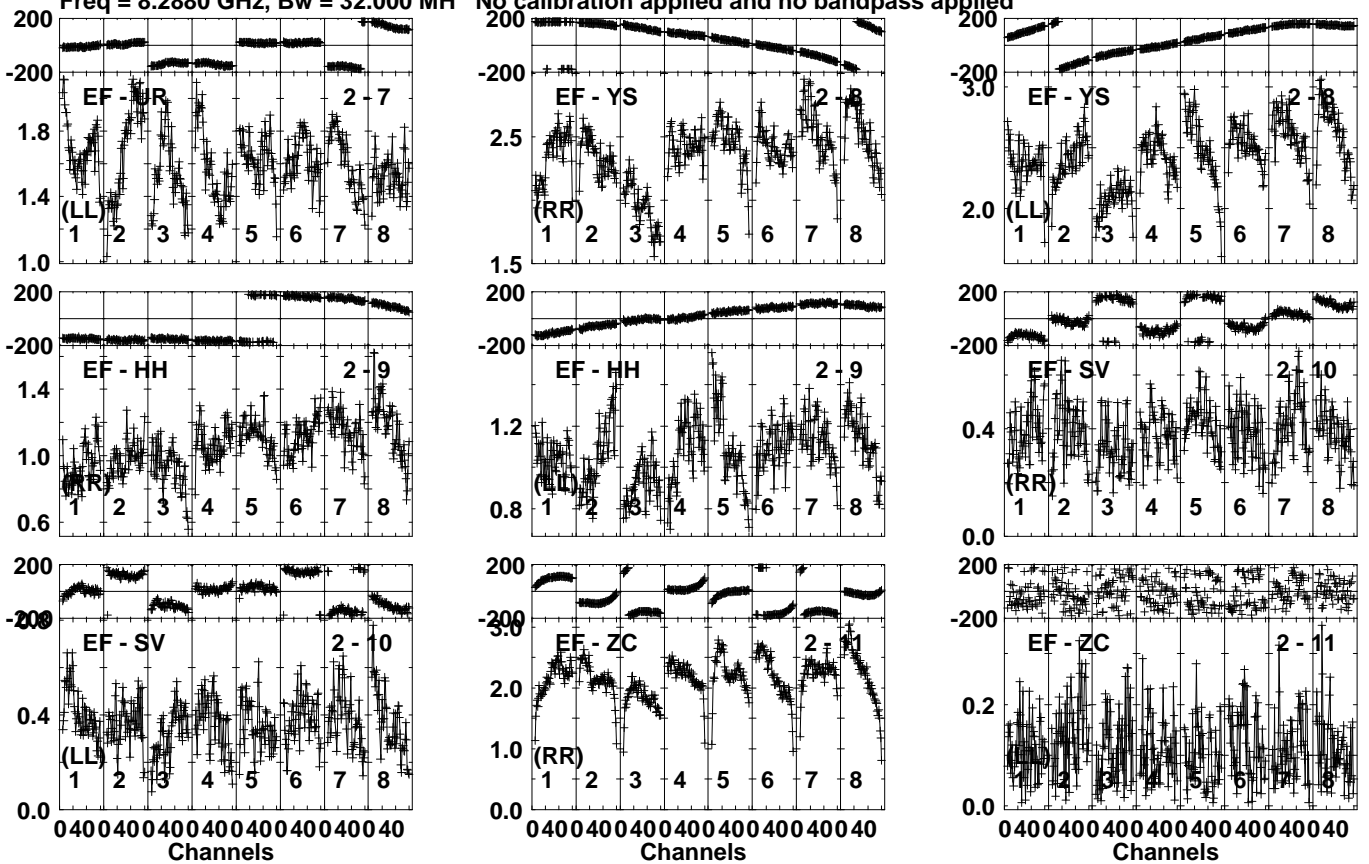


Lower frame: Micro Ampl Jy Top frame: Phas deg
Vector averaged cross-power spectrum Several baselines displayed
Timerange: 00:22:43:00 to 00:22:44:29

Plot file version 68 created 12-JAN-2021 15:54:53

J0204+4005 EB074C.UVDATA.1

Freq = 8.2880 GHz, Bw = 32.000 MH No calibration applied and no bandpass applied



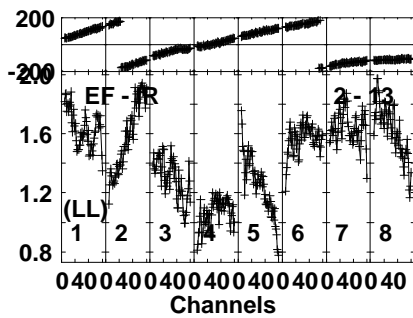
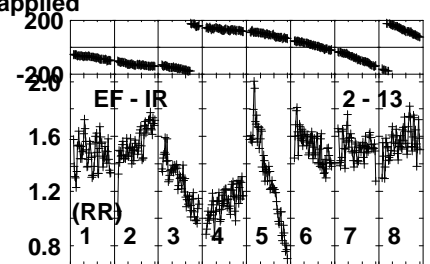
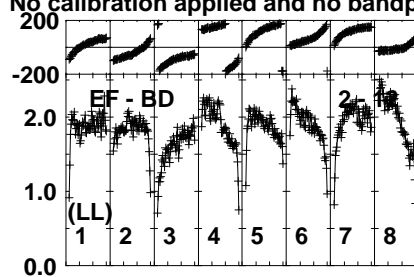
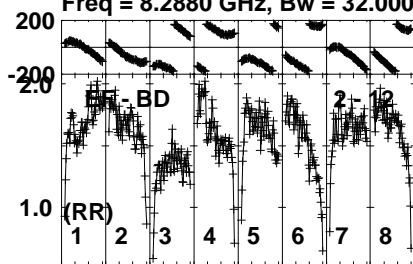
Lower frame: Milli Ampl Jy Top frame: Phas deg
Vector averaged cross-power spectrum Several baselines displayed
Timerange: 00/22:43:00 to 00/22:44:29

Plot file version 69 created 12-JAN-2021 15:54:54

J0204+4005 EB074C.UVDATA.1

Freq = 8.2880 GHz, Bw = 32.000 MH

No calibration applied and no bandpass applied

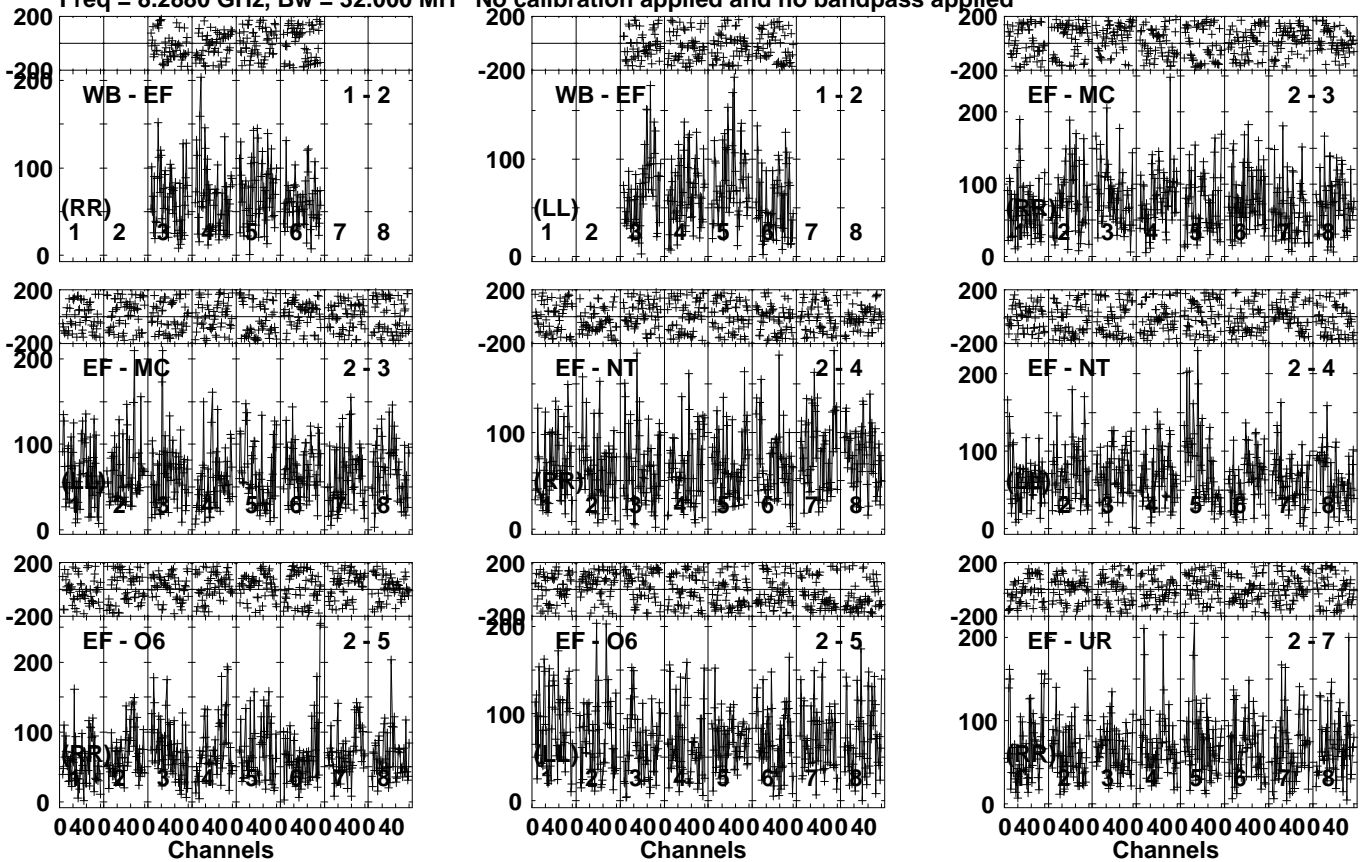


Lower frame: Milli Ampl Jy Top frame: Phas deg
Vector averaged cross-power spectrum Several baselines displayed
Timerange: 00/22:43:00 to 00/22:44:29

Plot file version 70 created 12-JAN-2021 15:54:54

4C40.08 EB074C.UVDATA.1

Freq = 8.2880 GHz, Bw = 32.000 MH No calibration applied and no bandpass applied

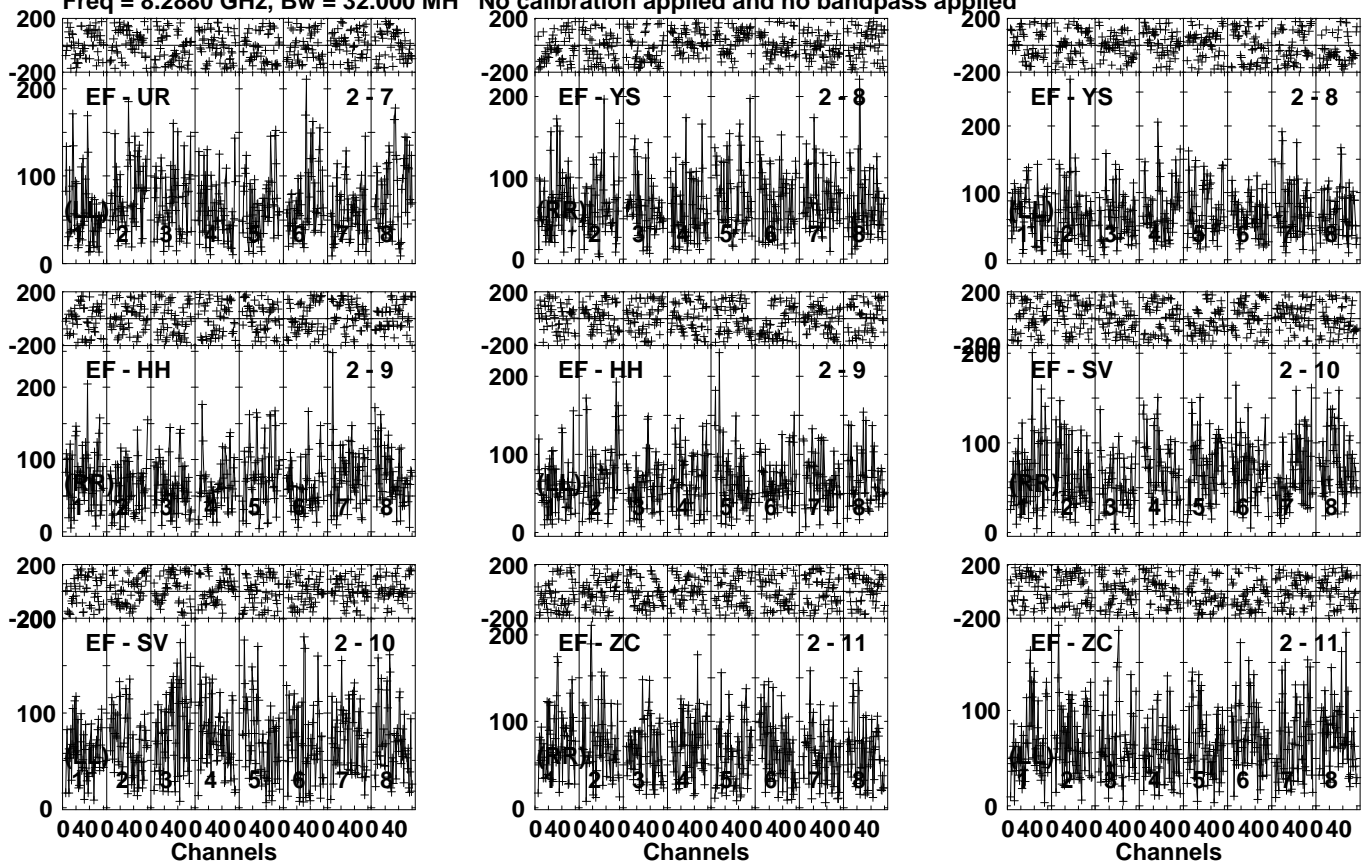


Lower frame: Micro Ampl Jy Top frame: Phas deg
Vector averaged cross-power spectrum Several baselines displayed
Timerange: 00/22:45:31 to 00/22:49:29

Plot file version 71 created 12-JAN-2021 15:54:54

4C40.08 EB074C.UVDATA.1

Freq = 8.2880 GHz, Bw = 32.000 MH No calibration applied and no bandpass applied

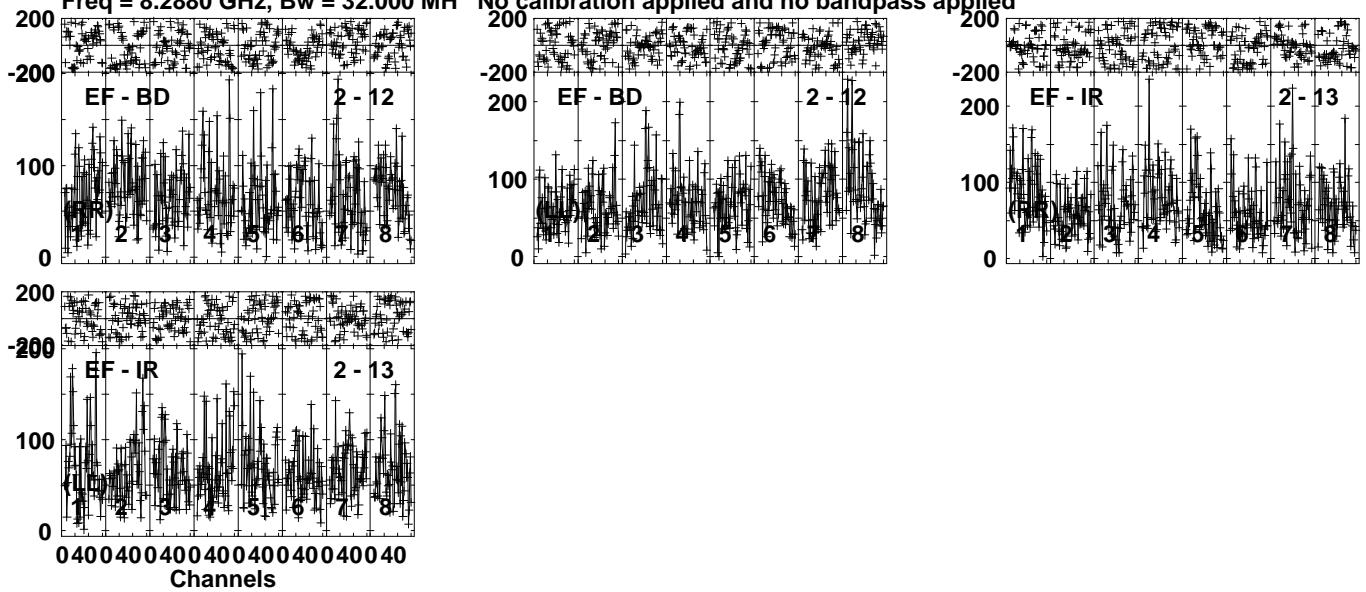


Lower frame: Micro Ampl Jy Top frame: Phas deg
Vector averaged cross-power spectrum Several baselines displayed
Timerange: 00/22:45:31 to 00/22:49:29

Plot file version 72 created 12-JAN-2021 15:54:55

4C40.08 EB074C.UVDATA.1

Freq = 8.2880 GHz, Bw = 32.000 MH No calibration applied and no bandpass applied



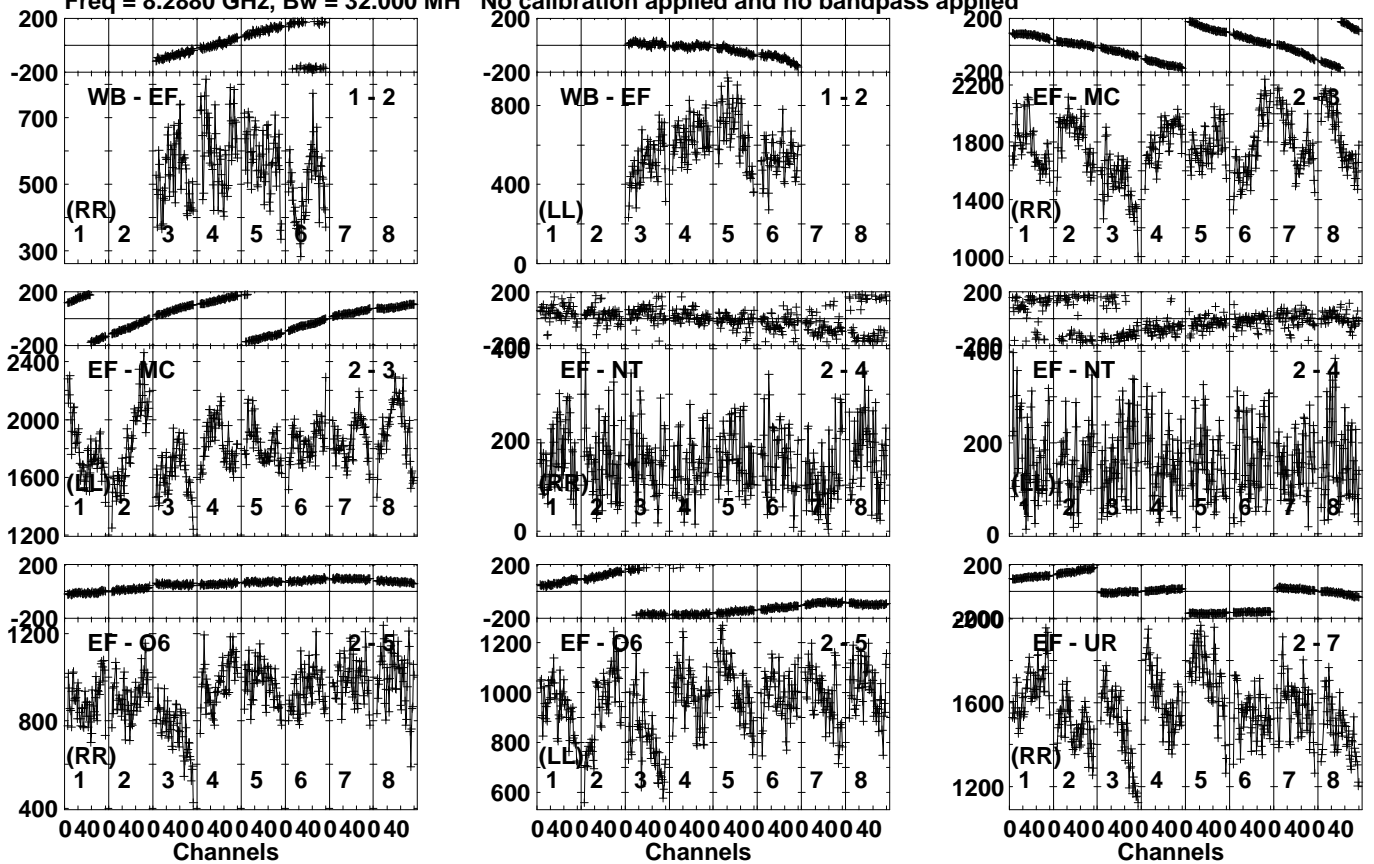
Lower frame: Micro Ampl Jy Top frame: Phas deg
Vector averaged cross-power spectrum Several baselines displayed
Timerange: 00/22:45:31 to 00/22:49:29

Plot file version 73 created 12-JAN-2021 15:54:55

J0204+4005 EB074C.UVDATA.1

Freq = 8.2880 GHz, Bw = 32.000 MH

No calibration applied and no bandpass applied



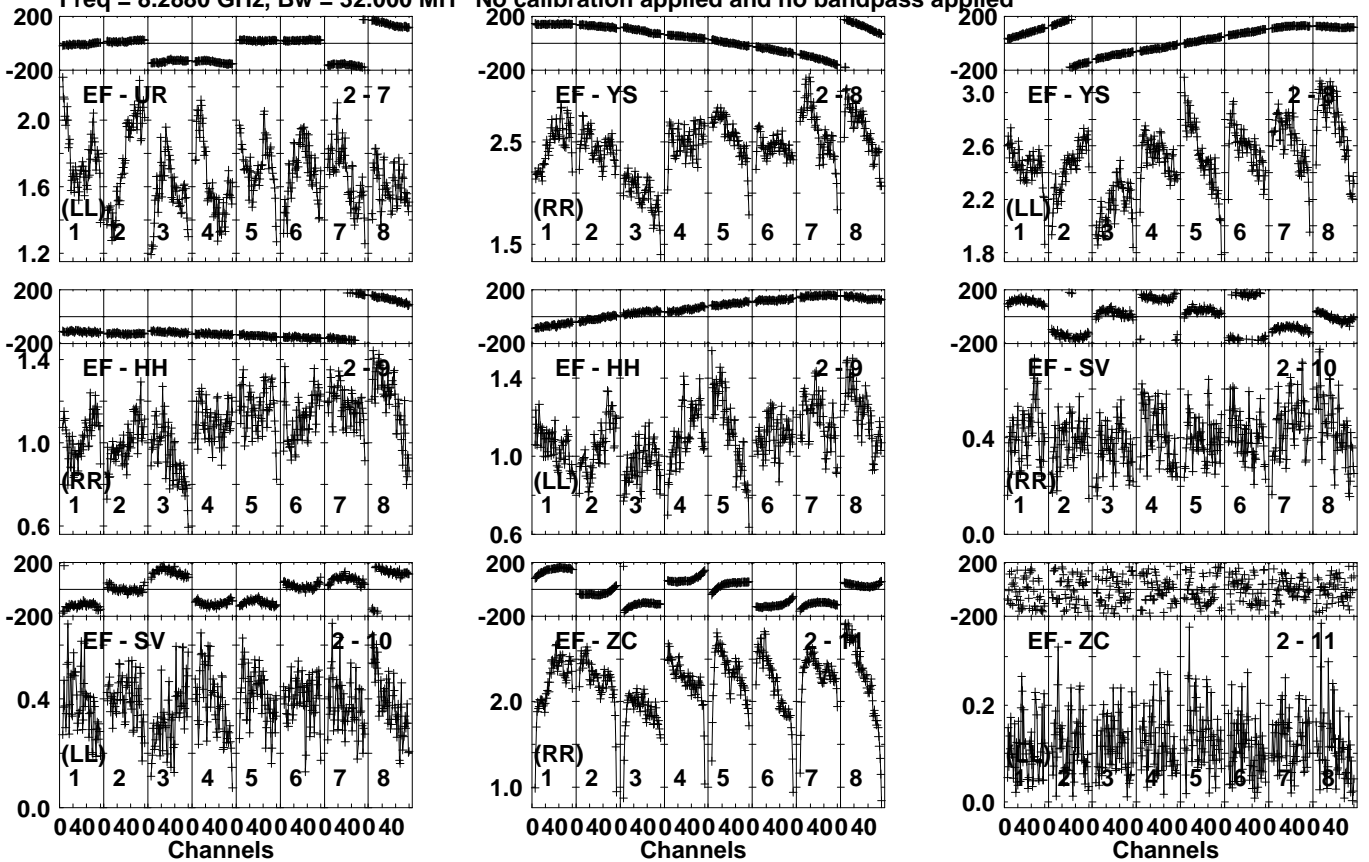
Lower frame: Micro Ampl Jy Top frame: Phas deg
Vector averaged cross-power spectrum Several baselines displayed
Timerange: 00/22:50:30 to 00/22:51:59

Plot file version 74 created 12-JAN-2021 15:54:55

J0204+4005 EB074C.UVDATA.1

Freq = 8.2880 GHz, Bw = 32.000 MH

No calibration applied and no bandpass applied

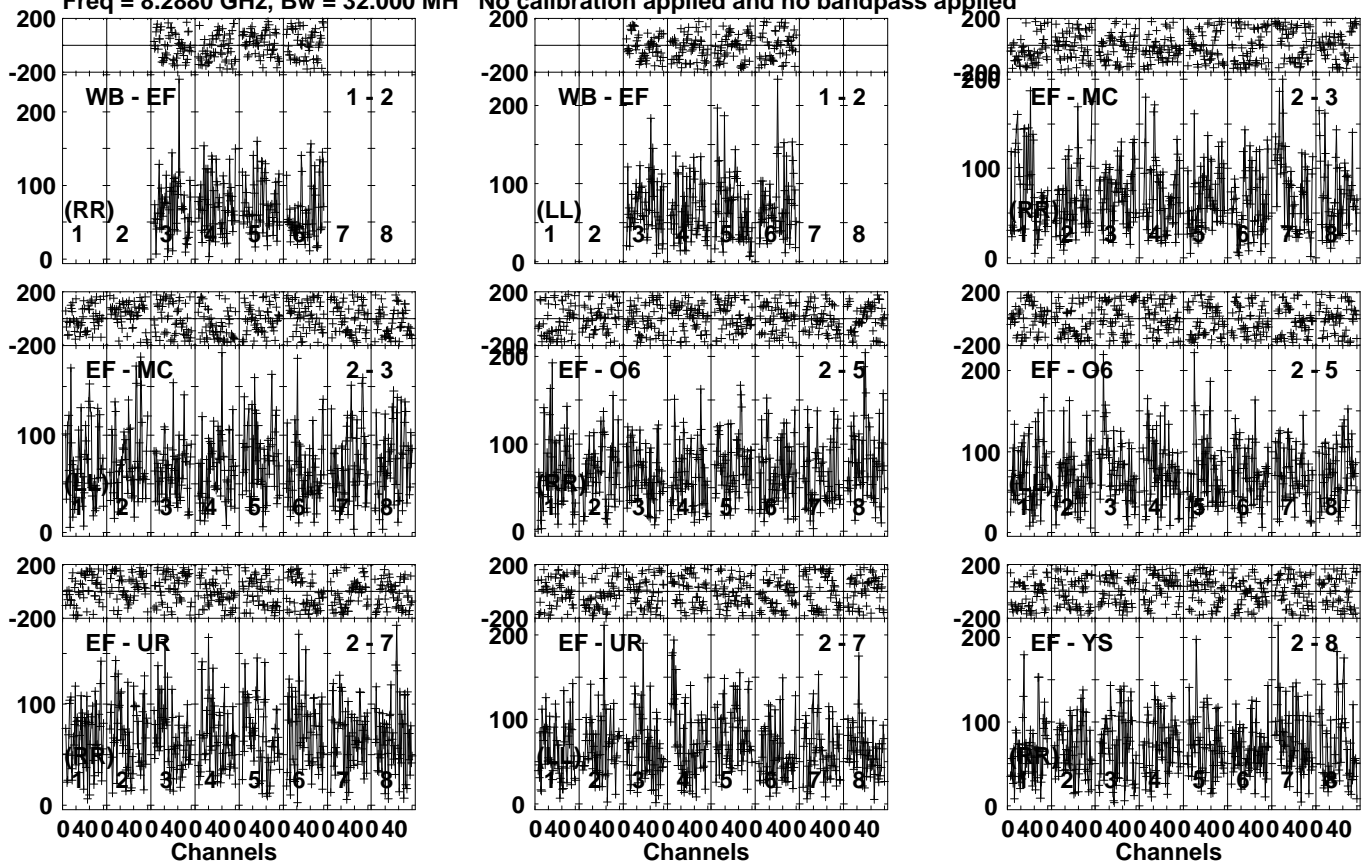


Lower frame: Milli Ampl Jy Top frame: Phas deg
Vector averaged cross-power spectrum Several baselines displayed
Timerange: 00/22:50:30 to 00/22:51:59

Plot file version 76 created 12-JAN-2021 15:54:56

4C40.08 EB074C.UVDATA.1

Freq = 8.2880 GHz, Bw = 32.000 MH No calibration applied and no bandpass applied

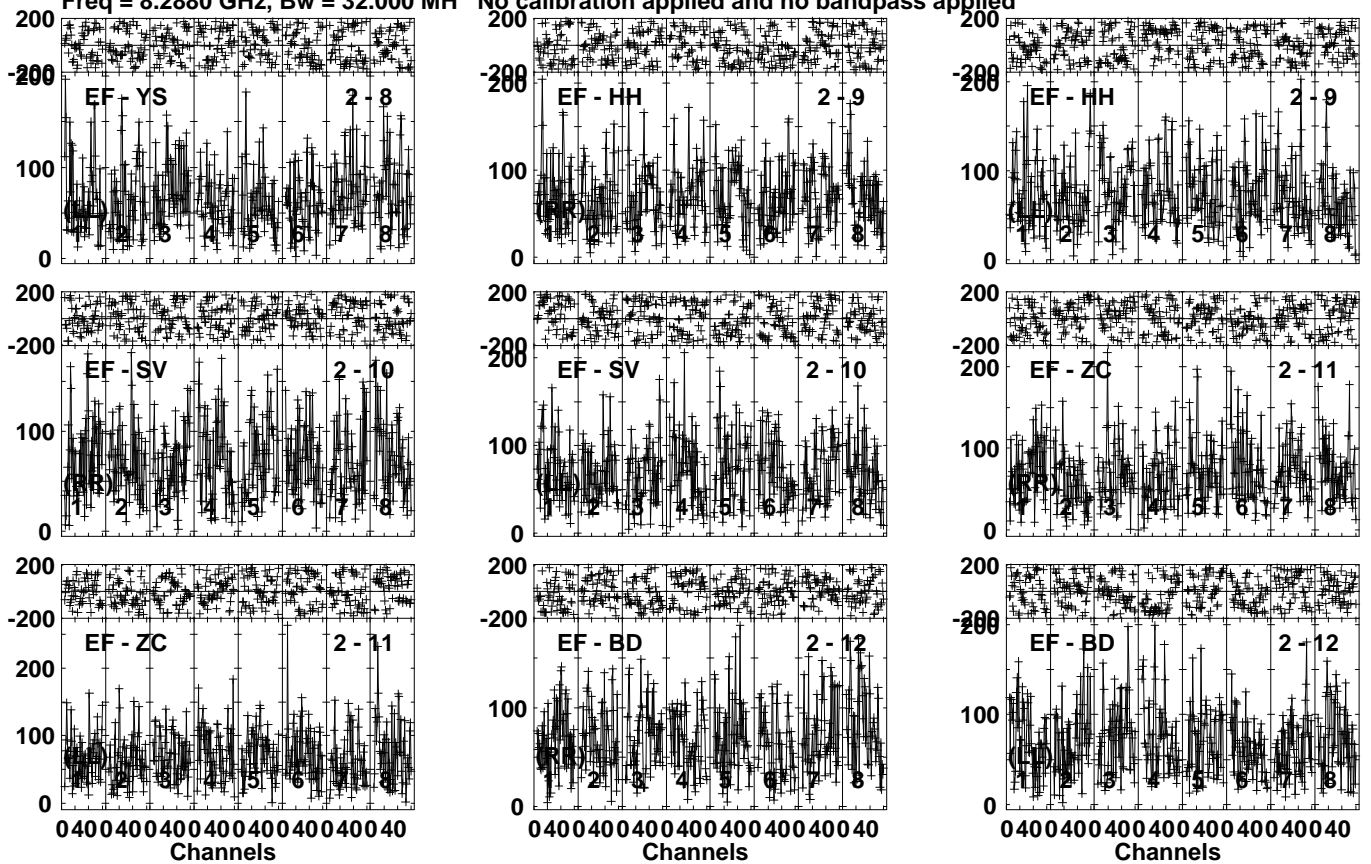


Lower frame: Micro Ampl Jy Top frame: Phas deg
Vector averaged cross-power spectrum Several baselines displayed
Timerange: 00/22:53:01 to 00/22:57:00

Plot file version 77 created 12-JAN-2021 15:54:56

4C40.08 EB074C.UVDATA.1

Freq = 8.2880 GHz, Bw = 32.000 MH No calibration applied and no bandpass applied

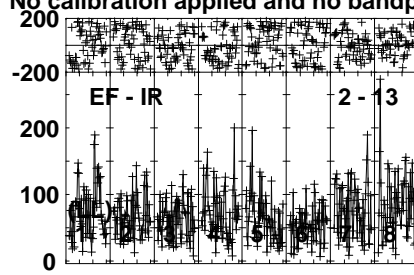
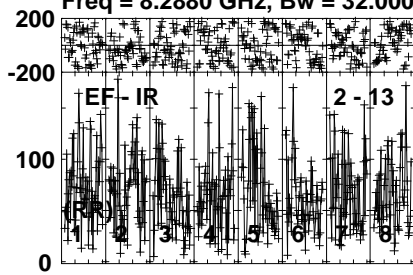


Lower frame: Micro Ampl Jy Top frame: Phas deg
Vector averaged cross-power spectrum Several baselines displayed
Timerange: 00/22:53:01 to 00/22:57:00

Plot file version 78 created 12-JAN-2021 15:54:57

4C40.08 EB074C.UVDATA.1

Freq = 8.2880 GHz, Bw = 32.000 MH No calibration applied and no bandpass applied



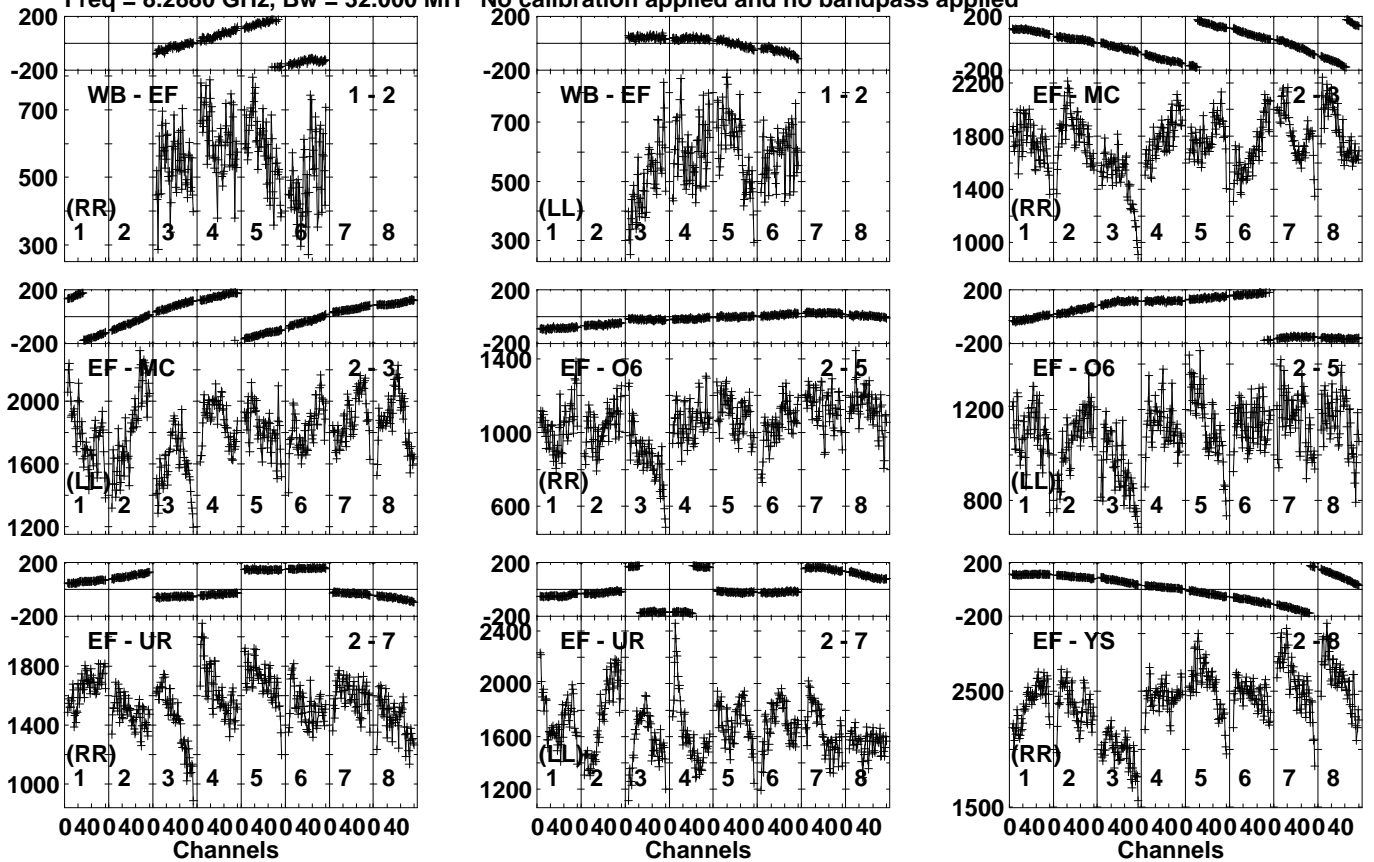
Lower frame: Micro Ampl Jy Top frame: Phas deg
Vector averaged cross-power spectrum Several baselines displayed
Timerange: 00/22:53:01 to 00/22:57:00

Plot file version 79 created 12-JAN-2021 15:54:57

J0204+4005 EB074C.UVDATA.1

Freq = 8.2880 GHz, Bw = 32.000 MH

No calibration applied and no bandpass applied

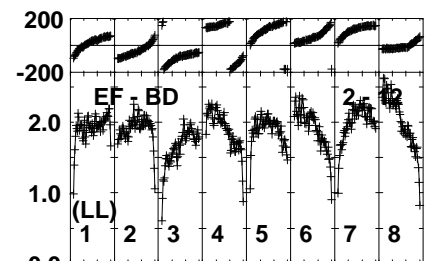
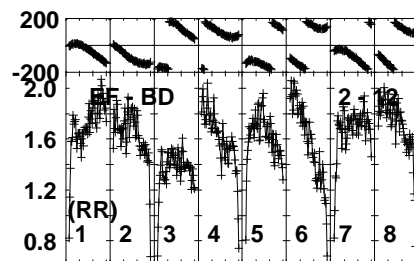
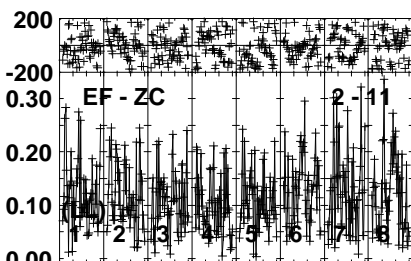
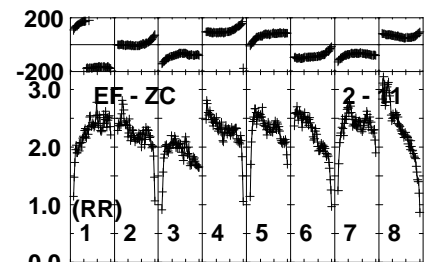
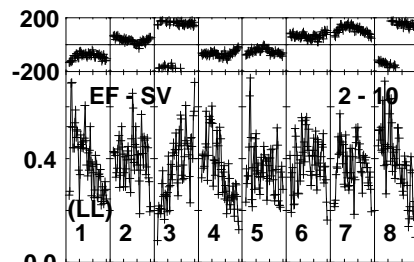
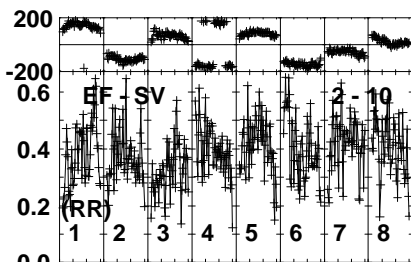
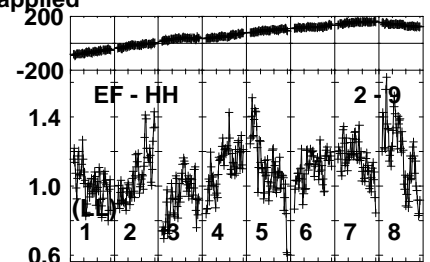
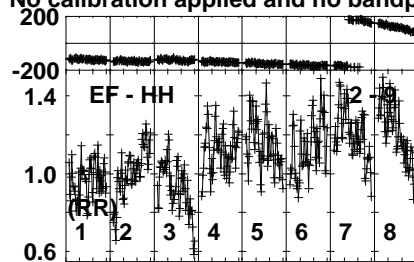
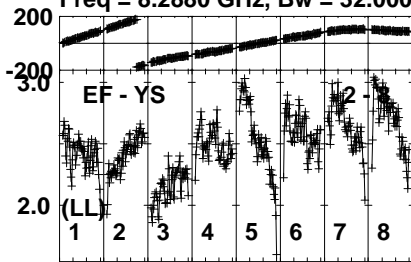


Lower frame: Micro Ampl Jy Top frame: Phas deg
Vector averaged cross-power spectrum Several baselines displayed
Timerange: 00/22:58:01 to 00/22:59:29

Plot file version 80 created 12-JAN-2021 15:54:57

J0204+4005 EB074C.UVDATA.1

Freq = 8.2880 GHz, Bw = 32.000 MH No calibration applied and no bandpass applied



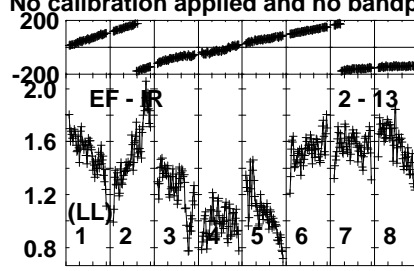
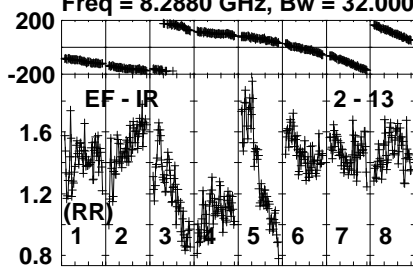
Lower frame: Milli Ampl Jy Top frame: Phas deg
Vector averaged cross-power spectrum Several baselines displayed
Timerange: 00/22:58:01 to 00/22:59:29

Plot file version 81 created 12-JAN-2021 15:54:57

J0204+4005 EB074C.UVDATA.1

Freq = 8.2880 GHz, Bw = 32.000 MH

No calibration applied and no bandpass applied

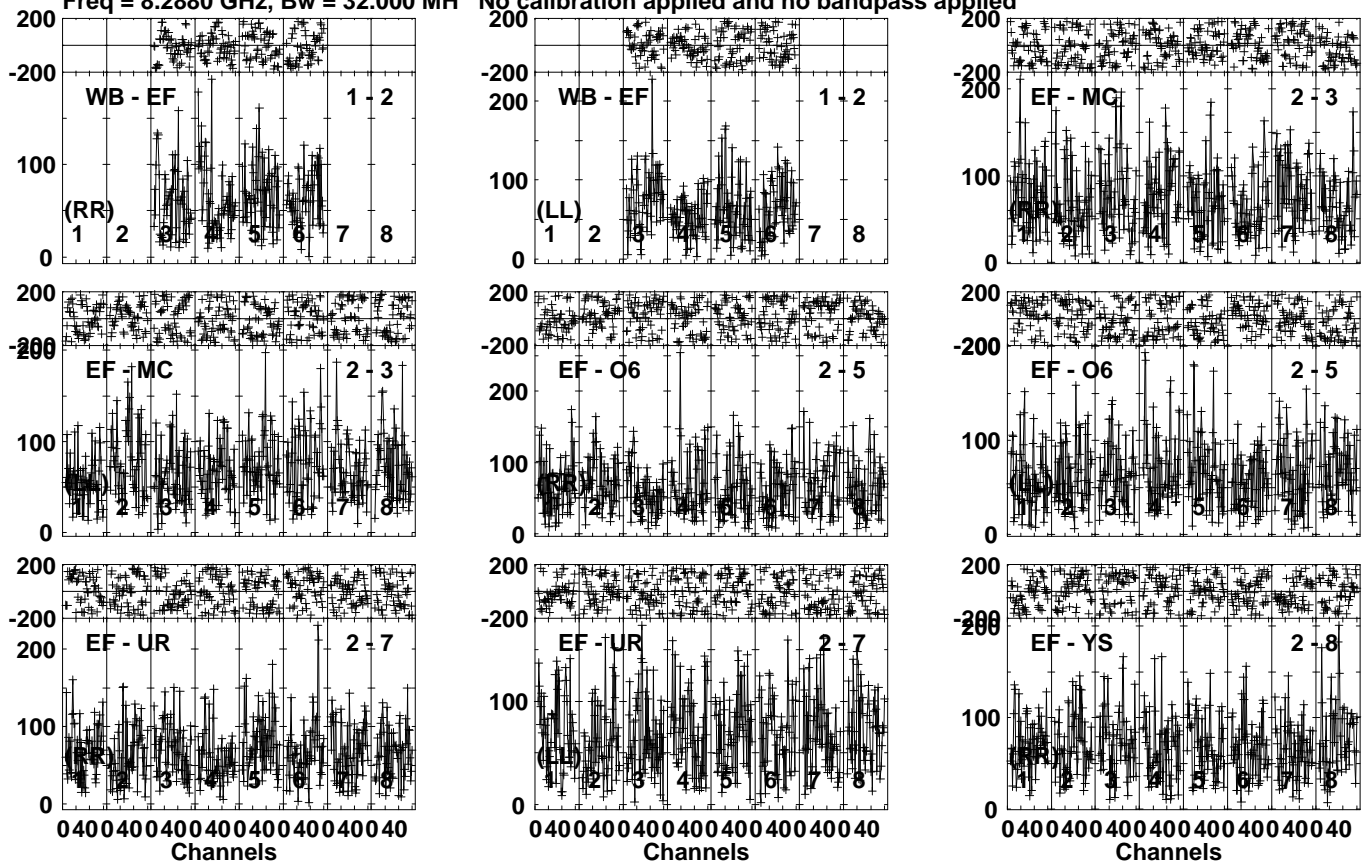


Lower frame: Milli Ampl Jy Top frame: Phas deg
Vector averaged cross-power spectrum Several baselines displayed
Timerange: 00/22:58:01 to 00/22:59:29

Plot file version 82 created 12-JAN-2021 15:54:57

4C40.08 EB074C.UVDATA.1

Freq = 8.2880 GHz, Bw = 32.000 MH No calibration applied and no bandpass applied

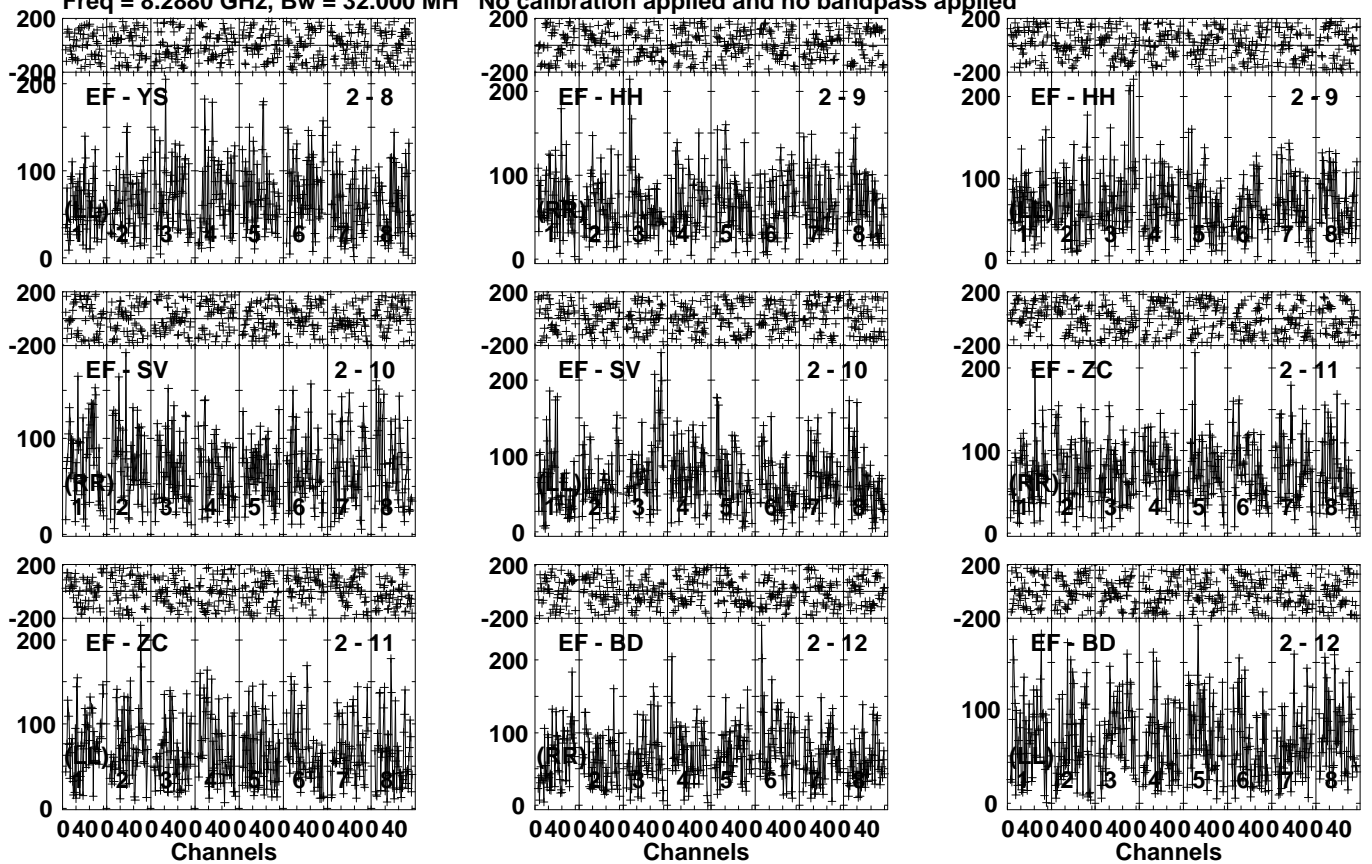


Lower frame: Micro Ampl Jy Top frame: Phas deg
Vector averaged cross-power spectrum Several baselines displayed
Timerange: 00/23:00:31 to 00/23:04:29

Plot file version 83 created 12-JAN-2021 15:54:58

4C40.08 EB074C.UVDATA.1

Freq = 8.2880 GHz, Bw = 32.000 MH No calibration applied and no bandpass applied

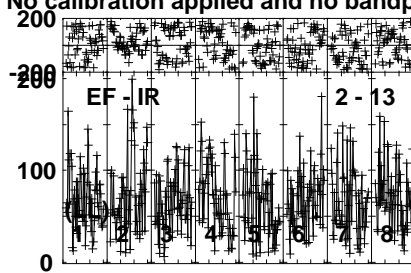
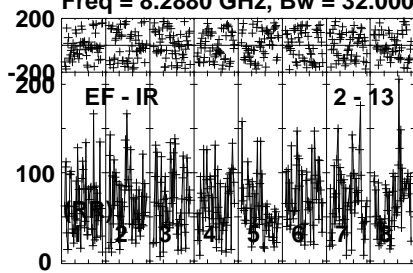


Lower frame: Micro Ampl Jy Top frame: Phas deg
Vector averaged cross-power spectrum Several baselines displayed
Timerange: 00/23:00:31 to 00/23:04:29

Plot file version 84 created 12-JAN-2021 15:54:58

4C40.08 EB074C.UVDATA.1

Freq = 8.2880 GHz, Bw = 32.000 MH No calibration applied and no bandpass applied



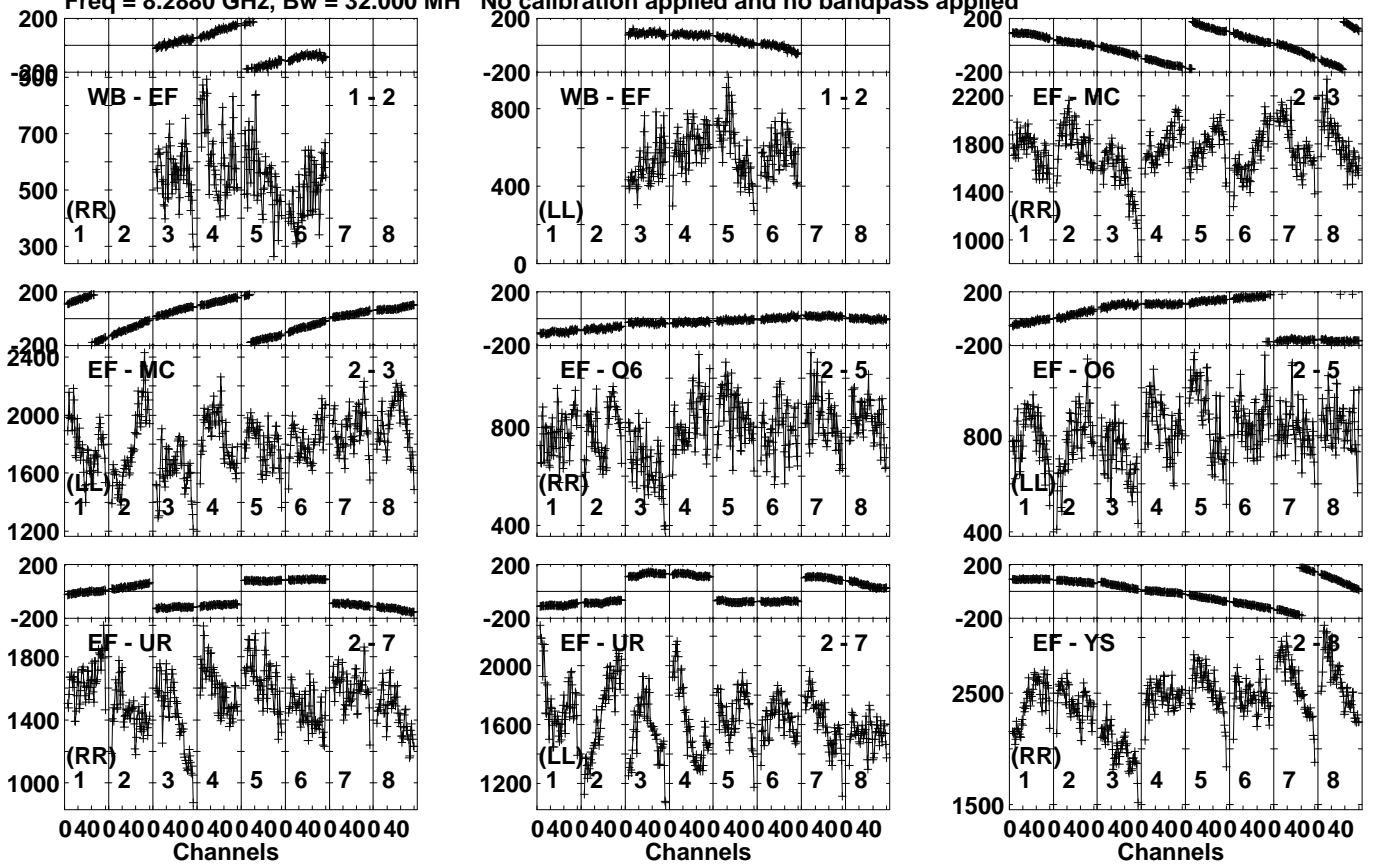
Lower frame: Micro Ampl Jy Top frame: Phas deg
Vector averaged cross-power spectrum Several baselines displayed
Timerange: 00/23:00:31 to 00/23:04:29

Plot file version 85 created 12-JAN-2021 15:54:58

J0204+4005 EB074C.UVDATA.1

Freq = 8.2880 GHz, Bw = 32.000 MH

No calibration applied and no bandpass applied



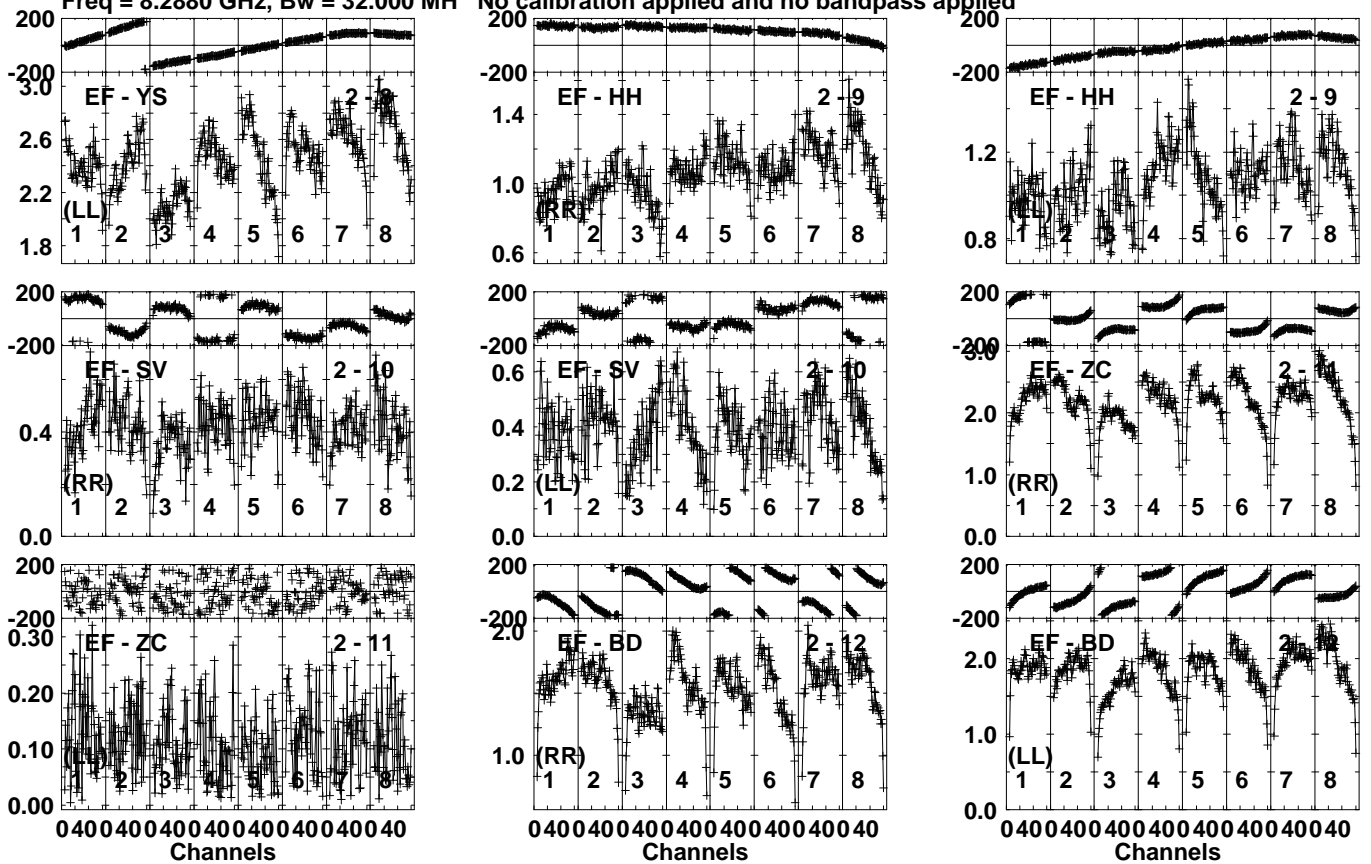
Lower frame: Micro Ampl Jy Top frame: Phas deg
Vector averaged cross-power spectrum Several baselines displayed
Timerange: 00/23:05:30 to 00/23:06:59

Plot file version 86 created 12-JAN-2021 15:54:59

J0204+4005 EB074C.UVDATA.1

Freq = 8.2880 GHz, Bw = 32.000 MH

No calibration applied and no bandpass applied



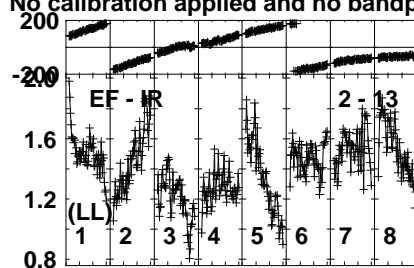
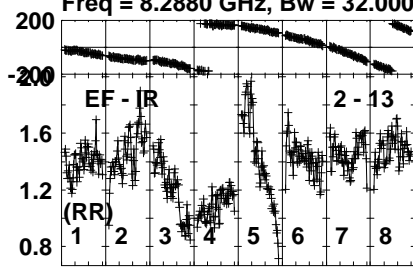
Lower frame: Milli Ampl Jy Top frame: Phas deg
Vector averaged cross-power spectrum Several baselines displayed
Timerange: 00/23:05:30 to 00/23:06:59

Plot file version 87 created 12-JAN-2021 15:54:59

J0204+4005 EB074C.UVDATA.1

Freq = 8.2880 GHz, Bw = 32.000 MH

No calibration applied and no bandpass applied



Lower frame: Milli Ampl Jy Top frame: Phas deg

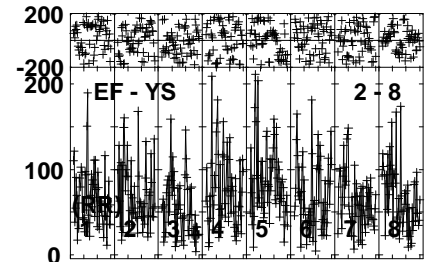
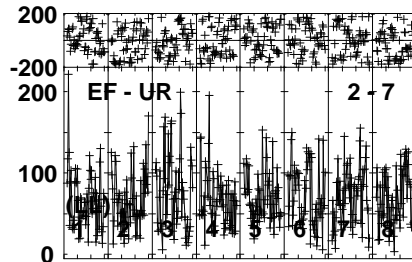
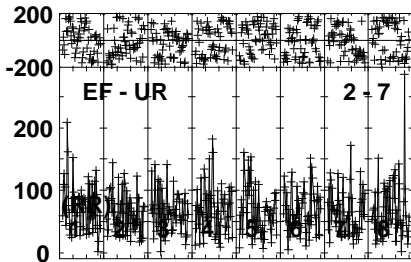
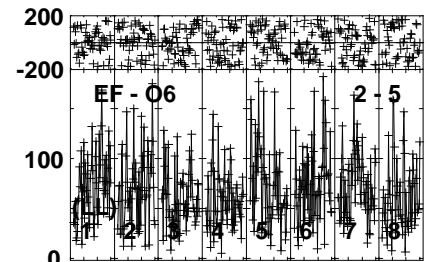
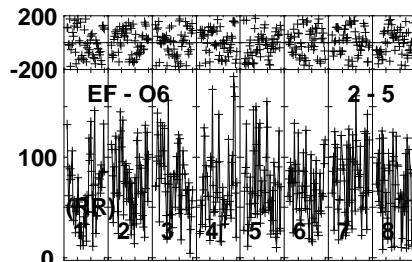
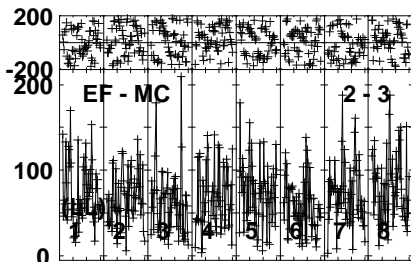
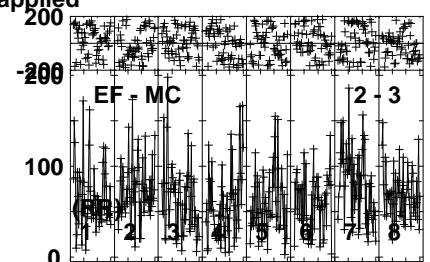
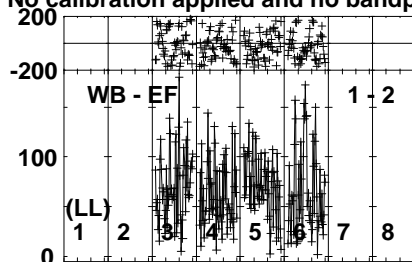
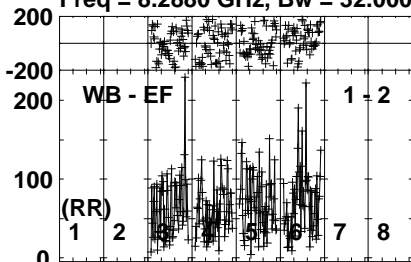
Vector averaged cross-power spectrum Several baselines displayed

Timerange: 00/23:05:30 to 00/23:06:59

Plot file version 88 created 12-JAN-2021 15:54:59

LQ033+03 EB074C.UVDATA.1

Freq = 8.2880 GHz, Bw = 32.000 MH No calibration applied and no bandpass applied

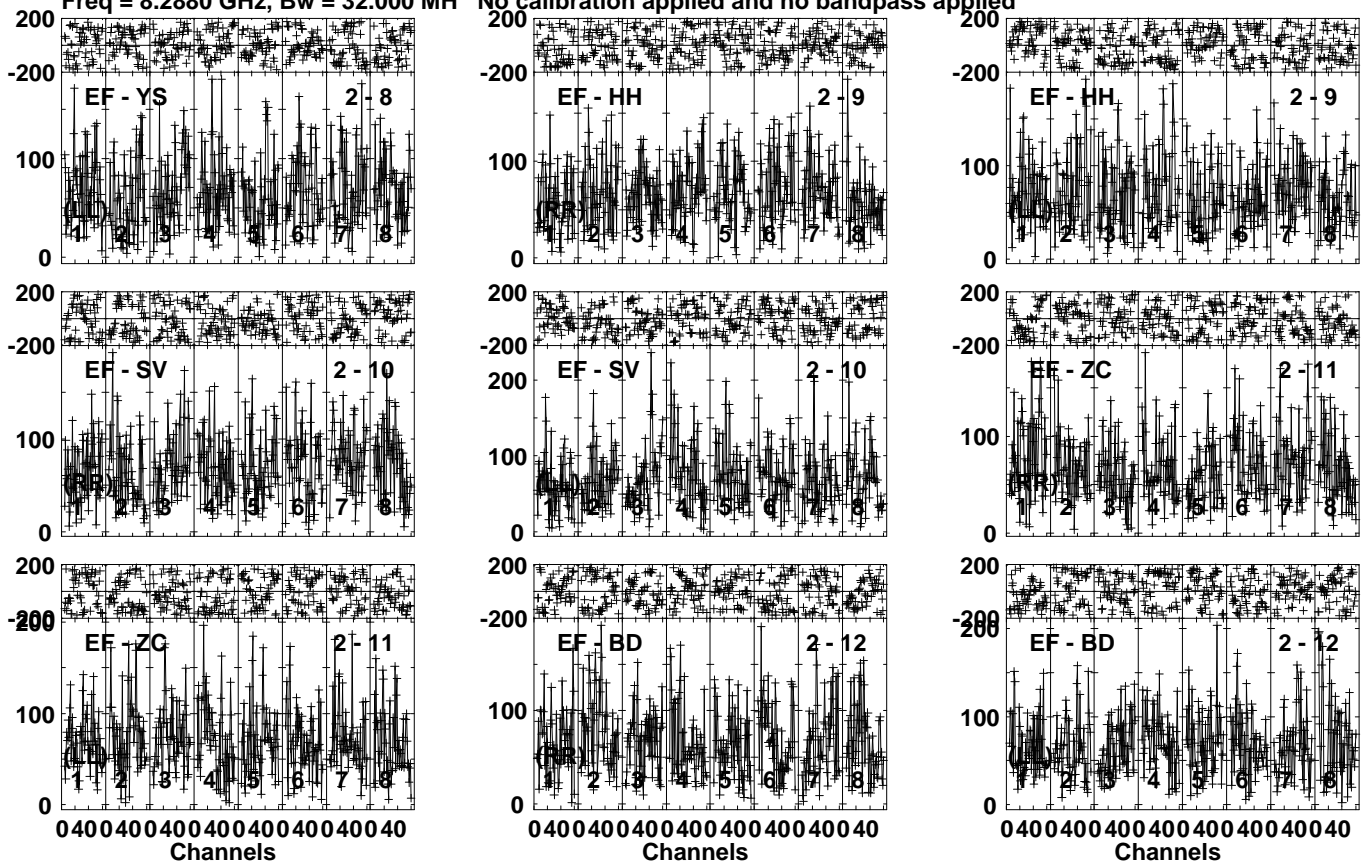


Lower frame: Micro Ampl Jy Top frame: Phas deg
Vector averaged cross-power spectrum Several baselines displayed
Timerange: 00/23:09:00 to 00/23:12:59

Plot file version 89 created 12-JAN-2021 15:54:59

LQ033+03 EB074C.UVDATA.1

Freq = 8.2880 GHz, Bw = 32.000 MH No calibration applied and no bandpass applied

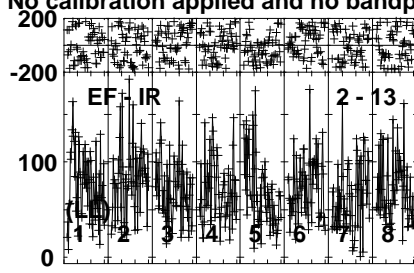
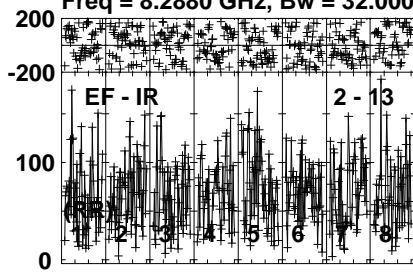


Lower frame: Micro Ampl Jy Top frame: Phas deg
Vector averaged cross-power spectrum Several baselines displayed
Timerange: 00/23:09:00 to 00/23:12:59

Plot file version 90 created 12-JAN-2021 15:55:00

LQ033+03 EB074C.UVDATA.1

Freq = 8.2880 GHz, Bw = 32.000 MH No calibration applied and no bandpass applied



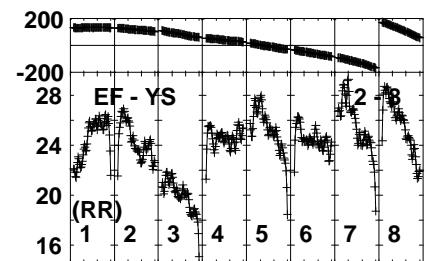
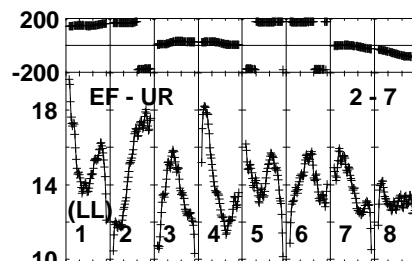
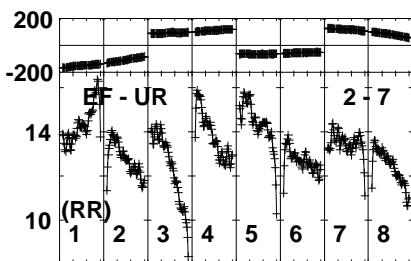
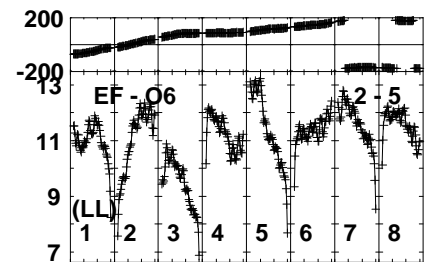
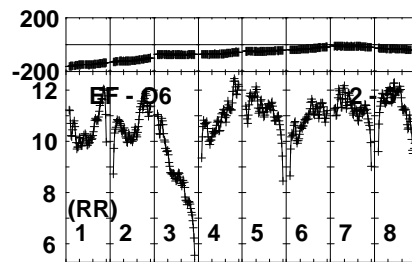
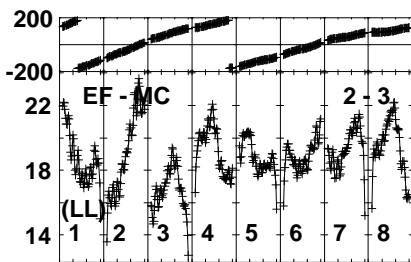
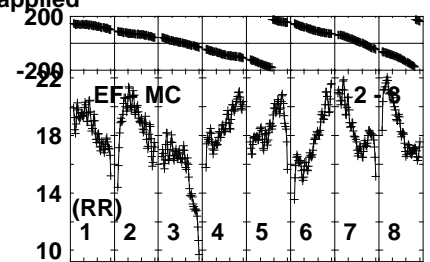
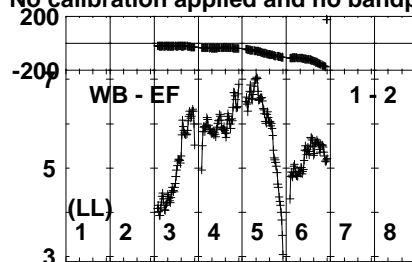
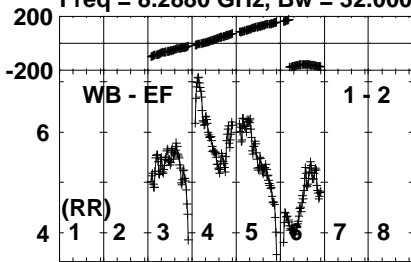
Lower frame: Micro Ampl Jy Top frame: Phas deg
Vector averaged cross-power spectrum Several baselines displayed
Timerange: 00/23:09:00 to 00/23:12:59

Plot file version 91 created 12-JAN-2021 15:55:00

J0205+3212 EB074C.UVDATA.1

Freq = 8.2880 GHz, Bw = 32.000 MH

No calibration applied and no bandpass applied



040040040040040040040040
Channels

040040040040040040040040
Channels

040040040040040040040040
Channels

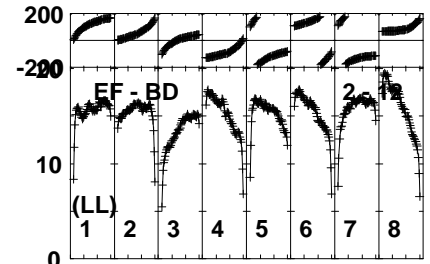
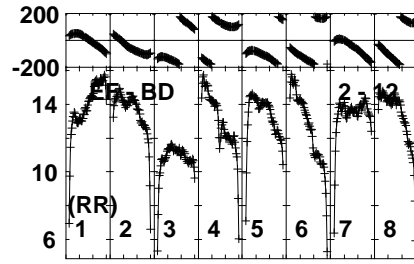
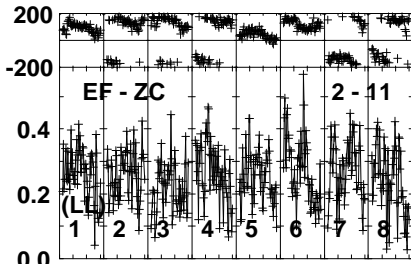
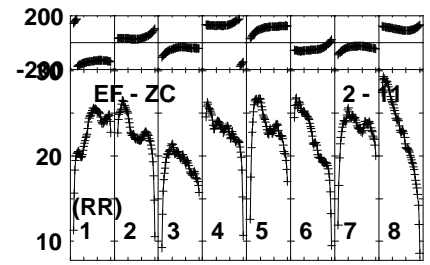
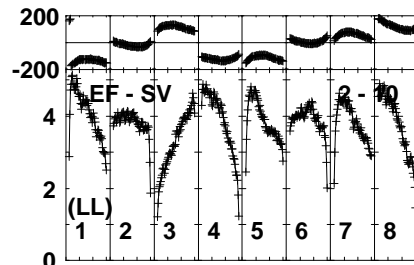
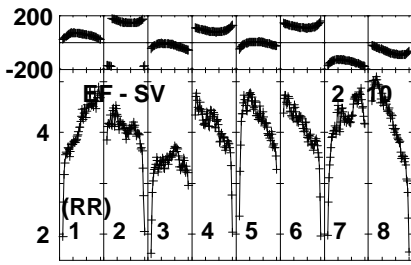
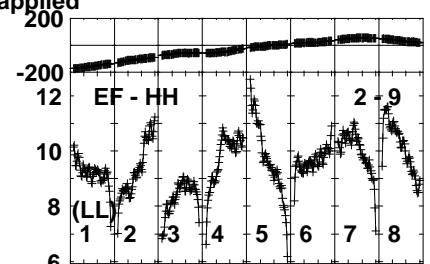
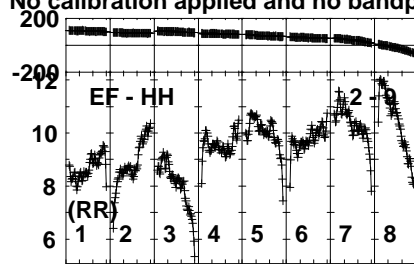
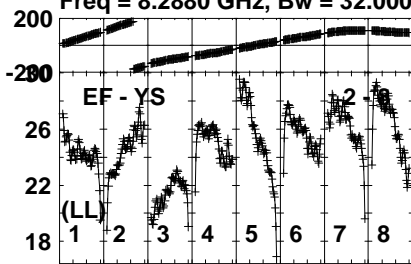
Lower frame: Milli Ampl Jy Top frame: Phas deg
Vector averaged cross-power spectrum Several baselines displayed
Timerange: 00/23:14:00 to 00/23:15:29

Plot file version 92 created 12-JAN-2021 15:55:00

J0205+3212 EB074C.UVDATA.1

Freq = 8.2880 GHz, Bw = 32.000 MH

No calibration applied and no bandpass applied



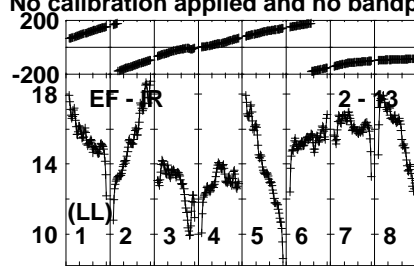
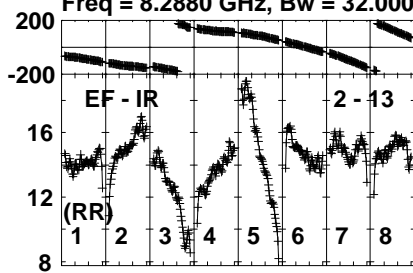
Lower frame: Milli Ampl Jy Top frame: Phas deg
Vector averaged cross-power spectrum Several baselines displayed
Timerange: 00/23:14:00 to 00/23:15:29

Plot file version 93 created 12-JAN-2021 15:55:01

J0205+3212 EB074C.UVDATA.1

Freq = 8.2880 GHz, Bw = 32.000 MH

No calibration applied and no bandpass applied



Lower frame: Milli Ampl Jy Top frame: Phas deg

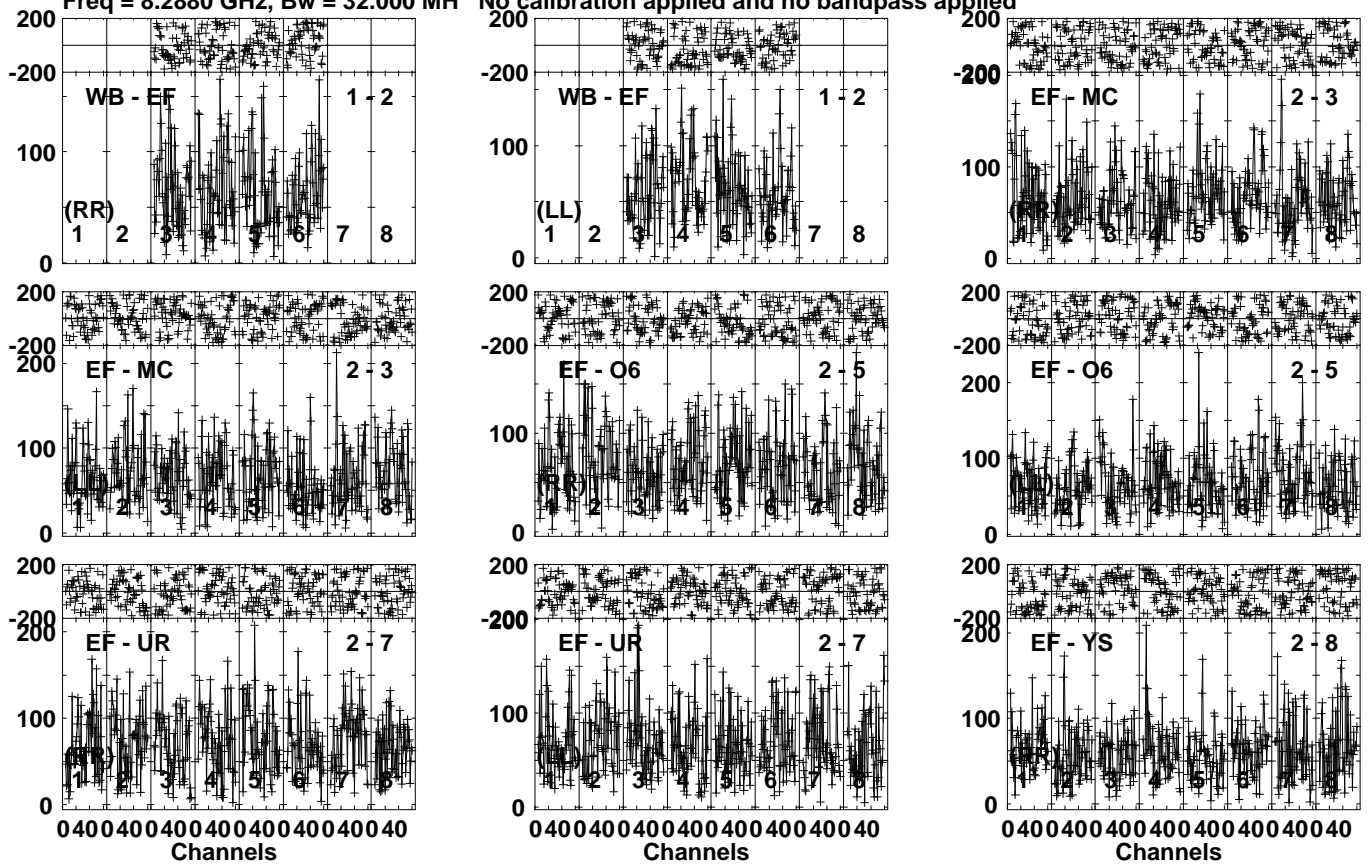
Vector averaged cross-power spectrum Several baselines displayed

Timerange: 00/23:14:00 to 00/23:15:29

Plot file version 94 created 12-JAN-2021 15:55:01

LQ033+03 EB074C.UVDATA.1

Freq = 8.2880 GHz, Bw = 32.000 MH No calibration applied and no bandpass applied

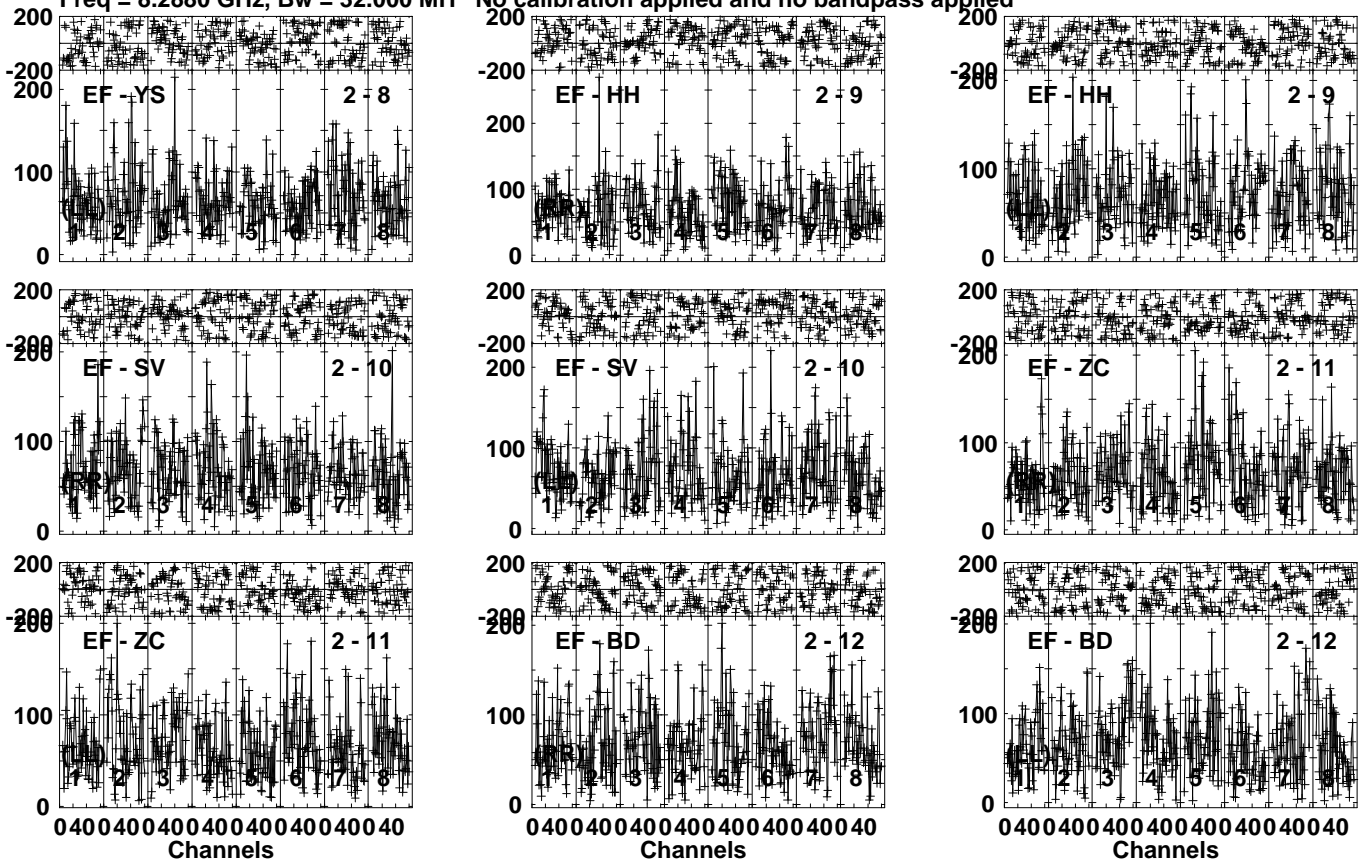


Lower frame: Micro Ampl Jy Top frame: Phas deg
Vector averaged cross-power spectrum Several baselines displayed
Timerange: 00/23:16:30 to 00/23:20:30

Plot file version 95 created 12-JAN-2021 15:55:01

LQ033+03 EB074C.UVDATA.1

Freq = 8.2880 GHz, Bw = 32.000 MH No calibration applied and no bandpass applied

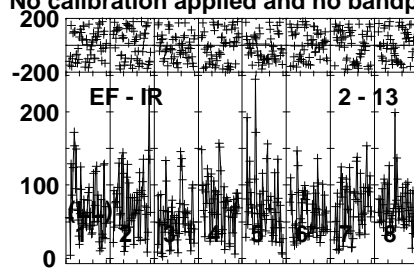
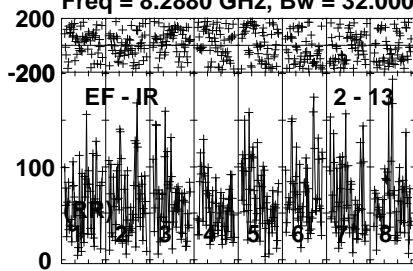


Lower frame: Micro Ampl Jy Top frame: Phas deg
Vector averaged cross-power spectrum Several baselines displayed
Timerange: 00/23:16:30 to 00/23:20:30

Plot file version 96 created 12-JAN-2021 15:55:02

LQ033+03 EB074C.UVDATA.1

Freq = 8.2880 GHz, Bw = 32.000 MH No calibration applied and no bandpass applied



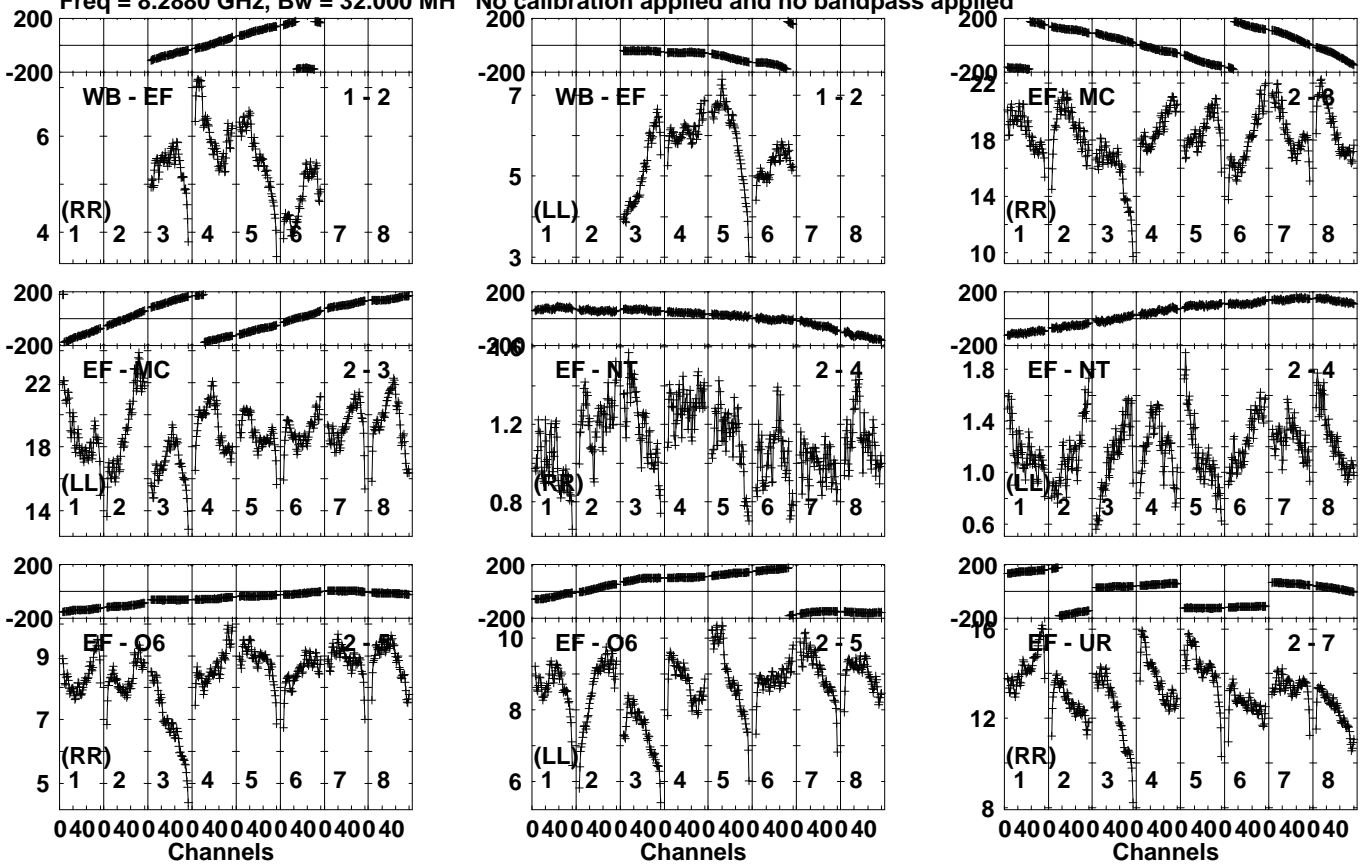
Lower frame: Micro Ampl Jy Top frame: Phas deg
Vector averaged cross-power spectrum Several baselines displayed
Timerange: 00/23:16:30 to 00/23:20:30

Plot file version 97 created 12-JAN-2021 15:55:02

J0205+3212 EB074C.UVDATA.1

Freq = 8.2880 GHz, Bw = 32.000 MH

No calibration applied and no bandpass applied



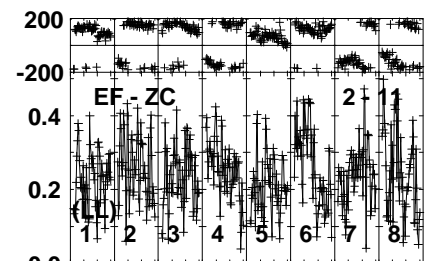
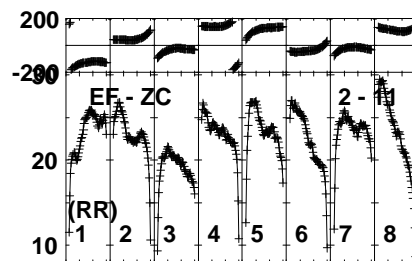
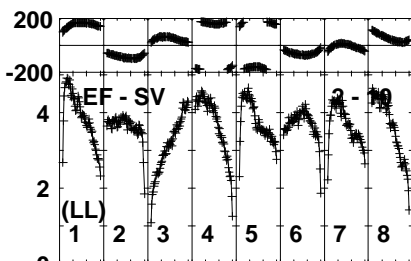
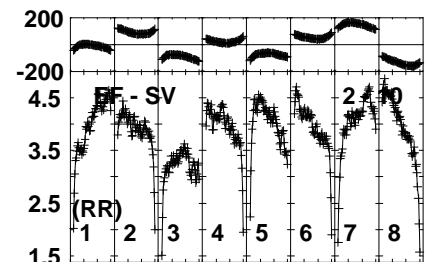
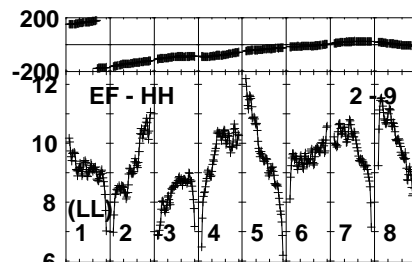
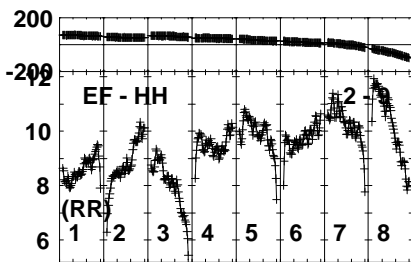
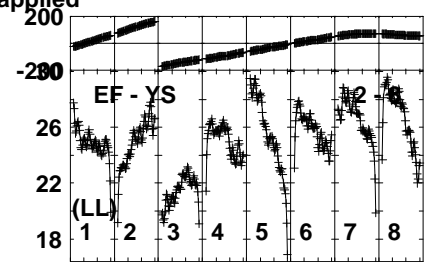
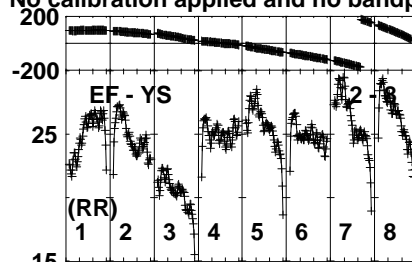
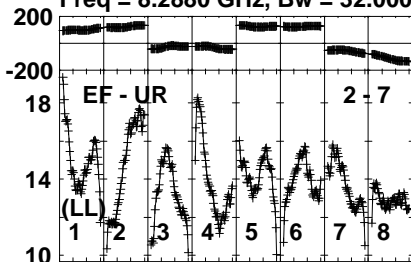
Lower frame: Milli Ampl Jy Top frame: Phas deg
Vector averaged cross-power spectrum Several baselines displayed
Timerange: 00/23:21:31 to 00/23:22:59

Plot file version 98 created 12-JAN-2021 15:55:02

J0205+3212 EB074C.UVDATA.1

Freq = 8.2880 GHz, Bw = 32.000 MH

No calibration applied and no bandpass applied



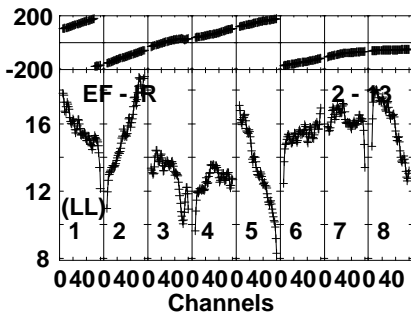
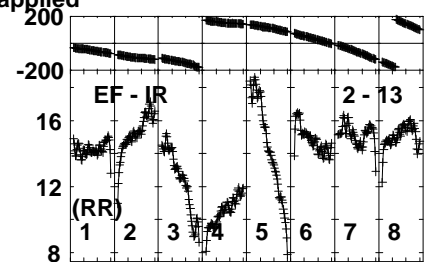
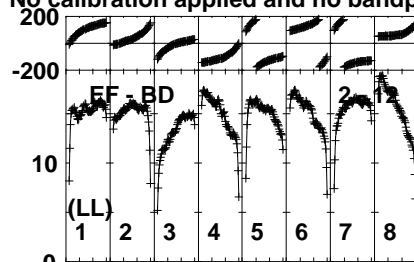
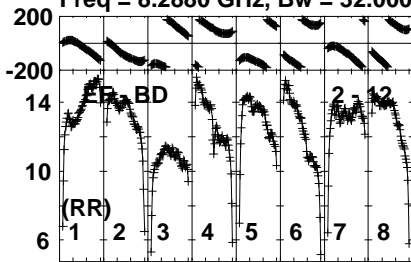
Lower frame: Milli Ampl Jy Top frame: Phas deg
Vector averaged cross-power spectrum Several baselines displayed
Timerange: 00/23:21:31 to 00/23:22:59

Plot file version 99 created 12-JAN-2021 15:55:02

J0205+3212 EB074C.UVDATA.1

Freq = 8.2880 GHz, Bw = 32.000 MH

No calibration applied and no bandpass applied



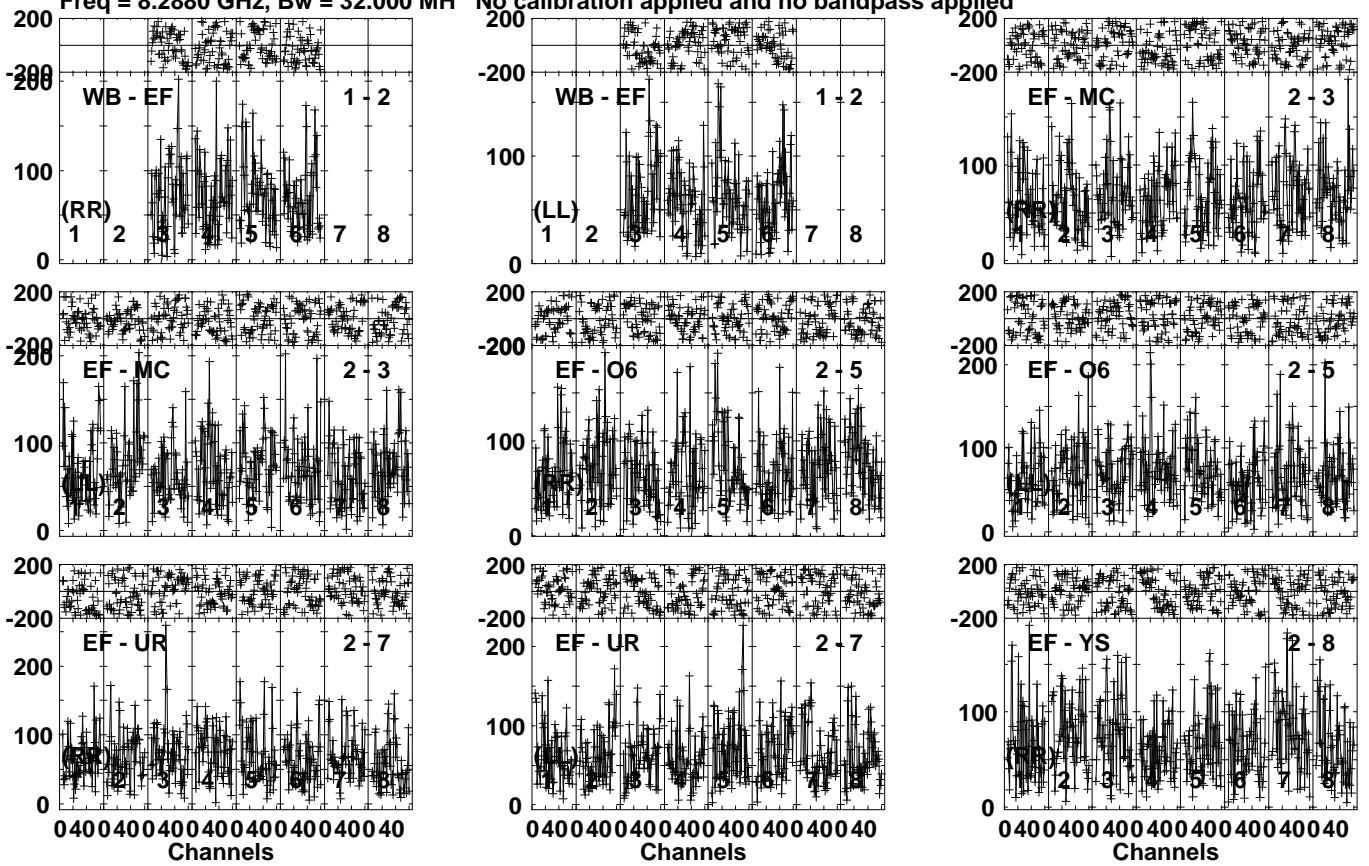
Lower frame: Milli Ampl Jy Top frame: Phas deg
Vector averaged cross-power spectrum Several baselines displayed
Timerange: 00/23:21:31 to 00/23:22:59

Plot file version 100 created 12-JAN-2021 15:55:03

LQ033+03 EB074C.UVDATA.1

Freq = 8.2880 GHz, Bw = 32.000 MH

No calibration applied and no bandpass applied

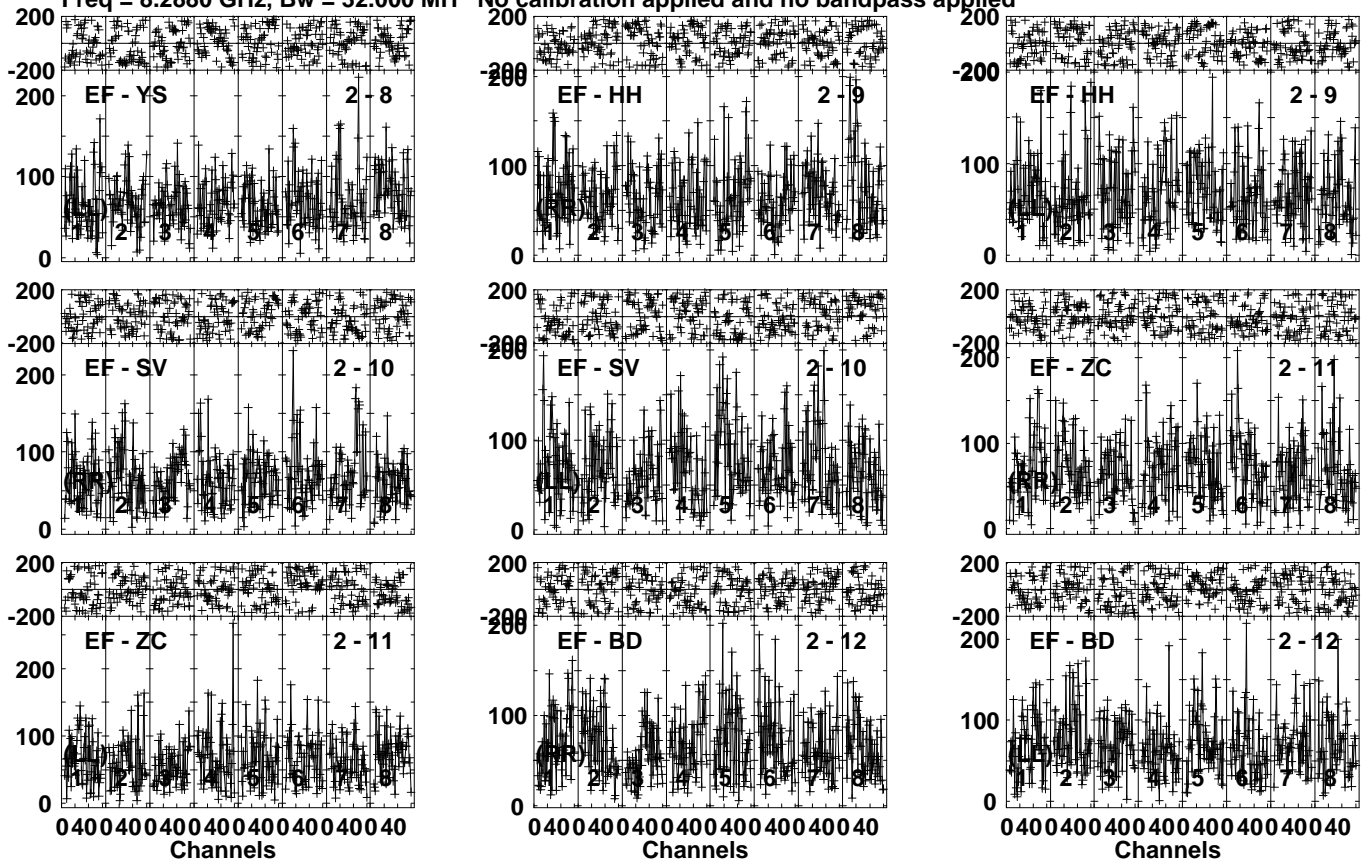


Lower frame: Micro Ampl Jy Top frame: Phas deg
Vector averaged cross-power spectrum Several baselines displayed
Timerange: 00/23:24:01 to 00/23:28:00

Plot file version 101 created 12-JAN-2021 15:55:03

LQ033+03 EB074C.UVDATA.1

Freq = 8.2880 GHz, Bw = 32.000 MH No calibration applied and no bandpass applied

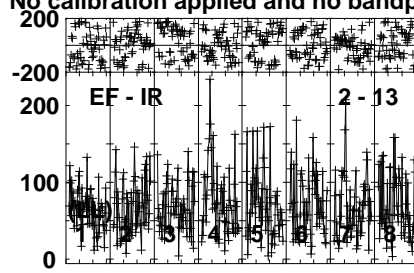
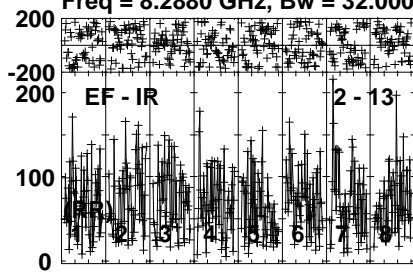


Lower frame: Micro Ampl Jy Top frame: Phas deg
Vector averaged cross-power spectrum Several baselines displayed
Timerange: 00/23:24:01 to 00/23:28:00

Plot file version 102 created 12-JAN-2021 15:55:03

LQ033+03 EB074C.UVDATA.1

Freq = 8.2880 GHz, Bw = 32.000 MH No calibration applied and no bandpass applied



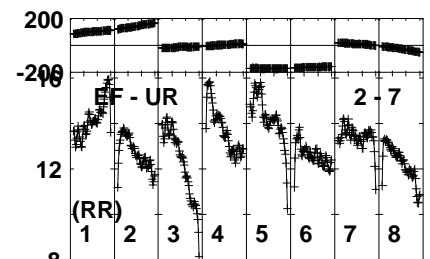
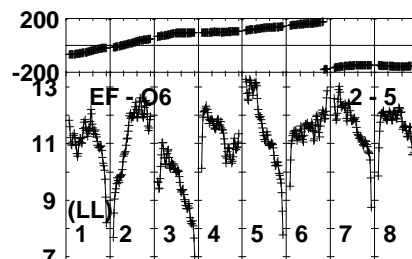
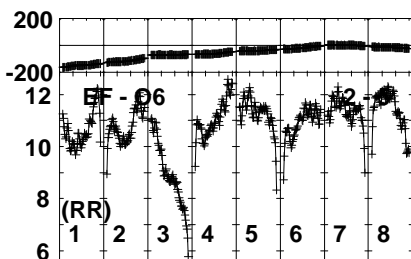
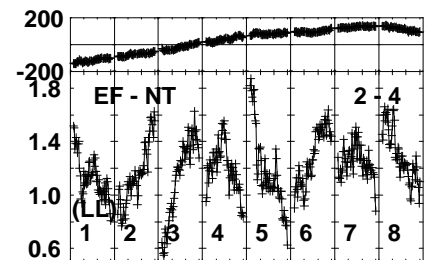
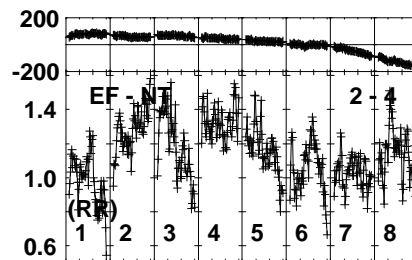
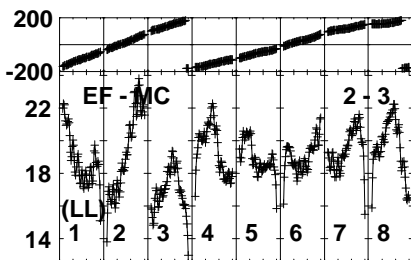
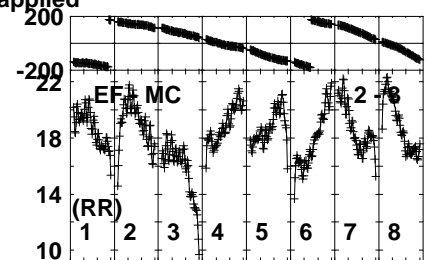
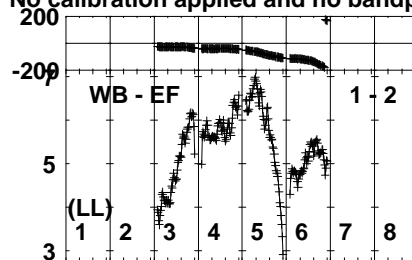
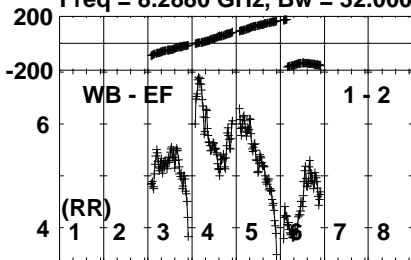
Lower frame: Micro Ampl Jy Top frame: Phas deg
Vector averaged cross-power spectrum Several baselines displayed
Timerange: 00/23:24:01 to 00/23:28:00

Plot file version 103 created 12-JAN-2021 15:55:03

J0205+3212 EB074C.UVDATA.1

Freq = 8.2880 GHz, Bw = 32.000 MH

No calibration applied and no bandpass applied



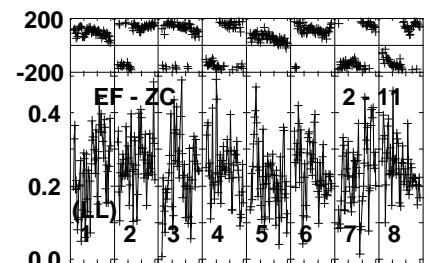
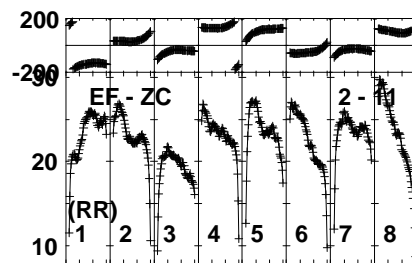
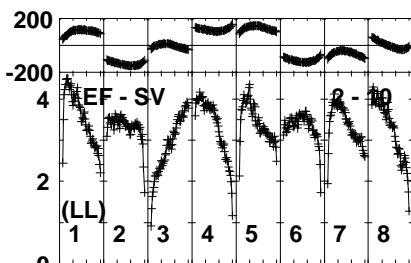
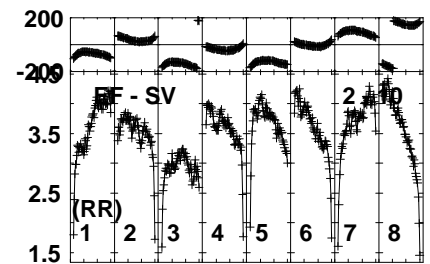
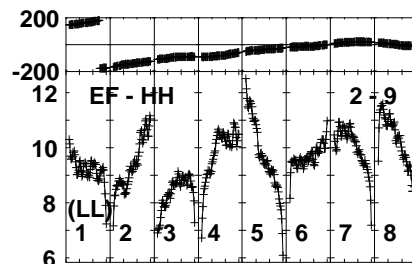
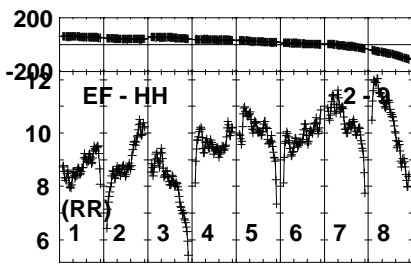
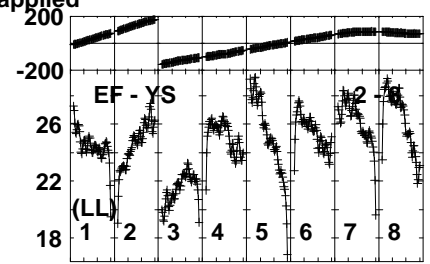
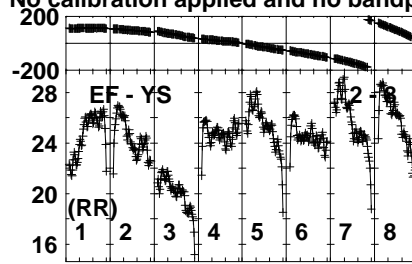
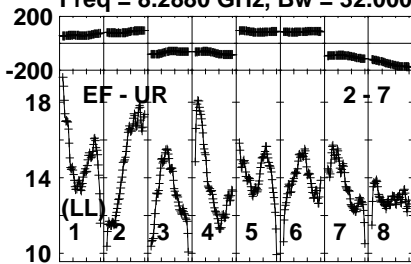
Lower frame: Milli Ampl Jy Top frame: Phas deg
Vector averaged cross-power spectrum Several baselines displayed
Timerange: 00/23:29:01 to 00/23:30:29

Plot file version 104 created 12-JAN-2021 15:55:04

J0205+3212 EB074C.UVDATA.1

Freq = 8.2880 GHz, Bw = 32.000 MH

No calibration applied and no bandpass applied



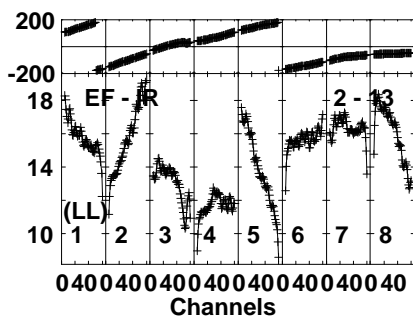
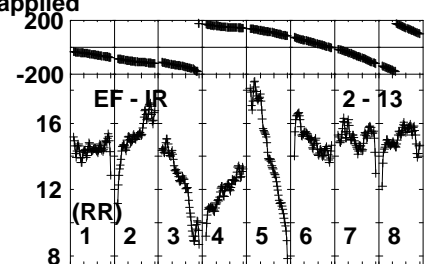
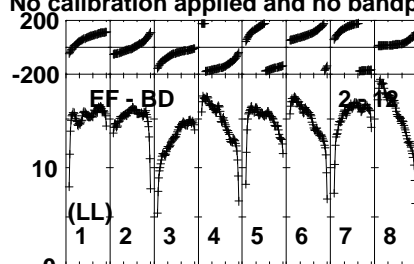
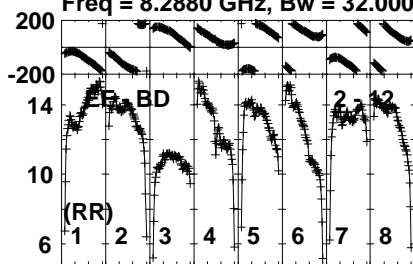
Lower frame: Milli Ampl Jy Top frame: Phas deg
Vector averaged cross-power spectrum Several baselines displayed
Timerange: 00/23:29:01 to 00/23:30:29

Plot file version 105 created 12-JAN-2021 15:55:04

J0205+3212 EB074C.UVDATA.1

Freq = 8.2880 GHz, Bw = 32.000 MH

No calibration applied and no bandpass applied

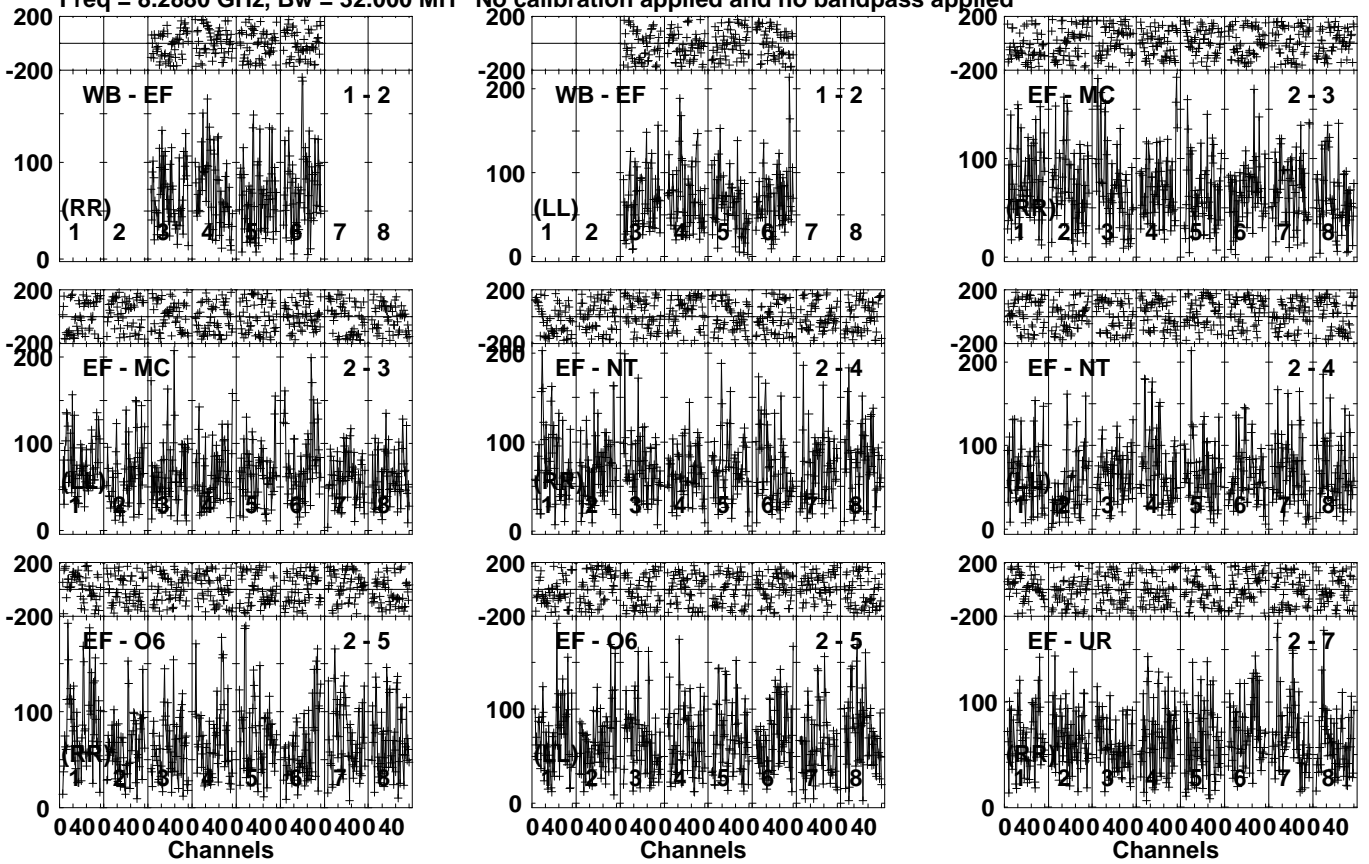


Lower frame: Milli Ampl Jy Top frame: Phas deg
Vector averaged cross-power spectrum Several baselines displayed
Timerange: 00/23:29:01 to 00/23:30:29

Plot file version 106 created 12-JAN-2021 15:55:04

LQ033+03 EB074C.UVDATA.1

Freq = 8.2880 GHz, Bw = 32.000 MH No calibration applied and no bandpass applied

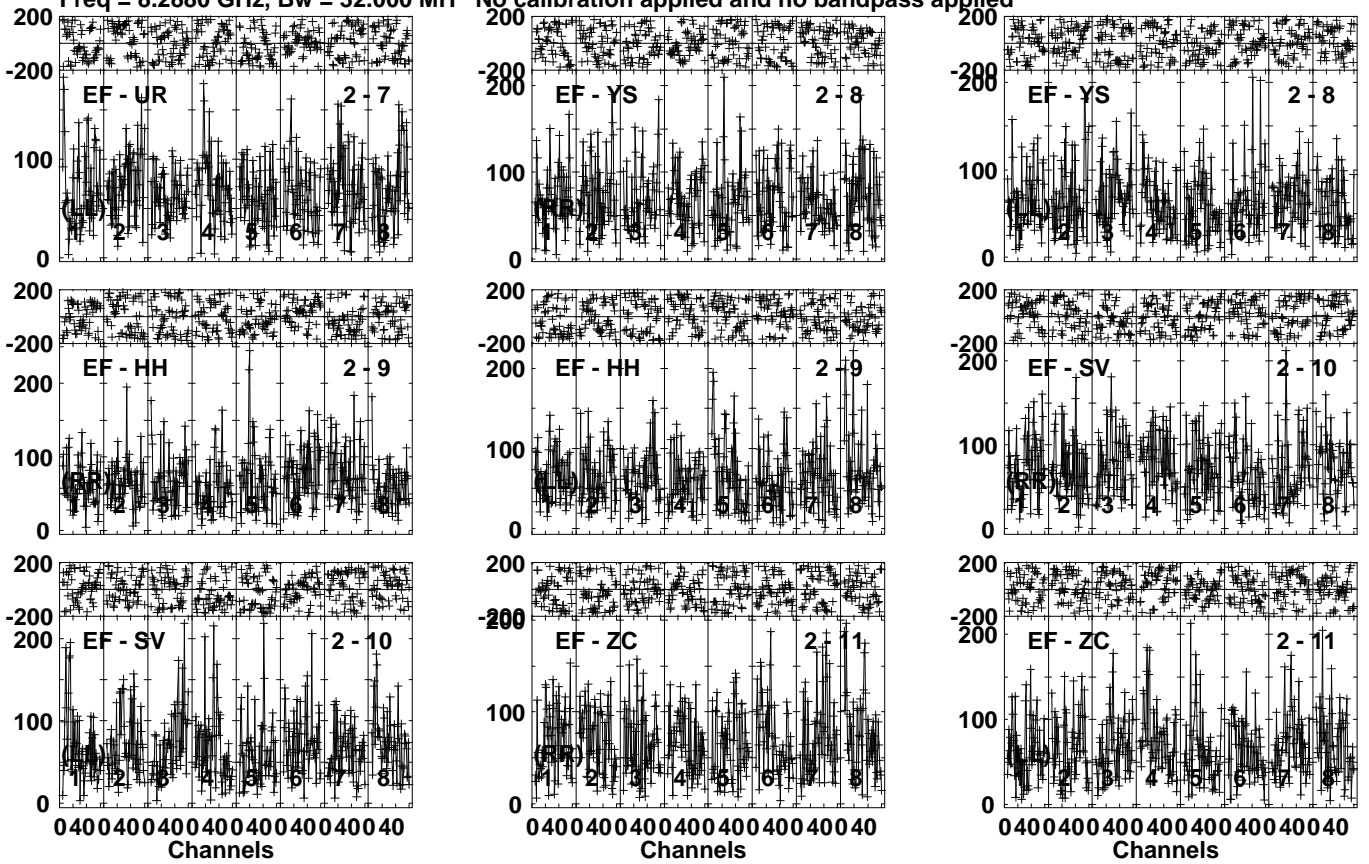


Lower frame: Micro Ampl Jy Top frame: Phas deg
Vector averaged cross-power spectrum Several baselines displayed
Timerange: 00/23:31:30 to 00/23:35:29

Plot file version 107 created 12-JAN-2021 15:55:05

LQ033+03 EB074C.UVDATA.1

Freq = 8.2880 GHz, Bw = 32.000 MH No calibration applied and no bandpass applied

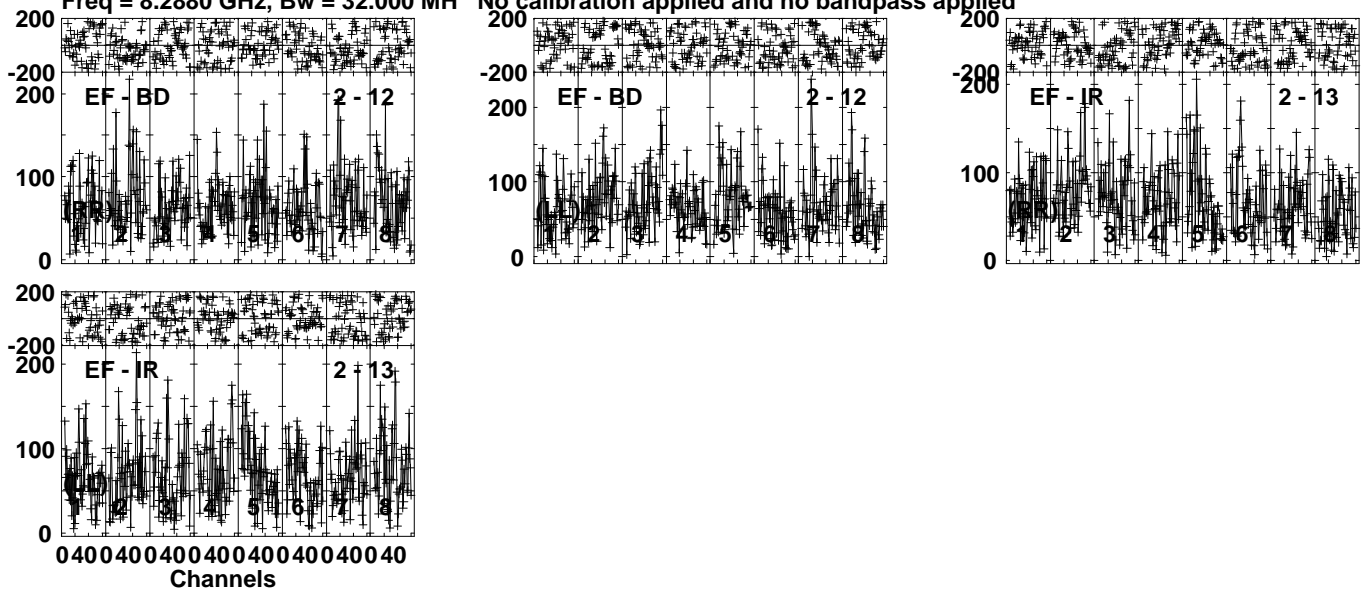


Lower frame: Micro Ampl Jy Top frame: Phas deg
Vector averaged cross-power spectrum Several baselines displayed
Timerange: 00/23:31:30 to 00/23:35:29

Plot file version 108 created 12-JAN-2021 15:55:05

LQ033+03 EB074C.UVDATA.1

Freq = 8.2880 GHz, Bw = 32.000 MH No calibration applied and no bandpass applied



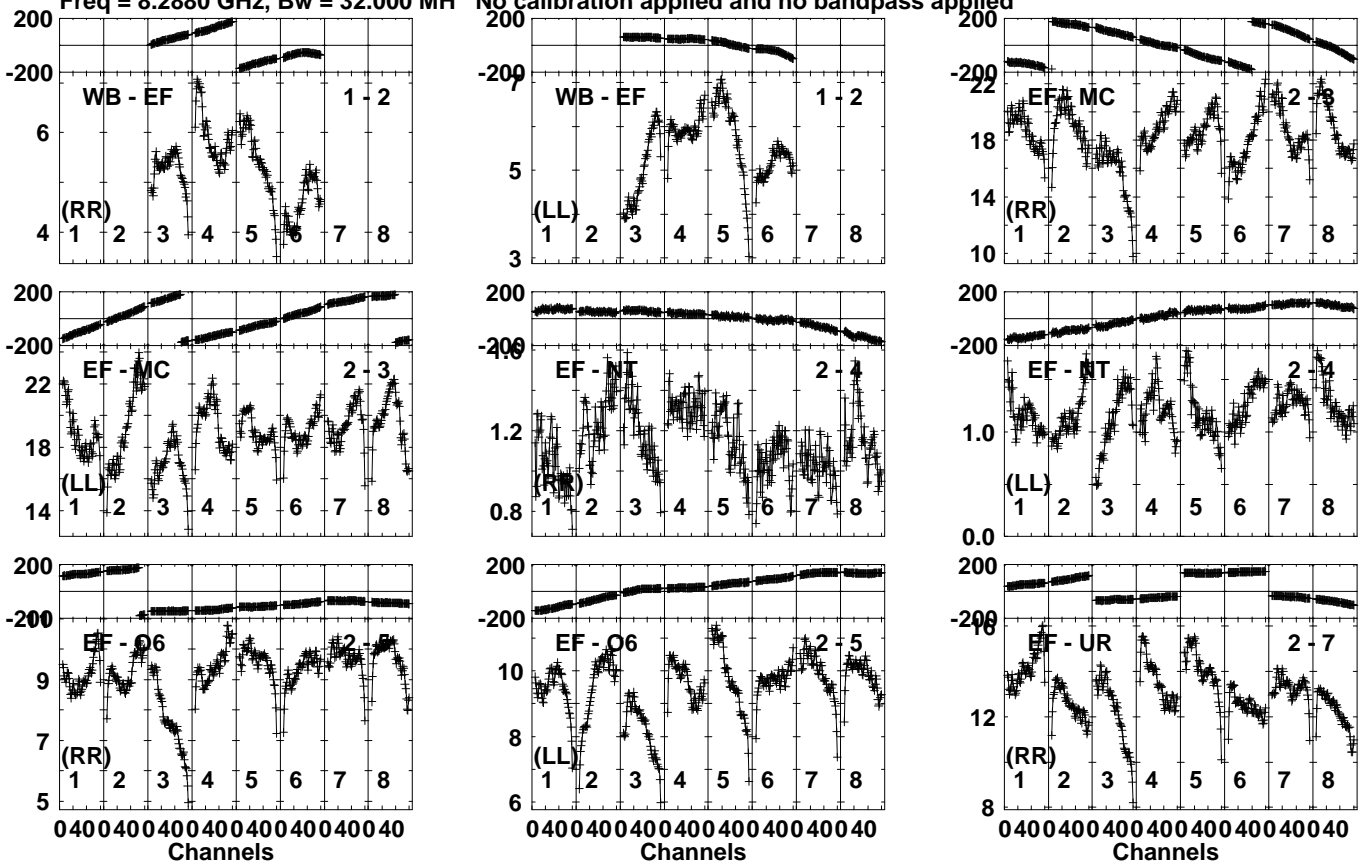
Lower frame: Micro Ampl Jy Top frame: Phas deg
Vector averaged cross-power spectrum Several baselines displayed
Timerange: 00/23:31:30 to 00/23:35:29

Plot file version 109 created 12-JAN-2021 15:55:05

J0205+3212 EB074C.UVDATA.1

Freq = 8.2880 GHz, Bw = 32.000 MH

No calibration applied and no bandpass applied



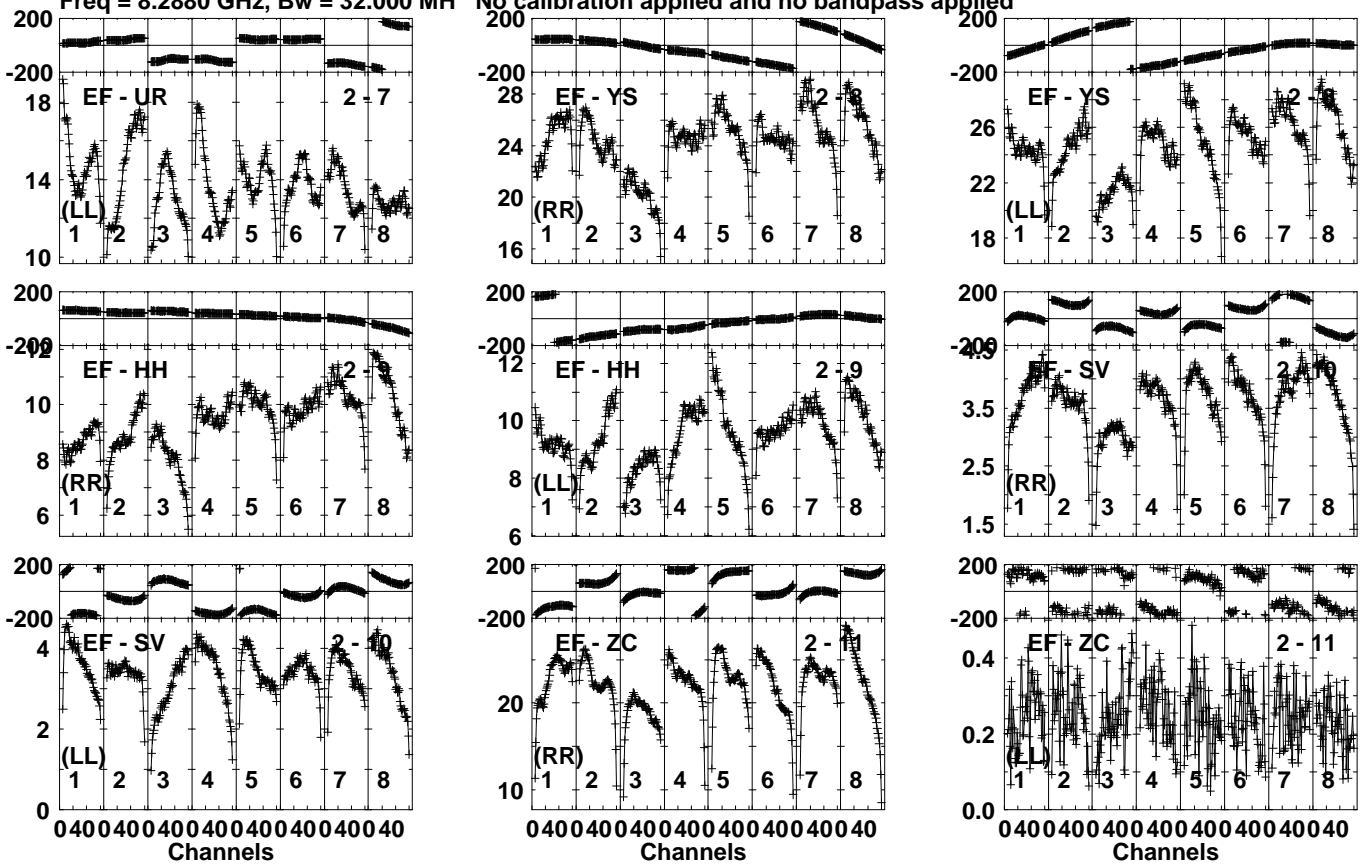
Lower frame: Milli Ampl Jy Top frame: Phas deg
Vector averaged cross-power spectrum Several baselines displayed
Timerange: 00/23:36:30 to 00/23:37:59

Plot file version 110 created 12-JAN-2021 15:55:06

J0205+3212 EB074C.UVDATA.1

Freq = 8.2880 GHz, Bw = 32.000 MH

No calibration applied and no bandpass applied



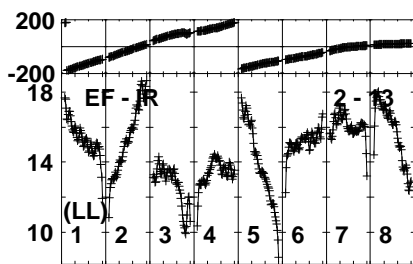
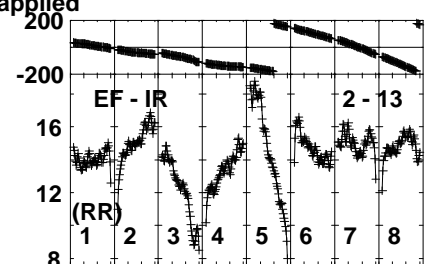
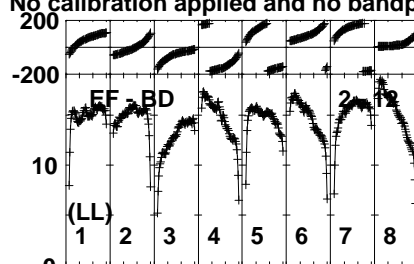
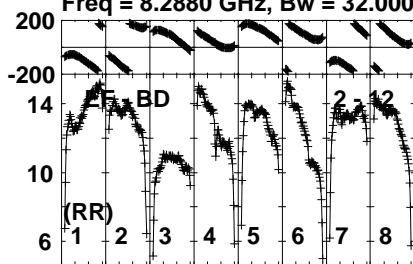
Lower frame: Milli Ampl Jy Top frame: Phas deg
Vector averaged cross-power spectrum Several baselines displayed
Timerange: 00/23:36:30 to 00/23:37:59

Plot file version 111 created 12-JAN-2021 15:55:06

J0205+3212 EB074C.UVDATA.1

Freq = 8.2880 GHz, Bw = 32.000 MH

No calibration applied and no bandpass applied



040040040040040040040040
Channels

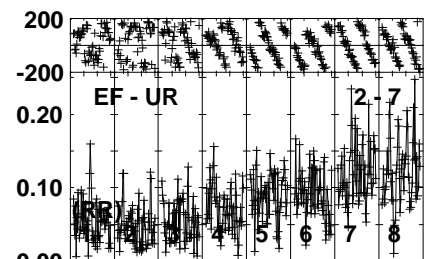
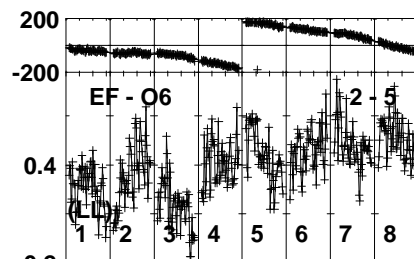
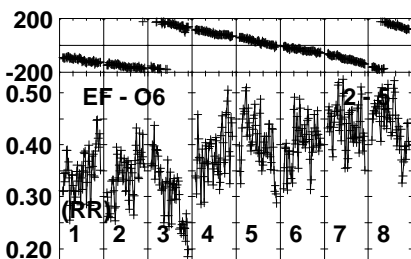
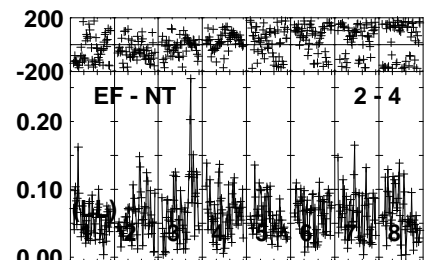
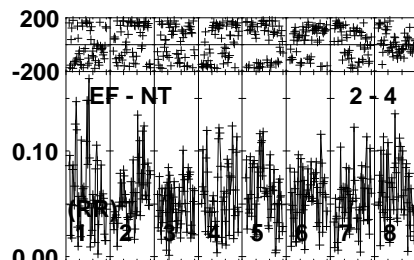
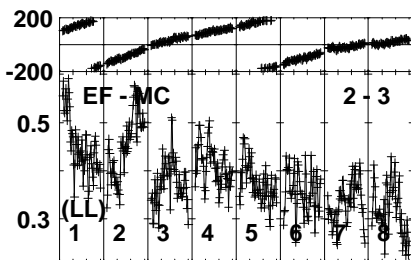
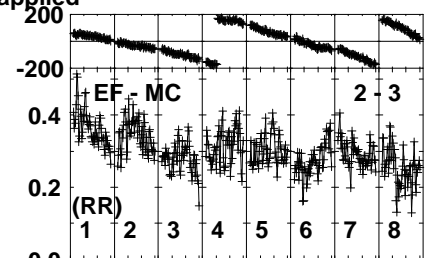
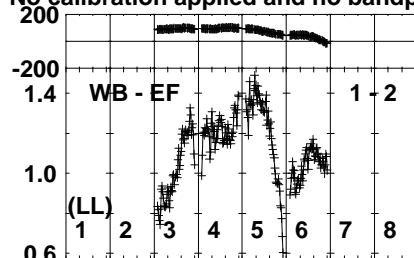
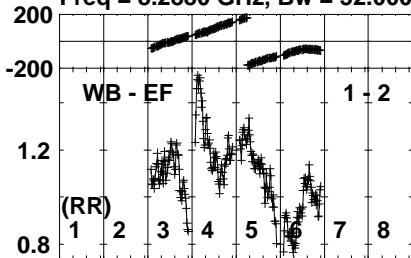
Lower frame: Milli Ampl Jy Top frame: Phas deg
Vector averaged cross-power spectrum Several baselines displayed
Timerange: 00/23:36:30 to 00/23:37:59

Plot file version 112 created 12-JAN-2021 15:55:07

0309+411B EB074C.UVDATA.1

Freq = 8.2880 GHz, Bw = 32.000 MH

No calibration applied and no bandpass applied



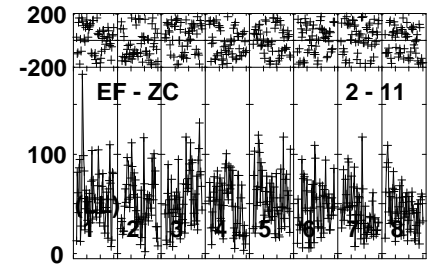
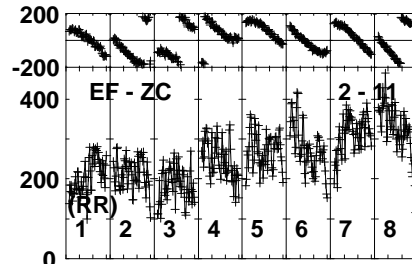
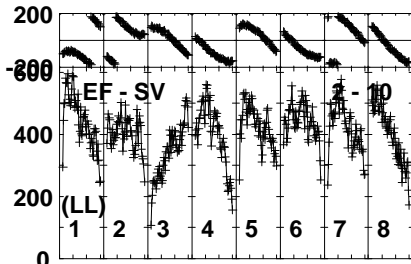
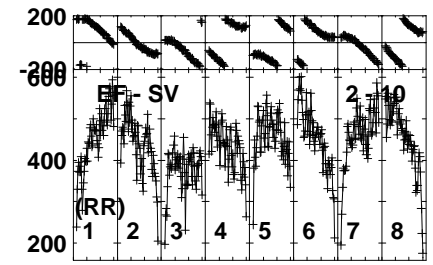
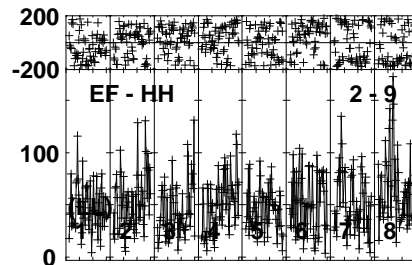
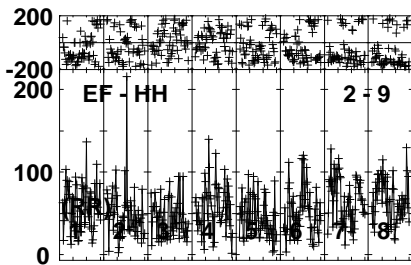
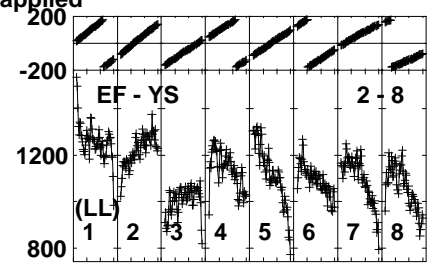
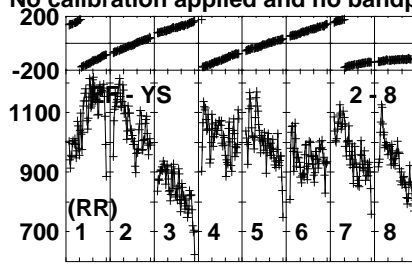
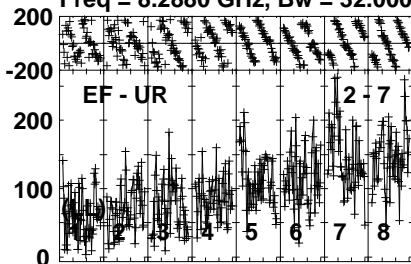
Lower frame: Milli Ampl Jy Top frame: Phas deg
Vector averaged cross-power spectrum Several baselines displayed
Timerange: 00/23:41:01 to 00/23:49:00

Plot file version 113 created 12-JAN-2021 15:55:07

0309+411B EB074C.UVDATA.1

Freq = 8.2880 GHz, Bw = 32.000 MH

No calibration applied and no bandpass applied



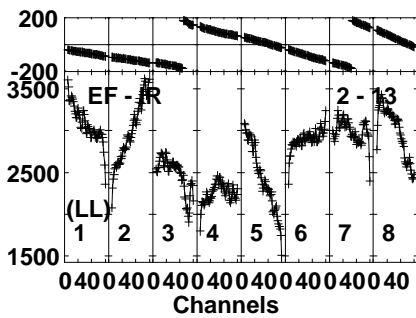
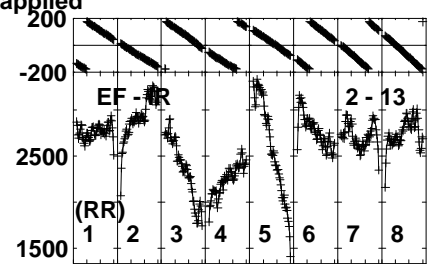
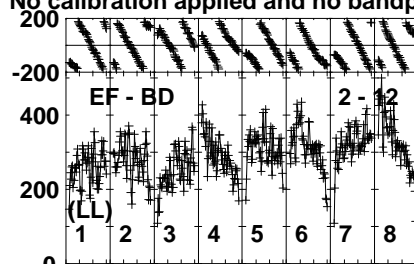
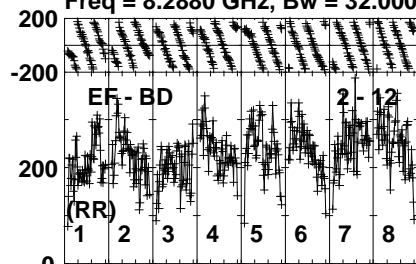
Lower frame: Micro Ampl Jy Top frame: Phas deg
Vector averaged cross-power spectrum Several baselines displayed
Timerange: 00/23:41:01 to 00/23:49:00

Plot file version 114 created 12-JAN-2021 15:55:08

0309+411B EB074C.UVDATA.1

Freq = 8.2880 GHz, Bw = 32.000 MH

No calibration applied and no bandpass applied



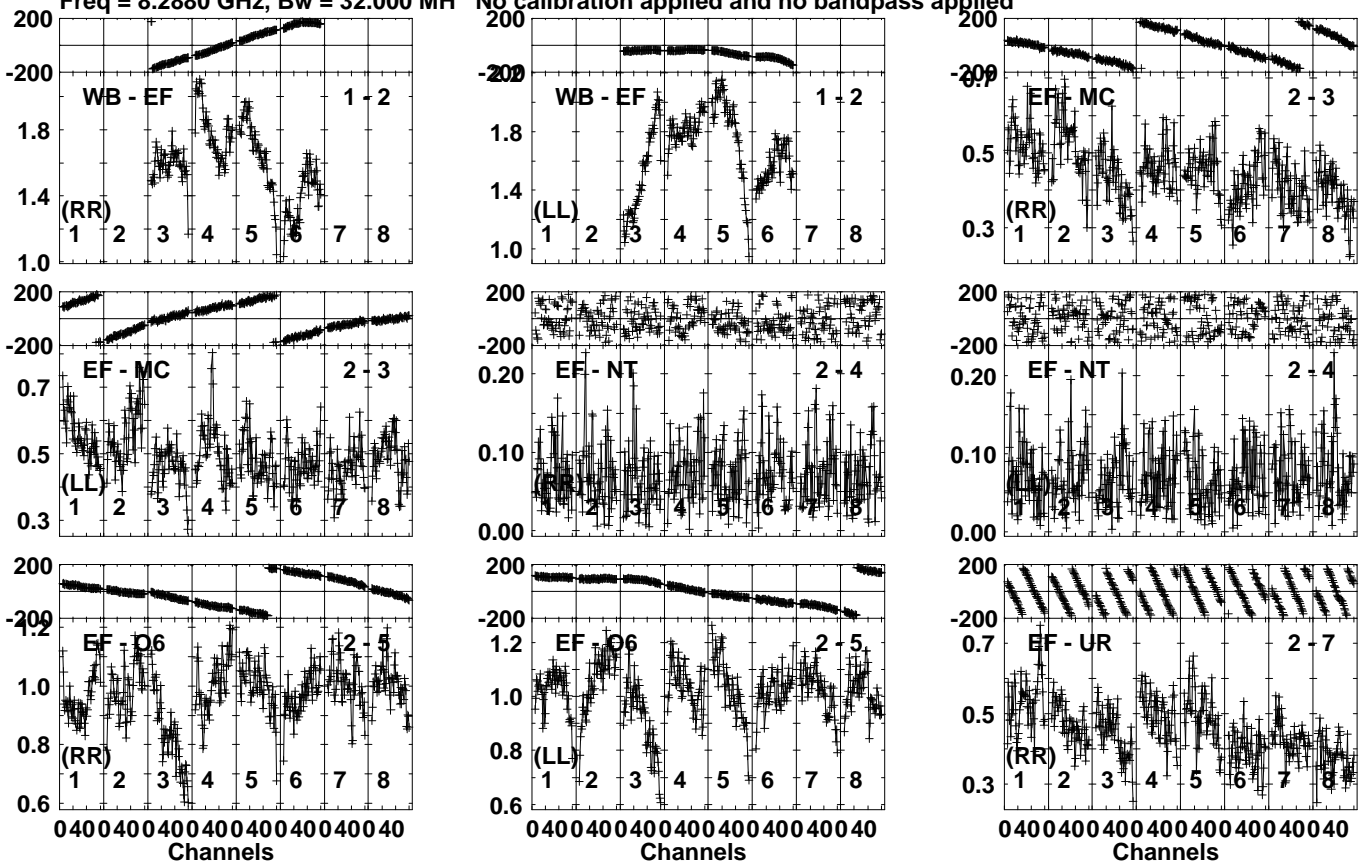
Lower frame: Micro Ampl Jy Top frame: Phas deg
Vector averaged cross-power spectrum Several baselines displayed
Timerange: 00/23:41:01 to 00/23:49:00

Plot file version 115 created 12-JAN-2021 15:55:09

0309+411B EB074C.UVDATA.1

Freq = 8.2880 GHz, Bw = 32.000 MH

No calibration applied and no bandpass applied



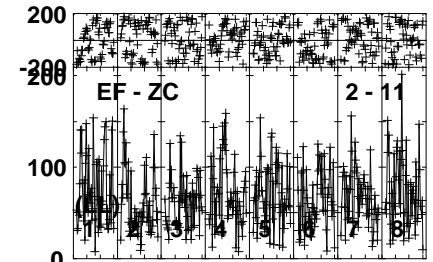
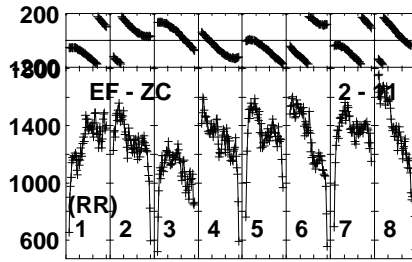
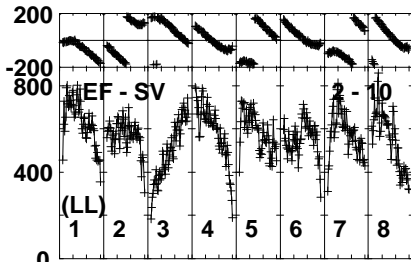
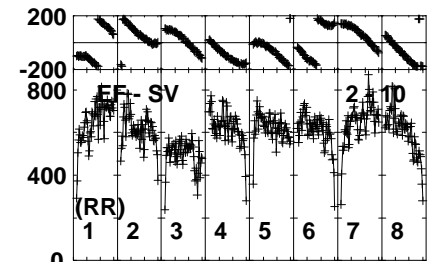
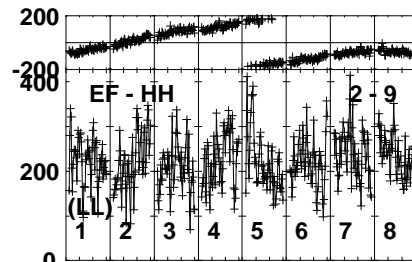
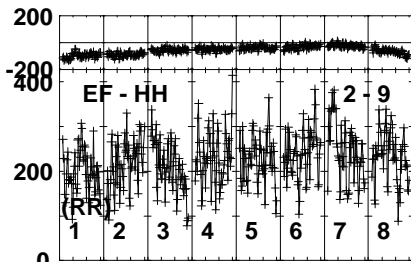
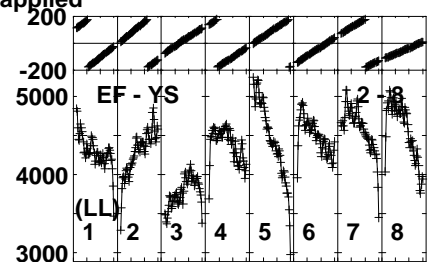
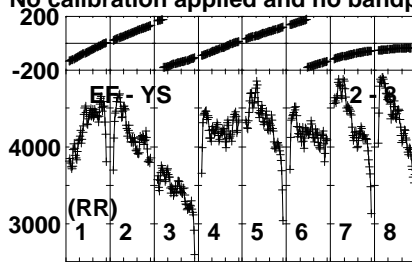
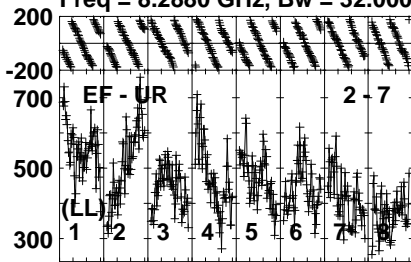
Lower frame: Milli Ampl Jy Top frame: Phas deg
Vector averaged cross-power spectrum Several baselines displayed
Timerange: 00/23:49:31 to 00/23:53:29

Plot file version 116 created 12-JAN-2021 15:55:09

0309+411B EB074C.UVDATA.1

Freq = 8.2880 GHz, Bw = 32.000 MH

No calibration applied and no bandpass applied



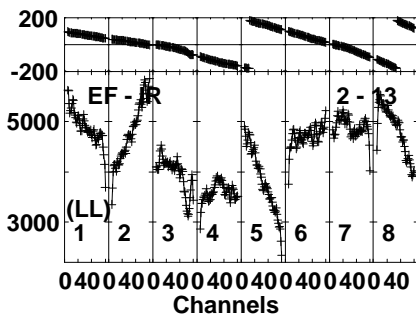
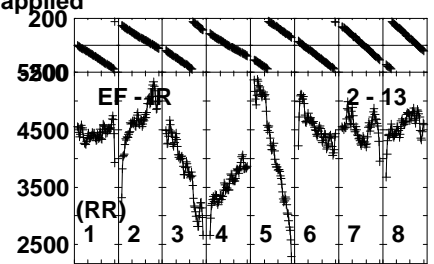
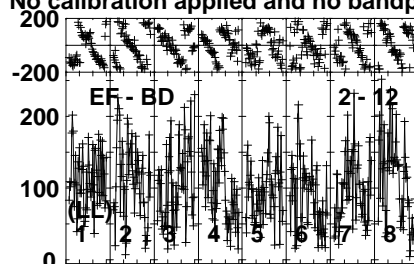
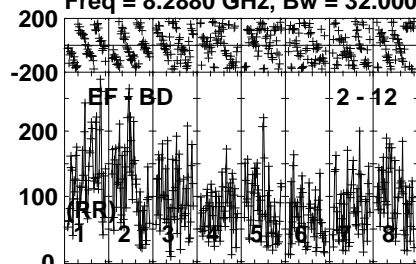
Lower frame: Micro Ampl Jy Top frame: Phas deg
Vector averaged cross-power spectrum Several baselines displayed
Timerange: 00/23:49:31 to 00/23:53:29

Plot file version 117 created 12-JAN-2021 15:55:10

0309+411B EB074C.UVDATA.1

Freq = 8.2880 GHz, Bw = 32.000 MH

No calibration applied and no bandpass applied

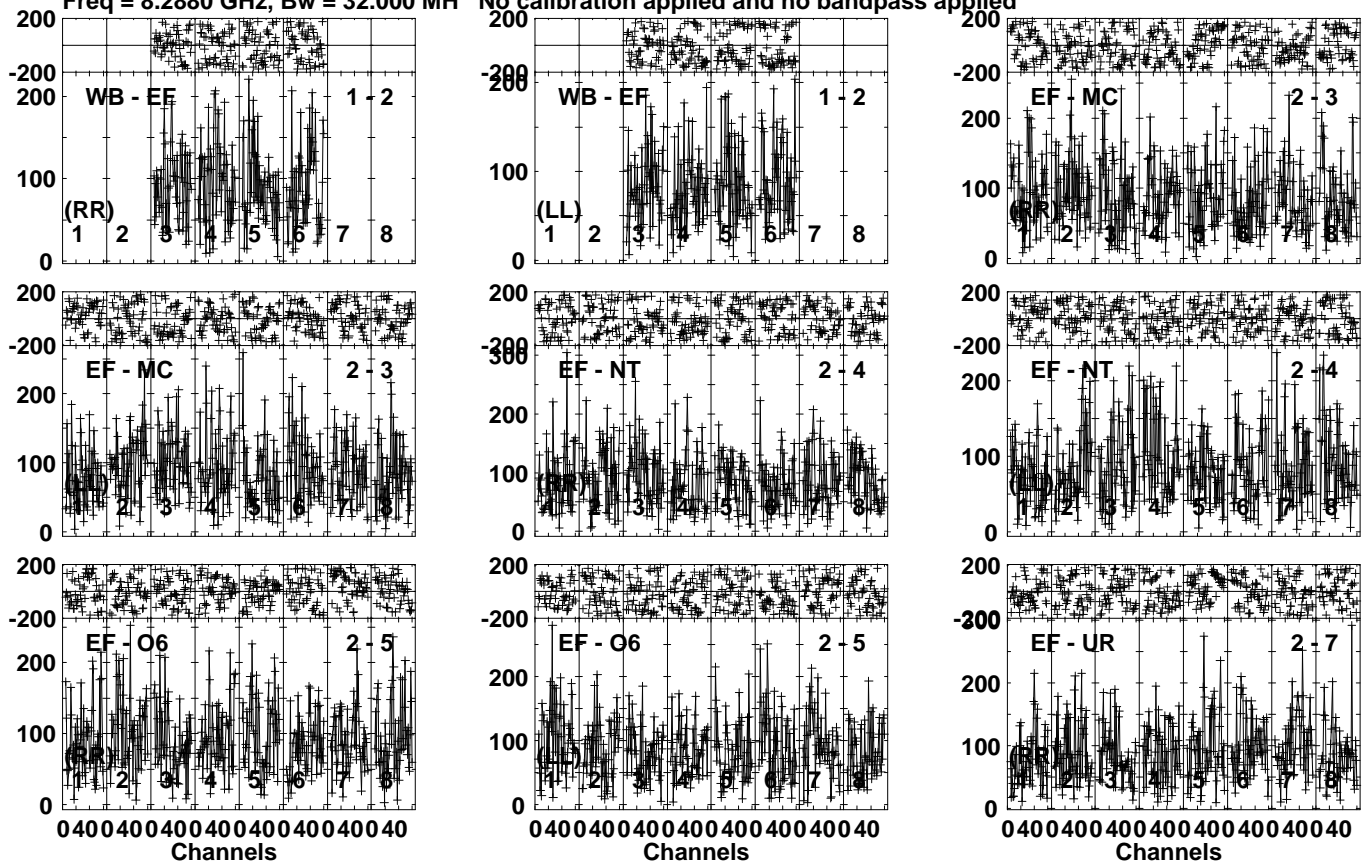


Lower frame: Micro Ampl Jy Top frame: Phas deg
Vector averaged cross-power spectrum Several baselines displayed
Timerange: 00/23:49:31 to 00/23:53:29

Plot file version 118 created 12-JAN-2021 15:55:10

4C40.08 EB074C.UVDATA.1

Freq = 8.2880 GHz, Bw = 32.000 MH No calibration applied and no bandpass applied

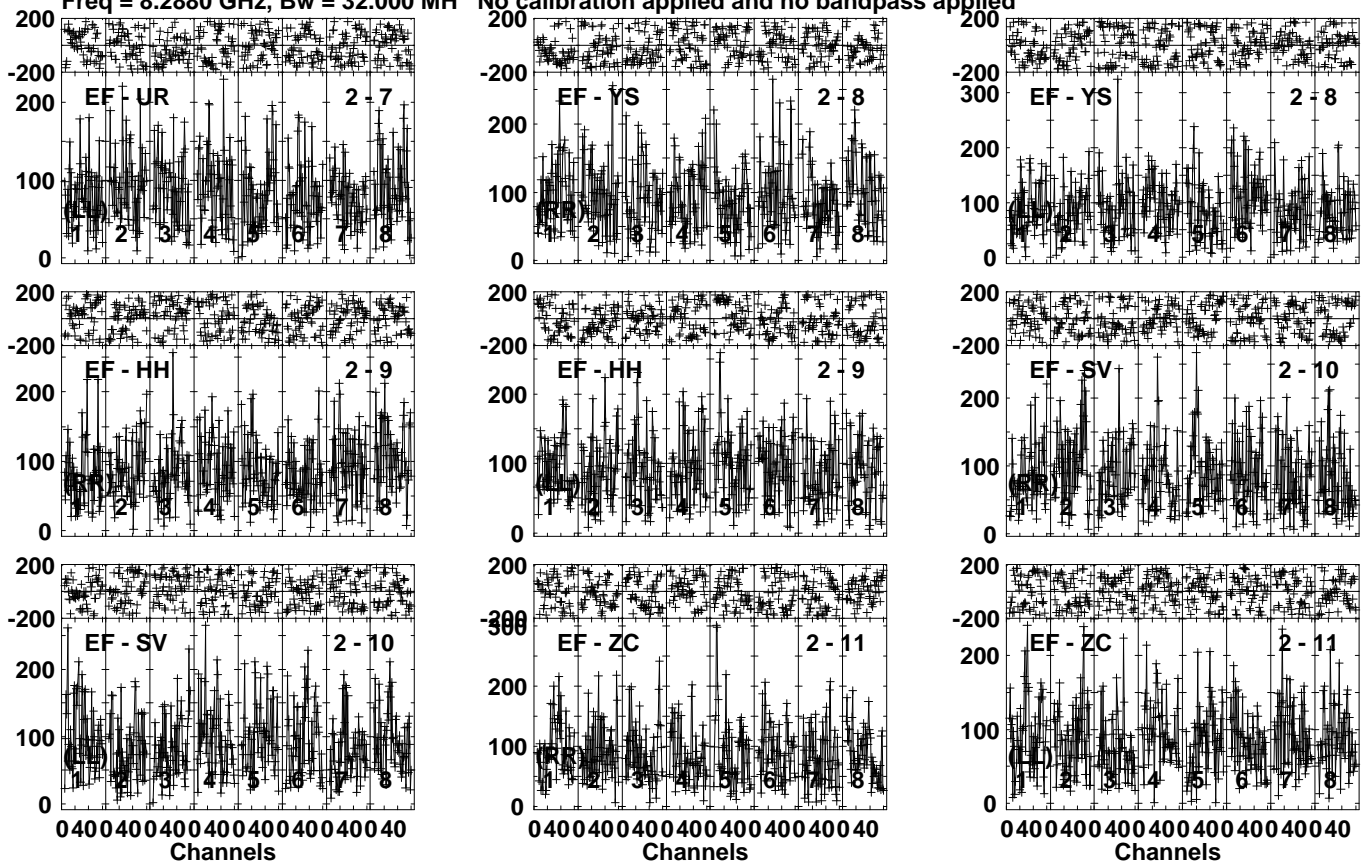


Lower frame: Micro Ampl Jy Top frame: Phas deg
Vector averaged cross-power spectrum Several baselines displayed
Timerange: 00/23:55:30 to 00/23:59:29

Plot file version 119 created 12-JAN-2021 15:55:10

4C40.08 EB074C.UVDATA.1

Freq = 8.2880 GHz, Bw = 32.000 MH No calibration applied and no bandpass applied

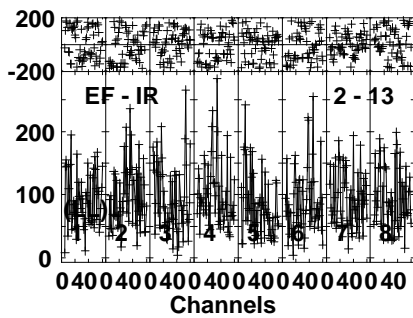
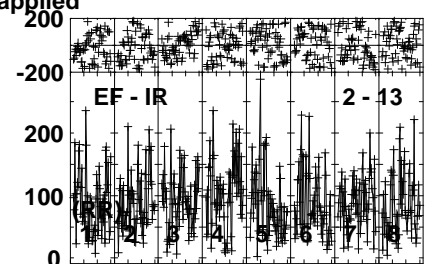
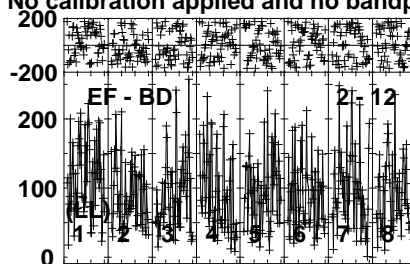
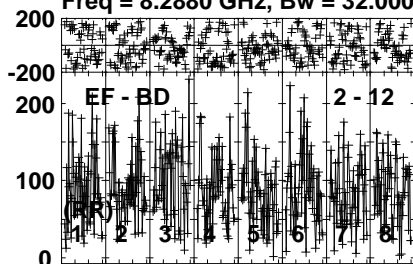


Lower frame: Micro Ampl Jy Top frame: Phas deg
Vector averaged cross-power spectrum Several baselines displayed
Timerange: 00/23:55:30 to 00/23:59:29

Plot file version 120 created 12-JAN-2021 15:55:11

4C40.08 EB074C.UVDATA.1

Freq = 8.2880 GHz, Bw = 32.000 MH No calibration applied and no bandpass applied



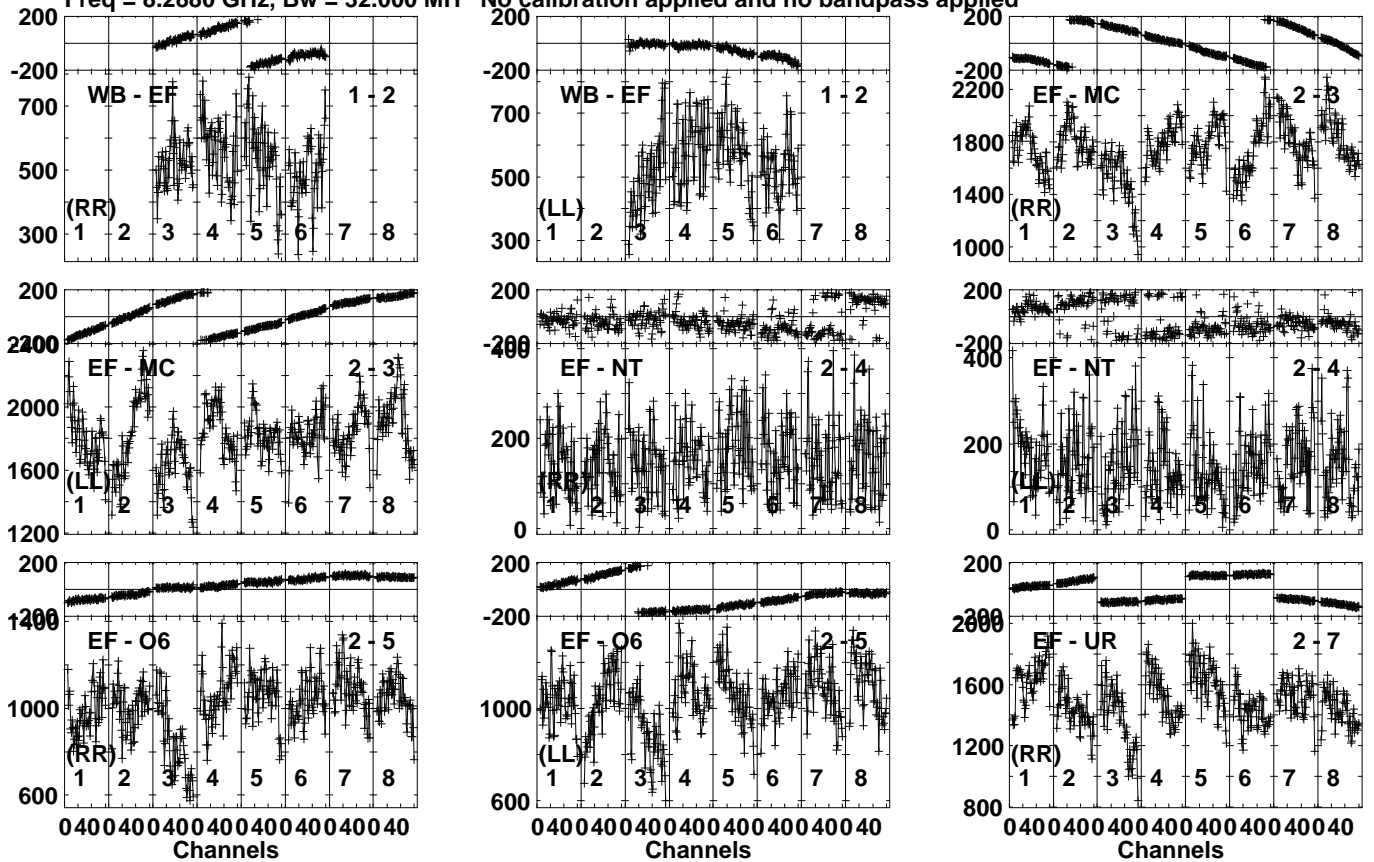
Lower frame: Micro Ampl Jy Top frame: Phas deg
Vector averaged cross-power spectrum Several baselines displayed
Timerange: 00/23:55:30 to 00/23:59:29

Plot file version 121 created 12-JAN-2021 15:55:11

J0204+4005 EB074C.UVDATA.1

Freq = 8.2880 GHz, Bw = 32.000 MH

No calibration applied and no bandpass applied



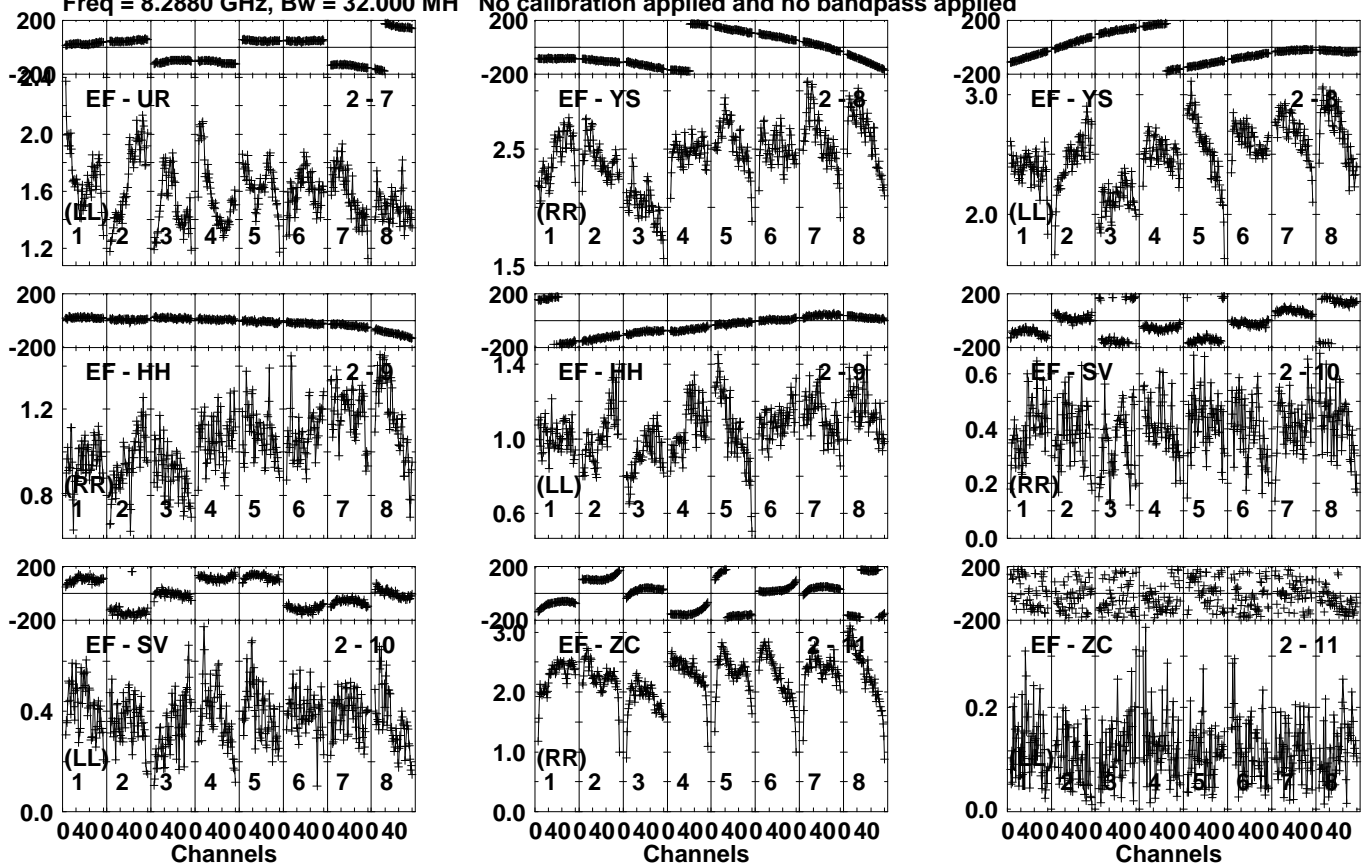
Lower frame: Micro Ampl Jy Top frame: Phas deg
Vector averaged cross-power spectrum Several baselines displayed
Timerange: 01/00:00:31 to 01/00:01:59

Plot file version 122 created 12-JAN-2021 15:55:11

J0204+4005 EB074C.UVDATA.1

Freq = 8.2880 GHz, Bw = 32.000 MH

No calibration applied and no bandpass applied



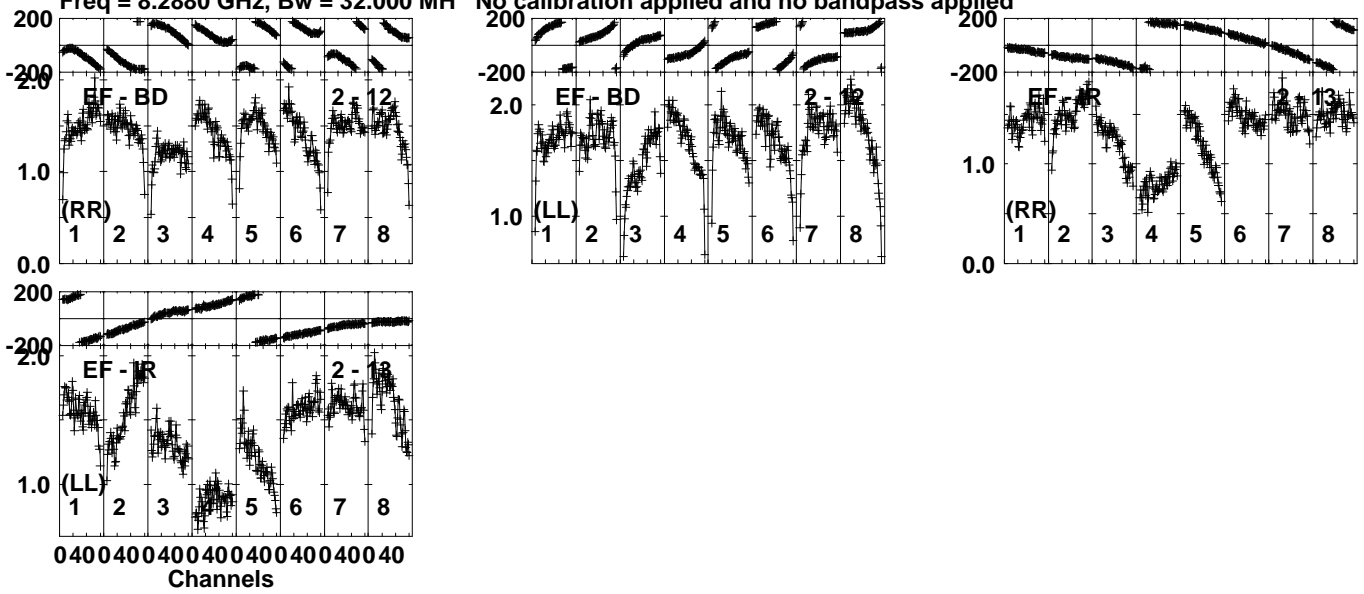
Lower frame: Milli Ampl Jy Top frame: Phas deg
Vector averaged cross-power spectrum Several baselines displayed
Timerange: 01/00:00:31 to 01/00:01:59

Plot file version 123 created 12-JAN-2021 15:55:11

J0204+4005 EB074C.UVDATA.1

Freq = 8.2880 GHz, Bw = 32.000 MH

No calibration applied and no bandpass applied

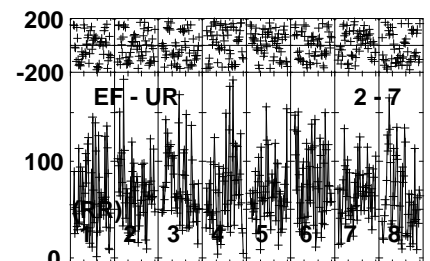
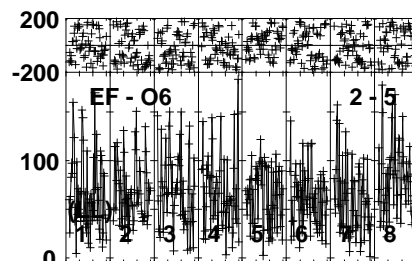
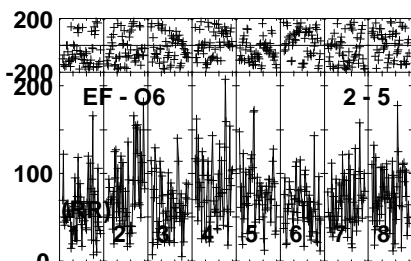
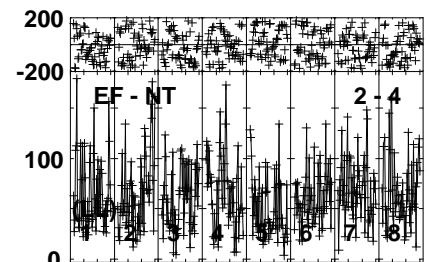
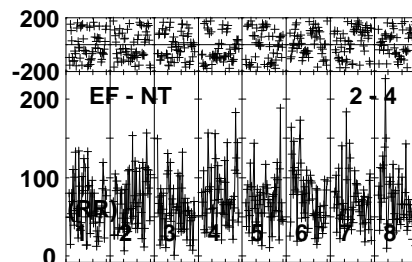
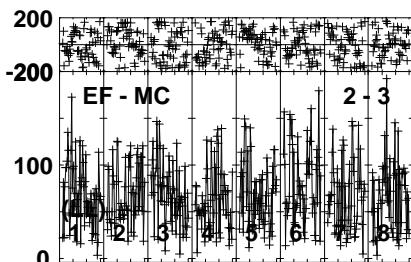
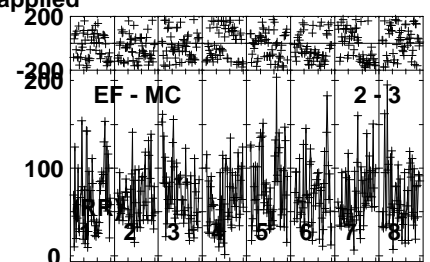
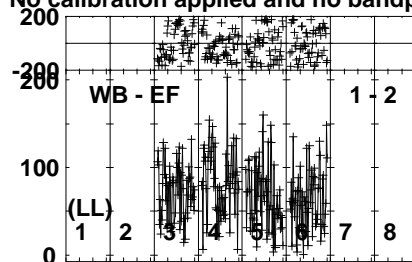
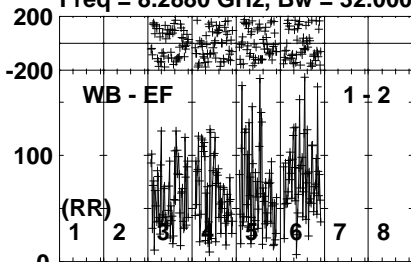


Lower frame: Milli Ampl Jy Top frame: Phas deg
Vector averaged cross-power spectrum Several baselines displayed
Timerange: 01/00:00:31 to 01/00:01:59

Plot file version 124 created 12-JAN-2021 15:55:12

4C40.08 EB074C.UVDATA.1

Freq = 8.2880 GHz, Bw = 32.000 MH No calibration applied and no bandpass applied

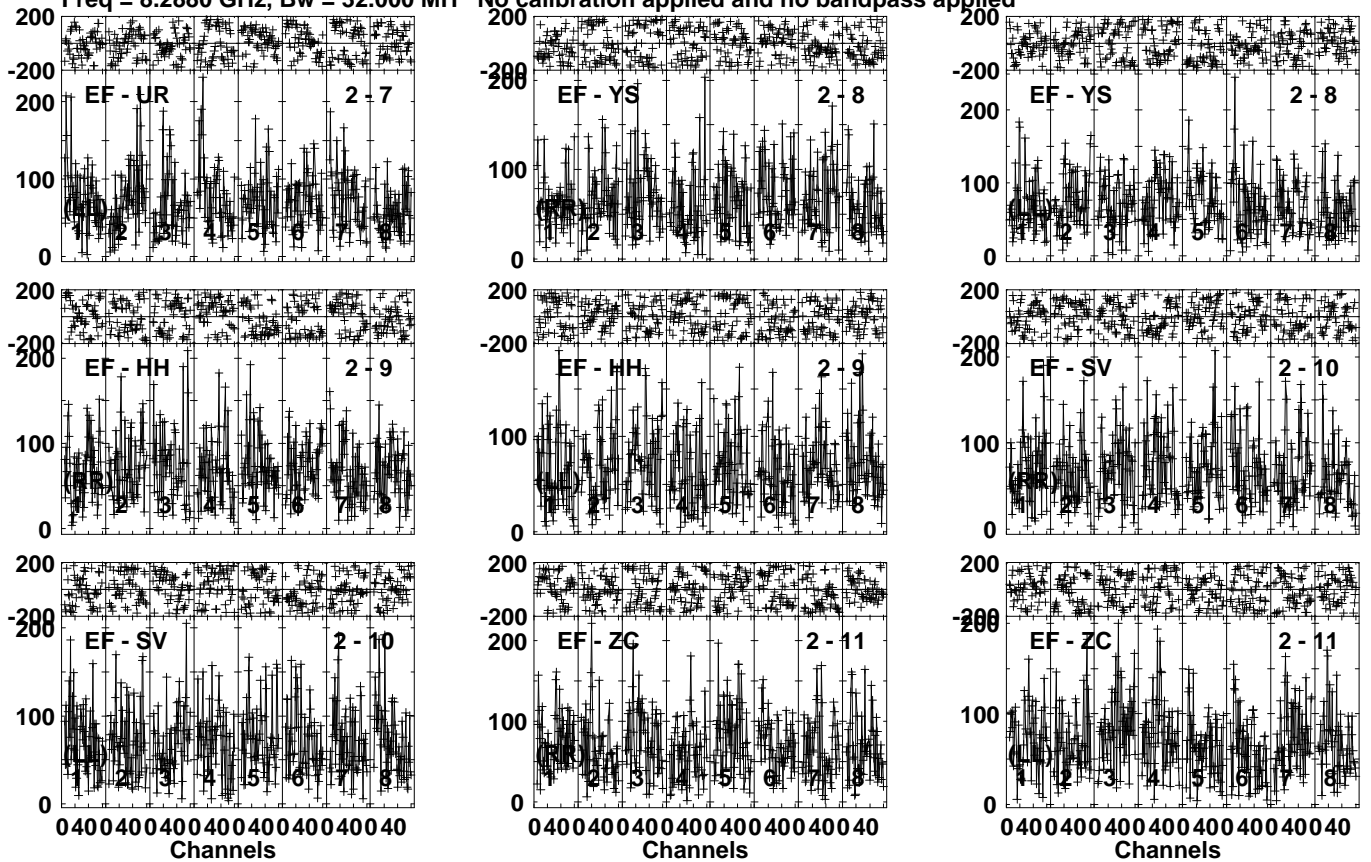


Lower frame: Micro Ampl Jy Top frame: Phas deg
Vector averaged cross-power spectrum Several baselines displayed
Timerange: 01/00:03:01 to 01/00:06:59

Plot file version 125 created 12-JAN-2021 15:55:12

4C40.08 EB074C.UVDATA.1

Freq = 8.2880 GHz, Bw = 32.000 MH No calibration applied and no bandpass applied

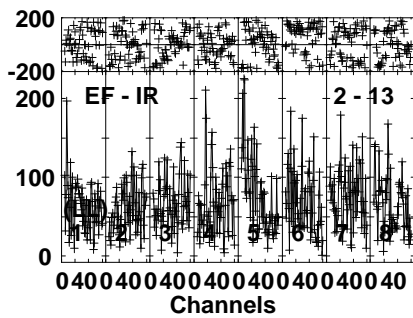
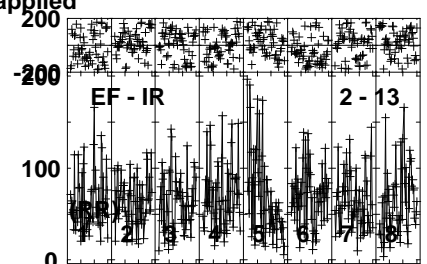
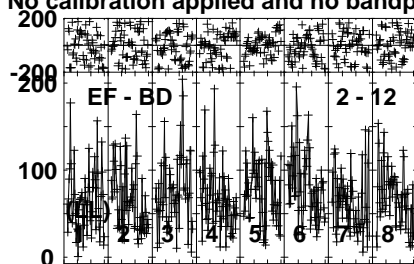
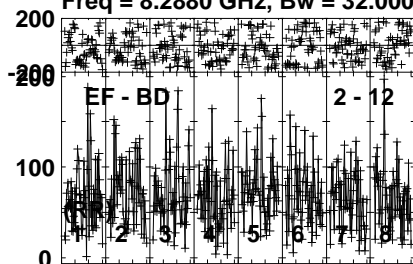


Lower frame: Micro Ampl Jy Top frame: Phas deg
Vector averaged cross-power spectrum Several baselines displayed
Timerange: 01/00:03:01 to 01/00:06:59

Plot file version 126 created 12-JAN-2021 15:55:13

4C40.08 EB074C.UVDATA.1

Freq = 8.2880 GHz, Bw = 32.000 MH No calibration applied and no bandpass applied



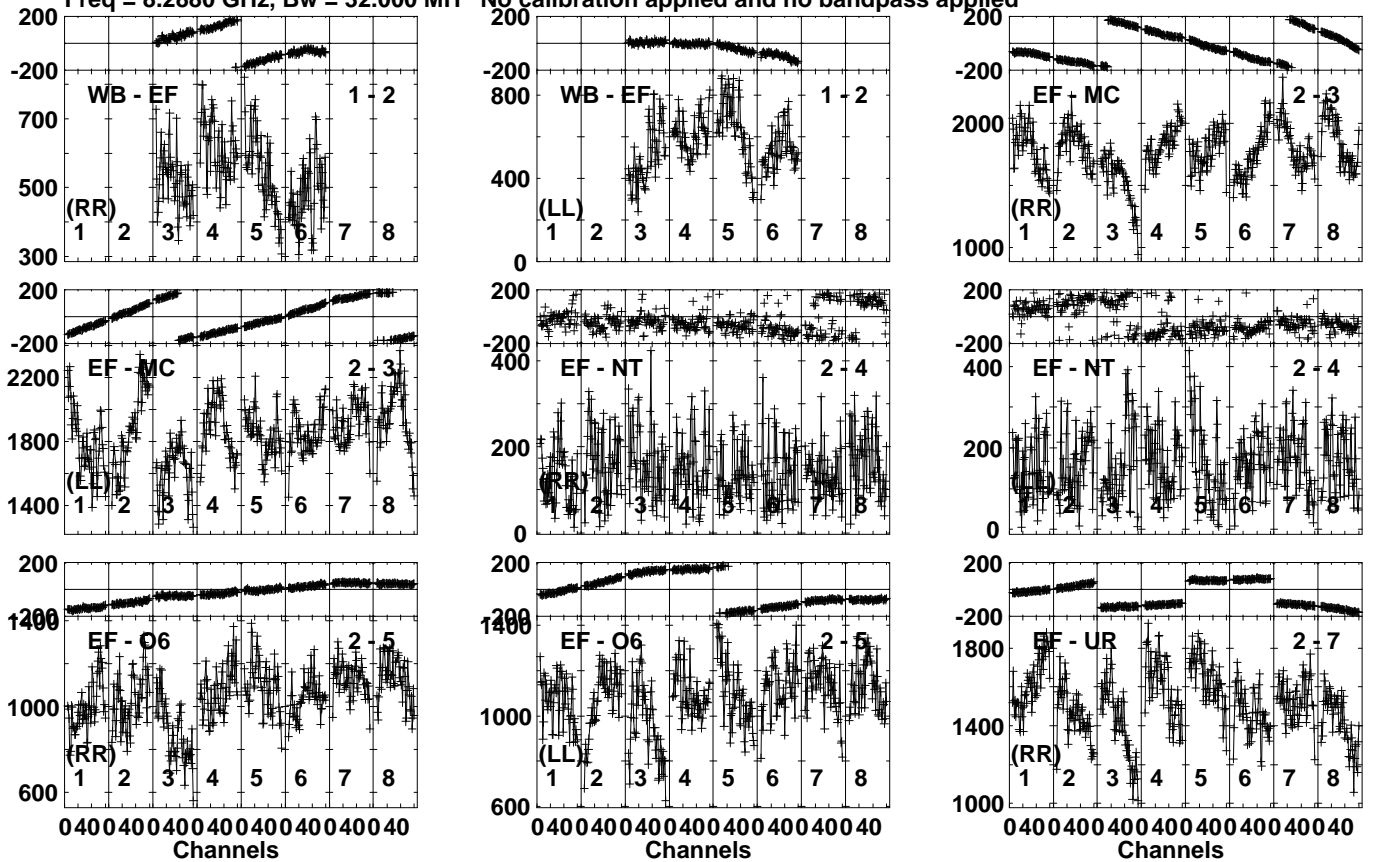
Lower frame: Micro Ampl Jy Top frame: Phas deg
Vector averaged cross-power spectrum Several baselines displayed
Timerange: 01/00:03:01 to 01/00:06:59

Plot file version 127 created 12-JAN-2021 15:55:13

J0204+4005 EB074C.UVDATA.1

Freq = 8.2880 GHz, Bw = 32.000 MH

No calibration applied and no bandpass applied



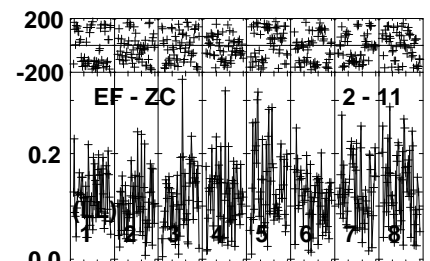
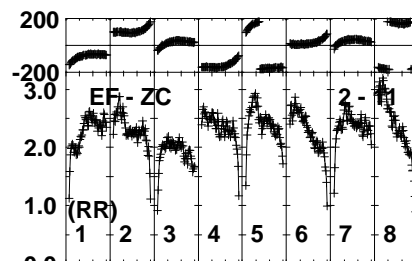
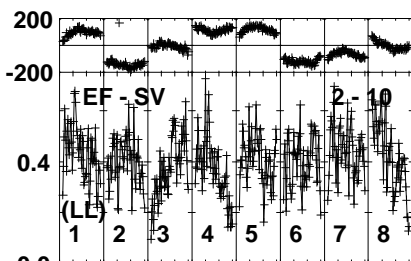
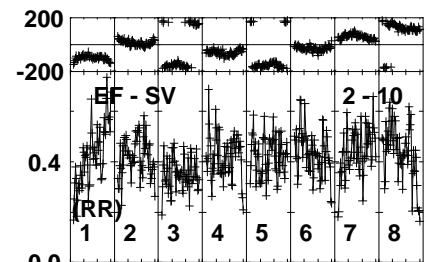
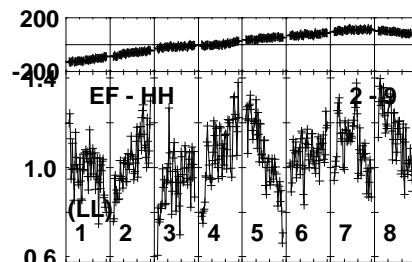
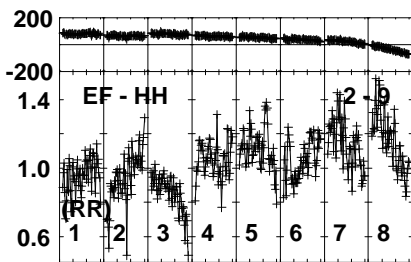
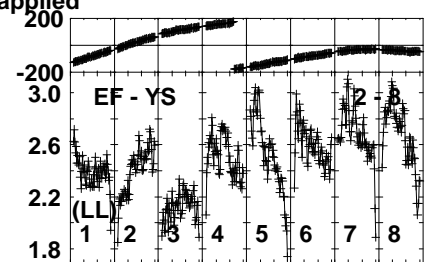
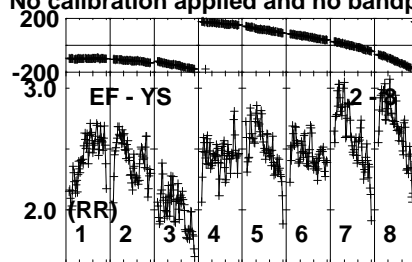
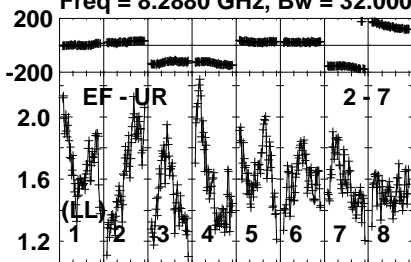
Lower frame: Micro Ampl Jy Top frame: Phas deg
Vector averaged cross-power spectrum Several baselines displayed
Timerange: 01/00:08:01 to 01/00:09:29

Plot file version 128 created 12-JAN-2021 15:55:13

J0204+4005 EB074C.UVDATA.1

Freq = 8.2880 GHz, Bw = 32.000 MH

No calibration applied and no bandpass applied

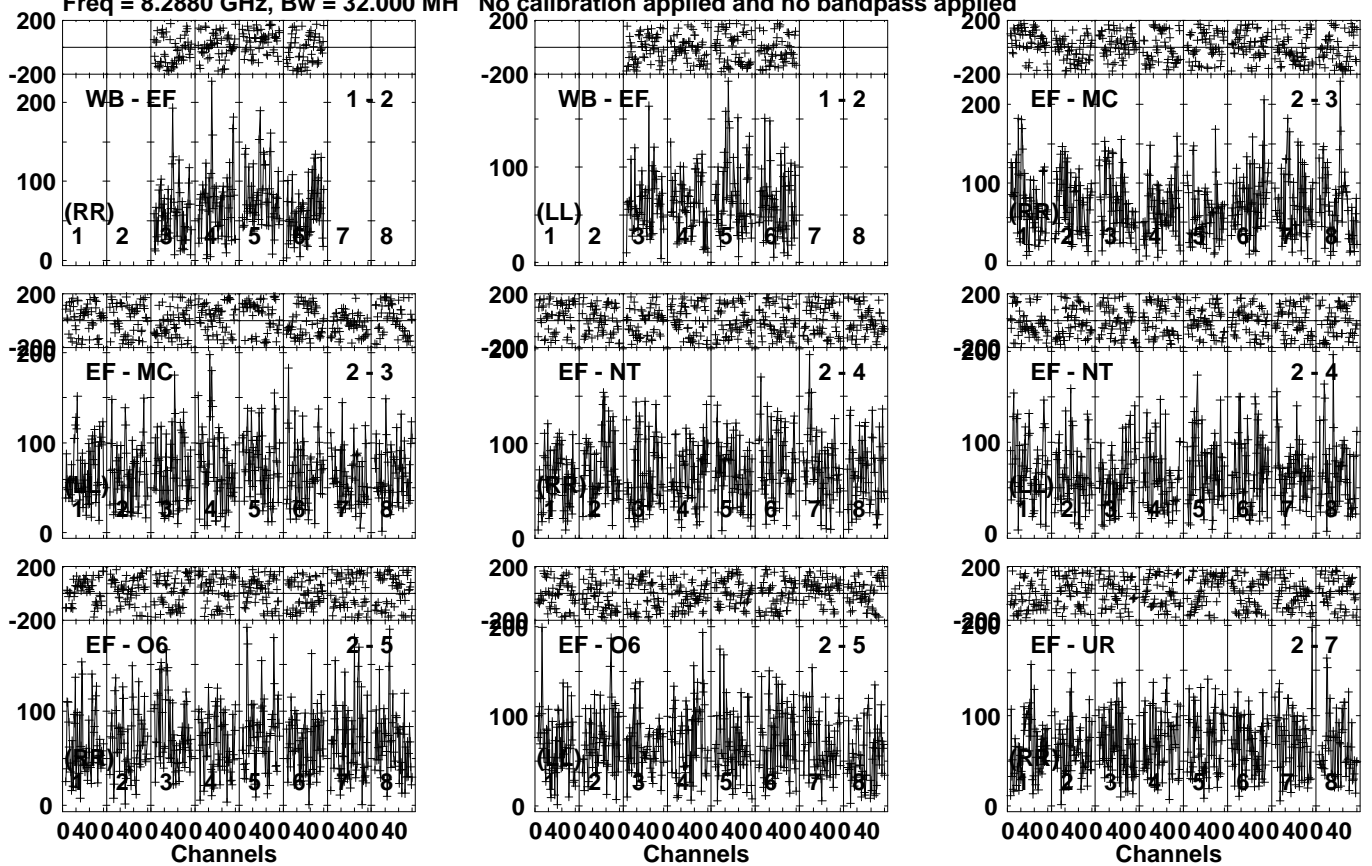


Lower frame: Milli Ampl Jy Top frame: Phas deg
Vector averaged cross-power spectrum Several baselines displayed
Timerange: 01/00:08:01 to 01/00:09:29

Plot file version 130 created 12-JAN-2021 15:55:14

4C40.08 EB074C.UVDATA.1

Freq = 8.2880 GHz, Bw = 32.000 MH No calibration applied and no bandpass applied

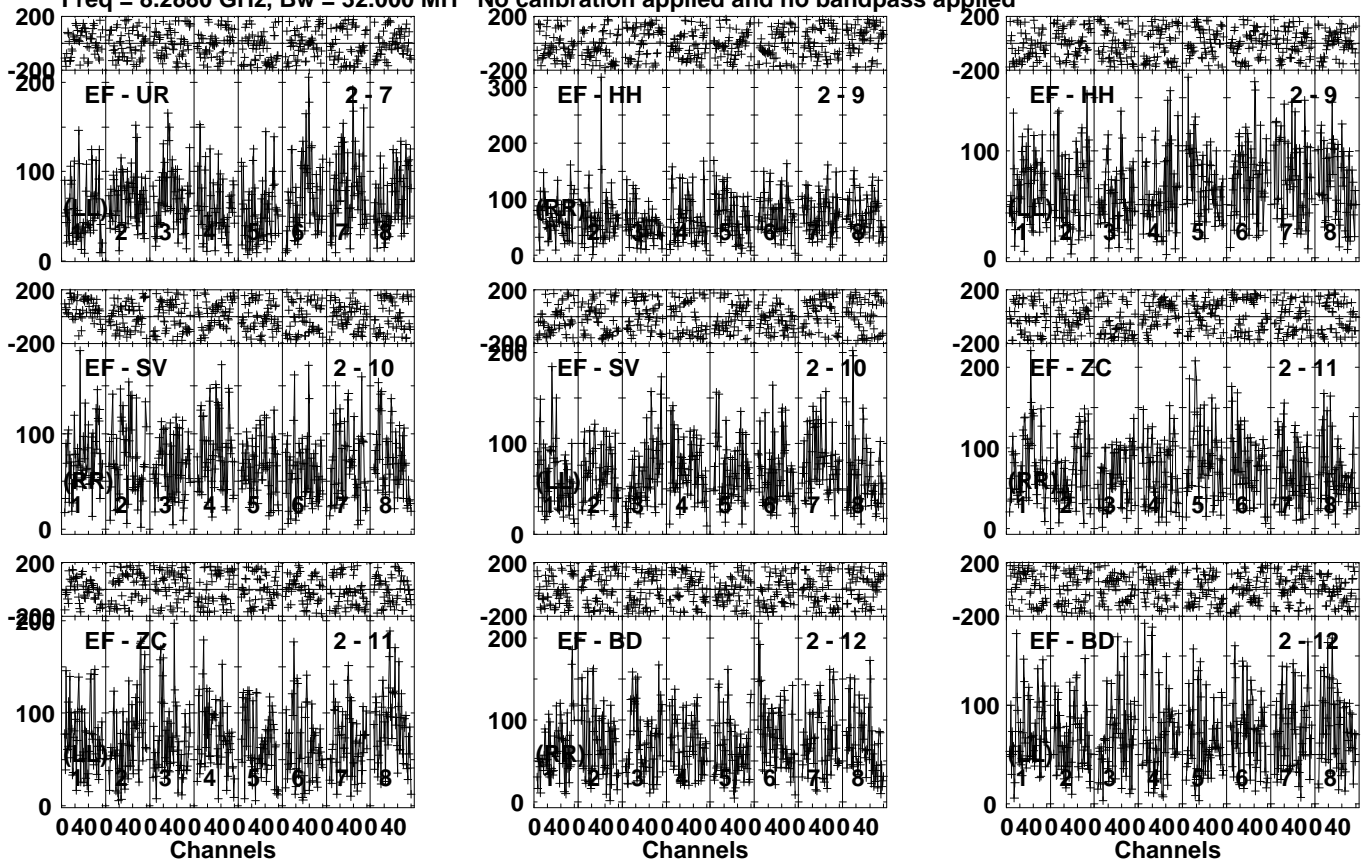


Lower frame: Micro Ampl Jy Top frame: Phas deg
Vector averaged cross-power spectrum Several baselines displayed
Timerange: 01/00:10:31 to 01/00:14:29

Plot file version 131 created 12-JAN-2021 15:55:14

4C40.08 EB074C.UVDATA.1

Freq = 8.2880 GHz, Bw = 32.000 MH No calibration applied and no bandpass applied

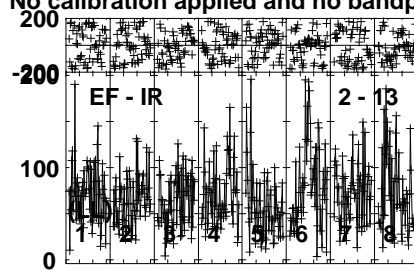
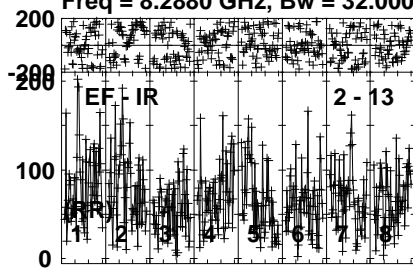


Lower frame: Micro Ampl Jy Top frame: Phas deg
Vector averaged cross-power spectrum Several baselines displayed
Timerange: 01/00:10:31 to 01/00:14:29

Plot file version 132 created 12-JAN-2021 15:55:14

4C40.08 EB074C.UVDATA.1

Freq = 8.2880 GHz, Bw = 32.000 MH No calibration applied and no bandpass applied



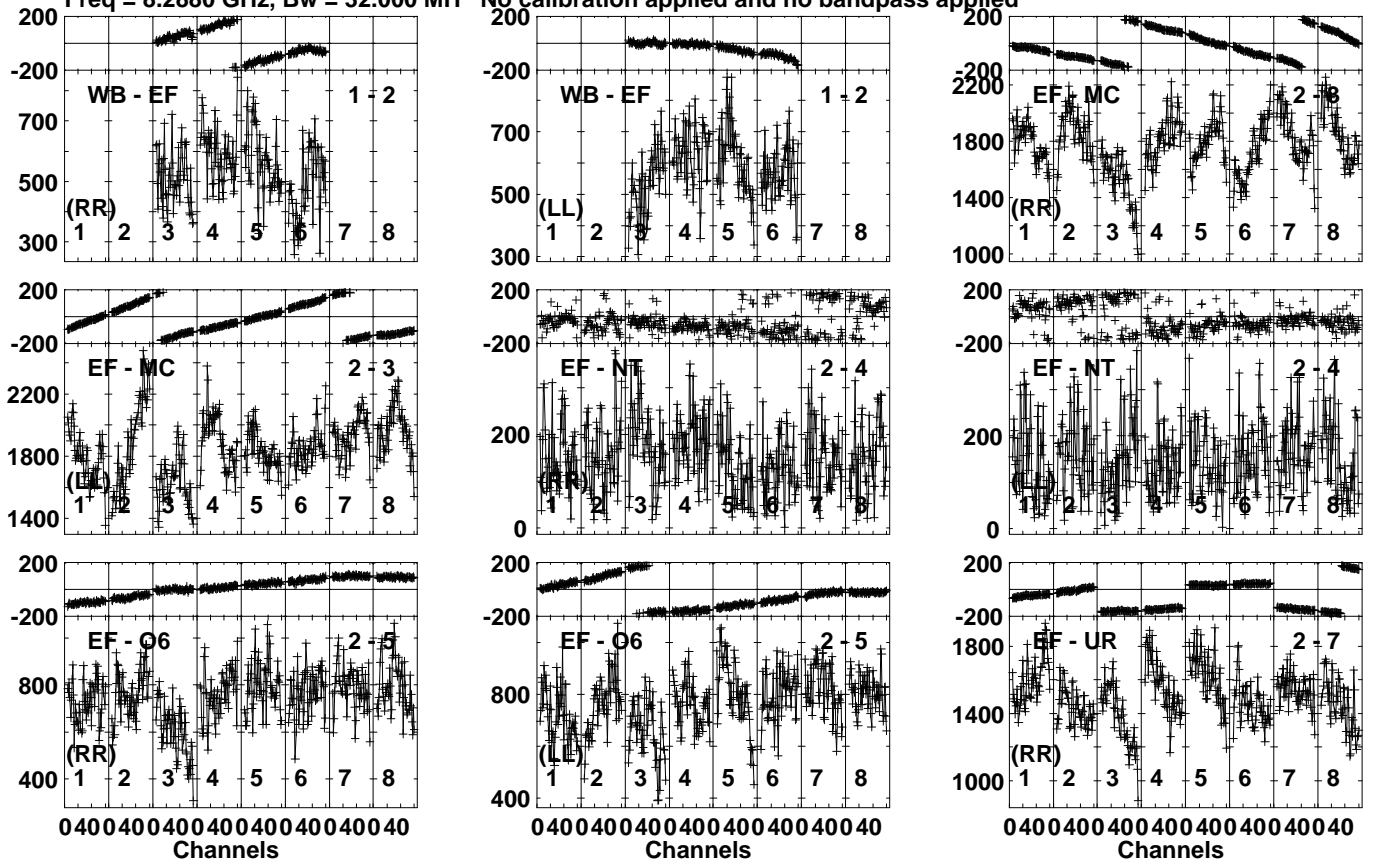
Lower frame: Micro Ampl Jy Top frame: Phas deg
Vector averaged cross-power spectrum Several baselines displayed
Timerange: 01/00:10:31 to 01/00:14:29

Plot file version 133 created 12-JAN-2021 15:55:14

J0204+4005 EB074C.UVDATA.1

Freq = 8.2880 GHz, Bw = 32.000 MH

No calibration applied and no bandpass applied



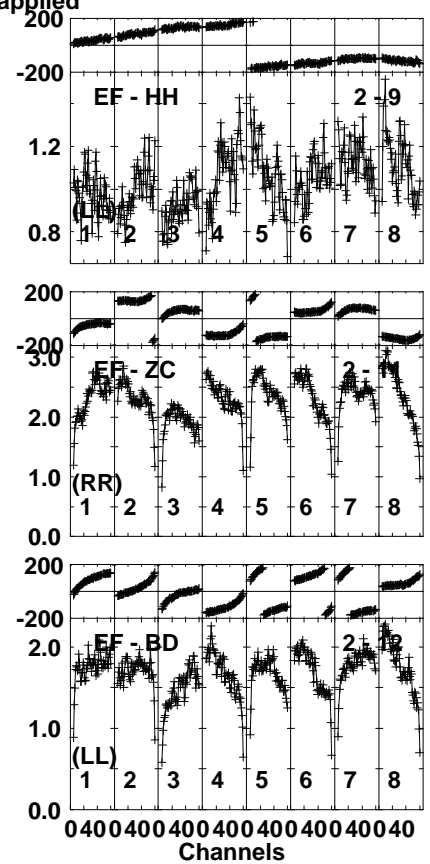
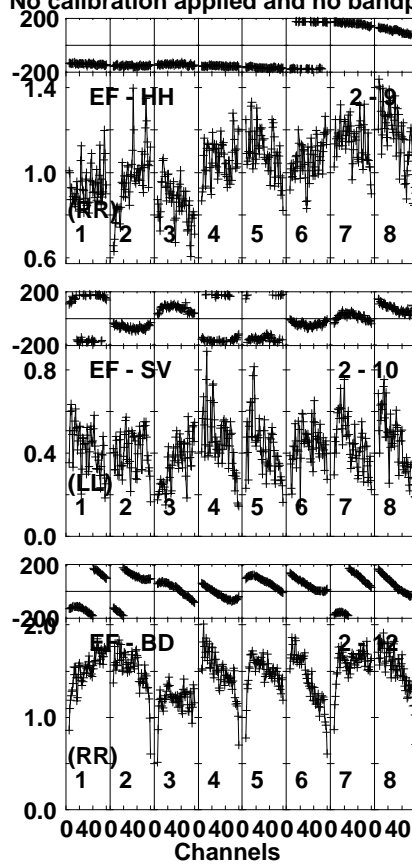
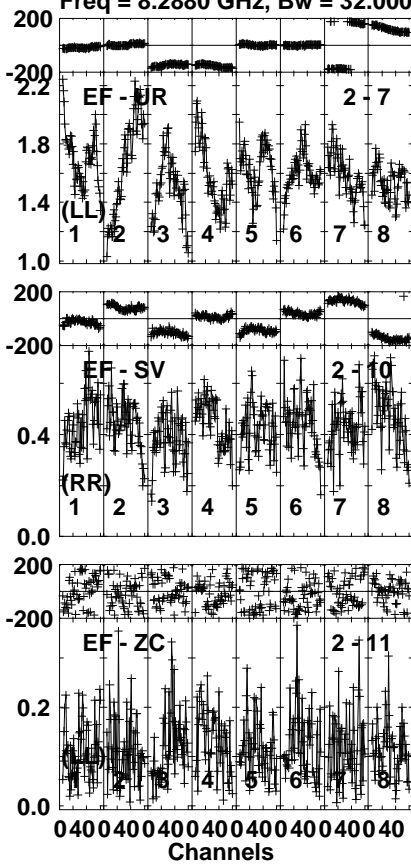
Lower frame: Micro Ampl Jy Top frame: Phas deg
 Vector averaged cross-power spectrum Several baselines displayed
 Timerange: 01/00:15:31 to 01/00:17:00

Plot file version 134 created 12-JAN-2021 15:55:15

J0204+4005 EB074C.UVDATA.1

Freq = 8.2880 GHz, Bw = 32.000 MH

No calibration applied and no bandpass applied



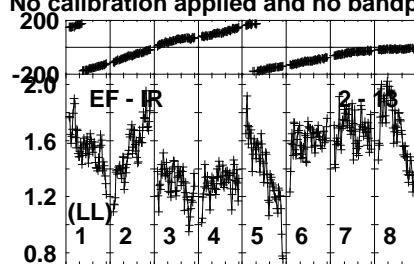
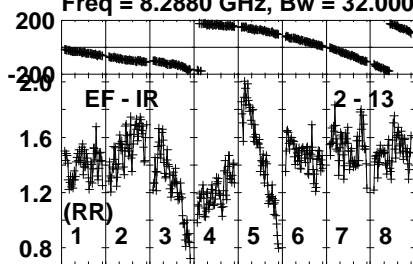
Lower frame: Milli Ampl Jy Top frame: Phas deg
Vector averaged cross-power spectrum Several baselines displayed
Timerange: 01/00:15:31 to 01/00:17:00

Plot file version 135 created 12-JAN-2021 15:55:15

J0204+4005 EB074C.UVDATA.1

Freq = 8.2880 GHz, Bw = 32.000 MH

No calibration applied and no bandpass applied



Lower frame: Milli Ampl Jy Top frame: Phas deg

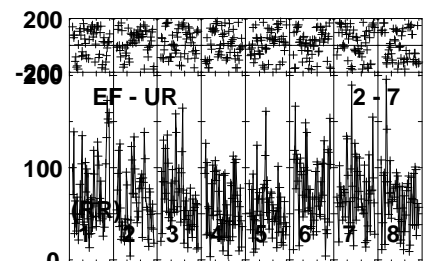
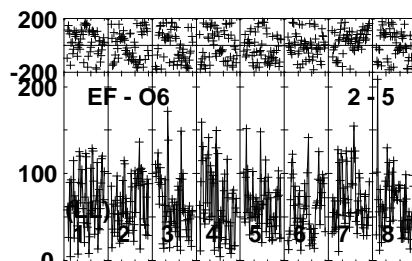
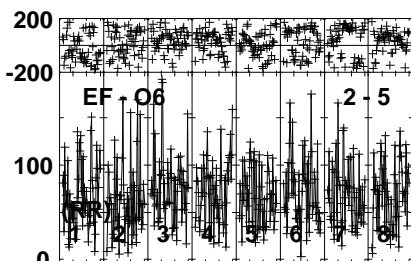
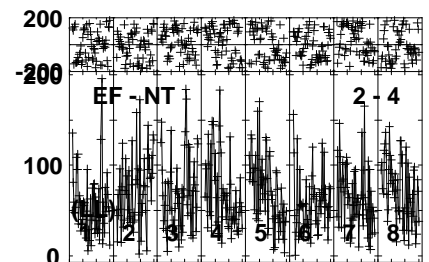
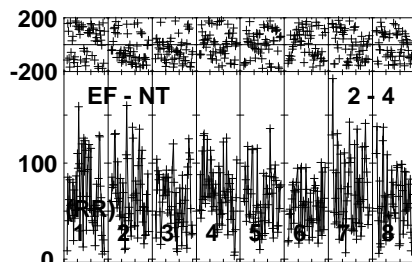
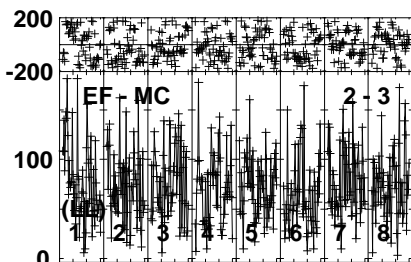
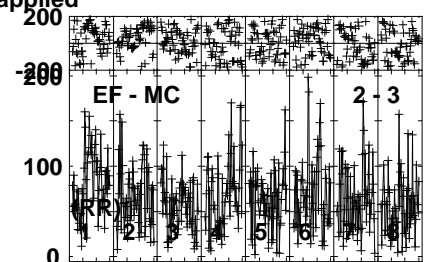
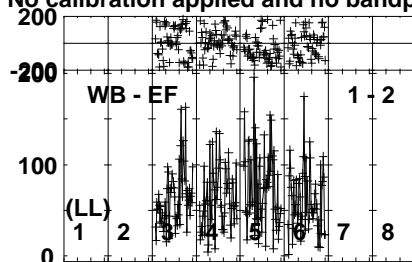
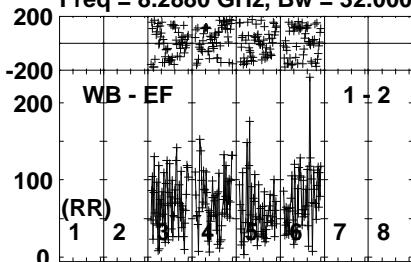
Vector averaged cross-power spectrum Several baselines displayed

Timerange: 01/00:15:31 to 01/00:17:00

Plot file version 136 created 12-JAN-2021 15:55:15

4C40.08 EB074C.UVDATA.1

Freq = 8.2880 GHz, Bw = 32.000 MH No calibration applied and no bandpass applied

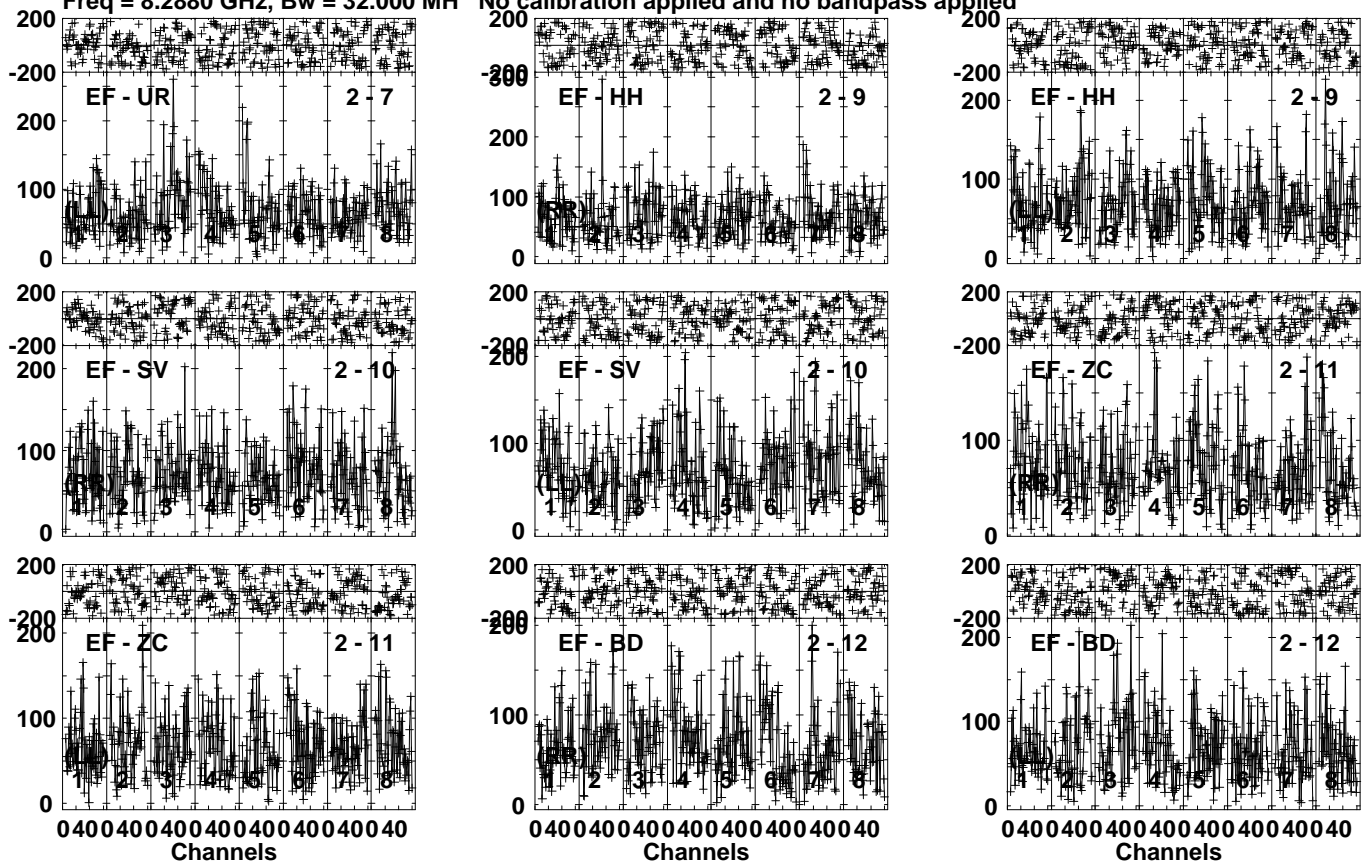


Lower frame: Micro Ampl Jy Top frame: Phas deg
Vector averaged cross-power spectrum Several baselines displayed
Timerange: 01/00:18:00 to 01/00:21:59

Plot file version 137 created 12-JAN-2021 15:55:16

4C40.08 EB074C.UVDATA.1

Freq = 8.2880 GHz, Bw = 32.000 MH No calibration applied and no bandpass applied

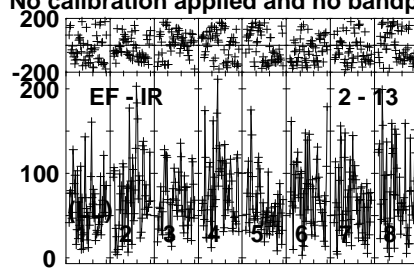
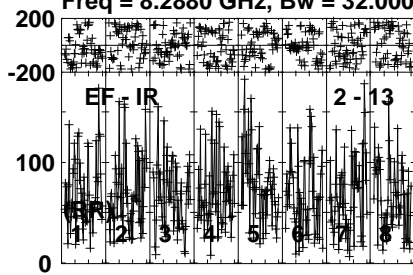


Lower frame: Micro Ampl Jy Top frame: Phas deg
Vector averaged cross-power spectrum Several baselines displayed
Timerange: 01/00:18:00 to 01/00:21:59

Plot file version 138 created 12-JAN-2021 15:55:16

4C40.08 EB074C.UVDATA.1

Freq = 8.2880 GHz, Bw = 32.000 MH No calibration applied and no bandpass applied



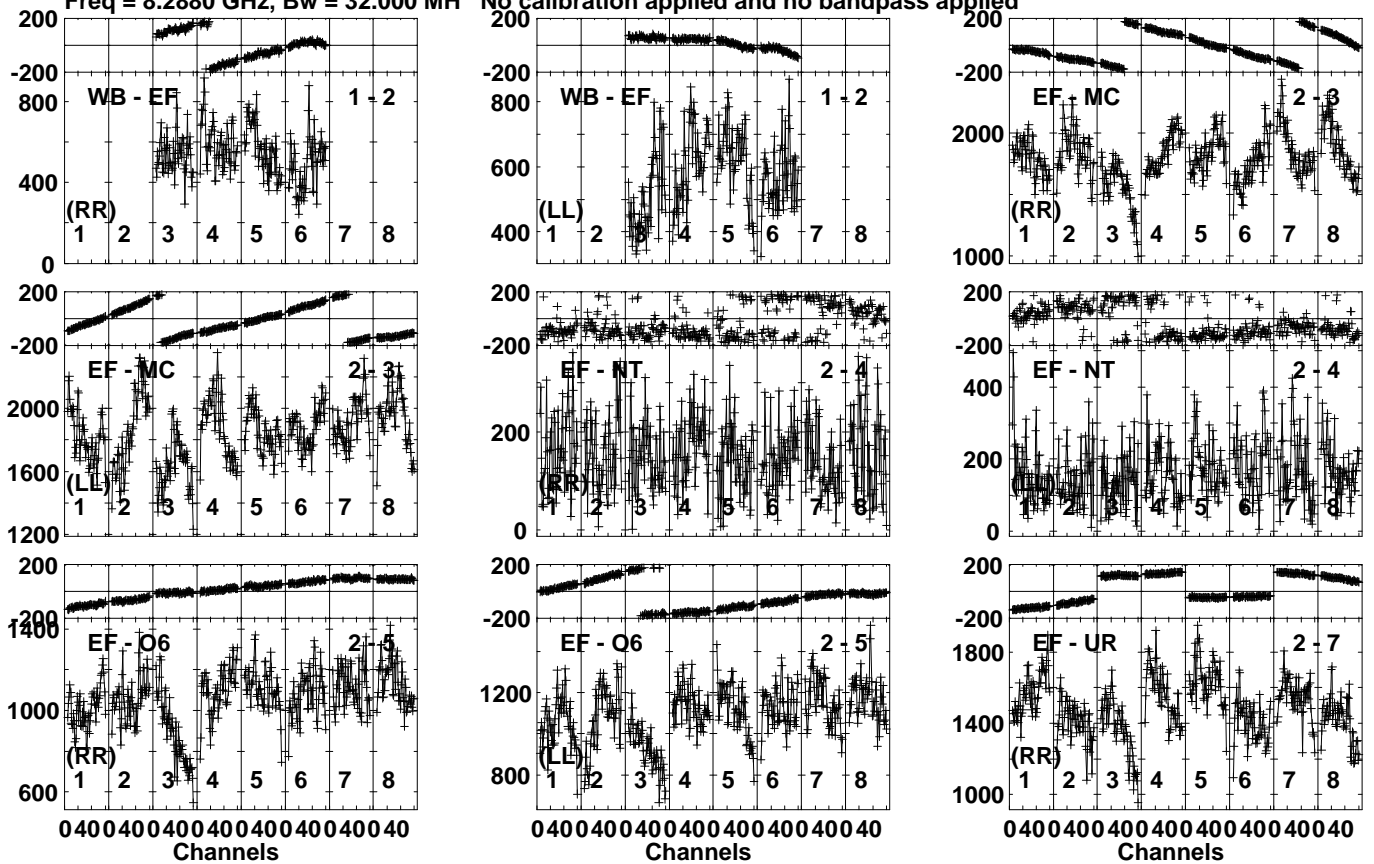
Lower frame: Micro Ampl Jy Top frame: Phas deg
Vector averaged cross-power spectrum Several baselines displayed
Timerange: 01/00:18:00 to 01/00:21:59

Plot file version 139 created 12-JAN-2021 15:55:16

J0204+4005 EB074C.UVDATA.1

Freq = 8.2880 GHz, Bw = 32.000 MH

No calibration applied and no bandpass applied



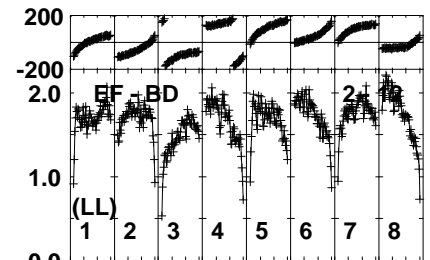
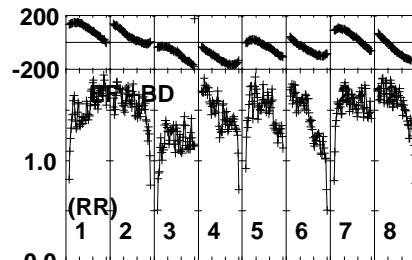
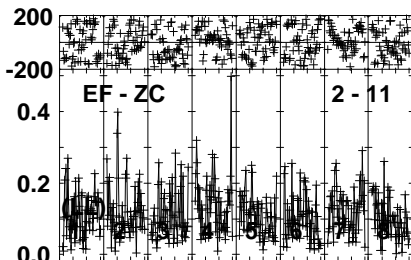
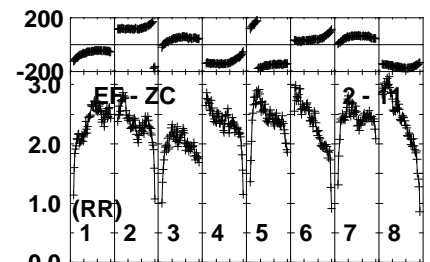
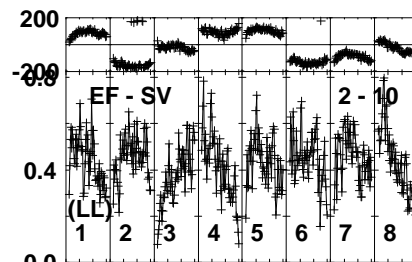
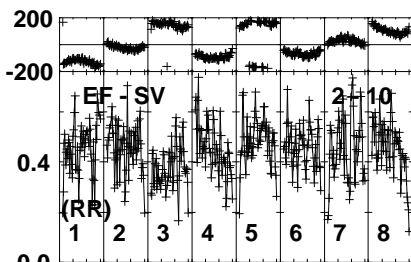
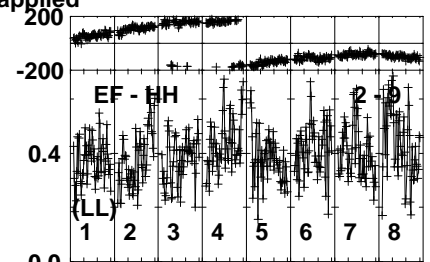
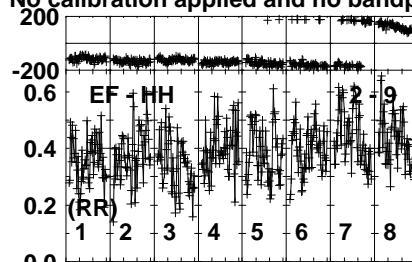
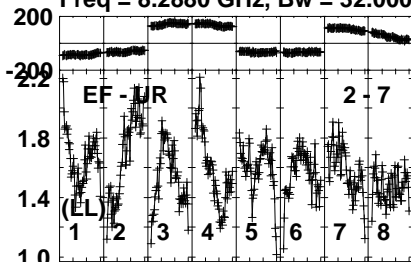
Lower frame: Micro Ampl Jy Top frame: Phas deg
Vector averaged cross-power spectrum Several baselines displayed
Timerange: 01/00:23:01 to 01/00:24:29

Plot file version 140 created 12-JAN-2021 15:55:16

J0204+4005 EB074C.UVDATA.1

Freq = 8.2880 GHz, Bw = 32.000 MH

No calibration applied and no bandpass applied



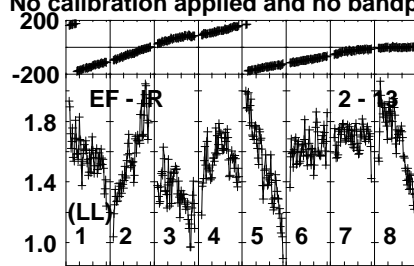
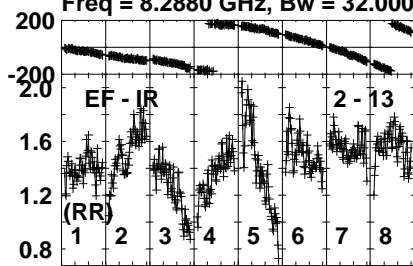
Lower frame: Milli Ampl Jy Top frame: Phas deg
Vector averaged cross-power spectrum Several baselines displayed
Timerange: 01/00:23:01 to 01/00:24:29

Plot file version 141 created 12-JAN-2021 15:55:17

J0204+4005 EB074C.UVDATA.1

Freq = 8.2880 GHz, Bw = 32.000 MH

No calibration applied and no bandpass applied

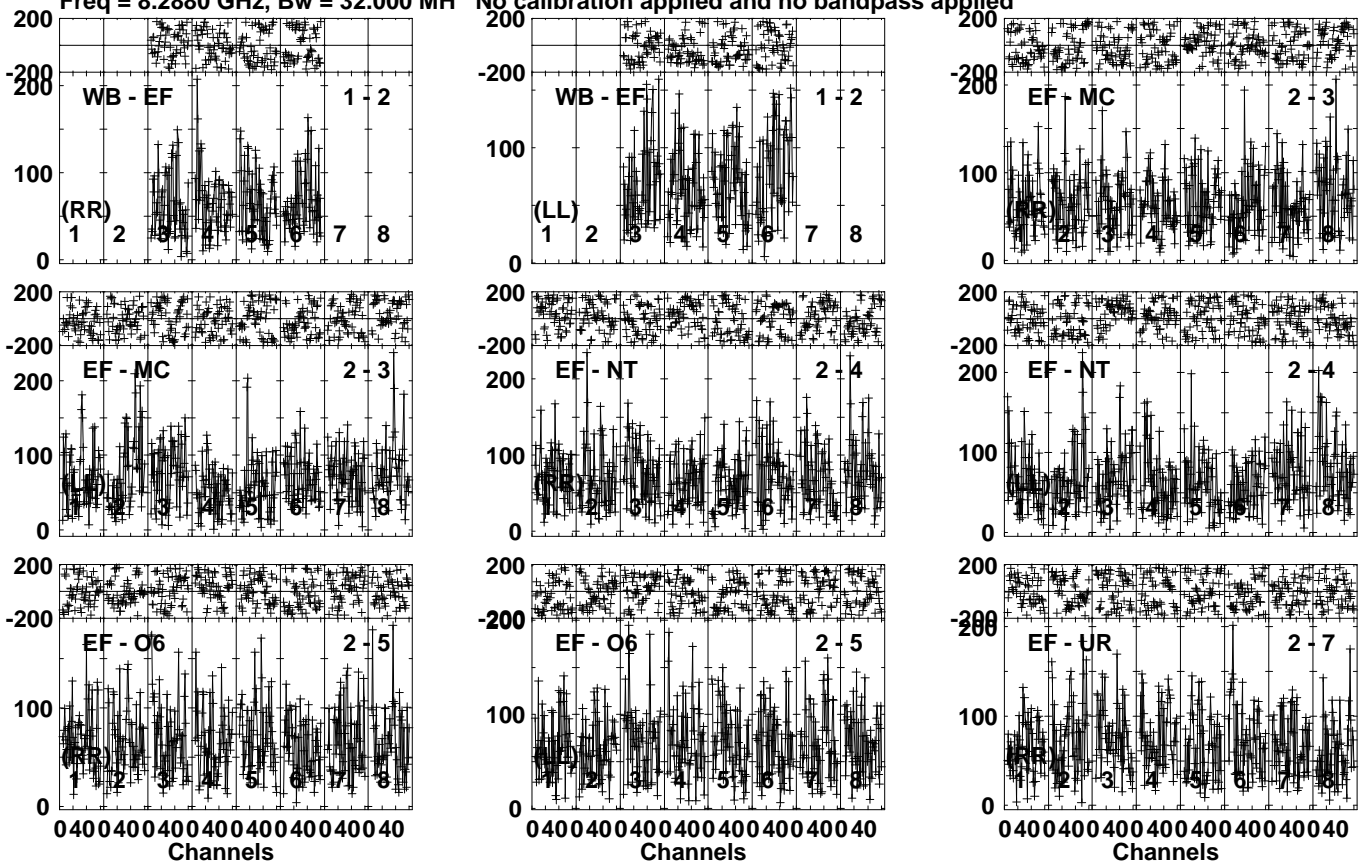


Lower frame: Milli Ampl Jy Top frame: Phas deg
Vector averaged cross-power spectrum Several baselines displayed
Timerange: 01/00:23:01 to 01/00:24:29

Plot file version 142 created 12-JAN-2021 15:55:17

LQ033+03 EB074C.UVDATA.1

Freq = 8.2880 GHz, Bw = 32.000 MH No calibration applied and no bandpass applied

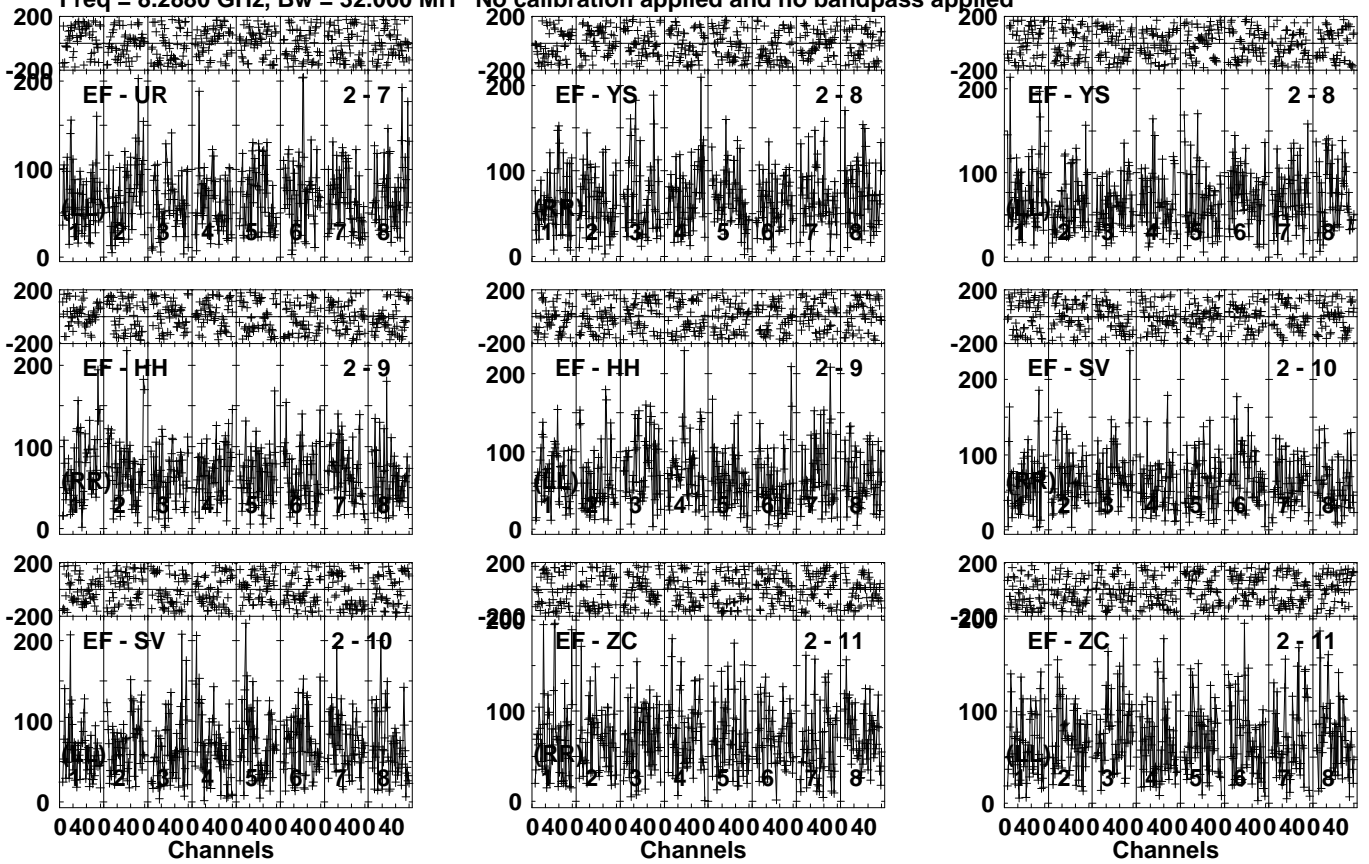


Lower frame: Micro Ampl Jy Top frame: Phas deg
Vector averaged cross-power spectrum Several baselines displayed
Timerange: 01/00:26:30 to 01/00:30:29

Plot file version 143 created 12-JAN-2021 15:55:17

LQ033+03 EB074C.UVDATA.1

Freq = 8.2880 GHz, Bw = 32.000 MH No calibration applied and no bandpass applied

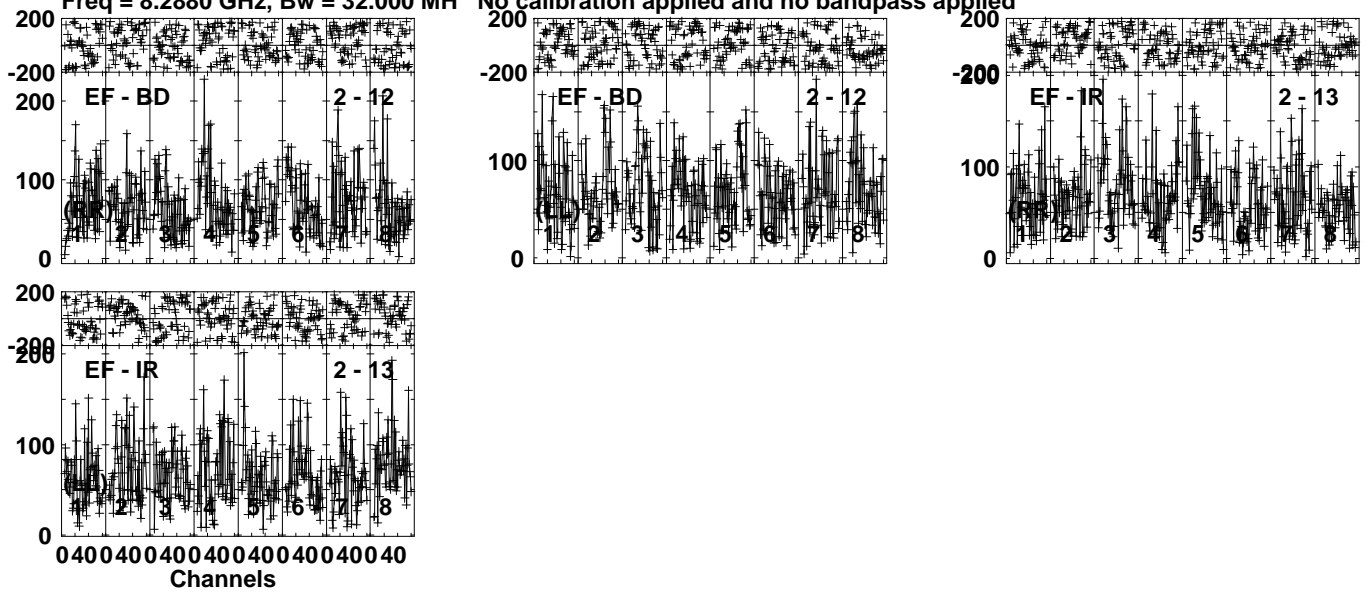


Lower frame: Micro Ampl Jy Top frame: Phas deg
Vector averaged cross-power spectrum Several baselines displayed
Timerange: 01/00:26:30 to 01/00:30:29

Plot file version 144 created 12-JAN-2021 15:55:18

LQ033+03 EB074C.UVDATA.1

Freq = 8.2880 GHz, Bw = 32.000 MH No calibration applied and no bandpass applied



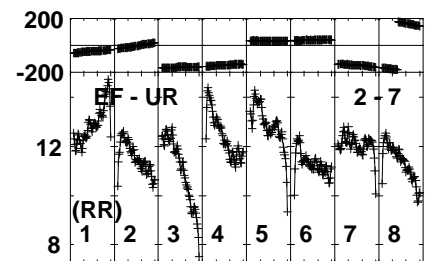
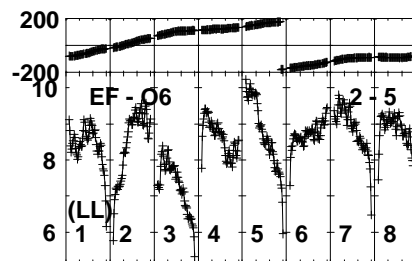
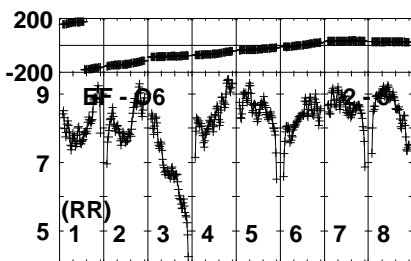
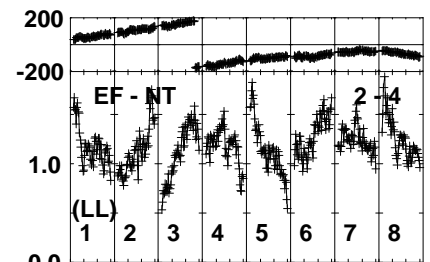
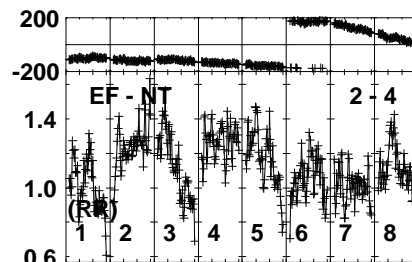
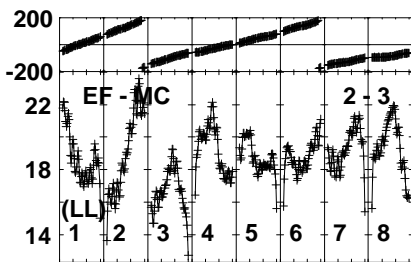
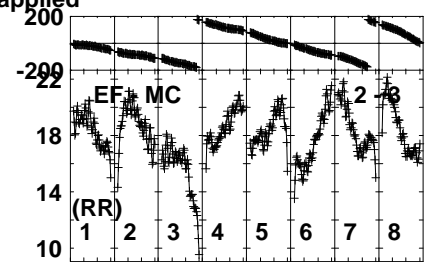
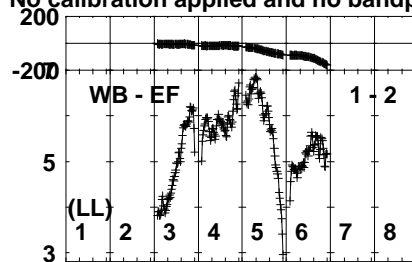
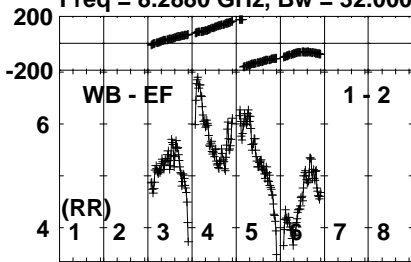
Lower frame: Micro Ampl Jy Top frame: Phas deg
Vector averaged cross-power spectrum Several baselines displayed
Timerange: 01/00:26:30 to 01/00:30:29

Plot file version 145 created 12-JAN-2021 15:55:18

J0205+3212 EB074C.UVDATA.1

Freq = 8.2880 GHz, Bw = 32.000 MH

No calibration applied and no bandpass applied



040040040040040040040040
Channels

040040040040040040040040
Channels

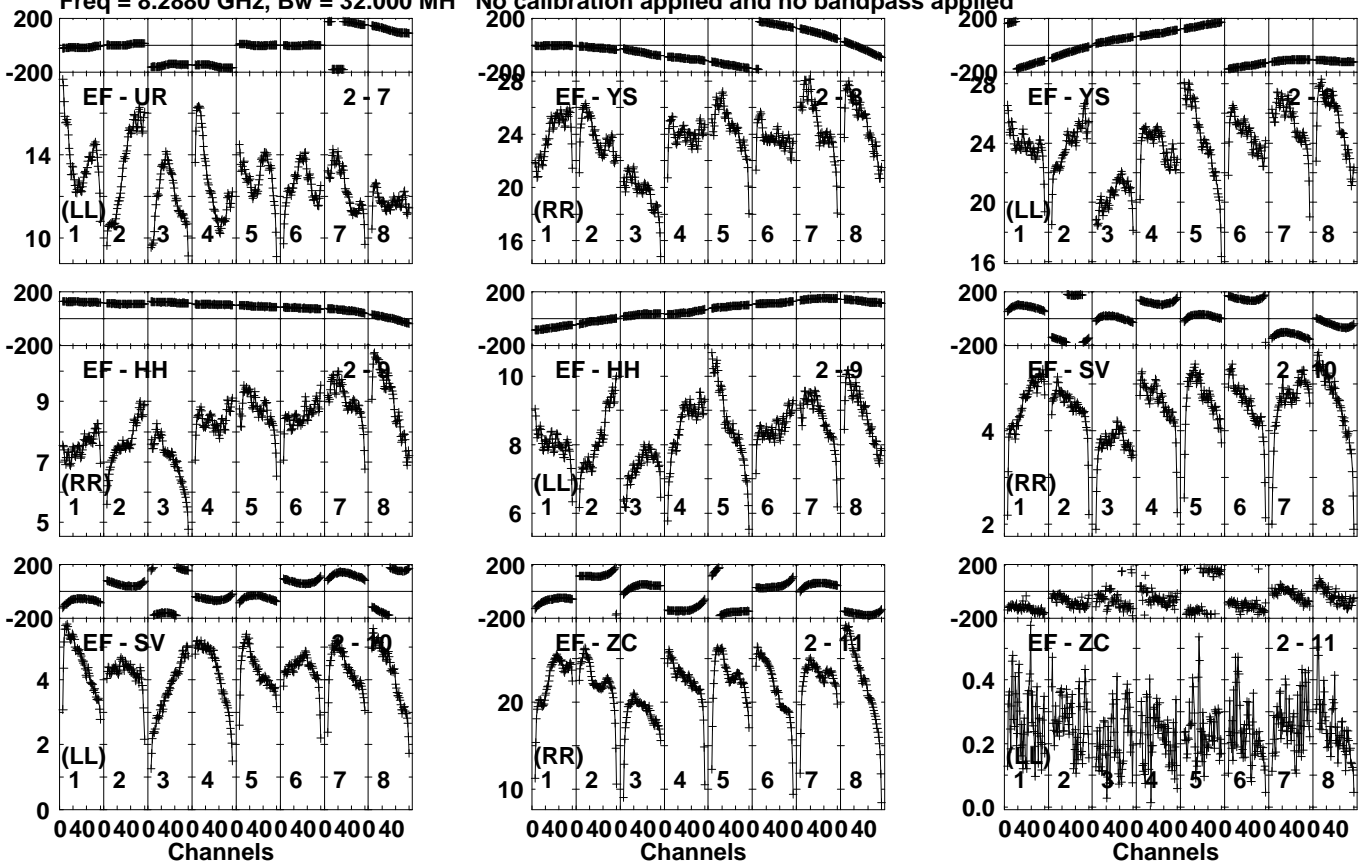
040040040040040040040040
Channels

Lower frame: Milli Ampl Jy Top frame: Phas deg
Vector averaged cross-power spectrum Several baselines displayed
Timerange: 01/00:31:31 to 01/00:32:59

Plot file version 146 created 12-JAN-2021 15:55:18

J0205+3212 EB074C.UVDATA.1

Freq = 8.2880 GHz, Bw = 32.000 MH No calibration applied and no bandpass applied



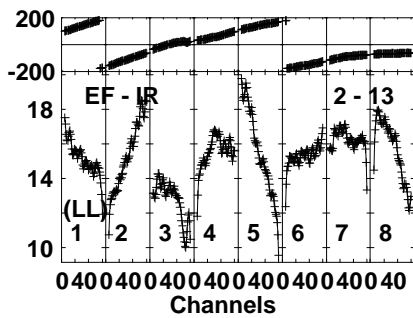
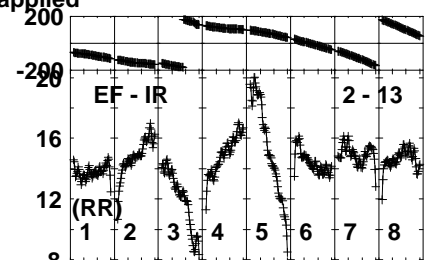
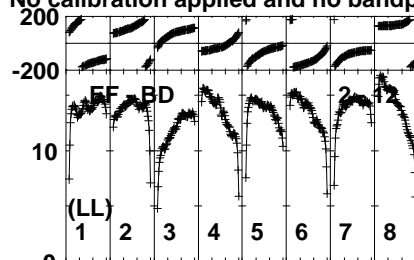
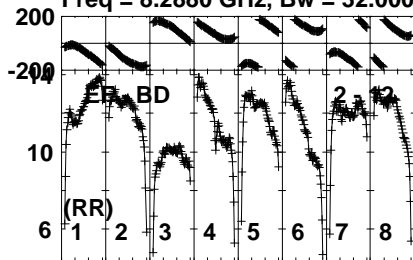
Lower frame: Milli Ampl Jy Top frame: Phas deg
Vector averaged cross-power spectrum Several baselines displayed
Timerange: 01/00:31:31 to 01/00:32:59

Plot file version 147 created 12-JAN-2021 15:55:19

J0205+3212 EB074C.UVDATA.1

Freq = 8.2880 GHz, Bw = 32.000 MH

No calibration applied and no bandpass applied

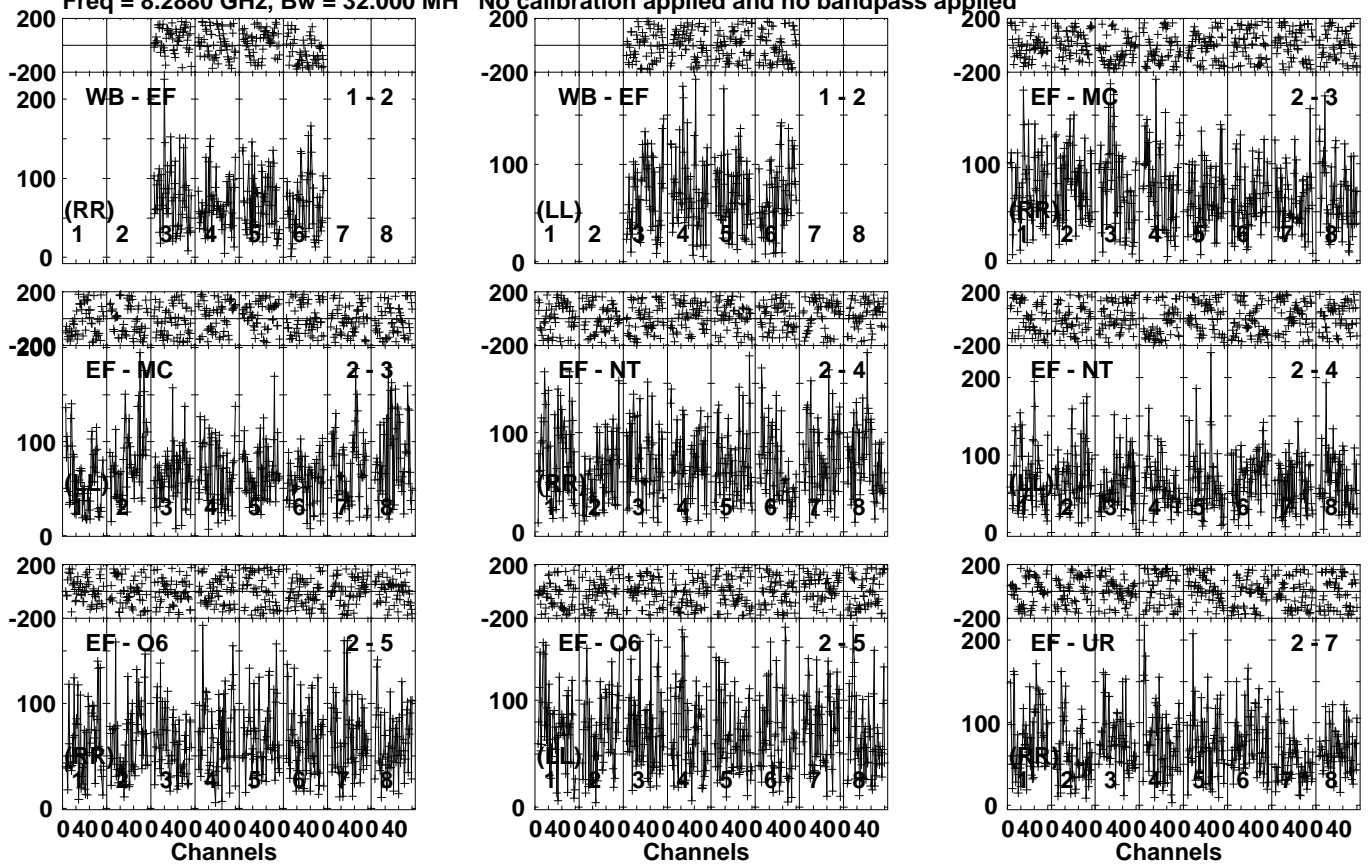


Lower frame: Milli Ampl Jy Top frame: Phas deg
Vector averaged cross-power spectrum Several baselines displayed
Timerange: 01/00:31:31 to 01/00:32:59

Plot file version 148 created 12-JAN-2021 15:55:19

LQ033+03 EB074C.UVDATA.1

Freq = 8.2880 GHz, Bw = 32.000 MH No calibration applied and no bandpass applied

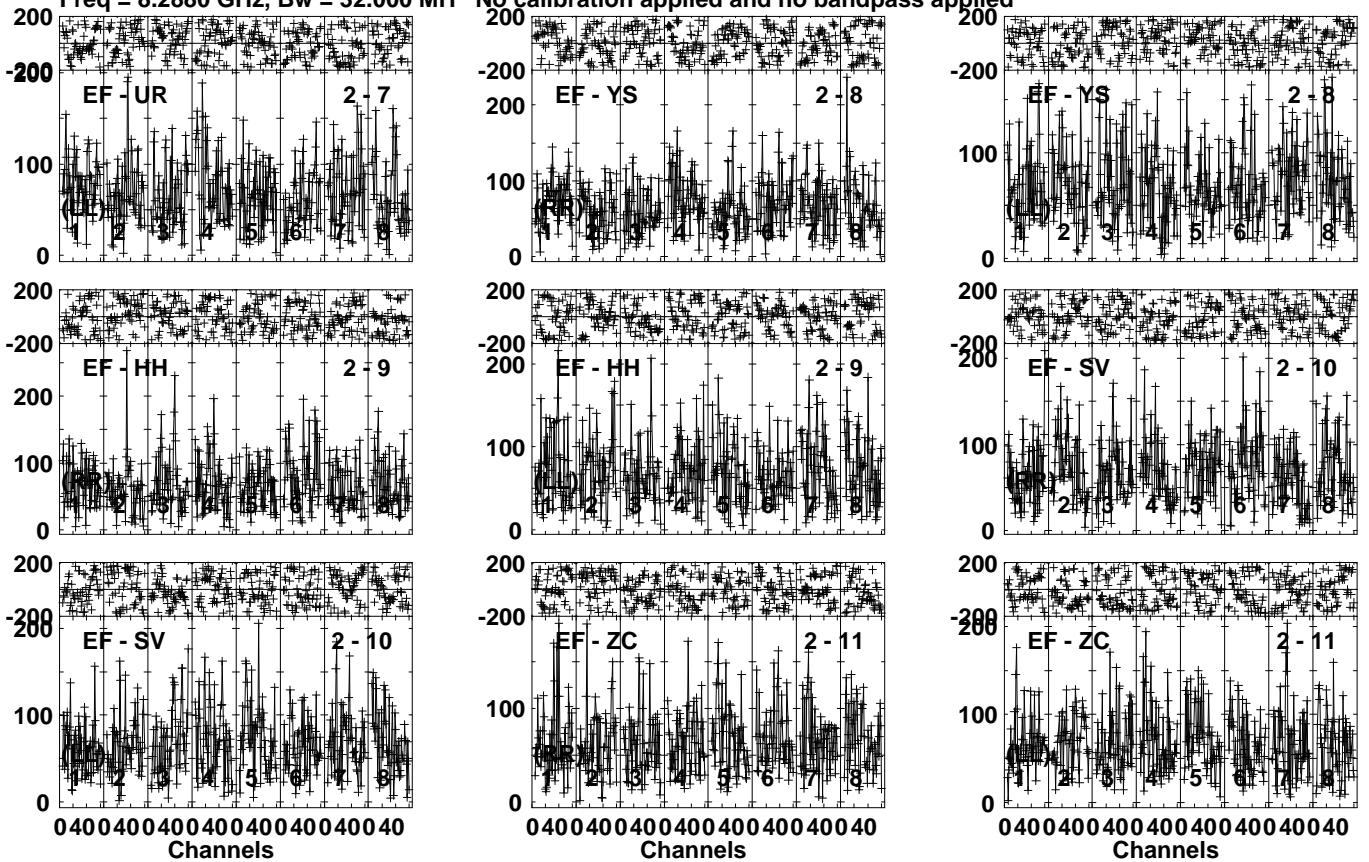


Lower frame: Micro Ampl Jy Top frame: Phas deg
Vector averaged cross-power spectrum Several baselines displayed
Timerange: 01/00:34:01 to 01/00:38:00

Plot file version 149 created 12-JAN-2021 15:55:19

LQ033+03 EB074C.UVDATA.1

Freq = 8.2880 GHz, Bw = 32.000 MH No calibration applied and no bandpass applied

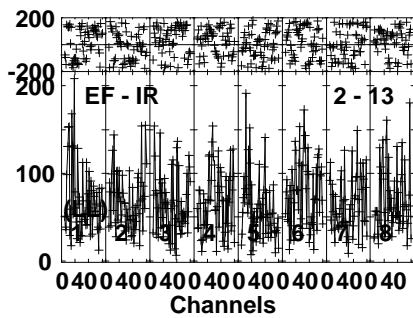
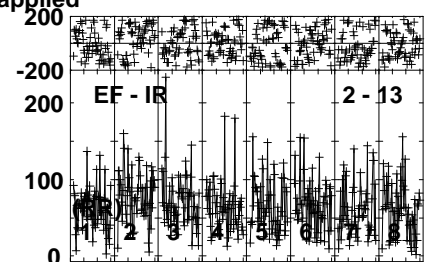
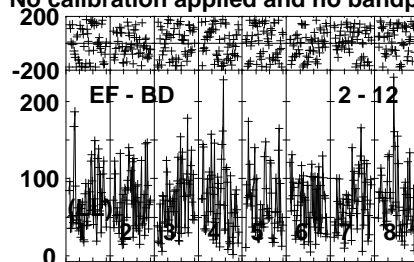
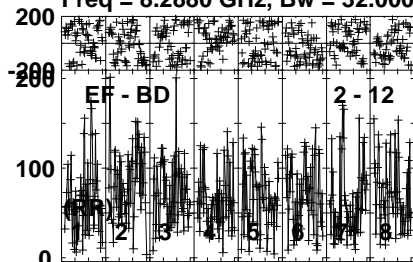


Lower frame: Micro Ampl Jy Top frame: Phas deg
Vector averaged cross-power spectrum Several baselines displayed
Timerange: 01/00:34:01 to 01/00:38:00

Plot file version 150 created 12-JAN-2021 15:55:20

LQ033+03 EB074C.UVDATA.1

Freq = 8.2880 GHz, Bw = 32.000 MH No calibration applied and no bandpass applied



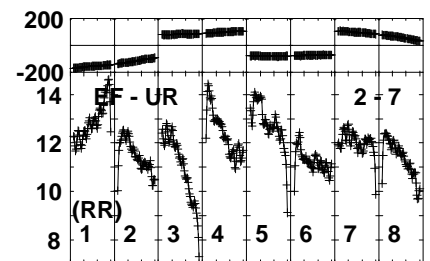
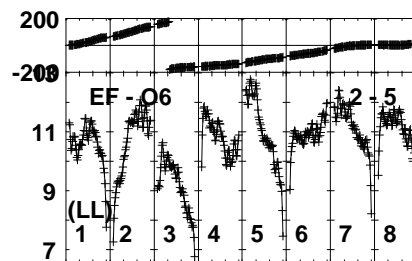
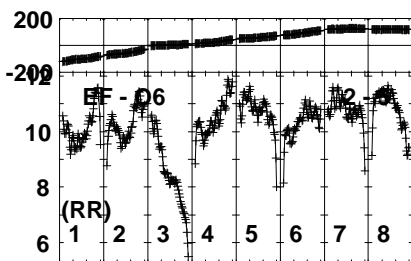
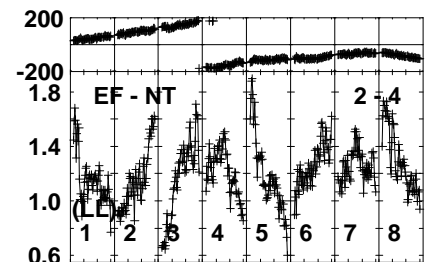
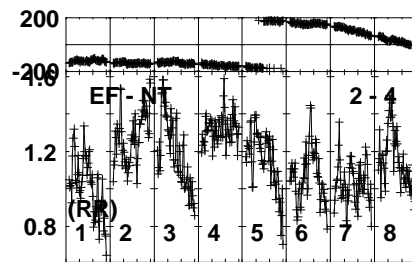
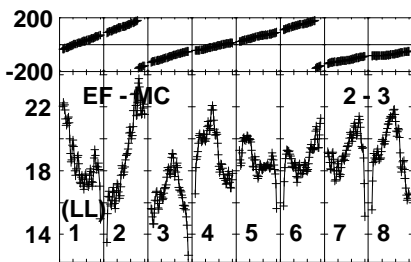
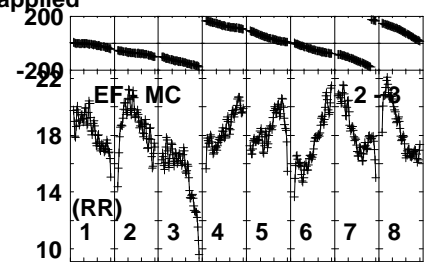
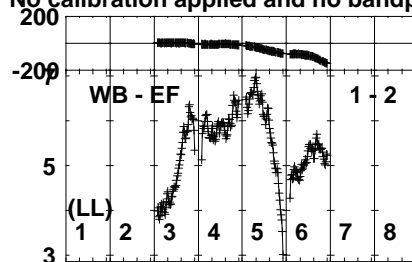
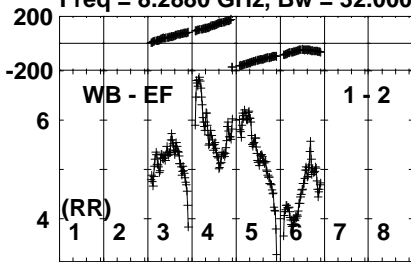
Lower frame: Micro Ampl Jy Top frame: Phas deg
Vector averaged cross-power spectrum Several baselines displayed
Timerange: 01/00:34:01 to 01/00:38:00

Plot file version 151 created 12-JAN-2021 15:55:20

J0205+3212 EB074C.UVDATA.1

Freq = 8.2880 GHz, Bw = 32.000 MH

No calibration applied and no bandpass applied



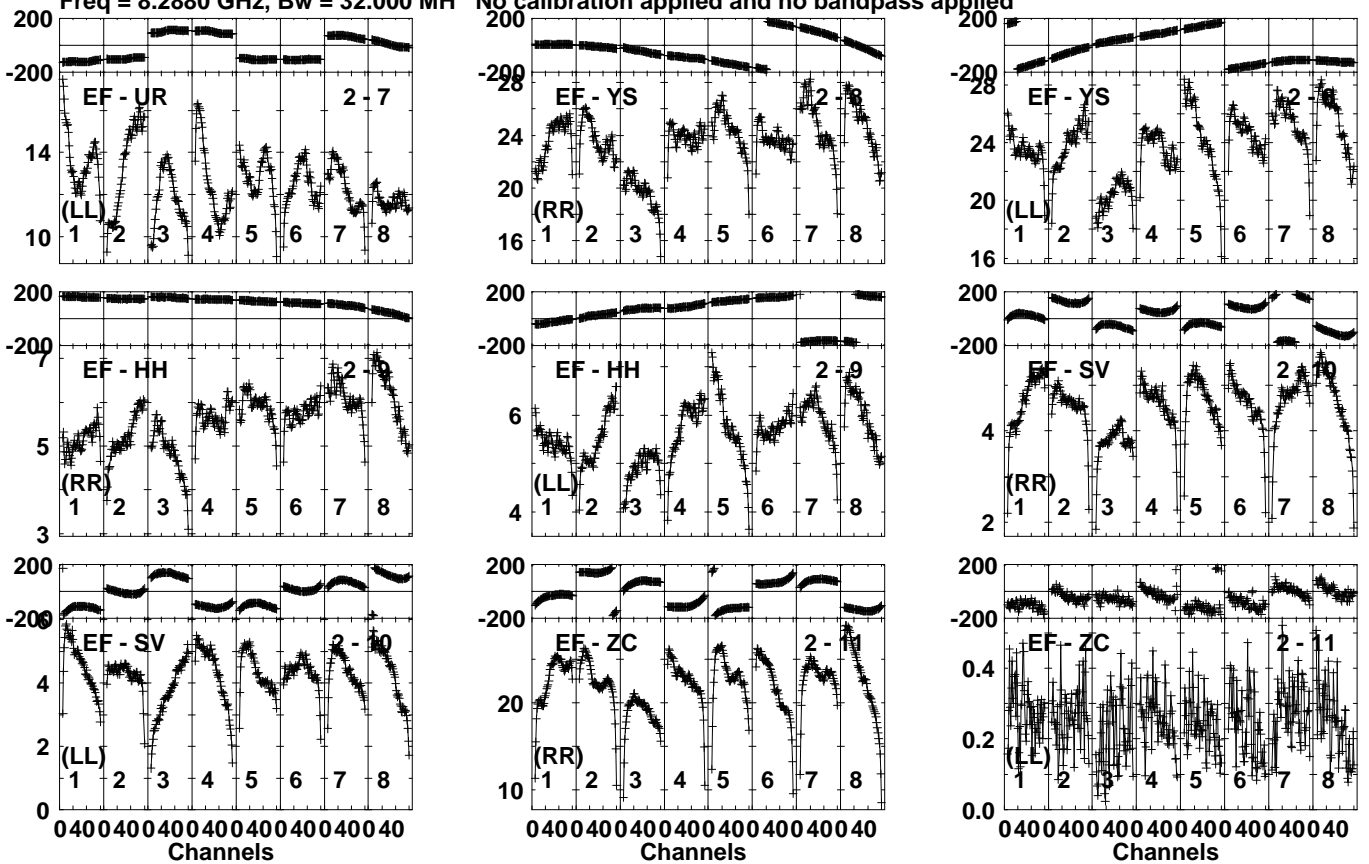
Lower frame: Milli Ampl Jy Top frame: Phas deg
Vector averaged cross-power spectrum Several baselines displayed
Timerange: 01/00:39:00 to 01/00:40:29

Plot file version 152 created 12-JAN-2021 15:55:20

J0205+3212 EB074C.UVDATA.1

Freq = 8.2880 GHz, Bw = 32.000 MH

No calibration applied and no bandpass applied



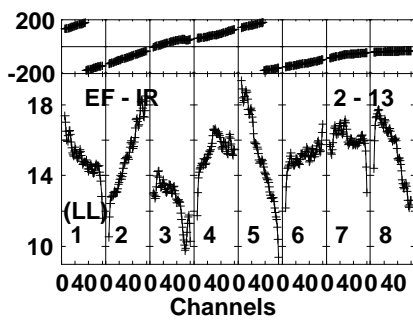
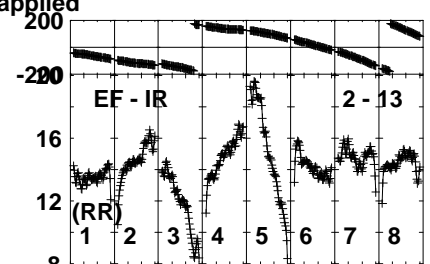
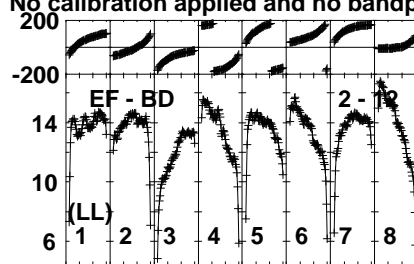
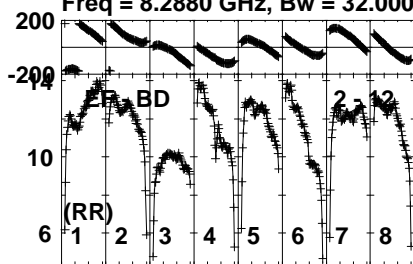
Lower frame: Milli Ampl Jy Top frame: Phas deg
Vector averaged cross-power spectrum Several baselines displayed
Timerange: 01/00:39:00 to 01/00:40:29

Plot file version 153 created 12-JAN-2021 15:55:21

J0205+3212 EB074C.UVDATA.1

Freq = 8.2880 GHz, Bw = 32.000 MH

No calibration applied and no bandpass applied

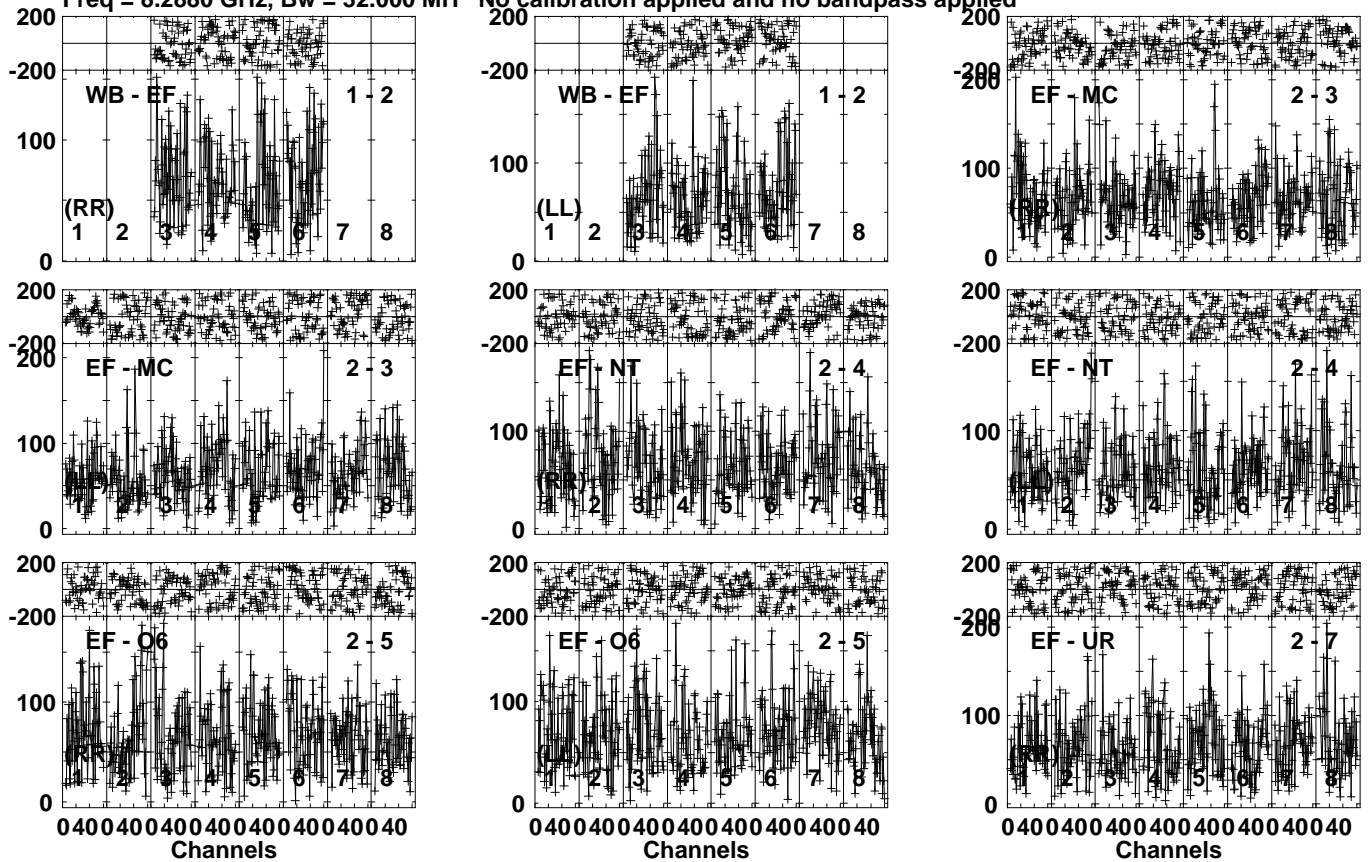


Lower frame: Milli Ampl Jy Top frame: Phas deg
Vector averaged cross-power spectrum Several baselines displayed
Timerange: 01/00:39:00 to 01/00:40:29

Plot file version 154 created 12-JAN-2021 15:55:21

LQ033+03 EB074C.UVDATA.1

Freq = 8.2880 GHz, Bw = 32.000 MH No calibration applied and no bandpass applied

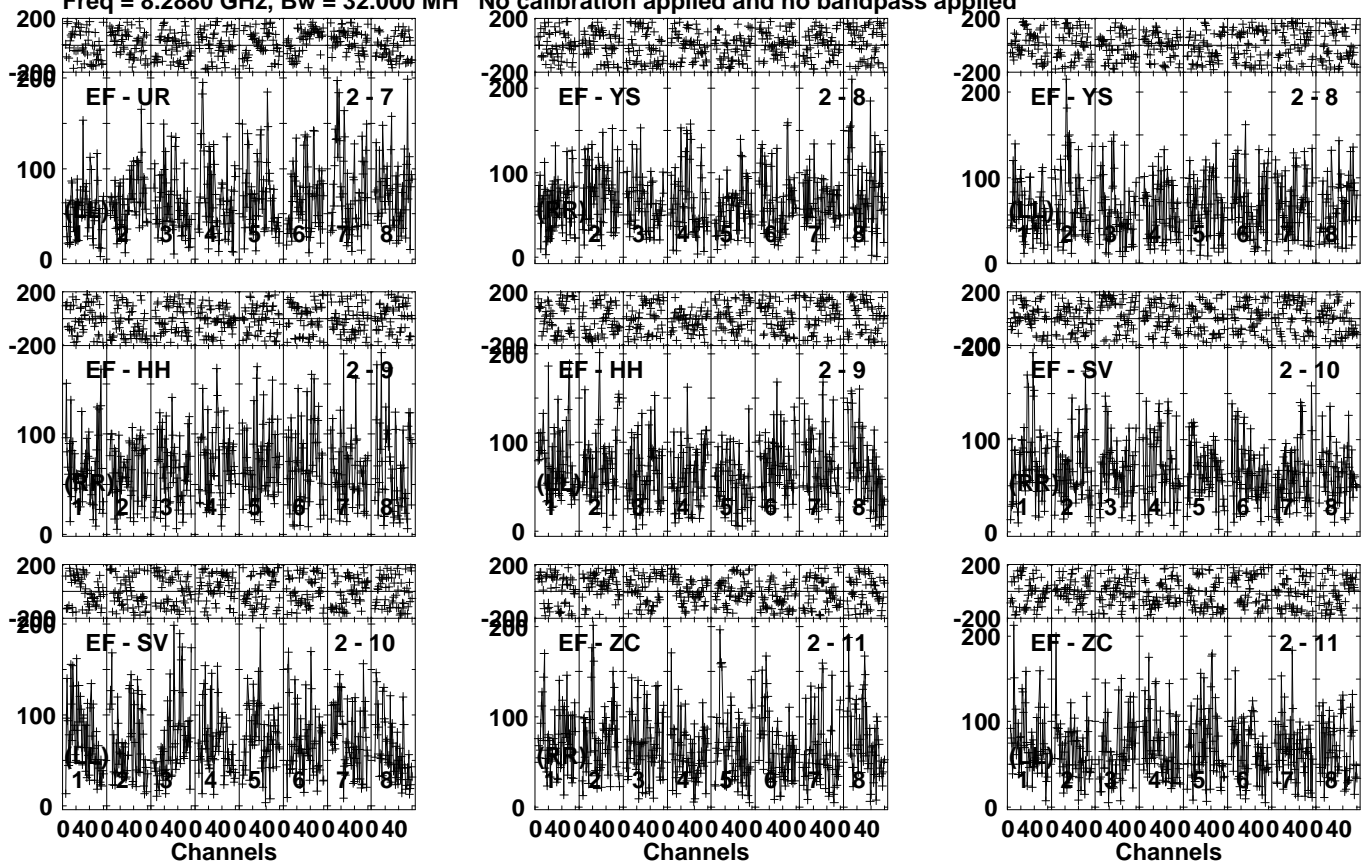


Lower frame: Micro Ampl Jy Top frame: Phas deg
Vector averaged cross-power spectrum Several baselines displayed
Timerange: 01/00:41:31 to 01/00:45:29

Plot file version 155 created 12-JAN-2021 15:55:22

LQ033+03 EB074C.UVDATA.1

Freq = 8.2880 GHz, Bw = 32.000 MH No calibration applied and no bandpass applied

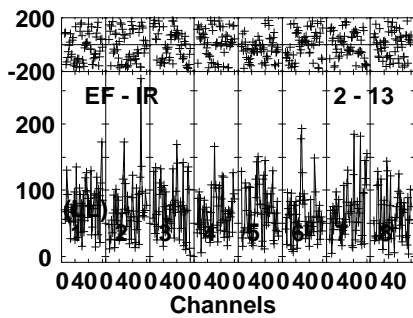
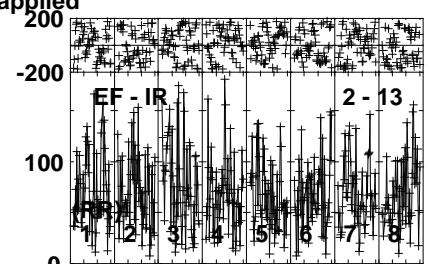
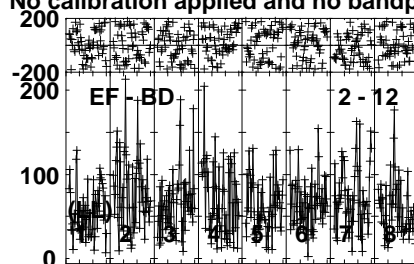
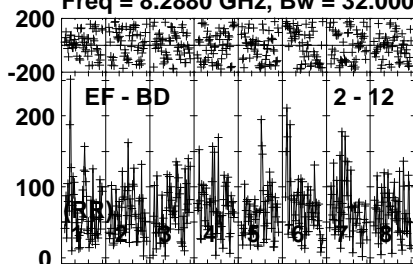


Lower frame: Micro Ampl Jy Top frame: Phas deg
Vector averaged cross-power spectrum Several baselines displayed
Timerange: 01/00:41:31 to 01/00:45:29

Plot file version 156 created 12-JAN-2021 15:55:22

LQ033+03 EB074C.UVDATA.1

Freq = 8.2880 GHz, Bw = 32.000 MH No calibration applied and no bandpass applied



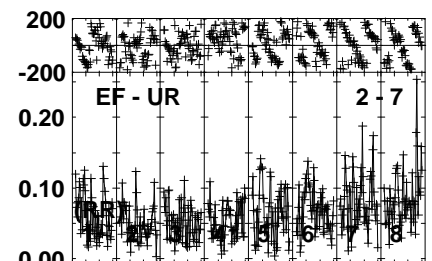
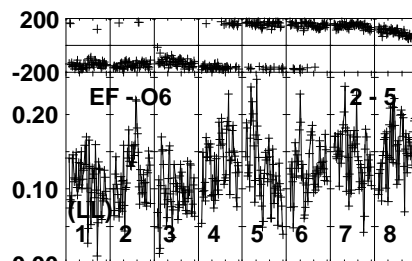
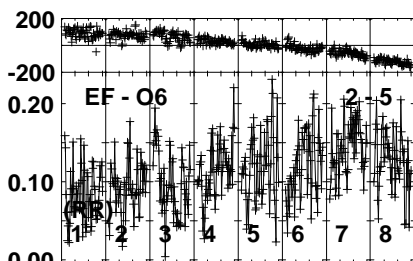
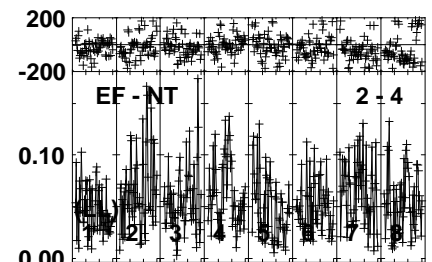
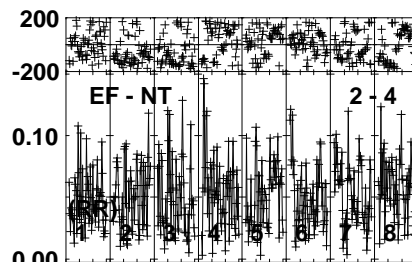
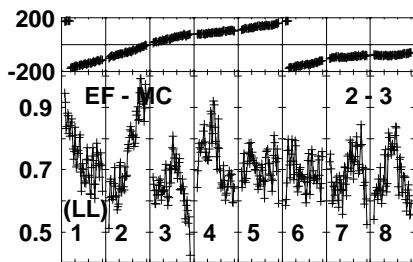
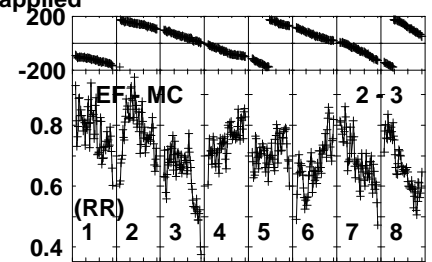
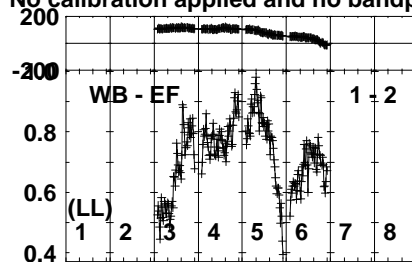
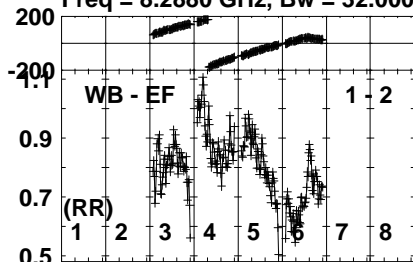
Lower frame: Micro Ampl Jy Top frame: Phas deg
Vector averaged cross-power spectrum Several baselines displayed
Timerange: 01/00:41:31 to 01/00:45:29

Plot file version 157 created 12-JAN-2021 15:55:23

0309+411B EB074C.UVDATA.1

Freq = 8.2880 GHz, Bw = 32.000 MH

No calibration applied and no bandpass applied



Lower frame: Milli Ampl Jy Top frame: Phas deg

Vector averaged cross-power spectrum Several baselines displayed

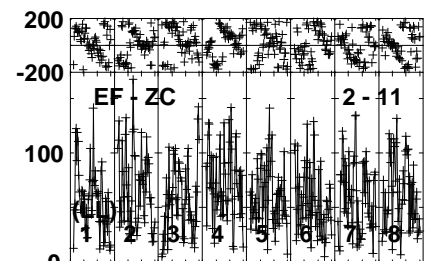
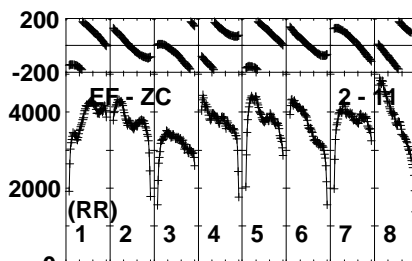
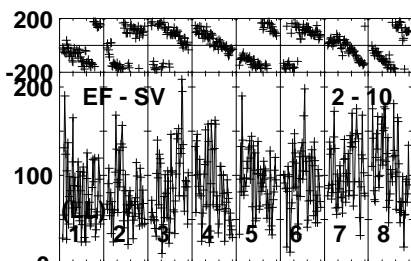
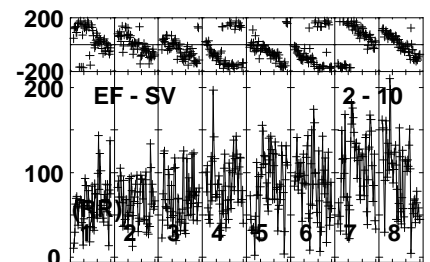
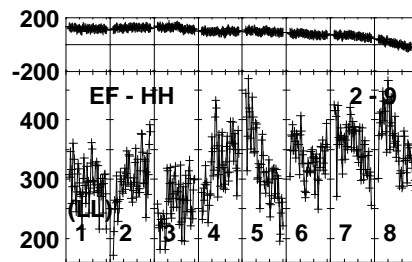
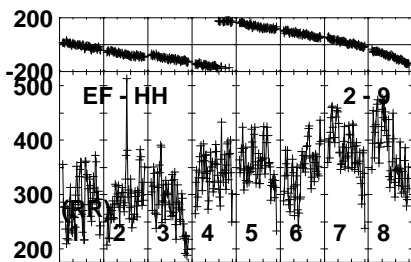
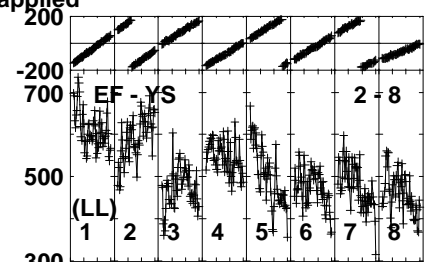
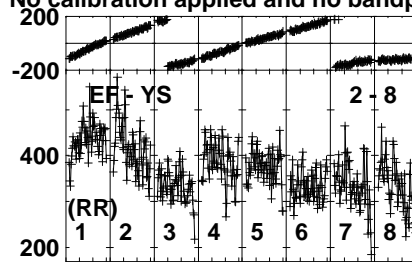
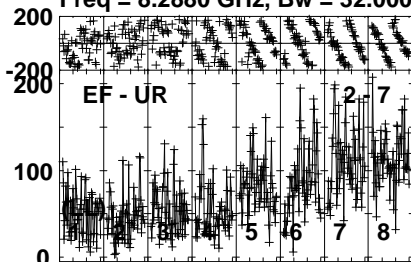
Timerange: 01/00:48:31 to 01/00:56:30

Plot file version 158 created 12-JAN-2021 15:55:23

0309+411B EB074C.UVDATA.1

Freq = 8.2880 GHz, Bw = 32.000 MH

No calibration applied and no bandpass applied

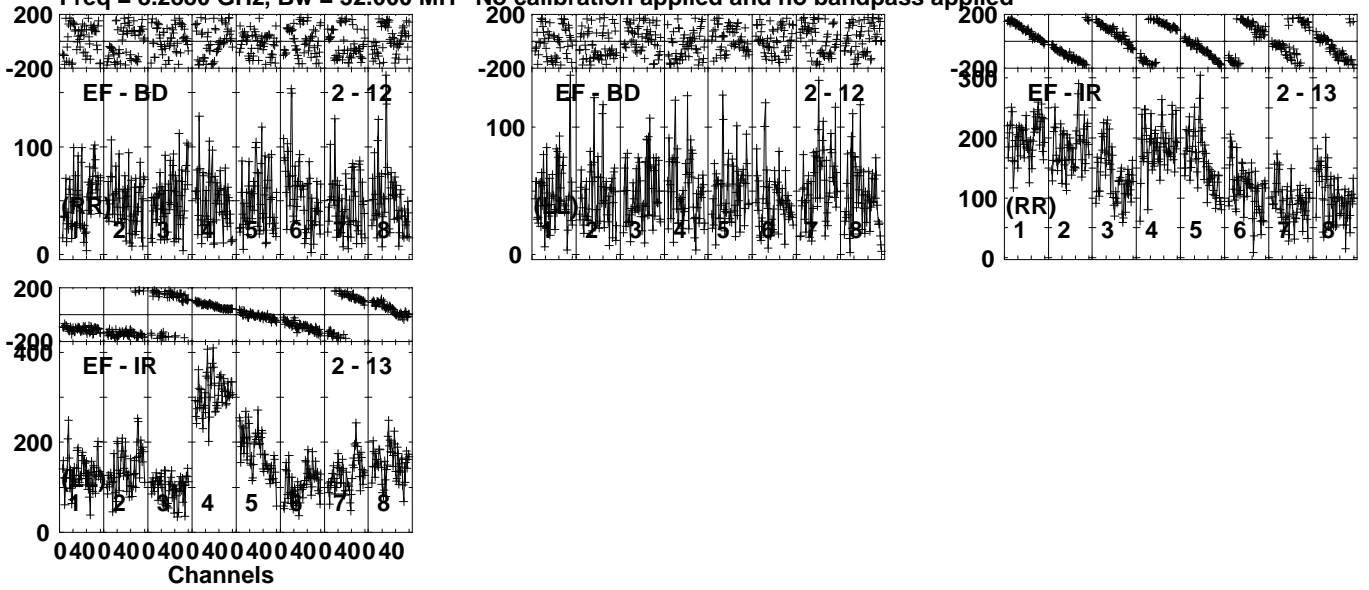


Lower frame: Micro Ampl Jy Top frame: Phas deg
Vector averaged cross-power spectrum Several baselines displayed
Timerange: 01/00:48:31 to 01/00:56:30

Plot file version 159 created 12-JAN-2021 15:55:24

0309+411B EB074C.UVDATA.1

Freq = 8.2880 GHz, Bw = 32.000 MH No calibration applied and no bandpass applied



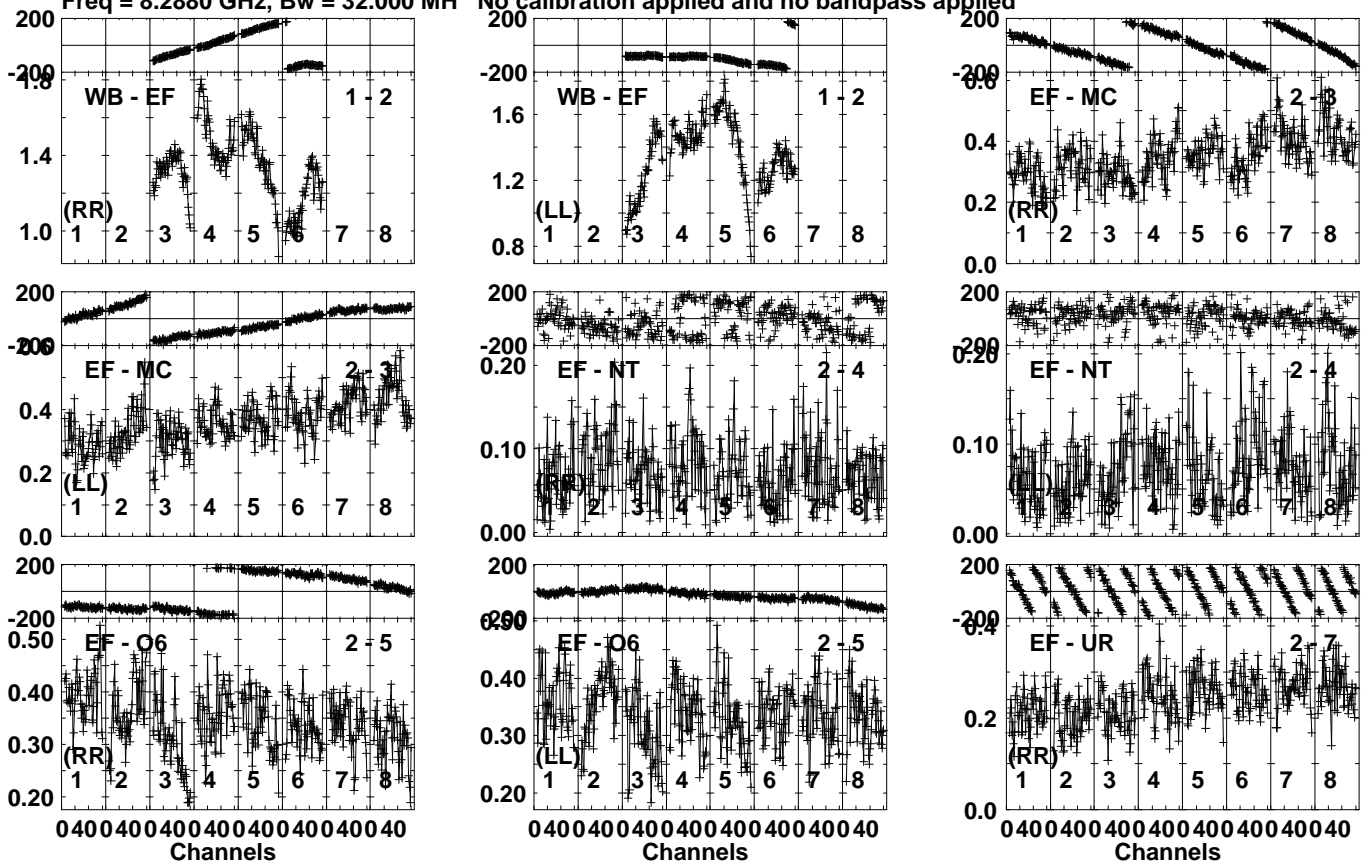
Lower frame: Micro Ampl Jy Top frame: Phas deg
Vector averaged cross-power spectrum Several baselines displayed
Timerange: 01/00:48:31 to 01/00:56:30

Plot file version 160 created 12-JAN-2021 15:55:25

0309+411B EB074C.UVDATA.1

Freq = 8.2880 GHz, Bw = 32.000 MH

No calibration applied and no bandpass applied



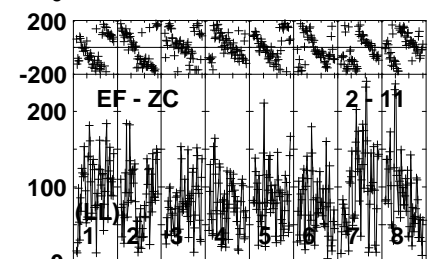
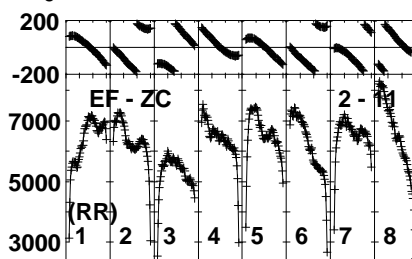
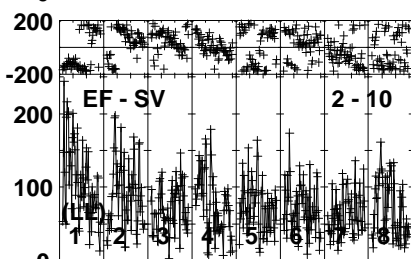
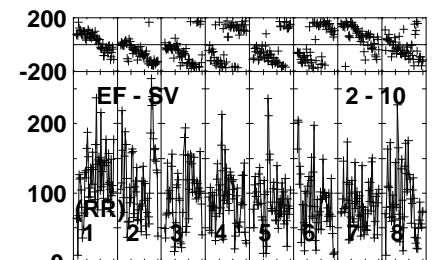
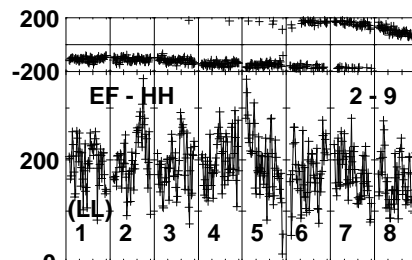
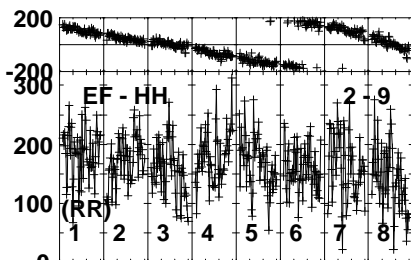
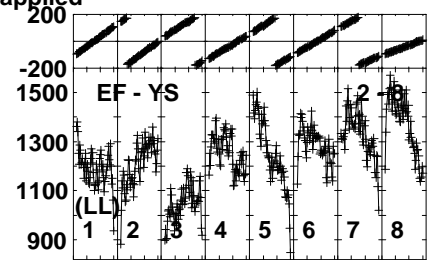
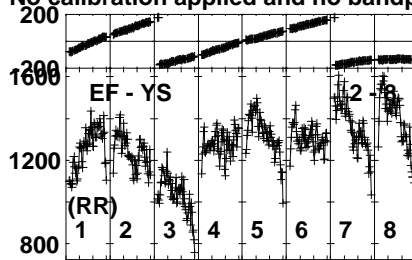
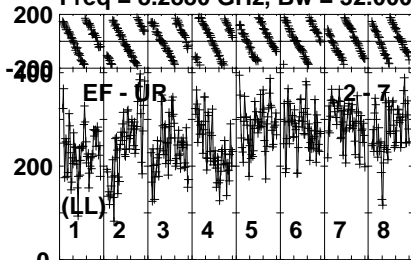
Lower frame: Milli Ampl Jy Top frame: Phas deg
Vector averaged cross-power spectrum Several baselines displayed
Timerange: 01/00:57:01 to 01/01:02:00

Plot file version 161 created 12-JAN-2021 15:55:25

0309+411B EB074C.UVDATA.1

Freq = 8.2880 GHz, Bw = 32.000 MH

No calibration applied and no bandpass applied

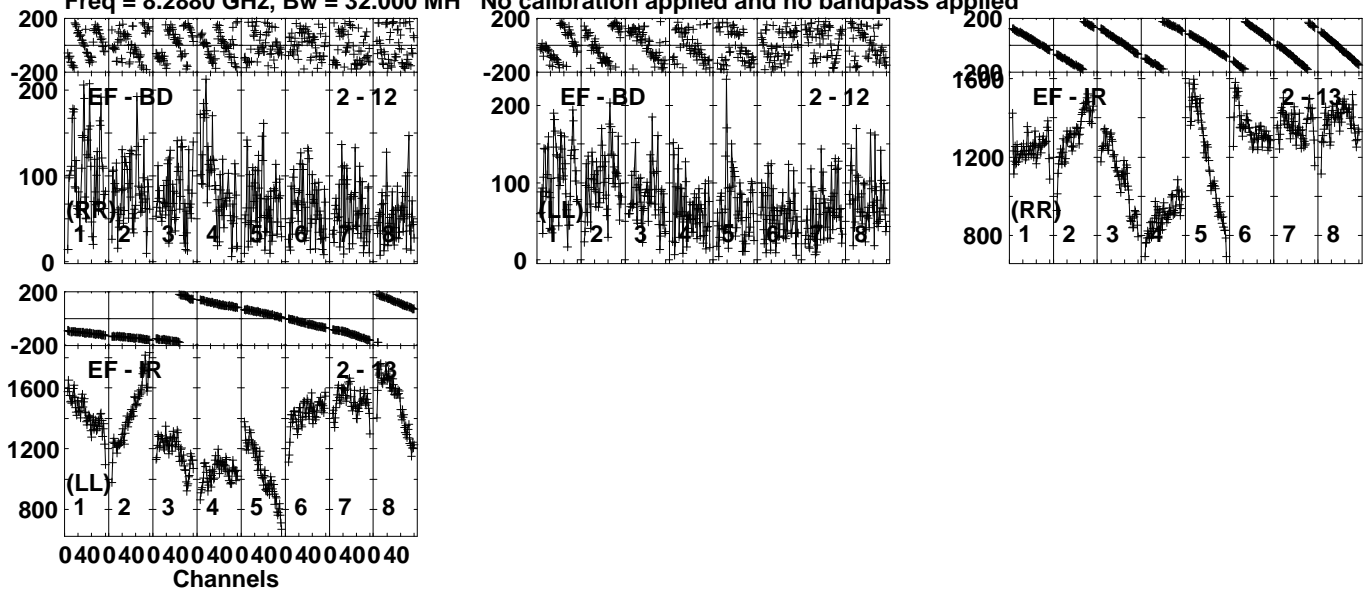


Lower frame: Micro Ampl Jy Top frame: Phas deg
Vector averaged cross-power spectrum Several baselines displayed
Timerange: 01/00:57:01 to 01/01:02:00

Plot file version 162 created 12-JAN-2021 15:55:26

0309+411B EB074C.UVDATA.1

Freq = 8.2880 GHz, Bw = 32.000 MH No calibration applied and no bandpass applied

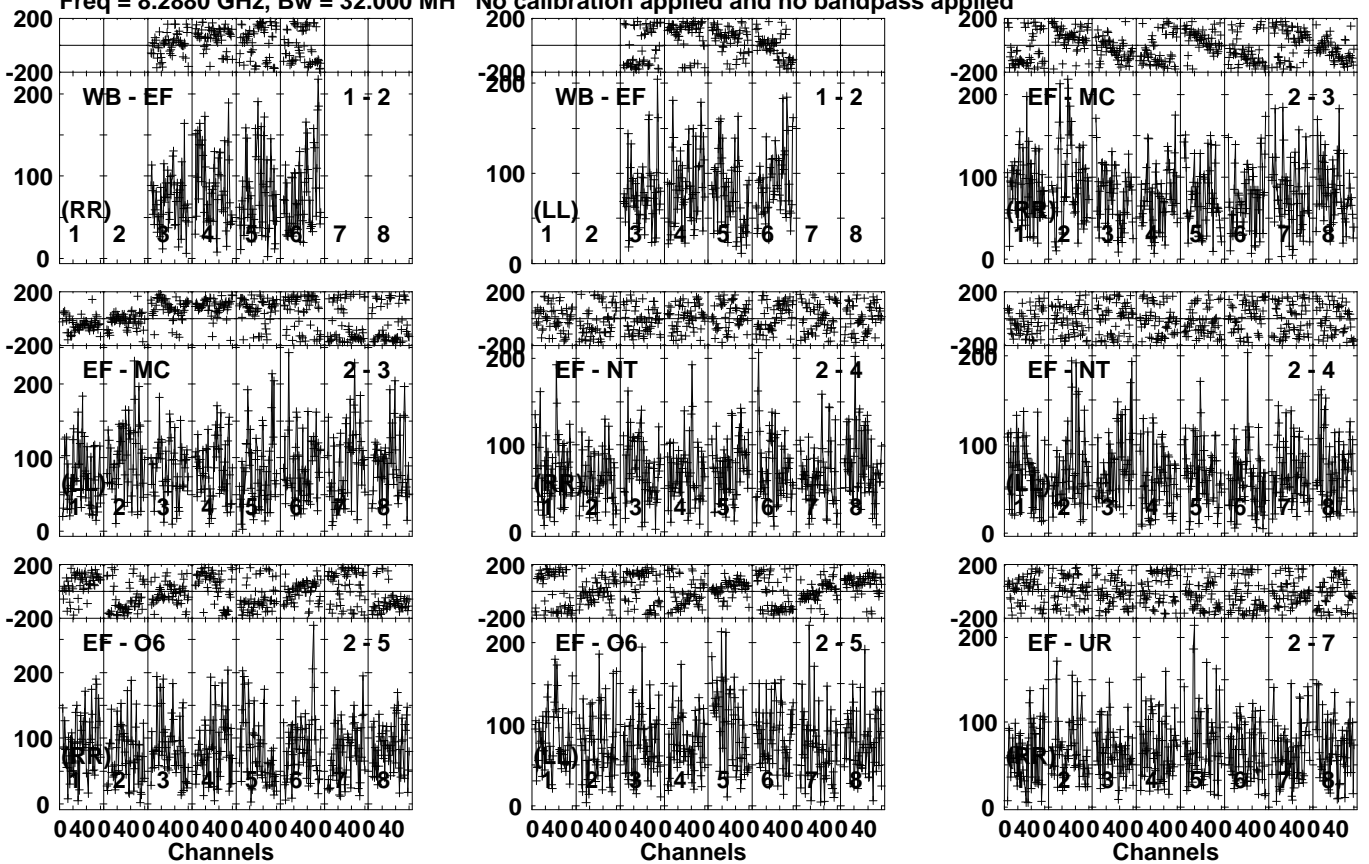


Lower frame: Micro Ampl Jy Top frame: Phas deg
Vector averaged cross-power spectrum Several baselines displayed
Timerange: 01/00:57:01 to 01/01:02:00

Plot file version 163 created 12-JAN-2021 15:55:27

0658+49 EB074C.UVDATA.1

Freq = 8.2880 GHz, Bw = 32.000 MH No calibration applied and no bandpass applied

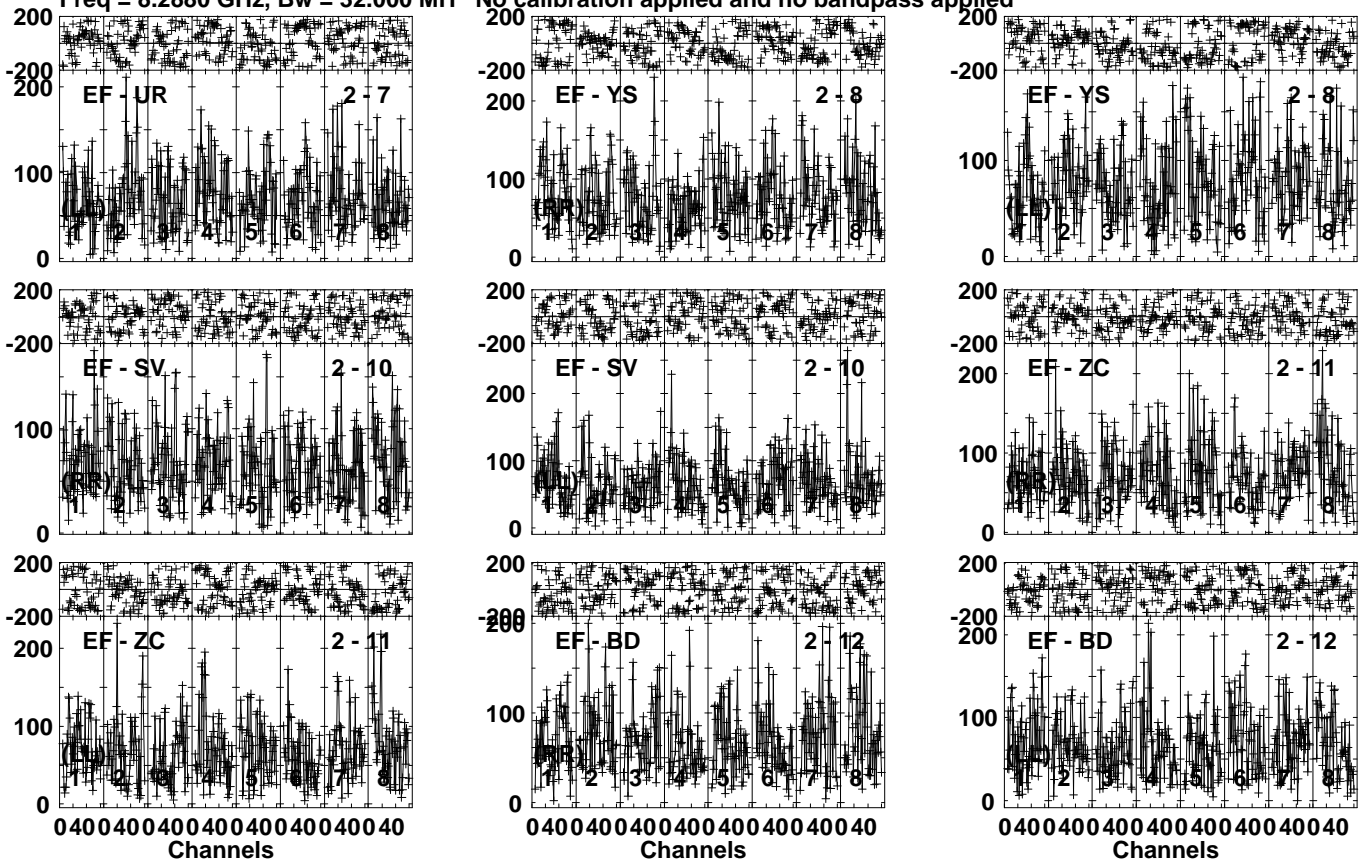


Lower frame: Micro Ampl Jy Top frame: Phas deg
Vector averaged cross-power spectrum Several baselines displayed
Timerange: 01/01:11:30 to 01/01:15:29

Plot file version 164 created 12-JAN-2021 15:55:27

0658+49 EB074C.UVDATA.1

Freq = 8.2880 GHz, Bw = 32.000 MH No calibration applied and no bandpass applied

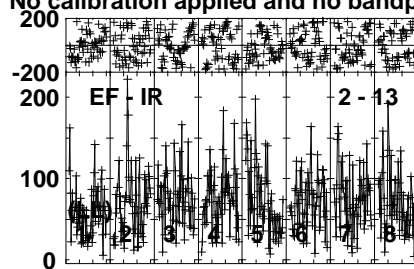
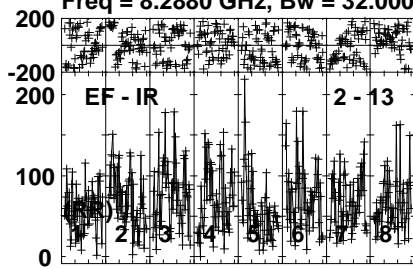


Lower frame: Micro Ampl Jy Top frame: Phas deg
Vector averaged cross-power spectrum Several baselines displayed
Timerange: 01/01:11:30 to 01/01:15:29

Plot file version 165 created 12-JAN-2021 15:55:27

0658+49 EB074C.UVDATA.1

Freq = 8.2880 GHz, Bw = 32.000 MH No calibration applied and no bandpass applied



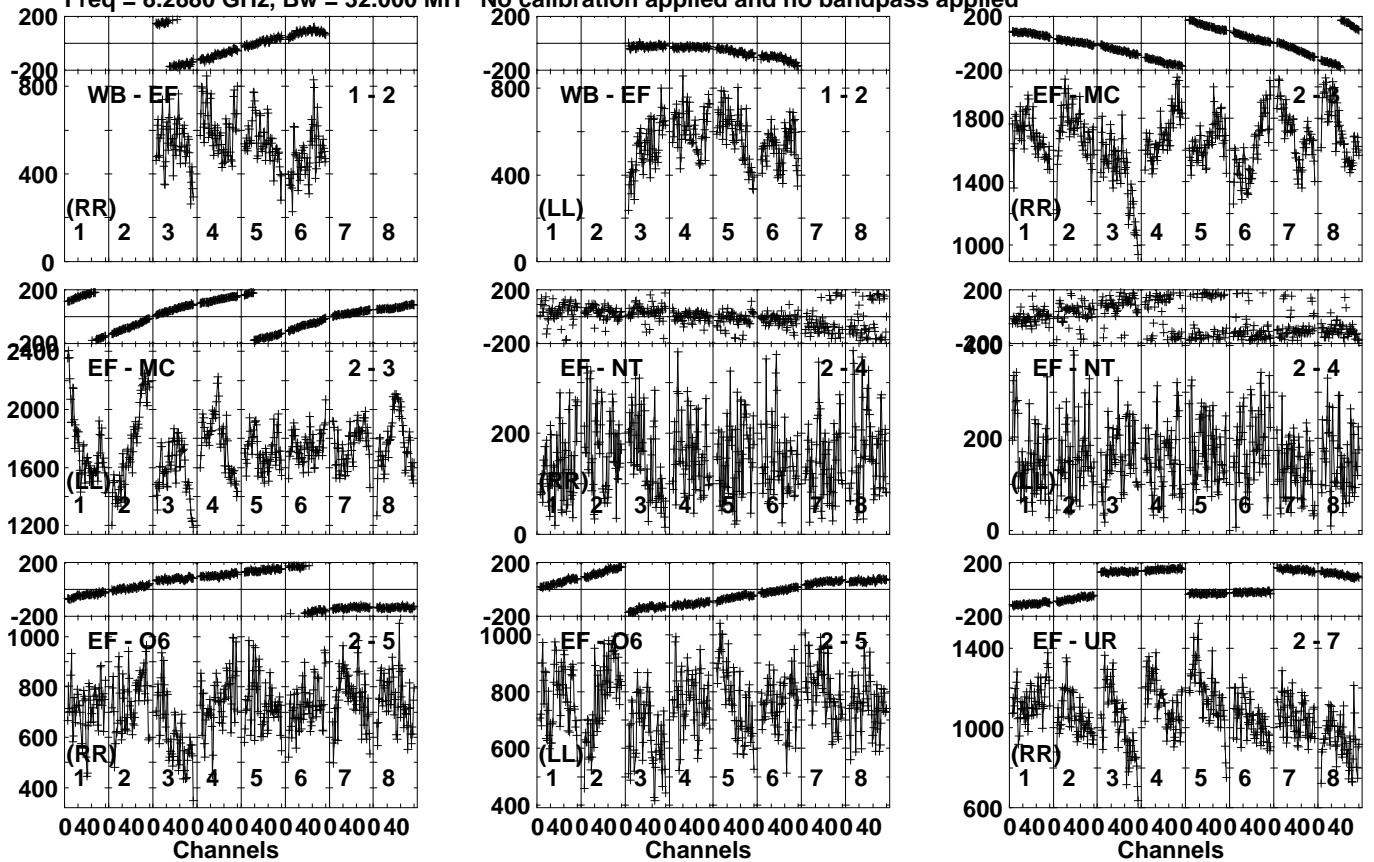
Lower frame: Micro Ampl Jy Top frame: Phas deg
Vector averaged cross-power spectrum Several baselines displayed
Timerange: 01/01:11:30 to 01/01:15:29

Plot file version 166 created 12-JAN-2021 15:55:28

J0654+5042 EB074C.UVDATA.1

Freq = 8.2880 GHz, Bw = 32.000 MH

No calibration applied and no bandpass applied



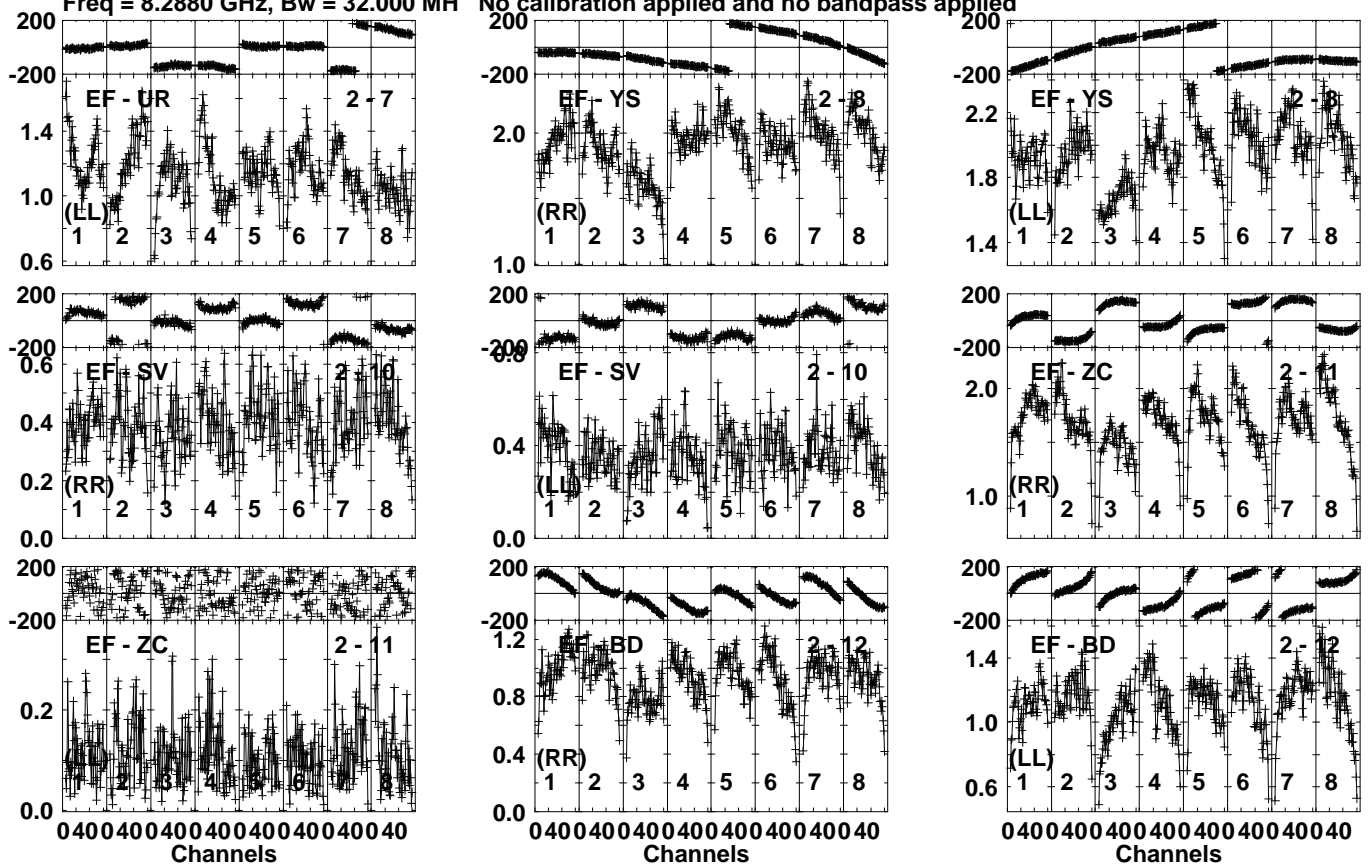
Lower frame: Micro Ampl Jy Top frame: Phas deg
Vector averaged cross-power spectrum Several baselines displayed
Timerange: 01/01:16:31 to 01/01:17:59

Plot file version 167 created 12-JAN-2021 15:55:28

J0654+5042 EB074C.UVDATA.1

Freq = 8.2880 GHz, Bw = 32.000 MH

No calibration applied and no bandpass applied



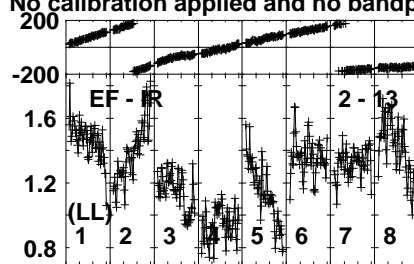
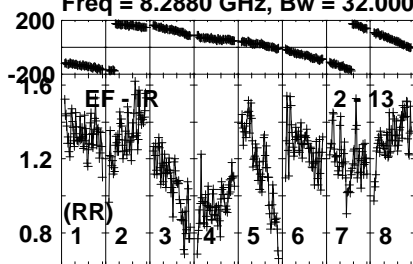
Lower frame: Milli Ampl Jy Top frame: Phas deg
Vector averaged cross-power spectrum Several baselines displayed
Timerange: 01/01:16:31 to 01/01:17:59

Plot file version 168 created 12-JAN-2021 15:55:28

J0654+5042 EB074C.UVDATA.1

Freq = 8.2880 GHz, Bw = 32.000 MH

No calibration applied and no bandpass applied

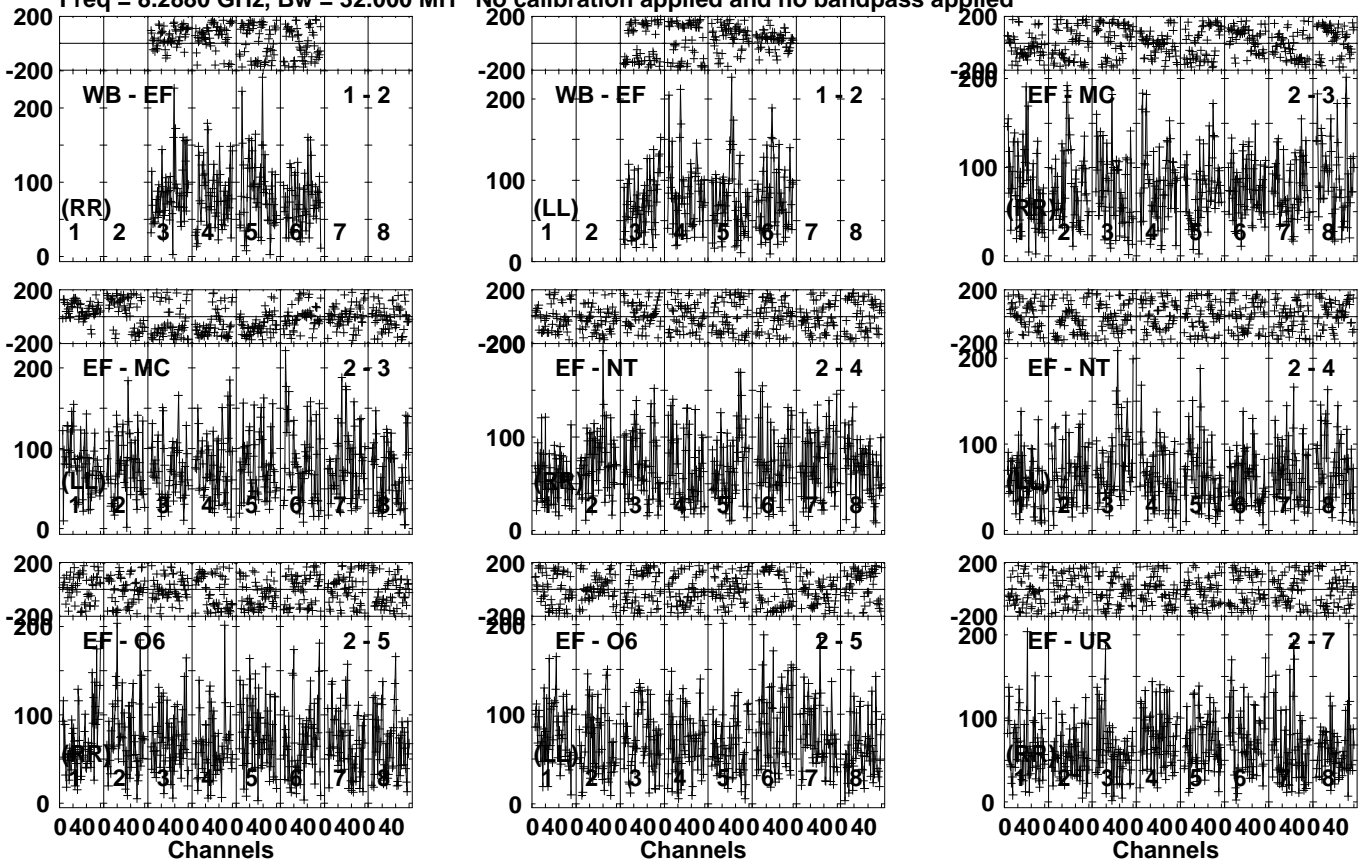


Lower frame: Milli Ampl Jy Top frame: Phas deg
Vector averaged cross-power spectrum Several baselines displayed
Timerange: 01/01:16:31 to 01/01:17:59

Plot file version 169 created 12-JAN-2021 15:55:28

0658+49 EB074C.UVDATA.1

Freq = 8.2880 GHz, Bw = 32.000 MH No calibration applied and no bandpass applied

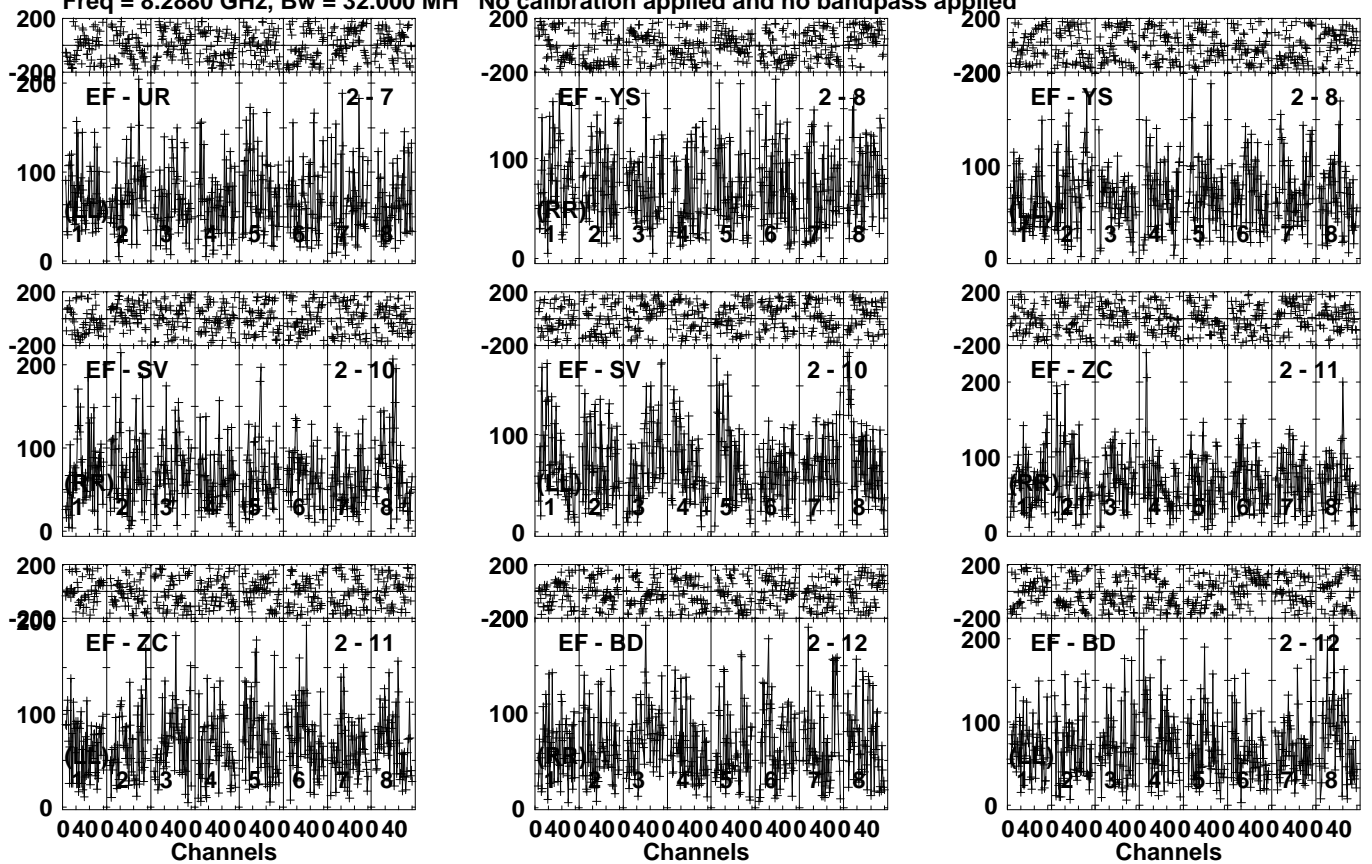


Lower frame: Micro Ampl Jy Top frame: Phas deg
Vector averaged cross-power spectrum Several baselines displayed
Timerange: 01/01:19:01 to 01/01:23:00

Plot file version 170 created 12-JAN-2021 15:55:29

0658+49 EB074C.UVDATA.1

Freq = 8.2880 GHz, Bw = 32.000 MH No calibration applied and no bandpass applied

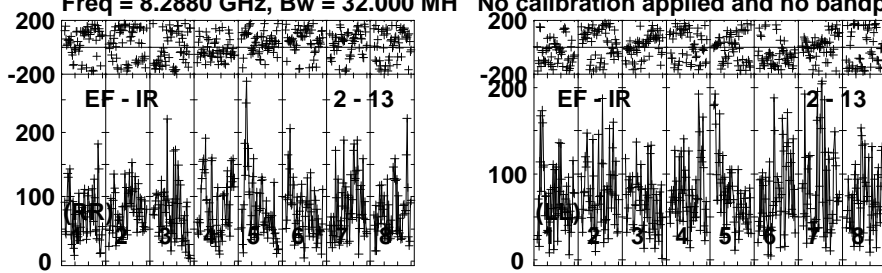


Lower frame: Micro Ampl Jy Top frame: Phas deg
Vector averaged cross-power spectrum Several baselines displayed
Timerange: 01/01:19:01 to 01/01:23:00

Plot file version 171 created 12-JAN-2021 15:55:29

0658+49 EB074C.UVDATA.1

Freq = 8.2880 GHz, Bw = 32.000 MH No calibration applied and no bandpass applied



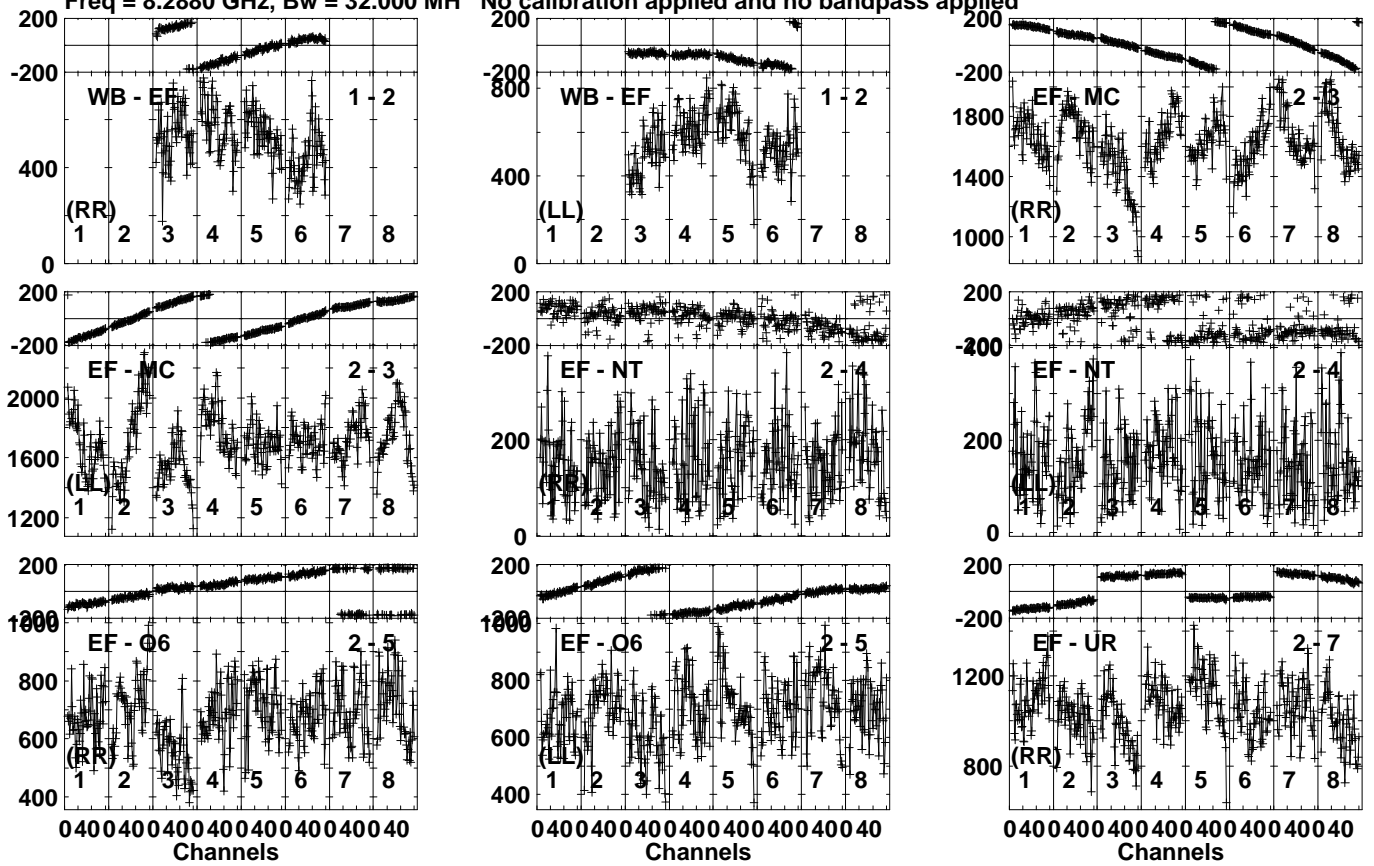
Lower frame: Micro Ampl Jy Top frame: Phas deg
Vector averaged cross-power spectrum Several baselines displayed
Timerange: 01/01:19:01 to 01/01:23:00

Plot file version 172 created 12-JAN-2021 15:55:29

J0654+5042 EB074C.UVDATA.1

Freq = 8.2880 GHz, Bw = 32.000 MH

No calibration applied and no bandpass applied

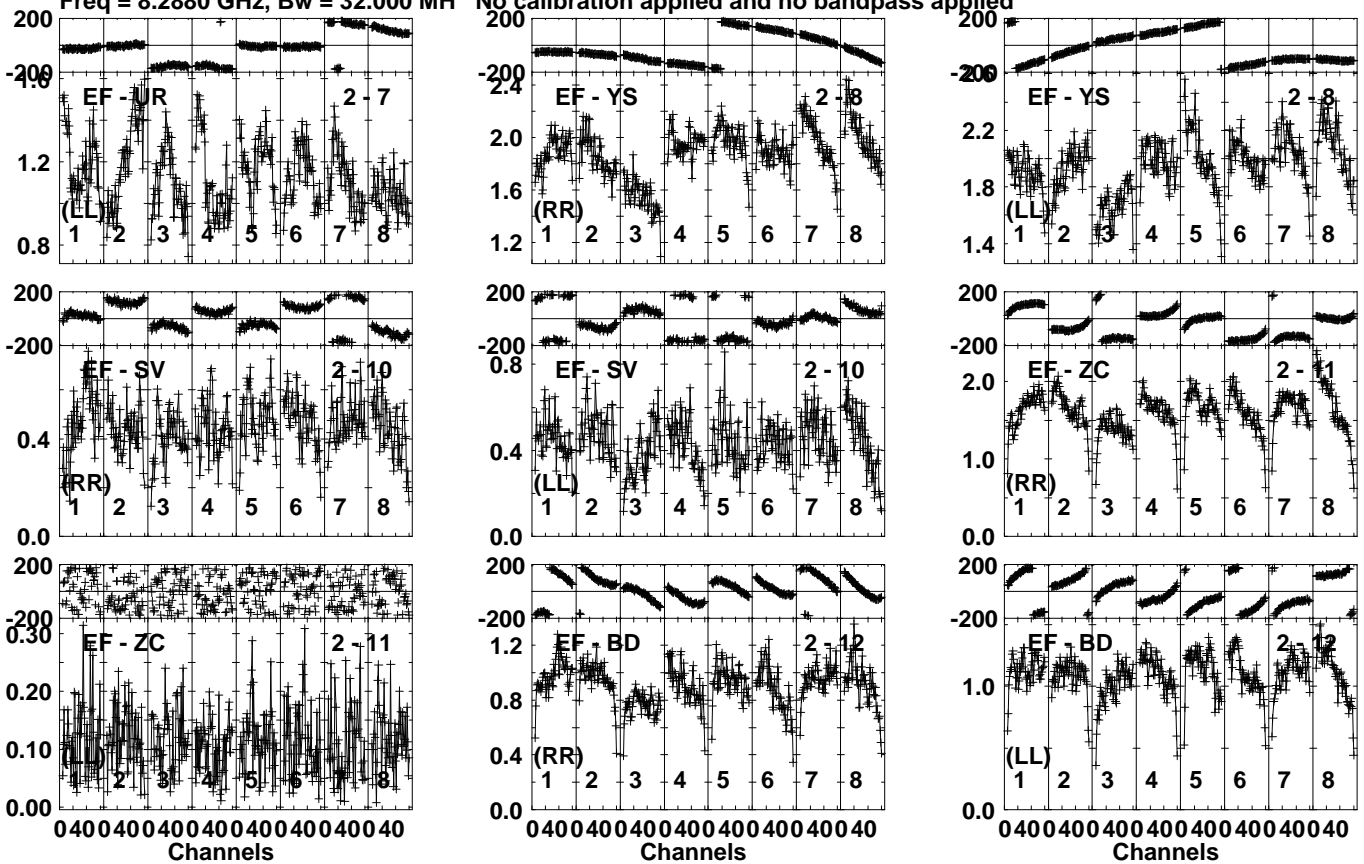


Lower frame: Micro Ampl Jy Top frame: Phas deg
Vector averaged cross-power spectrum Several baselines displayed
Timerange: 01/01:24:00 to 01/01:25:29

Plot file version 173 created 12-JAN-2021 15:55:29

J0654+5042 EB074C.UVDATA.1

Freq = 8.2880 GHz, Bw = 32.000 MH No calibration applied and no bandpass applied



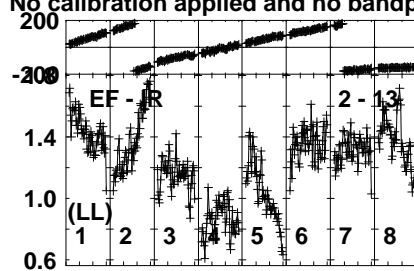
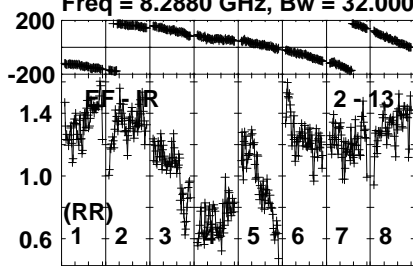
Lower frame: Milli Ampl Jy Top frame: Phas deg
Vector averaged cross-power spectrum Several baselines displayed
Timerange: 01/01:24:00 to 01/01:25:29

Plot file version 174 created 12-JAN-2021 15:55:29

J0654+5042 EB074C.UVDATA.1

Freq = 8.2880 GHz, Bw = 32.000 MH

No calibration applied and no bandpass applied

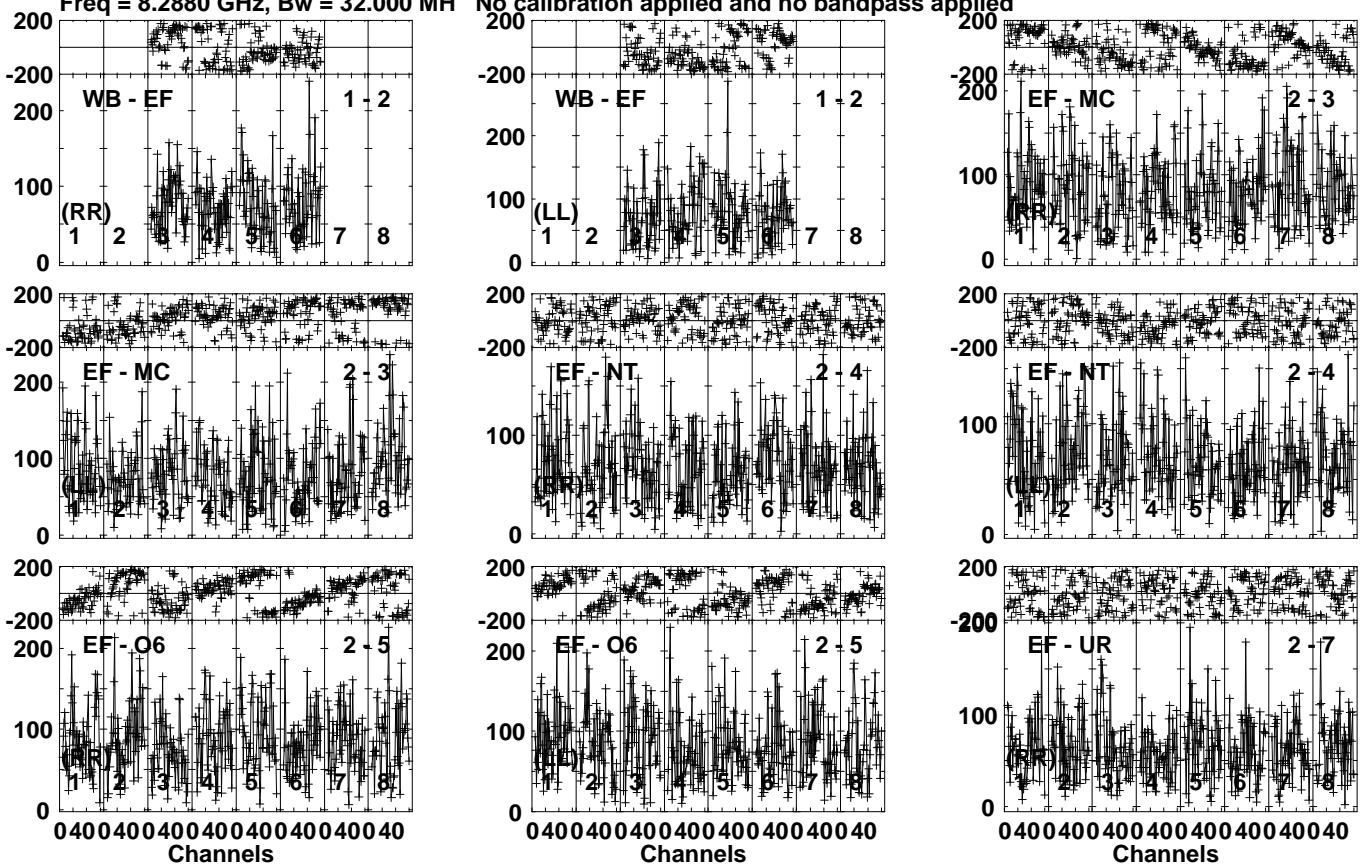


Lower frame: Milli Ampl Jy Top frame: Phas deg
Vector averaged cross-power spectrum Several baselines displayed
Timerange: 01/01:24:00 to 01/01:25:29

Plot file version 175 created 12-JAN-2021 15:55:29

0658+49 EB074C.UVDATA.1

Freq = 8.2880 GHz, Bw = 32.000 MH No calibration applied and no bandpass applied

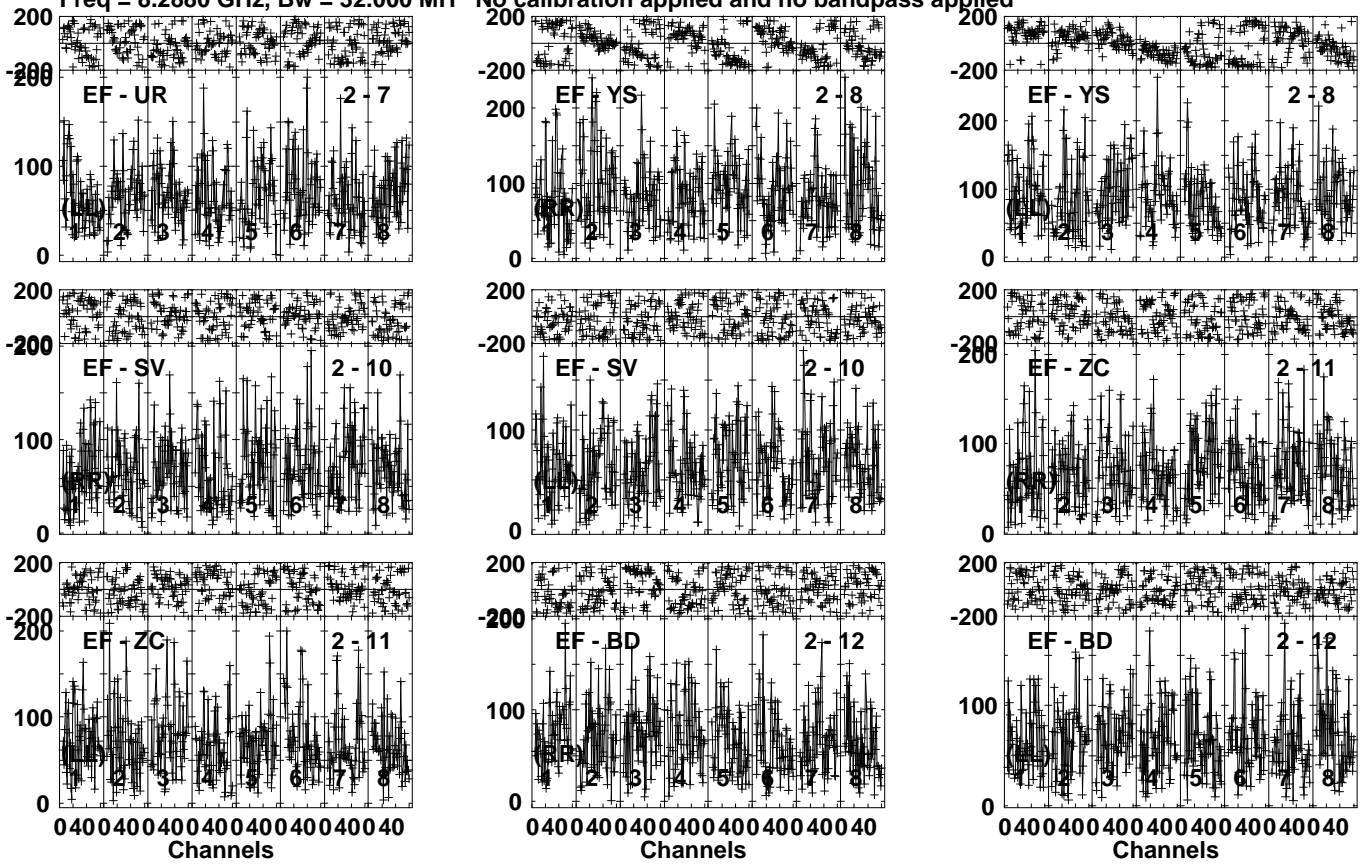


Lower frame: Micro Ampl Jy Top frame: Phas deg
Vector averaged cross-power spectrum Several baselines displayed
Timerange: 01/01:26:31 to 01/01:30:29

Plot file version 176 created 12-JAN-2021 15:55:30

0658+49 EB074C.UVDATA.1

Freq = 8.2880 GHz, Bw = 32.000 MH No calibration applied and no bandpass applied

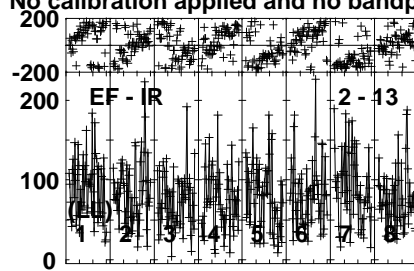
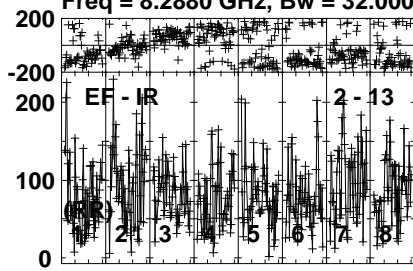


Lower frame: Micro Ampl Jy Top frame: Phas deg
Vector averaged cross-power spectrum Several baselines displayed
Timerange: 01/01:26:31 to 01/01:30:29

Plot file version 177 created 12-JAN-2021 15:55:30

0658+49 EB074C.UVDATA.1

Freq = 8.2880 GHz, Bw = 32.000 MH No calibration applied and no bandpass applied



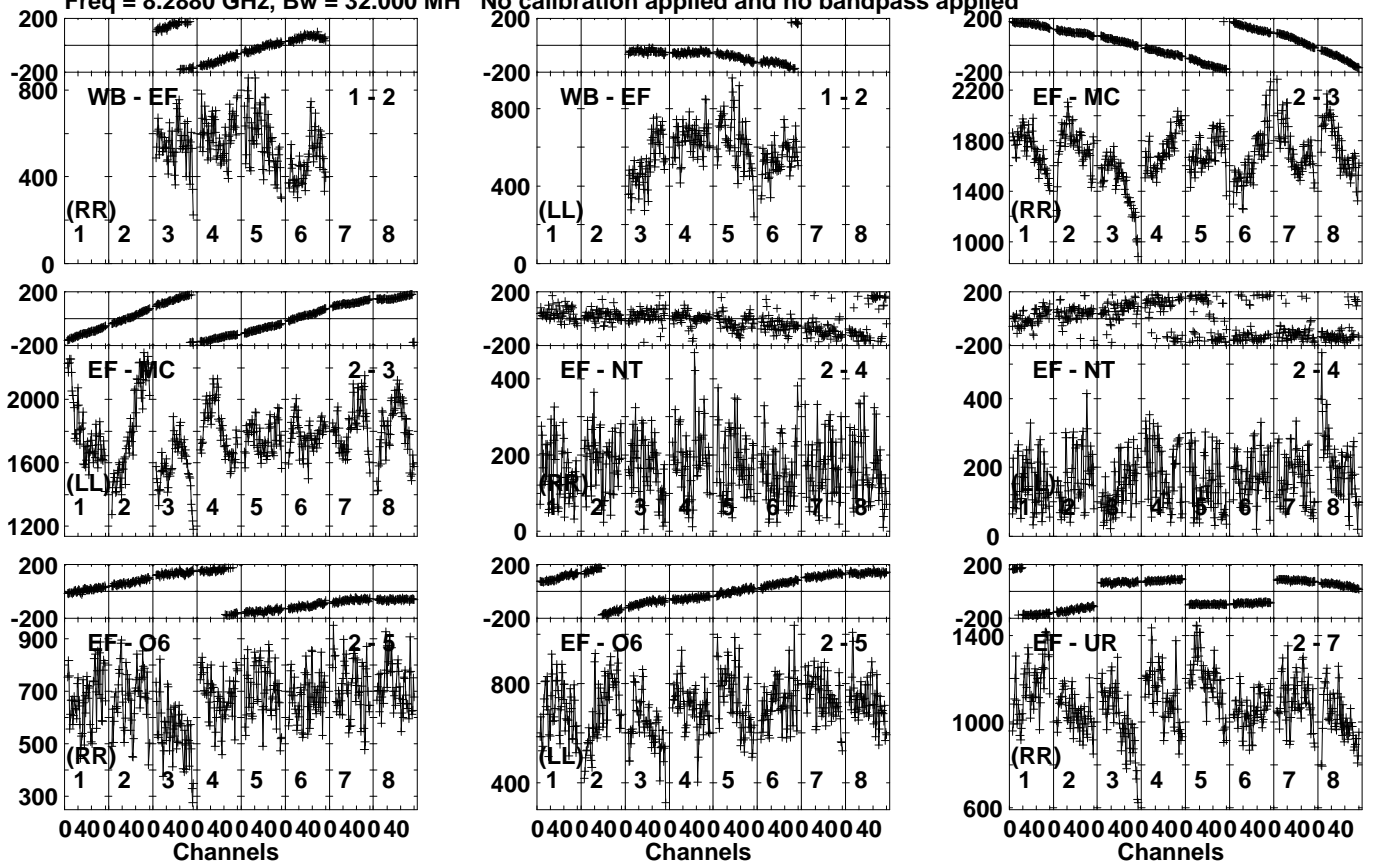
Lower frame: Micro Ampl Jy Top frame: Phas deg
Vector averaged cross-power spectrum Several baselines displayed
Timerange: 01/01:26:31 to 01/01:30:29

Plot file version 178 created 12-JAN-2021 15:55:30

J0654+5042 EB074C.UVDATA.1

Freq = 8.2880 GHz, Bw = 32.000 MH

No calibration applied and no bandpass applied



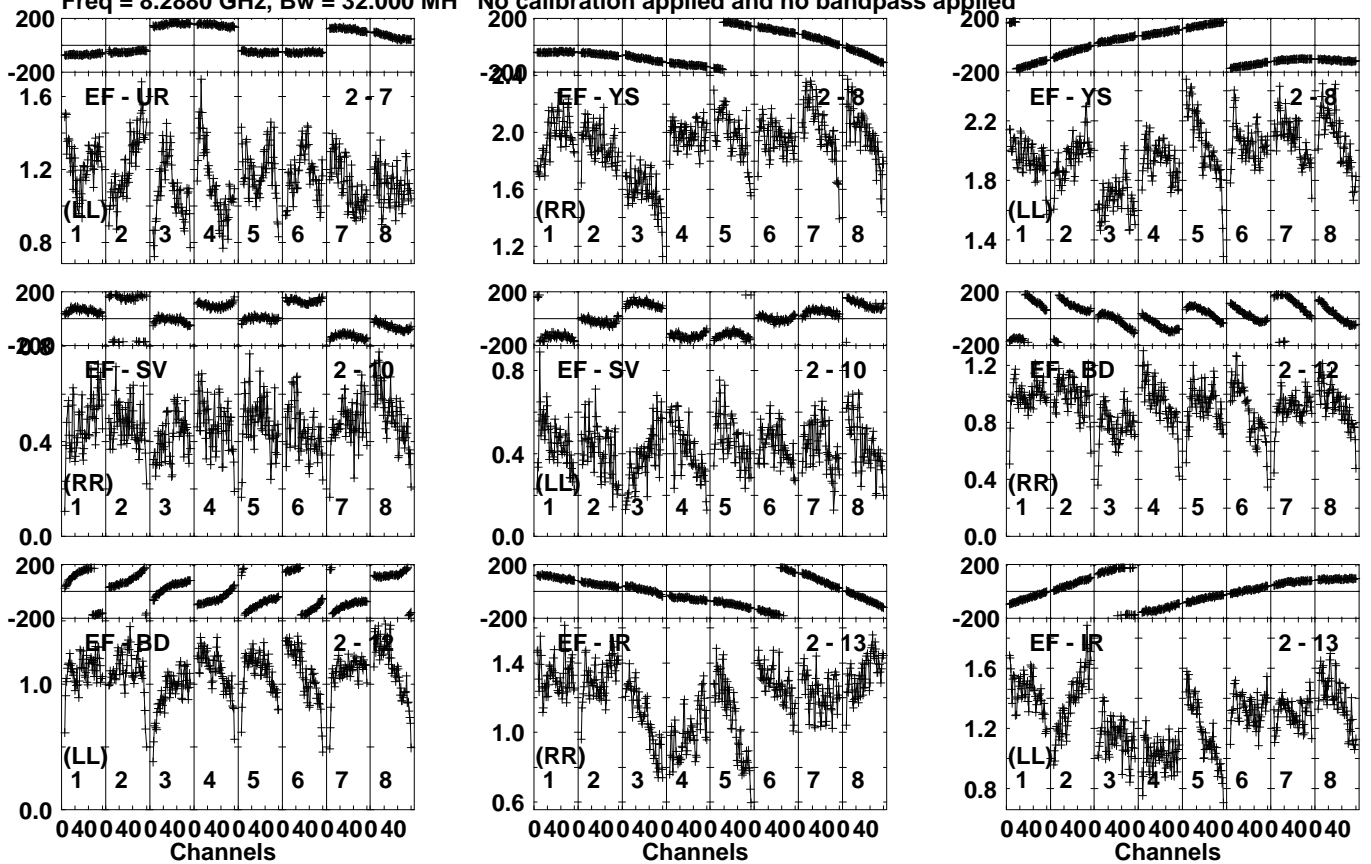
Lower frame: Micro Ampl Jy Top frame: Phas deg
Vector averaged cross-power spectrum Several baselines displayed
Timerange: 01/01:31:31 to 01/01:33:00

Plot file version 179 created 12-JAN-2021 15:55:31

J0654+5042 EB074C.UVDATA.1

Freq = 8.2880 GHz, Bw = 32.000 MH

No calibration applied and no bandpass applied

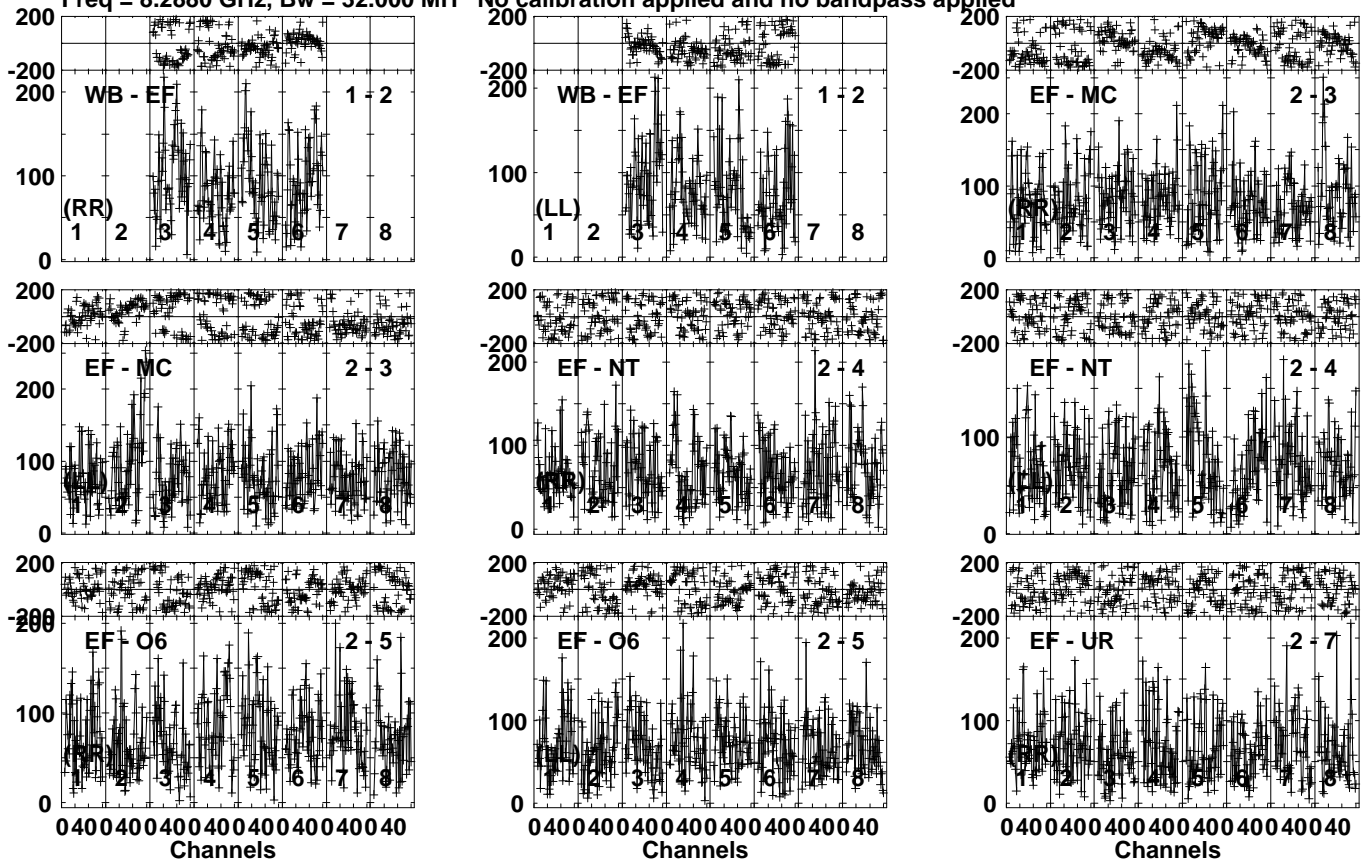


Lower frame: Milli Ampl Jy Top frame: Phas deg
Vector averaged cross-power spectrum Several baselines displayed
Timerange: 01/01:31:31 to 01/01:33:00

Plot file version 180 created 12-JAN-2021 15:55:31

0658+49 EB074C.UVDATA.1

Freq = 8.2880 GHz, Bw = 32.000 MH No calibration applied and no bandpass applied

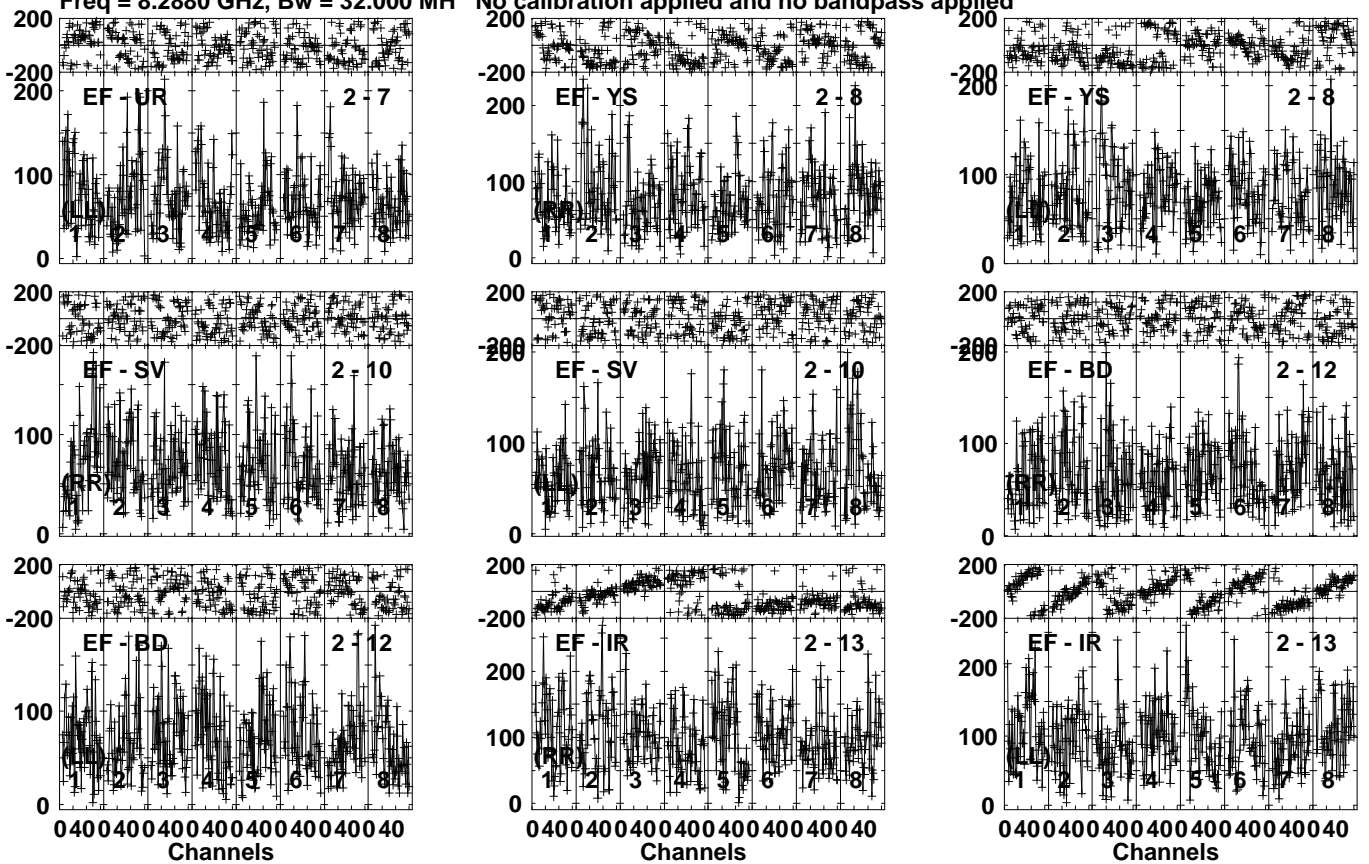


Lower frame: Micro Ampl Jy Top frame: Phas deg
Vector averaged cross-power spectrum Several baselines displayed
Timerange: 01/01:34:00 to 01/01:37:59

Plot file version 181 created 12-JAN-2021 15:55:31

0658+49 EB074C.UVDATA.1

Freq = 8.2880 GHz, Bw = 32.000 MH No calibration applied and no bandpass applied



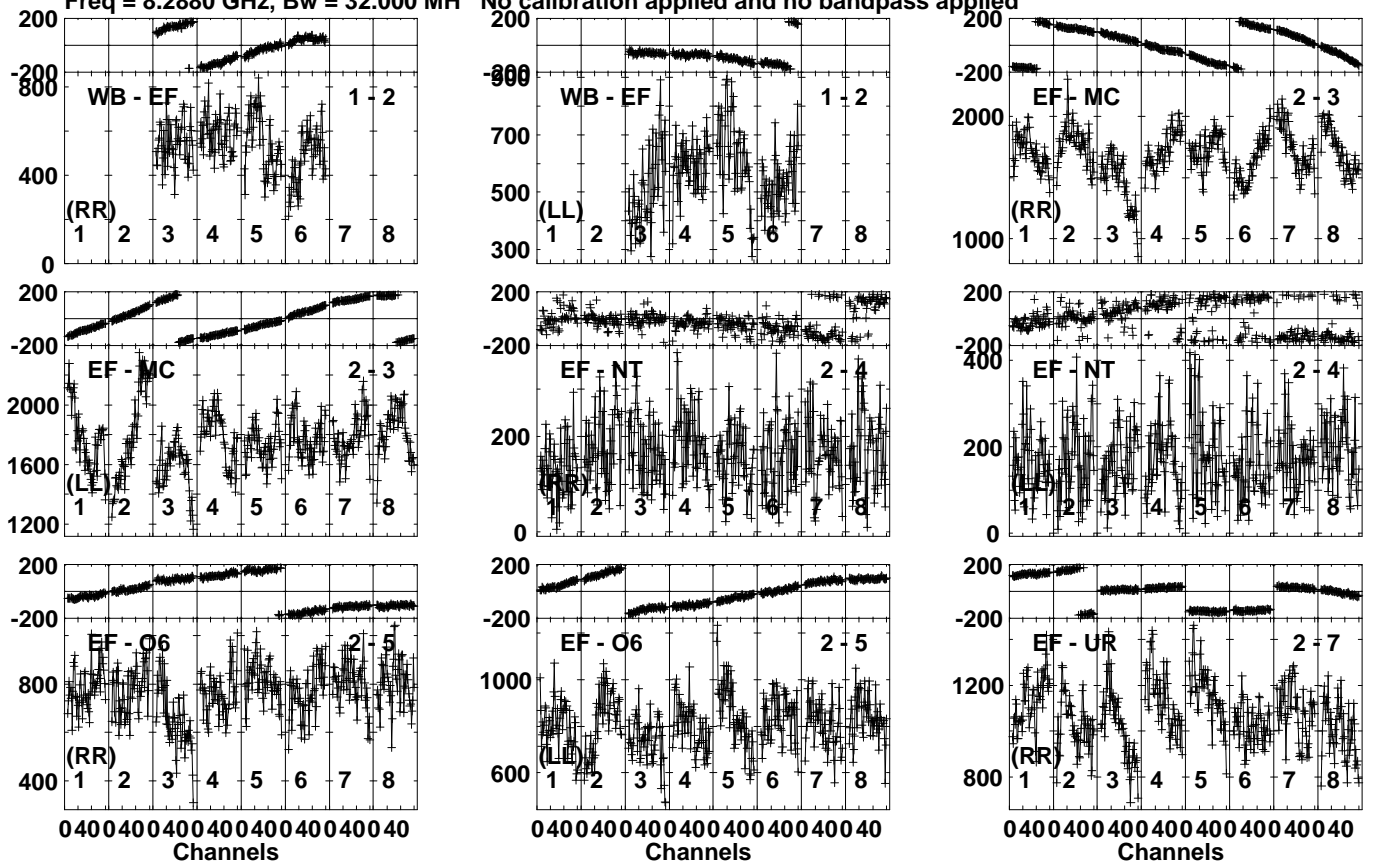
Lower frame: Micro Ampl Jy Top frame: Phas deg
Vector averaged cross-power spectrum Several baselines displayed
Timerange: 01/01:34:00 to 01/01:37:59

Plot file version 182 created 12-JAN-2021 15:55:32

J0654+5042 EB074C.UVDATA.1

Freq = 8.2880 GHz, Bw = 32.000 MH

No calibration applied and no bandpass applied



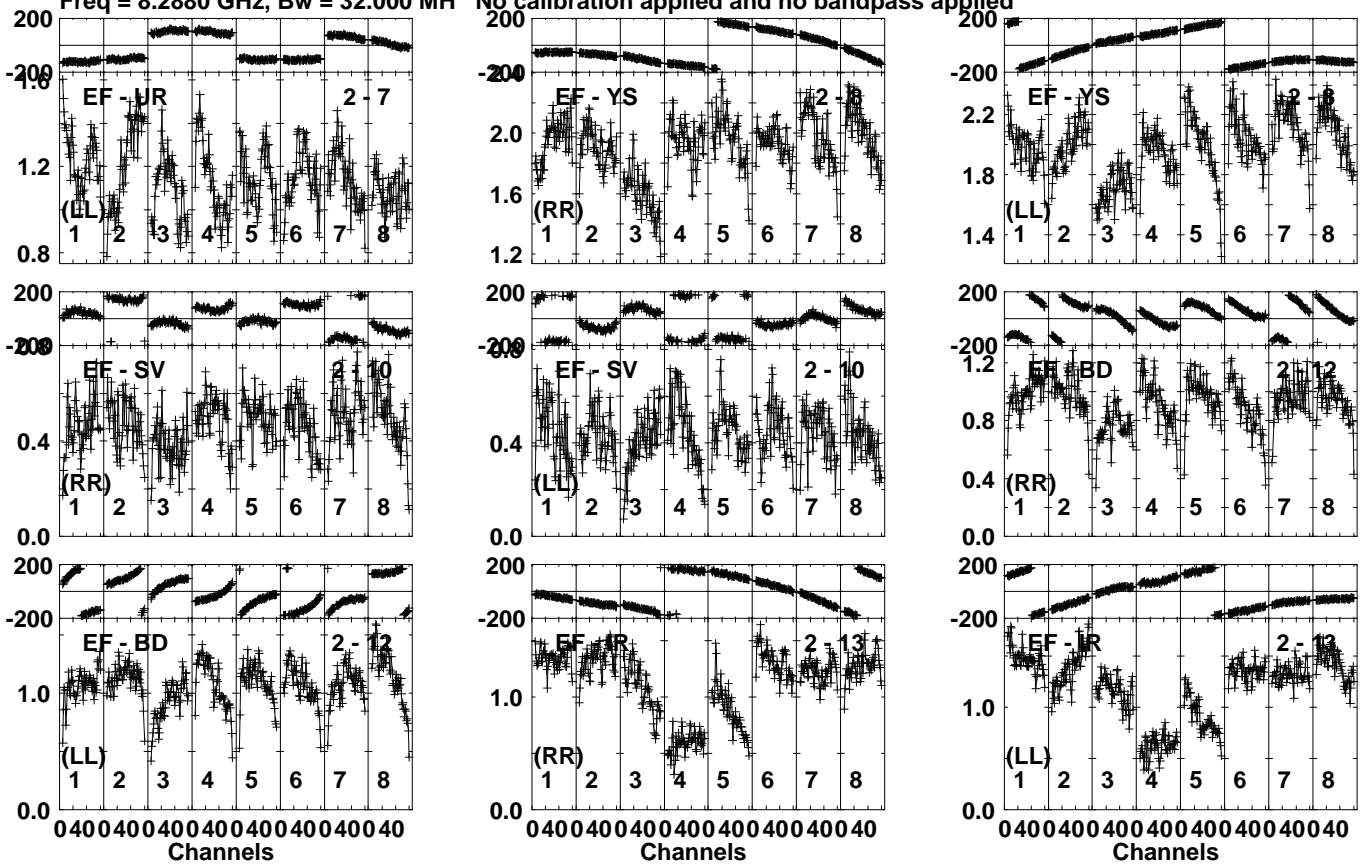
Lower frame: Micro Ampl Jy Top frame: Phas deg
Vector averaged cross-power spectrum Several baselines displayed
Timerange: 01/01:39:01 to 01/01:40:29

Plot file version 183 created 12-JAN-2021 15:55:32

J0654+5042 EB074C.UVDATA.1

Freq = 8.2880 GHz, Bw = 32.000 MH

No calibration applied and no bandpass applied

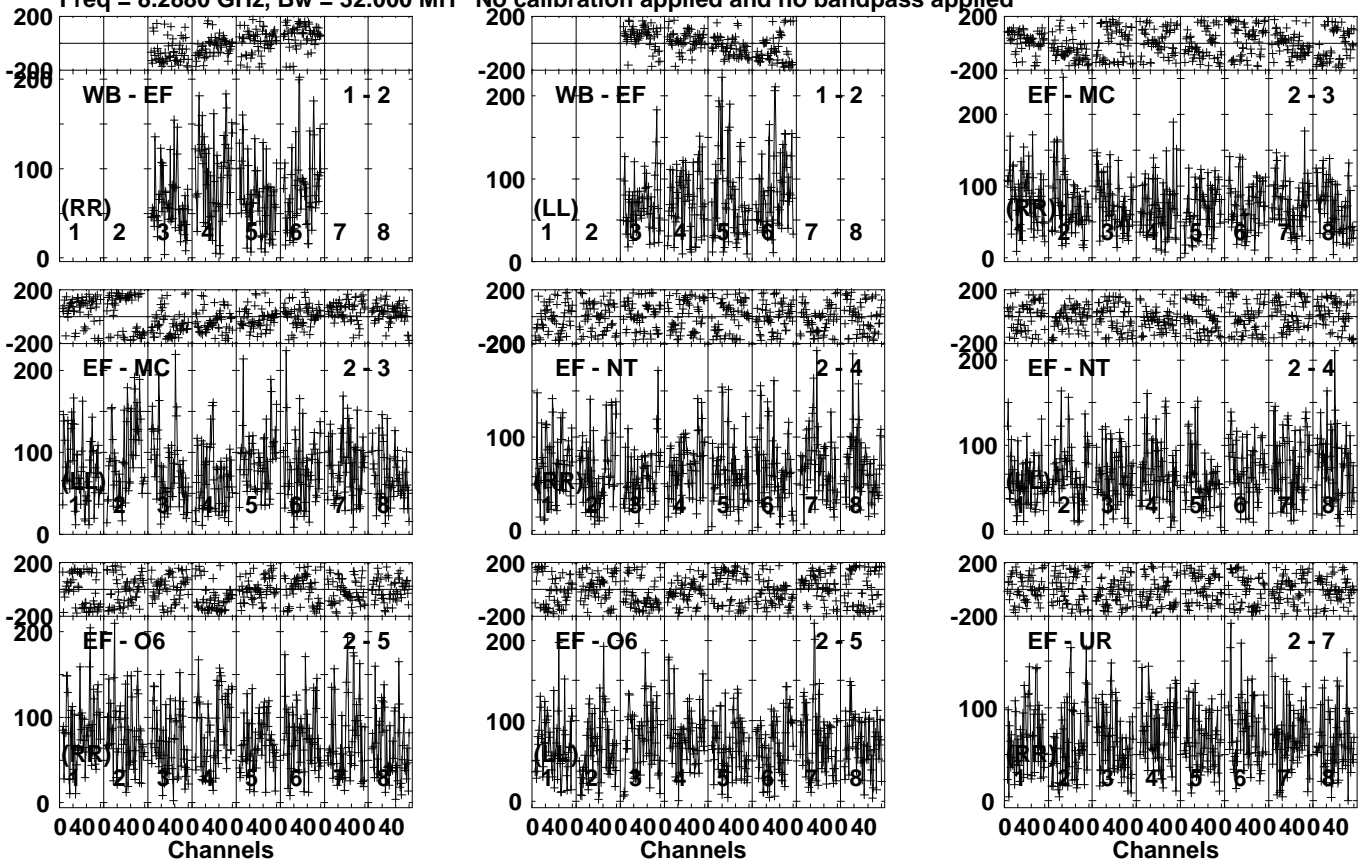


Lower frame: Milli Ampl Jy Top frame: Phas deg
Vector averaged cross-power spectrum Several baselines displayed
Timerange: 01/01:39:01 to 01/01:40:29

Plot file version 184 created 12-JAN-2021 15:55:32

0658+49 EB074C.UVDATA.1

Freq = 8.2880 GHz, Bw = 32.000 MH No calibration applied and no bandpass applied

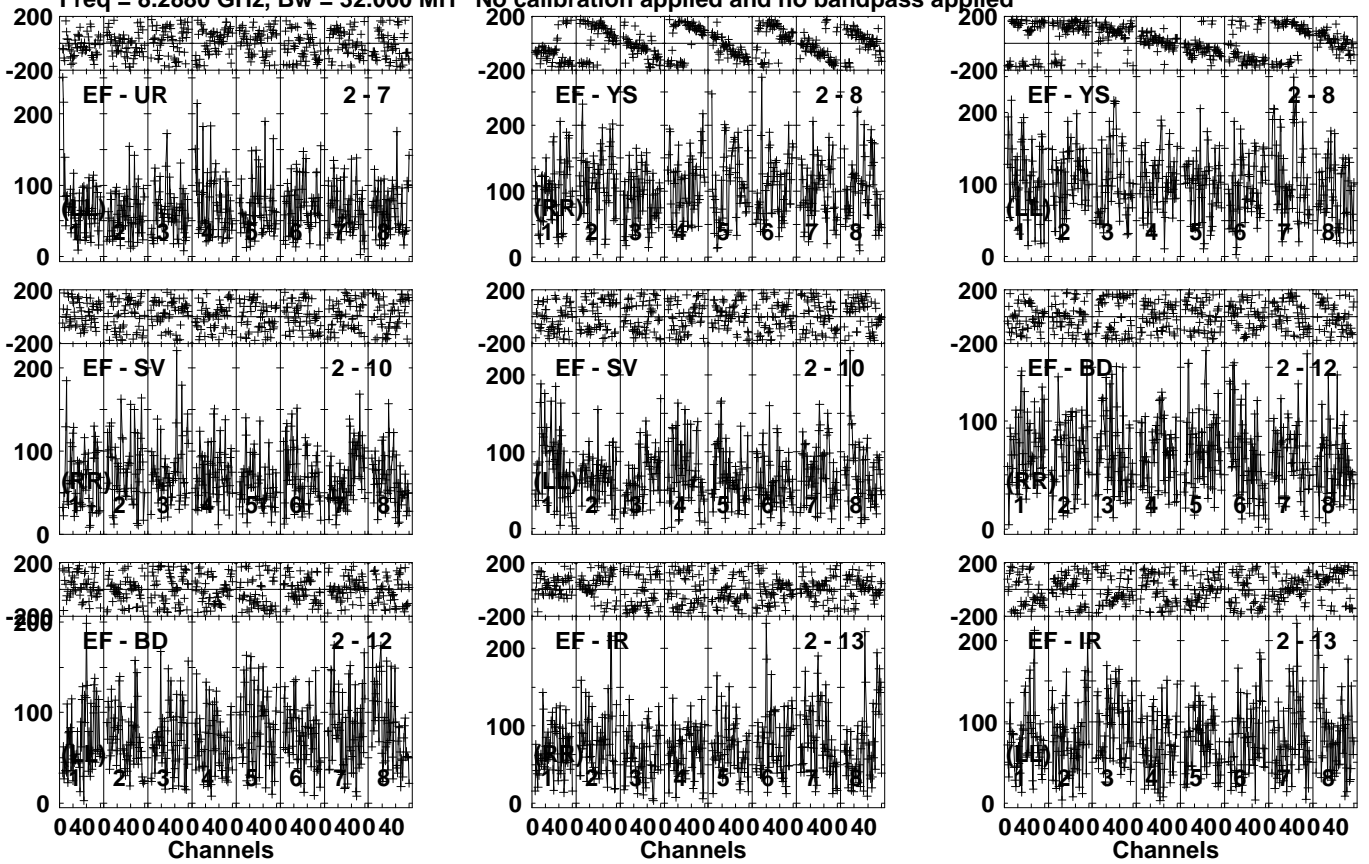


Lower frame: Micro Ampl Jy Top frame: Phas deg
Vector averaged cross-power spectrum Several baselines displayed
Timerange: 01/01:41:31 to 01/01:45:30

Plot file version 185 created 12-JAN-2021 15:55:33

0658+49 EB074C.UVDATA.1

Freq = 8.2880 GHz, Bw = 32.000 MH No calibration applied and no bandpass applied

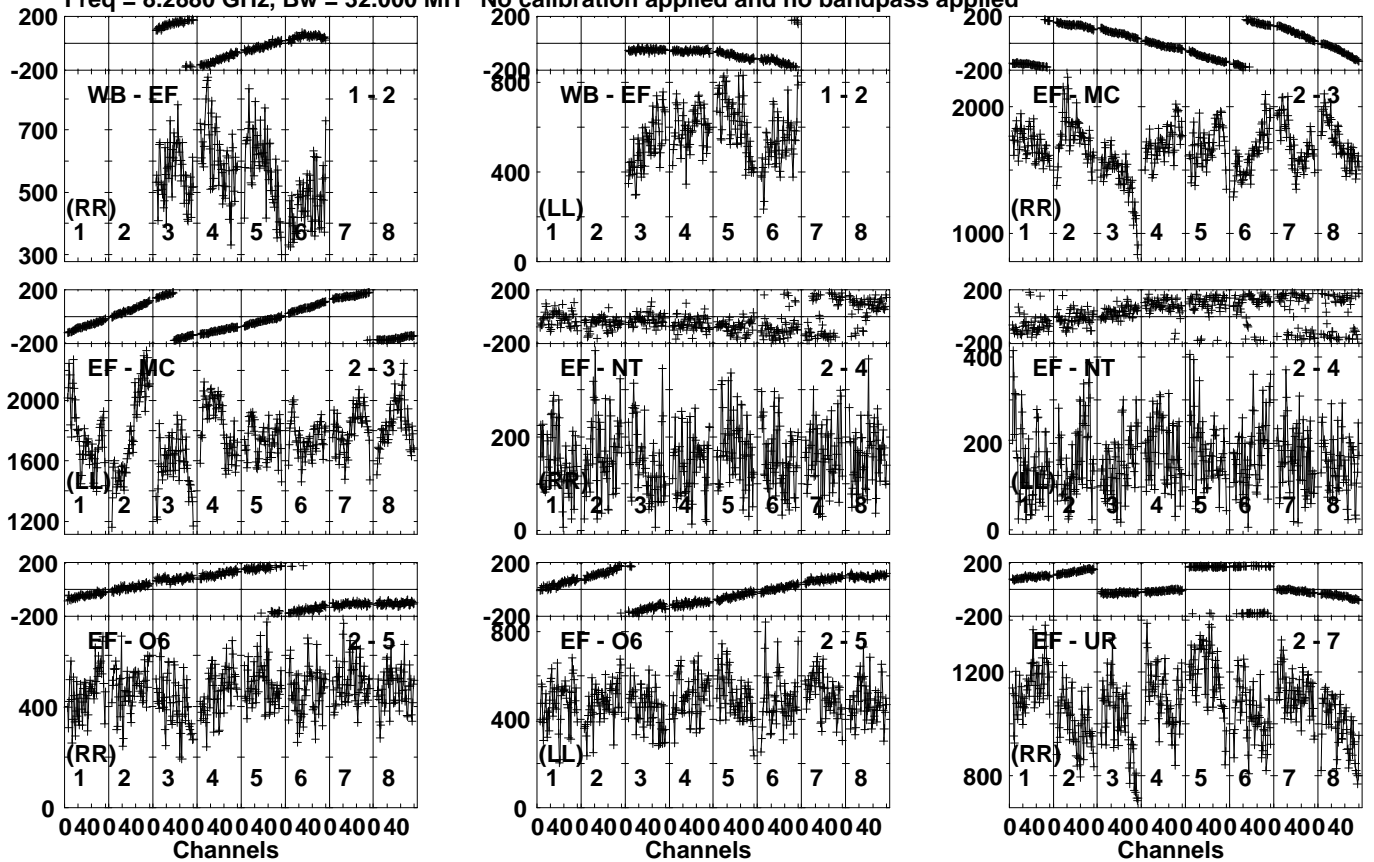


Lower frame: Micro Ampl Jy Top frame: Phas deg
Vector averaged cross-power spectrum Several baselines displayed
Timerange: 01/01:41:31 to 01/01:45:30

Plot file version 186 created 12-JAN-2021 15:55:33

J0654+5042 EB074C.UVDATA.1

Freq = 8.2880 GHz, Bw = 32.000 MH No calibration applied and no bandpass applied



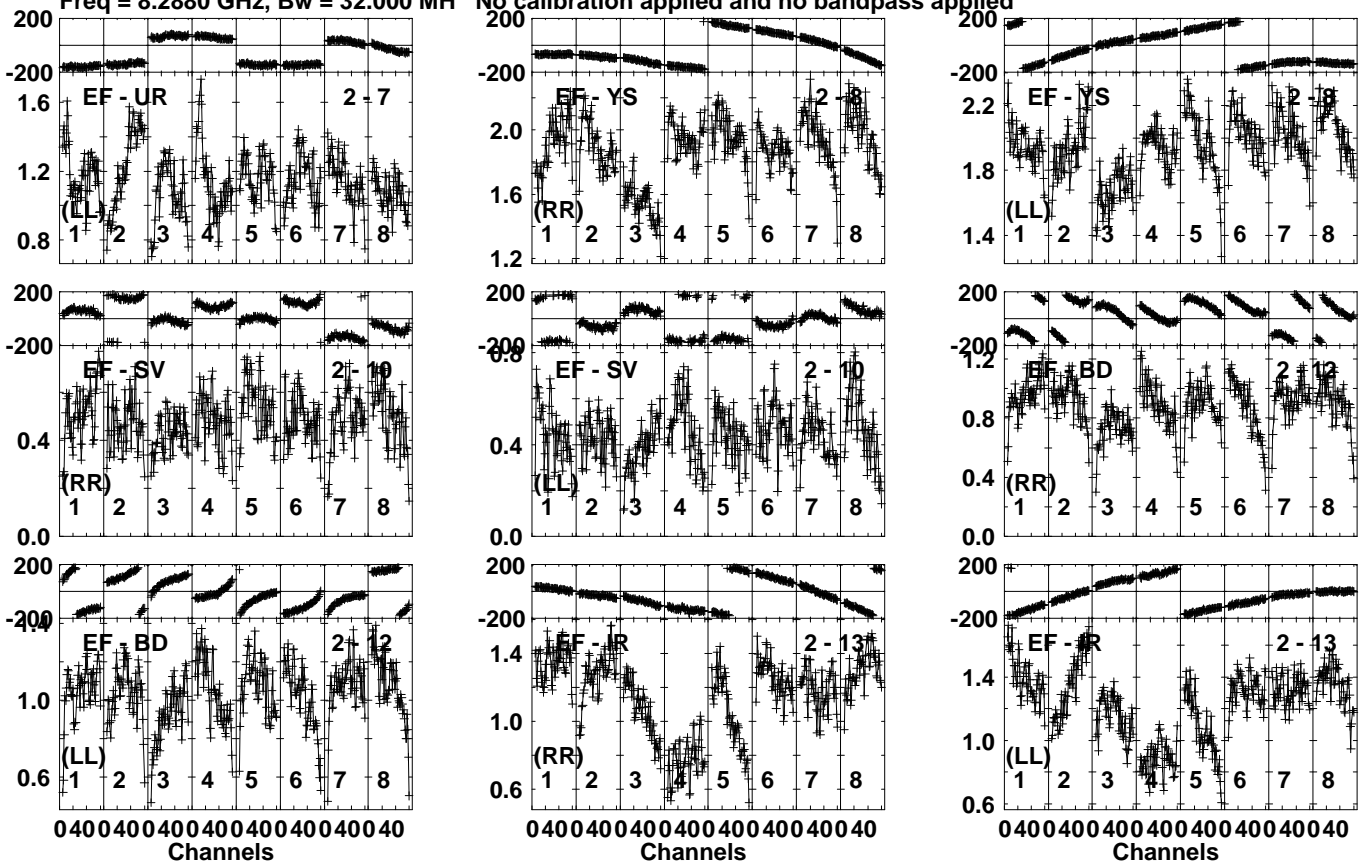
Lower frame: Micro Ampl Jy Top frame: Phas deg
Vector averaged cross-power spectrum Several baselines displayed
Timerange: 01/01:46:30 to 01/01:47:59

Plot file version 187 created 12-JAN-2021 15:55:33

J0654+5042 EB074C.UVDATA.1

Freq = 8.2880 GHz, Bw = 32.000 MH

No calibration applied and no bandpass applied

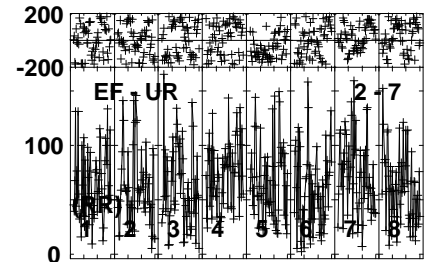
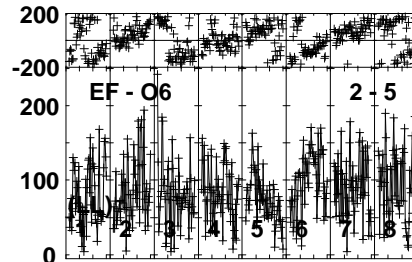
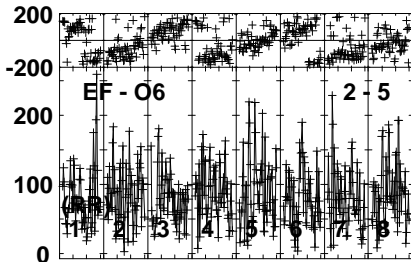
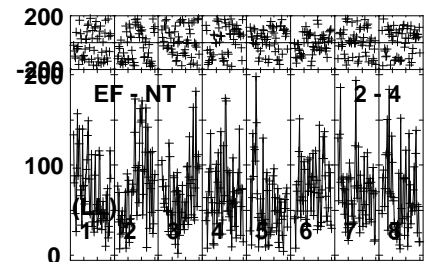
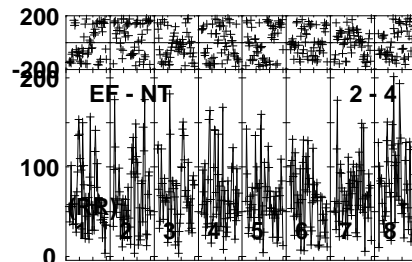
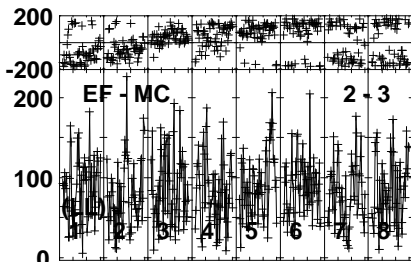
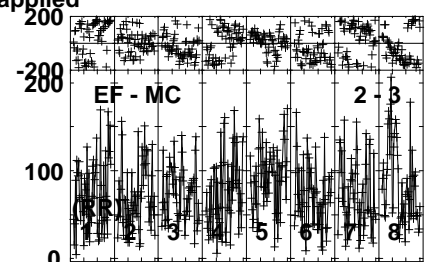
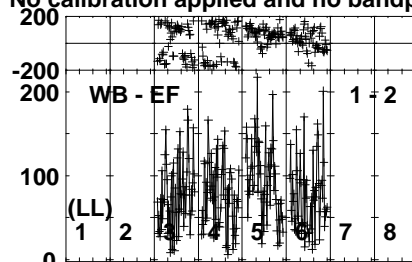
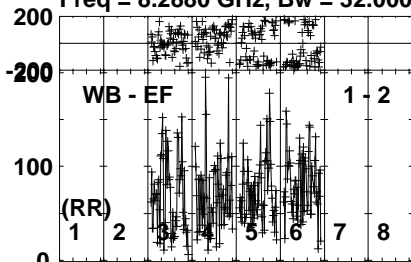


Lower frame: Milli Ampl Jy Top frame: Phas deg
Vector averaged cross-power spectrum Several baselines displayed
Timerange: 01/01:46:30 to 01/01:47:59

Plot file version 188 created 12-JAN-2021 15:55:34

0658+49 EB074C.UVDATA.1

Freq = 8.2880 GHz, Bw = 32.000 MH No calibration applied and no bandpass applied

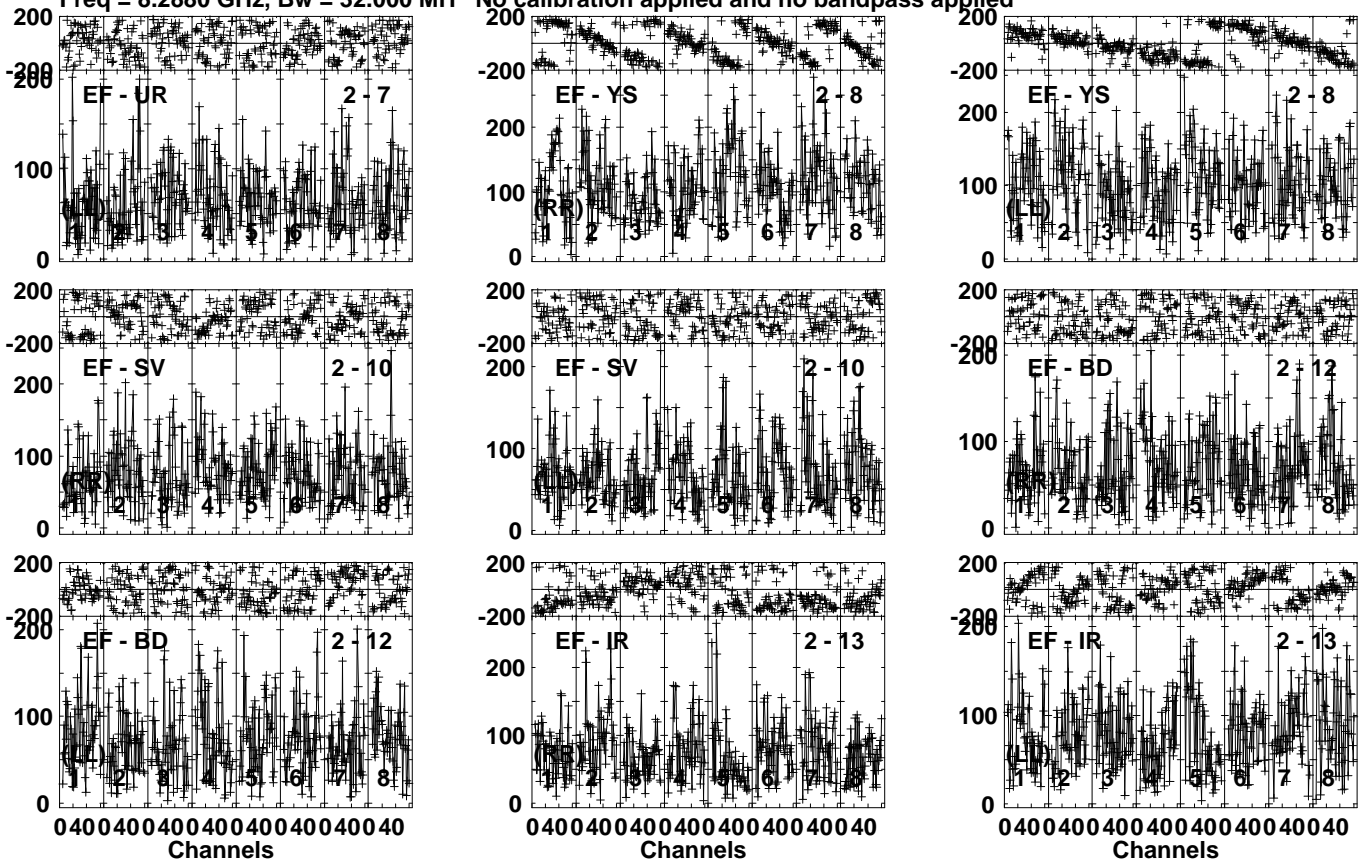


Lower frame: Micro Ampl Jy Top frame: Phas deg
Vector averaged cross-power spectrum Several baselines displayed
Timerange: 01/01:49:01 to 01/01:52:59

Plot file version 189 created 12-JAN-2021 15:55:34

0658+49 EB074C.UVDATA.1

Freq = 8.2880 GHz, Bw = 32.000 MH No calibration applied and no bandpass applied



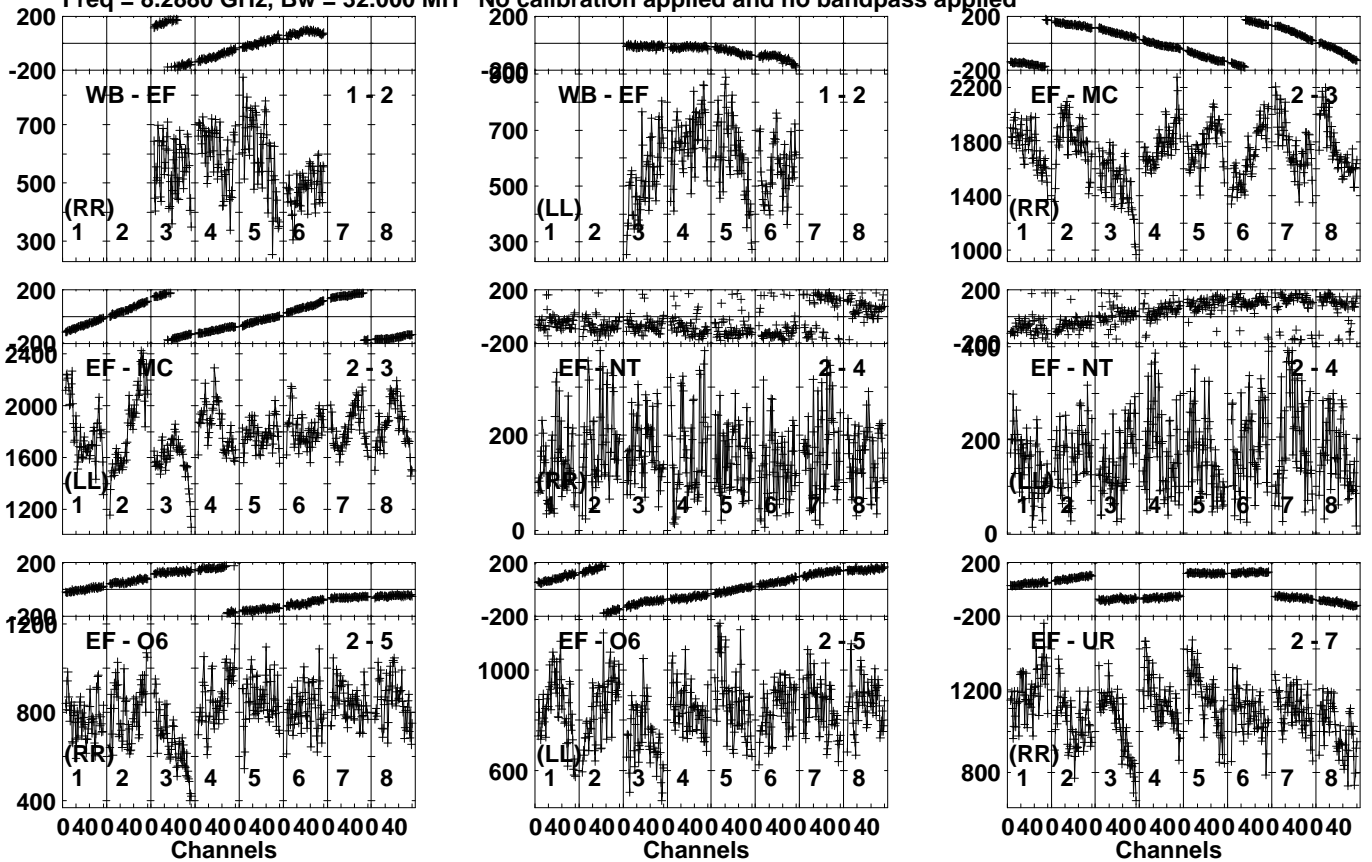
Lower frame: Micro Ampl Jy Top frame: Phas deg
Vector averaged cross-power spectrum Several baselines displayed
Timerange: 01/01:49:01 to 01/01:52:59

Plot file version 190 created 12-JAN-2021 15:55:34

J0654+5042 EB074C.UVDATA.1

Freq = 8.2880 GHz, Bw = 32.000 MH

No calibration applied and no bandpass applied



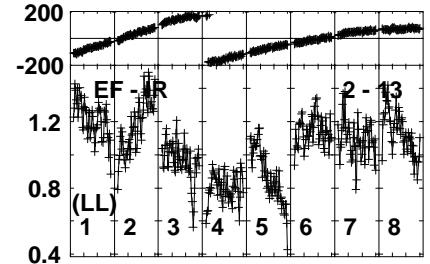
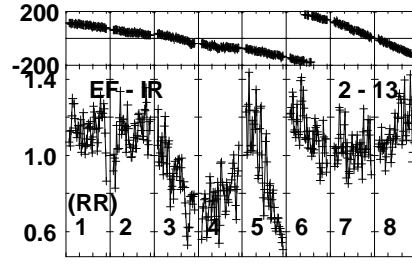
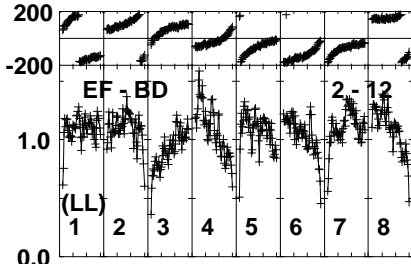
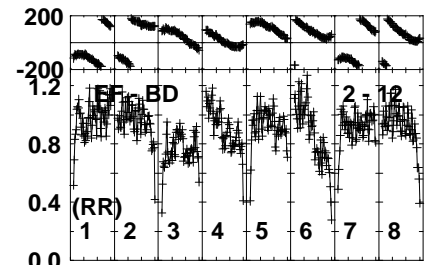
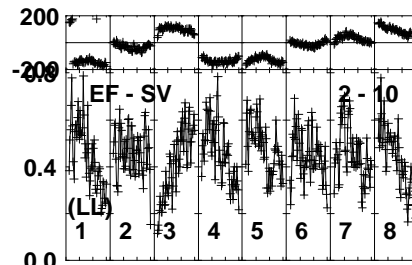
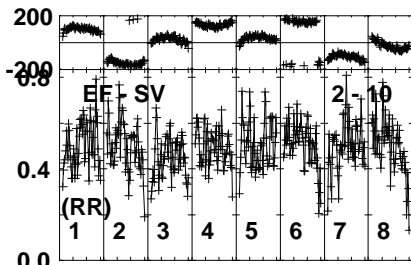
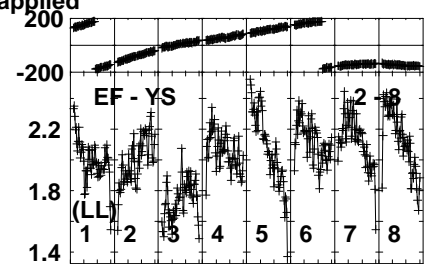
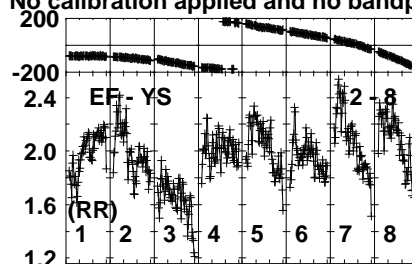
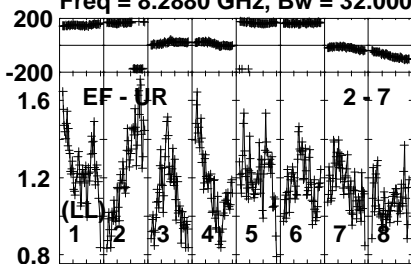
Lower frame: Micro Ampl Jy Top frame: Phas deg
Vector averaged cross-power spectrum Several baselines displayed
Timerange: 01/01:54:01 to 01/01:55:30

Plot file version 191 created 12-JAN-2021 15:55:35

J0654+5042 EB074C.UVDATA.1

Freq = 8.2880 GHz, Bw = 32.000 MH

No calibration applied and no bandpass applied

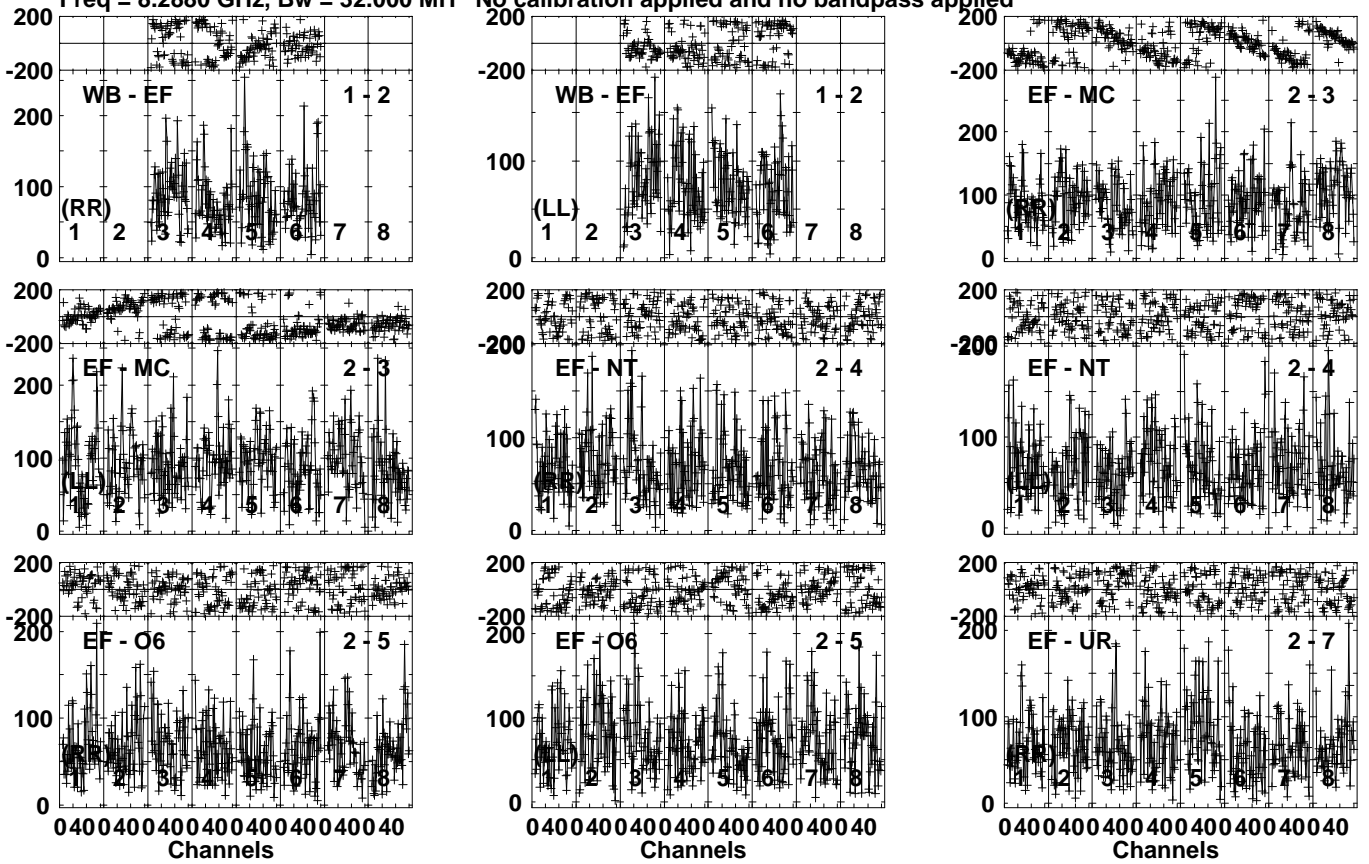


Lower frame: Milli Ampl Jy Top frame: Phas deg
Vector averaged cross-power spectrum Several baselines displayed
Timerange: 01/01:54:01 to 01/01:55:30

Plot file version 192 created 12-JAN-2021 15:55:35

0658+49 EB074C.UVDATA.1

Freq = 8.2880 GHz, Bw = 32.000 MH No calibration applied and no bandpass applied

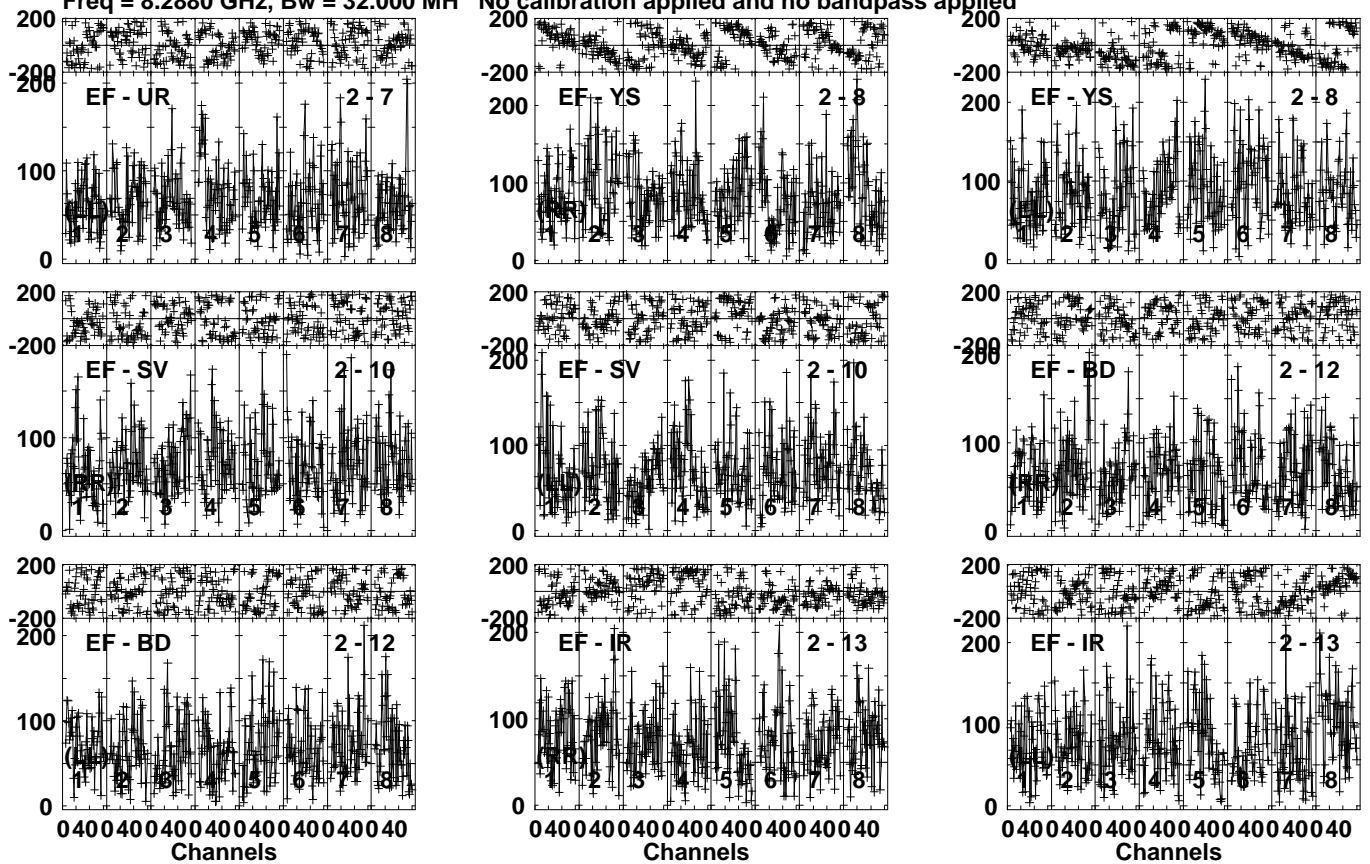


Lower frame: Micro Ampl Jy Top frame: Phas deg
Vector averaged cross-power spectrum Several baselines displayed
Timerange: 01/01:56:30 to 01/02:00:29

Plot file version 193 created 12-JAN-2021 15:55:35

0658+49 EB074C.UVDATA.1

Freq = 8.2880 GHz, Bw = 32.000 MH No calibration applied and no bandpass applied



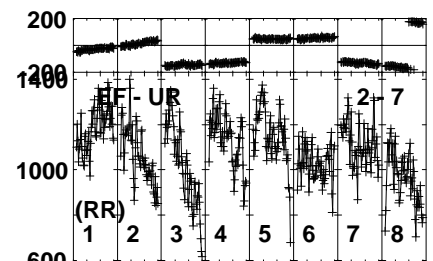
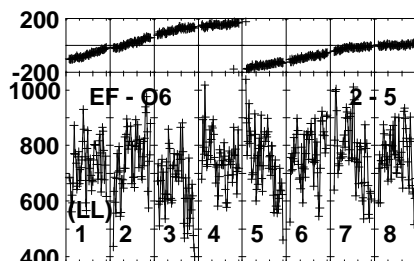
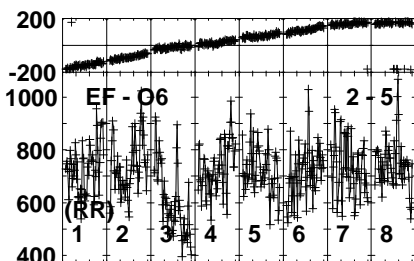
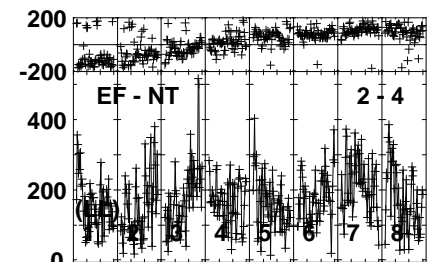
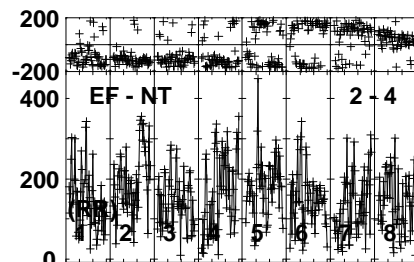
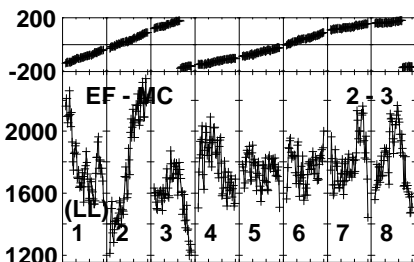
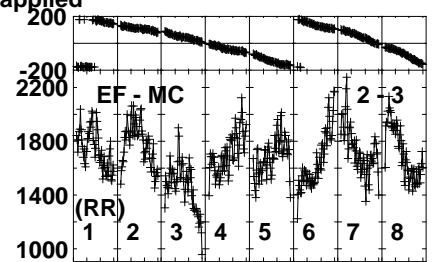
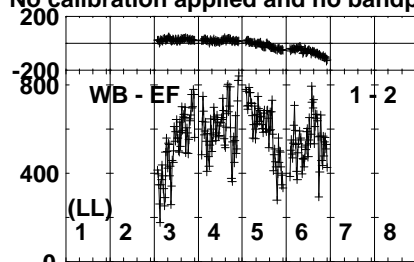
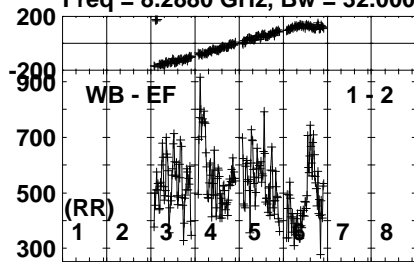
Lower frame: Micro Ampl Jy Top frame: Phas deg
Vector averaged cross-power spectrum Several baselines displayed
Timerange: 01/01:56:30 to 01/02:00:29

Plot file version 194 created 12-JAN-2021 15:55:36

J0654+5042 EB074C.UVDATA.1

Freq = 8.2880 GHz, Bw = 32.000 MH

No calibration applied and no bandpass applied



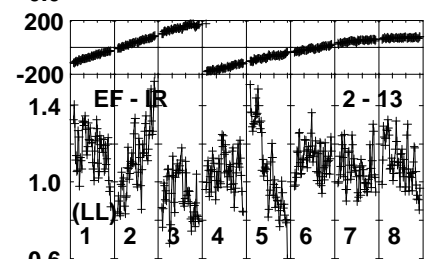
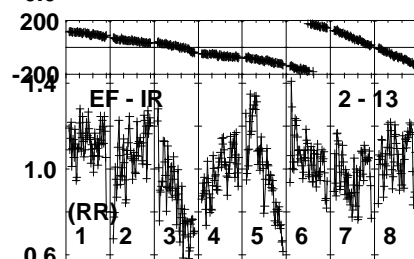
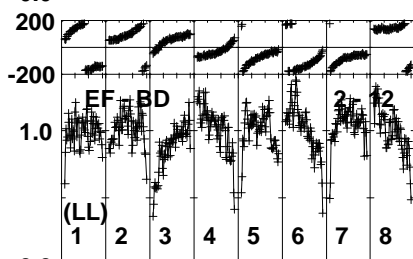
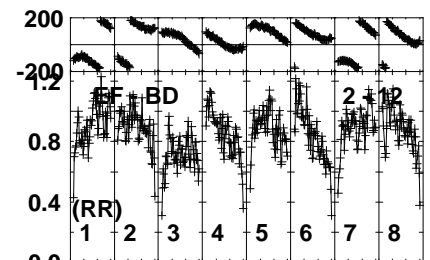
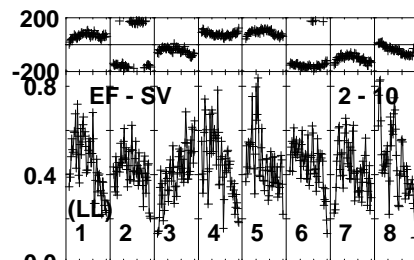
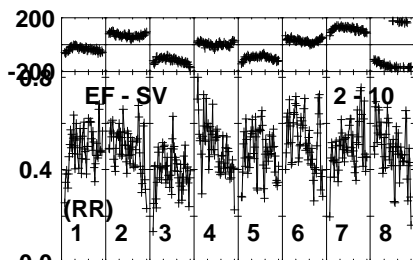
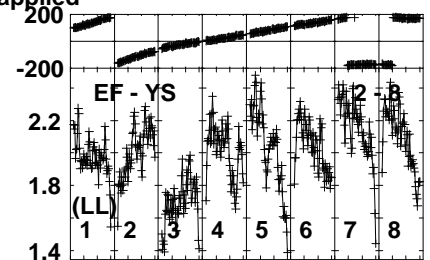
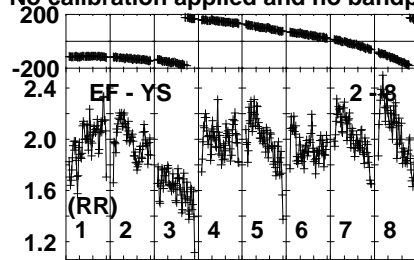
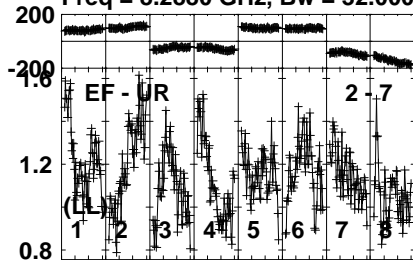
Lower frame: Micro Ampl Jy Top frame: Phas deg
Vector averaged cross-power spectrum Several baselines displayed
Timerange: 01/02:01:31 to 01/02:02:59

Plot file version 195 created 12-JAN-2021 15:55:36

J0654+5042 EB074C.UVDATA.1

Freq = 8.2880 GHz, Bw = 32.000 MH

No calibration applied and no bandpass applied



040040040040040040040040040040
Channels

040040040040040040040040040040
Channels

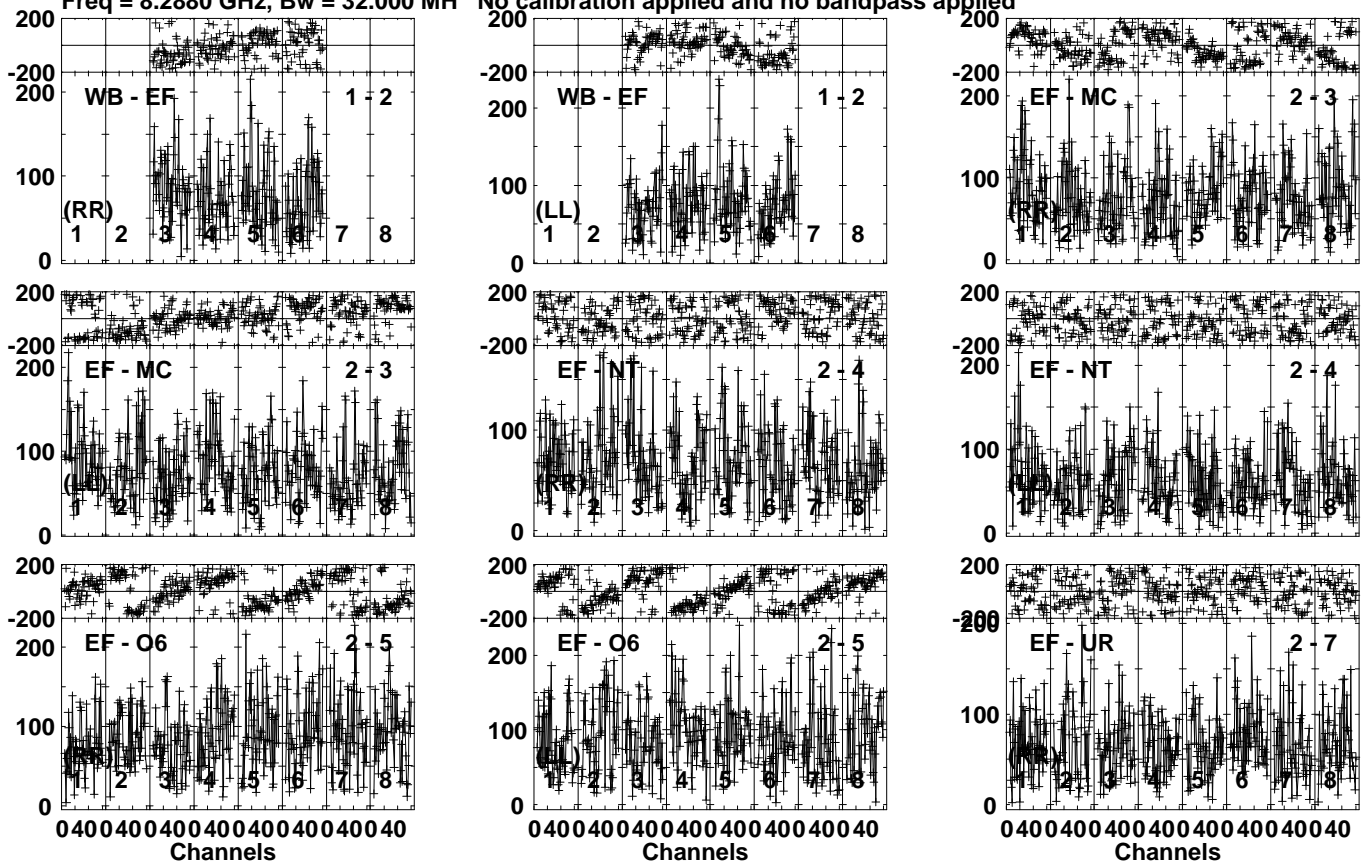
040040040040040040040040040040
Channels

Lower frame: Milli Ampl Jy Top frame: Phas deg
Vector averaged cross-power spectrum Several baselines displayed
Timerange: 01/02:01:31 to 01/02:02:59

Plot file version 196 created 12-JAN-2021 15:55:36

0658+49 EB074C.UVDATA.1

Freq = 8.2880 GHz, Bw = 32.000 MH No calibration applied and no bandpass applied



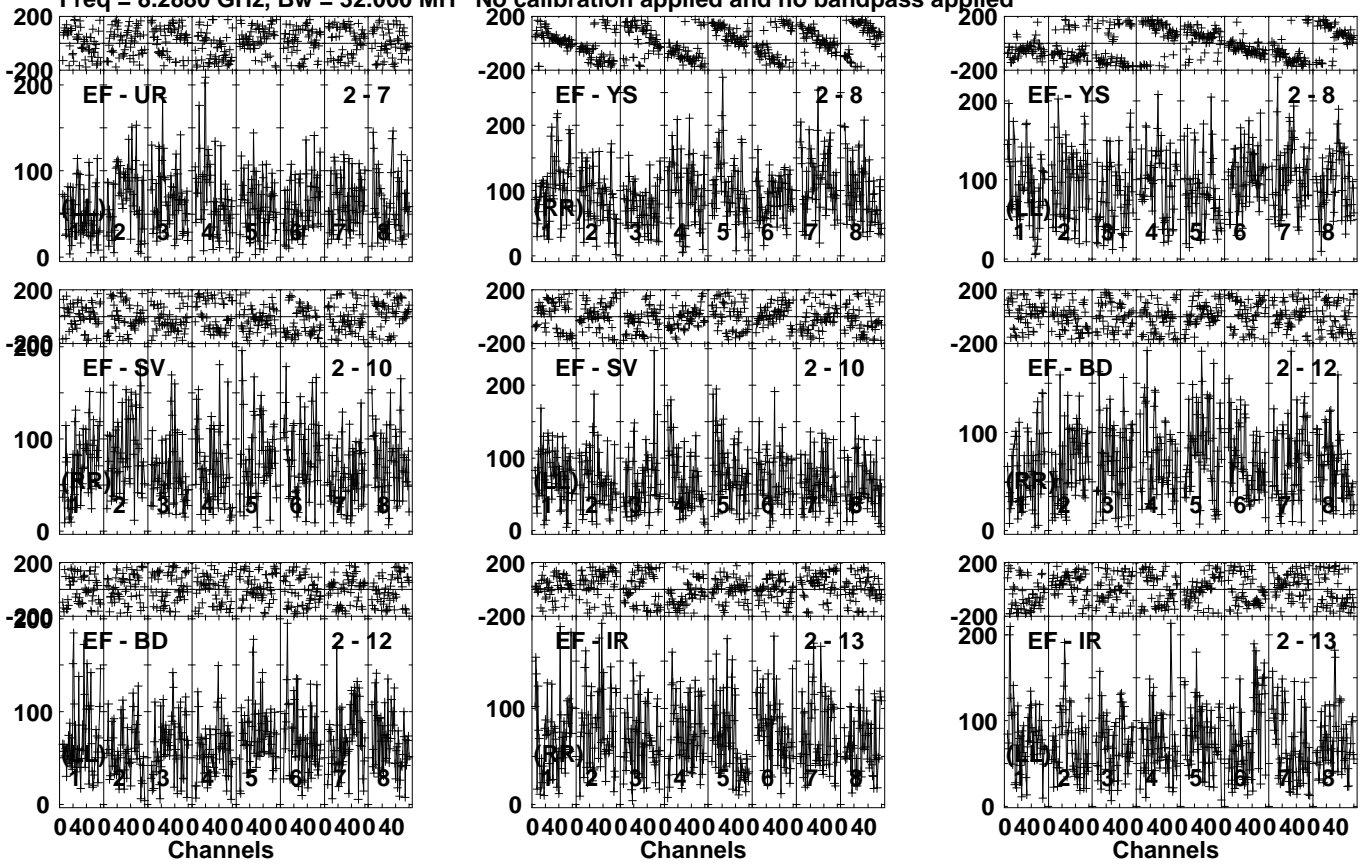
Lower frame: Micro Ampl Jy Top frame: Phas deg
Vector averaged cross-power spectrum Several baselines displayed
Timerange: 01/02:04:01 to 01/02:08:00

Plot file version 197 created 12-JAN-2021 15:55:37

0658+49 EB074C.UVDATA.1

Freq = 8.2880 GHz, Bw = 32.000 MH

No calibration applied and no bandpass applied



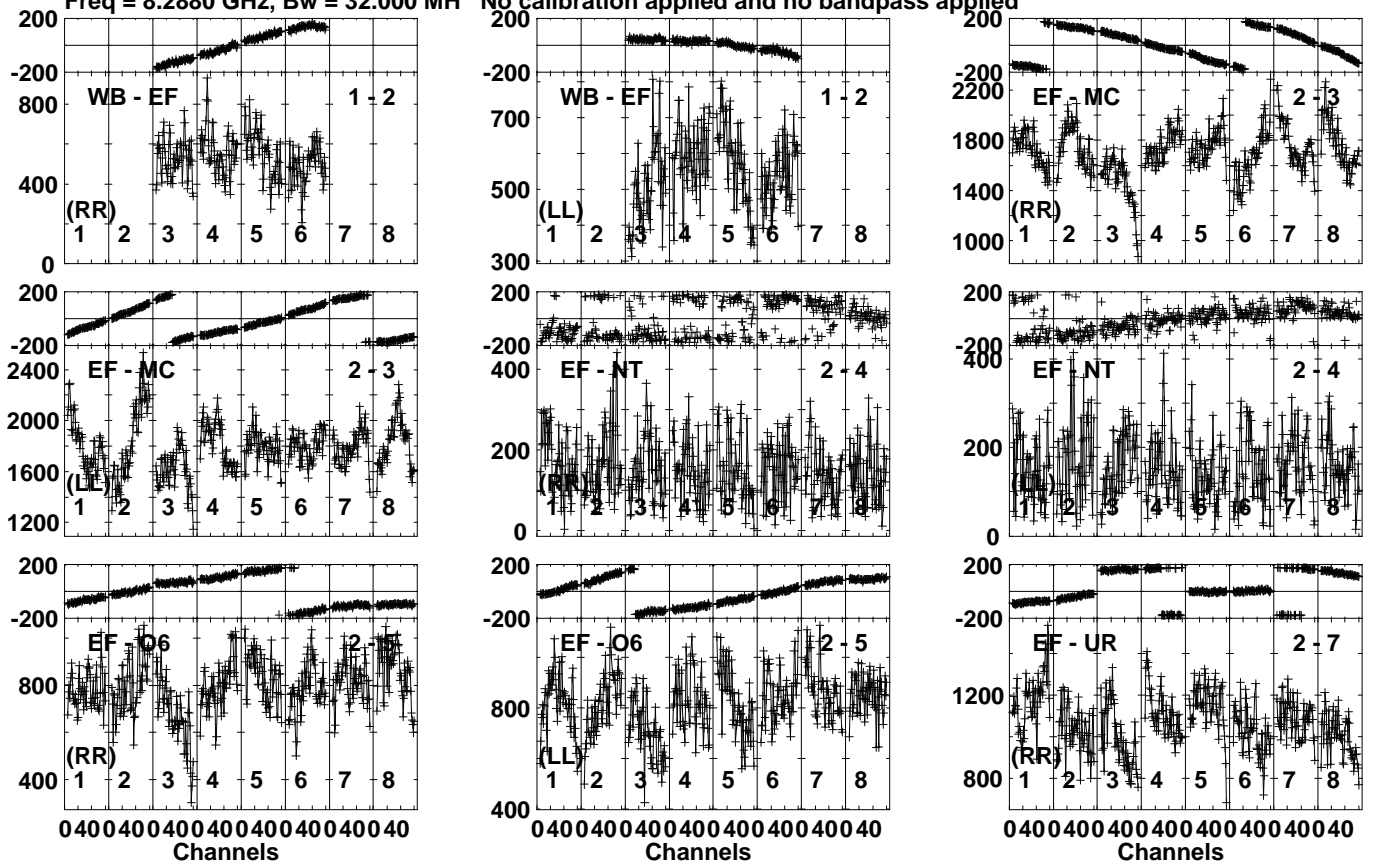
Lower frame: Micro Ampl Jy Top frame: Phas deg
Vector averaged cross-power spectrum Several baselines displayed
Timerange: 01/02:04:01 to 01/02:08:00

Plot file version 198 created 12-JAN-2021 15:55:37

J0654+5042 EB074C.UVDATA.1

Freq = 8.2880 GHz, Bw = 32.000 MH

No calibration applied and no bandpass applied



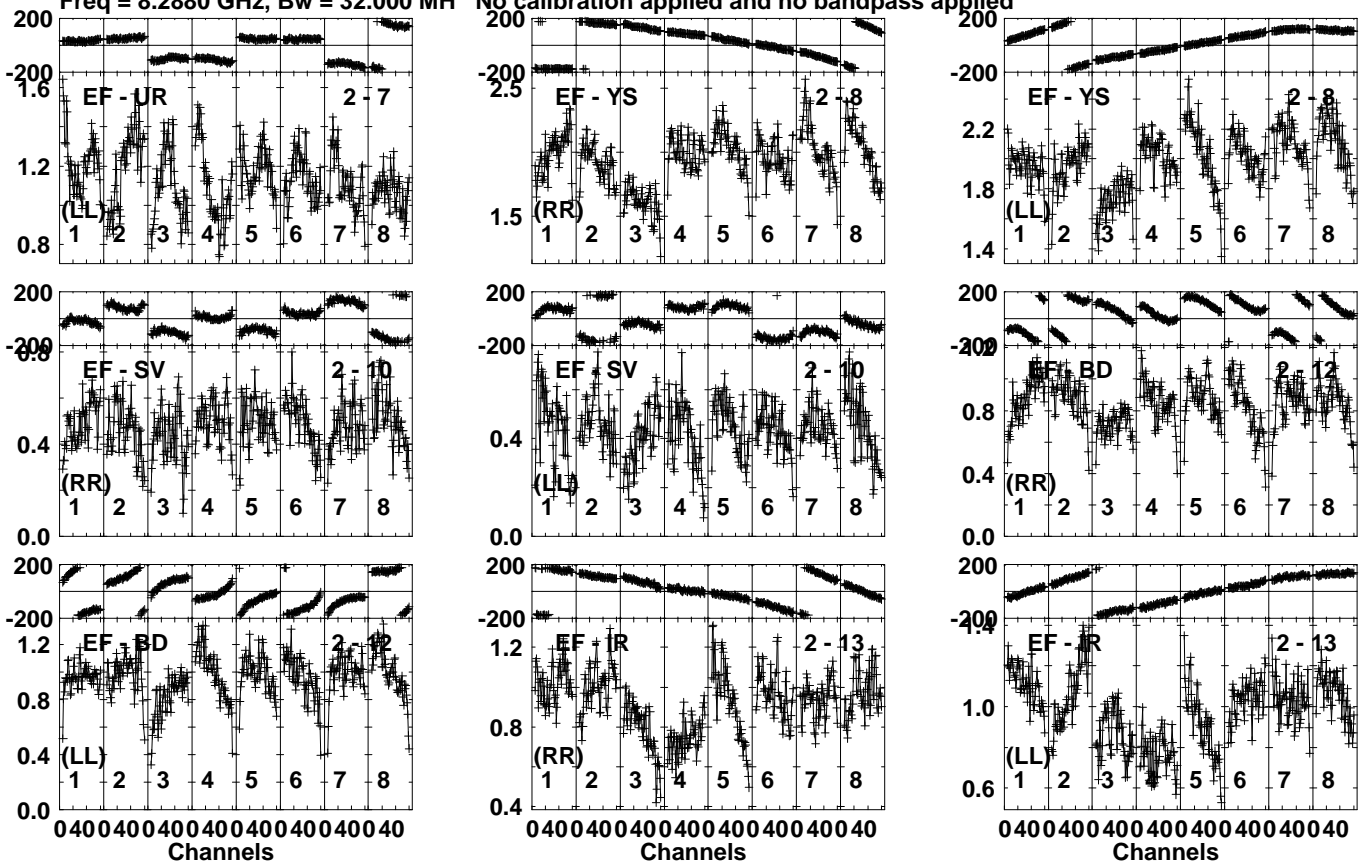
Lower frame: Micro Ampl Jy Top frame: Phas deg
Vector averaged cross-power spectrum Several baselines displayed
Timerange: 01/02:09:00 to 01/02:10:29

Plot file version 199 created 12-JAN-2021 15:55:37

J0654+5042 EB074C.UVDATA.1

Freq = 8.2880 GHz, Bw = 32.000 MH

No calibration applied and no bandpass applied

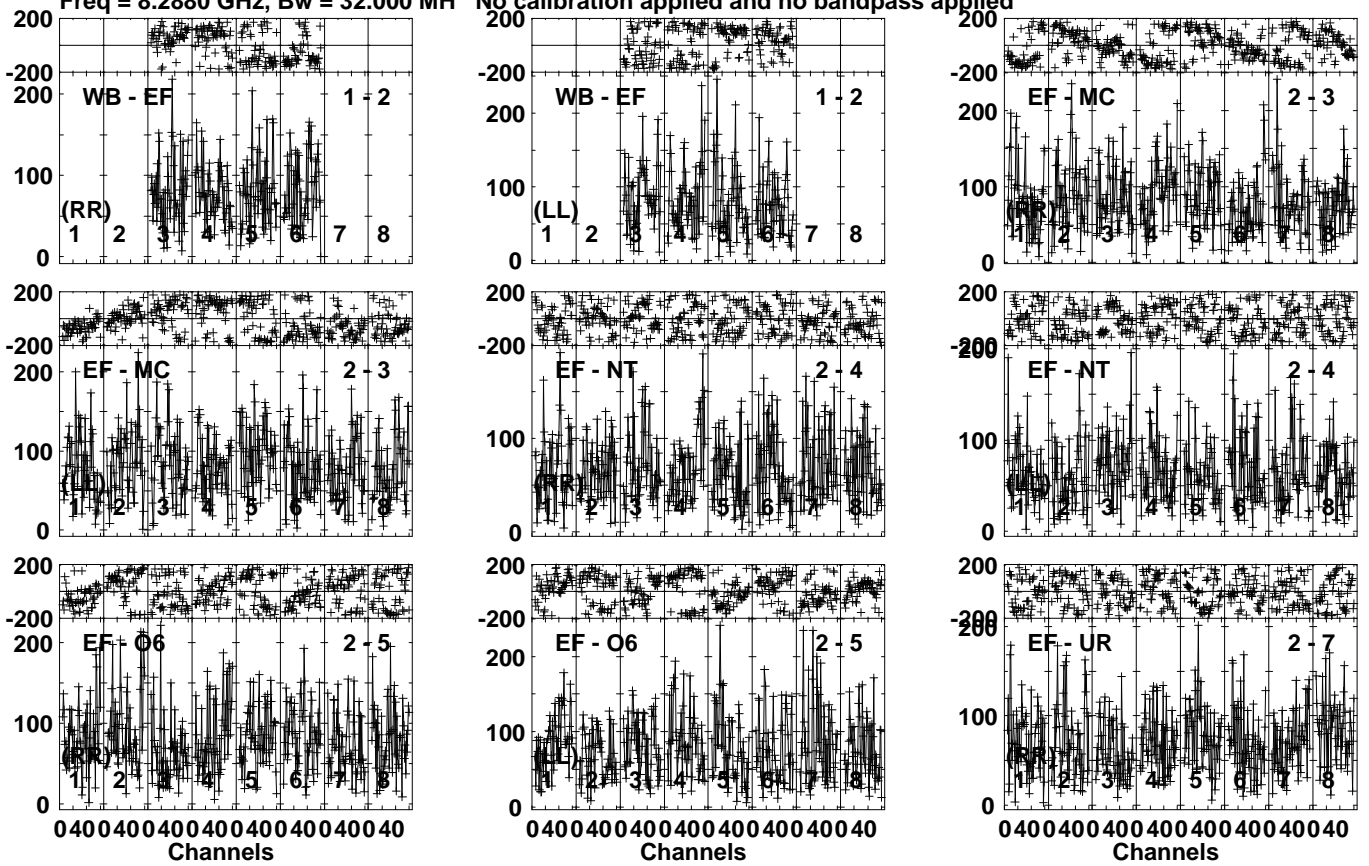


Lower frame: Milli Ampl Jy Top frame: Phas deg
Vector averaged cross-power spectrum Several baselines displayed
Timerange: 01/02:09:00 to 01/02:10:29

Plot file version 200 created 12-JAN-2021 15:55:38

0658+49 EB074C.UVDATA.1

Freq = 8.2880 GHz, Bw = 32.000 MH No calibration applied and no bandpass applied

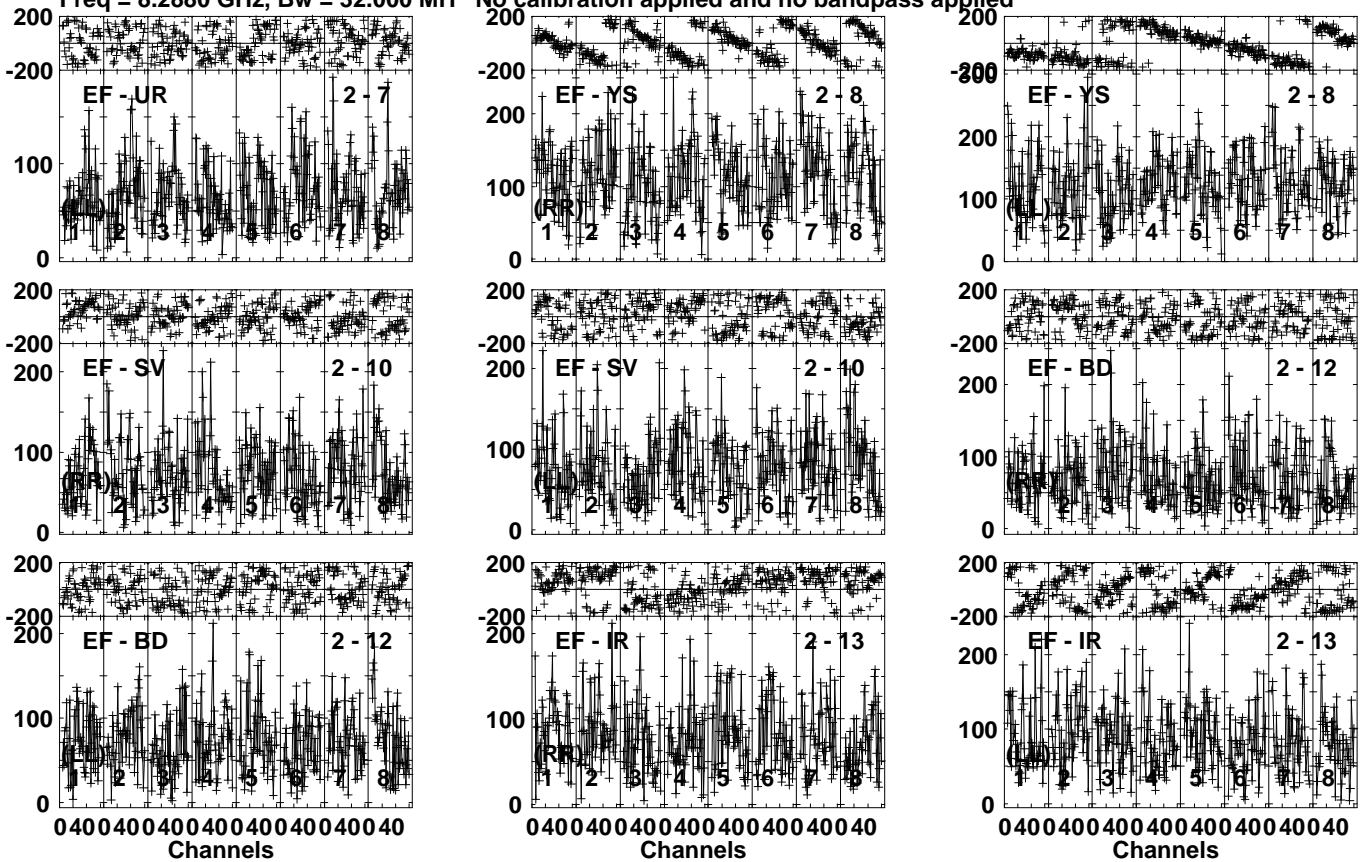


Lower frame: Micro Ampl Jy Top frame: Phas deg
Vector averaged cross-power spectrum Several baselines displayed
Timerange: 01/02:11:31 to 01/02:15:29

Plot file version 201 created 12-JAN-2021 15:55:38

0658+49 EB074C.UVDATA.1

Freq = 8.2880 GHz, Bw = 32.000 MH No calibration applied and no bandpass applied



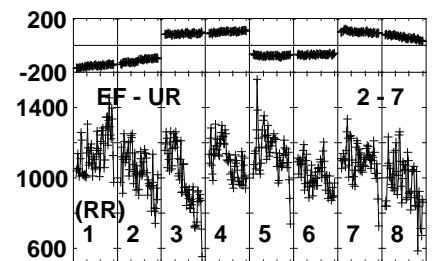
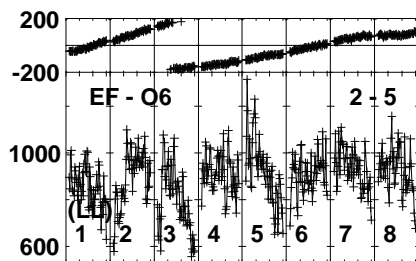
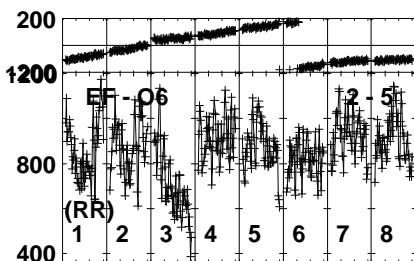
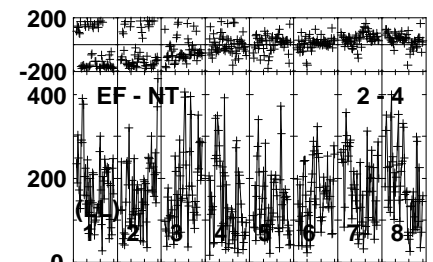
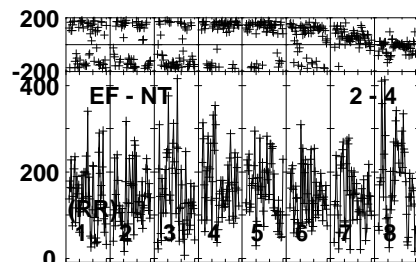
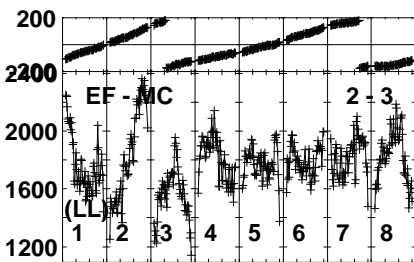
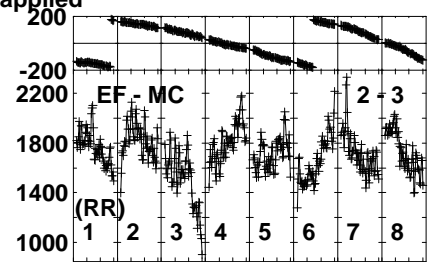
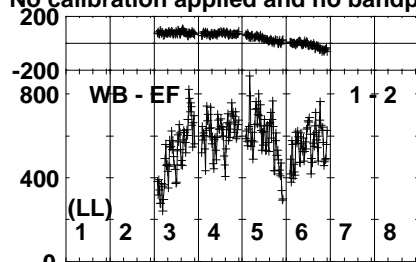
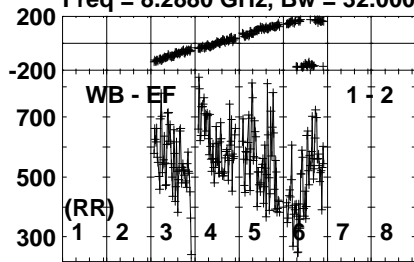
Lower frame: Micro Ampl Jy Top frame: Phas deg
Vector averaged cross-power spectrum Several baselines displayed
Timerange: 01/02:11:31 to 01/02:15:29

Plot file version 202 created 12-JAN-2021 15:55:38

J0654+5042 EB074C.UVDATA.1

Freq = 8.2880 GHz, Bw = 32.000 MH

No calibration applied and no bandpass applied



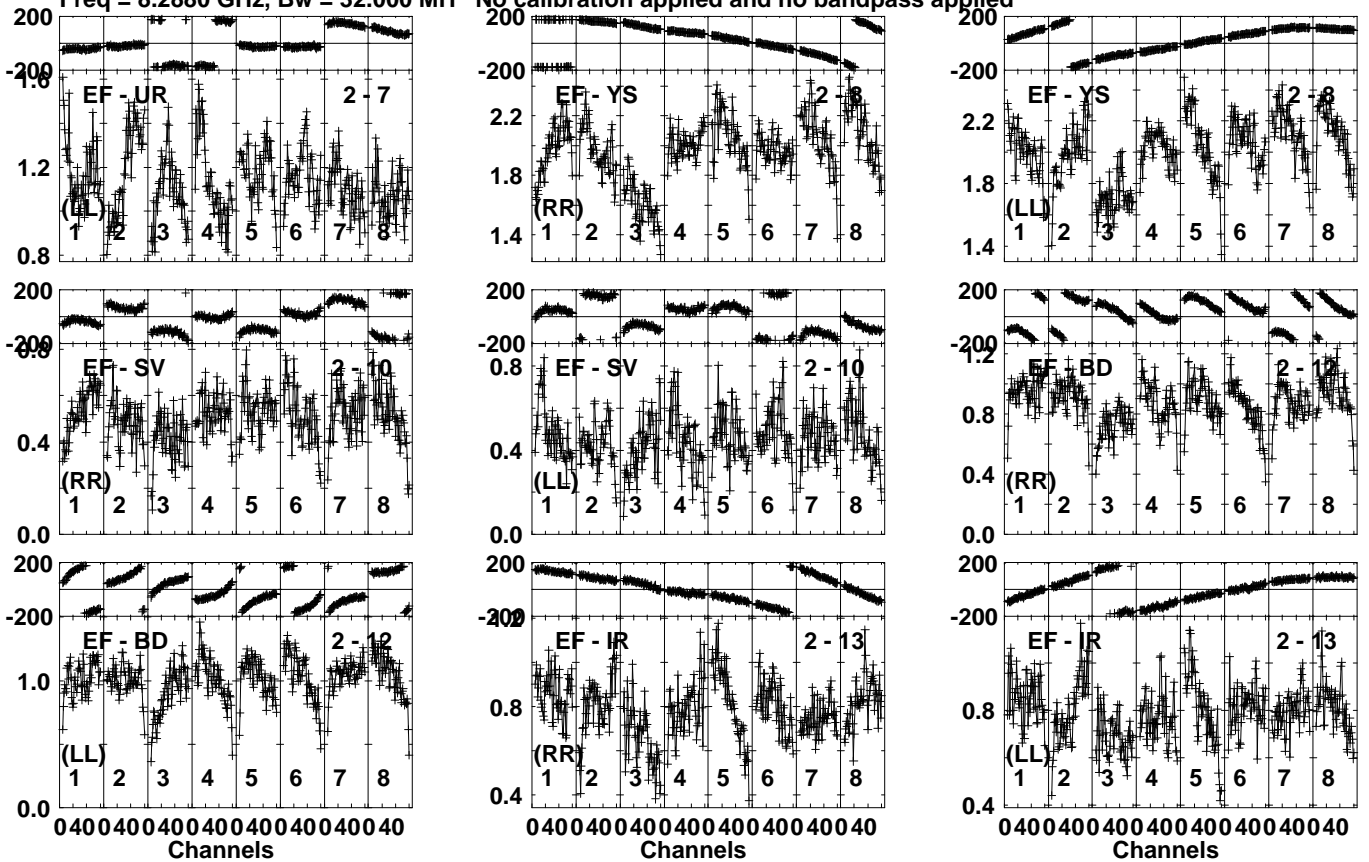
Lower frame: Micro Ampl Jy Top frame: Phas deg
Vector averaged cross-power spectrum Several baselines displayed
Timerange: 01/02:16:31 to 01/02:18:00

Plot file version 203 created 12-JAN-2021 15:55:39

J0654+5042 EB074C.UVDATA.1

Freq = 8.2880 GHz, Bw = 32.000 MH

No calibration applied and no bandpass applied

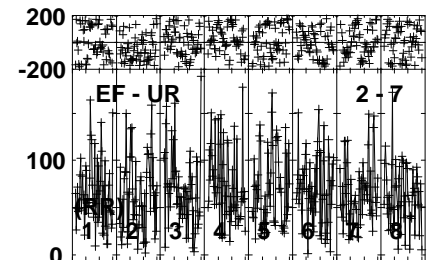
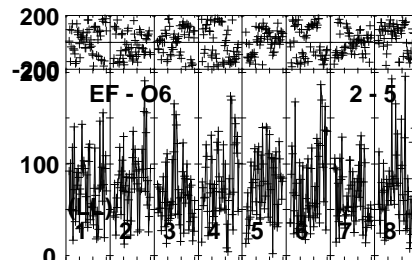
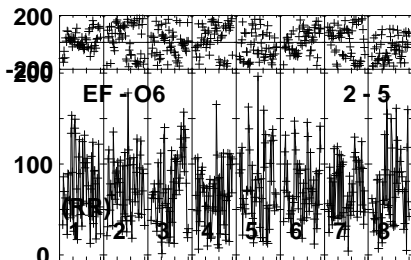
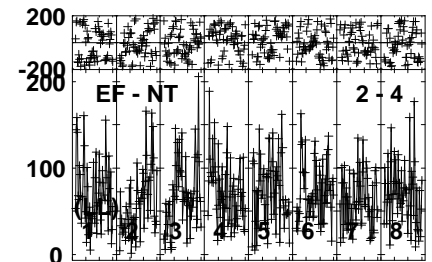
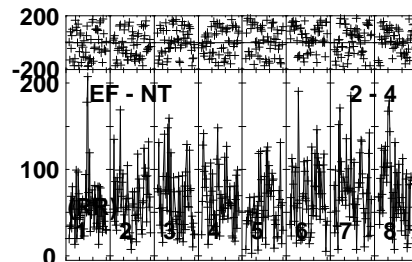
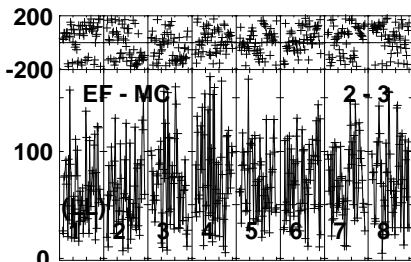
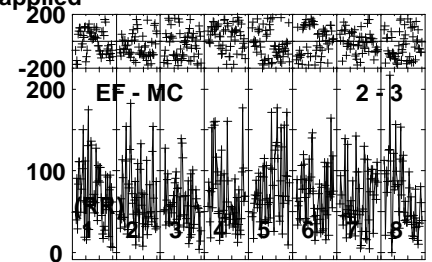
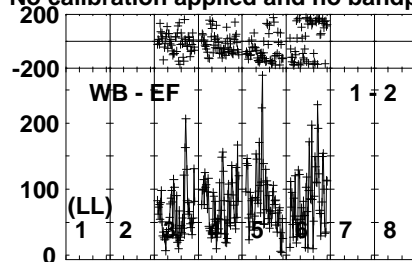
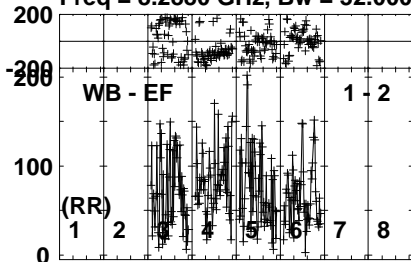


Lower frame: Milli Ampl Jy Top frame: Phas deg
Vector averaged cross-power spectrum Several baselines displayed
Timerange: 01/02:16:31 to 01/02:18:00

Plot file version 204 created 12-JAN-2021 15:55:39

0658+49 EB074C.UVDATA.1

Freq = 8.2880 GHz, Bw = 32.000 MH No calibration applied and no bandpass applied

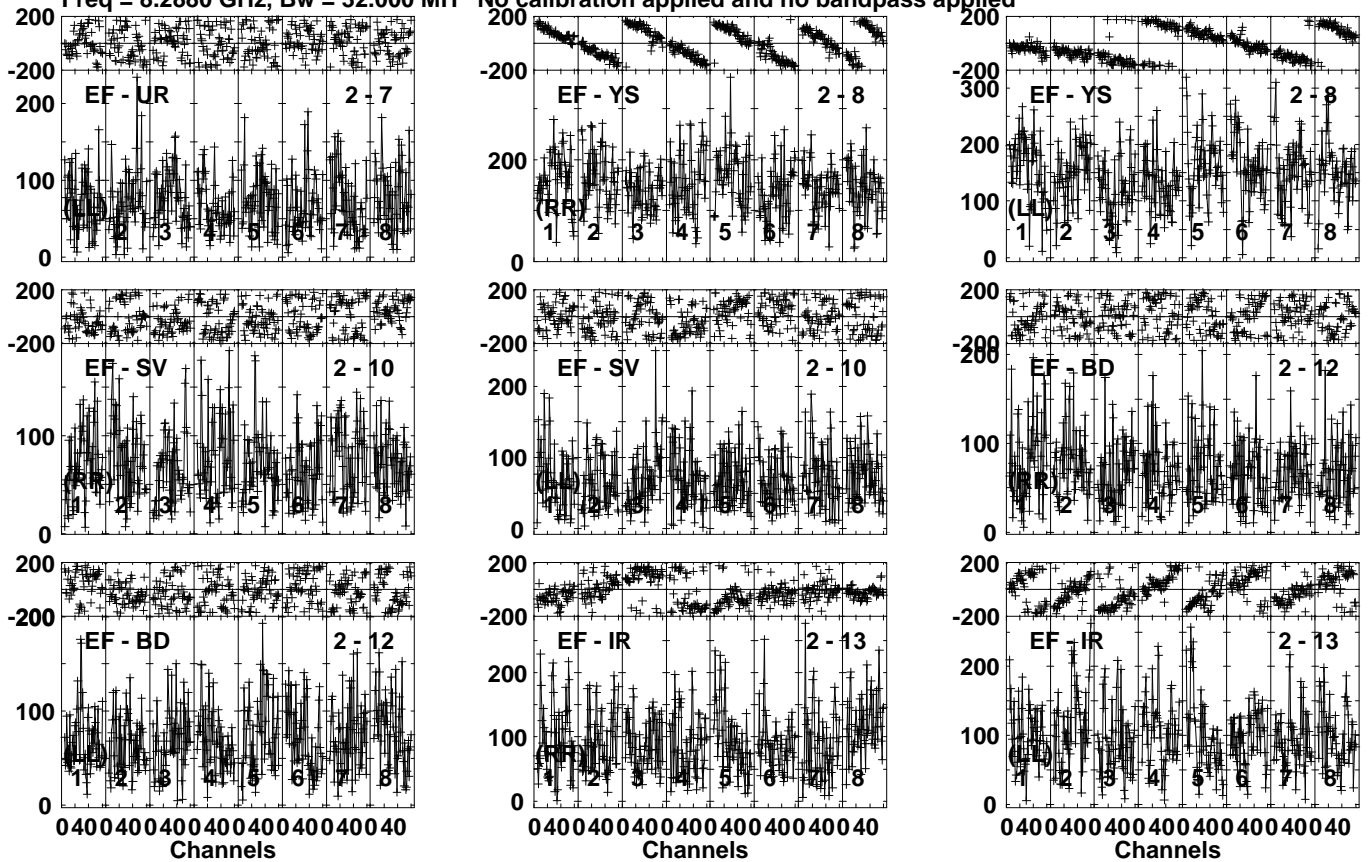


Lower frame: Micro Ampl Jy Top frame: Phas deg
Vector averaged cross-power spectrum Several baselines displayed
Timerange: 01/02:19:00 to 01/02:22:59

Plot file version 205 created 12-JAN-2021 15:55:39

0658+49 EB074C.UVDATA.1

Freq = 8.2880 GHz, Bw = 32.000 MH No calibration applied and no bandpass applied



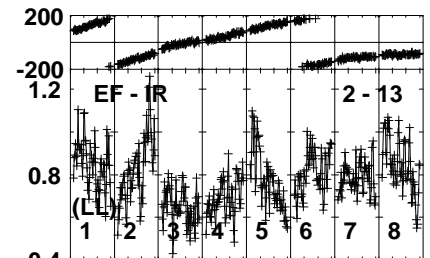
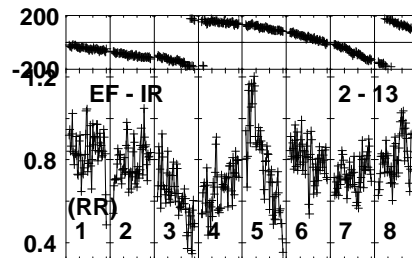
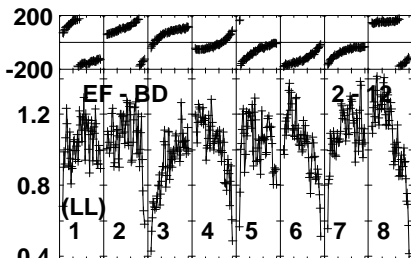
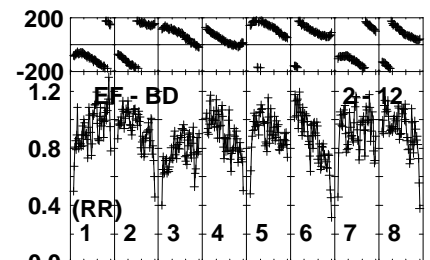
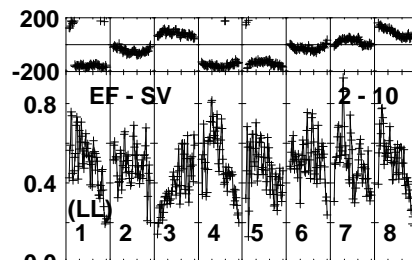
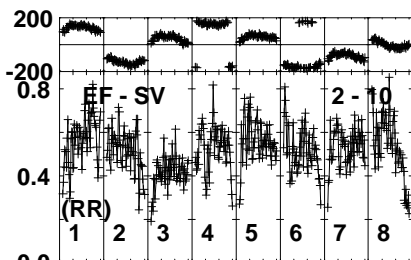
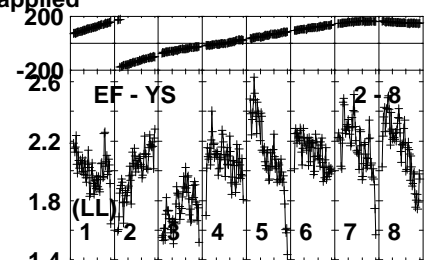
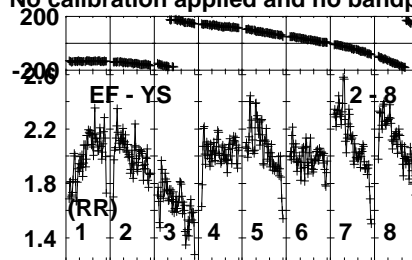
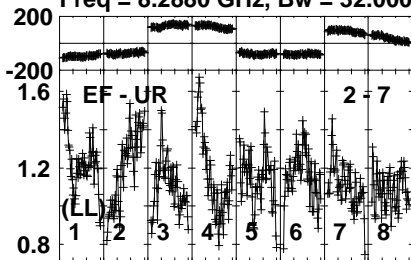
Lower frame: Micro Ampl Jy Top frame: Phas deg
Vector averaged cross-power spectrum Several baselines displayed
Timerange: 01/02:19:00 to 01/02:22:59

Plot file version 207 created 12-JAN-2021 15:55:40

J0654+5042 EB074C.UVDATA.1

Freq = 8.2880 GHz, Bw = 32.000 MH

No calibration applied and no bandpass applied



040040040040040040040040
Channels

040040040040040040040040
Channels

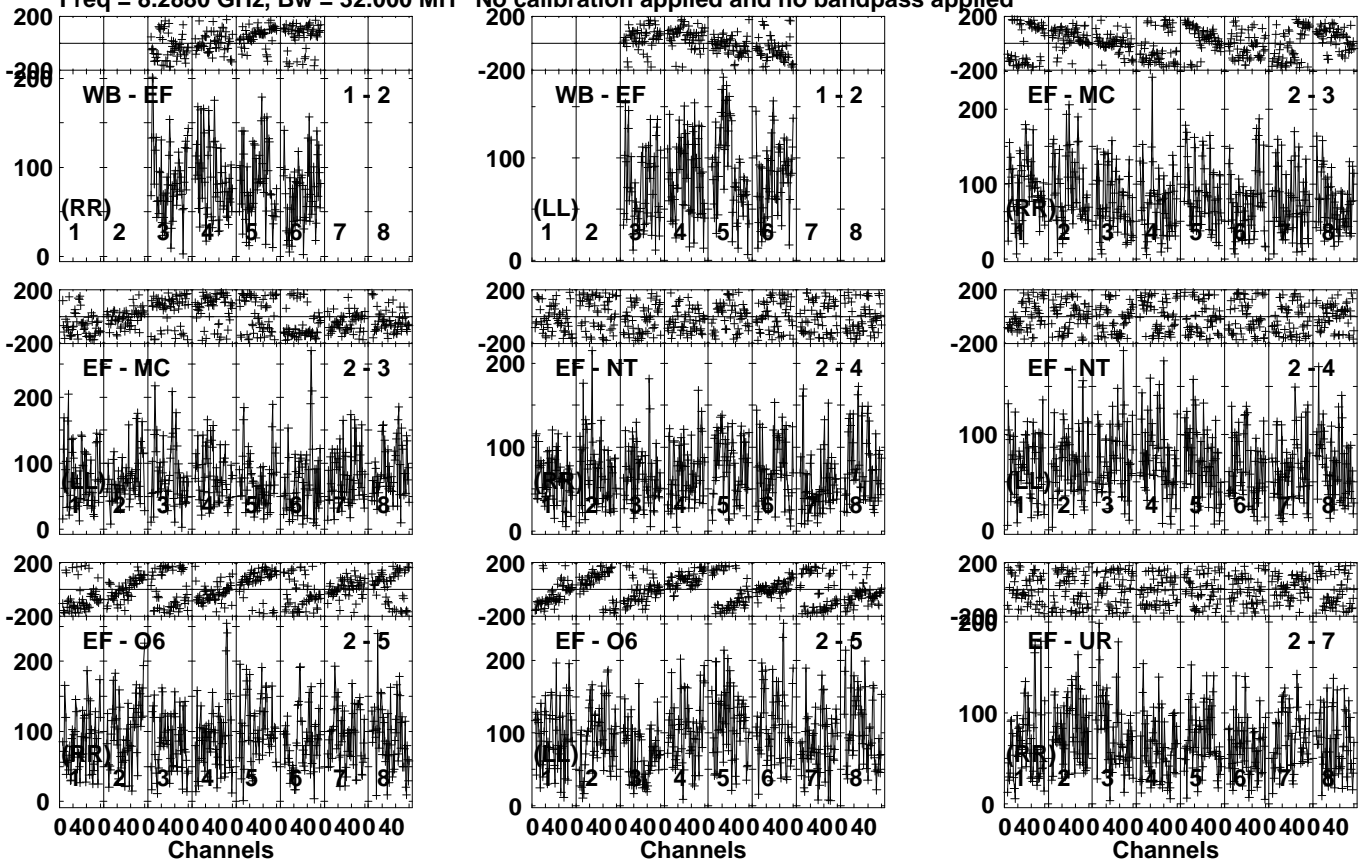
040040040040040040040040
Channels

Lower frame: Milli Ampl Jy Top frame: Phas deg
Vector averaged cross-power spectrum Several baselines displayed
Timerange: 01/02:24:01 to 01/02:25:29

Plot file version 208 created 12-JAN-2021 15:55:40

0658+49 EB074C.UVDATA.1

Freq = 8.2880 GHz, Bw = 32.000 MH No calibration applied and no bandpass applied

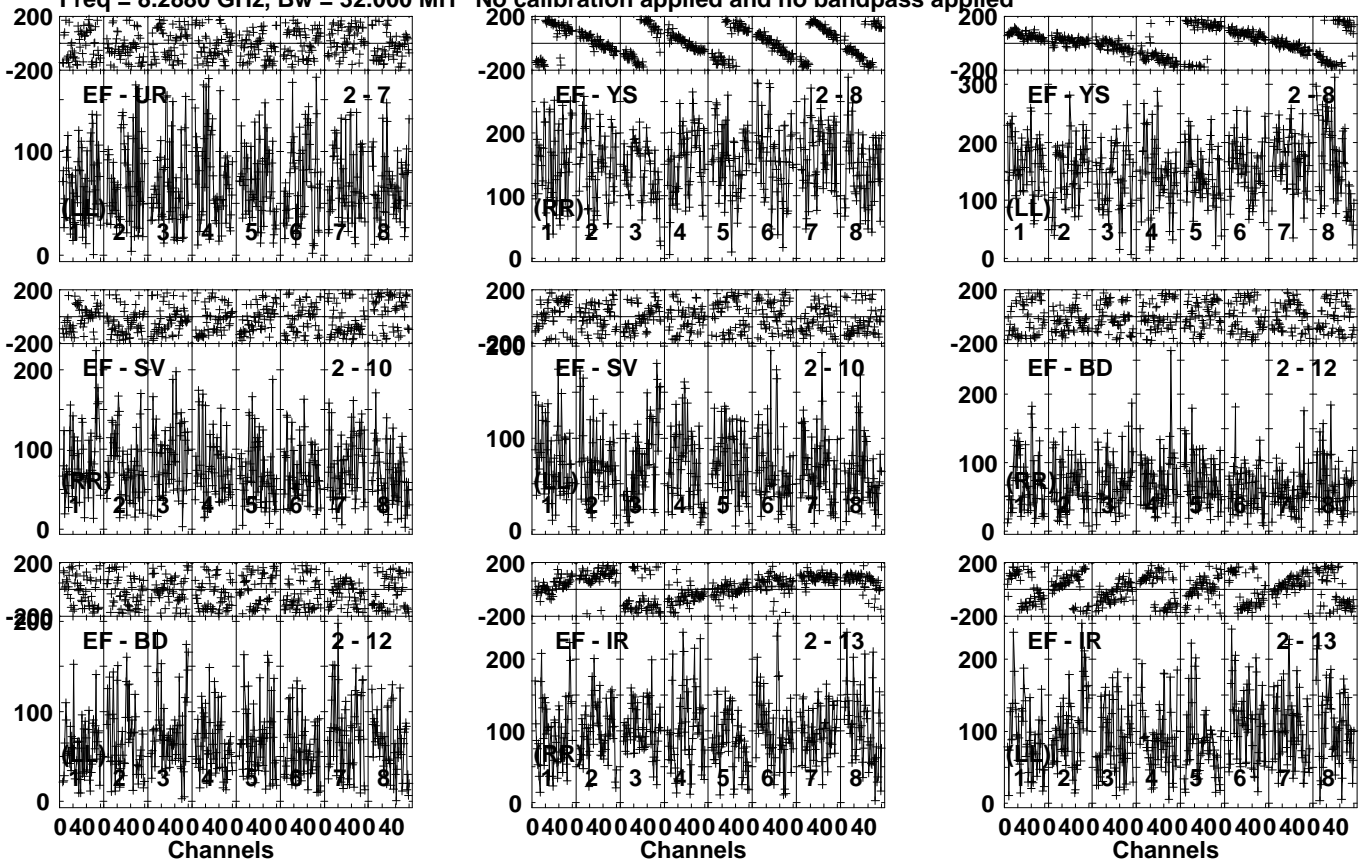


Lower frame: Micro Ampl Jy Top frame: Phas deg
Vector averaged cross-power spectrum Several baselines displayed
Timerange: 01/02:26:31 to 01/02:30:30

Plot file version 209 created 12-JAN-2021 15:55:41

0658+49 EB074C.UVDATA.1

Freq = 8.2880 GHz, Bw = 32.000 MH No calibration applied and no bandpass applied



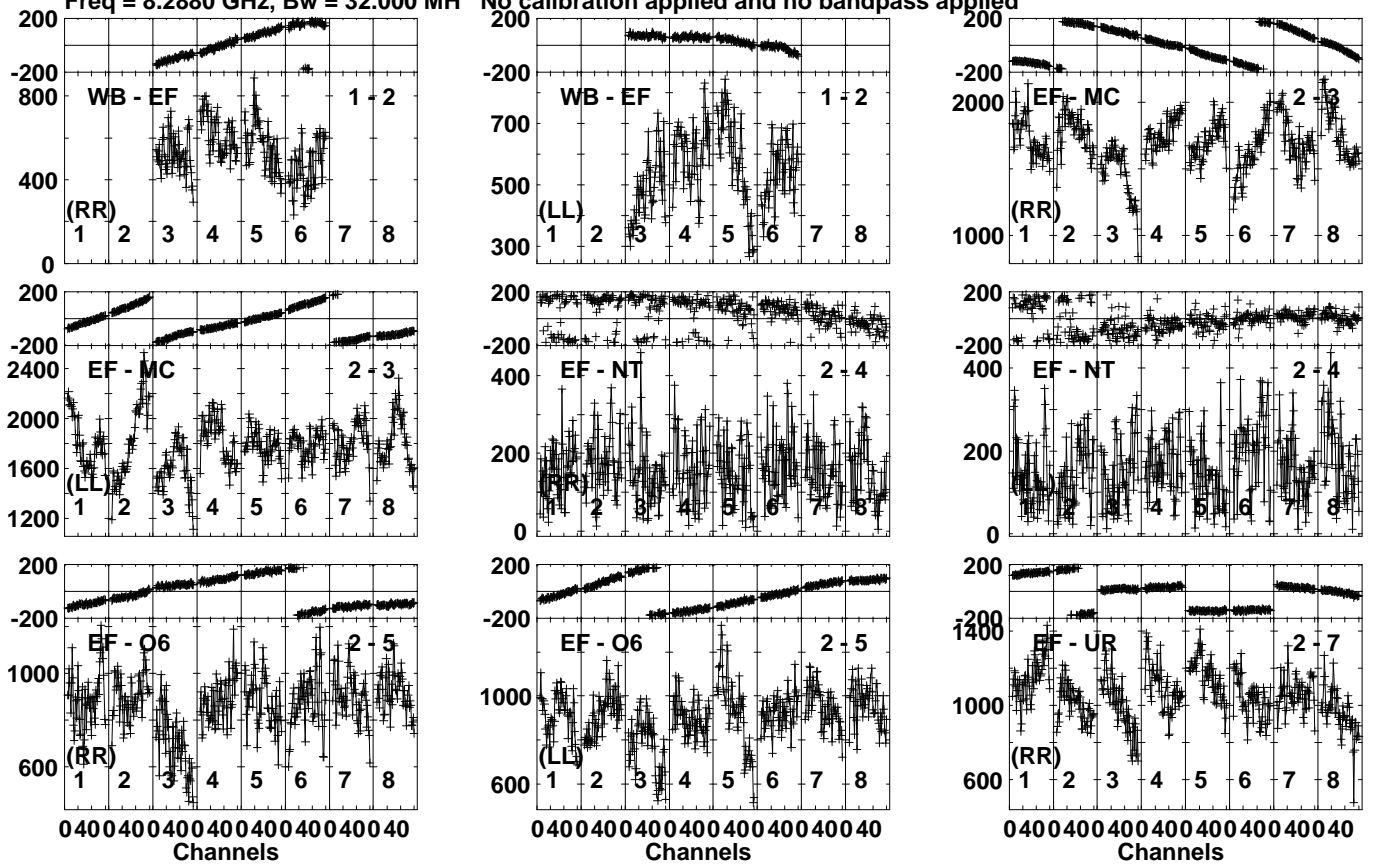
Lower frame: Micro Ampl Jy Top frame: Phas deg
Vector averaged cross-power spectrum Several baselines displayed
Timerange: 01/02:26:31 to 01/02:30:30

Plot file version 210 created 12-JAN-2021 15:55:41

J0654+5042 EB074C.UVDATA.1

Freq = 8.2880 GHz, Bw = 32.000 MH

No calibration applied and no bandpass applied

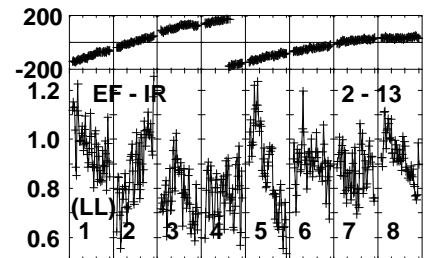
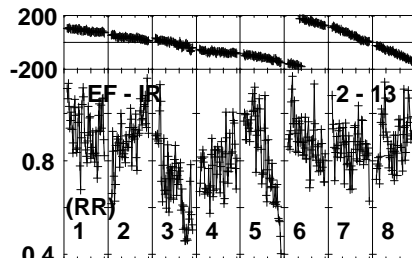
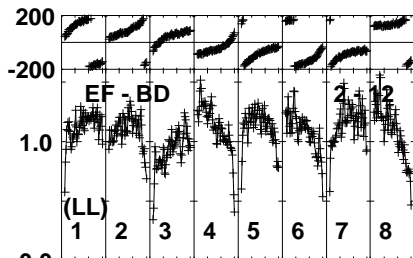
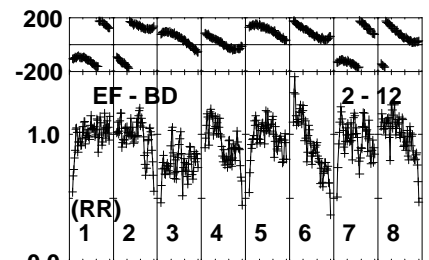
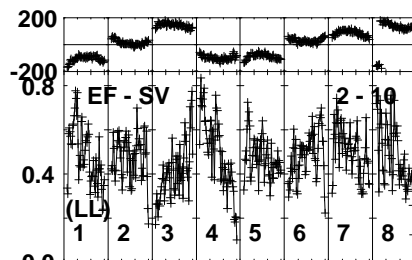
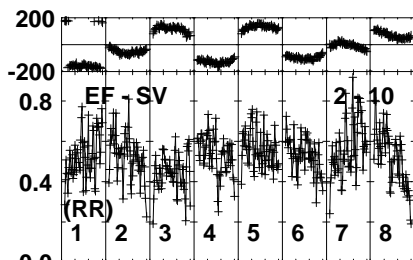
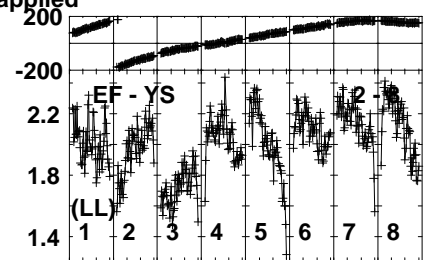
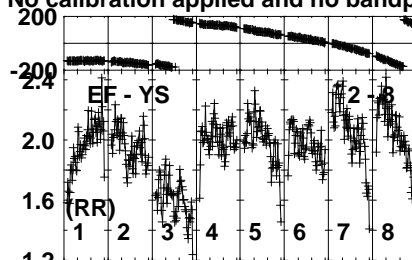
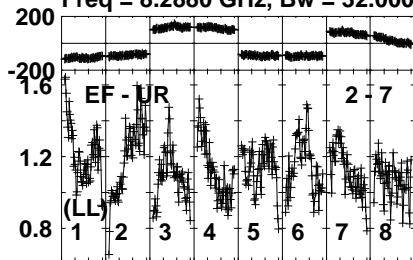


Lower frame: Micro Ampl Jy Top frame: Phas deg
Vector averaged cross-power spectrum Several baselines displayed
Timerange: 01/02:31:30 to 01/02:32:59

Plot file version 211 created 12-JAN-2021 15:55:41

J0654+5042 EB074C.UVDATA.1

Freq = 8.2880 GHz, Bw = 32.000 MH No calibration applied and no bandpass applied

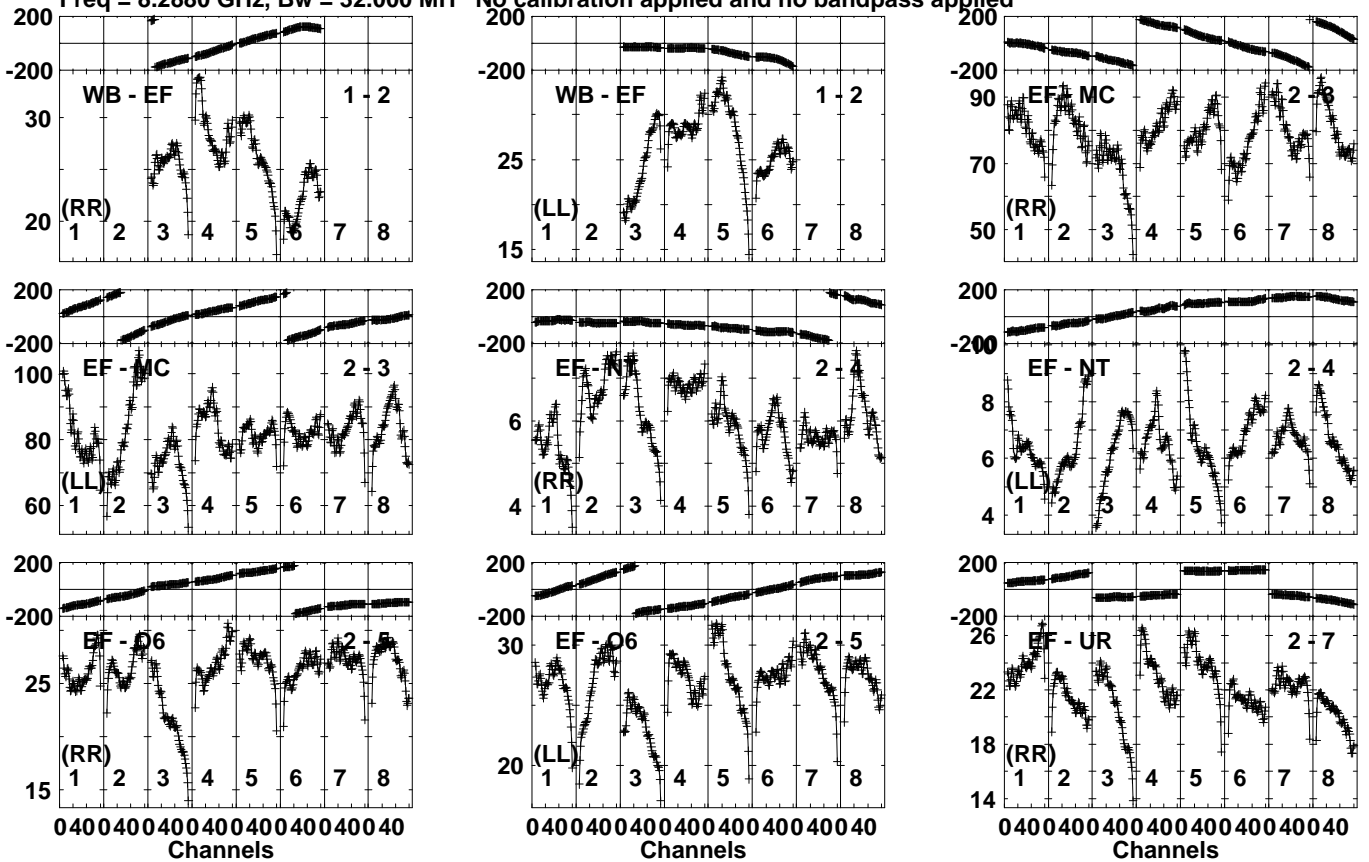


Lower frame: Milli Ampl Jy Top frame: Phas deg
Vector averaged cross-power spectrum Several baselines displayed
Timerange: 01/02:31:30 to 01/02:32:59

Plot file version 212 created 12-JAN-2021 15:55:42

4C39.25 EB074C.UVDATA.1

Freq = 8.2880 GHz, Bw = 32.000 MH No calibration applied and no bandpass applied

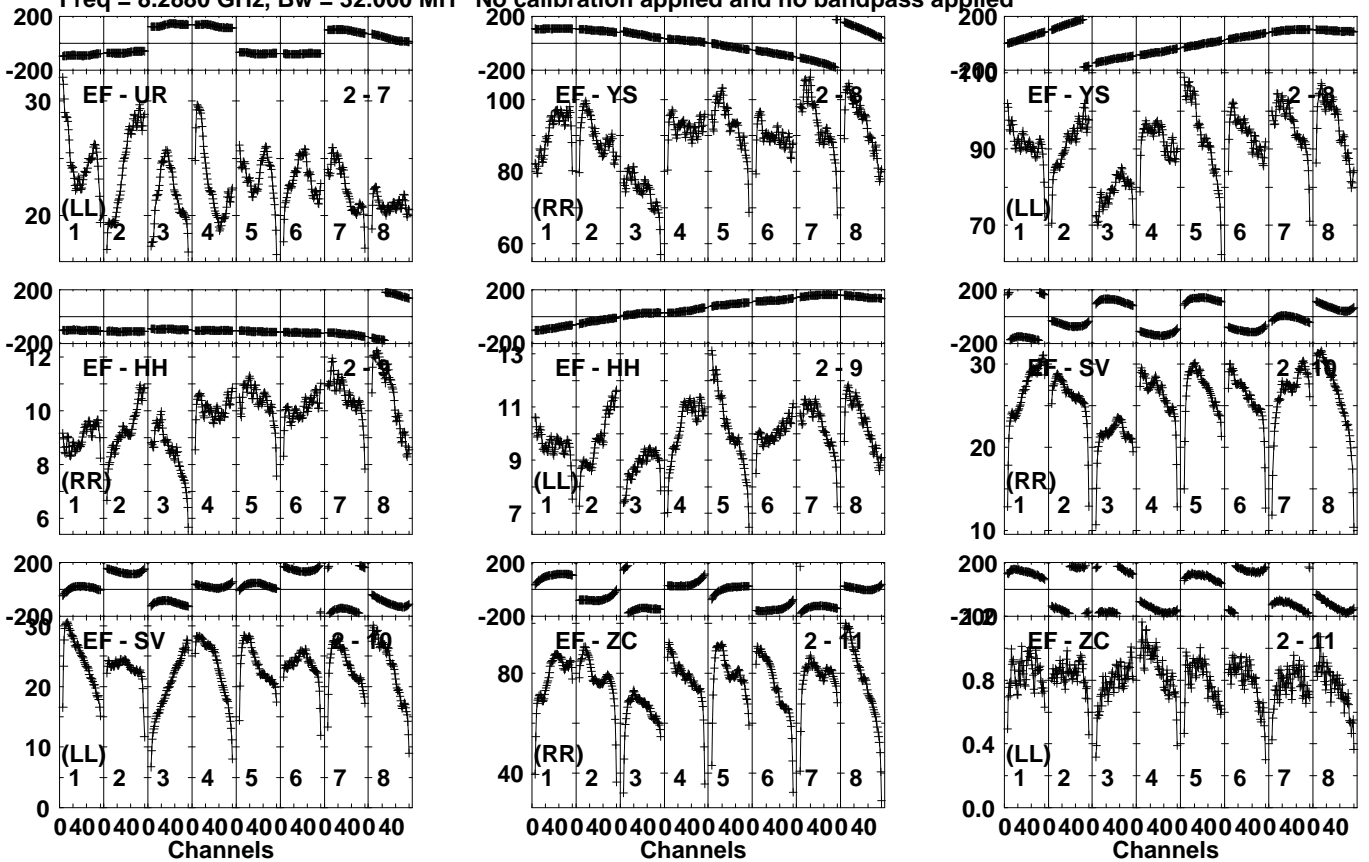


Lower frame: Milli Ampl Jy Top frame: Phas deg
Vector averaged cross-power spectrum Several baselines displayed
Timerange: 01/02:35:35 to 01/02:38:24

Plot file version 213 created 12-JAN-2021 15:55:42

4C39.25 EB074C.UVDATA.1

Freq = 8.2880 GHz, Bw = 32.000 MH No calibration applied and no bandpass applied

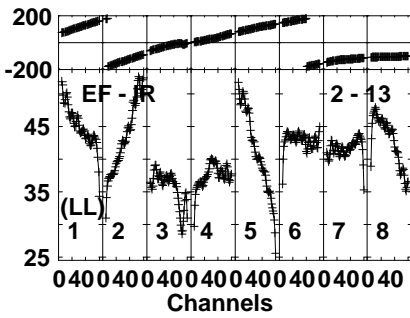
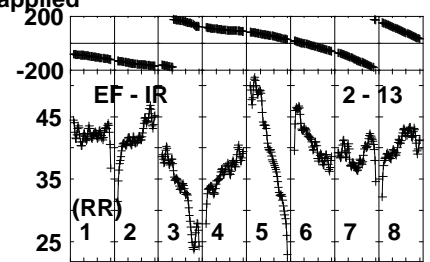
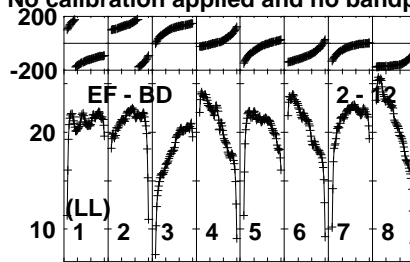
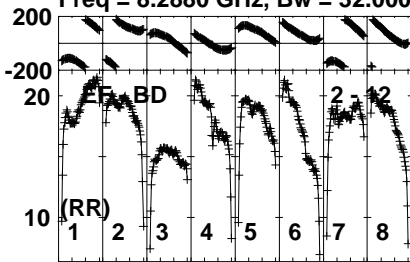


Lower frame: Milli Ampl Jy Top frame: Phas deg
Vector averaged cross-power spectrum Several baselines displayed
Timerange: 01/02:35:35 to 01/02:38:24

Plot file version 214 created 12-JAN-2021 15:55:42

4C39.25 EB074C.UVDATA.1

Freq = 8.2880 GHz, Bw = 32.000 MH No calibration applied and no bandpass applied



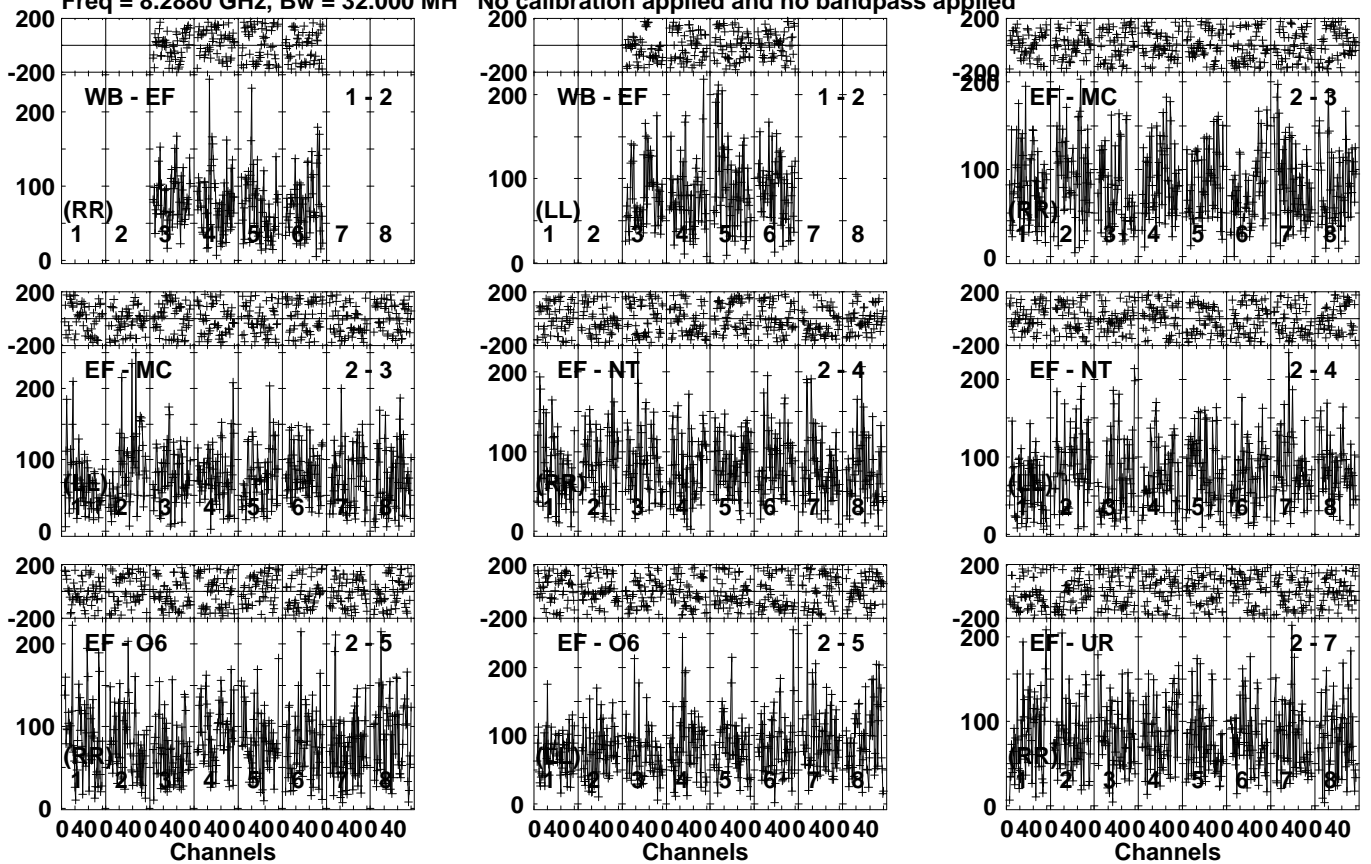
Lower frame: Milli Ampl Jy Top frame: Phas deg
Vector averaged cross-power spectrum Several baselines displayed
Timerange: 01/02:35:35 to 01/02:38:24

Plot file version 215 created 12-JAN-2021 15:55:43

0654+73 EB074C.UVDATA.1

Freq = 8.2880 GHz, Bw = 32.000 MH

No calibration applied and no bandpass applied

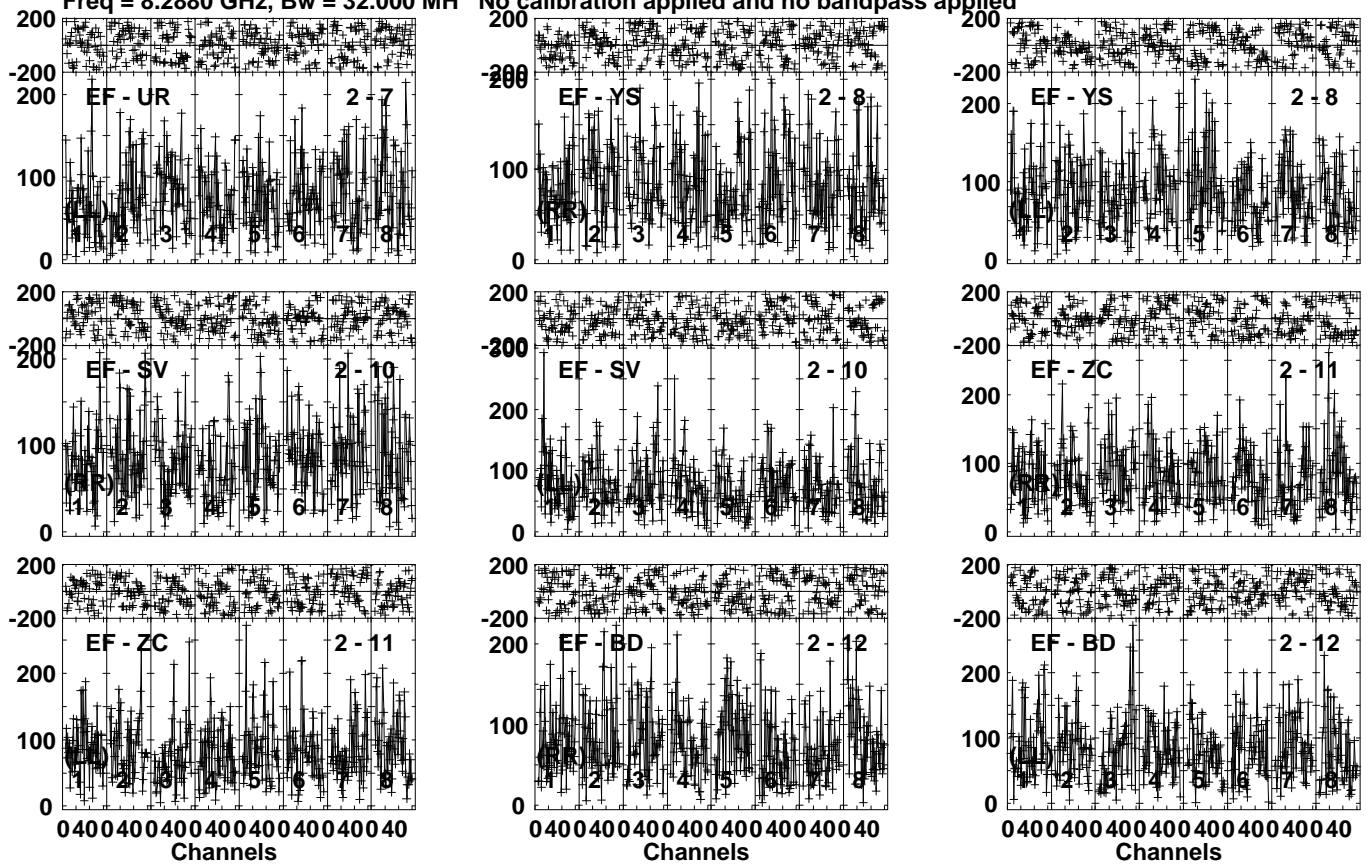


Lower frame: Micro Ampl Jy Top frame: Phas deg
Vector averaged cross-power spectrum Several baselines displayed
Timerange: 01/02:40:26 to 01/02:44:25

Plot file version 216 created 12-JAN-2021 15:55:43

0654+73 EB074C.UVDATA.1

Freq = 8.2880 GHz, Bw = 32.000 MH No calibration applied and no bandpass applied

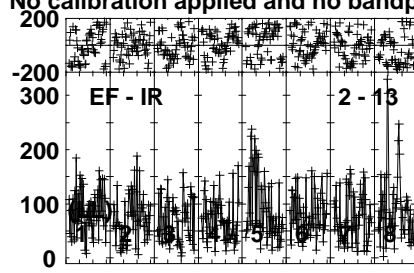
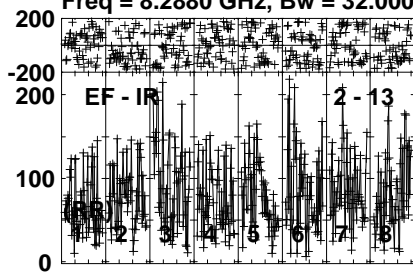


Lower frame: Micro Ampl Jy Top frame: Phas deg
Vector averaged cross-power spectrum Several baselines displayed
Timerange: 01/02:40:26 to 01/02:44:25

Plot file version 217 created 12-JAN-2021 15:55:43

0654+73 EB074C.UVDATA.1

Freq = 8.2880 GHz, Bw = 32.000 MH No calibration applied and no bandpass applied



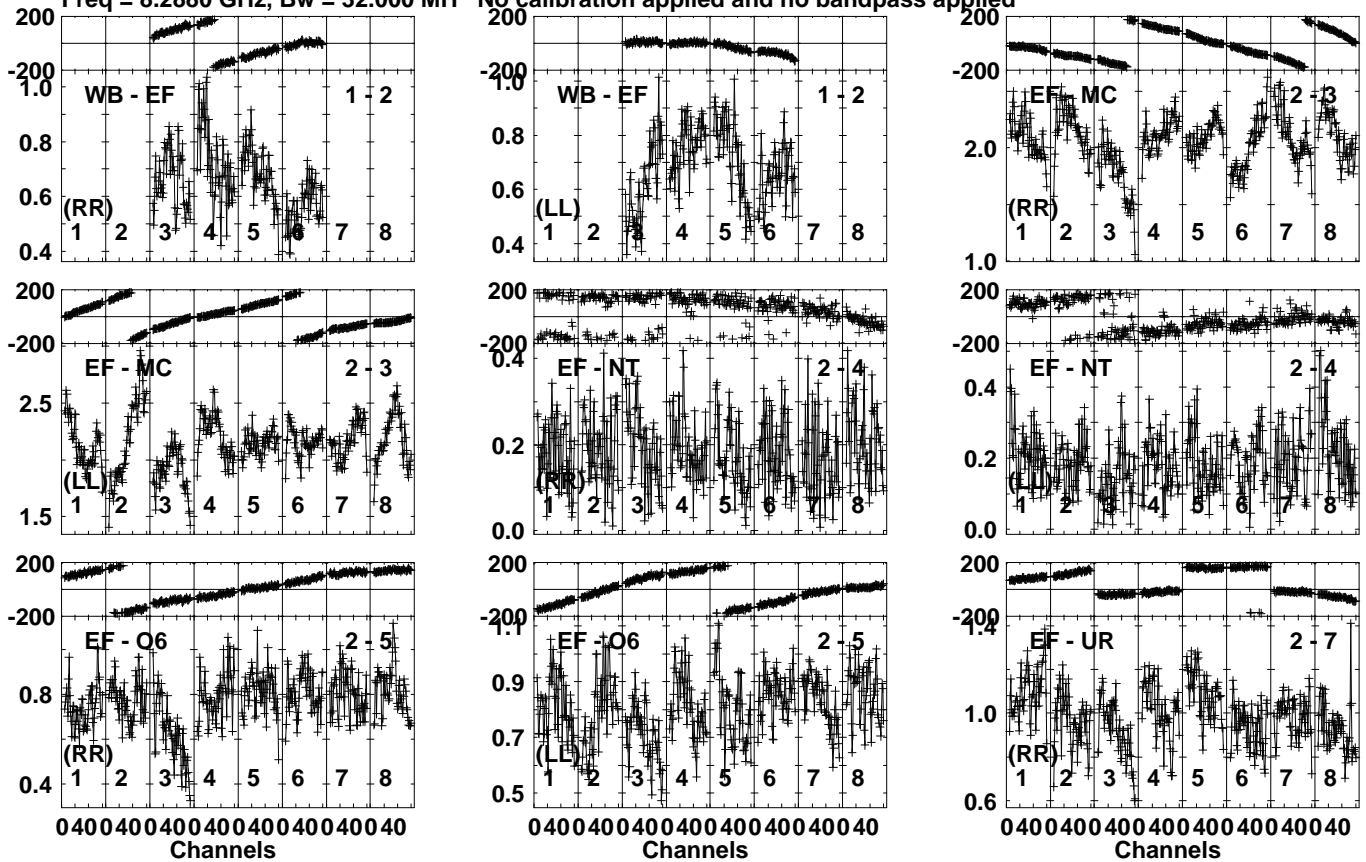
Lower frame: Micro Ampl Jy Top frame: Phas deg
Vector averaged cross-power spectrum Several baselines displayed
Timerange: 01/02:40:26 to 01/02:44:25

Plot file version 218 created 12-JAN-2021 15:55:43

J0714+7408 EB074C.UVDATA.1

Freq = 8.2880 GHz, Bw = 32.000 MH

No calibration applied and no bandpass applied



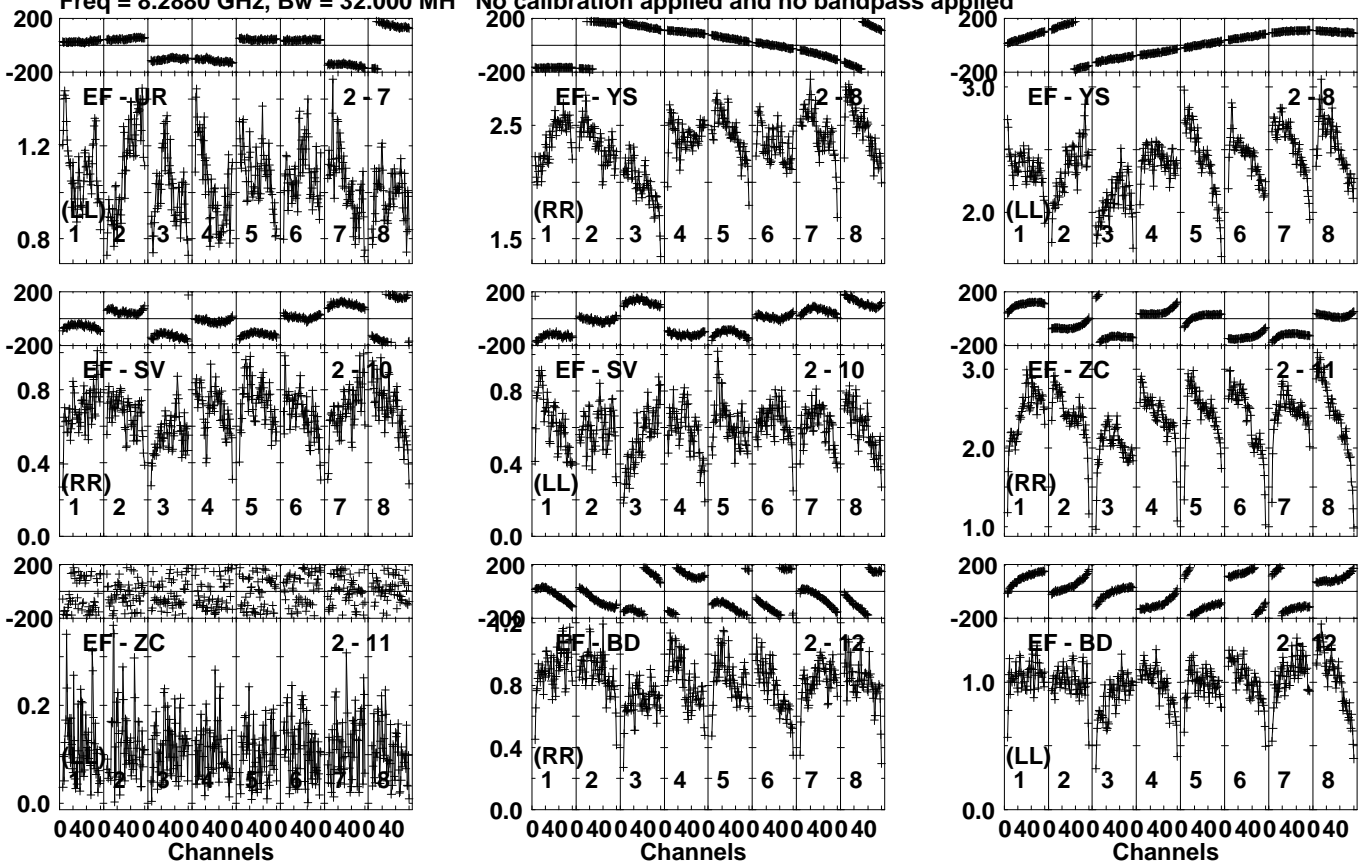
Lower frame: Milli Ampl Jy Top frame: Phas deg
Vector averaged cross-power spectrum Several baselines displayed
Timerange: 01/02:45:25 to 01/02:46:55

Plot file version 219 created 12-JAN-2021 15:55:44

J0714+7408 EB074C.UVDATA.1

Freq = 8.2880 GHz, Bw = 32.000 MH

No calibration applied and no bandpass applied



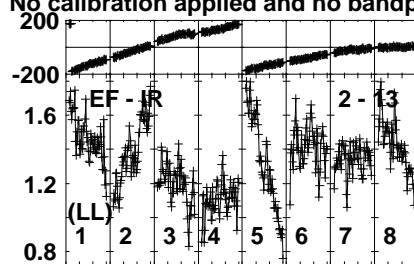
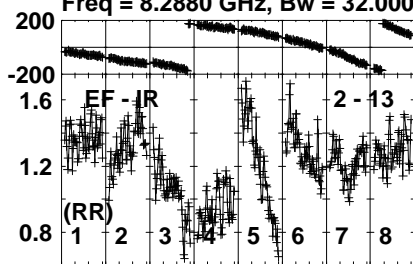
Lower frame: Milli Ampl Jy Top frame: Phas deg
Vector averaged cross-power spectrum Several baselines displayed
Timerange: 01/02:45:25 to 01/02:46:55

Plot file version 220 created 12-JAN-2021 15:55:44

J0714+7408 EB074C.UVDATA.1

Freq = 8.2880 GHz, Bw = 32.000 MH

No calibration applied and no bandpass applied

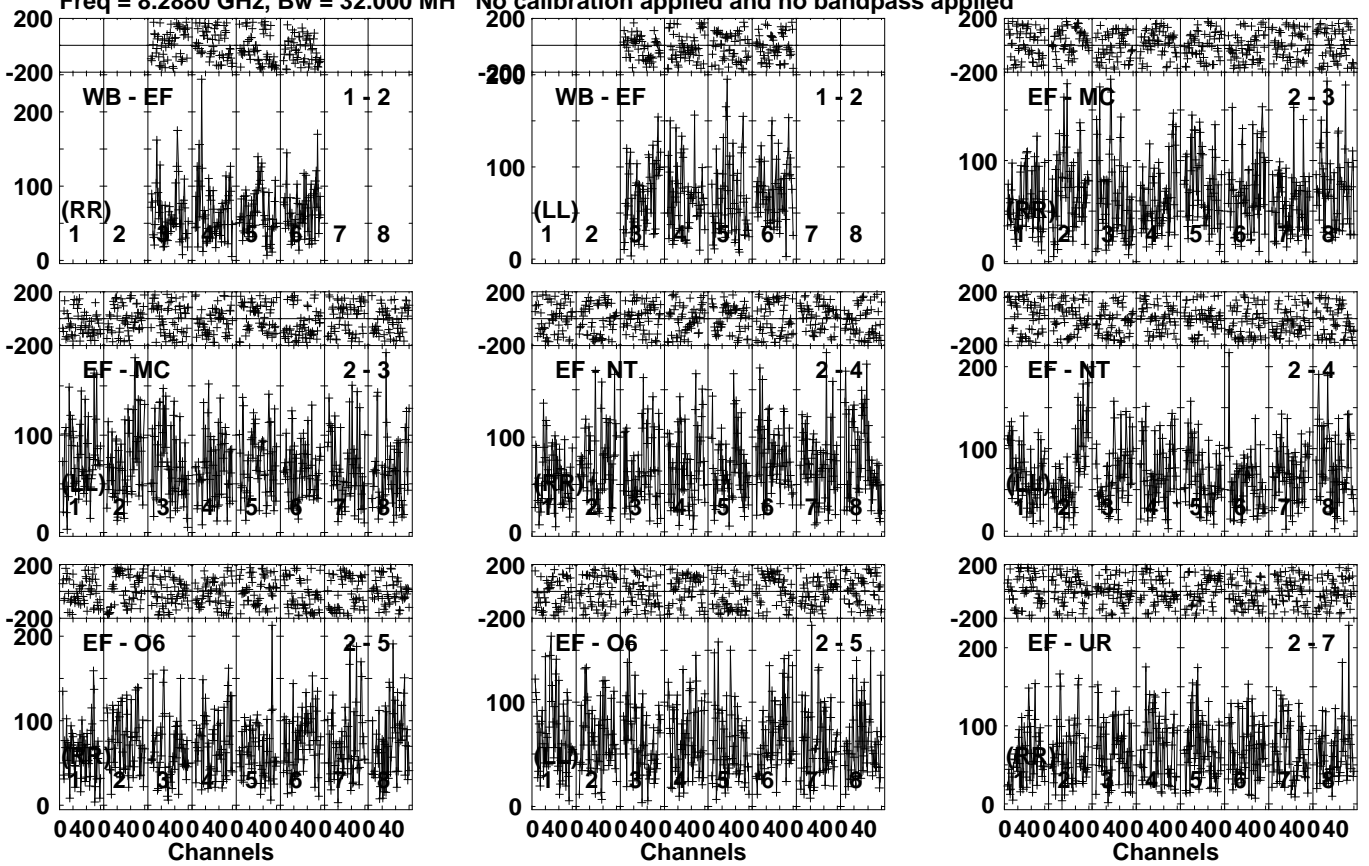


Lower frame: Milli Ampl Jy Top frame: Phas deg
Vector averaged cross-power spectrum Several baselines displayed
Timerange: 01/02:45:25 to 01/02:46:55

Plot file version 221 created 12-JAN-2021 15:55:44

0654+73 EB074C.UVDATA.1

Freq = 8.2880 GHz, Bw = 32.000 MH No calibration applied and no bandpass applied

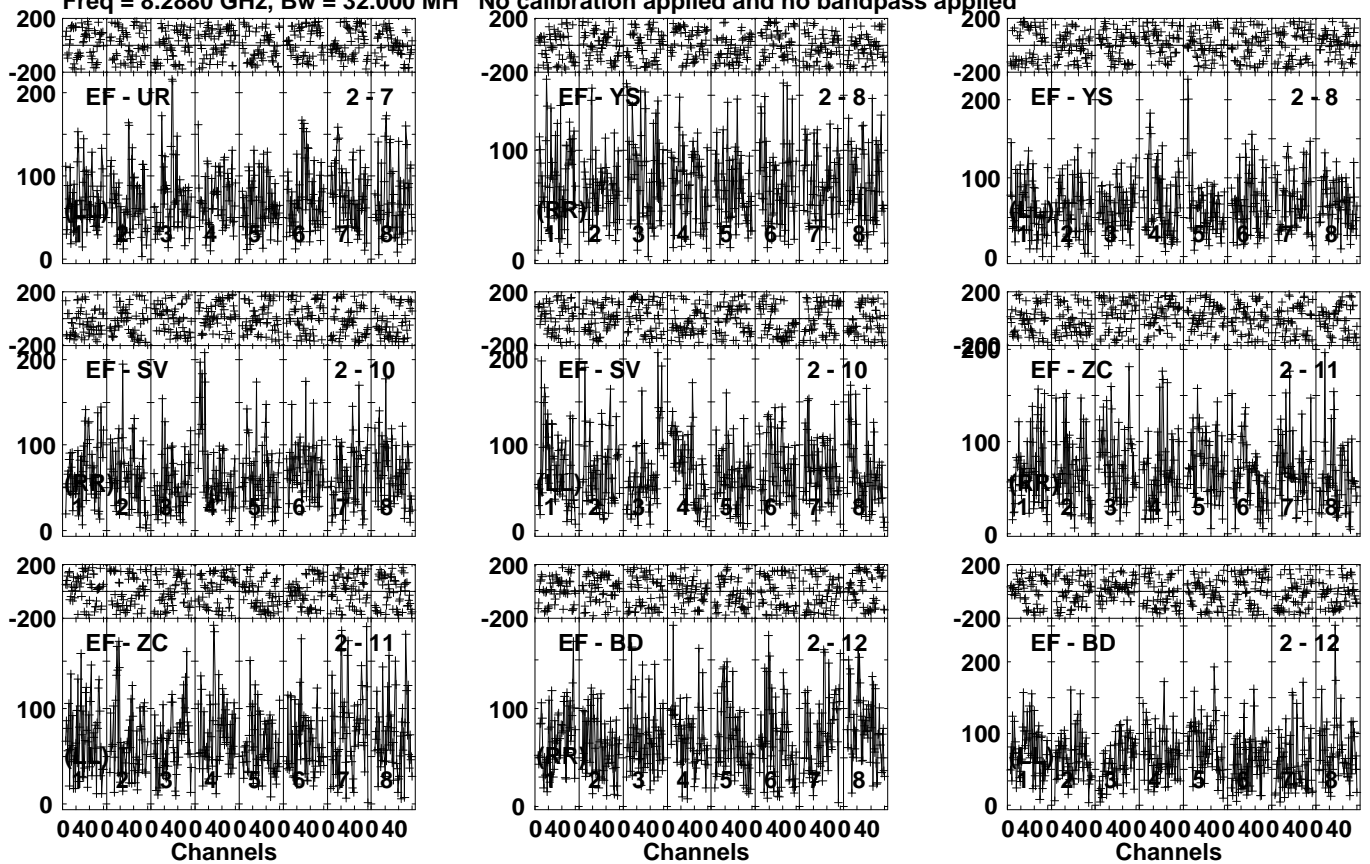


Lower frame: Micro Ampl Jy Top frame: Phas deg
Vector averaged cross-power spectrum Several baselines displayed
Timerange: 01/02:47:55 to 01/02:51:54

Plot file version 222 created 12-JAN-2021 15:55:44

0654+73 EB074C.UVDATA.1

Freq = 8.2880 GHz, Bw = 32.000 MH No calibration applied and no bandpass applied

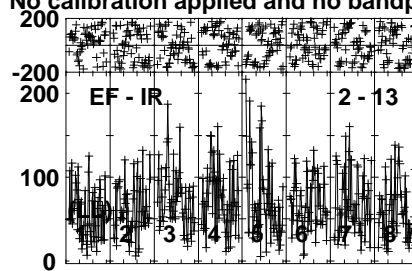
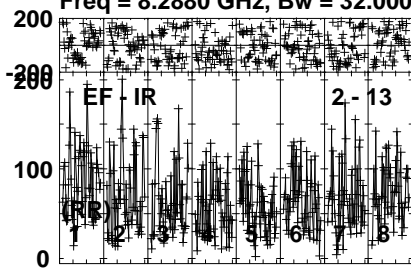


Lower frame: Micro Ampl Jy Top frame: Phas deg
Vector averaged cross-power spectrum Several baselines displayed
Timerange: 01/02:47:55 to 01/02:51:54

Plot file version 223 created 12-JAN-2021 15:55:45

0654+73 EB074C.UVDATA.1

Freq = 8.2880 GHz, Bw = 32.000 MH No calibration applied and no bandpass applied



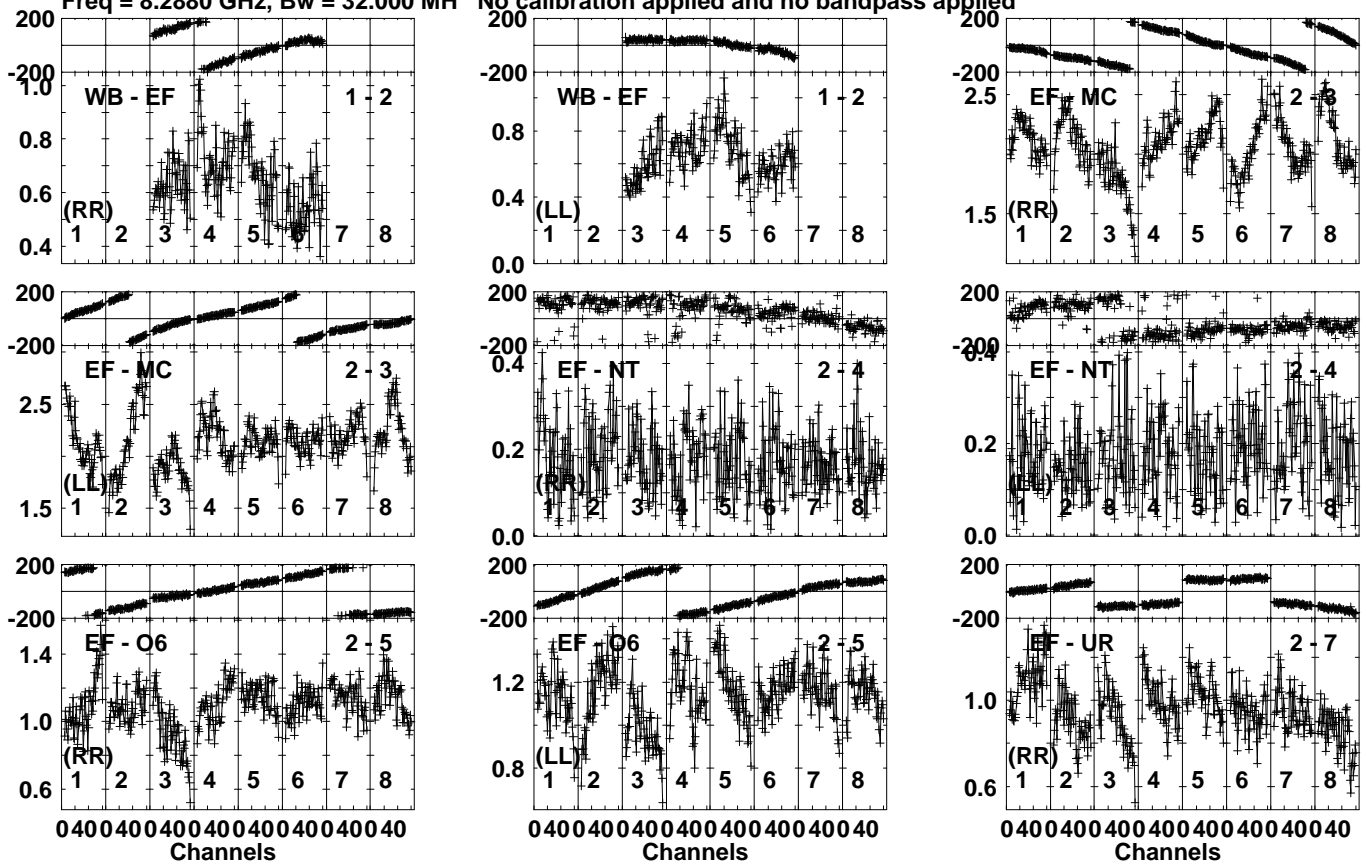
Lower frame: Micro Ampl Jy Top frame: Phas deg
Vector averaged cross-power spectrum Several baselines displayed
Timerange: 01/02:47:55 to 01/02:51:54

Plot file version 224 created 12-JAN-2021 15:55:45

J0714+7408 EB074C.UVDATA.1

Freq = 8.2880 GHz, Bw = 32.000 MH

No calibration applied and no bandpass applied



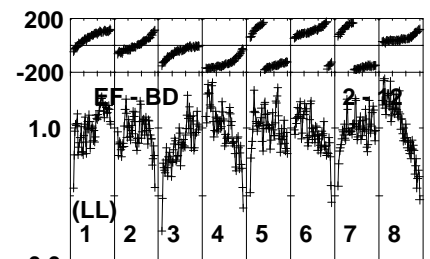
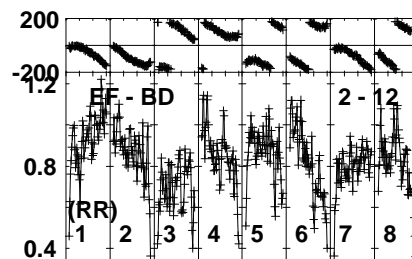
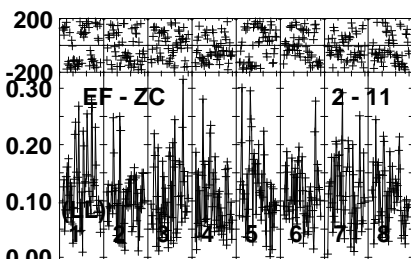
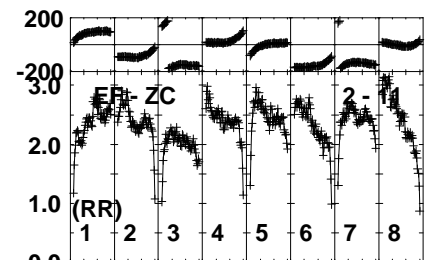
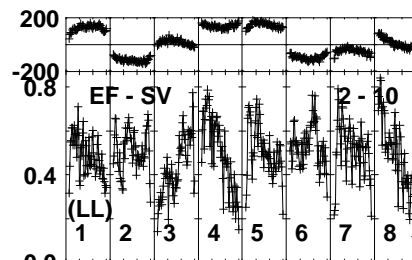
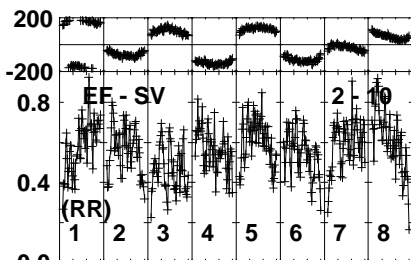
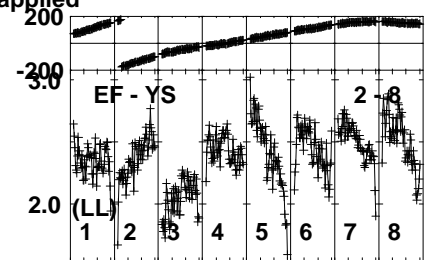
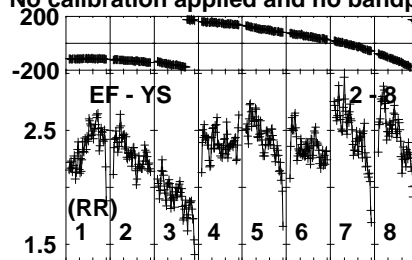
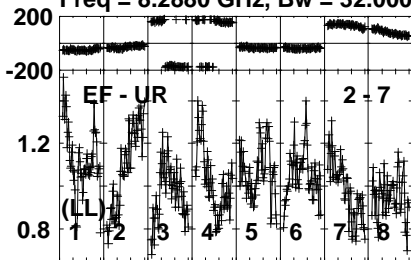
Lower frame: Milli Ampl Jy Top frame: Phas deg
Vector averaged cross-power spectrum Several baselines displayed
Timerange: 01/02:52:56 to 01/02:54:24

Plot file version 225 created 12-JAN-2021 15:55:45

J0714+7408 EB074C.UVDATA.1

Freq = 8.2880 GHz, Bw = 32.000 MH

No calibration applied and no bandpass applied



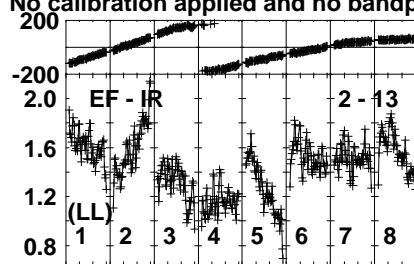
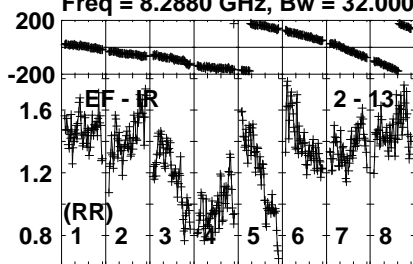
Lower frame: Milli Ampl Jy Top frame: Phas deg
Vector averaged cross-power spectrum Several baselines displayed
Timerange: 01/02:52:56 to 01/02:54:24

Plot file version 226 created 12-JAN-2021 15:55:45

J0714+7408 EB074C.UVDATA.1

Freq = 8.2880 GHz, Bw = 32.000 MH

No calibration applied and no bandpass applied

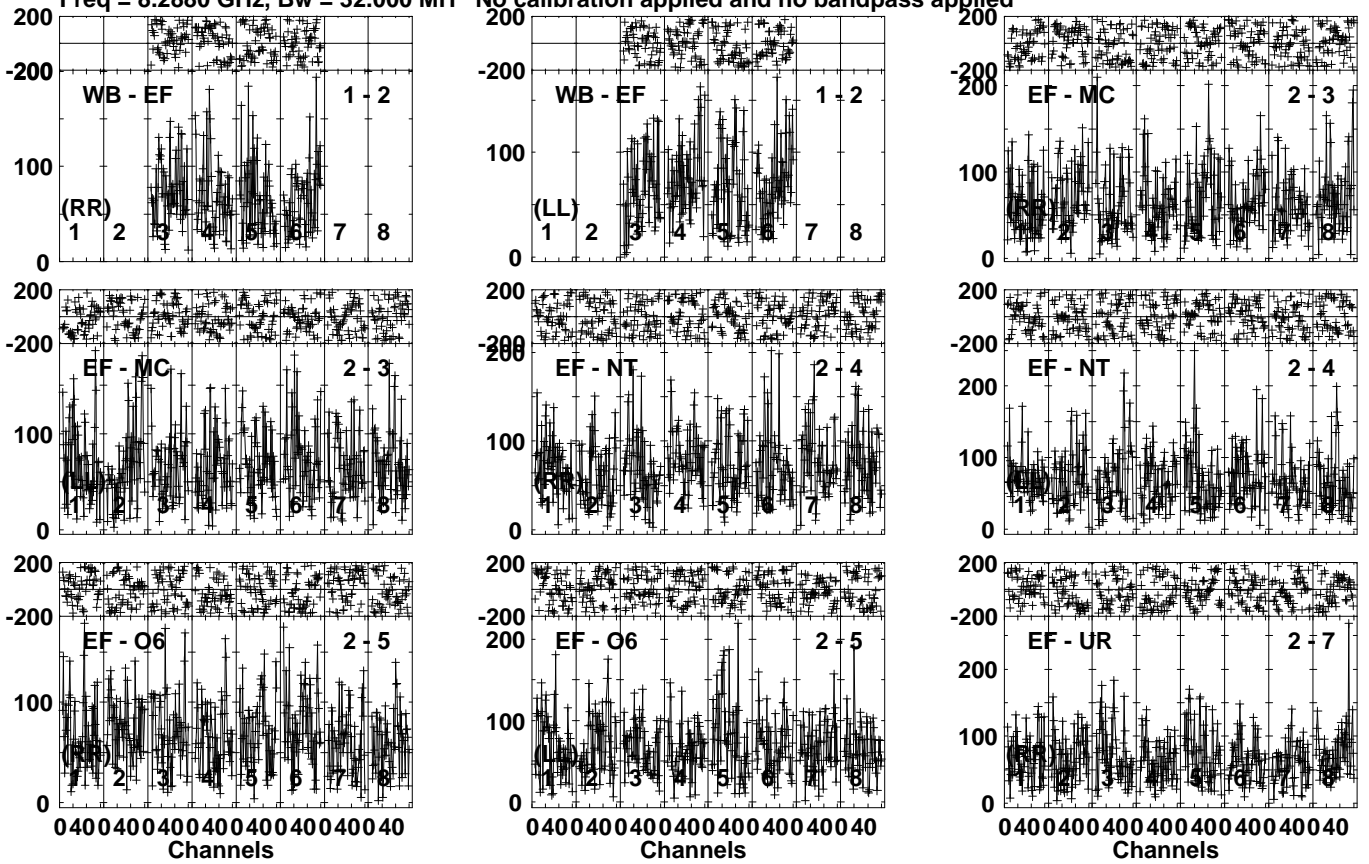


Lower frame: Milli Ampl Jy Top frame: Phas deg
Vector averaged cross-power spectrum Several baselines displayed
Timerange: 01/02:52:56 to 01/02:54:24

Plot file version 227 created 12-JAN-2021 15:55:46

0654+73 EB074C.UVDATA.1

Freq = 8.2880 GHz, Bw = 32.000 MH No calibration applied and no bandpass applied

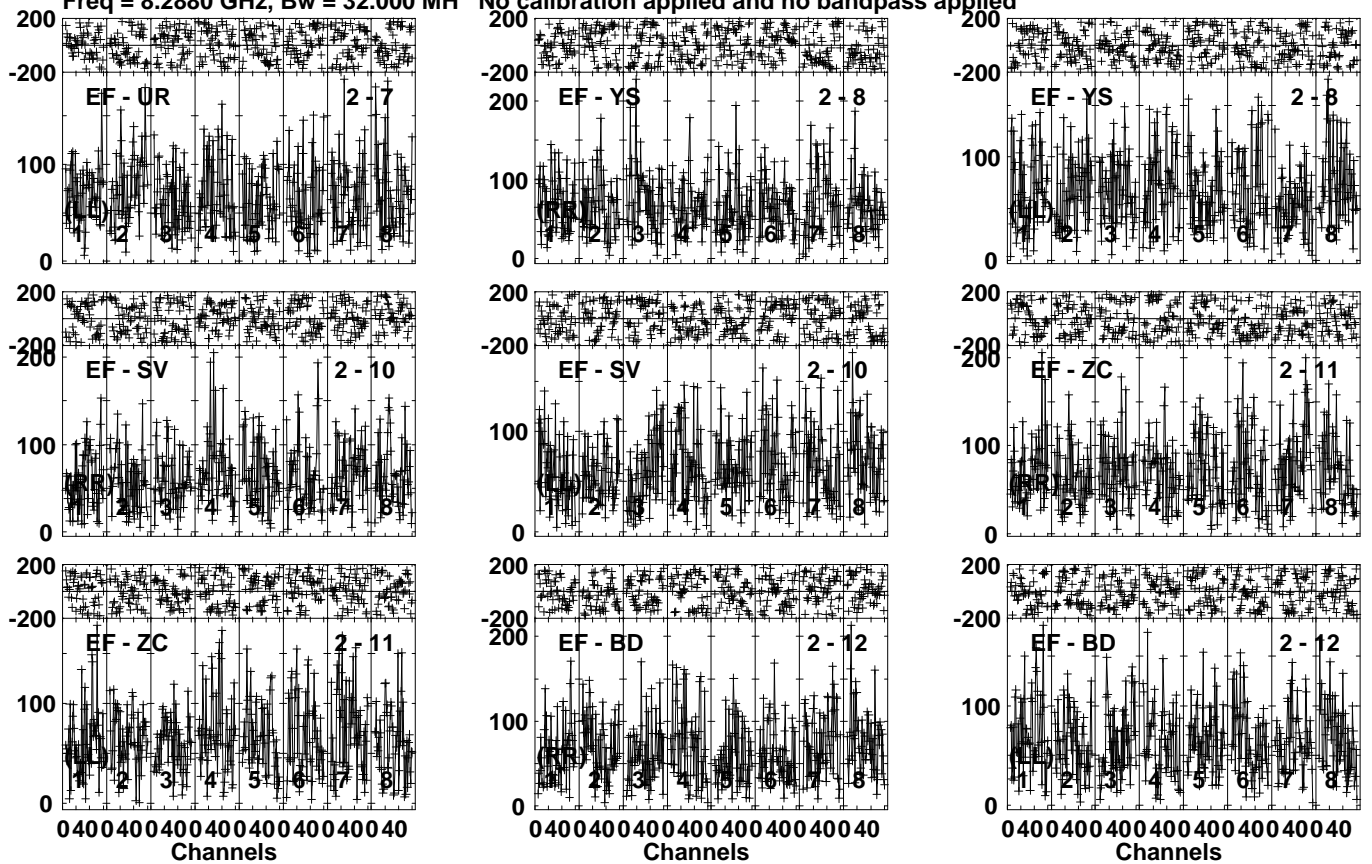


Lower frame: Micro Ampl Jy Top frame: Phas deg
Vector averaged cross-power spectrum Several baselines displayed
Timerange: 01/02:55:26 to 01/02:59:24

Plot file version 228 created 12-JAN-2021 15:55:46

0654+73 EB074C.UVDATA.1

Freq = 8.2880 GHz, Bw = 32.000 MH No calibration applied and no bandpass applied

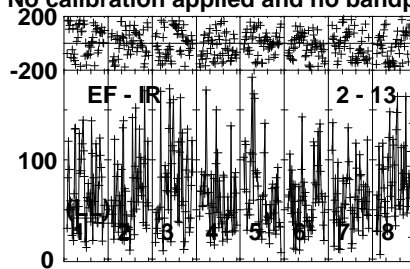
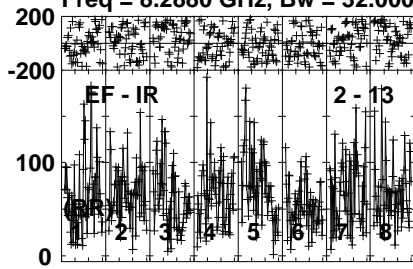


Lower frame: Micro Ampl Jy Top frame: Phas deg
Vector averaged cross-power spectrum Several baselines displayed
Timerange: 01/02:55:26 to 01/02:59:24

Plot file version 229 created 12-JAN-2021 15:55:46

0654+73 EB074C.UVDATA.1

Freq = 8.2880 GHz, Bw = 32.000 MH No calibration applied and no bandpass applied



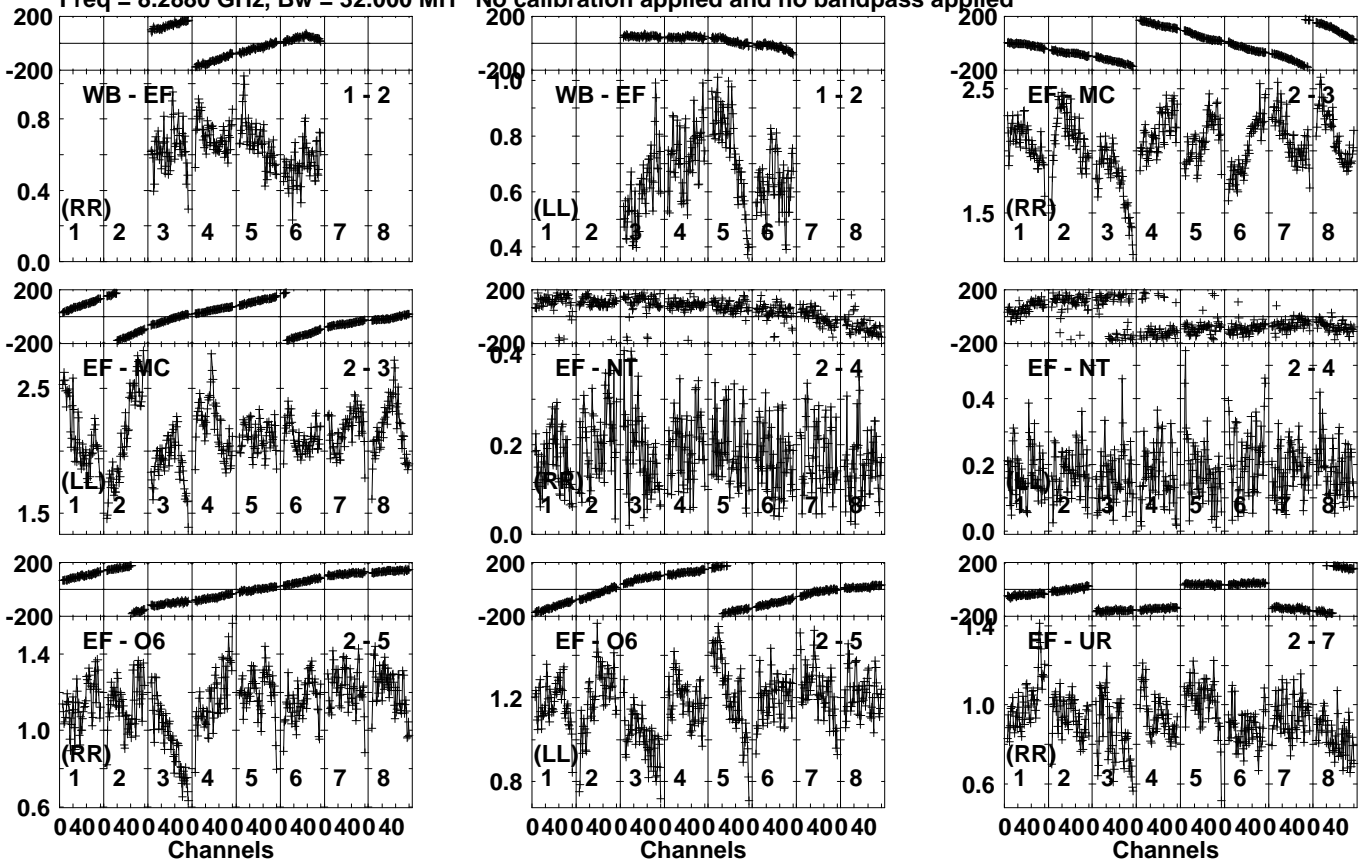
Lower frame: Micro Ampl Jy Top frame: Phas deg
Vector averaged cross-power spectrum Several baselines displayed
Timerange: 01/02:55:26 to 01/02:59:24

Plot file version 230 created 12-JAN-2021 15:55:46

J0714+7408 EB074C.UVDATA.1

Freq = 8.2880 GHz, Bw = 32.000 MH

No calibration applied and no bandpass applied



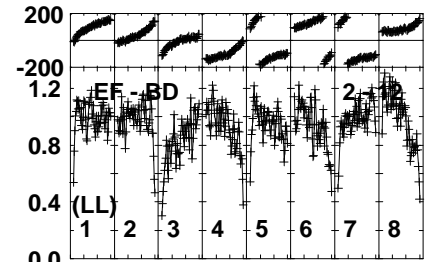
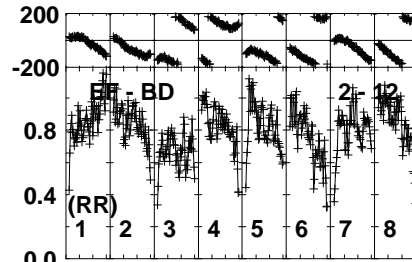
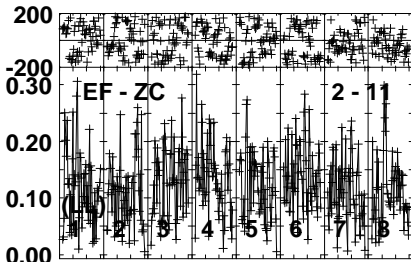
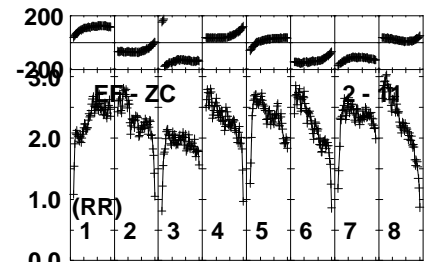
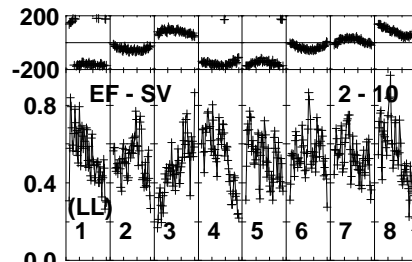
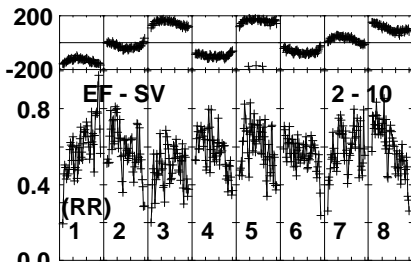
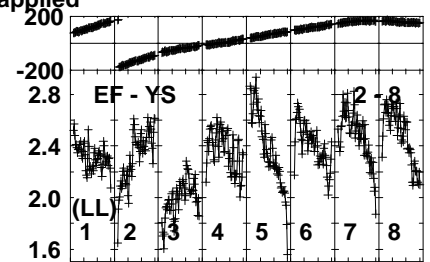
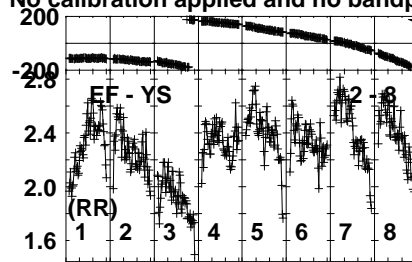
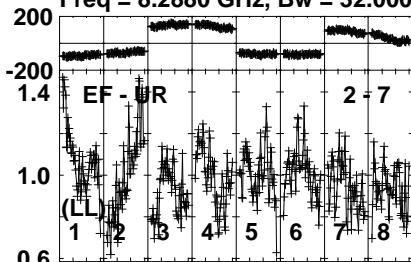
Lower frame: Milli Ampl Jy Top frame: Phas deg
Vector averaged cross-power spectrum Several baselines displayed
Timerange: 01/03:00:26 to 01/03:01:54

Plot file version 231 created 12-JAN-2021 15:55:47

J0714+7408 EB074C.UVDATA.1

Freq = 8.2880 GHz, Bw = 32.000 MH

No calibration applied and no bandpass applied



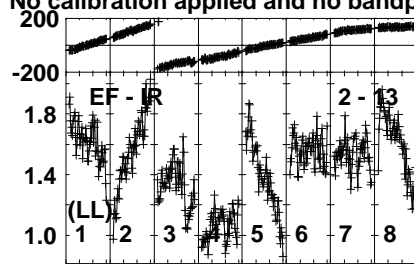
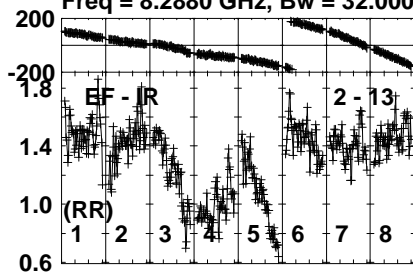
Lower frame: Milli Ampl Jy Top frame: Phas deg
Vector averaged cross-power spectrum Several baselines displayed
Timerange: 01/03:00:26 to 01/03:01:54

Plot file version 232 created 12-JAN-2021 15:55:47

J0714+7408 EB074C.UVDATA.1

Freq = 8.2880 GHz, Bw = 32.000 MH

No calibration applied and no bandpass applied

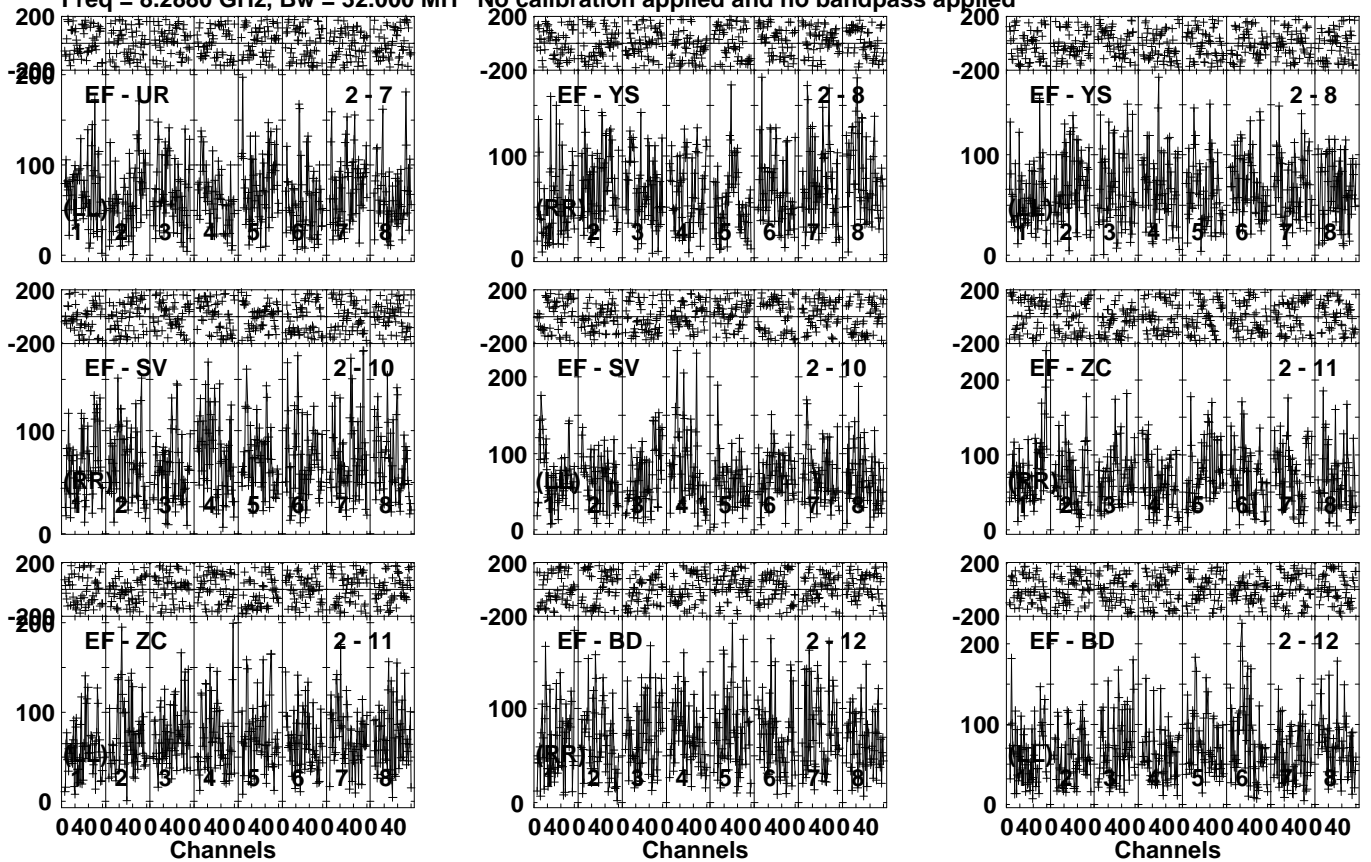


Lower frame: Milli Ampl Jy Top frame: Phas deg
Vector averaged cross-power spectrum Several baselines displayed
Timerange: 01/03:00:26 to 01/03:01:54

Plot file version 234 created 12-JAN-2021 15:55:47

0654+73 EB074C.UVDATA.1

Freq = 8.2880 GHz, Bw = 32.000 MH No calibration applied and no bandpass applied

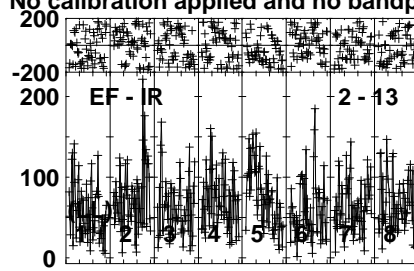
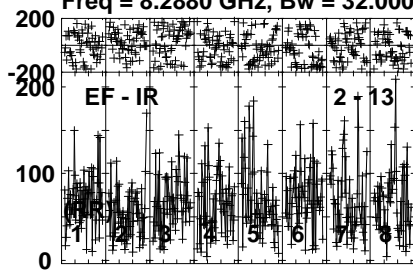


Lower frame: Micro Ampl Jy Top frame: Phas deg
Vector averaged cross-power spectrum Several baselines displayed
Timerange: 01/03:02:56 to 01/03:06:55

Plot file version 235 created 12-JAN-2021 15:55:48

0654+73 EB074C.UVDATA.1

Freq = 8.2880 GHz, Bw = 32.000 MH No calibration applied and no bandpass applied



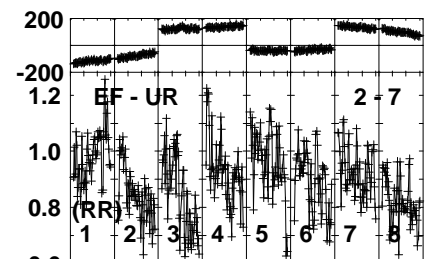
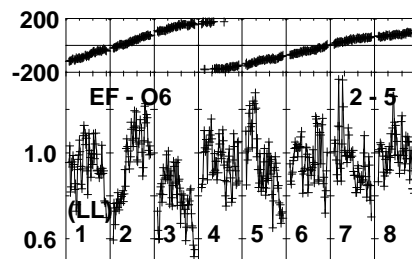
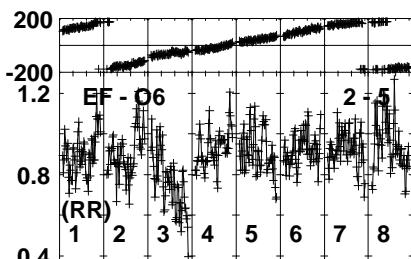
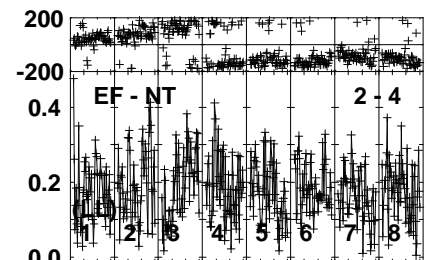
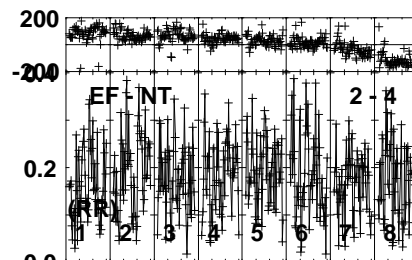
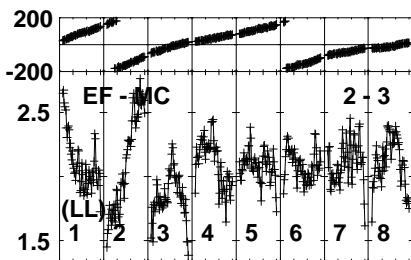
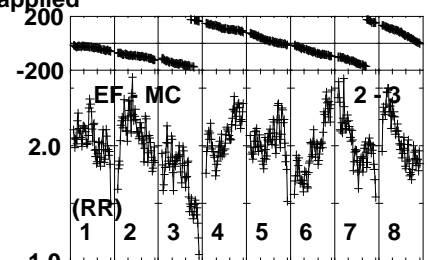
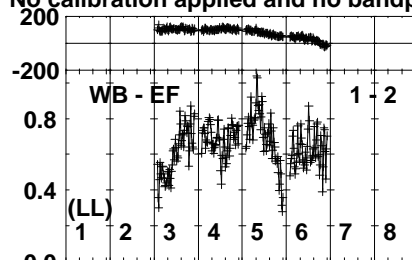
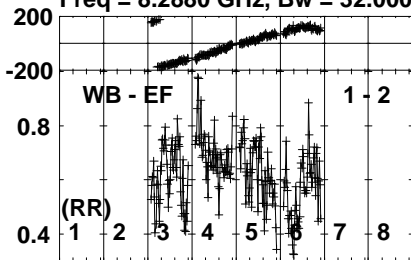
Lower frame: Micro Ampl Jy Top frame: Phas deg
Vector averaged cross-power spectrum Several baselines displayed
Timerange: 01/03:02:56 to 01/03:06:55

Plot file version 236 created 12-JAN-2021 15:55:48

J0714+7408 EB074C.UVDATA.1

Freq = 8.2880 GHz, Bw = 32.000 MH

No calibration applied and no bandpass applied



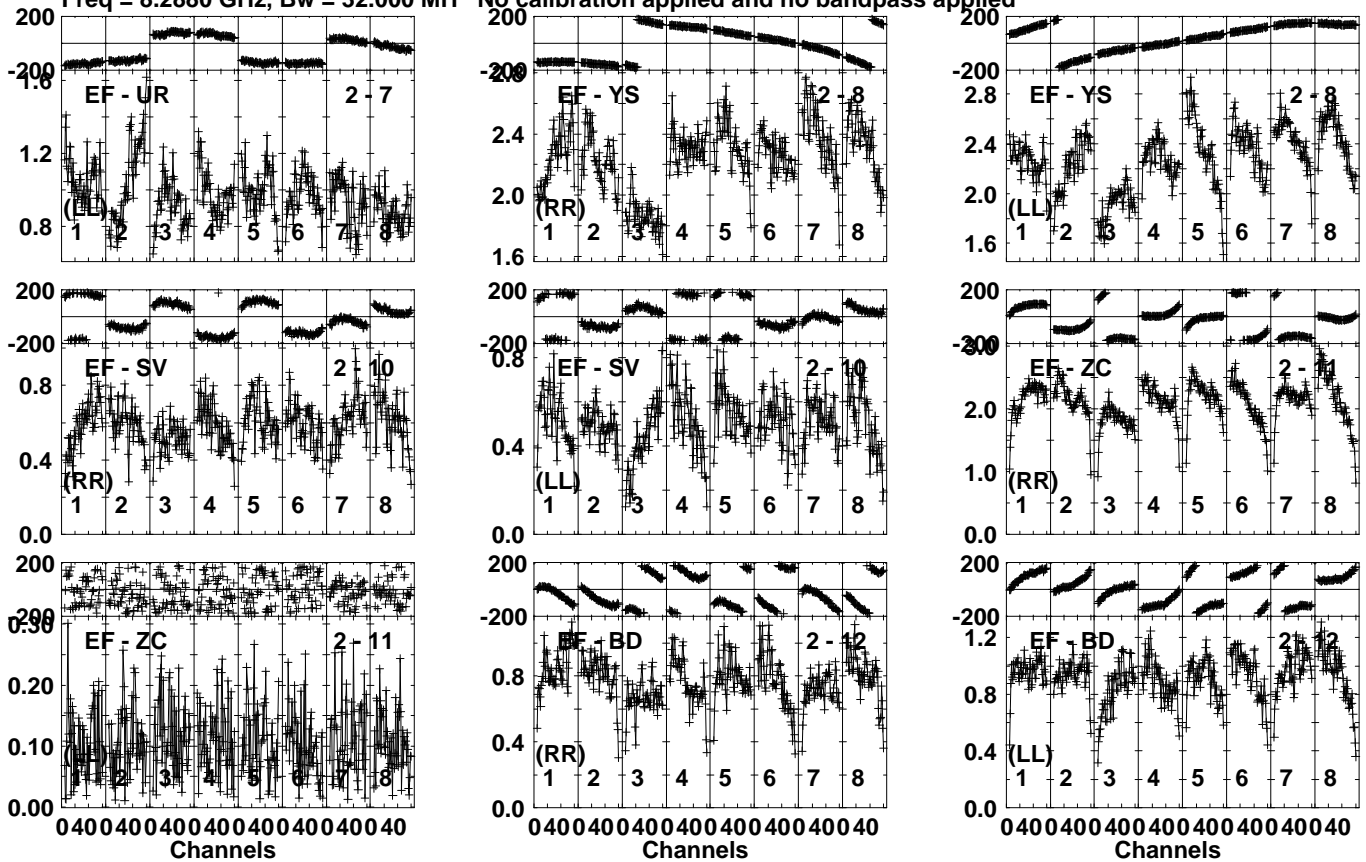
Lower frame: Milli Ampl Jy Top frame: Phas deg
Vector averaged cross-power spectrum Several baselines displayed
Timerange: 01/03:07:55 to 01/03:09:25

Plot file version 237 created 12-JAN-2021 15:55:48

J0714+7408 EB074C.UVDATA.1

Freq = 8.2880 GHz, Bw = 32.000 MH

No calibration applied and no bandpass applied



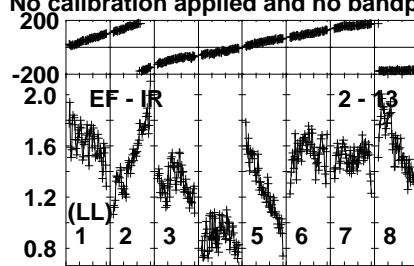
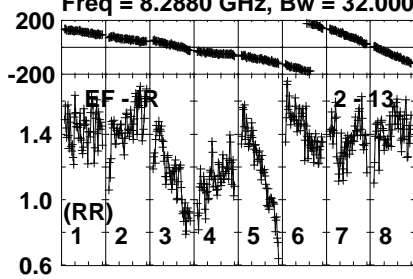
Lower frame: Milli Ampl Jy Top frame: Phas deg
Vector averaged cross-power spectrum Several baselines displayed
Timerange: 01/03:07:55 to 01/03:09:25

Plot file version 238 created 12-JAN-2021 15:55:49

J0714+7408 EB074C.UVDATA.1

Freq = 8.2880 GHz, Bw = 32.000 MH

No calibration applied and no bandpass applied



Lower frame: Milli Ampl Jy Top frame: Phas deg

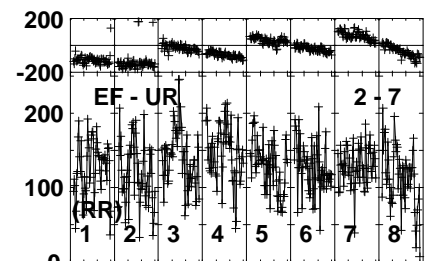
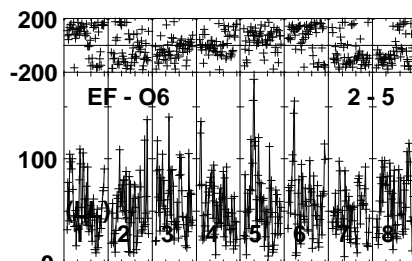
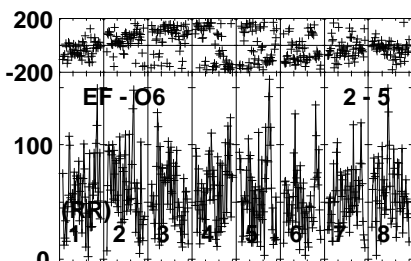
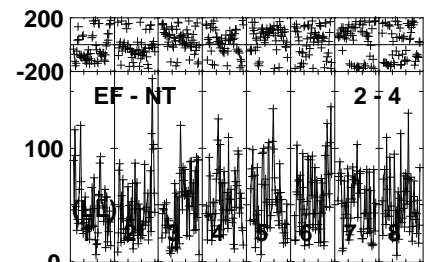
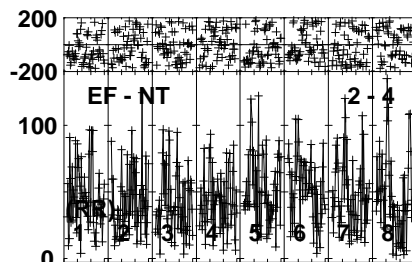
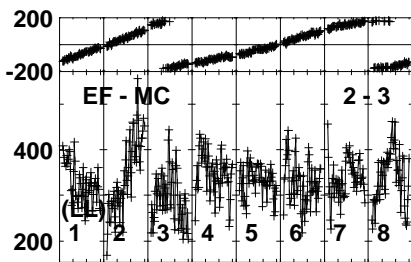
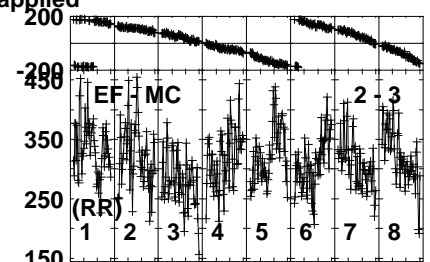
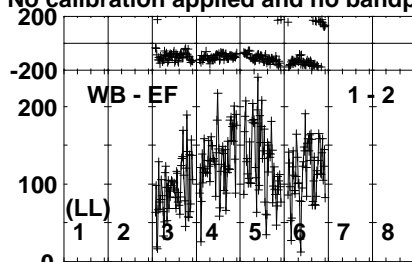
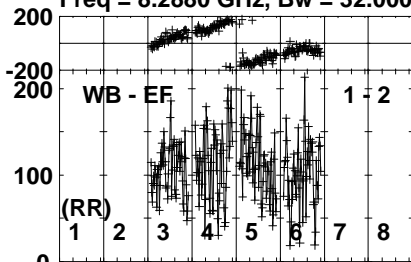
Vector averaged cross-power spectrum Several baselines displayed

Timerange: 01/03:07:55 to 01/03:09:25

Plot file version 239 created 12-JAN-2021 15:55:49

4C75 EB074C.UVDATA.1

Freq = 8.2880 GHz, Bw = 32.000 MH No calibration applied and no bandpass applied



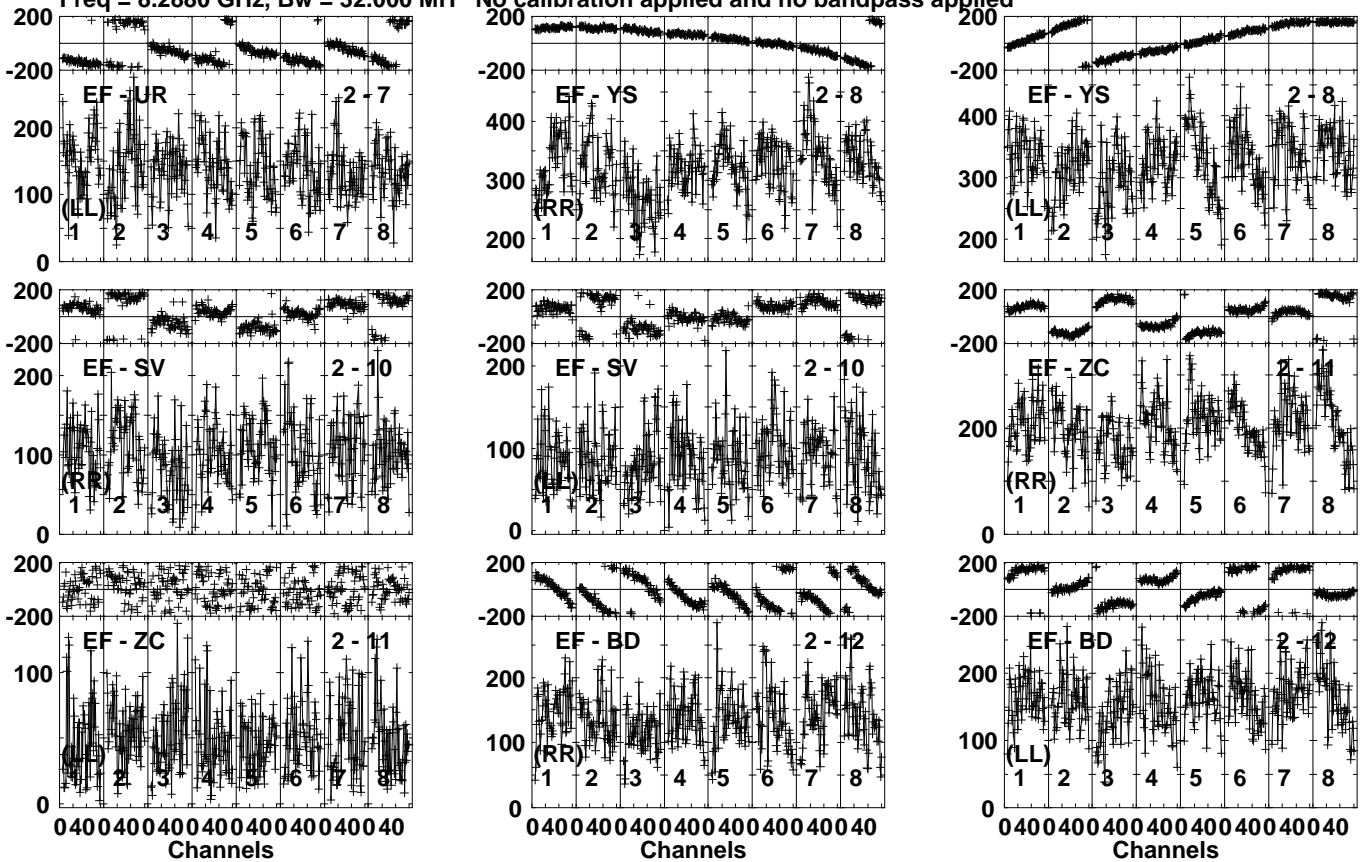
Lower frame: Micro Ampl Jy Top frame: Phas deg
Vector averaged cross-power spectrum Several baselines displayed
Timerange: 01/03:12:26 to 01/03:20:24

Plot file version 240 created 12-JAN-2021 15:55:50

4C75 EB074C.UVDATA.1

Freq = 8.2880 GHz, Bw = 32.000 MH

No calibration applied and no bandpass applied

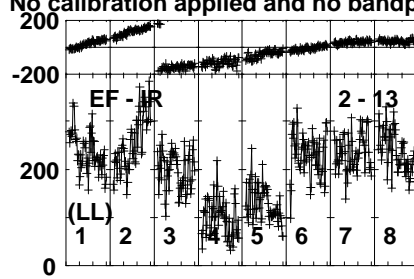
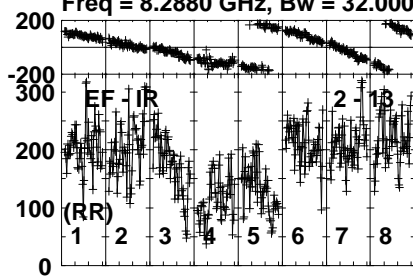


Lower frame: Micro Ampl Jy Top frame: Phas deg
Vector averaged cross-power spectrum Several baselines displayed
Timerange: 01/03:12:26 to 01/03:20:24

Plot file version 241 created 12-JAN-2021 15:55:51

4C75 EB074C.UVDATA.1

Freq = 8.2880 GHz, Bw = 32.000 MH No calibration applied and no bandpass applied

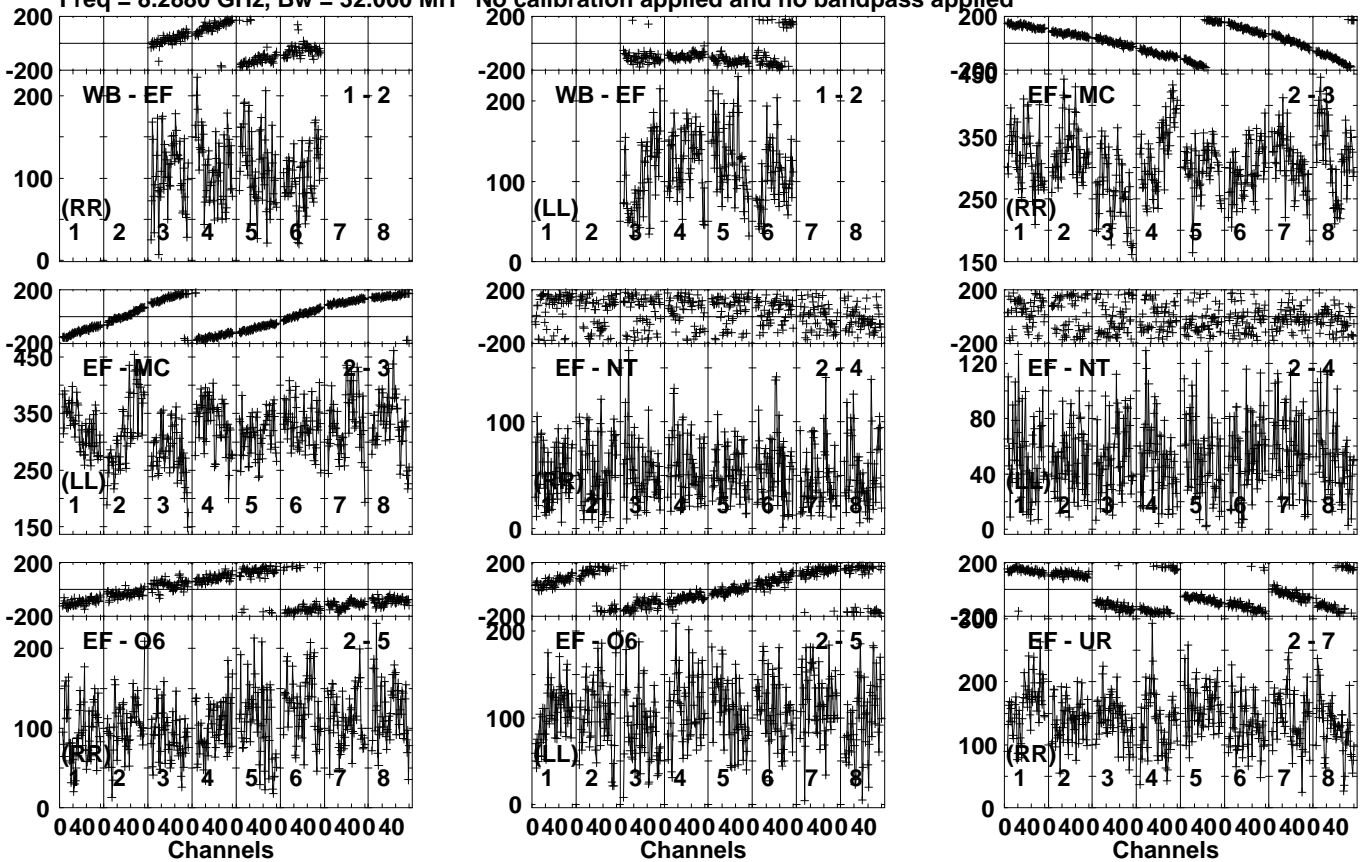


Lower frame: Micro Ampl Jy Top frame: Phas deg
Vector averaged cross-power spectrum Several baselines displayed
Timerange: 01/03:12:26 to 01/03:20:24

Plot file version 242 created 12-JAN-2021 15:55:51

4C75 EB074C.UVDATA.1

Freq = 8.2880 GHz, Bw = 32.000 MH No calibration applied and no bandpass applied

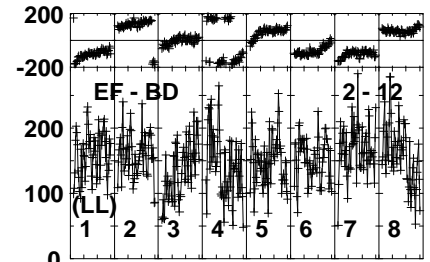
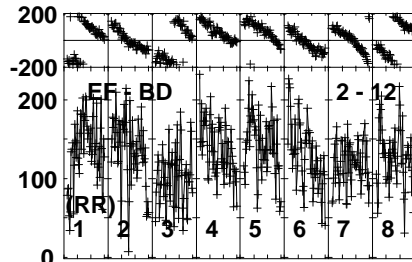
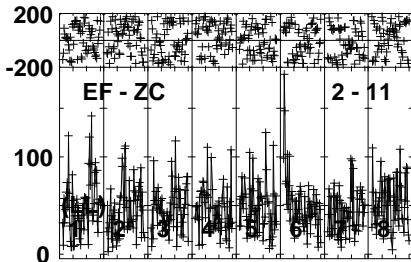
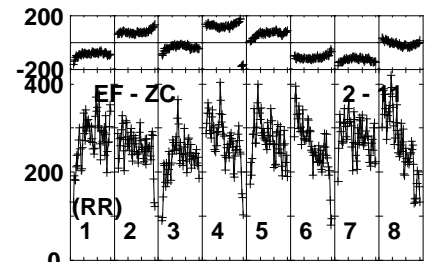
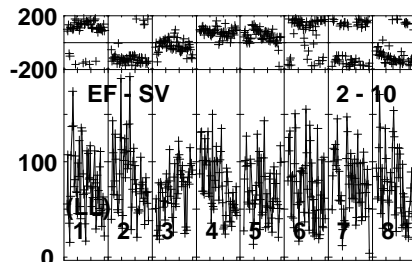
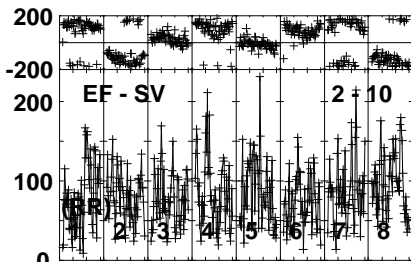
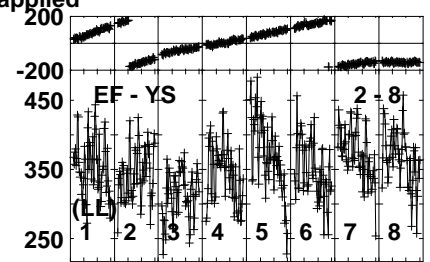
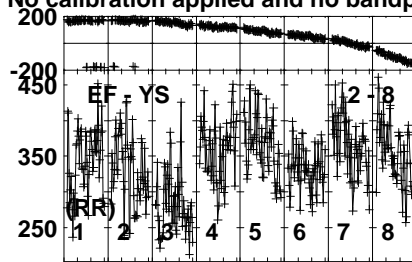
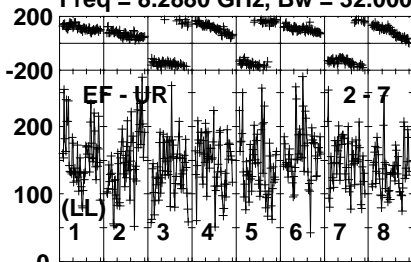


Lower frame: Micro Ampl Jy Top frame: Phas deg
Vector averaged cross-power spectrum Several baselines displayed
Timerange: 01/03:20:56 to 01/03:28:54

Plot file version 243 created 12-JAN-2021 15:55:52

4C75 EB074C.UVDATA.1

Freq = 8.2880 GHz, Bw = 32.000 MH No calibration applied and no bandpass applied

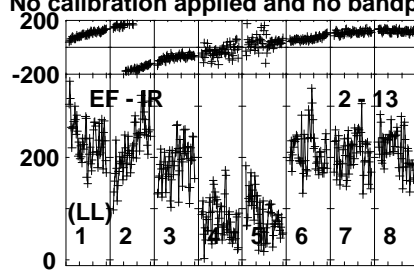
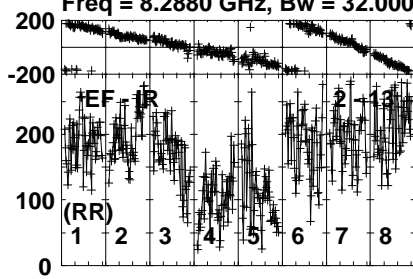


Lower frame: Micro Ampl Jy Top frame: Phas deg
Vector averaged cross-power spectrum Several baselines displayed
Timerange: 01/03:20:56 to 01/03:28:54

Plot file version 244 created 12-JAN-2021 15:55:53

4C75 EB074C.UVDATA.1

Freq = 8.2880 GHz, Bw = 32.000 MH No calibration applied and no bandpass applied

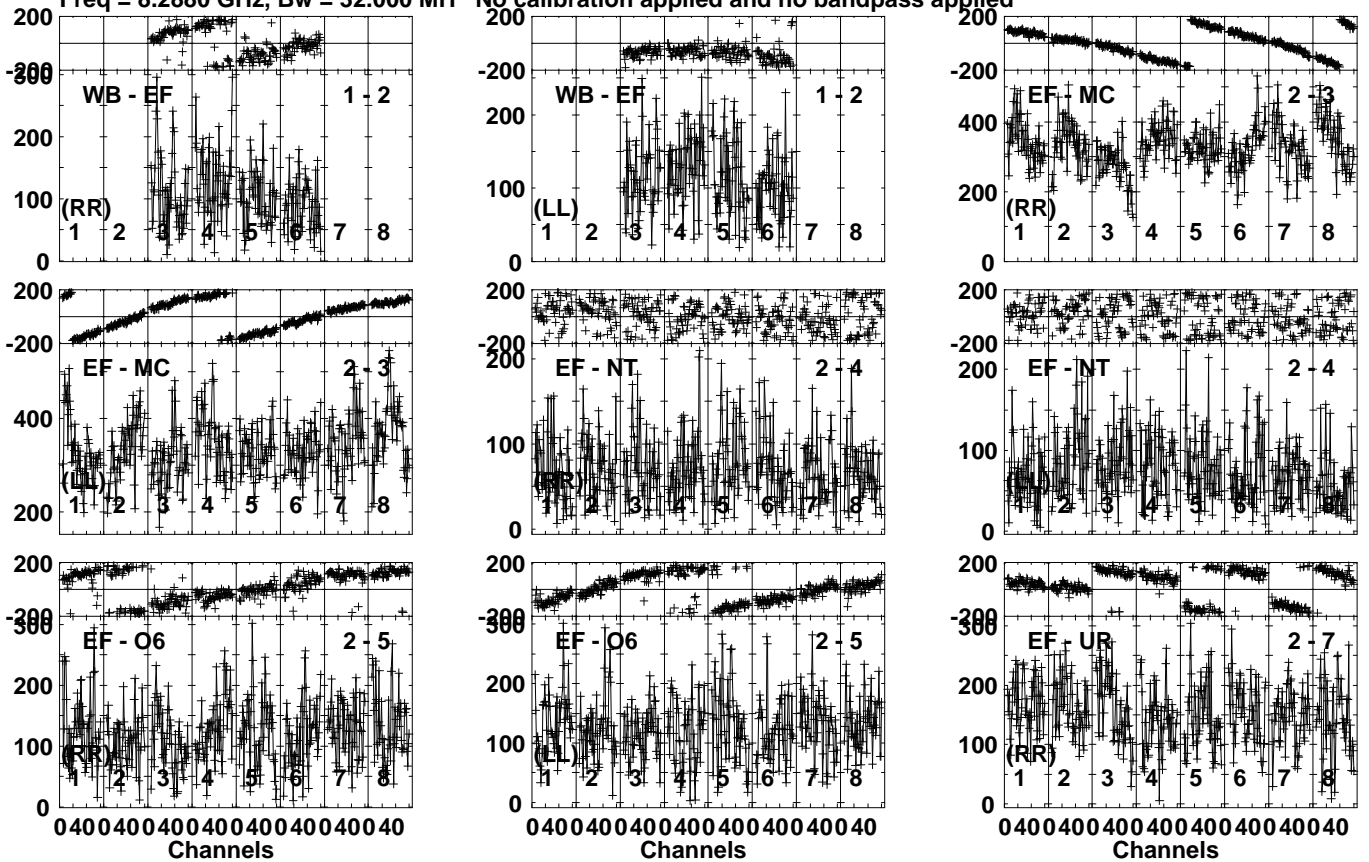


Lower frame: Micro Ampl Jy Top frame: Phas deg
Vector averaged cross-power spectrum Several baselines displayed
Timerange: 01/03:20:56 to 01/03:28:54

Plot file version 245 created 12-JAN-2021 15:55:53

4C75 EB074C.UVDATA.1

Freq = 8.2880 GHz, Bw = 32.000 MH No calibration applied and no bandpass applied

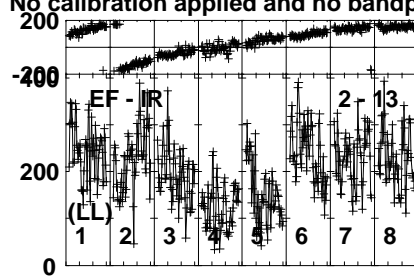
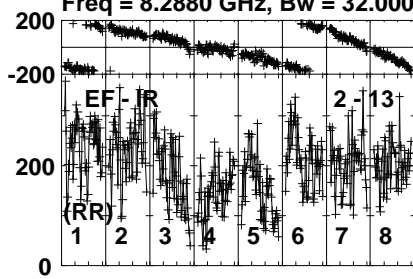


Lower frame: Micro Ampl Jy Top frame: Phas deg
Vector averaged cross-power spectrum Several baselines displayed
Timerange: 01/03:29:26 to 01/03:33:25

Plot file version 247 created 12-JAN-2021 15:55:54

4C75 EB074C.UVDATA.1

Freq = 8.2880 GHz, Bw = 32.000 MH No calibration applied and no bandpass applied

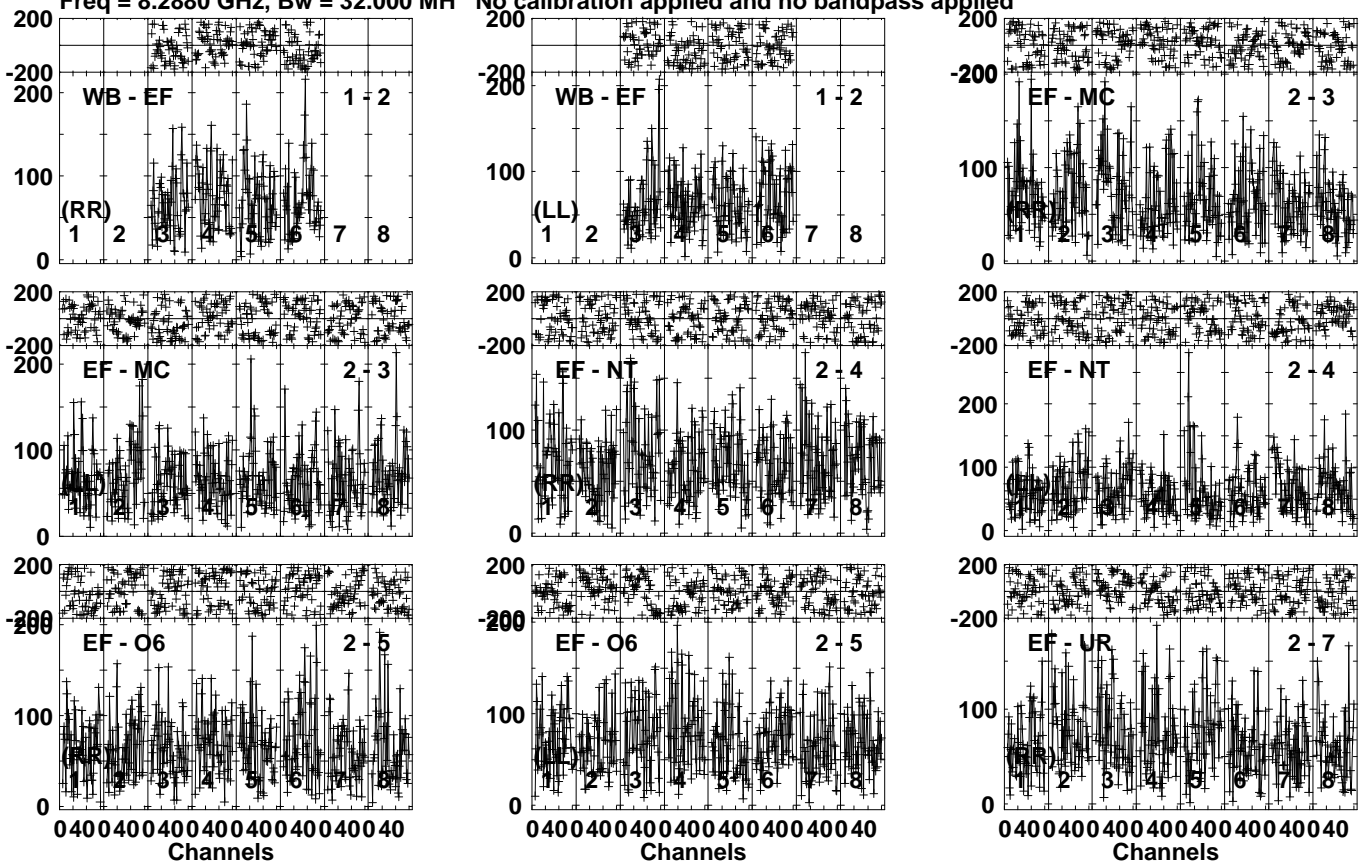


Lower frame: Micro Ampl Jy Top frame: Phas deg
Vector averaged cross-power spectrum Several baselines displayed
Timerange: 01/03:29:26 to 01/03:33:25

Plot file version 248 created 12-JAN-2021 15:55:54

0654+73 EB074C.UVDATA.1

Freq = 8.2880 GHz, Bw = 32.000 MH No calibration applied and no bandpass applied

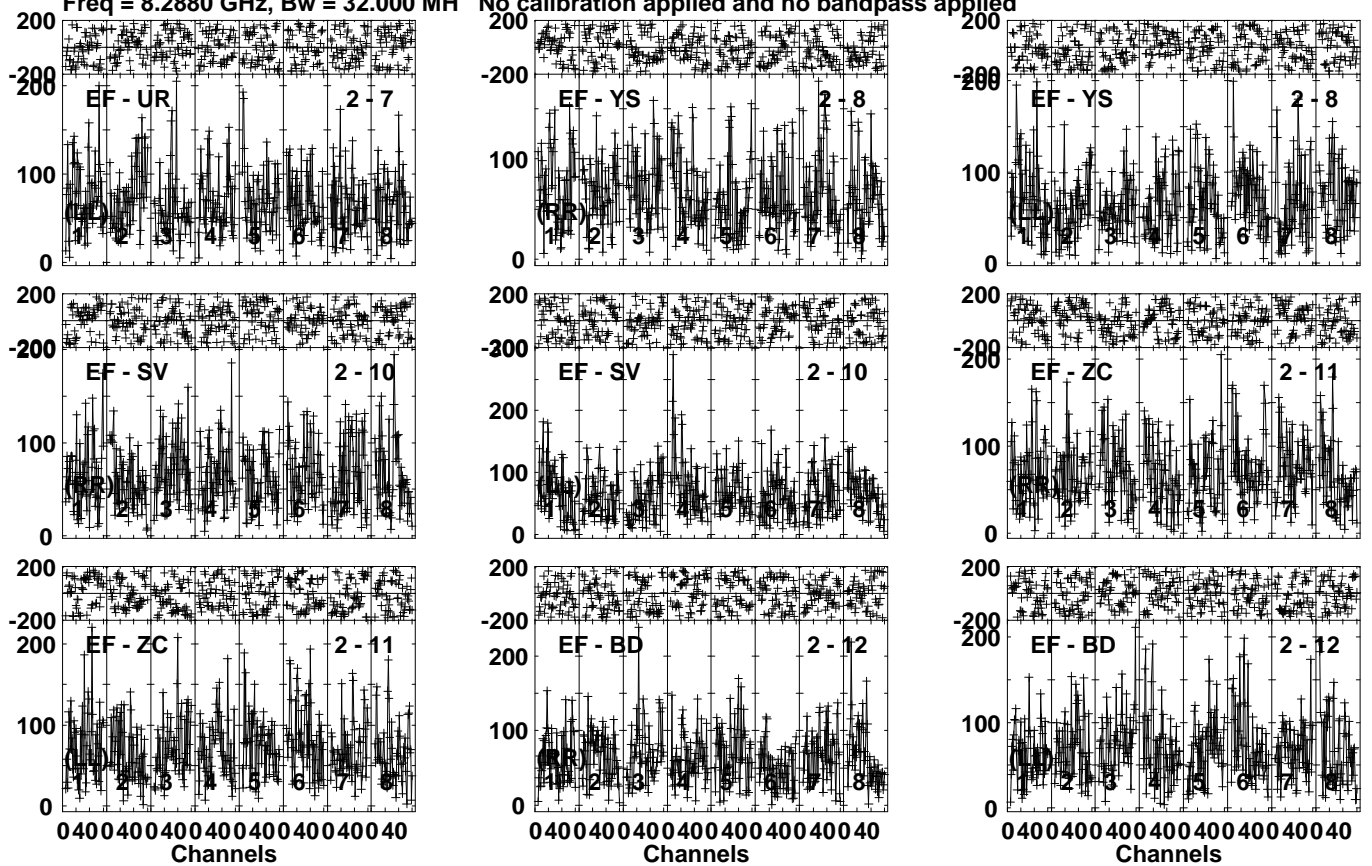


Lower frame: Micro Ampl Jy Top frame: Phas deg
Vector averaged cross-power spectrum Several baselines displayed
Timerange: 01/03:35:26 to 01/03:39:24

Plot file version 249 created 12-JAN-2021 15:55:55

0654+73 EB074C.UVDATA.1

Freq = 8.2880 GHz, Bw = 32.000 MH No calibration applied and no bandpass applied

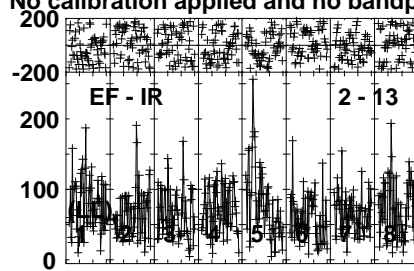
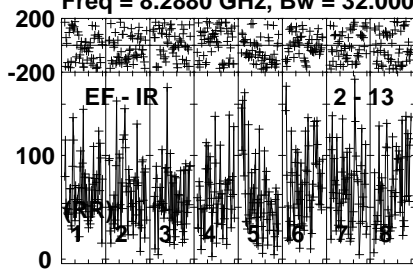


Lower frame: Micro Ampl Jy Top frame: Phas deg
Vector averaged cross-power spectrum Several baselines displayed
Timerange: 01/03:35:26 to 01/03:39:24

Plot file version 250 created 12-JAN-2021 15:55:55

0654+73 EB074C.UVDATA.1

Freq = 8.2880 GHz, Bw = 32.000 MH No calibration applied and no bandpass applied



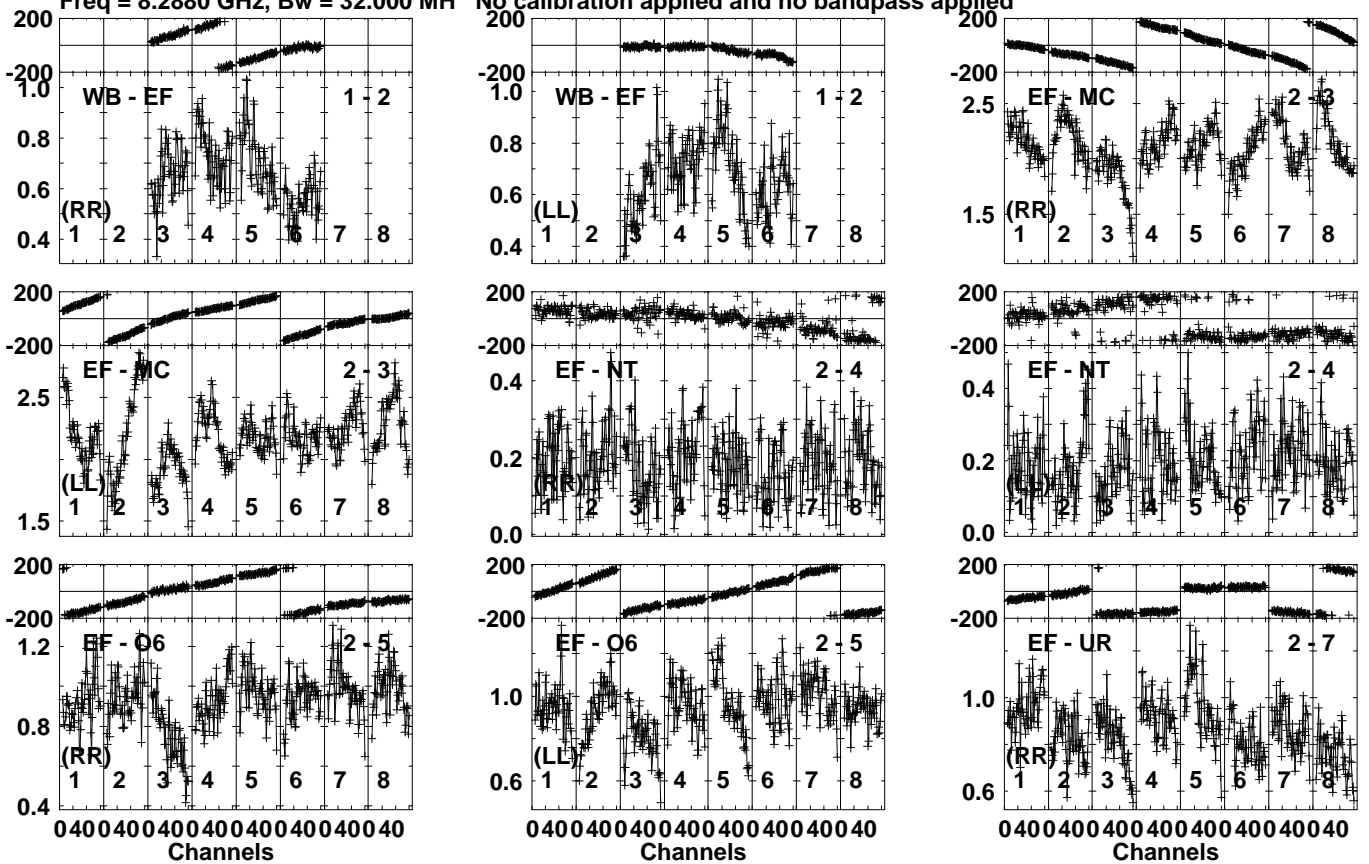
Lower frame: Micro Ampl Jy Top frame: Phas deg
Vector averaged cross-power spectrum Several baselines displayed
Timerange: 01/03:35:26 to 01/03:39:24

Plot file version 251 created 12-JAN-2021 15:55:55

J0714+7408 EB074C.UVDATA.1

Freq = 8.2880 GHz, Bw = 32.000 MH

No calibration applied and no bandpass applied



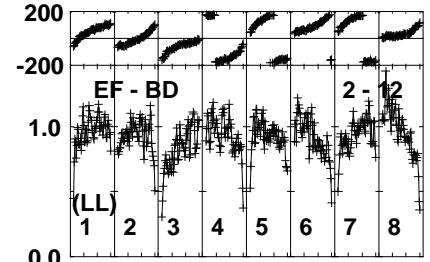
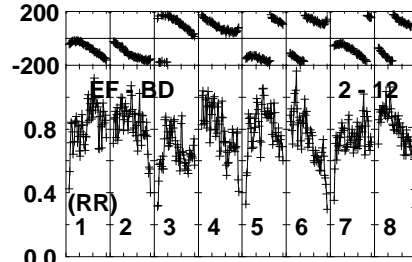
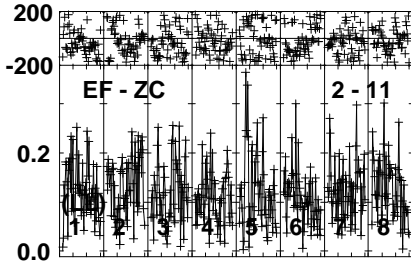
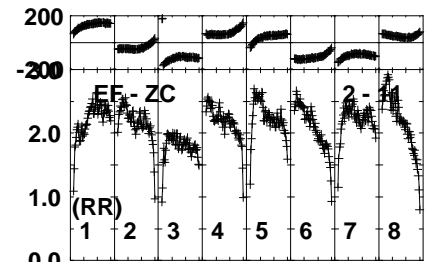
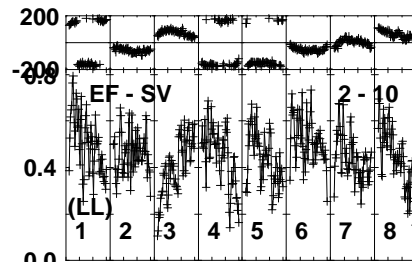
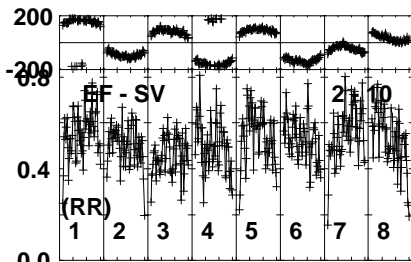
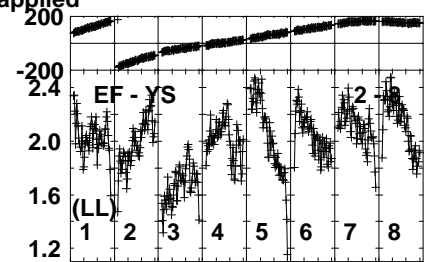
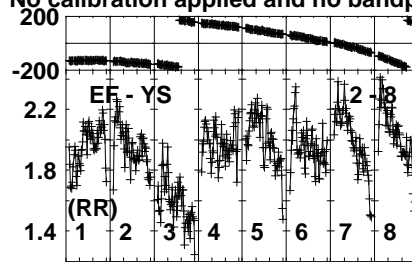
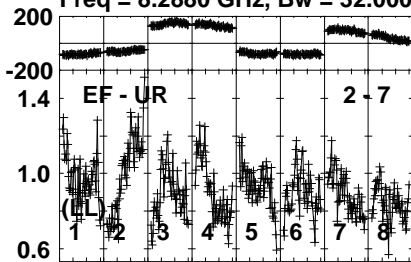
Lower frame: Milli Ampl Jy Top frame: Phas deg
Vector averaged cross-power spectrum Several baselines displayed
Timerange: 01/03:40:26 to 01/03:41:55

Plot file version 252 created 12-JAN-2021 15:55:55

J0714+7408 EB074C.UVDATA.1

Freq = 8.2880 GHz, Bw = 32.000 MH

No calibration applied and no bandpass applied



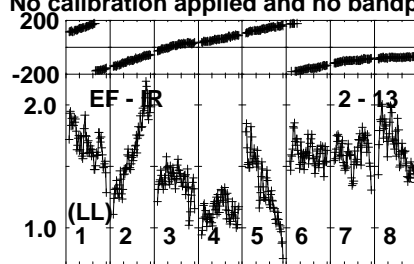
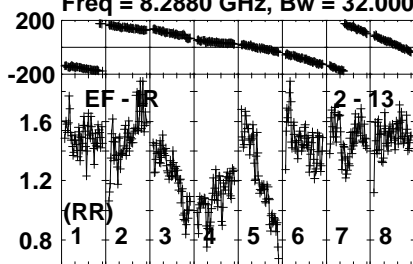
Lower frame: Milli Ampl Jy Top frame: Phas deg
Vector averaged cross-power spectrum Several baselines displayed
Timerange: 01/03:40:26 to 01/03:41:55

Plot file version 253 created 12-JAN-2021 15:55:56

J0714+7408 EB074C.UVDATA.1

Freq = 8.2880 GHz, Bw = 32.000 MH

No calibration applied and no bandpass applied

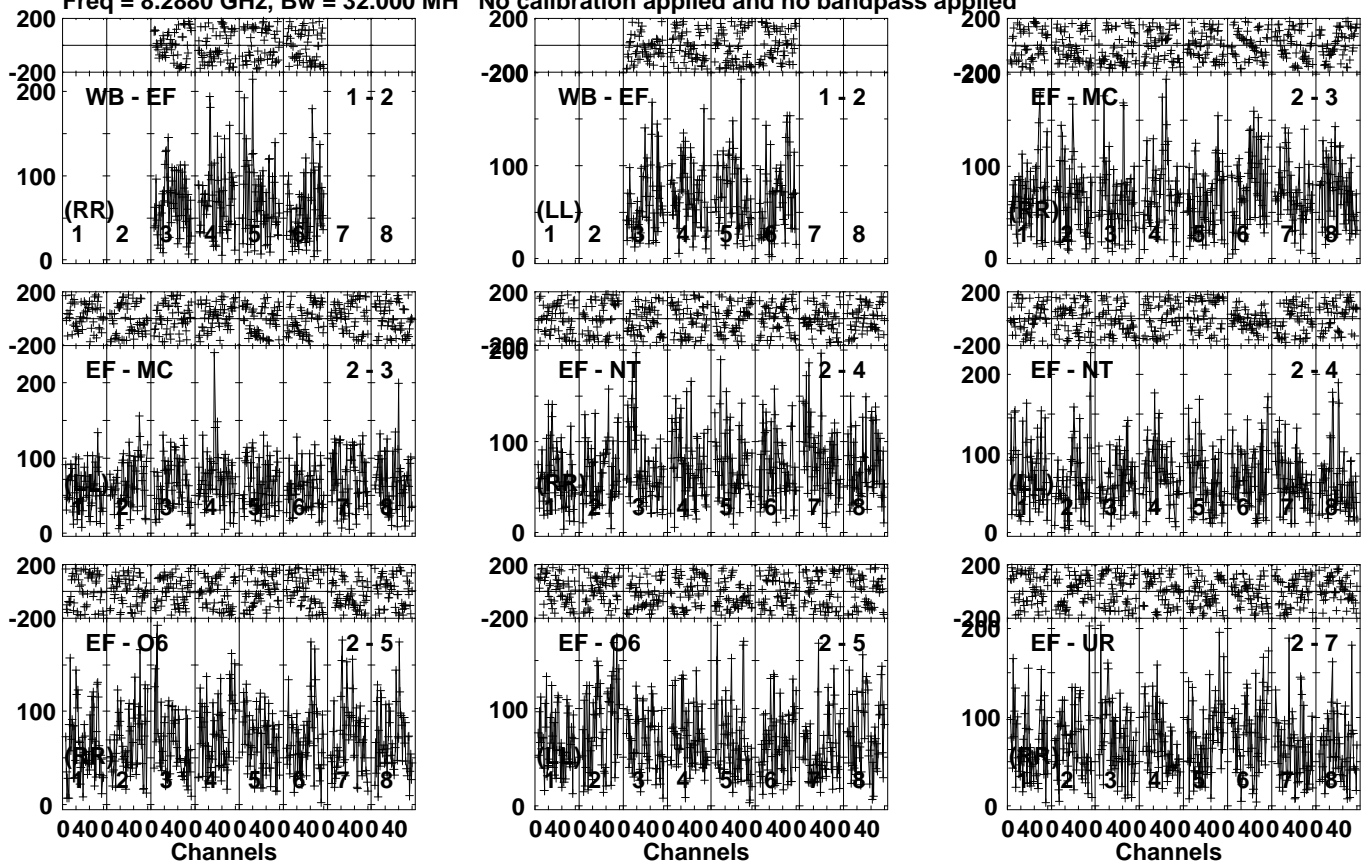


Lower frame: Milli Ampl Jy Top frame: Phas deg
Vector averaged cross-power spectrum Several baselines displayed
Timerange: 01/03:40:26 to 01/03:41:55

Plot file version 254 created 12-JAN-2021 15:55:56

0654+73 EB074C.UVDATA.1

Freq = 8.2880 GHz, Bw = 32.000 MH No calibration applied and no bandpass applied

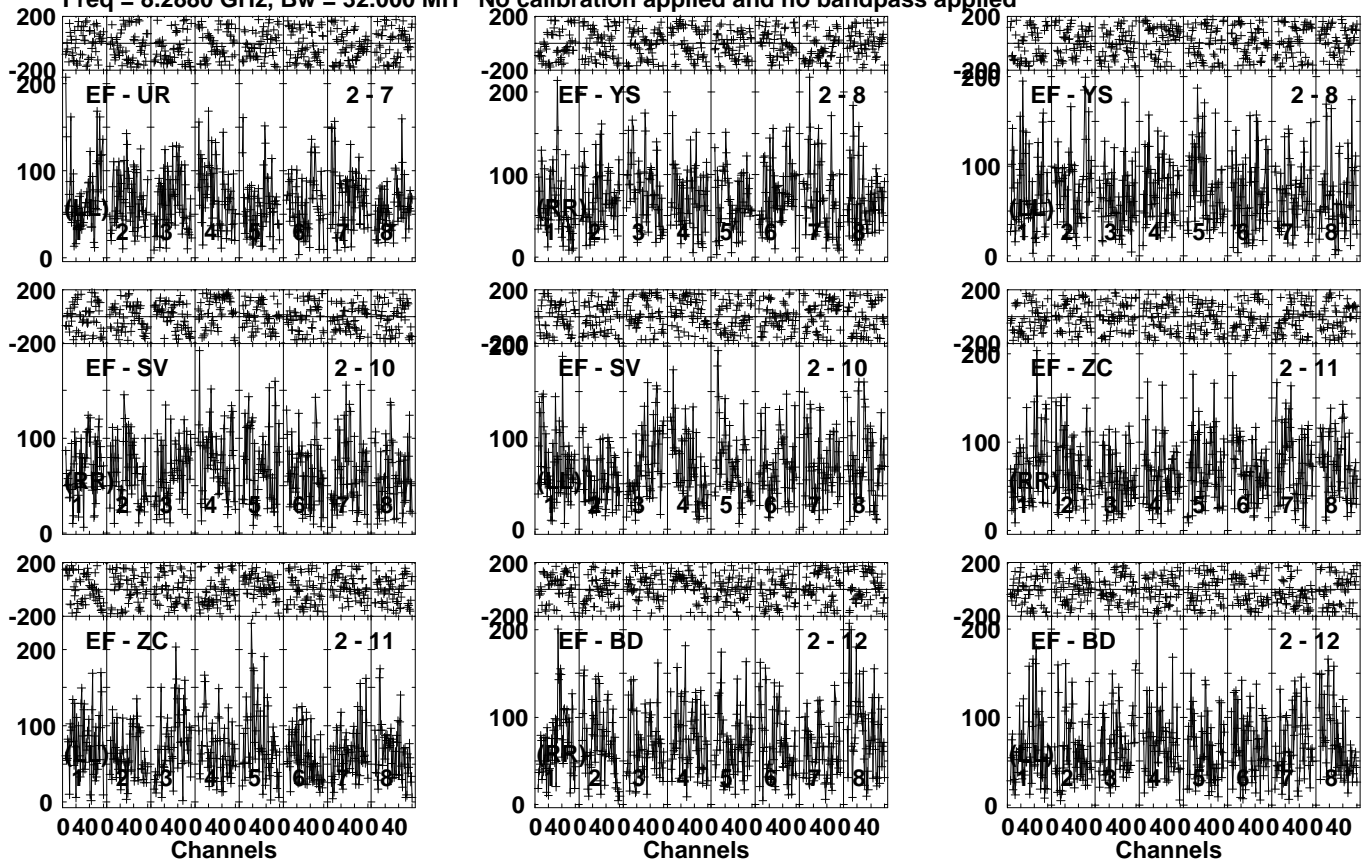


Lower frame: Micro Ampl Jy Top frame: Phas deg
Vector averaged cross-power spectrum Several baselines displayed
Timerange: 01/03:42:55 to 01/03:46:54

Plot file version 255 created 12-JAN-2021 15:55:56

0654+73 EB074C.UVDATA.1

Freq = 8.2880 GHz, Bw = 32.000 MH No calibration applied and no bandpass applied

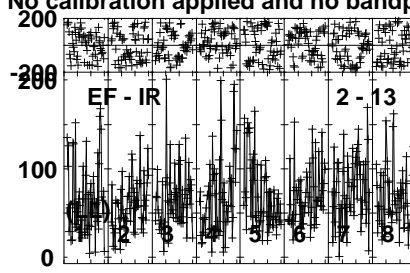
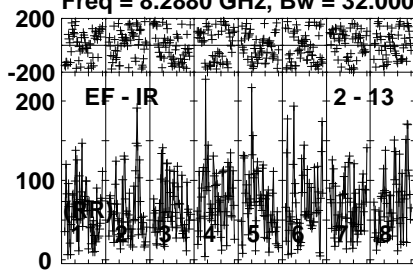


Lower frame: Micro Ampl Jy Top frame: Phas deg
Vector averaged cross-power spectrum Several baselines displayed
Timerange: 01/03:42:55 to 01/03:46:54

Plot file version 256 created 12-JAN-2021 15:55:57

0654+73 EB074C.UVDATA.1

Freq = 8.2880 GHz, Bw = 32.000 MH No calibration applied and no bandpass applied



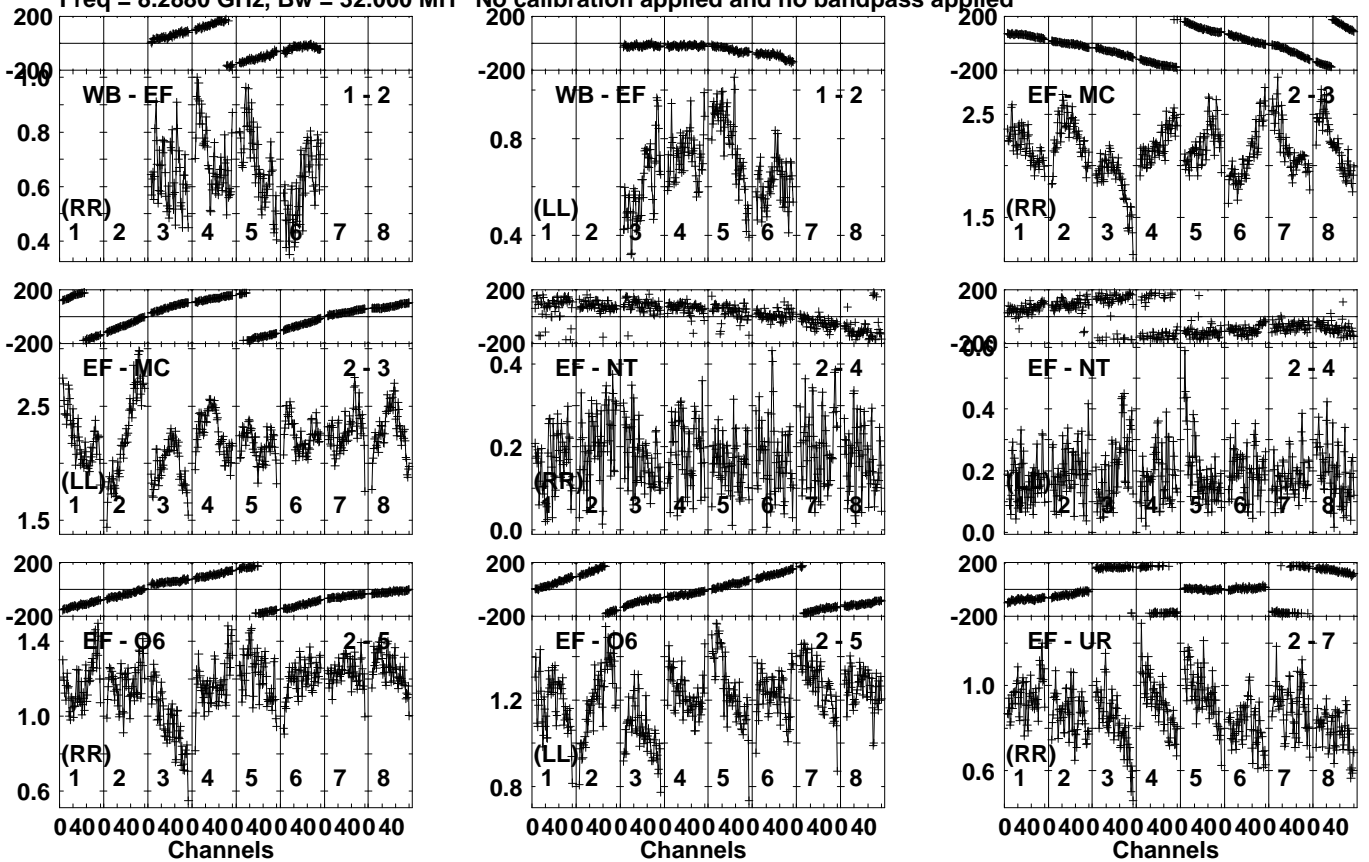
Lower frame: Micro Ampl Jy Top frame: Phas deg
Vector averaged cross-power spectrum Several baselines displayed
Timerange: 01/03:42:55 to 01/03:46:54

Plot file version 257 created 12-JAN-2021 15:55:57

J0714+7408 EB074C.UVDATA.1

Freq = 8.2880 GHz, Bw = 32.000 MH

No calibration applied and no bandpass applied



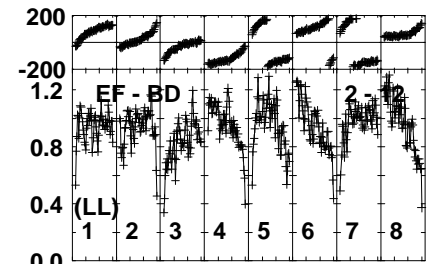
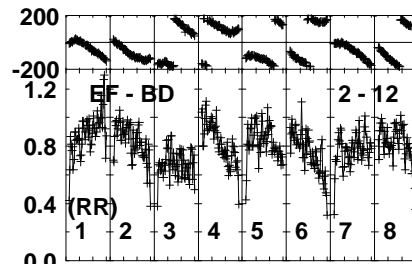
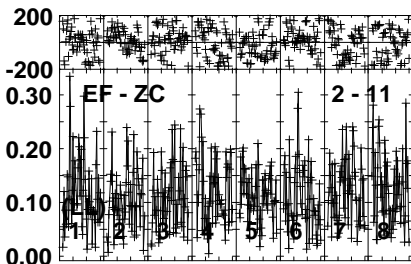
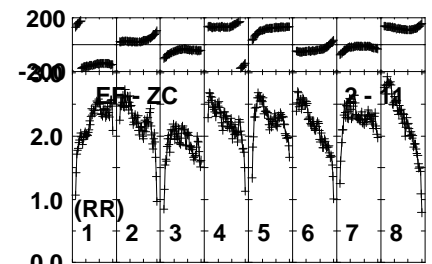
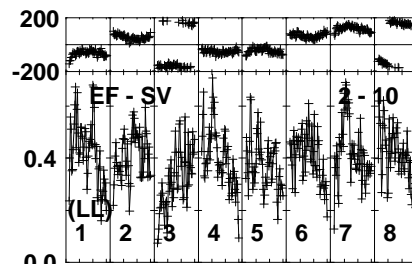
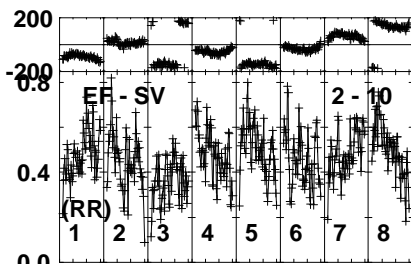
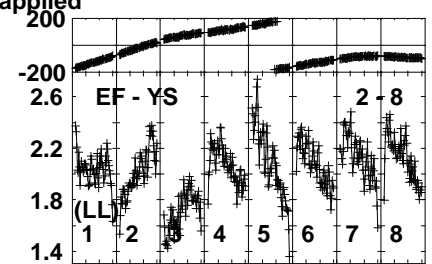
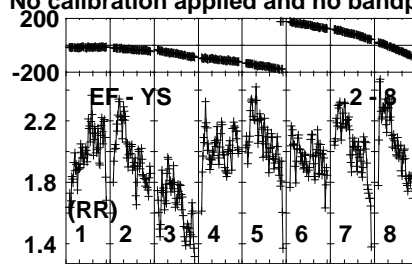
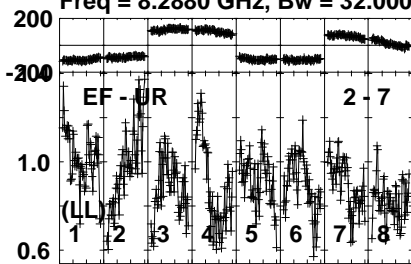
Lower frame: Milli Ampl Jy Top frame: Phas deg
Vector averaged cross-power spectrum Several baselines displayed
Timerange: 01/03:47:56 to 01/03:49:24

Plot file version 258 created 12-JAN-2021 15:55:57

J0714+7408 EB074C.UVDATA.1

Freq = 8.2880 GHz, Bw = 32.000 MH

No calibration applied and no bandpass applied



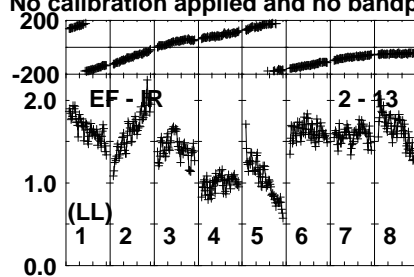
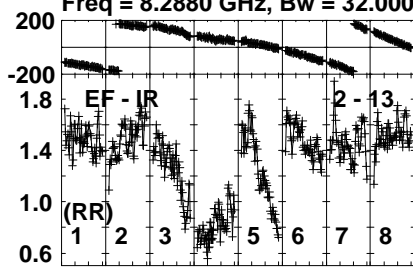
Lower frame: Milli Ampl Jy Top frame: Phas deg
Vector averaged cross-power spectrum Several baselines displayed
Timerange: 01/03:47:56 to 01/03:49:24

Plot file version 259 created 12-JAN-2021 15:55:57

J0714+7408 EB074C.UVDATA.1

Freq = 8.2880 GHz, Bw = 32.000 MH

No calibration applied and no bandpass applied

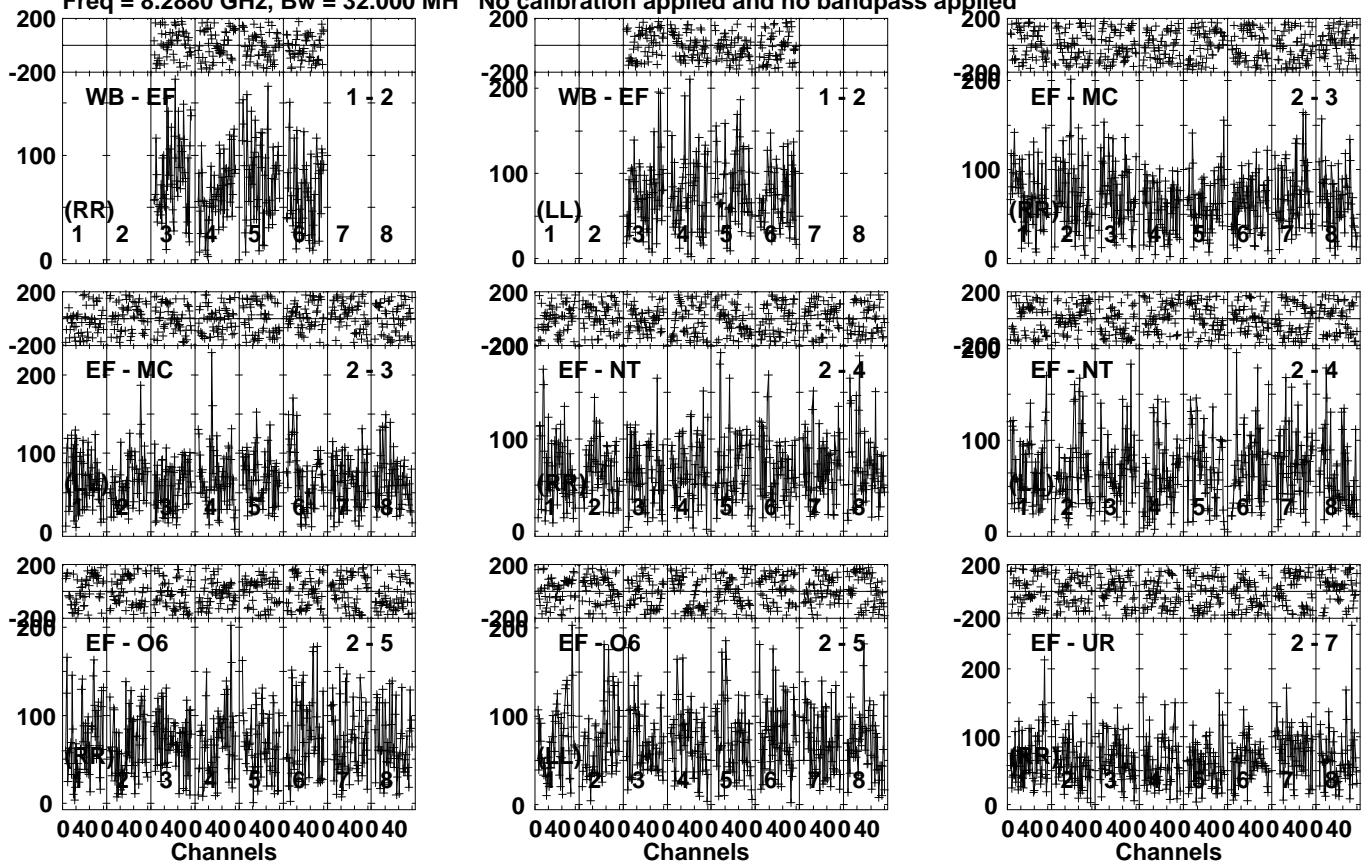


Lower frame: Milli Ampl Jy Top frame: Phas deg
Vector averaged cross-power spectrum Several baselines displayed
Timerange: 01/03:47:56 to 01/03:49:24

Plot file version 260 created 12-JAN-2021 15:55:57

0654+73 EB074C.UVDATA.1

Freq = 8.2880 GHz, Bw = 32.000 MH No calibration applied and no bandpass applied

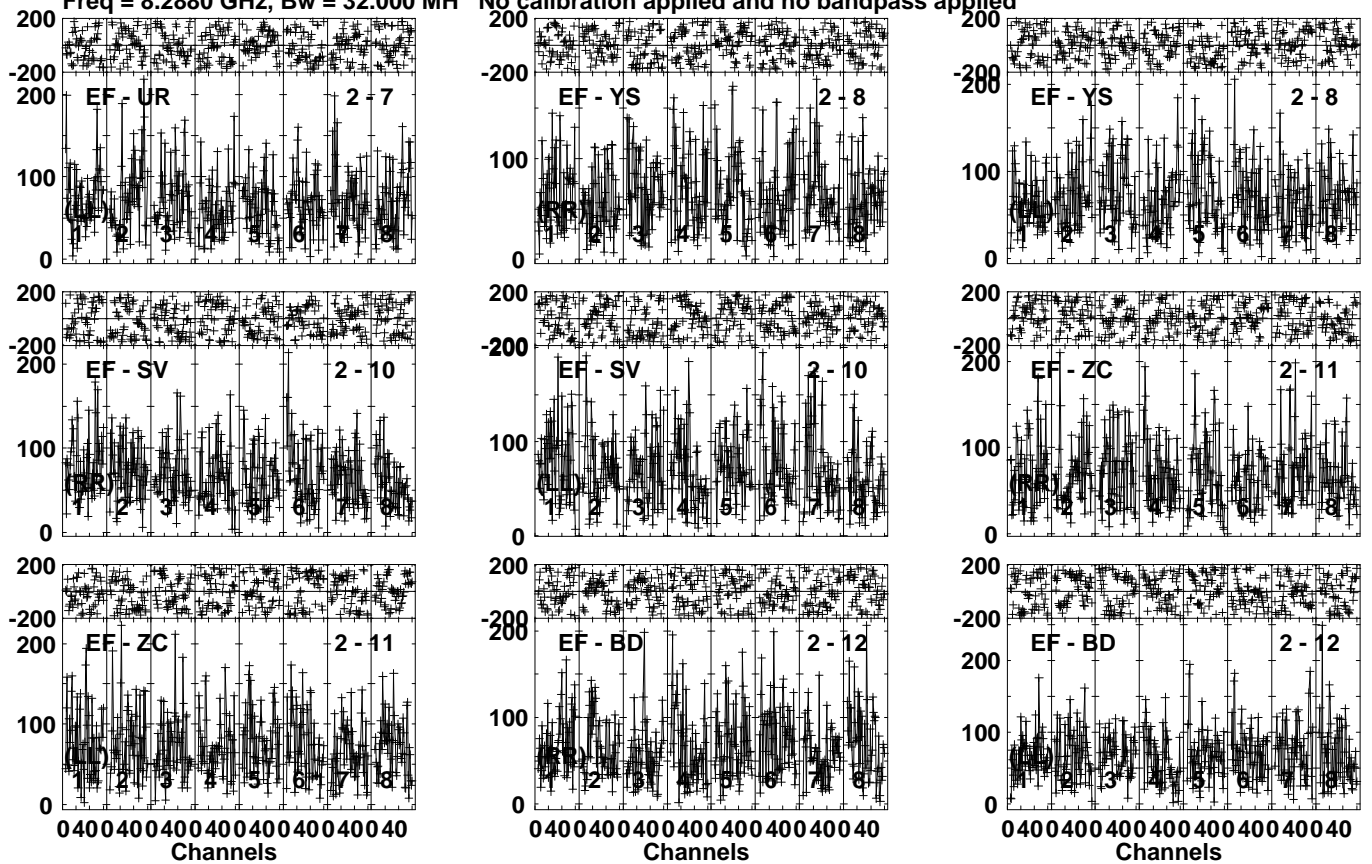


Lower frame: Micro Ampl Jy Top frame: Phas deg
Vector averaged cross-power spectrum Several baselines displayed
Timerange: 01/03:50:26 to 01/03:54:25

Plot file version 261 created 12-JAN-2021 15:55:58

0654+73 EB074C.UVDATA.1

Freq = 8.2880 GHz, Bw = 32.000 MH No calibration applied and no bandpass applied

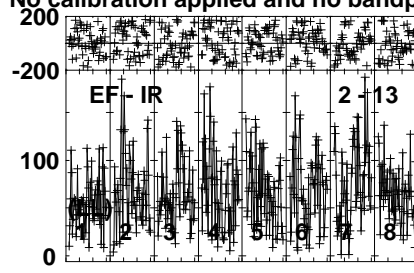
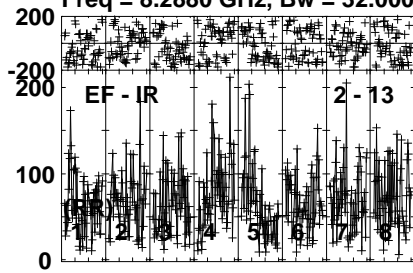


Lower frame: Micro Ampl Jy Top frame: Phas deg
Vector averaged cross-power spectrum Several baselines displayed
Timerange: 01/03:50:26 to 01/03:54:25

Plot file version 262 created 12-JAN-2021 15:55:58

0654+73 EB074C.UVDATA.1

Freq = 8.2880 GHz, Bw = 32.000 MH No calibration applied and no bandpass applied

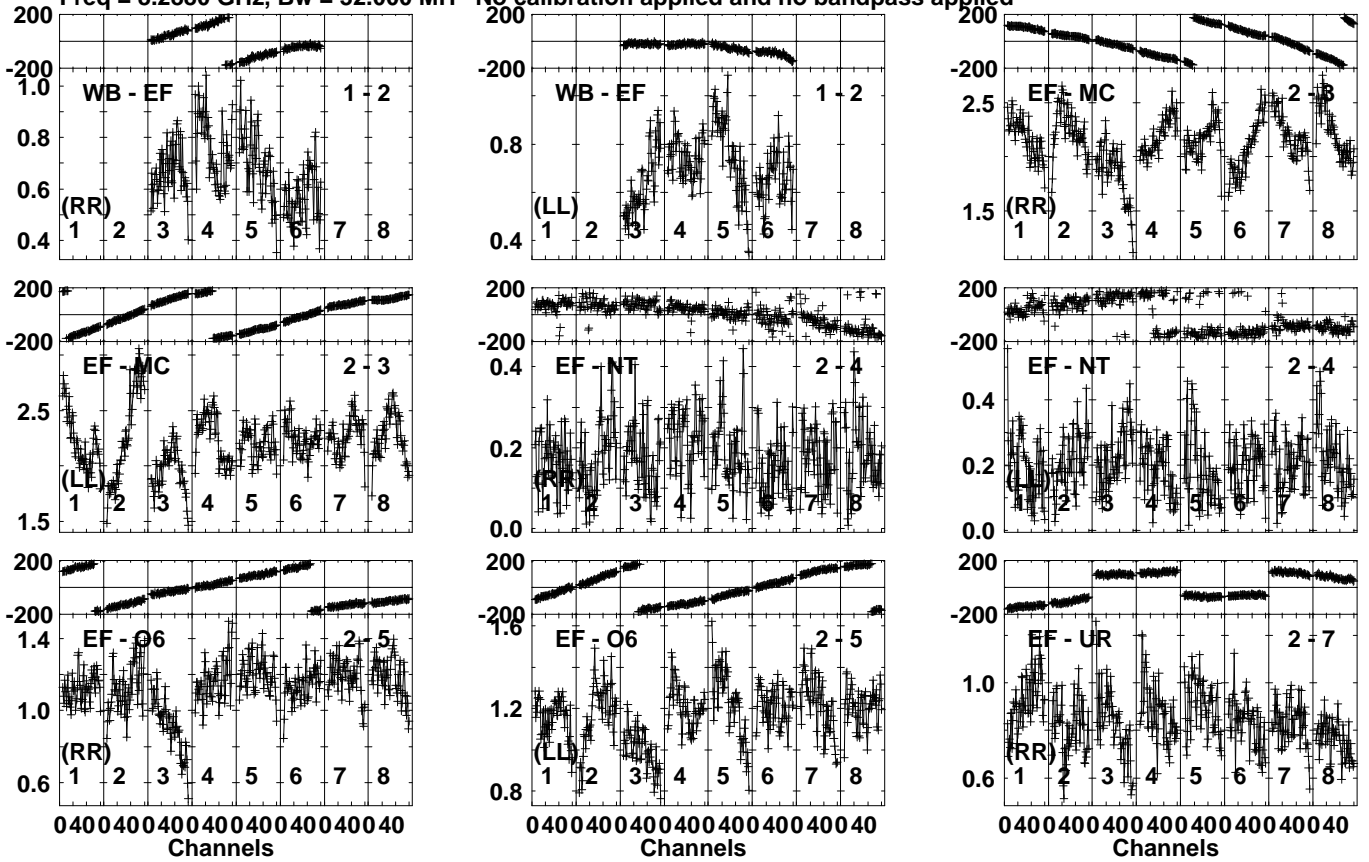


Lower frame: Micro Ampl Jy Top frame: Phas deg
Vector averaged cross-power spectrum Several baselines displayed
Timerange: 01/03:50:26 to 01/03:54:25

Plot file version 263 created 12-JAN-2021 15:55:58

J0714+7408 EB074C.UVDATA.1

Freq = 8.2880 GHz, Bw = 32.000 MH No calibration applied and no bandpass applied



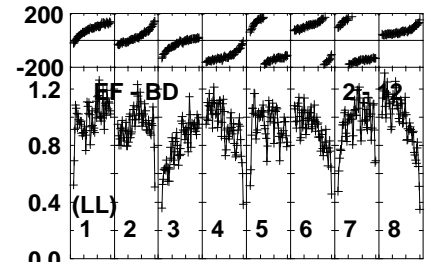
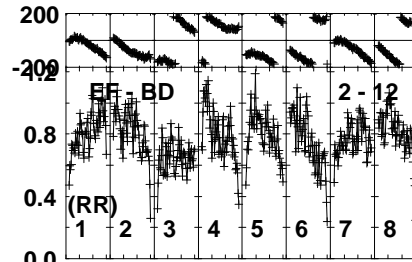
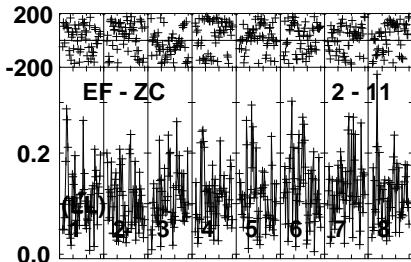
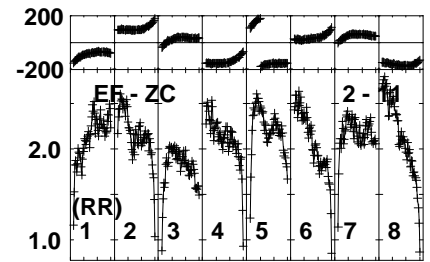
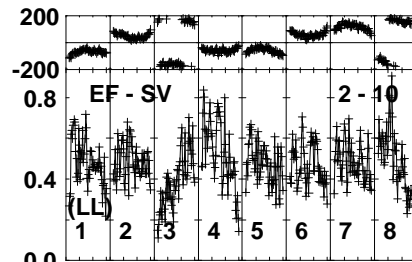
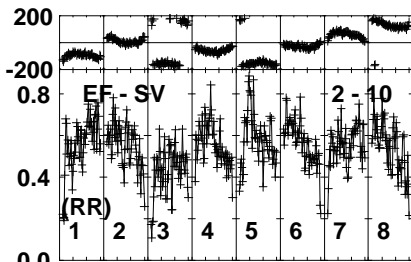
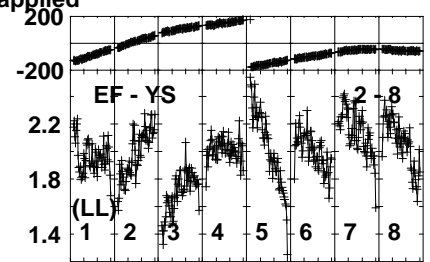
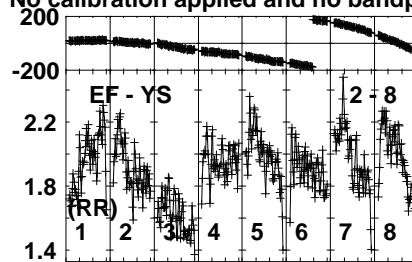
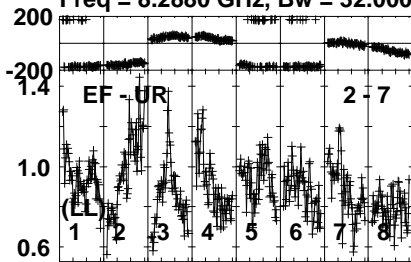
Lower frame: Milli Ampl Jy Top frame: Phas deg
Vector averaged cross-power spectrum Several baselines displayed
Timerange: 01/03:55:25 to 01/03:56:54

Plot file version 264 created 12-JAN-2021 15:55:58

J0714+7408 EB074C.UVDATA.1

Freq = 8.2880 GHz, Bw = 32.000 MH

No calibration applied and no bandpass applied



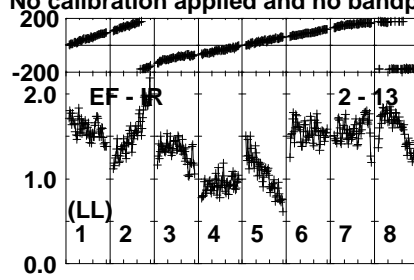
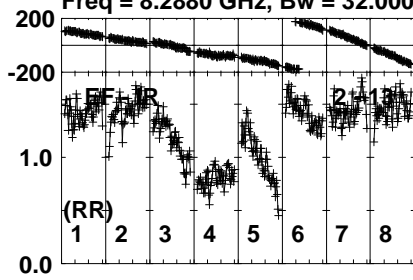
Lower frame: Milli Ampl Jy Top frame: Phas deg
Vector averaged cross-power spectrum Several baselines displayed
Timerange: 01/03:55:25 to 01/03:56:54

Plot file version 265 created 12-JAN-2021 15:55:58

J0714+7408 EB074C.UVDATA.1

Freq = 8.2880 GHz, Bw = 32.000 MH

No calibration applied and no bandpass applied

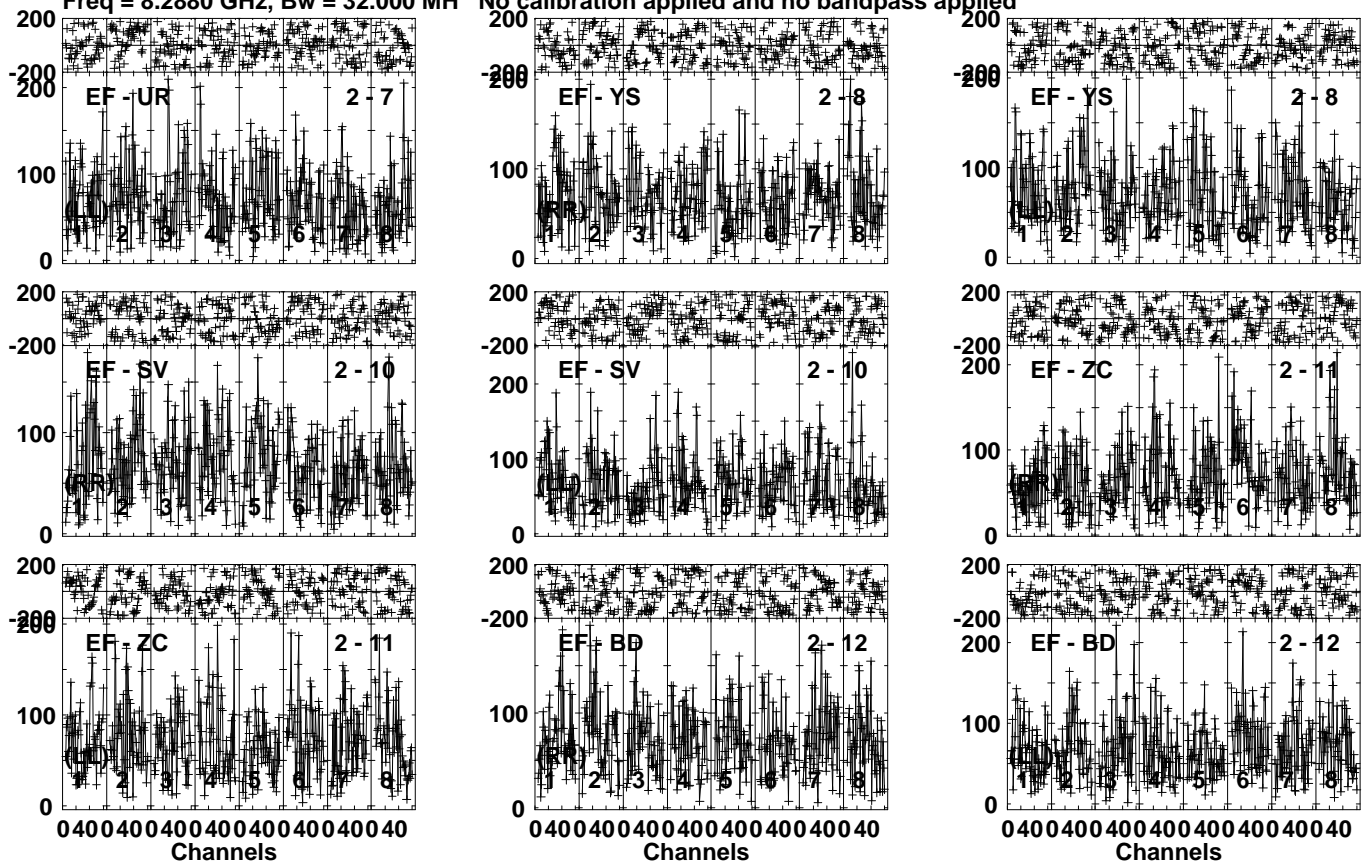


Lower frame: Milli Ampl Jy Top frame: Phas deg
Vector averaged cross-power spectrum Several baselines displayed
Timerange: 01/03:55:25 to 01/03:56:54

Plot file version 267 created 12-JAN-2021 15:55:59

0654+73 EB074C.UVDATA.1

Freq = 8.2880 GHz, Bw = 32.000 MH No calibration applied and no bandpass applied

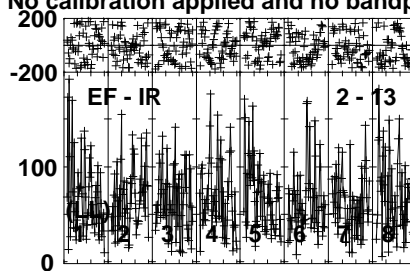
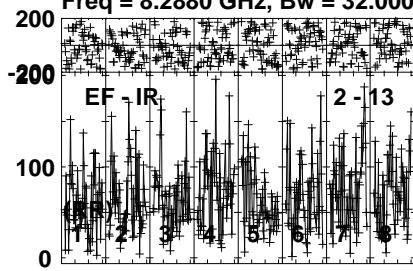


Lower frame: Micro Ampl Jy Top frame: Phas deg
Vector averaged cross-power spectrum Several baselines displayed
Timerange: 01/03:57:56 to 01/04:01:54

Plot file version 268 created 12-JAN-2021 15:55:59

0654+73 EB074C.UVDATA.1

Freq = 8.2880 GHz, Bw = 32.000 MH No calibration applied and no bandpass applied



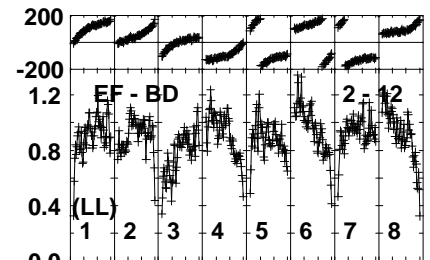
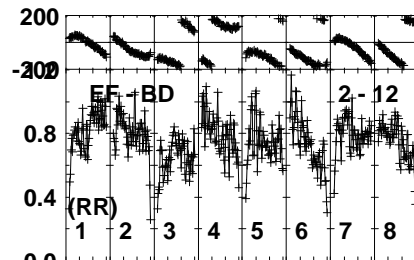
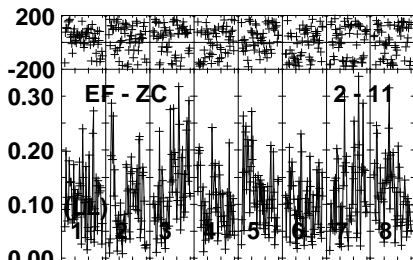
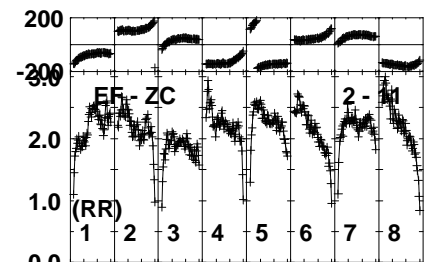
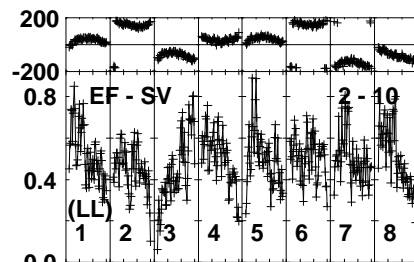
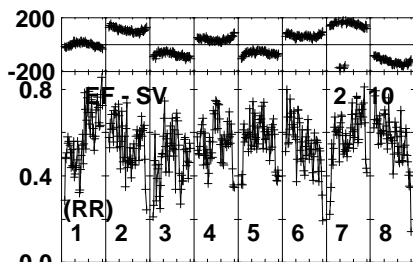
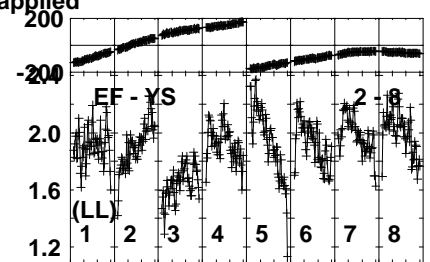
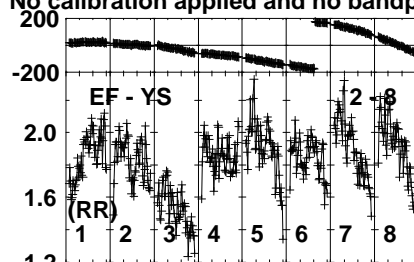
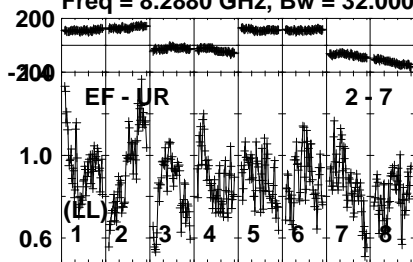
Lower frame: Micro Ampl Jy Top frame: Phas deg
Vector averaged cross-power spectrum Several baselines displayed
Timerange: 01/03:57:56 to 01/04:01:54

Plot file version 270 created 12-JAN-2021 15:56:00

J0714+7408 EB074C.UVDATA.1

Freq = 8.2880 GHz, Bw = 32.000 MH

No calibration applied and no bandpass applied



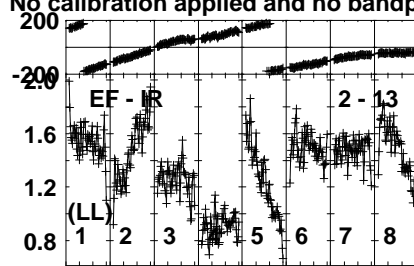
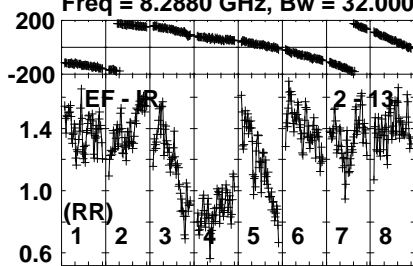
Lower frame: Milli Ampl Jy Top frame: Phas deg
Vector averaged cross-power spectrum Several baselines displayed
Timerange: 01/04:02:56 to 01/04:04:25

Plot file version 271 created 12-JAN-2021 15:56:00

J0714+7408 EB074C.UVDATA.1

Freq = 8.2880 GHz, Bw = 32.000 MH

No calibration applied and no bandpass applied

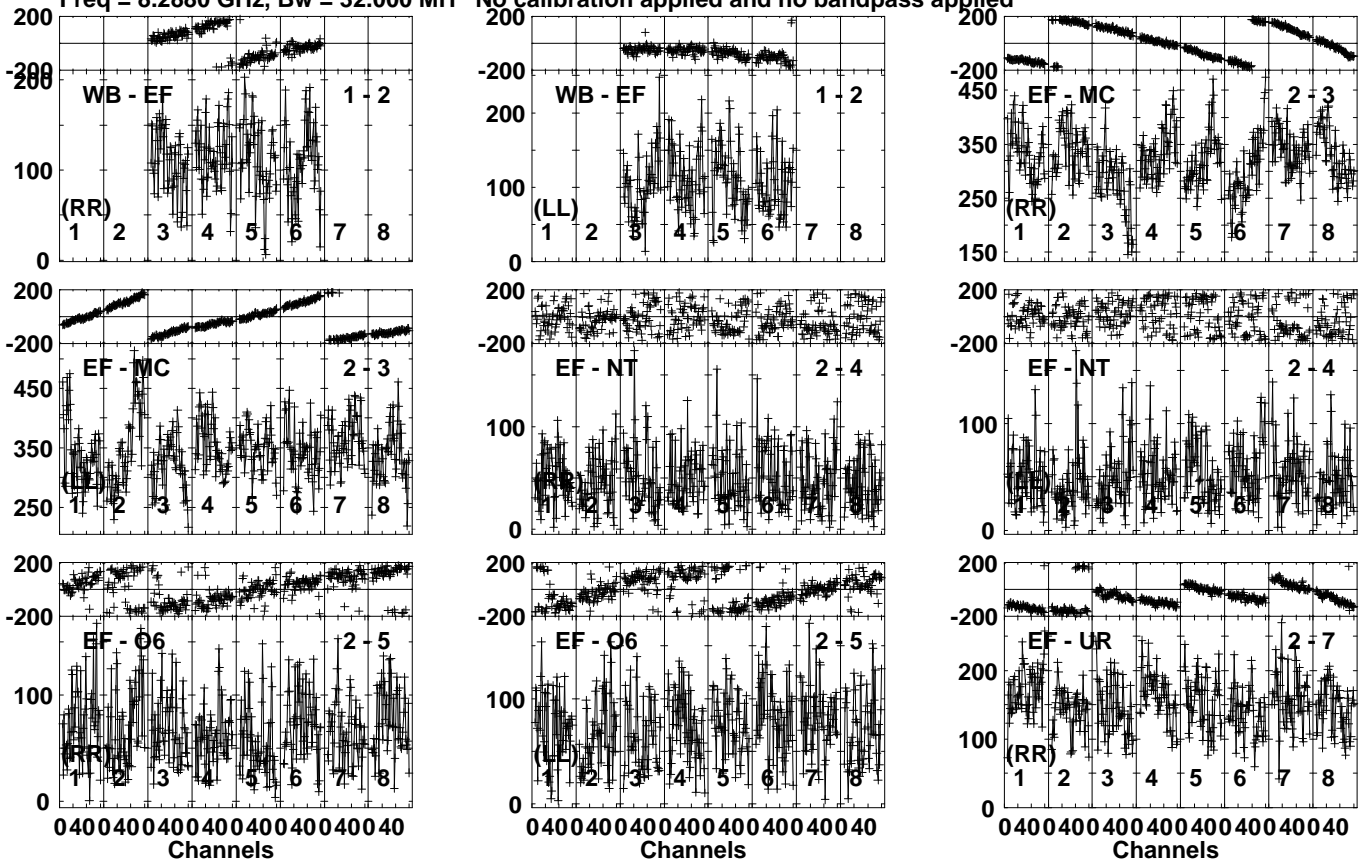


Lower frame: Milli Ampl Jy Top frame: Phas deg
Vector averaged cross-power spectrum Several baselines displayed
Timerange: 01/04:02:56 to 01/04:04:25

Plot file version 272 created 12-JAN-2021 15:56:01

4C75 EB074C.UVDATA.1

Freq = 8.2880 GHz, Bw = 32.000 MH No calibration applied and no bandpass applied

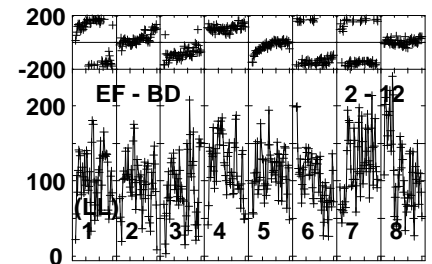
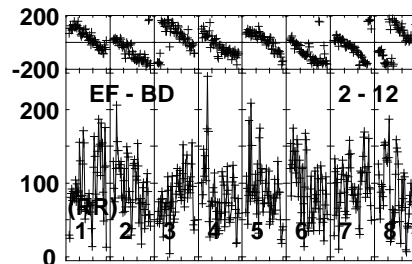
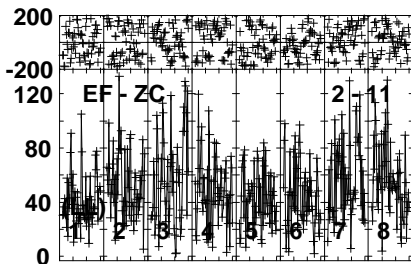
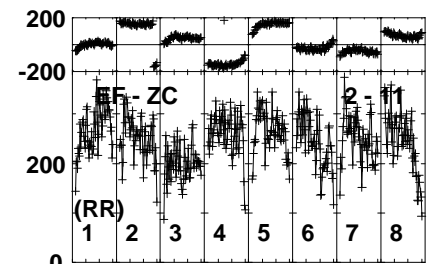
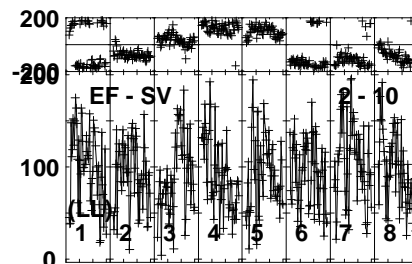
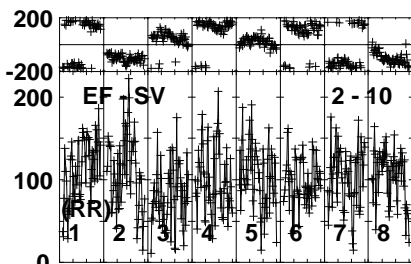
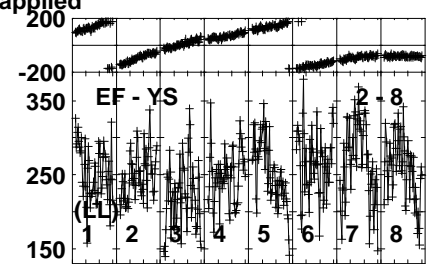
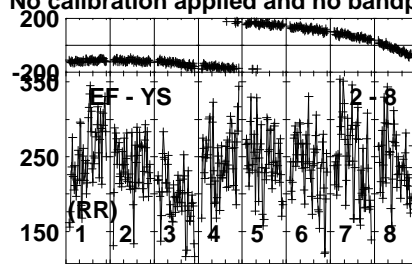
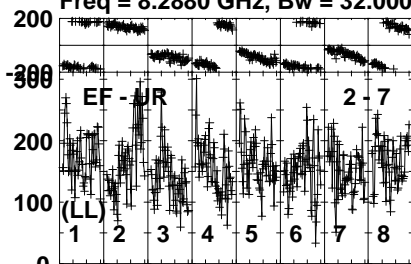


Lower frame: Micro Ampl Jy Top frame: Phas deg
Vector averaged cross-power spectrum Several baselines displayed
Timerange: 01/04:07:25 to 01/04:15:24

Plot file version 273 created 12-JAN-2021 15:56:02

4C75 EB074C.UVDATA.1

Freq = 8.2880 GHz, Bw = 32.000 MH No calibration applied and no bandpass applied

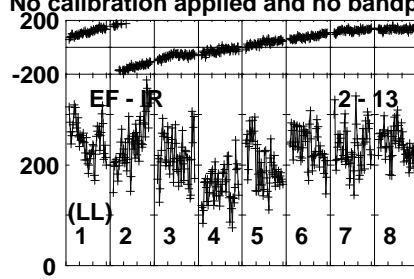
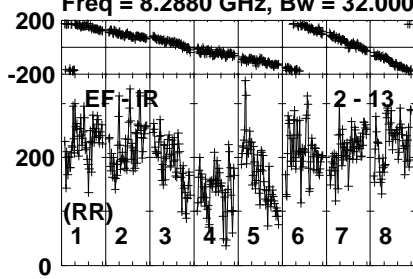


Lower frame: Micro Ampl Jy Top frame: Phas deg
Vector averaged cross-power spectrum Several baselines displayed
Timerange: 01/04:07:25 to 01/04:15:24

Plot file version 274 created 12-JAN-2021 15:56:03

4C75 EB074C.UVDATA.1

Freq = 8.2880 GHz, Bw = 32.000 MH No calibration applied and no bandpass applied

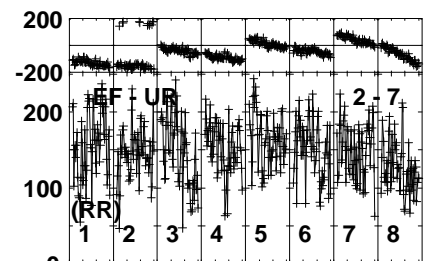
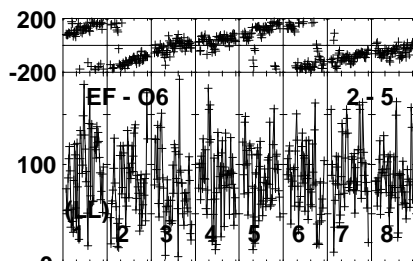
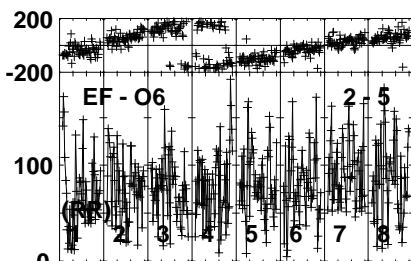
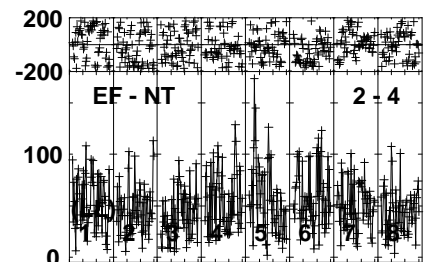
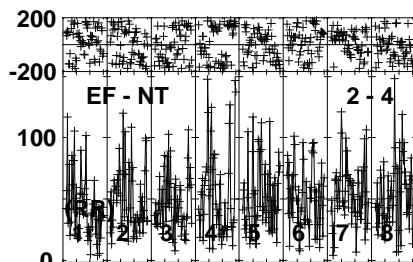
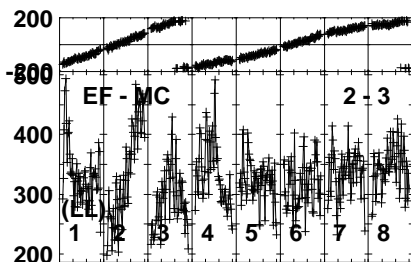
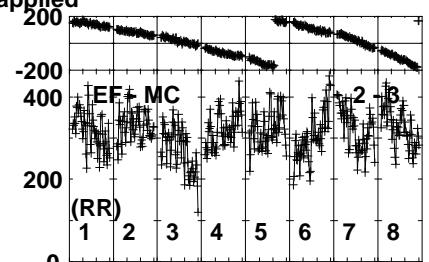
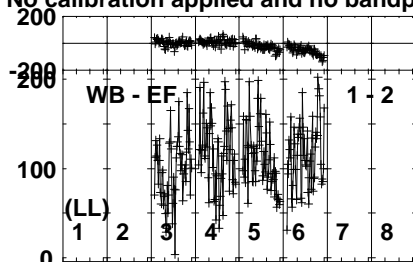
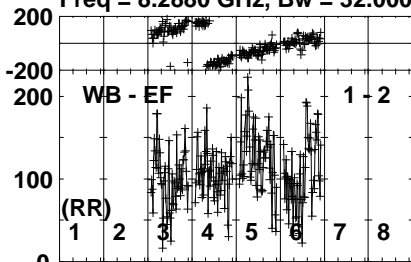


Lower frame: Micro Ampl Jy Top frame: Phas deg
Vector averaged cross-power spectrum Several baselines displayed
Timerange: 01/04:07:25 to 01/04:15:24

Plot file version 275 created 12-JAN-2021 15:56:03

4C75 EB074C.UVDATA.1

Freq = 8.2880 GHz, Bw = 32.000 MH No calibration applied and no bandpass applied

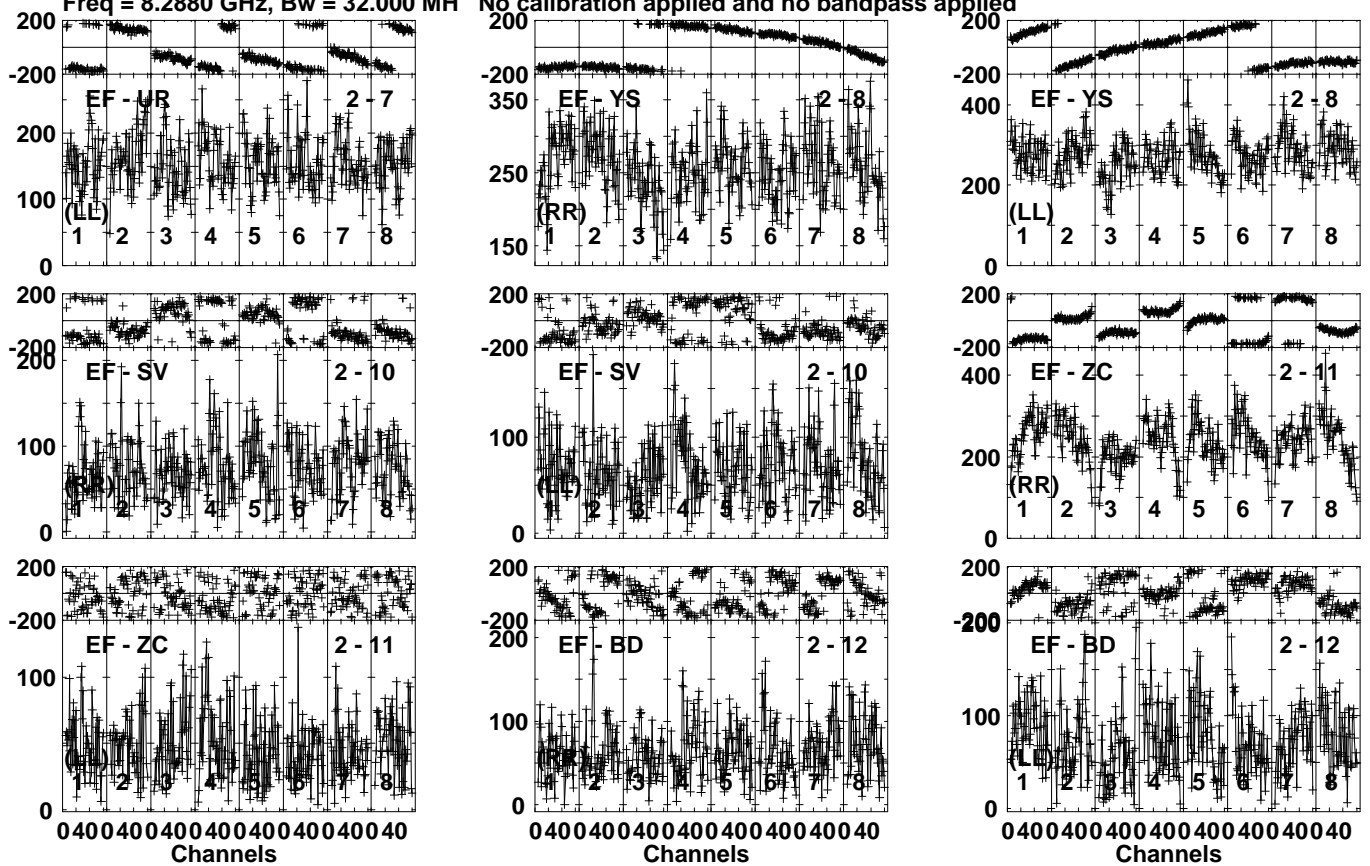


Lower frame: Micro Ampl Jy Top frame: Phas deg
Vector averaged cross-power spectrum Several baselines displayed
Timerange: 01/04:15:55 to 01/04:23:55

Plot file version 276 created 12-JAN-2021 15:56:04

4C75 EB074C.UVDATA.1

Freq = 8.2880 GHz, Bw = 32.000 MH No calibration applied and no bandpass applied

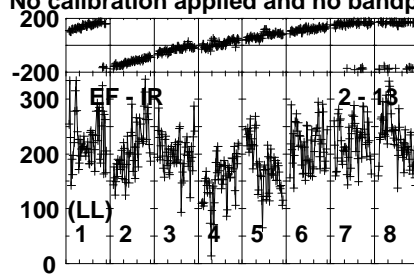
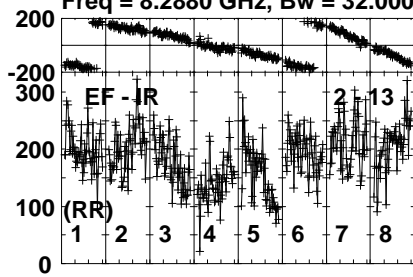


Lower frame: Micro Ampl Jy Top frame: Phas deg
Vector averaged cross-power spectrum Several baselines displayed
Timerange: 01/04:15:55 to 01/04:23:55

Plot file version 277 created 12-JAN-2021 15:56:05

4C75 EB074C.UVDATA.1

Freq = 8.2880 GHz, Bw = 32.000 MH No calibration applied and no bandpass applied

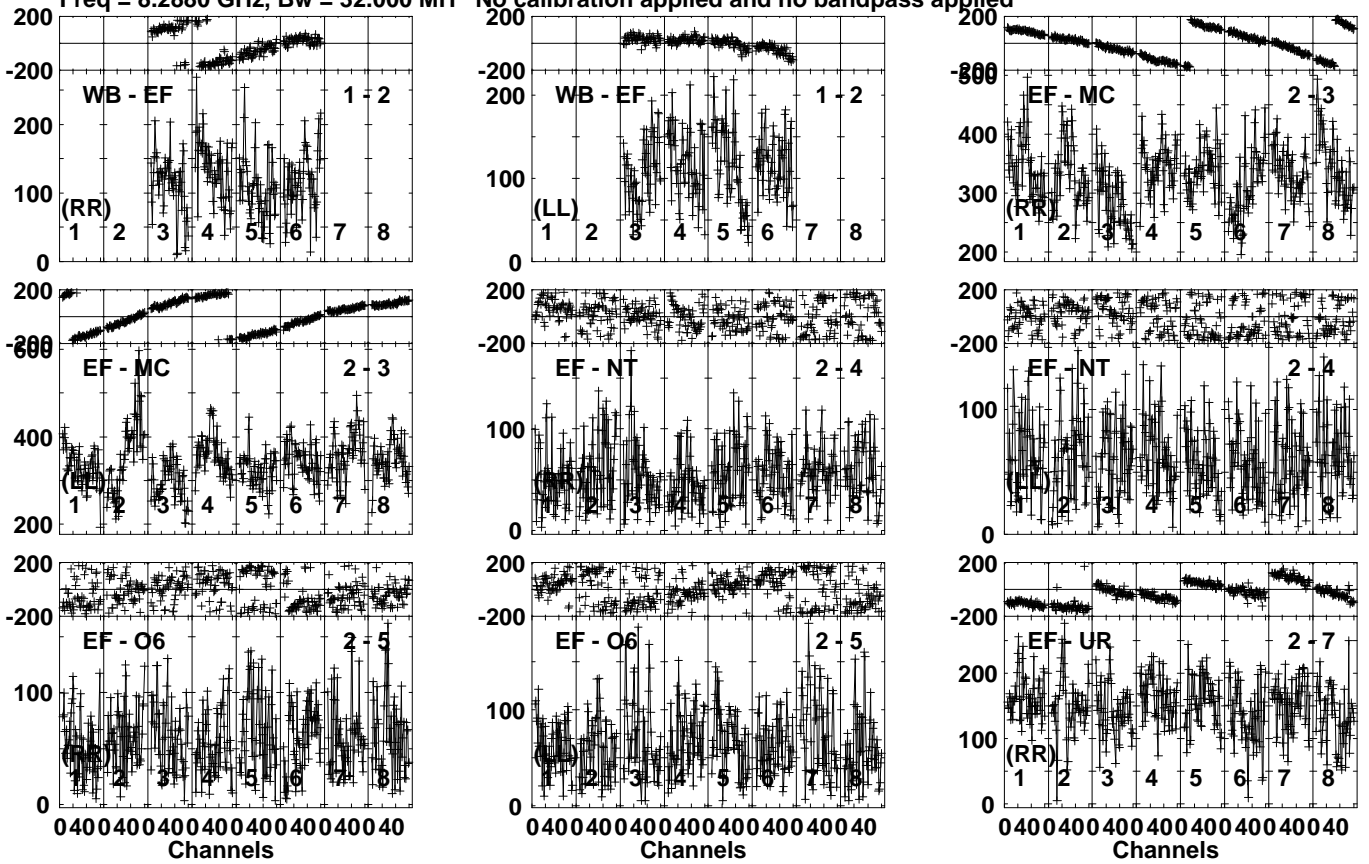


Lower frame: Micro Ampl Jy Top frame: Phas deg
Vector averaged cross-power spectrum Several baselines displayed
Timerange: 01/04:15:55 to 01/04:23:55

Plot file version 278 created 12-JAN-2021 15:56:05

4C75 EB074C.UVDATA.1

Freq = 8.2880 GHz, Bw = 32.000 MH No calibration applied and no bandpass applied

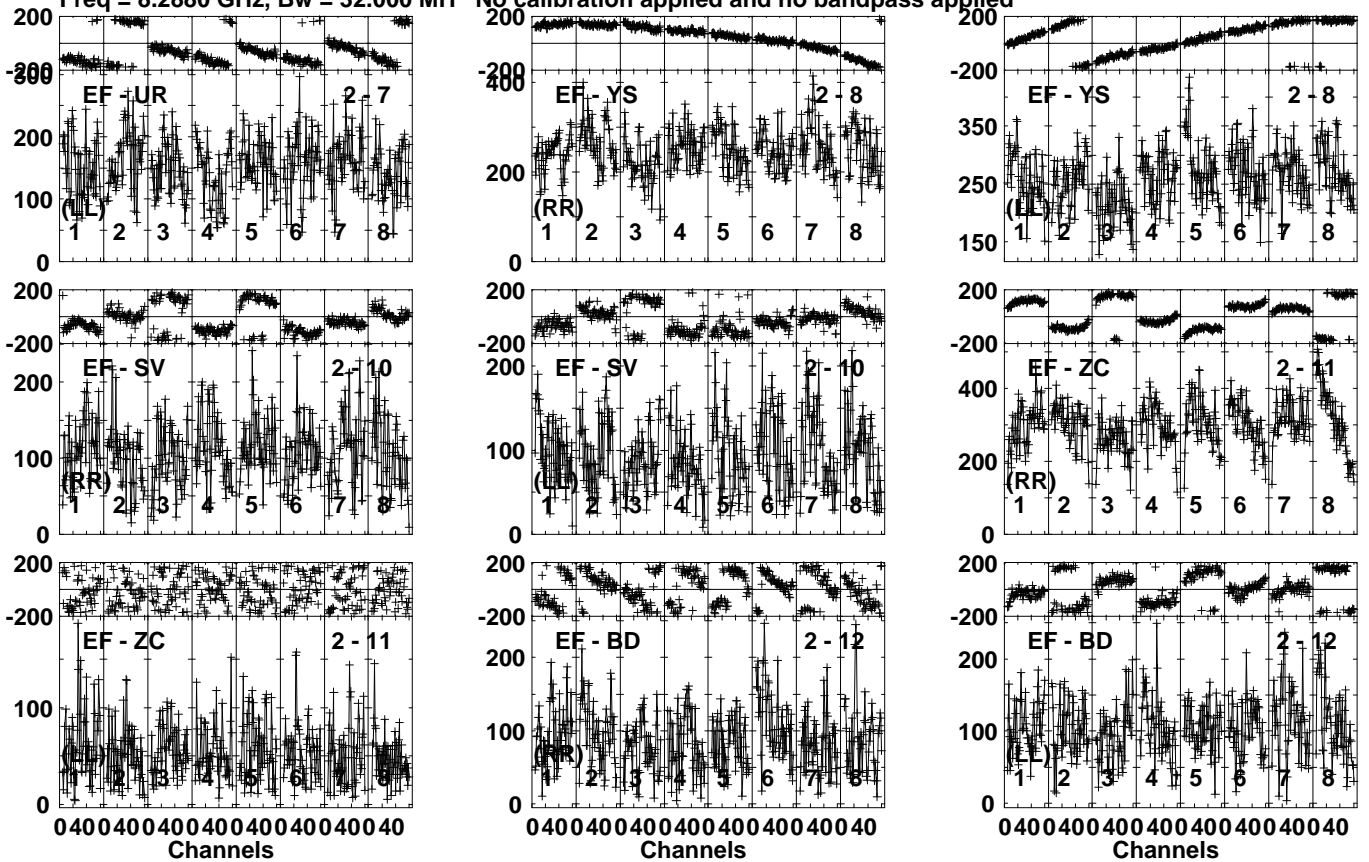


Lower frame: Micro Ampl Jy Top frame: Phas deg
Vector averaged cross-power spectrum Several baselines displayed
Timerange: 01/04:24:25 to 01/04:30:54

Plot file version 279 created 12-JAN-2021 15:56:06

4C75 EB074C.UVDATA.1

Freq = 8.2880 GHz, Bw = 32.000 MH No calibration applied and no bandpass applied

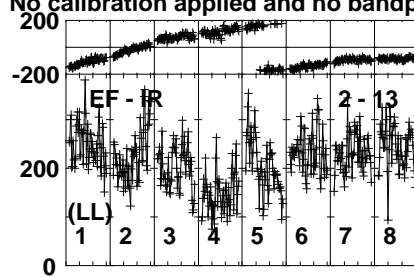
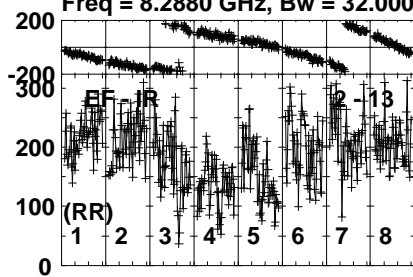


Lower frame: Micro Ampl Jy Top frame: Phas deg
Vector averaged cross-power spectrum Several baselines displayed
Timerange: 01/04:24:25 to 01/04:30:54

Plot file version 280 created 12-JAN-2021 15:56:06

4C75 EB074C.UVDATA.1

Freq = 8.2880 GHz, Bw = 32.000 MH No calibration applied and no bandpass applied

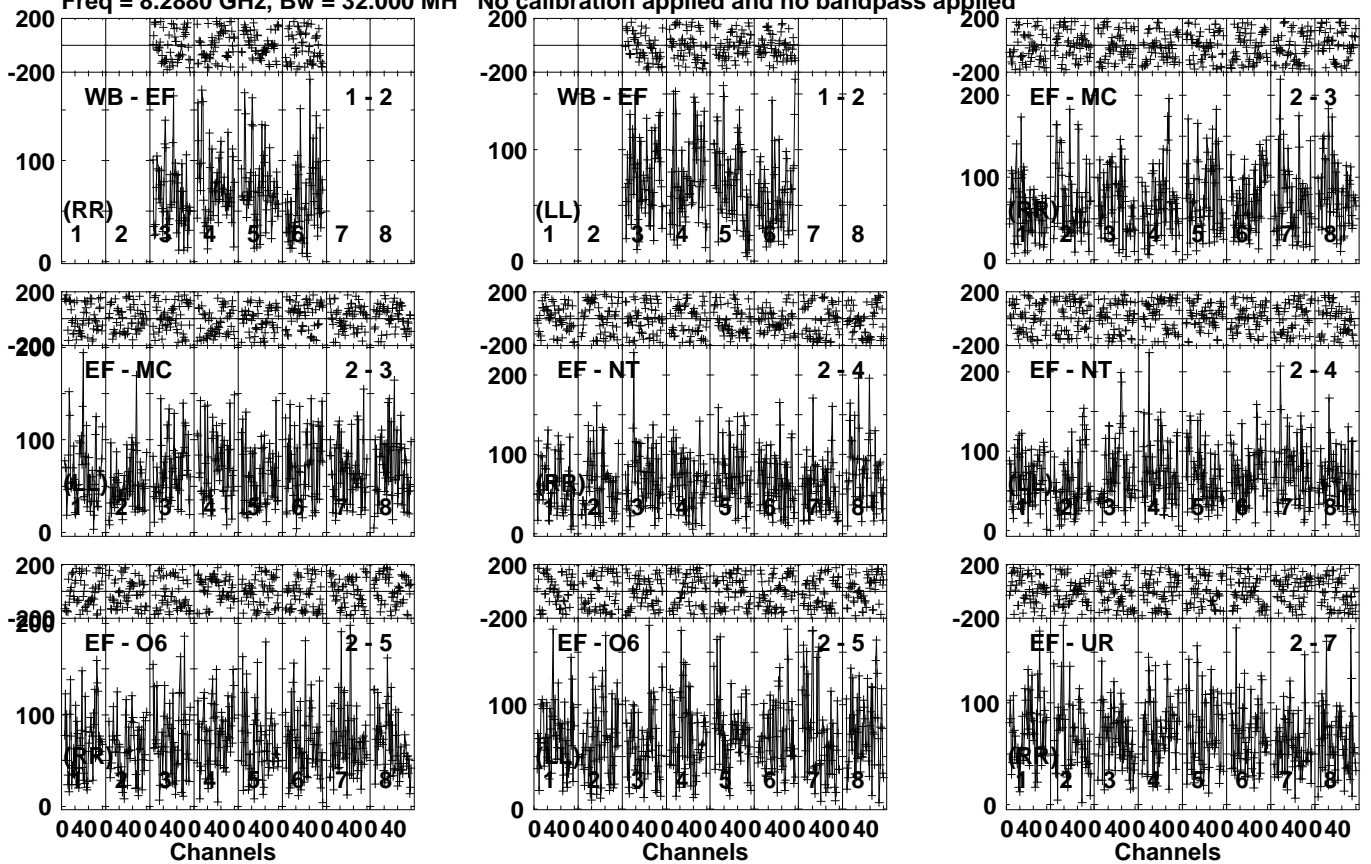


Lower frame: Micro Ampl Jy Top frame: Phas deg
Vector averaged cross-power spectrum Several baselines displayed
Timerange: 01/04:24:25 to 01/04:30:54

Plot file version 281 created 12-JAN-2021 15:56:06

0654+73 EB074C.UVDATA.1

Freq = 8.2880 GHz, Bw = 32.000 MH No calibration applied and no bandpass applied

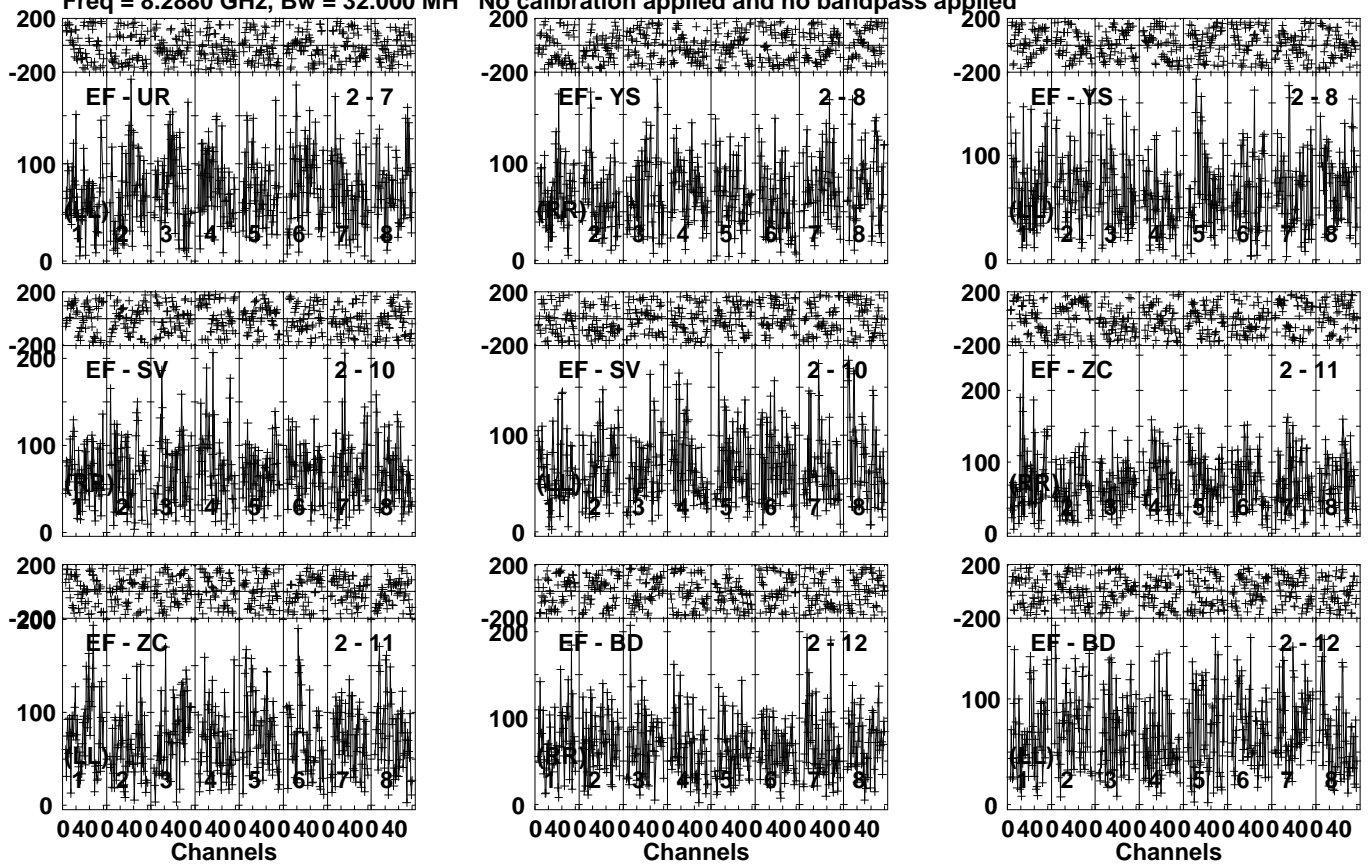


Lower frame: Micro Ampl Jy Top frame: Phas deg
Vector averaged cross-power spectrum Several baselines displayed
Timerange: 01/04:32:56 to 01/04:36:55

Plot file version 282 created 12-JAN-2021 15:56:07

0654+73 EB074C.UVDATA.1

Freq = 8.2880 GHz, Bw = 32.000 MH No calibration applied and no bandpass applied

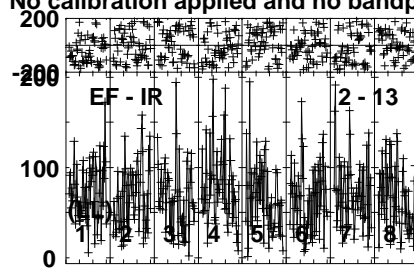
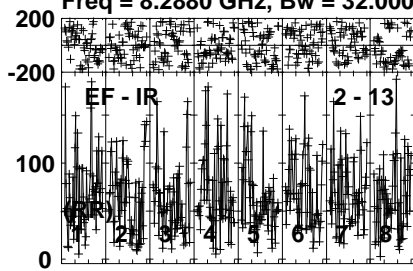


Lower frame: Micro Ampl Jy Top frame: Phas deg
Vector averaged cross-power spectrum Several baselines displayed
Timerange: 01/04:32:56 to 01/04:36:55

Plot file version 283 created 12-JAN-2021 15:56:07

0654+73 EB074C.UVDATA.1

Freq = 8.2880 GHz, Bw = 32.000 MH No calibration applied and no bandpass applied



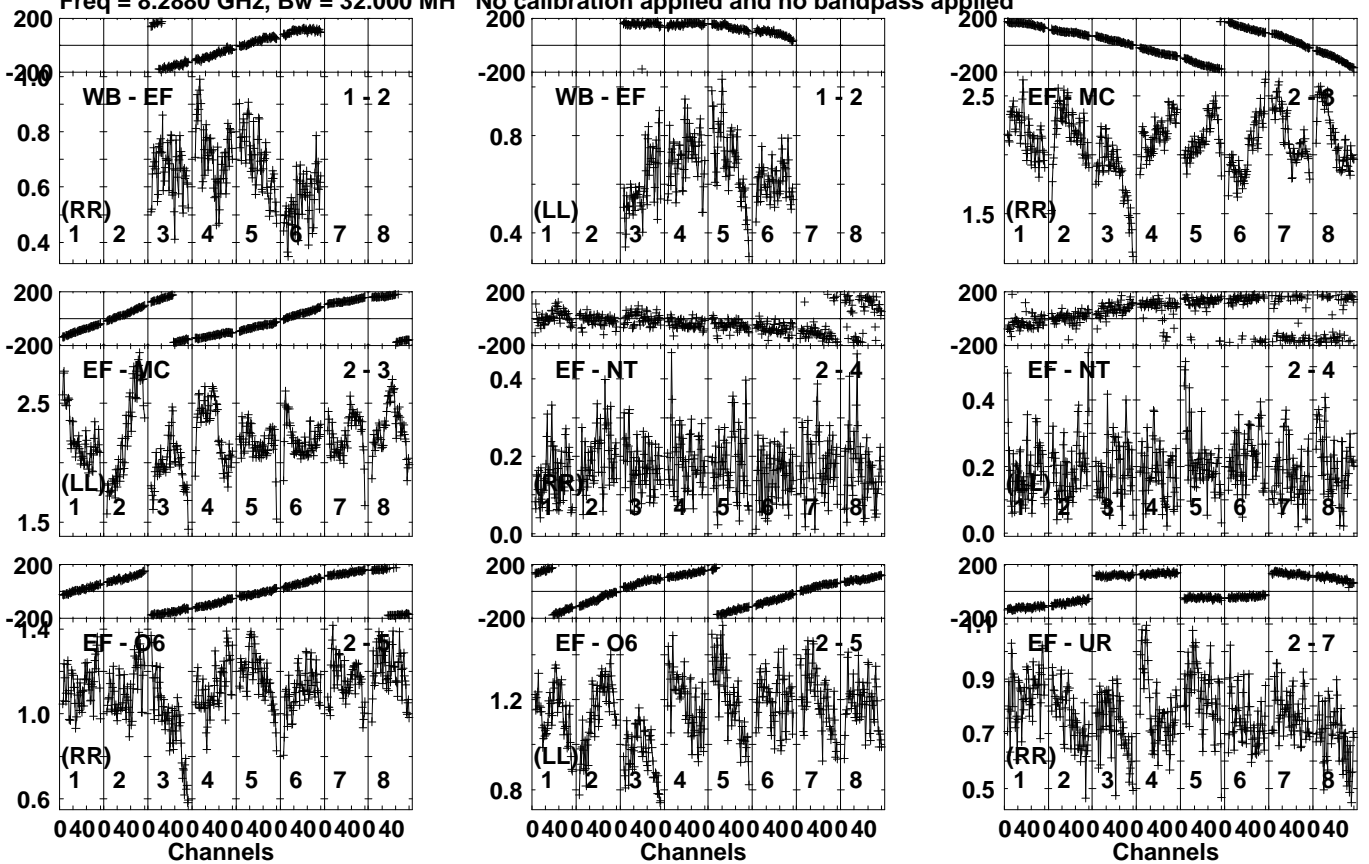
Lower frame: Micro Ampl Jy Top frame: Phas deg
Vector averaged cross-power spectrum Several baselines displayed
Timerange: 01/04:32:56 to 01/04:36:55

Plot file version 284 created 12-JAN-2021 15:56:07

J0714+7408 EB074C.UVDATA.1

Freq = 8.2880 GHz, Bw = 32.000 MH

No calibration applied and no bandpass applied



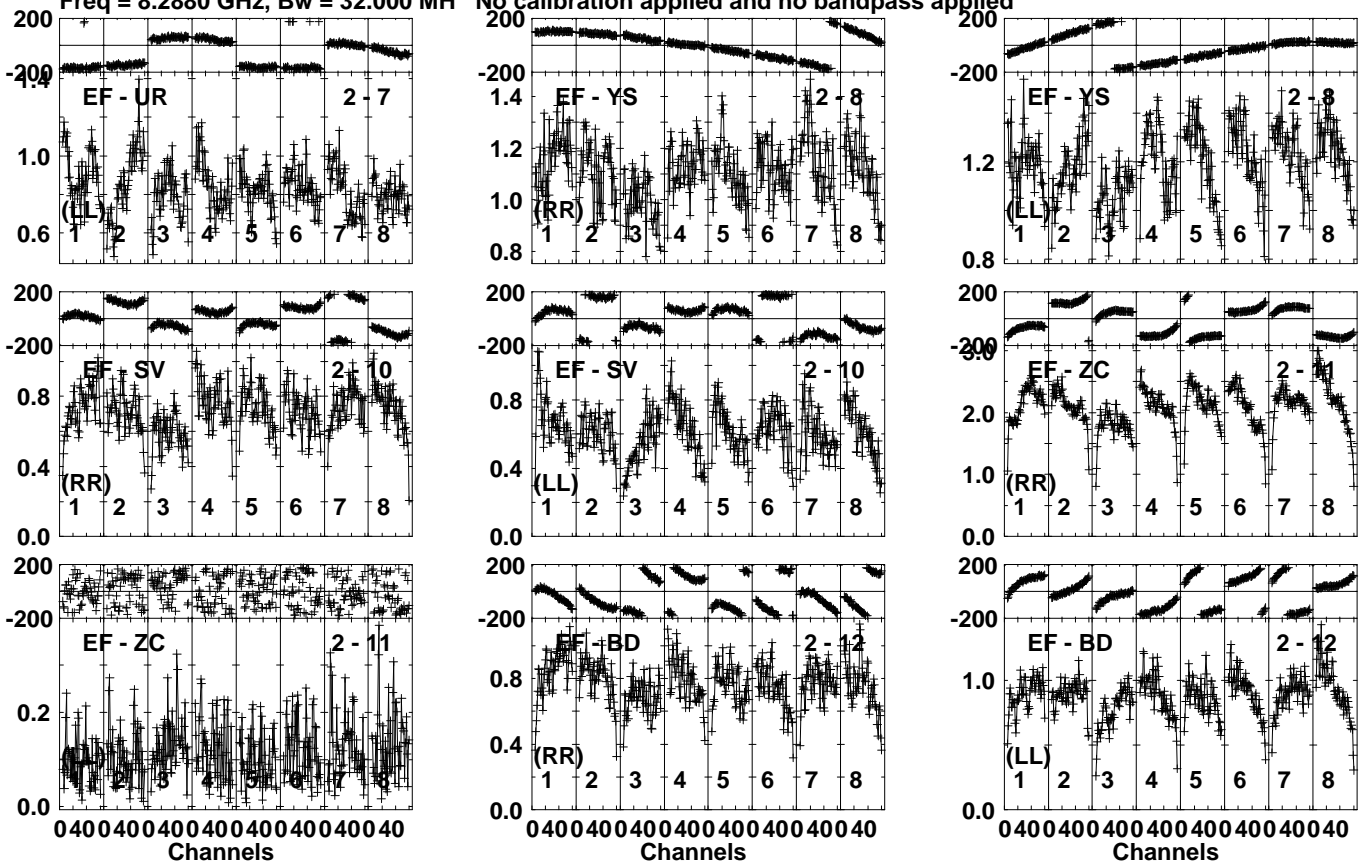
Lower frame: Milli Ampl Jy Top frame: Phas deg
Vector averaged cross-power spectrum Several baselines displayed
Timerange: 01/04:37:55 to 01/04:39:25

Plot file version 285 created 12-JAN-2021 15:56:08

J0714+7408 EB074C.UVDATA.1

Freq = 8.2880 GHz, Bw = 32.000 MH

No calibration applied and no bandpass applied



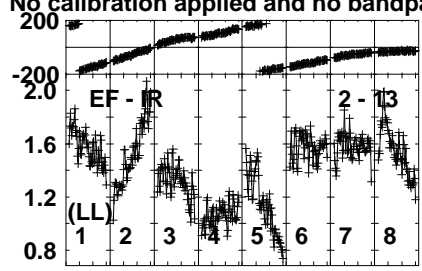
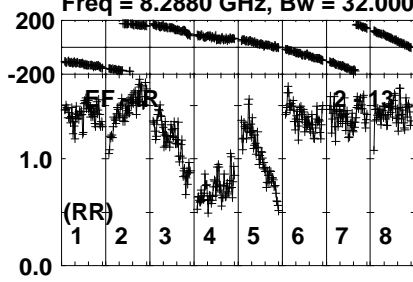
Lower frame: Milli Ampl Jy Top frame: Phas deg
Vector averaged cross-power spectrum Several baselines displayed
Timerange: 01/04:37:55 to 01/04:39:25

Plot file version 286 created 12-JAN-2021 15:56:08

J0714+7408 EB074C.UVDATA.1

Freq = 8.2880 GHz, Bw = 32.000 MH

No calibration applied and no bandpass applied

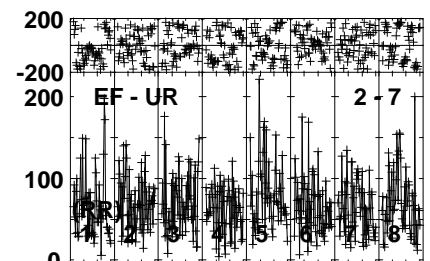
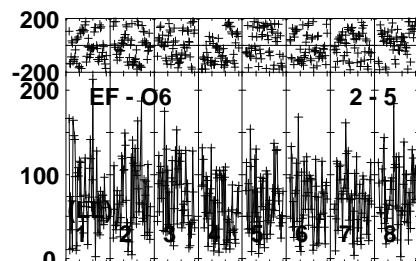
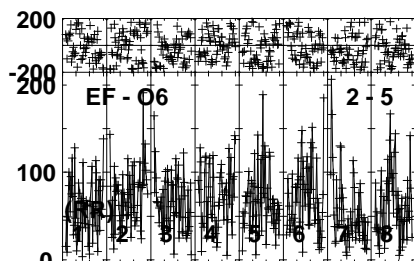
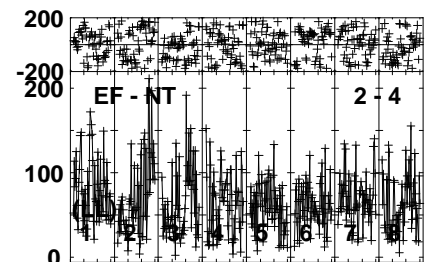
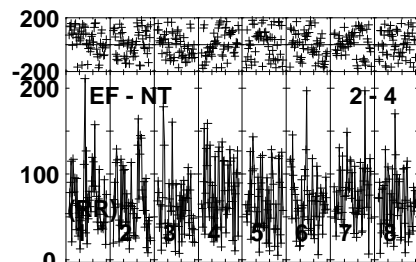
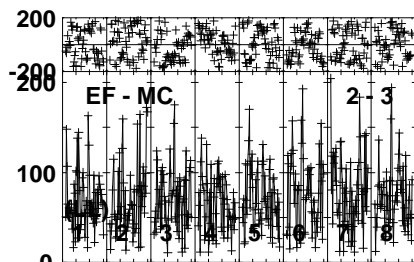
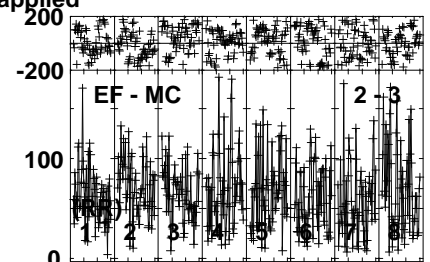
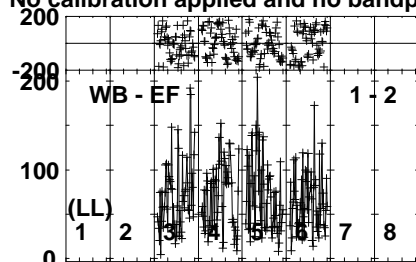
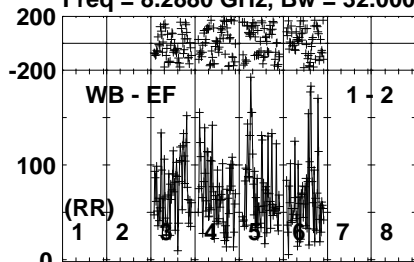


Lower frame: Milli Ampl Jy Top frame: Phas deg
Vector averaged cross-power spectrum Several baselines displayed
Timerange: 01/04:37:55 to 01/04:39:25

Plot file version 287 created 12-JAN-2021 15:56:08

0654+73 EB074C.UVDATA.1

Freq = 8.2880 GHz, Bw = 32.000 MH No calibration applied and no bandpass applied

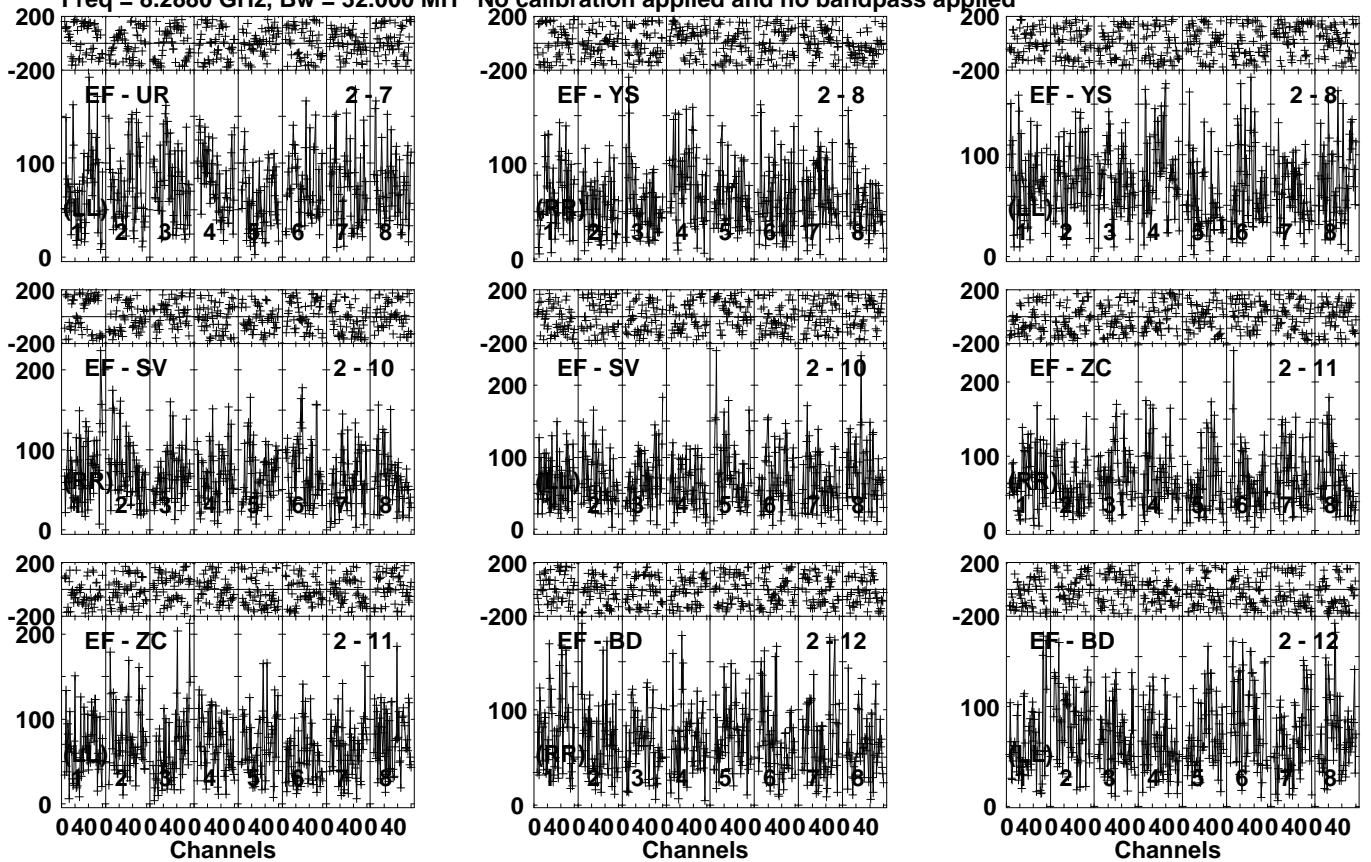


Lower frame: Micro Ampl Jy Top frame: Phas deg
Vector averaged cross-power spectrum Several baselines displayed
Timerange: 01/04:40:25 to 01/04:44:24

Plot file version 288 created 12-JAN-2021 15:56:08

0654+73 EB074C.UVDATA.1

Freq = 8.2880 GHz, Bw = 32.000 MH No calibration applied and no bandpass applied

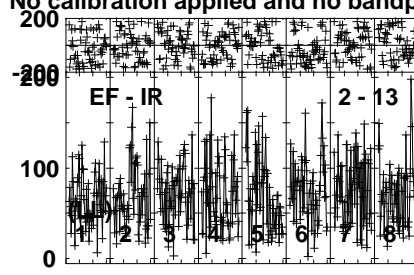
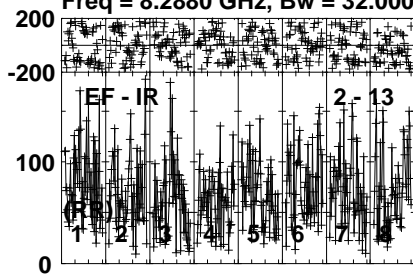


Lower frame: Micro Ampl Jy Top frame: Phas deg
Vector averaged cross-power spectrum Several baselines displayed
Timerange: 01/04:40:25 to 01/04:44:24

Plot file version 289 created 12-JAN-2021 15:56:09

0654+73 EB074C.UVDATA.1

Freq = 8.2880 GHz, Bw = 32.000 MH No calibration applied and no bandpass applied



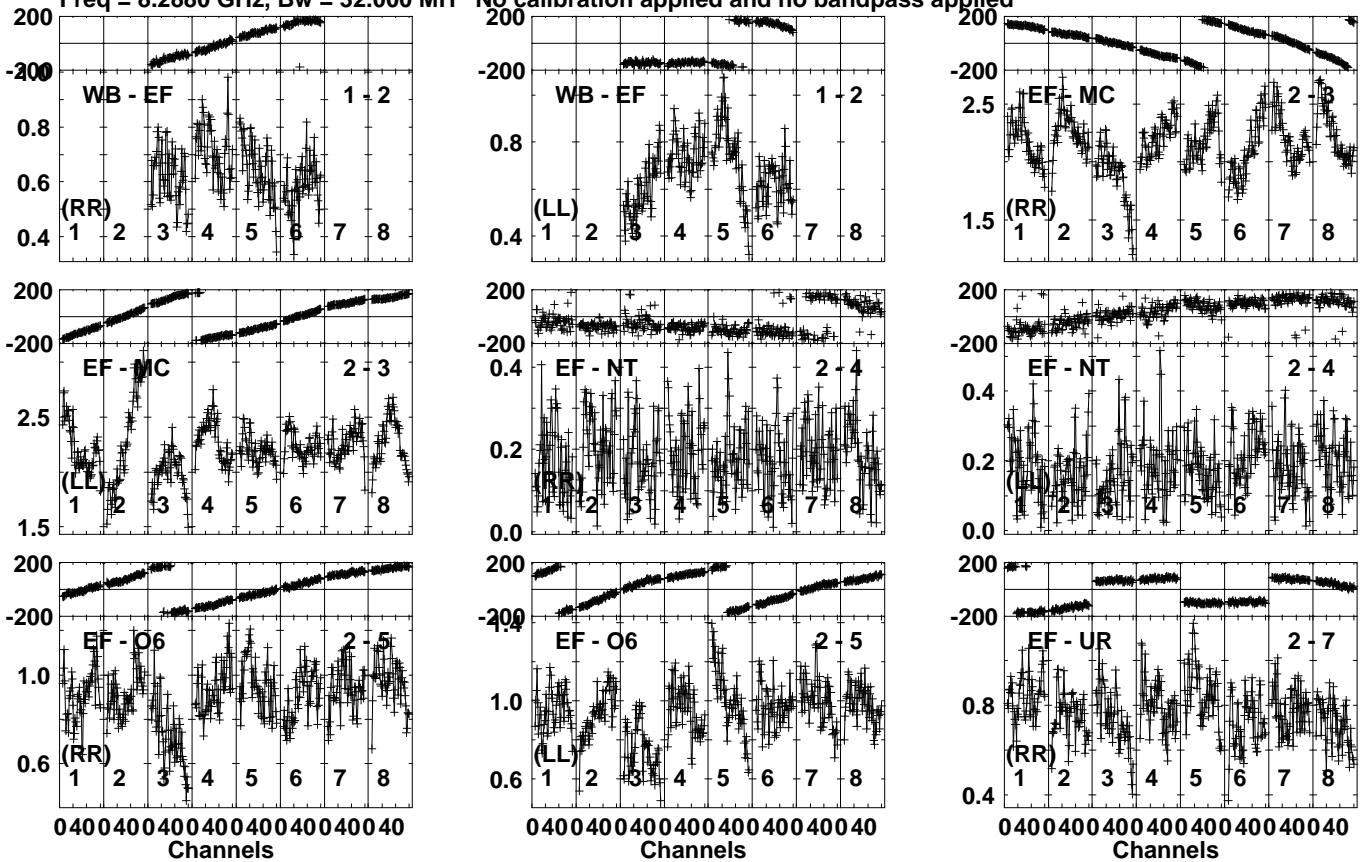
Lower frame: Micro Ampl Jy Top frame: Phas deg
Vector averaged cross-power spectrum Several baselines displayed
Timerange: 01/04:40:25 to 01/04:44:24

Plot file version 290 created 12-JAN-2021 15:56:09

J0714+7408 EB074C.UVDATA.1

Freq = 8.2880 GHz, Bw = 32.000 MH

No calibration applied and no bandpass applied



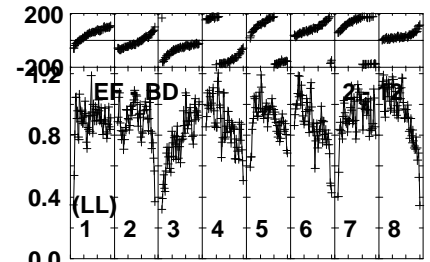
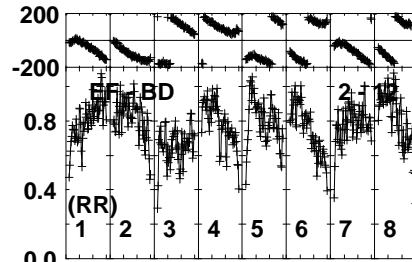
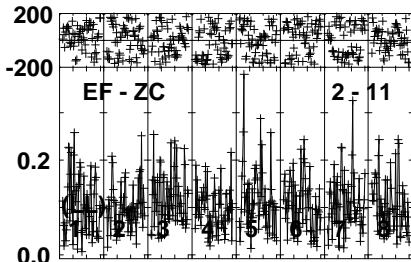
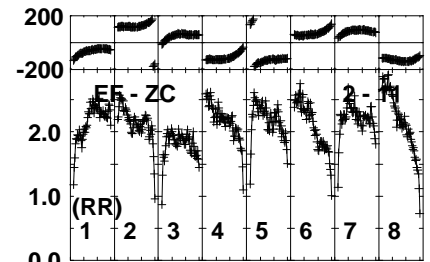
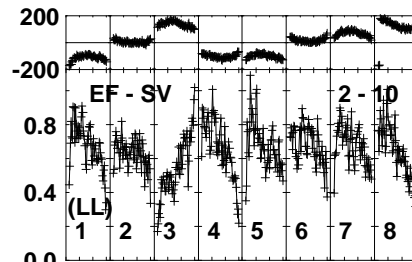
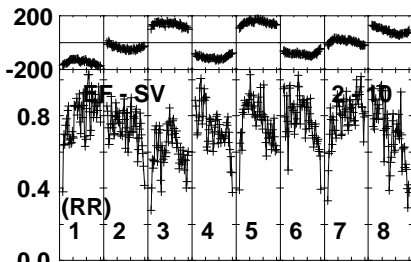
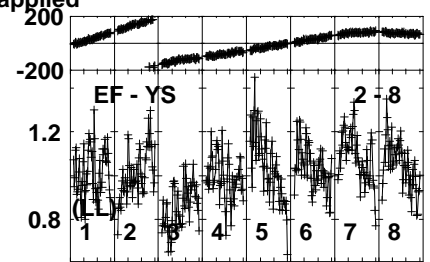
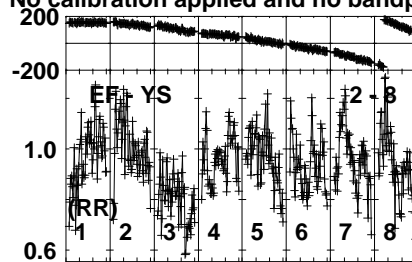
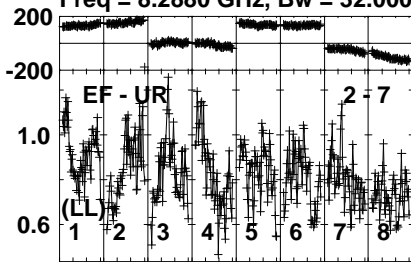
Lower frame: Milli Ampl Jy Top frame: Phas deg
Vector averaged cross-power spectrum Several baselines displayed
Timerange: 01/04:45:26 to 01/04:46:54

Plot file version 291 created 12-JAN-2021 15:56:09

J0714+7408 EB074C.UVDATA.1

Freq = 8.2880 GHz, Bw = 32.000 MH

No calibration applied and no bandpass applied



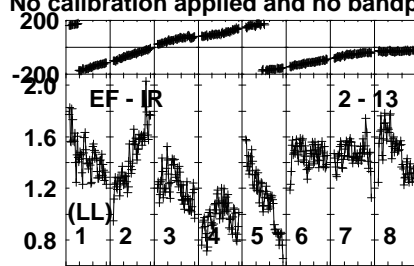
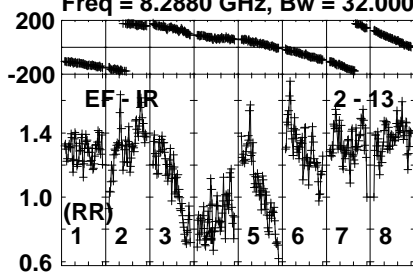
Lower frame: Milli Ampl Jy Top frame: Phas deg
Vector averaged cross-power spectrum Several baselines displayed
Timerange: 01/04:45:26 to 01/04:46:54

Plot file version 292 created 12-JAN-2021 15:56:09

J0714+7408 EB074C.UVDATA.1

Freq = 8.2880 GHz, Bw = 32.000 MH

No calibration applied and no bandpass applied

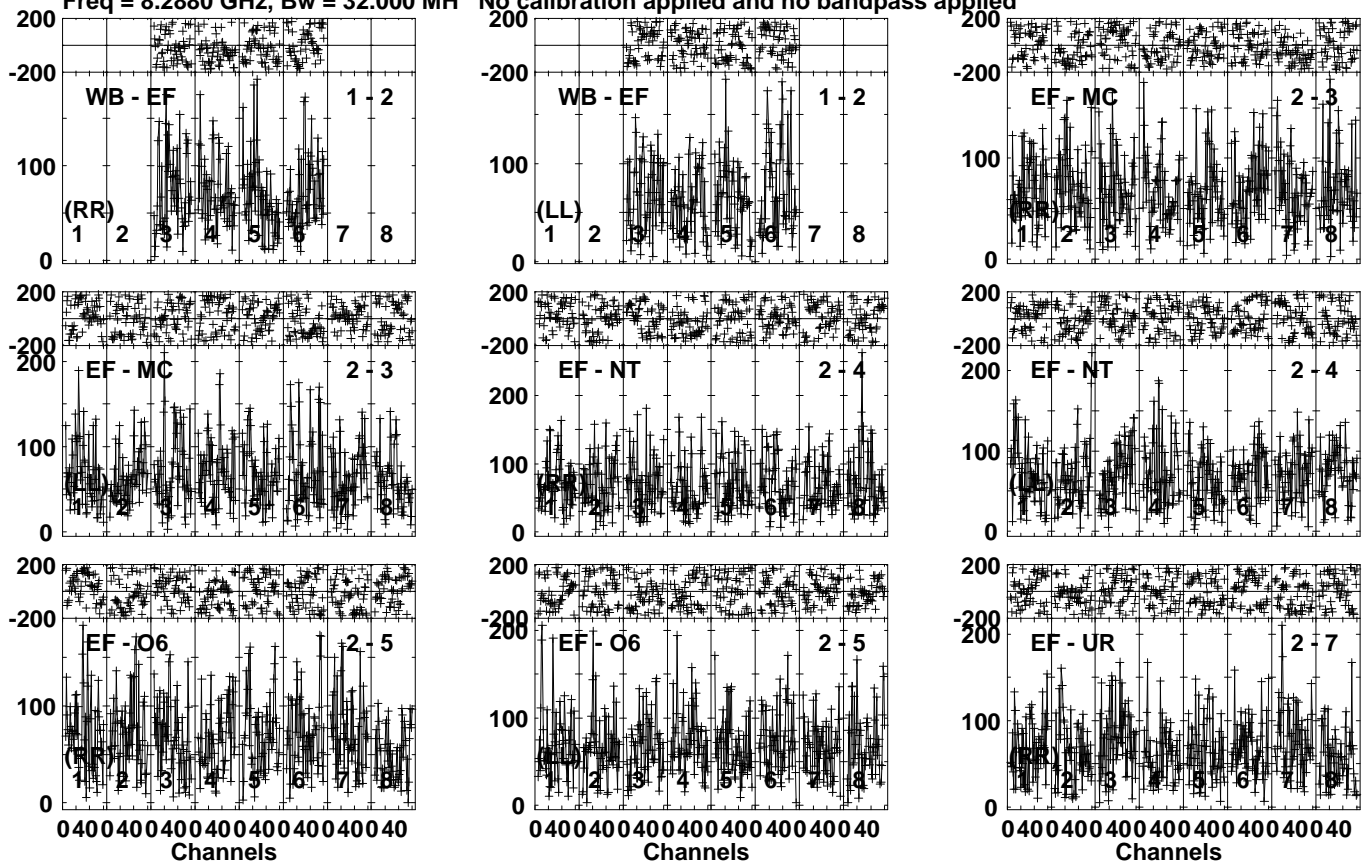


Lower frame: Milli Ampl Jy Top frame: Phas deg
Vector averaged cross-power spectrum Several baselines displayed
Timerange: 01/04:45:26 to 01/04:46:54

Plot file version 293 created 12-JAN-2021 15:56:10

0654+73 EB074C.UVDATA.1

Freq = 8.2880 GHz, Bw = 32.000 MH No calibration applied and no bandpass applied

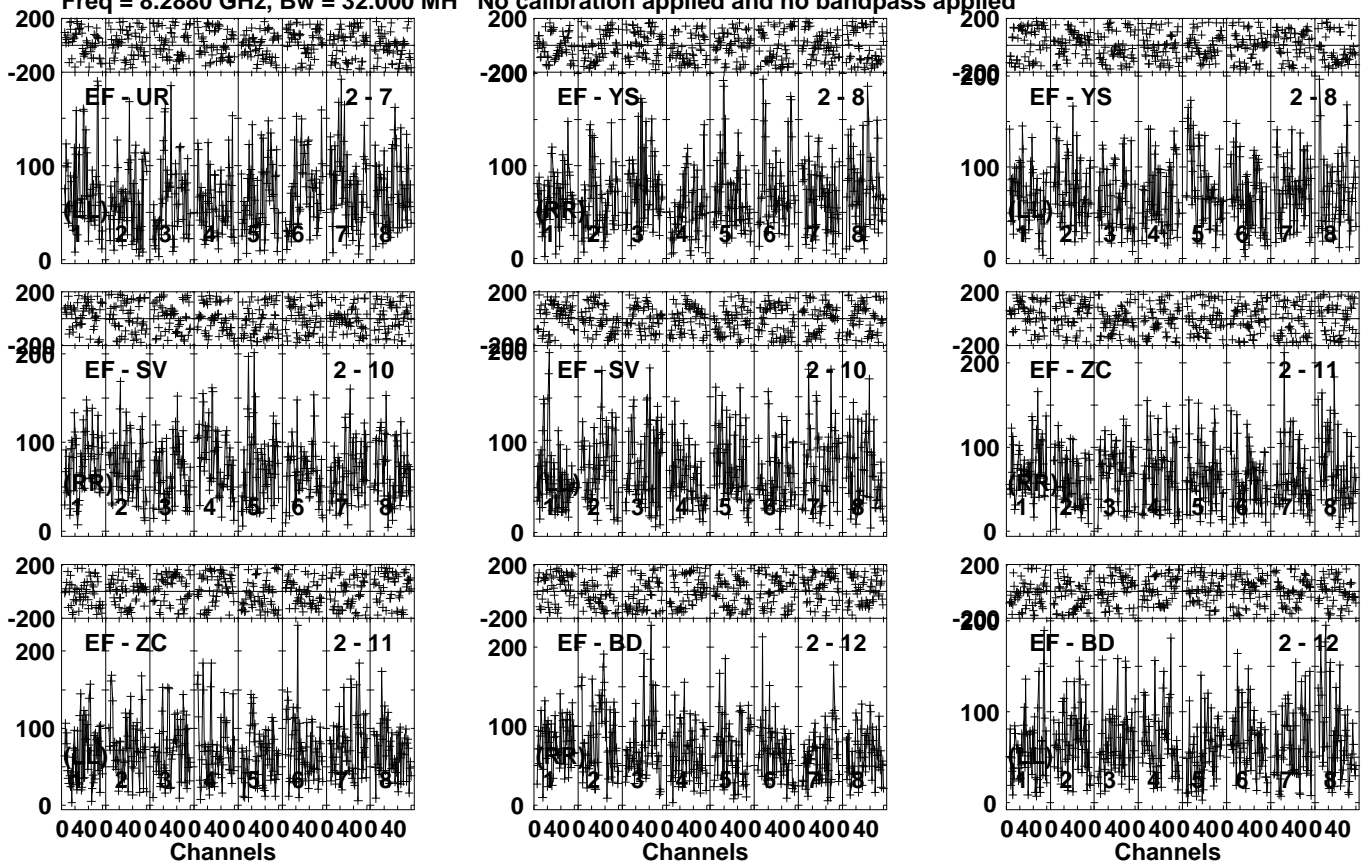


Lower frame: Micro Ampl Jy Top frame: Phas deg
Vector averaged cross-power spectrum Several baselines displayed
Timerange: 01/04:47:56 to 01/04:51:54

Plot file version 294 created 12-JAN-2021 15:56:10

0654+73 EB074C.UVDATA.1

Freq = 8.2880 GHz, Bw = 32.000 MH No calibration applied and no bandpass applied

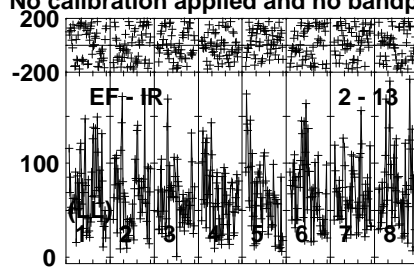
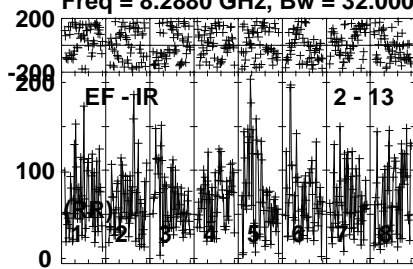


Lower frame: Micro Ampl Jy Top frame: Phas deg
Vector averaged cross-power spectrum Several baselines displayed
Timerange: 01/04:47:56 to 01/04:51:54

Plot file version 295 created 12-JAN-2021 15:56:10

0654+73 EB074C.UVDATA.1

Freq = 8.2880 GHz, Bw = 32.000 MH No calibration applied and no bandpass applied



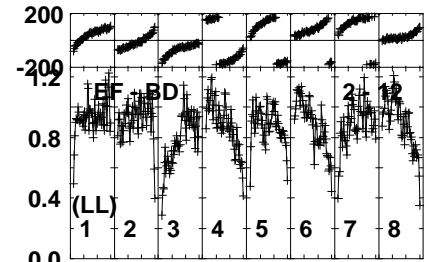
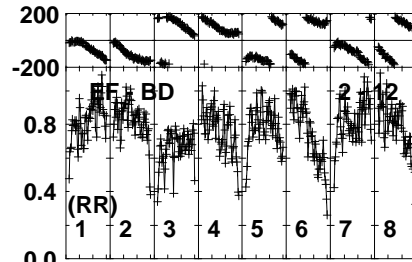
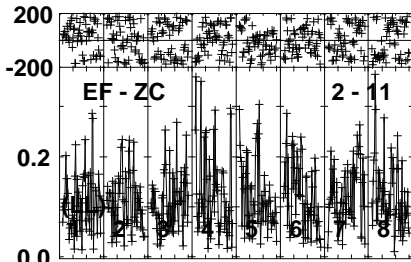
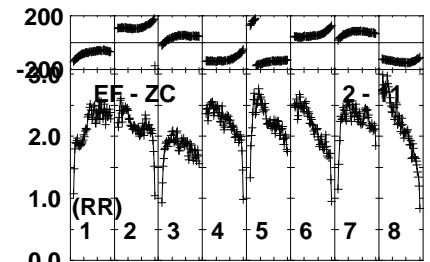
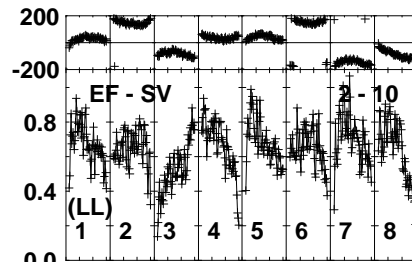
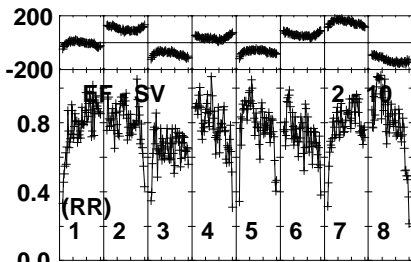
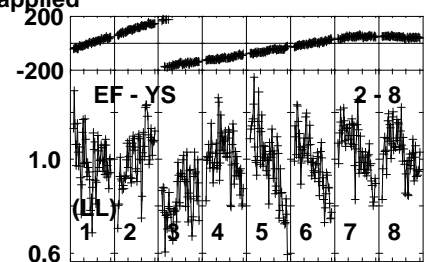
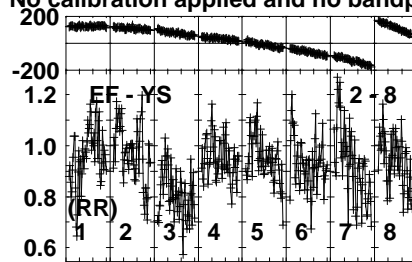
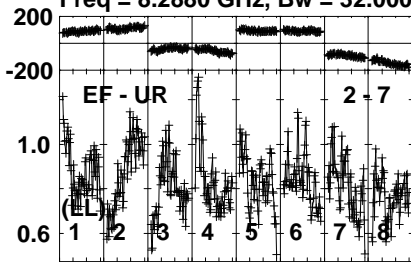
Lower frame: Micro Ampl Jy Top frame: Phas deg
Vector averaged cross-power spectrum Several baselines displayed
Timerange: 01/04:47:56 to 01/04:51:54

Plot file version 297 created 12-JAN-2021 15:56:10

J0714+7408 EB074C.UVDATA.1

Freq = 8.2880 GHz, Bw = 32.000 MH

No calibration applied and no bandpass applied



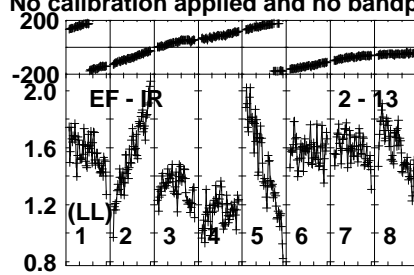
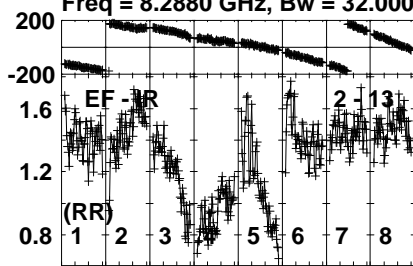
Lower frame: Milli Ampl Jy Top frame: Phas deg
Vector averaged cross-power spectrum Several baselines displayed
Timerange: 01/04:52:56 to 01/04:54:24

Plot file version 298 created 12-JAN-2021 15:56:11

J0714+7408 EB074C.UVDATA.1

Freq = 8.2880 GHz, Bw = 32.000 MH

No calibration applied and no bandpass applied



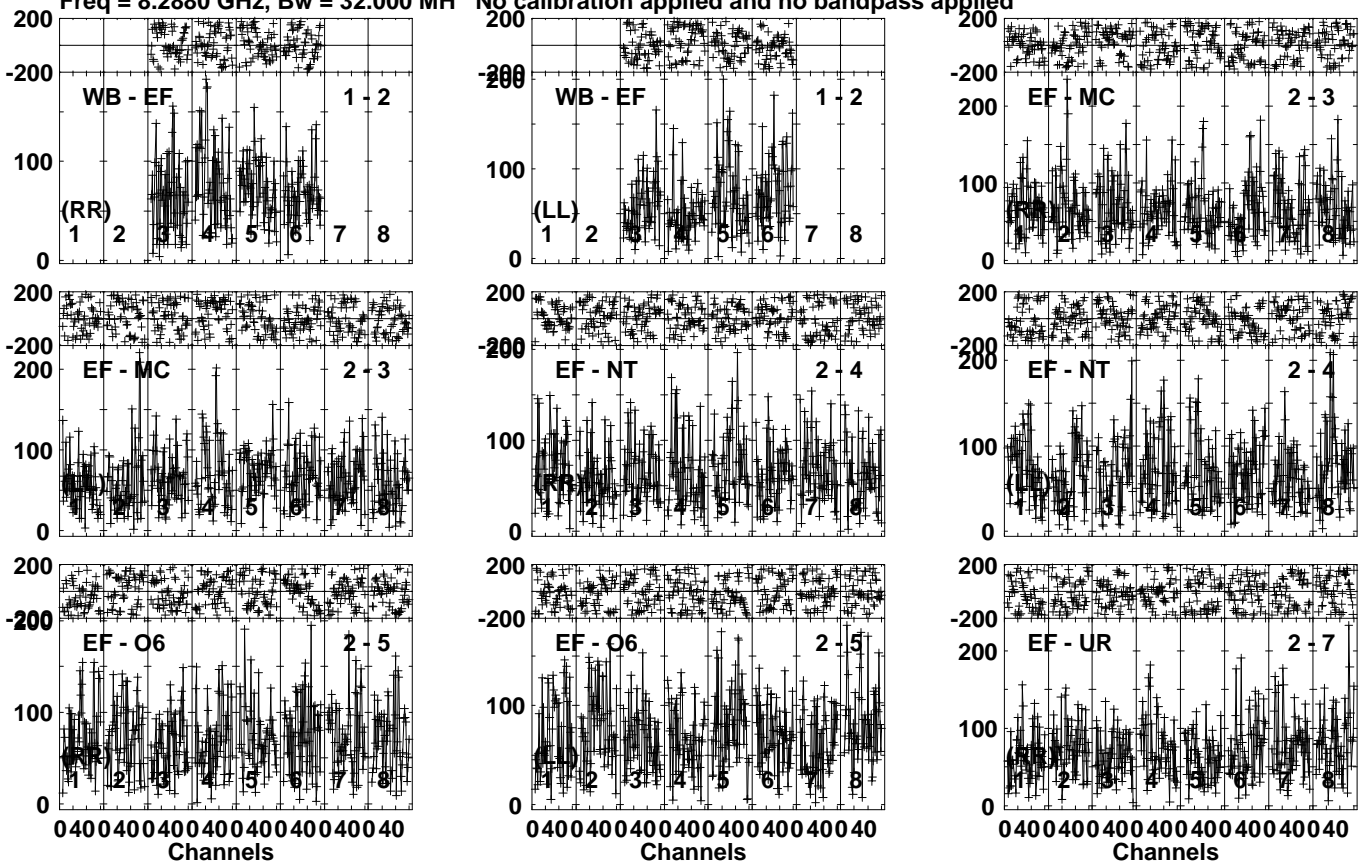
Lower frame: Milli Ampl Jy Top frame: Phas deg
Vector averaged cross-power spectrum Several baselines displayed
Timerange: 01/04:52:56 to 01/04:54:24

Plot file version 299 created 12-JAN-2021 15:56:11

0654+73 EB074C.UVDATA.1

Freq = 8.2880 GHz, Bw = 32.000 MH

No calibration applied and no bandpass applied

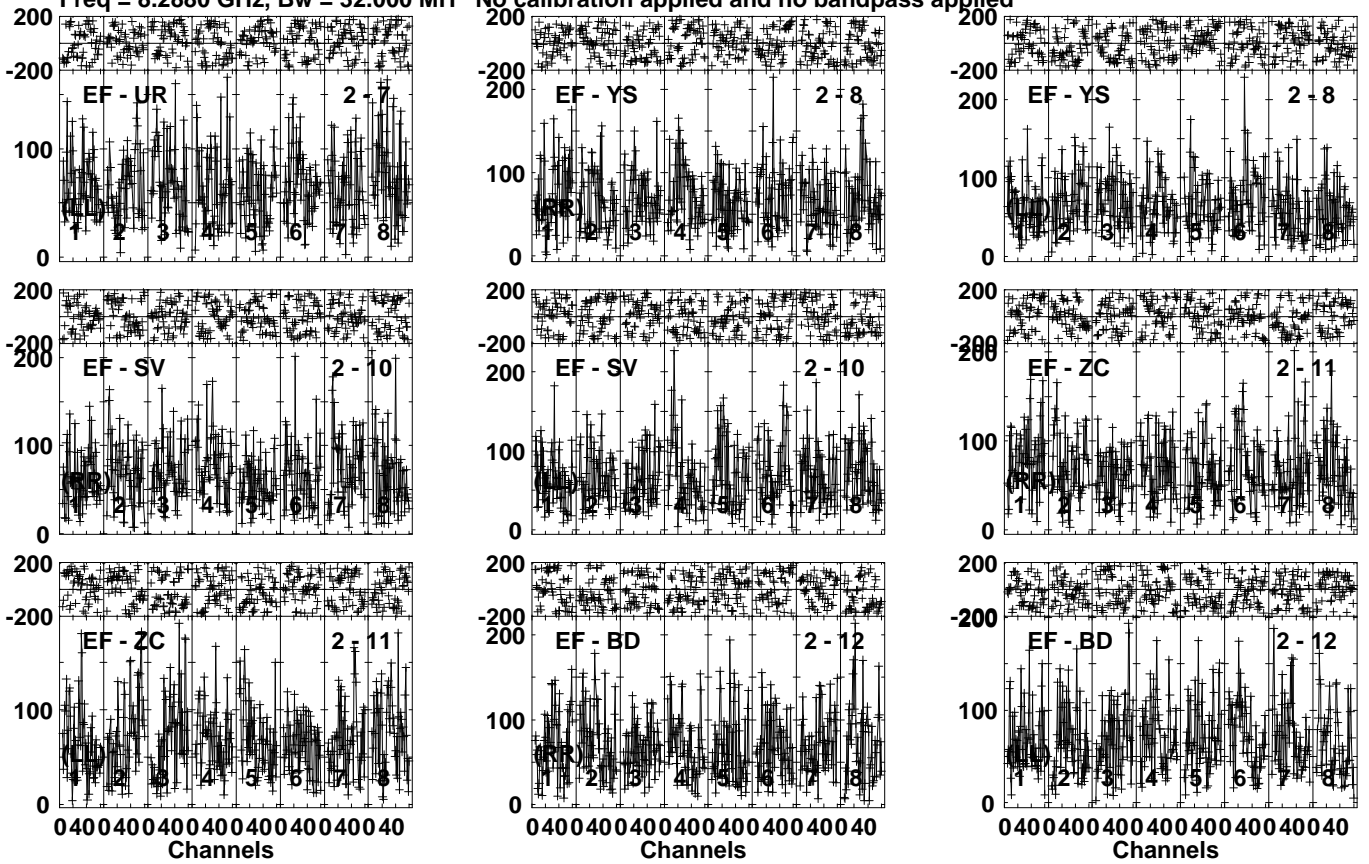


Lower frame: Micro Ampl Jy Top frame: Phas deg
Vector averaged cross-power spectrum Several baselines displayed
Timerange: 01/04:55:26 to 01/04:59:25

Plot file version 300 created 12-JAN-2021 15:56:11

0654+73 EB074C.UVDATA.1

Freq = 8.2880 GHz, Bw = 32.000 MH No calibration applied and no bandpass applied

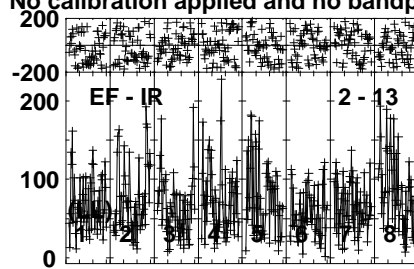
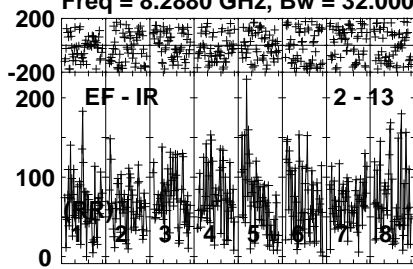


Lower frame: Micro Ampl Jy Top frame: Phas deg
Vector averaged cross-power spectrum Several baselines displayed
Timerange: 01/04:55:26 to 01/04:59:25

Plot file version 301 created 12-JAN-2021 15:56:11

0654+73 EB074C.UVDATA.1

Freq = 8.2880 GHz, Bw = 32.000 MH No calibration applied and no bandpass applied



Lower frame: Micro Ampl Jy Top frame: Phas deg
Vector averaged cross-power spectrum Several baselines displayed
Timerange: 01/04:55:26 to 01/04:59:25