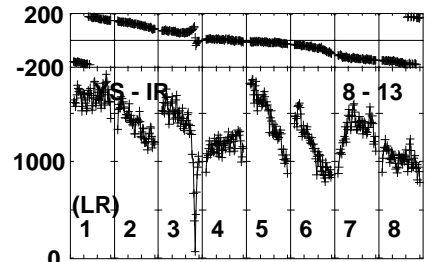
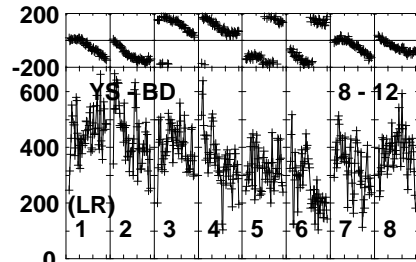
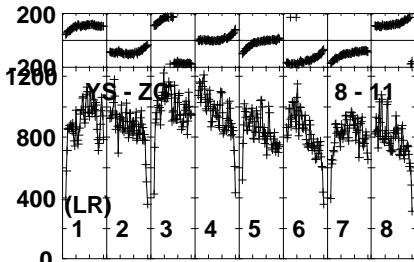
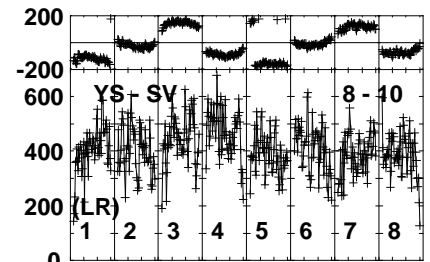
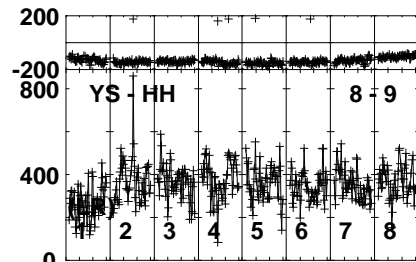
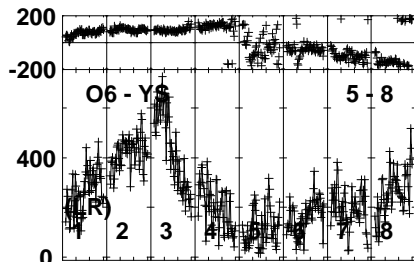
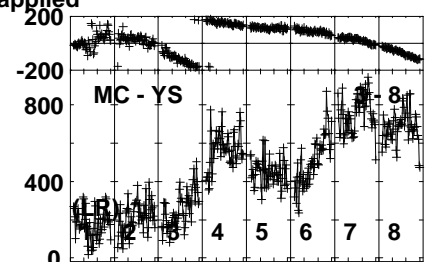
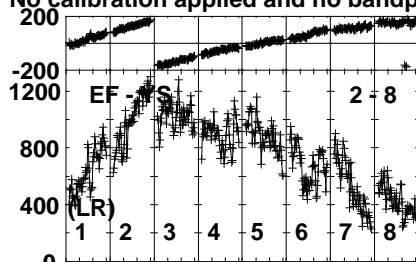
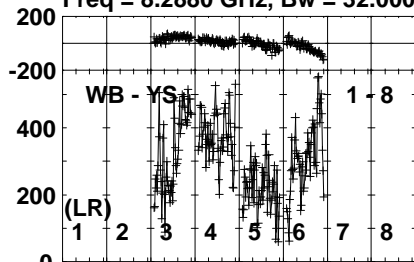


Plot file version 1 created 12-JAN-2021 19:11:52

4C39.25 EB074D.UVDATA.1

Freq = 8.2880 GHz, Bw = 32.000 MH

No calibration applied and no bandpass applied

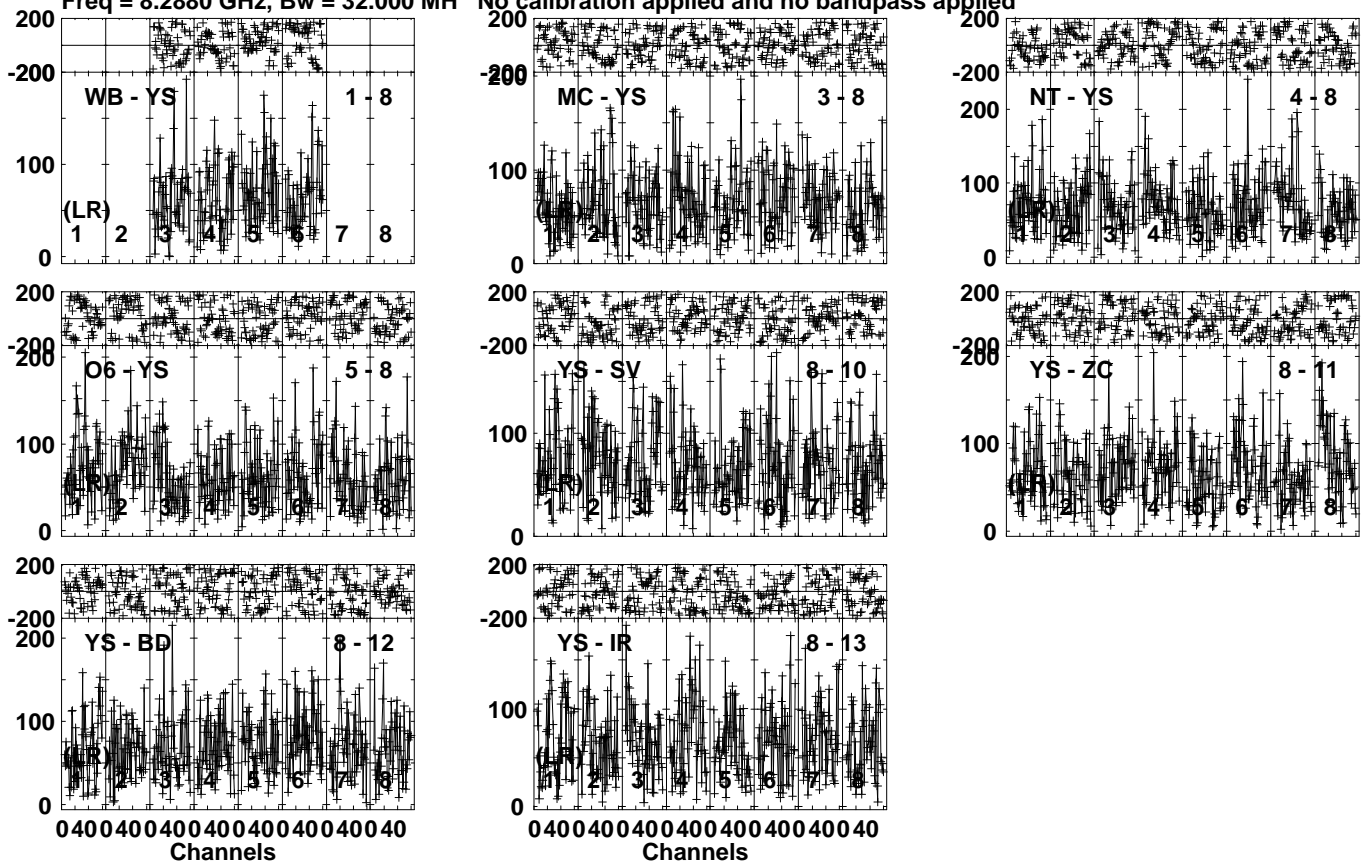


Lower frame: Micro Ampl Jy Top frame: Phas deg  
Vector averaged cross-power spectrum Several baselines displayed  
Timerange: 00/06:00:00 to 00/06:02:00

Plot file version 2 created 12-JAN-2021 19:11:52

4C+73 EB074D.UVDATA.1

Freq = 8.2880 GHz, Bw = 32.000 MH No calibration applied and no bandpass applied



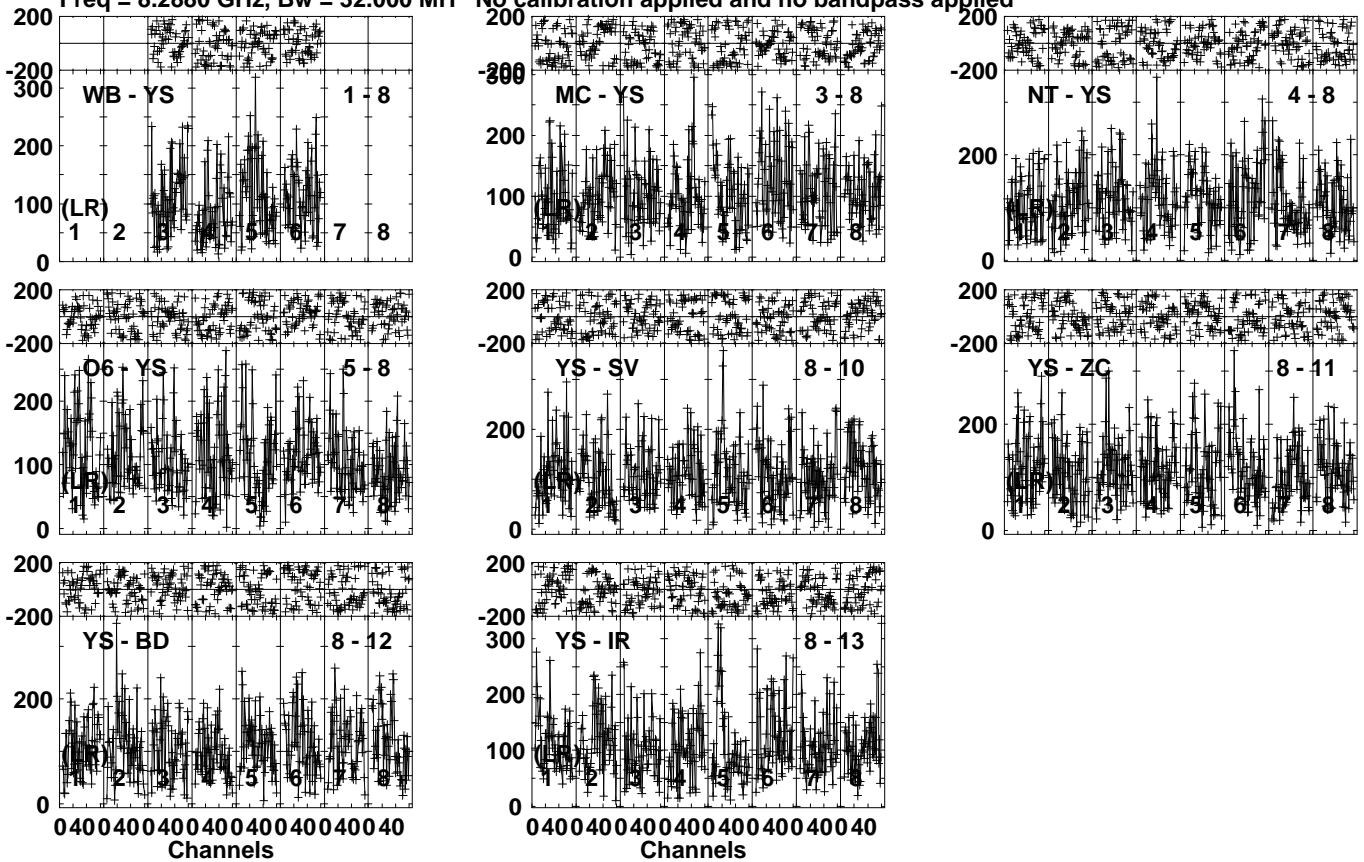
Lower frame: Micro Ampl Jy Top frame: Phas deg  
Vector averaged cross-power spectrum Several baselines displayed  
Timerange: 00/06:05:01 to 00/06:09:00

Plot file version 3 created 12-JAN-2021 19:11:53

J0929+7304 EB074D.UVDATA.1

Freq = 8.2880 GHz, Bw = 32.000 MH

No calibration applied and no bandpass applied

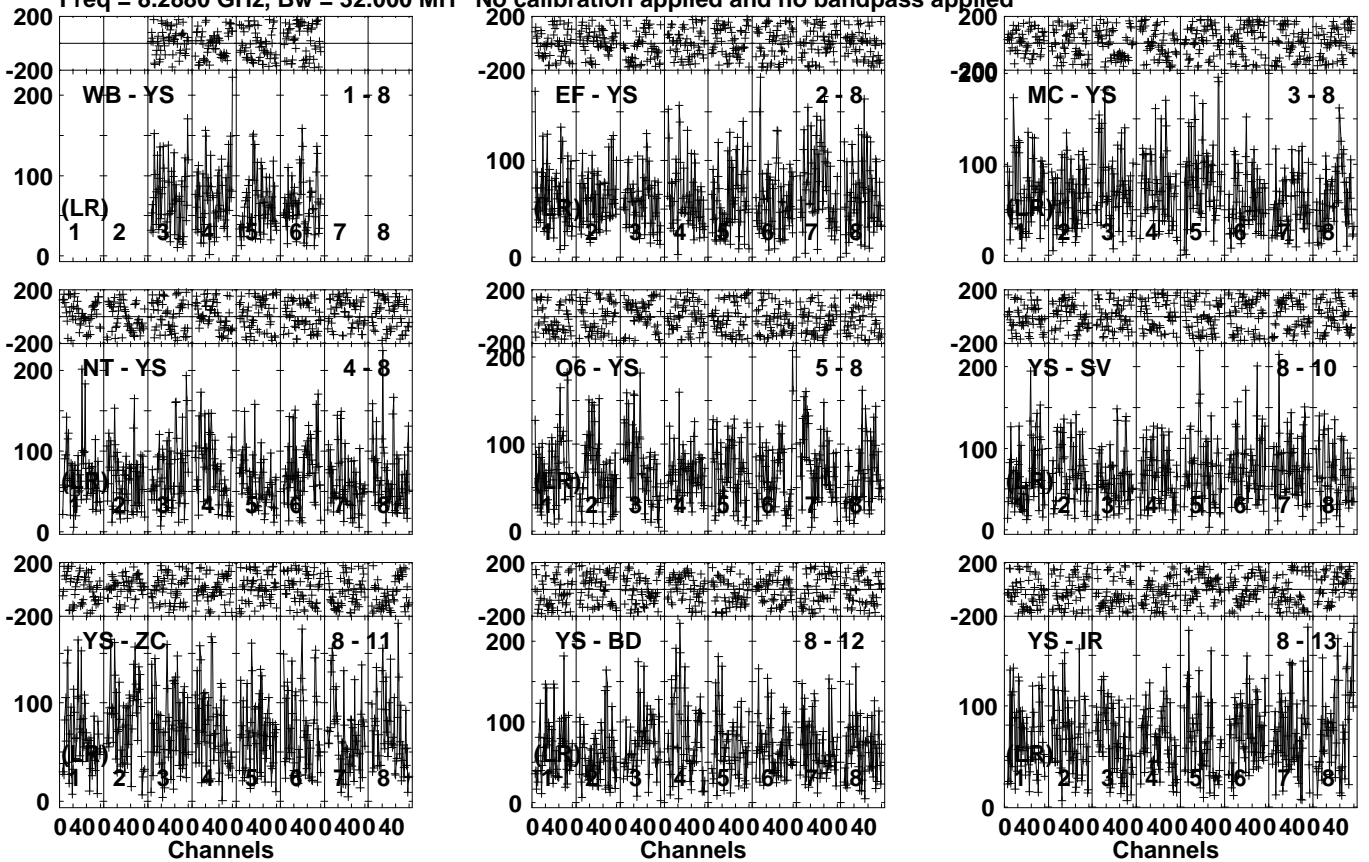


Lower frame: Micro Ampl Jy Top frame: Phas deg  
Vector averaged cross-power spectrum Several baselines displayed  
Timerange: 00/06:10:00 to 00/06:11:29

Plot file version 4 created 12-JAN-2021 19:11:54

4C+73 EB074D.UVDATA.1

Freq = 8.2880 GHz, Bw = 32.000 MH No calibration applied and no bandpass applied



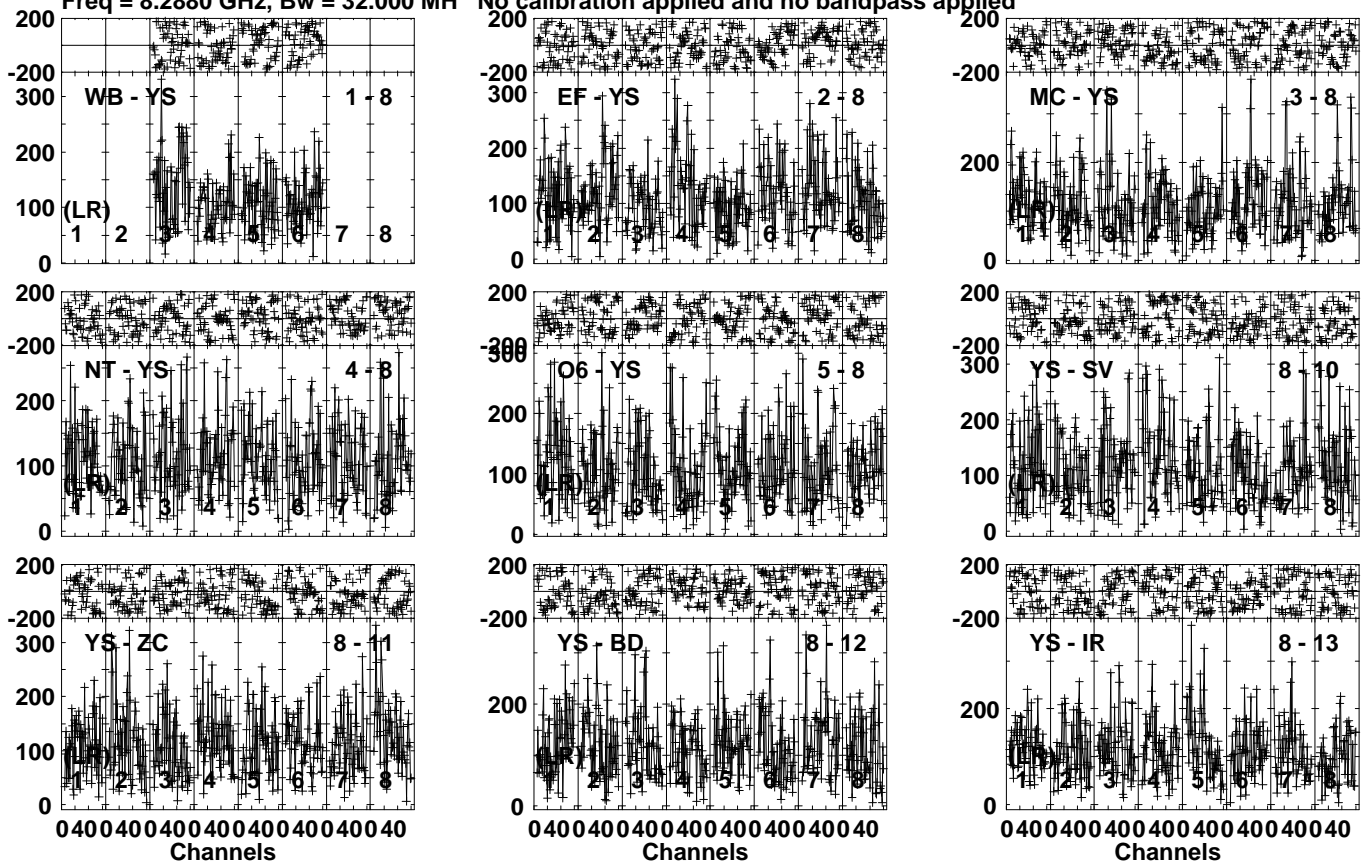
Lower frame: Micro Ampl Jy Top frame: Phas deg  
Vector averaged cross-power spectrum Several baselines displayed  
Timerange: 00/06:12:30 to 00/06:16:30

Plot file version 5 created 12-JAN-2021 19:11:54

J0929+7304 EB074D.UVDATA.1

Freq = 8.2880 GHz, Bw = 32.000 MH

No calibration applied and no bandpass applied

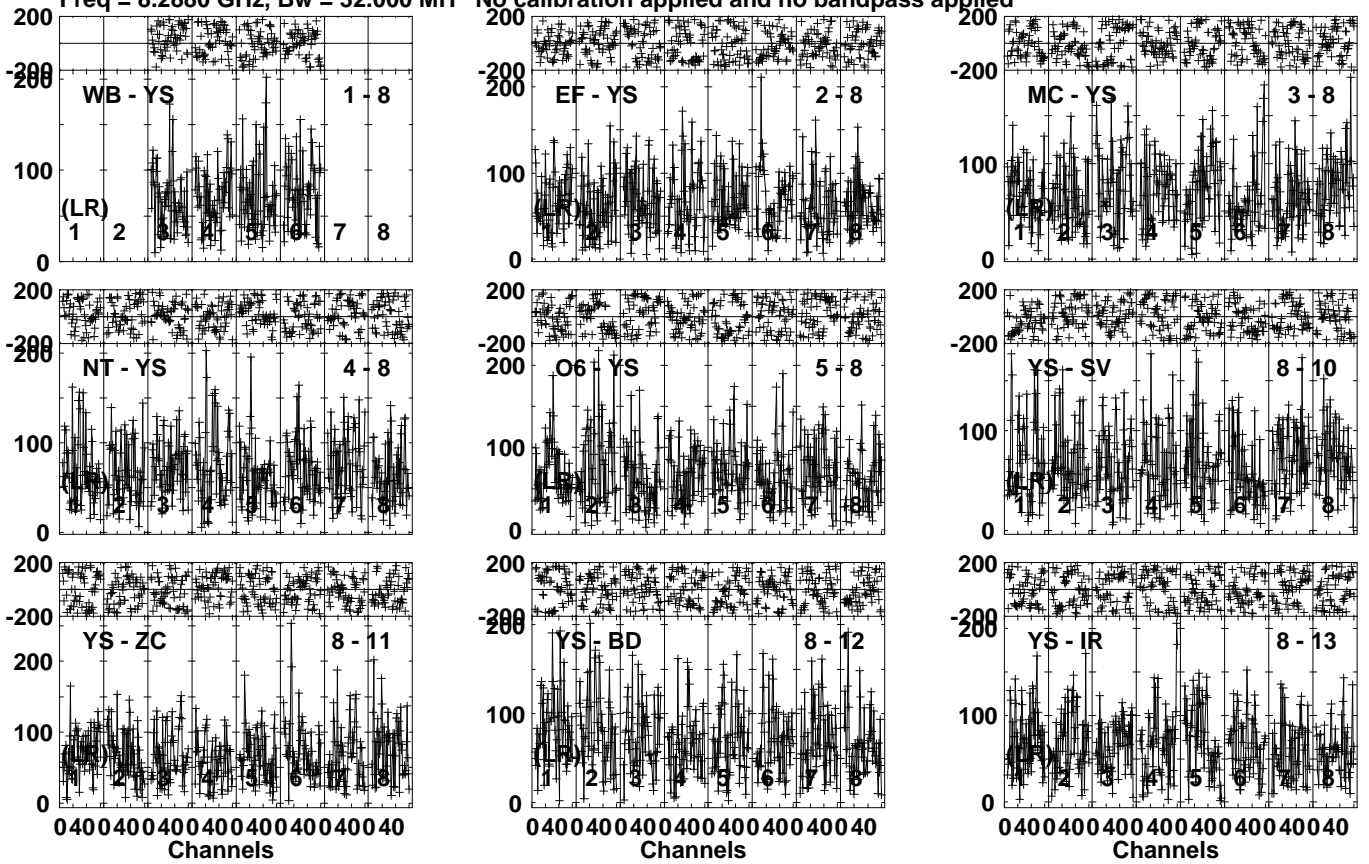


Lower frame: Micro Ampl Jy Top frame: Phas deg  
Vector averaged cross-power spectrum Several baselines displayed  
Timerange: 00/06:17:31 to 00/06:19:00

Plot file version 6 created 12-JAN-2021 19:11:55

1211+74 EB074D.UVDATA.1

Freq = 8.2880 GHz, Bw = 32.000 MH No calibration applied and no bandpass applied



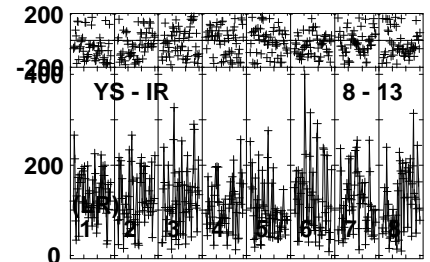
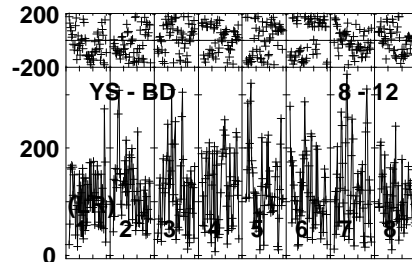
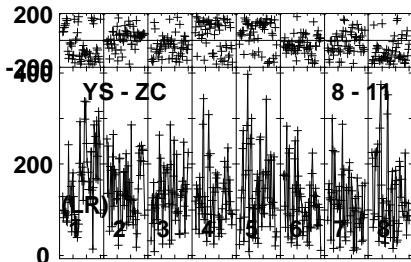
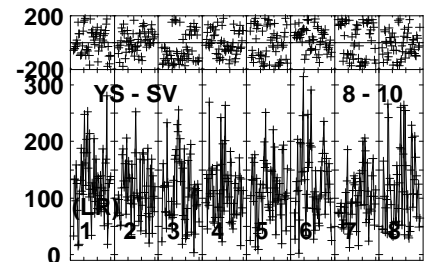
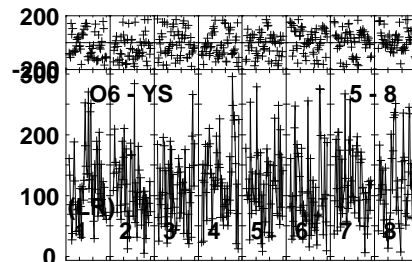
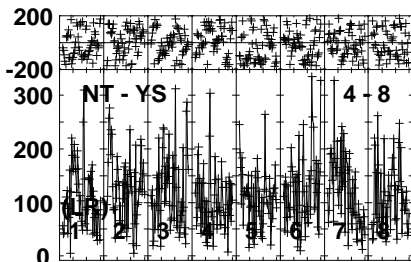
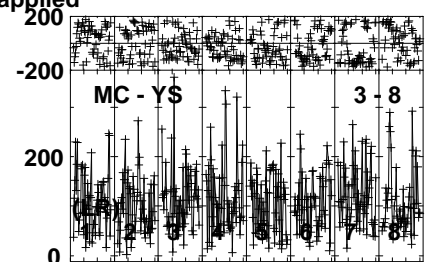
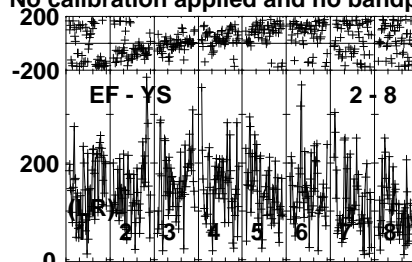
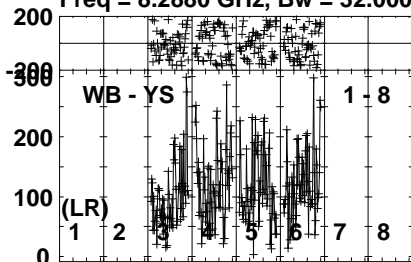
Lower frame: Micro Ampl Jy Top frame: Phas deg  
Vector averaged cross-power spectrum Several baselines displayed  
Timerange: 00/06:21:01 to 00/06:24:59

Plot file version 7 created 12-JAN-2021 19:11:56

J1243+7442 EB074D.UVDATA.1

Freq = 8.2880 GHz, Bw = 32.000 MH

No calibration applied and no bandpass applied

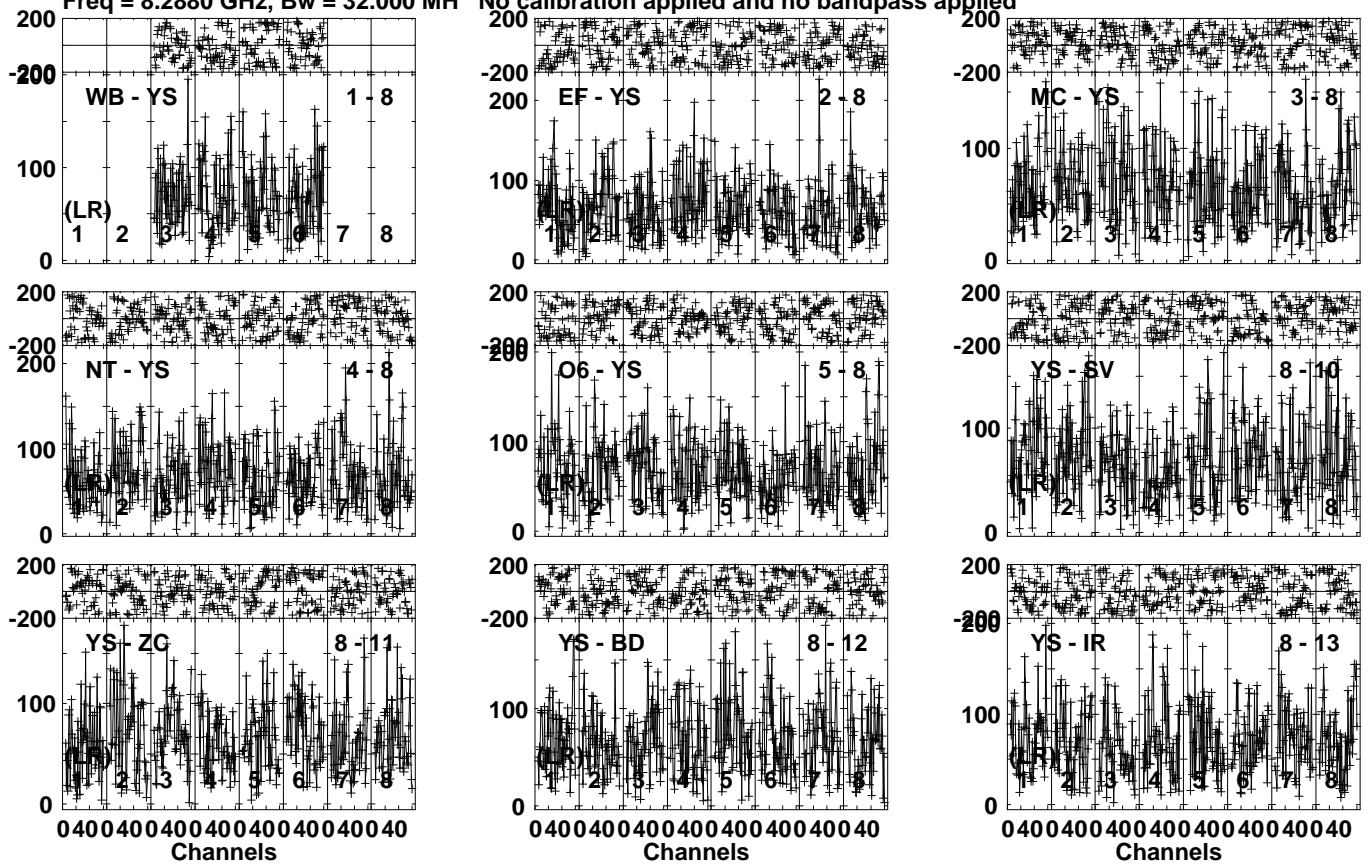


Lower frame: Micro Ampl Jy Top frame: Phas deg  
Vector averaged cross-power spectrum Several baselines displayed  
Timerange: 00/06:26:00 to 00/06:27:29

Plot file version 8 created 12-JAN-2021 19:11:56

1211+74 EB074D.UVDATA.1

Freq = 8.2880 GHz, Bw = 32.000 MH No calibration applied and no bandpass applied



Lower frame: Micro Ampl Jy Top frame: Phas deg  
Vector averaged cross-power spectrum Several baselines displayed  
Timerange: 00/06:28:30 to 00/06:32:30

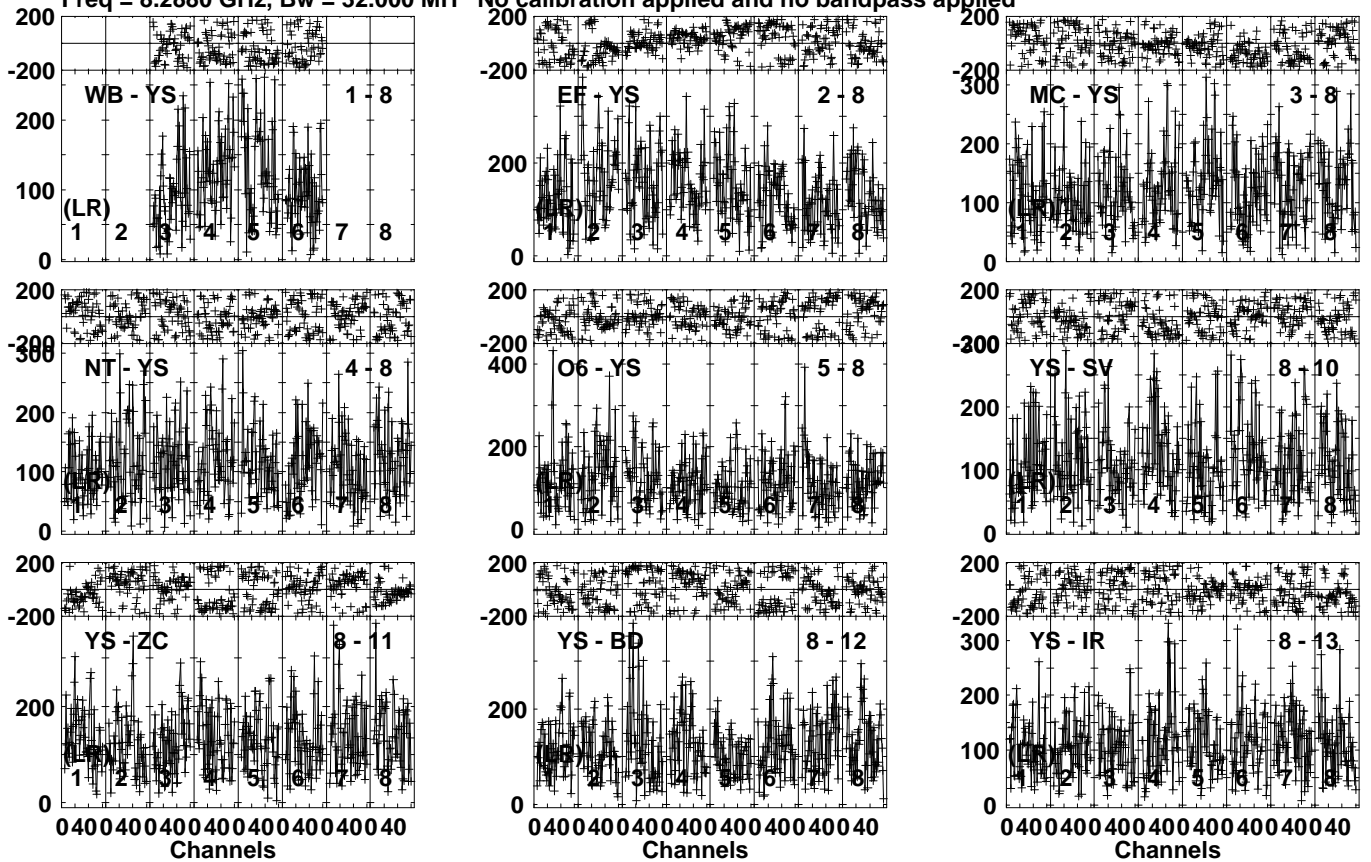


Plot file version 9 created 12-JAN-2021 19:11:57

J1243+7442 EB074D.UVDATA.1

Freq = 8.2880 GHz, Bw = 32.000 MH

No calibration applied and no bandpass applied

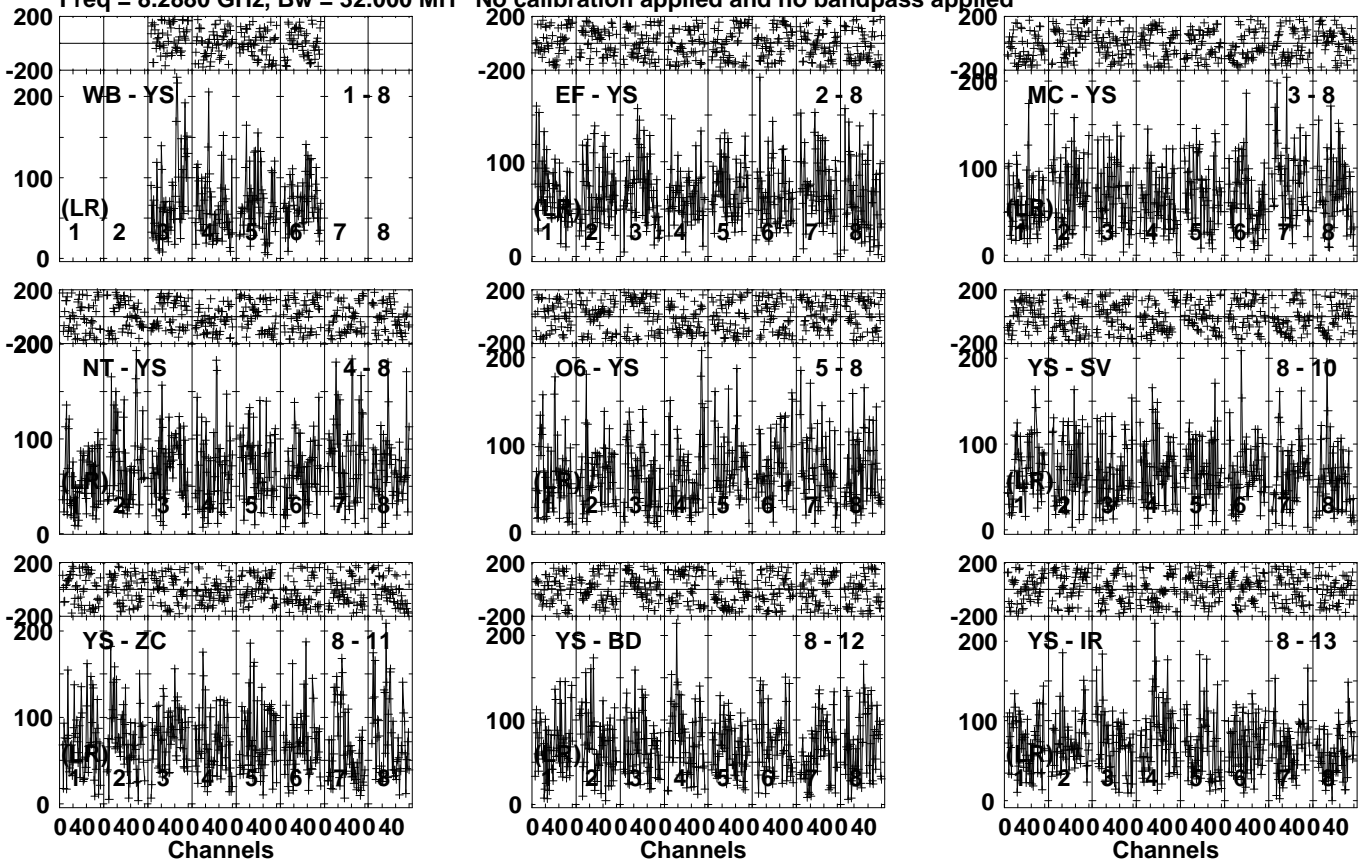


Lower frame: Micro Ampl Jy Top frame: Phas deg  
Vector averaged cross-power spectrum Several baselines displayed  
Timerange: 00/06:33:31 to 00/06:35:00

Plot file version 10 created 12-JAN-2021 19:11:58

4C+69 EB074D.UVDATA.1

Freq = 8.2880 GHz, Bw = 32.000 MH No calibration applied and no bandpass applied



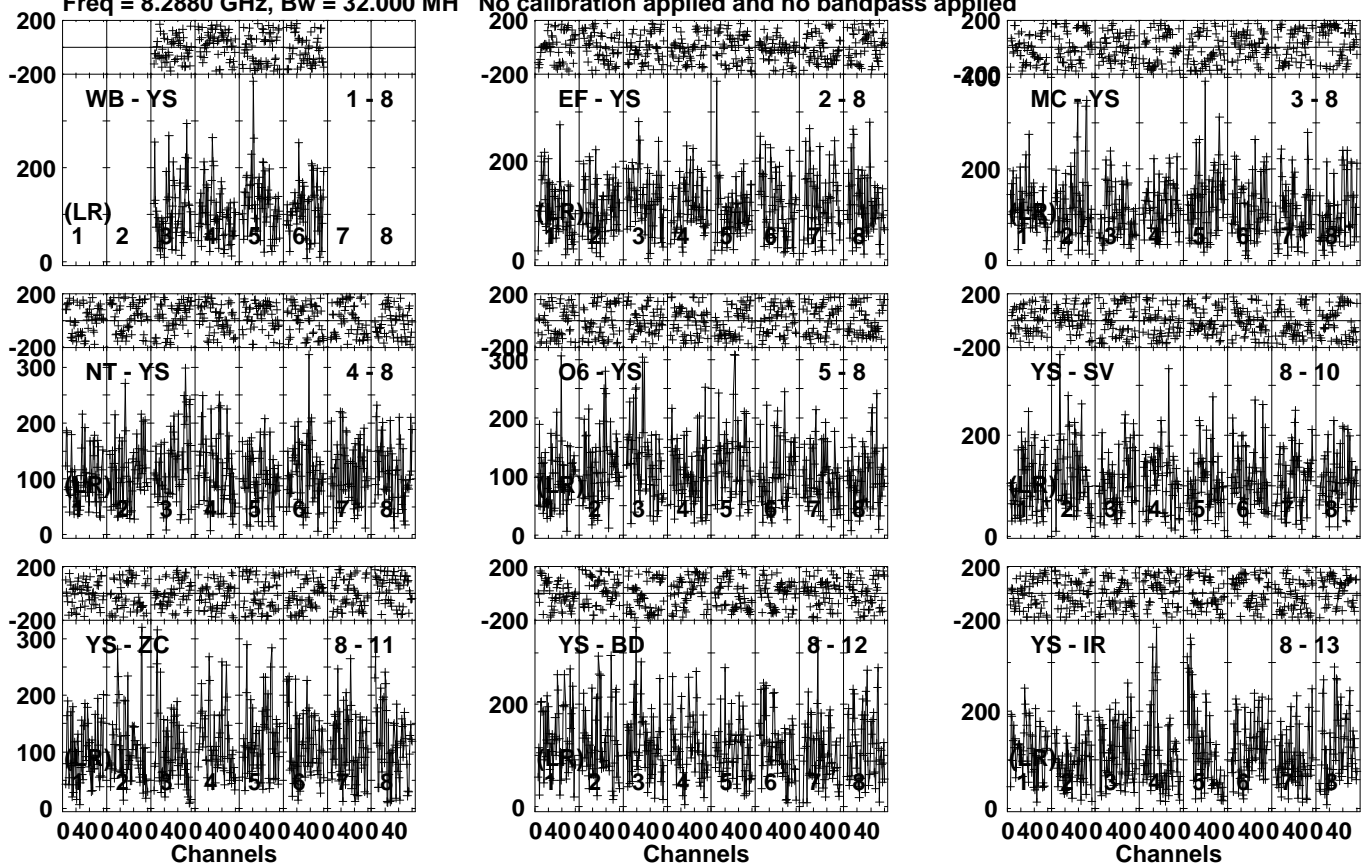
Lower frame: Micro Ampl Jy Top frame: Phas deg  
Vector averaged cross-power spectrum Several baselines displayed  
Timerange: 00/06:37:01 to 00/06:40:59

Plot file version 11 created 12-JAN-2021 19:11:58

J1313+6735 EB074D.UVDATA.1

Freq = 8.2880 GHz, Bw = 32.000 MH

No calibration applied and no bandpass applied

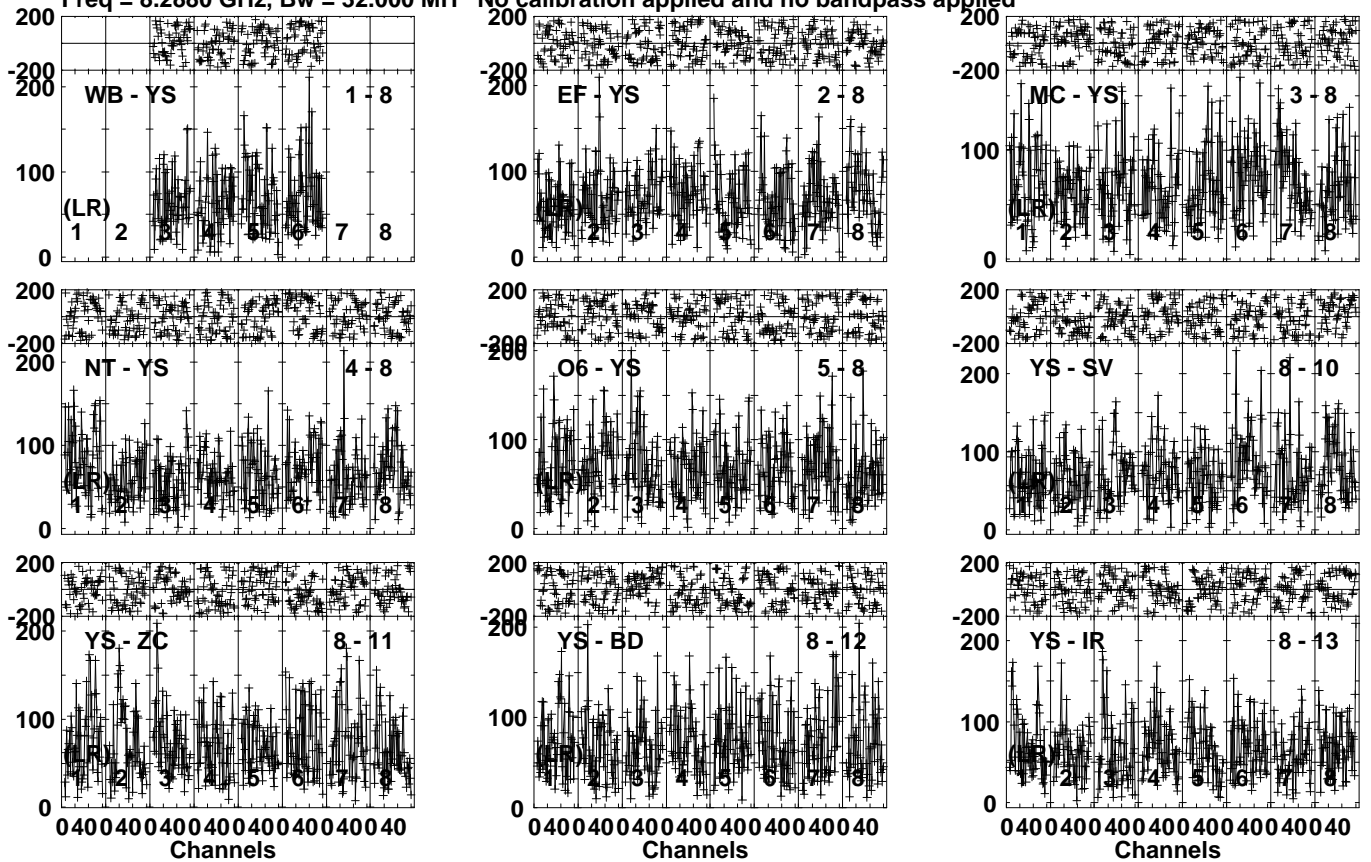


Lower frame: Micro Ampl Jy Top frame: Phas deg  
Vector averaged cross-power spectrum Several baselines displayed  
Timerange: 00/06:42:01 to 00/06:43:30

Plot file version 12 created 12-JAN-2021 19:11:59

4C+69 EB074D.UVDATA.1

Freq = 8.2880 GHz, Bw = 32.000 MH No calibration applied and no bandpass applied



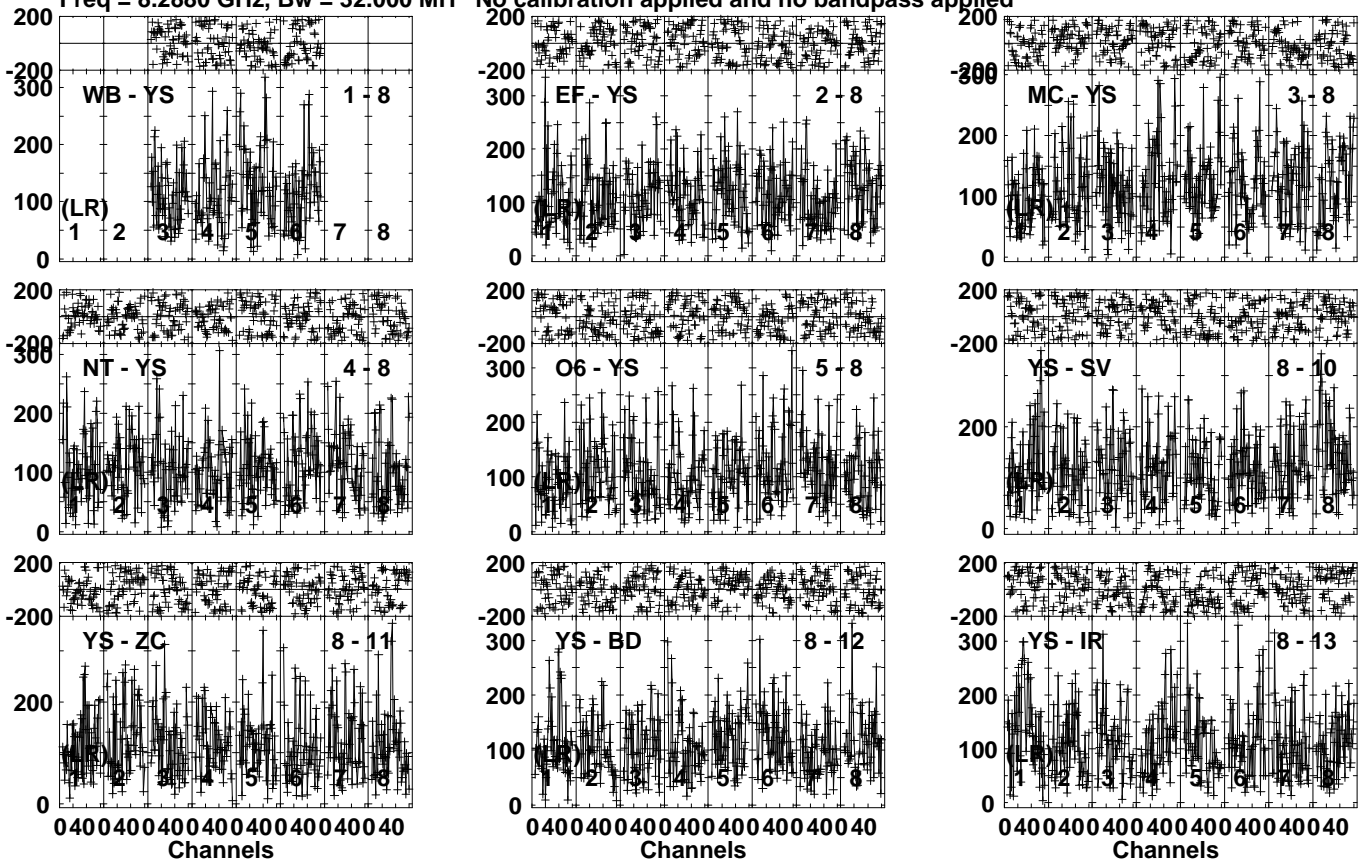
Lower frame: Micro Ampl Jy Top frame: Phas deg  
Vector averaged cross-power spectrum Several baselines displayed  
Timerange: 00/06:44:30 to 00/06:48:30

Plot file version 13 created 12-JAN-2021 19:11:59

J1313+6735 EB074D.UVDATA.1

Freq = 8.2880 GHz, Bw = 32.000 MH

No calibration applied and no bandpass applied

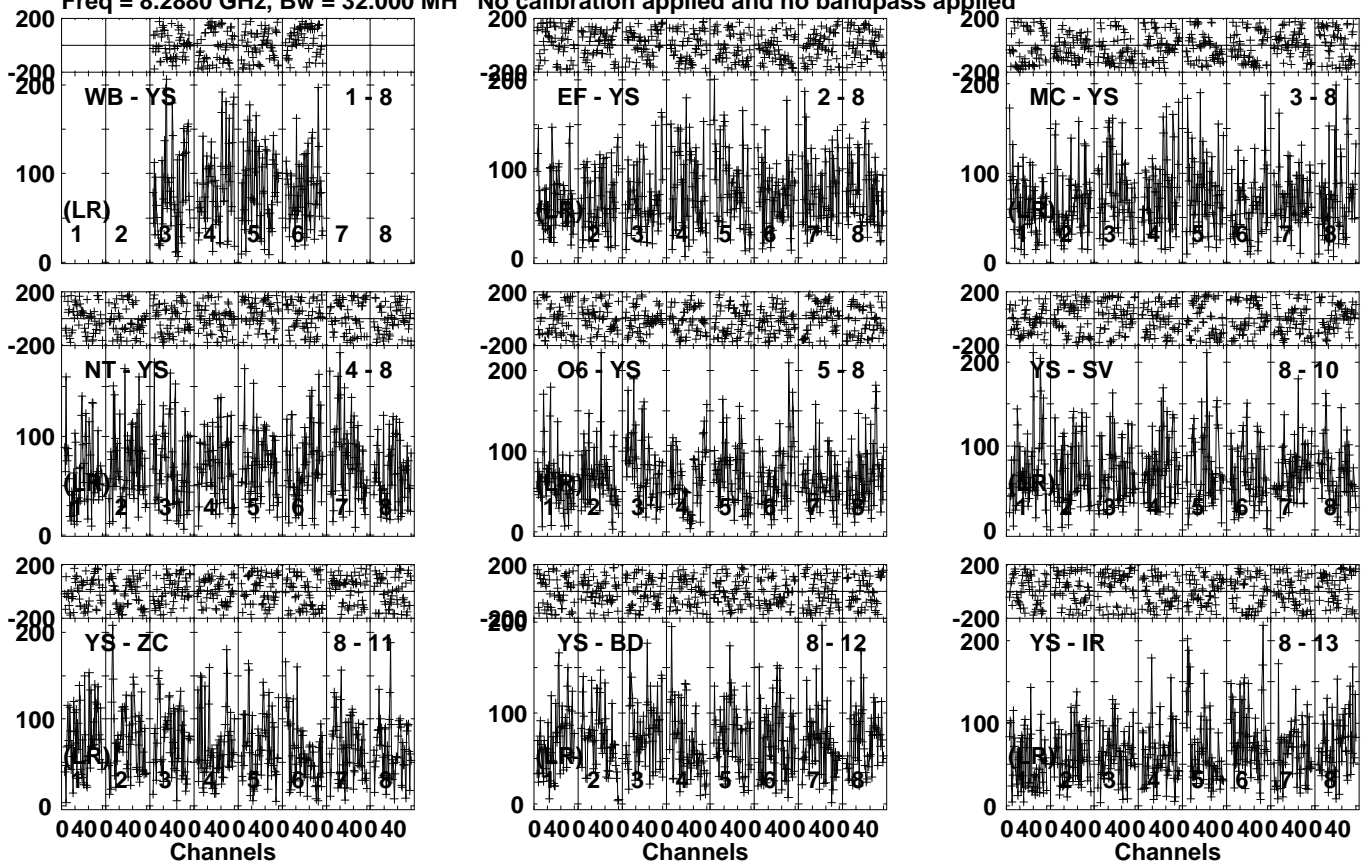


Lower frame: Micro Ampl Jy Top frame: Phas deg  
Vector averaged cross-power spectrum Several baselines displayed  
Timerange: 00/06:49:31 to 00/06:51:00

Plot file version 14 created 12-JAN-2021 19:12:00

4C+73 EB074D.UVDATA.1

Freq = 8.2880 GHz, Bw = 32.000 MH No calibration applied and no bandpass applied



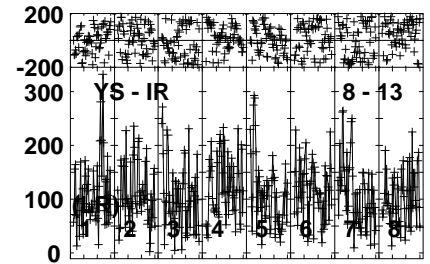
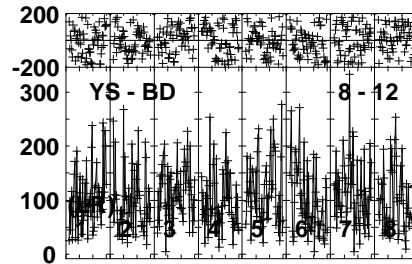
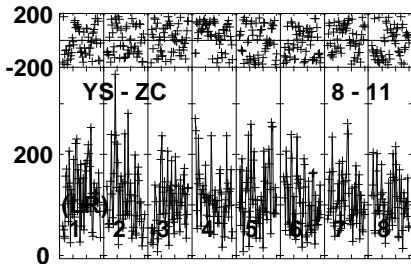
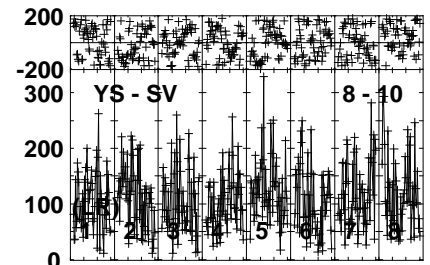
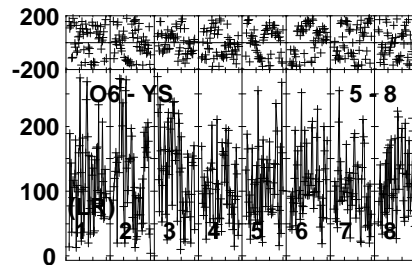
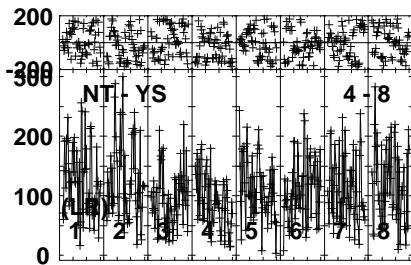
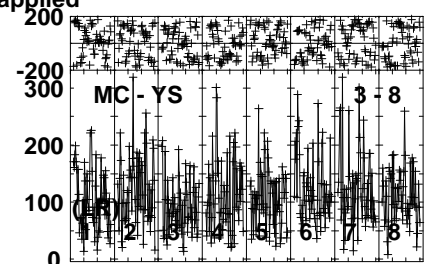
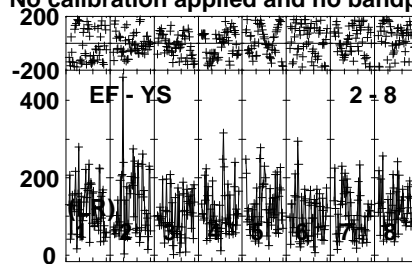
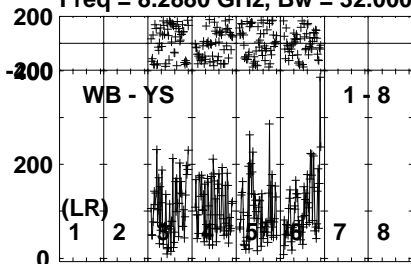
Lower frame: Micro Ampl Jy Top frame: Phas deg  
Vector averaged cross-power spectrum Several baselines displayed  
Timerange: 00/06:53:01 to 00/06:56:59

Plot file version 15 created 12-JAN-2021 19:12:01

J0929+7304 EB074D.UVDATA.1

Freq = 8.2880 GHz, Bw = 32.000 MH

No calibration applied and no bandpass applied

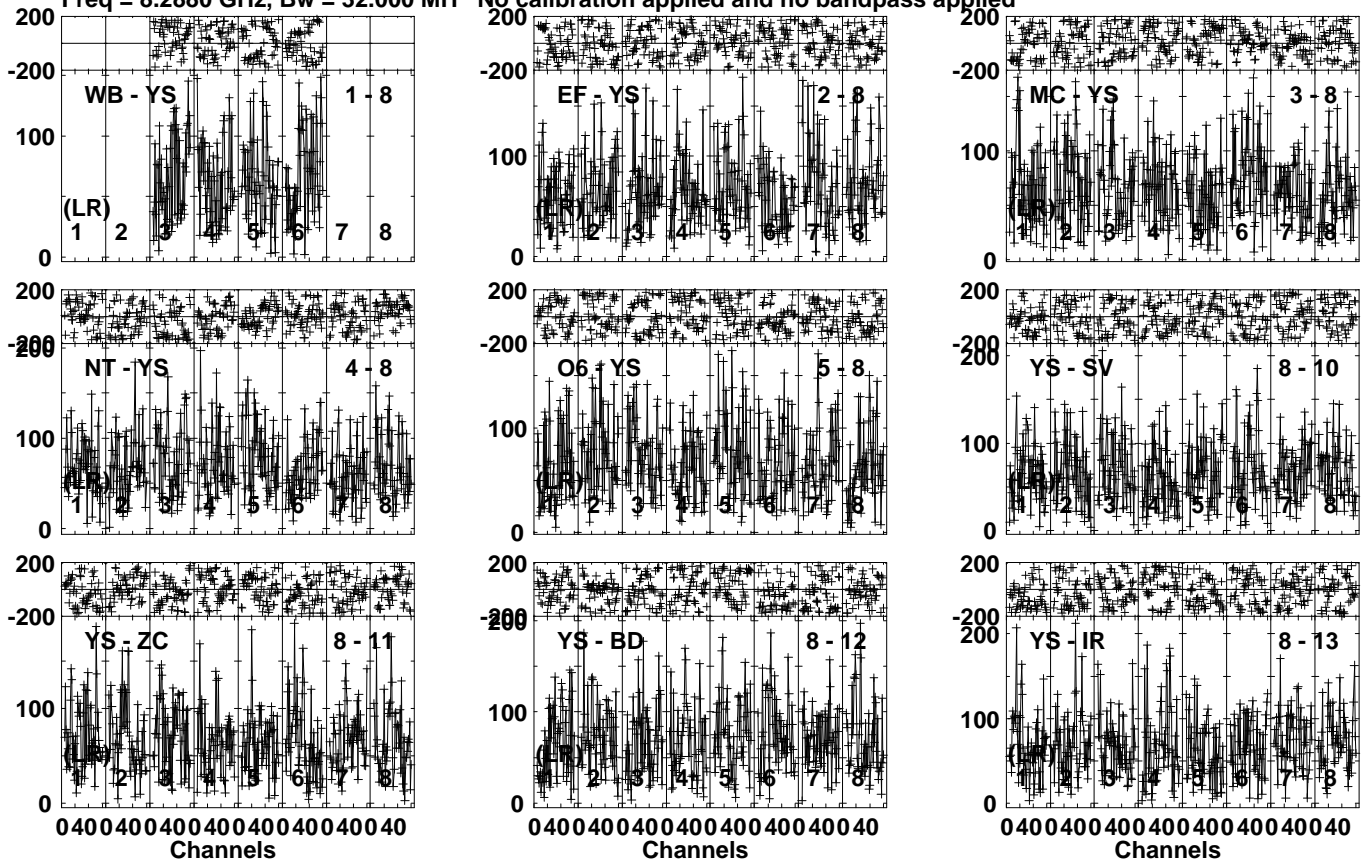


Lower frame: Micro Ampl Jy Top frame: Phas deg  
Vector averaged cross-power spectrum Several baselines displayed  
Timerange: 00/06:58:00 to 00/06:59:29

Plot file version 16 created 12-JAN-2021 19:12:01

4C+73 EB074D.UVDATA.1

Freq = 8.2880 GHz, Bw = 32.000 MH No calibration applied and no bandpass applied



Lower frame: Micro Ampl Jy Top frame: Phas deg  
Vector averaged cross-power spectrum Several baselines displayed  
Timerange: 00/07:00:30 to 00/07:04:30

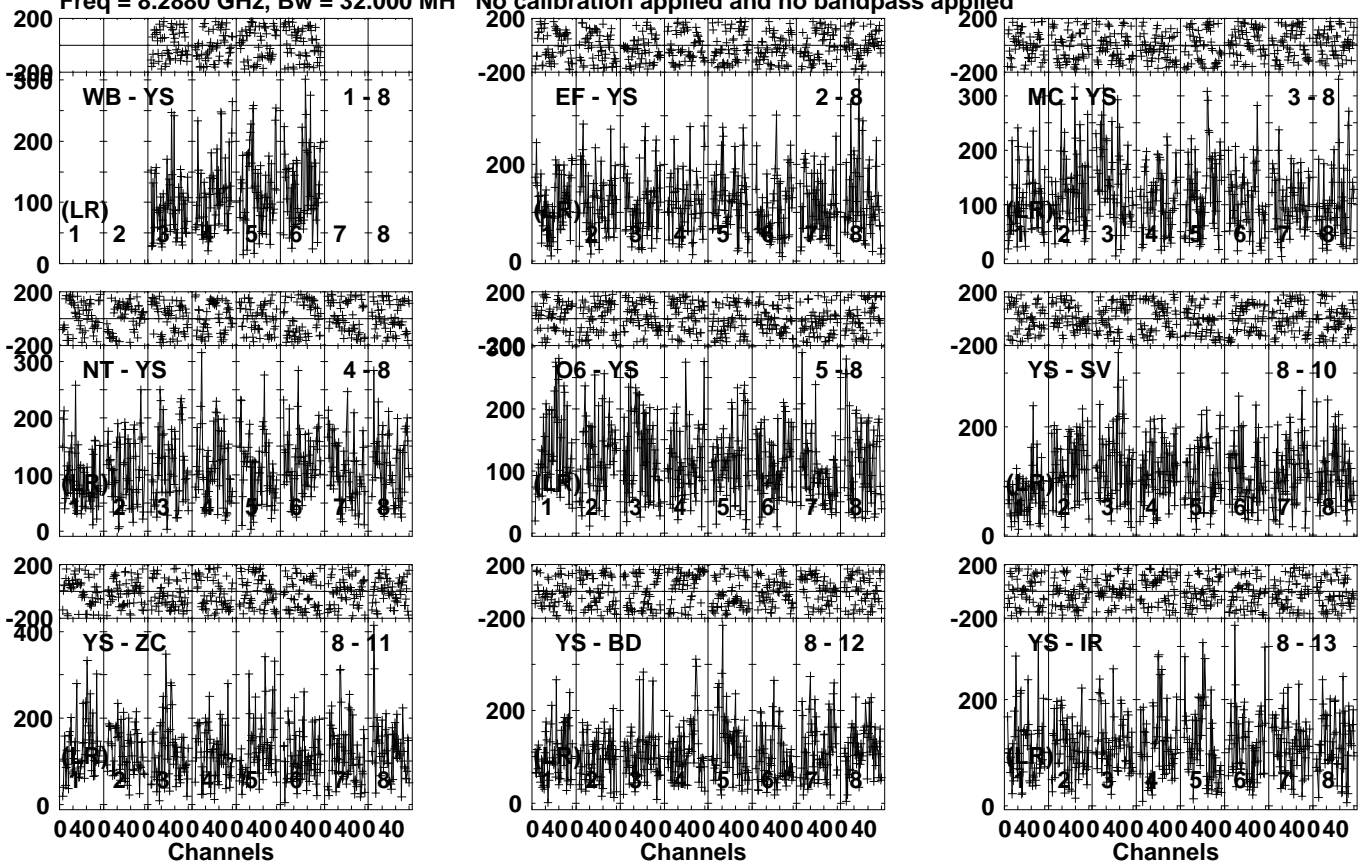


Plot file version 17 created 12-JAN-2021 19:12:02

J0929+7304 EB074D.UVDATA.1

Freq = 8.2880 GHz, Bw = 32.000 MH

No calibration applied and no bandpass applied



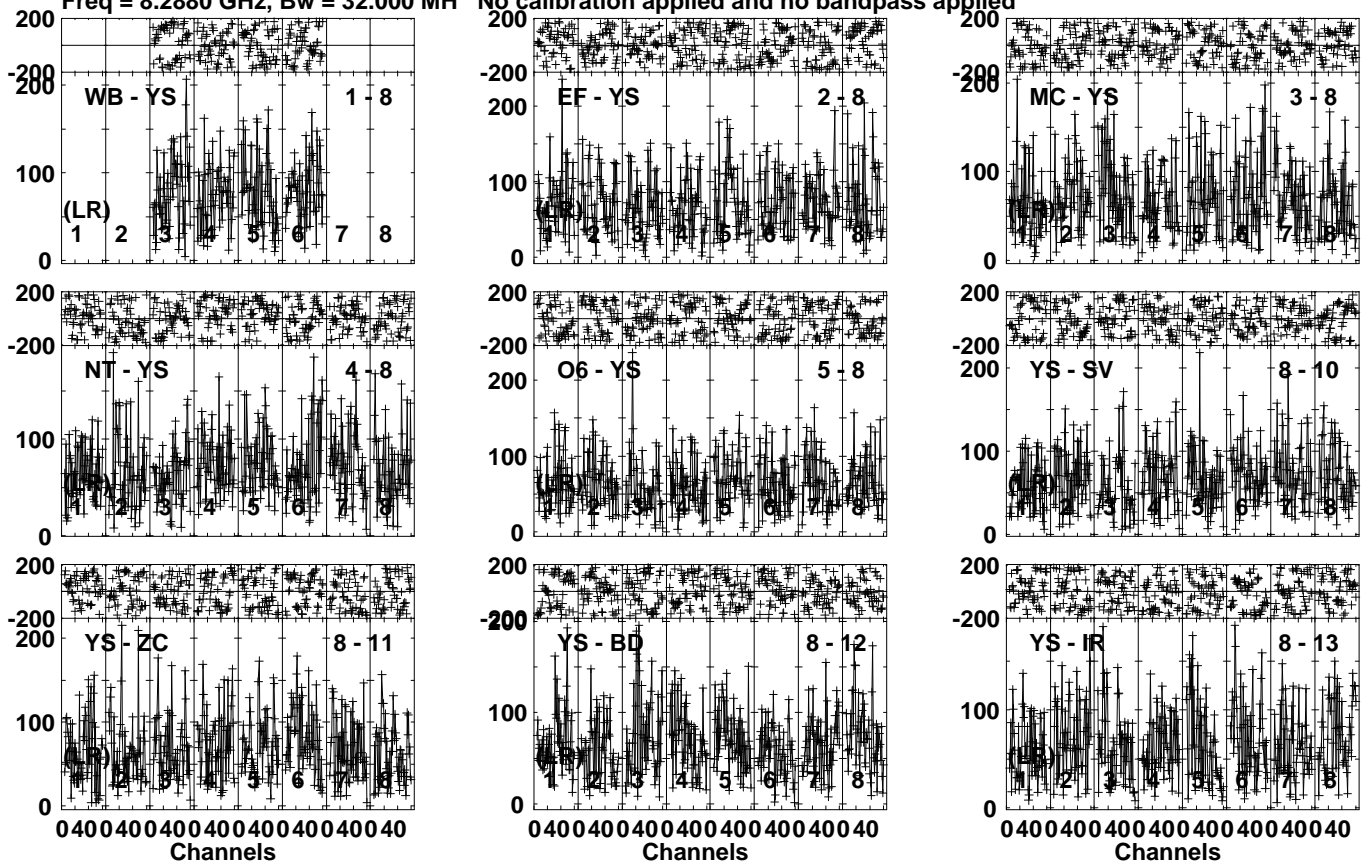
Lower frame: Micro Ampl Jy Top frame: Phas deg  
Vector averaged cross-power spectrum Several baselines displayed  
Timerange: 00/07:05:30 to 00/07:06:59

Plot file version 18 created 12-JAN-2021 19:12:03

1211+74 EB074D.UVDATA.1

Freq = 8.2880 GHz, Bw = 32.000 MH

No calibration applied and no bandpass applied



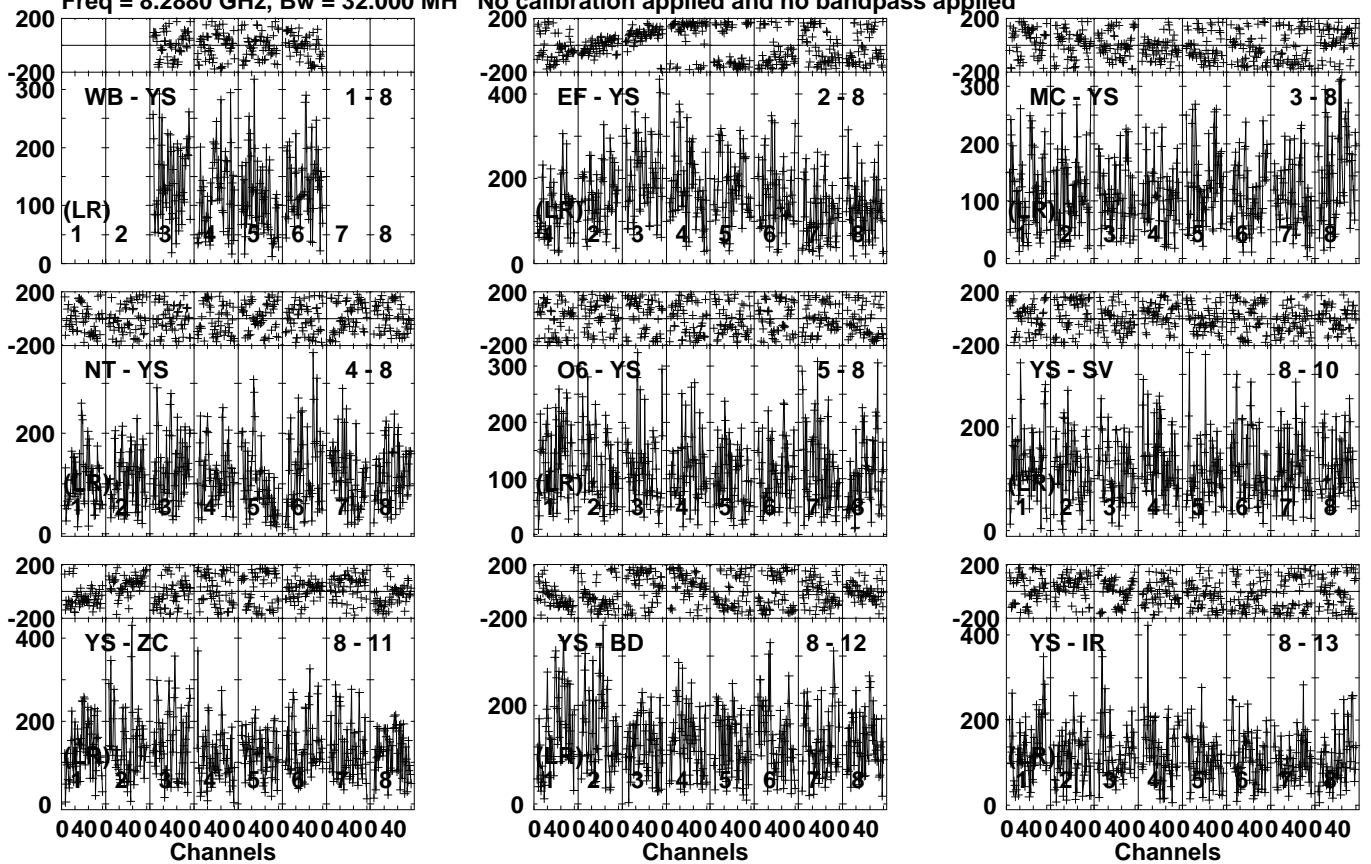
Lower frame: Micro Ampl Jy Top frame: Phas deg  
Vector averaged cross-power spectrum Several baselines displayed  
Timerange: 00/07:09:00 to 00/07:13:00

Plot file version 19 created 12-JAN-2021 19:12:04

J1243+7442 EB074D.UVDATA.1

Freq = 8.2880 GHz, Bw = 32.000 MH

No calibration applied and no bandpass applied



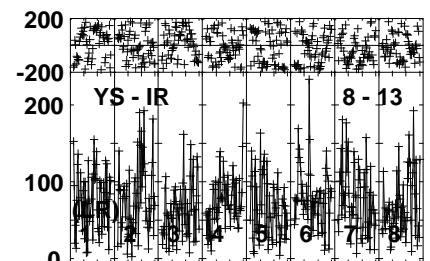
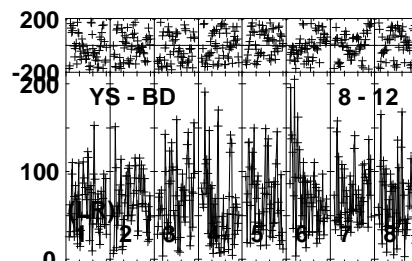
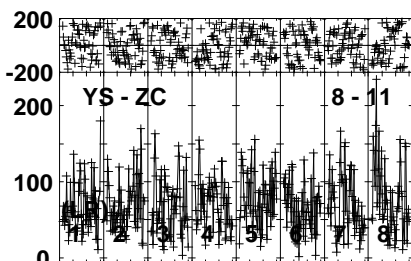
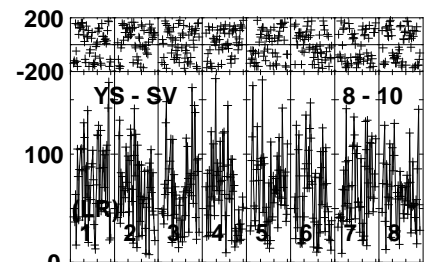
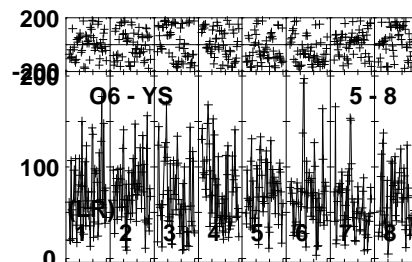
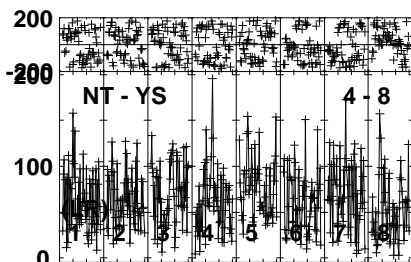
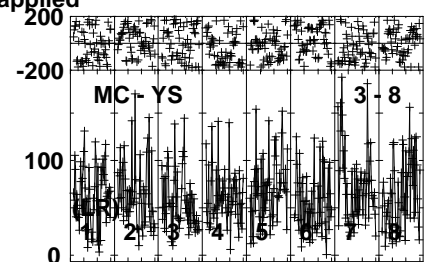
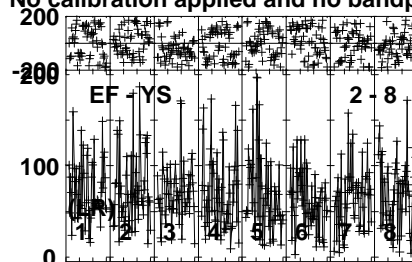
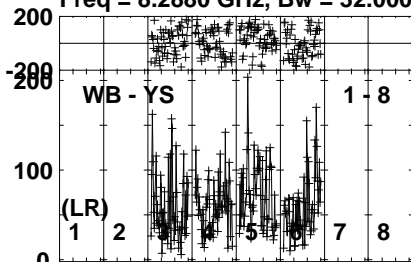
Lower frame: Micro Ampl Jy Top frame: Phas deg  
Vector averaged cross-power spectrum Several baselines displayed  
Timerange: 00/07:14:00 to 00/07:15:29

Plot file version 20 created 12-JAN-2021 19:12:04

1211+74 EB074D.UVDATA.1

Freq = 8.2880 GHz, Bw = 32.000 MH

No calibration applied and no bandpass applied



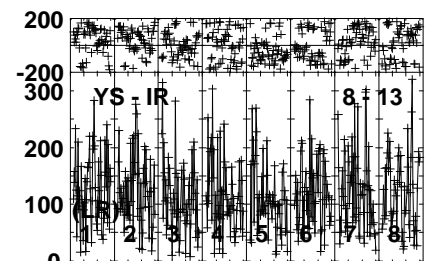
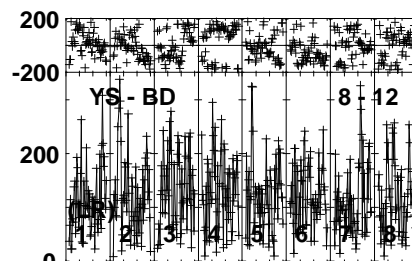
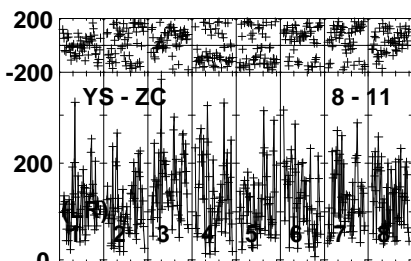
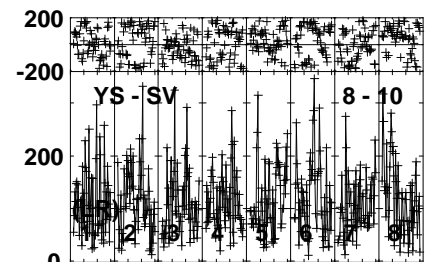
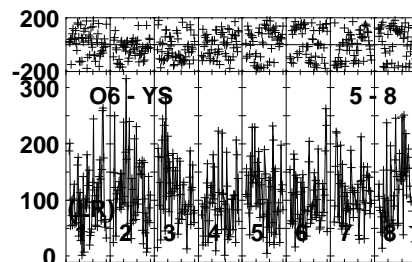
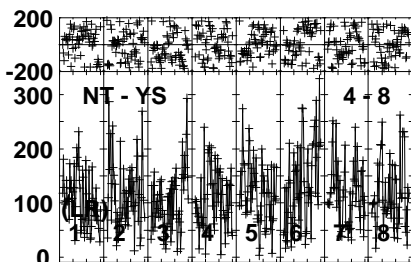
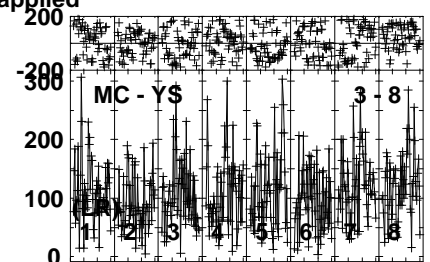
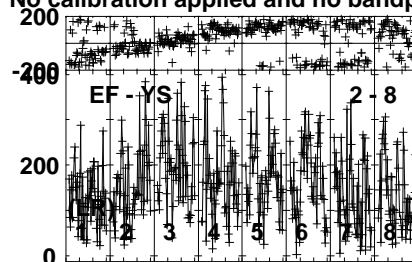
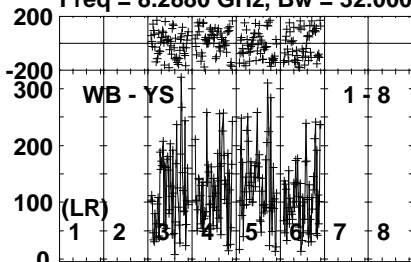
Lower frame: Micro Ampl Jy Top frame: Phas deg  
Vector averaged cross-power spectrum Several baselines displayed  
Timerange: 00/07:16:30 to 00/07:20:30

Plot file version 21 created 12-JAN-2021 19:12:05

J1243+7442 EB074D.UVDATA.1

Freq = 8.2880 GHz, Bw = 32.000 MH

No calibration applied and no bandpass applied

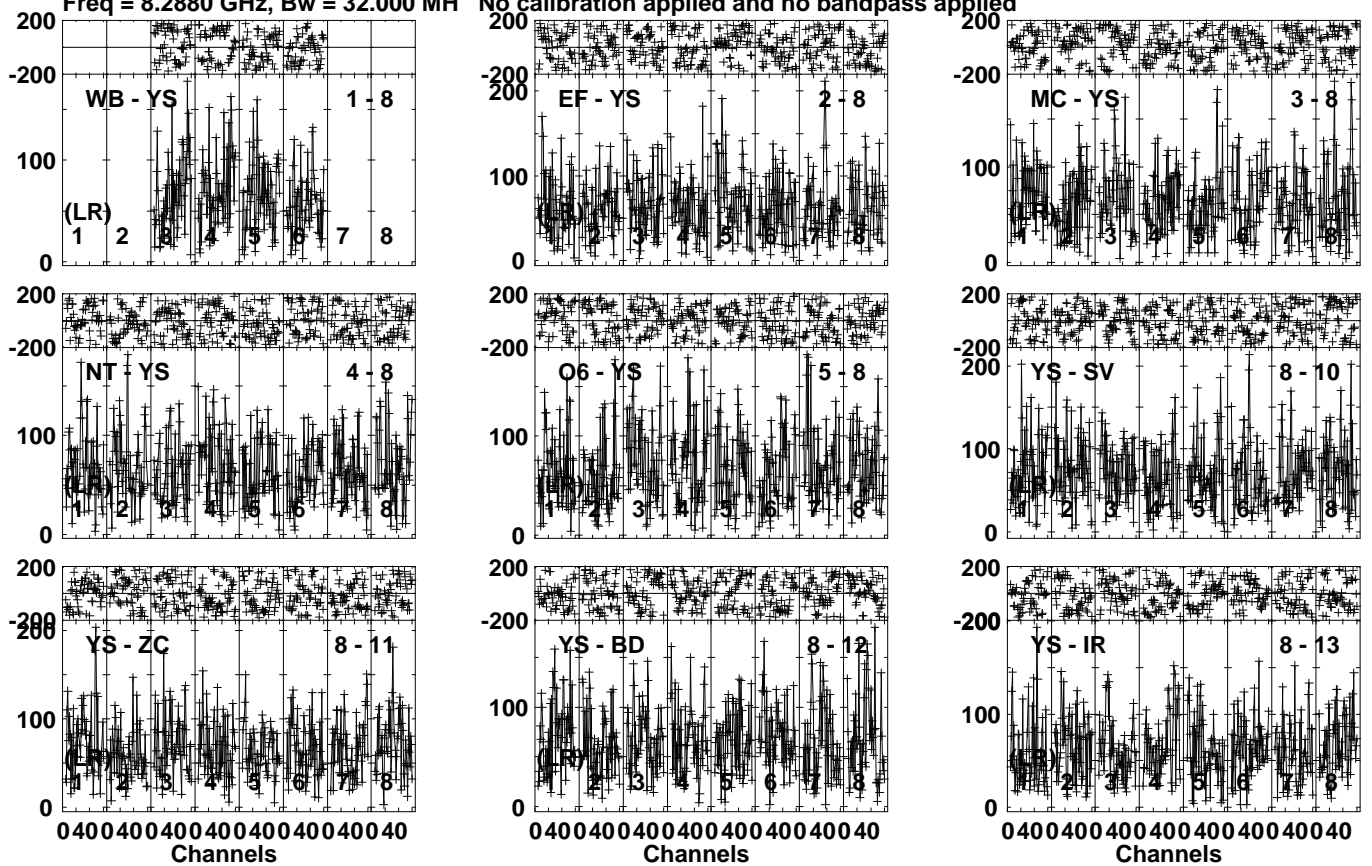


Lower frame: Micro Ampl Jy Top frame: Phas deg  
Vector averaged cross-power spectrum Several baselines displayed  
Timerange: 00/07:21:31 to 00/07:23:00

Plot file version 22 created 12-JAN-2021 19:12:05

4C+69 EB074D.UVDATA.1

Freq = 8.2880 GHz, Bw = 32.000 MH No calibration applied and no bandpass applied

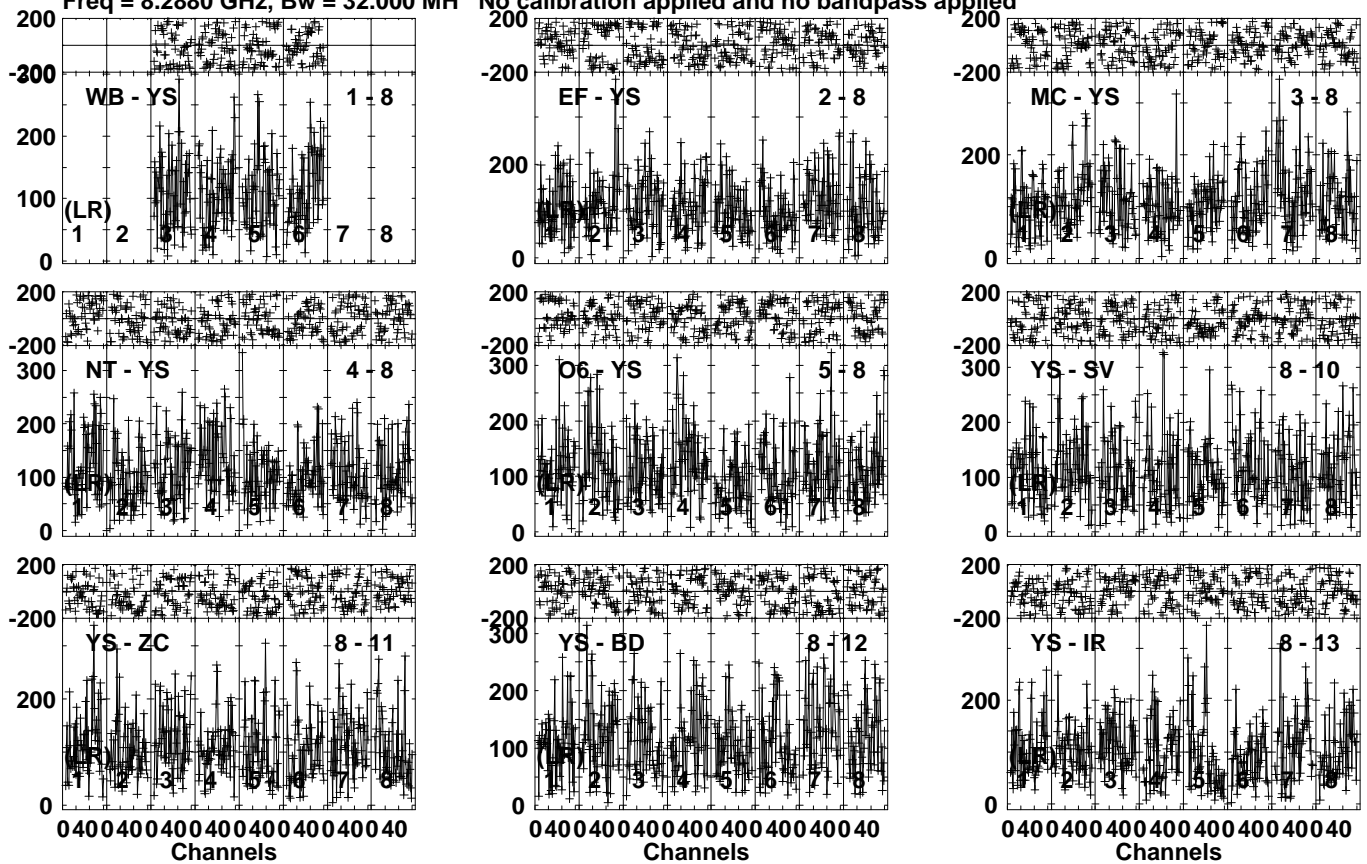


Lower frame: Micro Ampl Jy Top frame: Phas deg  
Vector averaged cross-power spectrum Several baselines displayed  
Timerange: 00/07:25:01 to 00/07:28:59

Plot file version 23 created 12-JAN-2021 19:12:06

J1313+6735 EB074D.UVDATA.1

Freq = 8.2880 GHz, Bw = 32.000 MH No calibration applied and no bandpass applied

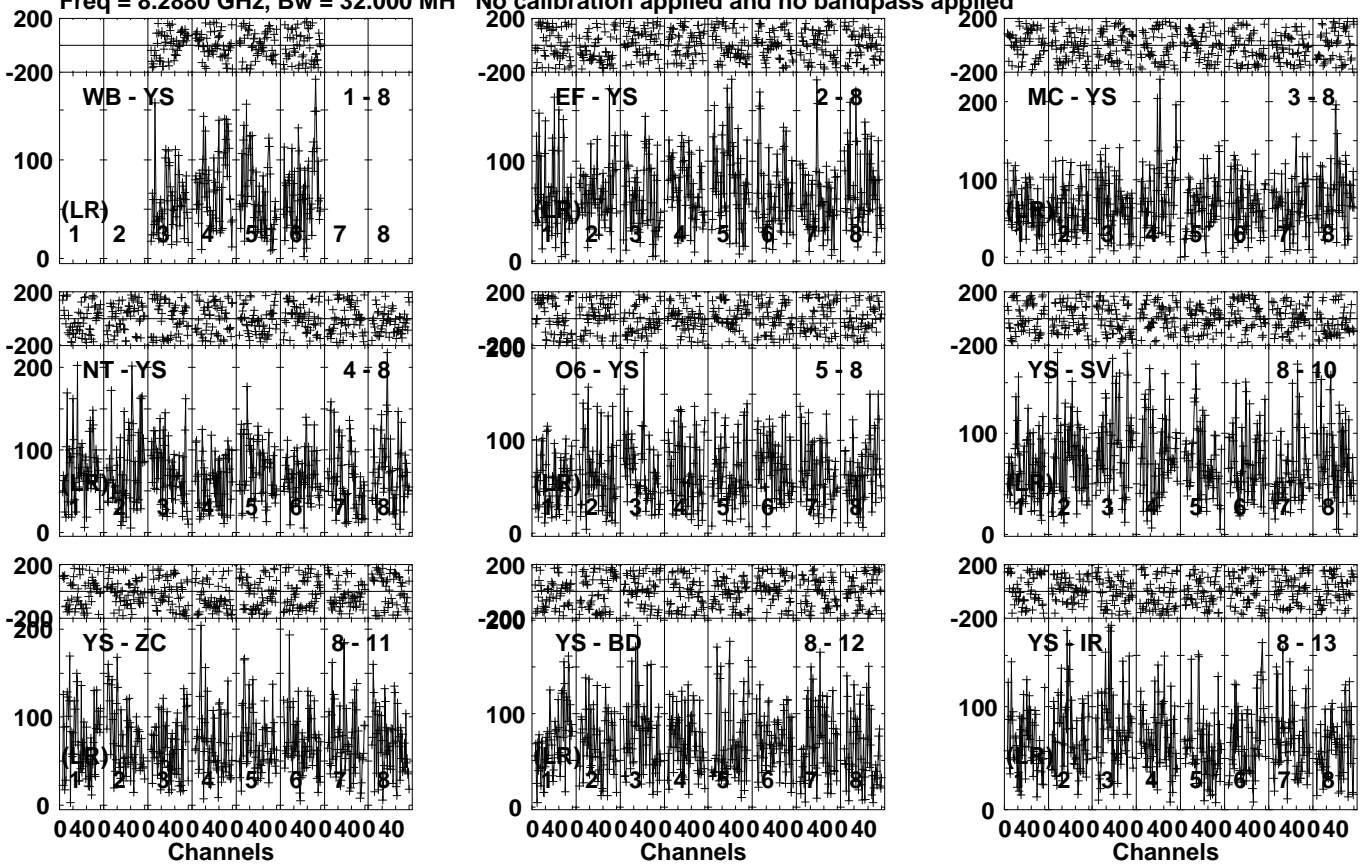


Lower frame: Micro Ampl Jy Top frame: Phas deg  
Vector averaged cross-power spectrum Several baselines displayed  
Timerange: 00/07:30:00 to 00/07:31:29

Plot file version 24 created 12-JAN-2021 19:12:07

4C+69 EB074D.UVDATA.1

Freq = 8.2880 GHz, Bw = 32.000 MH No calibration applied and no bandpass applied



Lower frame: Micro Ampl Jy Top frame: Phas deg  
Vector averaged cross-power spectrum Several baselines displayed  
Timerange: 00/07:32:30 to 00/07:36:30

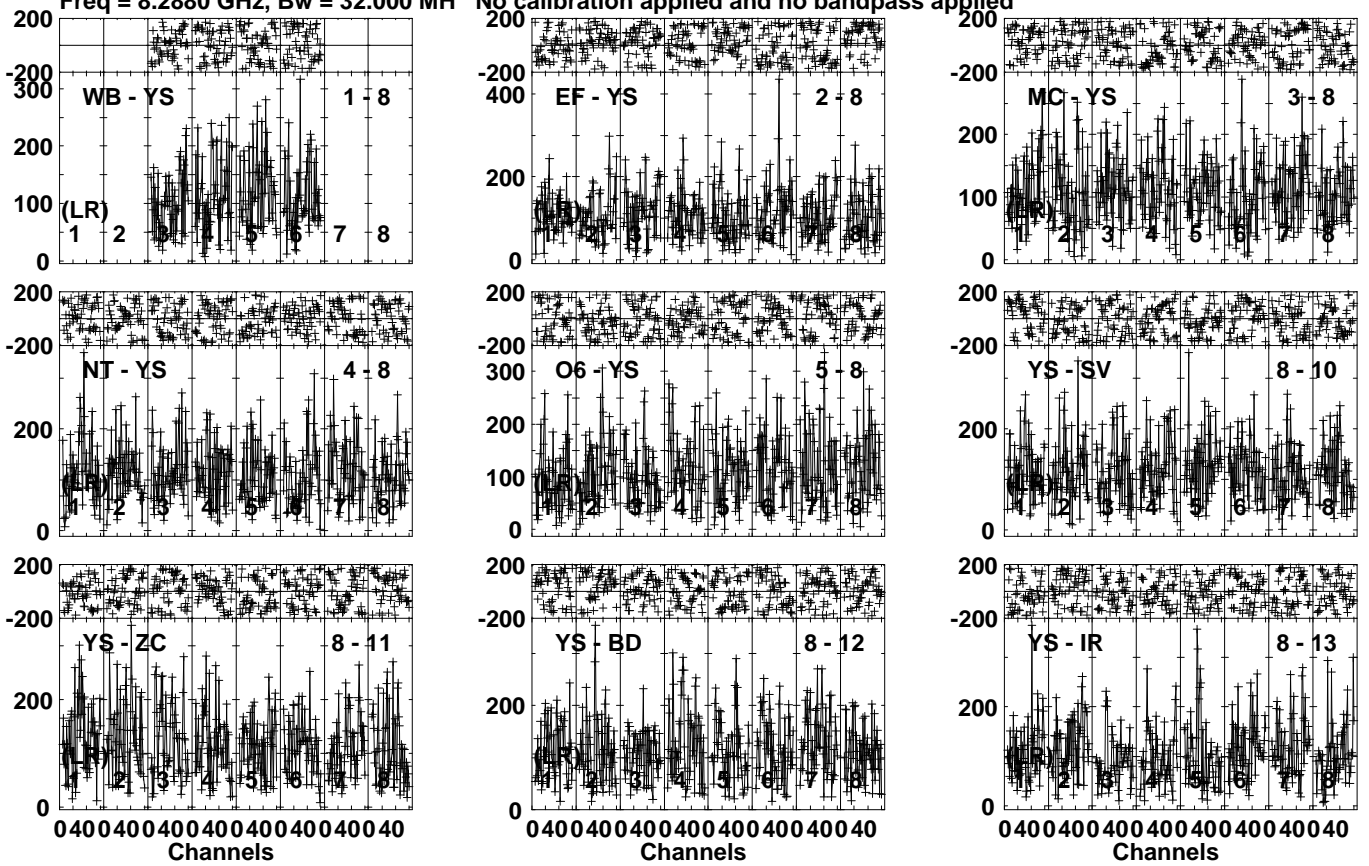


Plot file version 25 created 12-JAN-2021 19:12:07

J1313+6735 EB074D.UVDATA.1

Freq = 8.2880 GHz, Bw = 32.000 MH

No calibration applied and no bandpass applied



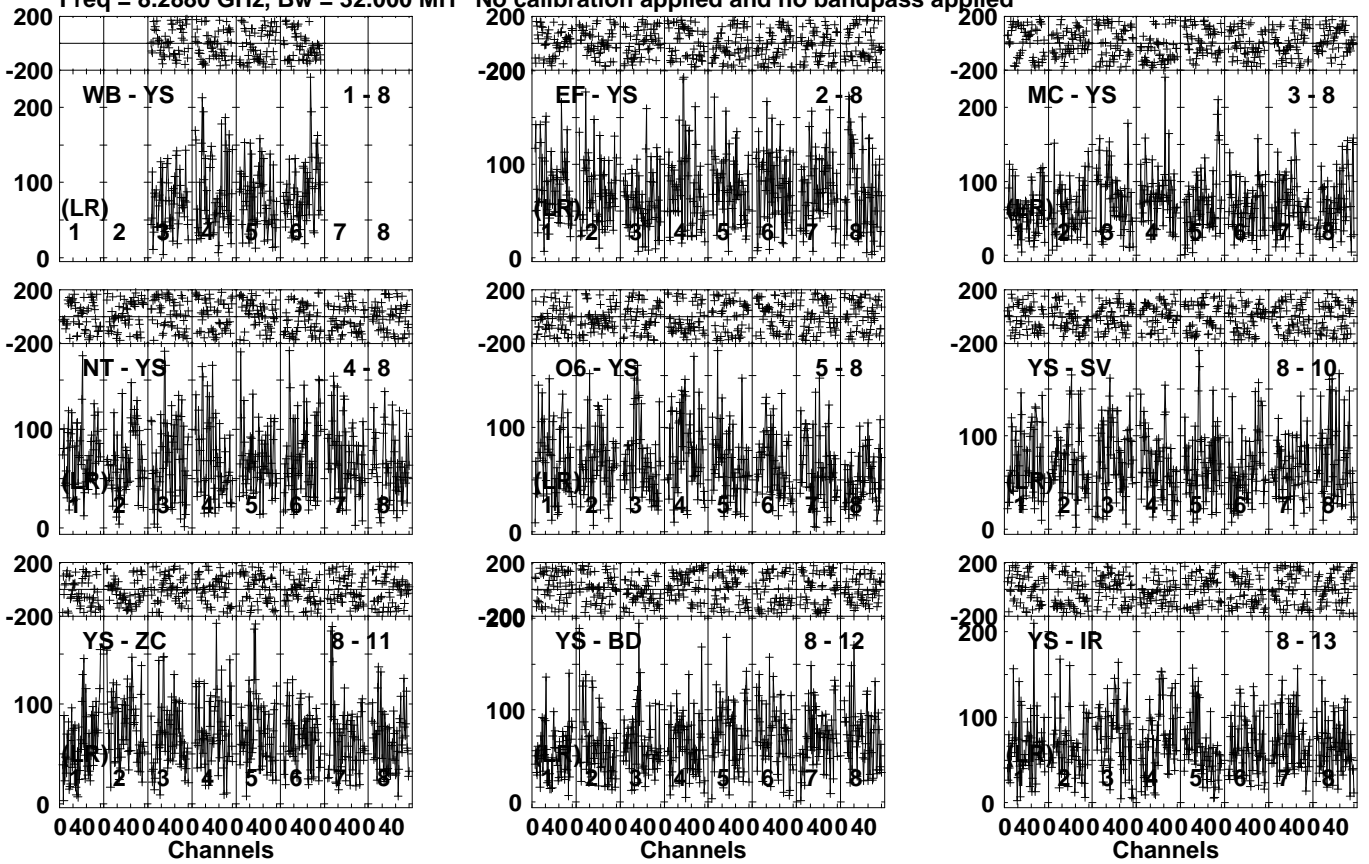
Lower frame: Micro Ampl Jy Top frame: Phas deg  
Vector averaged cross-power spectrum Several baselines displayed  
Timerange: 00/07:37:31 to 00/07:39:00

Plot file version 26 created 12-JAN-2021 19:12:08

4C+73 EB074D.UVDATA.1

Freq = 8.2880 GHz, Bw = 32.000 MH

No calibration applied and no bandpass applied



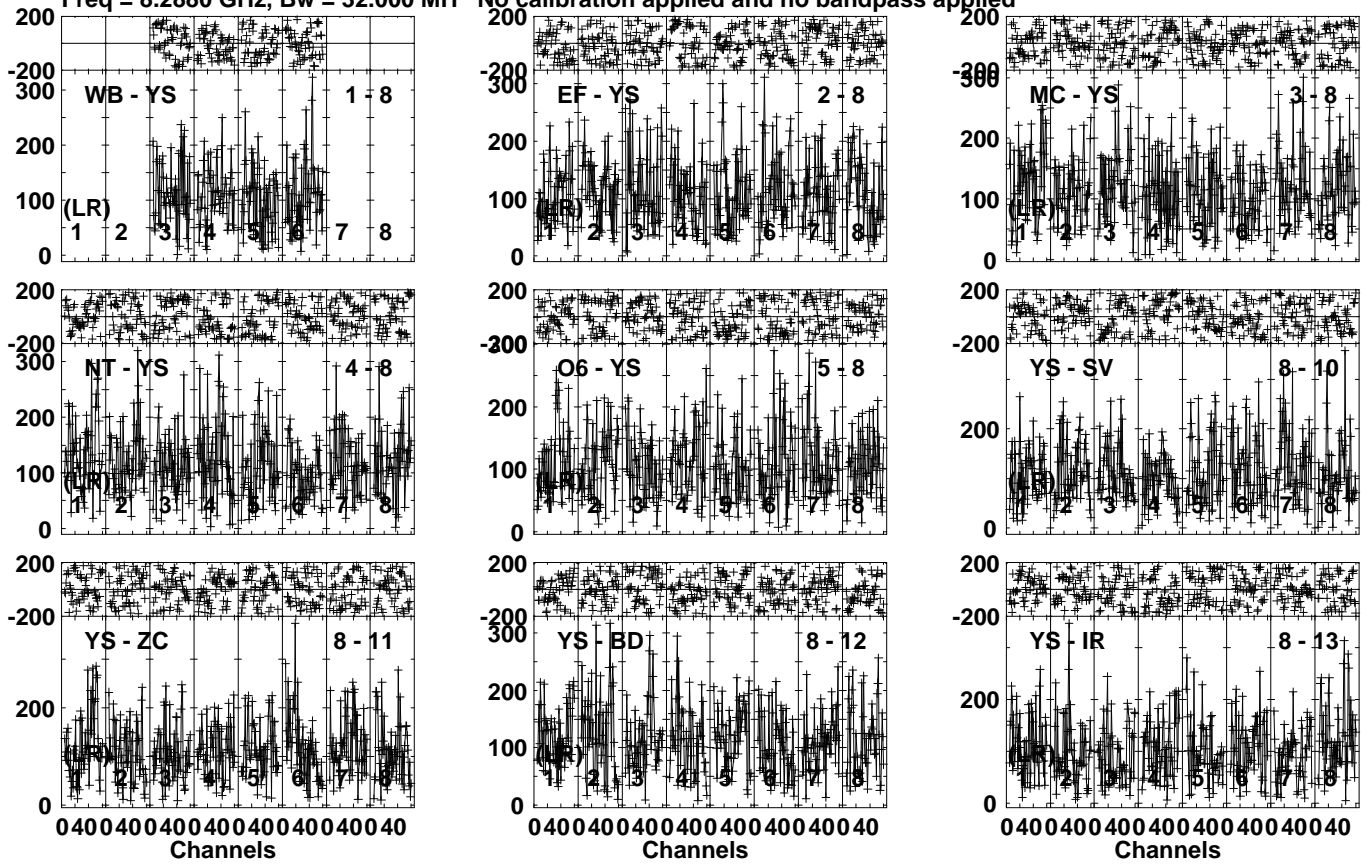
Lower frame: Micro Ampl Jy Top frame: Phas deg  
Vector averaged cross-power spectrum Several baselines displayed  
Timerange: 00/07:41:01 to 00/07:44:59

Plot file version 27 created 12-JAN-2021 19:12:09

J0929+7304 EB074D.UVDATA.1

Freq = 8.2880 GHz, Bw = 32.000 MH

No calibration applied and no bandpass applied

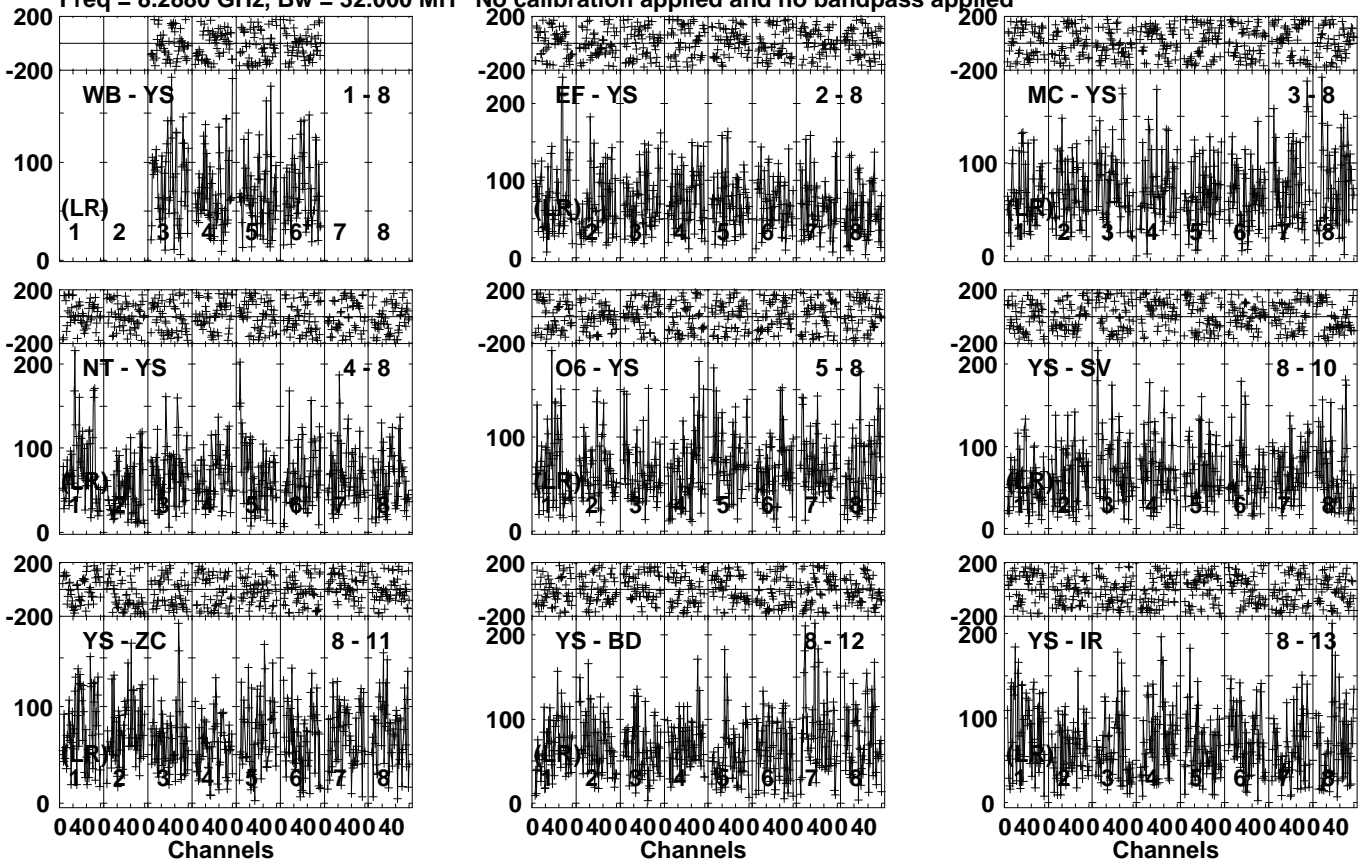


Lower frame: Micro Ampl Jy Top frame: Phas deg  
Vector averaged cross-power spectrum Several baselines displayed  
Timerange: 00/07:46:01 to 00/07:47:29

Plot file version 28 created 12-JAN-2021 19:12:09

4C+73 EB074D.UVDATA.1

Freq = 8.2880 GHz, Bw = 32.000 MH No calibration applied and no bandpass applied



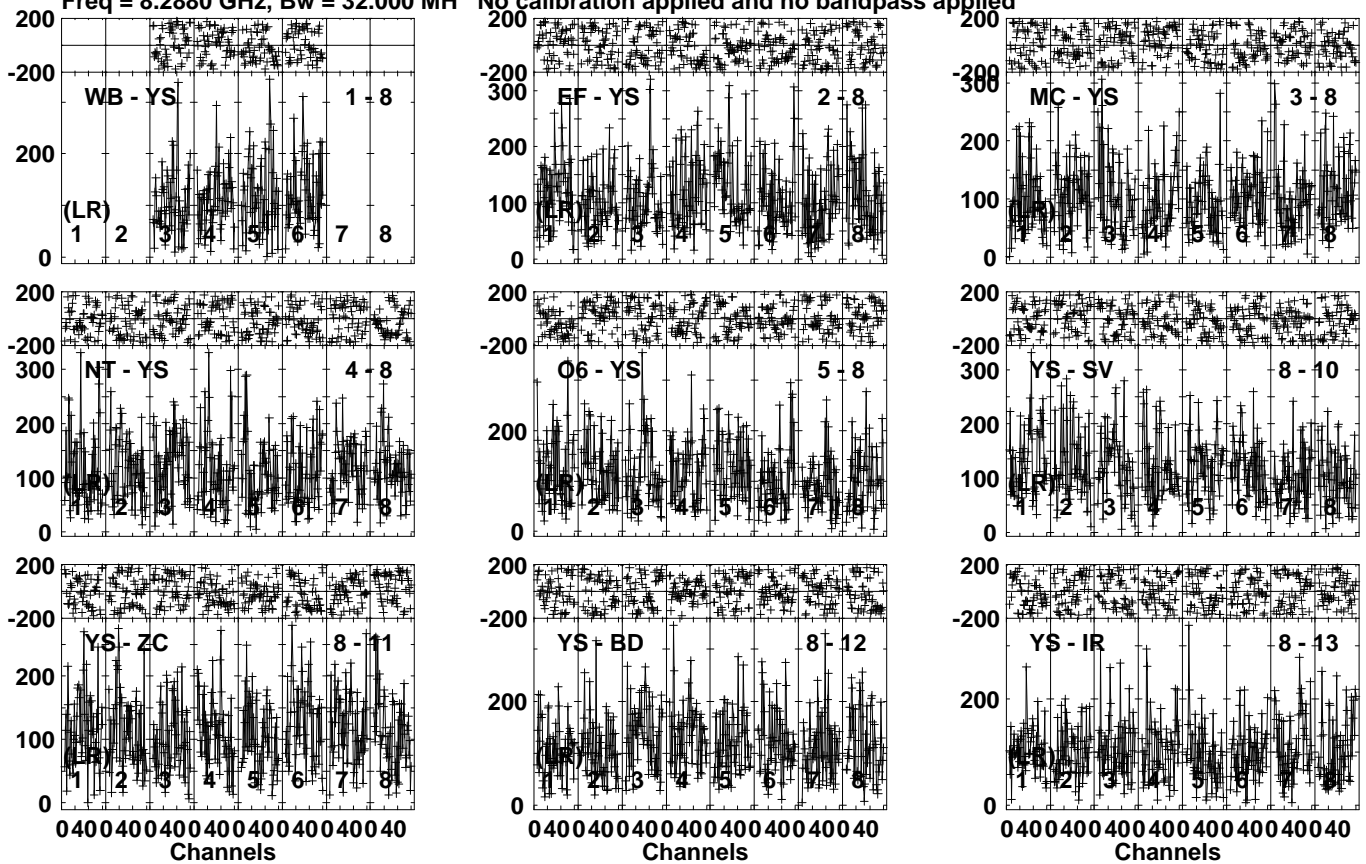
Lower frame: Micro Ampl Jy Top frame: Phas deg  
Vector averaged cross-power spectrum Several baselines displayed  
Timerange: 00/07:48:30 to 00/07:52:30

Plot file version 29 created 12-JAN-2021 19:12:10

J0929+7304 EB074D.UVDATA.1

Freq = 8.2880 GHz, Bw = 32.000 MH

No calibration applied and no bandpass applied



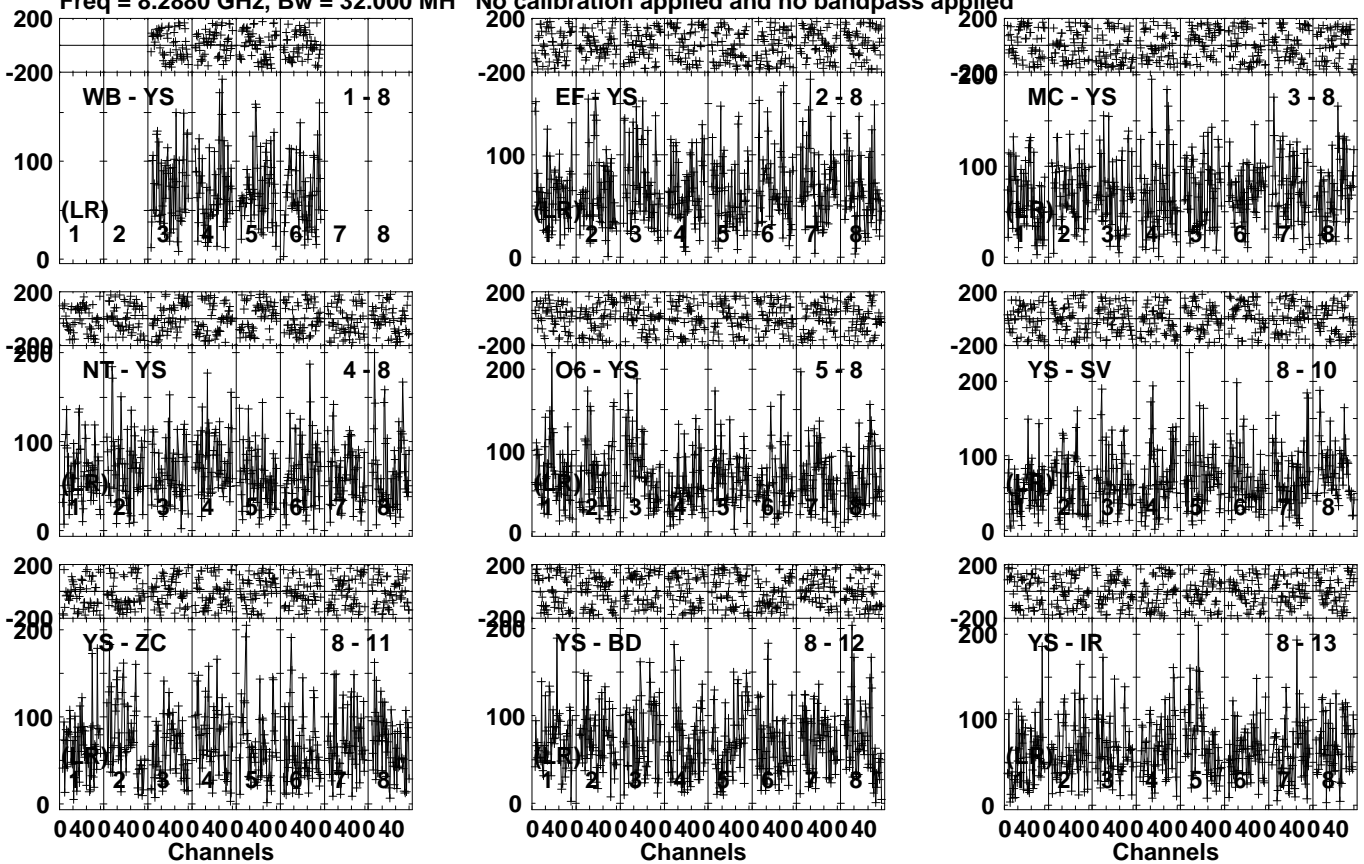
Lower frame: Micro Ampl Jy Top frame: Phas deg  
Vector averaged cross-power spectrum Several baselines displayed  
Timerange: 00/07:53:31 to 00/07:54:59

Plot file version 30 created 12-JAN-2021 19:12:11

1211+74 EB074D.UVDATA.1

Freq = 8.2880 GHz, Bw = 32.000 MH

No calibration applied and no bandpass applied



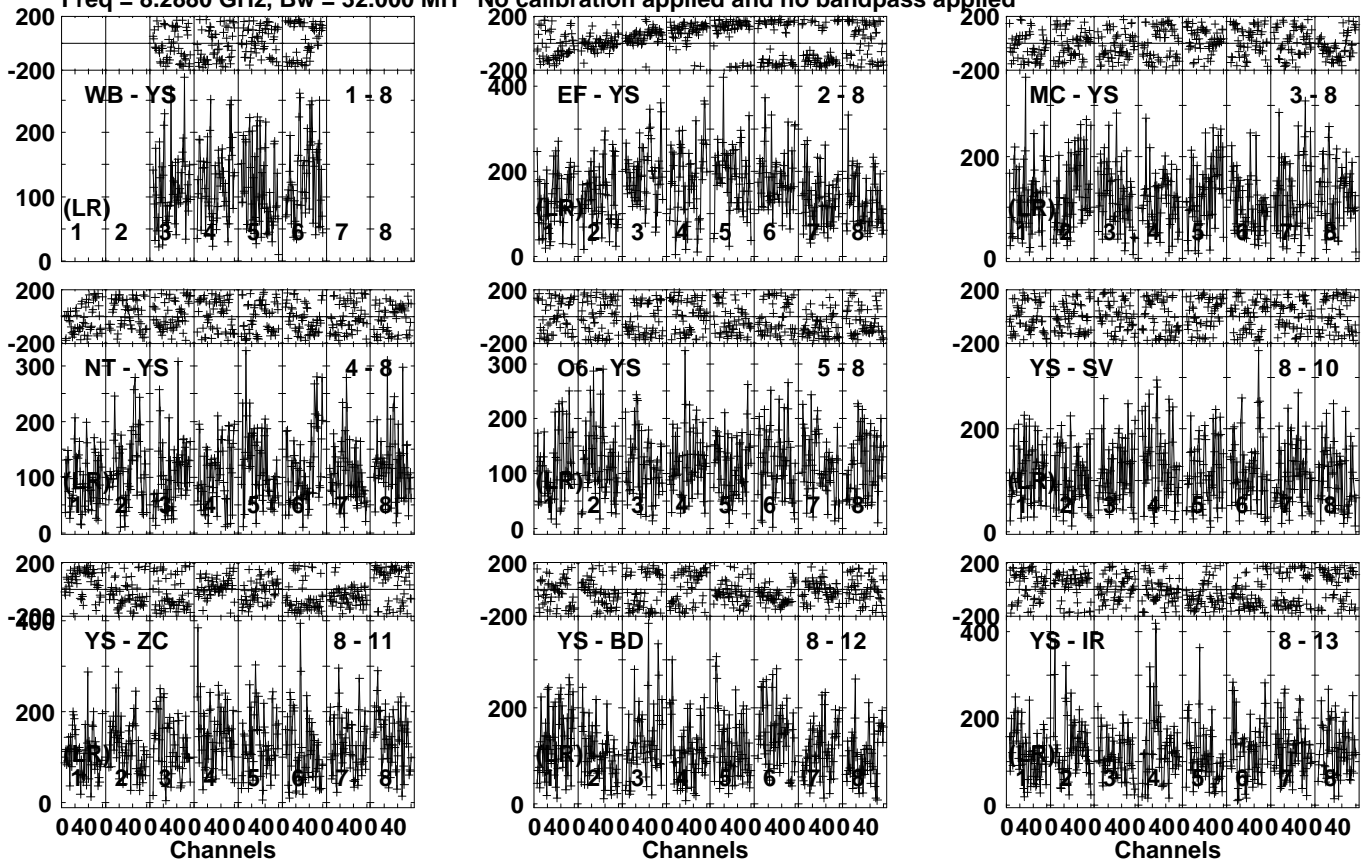
Lower frame: Micro Ampl Jy Top frame: Phas deg  
Vector averaged cross-power spectrum Several baselines displayed  
Timerange: 00/07:57:01 to 00/08:00:59

Plot file version 31 created 12-JAN-2021 19:12:11

J1243+7442 EB074D.UVDATA.1

Freq = 8.2880 GHz, Bw = 32.000 MH

No calibration applied and no bandpass applied



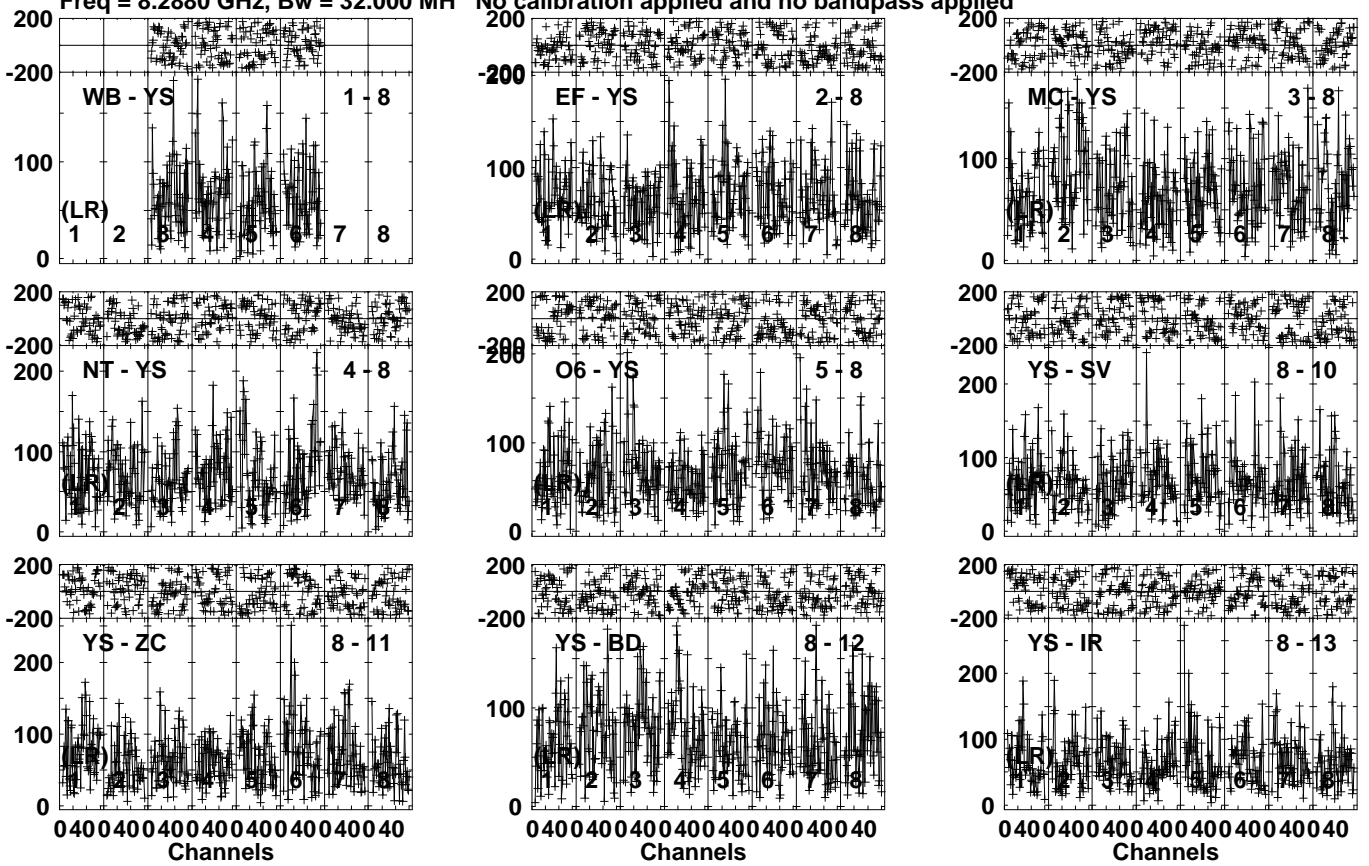
Lower frame: Micro Ampl Jy Top frame: Phas deg  
Vector averaged cross-power spectrum Several baselines displayed  
Timerange: 00/08:02:00 to 00/08:03:29

Plot file version 32 created 12-JAN-2021 19:12:12

1211+74 EB074D.UVDATA.1

Freq = 8.2880 GHz, Bw = 32.000 MH

No calibration applied and no bandpass applied



Lower frame: Micro Ampl Jy Top frame: Phas deg  
Vector averaged cross-power spectrum Several baselines displayed  
Timerange: 00/08:04:30 to 00/08:08:30

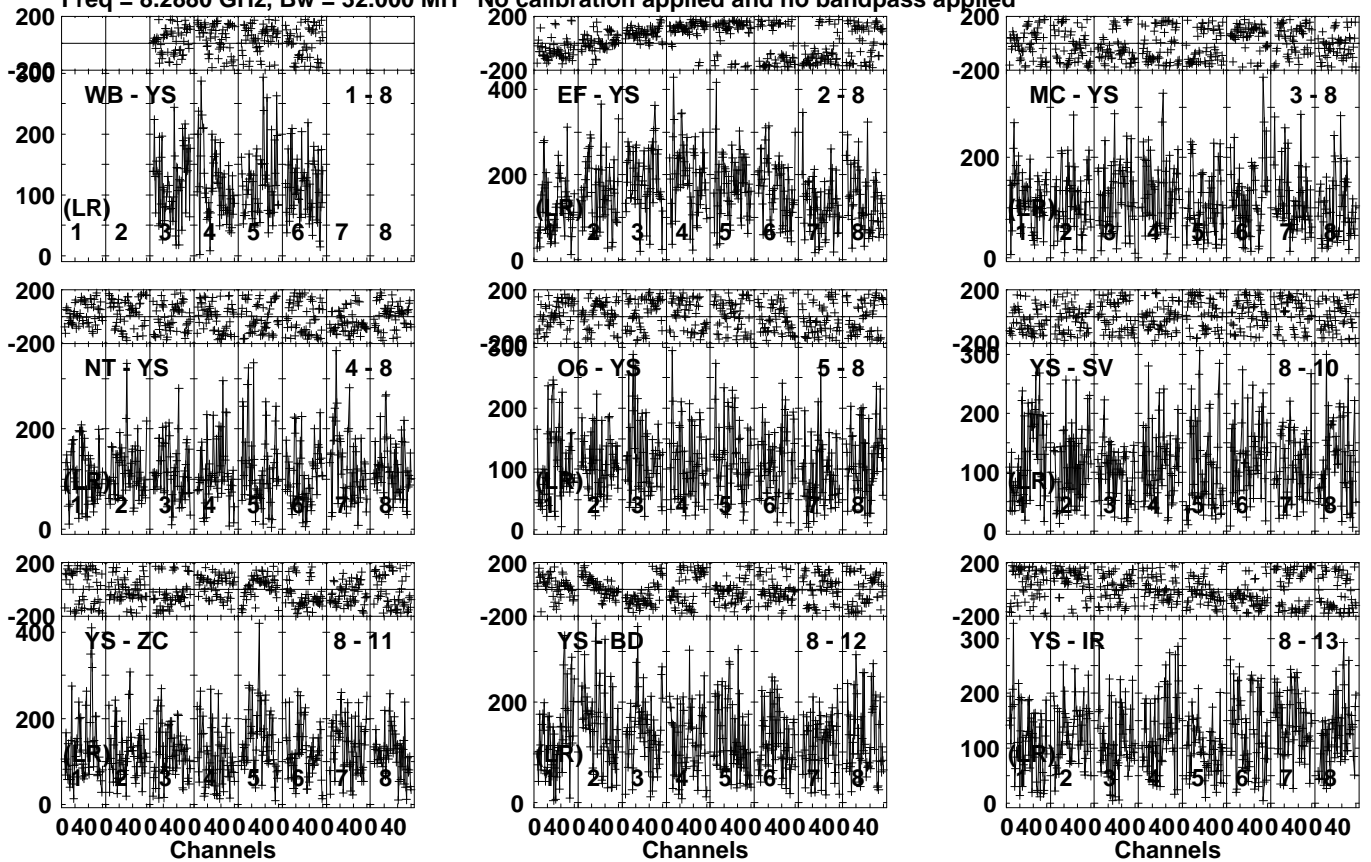


Plot file version 33 created 12-JAN-2021 19:12:13

J1243+7442 EB074D.UVDATA.1

Freq = 8.2880 GHz, Bw = 32.000 MH

No calibration applied and no bandpass applied

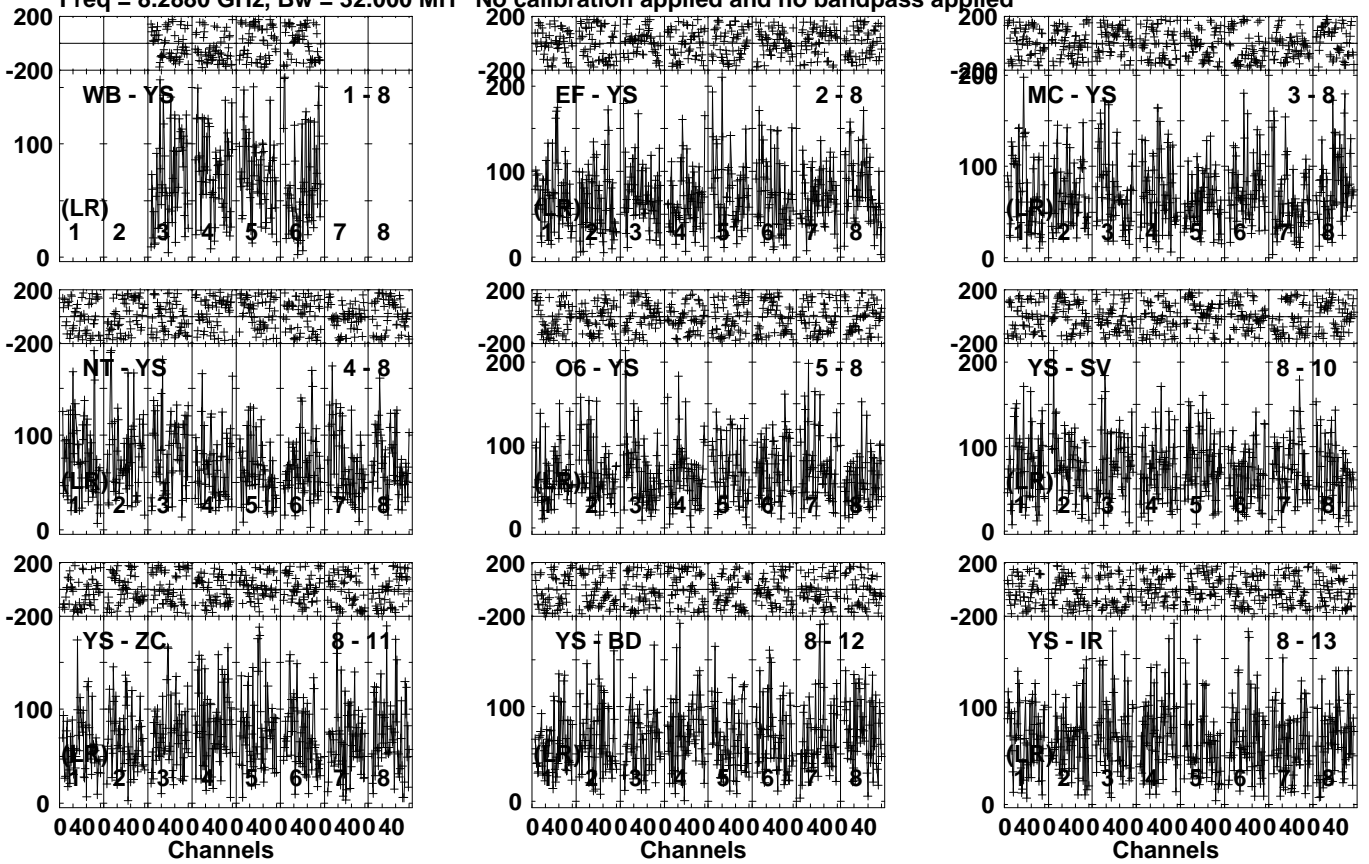


Lower frame: Micro Ampl Jy Top frame: Phas deg  
Vector averaged cross-power spectrum Several baselines displayed  
Timerange: 00/08:09:30 to 00/08:10:59

Plot file version 34 created 12-JAN-2021 19:12:13

4C+69 EB074D.UVDATA.1

Freq = 8.2880 GHz, Bw = 32.000 MH No calibration applied and no bandpass applied



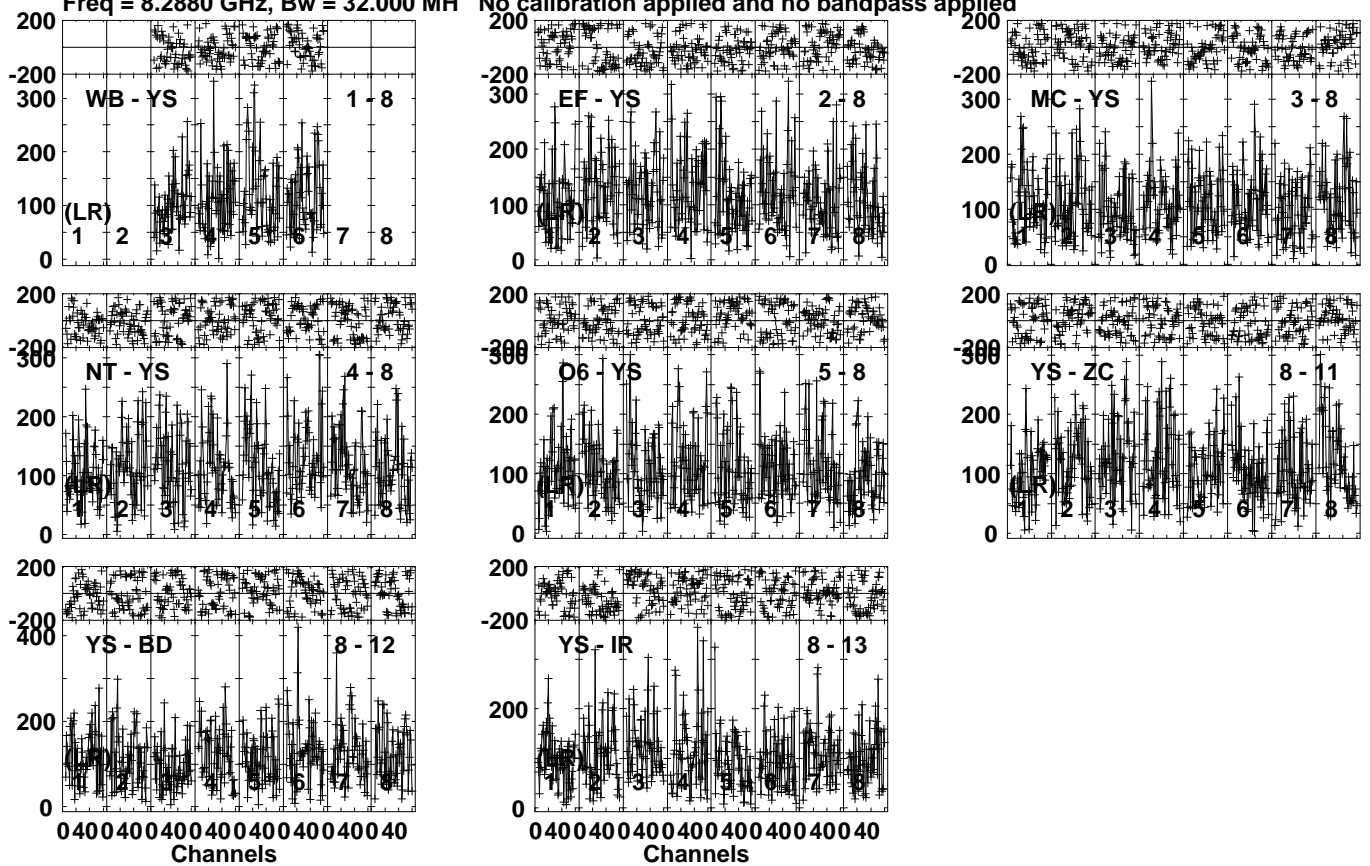
Lower frame: Micro Ampl Jy Top frame: Phas deg  
Vector averaged cross-power spectrum Several baselines displayed  
Timerange: 00/08:13:00 to 00/08:17:00

Plot file version 35 created 12-JAN-2021 19:12:14

J1313+6735 EB074D.UVDATA.1

Freq = 8.2880 GHz, Bw = 32.000 MH

No calibration applied and no bandpass applied

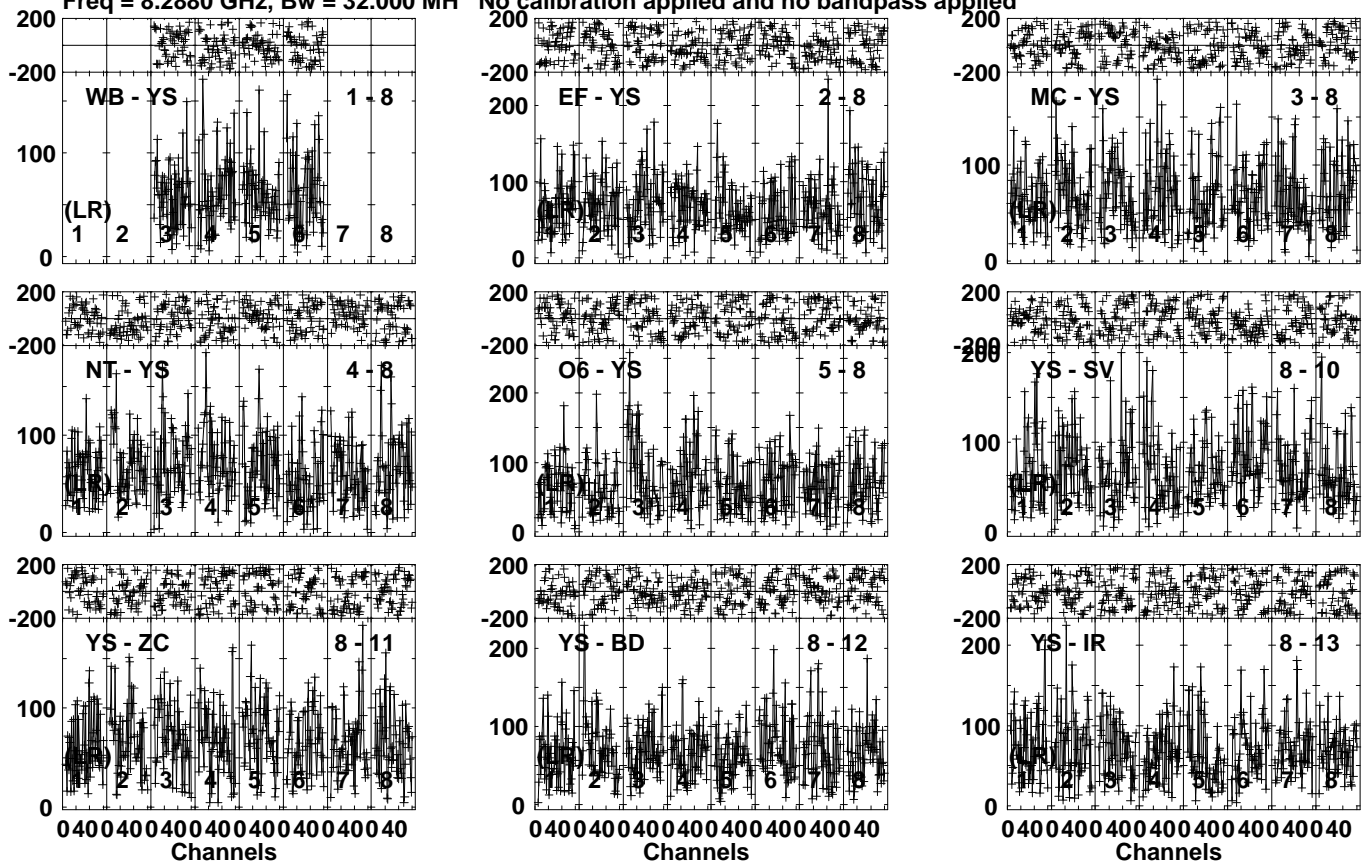


Lower frame: Micro Ampl Jy Top frame: Phas deg  
Vector averaged cross-power spectrum Several baselines displayed  
Timerange: 00/08:18:00 to 00/08:19:29

Plot file version 36 created 12-JAN-2021 19:12:15

4C+69 EB074D.UVDATA.1

Freq = 8.2880 GHz, Bw = 32.000 MH No calibration applied and no bandpass applied



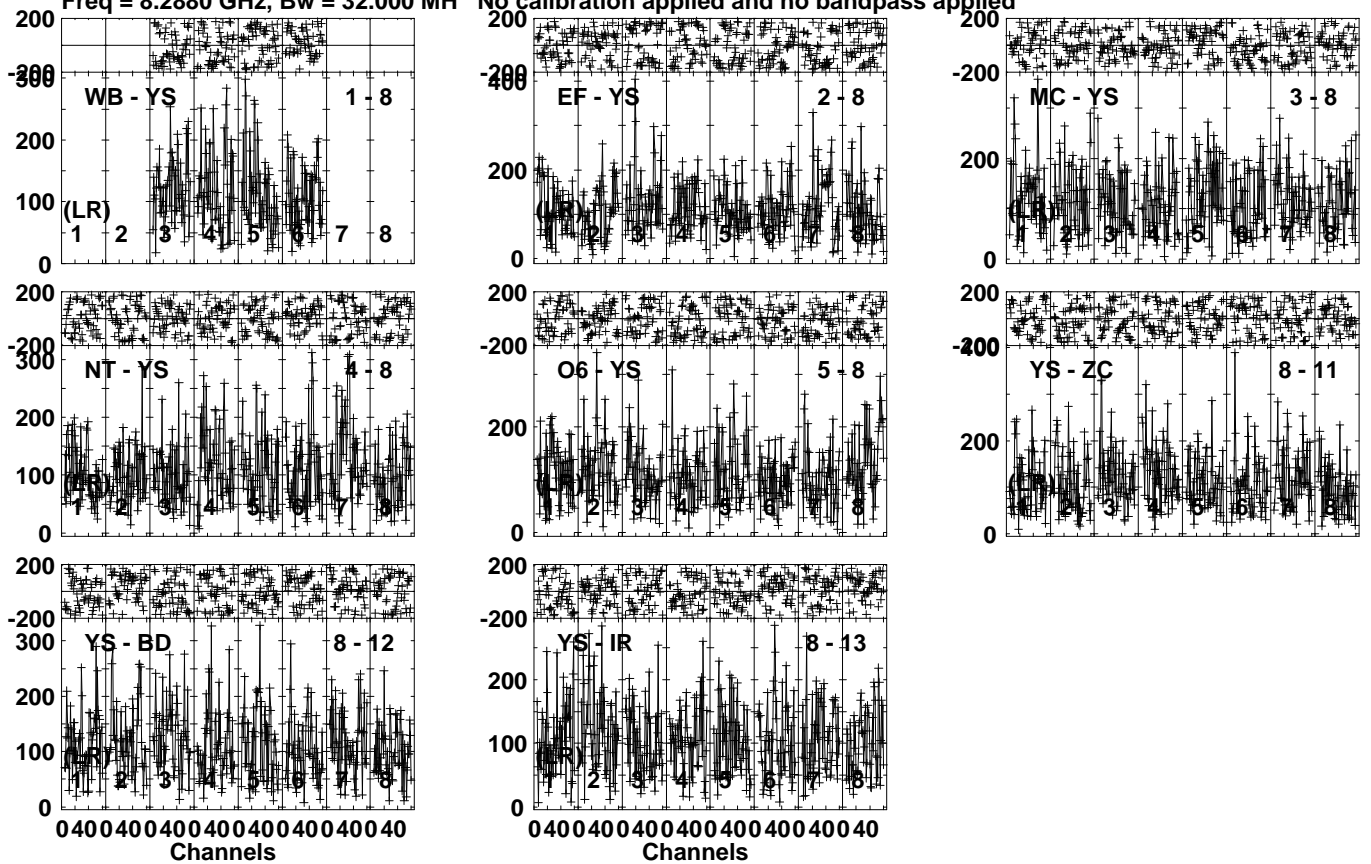
Lower frame: Micro Ampl Jy Top frame: Phas deg  
Vector averaged cross-power spectrum Several baselines displayed  
Timerange: 00/08:20:30 to 00/08:24:30

Plot file version 37 created 12-JAN-2021 19:12:15

J1313+6735 EB074D.UVDATA.1

Freq = 8.2880 GHz, Bw = 32.000 MH

No calibration applied and no bandpass applied

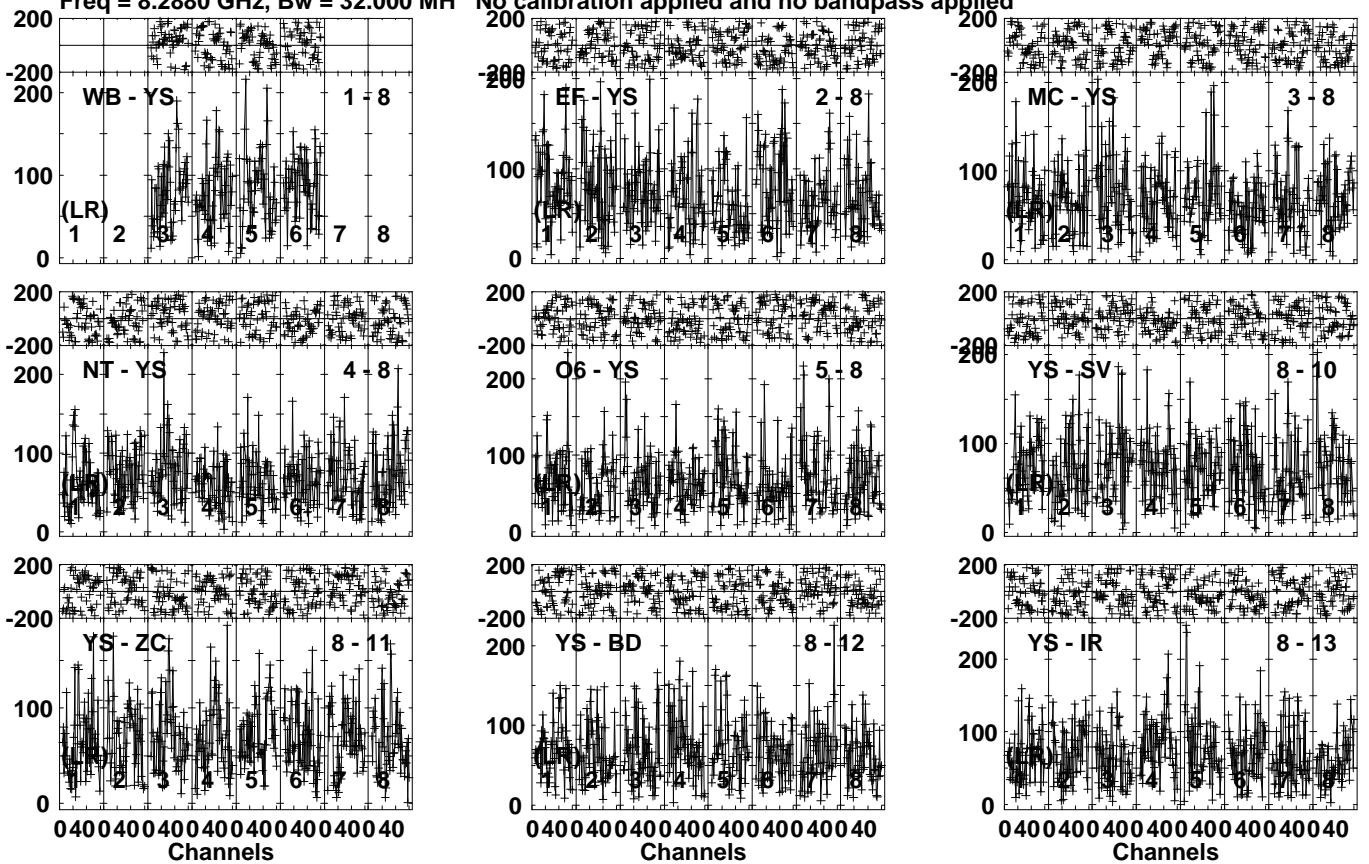


Lower frame: Micro Ampl Jy Top frame: Phas deg  
Vector averaged cross-power spectrum Several baselines displayed  
Timerange: 00/08:25:30 to 00/08:27:00

Plot file version 38 created 12-JAN-2021 19:12:16

4C+73 EB074D.UVDATA.1

Freq = 8.2880 GHz, Bw = 32.000 MH No calibration applied and no bandpass applied



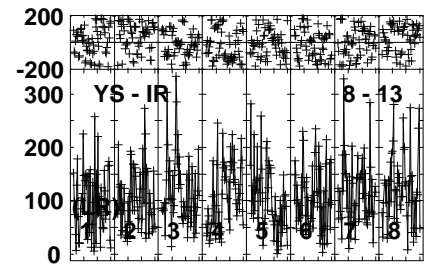
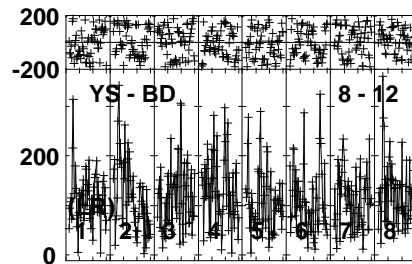
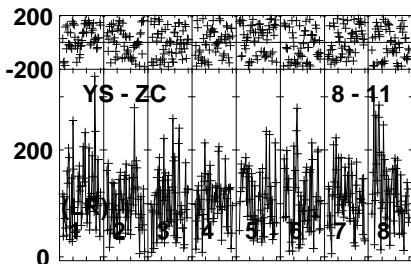
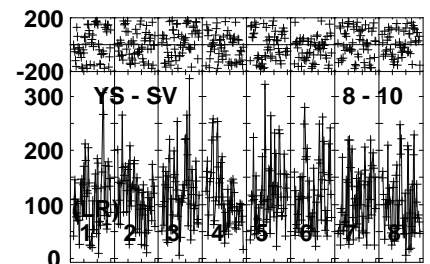
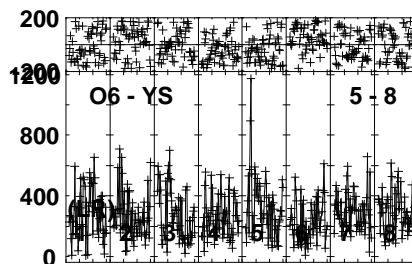
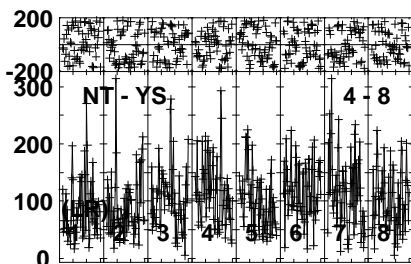
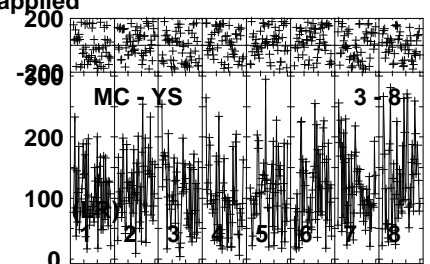
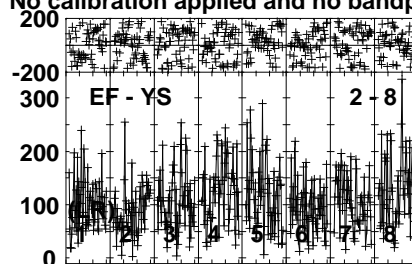
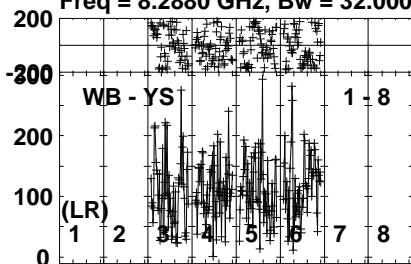
Lower frame: Micro Ampl Jy Top frame: Phas deg  
Vector averaged cross-power spectrum Several baselines displayed  
Timerange: 00/08:29:01 to 00/08:32:59

Plot file version 39 created 12-JAN-2021 19:12:17

J0929+7304 EB074D.UVDATA.1

Freq = 8.2880 GHz, Bw = 32.000 MH

No calibration applied and no bandpass applied



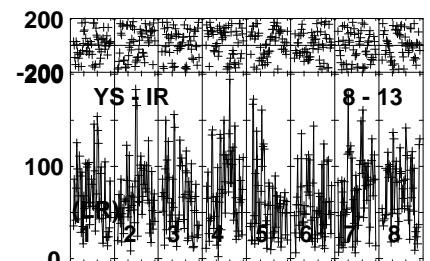
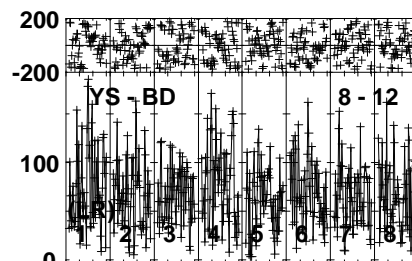
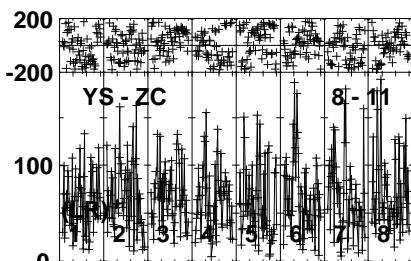
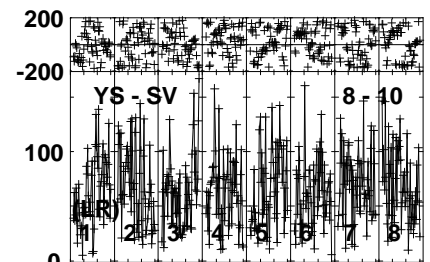
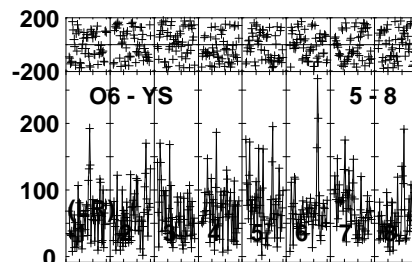
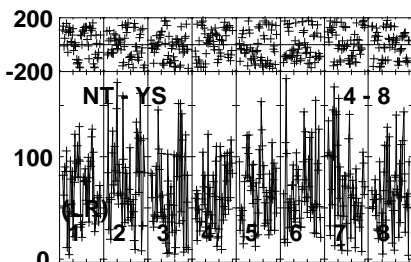
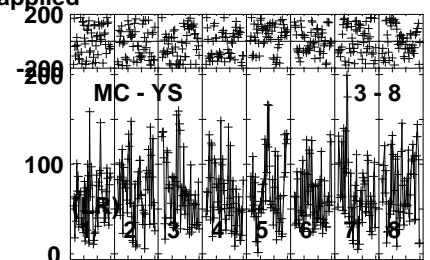
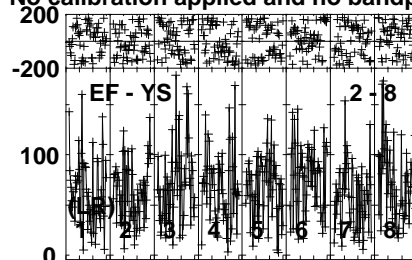
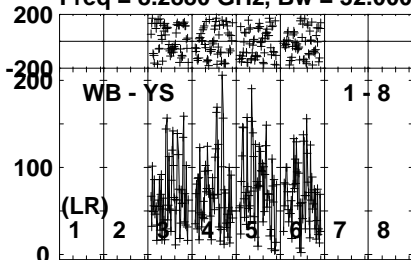
Lower frame: Micro Ampl Jy Top frame: Phas deg  
Vector averaged cross-power spectrum Several baselines displayed  
Timerange: 00/08:34:00 to 00/08:35:30

Plot file version 40 created 12-JAN-2021 19:12:17

4C+73 EB074D.UVDATA.1

Freq = 8.2880 GHz, Bw = 32.000 MH

No calibration applied and no bandpass applied



040040040040040040040040040040  
Channels

040040040040040040040040040040  
Channels

040040040040040040040040040040  
Channels

Lower frame: Micro Ampl Jy Top frame: Phas deg  
Vector averaged cross-power spectrum Several baselines displayed  
Timerange: 00/08:36:30 to 00/08:40:30

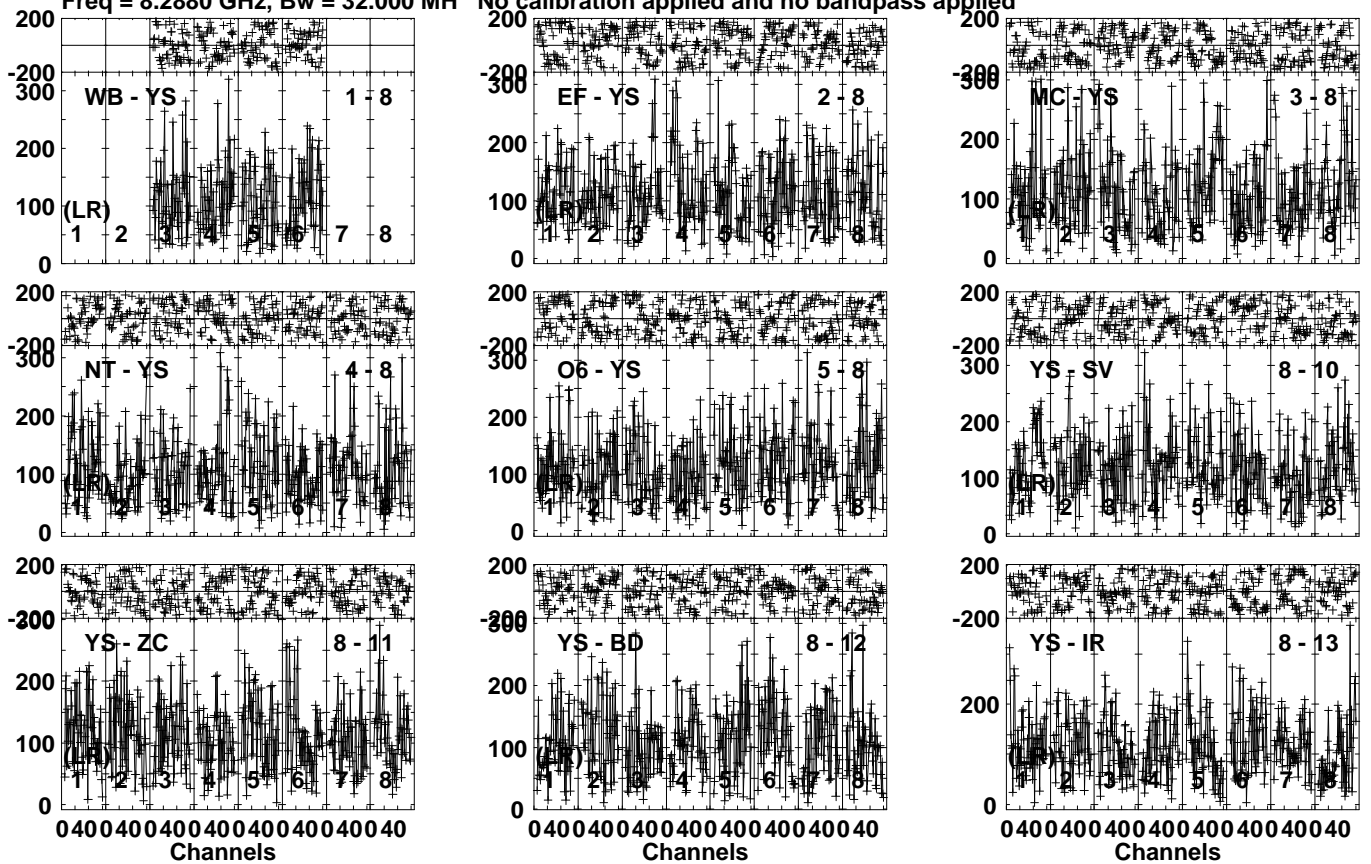


Plot file version 41 created 12-JAN-2021 19:12:18

J0929+7304 EB074D.UVDATA.1

Freq = 8.2880 GHz, Bw = 32.000 MH

No calibration applied and no bandpass applied



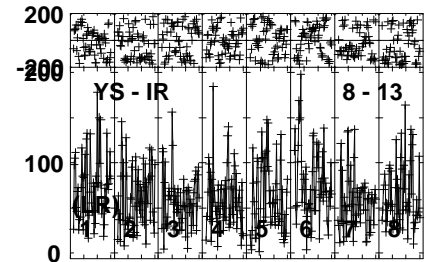
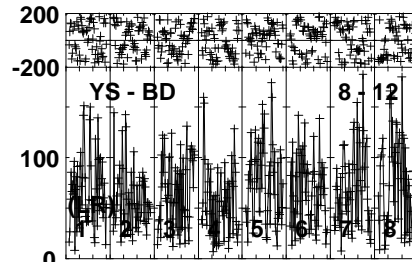
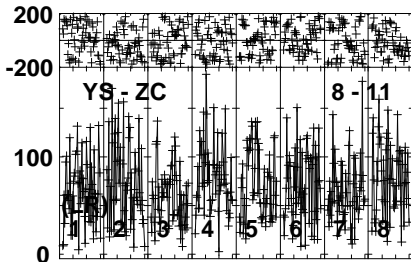
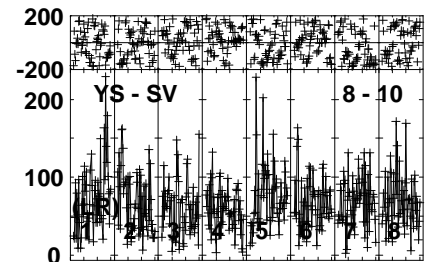
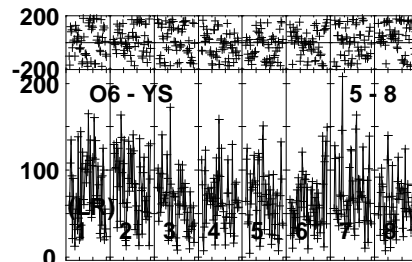
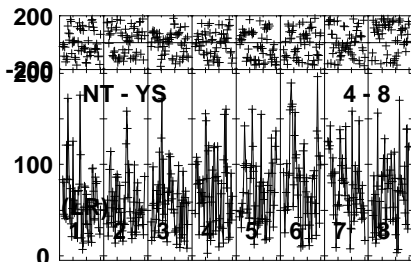
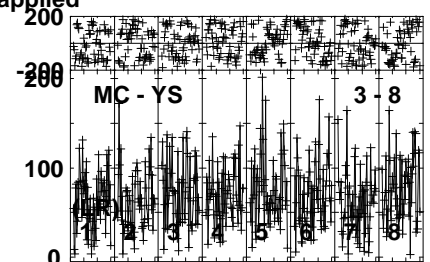
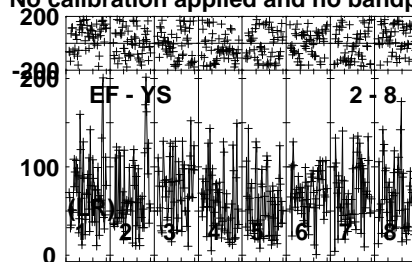
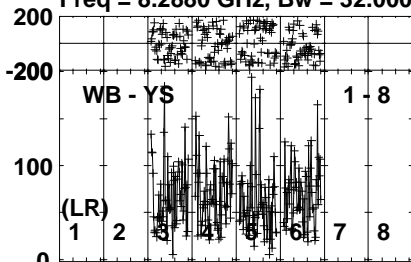
Lower frame: Micro Ampl Jy Top frame: Phas deg  
Vector averaged cross-power spectrum Several baselines displayed  
Timerange: 00/08:41:31 to 00/08:43:00

Plot file version 42 created 12-JAN-2021 19:12:18

1211+74 EB074D.UVDATA.1

Freq = 8.2880 GHz, Bw = 32.000 MH

No calibration applied and no bandpass applied



040040040040040040040040040040  
Channels

040040040040040040040040040040  
Channels

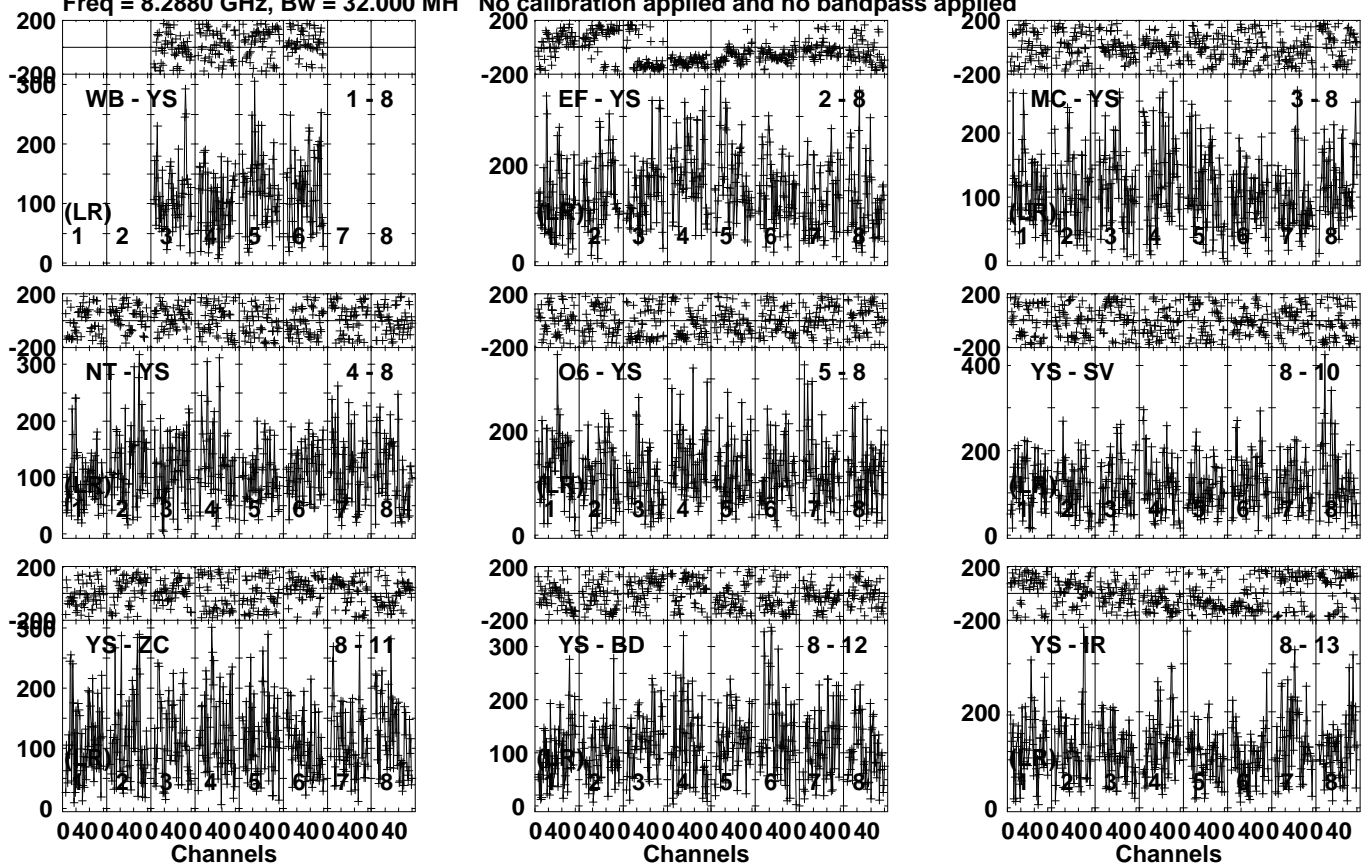
040040040040040040040040040040  
Channels

Lower frame: Micro Ampl Jy Top frame: Phas deg  
Vector averaged cross-power spectrum Several baselines displayed  
Timerange: 00/08:45:01 to 00/08:48:59

Plot file version 43 created 12-JAN-2021 19:12:19

J1243+7442 EB074D.UVDATA.1

Freq = 8.2880 GHz, Bw = 32.000 MH No calibration applied and no bandpass applied



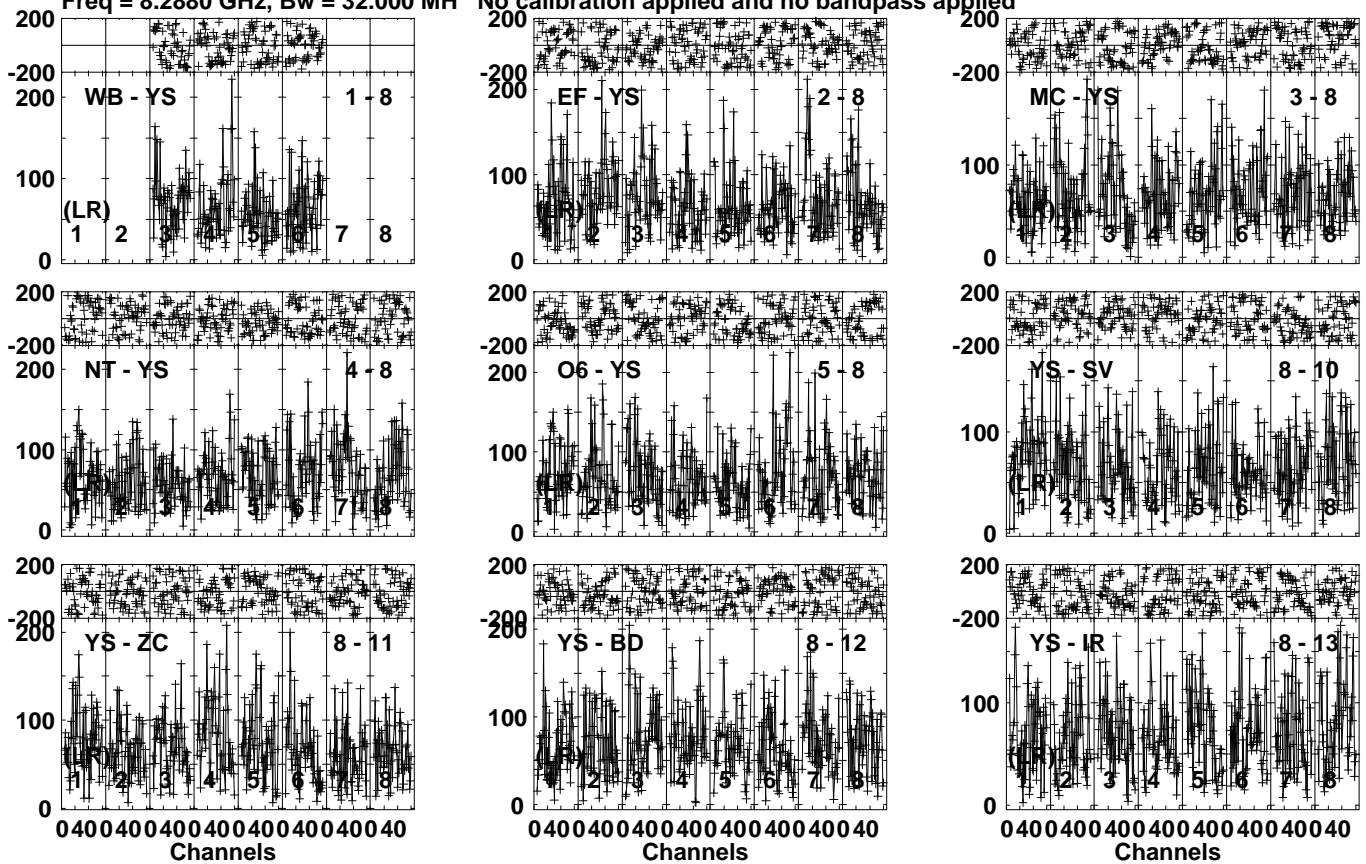
Lower frame: Micro Ampl Jy Top frame: Phas deg  
Vector averaged cross-power spectrum Several baselines displayed  
Timerange: 00/08:50:01 to 00/08:51:29

Plot file version 44 created 12-JAN-2021 19:12:20

1211+74 EB074D.UVDATA.1

Freq = 8.2880 GHz, Bw = 32.000 MH

No calibration applied and no bandpass applied



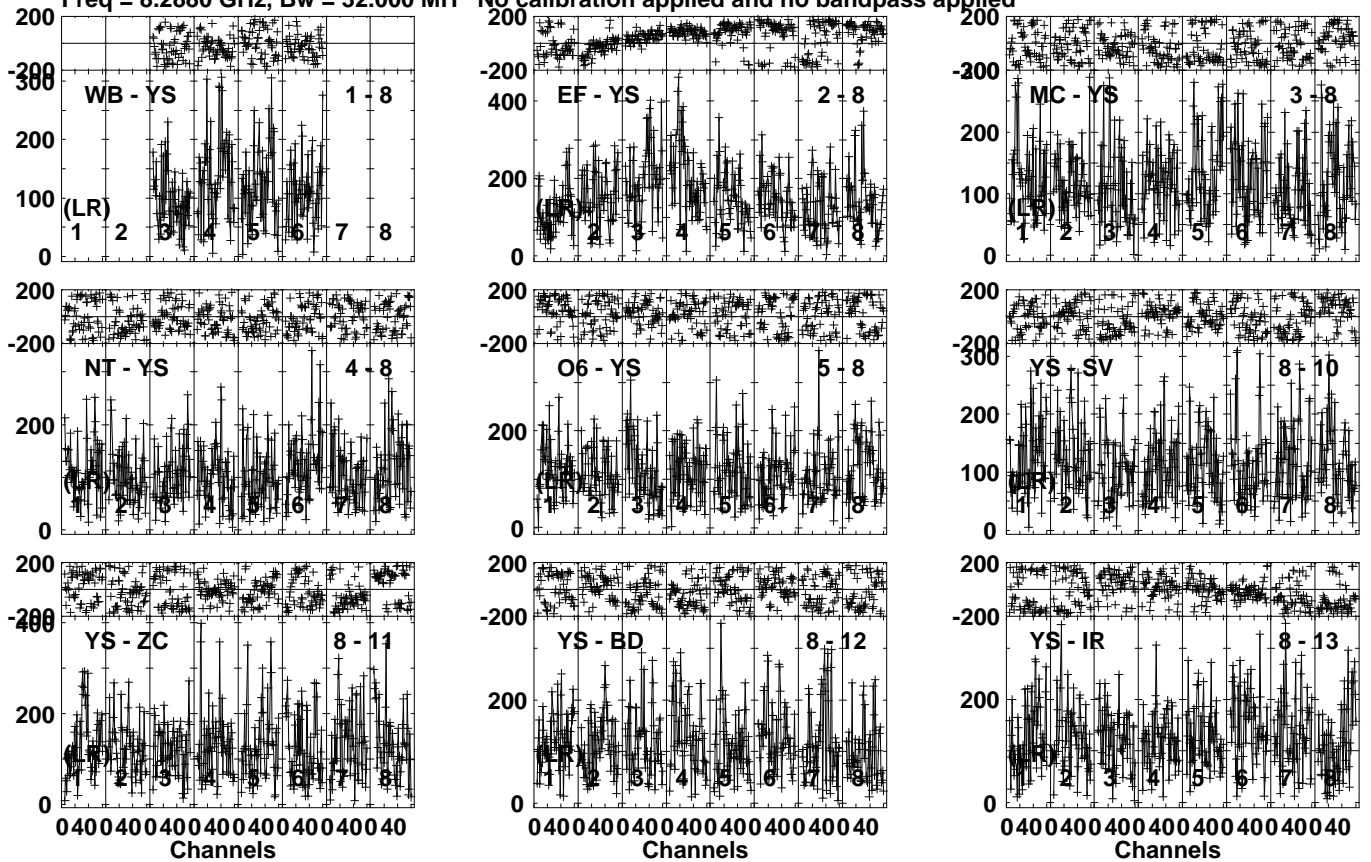
Lower frame: Micro Ampl Jy Top frame: Phas deg  
Vector averaged cross-power spectrum Several baselines displayed  
Timerange: 00/08:52:31 to 00/08:56:30

Plot file version 45 created 12-JAN-2021 19:12:20

J1243+7442 EB074D.UVDATA.1

Freq = 8.2880 GHz, Bw = 32.000 MH

No calibration applied and no bandpass applied

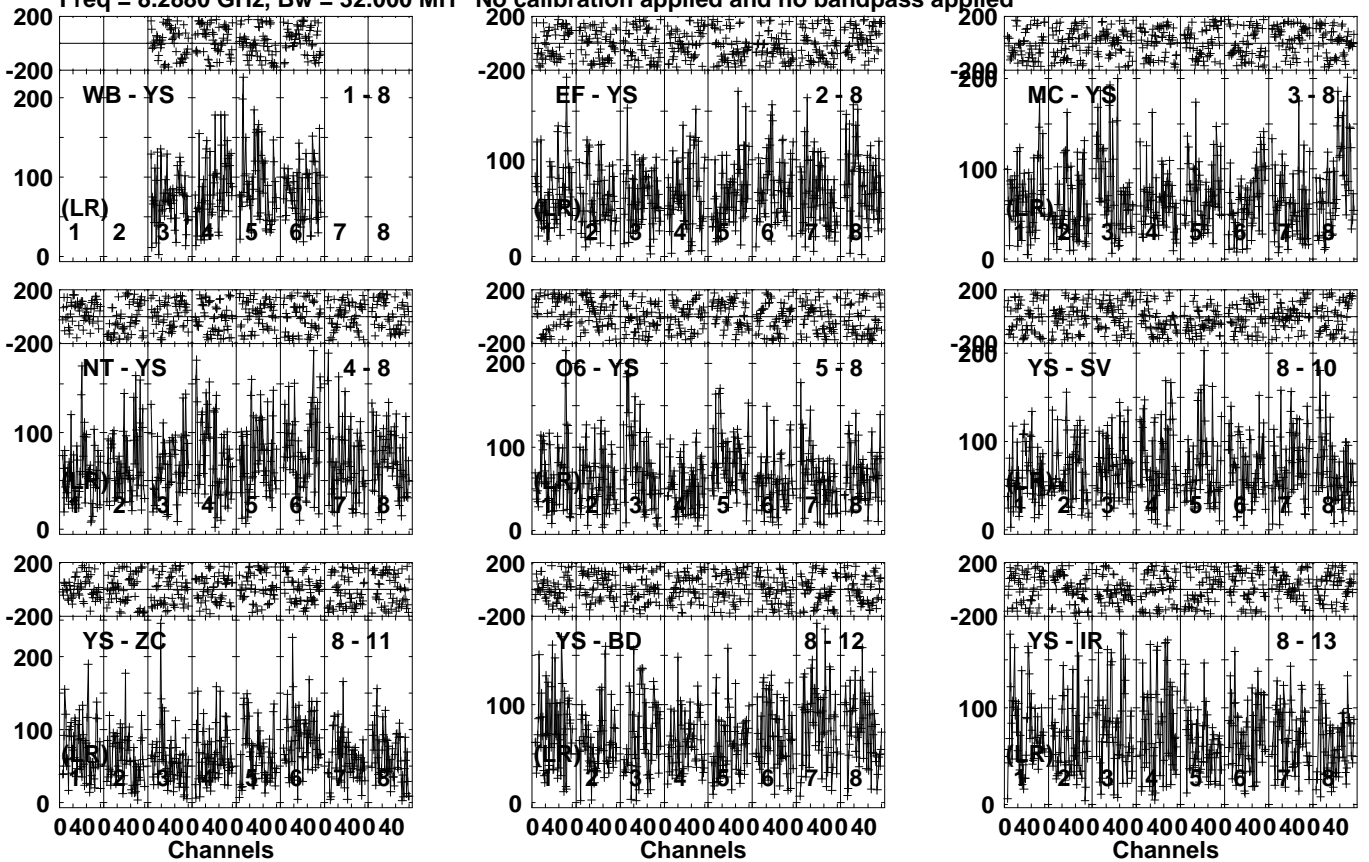


Lower frame: Micro Ampl Jy Top frame: Phas deg  
Vector averaged cross-power spectrum Several baselines displayed  
Timerange: 00/08:57:31 to 00/08:58:59

Plot file version 46 created 12-JAN-2021 19:12:21

4C+73 EB074D.UVDATA.1

Freq = 8.2880 GHz, Bw = 32.000 MH No calibration applied and no bandpass applied



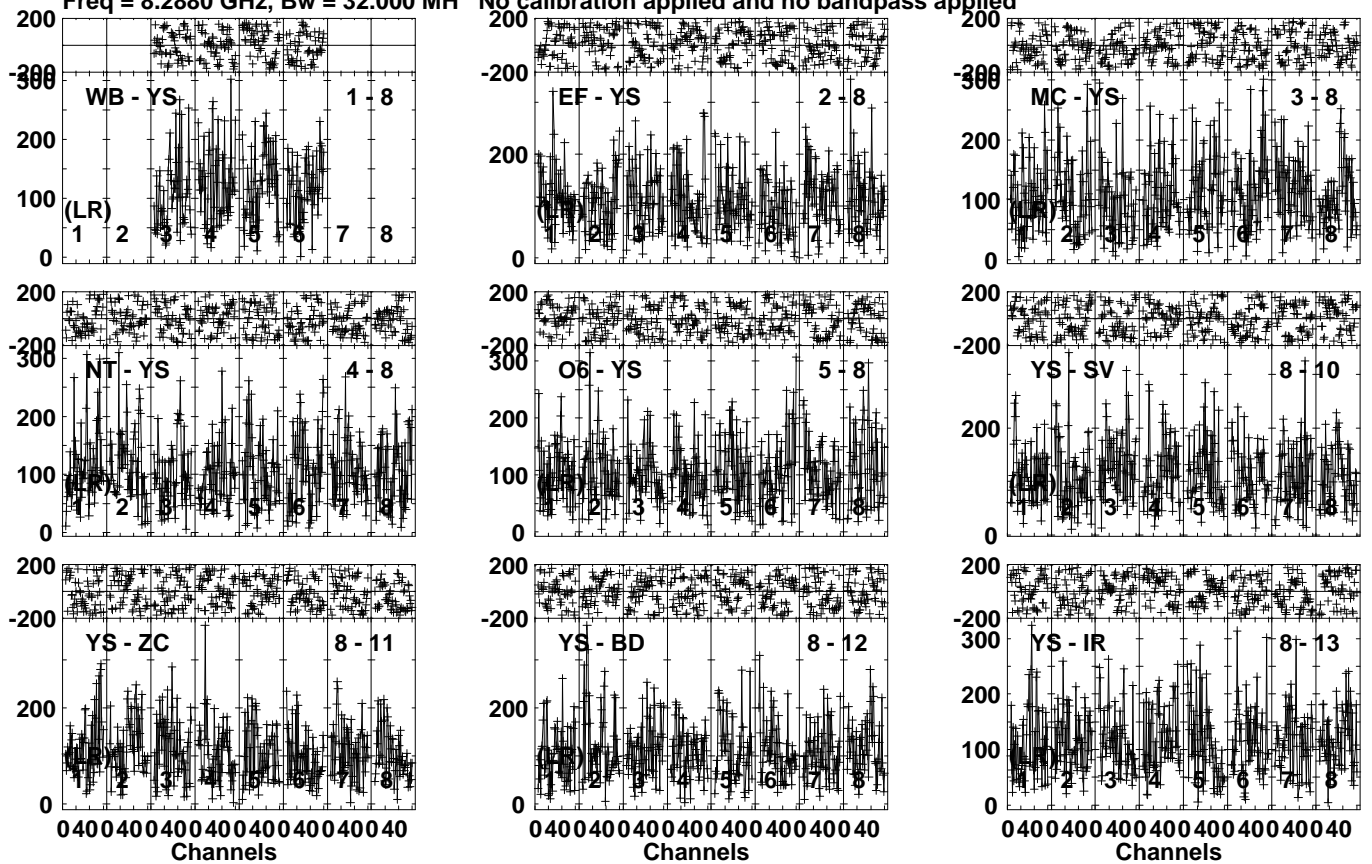
Lower frame: Micro Ampl Jy Top frame: Phas deg  
Vector averaged cross-power spectrum Several baselines displayed  
Timerange: 00/09:01:01 to 00/09:05:00

Plot file version 47 created 12-JAN-2021 19:12:22

J0929+7304 EB074D.UVDATA.1

Freq = 8.2880 GHz, Bw = 32.000 MH

No calibration applied and no bandpass applied



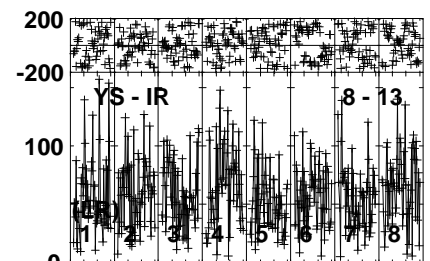
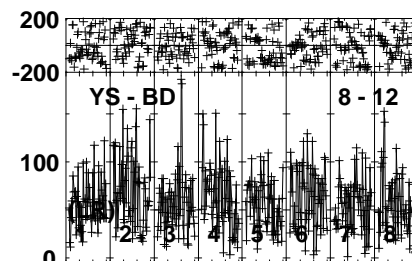
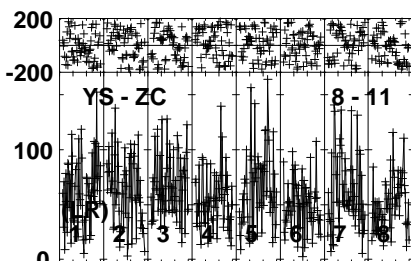
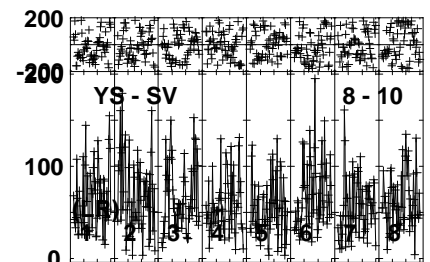
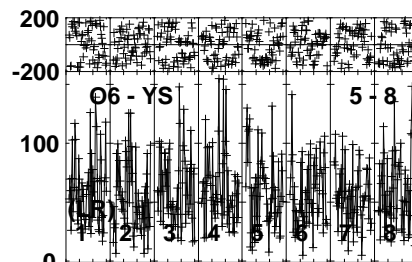
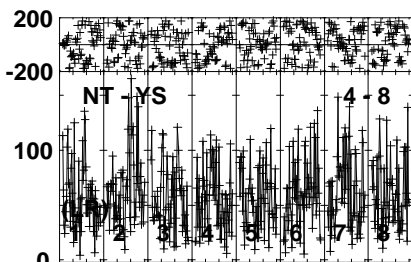
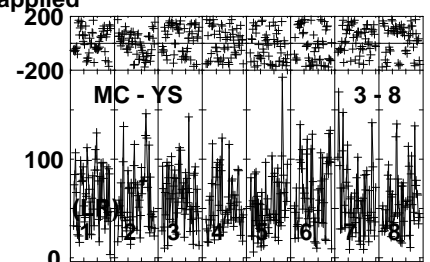
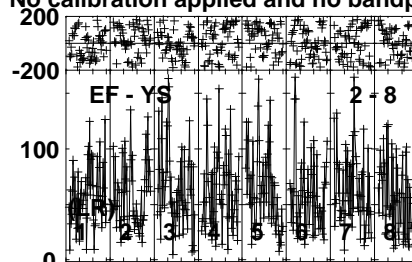
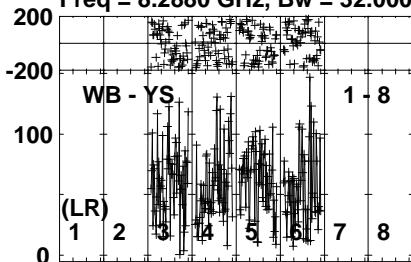
Lower frame: Micro Ampl Jy Top frame: Phas deg  
Vector averaged cross-power spectrum Several baselines displayed  
Timerange: 00/09:06:00 to 00/09:07:29

Plot file version 48 created 12-JAN-2021 19:12:22

4C+73 EB074D.UVDATA.1

Freq = 8.2880 GHz, Bw = 32.000 MH

No calibration applied and no bandpass applied



Lower frame: Micro Ampl Jy Top frame: Phas deg  
Vector averaged cross-power spectrum Several baselines displayed  
Timerange: 00/09:08:31 to 00/09:13:30

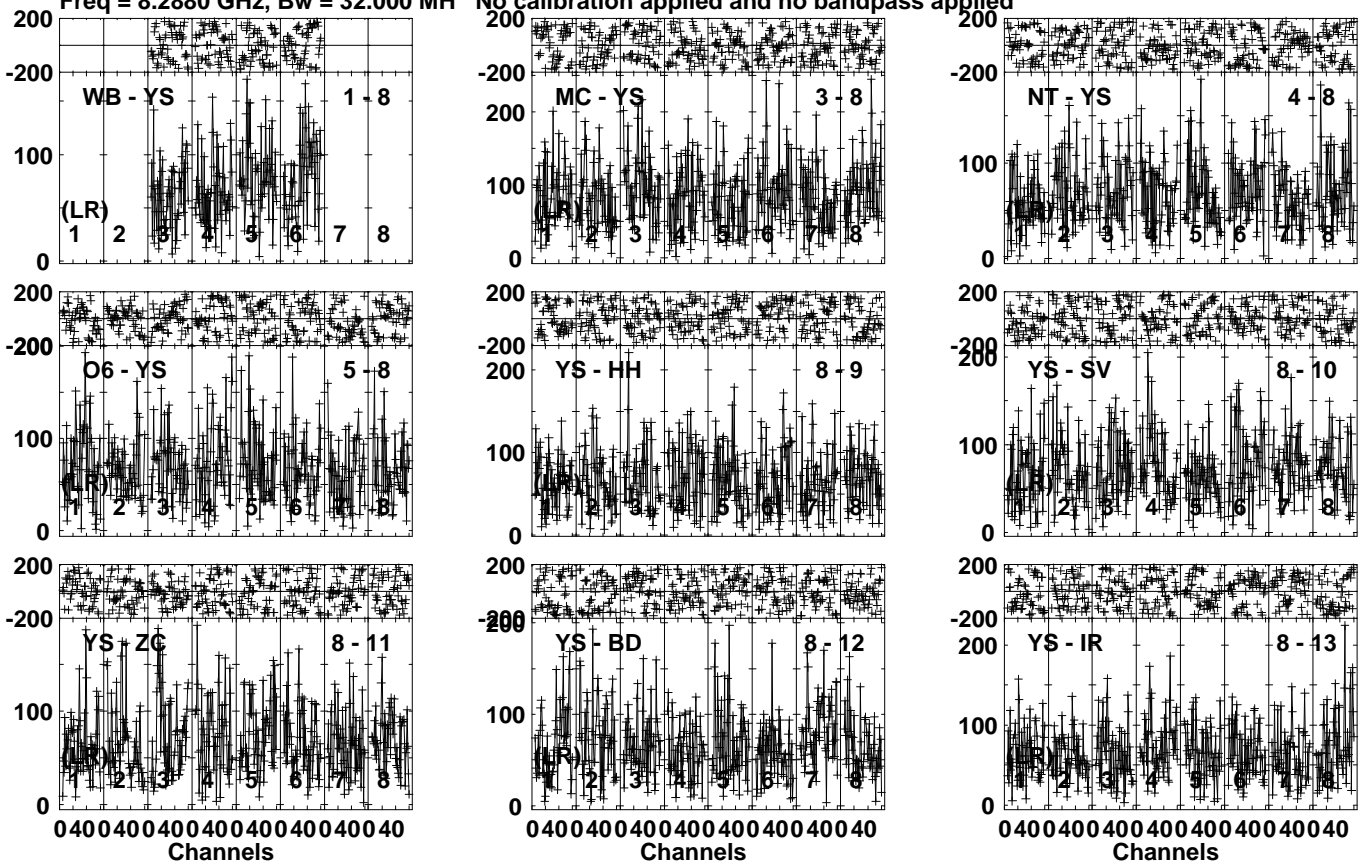


Plot file version 49 created 12-JAN-2021 19:12:23

1216+41 EB074D.UVDATA.1

Freq = 8.2880 GHz, Bw = 32.000 MH

No calibration applied and no bandpass applied



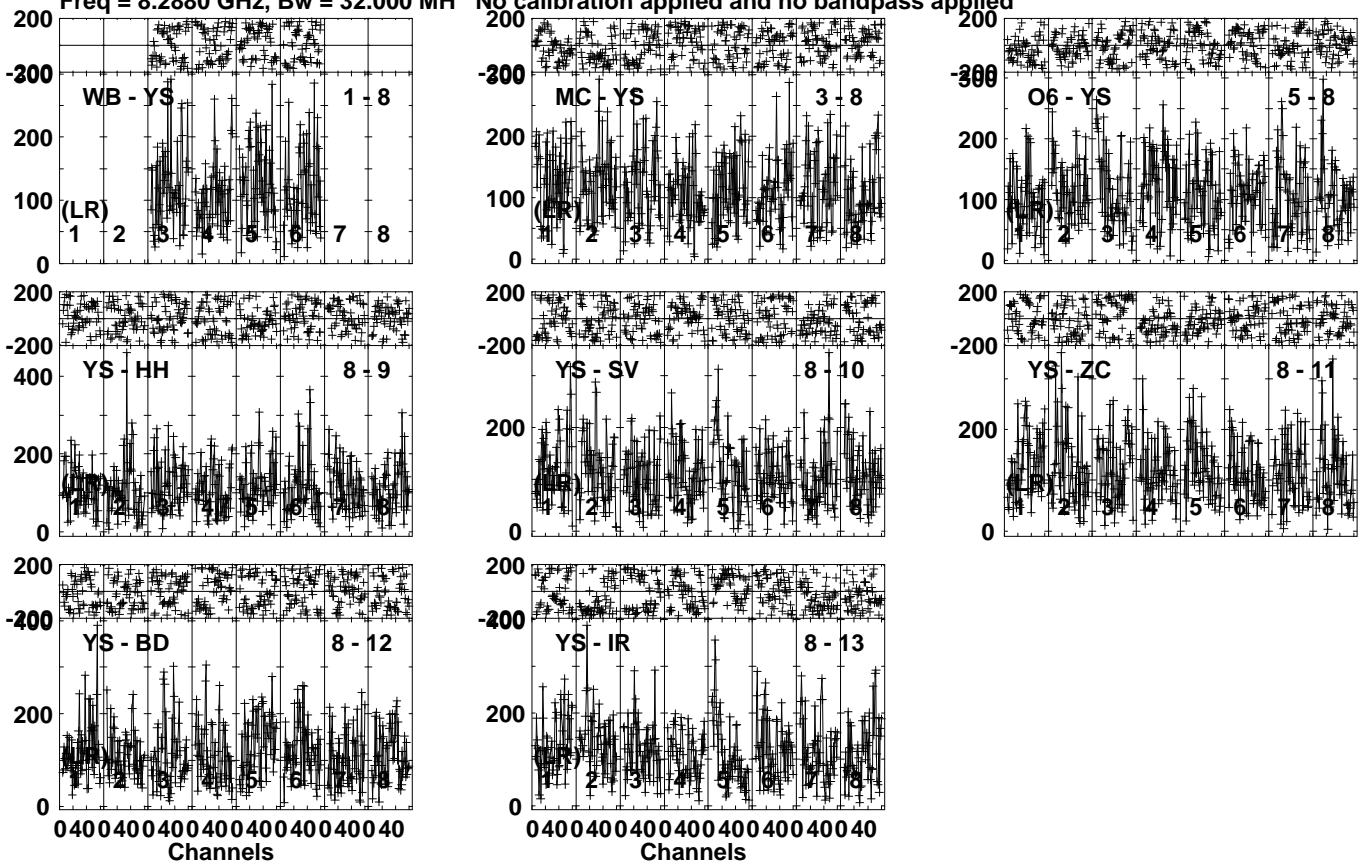
Lower frame: Micro Ampl Jy Top frame: Phas deg  
Vector averaged cross-power spectrum Several baselines displayed  
Timerange: 00/09:15:31 to 00/09:19:30

Plot file version 50 created 12-JAN-2021 19:12:24

J1209+4119 EB074D.UVDATA.1

Freq = 8.2880 GHz, Bw = 32.000 MH

No calibration applied and no bandpass applied

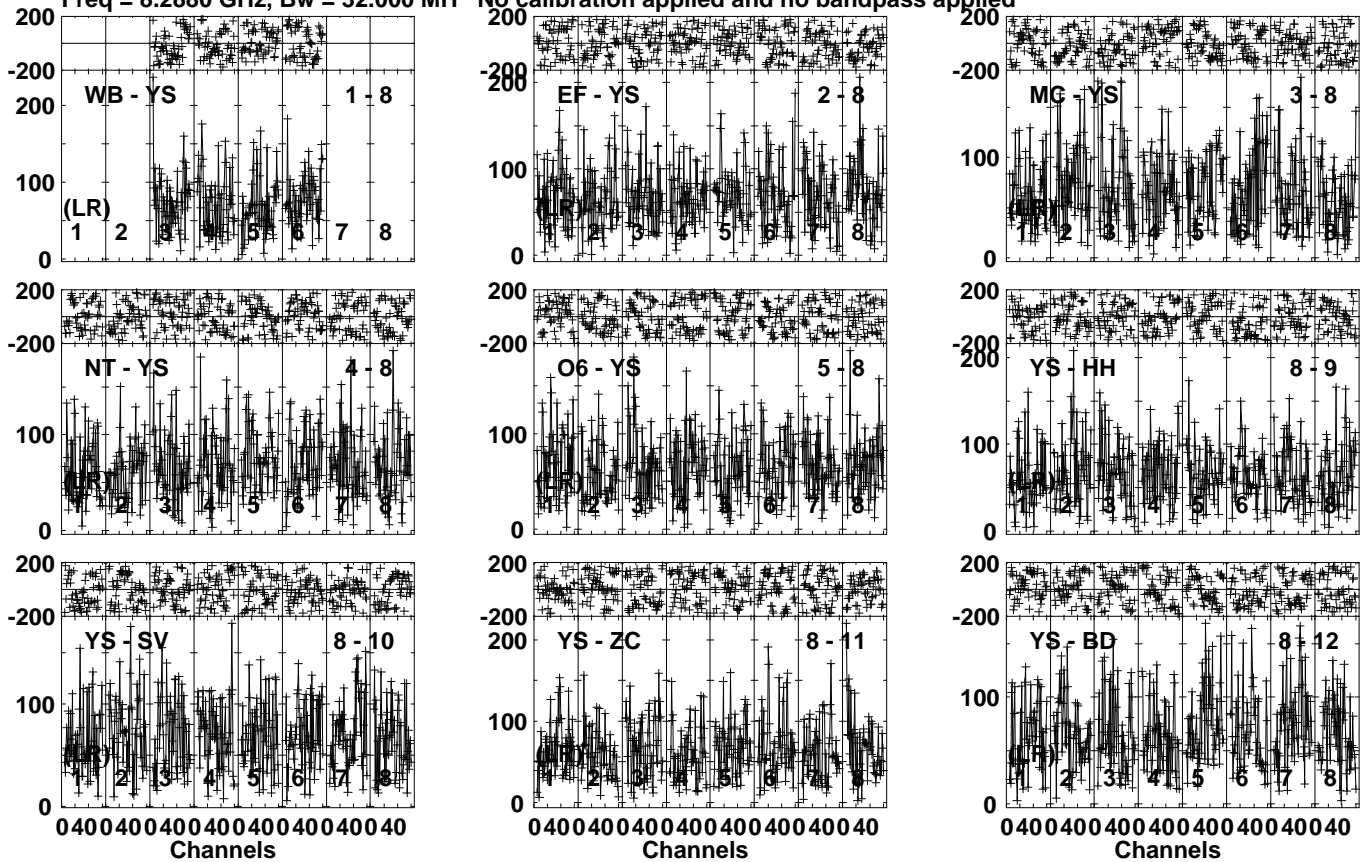


Lower frame: Micro Ampl Jy Top frame: Phas deg  
Vector averaged cross-power spectrum Several baselines displayed  
Timerange: 00/09:20:30 to 00/09:21:59

Plot file version 51 created 12-JAN-2021 19:12:25

1216+41 EB074D.UVDATA.1

Freq = 8.2880 GHz, Bw = 32.000 MH No calibration applied and no bandpass applied

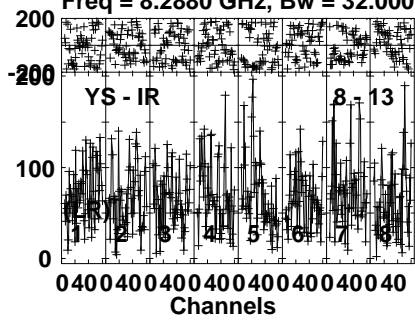


Lower frame: Micro Ampl Jy Top frame: Phas deg  
Vector averaged cross-power spectrum Several baselines displayed  
Timerange: 00/09:23:01 to 00/09:26:59

Plot file version 52 created 12-JAN-2021 19:12:25

1216+41 EB074D.UVDATA.1

Freq = 8.2880 GHz, Bw = 32.000 MH No calibration applied and no bandpass applied



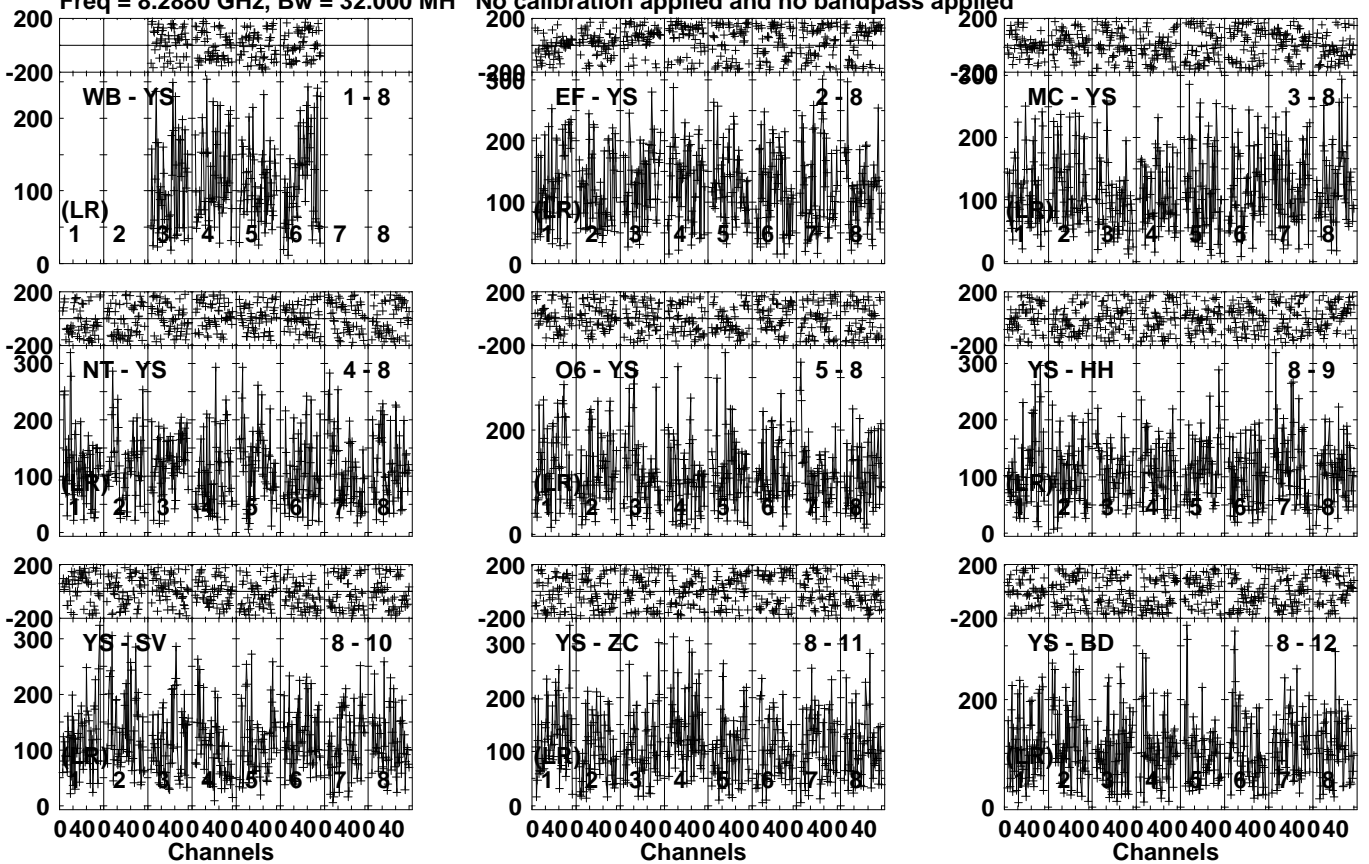
Lower frame: Micro Ampl Jy Top frame: Phas deg  
Vector averaged cross-power spectrum Several baselines displayed  
Timerange: 00/09:23:01 to 00/09:26:59

Plot file version 53 created 12-JAN-2021 19:12:25

J1209+4119 EB074D.UVDATA.1

Freq = 8.2880 GHz, Bw = 32.000 MH

No calibration applied and no bandpass applied

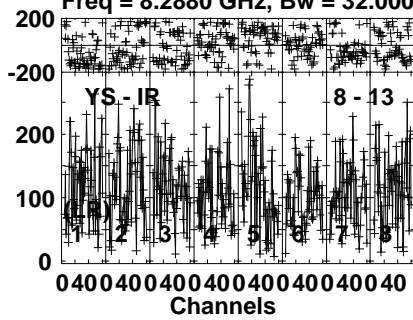


Lower frame: Micro Ampl Jy Top frame: Phas deg  
Vector averaged cross-power spectrum Several baselines displayed  
Timerange: 00/09:28:01 to 00/09:29:29

Plot file version 54 created 12-JAN-2021 19:12:26

J1209+4119 EB074D.UVDATA.1

Freq = 8.2880 GHz, Bw = 32.000 MH No calibration applied and no bandpass applied



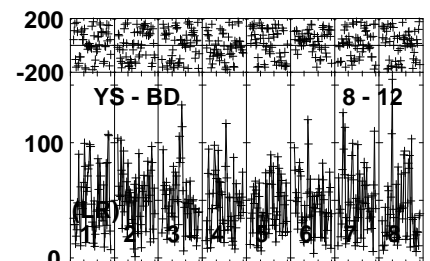
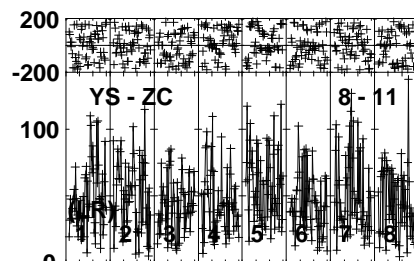
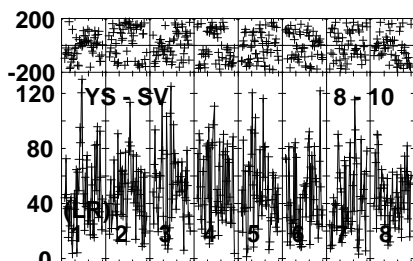
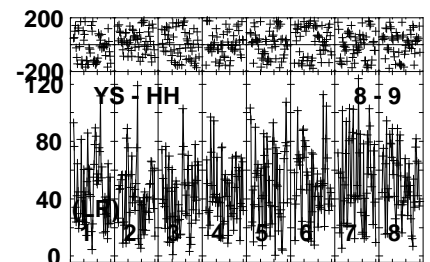
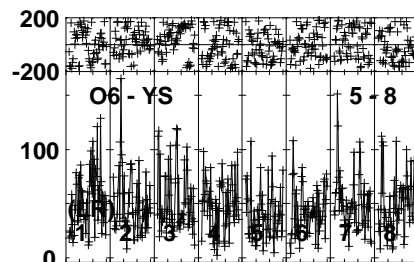
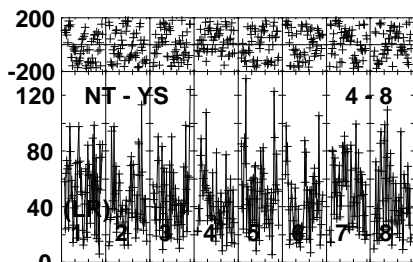
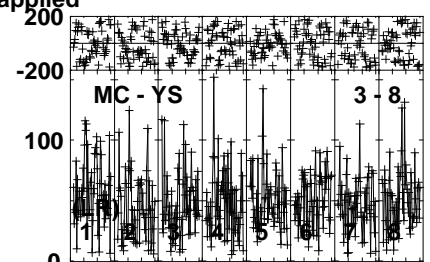
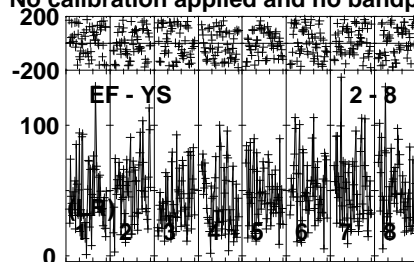
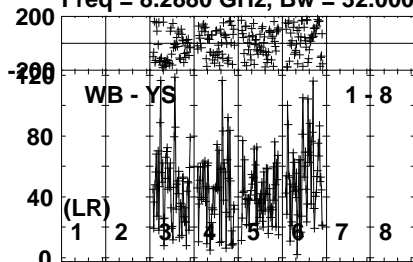
Lower frame: Micro Ampl Jy Top frame: Phas deg  
Vector averaged cross-power spectrum Several baselines displayed  
Timerange: 00/09:28:01 to 00/09:29:29

Plot file version 55 created 12-JAN-2021 19:12:27

1144+35 EB074D.UVDATA.1

Freq = 8.2880 GHz, Bw = 32.000 MH

No calibration applied and no bandpass applied

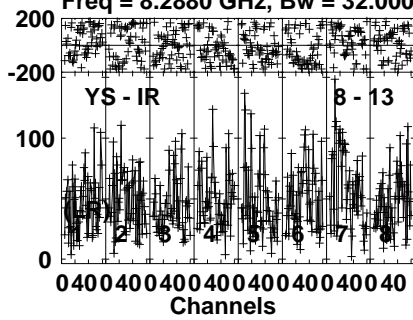


Lower frame: Micro Ampl Jy Top frame: Phas deg  
Vector averaged cross-power spectrum Several baselines displayed  
Timerange: 00/09:31:30 to 00/09:39:30

Plot file version 56 created 12-JAN-2021 19:12:28

1144+35 EB074D.UVDATA.1

Freq = 8.2880 GHz, Bw = 32.000 MH No calibration applied and no bandpass applied



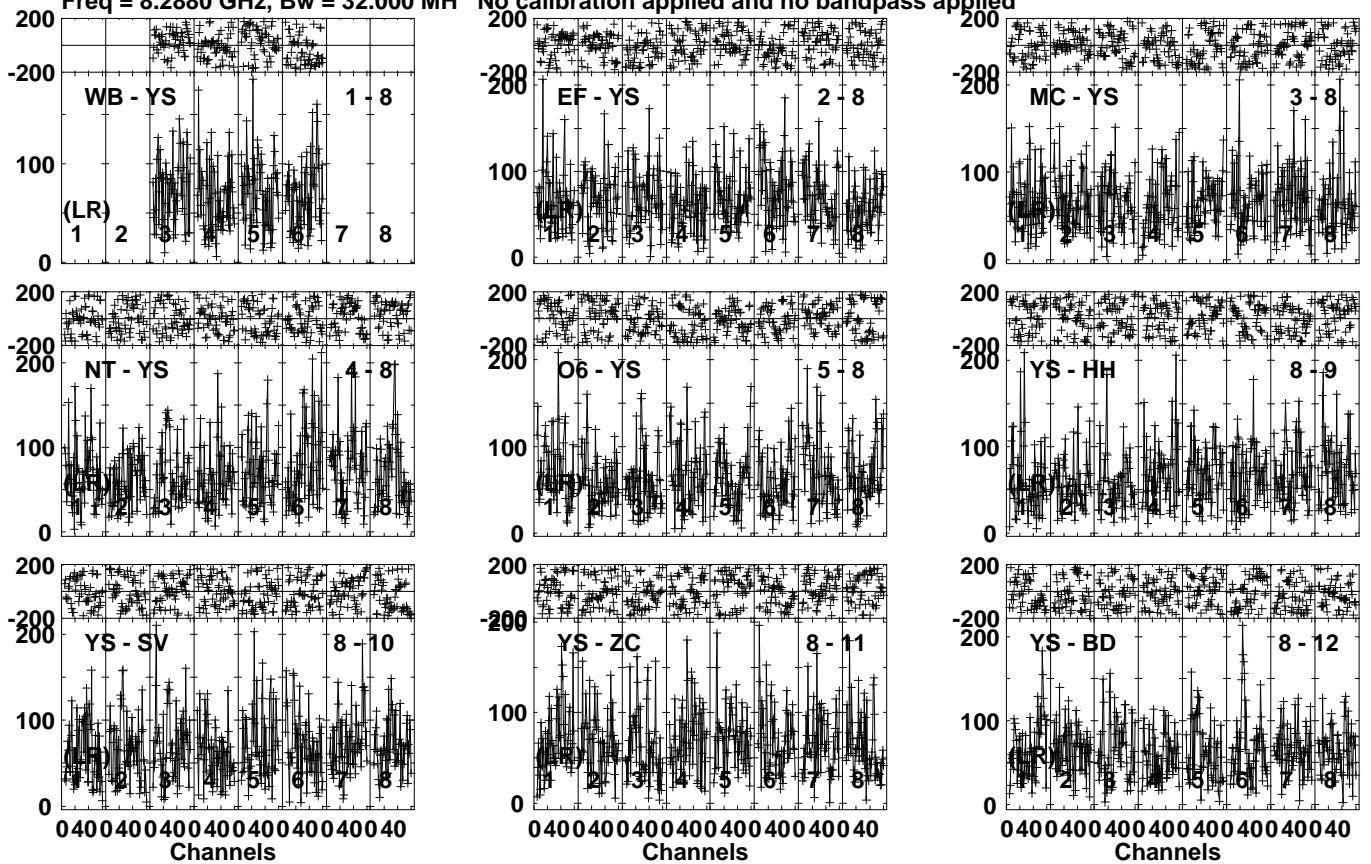
Lower frame: Micro Ampl Jy Top frame: Phas deg  
Vector averaged cross-power spectrum Several baselines displayed  
Timerange: 00/09:31:30 to 00/09:39:30



Plot file version 57 created 12-JAN-2021 19:12:28

1216+41 EB074D.UVDATA.1

Freq = 8.2880 GHz, Bw = 32.000 MH No calibration applied and no bandpass applied

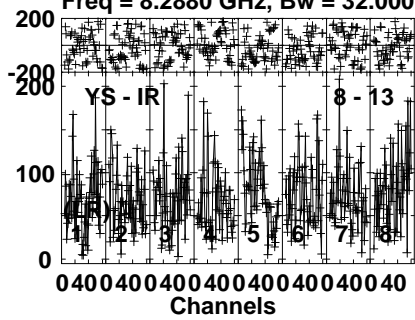


Lower frame: Micro Ampl Jy Top frame: Phas deg  
Vector averaged cross-power spectrum Several baselines displayed  
Timerange: 00/09:41:30 to 00/09:45:30

Plot file version 58 created 12-JAN-2021 19:12:29

1216+41 EB074D.UVDATA.1

Freq = 8.2880 GHz, Bw = 32.000 MH No calibration applied and no bandpass applied



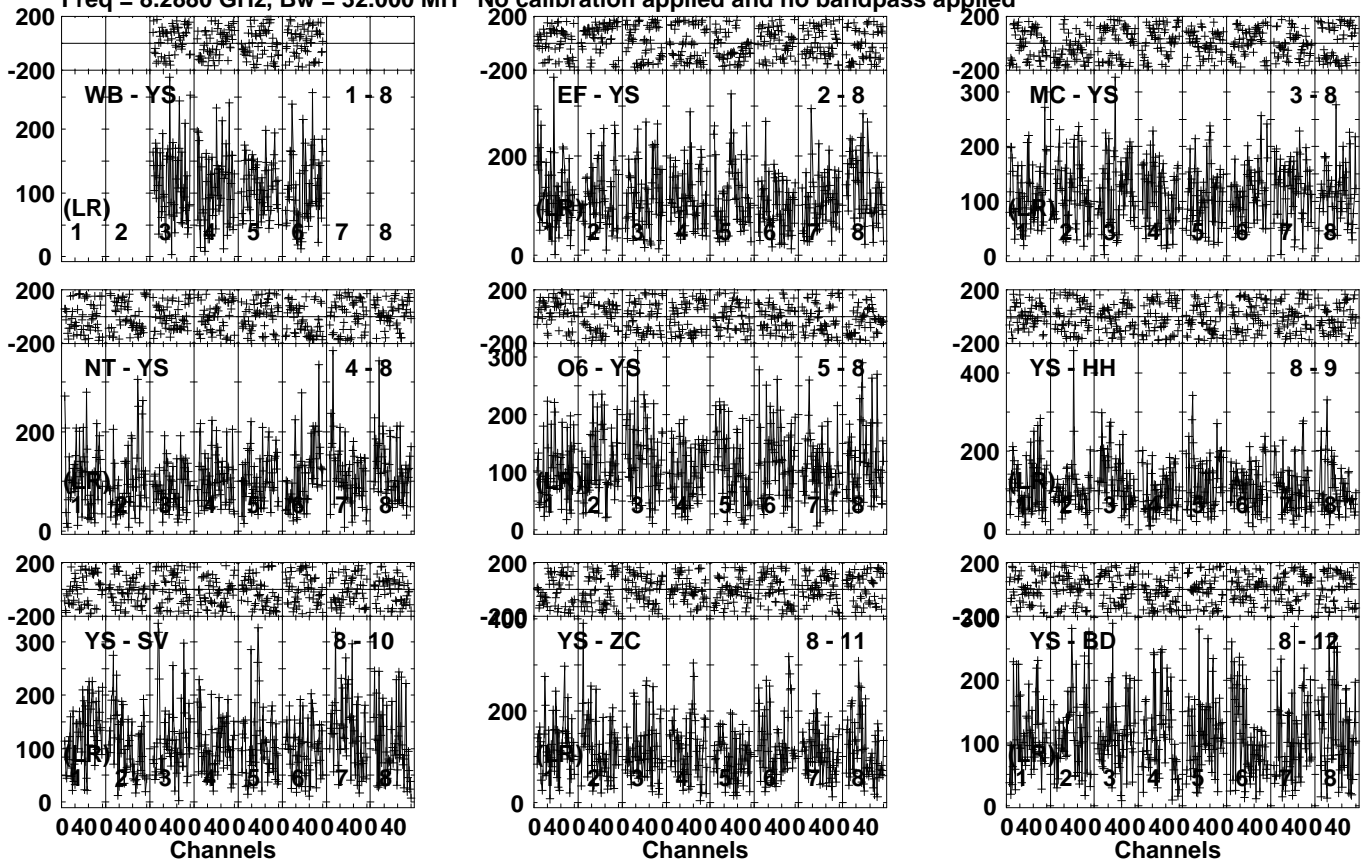
Lower frame: Micro Ampl Jy Top frame: Phas deg  
Vector averaged cross-power spectrum Several baselines displayed  
Timerange: 00/09:41:30 to 00/09:45:30

Plot file version 59 created 12-JAN-2021 19:12:29

J1209+4119 EB074D.UVDATA.1

Freq = 8.2880 GHz, Bw = 32.000 MH

No calibration applied and no bandpass applied

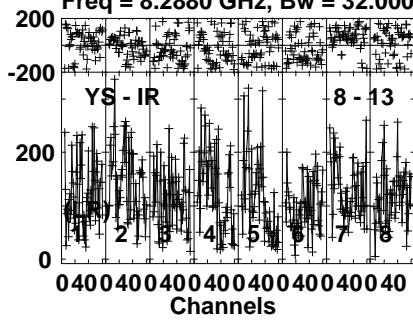


Lower frame: Micro Ampl Jy Top frame: Phas deg  
Vector averaged cross-power spectrum Several baselines displayed  
Timerange: 00/09:46:30 to 00/09:47:59

Plot file version 60 created 12-JAN-2021 19:12:30

J1209+4119 EB074D.UVDATA.1

Freq = 8.2880 GHz, Bw = 32.000 MH No calibration applied and no bandpass applied



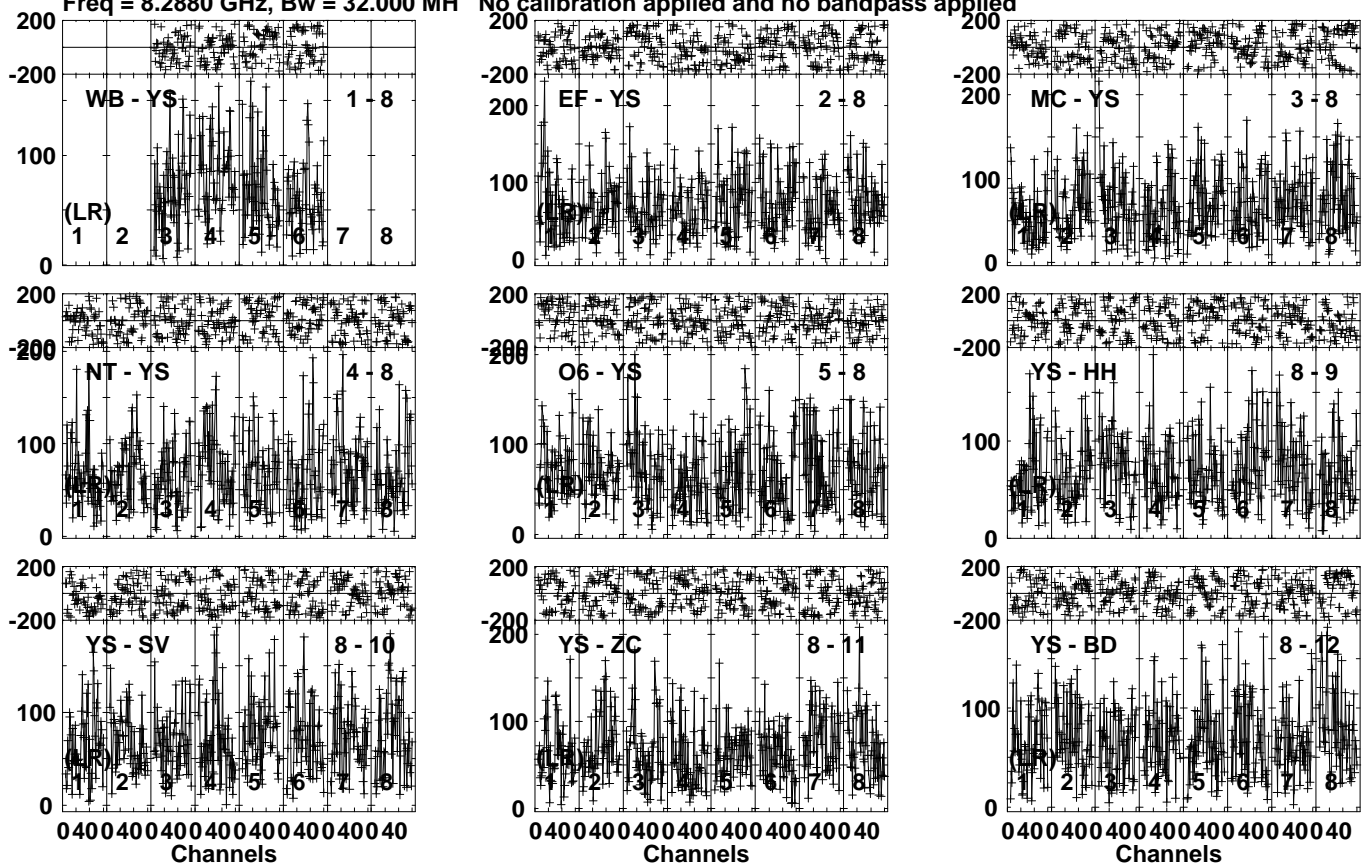
Lower frame: Micro Ampl Jy Top frame: Phas deg  
Vector averaged cross-power spectrum Several baselines displayed  
Timerange: 00/09:46:30 to 00/09:47:59

Plot file version 61 created 12-JAN-2021 19:12:30

1216+41 EB074D.UVDATA.1

Freq = 8.2880 GHz, Bw = 32.000 MH

No calibration applied and no bandpass applied

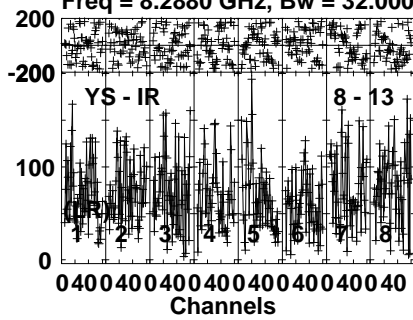


Lower frame: Micro Ampl Jy Top frame: Phas deg  
Vector averaged cross-power spectrum Several baselines displayed  
Timerange: 00/09:49:01 to 00/09:52:59

Plot file version 62 created 12-JAN-2021 19:12:30

1216+41 EB074D.UVDATA.1

Freq = 8.2880 GHz, Bw = 32.000 MH No calibration applied and no bandpass applied



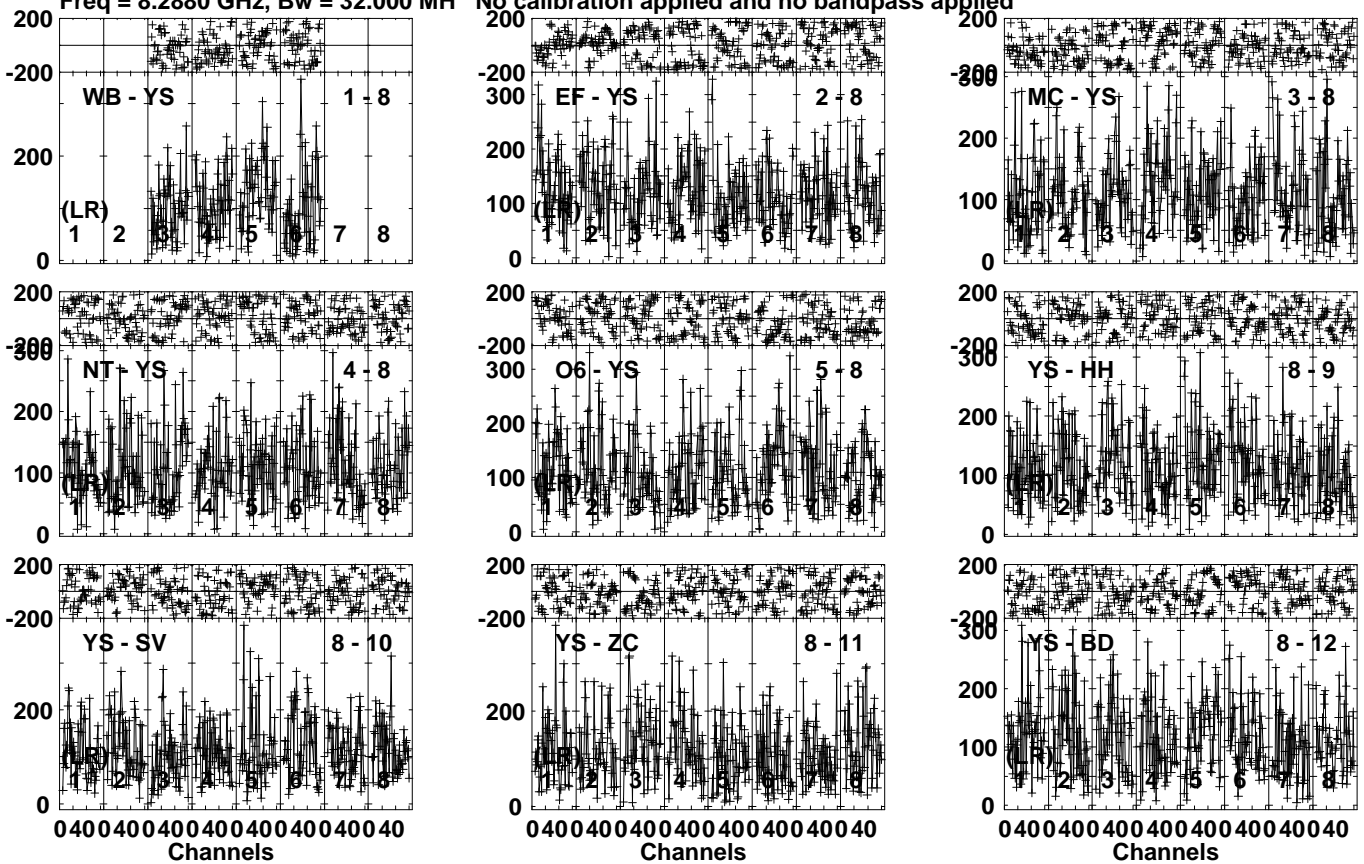
Lower frame: Micro Ampl Jy Top frame: Phas deg  
Vector averaged cross-power spectrum Several baselines displayed  
Timerange: 00/09:49:01 to 00/09:52:59

Plot file version 63 created 12-JAN-2021 19:12:30

J1209+4119 EB074D.UVDATA.1

Freq = 8.2880 GHz, Bw = 32.000 MH

No calibration applied and no bandpass applied

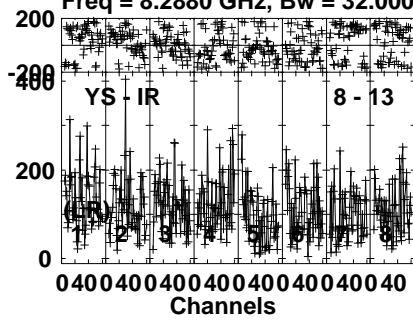


Lower frame: Micro Ampl Jy Top frame: Phas deg  
Vector averaged cross-power spectrum Several baselines displayed  
Timerange: 00/09:54:00 to 00/09:55:30

Plot file version 64 created 12-JAN-2021 19:12:31

J1209+4119 EB074D.UVDATA.1

Freq = 8.2880 GHz, Bw = 32.000 MH No calibration applied and no bandpass applied



Lower frame: Micro Ampl Jy Top frame: Phas deg

Vector averaged cross-power spectrum Several baselines displayed

Timerange: 00/09:54:00 to 00/09:55:30

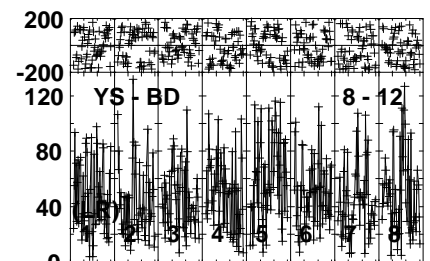
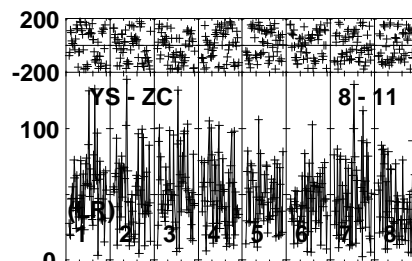
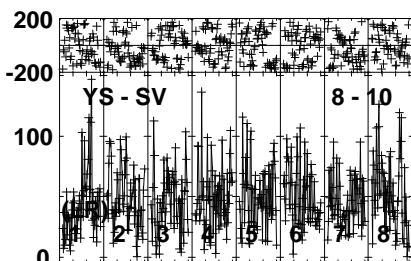
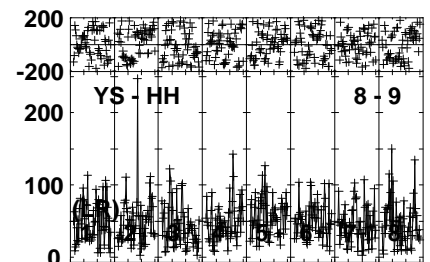
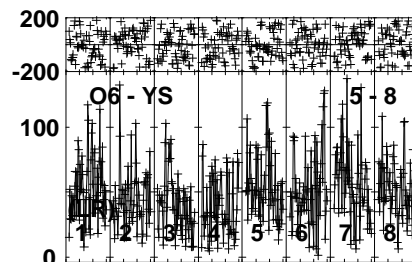
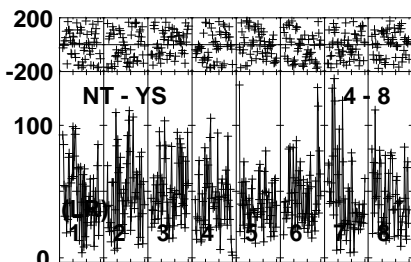
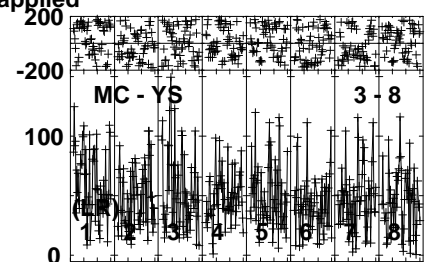
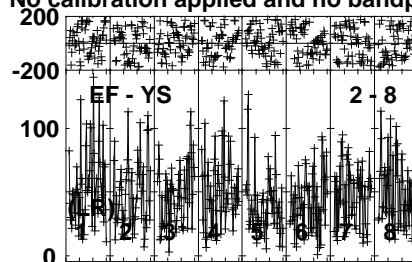
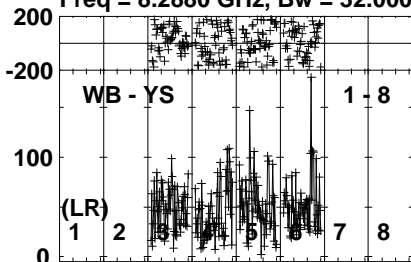


Plot file version 65 created 12-JAN-2021 19:12:32

1144+35 EB074D.UVDATA.1

Freq = 8.2880 GHz, Bw = 32.000 MH

No calibration applied and no bandpass applied

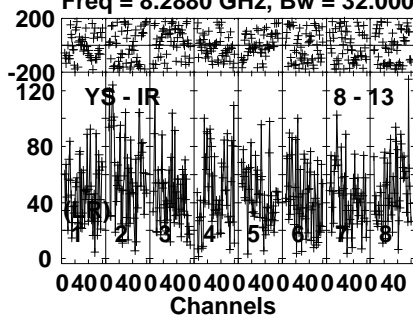


Lower frame: Micro Ampl Jy Top frame: Phas deg  
Vector averaged cross-power spectrum Several baselines displayed  
Timerange: 00/09:57:31 to 00/10:05:30

Plot file version 66 created 12-JAN-2021 19:12:33

1144+35 EB074D.UVDATA.1

Freq = 8.2880 GHz, Bw = 32.000 MH No calibration applied and no bandpass applied

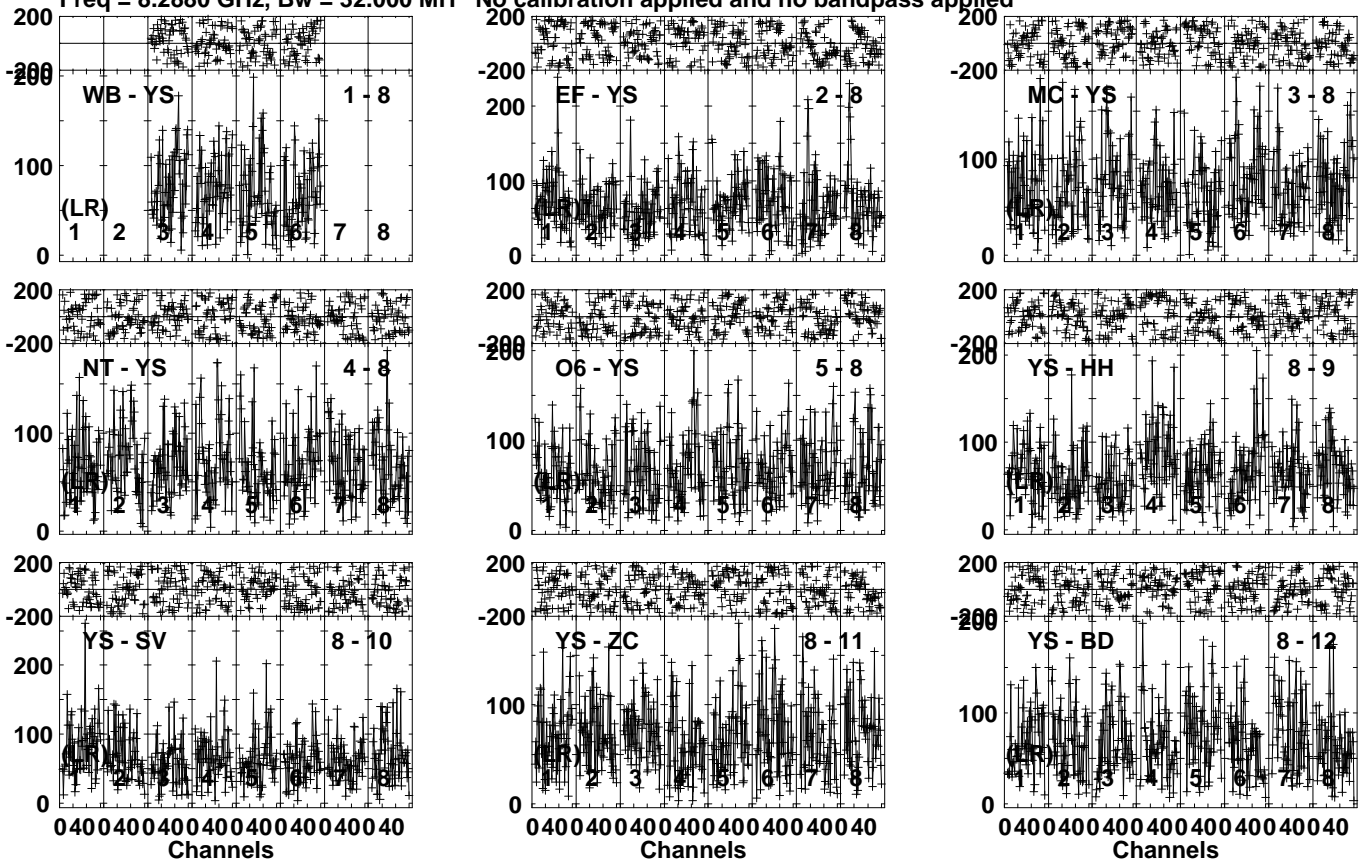


Lower frame: Micro Ampl Jy Top frame: Phas deg  
Vector averaged cross-power spectrum Several baselines displayed  
Timerange: 00/09:57:31 to 00/10:05:30

Plot file version 67 created 12-JAN-2021 19:12:33

1216+41 EB074D.UVDATA.1

Freq = 8.2880 GHz, Bw = 32.000 MH No calibration applied and no bandpass applied

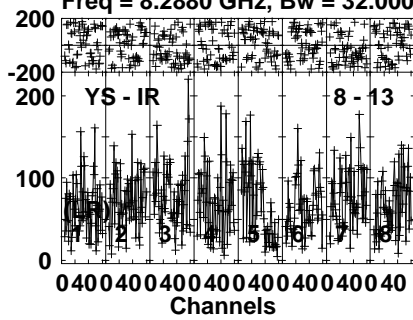


Lower frame: Micro Ampl Jy Top frame: Phas deg  
Vector averaged cross-power spectrum Several baselines displayed  
Timerange: 00/10:07:31 to 00/10:11:30

Plot file version 68 created 12-JAN-2021 19:12:34

1216+41 EB074D.UVDATA.1

Freq = 8.2880 GHz, Bw = 32.000 MH No calibration applied and no bandpass applied



Lower frame: Micro Ampl Jy Top frame: Phas deg

Vector averaged cross-power spectrum Several baselines displayed

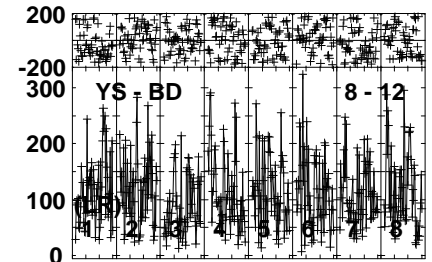
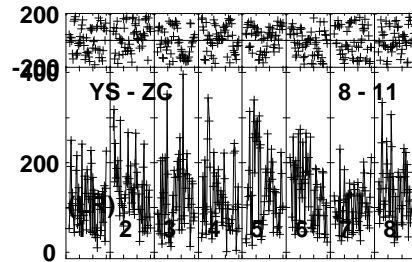
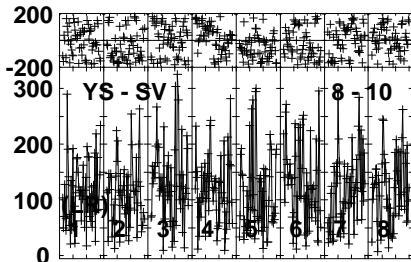
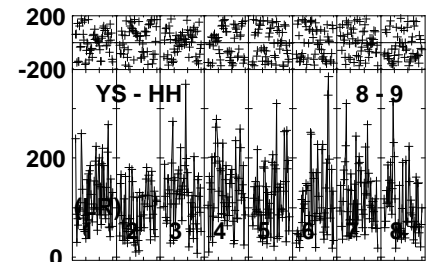
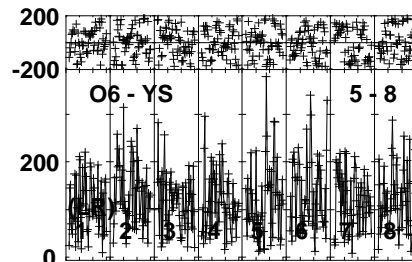
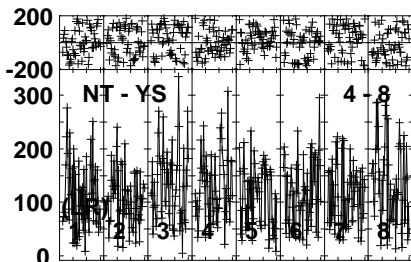
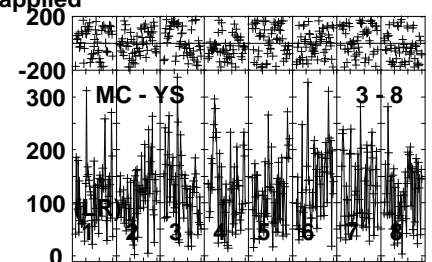
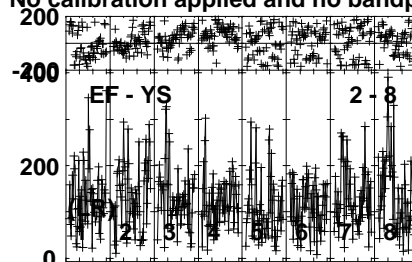
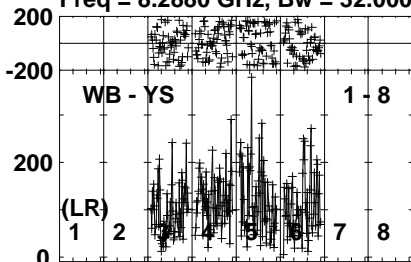
Timerange: 00/10:07:31 to 00/10:11:30

Plot file version 69 created 12-JAN-2021 19:12:34

J1209+4119 EB074D.UVDATA.1

Freq = 8.2880 GHz, Bw = 32.000 MH

No calibration applied and no bandpass applied



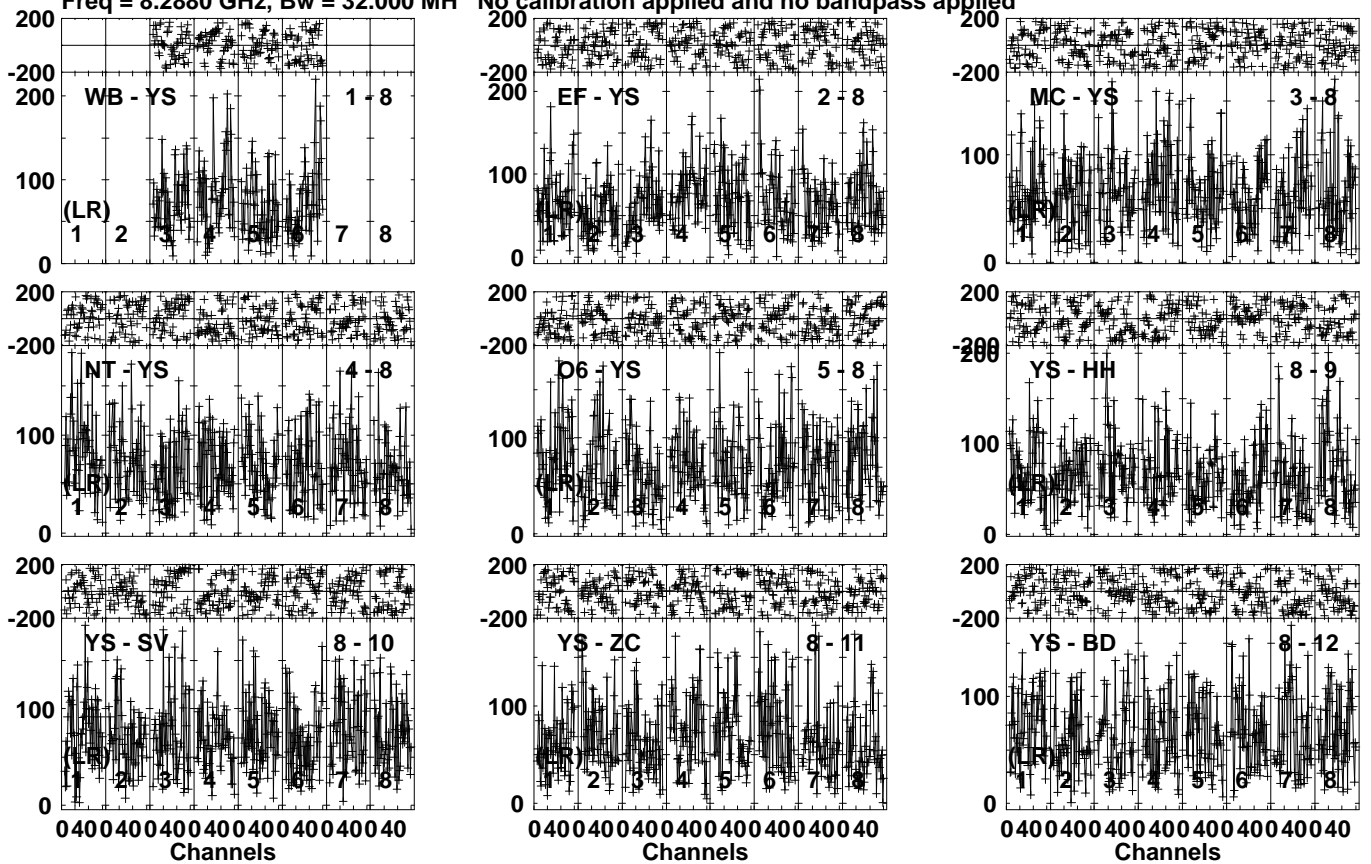
Lower frame: Micro Ampl Jy Top frame: Phas deg  
Vector averaged cross-power spectrum Several baselines displayed  
Timerange: 00/10:12:31 to 00/10:13:59



Plot file version 71 created 12-JAN-2021 19:12:35

1216+41 EB074D.UVDATA.1

Freq = 8.2880 GHz, Bw = 32.000 MH No calibration applied and no bandpass applied

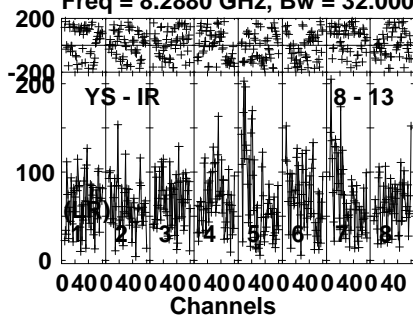


Lower frame: Micro Ampl Jy Top frame: Phas deg  
Vector averaged cross-power spectrum Several baselines displayed  
Timerange: 00/10:15:01 to 00/10:18:59

Plot file version 72 created 12-JAN-2021 19:12:36

1216+41 EB074D.UVDATA.1

Freq = 8.2880 GHz, Bw = 32.000 MH No calibration applied and no bandpass applied



Lower frame: Micro Ampl Jy Top frame: Phas deg  
Vector averaged cross-power spectrum Several baselines displayed  
Timerange: 00/10:15:01 to 00/10:18:59

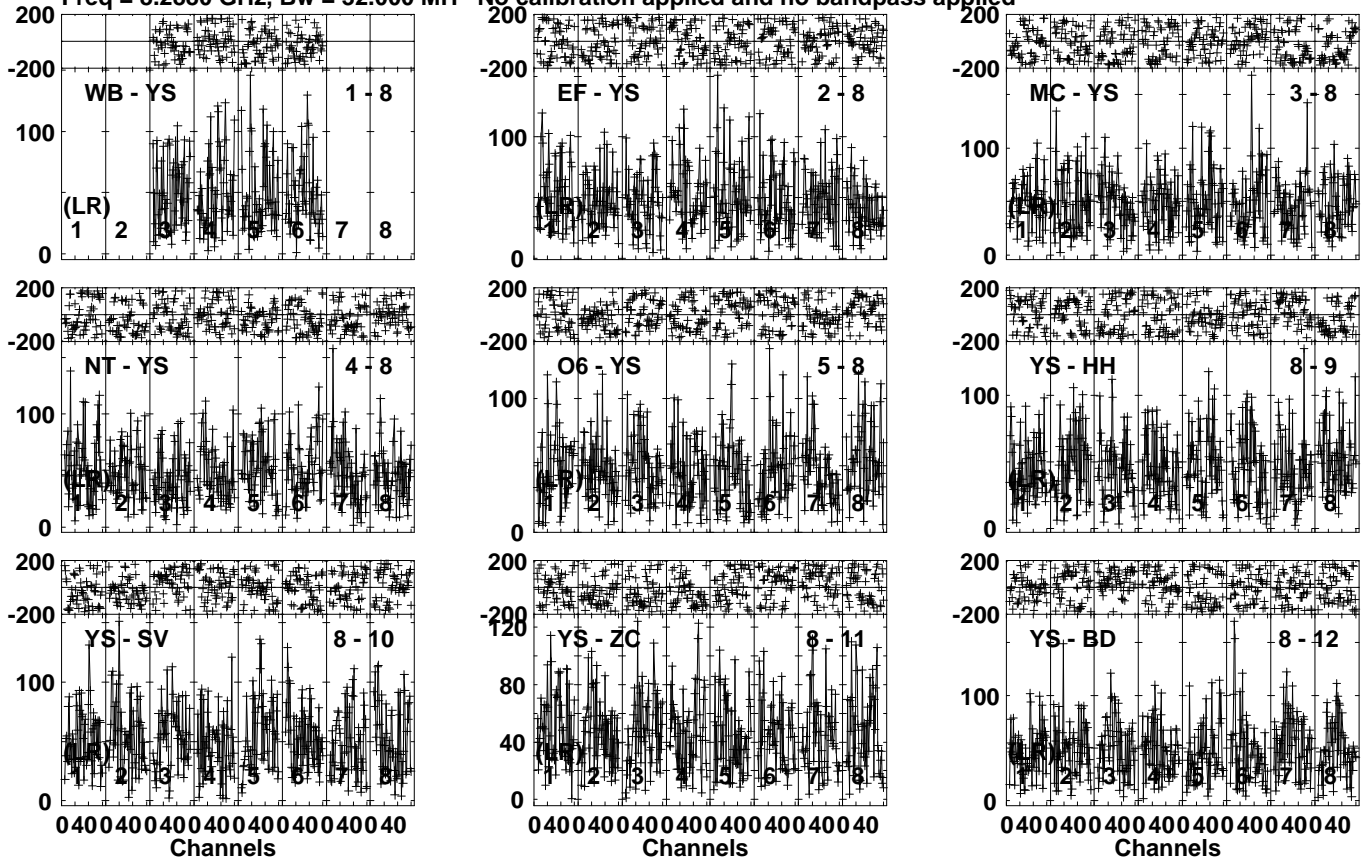


Plot file version 73 created 12-JAN-2021 19:12:37

1144+35 EB074D.UVDATA.1

Freq = 8.2880 GHz, Bw = 32.000 MH

No calibration applied and no bandpass applied

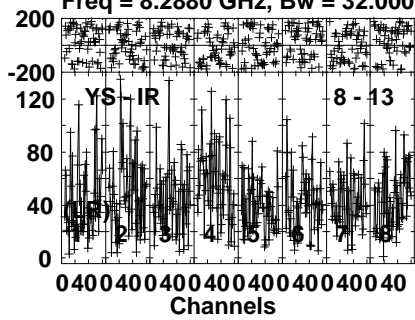


Lower frame: Micro Ampl Jy Top frame: Phas deg  
Vector averaged cross-power spectrum Several baselines displayed  
Timerange: 00/10:23:31 to 00/10:31:29

Plot file version 74 created 12-JAN-2021 19:12:38

1144+35 EB074D.UVDATA.1

Freq = 8.2880 GHz, Bw = 32.000 MH No calibration applied and no bandpass applied



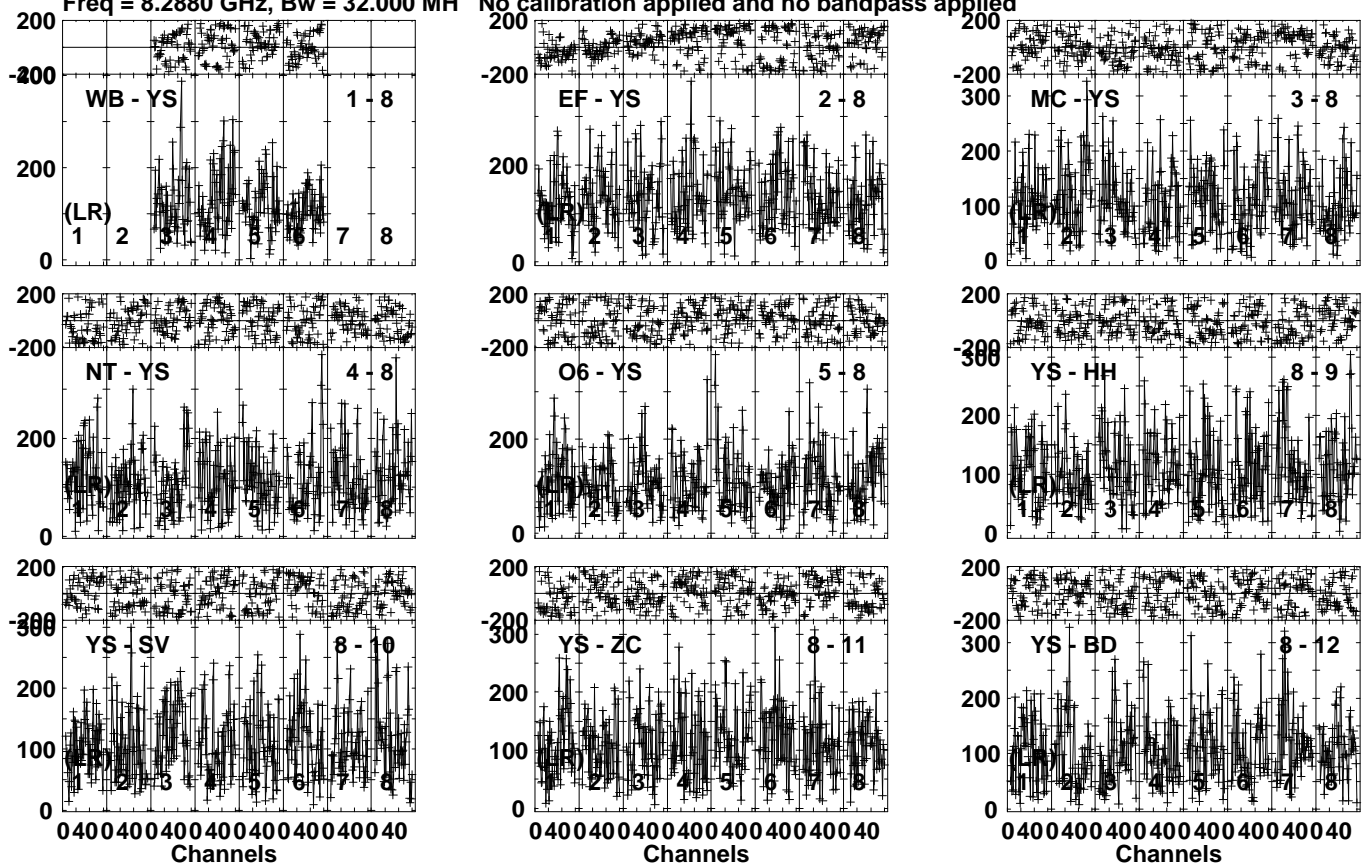
Lower frame: Micro Ampl Jy Top frame: Phas deg  
Vector averaged cross-power spectrum Several baselines displayed  
Timerange: 00/10:23:31 to 00/10:31:29

Plot file version 75 created 12-JAN-2021 19:12:39

J1209+4119 EB074D.UVDATA.1

Freq = 8.2880 GHz, Bw = 32.000 MH

No calibration applied and no bandpass applied



Lower frame: Micro Ampl Jy Top frame: Phas deg  
Vector averaged cross-power spectrum Several baselines displayed  
Timerange: 00/10:38:31 to 00/10:39:59

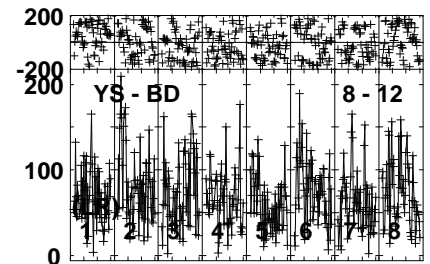
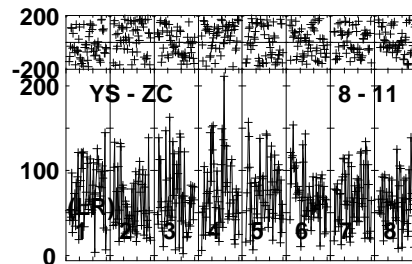
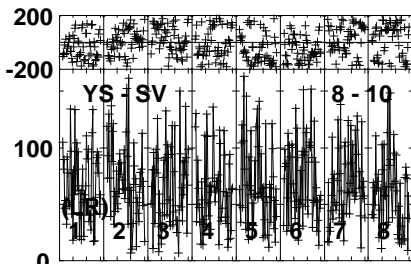
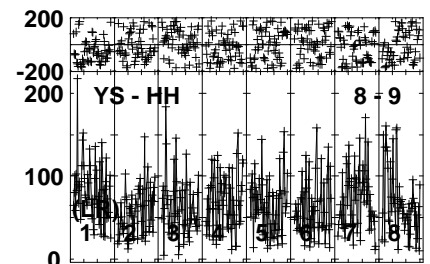
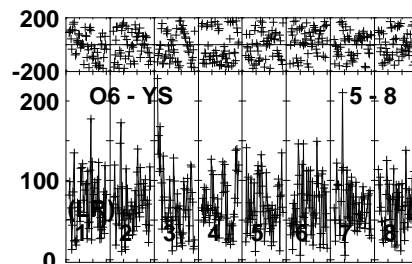
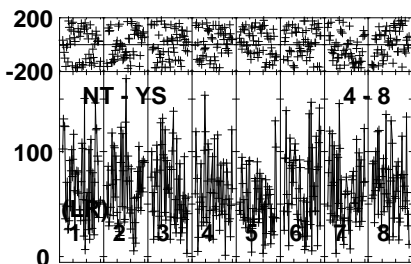
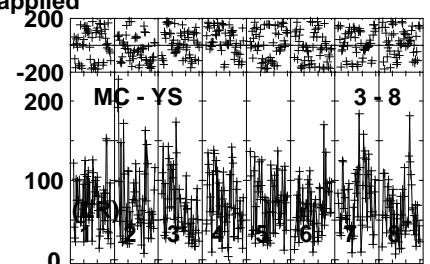
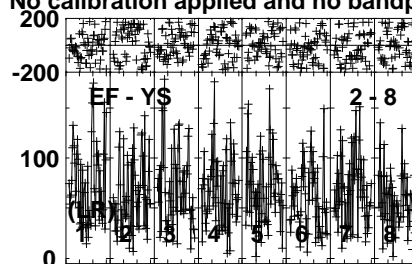
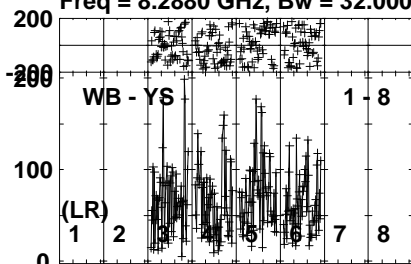


Plot file version 77 created 12-JAN-2021 19:12:39

1216+41 EB074D.UVDATA.1

Freq = 8.2880 GHz, Bw = 32.000 MH

No calibration applied and no bandpass applied

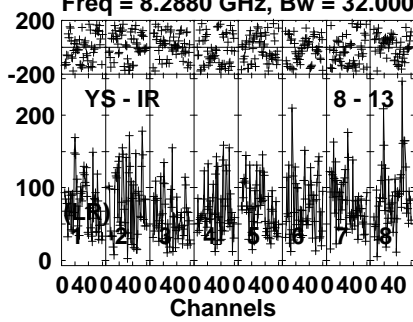


Lower frame: Micro Ampl Jy Top frame: Phas deg  
Vector averaged cross-power spectrum Several baselines displayed  
Timerange: 00/10:41:01 to 00/10:44:59

Plot file version 78 created 12-JAN-2021 19:12:40

1216+41 EB074D.UVDATA.1

Freq = 8.2880 GHz, Bw = 32.000 MH No calibration applied and no bandpass applied



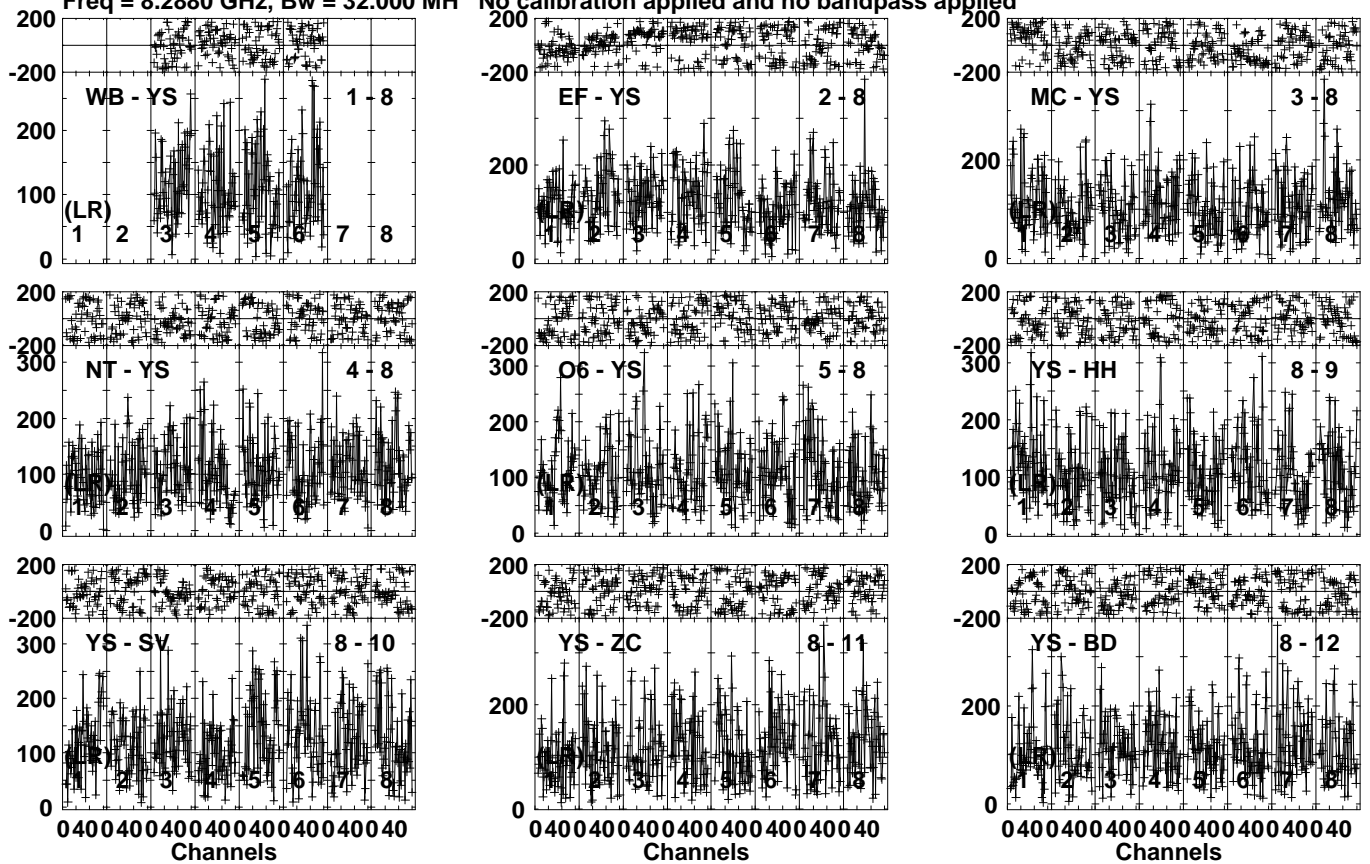
Lower frame: Micro Ampl Jy Top frame: Phas deg  
Vector averaged cross-power spectrum Several baselines displayed  
Timerange: 00/10:41:01 to 00/10:44:59

Plot file version 79 created 12-JAN-2021 19:12:40

J1209+4119 EB074D.UVDATA.1

Freq = 8.2880 GHz, Bw = 32.000 MH

No calibration applied and no bandpass applied

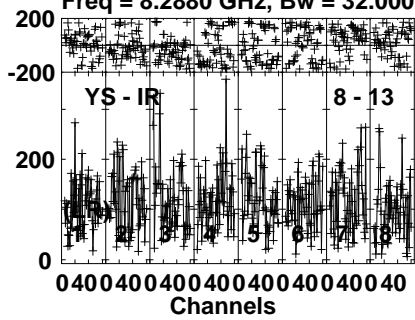


Lower frame: Micro Ampl Jy Top frame: Phas deg  
Vector averaged cross-power spectrum Several baselines displayed  
Timerange: 00/10:46:01 to 00/10:47:29

Plot file version 80 created 12-JAN-2021 19:12:41

J1209+4119 EB074D.UVDATA.1

Freq = 8.2880 GHz, Bw = 32.000 MH No calibration applied and no bandpass applied



Lower frame: Micro Ampl Jy Top frame: Phas deg  
Vector averaged cross-power spectrum Several baselines displayed  
Timerange: 00/10:46:01 to 00/10:47:29

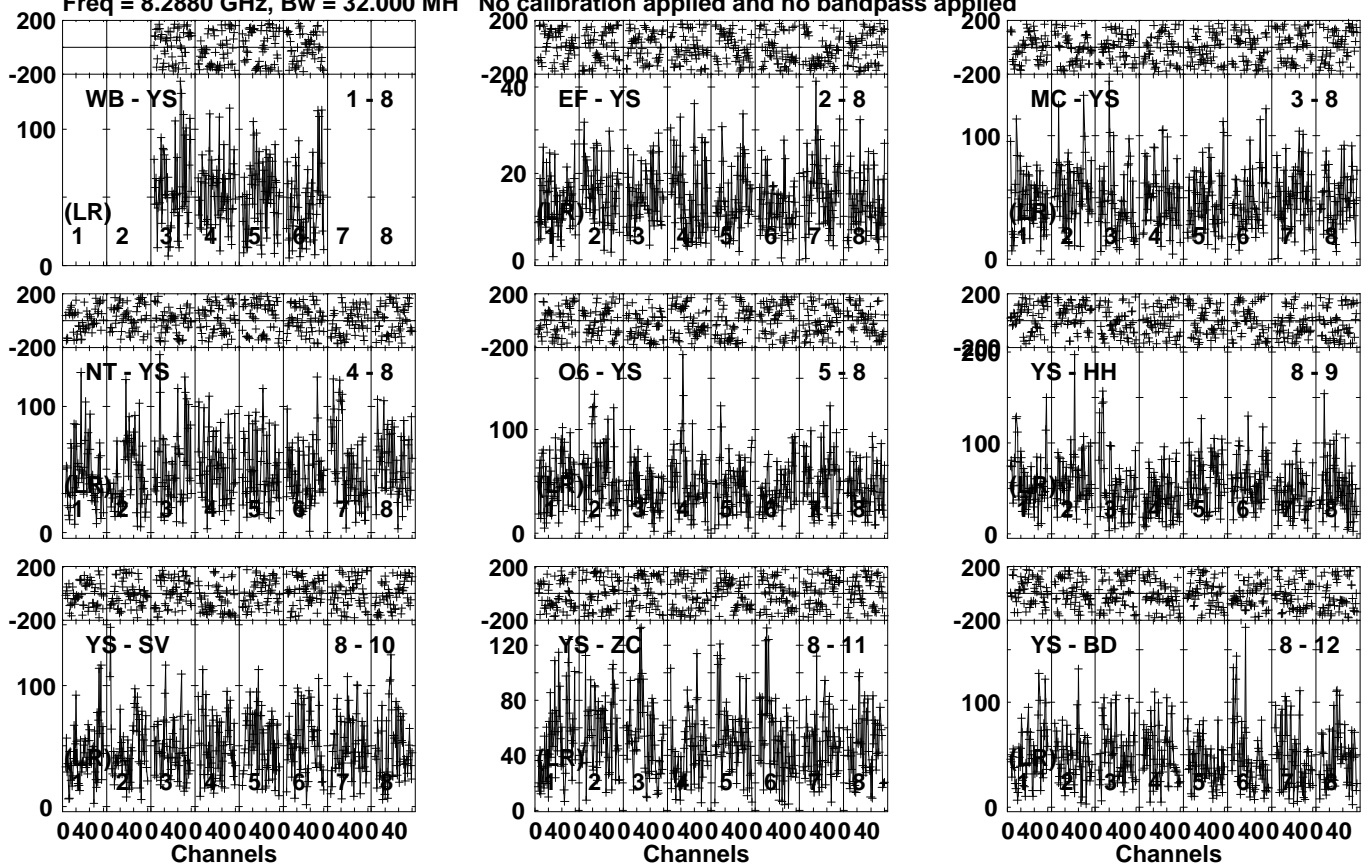


Plot file version 81 created 12-JAN-2021 19:12:42

1144+35 EB074D.UVDATA.1

Freq = 8.2880 GHz, Bw = 32.000 MH

No calibration applied and no bandpass applied

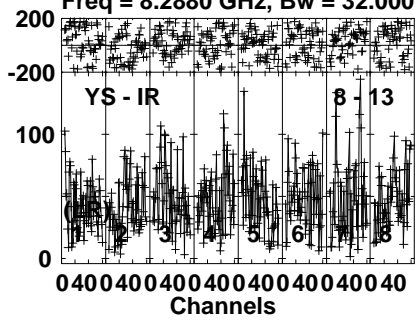


Lower frame: Micro Ampl Jy Top frame: Phas deg  
Vector averaged cross-power spectrum Several baselines displayed  
Timerange: 00/10:49:31 to 00/10:57:30

Plot file version 82 created 12-JAN-2021 19:12:43

1144+35 EB074D.UVDATA.1

Freq = 8.2880 GHz, Bw = 32.000 MH No calibration applied and no bandpass applied



Lower frame: Micro Ampl Jy Top frame: Phas deg

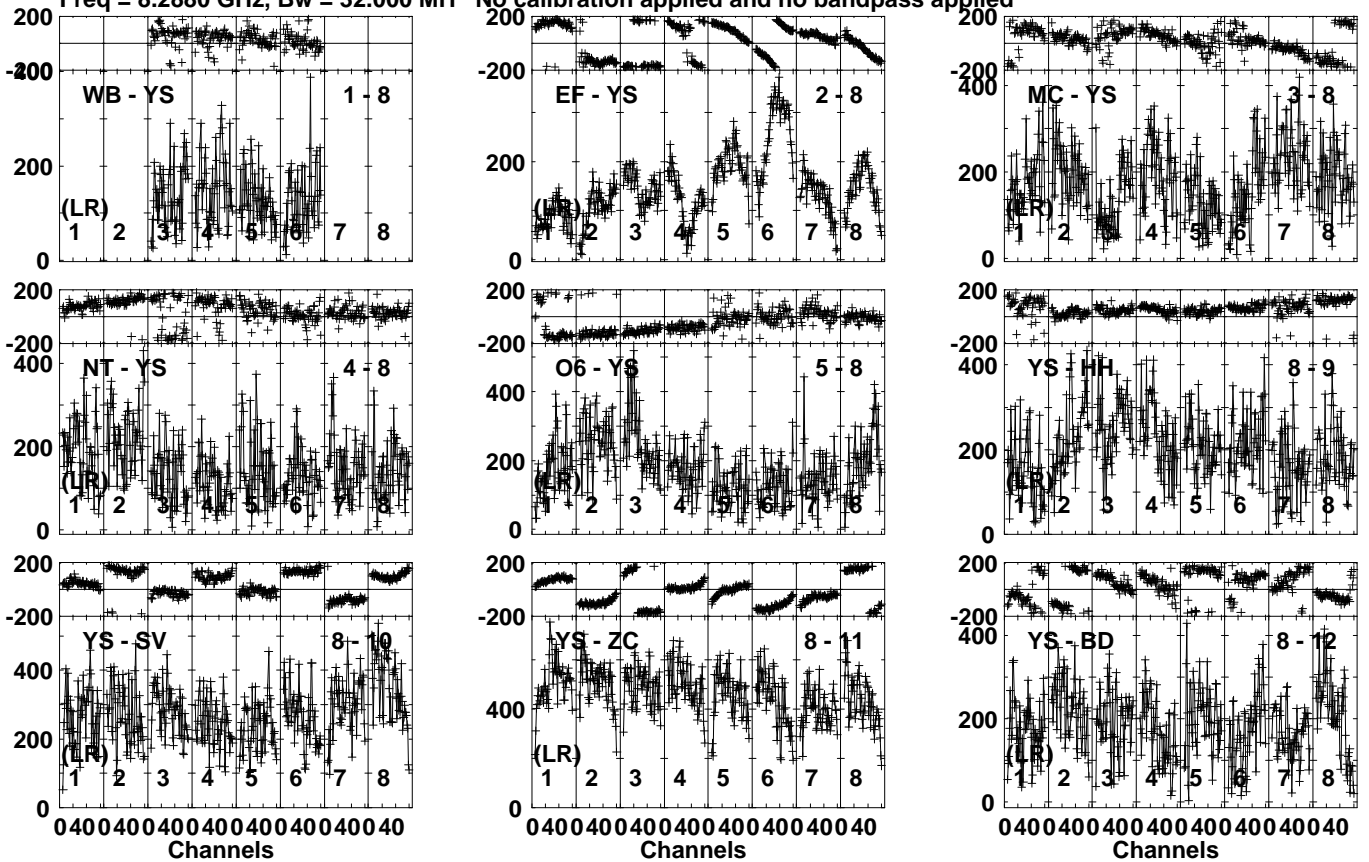
Vector averaged cross-power spectrum Several baselines displayed

Timerange: 00/10:49:31 to 00/10:57:30

Plot file version 83 created 12-JAN-2021 19:12:43

3C345 EB074D.UVDATA.1

Freq = 8.2880 GHz, Bw = 32.000 MH No calibration applied and no bandpass applied

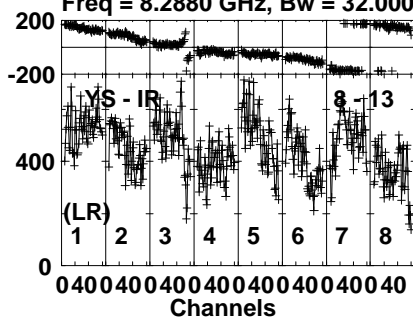


Lower frame: Micro Ampl Jy Top frame: Phas deg  
Vector averaged cross-power spectrum Several baselines displayed  
Timerange: 00/11:04:04 to 00/11:06:03

Plot file version 84 created 12-JAN-2021 19:12:44

3C345 EB074D.UVDATA.1

Freq = 8.2880 GHz, Bw = 32.000 MH No calibration applied and no bandpass applied

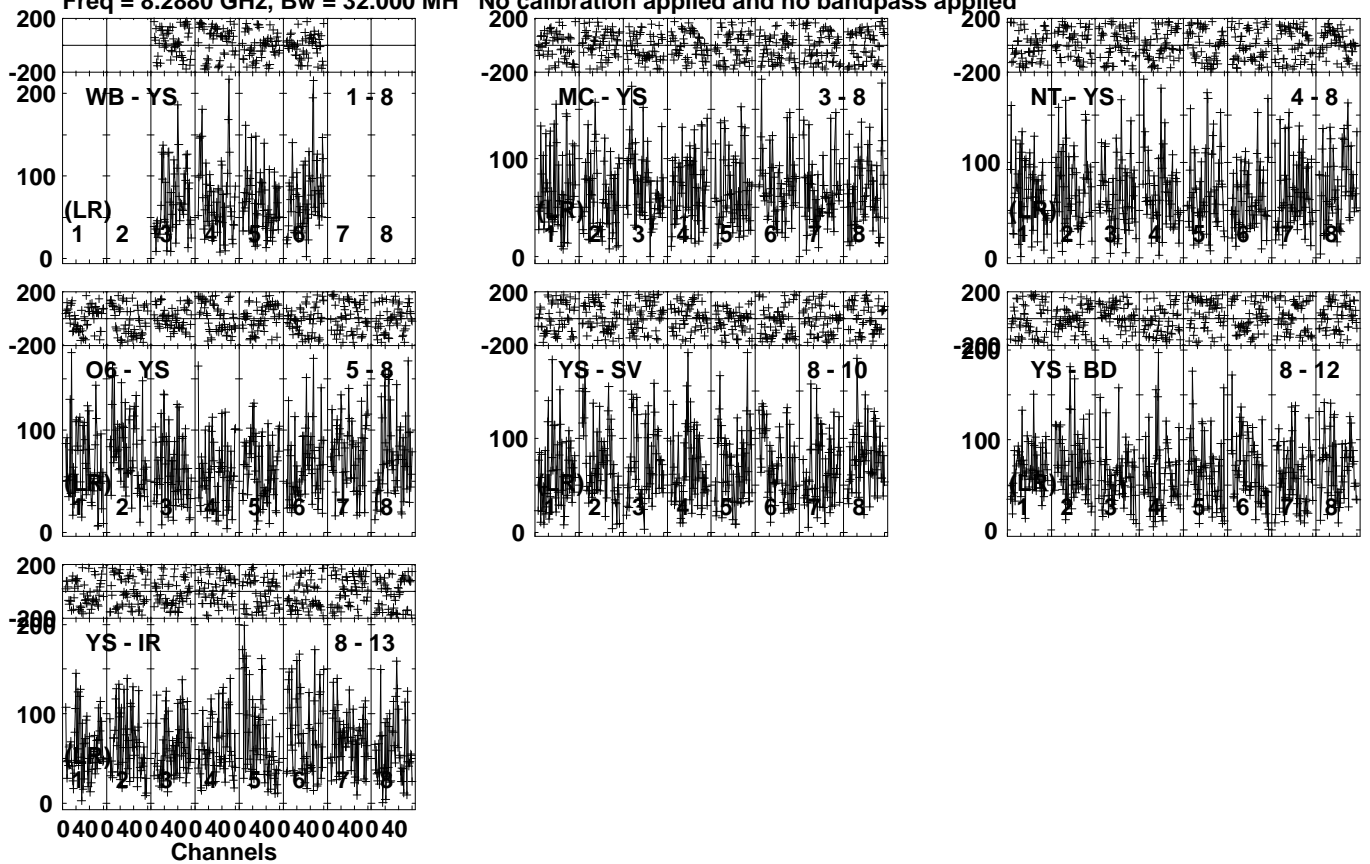


Lower frame: Micro Ampl Jy Top frame: Phas deg  
Vector averaged cross-power spectrum Several baselines displayed  
Timerange: 00/11:04:04 to 00/11:06:03

Plot file version 85 created 12-JAN-2021 19:12:44

MRK1498 EB074D.UVDATA.1

Freq = 8.2880 GHz, Bw = 32.000 MH No calibration applied and no bandpass applied

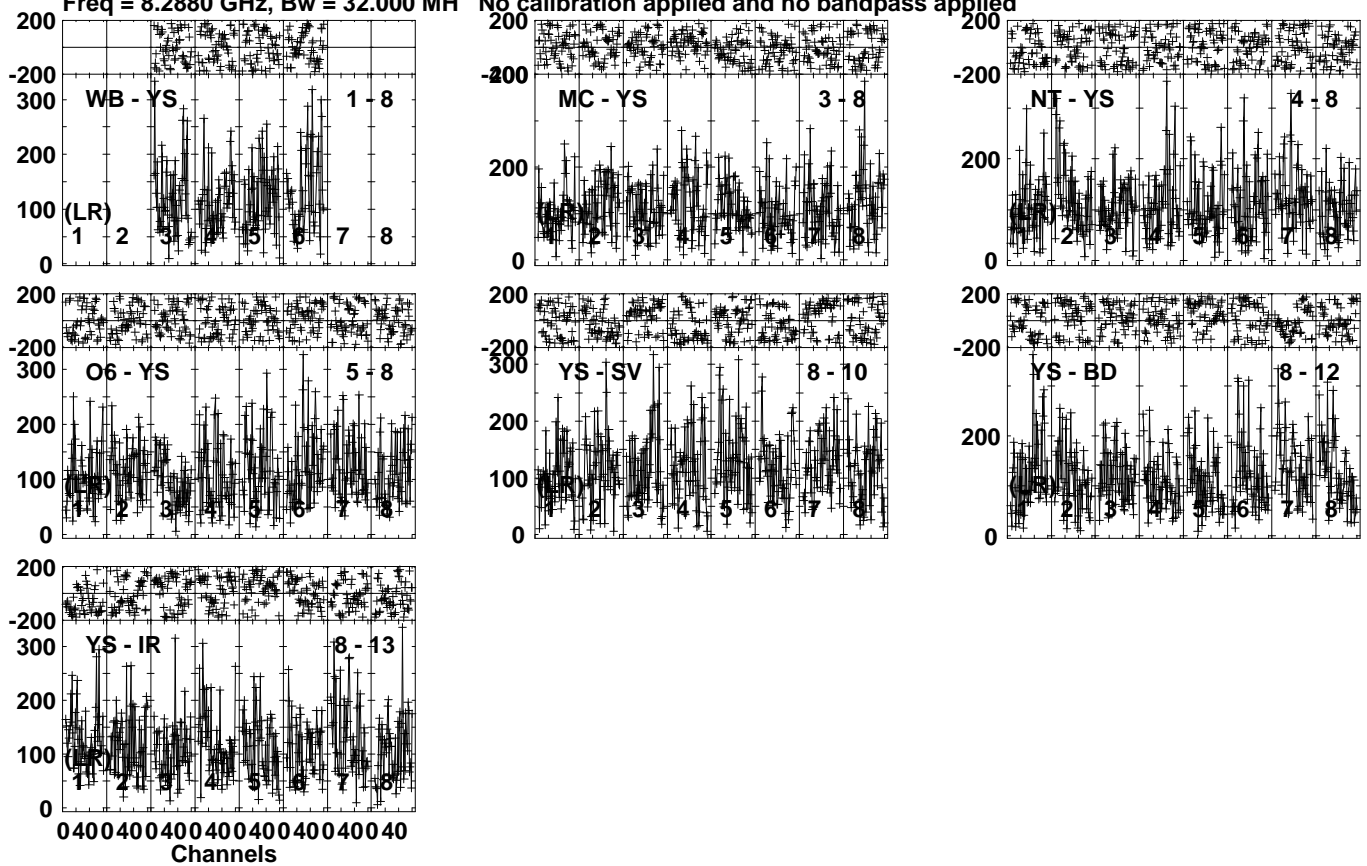


Lower frame: Micro Ampl Jy Top frame: Phas deg  
Vector averaged cross-power spectrum Several baselines displayed  
Timerange: 00/11:09:04 to 00/11:13:04

Plot file version 86 created 12-JAN-2021 19:12:44

J1631+4927 EB074D.UVDATA.1

Freq = 8.2880 GHz, Bw = 32.000 MH No calibration applied and no bandpass applied

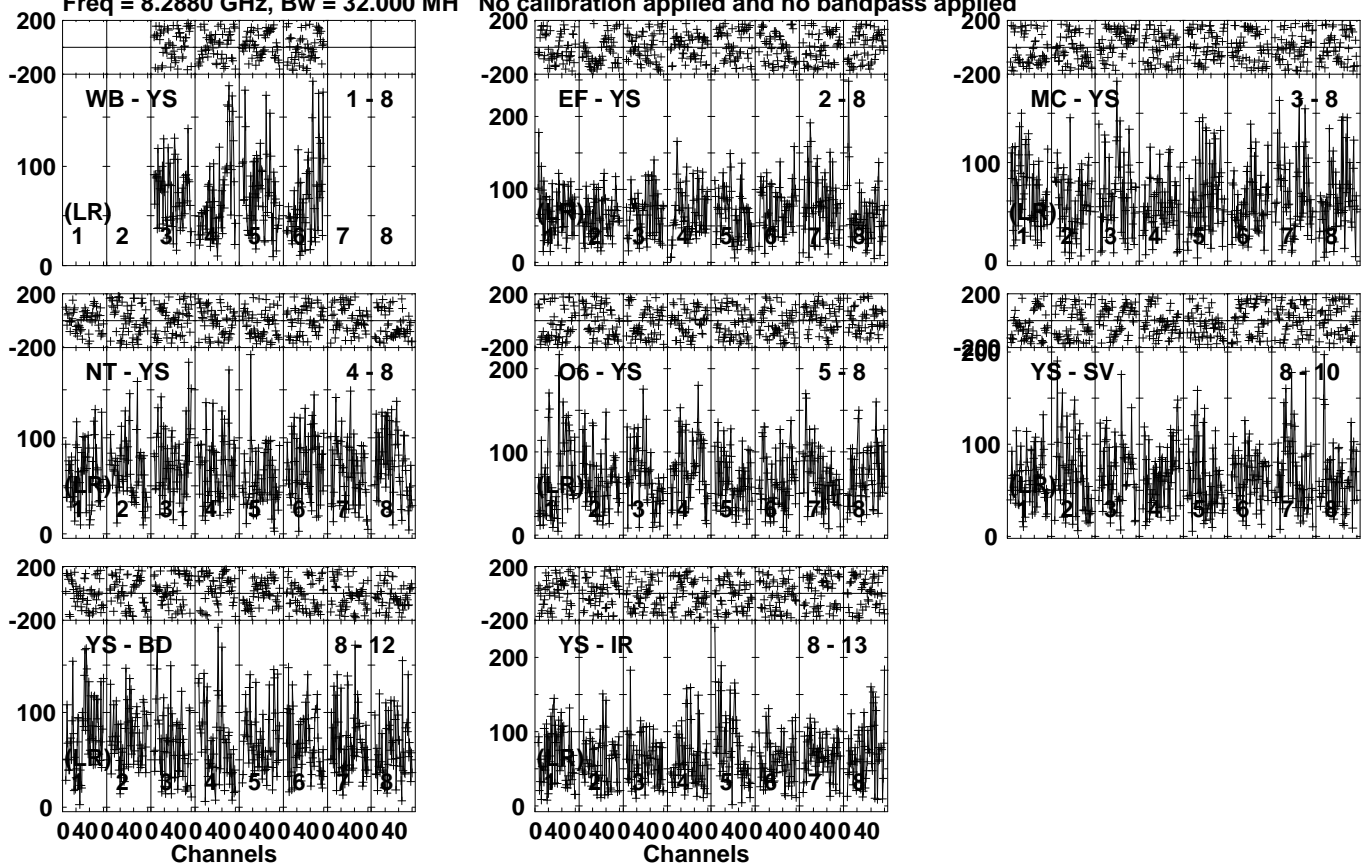


Lower frame: Micro Ampl Jy Top frame: Phas deg  
Vector averaged cross-power spectrum Several baselines displayed  
Timerange: 00/11:14:04 to 00/11:15:34

Plot file version 87 created 12-JAN-2021 19:12:45

MRK1498 EB074D.UVDATA.1

Freq = 8.2880 GHz, Bw = 32.000 MH No calibration applied and no bandpass applied



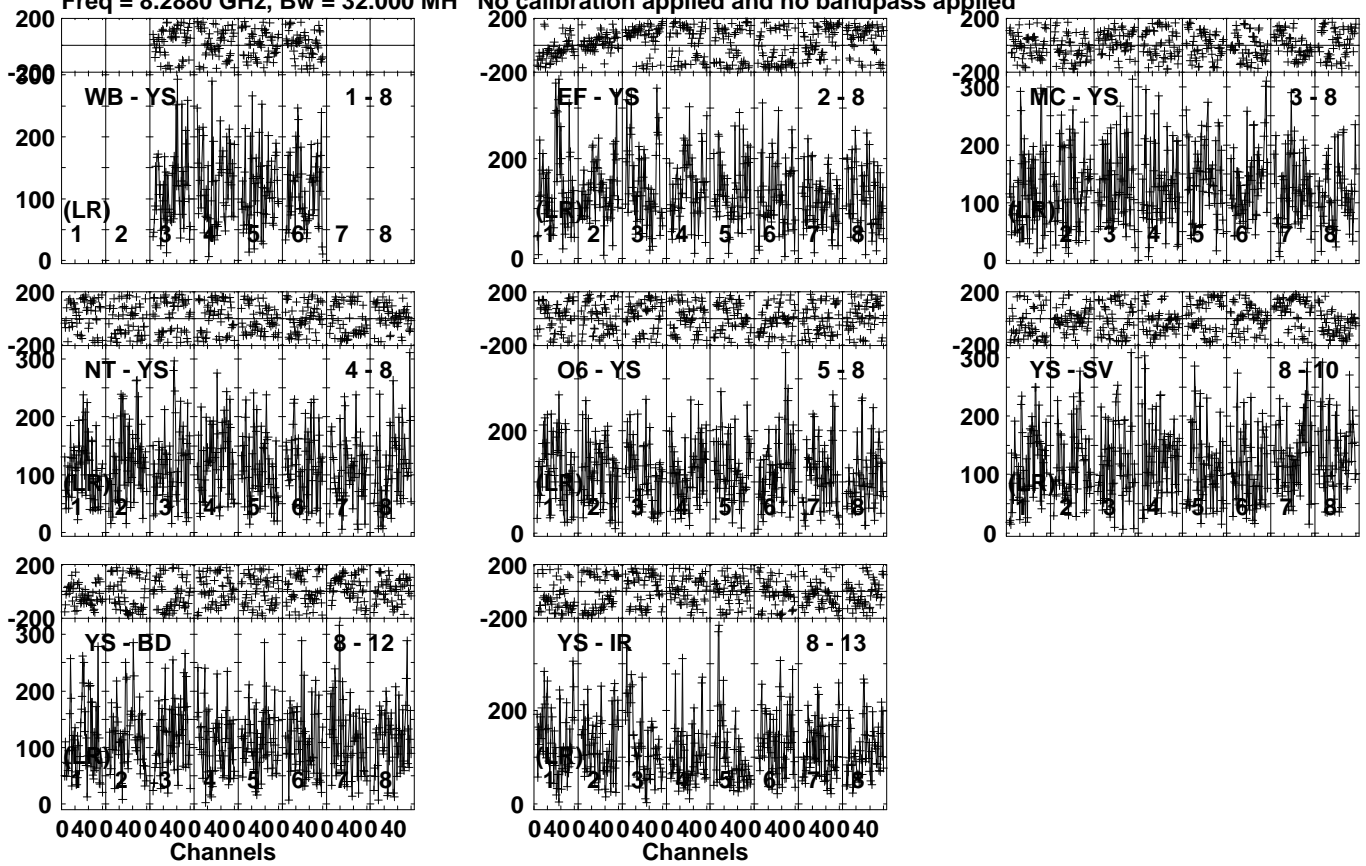
Lower frame: Micro Ampl Jy Top frame: Phas deg  
Vector averaged cross-power spectrum Several baselines displayed  
Timerange: 00/11:16:34 to 00/11:20:34

Plot file version 88 created 12-JAN-2021 19:12:45

J1631+4927 EB074D.UVDATA.1

Freq = 8.2880 GHz, Bw = 32.000 MH

No calibration applied and no bandpass applied



Lower frame: Micro Ampl Jy Top frame: Phas deg  
Vector averaged cross-power spectrum Several baselines displayed  
Timerange: 00/11:21:35 to 00/11:23:04

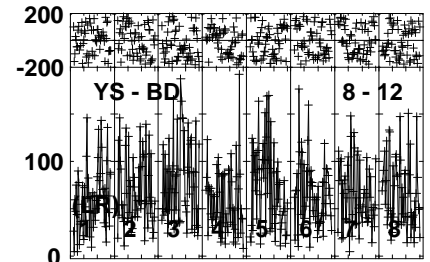
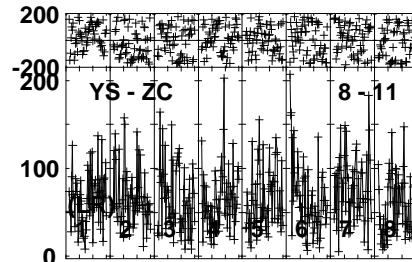
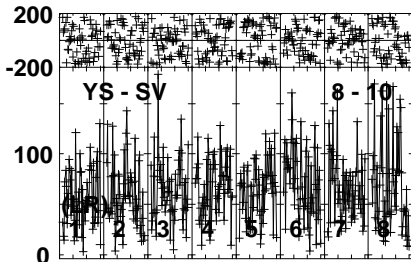
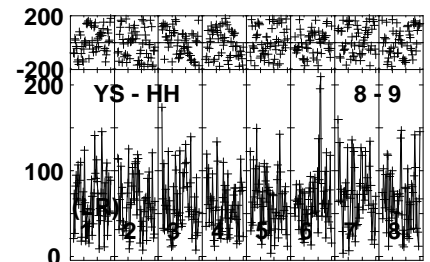
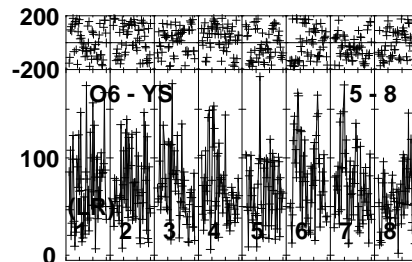
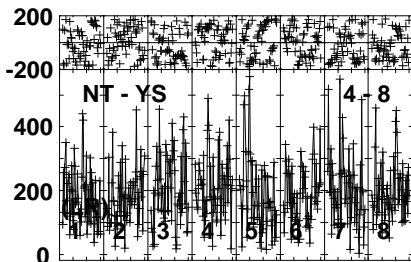
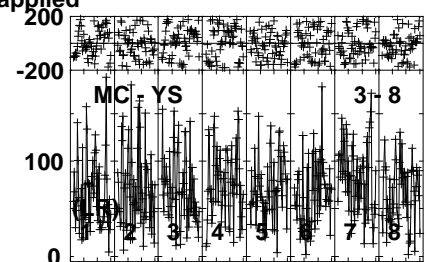
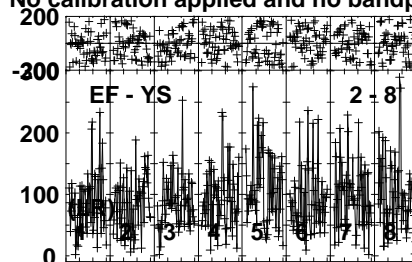
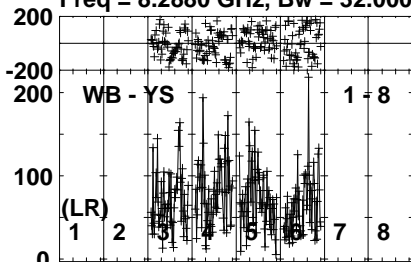


Plot file version 89 created 12-JAN-2021 19:12:46

1428+29 EB074D.UVDATA.1

Freq = 8.2880 GHz, Bw = 32.000 MH

No calibration applied and no bandpass applied

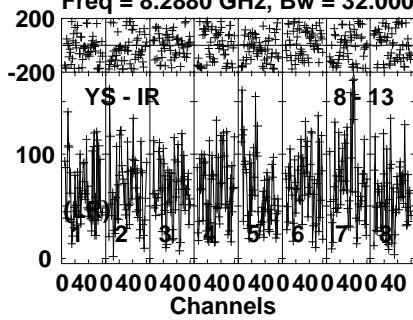


Lower frame: Micro Ampl Jy Top frame: Phas deg  
Vector averaged cross-power spectrum Several baselines displayed  
Timerange: 00/11:25:05 to 00/11:29:03

Plot file version 90 created 12-JAN-2021 19:12:47

1428+29 EB074D.UVDATA.1

Freq = 8.2880 GHz, Bw = 32.000 MH No calibration applied and no bandpass applied



Lower frame: Micro Ampl Jy Top frame: Phas deg

Vector averaged cross-power spectrum Several baselines displayed

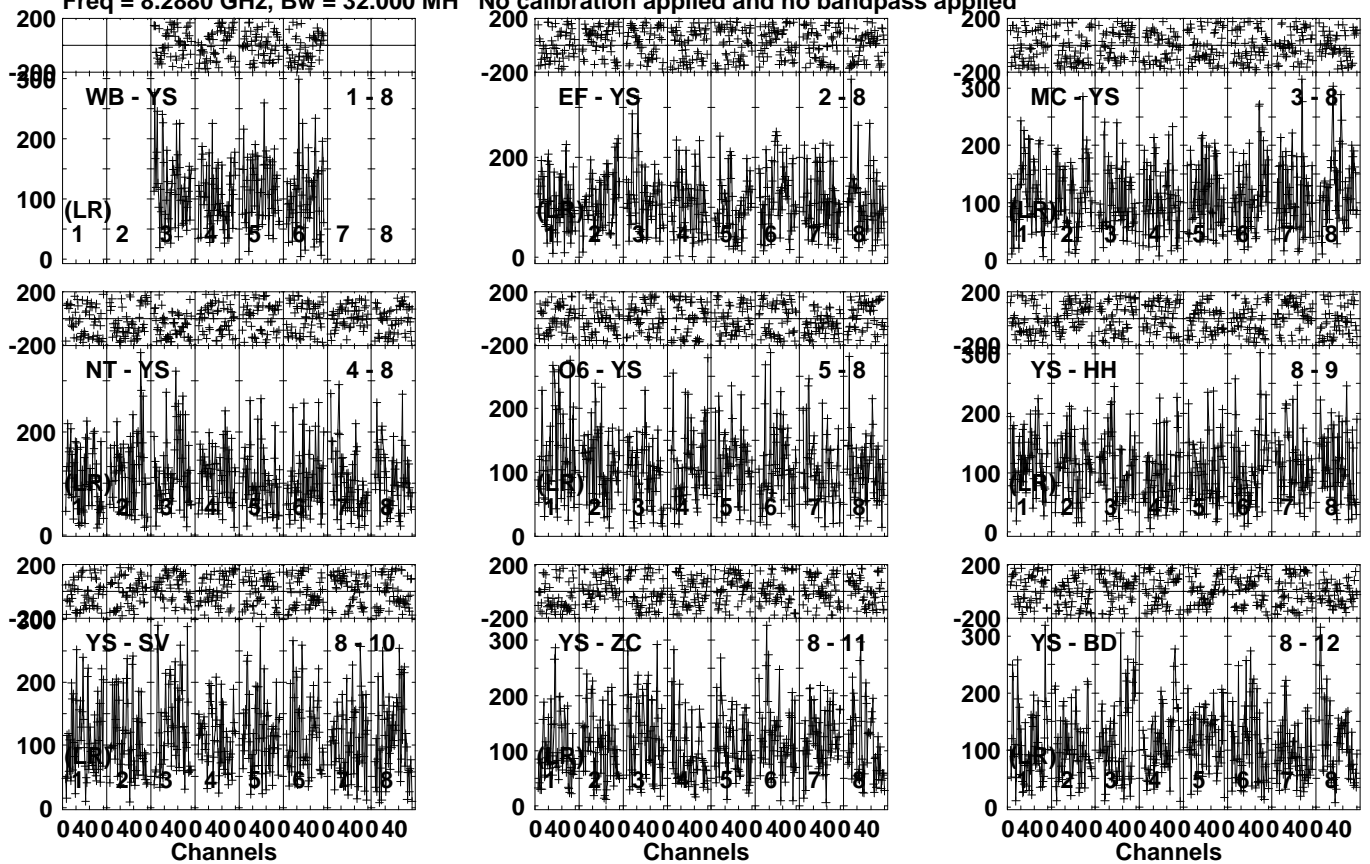
Timerange: 00/11:25:05 to 00/11:29:03

Plot file version 91 created 12-JAN-2021 19:12:47

J1428+2724 EB074D.UVDATA.1

Freq = 8.2880 GHz, Bw = 32.000 MH

No calibration applied and no bandpass applied

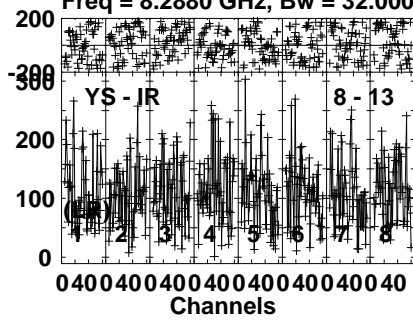


Lower frame: Micro Ampl Jy Top frame: Phas deg  
Vector averaged cross-power spectrum Several baselines displayed  
Timerange: 00/11:30:05 to 00/11:31:34

Plot file version 92 created 12-JAN-2021 19:12:47

J1428+2724 EB074D.UVDATA.1

Freq = 8.2880 GHz, Bw = 32.000 MH No calibration applied and no bandpass applied



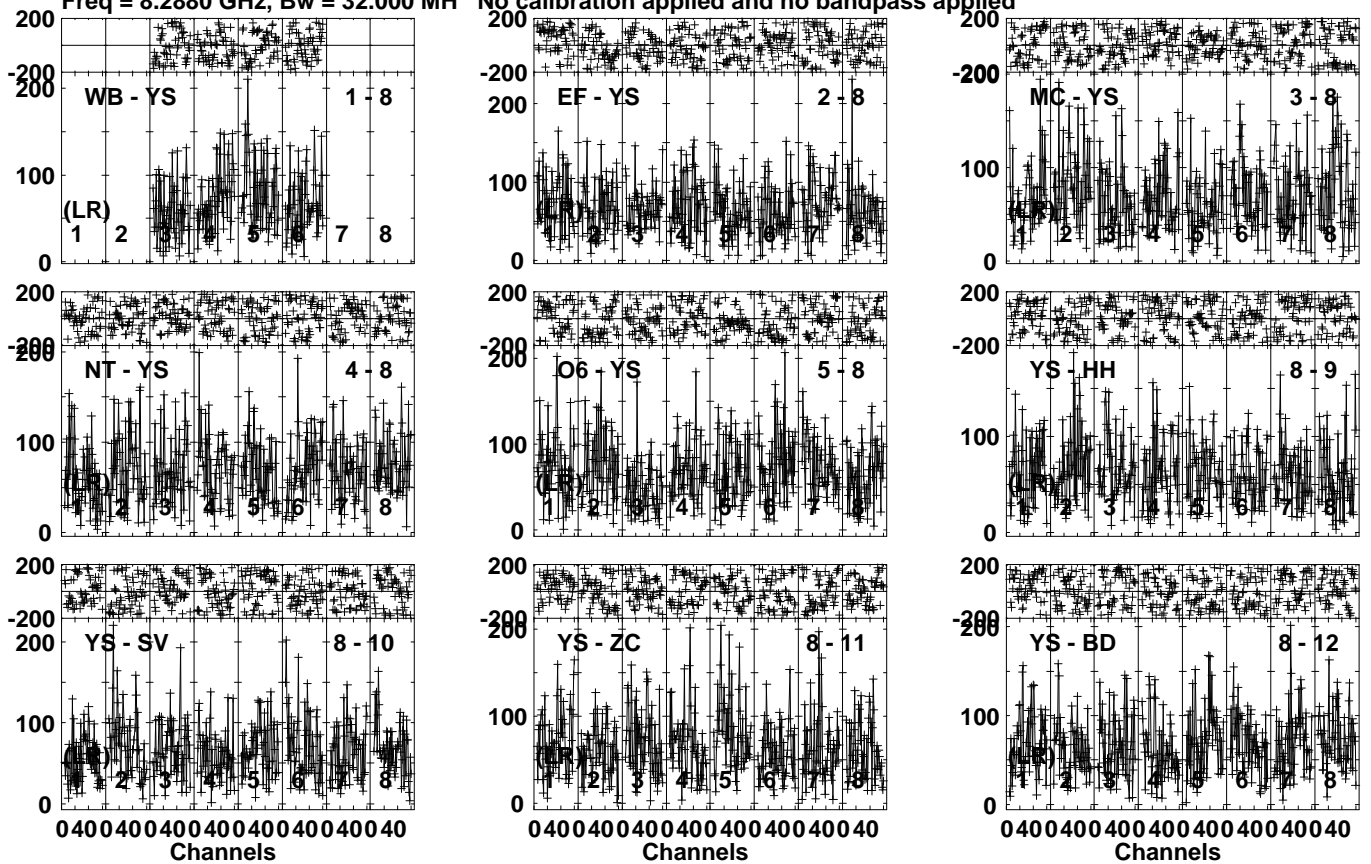
Lower frame: Micro Ampl Jy Top frame: Phas deg  
Vector averaged cross-power spectrum Several baselines displayed  
Timerange: 00/11:30:05 to 00/11:31:34

Plot file version 93 created 12-JAN-2021 19:12:47

1428+29 EB074D.UVDATA.1

Freq = 8.2880 GHz, Bw = 32.000 MH

No calibration applied and no bandpass applied

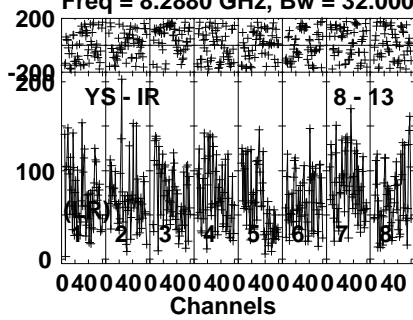


Lower frame: Micro Ampl Jy Top frame: Phas deg  
Vector averaged cross-power spectrum Several baselines displayed  
Timerange: 00/11:32:34 to 00/11:36:34

Plot file version 94 created 12-JAN-2021 19:12:48

1428+29 EB074D.UVDATA.1

Freq = 8.2880 GHz, Bw = 32.000 MH No calibration applied and no bandpass applied



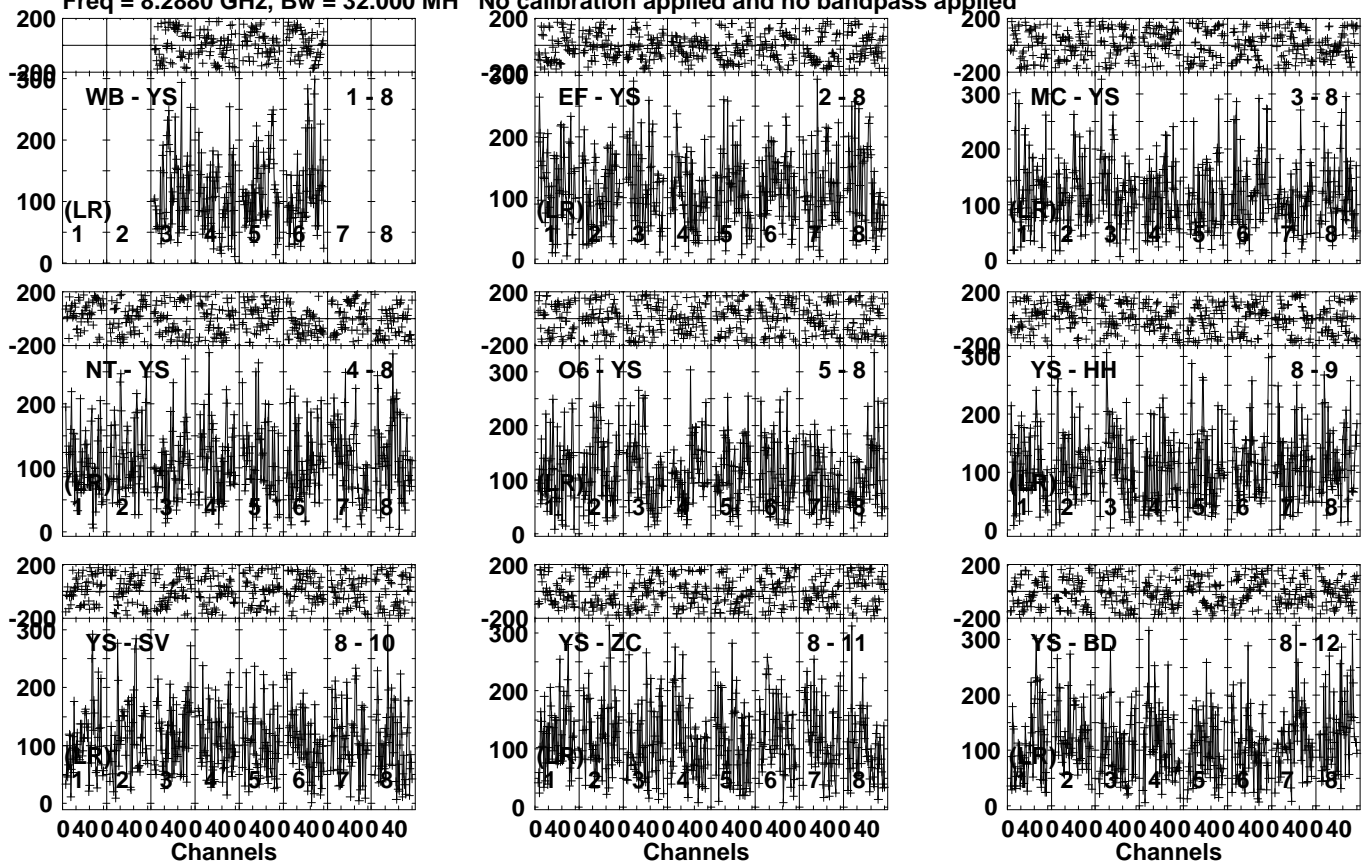
Lower frame: Micro Ampl Jy Top frame: Phas deg  
Vector averaged cross-power spectrum Several baselines displayed  
Timerange: 00/11:32:34 to 00/11:36:34

Plot file version 95 created 12-JAN-2021 19:12:48

J1428+2724 EB074D.UVDATA.1

Freq = 8.2880 GHz, Bw = 32.000 MH

No calibration applied and no bandpass applied

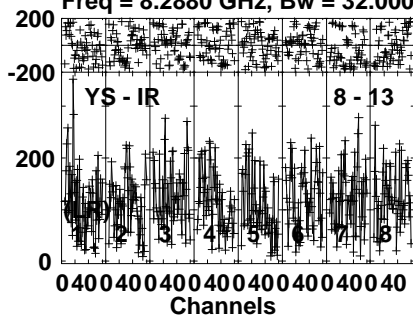


Lower frame: Micro Ampl Jy Top frame: Phas deg  
Vector averaged cross-power spectrum Several baselines displayed  
Timerange: 00/11:37:35 to 00/11:39:04

Plot file version 96 created 12-JAN-2021 19:12:49

J1428+2724 EB074D.UVDATA.1

Freq = 8.2880 GHz, Bw = 32.000 MH No calibration applied and no bandpass applied



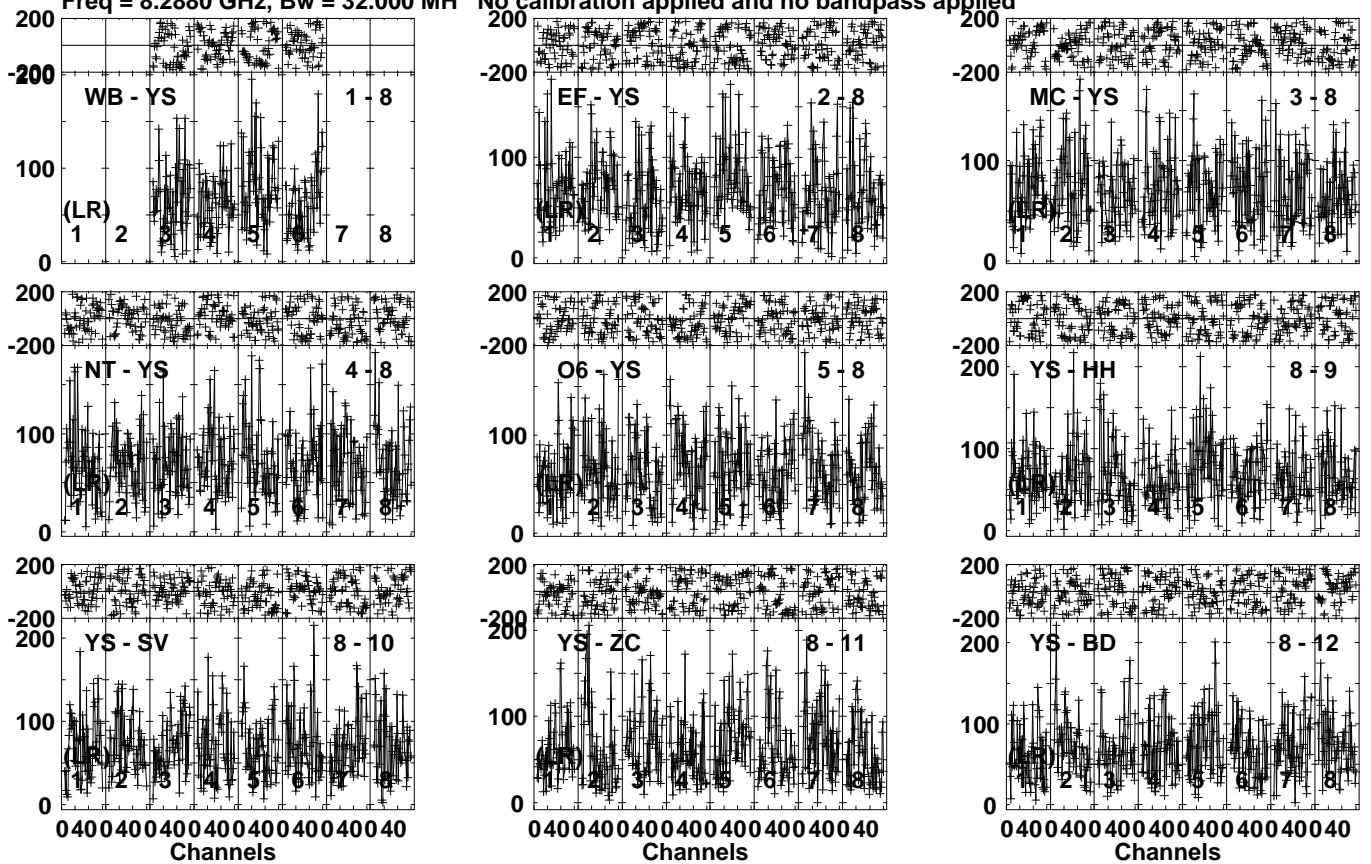
Lower frame: Micro Ampl Jy Top frame: Phas deg  
Vector averaged cross-power spectrum Several baselines displayed  
Timerange: 00/11:37:35 to 00/11:39:04



Plot file version 97 created 12-JAN-2021 19:12:49

1428+29 EB074D.UVDATA.1

Freq = 8.2880 GHz, Bw = 32.000 MH No calibration applied and no bandpass applied

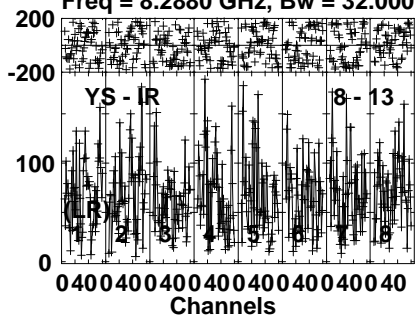


Lower frame: Micro Ampl Jy Top frame: Phas deg  
Vector averaged cross-power spectrum Several baselines displayed  
Timerange: 00/11:40:05 to 00/11:44:03

Plot file version 98 created 12-JAN-2021 19:12:50

1428+29 EB074D.UVDATA.1

Freq = 8.2880 GHz, Bw = 32.000 MH No calibration applied and no bandpass applied



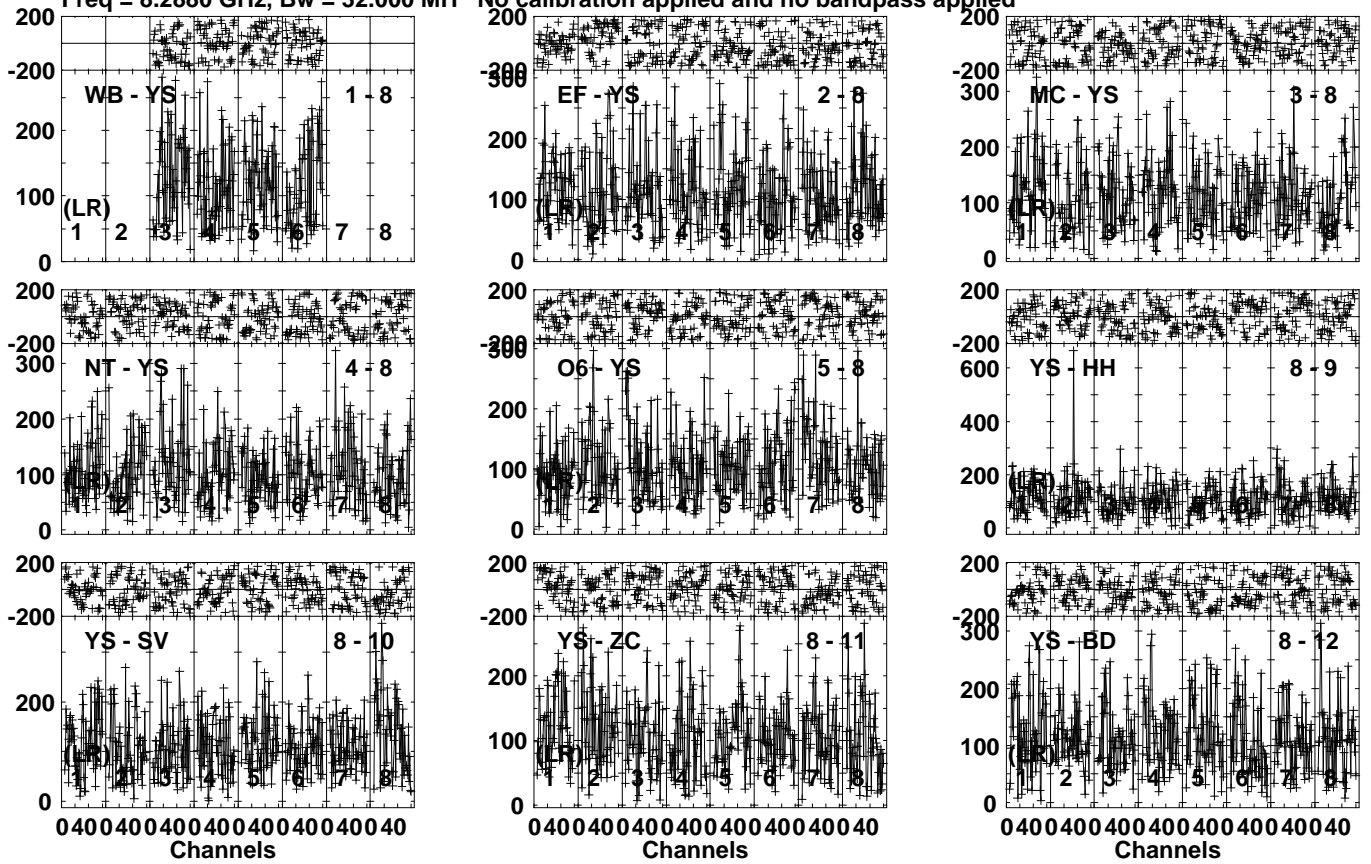
Lower frame: Micro Ampl Jy Top frame: Phas deg  
Vector averaged cross-power spectrum Several baselines displayed  
Timerange: 00/11:40:05 to 00/11:44:03

Plot file version 99 created 12-JAN-2021 19:12:50

J1428+2724 EB074D.UVDATA.1

Freq = 8.2880 GHz, Bw = 32.000 MH

No calibration applied and no bandpass applied

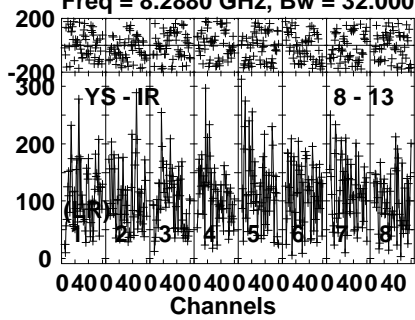


Lower frame: Micro Ampl Jy Top frame: Phas deg  
Vector averaged cross-power spectrum Several baselines displayed  
Timerange: 00/11:45:04 to 00/11:46:34

Plot file version 100 created 12-JAN-2021 19:12:50

J1428+2724 EB074D.UVDATA.1

Freq = 8.2880 GHz, Bw = 32.000 MH No calibration applied and no bandpass applied



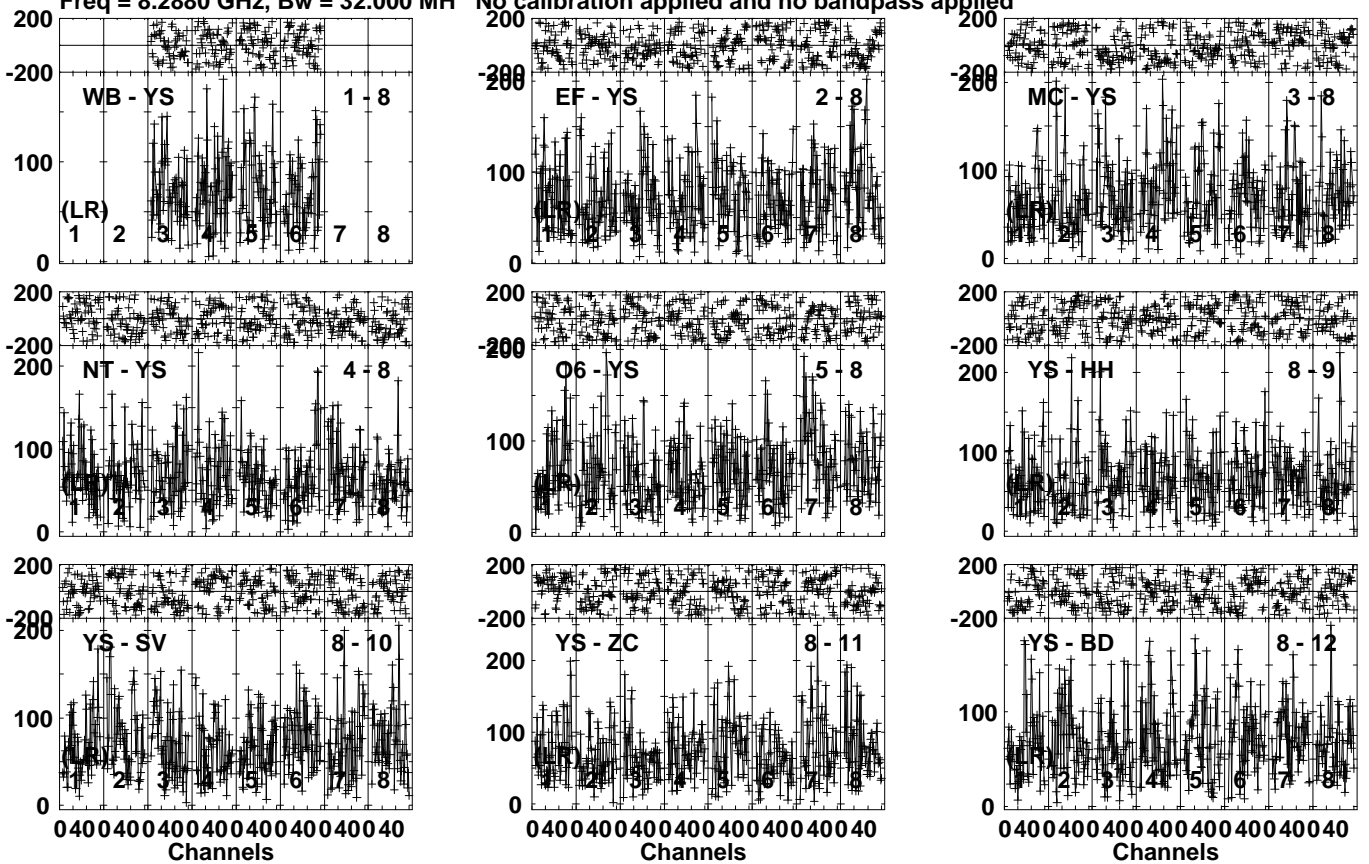
Lower frame: Micro Ampl Jy Top frame: Phas deg  
Vector averaged cross-power spectrum Several baselines displayed  
Timerange: 00/11:45:04 to 00/11:46:34

Plot file version 101 created 12-JAN-2021 19:12:50

1428+29 EB074D.UVDATA.1

Freq = 8.2880 GHz, Bw = 32.000 MH

No calibration applied and no bandpass applied



Lower frame: Micro Ampl Jy Top frame: Phas deg  
Vector averaged cross-power spectrum Several baselines displayed  
Timerange: 00/11:47:35 to 00/11:51:33

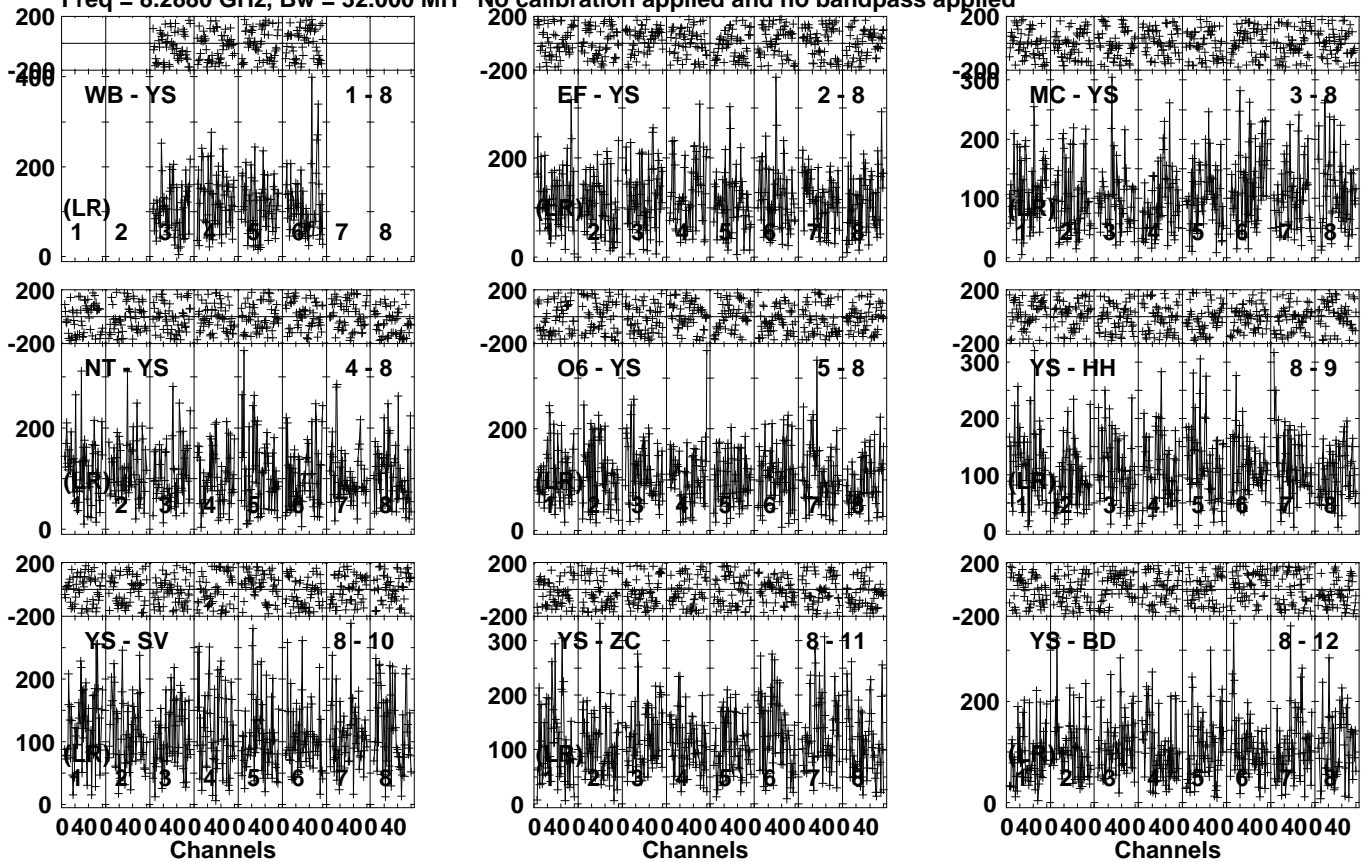


Plot file version 103 created 12-JAN-2021 19:12:51

J1428+2724 EB074D.UVDATA.1

Freq = 8.2880 GHz, Bw = 32.000 MH

No calibration applied and no bandpass applied

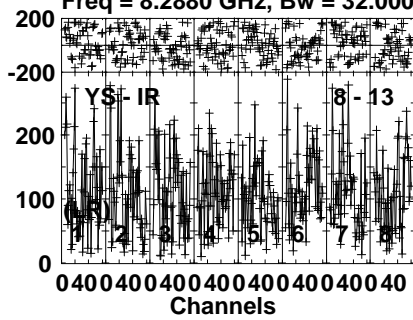


Lower frame: Micro Ampl Jy Top frame: Phas deg  
Vector averaged cross-power spectrum Several baselines displayed  
Timerange: 00/11:52:35 to 00/11:54:04

Plot file version 104 created 12-JAN-2021 19:12:52

J1428+2724 EB074D.UVDATA.1

Freq = 8.2880 GHz, Bw = 32.000 MH No calibration applied and no bandpass applied



Lower frame: Micro Ampl Jy Top frame: Phas deg  
Vector averaged cross-power spectrum Several baselines displayed  
Timerange: 00/11:52:35 to 00/11:54:04

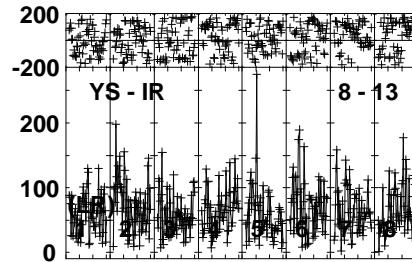
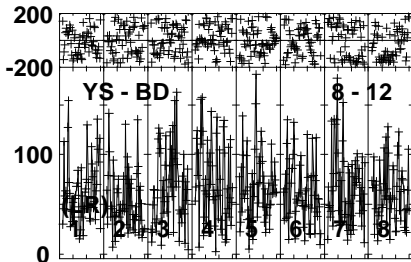
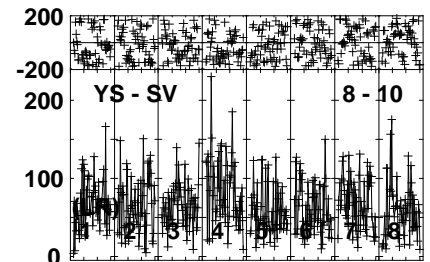
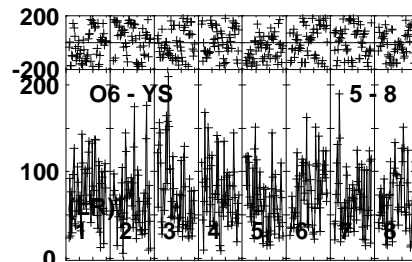
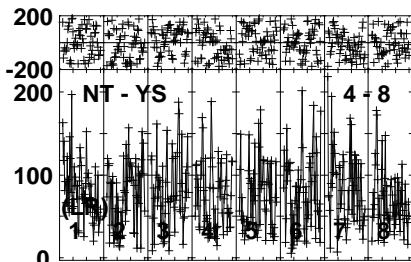
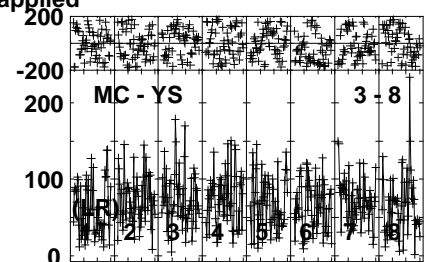
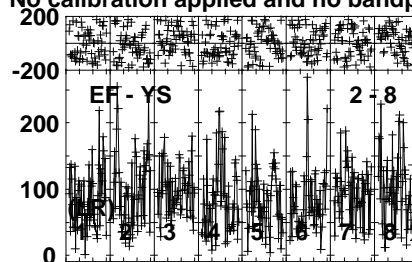
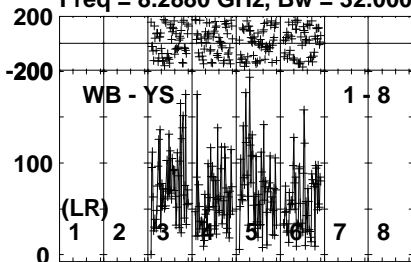


Plot file version 105 created 12-JAN-2021 19:12:52

MRK1498 EB074D.UVDATA.1

Freq = 8.2880 GHz, Bw = 32.000 MH

No calibration applied and no bandpass applied



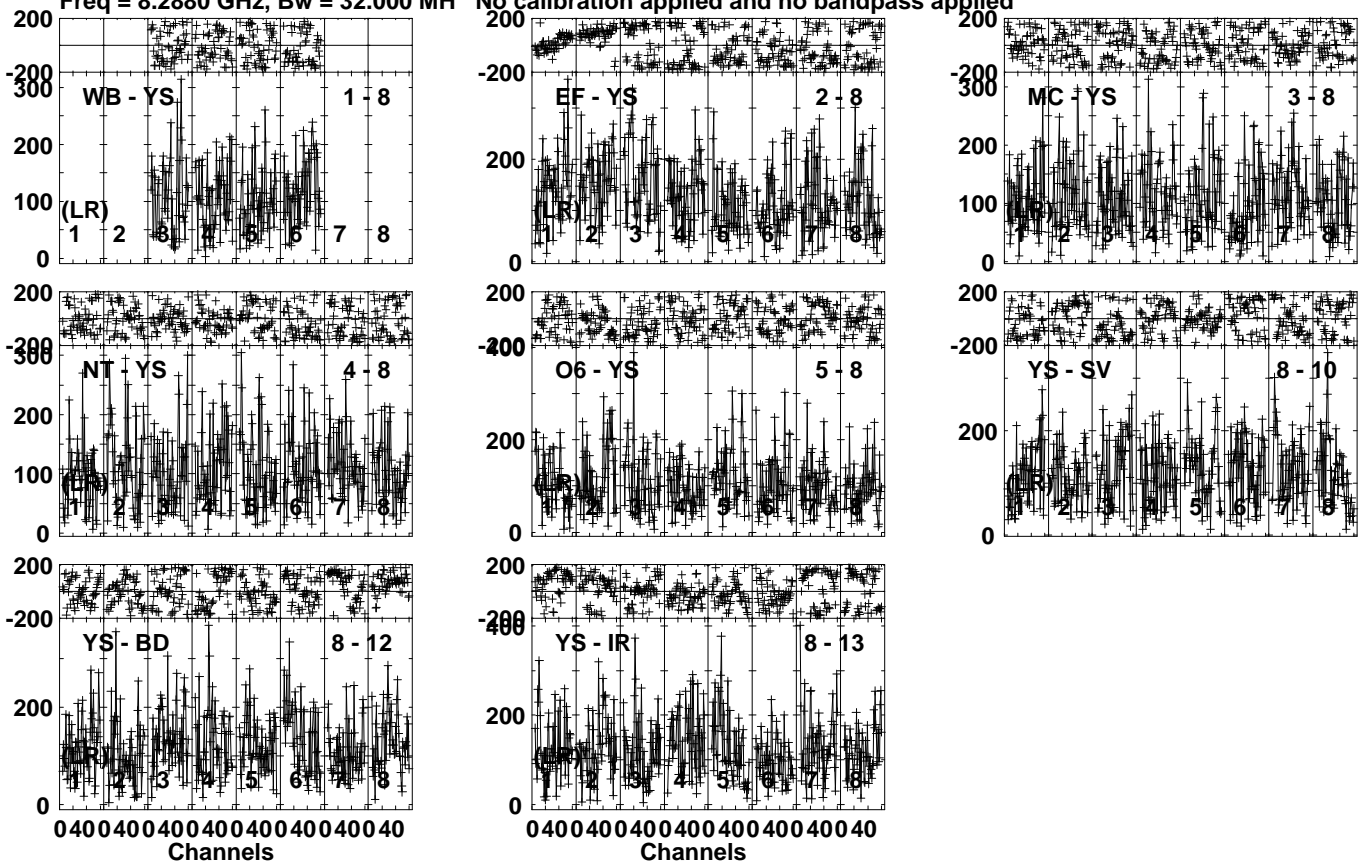
Lower frame: Micro Ampl Jy Top frame: Phas deg  
Vector averaged cross-power spectrum Several baselines displayed  
Timerange: 00/11:57:05 to 00/12:01:03

Plot file version 106 created 12-JAN-2021 19:12:52

J1631+4927 EB074D.UVDATA.1

Freq = 8.2880 GHz, Bw = 32.000 MH

No calibration applied and no bandpass applied

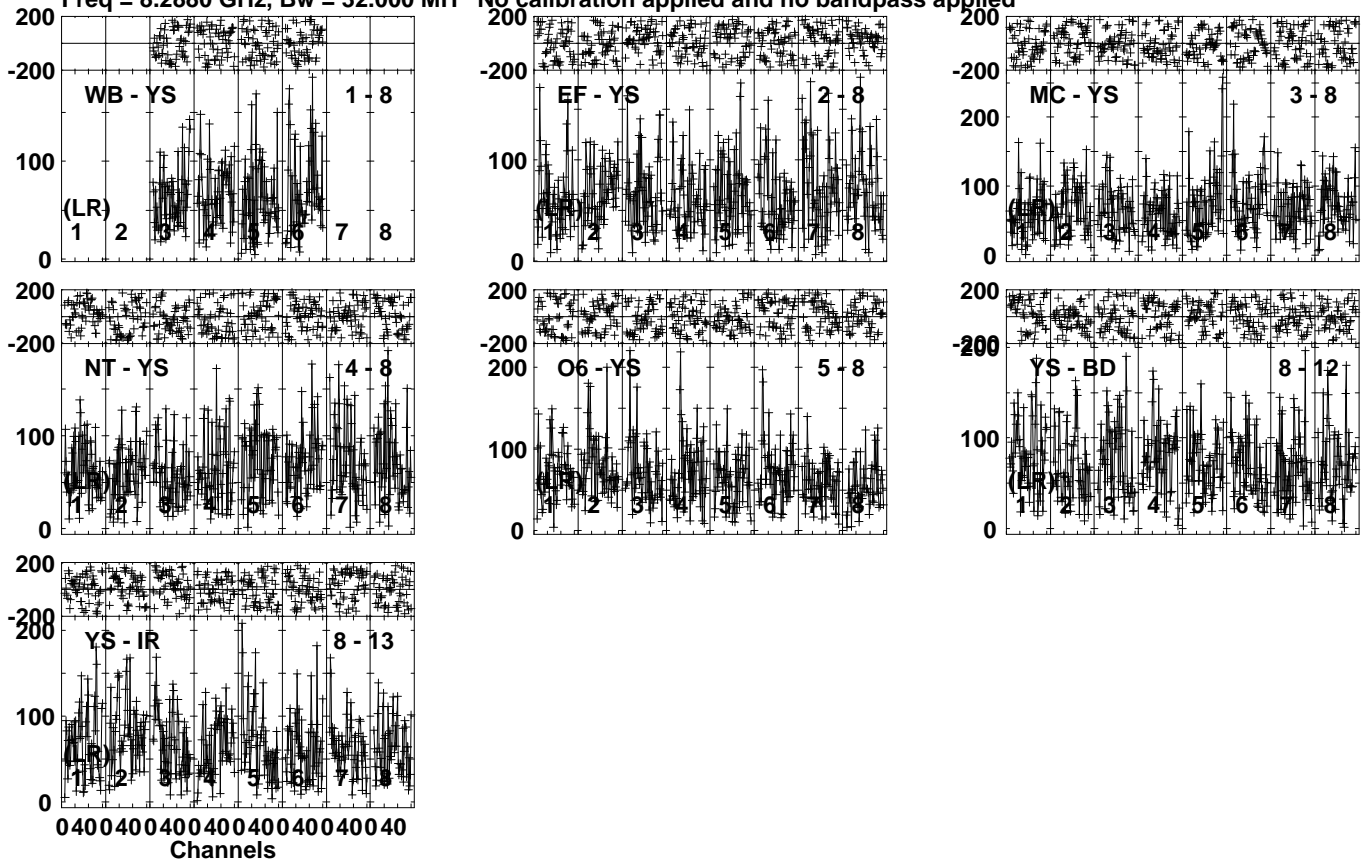


Lower frame: Micro Ampl Jy Top frame: Phas deg  
Vector averaged cross-power spectrum Several baselines displayed  
Timerange: 00/12:02:05 to 00/12:03:34

Plot file version 107 created 12-JAN-2021 19:12:53

MRK1498 EB074D.UVDATA.1

Freq = 8.2880 GHz, Bw = 32.000 MH No calibration applied and no bandpass applied



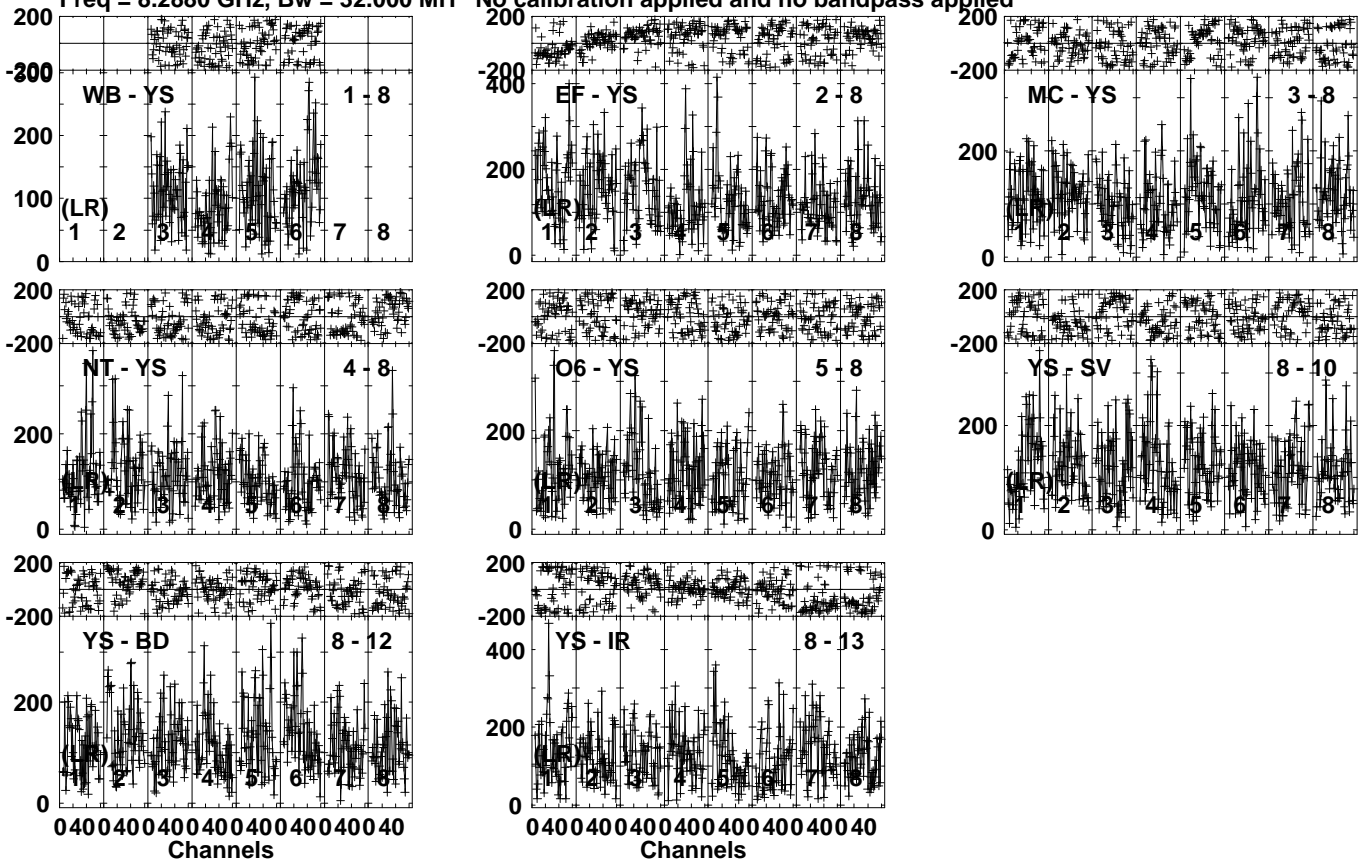
Lower frame: Micro Ampl Jy Top frame: Phas deg  
Vector averaged cross-power spectrum Several baselines displayed  
Timerange: 00/12:04:35 to 00/12:08:34

Plot file version 108 created 12-JAN-2021 19:12:53

J1631+4927 EB074D.UVDATA.1

Freq = 8.2880 GHz, Bw = 32.000 MH

No calibration applied and no bandpass applied

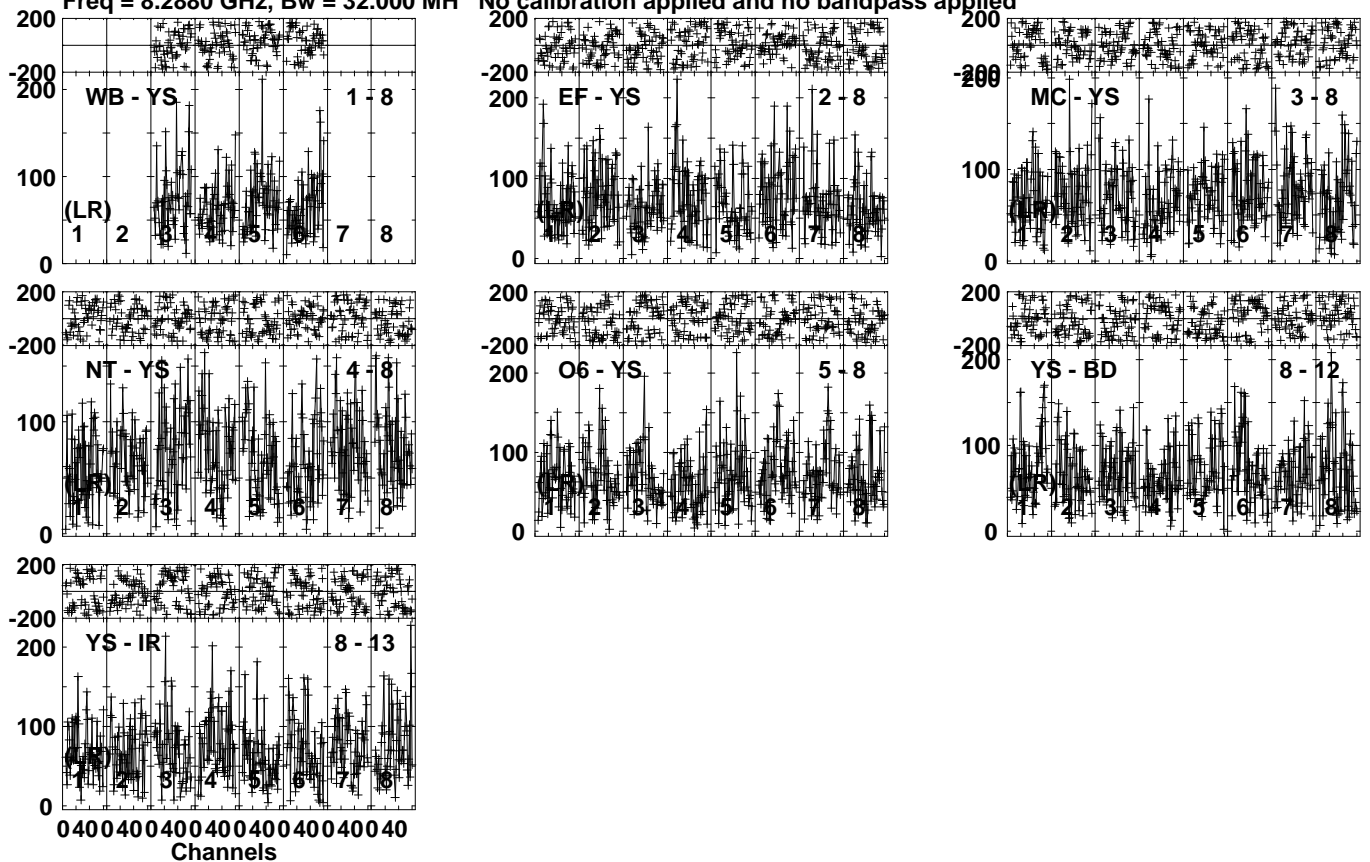


Lower frame: Micro Ampl Jy Top frame: Phas deg  
Vector averaged cross-power spectrum Several baselines displayed  
Timerange: 00/12:09:35 to 00/12:11:03

Plot file version 109 created 12-JAN-2021 19:12:53

MRK1498 EB074D.UVDATA.1

Freq = 8.2880 GHz, Bw = 32.000 MH No calibration applied and no bandpass applied



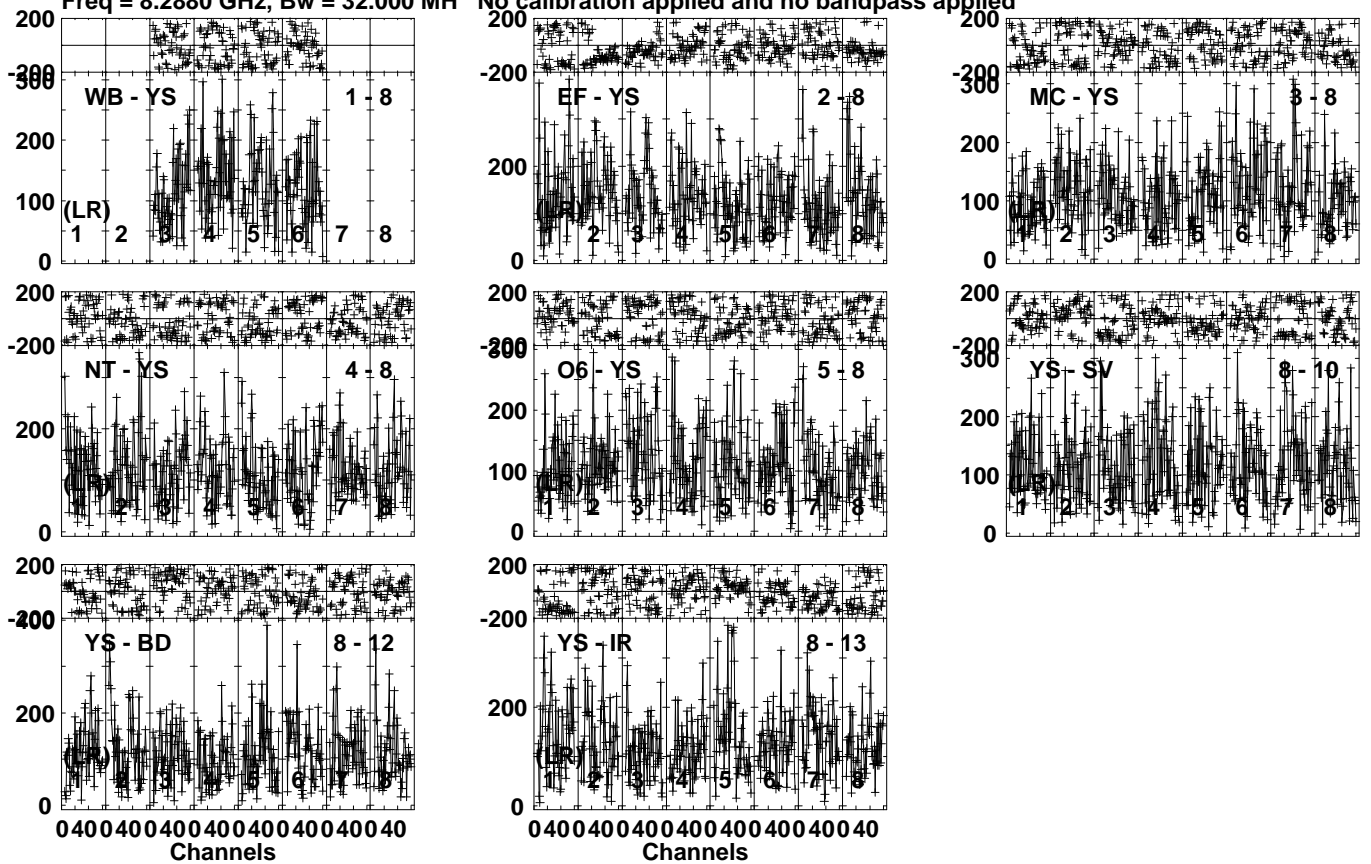
Lower frame: Micro Ampl Jy Top frame: Phas deg  
Vector averaged cross-power spectrum Several baselines displayed  
Timerange: 00/12:14:05 to 00/12:18:03

Plot file version 110 created 12-JAN-2021 19:12:54

J1631+4927 EB074D.UVDATA.1

Freq = 8.2880 GHz, Bw = 32.000 MH

No calibration applied and no bandpass applied

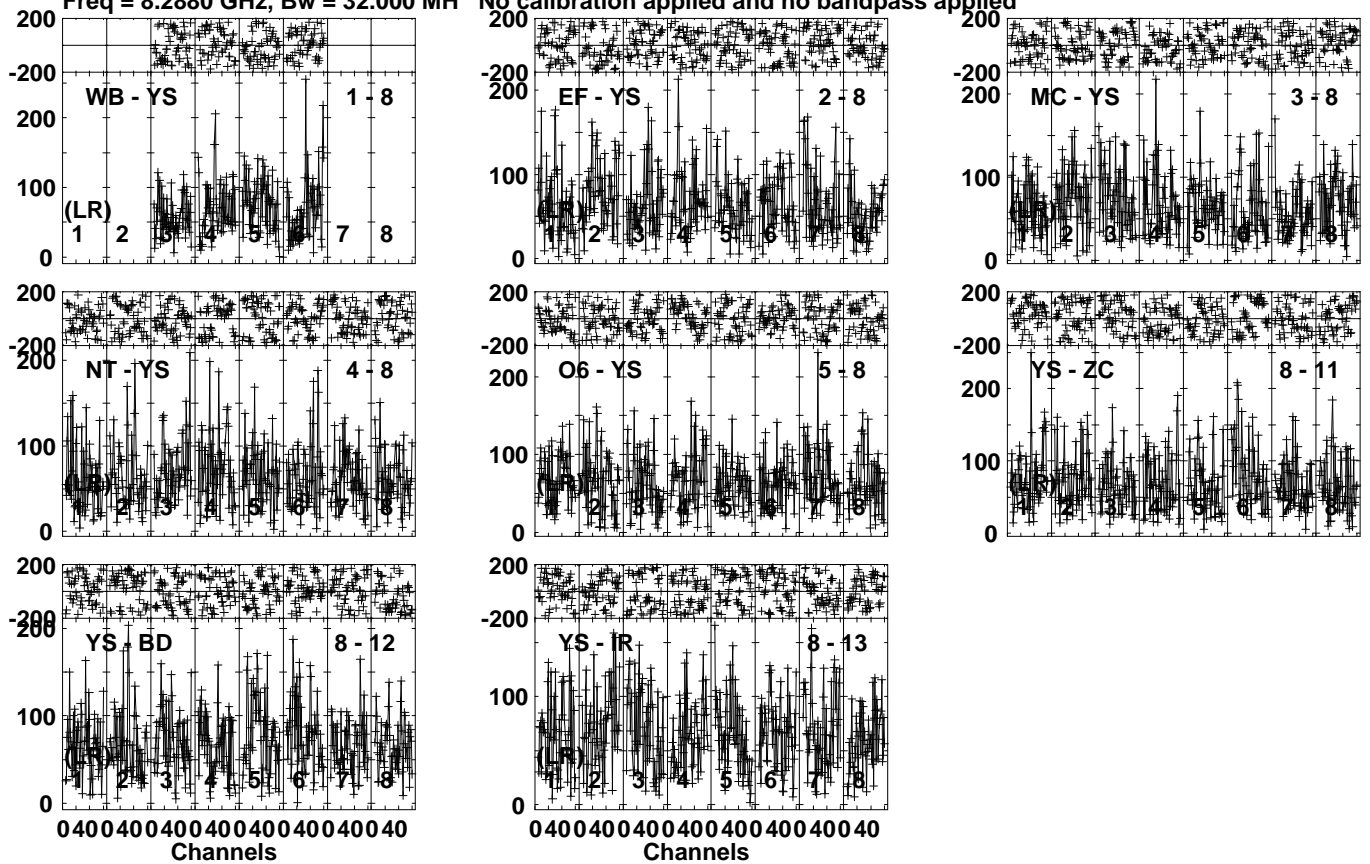


Lower frame: Micro Ampl Jy Top frame: Phas deg  
Vector averaged cross-power spectrum Several baselines displayed  
Timerange: 00/12:19:05 to 00/12:20:34

Plot file version 111 created 12-JAN-2021 19:12:54

MRK1498 EB074D.UVDATA.1

Freq = 8.2880 GHz, Bw = 32.000 MH No calibration applied and no bandpass applied



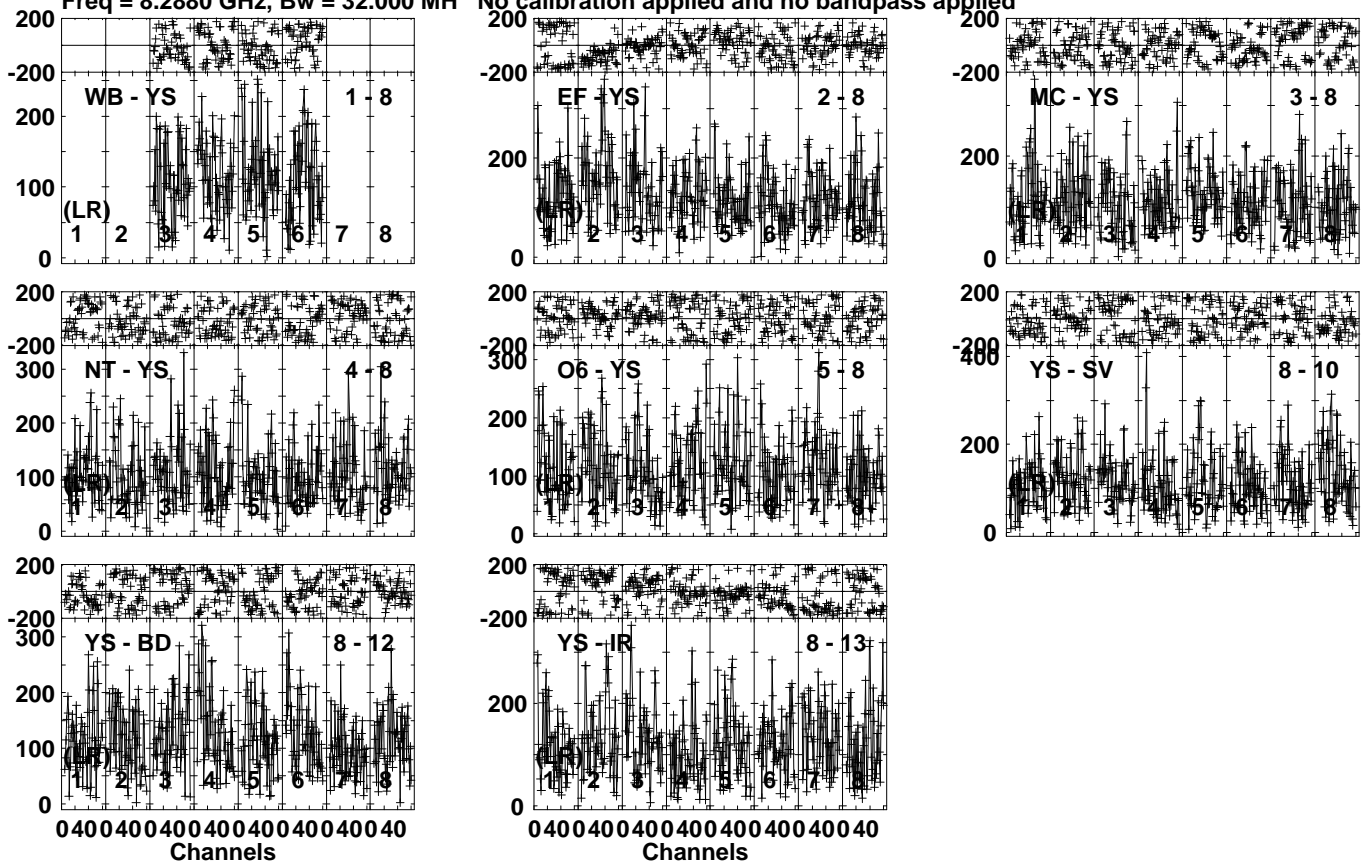
Lower frame: Micro Ampl Jy Top frame: Phas deg  
Vector averaged cross-power spectrum Several baselines displayed  
Timerange: 00/12:21:35 to 00/12:25:33

Plot file version 112 created 12-JAN-2021 19:12:55

J1631+4927 EB074D.UVDATA.1

Freq = 8.2880 GHz, Bw = 32.000 MH

No calibration applied and no bandpass applied



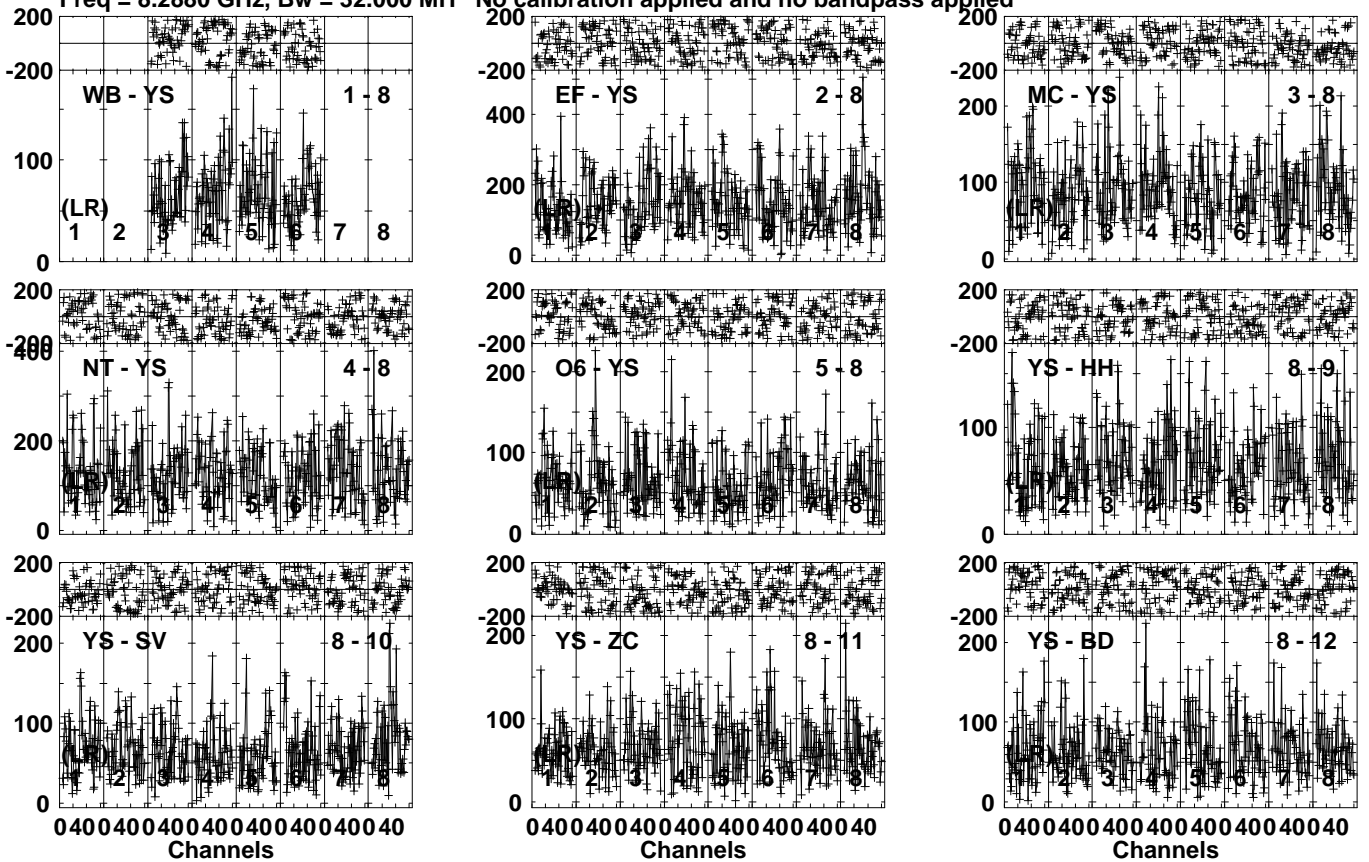
Lower frame: Micro Ampl Jy Top frame: Phas deg  
Vector averaged cross-power spectrum Several baselines displayed  
Timerange: 00/12:26:35 to 00/12:28:03



Plot file version 113 created 12-JAN-2021 19:12:56

1428+29 EB074D.UVDATA.1

Freq = 8.2880 GHz, Bw = 32.000 MH No calibration applied and no bandpass applied

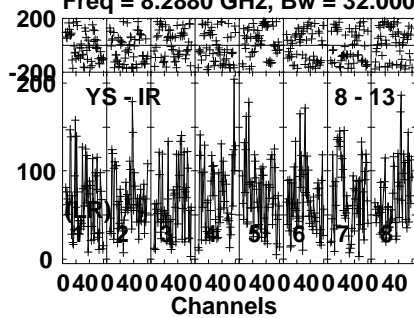


Lower frame: Micro Ampl Jy Top frame: Phas deg  
Vector averaged cross-power spectrum Several baselines displayed  
Timerange: 00/12:30:05 to 00/12:34:03

Plot file version 114 created 12-JAN-2021 19:12:56

1428+29 EB074D.UVDATA.1

Freq = 8.2880 GHz, Bw = 32.000 MH No calibration applied and no bandpass applied



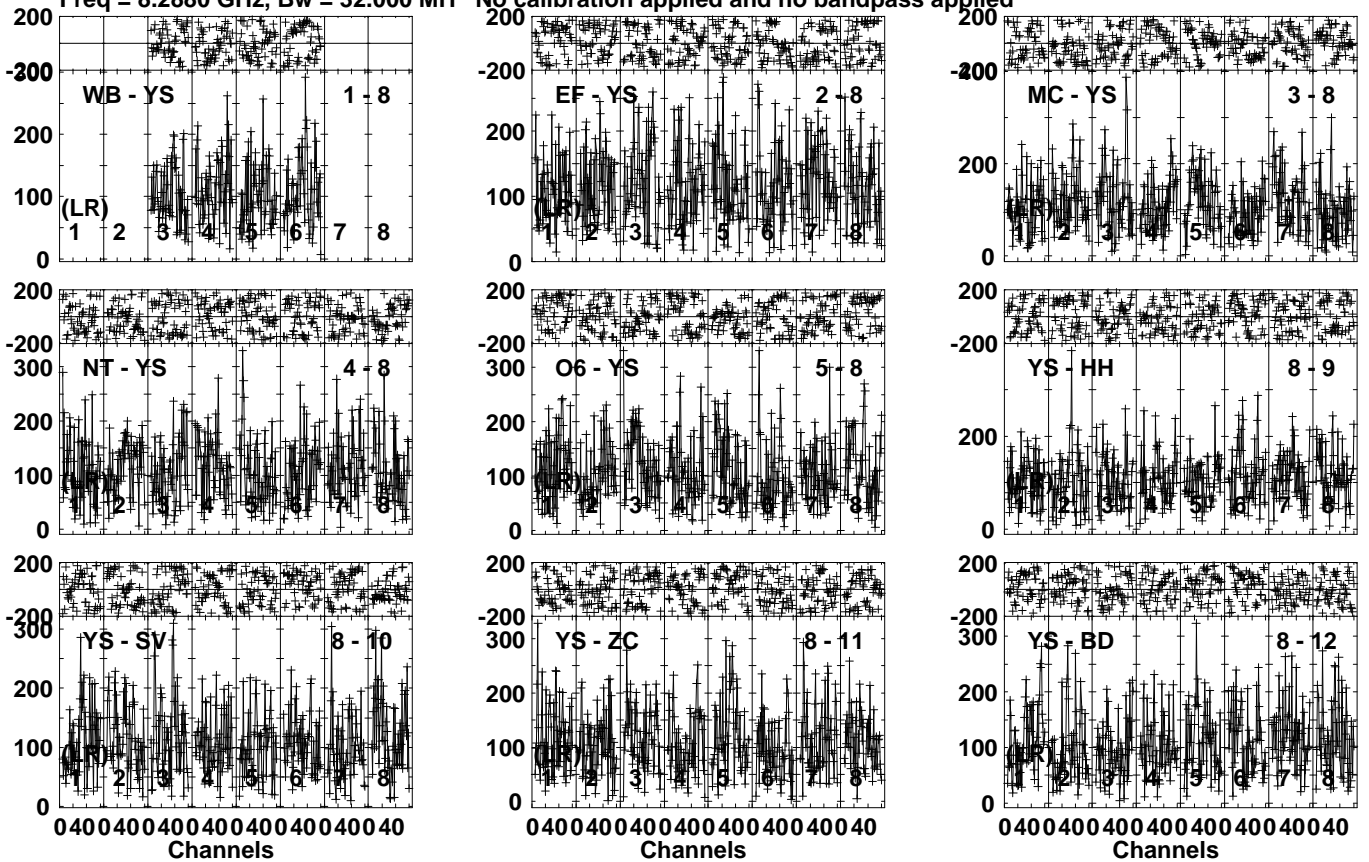
Lower frame: Micro Ampl Jy Top frame: Phas deg  
Vector averaged cross-power spectrum Several baselines displayed  
Timerange: 00/12:30:05 to 00/12:34:03

Plot file version 115 created 12-JAN-2021 19:12:56

J1428+2724 EB074D.UVDATA.1

Freq = 8.2880 GHz, Bw = 32.000 MH

No calibration applied and no bandpass applied

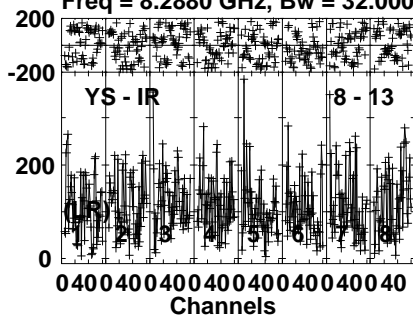


Lower frame: Micro Ampl Jy Top frame: Phas deg  
Vector averaged cross-power spectrum Several baselines displayed  
Timerange: 00/12:35:04 to 00/12:36:33

Plot file version 116 created 12-JAN-2021 19:12:57

J1428+2724 EB074D.UVDATA.1

Freq = 8.2880 GHz, Bw = 32.000 MH No calibration applied and no bandpass applied



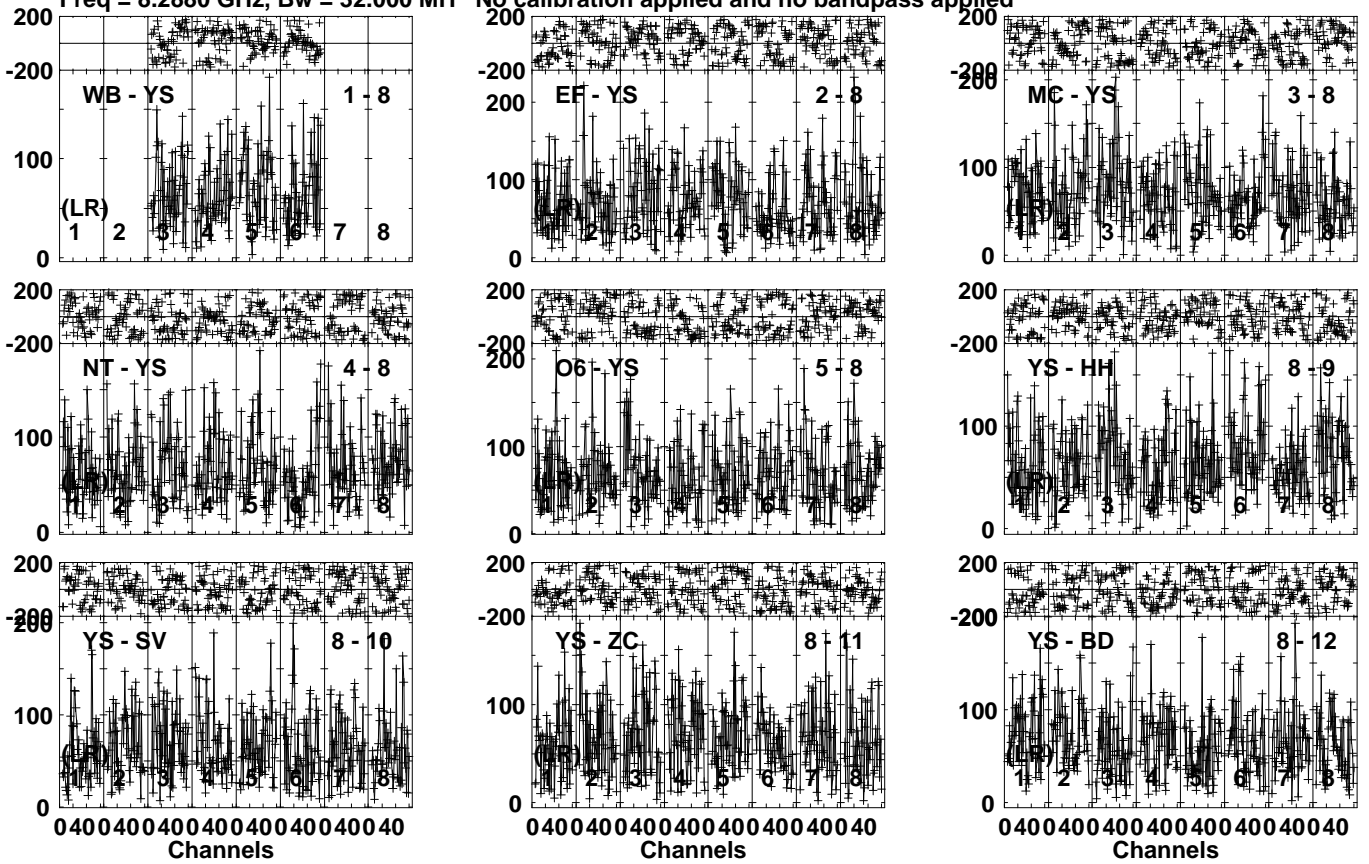
Lower frame: Micro Ampl Jy Top frame: Phas deg  
Vector averaged cross-power spectrum Several baselines displayed  
Timerange: 00/12:35:04 to 00/12:36:33

Plot file version 117 created 12-JAN-2021 19:12:57

1428+29 EB074D.UVDATA.1

Freq = 8.2880 GHz, Bw = 32.000 MH

No calibration applied and no bandpass applied

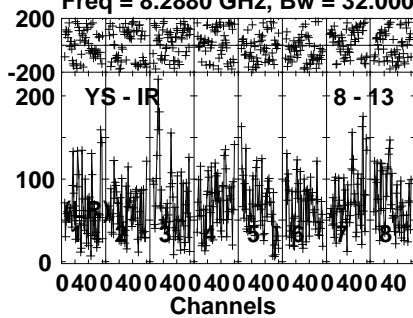


Lower frame: Micro Ampl Jy Top frame: Phas deg  
Vector averaged cross-power spectrum Several baselines displayed  
Timerange: 00/12:37:34 to 00/12:41:34

Plot file version 118 created 12-JAN-2021 19:12:58

1428+29 EB074D.UVDATA.1

Freq = 8.2880 GHz, Bw = 32.000 MH No calibration applied and no bandpass applied



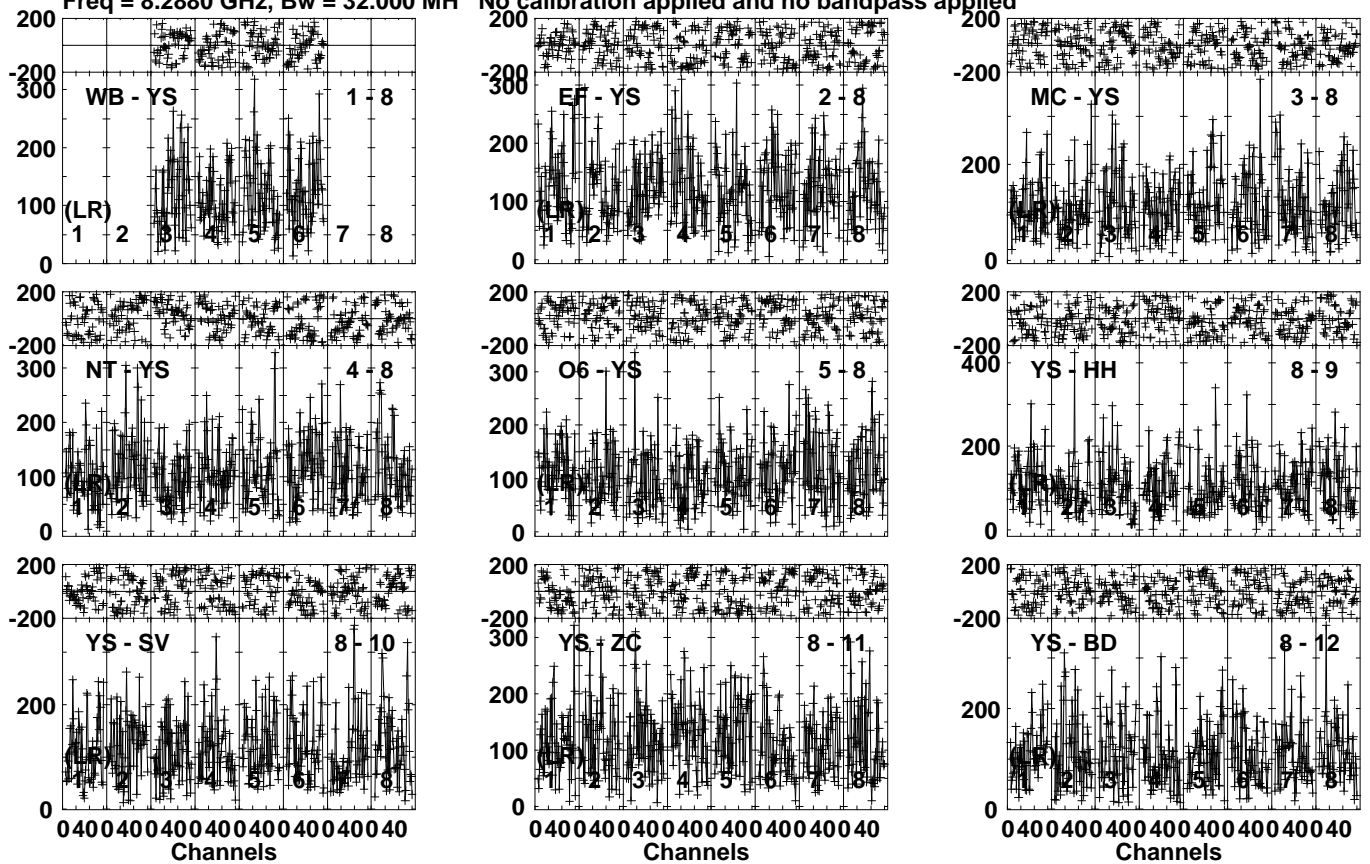
Lower frame: Micro Ampl Jy Top frame: Phas deg  
Vector averaged cross-power spectrum Several baselines displayed  
Timerange: 00/12:37:34 to 00/12:41:34

Plot file version 119 created 12-JAN-2021 19:12:58

J1428+2724 EB074D.UVDATA.1

Freq = 8.2880 GHz, Bw = 32.000 MH

No calibration applied and no bandpass applied

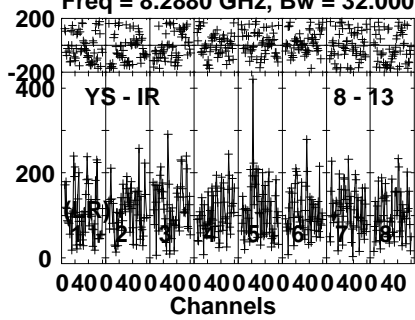


Lower frame: Micro Ampl Jy Top frame: Phas deg  
Vector averaged cross-power spectrum Several baselines displayed  
Timerange: 00/12:42:34 to 00/12:44:04

Plot file version 120 created 12-JAN-2021 19:12:58

J1428+2724 EB074D.UVDATA.1

Freq = 8.2880 GHz, Bw = 32.000 MH No calibration applied and no bandpass applied



Lower frame: Micro Ampl Jy Top frame: Phas deg  
Vector averaged cross-power spectrum Several baselines displayed  
Timerange: 00/12:42:34 to 00/12:44:04

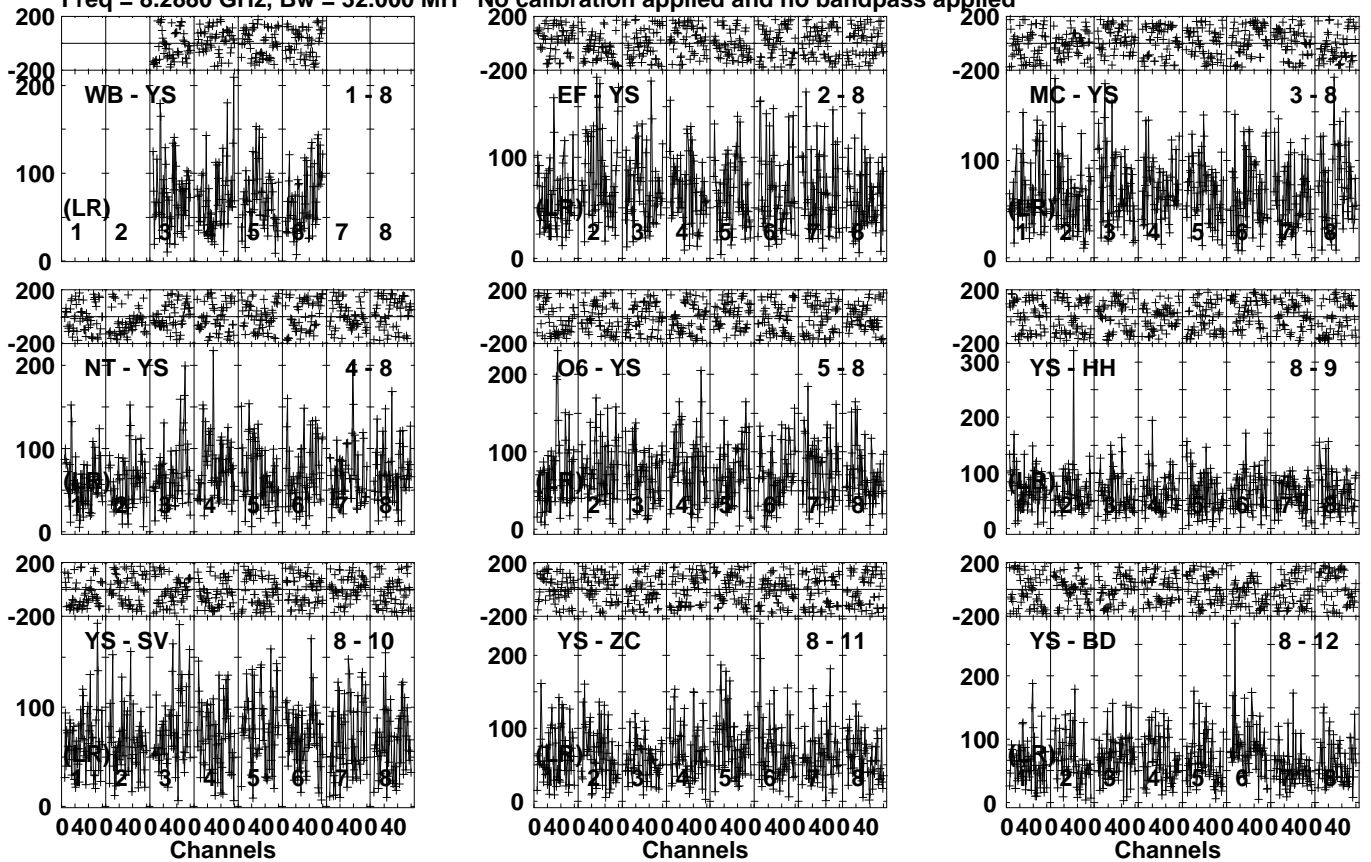


Plot file version 121 created 12-JAN-2021 19:12:59

1428+29 EB074D.UVDATA.1

Freq = 8.2880 GHz, Bw = 32.000 MH

No calibration applied and no bandpass applied

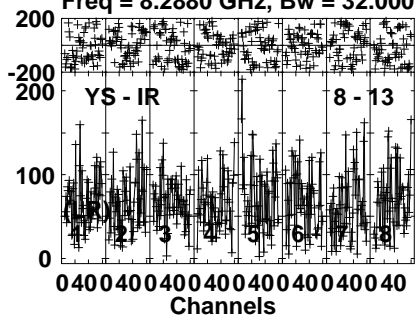


Lower frame: Micro Ampl Jy Top frame: Phas deg  
Vector averaged cross-power spectrum Several baselines displayed  
Timerange: 00/12:45:05 to 00/12:49:03

Plot file version 122 created 12-JAN-2021 19:12:59

1428+29 EB074D.UVDATA.1

Freq = 8.2880 GHz, Bw = 32.000 MH No calibration applied and no bandpass applied



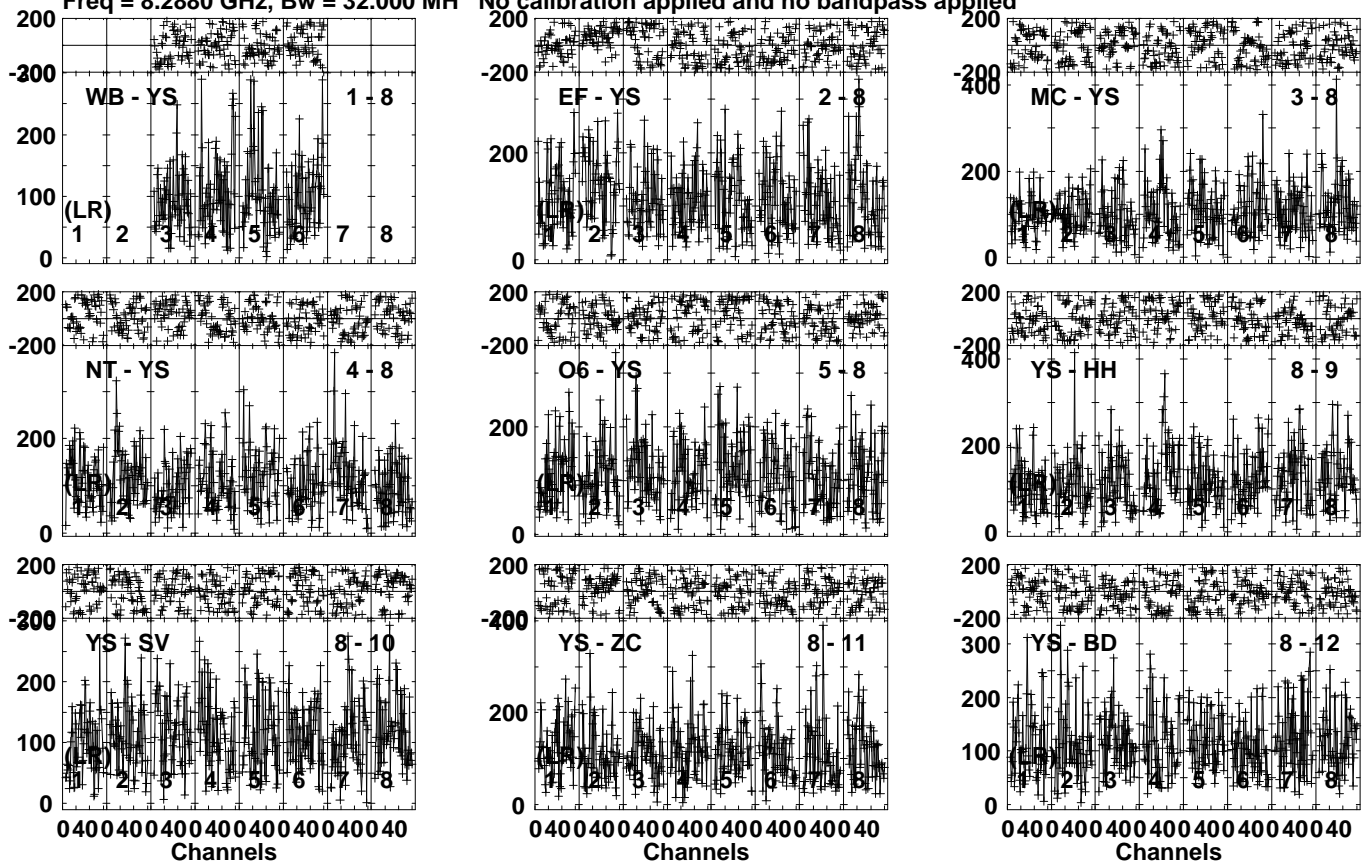
Lower frame: Micro Ampl Jy Top frame: Phas deg  
Vector averaged cross-power spectrum Several baselines displayed  
Timerange: 00/12:45:05 to 00/12:49:03

Plot file version 123 created 12-JAN-2021 19:12:59

J1428+2724 EB074D.UVDATA.1

Freq = 8.2880 GHz, Bw = 32.000 MH

No calibration applied and no bandpass applied

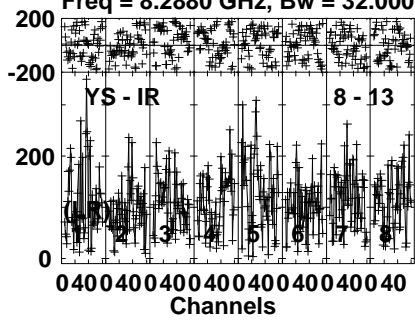


Lower frame: Micro Ampl Jy Top frame: Phas deg  
Vector averaged cross-power spectrum Several baselines displayed  
Timerange: 00/12:50:04 to 00/12:51:33

Plot file version 124 created 12-JAN-2021 19:13:00

J1428+2724 EB074D.UVDATA.1

Freq = 8.2880 GHz, Bw = 32.000 MH No calibration applied and no bandpass applied

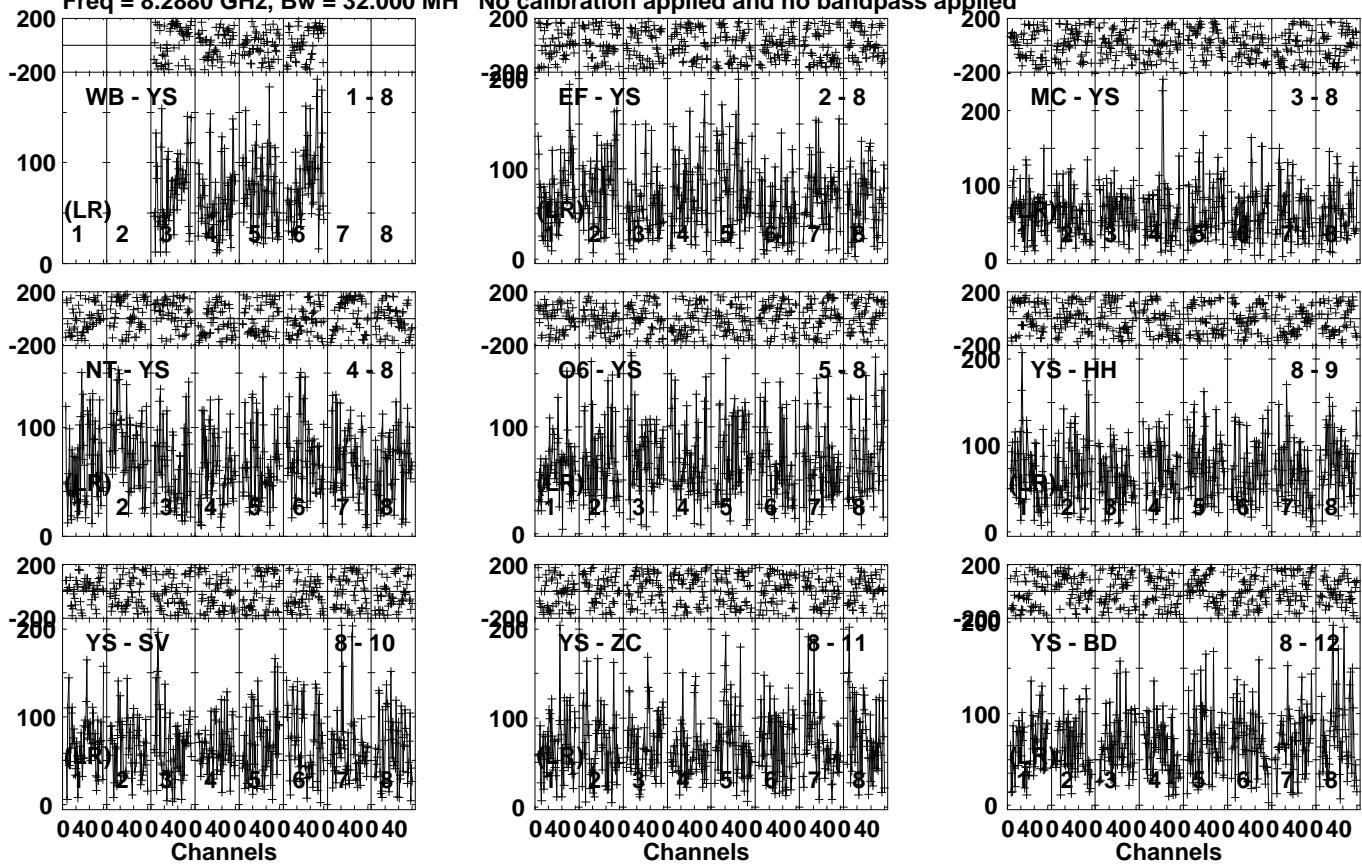


Lower frame: Micro Ampl Jy Top frame: Phas deg  
Vector averaged cross-power spectrum Several baselines displayed  
Timerange: 00/12:50:04 to 00/12:51:33

Plot file version 125 created 12-JAN-2021 19:13:00

1428+29 EB074D.UVDATA.1

Freq = 8.2880 GHz, Bw = 32.000 MH No calibration applied and no bandpass applied

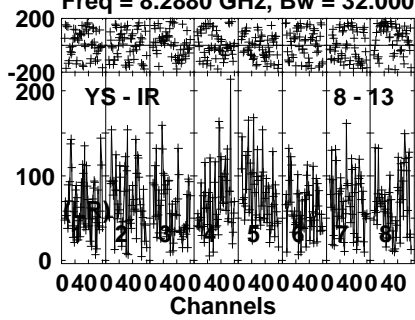


Lower frame: Micro Ampl Jy Top frame: Phas deg  
Vector averaged cross-power spectrum Several baselines displayed  
Timerange: 00/12:52:35 to 00/12:56:33

Plot file version 126 created 12-JAN-2021 19:13:01

1428+29 EB074D.UVDATA.1

Freq = 8.2880 GHz, Bw = 32.000 MH No calibration applied and no bandpass applied



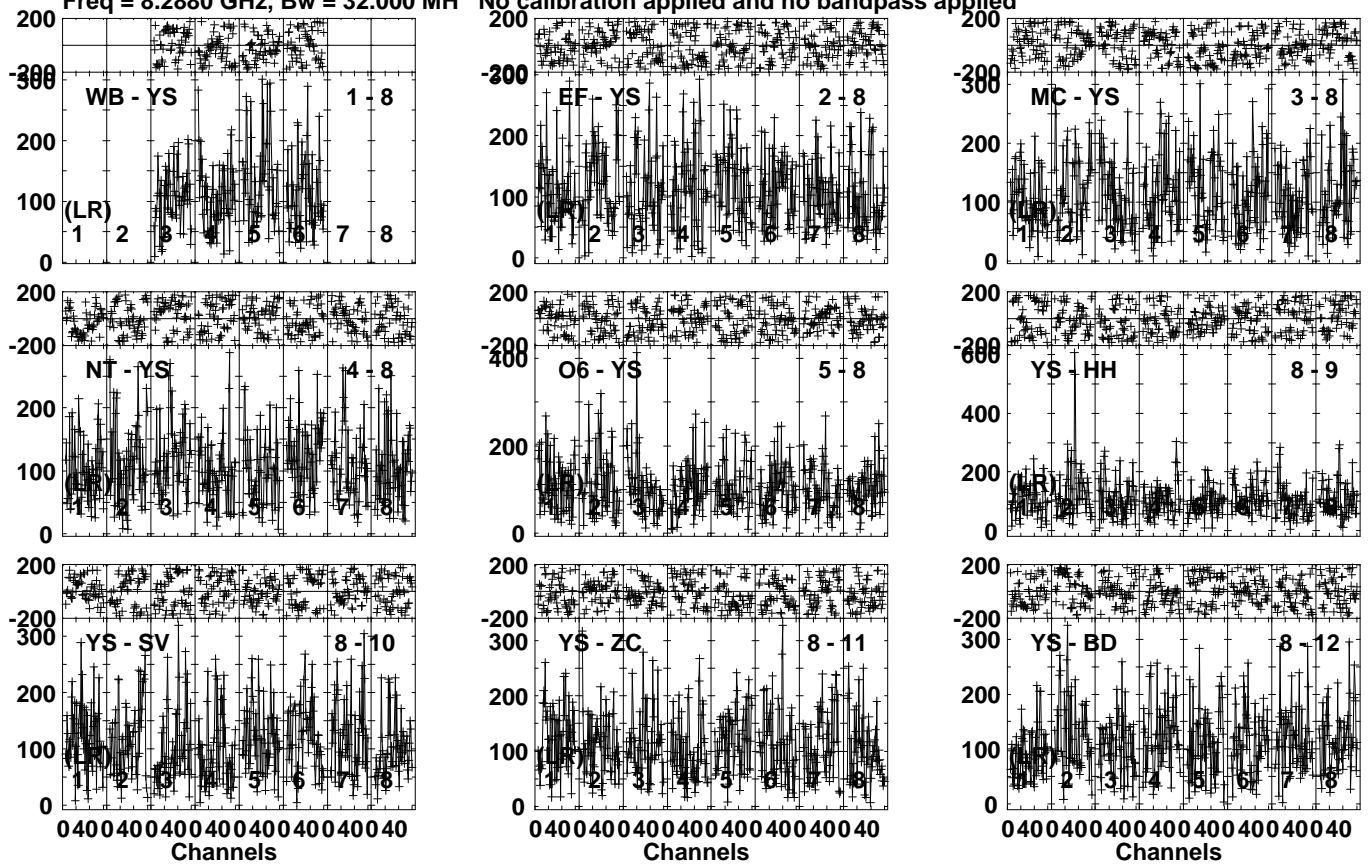
Lower frame: Micro Ampl Jy Top frame: Phas deg  
Vector averaged cross-power spectrum Several baselines displayed  
Timerange: 00/12:52:35 to 00/12:56:33

Plot file version 127 created 12-JAN-2021 19:13:01

J1428+2724 EB074D.UVDATA.1

Freq = 8.2880 GHz, Bw = 32.000 MH

No calibration applied and no bandpass applied

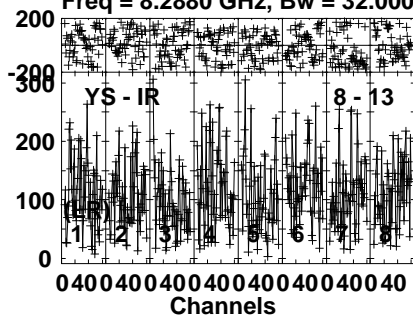


Lower frame: Micro Ampl Jy Top frame: Phas deg  
Vector averaged cross-power spectrum Several baselines displayed  
Timerange: 00/12:57:34 to 00/12:59:03

Plot file version 128 created 12-JAN-2021 19:13:01

J1428+2724 EB074D.UVDATA.1

Freq = 8.2880 GHz, Bw = 32.000 MH No calibration applied and no bandpass applied



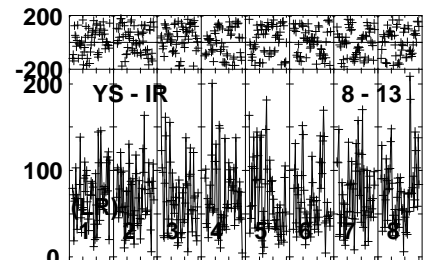
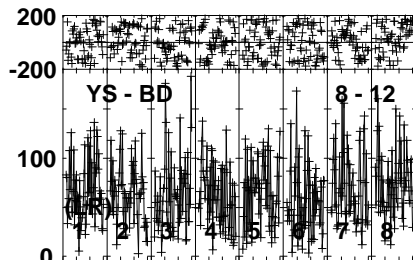
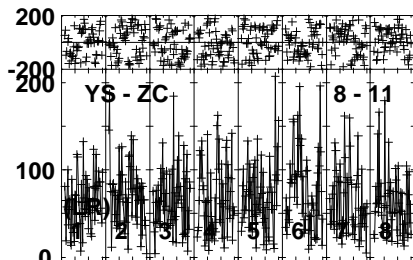
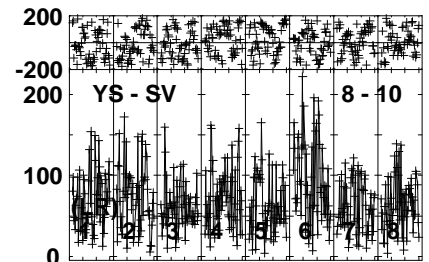
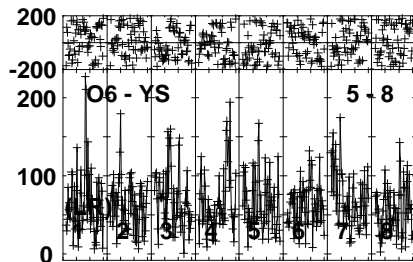
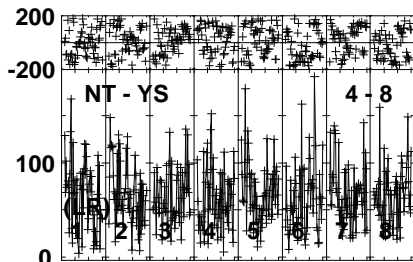
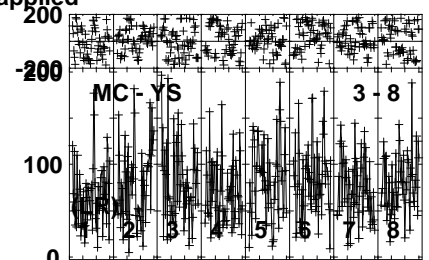
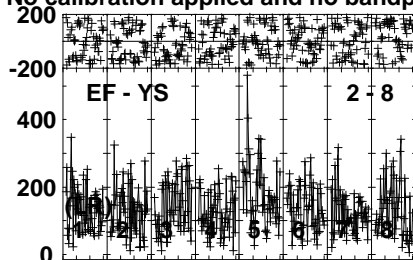
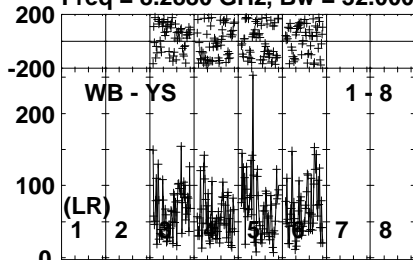
Lower frame: Micro Ampl Jy Top frame: Phas deg  
Vector averaged cross-power spectrum Several baselines displayed  
Timerange: 00/12:57:34 to 00/12:59:03



Plot file version 129 created 12-JAN-2021 19:13:01

MRK1498 EB074D.UVDATA.1

Freq = 8.2880 GHz, Bw = 32.000 MH No calibration applied and no bandpass applied



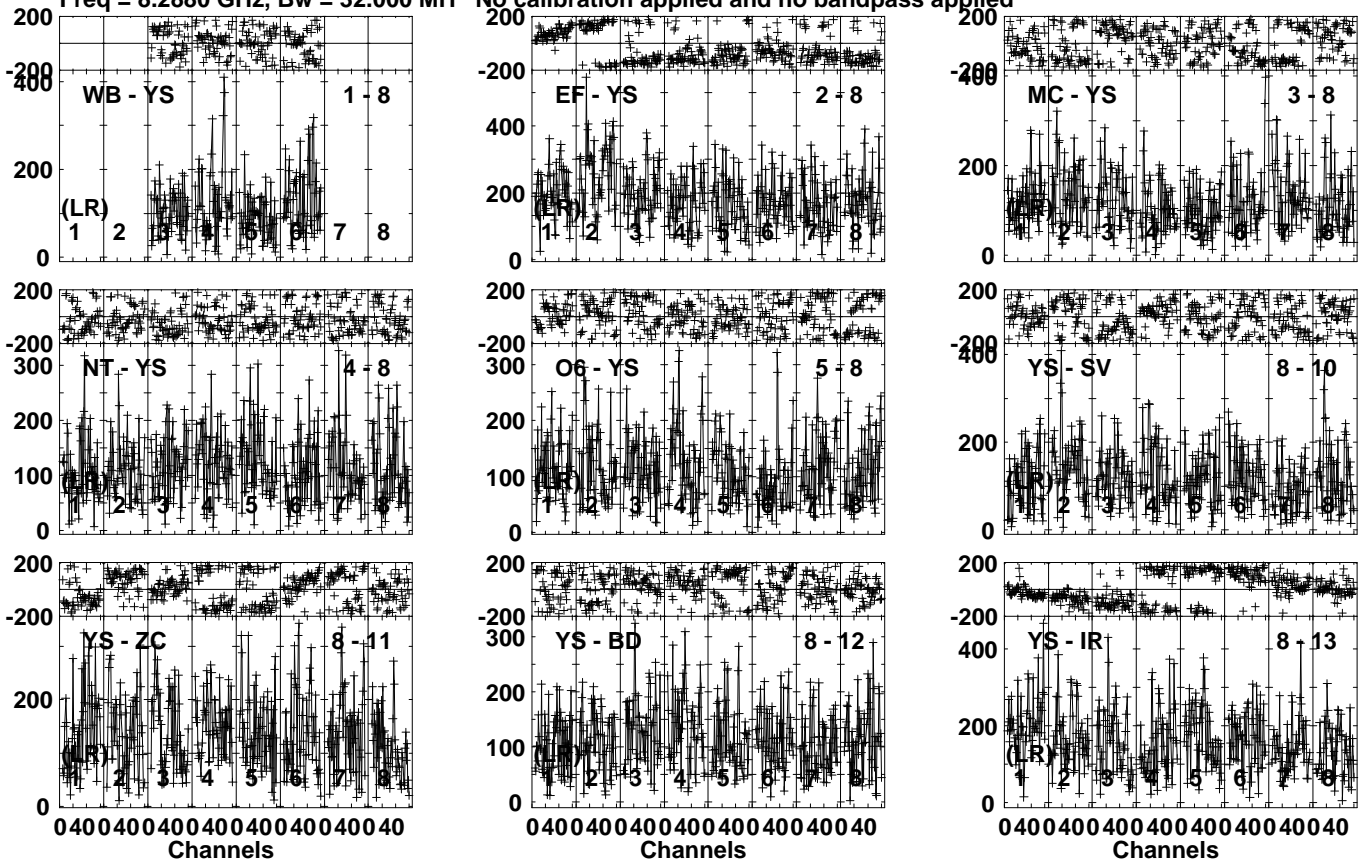
Lower frame: Micro Ampl Jy Top frame: Phas deg  
Vector averaged cross-power spectrum Several baselines displayed  
Timerange: 00/13:02:04 to 00/13:06:03

Plot file version 130 created 12-JAN-2021 19:13:02

J1631+4927 EB074D.UVDATA.1

Freq = 8.2880 GHz, Bw = 32.000 MH

No calibration applied and no bandpass applied



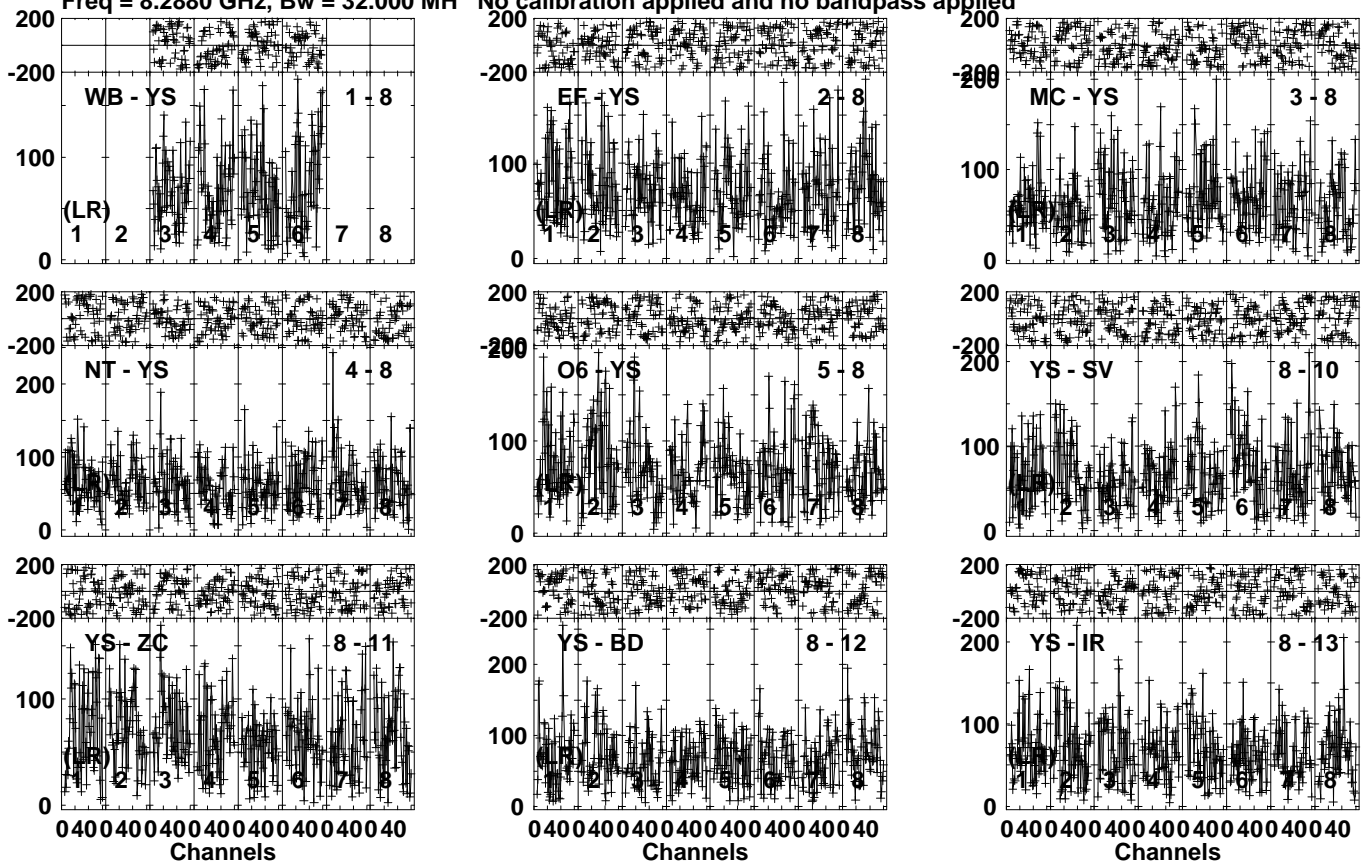
Lower frame: Micro Ampl Jy Top frame: Phas deg  
Vector averaged cross-power spectrum Several baselines displayed  
Timerange: 00/13:07:04 to 00/13:08:33

Plot file version 131 created 12-JAN-2021 19:13:03

MRK1498 EB074D.UVDATA.1

Freq = 8.2880 GHz, Bw = 32.000 MH

No calibration applied and no bandpass applied



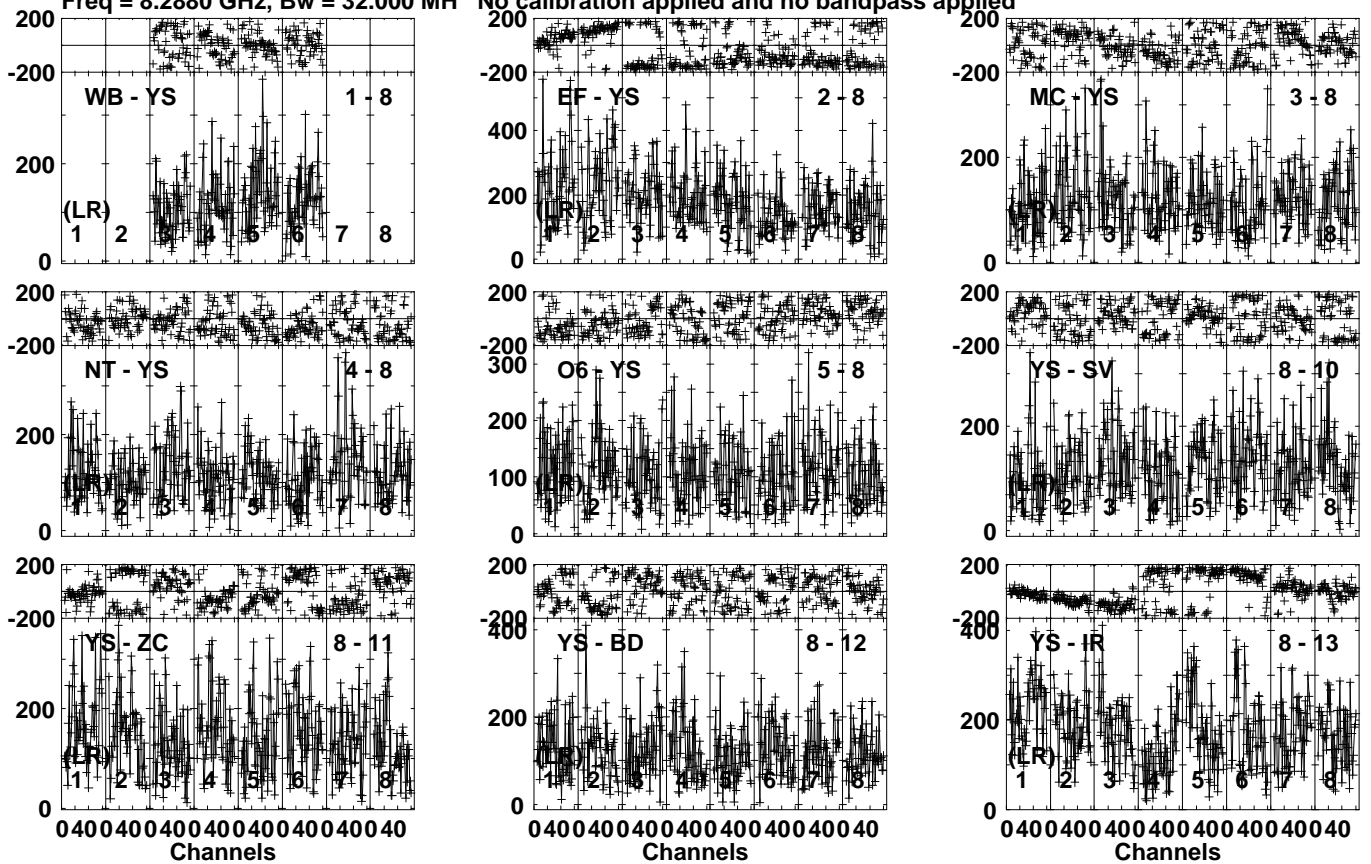
Lower frame: Micro Ampl Jy Top frame: Phas deg  
Vector averaged cross-power spectrum Several baselines displayed  
Timerange: 00/13:09:35 to 00/13:13:33

Plot file version 132 created 12-JAN-2021 19:13:03

J1631+4927 EB074D.UVDATA.1

Freq = 8.2880 GHz, Bw = 32.000 MH

No calibration applied and no bandpass applied



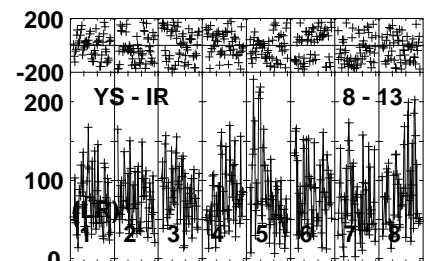
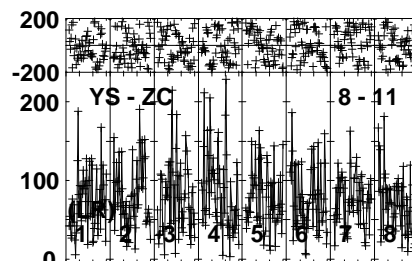
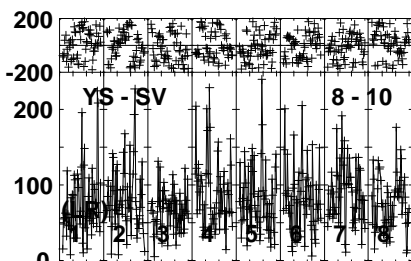
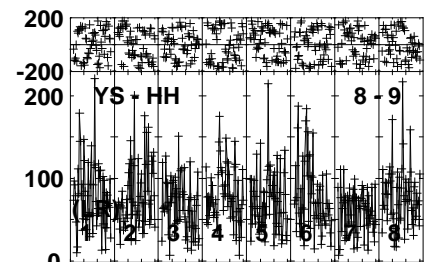
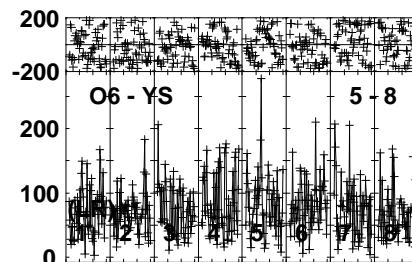
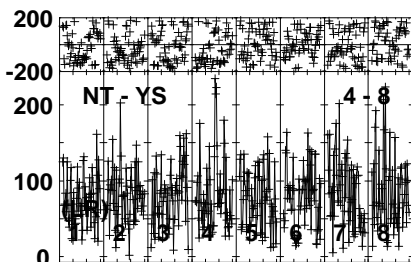
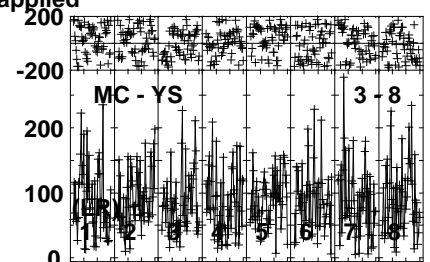
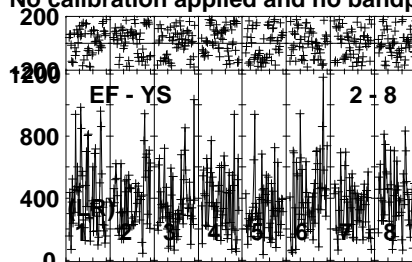
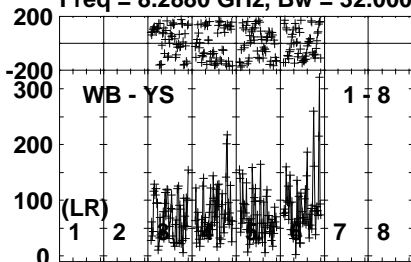
Lower frame: Micro Ampl Jy Top frame: Phas deg  
Vector averaged cross-power spectrum Several baselines displayed  
Timerange: 00/13:14:35 to 00/13:16:04

Plot file version 133 created 12-JAN-2021 19:13:04

1428+29 EB074D.UVDATA.1

Freq = 8.2880 GHz, Bw = 32.000 MH

No calibration applied and no bandpass applied



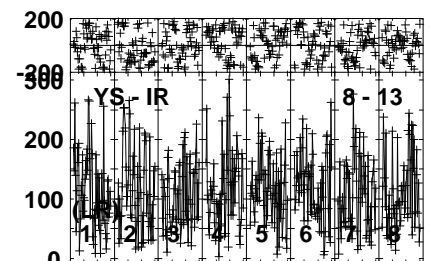
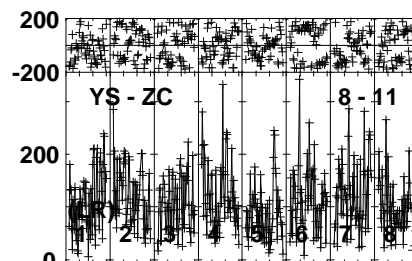
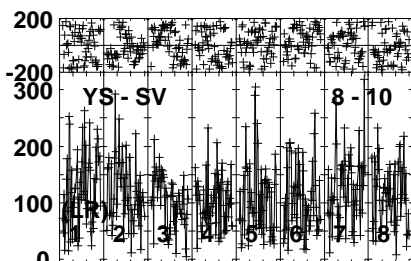
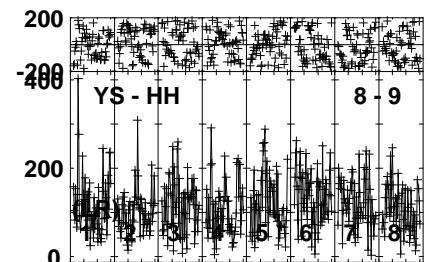
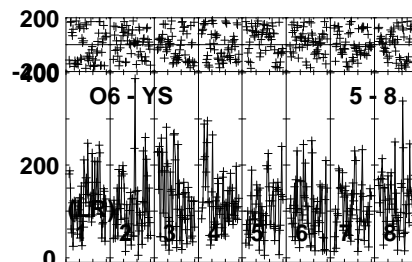
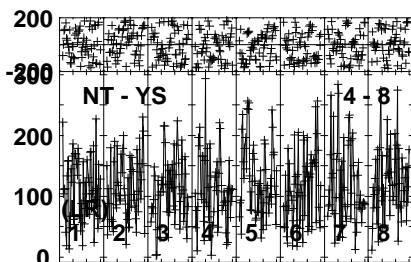
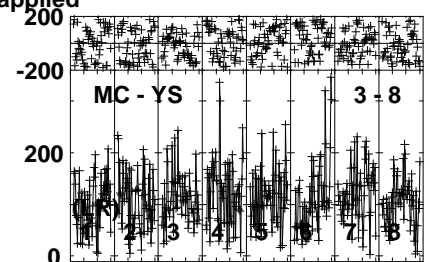
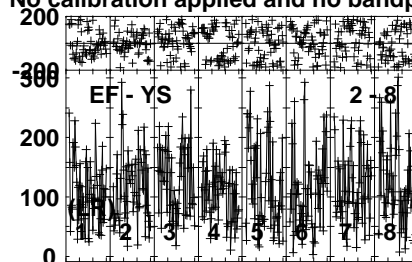
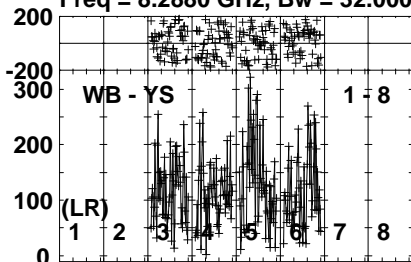
Lower frame: Micro Ampl Jy Top frame: Phas deg  
Vector averaged cross-power spectrum Several baselines displayed  
Timerange: 00/13:18:05 to 00/13:22:03

Plot file version 134 created 12-JAN-2021 19:13:04

J1428+2724 EB074D.UVDATA.1

Freq = 8.2880 GHz, Bw = 32.000 MH

No calibration applied and no bandpass applied



040040040040040040040040040040  
Channels

040040040040040040040040040040  
Channels

040040040040040040040040040040  
Channels

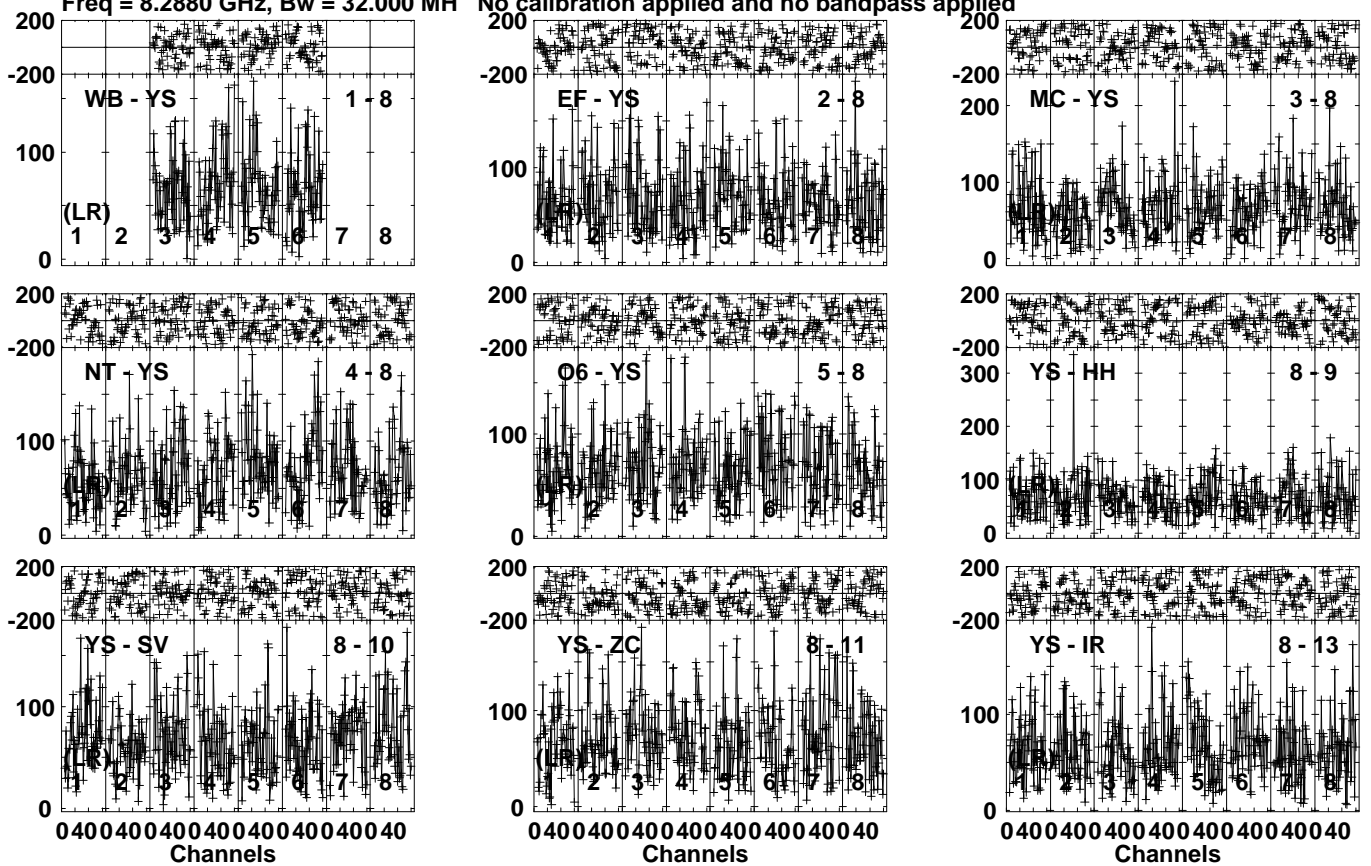
Lower frame: Micro Ampl Jy Top frame: Phas deg  
Vector averaged cross-power spectrum Several baselines displayed  
Timerange: 00/13:23:05 to 00/13:24:34

Plot file version 135 created 12-JAN-2021 19:13:05

1428+29 EB074D.UVDATA.1

Freq = 8.2880 GHz, Bw = 32.000 MH

No calibration applied and no bandpass applied



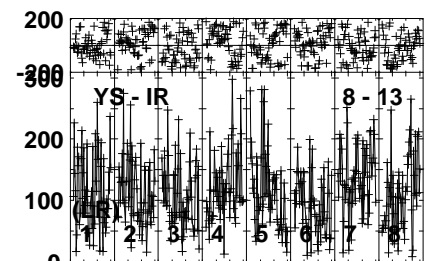
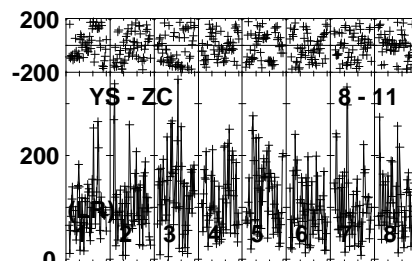
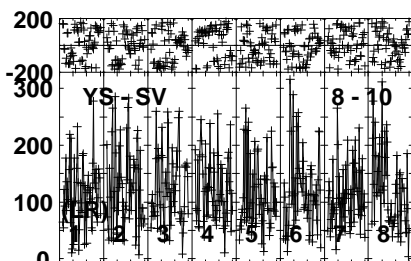
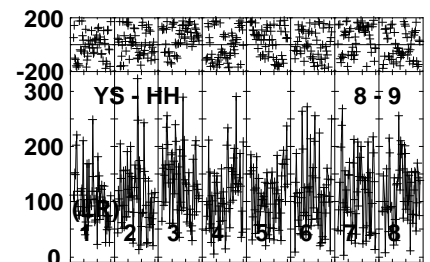
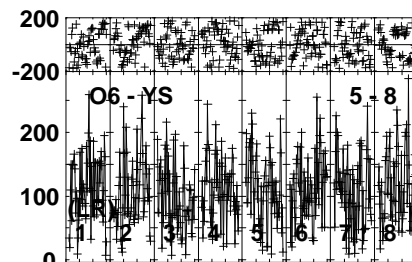
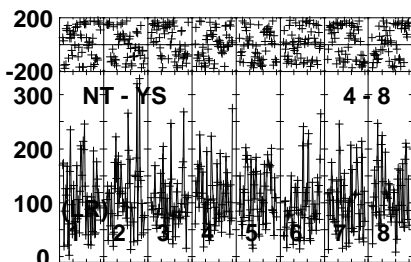
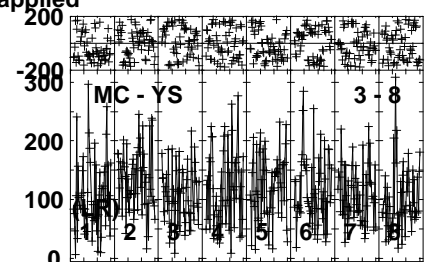
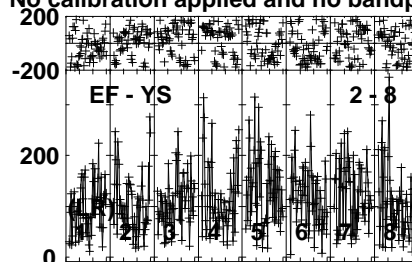
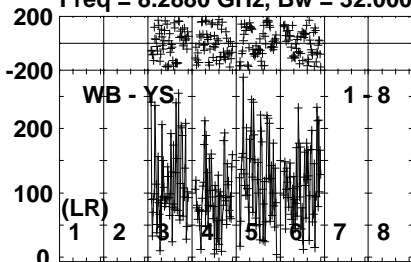
Lower frame: Micro Ampl Jy Top frame: Phas deg  
Vector averaged cross-power spectrum Several baselines displayed  
Timerange: 00/13:25:35 to 00/13:29:33

Plot file version 136 created 12-JAN-2021 19:13:06

J1428+2724 EB074D.UVDATA.1

Freq = 8.2880 GHz, Bw = 32.000 MH

No calibration applied and no bandpass applied



Lower frame: Micro Ampl Jy Top frame: Phas deg  
Vector averaged cross-power spectrum Several baselines displayed  
Timerange: 00/13:30:34 to 00/13:32:04

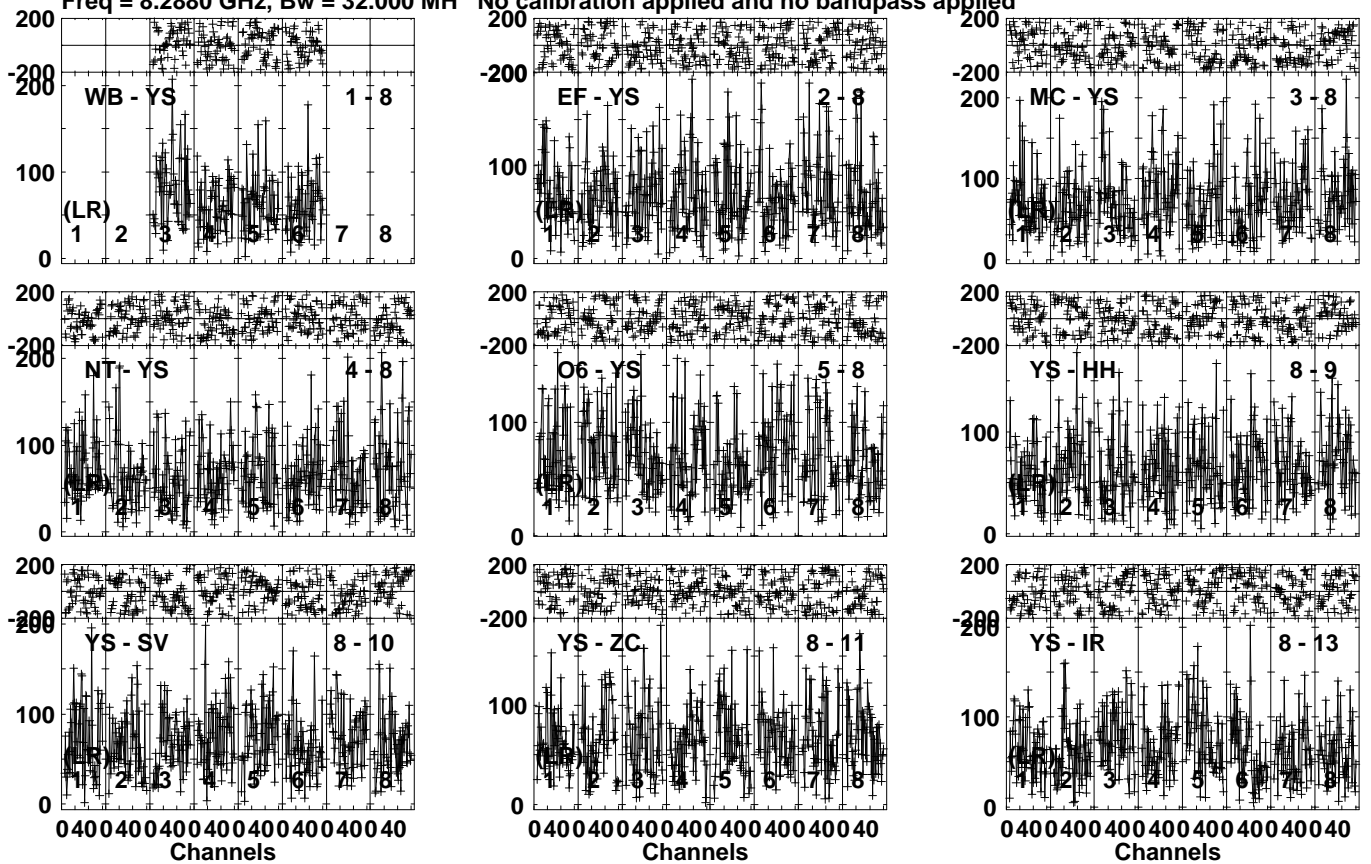


Plot file version 137 created 12-JAN-2021 19:13:06

1428+29 EB074D.UVDATA.1

Freq = 8.2880 GHz, Bw = 32.000 MH

No calibration applied and no bandpass applied



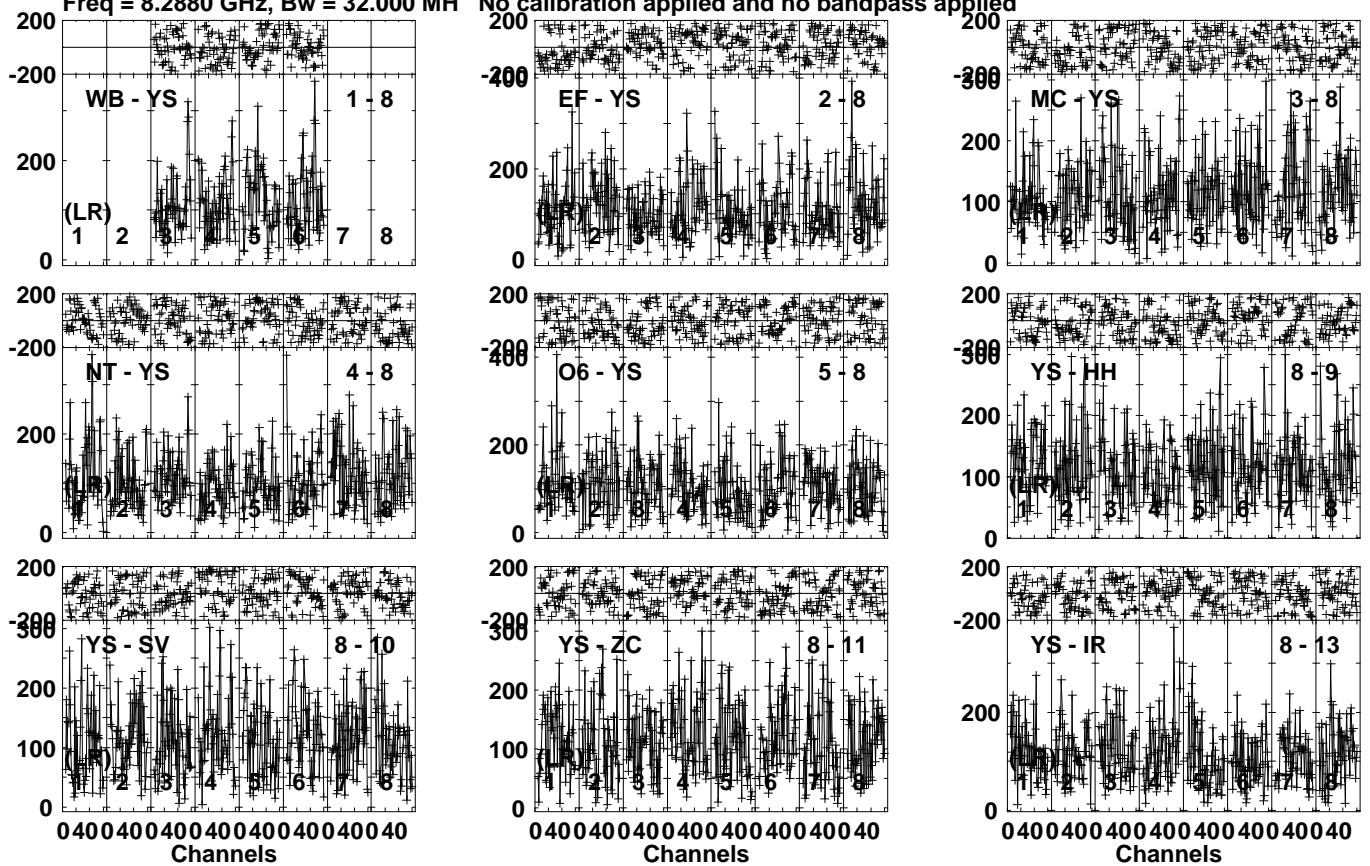
Lower frame: Micro Ampl Jy Top frame: Phas deg  
Vector averaged cross-power spectrum Several baselines displayed  
Timerange: 00/13:33:04 to 00/13:37:04

Plot file version 138 created 12-JAN-2021 19:13:07

J1428+2724 EB074D.UVDATA.1

Freq = 8.2880 GHz, Bw = 32.000 MH

No calibration applied and no bandpass applied



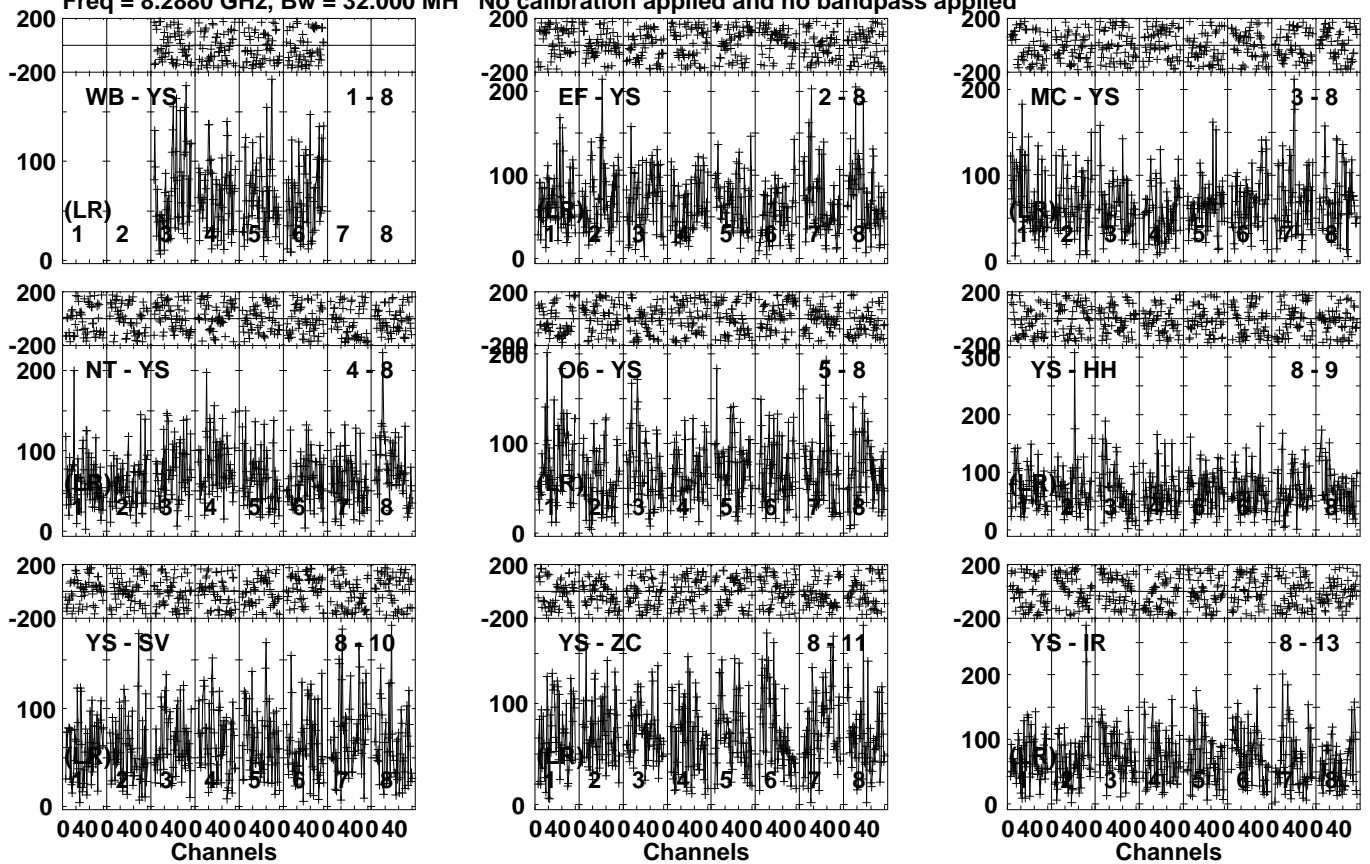
Lower frame: Micro Ampl Jy Top frame: Phas deg  
Vector averaged cross-power spectrum Several baselines displayed  
Timerange: 00/13:38:05 to 00/13:39:34

Plot file version 139 created 12-JAN-2021 19:13:07

1428+29 EB074D.UVDATA.1

Freq = 8.2880 GHz, Bw = 32.000 MH

No calibration applied and no bandpass applied



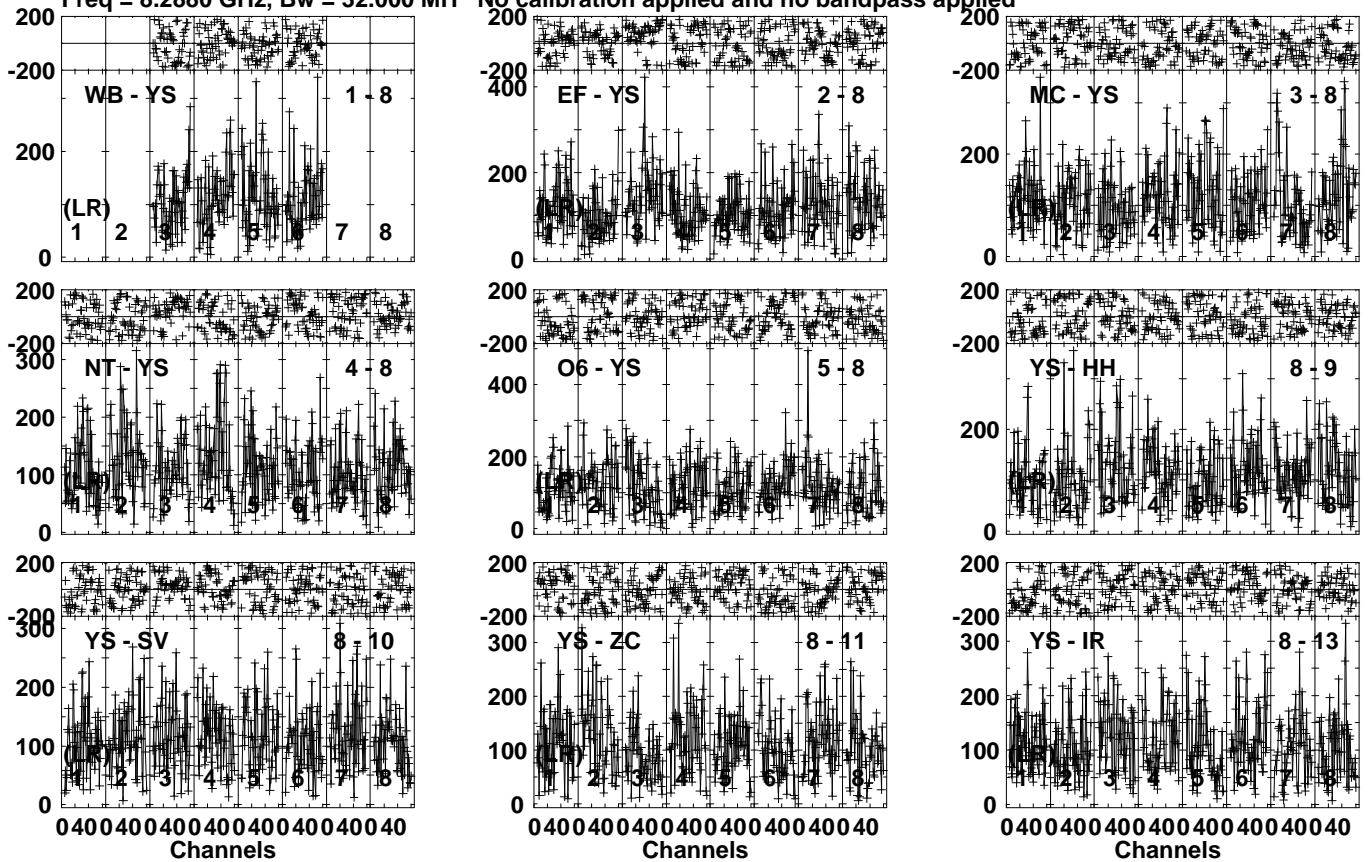
Lower frame: Micro Ampl Jy Top frame: Phas deg  
Vector averaged cross-power spectrum Several baselines displayed  
Timerange: 00/13:40:35 to 00/13:44:33

Plot file version 140 created 12-JAN-2021 19:13:08

J1428+2724 EB074D.UVDATA.1

Freq = 8.2880 GHz, Bw = 32.000 MH

No calibration applied and no bandpass applied



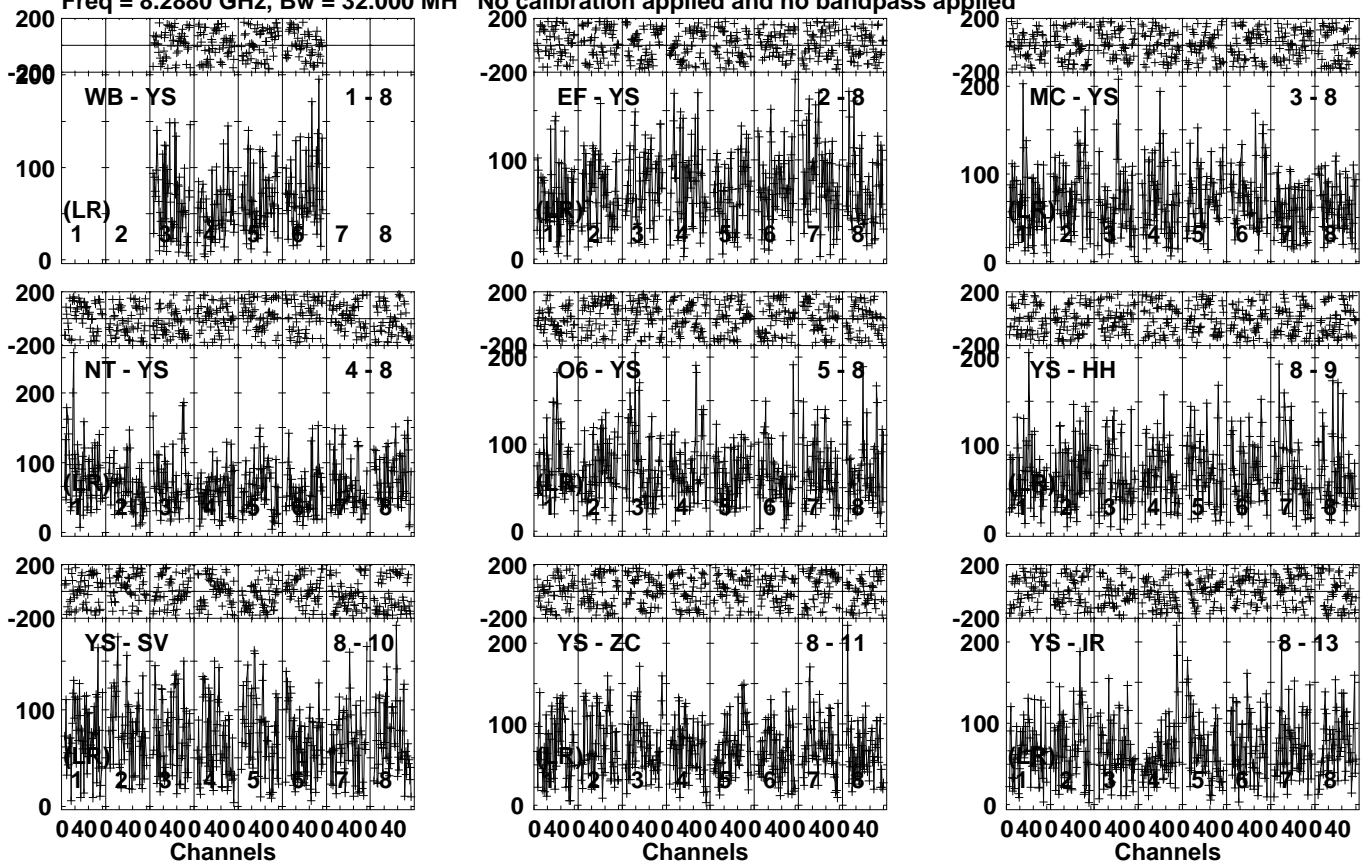
Lower frame: Micro Ampl Jy Top frame: Phas deg  
Vector averaged cross-power spectrum Several baselines displayed  
Timerange: 00/13:45:35 to 00/13:47:04

Plot file version 141 created 12-JAN-2021 19:13:09

1428+29 EB074D.UVDATA.1

Freq = 8.2880 GHz, Bw = 32.000 MH

No calibration applied and no bandpass applied



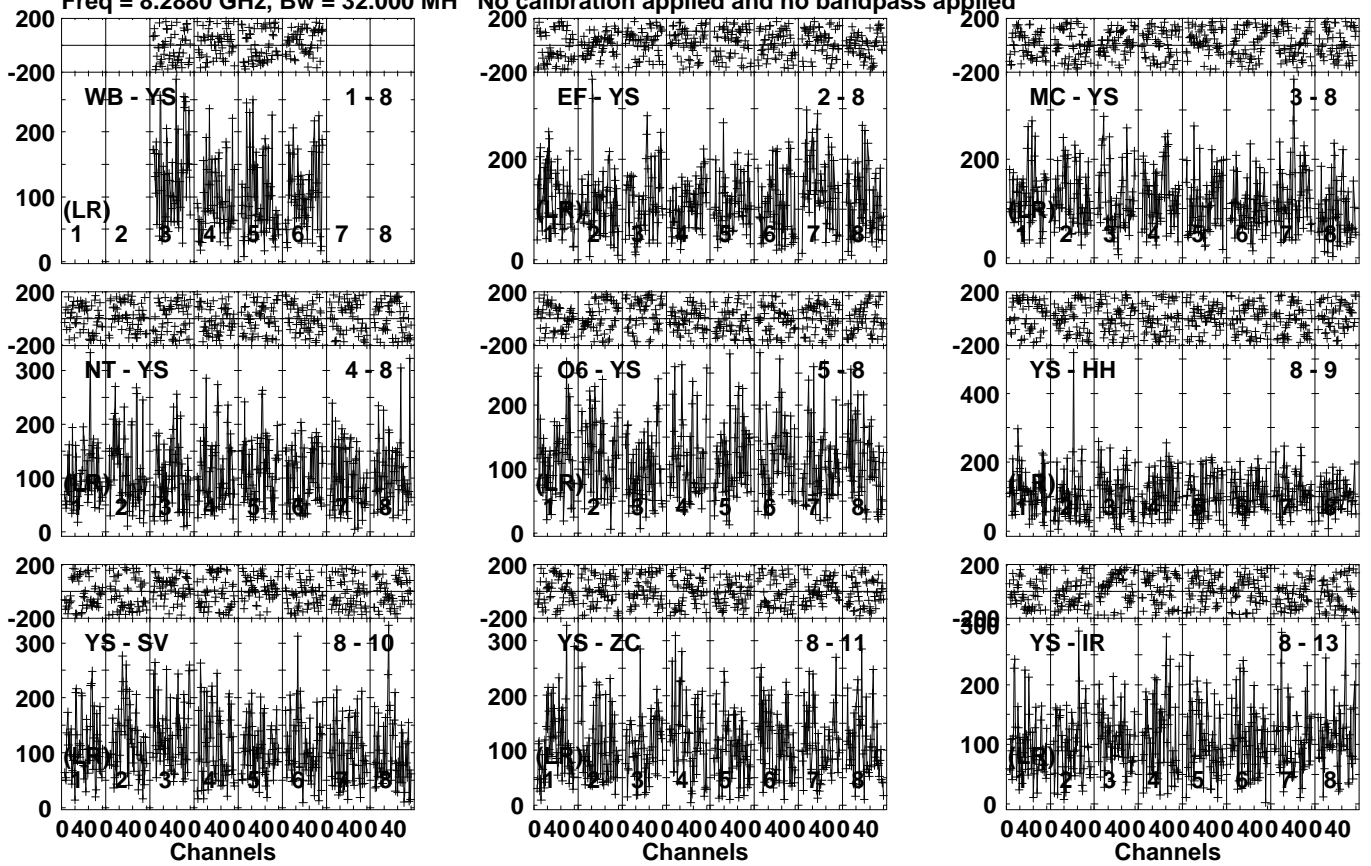
Lower frame: Micro Ampl Jy Top frame: Phas deg  
Vector averaged cross-power spectrum Several baselines displayed  
Timerange: 00/13:48:05 to 00/13:52:03

Plot file version 142 created 12-JAN-2021 19:13:09

J1428+2724 EB074D.UVDATA.1

Freq = 8.2880 GHz, Bw = 32.000 MH

No calibration applied and no bandpass applied



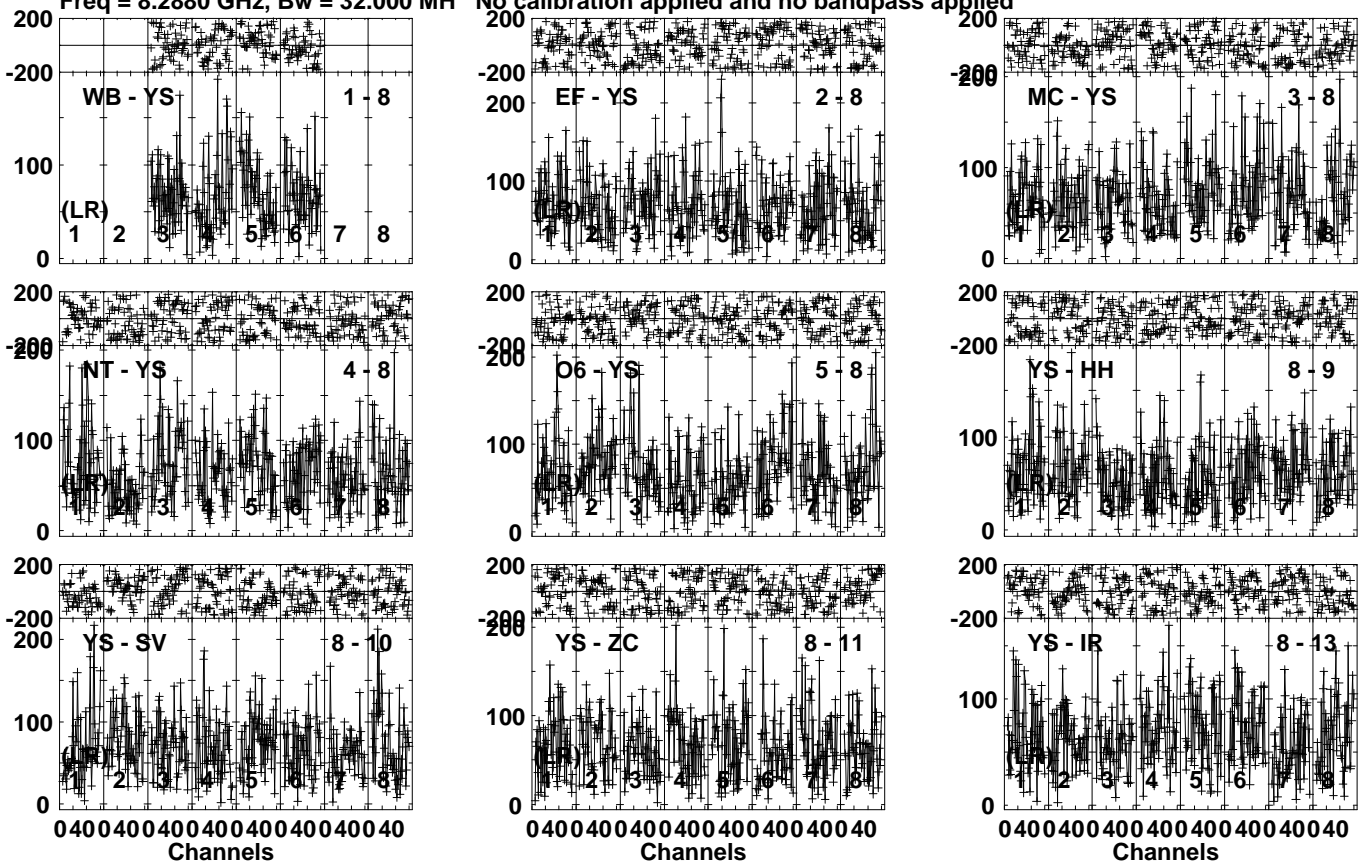
Lower frame: Micro Ampl Jy Top frame: Phas deg  
Vector averaged cross-power spectrum Several baselines displayed  
Timerange: 00/13:53:04 to 00/13:54:34

Plot file version 143 created 12-JAN-2021 19:13:10

1428+29 EB074D.UVDATA.1

Freq = 8.2880 GHz, Bw = 32.000 MH

No calibration applied and no bandpass applied



Lower frame: Micro Ampl Jy Top frame: Phas deg  
Vector averaged cross-power spectrum Several baselines displayed  
Timerange: 00/13:55:34 to 00/13:59:34