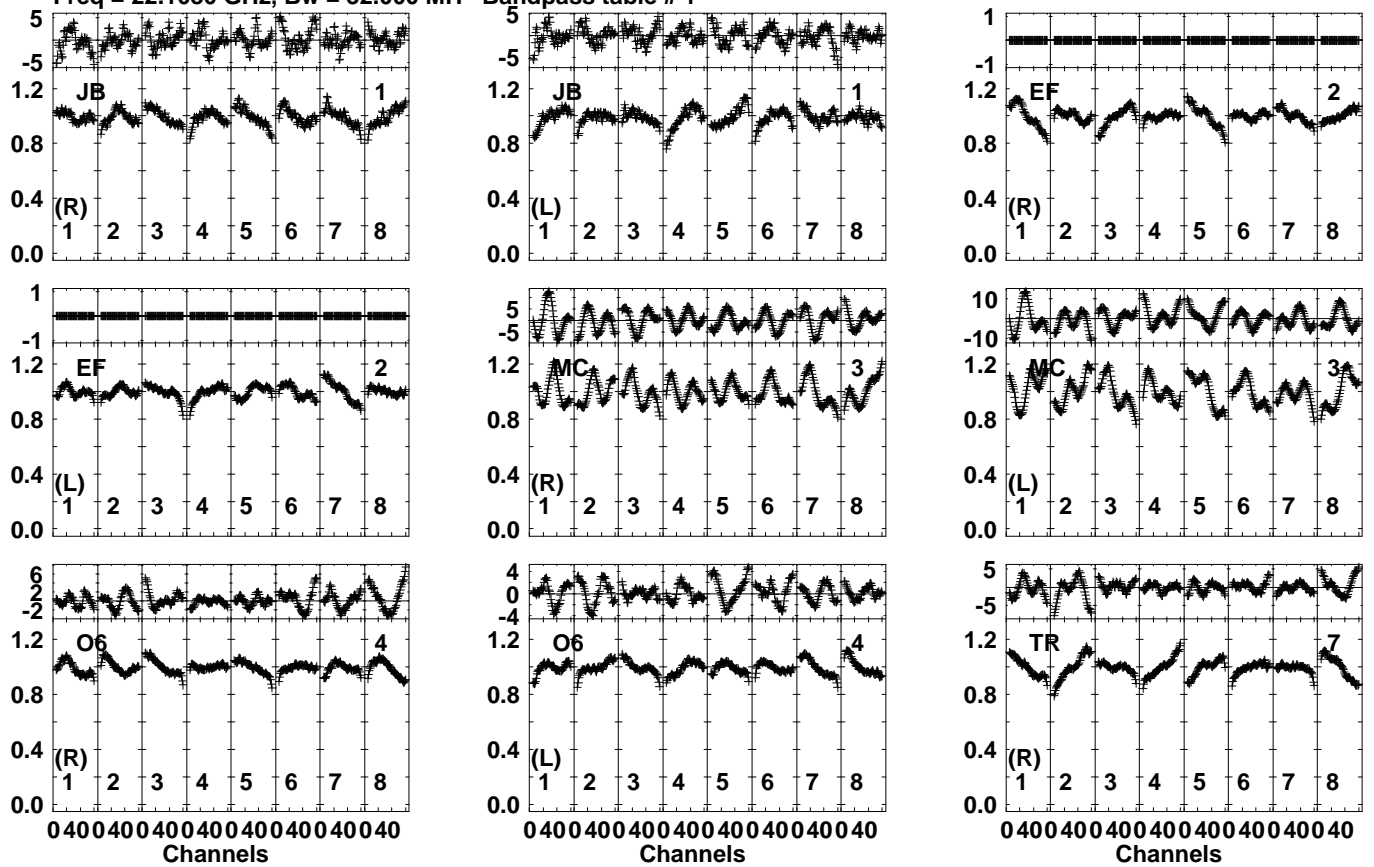
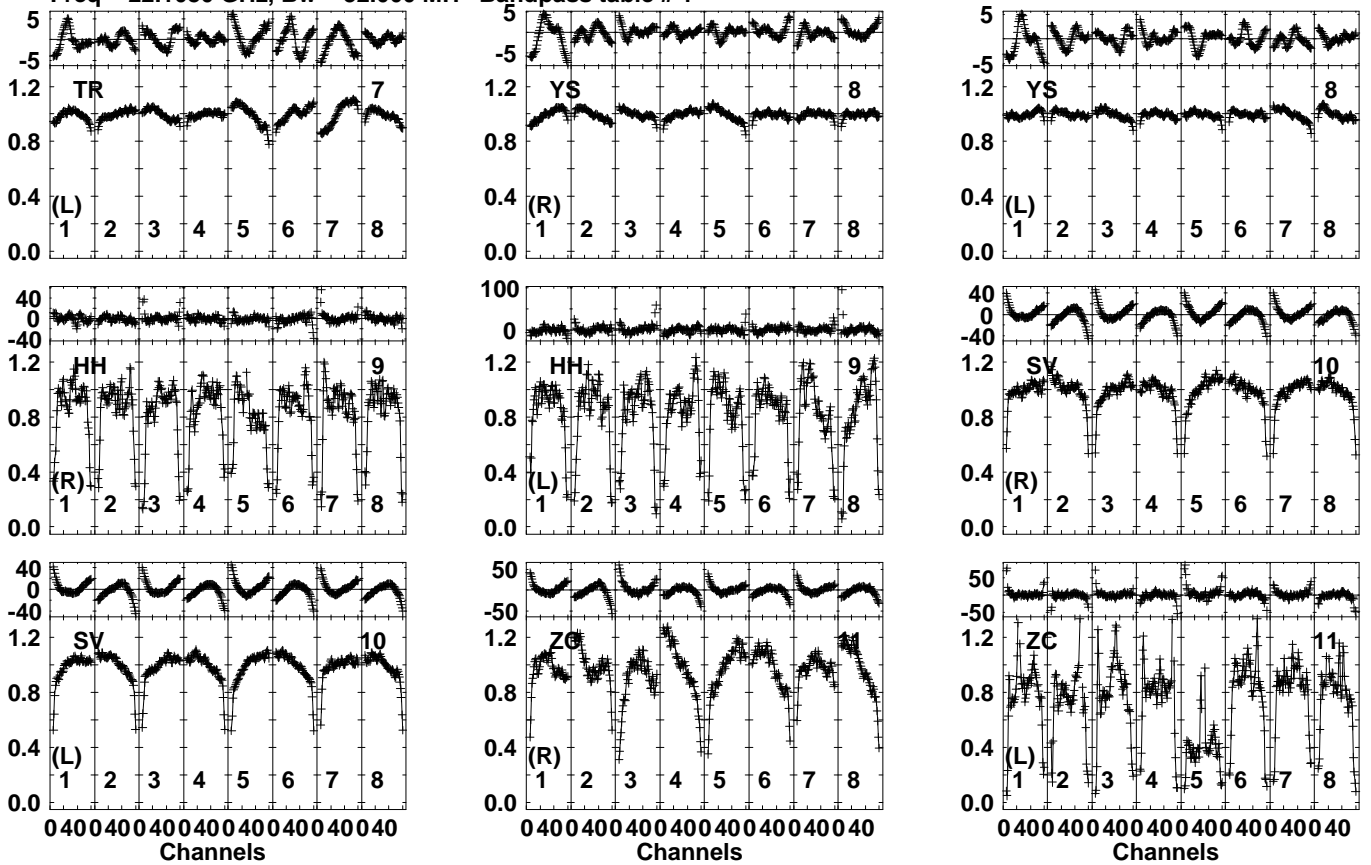


Plot file version 1 created 21-JAN-2021 22:24:43
 EB074F.UVDATA.1
 Freq = 22.1080 GHz, Bw = 32.000 MH Bandpass table # 1



Lower frame: BP ampl Top frame: BP phase
 Bandpass table spectrum Antenna: *
 Timerange: 00/00:00:01 to 999/00:00:00

Plot file version 2 created 21-JAN-2021 22:24:43
 EB074F.UVDATA.1
 Freq = 22.1080 GHz, Bw = 32.000 MH Bandpass table # 1

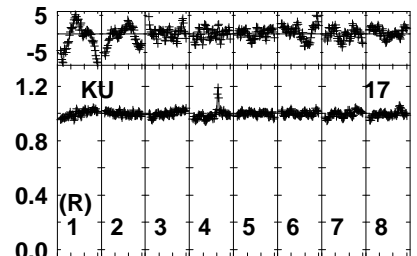
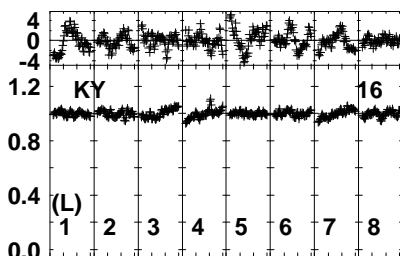
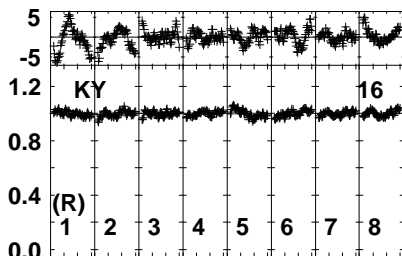
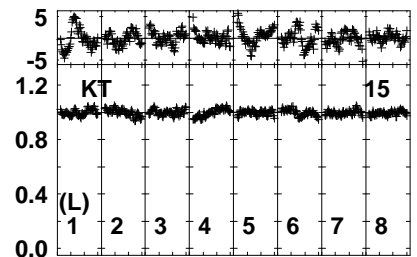
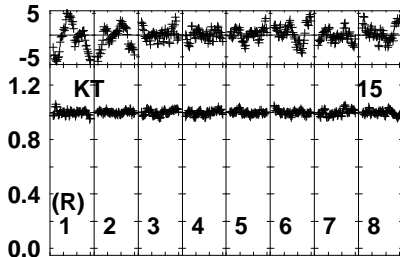
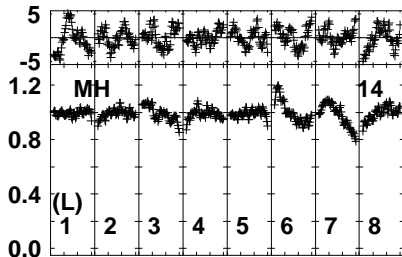
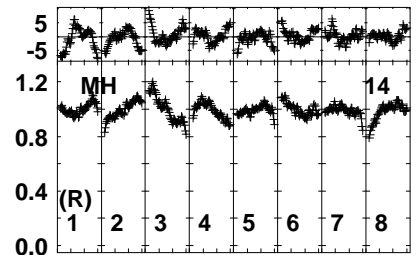
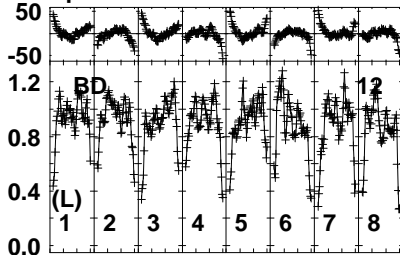
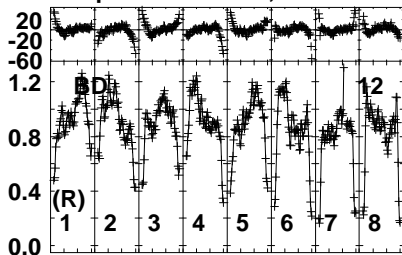


Lower frame: BP ampl Top frame: BP phase
 Bandpass table spectrum Antenna: *
 Timerange: 00/00:00:01 to 999/00:00:00

Plot file version 3 created 21-JAN-2021 22:24:43

EB074F.UVDATA.1

Freq = 22.1080 GHz, Bw = 32.000 MH Bandpass table # 1



040040040040040040040040040040
Channels

040040040040040040040040040040
Channels

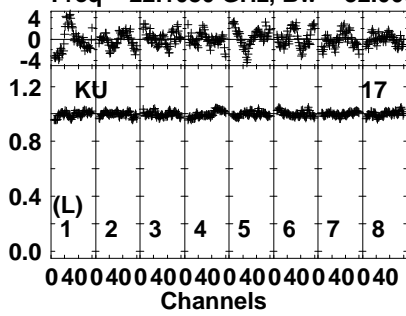
040040040040040040040040040040
Channels

Lower frame: BP ampl Top frame: BP phase

Bandpass table spectrum Antenna: *

Timerange: 00/00:00:01 to 999/00:00:00

Plot file version 4 created 21-JAN-2021 22:24:43
EB074F.UVDATA.1
Freq = 22.1080 GHz, Bw = 32.000 MH Bandpass table # 1



Lower frame: BP ampl Top frame: BP phase
Bandpass table spectrum Antenna: *
Timerange: 00/00:00:01 to 999/00:00:00