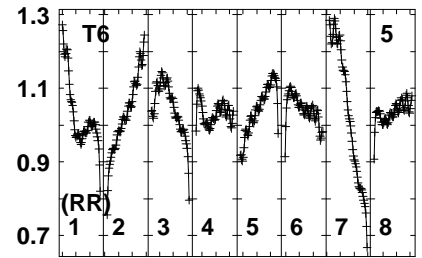
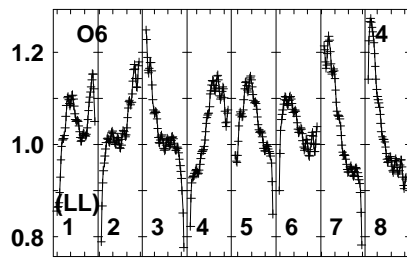
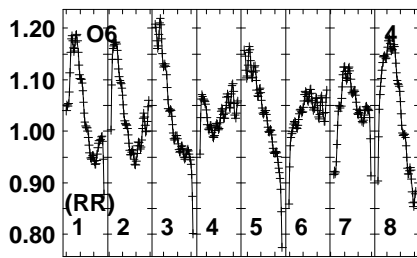
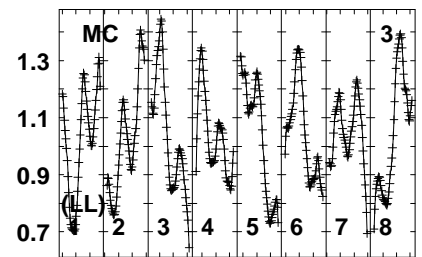
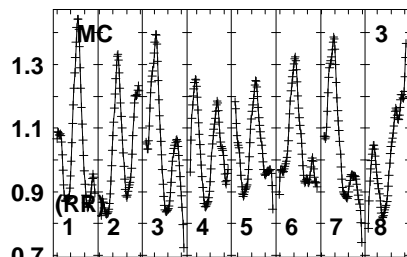
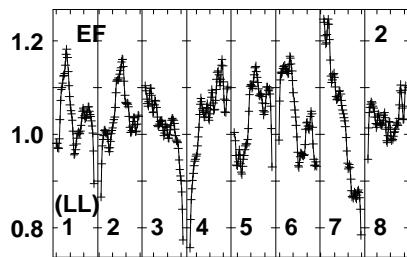
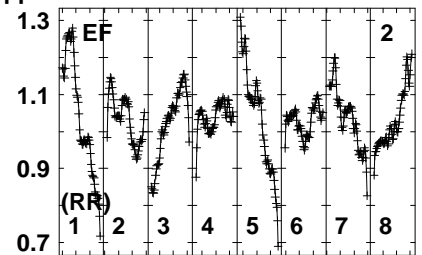
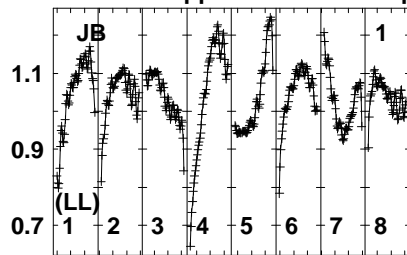
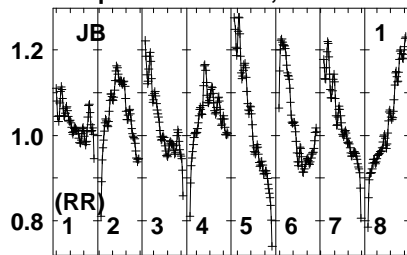


Plot file version 1 created 20-JAN-2021 19:32:43

0234+285 EB074F.UVDATA.1

Freq = 22.1080 GHz, Bw = 32.000 MH No calibration applied and no bandpass applied



22102140221802224022240222030022340
FREQ MHz

22102140221802224022240222030022340
FREQ MHz

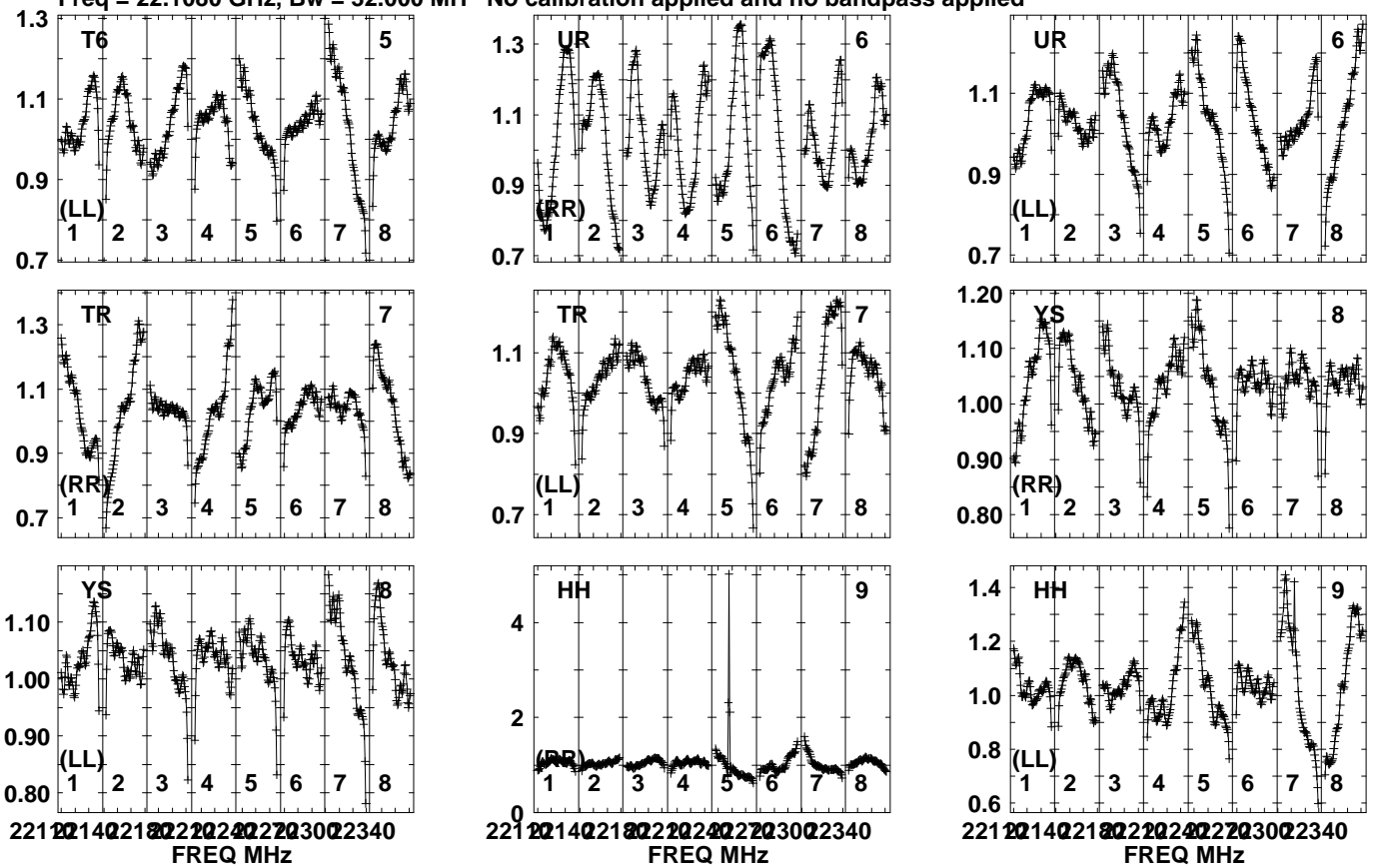
22102140221802224022240222030022340
FREQ MHz

Lower frame: Real Jy
Auto-corr total-power spectrum Antenna: *
Timerange: 00/18:30:00 to 00/18:32:00

Plot file version 2 created 20-JAN-2021 19:32:43

0234+285 EB074F.UVDATA.1

Freq = 22.1080 GHz, Bw = 32.000 MH No calibration applied and no bandpass applied

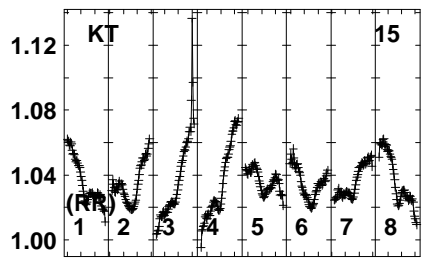
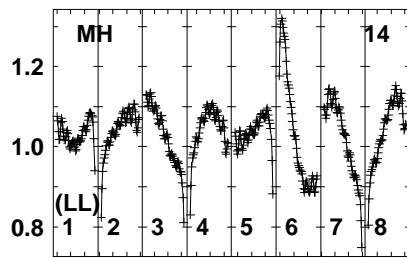
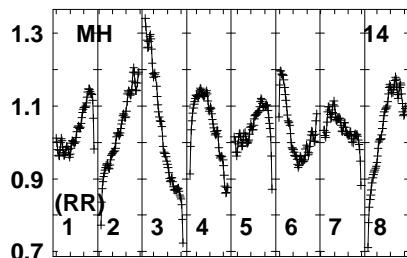
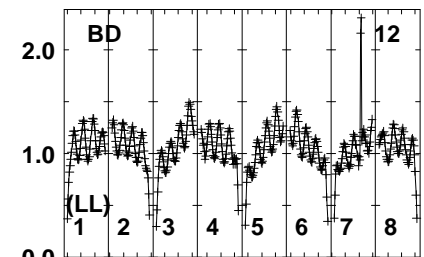
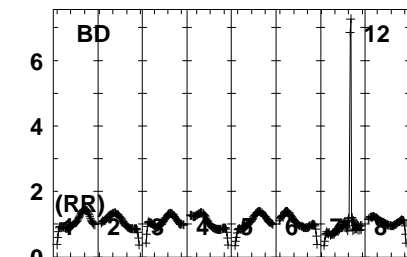
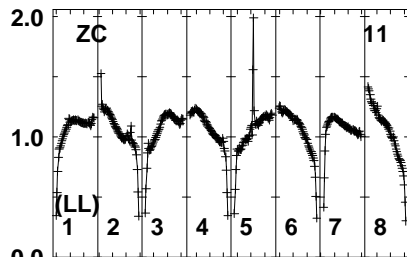
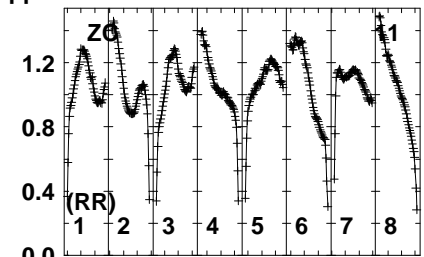
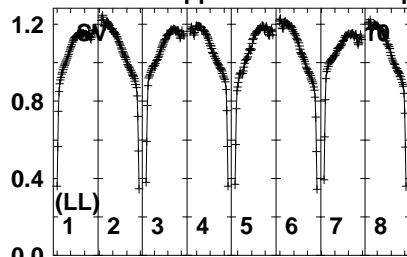
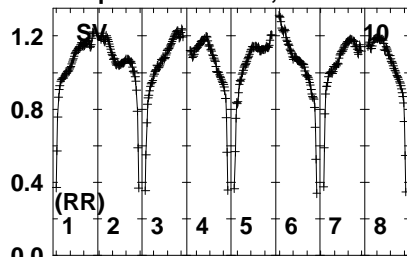


Lower frame: Real Jy
Auto-corr total-power spectrum Antenna: *
Timerange: 00/18:30:00 to 00/18:32:00

Plot file version 3 created 20-JAN-2021 19:32:44

0234+285 EB074F.UVDATA.1

Freq = 22.1080 GHz, Bw = 32.000 MH No calibration applied and no bandpass applied



2210214022180222022240222030022340
FREQ MHz

2210214022180222022240222030022340
FREQ MHz

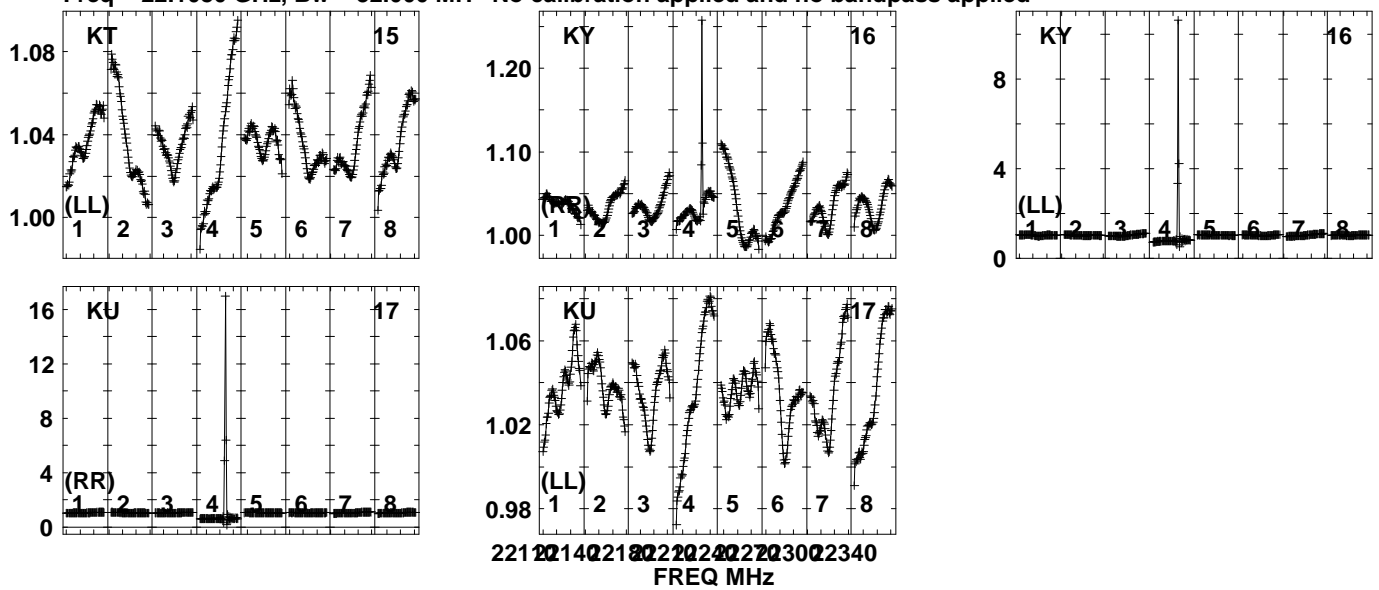
2210214022180222022240222030022340
FREQ MHz

Lower frame: Real Jy
Auto-corr total-power spectrum Antenna: *
Timerange: 00/18:30:00 to 00/18:32:00

Plot file version 4 created 20-JAN-2021 19:32:45

0234+285 EB074F.UVDATA.1

Freq = 22.1080 GHz, Bw = 32.000 MH No calibration applied and no bandpass applied

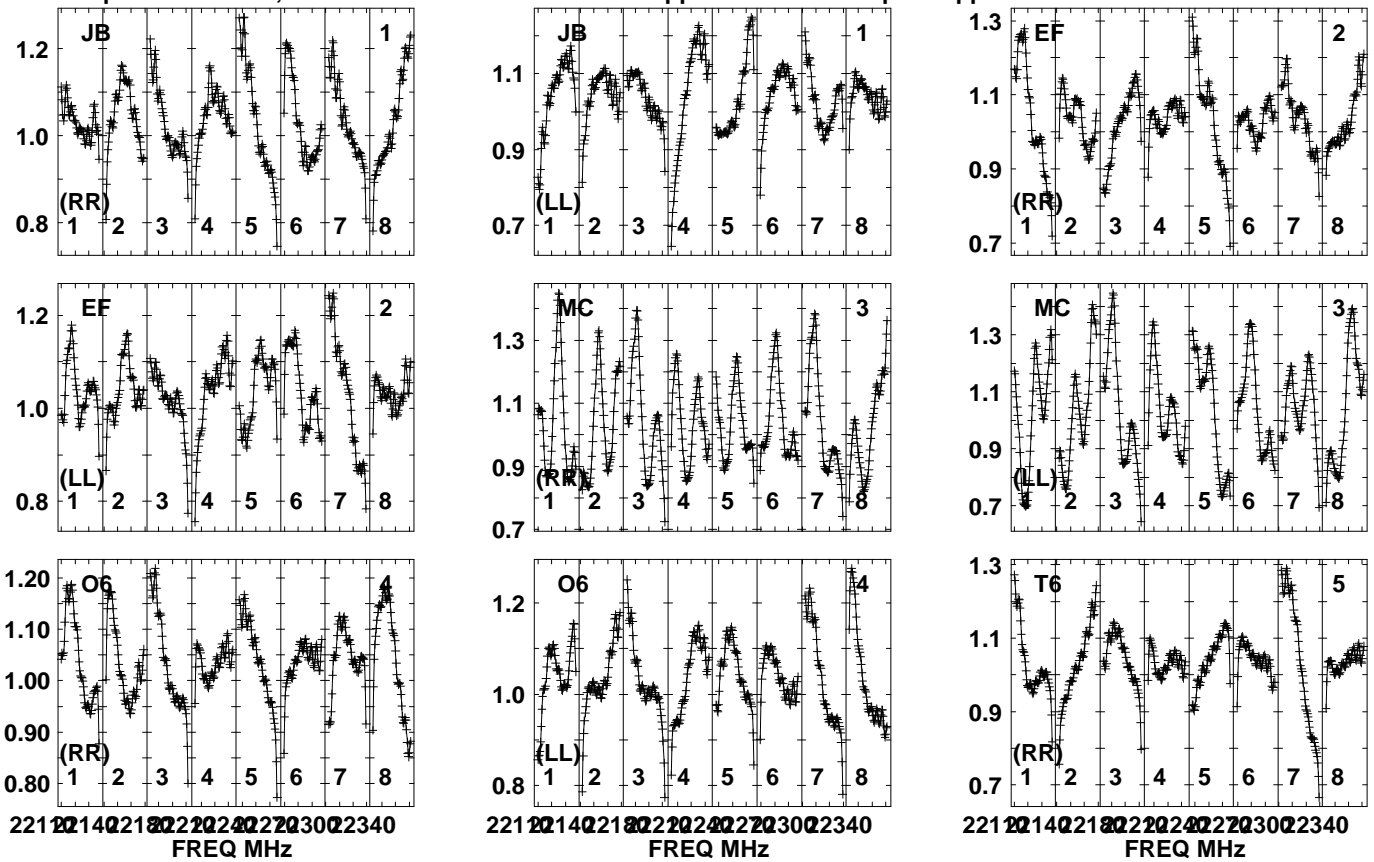


Lower frame: Real Jy
Auto-corr total-power spectrum Antenna: *
Timerange: 00/18:30:00 to 00/18:32:00

Plot file version 5 created 20-JAN-2021 19:32:46

0309+411B EB074F.UVDATA.1

Freq = 22.1080 GHz, Bw = 32.000 MH No calibration applied and no bandpass applied

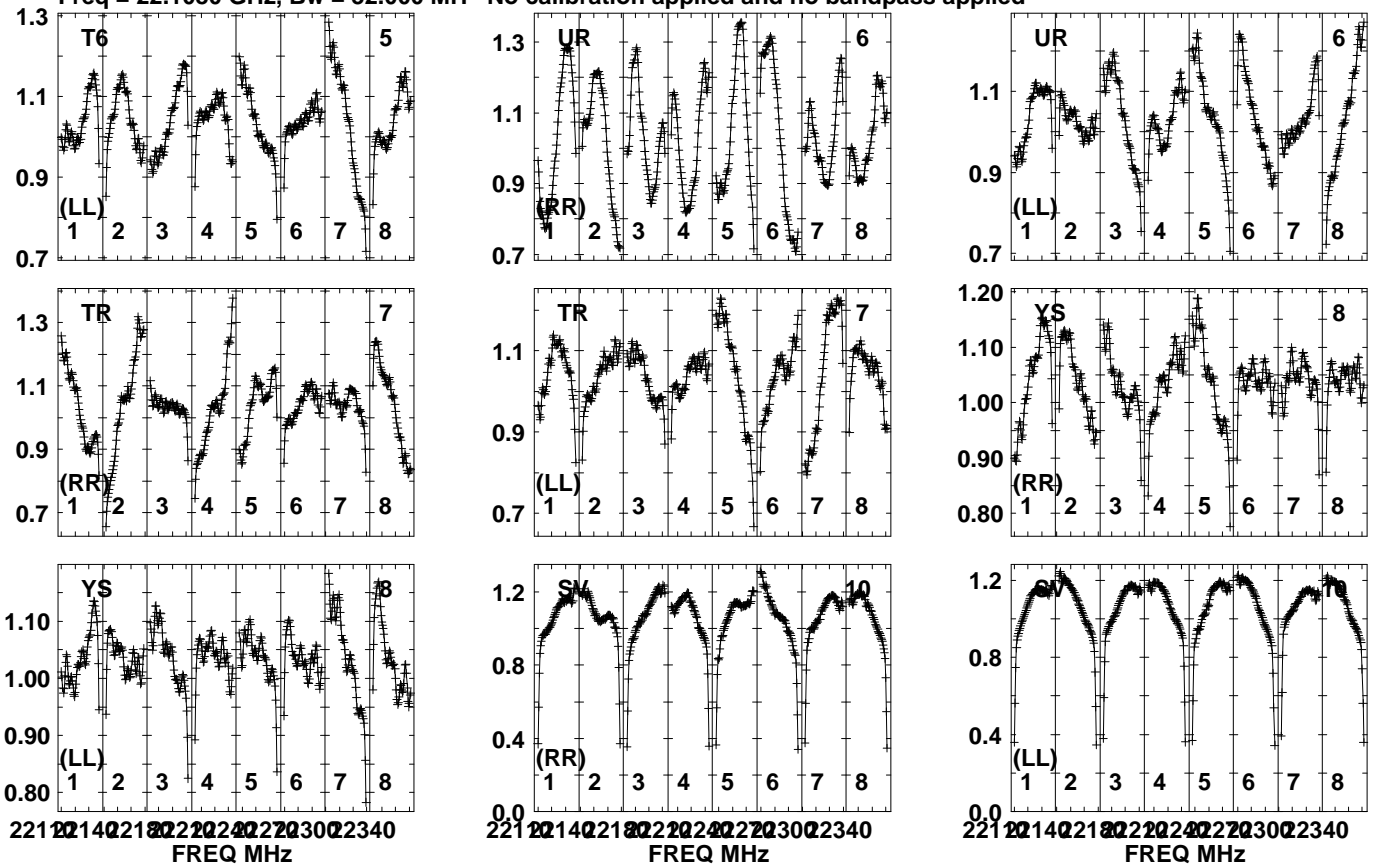


Lower frame: Real Jy
Auto-corr total-power spectrum Antenna: *
Timerange: 00/18:35:01 to 00/18:38:59

Plot file version 6 created 20-JAN-2021 19:32:47

0309+411B EB074F.UVDATA.1

Freq = 22.1080 GHz, Bw = 32.000 MH No calibration applied and no bandpass applied

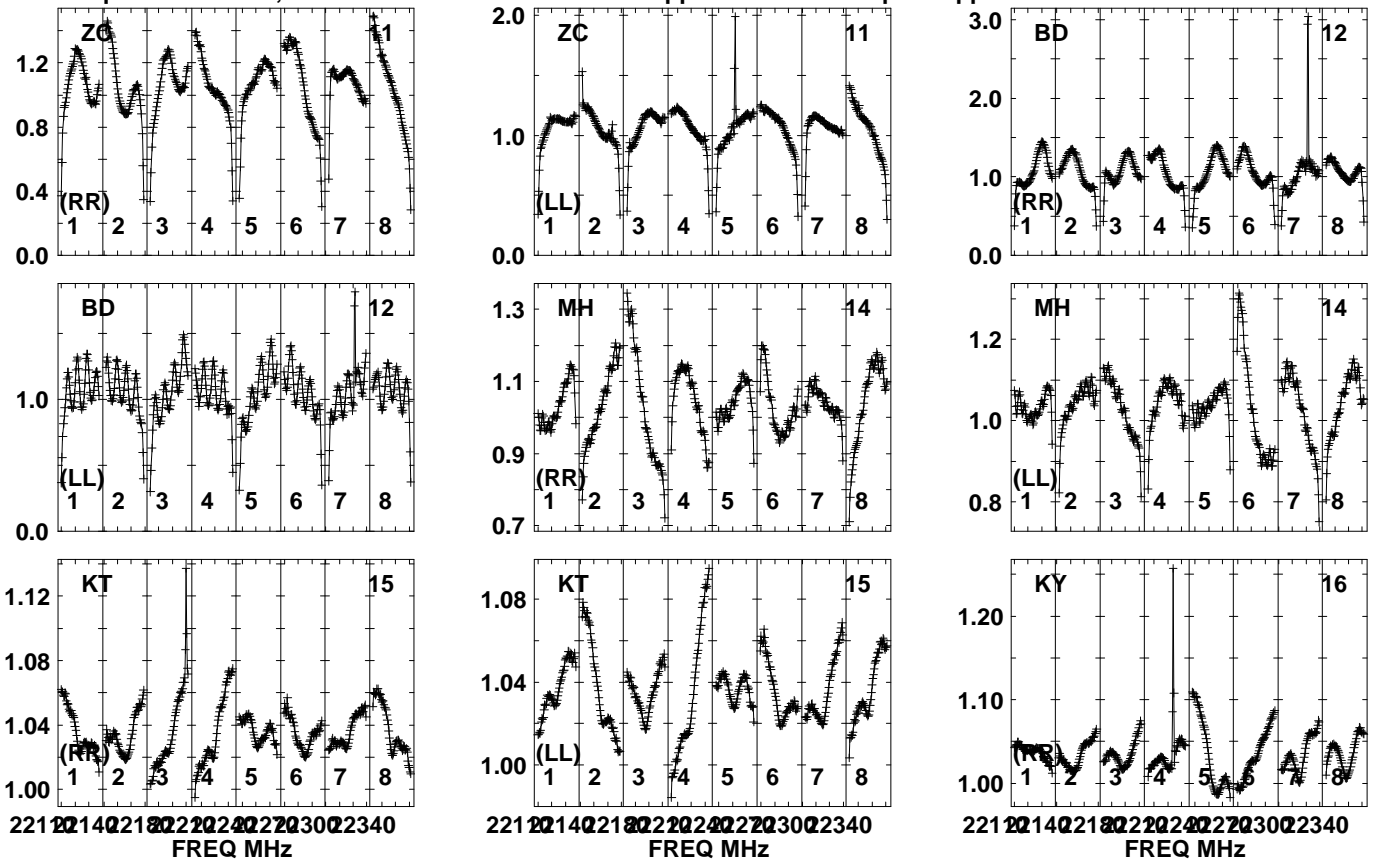


Lower frame: Real Jy
Auto-corr total-power spectrum Antenna: *
Timerange: 00/18:35:01 to 00/18:38:59

Plot file version 7 created 20-JAN-2021 19:32:48

0309+411B EB074F.UVDATA.1

Freq = 22.1080 GHz, Bw = 32.000 MH No calibration applied and no bandpass applied

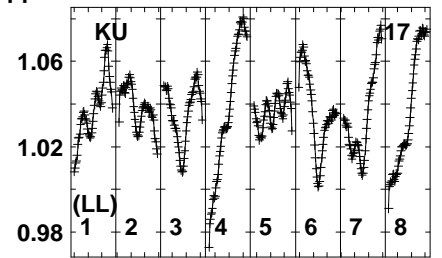
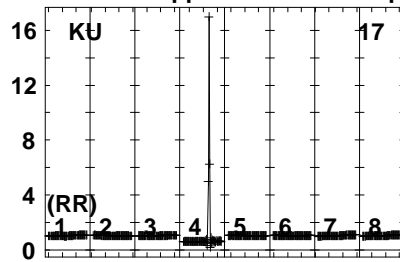
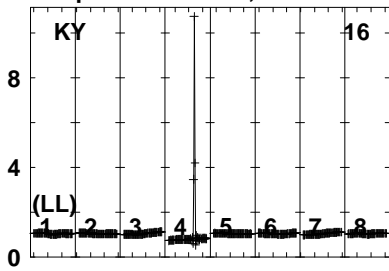


Lower frame: Real Jy
Auto-corr total-power spectrum Antenna: *
Timerange: 00/18:35:01 to 00/18:38:59

Plot file version 8 created 20-JAN-2021 19:32:49

0309+411B EB074F.UVDATA.1

Freq = 22.1080 GHz, Bw = 32.000 MH No calibration applied and no bandpass applied

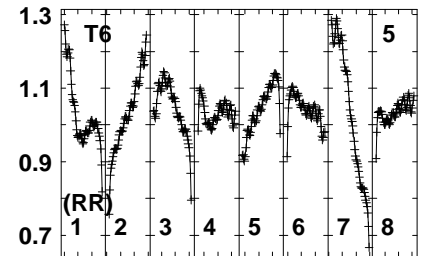
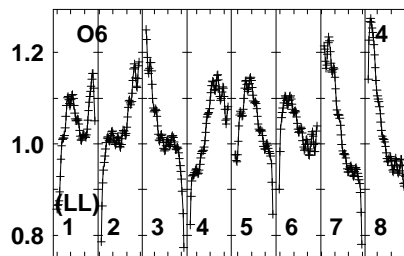
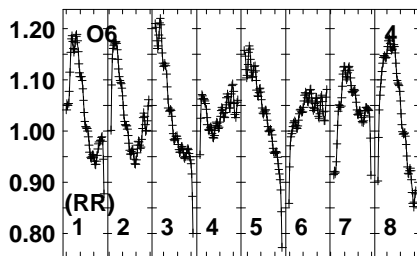
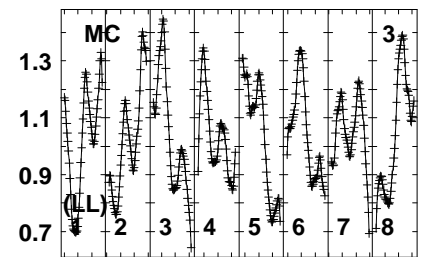
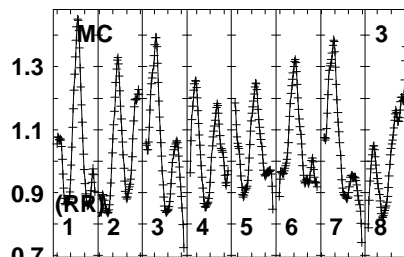
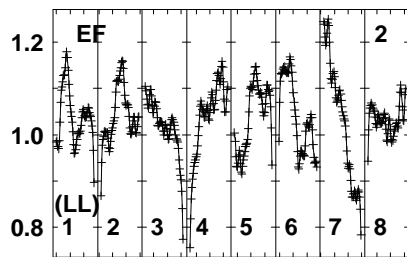
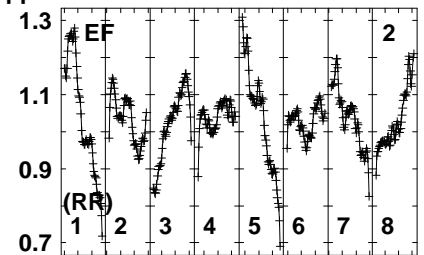
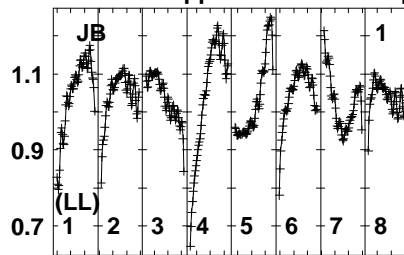
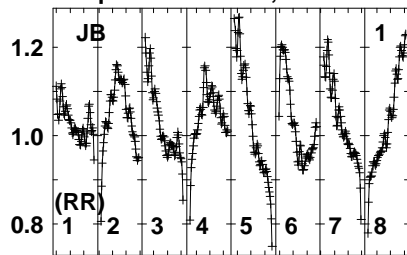


Lower frame: Real Jy
Auto-corr total-power spectrum Antenna: *
Timerange: 00/18:35:01 to 00/18:38:59

Plot file version 9 created 20-JAN-2021 19:32:49

0309+411B EB074F.UVDATA.1

Freq = 22.1080 GHz, Bw = 32.000 MH No calibration applied and no bandpass applied



22102140221802224022240222030022340
FREQ MHz

22102140221802224022240222030022340
FREQ MHz

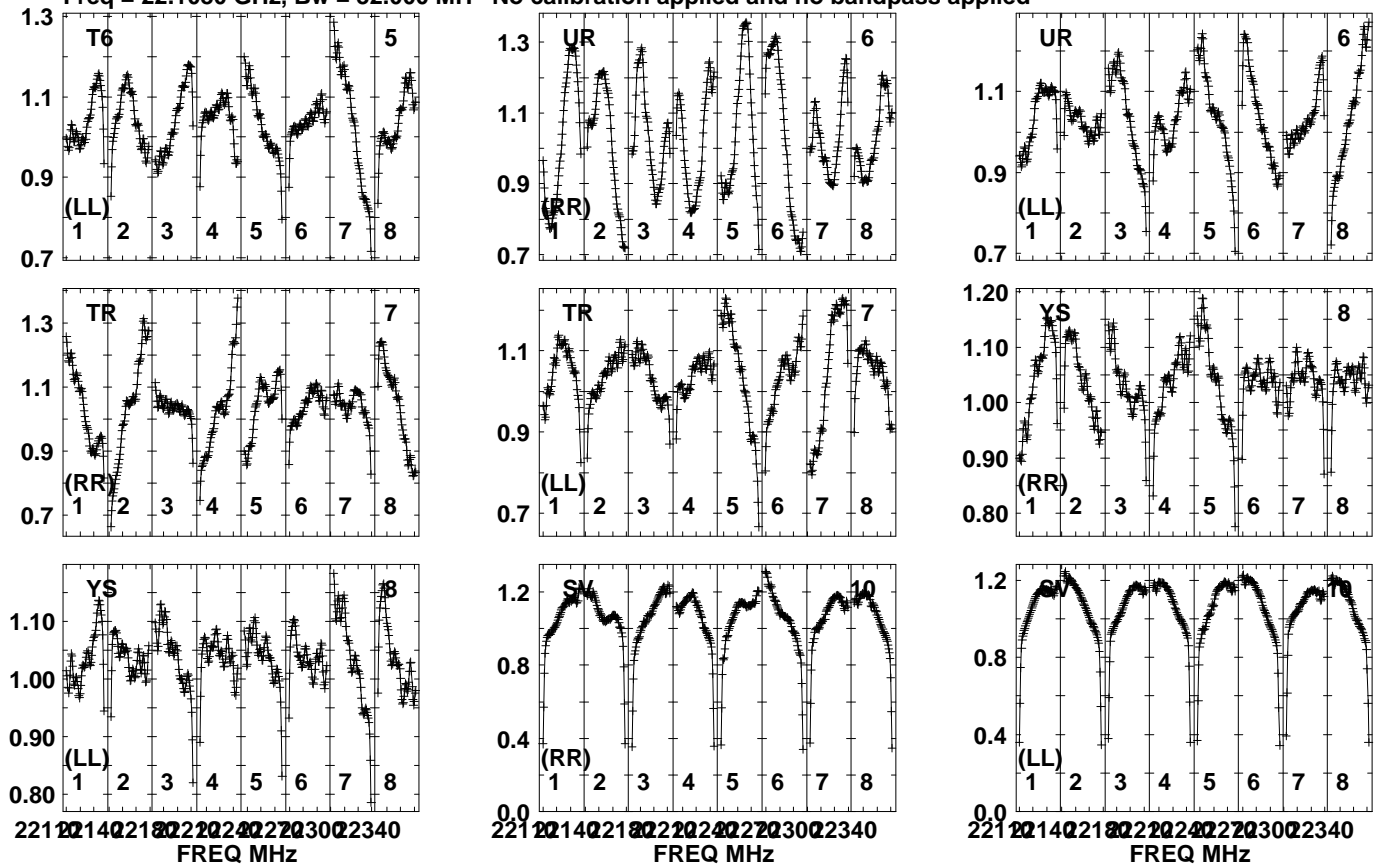
22102140221802224022240222030022340
FREQ MHz

Lower frame: Real Jy
Auto-corr total-power spectrum Antenna: *
Timerange: 00/18:39:30 to 00/18:45:29

Plot file version 10 created 20-JAN-2021 19:32:50

0309+411B EB074F.UVDATA.1

Freq = 22.1080 GHz, Bw = 32.000 MH No calibration applied and no bandpass applied

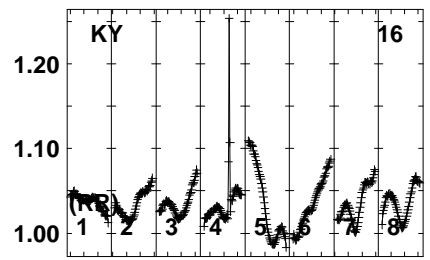
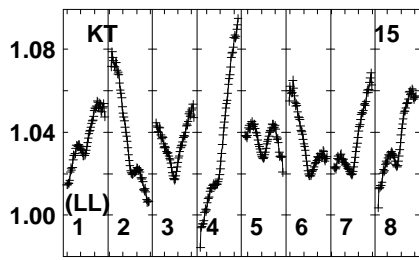
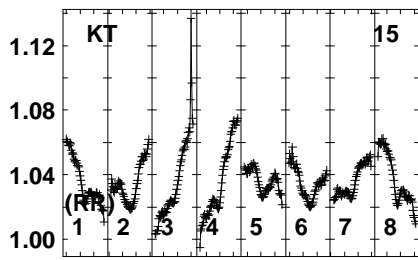
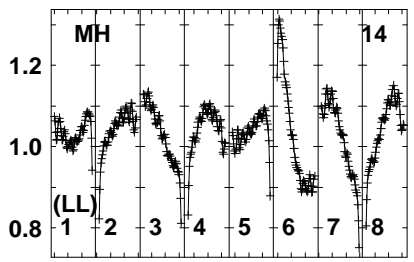
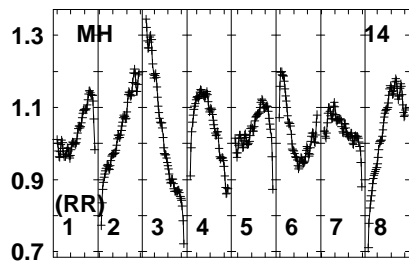
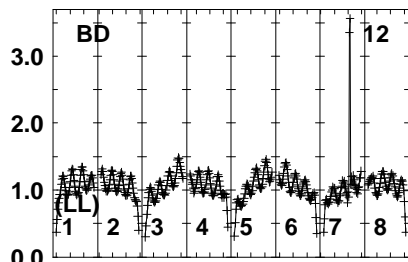
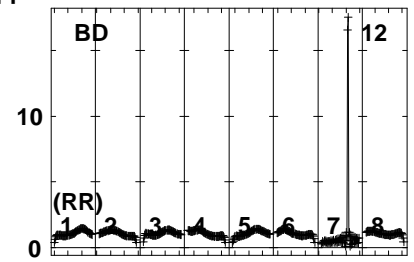
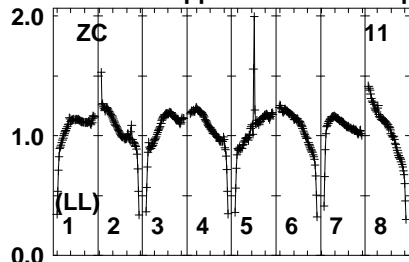
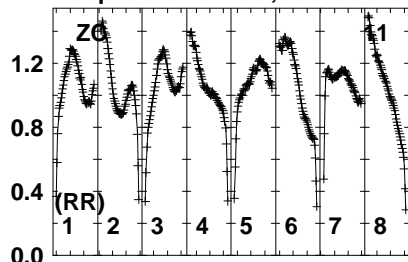


Lower frame: Real Jy
Auto-corr total-power spectrum Antenna: *
Timerange: 00/18:39:30 to 00/18:45:29

Plot file version 11 created 20-JAN-2021 19:32:51

0309+411B EB074F.UVDATA.1

Freq = 22.1080 GHz, Bw = 32.000 MH No calibration applied and no bandpass applied



22102140221802224022240222030022340
FREQ MHz

22102140221802224022240222030022340
FREQ MHz

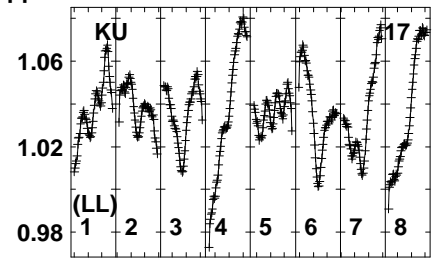
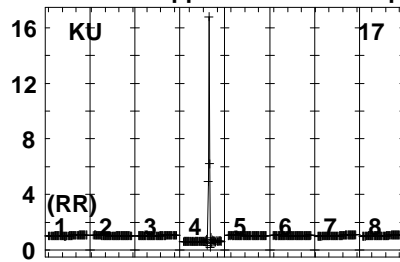
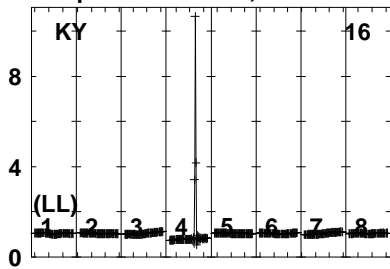
22102140221802224022240222030022340
FREQ MHz

Lower frame: Real Jy
Auto-corr total-power spectrum Antenna: *
Timerange: 00/18:39:30 to 00/18:45:29

Plot file version 12 created 20-JAN-2021 19:32:52

0309+411B EB074F.UVDATA.1

Freq = 22.1080 GHz, Bw = 32.000 MH No calibration applied and no bandpass applied

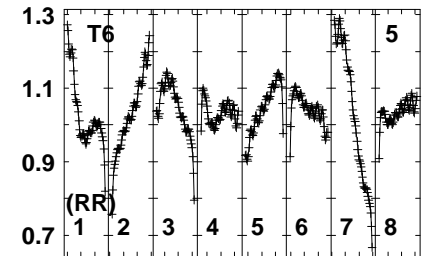
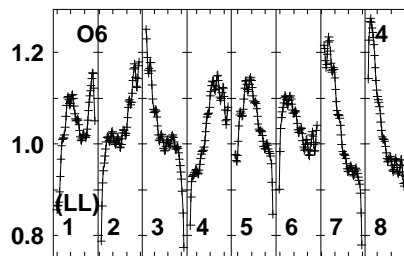
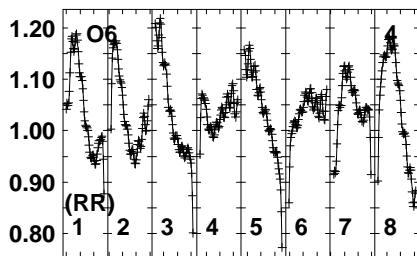
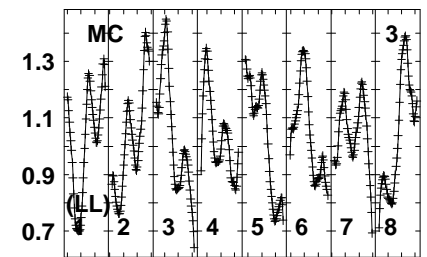
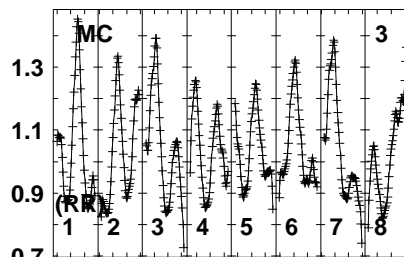
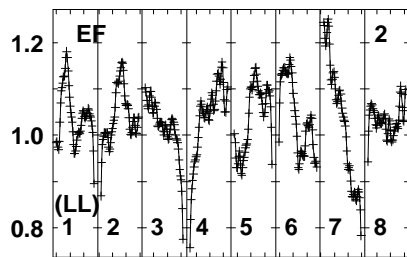
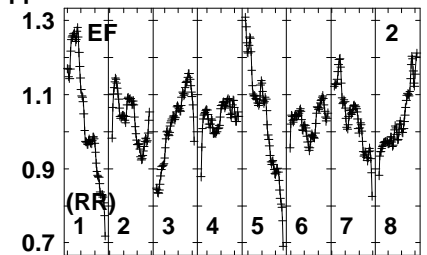
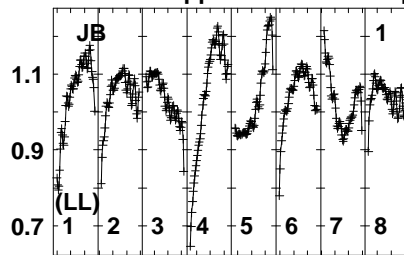
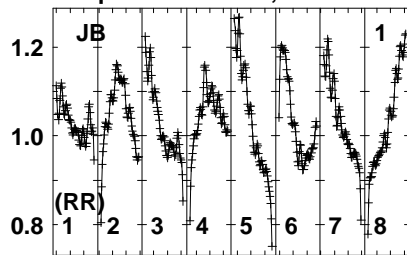


Lower frame: Real Jy
Auto-corr total-power spectrum Antenna: *
Timerange: 00/18:39:30 to 00/18:45:29

Plot file version 13 created 20-JAN-2021 19:32:52

0309+411B EB074F.UVDATA.1

Freq = 22.1080 GHz, Bw = 32.000 MH No calibration applied and no bandpass applied



22102140221802224022240222030022340
FREQ MHz

22102140221802224022240222030022340
FREQ MHz

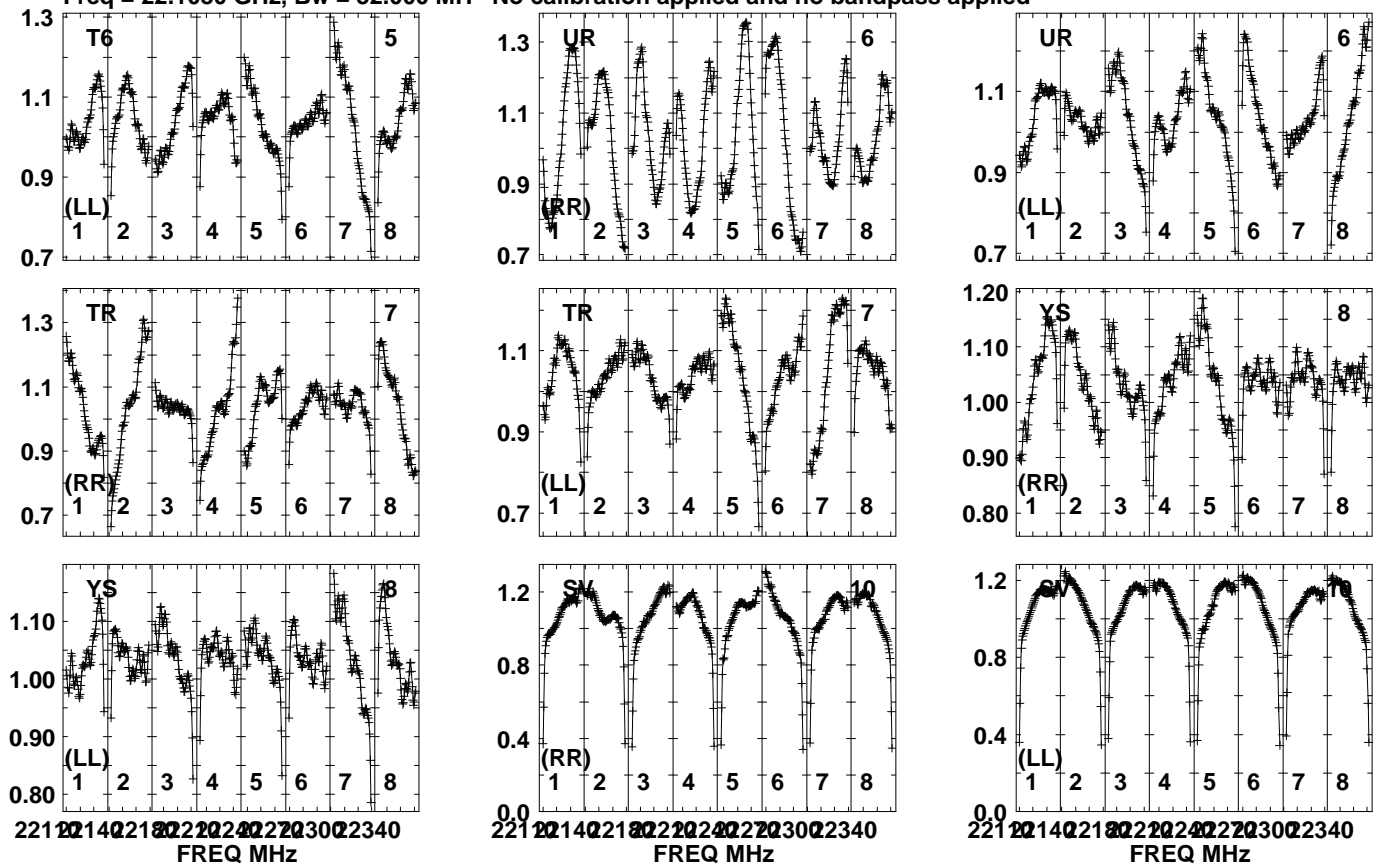
22102140221802224022240222030022340
FREQ MHz

Lower frame: Real Jy
Auto-corr total-power spectrum Antenna: *
Timerange: 00/18:46:01 to 00/18:48:00

Plot file version 14 created 20-JAN-2021 19:32:53

0309+411B EB074F.UVDATA.1

Freq = 22.1080 GHz, Bw = 32.000 MH No calibration applied and no bandpass applied

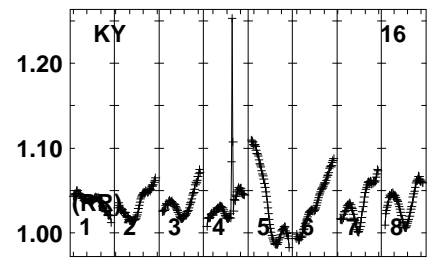
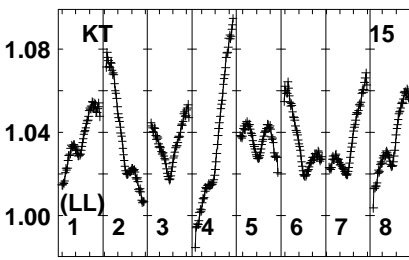
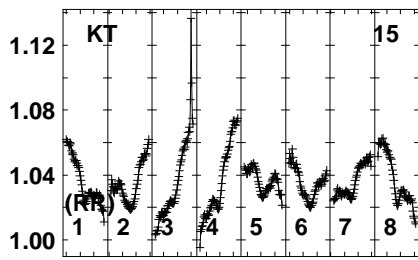
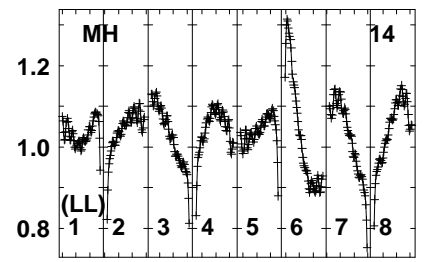
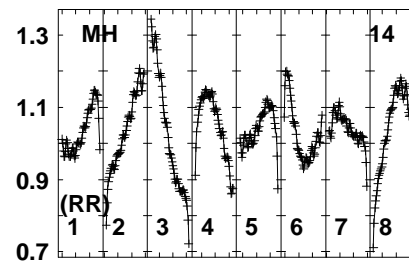
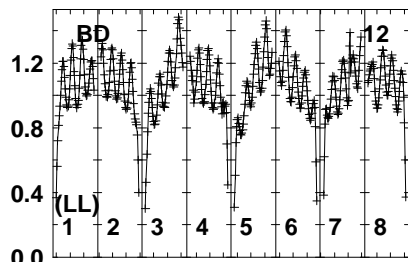
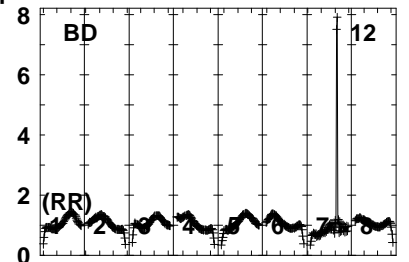
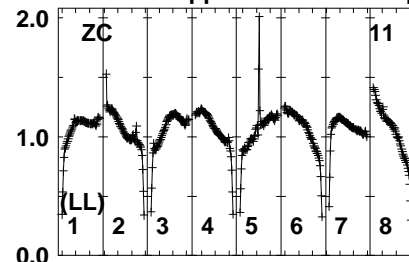
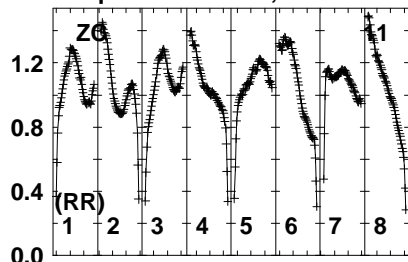


Lower frame: Real Jy
Auto-corr total-power spectrum Antenna: *
Timerange: 00/18:46:01 to 00/18:48:00

Plot file version 15 created 20-JAN-2021 19:32:53

0309+411B EB074F.UVDATA.1

Freq = 22.1080 GHz, Bw = 32.000 MH No calibration applied and no bandpass applied



2210214021802220224022703002340
FREQ MHz

2210214021802220224022703002340
FREQ MHz

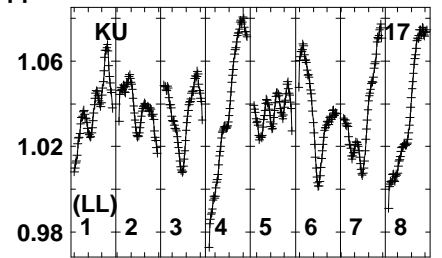
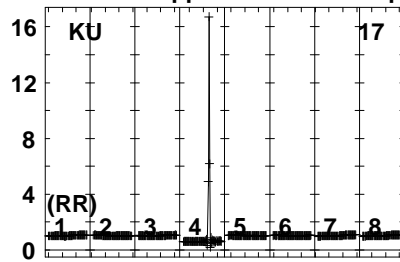
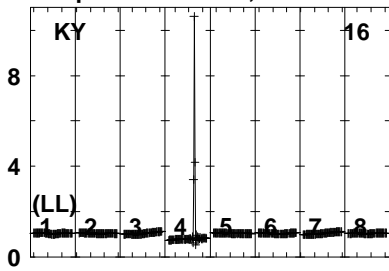
2210214021802220224022703002340
FREQ MHz

Lower frame: Real Jy
Auto-corr total-power spectrum Antenna: *
Timerange: 00/18:46:01 to 00/18:48:00

Plot file version 16 created 20-JAN-2021 19:32:53

0309+411B EB074F.UVDATA.1

Freq = 22.1080 GHz, Bw = 32.000 MH No calibration applied and no bandpass applied

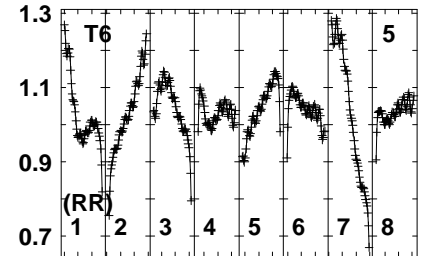
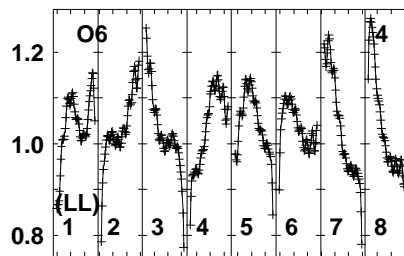
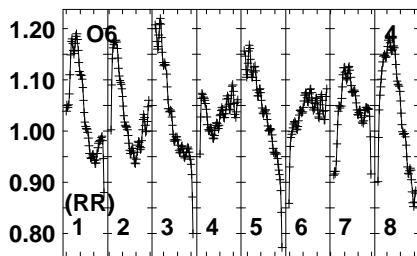
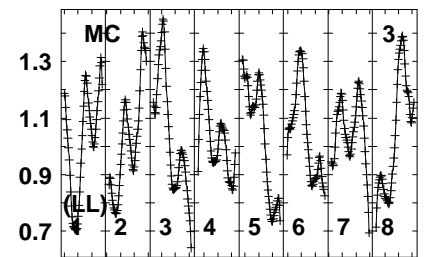
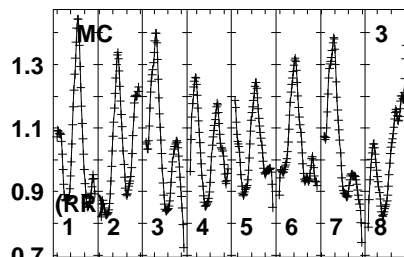
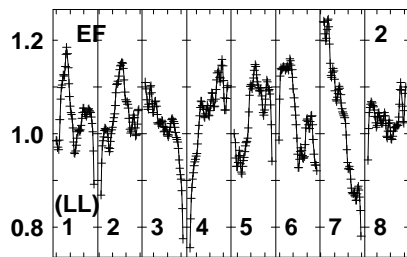
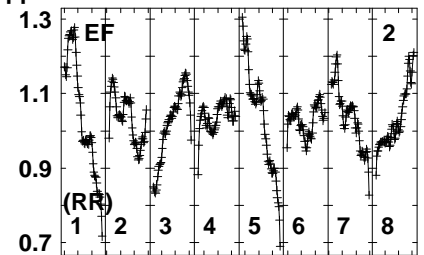
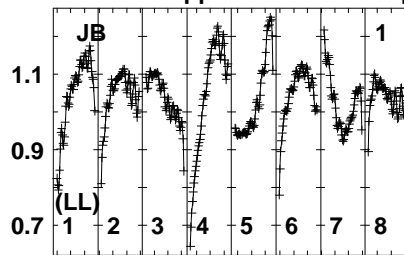
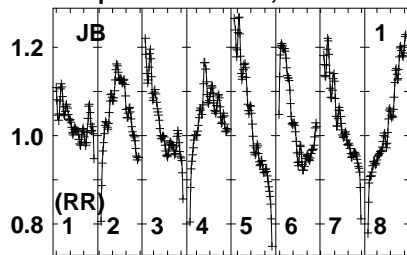


Lower frame: Real Jy
Auto-corr total-power spectrum Antenna: *
Timerange: 00/18:46:01 to 00/18:48:00

Plot file version 17 created 20-JAN-2021 19:32:54

4C40.08 EB074F.UVDATA.1

Freq = 22.1080 GHz, Bw = 32.000 MH No calibration applied and no bandpass applied



221021402218022240222802232022340
FREQ MHz

221021402218022240222802232022340
FREQ MHz

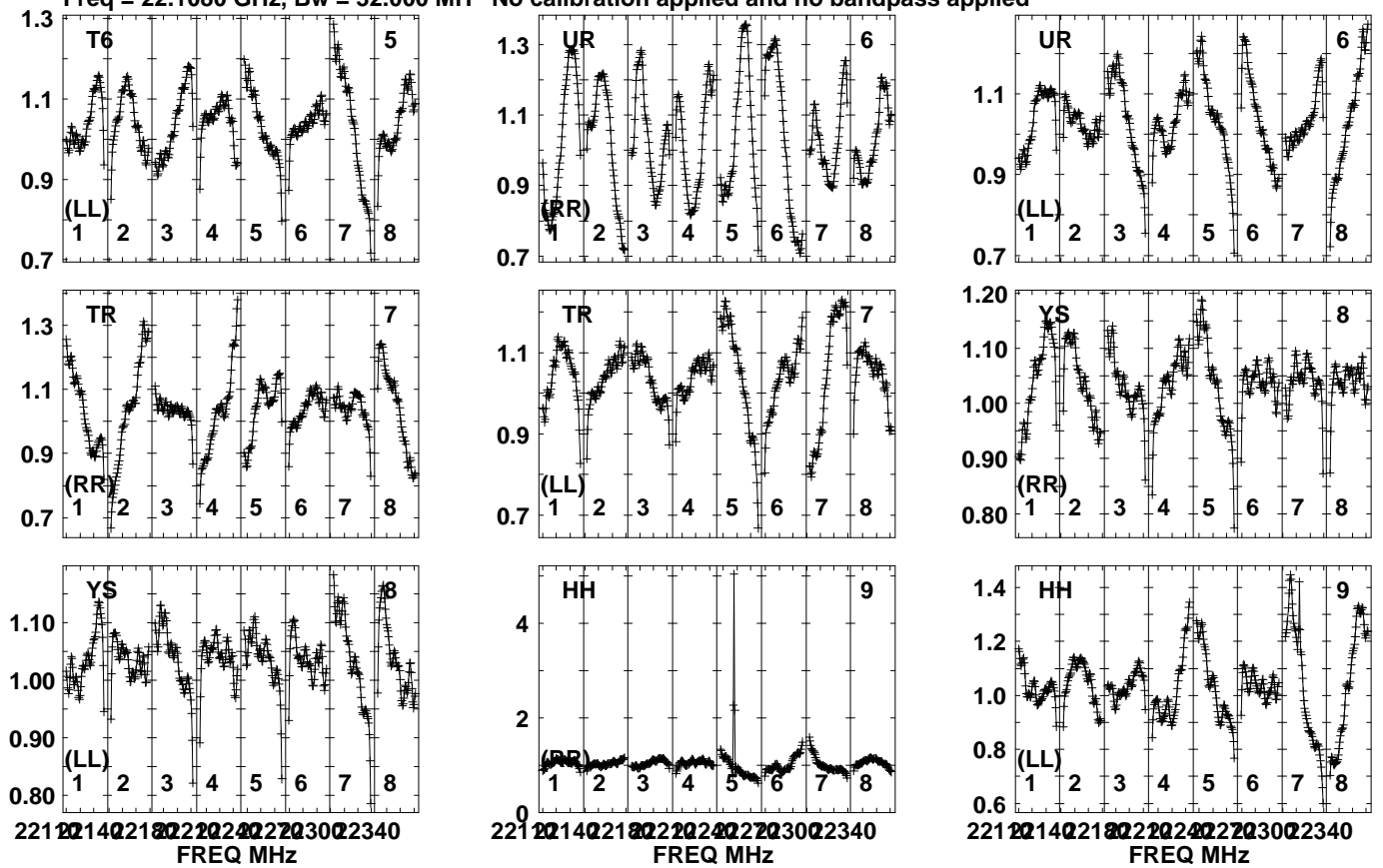
221021402218022240222802232022340
FREQ MHz

Lower frame: Real Jy
Auto-corr total-power spectrum Antenna: *
Timerange: 00/18:50:00 to 00/18:51:59

Plot file version 18 created 20-JAN-2021 19:32:54

4C40.08 EB074F.UVDATA.1

Freq = 22.1080 GHz, Bw = 32.000 MH No calibration applied and no bandpass applied

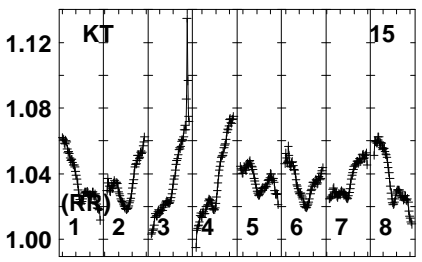
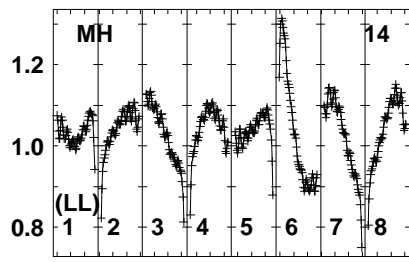
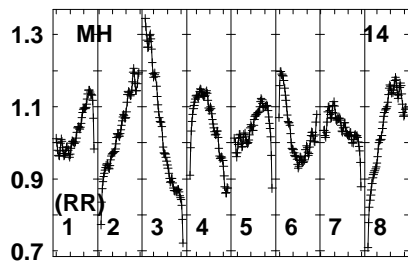
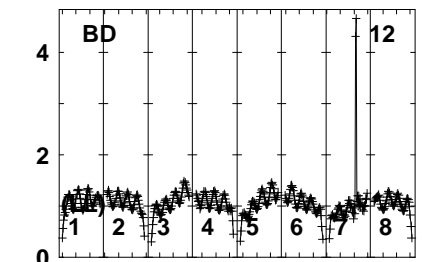
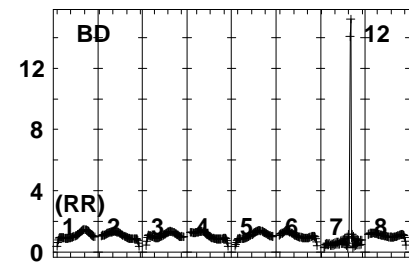
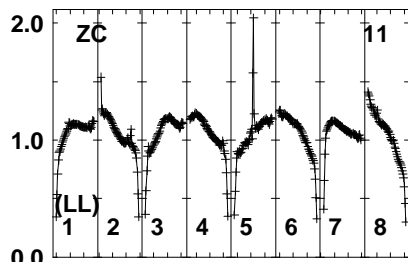
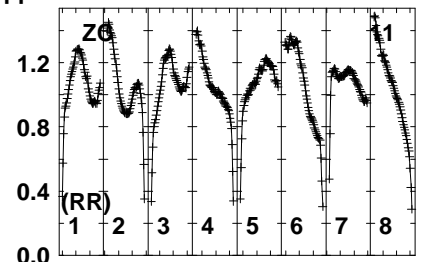
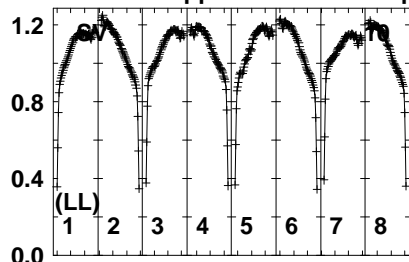
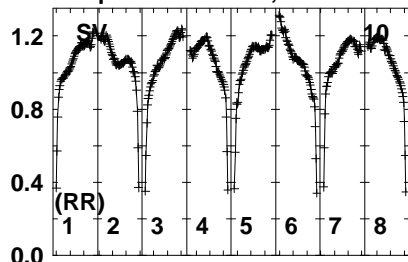


Lower frame: Real Jy
Auto-corr total-power spectrum Antenna: *
Timerange: 00/18:50:00 to 00/18:51:59

Plot file version 19 created 20-JAN-2021 19:32:55

4C40.08 EB074F.UVDATA.1

Freq = 22.1080 GHz, Bw = 32.000 MH No calibration applied and no bandpass applied



221021402218022200222402228023002340
FREQ MHz

221021402218022200222402228023002340
FREQ MHz

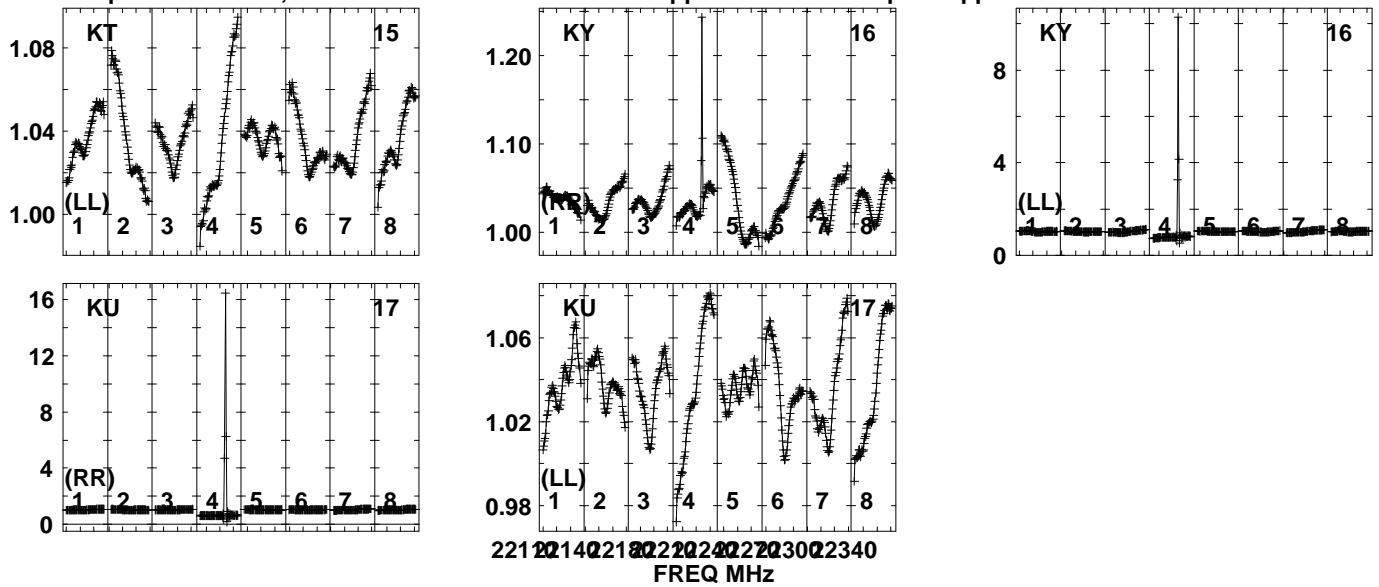
221021402218022200222402228023002340
FREQ MHz

Lower frame: Real Jy
Auto-corr total-power spectrum Antenna: *
Timerange: 00/18:50:00 to 00/18:51:59

Plot file version 20 created 20-JAN-2021 19:32:55

4C40.08 EB074F.UVDATA.1

Freq = 22.1080 GHz, Bw = 32.000 MH No calibration applied and no bandpass applied

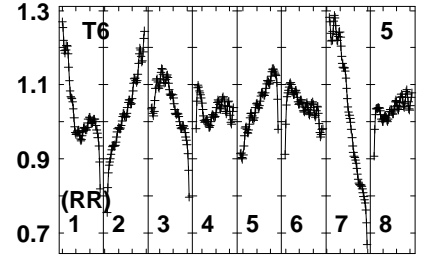
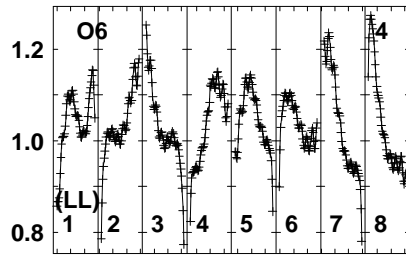
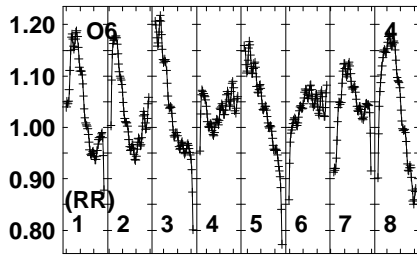
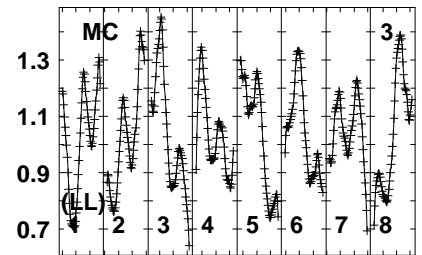
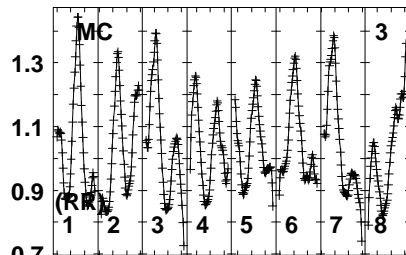
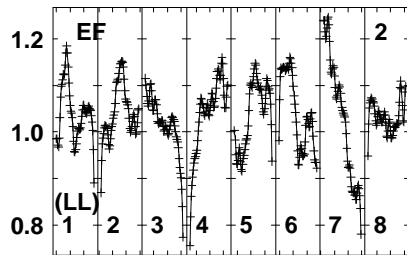
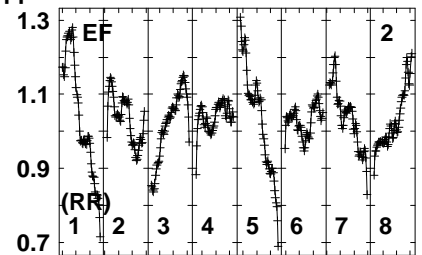
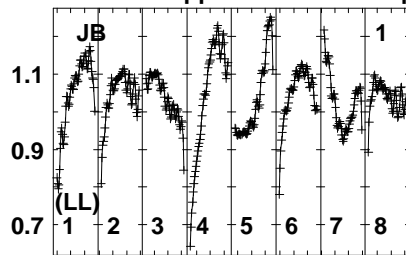
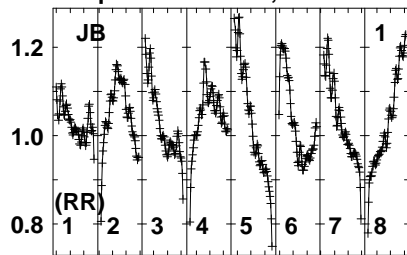


Lower frame: Real Jy
Auto-corr total-power spectrum Antenna: *
Timerange: 00/18:50:00 to 00/18:51:59

Plot file version 21 created 20-JAN-2021 19:32:55

J0204+4005 EB074F.UVDATA.1

Freq = 22.1080 GHz, Bw = 32.000 MH No calibration applied and no bandpass applied



22102140221802224022240222030022340
FREQ MHz

22102140221802224022240222030022340
FREQ MHz

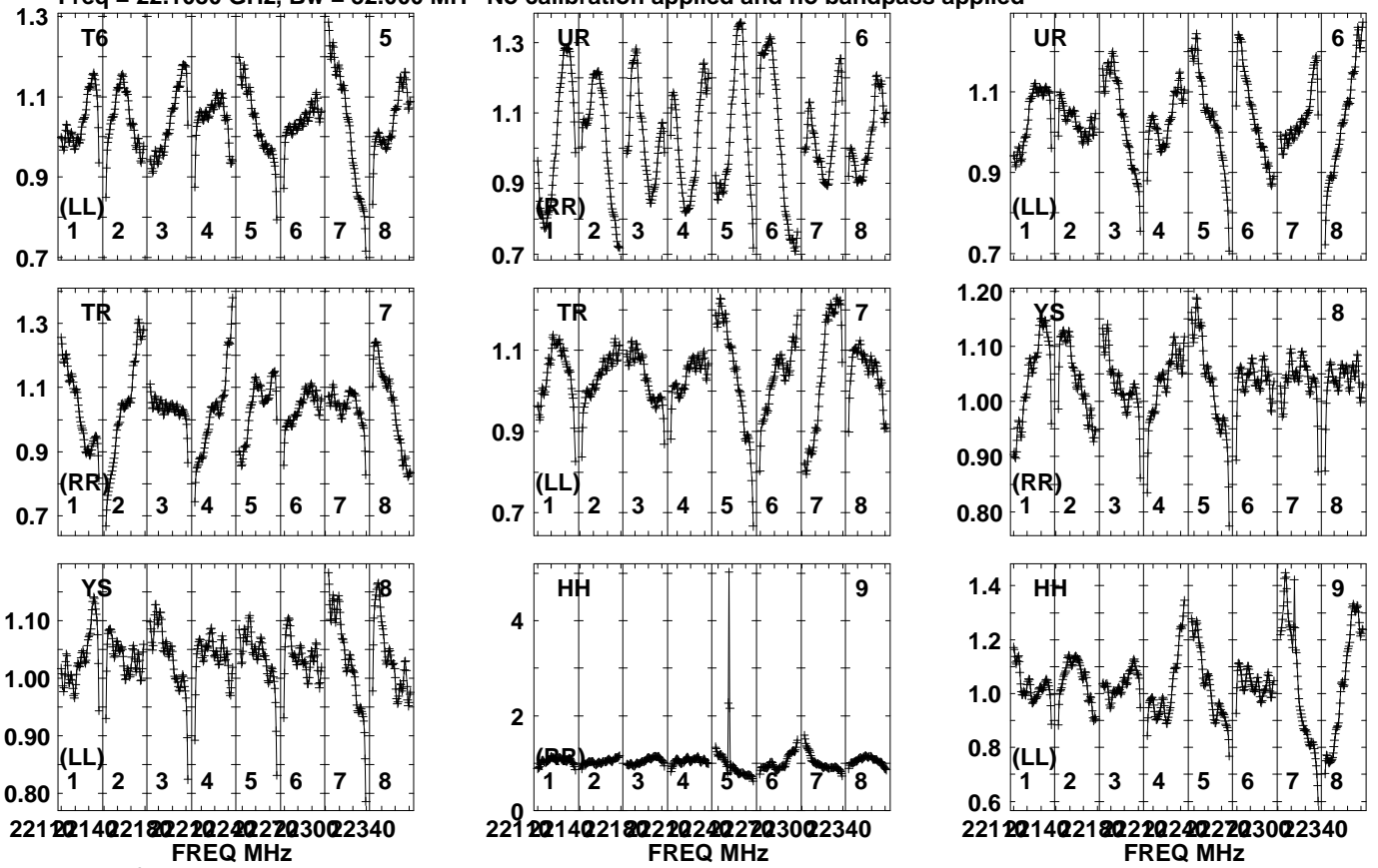
22102140221802224022240222030022340
FREQ MHz

Lower frame: Real Jy
Auto-corr total-power spectrum Antenna: *
Timerange: 00/18:53:01 to 00/18:54:30

Plot file version 22 created 20-JAN-2021 19:32:56

J0204+4005 EB074F.UVDATA.1

Freq = 22.1080 GHz, Bw = 32.000 MH No calibration applied and no bandpass applied

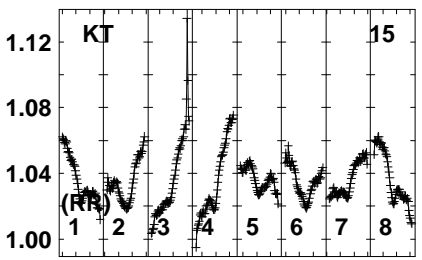
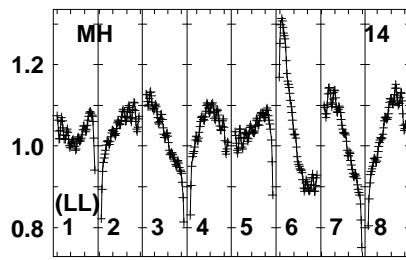
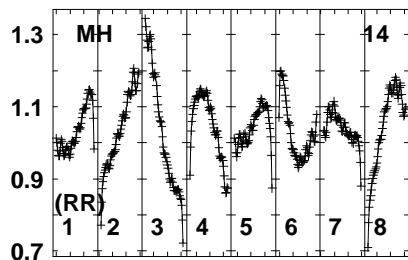
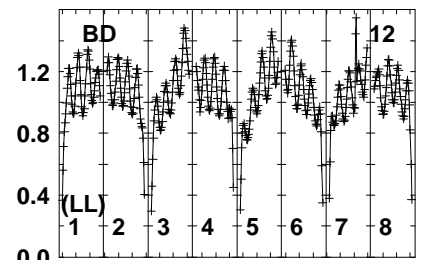
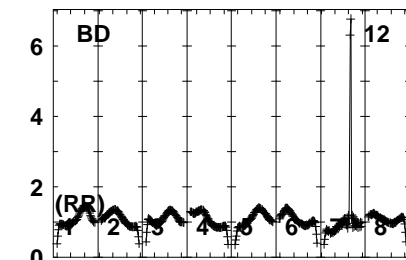
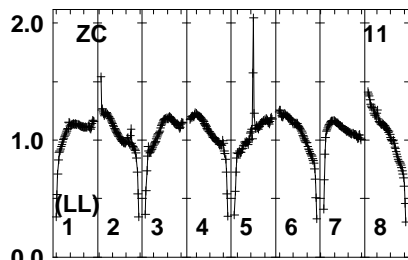
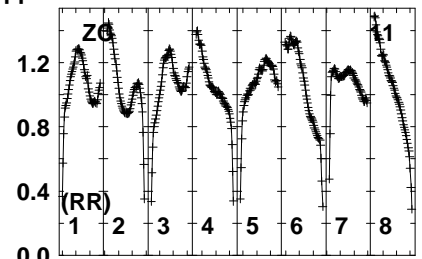
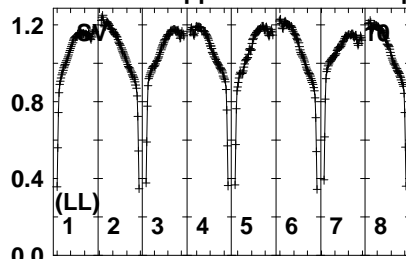
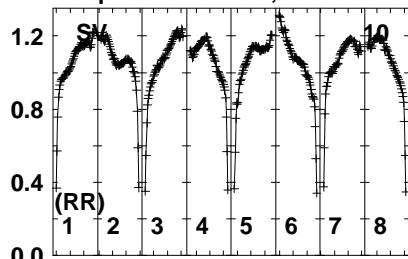


Lower frame: Real Jy
Auto-corr total-power spectrum Antenna: *
Timerange: 00/18:53:01 to 00/18:54:30

Plot file version 23 created 20-JAN-2021 19:32:56

J0204+4005 EB074F.UVDATA.1

Freq = 22.1080 GHz, Bw = 32.000 MH No calibration applied and no bandpass applied



2210 22140 22180 22220 22260 22300 22340
FREQ MHz

2210 22140 22180 22220 22260 22300 22340
FREQ MHz

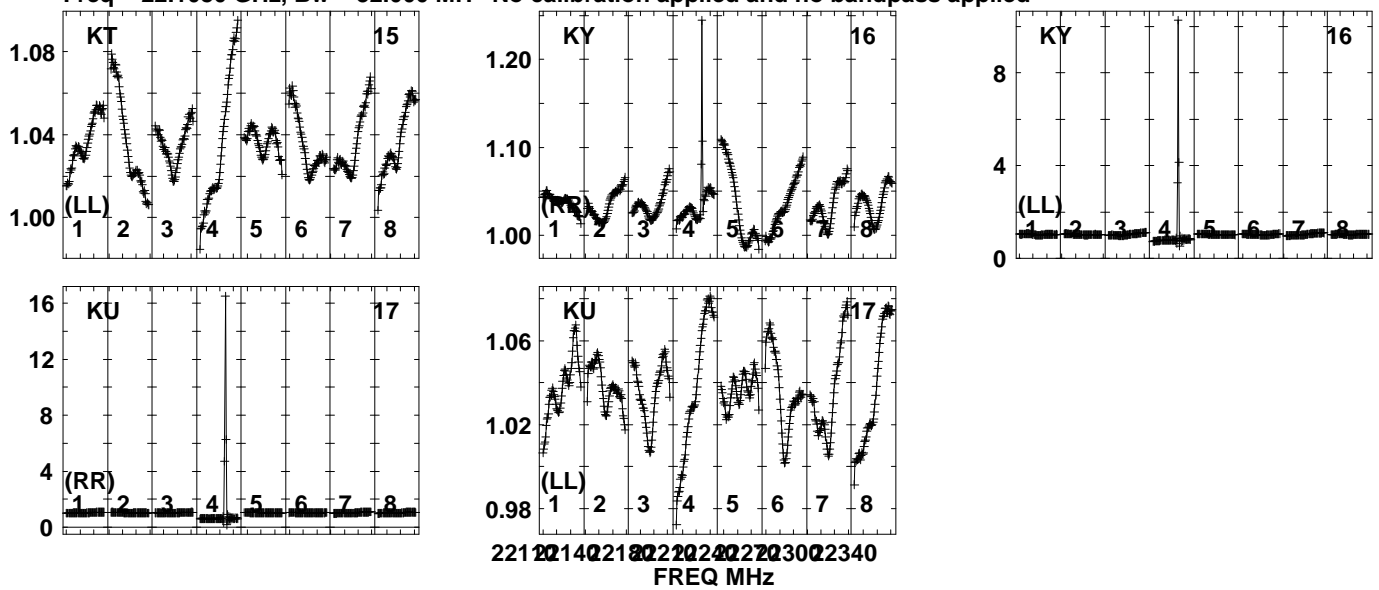
2210 22140 22180 22220 22260 22300 22340
FREQ MHz

Lower frame: Real Jy
Auto-corr total-power spectrum Antenna: *
Timerange: 00/18:53:01 to 00/18:54:30

Plot file version 24 created 20-JAN-2021 19:32:57

J0204+4005 EB074F.UVDATA.1

Freq = 22.1080 GHz, Bw = 32.000 MH No calibration applied and no bandpass applied

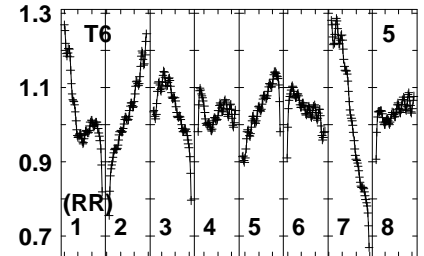
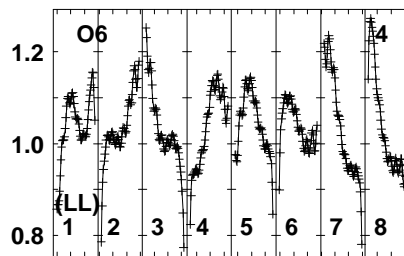
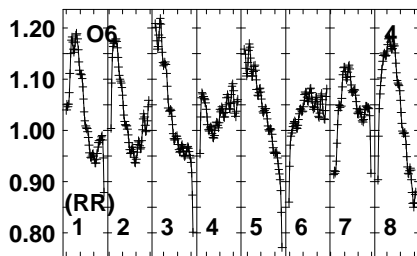
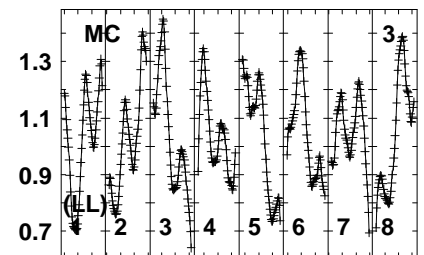
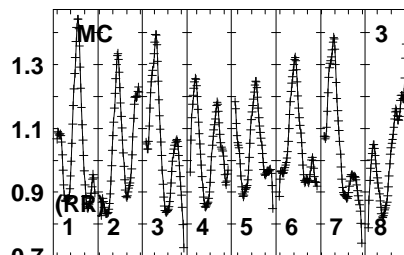
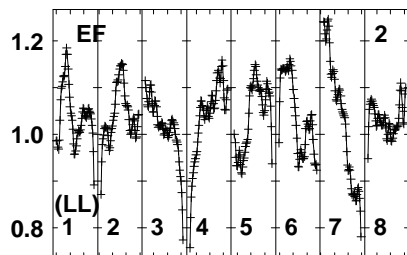
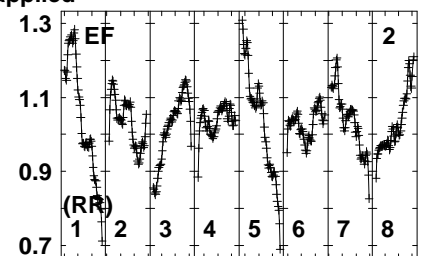
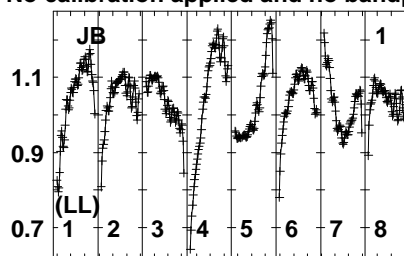
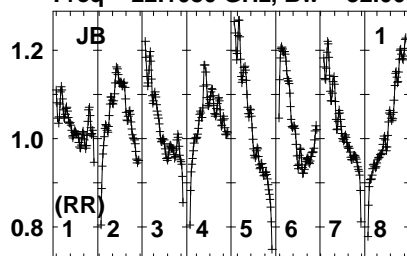


Lower frame: Real Jy
Auto-corr total-power spectrum Antenna: *
Timerange: 00/18:53:01 to 00/18:54:30

Plot file version 25 created 20-JAN-2021 19:32:57

4C40.08 EB074F.UVDATA.1

Freq = 22.1080 GHz, Bw = 32.000 MH No calibration applied and no bandpass applied



22100 22140 22180 22220 22260 22300 22340
FREQ MHz

22100 22140 22180 22220 22260 22300 22340
FREQ MHz

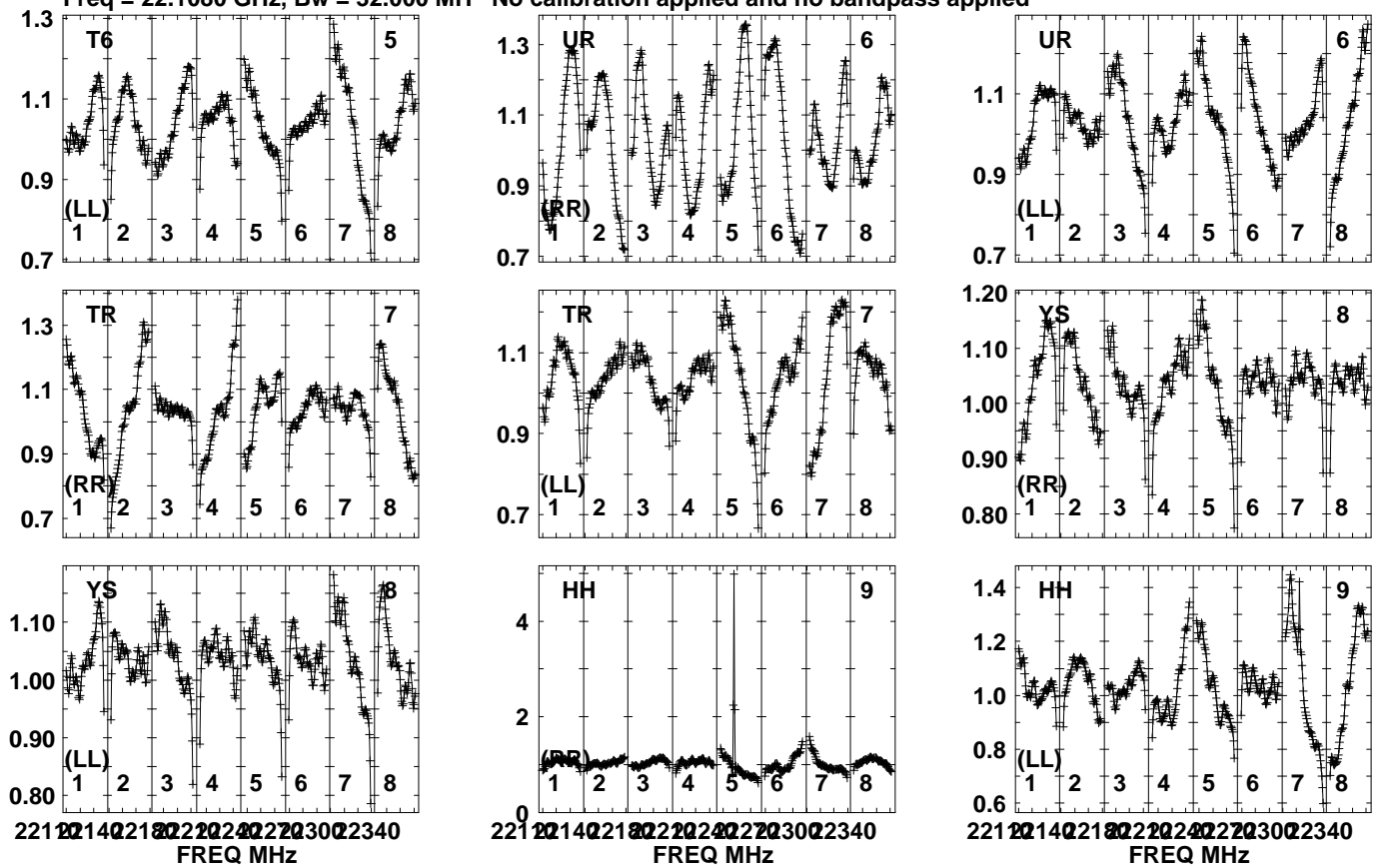
22100 22140 22180 22220 22260 22300 22340
FREQ MHz

Lower frame: Real Jy
Auto-corr total-power spectrum Antenna: *
Timerange: 00/18:55:30 to 00/18:57:30

Plot file version 26 created 20-JAN-2021 19:32:57

4C40.08 EB074F.UVDATA.1

Freq = 22.1080 GHz, Bw = 32.000 MH No calibration applied and no bandpass applied

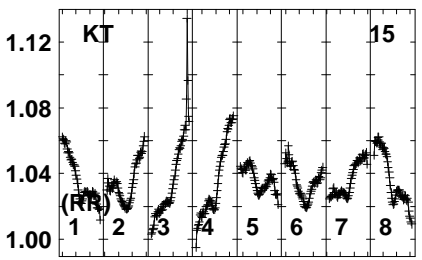
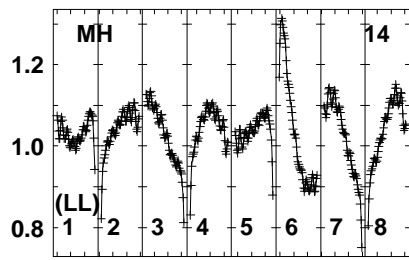
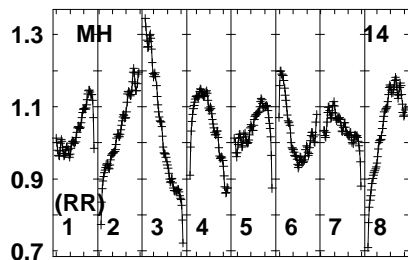
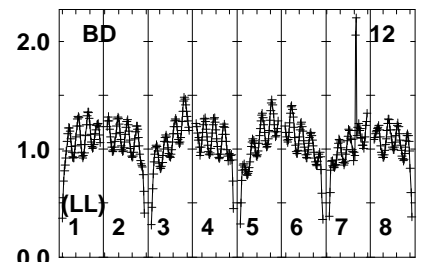
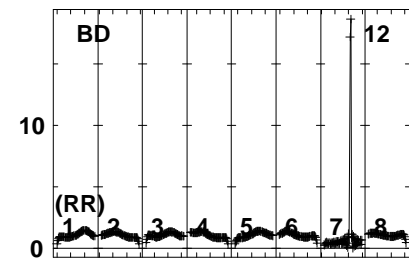
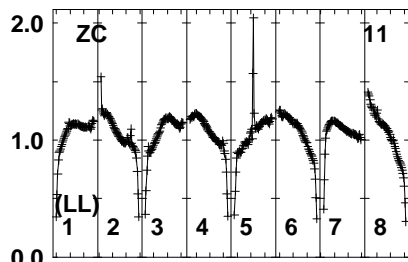
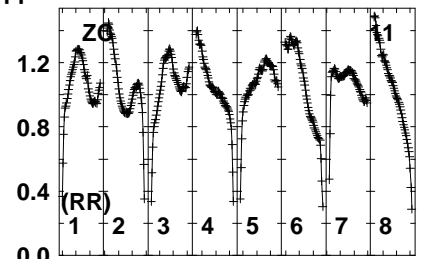
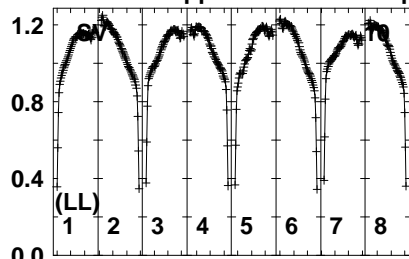
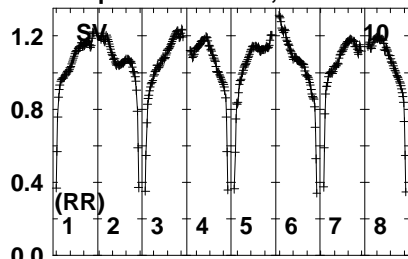


Lower frame: Real Jy
Auto-corr total-power spectrum Antenna: *
Timerange: 00/18:55:30 to 00/18:57:30

Plot file version 27 created 20-JAN-2021 19:32:58

4C40.08 EB074F.UVDATA.1

Freq = 22.1080 GHz, Bw = 32.000 MH No calibration applied and no bandpass applied



221021402218022240222802232022340
FREQ MHz

221021402218022240222802232022340
FREQ MHz

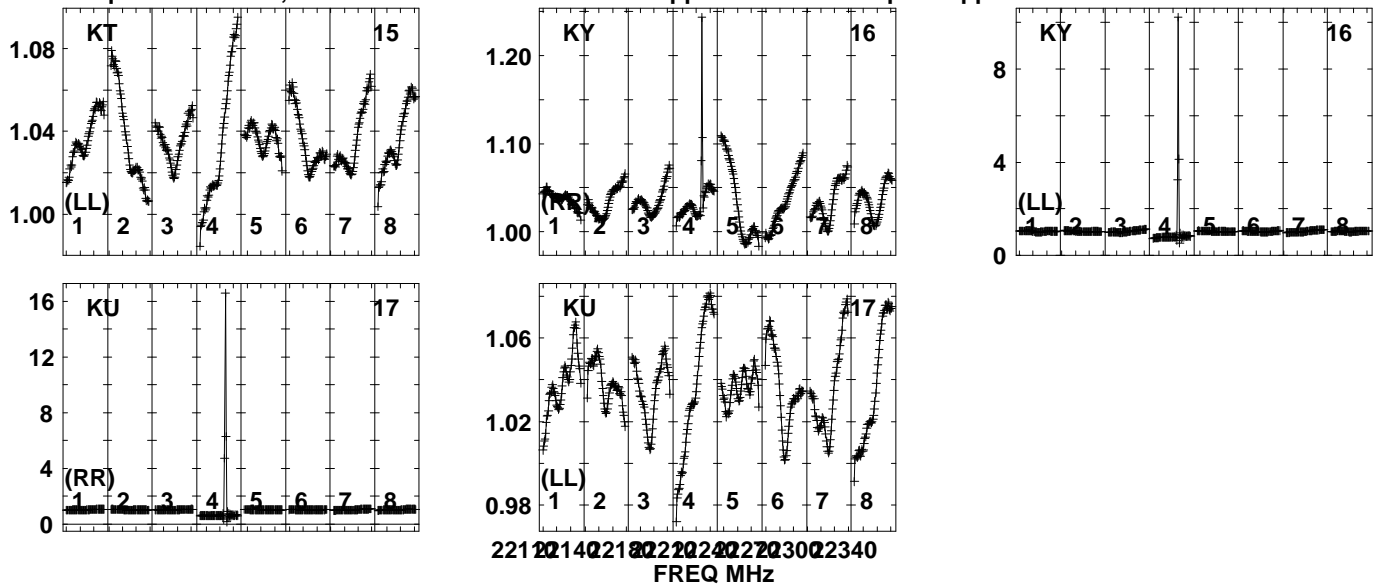
221021402218022240222802232022340
FREQ MHz

Lower frame: Real Jy
Auto-corr total-power spectrum Antenna: *
Timerange: 00/18:55:30 to 00/18:57:30

Plot file version 28 created 20-JAN-2021 19:32:58

4C40.08 EB074F.UVDATA.1

Freq = 22.1080 GHz, Bw = 32.000 MH No calibration applied and no bandpass applied

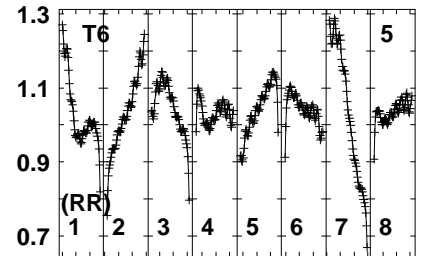
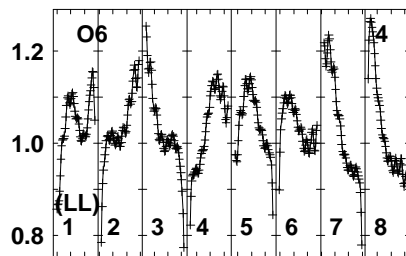
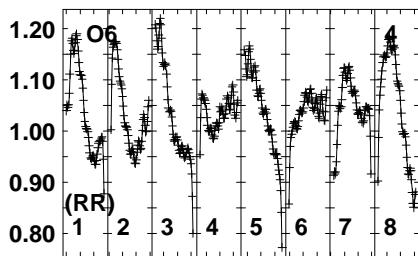
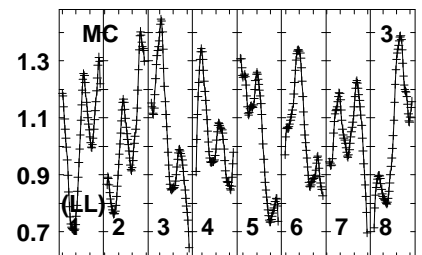
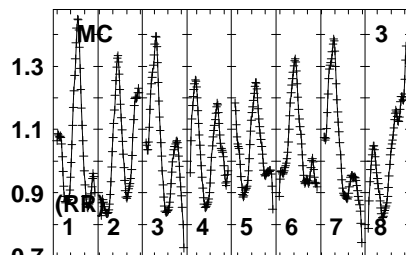
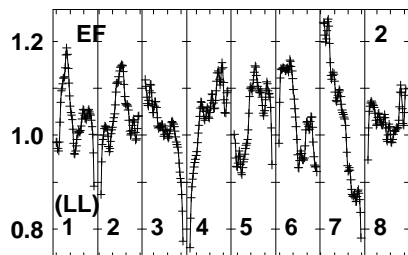
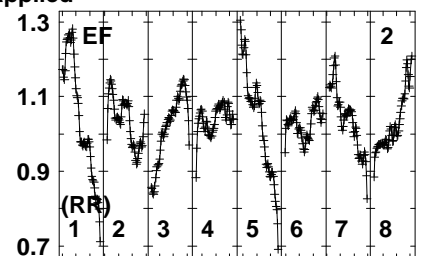
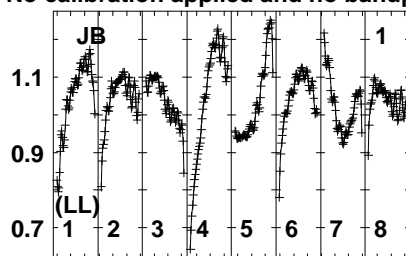
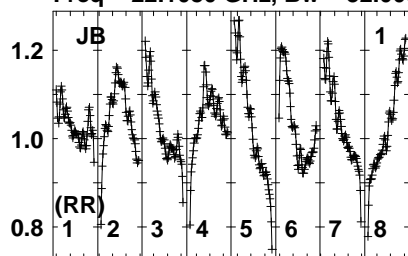


Lower frame: Real Jy
Auto-corr total-power spectrum Antenna: *
Timerange: 00/18:55:30 to 00/18:57:30

Plot file version 29 created 20-JAN-2021 19:32:59

J0204+4005 EB074F.UVDATA.1

Freq = 22.1080 GHz, Bw = 32.000 MH No calibration applied and no bandpass applied



22100 22140 22180 22220 22260 22300 22340
FREQ MHz

22100 22140 22180 22220 22260 22300 22340
FREQ MHz

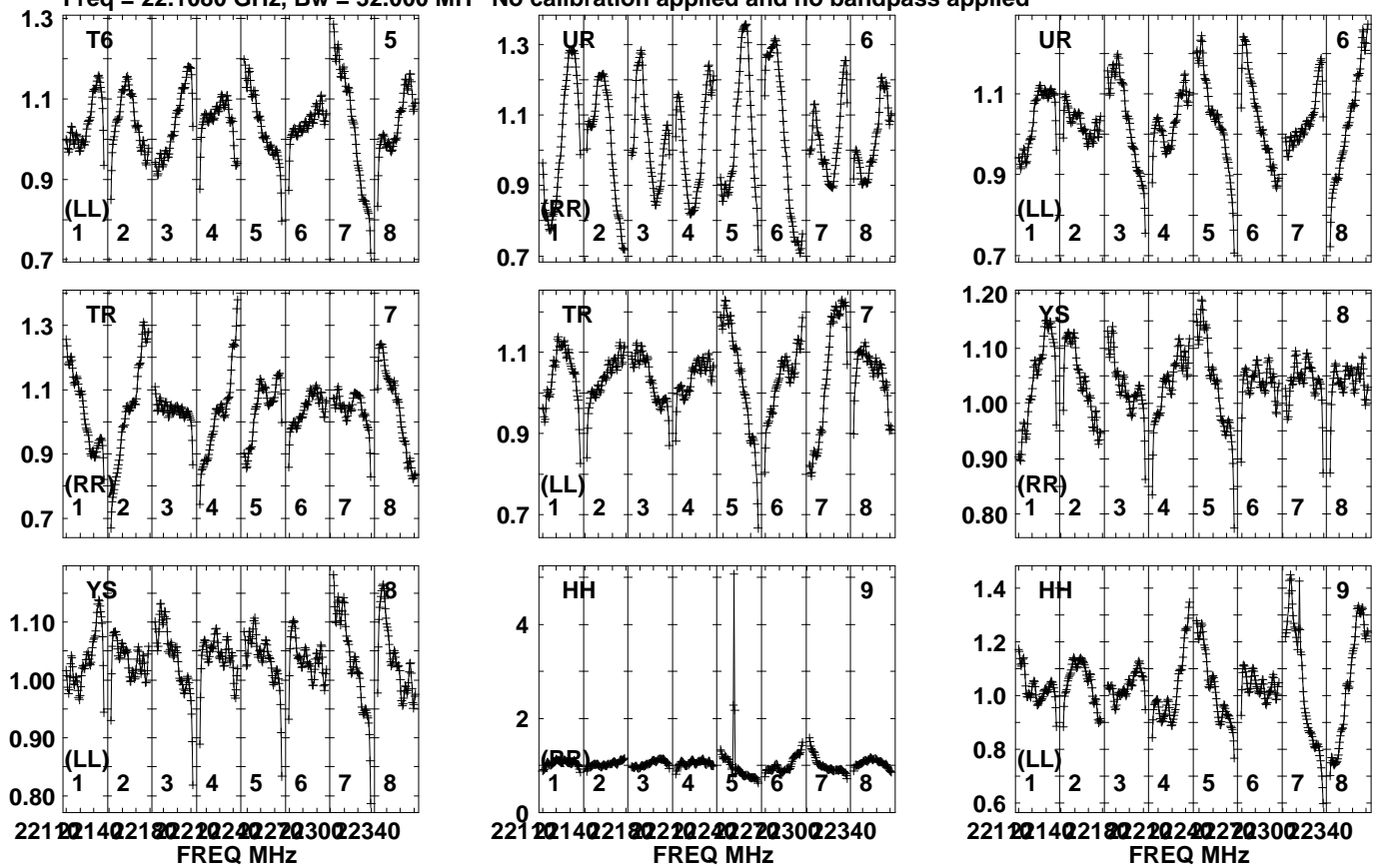
22100 22140 22180 22220 22260 22300 22340
FREQ MHz

Lower frame: Real Jy
Auto-corr total-power spectrum Antenna: *
Timerange: 00/18:58:30 to 00/19:00:00

Plot file version 30 created 20-JAN-2021 19:32:59

J0204+4005 EB074F.UVDATA.1

Freq = 22.1080 GHz, Bw = 32.000 MH No calibration applied and no bandpass applied

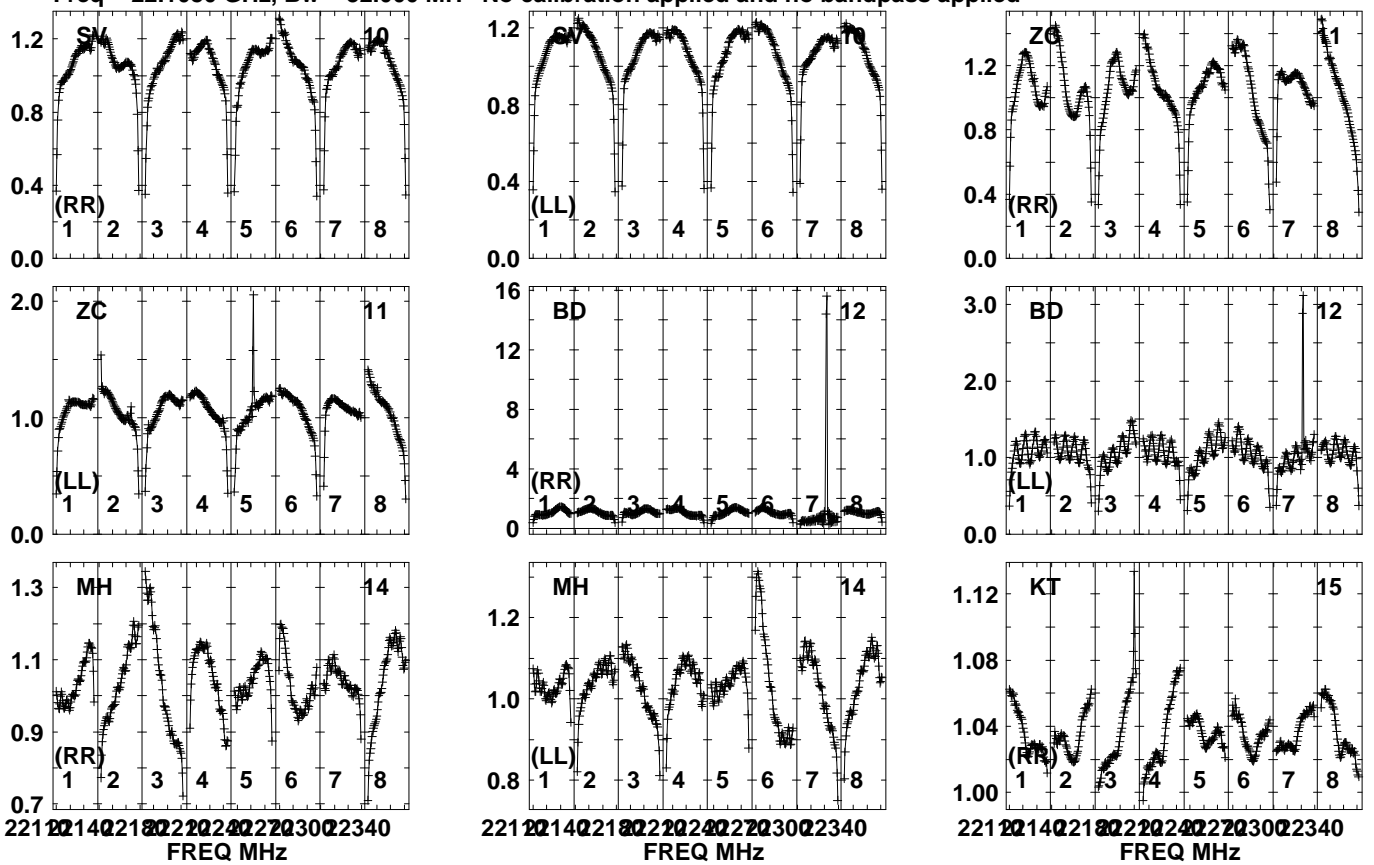


Lower frame: Real Jy
Auto-corr total-power spectrum Antenna: *
Timerange: 00/18:58:30 to 00/19:00:00

Plot file version 31 created 20-JAN-2021 19:32:59

J0204+4005 EB074F.UVDATA.1

Freq = 22.1080 GHz, Bw = 32.000 MH No calibration applied and no bandpass applied

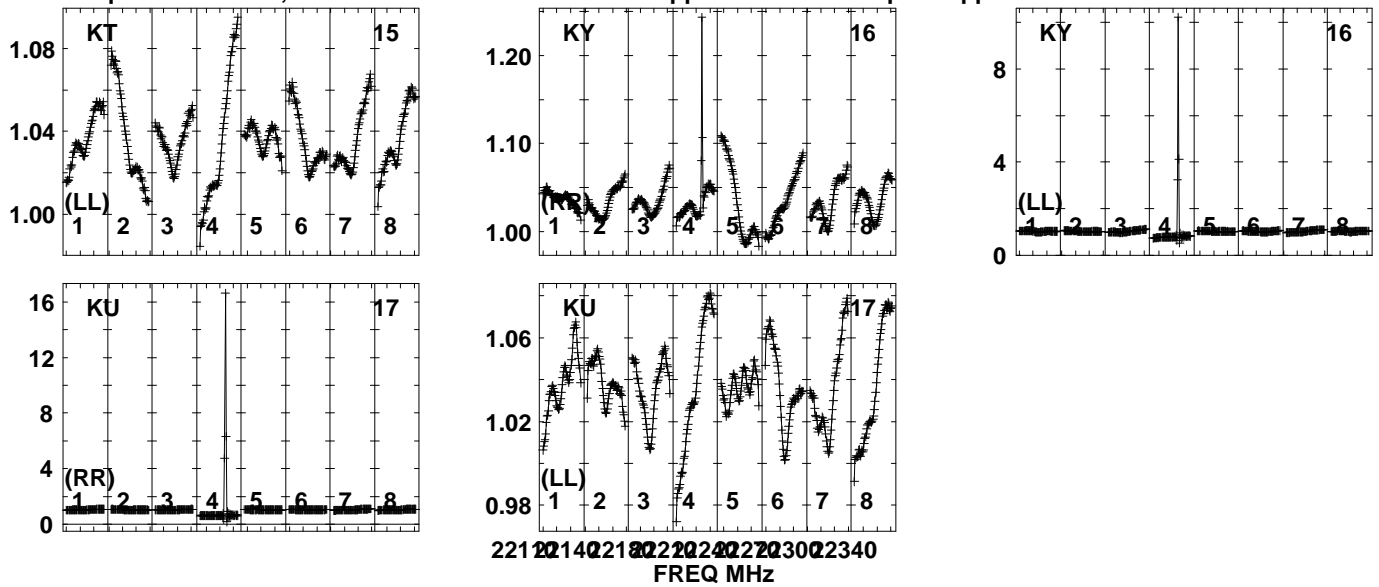


Lower frame: Real Jy
Auto-corr total-power spectrum Antenna: *
Timerange: 00/18:58:30 to 00/19:00:00

Plot file version 32 created 20-JAN-2021 19:33:00

J0204+4005 EB074F.UVDATA.1

Freq = 22.1080 GHz, Bw = 32.000 MH No calibration applied and no bandpass applied

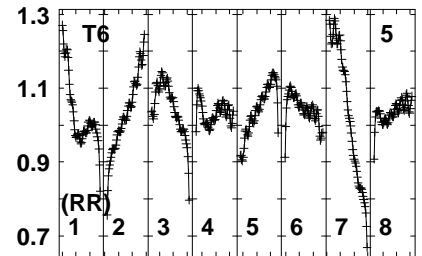
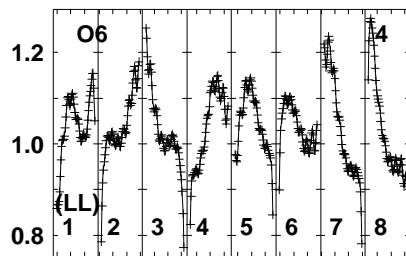
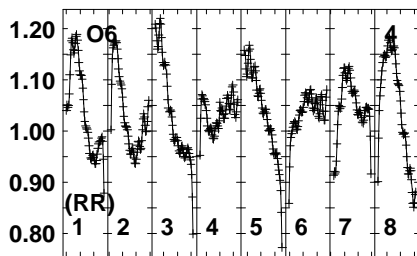
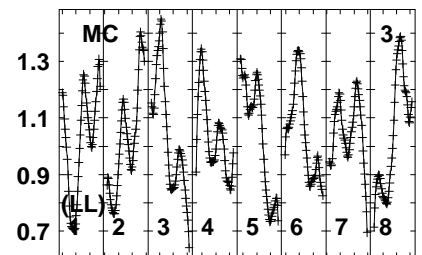
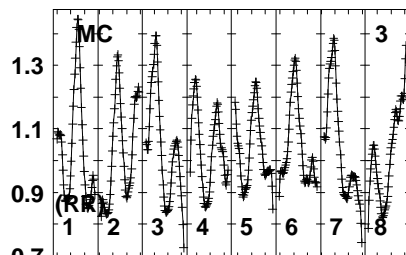
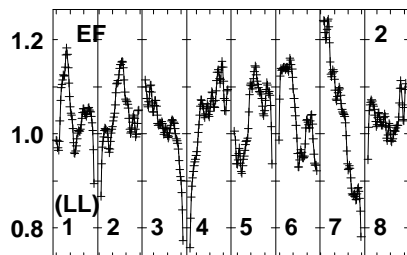
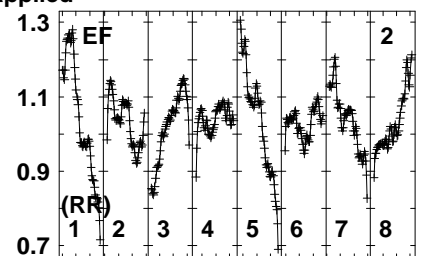
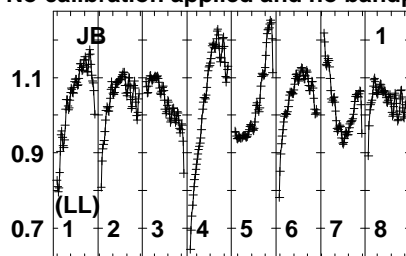
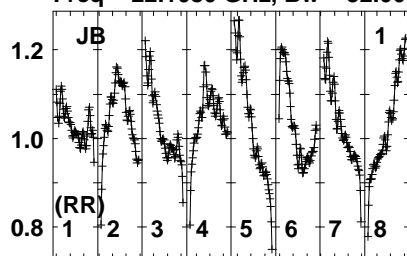


Lower frame: Real Jy
Auto-corr total-power spectrum Antenna: *
Timerange: 00/18:58:30 to 00/19:00:00

Plot file version 33 created 20-JAN-2021 19:33:00

4C40.08 EB074F.UVDATA.1

Freq = 22.1080 GHz, Bw = 32.000 MH No calibration applied and no bandpass applied



22102140221802220222402228023002340
FREQ MHz

22102140221802220222402228023002340
FREQ MHz

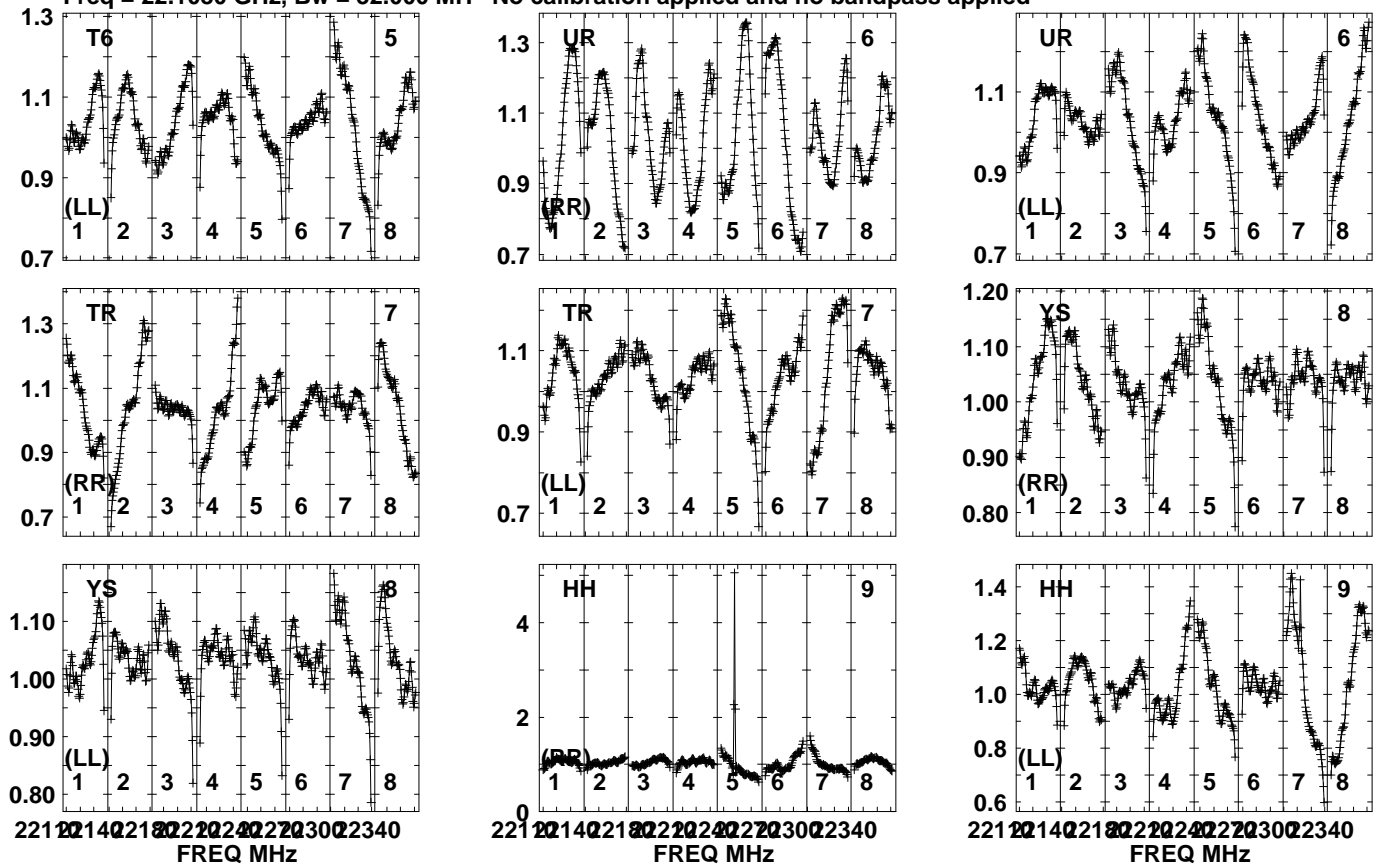
22102140221802220222402228023002340
FREQ MHz

Lower frame: Real Jy
Auto-corr total-power spectrum Antenna: *
Timerange: 00/19:01:00 to 00/19:03:00

Plot file version 34 created 20-JAN-2021 19:33:01

4C40.08 EB074F.UVDATA.1

Freq = 22.1080 GHz, Bw = 32.000 MH No calibration applied and no bandpass applied

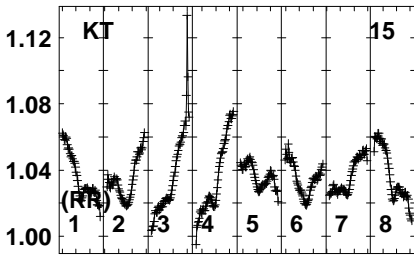
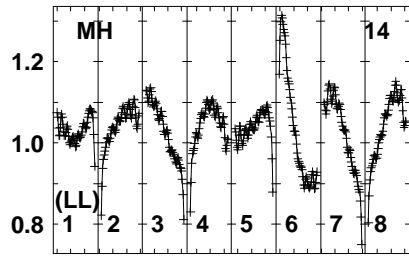
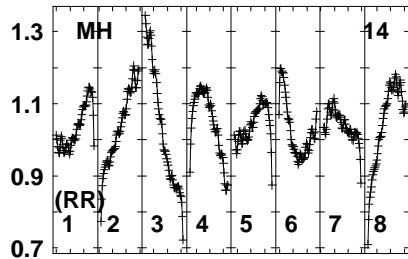
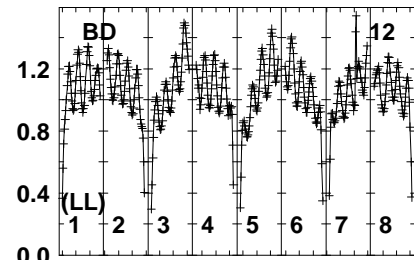
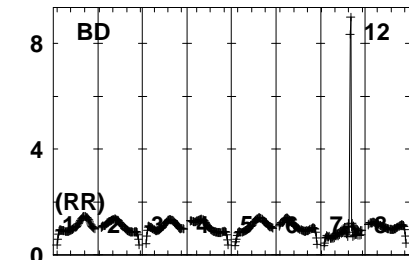
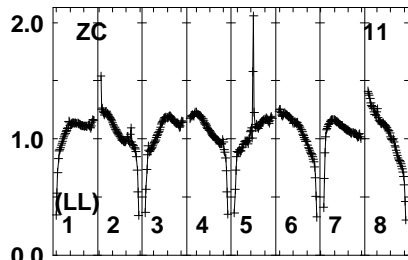
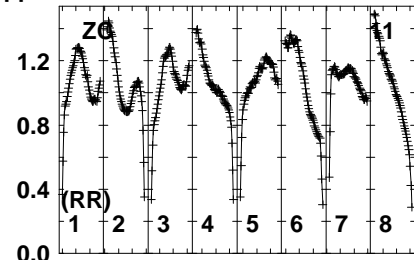
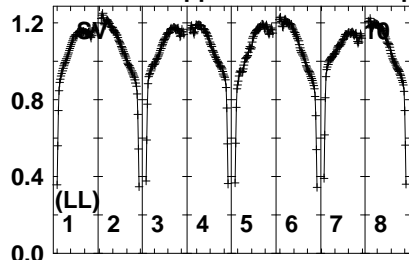
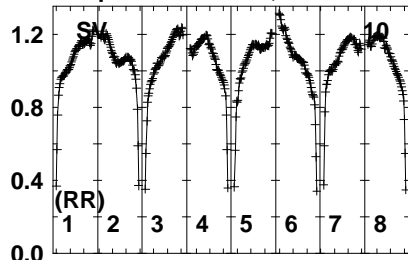


Lower frame: Real Jy
Auto-corr total-power spectrum Antenna: *
Timerange: 00/19:01:00 to 00/19:03:00

Plot file version 35 created 20-JAN-2021 19:33:01

4C40.08 EB074F.UVDATA.1

Freq = 22.1080 GHz, Bw = 32.000 MH No calibration applied and no bandpass applied



22102140221802220222402228023002340
FREQ MHz

22102140221802220222402228023002340
FREQ MHz

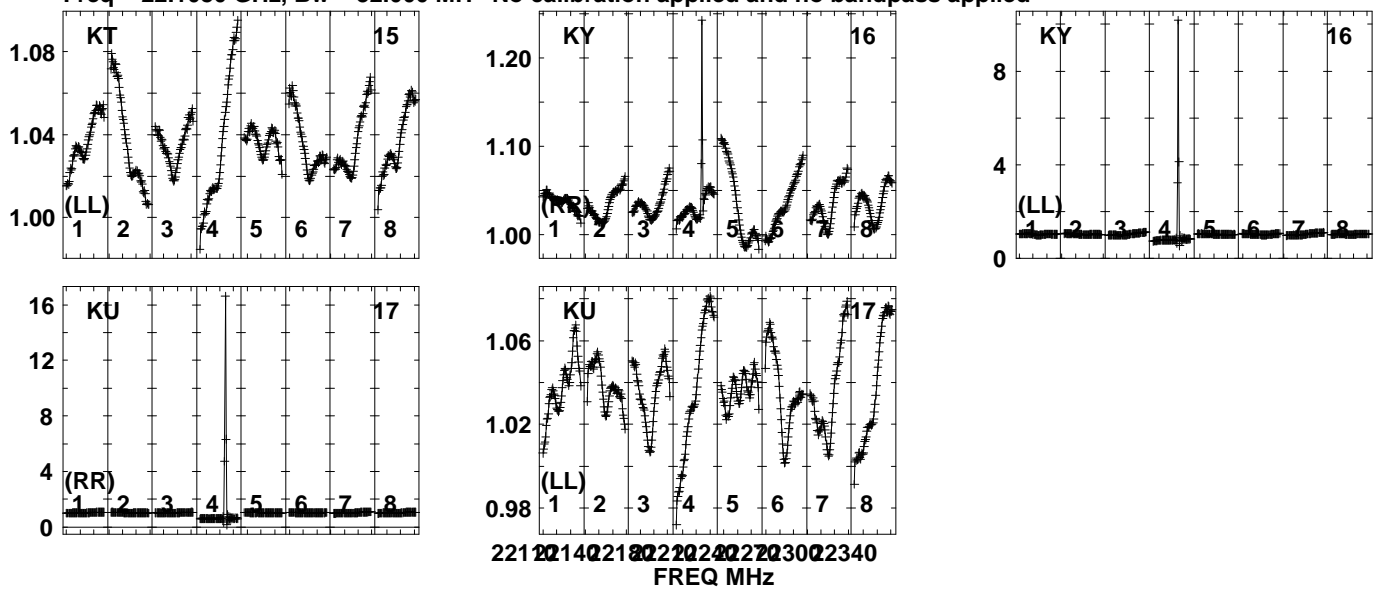
22102140221802220222402228023002340
FREQ MHz

Lower frame: Real Jy
Auto-corr total-power spectrum Antenna: *
Timerange: 00/19:01:00 to 00/19:03:00

Plot file version 36 created 20-JAN-2021 19:33:02

4C40.08 EB074F.UVDATA.1

Freq = 22.1080 GHz, Bw = 32.000 MH No calibration applied and no bandpass applied

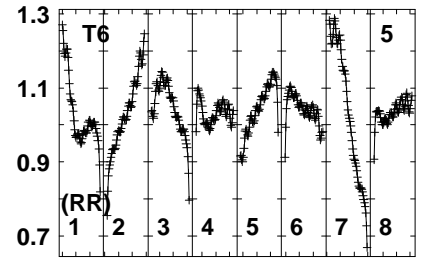
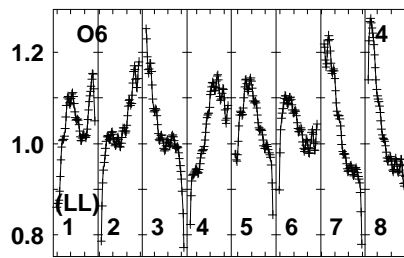
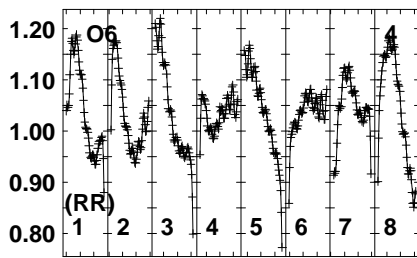
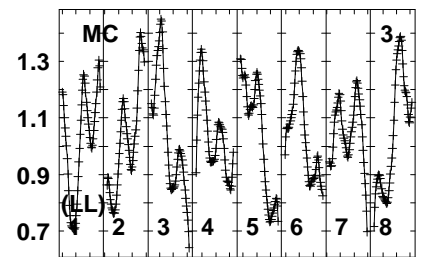
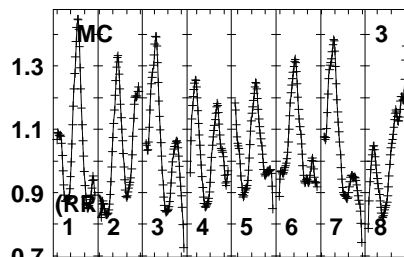
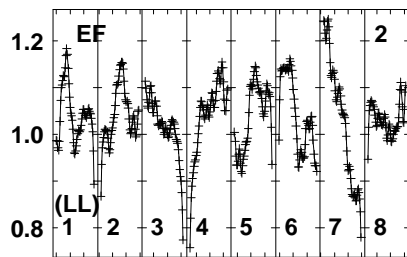
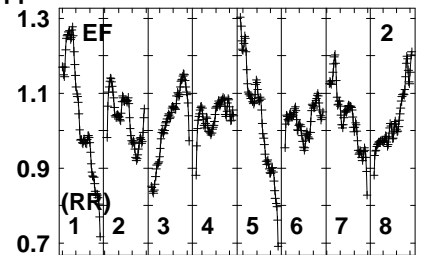
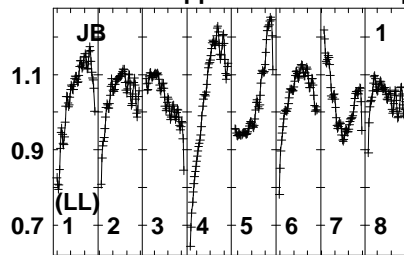
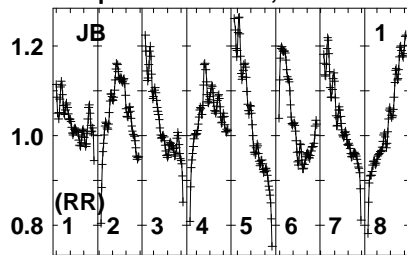


Lower frame: Real Jy
Auto-corr total-power spectrum Antenna: *
Timerange: 00/19:01:00 to 00/19:03:00

Plot file version 37 created 20-JAN-2021 19:33:02

J0204+4005 EB074F.UVDATA.1

Freq = 22.1080 GHz, Bw = 32.000 MH No calibration applied and no bandpass applied



22102140221802224022240222402230022340
FREQ MHz

22102140221802224022240222402230022340
FREQ MHz

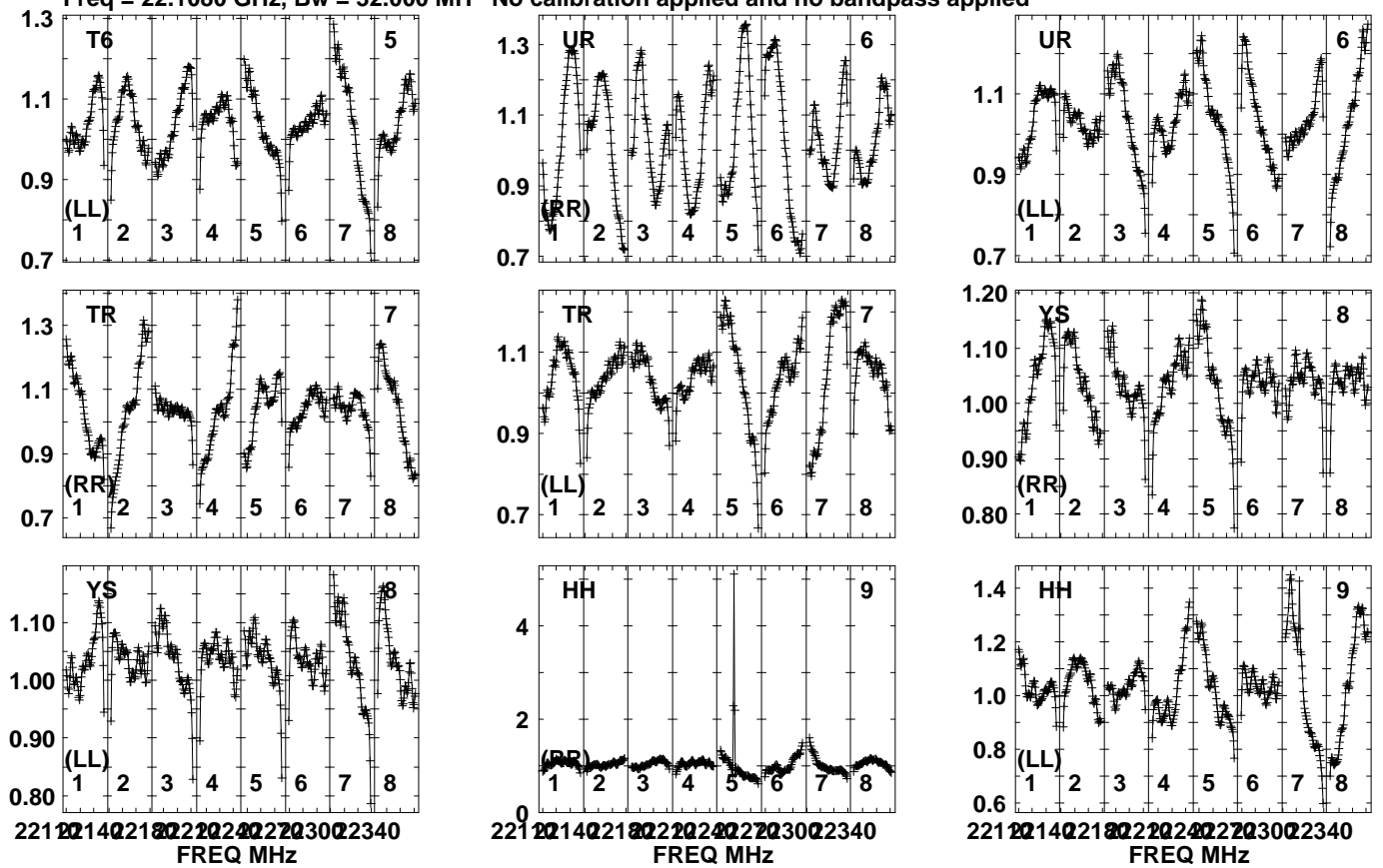
22102140221802224022240222402230022340
FREQ MHz

Lower frame: Real Jy
Auto-corr total-power spectrum Antenna: *
Timerange: 00/19:04:00 to 00/19:05:30

Plot file version 38 created 20-JAN-2021 19:33:02

J0204+4005 EB074F.UVDATA.1

Freq = 22.1080 GHz, Bw = 32.000 MH No calibration applied and no bandpass applied

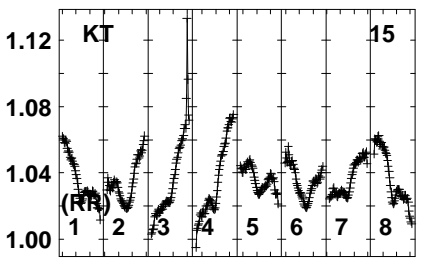
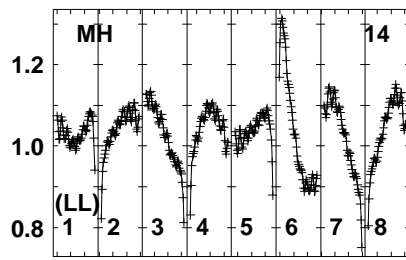
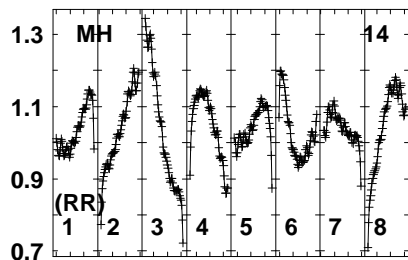
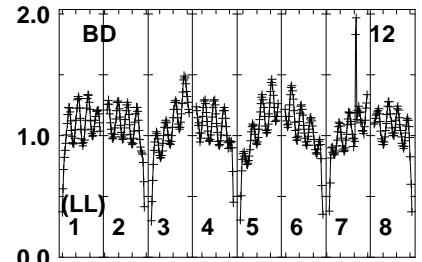
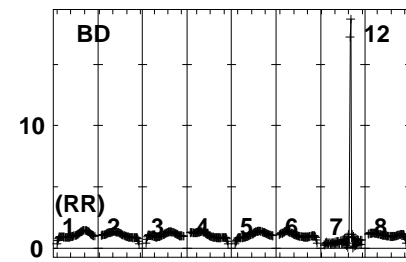
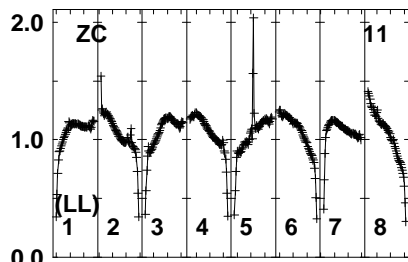
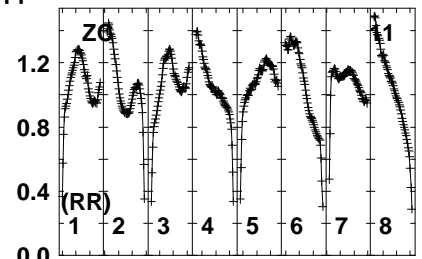
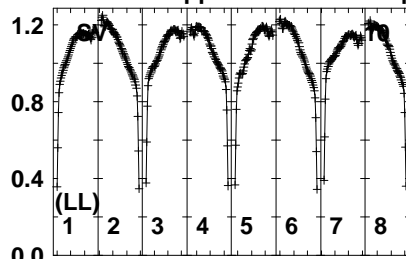
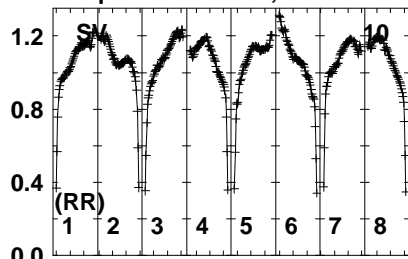


Lower frame: Real Jy
Auto-corr total-power spectrum Antenna: *
Timerange: 00/19:04:00 to 00/19:05:30

Plot file version 39 created 20-JAN-2021 19:33:03

J0204+4005 EB074F.UVDATA.1

Freq = 22.1080 GHz, Bw = 32.000 MH No calibration applied and no bandpass applied



2210214021802220224022703002340
FREQ MHz

2210214021802220224022703002340
FREQ MHz

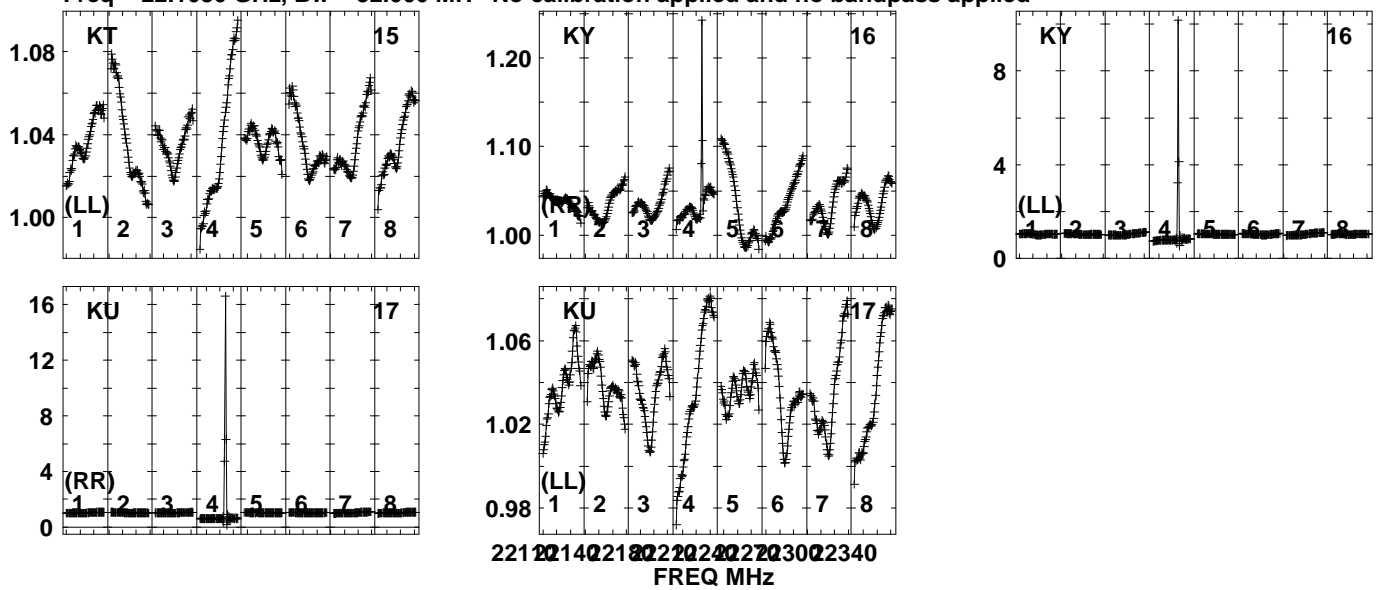
2210214021802220224022703002340
FREQ MHz

Lower frame: Real Jy
Auto-corr total-power spectrum Antenna: *
Timerange: 00/19:04:00 to 00/19:05:30

Plot file version 40 created 20-JAN-2021 19:33:03

J0204+4005 EB074F.UVDATA.1

Freq = 22.1080 GHz, Bw = 32.000 MH No calibration applied and no bandpass applied

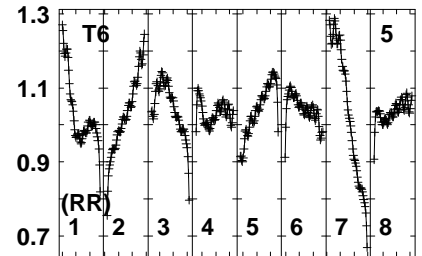
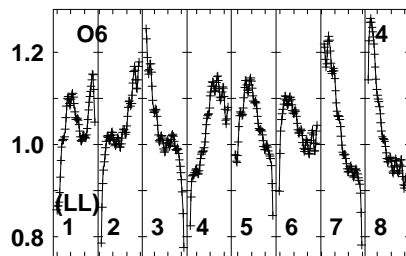
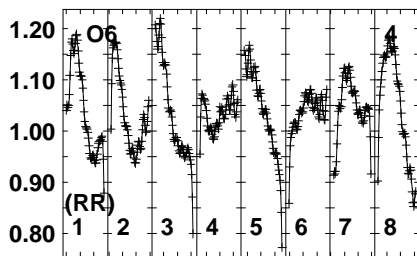
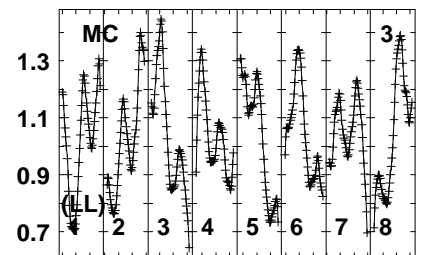
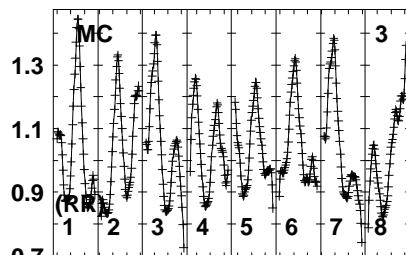
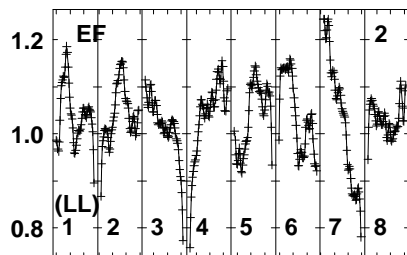
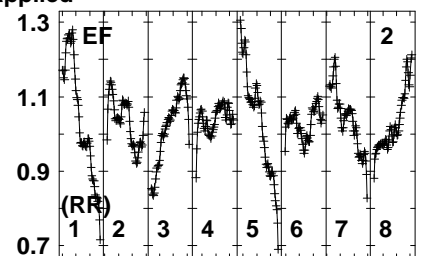
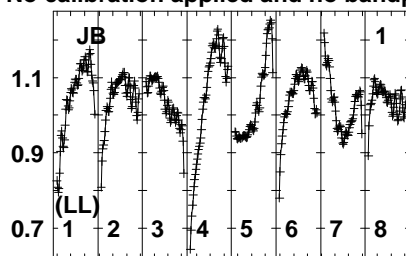
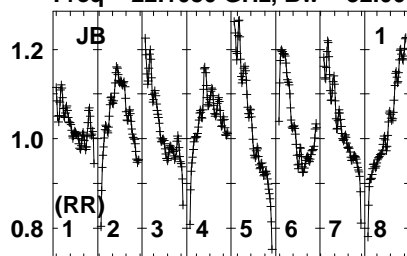


Lower frame: Real Jy
Auto-corr total-power spectrum Antenna: *
Timerange: 00/19:04:00 to 00/19:05:30

Plot file version 41 created 20-JAN-2021 19:33:04

4C40.08 EB074F.UVDATA.1

Freq = 22.1080 GHz, Bw = 32.000 MH No calibration applied and no bandpass applied



22100 22140 22180 22220 22260 22300 22340
FREQ MHz

22100 22140 22180 22220 22260 22300 22340
FREQ MHz

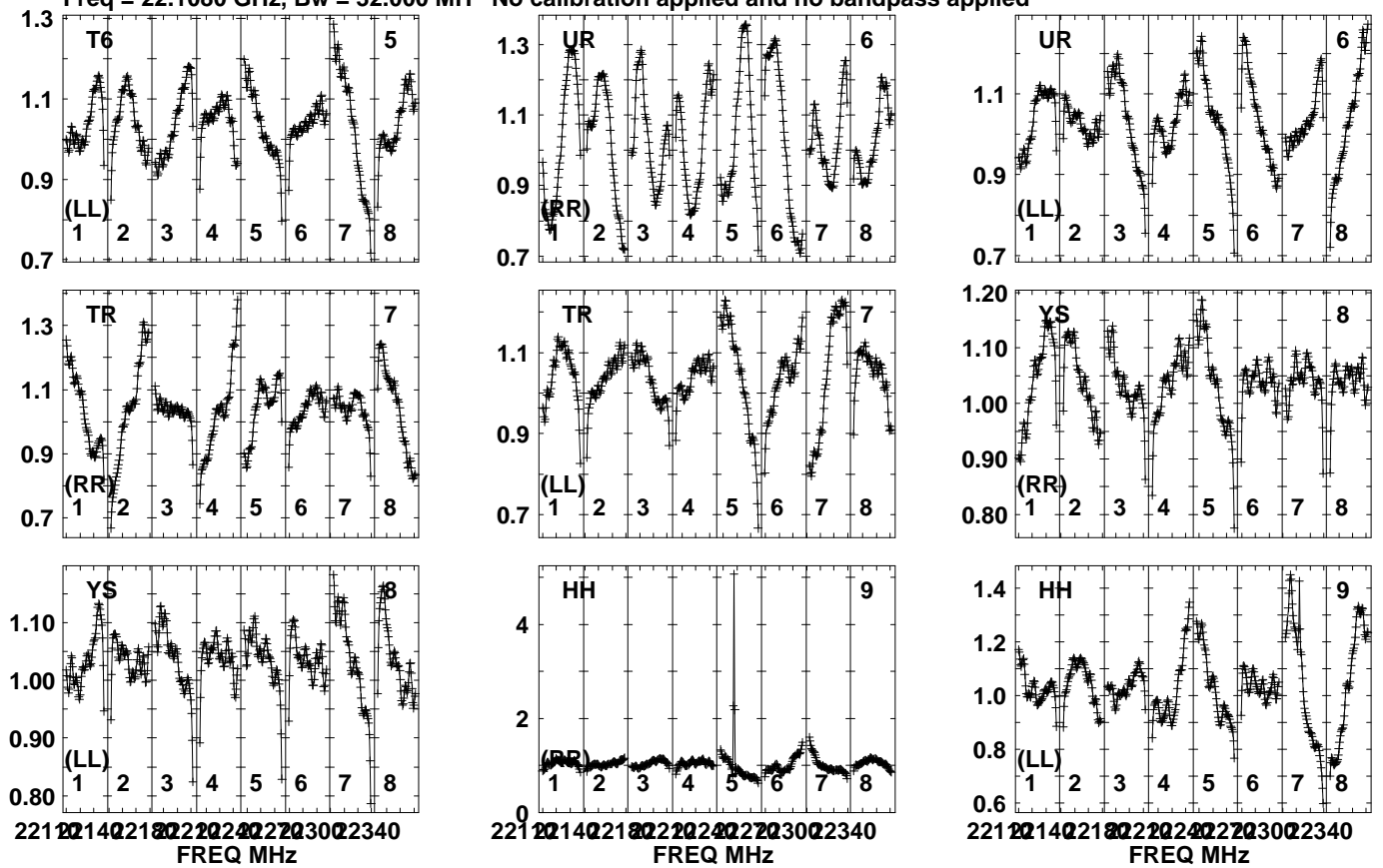
22100 22140 22180 22220 22260 22300 22340
FREQ MHz

Lower frame: Real Jy
Auto-corr total-power spectrum Antenna: *
Timerange: 00/19:06:30 to 00/19:08:30

Plot file version 42 created 20-JAN-2021 19:33:04

4C40.08 EB074F.UVDATA.1

Freq = 22.1080 GHz, Bw = 32.000 MH No calibration applied and no bandpass applied

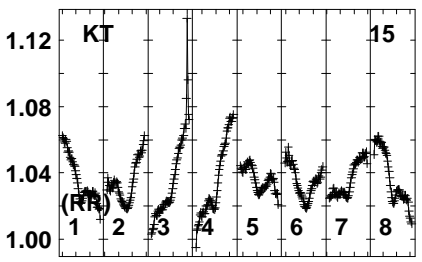
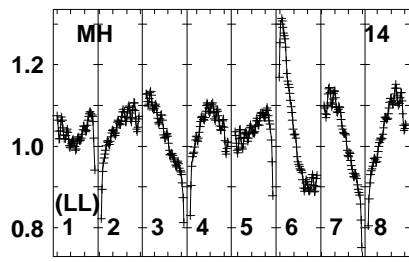
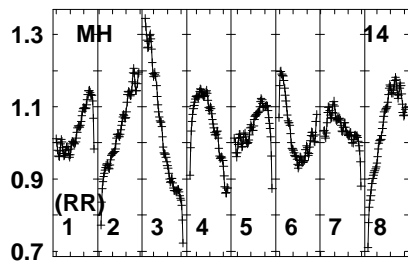
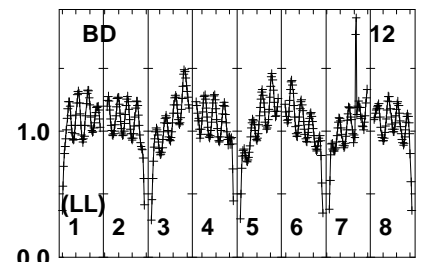
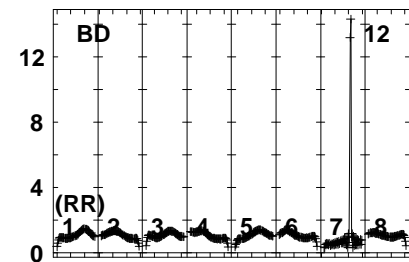
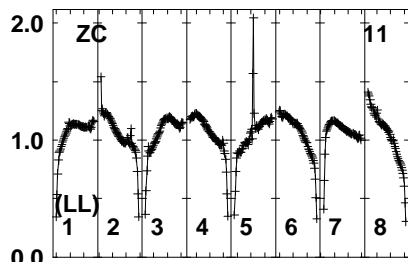
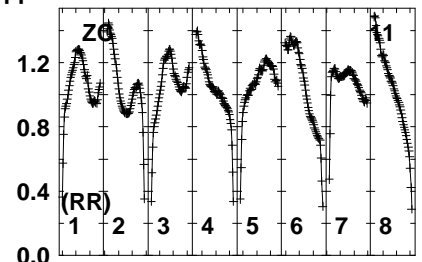
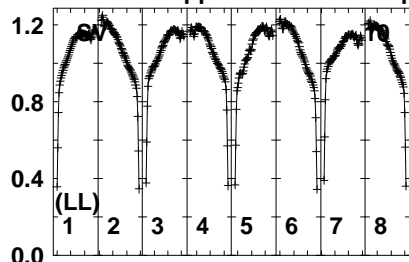
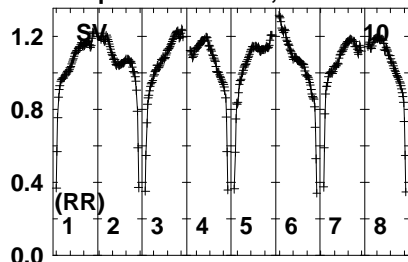


Lower frame: Real Jy
Auto-corr total-power spectrum Antenna: *
Timerange: 00/19:06:30 to 00/19:08:30

Plot file version 43 created 20-JAN-2021 19:33:04

4C40.08 EB074F.UVDATA.1

Freq = 22.1080 GHz, Bw = 32.000 MH No calibration applied and no bandpass applied



2210 22140 22180 22220 22260 22300 22340
FREQ MHz

2210 22140 22180 22220 22260 22300 22340
FREQ MHz

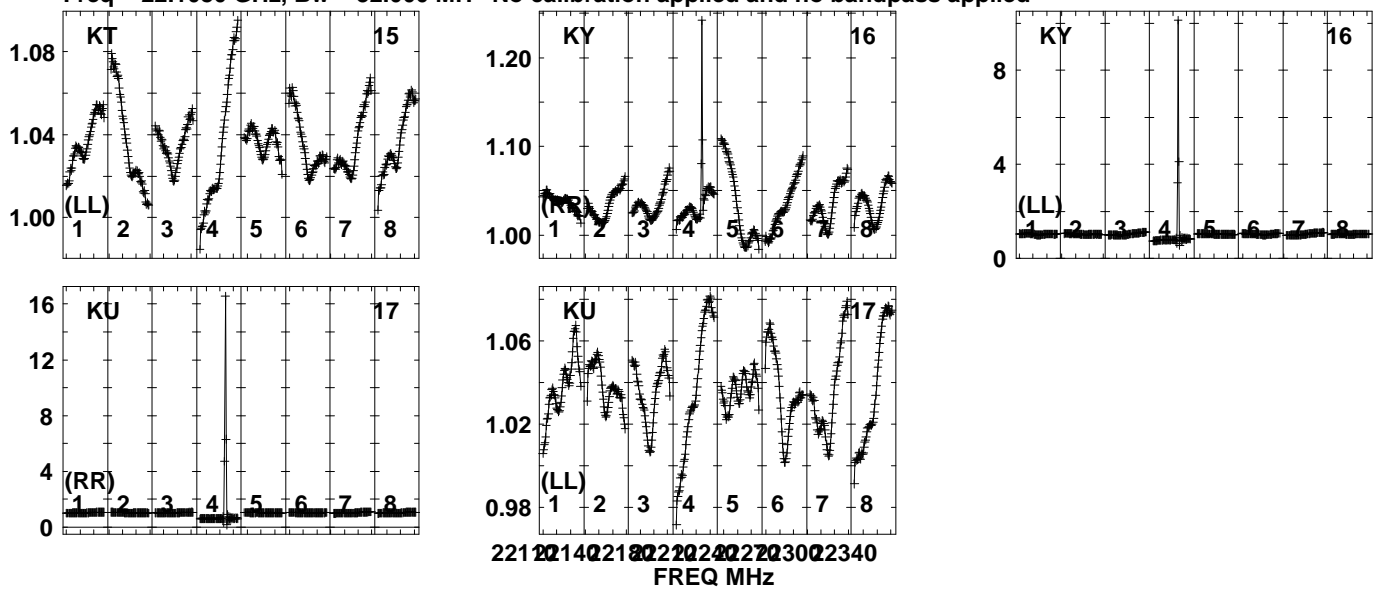
2210 22140 22180 22220 22260 22300 22340
FREQ MHz

Lower frame: Real Jy
Auto-corr total-power spectrum Antenna: *
Timerange: 00/19:06:30 to 00/19:08:30

Plot file version 44 created 20-JAN-2021 19:33:05

4C40.08 EB074F.UVDATA.1

Freq = 22.1080 GHz, Bw = 32.000 MH No calibration applied and no bandpass applied

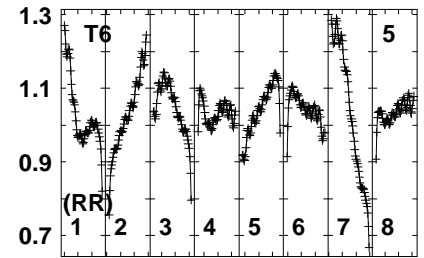
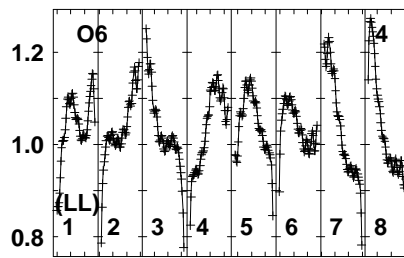
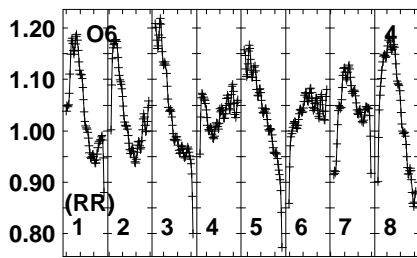
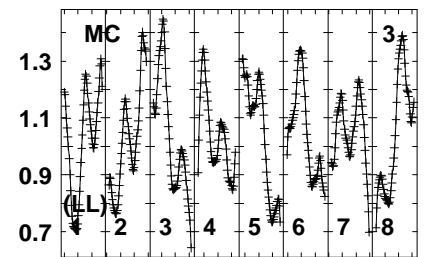
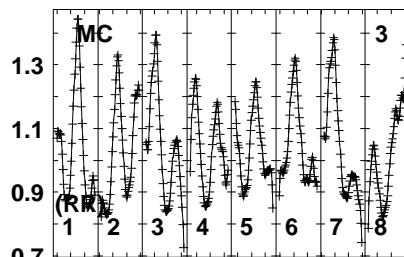
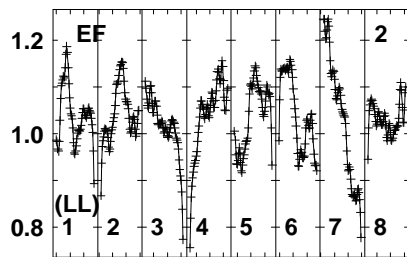
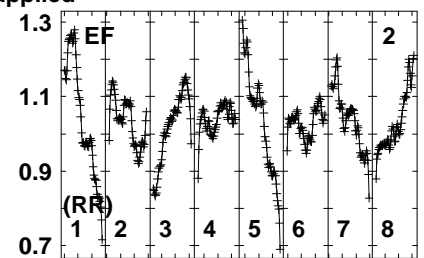
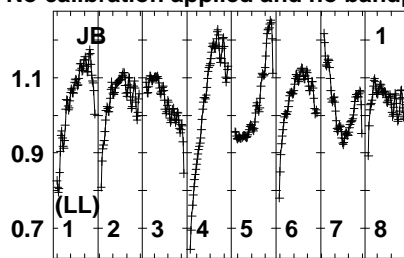
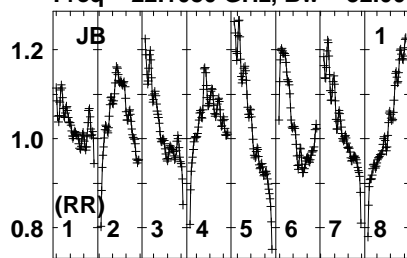


Lower frame: Real Jy
Auto-corr total-power spectrum Antenna: *
Timerange: 00/19:06:30 to 00/19:08:30

Plot file version 45 created 20-JAN-2021 19:33:05

J0204+4005 EB074F.UVDATA.1

Freq = 22.1080 GHz, Bw = 32.000 MH No calibration applied and no bandpass applied



22100 22140 22180 22220 22260 22300 22340
FREQ MHz

22100 22140 22180 22220 22260 22300 22340
FREQ MHz

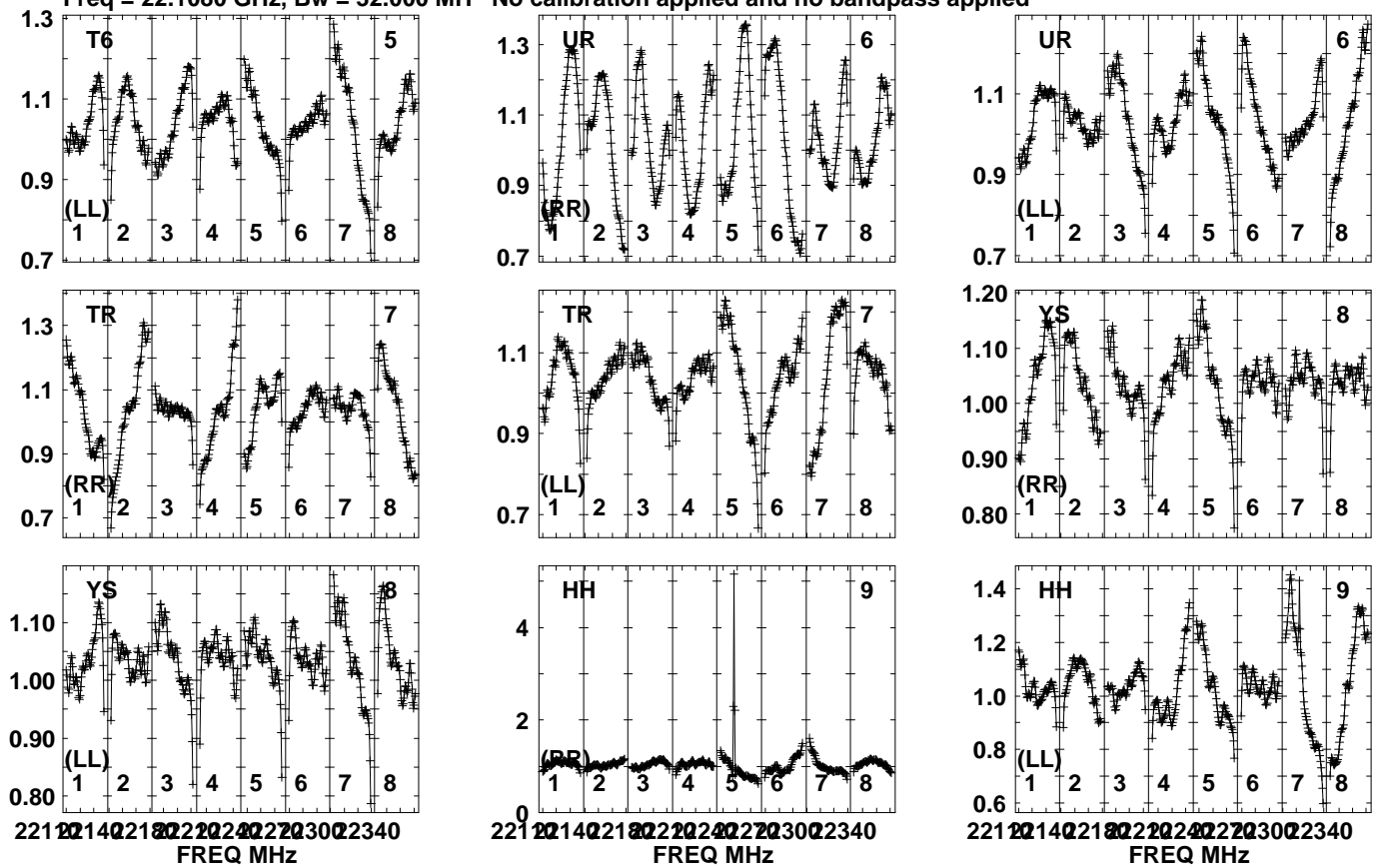
22100 22140 22180 22220 22260 22300 22340
FREQ MHz

Lower frame: Real Jy
Auto-corr total-power spectrum Antenna: *
Timerange: 00/19:09:30 to 00/19:11:00

Plot file version 46 created 20-JAN-2021 19:33:06

J0204+4005 EB074F.UVDATA.1

Freq = 22.1080 GHz, Bw = 32.000 MH No calibration applied and no bandpass applied

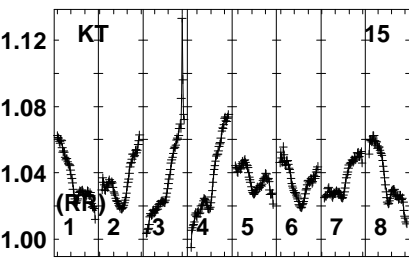
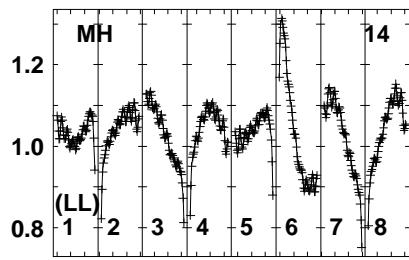
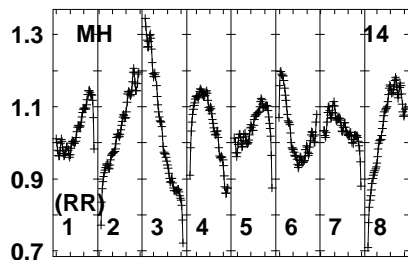
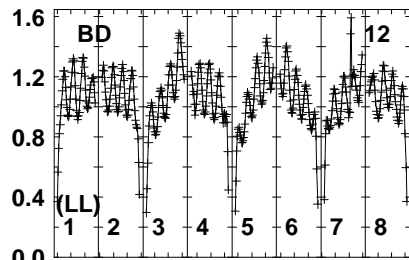
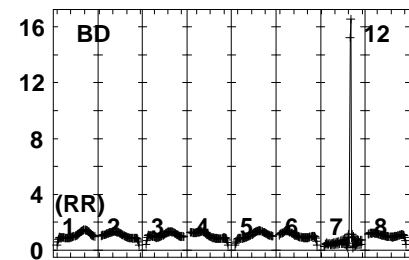
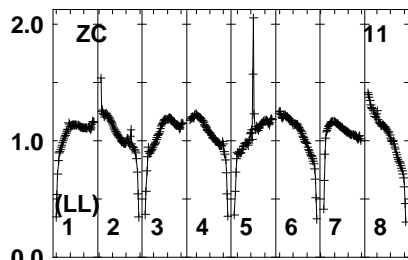
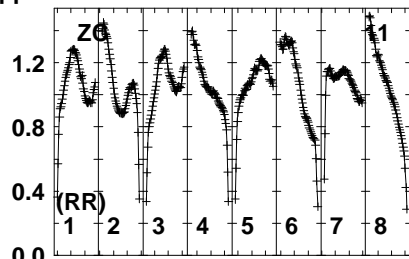
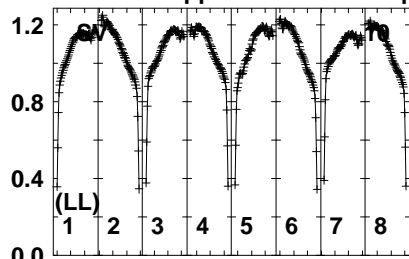
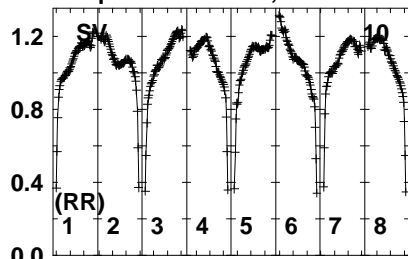


Lower frame: Real Jy
Auto-corr total-power spectrum Antenna: *
Timerange: 00/19:09:30 to 00/19:11:00

Plot file version 47 created 20-JAN-2021 19:33:06

J0204+4005 EB074F.UVDATA.1

Freq = 22.1080 GHz, Bw = 32.000 MH No calibration applied and no bandpass applied



2210214021802220224022703002340
FREQ MHz

2210214021802220224022703002340
FREQ MHz

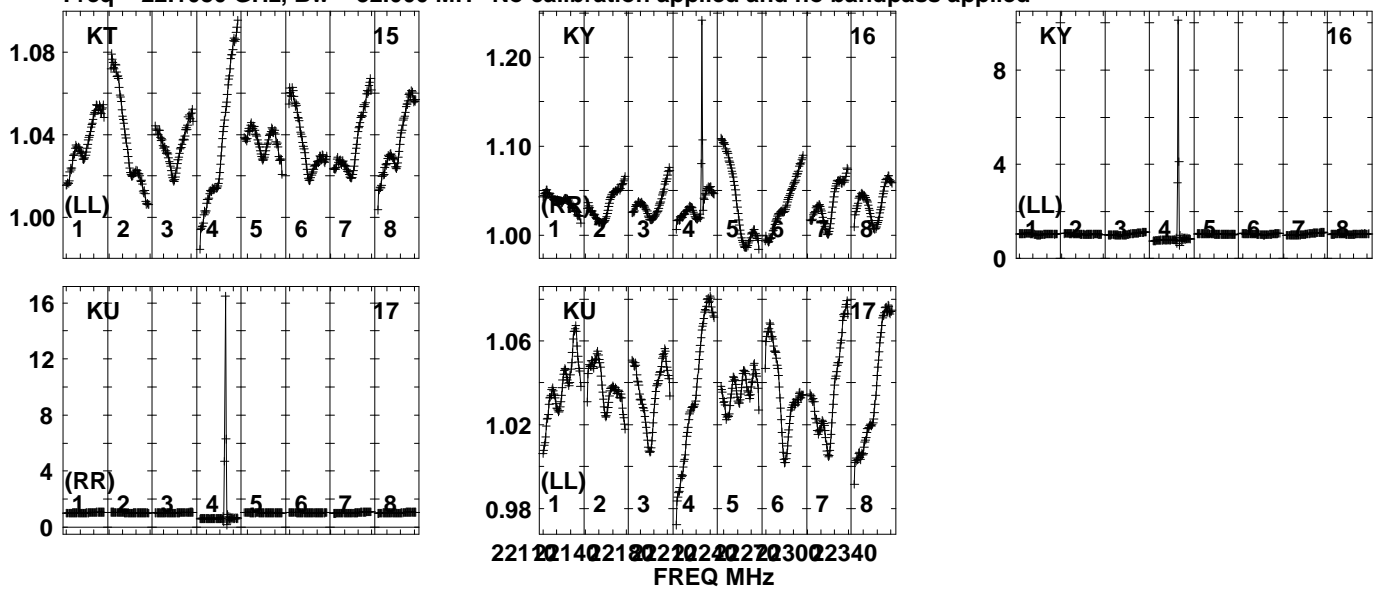
2210214021802220224022703002340
FREQ MHz

Lower frame: Real Jy
Auto-corr total-power spectrum Antenna: *
Timerange: 00/19:09:30 to 00/19:11:00

Plot file version 48 created 20-JAN-2021 19:33:06

J0204+4005 EB074F.UVDATA.1

Freq = 22.1080 GHz, Bw = 32.000 MH No calibration applied and no bandpass applied

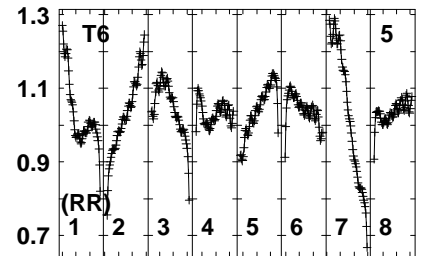
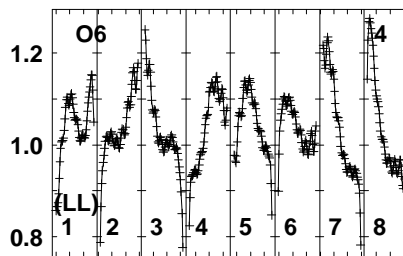
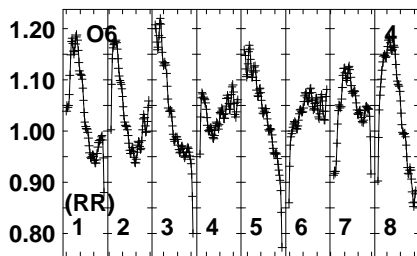
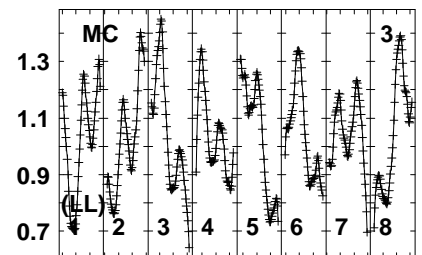
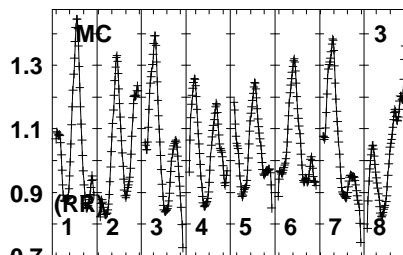
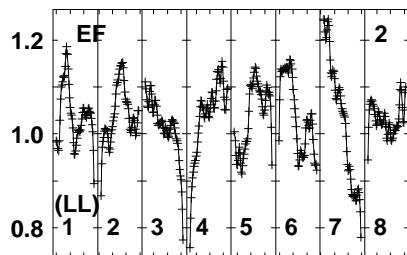
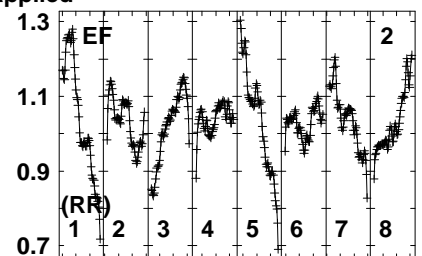
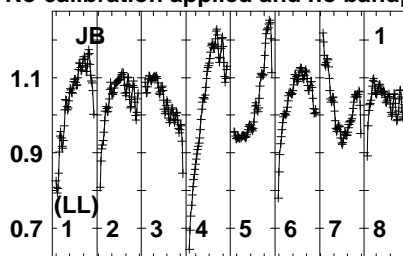
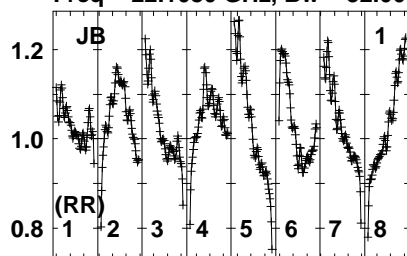


Lower frame: Real Jy
Auto-corr total-power spectrum Antenna: *
Timerange: 00/19:09:30 to 00/19:11:00

Plot file version 49 created 20-JAN-2021 19:33:07

4C40.08 EB074F.UVDATA.1

Freq = 22.1080 GHz, Bw = 32.000 MH No calibration applied and no bandpass applied



22102140221802220222402228023002340
FREQ MHz

22102140221802220222402228023002340
FREQ MHz

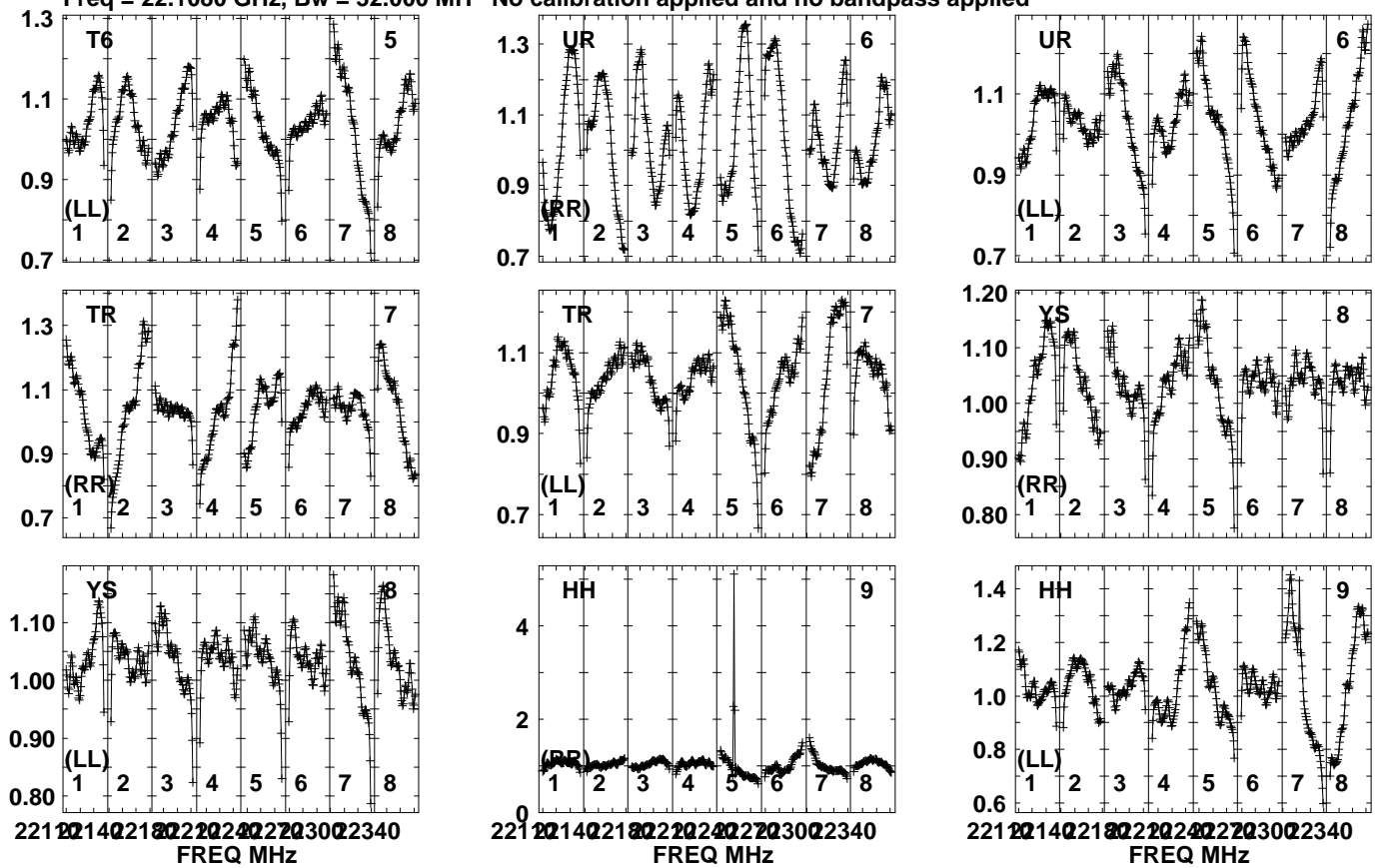
22102140221802220222402228023002340
FREQ MHz

Lower frame: Real Jy
Auto-corr total-power spectrum Antenna: *
Timerange: 00/19:12:00 to 00/19:14:00

Plot file version 50 created 20-JAN-2021 19:33:07

4C40.08 EB074F.UVDATA.1

Freq = 22.1080 GHz, Bw = 32.000 MH No calibration applied and no bandpass applied

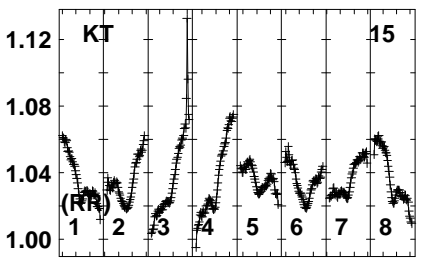
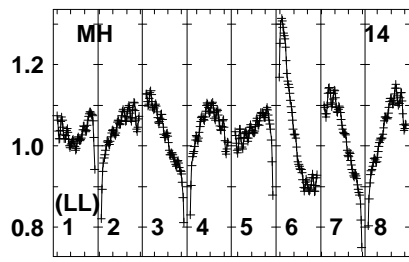
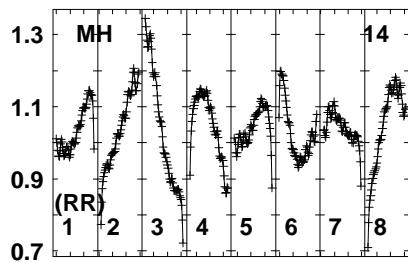
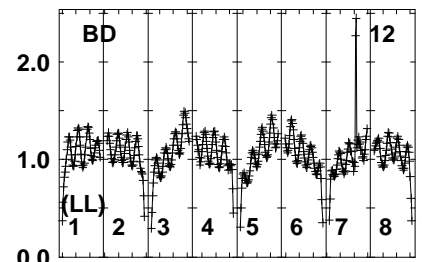
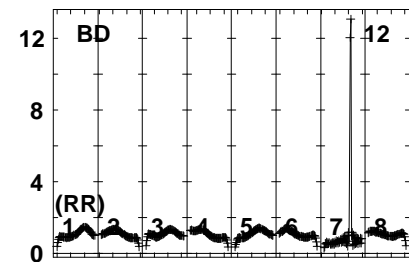
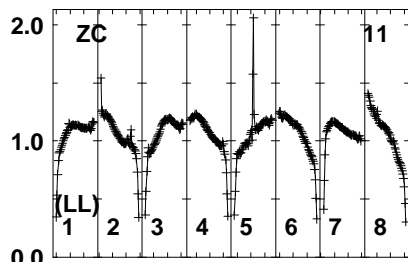
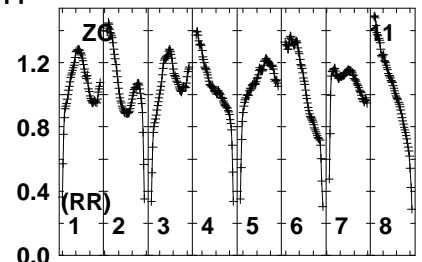
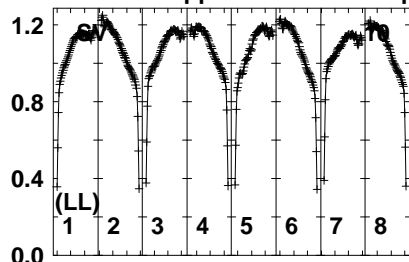
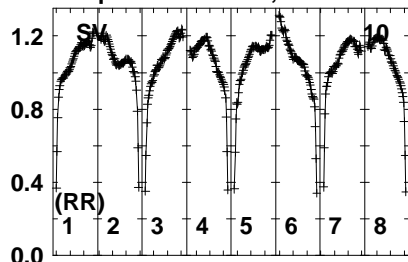


Lower frame: Real Jy
Auto-corr total-power spectrum Antenna: *
Timerange: 00/19:12:00 to 00/19:14:00

Plot file version 51 created 20-JAN-2021 19:33:07

4C40.08 EB074F.UVDATA.1

Freq = 22.1080 GHz, Bw = 32.000 MH No calibration applied and no bandpass applied



22100 22140 22180 22220 22260 22300 22340
FREQ MHz

22100 22140 22180 22220 22260 22300 22340
FREQ MHz

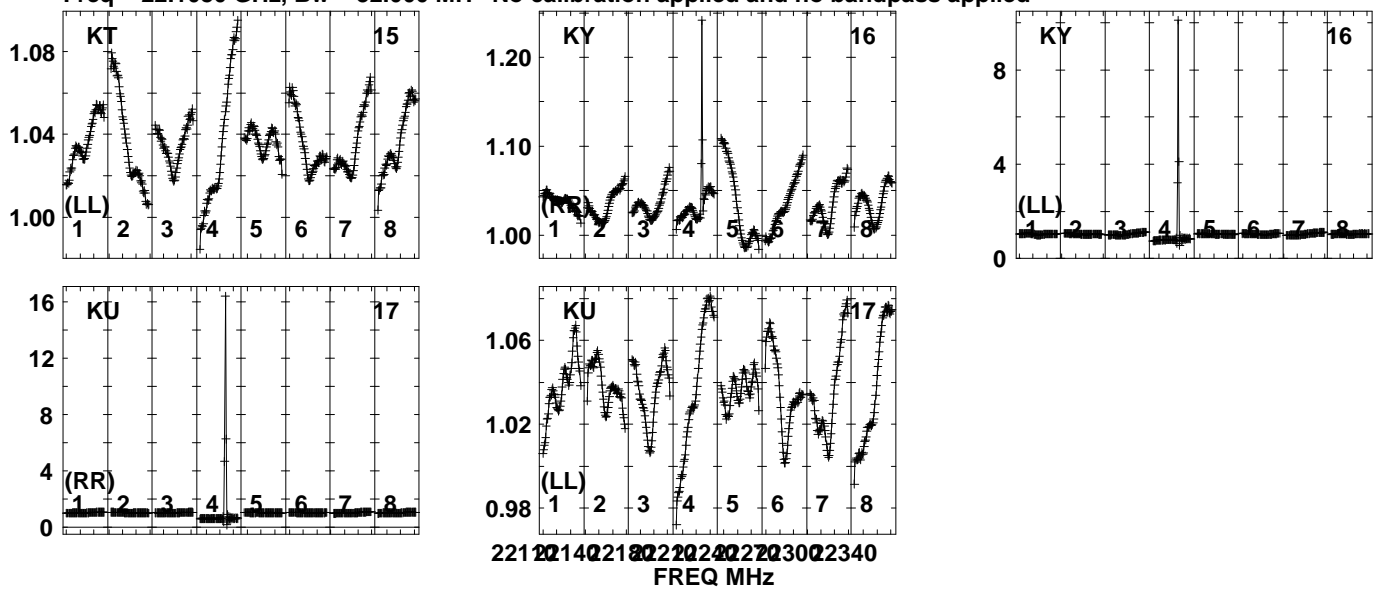
22100 22140 22180 22220 22260 22300 22340
FREQ MHz

Lower frame: Real Jy
Auto-corr total-power spectrum Antenna: *
Timerange: 00/19:12:00 to 00/19:14:00

Plot file version 52 created 20-JAN-2021 19:33:08

4C40.08 EB074F.UVDATA.1

Freq = 22.1080 GHz, Bw = 32.000 MH No calibration applied and no bandpass applied

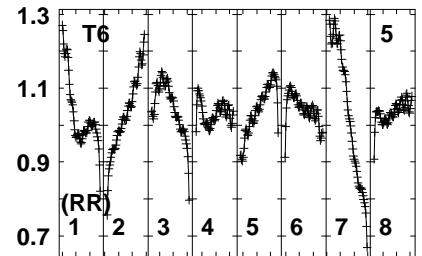
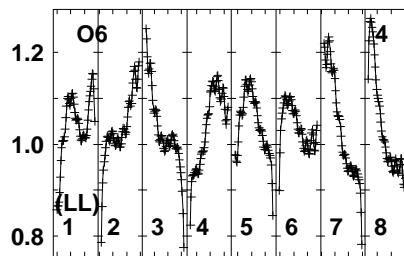
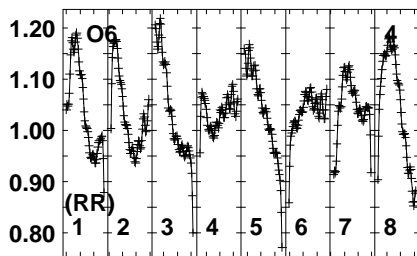
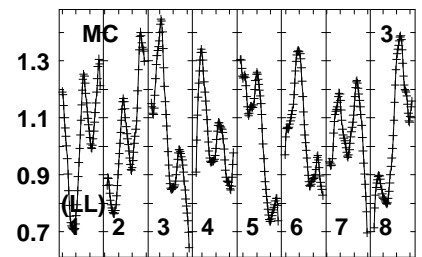
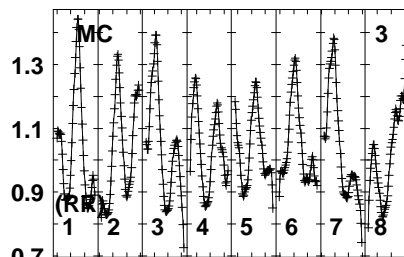
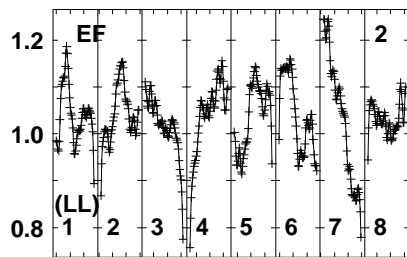
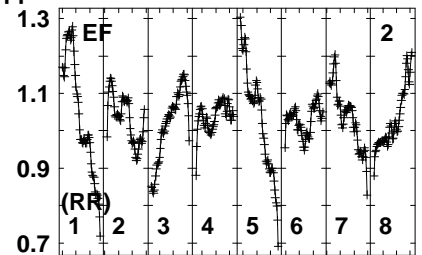
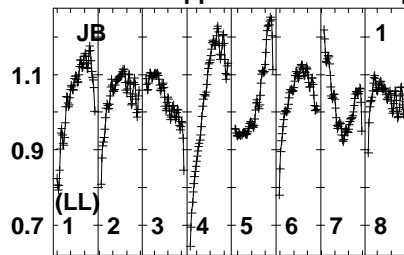
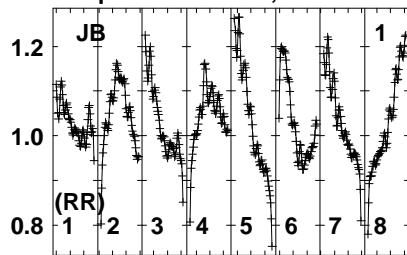


Lower frame: Real Jy
Auto-corr total-power spectrum Antenna: *
Timerange: 00/19:12:00 to 00/19:14:00

Plot file version 53 created 20-JAN-2021 19:33:08

J0204+4005 EB074F.UVDATA.1

Freq = 22.1080 GHz, Bw = 32.000 MH No calibration applied and no bandpass applied



22102140221802220222402228023002340
FREQ MHz

22102140221802220222402228023002340
FREQ MHz

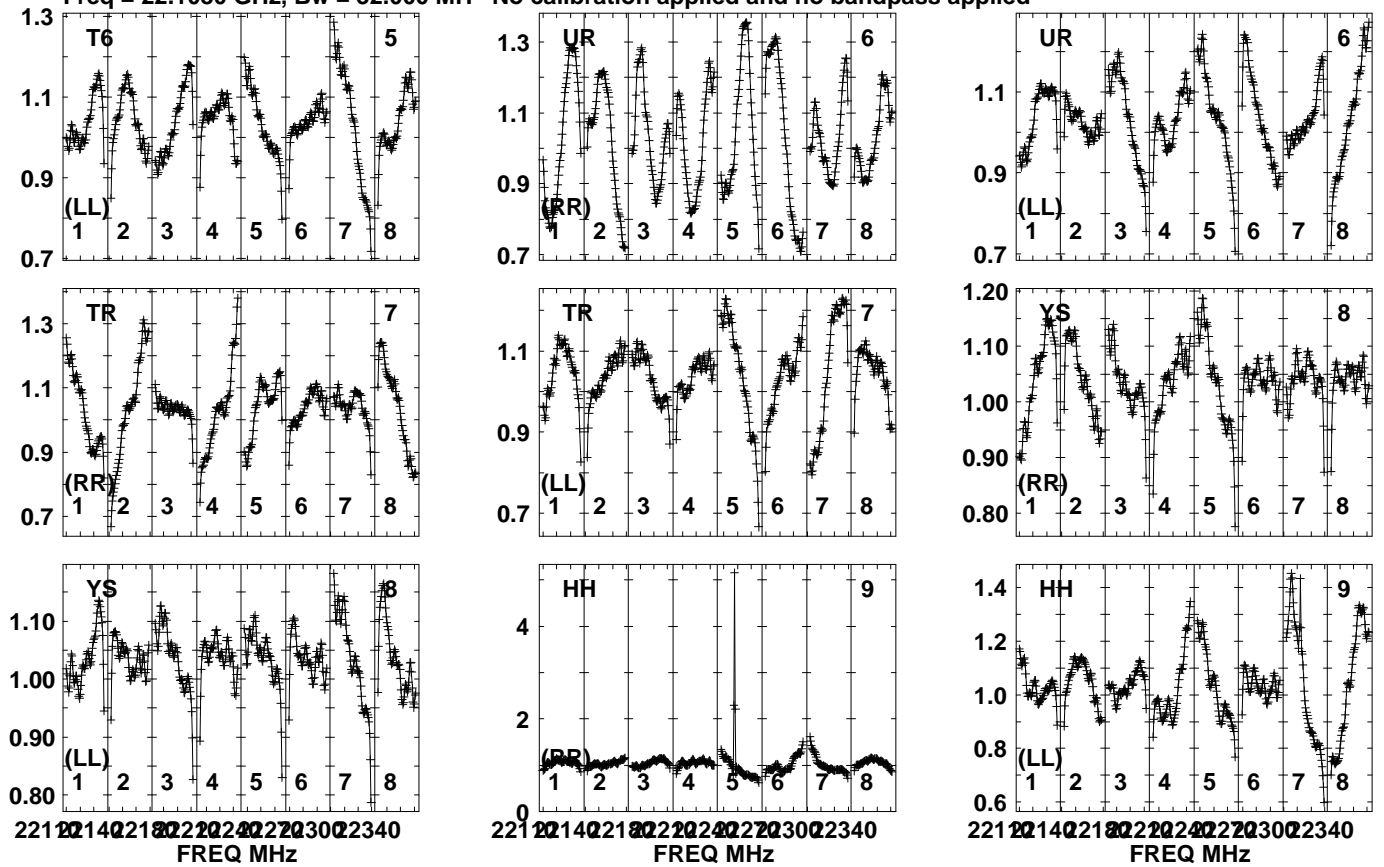
22102140221802220222402228023002340
FREQ MHz

Lower frame: Real Jy
Auto-corr total-power spectrum Antenna: *
Timerange: 00/19:15:00 to 00/19:16:30

Plot file version 54 created 20-JAN-2021 19:33:09

J0204+4005 EB074F.UVDATA.1

Freq = 22.1080 GHz, Bw = 32.000 MH No calibration applied and no bandpass applied

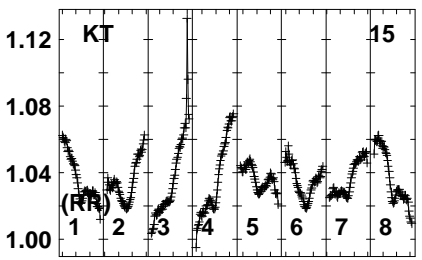
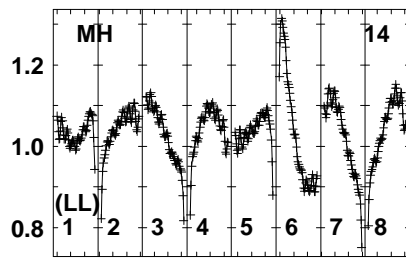
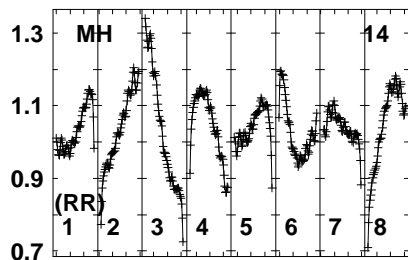
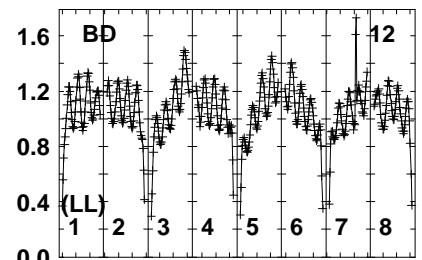
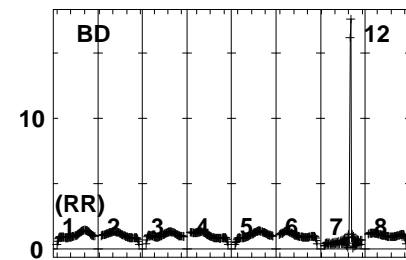
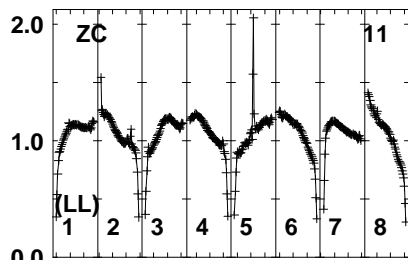
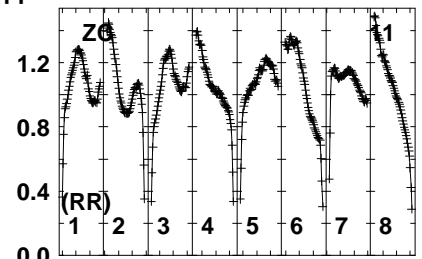
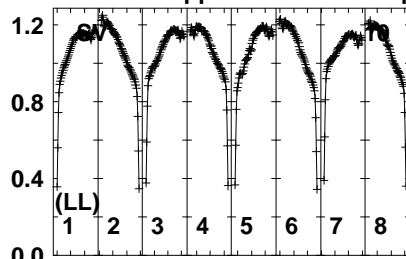
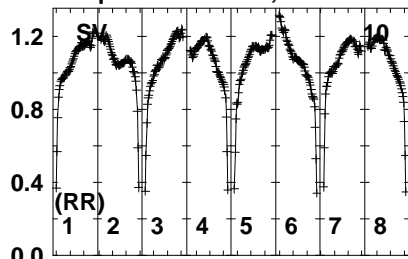


Lower frame: Real Jy
Auto-corr total-power spectrum Antenna: *
Timerange: 00/19:15:00 to 00/19:16:30

Plot file version 55 created 20-JAN-2021 19:33:09

J0204+4005 EB074F.UVDATA.1

Freq = 22.1080 GHz, Bw = 32.000 MH No calibration applied and no bandpass applied



2210214021802220224022703002340
FREQ MHz

2210214021802220224022703002340
FREQ MHz

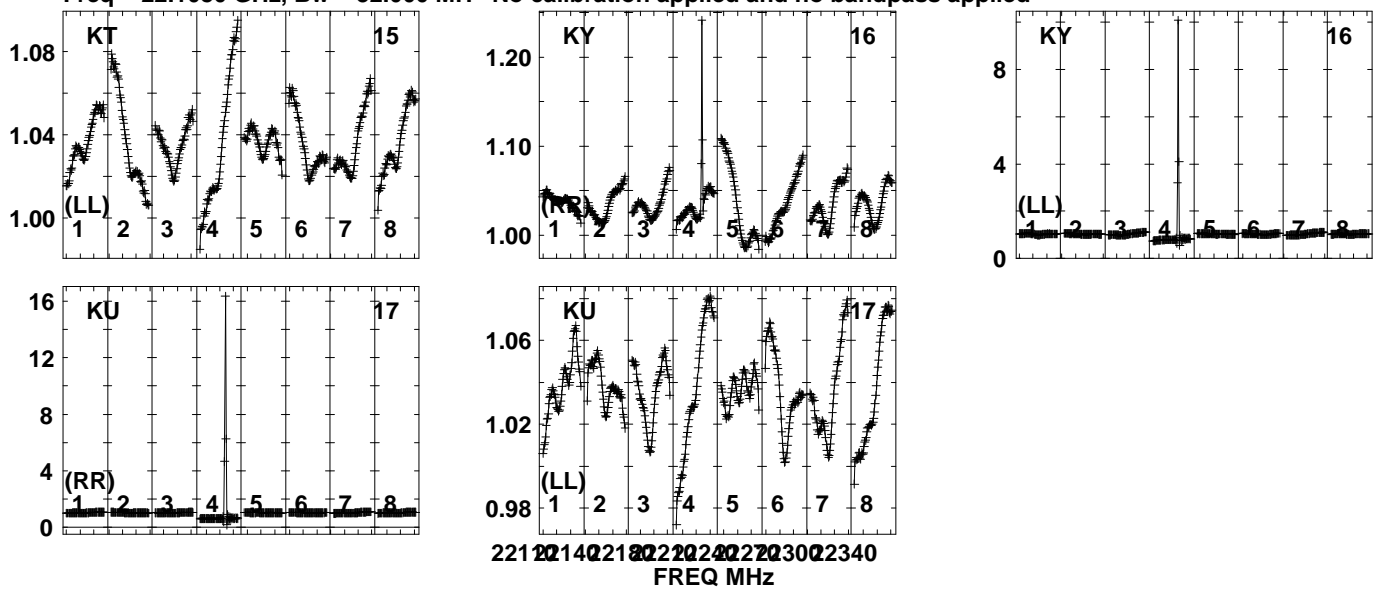
2210214021802220224022703002340
FREQ MHz

Lower frame: Real Jy
Auto-corr total-power spectrum Antenna: *
Timerange: 00/19:15:00 to 00/19:16:30

Plot file version 56 created 20-JAN-2021 19:33:09

J0204+4005 EB074F.UVDATA.1

Freq = 22.1080 GHz, Bw = 32.000 MH No calibration applied and no bandpass applied

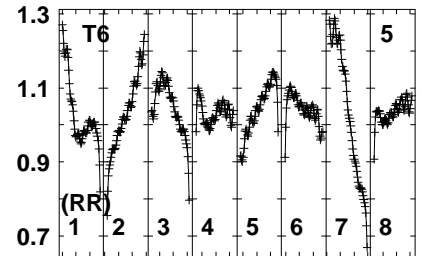
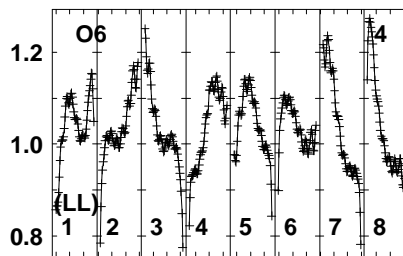
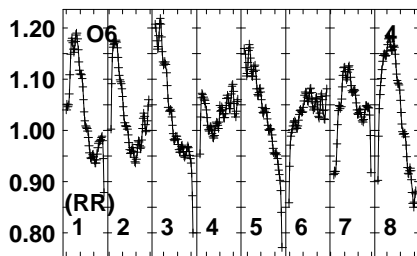
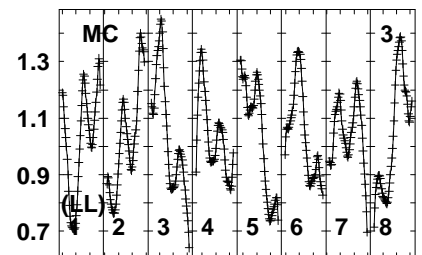
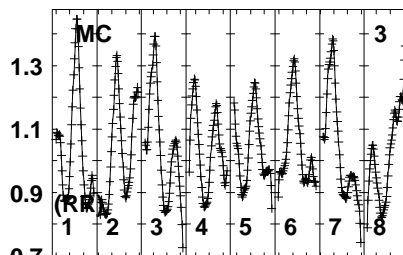
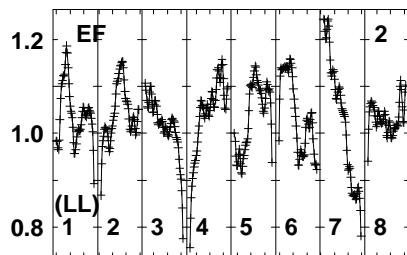
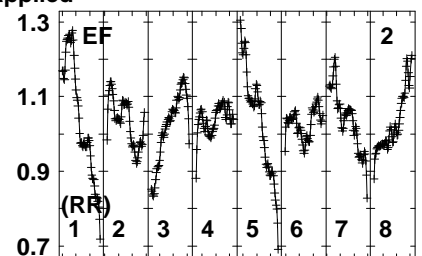
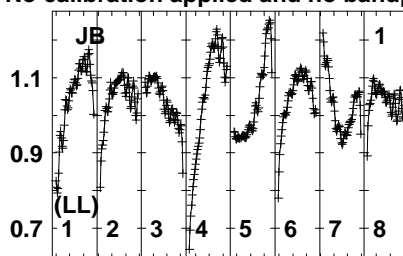
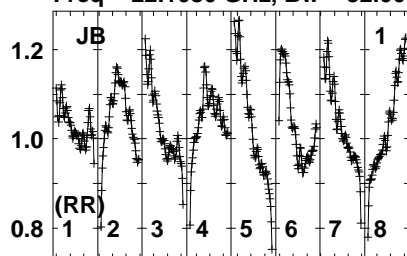


Lower frame: Real Jy
Auto-corr total-power spectrum Antenna: *
Timerange: 00/19:15:00 to 00/19:16:30

Plot file version 57 created 20-JAN-2021 19:33:09

4C40.08 EB074F.UVDATA.1

Freq = 22.1080 GHz, Bw = 32.000 MH No calibration applied and no bandpass applied



22102140221802220222402227030022340
FREQ MHz

22102140221802220222402227030022340
FREQ MHz

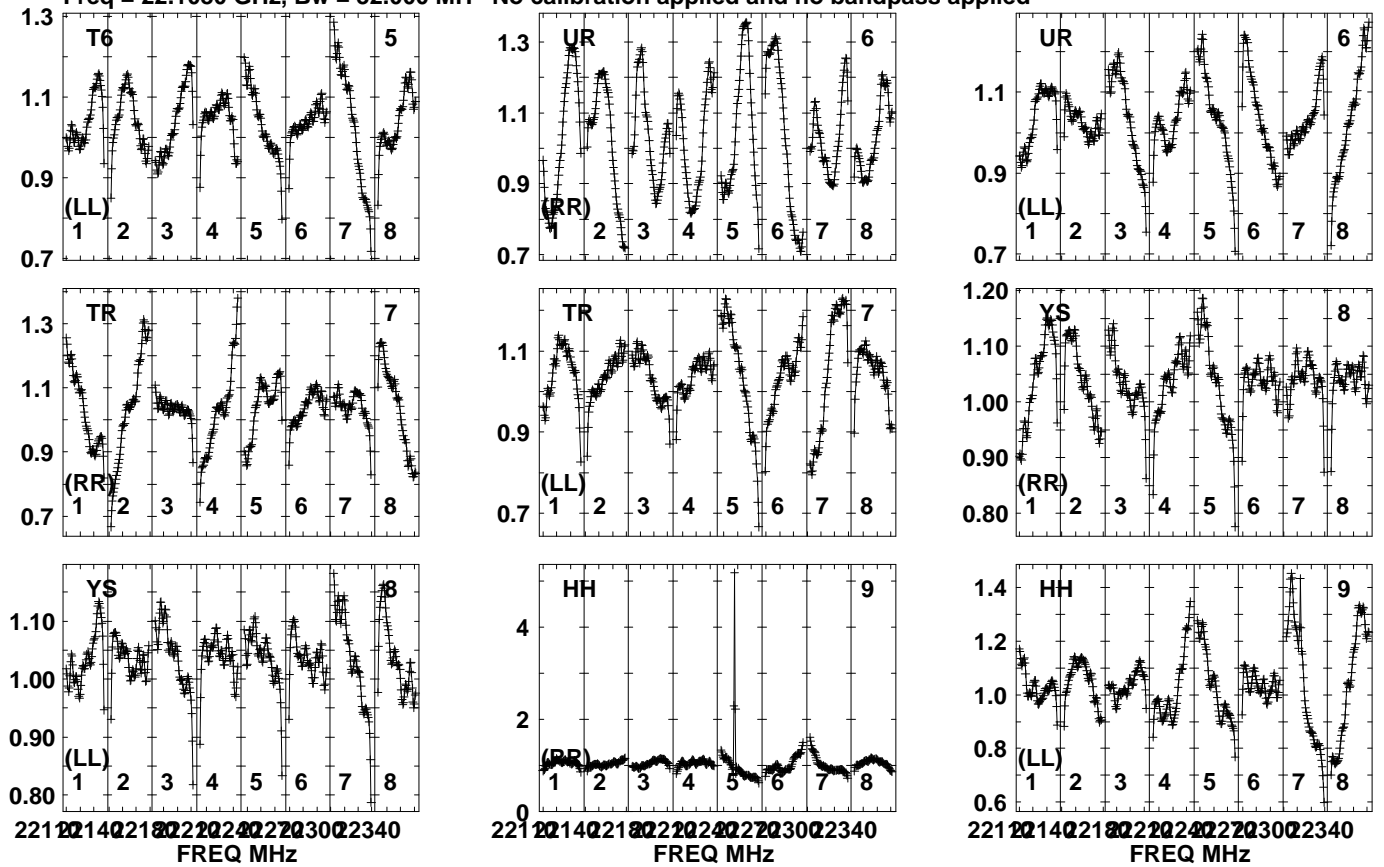
22102140221802220222402227030022340
FREQ MHz

Lower frame: Real Jy
Auto-corr total-power spectrum Antenna: *
Timerange: 00/19:17:30 to 00/19:19:30

Plot file version 58 created 20-JAN-2021 19:33:10

4C40.08 EB074F.UVDATA.1

Freq = 22.1080 GHz, Bw = 32.000 MH No calibration applied and no bandpass applied

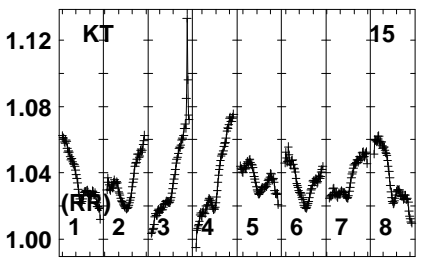
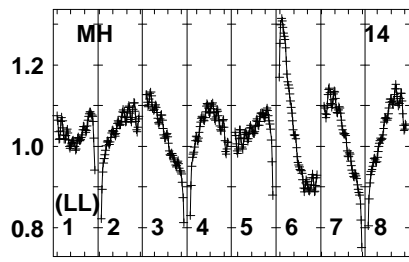
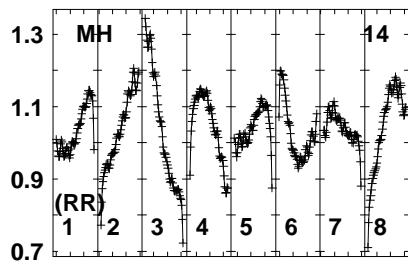
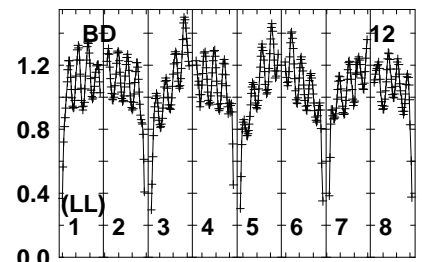
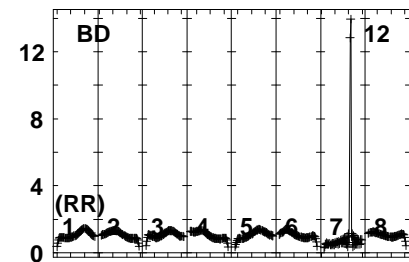
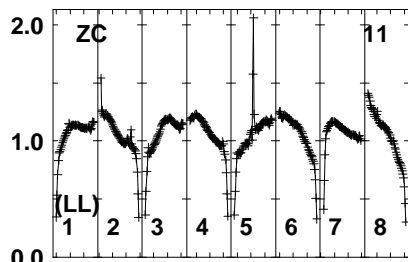
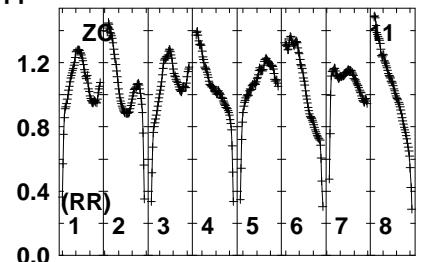
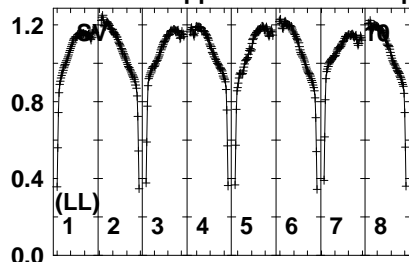
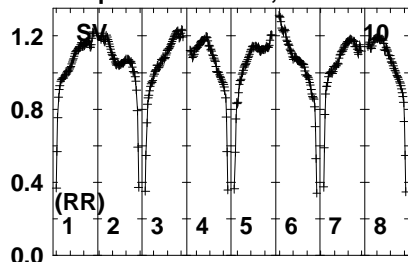


Lower frame: Real Jy
Auto-corr total-power spectrum Antenna: *
Timerange: 00/19:17:30 to 00/19:19:30

Plot file version 59 created 20-JAN-2021 19:33:10

4C40.08 EB074F.UVDATA.1

Freq = 22.1080 GHz, Bw = 32.000 MH No calibration applied and no bandpass applied



2210214021802220224022703002340
FREQ MHz

2210214021802220224022703002340
FREQ MHz

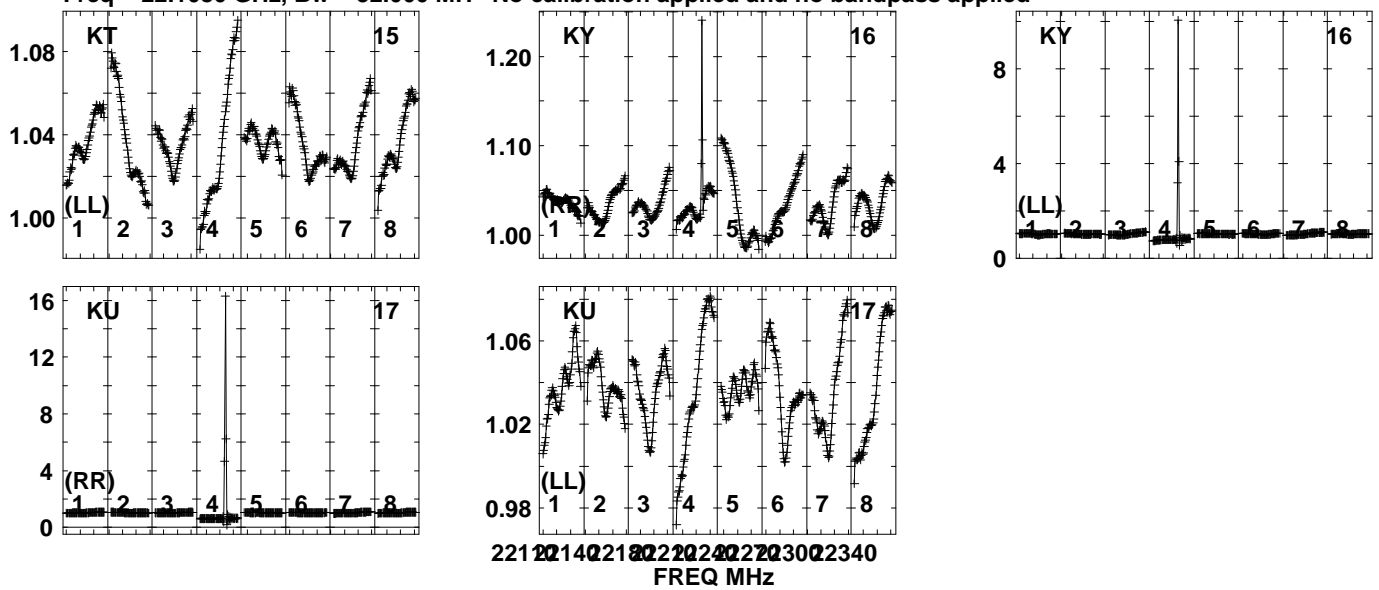
2210214021802220224022703002340
FREQ MHz

Lower frame: Real Jy
Auto-corr total-power spectrum Antenna: *
Timerange: 00/19:17:30 to 00/19:19:30

Plot file version 60 created 20-JAN-2021 19:33:11

4C40.08 EB074F.UVDATA.1

Freq = 22.1080 GHz, Bw = 32.000 MH No calibration applied and no bandpass applied

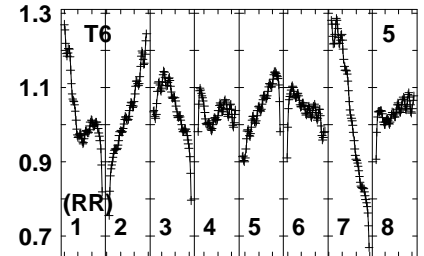
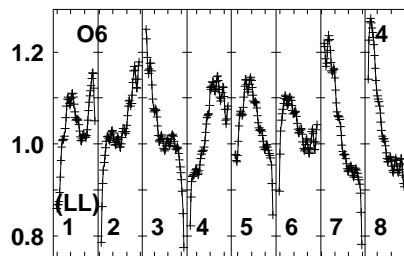
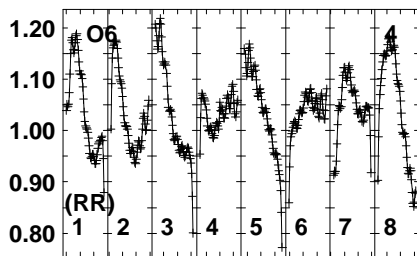
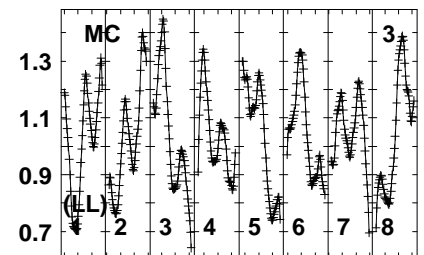
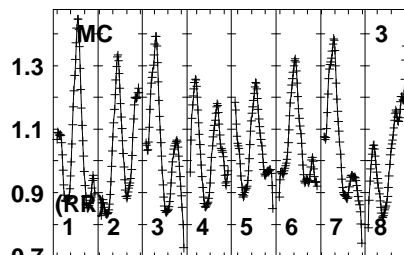
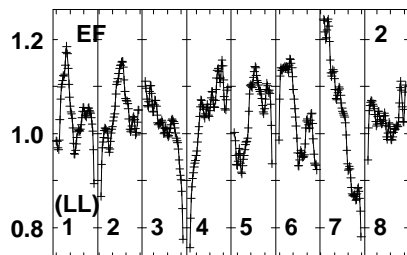
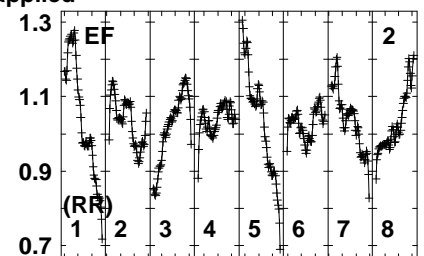
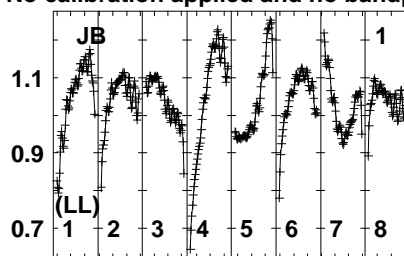
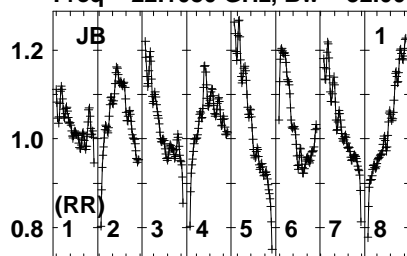


Lower frame: Real Jy
Auto-corr total-power spectrum Antenna: *
Timerange: 00/19:17:30 to 00/19:19:30

Plot file version 61 created 20-JAN-2021 19:33:11

J0204+4005 EB074F.UVDATA.1

Freq = 22.1080 GHz, Bw = 32.000 MH No calibration applied and no bandpass applied



22102140221802224022240222030022340
FREQ MHz

22102140221802224022240222030022340
FREQ MHz

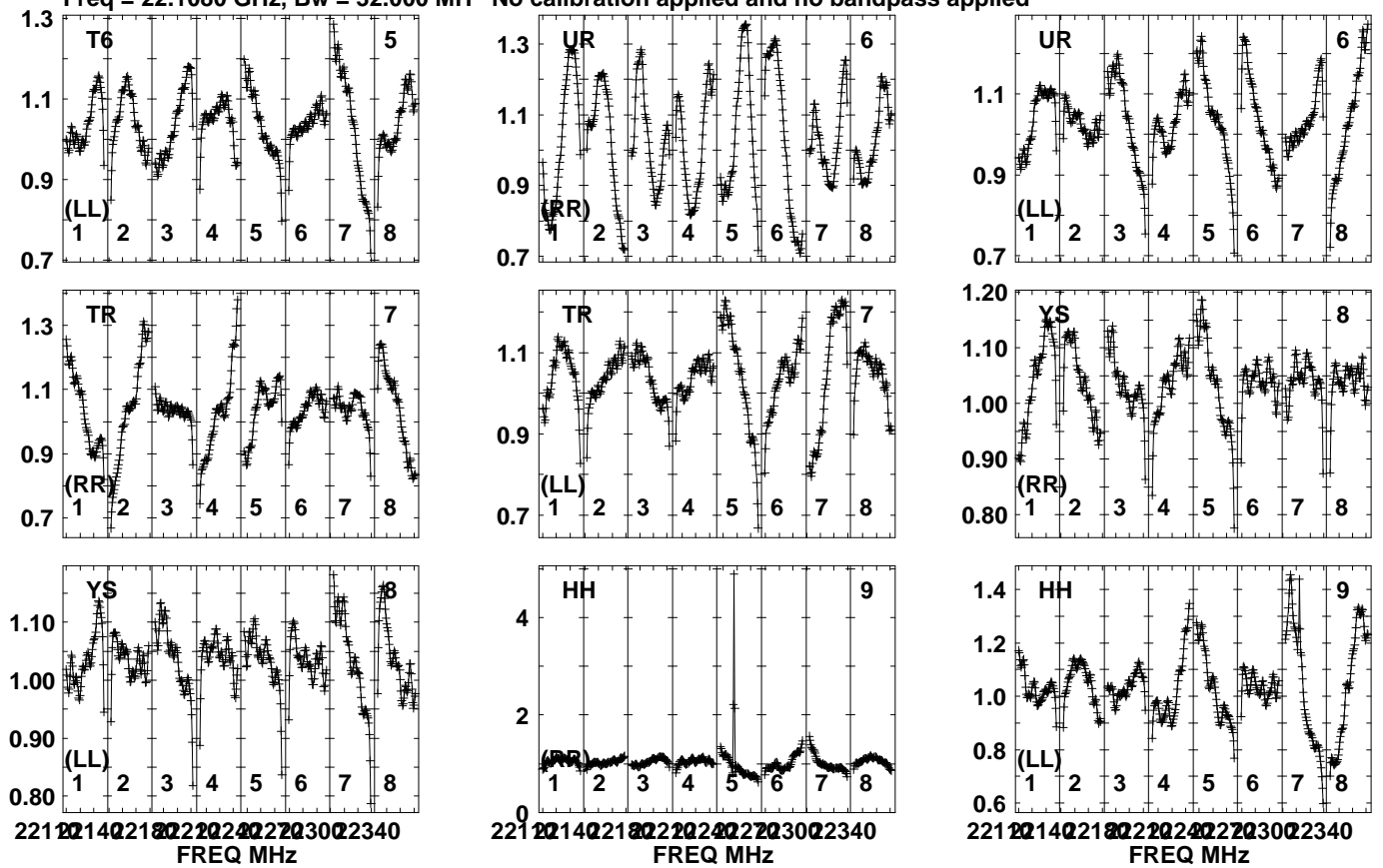
22102140221802224022240222030022340
FREQ MHz

Lower frame: Real Jy
Auto-corr total-power spectrum Antenna: *
Timerange: 00/19:20:30 to 00/19:21:59

Plot file version 62 created 20-JAN-2021 19:33:11

J0204+4005 EB074F.UVDATA.1

Freq = 22.1080 GHz, Bw = 32.000 MH No calibration applied and no bandpass applied

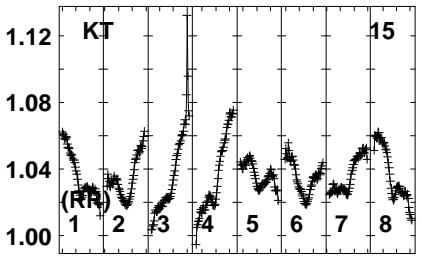
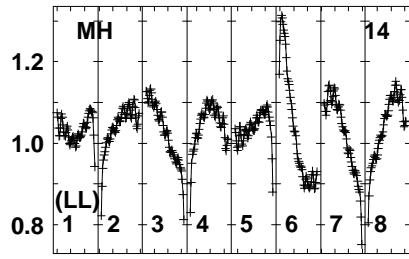
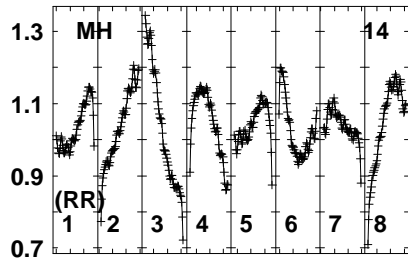
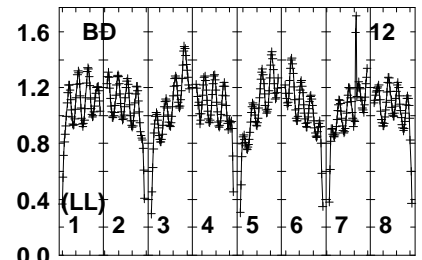
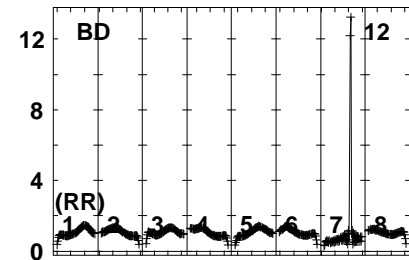
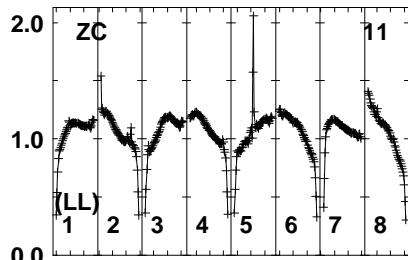
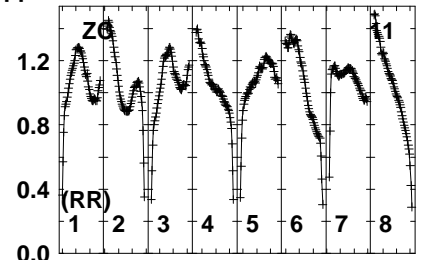
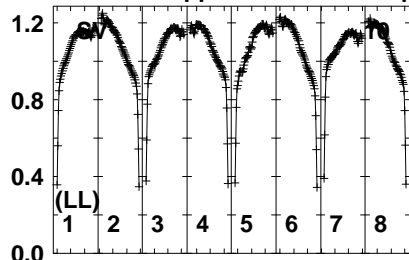
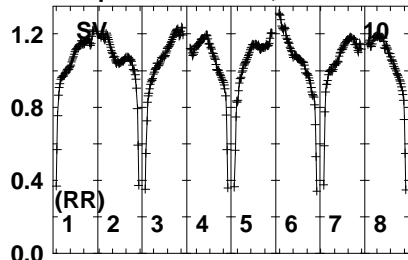


Lower frame: Real Jy
Auto-corr total-power spectrum Antenna: *
Timerange: 00/19:20:30 to 00/19:21:59

Plot file version 63 created 20-JAN-2021 19:33:11

J0204+4005 EB074F.UVDATA.1

Freq = 22.1080 GHz, Bw = 32.000 MH No calibration applied and no bandpass applied



2210214021802220224022703002340
FREQ MHz

2210214021802220224022703002340
FREQ MHz

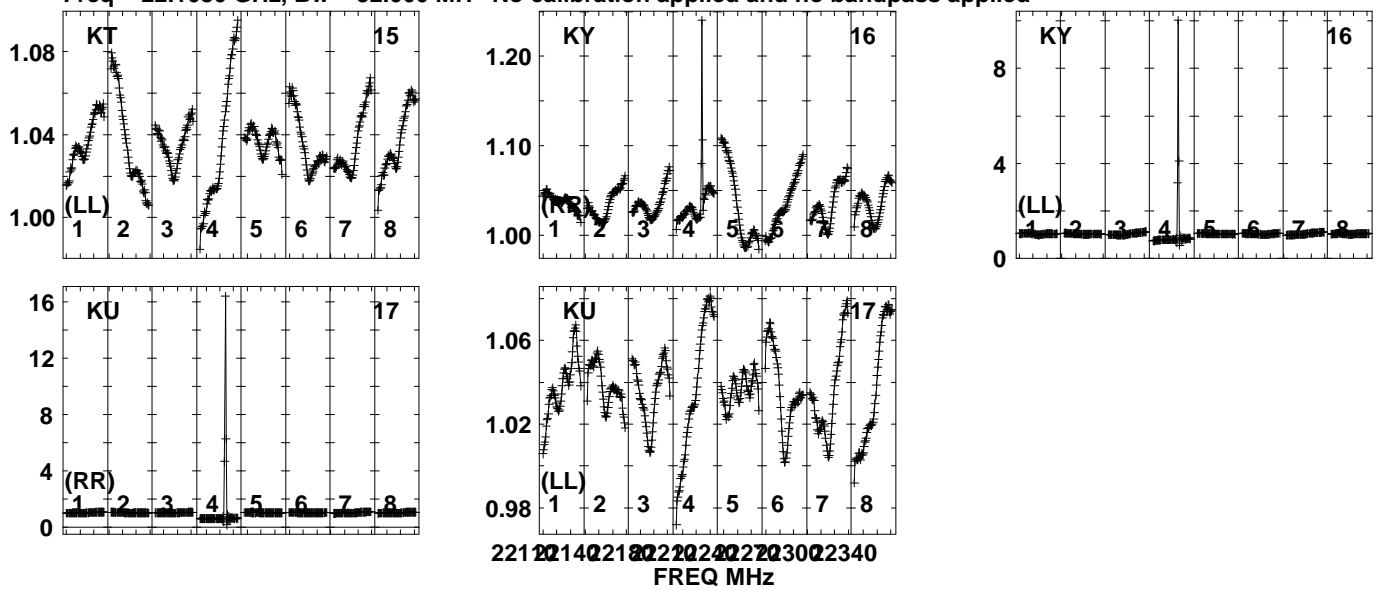
2210214021802220224022703002340
FREQ MHz

Lower frame: Real Jy
Auto-corr total-power spectrum Antenna: *
Timerange: 00/19:20:30 to 00/19:21:59

Plot file version 64 created 20-JAN-2021 19:33:12

J0204+4005 EB074F.UVDATA.1

Freq = 22.1080 GHz, Bw = 32.000 MH No calibration applied and no bandpass applied

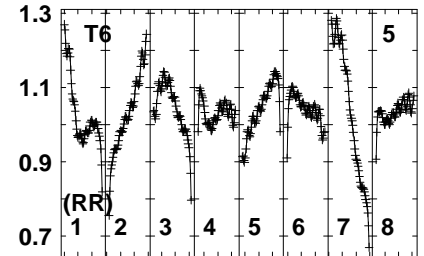
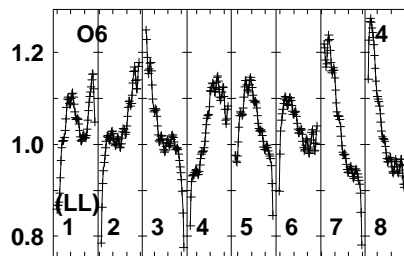
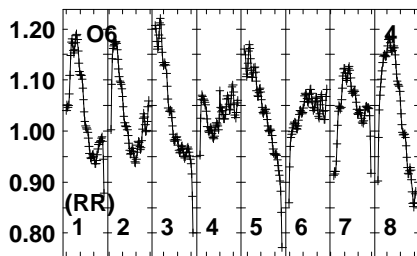
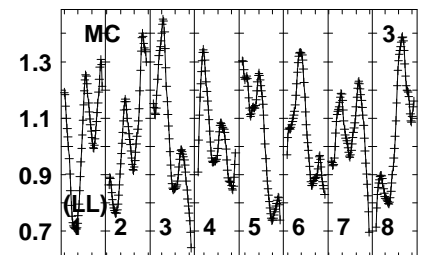
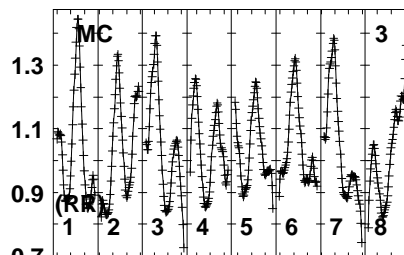
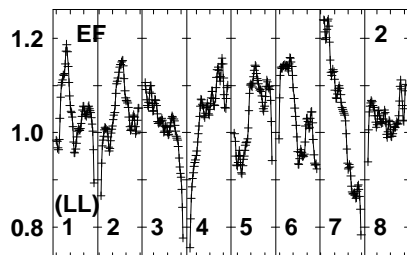
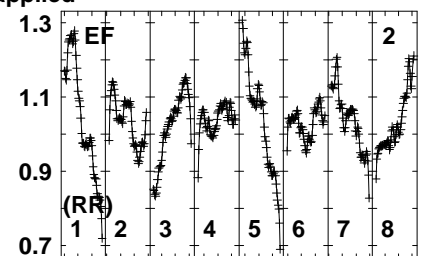
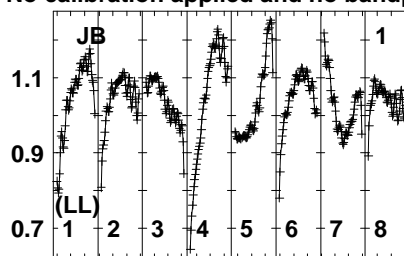
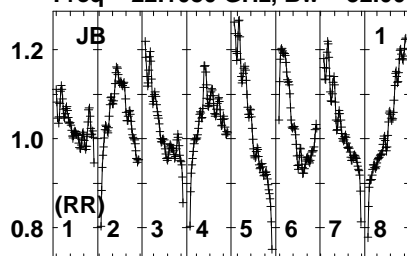


Lower frame: Real Jy
Auto-corr total-power spectrum Antenna: *
Timerange: 00/19:20:30 to 00/19:21:59

Plot file version 65 created 20-JAN-2021 19:33:12

4C40.08 EB074F.UVDATA.1

Freq = 22.1080 GHz, Bw = 32.000 MH No calibration applied and no bandpass applied



22102140221802220222402228023002340
FREQ MHz

22102140221802220222402228023002340
FREQ MHz

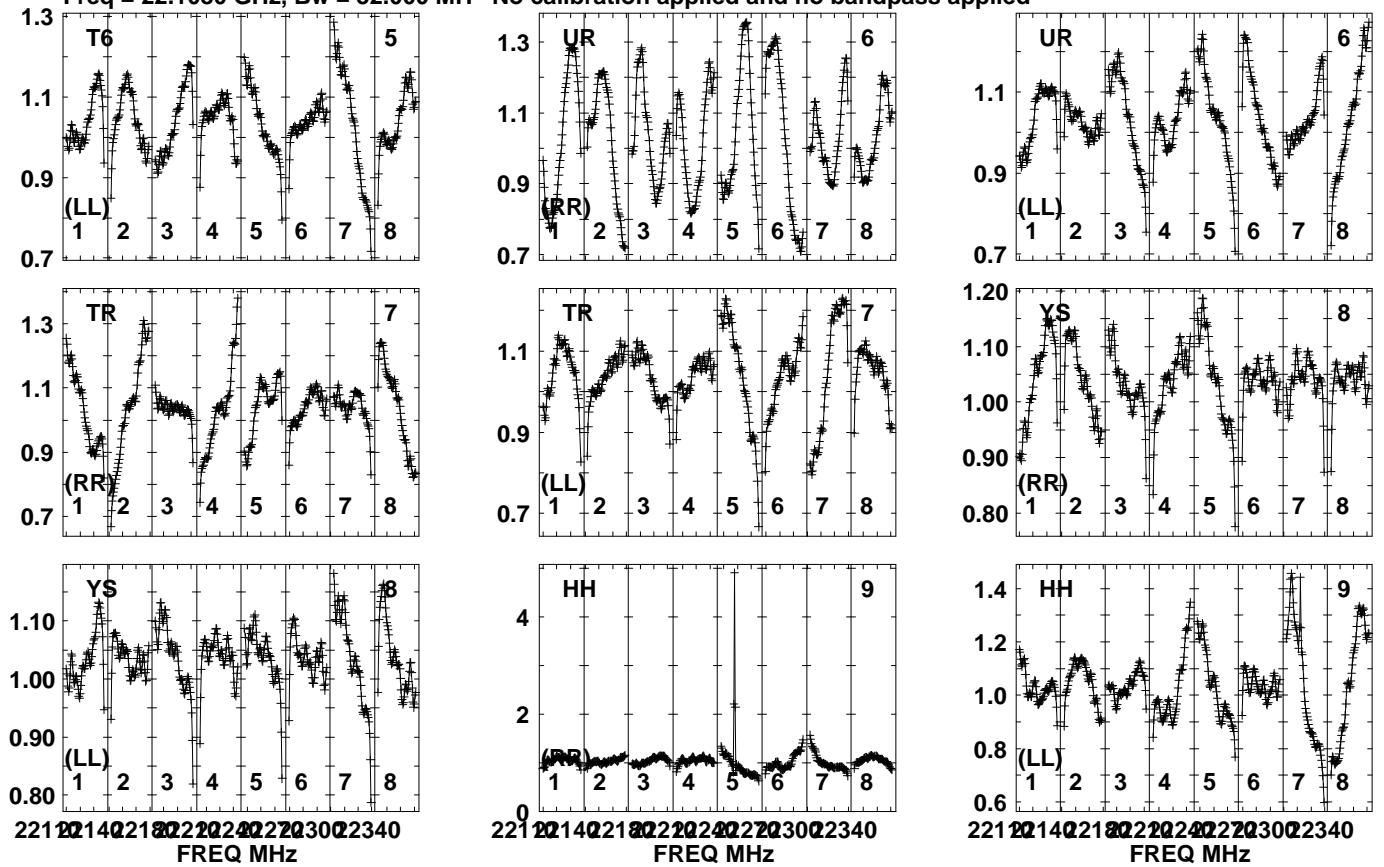
22102140221802220222402228023002340
FREQ MHz

Lower frame: Real Jy
Auto-corr total-power spectrum Antenna: *
Timerange: 00/19:23:01 to 00/19:25:00

Plot file version 66 created 20-JAN-2021 19:33:12

4C40.08 EB074F.UVDATA.1

Freq = 22.1080 GHz, Bw = 32.000 MH No calibration applied and no bandpass applied

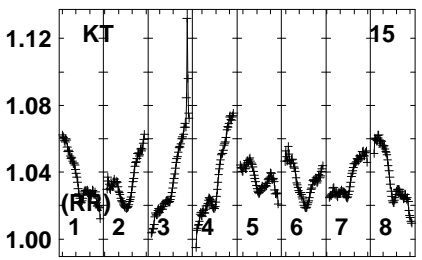
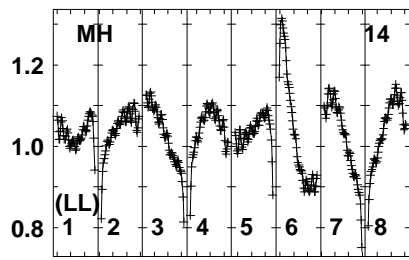
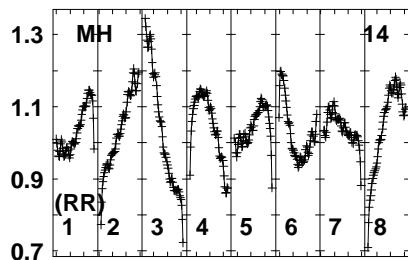
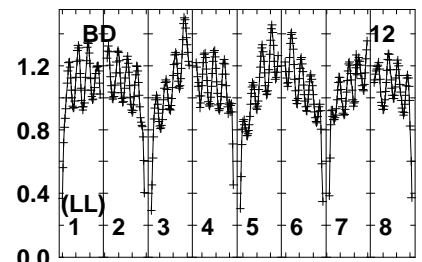
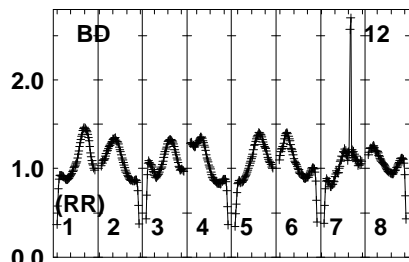
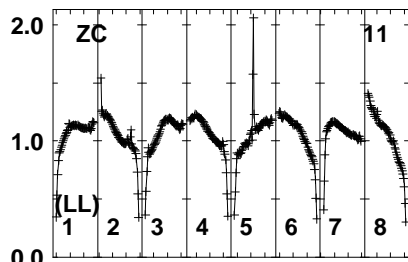
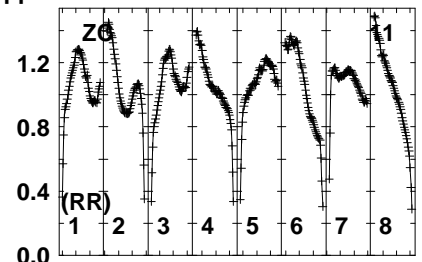
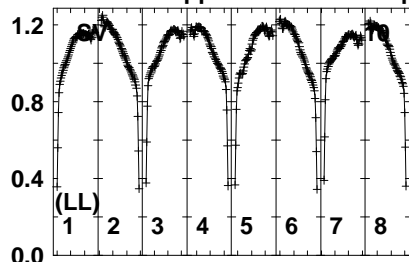
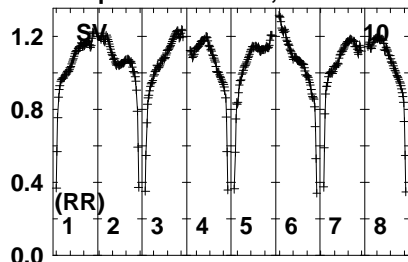


Lower frame: Real Jy
Auto-corr total-power spectrum Antenna: *
Timerange: 00/19:23:01 to 00/19:25:00

Plot file version 67 created 20-JAN-2021 19:33:13

4C40.08 EB074F.UVDATA.1

Freq = 22.1080 GHz, Bw = 32.000 MH No calibration applied and no bandpass applied



221 2214 2218 2222 2226 2230 2234 0

221 2214 2218 2222 2226 2230 2234 0

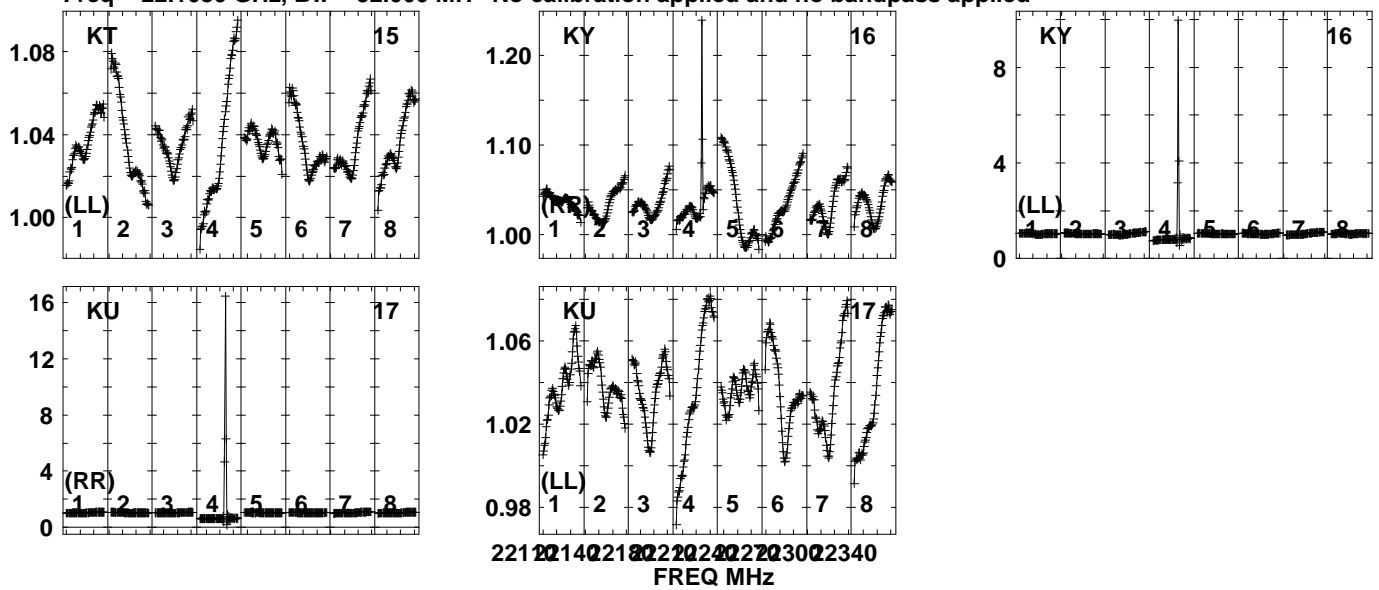
221 2214 2218 2222 2226 2230 2234 0

Lower frame: Real Jy
Auto-corr total-power spectrum Antenna: *
Timerange: 00/19:23:01 to 00/19:25:00

Plot file version 68 created 20-JAN-2021 19:33:13

4C40.08 EB074F.UVDATA.1

Freq = 22.1080 GHz, Bw = 32.000 MH No calibration applied and no bandpass applied

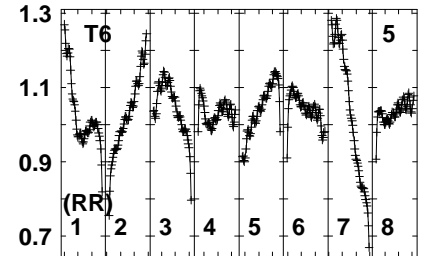
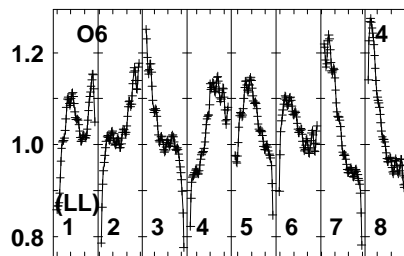
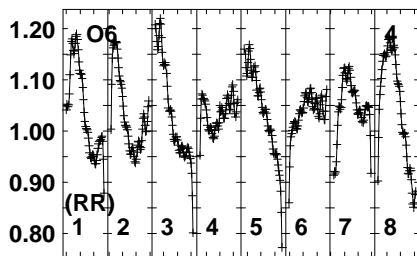
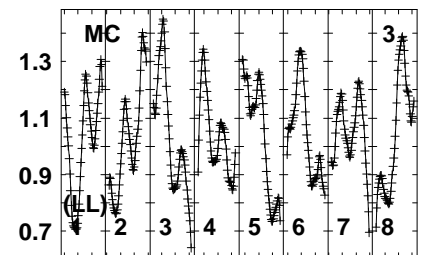
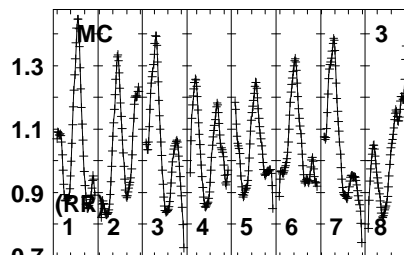
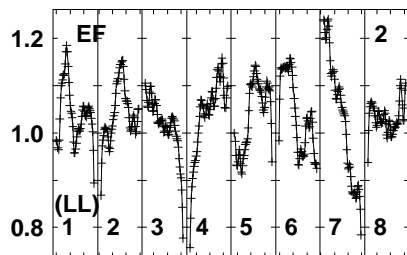
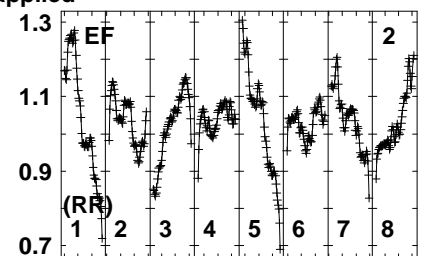
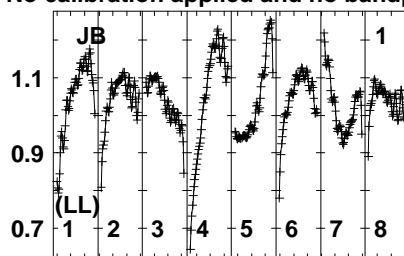
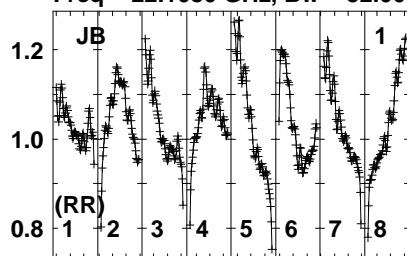


Lower frame: Real Jy
Auto-corr total-power spectrum Antenna: *
Timerange: 00/19:23:01 to 00/19:25:00

Plot file version 69 created 20-JAN-2021 19:33:14

J0204+4005 EB074F.UVDATA.1

Freq = 22.1080 GHz, Bw = 32.000 MH No calibration applied and no bandpass applied



22102140221802224022240222030022340
FREQ MHz

22102140221802224022240222030022340
FREQ MHz

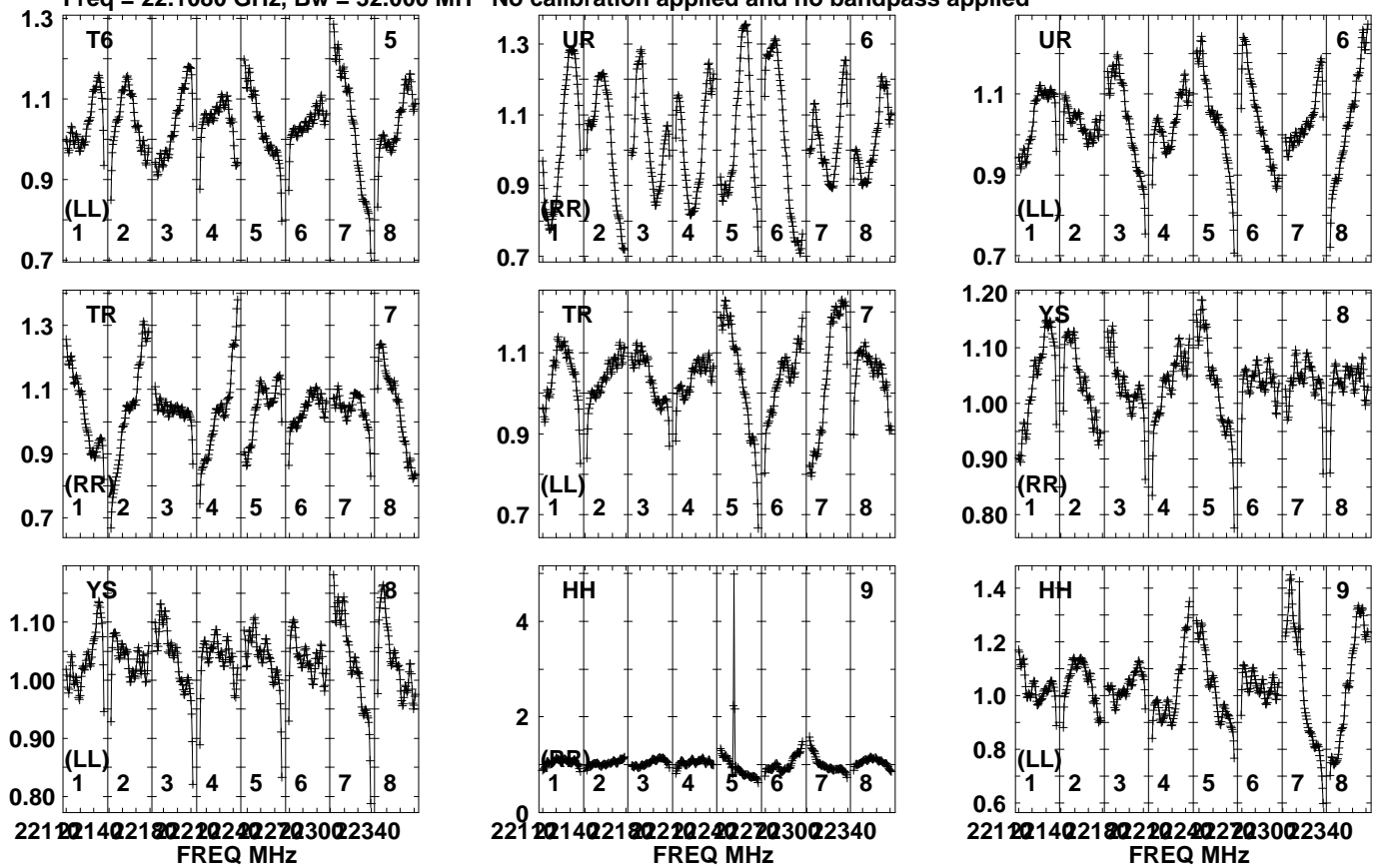
22102140221802224022240222030022340
FREQ MHz

Lower frame: Real Jy
Auto-corr total-power spectrum Antenna: *
Timerange: 00/19:26:00 to 00/19:27:30

Plot file version 70 created 20-JAN-2021 19:33:14

J0204+4005 EB074F.UVDATA.1

Freq = 22.1080 GHz, Bw = 32.000 MH No calibration applied and no bandpass applied

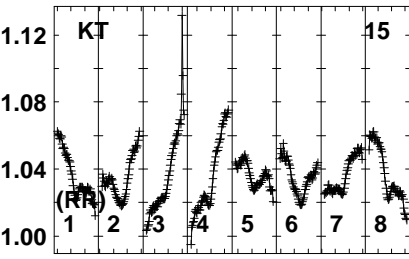
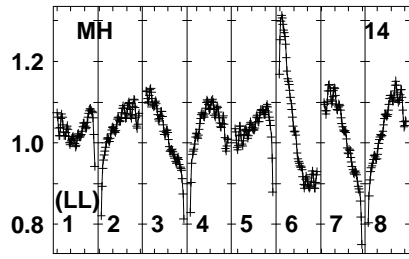
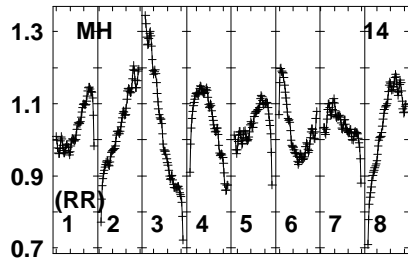
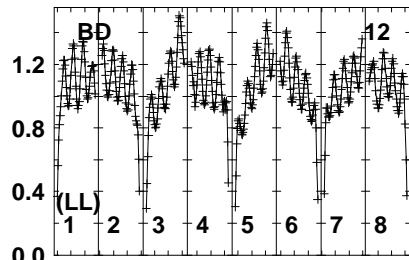
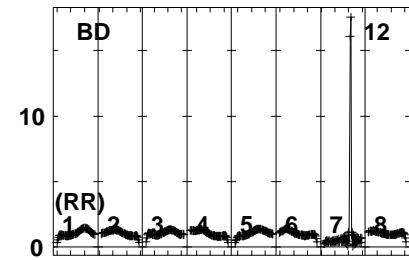
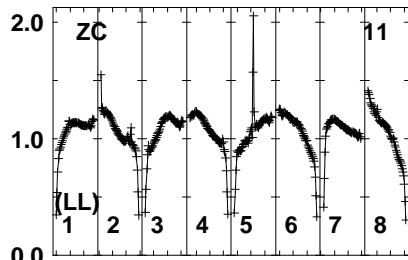
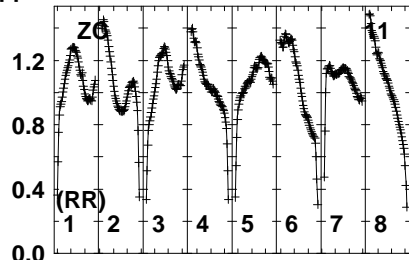
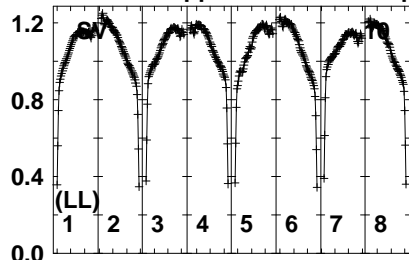
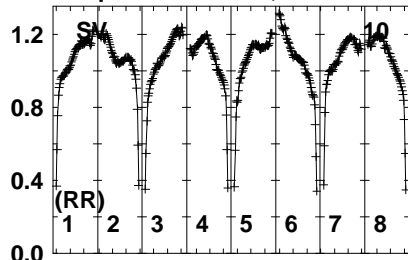


Lower frame: Real Jy
Auto-corr total-power spectrum Antenna: *
Timerange: 00/19:26:00 to 00/19:27:30

Plot file version 71 created 20-JAN-2021 19:33:14

J0204+4005 EB074F.UVDATA.1

Freq = 22.1080 GHz, Bw = 32.000 MH No calibration applied and no bandpass applied



2210214021802220224022703002340
FREQ MHz

2210214021802220224022703002340
FREQ MHz

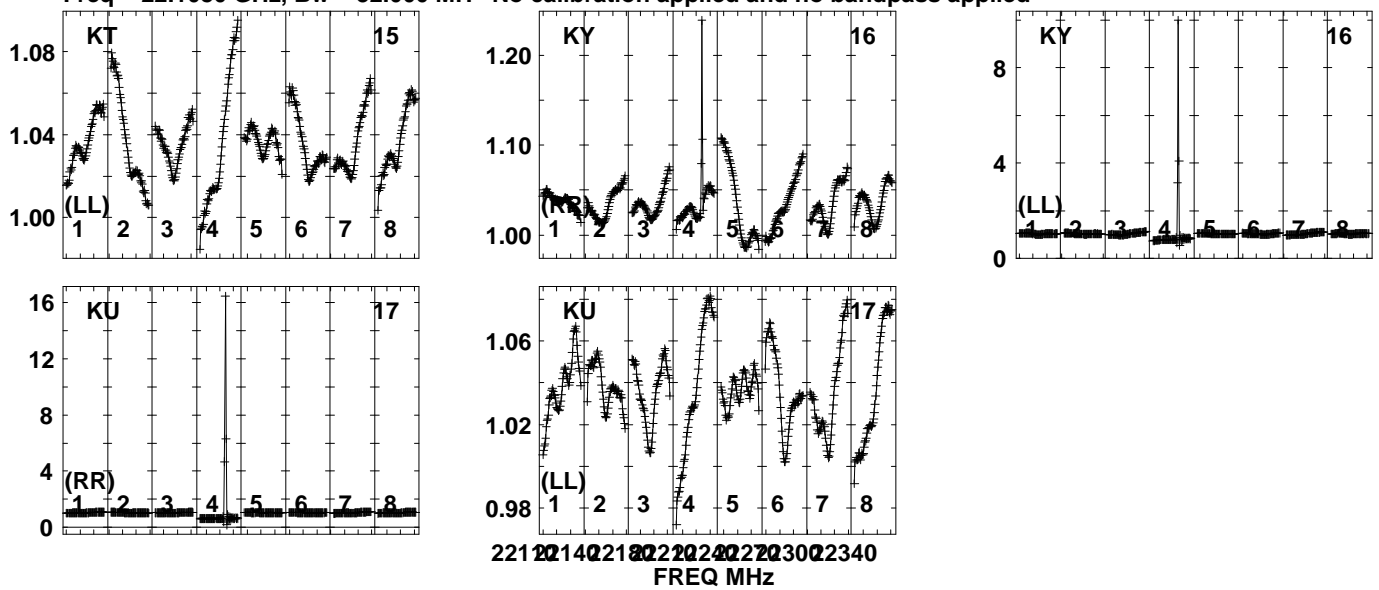
2210214021802220224022703002340
FREQ MHz

Lower frame: Real Jy
Auto-corr total-power spectrum Antenna: *
Timerange: 00/19:26:00 to 00/19:27:30

Plot file version 72 created 20-JAN-2021 19:33:15

J0204+4005 EB074F.UVDATA.1

Freq = 22.1080 GHz, Bw = 32.000 MH No calibration applied and no bandpass applied

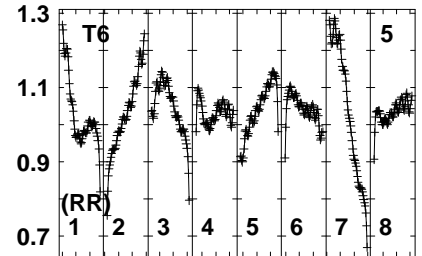
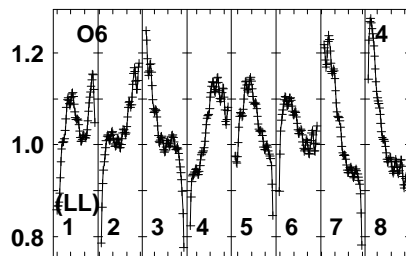
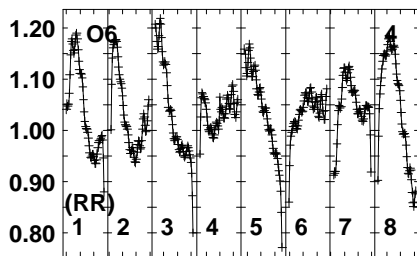
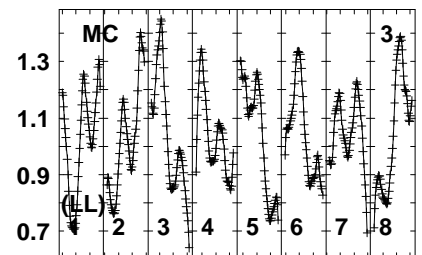
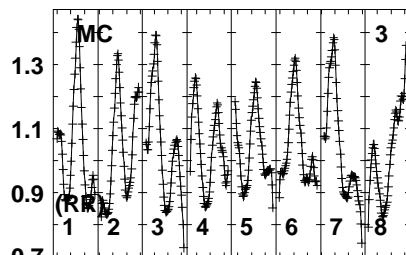
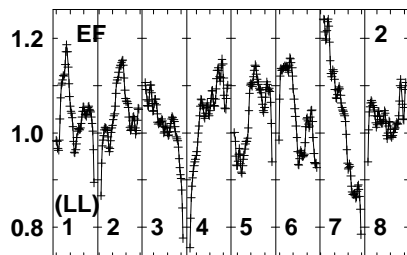
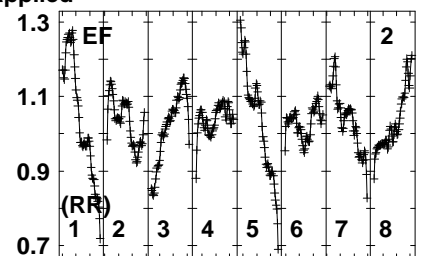
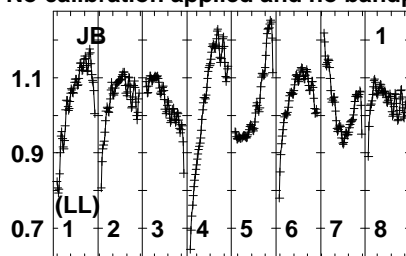
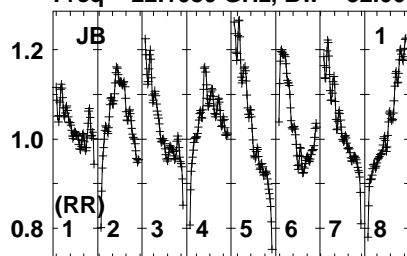


Lower frame: Real Jy
Auto-corr total-power spectrum Antenna: *
Timerange: 00/19:26:00 to 00/19:27:30

Plot file version 73 created 20-JAN-2021 19:33:15

4C40.08 EB074F.UVDATA.1

Freq = 22.1080 GHz, Bw = 32.000 MH No calibration applied and no bandpass applied



22102140221802224022240222030022340
FREQ MHz

22102140221802224022240222030022340
FREQ MHz

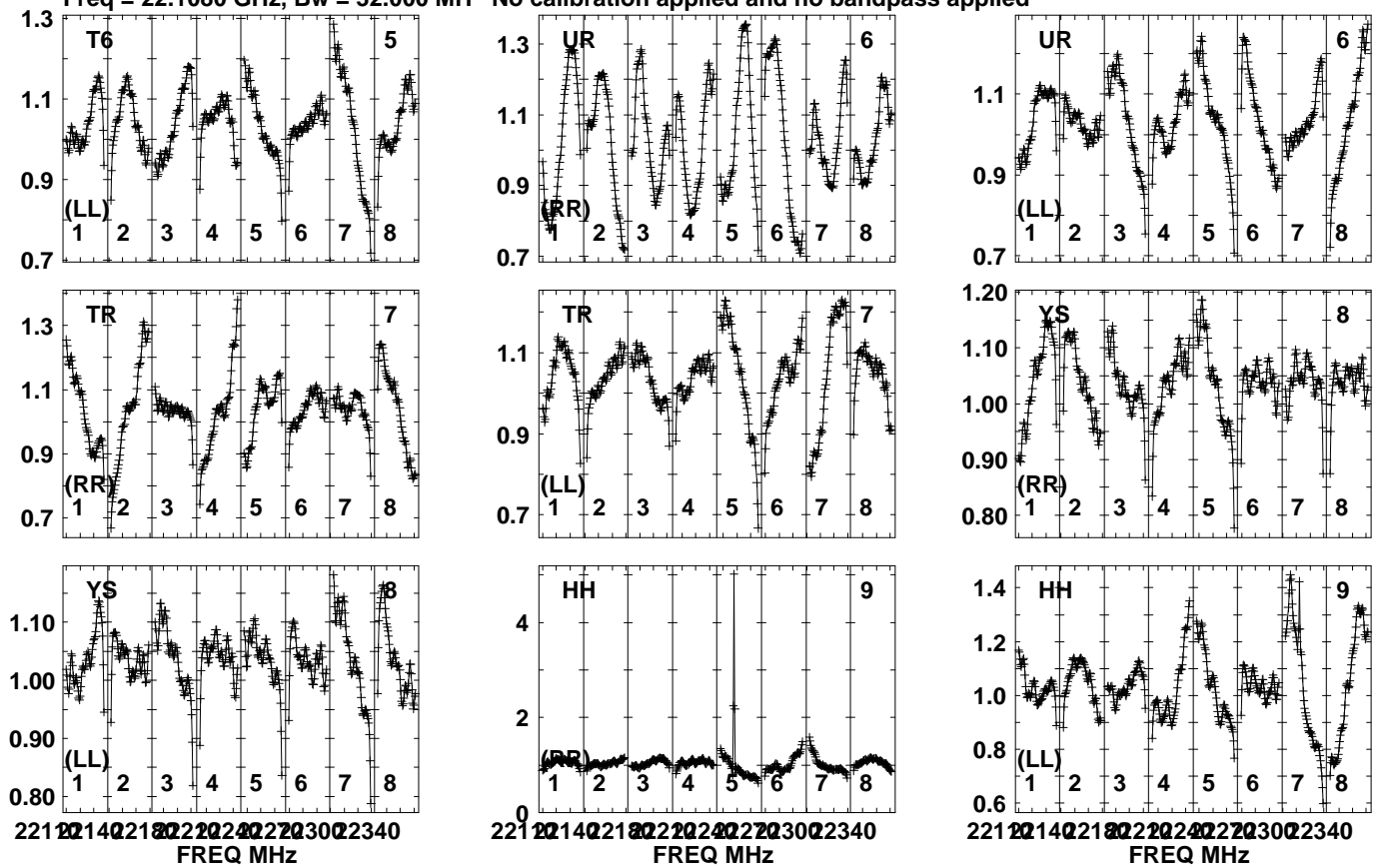
22102140221802224022240222030022340
FREQ MHz

Lower frame: Real Jy
Auto-corr total-power spectrum Antenna: *
Timerange: 00/19:28:30 to 00/19:30:29

Plot file version 74 created 20-JAN-2021 19:33:16

4C40.08 EB074F.UVDATA.1

Freq = 22.1080 GHz, Bw = 32.000 MH No calibration applied and no bandpass applied

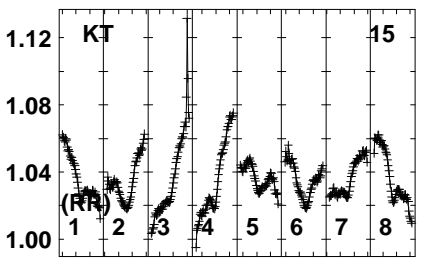
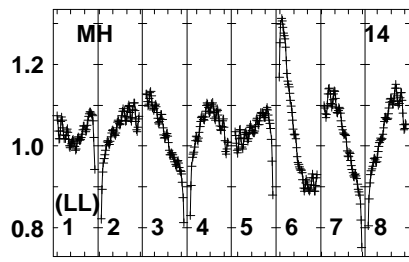
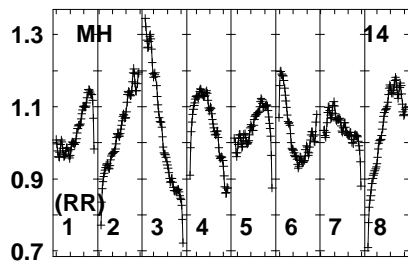
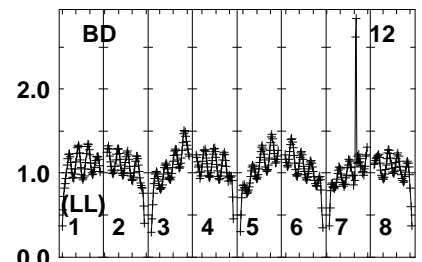
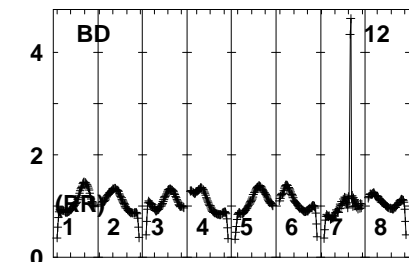
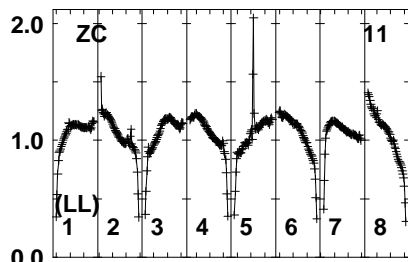
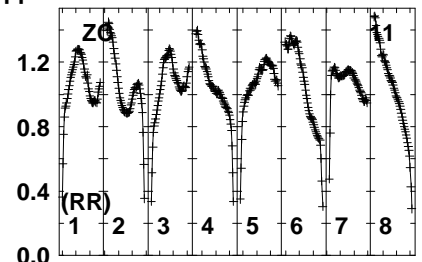
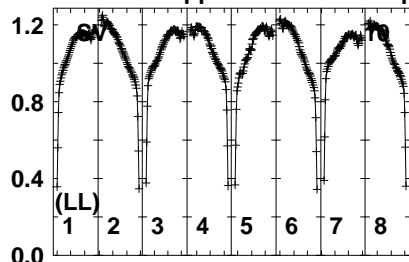
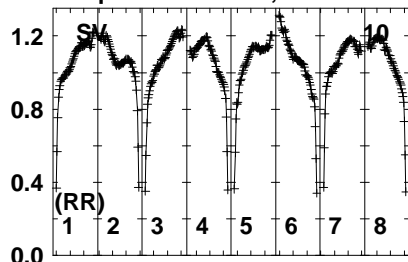


Lower frame: Real Jy
Auto-corr total-power spectrum Antenna: *
Timerange: 00/19:28:30 to 00/19:30:29

Plot file version 75 created 20-JAN-2021 19:33:16

4C40.08 EB074F.UVDATA.1

Freq = 22.1080 GHz, Bw = 32.000 MH No calibration applied and no bandpass applied



22100 22140 22180 22220 22260 22300 22340
FREQ MHz

22100 22140 22180 22220 22260 22300 22340
FREQ MHz

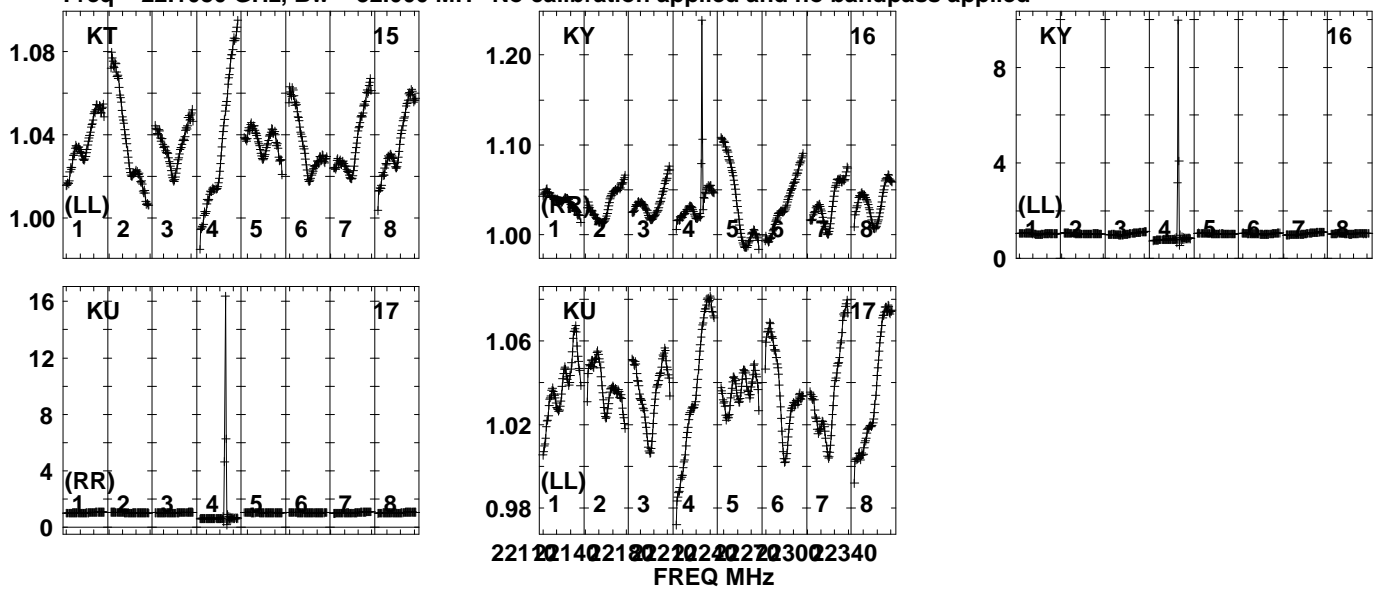
22100 22140 22180 22220 22260 22300 22340
FREQ MHz

Lower frame: Real Jy
Auto-corr total-power spectrum Antenna: *
Timerange: 00/19:28:30 to 00/19:30:29

Plot file version 76 created 20-JAN-2021 19:33:16

4C40.08 EB074F.UVDATA.1

Freq = 22.1080 GHz, Bw = 32.000 MH No calibration applied and no bandpass applied

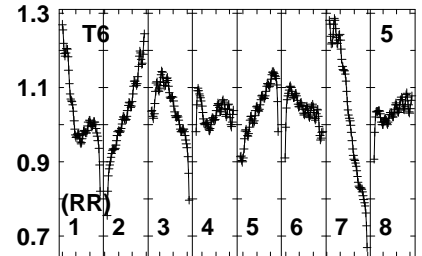
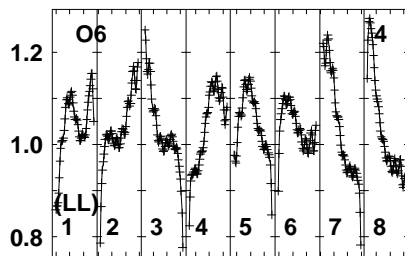
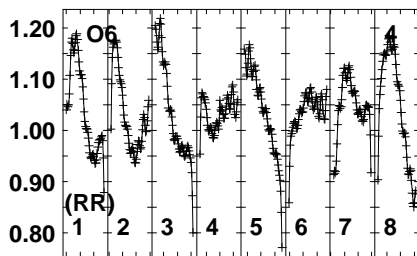
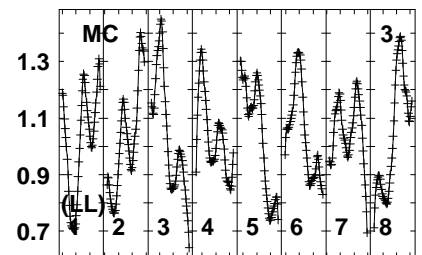
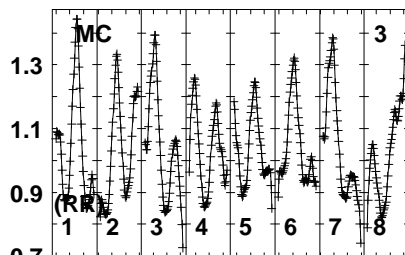
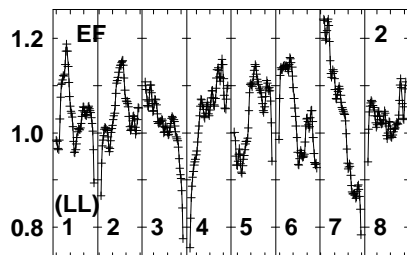
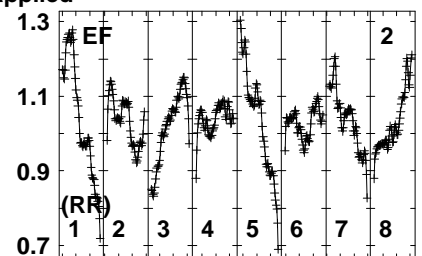
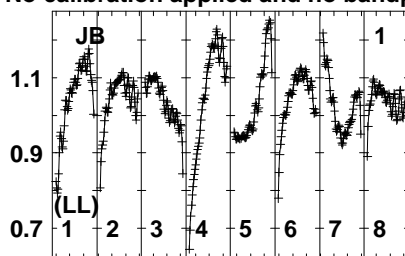
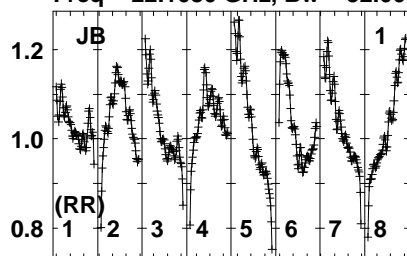


Lower frame: Real Jy
Auto-corr total-power spectrum Antenna: *
Timerange: 00/19:28:30 to 00/19:30:29

Plot file version 77 created 20-JAN-2021 19:33:17

J0204+4005 EB074F.UVDATA.1

Freq = 22.1080 GHz, Bw = 32.000 MH No calibration applied and no bandpass applied



22102140221802220222402227030022340
FREQ MHz

22102140221802220222402227030022340
FREQ MHz

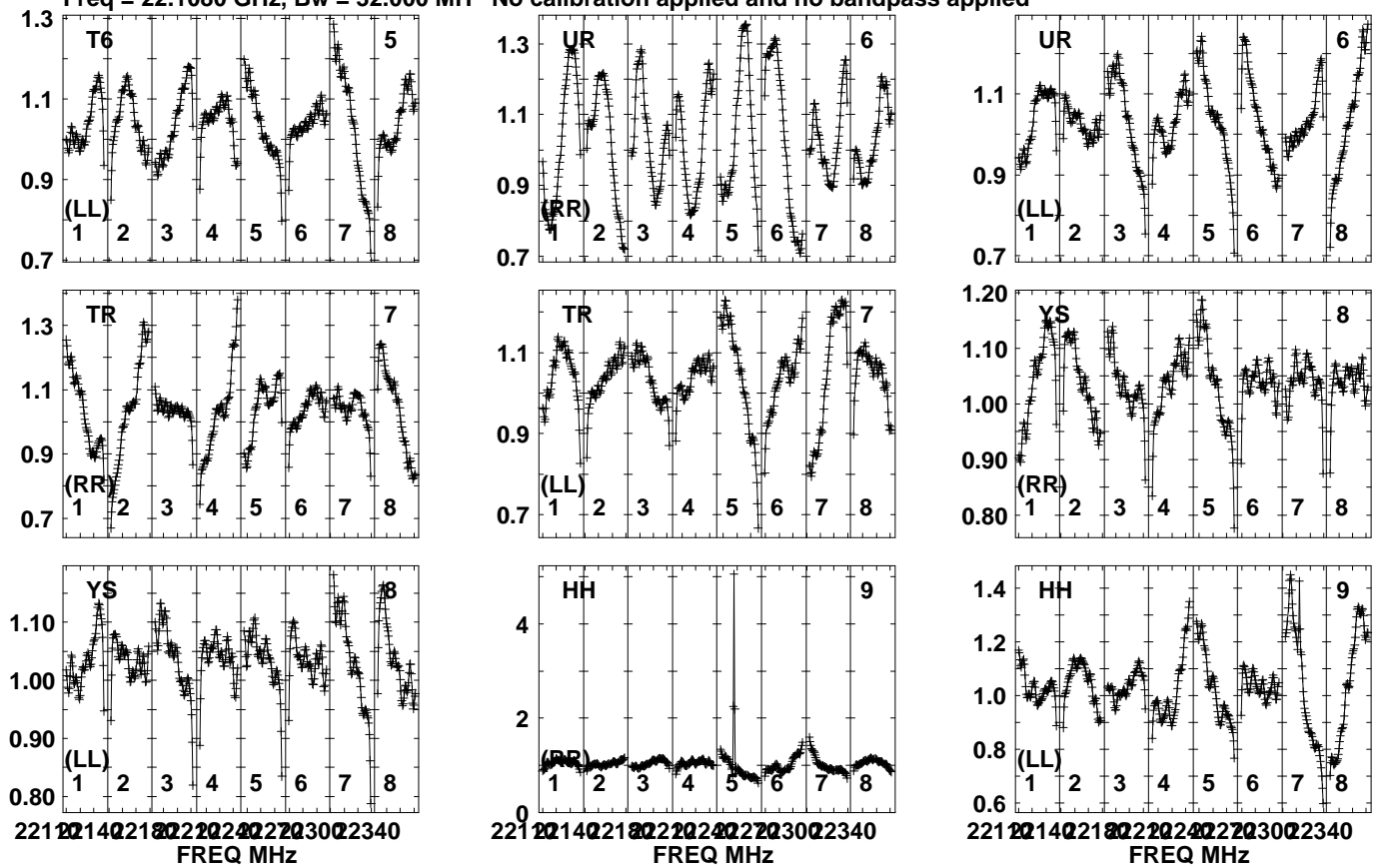
22102140221802220222402227030022340
FREQ MHz

Lower frame: Real Jy
Auto-corr total-power spectrum Antenna: *
Timerange: 00/19:31:30 to 00/19:32:59

Plot file version 78 created 20-JAN-2021 19:33:17

J0204+4005 EB074F.UVDATA.1

Freq = 22.1080 GHz, Bw = 32.000 MH No calibration applied and no bandpass applied

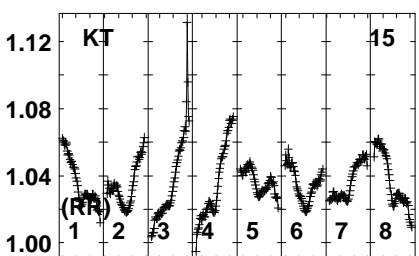
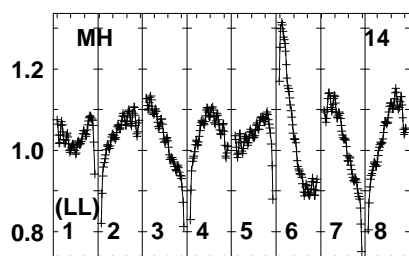
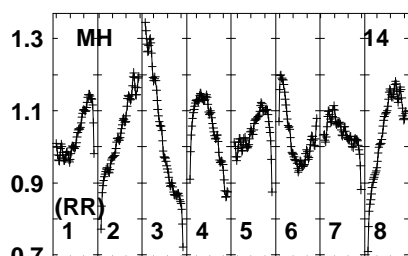
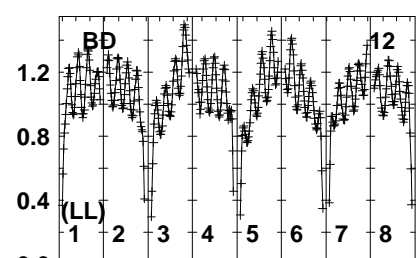
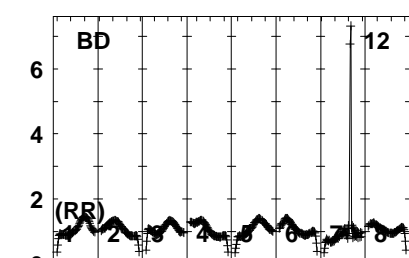
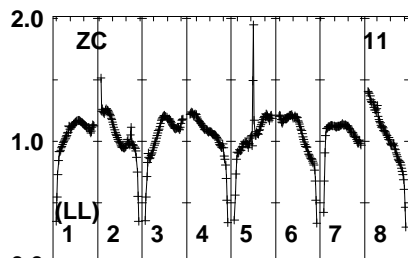
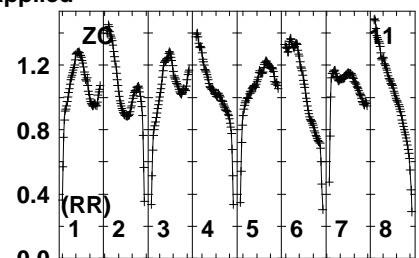
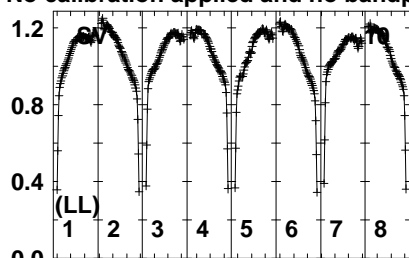
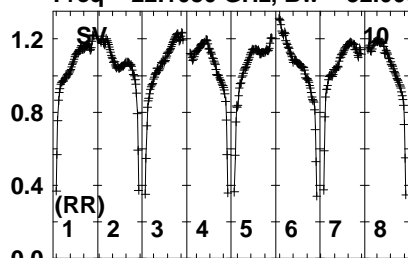


Lower frame: Real Jy
Auto-corr total-power spectrum Antenna: *
Timerange: 00/19:31:30 to 00/19:32:59

Plot file version 79 created 20-JAN-2021 19:33:17

J0204+4005 EB074F.UVDATA.1

Freq = 22.1080 GHz, Bw = 32.000 MH No calibration applied and no bandpass applied



2210214021802220224022703002340

2210214021802220224022703002340

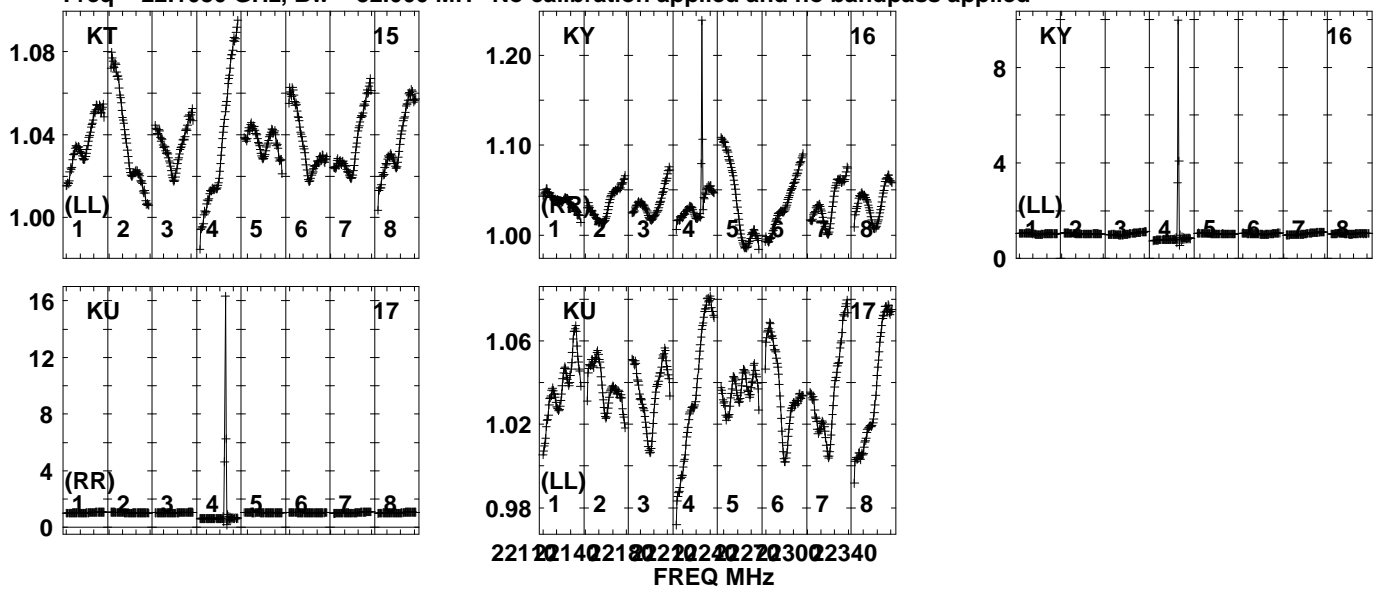
2210214021802220224022703002340

FREQ MHz
Lower frame: Real Jy
Auto-corr total-power spectrum Antenna: *
Timerange: 00/19:31:30 to 00/19:32:59

Plot file version 80 created 20-JAN-2021 19:33:18

J0204+4005 EB074F.UVDATA.1

Freq = 22.1080 GHz, Bw = 32.000 MH No calibration applied and no bandpass applied

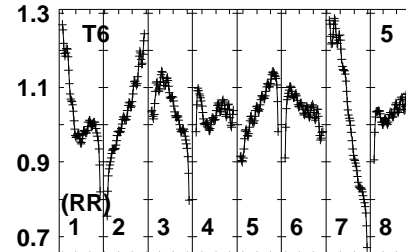
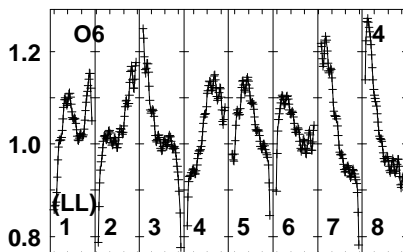
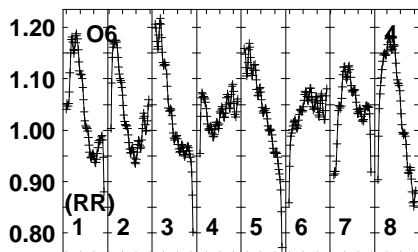
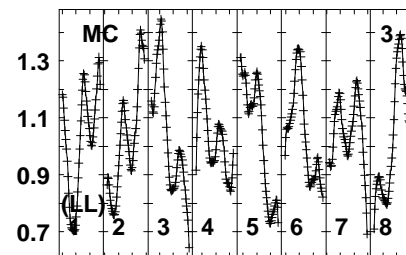
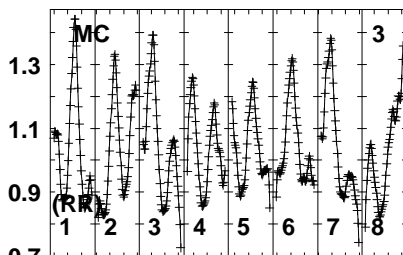
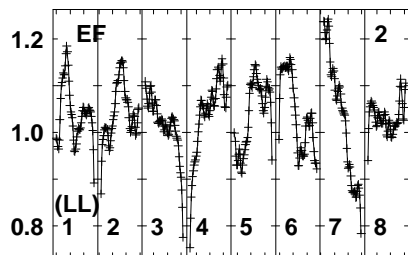
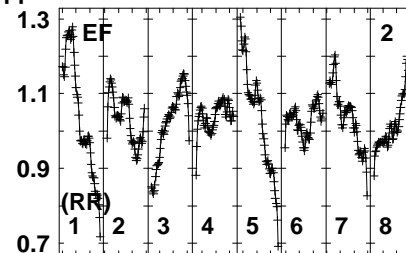
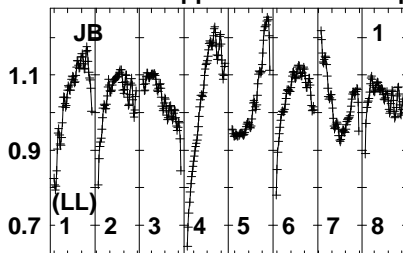
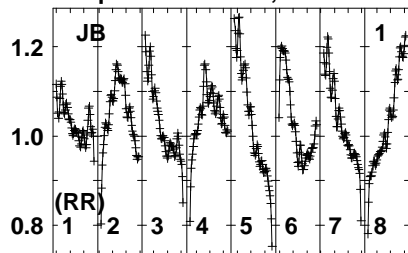


Lower frame: Real Jy
Auto-corr total-power spectrum Antenna: *
Timerange: 00/19:31:30 to 00/19:32:59

Plot file version 81 created 20-JAN-2021 19:33:18

LQ033+03 EB074F.UVDATA.1

Freq = 22.1080 GHz, Bw = 32.000 MH No calibration applied and no bandpass applied



22102140221802220224022703002340
FREQ MHz

22102140221802220224022703002340
FREQ MHz

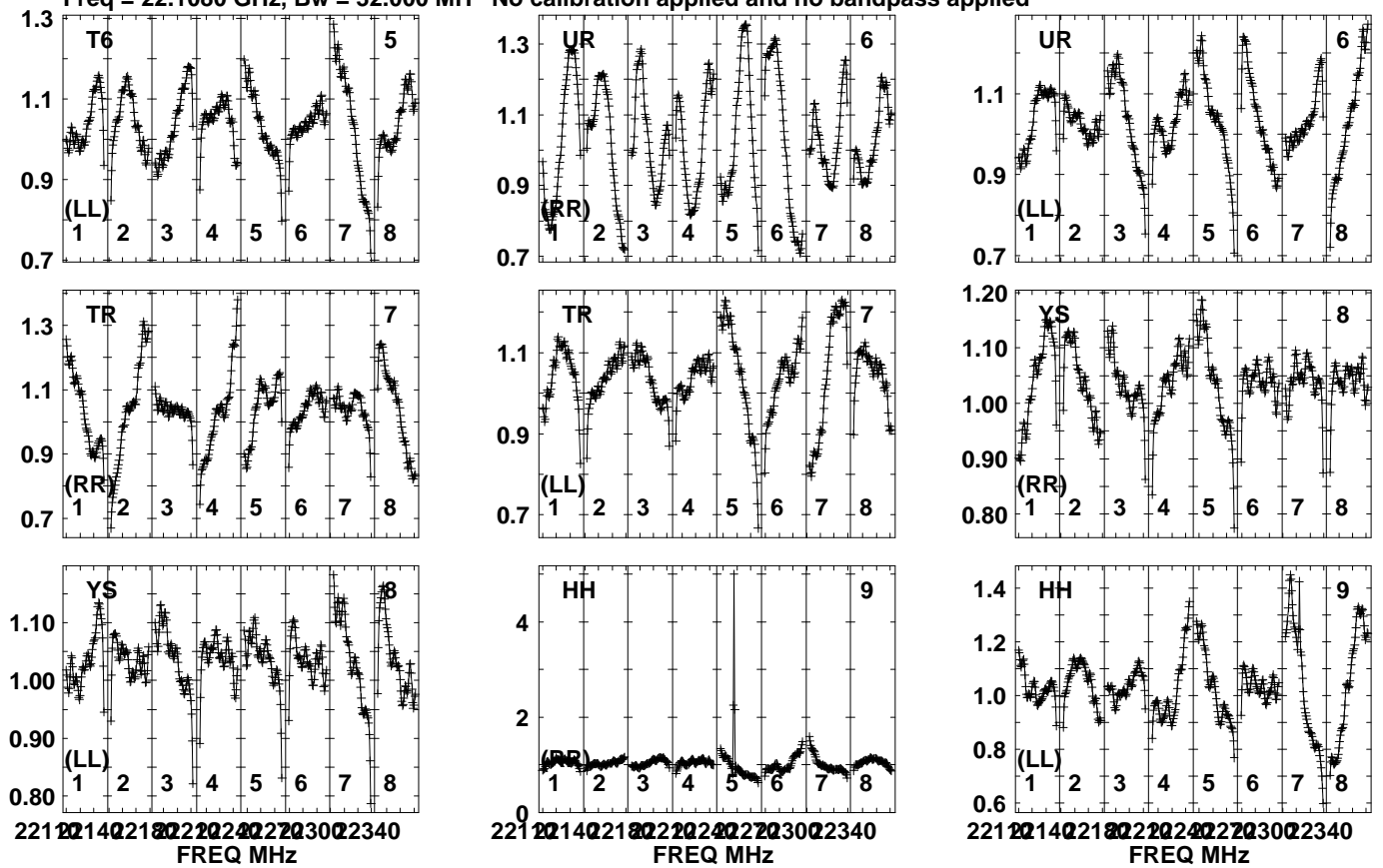
22102140221802220224022703002340
FREQ MHz

Lower frame: Real Jy
Auto-corr total-power spectrum Antenna: *
Timerange: 00/19:35:00 to 00/19:36:59

Plot file version 82 created 20-JAN-2021 19:33:19

LQ033+03 EB074F.UVDATA.1

Freq = 22.1080 GHz, Bw = 32.000 MH No calibration applied and no bandpass applied

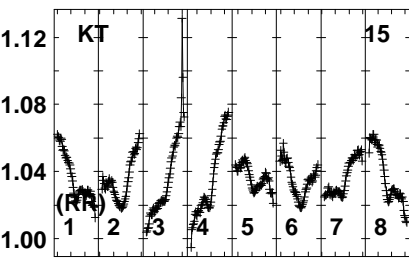
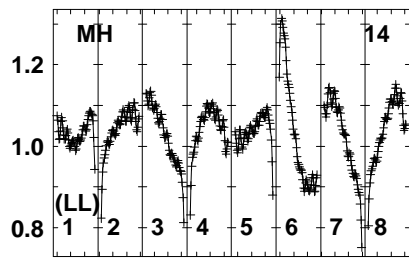
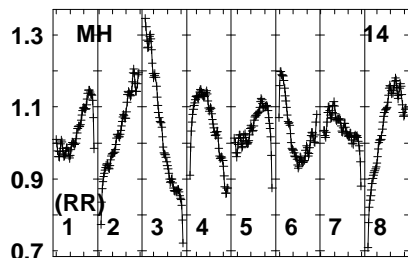
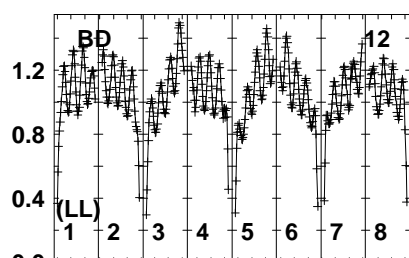
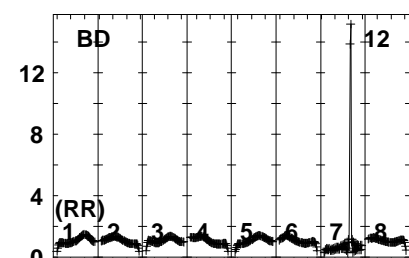
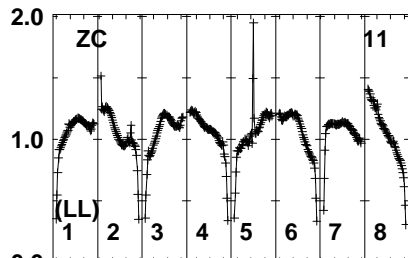
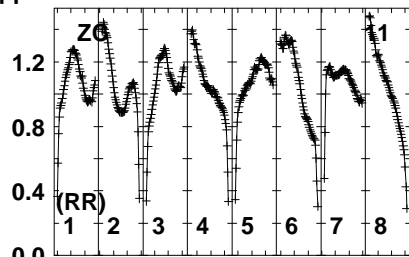
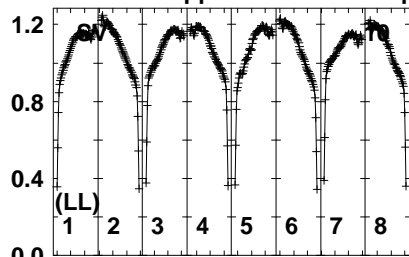
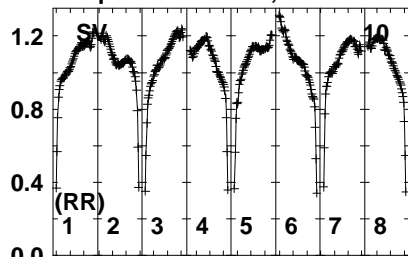


Lower frame: Real Jy
Auto-corr total-power spectrum Antenna: *
Timerange: 00/19:35:00 to 00/19:36:59

Plot file version 83 created 20-JAN-2021 19:33:19

LQ033+03 EB074F.UVDATA.1

Freq = 22.1080 GHz, Bw = 32.000 MH No calibration applied and no bandpass applied



2210214021802220224022703002340
FREQ MHz

2210214021802220224022703002340
FREQ MHz

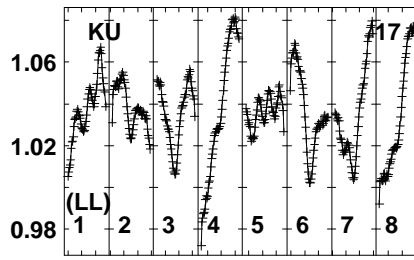
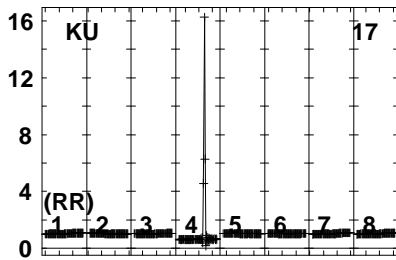

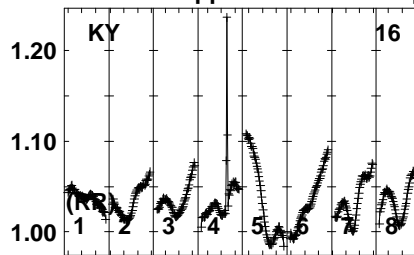
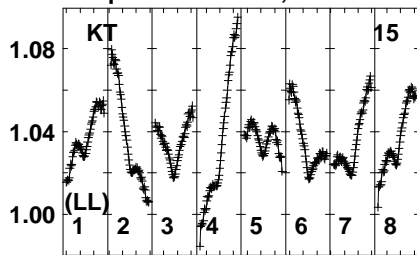
2210214021802220224022703002340
FREQ MHz

Lower frame: Real Jy
Auto-corr total-power spectrum Antenna: *
Timerange: 00/19:35:00 to 00/19:36:59

Plot file version 84 created 20-JAN-2021 19:33:19

LQ033+03 EB074F.UVDATA.1

Freq = 22.1080 GHz, Bw = 32.000 MH No calibration applied and no bandpass applied



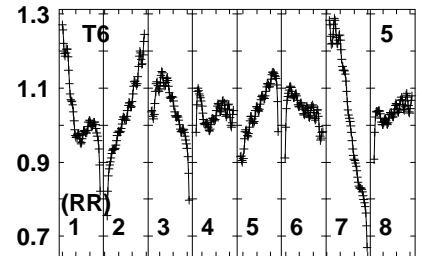
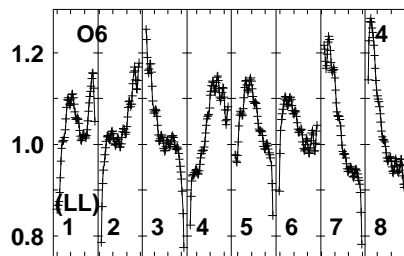
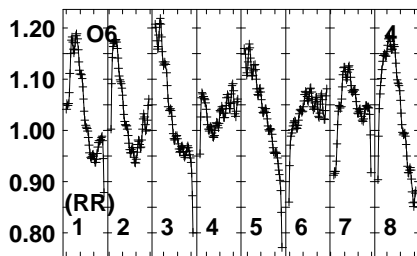
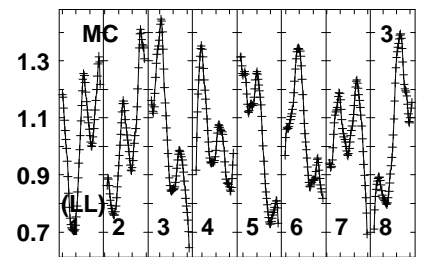
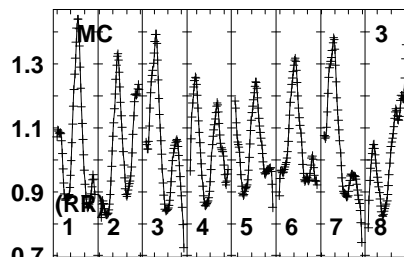
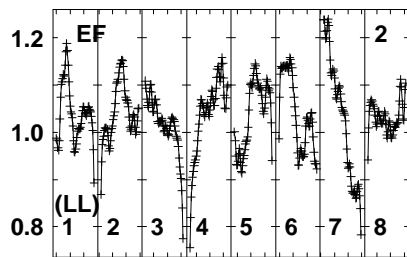
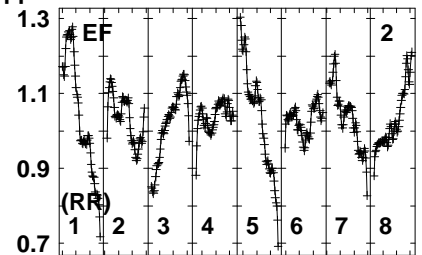
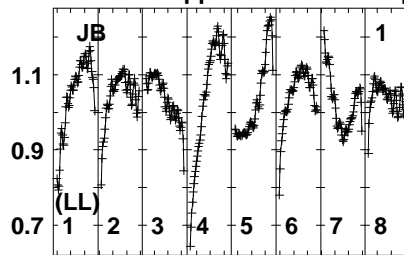
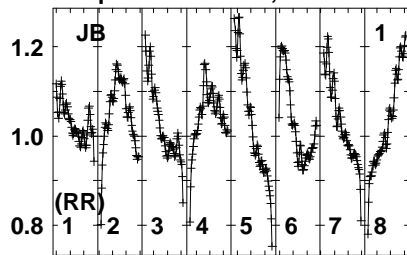
22100 22140 22180 22220 22260 22300 22340
FREQ MHz

Lower frame: Real Jy
Auto-corr total-power spectrum Antenna: *
Timerange: 00/19:35:00 to 00/19:36:59

Plot file version 85 created 20-JAN-2021 19:33:20

J0205+3212 EB074F.UVDATA.1

Freq = 22.1080 GHz, Bw = 32.000 MH No calibration applied and no bandpass applied



22102140221802220222402228023002340
FREQ MHz

22102140221802220222402228023002340
FREQ MHz

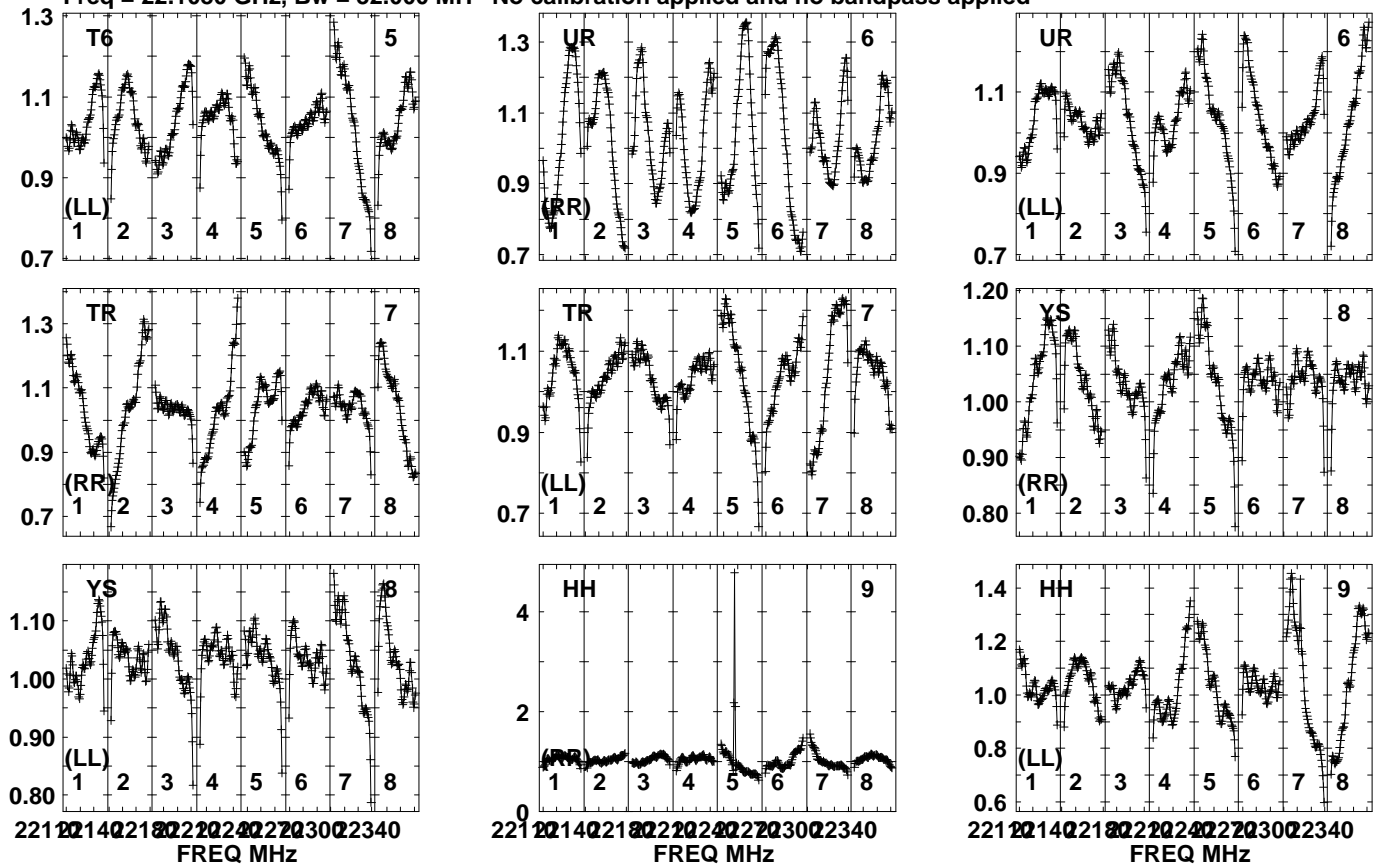
22102140221802220222402228023002340
FREQ MHz

Lower frame: Real Jy
Auto-corr total-power spectrum Antenna: *
Timerange: 00/19:38:01 to 00/19:39:30

Plot file version 86 created 20-JAN-2021 19:33:20

J0205+3212 EB074F.UVDATA.1

Freq = 22.1080 GHz, Bw = 32.000 MH No calibration applied and no bandpass applied

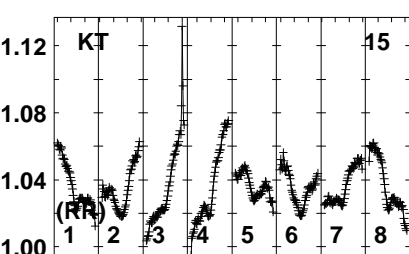
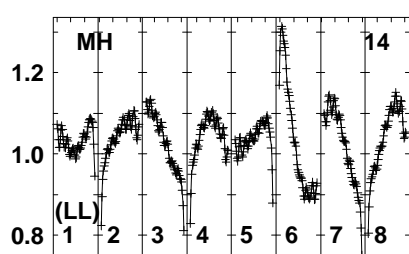
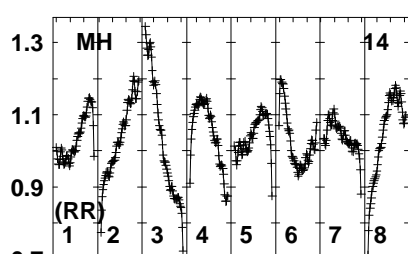
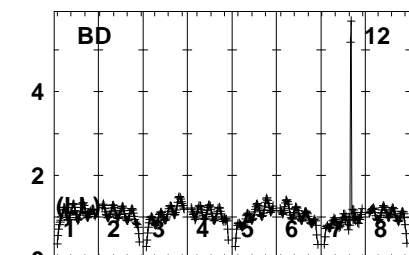
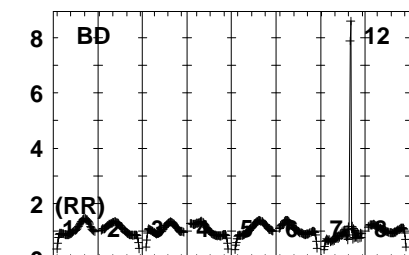
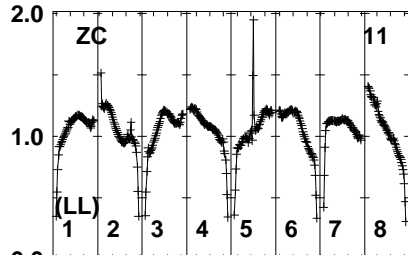
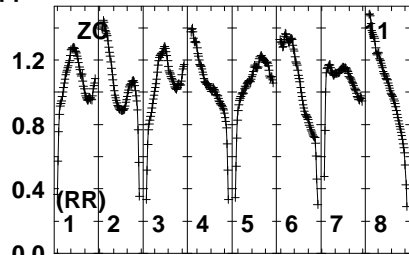
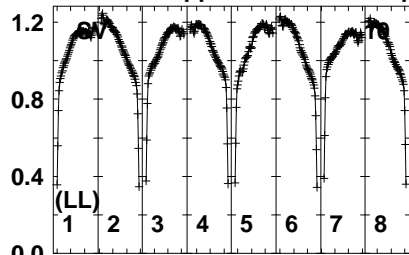
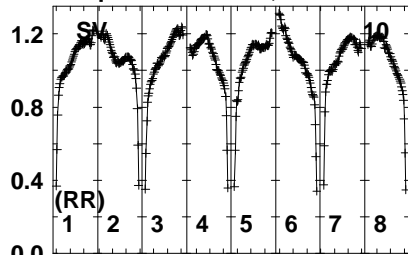


Lower frame: Real Jy
Auto-corr total-power spectrum Antenna: *
Timerange: 00/19:38:01 to 00/19:39:30

Plot file version 87 created 20-JAN-2021 19:33:20

J0205+3212 EB074F.UVDATA.1

Freq = 22.1080 GHz, Bw = 32.000 MH No calibration applied and no bandpass applied



22102140221802220222402228023002340
FREQ MHz

22102140221802220222402228023002340
FREQ MHz

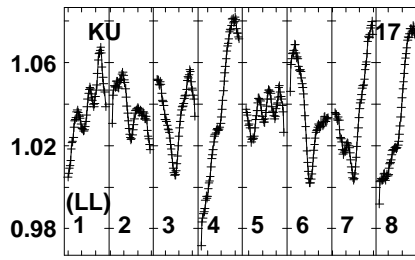
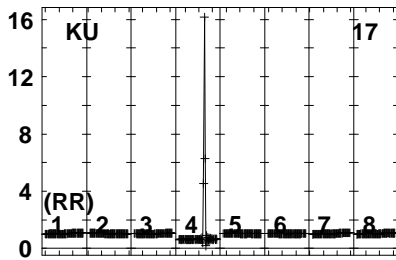
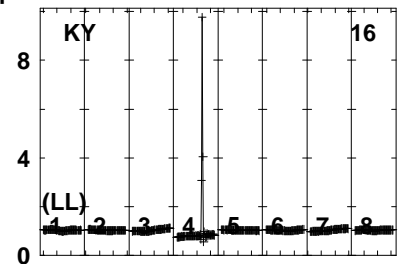
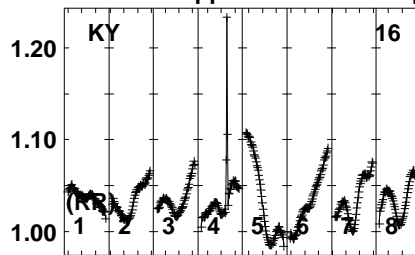
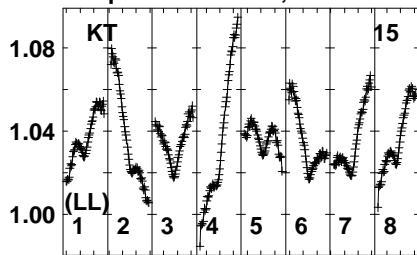
22102140221802220222402228023002340
FREQ MHz

Lower frame: Real Jy
Auto-corr total-power spectrum Antenna: *
Timerange: 00/19:38:01 to 00/19:39:30

Plot file version 88 created 20-JAN-2021 19:33:21

J0205+3212 EB074F.UVDATA.1

Freq = 22.1080 GHz, Bw = 32.000 MH No calibration applied and no bandpass applied



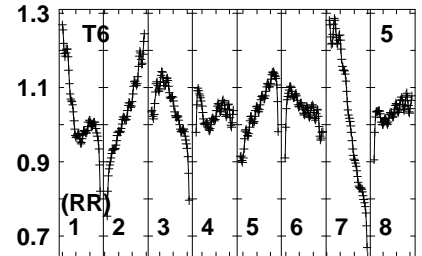
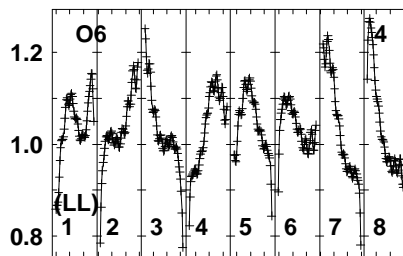
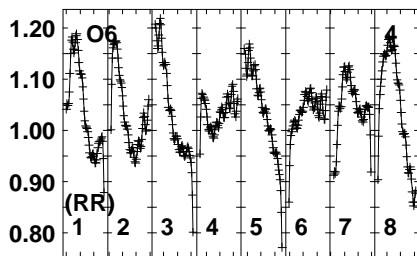
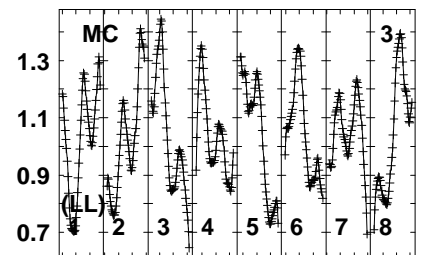
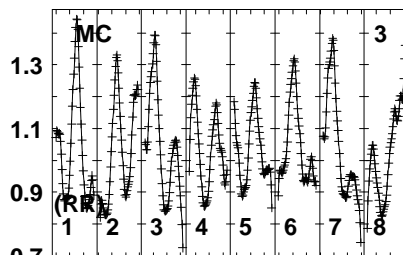
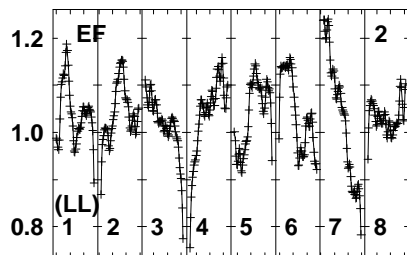
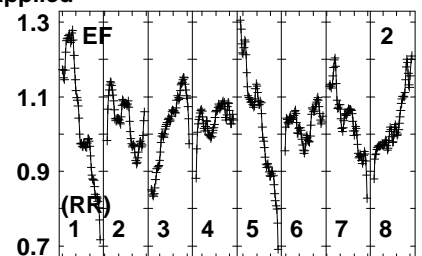
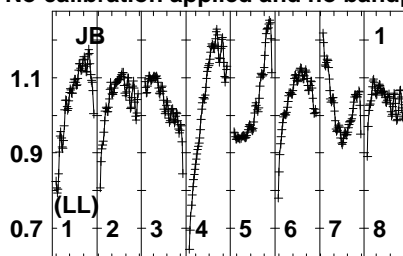
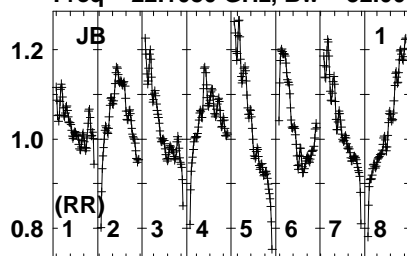
22120 22140 22160 22180 22200 22220 22240 22260 22300 22340
FREQ MHz

Lower frame: Real Jy
Auto-corr total-power spectrum Antenna: *
Timerange: 00/19:38:01 to 00/19:39:30

Plot file version 89 created 20-JAN-2021 19:33:21

LQ033+03 EB074F.UVDATA.1

Freq = 22.1080 GHz, Bw = 32.000 MH No calibration applied and no bandpass applied



22102140221802224022240222030022340
FREQ MHz

22102140221802224022240222030022340
FREQ MHz

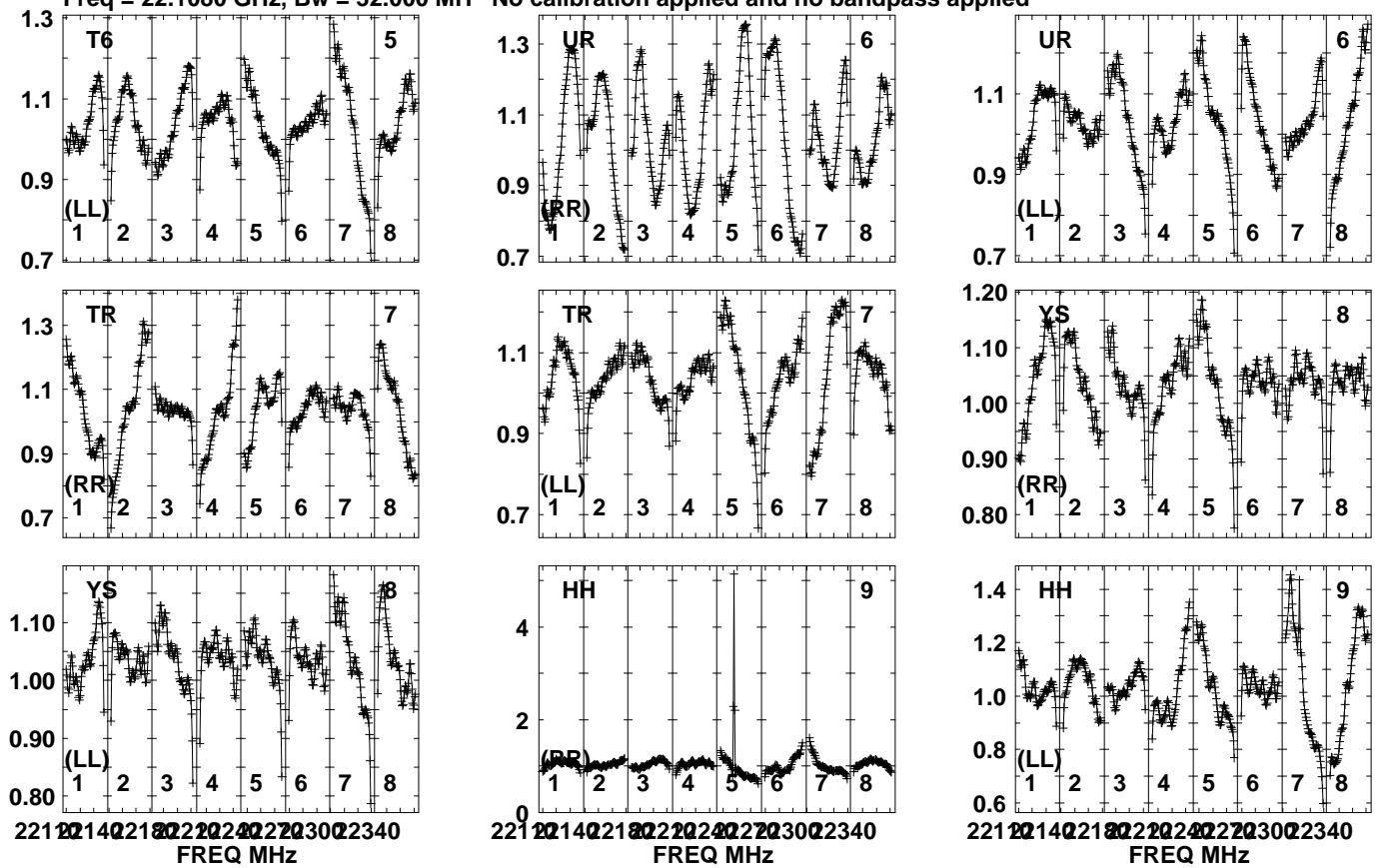
22102140221802224022240222030022340
FREQ MHz

Lower frame: Real Jy
Auto-corr total-power spectrum Antenna: *
Timerange: 00/19:40:30 to 00/19:42:30

Plot file version 90 created 20-JAN-2021 19:33:21

LQ033+03 EB074F.UVDATA.1

Freq = 22.1080 GHz, Bw = 32.000 MH No calibration applied and no bandpass applied

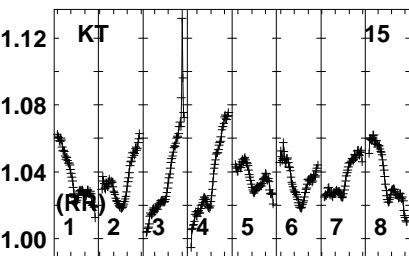
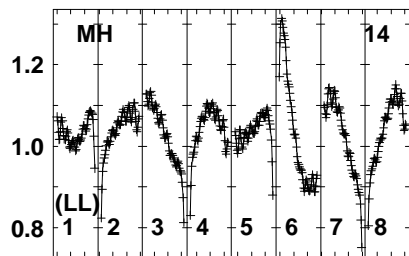
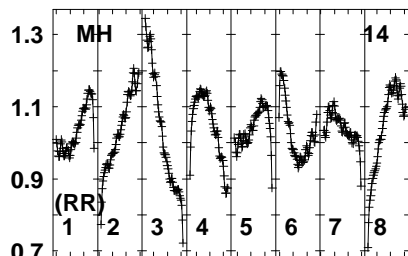
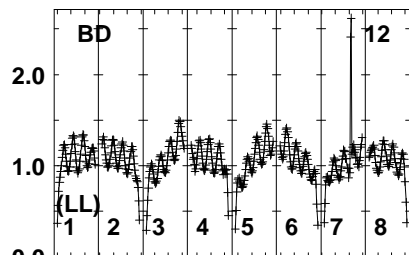
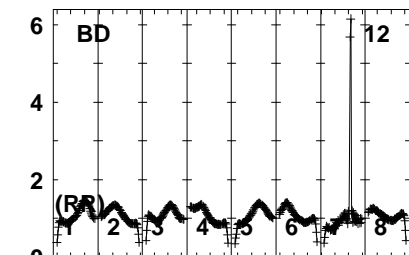
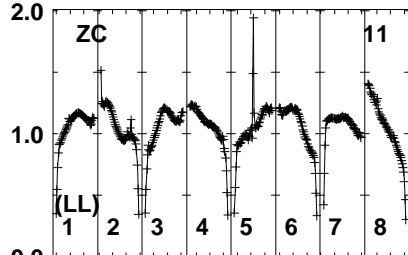
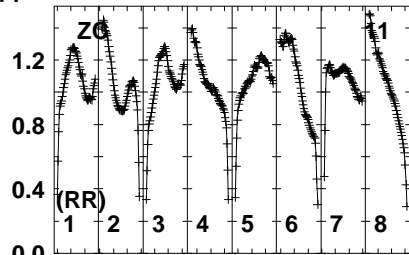
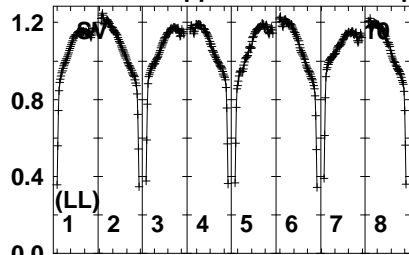
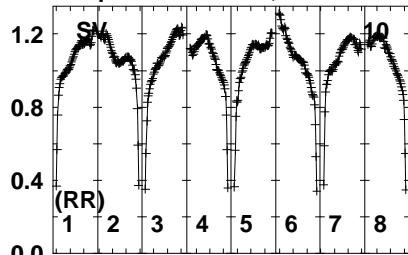


Lower frame: Real Jy
Auto-corr total-power spectrum Antenna: *
Timerange: 00/19:40:30 to 00/19:42:30

Plot file version 91 created 20-JAN-2021 19:33:22

LQ033+03 EB074F.UVDATA.1

Freq = 22.1080 GHz, Bw = 32.000 MH No calibration applied and no bandpass applied



22100 22140 22180 22220 22260 22300 22340
FREQ MHz

22100 22140 22180 22220 22260 22300 22340
FREQ MHz

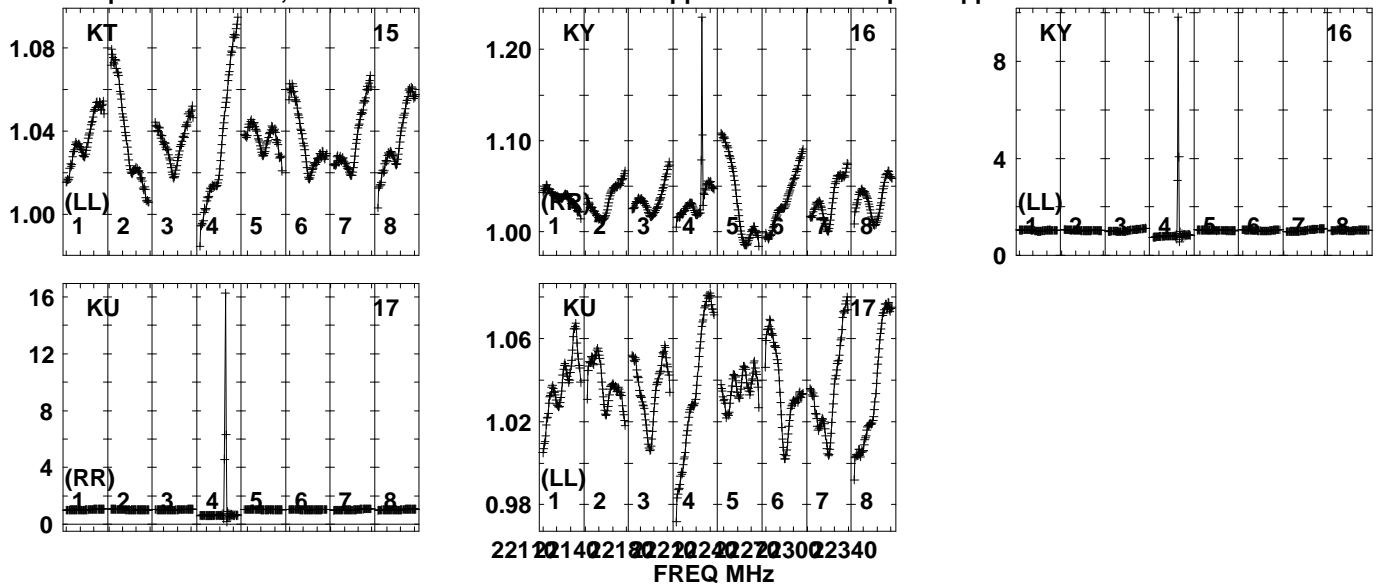
22100 22140 22180 22220 22260 22300 22340
FREQ MHz

Lower frame: Real Jy
Auto-corr total-power spectrum Antenna: *
Timerange: 00/19:40:30 to 00/19:42:30

Plot file version 92 created 20-JAN-2021 19:33:22

LQ033+03 EB074F.UVDATA.1

Freq = 22.1080 GHz, Bw = 32.000 MH No calibration applied and no bandpass applied

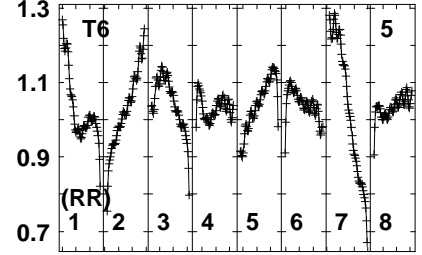
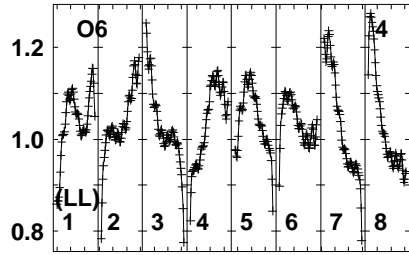
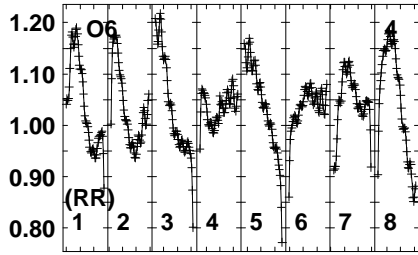
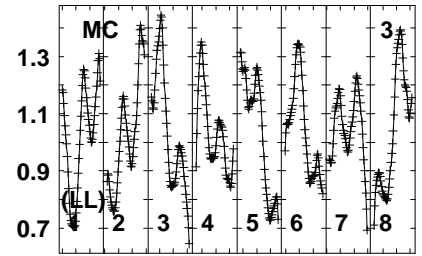
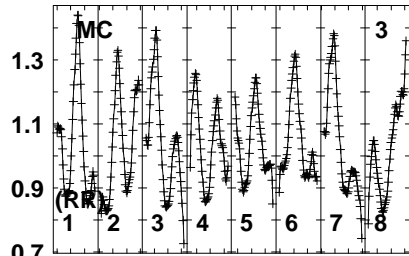
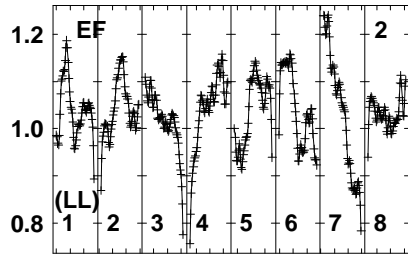
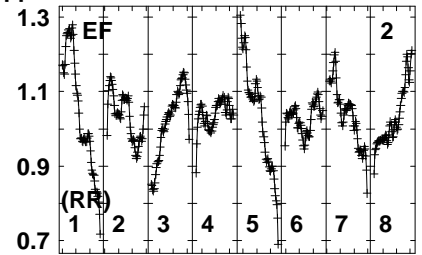
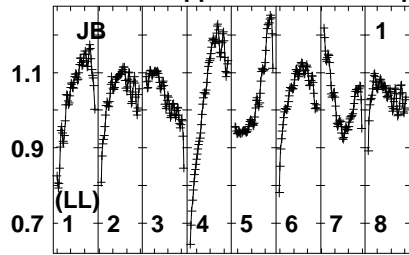
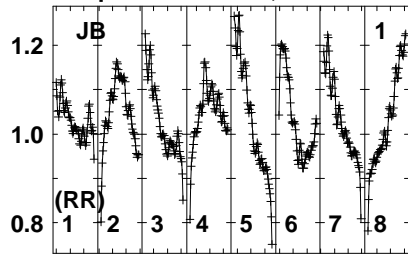


Lower frame: Real Jy
Auto-corr total-power spectrum Antenna: *
Timerange: 00/19:40:30 to 00/19:42:30

Plot file version 93 created 20-JAN-2021 19:33:22

J0205+3212 EB074F.UVDATA.1

Freq = 22.1080 GHz, Bw = 32.000 MH No calibration applied and no bandpass applied



22102140221802224022240222030022340
FREQ MHz

22102140221802224022240222030022340
FREQ MHz

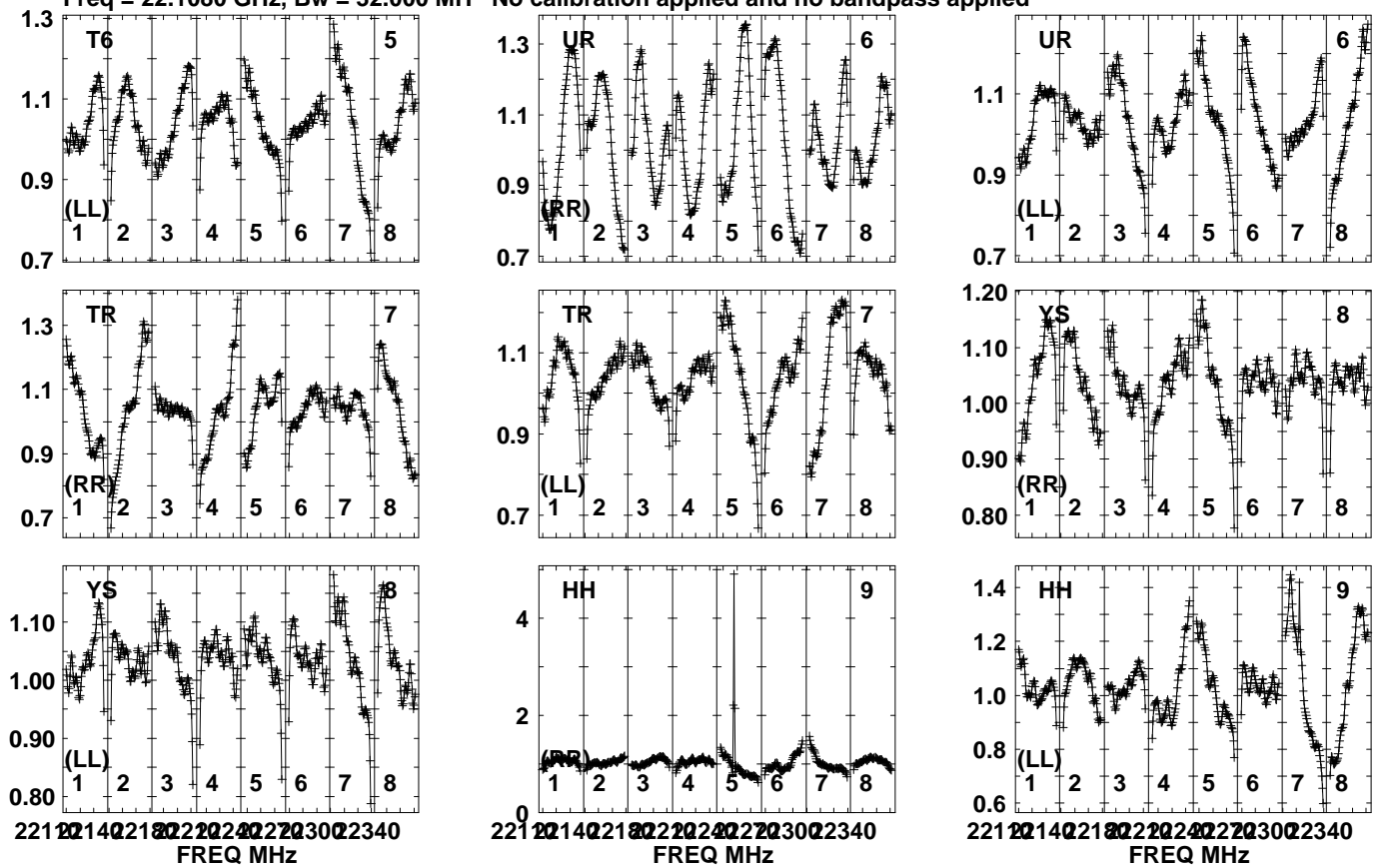
22102140221802224022240222030022340
FREQ MHz

Lower frame: Real Jy
Auto-corr total-power spectrum Antenna: *
Timerange: 00/19:43:30 to 00/19:45:00

Plot file version 94 created 20-JAN-2021 19:33:23

J0205+3212 EB074F.UVDATA.1

Freq = 22.1080 GHz, Bw = 32.000 MH No calibration applied and no bandpass applied

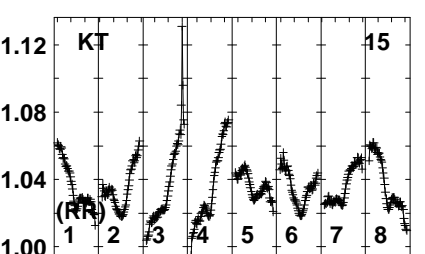
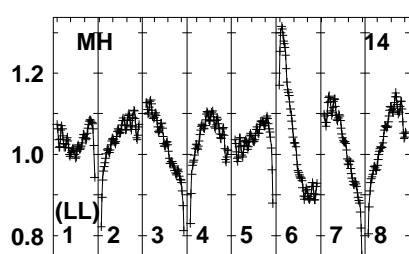
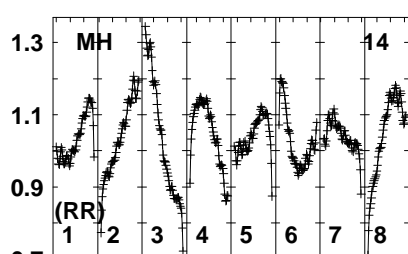
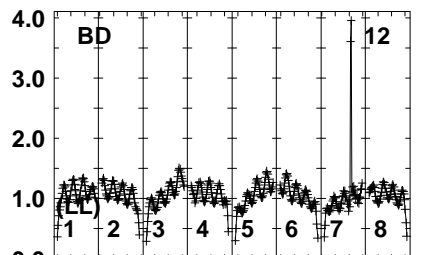
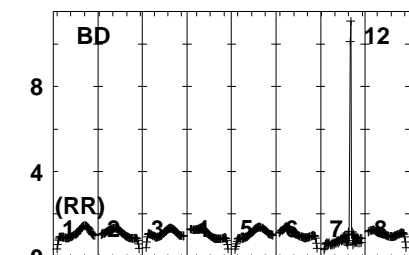
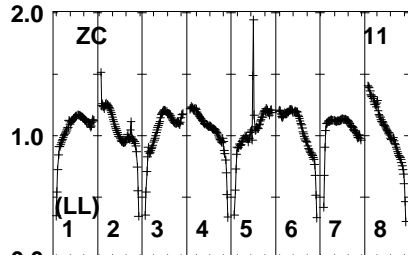
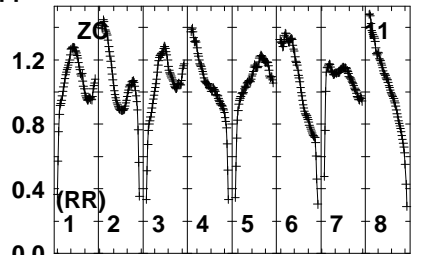
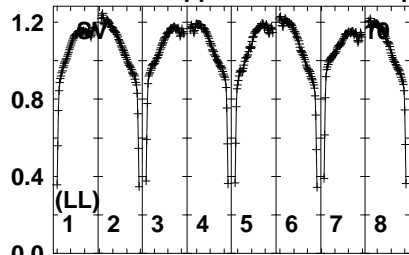
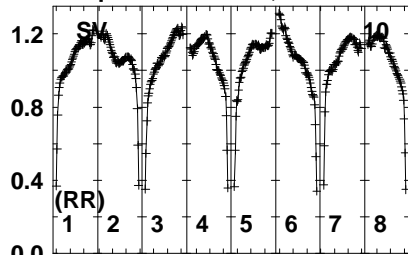


Lower frame: Real Jy
Auto-corr total-power spectrum Antenna: *
Timerange: 00/19:43:30 to 00/19:45:00

Plot file version 95 created 20-JAN-2021 19:33:23

J0205+3212 EB074F.UVDATA.1

Freq = 22.1080 GHz, Bw = 32.000 MH No calibration applied and no bandpass applied



2210 22140 22180 22220 22260 22300 22340
FREQ MHz

2210 22140 22180 22220 22260 22300 22340
FREQ MHz

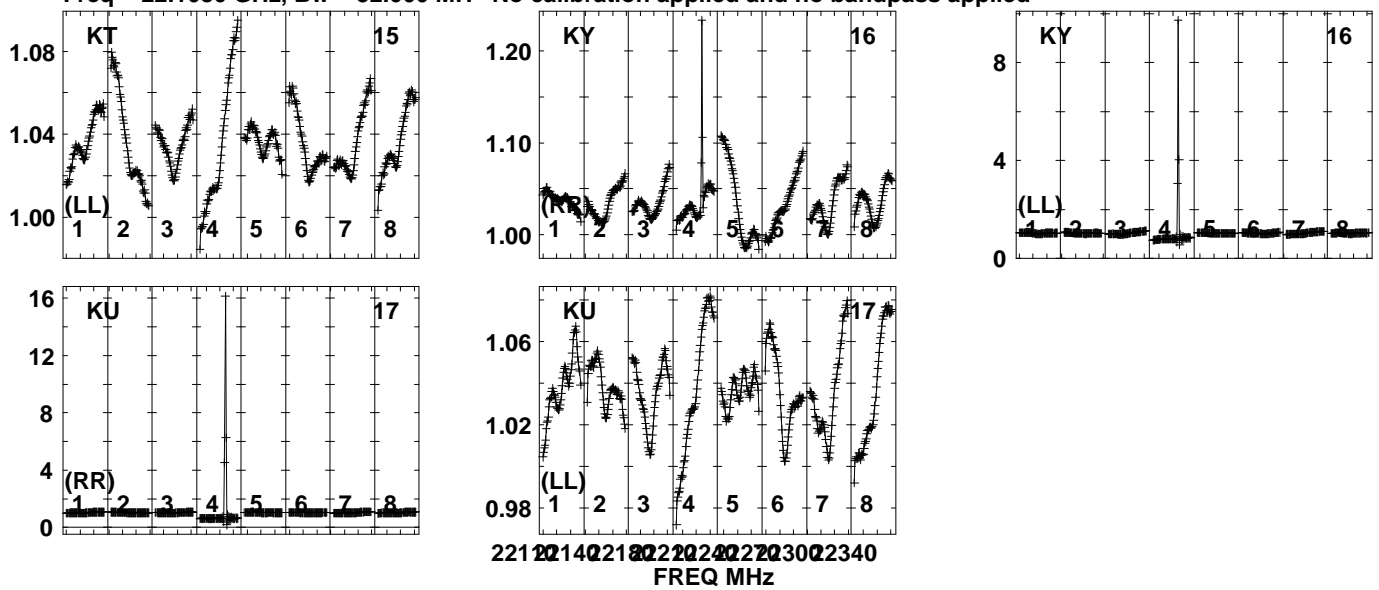
2210 22140 22180 22220 22260 22300 22340
FREQ MHz

Lower frame: Real Jy
Auto-corr total-power spectrum Antenna: *
Timerange: 00/19:43:30 to 00/19:45:00

Plot file version 96 created 20-JAN-2021 19:33:24

J0205+3212 EB074F.UVDATA.1

Freq = 22.1080 GHz, Bw = 32.000 MH No calibration applied and no bandpass applied

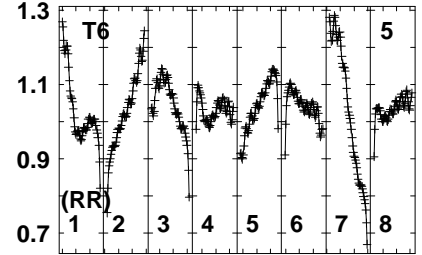
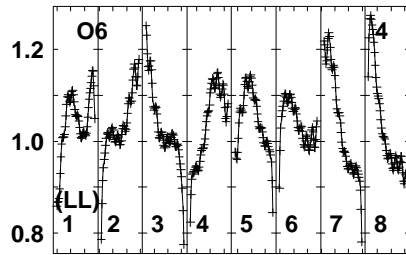
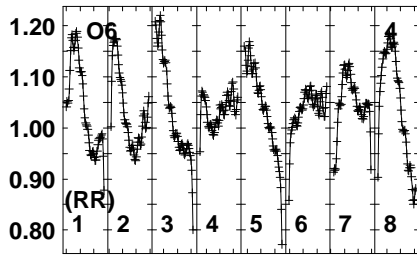
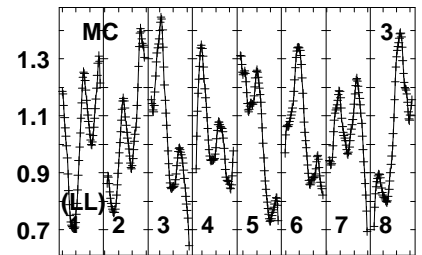
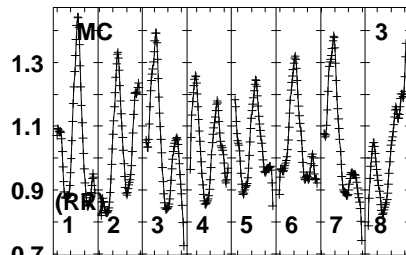
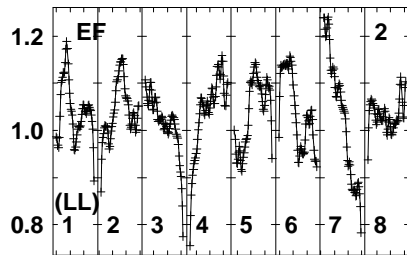
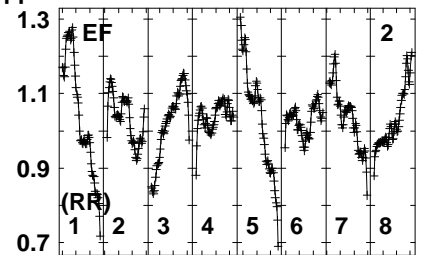
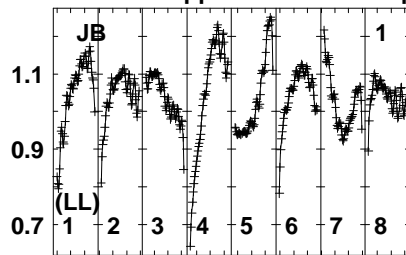
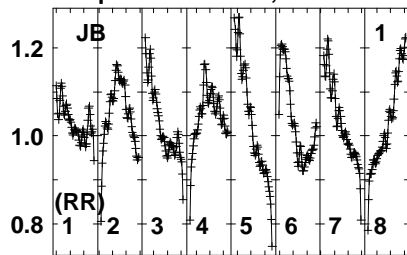


Lower frame: Real Jy
Auto-corr total-power spectrum Antenna: *
Timerange: 00/19:43:30 to 00/19:45:00

Plot file version 97 created 20-JAN-2021 19:33:24

LQ033+03 EB074F.UVDATA.1

Freq = 22.1080 GHz, Bw = 32.000 MH No calibration applied and no bandpass applied



22102140221802224022240222030022340
FREQ MHz

22102140221802224022240222030022340
FREQ MHz

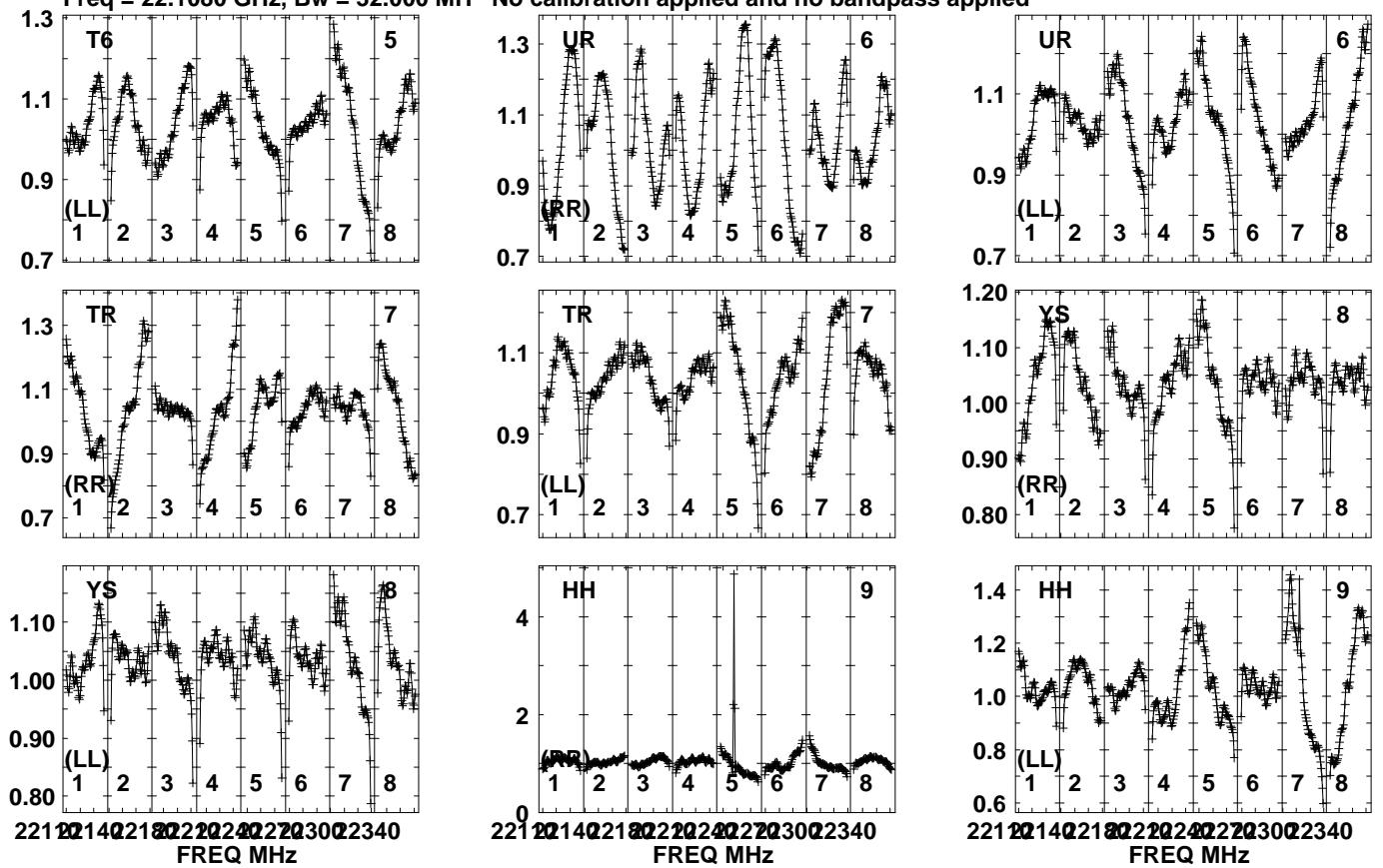
22102140221802224022240222030022340
FREQ MHz

Lower frame: Real Jy
Auto-corr total-power spectrum Antenna: *
Timerange: 00/19:46:00 to 00/19:48:00

Plot file version 98 created 20-JAN-2021 19:33:24

LQ033+03 EB074F.UVDATA.1

Freq = 22.1080 GHz, Bw = 32.000 MH No calibration applied and no bandpass applied

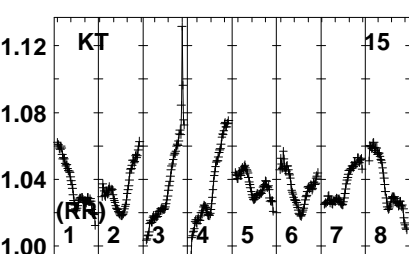
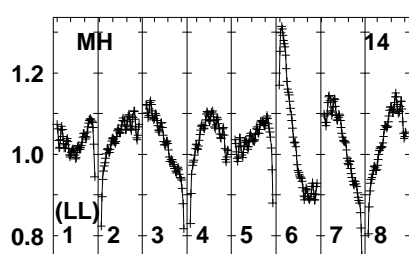
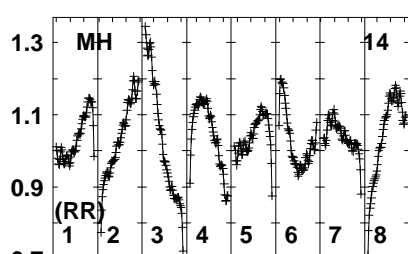
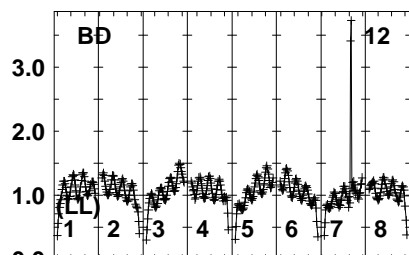
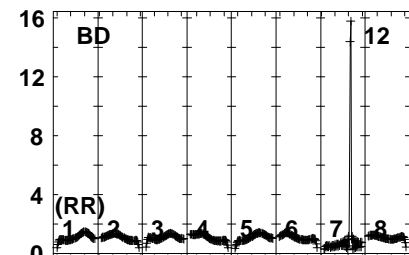
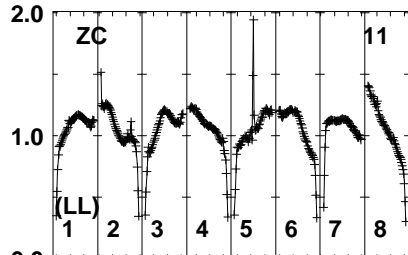
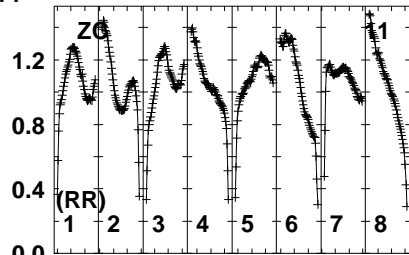
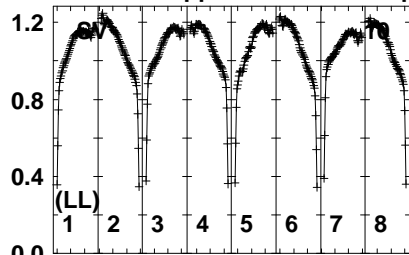
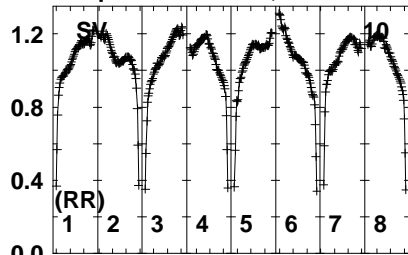


Lower frame: Real Jy
Auto-corr total-power spectrum Antenna: *
Timerange: 00/19:46:00 to 00/19:48:00

Plot file version 99 created 20-JAN-2021 19:33:25

LQ033+03 EB074F.UVDATA.1

Freq = 22.1080 GHz, Bw = 32.000 MH No calibration applied and no bandpass applied



2210214021802220224022703002340
FREQ MHz

2210214021802220224022703002340
FREQ MHz

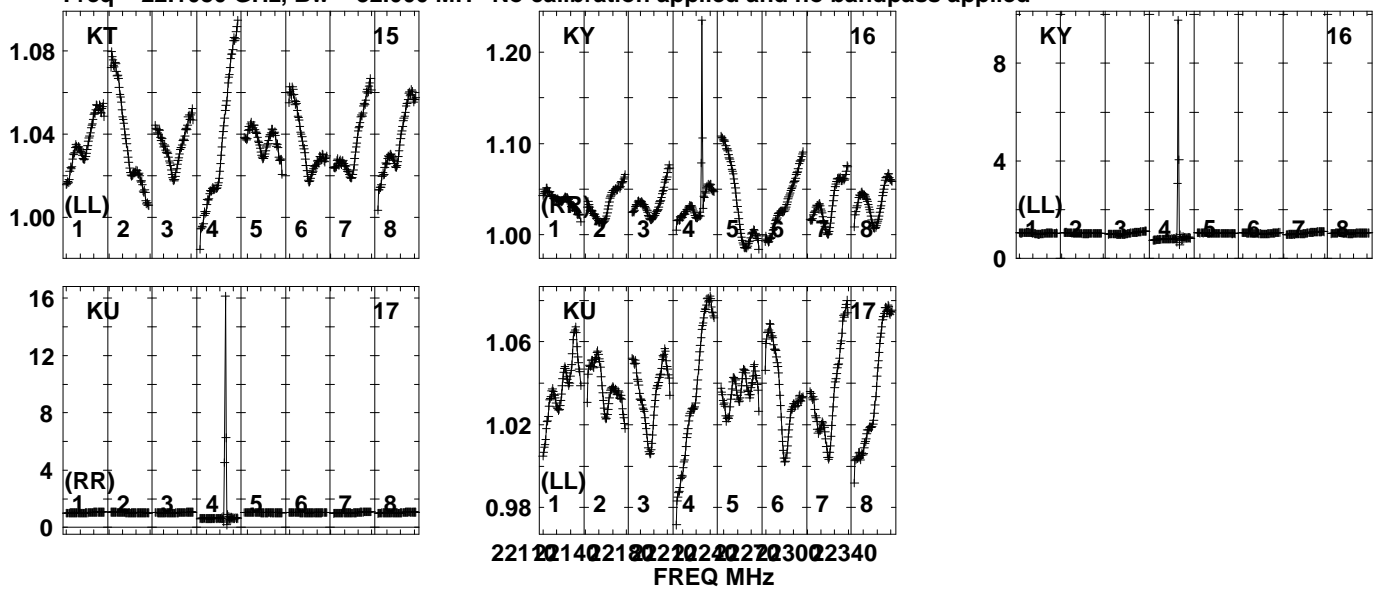
2210214021802220224022703002340
FREQ MHz

Lower frame: Real Jy
Auto-corr total-power spectrum Antenna: *
Timerange: 00/19:46:00 to 00/19:48:00

Plot file version 100 created 20-JAN-2021 19:33:25

LQ033+03 EB074F.UVDATA.1

Freq = 22.1080 GHz, Bw = 32.000 MH No calibration applied and no bandpass applied

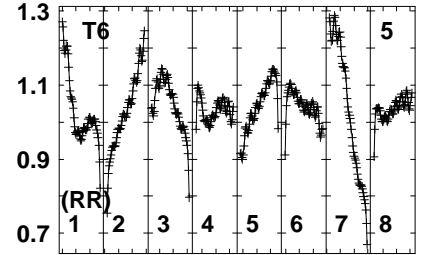
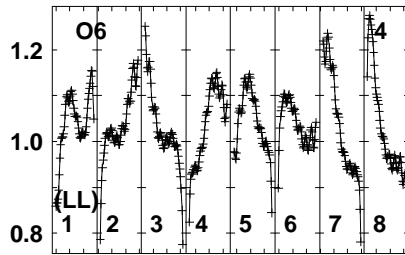
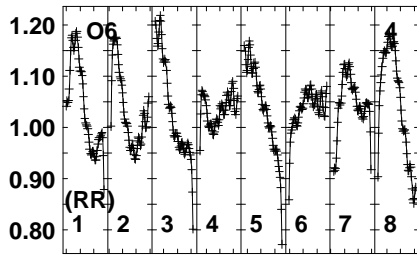
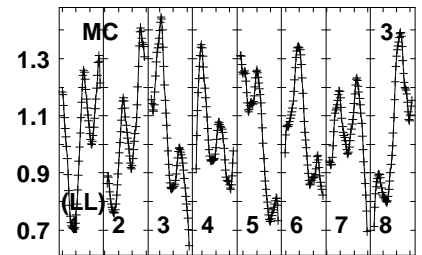
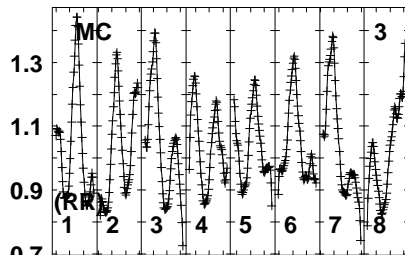
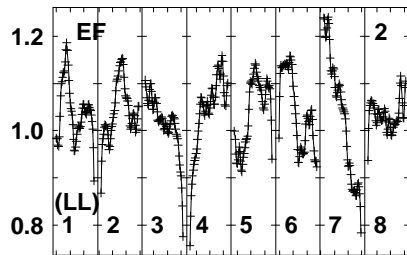
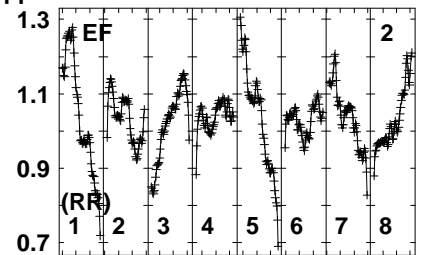
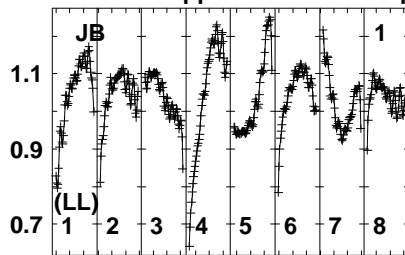
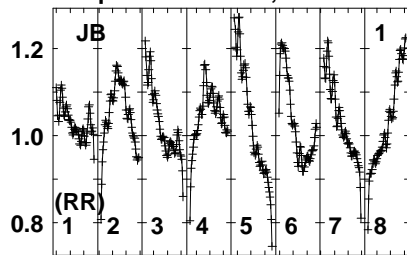


Lower frame: Real Jy
Auto-corr total-power spectrum Antenna: *
Timerange: 00/19:46:00 to 00/19:48:00

Plot file version 101 created 20-JAN-2021 19:33:25

J0205+3212 EB074F.UVDATA.1

Freq = 22.1080 GHz, Bw = 32.000 MH No calibration applied and no bandpass applied



22102140221802224022240222030022340
FREQ MHz

22102140221802224022240222030022340
FREQ MHz

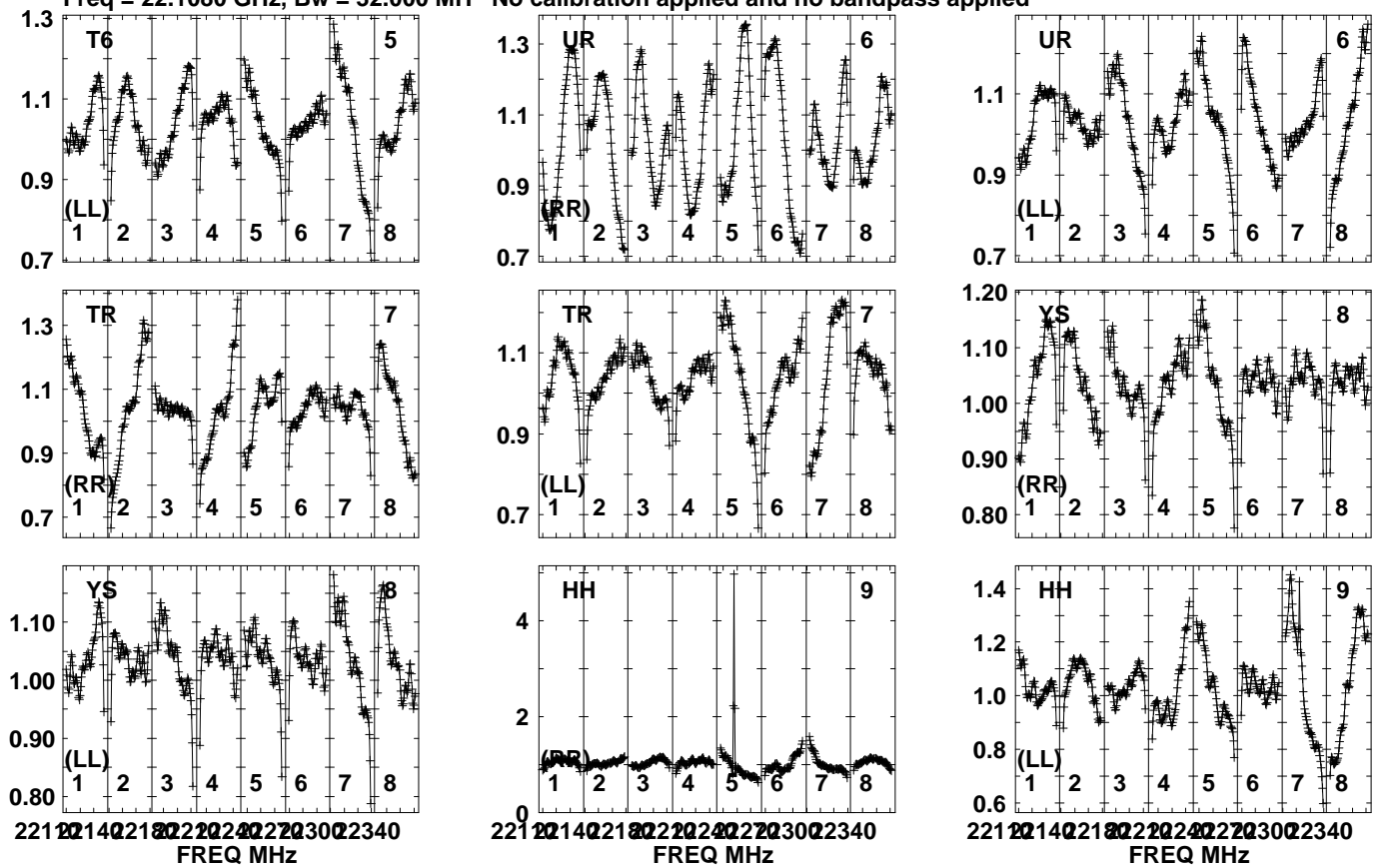
22102140221802224022240222030022340
FREQ MHz

Lower frame: Real Jy
Auto-corr total-power spectrum Antenna: *
Timerange: 00/19:49:00 to 00/19:50:30

Plot file version 102 created 20-JAN-2021 19:33:26

J0205+3212 EB074F.UVDATA.1

Freq = 22.1080 GHz, Bw = 32.000 MH No calibration applied and no bandpass applied

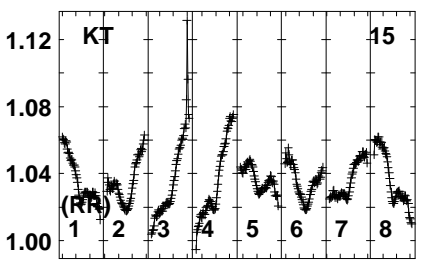
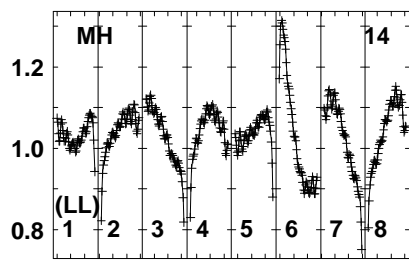
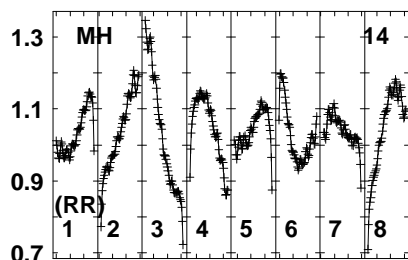
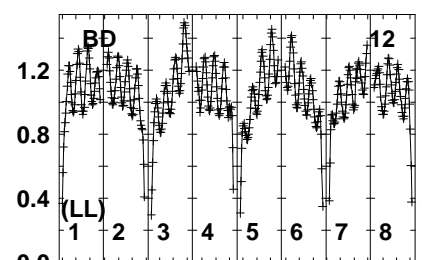
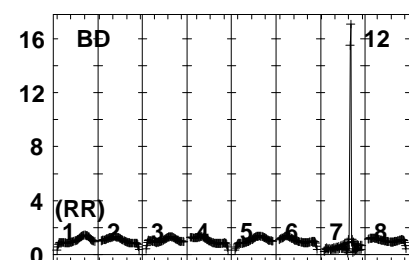
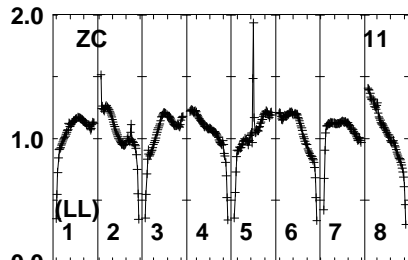
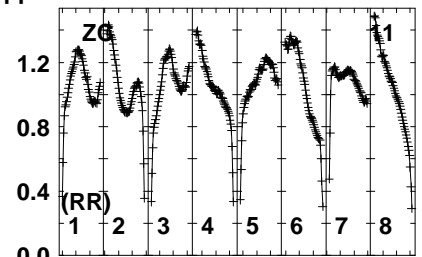
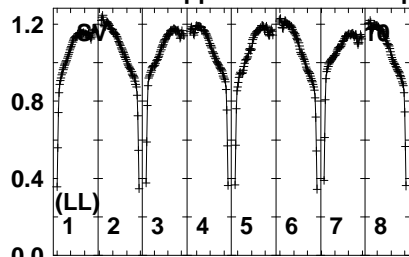
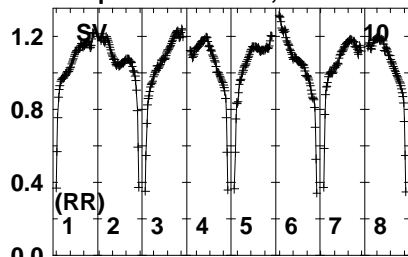


Lower frame: Real Jy
Auto-corr total-power spectrum Antenna: *
Timerange: 00/19:49:00 to 00/19:50:30

Plot file version 103 created 20-JAN-2021 19:33:26

J0205+3212 EB074F.UVDATA.1

Freq = 22.1080 GHz, Bw = 32.000 MH No calibration applied and no bandpass applied



22100 22110 22120 22130 22140 22150 22160 22170 22180
FREQ MHz

22100 22110 22120 22130 22140 22150 22160 22170 22180
FREQ MHz

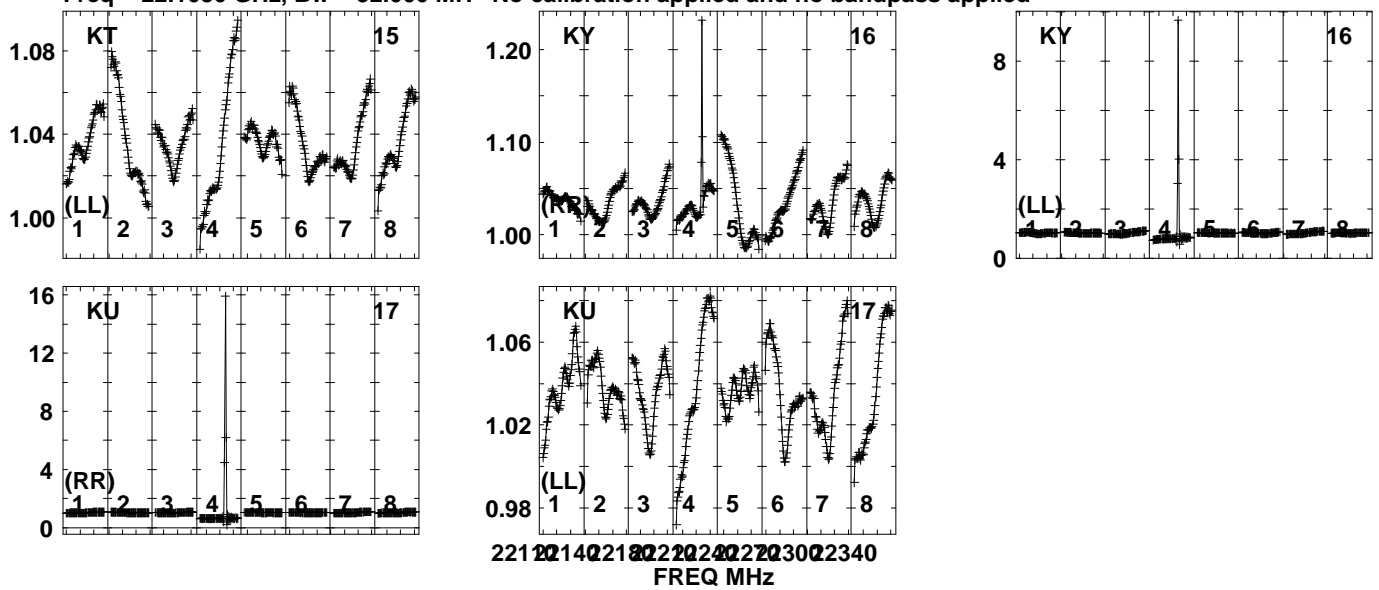
22100 22110 22120 22130 22140 22150 22160 22170 22180
FREQ MHz

Lower frame: Real Jy
Auto-corr total-power spectrum Antenna: *
Timerange: 00/19:49:00 to 00/19:50:30

Plot file version 104 created 20-JAN-2021 19:33:27

J0205+3212 EB074F.UVDATA.1

Freq = 22.1080 GHz, Bw = 32.000 MH No calibration applied and no bandpass applied

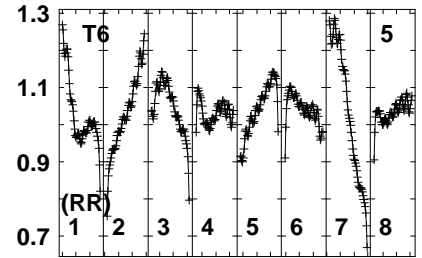
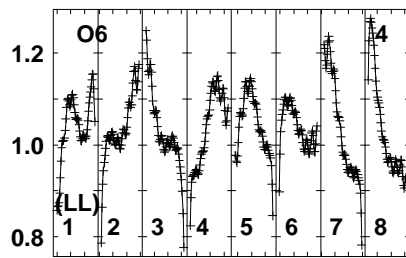
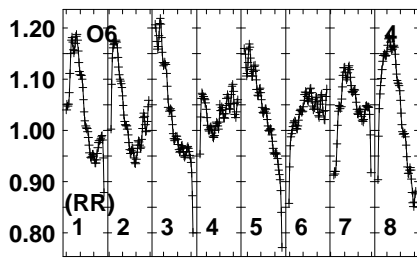
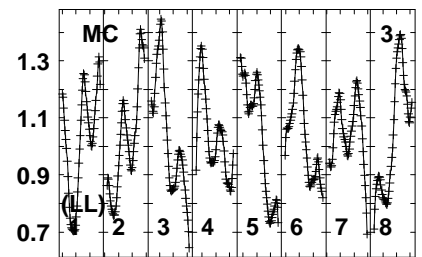
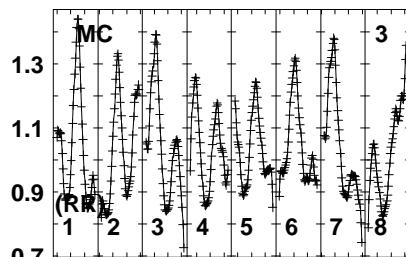
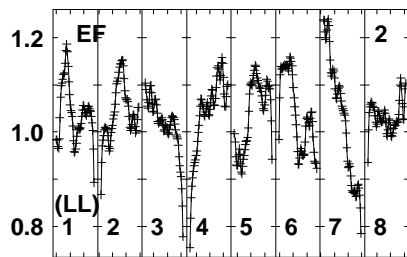
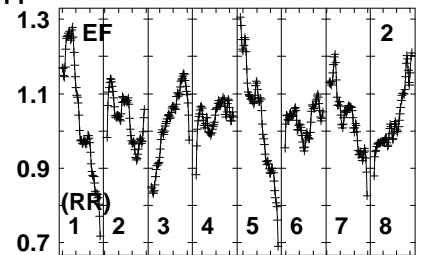
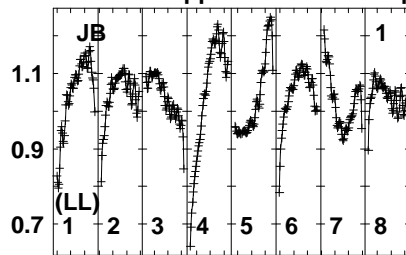
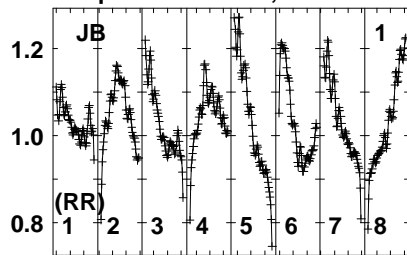


Lower frame: Real Jy
Auto-corr total-power spectrum Antenna: *
Timerange: 00/19:49:00 to 00/19:50:30

Plot file version 105 created 20-JAN-2021 19:33:27

LQ033+03 EB074F.UVDATA.1

Freq = 22.1080 GHz, Bw = 32.000 MH No calibration applied and no bandpass applied



22100 22140 22180 22220 22260 22300 22340
FREQ MHz

22100 22140 22180 22220 22260 22300 22340
FREQ MHz

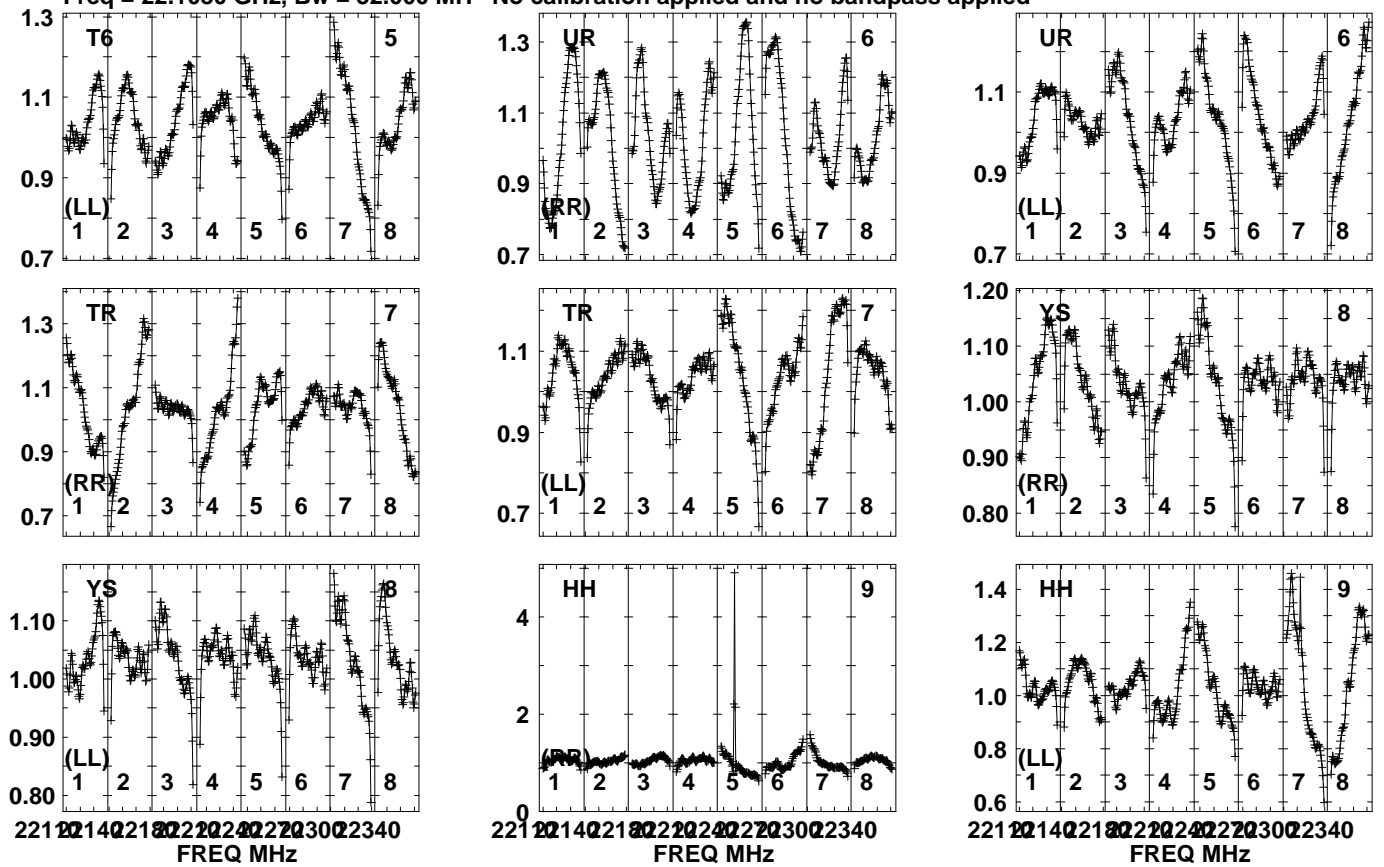
22100 22140 22180 22220 22260 22300 22340
FREQ MHz

Lower frame: Real Jy
Auto-corr total-power spectrum Antenna: *
Timerange: 00/19:51:30 to 00/19:53:30

Plot file version 106 created 20-JAN-2021 19:33:28

LQ033+03 EB074F.UVDATA.1

Freq = 22.1080 GHz, Bw = 32.000 MH No calibration applied and no bandpass applied

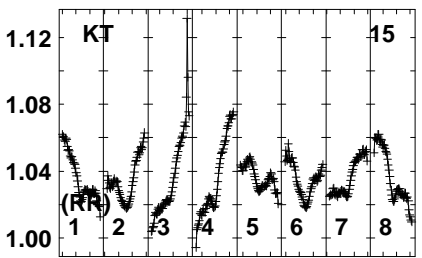
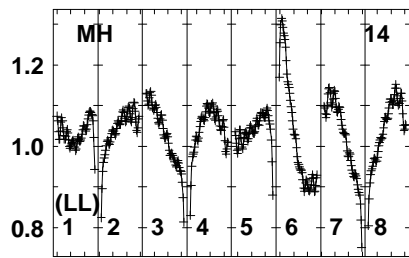
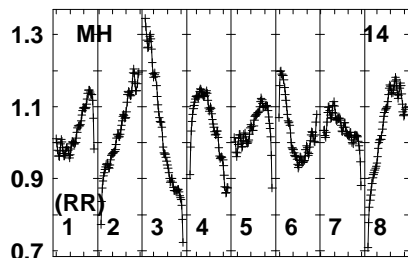
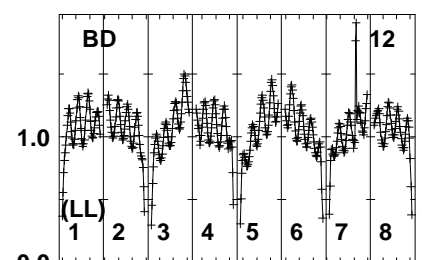
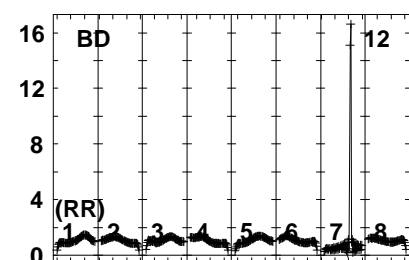
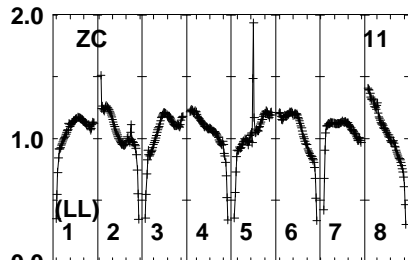
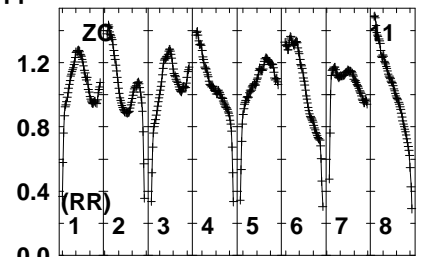
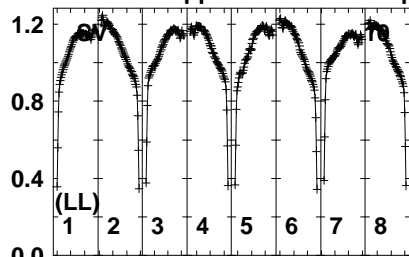
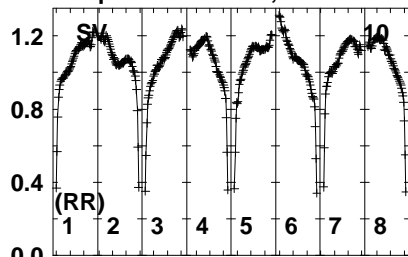


Lower frame: Real Jy
Auto-corr total-power spectrum Antenna: *
Timerange: 00/19:51:30 to 00/19:53:30

Plot file version 107 created 20-JAN-2021 19:33:28

LQ033+03 EB074F.UVDATA.1

Freq = 22.1080 GHz, Bw = 32.000 MH No calibration applied and no bandpass applied



221021402218022240222802232022340
FREQ MHz

221021402218022240222802232022340
FREQ MHz

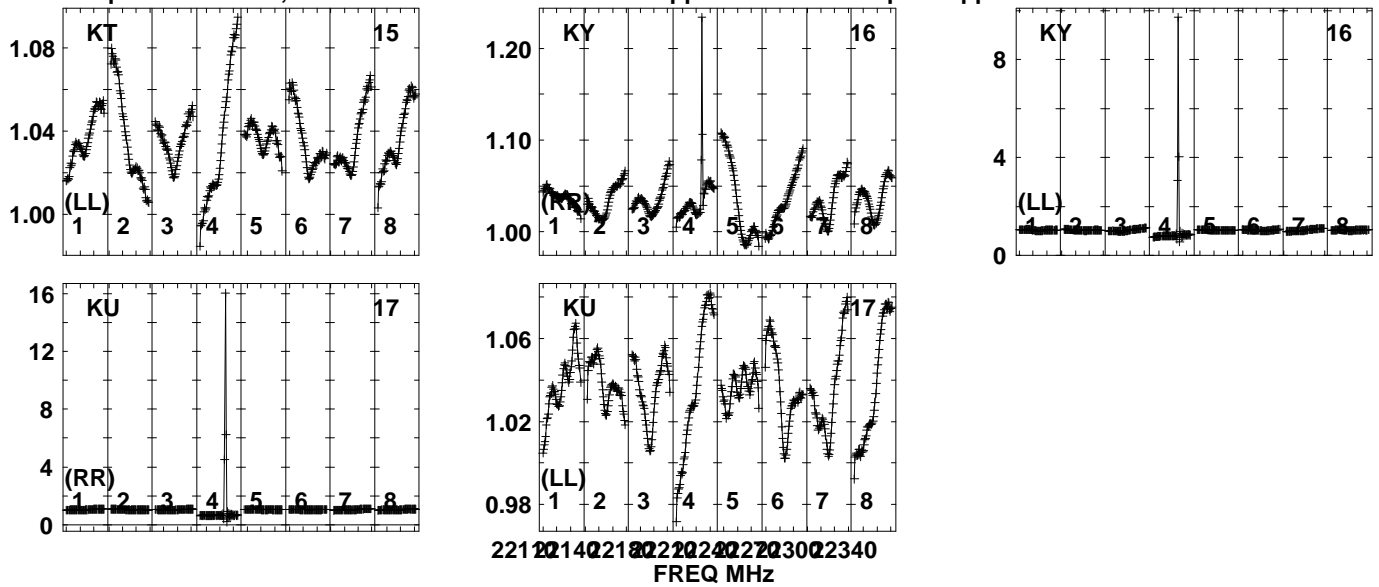
221021402218022240222802232022340
FREQ MHz

Lower frame: Real Jy
Auto-corr total-power spectrum Antenna: *
Timerange: 00/19:51:30 to 00/19:53:30

Plot file version 108 created 20-JAN-2021 19:33:29

LQ033+03 EB074F.UVDATA.1

Freq = 22.1080 GHz, Bw = 32.000 MH No calibration applied and no bandpass applied

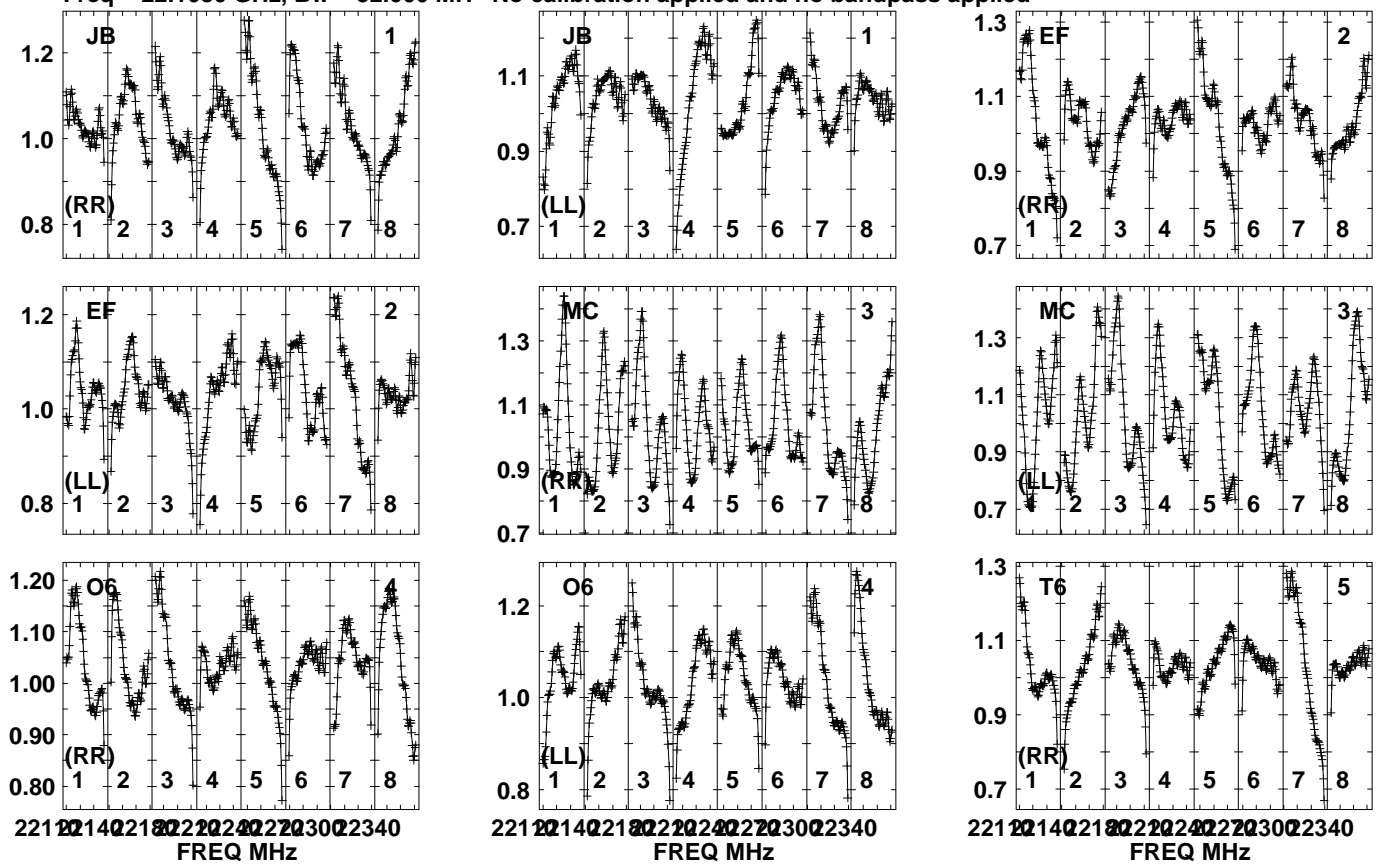


Lower frame: Real Jy
Auto-corr total-power spectrum Antenna: *
Timerange: 00/19:51:30 to 00/19:53:30

Plot file version 109 created 20-JAN-2021 19:33:29

J0205+3212 EB074F.UVDATA.1

Freq = 22.1080 GHz, Bw = 32.000 MH No calibration applied and no bandpass applied

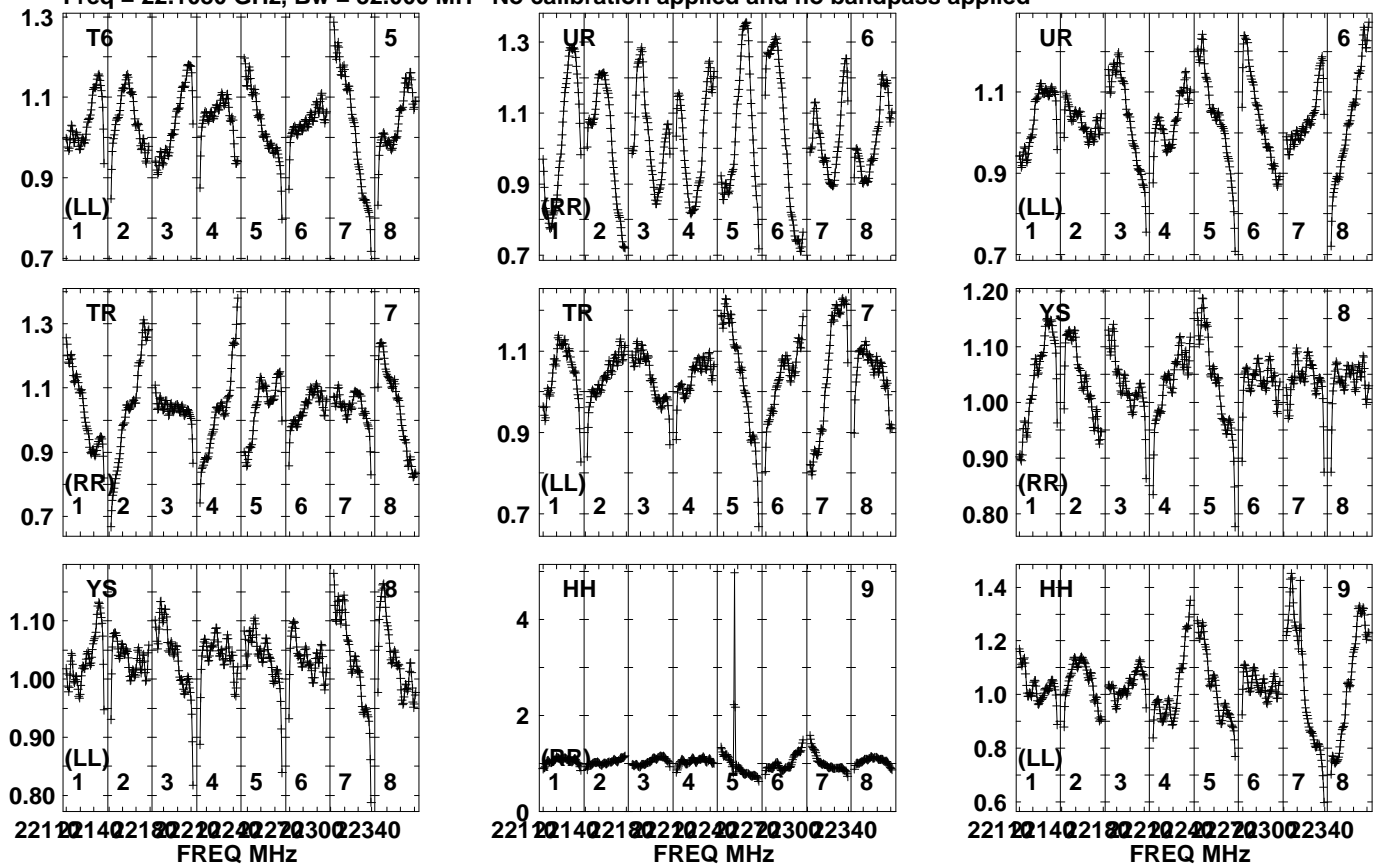


Lower frame: Real Jy
Auto-corr total-power spectrum Antenna: *
Timerange: 00/19:54:30 to 00/19:56:00

Plot file version 110 created 20-JAN-2021 19:33:29

J0205+3212 EB074F.UVDATA.1

Freq = 22.1080 GHz, Bw = 32.000 MH No calibration applied and no bandpass applied

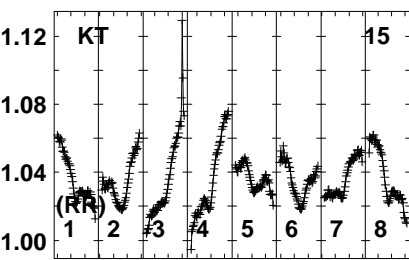
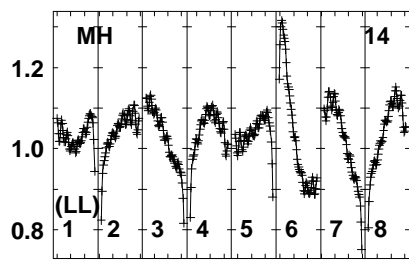
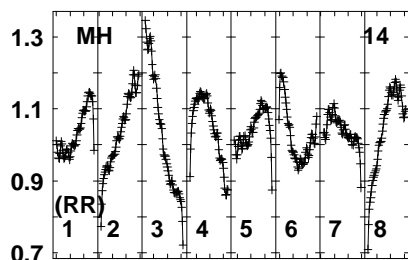
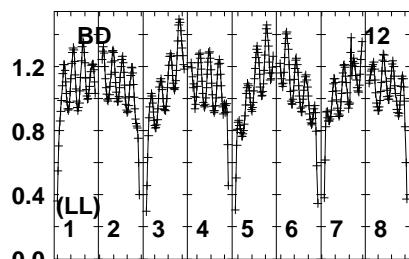
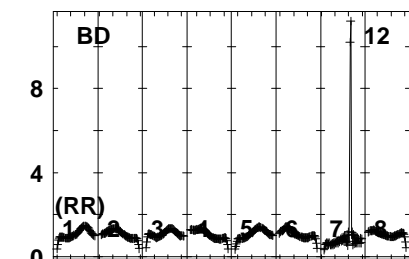
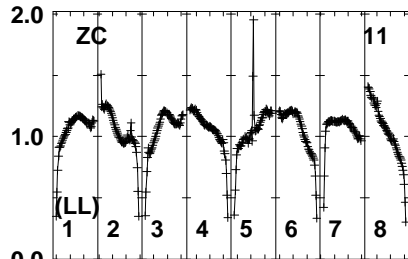
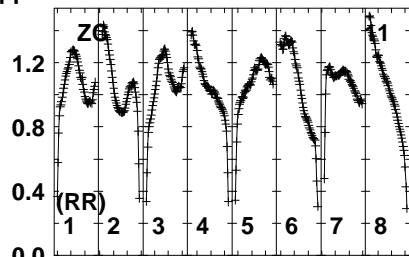
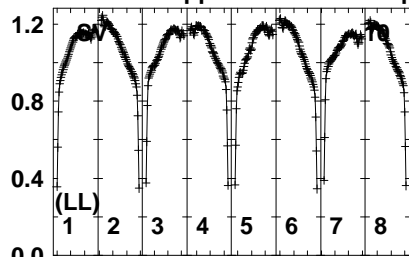
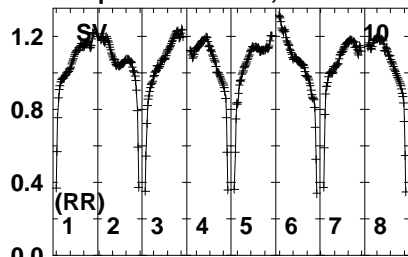


Lower frame: Real Jy
Auto-corr total-power spectrum Antenna: *
Timerange: 00/19:54:30 to 00/19:56:00

Plot file version 111 created 20-JAN-2021 19:33:30

J0205+3212 EB074F.UVDATA.1

Freq = 22.1080 GHz, Bw = 32.000 MH No calibration applied and no bandpass applied



2210214021802220224022703002340
FREQ MHz

2210214021802220224022703002340
FREQ MHz

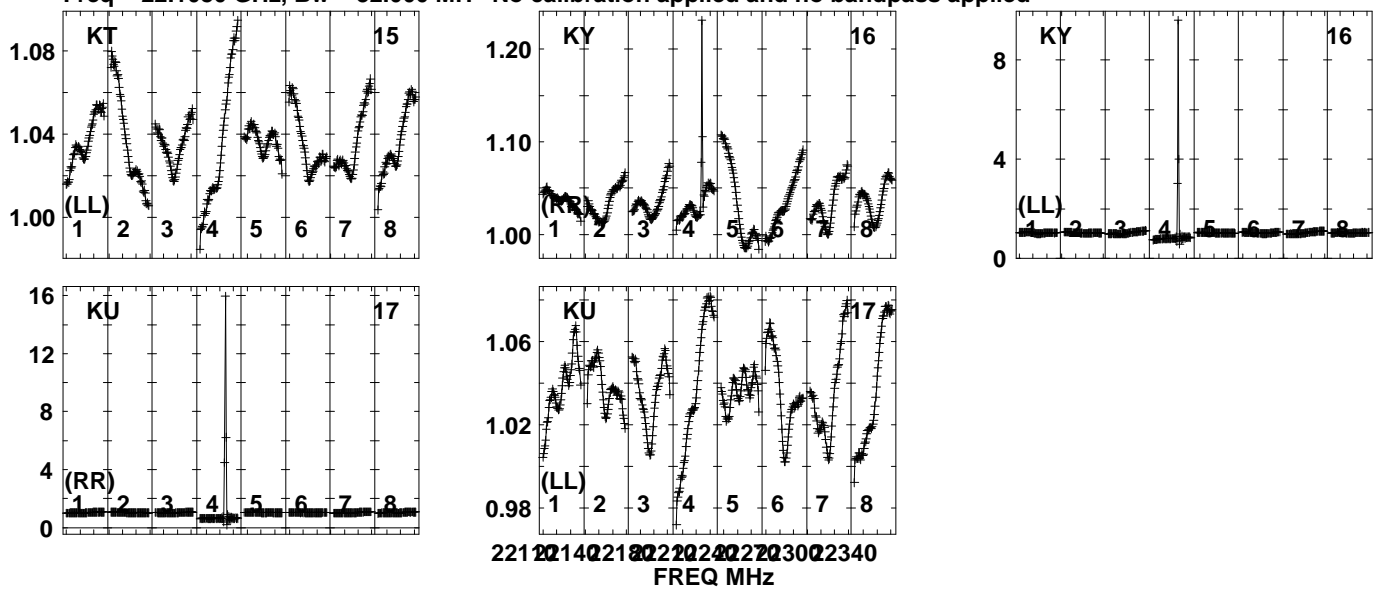
2210214021802220224022703002340
FREQ MHz

Lower frame: Real Jy
Auto-corr total-power spectrum Antenna: *
Timerange: 00/19:54:30 to 00/19:56:00

Plot file version 112 created 20-JAN-2021 19:33:30

J0205+3212 EB074F.UVDATA.1

Freq = 22.1080 GHz, Bw = 32.000 MH No calibration applied and no bandpass applied

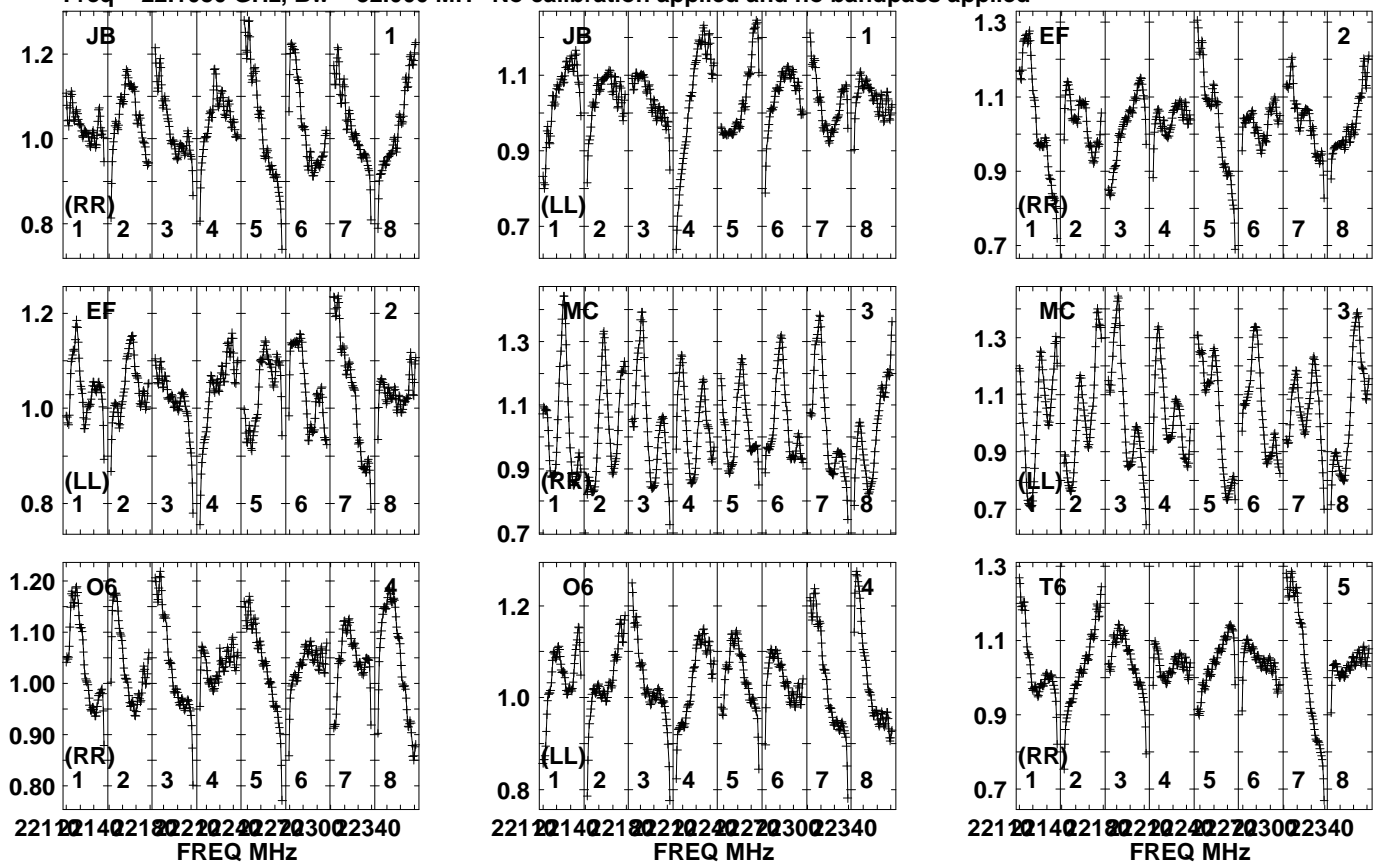


Lower frame: Real Jy
Auto-corr total-power spectrum Antenna: *
Timerange: 00/19:54:30 to 00/19:56:00

Plot file version 113 created 20-JAN-2021 19:33:30

LQ033+03 EB074F.UVDATA.1

Freq = 22.1080 GHz, Bw = 32.000 MH No calibration applied and no bandpass applied

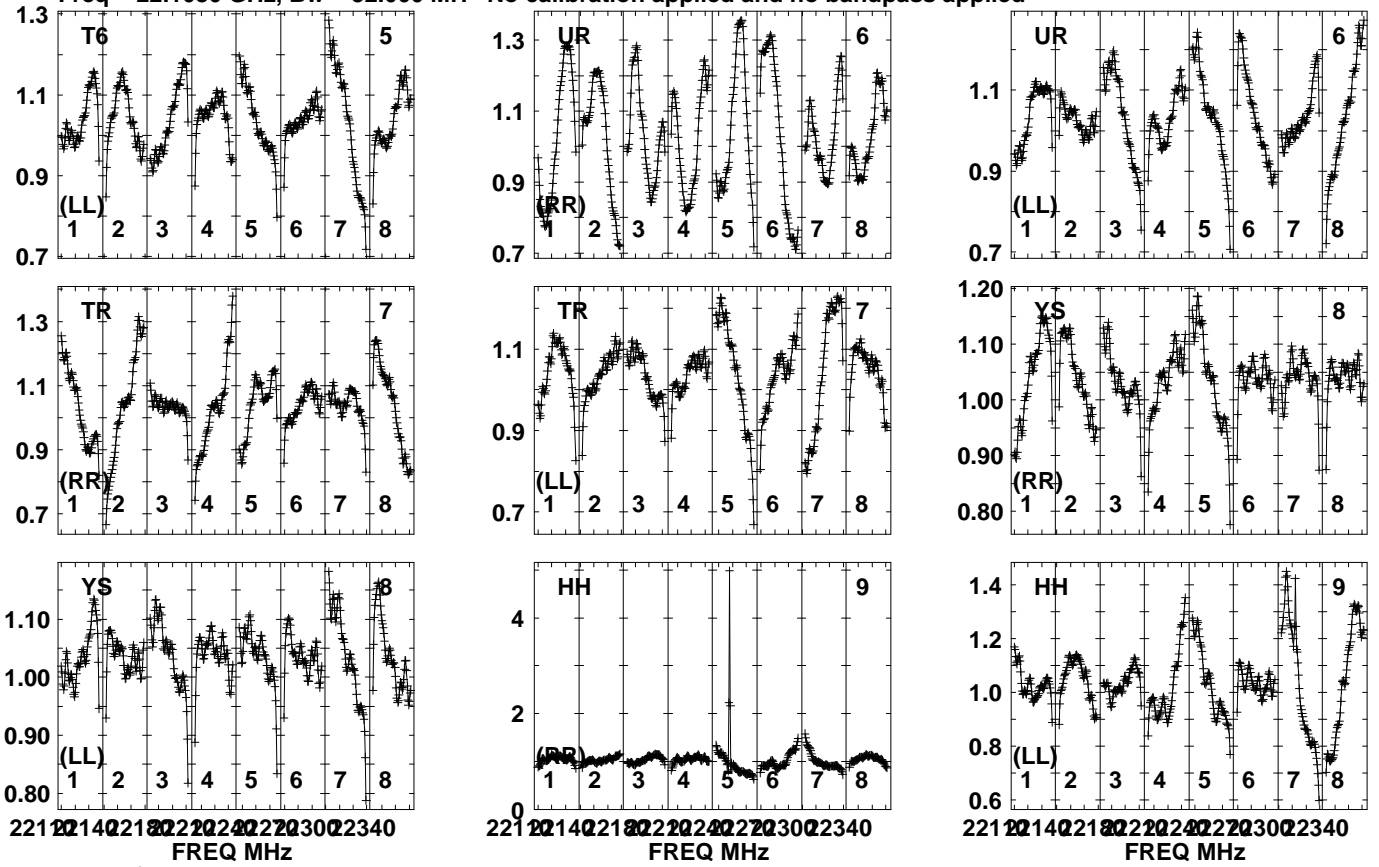


Lower frame: Real Jy
Auto-corr total-power spectrum Antenna: *
Timerange: 00/19:57:00 to 00/19:59:00

Plot file version 114 created 20-JAN-2021 19:33:31

LQ033+03 EB074F.UVDATA.1

Freq = 22.1080 GHz, Bw = 32.000 MH No calibration applied and no bandpass applied

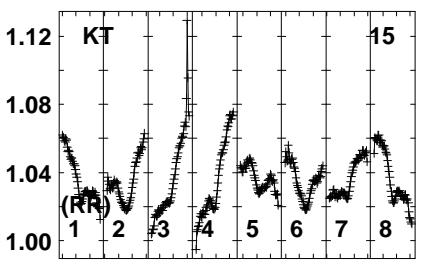
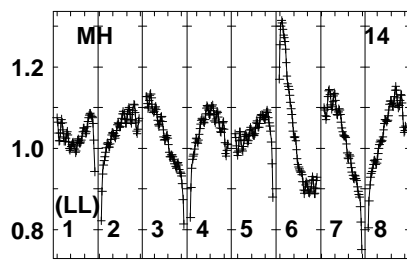
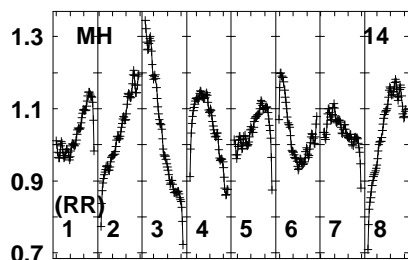
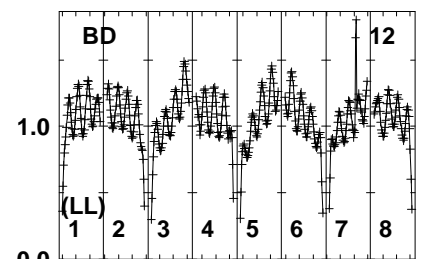
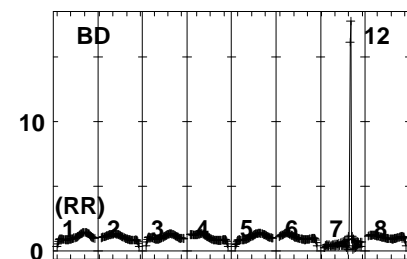
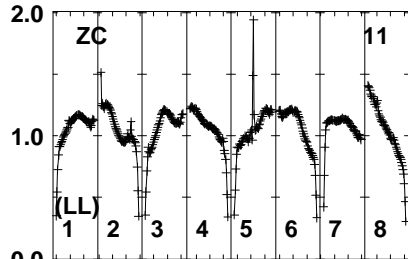
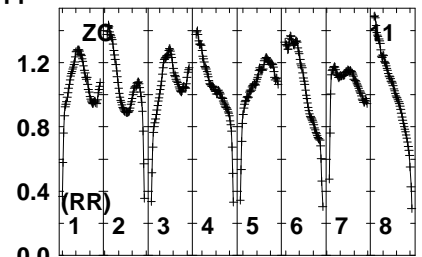
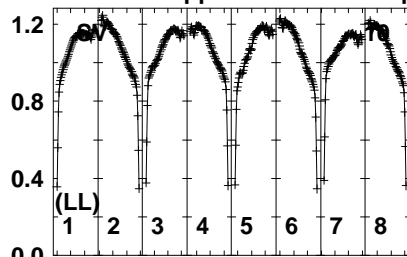
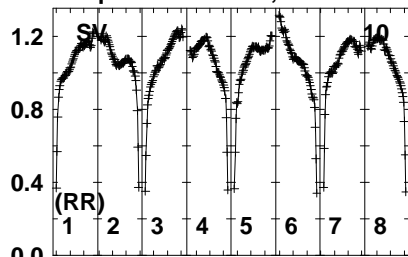


Lower frame: Real Jy
Auto-corr total-power spectrum Antenna: *
Timerange: 00/19:57:00 to 00/19:59:00

Plot file version 115 created 20-JAN-2021 19:33:31

LQ033+03 EB074F.UVDATA.1

Freq = 22.1080 GHz, Bw = 32.000 MH No calibration applied and no bandpass applied



22100 22140 22180 22220 22260 22300 22340
FREQ MHz

22100 22140 22180 22220 22260 22300 22340
FREQ MHz

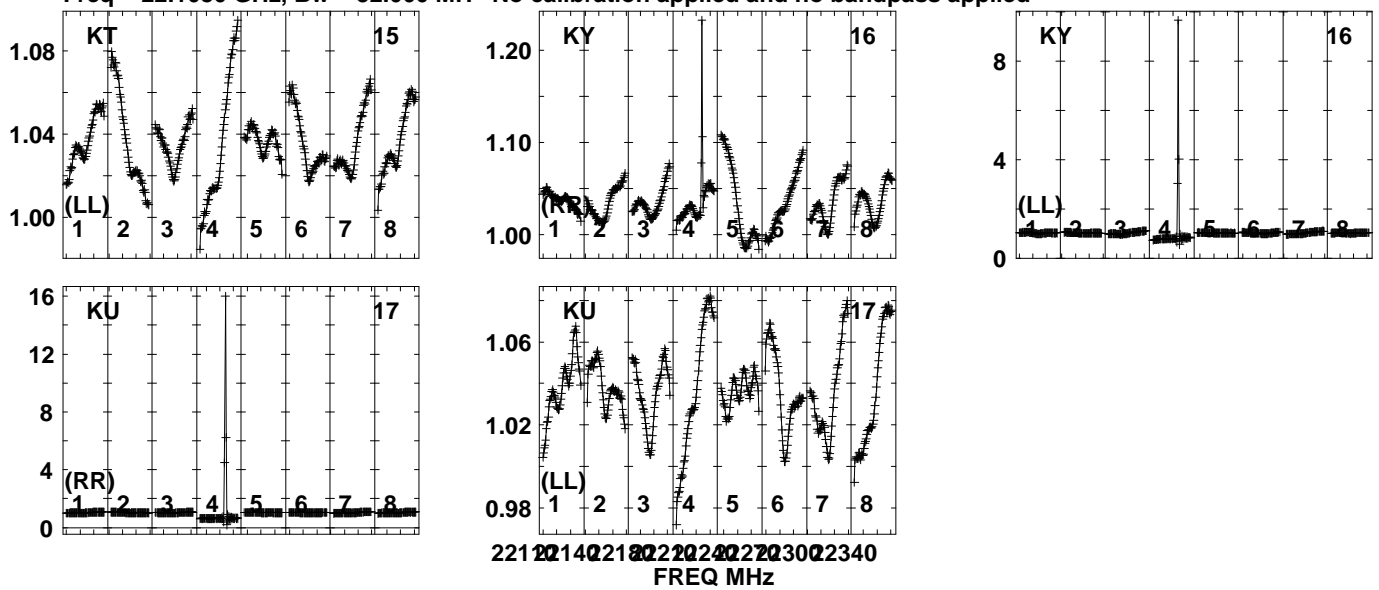
22100 22140 22180 22220 22260 22300 22340
FREQ MHz

Lower frame: Real Jy
Auto-corr total-power spectrum Antenna: *
Timerange: 00/19:57:00 to 00/19:59:00

Plot file version 116 created 20-JAN-2021 19:33:32

LQ033+03 EB074F.UVDATA.1

Freq = 22.1080 GHz, Bw = 32.000 MH No calibration applied and no bandpass applied

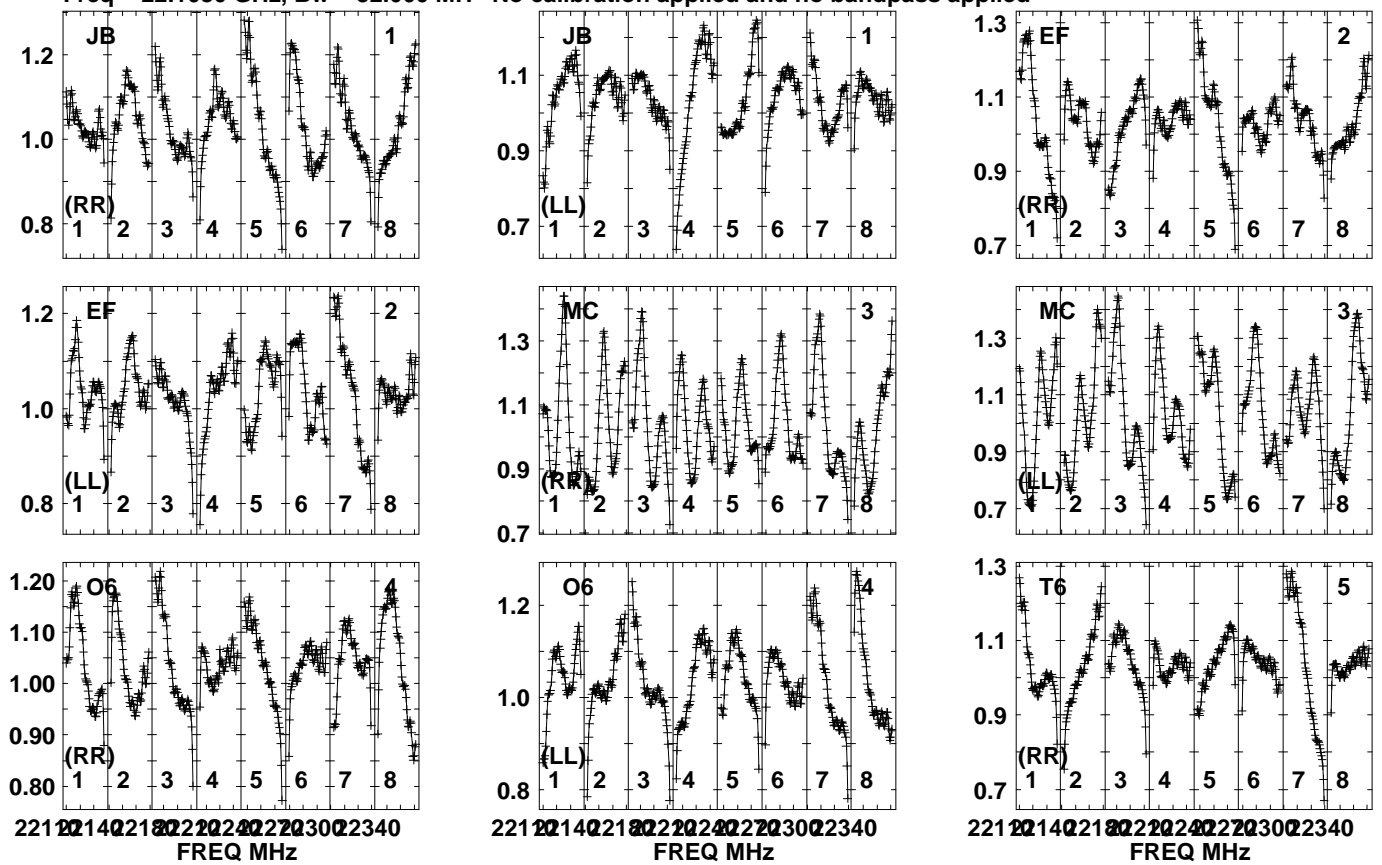


Lower frame: Real Jy
Auto-corr total-power spectrum Antenna: *
Timerange: 00/19:57:00 to 00/19:59:00

Plot file version 117 created 20-JAN-2021 19:33:32

J0205+3212 EB074F.UVDATA.1

Freq = 22.1080 GHz, Bw = 32.000 MH No calibration applied and no bandpass applied

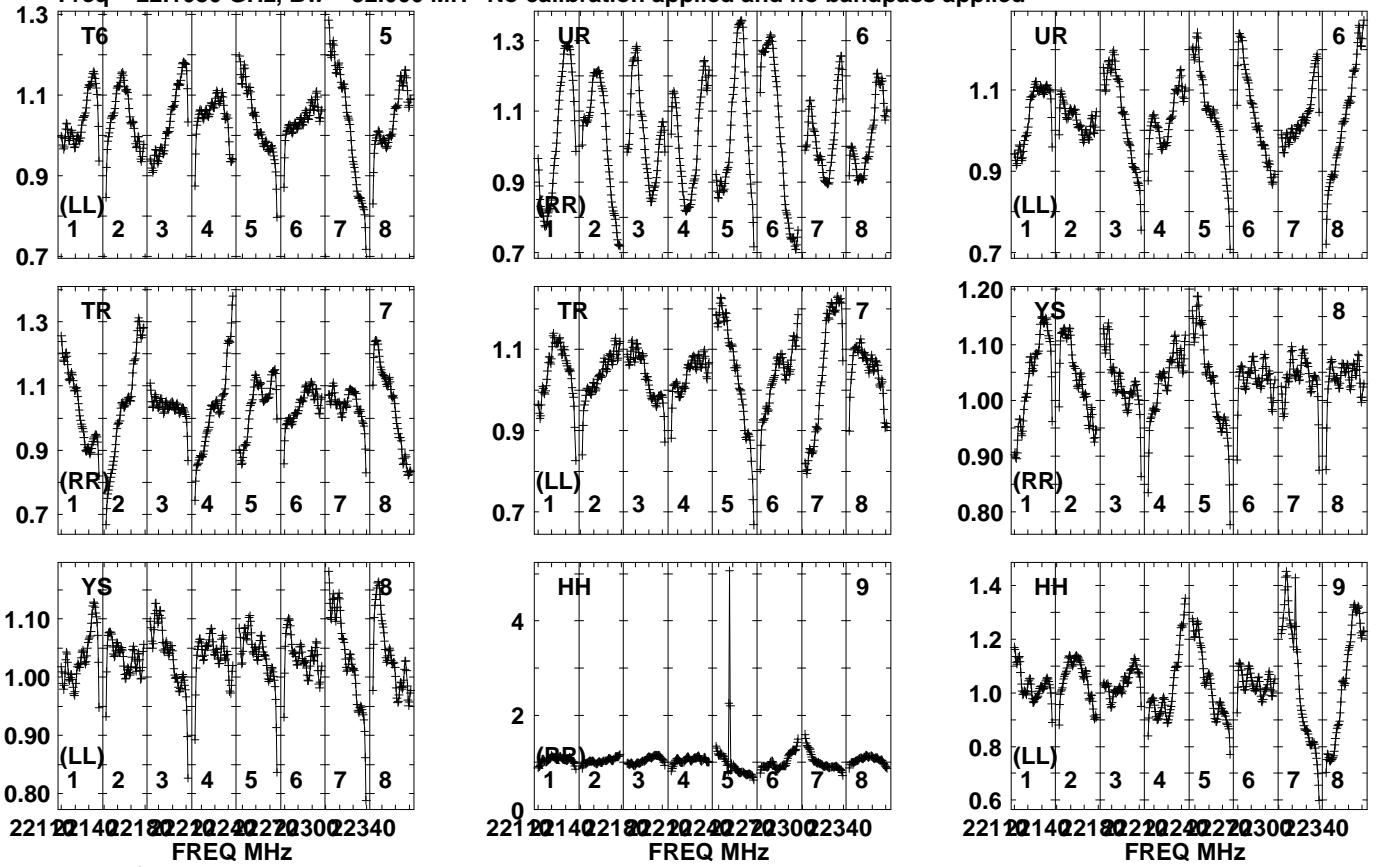


Lower frame: Real Jy
Auto-corr total-power spectrum Antenna: *
Timerange: 00/20:00:00 to 00/20:01:30

Plot file version 118 created 20-JAN-2021 19:33:32

J0205+3212 EB074F.UVDATA.1

Freq = 22.1080 GHz, Bw = 32.000 MH No calibration applied and no bandpass applied

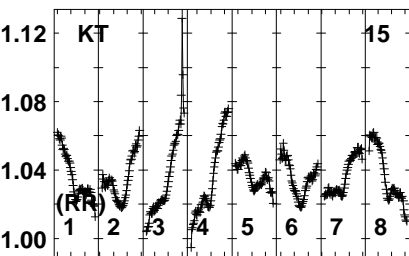
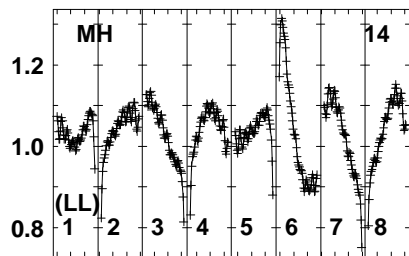
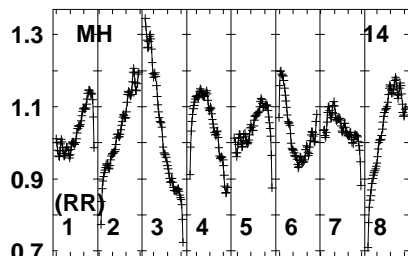
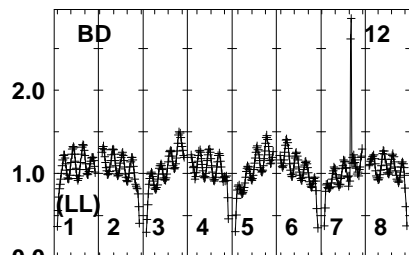
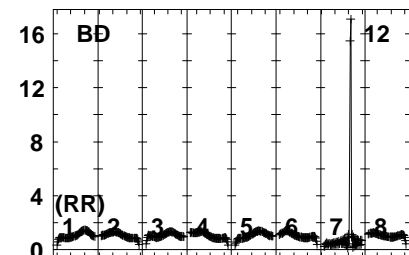
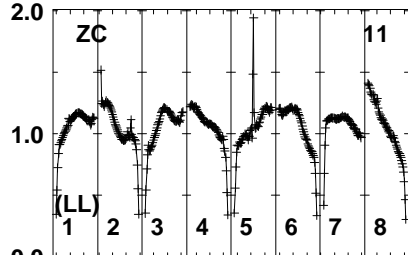
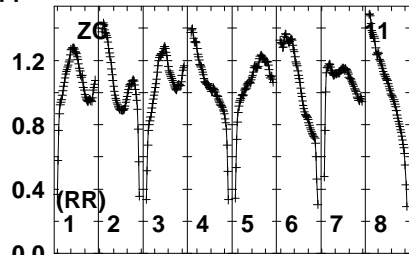
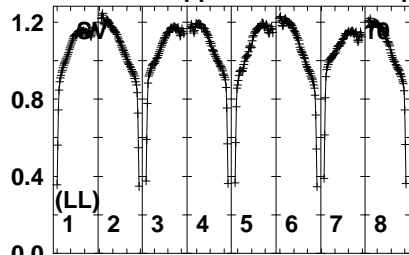
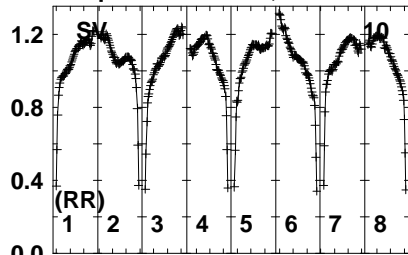


Lower frame: Real Jy
Auto-corr total-power spectrum Antenna: *
Timerange: 00/20:00:00 to 00/20:01:30

Plot file version 119 created 20-JAN-2021 19:33:33

J0205+3212 EB074F.UVDATA.1

Freq = 22.1080 GHz, Bw = 32.000 MH No calibration applied and no bandpass applied



2210214021802220224022703002340
FREQ MHz

2210214021802220224022703002340
FREQ MHz

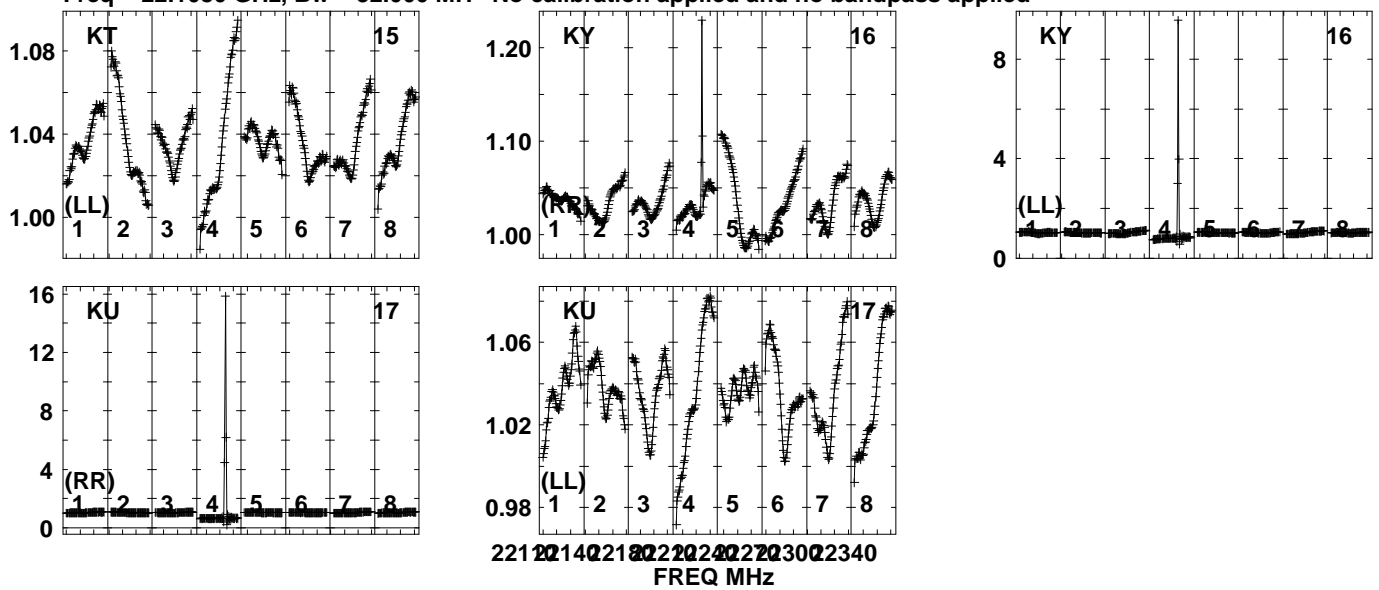
2210214021802220224022703002340
FREQ MHz

Lower frame: Real Jy
Auto-corr total-power spectrum Antenna: *
Timerange: 00/20:00:00 to 00/20:01:30

Plot file version 120 created 20-JAN-2021 19:33:33

J0205+3212 EB074F.UVDATA.1

Freq = 22.1080 GHz, Bw = 32.000 MH No calibration applied and no bandpass applied

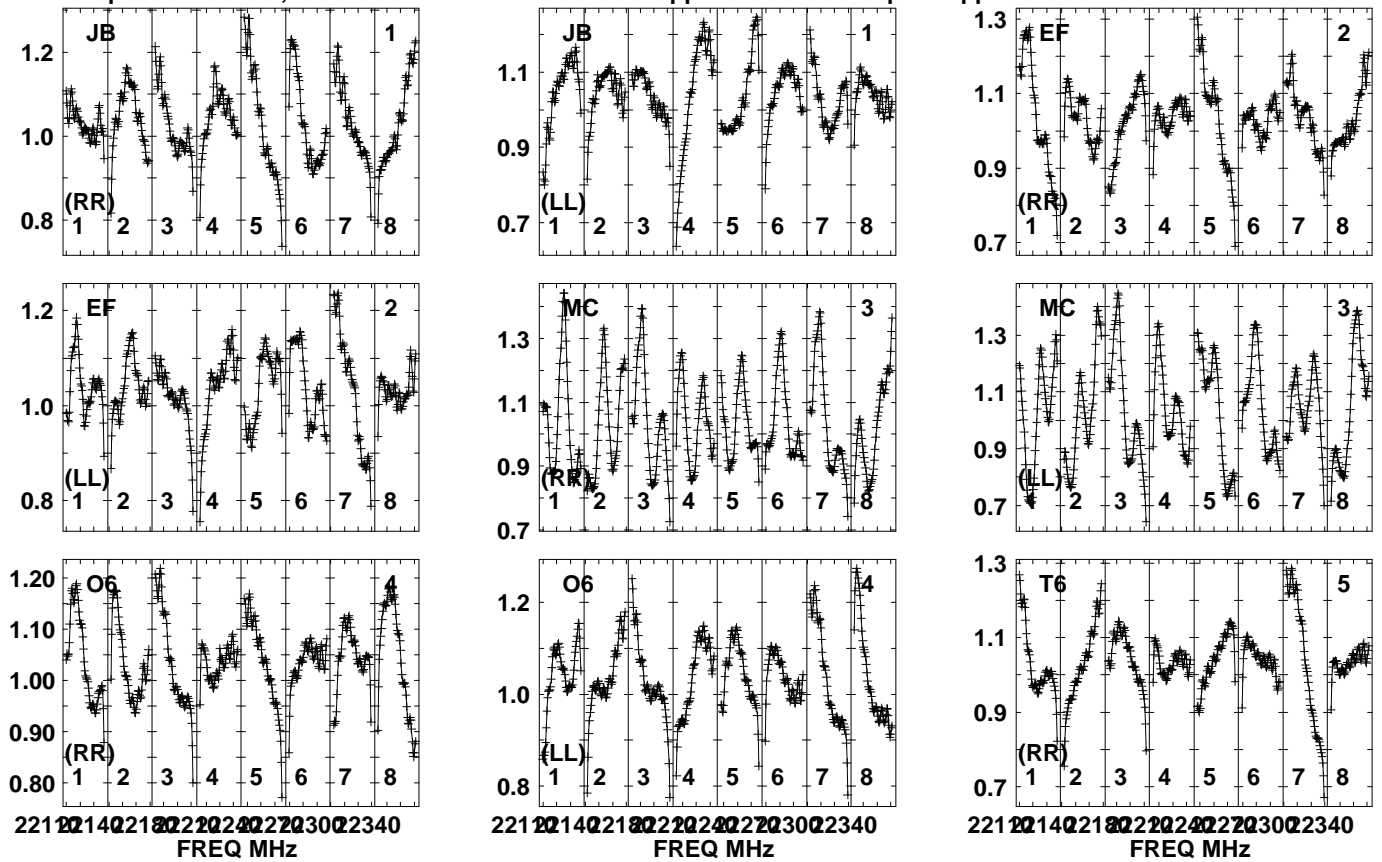


Lower frame: Real Jy
Auto-corr total-power spectrum Antenna: *
Timerange: 00/20:00:00 to 00/20:01:30

Plot file version 121 created 20-JAN-2021 19:33:34

LQ033+03 EB074F.UVDATA.1

Freq = 22.1080 GHz, Bw = 32.000 MH No calibration applied and no bandpass applied

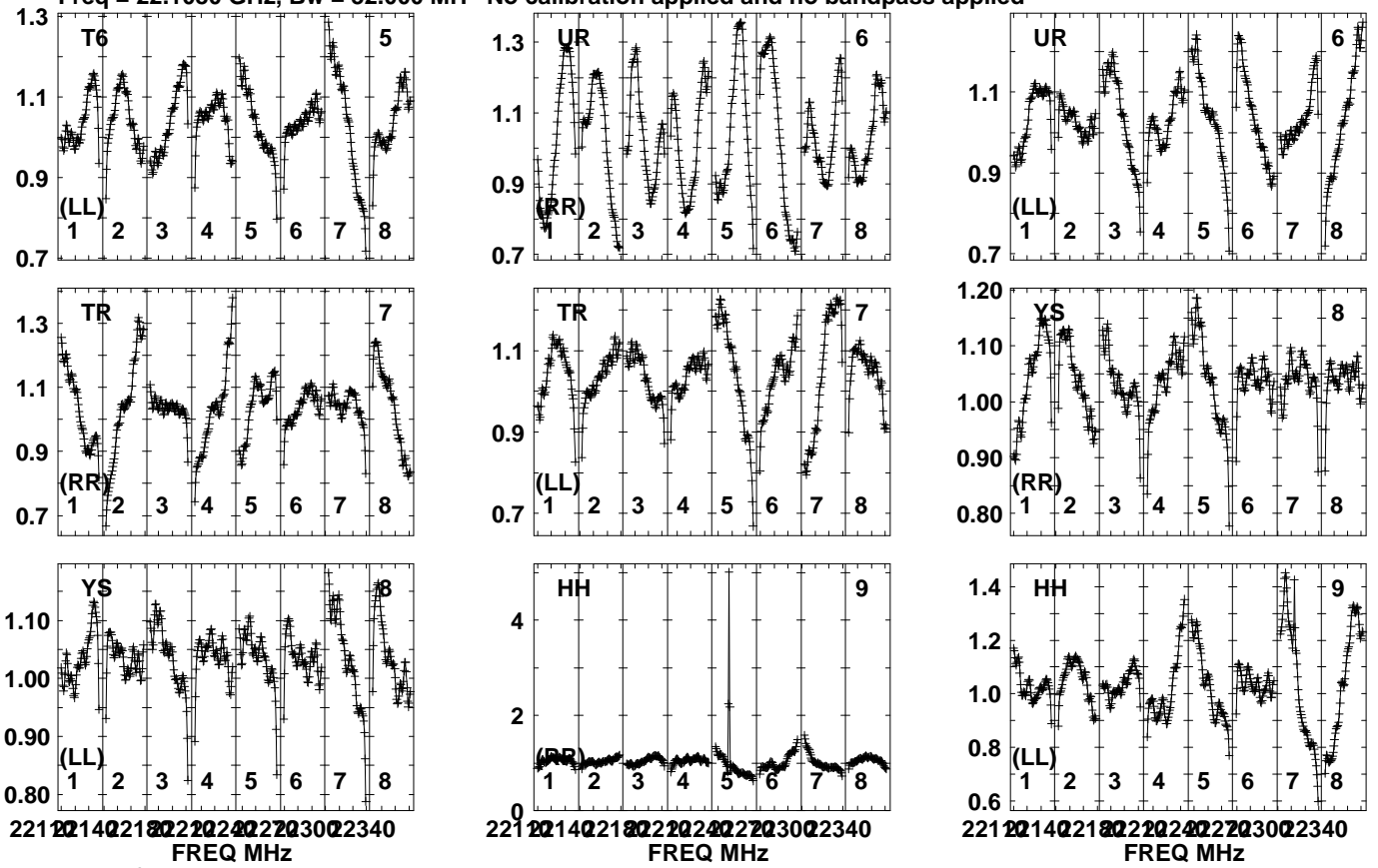


Lower frame: Real Jy
Auto-corr total-power spectrum Antenna: *
Timerange: 00/20:02:30 to 00/20:04:30

Plot file version 122 created 20-JAN-2021 19:33:34

LQ033+03 EB074F.UVDATA.1

Freq = 22.1080 GHz, Bw = 32.000 MH No calibration applied and no bandpass applied

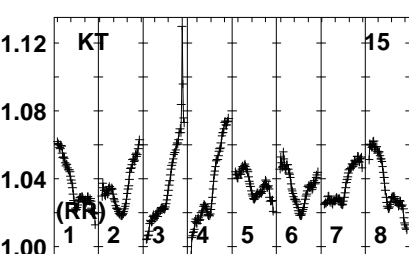
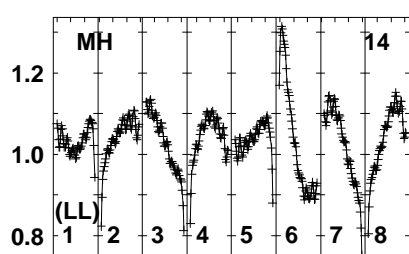
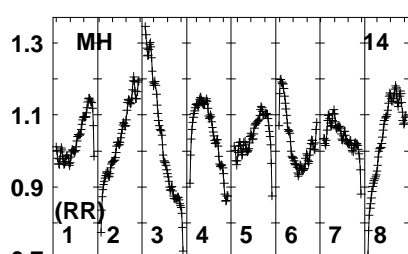
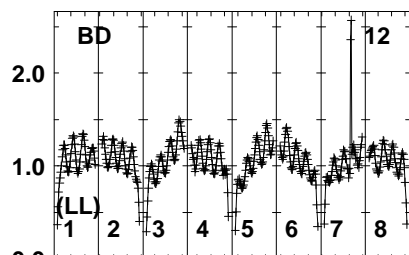
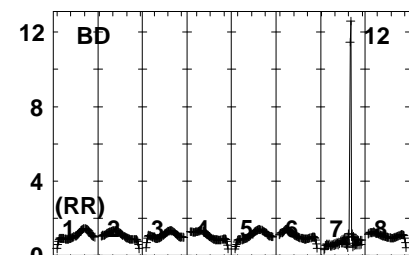
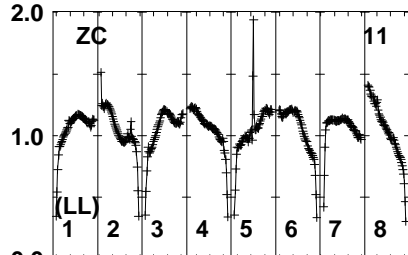
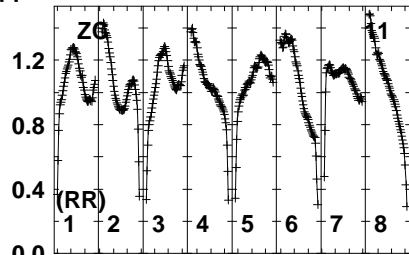
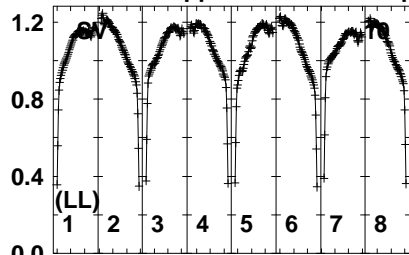
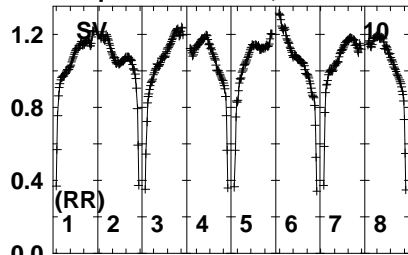


Lower frame: Real Jy
Auto-corr total-power spectrum Antenna: *
Timerange: 00/20:02:30 to 00/20:04:30

Plot file version 123 created 20-JAN-2021 19:33:34

LQ033+03 EB074F.UVDATA.1

Freq = 22.1080 GHz, Bw = 32.000 MH No calibration applied and no bandpass applied



2210214021802220224022703002340
FREQ MHz

2210214021802220224022703002340
FREQ MHz

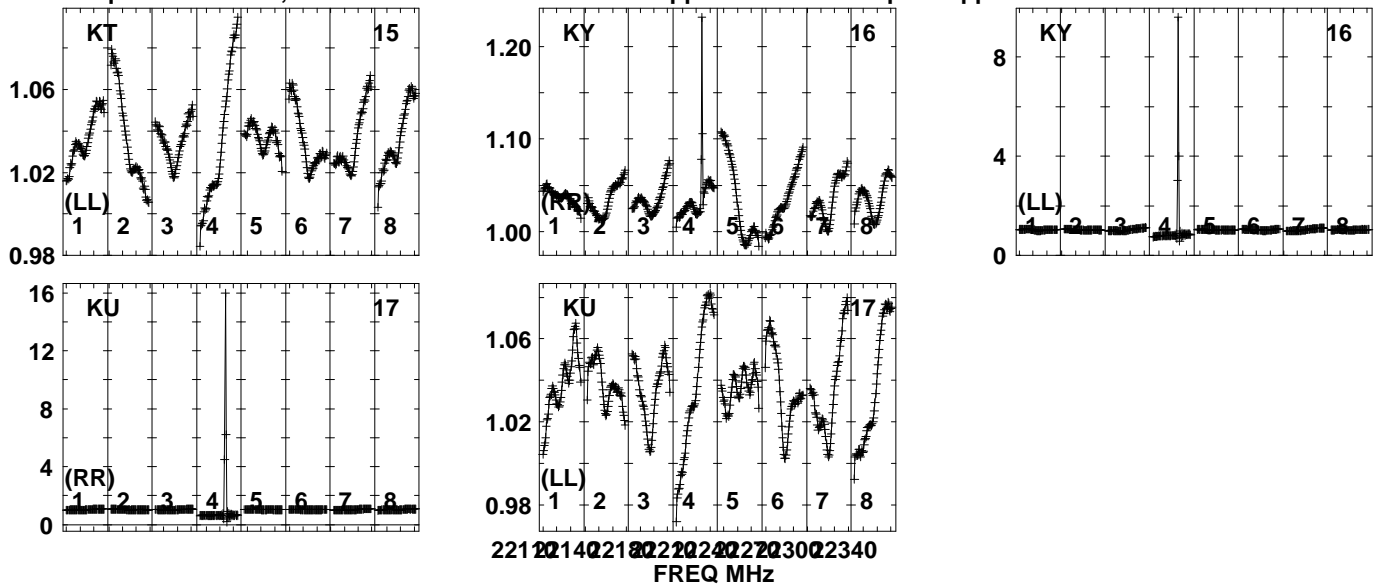
2210214021802220224022703002340
FREQ MHz

Lower frame: Real Jy
Auto-corr total-power spectrum Antenna: *
Timerange: 00/20:02:30 to 00/20:04:30

Plot file version 124 created 20-JAN-2021 19:33:35

LQ033+03 EB074F.UVDATA.1

Freq = 22.1080 GHz, Bw = 32.000 MH No calibration applied and no bandpass applied

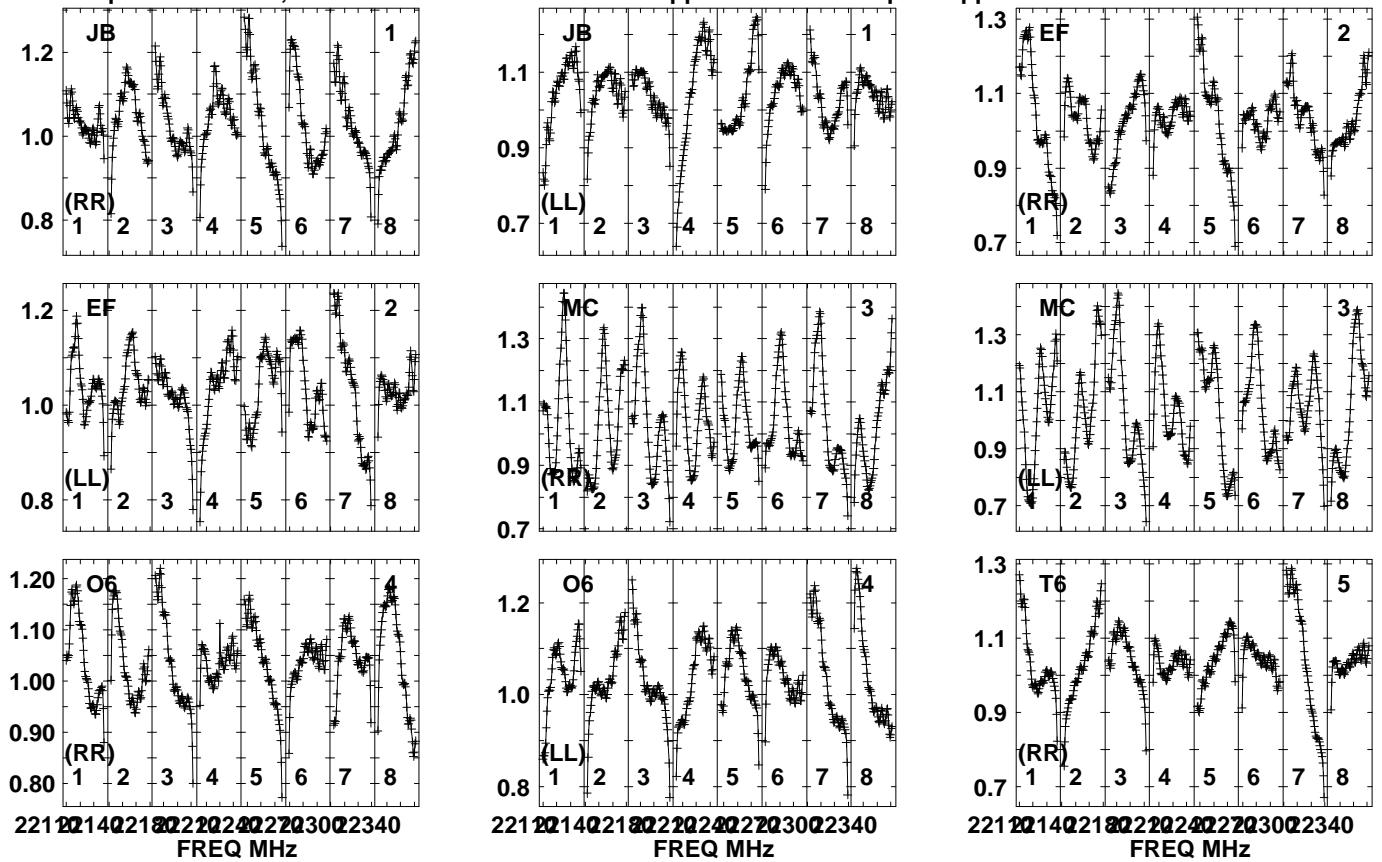


Lower frame: Real Jy
Auto-corr total-power spectrum Antenna: *
Timerange: 00/20:02:30 to 00/20:04:30

Plot file version 125 created 20-JAN-2021 19:33:35

J0205+3212 EB074F.UVDATA.1

Freq = 22.1080 GHz, Bw = 32.000 MH No calibration applied and no bandpass applied

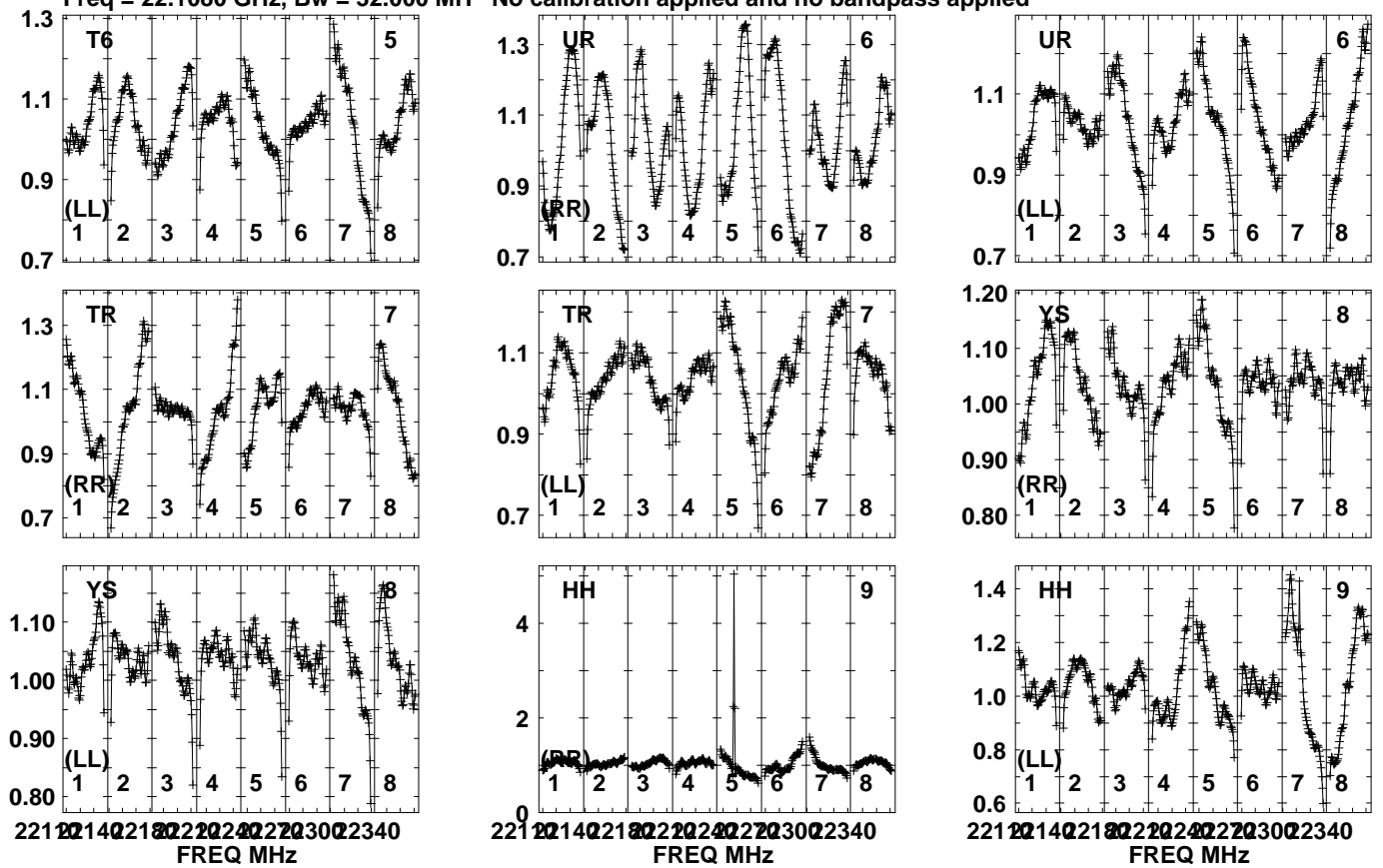


Lower frame: Real Jy
Auto-corr total-power spectrum Antenna: *
Timerange: 00/20:05:30 to 00/20:06:59

Plot file version 126 created 20-JAN-2021 19:33:35

J0205+3212 EB074F.UVDATA.1

Freq = 22.1080 GHz, Bw = 32.000 MH No calibration applied and no bandpass applied

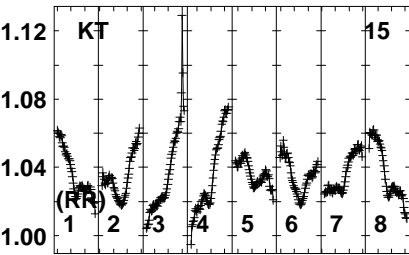
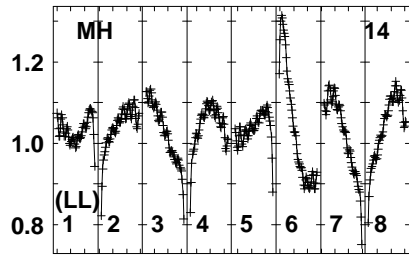
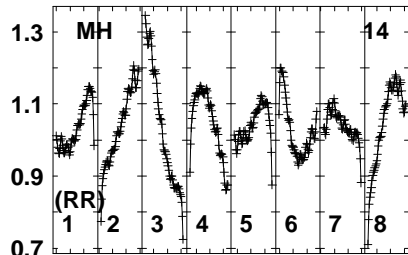
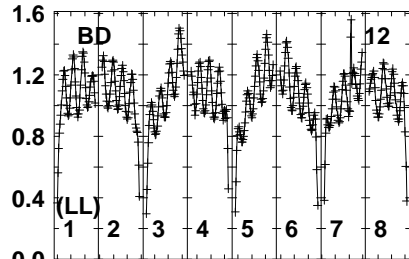
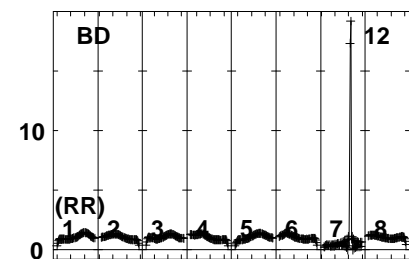
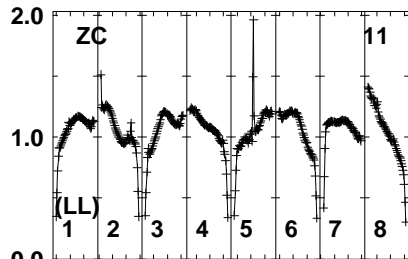
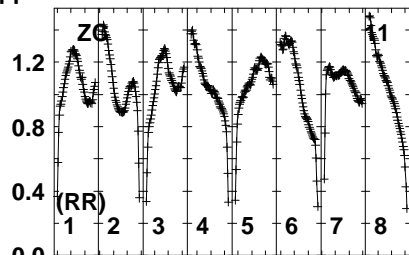
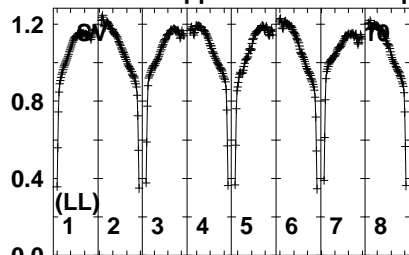
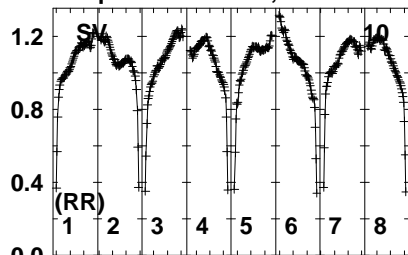


Lower frame: Real Jy
Auto-corr total-power spectrum Antenna: *
Timerange: 00/20:05:30 to 00/20:06:59

Plot file version 127 created 20-JAN-2021 19:33:36

J0205+3212 EB074F.UVDATA.1

Freq = 22.1080 GHz, Bw = 32.000 MH No calibration applied and no bandpass applied



2210214021802220224022703002340
FREQ MHz

2210214021802220224022703002340
FREQ MHz

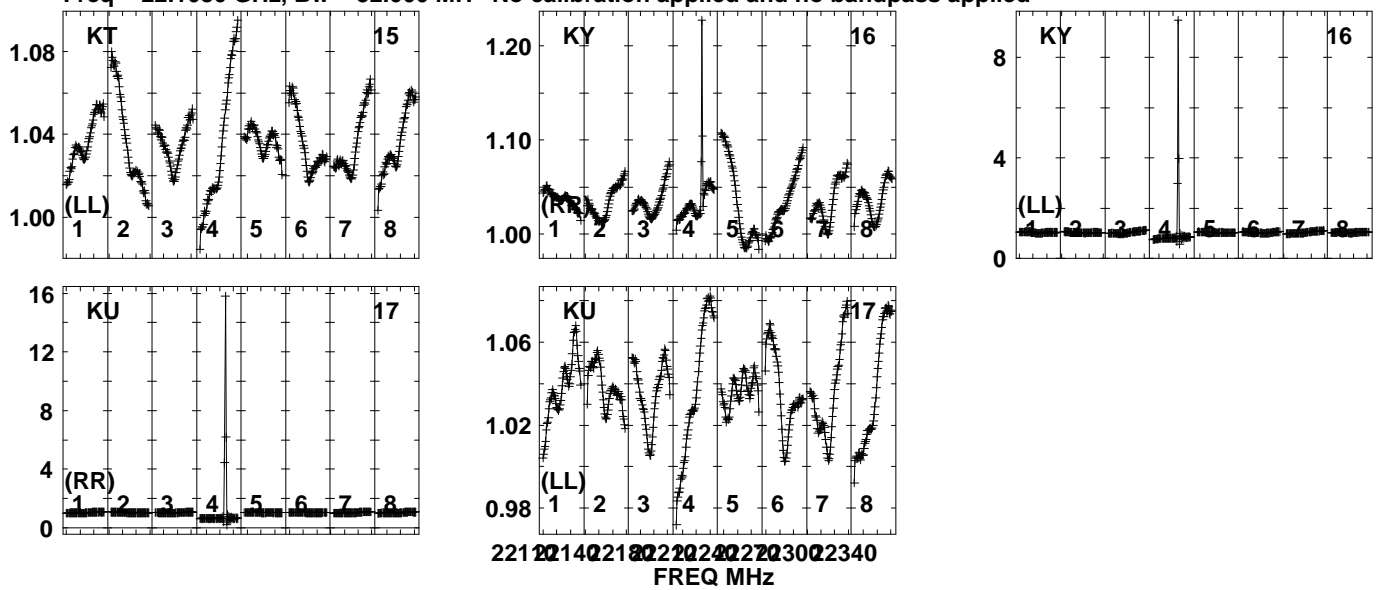
2210214021802220224022703002340
FREQ MHz

Lower frame: Real Jy
Auto-corr total-power spectrum Antenna: *
Timerange: 00/20:05:30 to 00/20:06:59

Plot file version 128 created 20-JAN-2021 19:33:36

J0205+3212 EB074F.UVDATA.1

Freq = 22.1080 GHz, Bw = 32.000 MH No calibration applied and no bandpass applied

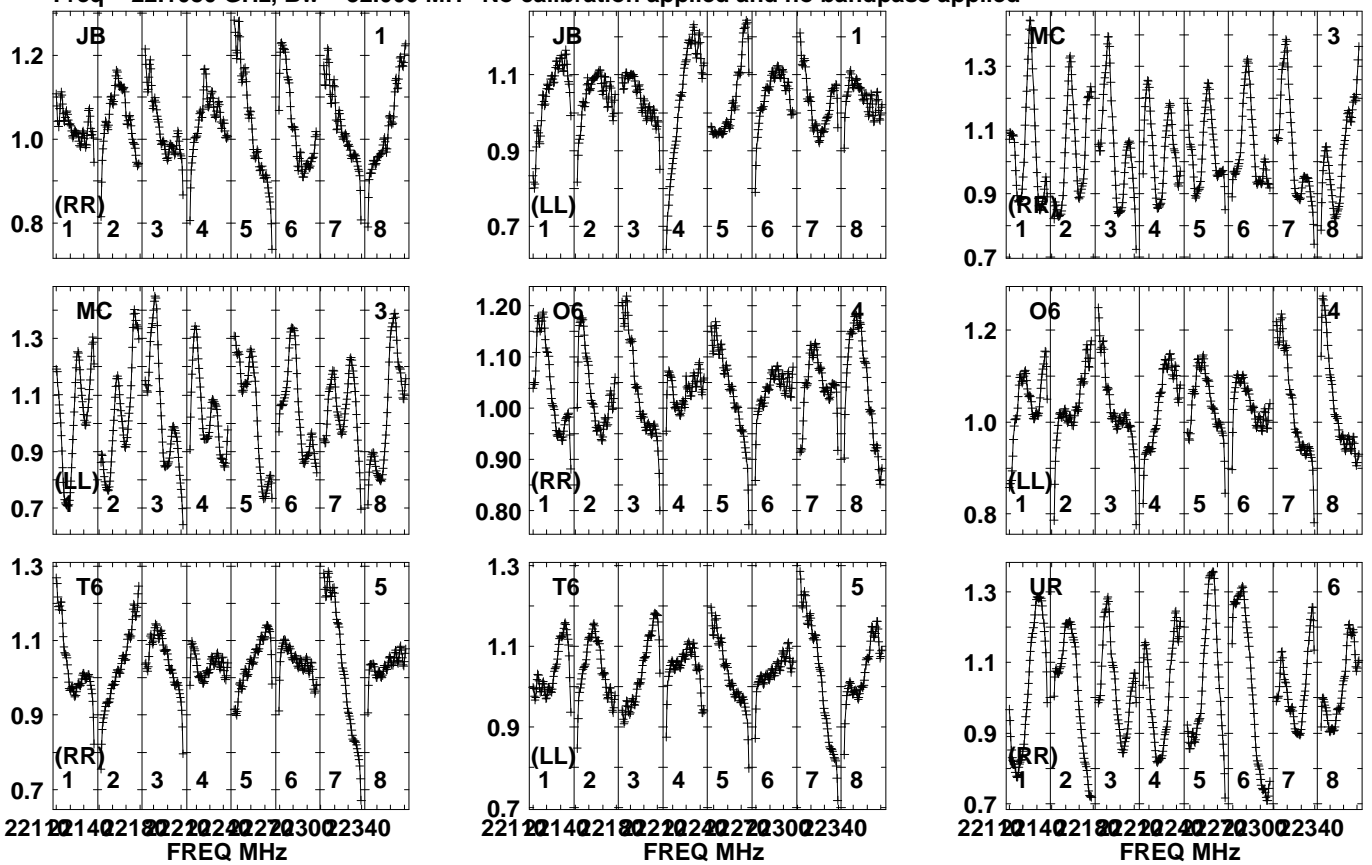


Lower frame: Real Jy
Auto-corr total-power spectrum Antenna: *
Timerange: 00/20:05:30 to 00/20:06:59

Plot file version 129 created 20-JAN-2021 19:33:37

LQ033+03 EB074F.UVDATA.1

Freq = 22.1080 GHz, Bw = 32.000 MH No calibration applied and no bandpass applied

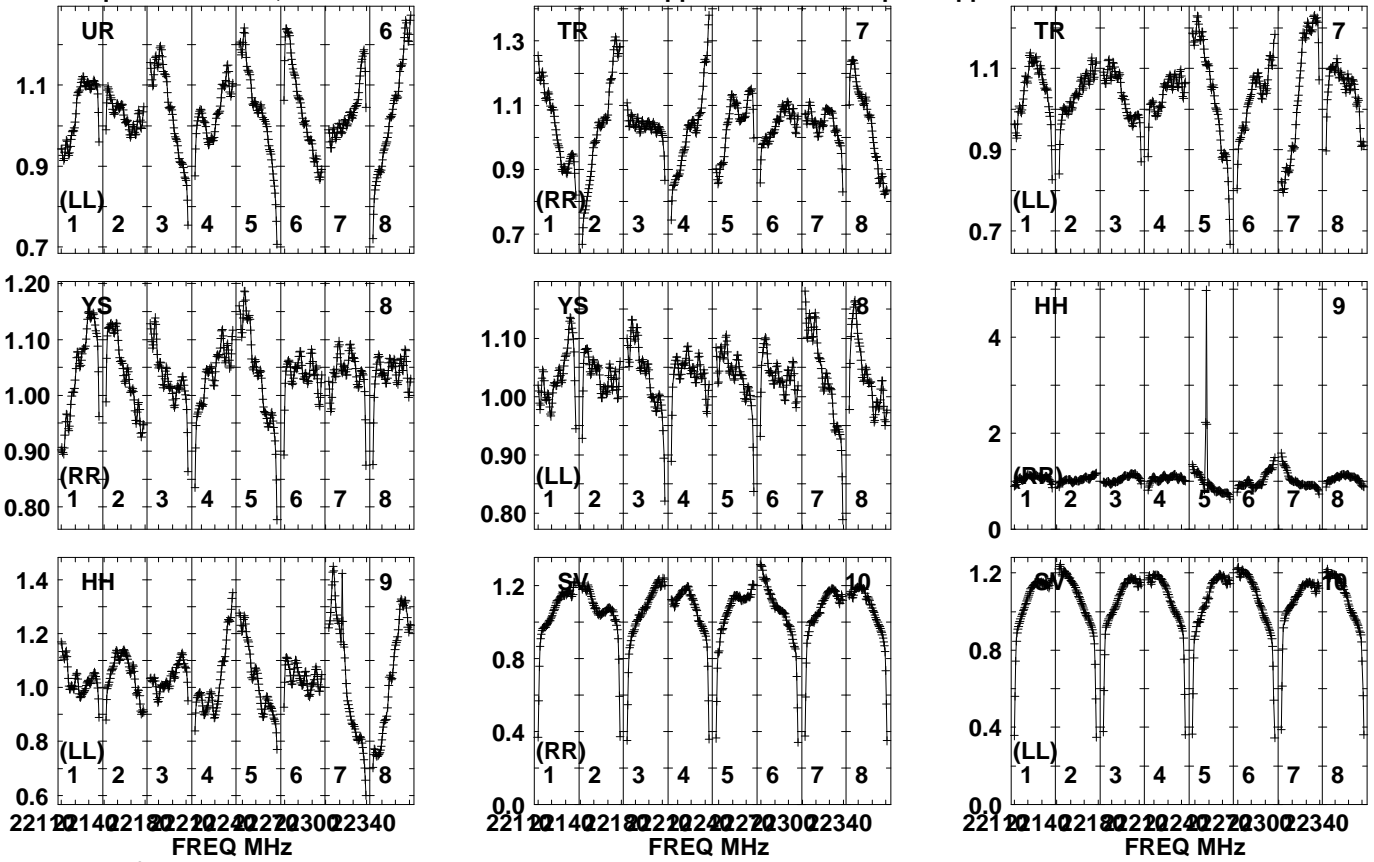


Lower frame: Real Jy
Auto-corr total-power spectrum Antenna: *
Timerange: 00/20:08:01 to 00/20:10:00

Plot file version 130 created 20-JAN-2021 19:33:37

LQ033+03 EB074F.UVDATA.1

Freq = 22.1080 GHz, Bw = 32.000 MH No calibration applied and no bandpass applied

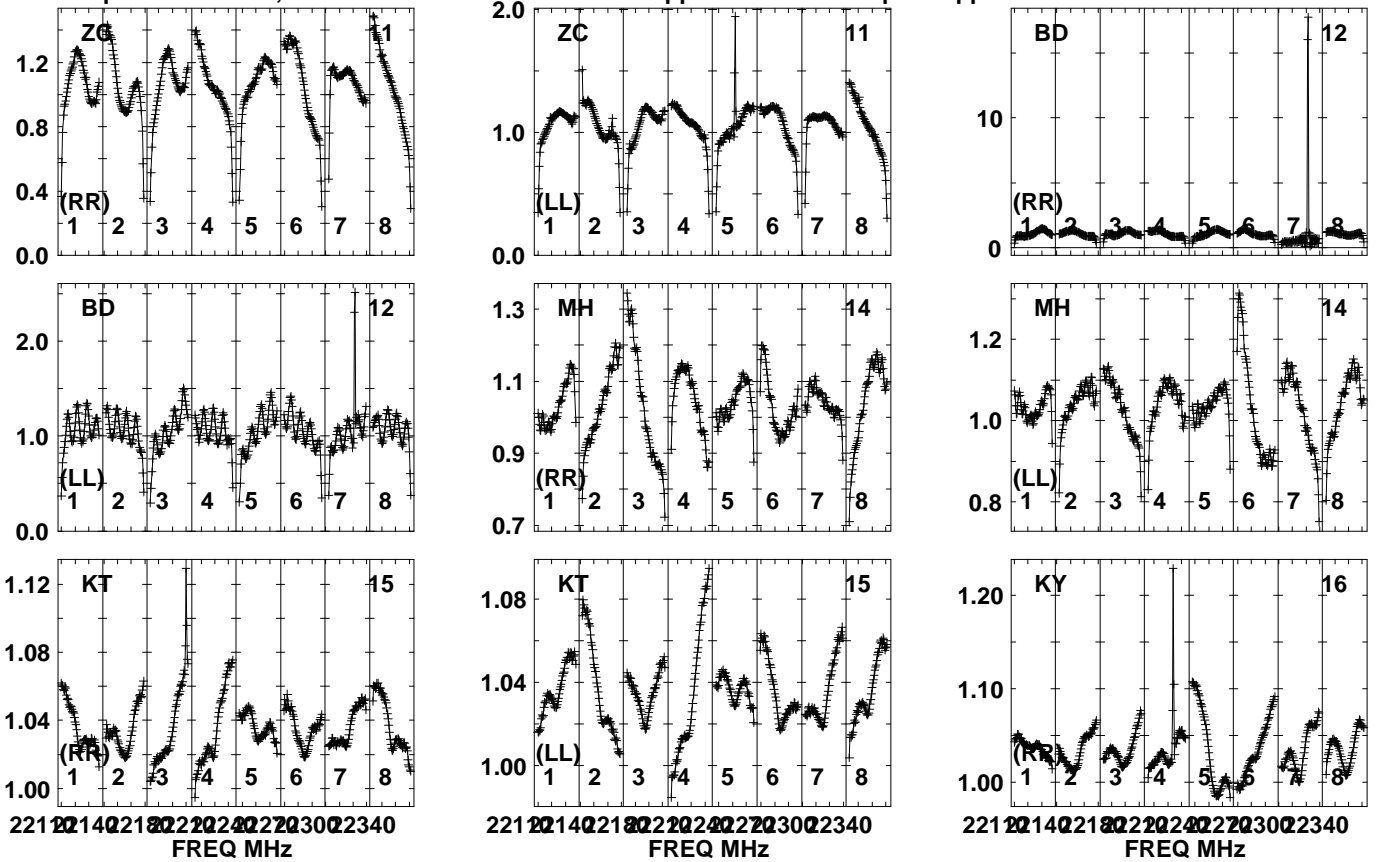


Lower frame: Real Jy
Auto-corr total-power spectrum Antenna: *
Timerange: 00/20:08:01 to 00/20:10:00

Plot file version 131 created 20-JAN-2021 19:33:37

LQ033+03 EB074F.UVDATA.1

Freq = 22.1080 GHz, Bw = 32.000 MH No calibration applied and no bandpass applied

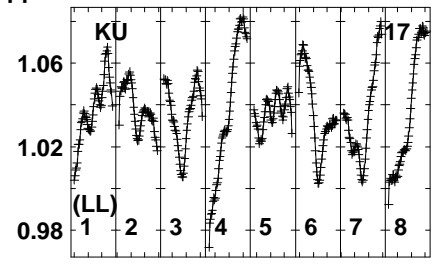
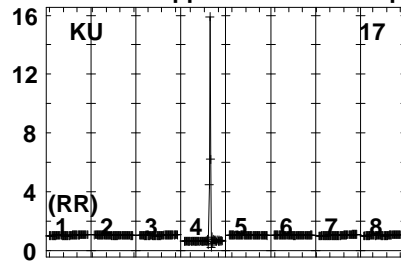



Lower frame: Real Jy
Auto-corr total-power spectrum Antenna: *
Timerange: 00/20:08:01 to 00/20:10:00

Plot file version 132 created 20-JAN-2021 19:33:38

LQ033+03 EB074F.UVDATA.1

Freq = 22.1080 GHz, Bw = 32.000 MH No calibration applied and no bandpass applied

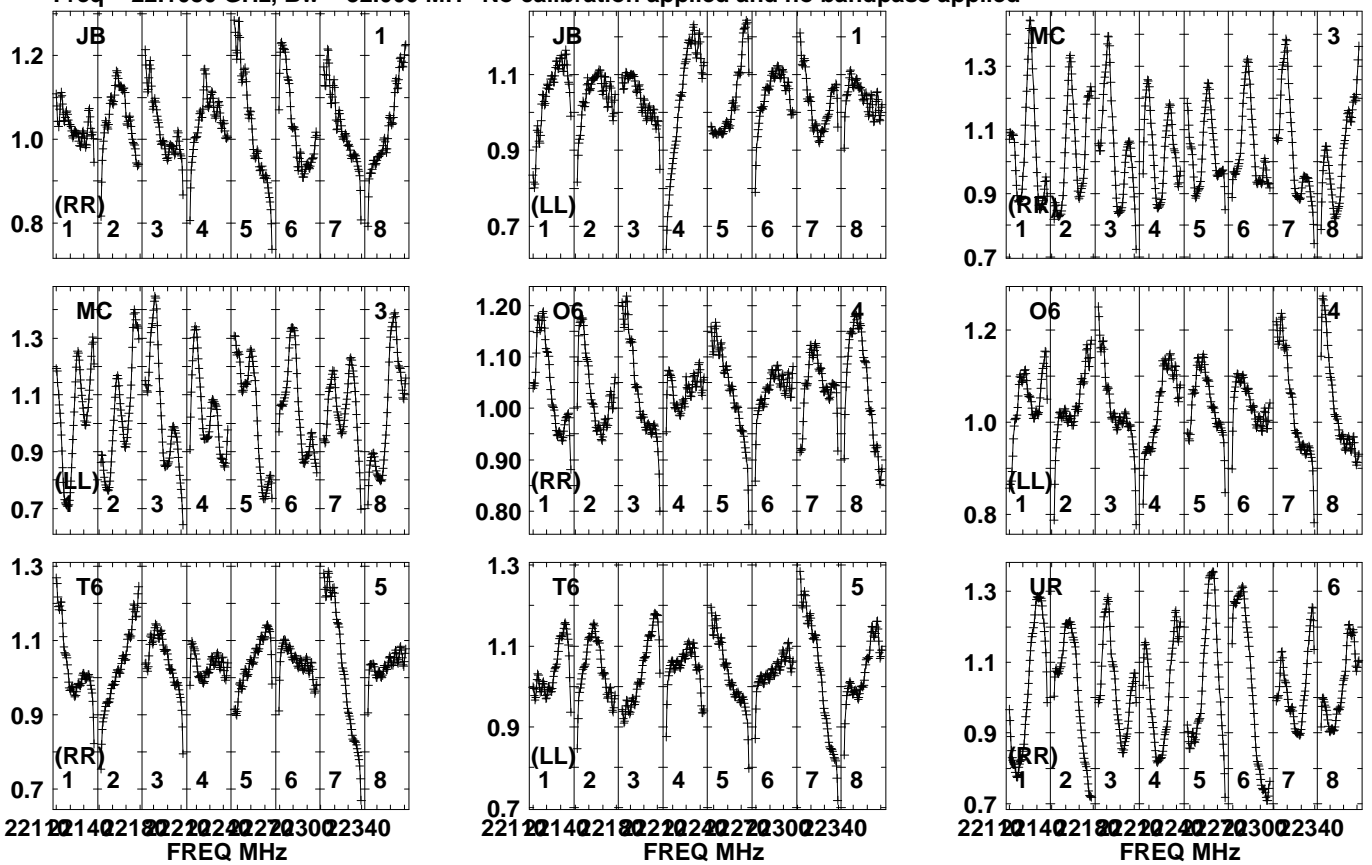


Lower frame: Real Jy
Auto-corr total-power spectrum Antenna: *
Timerange: 00/20:08:01 to 00/20:10:00

Plot file version 133 created 20-JAN-2021 19:33:38

J0205+3212 EB074F.UVDATA.1

Freq = 22.1080 GHz, Bw = 32.000 MH No calibration applied and no bandpass applied

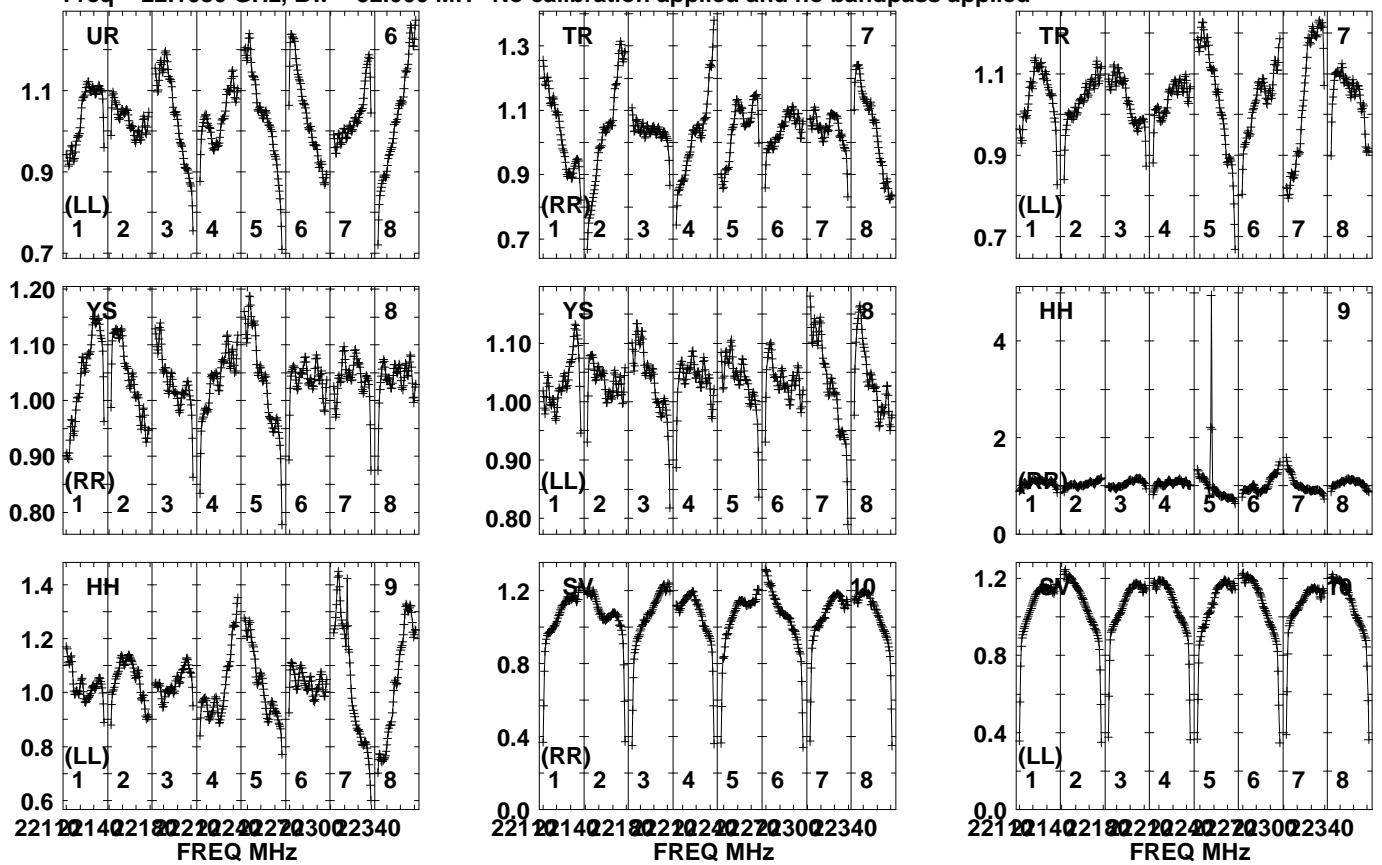


Lower frame: Real Jy
Auto-corr total-power spectrum Antenna: *
Timerange: 00/20:11:00 to 00/20:12:30

Plot file version 134 created 20-JAN-2021 19:33:38

J0205+3212 EB074F.UVDATA.1

Freq = 22.1080 GHz, Bw = 32.000 MH No calibration applied and no bandpass applied



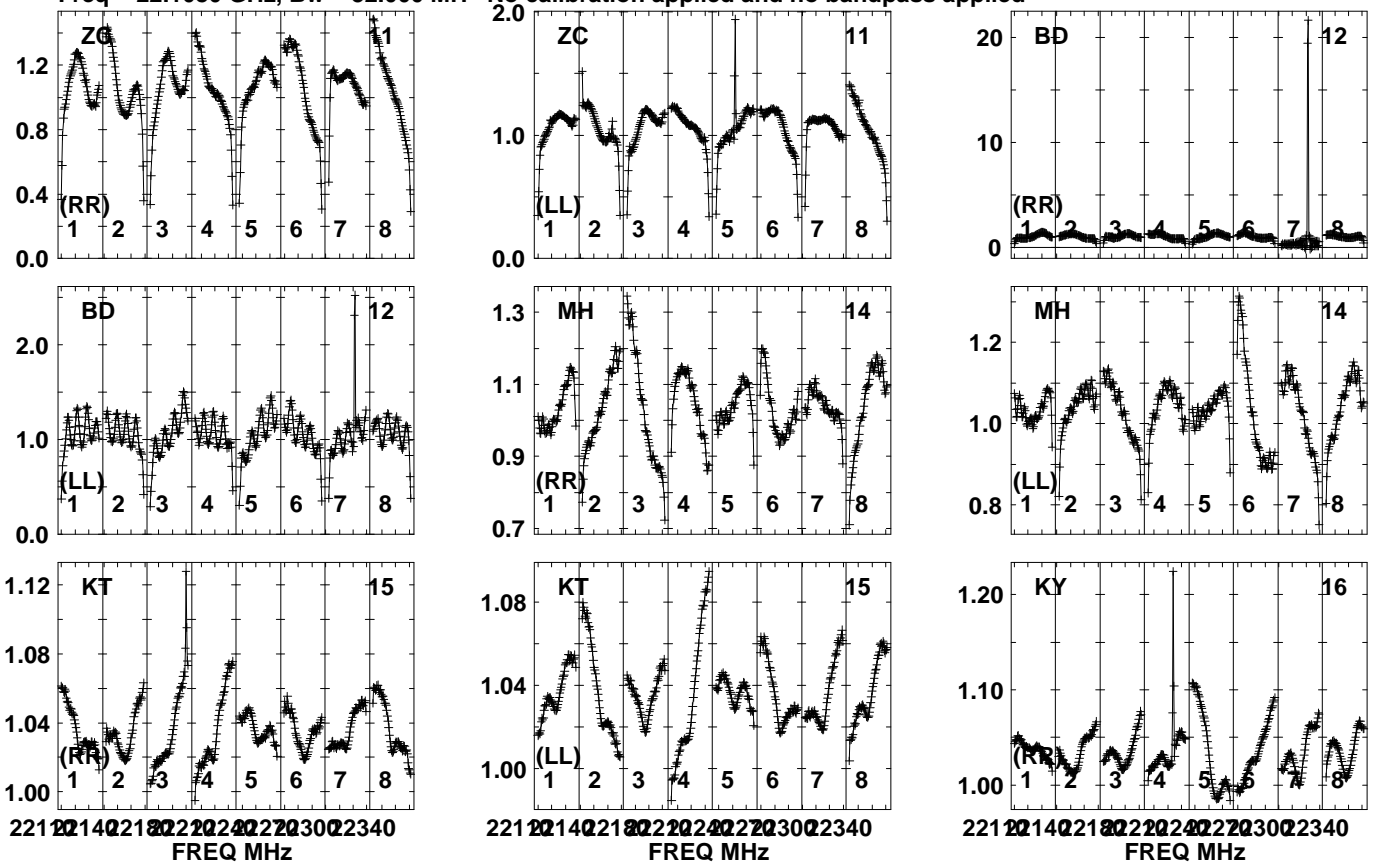
Lower frame: Real Jy
Auto-corr total-power spectrum Antenna: *
Timerange: 00/20:11:00 to 00/20:12:30

Plot file version 135 created 20-JAN-2021 19:33:39

J0205+3212 EB074F.UVDATA.1

Freq = 22.1080 GHz, Bw = 32.000 MH

No calibration applied and no bandpass applied

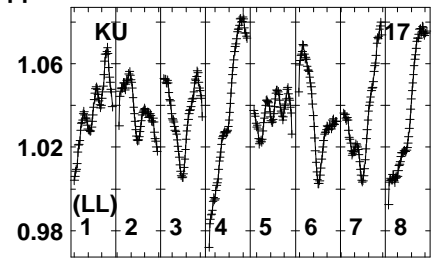
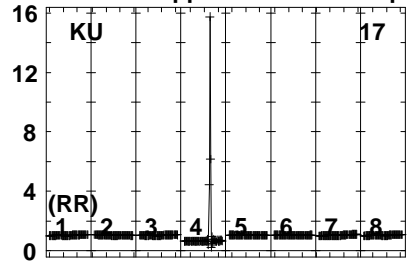
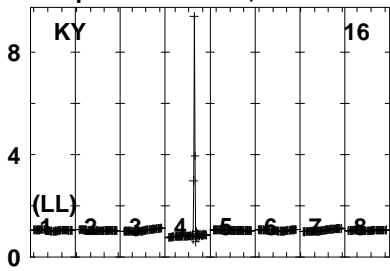


Lower frame: Real Jy
Auto-corr total-power spectrum Antenna: *
Timerange: 00/20:11:00 to 00/20:12:30

Plot file version 136 created 20-JAN-2021 19:33:39

J0205+3212 EB074F.UVDATA.1

Freq = 22.1080 GHz, Bw = 32.000 MH No calibration applied and no bandpass applied

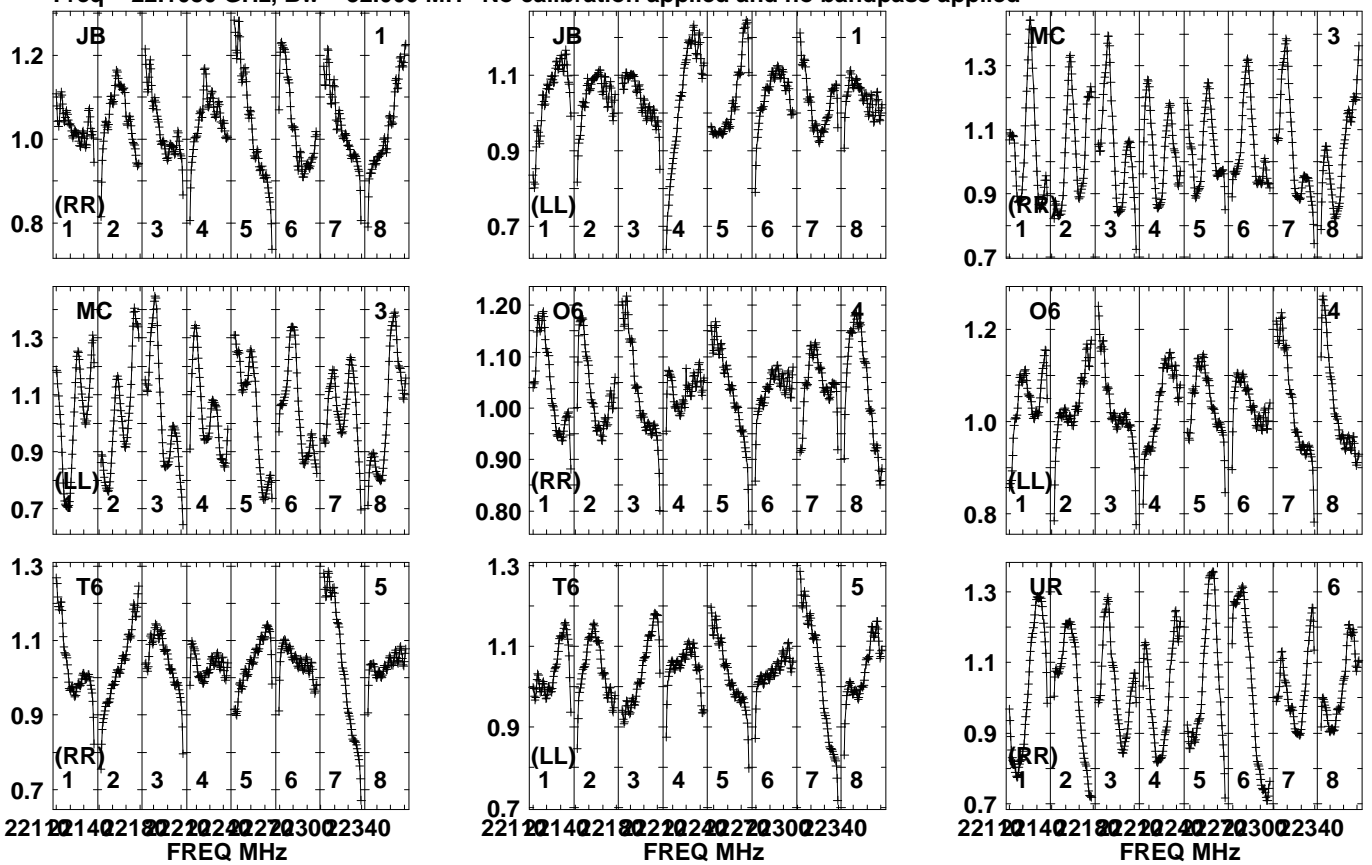


Lower frame: Real Jy
Auto-corr total-power spectrum Antenna: *
Timerange: 00/20:11:00 to 00/20:12:30

Plot file version 137 created 20-JAN-2021 19:33:39

LQ033+03 EB074F.UVDATA.1

Freq = 22.1080 GHz, Bw = 32.000 MH No calibration applied and no bandpass applied

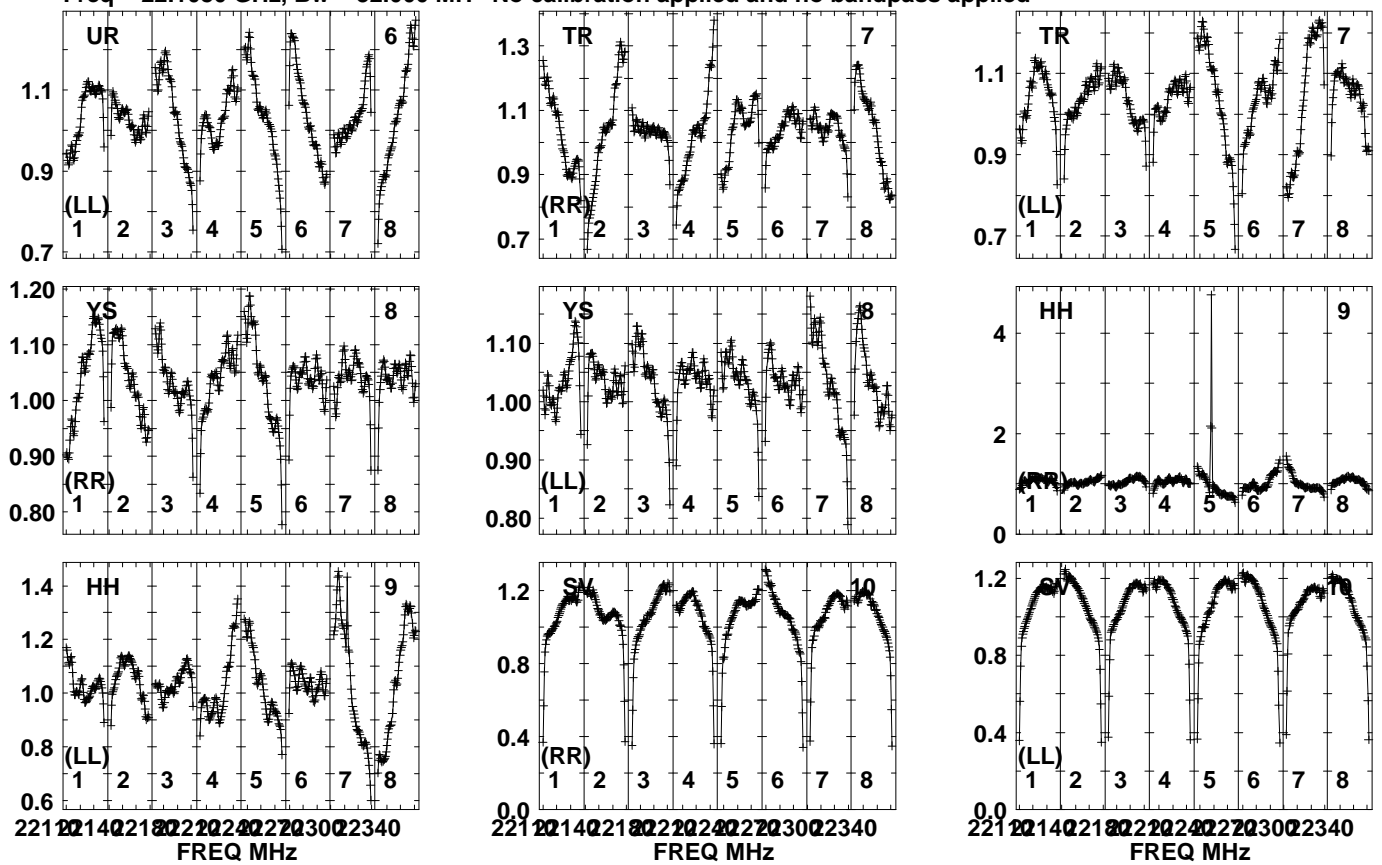


Lower frame: Real Jy
Auto-corr total-power spectrum Antenna: *
Timerange: 00/20:13:30 to 00/20:15:29

Plot file version 138 created 20-JAN-2021 19:33:40

LQ033+03 EB074F.UVDATA.1

Freq = 22.1080 GHz, Bw = 32.000 MH No calibration applied and no bandpass applied

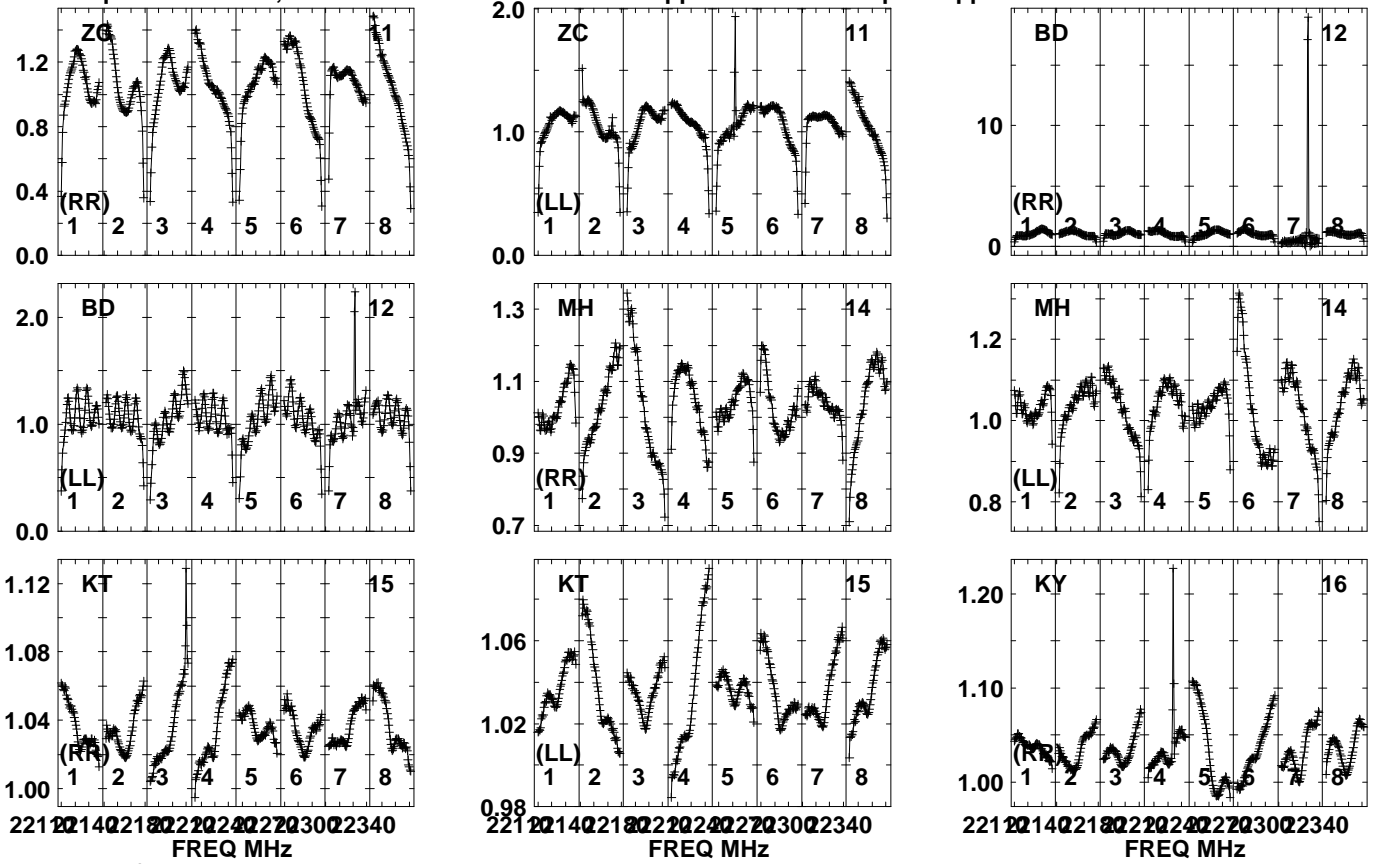


Lower frame: Real Jy
Auto-corr total-power spectrum Antenna: *
Timerange: 00/20:13:30 to 00/20:15:29

Plot file version 139 created 20-JAN-2021 19:33:40

LQ033+03 EB074F.UVDATA.1

Freq = 22.1080 GHz, Bw = 32.000 MH No calibration applied and no bandpass applied

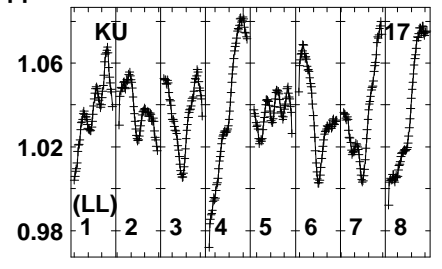
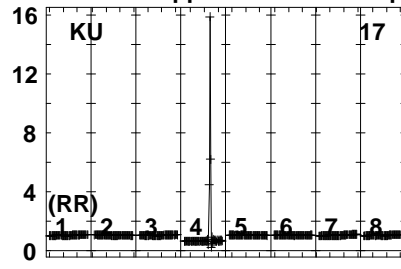



Lower frame: Real Jy
Auto-corr total-power spectrum Antenna: *
Timerange: 00/20:13:30 to 00/20:15:29

Plot file version 140 created 20-JAN-2021 19:33:41

LQ033+03 EB074F.UVDATA.1

Freq = 22.1080 GHz, Bw = 32.000 MH No calibration applied and no bandpass applied

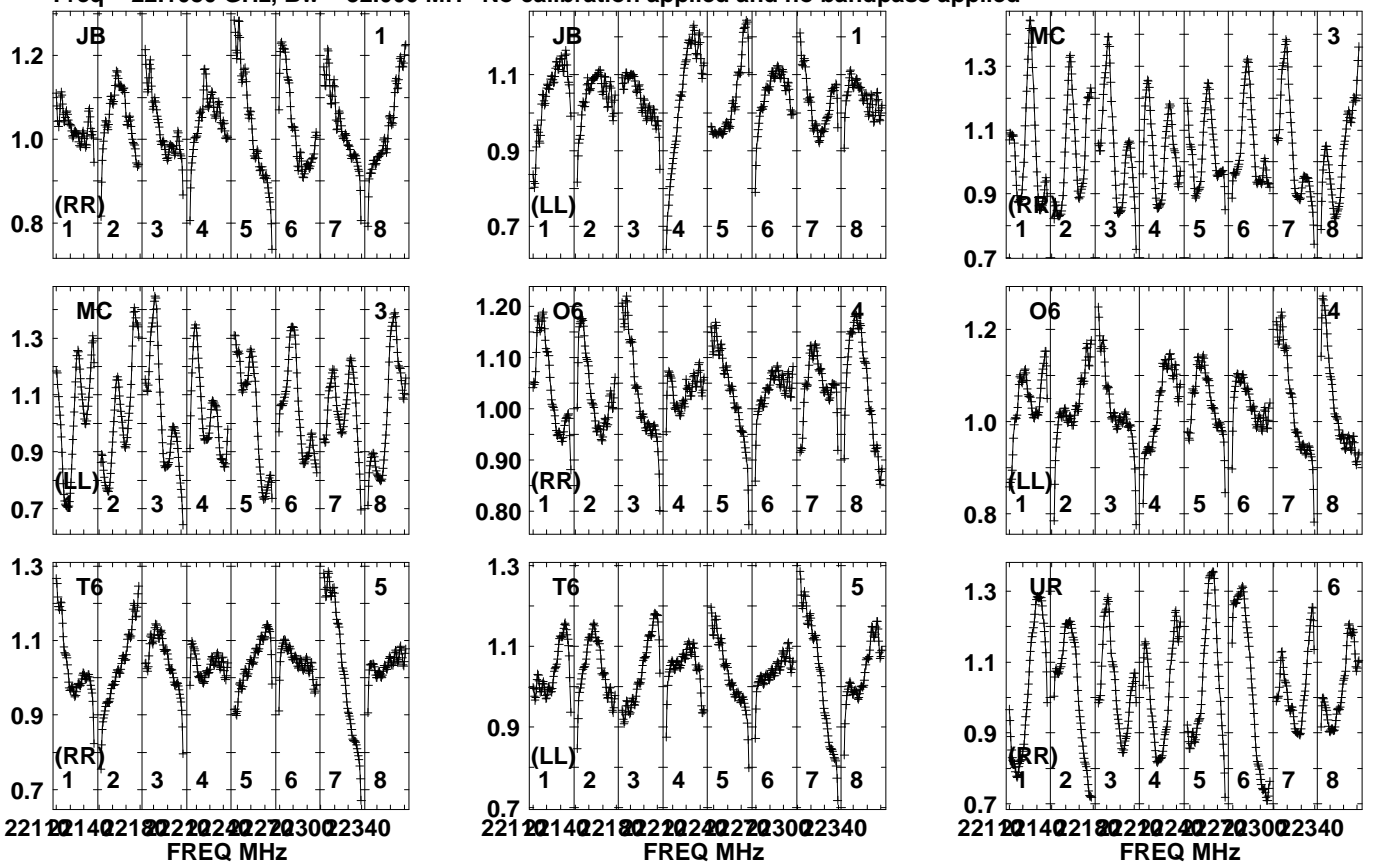


Lower frame: Real Jy
Auto-corr total-power spectrum Antenna: *
Timerange: 00/20:13:30 to 00/20:15:29

Plot file version 141 created 20-JAN-2021 19:33:41

J0205+3212 EB074F.UVDATA.1

Freq = 22.1080 GHz, Bw = 32.000 MH No calibration applied and no bandpass applied

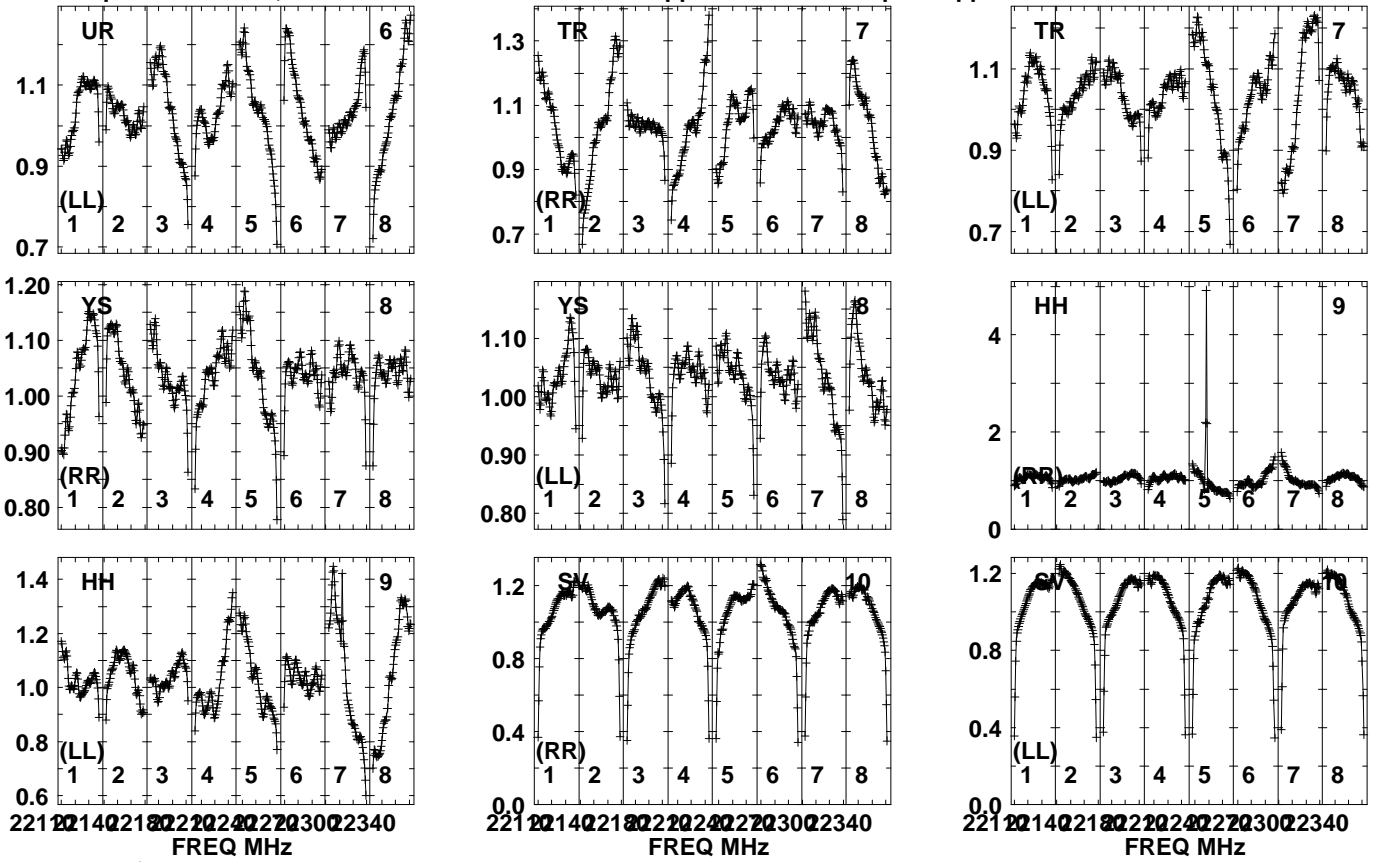


Lower frame: Real Jy
Auto-corr total-power spectrum Antenna: *
Timerange: 00/20:16:30 to 00/20:17:59

Plot file version 142 created 20-JAN-2021 19:33:42

J0205+3212 EB074F.UVDATA.1

Freq = 22.1080 GHz, Bw = 32.000 MH No calibration applied and no bandpass applied

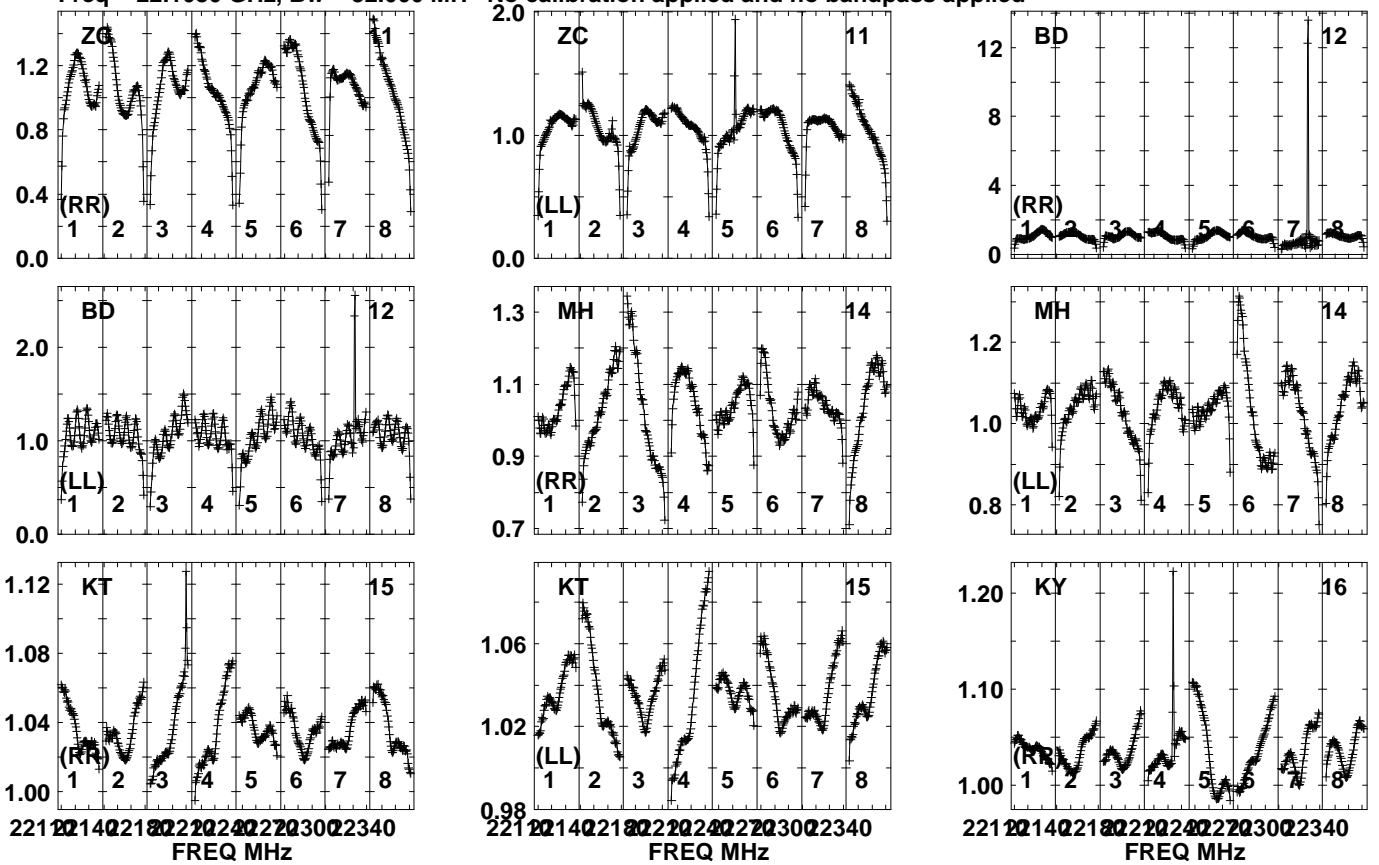


Lower frame: Real Jy
Auto-corr total-power spectrum Antenna: *
Timerange: 00/20:16:30 to 00/20:17:59

Plot file version 143 created 20-JAN-2021 19:33:42

J0205+3212 EB074F.UVDATA.1

Freq = 22.1080 GHz, Bw = 32.000 MH No calibration applied and no bandpass applied

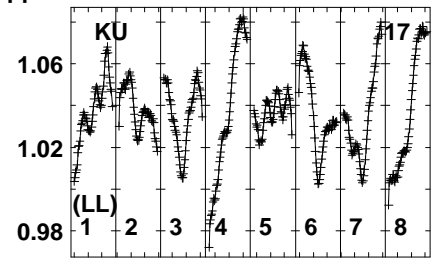
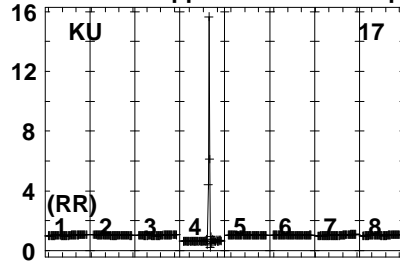
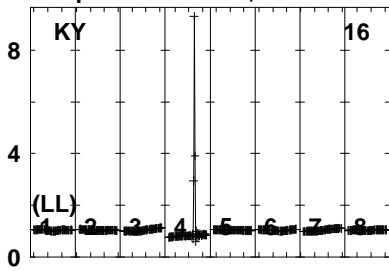


Lower frame: Real Jy
Auto-corr total-power spectrum Antenna: *
Timerange: 00/20:16:30 to 00/20:17:59

Plot file version 144 created 20-JAN-2021 19:33:43

J0205+3212 EB074F.UVDATA.1

Freq = 22.1080 GHz, Bw = 32.000 MH No calibration applied and no bandpass applied

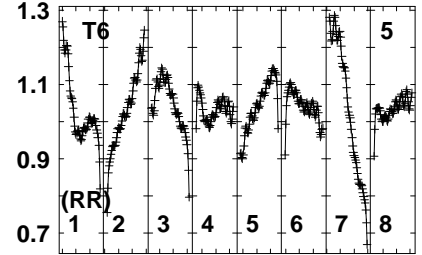
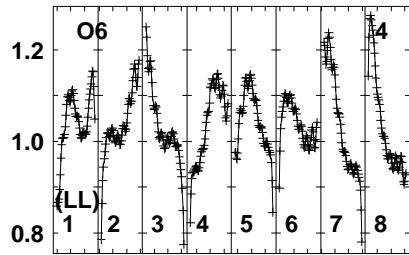
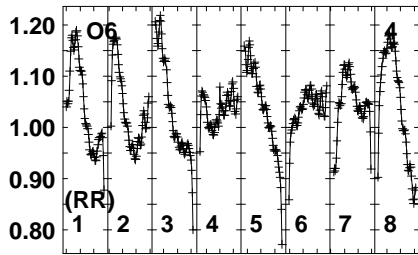
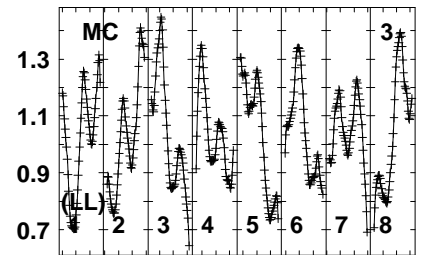
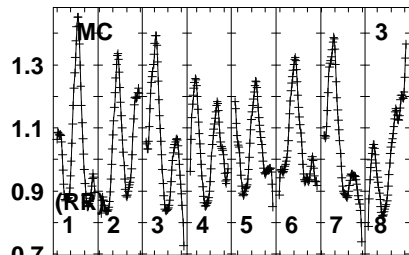
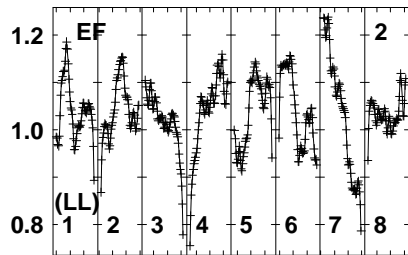
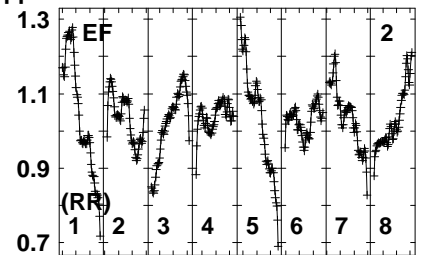
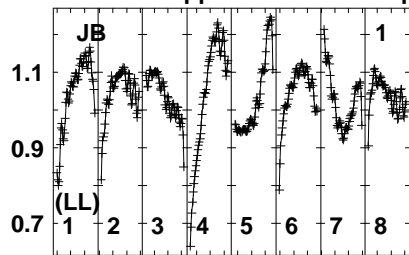
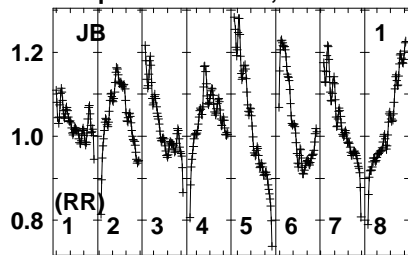


Lower frame: Real Jy
Auto-corr total-power spectrum Antenna: *
Timerange: 00/20:16:30 to 00/20:17:59

Plot file version 145 created 20-JAN-2021 19:33:44

0309+411B EB074F.UVDATA.1

Freq = 22.1080 GHz, Bw = 32.000 MH No calibration applied and no bandpass applied



22102140221802224022240222030022340
FREQ MHz

22102140221802224022240222030022340
FREQ MHz

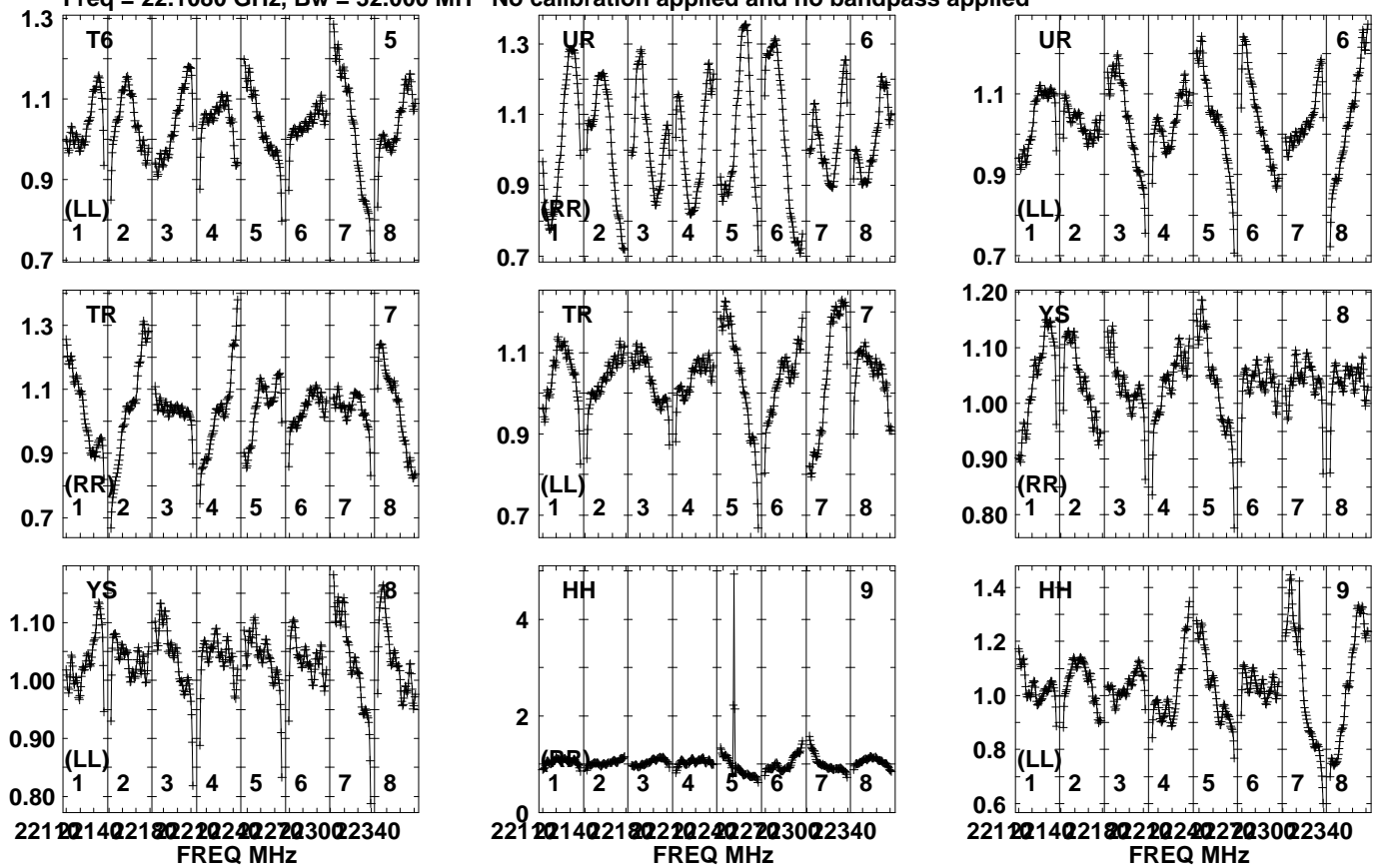
22102140221802224022240222030022340
FREQ MHz

Lower frame: Real Jy
Auto-corr total-power spectrum Antenna: *
Timerange: 00/20:21:01 to 00/20:24:59

Plot file version 146 created 20-JAN-2021 19:33:45

0309+411B EB074F.UVDATA.1

Freq = 22.1080 GHz, Bw = 32.000 MH No calibration applied and no bandpass applied

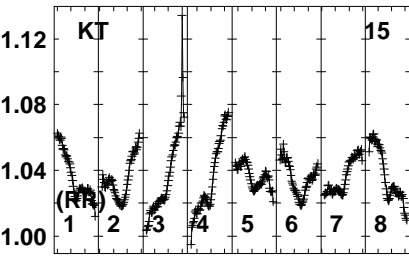
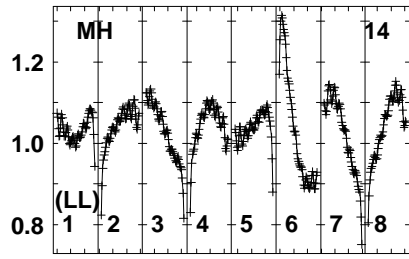
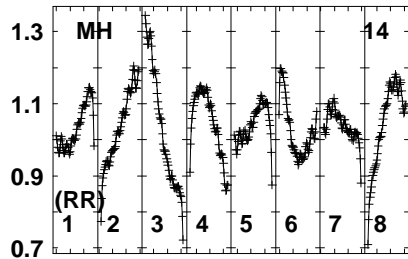
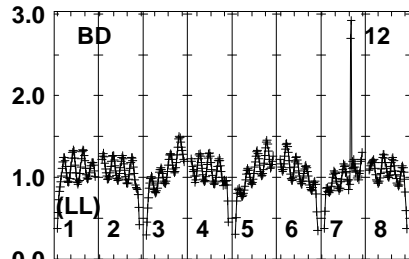
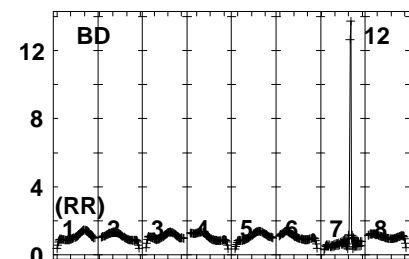
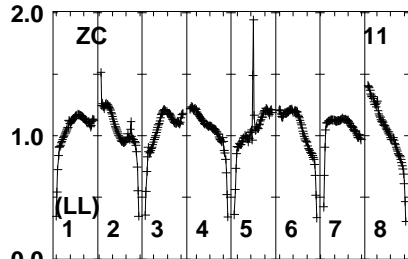
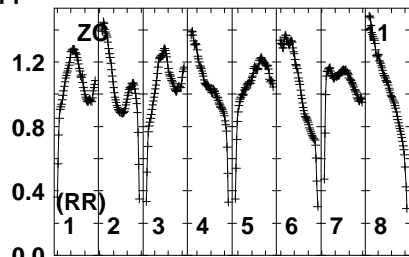
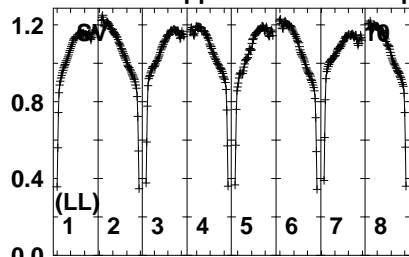
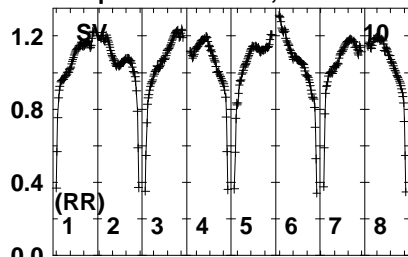


Lower frame: Real Jy
Auto-corr total-power spectrum Antenna: *
Timerange: 00/20:21:01 to 00/20:24:59

Plot file version 147 created 20-JAN-2021 19:33:46

0309+411B EB074F.UVDATA.1

Freq = 22.1080 GHz, Bw = 32.000 MH No calibration applied and no bandpass applied

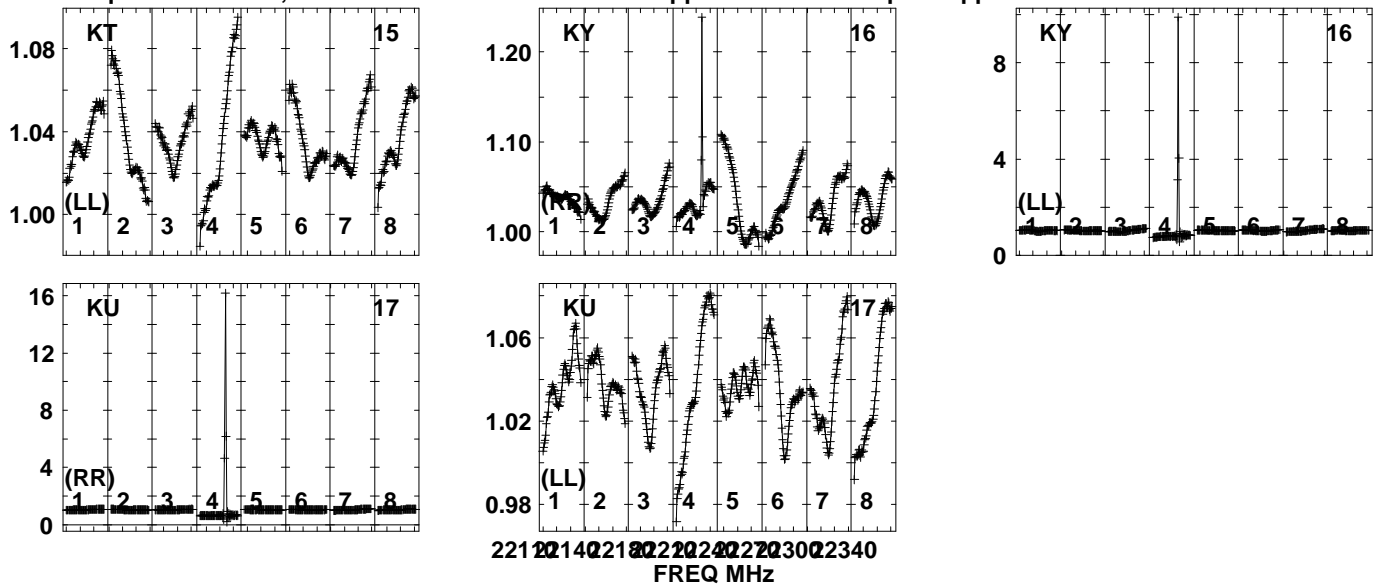


Lower frame: Real Jy
Auto-corr total-power spectrum Antenna: *
Timerange: 00/20:21:01 to 00/20:24:59

Plot file version 148 created 20-JAN-2021 19:33:47

0309+411B EB074F.UVDATA.1

Freq = 22.1080 GHz, Bw = 32.000 MH No calibration applied and no bandpass applied

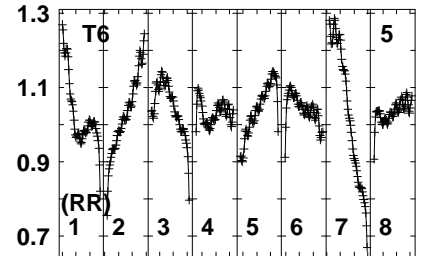
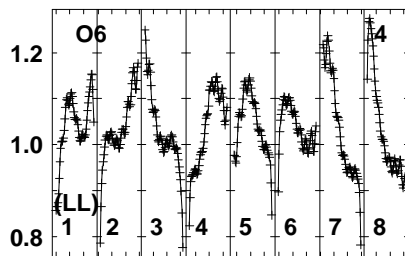
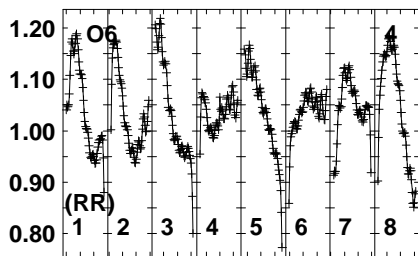
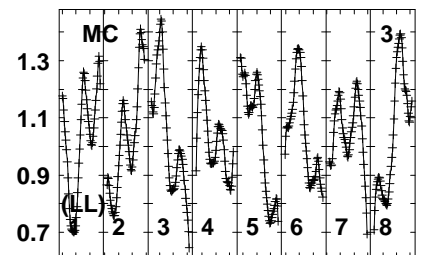
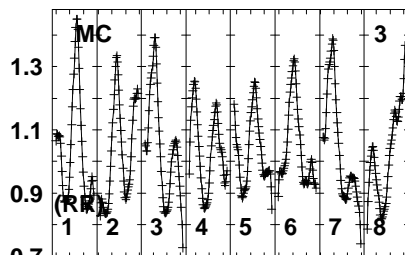
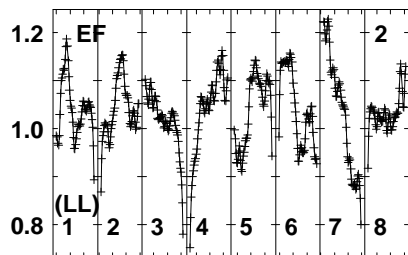
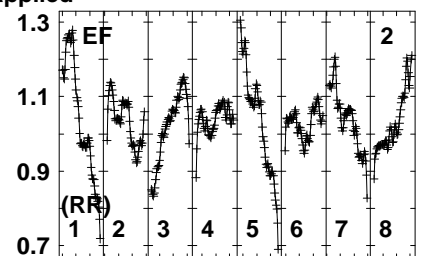
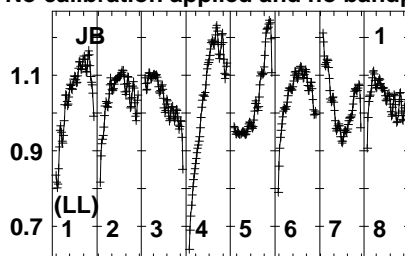
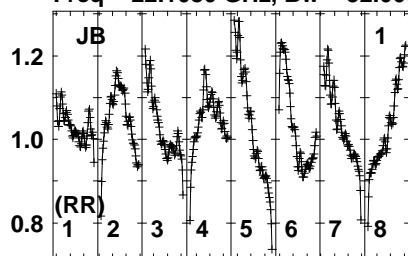


Lower frame: Real Jy
Auto-corr total-power spectrum Antenna: *
Timerange: 00/20:21:01 to 00/20:24:59

Plot file version 149 created 20-JAN-2021 19:33:48

0309+411B EB074F.UVDATA.1

Freq = 22.1080 GHz, Bw = 32.000 MH No calibration applied and no bandpass applied



22100 22140 22180 22220 22260 22300 22340
FREQ MHz

22100 22140 22180 22220 22260 22300 22340
FREQ MHz

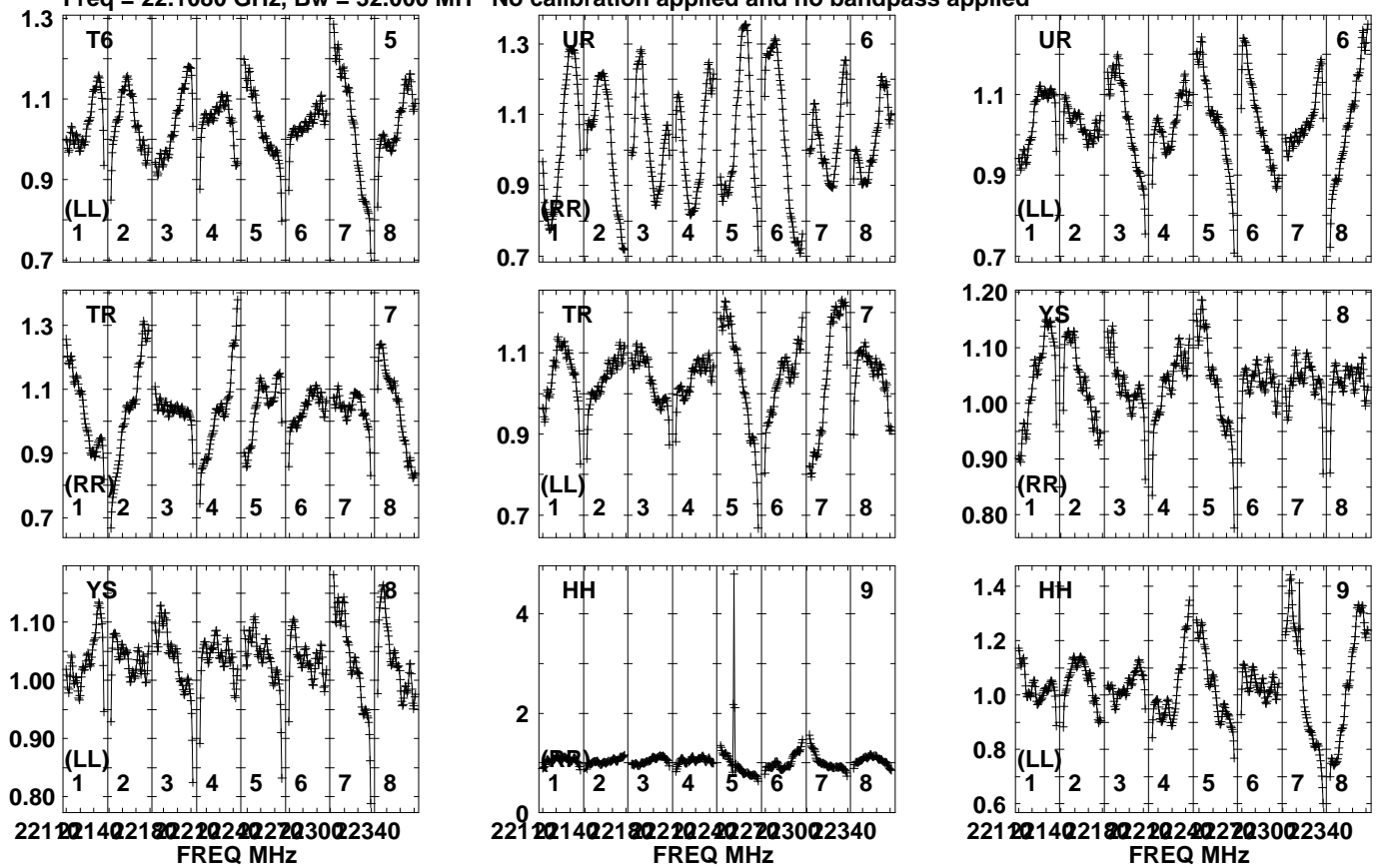
22100 22140 22180 22220 22260 22300 22340
FREQ MHz

Lower frame: Real Jy
Auto-corr total-power spectrum Antenna: *
Timerange: 00/20:25:30 to 00/20:31:29

Plot file version 150 created 20-JAN-2021 19:33:49

0309+411B EB074F.UVDATA.1

Freq = 22.1080 GHz, Bw = 32.000 MH No calibration applied and no bandpass applied

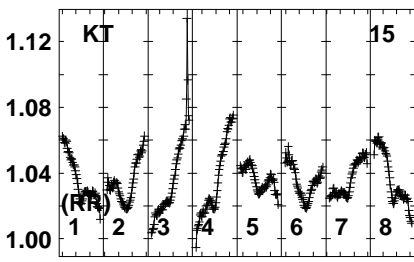
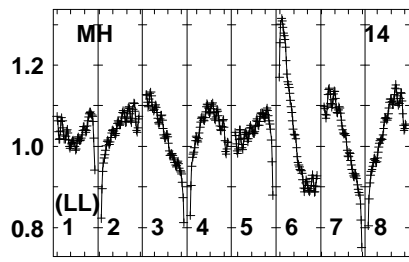
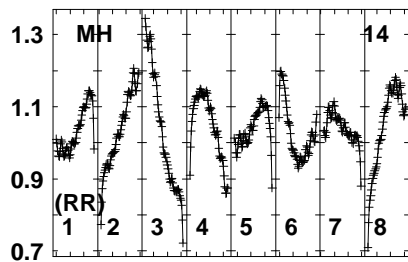
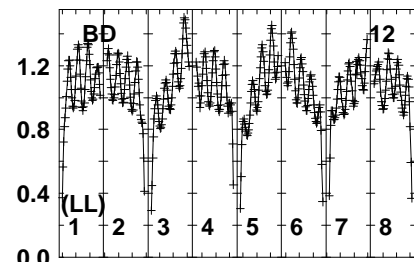
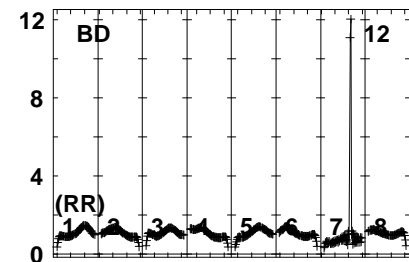
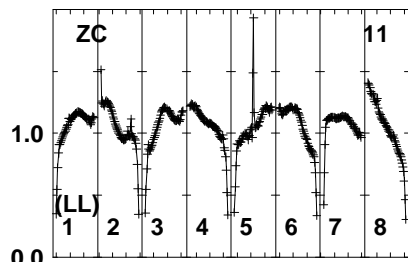
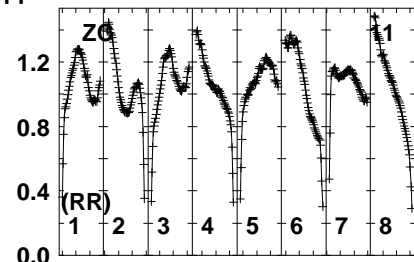
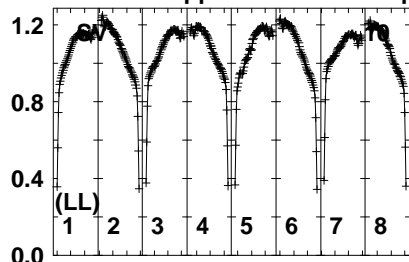
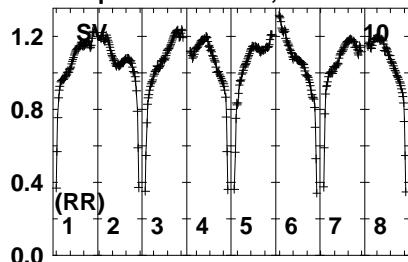


Lower frame: Real Jy
Auto-corr total-power spectrum Antenna: *
Timerange: 00/20:25:30 to 00/20:31:29

Plot file version 151 created 20-JAN-2021 19:33:50

0309+411B EB074F.UVDATA.1

Freq = 22.1080 GHz, Bw = 32.000 MH No calibration applied and no bandpass applied



2210214021802220224022703002340
FREQ MHz

2210214021802220224022703002340
FREQ MHz

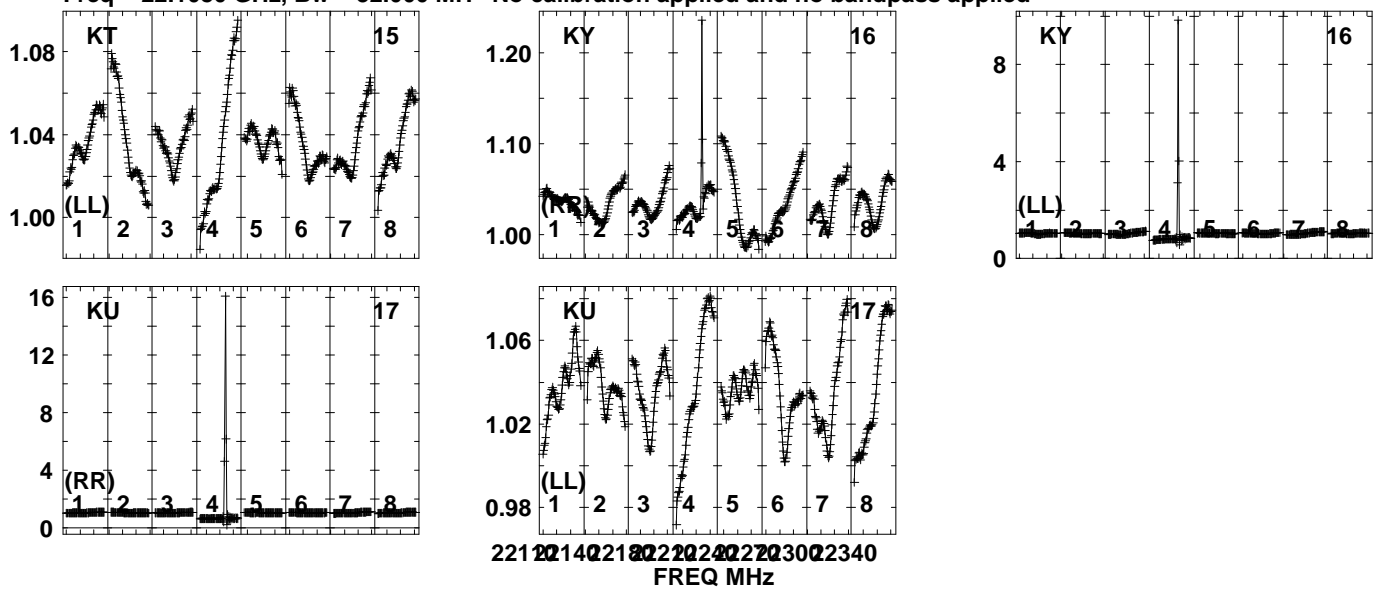
2210214021802220224022703002340
FREQ MHz

Lower frame: Real Jy
Auto-corr total-power spectrum Antenna: *
Timerange: 00/20:25:30 to 00/20:31:29

Plot file version 152 created 20-JAN-2021 19:33:51

0309+411B EB074F.UVDATA.1

Freq = 22.1080 GHz, Bw = 32.000 MH No calibration applied and no bandpass applied

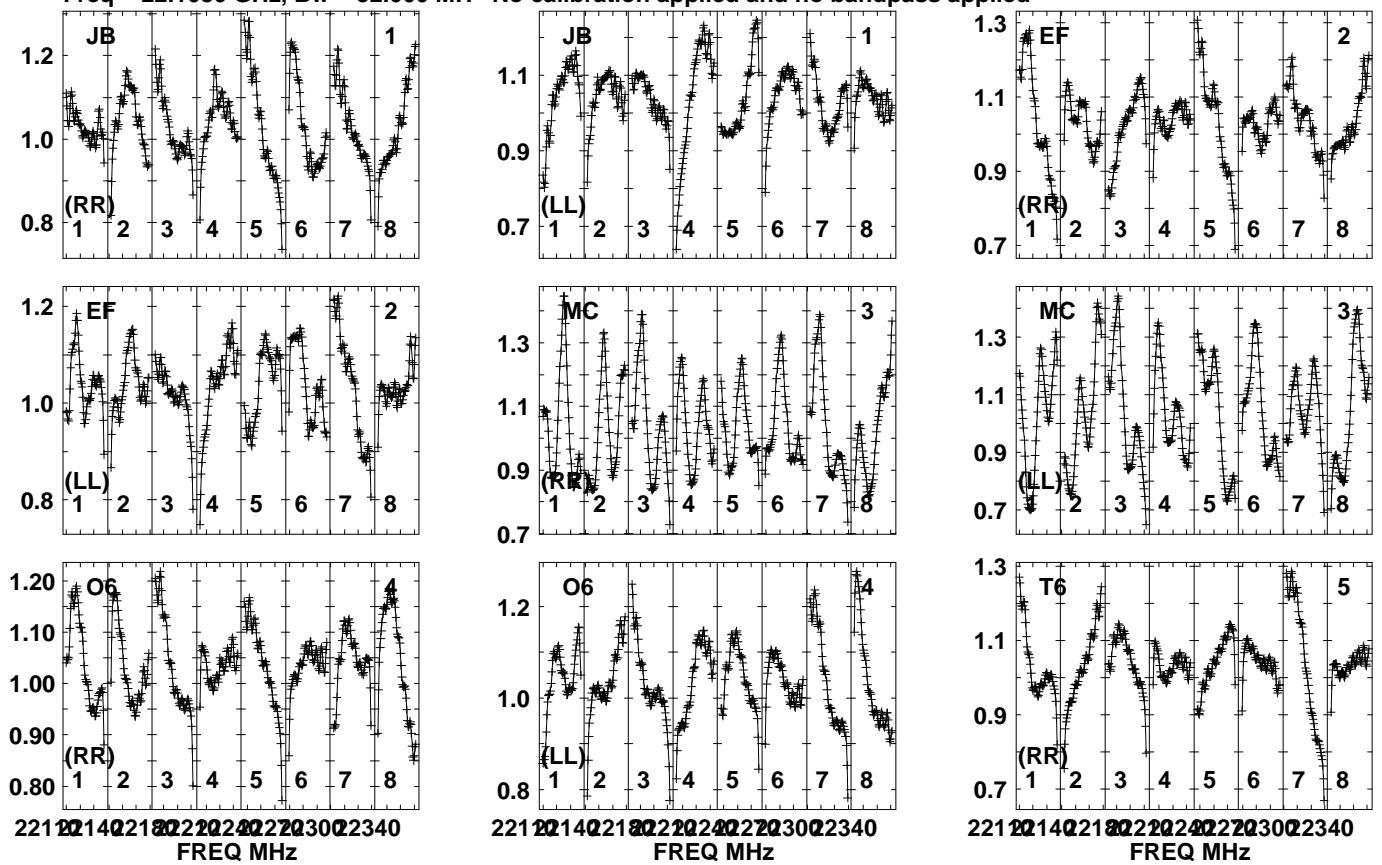


Lower frame: Real Jy
Auto-corr total-power spectrum Antenna: *
Timerange: 00/20:25:30 to 00/20:31:29

Plot file version 153 created 20-JAN-2021 19:33:52

0309+411B EB074F.UVDATA.1

Freq = 22.1080 GHz, Bw = 32.000 MH No calibration applied and no bandpass applied

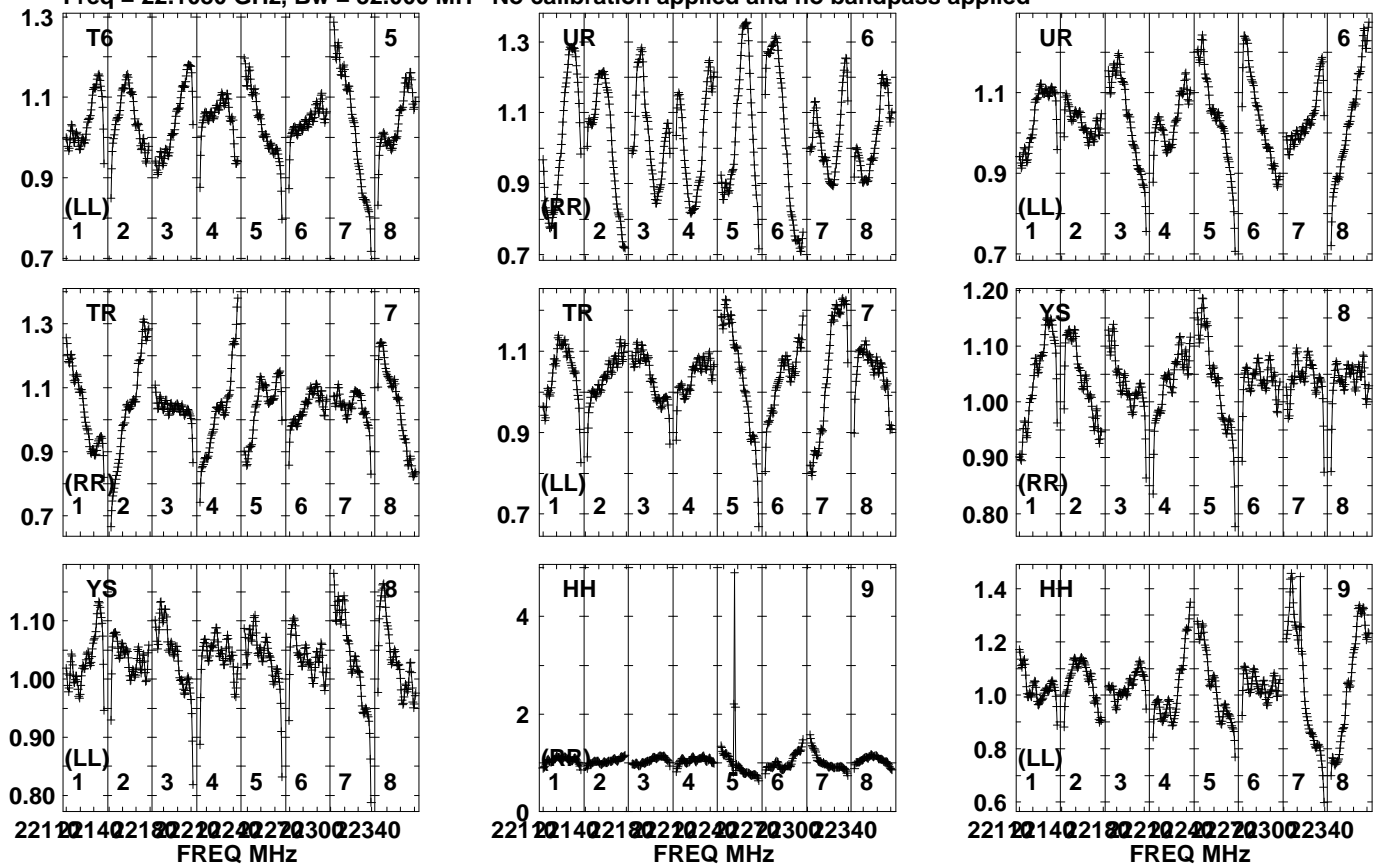


Lower frame: Real Jy
Auto-corr total-power spectrum Antenna: *
Timerange: 00/20:32:00 to 00/20:34:00

Plot file version 154 created 20-JAN-2021 19:33:52

0309+411B EB074F.UVDATA.1

Freq = 22.1080 GHz, Bw = 32.000 MH No calibration applied and no bandpass applied

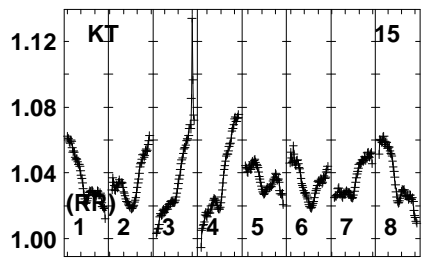
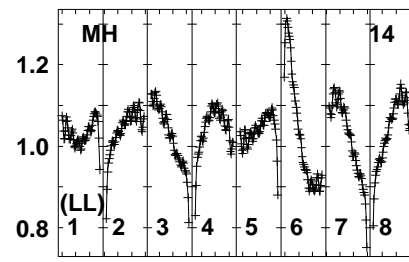
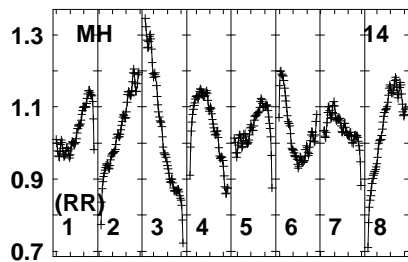
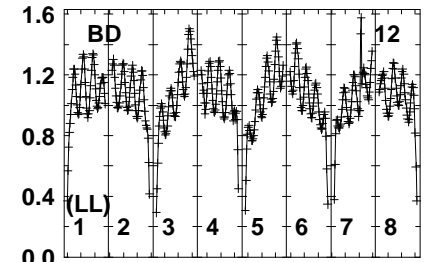
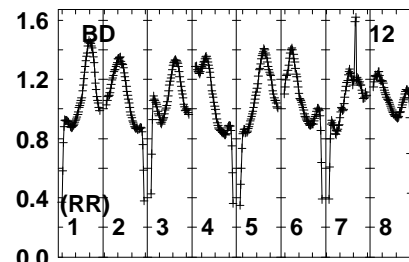
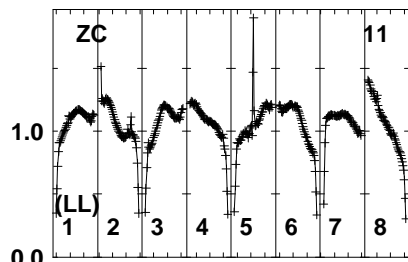
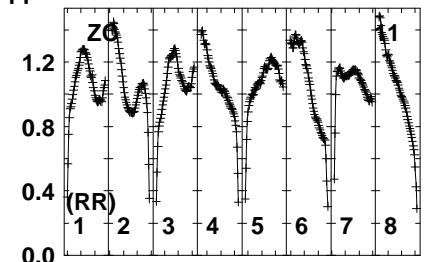
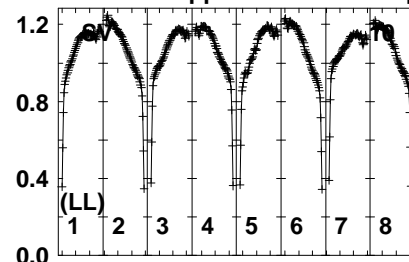
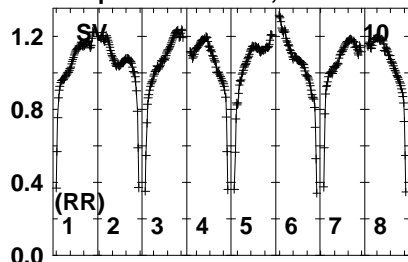


Lower frame: Real Jy
Auto-corr total-power spectrum Antenna: *
Timerange: 00/20:32:00 to 00/20:34:00

Plot file version 155 created 20-JAN-2021 19:33:52

0309+411B EB074F.UVDATA.1

Freq = 22.1080 GHz, Bw = 32.000 MH No calibration applied and no bandpass applied



22102140221802224022240222030022340
FREQ MHz

22102140221802224022240222030022340
FREQ MHz

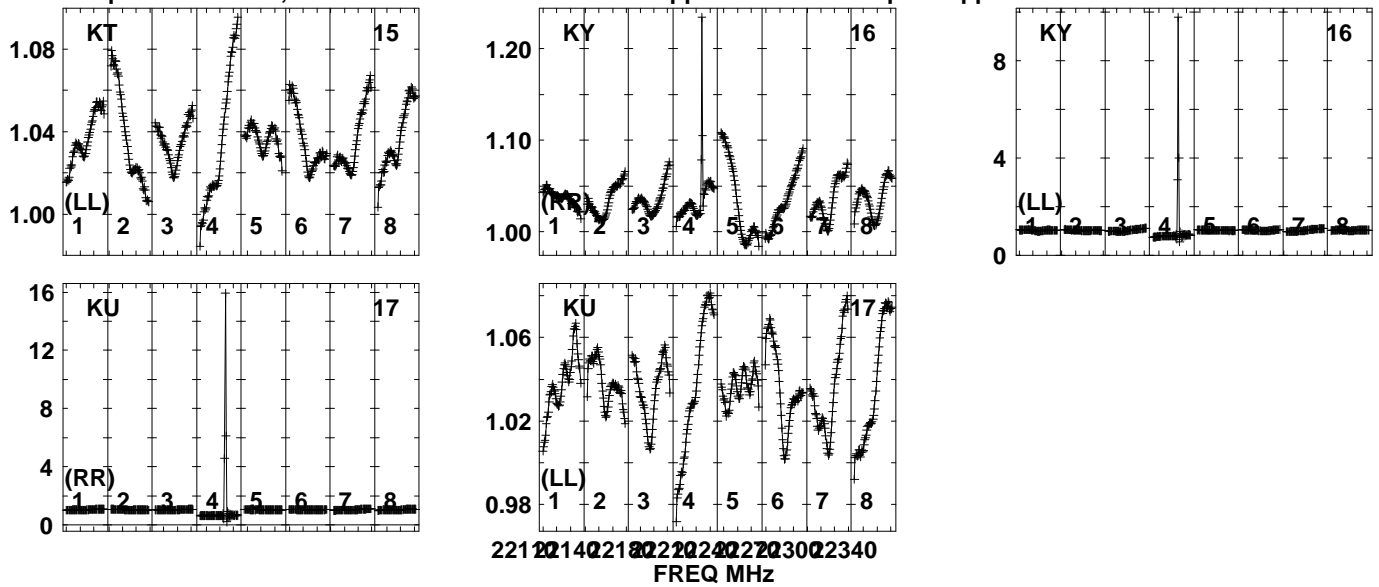
22102140221802224022240222030022340
FREQ MHz

Lower frame: Real Jy
Auto-corr total-power spectrum Antenna: *
Timerange: 00/20:32:00 to 00/20:34:00

Plot file version 156 created 20-JAN-2021 19:33:53

0309+411B EB074F.UVDATA.1

Freq = 22.1080 GHz, Bw = 32.000 MH No calibration applied and no bandpass applied

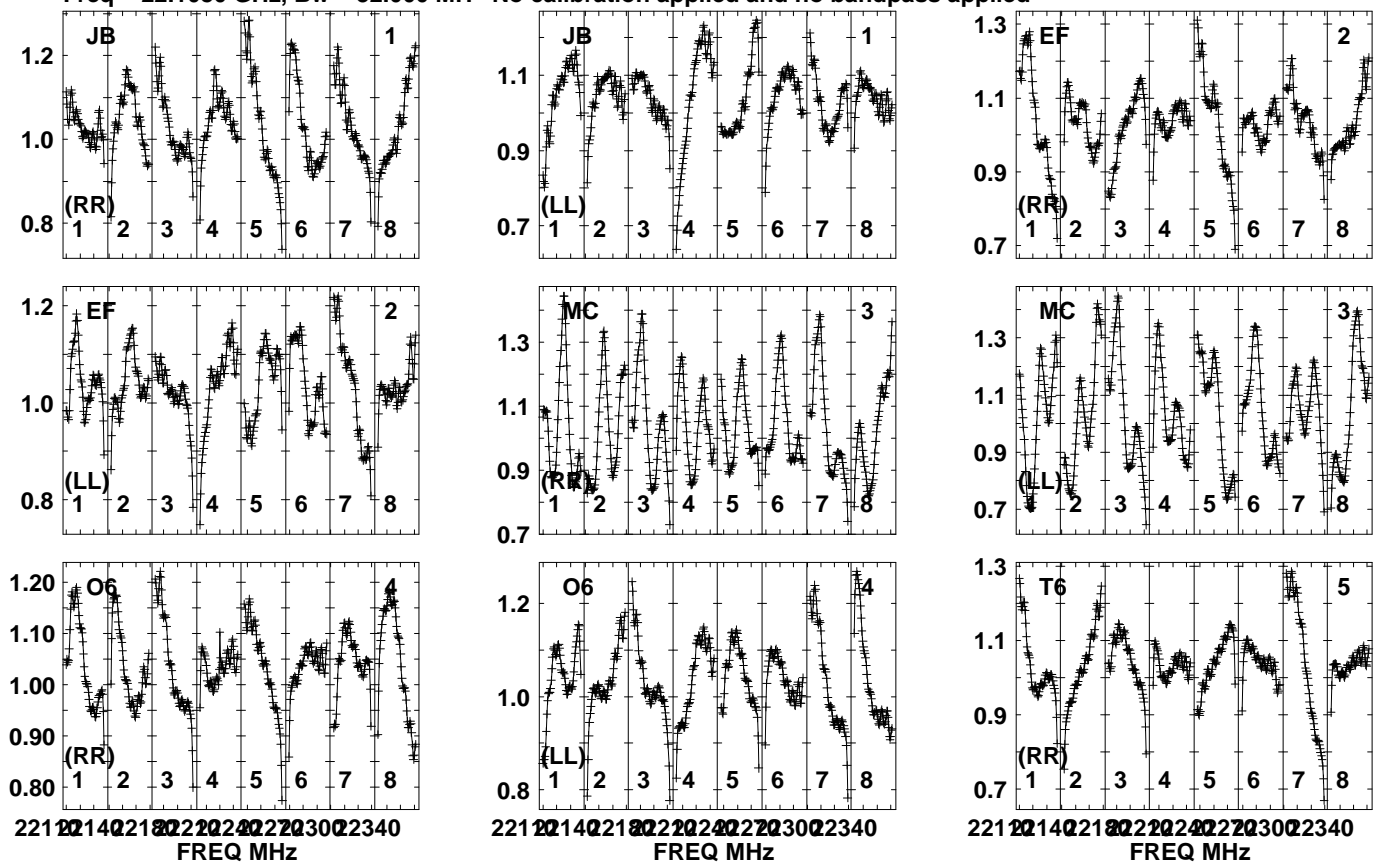


Lower frame: Real Jy
Auto-corr total-power spectrum Antenna: *
Timerange: 00/20:32:00 to 00/20:34:00

Plot file version 157 created 20-JAN-2021 19:33:53

4C40.08 EB074F.UVDATA.1

Freq = 22.1080 GHz, Bw = 32.000 MH No calibration applied and no bandpass applied

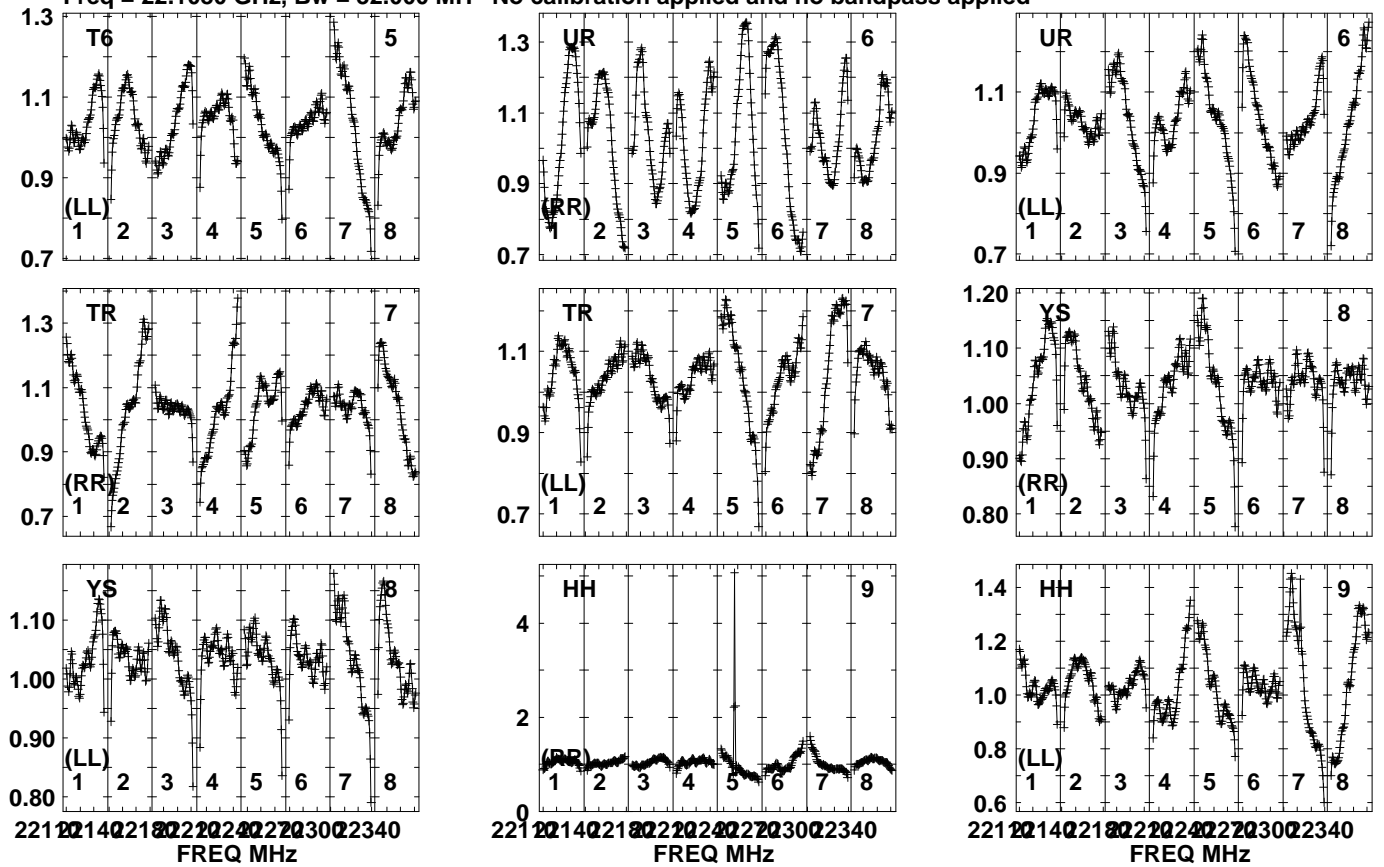


Lower frame: Real Jy
Auto-corr total-power spectrum Antenna: *
Timerange: 00/20:36:00 to 00/20:37:59

Plot file version 158 created 20-JAN-2021 19:33:54

4C40.08 EB074F.UVDATA.1

Freq = 22.1080 GHz, Bw = 32.000 MH No calibration applied and no bandpass applied

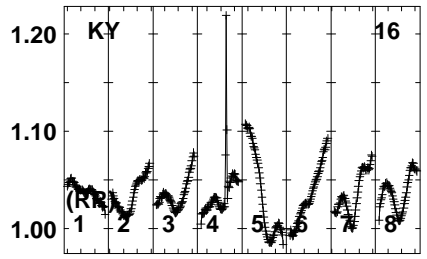
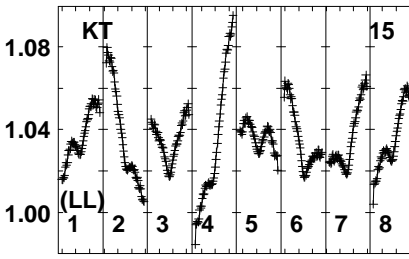
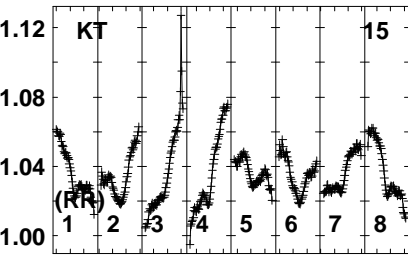
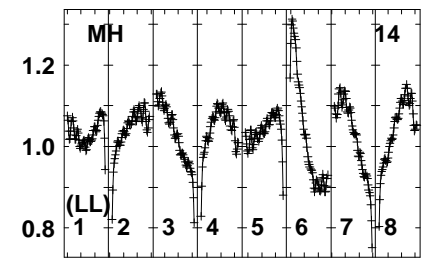
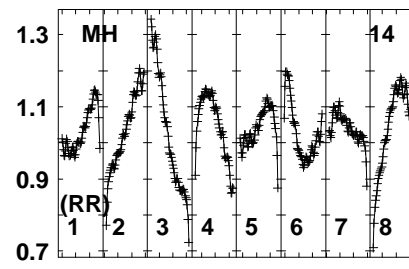
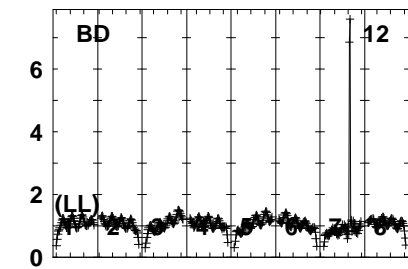
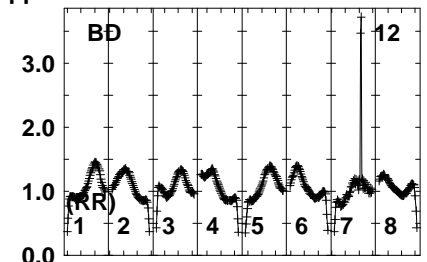
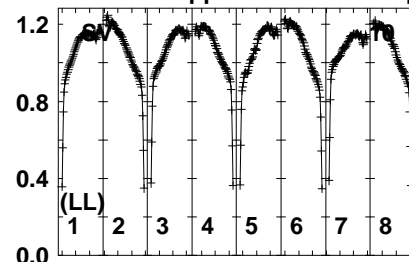
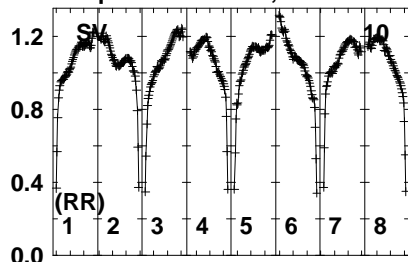


Lower frame: Real Jy
Auto-corr total-power spectrum Antenna: *
Timerange: 00/20:36:00 to 00/20:37:59

Plot file version 159 created 20-JAN-2021 19:33:54

4C40.08 EB074F.UVDATA.1

Freq = 22.1080 GHz, Bw = 32.000 MH No calibration applied and no bandpass applied



22102140221802224022280223202236022400
FREQ MHz

22102140221802224022280223202236022400
FREQ MHz

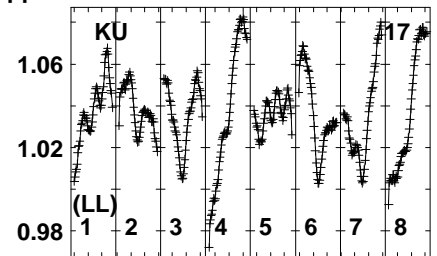
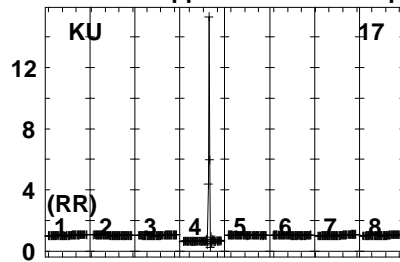

22102140221802224022280223202236022400
FREQ MHz

Lower frame: Real Jy
Auto-corr total-power spectrum Antenna: *
Timerange: 00/20:36:00 to 00/20:37:59

Plot file version 160 created 20-JAN-2021 19:33:54

4C40.08 EB074F.UVDATA.1

Freq = 22.1080 GHz, Bw = 32.000 MH No calibration applied and no bandpass applied

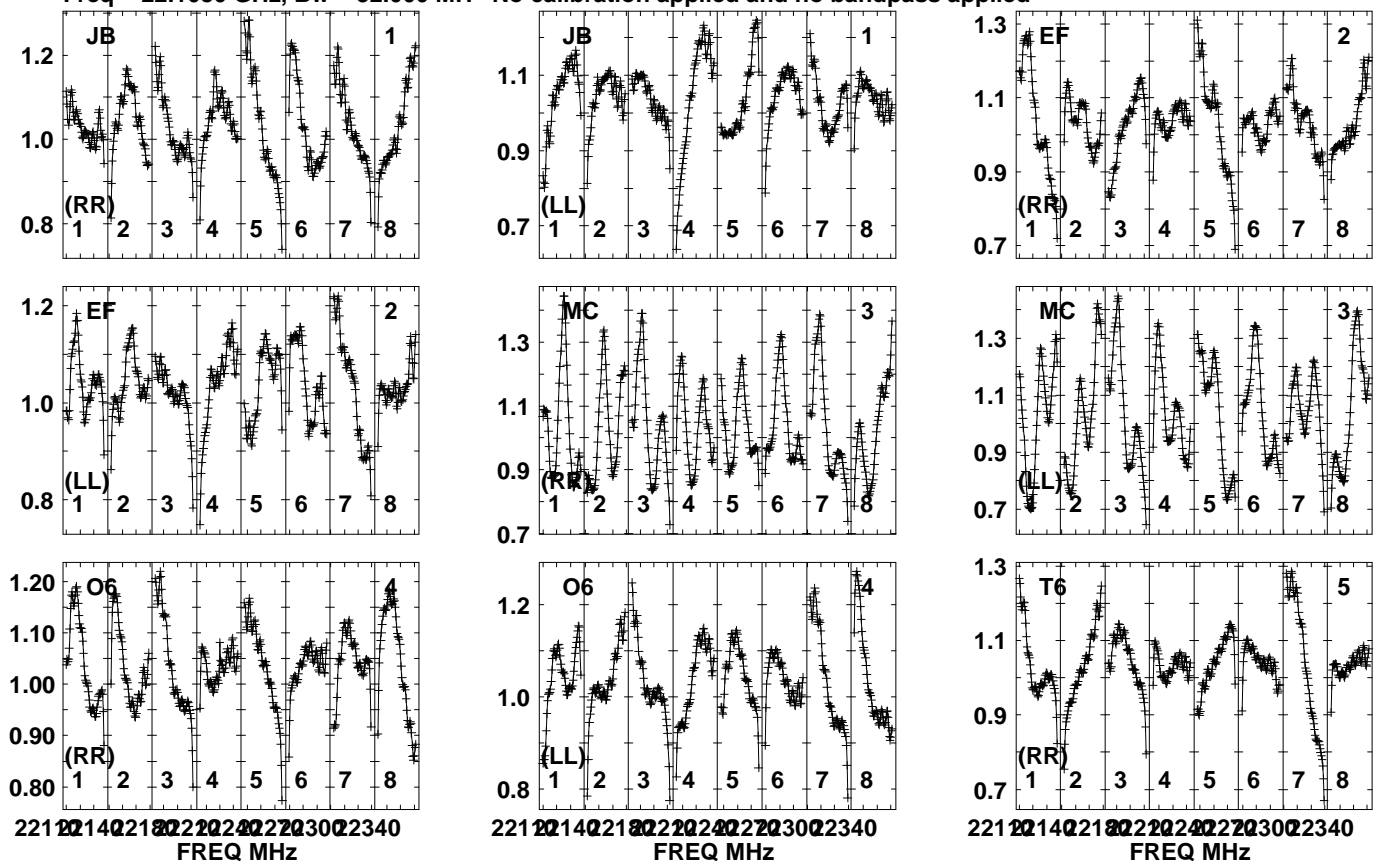


Lower frame: Real Jy
Auto-corr total-power spectrum Antenna: *
Timerange: 00/20:36:00 to 00/20:37:59

Plot file version 161 created 20-JAN-2021 19:33:55

J0204+4005 EB074F.UVDATA.1

Freq = 22.1080 GHz, Bw = 32.000 MH No calibration applied and no bandpass applied

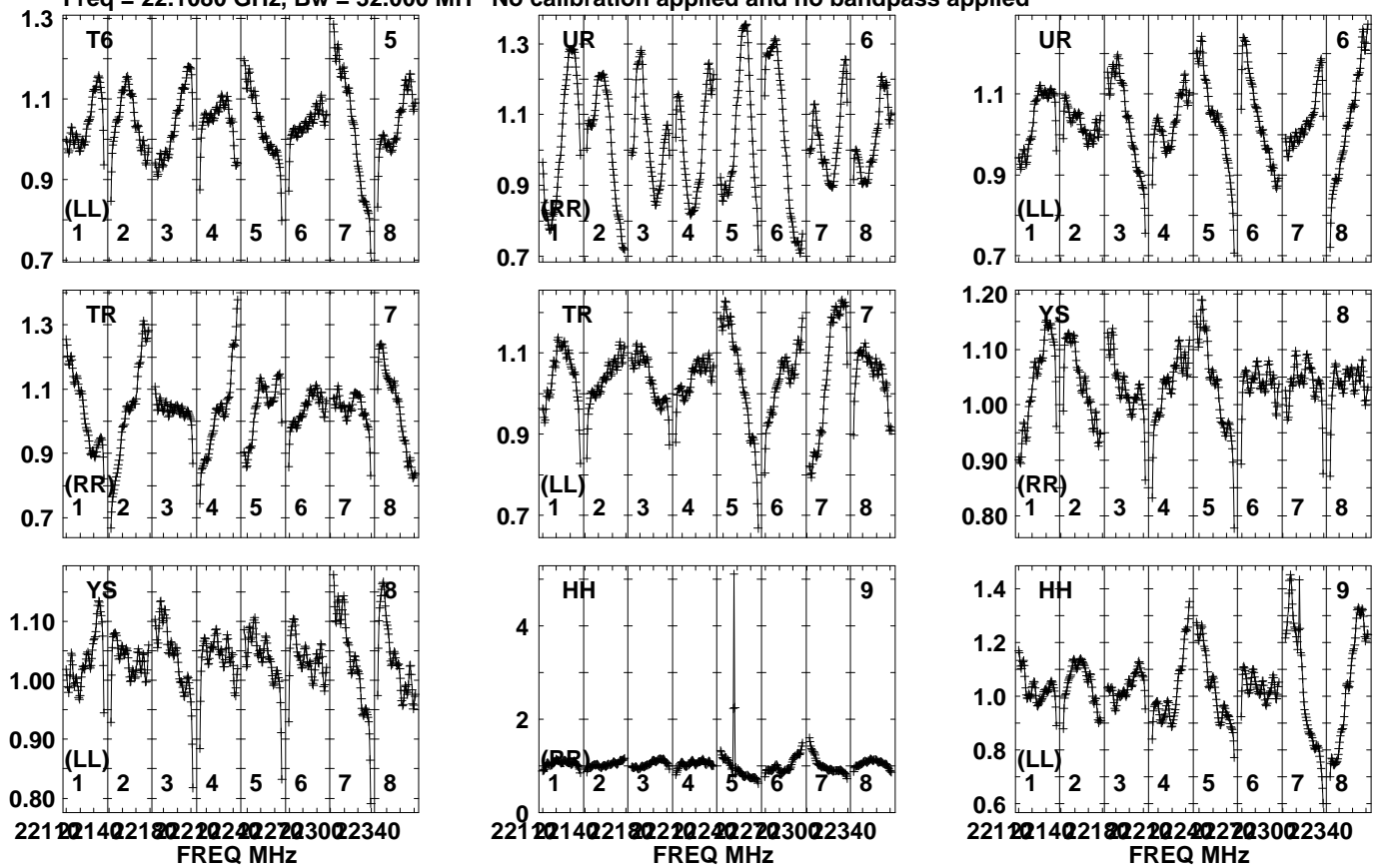


Lower frame: Real Jy
Auto-corr total-power spectrum Antenna: *
Timerange: 00/20:39:00 to 00/20:40:29

Plot file version 162 created 20-JAN-2021 19:33:55

J0204+4005 EB074F.UVDATA.1

Freq = 22.1080 GHz, Bw = 32.000 MH No calibration applied and no bandpass applied

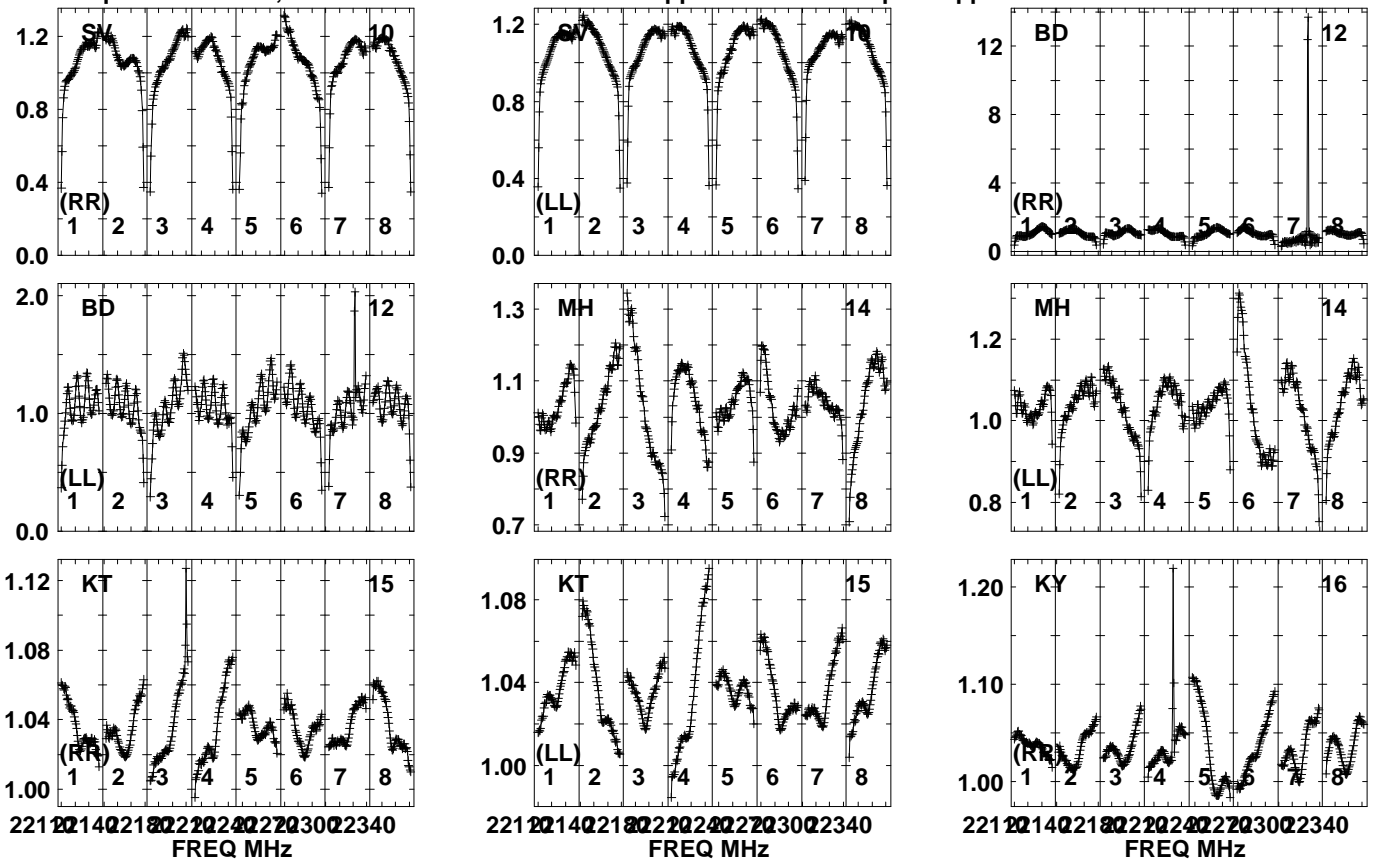


Lower frame: Real Jy
Auto-corr total-power spectrum Antenna: *
Timerange: 00/20:39:00 to 00/20:40:29

Plot file version 163 created 20-JAN-2021 19:33:55

J0204+4005 EB074F.UVDATA.1

Freq = 22.1080 GHz, Bw = 32.000 MH No calibration applied and no bandpass applied

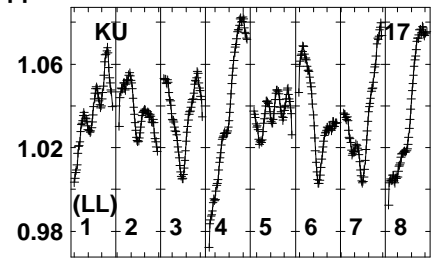
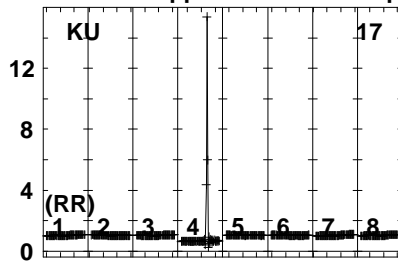
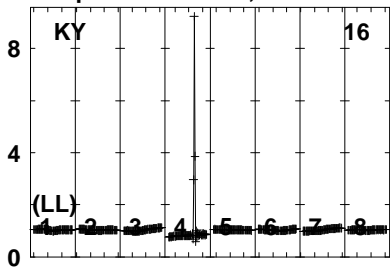


Lower frame: Real Jy
Auto-corr total-power spectrum Antenna: *
Timerange: 00/20:39:00 to 00/20:40:29

Plot file version 164 created 20-JAN-2021 19:33:56

J0204+4005 EB074F.UVDATA.1

Freq = 22.1080 GHz, Bw = 32.000 MH No calibration applied and no bandpass applied

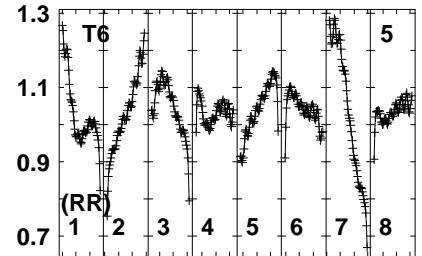
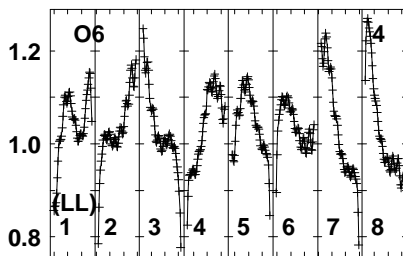
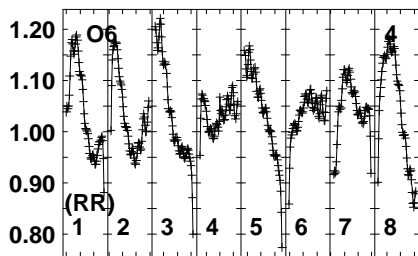
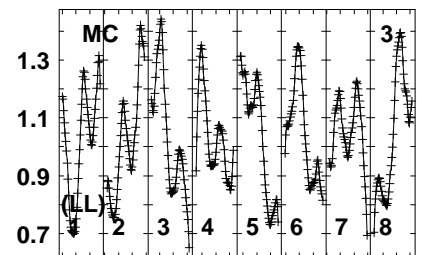
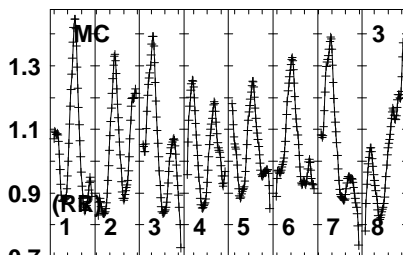
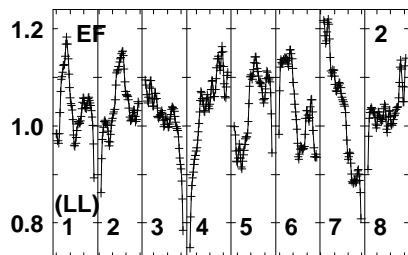
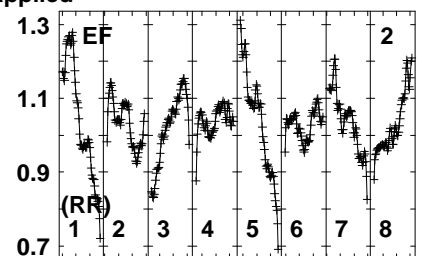
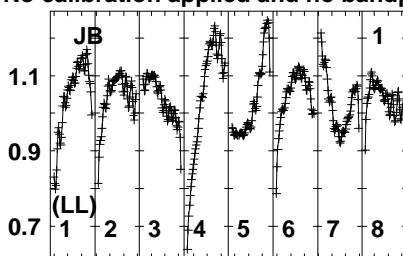
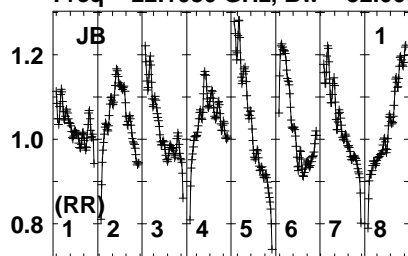


Lower frame: Real Jy
Auto-corr total-power spectrum Antenna: *
Timerange: 00/20:39:00 to 00/20:40:29

Plot file version 165 created 20-JAN-2021 19:33:56

4C40.08 EB074F.UVDATA.1

Freq = 22.1080 GHz, Bw = 32.000 MH No calibration applied and no bandpass applied



22102140221802240227023002340
FREQ MHz

22102140221802240227023002340
FREQ MHz

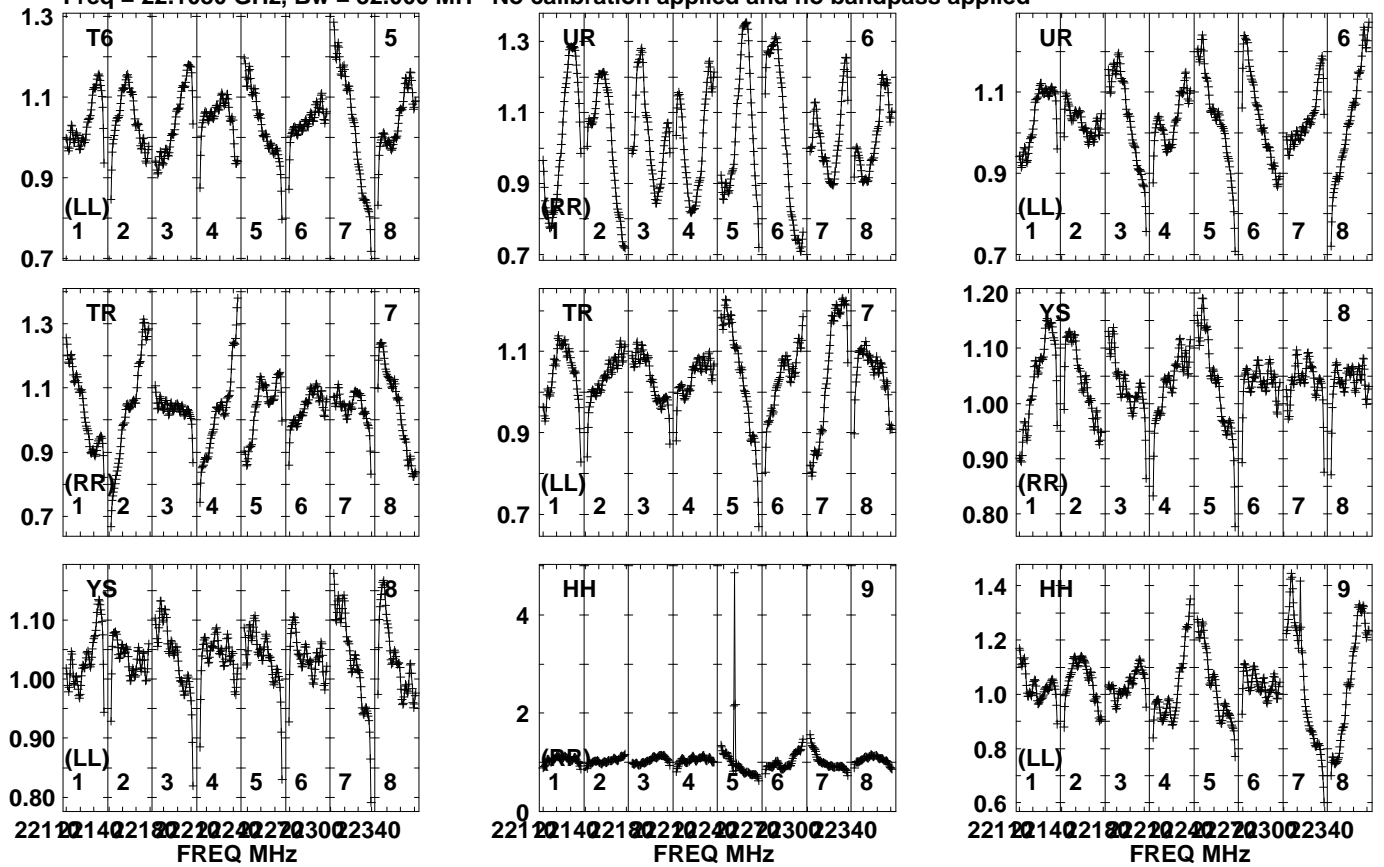
22102140221802240227023002340
FREQ MHz

Lower frame: Real Jy
Auto-corr total-power spectrum Antenna: *
Timerange: 00/20:41:30 to 00/20:43:30

Plot file version 166 created 20-JAN-2021 19:33:56

4C40.08 EB074F.UVDATA.1

Freq = 22.1080 GHz, Bw = 32.000 MH No calibration applied and no bandpass applied

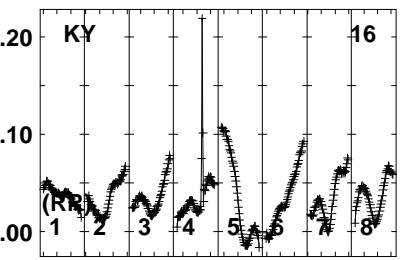
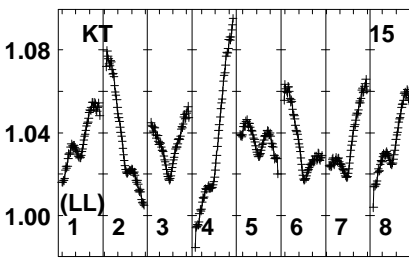
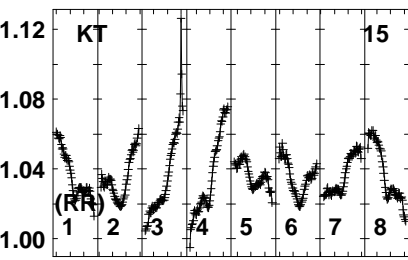
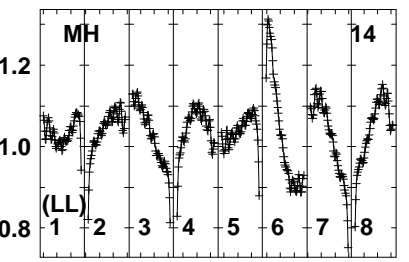
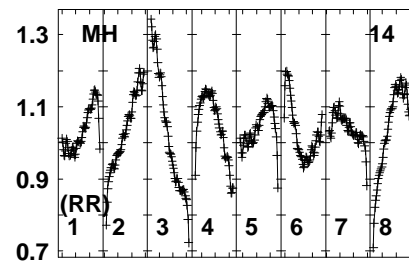
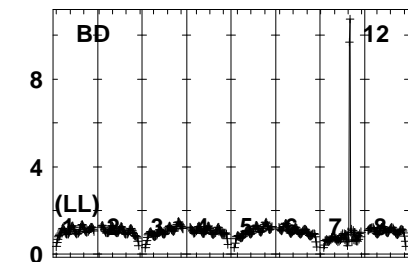
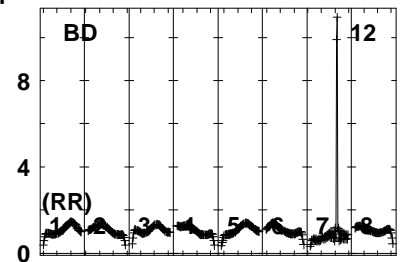
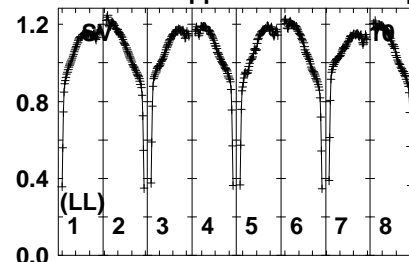
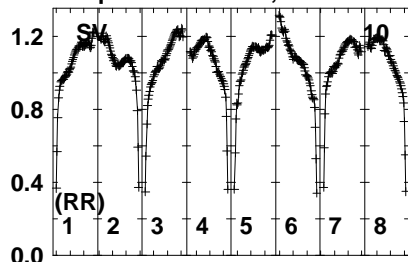


Lower frame: Real Jy
Auto-corr total-power spectrum Antenna: *
Timerange: 00/20:41:30 to 00/20:43:30

Plot file version 167 created 20-JAN-2021 19:33:57

4C40.08 EB074F.UVDATA.1

Freq = 22.1080 GHz, Bw = 32.000 MH No calibration applied and no bandpass applied



22102140218022180224022703002340
FREQ MHz

22102140218022180224022703002340
FREQ MHz

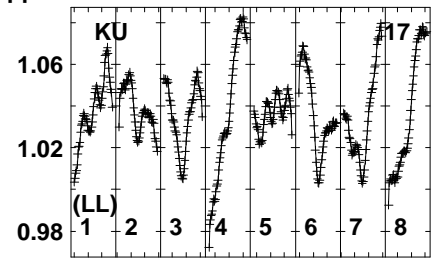
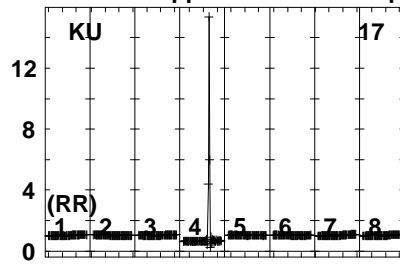

22102140218022180224022703002340
FREQ MHz

Lower frame: Real Jy
Auto-corr total-power spectrum Antenna: *
Timerange: 00/20:41:30 to 00/20:43:30

Plot file version 168 created 20-JAN-2021 19:33:57

4C40.08 EB074F.UVDATA.1

Freq = 22.1080 GHz, Bw = 32.000 MH No calibration applied and no bandpass applied

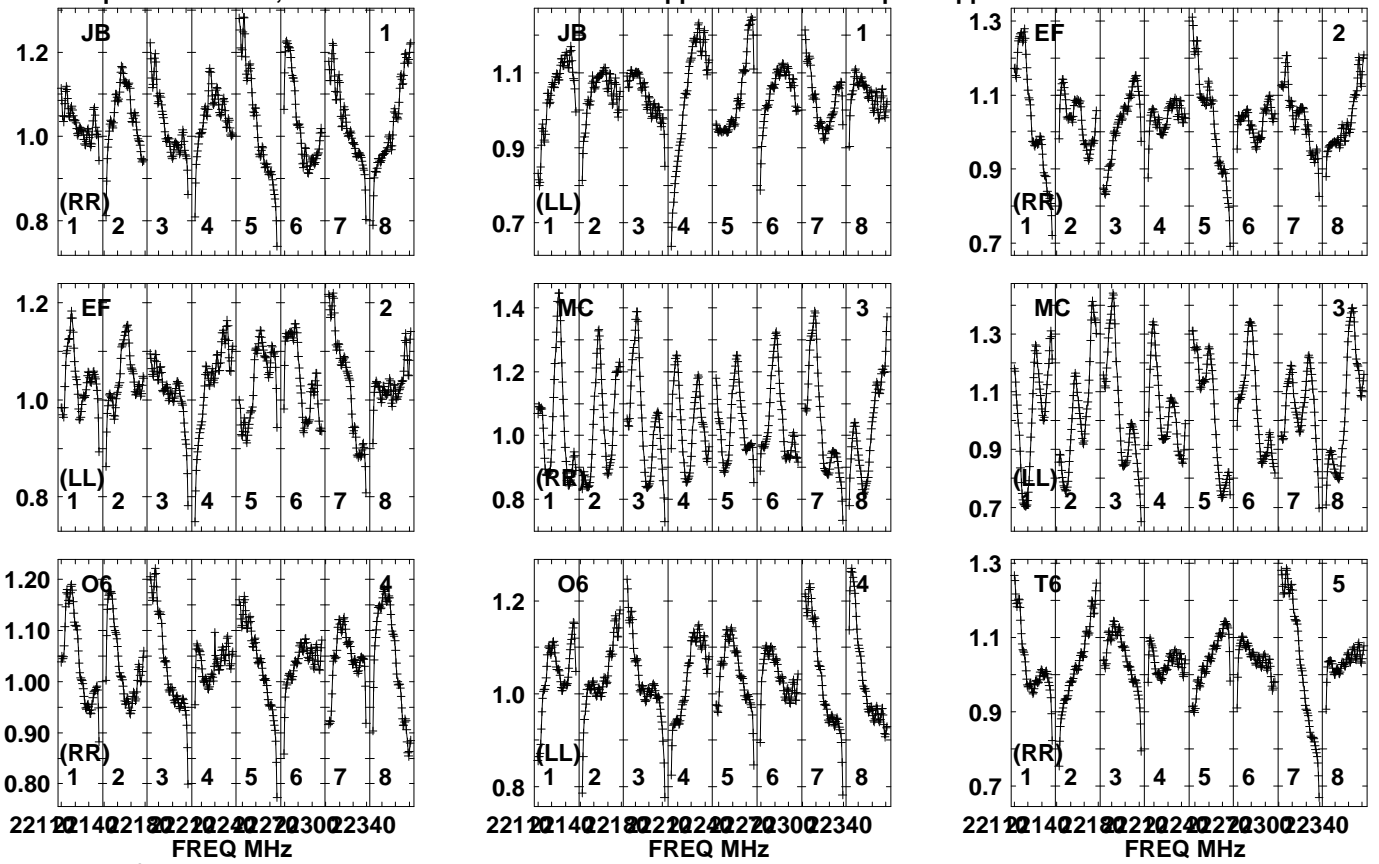


Lower frame: Real Jy
Auto-corr total-power spectrum Antenna: *
Timerange: 00/20:41:30 to 00/20:43:30

Plot file version 169 created 20-JAN-2021 19:33:57

J0204+4005 EB074F.UVDATA.1

Freq = 22.1080 GHz, Bw = 32.000 MH No calibration applied and no bandpass applied

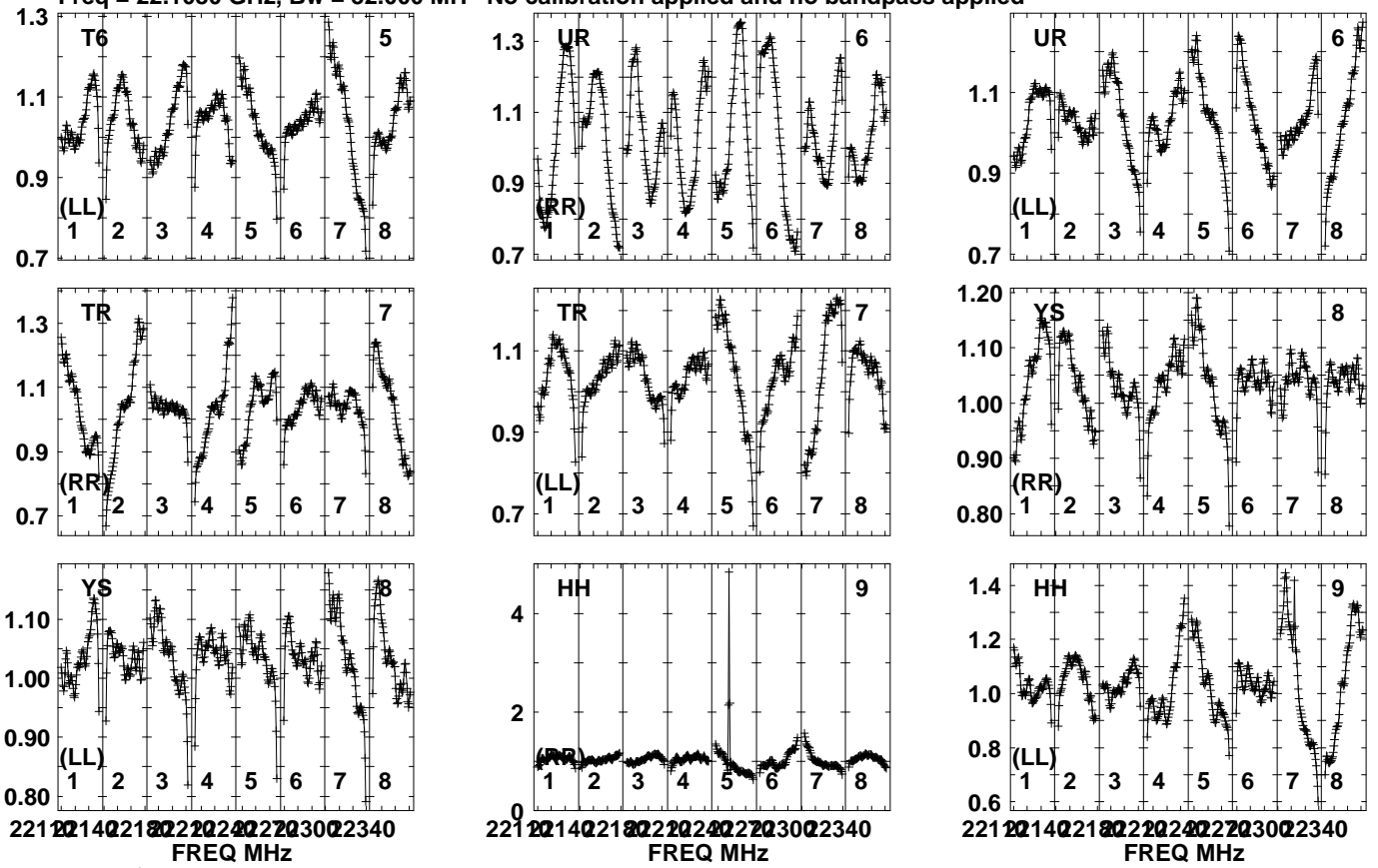


Lower frame: Real Jy
Auto-corr total-power spectrum Antenna: *
Timerange: 00/20:44:31 to 00/20:45:59

Plot file version 170 created 20-JAN-2021 19:33:58

J0204+4005 EB074F.UVDATA.1

Freq = 22.1080 GHz, Bw = 32.000 MH No calibration applied and no bandpass applied

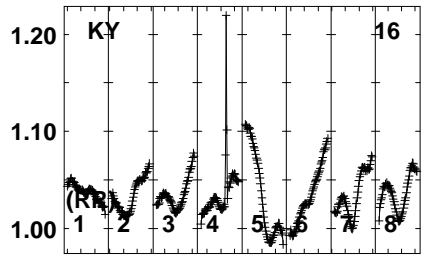
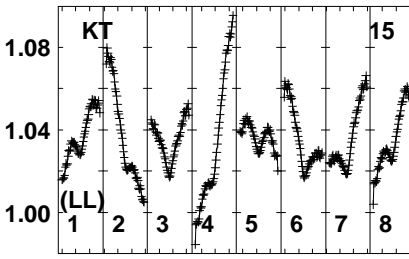
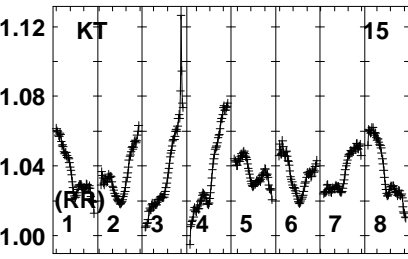
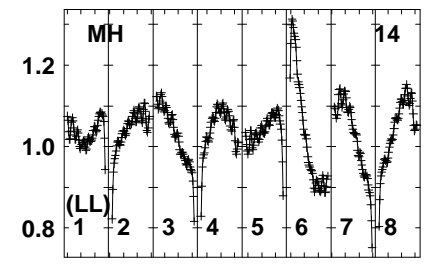
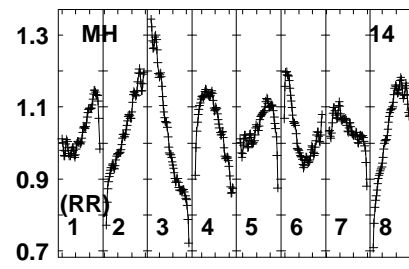
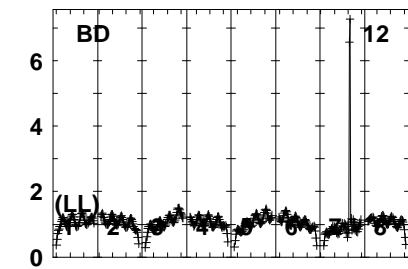
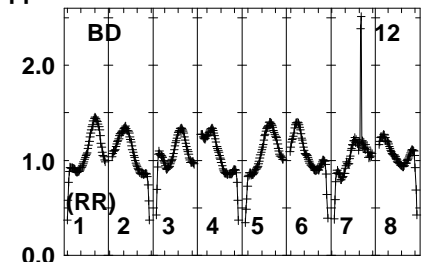
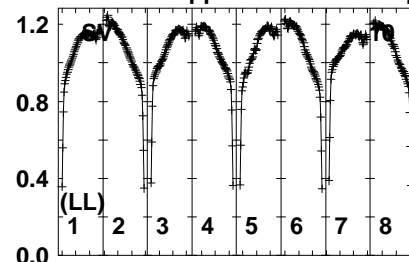
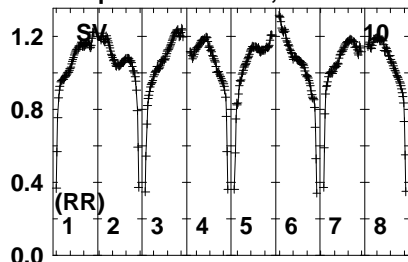


Lower frame: Real Jy
Auto-corr total-power spectrum Antenna: *
Timerange: 00/20:44:31 to 00/20:45:59

Plot file version 171 created 20-JAN-2021 19:33:58

J0204+4005 EB074F.UVDATA.1

Freq = 22.1080 GHz, Bw = 32.000 MH No calibration applied and no bandpass applied



2210214021802220224022703002340
FREQ MHz

2210214021802220224022703002340
FREQ MHz

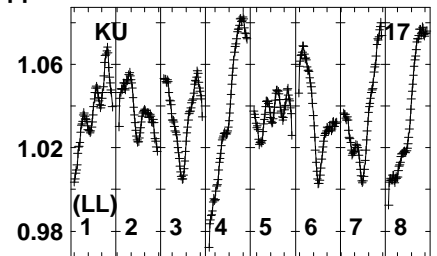
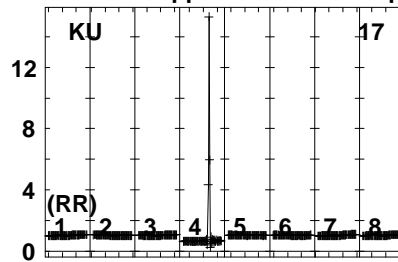
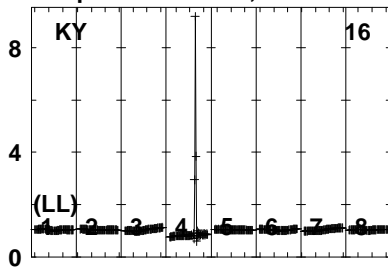
2210214021802220224022703002340
FREQ MHz

Lower frame: Real Jy
Auto-corr total-power spectrum Antenna: *
Timerange: 00/20:44:31 to 00/20:45:59

Plot file version 172 created 20-JAN-2021 19:33:58

J0204+4005 EB074F.UVDATA.1

Freq = 22.1080 GHz, Bw = 32.000 MH No calibration applied and no bandpass applied

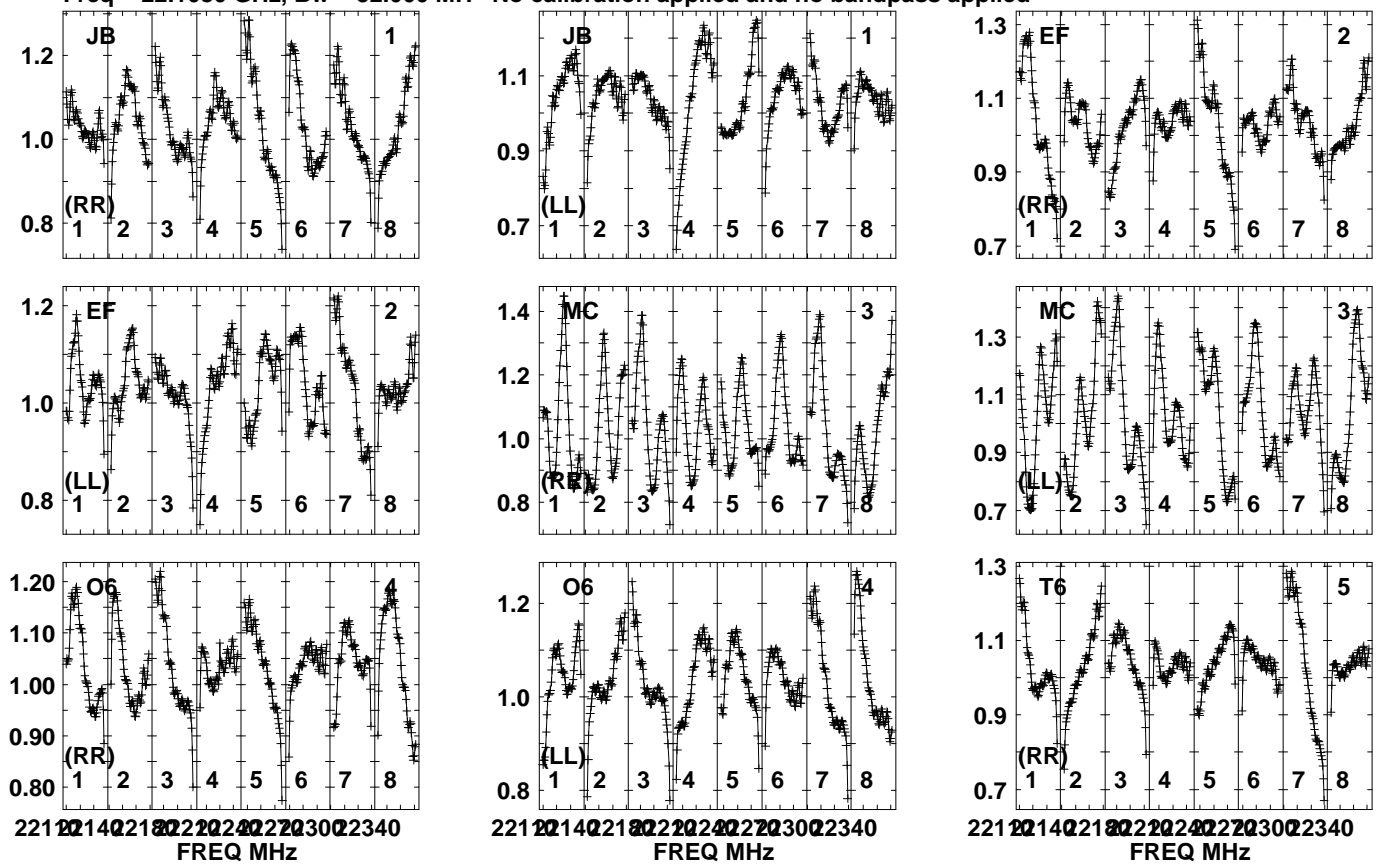


Lower frame: Real Jy
Auto-corr total-power spectrum Antenna: *
Timerange: 00/20:44:31 to 00/20:45:59

Plot file version 173 created 20-JAN-2021 19:33:59

4C40.08 EB074F.UVDATA.1

Freq = 22.1080 GHz, Bw = 32.000 MH No calibration applied and no bandpass applied

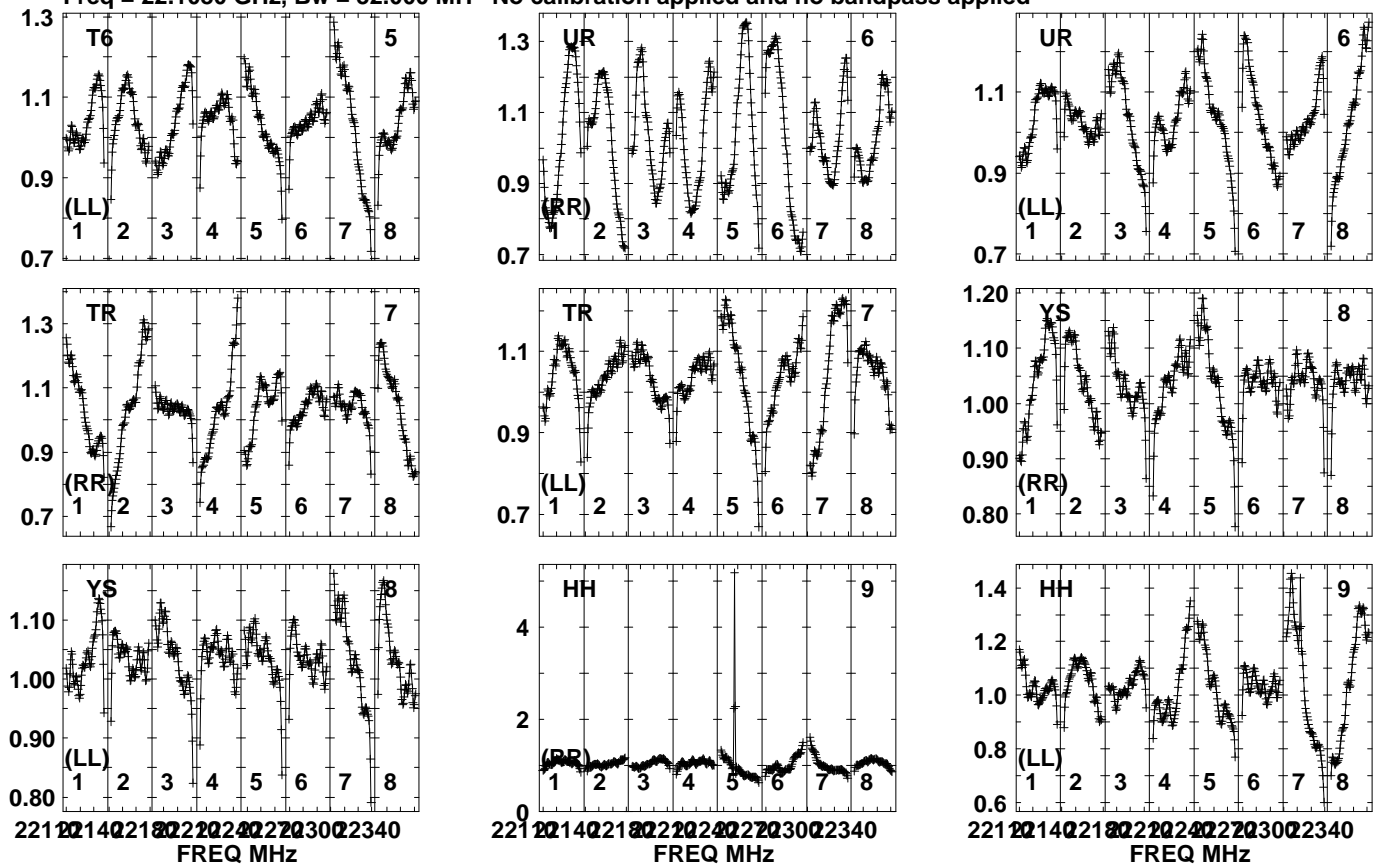


Lower frame: Real Jy
Auto-corr total-power spectrum Antenna: *
Timerange: 00/20:47:00 to 00/20:49:00

Plot file version 174 created 20-JAN-2021 19:33:59

4C40.08 EB074F.UVDATA.1

Freq = 22.1080 GHz, Bw = 32.000 MH No calibration applied and no bandpass applied

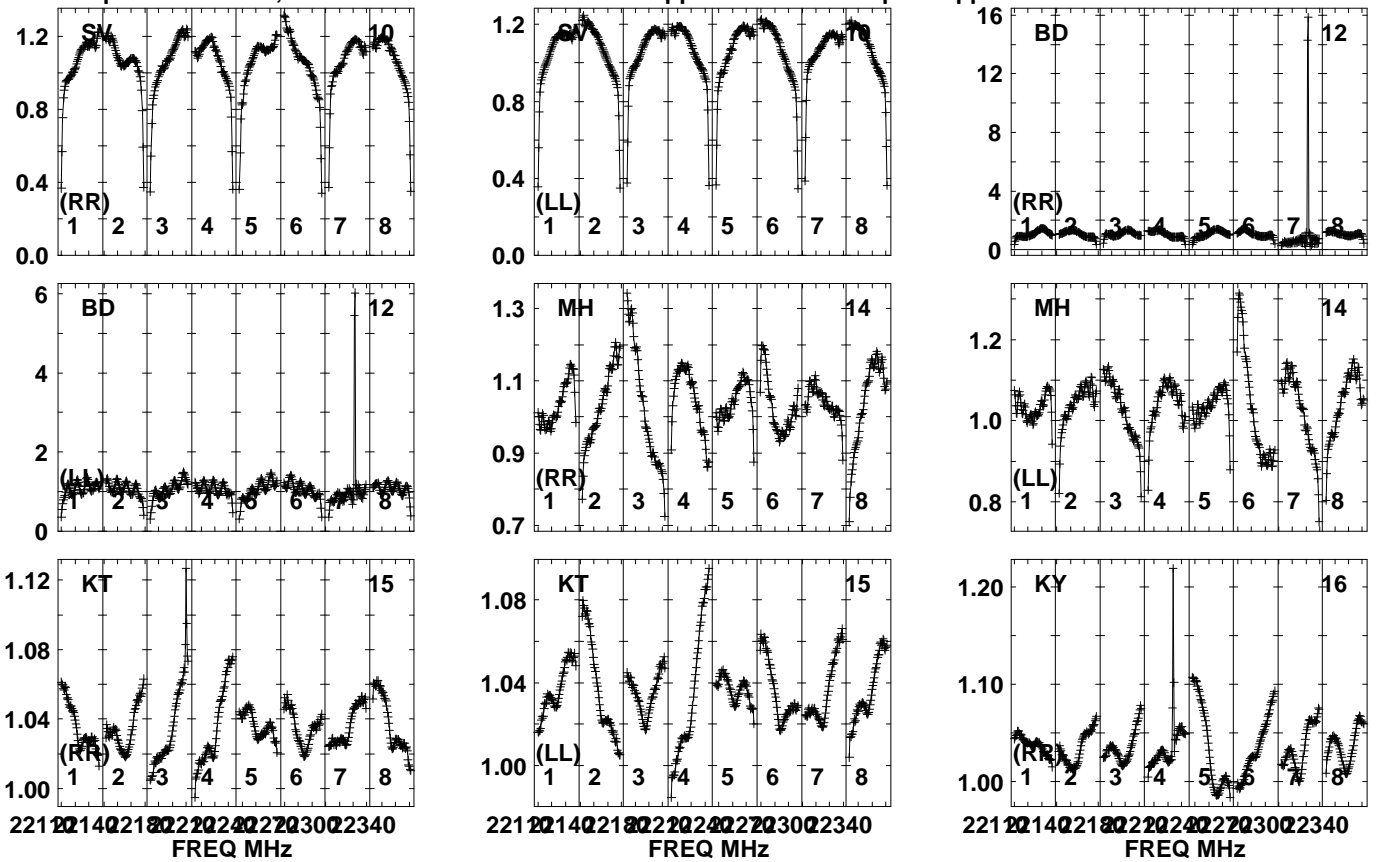


Lower frame: Real Jy
Auto-corr total-power spectrum Antenna: *
Timerange: 00/20:47:00 to 00/20:49:00

Plot file version 175 created 20-JAN-2021 19:33:59

4C40.08 EB074F.UVDATA.1

Freq = 22.1080 GHz, Bw = 32.000 MH No calibration applied and no bandpass applied

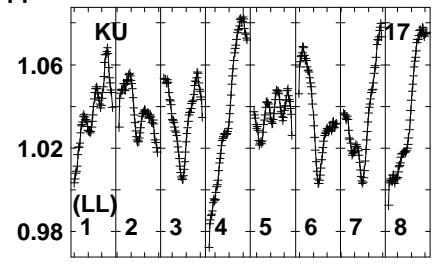
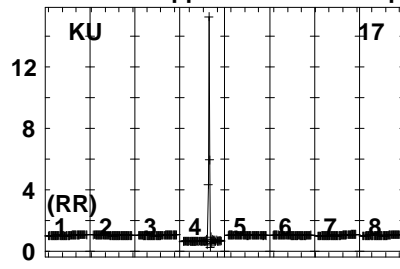



Lower frame: Real Jy
Auto-corr total-power spectrum Antenna: *
Timerange: 00/20:47:00 to 00/20:49:00

Plot file version 176 created 20-JAN-2021 19:34:00

4C40.08 EB074F.UVDATA.1

Freq = 22.1080 GHz, Bw = 32.000 MH No calibration applied and no bandpass applied

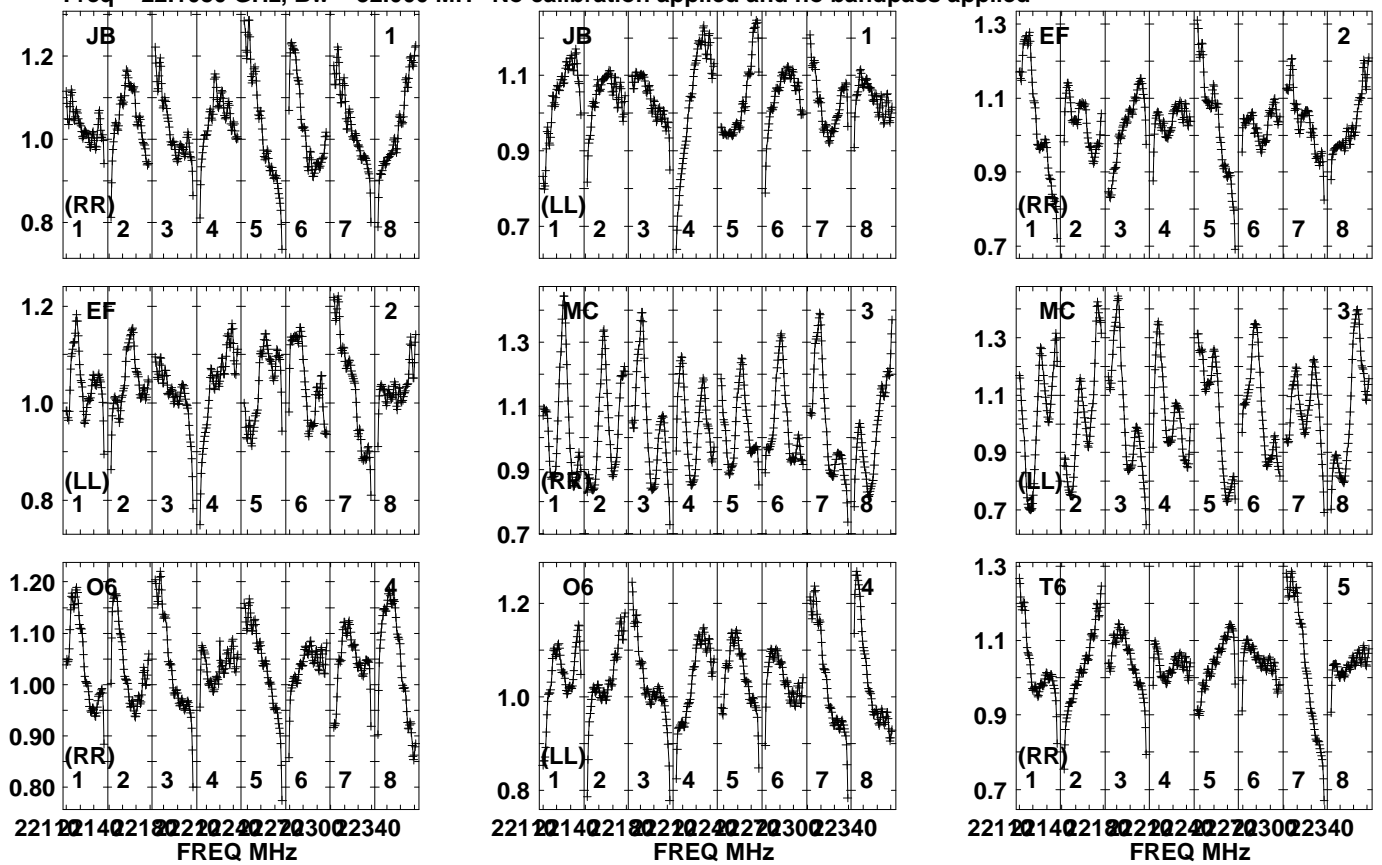


Lower frame: Real Jy
Auto-corr total-power spectrum Antenna: *
Timerange: 00/20:47:00 to 00/20:49:00

Plot file version 177 created 20-JAN-2021 19:34:00

J0204+4005 EB074F.UVDATA.1

Freq = 22.1080 GHz, Bw = 32.000 MH No calibration applied and no bandpass applied

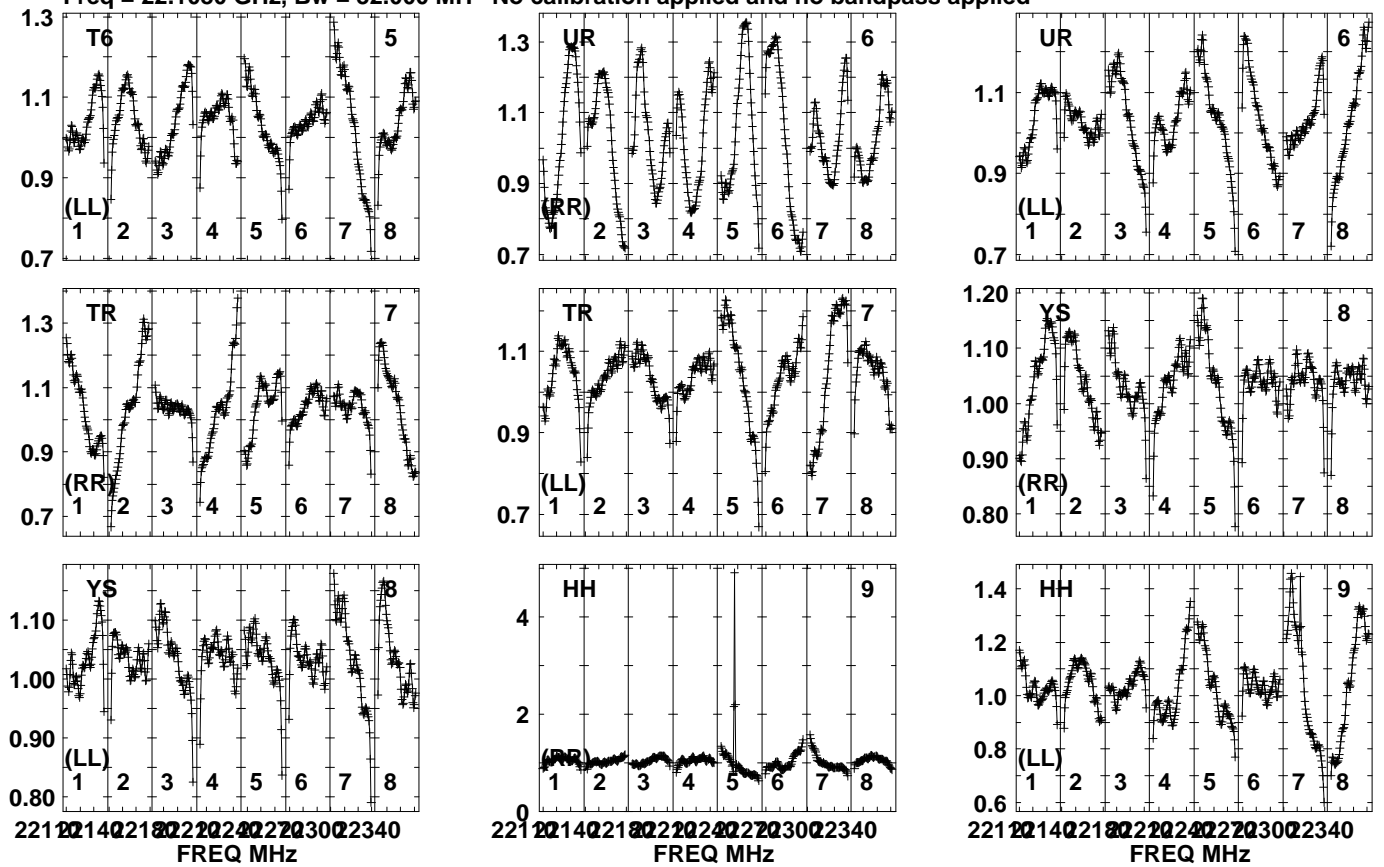


Lower frame: Real Jy
Auto-corr total-power spectrum Antenna: *
Timerange: 00/20:50:01 to 00/20:51:29

Plot file version 178 created 20-JAN-2021 19:34:00

J0204+4005 EB074F.UVDATA.1

Freq = 22.1080 GHz, Bw = 32.000 MH No calibration applied and no bandpass applied

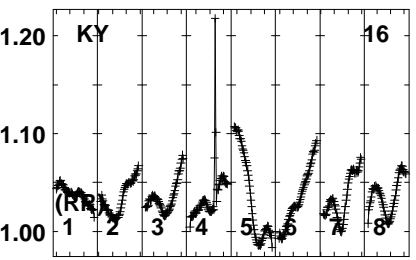
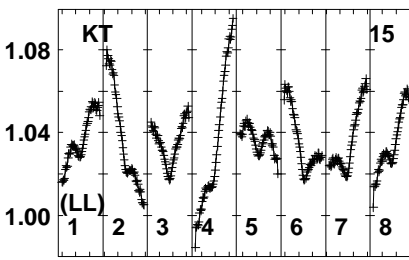
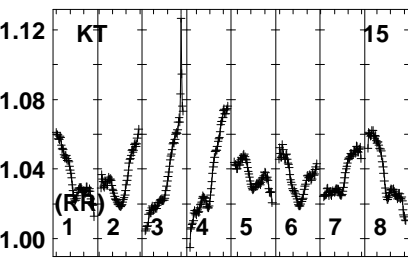
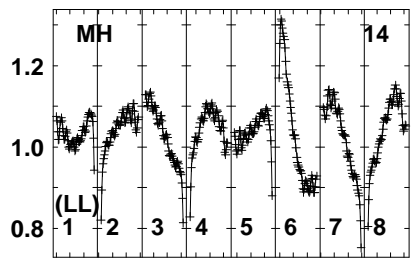
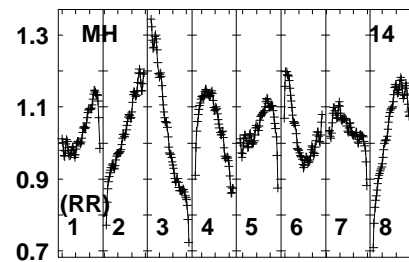
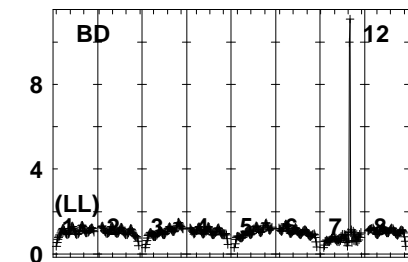
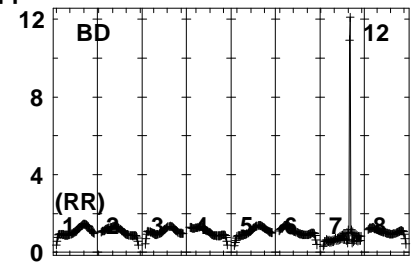
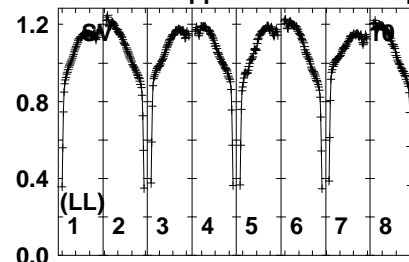
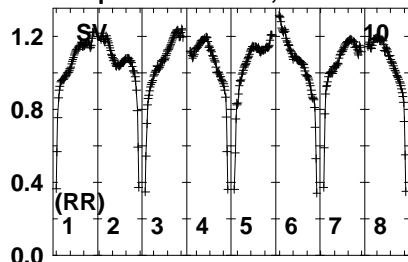


Lower frame: Real Jy
Auto-corr total-power spectrum Antenna: *
Timerange: 00/20:50:01 to 00/20:51:29

Plot file version 179 created 20-JAN-2021 19:34:01

J0204+4005 EB074F.UVDATA.1

Freq = 22.1080 GHz, Bw = 32.000 MH No calibration applied and no bandpass applied



22110 22114 22118 22122 22126 22130 22134 22138 22142
FREQ MHz

22110 22114 22118 22122 22126 22130 22134 22138 22142
FREQ MHz

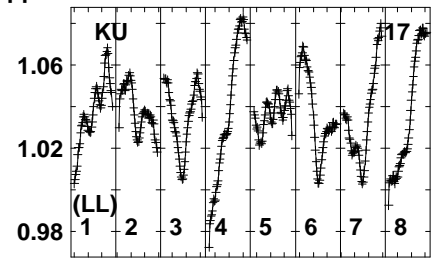
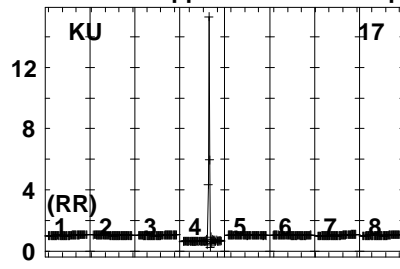

22110 22114 22118 22122 22126 22130 22134 22138 22142
FREQ MHz

Lower frame: Real Jy
Auto-corr total-power spectrum Antenna: *
Timerange: 00/20:50:01 to 00/20:51:29

Plot file version 180 created 20-JAN-2021 19:34:01

J0204+4005 EB074F.UVDATA.1

Freq = 22.1080 GHz, Bw = 32.000 MH No calibration applied and no bandpass applied

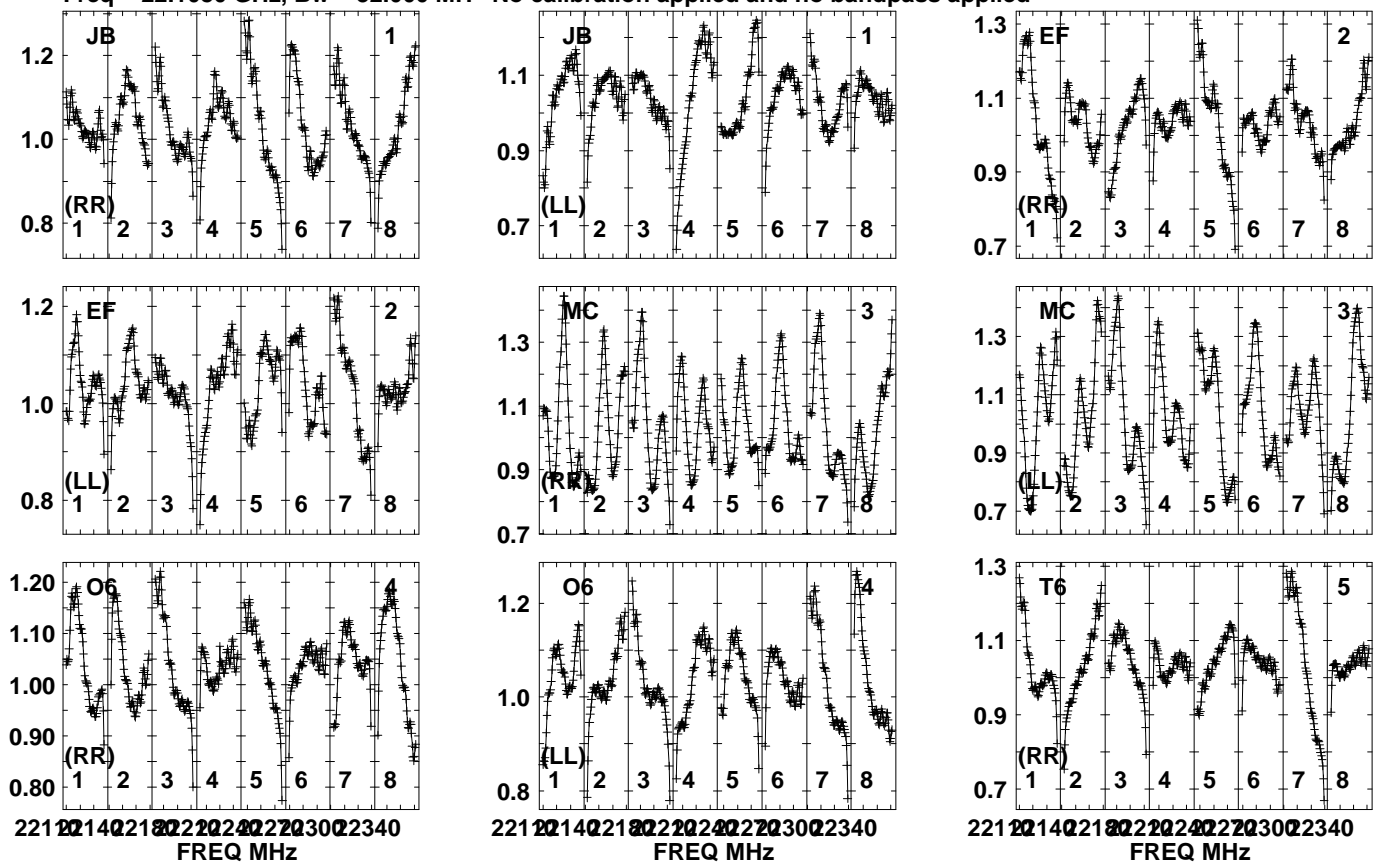


Lower frame: Real Jy
Auto-corr total-power spectrum Antenna: *
Timerange: 00/20:50:01 to 00/20:51:29

Plot file version 181 created 20-JAN-2021 19:34:01

4C40.08 EB074F.UVDATA.1

Freq = 22.1080 GHz, Bw = 32.000 MH No calibration applied and no bandpass applied

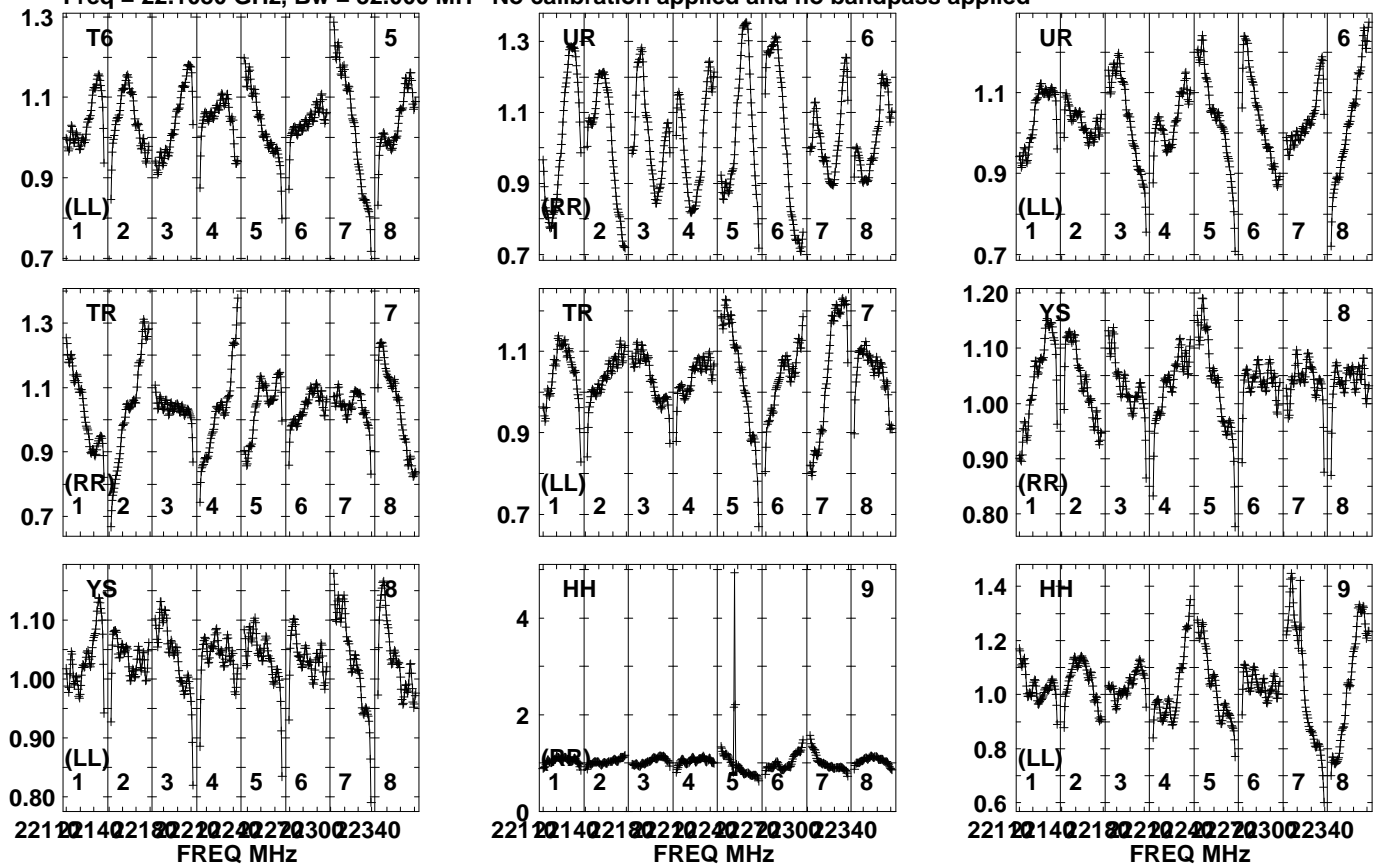


Lower frame: Real Jy
Auto-corr total-power spectrum Antenna: *
Timerange: 00/20:52:31 to 00/20:54:30

Plot file version 182 created 20-JAN-2021 19:34:02

4C40.08 EB074F.UVDATA.1

Freq = 22.1080 GHz, Bw = 32.000 MH No calibration applied and no bandpass applied

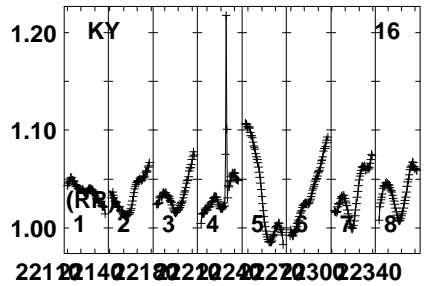
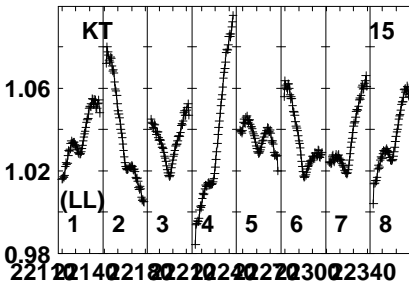
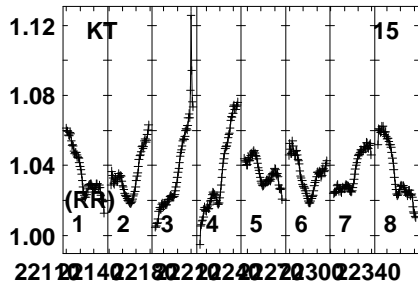
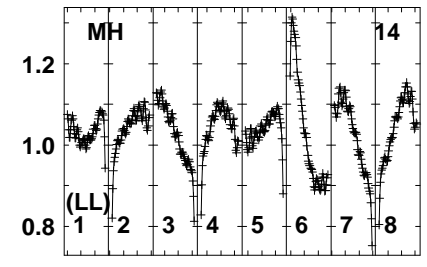
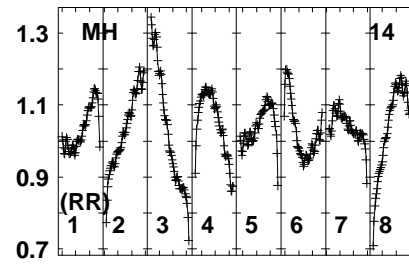
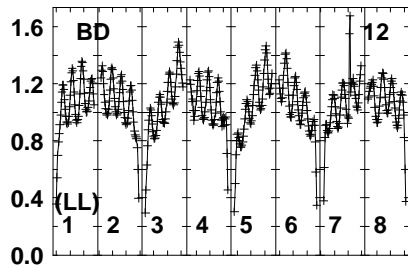
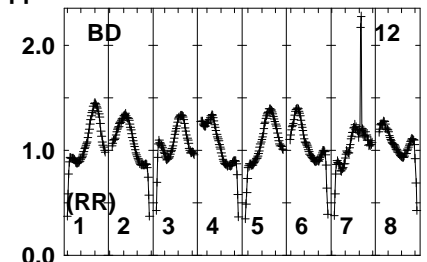
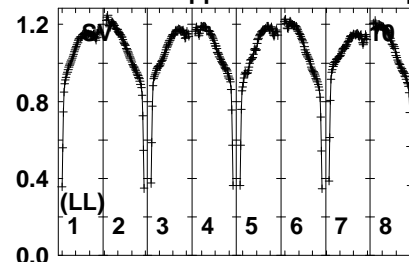
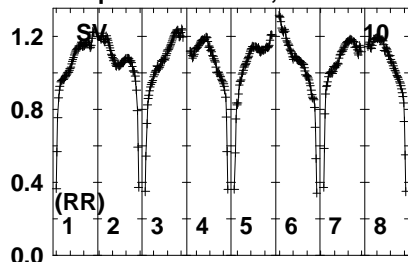


Lower frame: Real Jy
Auto-corr total-power spectrum Antenna: *
Timerange: 00/20:52:31 to 00/20:54:30

Plot file version 183 created 20-JAN-2021 19:34:02

4C40.08 EB074F.UVDATA.1

Freq = 22.1080 GHz, Bw = 32.000 MH No calibration applied and no bandpass applied

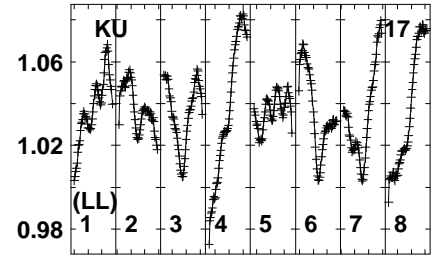
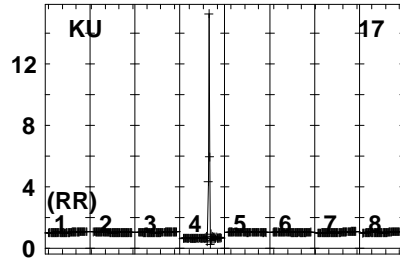
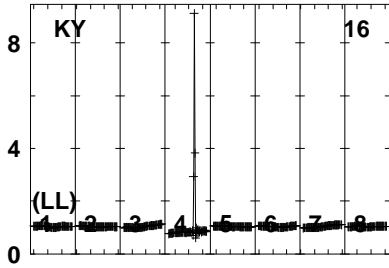


Lower frame: Real Jy
Auto-corr total-power spectrum Antenna: *
Timerange: 00/20:52:31 to 00/20:54:30

Plot file version 184 created 20-JAN-2021 19:34:03

4C40.08 EB074F.UVDATA.1

Freq = 22.1080 GHz, Bw = 32.000 MH No calibration applied and no bandpass applied

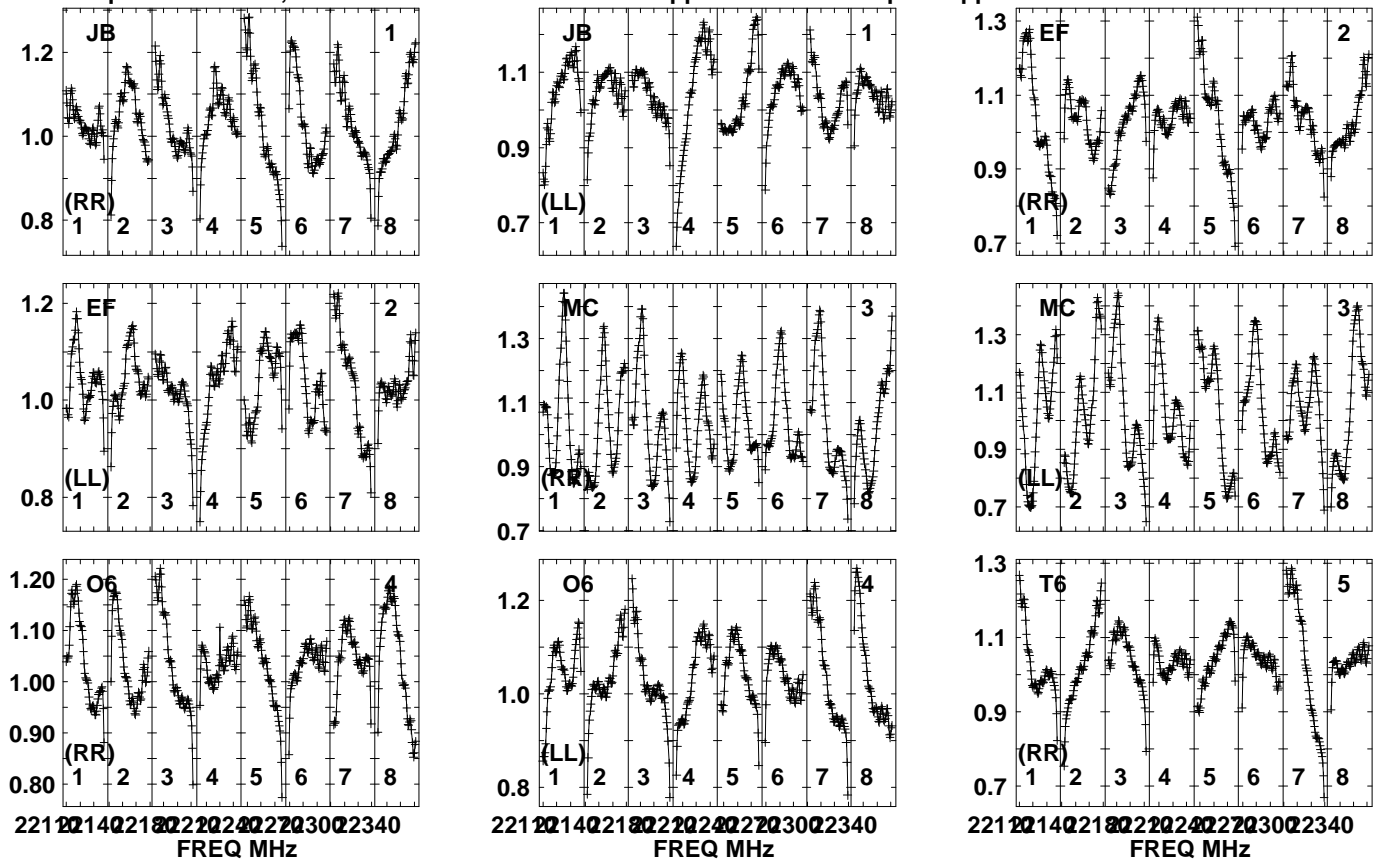


Lower frame: Real Jy
Auto-corr total-power spectrum Antenna: *
Timerange: 00/20:52:31 to 00/20:54:30

Plot file version 185 created 20-JAN-2021 19:34:03

J0204+4005 EB074F.UVDATA.1

Freq = 22.1080 GHz, Bw = 32.000 MH No calibration applied and no bandpass applied

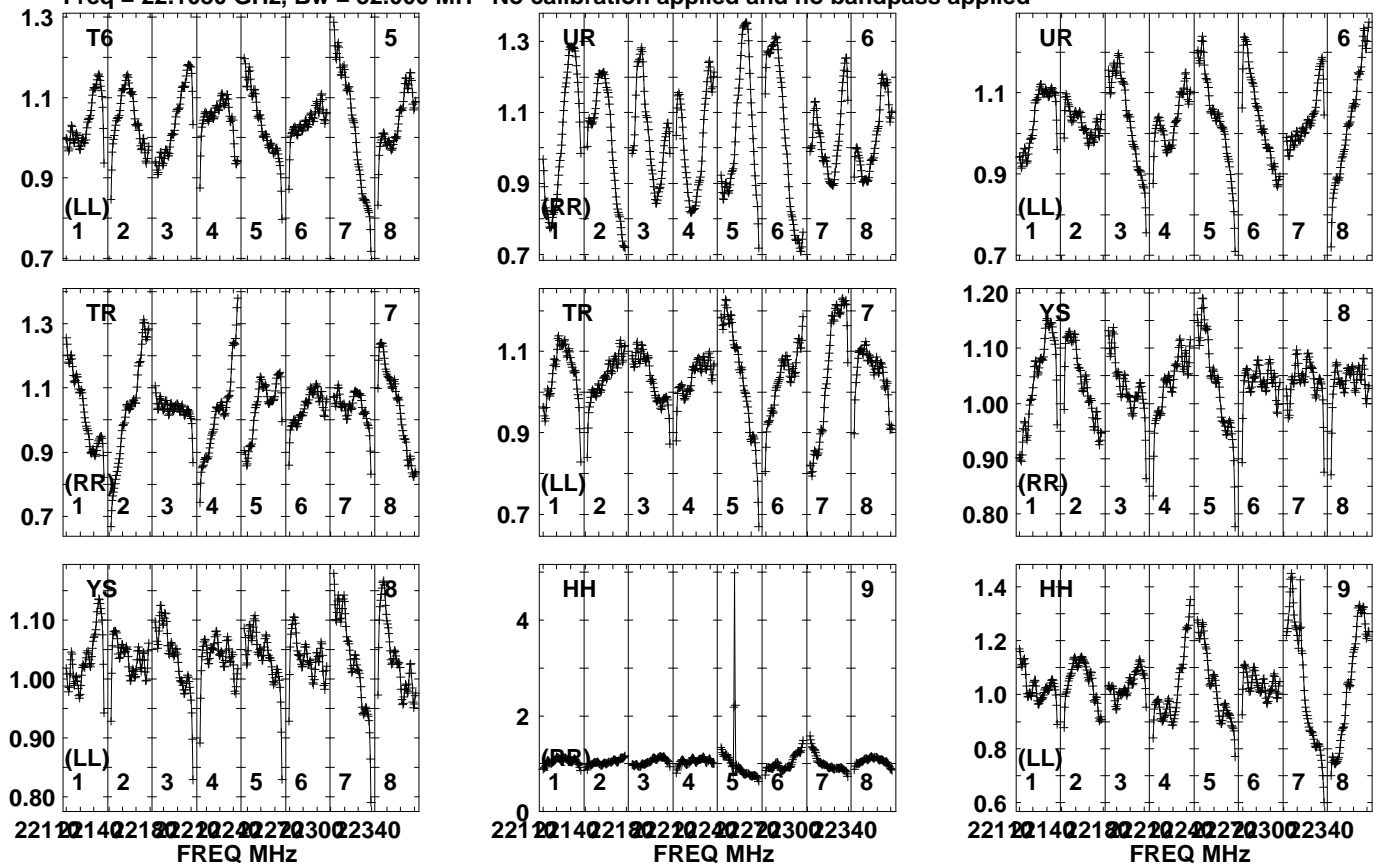


Lower frame: Real Jy
Auto-corr total-power spectrum Antenna: *
Timerange: 00/20:55:30 to 00/20:56:59

Plot file version 186 created 20-JAN-2021 19:34:03

J0204+4005 EB074F.UVDATA.1

Freq = 22.1080 GHz, Bw = 32.000 MH No calibration applied and no bandpass applied

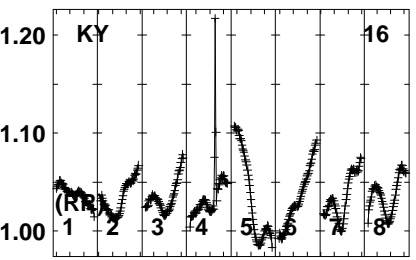
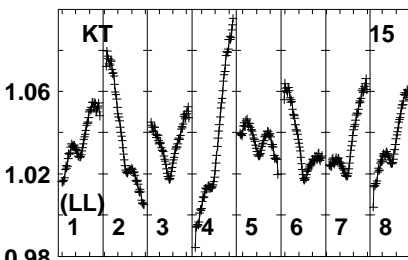
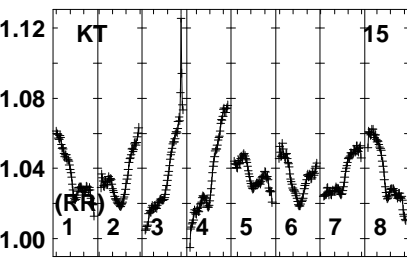
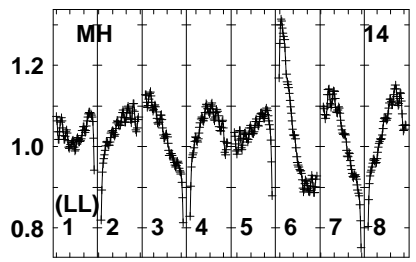
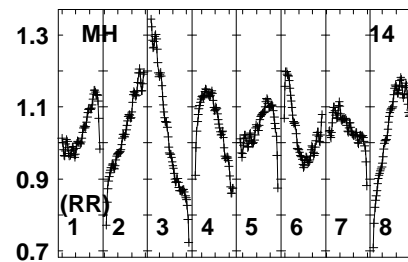
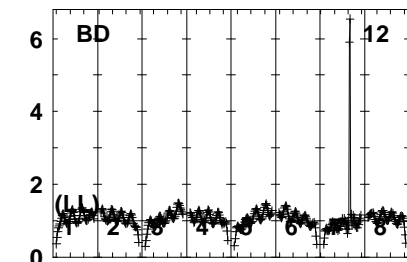
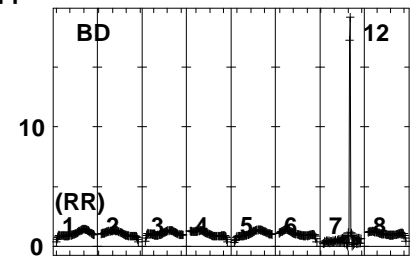
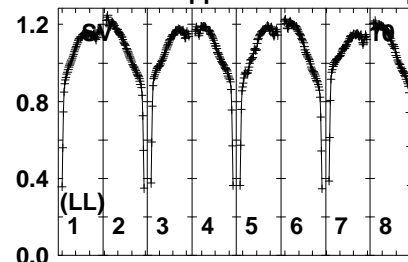
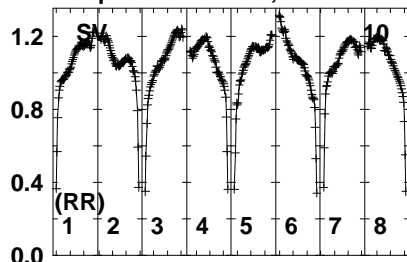


Lower frame: Real Jy
Auto-corr total-power spectrum Antenna: *
Timerange: 00/20:55:30 to 00/20:56:59

Plot file version 187 created 20-JAN-2021 19:34:04

J0204+4005 EB074F.UVDATA.1

Freq = 22.1080 GHz, Bw = 32.000 MH No calibration applied and no bandpass applied



2210214021802220224022703002340
FREQ MHz

2210214021802220224022703002340
FREQ MHz

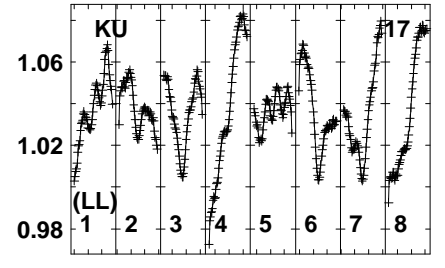
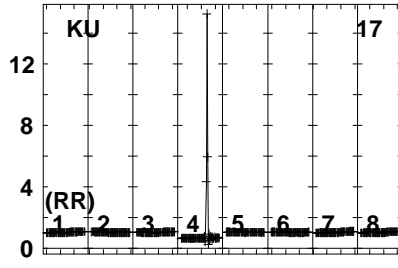
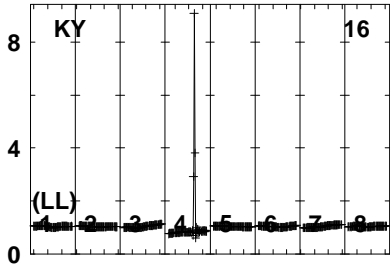
2210214021802220224022703002340
FREQ MHz

Lower frame: Real Jy
Auto-corr total-power spectrum Antenna: *
Timerange: 00/20:55:30 to 00/20:56:59

Plot file version 188 created 20-JAN-2021 19:34:04

J0204+4005 EB074F.UVDATA.1

Freq = 22.1080 GHz, Bw = 32.000 MH No calibration applied and no bandpass applied

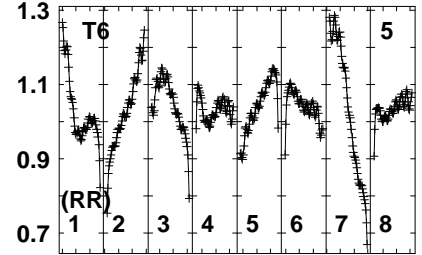
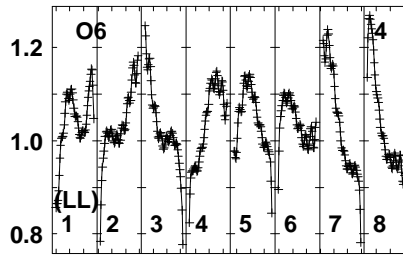
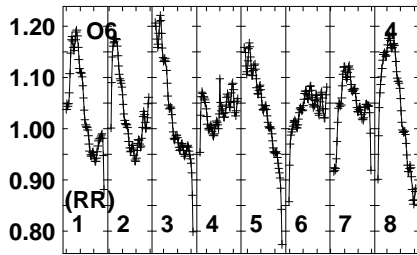
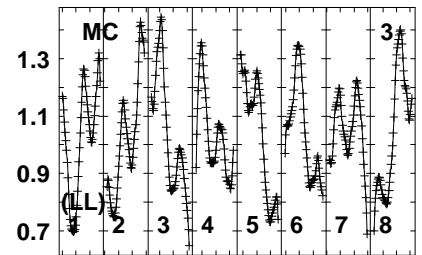
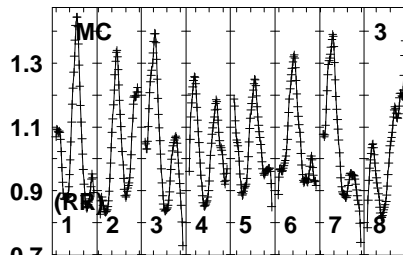
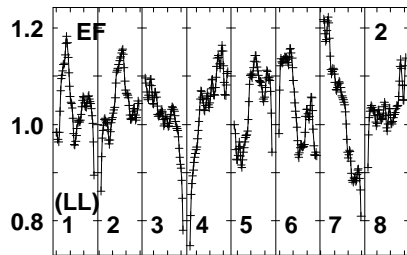
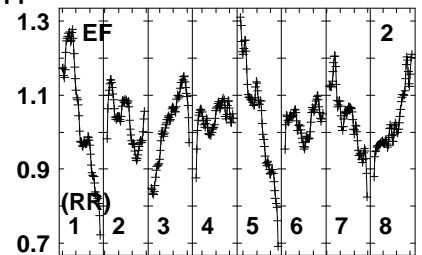
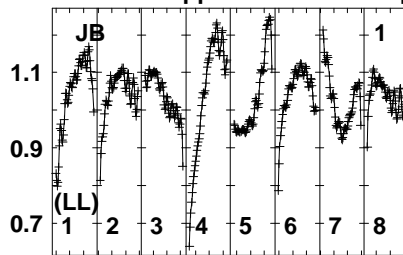
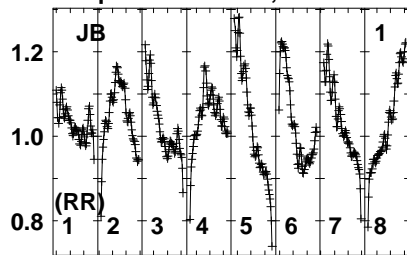


Lower frame: Real Jy
Auto-corr total-power spectrum Antenna: *
Timerange: 00/20:55:30 to 00/20:56:59

Plot file version 189 created 20-JAN-2021 19:34:04

4C40.08 EB074F.UVDATA.1

Freq = 22.1080 GHz, Bw = 32.000 MH No calibration applied and no bandpass applied



22102140221802224022240222030022340
FREQ MHz

22102140221802224022240222030022340
FREQ MHz

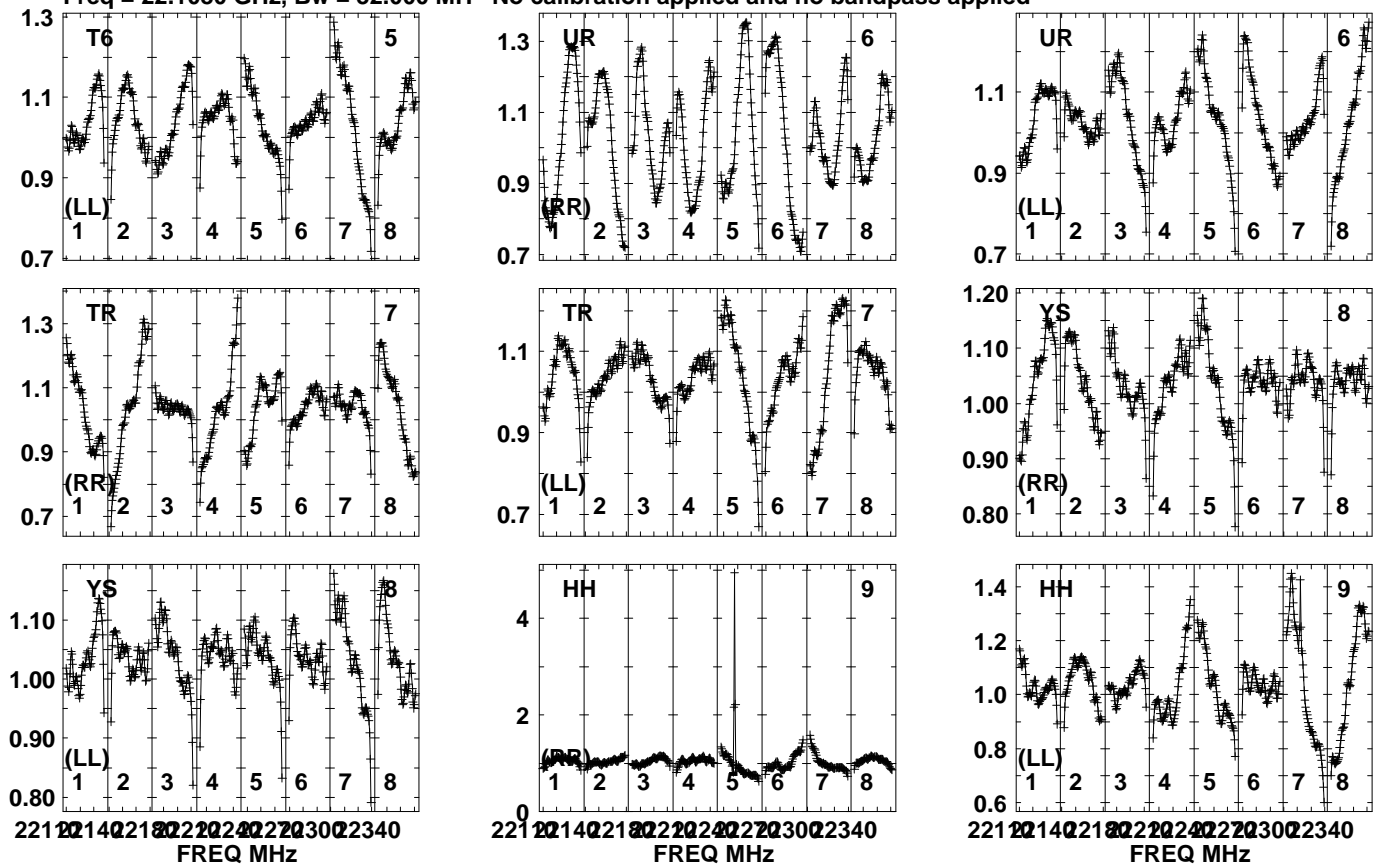
22102140221802224022240222030022340
FREQ MHz

Lower frame: Real Jy
Auto-corr total-power spectrum Antenna: *
Timerange: 00/20:58:00 to 00/20:59:59

Plot file version 190 created 20-JAN-2021 19:34:05

4C40.08 EB074F.UVDATA.1

Freq = 22.1080 GHz, Bw = 32.000 MH No calibration applied and no bandpass applied

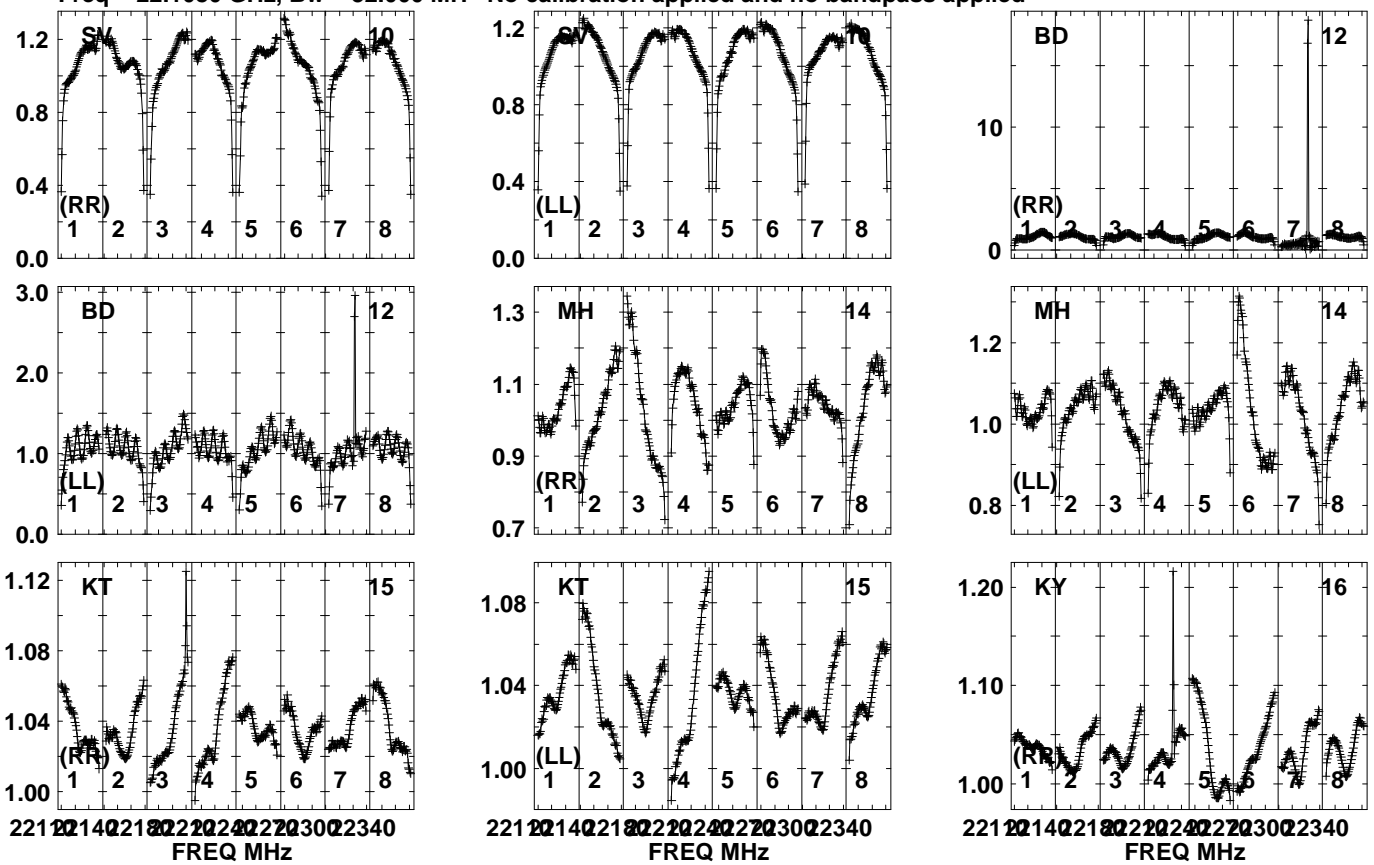


Lower frame: Real Jy
Auto-corr total-power spectrum Antenna: *
Timerange: 00/20:58:00 to 00/20:59:59

Plot file version 191 created 20-JAN-2021 19:34:05

4C40.08 EB074F.UVDATA.1

Freq = 22.1080 GHz, Bw = 32.000 MH No calibration applied and no bandpass applied

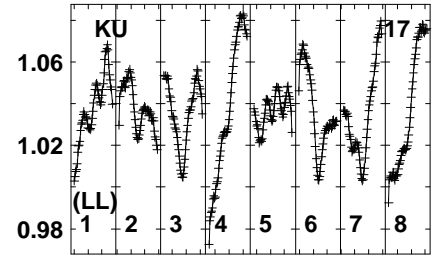
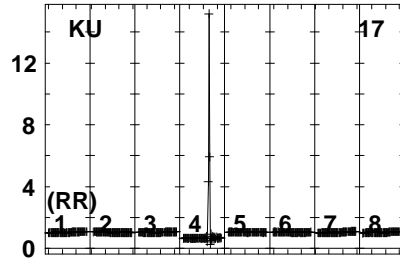
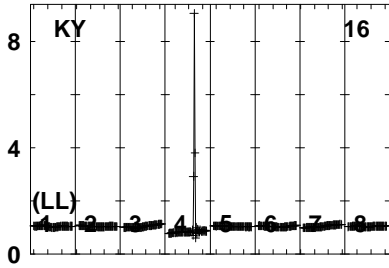


Lower frame: Real Jy
Auto-corr total-power spectrum Antenna: *
Timerange: 00/20:58:00 to 00/20:59:59

Plot file version 192 created 20-JAN-2021 19:34:05

4C40.08 EB074F.UVDATA.1

Freq = 22.1080 GHz, Bw = 32.000 MH No calibration applied and no bandpass applied

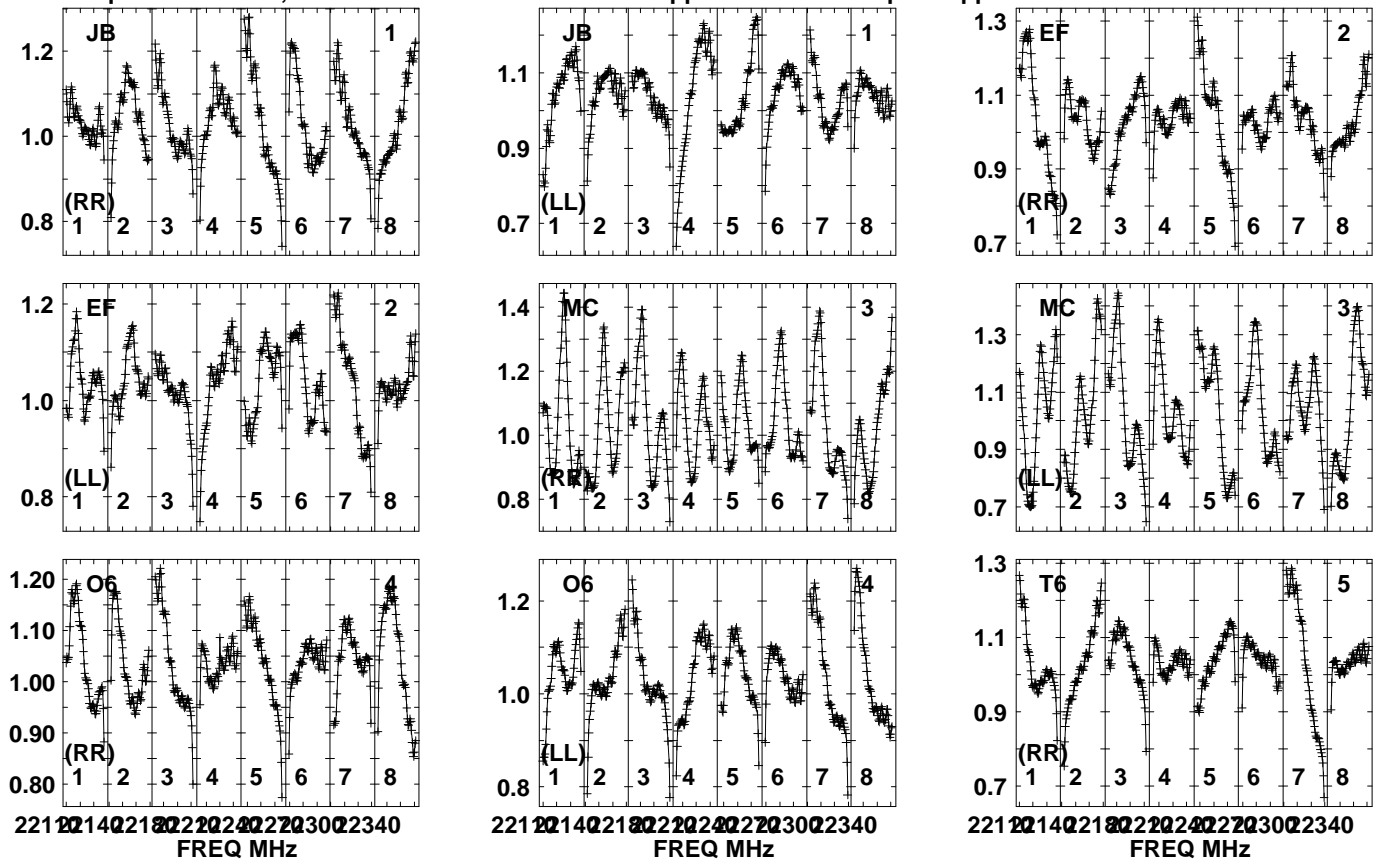


Lower frame: Real Jy
Auto-corr total-power spectrum Antenna: *
Timerange: 00/20:58:00 to 00/20:59:59

Plot file version 193 created 20-JAN-2021 19:34:06

J0204+4005 EB074F.UVDATA.1

Freq = 22.1080 GHz, Bw = 32.000 MH No calibration applied and no bandpass applied

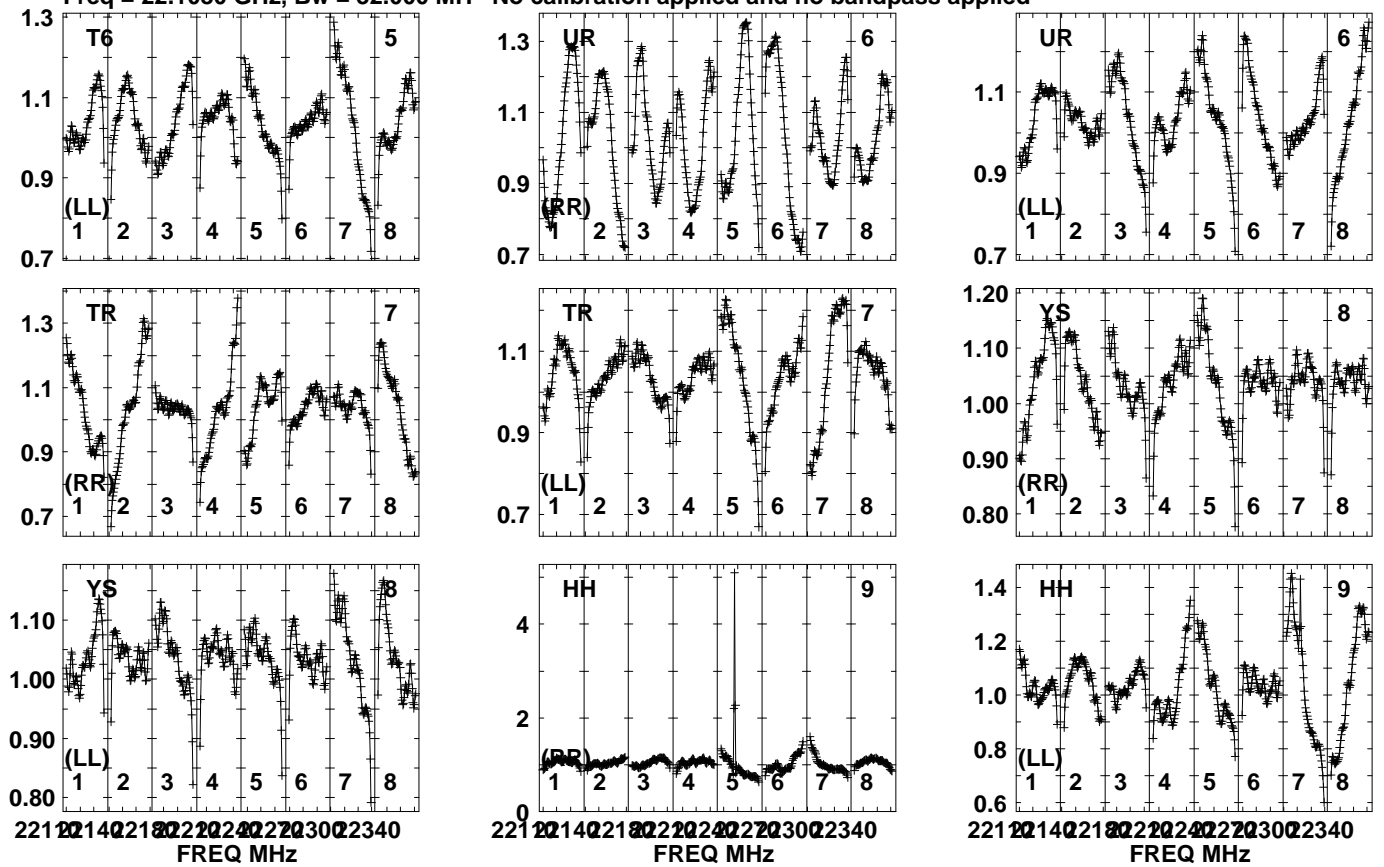


Lower frame: Real Jy
Auto-corr total-power spectrum Antenna: *
Timerange: 00/21:01:01 to 00/21:02:29

Plot file version 194 created 20-JAN-2021 19:34:06

J0204+4005 EB074F.UVDATA.1

Freq = 22.1080 GHz, Bw = 32.000 MH No calibration applied and no bandpass applied

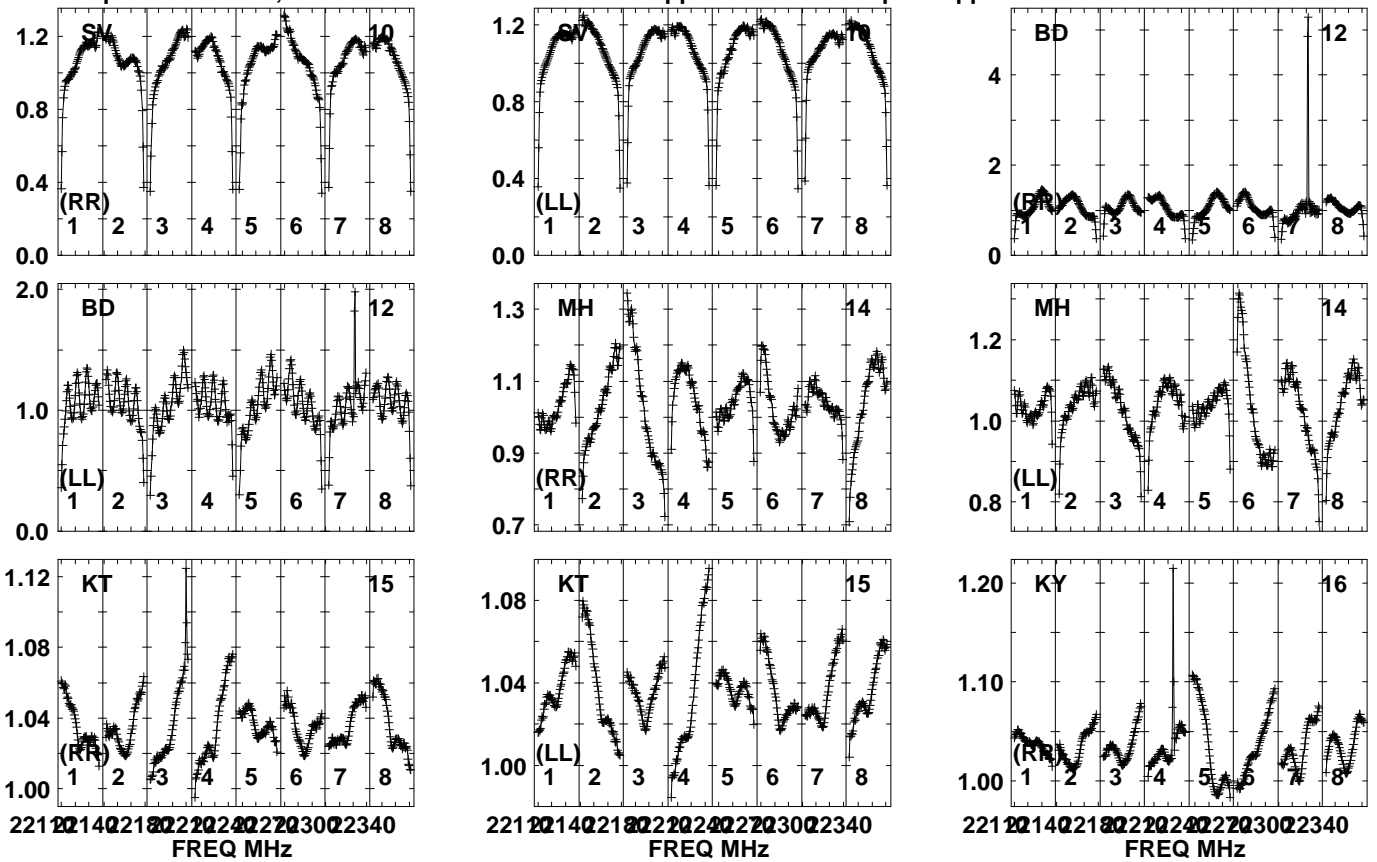


Lower frame: Real Jy
Auto-corr total-power spectrum Antenna: *
Timerange: 00/21:01:01 to 00/21:02:29

Plot file version 195 created 20-JAN-2021 19:34:06

J0204+4005 EB074F.UVDATA.1

Freq = 22.1080 GHz, Bw = 32.000 MH No calibration applied and no bandpass applied

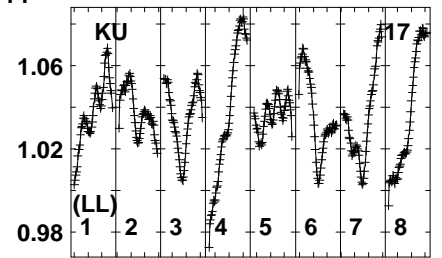
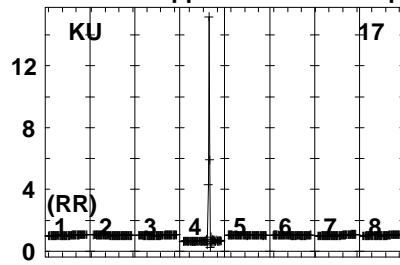



Lower frame: Real Jy
Auto-corr total-power spectrum Antenna: *
Timerange: 00/21:01:01 to 00/21:02:29

Plot file version 196 created 20-JAN-2021 19:34:07

J0204+4005 EB074F.UVDATA.1

Freq = 22.1080 GHz, Bw = 32.000 MH No calibration applied and no bandpass applied

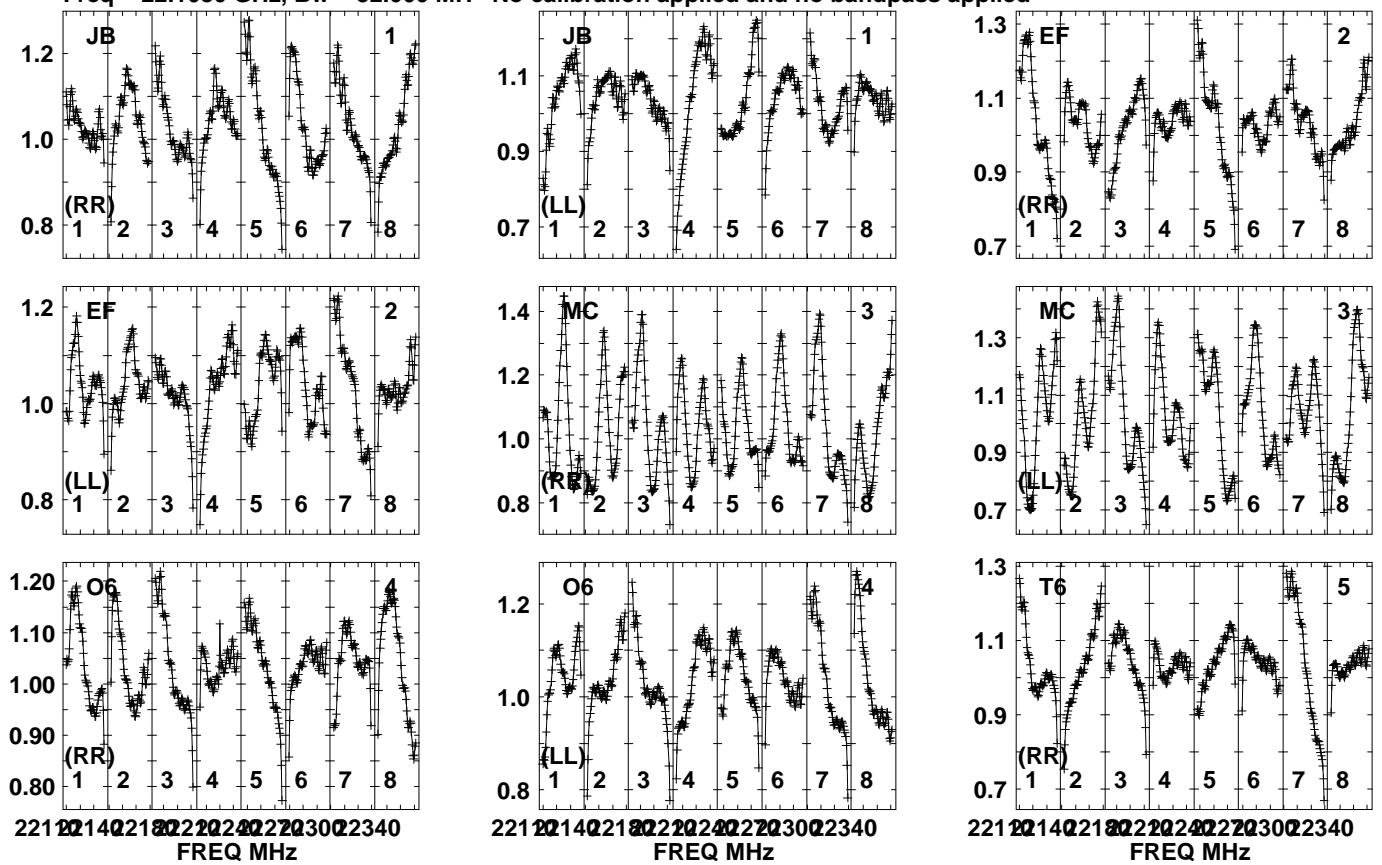


Lower frame: Real Jy
Auto-corr total-power spectrum Antenna: *
Timerange: 00/21:01:01 to 00/21:02:29

Plot file version 197 created 20-JAN-2021 19:34:07

4C40.08 EB074F.UVDATA.1

Freq = 22.1080 GHz, Bw = 32.000 MH No calibration applied and no bandpass applied

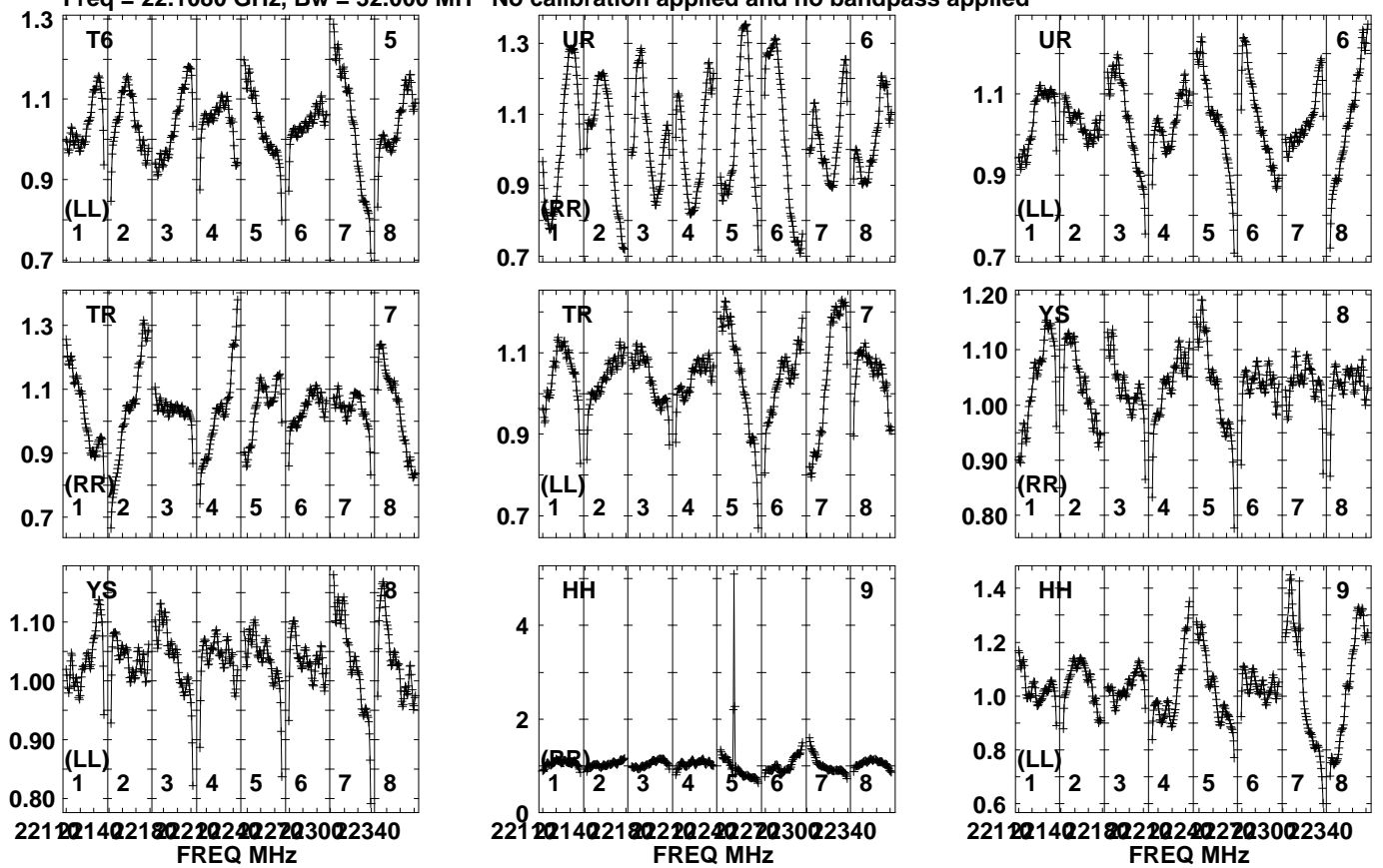


Lower frame: Real Jy
Auto-corr total-power spectrum Antenna: *
Timerange: 00/21:03:30 to 00/21:05:30

Plot file version 198 created 20-JAN-2021 19:34:07

4C40.08 EB074F.UVDATA.1

Freq = 22.1080 GHz, Bw = 32.000 MH No calibration applied and no bandpass applied

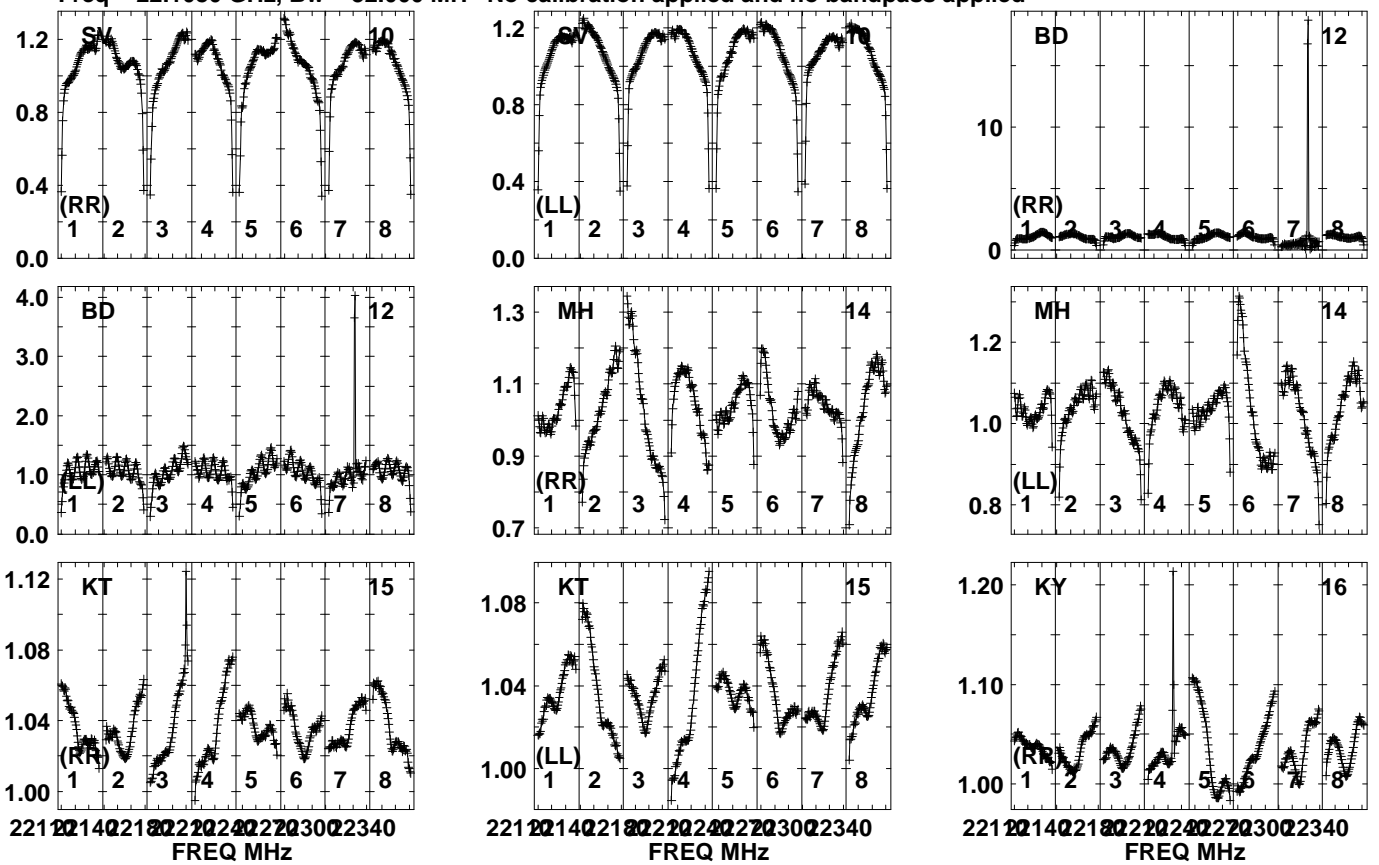


Lower frame: Real Jy
Auto-corr total-power spectrum Antenna: *
Timerange: 00/21:03:30 to 00/21:05:30

Plot file version 199 created 20-JAN-2021 19:34:08

4C40.08 EB074F.UVDATA.1

Freq = 22.1080 GHz, Bw = 32.000 MH No calibration applied and no bandpass applied

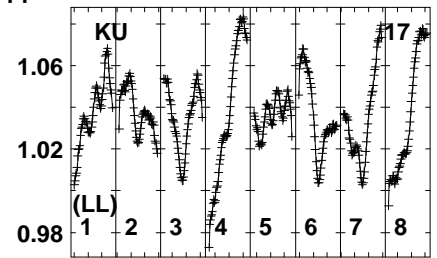
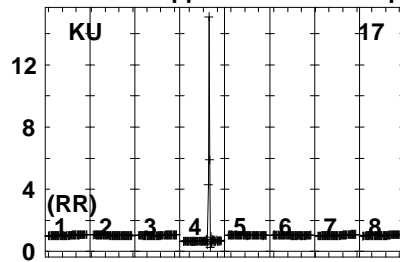



Lower frame: Real Jy
Auto-corr total-power spectrum Antenna: *
Timerange: 00/21:03:30 to 00/21:05:30

Plot file version 200 created 20-JAN-2021 19:34:08

4C40.08 EB074F.UVDATA.1

Freq = 22.1080 GHz, Bw = 32.000 MH No calibration applied and no bandpass applied

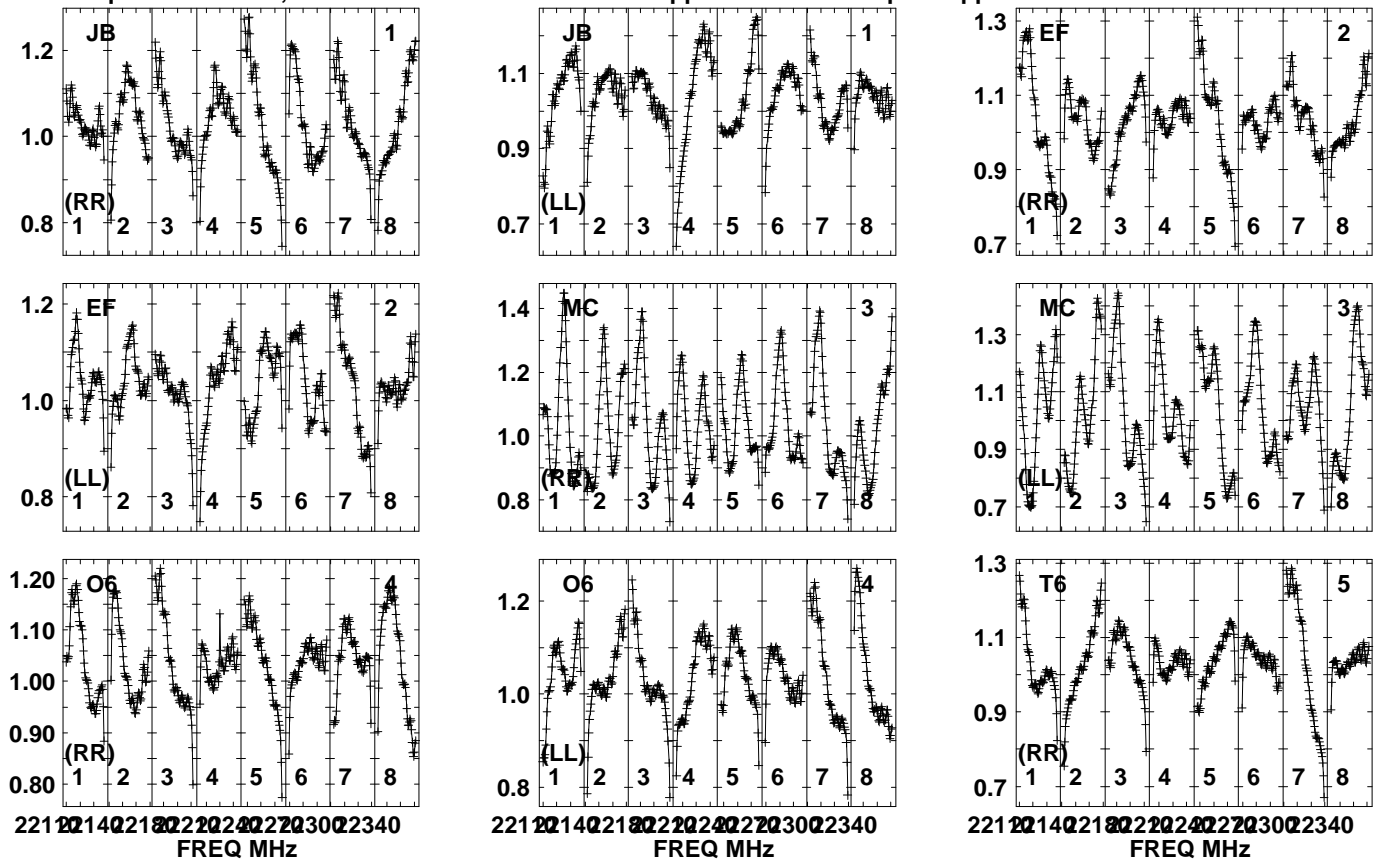


Lower frame: Real Jy
Auto-corr total-power spectrum Antenna: *
Timerange: 00/21:03:30 to 00/21:05:30

Plot file version 201 created 20-JAN-2021 19:34:08

J0204+4005 EB074F.UVDATA.1

Freq = 22.1080 GHz, Bw = 32.000 MH No calibration applied and no bandpass applied

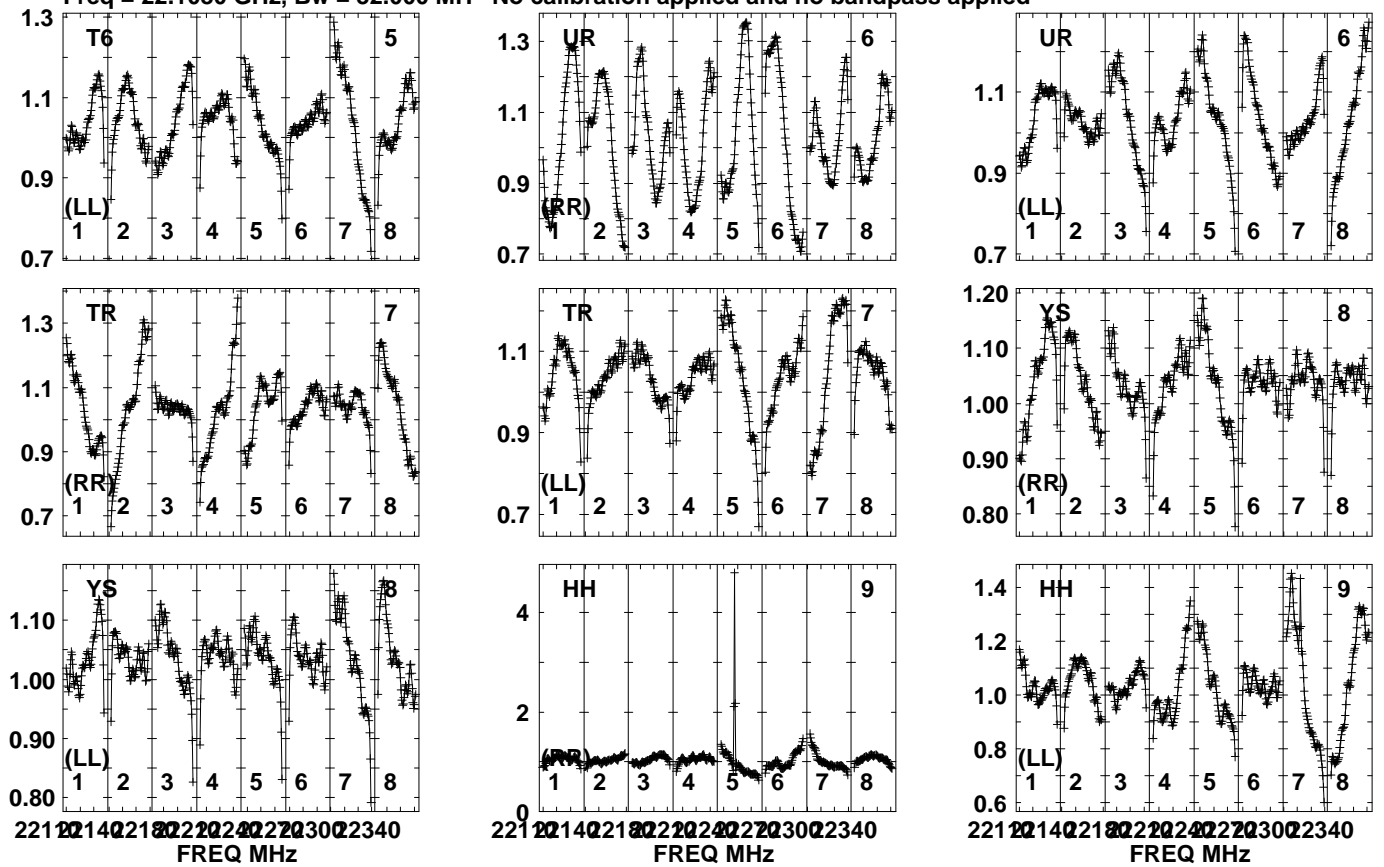


Lower frame: Real Jy
Auto-corr total-power spectrum Antenna: *
Timerange: 00/21:06:31 to 00/21:07:59

Plot file version 202 created 20-JAN-2021 19:34:09

J0204+4005 EB074F.UVDATA.1

Freq = 22.1080 GHz, Bw = 32.000 MH No calibration applied and no bandpass applied

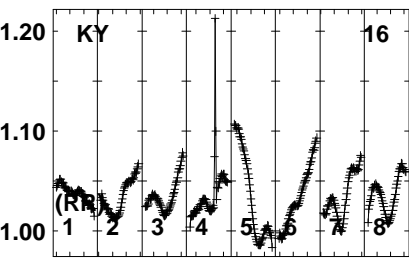
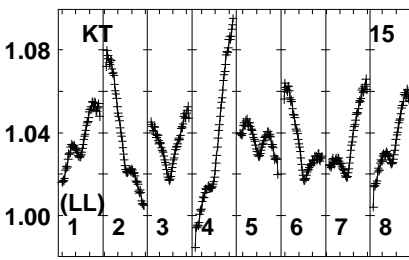
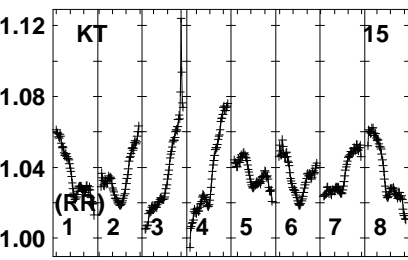
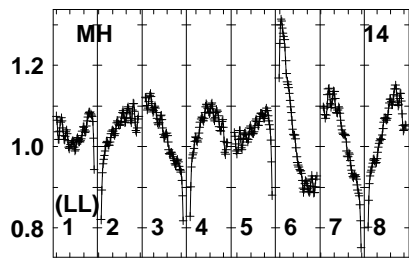
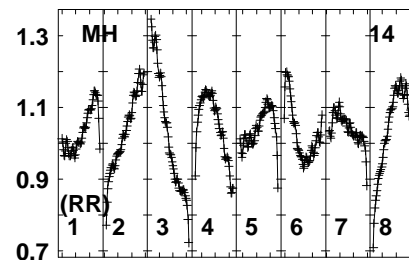
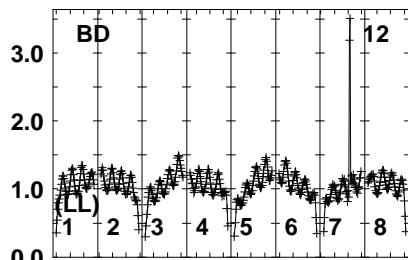
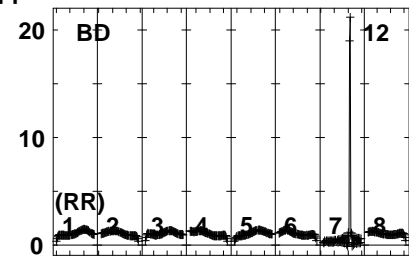
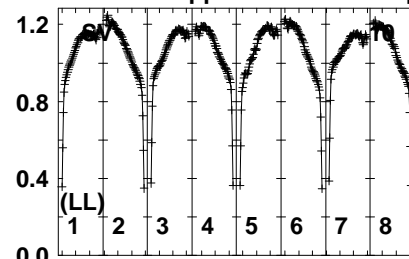
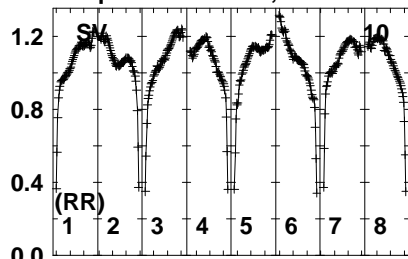


Lower frame: Real Jy
Auto-corr total-power spectrum Antenna: *
Timerange: 00/21:06:31 to 00/21:07:59

Plot file version 203 created 20-JAN-2021 19:34:09

J0204+4005 EB074F.UVDATA.1

Freq = 22.1080 GHz, Bw = 32.000 MH No calibration applied and no bandpass applied



2210214021802220224022703002340
FREQ MHz

2210214021802220224022703002340
FREQ MHz

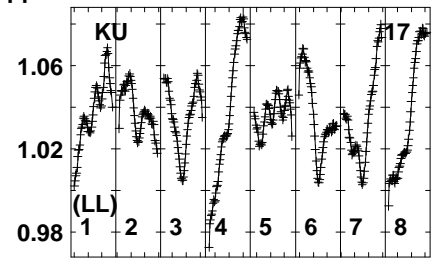
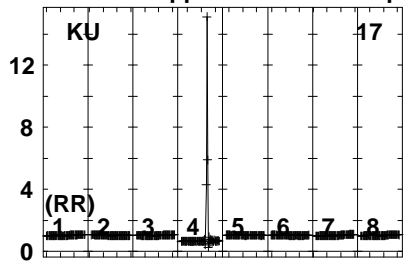

2210214021802220224022703002340
FREQ MHz

Lower frame: Real Jy
Auto-corr total-power spectrum Antenna: *
Timerange: 00/21:06:31 to 00/21:07:59

Plot file version 204 created 20-JAN-2021 19:34:09

J0204+4005 EB074F.UVDATA.1

Freq = 22.1080 GHz, Bw = 32.000 MH No calibration applied and no bandpass applied

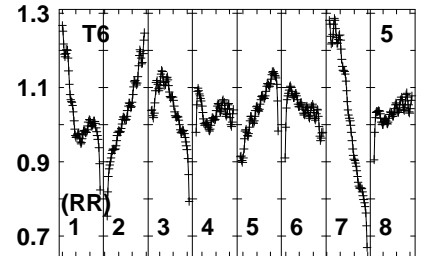
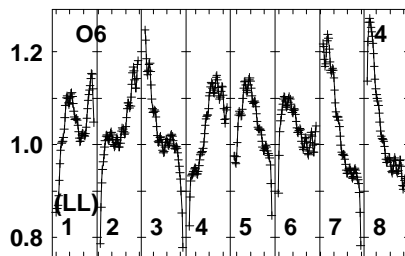
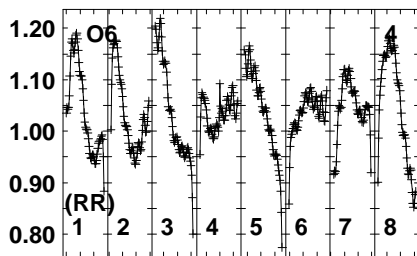
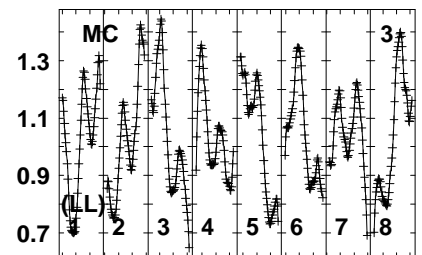
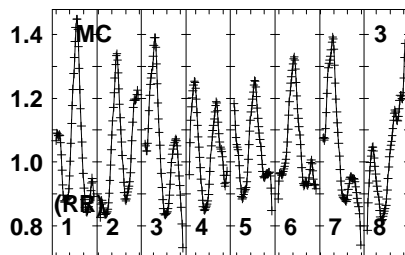
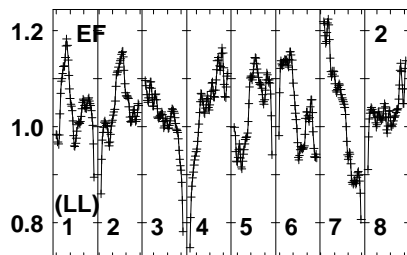
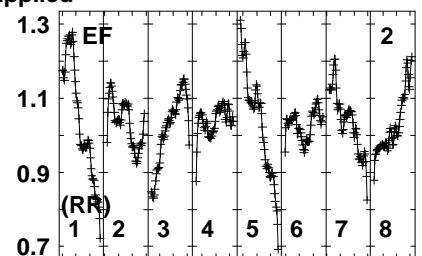
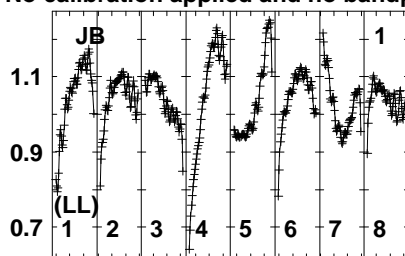
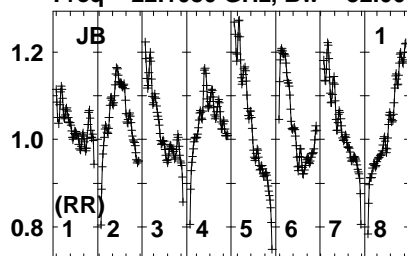


Lower frame: Real Jy
Auto-corr total-power spectrum Antenna: *
Timerange: 00/21:06:31 to 00/21:07:59

Plot file version 205 created 20-JAN-2021 19:34:10

4C40.08 EB074F.UVDATA.1

Freq = 22.1080 GHz, Bw = 32.000 MH No calibration applied and no bandpass applied



22102140221802224022240222030022340
FREQ MHz

22102140221802224022240222030022340
FREQ MHz

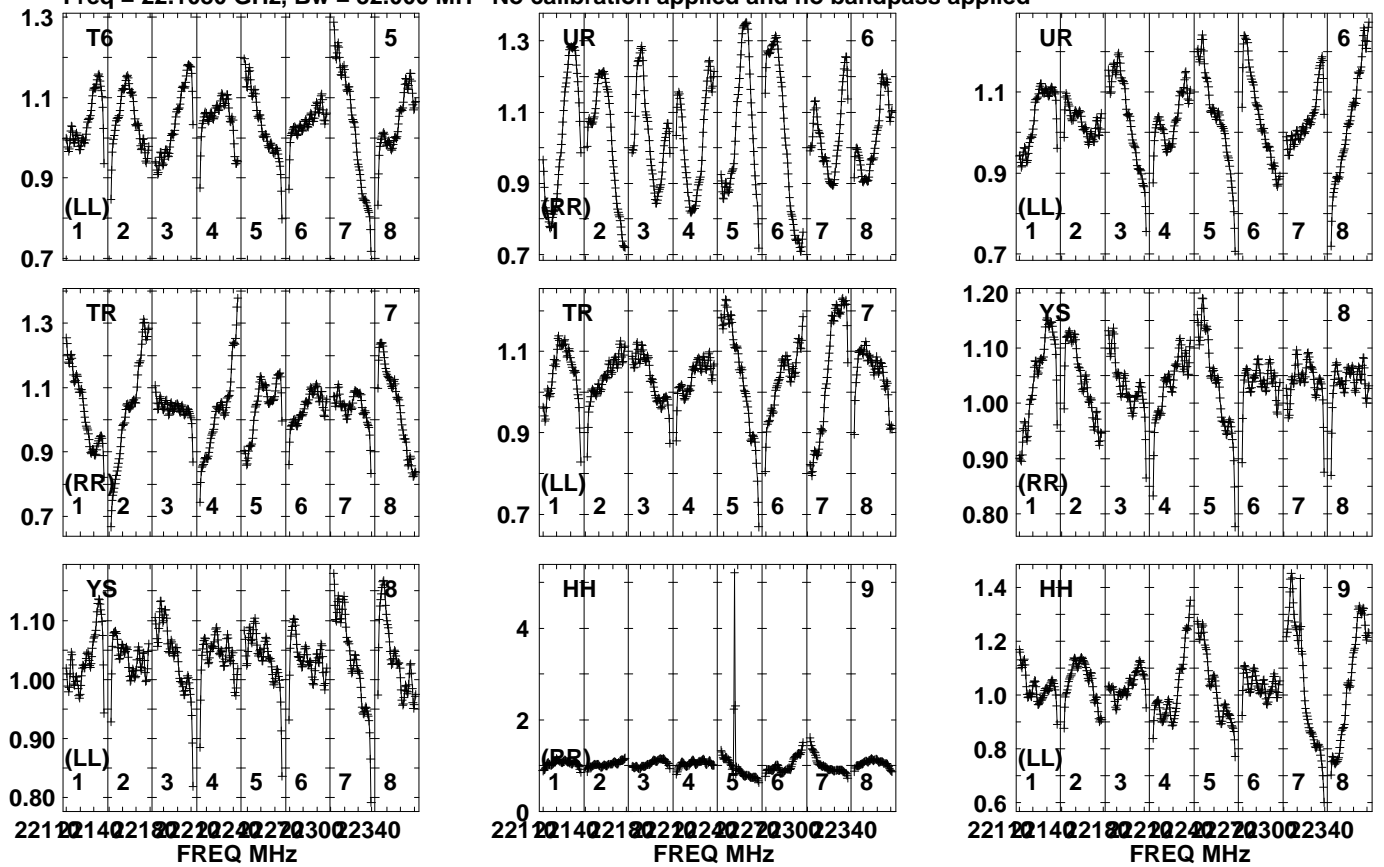
22102140221802224022240222030022340
FREQ MHz

Lower frame: Real Jy
Auto-corr total-power spectrum Antenna: *
Timerange: 00/21:09:00 to 00/21:10:59

Plot file version 206 created 20-JAN-2021 19:34:10

4C40.08 EB074F.UVDATA.1

Freq = 22.1080 GHz, Bw = 32.000 MH No calibration applied and no bandpass applied

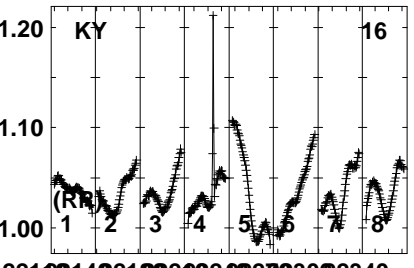
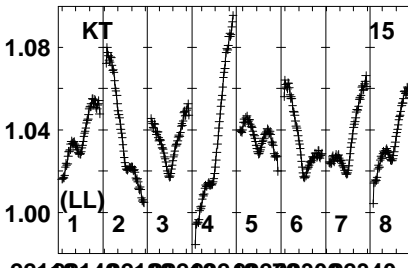
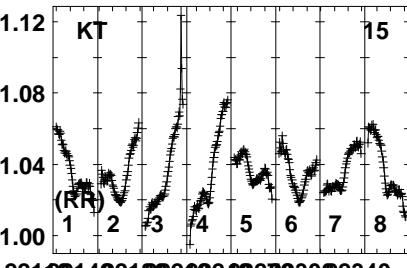
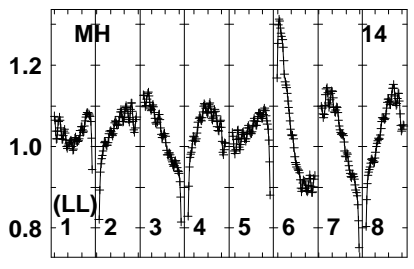
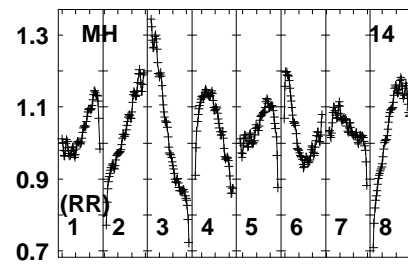
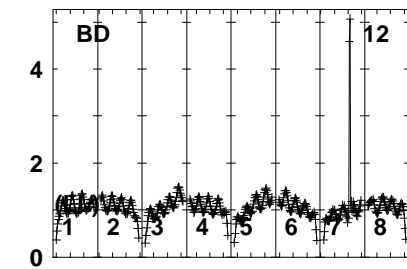
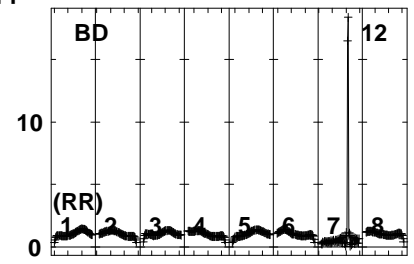
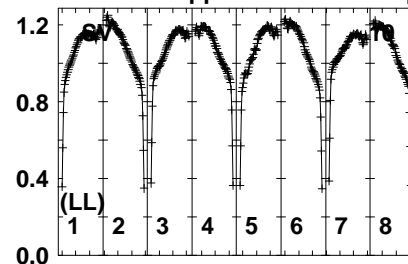
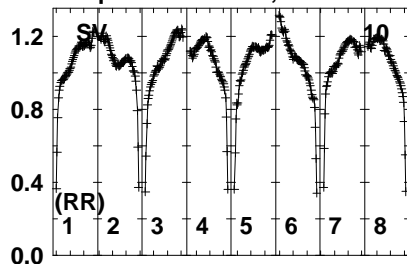


Lower frame: Real Jy
Auto-corr total-power spectrum Antenna: *
Timerange: 00/21:09:00 to 00/21:10:59

Plot file version 207 created 20-JAN-2021 19:34:10

4C40.08 EB074F.UVDATA.1

Freq = 22.1080 GHz, Bw = 32.000 MH No calibration applied and no bandpass applied



22102140218022202240227023002340
FREQ MHz

22102140218022202240227023002340
FREQ MHz

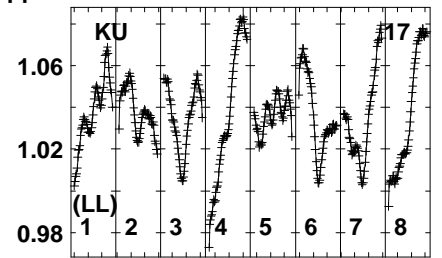
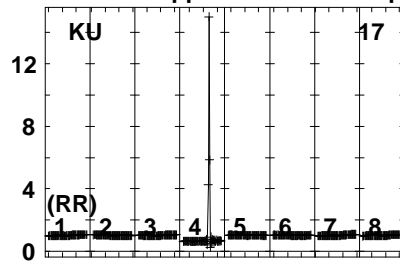

22102140218022202240227023002340
FREQ MHz

Lower frame: Real Jy
Auto-corr total-power spectrum Antenna: *
Timerange: 00/21:09:00 to 00/21:10:59

Plot file version 208 created 20-JAN-2021 19:34:11

4C40.08 EB074F.UVDATA.1

Freq = 22.1080 GHz, Bw = 32.000 MH No calibration applied and no bandpass applied

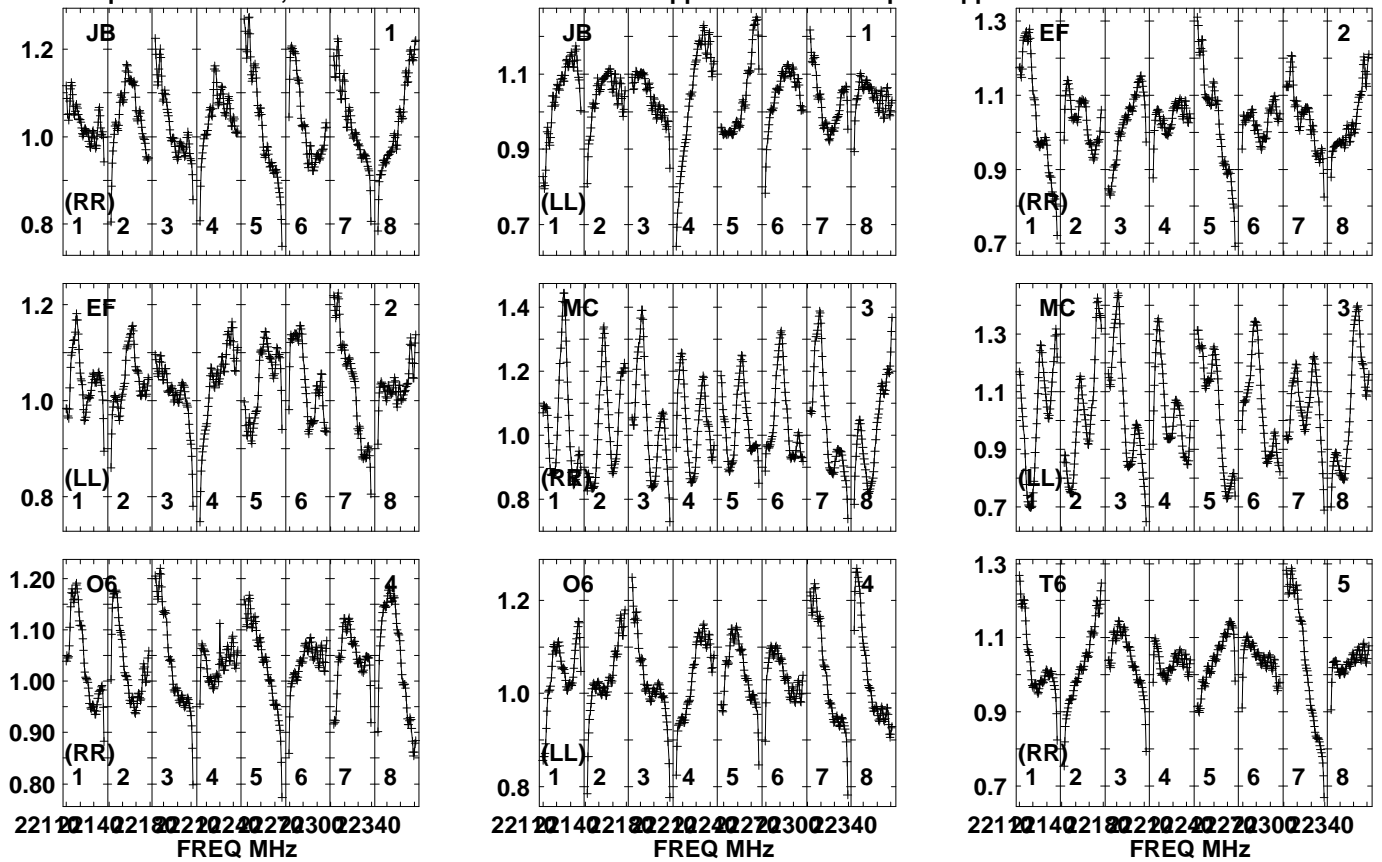


Lower frame: Real Jy
Auto-corr total-power spectrum Antenna: *
Timerange: 00/21:09:00 to 00/21:10:59

Plot file version 209 created 20-JAN-2021 19:34:11

J0204+4005 EB074F.UVDATA.1

Freq = 22.1080 GHz, Bw = 32.000 MH No calibration applied and no bandpass applied

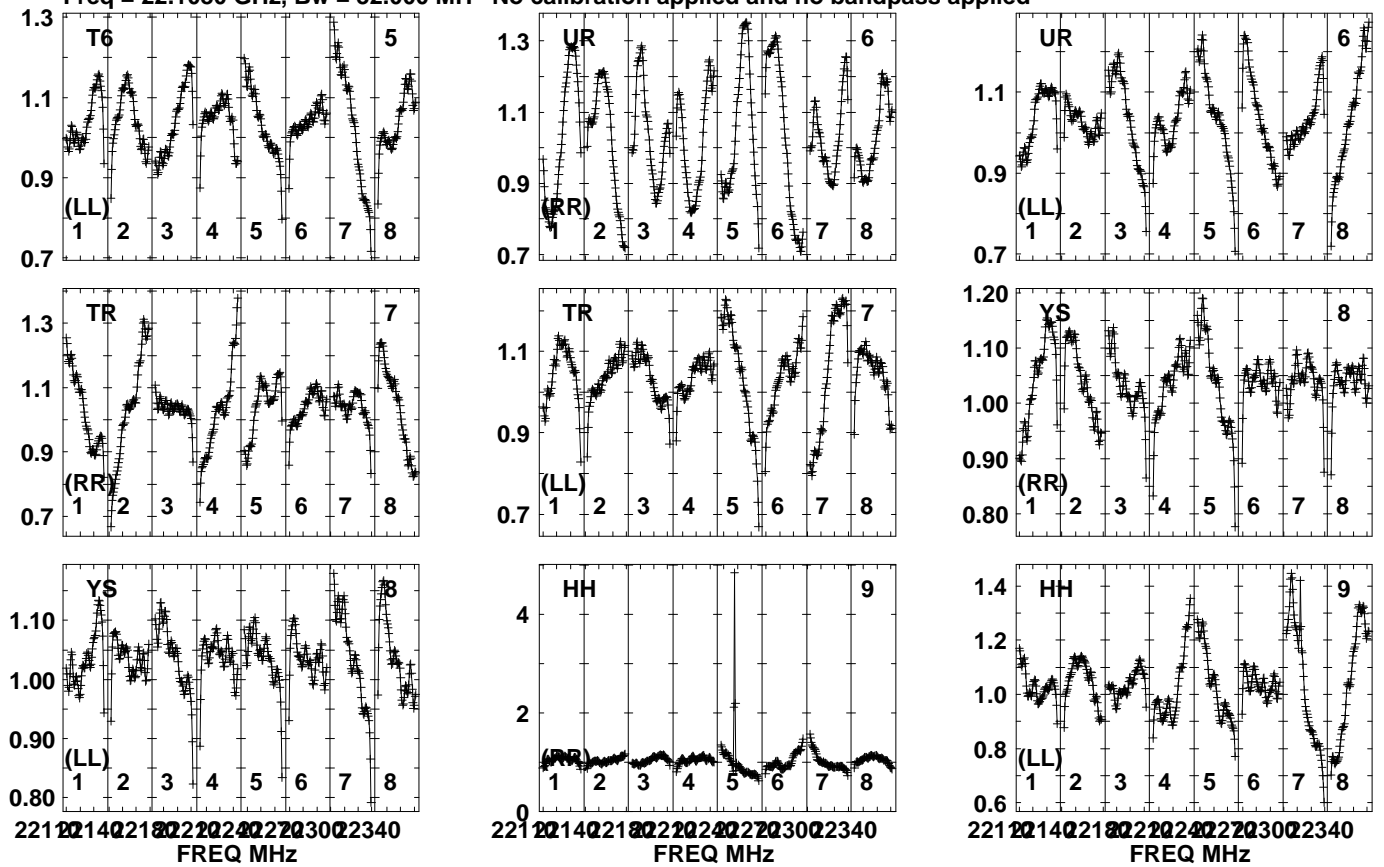


Lower frame: Real Jy
Auto-corr total-power spectrum Antenna: *
Timerange: 00/21:12:00 to 00/21:13:30

Plot file version 210 created 20-JAN-2021 19:34:11

J0204+4005 EB074F.UVDATA.1

Freq = 22.1080 GHz, Bw = 32.000 MH No calibration applied and no bandpass applied

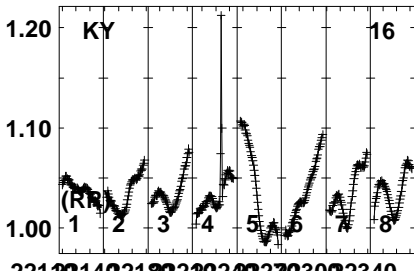
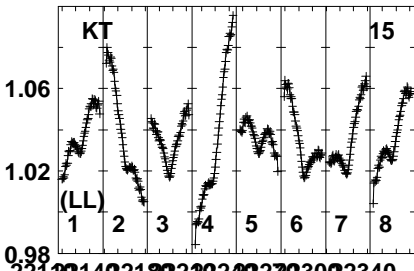
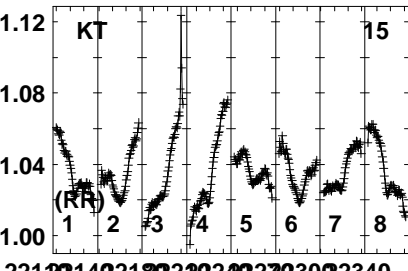
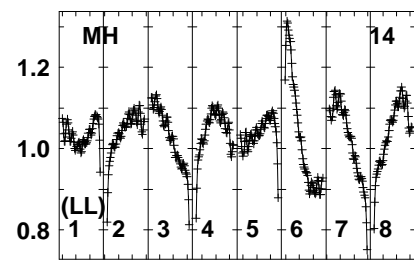
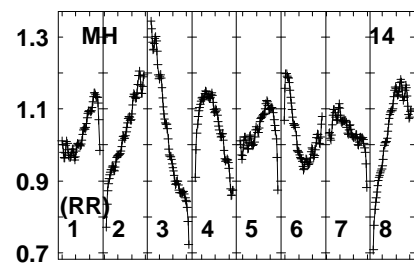
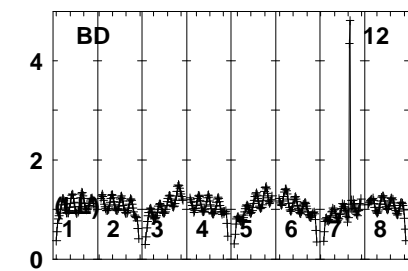
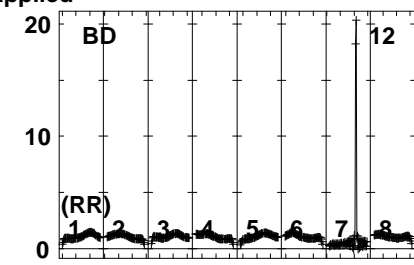
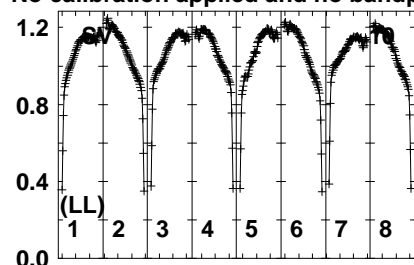
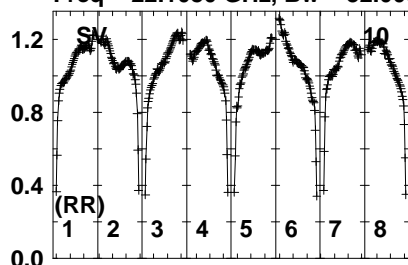


Lower frame: Real Jy
Auto-corr total-power spectrum Antenna: *
Timerange: 00/21:12:00 to 00/21:13:30

Plot file version 211 created 20-JAN-2021 19:34:12

J0204+4005 EB074F.UVDATA.1

Freq = 22.1080 GHz, Bw = 32.000 MH No calibration applied and no bandpass applied



2210214021802220224022703002340
FREQ MHz

2210214021802220224022703002340
FREQ MHz

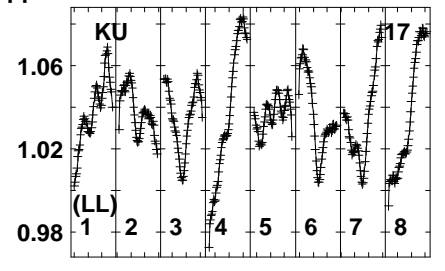
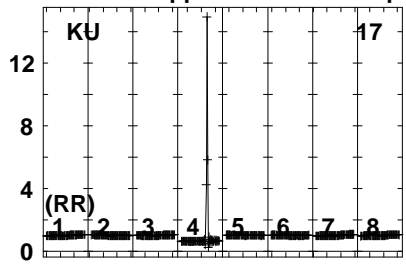
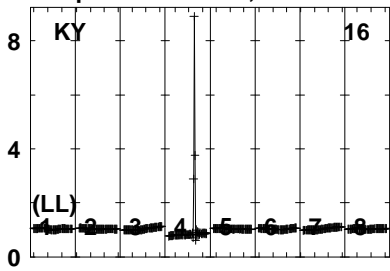
2210214021802220224022703002340
FREQ MHz

Lower frame: Real Jy
Auto-corr total-power spectrum Antenna: *
Timerange: 00/21:12:00 to 00/21:13:30

Plot file version 212 created 20-JAN-2021 19:34:12

J0204+4005 EB074F.UVDATA.1

Freq = 22.1080 GHz, Bw = 32.000 MH No calibration applied and no bandpass applied

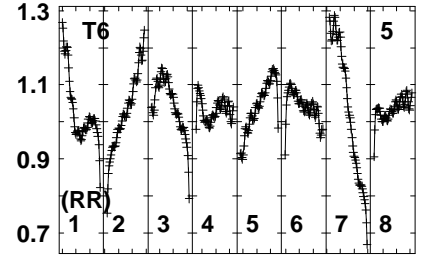
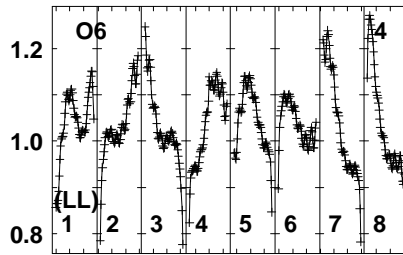
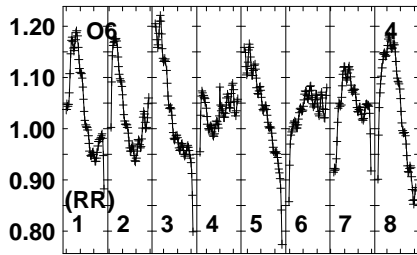
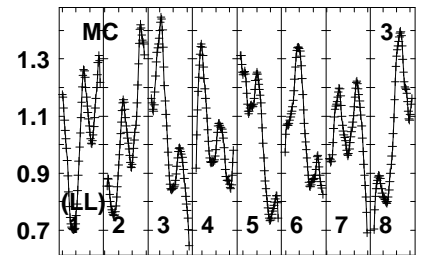
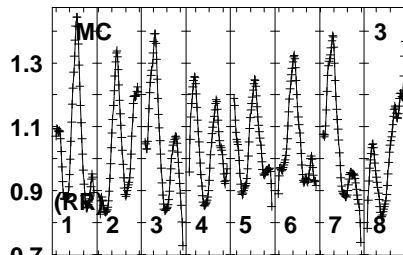
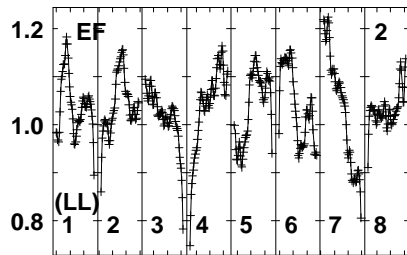
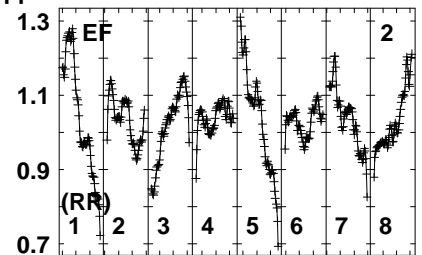
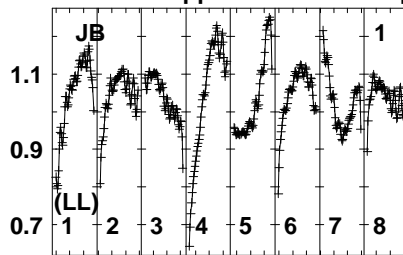
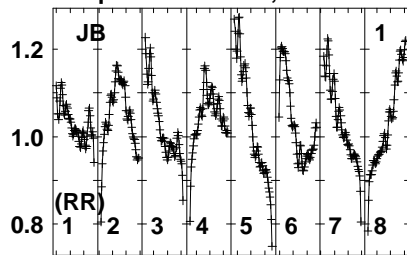


Lower frame: Real Jy
Auto-corr total-power spectrum Antenna: *
Timerange: 00/21:12:00 to 00/21:13:30

Plot file version 213 created 20-JAN-2021 19:34:12

4C40.08 EB074F.UVDATA.1

Freq = 22.1080 GHz, Bw = 32.000 MH No calibration applied and no bandpass applied



221021402218022240222802232022340
FREQ MHz

221021402218022240222802232022340
FREQ MHz

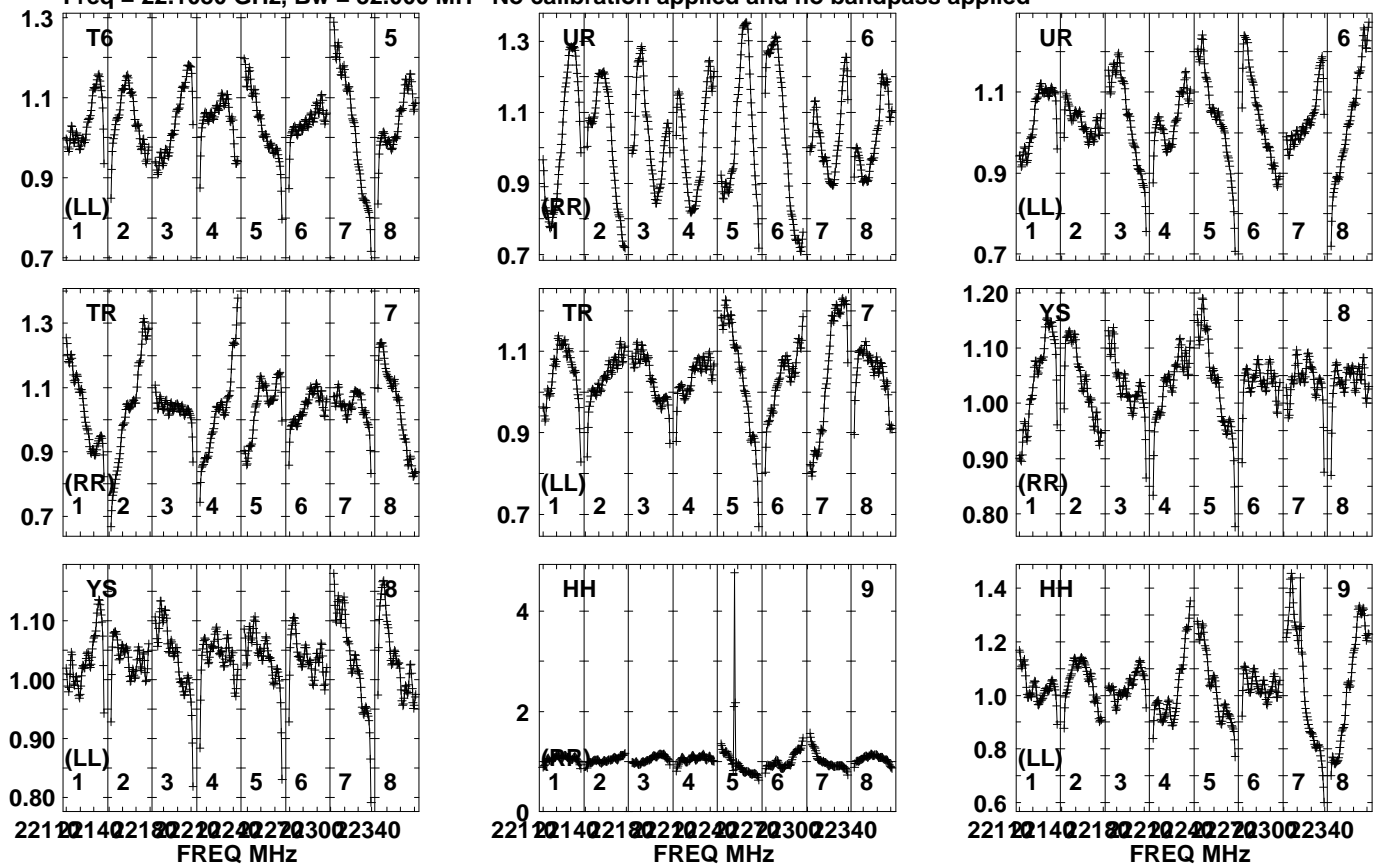
221021402218022240222802232022340
FREQ MHz

Lower frame: Real Jy
Auto-corr total-power spectrum Antenna: *
Timerange: 00/21:14:31 to 00/21:16:29

Plot file version 214 created 20-JAN-2021 19:34:13

4C40.08 EB074F.UVDATA.1

Freq = 22.1080 GHz, Bw = 32.000 MH No calibration applied and no bandpass applied

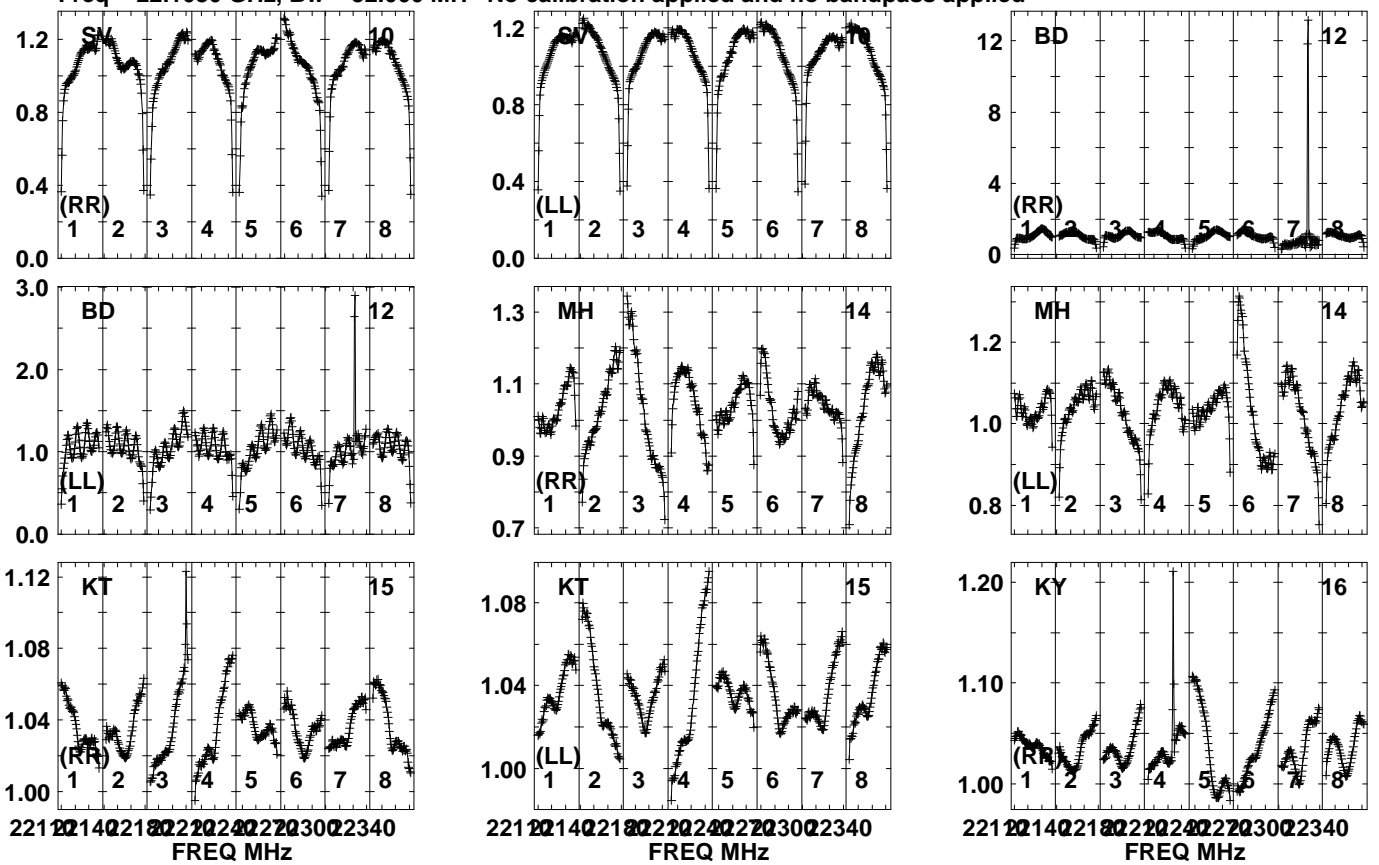


Lower frame: Real Jy
Auto-corr total-power spectrum Antenna: *
Timerange: 00/21:14:31 to 00/21:16:29

Plot file version 215 created 20-JAN-2021 19:34:13

4C40.08 EB074F.UVDATA.1

Freq = 22.1080 GHz, Bw = 32.000 MH No calibration applied and no bandpass applied

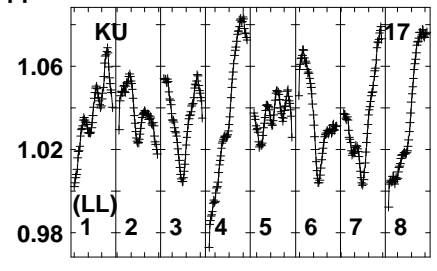
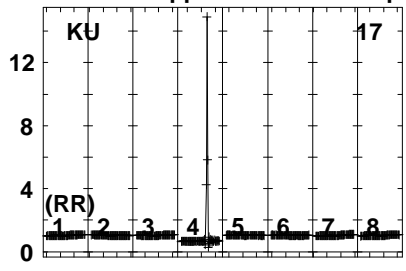



Lower frame: Real Jy
Auto-corr total-power spectrum Antenna: *
Timerange: 00/21:14:31 to 00/21:16:29

Plot file version 216 created 20-JAN-2021 19:34:14

4C40.08 EB074F.UVDATA.1

Freq = 22.1080 GHz, Bw = 32.000 MH No calibration applied and no bandpass applied

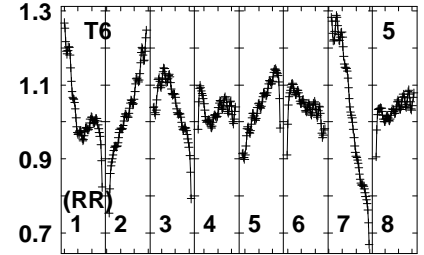
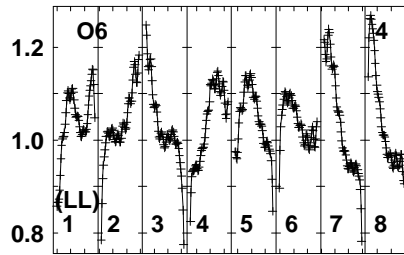
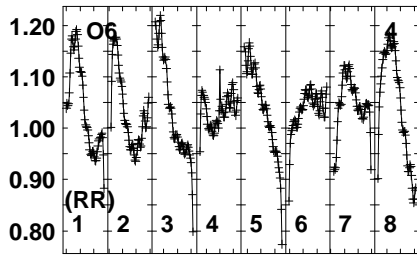
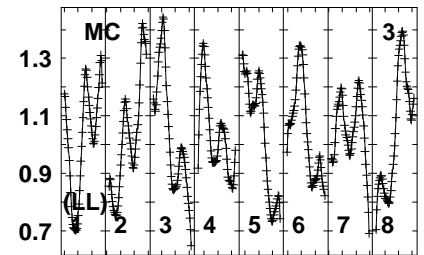
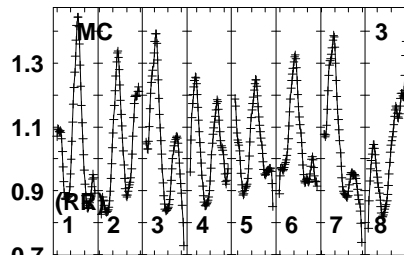
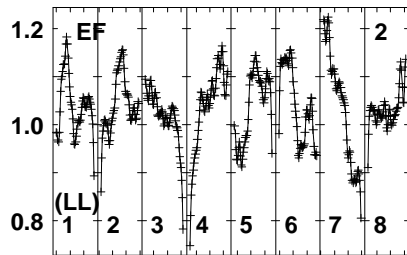
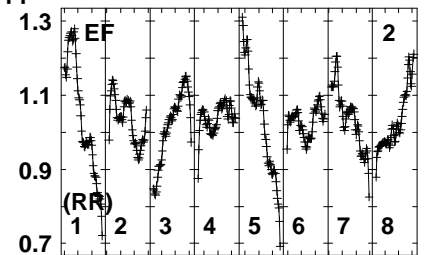
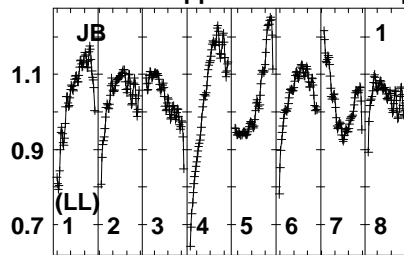
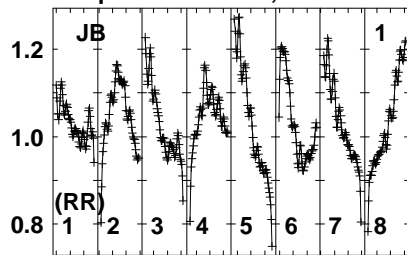


Lower frame: Real Jy
Auto-corr total-power spectrum Antenna: *
Timerange: 00/21:14:31 to 00/21:16:29

Plot file version 217 created 20-JAN-2021 19:34:14

J0204+4005 EB074F.UVDATA.1

Freq = 22.1080 GHz, Bw = 32.000 MH No calibration applied and no bandpass applied



2210214022180222022240222030022340
FREQ MHz

2210214022180222022240222030022340
FREQ MHz

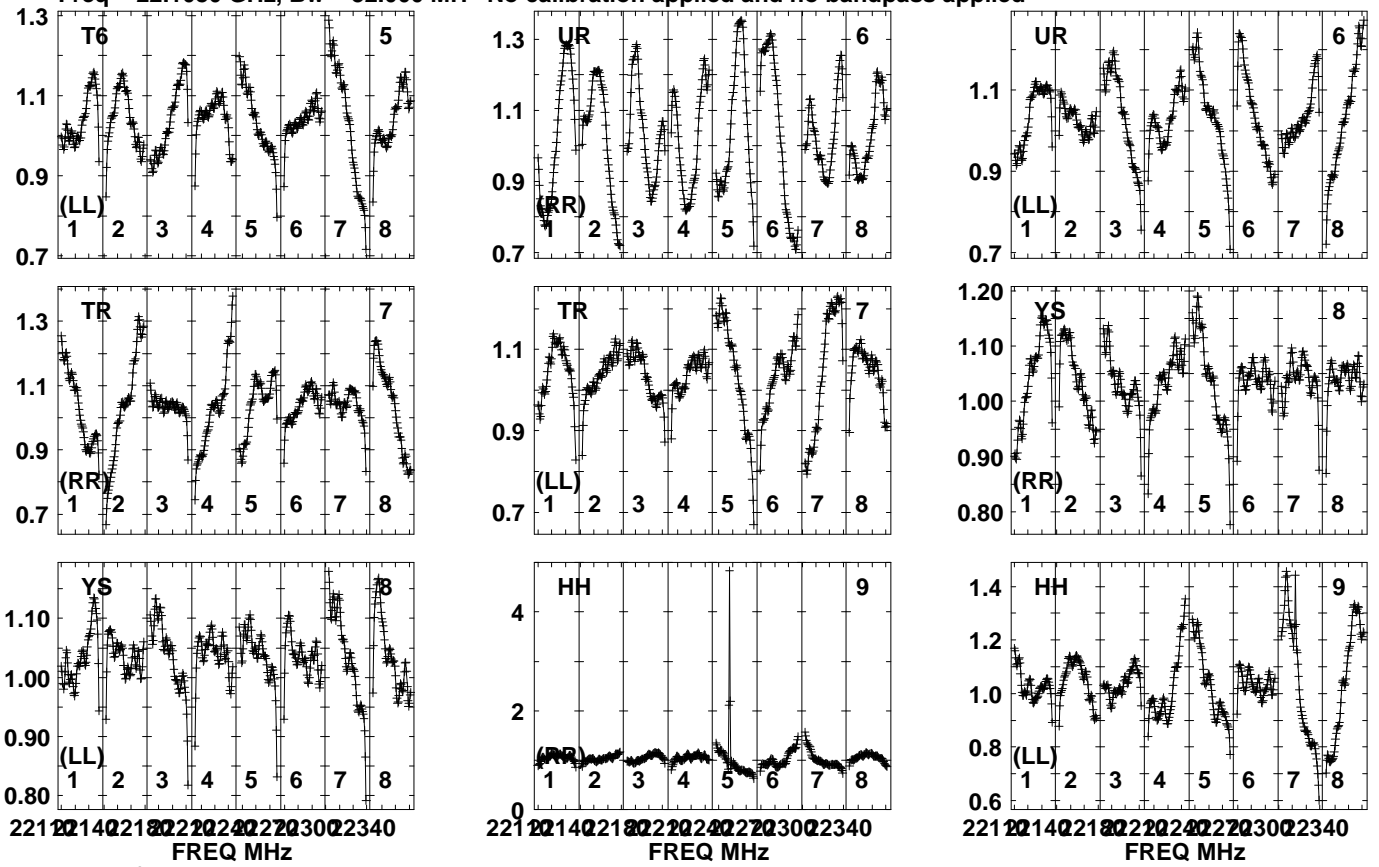
2210214022180222022240222030022340
FREQ MHz

Lower frame: Real Jy
Auto-corr total-power spectrum Antenna: *
Timerange: 00/21:17:30 to 00/21:19:00

Plot file version 218 created 20-JAN-2021 19:34:14

J0204+4005 EB074F.UVDATA.1

Freq = 22.1080 GHz, Bw = 32.000 MH No calibration applied and no bandpass applied

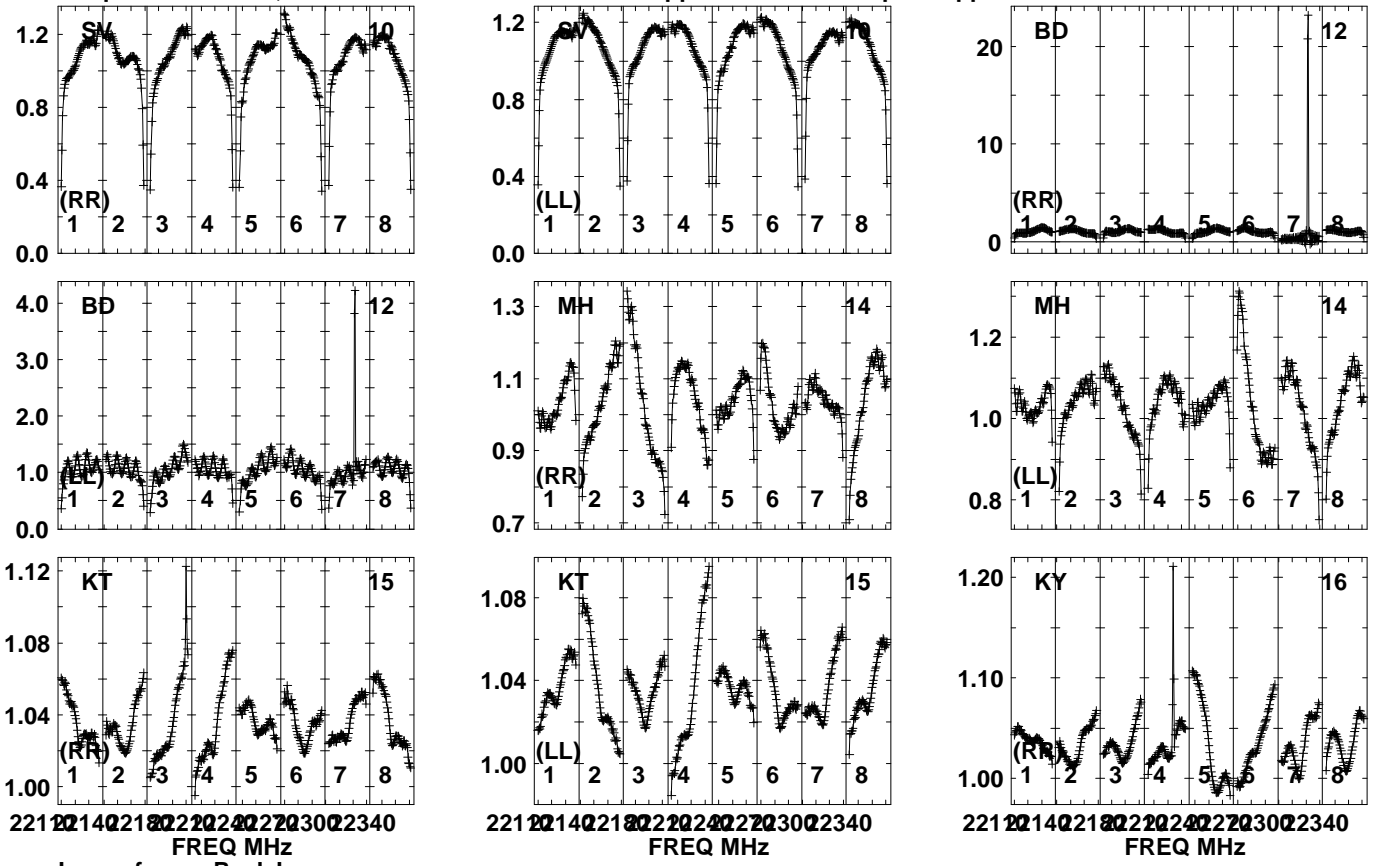


Lower frame: Real Jy
Auto-corr total-power spectrum Antenna: *
Timerange: 00/21:17:30 to 00/21:19:00

Plot file version 219 created 20-JAN-2021 19:34:15

J0204+4005 EB074F.UVDATA.1

Freq = 22.1080 GHz, Bw = 32.000 MH No calibration applied and no bandpass applied

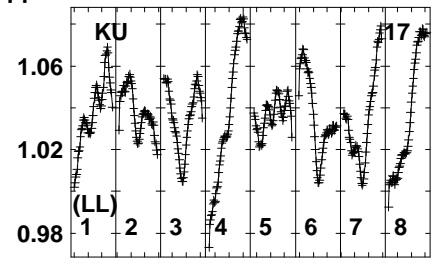
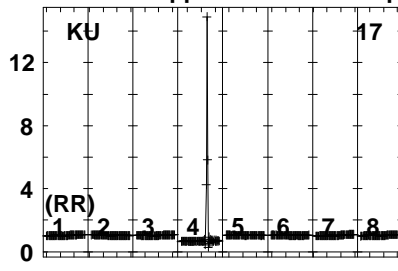
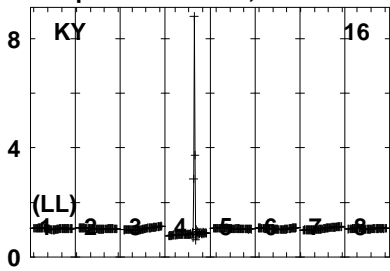


Lower frame: Real Jy
 Auto-corr total-power spectrum Antenna: *
 Timerange: 00/21:17:30 to 00/21:19:00

Plot file version 220 created 20-JAN-2021 19:34:15

J0204+4005 EB074F.UVDATA.1

Freq = 22.1080 GHz, Bw = 32.000 MH No calibration applied and no bandpass applied

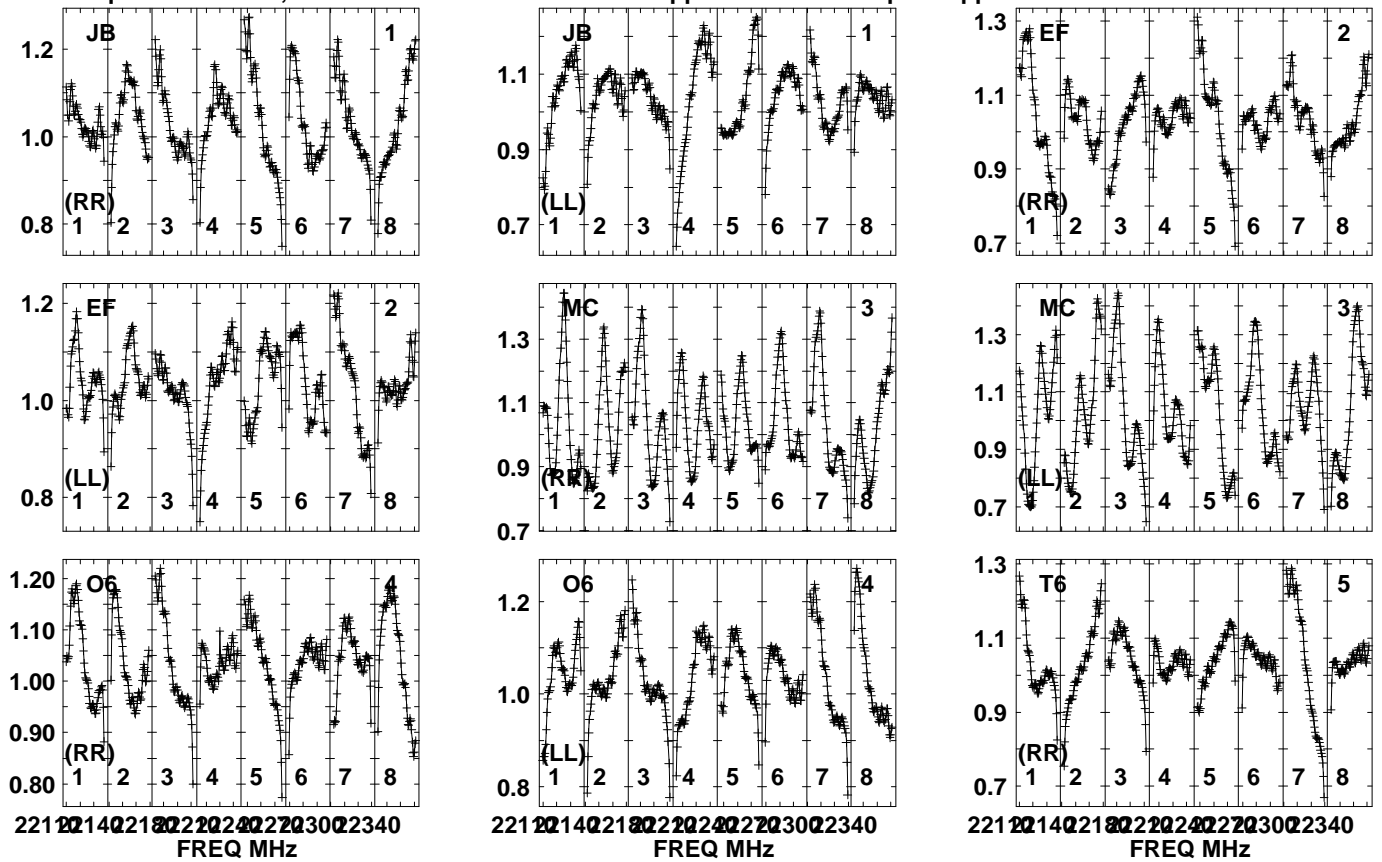


Lower frame: Real Jy
Auto-corr total-power spectrum Antenna: *
Timerange: 00/21:17:30 to 00/21:19:00

Plot file version 221 created 20-JAN-2021 19:34:15

LQ033+03 EB074F.UVDATA.1

Freq = 22.1080 GHz, Bw = 32.000 MH No calibration applied and no bandpass applied

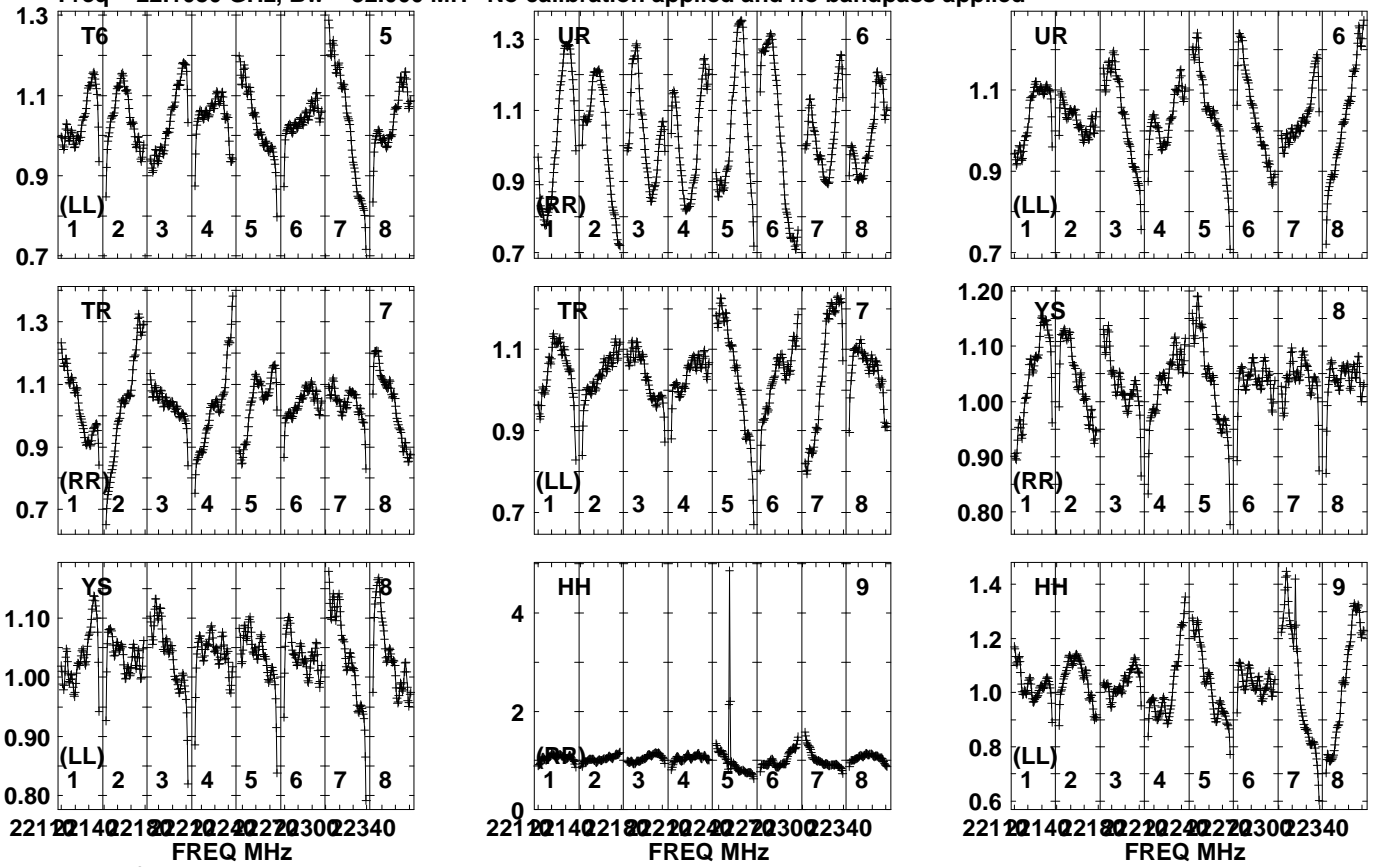


Lower frame: Real Jy
Auto-corr total-power spectrum Antenna: *
Timerange: 00/21:21:00 to 00/21:22:59

Plot file version 222 created 20-JAN-2021 19:34:16

LQ033+03 EB074F.UVDATA.1

Freq = 22.1080 GHz, Bw = 32.000 MH No calibration applied and no bandpass applied

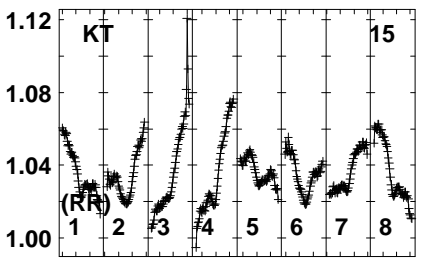
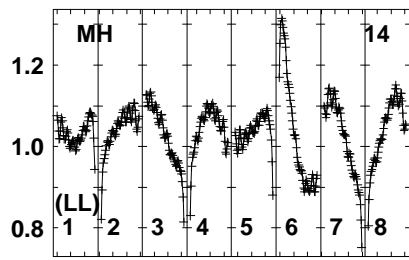
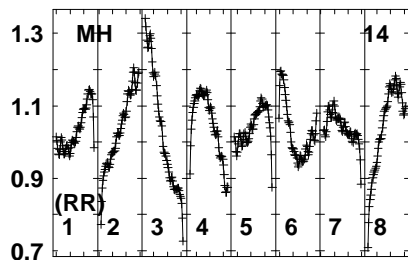
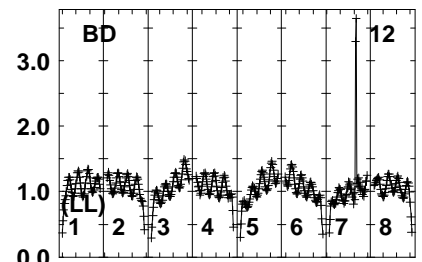
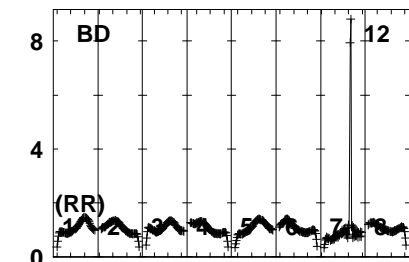
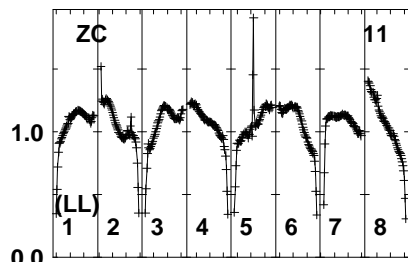
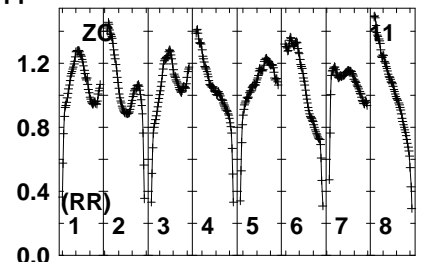
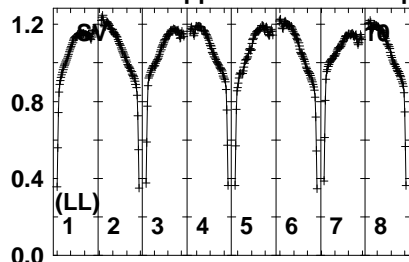
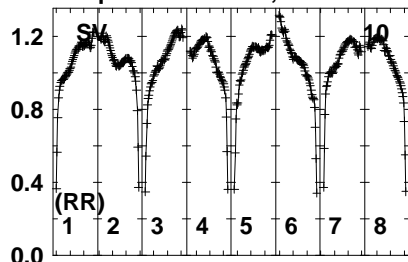


Lower frame: Real Jy
Auto-corr total-power spectrum Antenna: *
Timerange: 00/21:21:00 to 00/21:22:59

Plot file version 223 created 20-JAN-2021 19:34:16

LQ033+03 EB074F.UVDATA.1

Freq = 22.1080 GHz, Bw = 32.000 MH No calibration applied and no bandpass applied



2210214021802220224022703002340
FREQ MHz

2210214021802220224022703002340
FREQ MHz

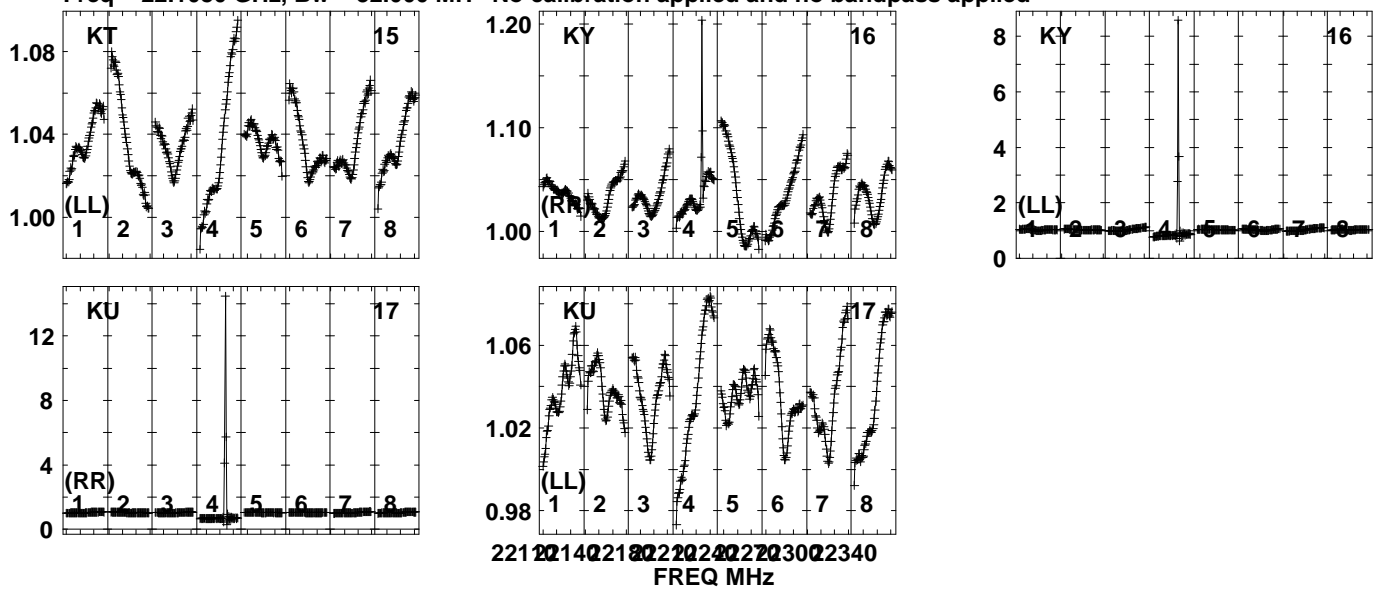
2210214021802220224022703002340
FREQ MHz

Lower frame: Real Jy
Auto-corr total-power spectrum Antenna: *
Timerange: 00/21:21:00 to 00/21:22:59

Plot file version 224 created 20-JAN-2021 19:34:17

LQ033+03 EB074F.UVDATA.1

Freq = 22.1080 GHz, Bw = 32.000 MH No calibration applied and no bandpass applied

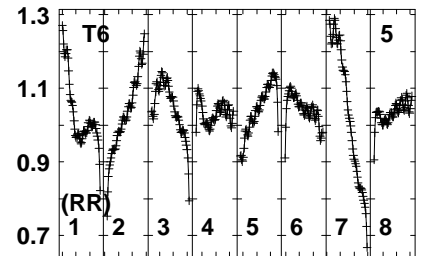
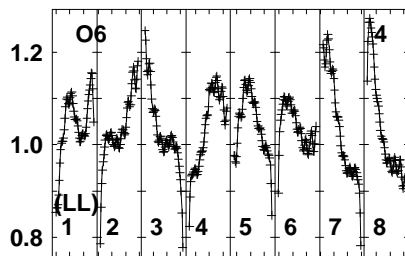
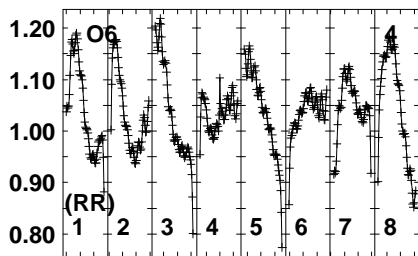
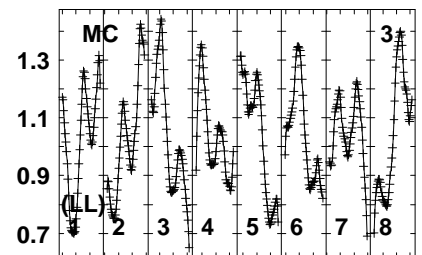
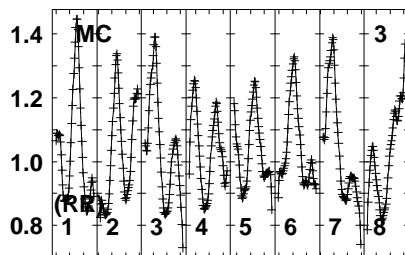
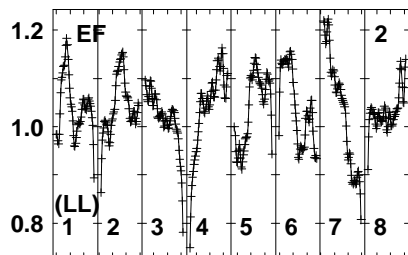
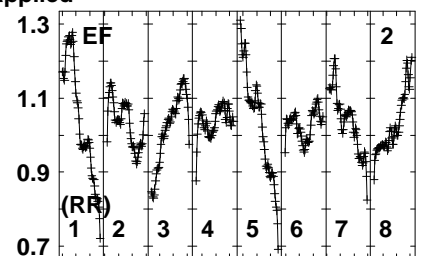
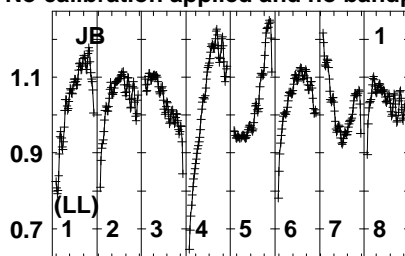
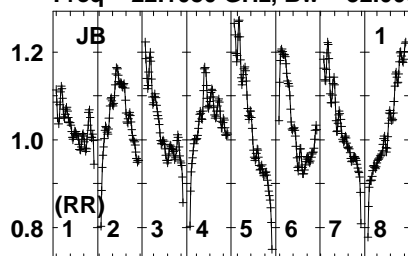


Lower frame: Real Jy
Auto-corr total-power spectrum Antenna: *
Timerange: 00/21:21:00 to 00/21:22:59

Plot file version 225 created 20-JAN-2021 19:34:17

J0205+3212 EB074F.UVDATA.1

Freq = 22.1080 GHz, Bw = 32.000 MH No calibration applied and no bandpass applied



2210214021802220224022703002340
FREQ MHz

2210214021802220224022703002340
FREQ MHz

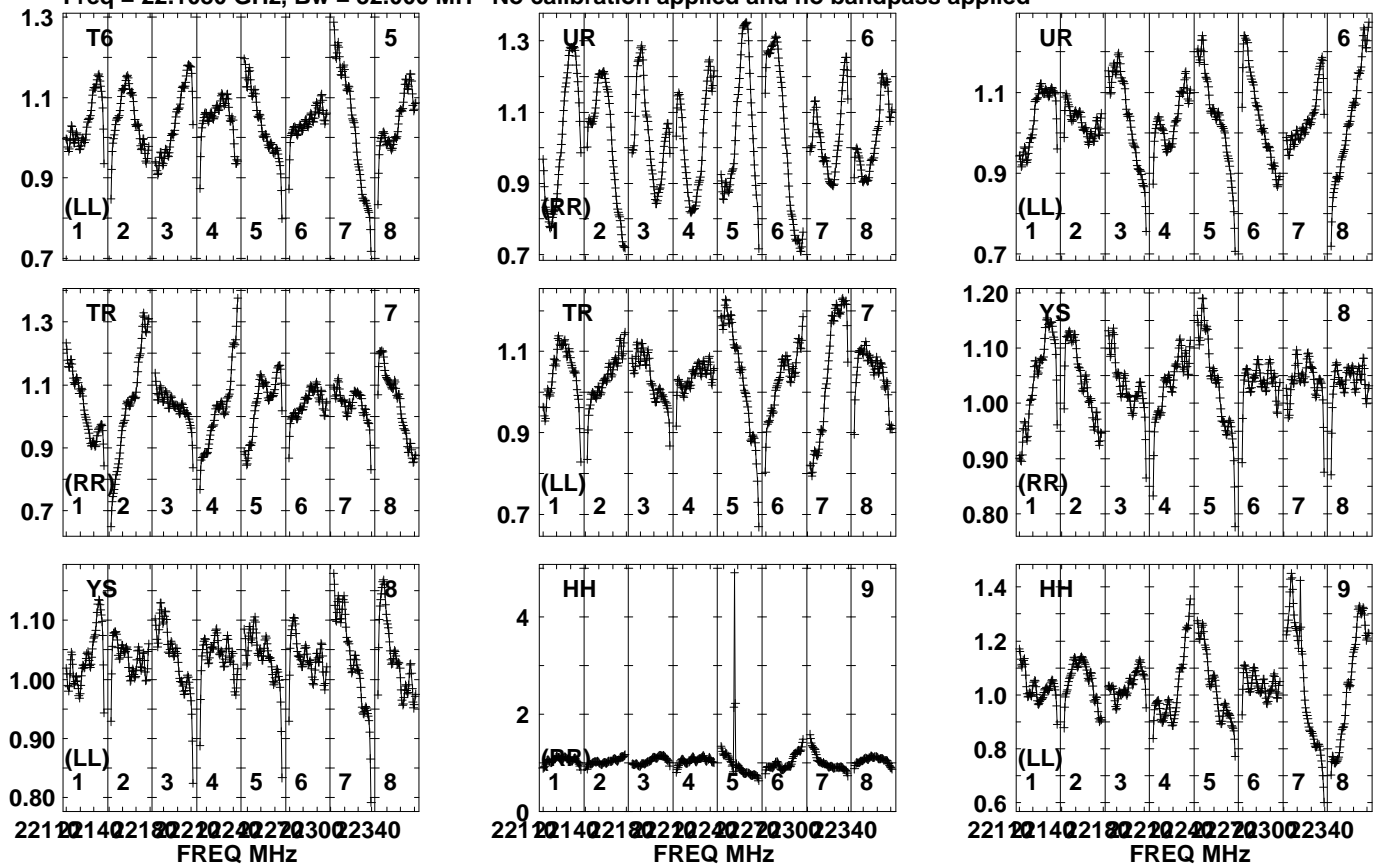
2210214021802220224022703002340
FREQ MHz

Lower frame: Real Jy
Auto-corr total-power spectrum Antenna: *
Timerange: 00/21:24:00 to 00/21:25:29

Plot file version 226 created 20-JAN-2021 19:34:17

J0205+3212 EB074F.UVDATA.1

Freq = 22.1080 GHz, Bw = 32.000 MH No calibration applied and no bandpass applied

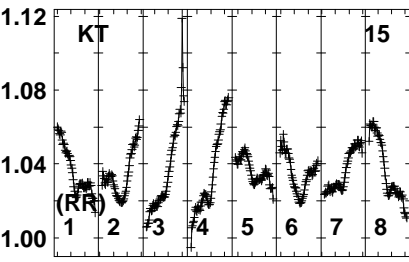
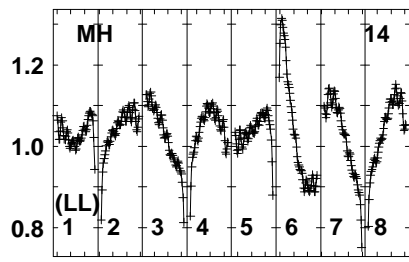
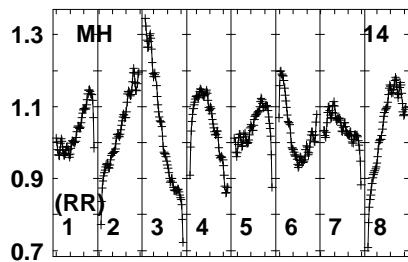
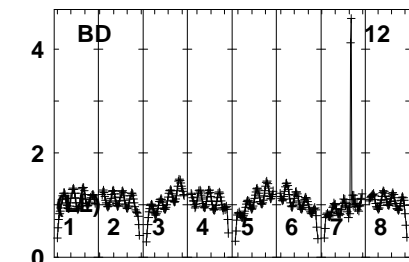
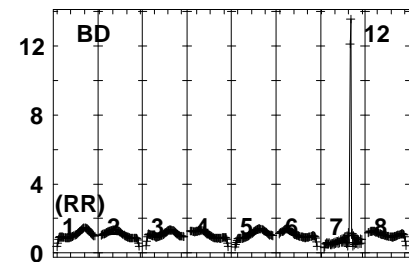
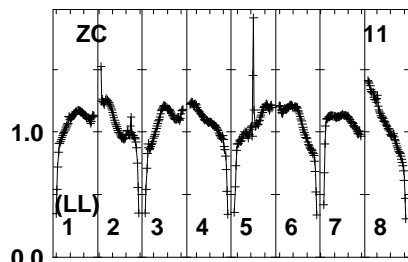
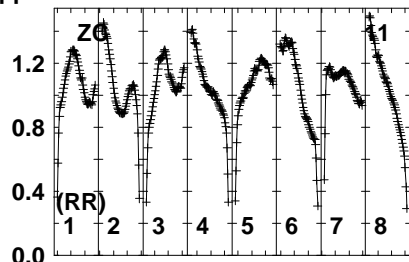
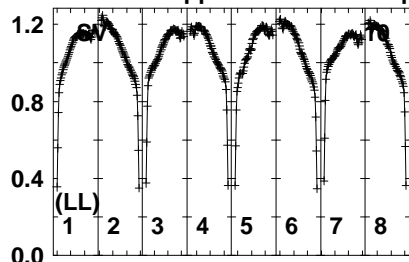
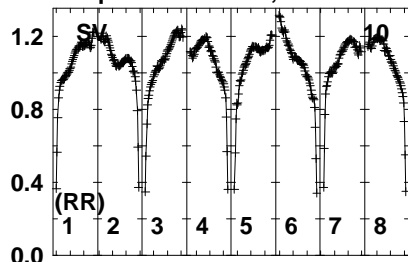


Lower frame: Real Jy
Auto-corr total-power spectrum Antenna: *
Timerange: 00/21:24:00 to 00/21:25:29

Plot file version 227 created 20-JAN-2021 19:34:18

J0205+3212 EB074F.UVDATA.1

Freq = 22.1080 GHz, Bw = 32.000 MH No calibration applied and no bandpass applied



2210214021802220224022703002340
FREQ MHz

2210214021802220224022703002340
FREQ MHz

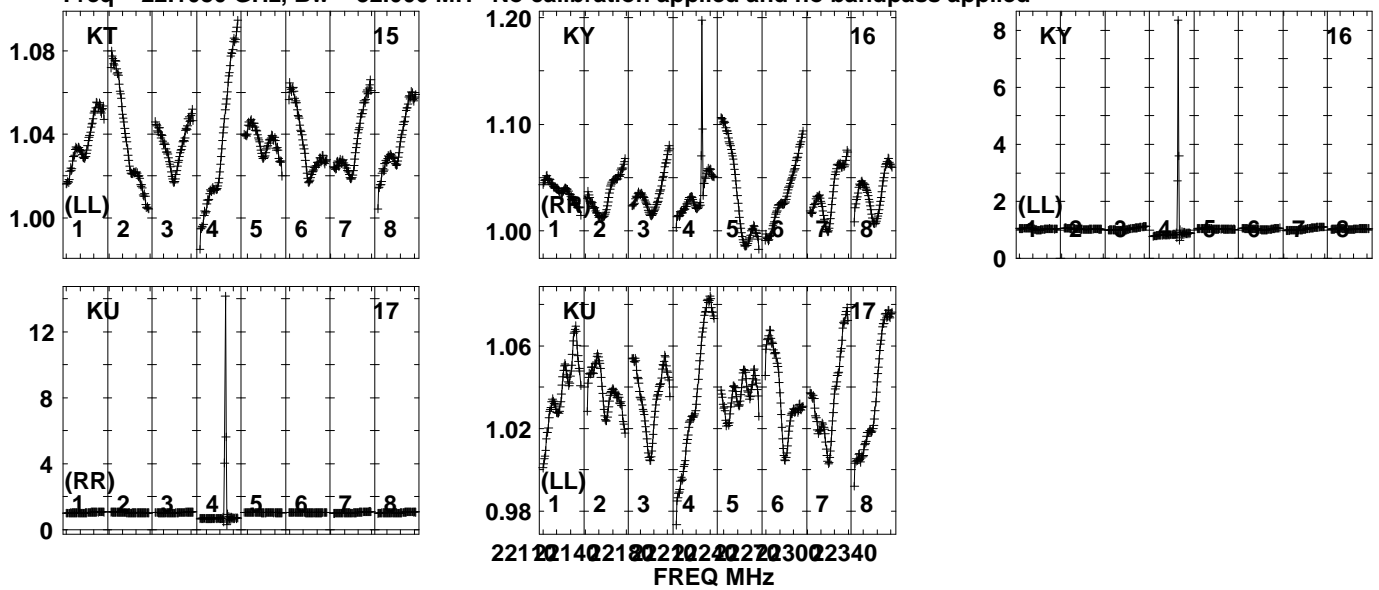
2210214021802220224022703002340
FREQ MHz

Lower frame: Real Jy
Auto-corr total-power spectrum Antenna: *
Timerange: 00/21:24:00 to 00/21:25:29

Plot file version 228 created 20-JAN-2021 19:34:18

J0205+3212 EB074F.UVDATA.1

Freq = 22.1080 GHz, Bw = 32.000 MH No calibration applied and no bandpass applied

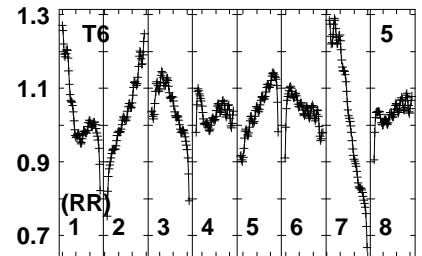
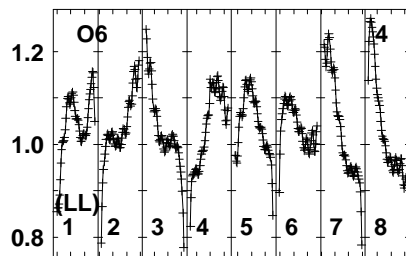
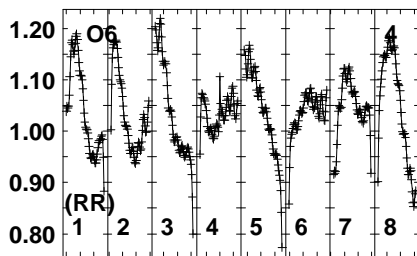
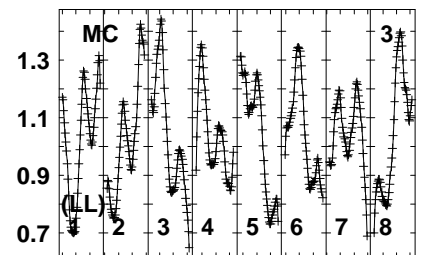
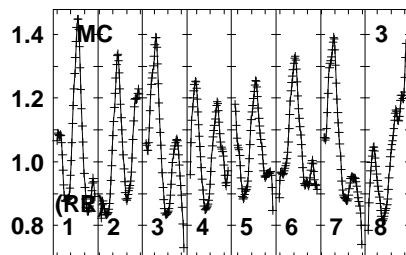
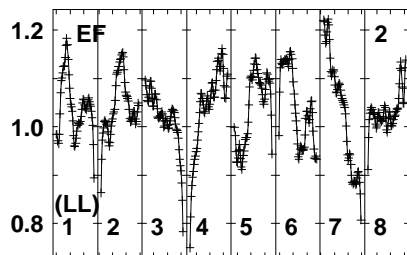
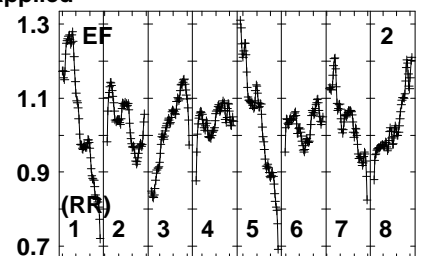
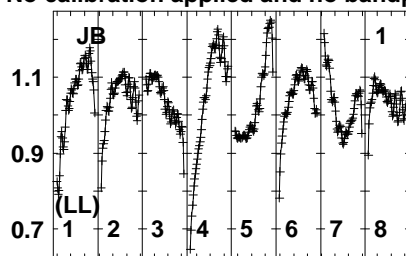
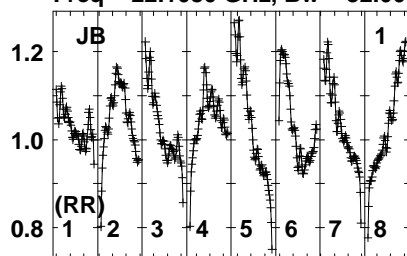


Lower frame: Real Jy
Auto-corr total-power spectrum Antenna: *
Timerange: 00/21:24:00 to 00/21:25:29

Plot file version 229 created 20-JAN-2021 19:34:19

LQ033+03 EB074F.UVDATA.1

Freq = 22.1080 GHz, Bw = 32.000 MH No calibration applied and no bandpass applied



22102140221802224022240222030022340
FREQ MHz

22102140221802224022240222030022340
FREQ MHz

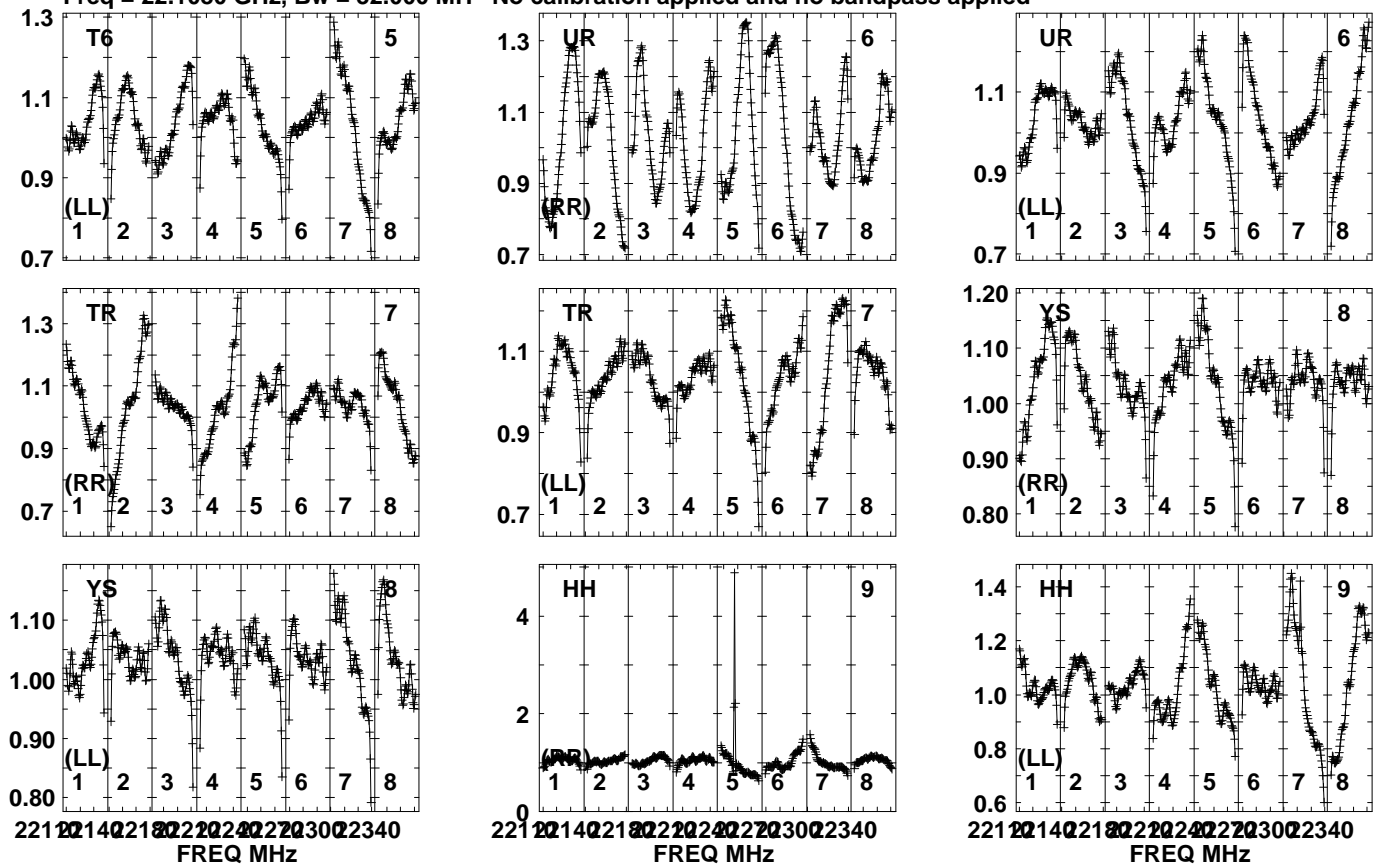
22102140221802224022240222030022340
FREQ MHz

Lower frame: Real Jy
Auto-corr total-power spectrum Antenna: *
Timerange: 00/21:26:30 to 00/21:28:30

Plot file version 230 created 20-JAN-2021 19:34:19

LQ033+03 EB074F.UVDATA.1

Freq = 22.1080 GHz, Bw = 32.000 MH No calibration applied and no bandpass applied

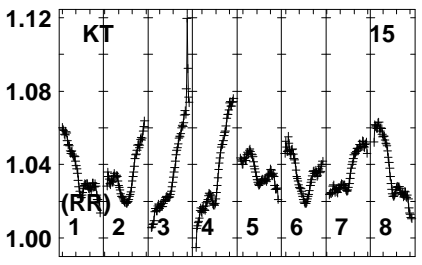
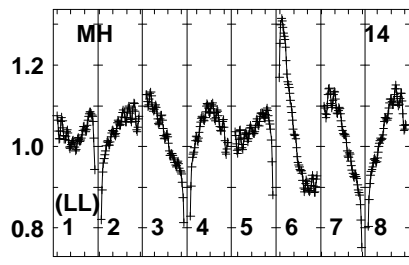
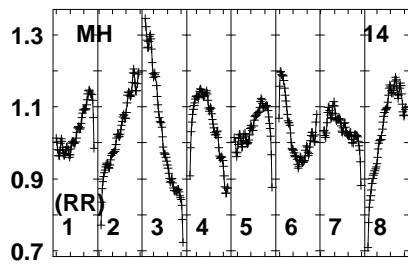
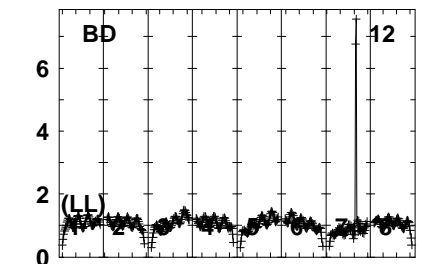
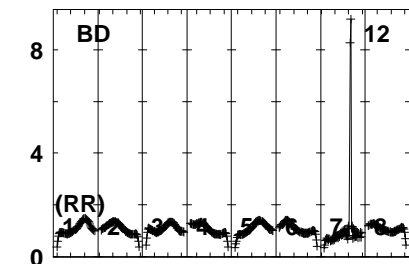
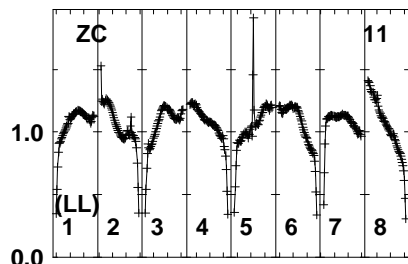
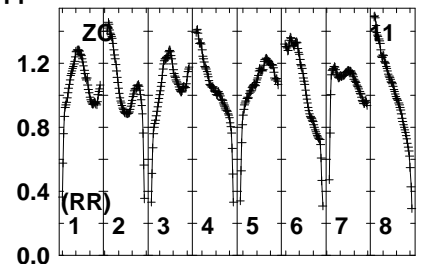
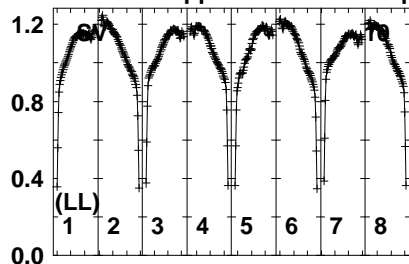
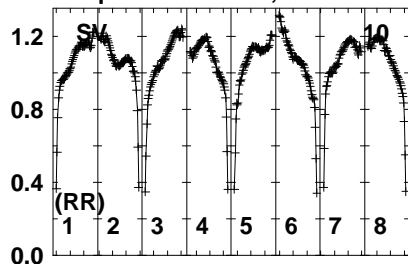


Lower frame: Real Jy
Auto-corr total-power spectrum Antenna: *
Timerange: 00/21:26:30 to 00/21:28:30

Plot file version 231 created 20-JAN-2021 19:34:20

LQ033+03 EB074F.UVDATA.1

Freq = 22.1080 GHz, Bw = 32.000 MH No calibration applied and no bandpass applied



2210214021802220224022703002340
FREQ MHz

2210214021802220224022703002340
FREQ MHz

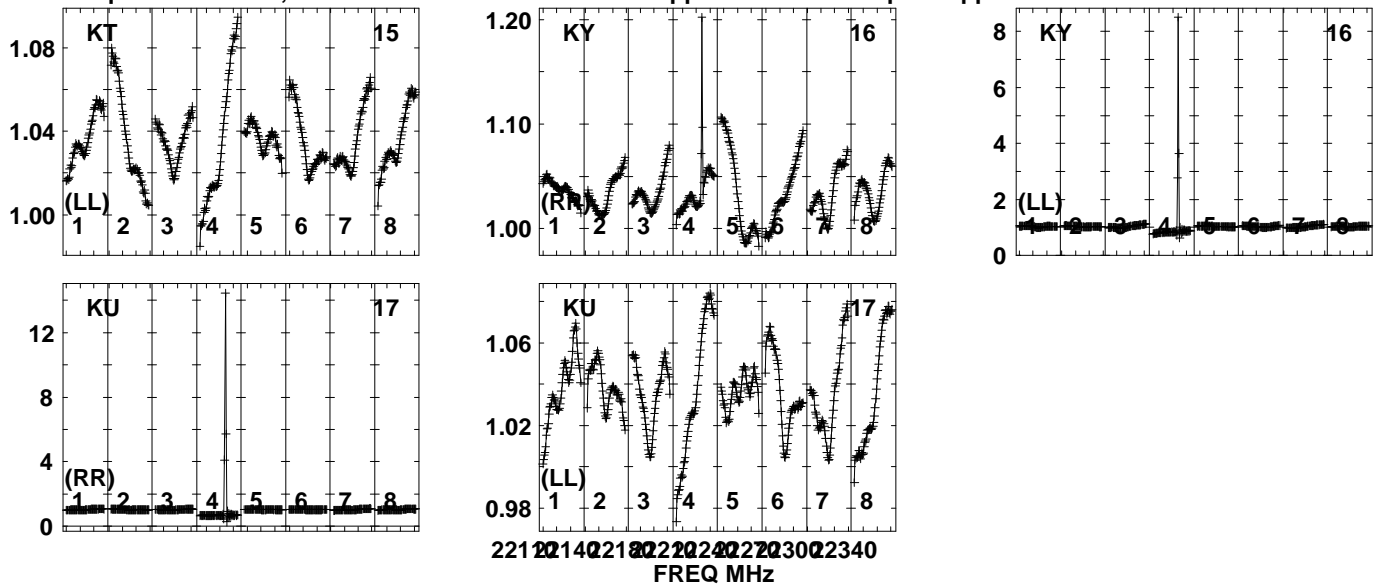
2210214021802220224022703002340
FREQ MHz

Lower frame: Real Jy
Auto-corr total-power spectrum Antenna: *
Timerange: 00/21:26:30 to 00/21:28:30

Plot file version 232 created 20-JAN-2021 19:34:20

LQ033+03 EB074F.UVDATA.1

Freq = 22.1080 GHz, Bw = 32.000 MH No calibration applied and no bandpass applied

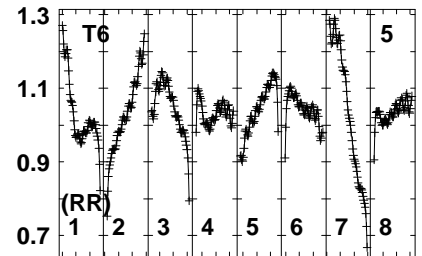
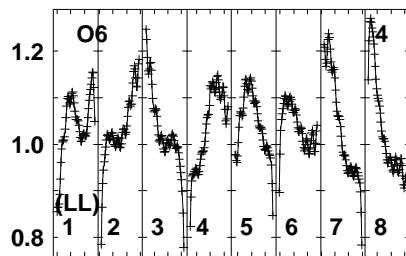
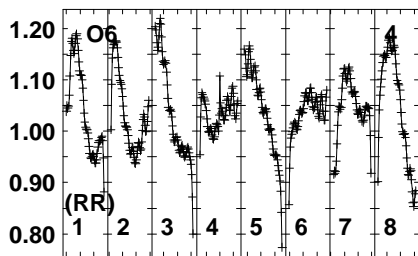
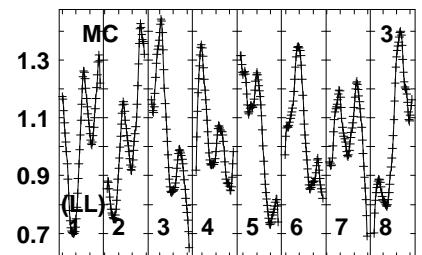
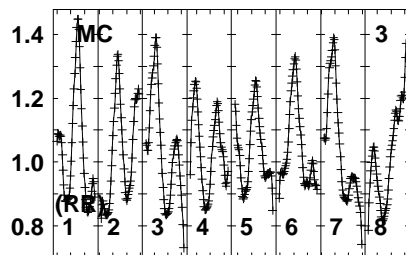
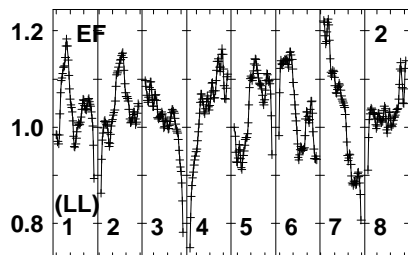
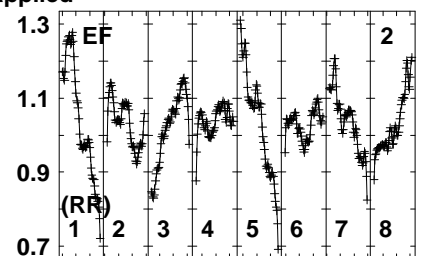
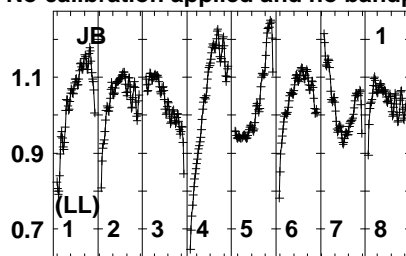
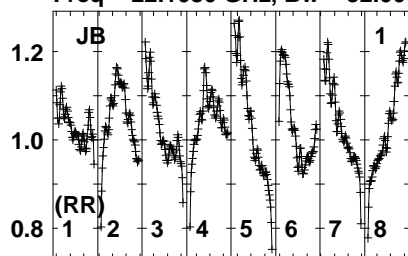


Lower frame: Real Jy
Auto-corr total-power spectrum Antenna: *
Timerange: 00/21:26:30 to 00/21:28:30

Plot file version 233 created 20-JAN-2021 19:34:20

J0205+3212 EB074F.UVDATA.1

Freq = 22.1080 GHz, Bw = 32.000 MH No calibration applied and no bandpass applied



22100 22140 22180 22220 22260 22300 22340
FREQ MHz

22100 22140 22180 22220 22260 22300 22340
FREQ MHz

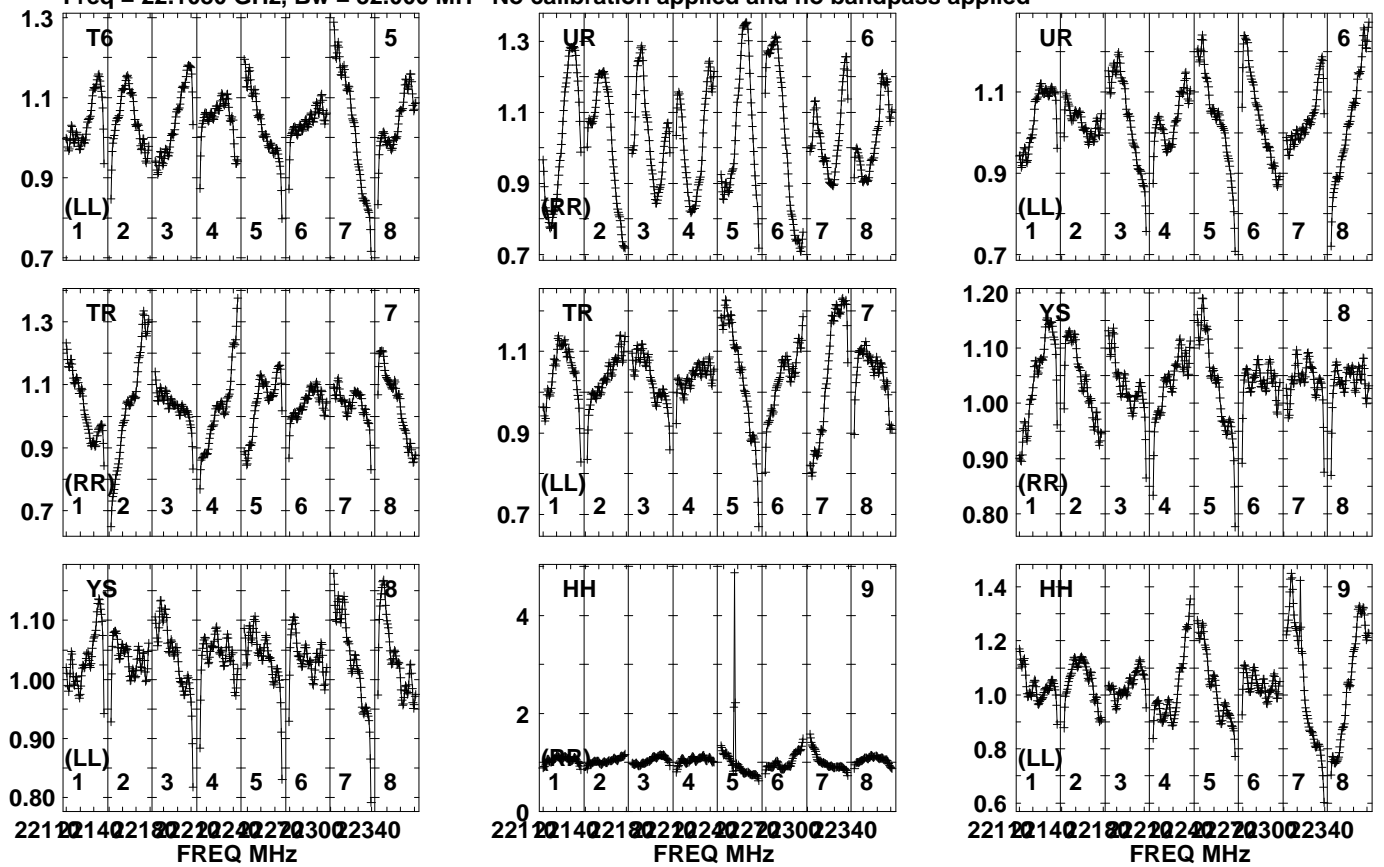
22100 22140 22180 22220 22260 22300 22340
FREQ MHz

Lower frame: Real Jy
Auto-corr total-power spectrum Antenna: *
Timerange: 00/21:29:31 to 00/21:30:59

Plot file version 234 created 20-JAN-2021 19:34:21

J0205+3212 EB074F.UVDATA.1

Freq = 22.1080 GHz, Bw = 32.000 MH No calibration applied and no bandpass applied

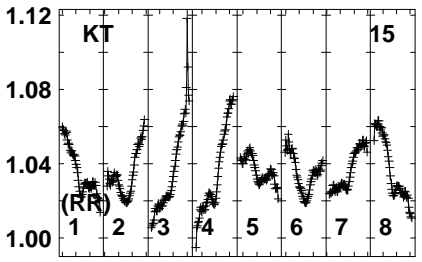
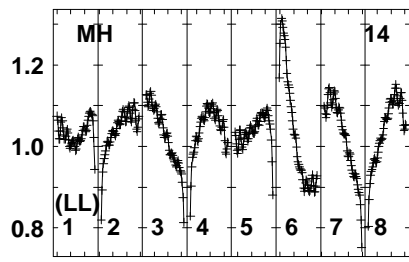
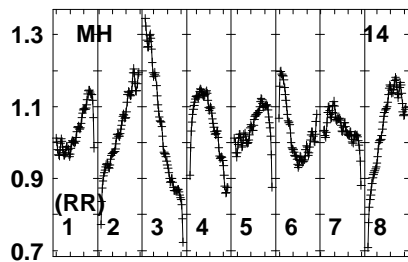
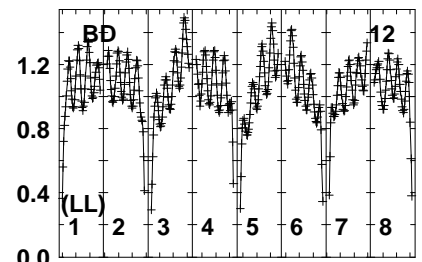
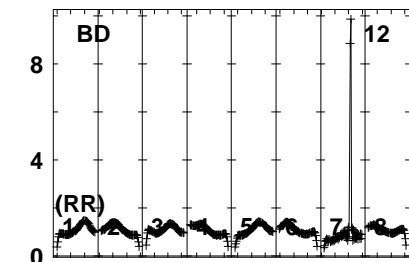
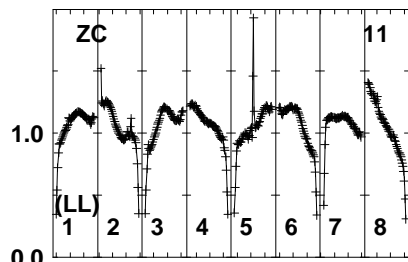
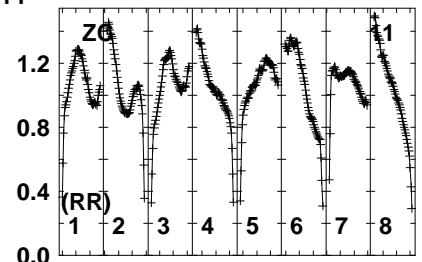
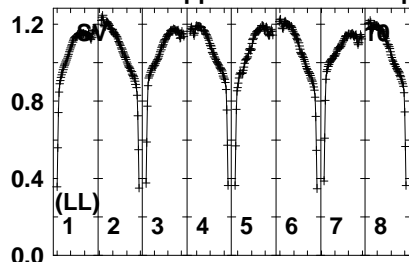
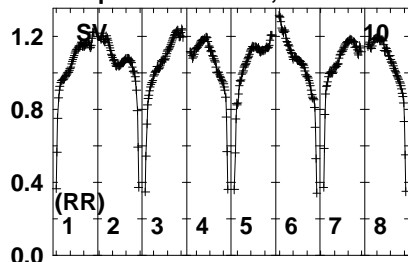


Lower frame: Real Jy
Auto-corr total-power spectrum Antenna: *
Timerange: 00/21:29:31 to 00/21:30:59

Plot file version 235 created 20-JAN-2021 19:34:21

J0205+3212 EB074F.UVDATA.1

Freq = 22.1080 GHz, Bw = 32.000 MH No calibration applied and no bandpass applied



22102140221802220222402228023002340
FREQ MHz

22102140221802220222402228023002340
FREQ MHz

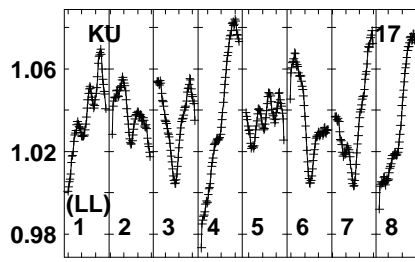
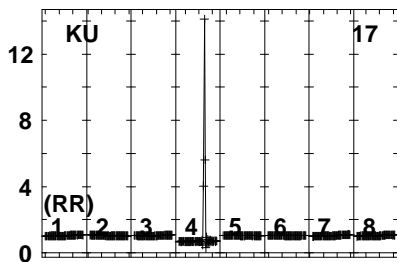
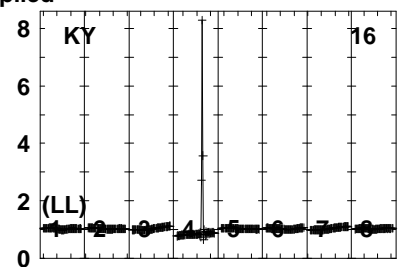
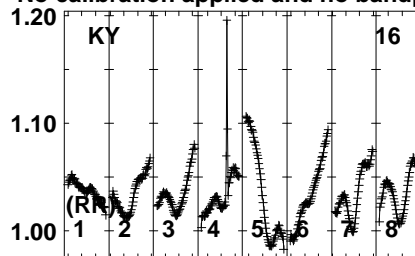
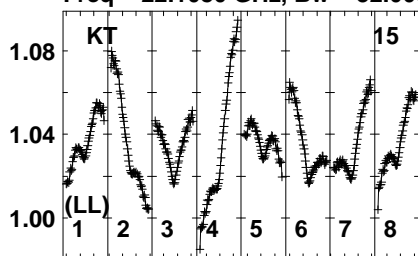
22102140221802220222402228023002340
FREQ MHz

Lower frame: Real Jy
Auto-corr total-power spectrum Antenna: *
Timerange: 00/21:29:31 to 00/21:30:59

Plot file version 236 created 20-JAN-2021 19:34:22

J0205+3212 EB074F.UVDATA.1

Freq = 22.1080 GHz, Bw = 32.000 MH No calibration applied and no bandpass applied



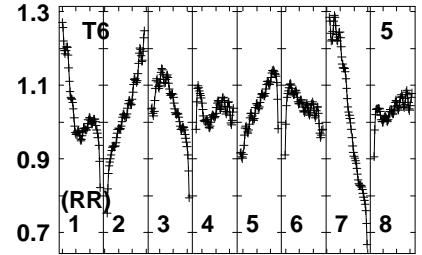
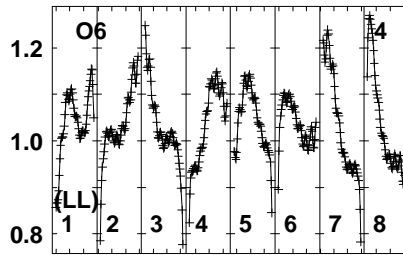
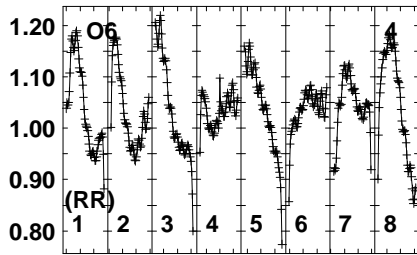
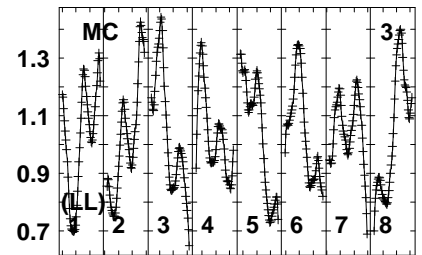
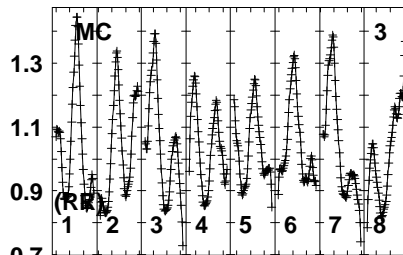
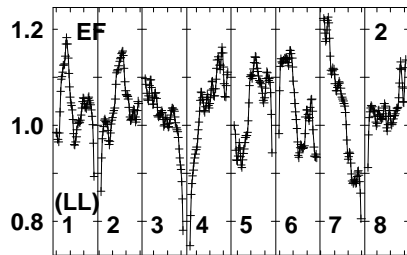
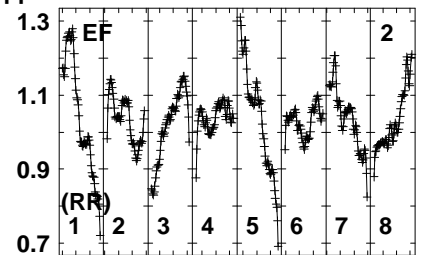
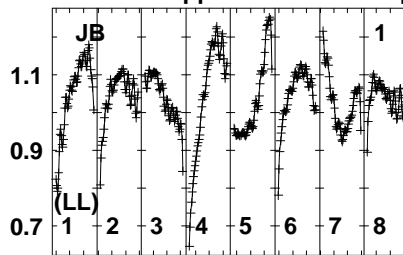
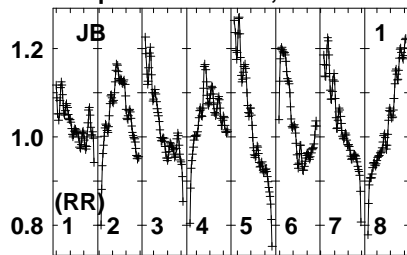
22100 22140 22180 22220 22260 22300 22340
FREQ MHz

Lower frame: Real Jy
Auto-corr total-power spectrum Antenna: *
Timerange: 00/21:29:31 to 00/21:30:59

Plot file version 237 created 20-JAN-2021 19:34:22

LQ033+03 EB074F.UVDATA.1

Freq = 22.1080 GHz, Bw = 32.000 MH No calibration applied and no bandpass applied



2210214021802220224022703002340
FREQ MHz

2210214021802220224022703002340
FREQ MHz

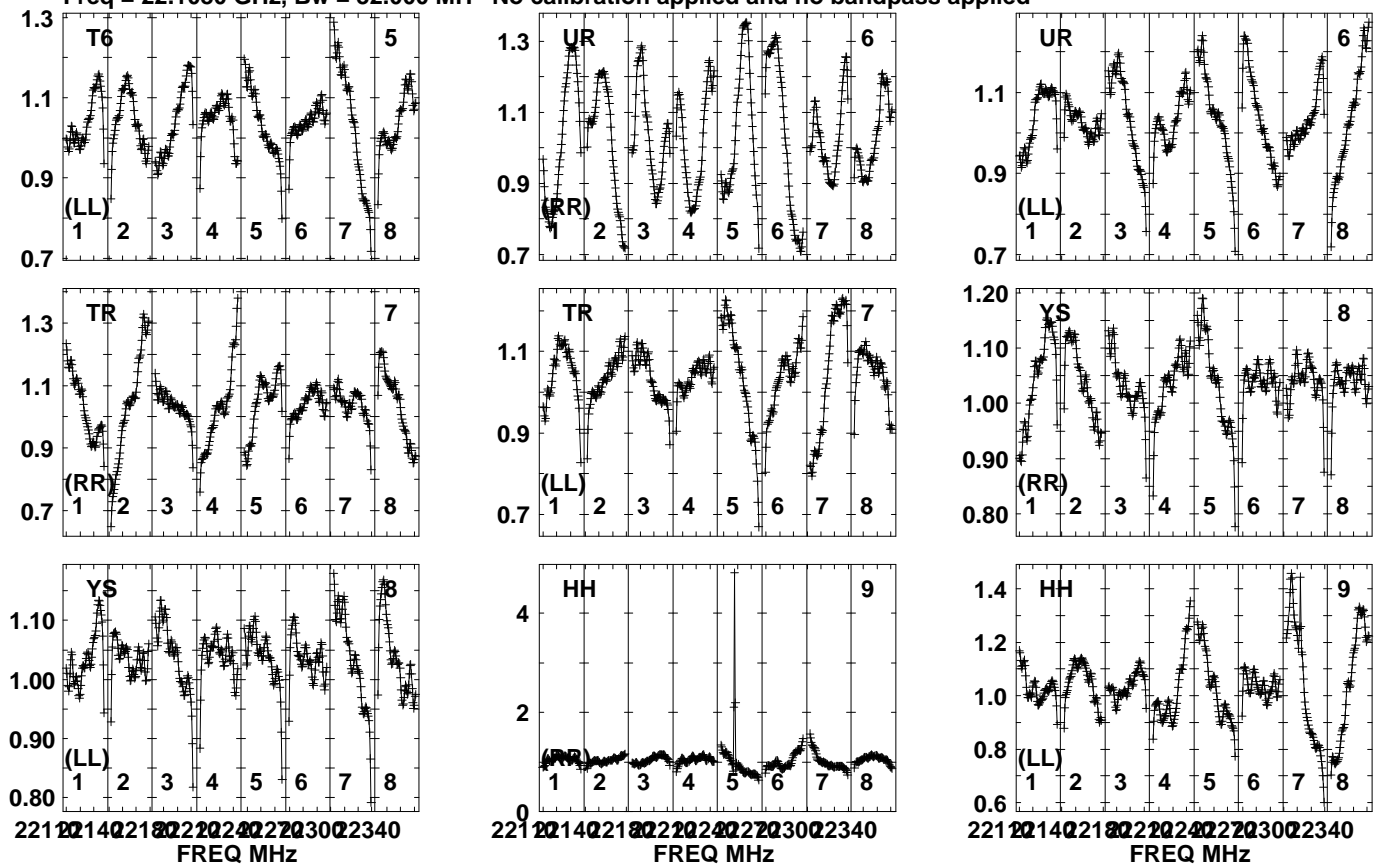
2210214021802220224022703002340
FREQ MHz

Lower frame: Real Jy
Auto-corr total-power spectrum Antenna: *
Timerange: 00/21:32:00 to 00/21:34:00

Plot file version 238 created 20-JAN-2021 19:34:22

LQ033+03 EB074F.UVDATA.1

Freq = 22.1080 GHz, Bw = 32.000 MH No calibration applied and no bandpass applied

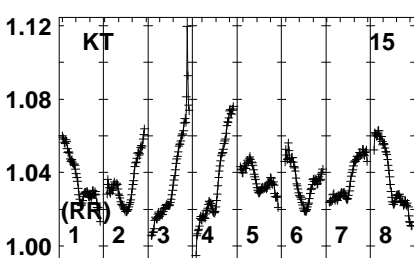
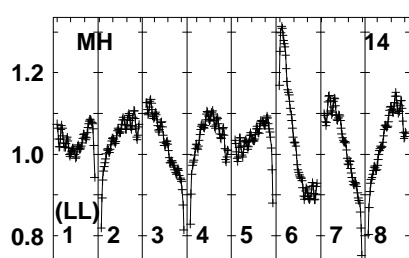
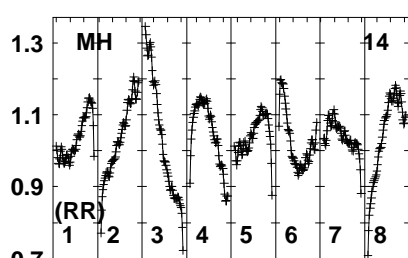
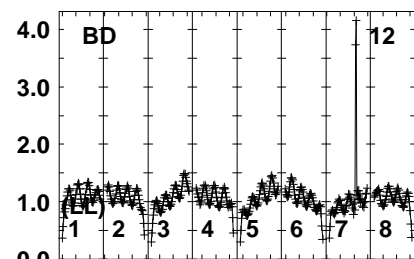
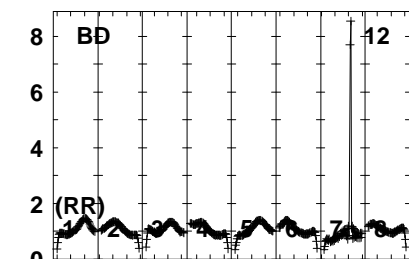
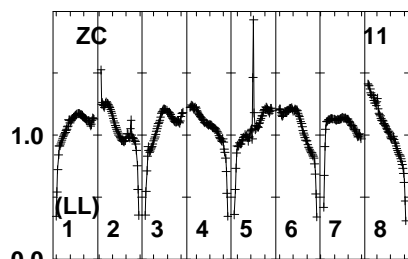
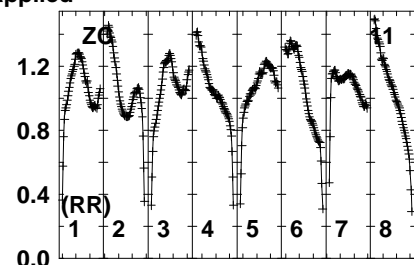
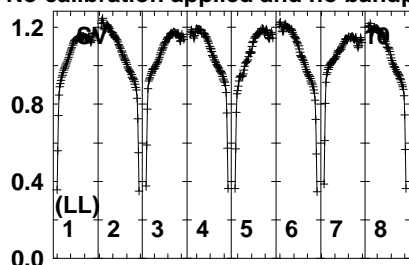
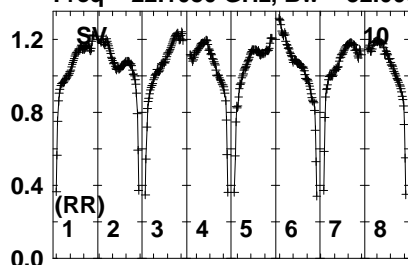


Lower frame: Real Jy
Auto-corr total-power spectrum Antenna: *
Timerange: 00/21:32:00 to 00/21:34:00

Plot file version 239 created 20-JAN-2021 19:34:23

LQ033+03 EB074F.UVDATA.1

Freq = 22.1080 GHz, Bw = 32.000 MH No calibration applied and no bandpass applied



2210214021802220224022703002340
FREQ MHz

2210214021802220224022703002340
FREQ MHz

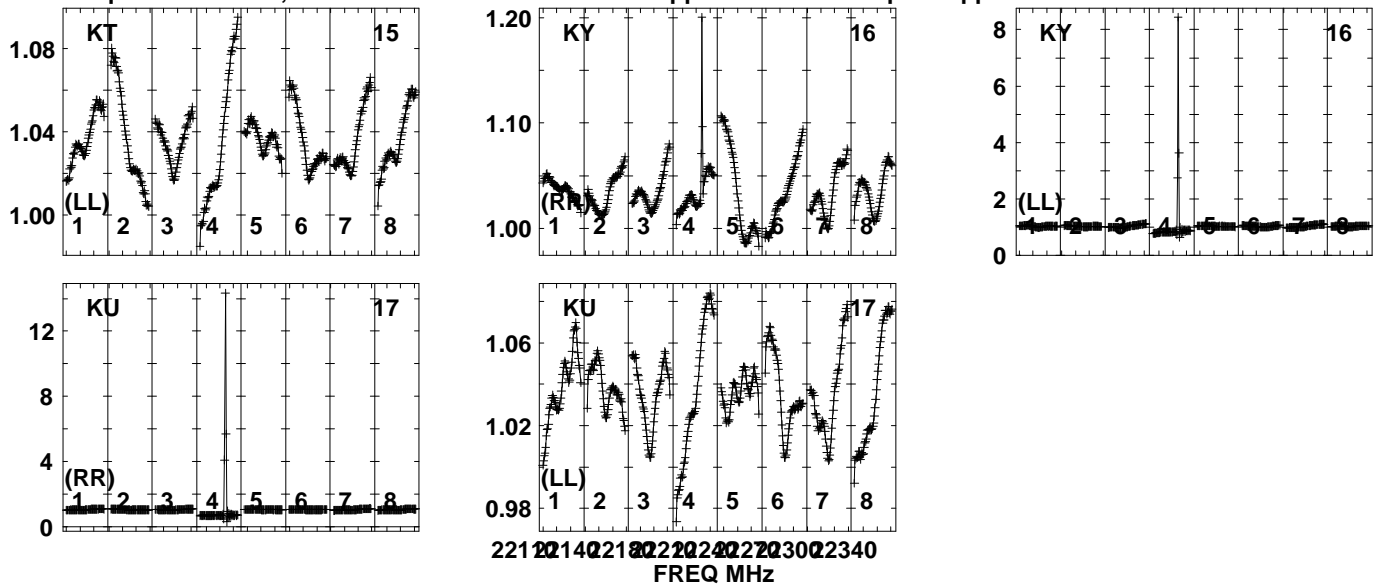
2210214021802220224022703002340
FREQ MHz

Lower frame: Real Jy
Auto-corr total-power spectrum Antenna: *
Timerange: 00/21:32:00 to 00/21:34:00

Plot file version 240 created 20-JAN-2021 19:34:23

LQ033+03 EB074F.UVDATA.1

Freq = 22.1080 GHz, Bw = 32.000 MH No calibration applied and no bandpass applied

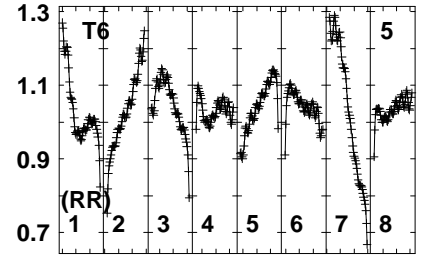
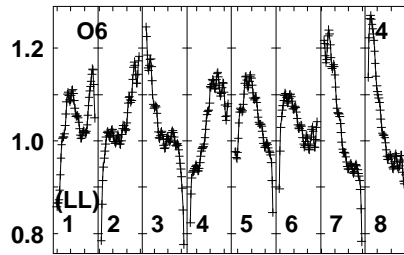
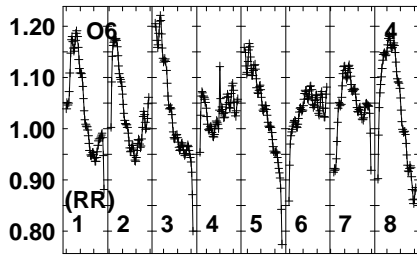
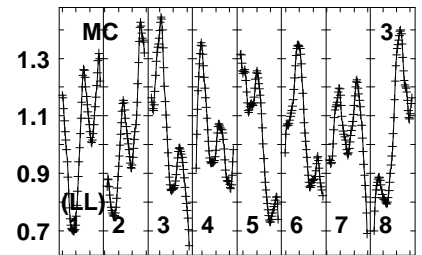
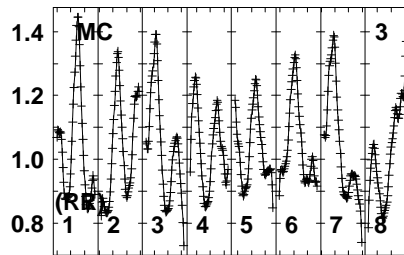
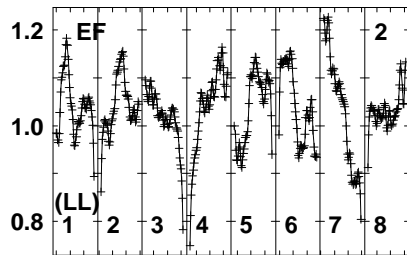
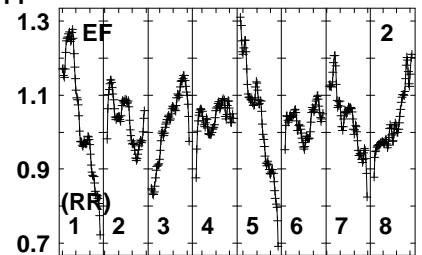
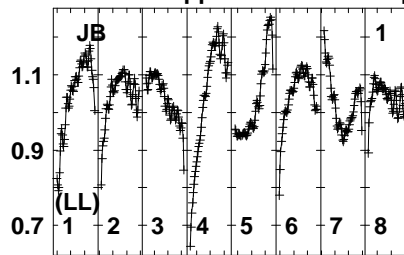
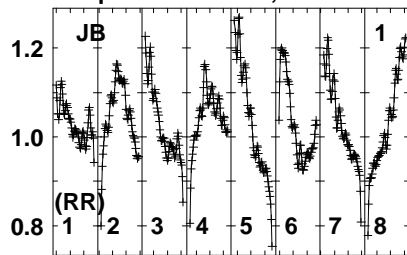


Lower frame: Real Jy
Auto-corr total-power spectrum Antenna: *
Timerange: 00/21:32:00 to 00/21:34:00

Plot file version 241 created 20-JAN-2021 19:34:24

J0205+3212 EB074F.UVDATA.1

Freq = 22.1080 GHz, Bw = 32.000 MH No calibration applied and no bandpass applied



22102140221802224022240222030022340
FREQ MHz

22102140221802224022240222030022340
FREQ MHz

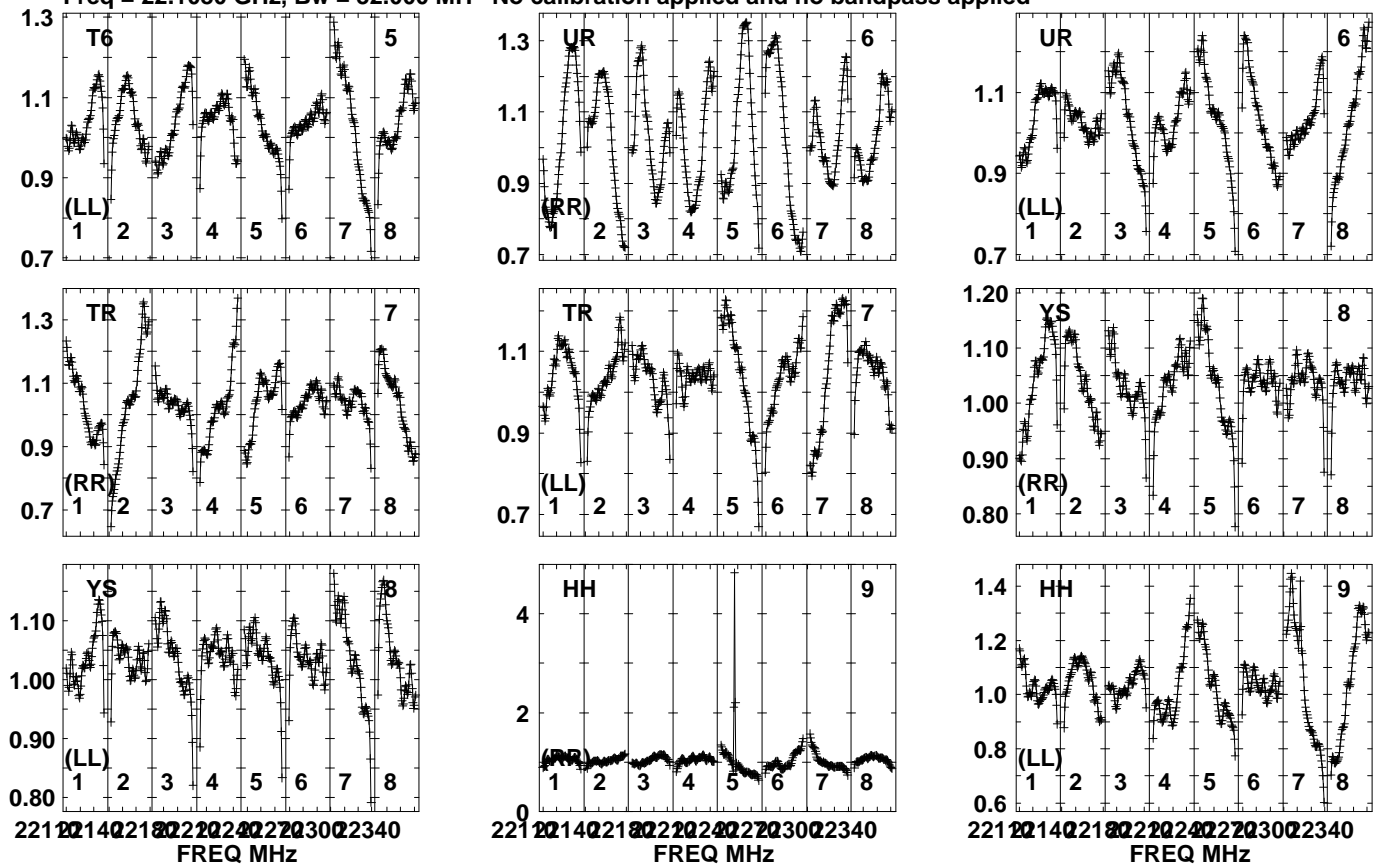
22102140221802224022240222030022340
FREQ MHz

Lower frame: Real Jy
Auto-corr total-power spectrum Antenna: *
Timerange: 00/21:35:01 to 00/21:36:29

Plot file version 242 created 20-JAN-2021 19:34:24

J0205+3212 EB074F.UVDATA.1

Freq = 22.1080 GHz, Bw = 32.000 MH No calibration applied and no bandpass applied

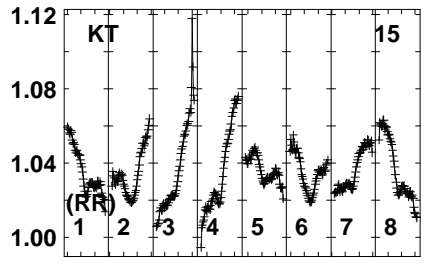
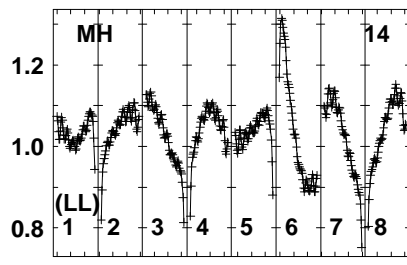
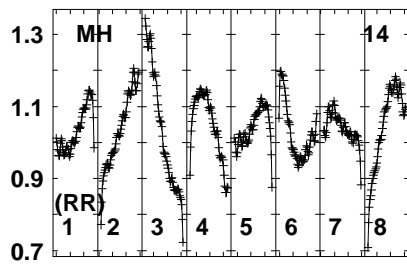
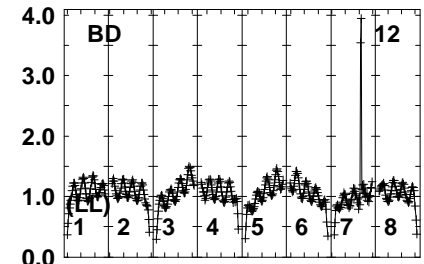
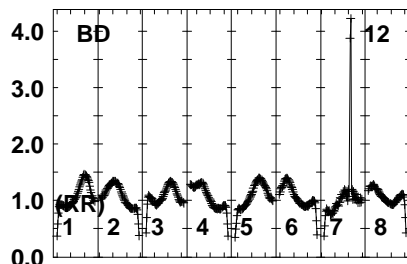
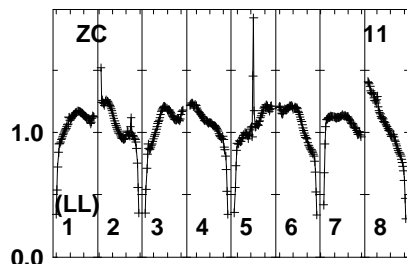
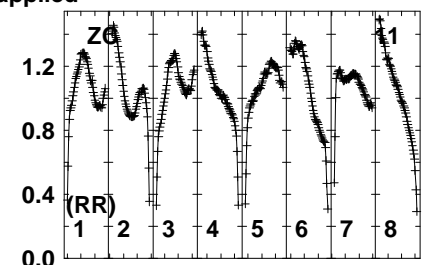
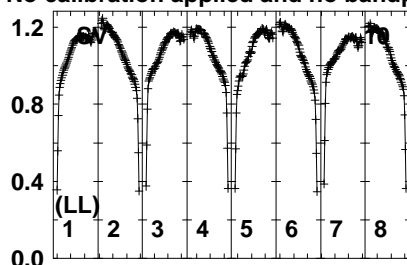
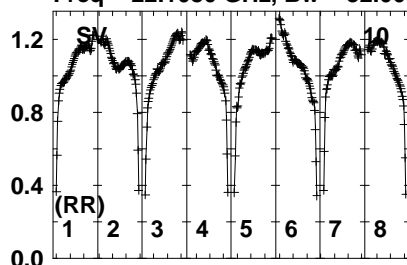


Lower frame: Real Jy
Auto-corr total-power spectrum Antenna: *
Timerange: 00/21:35:01 to 00/21:36:29

Plot file version 243 created 20-JAN-2021 19:34:24

J0205+3212 EB074F.UVDATA.1

Freq = 22.1080 GHz, Bw = 32.000 MH No calibration applied and no bandpass applied



221021402180221022180224022703002340
FREQ MHz

221021402180221022180224022703002340
FREQ MHz

221021402180221022180224022703002340
FREQ MHz

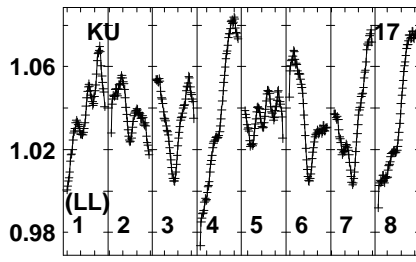
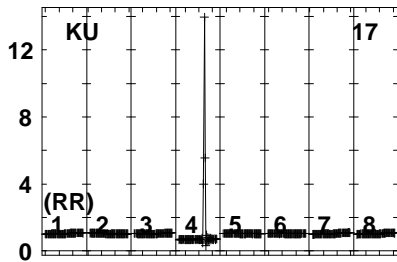
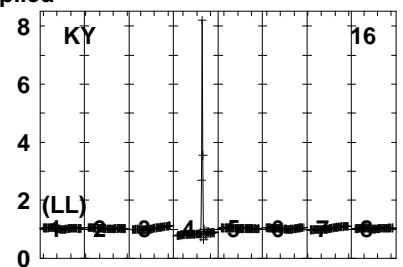
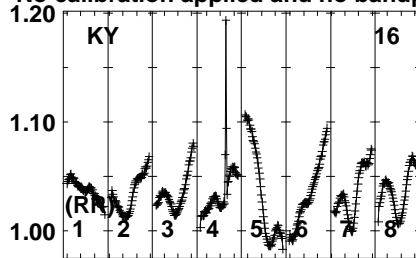
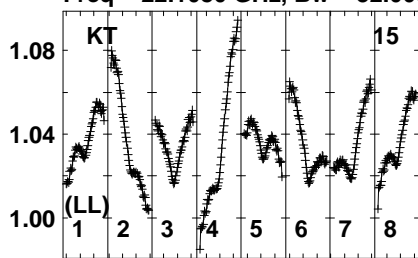
Lower frame: Real Jy
Auto-corr total-power spectrum Antenna: *
Timerange: 00/21:35:01 to 00/21:36:29

Plot file version 244 created 20-JAN-2021 19:34:25

J0205+3212 EB074F.UVDATA.1

Freq = 22.1080 GHz, Bw = 32.000 MH

No calibration applied and no bandpass applied



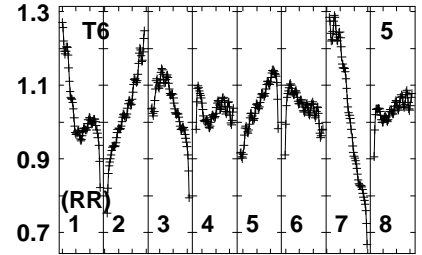
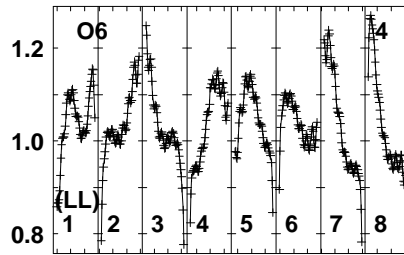
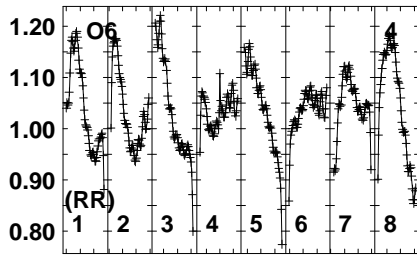
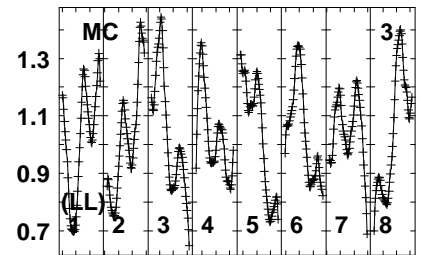
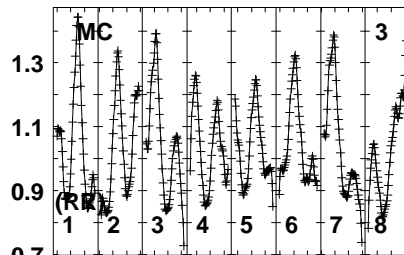
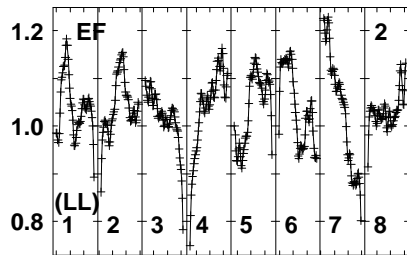
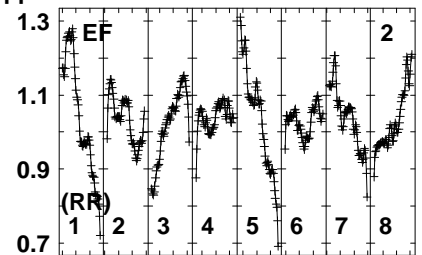
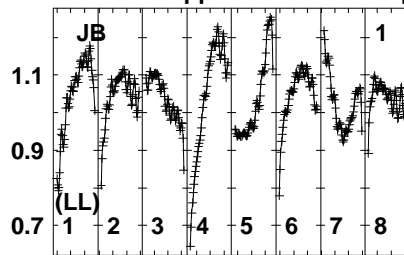
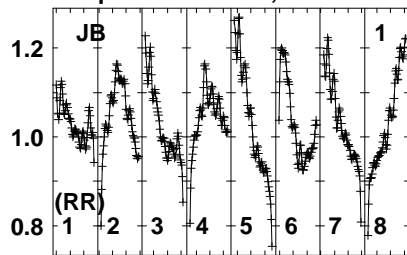
22100 22140 22180 22220 22260 22300 22340
FREQ MHz

Lower frame: Real Jy
Auto-corr total-power spectrum Antenna: *
Timerange: 00/21:35:01 to 00/21:36:29

Plot file version 245 created 20-JAN-2021 19:34:25

LQ033+03 EB074F.UVDATA.1

Freq = 22.1080 GHz, Bw = 32.000 MH No calibration applied and no bandpass applied



2210214021802220224022703002340
FREQ MHz

2210214021802220224022703002340
FREQ MHz

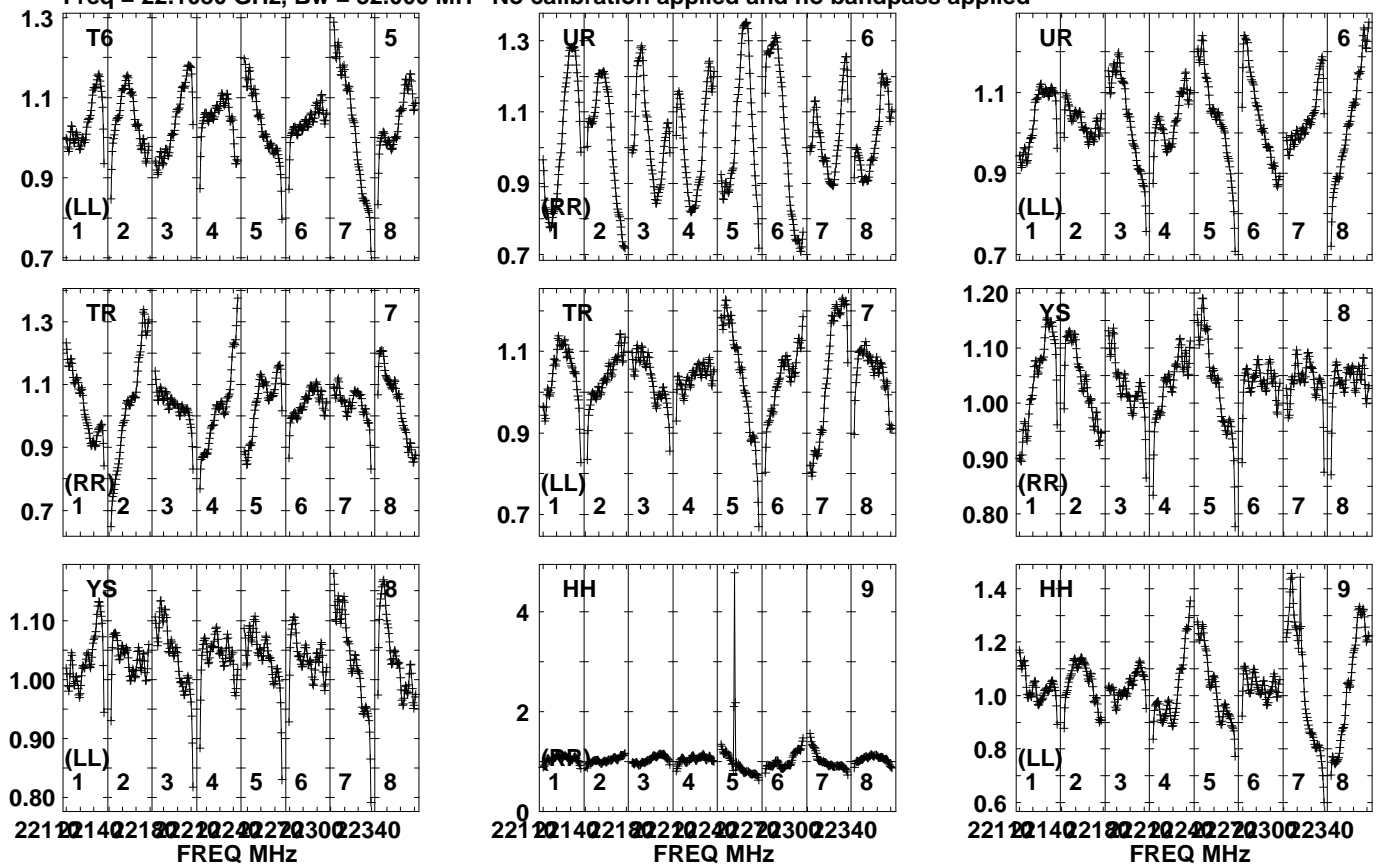
2210214021802220224022703002340
FREQ MHz

Lower frame: Real Jy
Auto-corr total-power spectrum Antenna: *
Timerange: 00/21:37:31 to 00/21:39:30

Plot file version 246 created 20-JAN-2021 19:34:26

LQ033+03 EB074F.UVDATA.1

Freq = 22.1080 GHz, Bw = 32.000 MH No calibration applied and no bandpass applied

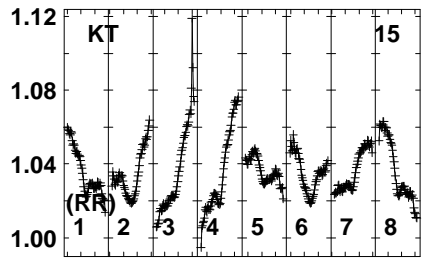
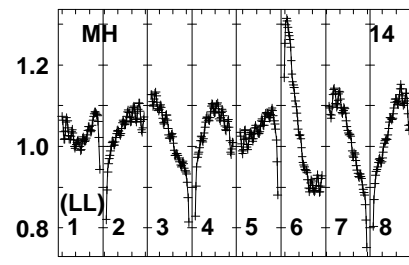
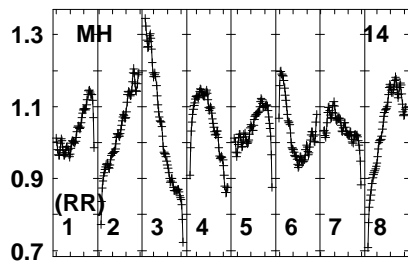
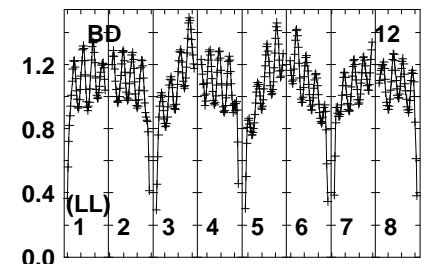
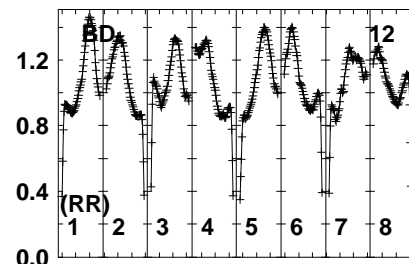
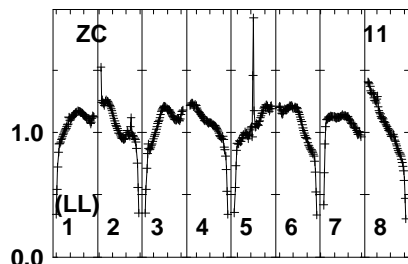
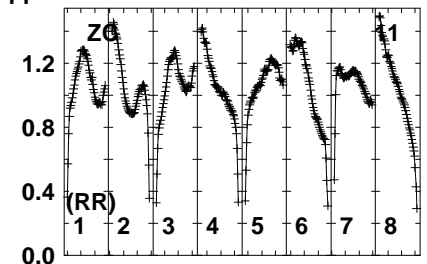
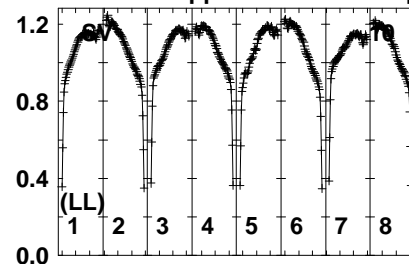
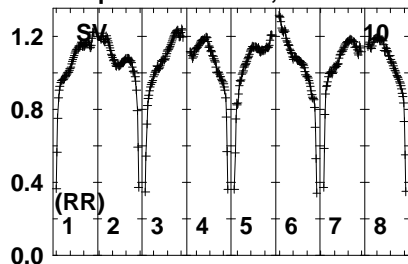


Lower frame: Real Jy
Auto-corr total-power spectrum Antenna: *
Timerange: 00/21:37:31 to 00/21:39:30

Plot file version 247 created 20-JAN-2021 19:34:26

LQ033+03 EB074F.UVDATA.1

Freq = 22.1080 GHz, Bw = 32.000 MH No calibration applied and no bandpass applied



22102140221802224022240222030022340
FREQ MHz

22102140221802224022240222030022340
FREQ MHz

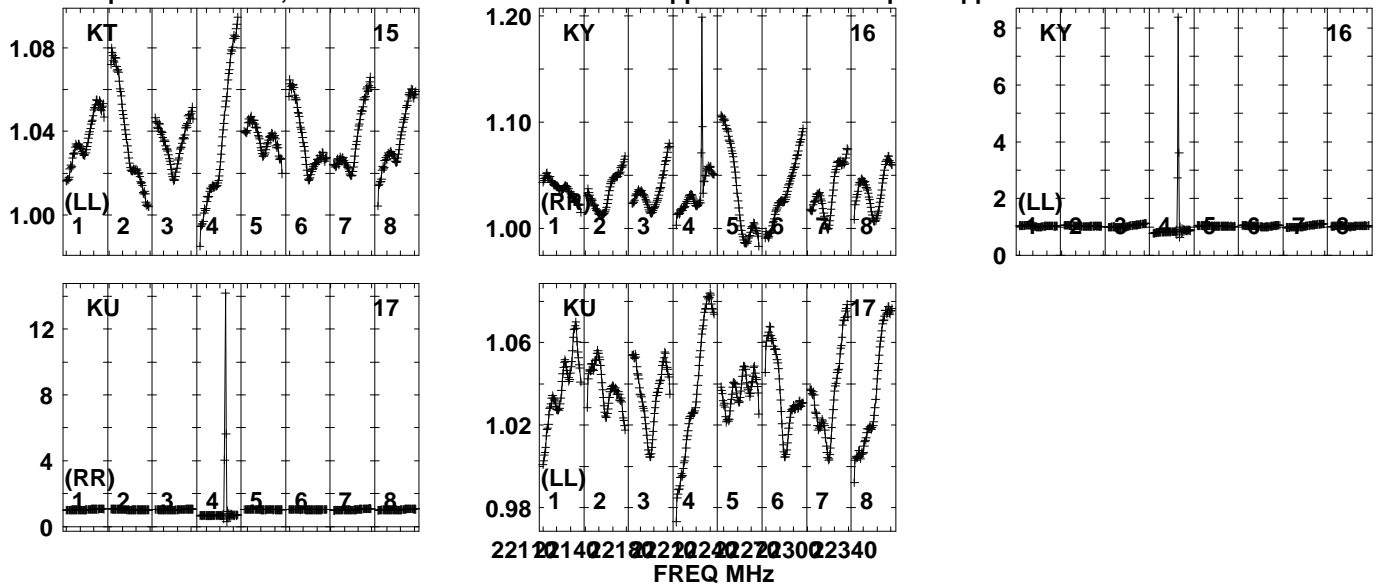
22102140221802224022240222030022340
FREQ MHz

Lower frame: Real Jy
Auto-corr total-power spectrum Antenna: *
Timerange: 00/21:37:31 to 00/21:39:30

Plot file version 248 created 20-JAN-2021 19:34:27

LQ033+03 EB074F.UVDATA.1

Freq = 22.1080 GHz, Bw = 32.000 MH No calibration applied and no bandpass applied

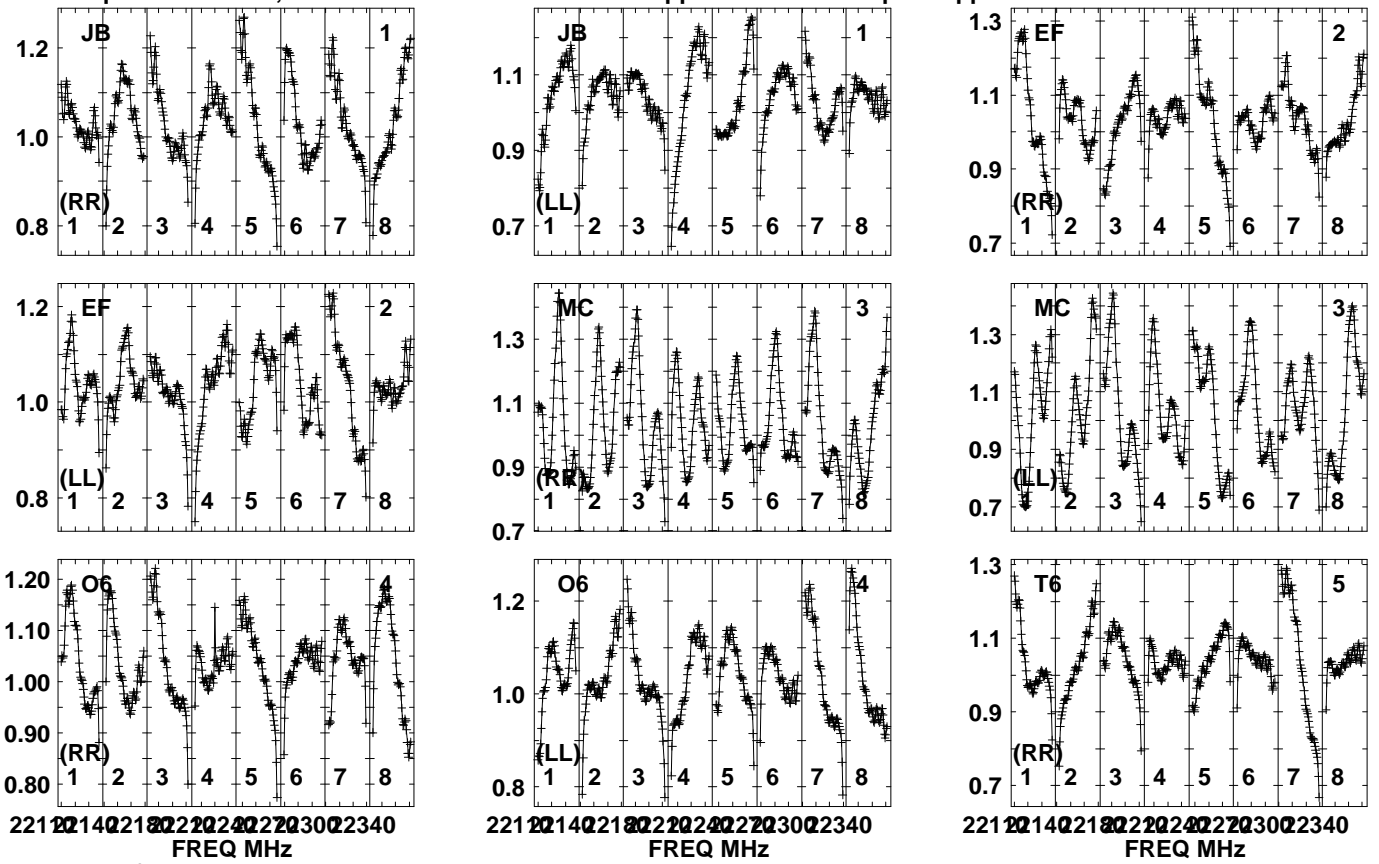


Lower frame: Real Jy
Auto-corr total-power spectrum Antenna: *
Timerange: 00/21:37:31 to 00/21:39:30

Plot file version 249 created 20-JAN-2021 19:34:27

J0205+3212 EB074F.UVDATA.1

Freq = 22.1080 GHz, Bw = 32.000 MH No calibration applied and no bandpass applied

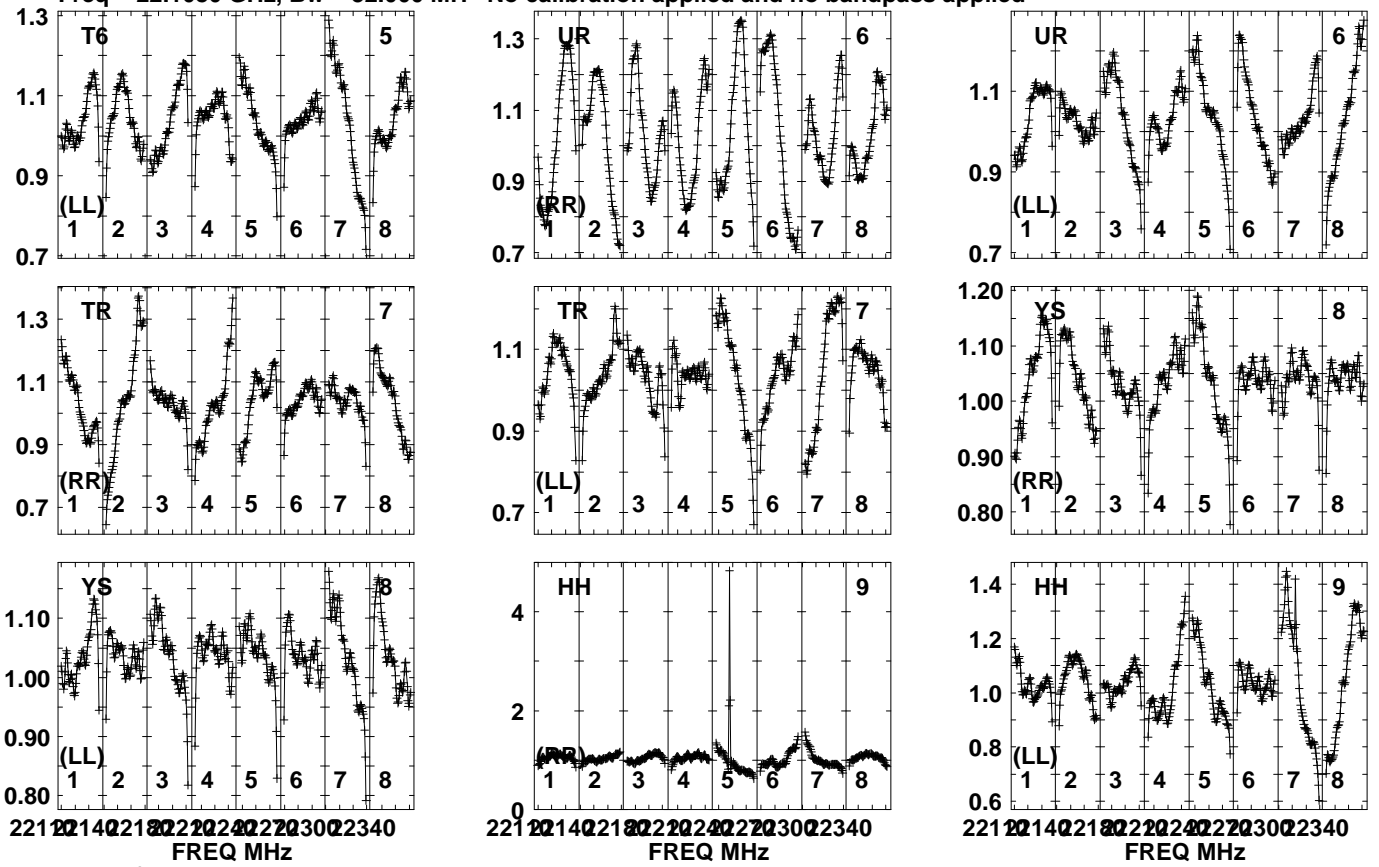


Lower frame: Real Jy
Auto-corr total-power spectrum Antenna: *
Timerange: 00/21:40:30 to 00/21:41:59

Plot file version 250 created 20-JAN-2021 19:34:27

J0205+3212 EB074F.UVDATA.1

Freq = 22.1080 GHz, Bw = 32.000 MH No calibration applied and no bandpass applied

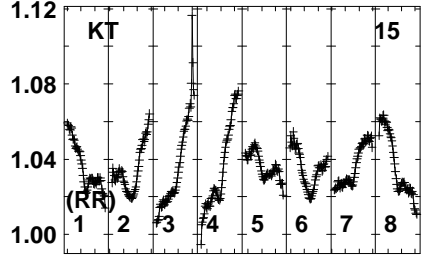
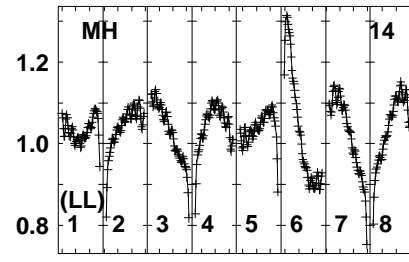
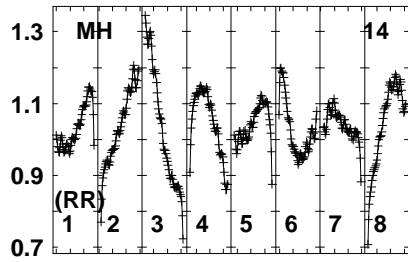
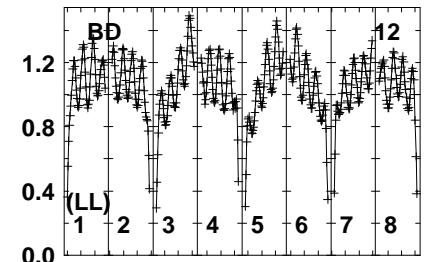
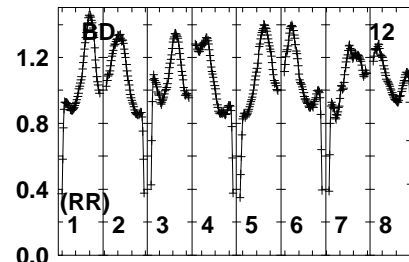
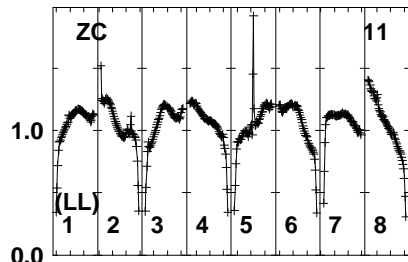
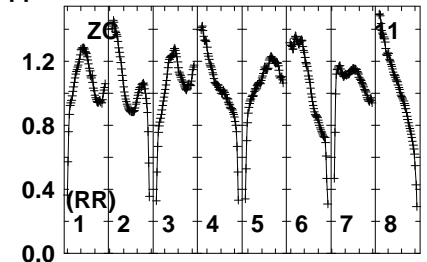
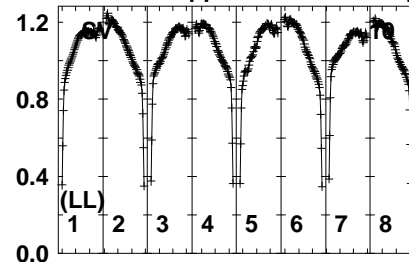
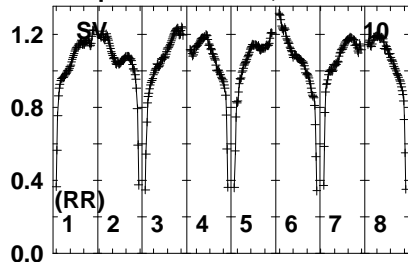


Lower frame: Real Jy
Auto-corr total-power spectrum Antenna: *
Timerange: 00/21:40:30 to 00/21:41:59

Plot file version 251 created 20-JAN-2021 19:34:28

J0205+3212 EB074F.UVDATA.1

Freq = 22.1080 GHz, Bw = 32.000 MH No calibration applied and no bandpass applied



221021402218022200222402228023002340
FREQ MHz

221021402218022200222402228023002340
FREQ MHz

221021402218022200222402228023002340
FREQ MHz

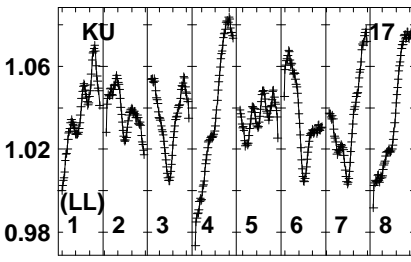
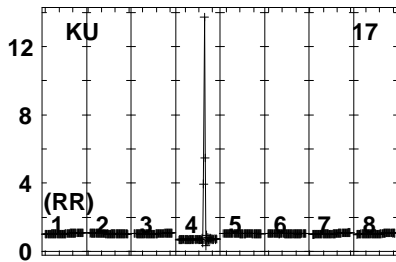
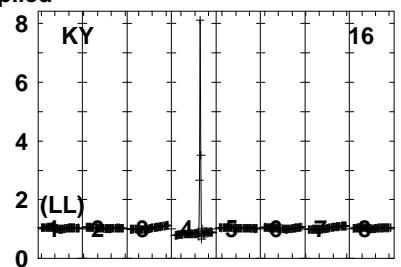
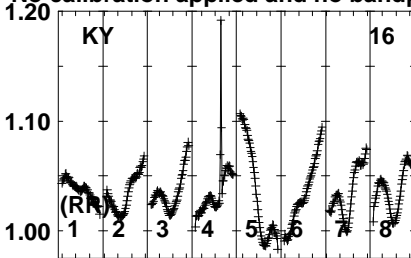
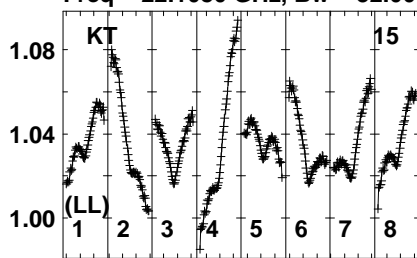
Lower frame: Real Jy
Auto-corr total-power spectrum Antenna: *
Timerange: 00/21:40:30 to 00/21:41:59

Plot file version 252 created 20-JAN-2021 19:34:28

J0205+3212 EB074F.UVDATA.1

Freq = 22.1080 GHz, Bw = 32.000 MH

No calibration applied and no bandpass applied



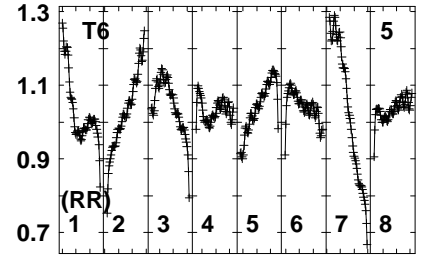
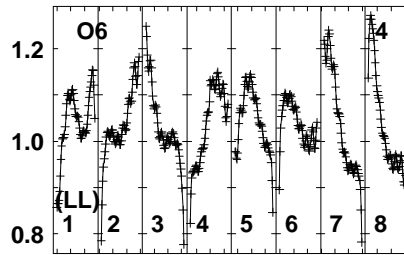
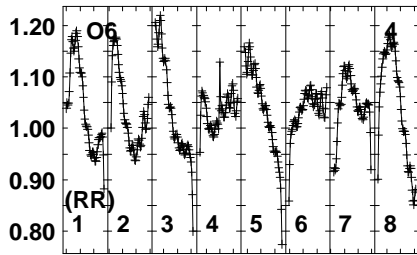
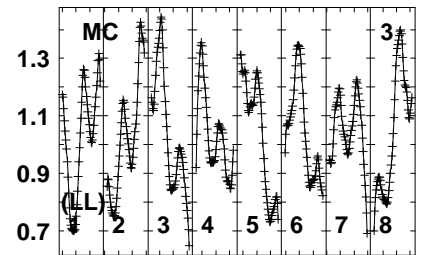
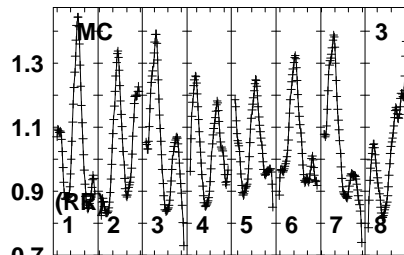
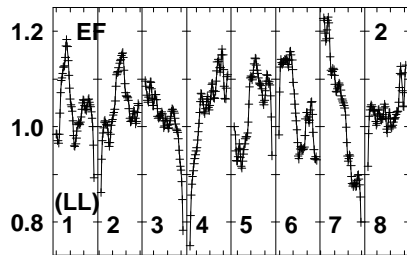
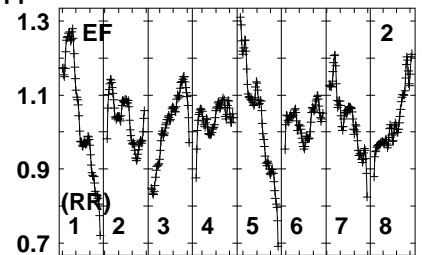
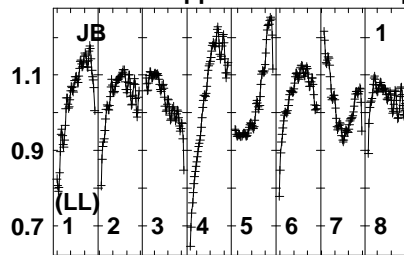
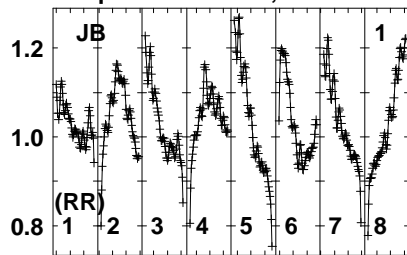
22100 22140 22180 22220 22260 22300 22340
FREQ MHz

Lower frame: Real Jy
Auto-corr total-power spectrum Antenna: *
Timerange: 00/21:40:30 to 00/21:41:59

Plot file version 253 created 20-JAN-2021 19:34:28

LQ033+03 EB074F.UVDATA.1

Freq = 22.1080 GHz, Bw = 32.000 MH No calibration applied and no bandpass applied



2210214021802220224022703002340
FREQ MHz

2210214021802220224022703002340
FREQ MHz

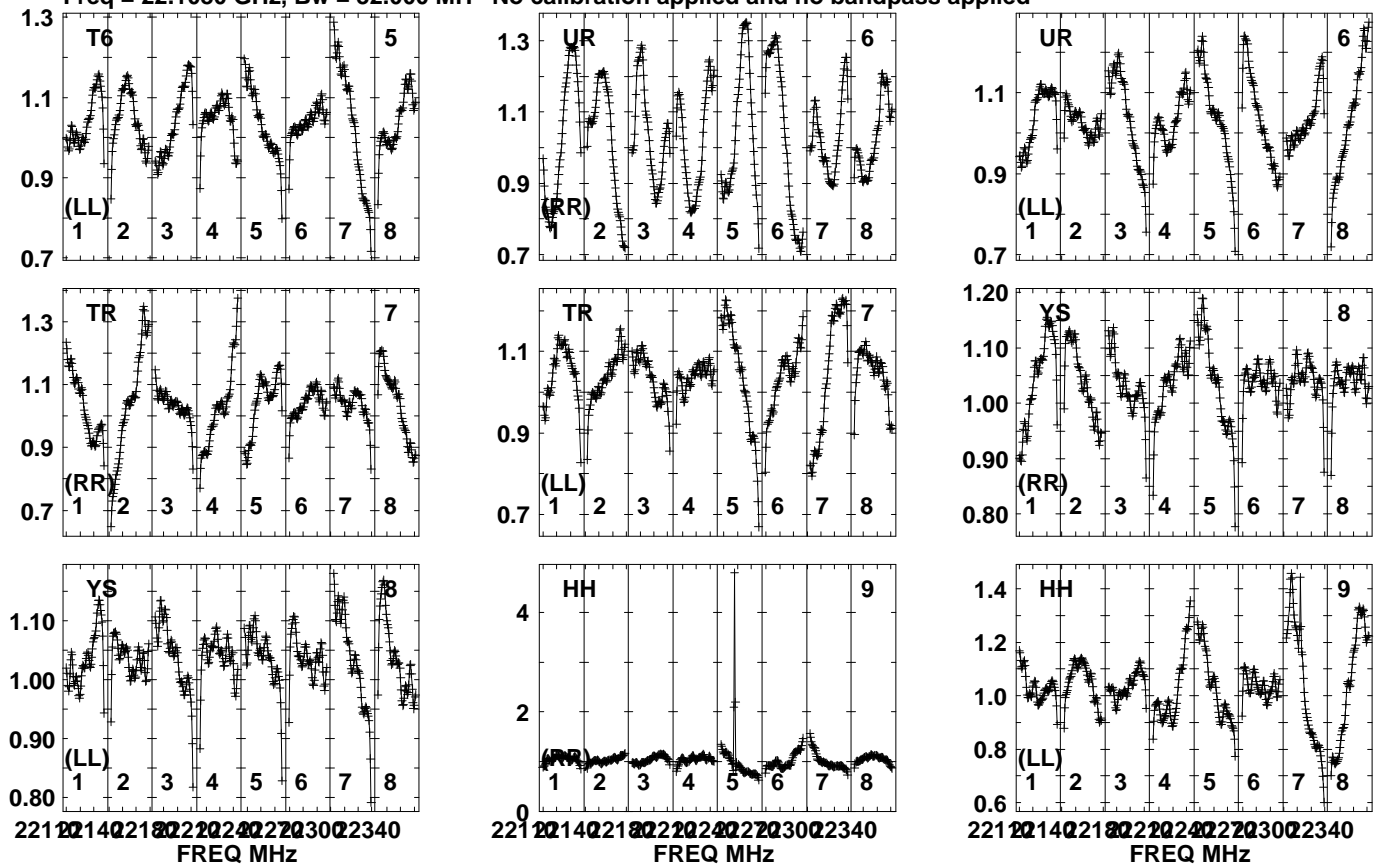
2210214021802220224022703002340
FREQ MHz

Lower frame: Real Jy
Auto-corr total-power spectrum Antenna: *
Timerange: 00/21:43:00 to 00/21:44:59

Plot file version 254 created 20-JAN-2021 19:34:29

LQ033+03 EB074F.UVDATA.1

Freq = 22.1080 GHz, Bw = 32.000 MH No calibration applied and no bandpass applied

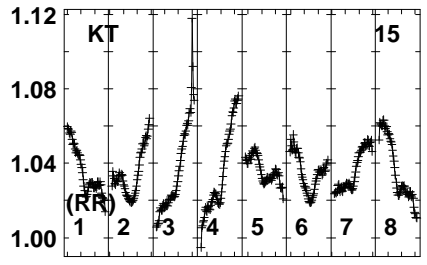
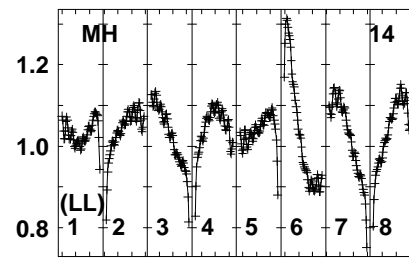
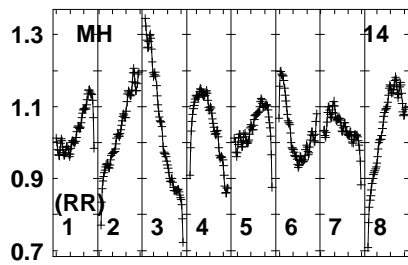
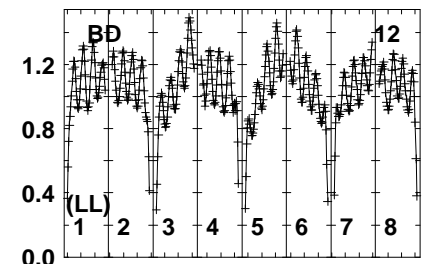
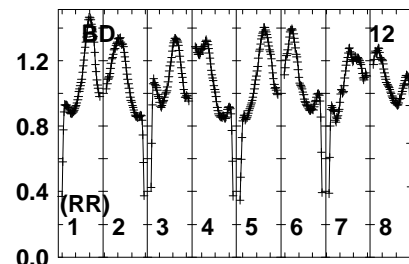
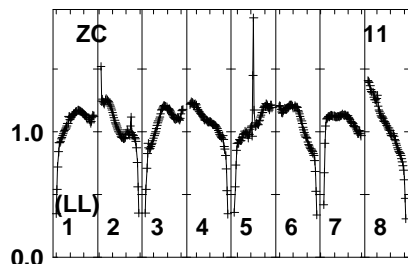
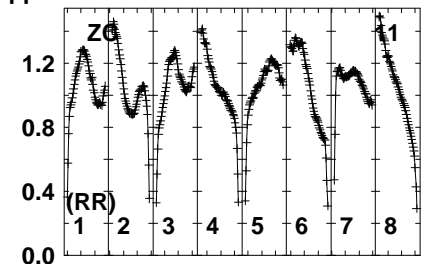
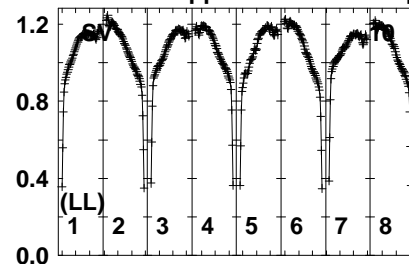
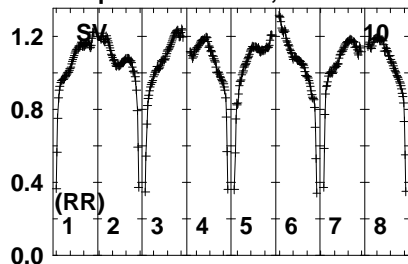


Lower frame: Real Jy
Auto-corr total-power spectrum Antenna: *
Timerange: 00/21:43:00 to 00/21:44:59

Plot file version 255 created 20-JAN-2021 19:34:29

LQ033+03 EB074F.UVDATA.1

Freq = 22.1080 GHz, Bw = 32.000 MH No calibration applied and no bandpass applied



221021402218022202224022202230022340
FREQ MHz

221021402218022202224022202230022340
FREQ MHz

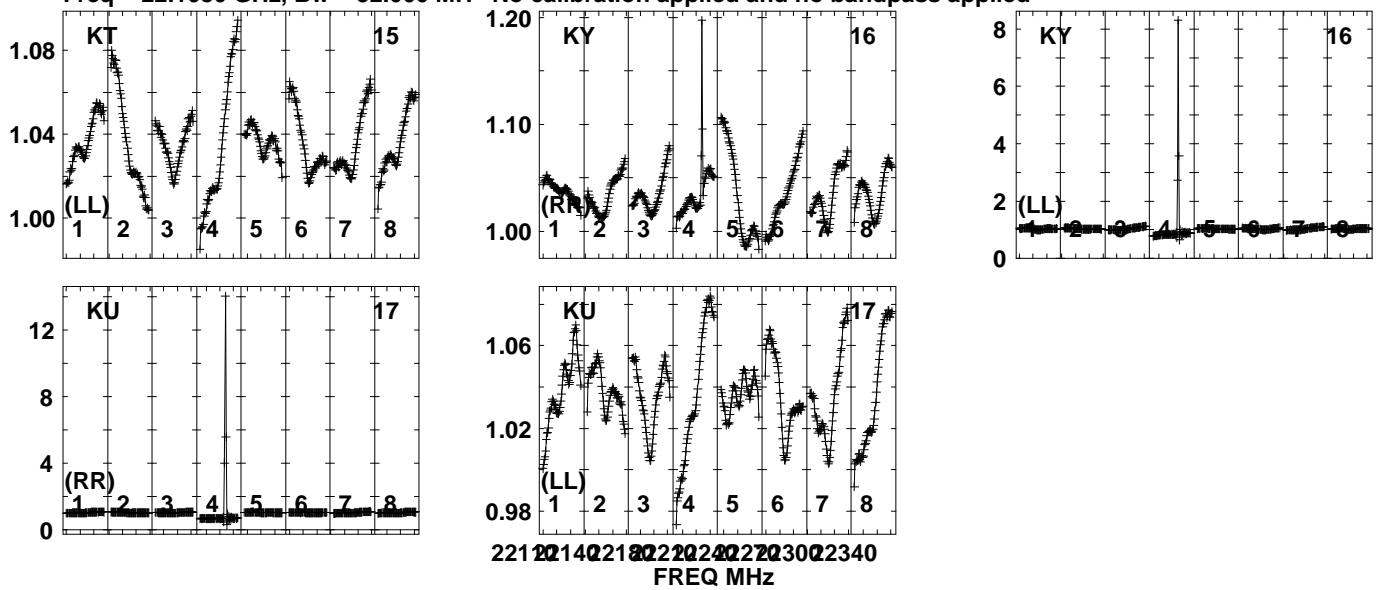
221021402218022202224022202230022340
FREQ MHz

Lower frame: Real Jy
Auto-corr total-power spectrum Antenna: *
Timerange: 00/21:43:00 to 00/21:44:59

Plot file version 256 created 20-JAN-2021 19:34:30

LQ033+03 EB074F.UVDATA.1

Freq = 22.1080 GHz, Bw = 32.000 MH No calibration applied and no bandpass applied

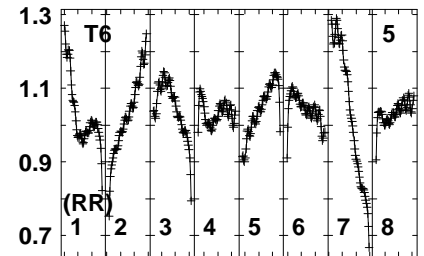
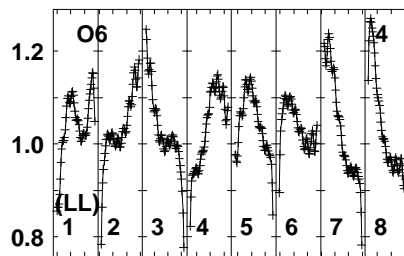
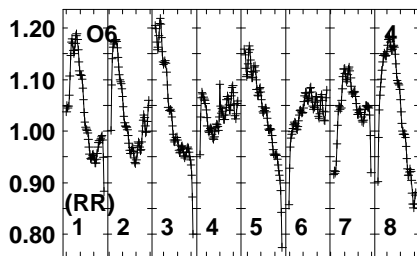
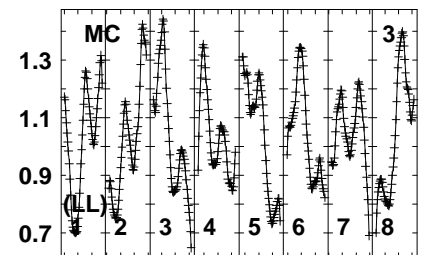
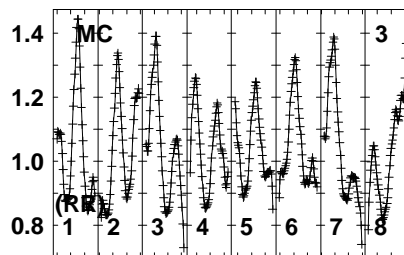
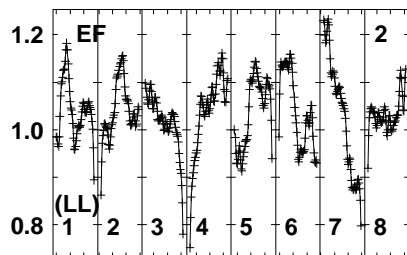
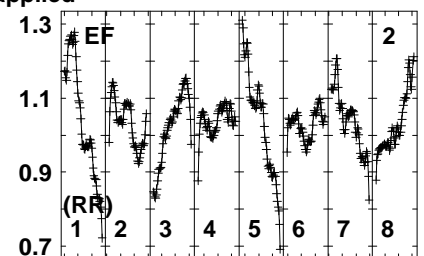
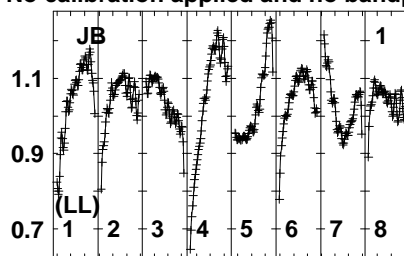
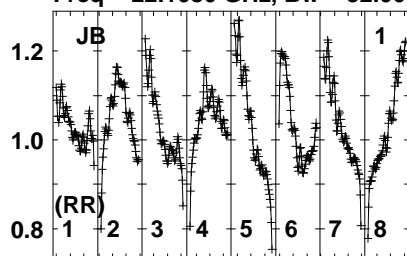


Lower frame: Real Jy
Auto-corr total-power spectrum Antenna: *
Timerange: 00/21:43:00 to 00/21:44:59

Plot file version 257 created 20-JAN-2021 19:34:30

J0205+3212 EB074F.UVDATA.1

Freq = 22.1080 GHz, Bw = 32.000 MH No calibration applied and no bandpass applied



2210214021802220224022703002340
FREQ MHz

2210214021802220224022703002340
FREQ MHz

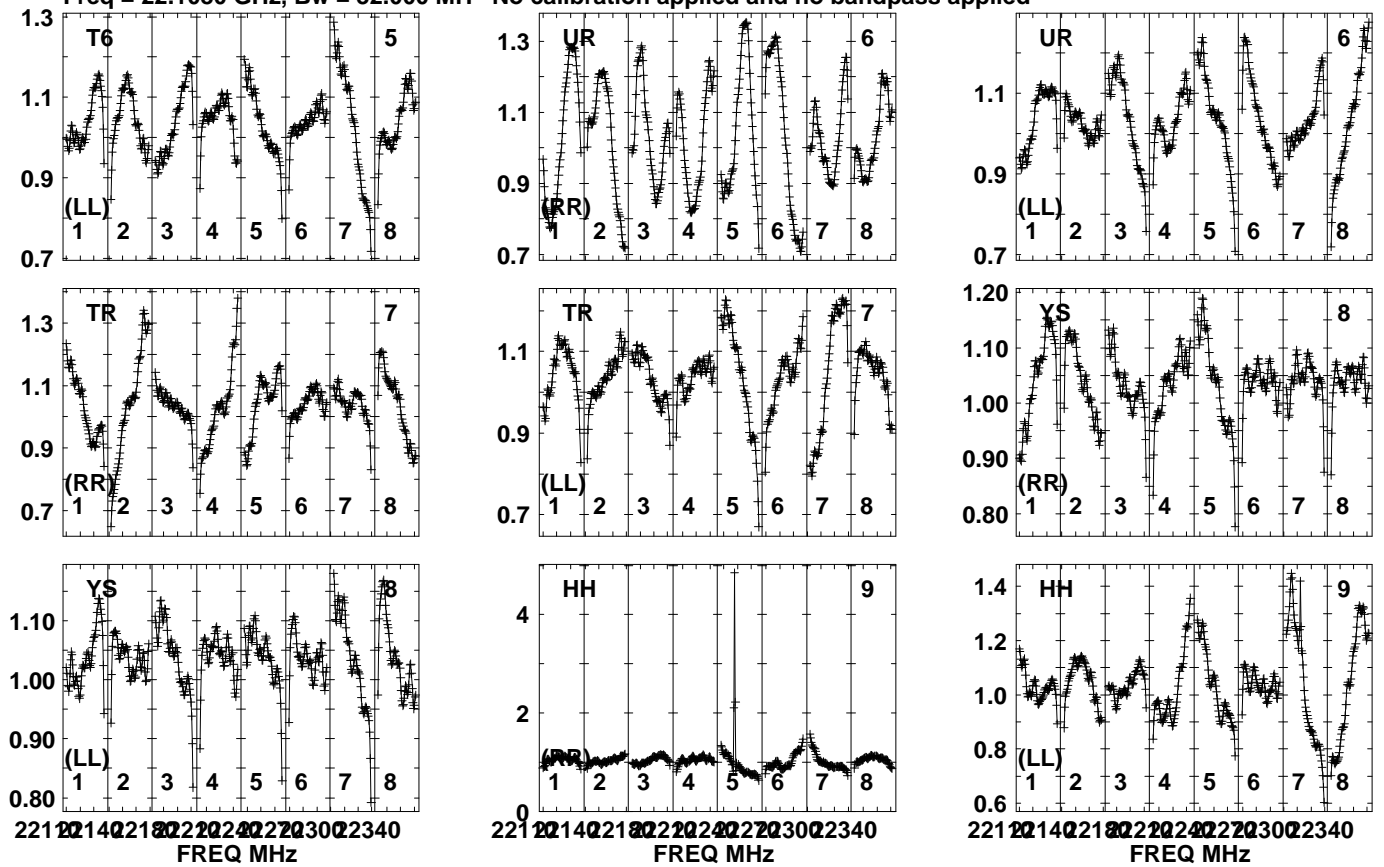
2210214021802220224022703002340
FREQ MHz

Lower frame: Real Jy
Auto-corr total-power spectrum Antenna: *
Timerange: 00/21:46:01 to 00/21:47:29

Plot file version 258 created 20-JAN-2021 19:34:31

J0205+3212 EB074F.UVDATA.1

Freq = 22.1080 GHz, Bw = 32.000 MH No calibration applied and no bandpass applied

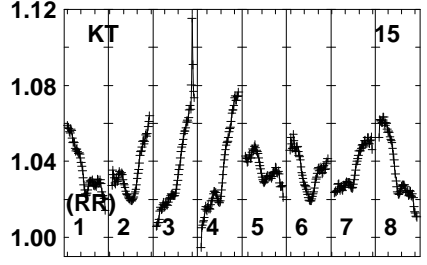
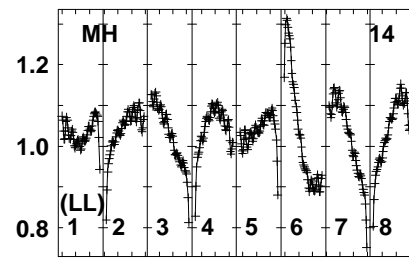
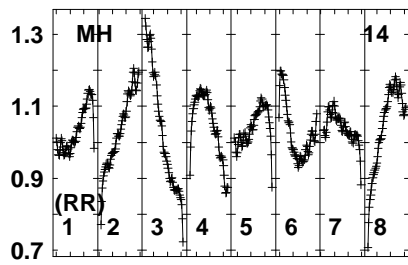
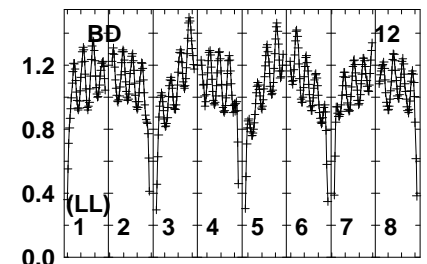
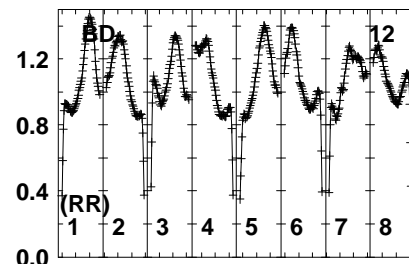
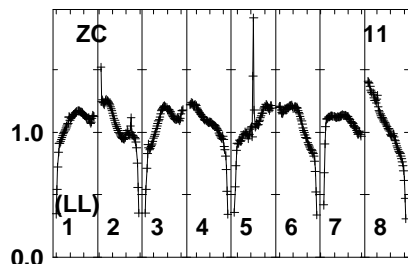
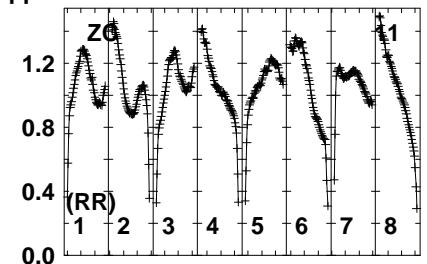
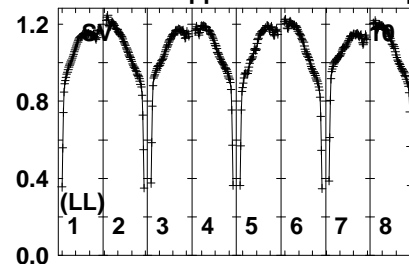
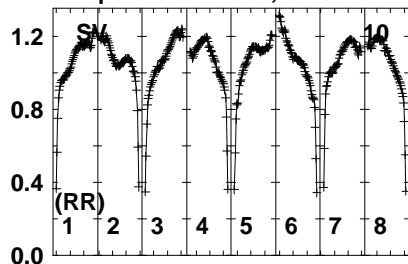


Lower frame: Real Jy
Auto-corr total-power spectrum Antenna: *
Timerange: 00/21:46:01 to 00/21:47:29

Plot file version 259 created 20-JAN-2021 19:34:31

J0205+3212 EB074F.UVDATA.1

Freq = 22.1080 GHz, Bw = 32.000 MH No calibration applied and no bandpass applied



2210214021802220224022703002340
FREQ MHz

2210214021802220224022703002340
FREQ MHz

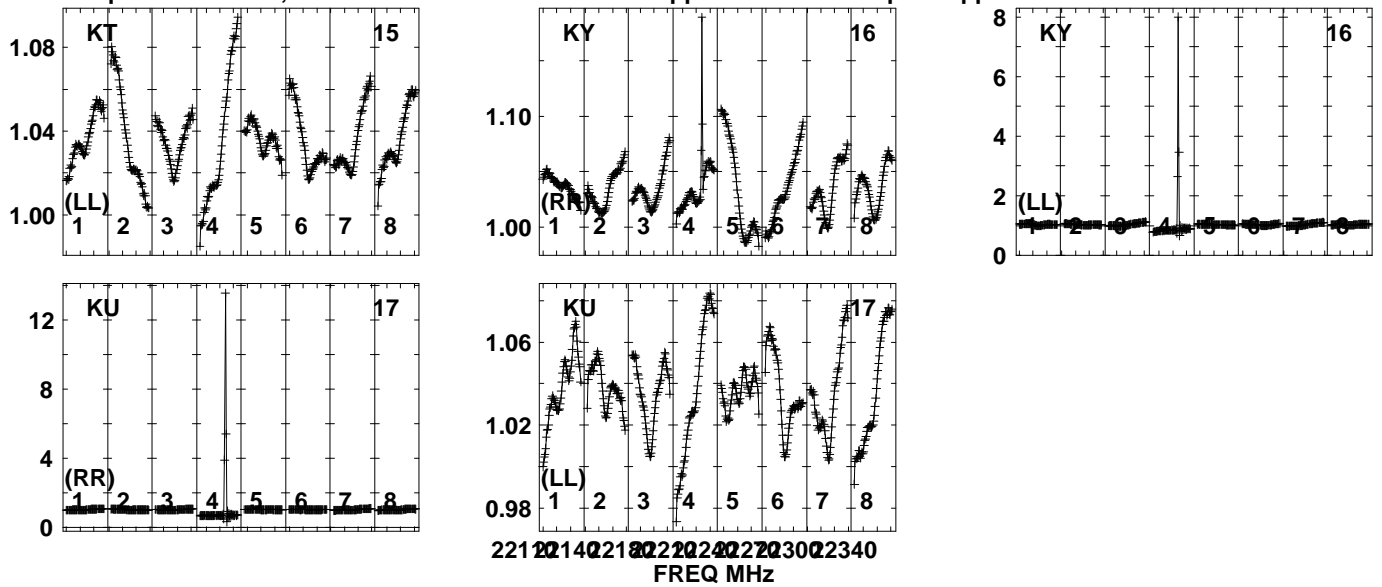
2210214021802220224022703002340
FREQ MHz

Lower frame: Real Jy
Auto-corr total-power spectrum Antenna: *
Timerange: 00/21:46:01 to 00/21:47:29

Plot file version 260 created 20-JAN-2021 19:34:32

J0205+3212 EB074F.UVDATA.1

Freq = 22.1080 GHz, Bw = 32.000 MH No calibration applied and no bandpass applied

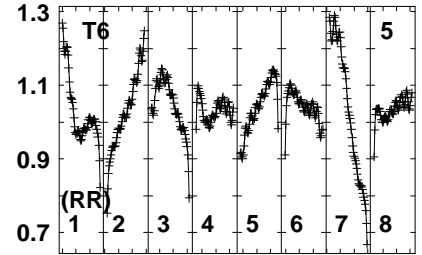
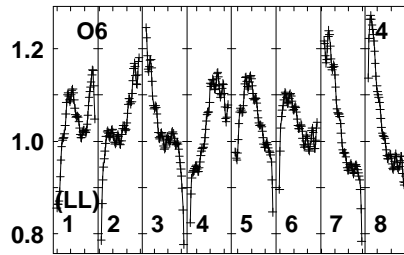
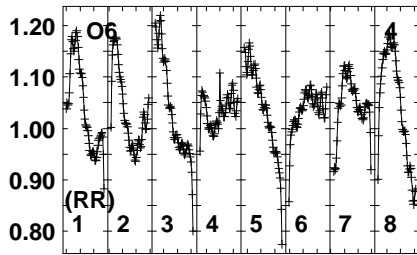
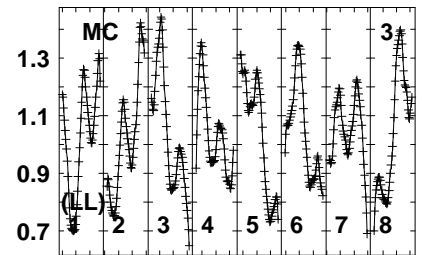
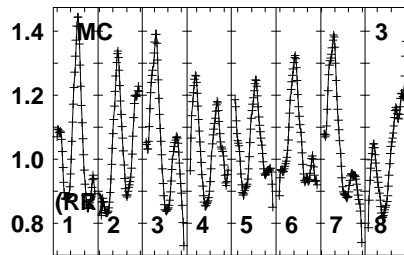
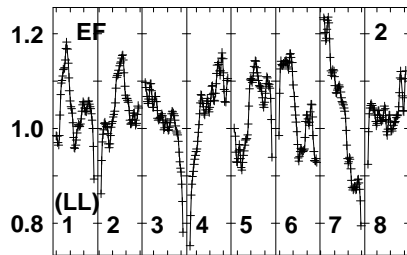
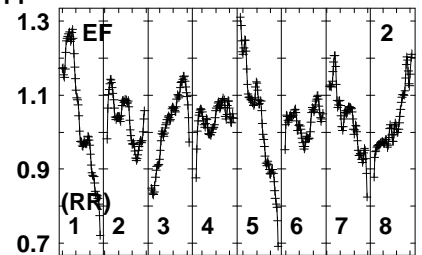
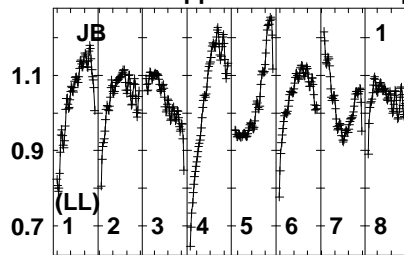
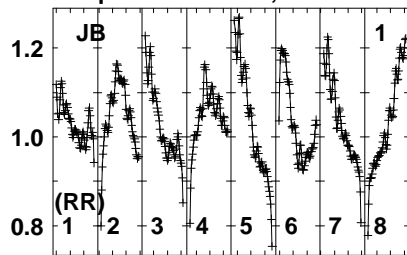


Lower frame: Real Jy
Auto-corr total-power spectrum Antenna: *
Timerange: 00/21:46:01 to 00/21:47:29

Plot file version 261 created 20-JAN-2021 19:34:32

LQ033+03 EB074F.UVDATA.1

Freq = 22.1080 GHz, Bw = 32.000 MH No calibration applied and no bandpass applied



2210214021802220224022703002340
FREQ MHz

2210214021802220224022703002340
FREQ MHz

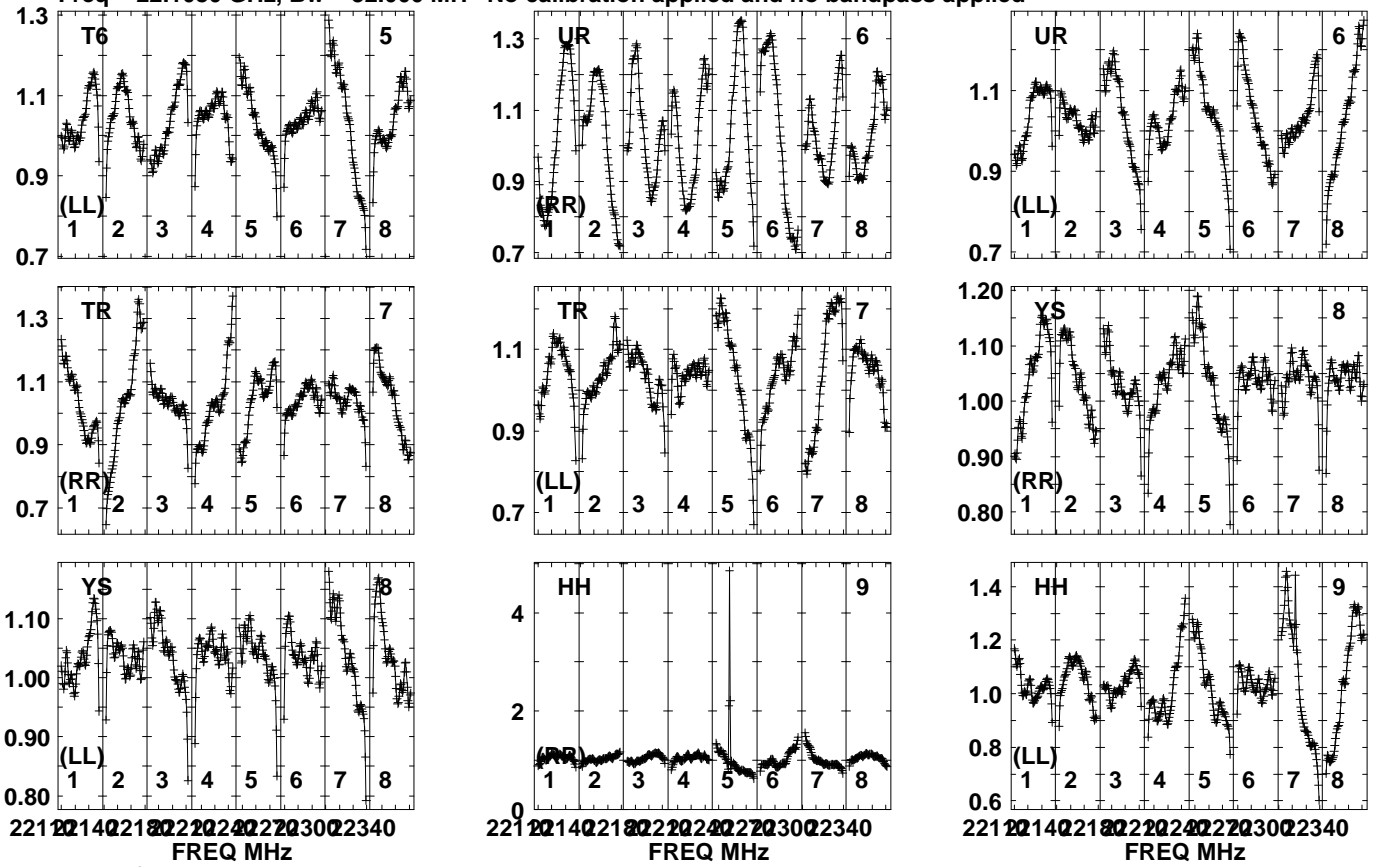
2210214021802220224022703002340
FREQ MHz

Lower frame: Real Jy
Auto-corr total-power spectrum Antenna: *
Timerange: 00/21:48:30 to 00/21:50:30

Plot file version 262 created 20-JAN-2021 19:34:32

LQ033+03 EB074F.UVDATA.1

Freq = 22.1080 GHz, Bw = 32.000 MH No calibration applied and no bandpass applied

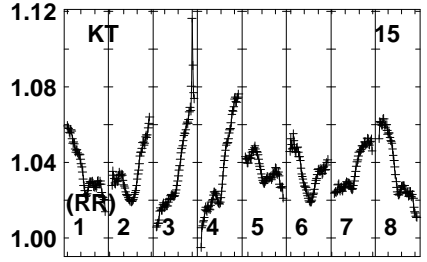
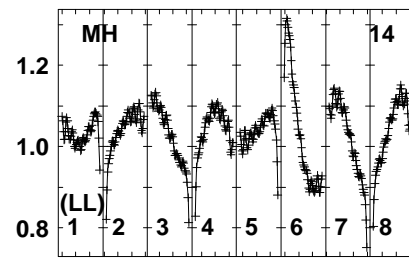
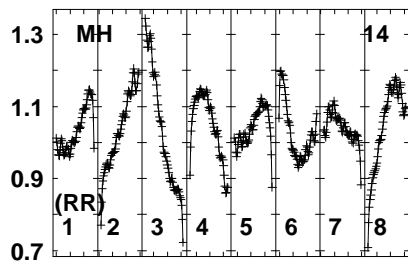
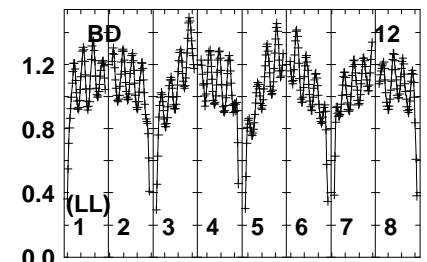
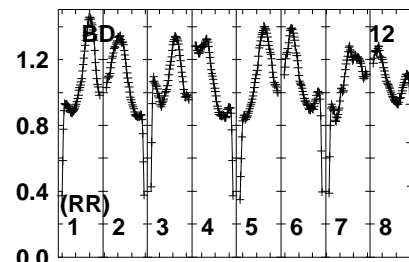
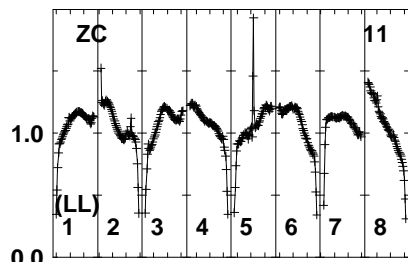
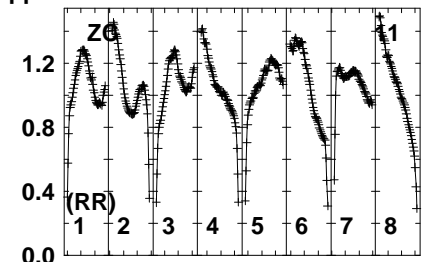
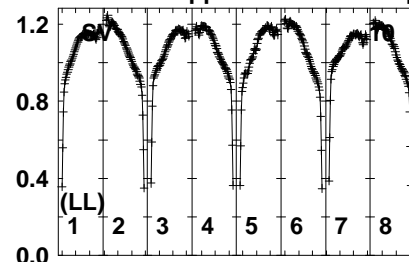
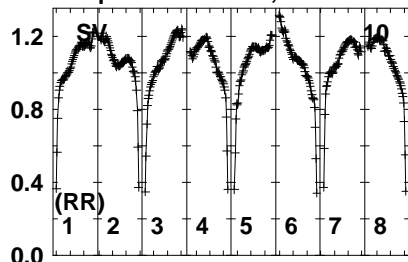


Lower frame: Real Jy
Auto-corr total-power spectrum Antenna: *
Timerange: 00/21:48:30 to 00/21:50:30

Plot file version 263 created 20-JAN-2021 19:34:33

LQ033+03 EB074F.UVDATA.1

Freq = 22.1080 GHz, Bw = 32.000 MH No calibration applied and no bandpass applied



221021402218022200222402228023002340
FREQ MHz

221021402218022200222402228023002340
FREQ MHz

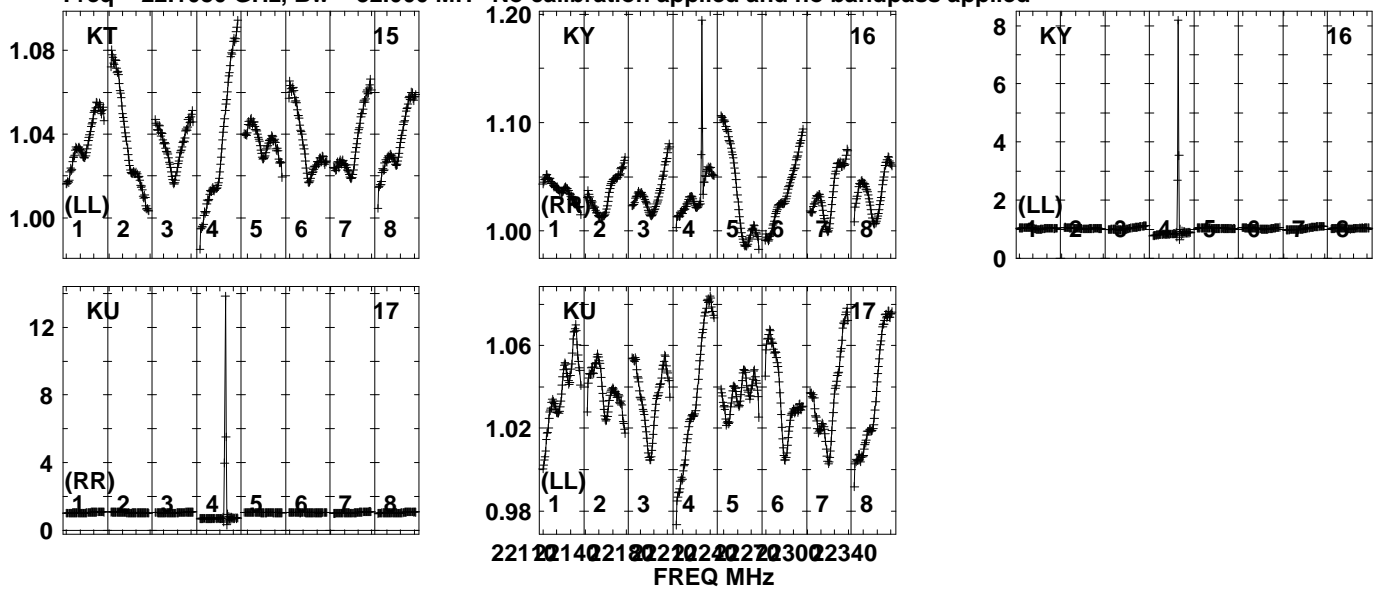
221021402218022200222402228023002340
FREQ MHz

Lower frame: Real Jy
Auto-corr total-power spectrum Antenna: *
Timerange: 00/21:48:30 to 00/21:50:30

Plot file version 264 created 20-JAN-2021 19:34:33

LQ033+03 EB074F.UVDATA.1

Freq = 22.1080 GHz, Bw = 32.000 MH No calibration applied and no bandpass applied

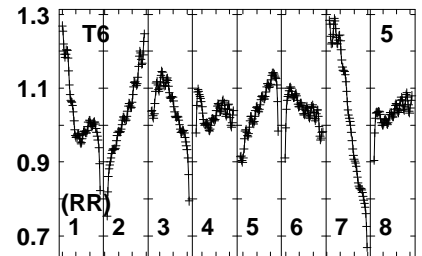
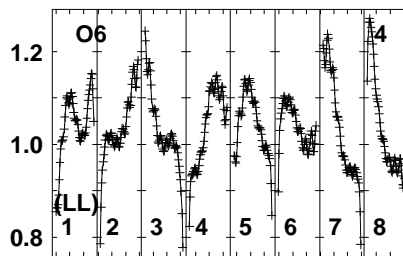
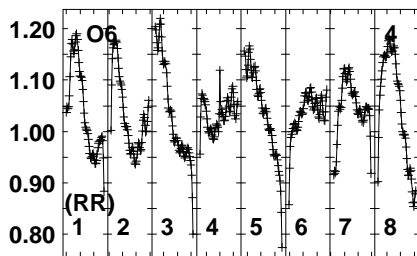
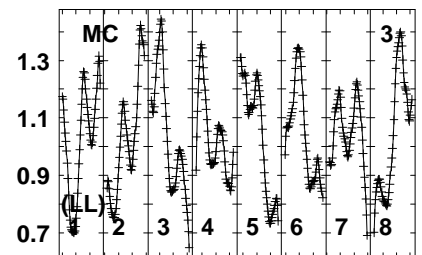
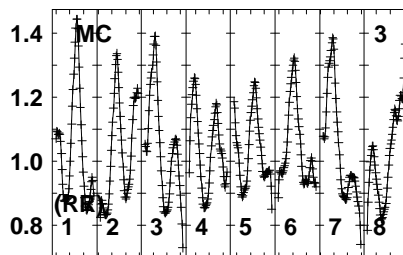
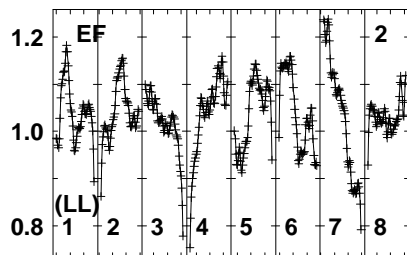
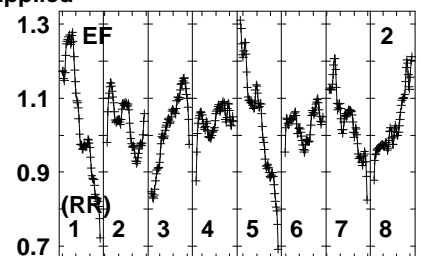
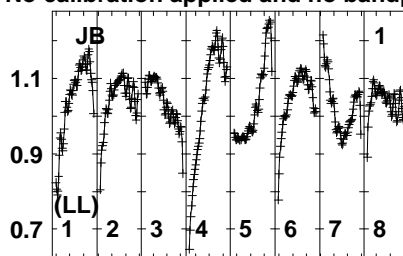
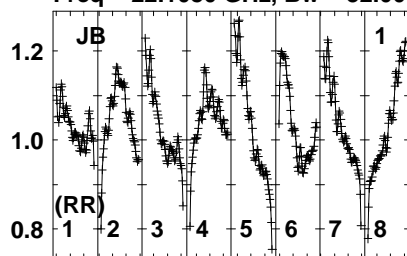


Lower frame: Real Jy
Auto-corr total-power spectrum Antenna: *
Timerange: 00/21:48:30 to 00/21:50:30

Plot file version 265 created 20-JAN-2021 19:34:33

J0205+3212 EB074F.UVDATA.1

Freq = 22.1080 GHz, Bw = 32.000 MH No calibration applied and no bandpass applied



22102140221802224022240227030022340
FREQ MHz

22102140221802224022240227030022340
FREQ MHz

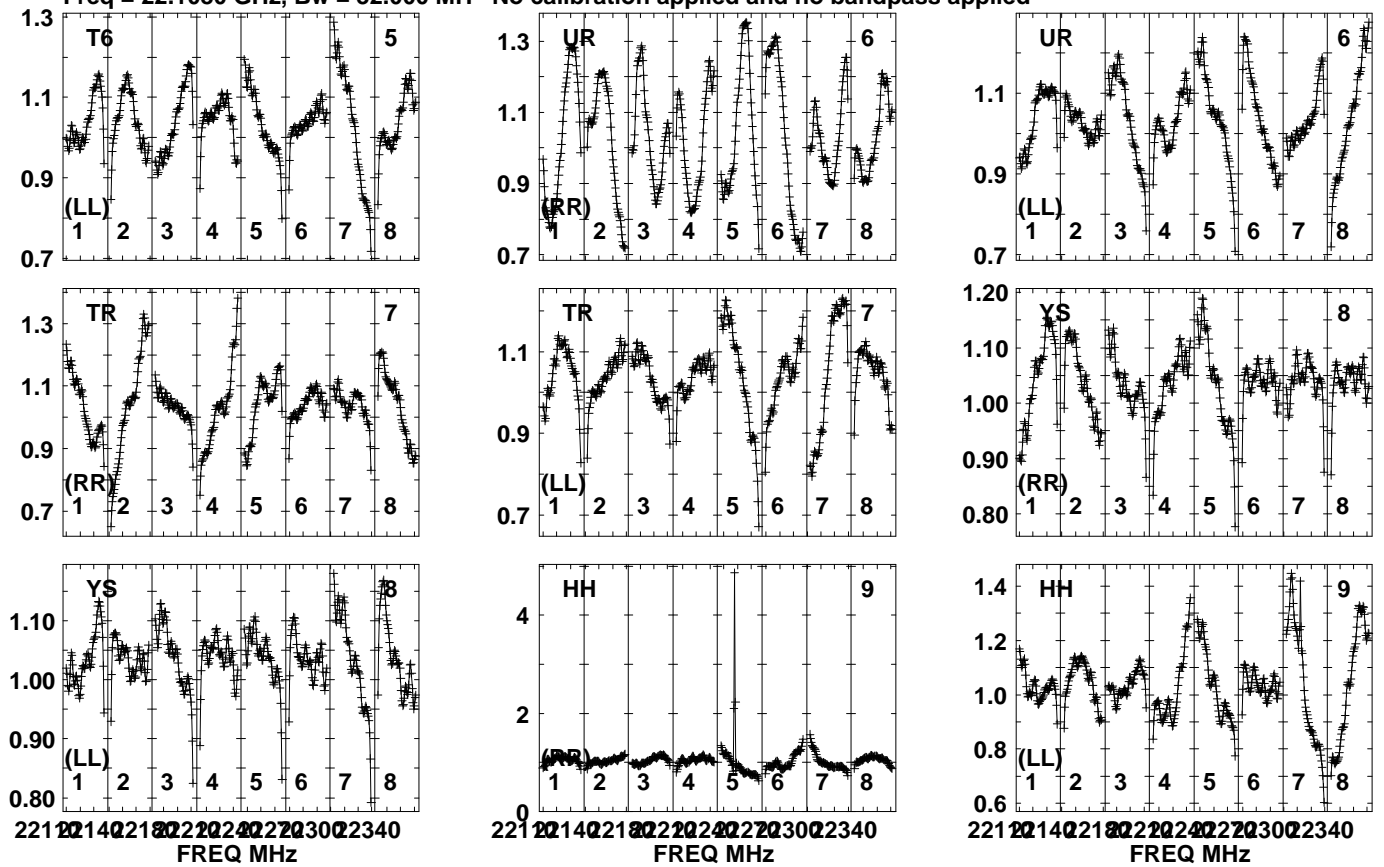
22102140221802224022240227030022340
FREQ MHz

Lower frame: Real Jy
Auto-corr total-power spectrum Antenna: *
Timerange: 00/21:51:31 to 00/21:52:59

Plot file version 266 created 20-JAN-2021 19:34:34

J0205+3212 EB074F.UVDATA.1

Freq = 22.1080 GHz, Bw = 32.000 MH No calibration applied and no bandpass applied

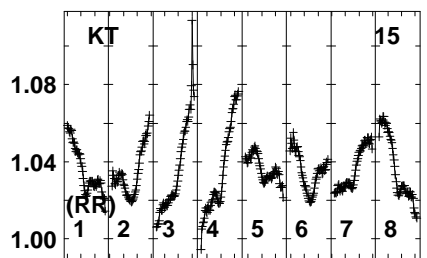
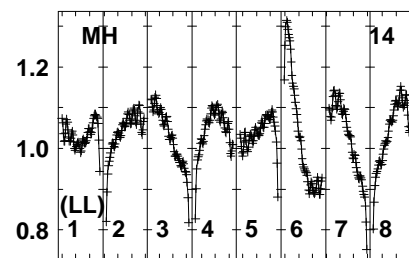
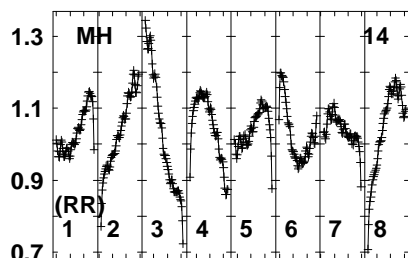
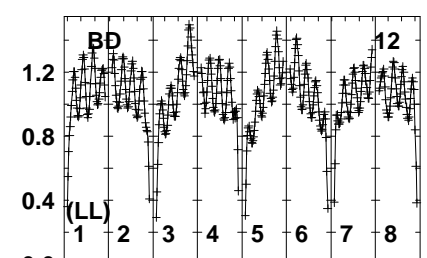
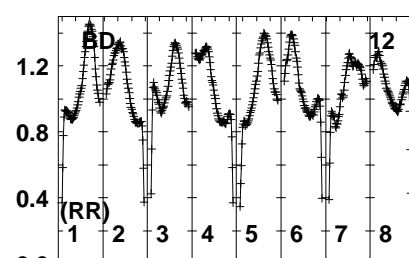
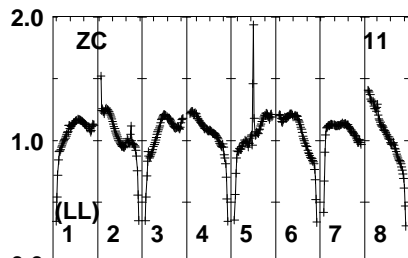
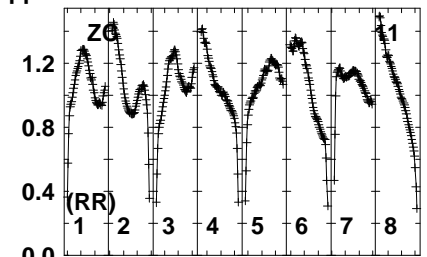
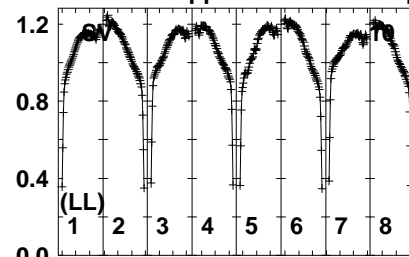
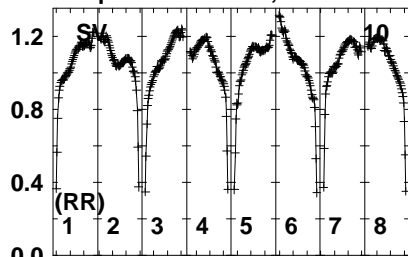


Lower frame: Real Jy
Auto-corr total-power spectrum Antenna: *
Timerange: 00/21:51:31 to 00/21:52:59

Plot file version 267 created 20-JAN-2021 19:34:34

J0205+3212 EB074F.UVDATA.1

Freq = 22.1080 GHz, Bw = 32.000 MH No calibration applied and no bandpass applied



2210214021802220224022703002340
FREQ MHz

2210214021802220224022703002340
FREQ MHz

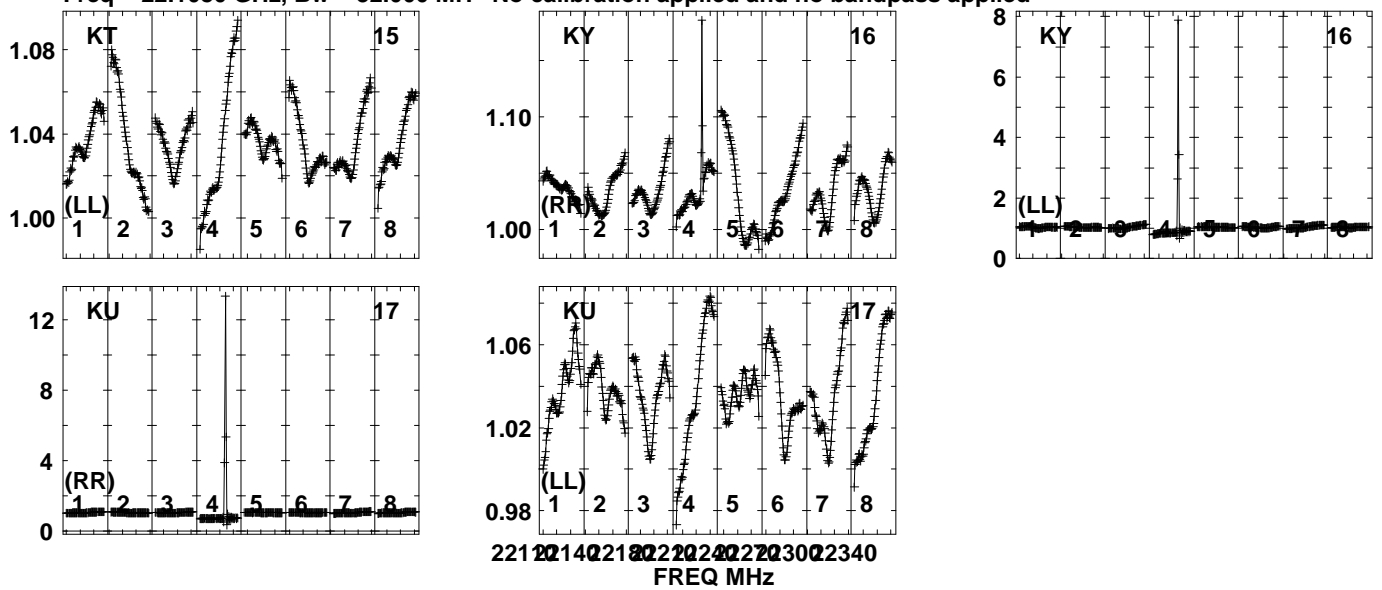
2210214021802220224022703002340
FREQ MHz

Lower frame: Real Jy
Auto-corr total-power spectrum Antenna: *
Timerange: 00/21:51:31 to 00/21:52:59

Plot file version 268 created 20-JAN-2021 19:34:34

J0205+3212 EB074F.UVDATA.1

Freq = 22.1080 GHz, Bw = 32.000 MH No calibration applied and no bandpass applied

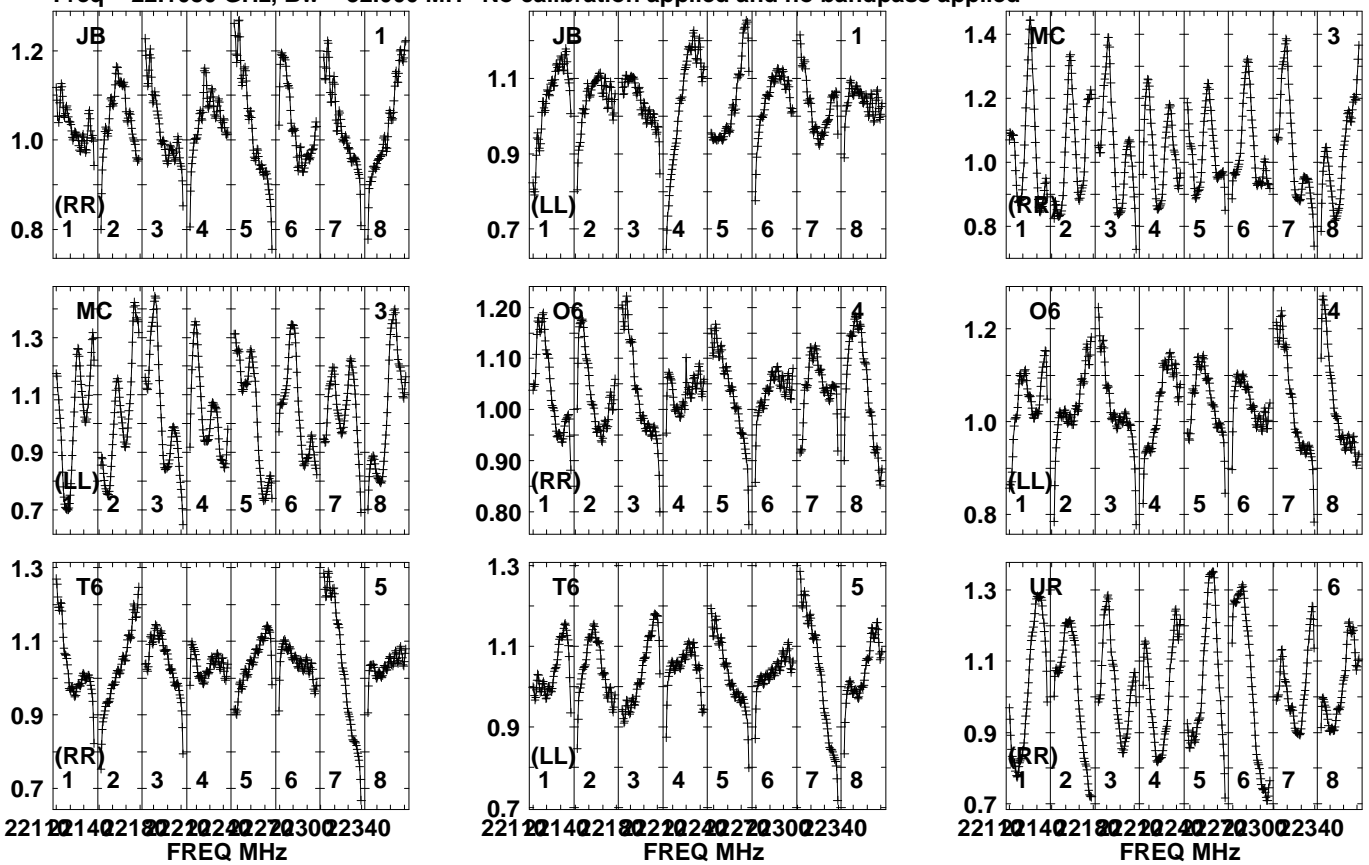


Lower frame: Real Jy
Auto-corr total-power spectrum Antenna: *
Timerange: 00/21:51:31 to 00/21:52:59

Plot file version 269 created 20-JAN-2021 19:34:34

LQ033+03 EB074F.UVDATA.1

Freq = 22.1080 GHz, Bw = 32.000 MH No calibration applied and no bandpass applied

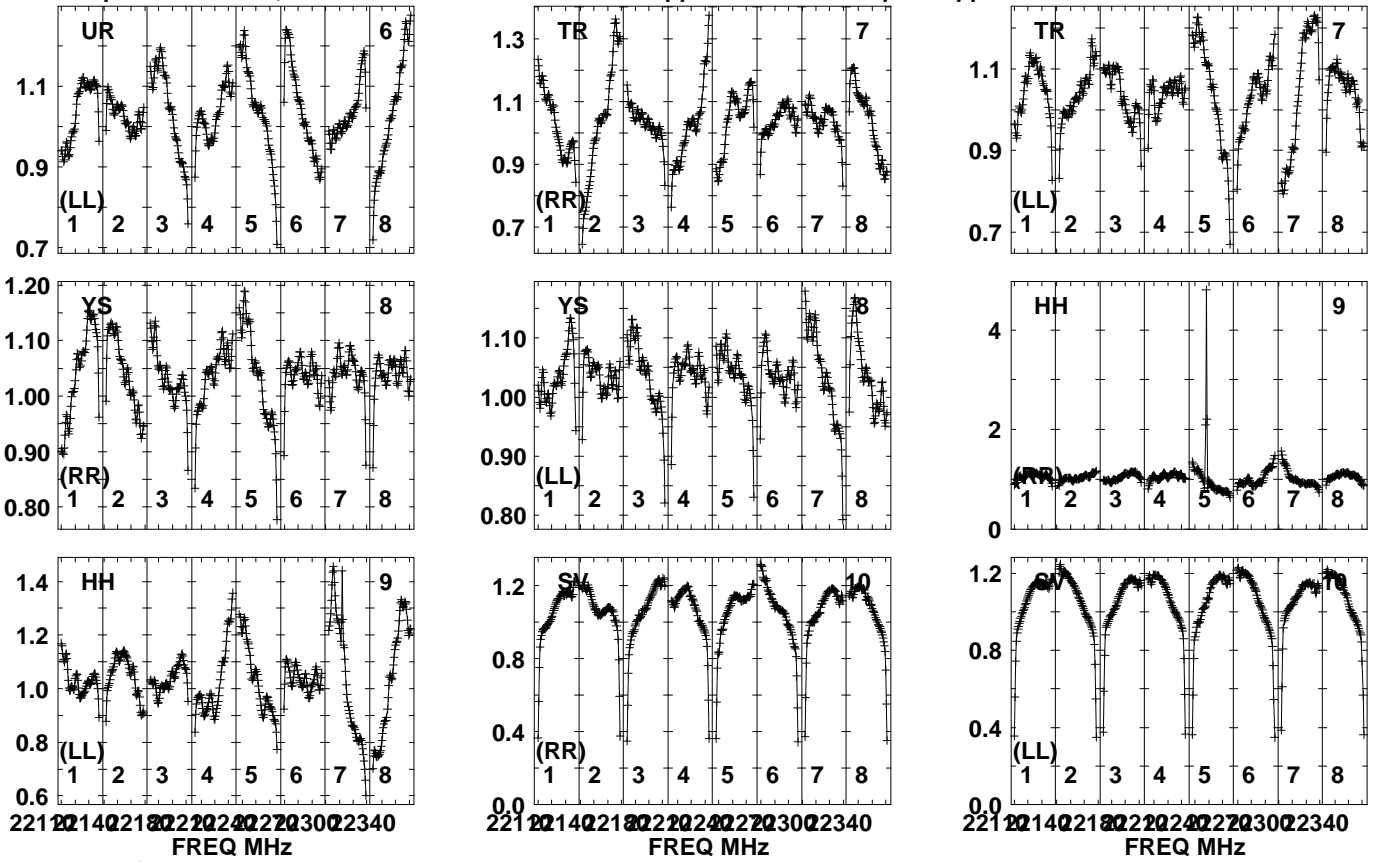


Lower frame: Real Jy
Auto-corr total-power spectrum Antenna: *
Timerange: 00/21:54:00 to 00/21:55:59

Plot file version 270 created 20-JAN-2021 19:34:35

LQ033+03 EB074F.UVDATA.1

Freq = 22.1080 GHz, Bw = 32.000 MH No calibration applied and no bandpass applied

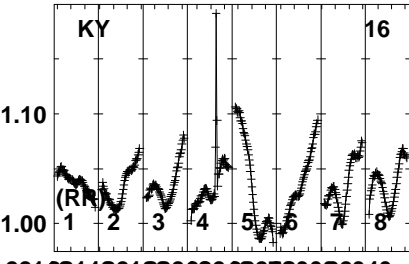
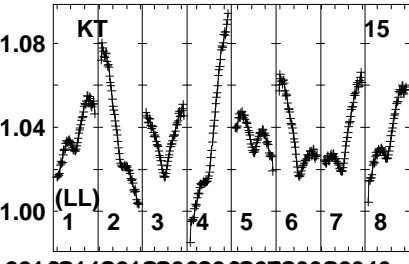
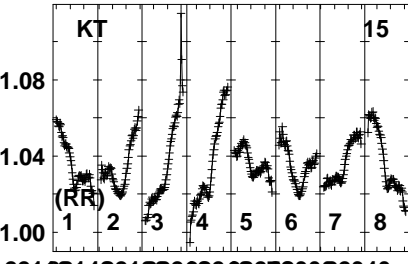
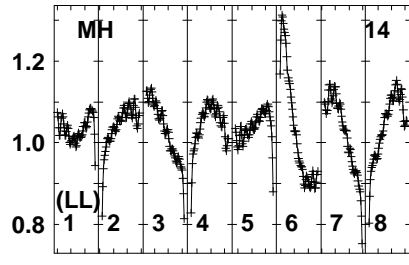
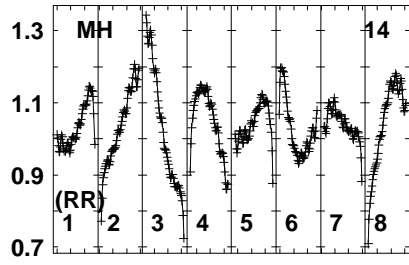
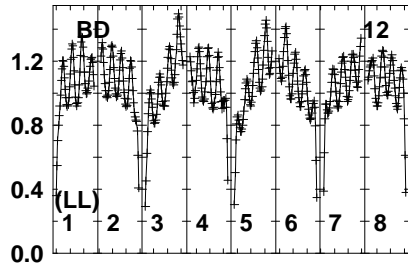
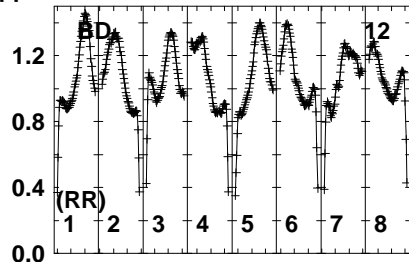
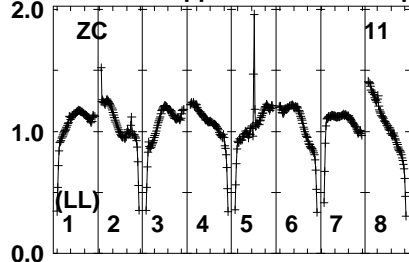
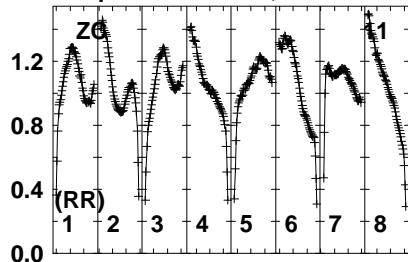


Lower frame: Real Jy
Auto-corr total-power spectrum Antenna: *
Timerange: 00/21:54:00 to 00/21:55:59

Plot file version 271 created 20-JAN-2021 19:34:35

LQ033+03 EB074F.UVDATA.1

Freq = 22.1080 GHz, Bw = 32.000 MH No calibration applied and no bandpass applied



2210214021802240227023002340
FREQ MHz

2210214021802240227023002340
FREQ MHz

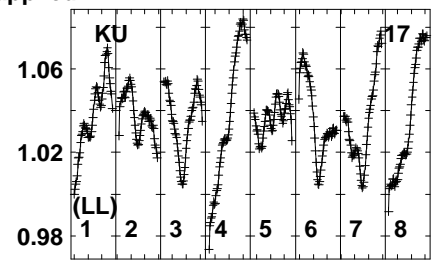
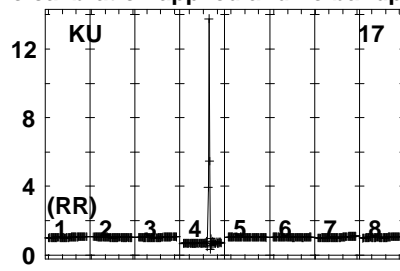
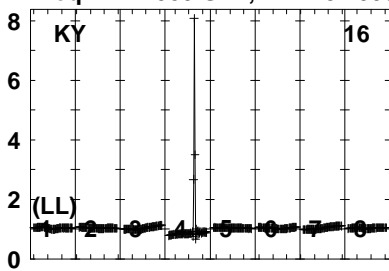
2210214021802240227023002340
FREQ MHz

Lower frame: Real Jy
Auto-corr total-power spectrum Antenna: *
Timerange: 00/21:54:00 to 00/21:55:59

Plot file version 272 created 20-JAN-2021 19:34:36

LQ033+03 EB074F.UVDATA.1

Freq = 22.1080 GHz, Bw = 32.000 MH No calibration applied and no bandpass applied

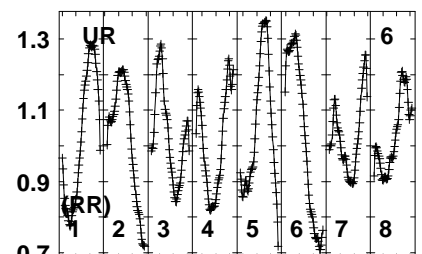
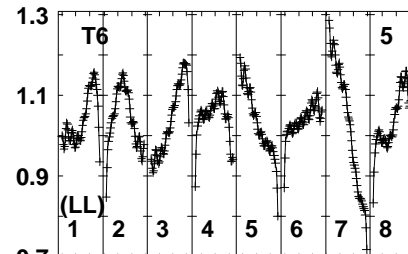
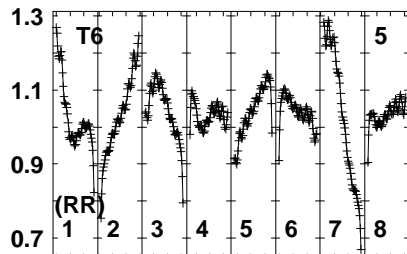
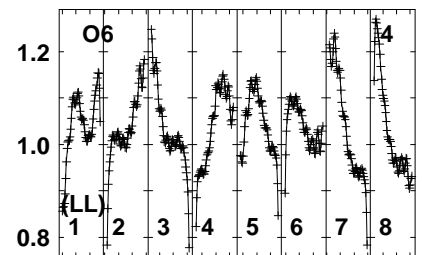
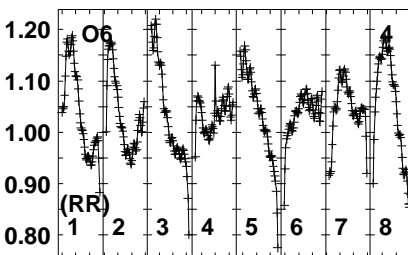
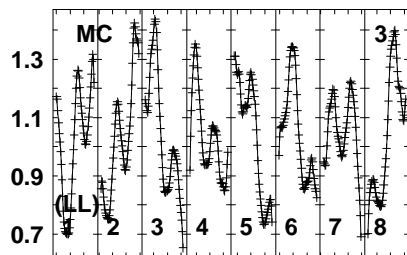
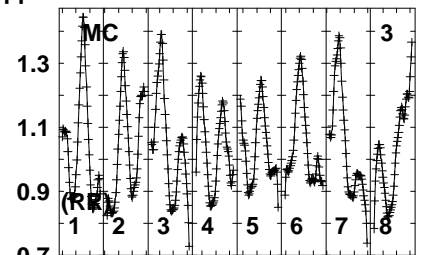
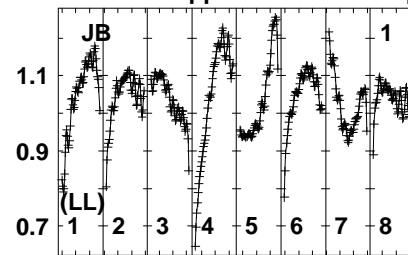
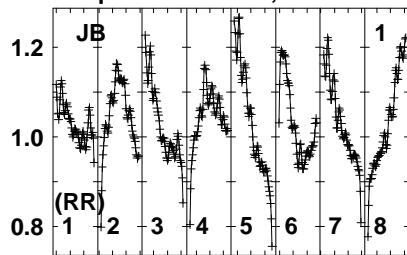


Lower frame: Real Jy
Auto-corr total-power spectrum Antenna: *
Timerange: 00/21:54:00 to 00/21:55:59

Plot file version 273 created 20-JAN-2021 19:34:36

J0205+3212 EB074F.UVDATA.1

Freq = 22.1080 GHz, Bw = 32.000 MH No calibration applied and no bandpass applied



2210214021802220224022703002340

FREQ MHz

Lower frame: Real Jy

Auto-corr total-power spectrum Antenna: *

Timerange: 00/21:57:00 to 00/21:58:30

2210214021802220224022703002340

FREQ MHz

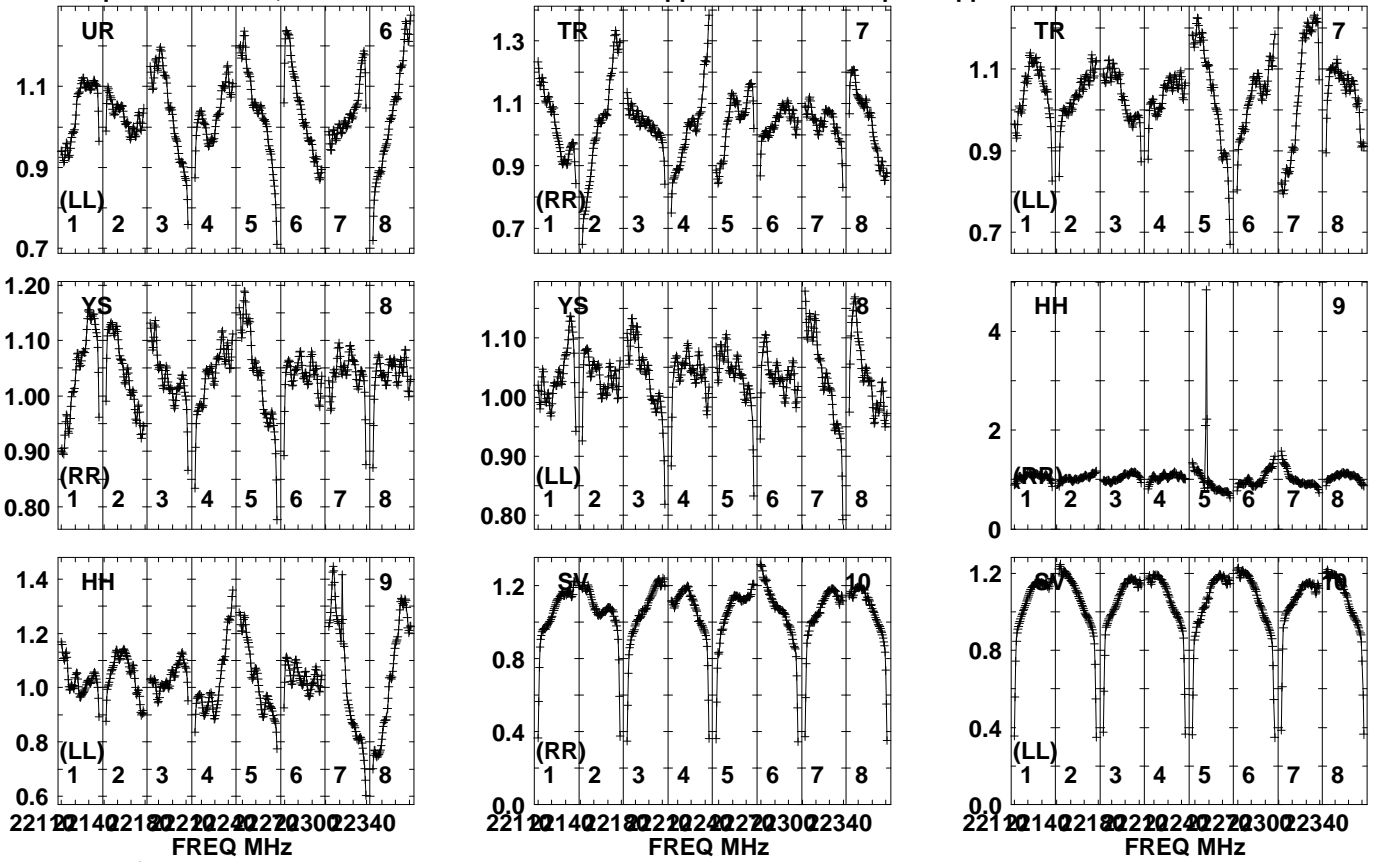
2210214021802220224022703002340

FREQ MHz

Plot file version 274 created 20-JAN-2021 19:34:36

J0205+3212 EB074F.UVDATA.1

Freq = 22.1080 GHz, Bw = 32.000 MH No calibration applied and no bandpass applied



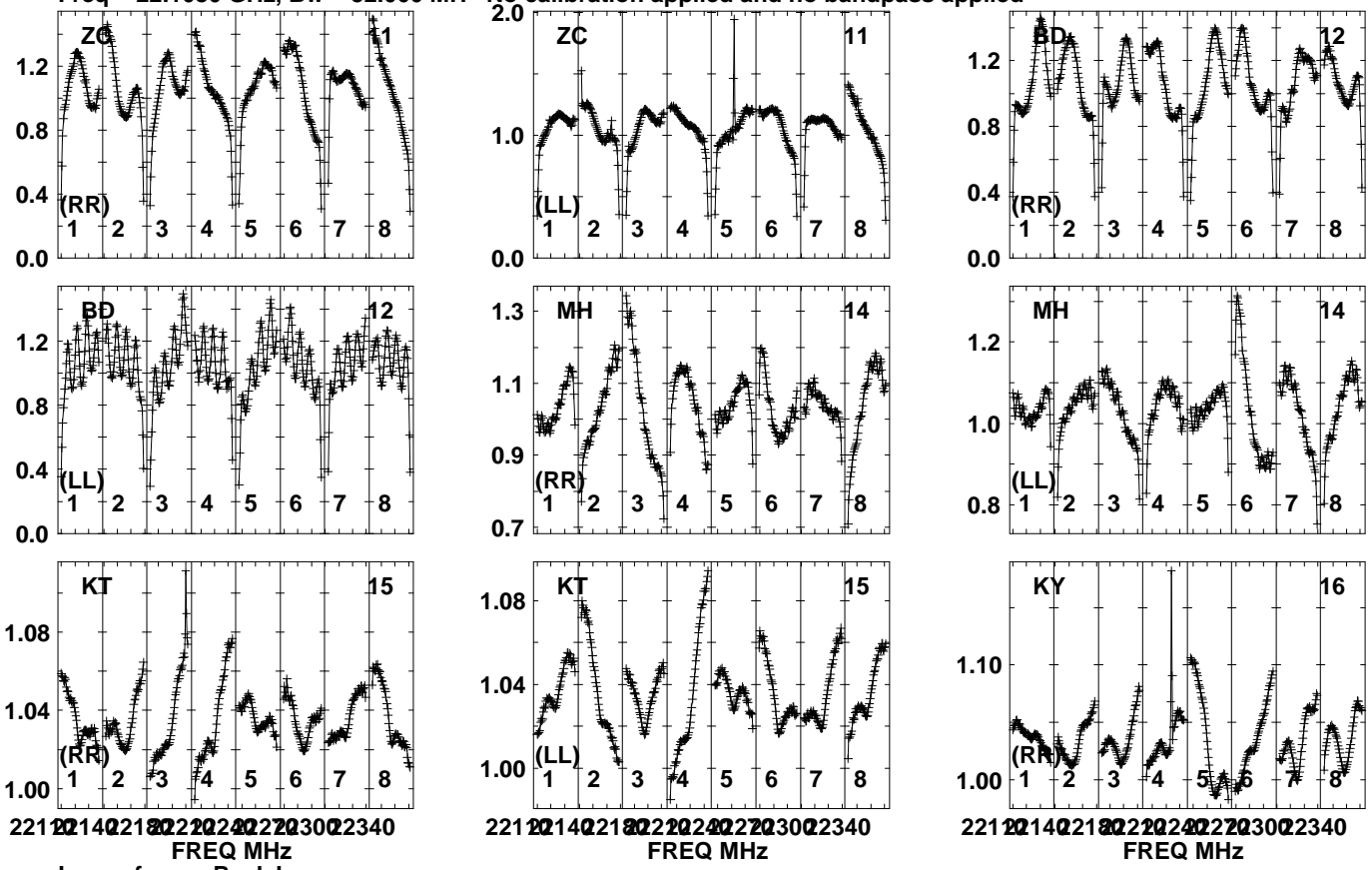
Lower frame: Real Jy
Auto-corr total-power spectrum Antenna: *
Timerange: 00/21:57:00 to 00/21:58:30

Plot file version 275 created 20-JAN-2021 19:34:37

J0205+3212 EB074F.UVDATA.1

Freq = 22.1080 GHz, Bw = 32.000 MH

No calibration applied and no bandpass applied

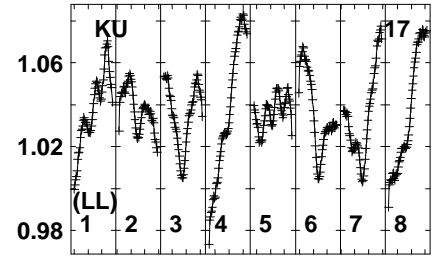
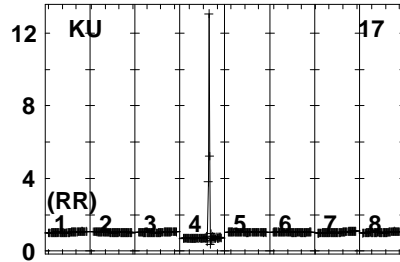
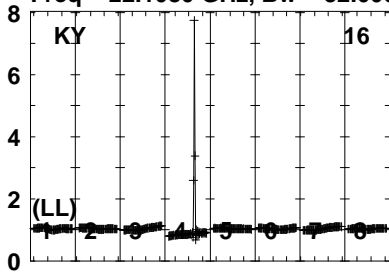


Lower frame: Real Jy
Auto-corr total-power spectrum Antenna: *
Timerange: 00/21:57:00 to 00/21:58:30

Plot file version 276 created 20-JAN-2021 19:34:37

J0205+3212 EB074F.UVDATA.1

Freq = 22.1080 GHz, Bw = 32.000 MH No calibration applied and no bandpass applied

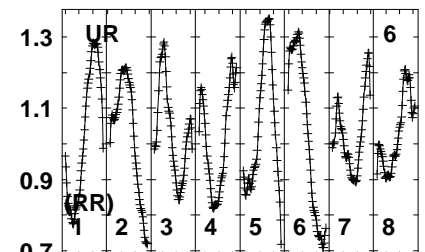
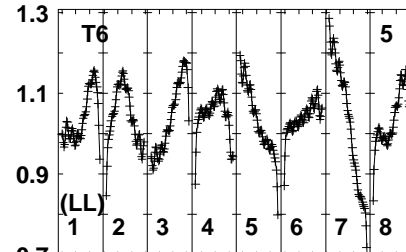
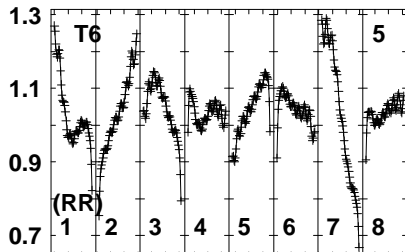
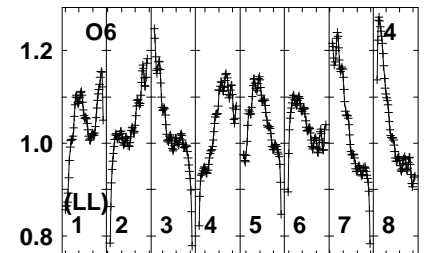
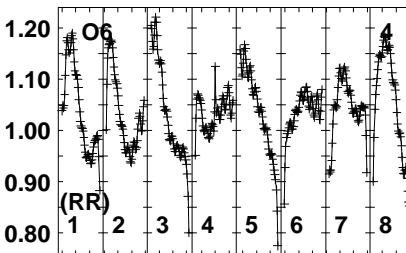
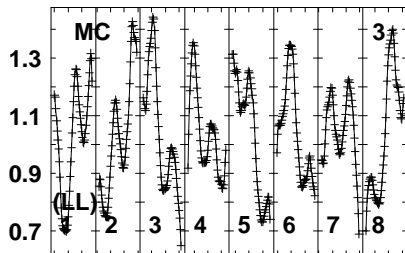
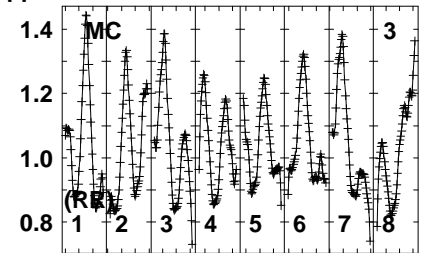
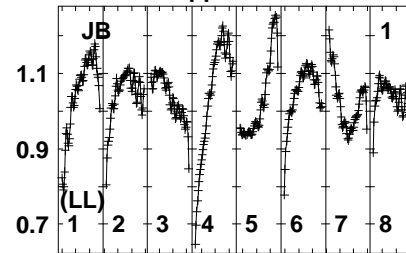
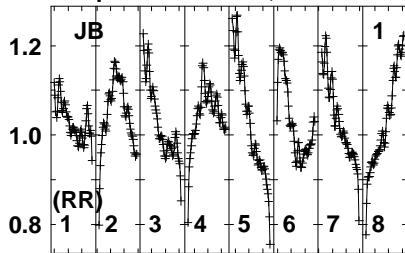


Lower frame: Real Jy
Auto-corr total-power spectrum Antenna: *
Timerange: 00/21:57:00 to 00/21:58:30

Plot file version 277 created 20-JAN-2021 19:34:37

LQ033+03 EB074F.UVDATA.1

Freq = 22.1080 GHz, Bw = 32.000 MH No calibration applied and no bandpass applied



221 2214 2218 2222 2226 2230 2234 0

FREQ MHz

Lower frame: Real Jy

Auto-corr total-power spectrum Antenna: *

Timerange: 00/21:59:31 to 00/22:01:29

221 2214 2218 2222 2226 2230 2234 0

FREQ MHz

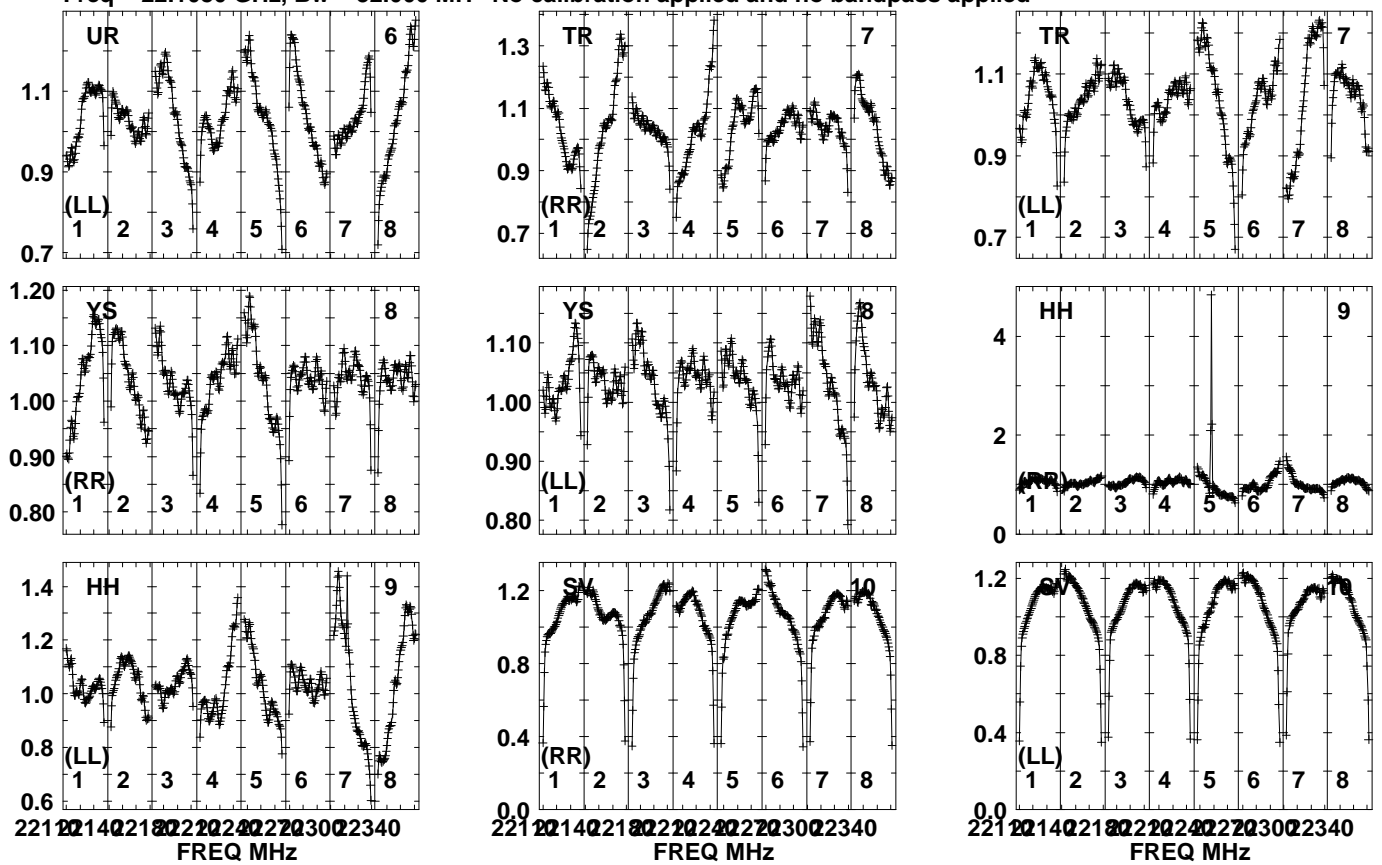
221 2214 2218 2222 2226 2230 2234 0

FREQ MHz

Plot file version 278 created 20-JAN-2021 19:34:37

LQ033+03 EB074F.UVDATA.1

Freq = 22.1080 GHz, Bw = 32.000 MH No calibration applied and no bandpass applied

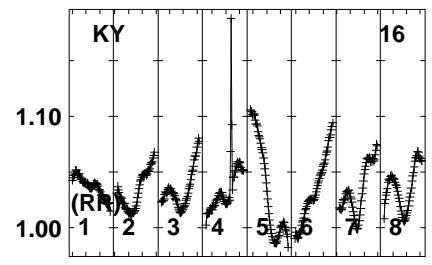
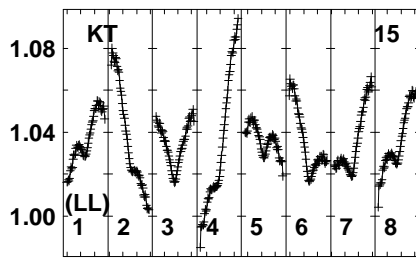
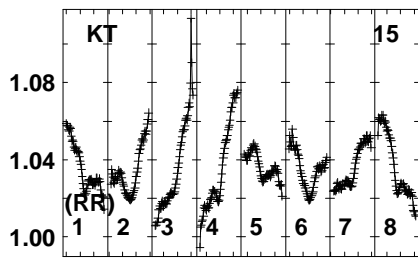
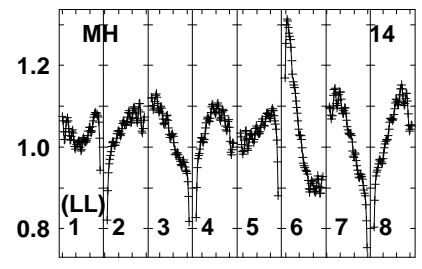
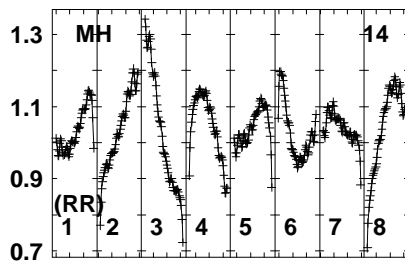
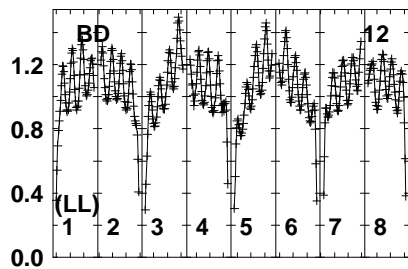
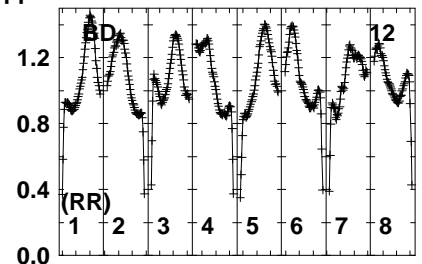
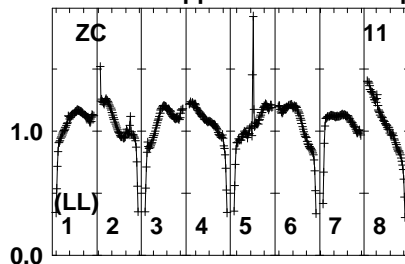
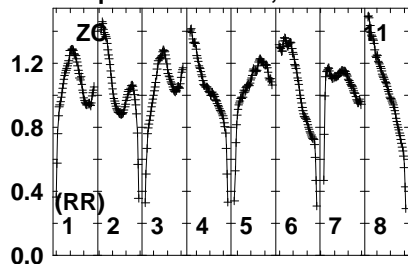


Lower frame: Real Jy
Auto-corr total-power spectrum Antenna: *
Timerange: 00/21:59:31 to 00/22:01:29

Plot file version 279 created 20-JAN-2021 19:34:38

LQ033+03 EB074F.UVDATA.1

Freq = 22.1080 GHz, Bw = 32.000 MH No calibration applied and no bandpass applied



221 2214 2218 2224 2228 2230 2234 2240
FREQ MHz

221 2214 2218 2224 2228 2230 2234 2240
FREQ MHz

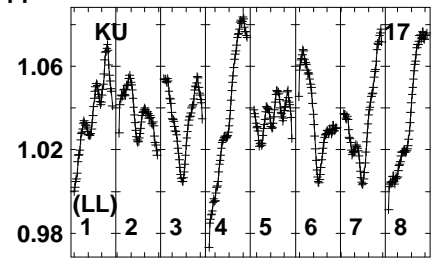
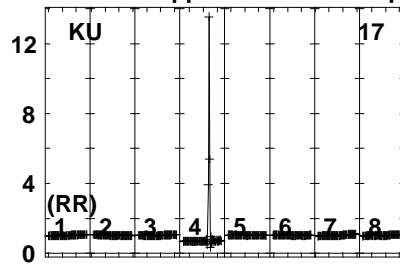
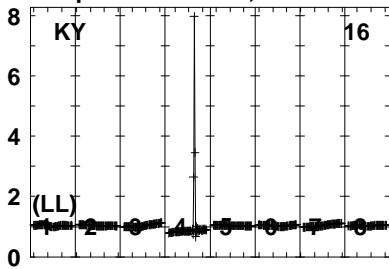
221 2214 2218 2224 2228 2230 2234 2240
FREQ MHz

Lower frame: Real Jy
Auto-corr total-power spectrum Antenna: *
Timerange: 00/21:59:31 to 00/22:01:29

Plot file version 280 created 20-JAN-2021 19:34:38

LQ033+03 EB074F.UVDATA.1

Freq = 22.1080 GHz, Bw = 32.000 MH No calibration applied and no bandpass applied

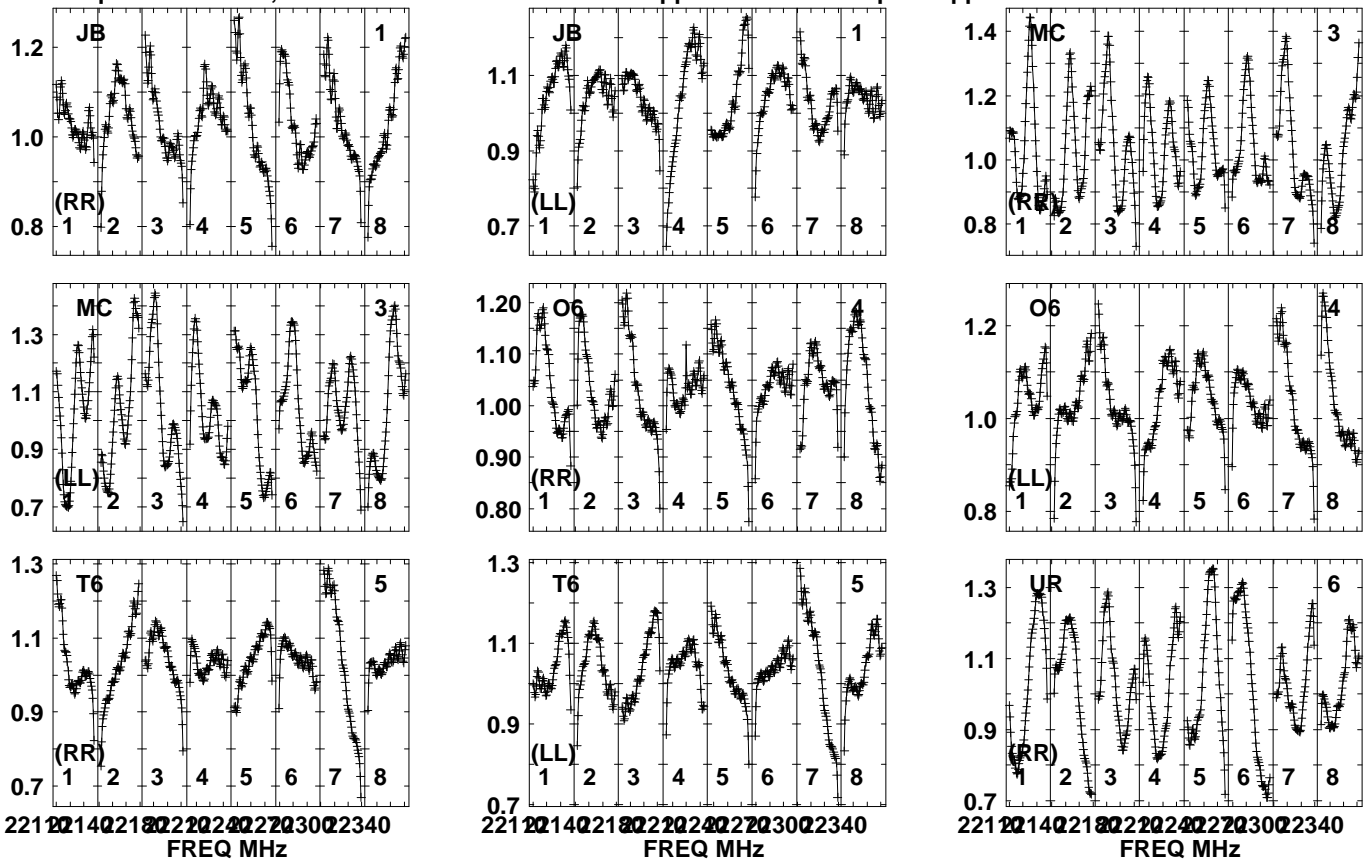


Lower frame: Real Jy
Auto-corr total-power spectrum Antenna: *
Timerange: 00/21:59:31 to 00/22:01:29

Plot file version 281 created 20-JAN-2021 19:34:38

J0205+3212 EB074F.UVDATA.1

Freq = 22.1080 GHz, Bw = 32.000 MH No calibration applied and no bandpass applied

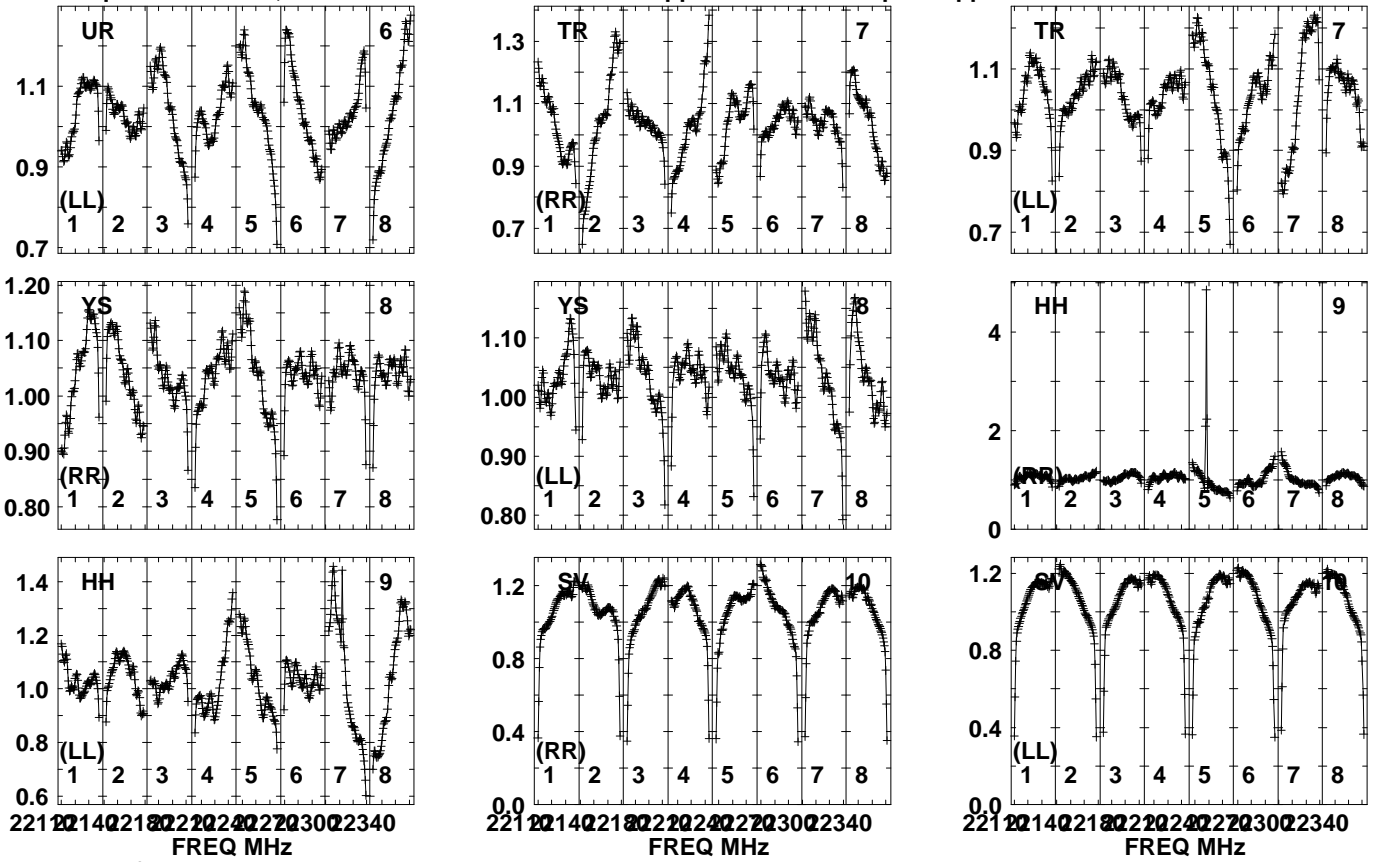


Lower frame: Real Jy
Auto-corr total-power spectrum Antenna: *
Timerange: 00/22:02:30 to 00/22:04:00

Plot file version 282 created 20-JAN-2021 19:34:39

J0205+3212 EB074F.UVDATA.1

Freq = 22.1080 GHz, Bw = 32.000 MH No calibration applied and no bandpass applied

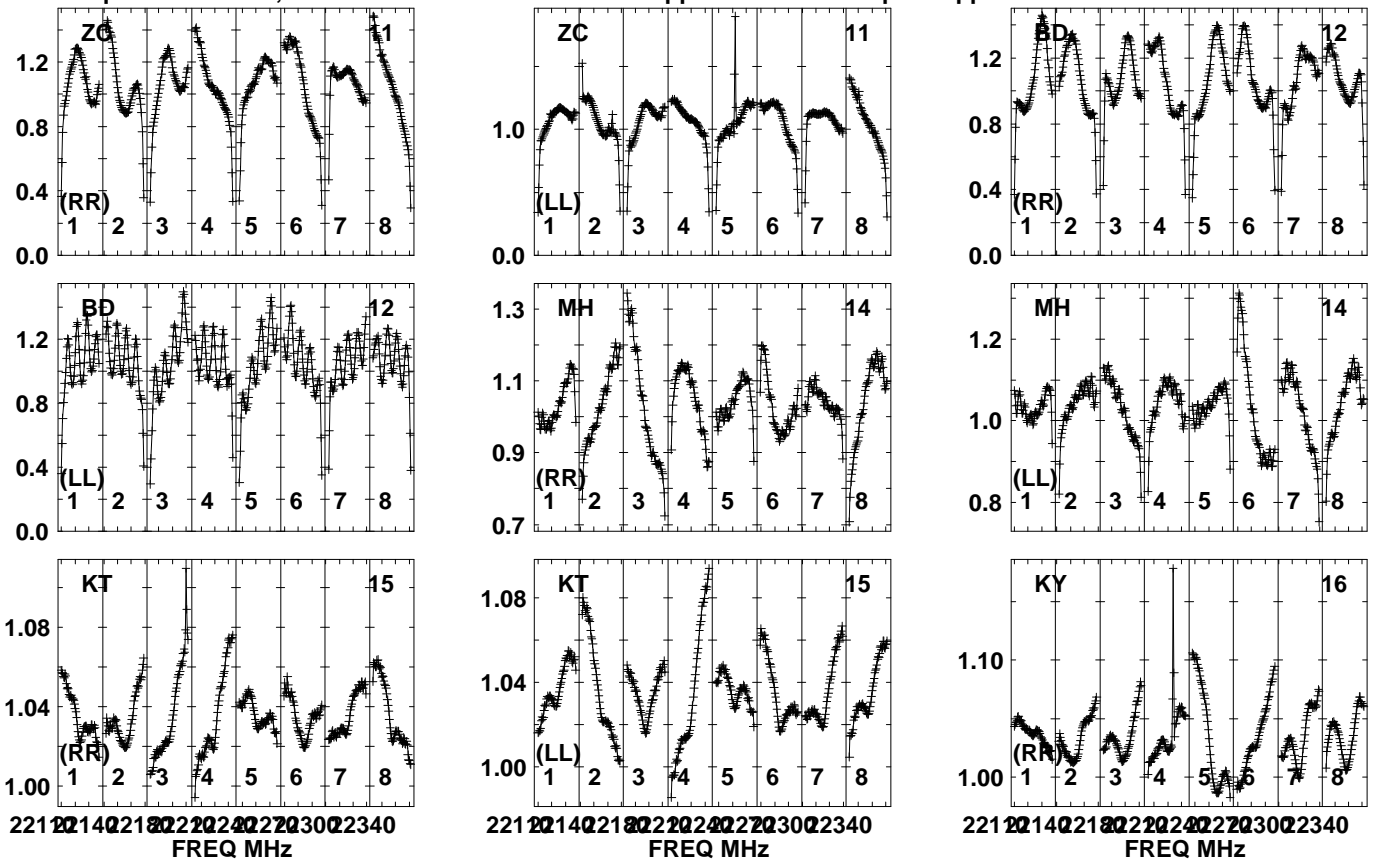


Lower frame: Real Jy
Auto-corr total-power spectrum Antenna: *
Timerange: 00/22:02:30 to 00/22:04:00

Plot file version 283 created 20-JAN-2021 19:34:40

J0205+3212 EB074F.UVDATA.1

Freq = 22.1080 GHz, Bw = 32.000 MH No calibration applied and no bandpass applied

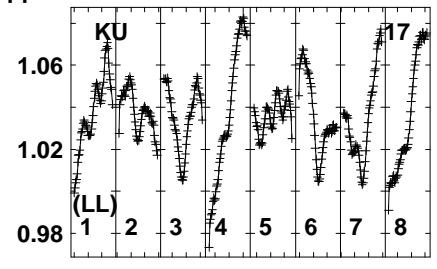
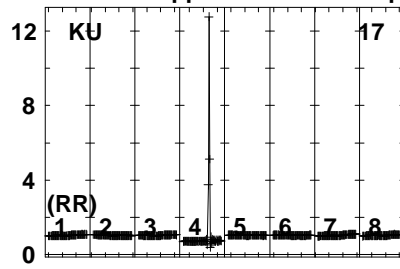
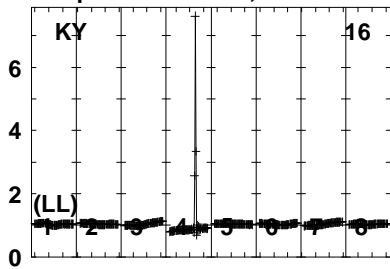


Lower frame: Real Jy
Auto-corr total-power spectrum Antenna: *
Timerange: 00/22:02:30 to 00/22:04:00

Plot file version 284 created 20-JAN-2021 19:34:40

J0205+3212 EB074F.UVDATA.1

Freq = 22.1080 GHz, Bw = 32.000 MH No calibration applied and no bandpass applied

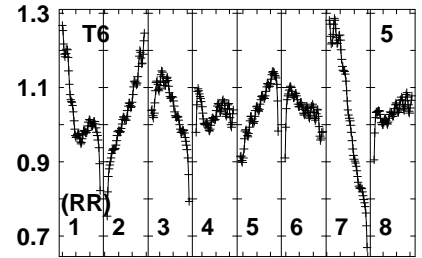
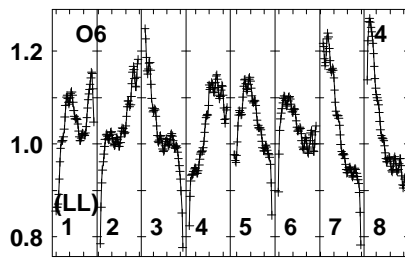
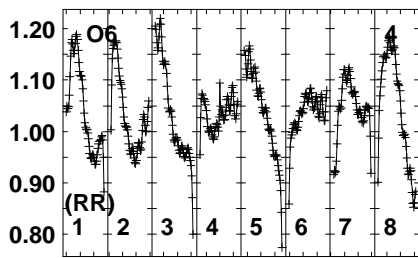
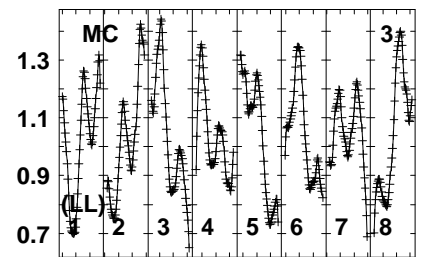
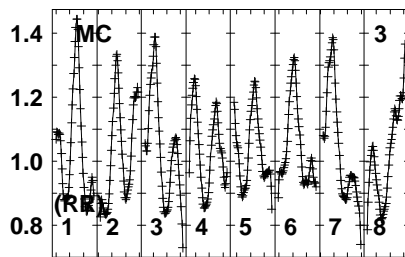
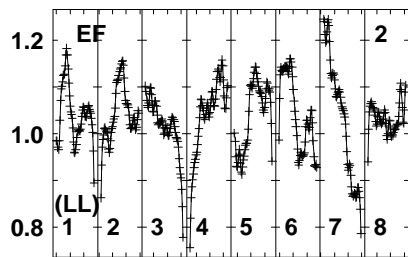
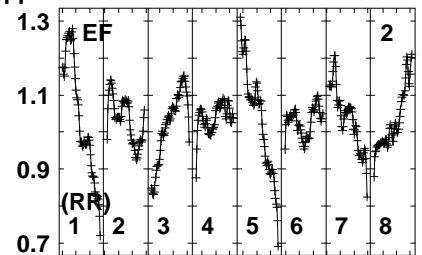
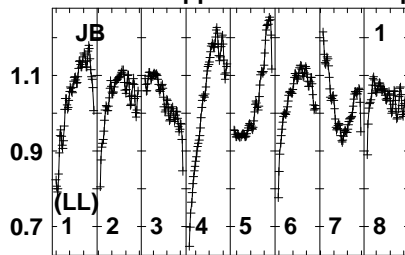
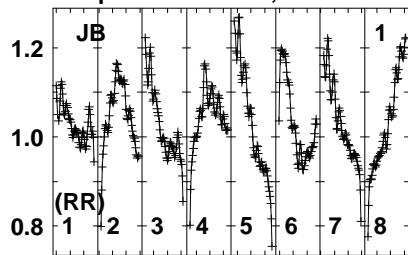


Lower frame: Real Jy
Auto-corr total-power spectrum Antenna: *
Timerange: 00/22:02:30 to 00/22:04:00

Plot file version 285 created 20-JAN-2021 19:34:40

0309+411B EB074F.UVDATA.1

Freq = 22.1080 GHz, Bw = 32.000 MH No calibration applied and no bandpass applied



22102140221802224022240222702230022340
FREQ MHz

22102140221802224022240222702230022340
FREQ MHz

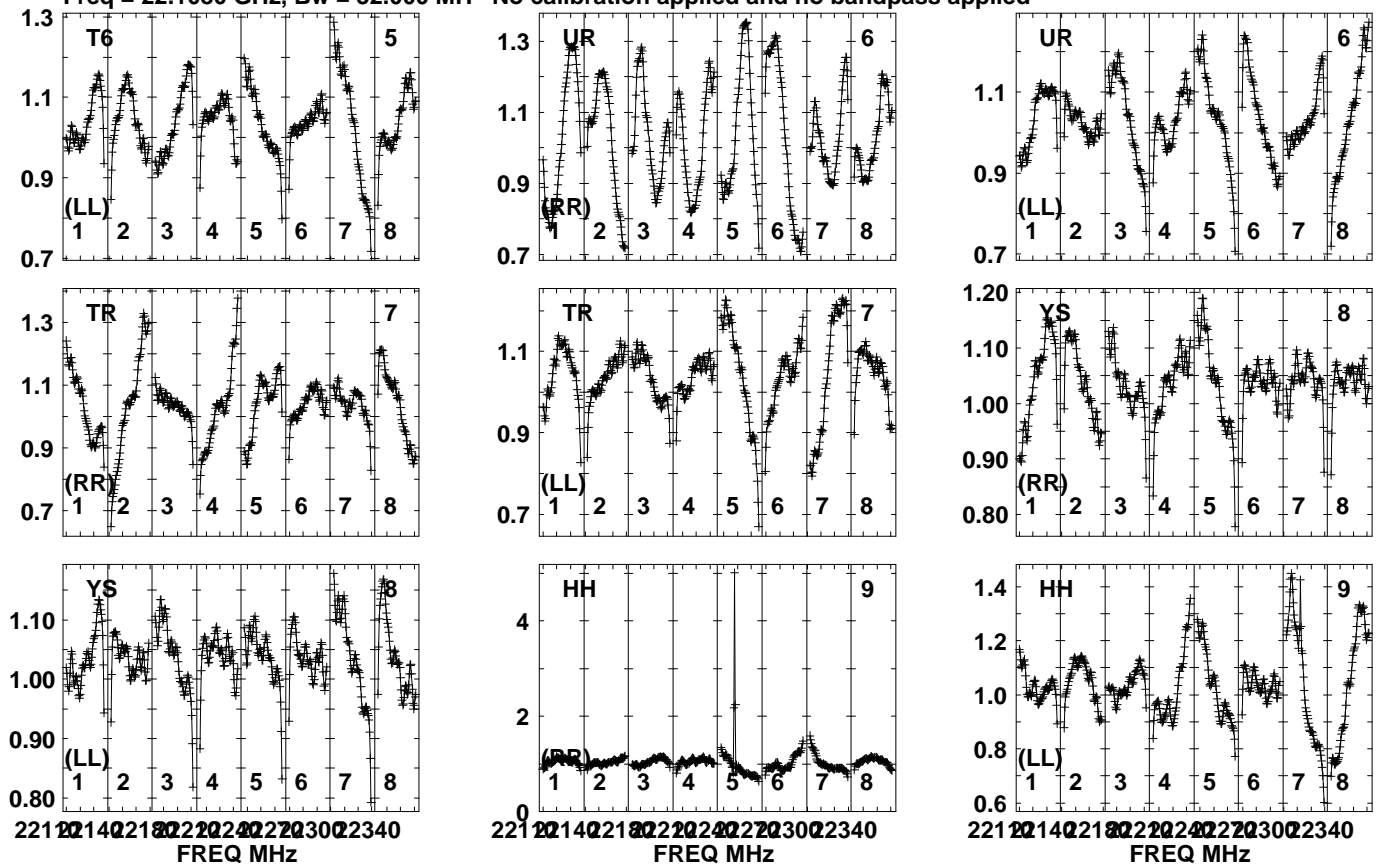
22102140221802224022240222702230022340
FREQ MHz

Lower frame: Real Jy
Auto-corr total-power spectrum Antenna: *
Timerange: 00/22:07:01 to 00/22:10:59

Plot file version 286 created 20-JAN-2021 19:34:41

0309+411B EB074F.UVDATA.1

Freq = 22.1080 GHz, Bw = 32.000 MH No calibration applied and no bandpass applied

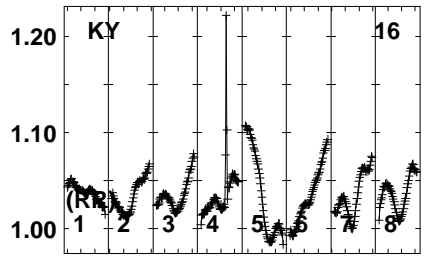
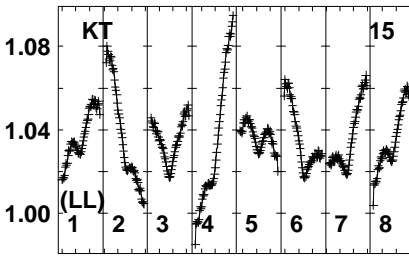
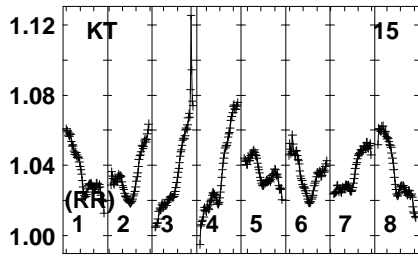
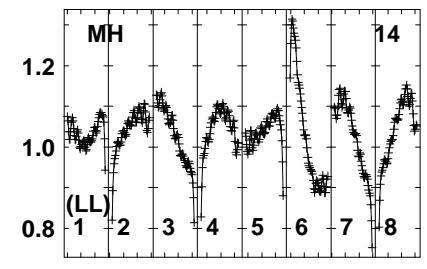
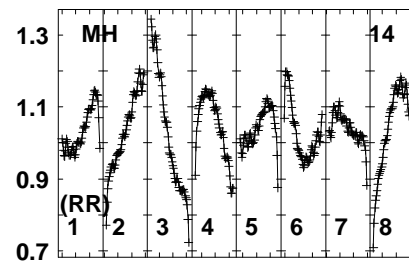
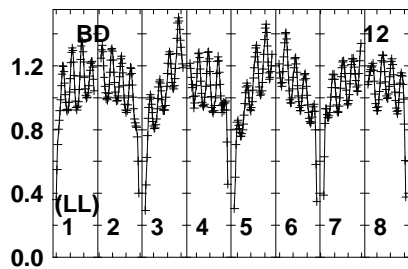
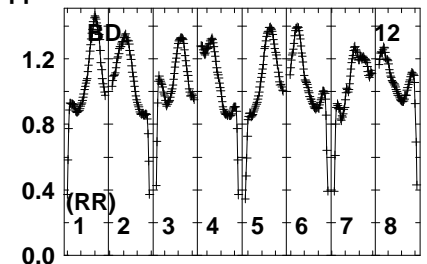
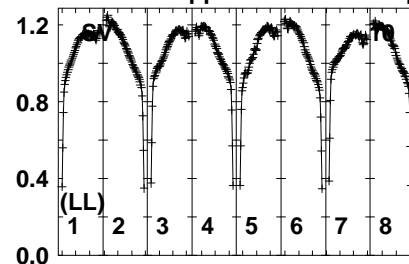
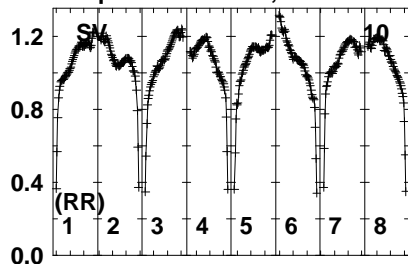


Lower frame: Real Jy
Auto-corr total-power spectrum Antenna: *
Timerange: 00/22:07:01 to 00/22:10:59

Plot file version 287 created 20-JAN-2021 19:34:42

0309+411B EB074F.UVDATA.1

Freq = 22.1080 GHz, Bw = 32.000 MH No calibration applied and no bandpass applied



2210214021802220224022703002340
FREQ MHz

2210214021802220224022703002340
FREQ MHz

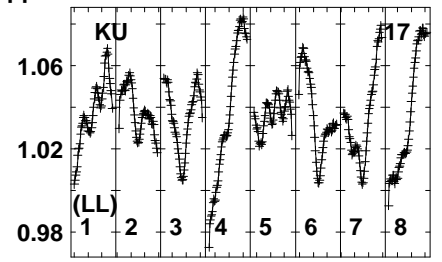
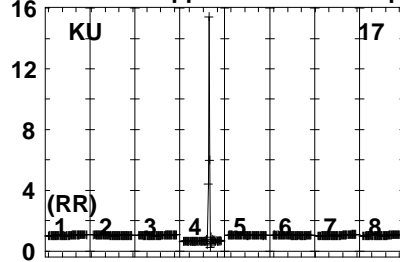

2210214021802220224022703002340
FREQ MHz

Lower frame: Real Jy
Auto-corr total-power spectrum Antenna: *
Timerange: 00/22:07:01 to 00/22:10:59

Plot file version 288 created 20-JAN-2021 19:34:43

0309+411B EB074F.UVDATA.1

Freq = 22.1080 GHz, Bw = 32.000 MH No calibration applied and no bandpass applied

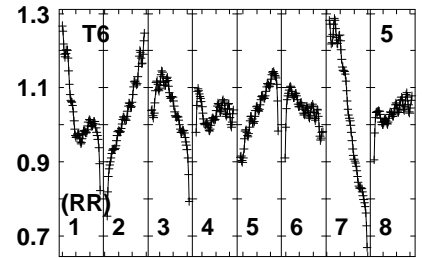
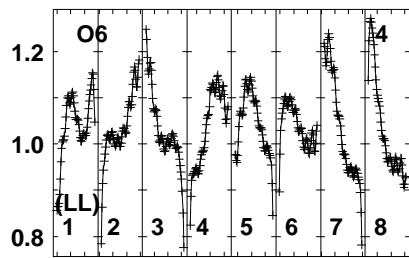
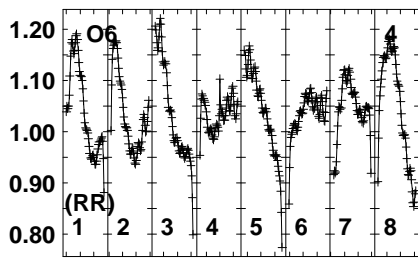
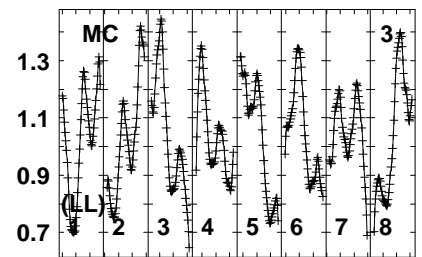
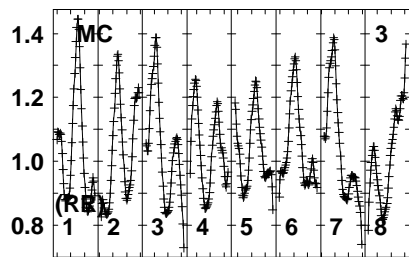
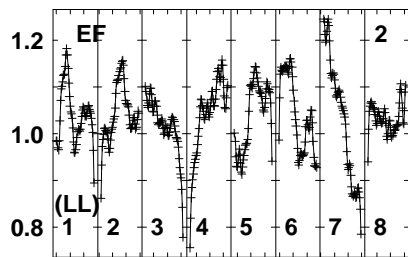
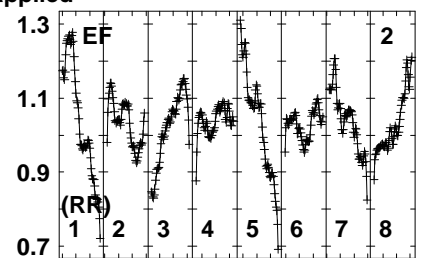
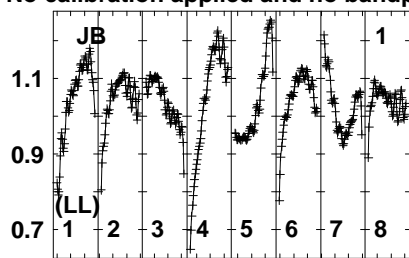
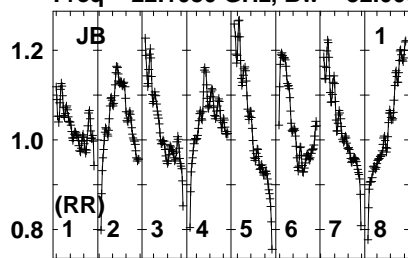


Lower frame: Real Jy
Auto-corr total-power spectrum Antenna: *
Timerange: 00/22:07:01 to 00/22:10:59

Plot file version 289 created 20-JAN-2021 19:34:43

0309+411B EB074F.UVDATA.1

Freq = 22.1080 GHz, Bw = 32.000 MH No calibration applied and no bandpass applied



2210214022180222402227023002340
FREQ MHz

2210214022180222402227023002340
FREQ MHz

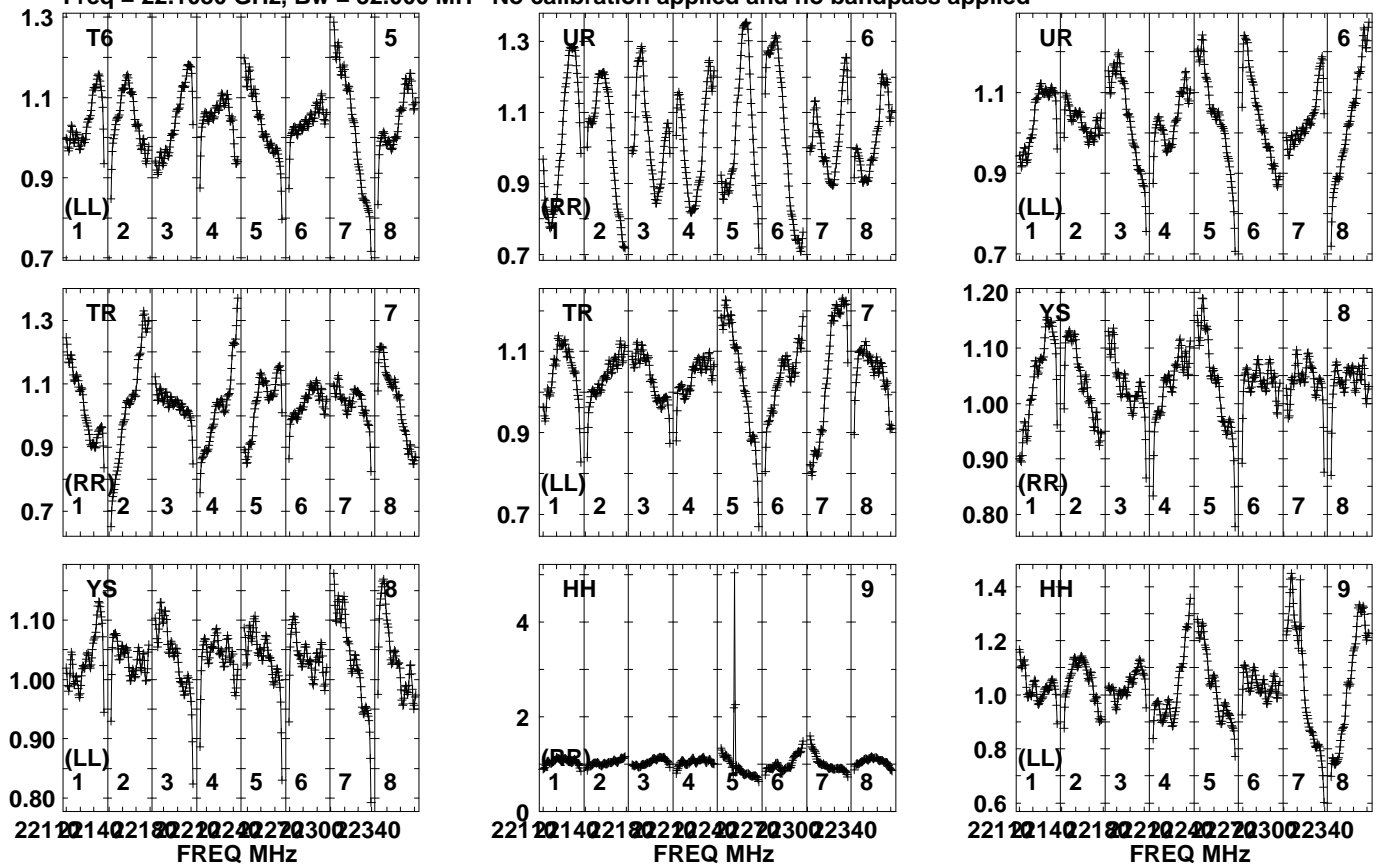
2210214022180222402227023002340
FREQ MHz

Lower frame: Real Jy
Auto-corr total-power spectrum Antenna: *
Timerange: 00/22:11:30 to 00/22:17:30

Plot file version 290 created 20-JAN-2021 19:34:44

0309+411B EB074F.UVDATA.1

Freq = 22.1080 GHz, Bw = 32.000 MH No calibration applied and no bandpass applied

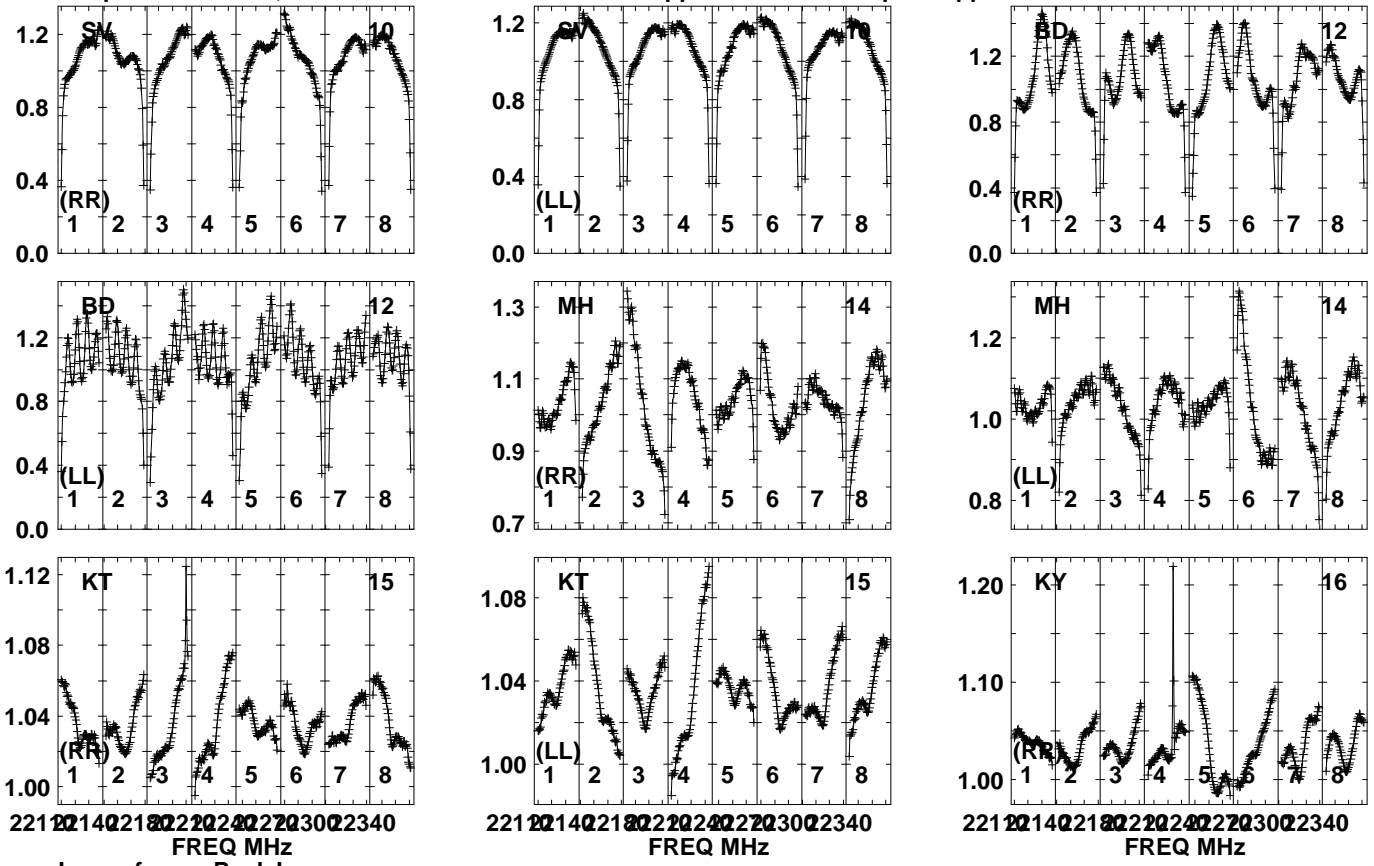


Lower frame: Real Jy
Auto-corr total-power spectrum Antenna: *
Timerange: 00/22:11:30 to 00/22:17:30

Plot file version 291 created 20-JAN-2021 19:34:45

0309+411B EB074F.UVDATA.1

Freq = 22.1080 GHz, Bw = 32.000 MH No calibration applied and no bandpass applied

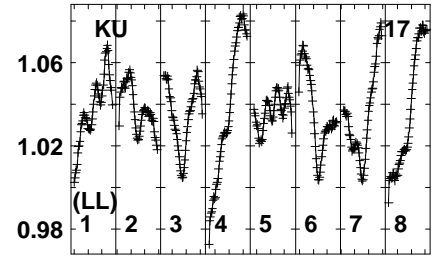
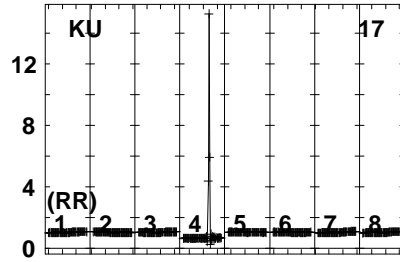



Lower frame: Real Jy
Auto-corr total-power spectrum Antenna: *
Timerange: 00/22:11:30 to 00/22:17:30

Plot file version 292 created 20-JAN-2021 19:34:46

0309+411B EB074F.UVDATA.1

Freq = 22.1080 GHz, Bw = 32.000 MH No calibration applied and no bandpass applied

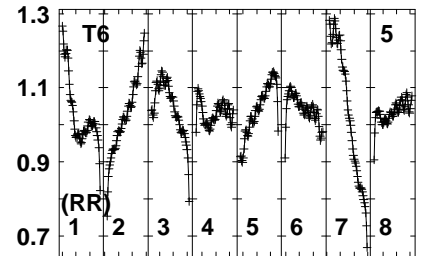
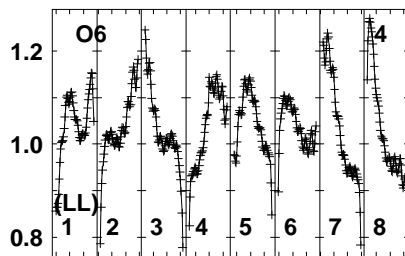
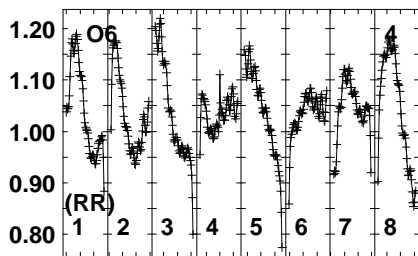
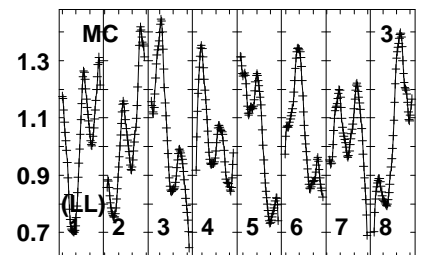
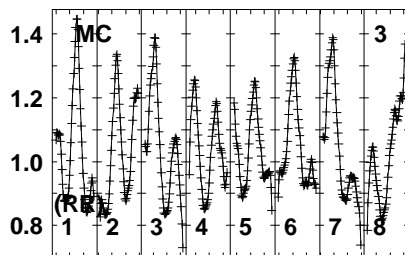
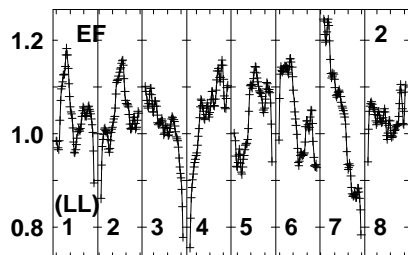
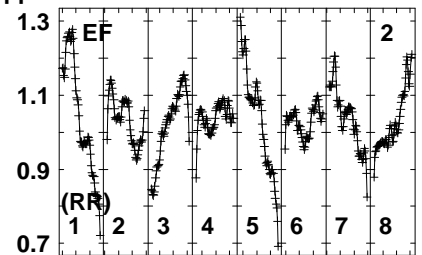
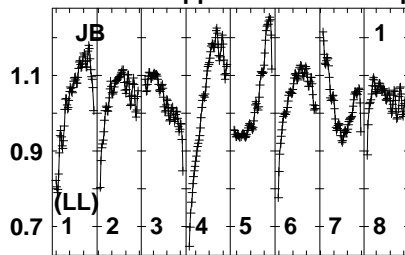
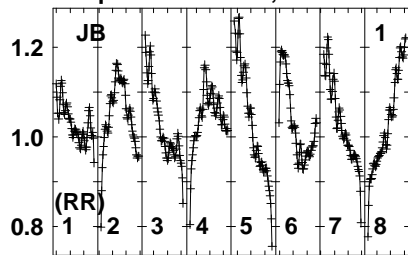


Lower frame: Real Jy
Auto-corr total-power spectrum Antenna: *
Timerange: 00/22:11:30 to 00/22:17:30

Plot file version 293 created 20-JAN-2021 19:34:47

0309+411B EB074F.UVDATA.1

Freq = 22.1080 GHz, Bw = 32.000 MH No calibration applied and no bandpass applied



2210214021802220224022703002340
FREQ MHz

2210214021802220224022703002340
FREQ MHz

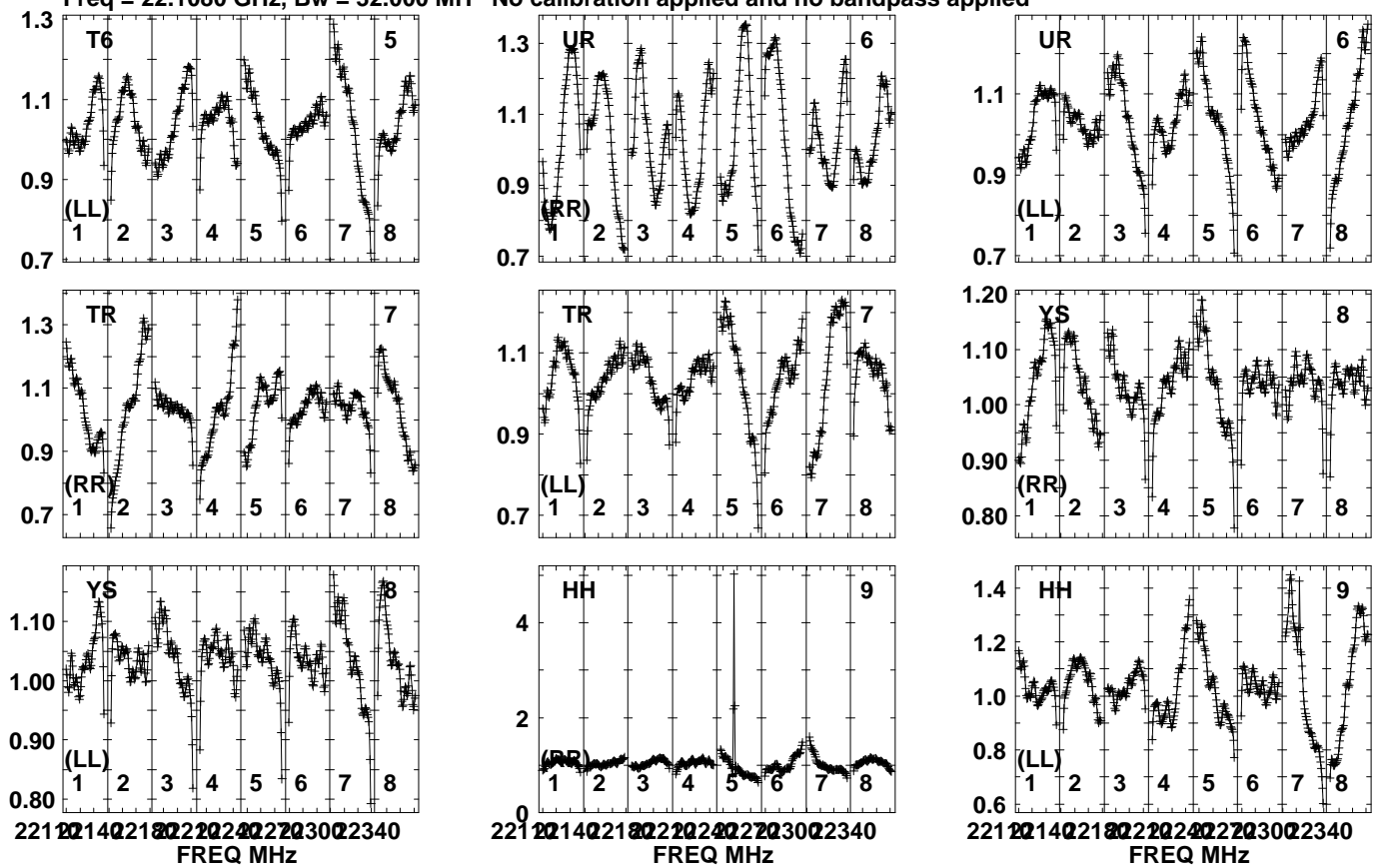
2210214021802220224022703002340
FREQ MHz

Lower frame: Real Jy
Auto-corr total-power spectrum Antenna: *
Timerange: 00/22:18:00 to 00/22:20:00

Plot file version 294 created 20-JAN-2021 19:34:47

0309+411B EB074F.UVDATA.1

Freq = 22.1080 GHz, Bw = 32.000 MH No calibration applied and no bandpass applied

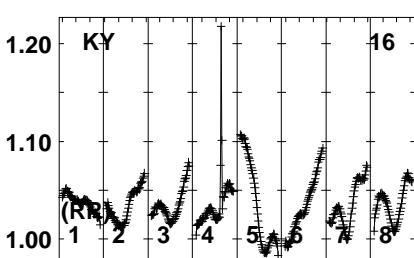
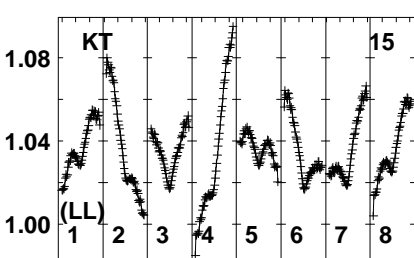
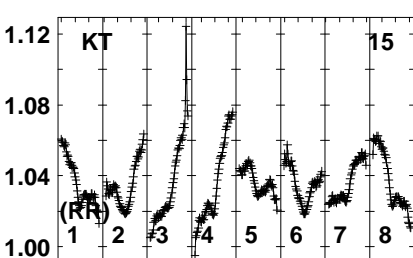
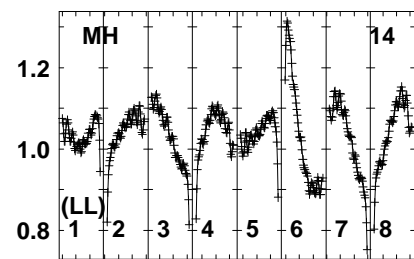
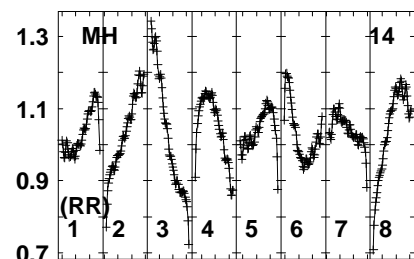
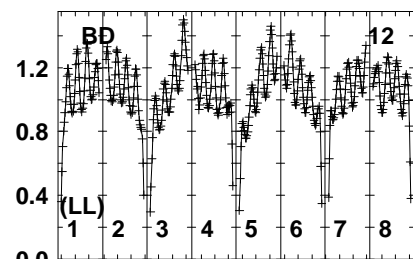
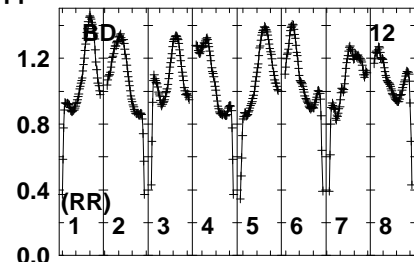
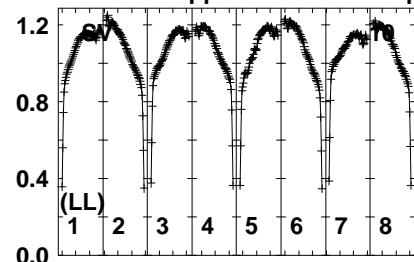
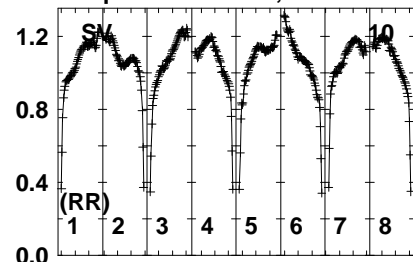


Lower frame: Real Jy
Auto-corr total-power spectrum Antenna: *
Timerange: 00/22:18:00 to 00/22:20:00

Plot file version 295 created 20-JAN-2021 19:34:48

0309+411B EB074F.UVDATA.1

Freq = 22.1080 GHz, Bw = 32.000 MH No calibration applied and no bandpass applied



2210214021802220224022703002340
FREQ MHz

2210214021802220224022703002340
FREQ MHz

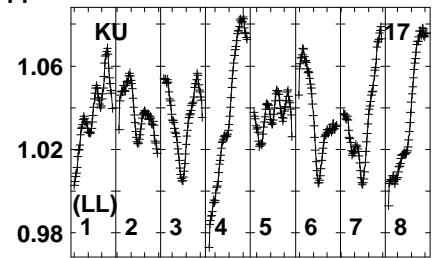
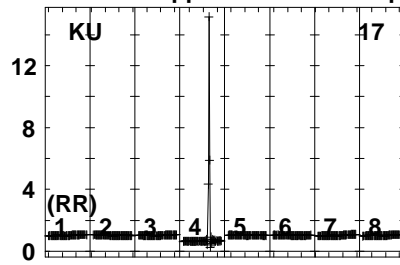
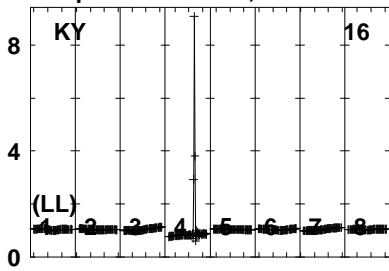
2210214021802220224022703002340
FREQ MHz

Lower frame: Real Jy
Auto-corr total-power spectrum Antenna: *
Timerange: 00/22:18:00 to 00/22:20:00

Plot file version 296 created 20-JAN-2021 19:34:48

0309+411B EB074F.UVDATA.1

Freq = 22.1080 GHz, Bw = 32.000 MH No calibration applied and no bandpass applied

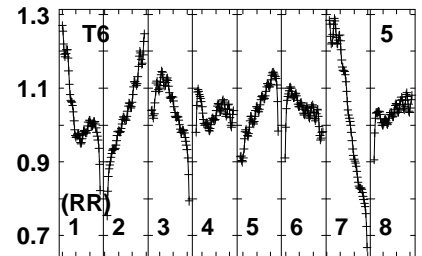
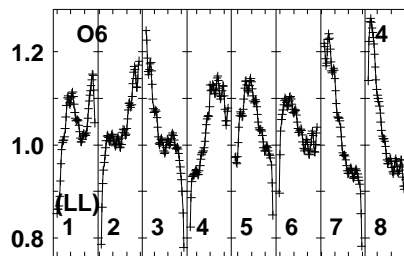
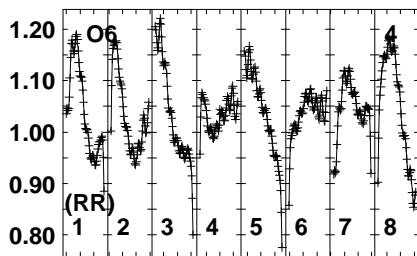
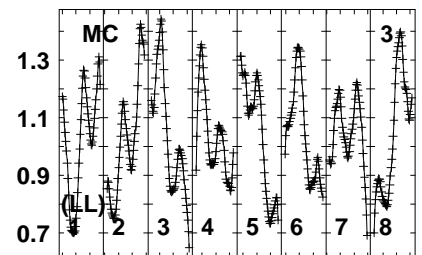
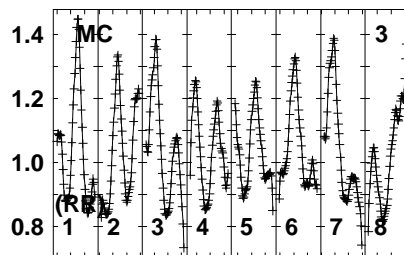
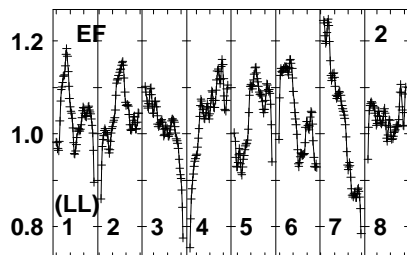
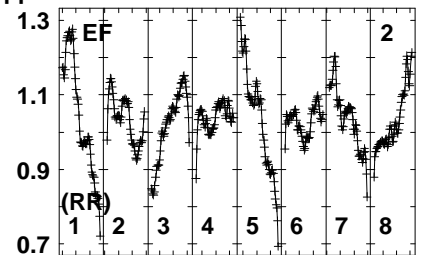
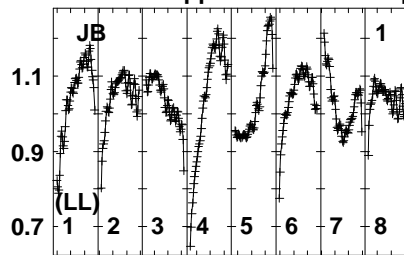
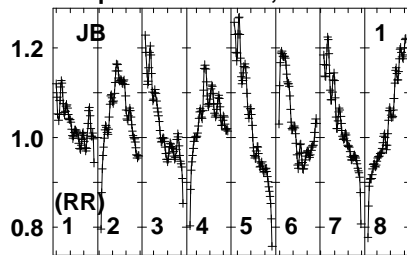


Lower frame: Real Jy
Auto-corr total-power spectrum Antenna: *
Timerange: 00/22:18:00 to 00/22:20:00

Plot file version 297 created 20-JAN-2021 19:34:48

4C40.08 EB074F.UVDATA.1

Freq = 22.1080 GHz, Bw = 32.000 MH No calibration applied and no bandpass applied



22102140221802220222402228023002340
FREQ MHz

22102140221802220222402228023002340
FREQ MHz

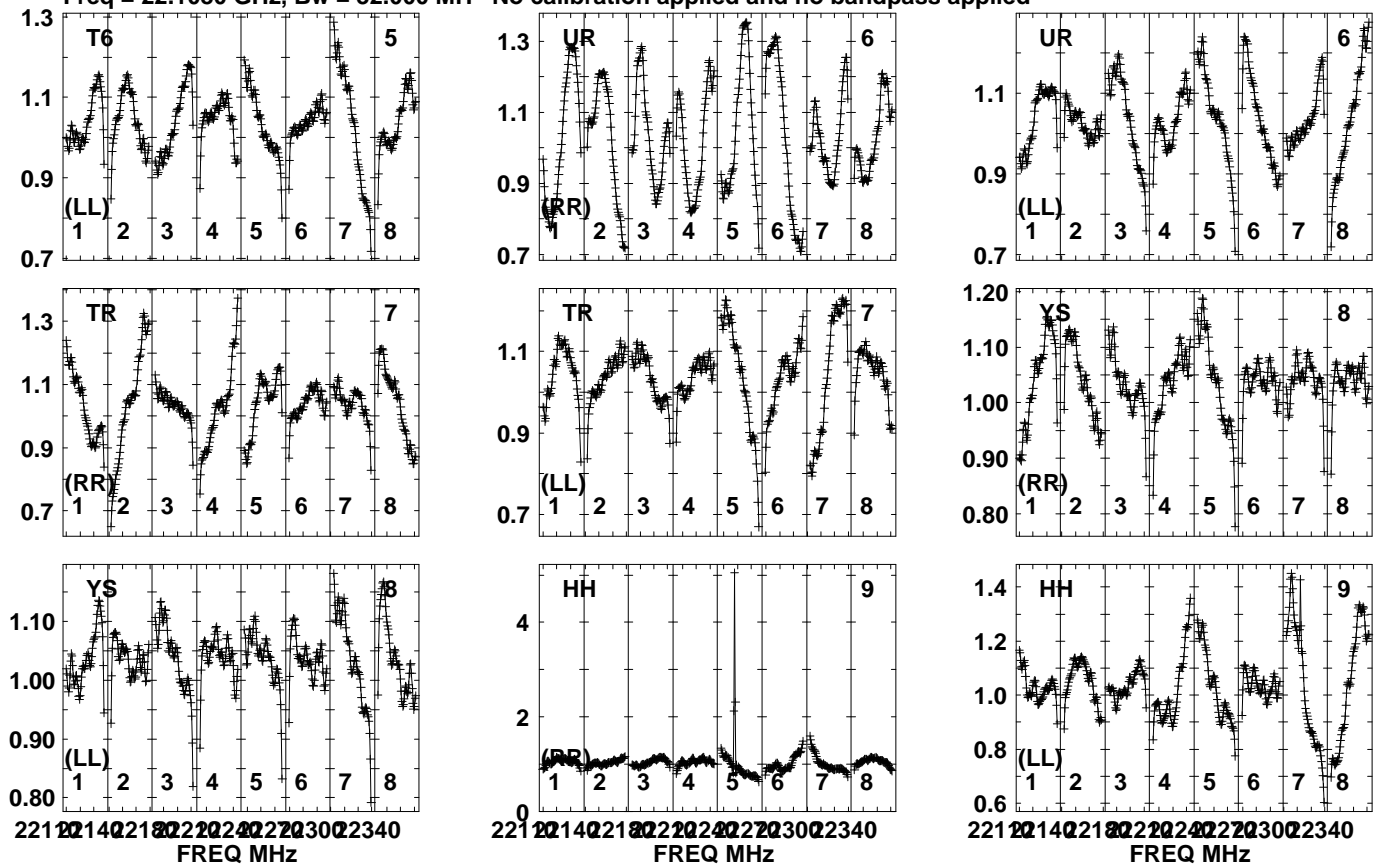
22102140221802220222402228023002340
FREQ MHz

Lower frame: Real Jy
Auto-corr total-power spectrum Antenna: *
Timerange: 00/22:22:01 to 00/22:23:59

Plot file version 298 created 20-JAN-2021 19:34:49

4C40.08 EB074F.UVDATA.1

Freq = 22.1080 GHz, Bw = 32.000 MH No calibration applied and no bandpass applied

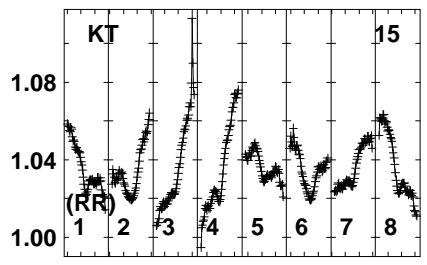
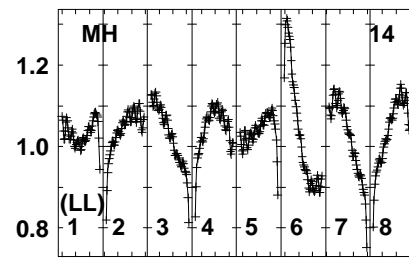
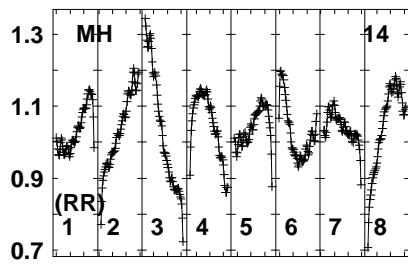
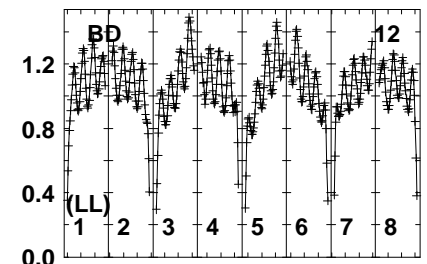
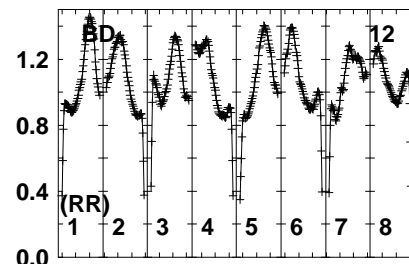
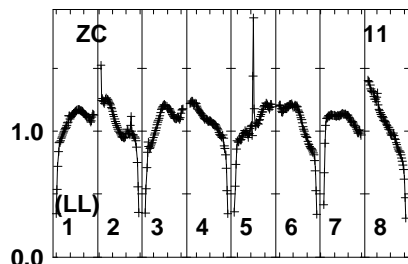
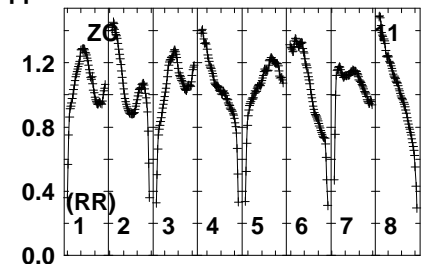
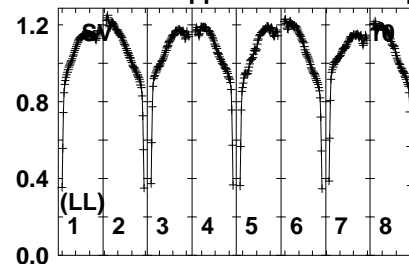
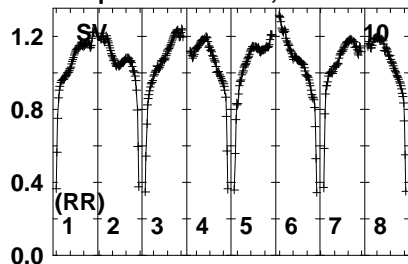


Lower frame: Real Jy
Auto-corr total-power spectrum Antenna: *
Timerange: 00/22:22:01 to 00/22:23:59

Plot file version 299 created 20-JAN-2021 19:34:49

4C40.08 EB074F.UVDATA.1

Freq = 22.1080 GHz, Bw = 32.000 MH No calibration applied and no bandpass applied



221021402218022240222802232022340
FREQ MHz

221021402218022240222802232022340
FREQ MHz

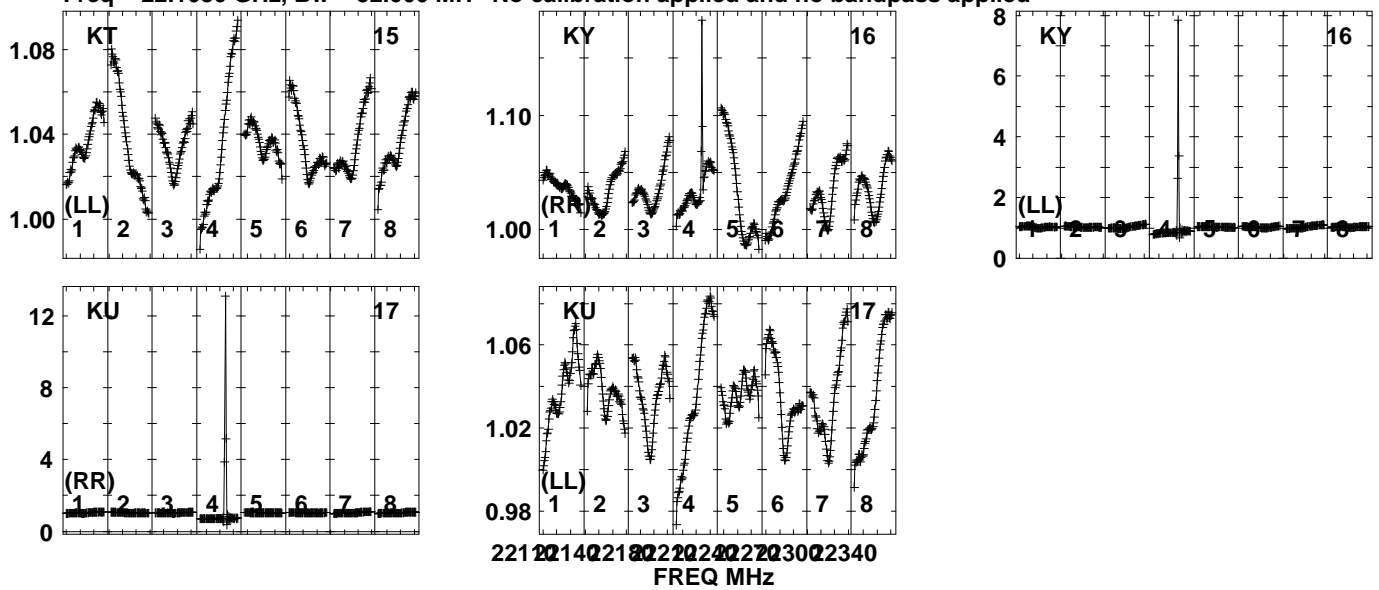
221021402218022240222802232022340
FREQ MHz

Lower frame: Real Jy
Auto-corr total-power spectrum Antenna: *
Timerange: 00/22:22:01 to 00/22:23:59

Plot file version 300 created 20-JAN-2021 19:34:50

4C40.08 EB074F.UVDATA.1

Freq = 22.1080 GHz, Bw = 32.000 MH No calibration applied and no bandpass applied

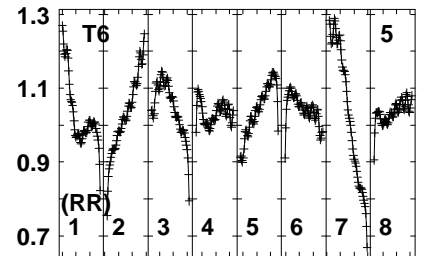
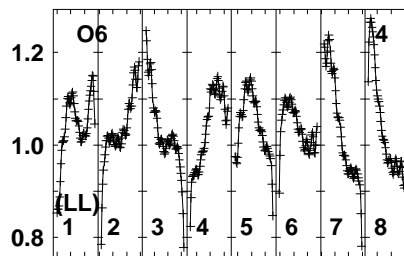
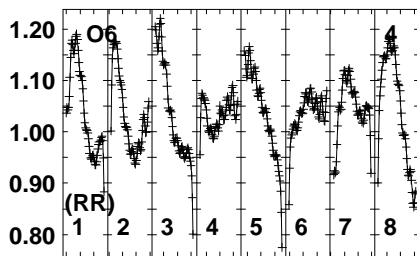
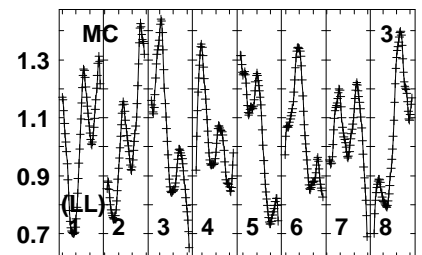
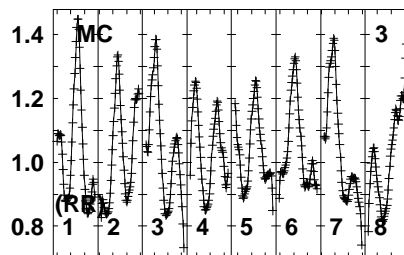
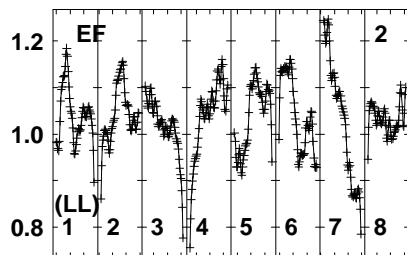
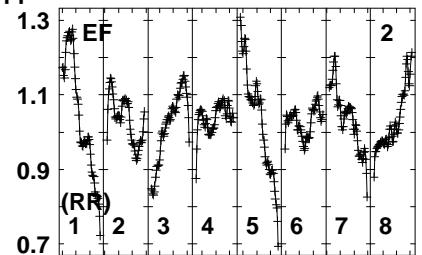
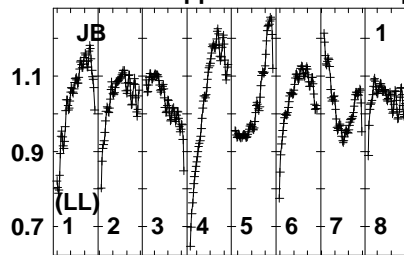
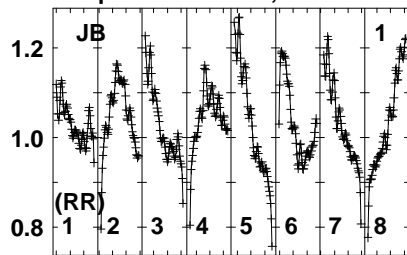


Lower frame: Real Jy
Auto-corr total-power spectrum Antenna: *
Timerange: 00/22:22:01 to 00/22:23:59

Plot file version 301 created 20-JAN-2021 19:34:50

J0204+4005 EB074F.UVDATA.1

Freq = 22.1080 GHz, Bw = 32.000 MH No calibration applied and no bandpass applied



22102140221802224022240222030022340
FREQ MHz

22102140221802224022240222030022340
FREQ MHz

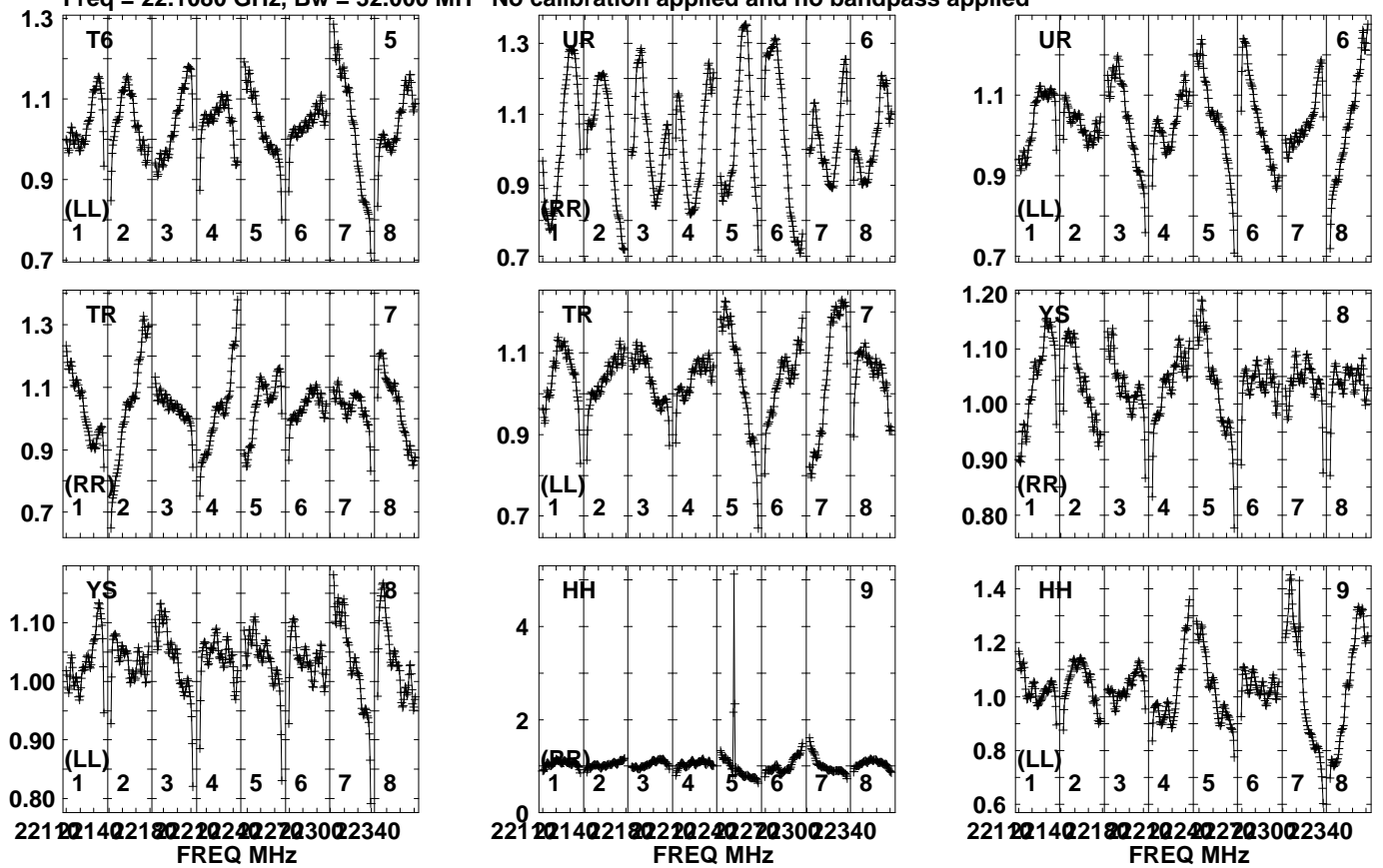
22102140221802224022240222030022340
FREQ MHz

Lower frame: Real Jy
Auto-corr total-power spectrum Antenna: *
Timerange: 00/22:25:00 to 00/22:26:30

Plot file version 302 created 20-JAN-2021 19:34:50

J0204+4005 EB074F.UVDATA.1

Freq = 22.1080 GHz, Bw = 32.000 MH No calibration applied and no bandpass applied

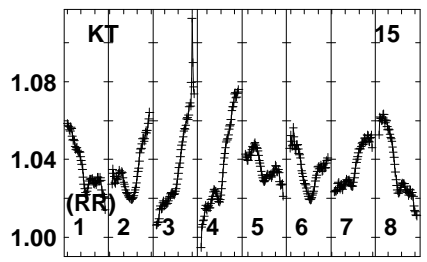
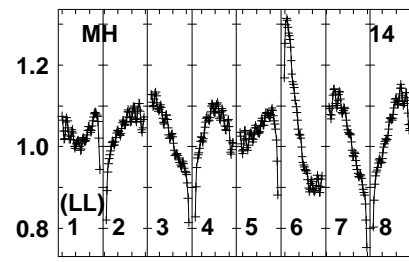
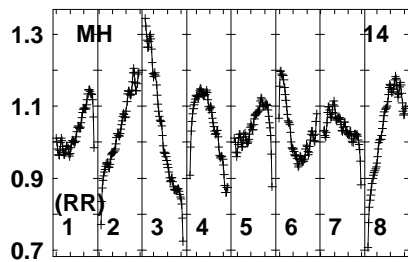
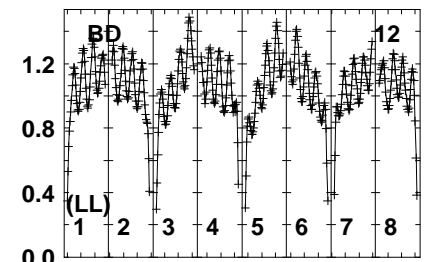
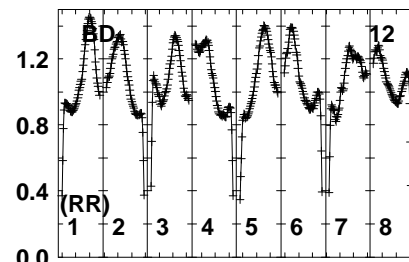
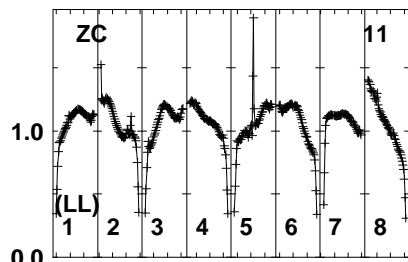
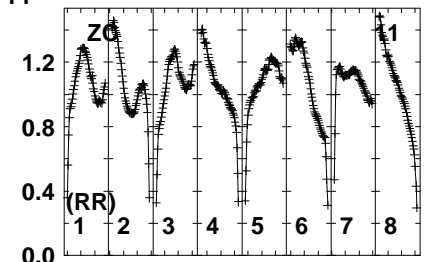
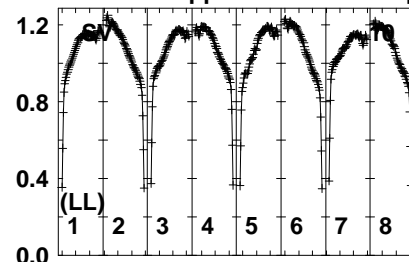
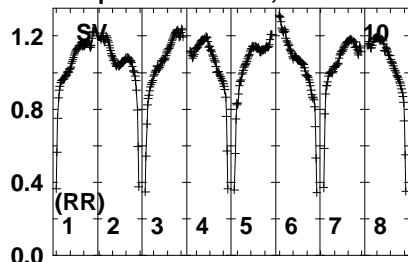


Lower frame: Real Jy
Auto-corr total-power spectrum Antenna: *
Timerange: 00/22:25:00 to 00/22:26:30

Plot file version 303 created 20-JAN-2021 19:34:51

J0204+4005 EB074F.UVDATA.1

Freq = 22.1080 GHz, Bw = 32.000 MH No calibration applied and no bandpass applied



2210214021802220224022703002340
FREQ MHz

2210214021802220224022703002340
FREQ MHz

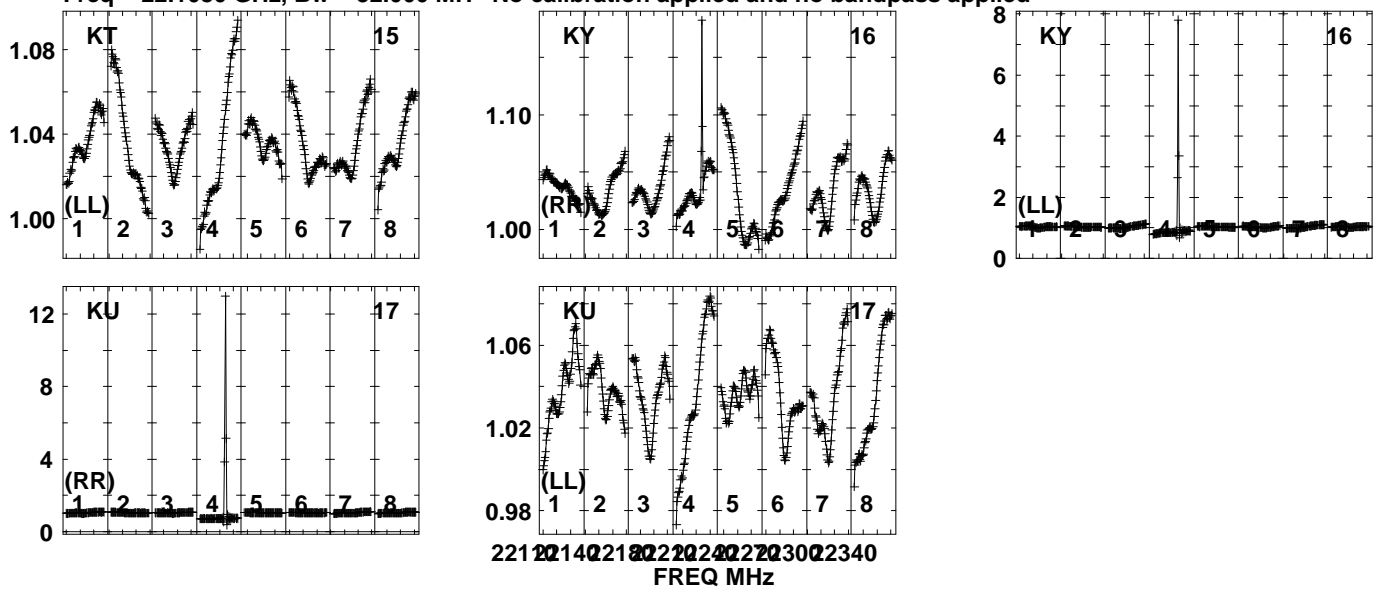
2210214021802220224022703002340
FREQ MHz

Lower frame: Real Jy
Auto-corr total-power spectrum Antenna: *
Timerange: 00/22:25:00 to 00/22:26:30

Plot file version 304 created 20-JAN-2021 19:34:51

J0204+4005 EB074F.UVDATA.1

Freq = 22.1080 GHz, Bw = 32.000 MH No calibration applied and no bandpass applied

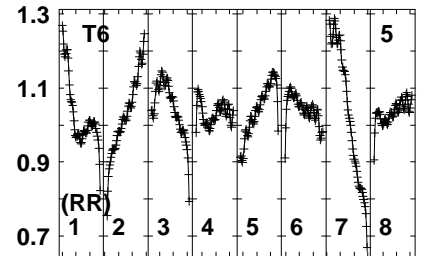
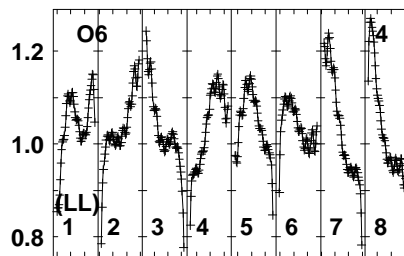
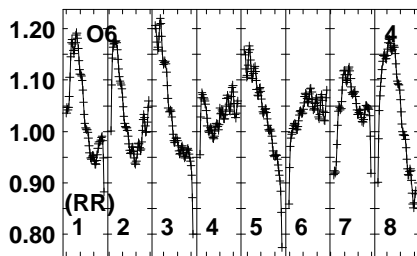
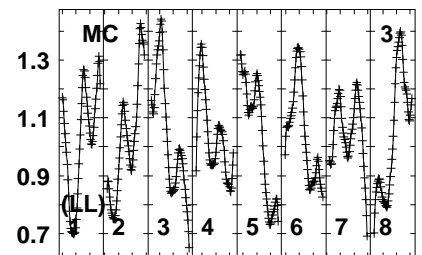
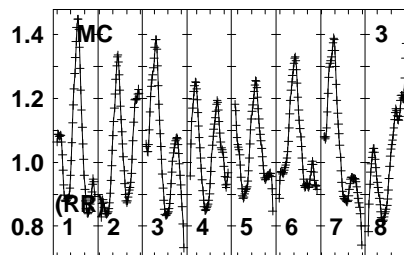
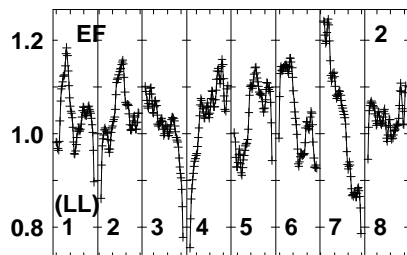
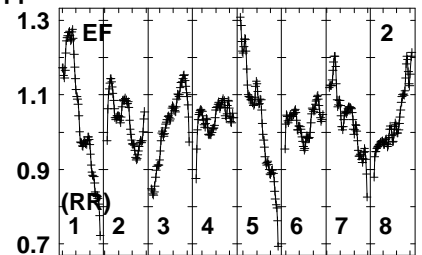
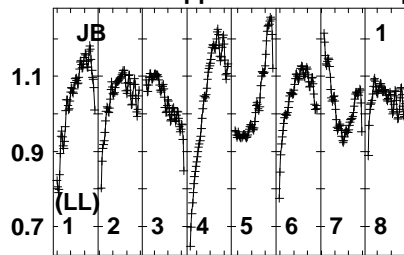
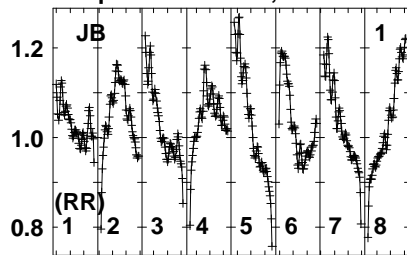


Lower frame: Real Jy
Auto-corr total-power spectrum Antenna: *
Timerange: 00/22:25:00 to 00/22:26:30

Plot file version 305 created 20-JAN-2021 19:34:51

4C40.08 EB074F.UVDATA.1

Freq = 22.1080 GHz, Bw = 32.000 MH No calibration applied and no bandpass applied



2210 22140 22180 22220 22260 22300 22340
FREQ MHz

2210 22140 22180 22220 22260 22300 22340
FREQ MHz

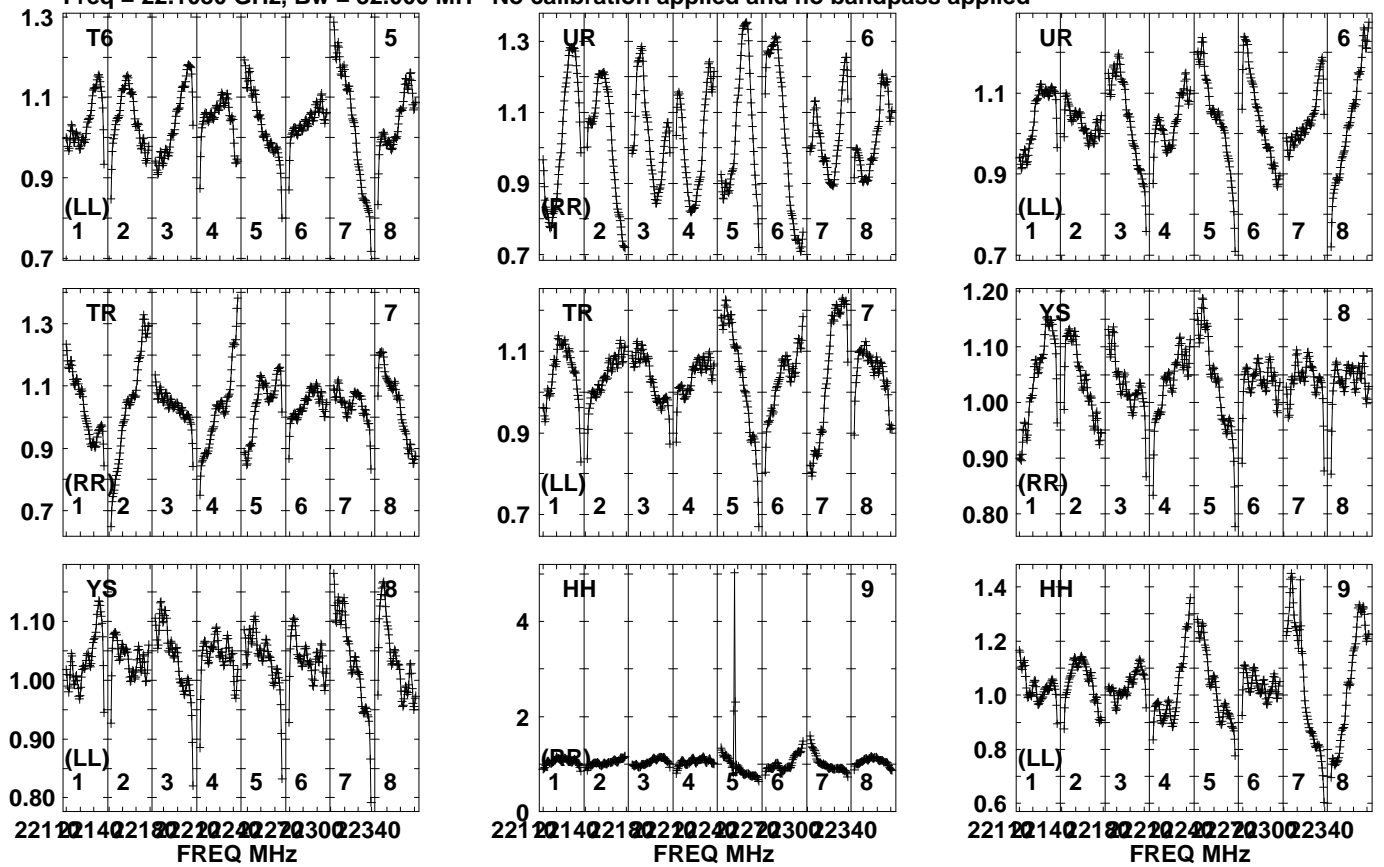
2210 22140 22180 22220 22260 22300 22340
FREQ MHz

Lower frame: Real Jy
Auto-corr total-power spectrum Antenna: *
Timerange: 00/22:27:31 to 00/22:29:29

Plot file version 306 created 20-JAN-2021 19:34:52

4C40.08 EB074F.UVDATA.1

Freq = 22.1080 GHz, Bw = 32.000 MH No calibration applied and no bandpass applied

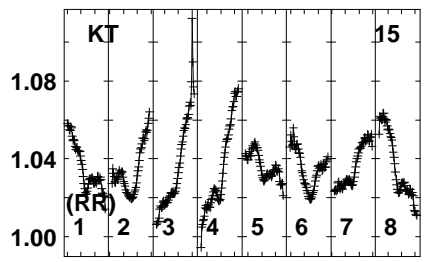
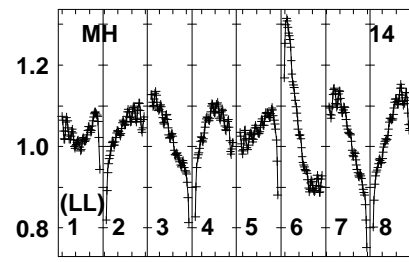
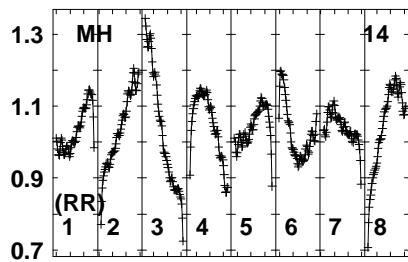
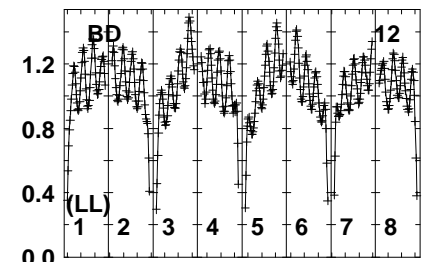
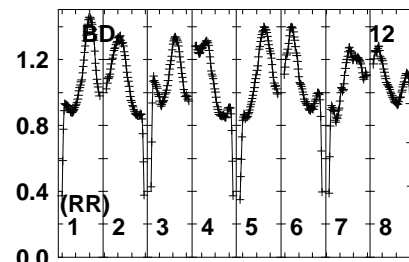
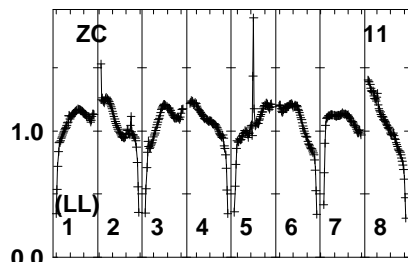
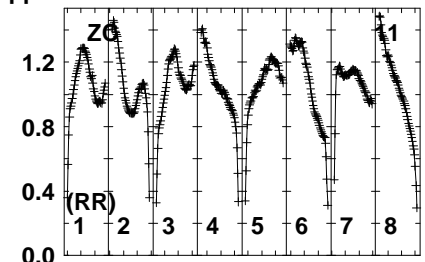
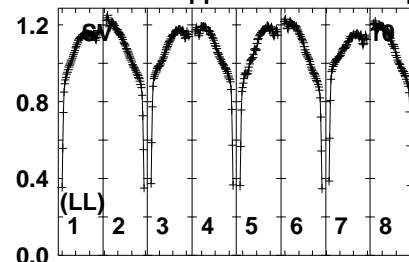
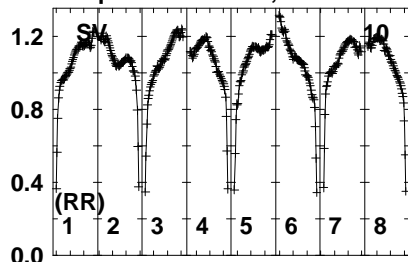


Lower frame: Real Jy
Auto-corr total-power spectrum Antenna: *
Timerange: 00/22:27:31 to 00/22:29:29

Plot file version 307 created 20-JAN-2021 19:34:52

4C40.08 EB074F.UVDATA.1

Freq = 22.1080 GHz, Bw = 32.000 MH No calibration applied and no bandpass applied



221021402218022240222802232022340
FREQ MHz

221021402218022240222802232022340
FREQ MHz

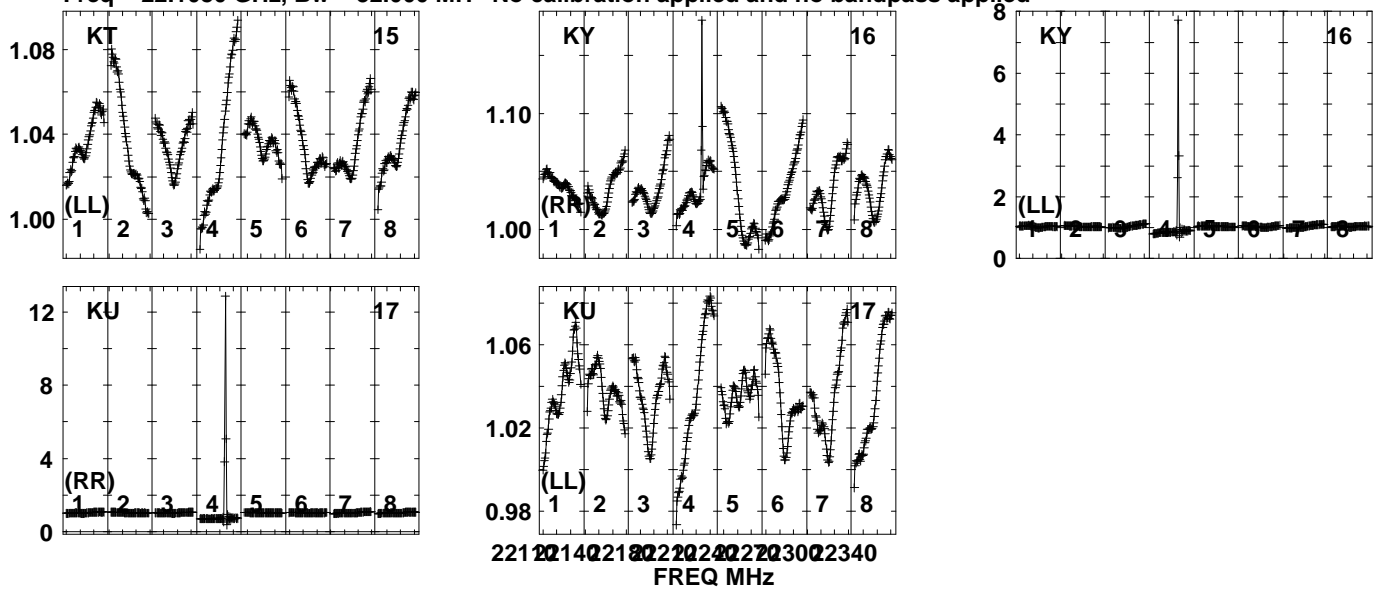
221021402218022240222802232022340
FREQ MHz

Lower frame: Real Jy
Auto-corr total-power spectrum Antenna: *
Timerange: 00/22:27:31 to 00/22:29:29

Plot file version 308 created 20-JAN-2021 19:34:52

4C40.08 EB074F.UVDATA.1

Freq = 22.1080 GHz, Bw = 32.000 MH No calibration applied and no bandpass applied

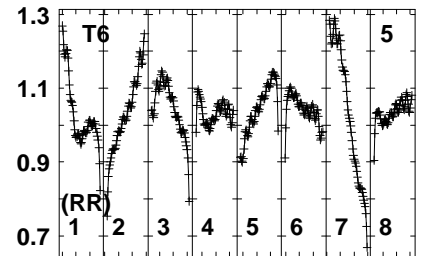
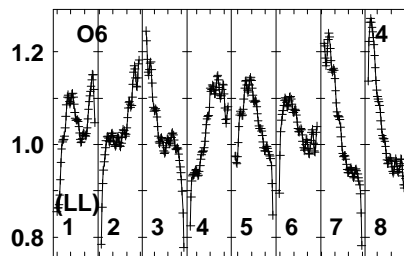
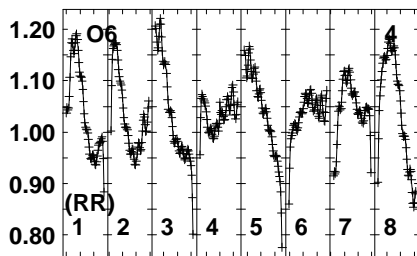
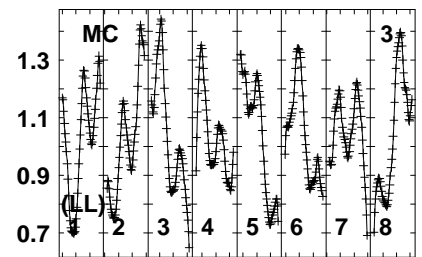
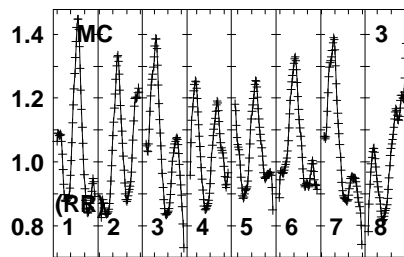
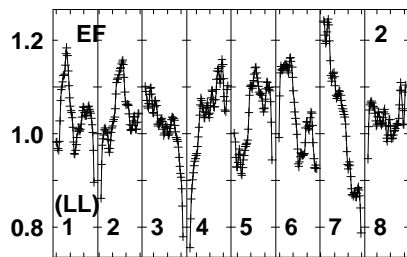
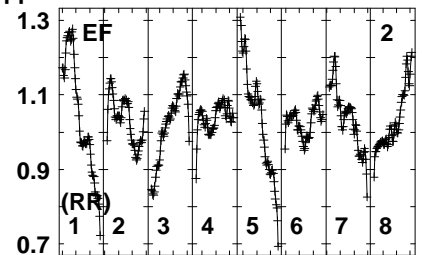
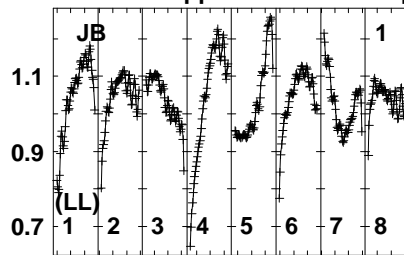
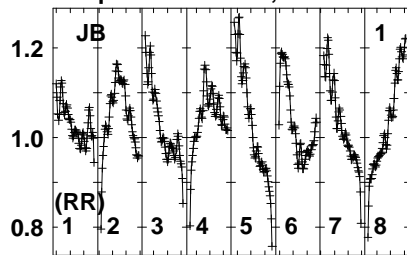


Lower frame: Real Jy
Auto-corr total-power spectrum Antenna: *
Timerange: 00/22:27:31 to 00/22:29:29

Plot file version 309 created 20-JAN-2021 19:34:53

J0204+4005 EB074F.UVDATA.1

Freq = 22.1080 GHz, Bw = 32.000 MH No calibration applied and no bandpass applied



2210214021802220224022703002340
FREQ MHz

2210214021802220224022703002340
FREQ MHz

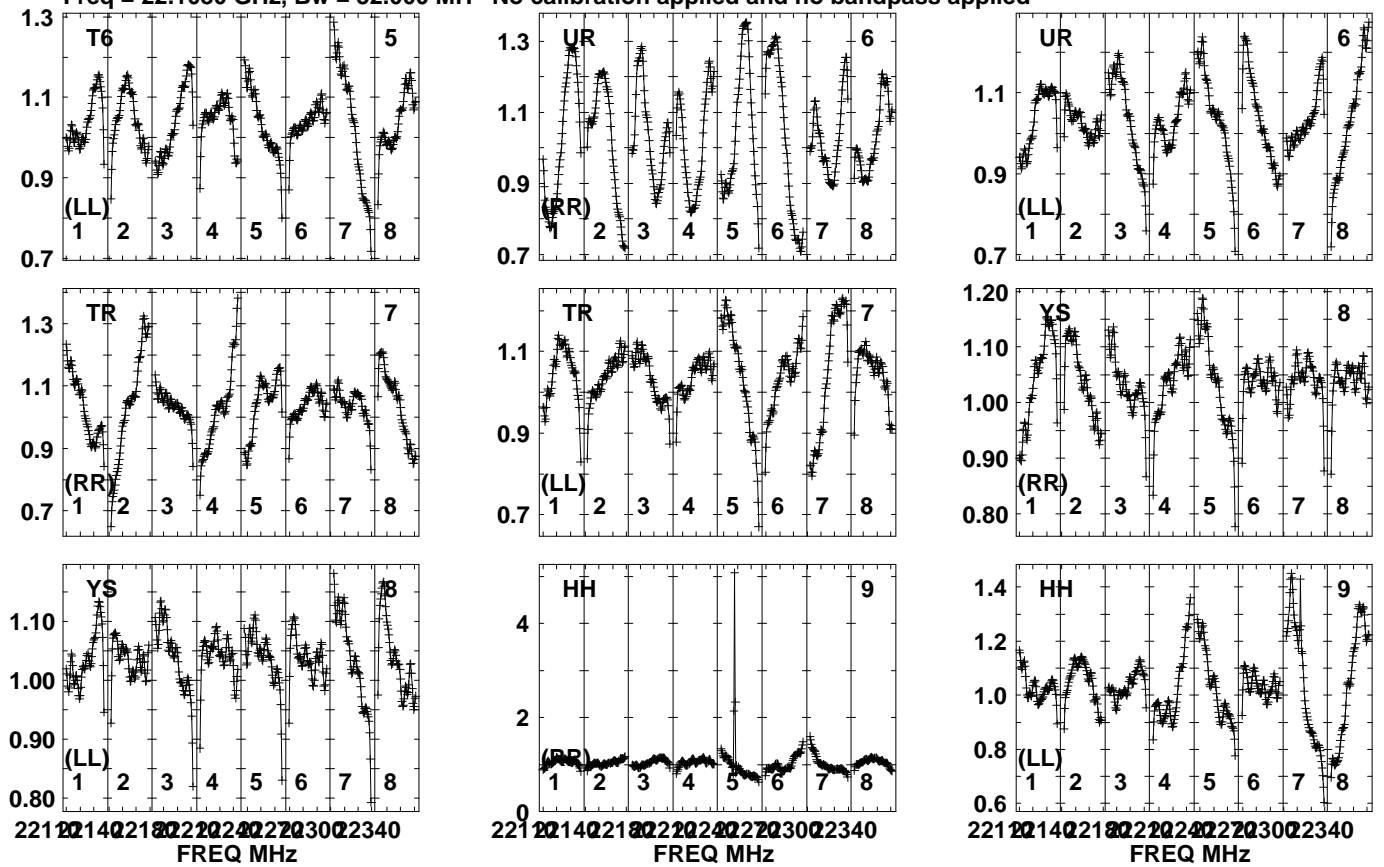
2210214021802220224022703002340
FREQ MHz

Lower frame: Real Jy
Auto-corr total-power spectrum Antenna: *
Timerange: 00/22:30:31 to 00/22:32:00

Plot file version 310 created 20-JAN-2021 19:34:53

J0204+4005 EB074F.UVDATA.1

Freq = 22.1080 GHz, Bw = 32.000 MH No calibration applied and no bandpass applied

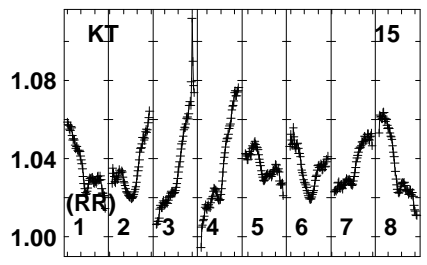
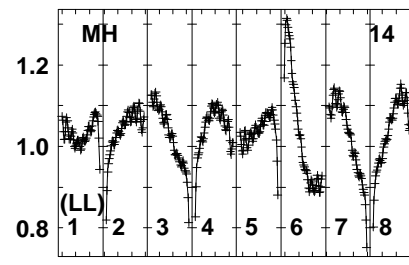
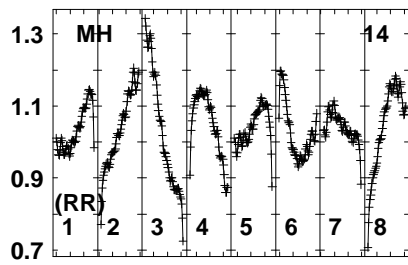
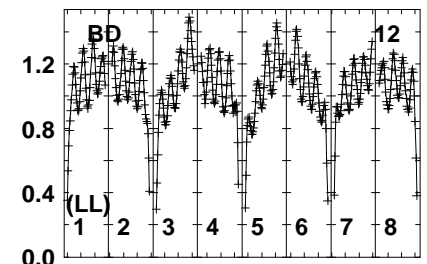
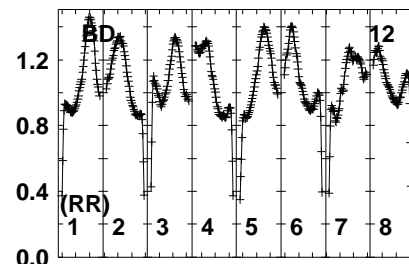
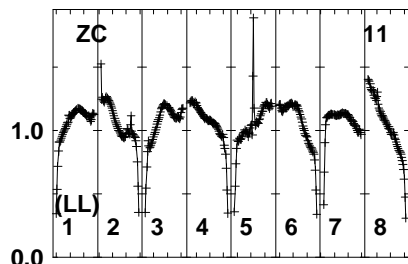
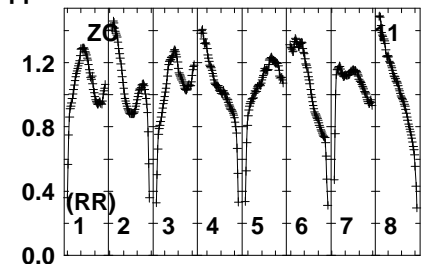
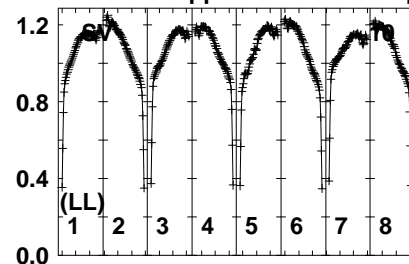
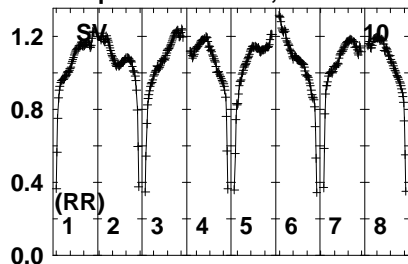


Lower frame: Real Jy
Auto-corr total-power spectrum Antenna: *
Timerange: 00/22:30:31 to 00/22:32:00

Plot file version 311 created 20-JAN-2021 19:34:53

J0204+4005 EB074F.UVDATA.1

Freq = 22.1080 GHz, Bw = 32.000 MH No calibration applied and no bandpass applied



22102140221802220222402228023002340
FREQ MHz

22102140221802220222402228023002340
FREQ MHz

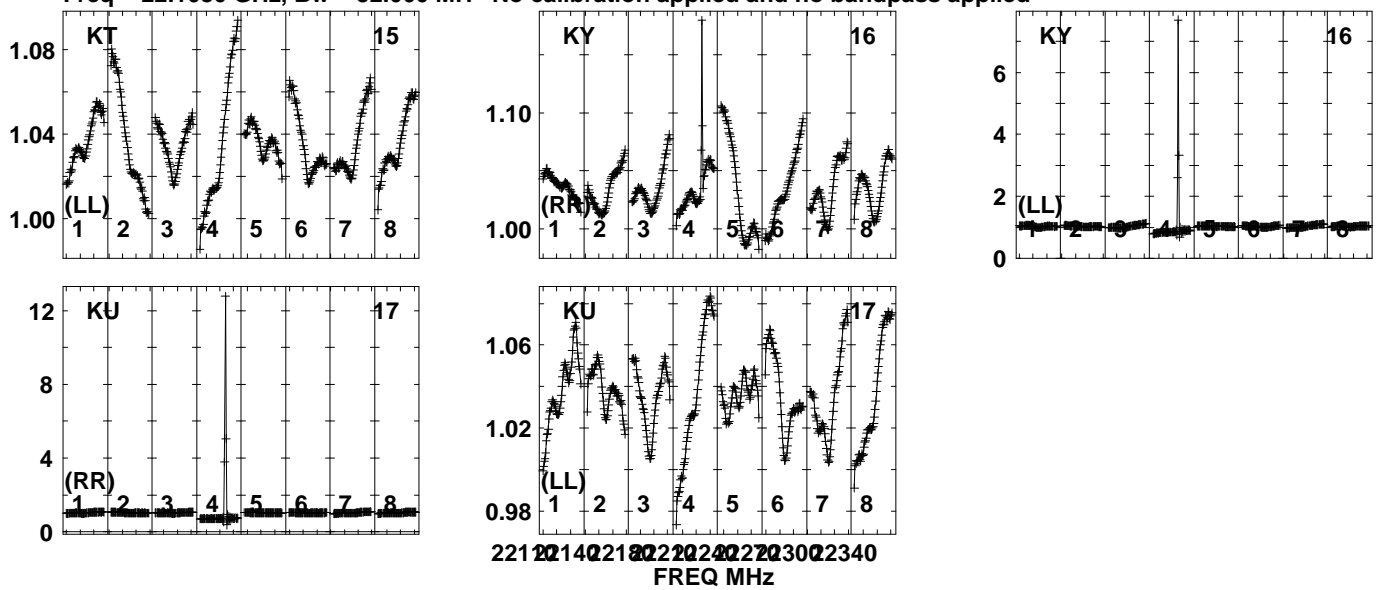
22102140221802220222402228023002340
FREQ MHz

Lower frame: Real Jy
Auto-corr total-power spectrum Antenna: *
Timerange: 00/22:30:31 to 00/22:32:00

Plot file version 312 created 20-JAN-2021 19:34:54

J0204+4005 EB074F.UVDATA.1

Freq = 22.1080 GHz, Bw = 32.000 MH No calibration applied and no bandpass applied

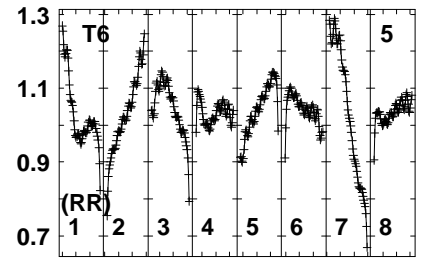
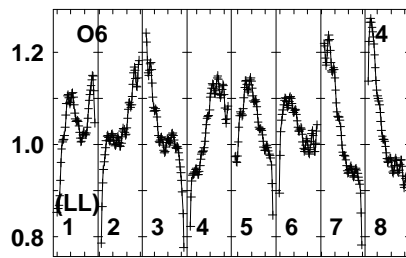
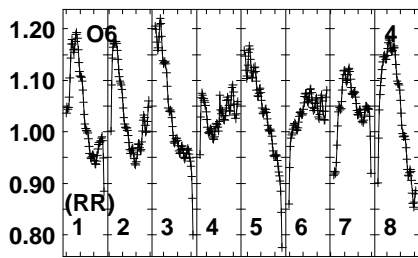
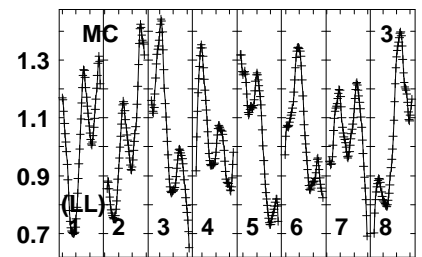
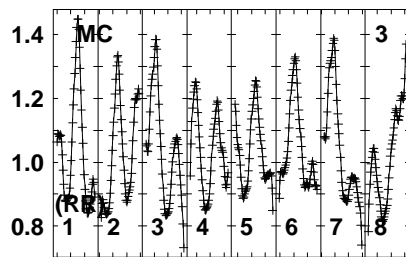
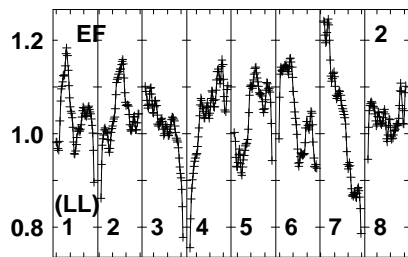
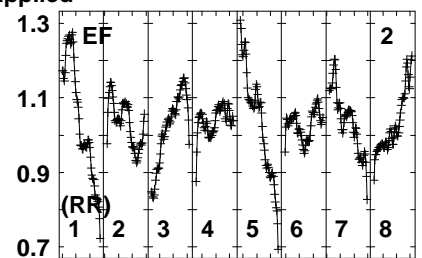
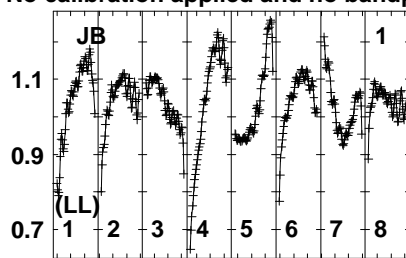
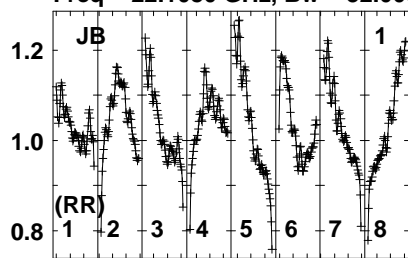


Lower frame: Real Jy
Auto-corr total-power spectrum Antenna: *
Timerange: 00/22:30:31 to 00/22:32:00

Plot file version 313 created 20-JAN-2021 19:34:54

4C40.08 EB074F.UVDATA.1

Freq = 22.1080 GHz, Bw = 32.000 MH No calibration applied and no bandpass applied



22100 22140 22180 22220 22260 22300 22340
FREQ MHz

22100 22140 22180 22220 22260 22300 22340
FREQ MHz

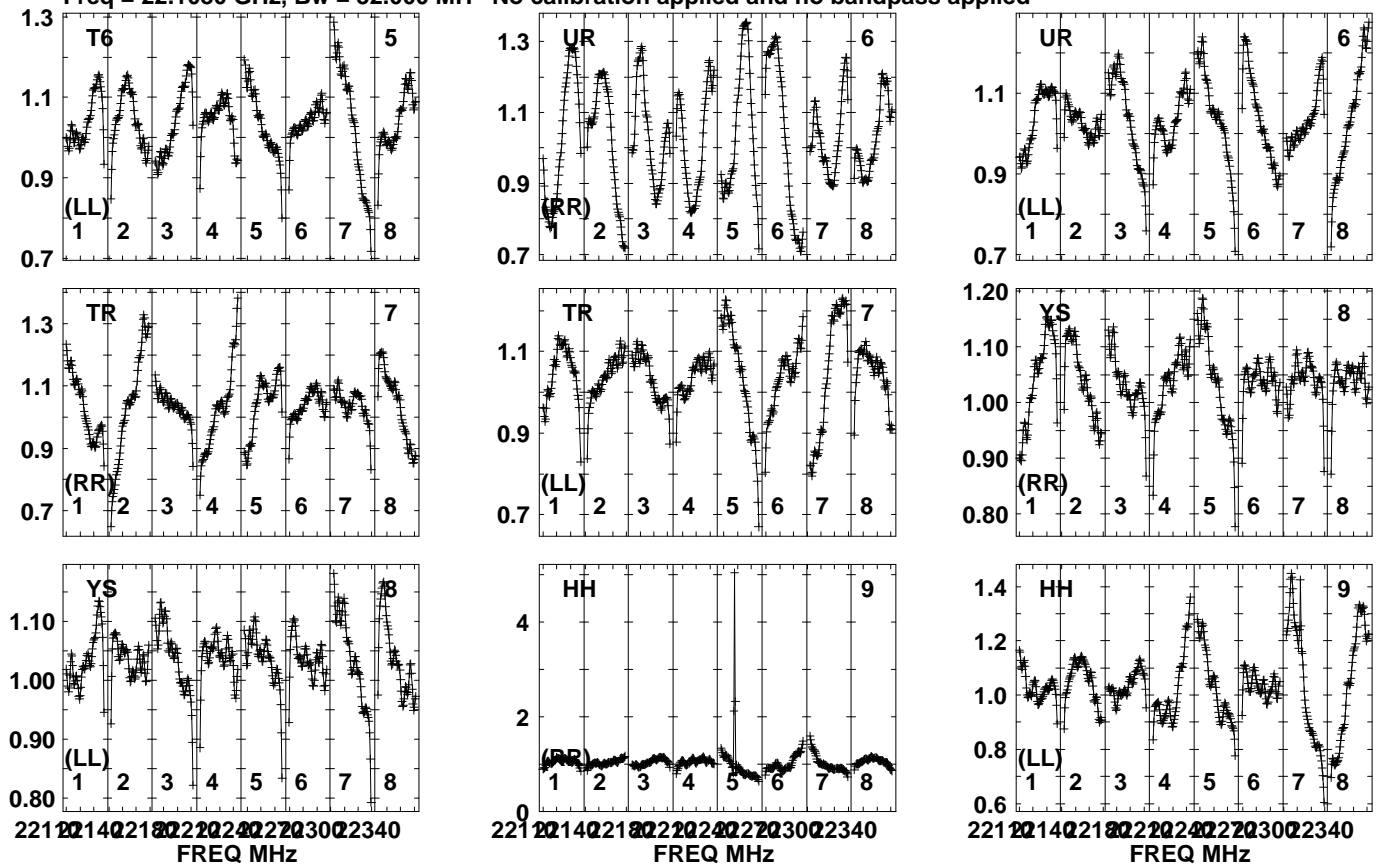
22100 22140 22180 22220 22260 22300 22340
FREQ MHz

Lower frame: Real Jy
Auto-corr total-power spectrum Antenna: *
Timerange: 00/22:33:01 to 00/22:35:00

Plot file version 314 created 20-JAN-2021 19:34:54

4C40.08 EB074F.UVDATA.1

Freq = 22.1080 GHz, Bw = 32.000 MH No calibration applied and no bandpass applied

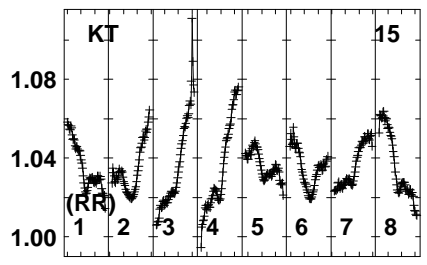
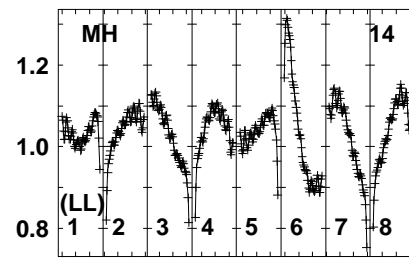
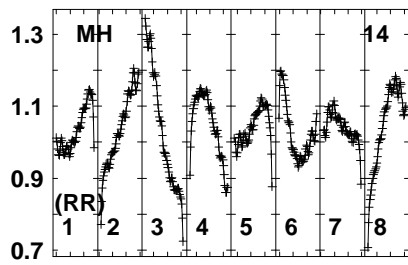
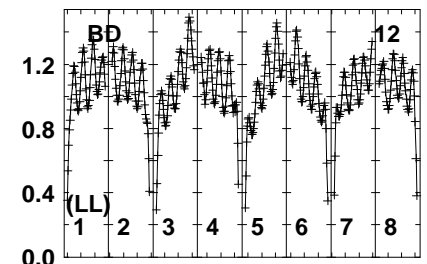
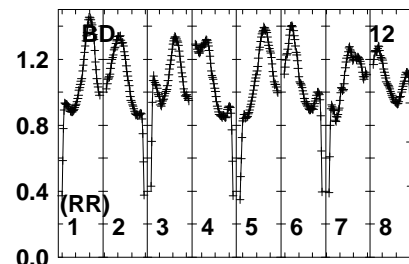
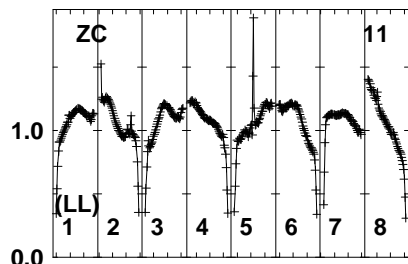
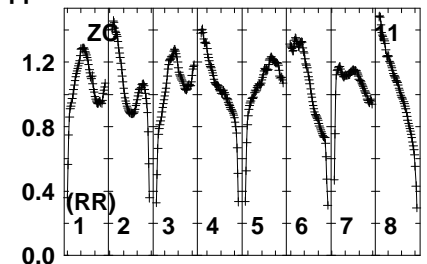
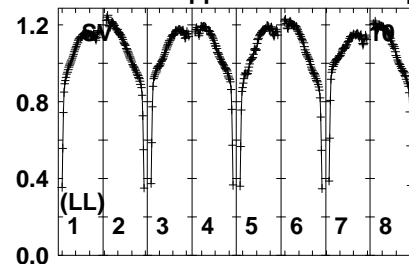
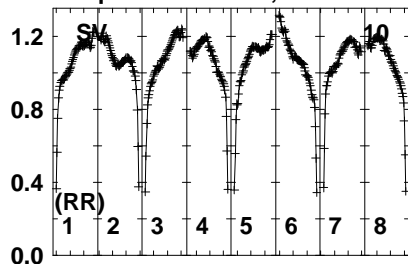


Lower frame: Real Jy
Auto-corr total-power spectrum Antenna: *
Timerange: 00/22:33:01 to 00/22:35:00

Plot file version 315 created 20-JAN-2021 19:34:55

4C40.08 EB074F.UVDATA.1

Freq = 22.1080 GHz, Bw = 32.000 MH No calibration applied and no bandpass applied



22102140221802224022280223202236022400
FREQ MHz

22102140221802224022280223202236022400
FREQ MHz

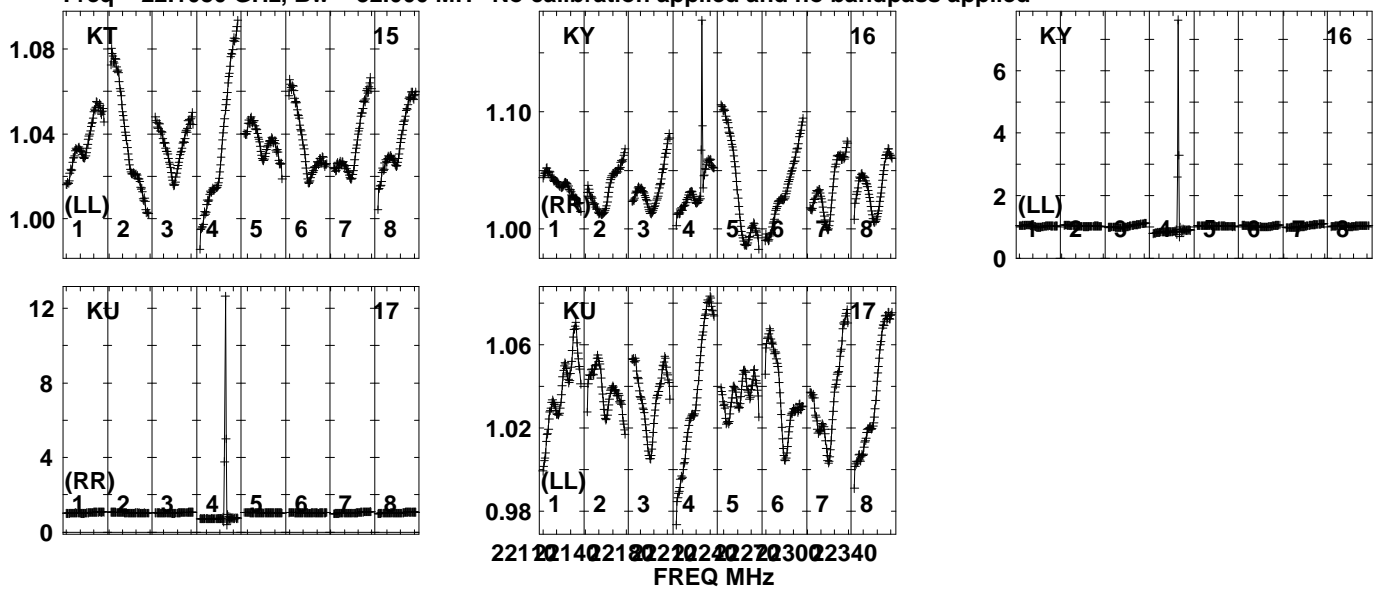
22102140221802224022280223202236022400
FREQ MHz

Lower frame: Real Jy
Auto-corr total-power spectrum Antenna: *
Timerange: 00/22:33:01 to 00/22:35:00

Plot file version 316 created 20-JAN-2021 19:34:55

4C40.08 EB074F.UVDATA.1

Freq = 22.1080 GHz, Bw = 32.000 MH No calibration applied and no bandpass applied

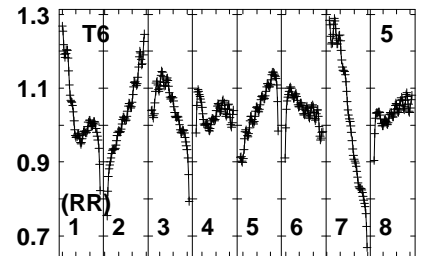
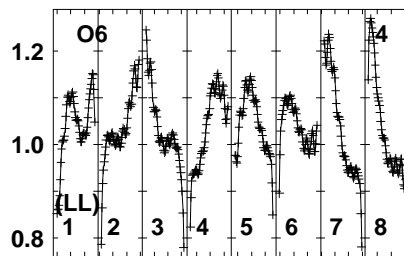
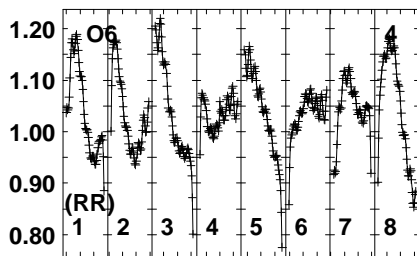
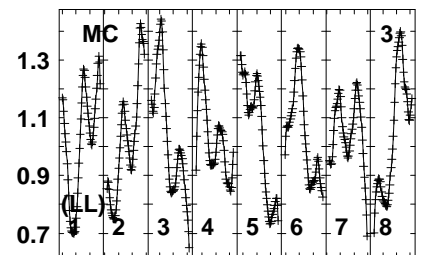
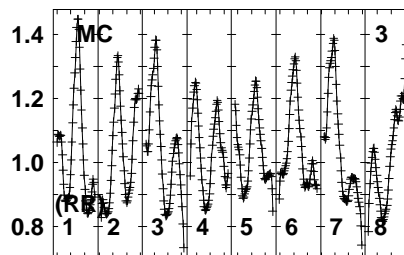
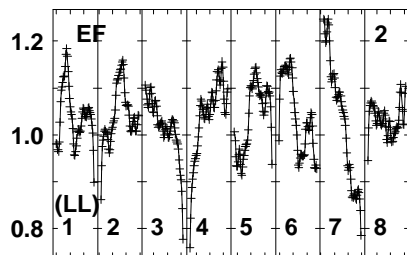
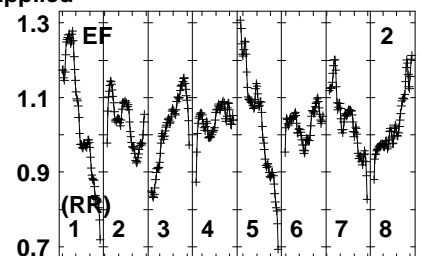
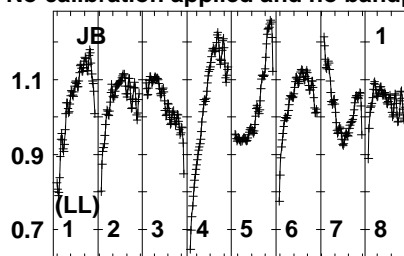
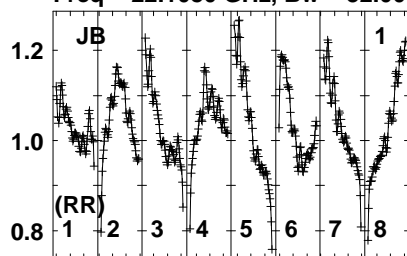


Lower frame: Real Jy
Auto-corr total-power spectrum Antenna: *
Timerange: 00/22:33:01 to 00/22:35:00

Plot file version 317 created 20-JAN-2021 19:34:55

J0204+4005 EB074F.UVDATA.1

Freq = 22.1080 GHz, Bw = 32.000 MH No calibration applied and no bandpass applied



22100 22140 22180 22220 22260 22300 22340
FREQ MHz

22100 22140 22180 22220 22260 22300 22340
FREQ MHz

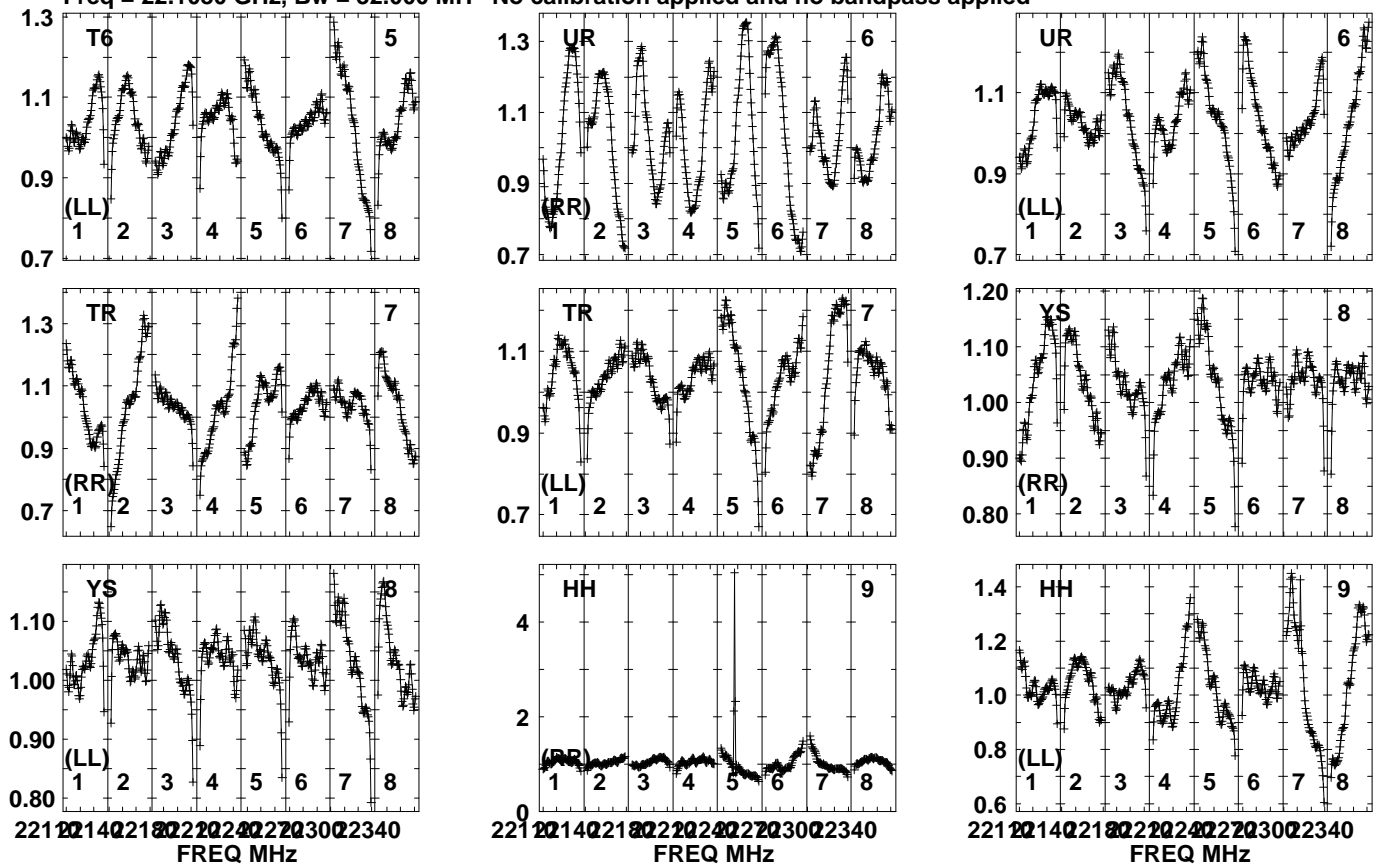
22100 22140 22180 22220 22260 22300 22340
FREQ MHz

Lower frame: Real Jy
Auto-corr total-power spectrum Antenna: *
Timerange: 00/22:36:01 to 00/22:37:29

Plot file version 318 created 20-JAN-2021 19:34:56

J0204+4005 EB074F.UVDATA.1

Freq = 22.1080 GHz, Bw = 32.000 MH No calibration applied and no bandpass applied

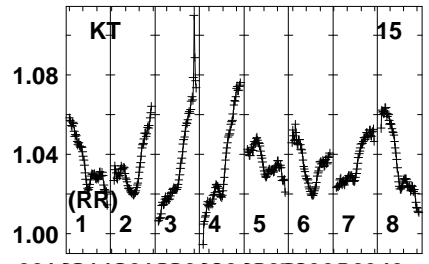
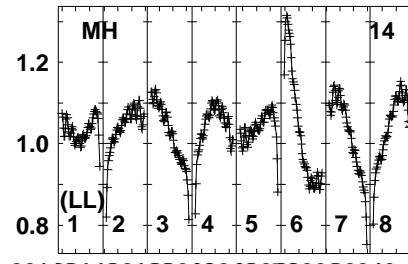
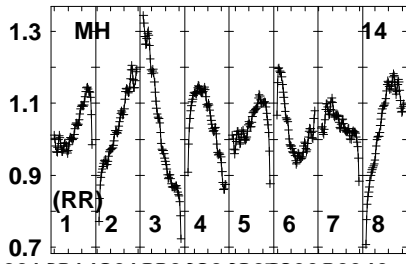
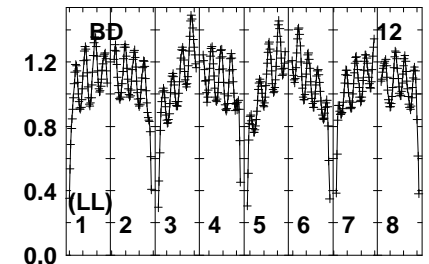
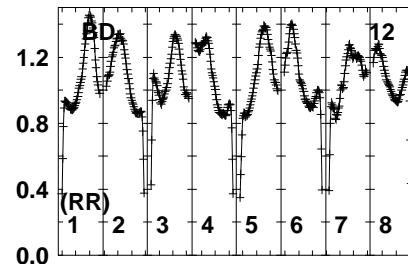
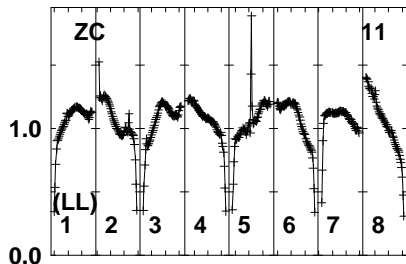
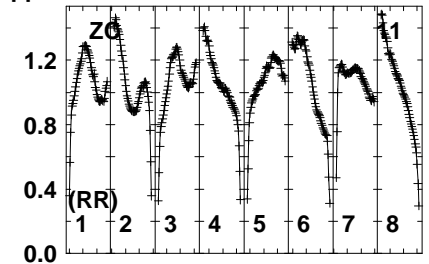
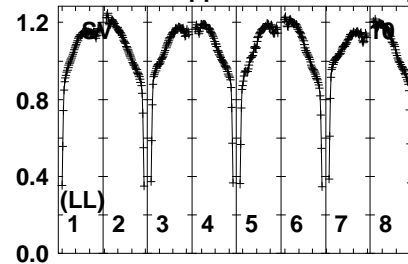
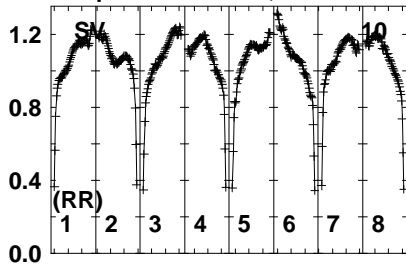


Lower frame: Real Jy
Auto-corr total-power spectrum Antenna: *
Timerange: 00/22:36:01 to 00/22:37:29

Plot file version 319 created 20-JAN-2021 19:34:56

J0204+4005 EB074F.UVDATA.1

Freq = 22.1080 GHz, Bw = 32.000 MH No calibration applied and no bandpass applied



22102140221802224022240222030022340
FREQ MHz

22102140221802224022240222030022340
FREQ MHz

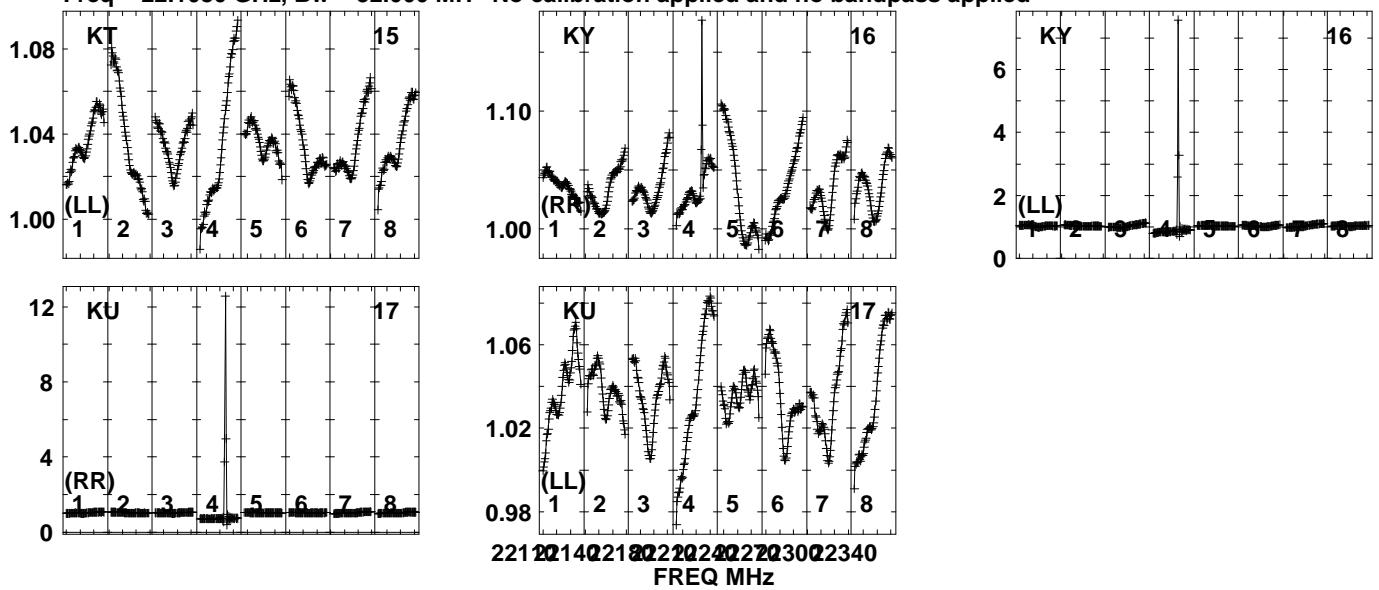
22102140221802224022240222030022340
FREQ MHz

Lower frame: Real Jy
Auto-corr total-power spectrum Antenna: *
Timerange: 00/22:36:01 to 00/22:37:29

Plot file version 320 created 20-JAN-2021 19:34:57

J0204+4005 EB074F.UVDATA.1

Freq = 22.1080 GHz, Bw = 32.000 MH No calibration applied and no bandpass applied

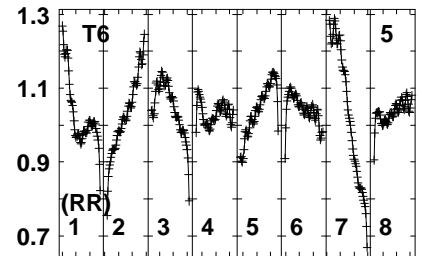
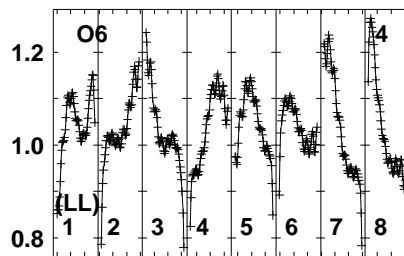
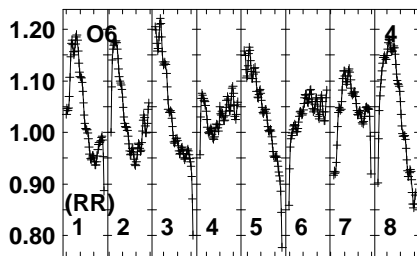
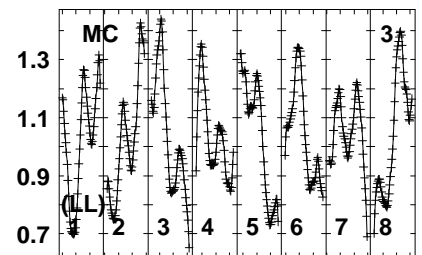
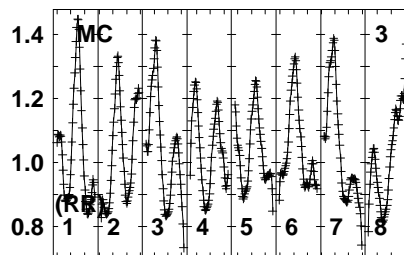
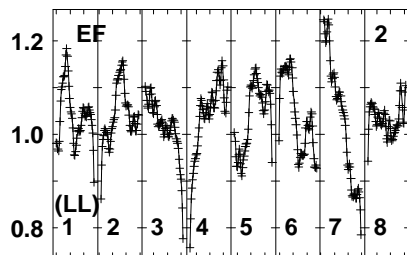
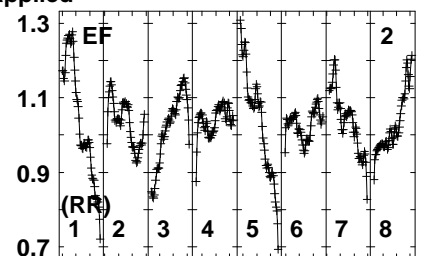
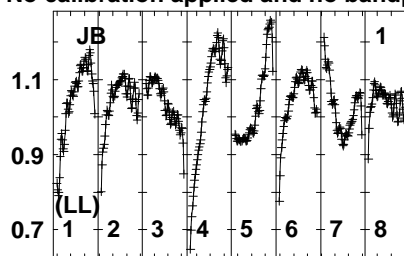
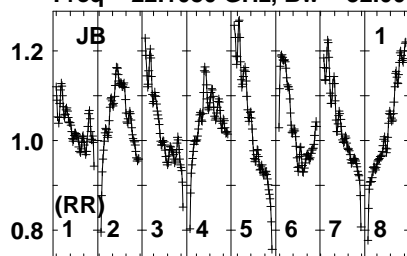


Lower frame: Real Jy
Auto-corr total-power spectrum Antenna: *
Timerange: 00/22:36:01 to 00/22:37:29

Plot file version 321 created 20-JAN-2021 19:34:57

4C40.08 EB074F.UVDATA.1

Freq = 22.1080 GHz, Bw = 32.000 MH No calibration applied and no bandpass applied



22102140221802224022240222702230022340
FREQ MHz

22102140221802224022240222702230022340
FREQ MHz

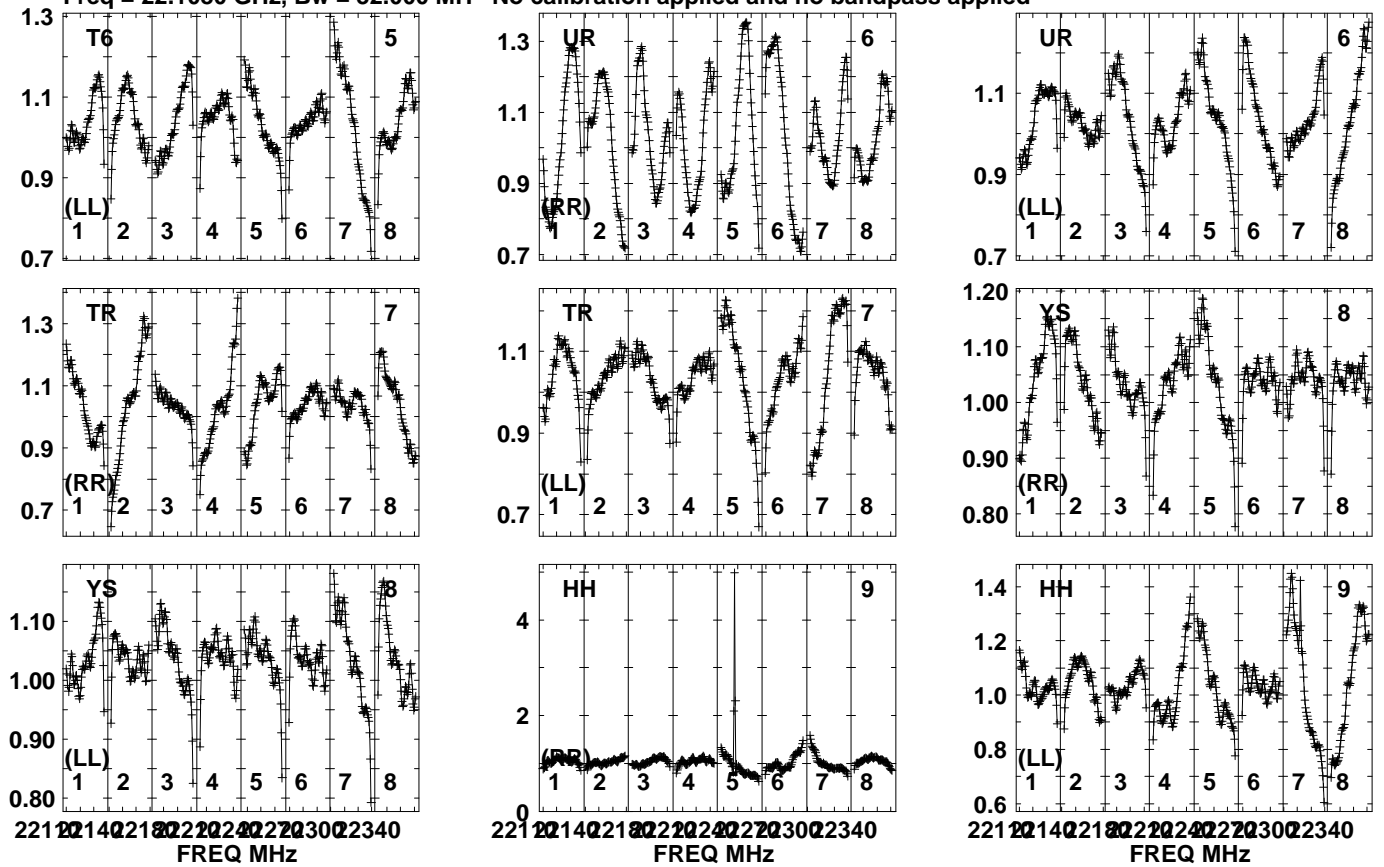
22102140221802224022240222702230022340
FREQ MHz

Lower frame: Real Jy
Auto-corr total-power spectrum Antenna: *
Timerange: 00/22:38:31 to 00/22:40:30

Plot file version 322 created 20-JAN-2021 19:34:57

4C40.08 EB074F.UVDATA.1

Freq = 22.1080 GHz, Bw = 32.000 MH No calibration applied and no bandpass applied

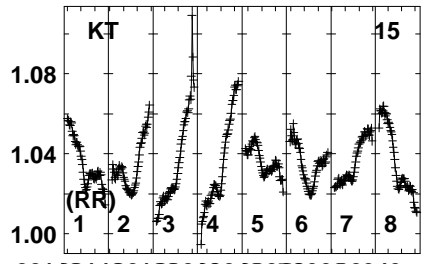
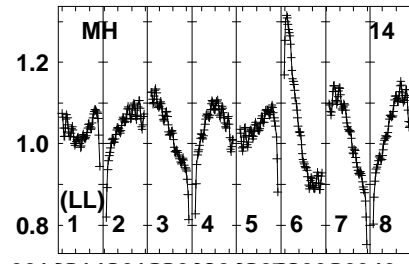
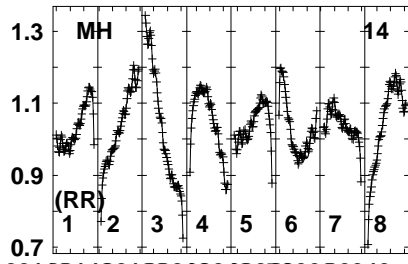
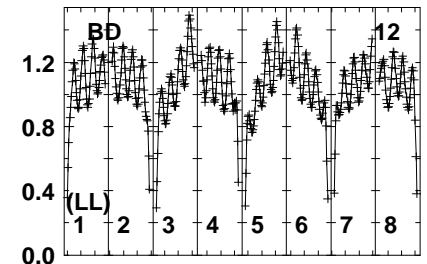
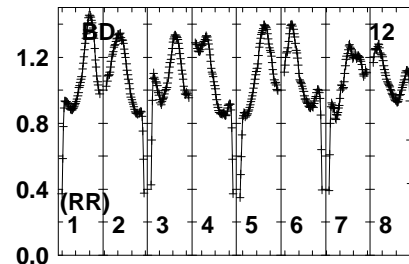
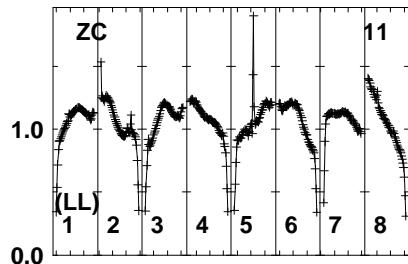
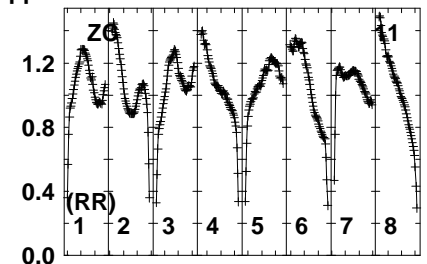
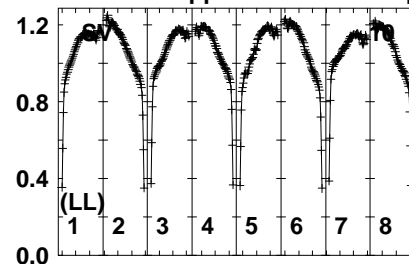
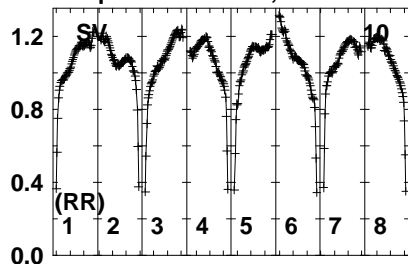


Lower frame: Real Jy
Auto-corr total-power spectrum Antenna: *
Timerange: 00/22:38:31 to 00/22:40:30

Plot file version 323 created 20-JAN-2021 19:34:57

4C40.08 EB074F.UVDATA.1

Freq = 22.1080 GHz, Bw = 32.000 MH No calibration applied and no bandpass applied



22102140221802220222402228023002340
FREQ MHz

22102140221802220222402228023002340
FREQ MHz

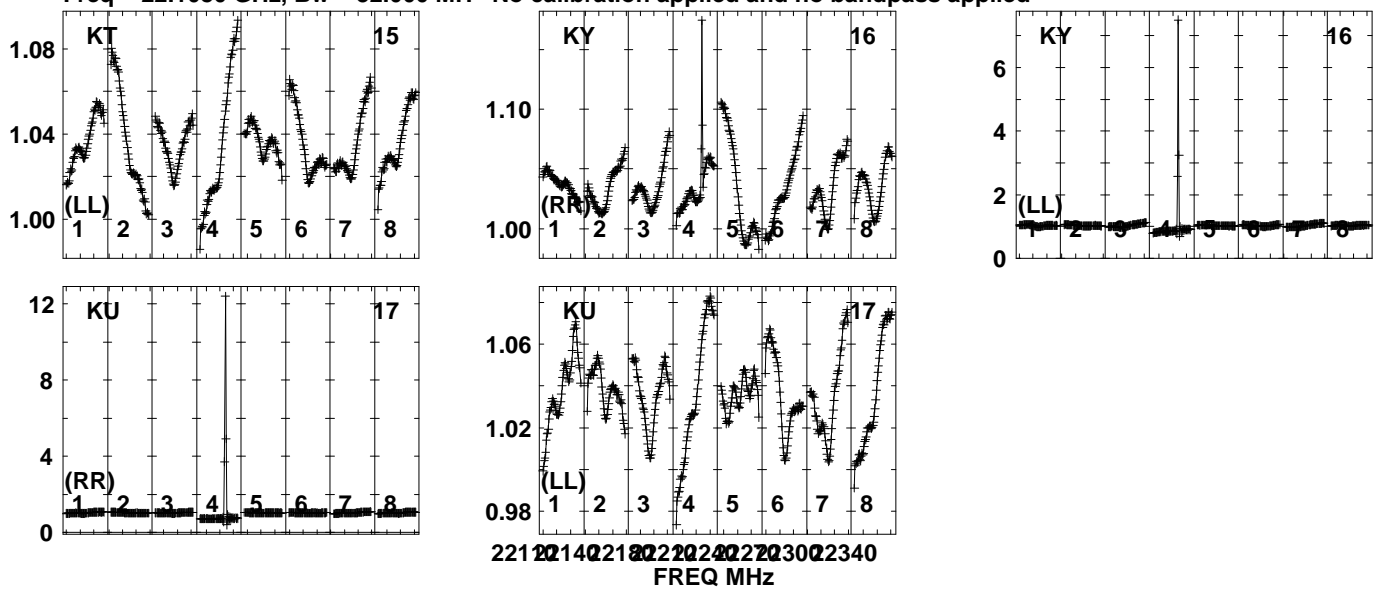
22102140221802220222402228023002340
FREQ MHz

Lower frame: Real Jy
Auto-corr total-power spectrum Antenna: *
Timerange: 00/22:38:31 to 00/22:40:30

Plot file version 324 created 20-JAN-2021 19:34:58

4C40.08 EB074F.UVDATA.1

Freq = 22.1080 GHz, Bw = 32.000 MH No calibration applied and no bandpass applied

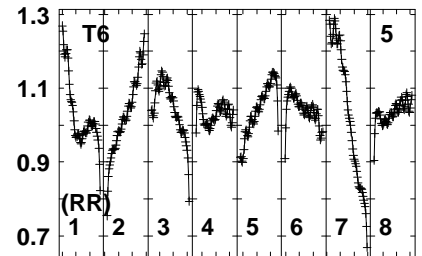
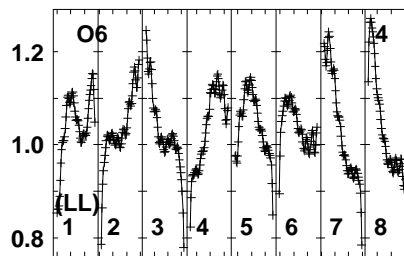
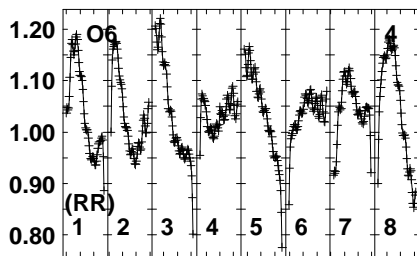
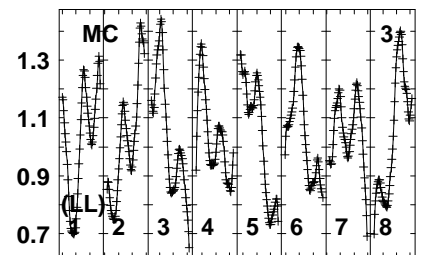
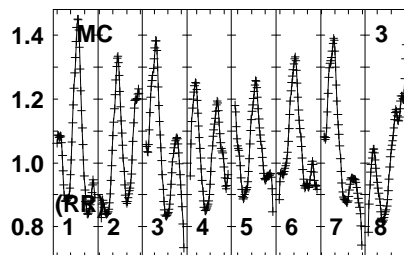
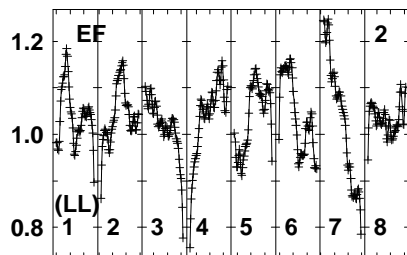
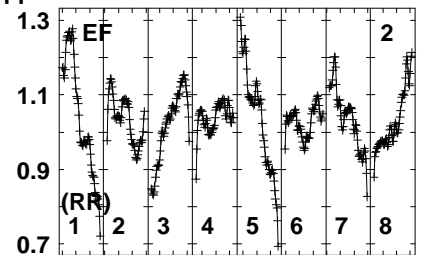
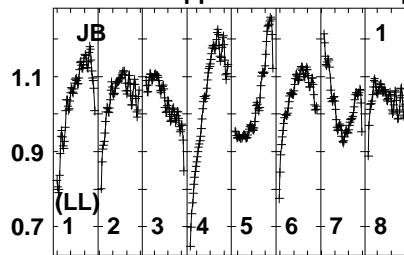
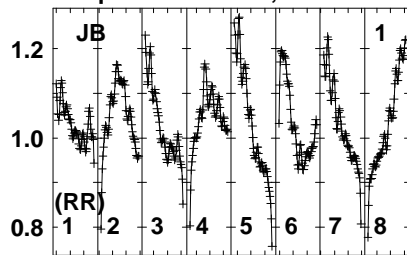


Lower frame: Real Jy
Auto-corr total-power spectrum Antenna: *
Timerange: 00/22:38:31 to 00/22:40:30

Plot file version 325 created 20-JAN-2021 19:34:58

J0204+4005 EB074F.UVDATA.1

Freq = 22.1080 GHz, Bw = 32.000 MH No calibration applied and no bandpass applied



22100 22140 22180 22220 22260 22300 22340
FREQ MHz

22100 22140 22180 22220 22260 22300 22340
FREQ MHz

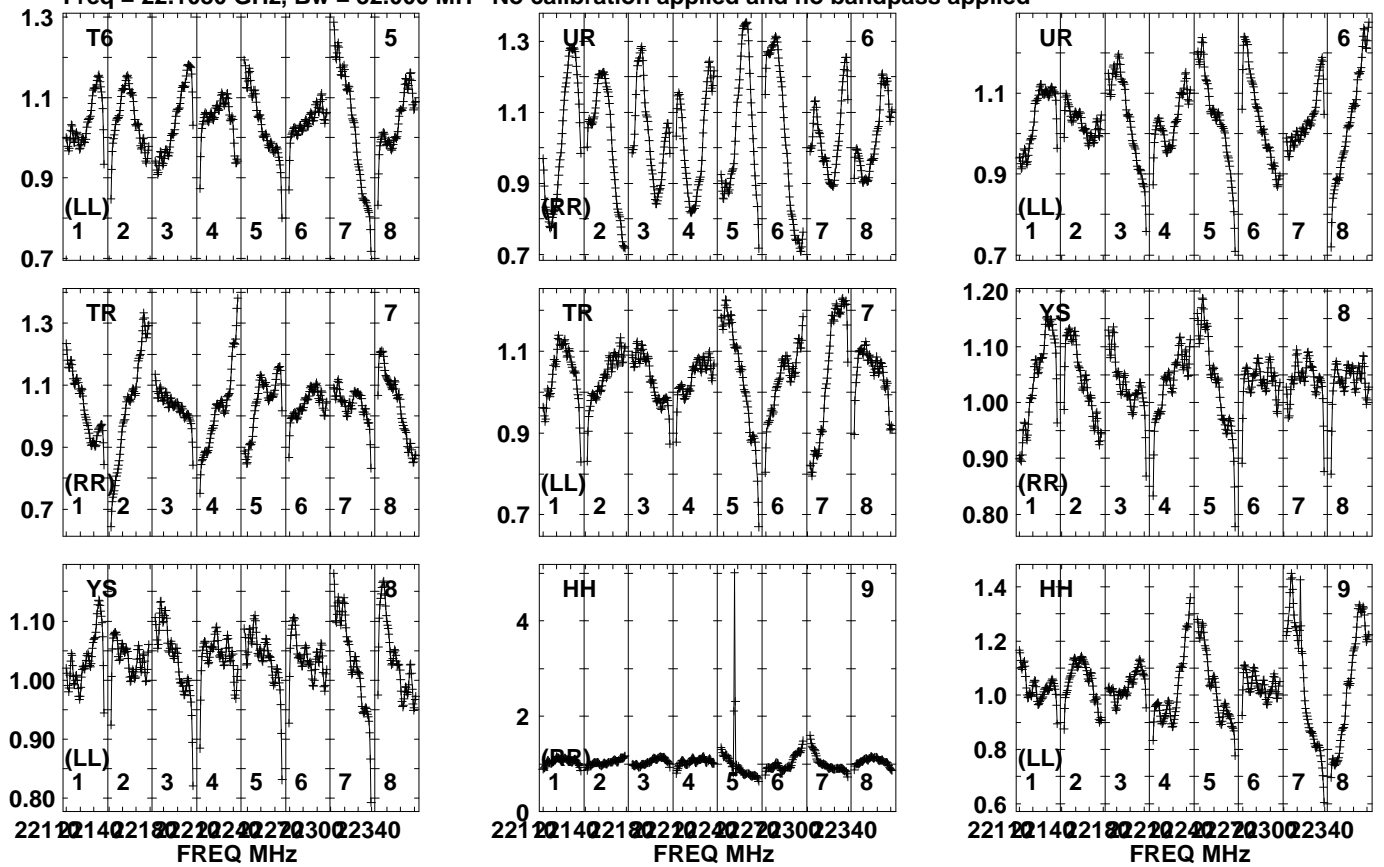
22100 22140 22180 22220 22260 22300 22340
FREQ MHz

Lower frame: Real Jy
Auto-corr total-power spectrum Antenna: *
Timerange: 00/22:41:31 to 00/22:43:00

Plot file version 326 created 20-JAN-2021 19:34:58

J0204+4005 EB074F.UVDATA.1

Freq = 22.1080 GHz, Bw = 32.000 MH No calibration applied and no bandpass applied

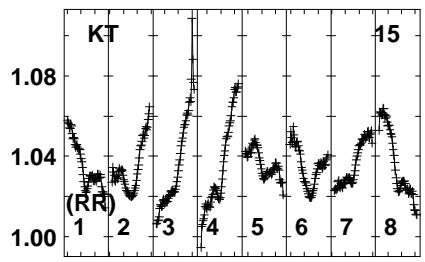
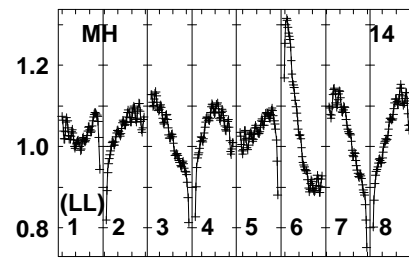
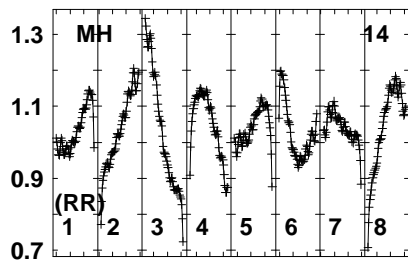
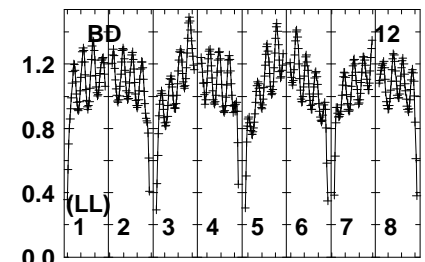
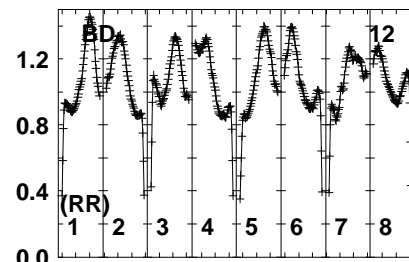
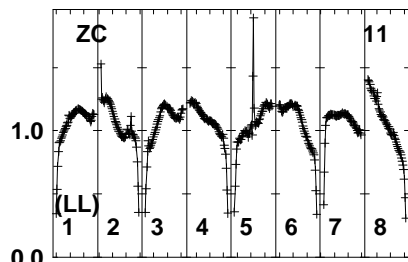
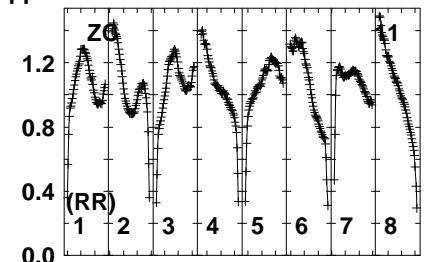
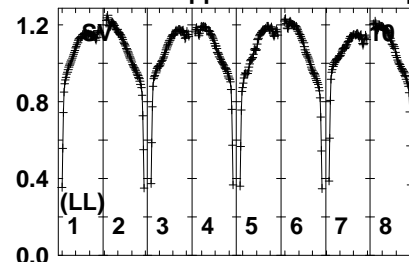
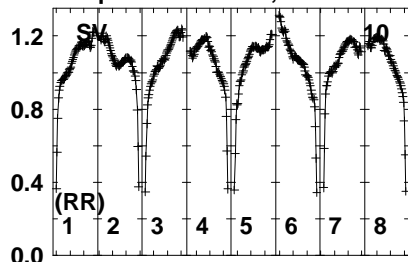


Lower frame: Real Jy
Auto-corr total-power spectrum Antenna: *
Timerange: 00/22:41:31 to 00/22:43:00

Plot file version 327 created 20-JAN-2021 19:34:59

J0204+4005 EB074F.UVDATA.1

Freq = 22.1080 GHz, Bw = 32.000 MH No calibration applied and no bandpass applied



221021402218022240222802232022340
FREQ MHz

221021402218022240222802232022340
FREQ MHz

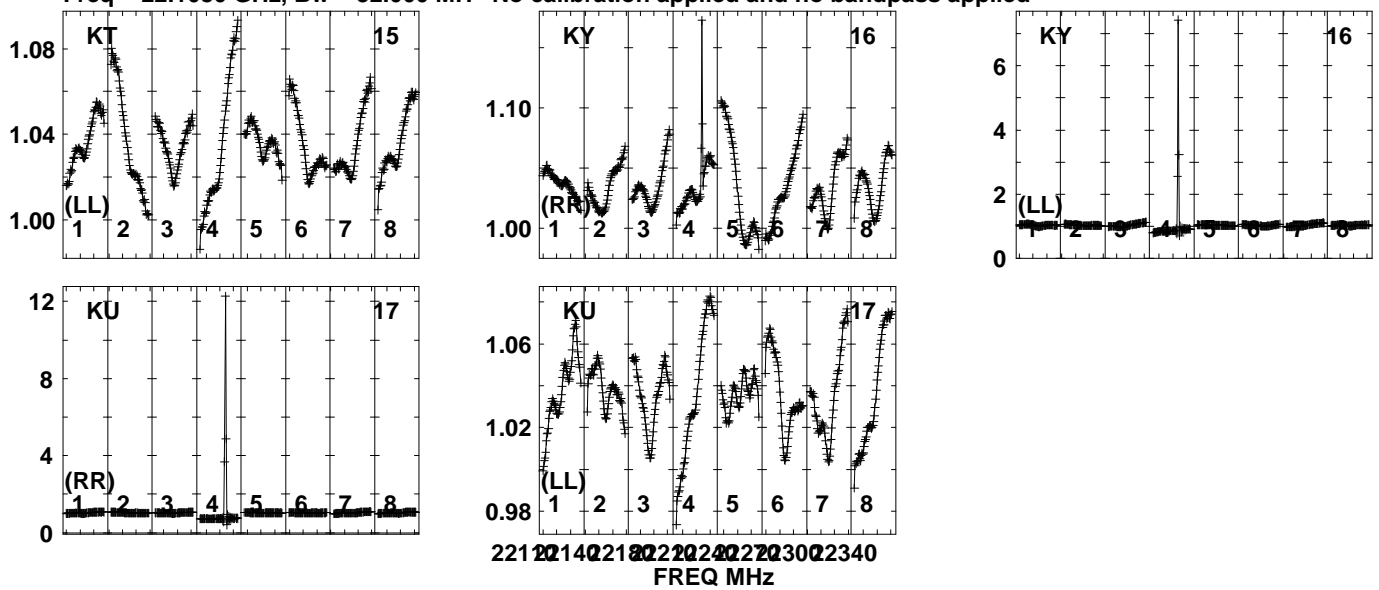
221021402218022240222802232022340
FREQ MHz

Lower frame: Real Jy
Auto-corr total-power spectrum Antenna: *
Timerange: 00/22:41:31 to 00/22:43:00

Plot file version 328 created 20-JAN-2021 19:34:59

J0204+4005 EB074F.UVDATA.1

Freq = 22.1080 GHz, Bw = 32.000 MH No calibration applied and no bandpass applied

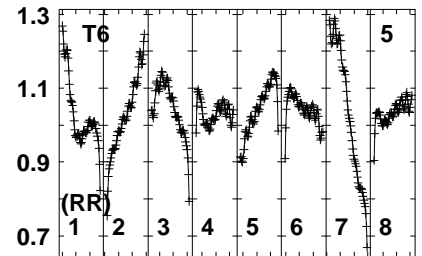
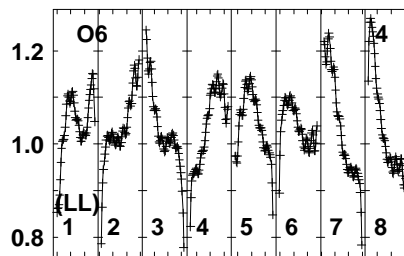
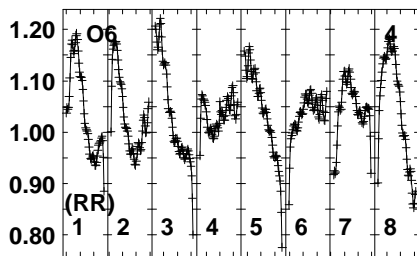
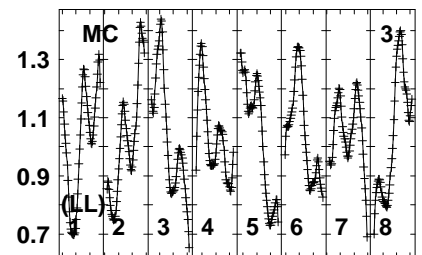
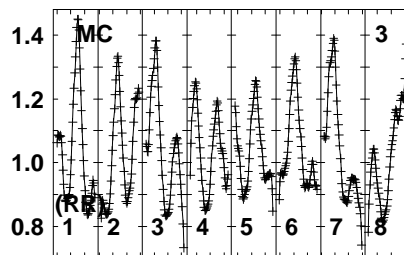
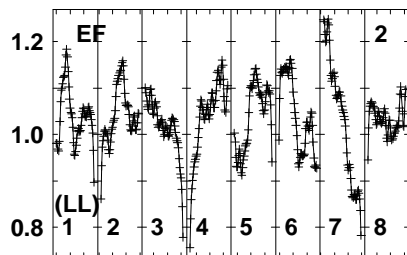
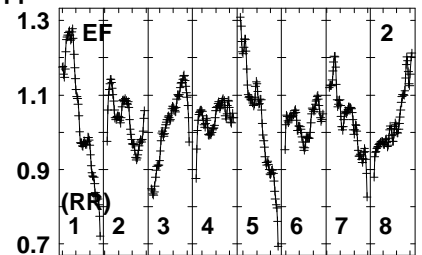
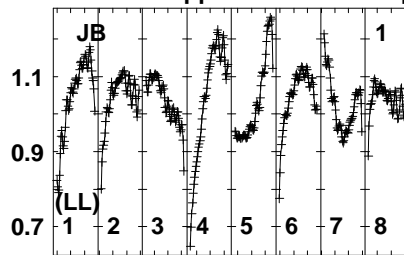
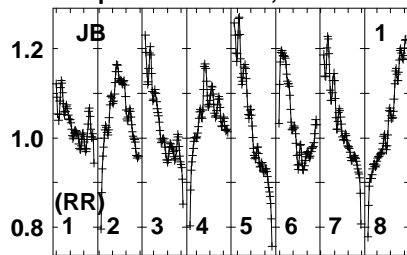


Lower frame: Real Jy
Auto-corr total-power spectrum Antenna: *
Timerange: 00/22:41:31 to 00/22:43:00

Plot file version 329 created 20-JAN-2021 19:34:59

4C40.08 EB074F.UVDATA.1

Freq = 22.1080 GHz, Bw = 32.000 MH No calibration applied and no bandpass applied



22102140221802224022240222402230022340
FREQ MHz

22102140221802224022240222402230022340
FREQ MHz

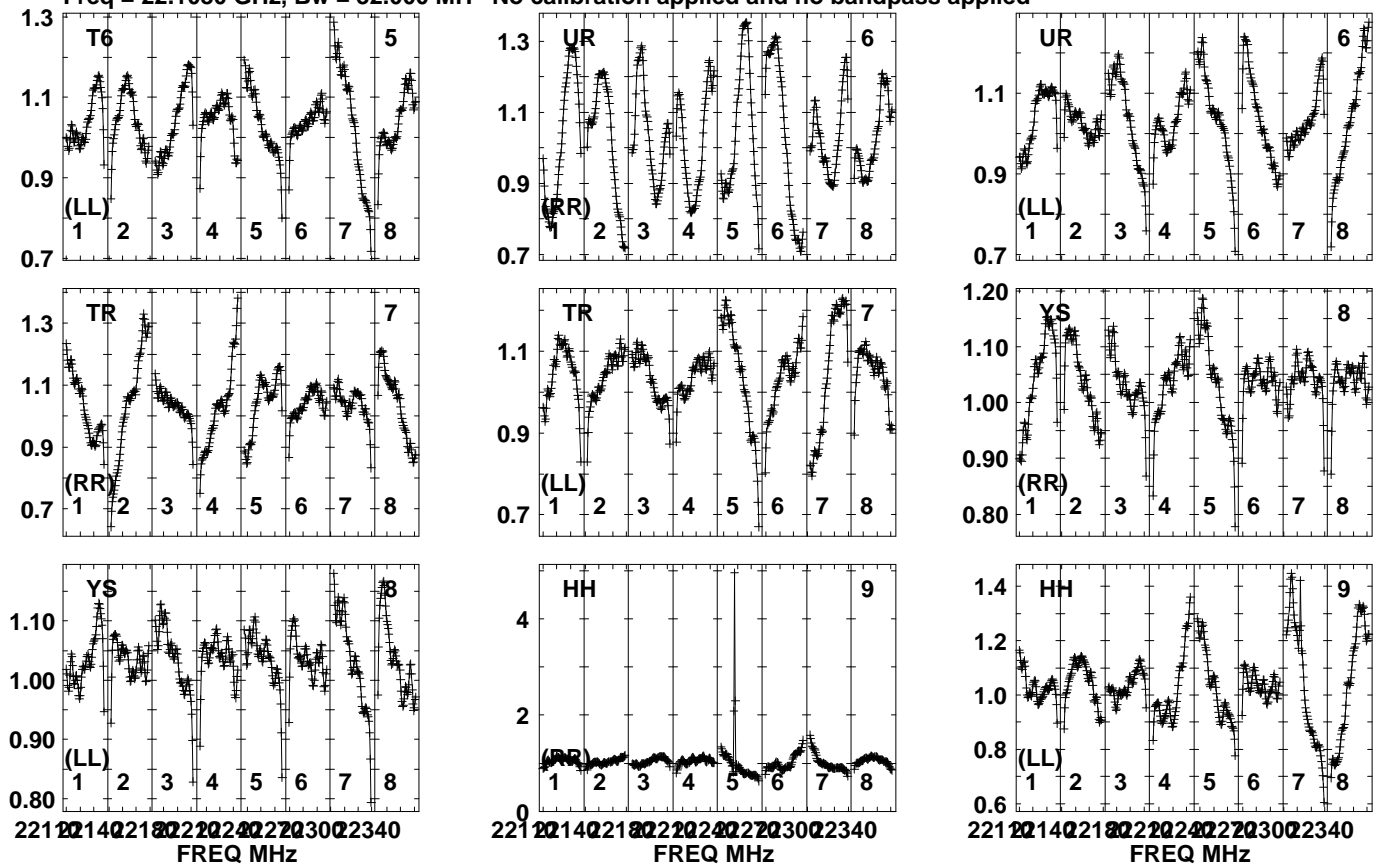
22102140221802224022240222402230022340
FREQ MHz

Lower frame: Real Jy
Auto-corr total-power spectrum Antenna: *
Timerange: 00/22:44:00 to 00/22:45:59

Plot file version 330 created 20-JAN-2021 19:35:00

4C40.08 EB074F.UVDATA.1

Freq = 22.1080 GHz, Bw = 32.000 MH No calibration applied and no bandpass applied

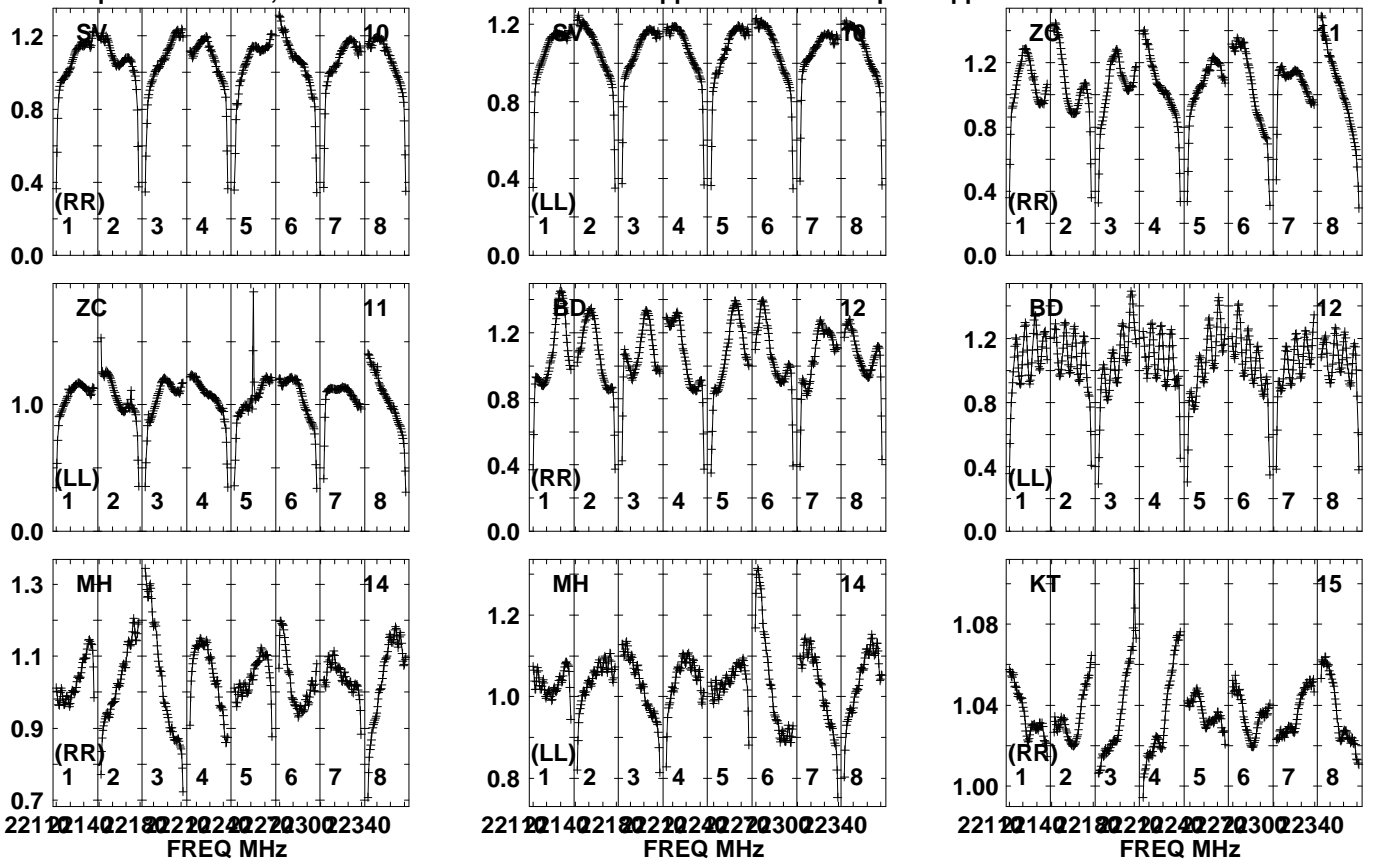


Lower frame: Real Jy
Auto-corr total-power spectrum Antenna: *
Timerange: 00/22:44:00 to 00/22:45:59

Plot file version 331 created 20-JAN-2021 19:35:00

4C40.08 EB074F.UVDATA.1

Freq = 22.1080 GHz, Bw = 32.000 MH No calibration applied and no bandpass applied

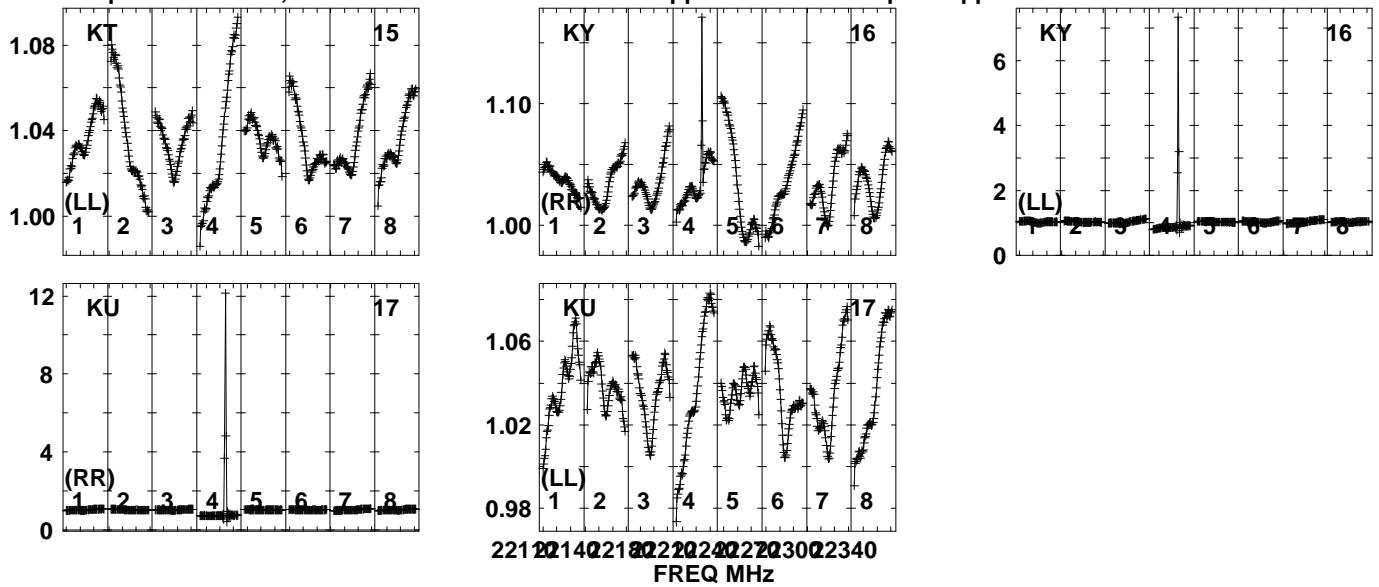


Lower frame: Real Jy
Auto-corr total-power spectrum Antenna: *
Timerange: 00/22:44:00 to 00/22:45:59

Plot file version 332 created 20-JAN-2021 19:35:00

4C40.08 EB074F.UVDATA.1

Freq = 22.1080 GHz, Bw = 32.000 MH No calibration applied and no bandpass applied

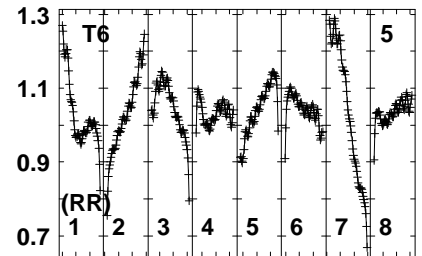
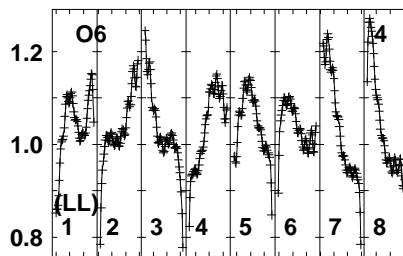
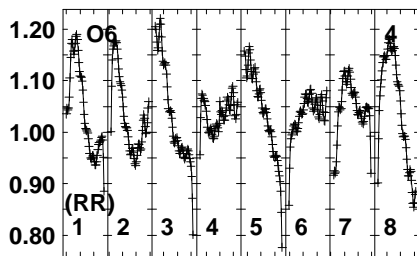
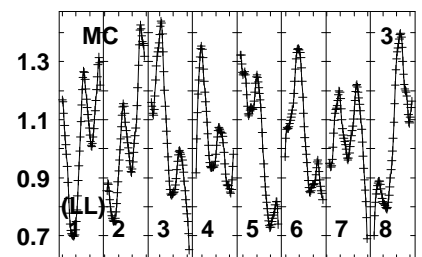
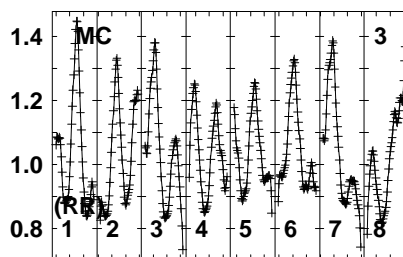
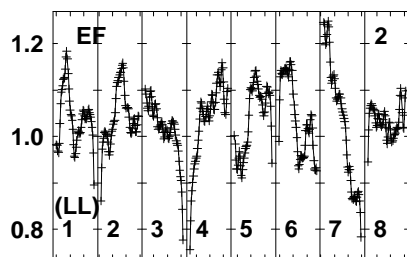
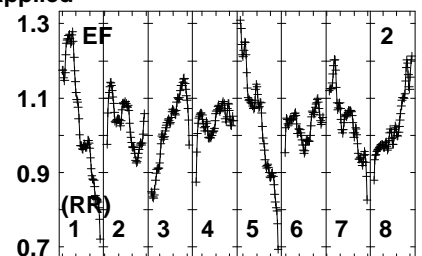
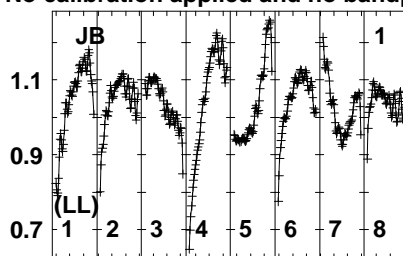
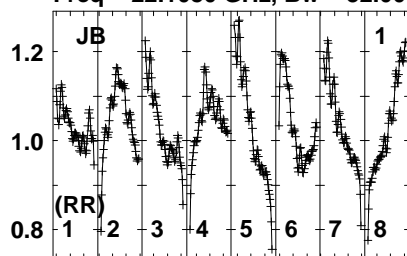


Lower frame: Real Jy
Auto-corr total-power spectrum Antenna: *
Timerange: 00/22:44:00 to 00/22:45:59

Plot file version 333 created 20-JAN-2021 19:35:01

J0204+4005 EB074F.UVDATA.1

Freq = 22.1080 GHz, Bw = 32.000 MH No calibration applied and no bandpass applied



22102140221802224022240222030022340
FREQ MHz

22102140221802224022240222030022340
FREQ MHz

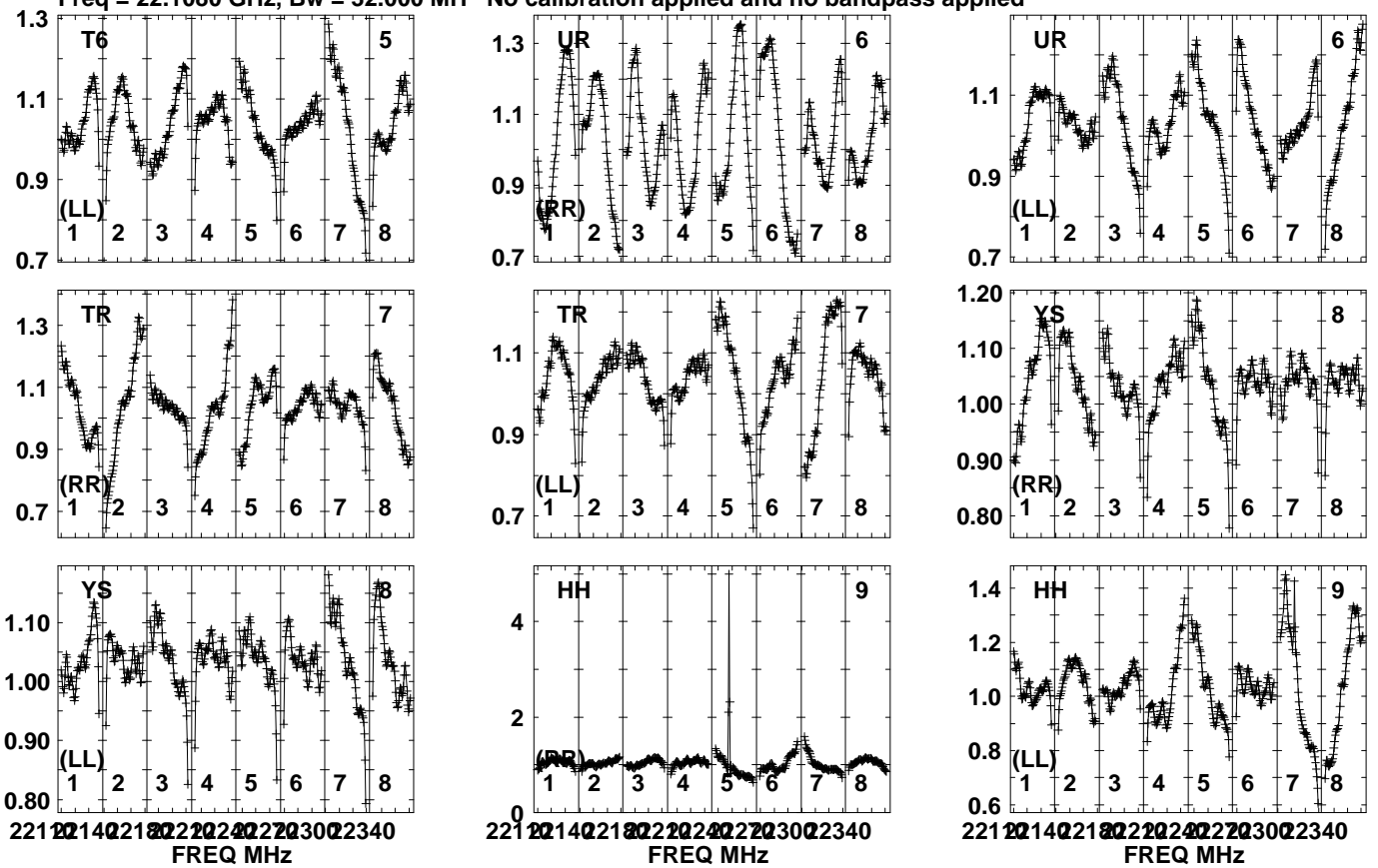
22102140221802224022240222030022340
FREQ MHz

Lower frame: Real Jy
Auto-corr total-power spectrum Antenna: *
Timerange: 00/22:47:00 to 00/22:48:30

Plot file version 334 created 20-JAN-2021 19:35:01

J0204+4005 EB074F.UVDATA.1

Freq = 22.1080 GHz, Bw = 32.000 MH No calibration applied and no bandpass applied

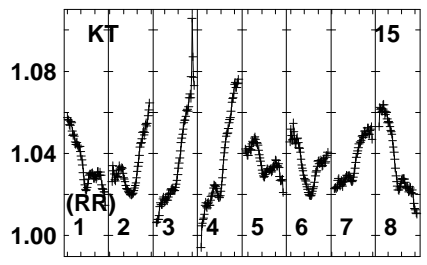
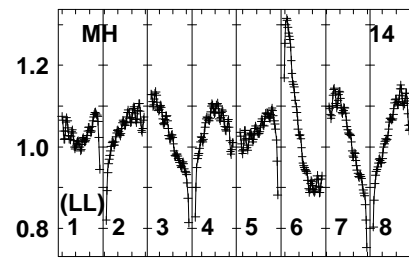
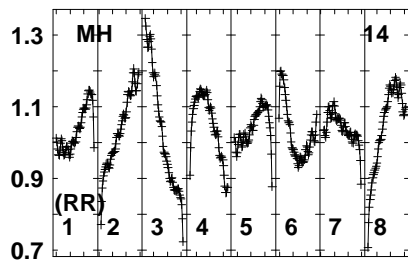
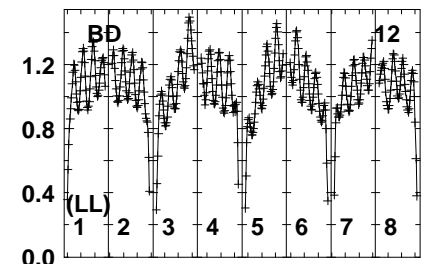
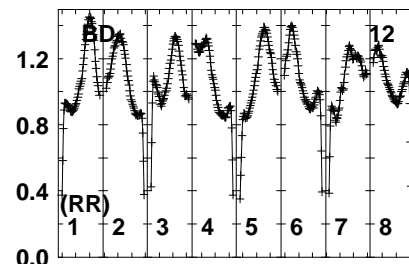
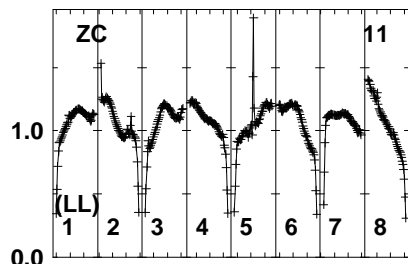
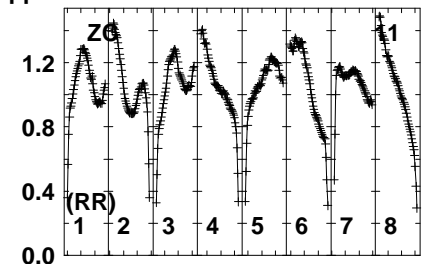
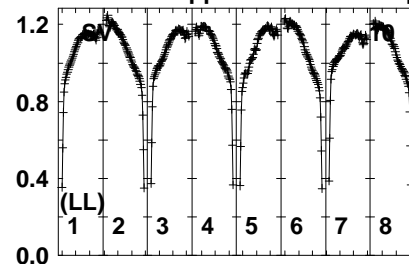
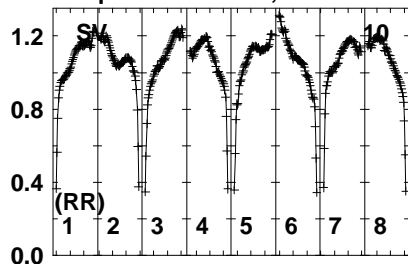


Lower frame: Real Jy
Auto-corr total-power spectrum Antenna: *
Timerange: 00/22:47:00 to 00/22:48:30

Plot file version 335 created 20-JAN-2021 19:35:01

J0204+4005 EB074F.UVDATA.1

Freq = 22.1080 GHz, Bw = 32.000 MH No calibration applied and no bandpass applied



2210214021802220224022703002340
FREQ MHz

2210214021802220224022703002340
FREQ MHz

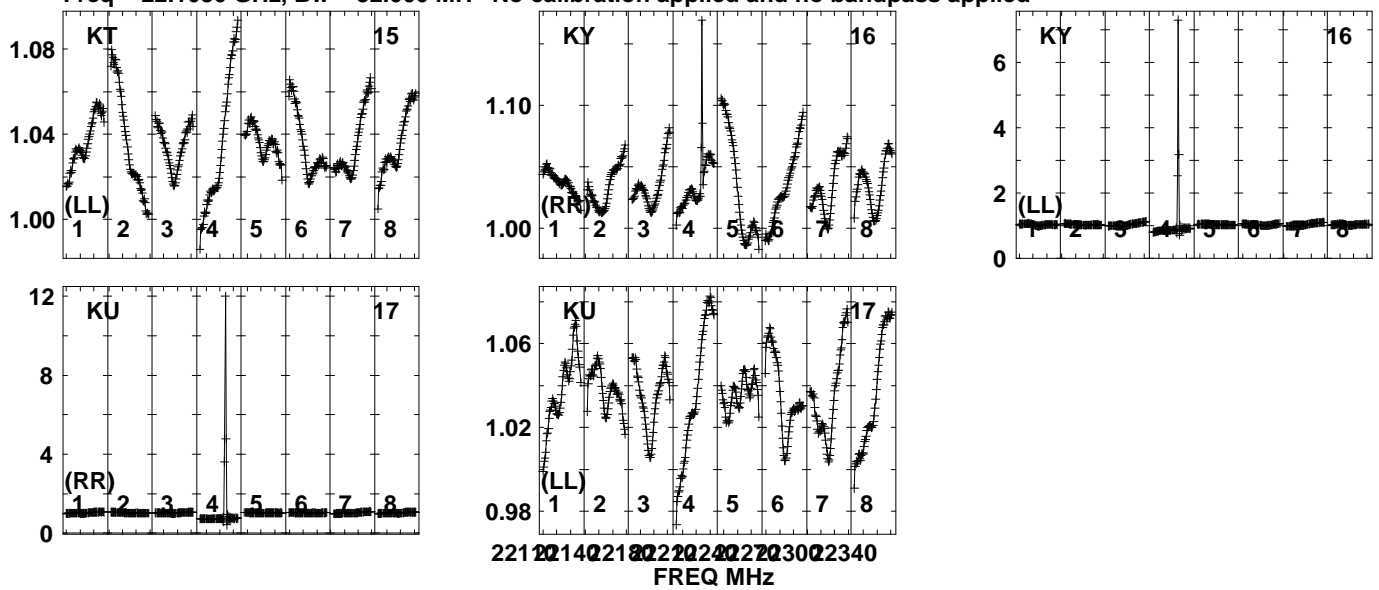
2210214021802220224022703002340
FREQ MHz

Lower frame: Real Jy
Auto-corr total-power spectrum Antenna: *
Timerange: 00/22:47:00 to 00/22:48:30

Plot file version 336 created 20-JAN-2021 19:35:02

J0204+4005 EB074F.UVDATA.1

Freq = 22.1080 GHz, Bw = 32.000 MH No calibration applied and no bandpass applied

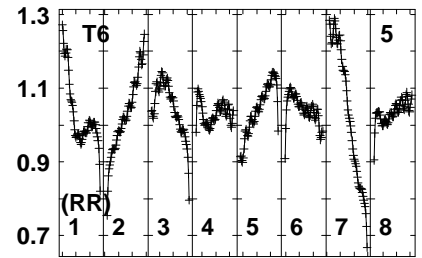
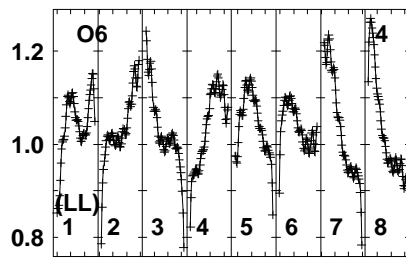
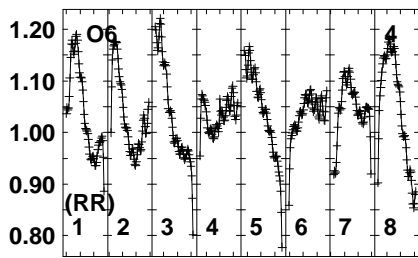
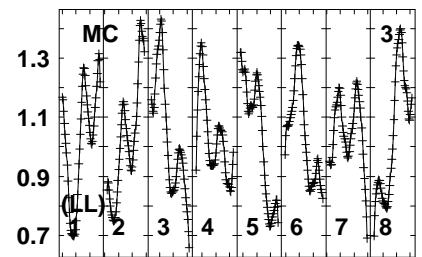
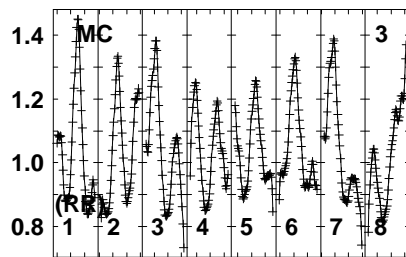
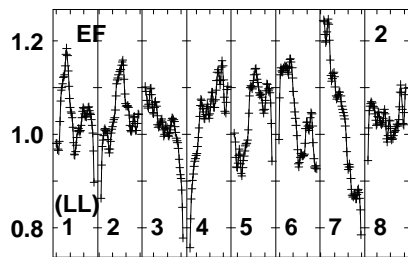
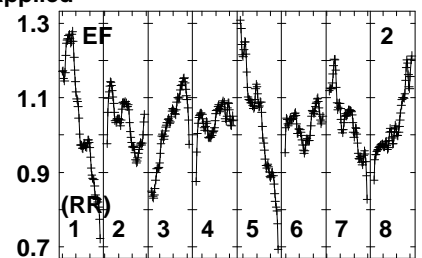
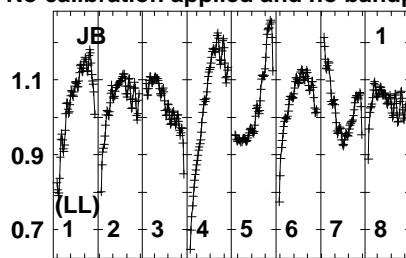
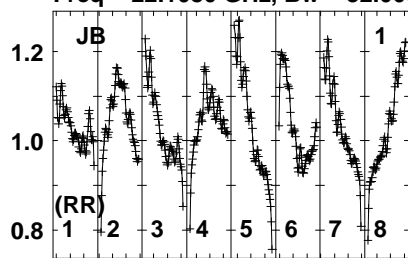


Lower frame: Real Jy
Auto-corr total-power spectrum Antenna: *
Timerange: 00/22:47:00 to 00/22:48:30

Plot file version 337 created 20-JAN-2021 19:35:02

4C40.08 EB074F.UVDATA.1

Freq = 22.1080 GHz, Bw = 32.000 MH No calibration applied and no bandpass applied



2210214021802220224022703002340
FREQ MHz

2210214021802220224022703002340
FREQ MHz

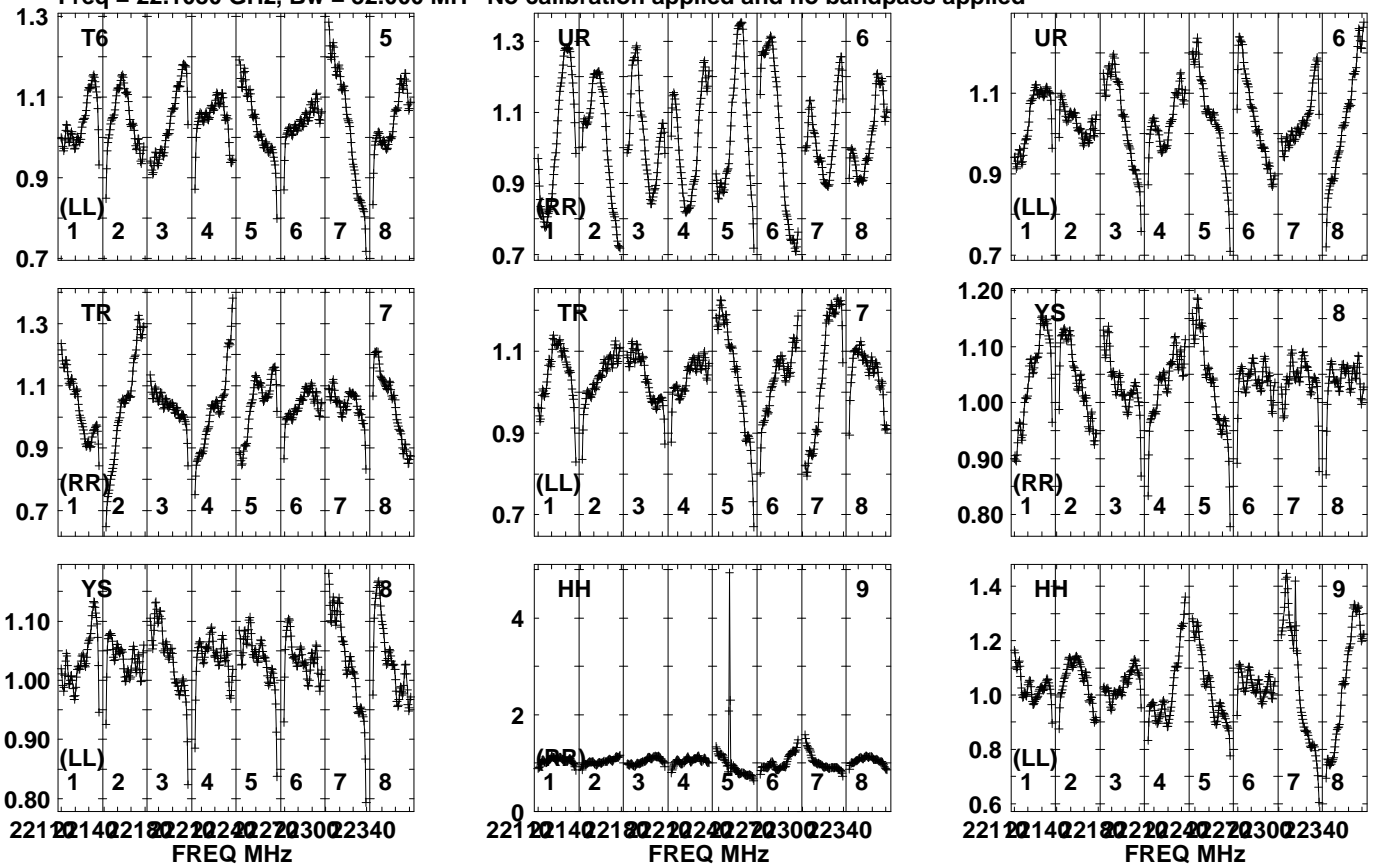
2210214021802220224022703002340
FREQ MHz

Lower frame: Real Jy
Auto-corr total-power spectrum Antenna: *
Timerange: 00/22:49:30 to 00/22:51:29

Plot file version 338 created 20-JAN-2021 19:35:03

4C40.08 EB074F.UVDATA.1

Freq = 22.1080 GHz, Bw = 32.000 MH No calibration applied and no bandpass applied

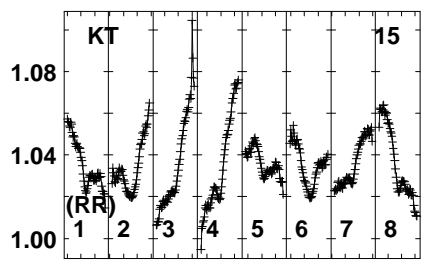
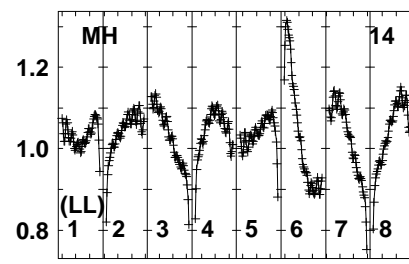
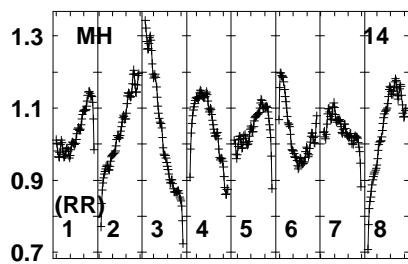
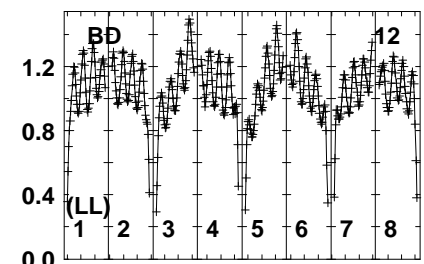
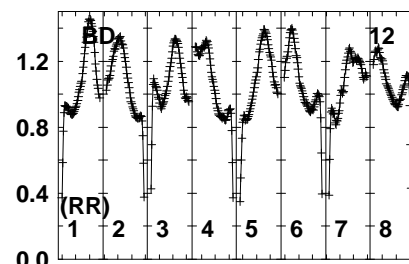
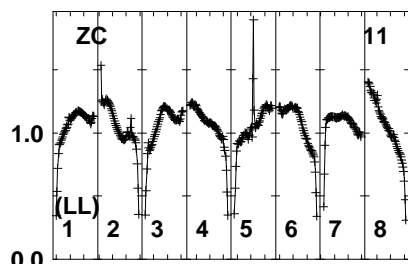
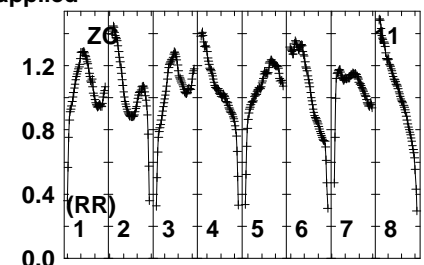
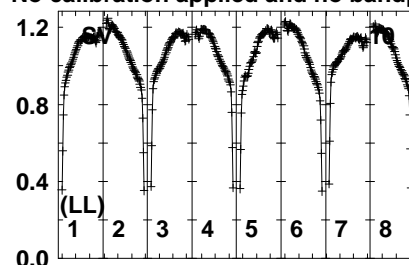
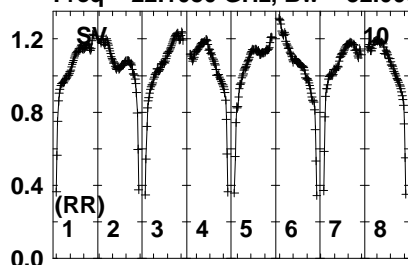


Lower frame: Real Jy
Auto-corr total-power spectrum Antenna: *
Timerange: 00/22:49:30 to 00/22:51:29

Plot file version 339 created 20-JAN-2021 19:35:03

4C40.08 EB074F.UVDATA.1

Freq = 22.1080 GHz, Bw = 32.000 MH No calibration applied and no bandpass applied



22102140221802224022240222030022340
FREQ MHz

22102140221802224022240222030022340
FREQ MHz

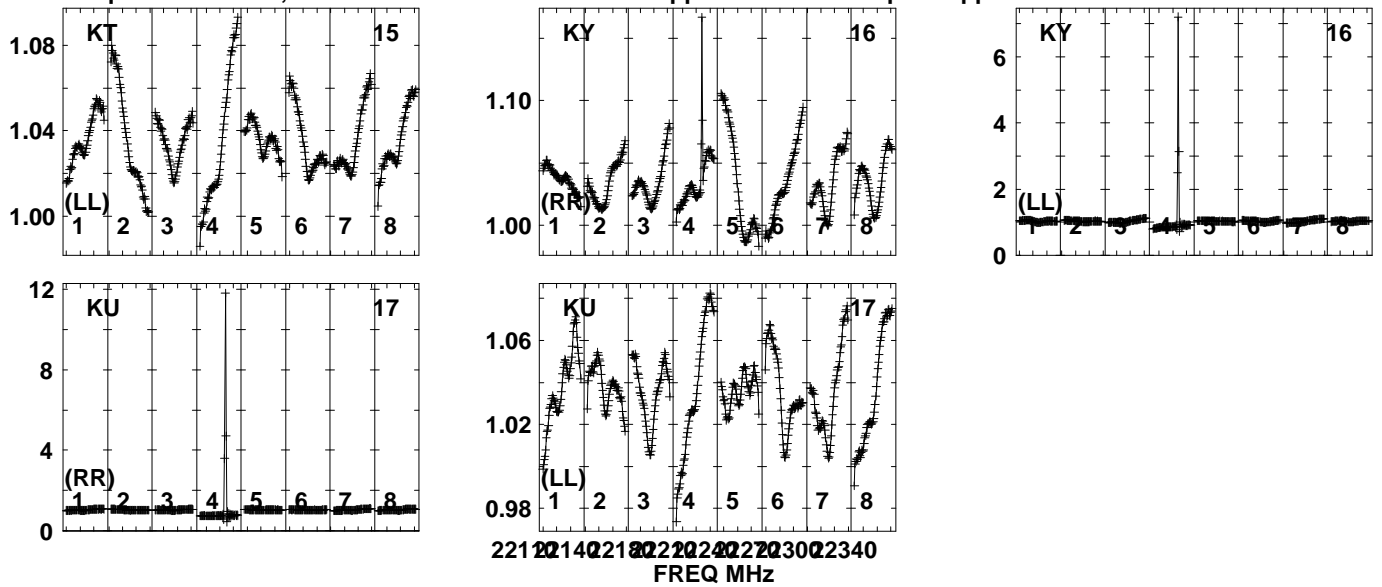
22102140221802224022240222030022340
FREQ MHz

Lower frame: Real Jy
Auto-corr total-power spectrum Antenna: *
Timerange: 00/22:49:30 to 00/22:51:29

Plot file version 340 created 20-JAN-2021 19:35:03

4C40.08 EB074F.UVDATA.1

Freq = 22.1080 GHz, Bw = 32.000 MH No calibration applied and no bandpass applied

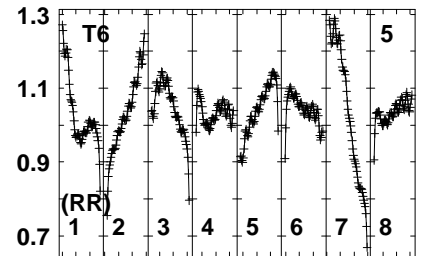
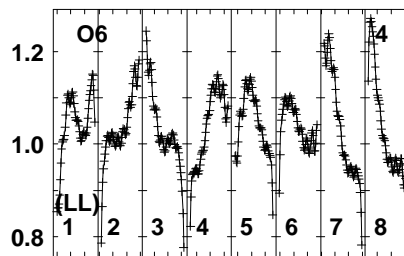
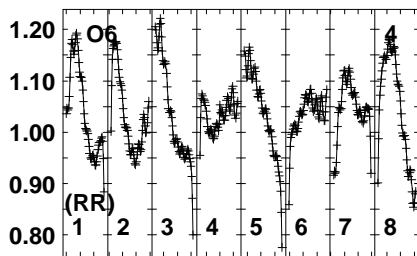
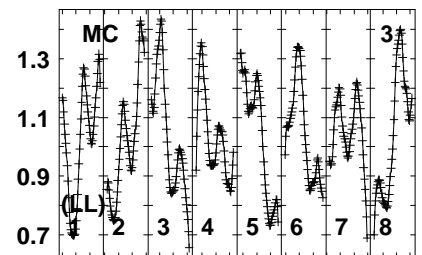
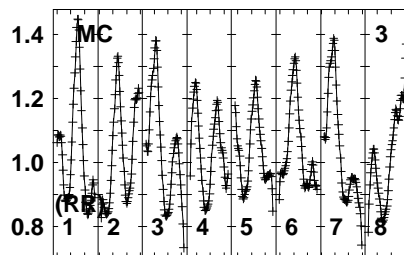
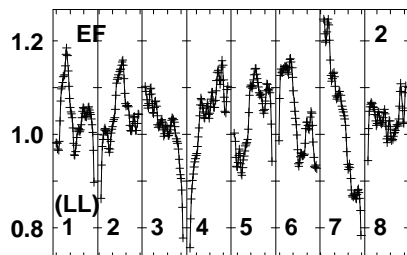
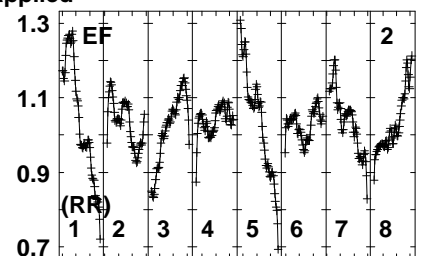
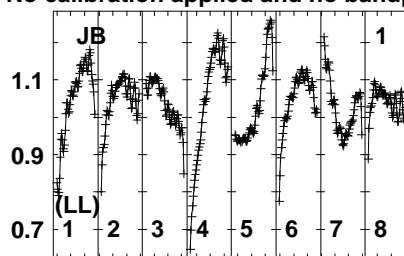
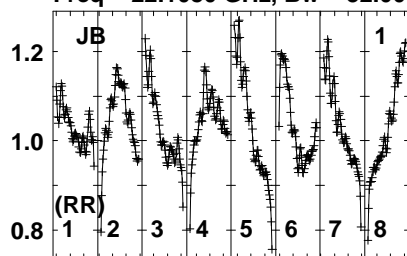


Lower frame: Real Jy
Auto-corr total-power spectrum Antenna: *
Timerange: 00/22:49:30 to 00/22:51:29

Plot file version 341 created 20-JAN-2021 19:35:04

J0204+4005 EB074F.UVDATA.1

Freq = 22.1080 GHz, Bw = 32.000 MH No calibration applied and no bandpass applied



22100 22140 22180 22220 22260 22300 22340
FREQ MHz

22100 22140 22180 22220 22260 22300 22340
FREQ MHz

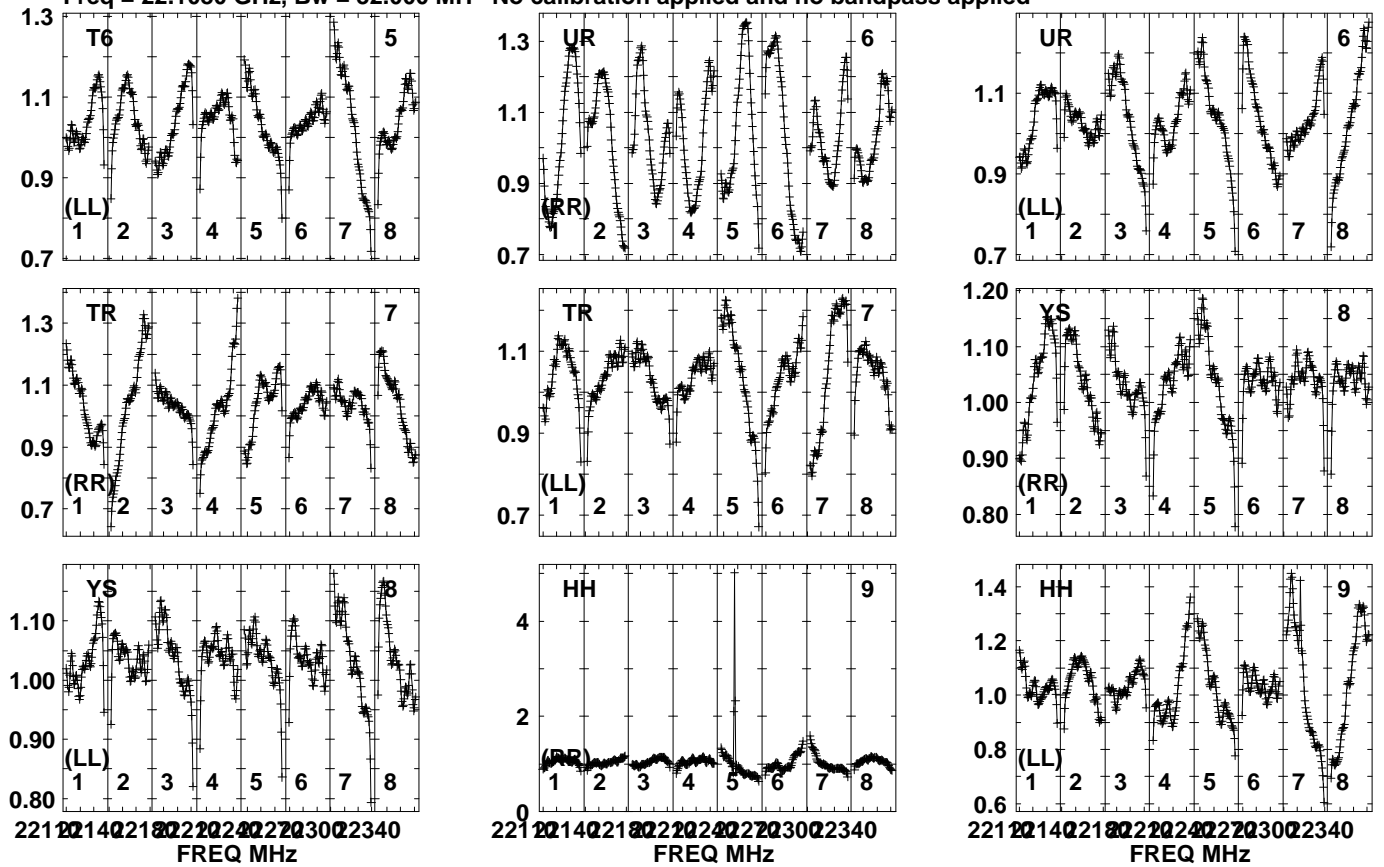
22100 22140 22180 22220 22260 22300 22340
FREQ MHz

Lower frame: Real Jy
Auto-corr total-power spectrum Antenna: *
Timerange: 00/22:52:31 to 00/22:53:59

Plot file version 342 created 20-JAN-2021 19:35:04

J0204+4005 EB074F.UVDATA.1

Freq = 22.1080 GHz, Bw = 32.000 MH No calibration applied and no bandpass applied

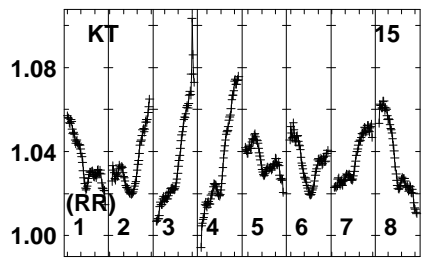
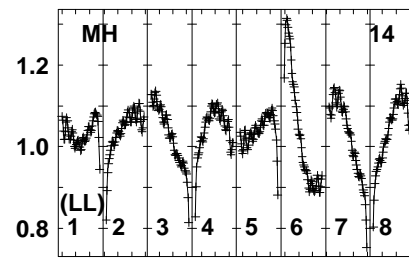
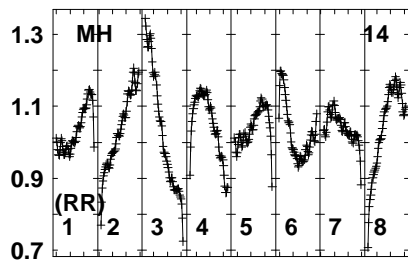
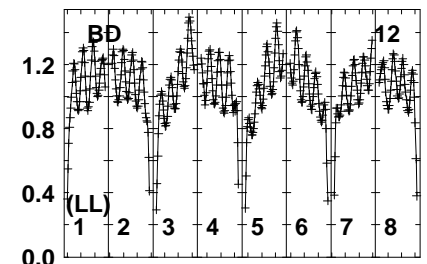
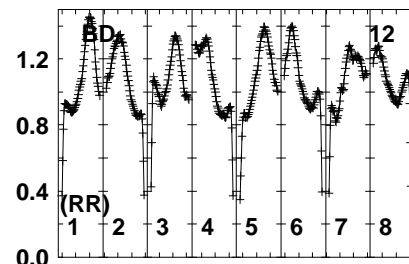
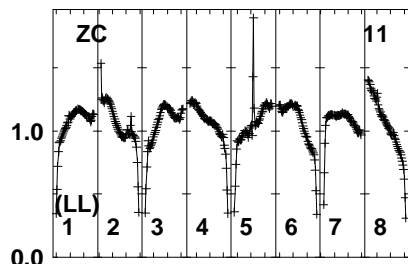
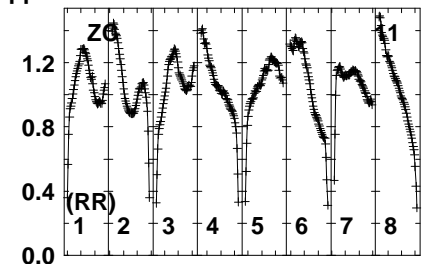
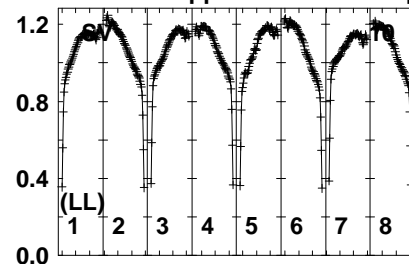
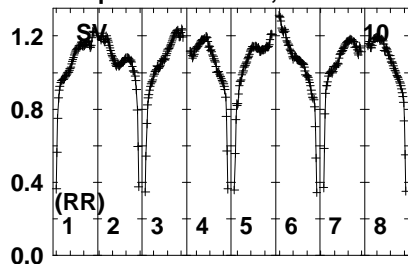


Lower frame: Real Jy
Auto-corr total-power spectrum Antenna: *
Timerange: 00/22:52:31 to 00/22:53:59

Plot file version 343 created 20-JAN-2021 19:35:04

J0204+4005 EB074F.UVDATA.1

Freq = 22.1080 GHz, Bw = 32.000 MH No calibration applied and no bandpass applied



2210214022180222022240222030022340
FREQ MHz

2210214022180222022240222030022340
FREQ MHz

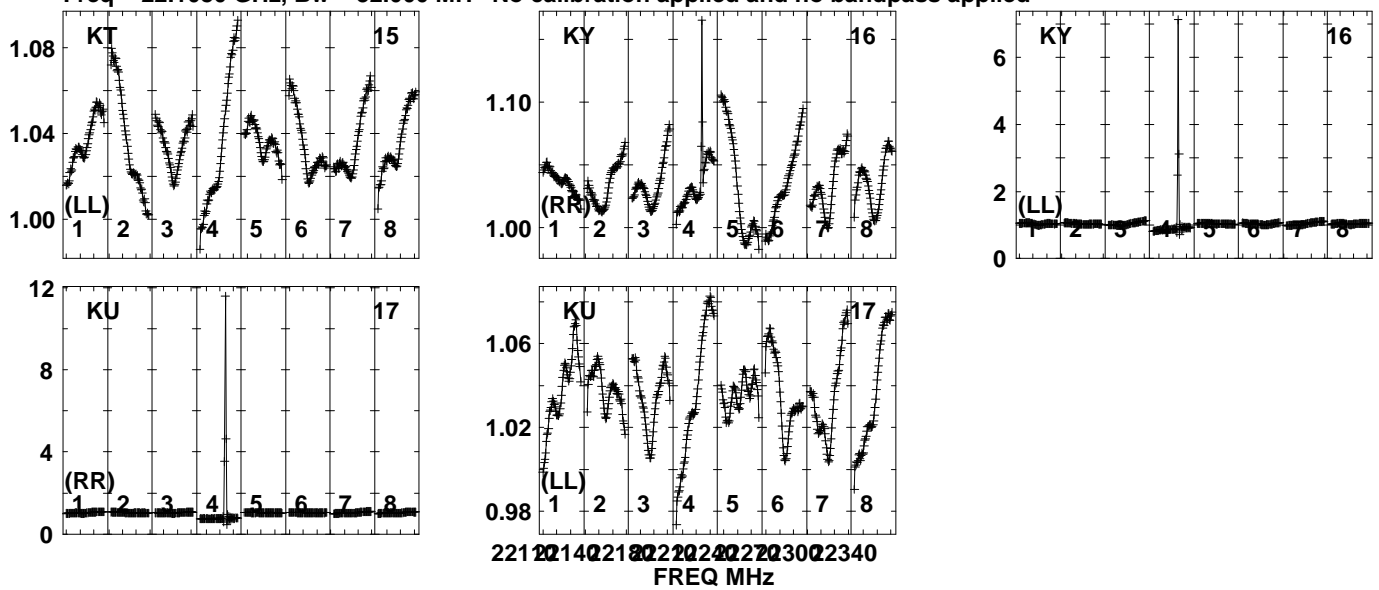
2210214022180222022240222030022340
FREQ MHz

Lower frame: Real Jy
Auto-corr total-power spectrum Antenna: *
Timerange: 00/22:52:31 to 00/22:53:59

Plot file version 344 created 20-JAN-2021 19:35:05

J0204+4005 EB074F.UVDATA.1

Freq = 22.1080 GHz, Bw = 32.000 MH No calibration applied and no bandpass applied

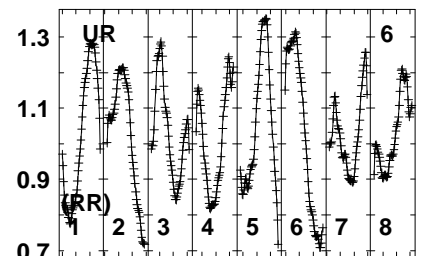
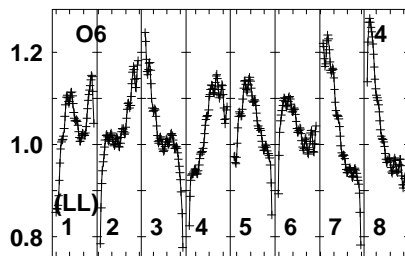
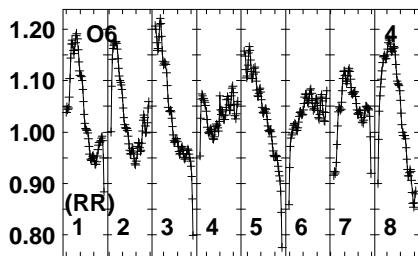
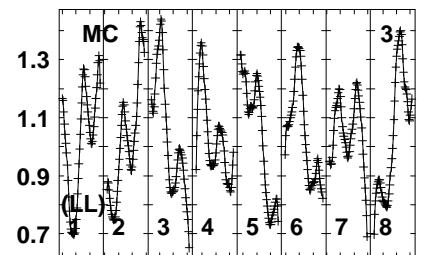
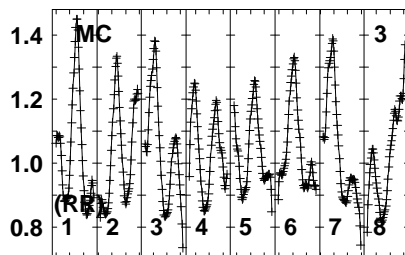
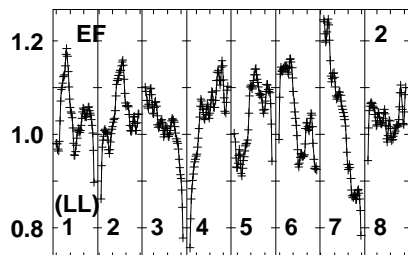
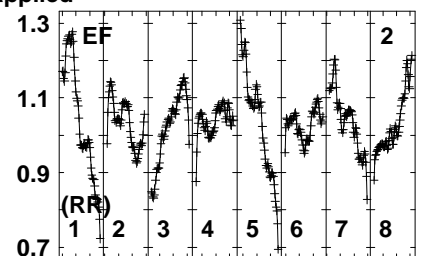
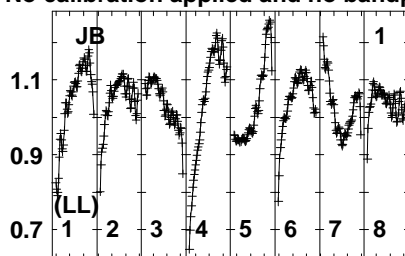
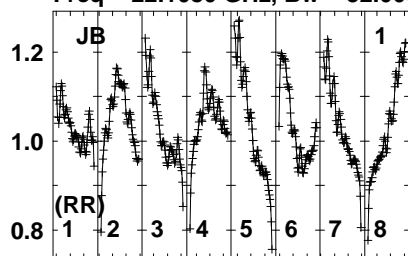


Lower frame: Real Jy
Auto-corr total-power spectrum Antenna: *
Timerange: 00/22:52:31 to 00/22:53:59

Plot file version 345 created 20-JAN-2021 19:35:05

4C40.08 EB074F.UVDATA.1

Freq = 22.1080 GHz, Bw = 32.000 MH No calibration applied and no bandpass applied



22102140221802220222402227023002340
FREQ MHz

22102140221802220222402227023002340
FREQ MHz

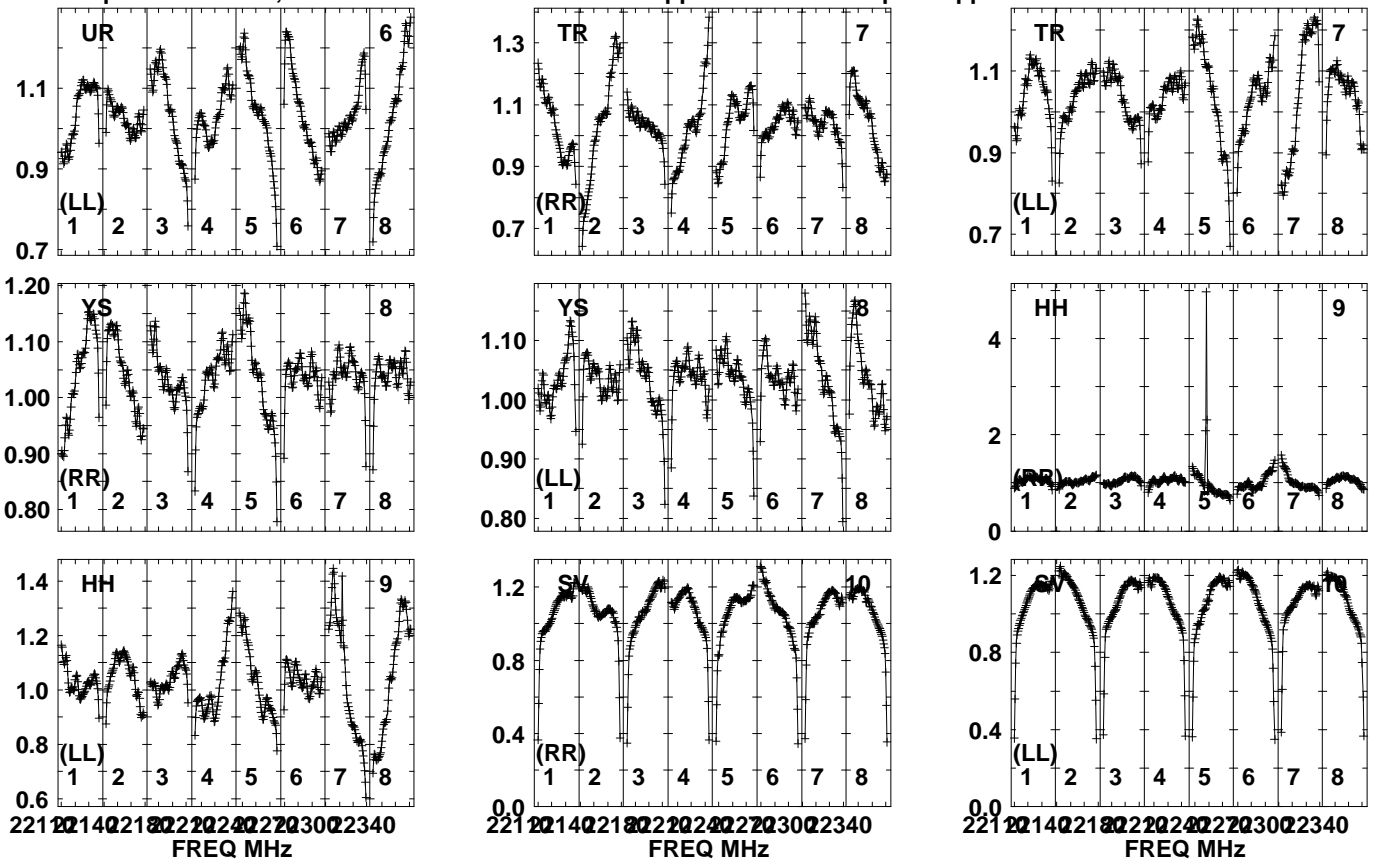
22102140221802220222402227023002340
FREQ MHz

Lower frame: Real Jy
Auto-corr total-power spectrum Antenna: *
Timerange: 00/22:55:00 to 00/22:57:00

Plot file version 346 created 20-JAN-2021 19:35:05

4C40.08 EB074F.UVDATA.1

Freq = 22.1080 GHz, Bw = 32.000 MH No calibration applied and no bandpass applied

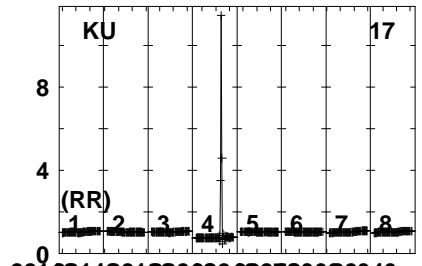
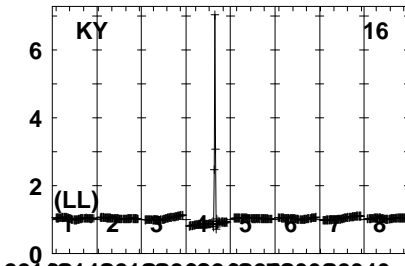
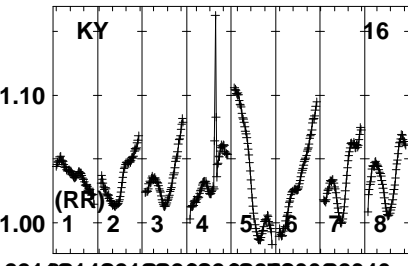
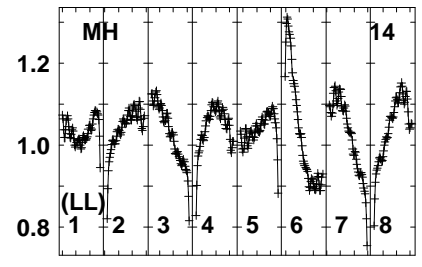
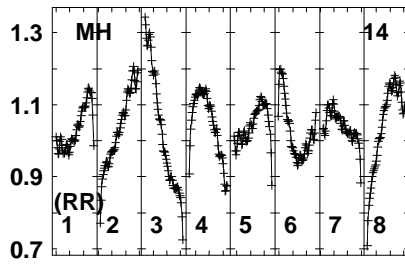
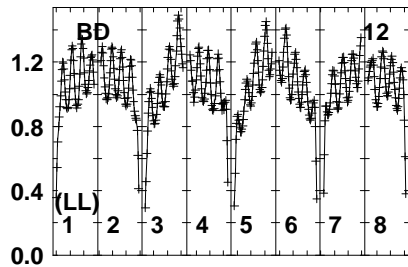
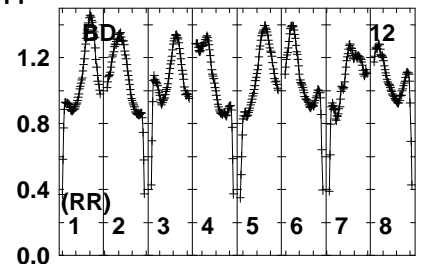
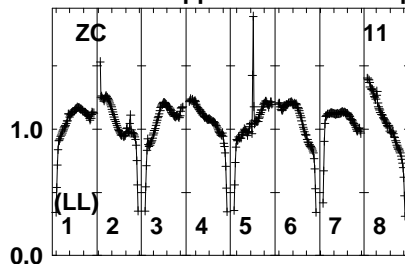
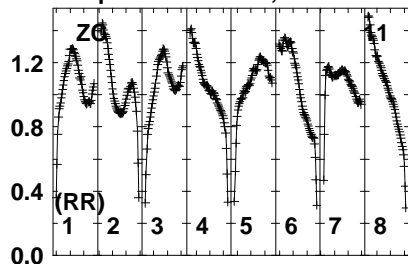


Lower frame: Real Jy
Auto-corr total-power spectrum Antenna: *
Timerange: 00/22:55:00 to 00/22:57:00

Plot file version 347 created 20-JAN-2021 19:35:05

4C40.08 EB074F.UVDATA.1

Freq = 22.1080 GHz, Bw = 32.000 MH No calibration applied and no bandpass applied



221 22140 22180 22220 22260 22300 22340
FREQ MHz

221 22140 22180 22220 22260 22300 22340
FREQ MHz

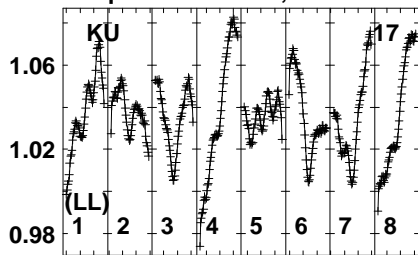
221 22140 22180 22220 22260 22300 22340
FREQ MHz

Lower frame: Real Jy
Auto-corr total-power spectrum Antenna: *
Timerange: 00/22:55:00 to 00/22:57:00

Plot file version 348 created 20-JAN-2021 19:35:06

4C40.08 EB074F.UVDATA.1

Freq = 22.1080 GHz, Bw = 32.000 MH No calibration applied and no bandpass applied



Lower frame: Real Jy

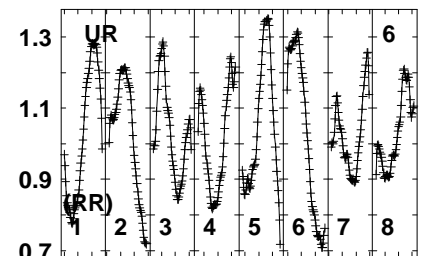
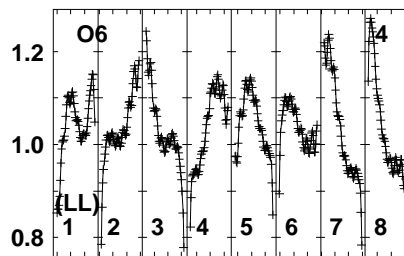
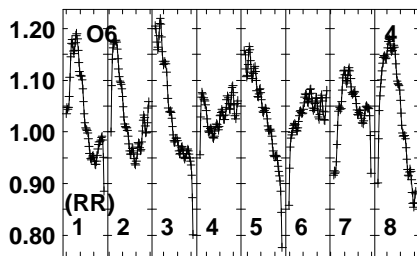
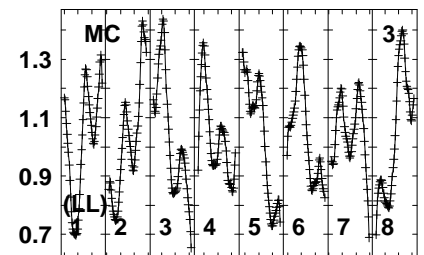
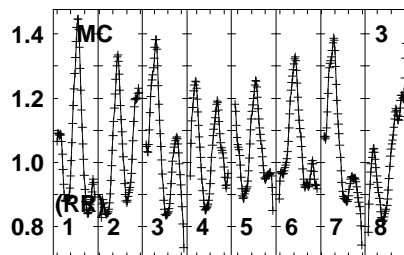
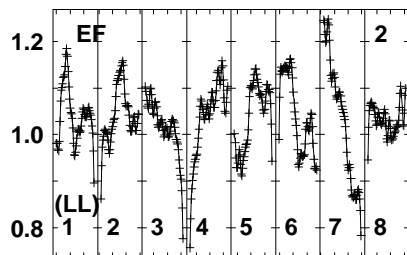
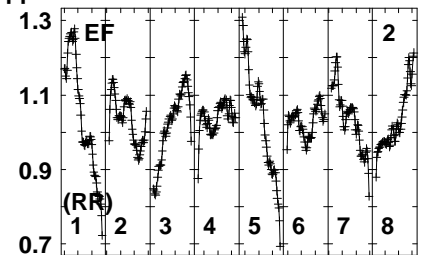
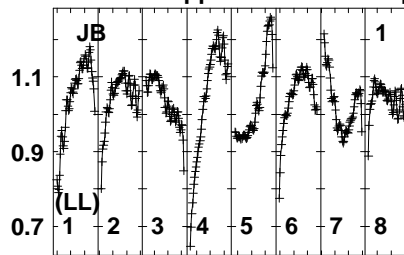
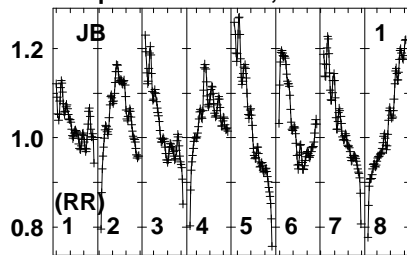
Auto-corr total-power spectrum Antenna: *

Timerange: 00/22:55:00 to 00/22:57:00

Plot file version 349 created 20-JAN-2021 19:35:06

J0204+4005 EB074F.UVDATA.1

Freq = 22.1080 GHz, Bw = 32.000 MH No calibration applied and no bandpass applied



221.0 221.14 221.28 221.42 221.56 221.70 221.84 221.98 222.12 222.26 222.40 222.54 222.68 222.82 222.96 223.10 223.24 223.38 223.52

221.0 221.14 221.28 221.42 221.56 221.70 221.84 221.98 222.12 222.26 222.40 222.54 222.68 222.82 222.96 223.10 223.24 223.38 223.52

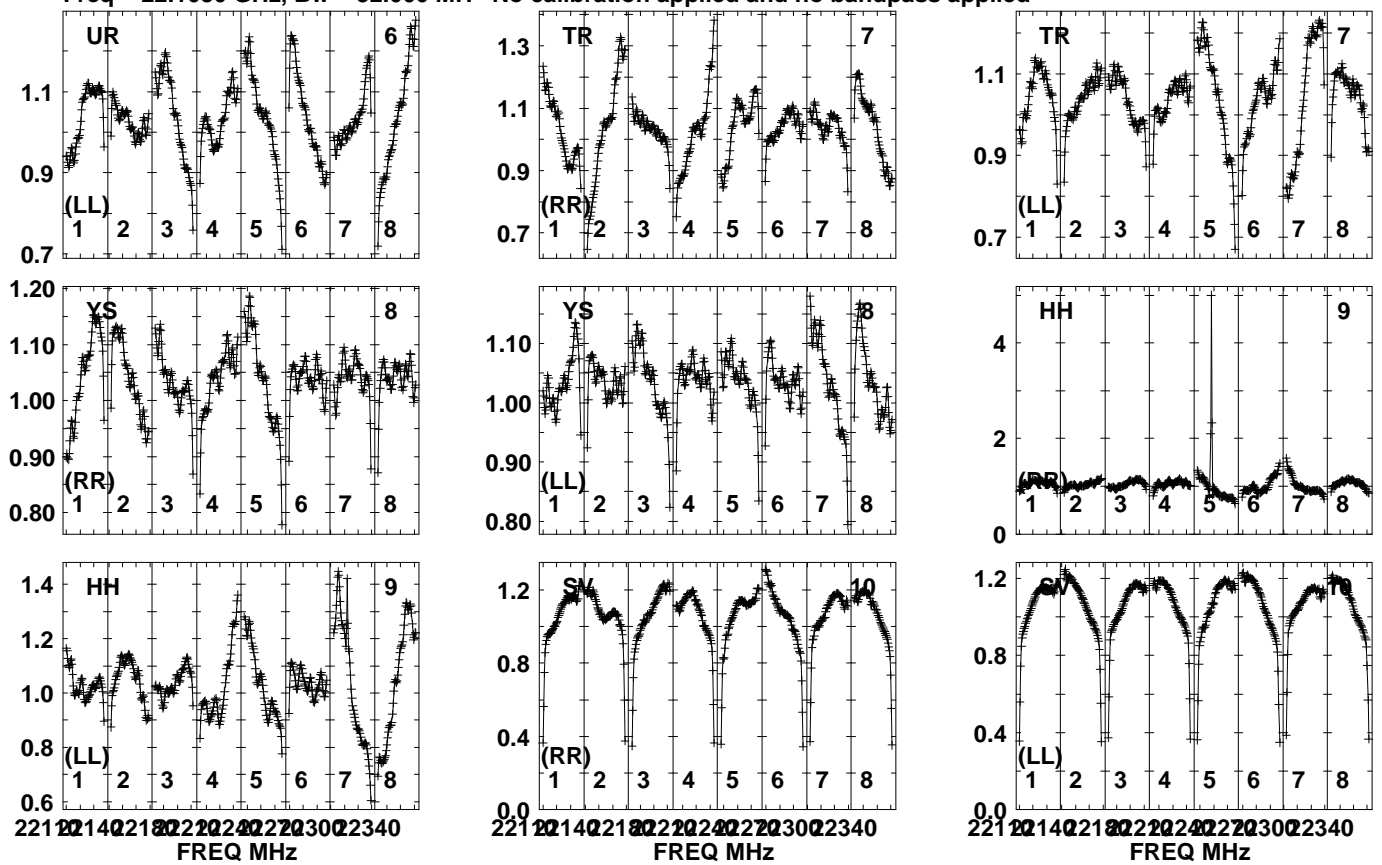
221.0 221.14 221.28 221.42 221.56 221.70 221.84 221.98 222.12 222.26 222.40 222.54 222.68 222.82 222.96 223.10 223.24 223.38 223.52

FREQ MHz
Lower frame: Real Jy
Auto-corr total-power spectrum Antenna: *
Timerange: 00/22:58:01 to 00/22:59:29

Plot file version 350 created 20-JAN-2021 19:35:06

J0204+4005 EB074F.UVDATA.1

Freq = 22.1080 GHz, Bw = 32.000 MH No calibration applied and no bandpass applied

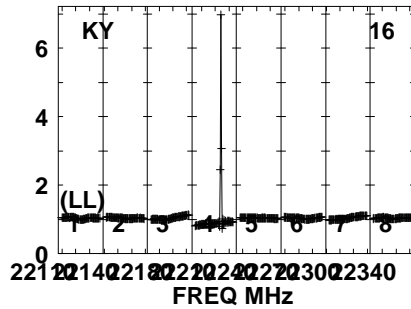
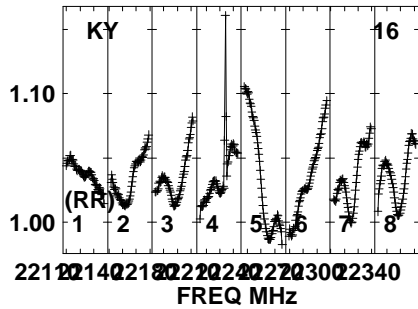
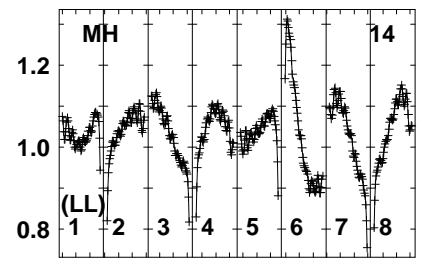
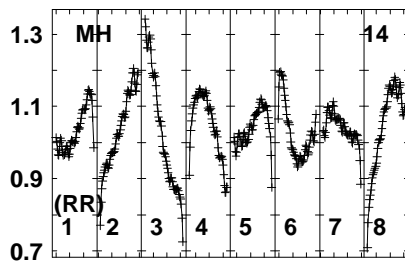
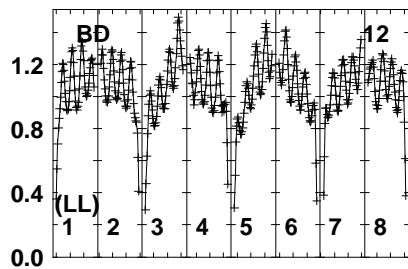
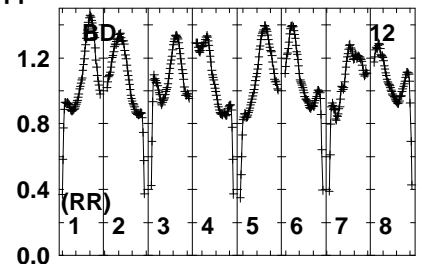
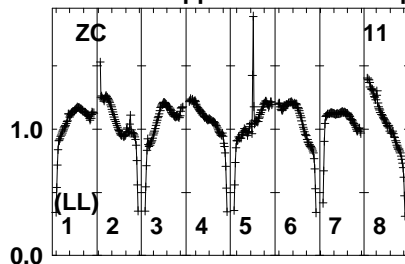
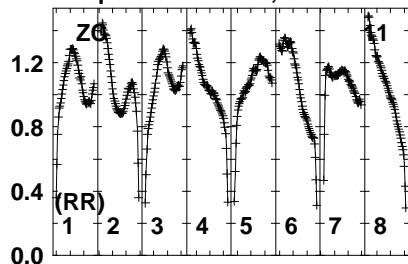


Lower frame: Real Jy
Auto-corr total-power spectrum Antenna: *
Timerange: 00/22:58:01 to 00/22:59:29

Plot file version 351 created 20-JAN-2021 19:35:07

J0204+4005 EB074F.UVDATA.1

Freq = 22.1080 GHz, Bw = 32.000 MH No calibration applied and no bandpass applied

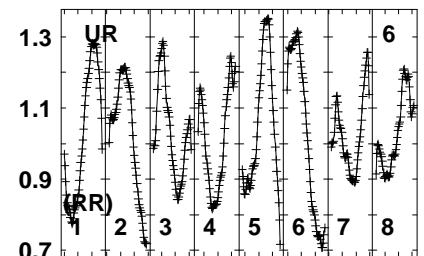
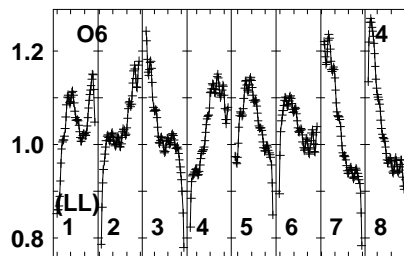
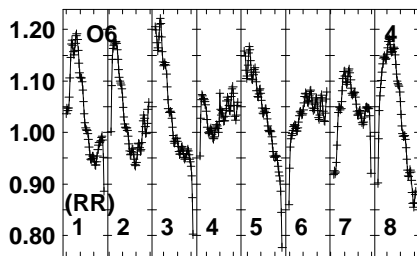
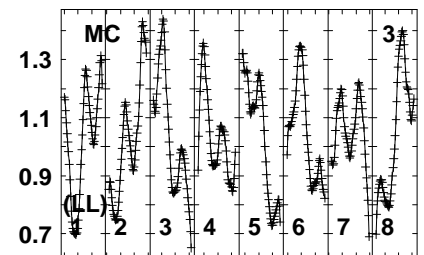
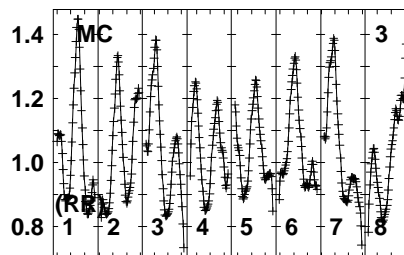
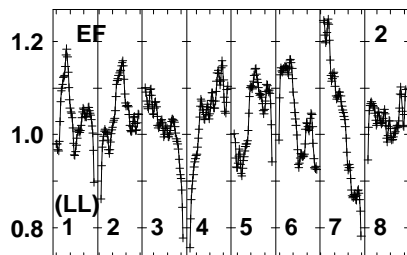
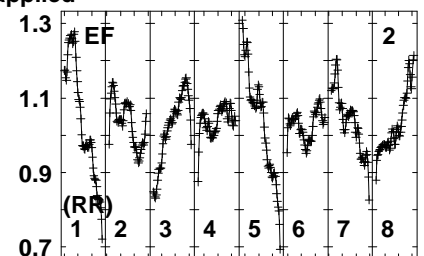
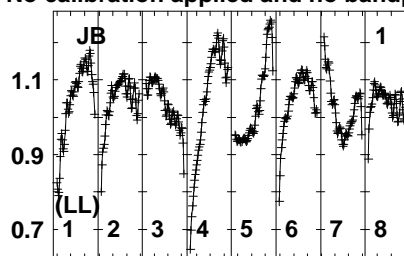
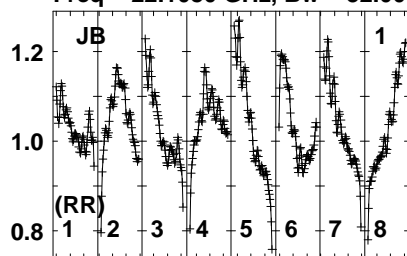


Lower frame: Real Jy
Auto-corr total-power spectrum Antenna: *
Timerange: 00/22:58:01 to 00/22:59:29

Plot file version 352 created 20-JAN-2021 19:35:07

4C40.08 EB074F.UVDATA.1

Freq = 22.1080 GHz, Bw = 32.000 MH No calibration applied and no bandpass applied



22102140221802224022240222702230022340
FREQ MHz

22102140221802224022240222702230022340
FREQ MHz

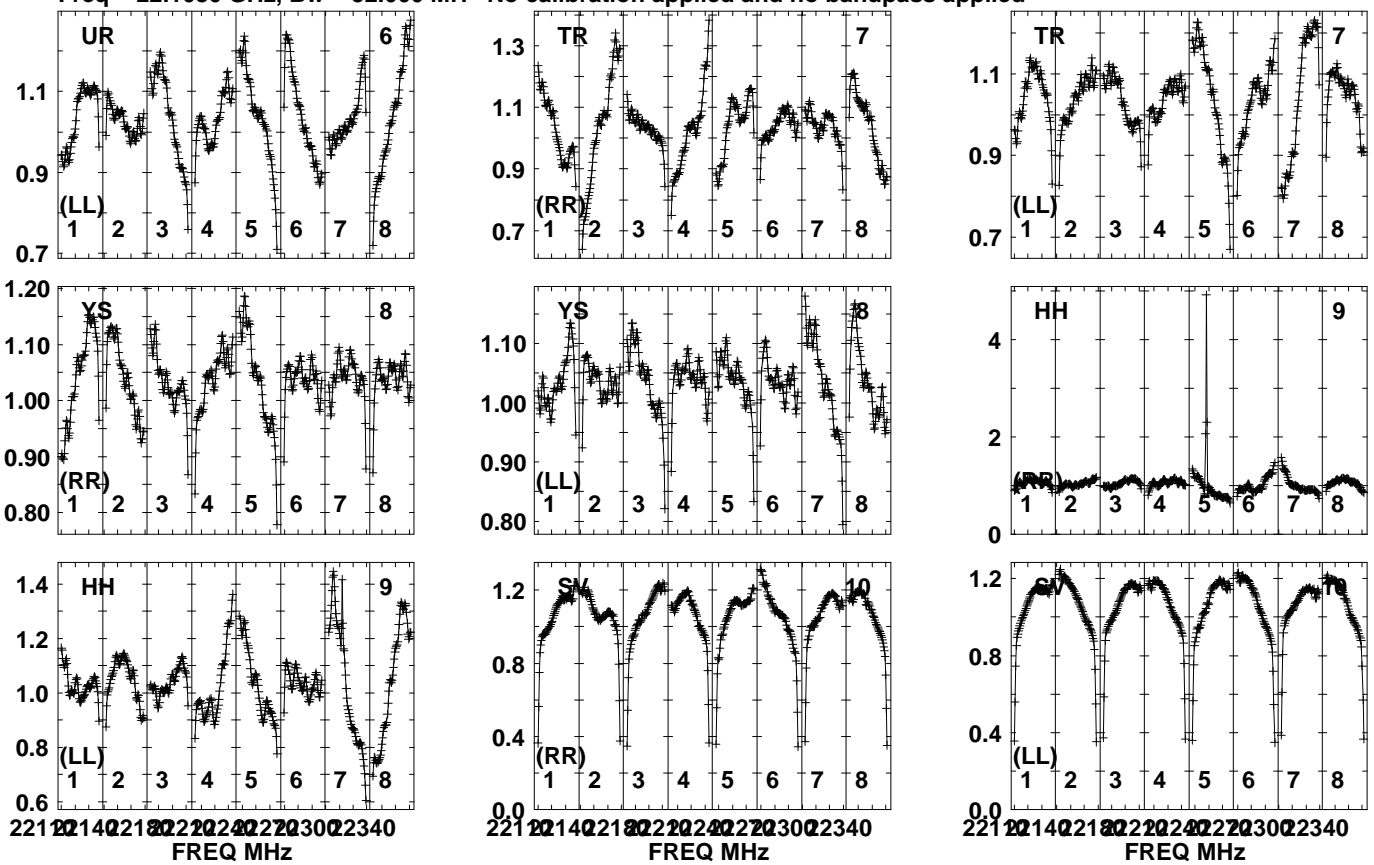
22102140221802224022240222702230022340
FREQ MHz

Lower frame: Real Jy
Auto-corr total-power spectrum Antenna: *
Timerange: 00/23:00:31 to 00/23:02:30

Plot file version 353 created 20-JAN-2021 19:35:07

4C40.08 EB074F.UVDATA.1

Freq = 22.1080 GHz, Bw = 32.000 MH No calibration applied and no bandpass applied

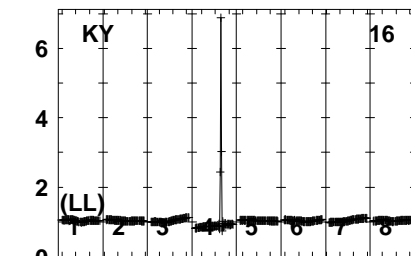
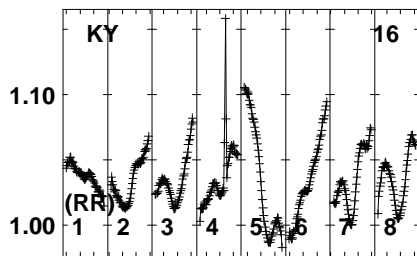
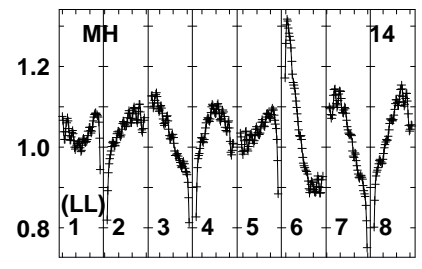
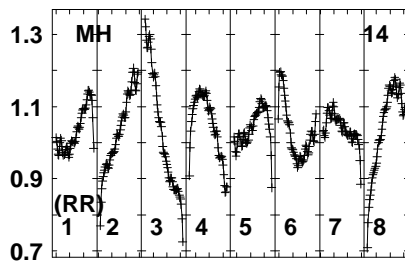
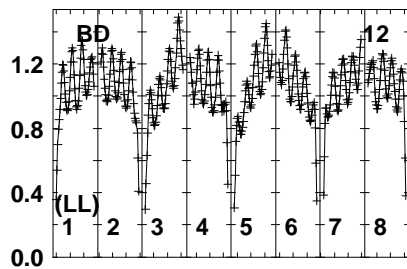
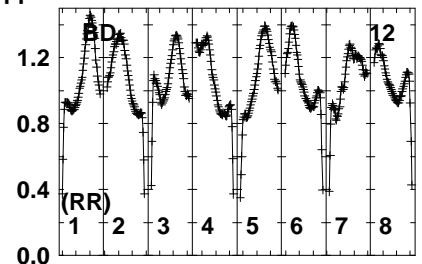
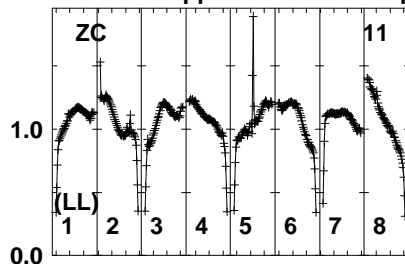
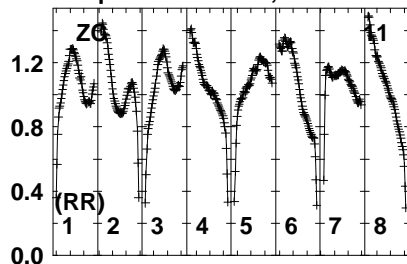


Lower frame: Real Jy
Auto-corr total-power spectrum Antenna: *
Timerange: 00/23:00:31 to 00/23:02:30

Plot file version 354 created 20-JAN-2021 19:35:08

4C40.08 EB074F.UVDATA.1

Freq = 22.1080 GHz, Bw = 32.000 MH No calibration applied and no bandpass applied



221 2214 2218 2222 2226 2230 2234
FREQ MHz

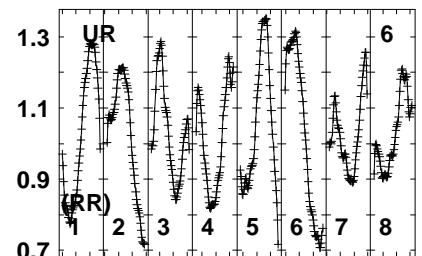
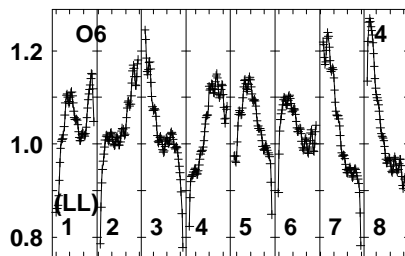
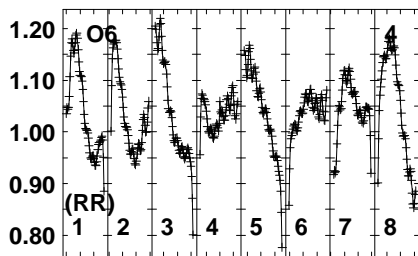
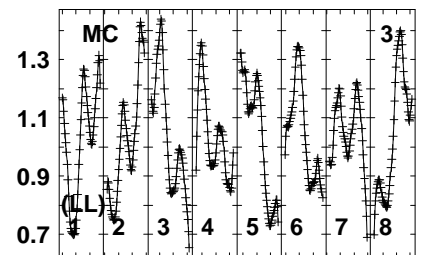
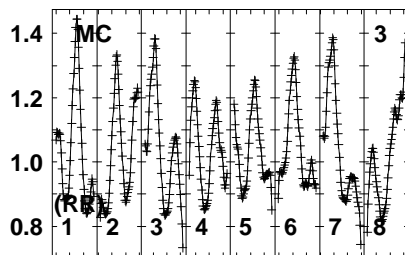
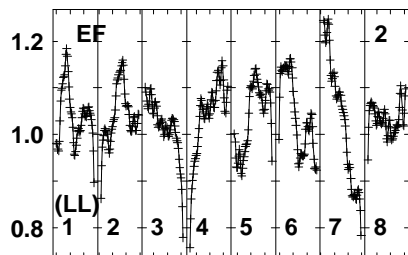
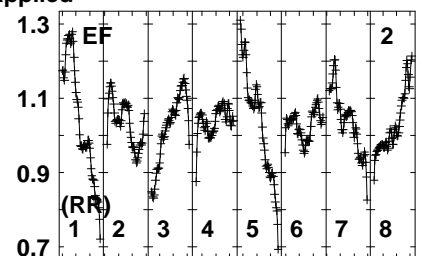
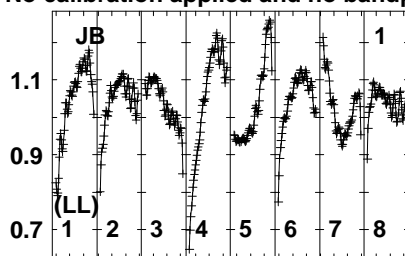
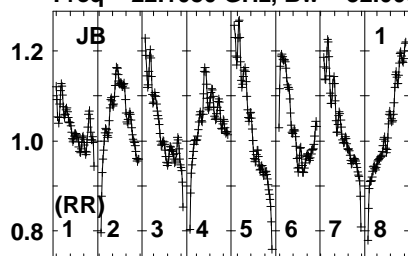
221 2214 2218 2222 2226 2230 2234
FREQ MHz

Lower frame: Real Jy
Auto-corr total-power spectrum Antenna: *
Timerange: 00/23:00:31 to 00/23:02:30

Plot file version 355 created 20-JAN-2021 19:35:08

J0204+4005 EB074F.UVDATA.1

Freq = 22.1080 GHz, Bw = 32.000 MH No calibration applied and no bandpass applied



22102140221802224022240222702230022340
FREQ MHz

22102140221802224022240222702230022340
FREQ MHz

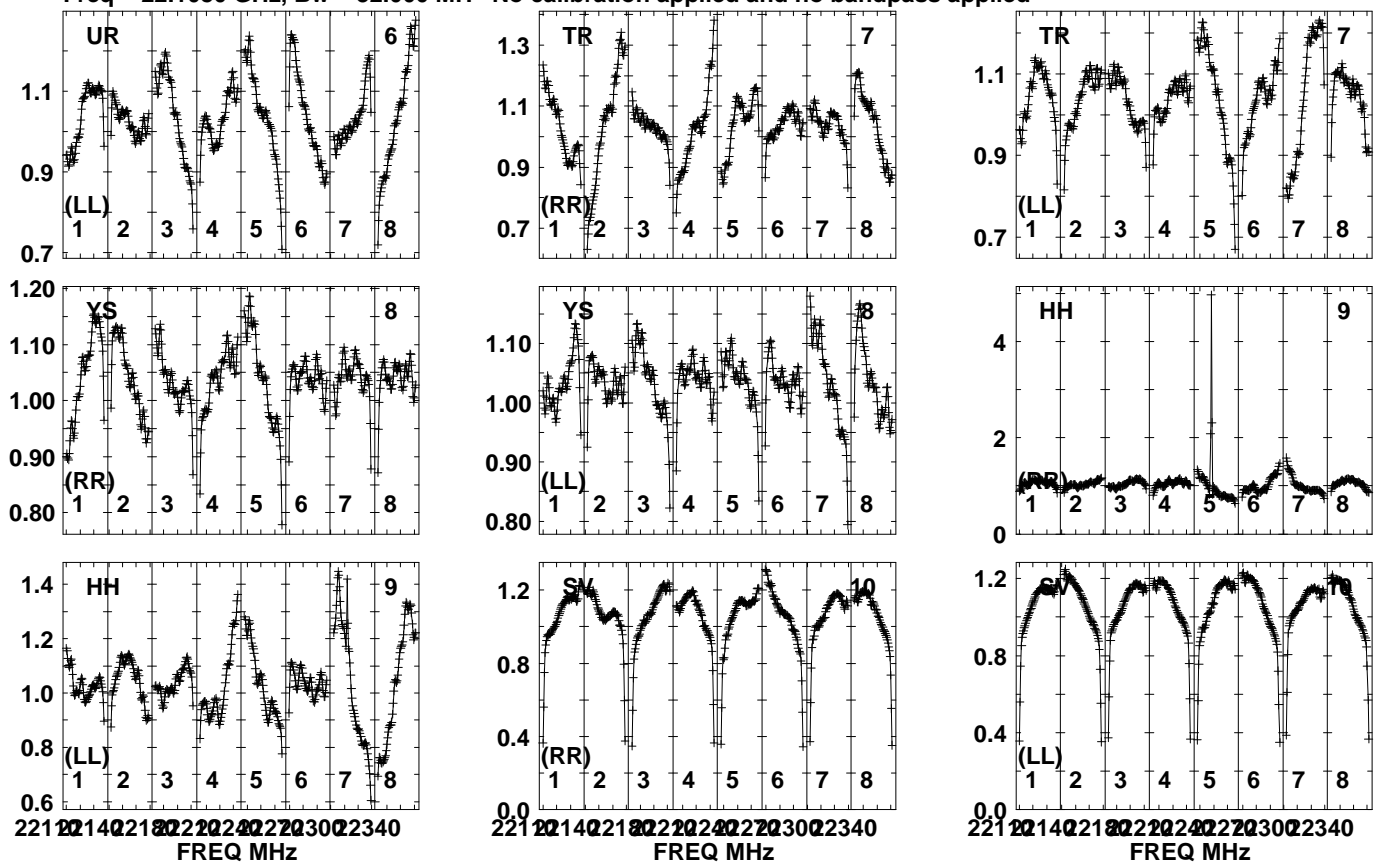
22102140221802224022240222702230022340
FREQ MHz

Lower frame: Real Jy
Auto-corr total-power spectrum Antenna: *
Timerange: 00/23:03:30 to 00/23:05:00

Plot file version 356 created 20-JAN-2021 19:35:08

J0204+4005 EB074F.UVDATA.1

Freq = 22.1080 GHz, Bw = 32.000 MH No calibration applied and no bandpass applied

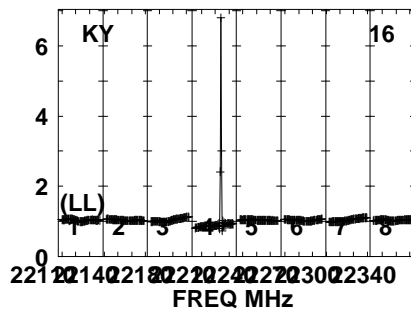
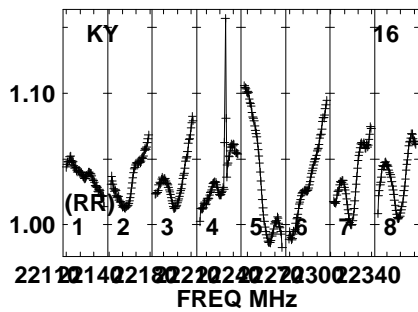
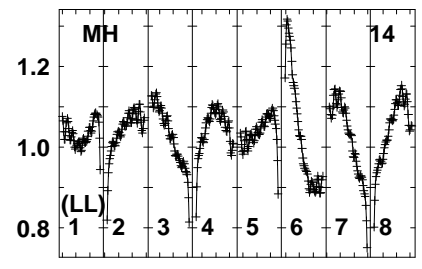
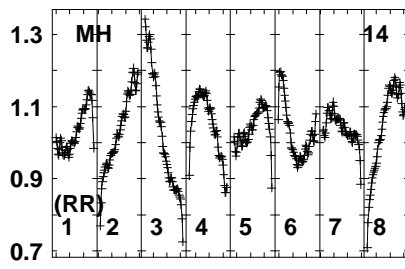
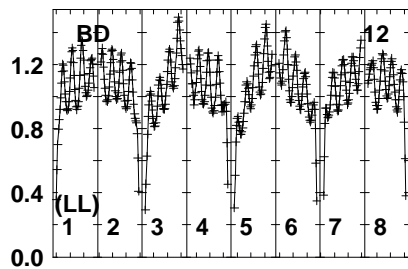
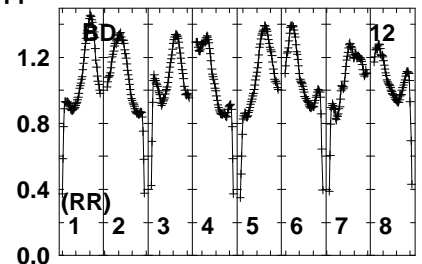
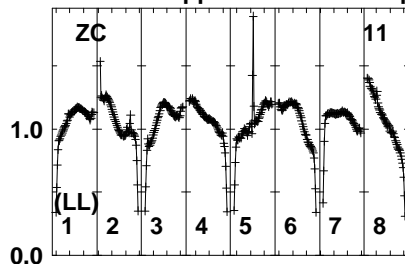
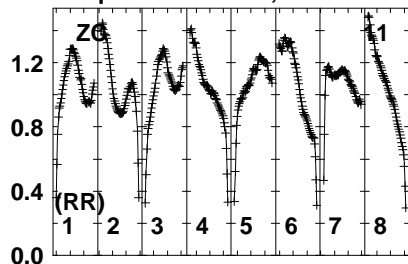


Lower frame: Real Jy
Auto-corr total-power spectrum Antenna: *
Timerange: 00/23:03:30 to 00/23:05:00

Plot file version 357 created 20-JAN-2021 19:35:08

J0204+4005 EB074F.UVDATA.1

Freq = 22.1080 GHz, Bw = 32.000 MH No calibration applied and no bandpass applied

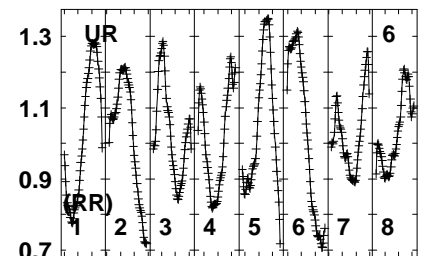
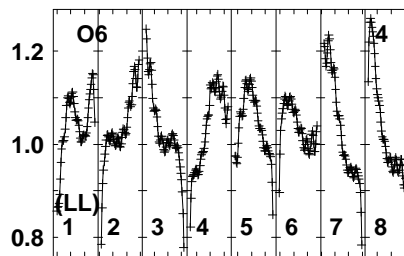
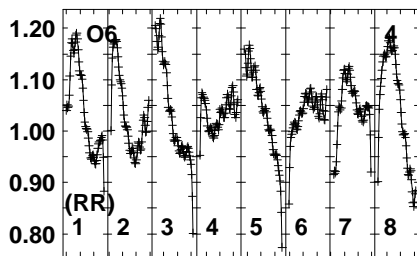
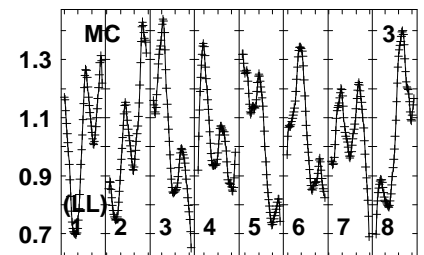
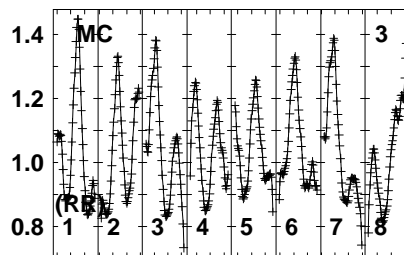
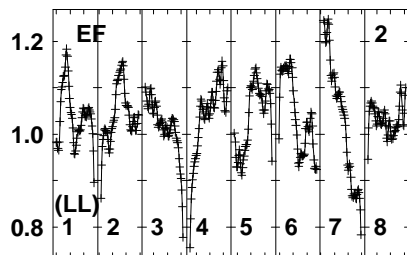
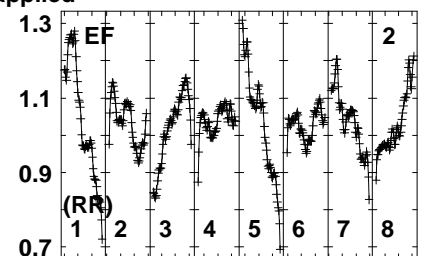
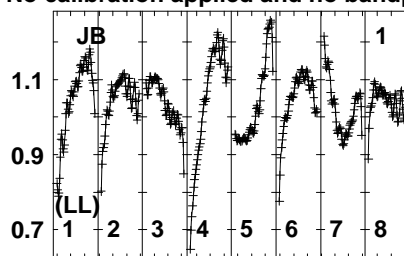
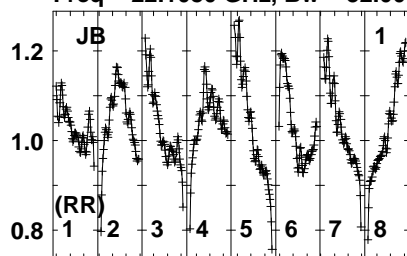


Lower frame: Real Jy
Auto-corr total-power spectrum Antenna: *
Timerange: 00/23:03:30 to 00/23:05:00

Plot file version 358 created 20-JAN-2021 19:35:09

LQ033+03 EB074F.UVDATA.1

Freq = 22.1080 GHz, Bw = 32.000 MH No calibration applied and no bandpass applied



2210214021802220224022703002340
FREQ MHz

2210214021802220224022703002340
FREQ MHz

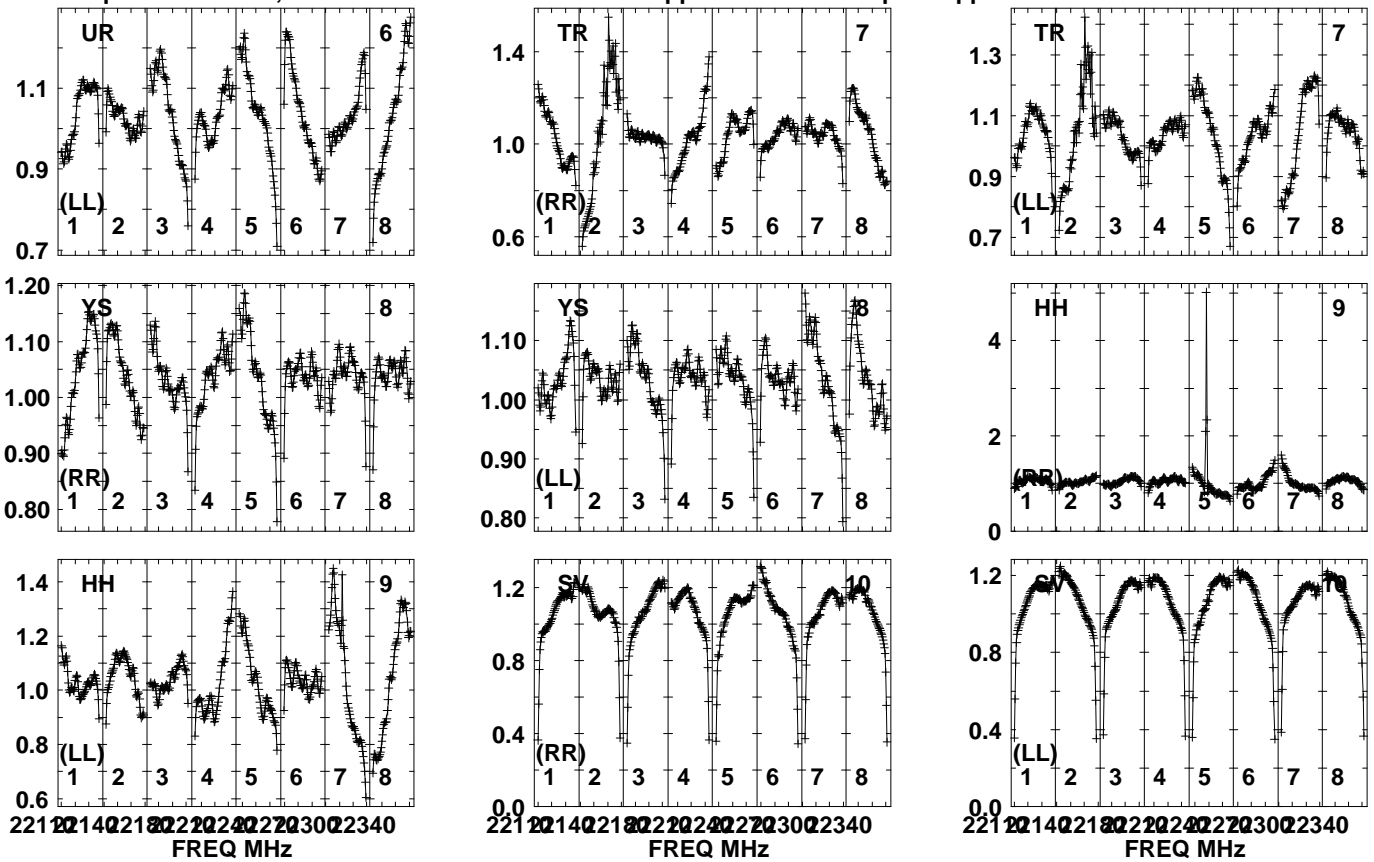
2210214021802220224022703002340
FREQ MHz

Lower frame: Real Jy
Auto-corr total-power spectrum Antenna: *
Timerange: 00/23:07:01 to 00/23:08:59

Plot file version 359 created 20-JAN-2021 19:35:09

LQ033+03 EB074F.UVDATA.1

Freq = 22.1080 GHz, Bw = 32.000 MH No calibration applied and no bandpass applied

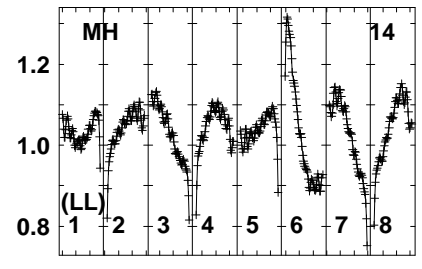
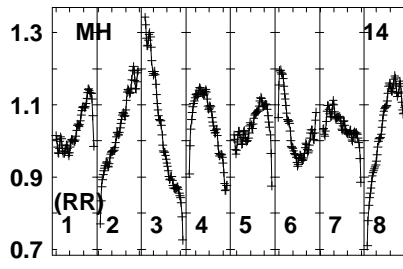
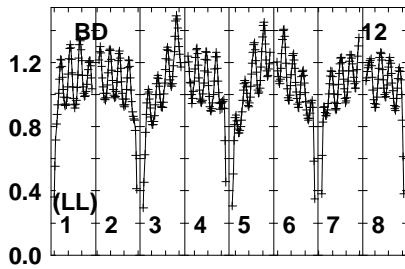
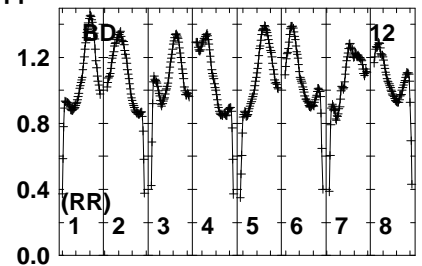
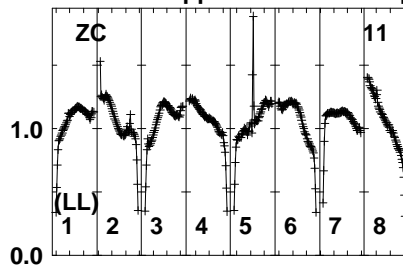
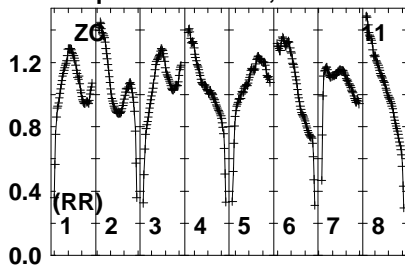


Lower frame: Real Jy
Auto-corr total-power spectrum Antenna: *
Timerange: 00/23:07:01 to 00/23:08:59

Plot file version 360 created 20-JAN-2021 19:35:09

LQ033+03 EB074F.UVDATA.1

Freq = 22.1080 GHz, Bw = 32.000 MH No calibration applied and no bandpass applied

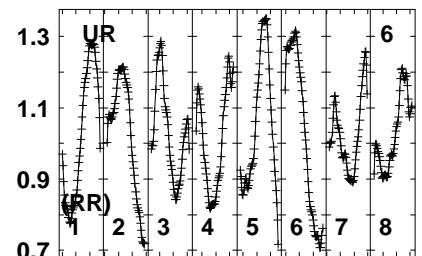
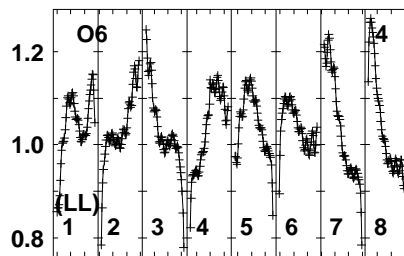
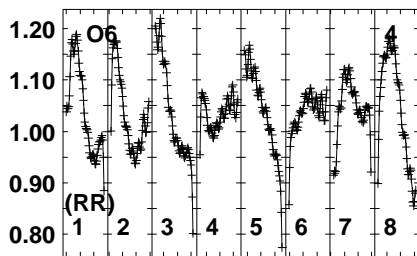
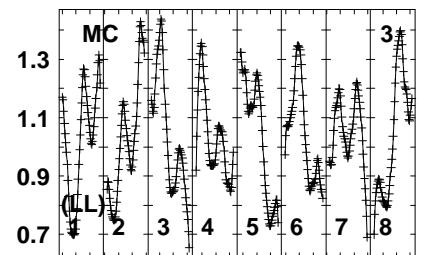
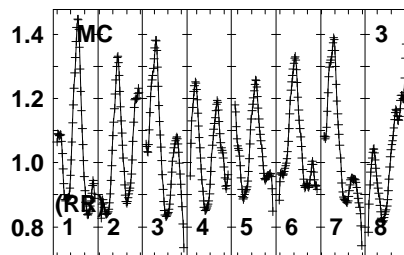
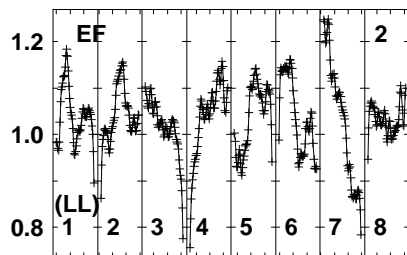
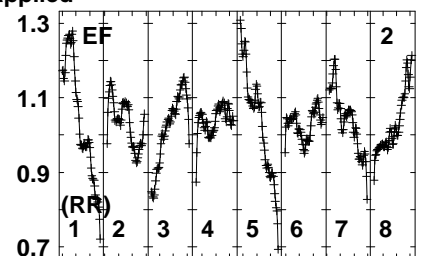
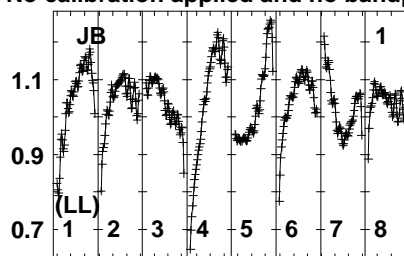
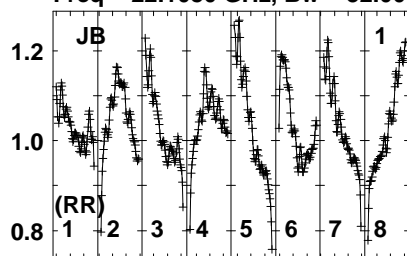


Lower frame: Real Jy
Auto-corr total-power spectrum Antenna: *
Timerange: 00/23:07:01 to 00/23:08:59

Plot file version 361 created 20-JAN-2021 19:35:10

J0205+3212 EB074F.UVDATA.1

Freq = 22.1080 GHz, Bw = 32.000 MH No calibration applied and no bandpass applied



2210214022180222402227023002340
FREQ MHz

2210214022180222402227023002340
FREQ MHz

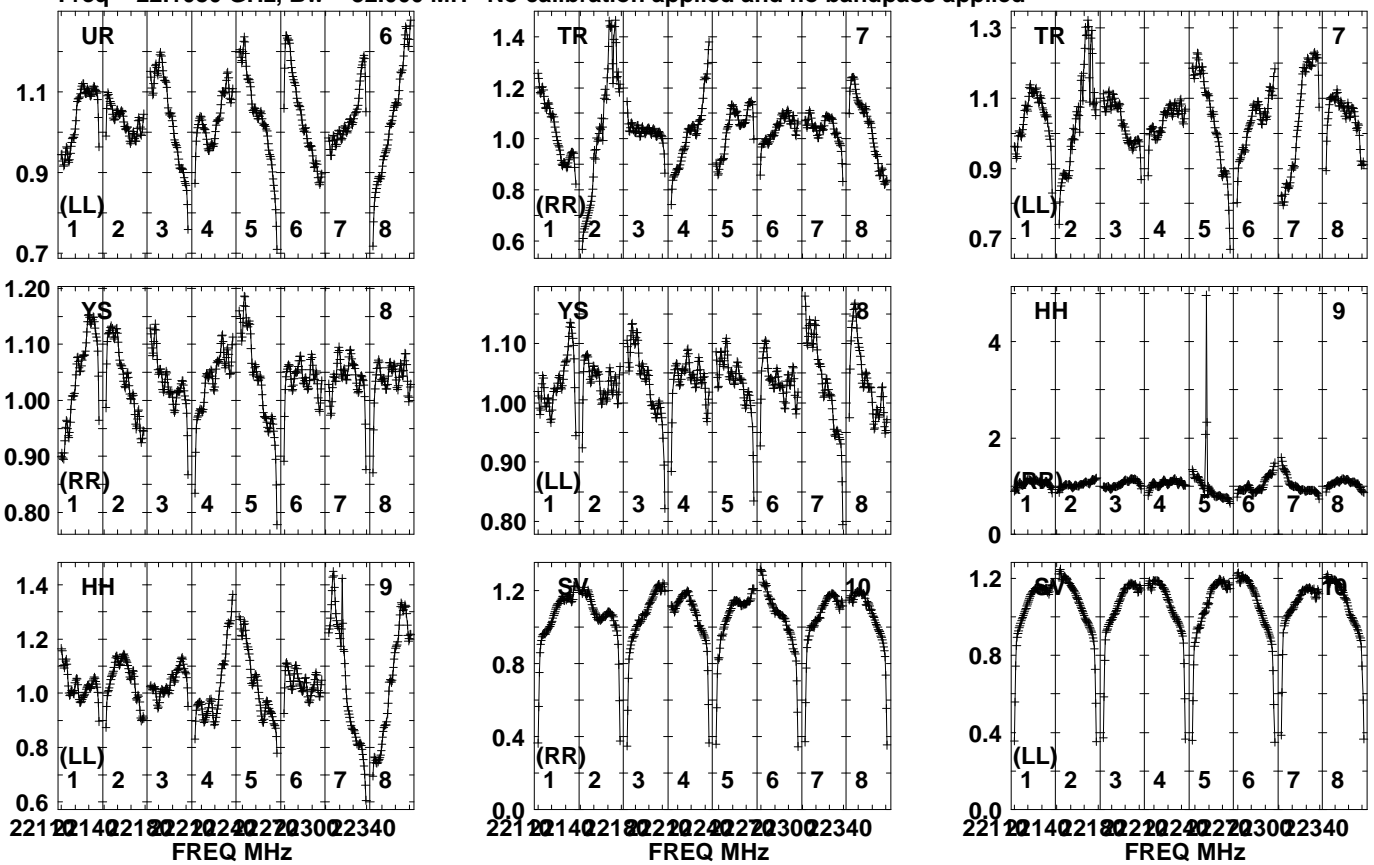
2210214022180222402227023002340
FREQ MHz

Lower frame: Real Jy
Auto-corr total-power spectrum Antenna: *
Timerange: 00/23:10:00 to 00/23:11:30

Plot file version 362 created 20-JAN-2021 19:35:10

J0205+3212 EB074F.UVDATA.1

Freq = 22.1080 GHz, Bw = 32.000 MH No calibration applied and no bandpass applied

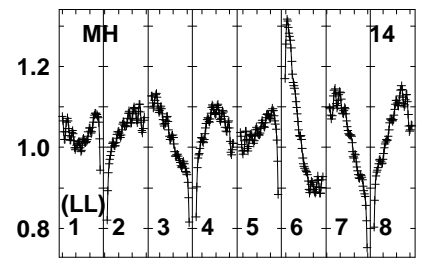
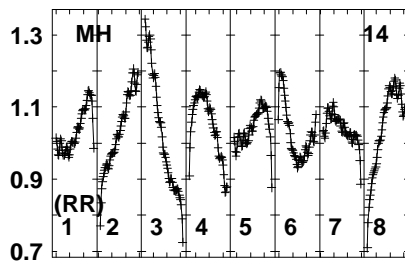
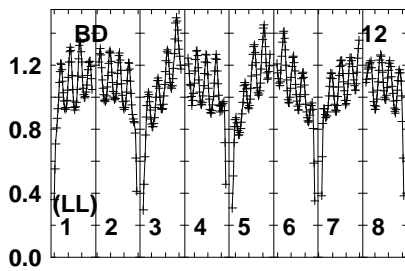
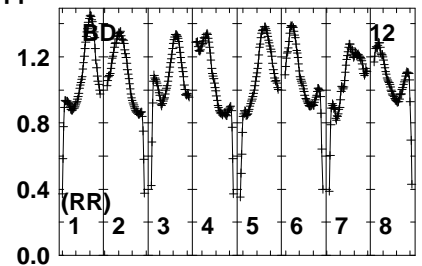
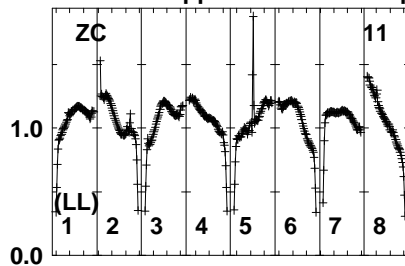
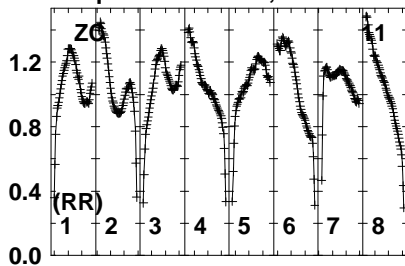


Lower frame: Real Jy
Auto-corr total-power spectrum Antenna: *
Timerange: 00/23:10:00 to 00/23:11:30

Plot file version 363 created 20-JAN-2021 19:35:10

J0205+3212 EB074F.UVDATA.1

Freq = 22.1080 GHz, Bw = 32.000 MH No calibration applied and no bandpass applied

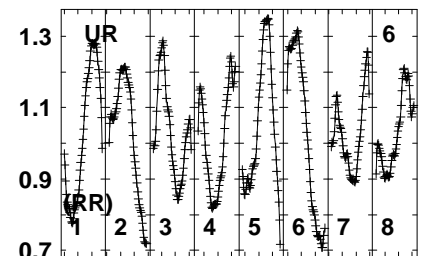
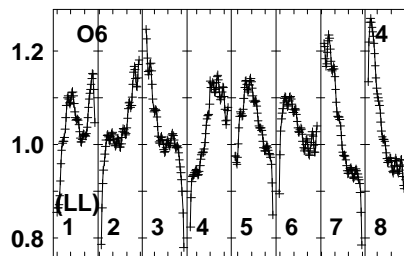
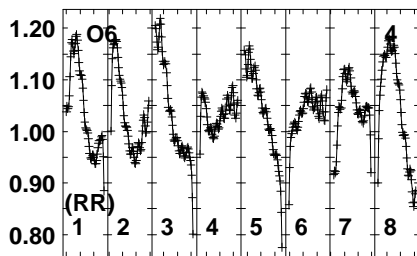
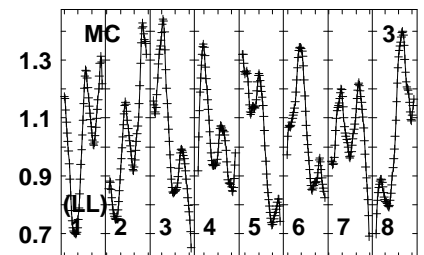
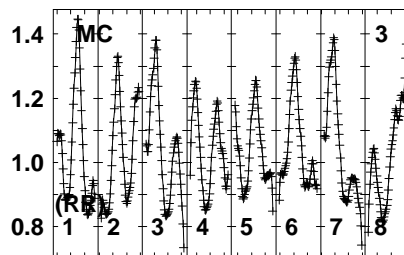
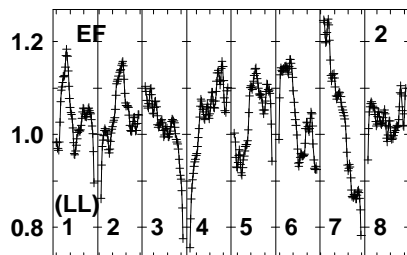
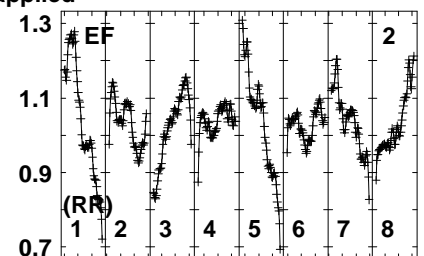
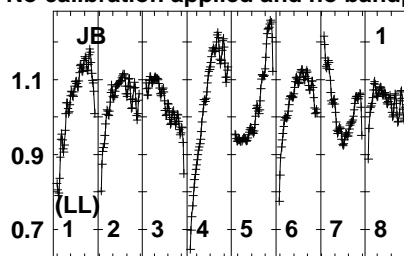
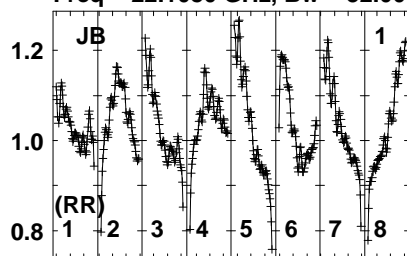


Lower frame: Real Jy
Auto-corr total-power spectrum Antenna: *
Timerange: 00/23:10:00 to 00/23:11:30

Plot file version 364 created 20-JAN-2021 19:35:10

LQ033+03 EB074F.UVDATA.1

Freq = 22.1080 GHz, Bw = 32.000 MH No calibration applied and no bandpass applied



2210214021802220224022703002340
FREQ MHz

2210214021802220224022703002340
FREQ MHz

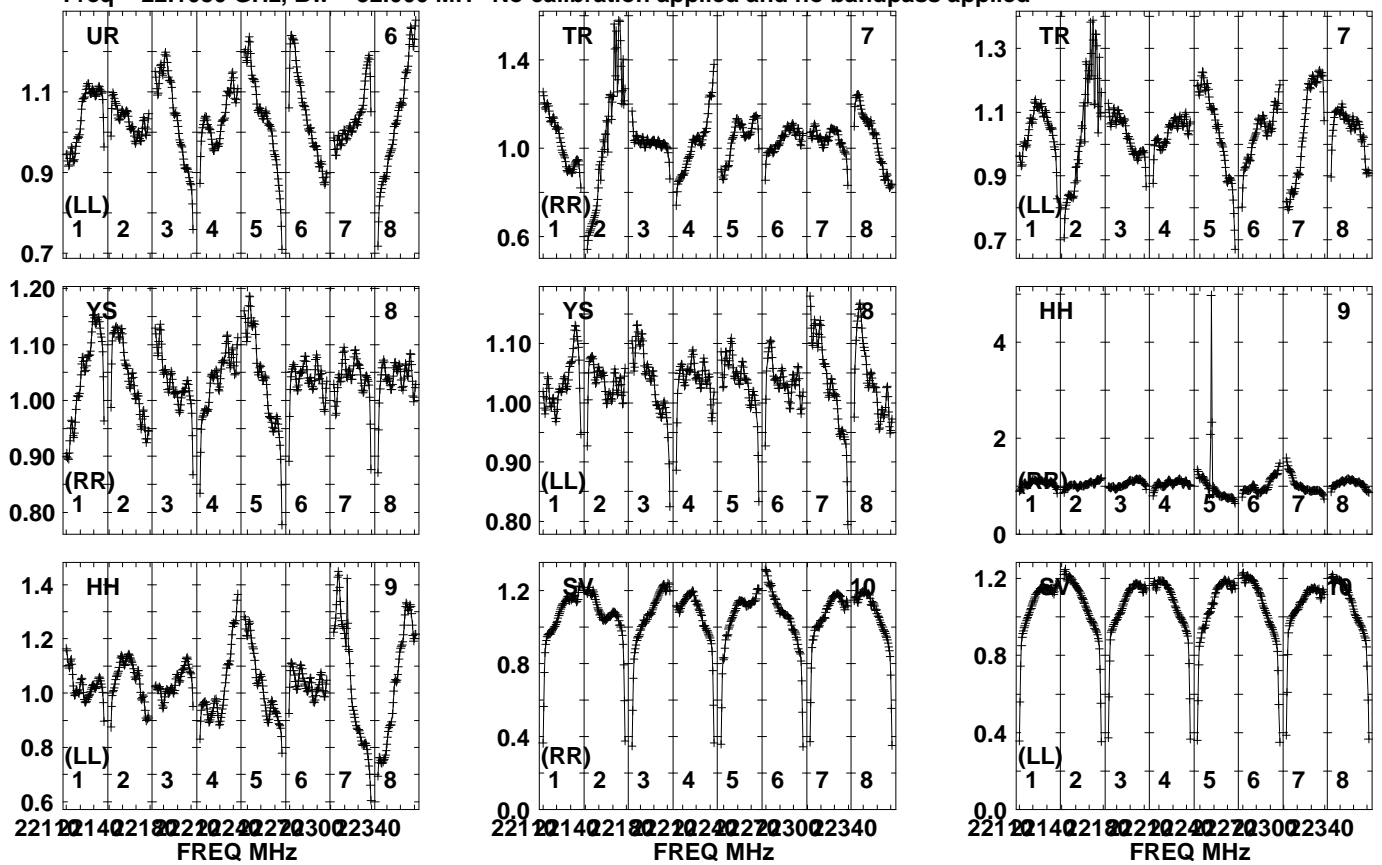
2210214021802220224022703002340
FREQ MHz

Lower frame: Real Jy
Auto-corr total-power spectrum Antenna: *
Timerange: 00/23:12:31 to 00/23:14:29

Plot file version 365 created 20-JAN-2021 19:35:11

LQ033+03 EB074F.UVDATA.1

Freq = 22.1080 GHz, Bw = 32.000 MH No calibration applied and no bandpass applied

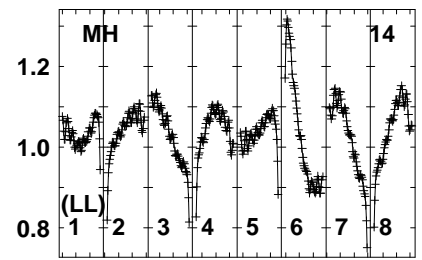
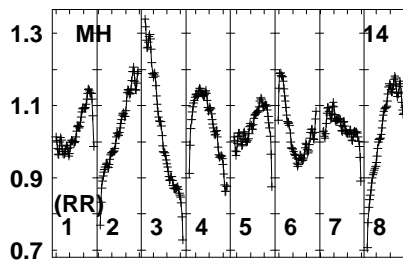
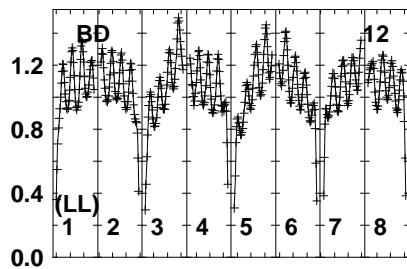
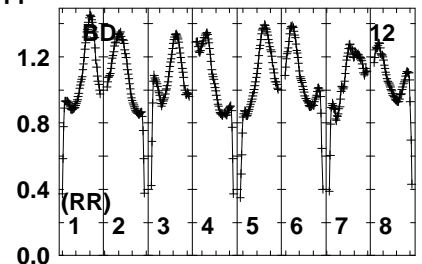
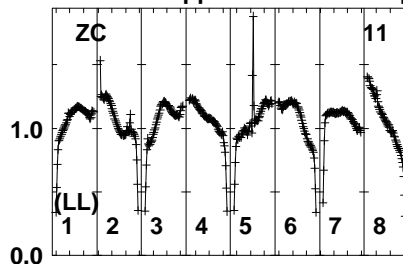
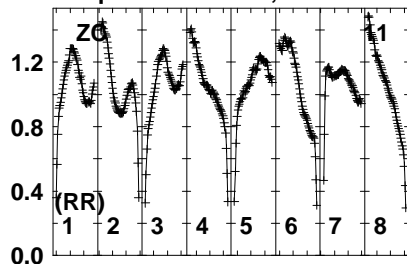


Lower frame: Real Jy
Auto-corr total-power spectrum Antenna: *
Timerange: 00/23:12:31 to 00/23:14:29

Plot file version 366 created 20-JAN-2021 19:35:11

LQ033+03 EB074F.UVDATA.1

Freq = 22.1080 GHz, Bw = 32.000 MH No calibration applied and no bandpass applied

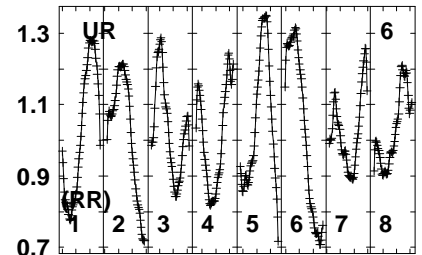
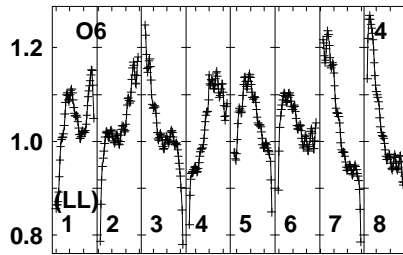
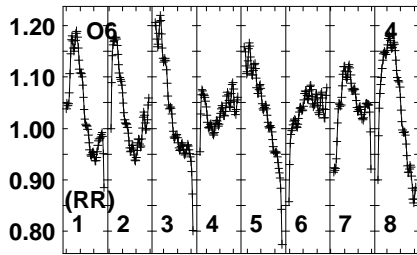
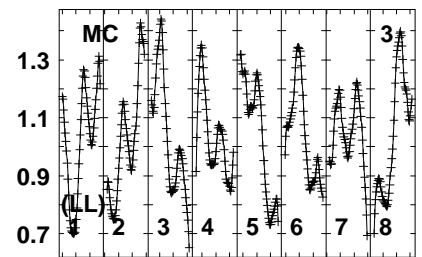
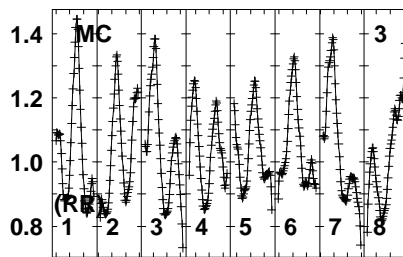
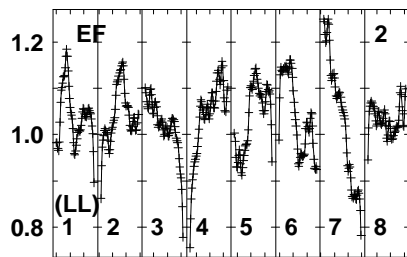
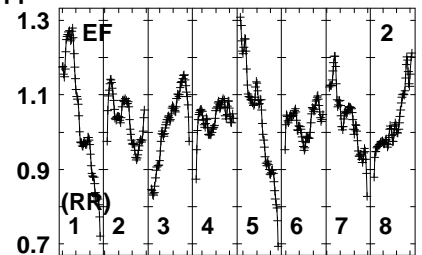
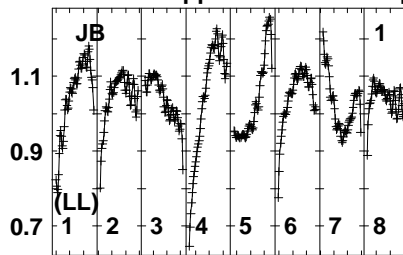
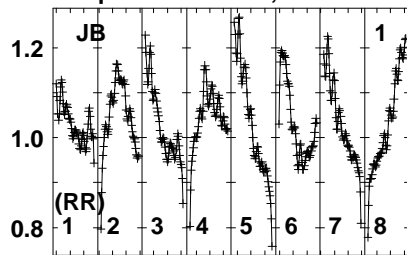


Lower frame: Real Jy
Auto-corr total-power spectrum Antenna: *
Timerange: 00/23:12:31 to 00/23:14:29

Plot file version 367 created 20-JAN-2021 19:35:11

J0205+3212 EB074F.UVDATA.1

Freq = 22.1080 GHz, Bw = 32.000 MH No calibration applied and no bandpass applied



2210214022180222402224022703002340
FREQ MHz

2210214022180222402224022703002340
FREQ MHz

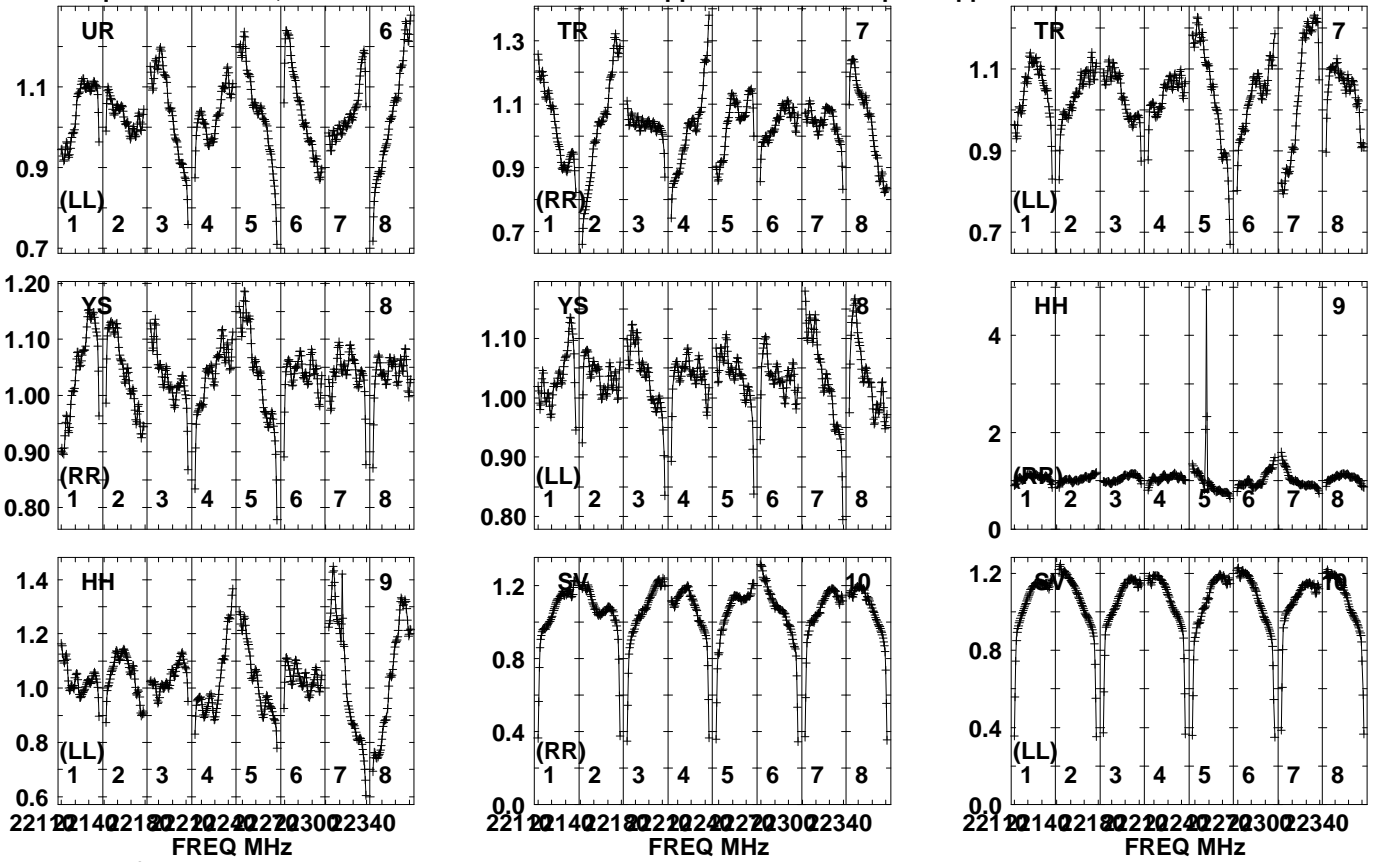
2210214022180222402224022703002340
FREQ MHz

Lower frame: Real Jy
Auto-corr total-power spectrum Antenna: *
Timerange: 00/23:15:31 to 00/23:17:00

Plot file version 368 created 20-JAN-2021 19:35:11

J0205+3212 EB074F.UVDATA.1

Freq = 22.1080 GHz, Bw = 32.000 MH No calibration applied and no bandpass applied

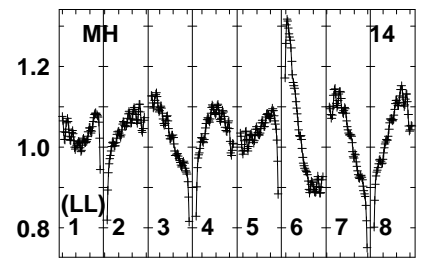
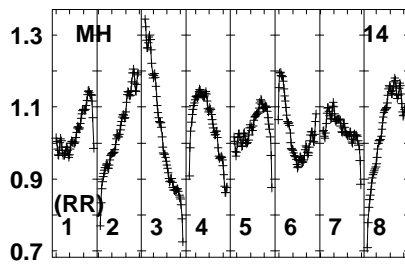
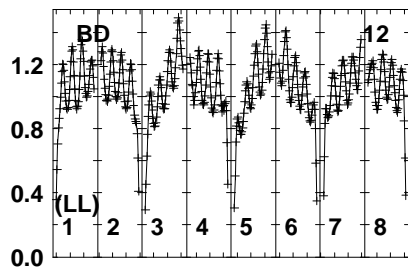
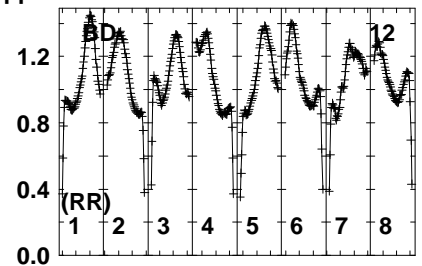
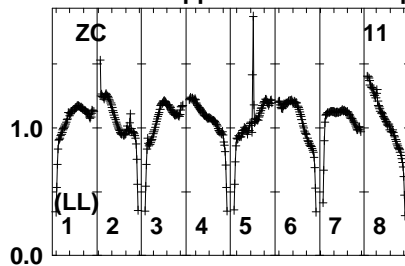
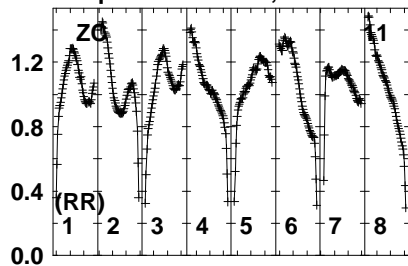


Lower frame: Real Jy
Auto-corr total-power spectrum Antenna: *
Timerange: 00/23:15:31 to 00/23:17:00

Plot file version 369 created 20-JAN-2021 19:35:12

J0205+3212 EB074F.UVDATA.1

Freq = 22.1080 GHz, Bw = 32.000 MH No calibration applied and no bandpass applied

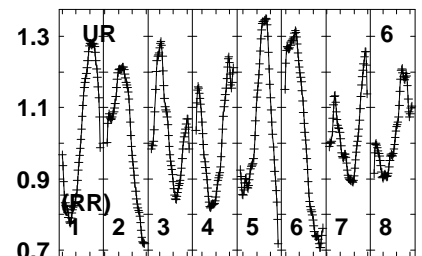
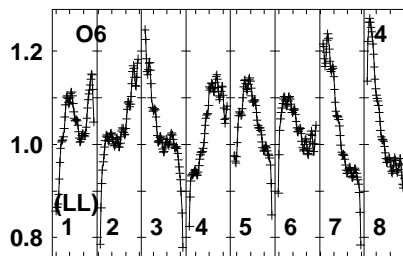
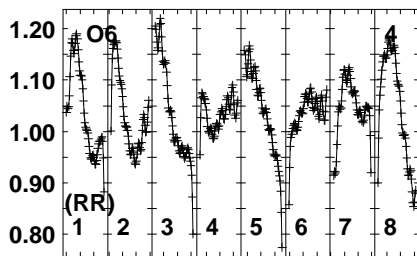
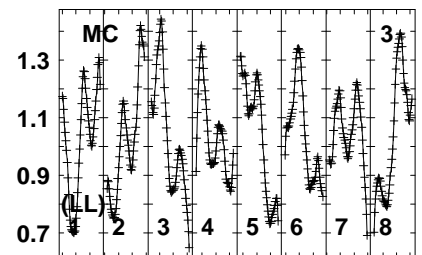
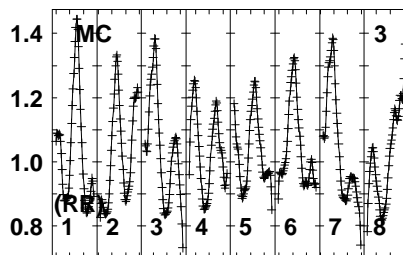
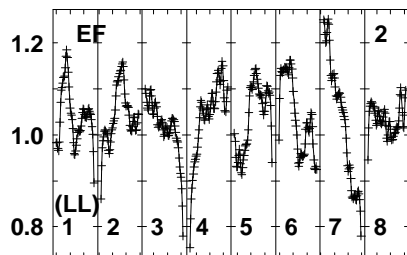
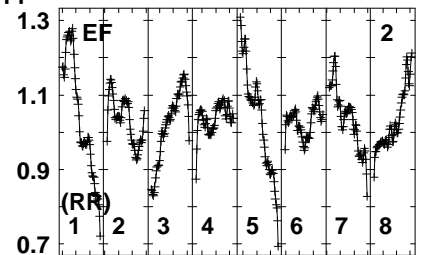
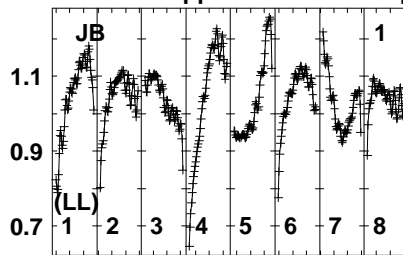
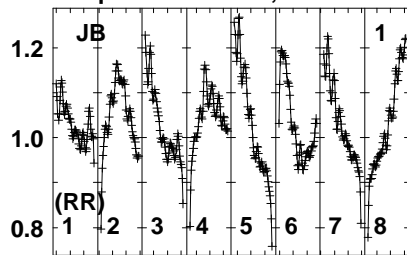


Lower frame: Real Jy
Auto-corr total-power spectrum Antenna: *
Timerange: 00/23:15:31 to 00/23:17:00

Plot file version 370 created 20-JAN-2021 19:35:12

LQ033+03 EB074F.UVDATA.1

Freq = 22.1080 GHz, Bw = 32.000 MH No calibration applied and no bandpass applied



2210214021802220224022703002340
FREQ MHz

2210214021802220224022703002340
FREQ MHz

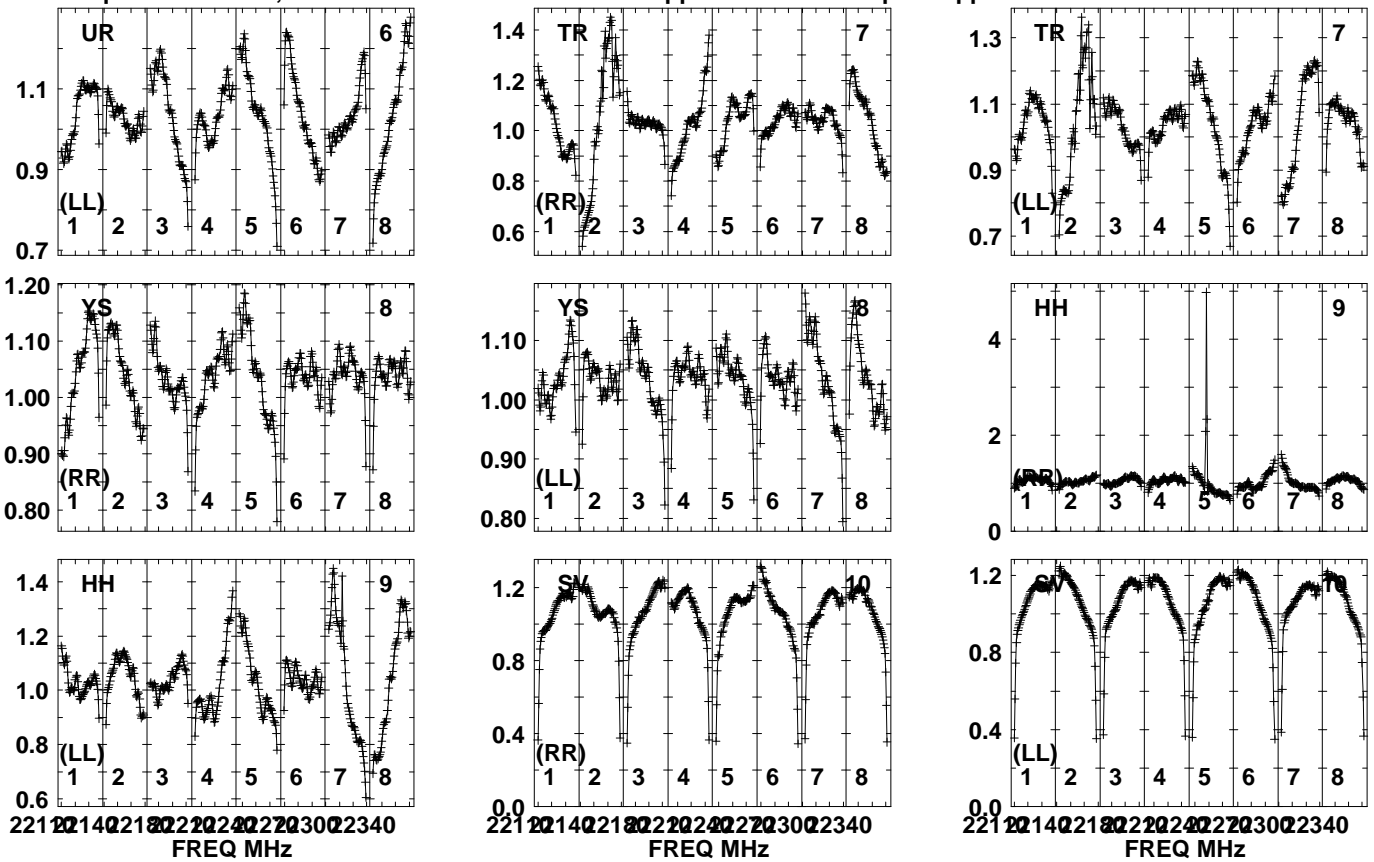
2210214021802220224022703002340
FREQ MHz

Lower frame: Real Jy
Auto-corr total-power spectrum Antenna: *
Timerange: 00/23:18:01 to 00/23:20:00

Plot file version 371 created 20-JAN-2021 19:35:12

LQ033+03 EB074F.UVDATA.1

Freq = 22.1080 GHz, Bw = 32.000 MH No calibration applied and no bandpass applied

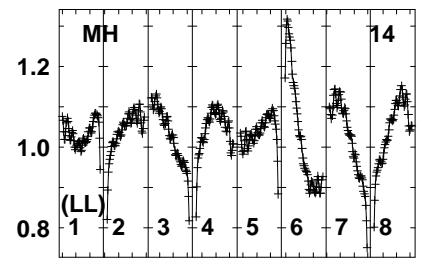
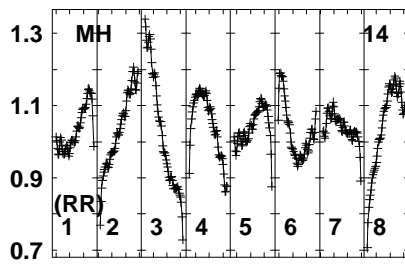
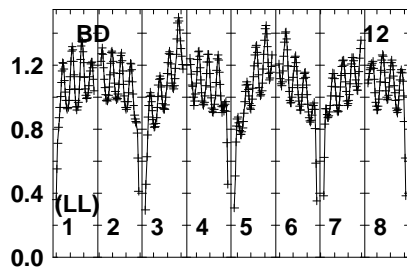
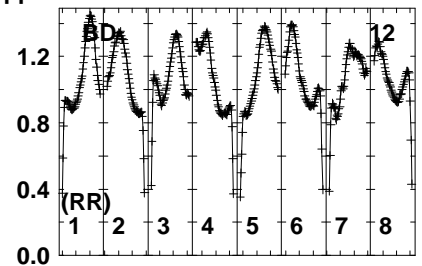
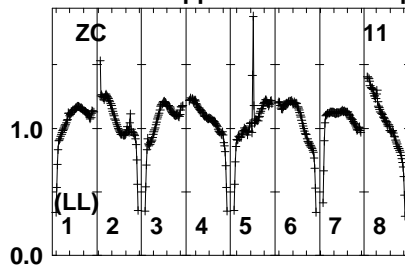
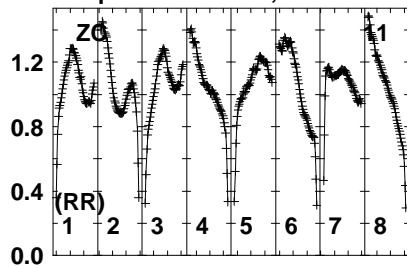


Lower frame: Real Jy
Auto-corr total-power spectrum Antenna: *
Timerange: 00/23:18:01 to 00/23:20:00

Plot file version 372 created 20-JAN-2021 19:35:12

LQ033+03 EB074F.UVDATA.1

Freq = 22.1080 GHz, Bw = 32.000 MH No calibration applied and no bandpass applied

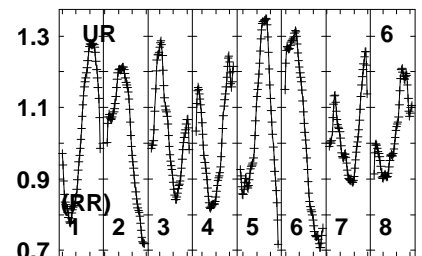
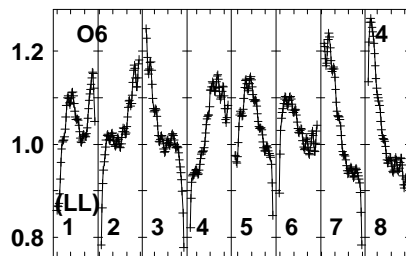
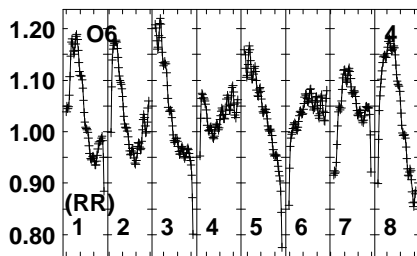
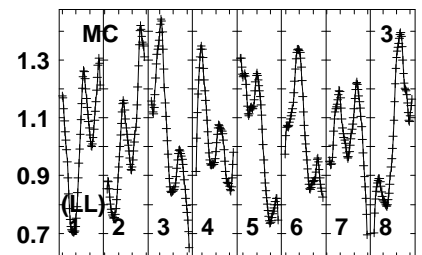
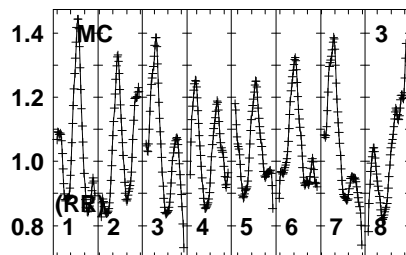
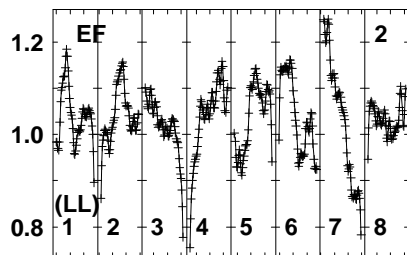
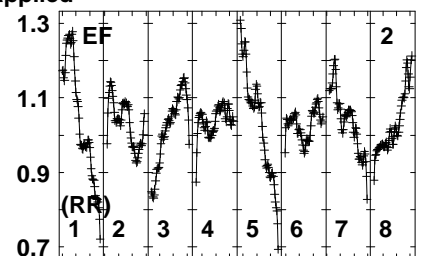
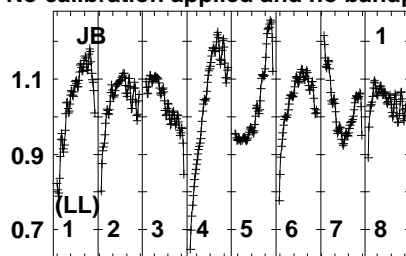
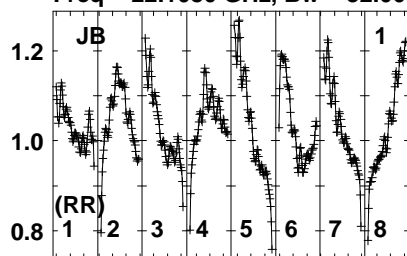


Lower frame: Real Jy
Auto-corr total-power spectrum Antenna: *
Timerange: 00/23:18:01 to 00/23:20:00

Plot file version 373 created 20-JAN-2021 19:35:13

J0205+3212 EB074F.UVDATA.1

Freq = 22.1080 GHz, Bw = 32.000 MH No calibration applied and no bandpass applied



22102140221802224022240227030022340
FREQ MHz

22102140221802224022240227030022340
FREQ MHz

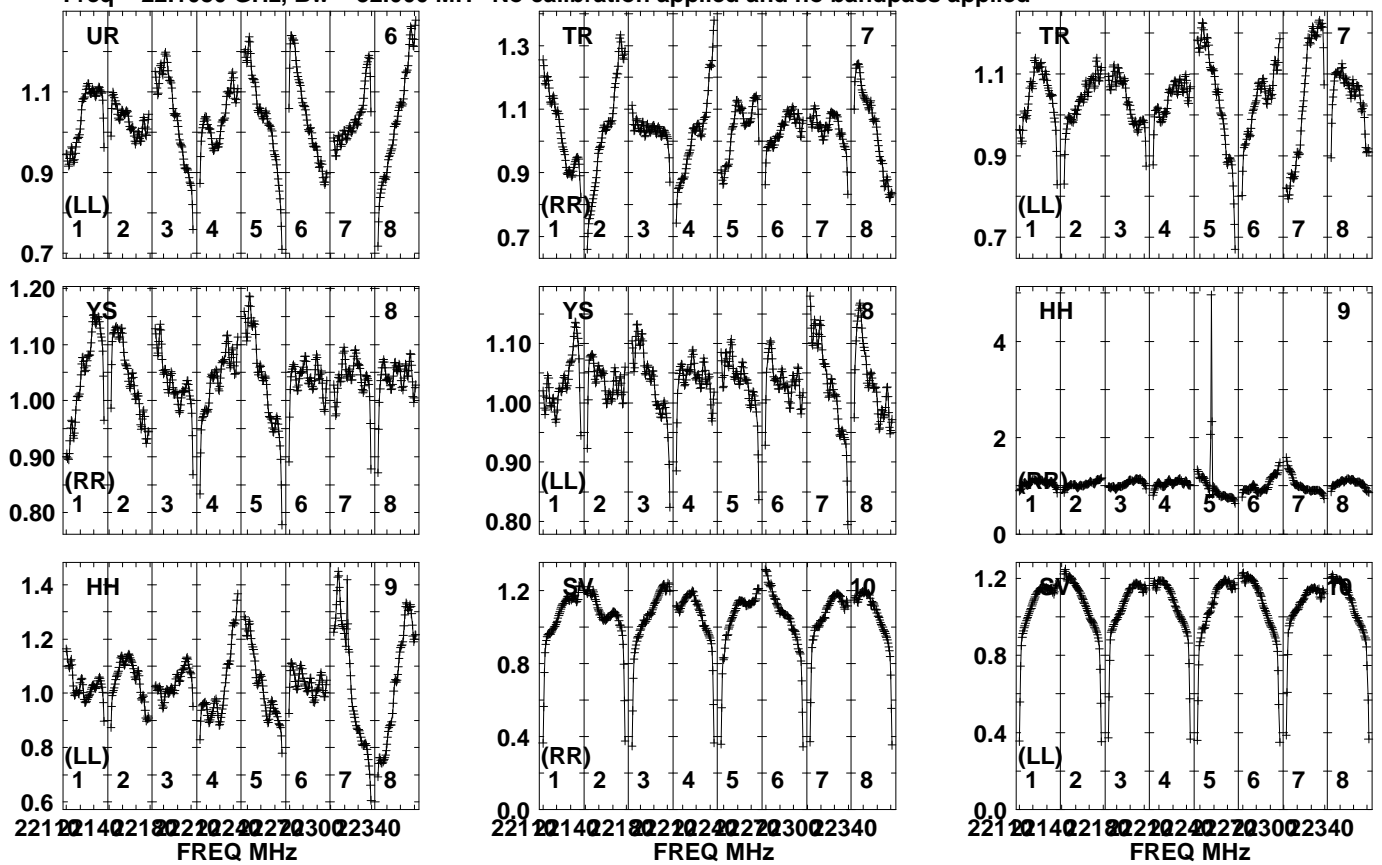
22102140221802224022240227030022340
FREQ MHz

Lower frame: Real Jy
Auto-corr total-power spectrum Antenna: *
Timerange: 00/23:21:01 to 00/23:22:29

Plot file version 374 created 20-JAN-2021 19:35:13

J0205+3212 EB074F.UVDATA.1

Freq = 22.1080 GHz, Bw = 32.000 MH No calibration applied and no bandpass applied

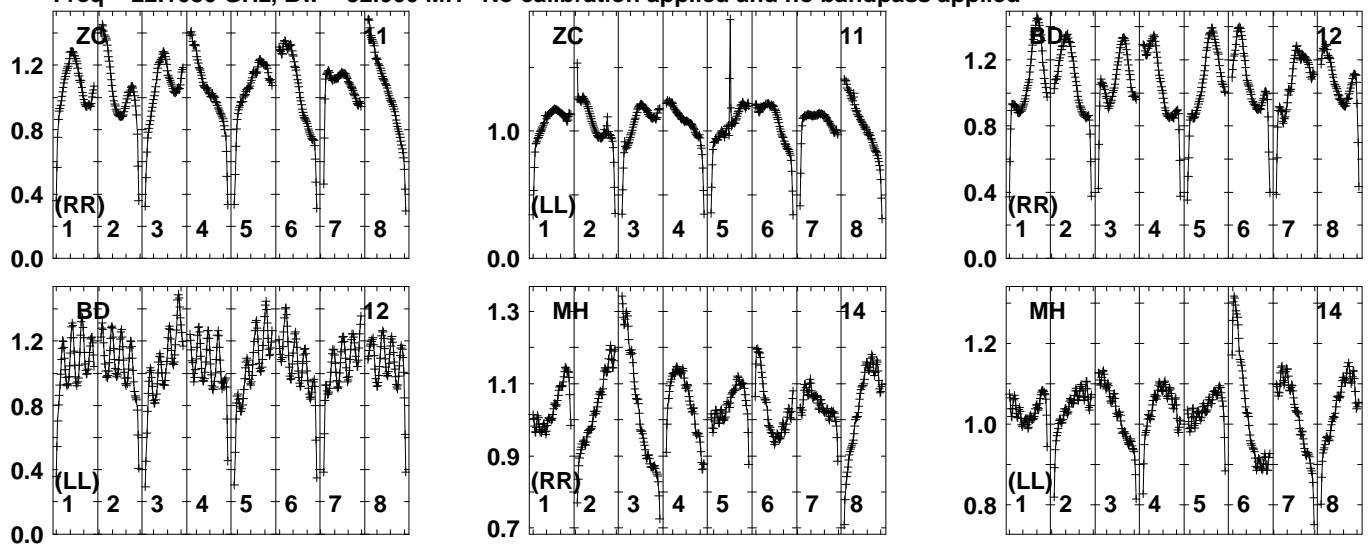


Lower frame: Real Jy
Auto-corr total-power spectrum Antenna: *
Timerange: 00/23:21:01 to 00/23:22:29

Plot file version 375 created 20-JAN-2021 19:35:13

J0205+3212 EB074F.UVDATA.1

Freq = 22.1080 GHz, Bw = 32.000 MH No calibration applied and no bandpass applied

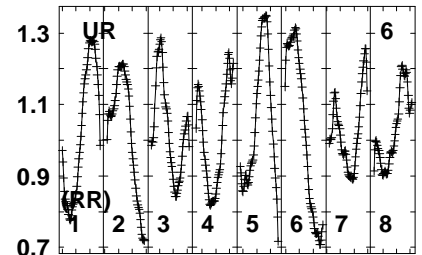
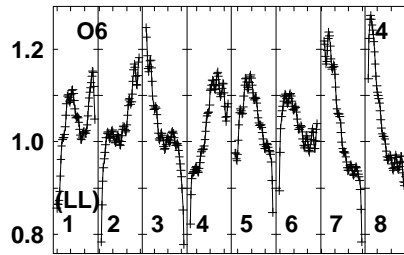
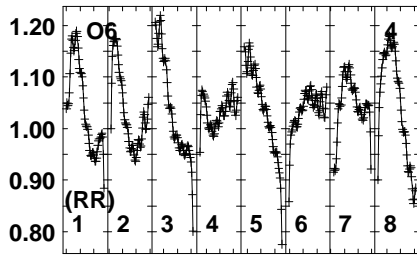
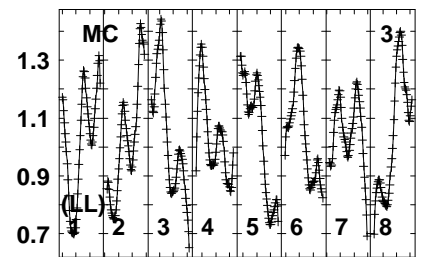
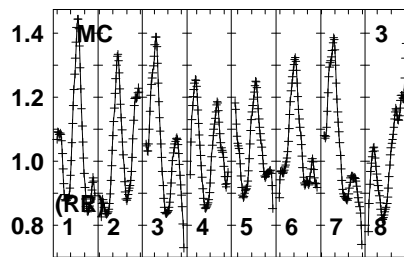
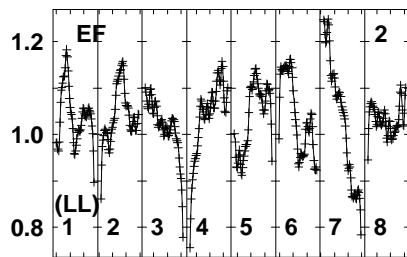
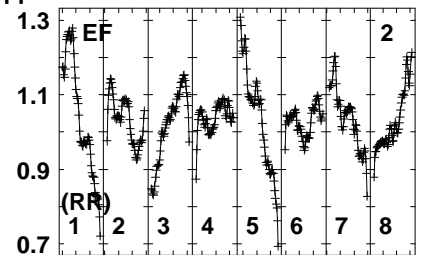
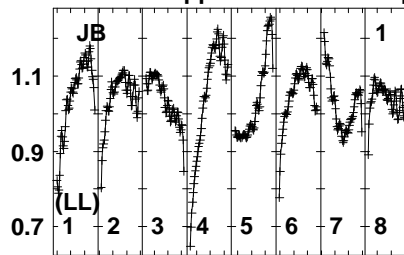
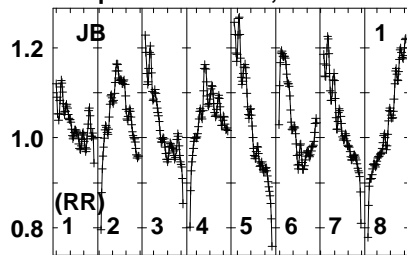


Lower frame: Real Jy
Auto-corr total-power spectrum Antenna: *
Timerange: 00/23:21:01 to 00/23:22:29

Plot file version 376 created 20-JAN-2021 19:35:14

LQ033+03 EB074F.UVDATA.1

Freq = 22.1080 GHz, Bw = 32.000 MH No calibration applied and no bandpass applied



2210214021802220224022703002340
FREQ MHz

2210214021802220224022703002340
FREQ MHz

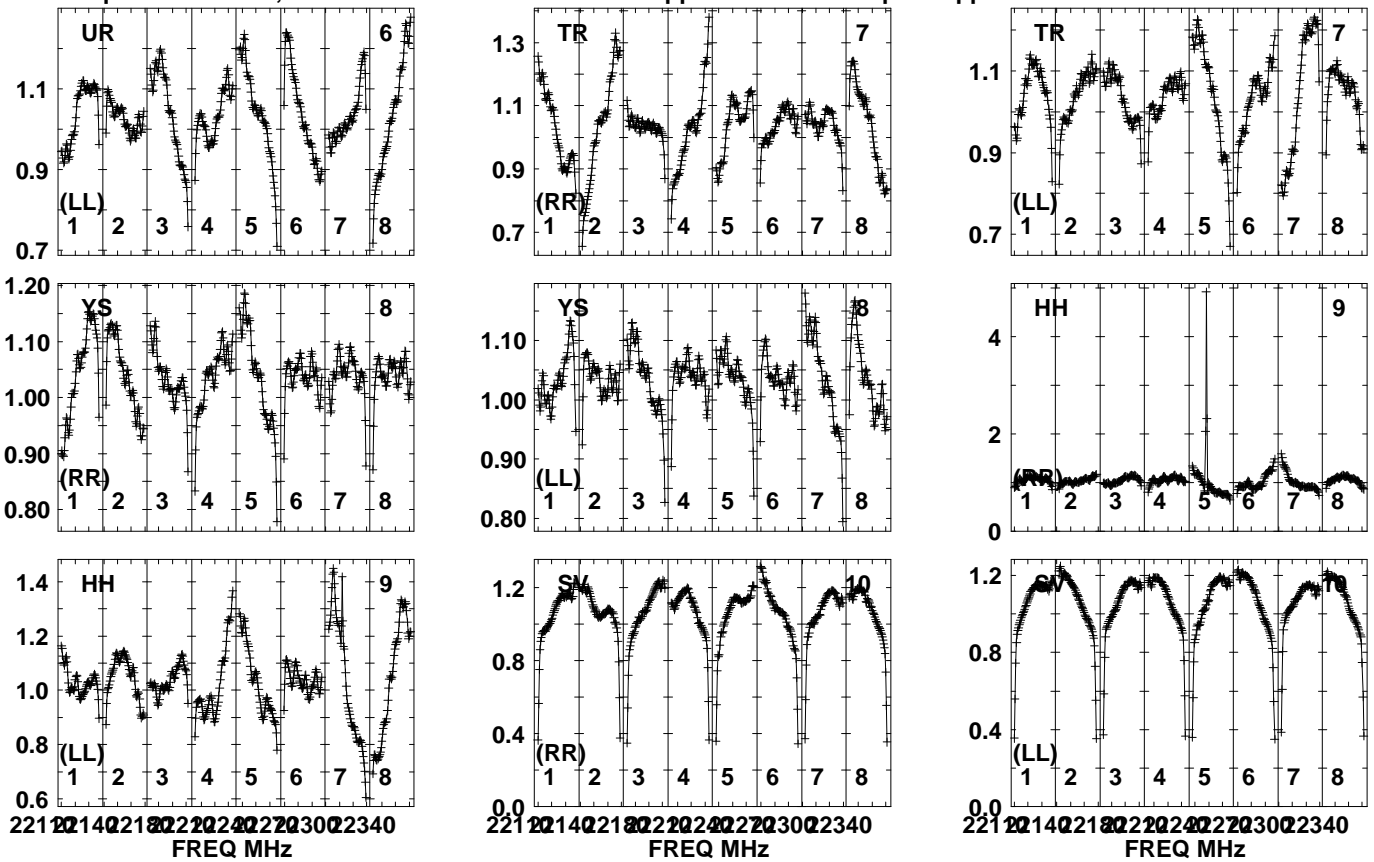
2210214021802220224022703002340
FREQ MHz

Lower frame: Real Jy
Auto-corr total-power spectrum Antenna: *
Timerange: 00/23:23:31 to 00/23:25:30

Plot file version 377 created 20-JAN-2021 19:35:14

LQ033+03 EB074F.UVDATA.1

Freq = 22.1080 GHz, Bw = 32.000 MH No calibration applied and no bandpass applied

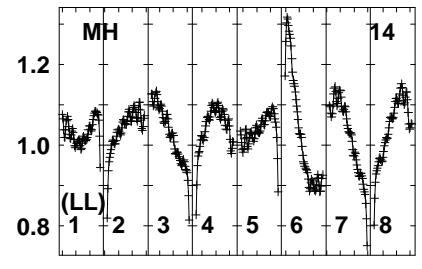
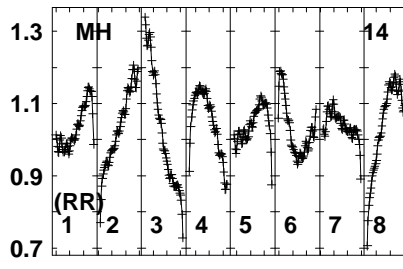
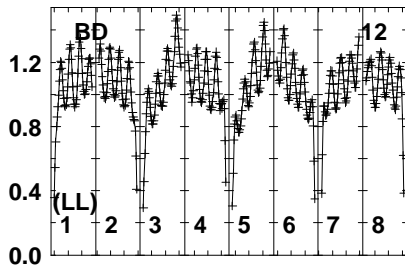
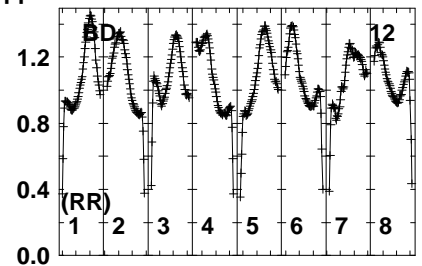
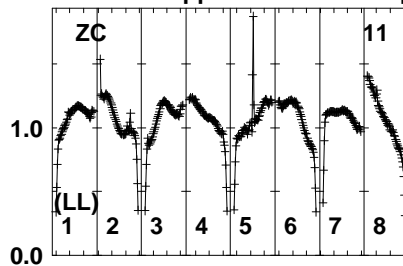
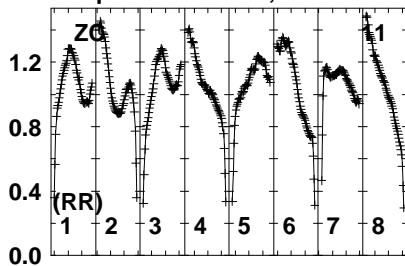


Lower frame: Real Jy
Auto-corr total-power spectrum Antenna: *
Timerange: 00/23:23:31 to 00/23:25:30

Plot file version 378 created 20-JAN-2021 19:35:14

LQ033+03 EB074F.UVDATA.1

Freq = 22.1080 GHz, Bw = 32.000 MH No calibration applied and no bandpass applied

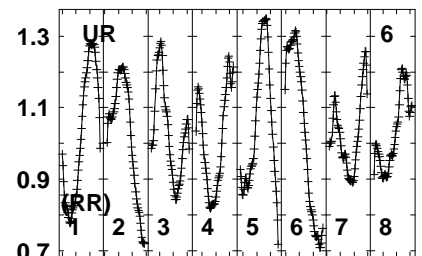
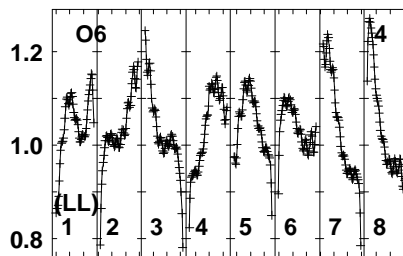
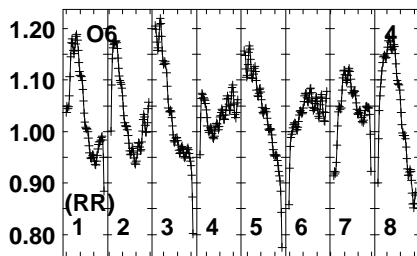
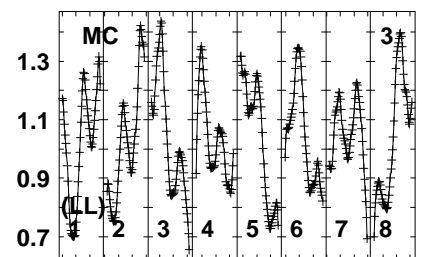
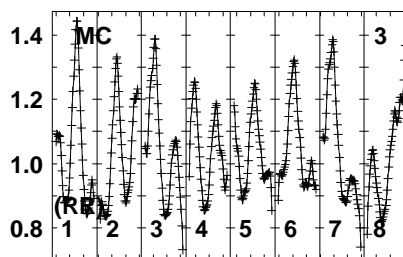
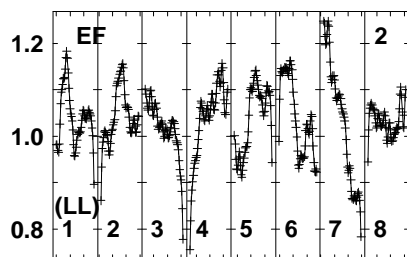
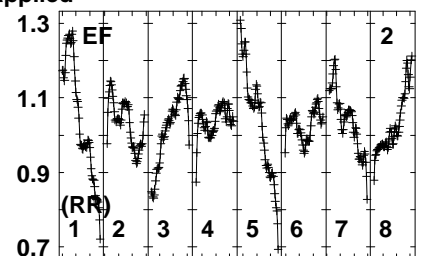
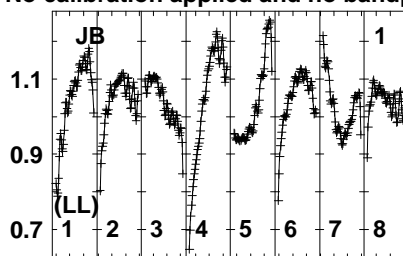
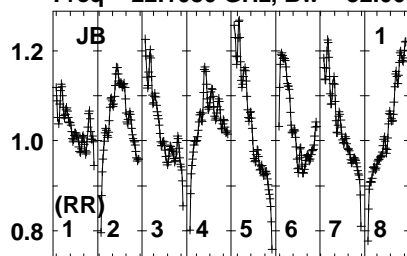


Lower frame: Real Jy
Auto-corr total-power spectrum Antenna: *
Timerange: 00/23:23:31 to 00/23:25:30

Plot file version 379 created 20-JAN-2021 19:35:15

J0205+3212 EB074F.UVDATA.1

Freq = 22.1080 GHz, Bw = 32.000 MH No calibration applied and no bandpass applied



22102140221802224022240222702230022340
FREQ MHz

22102140221802224022240222702230022340
FREQ MHz

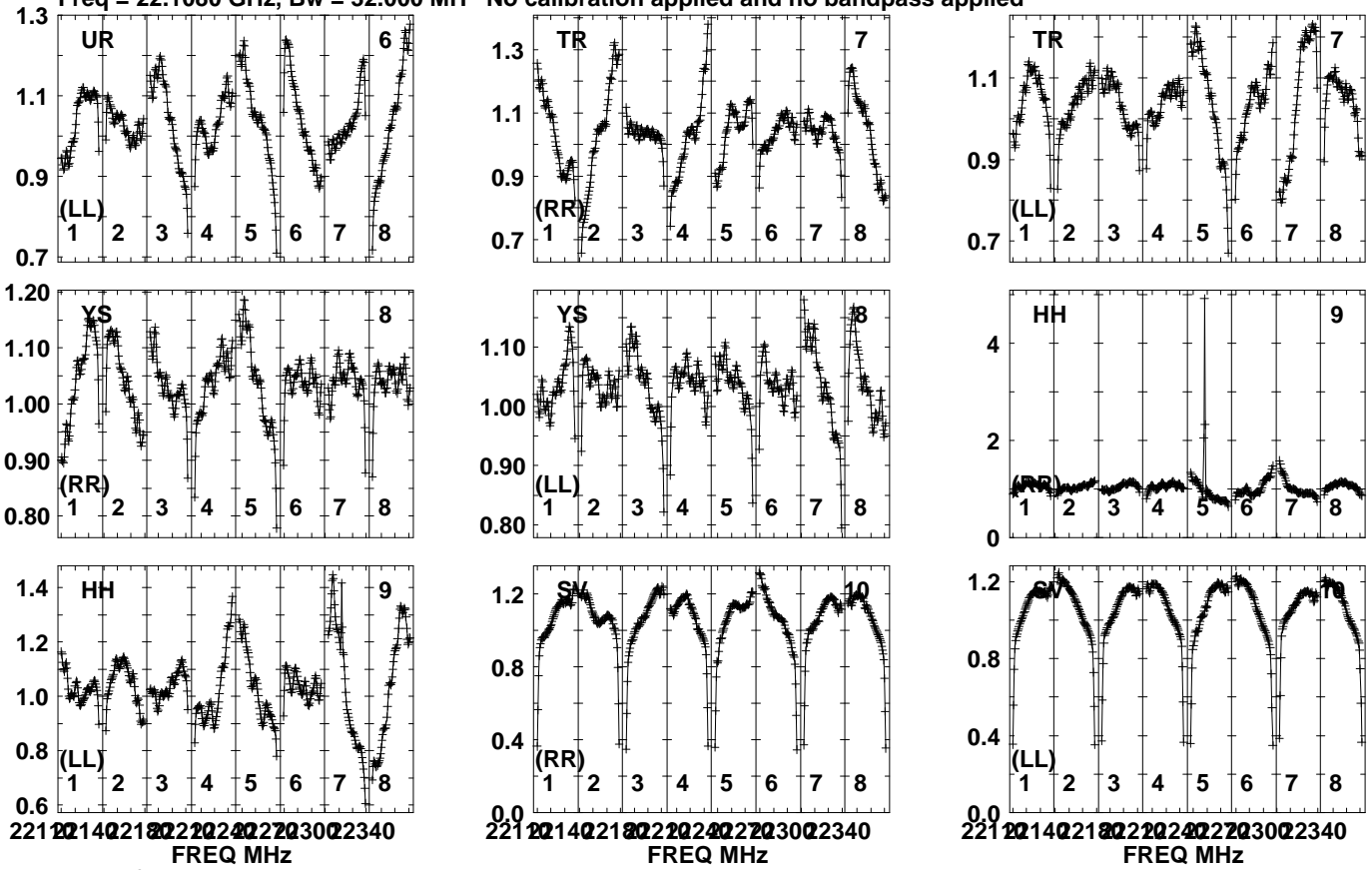
22102140221802224022240222702230022340
FREQ MHz

Lower frame: Real Jy
Auto-corr total-power spectrum Antenna: *
Timerange: 00/23:26:31 to 00/23:28:00

Plot file version 380 created 20-JAN-2021 19:35:15

J0205+3212 EB074F.UVDATA.1

Freq = 22.1080 GHz, Bw = 32.000 MH No calibration applied and no bandpass applied

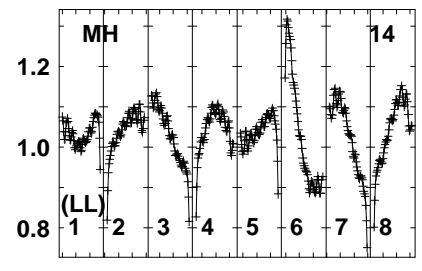
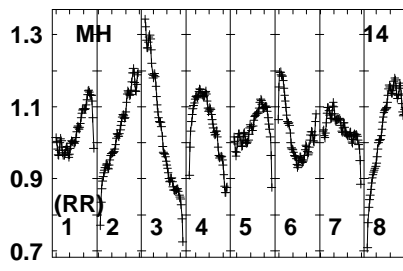
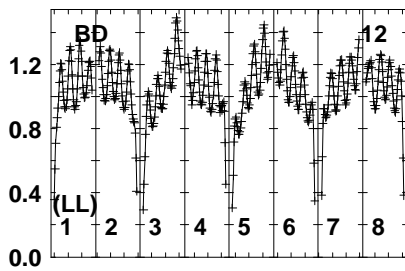
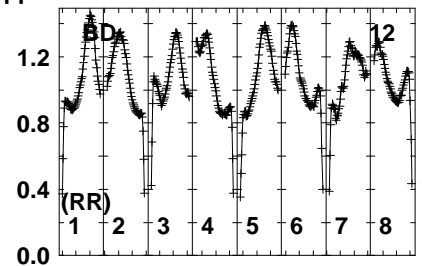
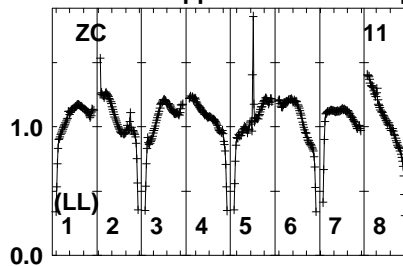
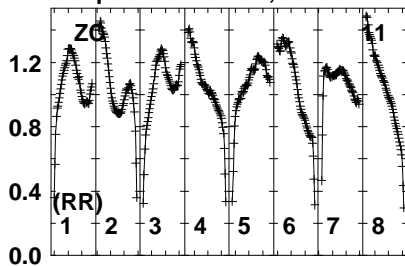


Lower frame: Real Jy
Auto-corr total-power spectrum Antenna: *
Timerange: 00/23:26:31 to 00/23:28:00

Plot file version 381 created 20-JAN-2021 19:35:15

J0205+3212 EB074F.UVDATA.1

Freq = 22.1080 GHz, Bw = 32.000 MH No calibration applied and no bandpass applied

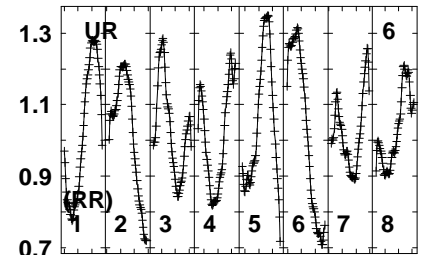
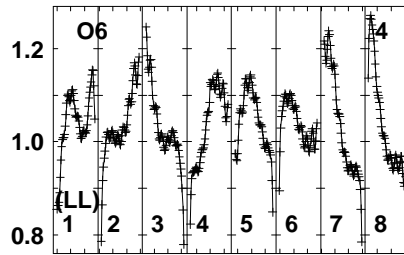
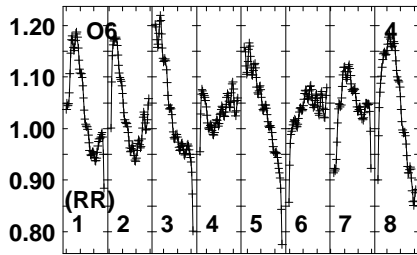
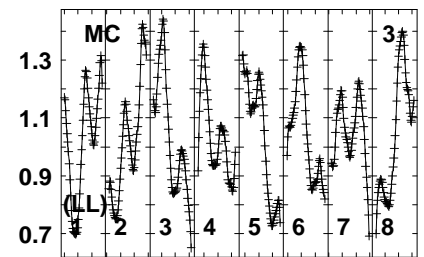
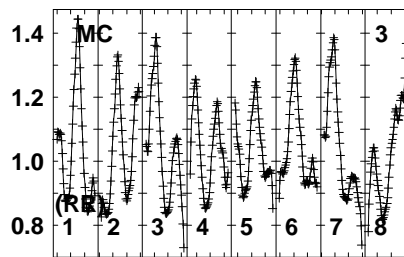
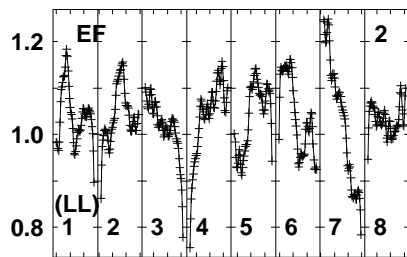
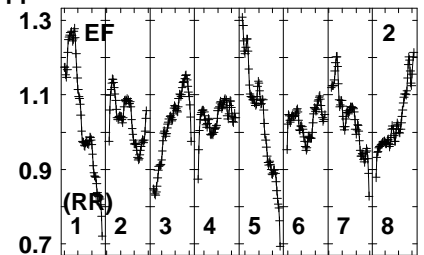
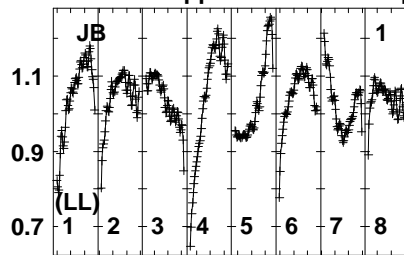
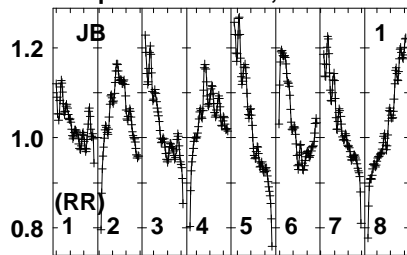


Lower frame: Real Jy
Auto-corr total-power spectrum Antenna: *
Timerange: 00/23:26:31 to 00/23:28:00

Plot file version 382 created 20-JAN-2021 19:35:16

LQ033+03 EB074F.UVDATA.1

Freq = 22.1080 GHz, Bw = 32.000 MH No calibration applied and no bandpass applied



2210214021802220224022703002340
FREQ MHz

2210214021802220224022703002340
FREQ MHz

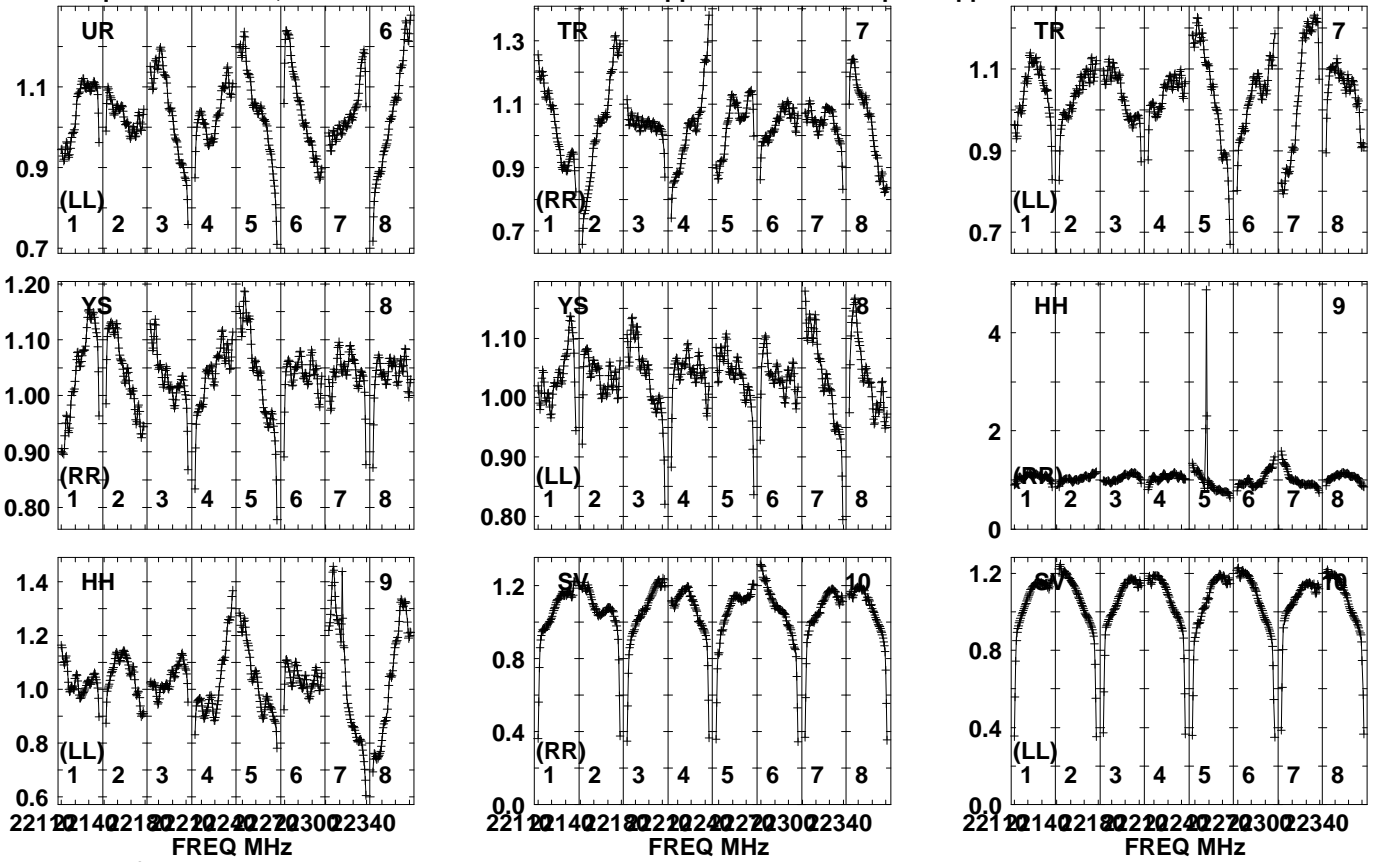
2210214021802220224022703002340
FREQ MHz

Lower frame: Real Jy
Auto-corr total-power spectrum Antenna: *
Timerange: 00/23:29:00 to 00/23:30:59

Plot file version 383 created 20-JAN-2021 19:35:16

LQ033+03 EB074F.UVDATA.1

Freq = 22.1080 GHz, Bw = 32.000 MH No calibration applied and no bandpass applied

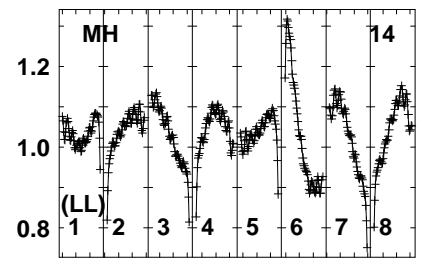
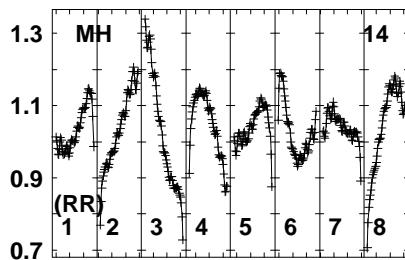
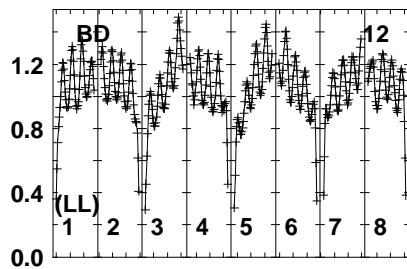
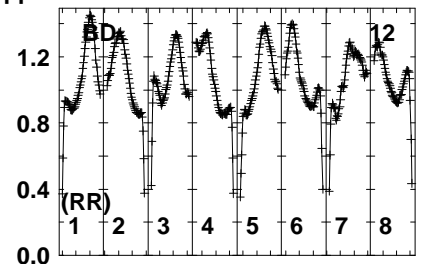
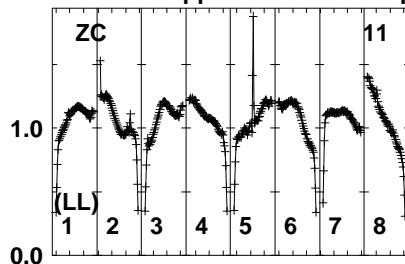
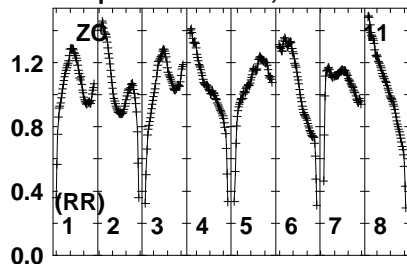


Lower frame: Real Jy
Auto-corr total-power spectrum Antenna: *
Timerange: 00/23:29:00 to 00/23:30:59

Plot file version 384 created 20-JAN-2021 19:35:16

LQ033+03 EB074F.UVDATA.1

Freq = 22.1080 GHz, Bw = 32.000 MH No calibration applied and no bandpass applied

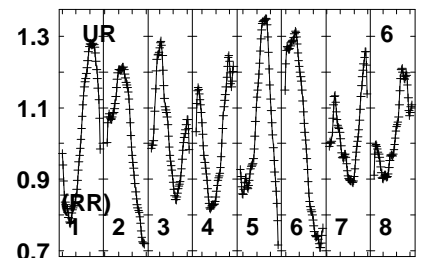
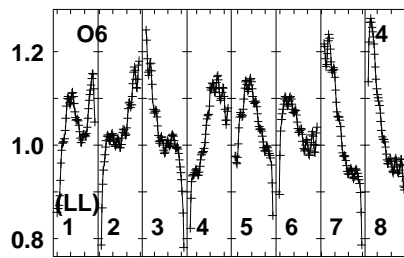
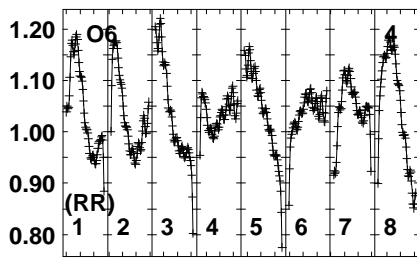
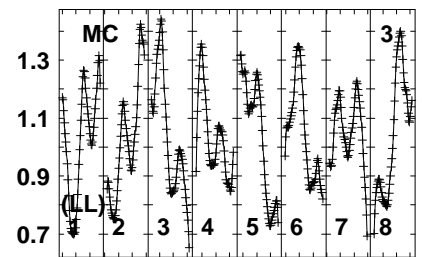
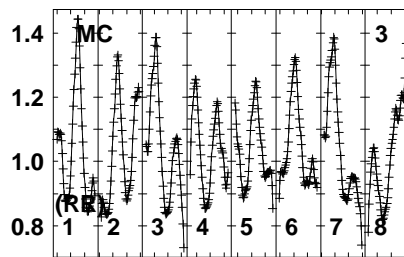
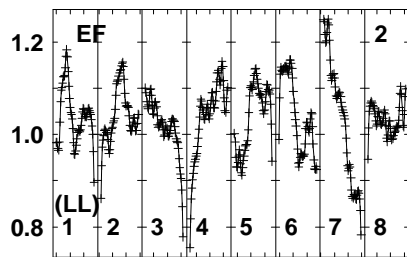
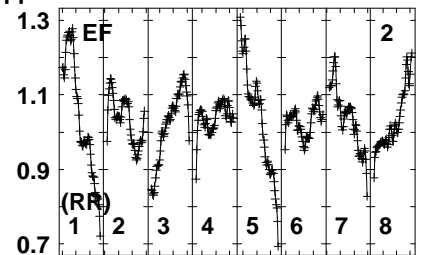
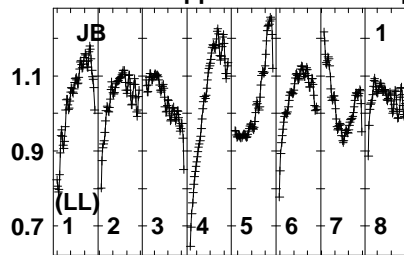
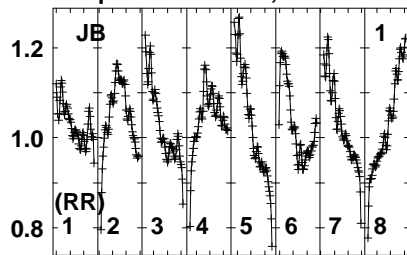


Lower frame: Real Jy
Auto-corr total-power spectrum Antenna: *
Timerange: 00/23:29:00 to 00/23:30:59

Plot file version 385 created 20-JAN-2021 19:35:17

J0205+3212 EB074F.UVDATA.1

Freq = 22.1080 GHz, Bw = 32.000 MH No calibration applied and no bandpass applied



22100 22140 22180 22220 22260 22300 22340
FREQ MHz

22100 22140 22180 22220 22260 22300 22340
FREQ MHz

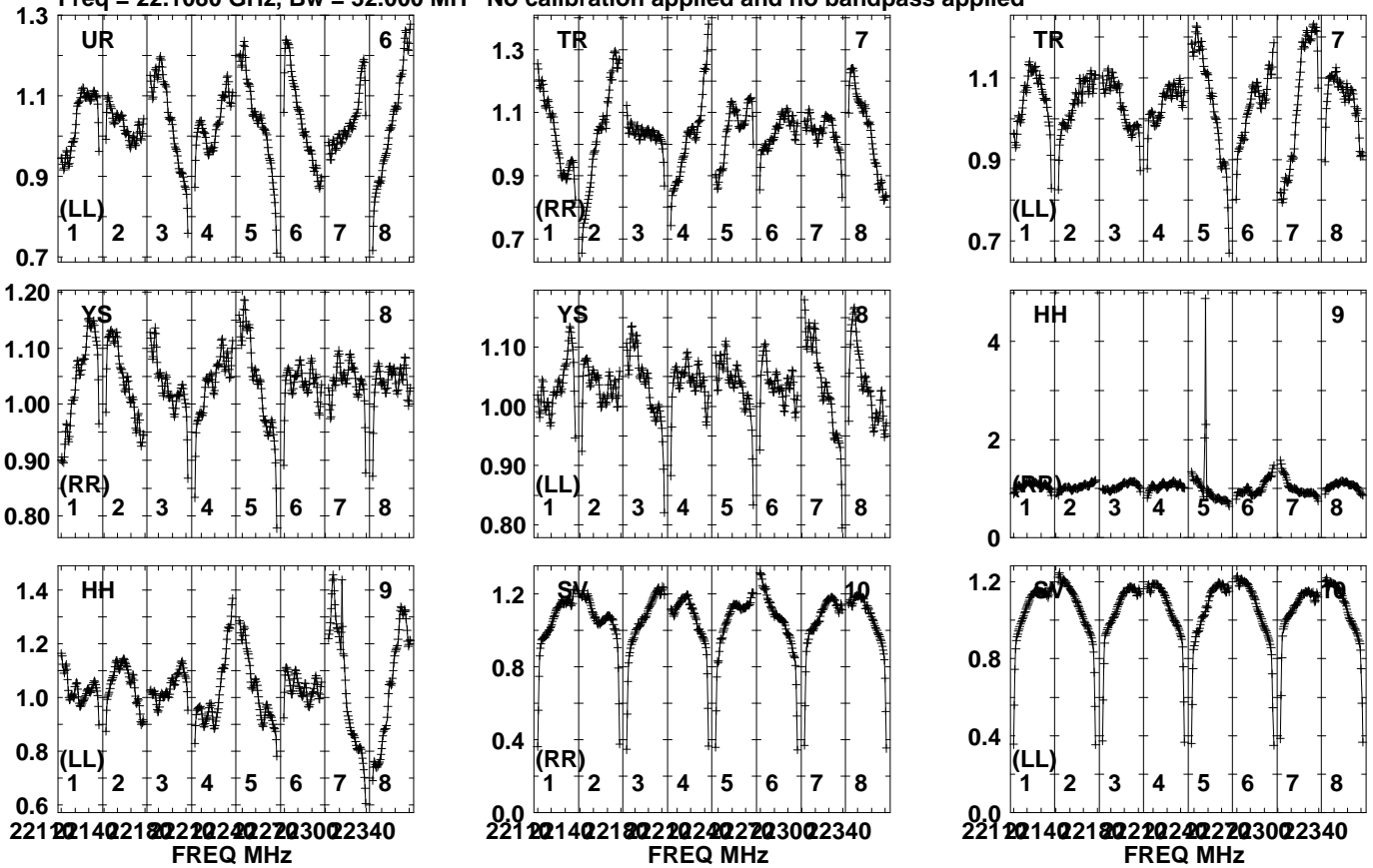
22100 22140 22180 22220 22260 22300 22340
FREQ MHz

Lower frame: Real Jy
Auto-corr total-power spectrum Antenna: *
Timerange: 00/23:32:00 to 00/23:33:30

Plot file version 386 created 20-JAN-2021 19:35:17

J0205+3212 EB074F.UVDATA.1

Freq = 22.1080 GHz, Bw = 32.000 MH No calibration applied and no bandpass applied

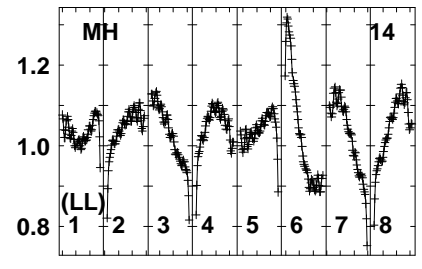
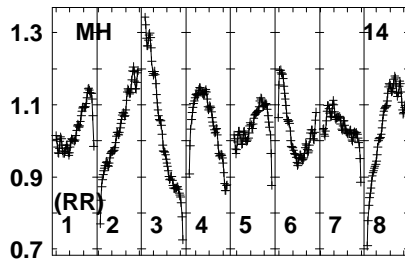
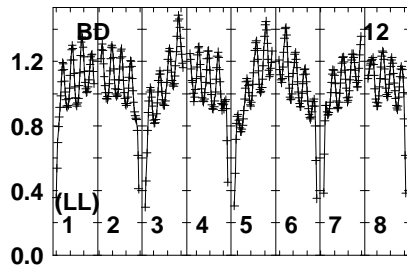
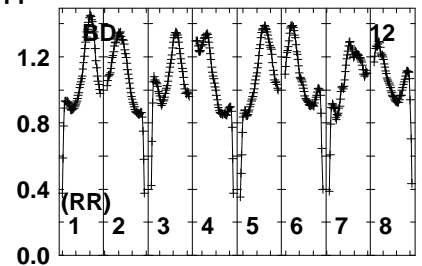
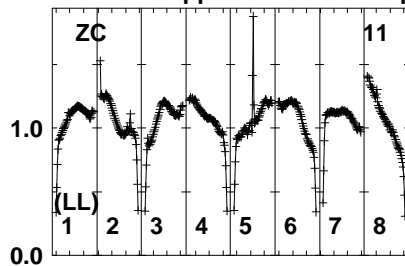
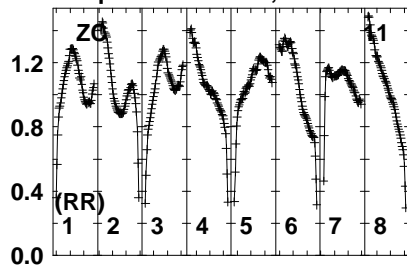


Lower frame: Real Jy
Auto-corr total-power spectrum Antenna: *
Timerange: 00/23:32:00 to 00/23:33:30

Plot file version 387 created 20-JAN-2021 19:35:17

J0205+3212 EB074F.UVDATA.1

Freq = 22.1080 GHz, Bw = 32.000 MH No calibration applied and no bandpass applied

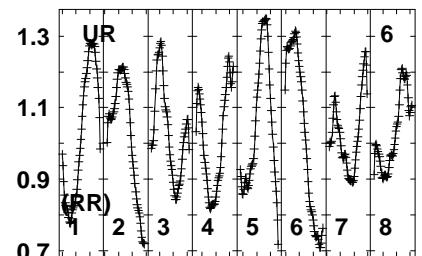
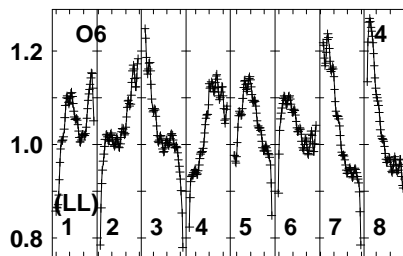
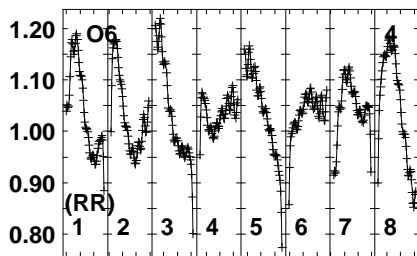
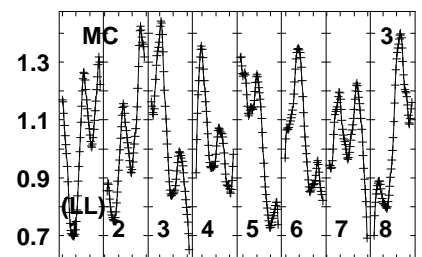
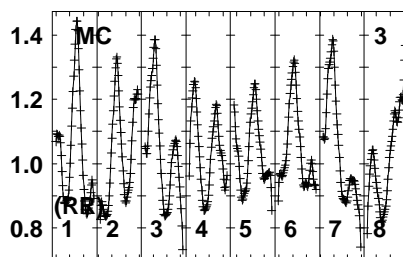
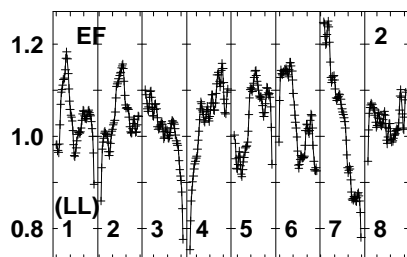
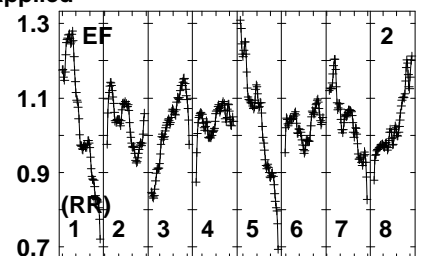
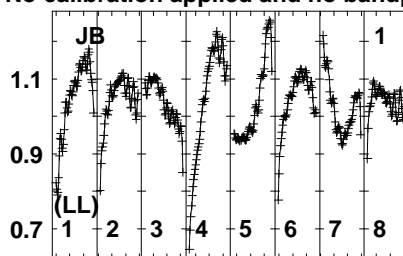
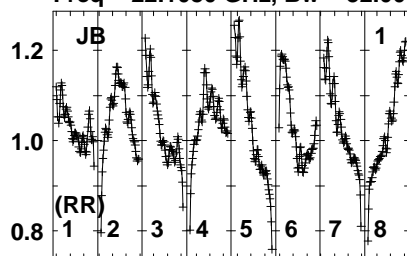


Lower frame: Real Jy
Auto-corr total-power spectrum Antenna: *
Timerange: 00/23:32:00 to 00/23:33:30

Plot file version 388 created 20-JAN-2021 19:35:18

LQ033+03 EB074F.UVDATA.1

Freq = 22.1080 GHz, Bw = 32.000 MH No calibration applied and no bandpass applied



2210214021802220224022703002340
FREQ MHz

2210214021802220224022703002340
FREQ MHz

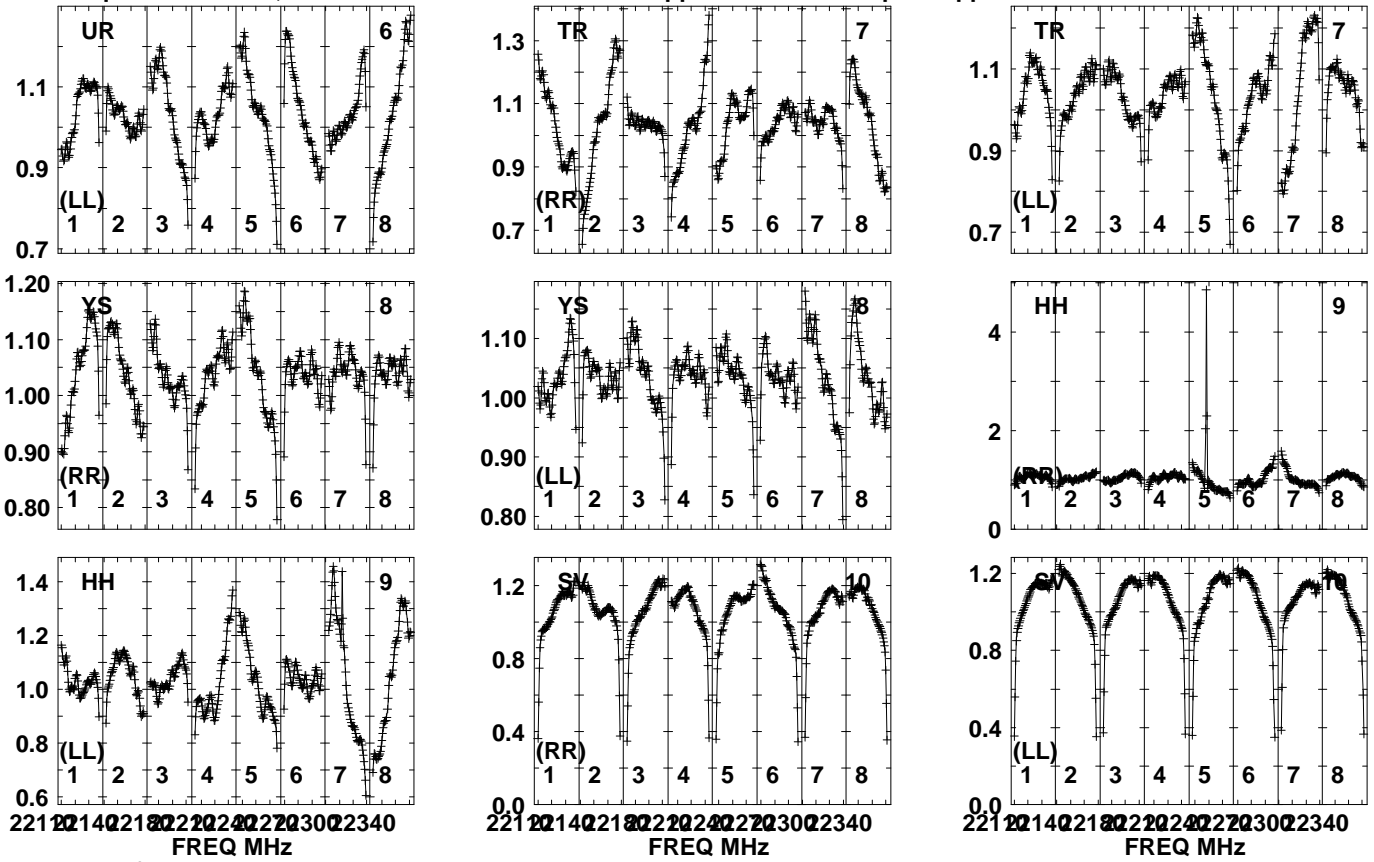
2210214021802220224022703002340
FREQ MHz

Lower frame: Real Jy
Auto-corr total-power spectrum Antenna: *
Timerange: 00/23:34:30 to 00/23:36:29

Plot file version 389 created 20-JAN-2021 19:35:18

LQ033+03 EB074F.UVDATA.1

Freq = 22.1080 GHz, Bw = 32.000 MH No calibration applied and no bandpass applied

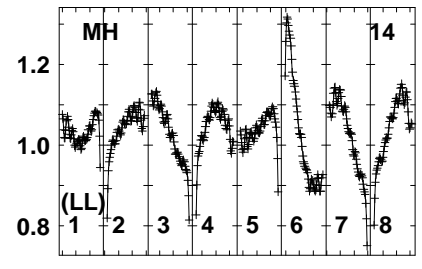
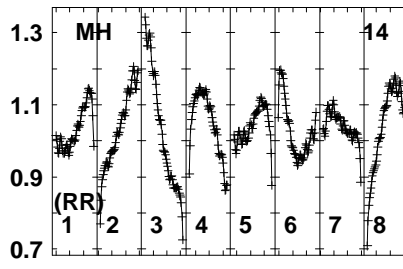
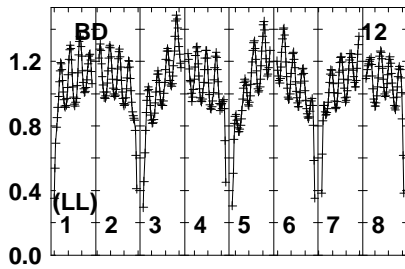
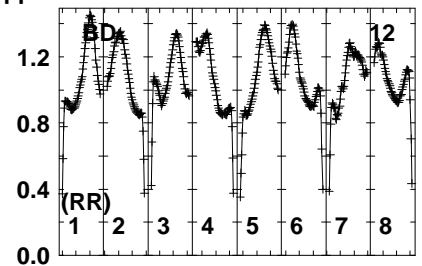
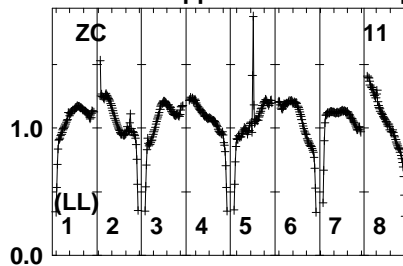
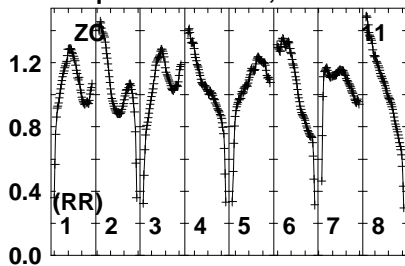


Lower frame: Real Jy
Auto-corr total-power spectrum Antenna: *
Timerange: 00/23:34:30 to 00/23:36:29

Plot file version 390 created 20-JAN-2021 19:35:18

LQ033+03 EB074F.UVDATA.1

Freq = 22.1080 GHz, Bw = 32.000 MH No calibration applied and no bandpass applied

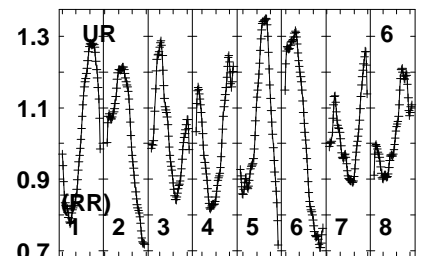
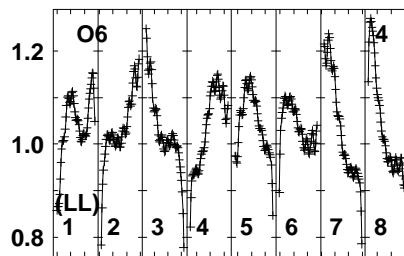
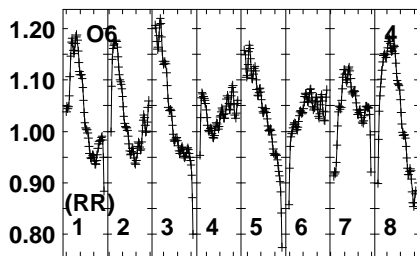
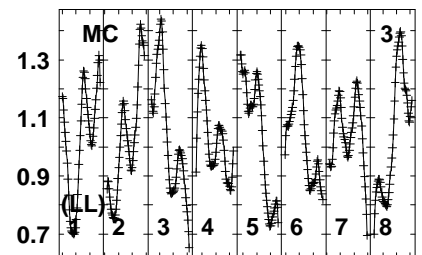
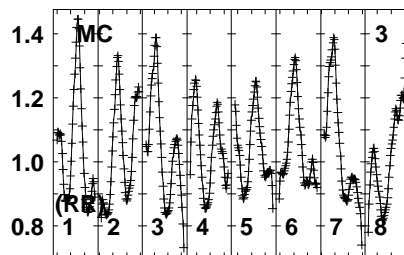
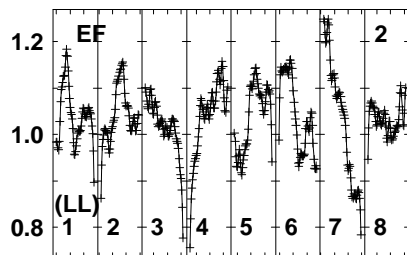
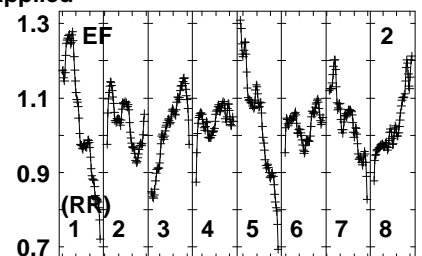
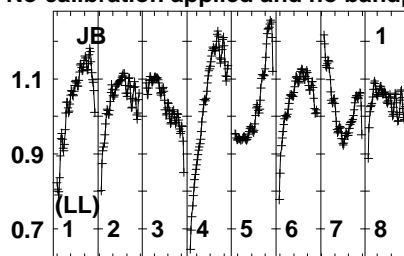
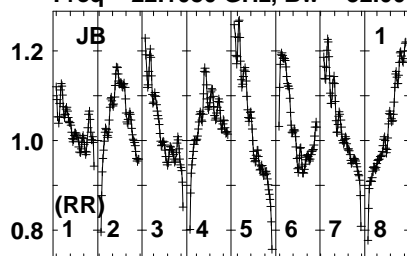


Lower frame: Real Jy
Auto-corr total-power spectrum Antenna: *
Timerange: 00/23:34:30 to 00/23:36:29

Plot file version 391 created 20-JAN-2021 19:35:19

J0205+3212 EB074F.UVDATA.1

Freq = 22.1080 GHz, Bw = 32.000 MH No calibration applied and no bandpass applied



22102140221802224022240222030022340
FREQ MHz

22102140221802224022240222030022340
FREQ MHz

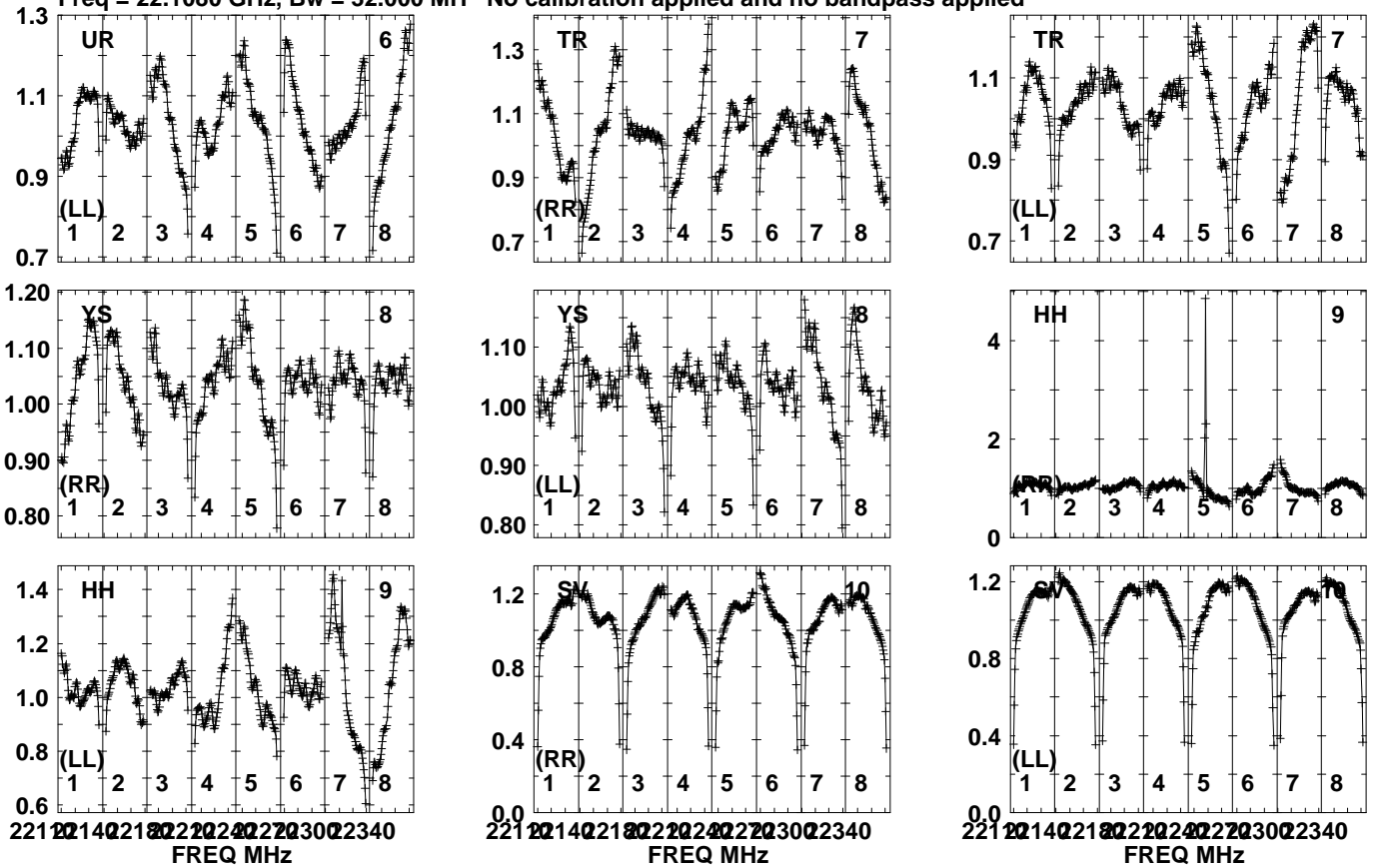
22102140221802224022240222030022340
FREQ MHz

Lower frame: Real Jy
Auto-corr total-power spectrum Antenna: *
Timerange: 00/23:37:31 to 00/23:38:59

Plot file version 392 created 20-JAN-2021 19:35:19

J0205+3212 EB074F.UVDATA.1

Freq = 22.1080 GHz, Bw = 32.000 MH No calibration applied and no bandpass applied

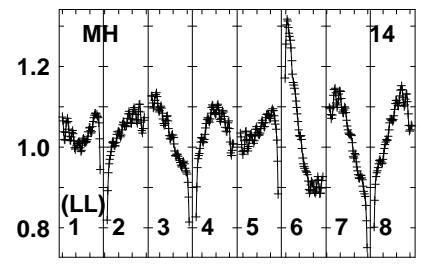
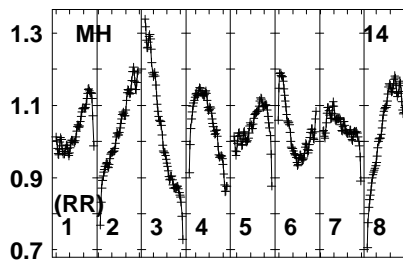
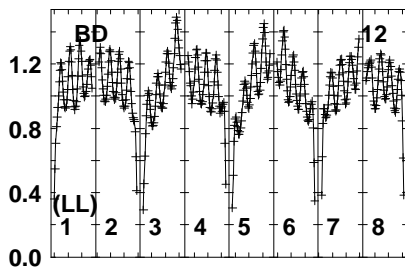
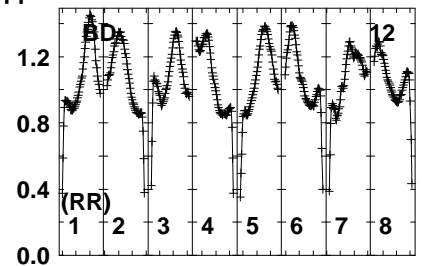
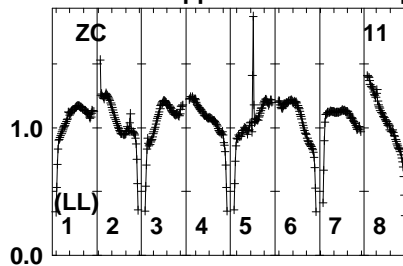
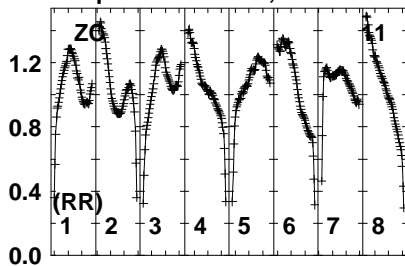


Lower frame: Real Jy
Auto-corr total-power spectrum Antenna: *
Timerange: 00/23:37:31 to 00/23:38:59

Plot file version 393 created 20-JAN-2021 19:35:19

J0205+3212 EB074F.UVDATA.1

Freq = 22.1080 GHz, Bw = 32.000 MH No calibration applied and no bandpass applied

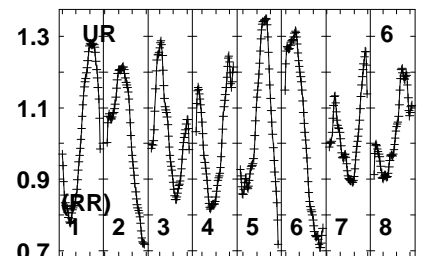
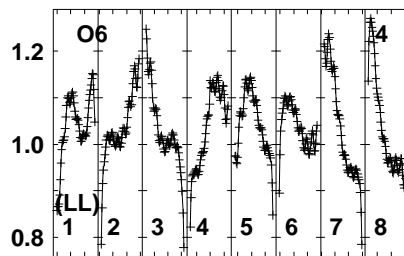
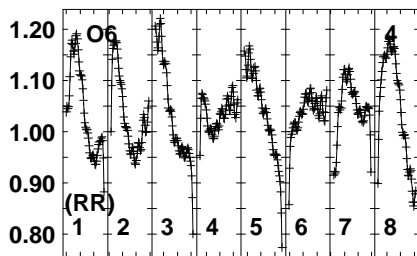
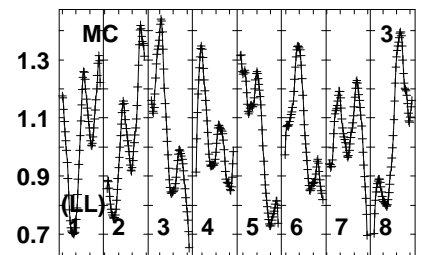
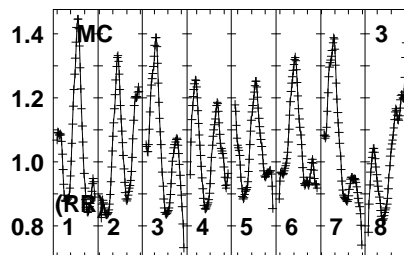
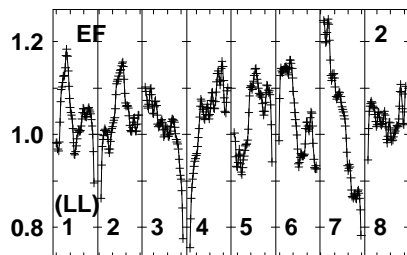
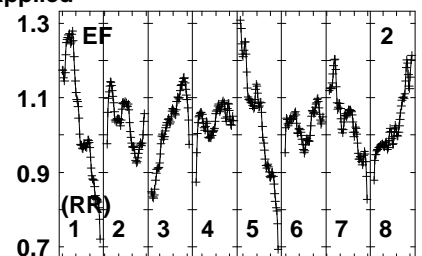
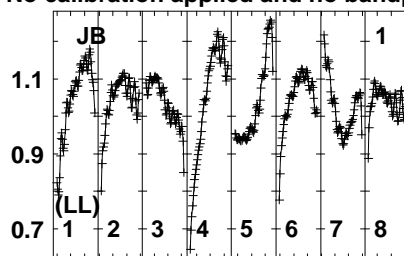
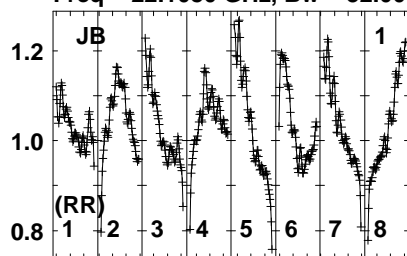


Lower frame: Real Jy
Auto-corr total-power spectrum Antenna: *
Timerange: 00/23:37:31 to 00/23:38:59

Plot file version 394 created 20-JAN-2021 19:35:20

LQ033+03 EB074F.UVDATA.1

Freq = 22.1080 GHz, Bw = 32.000 MH No calibration applied and no bandpass applied



22100 22140 22180 22220 22260 22300 22340
FREQ MHz

22100 22140 22180 22220 22260 22300 22340
FREQ MHz

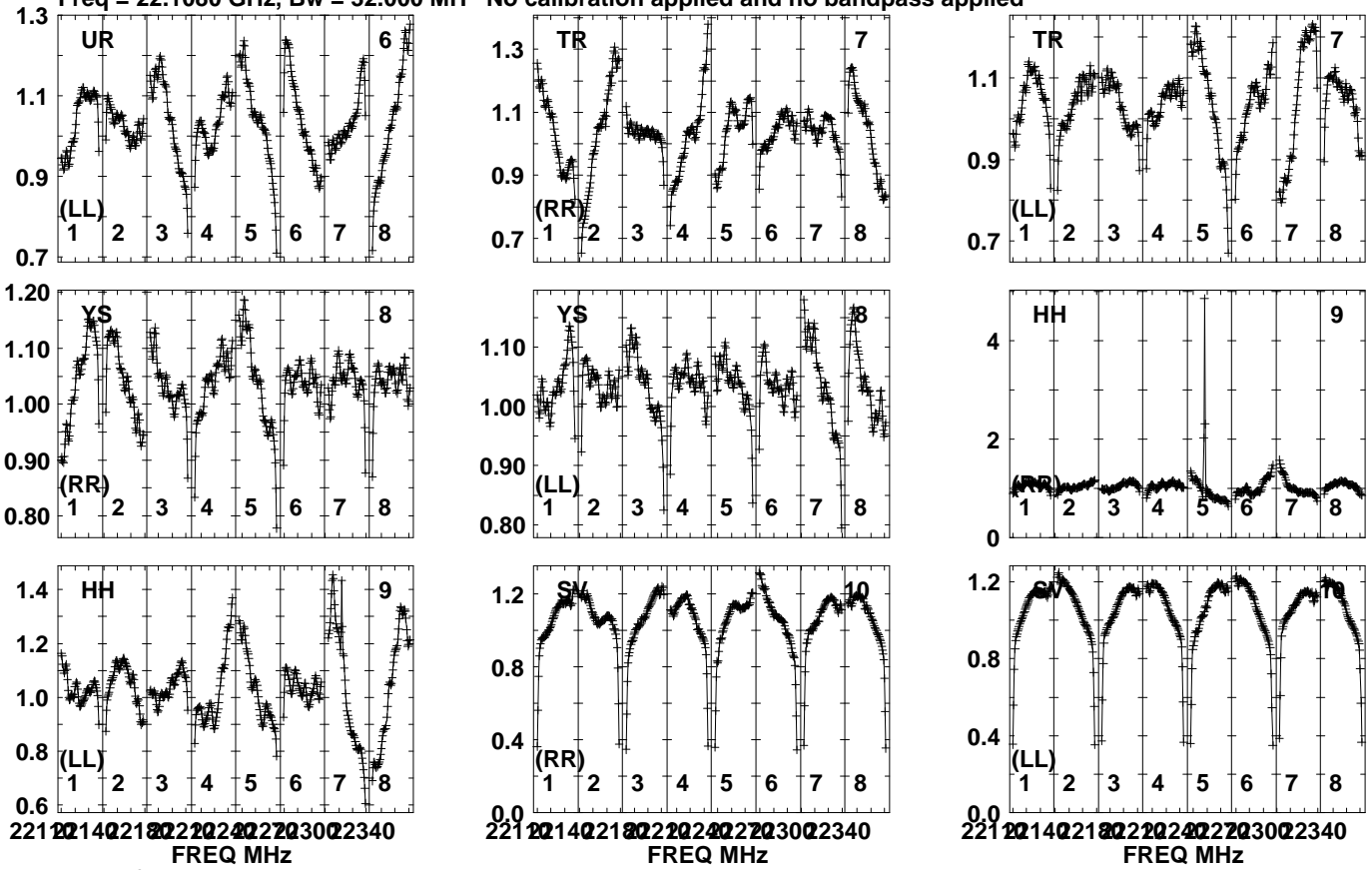
22100 22140 22180 22220 22260 22300 22340
FREQ MHz

Lower frame: Real Jy
Auto-corr total-power spectrum Antenna: *
Timerange: 00/23:40:00 to 00/23:42:00

Plot file version 395 created 20-JAN-2021 19:35:20

LQ033+03 EB074F.UVDATA.1

Freq = 22.1080 GHz, Bw = 32.000 MH No calibration applied and no bandpass applied

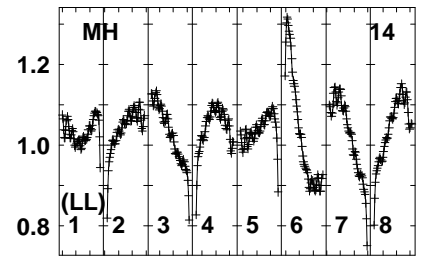
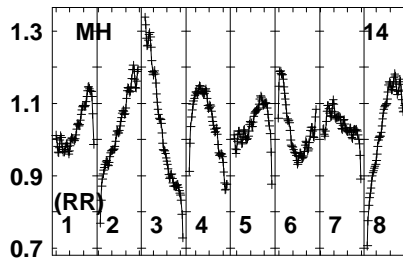
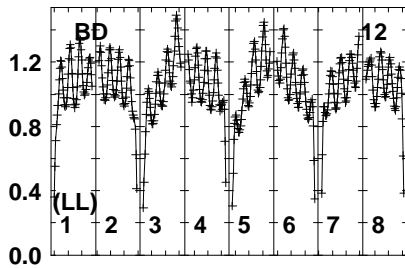
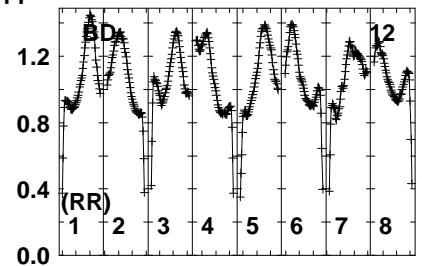
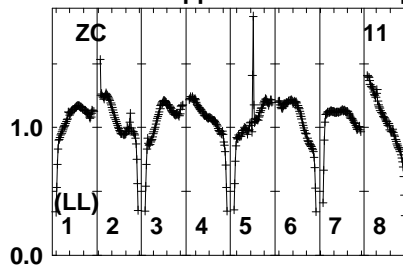
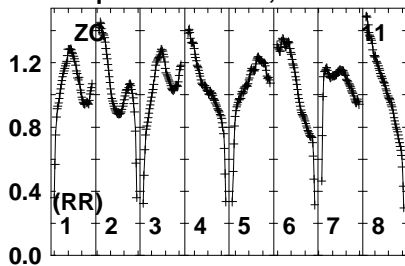


Lower frame: Real Jy
Auto-corr total-power spectrum Antenna: *
Timerange: 00/23:40:00 to 00/23:42:00

Plot file version 396 created 20-JAN-2021 19:35:20

LQ033+03 EB074F.UVDATA.1

Freq = 22.1080 GHz, Bw = 32.000 MH No calibration applied and no bandpass applied

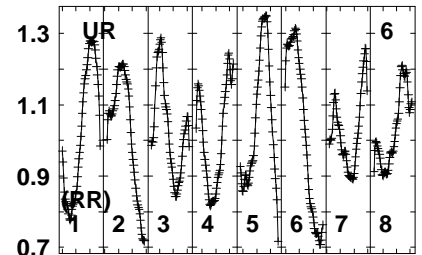
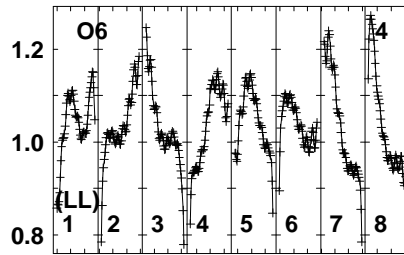
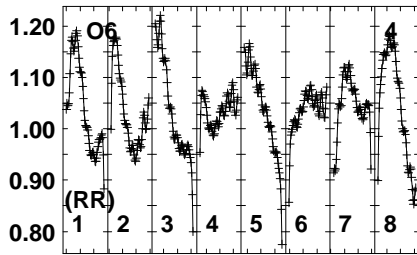
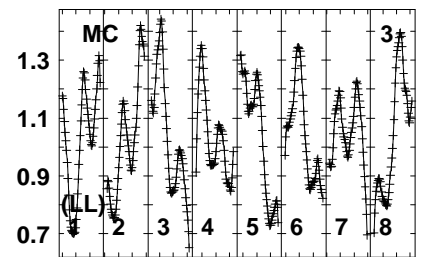
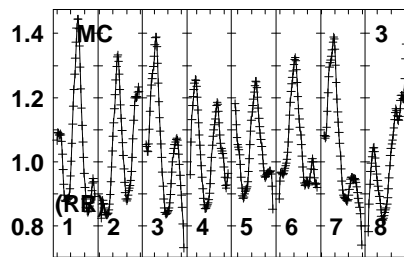
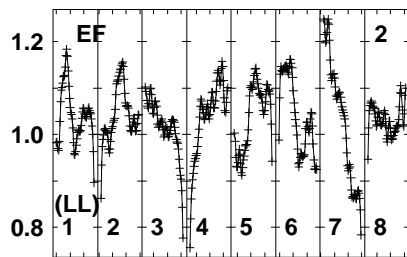
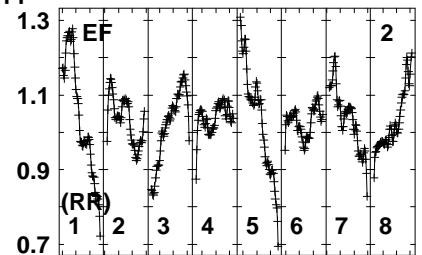
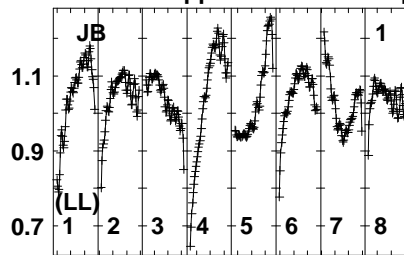
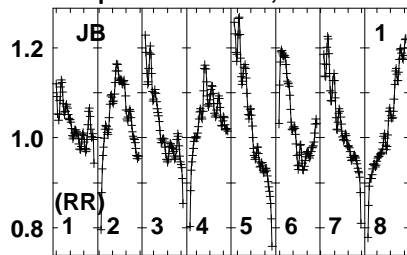


Lower frame: Real Jy
Auto-corr total-power spectrum Antenna: *
Timerange: 00/23:40:00 to 00/23:42:00

Plot file version 397 created 20-JAN-2021 19:35:21

J0205+3212 EB074F.UVDATA.1

Freq = 22.1080 GHz, Bw = 32.000 MH No calibration applied and no bandpass applied



2210214021802220224022703002340
FREQ MHz

2210214021802220224022703002340
FREQ MHz

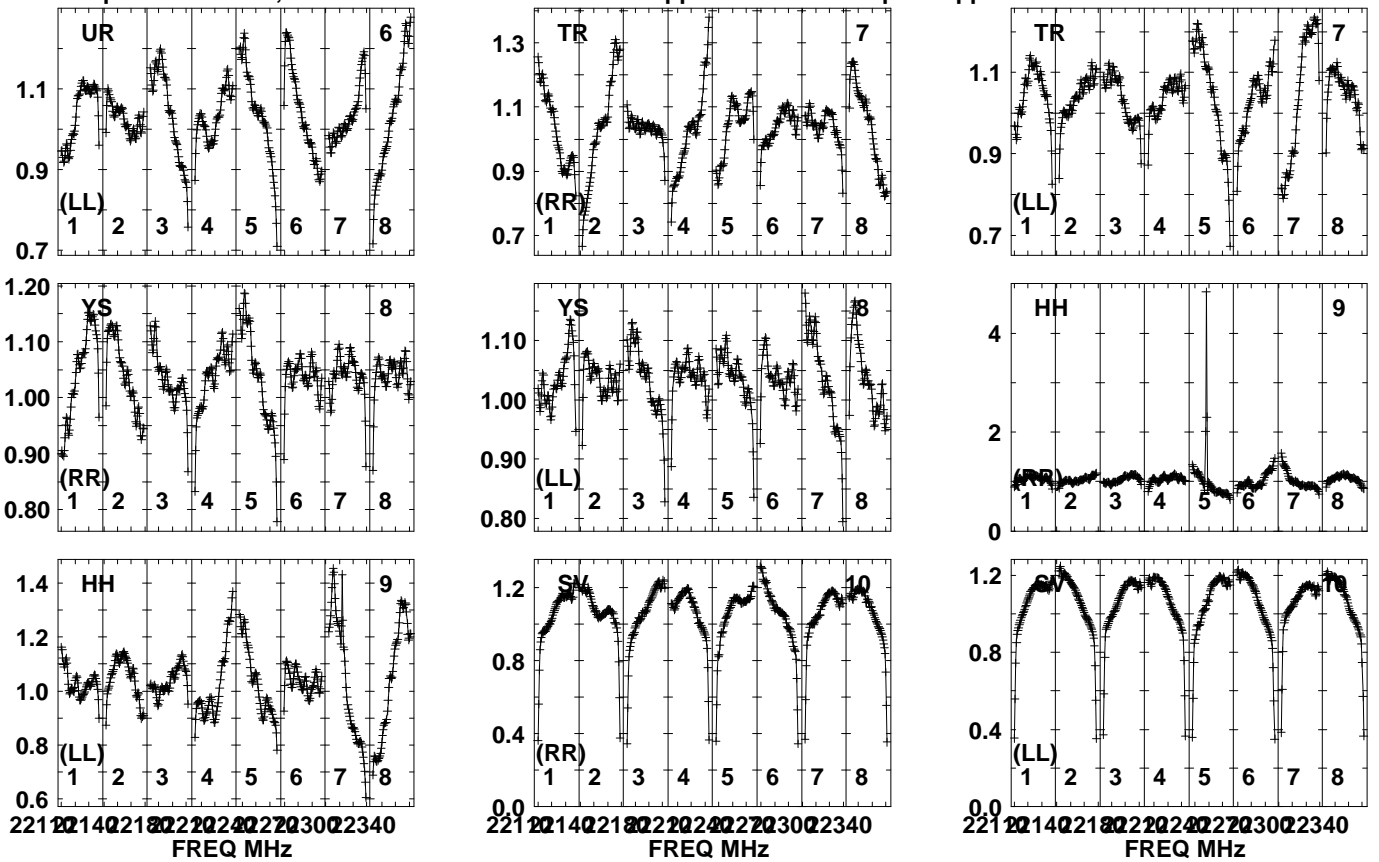
2210214021802220224022703002340
FREQ MHz

Lower frame: Real Jy
Auto-corr total-power spectrum Antenna: *
Timerange: 00/23:43:01 to 00/23:44:29

Plot file version 398 created 20-JAN-2021 19:35:21

J0205+3212 EB074F.UVDATA.1

Freq = 22.1080 GHz, Bw = 32.000 MH No calibration applied and no bandpass applied

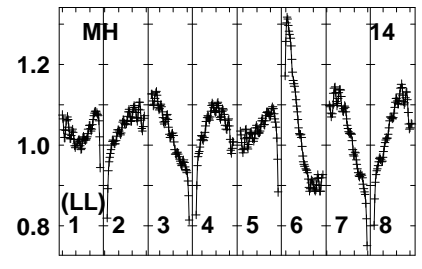
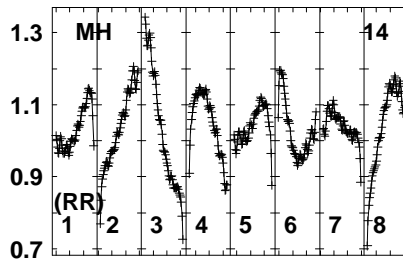
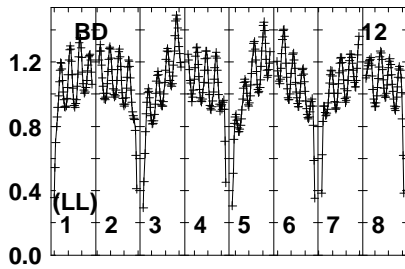
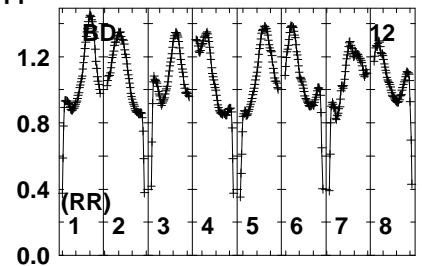
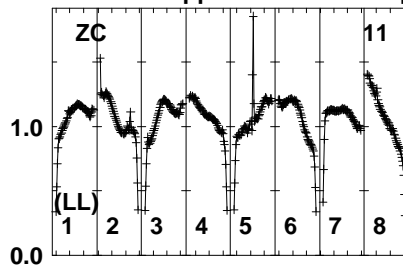
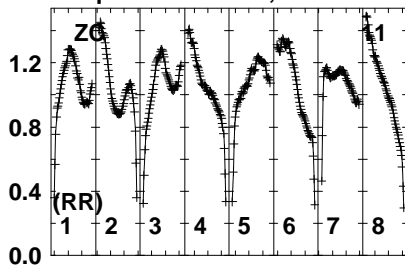


Lower frame: Real Jy
Auto-corr total-power spectrum Antenna: *
Timerange: 00/23:43:01 to 00/23:44:29

Plot file version 399 created 20-JAN-2021 19:35:22

J0205+3212 EB074F.UVDATA.1

Freq = 22.1080 GHz, Bw = 32.000 MH No calibration applied and no bandpass applied

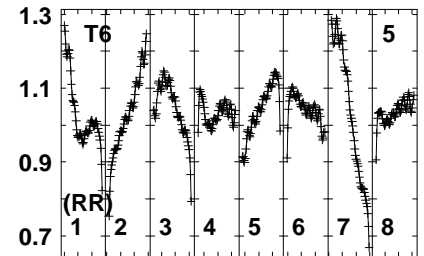
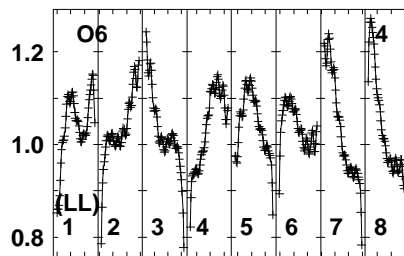
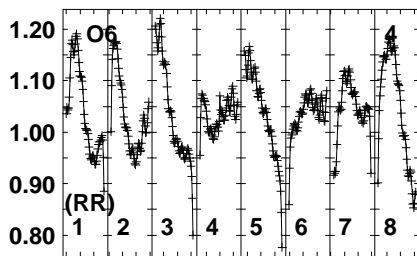
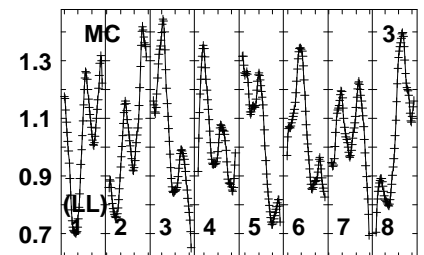
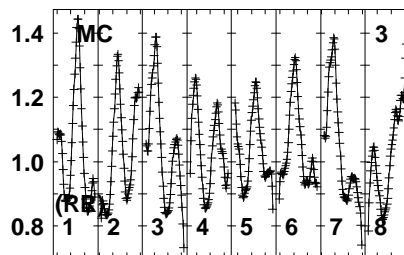
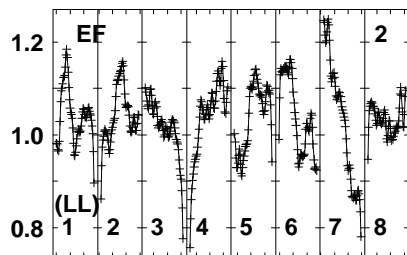
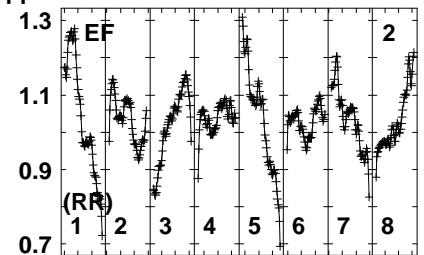
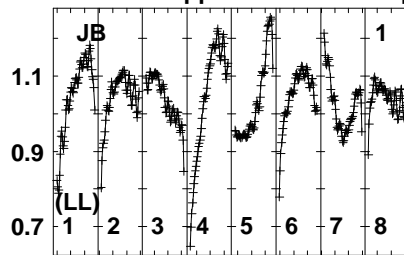
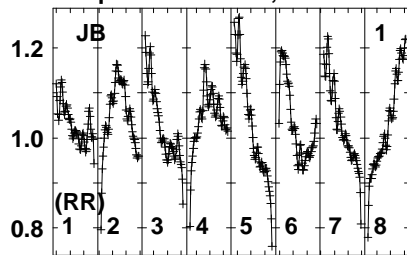


Lower frame: Real Jy
Auto-corr total-power spectrum Antenna: *
Timerange: 00/23:43:01 to 00/23:44:29

Plot file version 400 created 20-JAN-2021 19:35:23

0309+411B EB074F.UVDATA.1

Freq = 22.1080 GHz, Bw = 32.000 MH No calibration applied and no bandpass applied



2210214021802220224022703002340
FREQ MHz

2210214021802220224022703002340
FREQ MHz

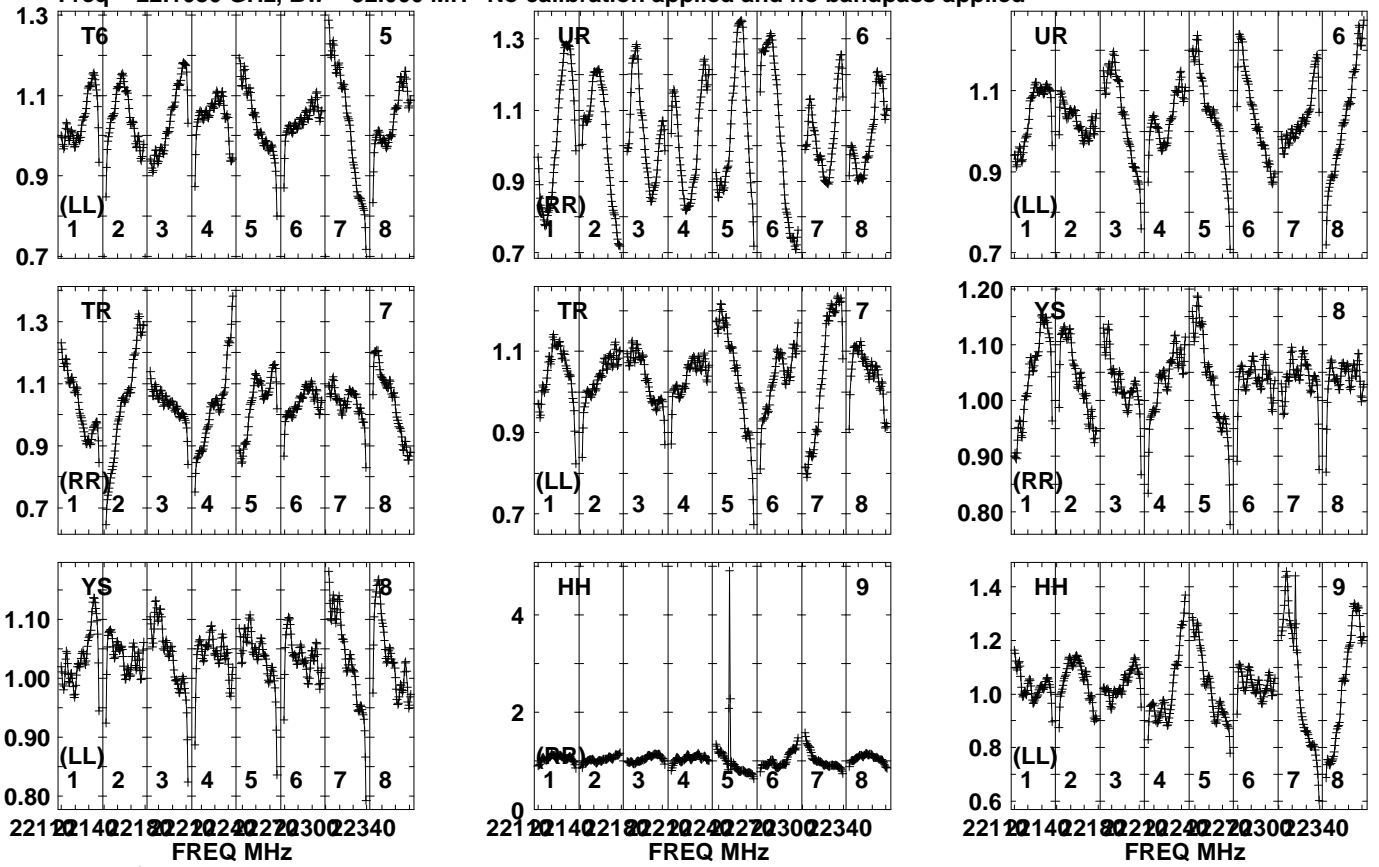
2210214021802220224022703002340
FREQ MHz

Lower frame: Real Jy
Auto-corr total-power spectrum Antenna: *
Timerange: 00/23:47:30 to 00/23:51:29

Plot file version 401 created 20-JAN-2021 19:35:24

0309+411B EB074F.UVDATA.1

Freq = 22.1080 GHz, Bw = 32.000 MH No calibration applied and no bandpass applied

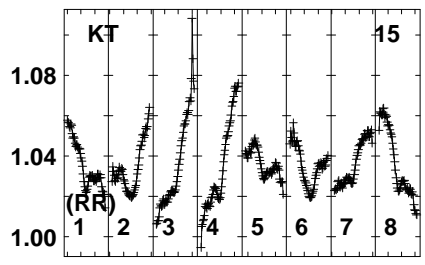
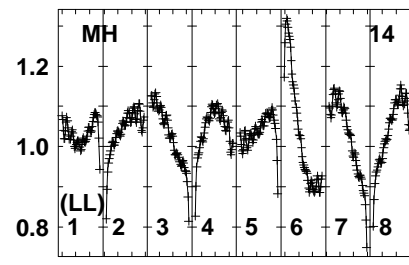
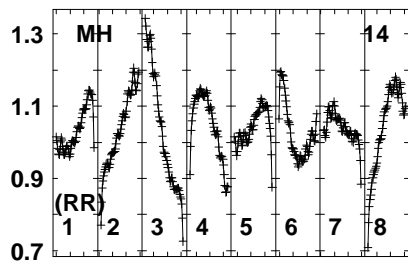
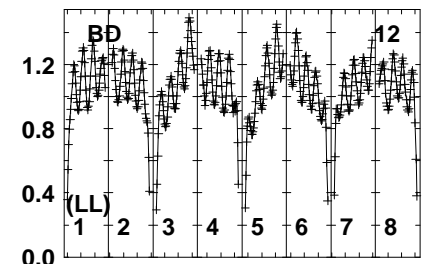
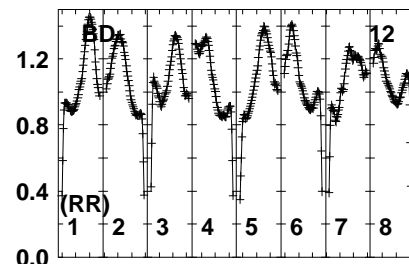
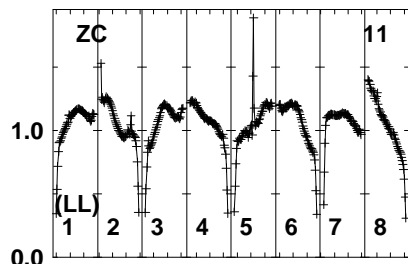
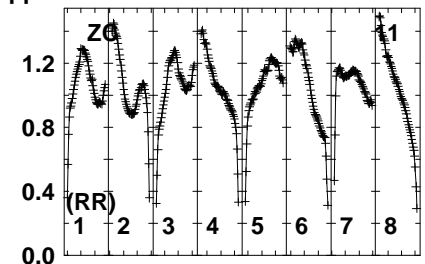
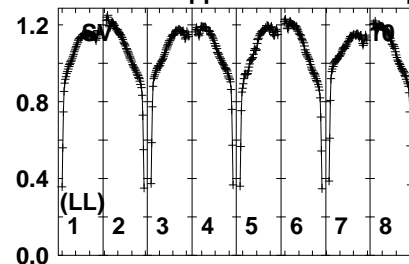
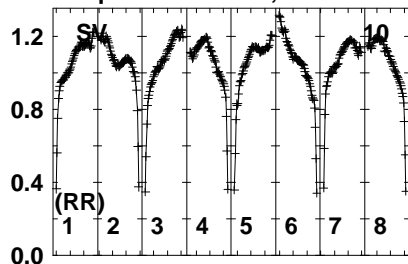


Lower frame: Real Jy
Auto-corr total-power spectrum Antenna: *
Timerange: 00/23:47:30 to 00/23:51:29

Plot file version 402 created 20-JAN-2021 19:35:26

0309+411B EB074F.UVDATA.1

Freq = 22.1080 GHz, Bw = 32.000 MH No calibration applied and no bandpass applied



22102140218022202240227023002340
FREQ MHz

22102140218022202240227023002340
FREQ MHz

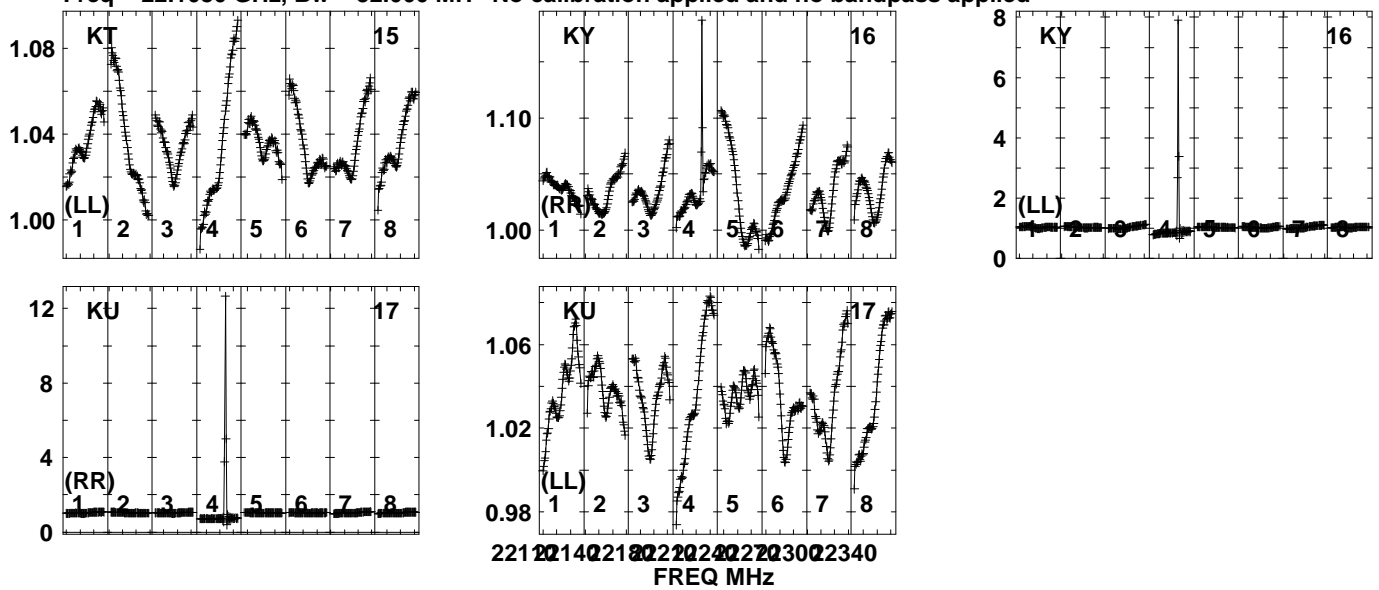
22102140218022202240227023002340
FREQ MHz

Lower frame: Real Jy
Auto-corr total-power spectrum Antenna: *
Timerange: 00/23:47:30 to 00/23:51:29

Plot file version 403 created 20-JAN-2021 19:35:27

0309+411B EB074F.UVDATA.1

Freq = 22.1080 GHz, Bw = 32.000 MH No calibration applied and no bandpass applied

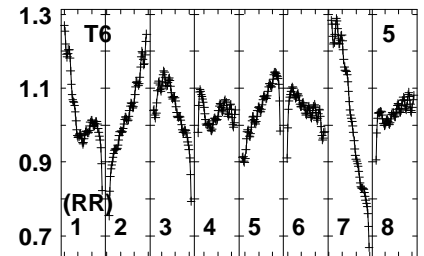
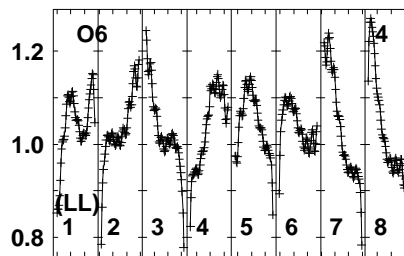
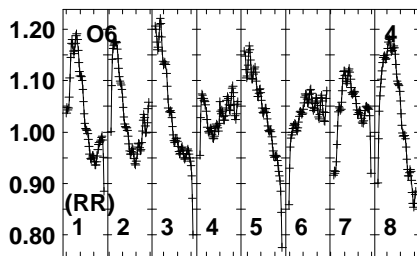
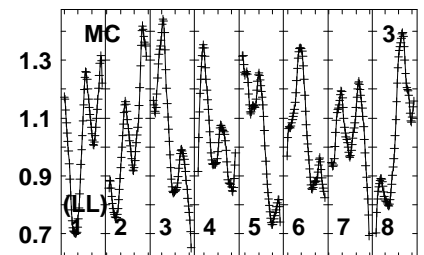
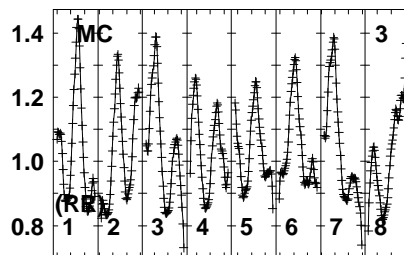
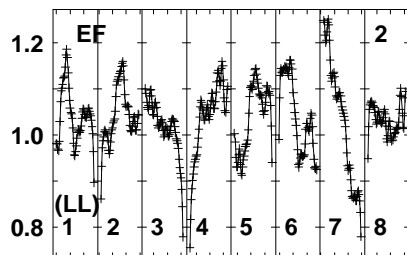
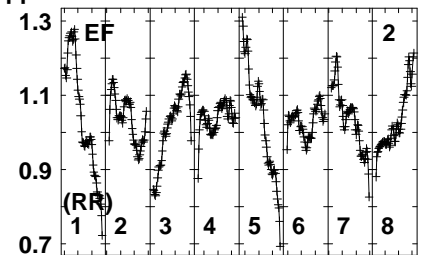
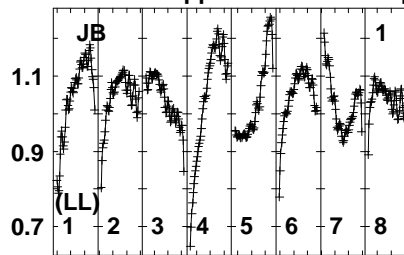
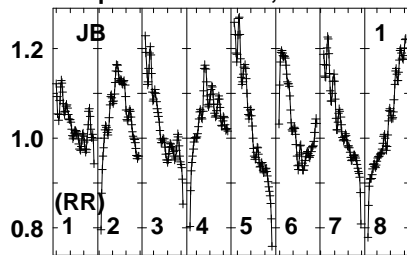


Lower frame: Real Jy
Auto-corr total-power spectrum Antenna: *
Timerange: 00/23:47:30 to 00/23:51:29

Plot file version 404 created 20-JAN-2021 19:35:28

0309+411B EB074F.UVDATA.1

Freq = 22.1080 GHz, Bw = 32.000 MH No calibration applied and no bandpass applied



2210214021802220224022703002340
FREQ MHz

2210214021802220224022703002340
FREQ MHz

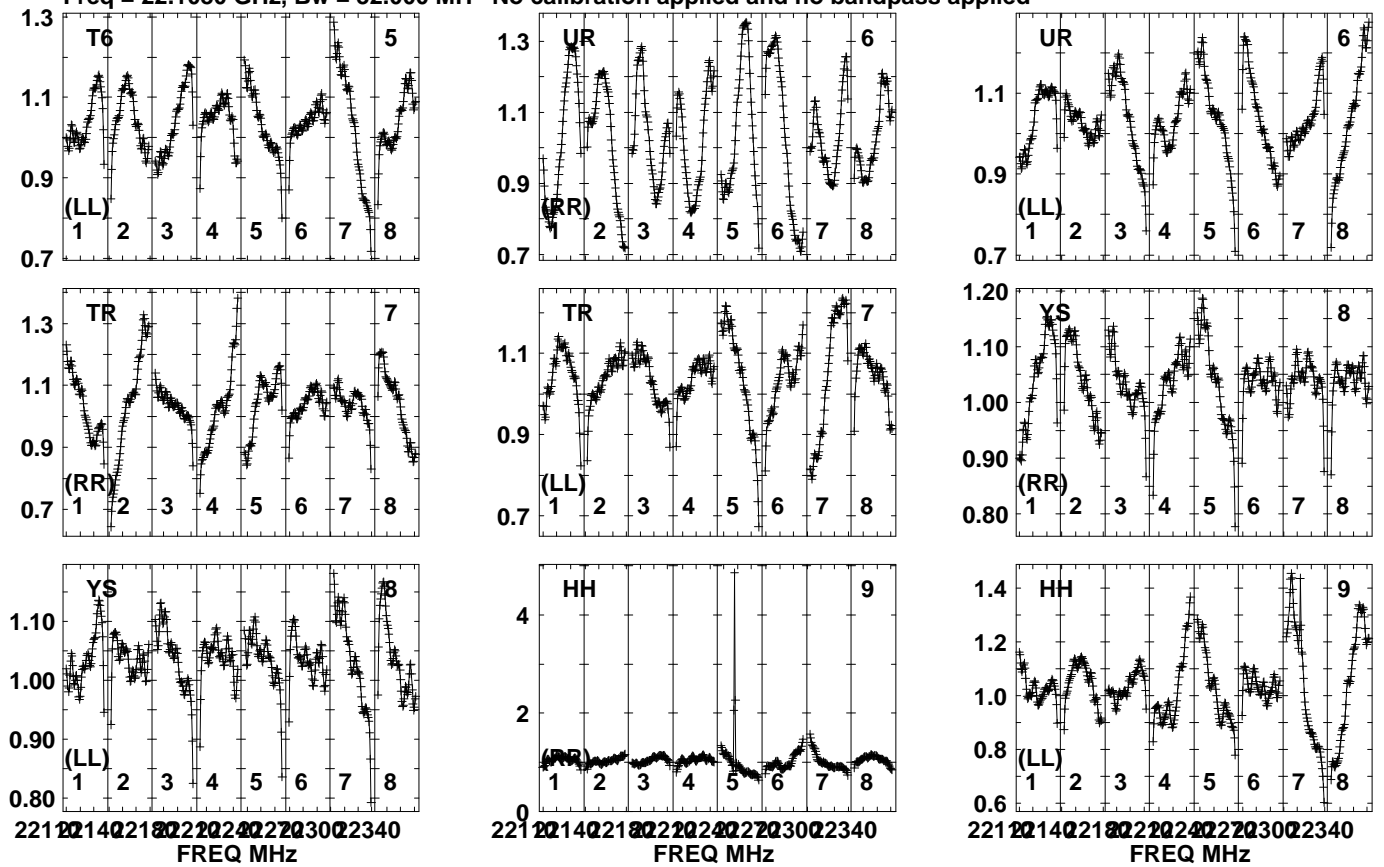
2210214021802220224022703002340
FREQ MHz

Lower frame: Real Jy
Auto-corr total-power spectrum Antenna: *
Timerange: 00/23:52:01 to 01/00:01:00

Plot file version 405 created 20-JAN-2021 19:35:30

0309+411B EB074F.UVDATA.1

Freq = 22.1080 GHz, Bw = 32.000 MH No calibration applied and no bandpass applied

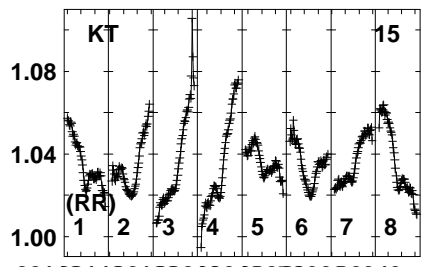
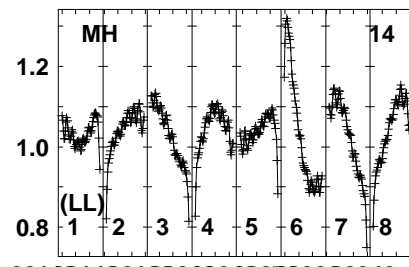
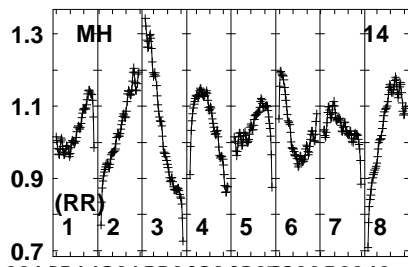
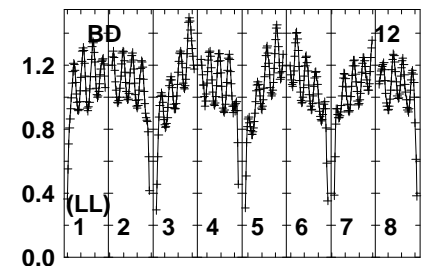
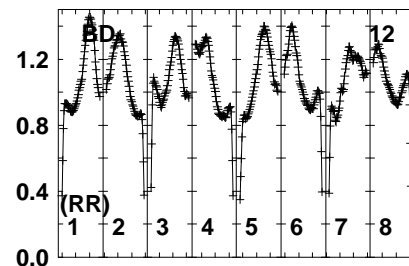
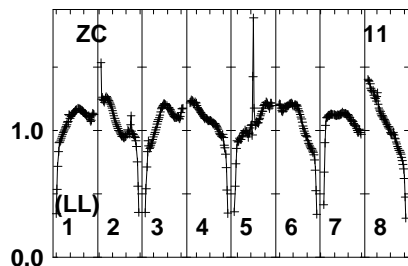
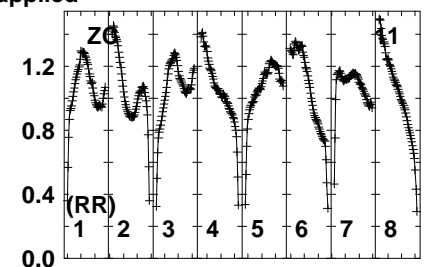
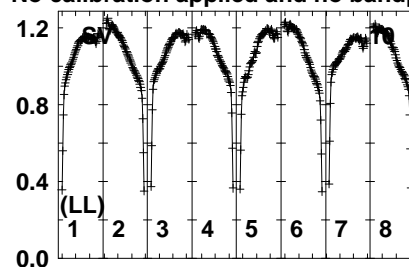
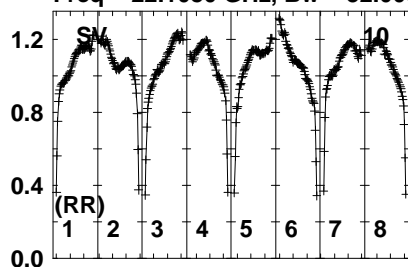


Lower frame: Real Jy
Auto-corr total-power spectrum Antenna: *
Timerange: 00/23:52:01 to 01/00:01:00

Plot file version 406 created 20-JAN-2021 19:35:32

0309+411B EB074F.UVDATA.1

Freq = 22.1080 GHz, Bw = 32.000 MH No calibration applied and no bandpass applied



2210214021802220224022703002340
FREQ MHz

2210214021802220224022703002340
FREQ MHz

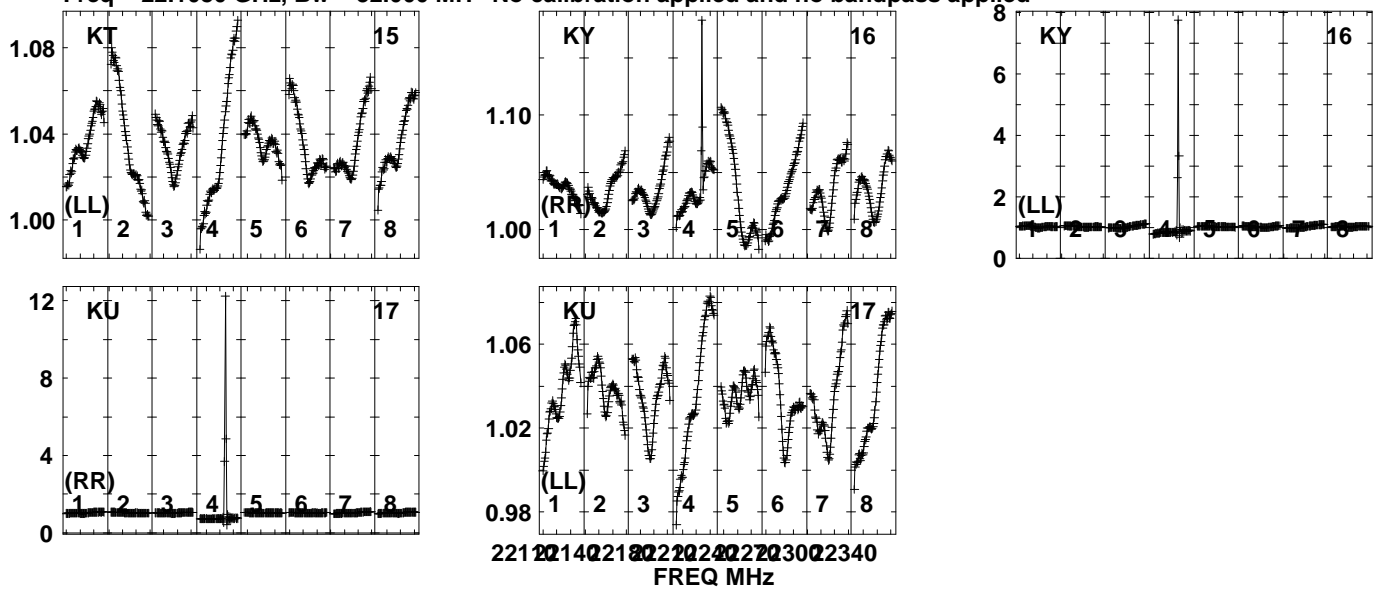
2210214021802220224022703002340
FREQ MHz

Lower frame: Real Jy
Auto-corr total-power spectrum Antenna: *
Timerange: 00/23:52:01 to 01/00:01:00

Plot file version 407 created 20-JAN-2021 19:35:33

0309+411B EB074F.UVDATA.1

Freq = 22.1080 GHz, Bw = 32.000 MH No calibration applied and no bandpass applied

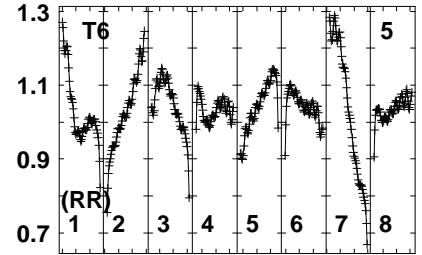
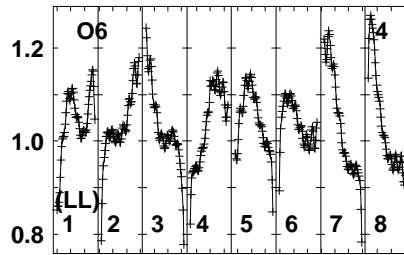
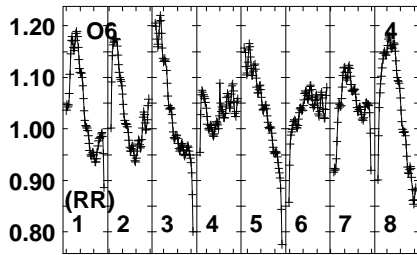
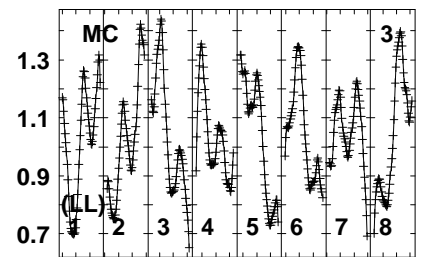
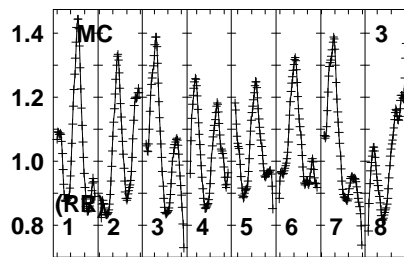
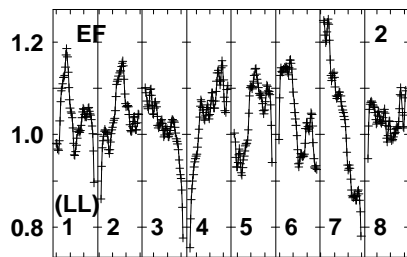
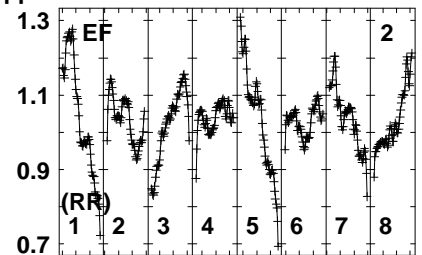
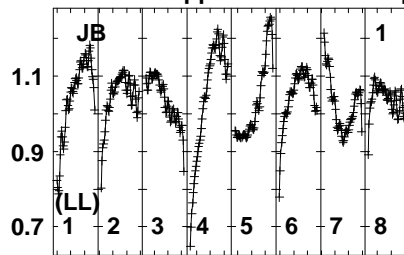
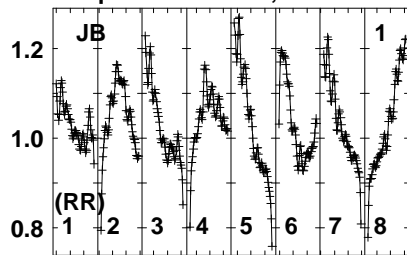


Lower frame: Real Jy
Auto-corr total-power spectrum Antenna: *
Timerange: 00/23:52:01 to 01/00:01:00

Plot file version 408 created 20-JAN-2021 19:35:34

0309+411B EB074F.UVDATA.1

Freq = 22.1080 GHz, Bw = 32.000 MH No calibration applied and no bandpass applied



22102140221802224022240222030022340
FREQ MHz

22102140221802224022240222030022340
FREQ MHz

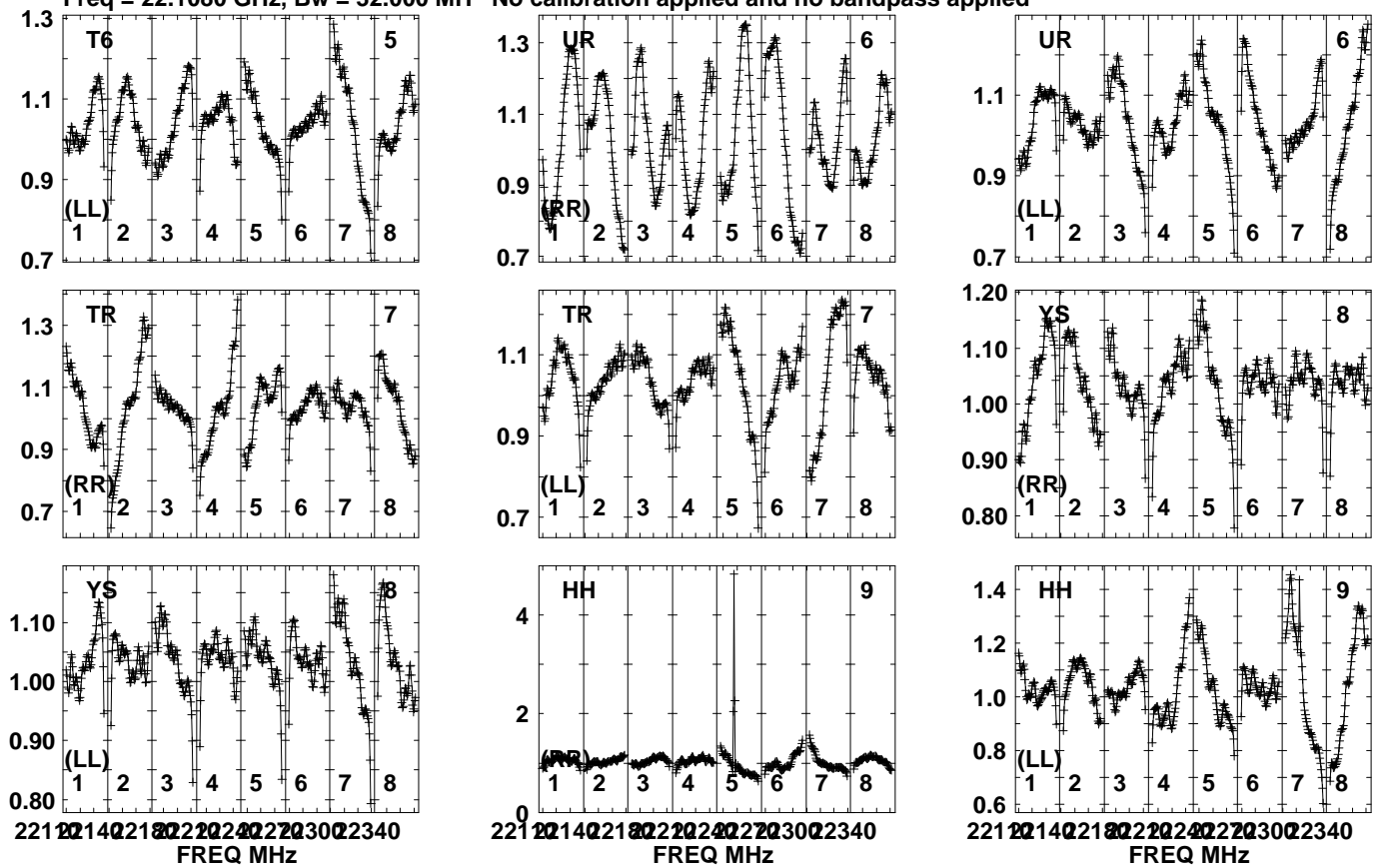
22102140221802224022240222030022340
FREQ MHz

Lower frame: Real Jy
Auto-corr total-power spectrum Antenna: *
Timerange: 01/00:01:31 to 01/00:06:30

Plot file version 409 created 20-JAN-2021 19:35:35

0309+411B EB074F.UVDATA.1

Freq = 22.1080 GHz, Bw = 32.000 MH No calibration applied and no bandpass applied

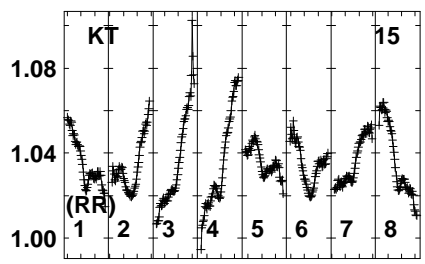
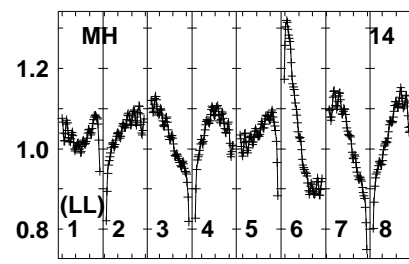
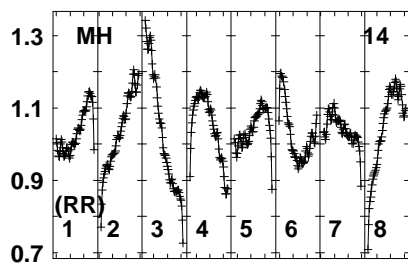
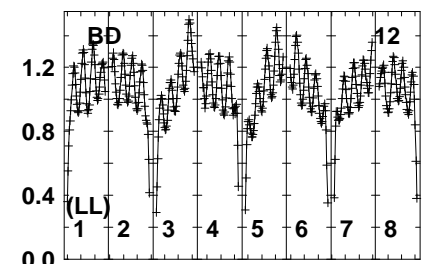
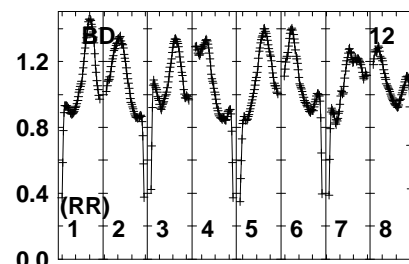
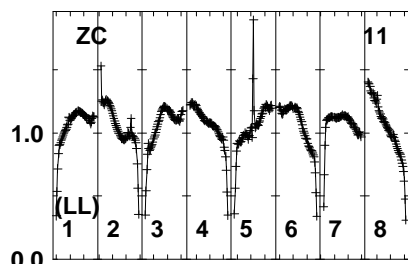
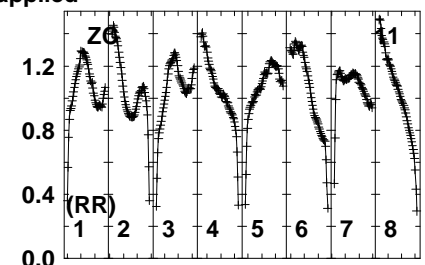
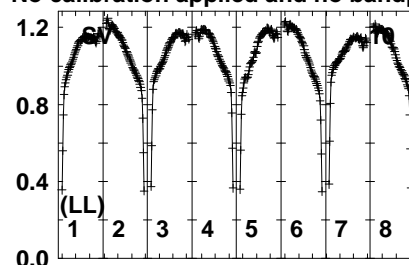
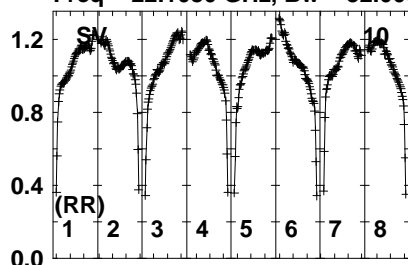


Lower frame: Real Jy
Auto-corr total-power spectrum Antenna: *
Timerange: 01/00:01:31 to 01/00:06:30

Plot file version 410 created 20-JAN-2021 19:35:36

0309+411B EB074F.UVDATA.1

Freq = 22.1080 GHz, Bw = 32.000 MH No calibration applied and no bandpass applied



22102140221802224022240222030022340
FREQ MHz

22102140221802224022240222030022340
FREQ MHz

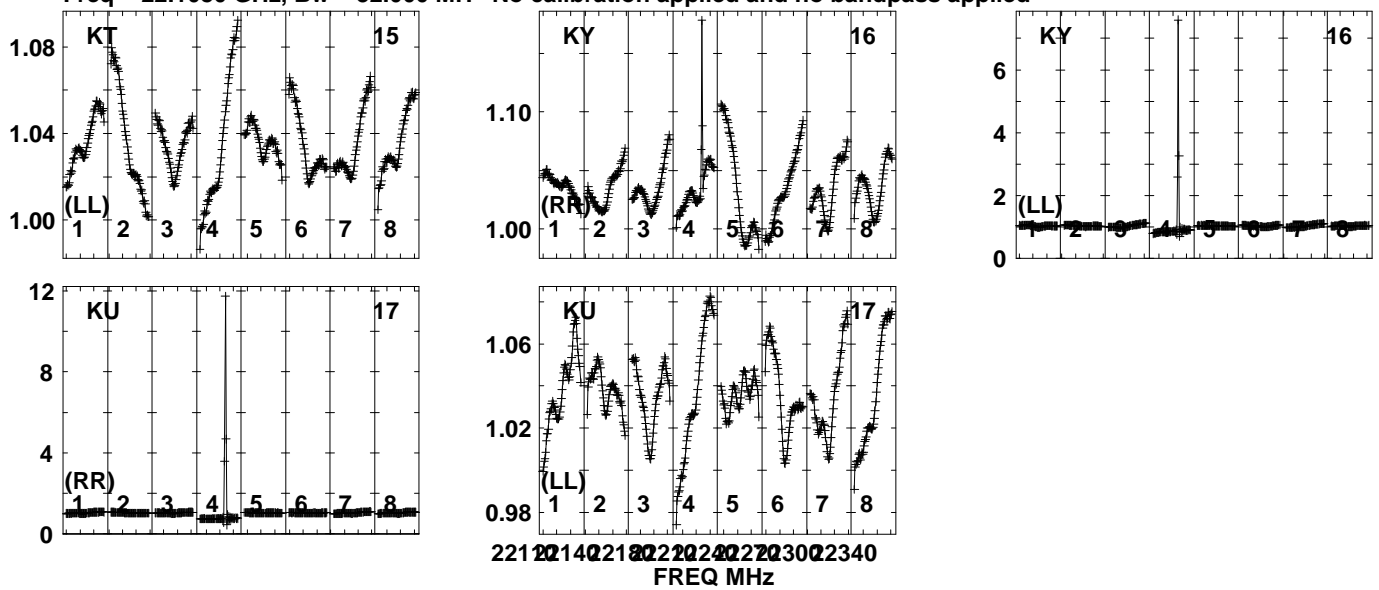
22102140221802224022240222030022340
FREQ MHz

Lower frame: Real Jy
Auto-corr total-power spectrum Antenna: *
Timerange: 01/00:01:31 to 01/00:06:30

Plot file version 411 created 20-JAN-2021 19:35:37

0309+411B EB074F.UVDATA.1

Freq = 22.1080 GHz, Bw = 32.000 MH No calibration applied and no bandpass applied

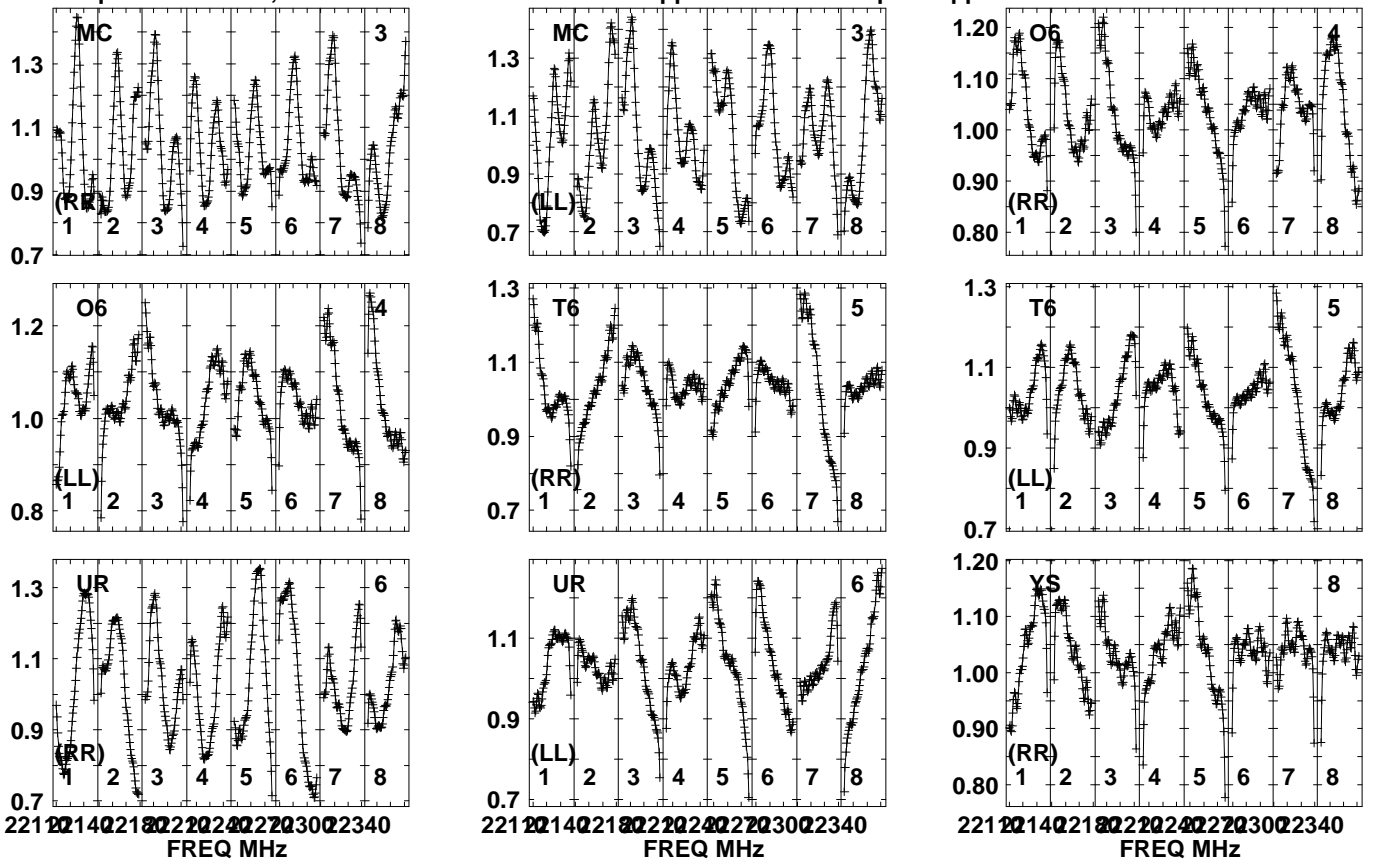


Lower frame: Real Jy
Auto-corr total-power spectrum Antenna: *
Timerange: 01/00:01:31 to 01/00:06:30

Plot file version 412 created 20-JAN-2021 19:35:37

0658+49 EB074F.UVDATA.1

Freq = 22.1080 GHz, Bw = 32.000 MH No calibration applied and no bandpass applied

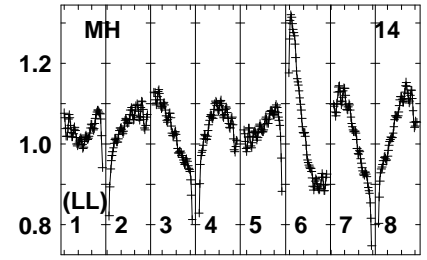
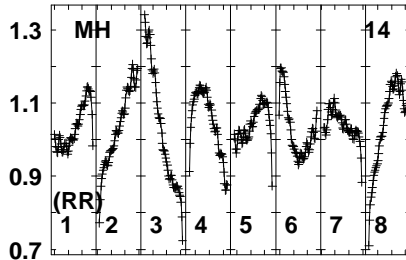
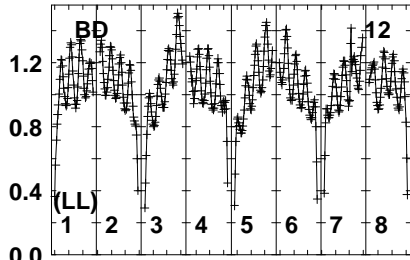
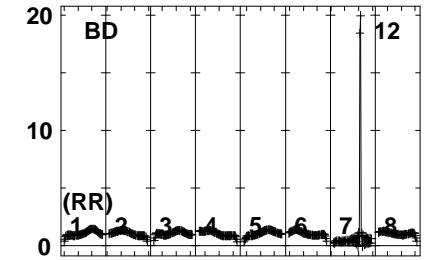
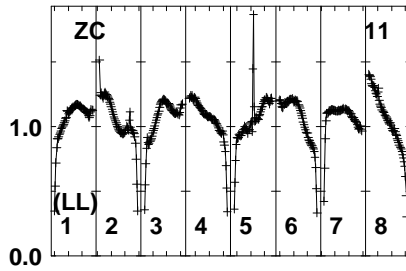
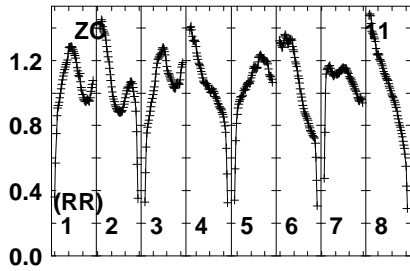
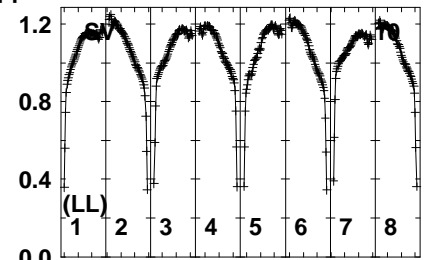
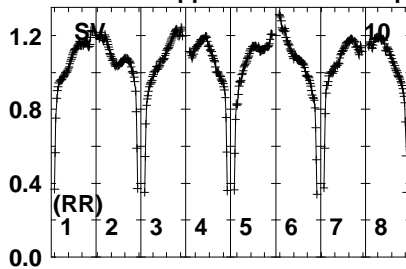
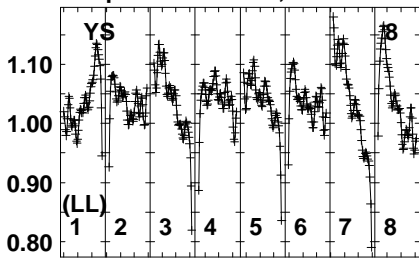


Lower frame: Real Jy
Auto-corr total-power spectrum Antenna: *
Timerange: 01/00:08:31 to 01/00:10:29

Plot file version 413 created 20-JAN-2021 19:35:38

0658+49 EB074F.UVDATA.1

Freq = 22.1080 GHz, Bw = 32.000 MH No calibration applied and no bandpass applied



221 22140 2180 2220 2400 2270 300 2340
FREQ MHz

221 22140 2180 2220 2400 2270 300 2340
FREQ MHz

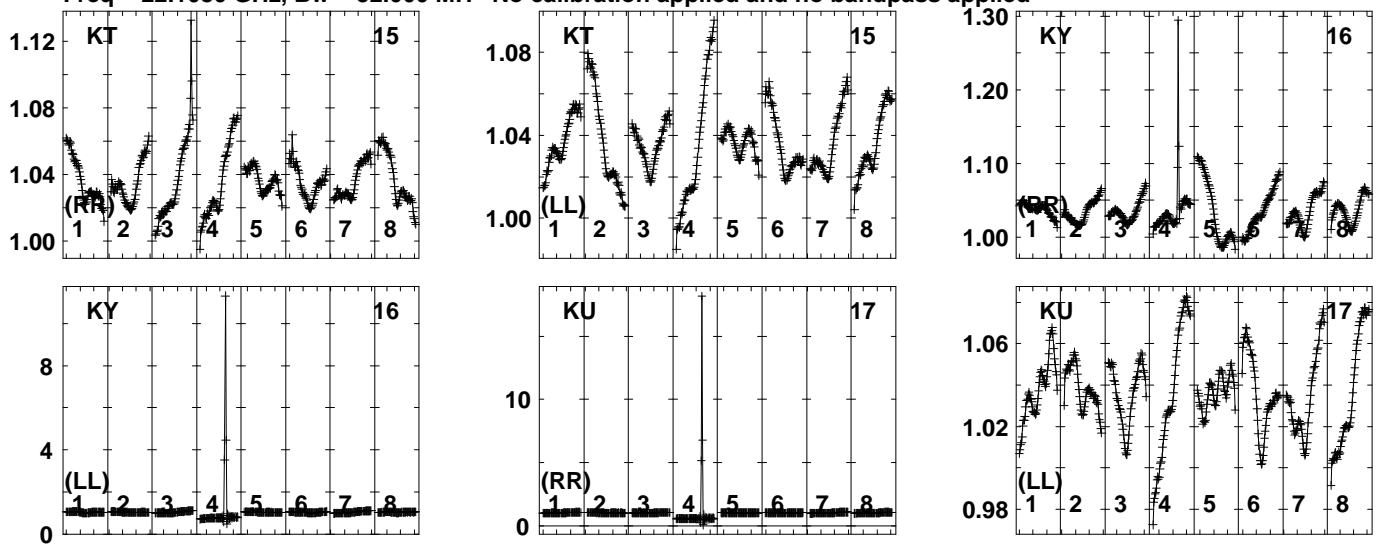
221 22140 2180 2220 2400 2270 300 2340
FREQ MHz

Lower frame: Real Jy
Auto-corr total-power spectrum Antenna: *
Timerange: 01/00:08:31 to 01/00:10:29

Plot file version 414 created 20-JAN-2021 19:35:38

0658+49 EB074F.UVDATA.1

Freq = 22.1080 GHz, Bw = 32.000 MH No calibration applied and no bandpass applied

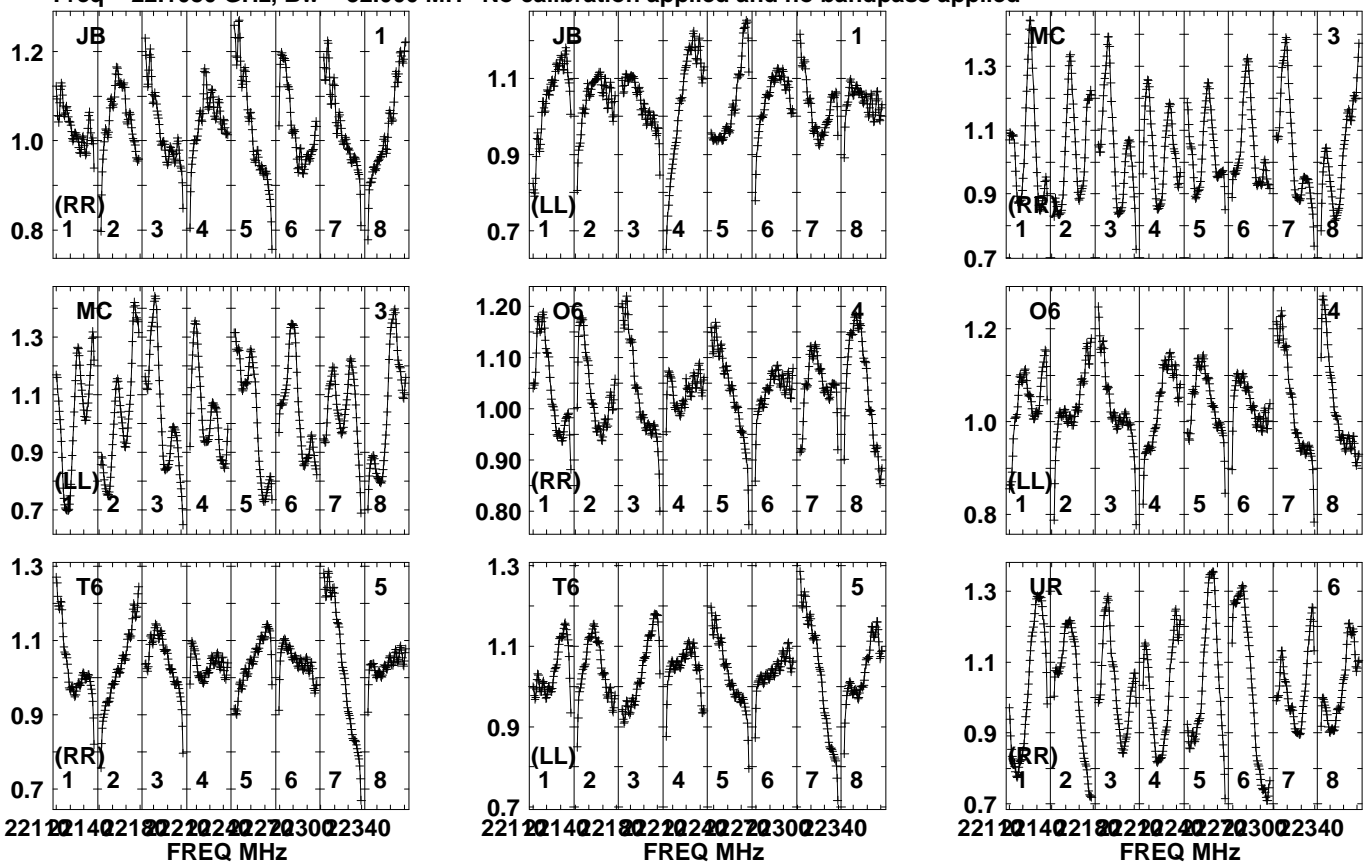


Lower frame: Real Jy
Auto-corr total-power spectrum Antenna: *
Timerange: 01/00:08:31 to 01/00:10:29

Plot file version 415 created 20-JAN-2021 19:35:38

J0654+5042 EB074F.UVDATA.1

Freq = 22.1080 GHz, Bw = 32.000 MH No calibration applied and no bandpass applied

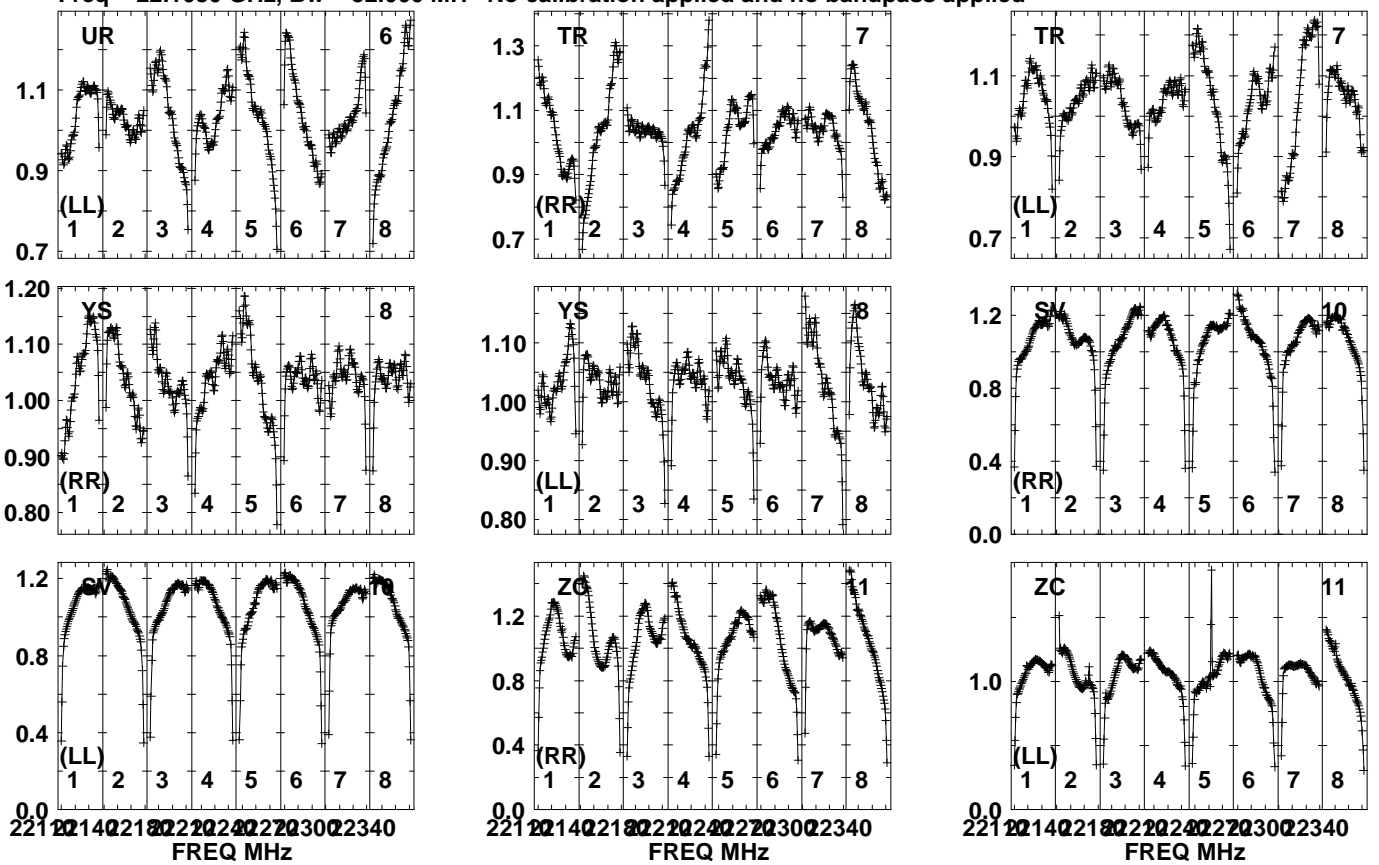


Lower frame: Real Jy
Auto-corr total-power spectrum Antenna: *
Timerange: 01/00:11:31 to 01/00:13:00

Plot file version 416 created 20-JAN-2021 19:35:39

J0654+5042 EB074F.UVDATA.1

Freq = 22.1080 GHz, Bw = 32.000 MH No calibration applied and no bandpass applied

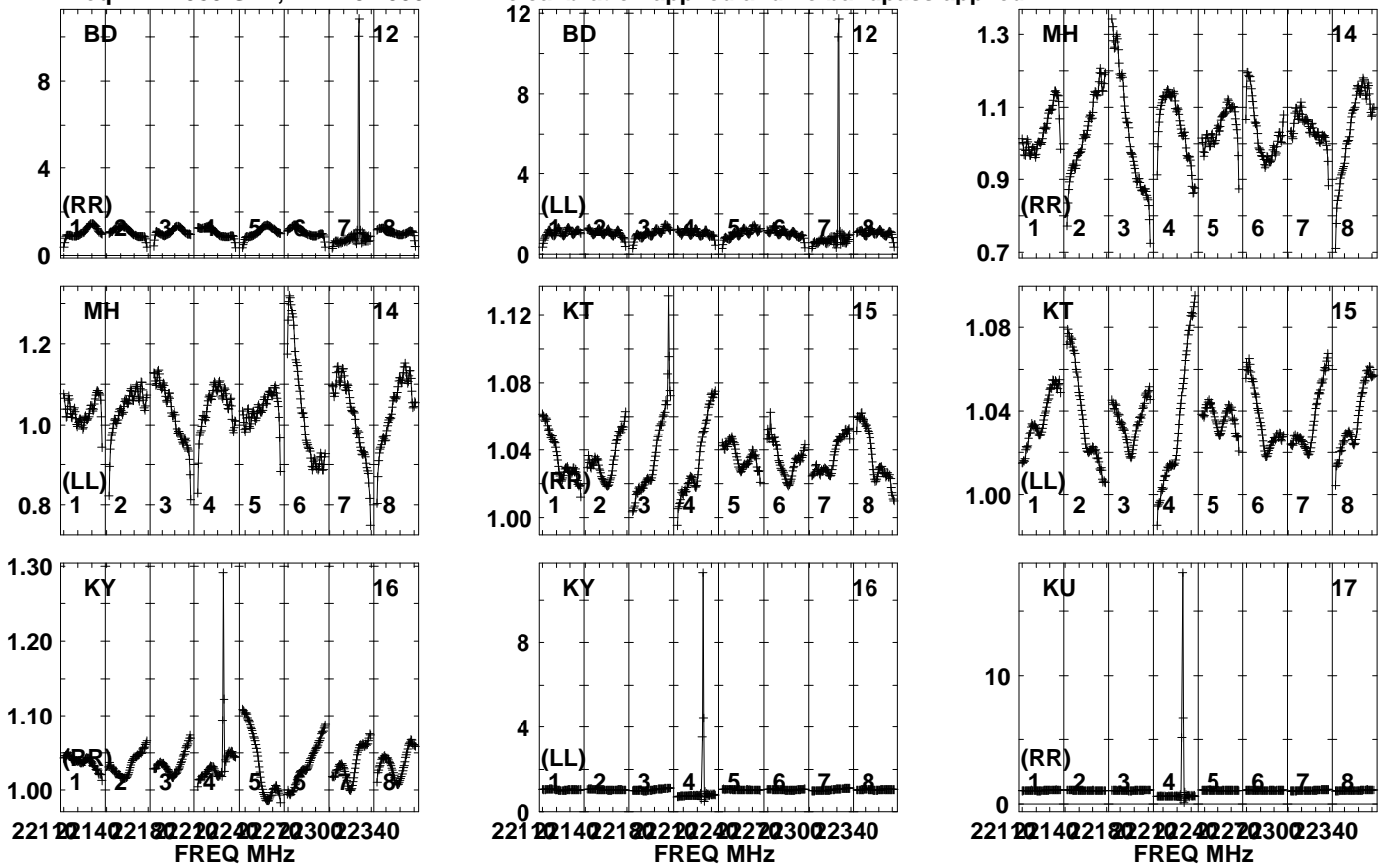


Lower frame: Real Jy
Auto-corr total-power spectrum Antenna: *
Timerange: 01/00:11:31 to 01/00:13:00

Plot file version 417 created 20-JAN-2021 19:35:39

J0654+5042 EB074F.UVDATA.1

Freq = 22.1080 GHz, Bw = 32.000 MH No calibration applied and no bandpass applied

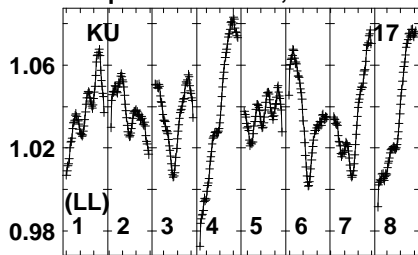


Lower frame: Real Jy
Auto-corr total-power spectrum Antenna: *
Timerange: 01/00:11:31 to 01/00:13:00

Plot file version 418 created 20-JAN-2021 19:35:40

J0654+5042 EB074F.UVDATA.1

Freq = 22.1080 GHz, Bw = 32.000 MH No calibration applied and no bandpass applied



Lower frame: Real Jy

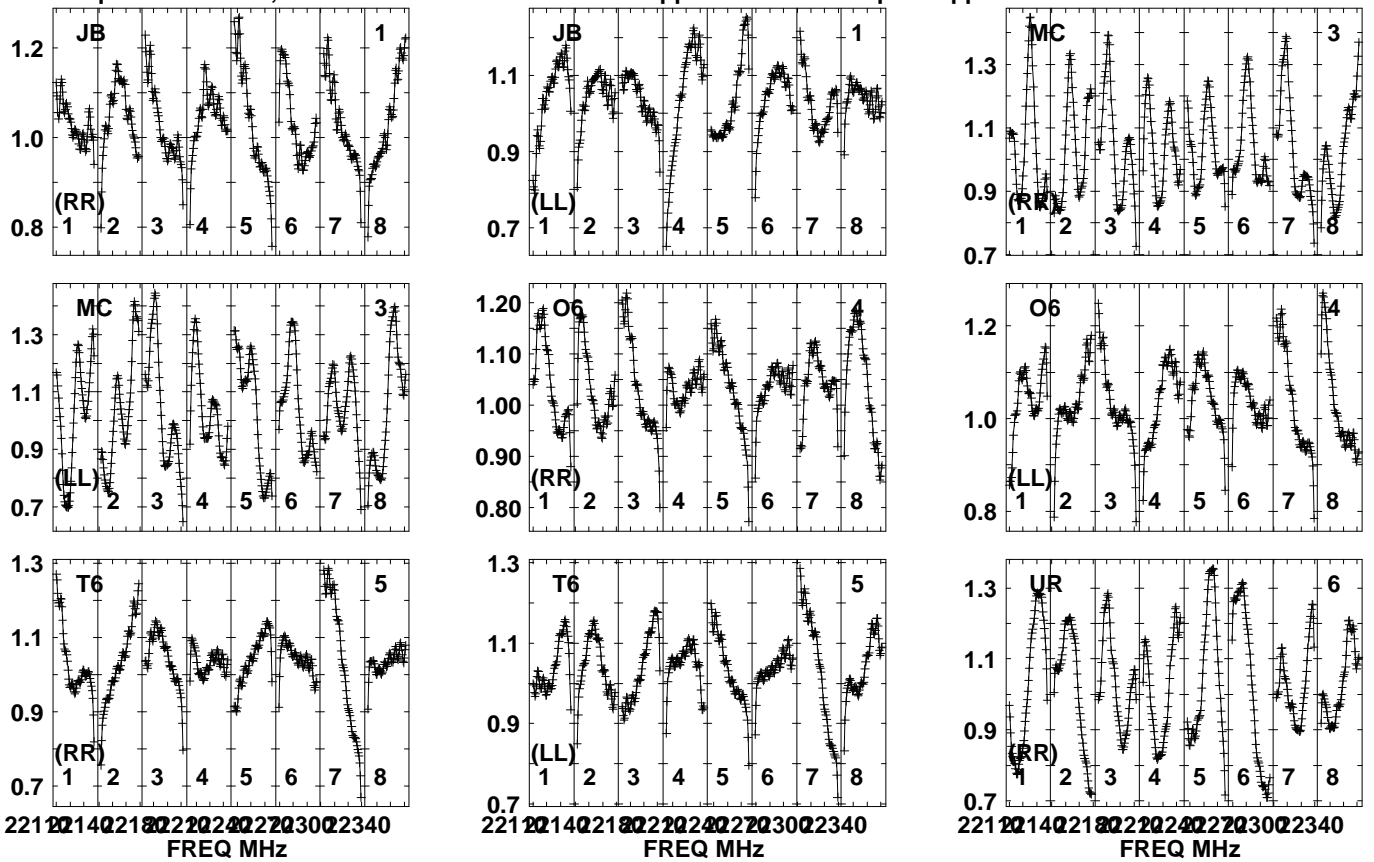
Auto-corr total-power spectrum Antenna: *

Timerange: 01/00:11:31 to 01/00:13:00

Plot file version 419 created 20-JAN-2021 19:35:40

0658+49 EB074F.UVDATA.1

Freq = 22.1080 GHz, Bw = 32.000 MH No calibration applied and no bandpass applied

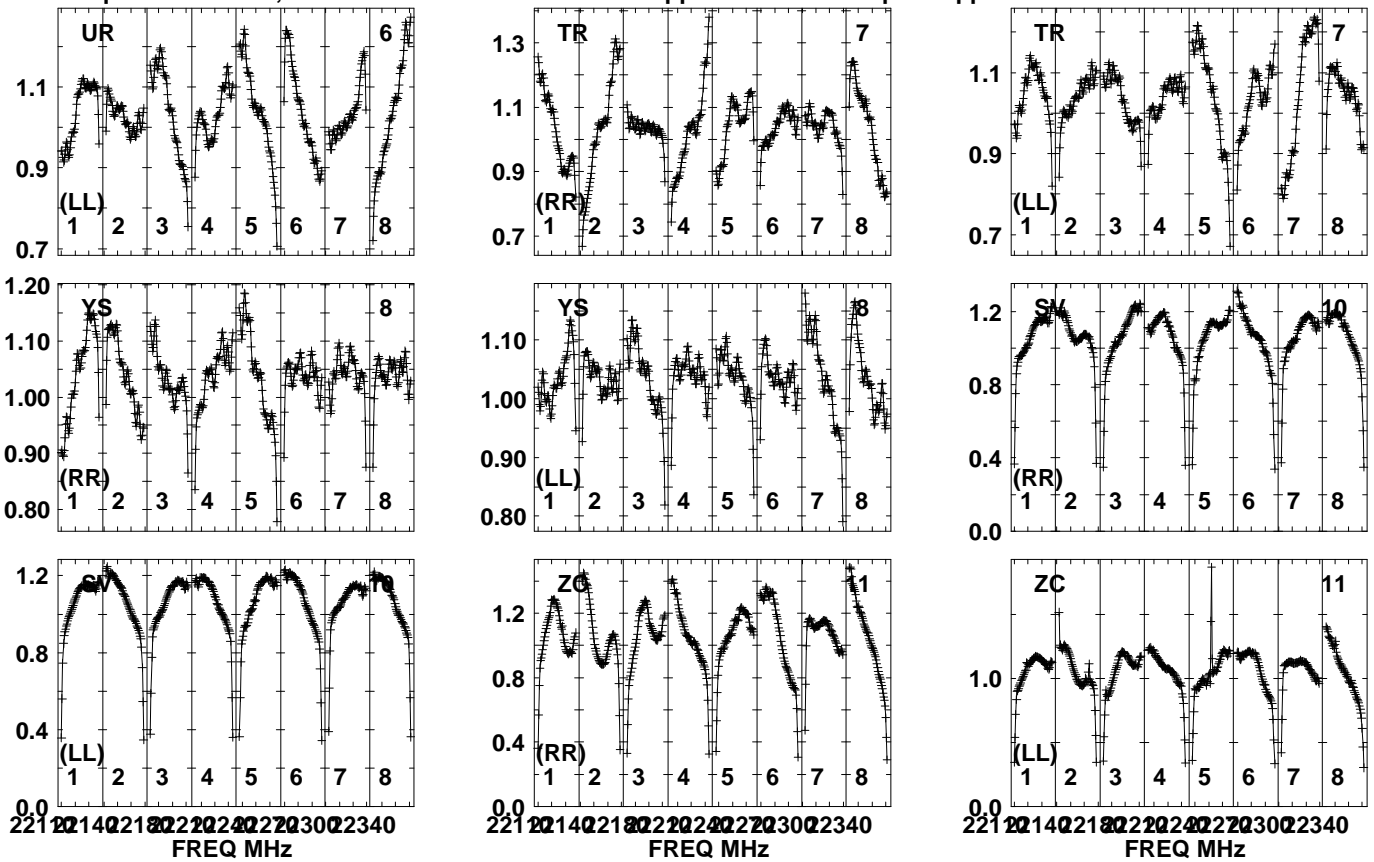


Lower frame: Real Jy
Auto-corr total-power spectrum Antenna: *
Timerange: 01/00:14:00 to 01/00:15:59

Plot file version 420 created 20-JAN-2021 19:35:40

0658+49 EB074F.UVDATA.1

Freq = 22.1080 GHz, Bw = 32.000 MH No calibration applied and no bandpass applied

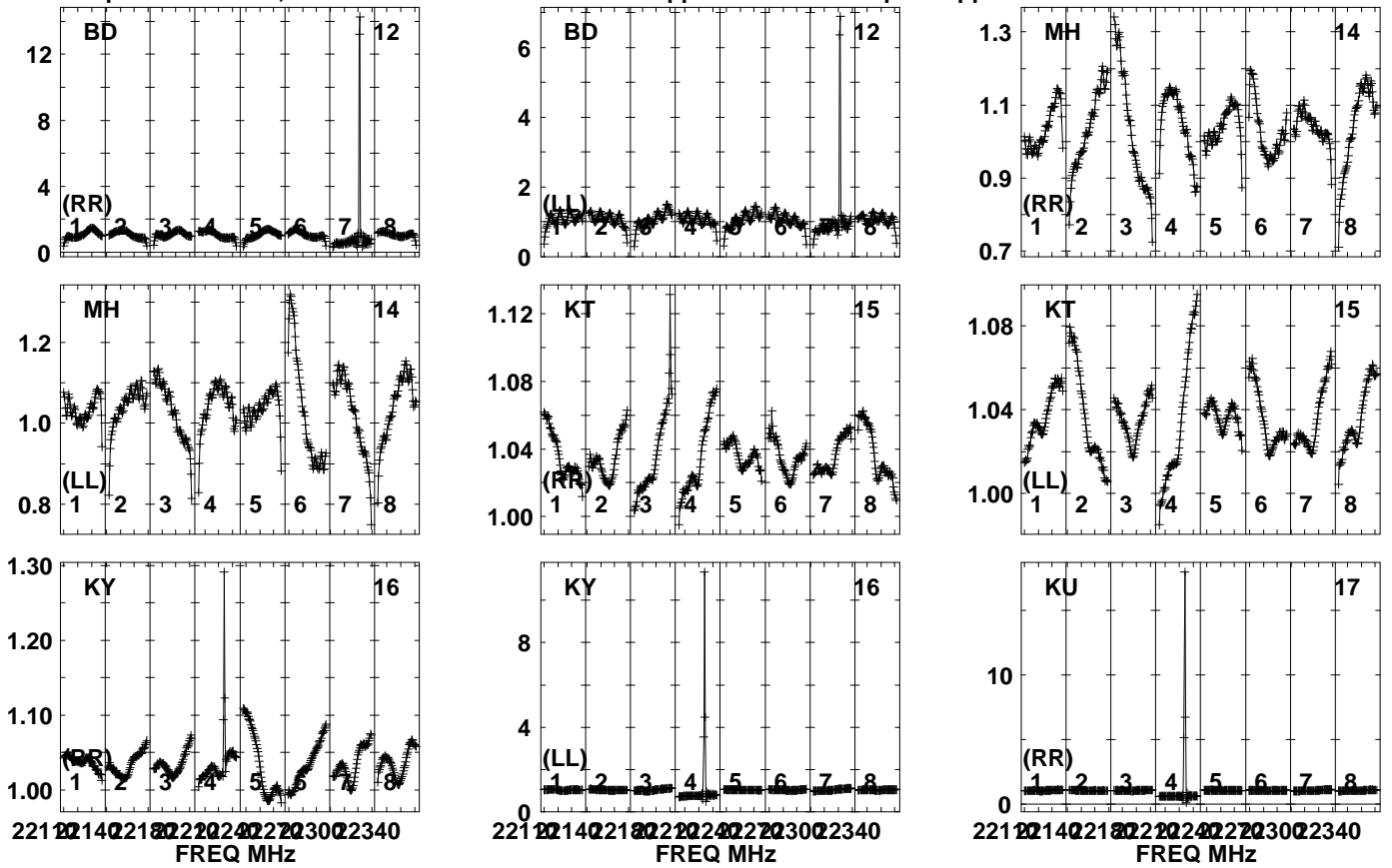


Lower frame: Real Jy
Auto-corr total-power spectrum Antenna: *
Timerange: 01/00:14:00 to 01/00:15:59

Plot file version 421 created 20-JAN-2021 19:35:41

0658+49 EB074F.UVDATA.1

Freq = 22.1080 GHz, Bw = 32.000 MH No calibration applied and no bandpass applied

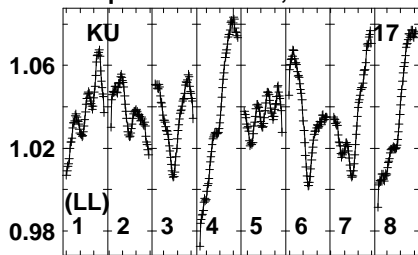


Lower frame: Real Jy
Auto-corr total-power spectrum Antenna: *
Timerange: 01/00:14:00 to 01/00:15:59

Plot file version 422 created 20-JAN-2021 19:35:41

0658+49 EB074F.UVDATA.1

Freq = 22.1080 GHz, Bw = 32.000 MH No calibration applied and no bandpass applied

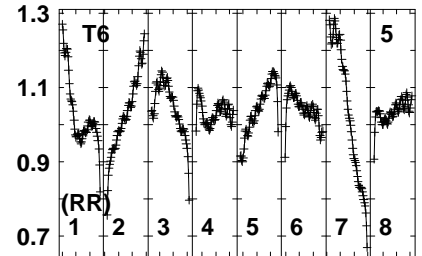
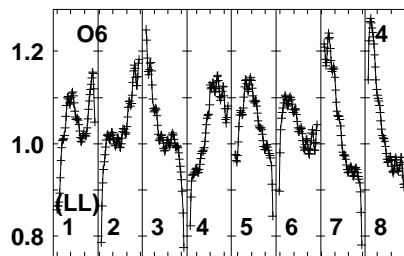
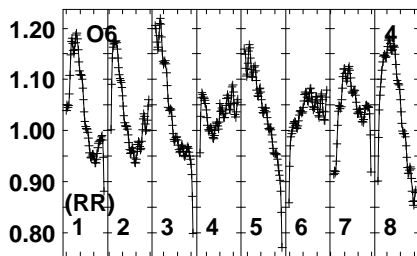
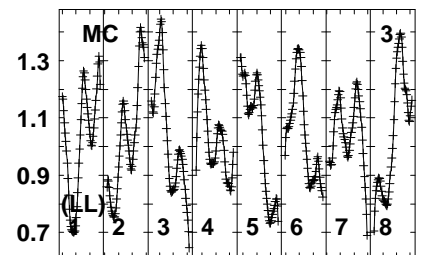
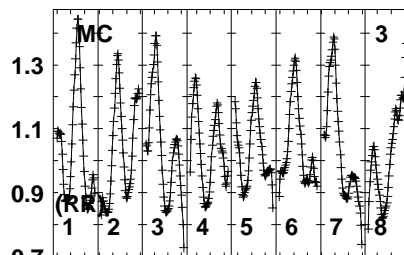
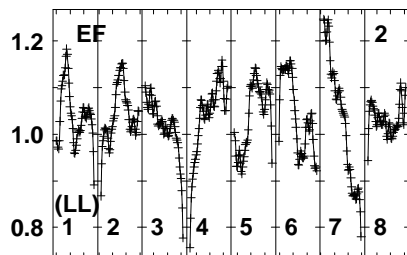
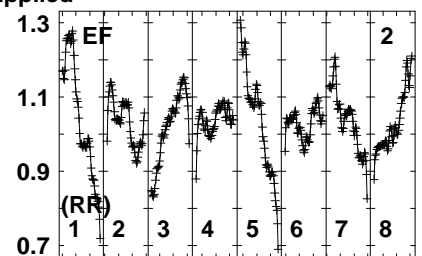
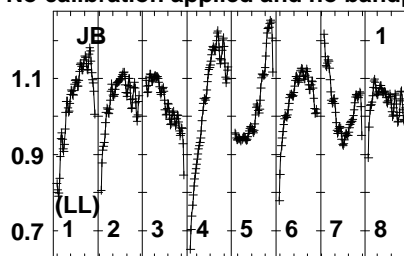
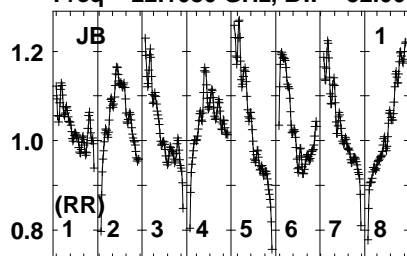


Lower frame: Real Jy
Auto-corr total-power spectrum Antenna: *
Timerange: 01/00:14:00 to 01/00:15:59

Plot file version 423 created 20-JAN-2021 19:35:41

J0654+5042 EB074F.UVDATA.1

Freq = 22.1080 GHz, Bw = 32.000 MH No calibration applied and no bandpass applied



22100 22140 22180 22220 22260 22300 22340
FREQ MHz

22100 22140 22180 22220 22260 22300 22340
FREQ MHz

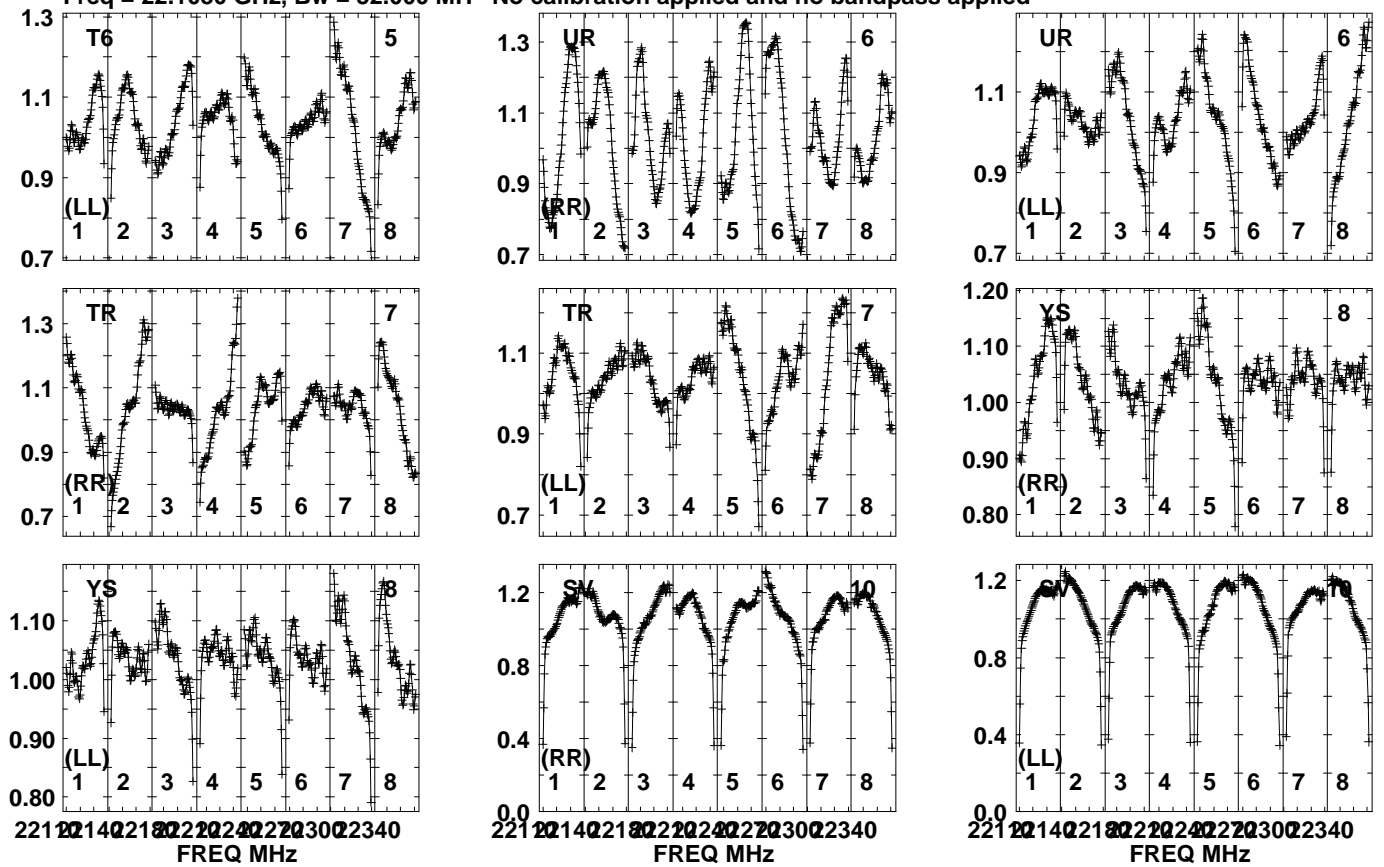
22100 22140 22180 22220 22260 22300 22340
FREQ MHz

Lower frame: Real Jy
Auto-corr total-power spectrum Antenna: *
Timerange: 01/00:17:01 to 01/00:18:30

Plot file version 424 created 20-JAN-2021 19:35:42

J0654+5042 EB074F.UVDATA.1

Freq = 22.1080 GHz, Bw = 32.000 MH No calibration applied and no bandpass applied

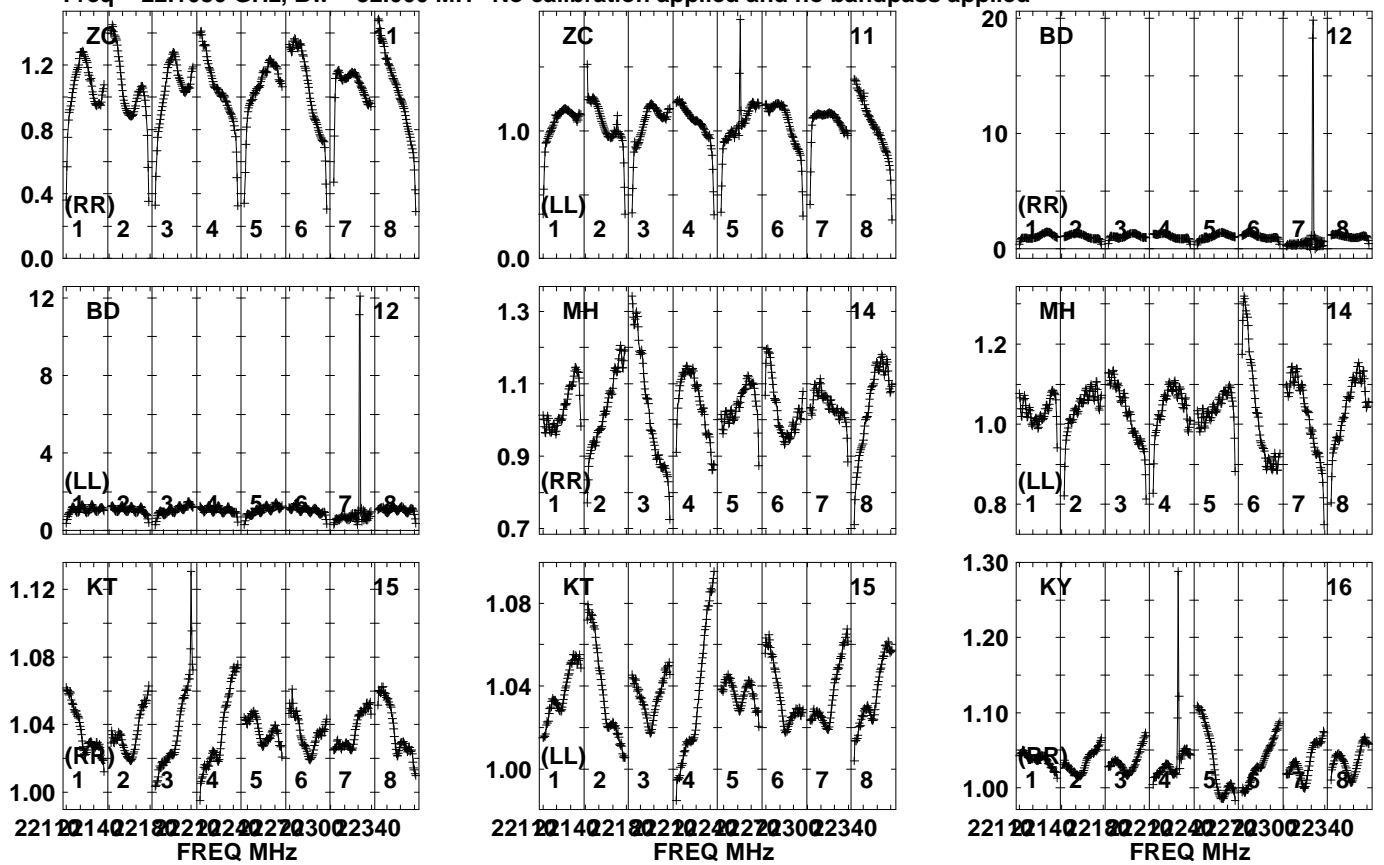


Lower frame: Real Jy
Auto-corr total-power spectrum Antenna: *
Timerange: 01/00:17:01 to 01/00:18:30

Plot file version 425 created 20-JAN-2021 19:35:42

J0654+5042 EB074F.UVDATA.1

Freq = 22.1080 GHz, Bw = 32.000 MH No calibration applied and no bandpass applied

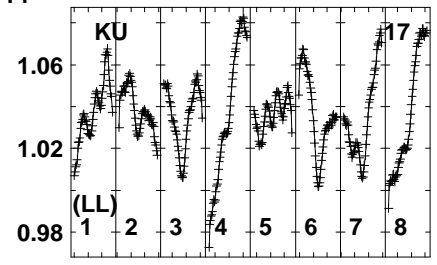
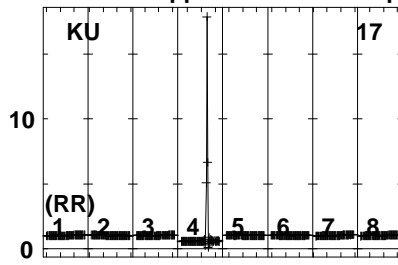
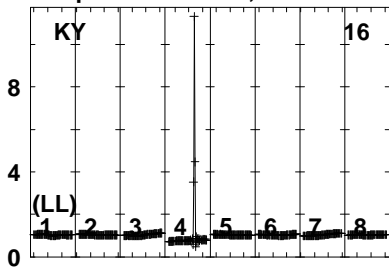


Lower frame: Real Jy
Auto-corr total-power spectrum Antenna: *
Timerange: 01/00:17:01 to 01/00:18:30

Plot file version 426 created 20-JAN-2021 19:35:43

J0654+5042 EB074F.UVDATA.1

Freq = 22.1080 GHz, Bw = 32.000 MH No calibration applied and no bandpass applied

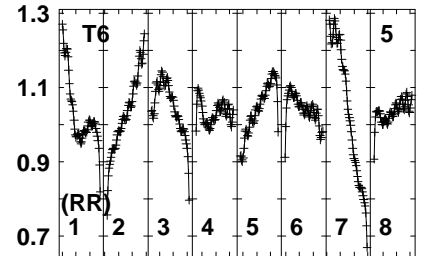
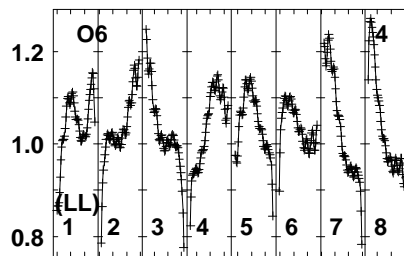
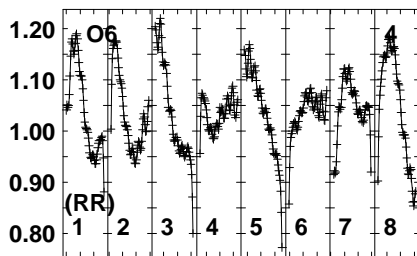
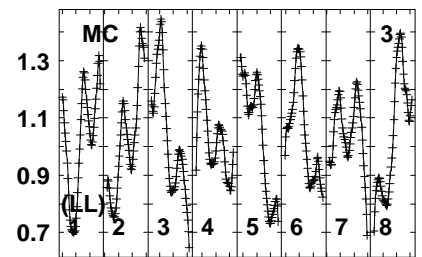
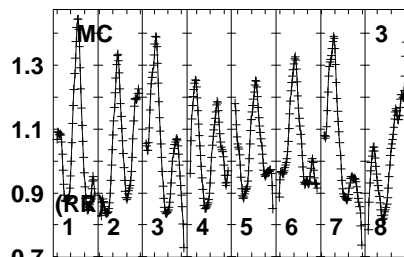
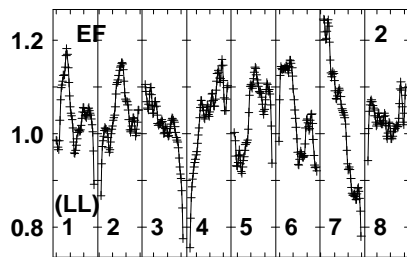
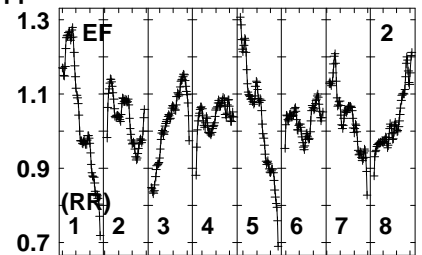
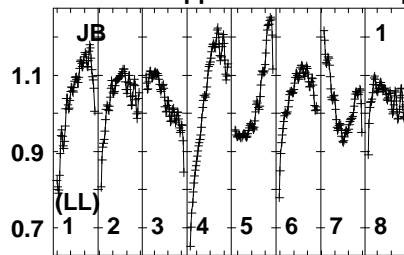
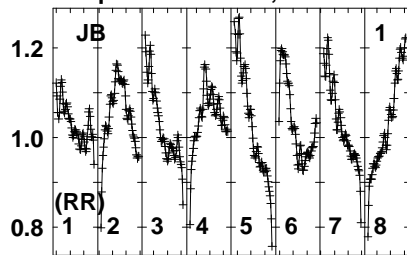


Lower frame: Real Jy
Auto-corr total-power spectrum Antenna: *
Timerange: 01/00:17:01 to 01/00:18:30

Plot file version 427 created 20-JAN-2021 19:35:43

0658+49 EB074F.UVDATA.1

Freq = 22.1080 GHz, Bw = 32.000 MH No calibration applied and no bandpass applied



22102140218022202240227023002340
FREQ MHz

22102140218022202240227023002340
FREQ MHz

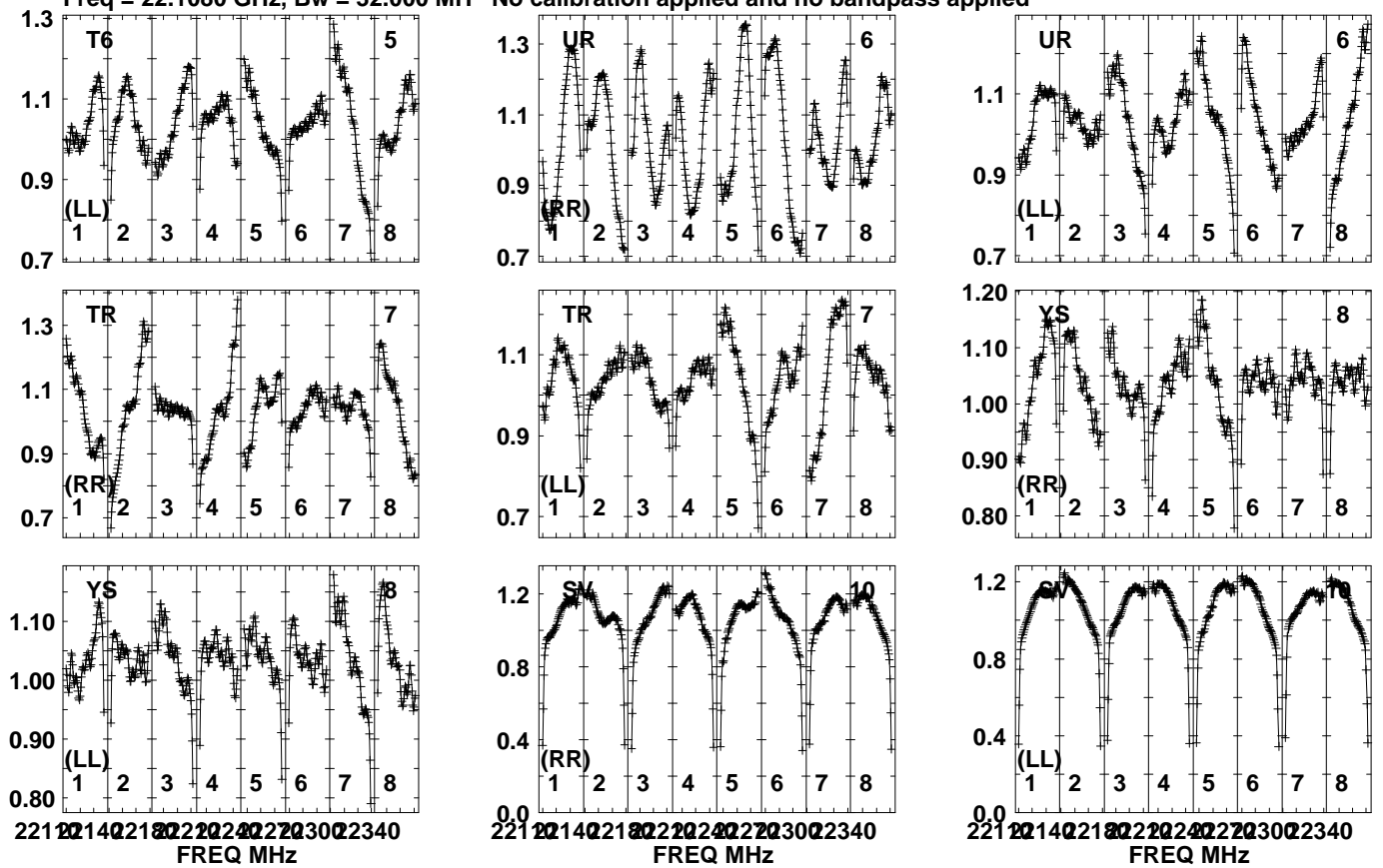
22102140218022202240227023002340
FREQ MHz

Lower frame: Real Jy
Auto-corr total-power spectrum Antenna: *
Timerange: 01/00:19:30 to 01/00:21:29

Plot file version 428 created 20-JAN-2021 19:35:43

0658+49 EB074F.UVDATA.1

Freq = 22.1080 GHz, Bw = 32.000 MH No calibration applied and no bandpass applied

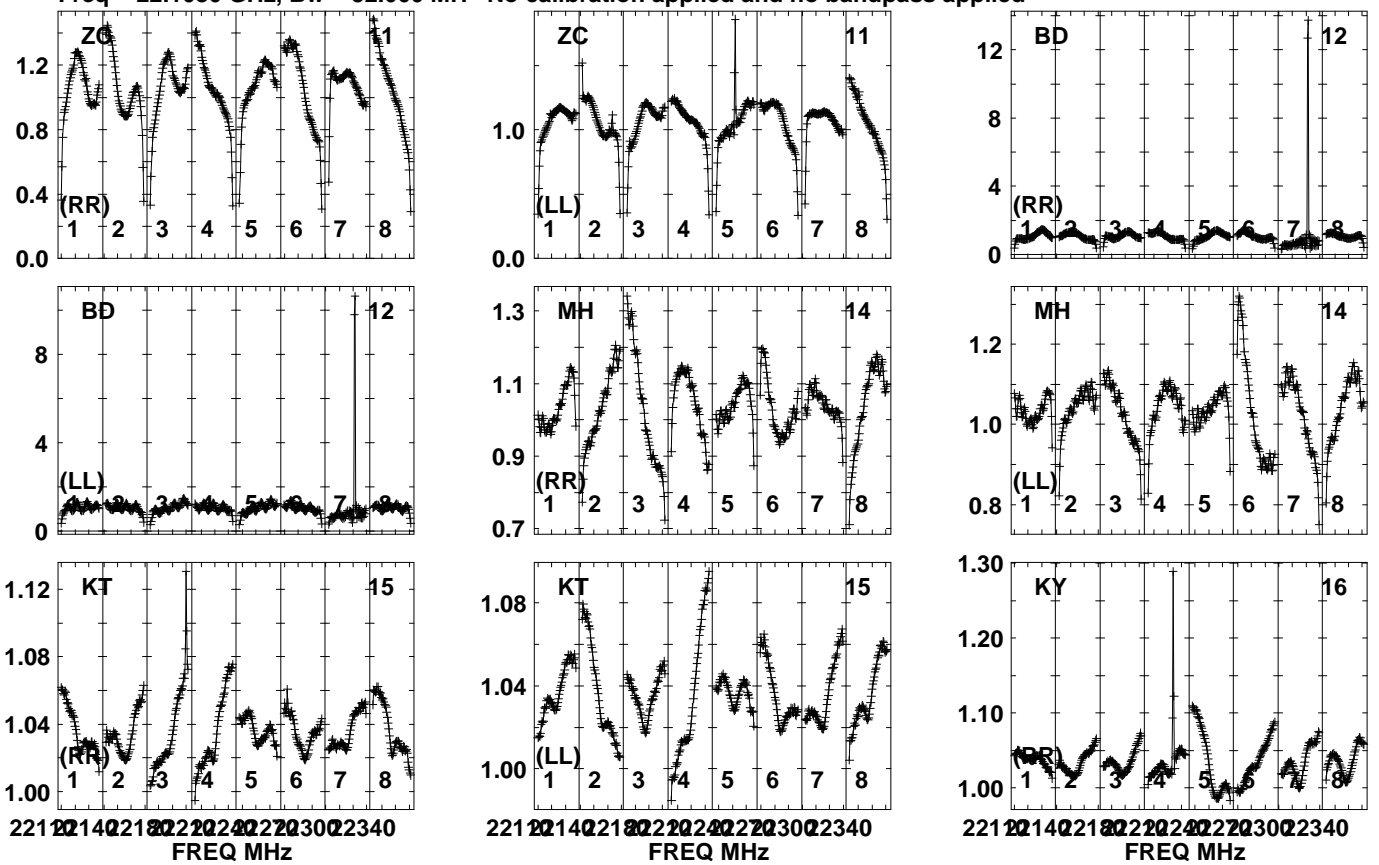


Lower frame: Real Jy
Auto-corr total-power spectrum Antenna: *
Timerange: 01/00:19:30 to 01/00:21:29

Plot file version 429 created 20-JAN-2021 19:35:44

0658+49 EB074F.UVDATA.1

Freq = 22.1080 GHz, Bw = 32.000 MH No calibration applied and no bandpass applied

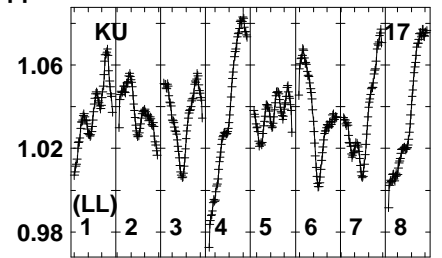
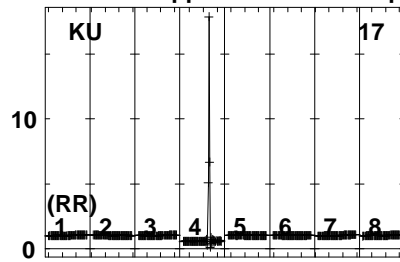
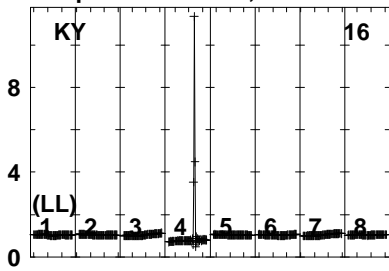


Lower frame: Real Jy
Auto-corr total-power spectrum Antenna: *
Timerange: 01/00:19:30 to 01/00:21:29

Plot file version 430 created 20-JAN-2021 19:35:44

0658+49 EB074F.UVDATA.1

Freq = 22.1080 GHz, Bw = 32.000 MH No calibration applied and no bandpass applied

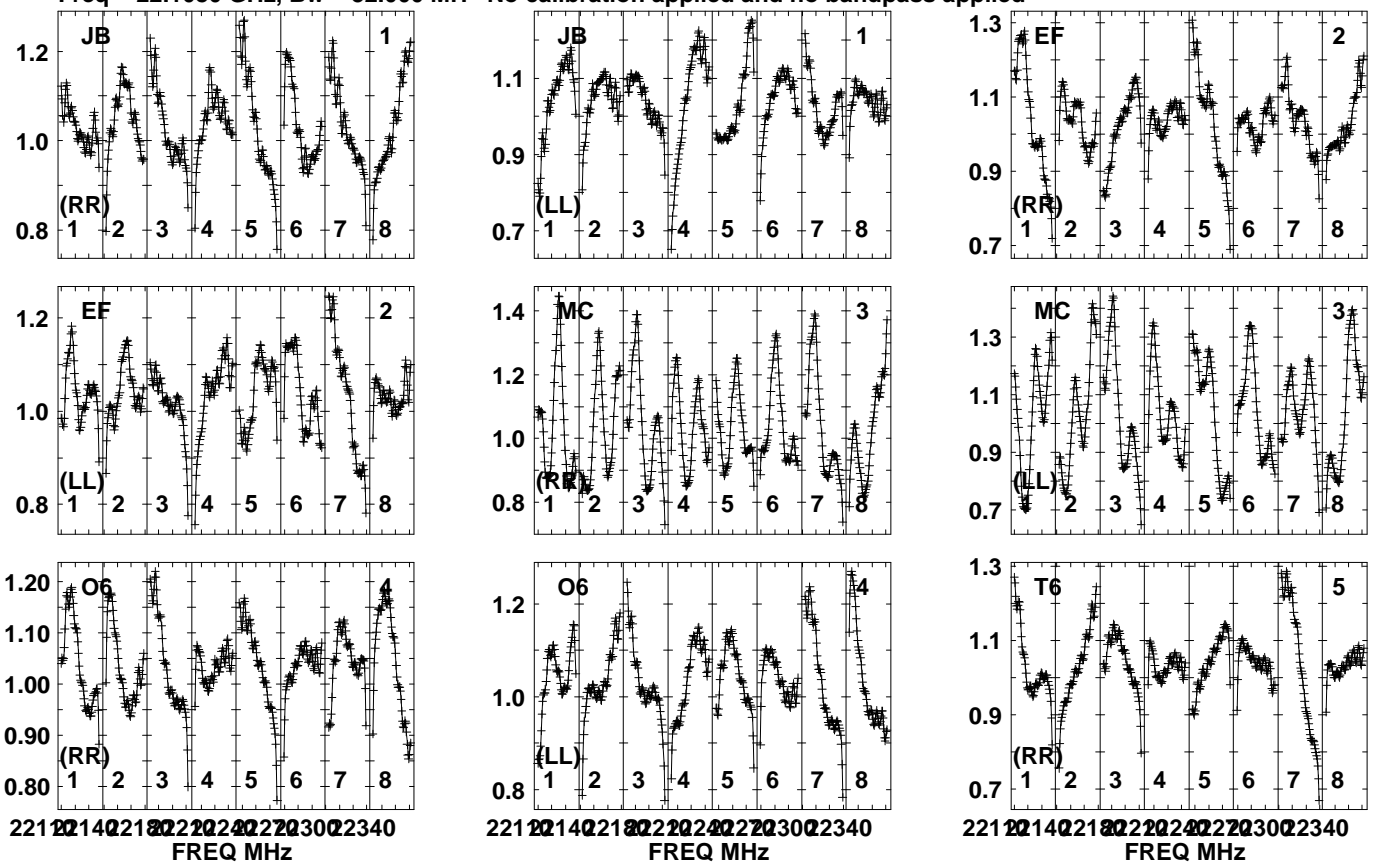


Lower frame: Real Jy
Auto-corr total-power spectrum Antenna: *
Timerange: 01/00:19:30 to 01/00:21:29

Plot file version 431 created 20-JAN-2021 19:35:44

J0654+5042 EB074F.UVDATA.1

Freq = 22.1080 GHz, Bw = 32.000 MH No calibration applied and no bandpass applied

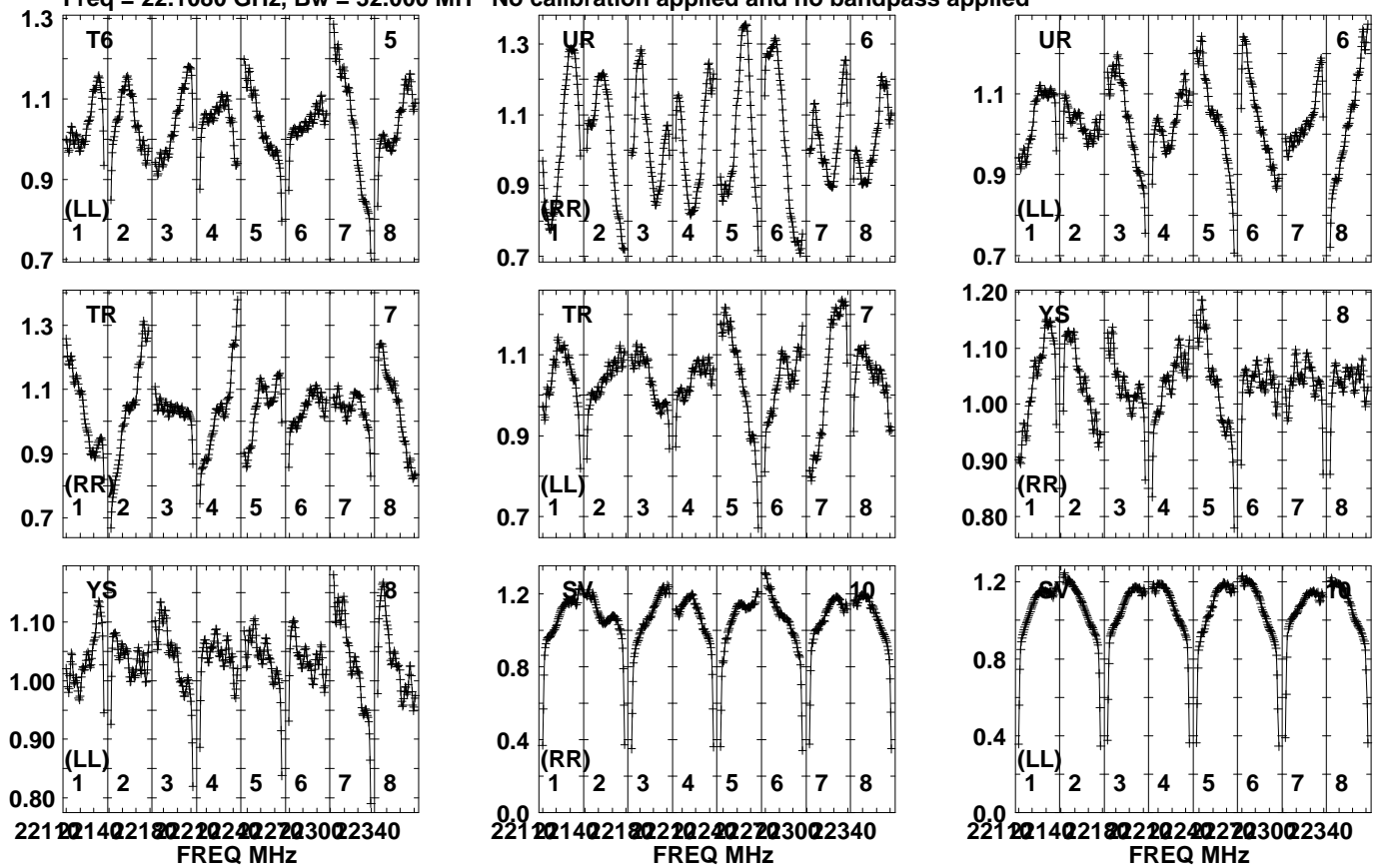


Lower frame: Real Jy
Auto-corr total-power spectrum Antenna: *
Timerange: 01/00:22:31 to 01/00:24:00

Plot file version 432 created 20-JAN-2021 19:35:45

J0654+5042 EB074F.UVDATA.1

Freq = 22.1080 GHz, Bw = 32.000 MH No calibration applied and no bandpass applied

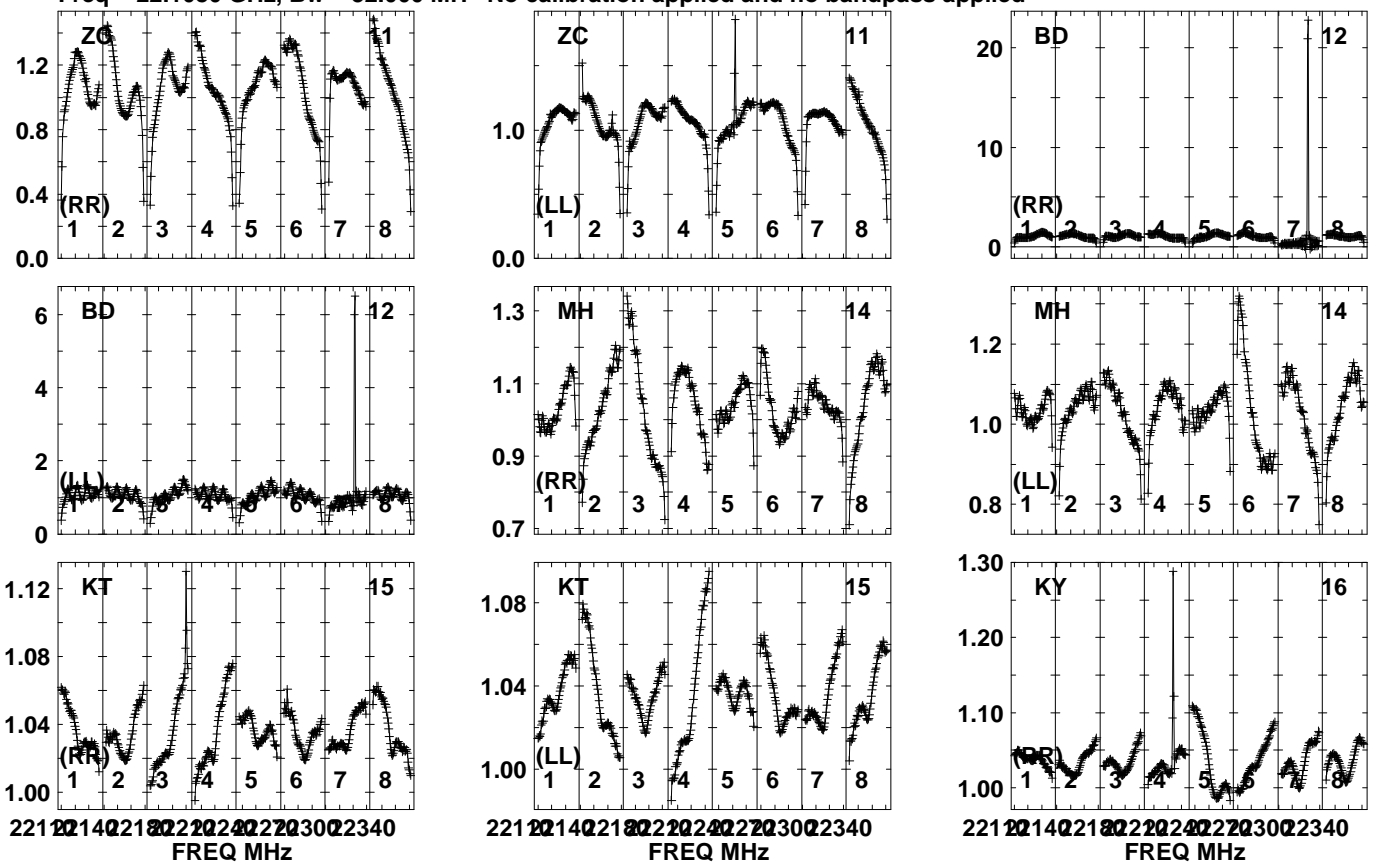


Lower frame: Real Jy
Auto-corr total-power spectrum Antenna: *
Timerange: 01/00:22:31 to 01/00:24:00

Plot file version 433 created 20-JAN-2021 19:35:45

J0654+5042 EB074F.UVDATA.1

Freq = 22.1080 GHz, Bw = 32.000 MH No calibration applied and no bandpass applied

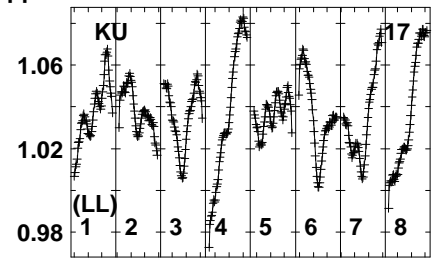
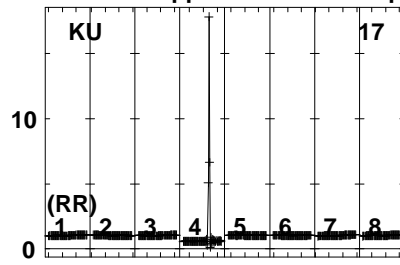
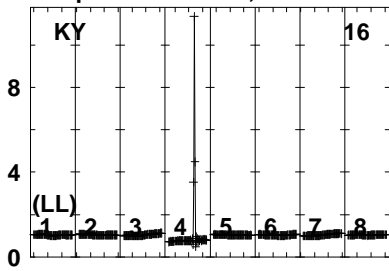


Lower frame: Real Jy
Auto-corr total-power spectrum Antenna: *
Timerange: 01/00:22:31 to 01/00:24:00

Plot file version 434 created 20-JAN-2021 19:35:46

J0654+5042 EB074F.UVDATA.1

Freq = 22.1080 GHz, Bw = 32.000 MH No calibration applied and no bandpass applied

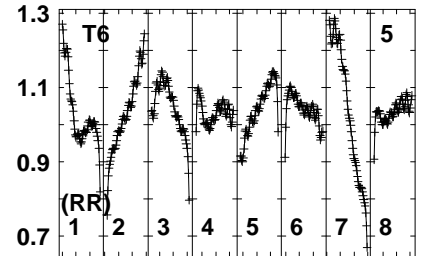
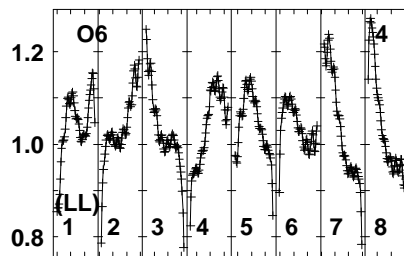
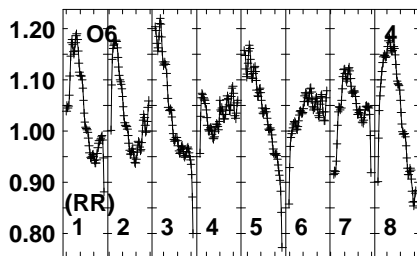
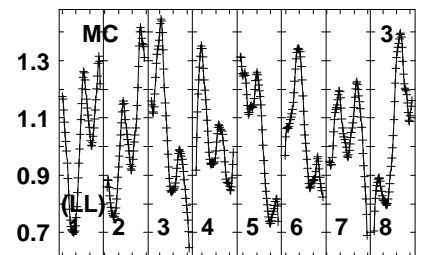
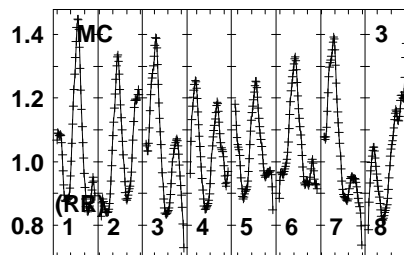
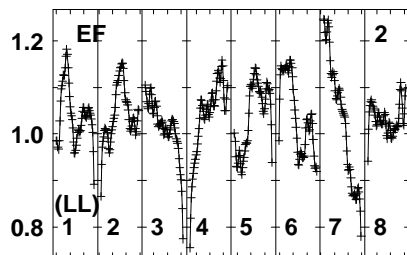
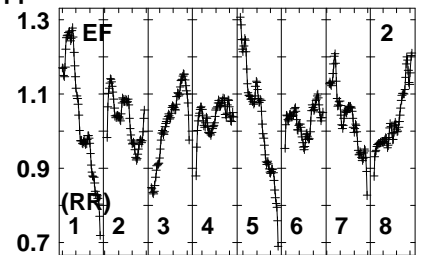
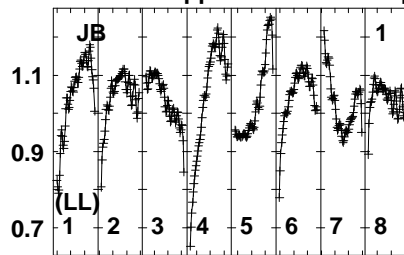
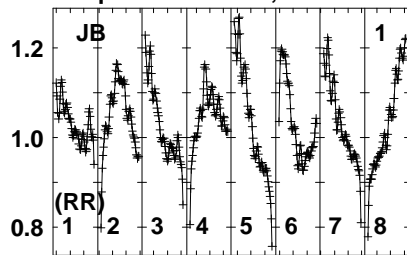


Lower frame: Real Jy
Auto-corr total-power spectrum Antenna: *
Timerange: 01/00:22:31 to 01/00:24:00

Plot file version 435 created 20-JAN-2021 19:35:46

0658+49 EB074F.UVDATA.1

Freq = 22.1080 GHz, Bw = 32.000 MH No calibration applied and no bandpass applied



2210214021802220224022703002340
FREQ MHz

2210214021802220224022703002340
FREQ MHz

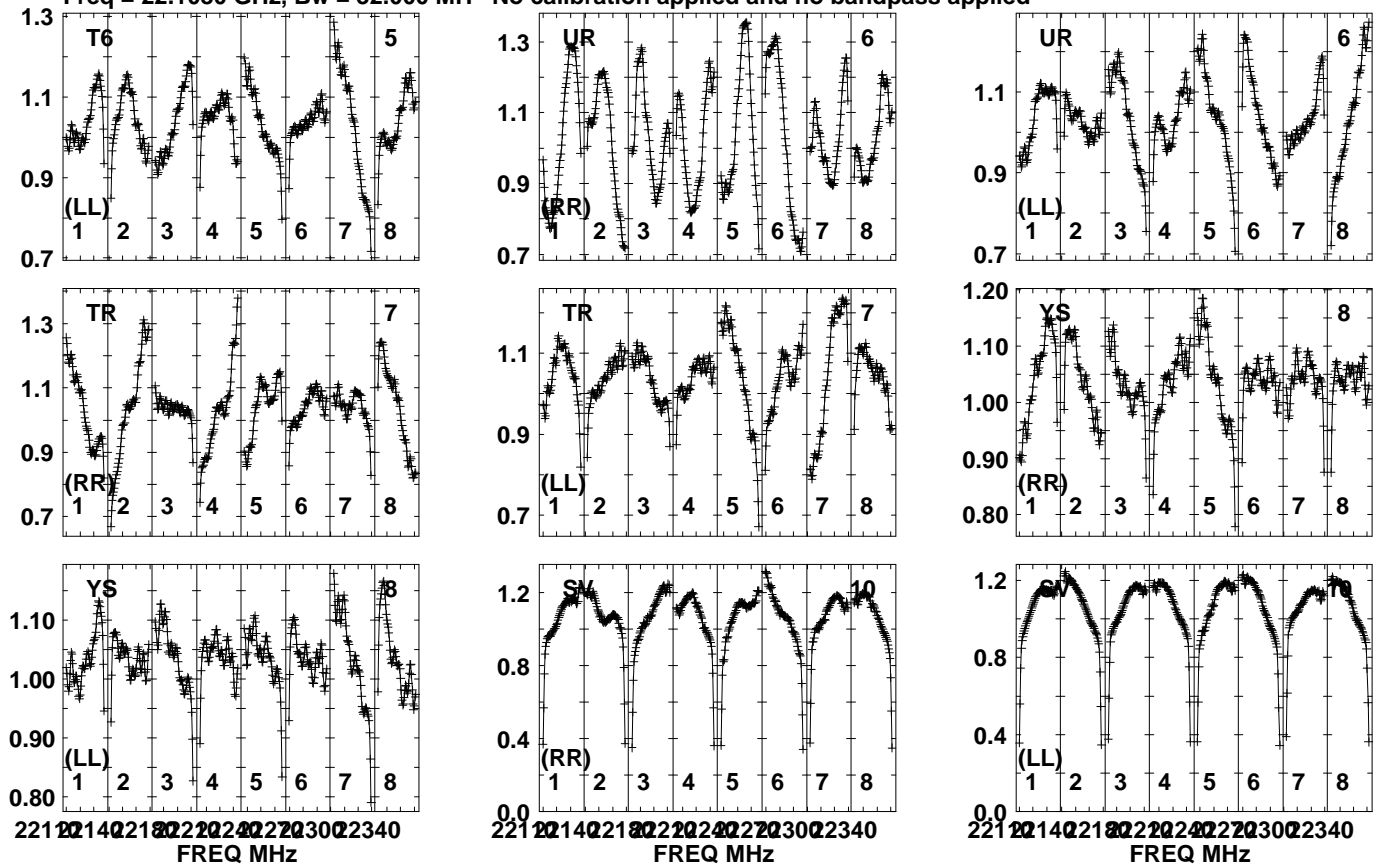
2210214021802220224022703002340
FREQ MHz

Lower frame: Real Jy
Auto-corr total-power spectrum Antenna: *
Timerange: 01/00:25:00 to 01/00:27:00

Plot file version 436 created 20-JAN-2021 19:35:46

0658+49 EB074F.UVDATA.1

Freq = 22.1080 GHz, Bw = 32.000 MH No calibration applied and no bandpass applied

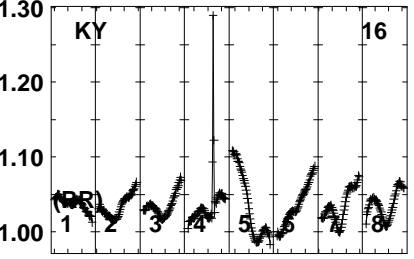
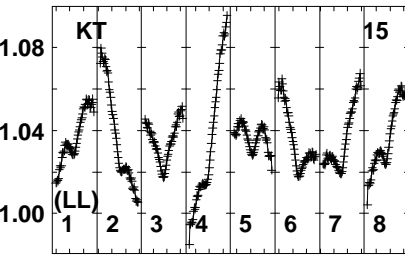
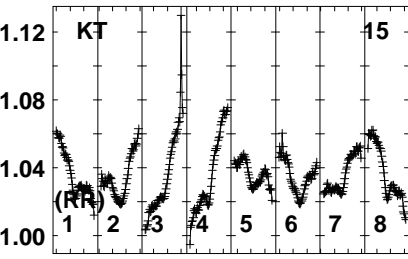
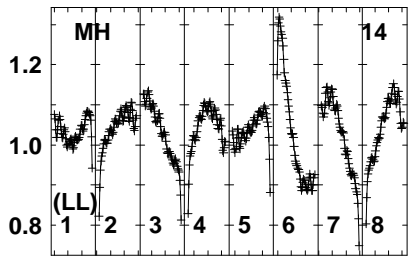
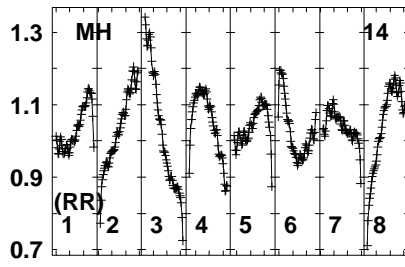
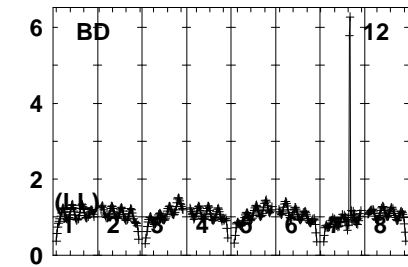
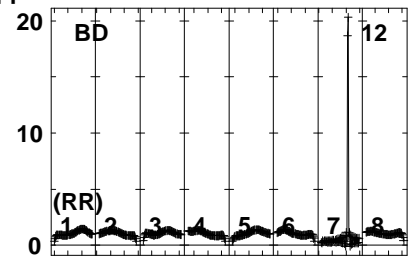
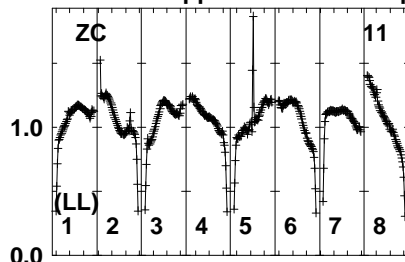
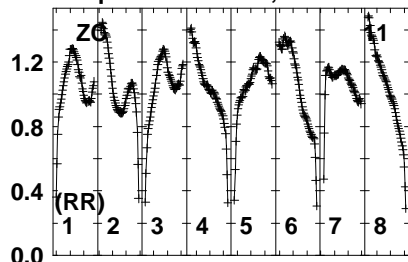


Lower frame: Real Jy
Auto-corr total-power spectrum Antenna: *
Timerange: 01/00:25:00 to 01/00:27:00

Plot file version 437 created 20-JAN-2021 19:35:47

0658+49 EB074F.UVDATA.1

Freq = 22.1080 GHz, Bw = 32.000 MH No calibration applied and no bandpass applied



221021402218022240222802230022340
FREQ MHz

221021402218022240222802230022340
FREQ MHz

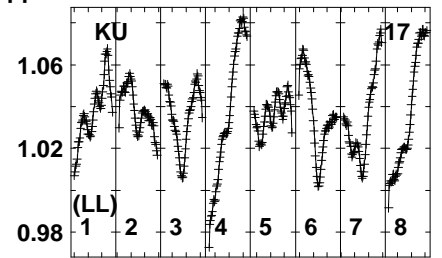
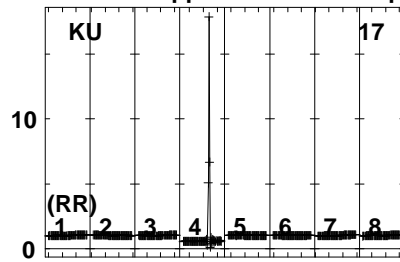
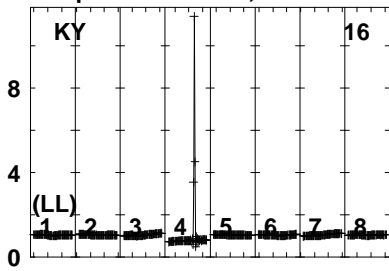
221021402218022240222802230022340
FREQ MHz

Lower frame: Real Jy
Auto-corr total-power spectrum Antenna: *
Timerange: 01/00:25:00 to 01/00:27:00

Plot file version 438 created 20-JAN-2021 19:35:47

0658+49 EB074F.UVDATA.1

Freq = 22.1080 GHz, Bw = 32.000 MH No calibration applied and no bandpass applied

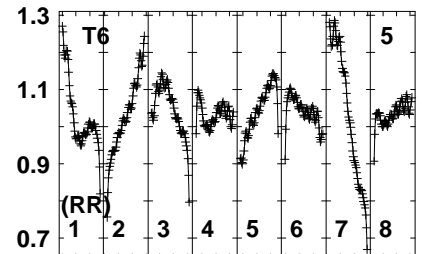
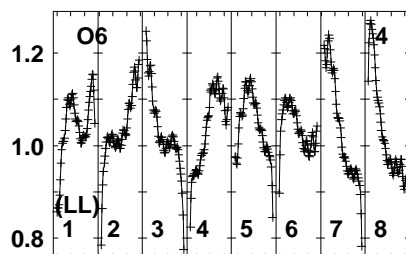
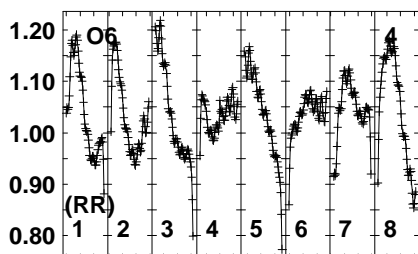
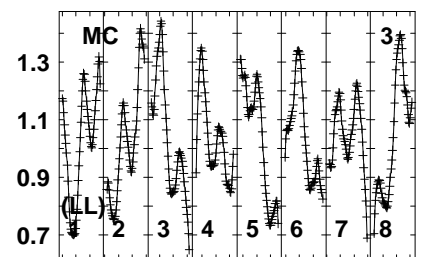
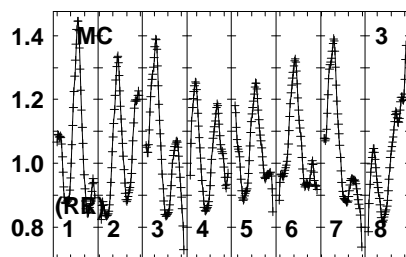
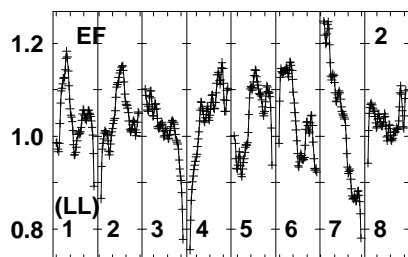
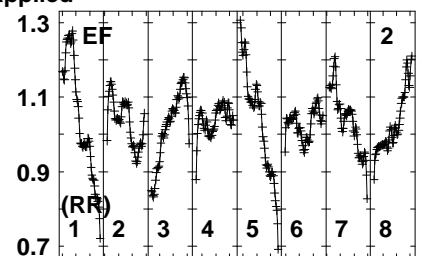
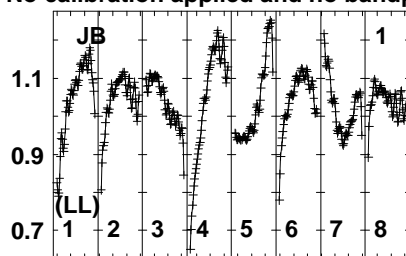
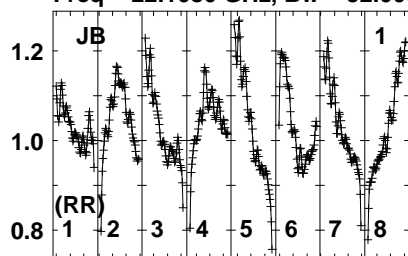


Lower frame: Real Jy
Auto-corr total-power spectrum Antenna: *
Timerange: 01/00:25:00 to 01/00:27:00

Plot file version 439 created 20-JAN-2021 19:35:47

J0654+5042 EB074F.UVDATA.1

Freq = 22.1080 GHz, Bw = 32.000 MH No calibration applied and no bandpass applied



2210214021802220224022703002340
FREQ MHz

2210214021802220224022703002340
FREQ MHz

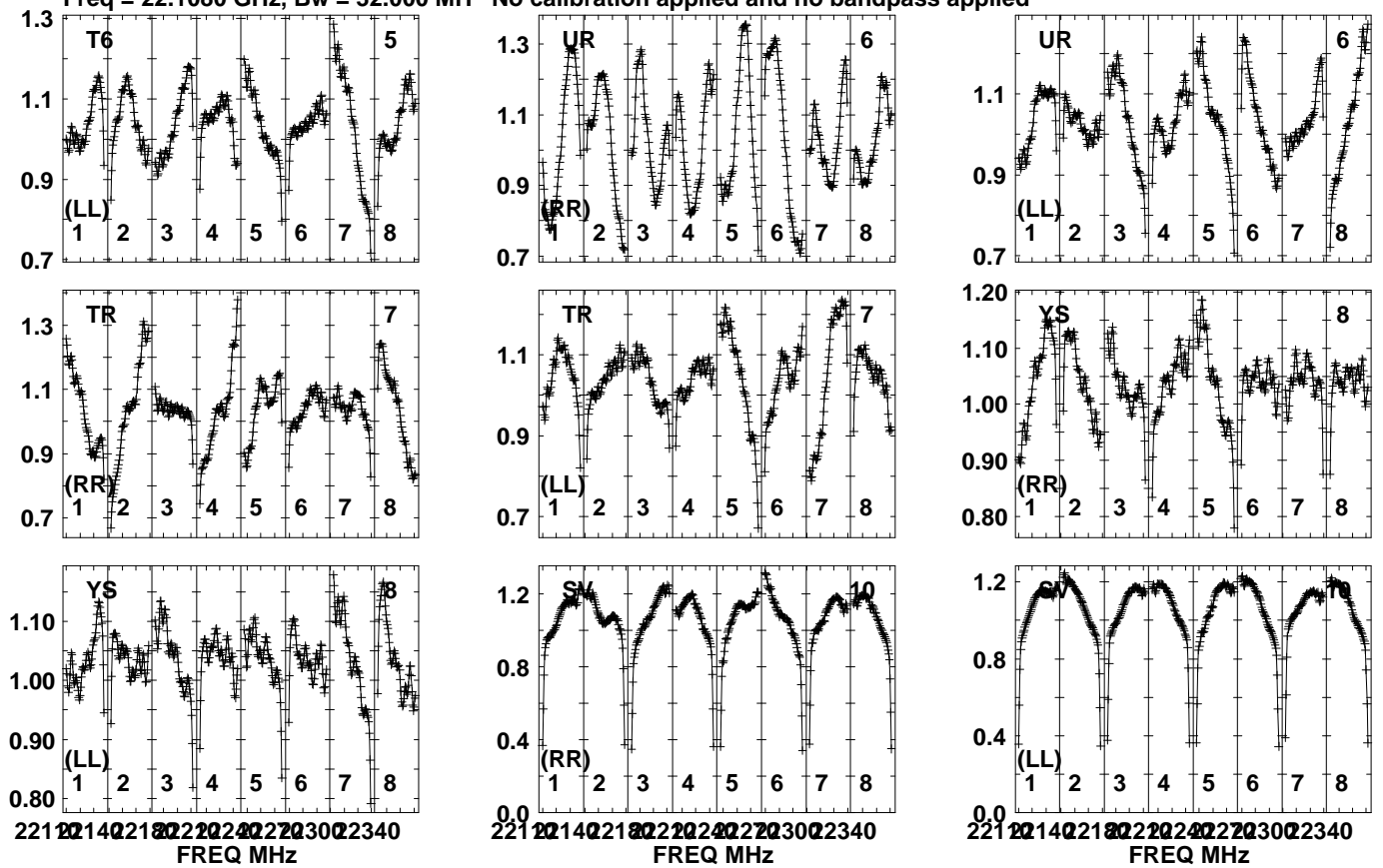
2210214021802220224022703002340
FREQ MHz

Lower frame: Real Jy
Auto-corr total-power spectrum Antenna: *
Timerange: 01/00:28:00 to 01/00:29:29

Plot file version 440 created 20-JAN-2021 19:35:48

J0654+5042 EB074F.UVDATA.1

Freq = 22.1080 GHz, Bw = 32.000 MH No calibration applied and no bandpass applied

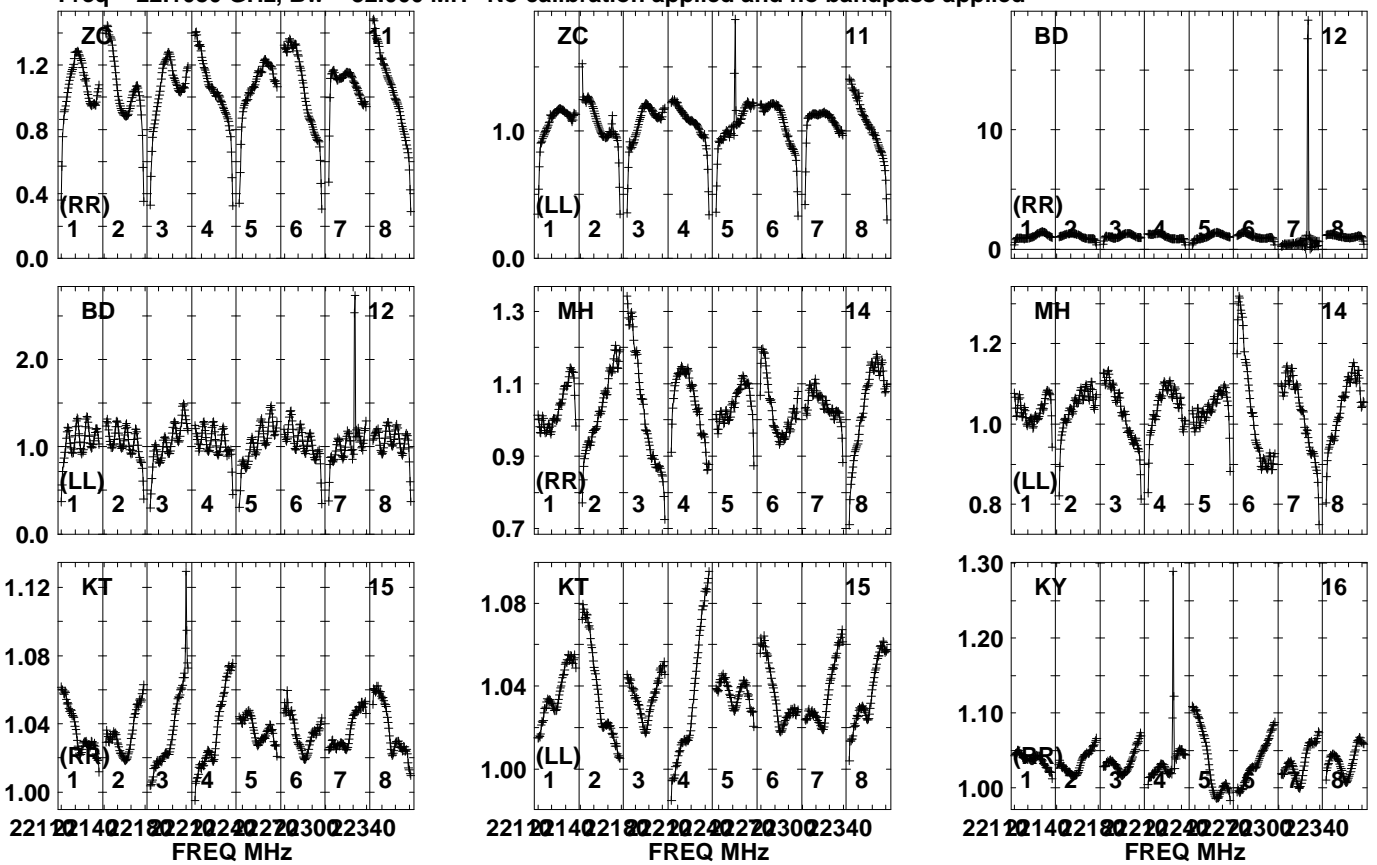


Lower frame: Real Jy
Auto-corr total-power spectrum Antenna: *
Timerange: 01/00:28:00 to 01/00:29:29

Plot file version 441 created 20-JAN-2021 19:35:48

J0654+5042 EB074F.UVDATA.1

Freq = 22.1080 GHz, Bw = 32.000 MH No calibration applied and no bandpass applied

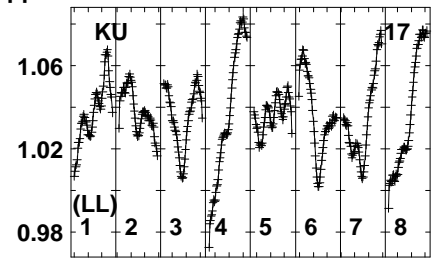
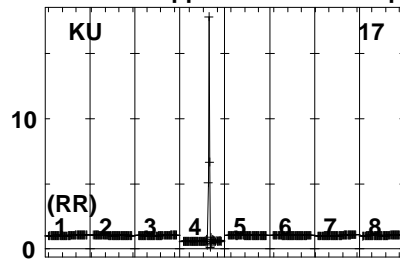



Lower frame: Real Jy
Auto-corr total-power spectrum Antenna: *
Timerange: 01/00:28:00 to 01/00:29:29

Plot file version 442 created 20-JAN-2021 19:35:48

J0654+5042 EB074F.UVDATA.1

Freq = 22.1080 GHz, Bw = 32.000 MH No calibration applied and no bandpass applied

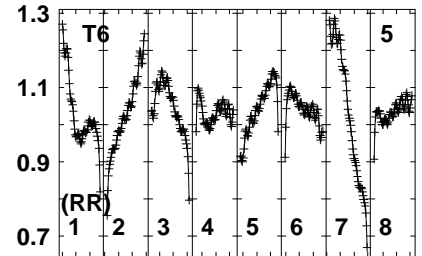
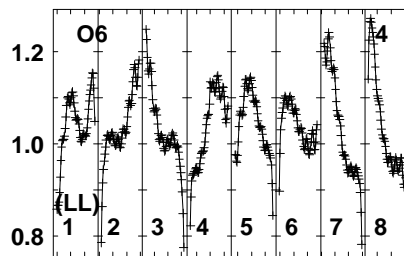
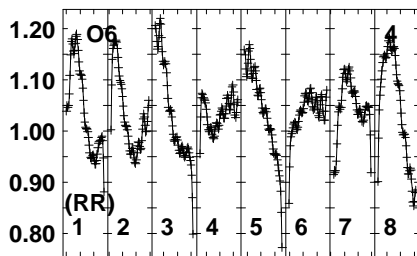
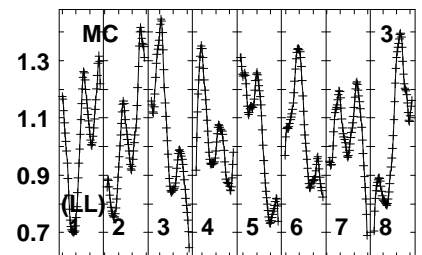
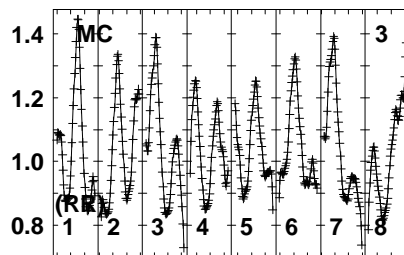
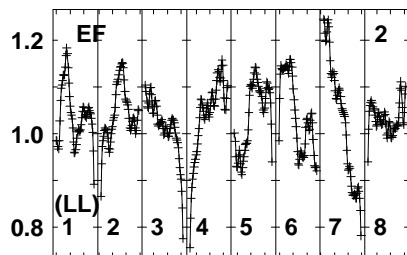
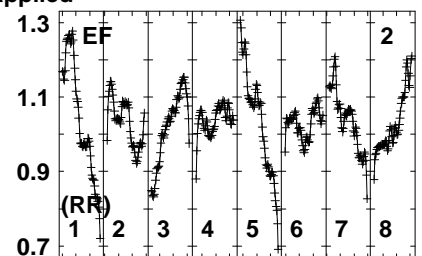
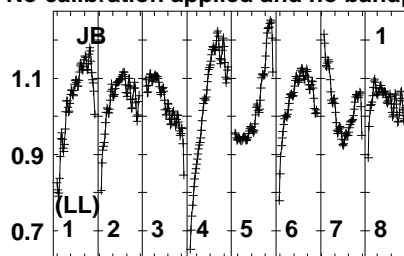
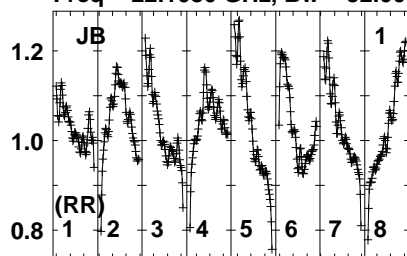


Lower frame: Real Jy
Auto-corr total-power spectrum Antenna: *
Timerange: 01/00:28:00 to 01/00:29:29

Plot file version 443 created 20-JAN-2021 19:35:49

0658+49 EB074F.UVDATA.1

Freq = 22.1080 GHz, Bw = 32.000 MH No calibration applied and no bandpass applied



2210214021802220224022703002340
FREQ MHz

2210214021802220224022703002340
FREQ MHz

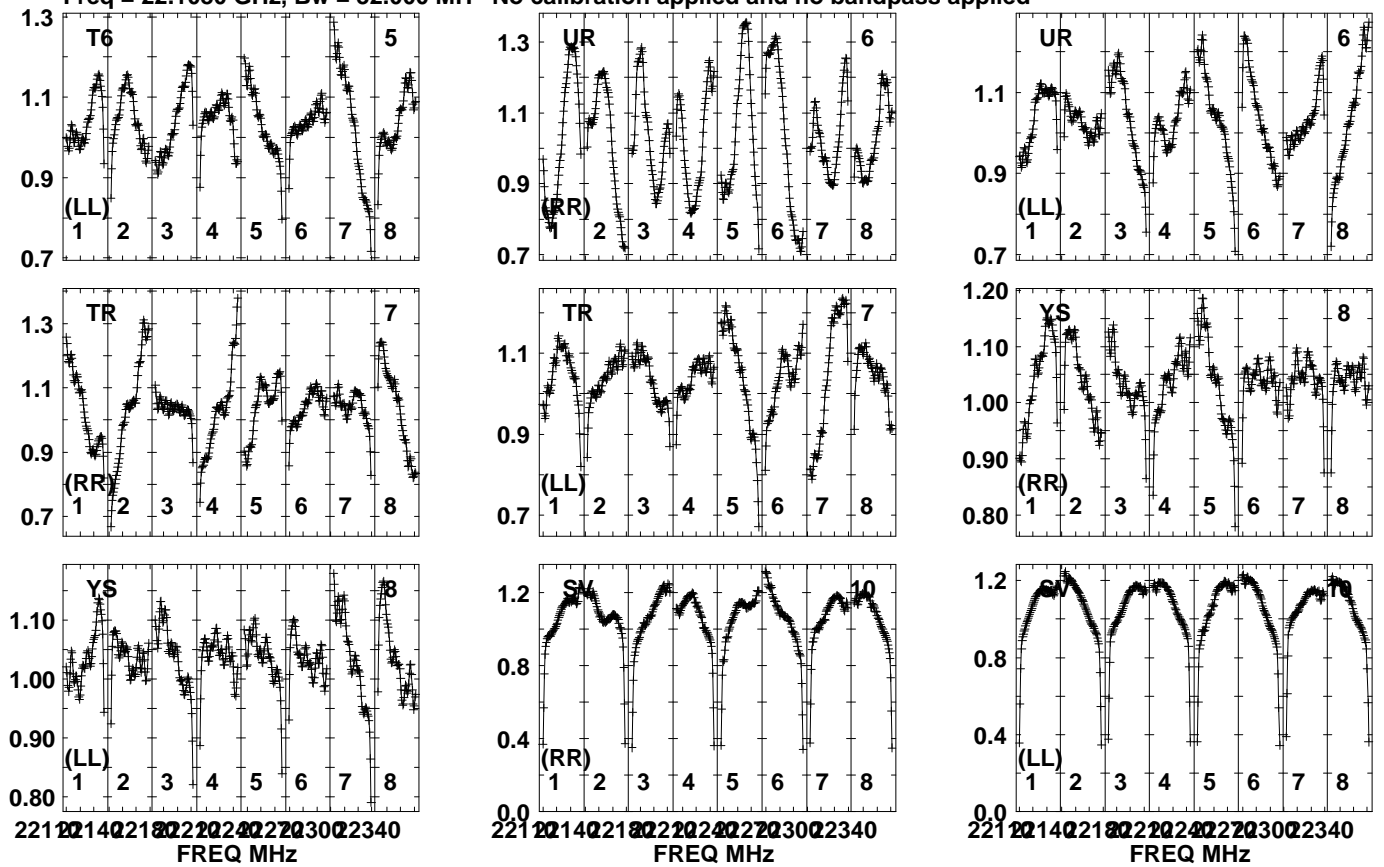
2210214021802220224022703002340
FREQ MHz

Lower frame: Real Jy
Auto-corr total-power spectrum Antenna: *
Timerange: 01/00:30:31 to 01/00:32:30

Plot file version 444 created 20-JAN-2021 19:35:49

0658+49 EB074F.UVDATA.1

Freq = 22.1080 GHz, Bw = 32.000 MH No calibration applied and no bandpass applied

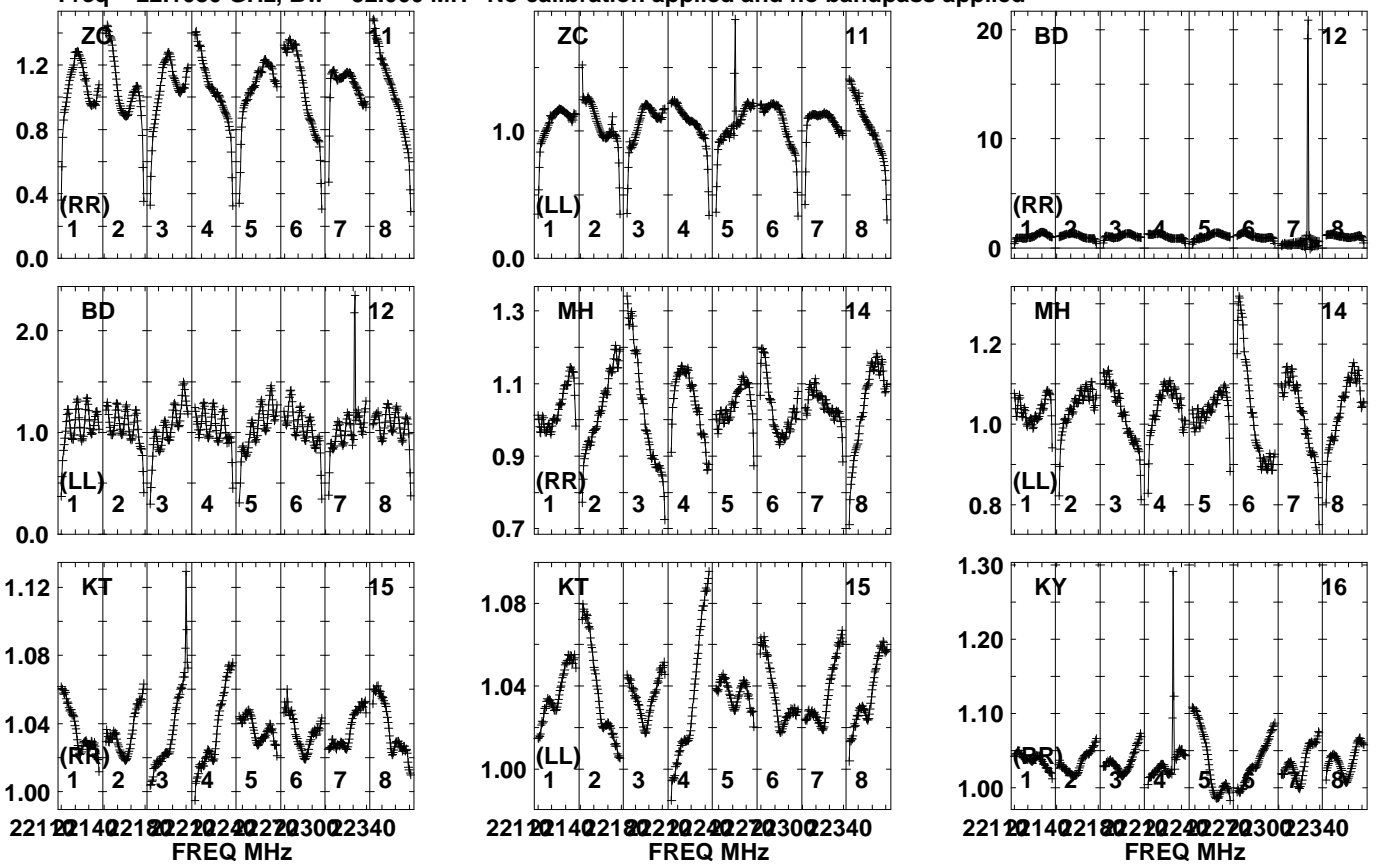


Lower frame: Real Jy
Auto-corr total-power spectrum Antenna: *
Timerange: 01/00:30:31 to 01/00:32:30

Plot file version 445 created 20-JAN-2021 19:35:49

0658+49 EB074F.UVDATA.1

Freq = 22.1080 GHz, Bw = 32.000 MH No calibration applied and no bandpass applied

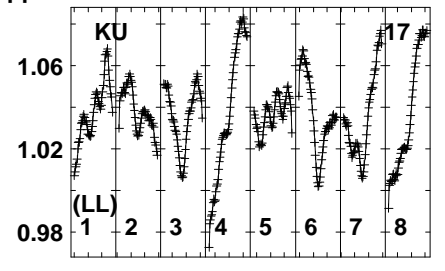
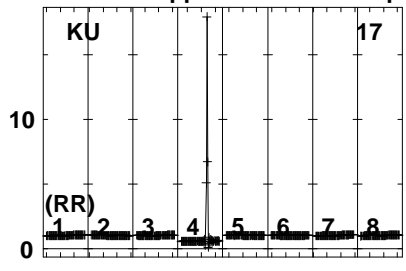
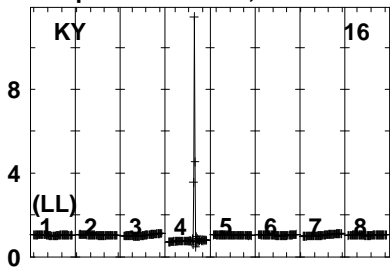


Lower frame: Real Jy
Auto-corr total-power spectrum Antenna: *
Timerange: 01/00:30:31 to 01/00:32:30

Plot file version 446 created 20-JAN-2021 19:35:50

0658+49 EB074F.UVDATA.1

Freq = 22.1080 GHz, Bw = 32.000 MH No calibration applied and no bandpass applied

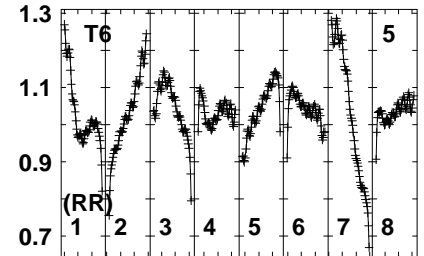
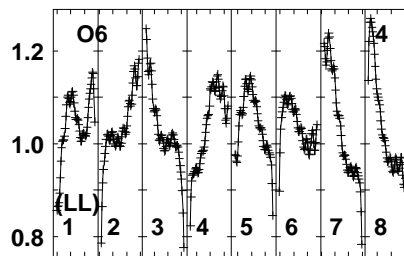
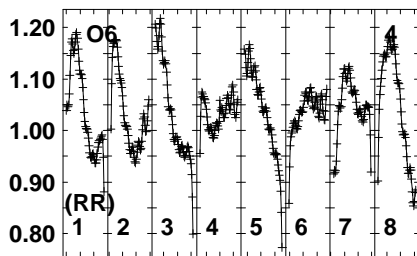
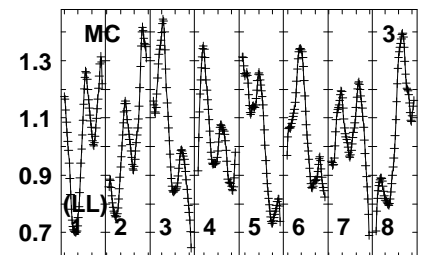
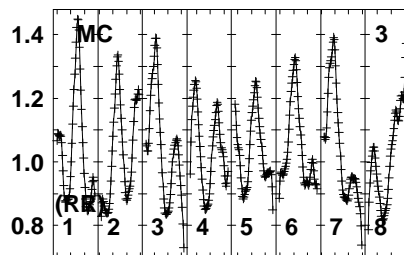
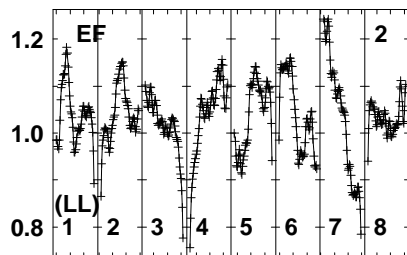
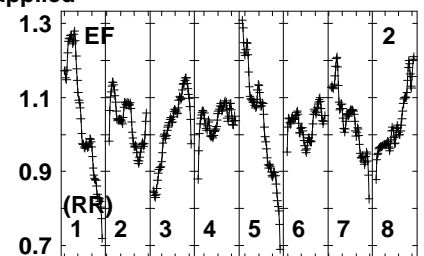
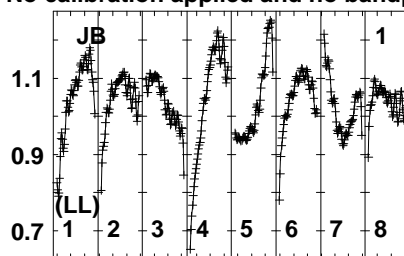
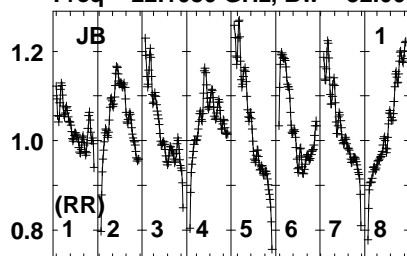


Lower frame: Real Jy
Auto-corr total-power spectrum Antenna: *
Timerange: 01/00:30:31 to 01/00:32:30

Plot file version 447 created 20-JAN-2021 19:35:50

J0654+5042 EB074F.UVDATA.1

Freq = 22.1080 GHz, Bw = 32.000 MH No calibration applied and no bandpass applied



22102140221802224022240222030022340
FREQ MHz

22102140221802224022240222030022340
FREQ MHz

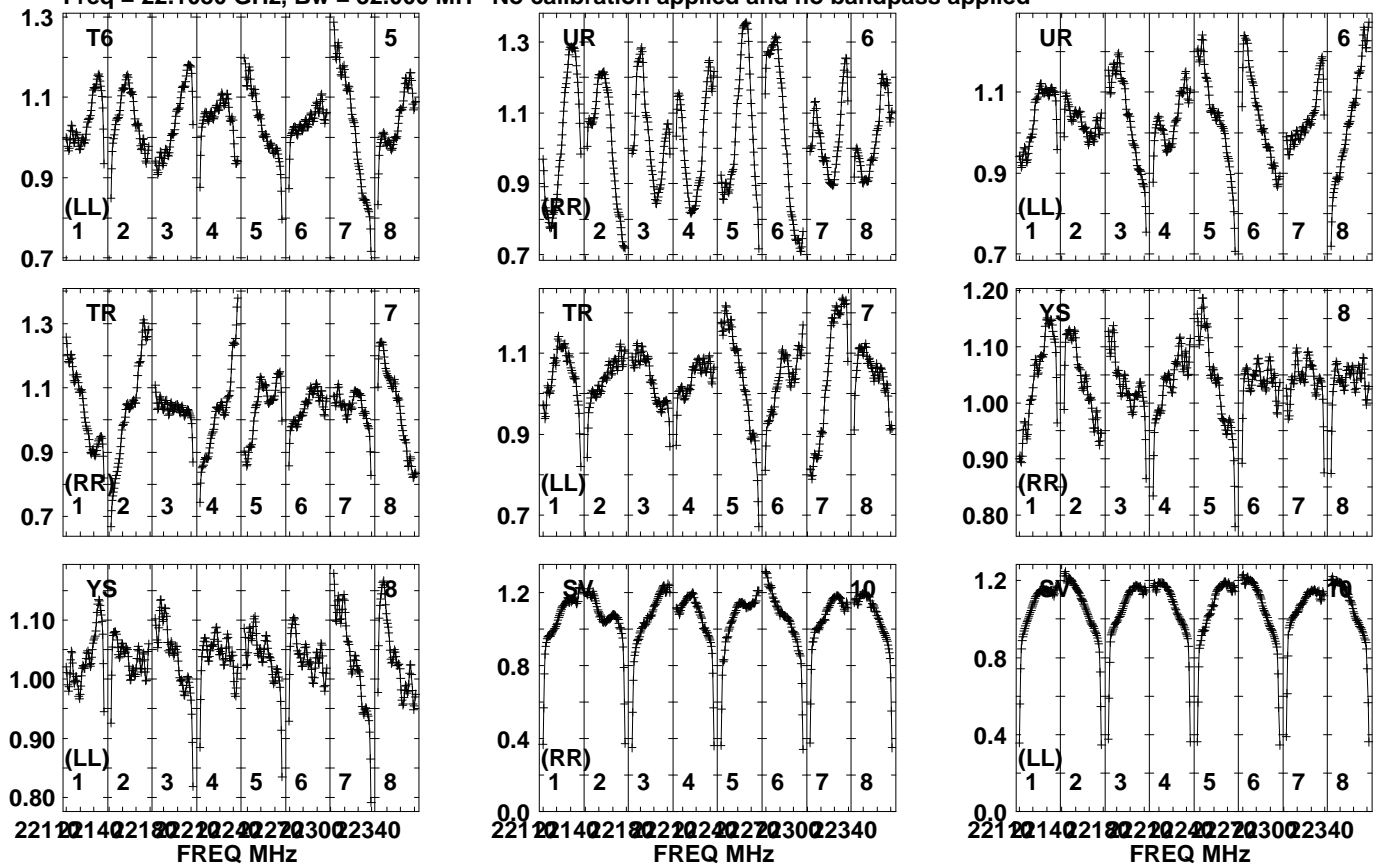
22102140221802224022240222030022340
FREQ MHz

Lower frame: Real Jy
Auto-corr total-power spectrum Antenna: *
Timerange: 01/00:33:30 to 01/00:34:59

Plot file version 448 created 20-JAN-2021 19:35:50

J0654+5042 EB074F.UVDATA.1

Freq = 22.1080 GHz, Bw = 32.000 MH No calibration applied and no bandpass applied

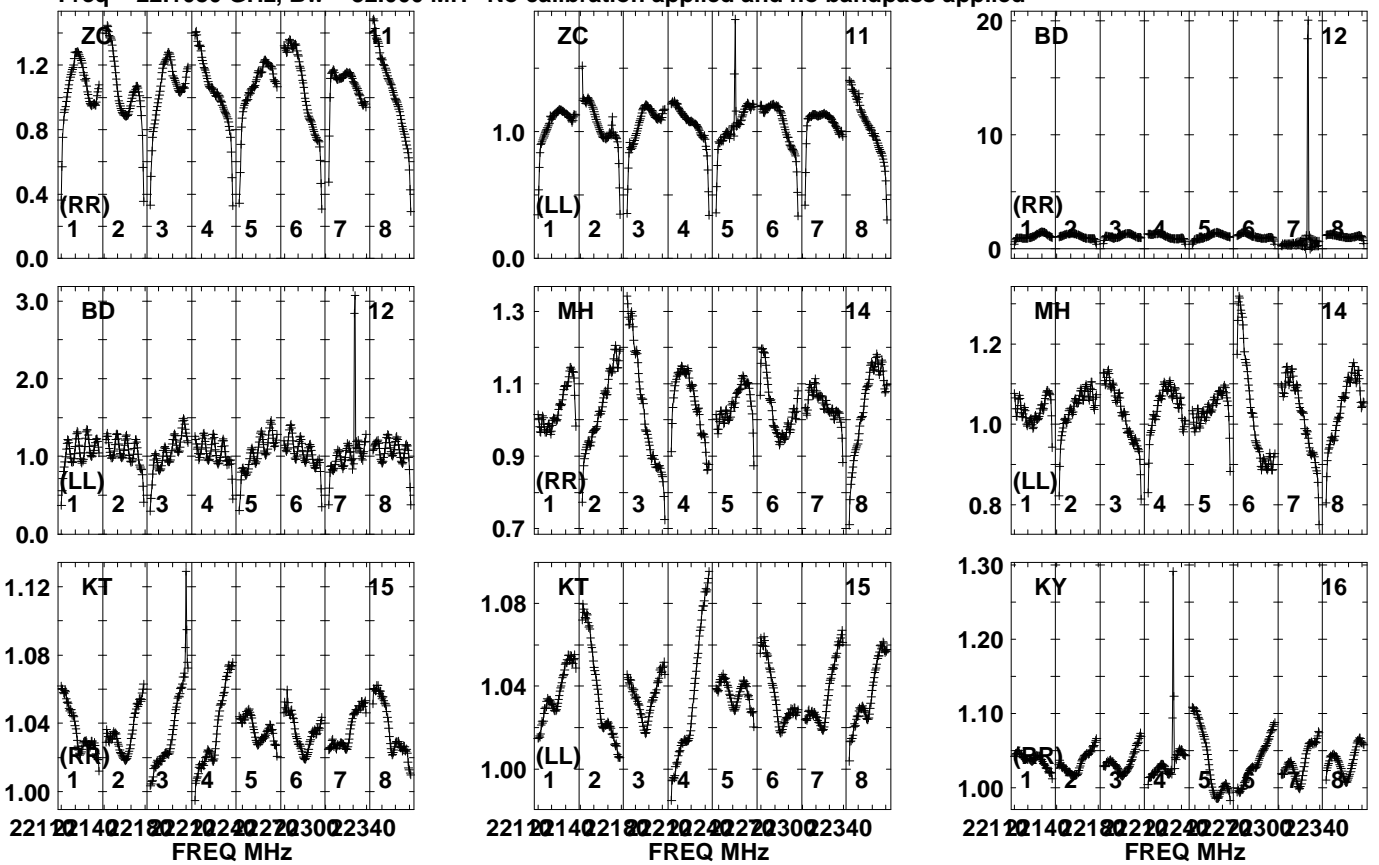


Lower frame: Real Jy
Auto-corr total-power spectrum Antenna: *
Timerange: 01/00:33:30 to 01/00:34:59

Plot file version 449 created 20-JAN-2021 19:35:51

J0654+5042 EB074F.UVDATA.1

Freq = 22.1080 GHz, Bw = 32.000 MH No calibration applied and no bandpass applied

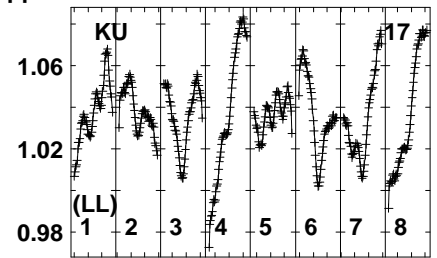
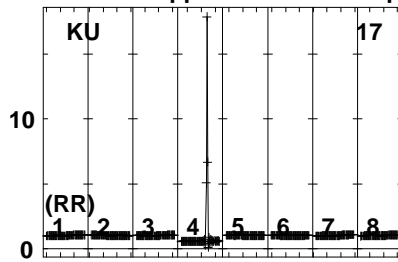
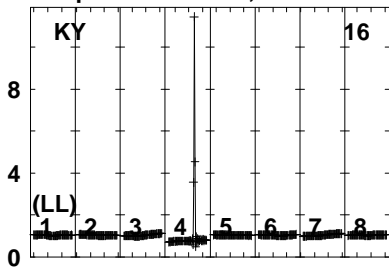


Lower frame: Real Jy
Auto-corr total-power spectrum Antenna: *
Timerange: 01/00:33:30 to 01/00:34:59

Plot file version 450 created 20-JAN-2021 19:35:51

J0654+5042 EB074F.UVDATA.1

Freq = 22.1080 GHz, Bw = 32.000 MH No calibration applied and no bandpass applied

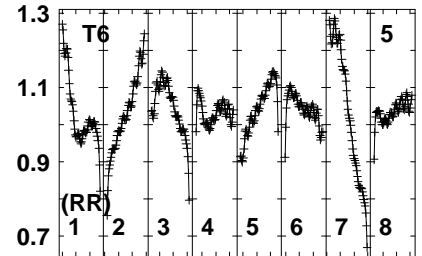
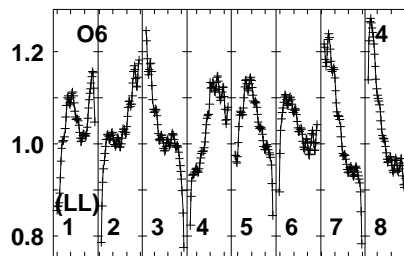
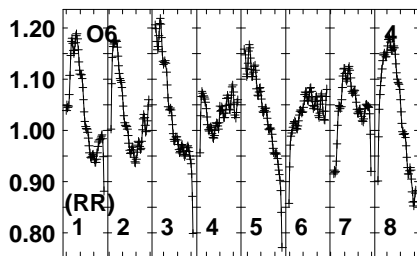
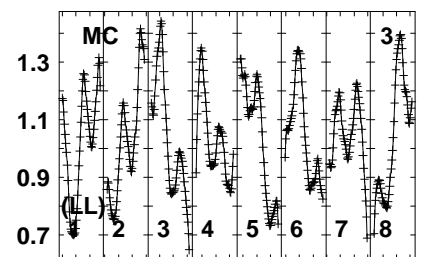
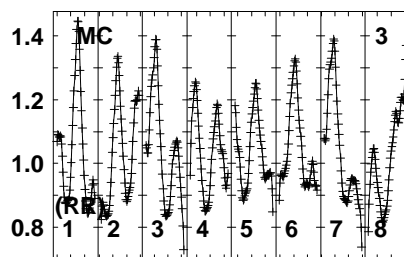
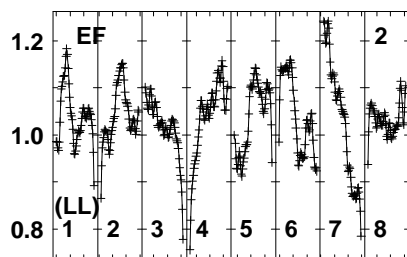
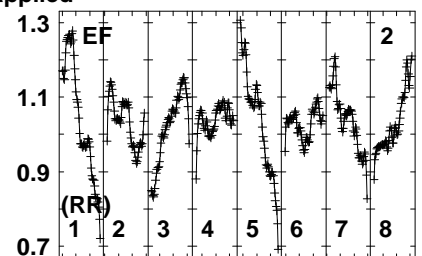
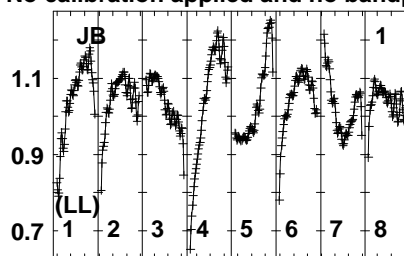
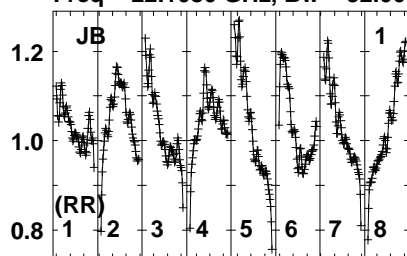


Lower frame: Real Jy
Auto-corr total-power spectrum Antenna: *
Timerange: 01/00:33:30 to 01/00:34:59

Plot file version 451 created 20-JAN-2021 19:35:51

0658+49 EB074F.UVDATA.1

Freq = 22.1080 GHz, Bw = 32.000 MH No calibration applied and no bandpass applied



22102140221802224022240222030022340
FREQ MHz

22102140221802224022240222030022340
FREQ MHz

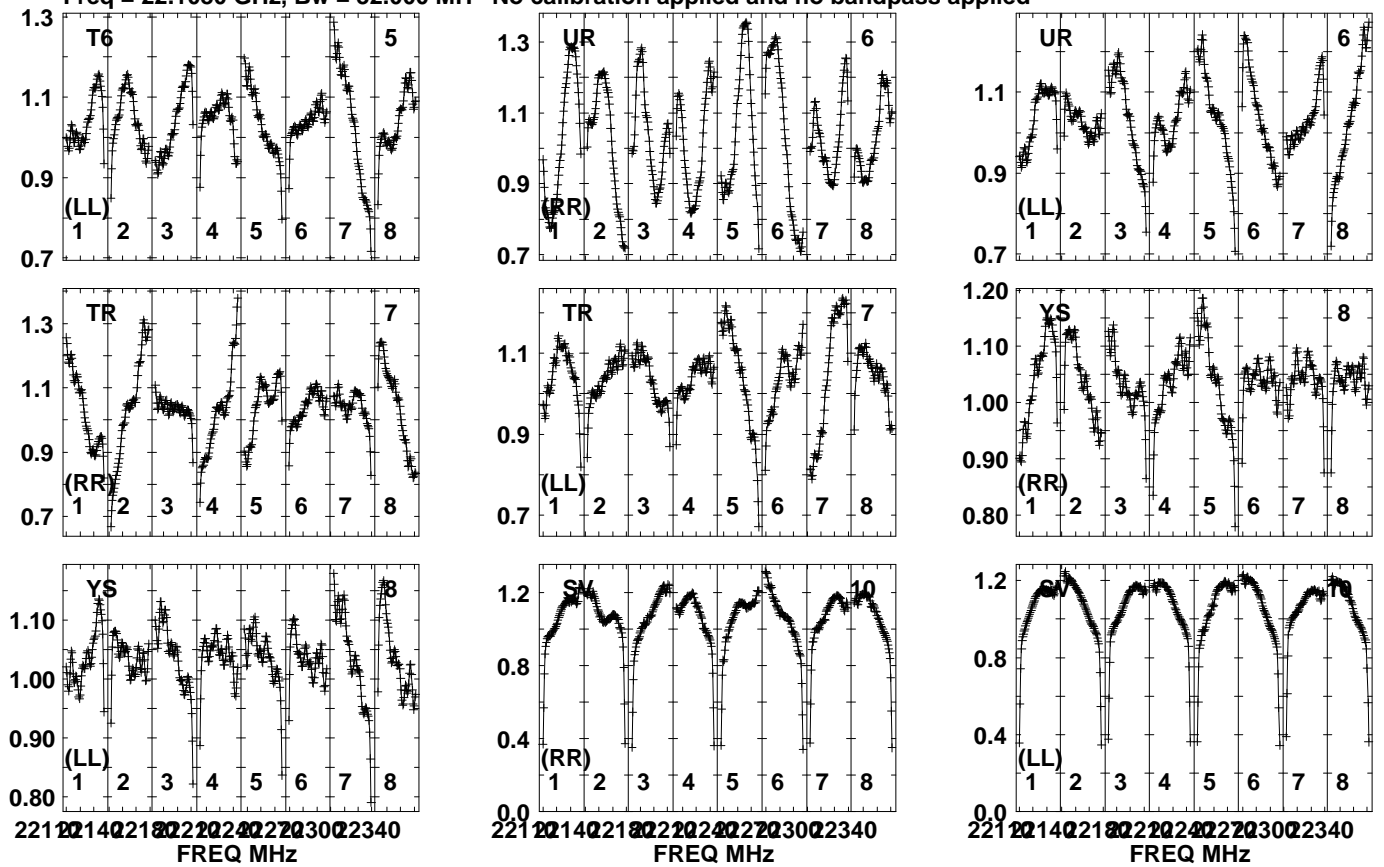
22102140221802224022240222030022340
FREQ MHz

Lower frame: Real Jy
Auto-corr total-power spectrum Antenna: *
Timerange: 01/00:36:01 to 01/00:38:00

Plot file version 452 created 20-JAN-2021 19:35:52

0658+49 EB074F.UVDATA.1

Freq = 22.1080 GHz, Bw = 32.000 MH No calibration applied and no bandpass applied

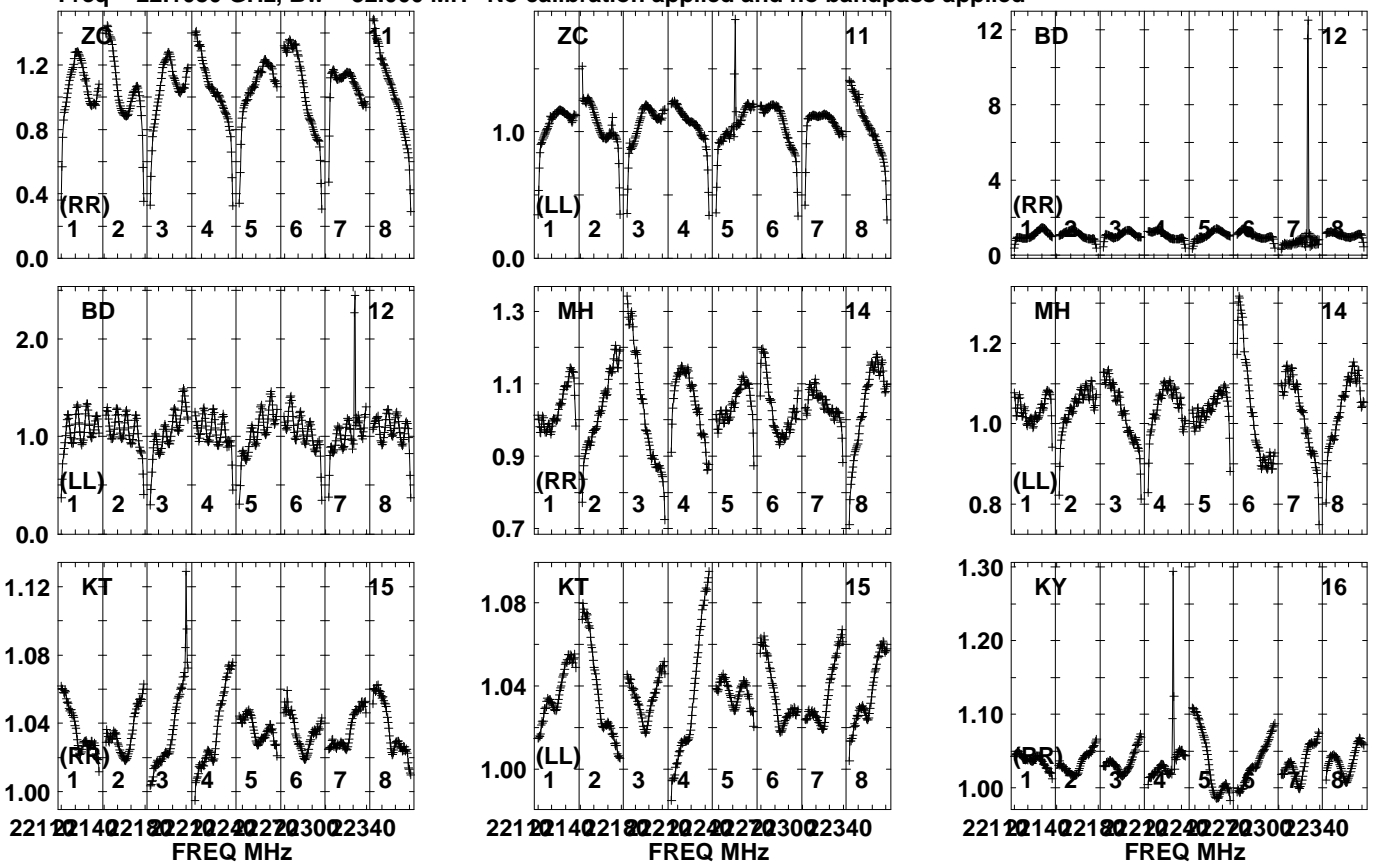


Lower frame: Real Jy
Auto-corr total-power spectrum Antenna: *
Timerange: 01/00:36:01 to 01/00:38:00

Plot file version 453 created 20-JAN-2021 19:35:52

0658+49 EB074F.UVDATA.1

Freq = 22.1080 GHz, Bw = 32.000 MH No calibration applied and no bandpass applied

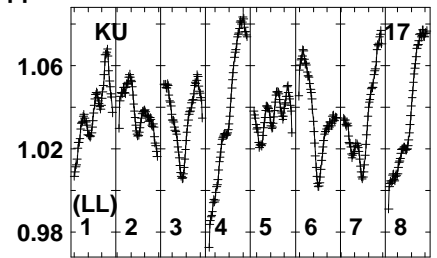
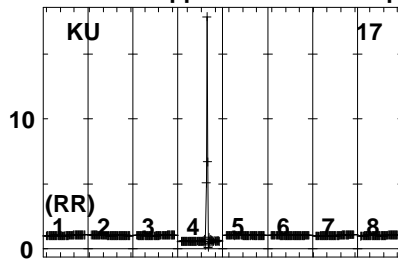
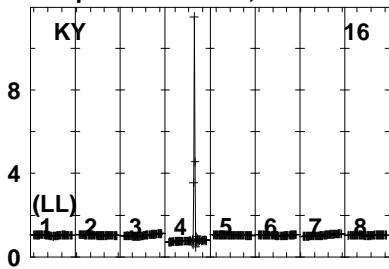


Lower frame: Real Jy
Auto-corr total-power spectrum Antenna: *
Timerange: 01/00:36:01 to 01/00:38:00

Plot file version 454 created 20-JAN-2021 19:35:53

0658+49 EB074F.UVDATA.1

Freq = 22.1080 GHz, Bw = 32.000 MH No calibration applied and no bandpass applied

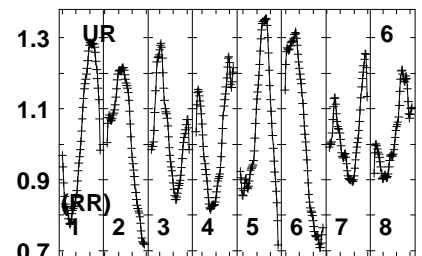
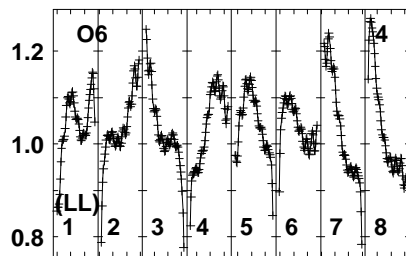
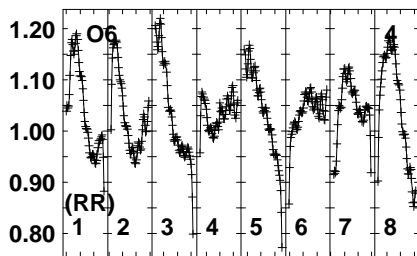
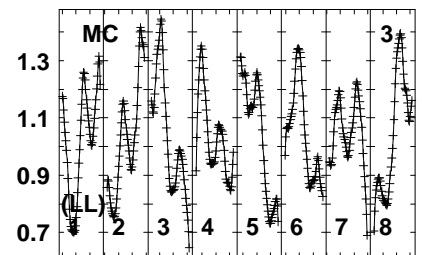
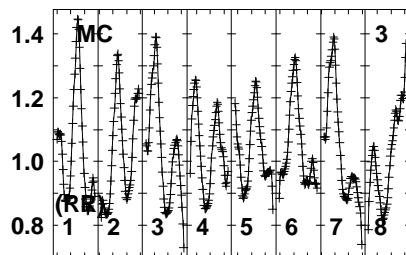
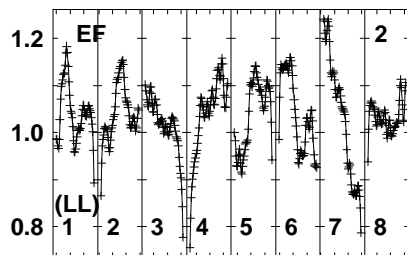
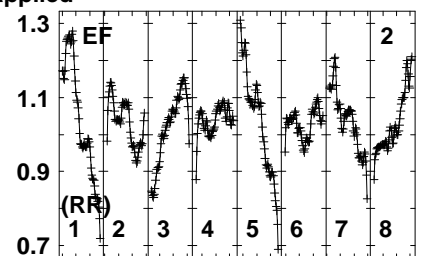
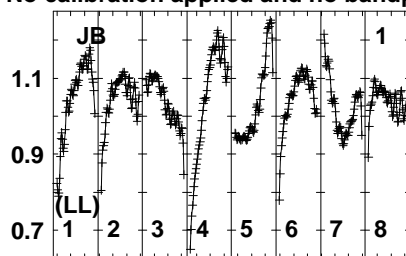
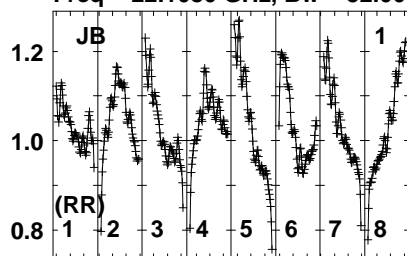


Lower frame: Real Jy
Auto-corr total-power spectrum Antenna: *
Timerange: 01/00:36:01 to 01/00:38:00

Plot file version 455 created 20-JAN-2021 19:35:53

J0654+5042 EB074F.UVDATA.1

Freq = 22.1080 GHz, Bw = 32.000 MH No calibration applied and no bandpass applied



221.0 221.1 221.2 221.3 221.4 221.5 221.6 221.7 221.8 221.9 222.0 222.1 222.2 222.3 222.4 222.5 222.6 222.7 222.8 222.9 223.0 223.1 223.2 223.3 223.4
FREQ MHz

221.0 221.1 221.2 221.3 221.4 221.5 221.6 221.7 221.8 221.9 222.0 222.1 222.2 222.3 222.4 222.5 222.6 222.7 222.8 222.9 223.0 223.1 223.2 223.3 223.4
FREQ MHz

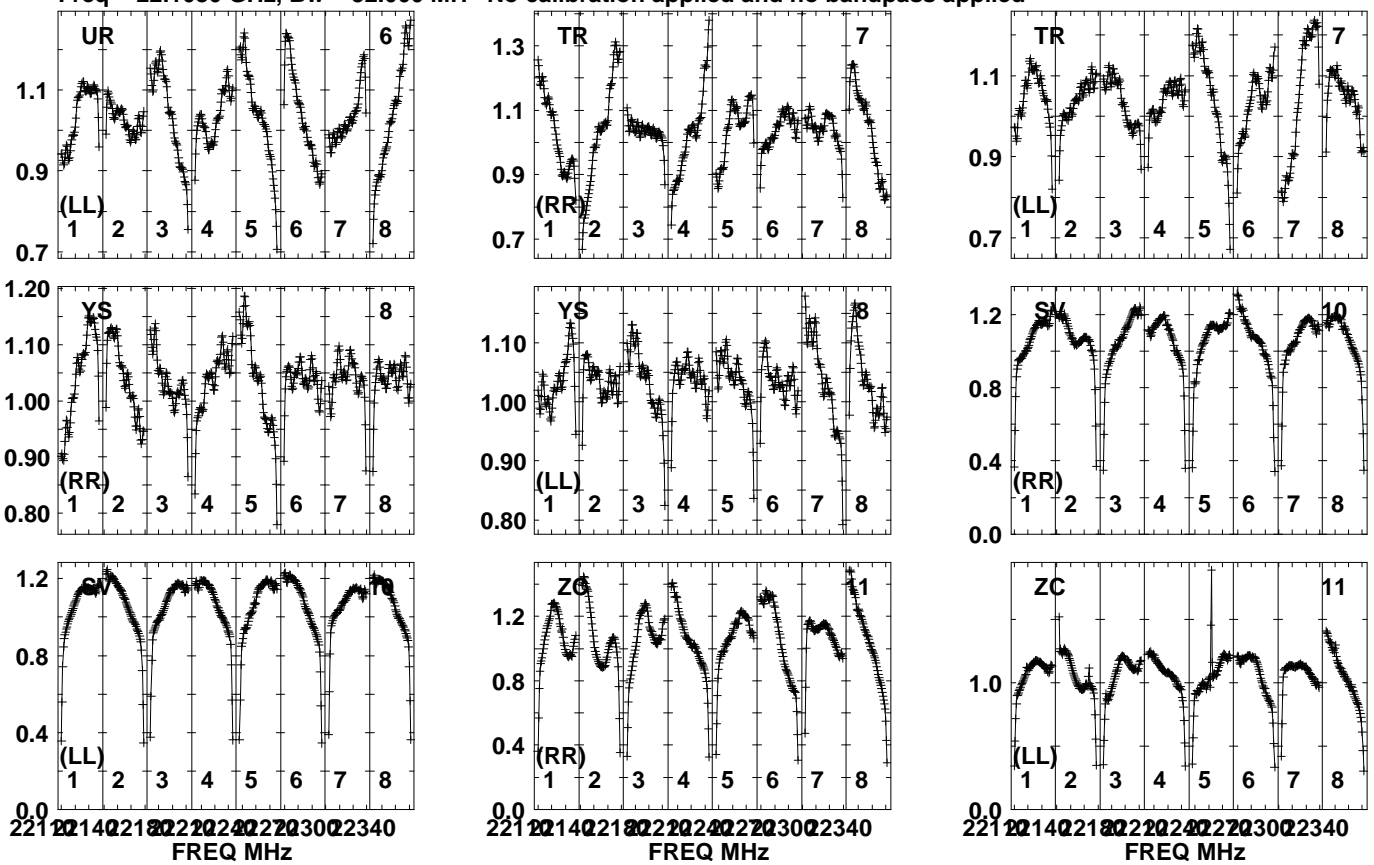
221.0 221.1 221.2 221.3 221.4 221.5 221.6 221.7 221.8 221.9 222.0 222.1 222.2 222.3 222.4 222.5 222.6 222.7 222.8 222.9 223.0 223.1 223.2 223.3 223.4
FREQ MHz

Lower frame: Real Jy
Auto-corr total-power spectrum Antenna: *
Timerange: 01/00:39:00 to 01/00:40:29

Plot file version 456 created 20-JAN-2021 19:35:53

J0654+5042 EB074F.UVDATA.1

Freq = 22.1080 GHz, Bw = 32.000 MH No calibration applied and no bandpass applied

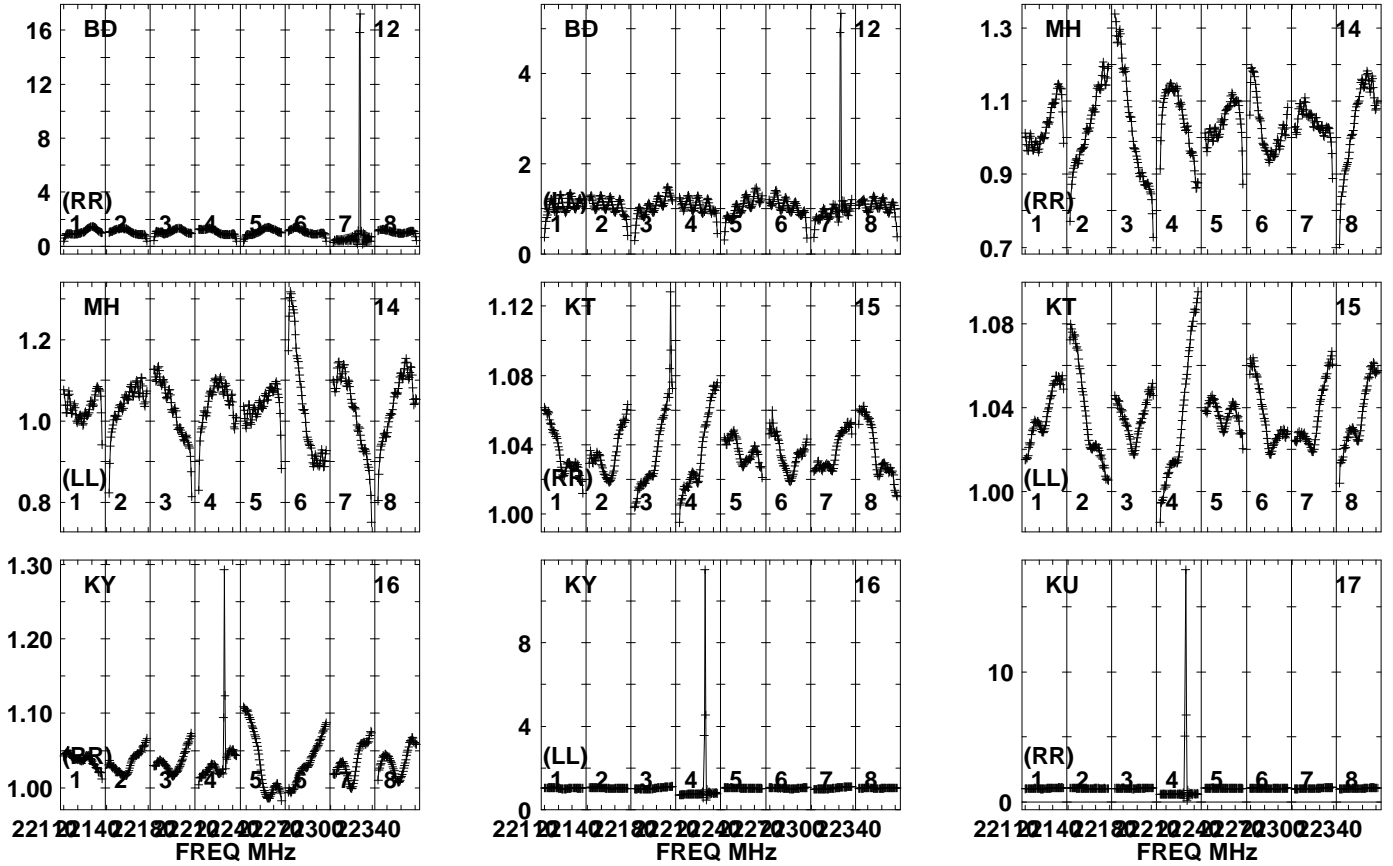


Lower frame: Real Jy
Auto-corr total-power spectrum Antenna: *
Timerange: 01/00:39:00 to 01/00:40:29

Plot file version 457 created 20-JAN-2021 19:35:53

J0654+5042 EB074F.UVDATA.1

Freq = 22.1080 GHz, Bw = 32.000 MH No calibration applied and no bandpass applied

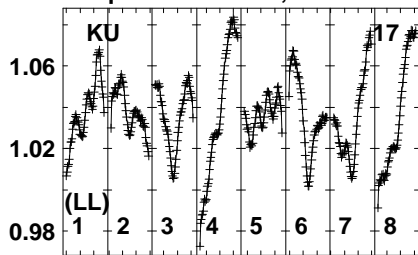


Lower frame: Real Jy
Auto-corr total-power spectrum Antenna: *
Timerange: 01/00:39:00 to 01/00:40:29

Plot file version 458 created 20-JAN-2021 19:35:53

J0654+5042 EB074F.UVDATA.1

Freq = 22.1080 GHz, Bw = 32.000 MH No calibration applied and no bandpass applied



Lower frame: Real Jy

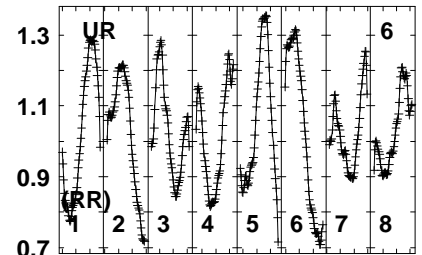
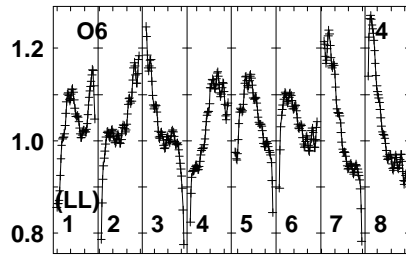
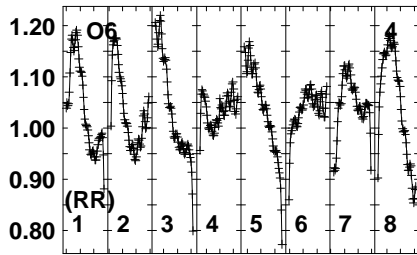
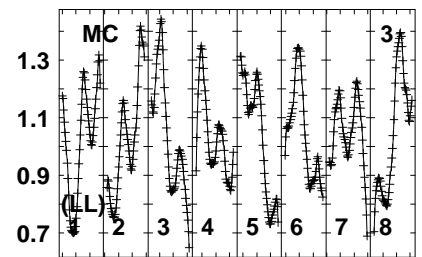
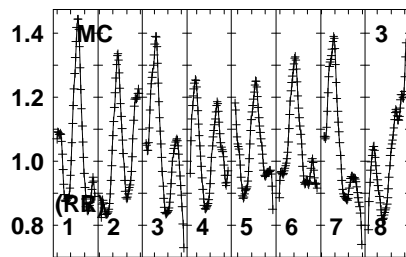
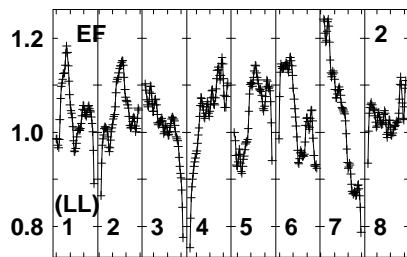
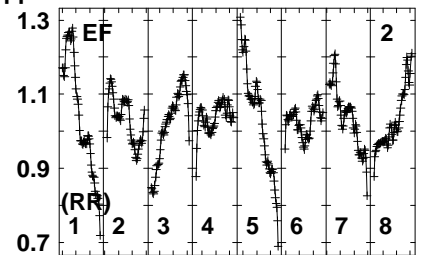
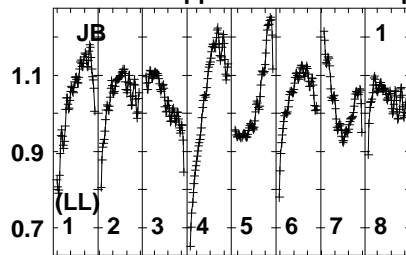
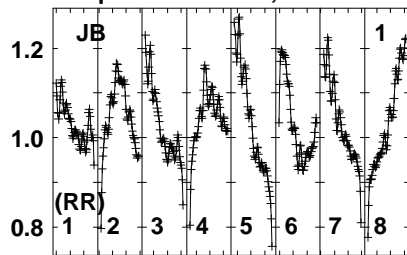
Auto-corr total-power spectrum Antenna: *

Timerange: 01/00:39:00 to 01/00:40:29

Plot file version 459 created 20-JAN-2021 19:35:53

0658+49 EB074F.UVDATA.1

Freq = 22.1080 GHz, Bw = 32.000 MH No calibration applied and no bandpass applied



2210214022180222402224022202230022340
FREQ MHz

2210214022180222402224022202230022340
FREQ MHz

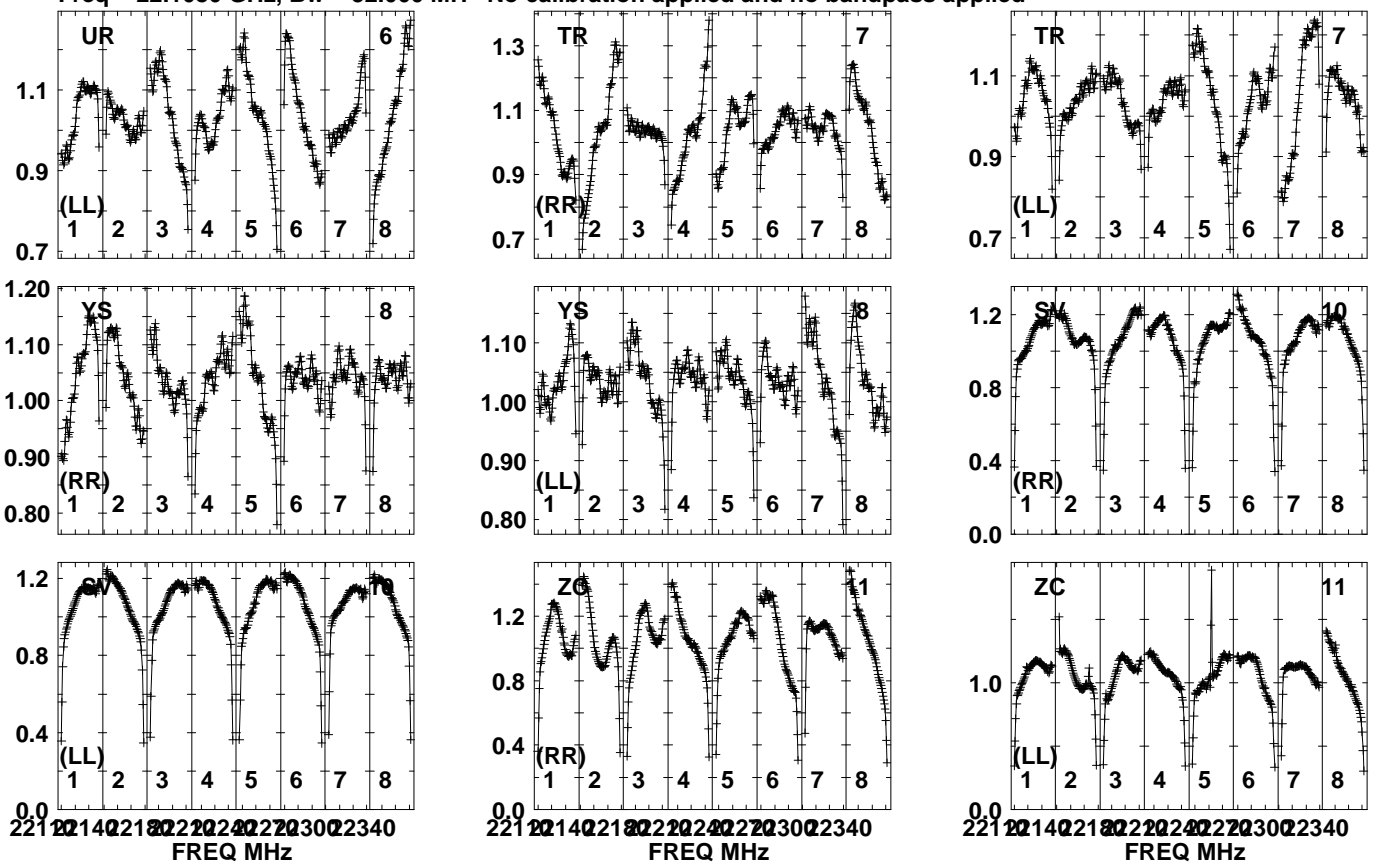
2210214022180222402224022202230022340
FREQ MHz

Lower frame: Real Jy
Auto-corr total-power spectrum Antenna: *
Timerange: 01/00:41:31 to 01/00:43:29

Plot file version 460 created 20-JAN-2021 19:35:54

0658+49 EB074F.UVDATA.1

Freq = 22.1080 GHz, Bw = 32.000 MH No calibration applied and no bandpass applied

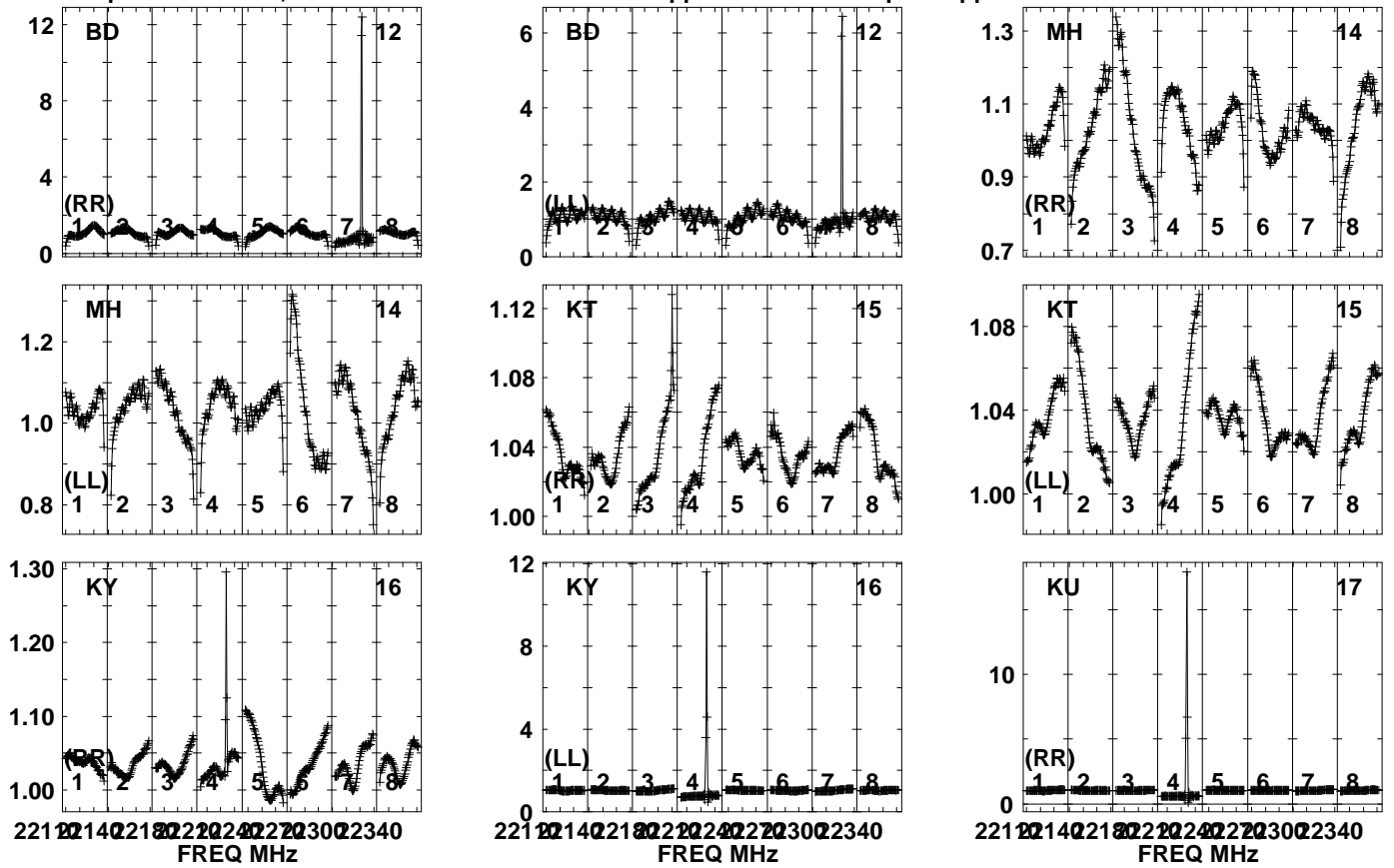


Lower frame: Real Jy
Auto-corr total-power spectrum Antenna: *
Timerange: 01/00:41:31 to 01/00:43:29

Plot file version 461 created 20-JAN-2021 19:35:54

0658+49 EB074F.UVDATA.1

Freq = 22.1080 GHz, Bw = 32.000 MH No calibration applied and no bandpass applied

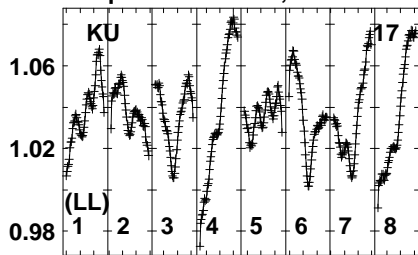


Lower frame: Real Jy
Auto-corr total-power spectrum Antenna: *
Timerange: 01/00:41:31 to 01/00:43:29

Plot file version 462 created 20-JAN-2021 19:35:55

0658+49 EB074F.UVDATA.1

Freq = 22.1080 GHz, Bw = 32.000 MH No calibration applied and no bandpass applied



Lower frame: Real Jy

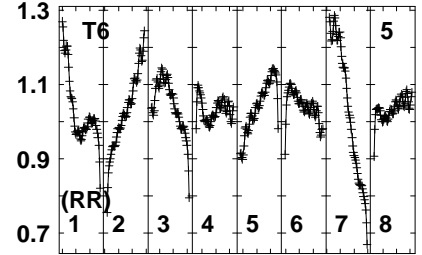
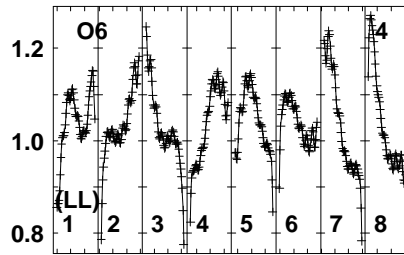
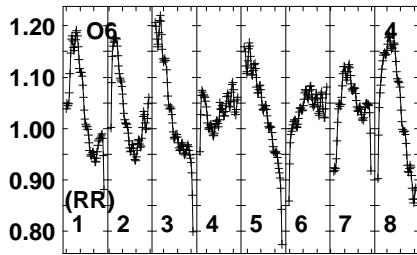
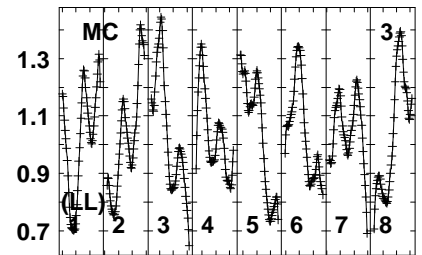
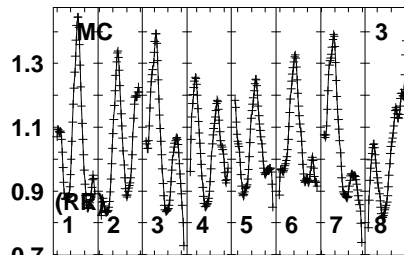
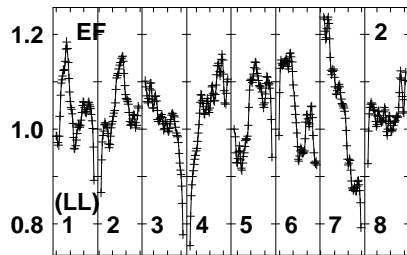
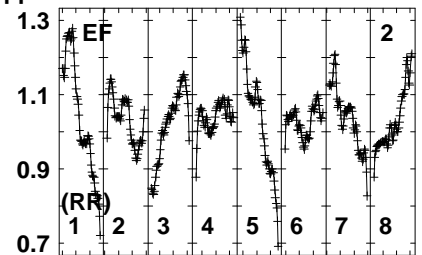
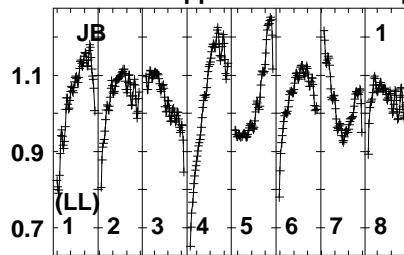
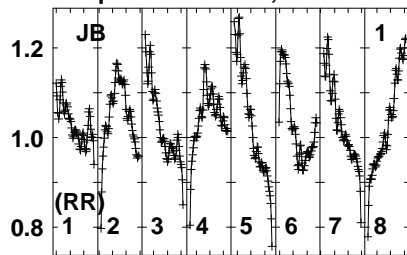
Auto-corr total-power spectrum Antenna: *

Timerange: 01/00:41:31 to 01/00:43:29

Plot file version 463 created 20-JAN-2021 19:35:55

J0654+5042 EB074F.UVDATA.1

Freq = 22.1080 GHz, Bw = 32.000 MH No calibration applied and no bandpass applied



22108 22140 22180 22220 22260 22300 22340
FREQ MHz

22108 22140 22180 22220 22260 22300 22340
FREQ MHz

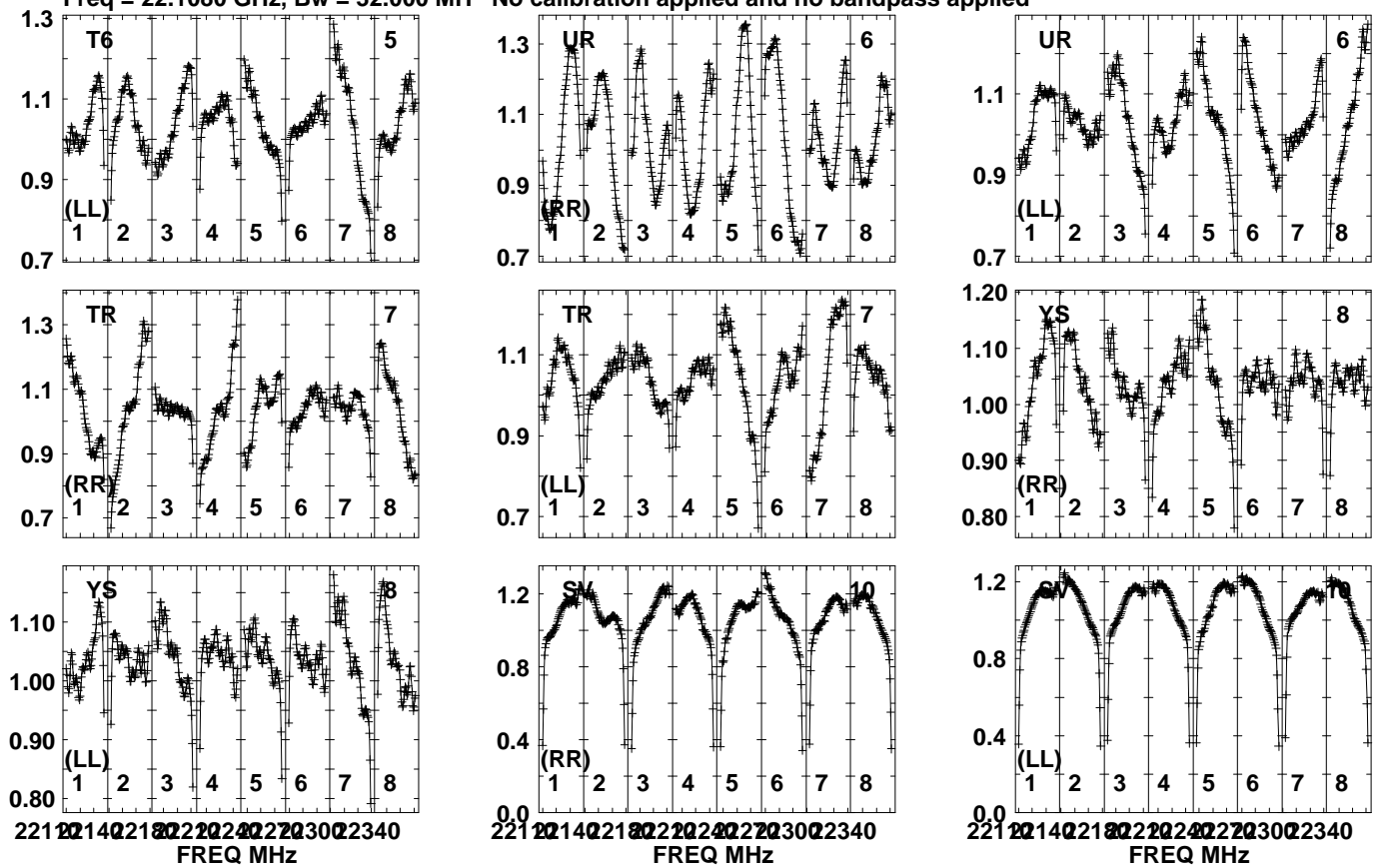
22108 22140 22180 22220 22260 22300 22340
FREQ MHz

Lower frame: Real Jy
Auto-corr total-power spectrum Antenna: *
Timerange: 01/00:44:31 to 01/00:45:59

Plot file version 464 created 20-JAN-2021 19:35:55

J0654+5042 EB074F.UVDATA.1

Freq = 22.1080 GHz, Bw = 32.000 MH No calibration applied and no bandpass applied

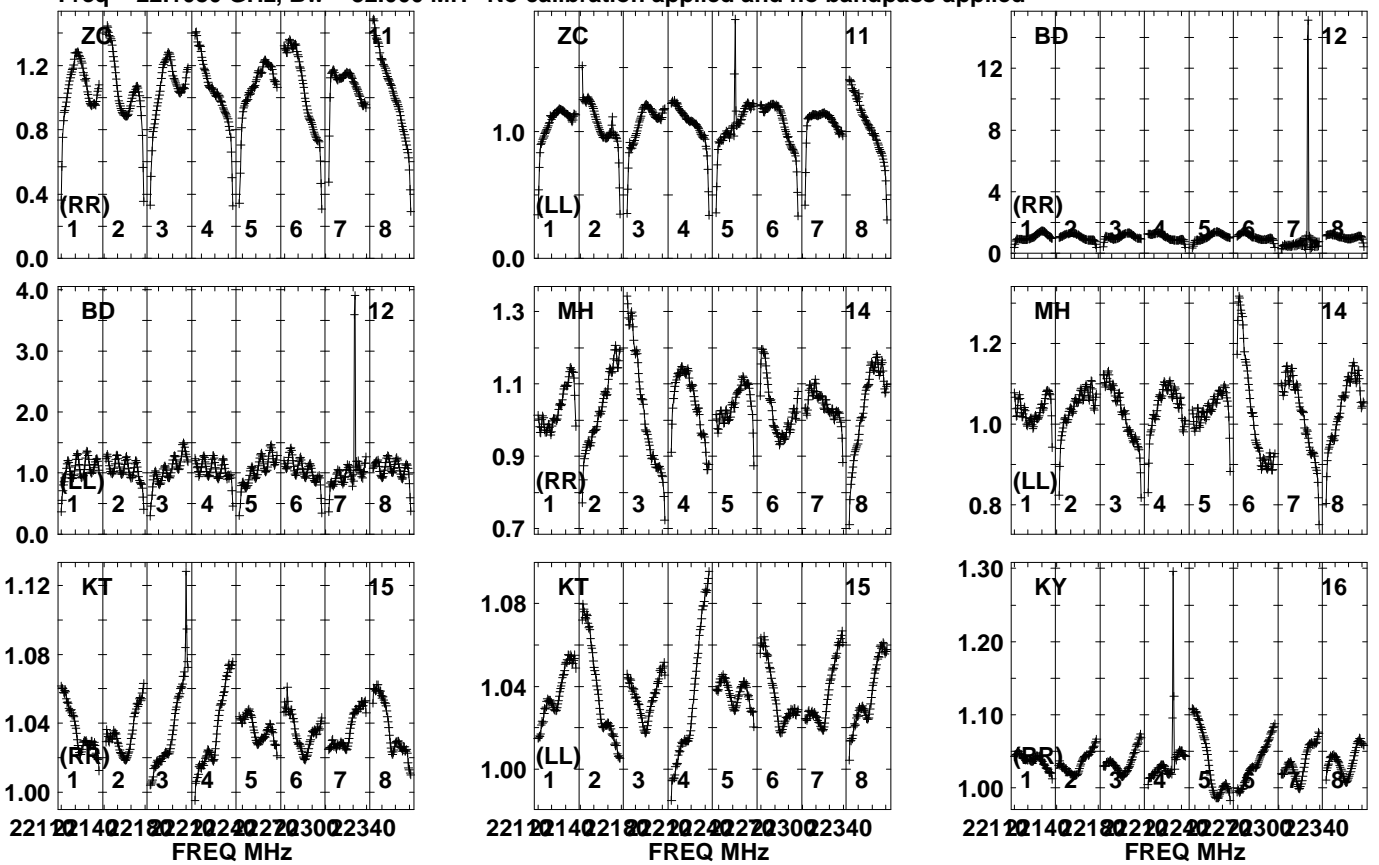


Lower frame: Real Jy
Auto-corr total-power spectrum Antenna: *
Timerange: 01/00:44:31 to 01/00:45:59

Plot file version 465 created 20-JAN-2021 19:35:56

J0654+5042 EB074F.UVDATA.1

Freq = 22.1080 GHz, Bw = 32.000 MH No calibration applied and no bandpass applied

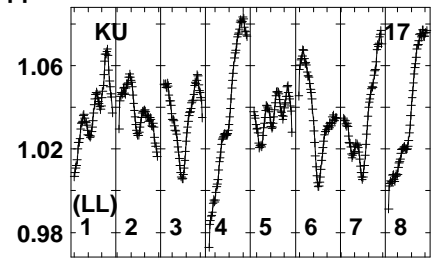
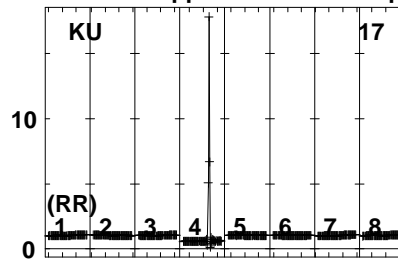
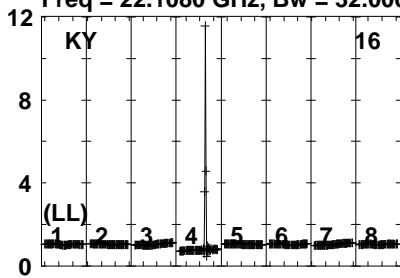


Lower frame: Real Jy
Auto-corr total-power spectrum Antenna: *
Timerange: 01/00:44:31 to 01/00:45:59

Plot file version 466 created 20-JAN-2021 19:35:56

J0654+5042 EB074F.UVDATA.1

Freq = 22.1080 GHz, Bw = 32.000 MH No calibration applied and no bandpass applied

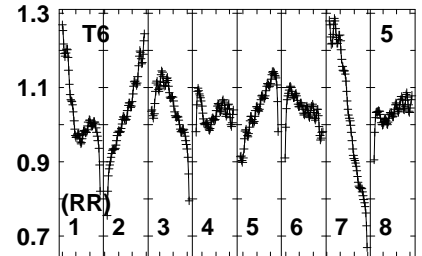
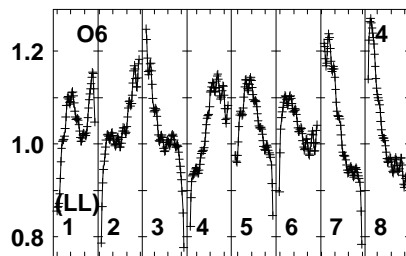
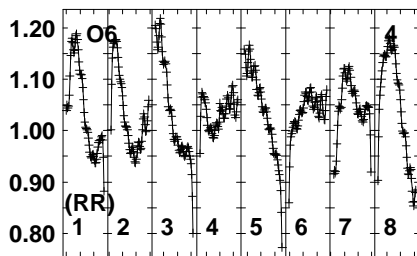
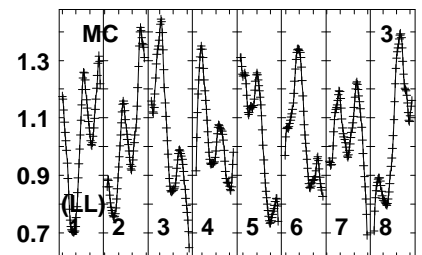
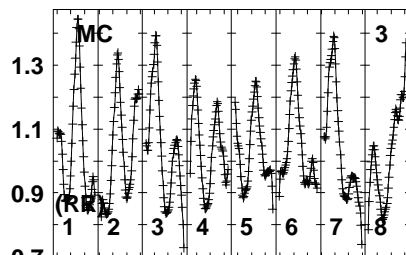
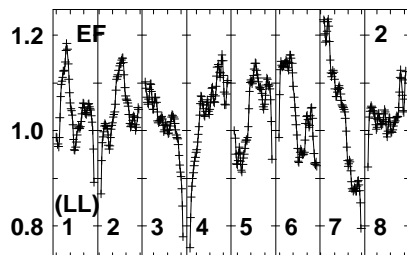
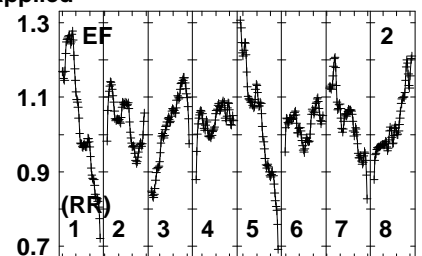
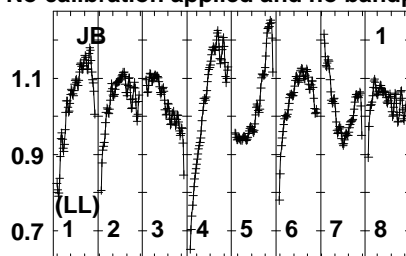
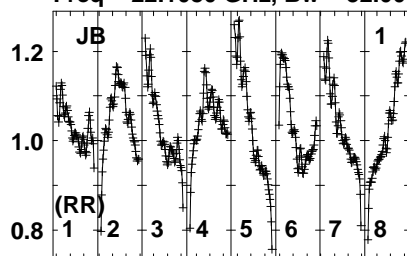


Lower frame: Real Jy
Auto-corr total-power spectrum Antenna: *
Timerange: 01/00:44:31 to 01/00:45:59

Plot file version 467 created 20-JAN-2021 19:35:56

0658+49 EB074F.UVDATA.1

Freq = 22.1080 GHz, Bw = 32.000 MH No calibration applied and no bandpass applied



22102140221802224022240222030022340
FREQ MHz

22102140221802224022240222030022340
FREQ MHz

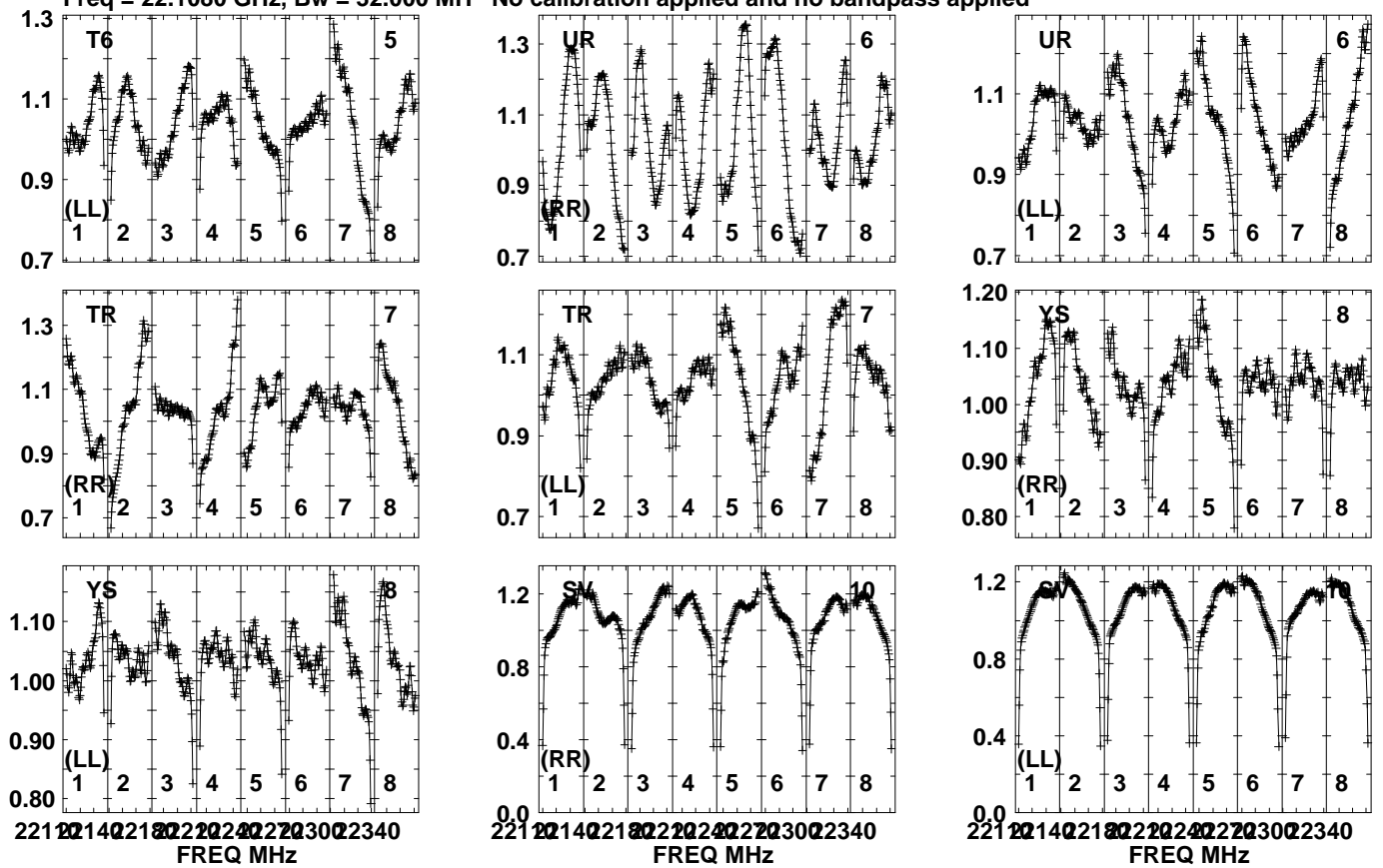
22102140221802224022240222030022340
FREQ MHz

Lower frame: Real Jy
Auto-corr total-power spectrum Antenna: *
Timerange: 01/00:47:00 to 01/00:48:59

Plot file version 468 created 20-JAN-2021 19:35:56

0658+49 EB074F.UVDATA.1

Freq = 22.1080 GHz, Bw = 32.000 MH No calibration applied and no bandpass applied

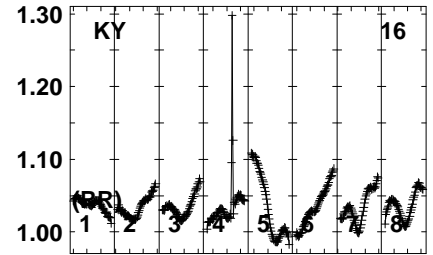
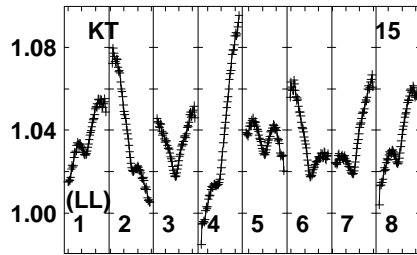
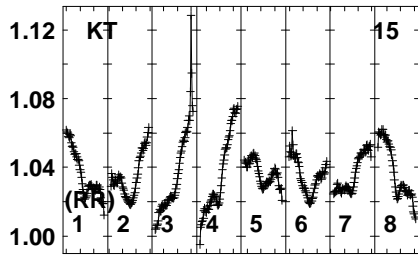
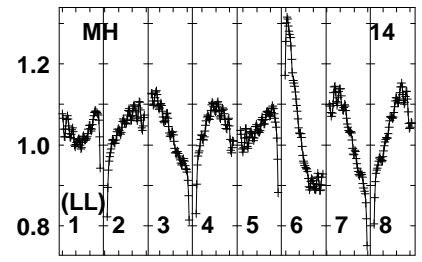
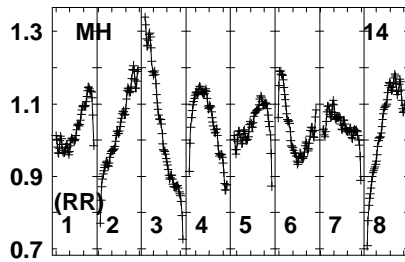
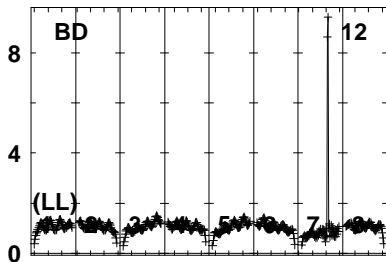
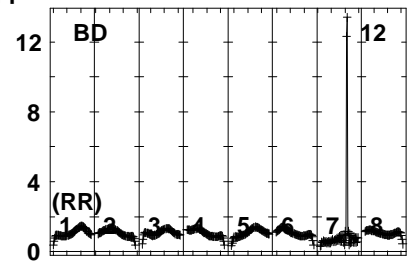
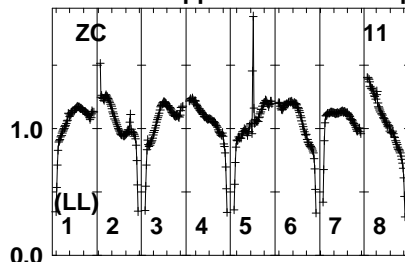
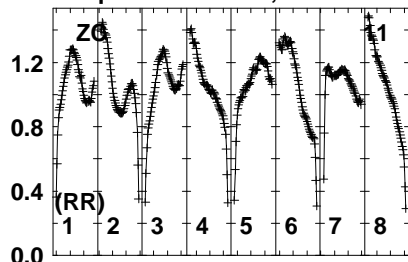


Lower frame: Real Jy
Auto-corr total-power spectrum Antenna: *
Timerange: 01/00:47:00 to 01/00:48:59

Plot file version 469 created 20-JAN-2021 19:35:57

0658+49 EB074F.UVDATA.1

Freq = 22.1080 GHz, Bw = 32.000 MH No calibration applied and no bandpass applied



221021402218022240222802232022340
FREQ MHz

221021402218022240222802232022340
FREQ MHz

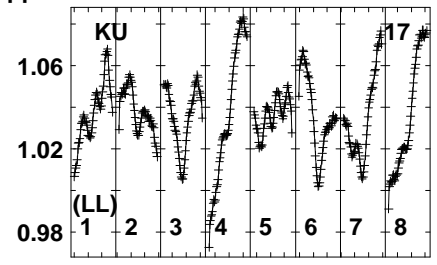
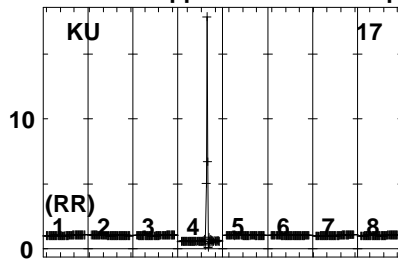
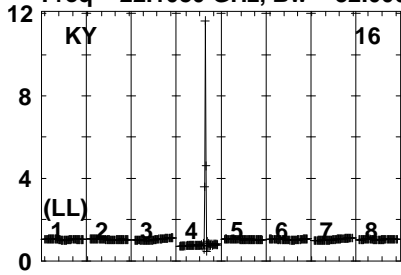
221021402218022240222802232022340
FREQ MHz

Lower frame: Real Jy
Auto-corr total-power spectrum Antenna: *
Timerange: 01/00:47:00 to 01/00:48:59

Plot file version 470 created 20-JAN-2021 19:35:57

0658+49 EB074F.UVDATA.1

Freq = 22.1080 GHz, Bw = 32.000 MH No calibration applied and no bandpass applied

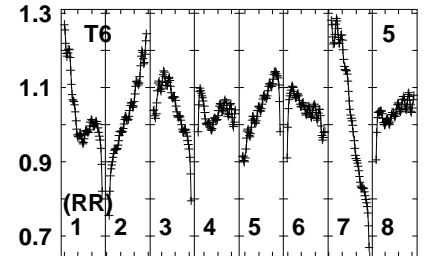
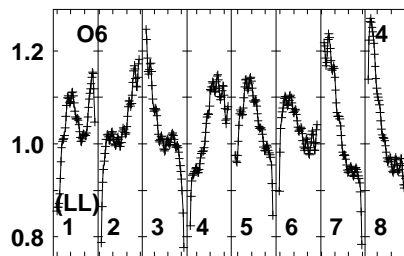
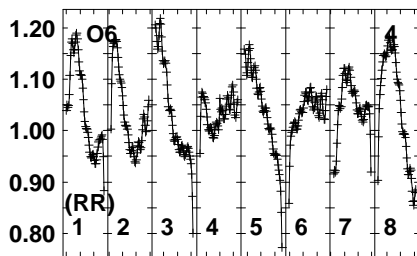
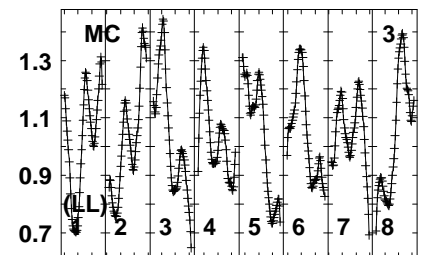
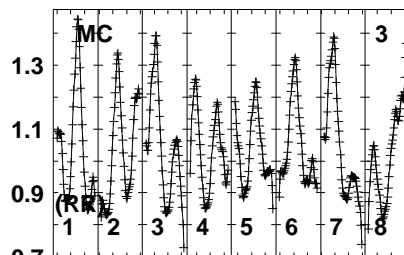
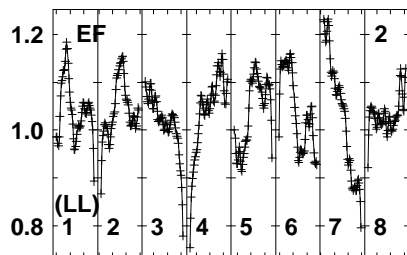
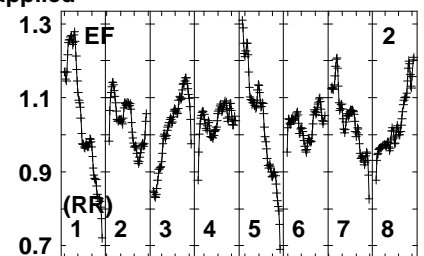
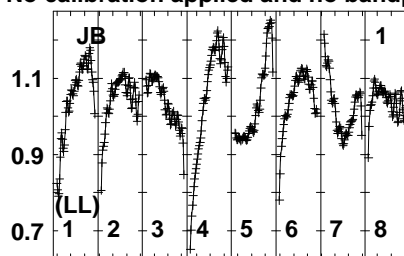
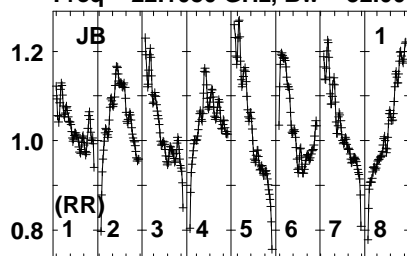


Lower frame: Real Jy
Auto-corr total-power spectrum Antenna: *
Timerange: 01/00:47:00 to 01/00:48:59

Plot file version 471 created 20-JAN-2021 19:35:58

J0654+5042 EB074F.UVDATA.1

Freq = 22.1080 GHz, Bw = 32.000 MH No calibration applied and no bandpass applied



22102140221802224022240222030022340
FREQ MHz

22102140221802224022240222030022340
FREQ MHz

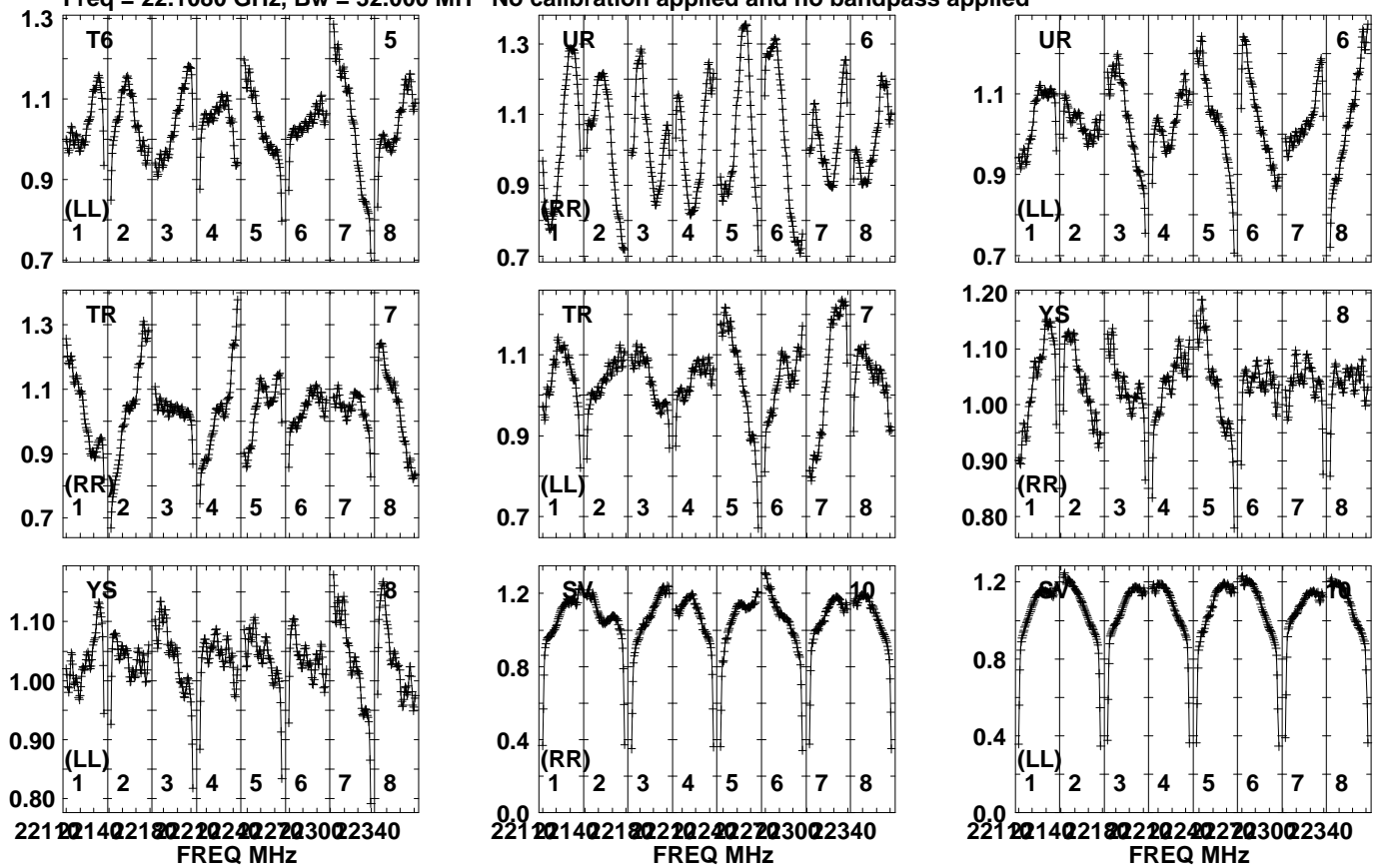
22102140221802224022240222030022340
FREQ MHz

Lower frame: Real Jy
Auto-corr total-power spectrum Antenna: *
Timerange: 01/00:50:01 to 01/00:51:29

Plot file version 472 created 20-JAN-2021 19:35:58

J0654+5042 EB074F.UVDATA.1

Freq = 22.1080 GHz, Bw = 32.000 MH No calibration applied and no bandpass applied

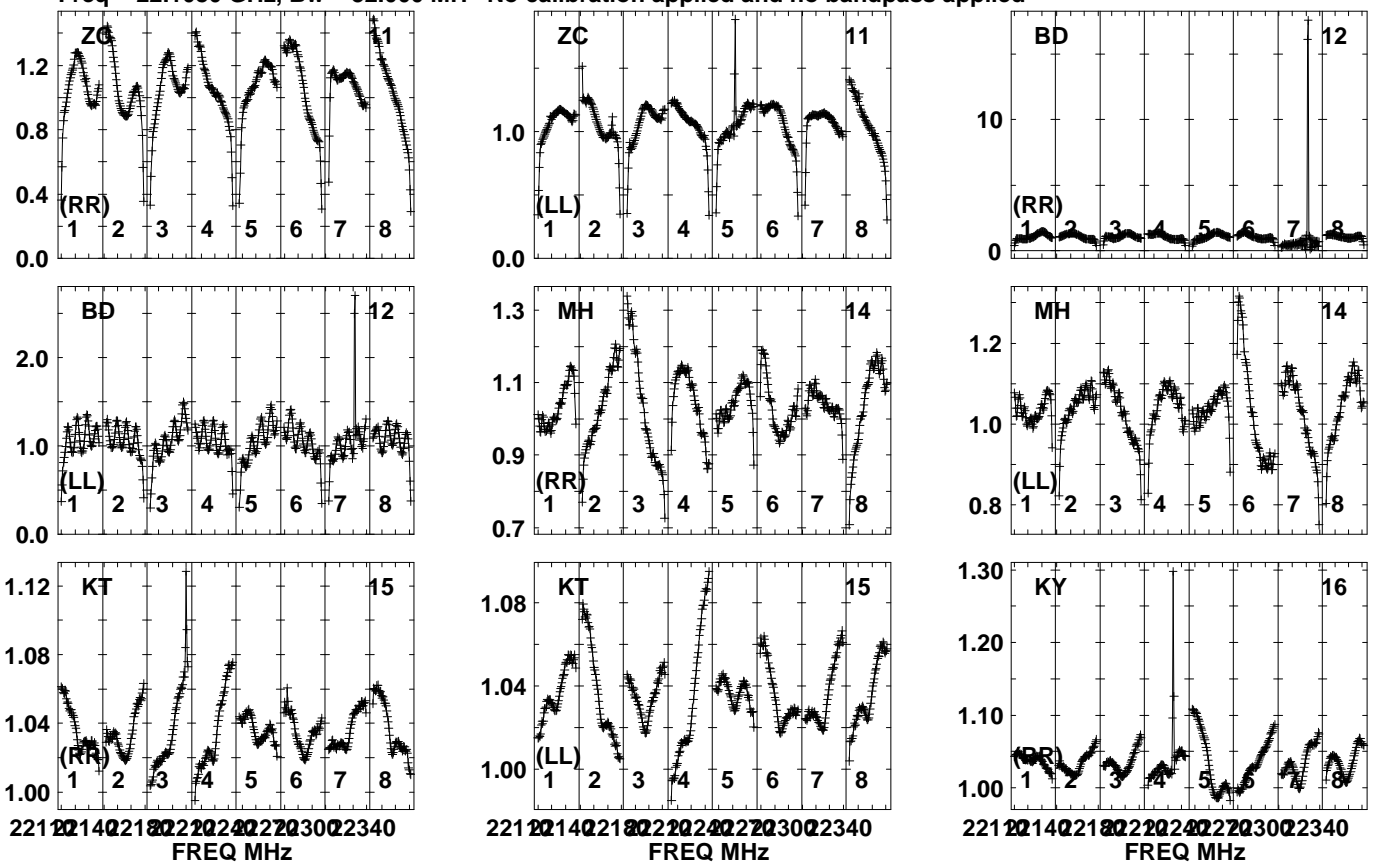


Lower frame: Real Jy
Auto-corr total-power spectrum Antenna: *
Timerange: 01/00:50:01 to 01/00:51:29

Plot file version 473 created 20-JAN-2021 19:35:58

J0654+5042 EB074F.UVDATA.1

Freq = 22.1080 GHz, Bw = 32.000 MH No calibration applied and no bandpass applied

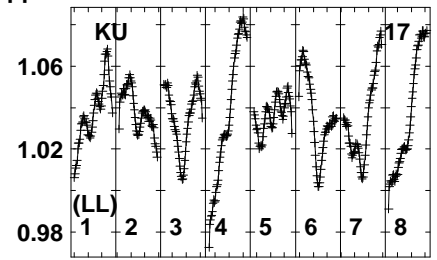
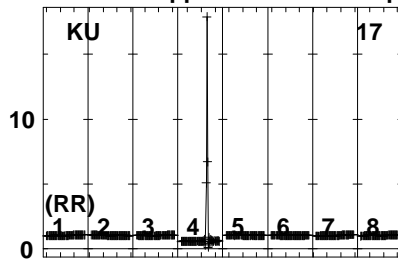
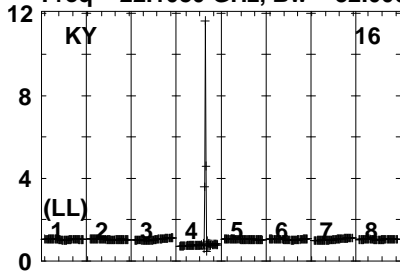


Lower frame: Real Jy
Auto-corr total-power spectrum Antenna: *
Timerange: 01/00:50:01 to 01/00:51:29

Plot file version 474 created 20-JAN-2021 19:35:59

J0654+5042 EB074F.UVDATA.1

Freq = 22.1080 GHz, Bw = 32.000 MH No calibration applied and no bandpass applied

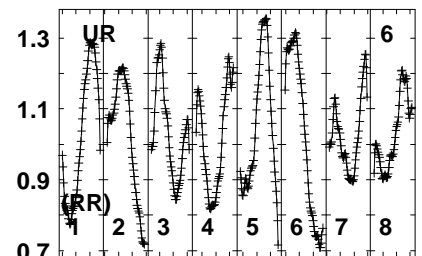
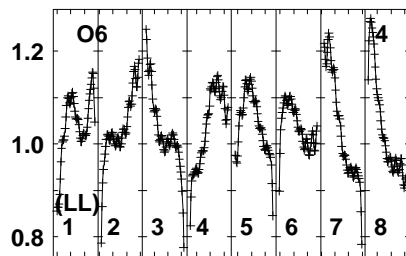
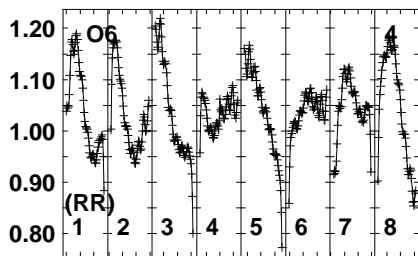
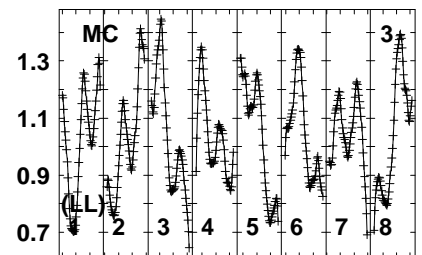
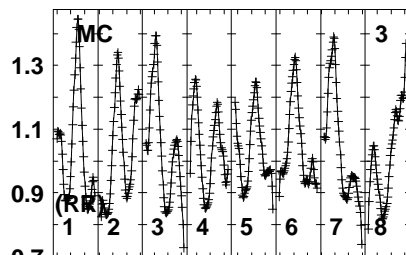
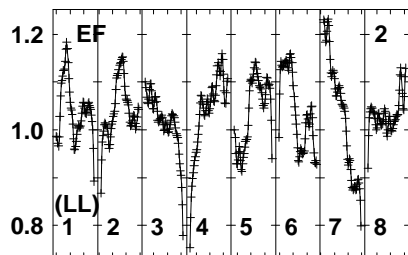
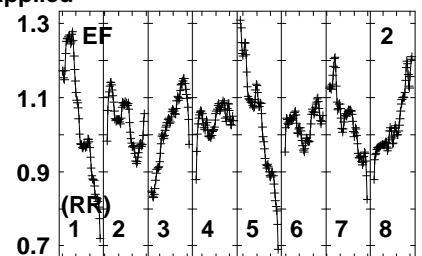
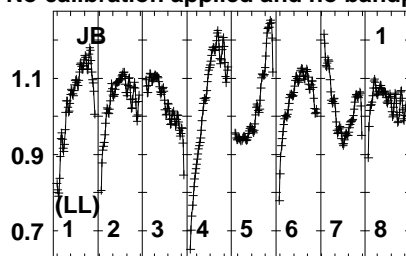
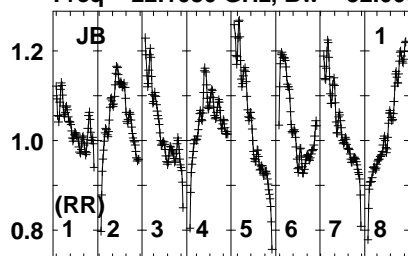


Lower frame: Real Jy
Auto-corr total-power spectrum Antenna: *
Timerange: 01/00:50:01 to 01/00:51:29

Plot file version 475 created 20-JAN-2021 19:35:59

0658+49 EB074F.UVDATA.1

Freq = 22.1080 GHz, Bw = 32.000 MH No calibration applied and no bandpass applied



221.0 221.4 221.8 222.2 222.6 223.0 223.4
FREQ MHz

221.0 221.4 221.8 222.2 222.6 223.0 223.4
FREQ MHz

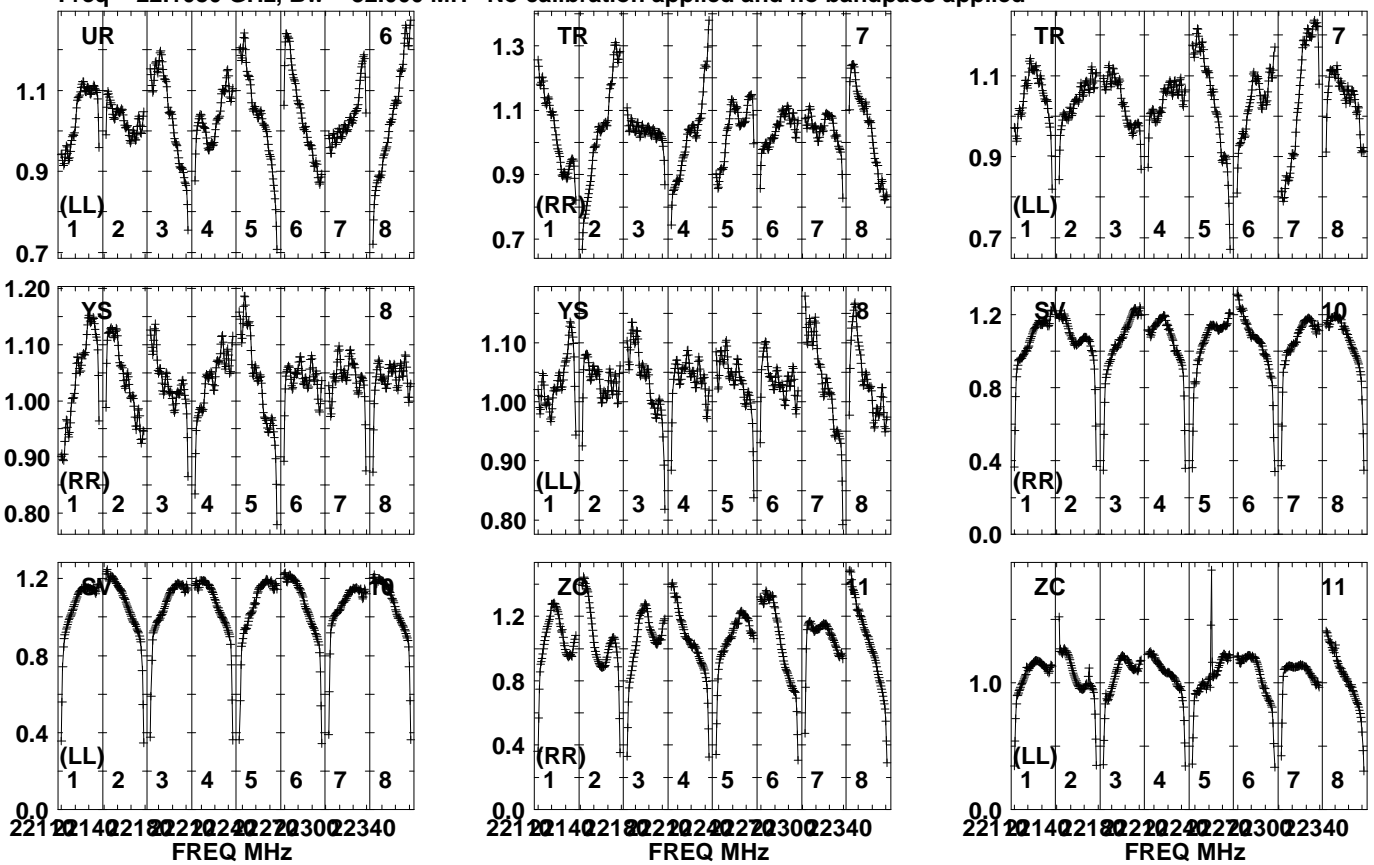
221.0 221.4 221.8 222.2 222.6 223.0 223.4
FREQ MHz

Lower frame: Real Jy
Auto-corr total-power spectrum Antenna: *
Timerange: 01/00:52:30 to 01/00:54:30

Plot file version 476 created 20-JAN-2021 19:35:59

0658+49 EB074F.UVDATA.1

Freq = 22.1080 GHz, Bw = 32.000 MH No calibration applied and no bandpass applied

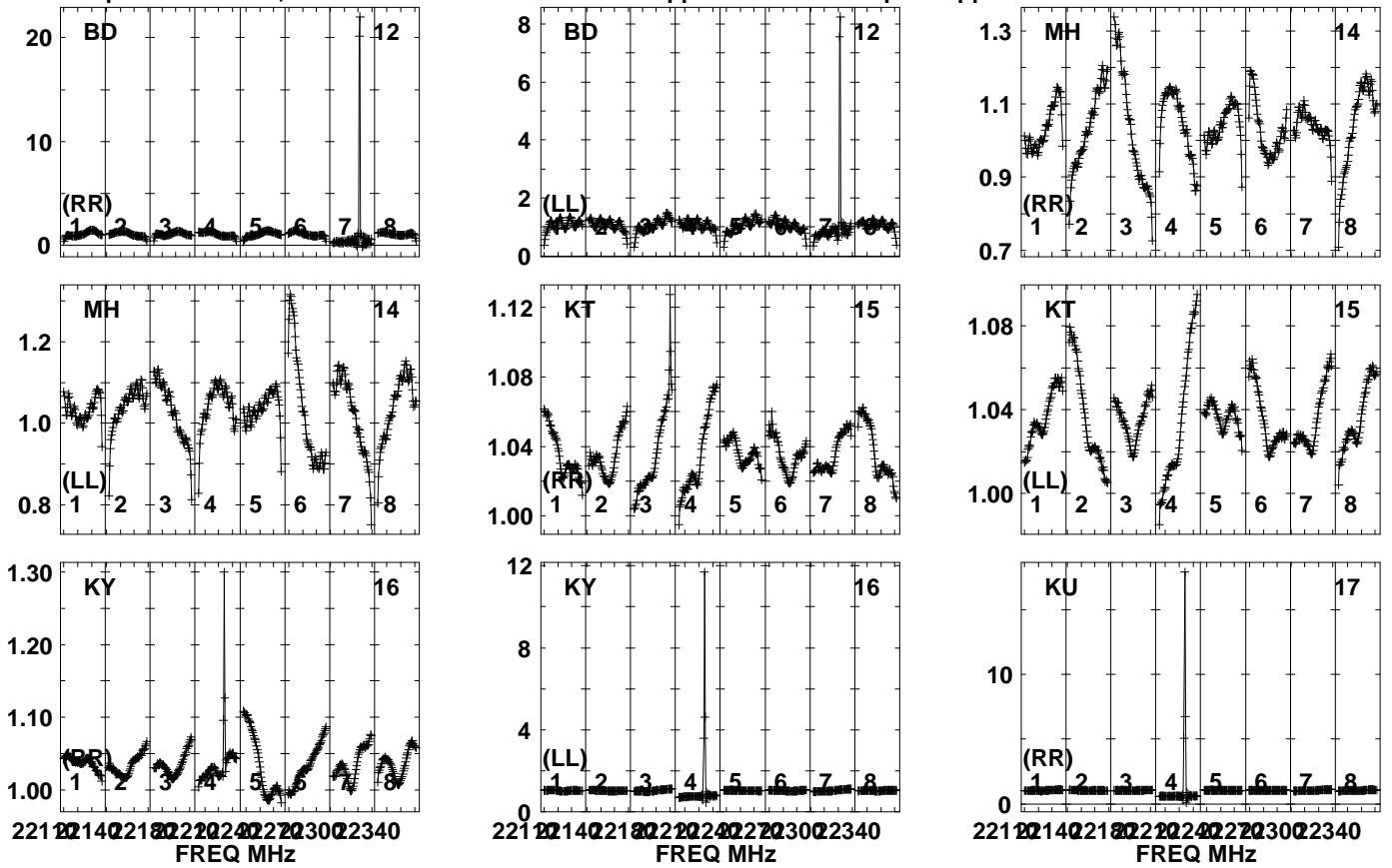


Lower frame: Real Jy
Auto-corr total-power spectrum Antenna: *
Timerange: 01/00:52:30 to 01/00:54:30

Plot file version 477 created 20-JAN-2021 19:36:00

0658+49 EB074F.UVDATA.1

Freq = 22.1080 GHz, Bw = 32.000 MH No calibration applied and no bandpass applied

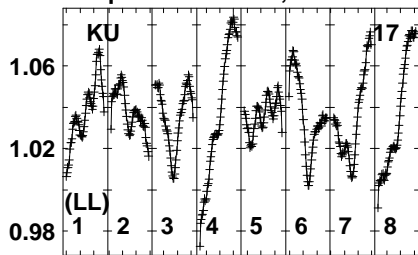


Lower frame: Real Jy
Auto-corr total-power spectrum Antenna: *
Timerange: 01/00:52:30 to 01/00:54:30

Plot file version 478 created 20-JAN-2021 19:36:00

0658+49 EB074F.UVDATA.1

Freq = 22.1080 GHz, Bw = 32.000 MH No calibration applied and no bandpass applied



Lower frame: Real Jy

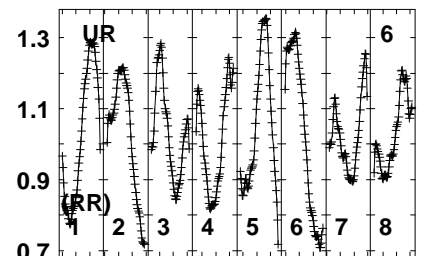
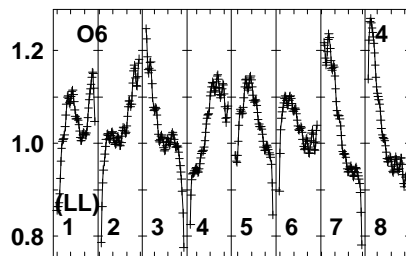
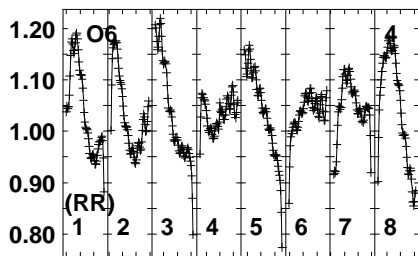
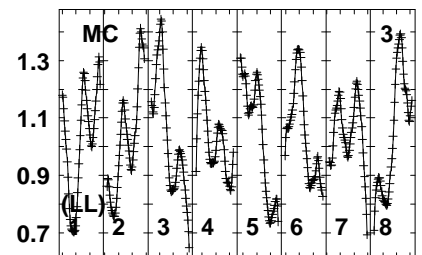
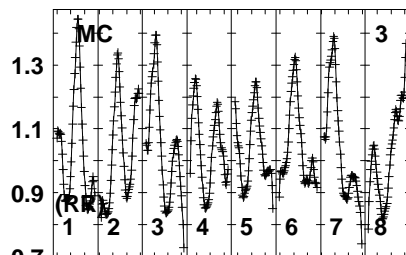
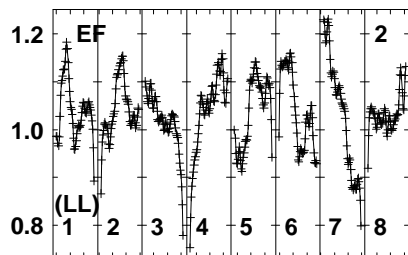
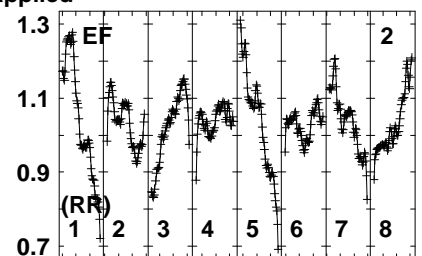
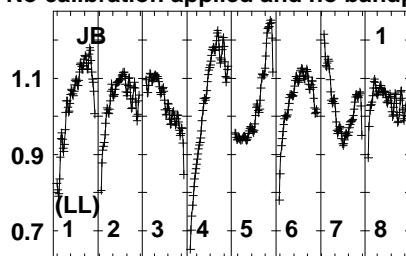
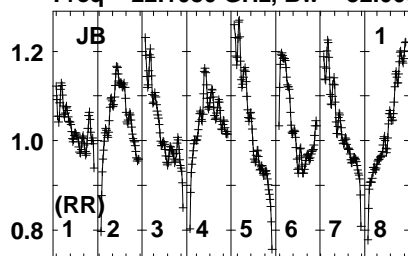
Auto-corr total-power spectrum Antenna: *

Timerange: 01/00:52:30 to 01/00:54:30

Plot file version 479 created 20-JAN-2021 19:36:00

J0654+5042 EB074F.UVDATA.1

Freq = 22.1080 GHz, Bw = 32.000 MH No calibration applied and no bandpass applied



22100 22140 22180 22220 22260 22300 22340
FREQ MHz

22100 22140 22180 22220 22260 22300 22340
FREQ MHz

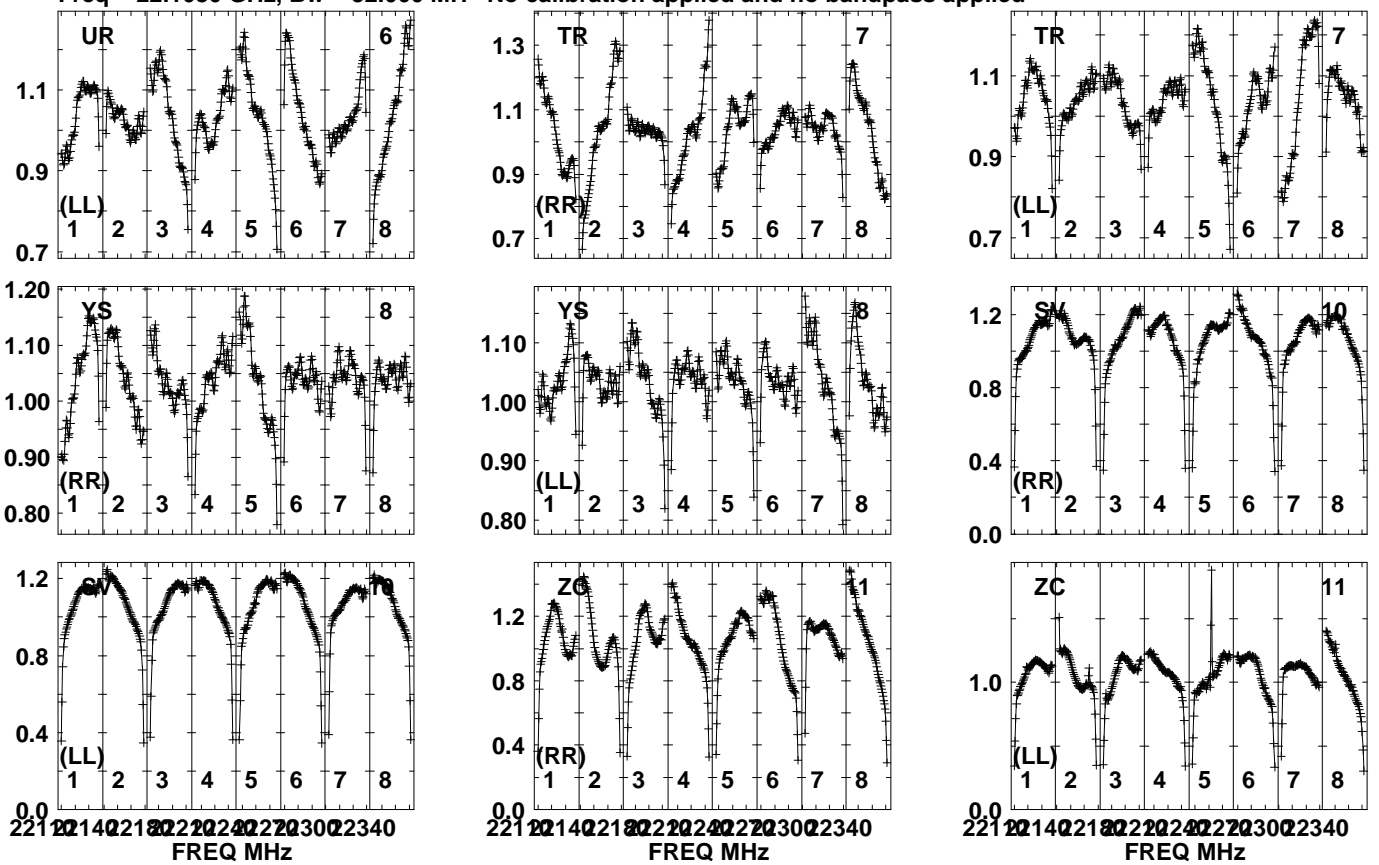
22100 22140 22180 22220 22260 22300 22340
FREQ MHz

Lower frame: Real Jy
Auto-corr total-power spectrum Antenna: *
Timerange: 01/00:55:30 to 01/00:57:00

Plot file version 480 created 20-JAN-2021 19:36:01

J0654+5042 EB074F.UVDATA.1

Freq = 22.1080 GHz, Bw = 32.000 MH No calibration applied and no bandpass applied

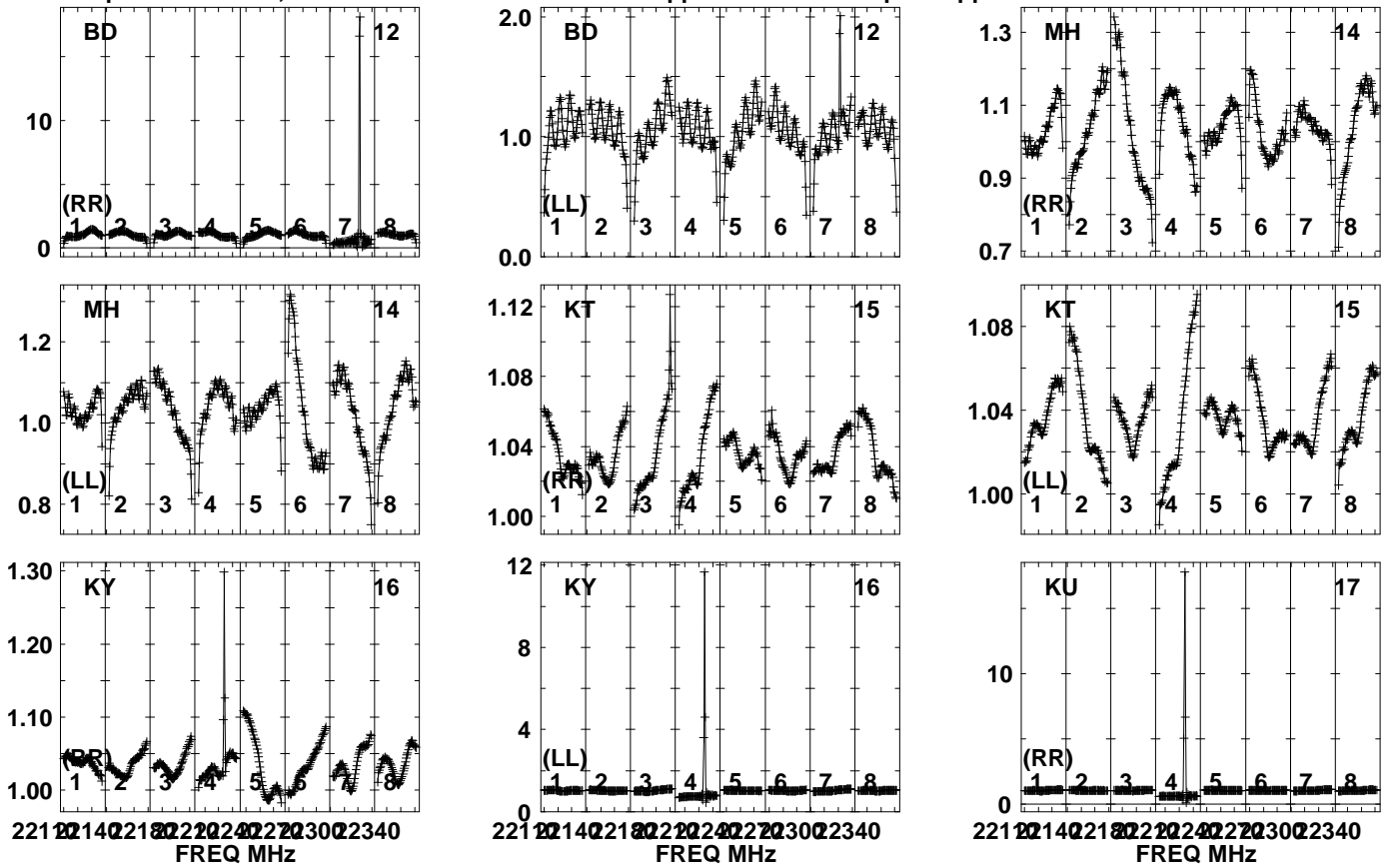


Lower frame: Real Jy
Auto-corr total-power spectrum Antenna: *
Timerange: 01/00:55:30 to 01/00:57:00

Plot file version 481 created 20-JAN-2021 19:36:01

J0654+5042 EB074F.UVDATA.1

Freq = 22.1080 GHz, Bw = 32.000 MH No calibration applied and no bandpass applied

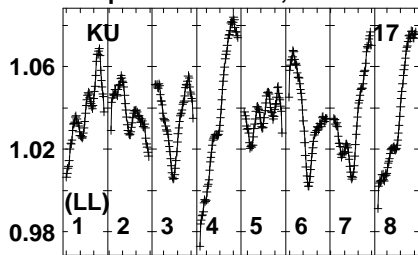


Lower frame: Real Jy
Auto-corr total-power spectrum Antenna: *
Timerange: 01/00:55:30 to 01/00:57:00

Plot file version 482 created 20-JAN-2021 19:36:01

J0654+5042 EB074F.UVDATA.1

Freq = 22.1080 GHz, Bw = 32.000 MH No calibration applied and no bandpass applied

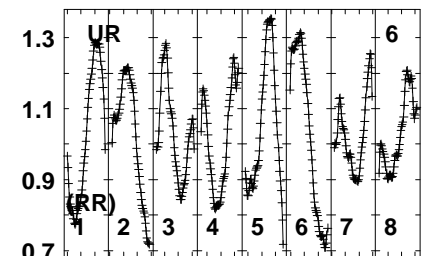
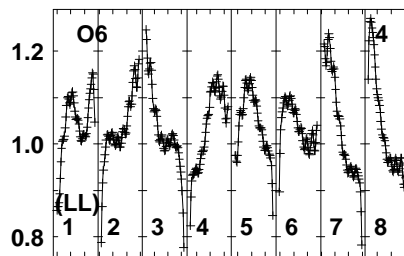
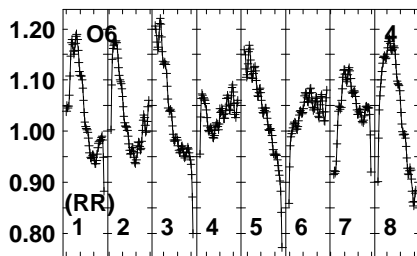
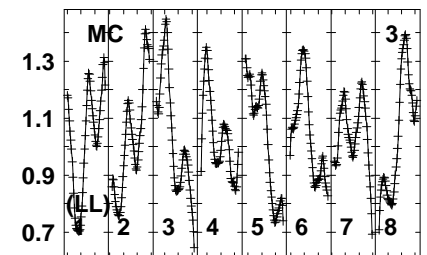
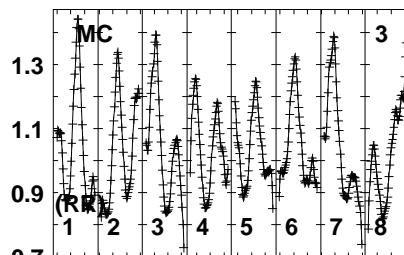
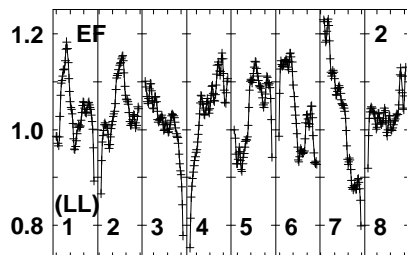
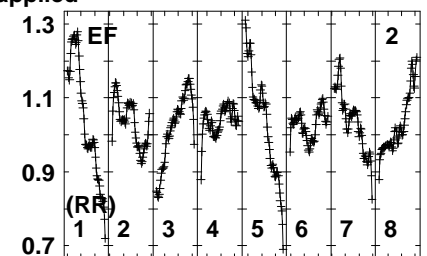
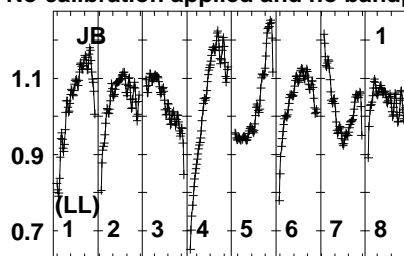
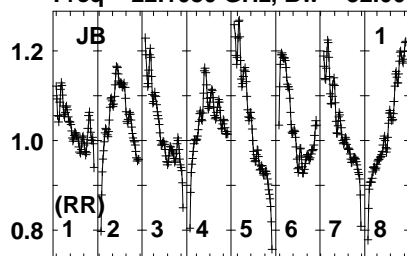


Lower frame: Real Jy
Auto-corr total-power spectrum Antenna: *
Timerange: 01/00:55:30 to 01/00:57:00

Plot file version 483 created 20-JAN-2021 19:36:01

0658+49 EB074F.UVDATA.1

Freq = 22.1080 GHz, Bw = 32.000 MH No calibration applied and no bandpass applied



22102140221802224022240222030022340
FREQ MHz

22102140221802224022240222030022340
FREQ MHz

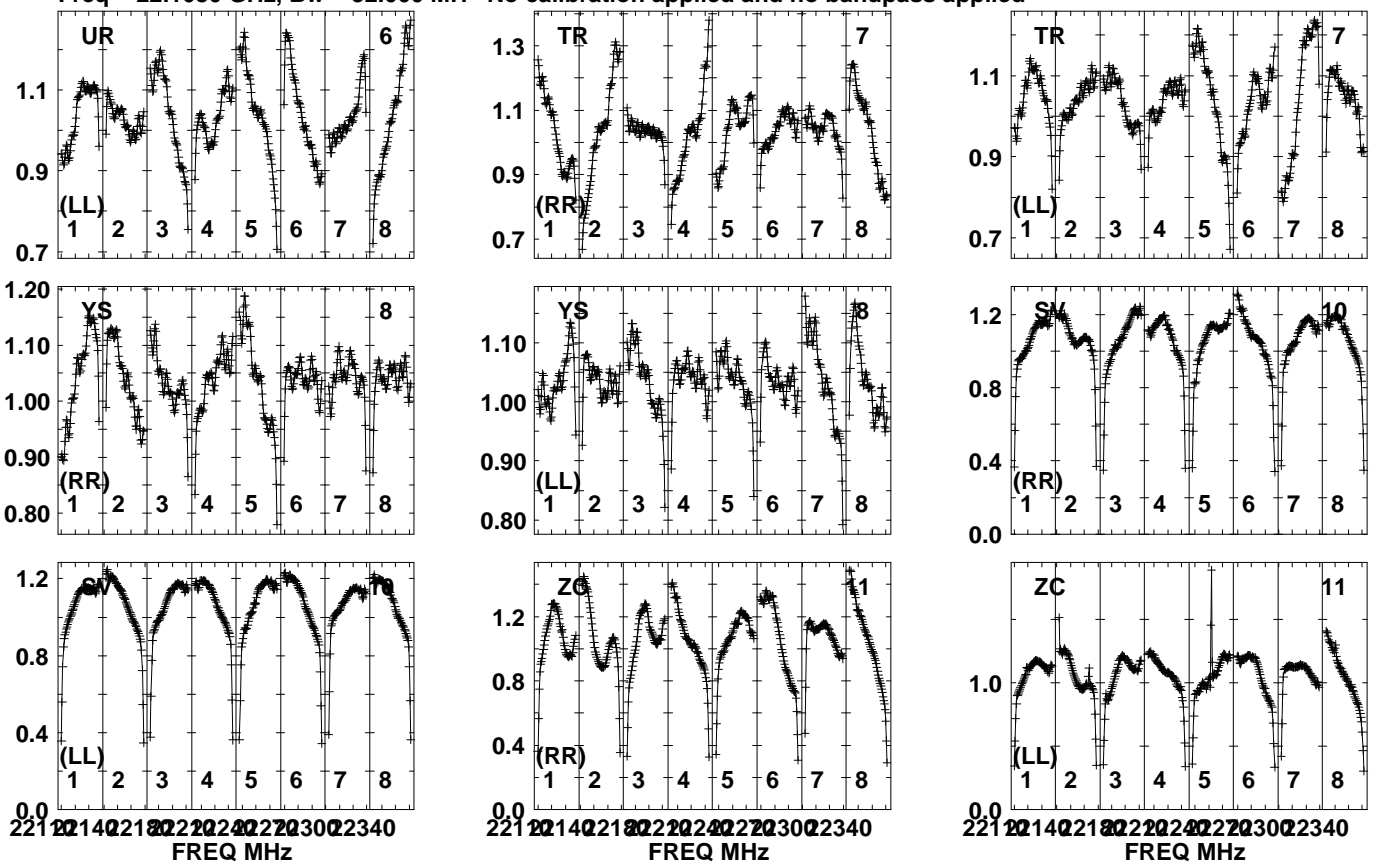
22102140221802224022240222030022340
FREQ MHz

Lower frame: Real Jy
Auto-corr total-power spectrum Antenna: *
Timerange: 01/00:58:00 to 01/01:00:00

Plot file version 484 created 20-JAN-2021 19:36:02

0658+49 EB074F.UVDATA.1

Freq = 22.1080 GHz, Bw = 32.000 MH No calibration applied and no bandpass applied

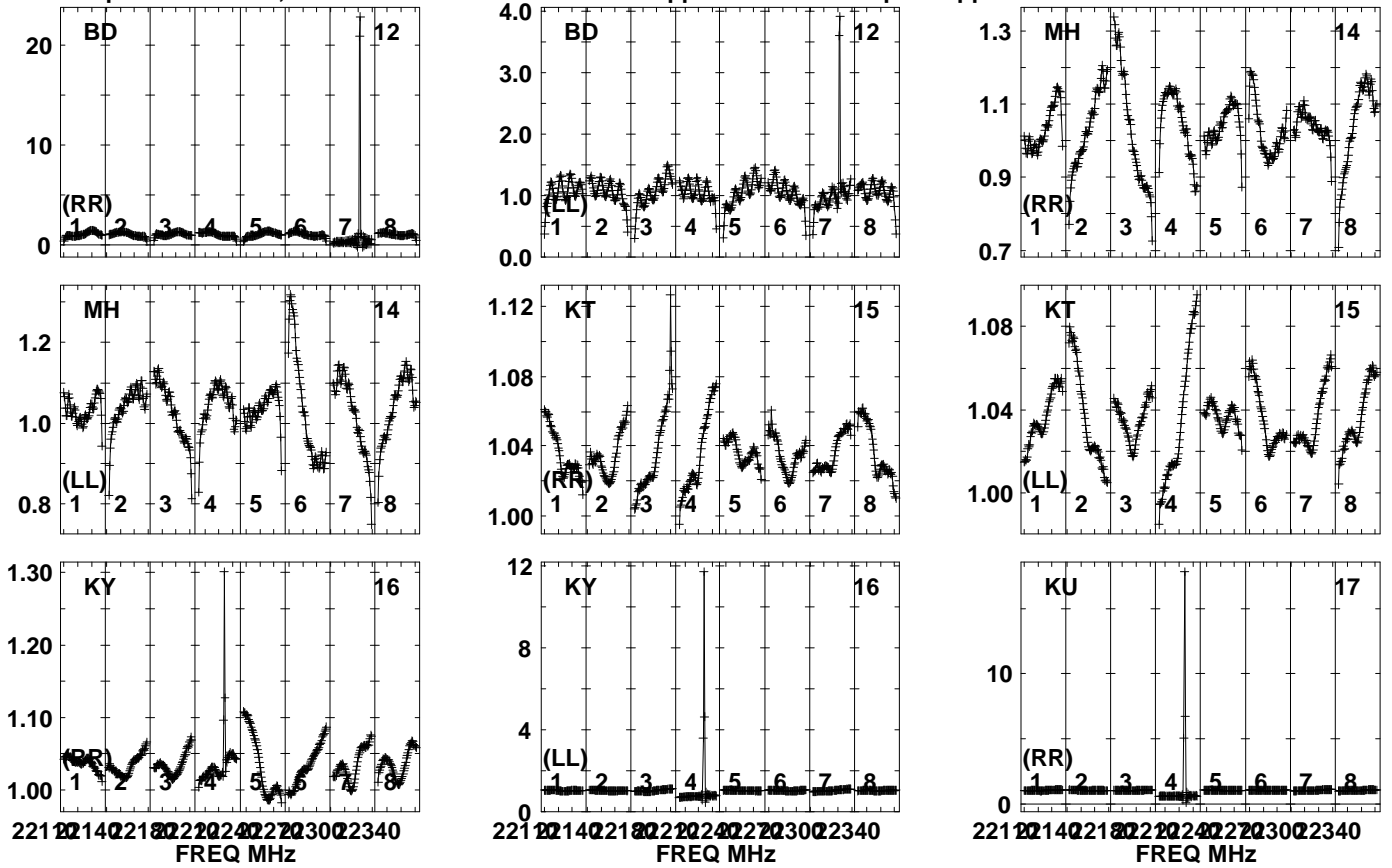


Lower frame: Real Jy
Auto-corr total-power spectrum Antenna: *
Timerange: 01/00:58:00 to 01/01:00:00

Plot file version 485 created 20-JAN-2021 19:36:02

0658+49 EB074F.UVDATA.1

Freq = 22.1080 GHz, Bw = 32.000 MH No calibration applied and no bandpass applied

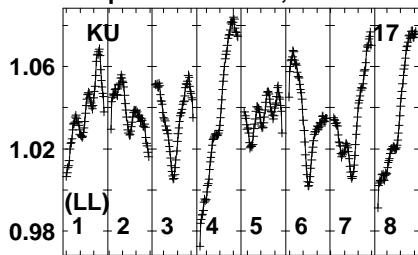


Lower frame: Real Jy
Auto-corr total-power spectrum Antenna: *
Timerange: 01/00:58:00 to 01/01:00:00

Plot file version 486 created 20-JAN-2021 19:36:03

0658+49 EB074F.UVDATA.1

Freq = 22.1080 GHz, Bw = 32.000 MH No calibration applied and no bandpass applied

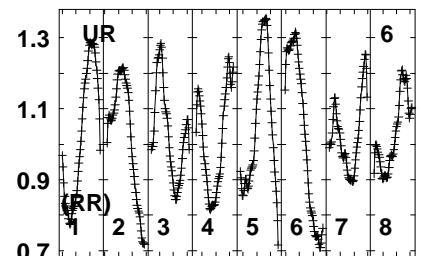
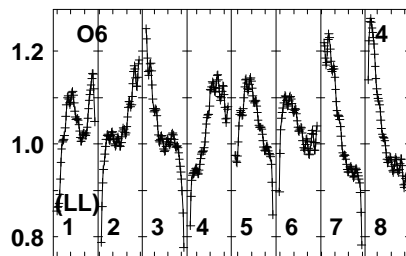
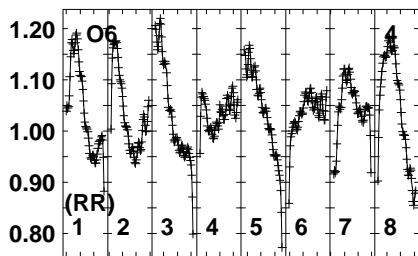
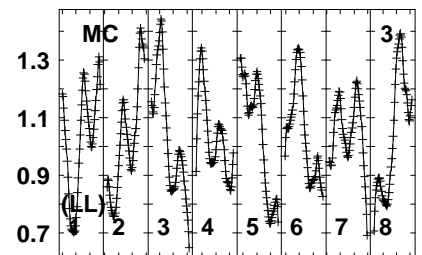
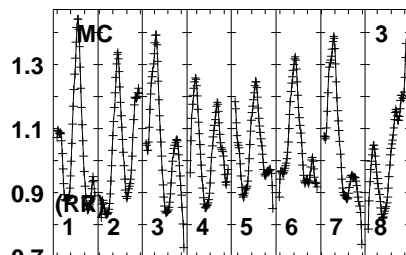
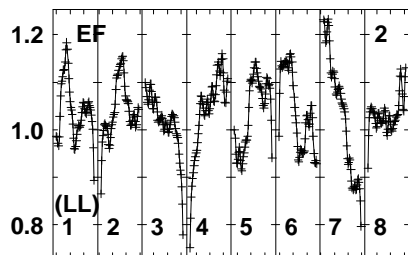
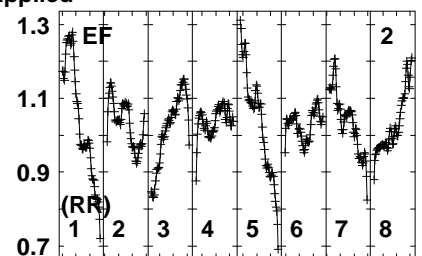
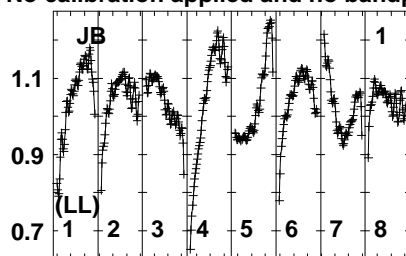
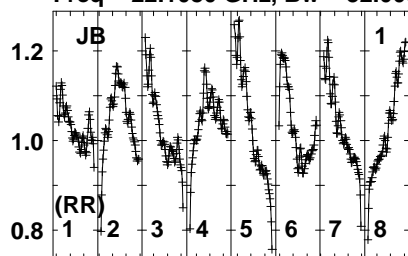


Lower frame: Real Jy
Auto-corr total-power spectrum Antenna: *
Timerange: 01/00:58:00 to 01/01:00:00

Plot file version 487 created 20-JAN-2021 19:36:03

J0654+5042 EB074F.UVDATA.1

Freq = 22.1080 GHz, Bw = 32.000 MH No calibration applied and no bandpass applied



22100 22140 22180 22220 22260 22300 22340
FREQ MHz

22100 22140 22180 22220 22260 22300 22340
FREQ MHz

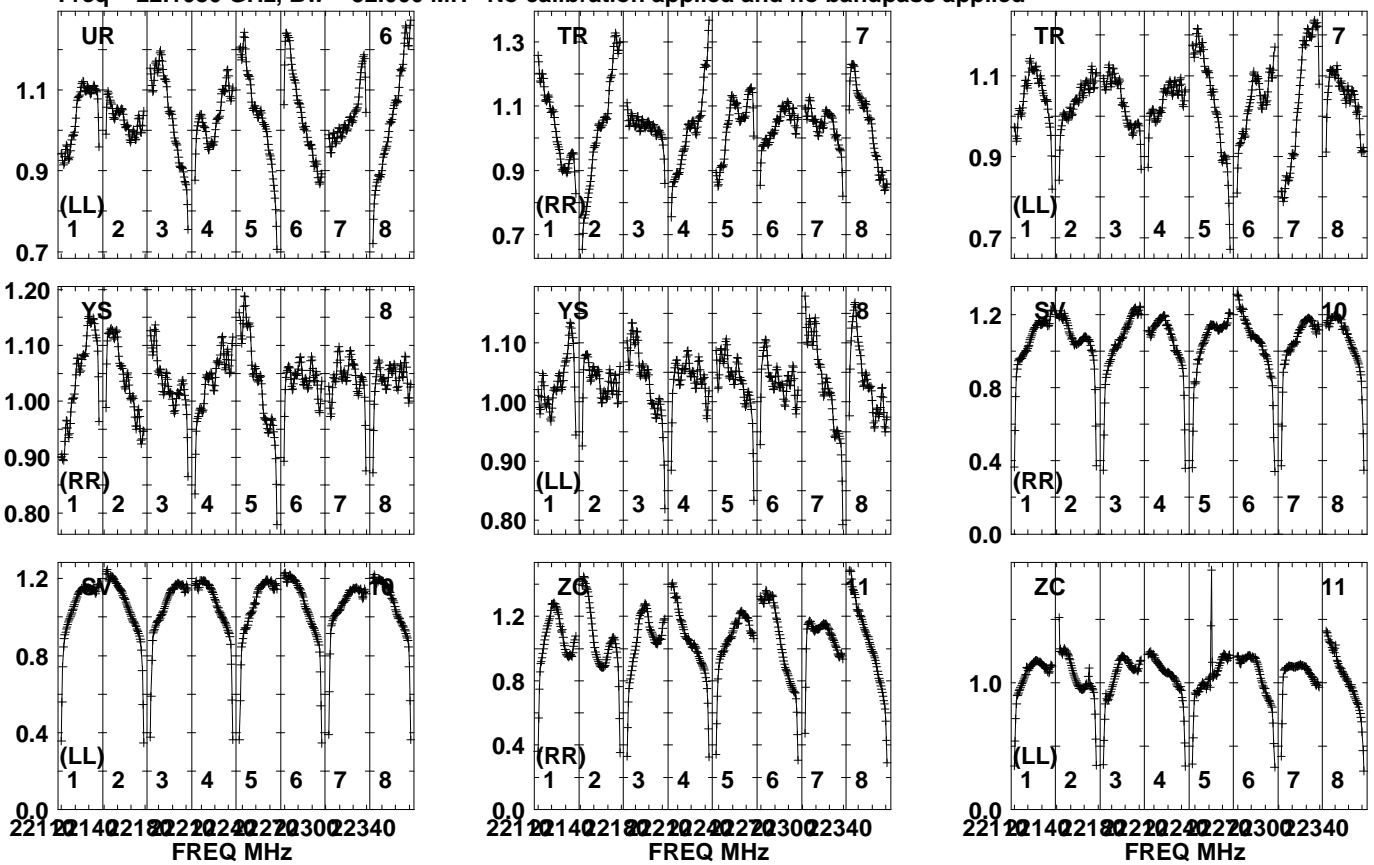
22100 22140 22180 22220 22260 22300 22340
FREQ MHz

Lower frame: Real Jy
Auto-corr total-power spectrum Antenna: *
Timerange: 01/01:01:01 to 01/01:02:29

Plot file version 488 created 20-JAN-2021 19:36:03

J0654+5042 EB074F.UVDATA.1

Freq = 22.1080 GHz, Bw = 32.000 MH No calibration applied and no bandpass applied

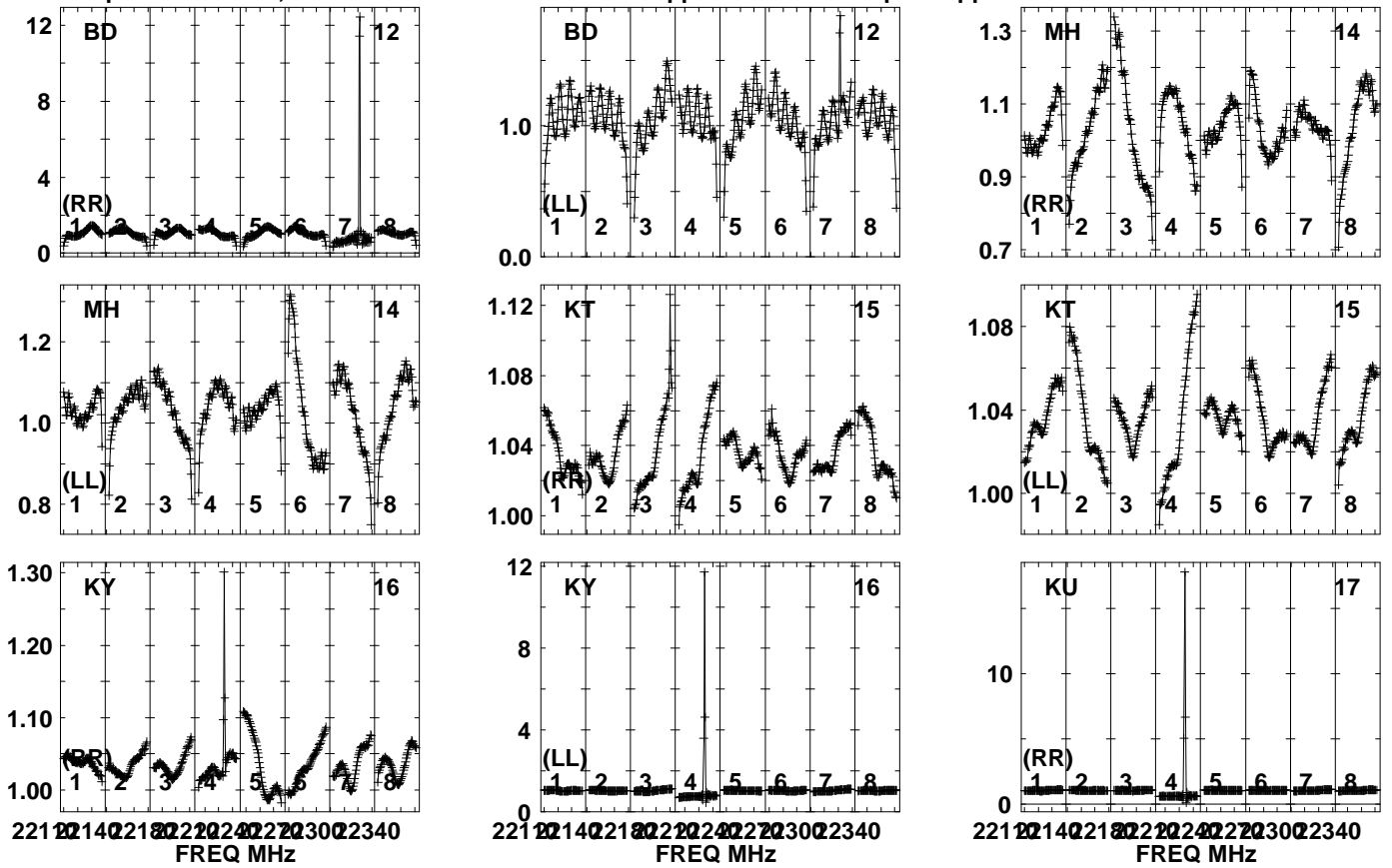


Lower frame: Real Jy
Auto-corr total-power spectrum Antenna: *
Timerange: 01/01:01:01 to 01/01:02:29

Plot file version 489 created 20-JAN-2021 19:36:03

J0654+5042 EB074F.UVDATA.1

Freq = 22.1080 GHz, Bw = 32.000 MH No calibration applied and no bandpass applied

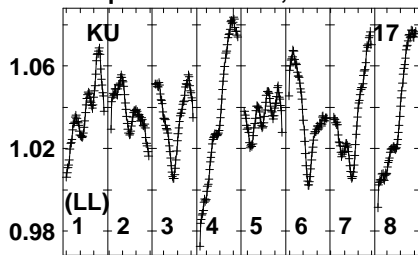


Lower frame: Real Jy
Auto-corr total-power spectrum Antenna: *
Timerange: 01/01:01:01 to 01/01:02:29

Plot file version 490 created 20-JAN-2021 19:36:04

J0654+5042 EB074F.UVDATA.1

Freq = 22.1080 GHz, Bw = 32.000 MH No calibration applied and no bandpass applied

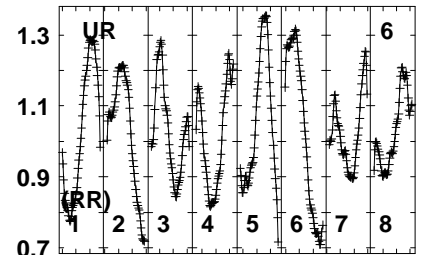
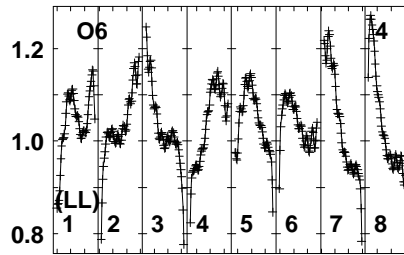
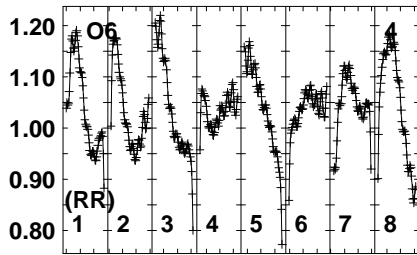
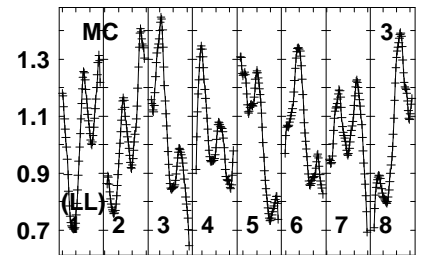
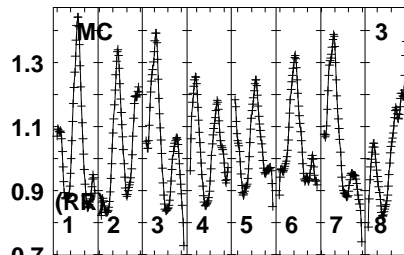
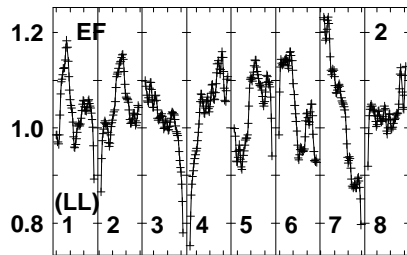
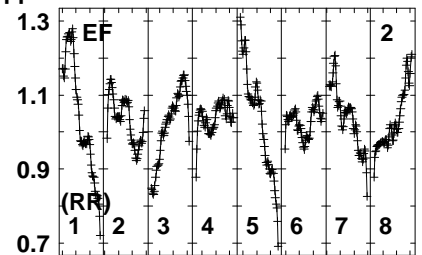
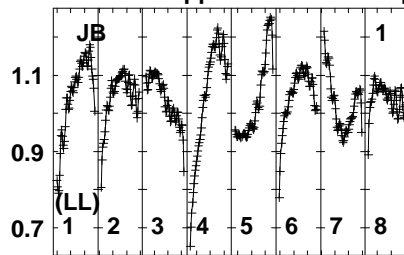
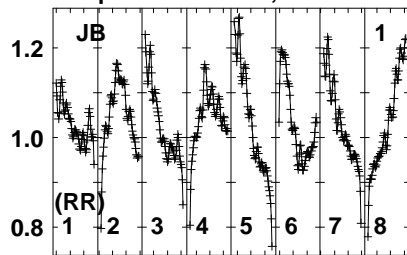


Lower frame: Real Jy
Auto-corr total-power spectrum Antenna: *
Timerange: 01/01:01:01 to 01/01:02:29

Plot file version 491 created 20-JAN-2021 19:36:04

0658+49 EB074F.UVDATA.1

Freq = 22.1080 GHz, Bw = 32.000 MH No calibration applied and no bandpass applied



22102140221802224022240222030022340
FREQ MHz

22102140221802224022240222030022340
FREQ MHz

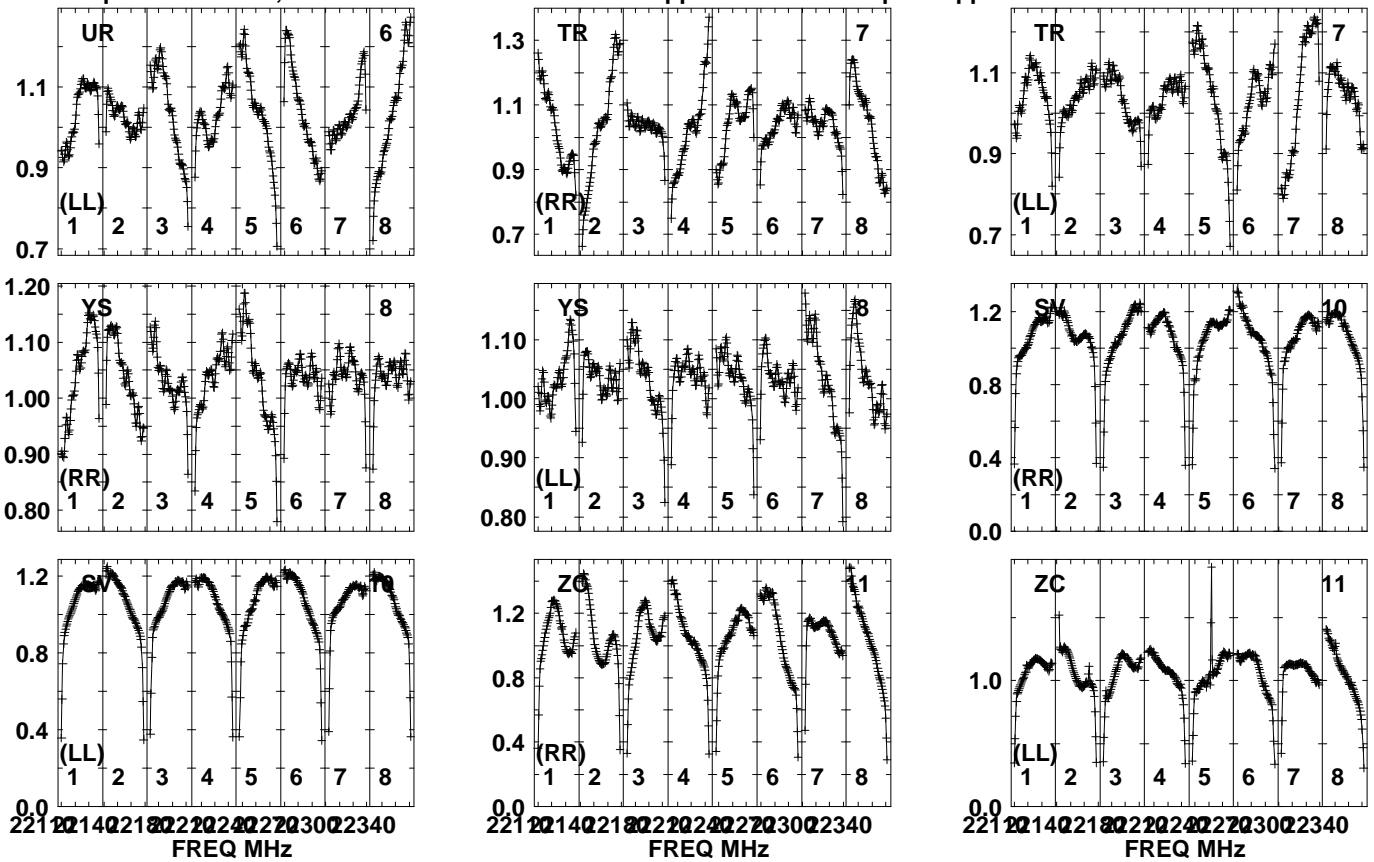
22102140221802224022240222030022340
FREQ MHz

Lower frame: Real Jy
Auto-corr total-power spectrum Antenna: *
Timerange: 01/01:03:31 to 01/01:05:30

Plot file version 492 created 20-JAN-2021 19:36:04

0658+49 EB074F.UVDATA.1

Freq = 22.1080 GHz, Bw = 32.000 MH No calibration applied and no bandpass applied

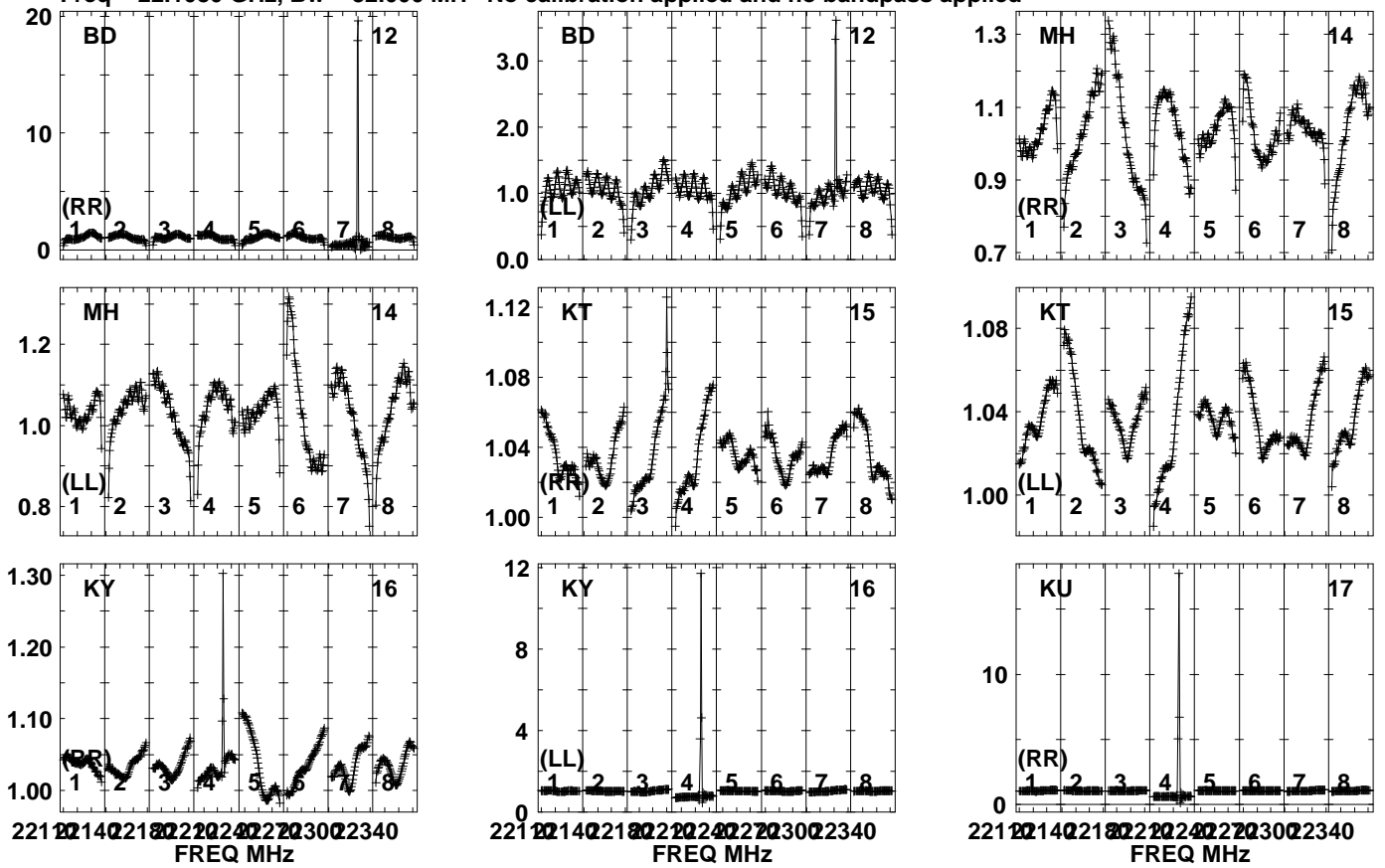


Lower frame: Real Jy
Auto-corr total-power spectrum Antenna: *
Timerange: 01/01:03:31 to 01/01:05:30

Plot file version 493 created 20-JAN-2021 19:36:05

0658+49 EB074F.UVDATA.1

Freq = 22.1080 GHz, Bw = 32.000 MH No calibration applied and no bandpass applied

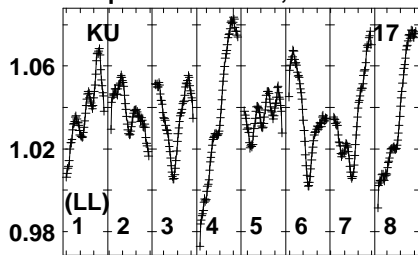


Lower frame: Real Jy
Auto-corr total-power spectrum Antenna: *
Timerange: 01/01:03:31 to 01/01:05:30

Plot file version 494 created 20-JAN-2021 19:36:05

0658+49 EB074F.UVDATA.1

Freq = 22.1080 GHz, Bw = 32.000 MH No calibration applied and no bandpass applied



Lower frame: Real Jy

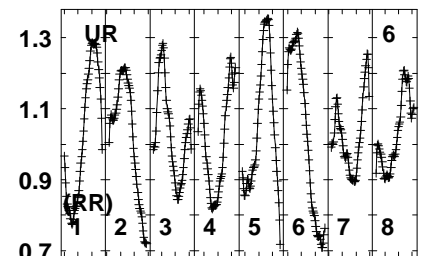
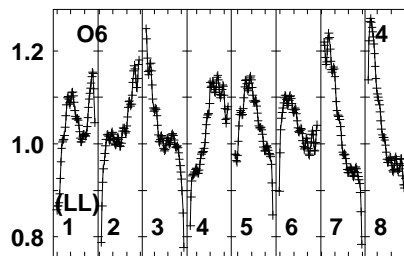
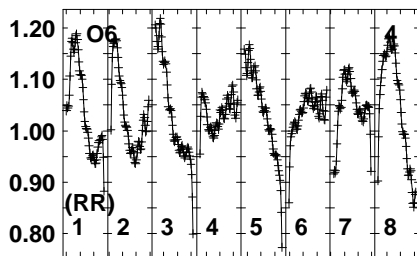
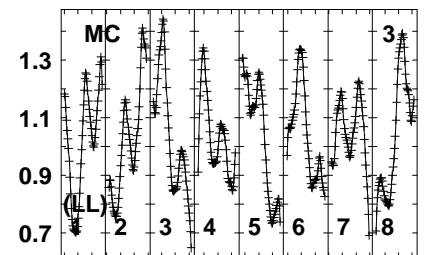
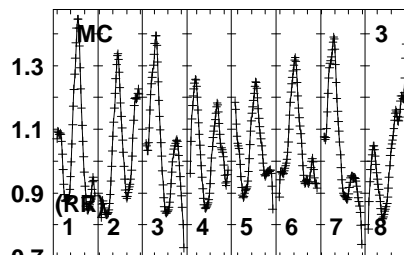
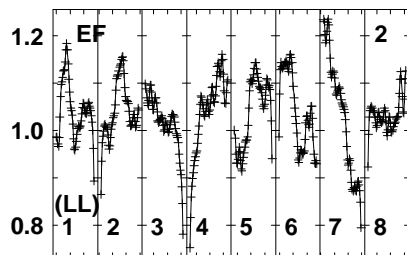
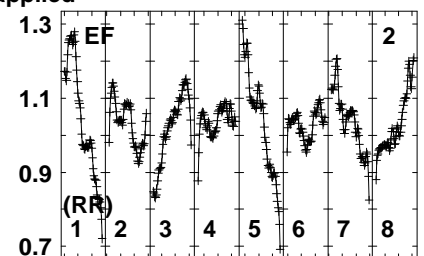
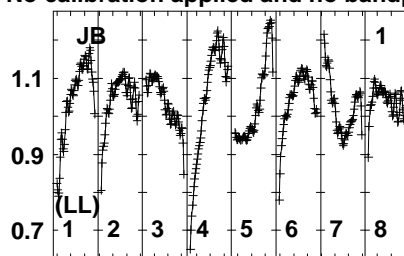
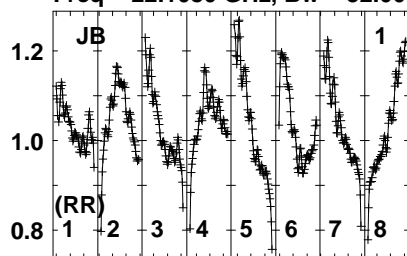
Auto-corr total-power spectrum Antenna: *

Timerange: 01/01:03:31 to 01/01:05:30

Plot file version 495 created 20-JAN-2021 19:36:05

J0654+5042 EB074F.UVDATA.1

Freq = 22.1080 GHz, Bw = 32.000 MH No calibration applied and no bandpass applied



221021402218022240222802232022340
FREQ MHz

221021402218022240222802232022340
FREQ MHz

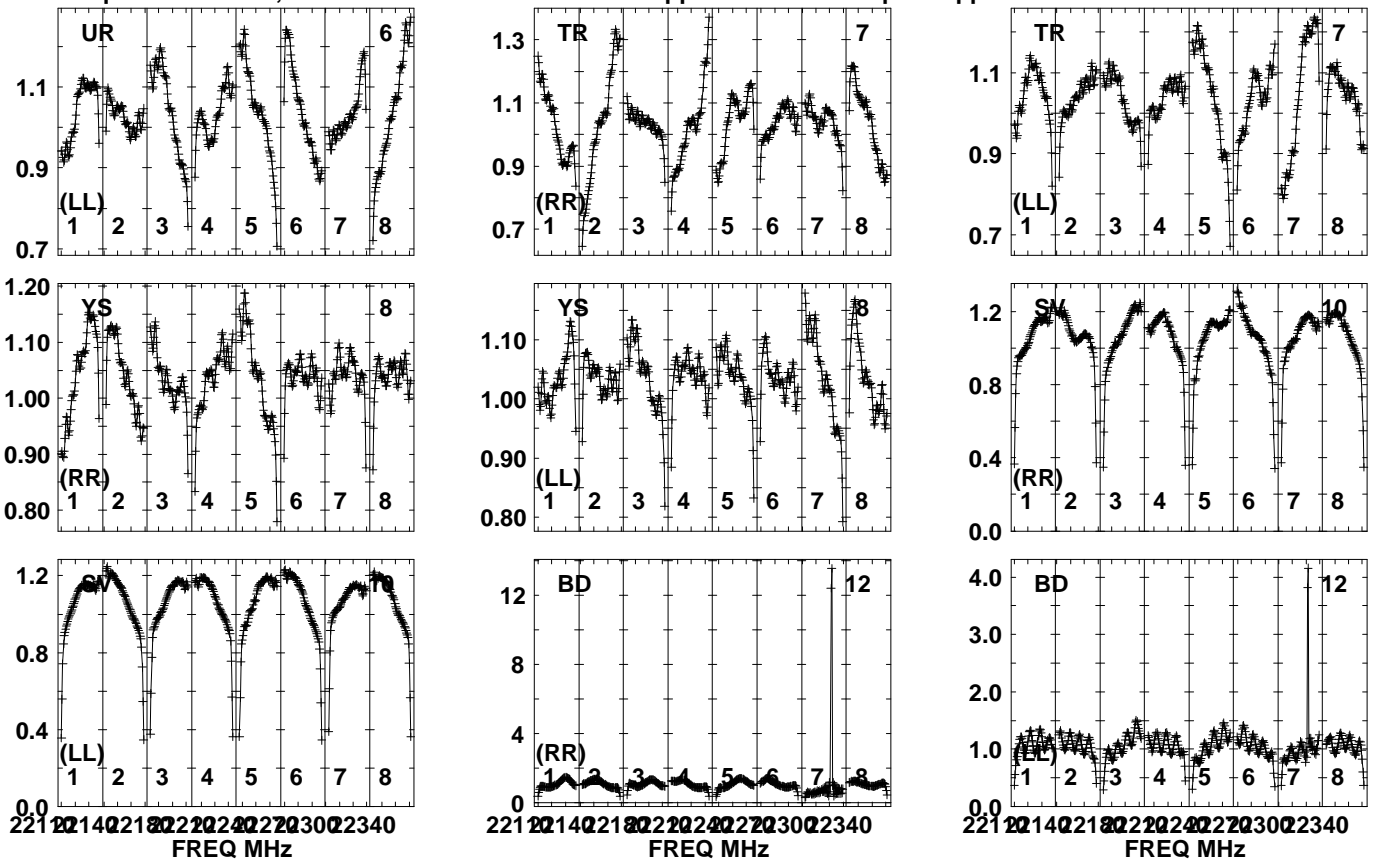
221021402218022240222802232022340
FREQ MHz

Lower frame: Real Jy
Auto-corr total-power spectrum Antenna: *
Timerange: 01/01:06:31 to 01/01:07:59

Plot file version 496 created 20-JAN-2021 19:36:05

J0654+5042 EB074F.UVDATA.1

Freq = 22.1080 GHz, Bw = 32.000 MH No calibration applied and no bandpass applied

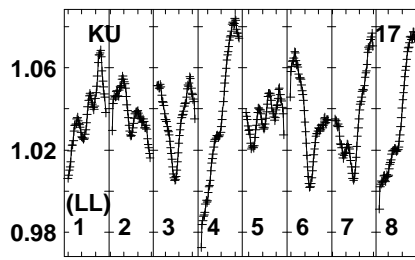
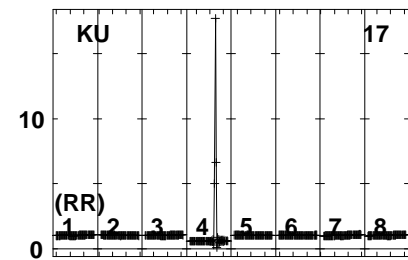

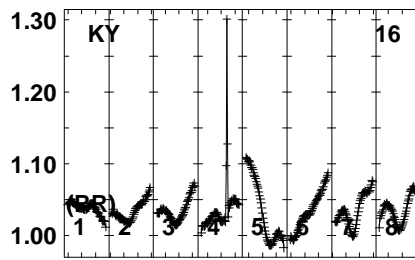
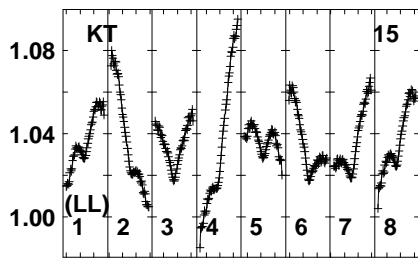
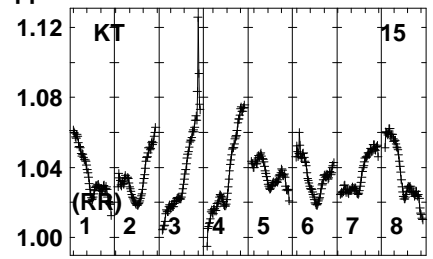
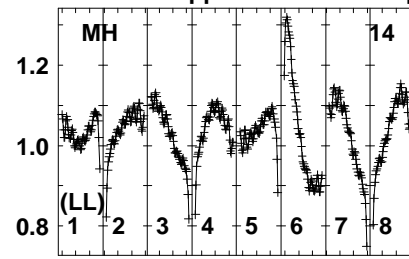
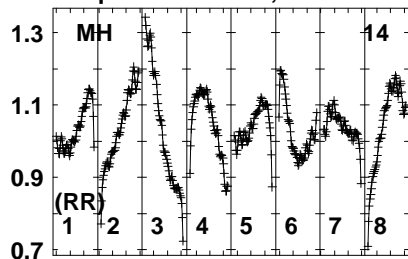


Lower frame: Real Jy
Auto-corr total-power spectrum Antenna: *
Timerange: 01/01:06:31 to 01/01:07:59

Plot file version 497 created 20-JAN-2021 19:36:06

J0654+5042 EB074F.UVDATA.1

Freq = 22.1080 GHz, Bw = 32.000 MH No calibration applied and no bandpass applied



221021402218022240222802230022340
FREQ MHz

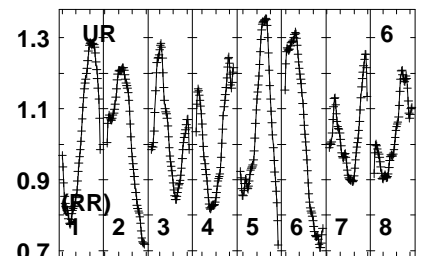
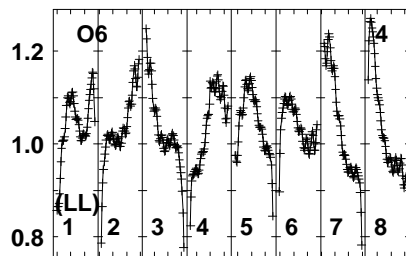
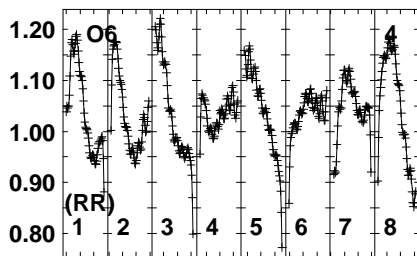
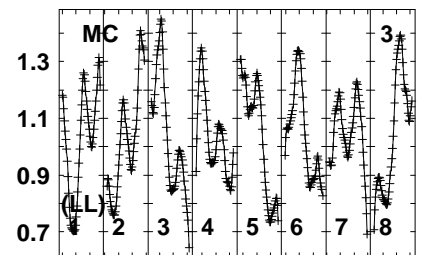
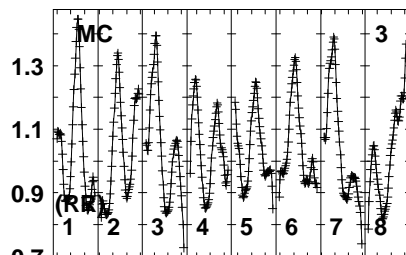
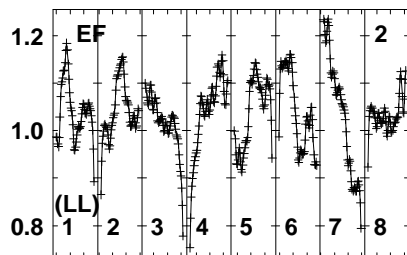
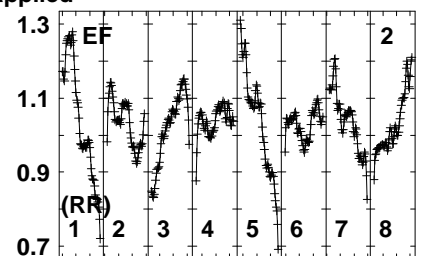
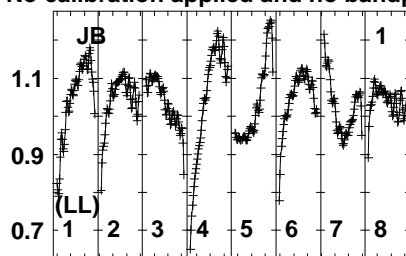
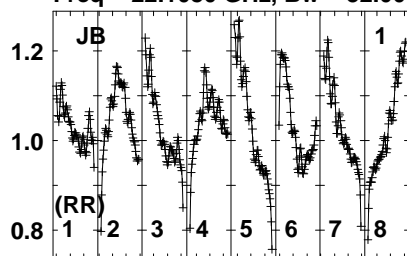
221021402218022240222802230022340
FREQ MHz

Lower frame: Real Jy
Auto-corr total-power spectrum Antenna: *
Timerange: 01/01:06:31 to 01/01:07:59

Plot file version 498 created 20-JAN-2021 19:36:06

0658+49 EB074F.UVDATA.1

Freq = 22.1080 GHz, Bw = 32.000 MH No calibration applied and no bandpass applied



22102140221802224022240222030022340
FREQ MHz

22102140221802224022240222030022340
FREQ MHz

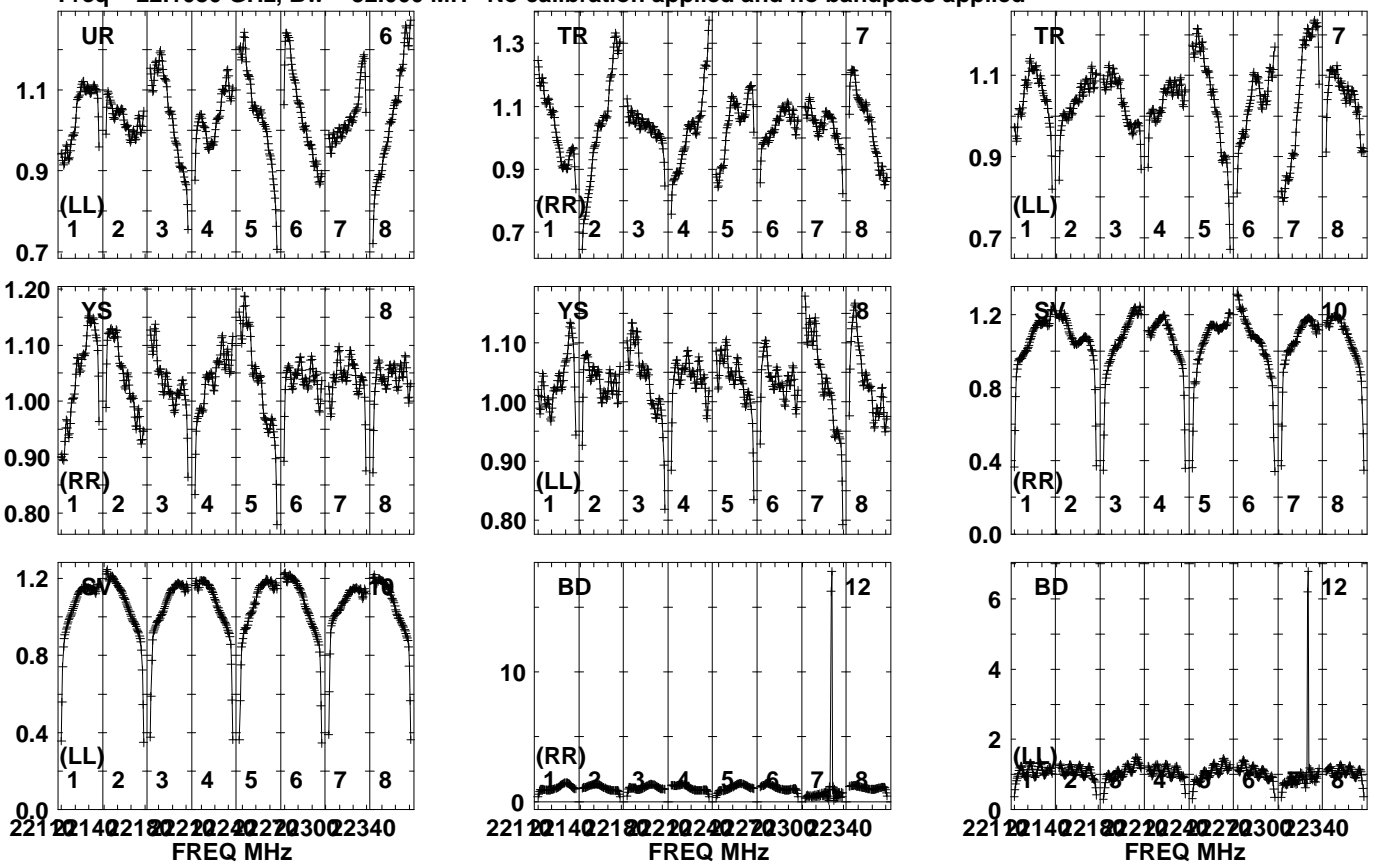
22102140221802224022240222030022340
FREQ MHz

Lower frame: Real Jy
Auto-corr total-power spectrum Antenna: *
Timerange: 01/01:09:01 to 01/01:10:59

Plot file version 499 created 20-JAN-2021 19:36:06

0658+49 EB074F.UVDATA.1

Freq = 22.1080 GHz, Bw = 32.000 MH No calibration applied and no bandpass applied

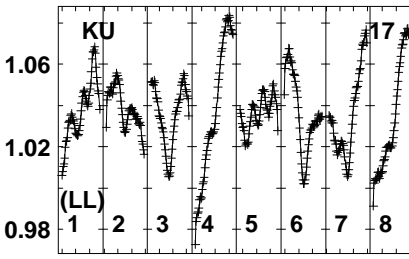
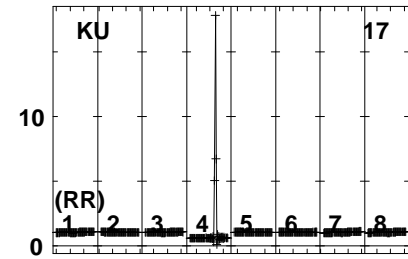
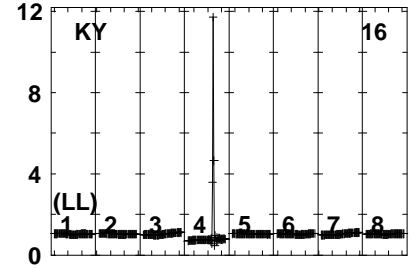
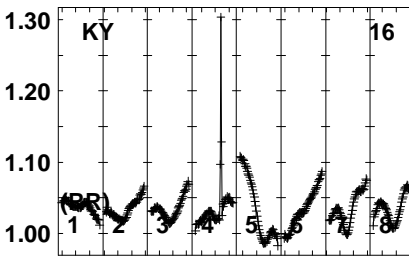
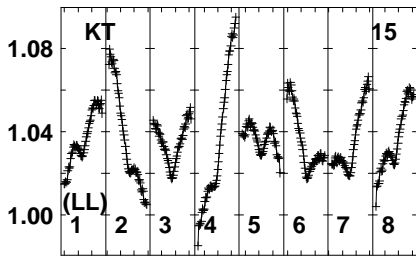
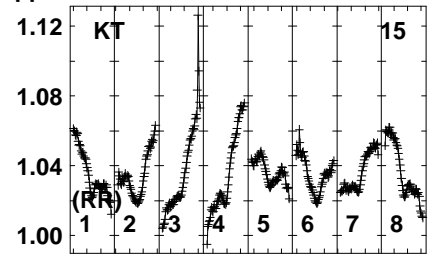
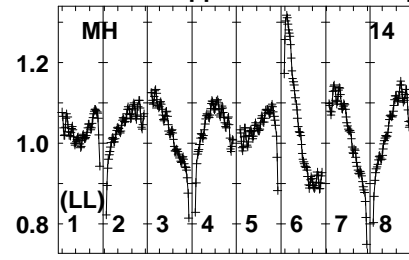
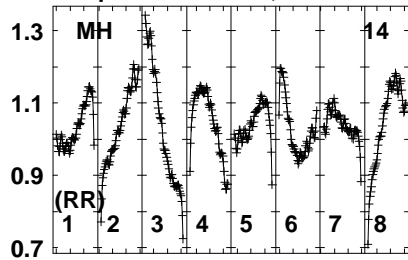


Lower frame: Real Jy
Auto-corr total-power spectrum Antenna: *
Timerange: 01/01:09:01 to 01/01:10:59

Plot file version 500 created 20-JAN-2021 19:36:07

0658+49 EB074F.UVDATA.1

Freq = 22.1080 GHz, Bw = 32.000 MH No calibration applied and no bandpass applied



221021402218022202220222030022340
FREQ MHz

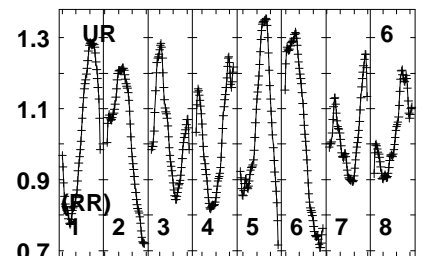
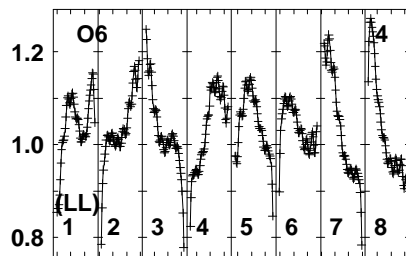
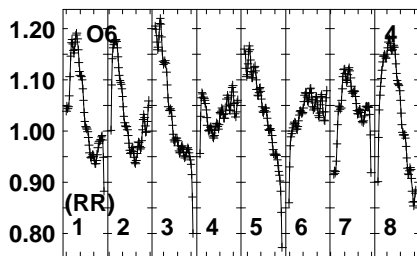
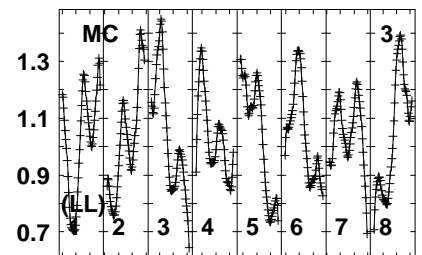
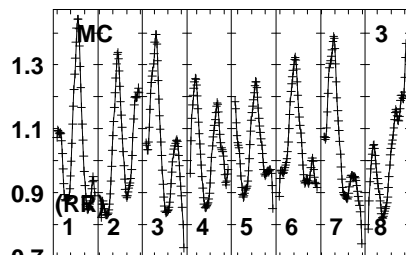
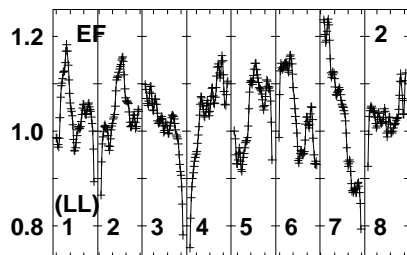
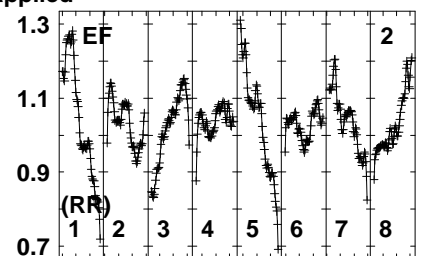
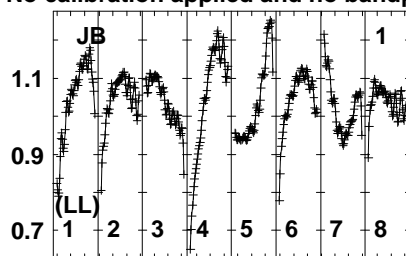
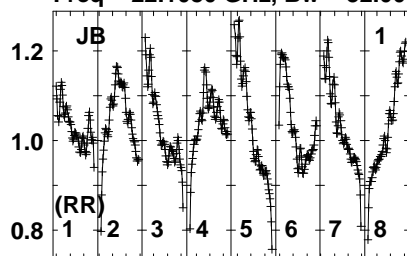
221021402218022202220222030022340
FREQ MHz

Lower frame: Real Jy
Auto-corr total-power spectrum Antenna: *
Timerange: 01/01:09:01 to 01/01:10:59

Plot file version 501 created 20-JAN-2021 19:36:07

J0654+5042 EB074F.UVDATA.1

Freq = 22.1080 GHz, Bw = 32.000 MH No calibration applied and no bandpass applied



221.0 221.14 221.28 221.42 221.56 221.70 221.84 221.98 222.12 222.26 222.40 222.54 222.68 222.82 222.96 223.10 223.24 223.38
FREQ MHz

221.0 221.14 221.28 221.42 221.56 221.70 221.84 221.98 222.12 222.26 222.40 222.54 222.68 222.82 222.96 223.10 223.24 223.38
FREQ MHz

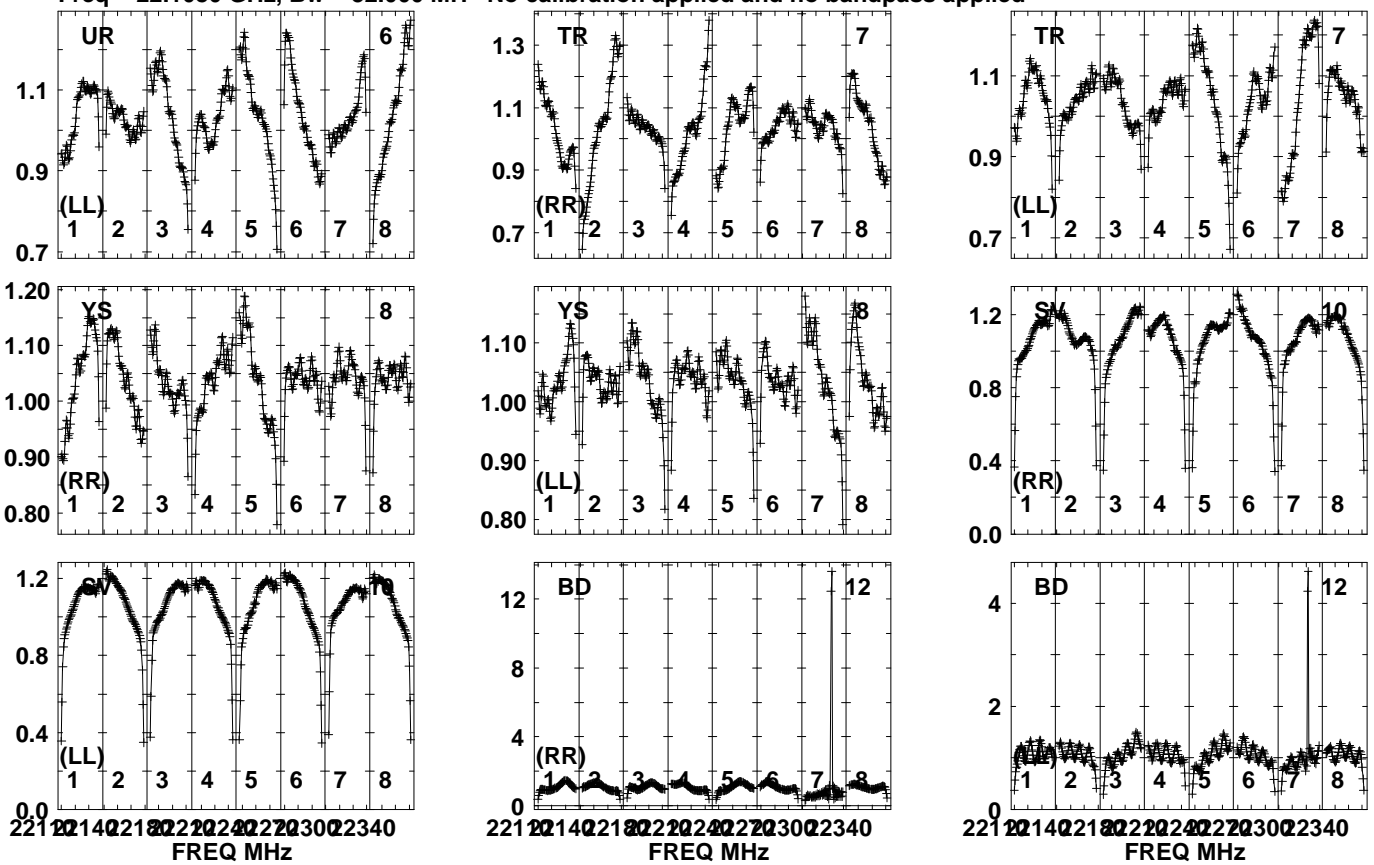
221.0 221.14 221.28 221.42 221.56 221.70 221.84 221.98 222.12 222.26 222.40 222.54 222.68 222.82 222.96 223.10 223.24 223.38
FREQ MHz

Lower frame: Real Jy
Auto-corr total-power spectrum Antenna: *
Timerange: 01/01:12:01 to 01/01:13:30

Plot file version 502 created 20-JAN-2021 19:36:07

J0654+5042 EB074F.UVDATA.1

Freq = 22.1080 GHz, Bw = 32.000 MH No calibration applied and no bandpass applied

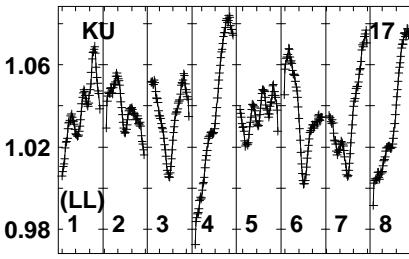
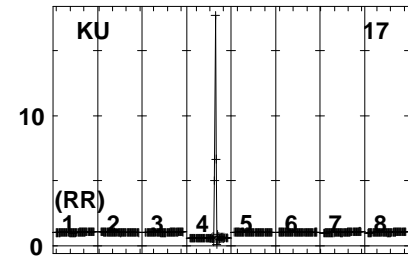
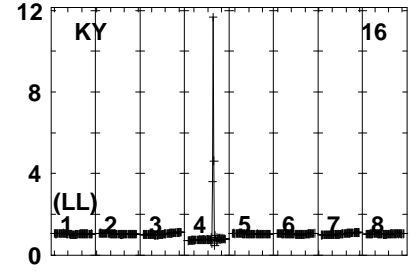
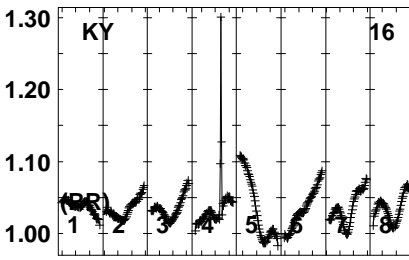
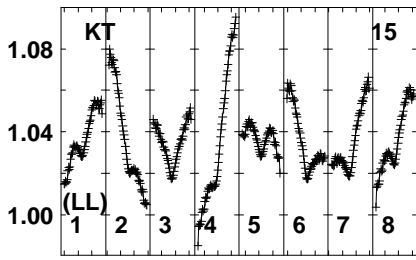
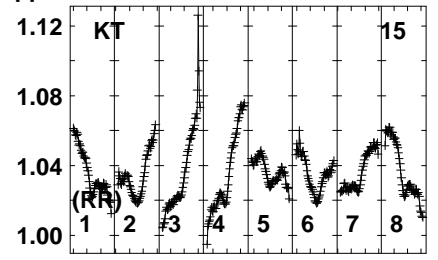
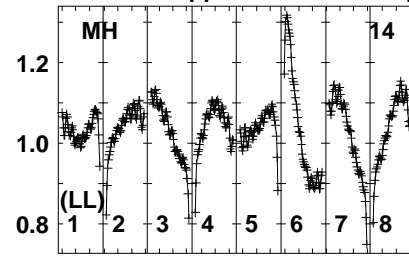
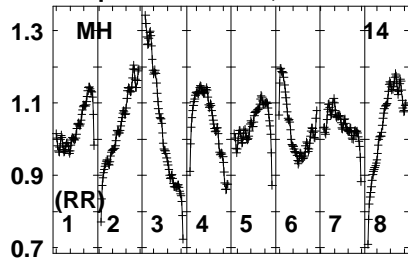


Lower frame: Real Jy
Auto-corr total-power spectrum Antenna: *
Timerange: 01/01:12:01 to 01/01:13:30

Plot file version 503 created 20-JAN-2021 19:36:08

J0654+5042 EB074F.UVDATA.1

Freq = 22.1080 GHz, Bw = 32.000 MH No calibration applied and no bandpass applied



221021402180224022703002340
FREQ MHz

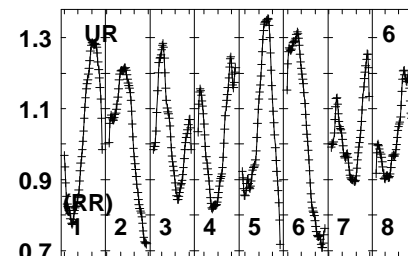
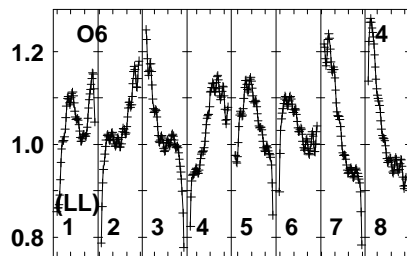
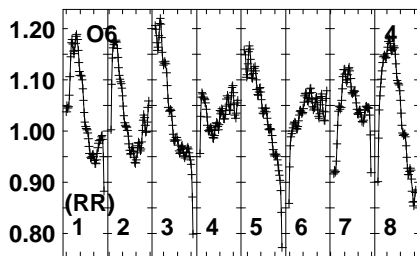
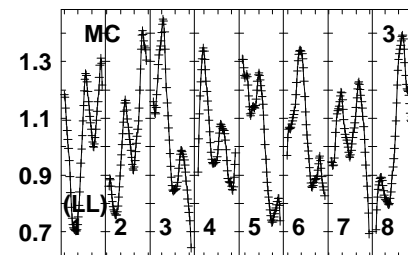
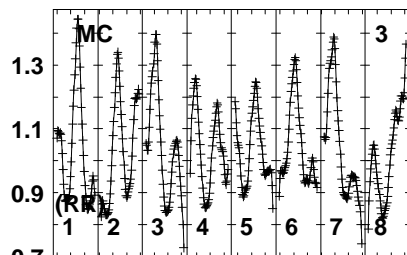
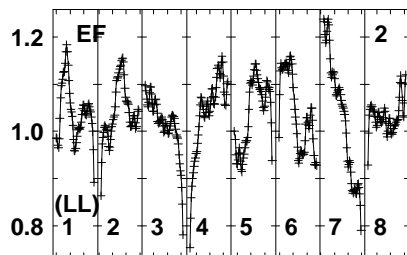
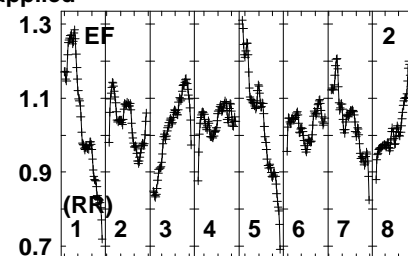
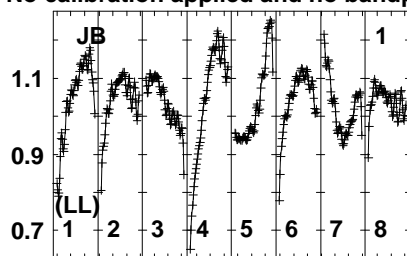
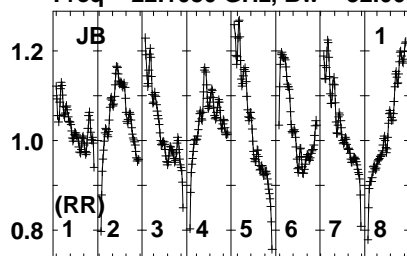
221021402180224022703002340
FREQ MHz

Lower frame: Real Jy
Auto-corr total-power spectrum Antenna: *
Timerange: 01/01:12:01 to 01/01:13:30

Plot file version 504 created 20-JAN-2021 19:36:08

0658+49 EB074F.UVDATA.1

Freq = 22.1080 GHz, Bw = 32.000 MH No calibration applied and no bandpass applied



22.10 22.11 22.12 22.13 22.14
FREQ MHz

22.10 22.11 22.12 22.13 22.14
FREQ MHz

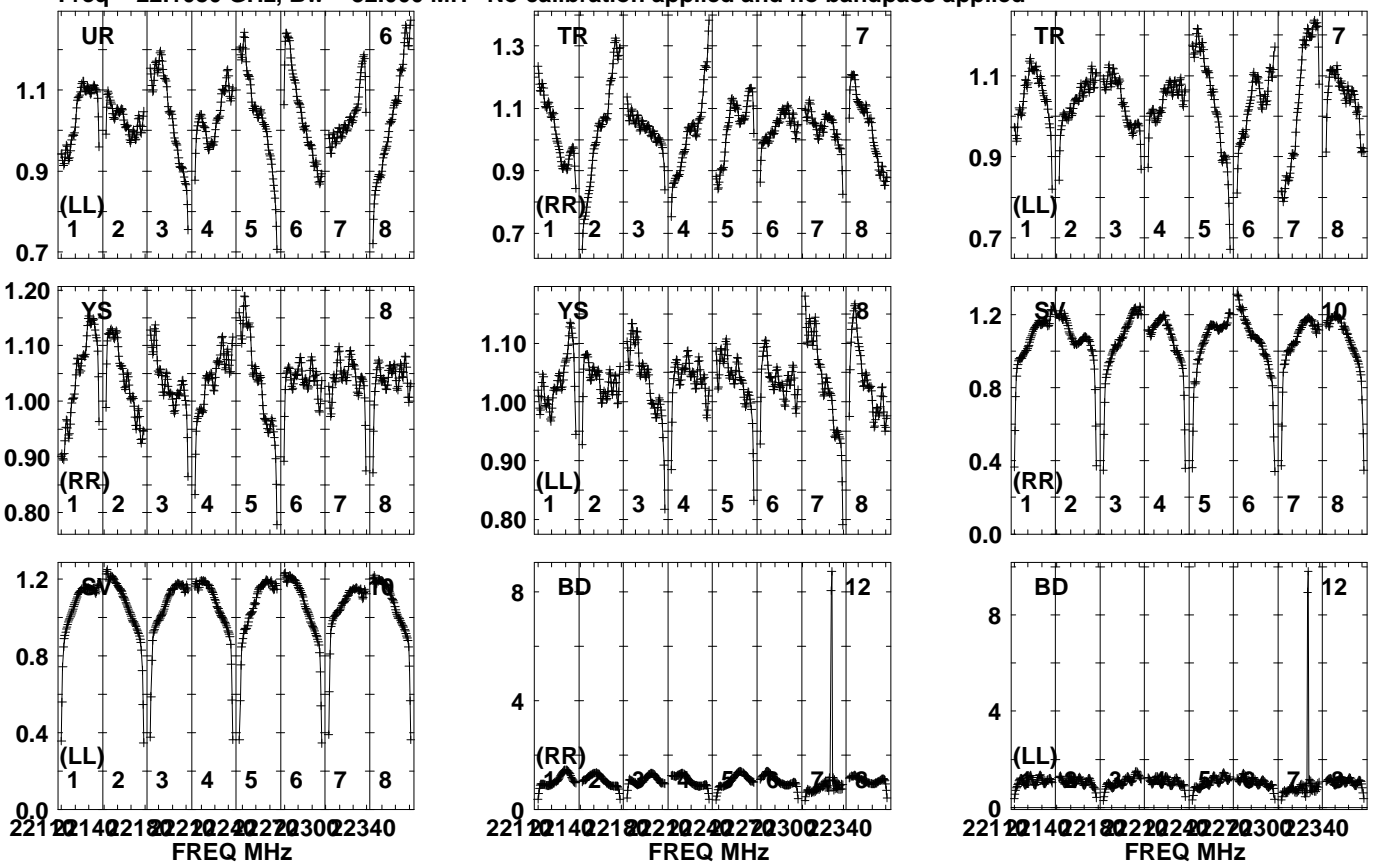
22.10 22.11 22.12 22.13 22.14
FREQ MHz

Lower frame: Real Jy
Auto-corr total-power spectrum Antenna: *
Timerange: 01/01:14:30 to 01/01:16:29

Plot file version 505 created 20-JAN-2021 19:36:08

0658+49 EB074F.UVDATA.1

Freq = 22.1080 GHz, Bw = 32.000 MH No calibration applied and no bandpass applied

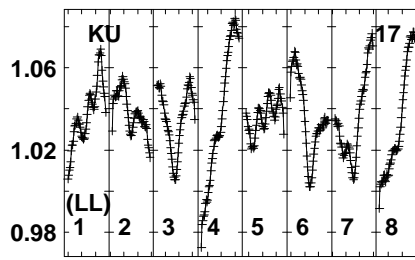
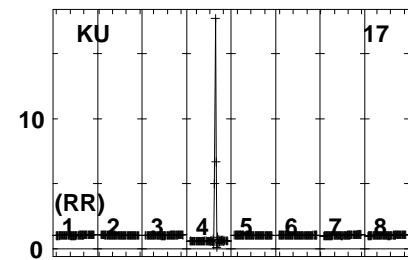

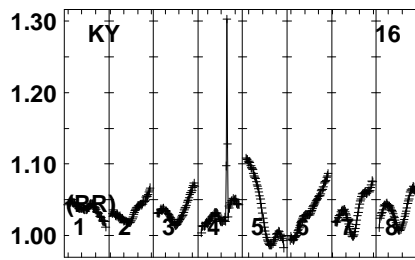
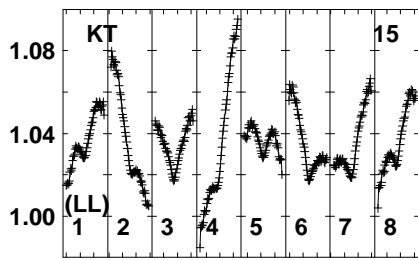
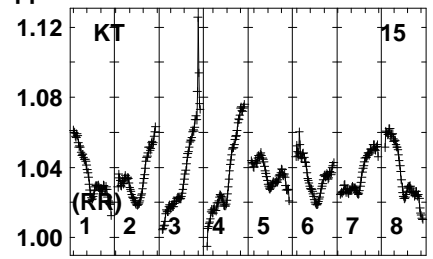
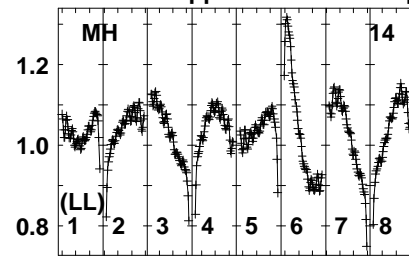
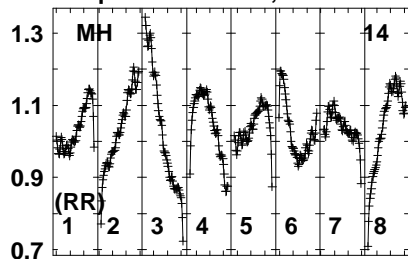


Lower frame: Real Jy
Auto-corr total-power spectrum Antenna: *
Timerange: 01/01:14:30 to 01/01:16:29

Plot file version 506 created 20-JAN-2021 19:36:09

0658+49 EB074F.UVDATA.1

Freq = 22.1080 GHz, Bw = 32.000 MH No calibration applied and no bandpass applied



221021402218022240222802230022340
FREQ MHz

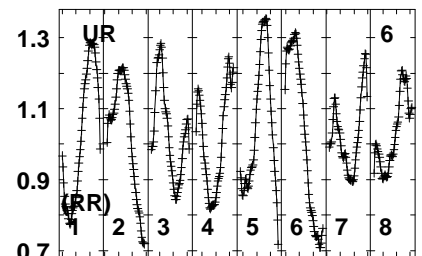
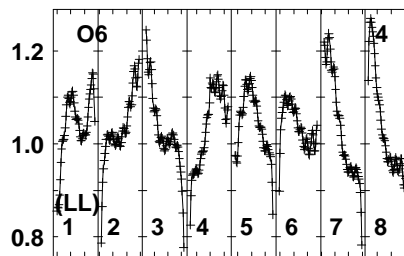
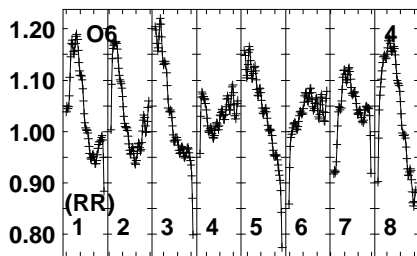
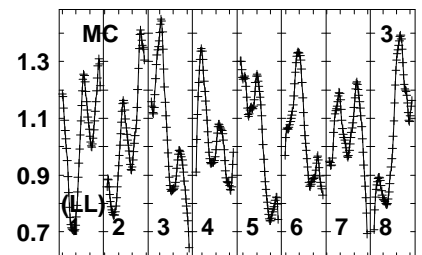
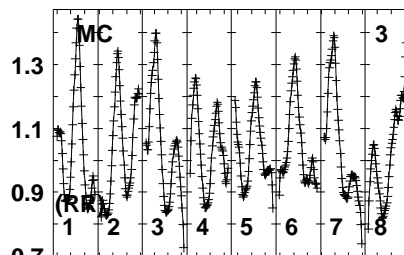
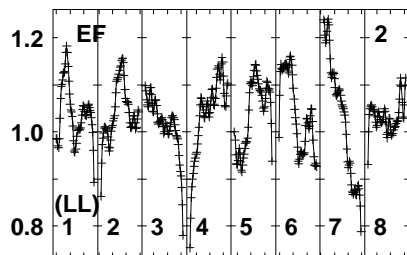
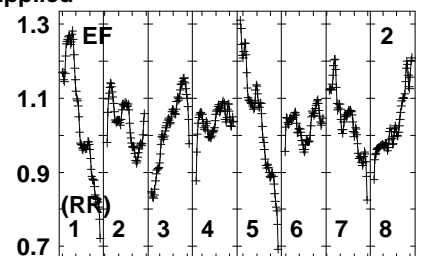
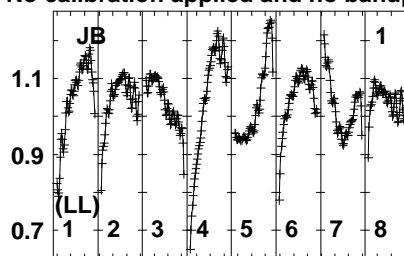
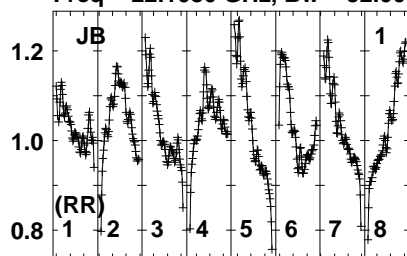
221021402218022240222802230022340
FREQ MHz

Lower frame: Real Jy
Auto-corr total-power spectrum Antenna: *
Timerange: 01/01:14:30 to 01/01:16:29

Plot file version 507 created 20-JAN-2021 19:36:09

J0654+5042 EB074F.UVDATA.1

Freq = 22.1080 GHz, Bw = 32.000 MH No calibration applied and no bandpass applied



22102140221802224022240222030022340
FREQ MHz

22102140221802224022240222030022340
FREQ MHz

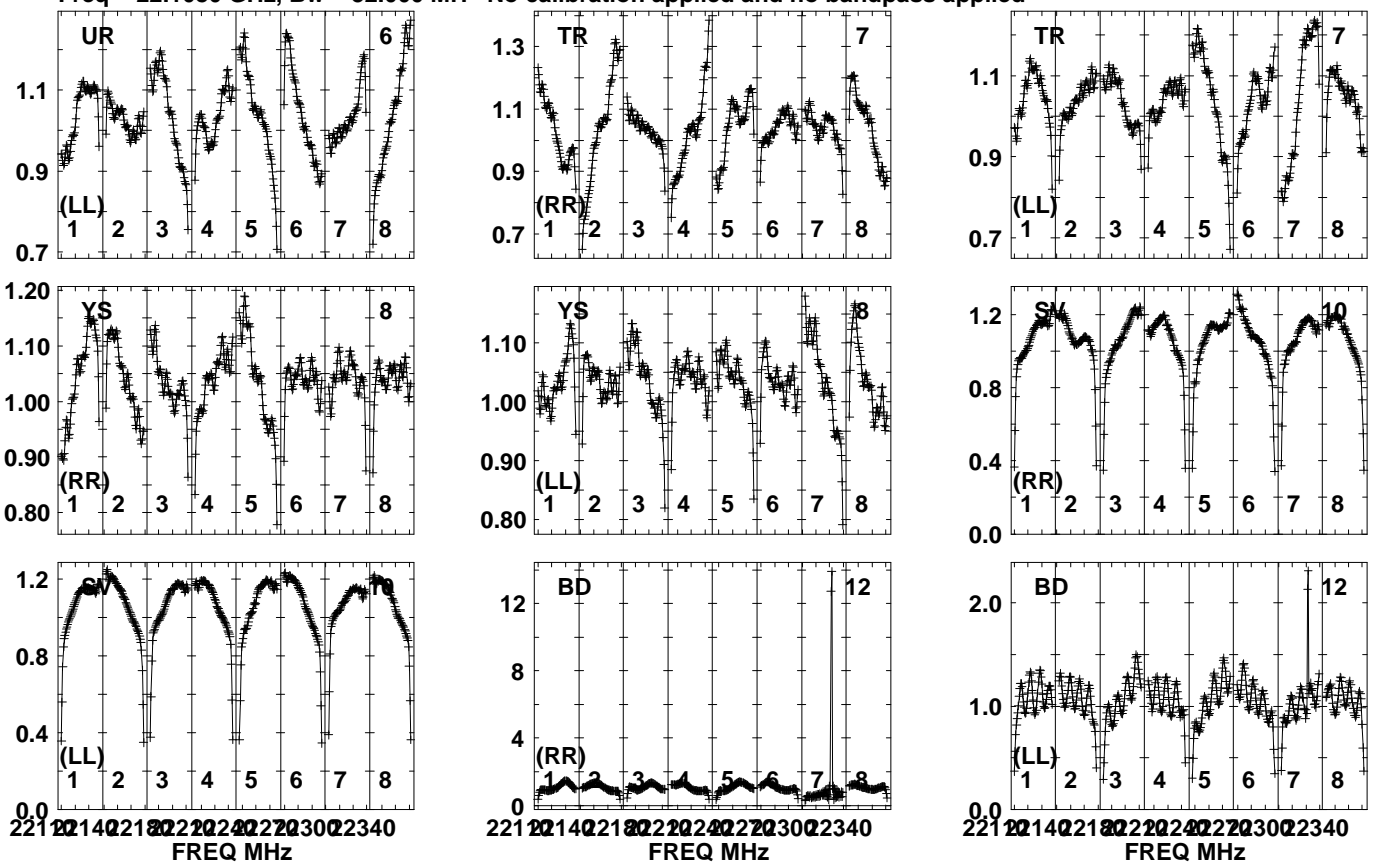
22102140221802224022240222030022340
FREQ MHz

Lower frame: Real Jy
Auto-corr total-power spectrum Antenna: *
Timerange: 01/01:17:31 to 01/01:19:00

Plot file version 508 created 20-JAN-2021 19:36:09

J0654+5042 EB074F.UVDATA.1

Freq = 22.1080 GHz, Bw = 32.000 MH No calibration applied and no bandpass applied

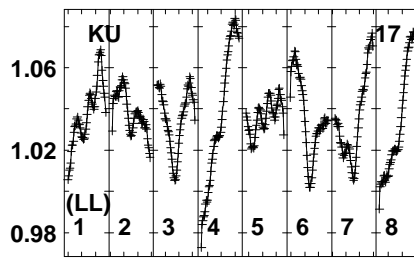
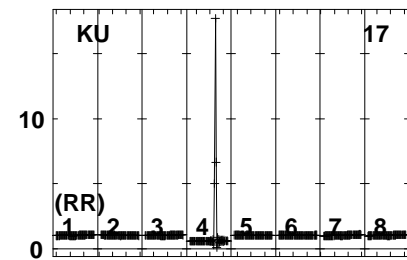

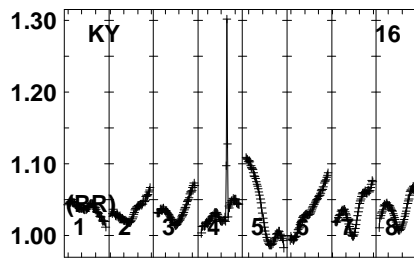
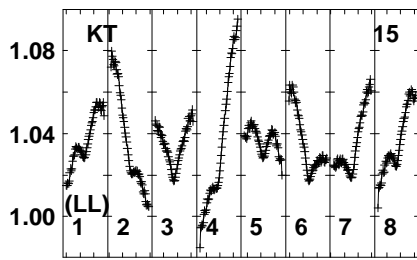
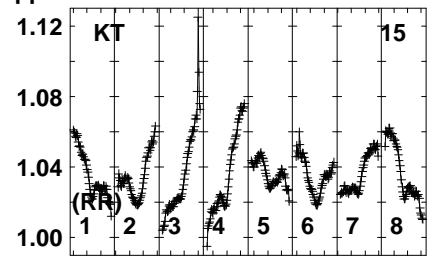
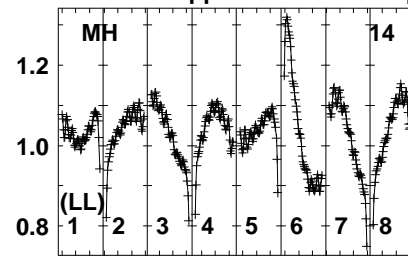
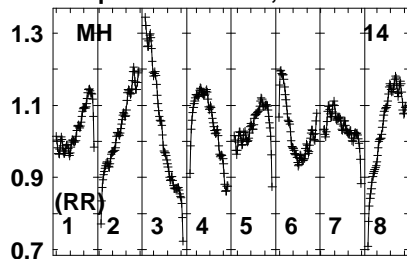


Lower frame: Real Jy
Auto-corr total-power spectrum Antenna: *
Timerange: 01/01:17:31 to 01/01:19:00

Plot file version 509 created 20-JAN-2021 19:36:10

J0654+5042 EB074F.UVDATA.1

Freq = 22.1080 GHz, Bw = 32.000 MH No calibration applied and no bandpass applied



2210214021802220224022703002340
FREQ MHz

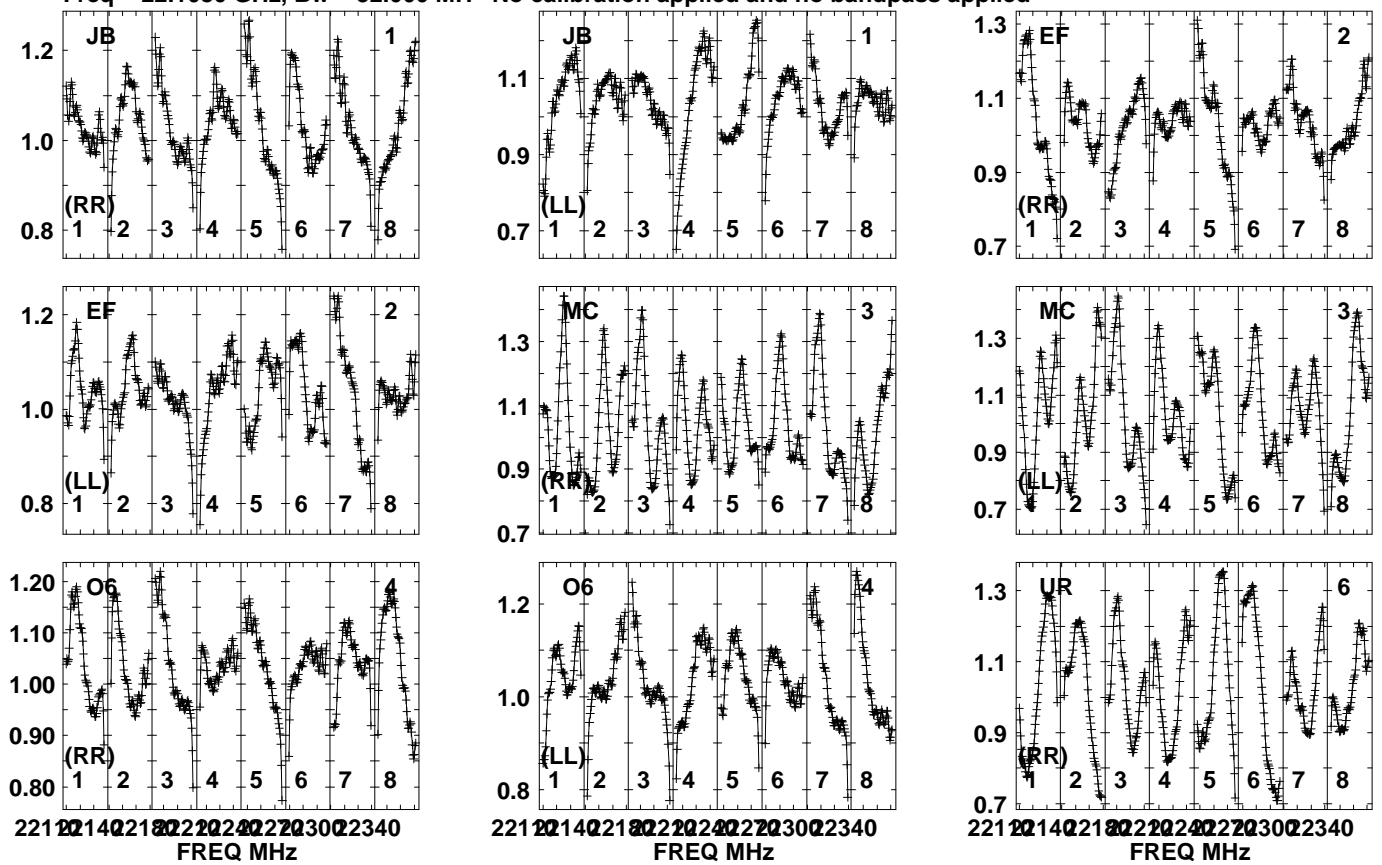
2210214021802220224022703002340
FREQ MHz

Lower frame: Real Jy
Auto-corr total-power spectrum Antenna: *
Timerange: 01/01:17:31 to 01/01:19:00

Plot file version 510 created 20-JAN-2021 19:36:10

0658+49 EB074F.UVDATA.1

Freq = 22.1080 GHz, Bw = 32.000 MH No calibration applied and no bandpass applied

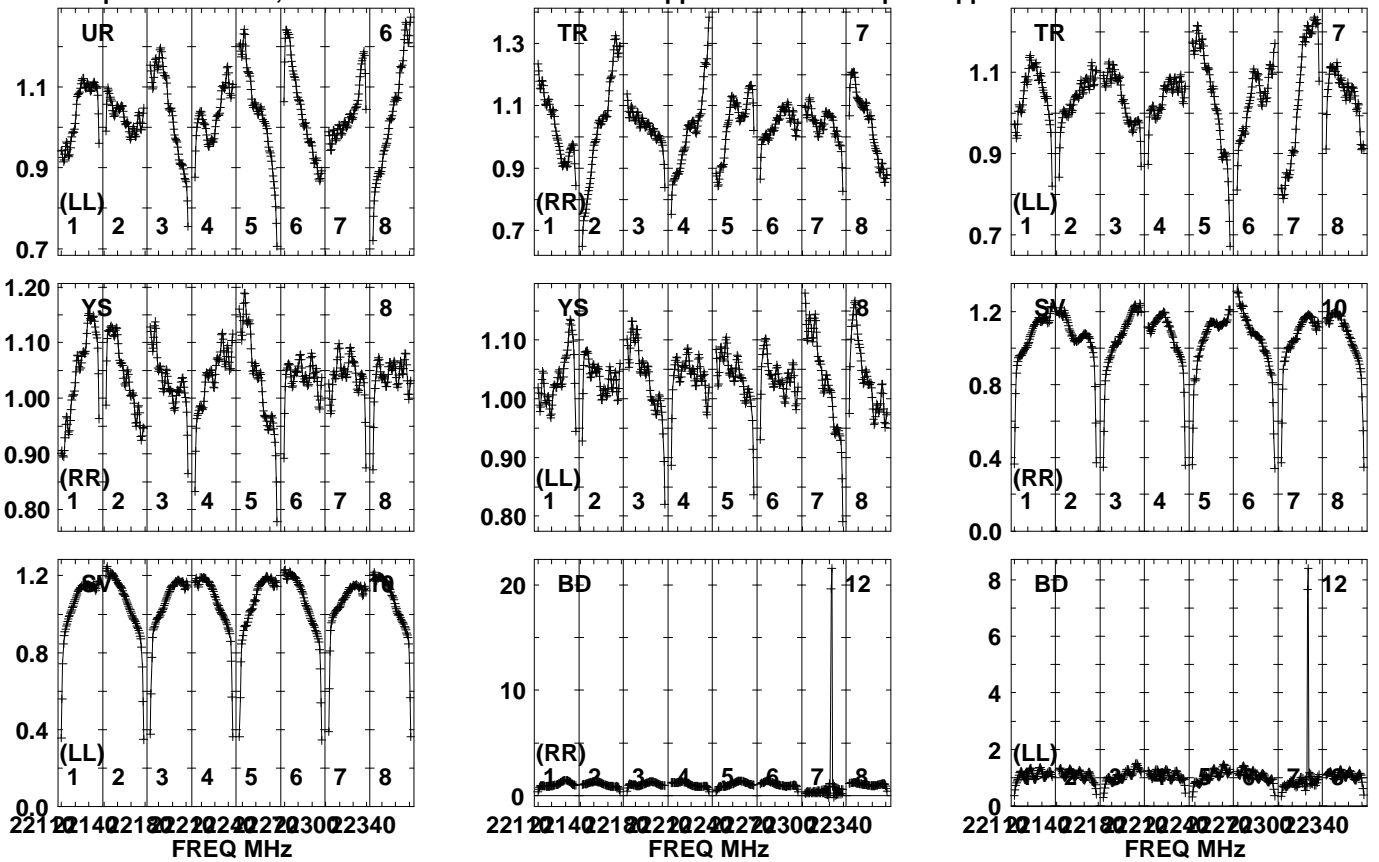


Lower frame: Real Jy
Auto-corr total-power spectrum Antenna: *
Timerange: 01/01:20:00 to 01/01:21:59

Plot file version 511 created 20-JAN-2021 19:36:11

0658+49 EB074F.UVDATA.1

Freq = 22.1080 GHz, Bw = 32.000 MH No calibration applied and no bandpass applied

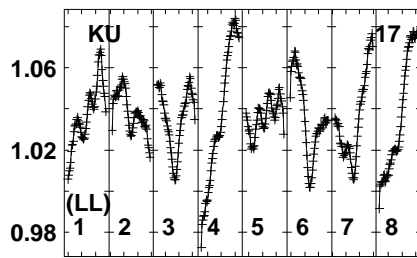
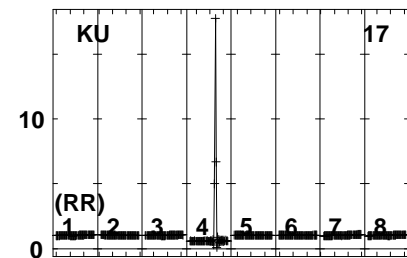
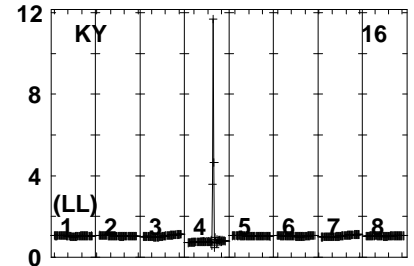
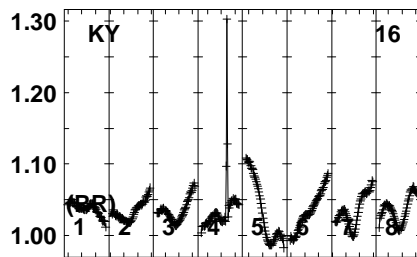
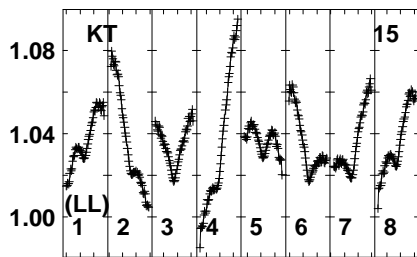
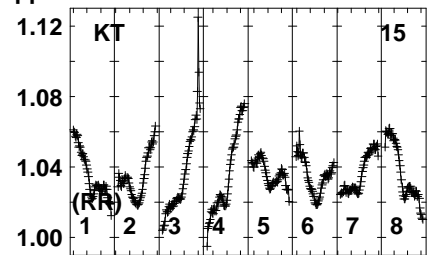
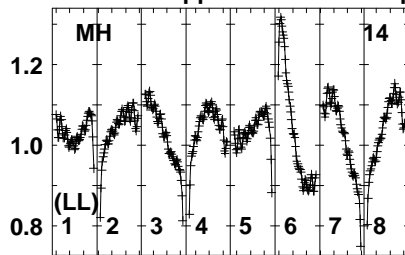
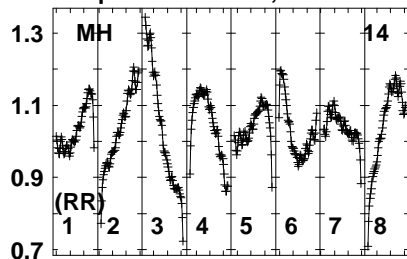


Lower frame: Real Jy
Auto-corr total-power spectrum Antenna: *
Timerange: 01/01:20:00 to 01/01:21:59

Plot file version 512 created 20-JAN-2021 19:36:11

0658+49 EB074F.UVDATA.1

Freq = 22.1080 GHz, Bw = 32.000 MH No calibration applied and no bandpass applied



221021402180224022703002340
FREQ MHz

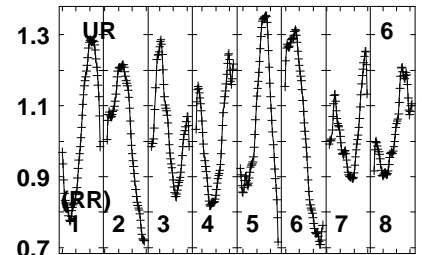
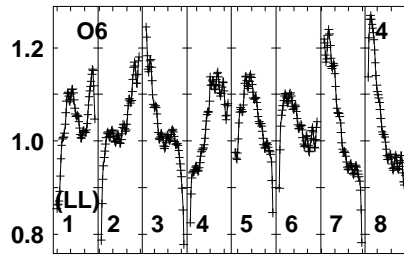
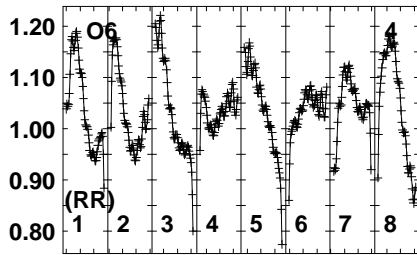
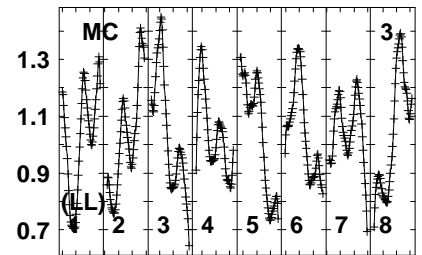
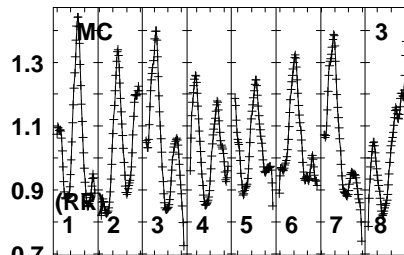
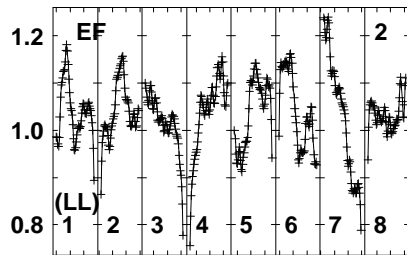
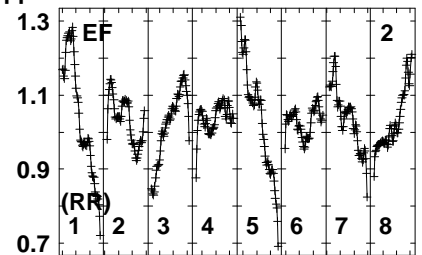
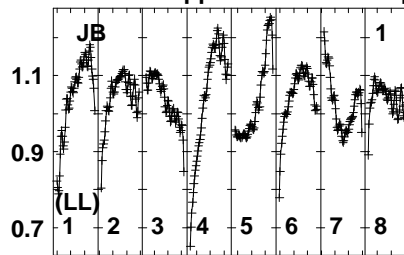
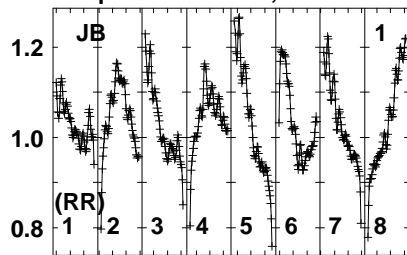
221021402180224022703002340
FREQ MHz

Lower frame: Real Jy
Auto-corr total-power spectrum Antenna: *
Timerange: 01/01:20:00 to 01/01:21:59

Plot file version 513 created 20-JAN-2021 19:36:11

J0654+5042 EB074F.UVDATA.1

Freq = 22.1080 GHz, Bw = 32.000 MH No calibration applied and no bandpass applied



22102140221802224022240222702230022340
FREQ MHz

22102140221802224022240222702230022340
FREQ MHz

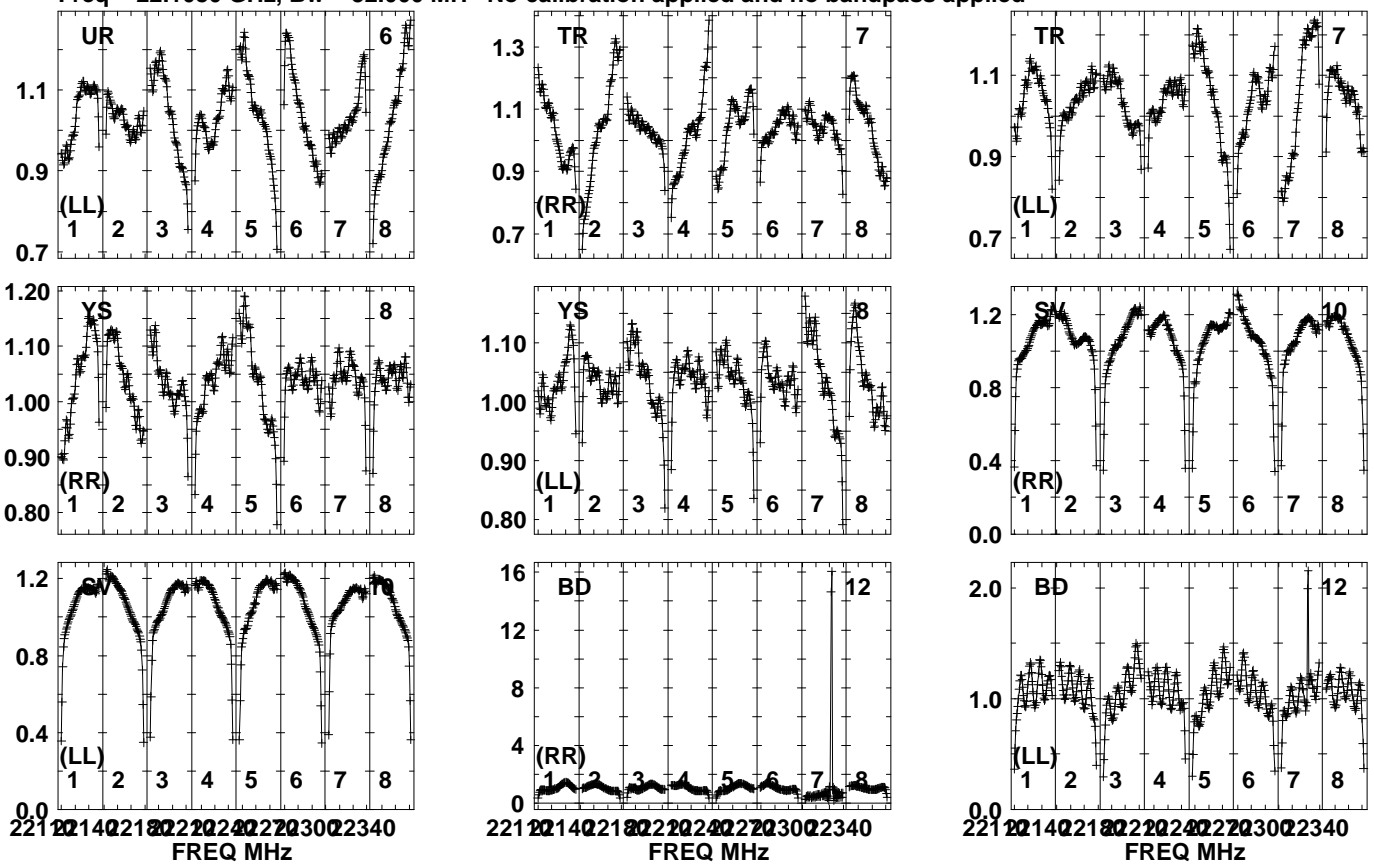
22102140221802224022240222702230022340
FREQ MHz

Lower frame: Real Jy
Auto-corr total-power spectrum Antenna: *
Timerange: 01/01:23:01 to 01/01:24:30

Plot file version 514 created 20-JAN-2021 19:36:12

J0654+5042 EB074F.UVDATA.1

Freq = 22.1080 GHz, Bw = 32.000 MH No calibration applied and no bandpass applied

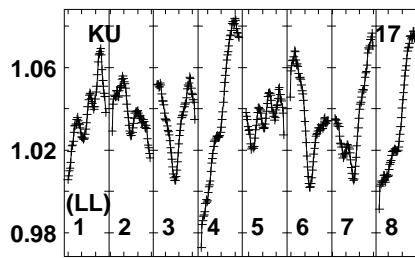
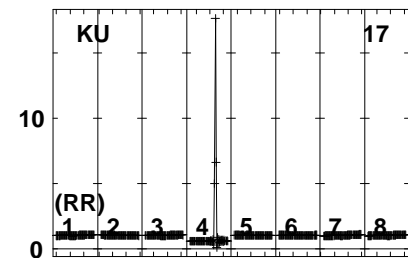
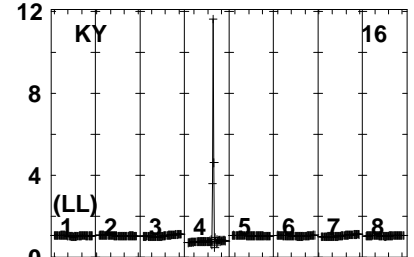
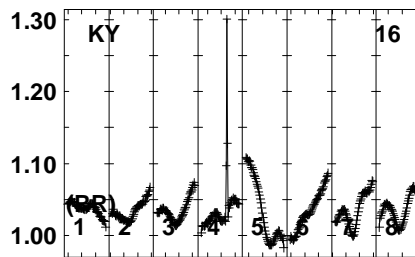
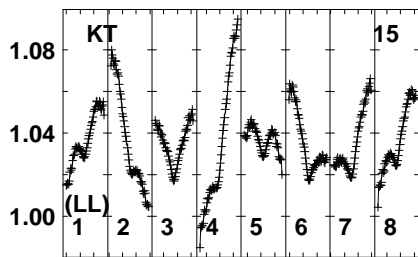
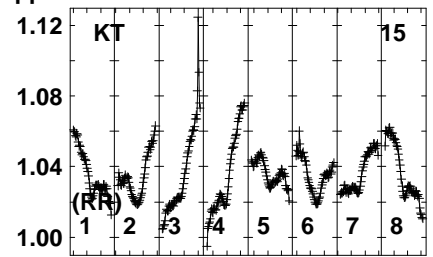
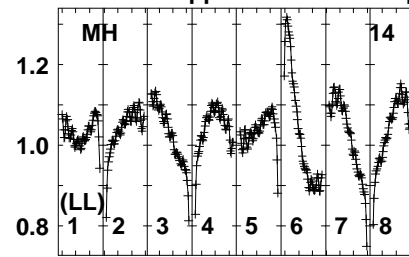
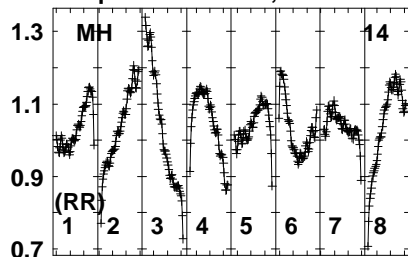


Lower frame: Real Jy
Auto-corr total-power spectrum Antenna: *
Timerange: 01/01:23:01 to 01/01:24:30

Plot file version 515 created 20-JAN-2021 19:36:12

J0654+5042 EB074F.UVDATA.1

Freq = 22.1080 GHz, Bw = 32.000 MH No calibration applied and no bandpass applied



22100 22140 22180 22220 22260 22300 22340
FREQ MHz

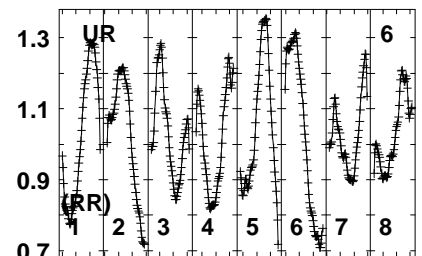
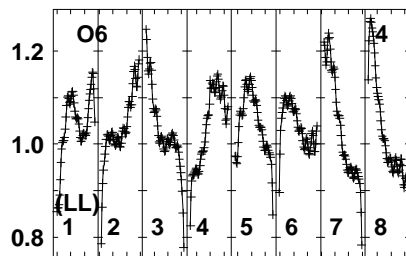
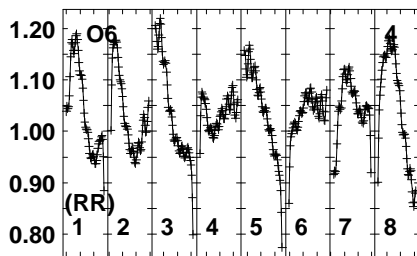
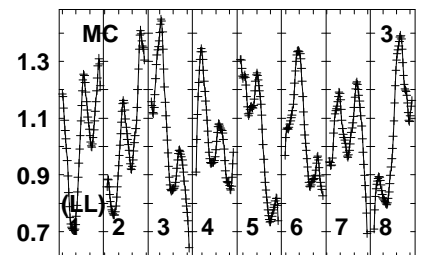
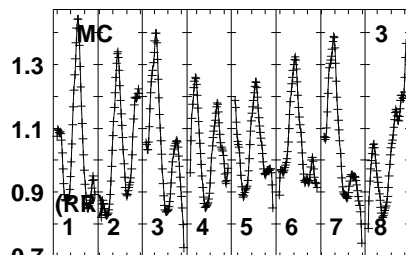
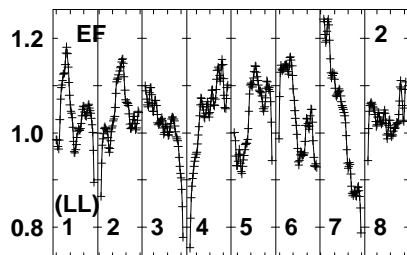
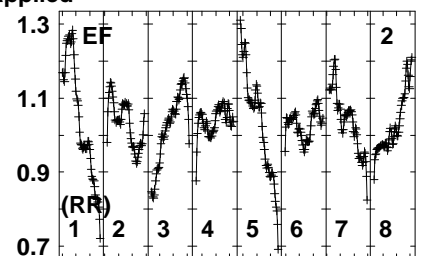
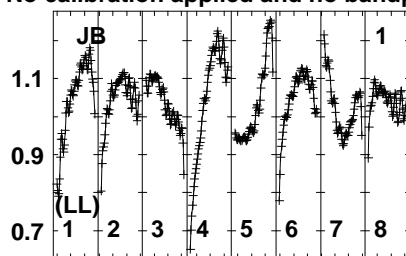
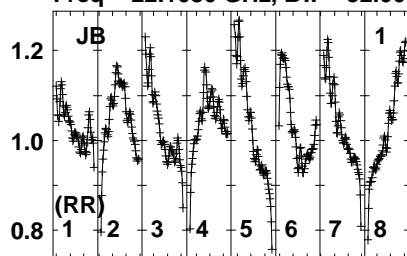
22100 22140 22180 22220 22260 22300 22340
FREQ MHz

Lower frame: Real Jy
Auto-corr total-power spectrum Antenna: *
Timerange: 01/01:23:01 to 01/01:24:30

Plot file version 516 created 20-JAN-2021 19:36:12

0658+49 EB074F.UVDATA.1

Freq = 22.1080 GHz, Bw = 32.000 MH No calibration applied and no bandpass applied



2210214021802240227023002340
FREQ MHz

2210214021802240227023002340
FREQ MHz

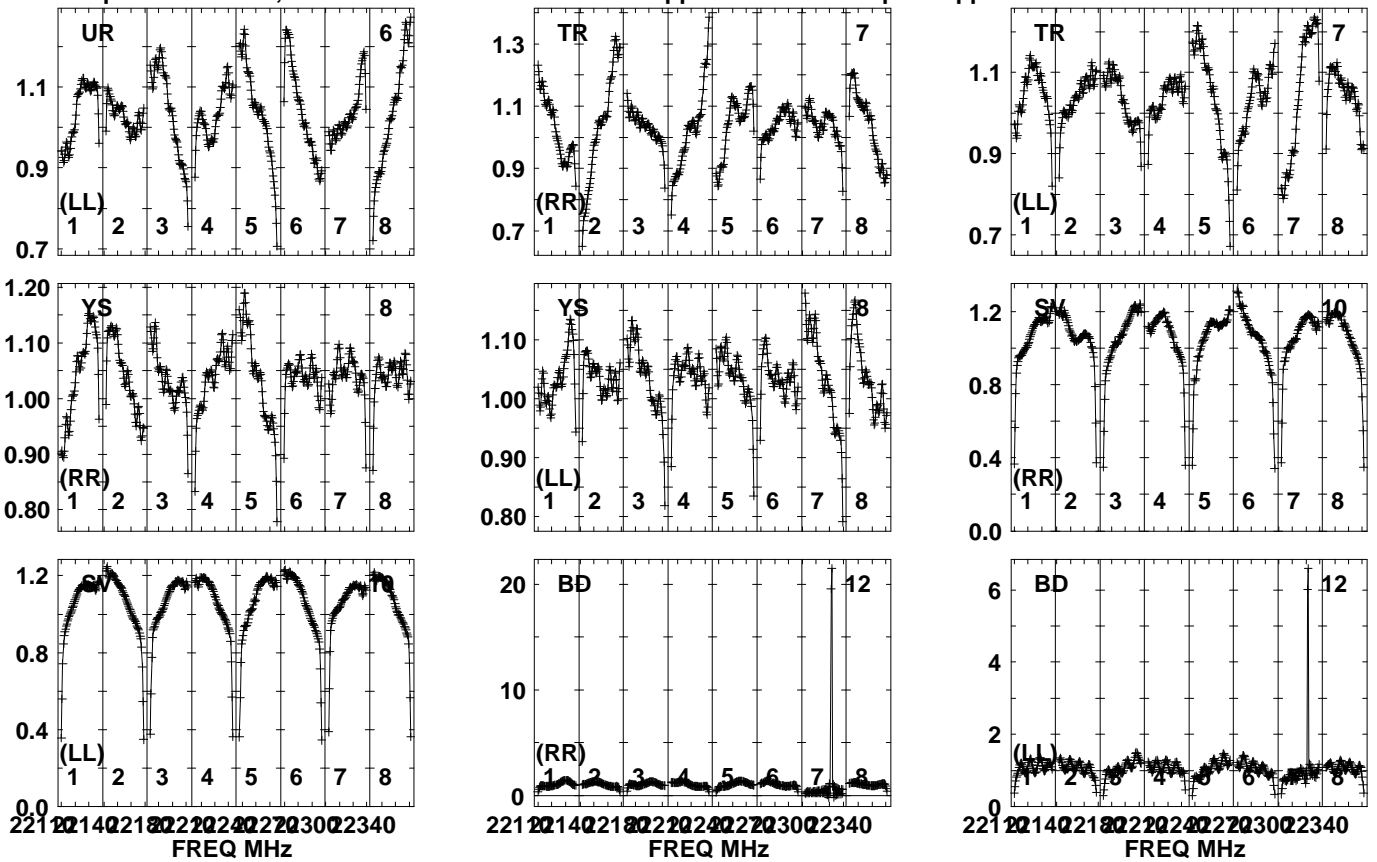
2210214021802240227023002340
FREQ MHz

Lower frame: Real Jy
Auto-corr total-power spectrum Antenna: *
Timerange: 01/01:25:30 to 01/01:27:30

Plot file version 517 created 20-JAN-2021 19:36:13

0658+49 EB074F.UVDATA.1

Freq = 22.1080 GHz, Bw = 32.000 MH No calibration applied and no bandpass applied

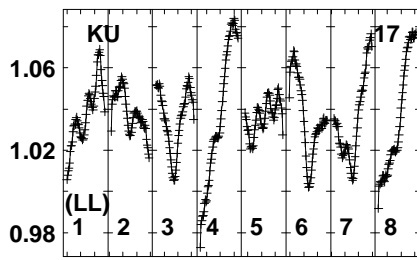
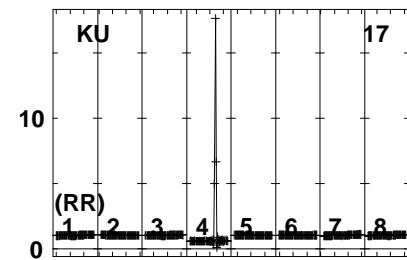

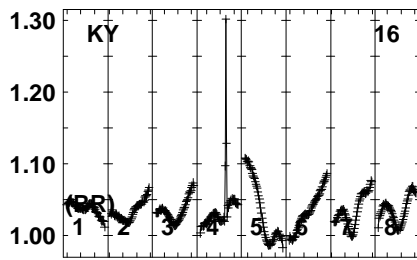
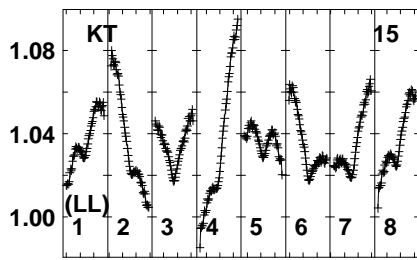
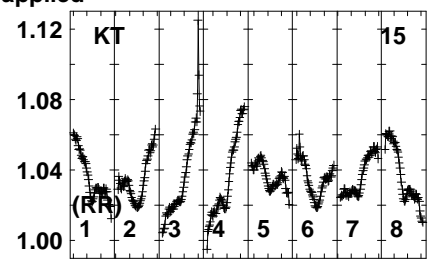
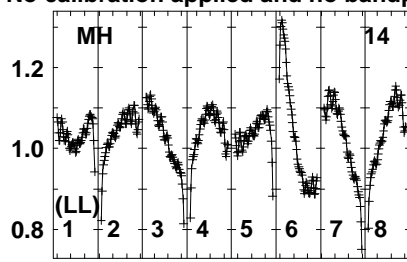
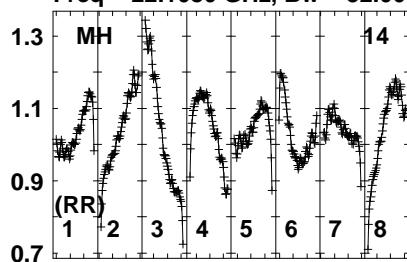


Lower frame: Real Jy
Auto-corr total-power spectrum Antenna: *
Timerange: 01/01:25:30 to 01/01:27:30

Plot file version 518 created 20-JAN-2021 19:36:13

0658+49 EB074F.UVDATA.1

Freq = 22.1080 GHz, Bw = 32.000 MH No calibration applied and no bandpass applied



221021402218022240222802230022340
FREQ MHz

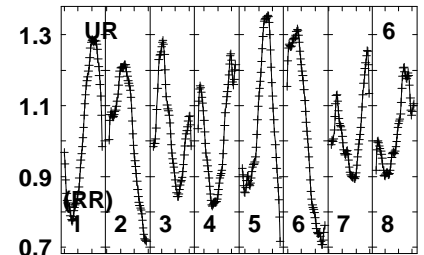
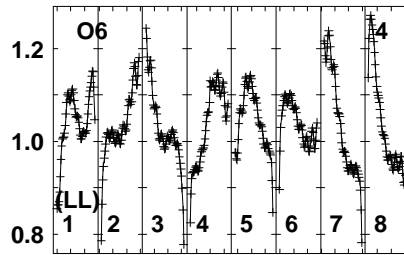
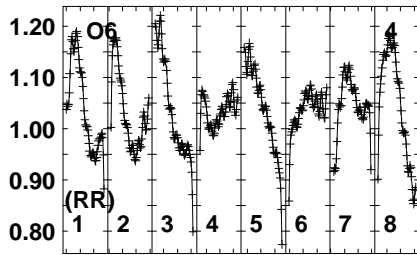
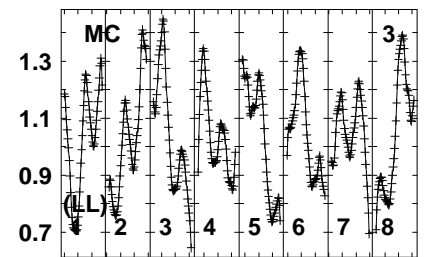
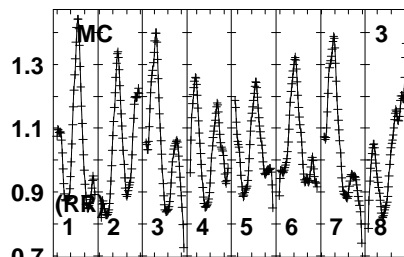
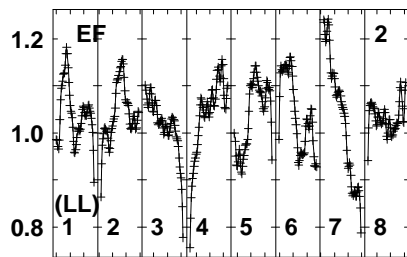
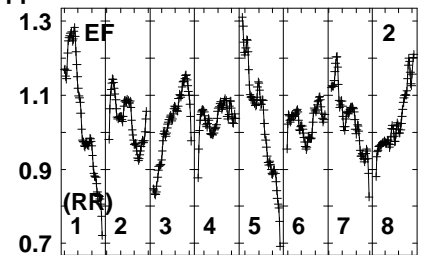
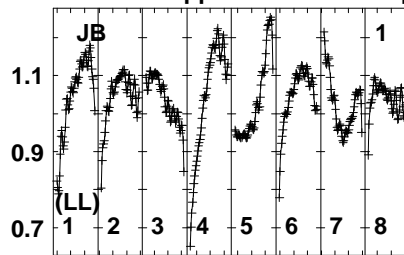
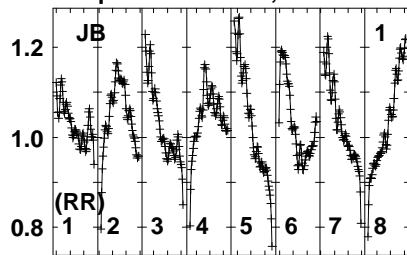
221021402218022240222802230022340
FREQ MHz

Lower frame: Real Jy
Auto-corr total-power spectrum Antenna: *
Timerange: 01/01:25:30 to 01/01:27:30

Plot file version 519 created 20-JAN-2021 19:36:14

J0654+5042 EB074F.UVDATA.1

Freq = 22.1080 GHz, Bw = 32.000 MH No calibration applied and no bandpass applied



22100 22140 22180 22220 22260 22300 22340
FREQ MHz

22100 22140 22180 22220 22260 22300 22340
FREQ MHz

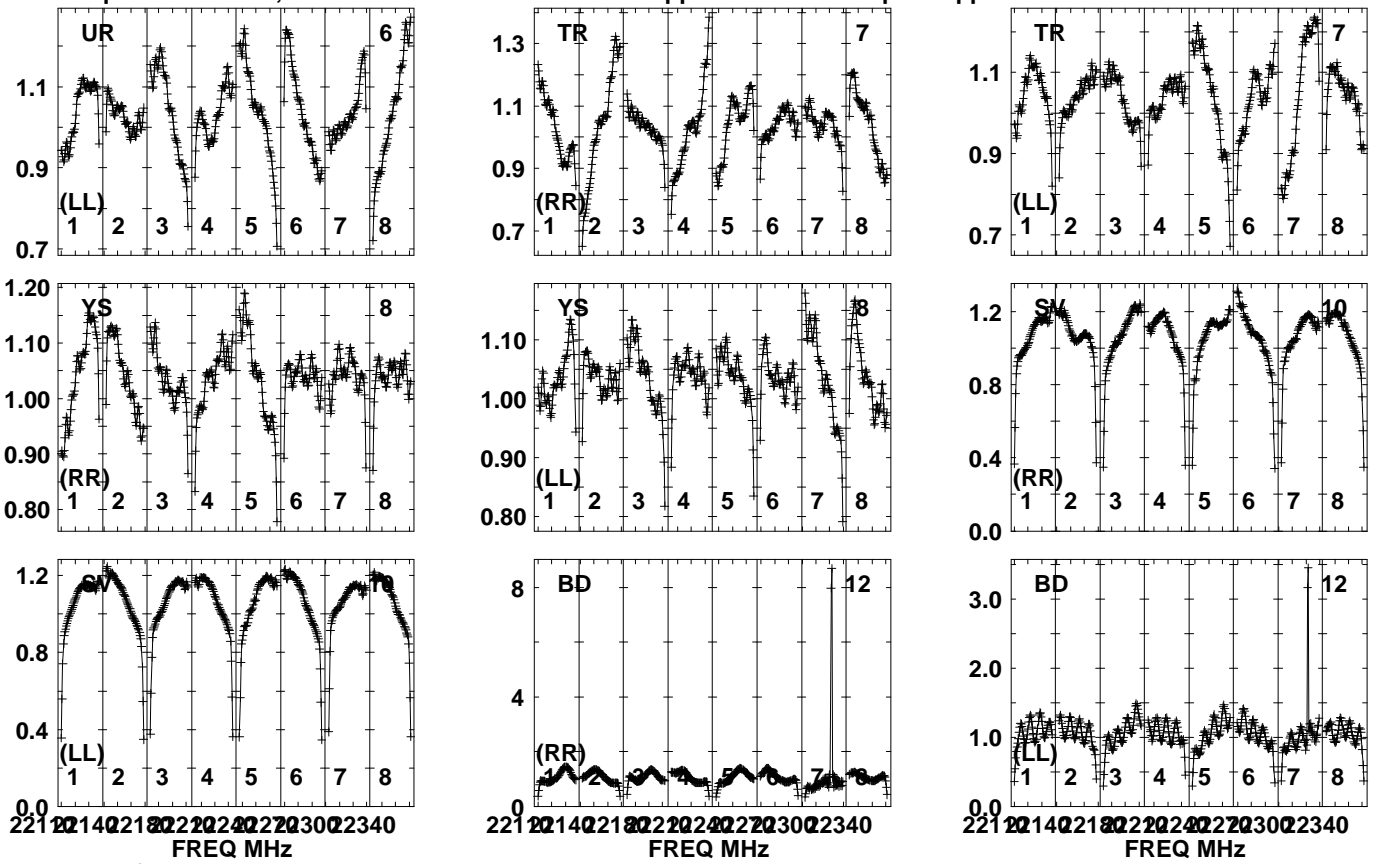
22100 22140 22180 22220 22260 22300 22340
FREQ MHz

Lower frame: Real Jy
Auto-corr total-power spectrum Antenna: *
Timerange: 01/01:28:30 to 01/01:29:59

Plot file version 520 created 20-JAN-2021 19:36:14

J0654+5042 EB074F.UVDATA.1

Freq = 22.1080 GHz, Bw = 32.000 MH No calibration applied and no bandpass applied

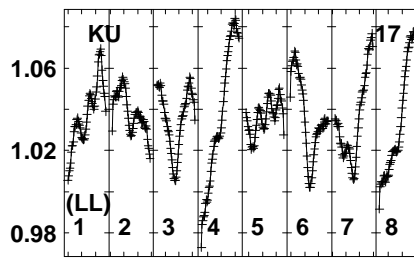
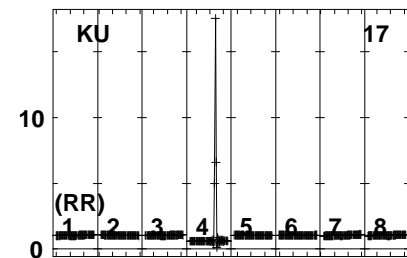
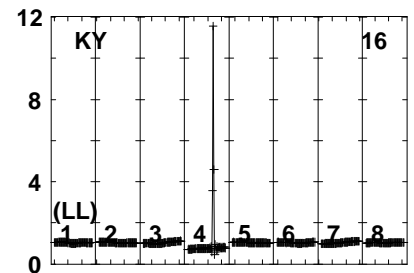
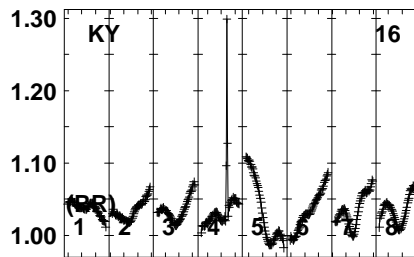
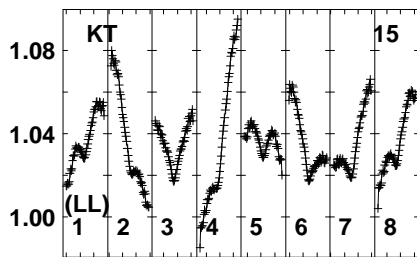
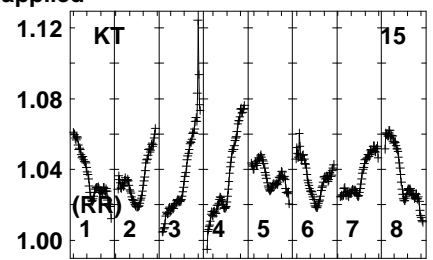
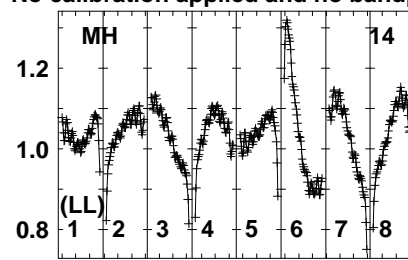
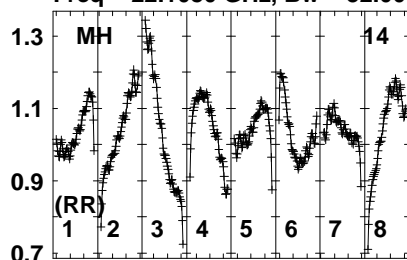


Lower frame: Real Jy
Auto-corr total-power spectrum Antenna: *
Timerange: 01/01:28:30 to 01/01:29:59

Plot file version 521 created 20-JAN-2021 19:36:14

J0654+5042 EB074F.UVDATA.1

Freq = 22.1080 GHz, Bw = 32.000 MH No calibration applied and no bandpass applied



221021402218022240222802230022340
FREQ MHz

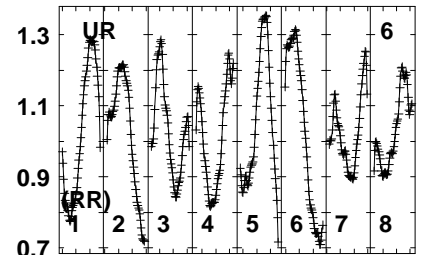
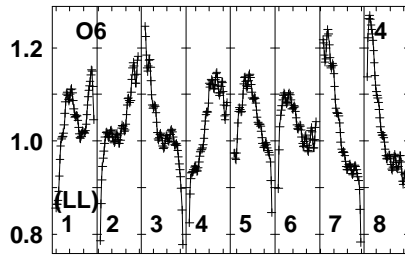
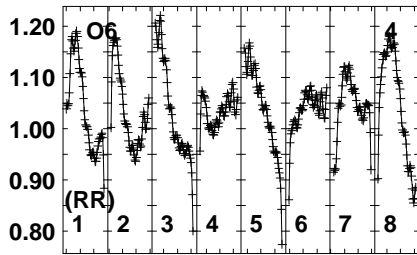
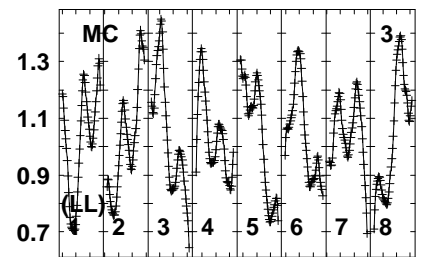
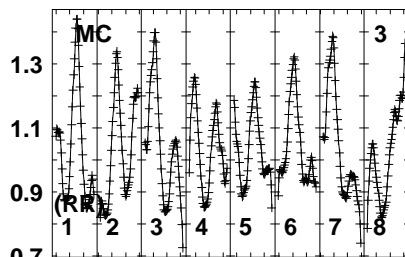
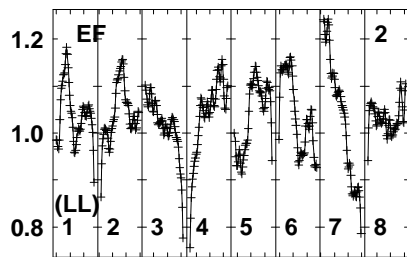
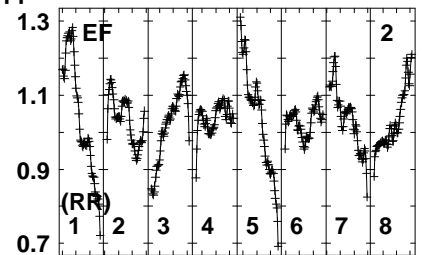
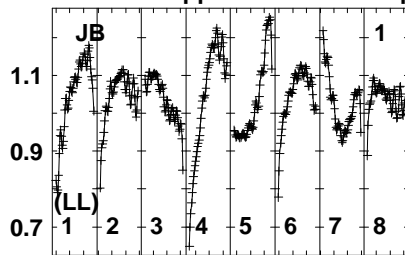
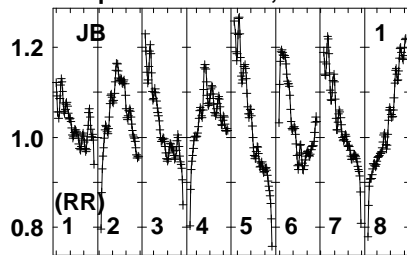
221021402218022240222802230022340
FREQ MHz

Lower frame: Real Jy
Auto-corr total-power spectrum Antenna: *
Timerange: 01/01:28:30 to 01/01:29:59

Plot file version 522 created 20-JAN-2021 19:36:15

0658+49 EB074F.UVDATA.1

Freq = 22.1080 GHz, Bw = 32.000 MH No calibration applied and no bandpass applied



22.10 22.14 22.18 22.22 22.26 22.30 22.34
FREQ MHz

22.10 22.14 22.18 22.22 22.26 22.30 22.34
FREQ MHz

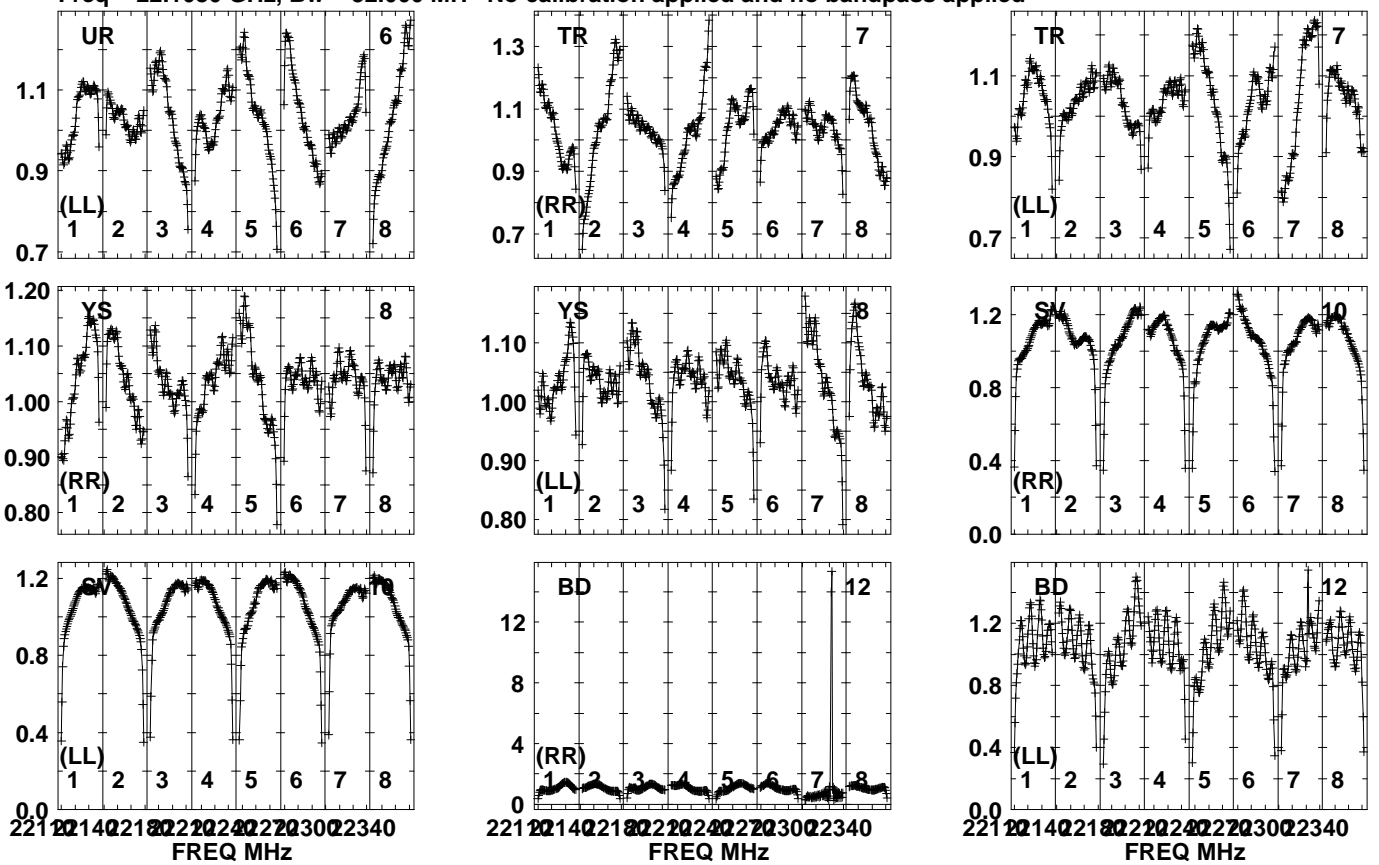
22.10 22.14 22.18 22.22 22.26 22.30 22.34
FREQ MHz

Lower frame: Real Jy
Auto-corr total-power spectrum Antenna: *
Timerange: 01/01:31:01 to 01/01:33:00

Plot file version 523 created 20-JAN-2021 19:36:15

0658+49 EB074F.UVDATA.1

Freq = 22.1080 GHz, Bw = 32.000 MH No calibration applied and no bandpass applied

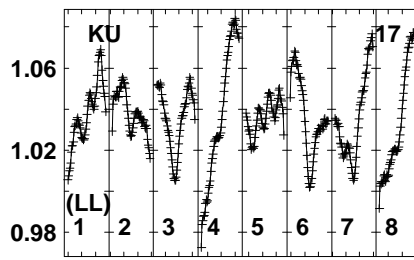
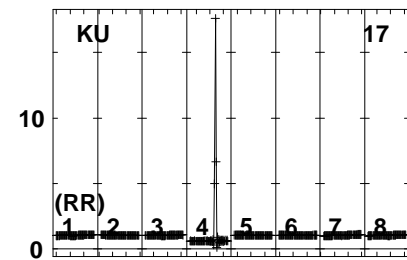

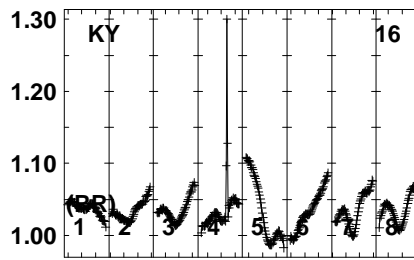
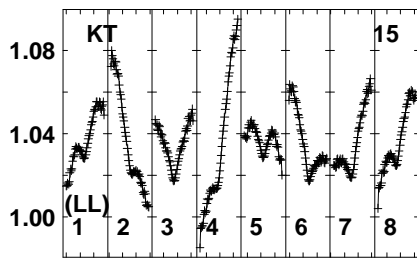
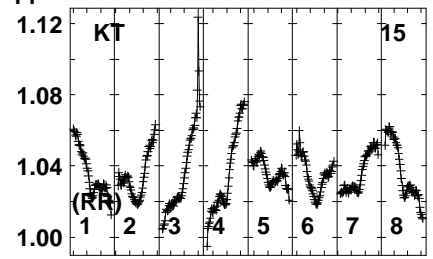
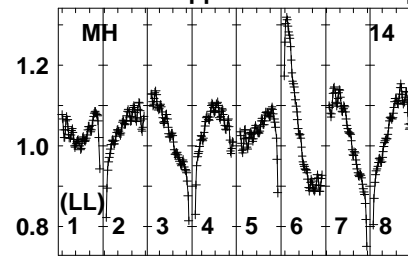
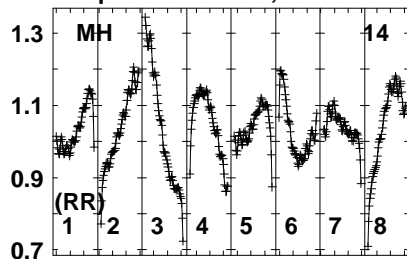


Lower frame: Real Jy
Auto-corr total-power spectrum Antenna: *
Timerange: 01/01:31:01 to 01/01:33:00

Plot file version 524 created 20-JAN-2021 19:36:16

0658+49 EB074F.UVDATA.1

Freq = 22.1080 GHz, Bw = 32.000 MH No calibration applied and no bandpass applied



2210214021802220224022703002340
FREQ MHz

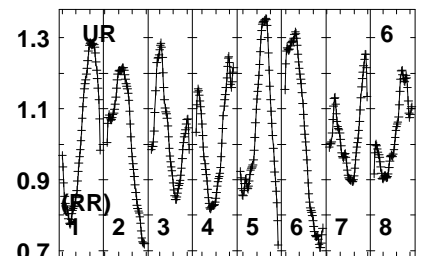
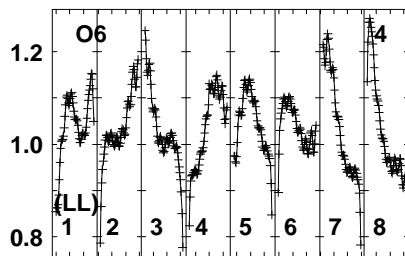
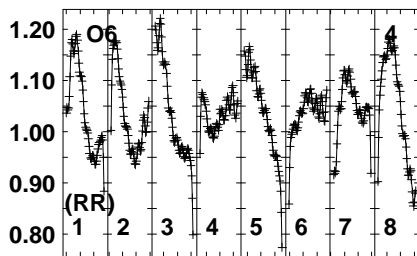
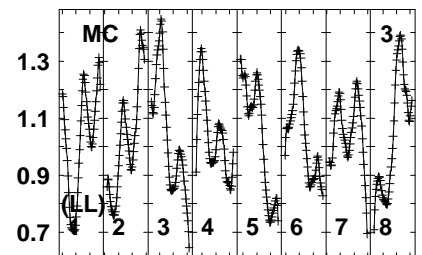
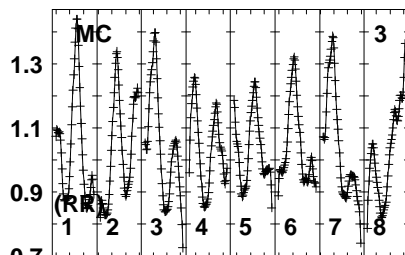
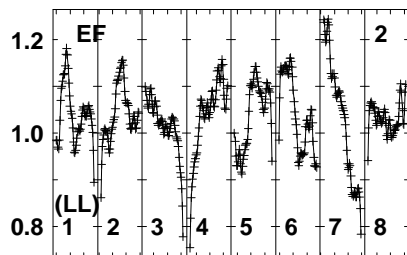
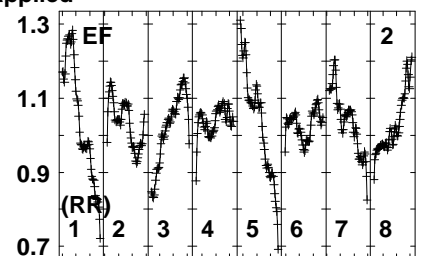
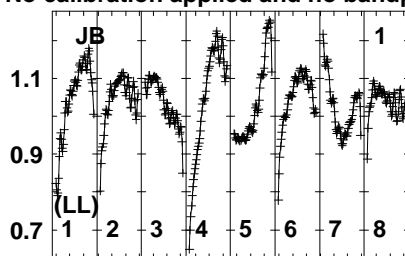
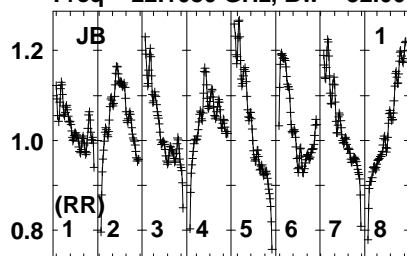
2210214021802220224022703002340
FREQ MHz

Lower frame: Real Jy
Auto-corr total-power spectrum Antenna: *
Timerange: 01/01:31:01 to 01/01:33:00

Plot file version 525 created 20-JAN-2021 19:36:16

J0654+5042 EB074F.UVDATA.1

Freq = 22.1080 GHz, Bw = 32.000 MH No calibration applied and no bandpass applied



221 22140 22180 22220 22260 22300 22340
FREQ MHz

221 22140 22180 22220 22260 22300 22340
FREQ MHz

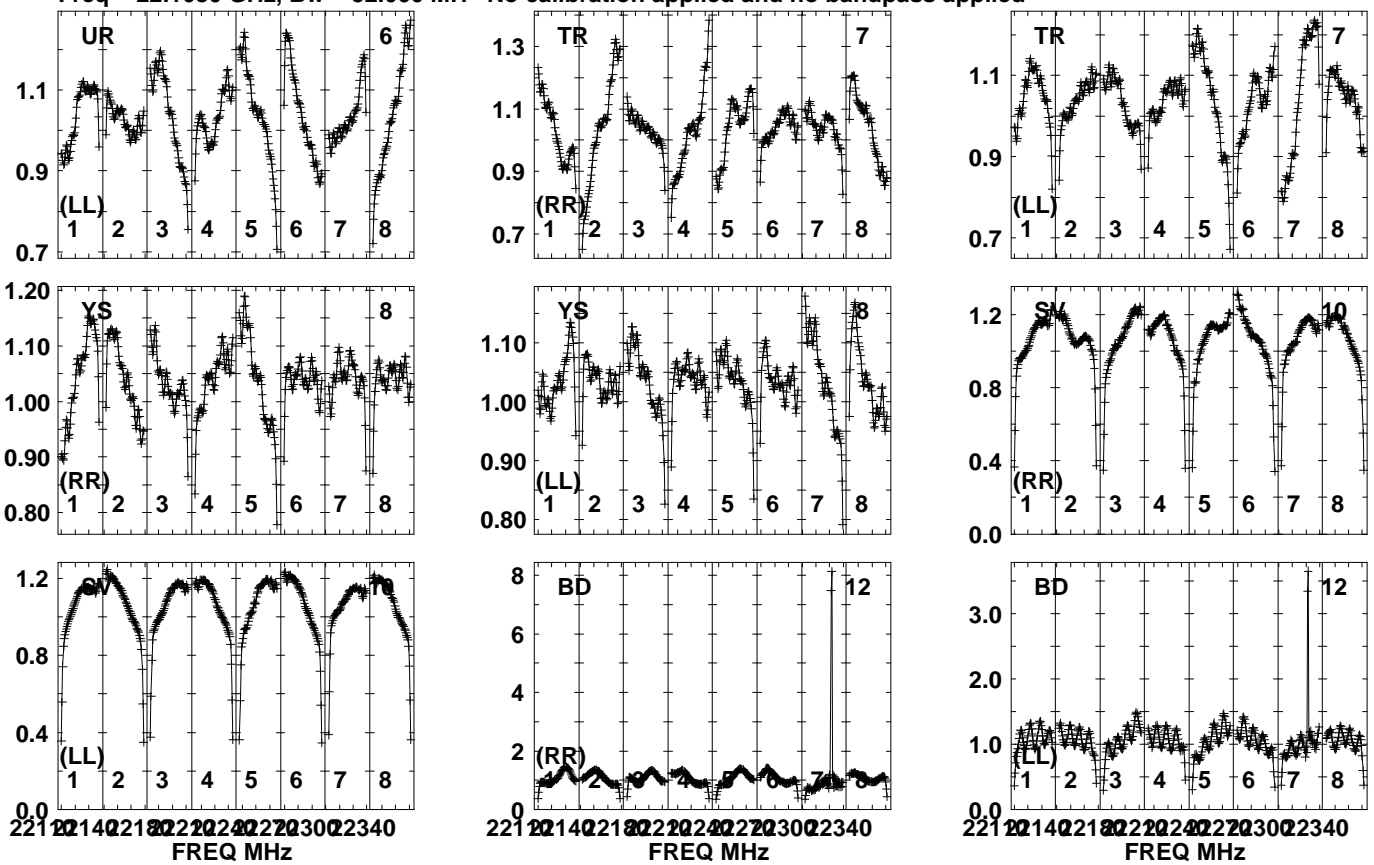
221 22140 22180 22220 22260 22300 22340
FREQ MHz

Lower frame: Real Jy
Auto-corr total-power spectrum Antenna: *
Timerange: 01/01:34:00 to 01/01:35:29

Plot file version 526 created 20-JAN-2021 19:36:16

J0654+5042 EB074F.UVDATA.1

Freq = 22.1080 GHz, Bw = 32.000 MH No calibration applied and no bandpass applied

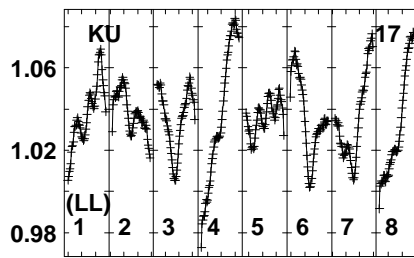
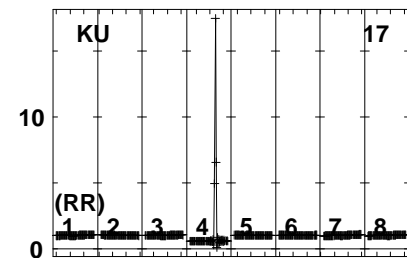
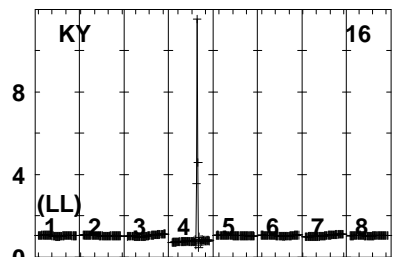
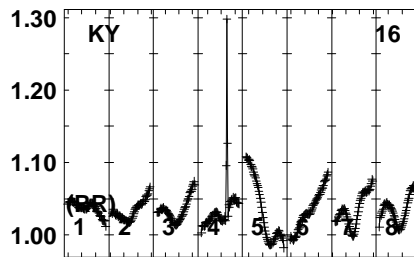
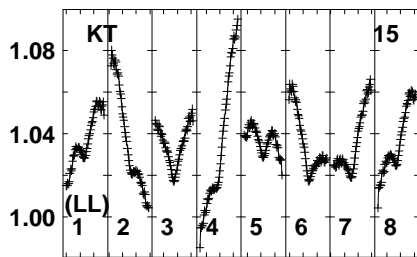
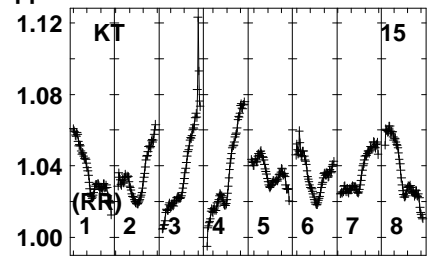
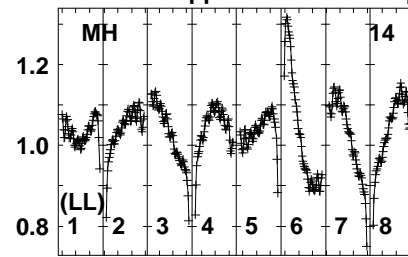
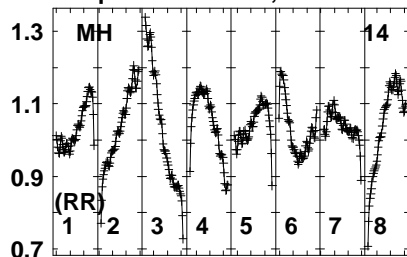


Lower frame: Real Jy
Auto-corr total-power spectrum Antenna: *
Timerange: 01/01:34:00 to 01/01:35:29

Plot file version 527 created 20-JAN-2021 19:36:17

J0654+5042 EB074F.UVDATA.1

Freq = 22.1080 GHz, Bw = 32.000 MH No calibration applied and no bandpass applied



22100 22140 22180 22220 22260 22300 22340
FREQ MHz

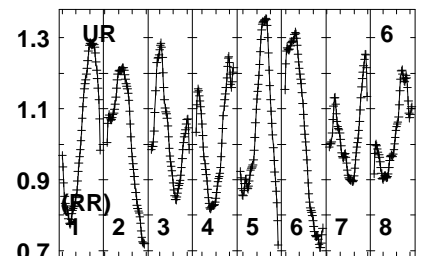
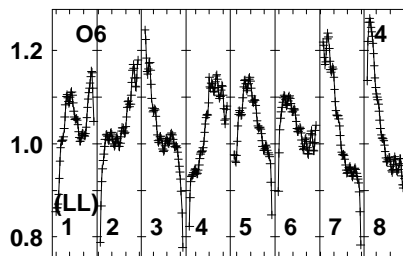
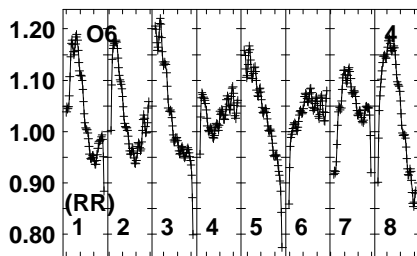
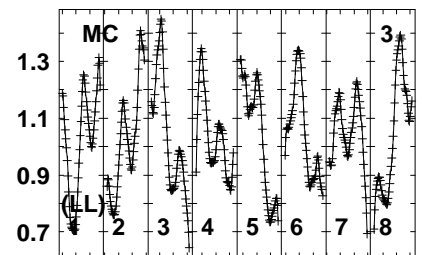
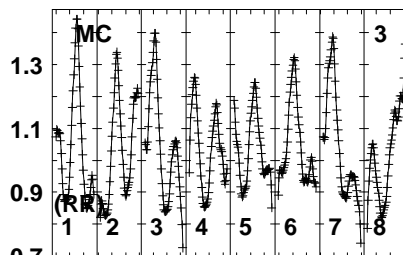
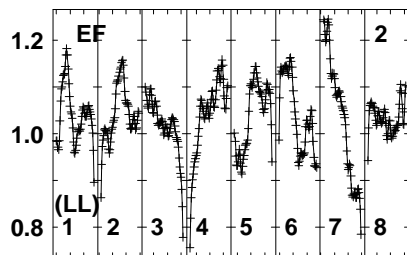
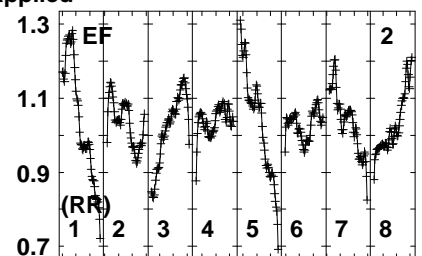
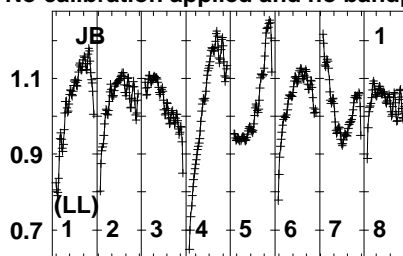
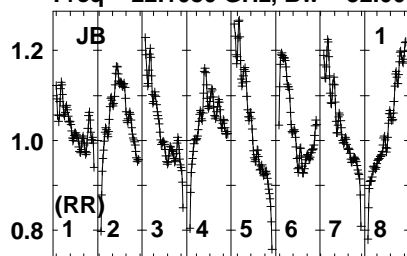
22100 22140 22180 22220 22260 22300 22340
FREQ MHz

Lower frame: Real Jy
Auto-corr total-power spectrum Antenna: *
Timerange: 01/01:34:00 to 01/01:35:29

Plot file version 528 created 20-JAN-2021 19:36:17

0658+49 EB074F.UVDATA.1

Freq = 22.1080 GHz, Bw = 32.000 MH No calibration applied and no bandpass applied



2210214022180222402224022703002340
FREQ MHz

2210214022180222402224022703002340
FREQ MHz

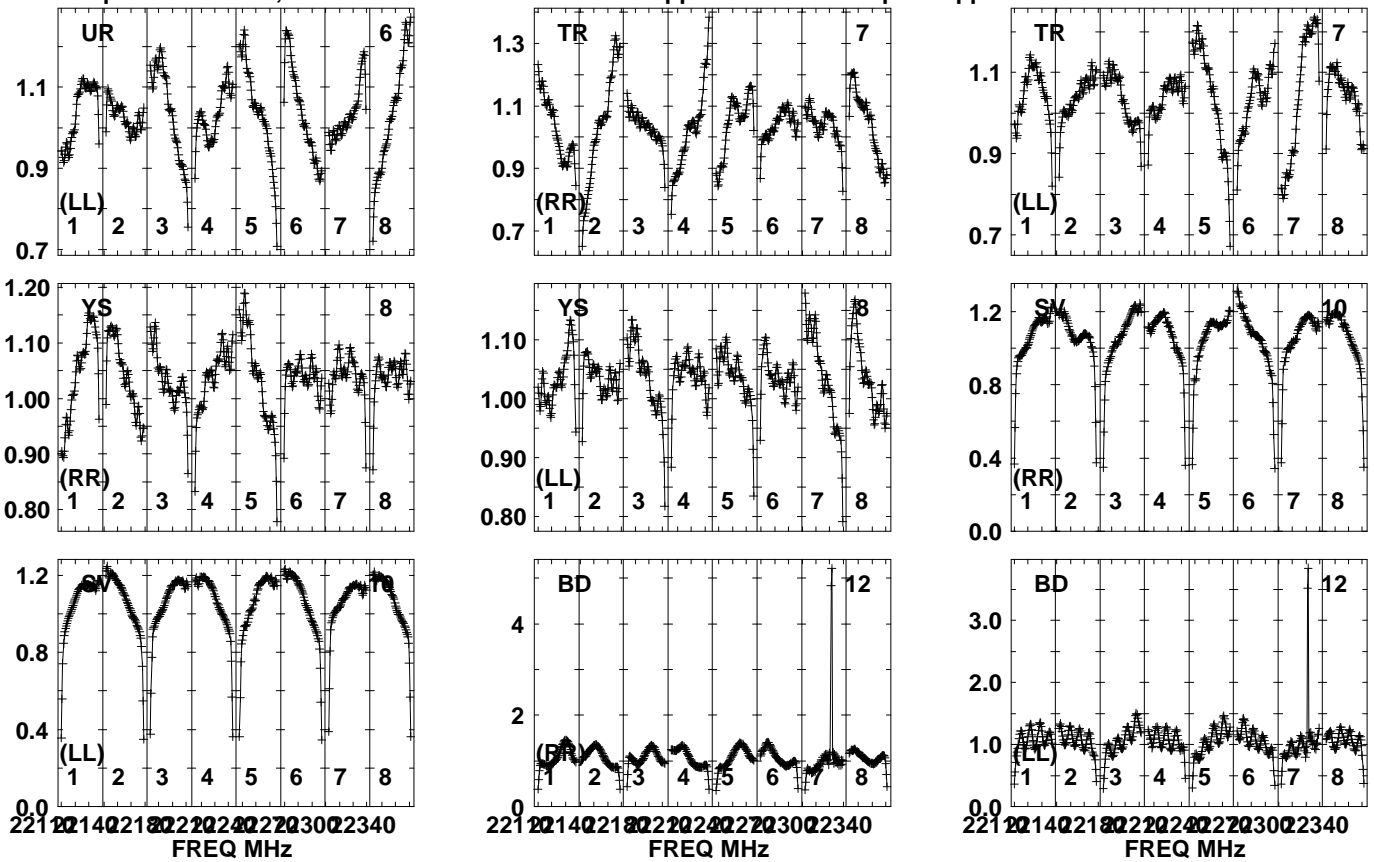
2210214022180222402224022703002340
FREQ MHz

Lower frame: Real Jy
Auto-corr total-power spectrum Antenna: *
Timerange: 01/01:36:31 to 01/01:38:30

Plot file version 529 created 20-JAN-2021 19:36:17

0658+49 EB074F.UVDATA.1

Freq = 22.1080 GHz, Bw = 32.000 MH No calibration applied and no bandpass applied

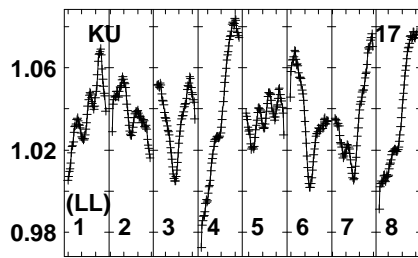
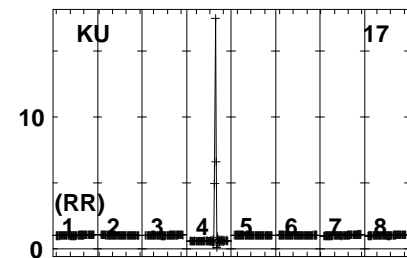
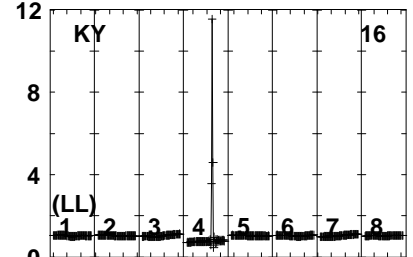
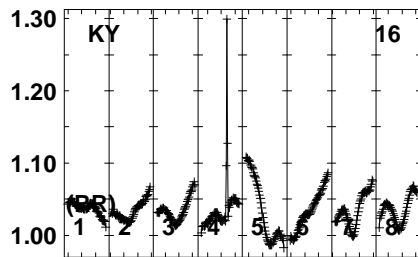
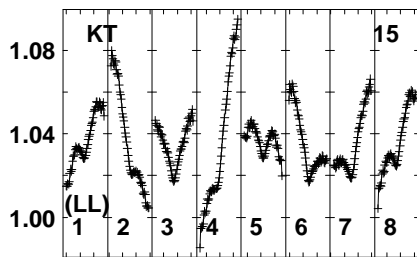
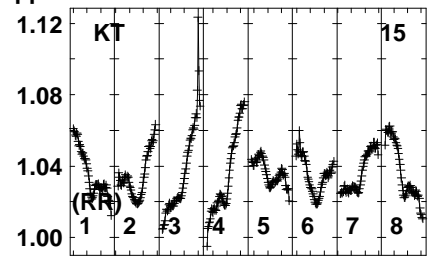
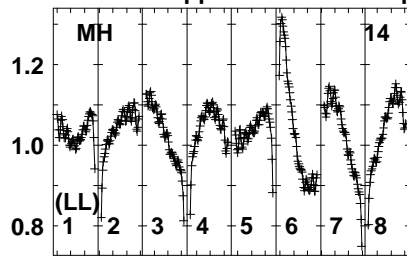
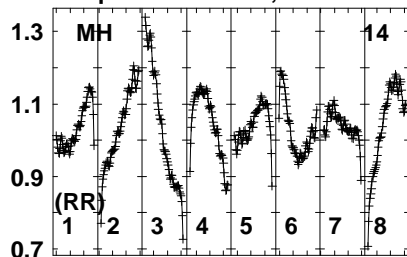


Lower frame: Real Jy
Auto-corr total-power spectrum Antenna: *
Timerange: 01/01:36:31 to 01/01:38:30

Plot file version 530 created 20-JAN-2021 19:36:18

0658+49 EB074F.UVDATA.1

Freq = 22.1080 GHz, Bw = 32.000 MH No calibration applied and no bandpass applied



22100 22140 22180 22220 22260 22300 22340
FREQ MHz

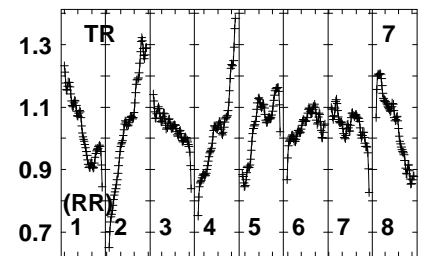
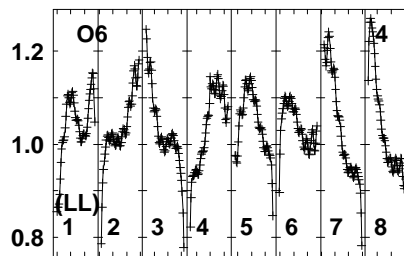
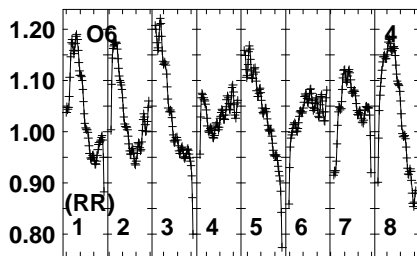
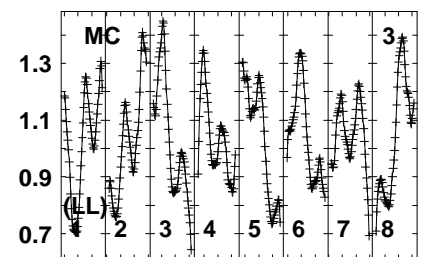
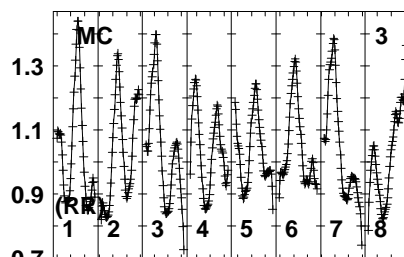
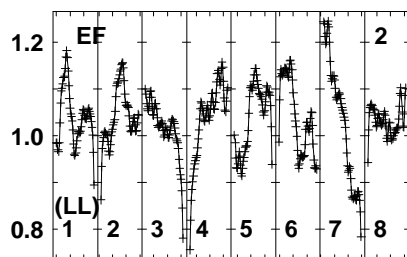
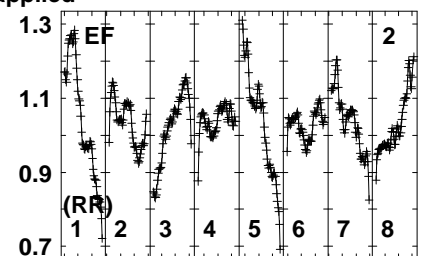
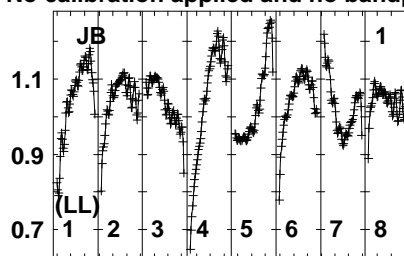
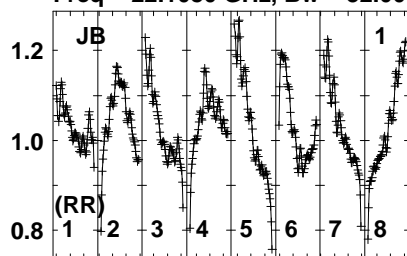
22100 22140 22180 22220 22260 22300 22340
FREQ MHz

Lower frame: Real Jy
Auto-corr total-power spectrum Antenna: *
Timerange: 01/01:36:31 to 01/01:38:30

Plot file version 531 created 20-JAN-2021 19:36:18

J0654+5042 EB074F.UVDATA.1

Freq = 22.1080 GHz, Bw = 32.000 MH No calibration applied and no bandpass applied



2210214022180222402224022202230022340
FREQ MHz

2210214022180222402224022202230022340
FREQ MHz

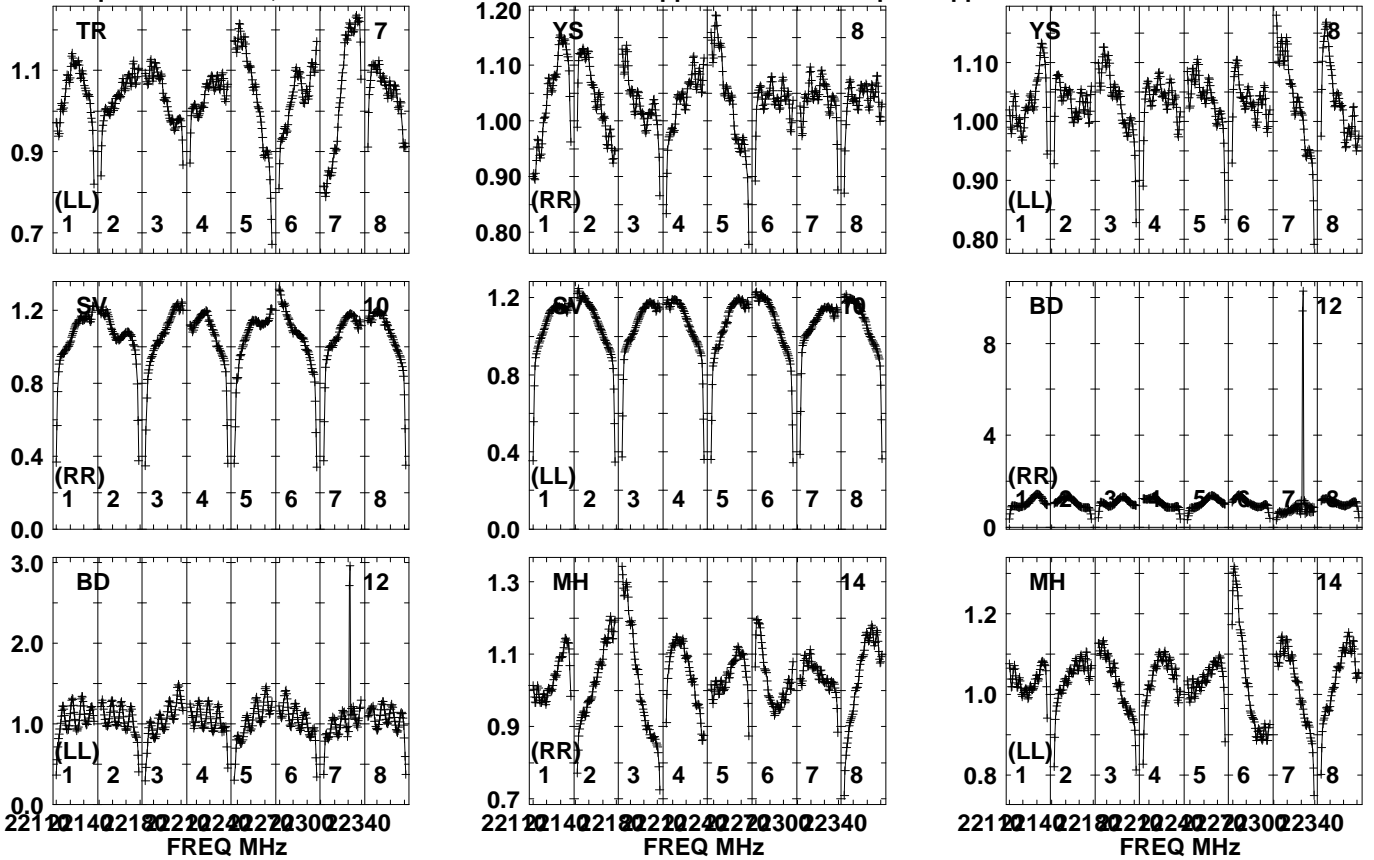
2210214022180222402224022202230022340
FREQ MHz

Lower frame: Real Jy
Auto-corr total-power spectrum Antenna: *
Timerange: 01/01:39:30 to 01/01:40:59

Plot file version 532 created 20-JAN-2021 19:36:18

J0654+5042 EB074F.UVDATA.1

Freq = 22.1080 GHz, Bw = 32.000 MH No calibration applied and no bandpass applied

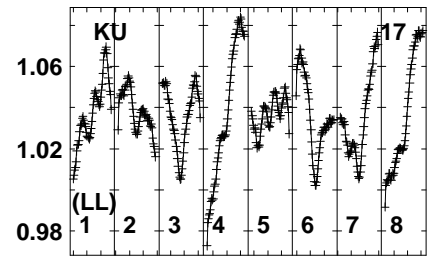
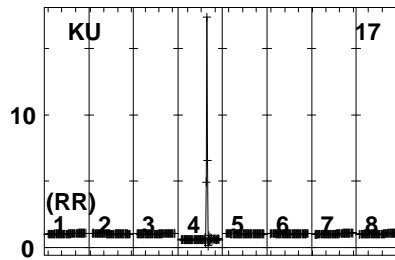
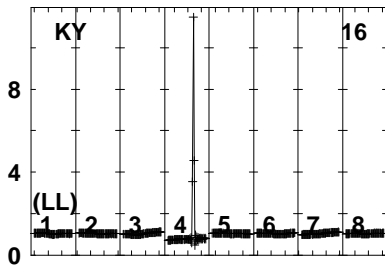
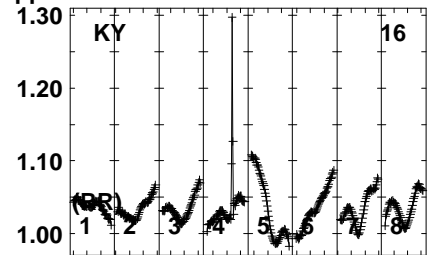
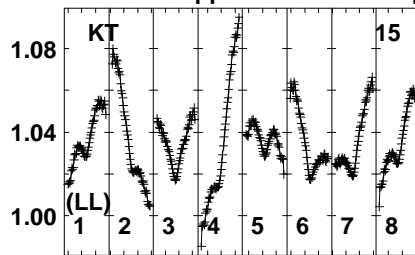
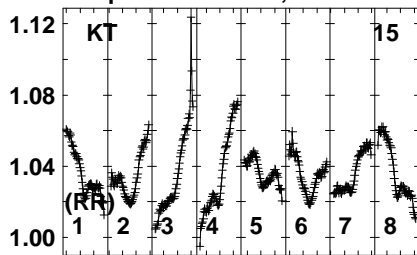


Lower frame: Real Jy
Auto-corr total-power spectrum Antenna: *
Timerange: 01/01:39:30 to 01/01:40:59

Plot file version 533 created 20-JAN-2021 19:36:19

J0654+5042 EB074F.UVDATA.1

Freq = 22.1080 GHz, Bw = 32.000 MH No calibration applied and no bandpass applied

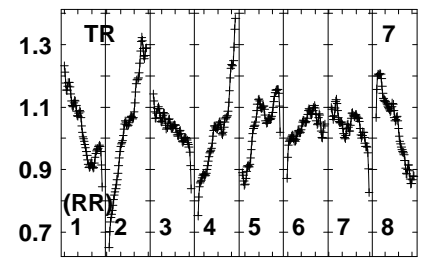
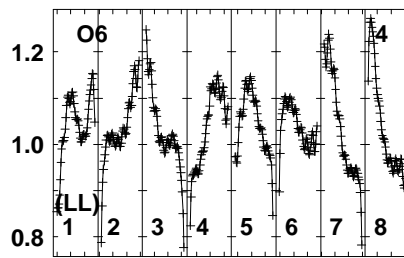
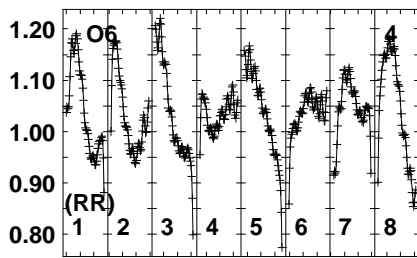
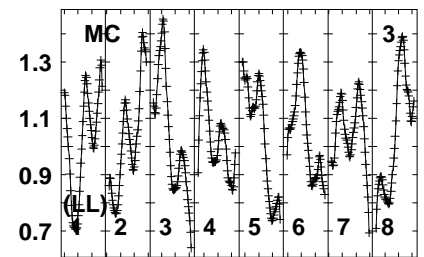
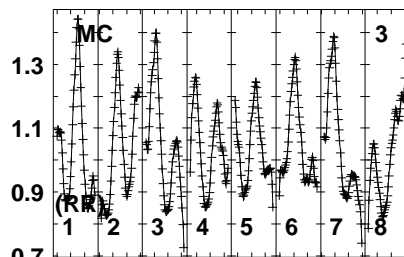
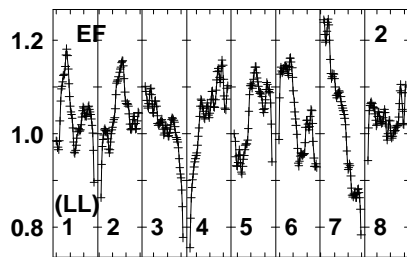
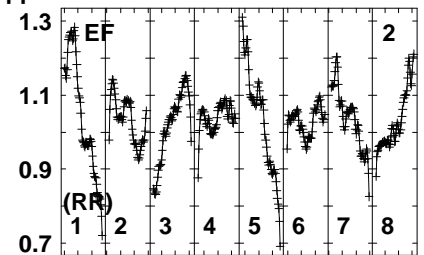
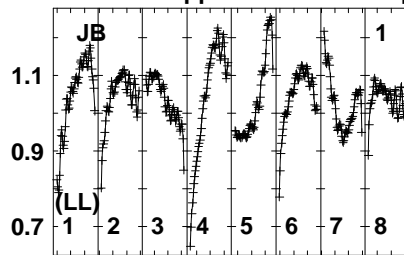
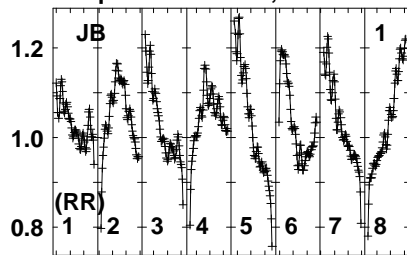


Lower frame: Real Jy
Auto-corr total-power spectrum Antenna: *
Timerange: 01/01:39:30 to 01/01:40:59

Plot file version 534 created 20-JAN-2021 19:36:19

0658+49 EB074F.UVDATA.1

Freq = 22.1080 GHz, Bw = 32.000 MH No calibration applied and no bandpass applied



22102140221802224022240222030022340
FREQ MHz

22102140221802224022240222030022340
FREQ MHz

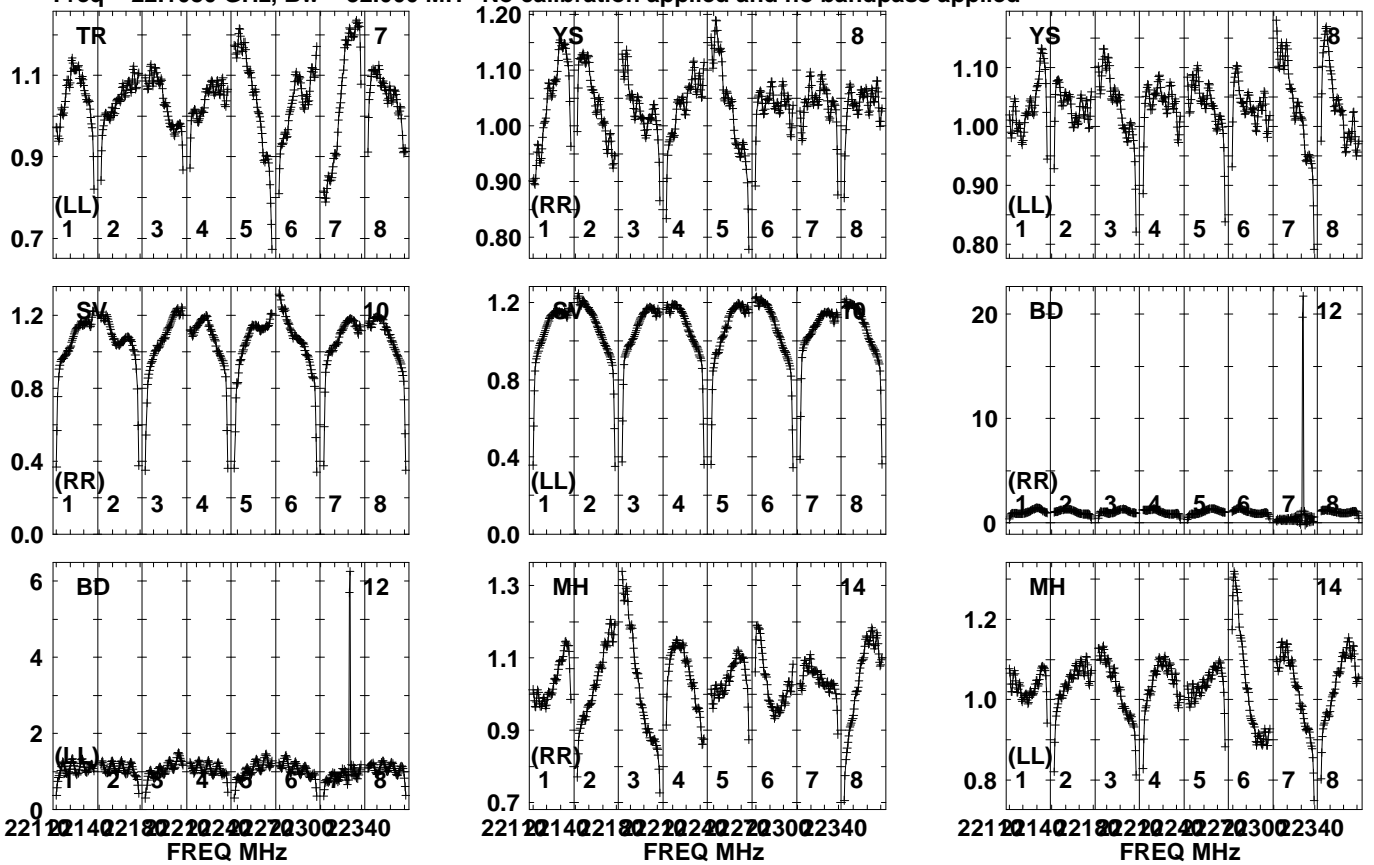
22102140221802224022240222030022340
FREQ MHz

Lower frame: Real Jy
Auto-corr total-power spectrum Antenna: *
Timerange: 01/01:42:01 to 01/01:43:59

Plot file version 535 created 20-JAN-2021 19:36:19

0658+49 EB074F.UVDATA.1

Freq = 22.1080 GHz, Bw = 32.000 MH No calibration applied and no bandpass applied

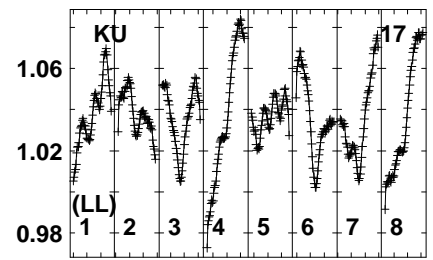
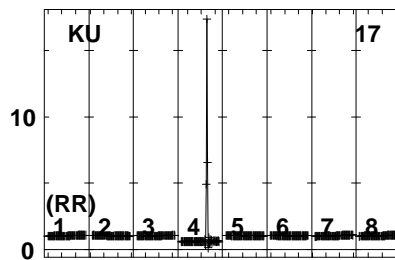
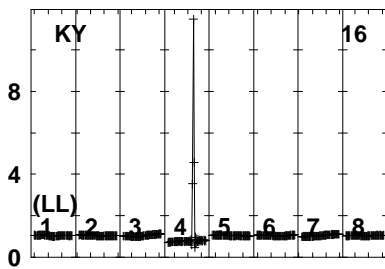
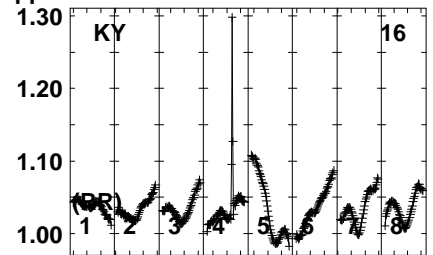
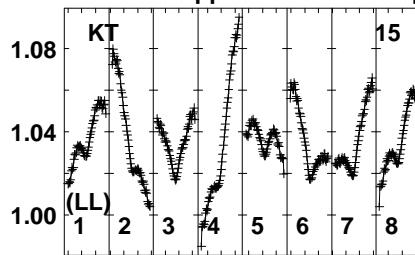
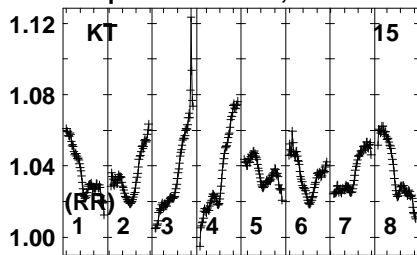


Lower frame: Real Jy
Auto-corr total-power spectrum Antenna: *
Timerange: 01/01:42:01 to 01/01:43:59

Plot file version 536 created 20-JAN-2021 19:36:20

0658+49 EB074F.UVDATA.1

Freq = 22.1080 GHz, Bw = 32.000 MH No calibration applied and no bandpass applied

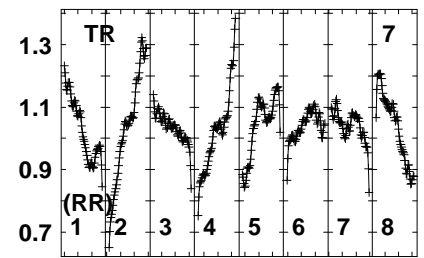
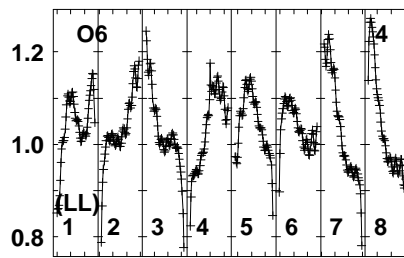
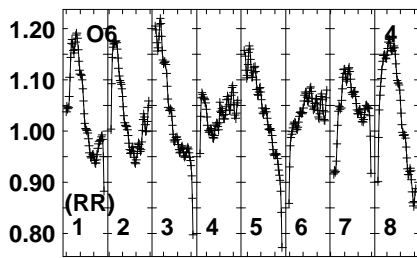
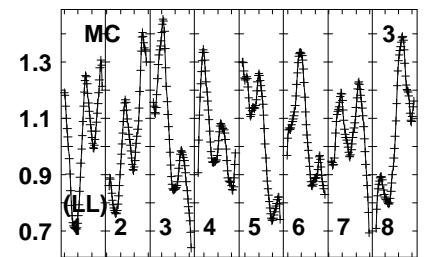
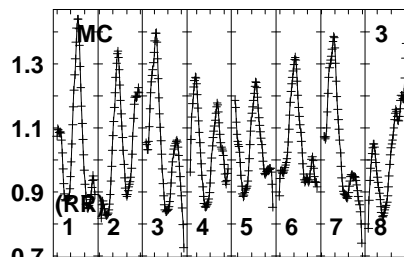
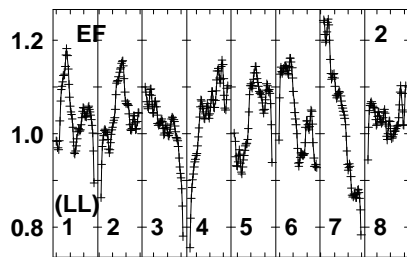
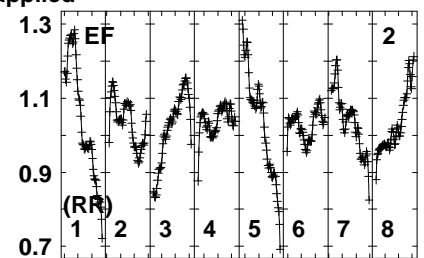
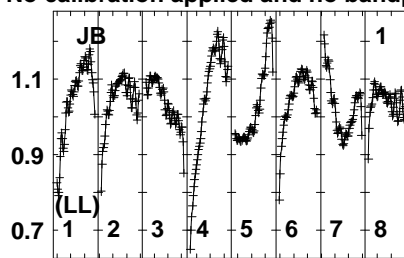
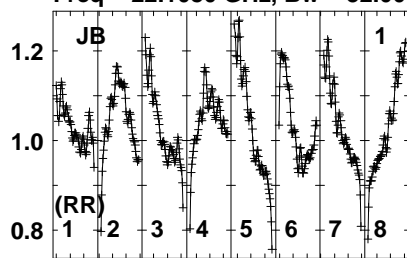


Lower frame: Real Jy
Auto-corr total-power spectrum Antenna: *
Timerange: 01/01:42:01 to 01/01:43:59

Plot file version 537 created 20-JAN-2021 19:36:20

J0654+5042 EB074F.UVDATA.1

Freq = 22.1080 GHz, Bw = 32.000 MH No calibration applied and no bandpass applied



22102140221802224022240222030022340
FREQ MHz

22102140221802224022240222030022340
FREQ MHz

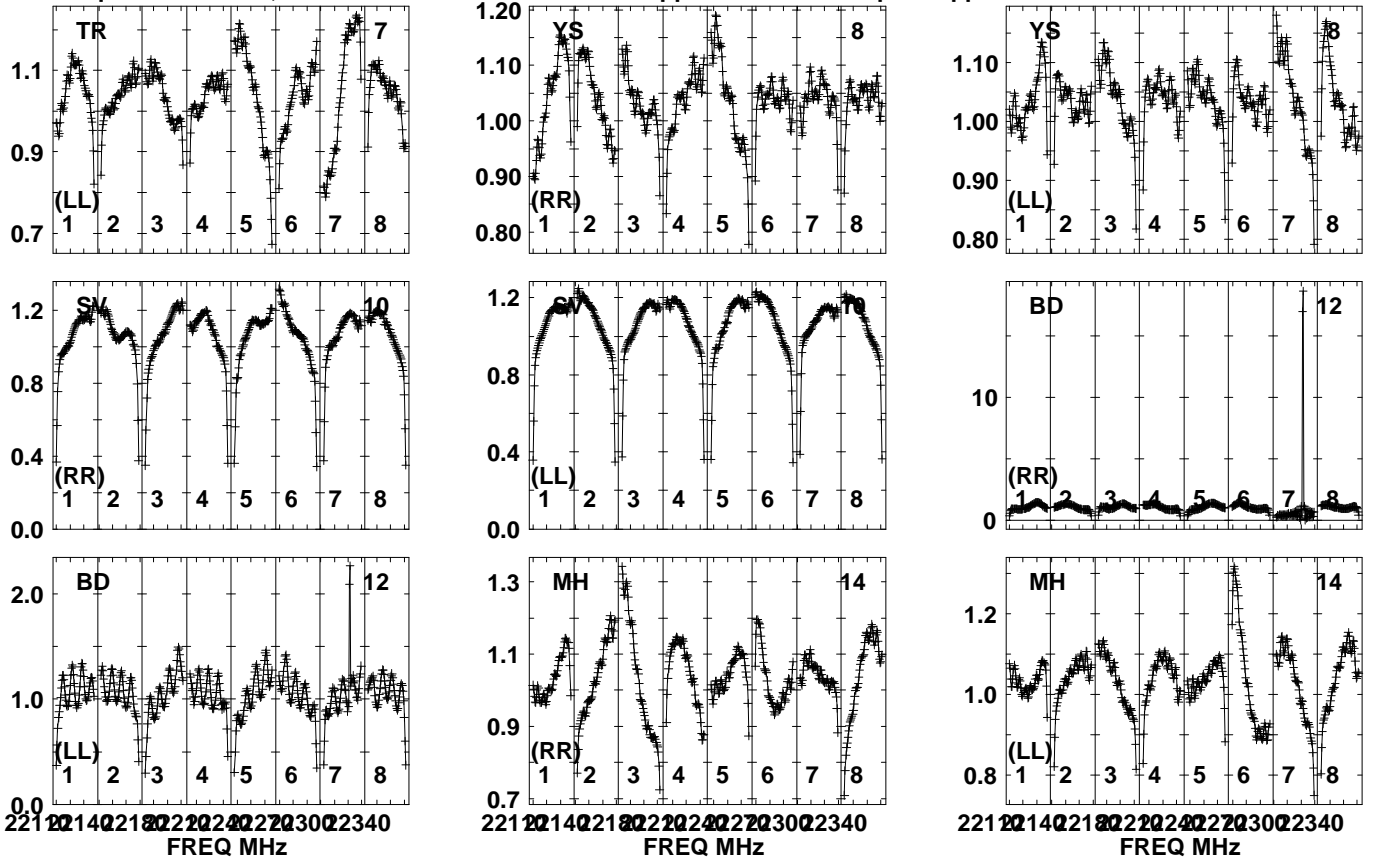
22102140221802224022240222030022340
FREQ MHz

Lower frame: Real Jy
Auto-corr total-power spectrum Antenna: *
Timerange: 01/01:45:01 to 01/01:46:29

Plot file version 538 created 20-JAN-2021 19:36:20

J0654+5042 EB074F.UVDATA.1

Freq = 22.1080 GHz, Bw = 32.000 MH No calibration applied and no bandpass applied

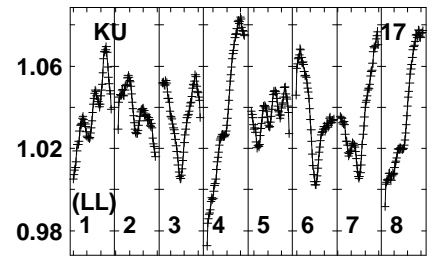
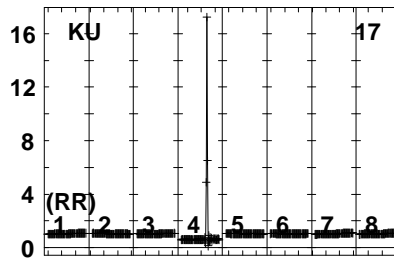

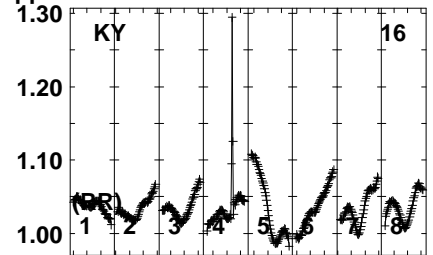
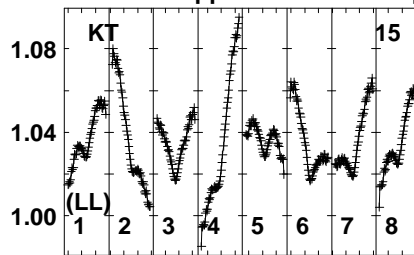
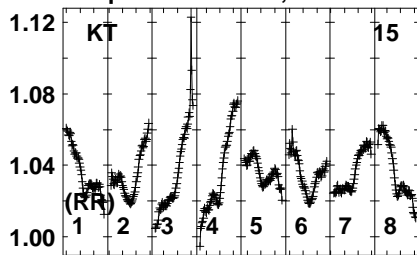


Lower frame: Real Jy
Auto-corr total-power spectrum Antenna: *
Timerange: 01/01:45:01 to 01/01:46:29

Plot file version 539 created 20-JAN-2021 19:36:21

J0654+5042 EB074F.UVDATA.1

Freq = 22.1080 GHz, Bw = 32.000 MH No calibration applied and no bandpass applied

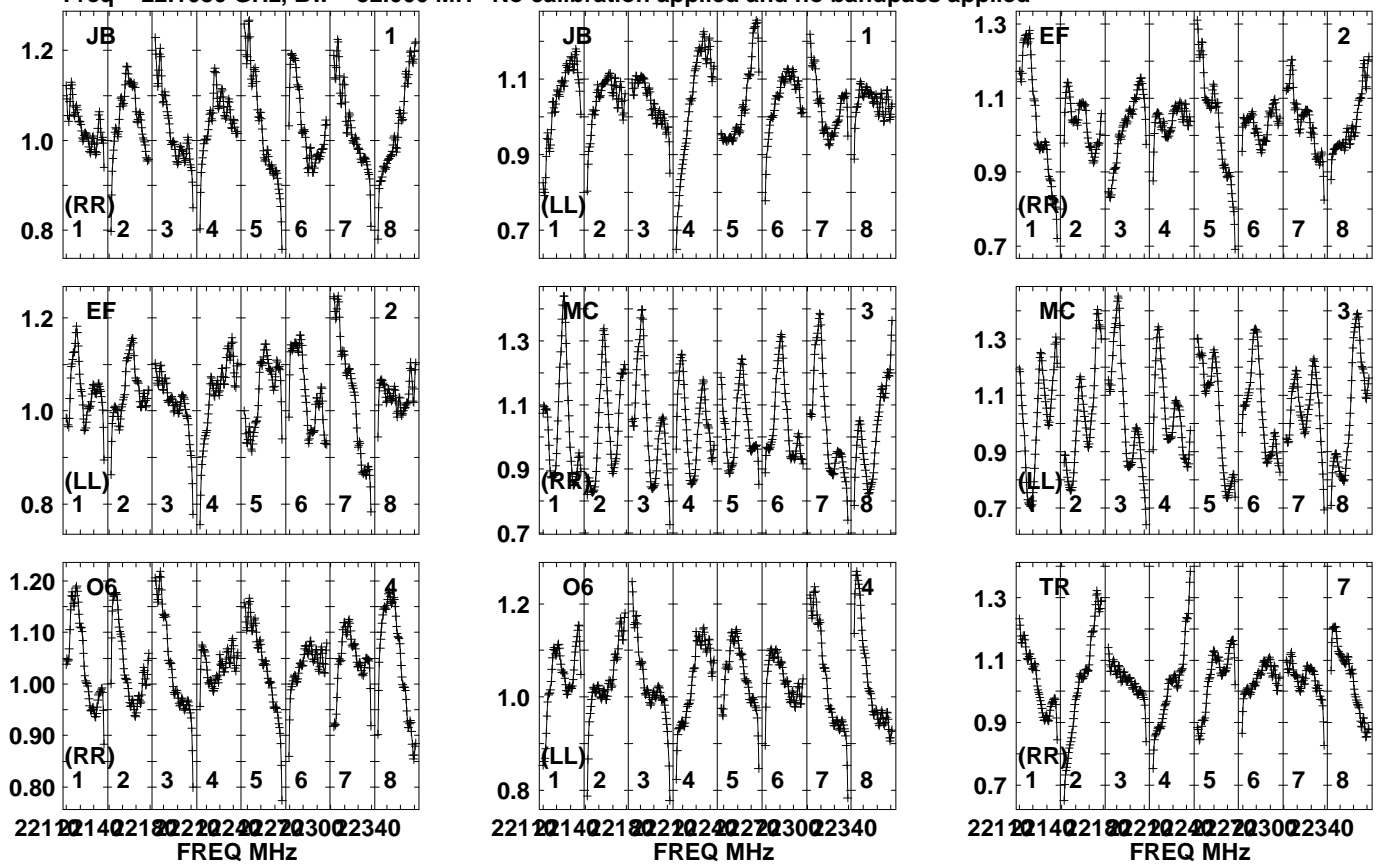


Lower frame: Real Jy
Auto-corr total-power spectrum Antenna: *
Timerange: 01/01:45:01 to 01/01:46:29

Plot file version 540 created 20-JAN-2021 19:36:21

0658+49 EB074F.UVDATA.1

Freq = 22.1080 GHz, Bw = 32.000 MH No calibration applied and no bandpass applied

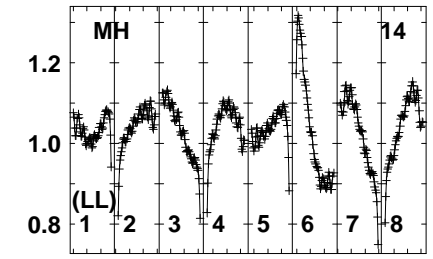
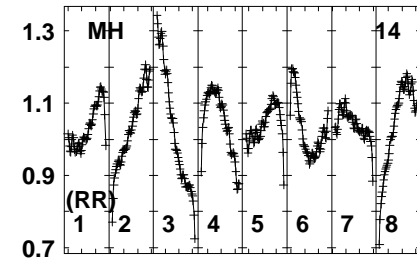
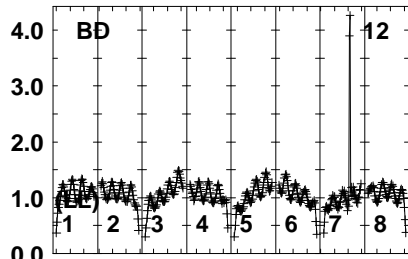
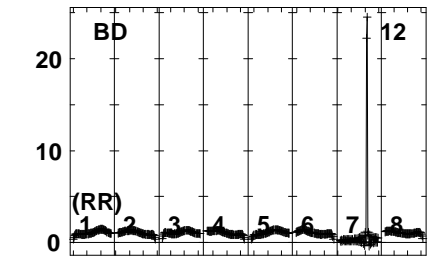
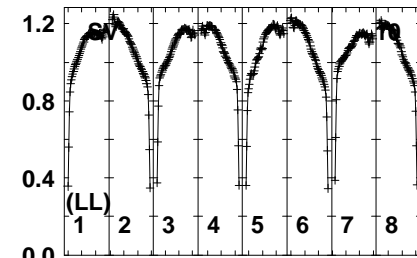
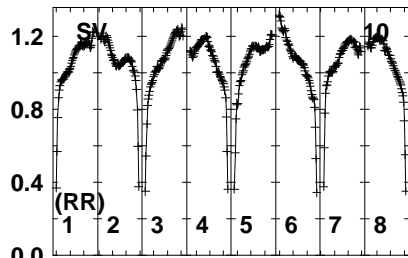
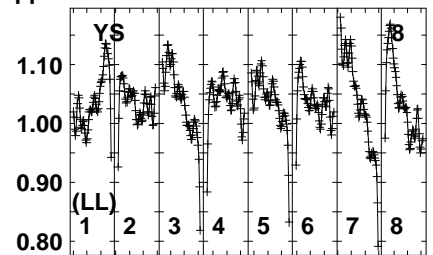
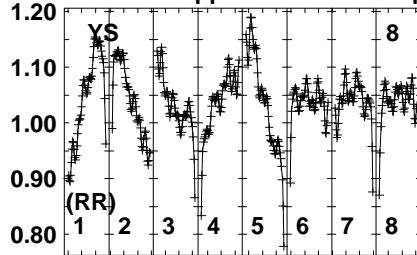
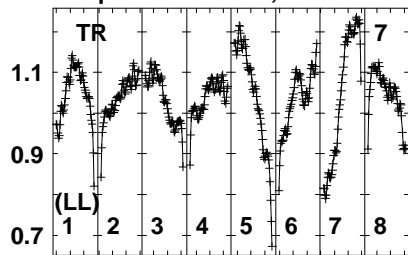


Lower frame: Real Jy
Auto-corr total-power spectrum Antenna: *
Timerange: 01/01:47:30 to 01/01:49:29

Plot file version 541 created 20-JAN-2021 19:36:21

0658+49 EB074F.UVDATA.1

Freq = 22.1080 GHz, Bw = 32.000 MH No calibration applied and no bandpass applied



2210214021802220224022703002340
FREQ MHz

2210214021802220224022703002340
FREQ MHz

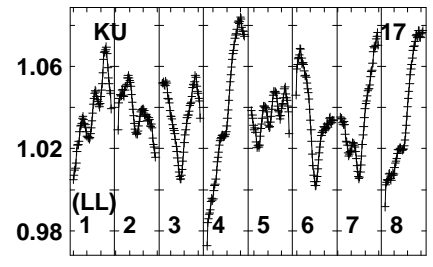
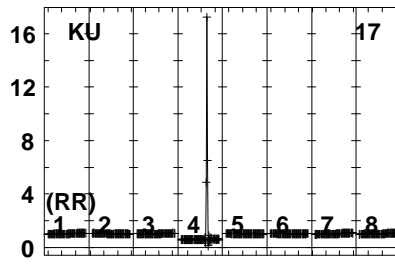
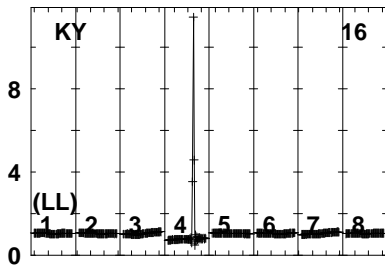
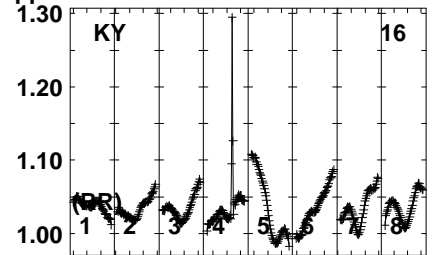
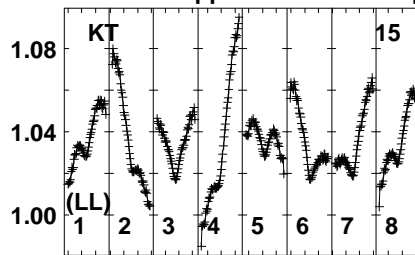
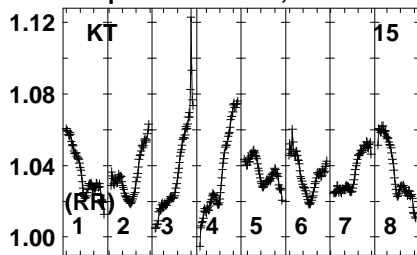
2210214021802220224022703002340
FREQ MHz

Lower frame: Real Jy
Auto-corr total-power spectrum Antenna: *
Timerange: 01/01:47:30 to 01/01:49:29

Plot file version 542 created 20-JAN-2021 19:36:22

0658+49 EB074F.UVDATA.1

Freq = 22.1080 GHz, Bw = 32.000 MH No calibration applied and no bandpass applied

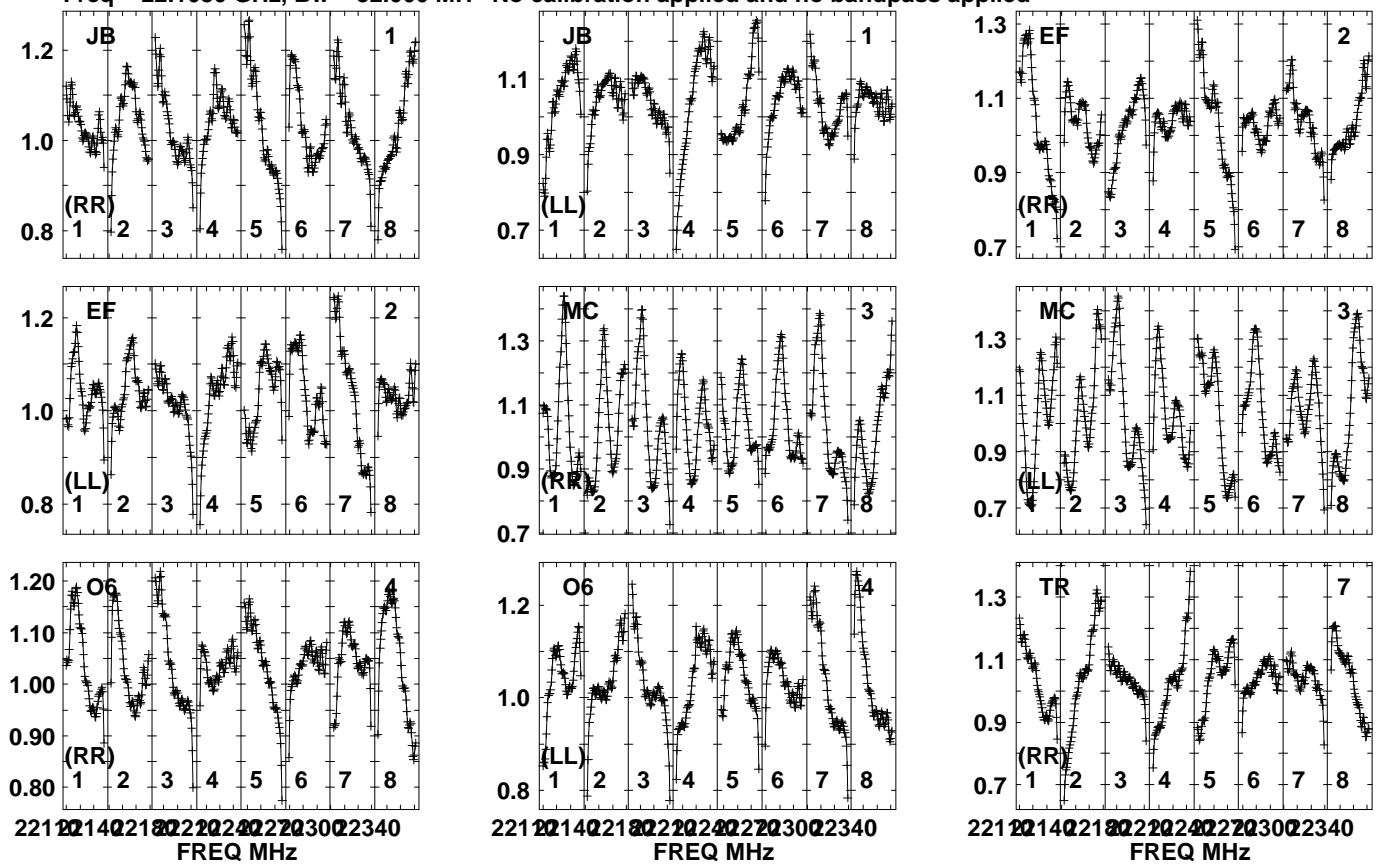


Lower frame: Real Jy
Auto-corr total-power spectrum Antenna: *
Timerange: 01/01:47:30 to 01/01:49:29

Plot file version 543 created 20-JAN-2021 19:36:22

J0654+5042 EB074F.UVDATA.1

Freq = 22.1080 GHz, Bw = 32.000 MH No calibration applied and no bandpass applied

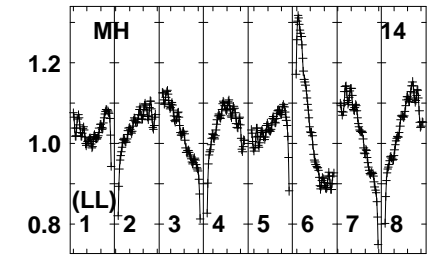
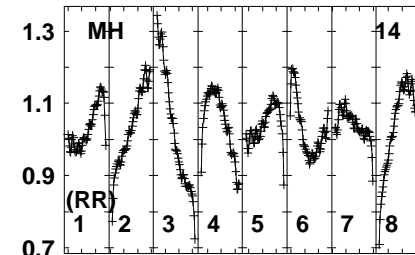
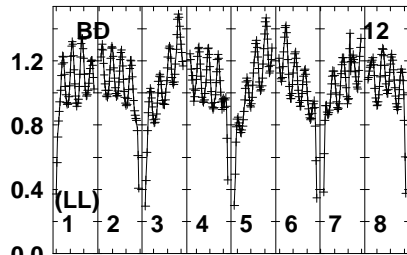
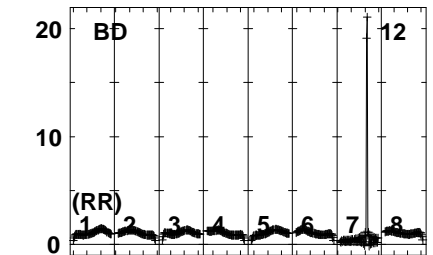
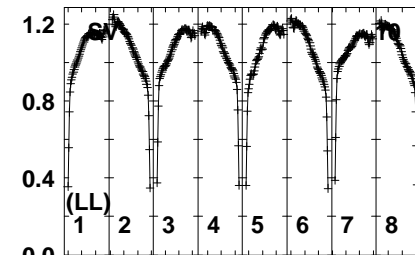
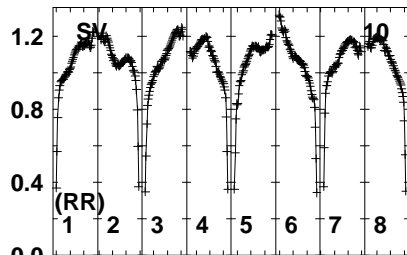
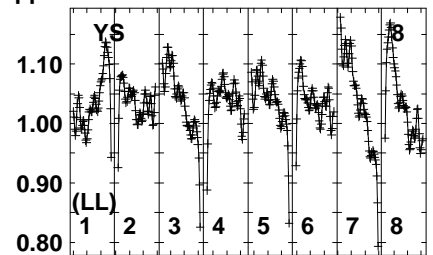
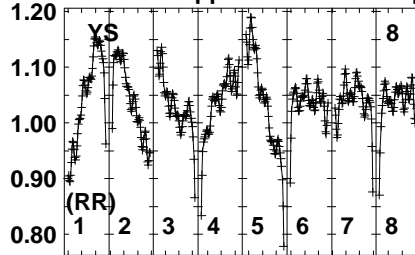
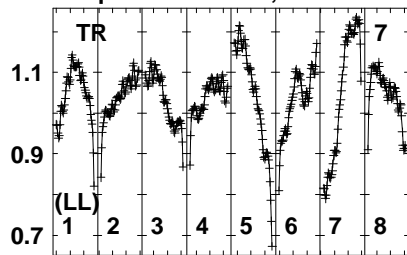


Lower frame: Real Jy
Auto-corr total-power spectrum Antenna: *
Timerange: 01/01:50:31 to 01/01:51:59

Plot file version 544 created 20-JAN-2021 19:36:22

J0654+5042 EB074F.UVDATA.1

Freq = 22.1080 GHz, Bw = 32.000 MH No calibration applied and no bandpass applied



221 22140 22180 22220 22260 22300 22340
FREQ MHz

221 22140 22180 22220 22260 22300 22340
FREQ MHz

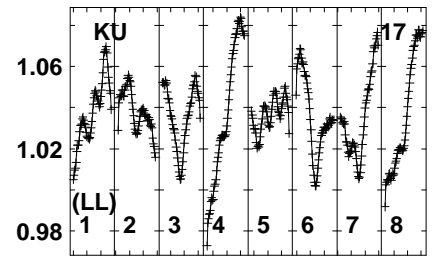
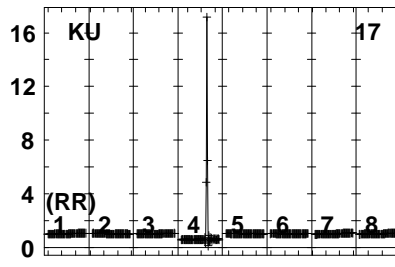
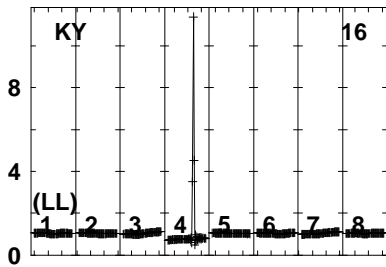
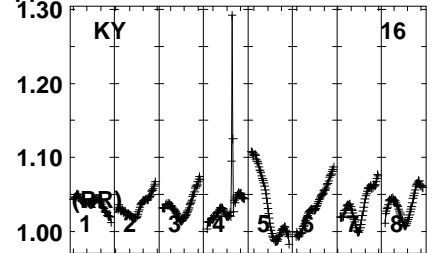
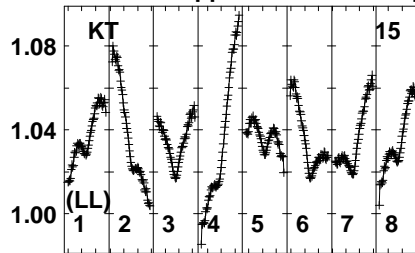
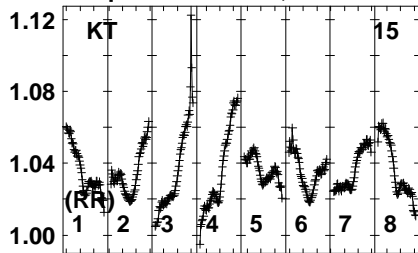
221 22140 22180 22220 22260 22300 22340
FREQ MHz

Lower frame: Real Jy
Auto-corr total-power spectrum Antenna: *
Timerange: 01/01:50:31 to 01/01:51:59

Plot file version 545 created 20-JAN-2021 19:36:23

J0654+5042 EB074F.UVDATA.1

Freq = 22.1080 GHz, Bw = 32.000 MH No calibration applied and no bandpass applied

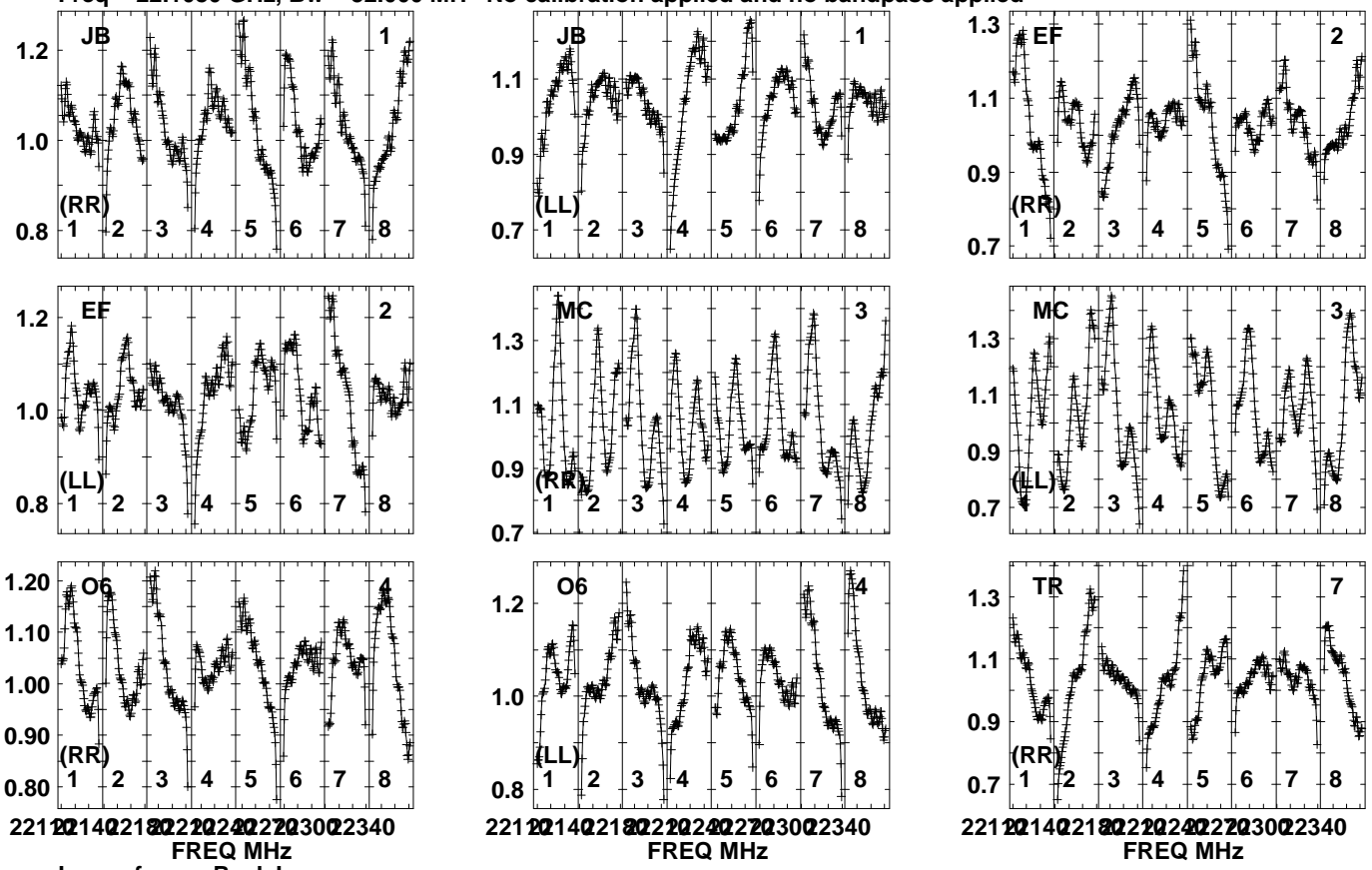


Lower frame: Real Jy
Auto-corr total-power spectrum Antenna: *
Timerange: 01/01:50:31 to 01/01:51:59

Plot file version 546 created 20-JAN-2021 19:36:23

0658+49 EB074F.UVDATA.1

Freq = 22.1080 GHz, Bw = 32.000 MH No calibration applied and no bandpass applied

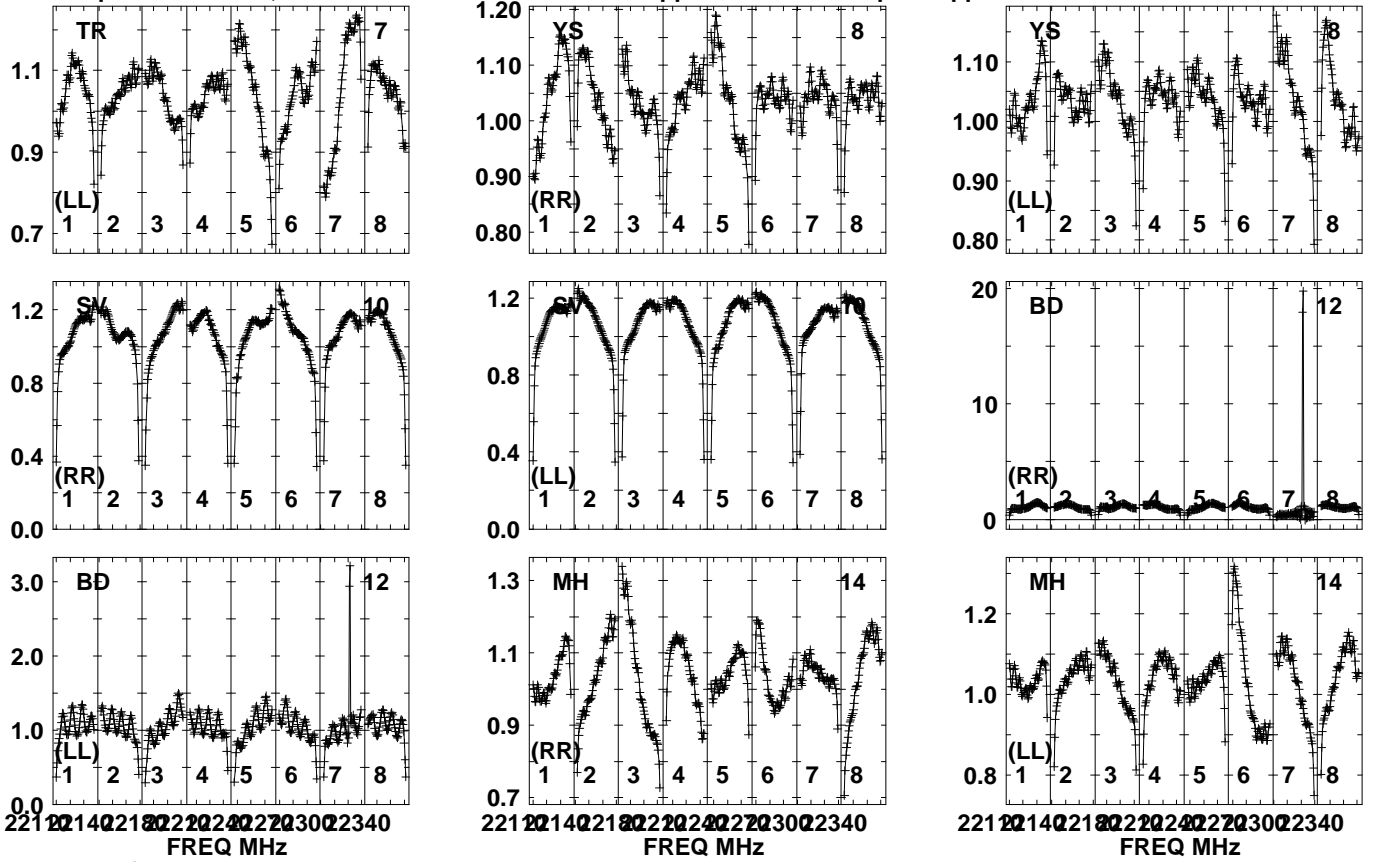


Lower frame: Real Jy
Auto-corr total-power spectrum Antenna: *
Timerange: 01/01:53:00 to 01/01:54:59

Plot file version 547 created 20-JAN-2021 19:36:23

0658+49 EB074F.UVDATA.1

Freq = 22.1080 GHz, Bw = 32.000 MH No calibration applied and no bandpass applied

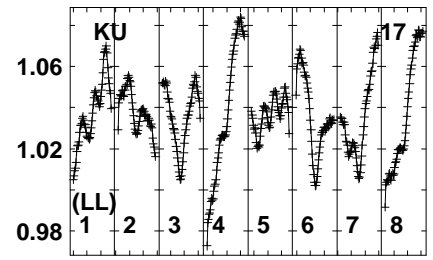
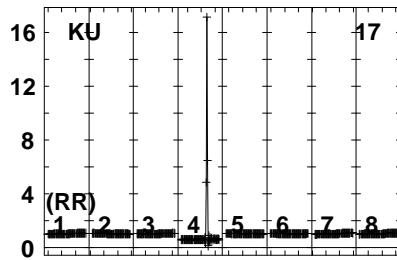
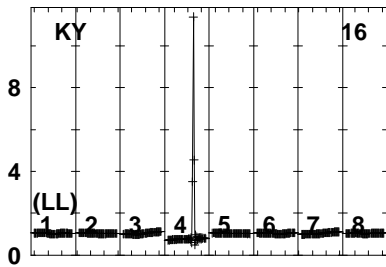
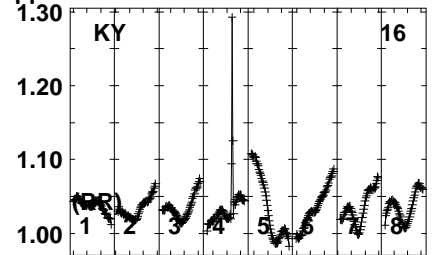
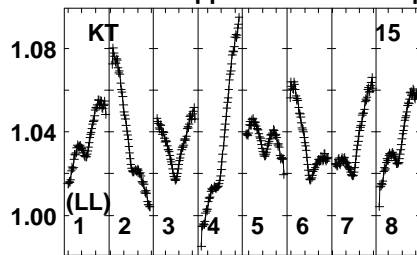
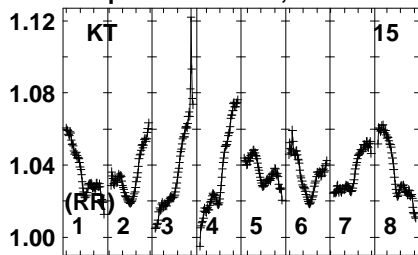


Lower frame: Real Jy
Auto-corr total-power spectrum Antenna: *
Timerange: 01/01:53:00 to 01/01:54:59

Plot file version 548 created 20-JAN-2021 19:36:24

0658+49 EB074F.UVDATA.1

Freq = 22.1080 GHz, Bw = 32.000 MH No calibration applied and no bandpass applied

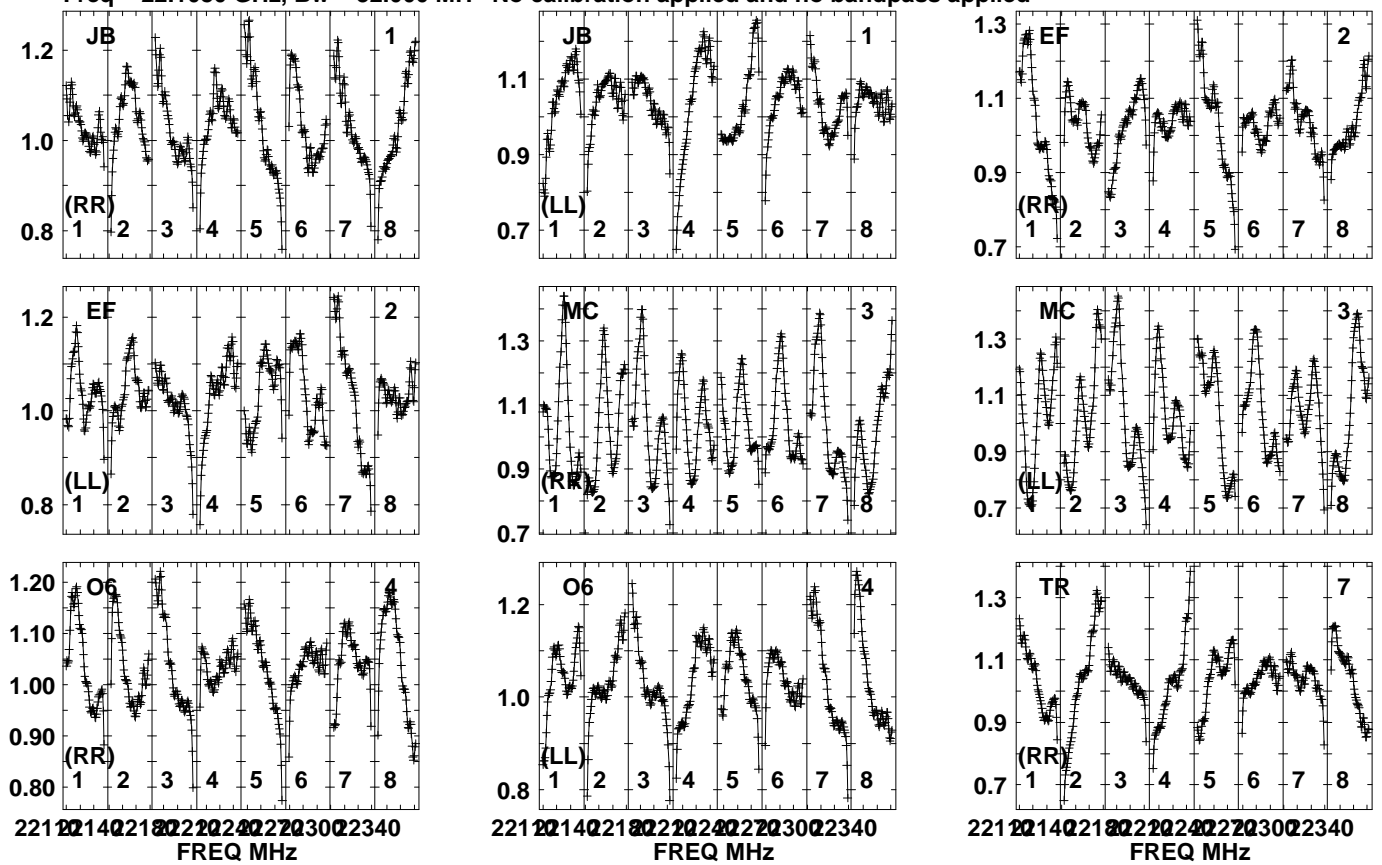


Lower frame: Real Jy
Auto-corr total-power spectrum Antenna: *
Timerange: 01/01:53:00 to 01/01:54:59

Plot file version 549 created 20-JAN-2021 19:36:24

J0654+5042 EB074F.UVDATA.1

Freq = 22.1080 GHz, Bw = 32.000 MH No calibration applied and no bandpass applied

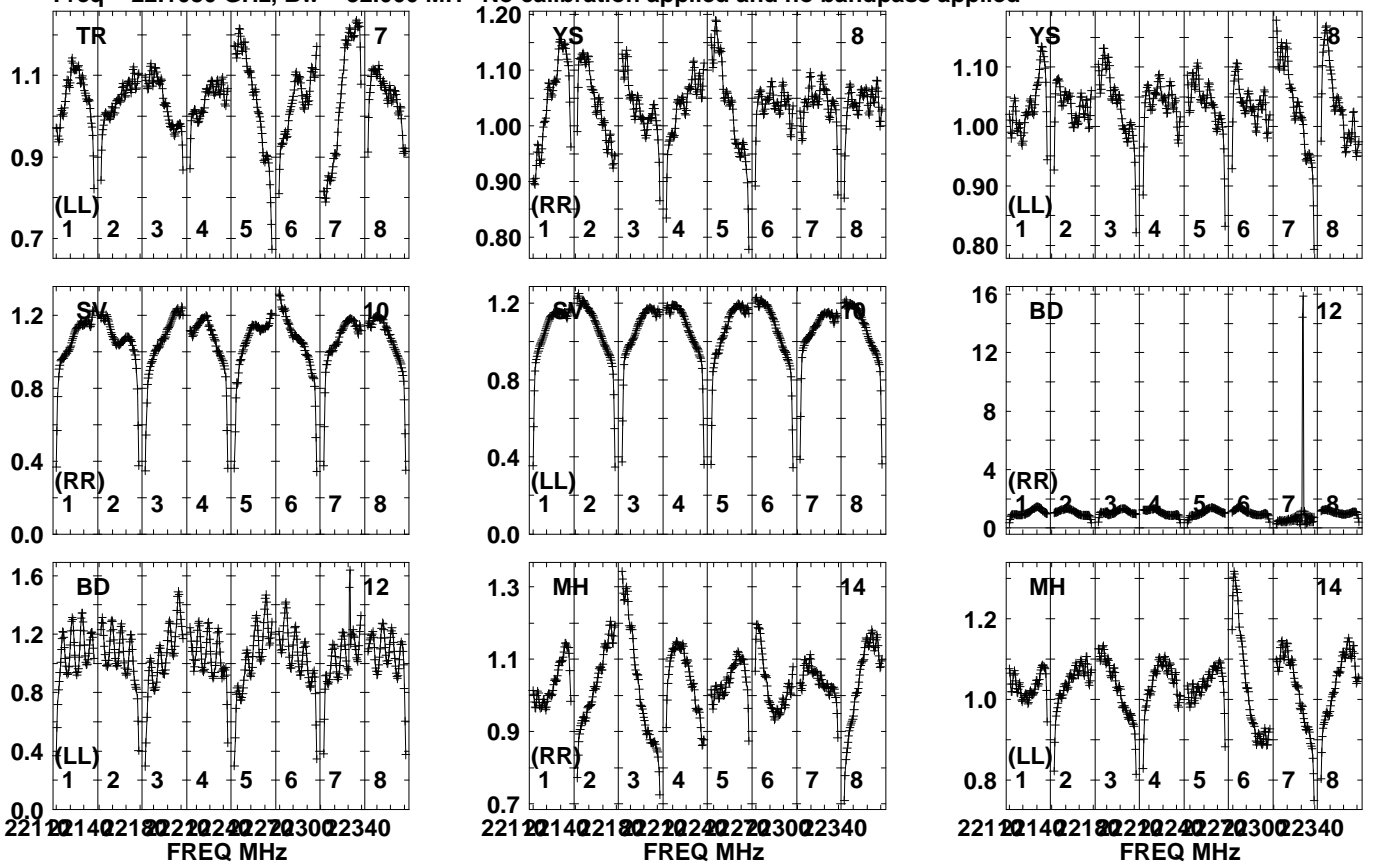


Lower frame: Real Jy
Auto-corr total-power spectrum Antenna: *
Timerange: 01/01:56:01 to 01/01:57:29

Plot file version 550 created 20-JAN-2021 19:36:24

J0654+5042 EB074F.UVDATA.1

Freq = 22.1080 GHz, Bw = 32.000 MH No calibration applied and no bandpass applied

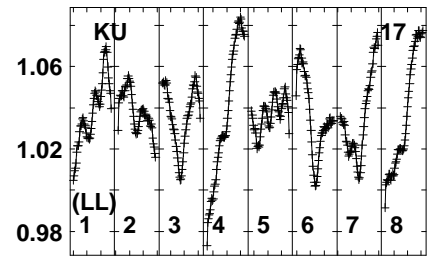
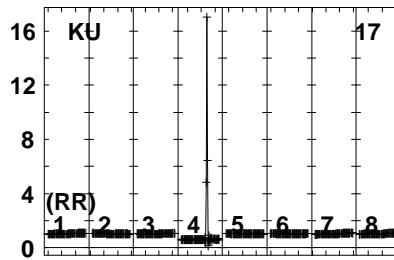
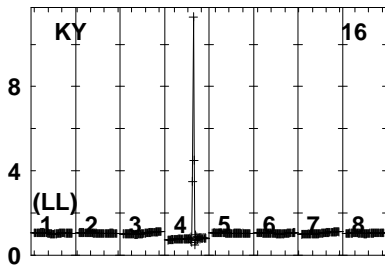
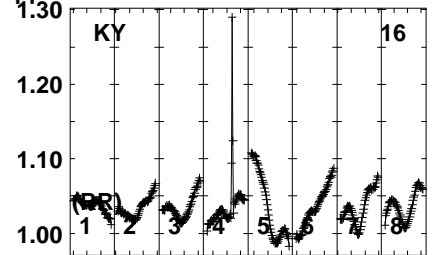
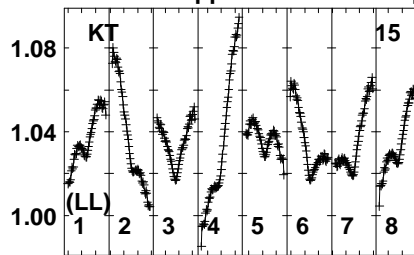
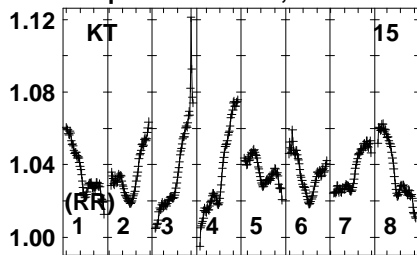


Lower frame: Real Jy
Auto-corr total-power spectrum Antenna: *
Timerange: 01/01:56:01 to 01/01:57:29

Plot file version 551 created 20-JAN-2021 19:36:24

J0654+5042 EB074F.UVDATA.1

Freq = 22.1080 GHz, Bw = 32.000 MH No calibration applied and no bandpass applied

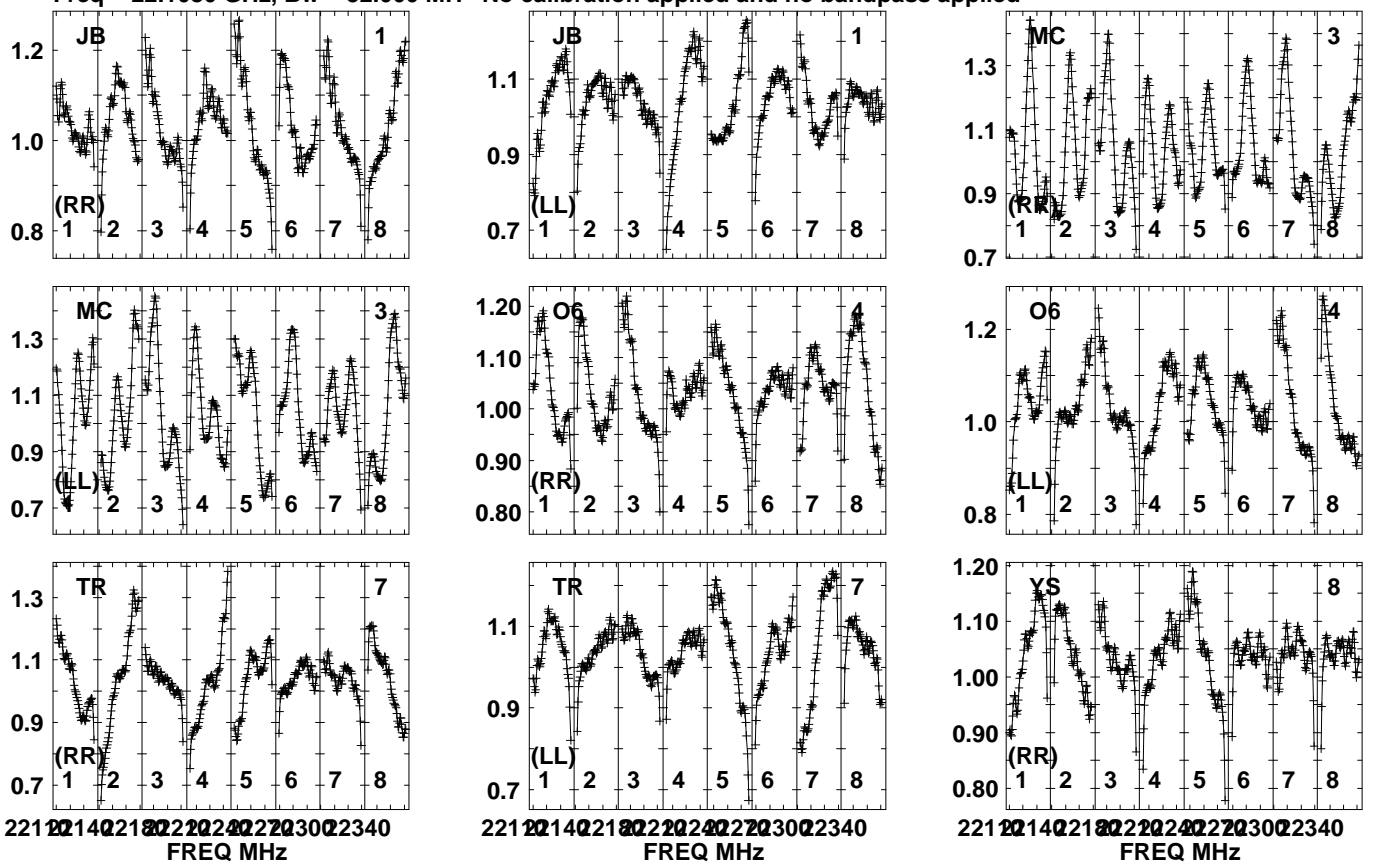


Lower frame: Real Jy
Auto-corr total-power spectrum Antenna: *
Timerange: 01/01:56:01 to 01/01:57:29

Plot file version 552 created 20-JAN-2021 19:36:25

0658+49 EB074F.UVDATA.1

Freq = 22.1080 GHz, Bw = 32.000 MH No calibration applied and no bandpass applied

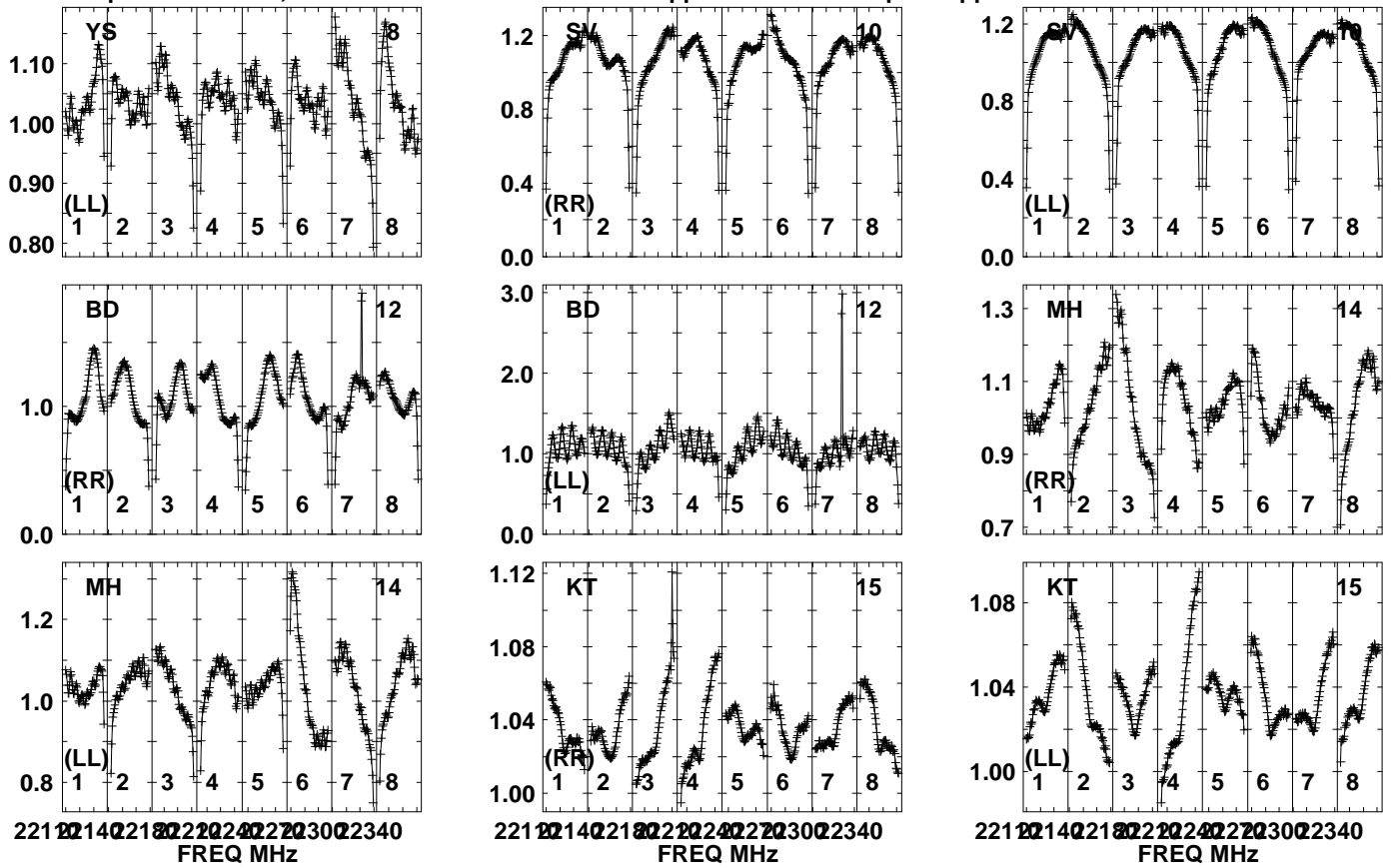


Lower frame: Real Jy
Auto-corr total-power spectrum Antenna: *
Timerange: 01/01:58:30 to 01/02:00:30

Plot file version 553 created 20-JAN-2021 19:36:25

0658+49 EB074F.UVDATA.1

Freq = 22.1080 GHz, Bw = 32.000 MH No calibration applied and no bandpass applied

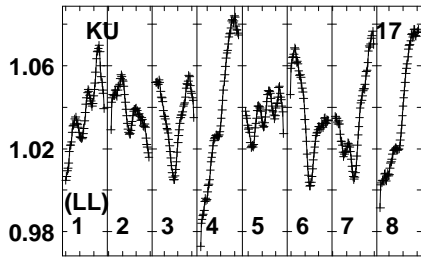
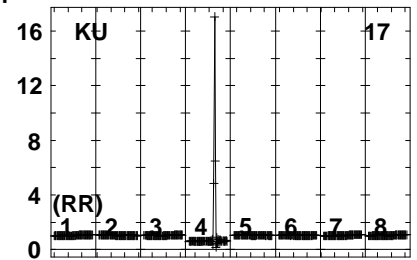
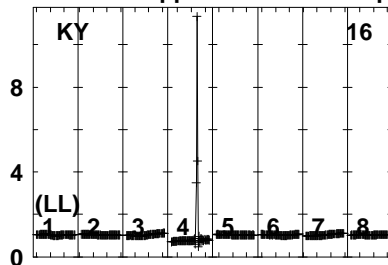
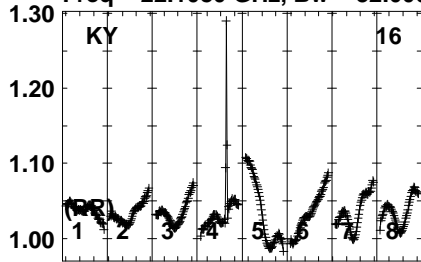


Lower frame: Real Jy
Auto-corr total-power spectrum Antenna: *
Timerange: 01/01:58:30 to 01/02:00:30

Plot file version 554 created 20-JAN-2021 19:36:25

0658+49 EB074F.UVDATA.1

Freq = 22.1080 GHz, Bw = 32.000 MH No calibration applied and no bandpass applied

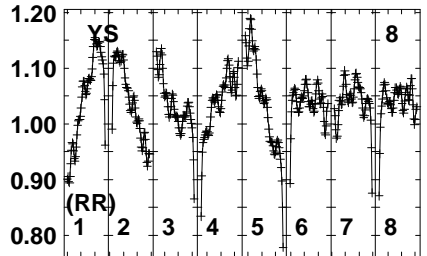
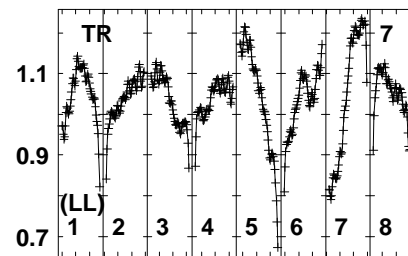
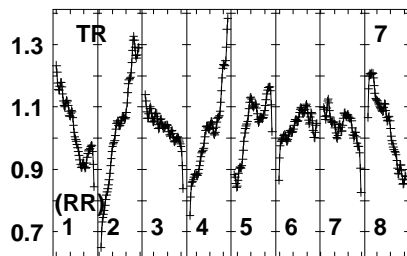
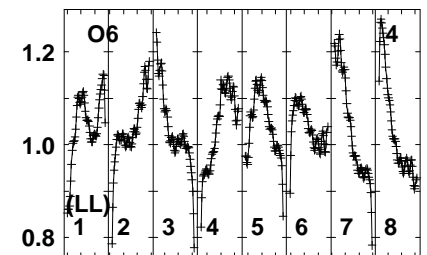
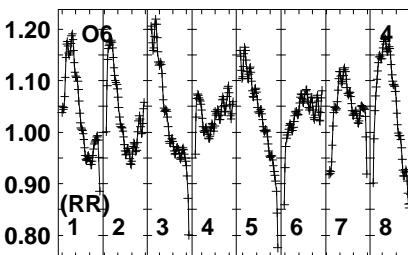
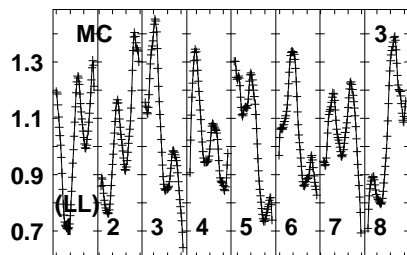
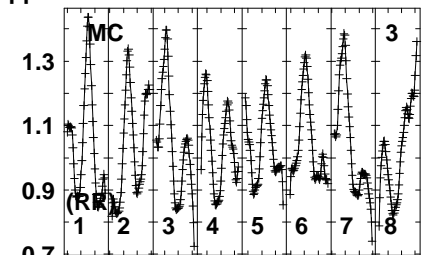
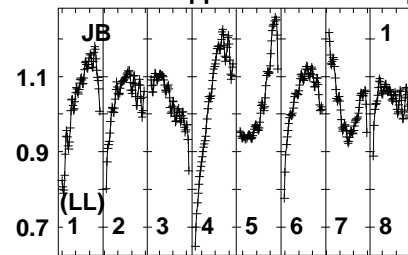
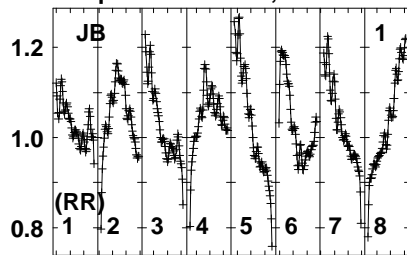


Lower frame: Real Jy
Auto-corr total-power spectrum Antenna: *
Timerange: 01/01:58:30 to 01/02:00:30

Plot file version 555 created 20-JAN-2021 19:36:25

J0654+5042 EB074F.UVDATA.1

Freq = 22.1080 GHz, Bw = 32.000 MH No calibration applied and no bandpass applied



22100 22140 22180 22220 22260 22300 22340
FREQ MHz

22100 22140 22180 22220 22260 22300 22340
FREQ MHz

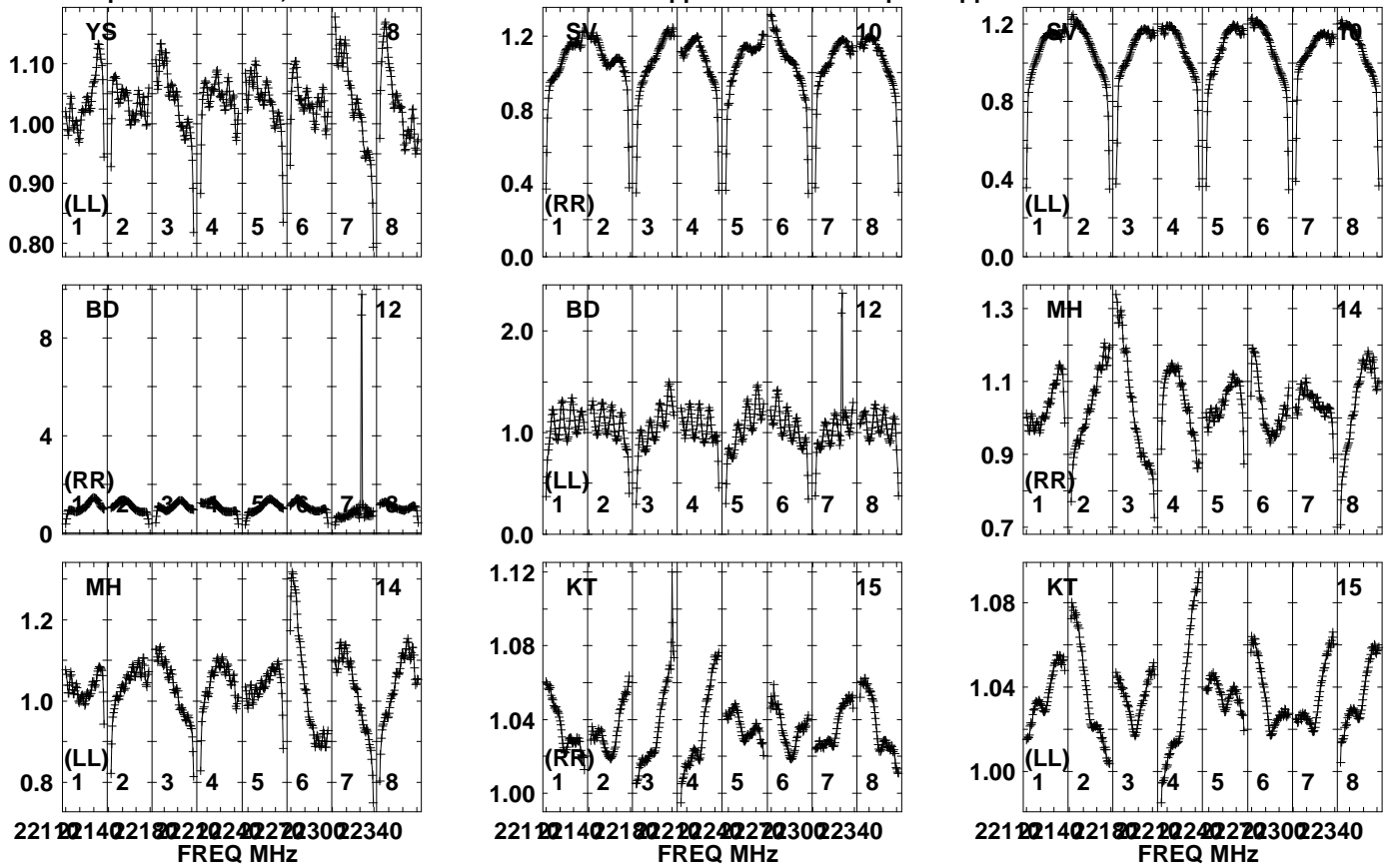
22100 22140 22180 22220 22260 22300 22340
FREQ MHz

Lower frame: Real Jy
Auto-corr total-power spectrum Antenna: *
Timerange: 01/02:01:31 to 01/02:02:59

Plot file version 556 created 20-JAN-2021 19:36:26

J0654+5042 EB074F.UVDATA.1

Freq = 22.1080 GHz, Bw = 32.000 MH No calibration applied and no bandpass applied

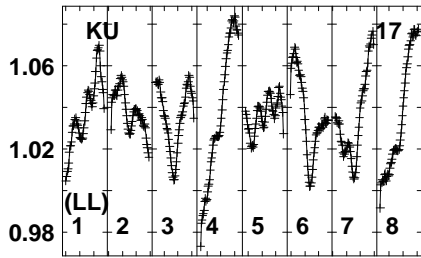
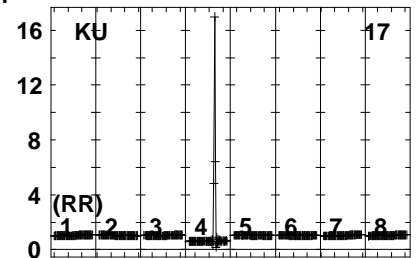

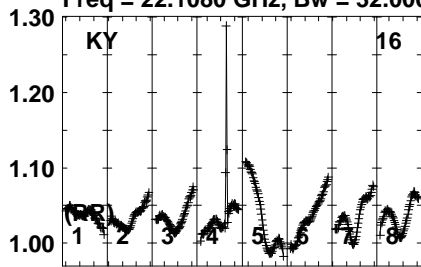


Lower frame: Real Jy
Auto-corr total-power spectrum Antenna: *
Timerange: 01/02:01:31 to 01/02:02:59

Plot file version 557 created 20-JAN-2021 19:36:26

J0654+5042 EB074F.UVDATA.1

Freq = 22.1080 GHz, Bw = 32.000 MH No calibration applied and no bandpass applied

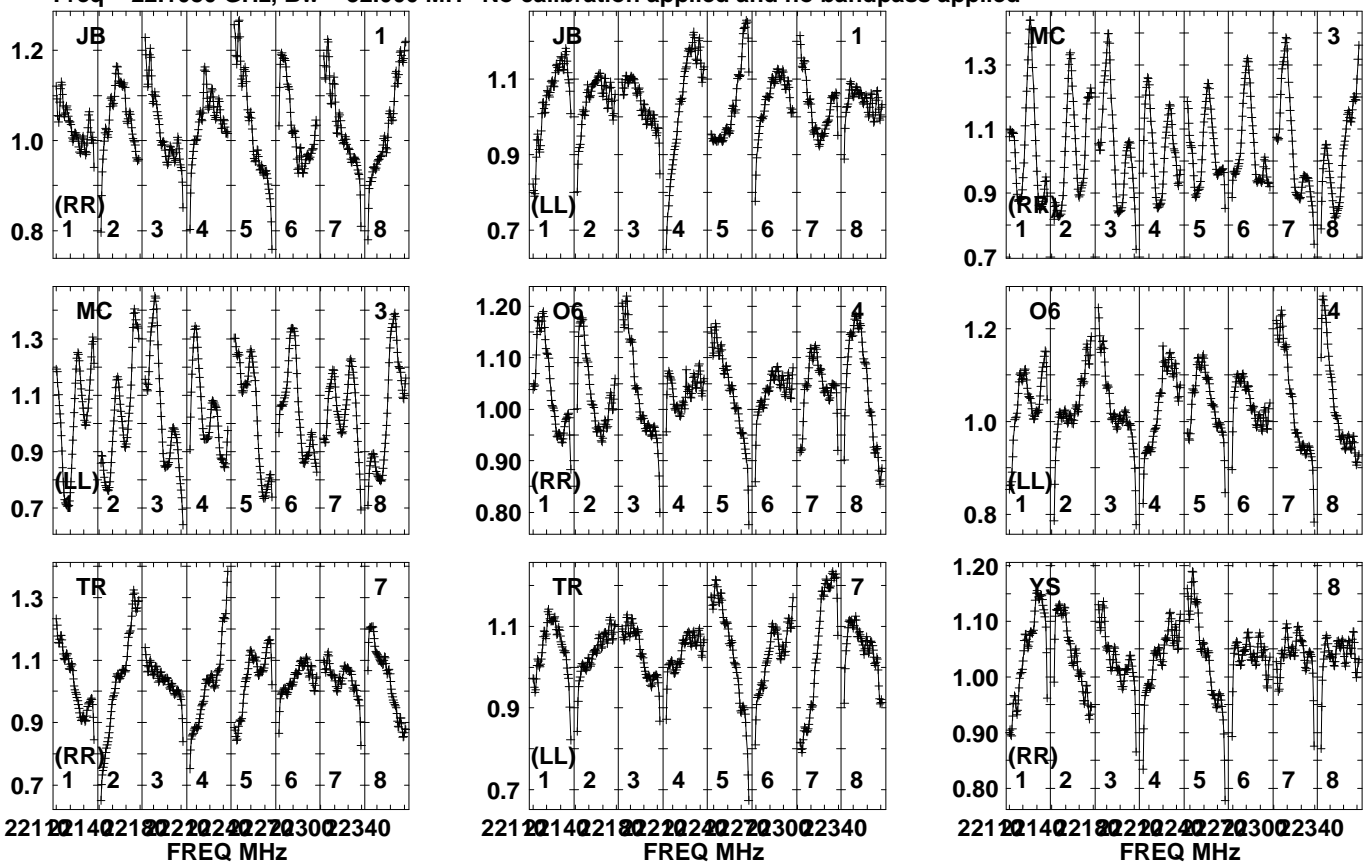


Lower frame: Real Jy
Auto-corr total-power spectrum Antenna: *
Timerange: 01/02:01:31 to 01/02:02:59

Plot file version 558 created 20-JAN-2021 19:36:26

0658+49 EB074F.UVDATA.1

Freq = 22.1080 GHz, Bw = 32.000 MH No calibration applied and no bandpass applied

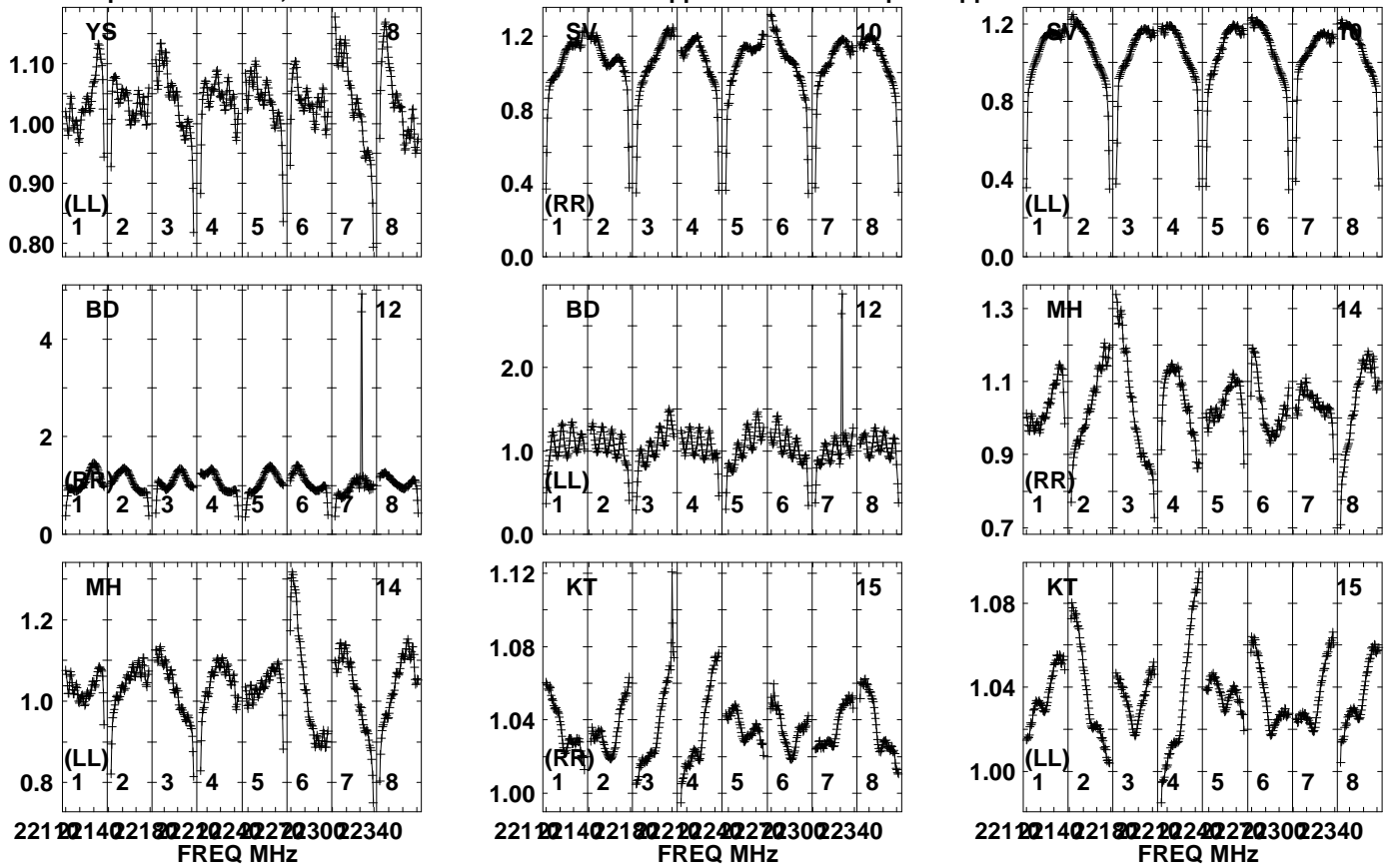


Lower frame: Real Jy
Auto-corr total-power spectrum Antenna: *
Timerange: 01/02:04:01 to 01/02:06:00

Plot file version 559 created 20-JAN-2021 19:36:26

0658+49 EB074F.UVDATA.1

Freq = 22.1080 GHz, Bw = 32.000 MH No calibration applied and no bandpass applied

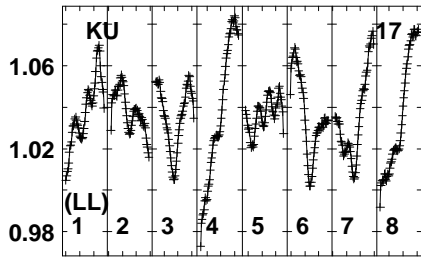
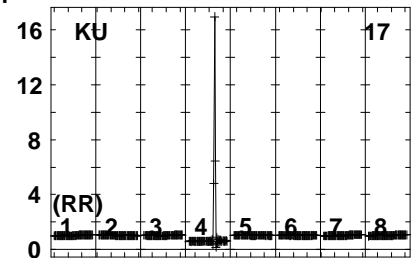
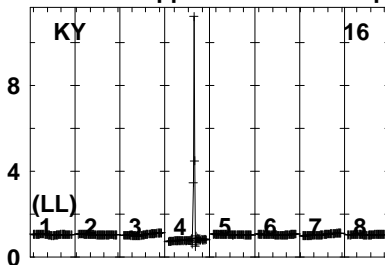
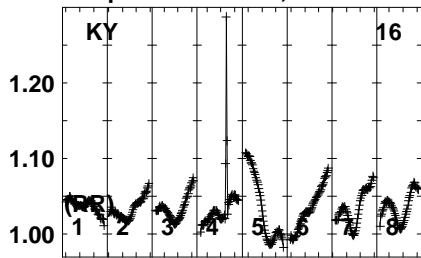


Lower frame: Real Jy
Auto-corr total-power spectrum Antenna: *
Timerange: 01/02:04:01 to 01/02:06:00

Plot file version 560 created 20-JAN-2021 19:36:27

0658+49 EB074F.UVDATA.1

Freq = 22.1080 GHz, Bw = 32.000 MH No calibration applied and no bandpass applied

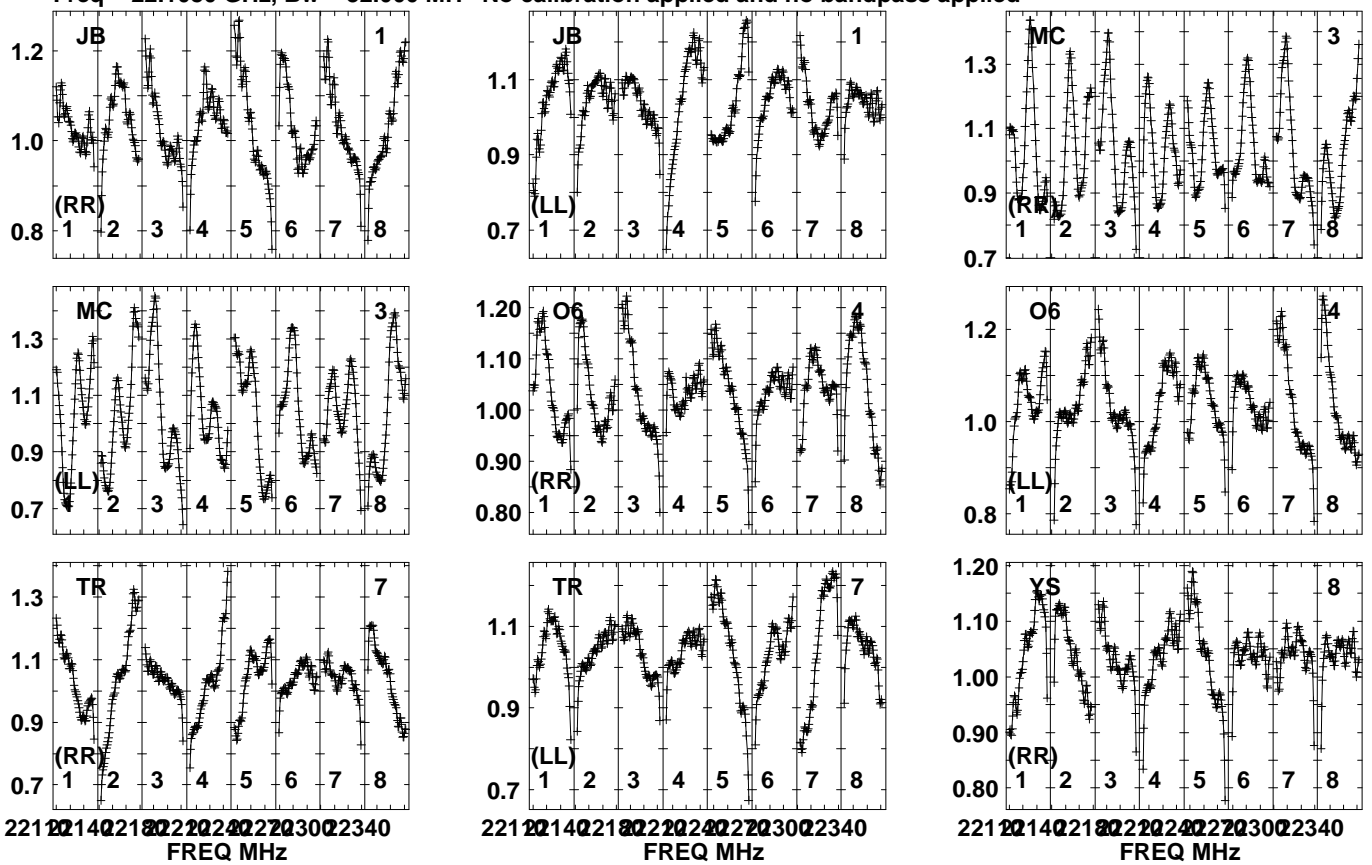


Lower frame: Real Jy
Auto-corr total-power spectrum Antenna: *
Timerange: 01/02:04:01 to 01/02:06:00

Plot file version 561 created 20-JAN-2021 19:36:27

J0654+5042 EB074F.UVDATA.1

Freq = 22.1080 GHz, Bw = 32.000 MH No calibration applied and no bandpass applied

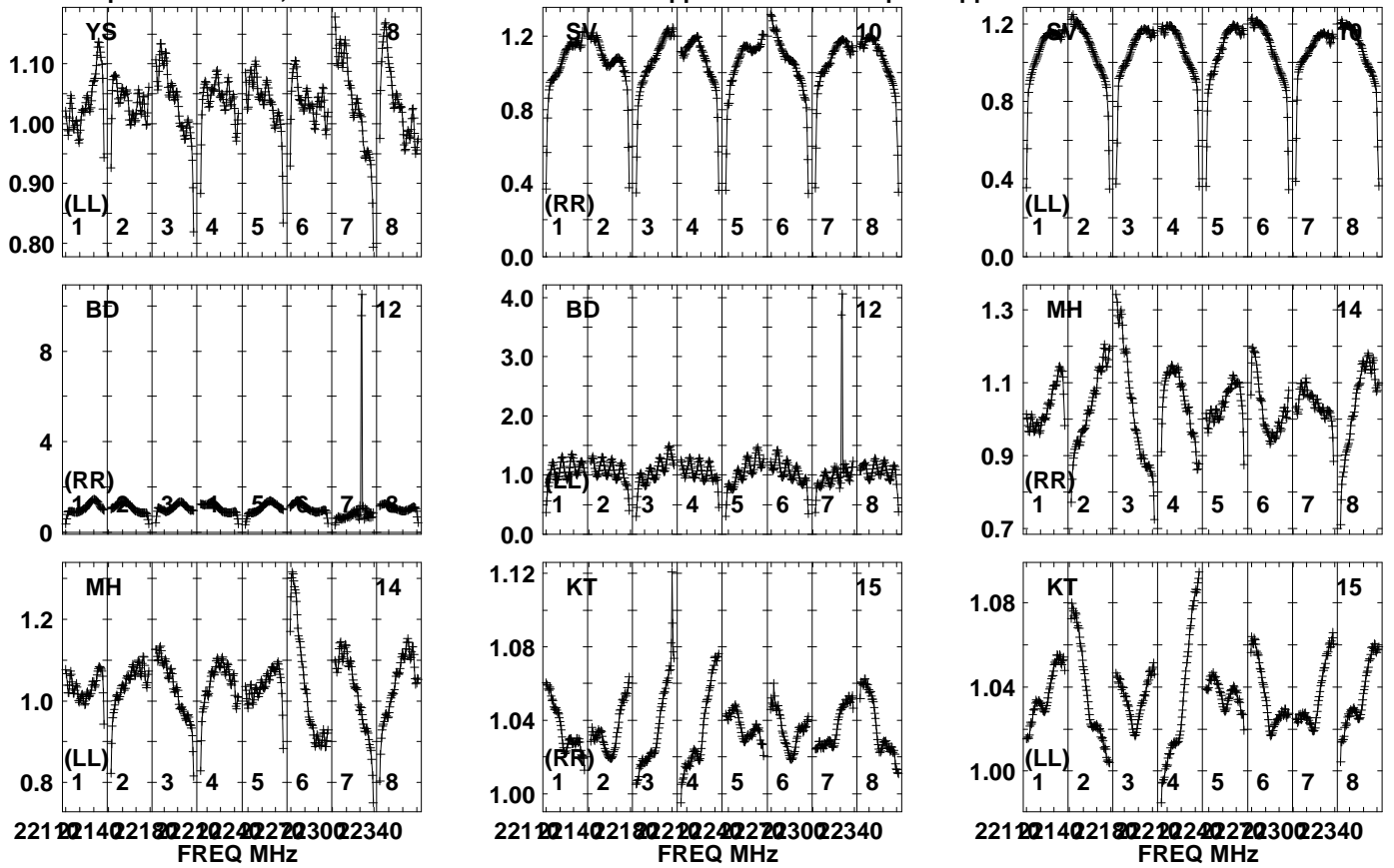


Lower frame: Real Jy
Auto-corr total-power spectrum Antenna: *
Timerange: 01/02:07:01 to 01/02:08:29

Plot file version 562 created 20-JAN-2021 19:36:27

J0654+5042 EB074F.UVDATA.1

Freq = 22.1080 GHz, Bw = 32.000 MH No calibration applied and no bandpass applied

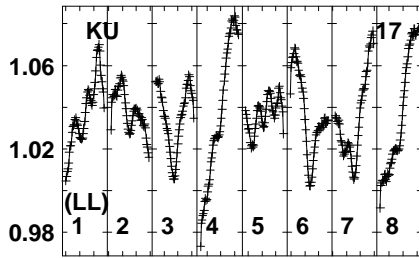
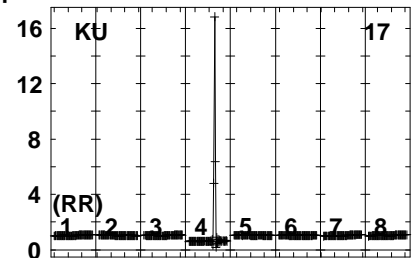

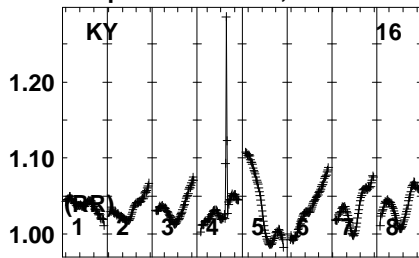


Lower frame: Real Jy
Auto-corr total-power spectrum Antenna: *
Timerange: 01/02:07:01 to 01/02:08:29

Plot file version 563 created 20-JAN-2021 19:36:27

J0654+5042 EB074F.UVDATA.1

Freq = 22.1080 GHz, Bw = 32.000 MH No calibration applied and no bandpass applied

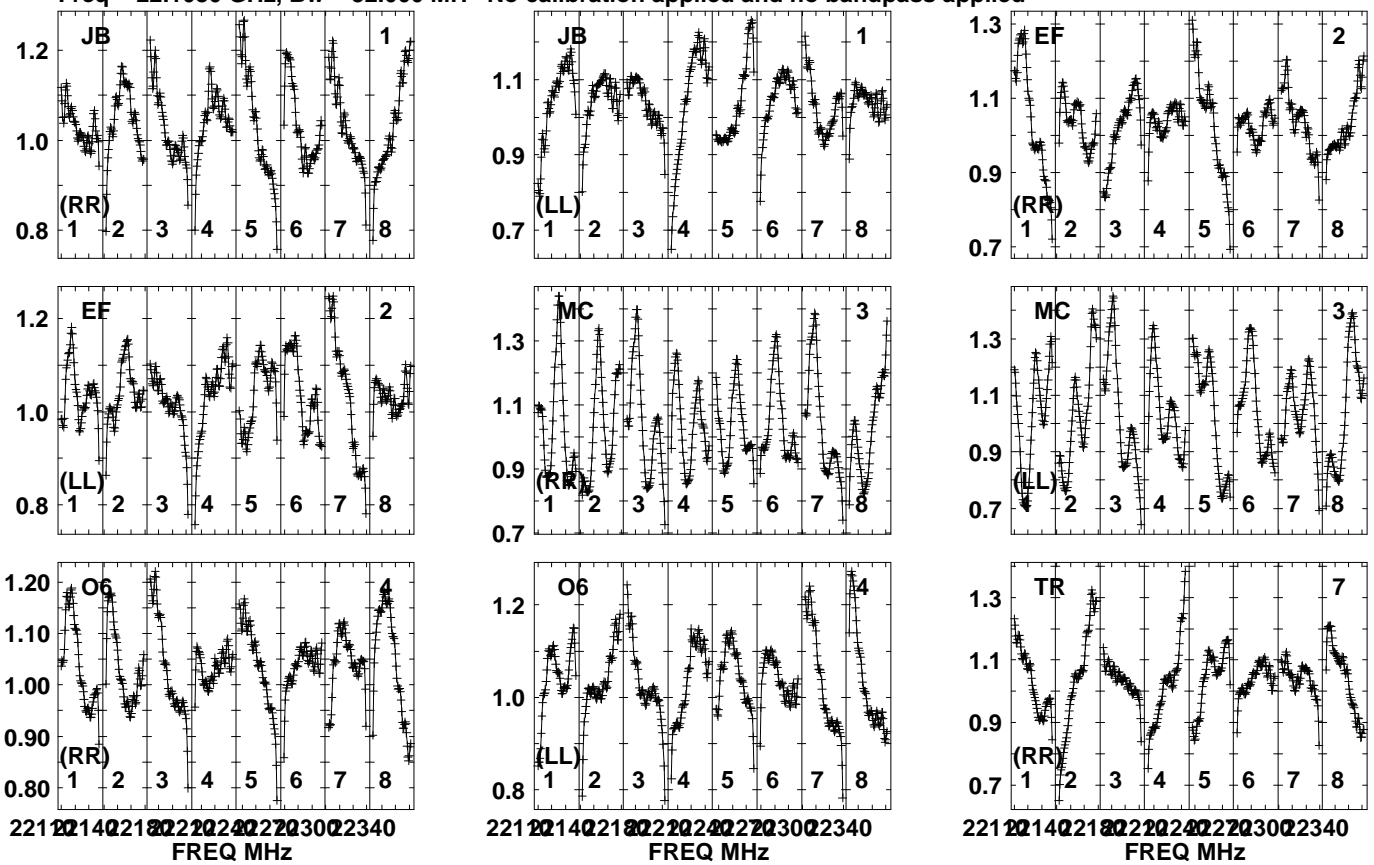


Lower frame: Real Jy
Auto-corr total-power spectrum Antenna: *
Timerange: 01/02:07:01 to 01/02:08:29

Plot file version 564 created 20-JAN-2021 19:36:27

0658+49 EB074F.UVDATA.1

Freq = 22.1080 GHz, Bw = 32.000 MH No calibration applied and no bandpass applied

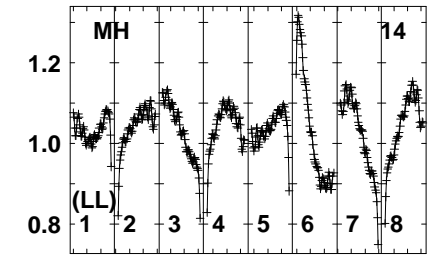
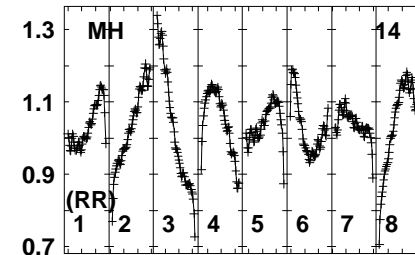
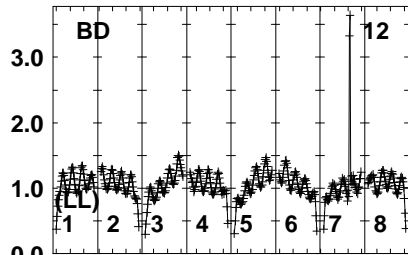
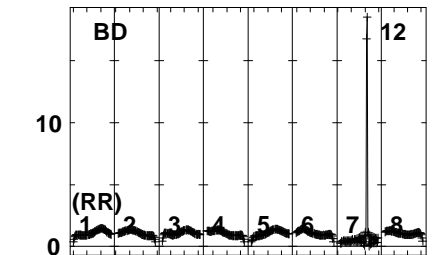
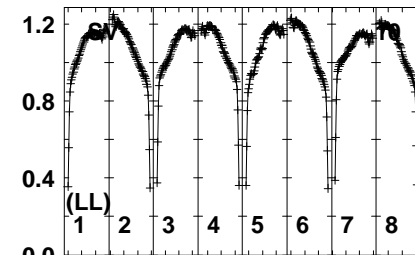
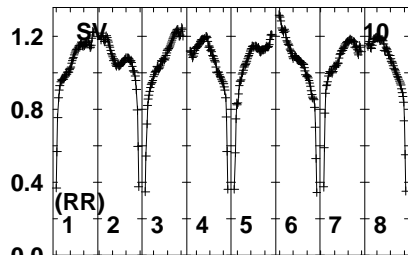
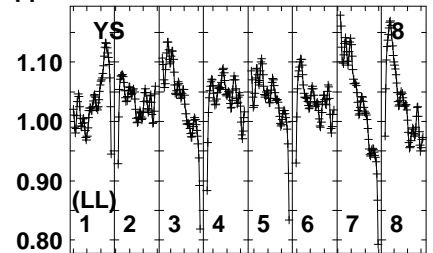
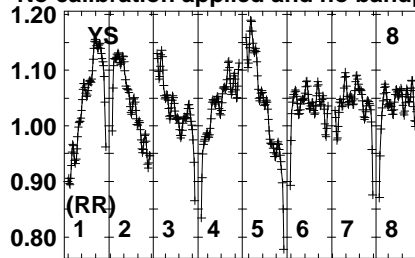
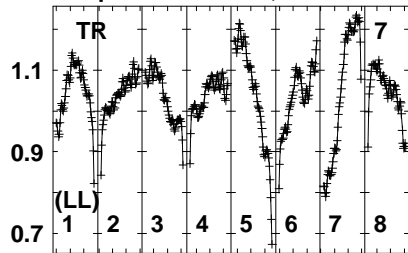


Lower frame: Real Jy
Auto-corr total-power spectrum Antenna: *
Timerange: 01/02:09:31 to 01/02:11:29

Plot file version 565 created 20-JAN-2021 19:36:28

0658+49 EB074F.UVDATA.1

Freq = 22.1080 GHz, Bw = 32.000 MH No calibration applied and no bandpass applied



221 22140 22180 22220 22260 22300 22340
FREQ MHz

221 22140 22180 22220 22260 22300 22340
FREQ MHz

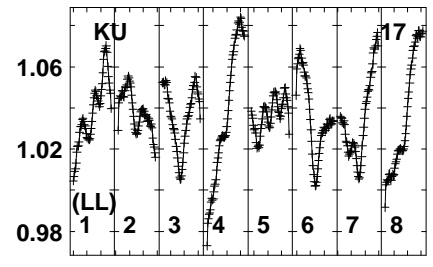
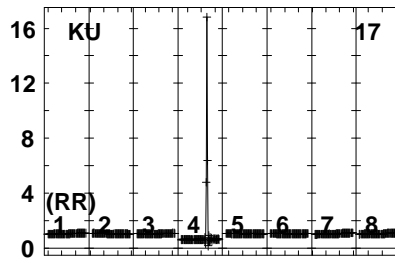

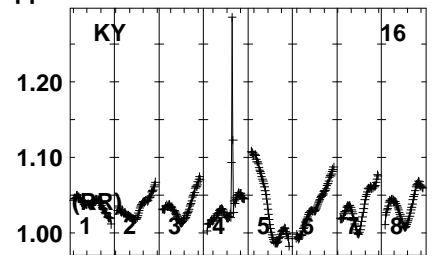
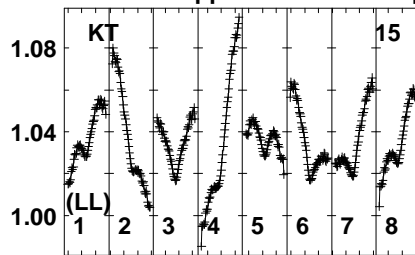
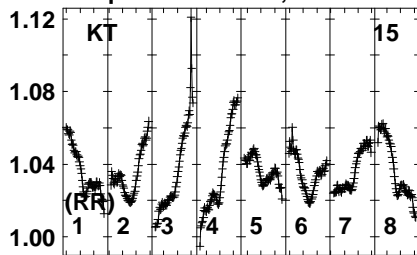
221 22140 22180 22220 22260 22300 22340
FREQ MHz

Lower frame: Real Jy
Auto-corr total-power spectrum Antenna: *
Timerange: 01/02:09:31 to 01/02:11:29

Plot file version 566 created 20-JAN-2021 19:36:28

0658+49 EB074F.UVDATA.1

Freq = 22.1080 GHz, Bw = 32.000 MH No calibration applied and no bandpass applied

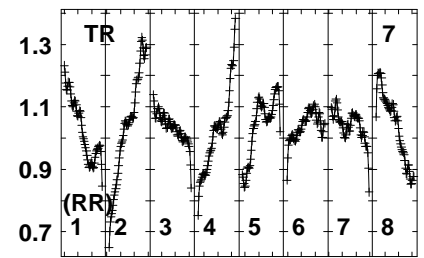
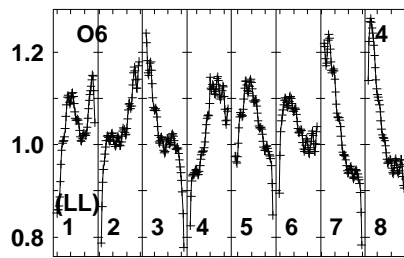
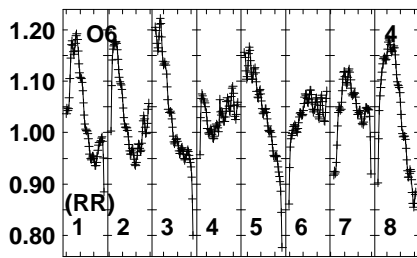
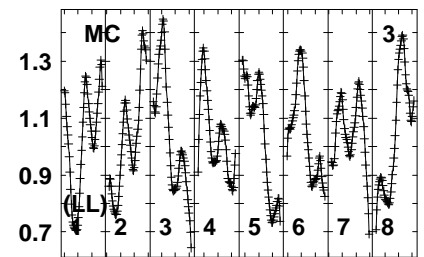
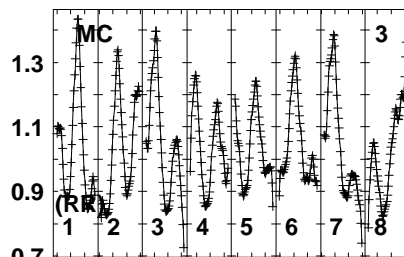
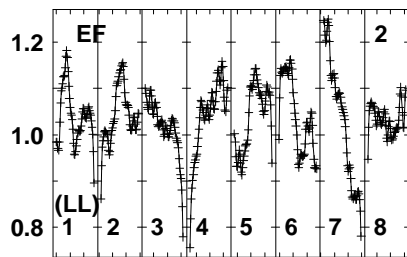
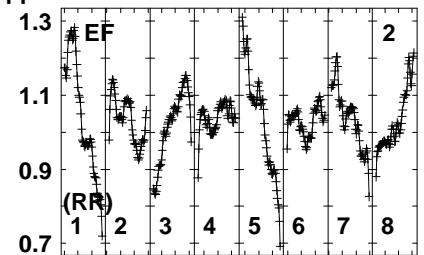
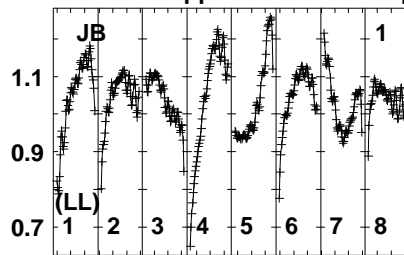
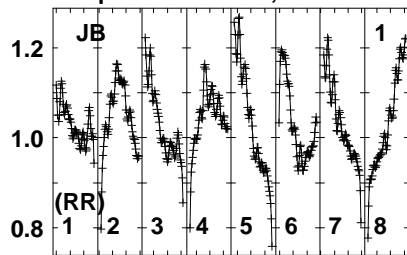


Lower frame: Real Jy
Auto-corr total-power spectrum Antenna: *
Timerange: 01/02:09:31 to 01/02:11:29

Plot file version 567 created 20-JAN-2021 19:36:28

J0654+5042 EB074F.UVDATA.1

Freq = 22.1080 GHz, Bw = 32.000 MH No calibration applied and no bandpass applied



22108 22140 22180 22220 22260 22300 22340
FREQ MHz

22108 22140 22180 22220 22260 22300 22340
FREQ MHz

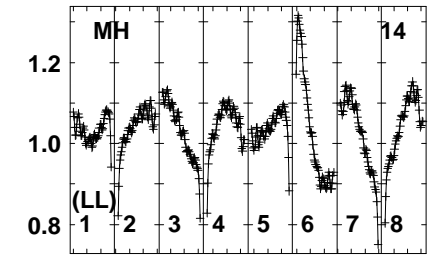
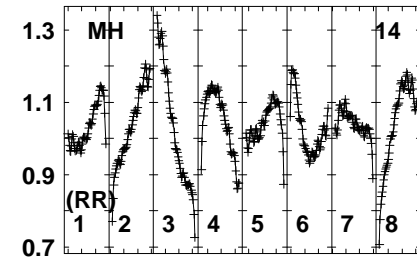
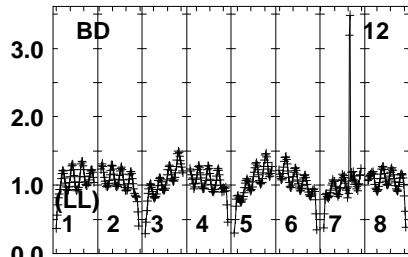
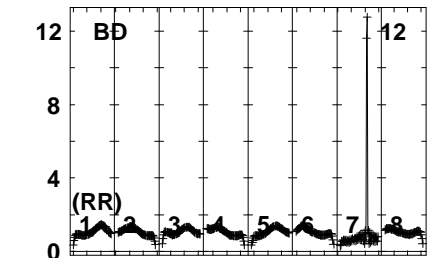
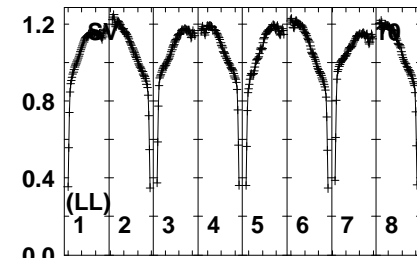
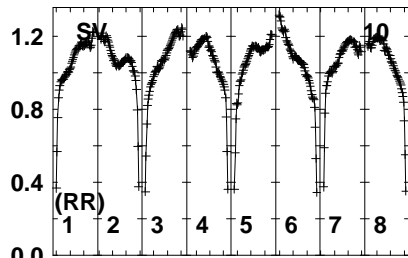
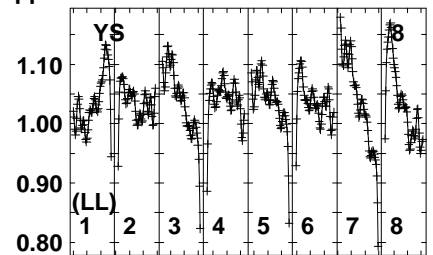
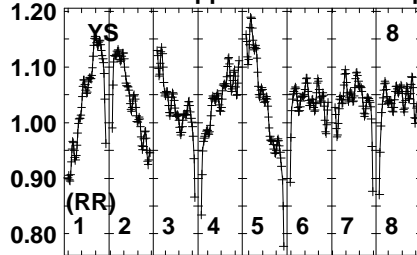
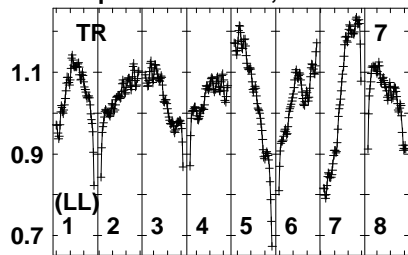
22108 22140 22180 22220 22260 22300 22340
FREQ MHz

Lower frame: Real Jy
Auto-corr total-power spectrum Antenna: *
Timerange: 01/02:12:31 to 01/02:13:59

Plot file version 568 created 20-JAN-2021 19:36:28

J0654+5042 EB074F.UVDATA.1

Freq = 22.1080 GHz, Bw = 32.000 MH No calibration applied and no bandpass applied



221 22140 22180 22220 22260 22300 22340
FREQ MHz

221 22140 22180 22220 22260 22300 22340
FREQ MHz

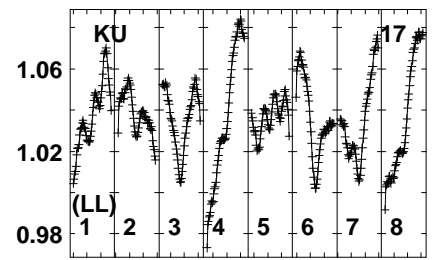
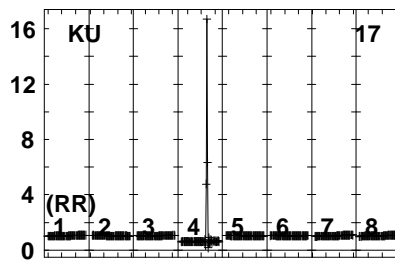
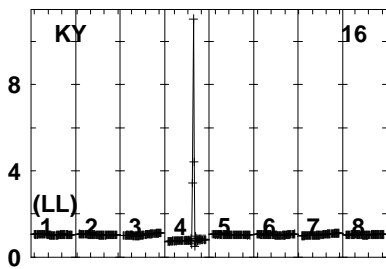
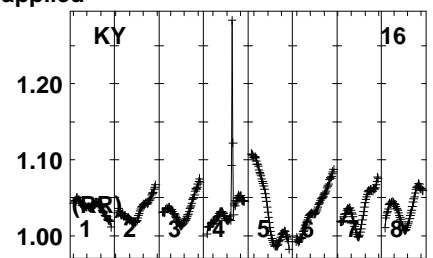
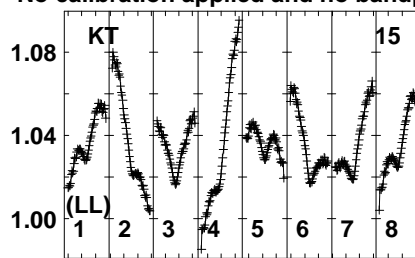
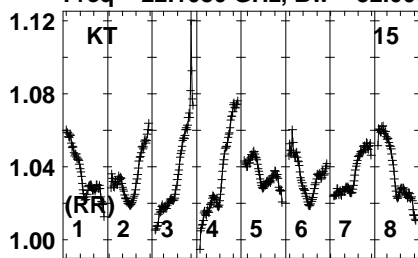
221 22140 22180 22220 22260 22300 22340
FREQ MHz

Lower frame: Real Jy
Auto-corr total-power spectrum Antenna: *
Timerange: 01/02:12:31 to 01/02:13:59

Plot file version 569 created 20-JAN-2021 19:36:29

J0654+5042 EB074F.UVDATA.1

Freq = 22.1080 GHz, Bw = 32.000 MH No calibration applied and no bandpass applied

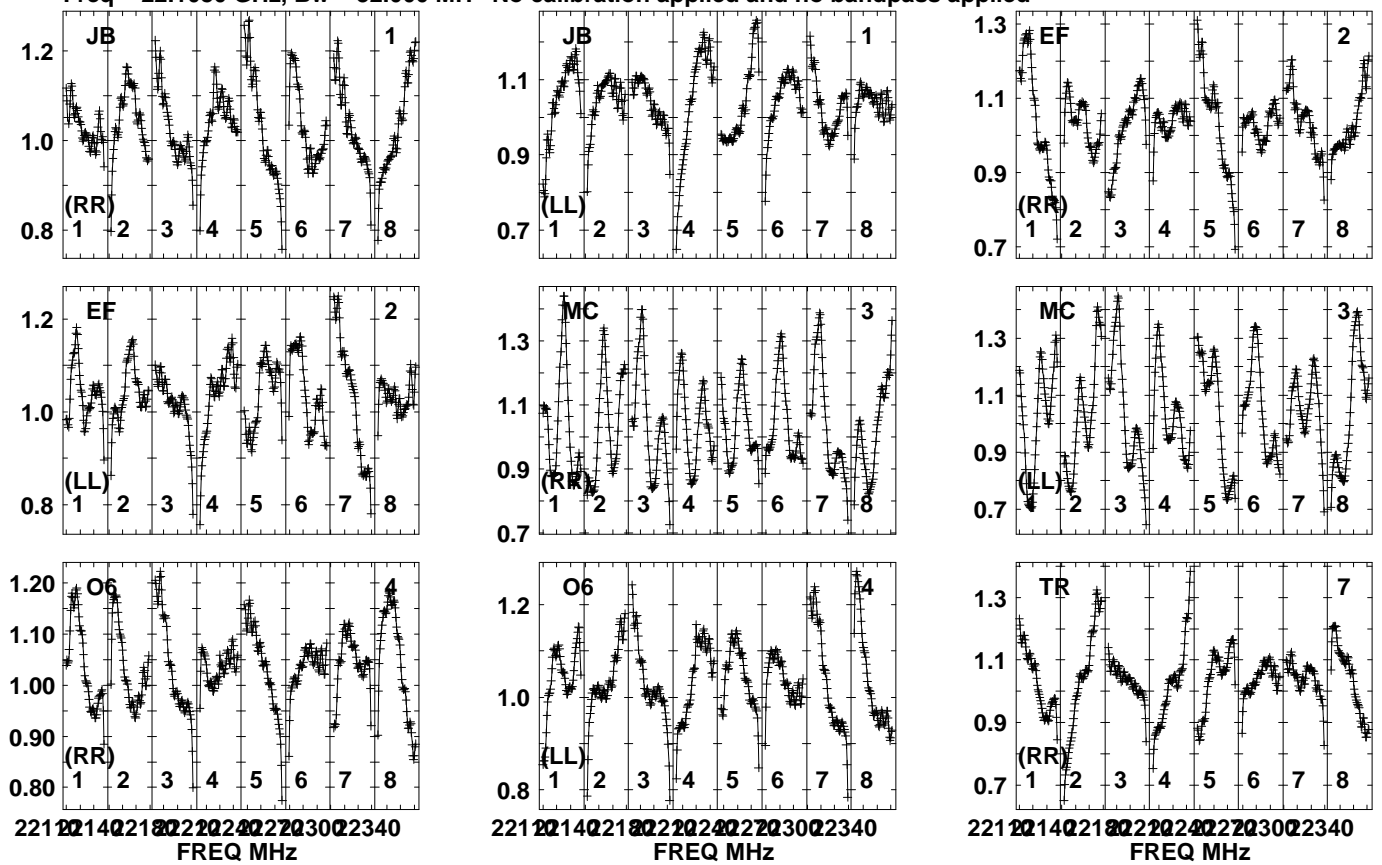


Lower frame: Real Jy
Auto-corr total-power spectrum Antenna: *
Timerange: 01/02:12:31 to 01/02:13:59

Plot file version 570 created 20-JAN-2021 19:36:29

0658+49 EB074F.UVDATA.1

Freq = 22.1080 GHz, Bw = 32.000 MH No calibration applied and no bandpass applied

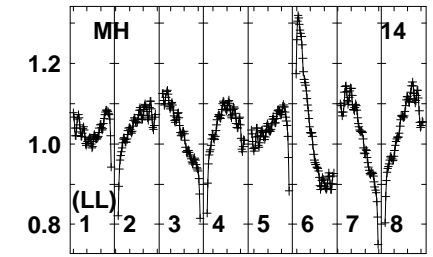
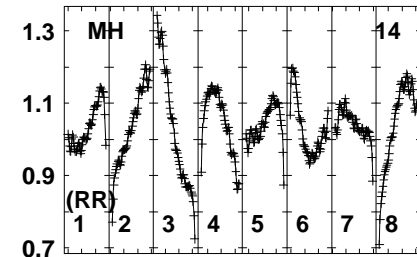
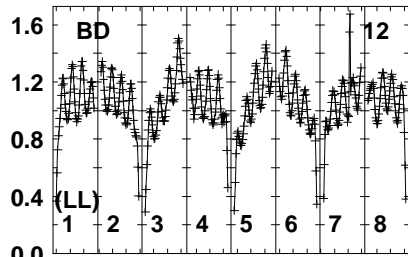
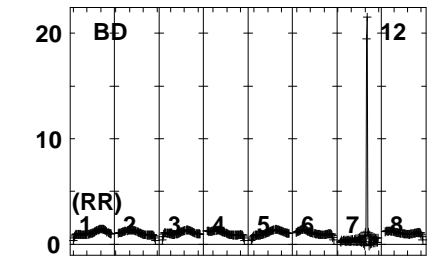
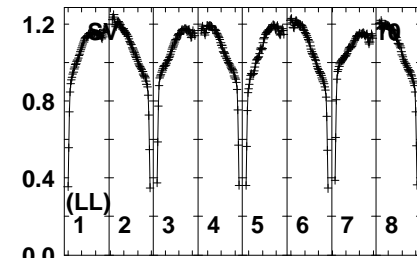
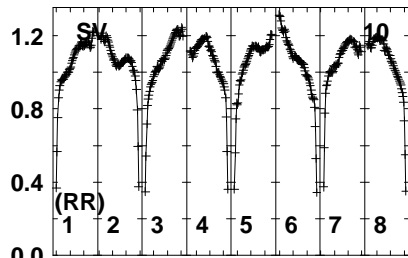
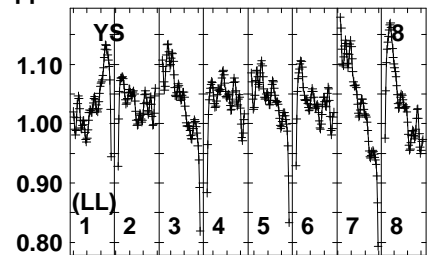
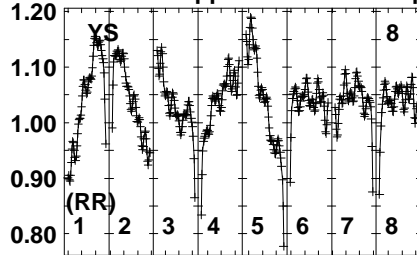
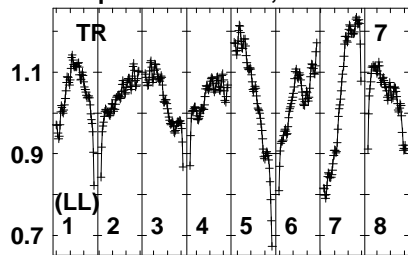


Lower frame: Real Jy
Auto-corr total-power spectrum Antenna: *
Timerange: 01/02:15:01 to 01/02:16:59

Plot file version 571 created 20-JAN-2021 19:36:29

0658+49 EB074F.UVDATA.1

Freq = 22.1080 GHz, Bw = 32.000 MH No calibration applied and no bandpass applied



221 22140 22180 22220 22260 22300 22340
FREQ MHz

221 22140 22180 22220 22260 22300 22340
FREQ MHz

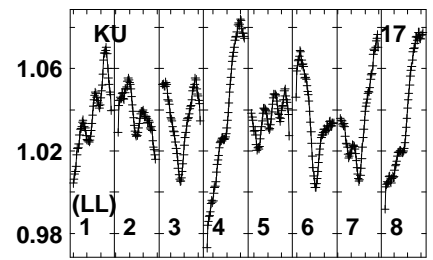
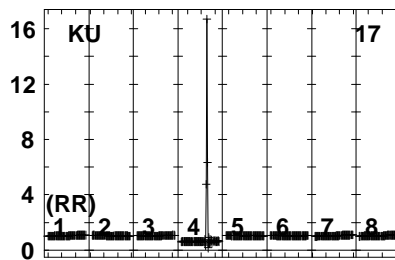
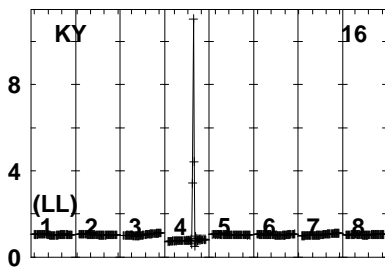
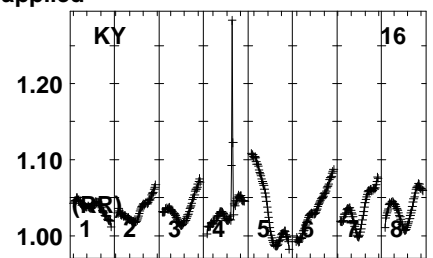
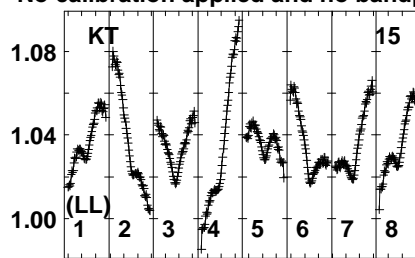
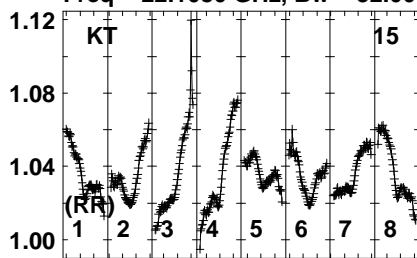
221 22140 22180 22220 22260 22300 22340
FREQ MHz

Lower frame: Real Jy
Auto-corr total-power spectrum Antenna: *
Timerange: 01/02:15:01 to 01/02:16:59

Plot file version 572 created 20-JAN-2021 19:36:30

0658+49 EB074F.UVDATA.1

Freq = 22.1080 GHz, Bw = 32.000 MH No calibration applied and no bandpass applied

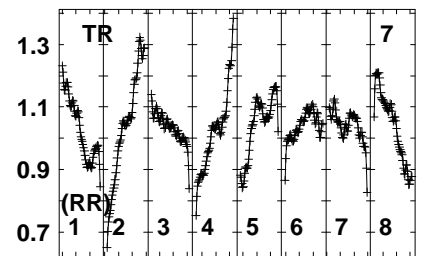
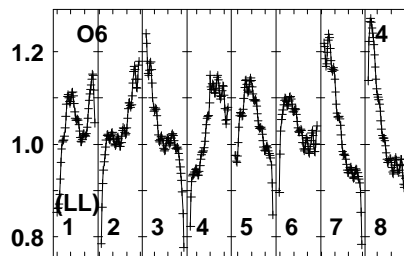
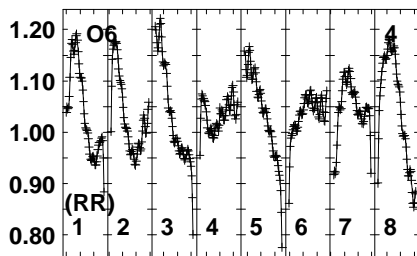
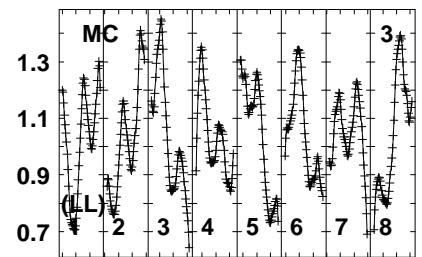
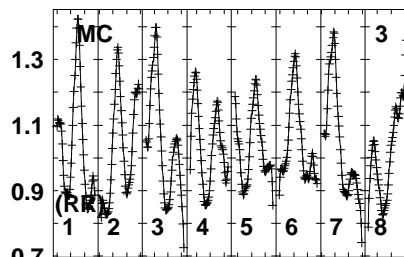
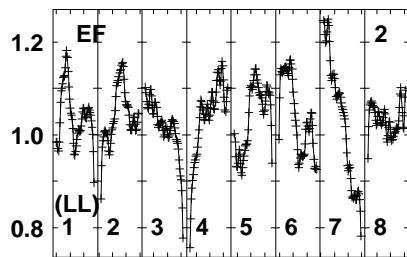
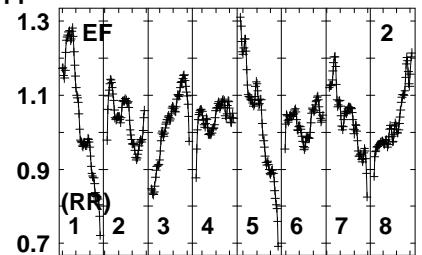
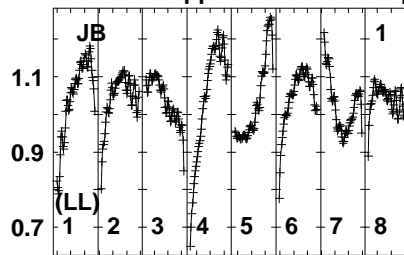
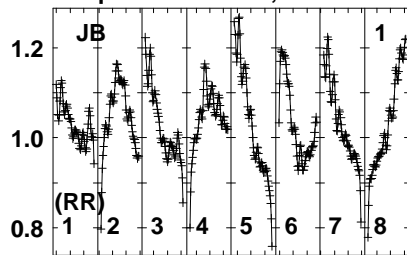


Lower frame: Real Jy
Auto-corr total-power spectrum Antenna: *
Timerange: 01/02:15:01 to 01/02:16:59

Plot file version 573 created 20-JAN-2021 19:36:30

J0654+5042 EB074F.UVDATA.1

Freq = 22.1080 GHz, Bw = 32.000 MH No calibration applied and no bandpass applied



2210214021802220224022703002340
FREQ MHz

2210214021802220224022703002340
FREQ MHz

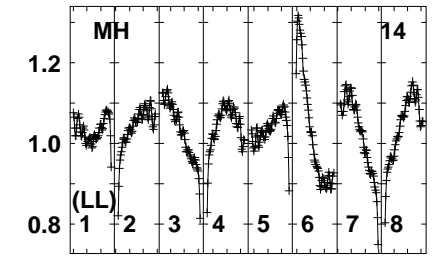
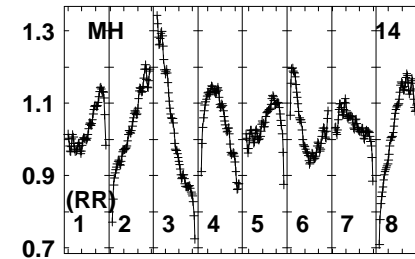
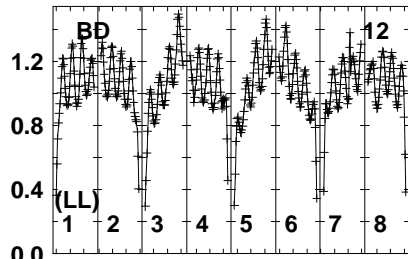
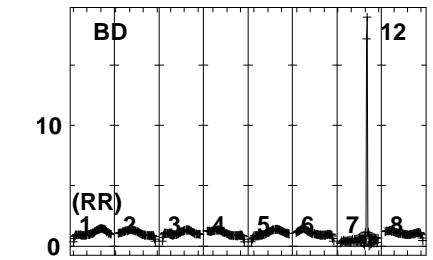
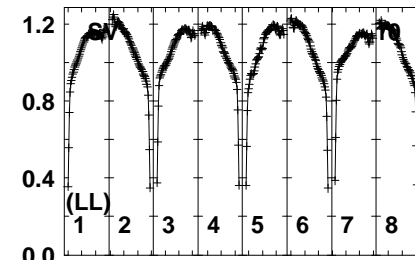
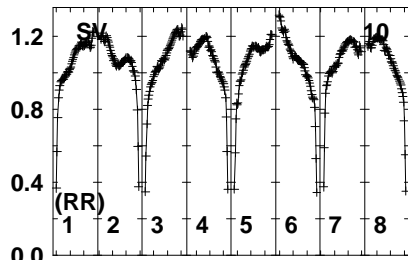
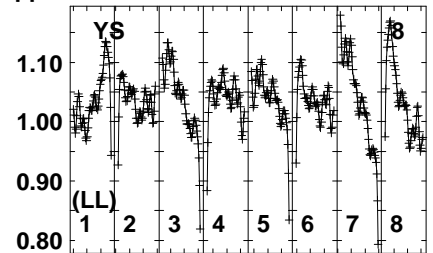
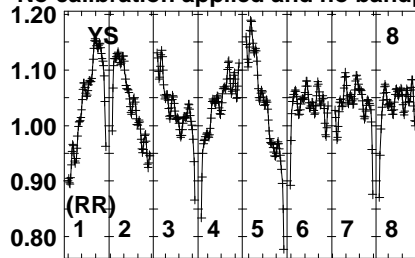
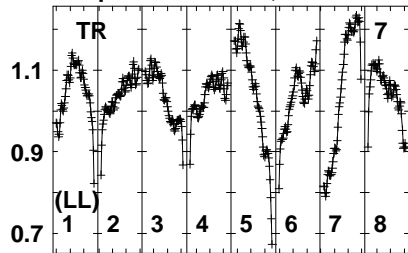
2210214021802220224022703002340
FREQ MHz

Lower frame: Real Jy
Auto-corr total-power spectrum Antenna: *
Timerange: 01/02:18:01 to 01/02:19:30

Plot file version 574 created 20-JAN-2021 19:36:30

J0654+5042 EB074F.UVDATA.1

Freq = 22.1080 GHz, Bw = 32.000 MH No calibration applied and no bandpass applied



221 22140 22180 22220 22260 22300 22340
FREQ MHz

221 22140 22180 22220 22260 22300 22340
FREQ MHz

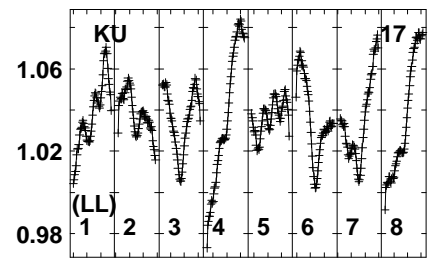
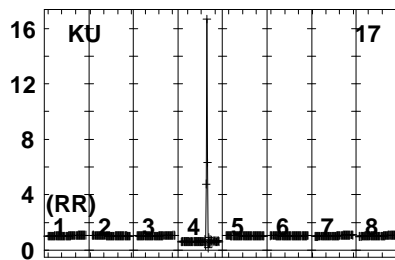
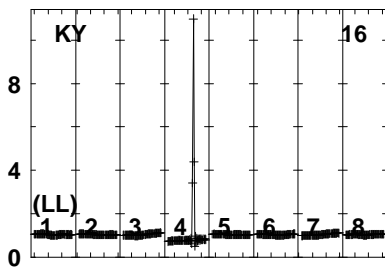
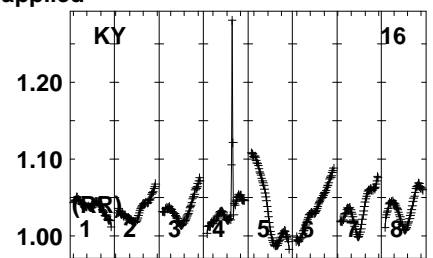
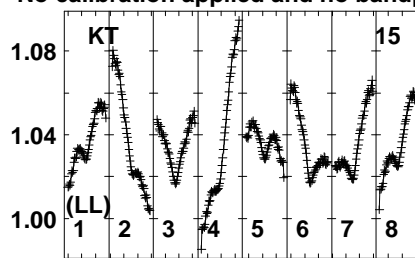
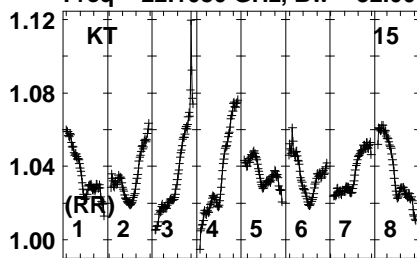
221 22140 22180 22220 22260 22300 22340
FREQ MHz

Lower frame: Real Jy
Auto-corr total-power spectrum Antenna: *
Timerange: 01/02:18:01 to 01/02:19:30

Plot file version 575 created 20-JAN-2021 19:36:30

J0654+5042 EB074F.UVDATA.1

Freq = 22.1080 GHz, Bw = 32.000 MH No calibration applied and no bandpass applied

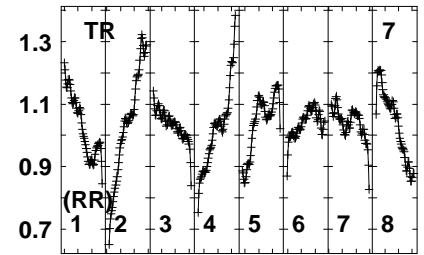
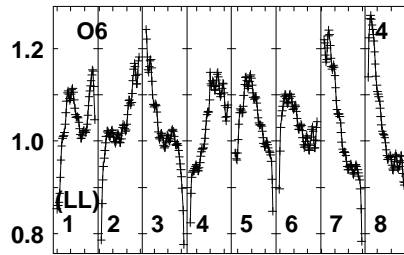
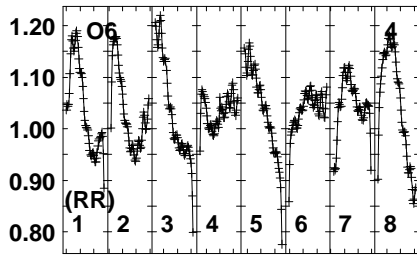
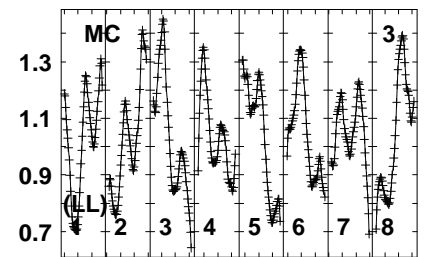
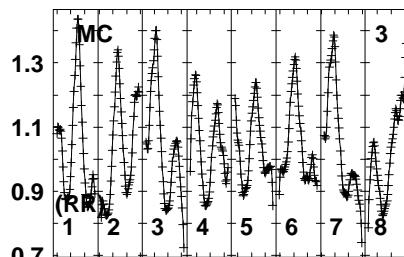
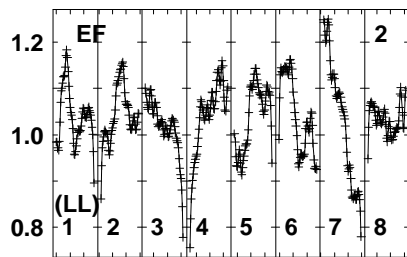
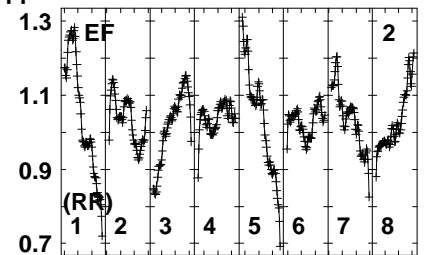
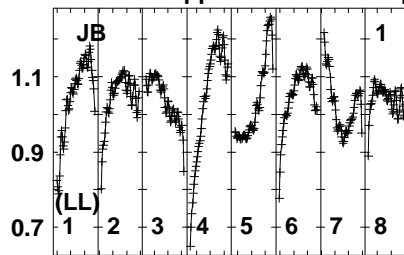
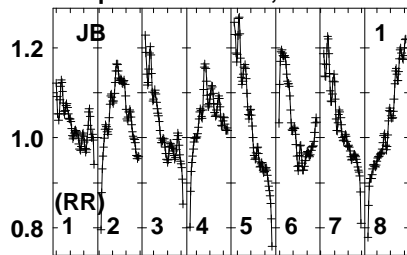


Lower frame: Real Jy
Auto-corr total-power spectrum Antenna: *
Timerange: 01/02:18:01 to 01/02:19:30

Plot file version 576 created 20-JAN-2021 19:36:31

0658+49 EB074F.UVDATA.1

Freq = 22.1080 GHz, Bw = 32.000 MH No calibration applied and no bandpass applied



2210214021802220224022703002340
FREQ MHz

2210214021802220224022703002340
FREQ MHz

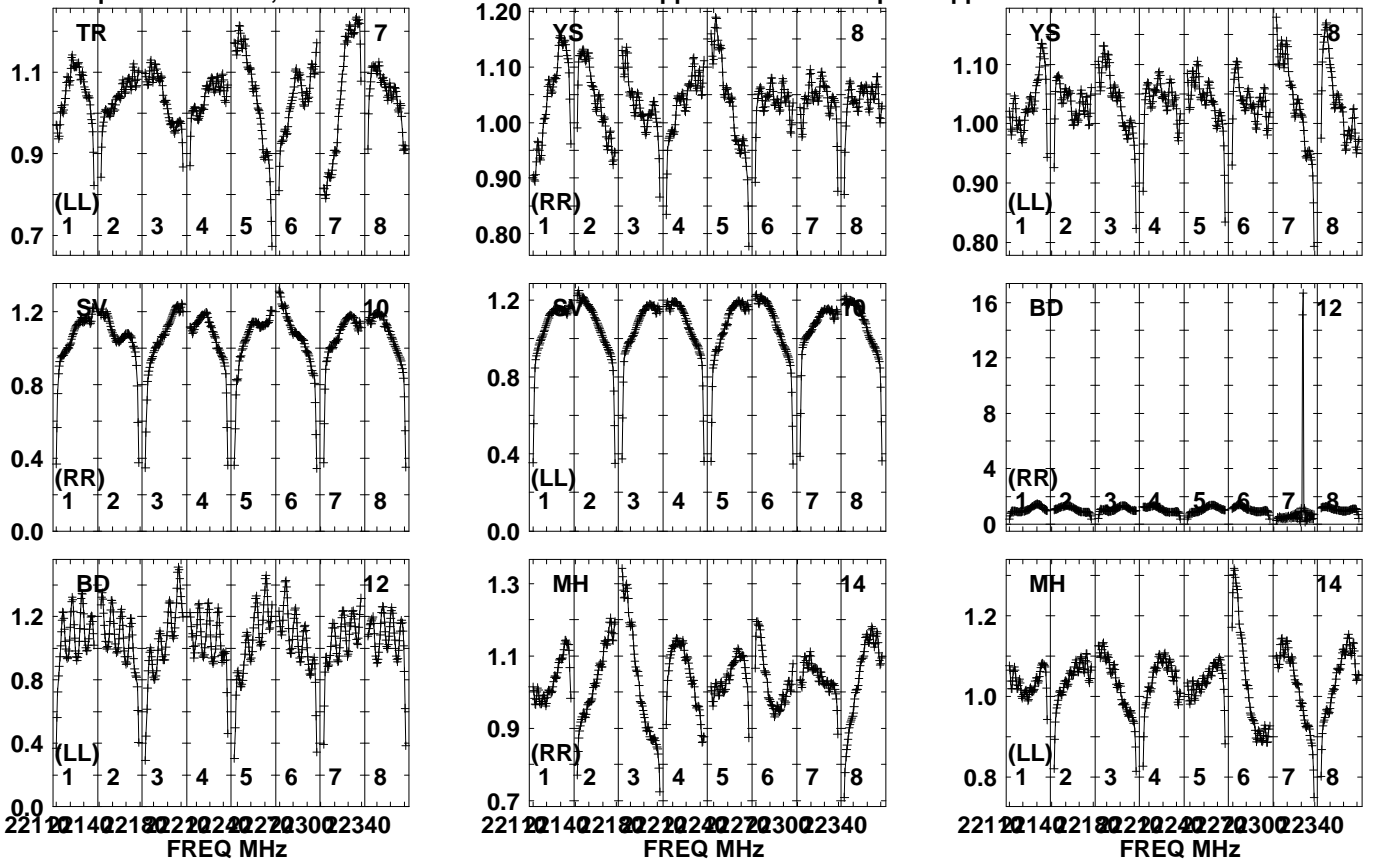
2210214021802220224022703002340
FREQ MHz

Lower frame: Real Jy
Auto-corr total-power spectrum Antenna: *
Timerange: 01/02:20:30 to 01/02:22:29

Plot file version 577 created 20-JAN-2021 19:36:31

0658+49 EB074F.UVDATA.1

Freq = 22.1080 GHz, Bw = 32.000 MH No calibration applied and no bandpass applied

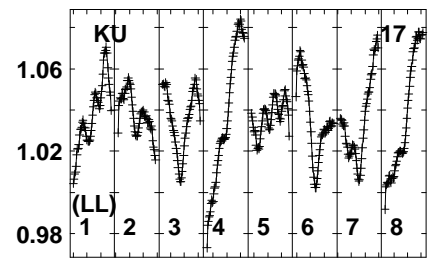
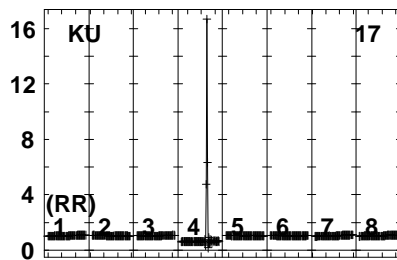
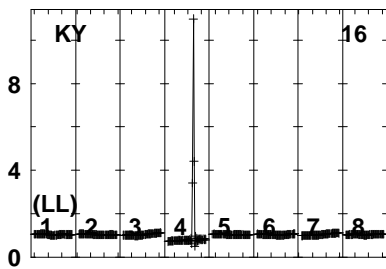
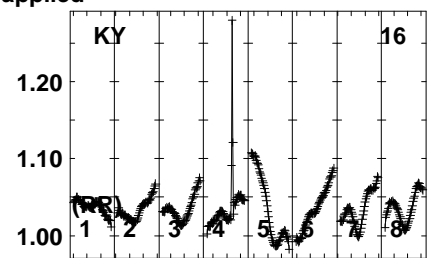
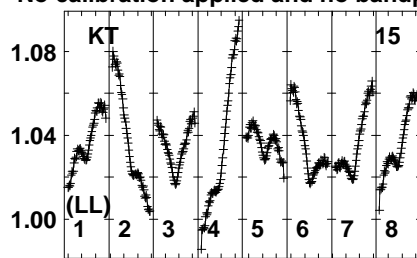
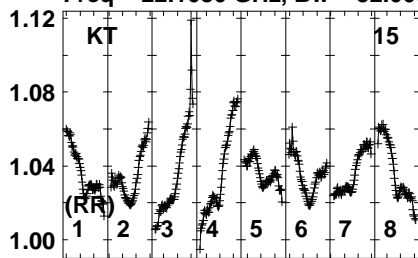


Lower frame: Real Jy
Auto-corr total-power spectrum Antenna: *
Timerange: 01/02:20:30 to 01/02:22:29

Plot file version 578 created 20-JAN-2021 19:36:31

0658+49 EB074F.UVDATA.1

Freq = 22.1080 GHz, Bw = 32.000 MH No calibration applied and no bandpass applied

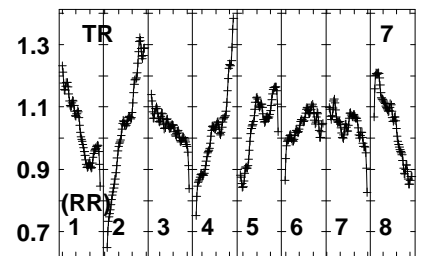
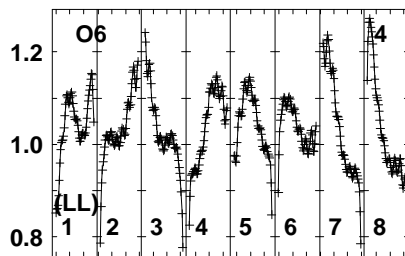
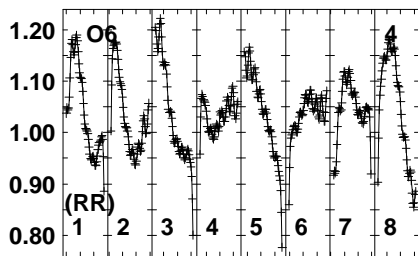
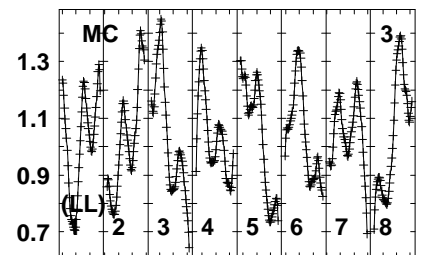
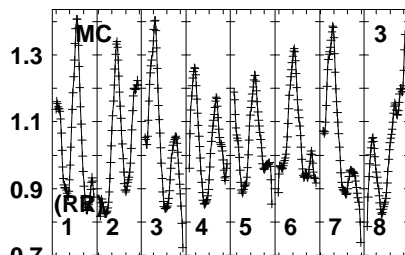
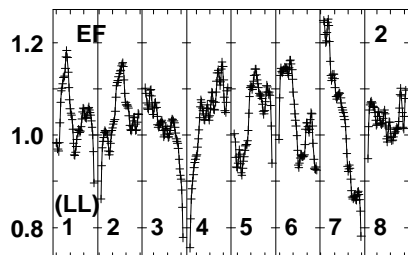
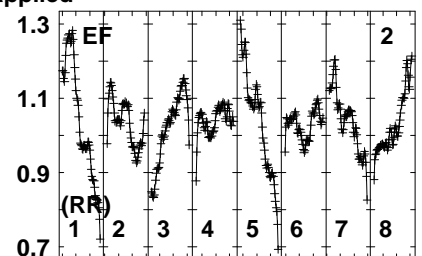
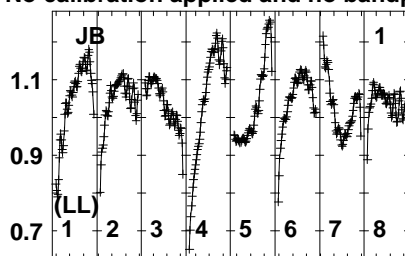
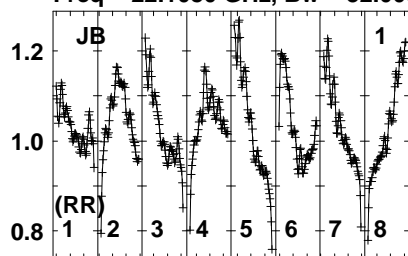


Lower frame: Real Jy
Auto-corr total-power spectrum Antenna: *
Timerange: 01/02:20:30 to 01/02:22:29

Plot file version 579 created 20-JAN-2021 19:36:31

J0654+5042 EB074F.UVDATA.1

Freq = 22.1080 GHz, Bw = 32.000 MH No calibration applied and no bandpass applied



2210214022180222402224022202230022340
FREQ MHz

2210214022180222402224022202230022340
FREQ MHz

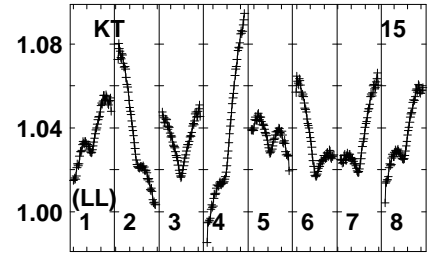
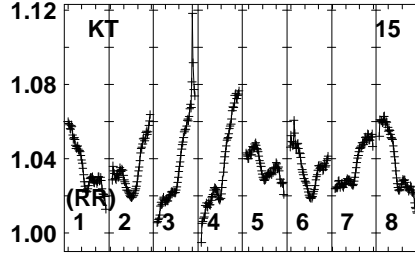
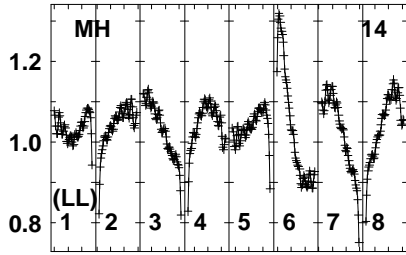
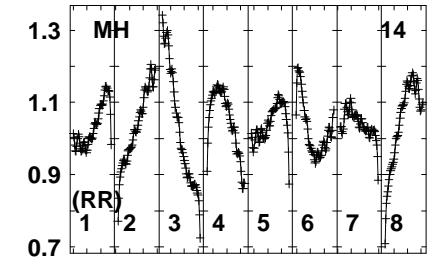
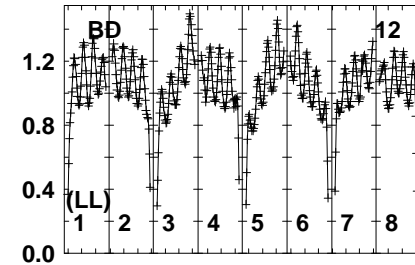
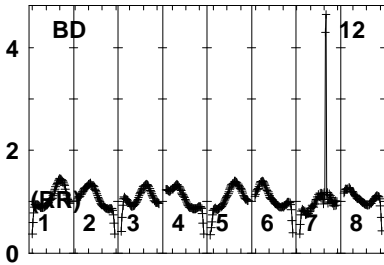
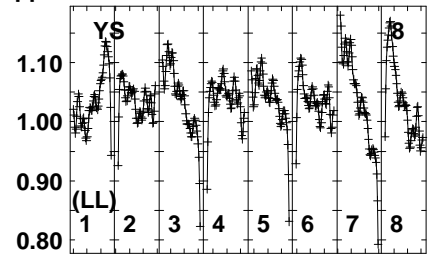
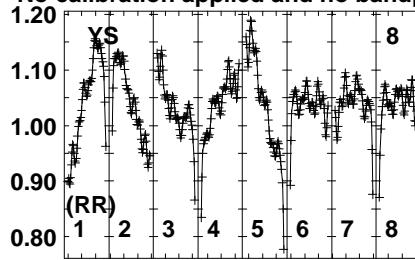
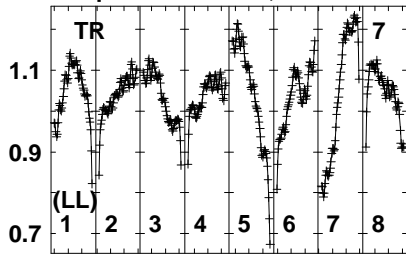
2210214022180222402224022202230022340
FREQ MHz

Lower frame: Real Jy
Auto-corr total-power spectrum Antenna: *
Timerange: 01/02:23:31 to 01/02:25:00

Plot file version 580 created 20-JAN-2021 19:36:32

J0654+5042 EB074F.UVDATA.1

Freq = 22.1080 GHz, Bw = 32.000 MHz No calibration applied and no bandpass applied



221 22140 22180 22220 22260 22300 22340
FREQ MHz

221 22140 22180 22220 22260 22300 22340
FREQ MHz

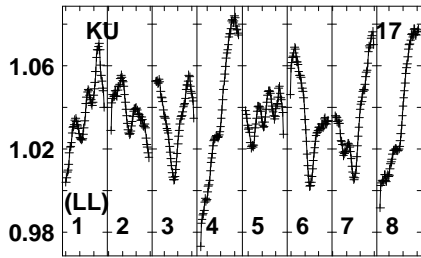
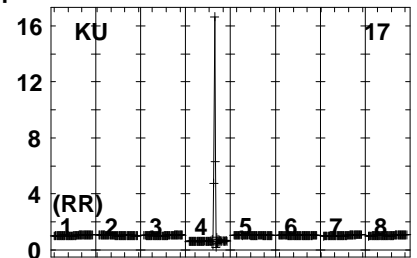
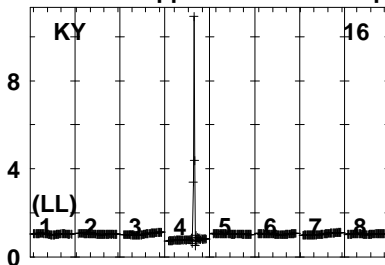
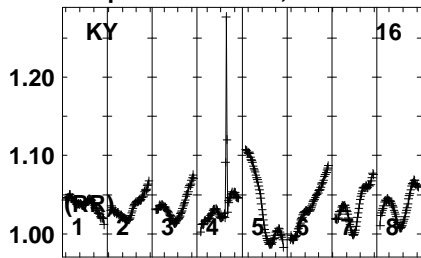
221 22140 22180 22220 22260 22300 22340
FREQ MHz

Lower frame: Real Jy
Auto-corr total-power spectrum Antenna: *
Timerange: 01/02:23:31 to 01/02:25:00

Plot file version 581 created 20-JAN-2021 19:36:32

J0654+5042 EB074F.UVDATA.1

Freq = 22.1080 GHz, Bw = 32.000 MH No calibration applied and no bandpass applied

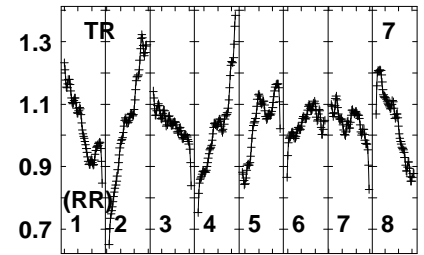
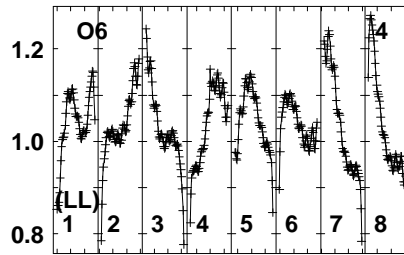
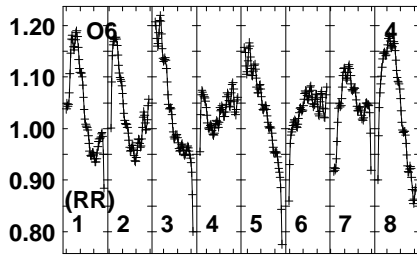
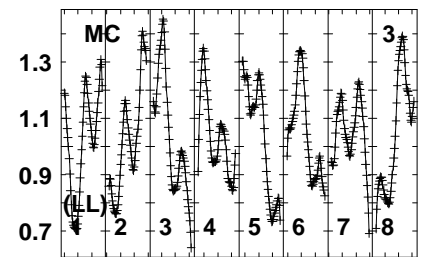
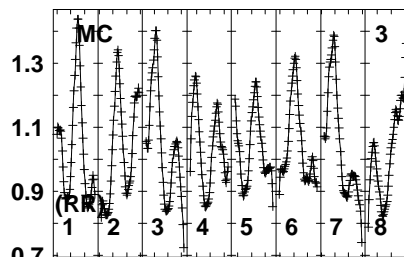
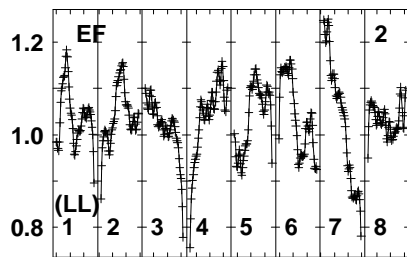
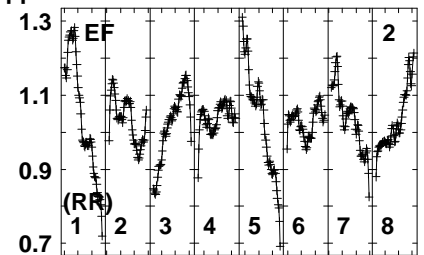
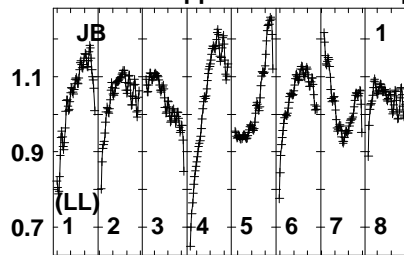
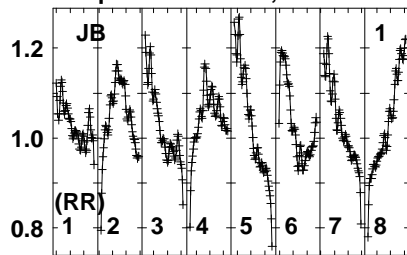


Lower frame: Real Jy
Auto-corr total-power spectrum Antenna: *
Timerange: 01/02:23:31 to 01/02:25:00

Plot file version 582 created 20-JAN-2021 19:36:32

0658+49 EB074F.UVDATA.1

Freq = 22.1080 GHz, Bw = 32.000 MH No calibration applied and no bandpass applied



221021402218022240222802230022340
FREQ MHz

221021402218022240222802230022340
FREQ MHz

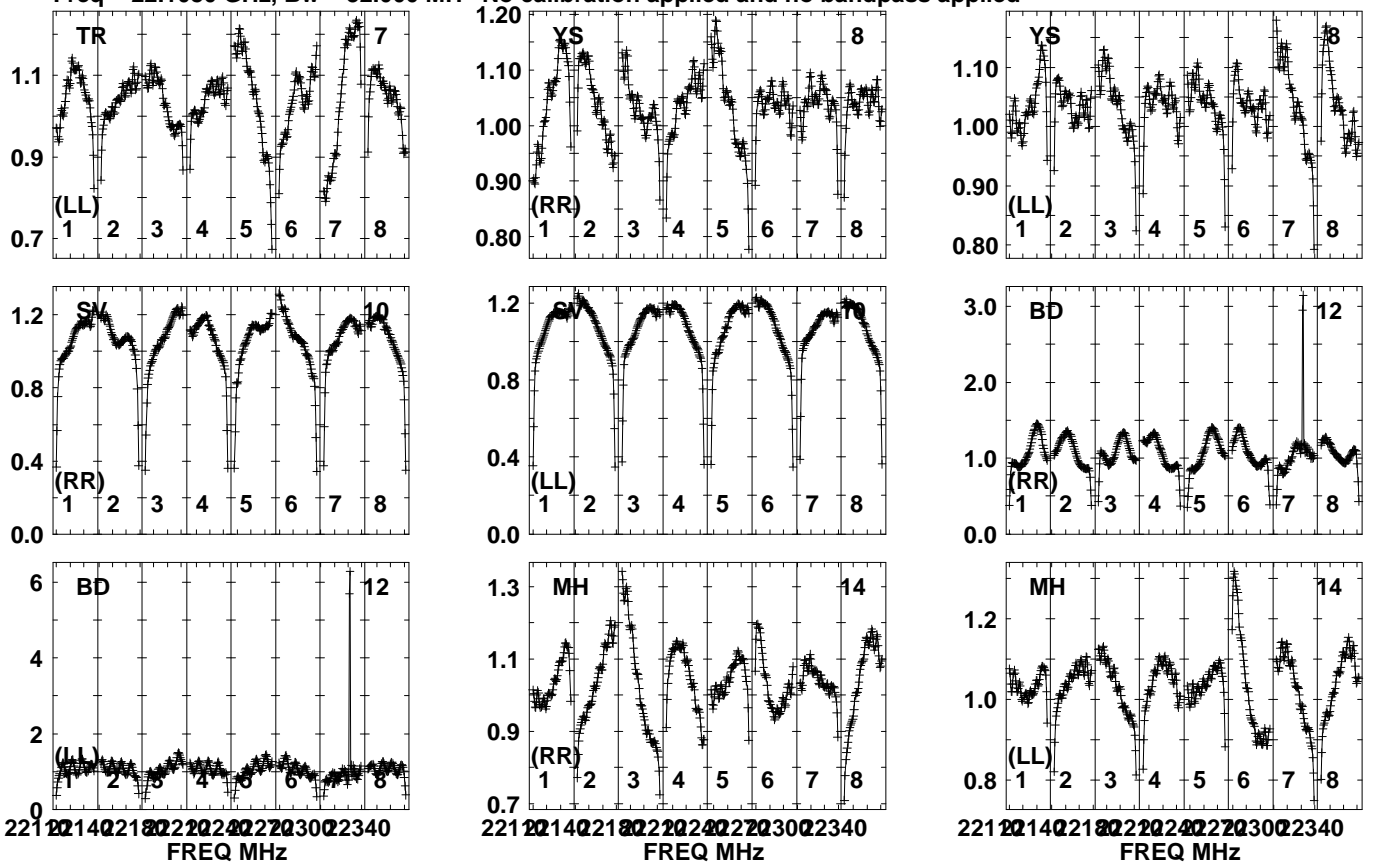
221021402218022240222802230022340
FREQ MHz

Lower frame: Real Jy
Auto-corr total-power spectrum Antenna: *
Timerange: 01/02:26:00 to 01/02:28:00

Plot file version 583 created 20-JAN-2021 19:36:32

0658+49 EB074F.UVDATA.1

Freq = 22.1080 GHz, Bw = 32.000 MH No calibration applied and no bandpass applied

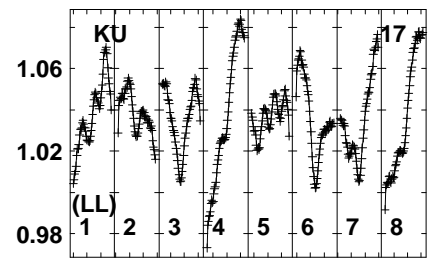
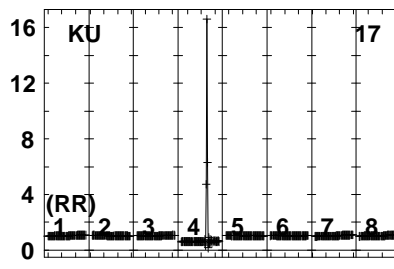
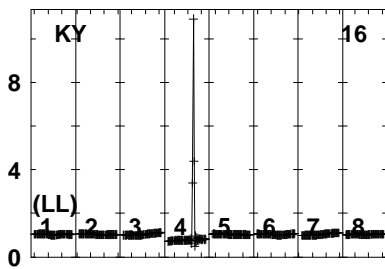
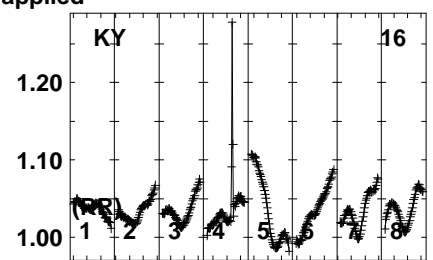
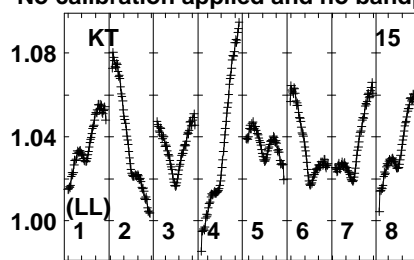
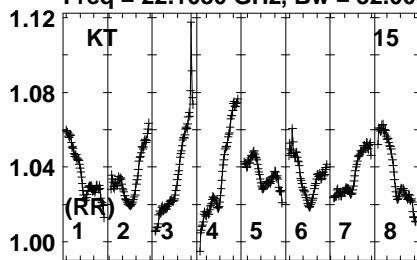


Lower frame: Real Jy
Auto-corr total-power spectrum Antenna: *
Timerange: 01/02:26:00 to 01/02:28:00

Plot file version 584 created 20-JAN-2021 19:36:33

0658+49 EB074F.UVDATA.1

Freq = 22.1080 GHz, Bw = 32.000 MH No calibration applied and no bandpass applied

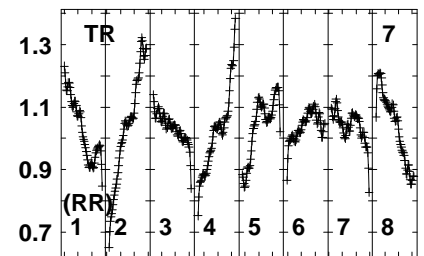
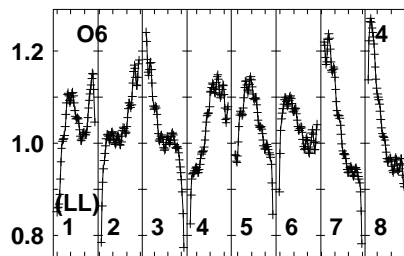
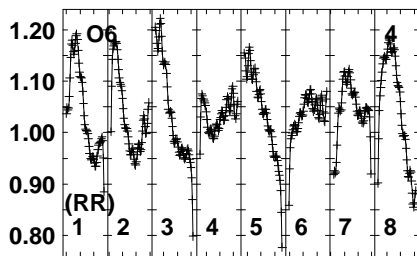
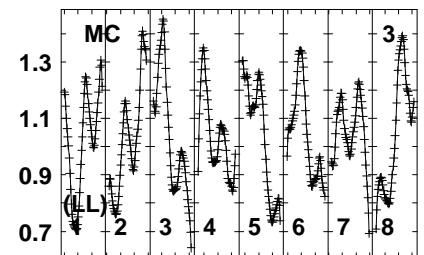
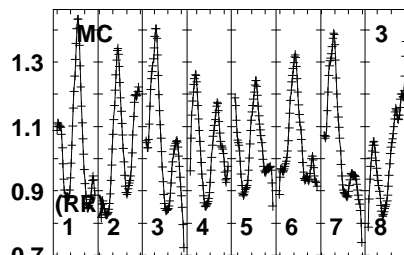
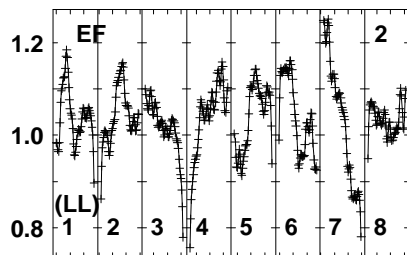
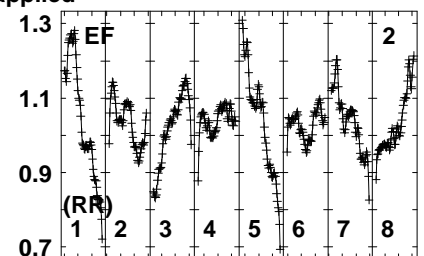
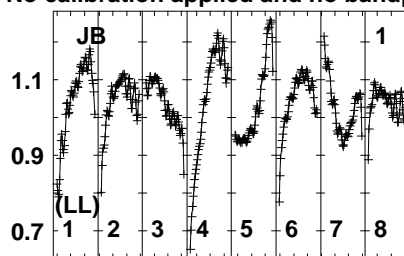
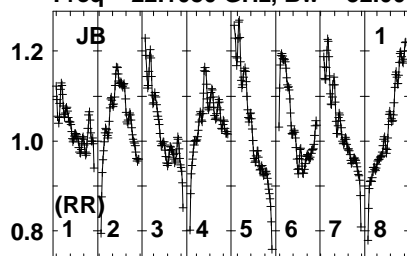


Lower frame: Real Jy
Auto-corr total-power spectrum Antenna: *
Timerange: 01/02:26:00 to 01/02:28:00

Plot file version 585 created 20-JAN-2021 19:36:33

J0654+5042 EB074F.UVDATA.1

Freq = 22.1080 GHz, Bw = 32.000 MH No calibration applied and no bandpass applied



2210214022180222402224022202230022340
FREQ MHz

2210214022180222402224022202230022340
FREQ MHz

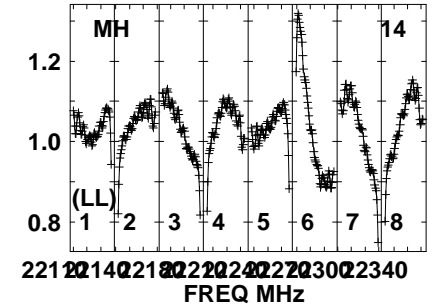
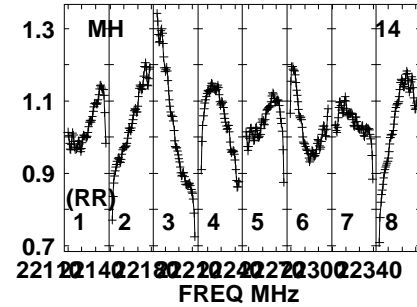
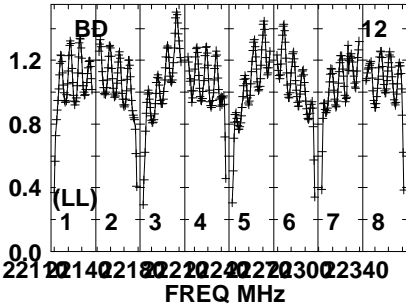
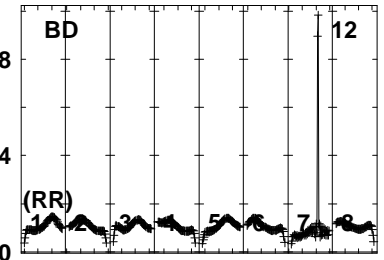

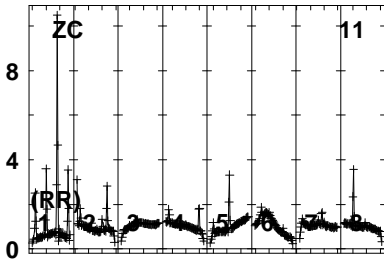
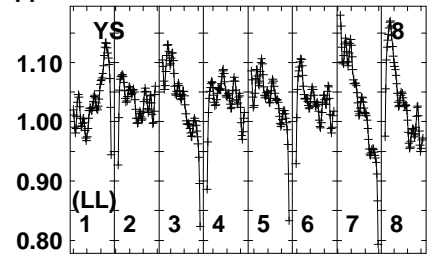
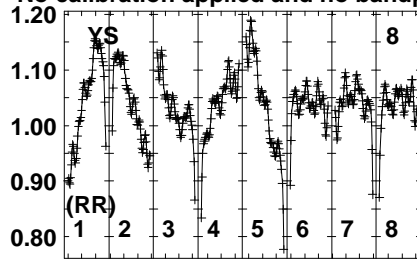
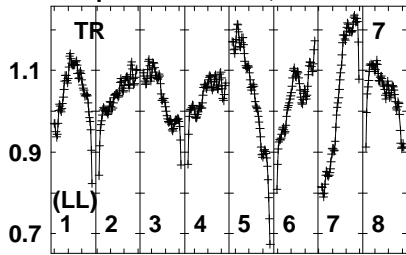
2210214022180222402224022202230022340
FREQ MHz

Lower frame: Real Jy
Auto-corr total-power spectrum Antenna: *
Timerange: 01/02:29:00 to 01/02:30:30

Plot file version 586 created 20-JAN-2021 19:36:33

J0654+5042 EB074F.UVDATA.1

Freq = 22.1080 GHz, Bw = 32.000 MH No calibration applied and no bandpass applied

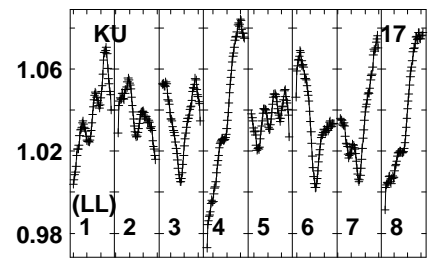
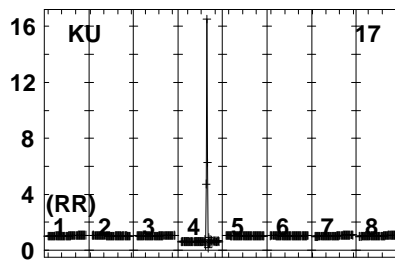
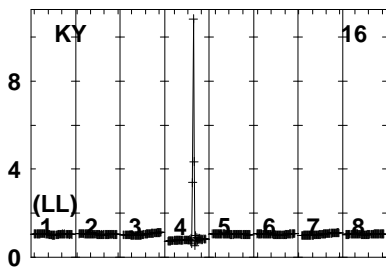
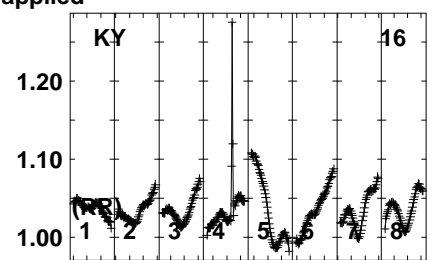
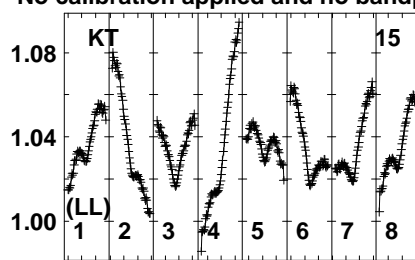
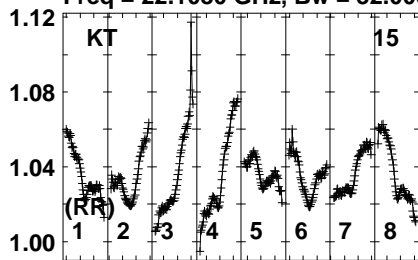


Lower frame: Real Jy
Auto-corr total-power spectrum Antenna: *
Timerange: 01/02:29:00 to 01/02:30:30

Plot file version 587 created 20-JAN-2021 19:36:34

J0654+5042 EB074F.UVDATA.1

Freq = 22.1080 GHz, Bw = 32.000 MH No calibration applied and no bandpass applied

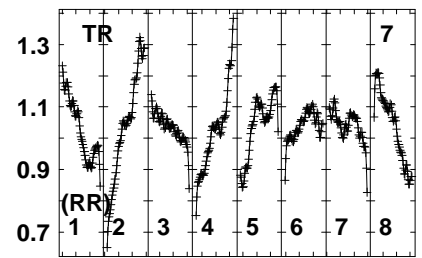
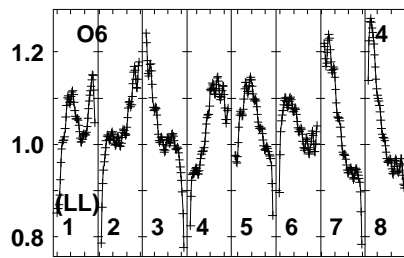
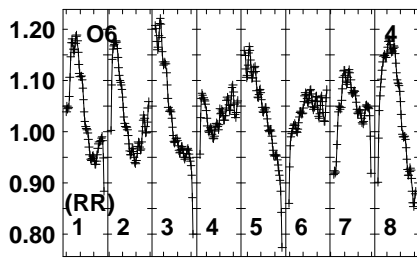
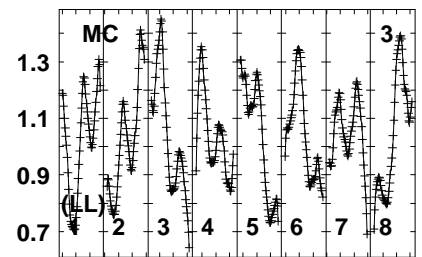
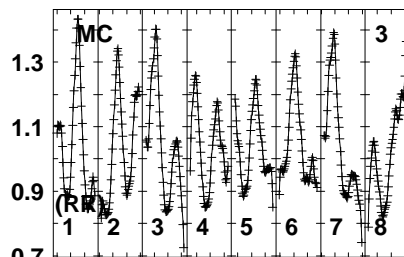
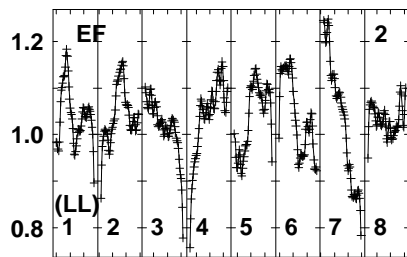
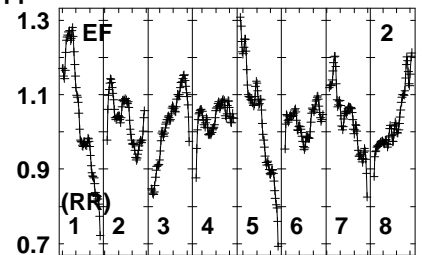
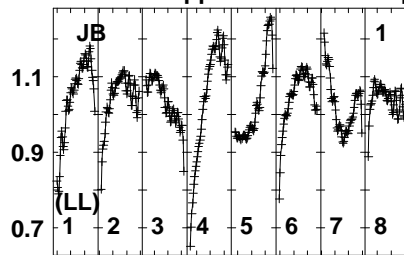
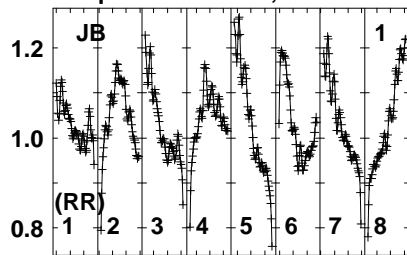


Lower frame: Real Jy
Auto-corr total-power spectrum Antenna: *
Timerange: 01/02:29:00 to 01/02:30:30

Plot file version 588 created 20-JAN-2021 19:36:34

0658+49 EB074F.UVDATA.1

Freq = 22.1080 GHz, Bw = 32.000 MH No calibration applied and no bandpass applied



221021402218022240222802230022340
FREQ MHz

221021402218022240222802230022340
FREQ MHz

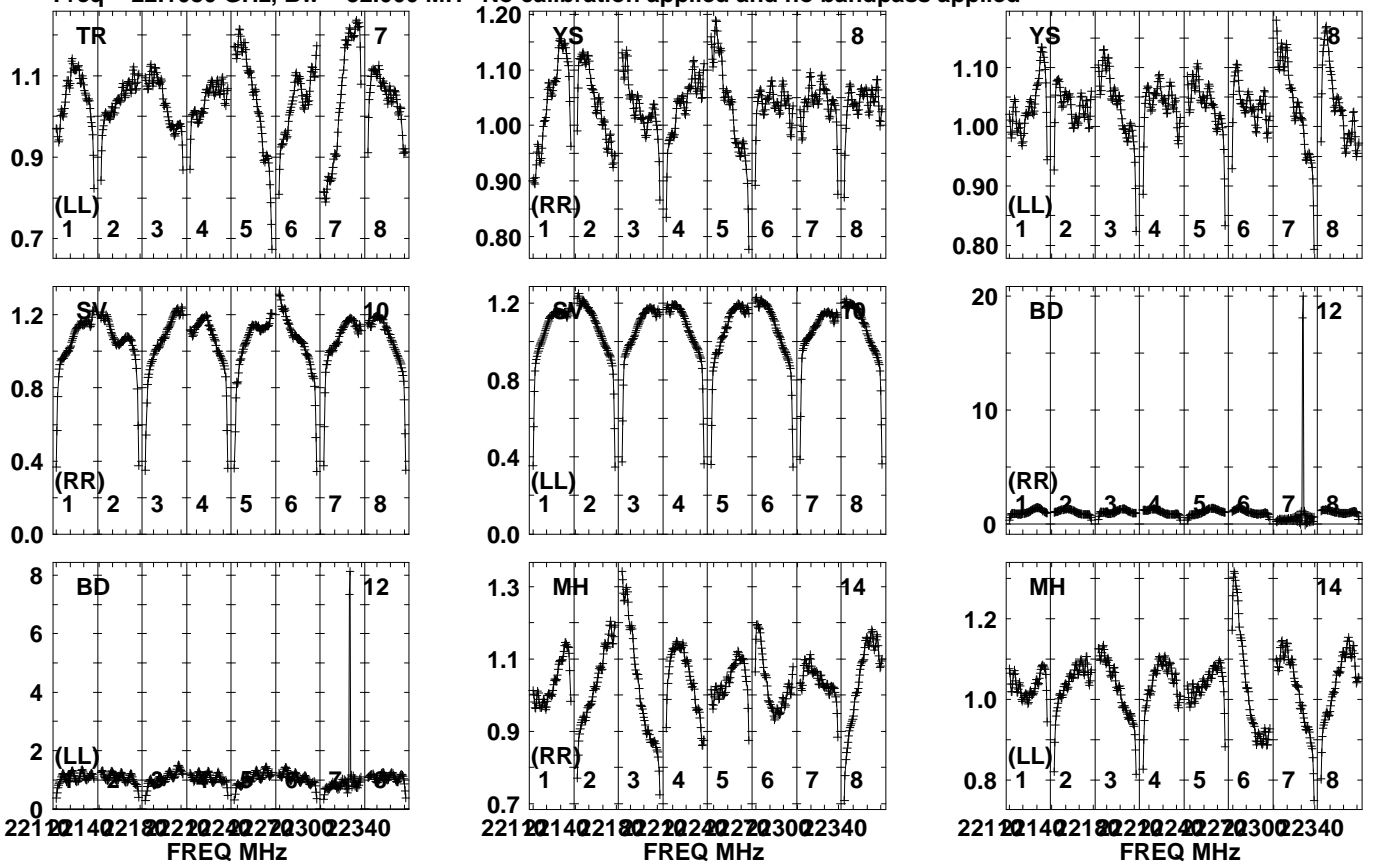
221021402218022240222802230022340
FREQ MHz

Lower frame: Real Jy
Auto-corr total-power spectrum Antenna: *
Timerange: 01/02:31:30 to 01/02:33:30

Plot file version 589 created 20-JAN-2021 19:36:34

0658+49 EB074F.UVDATA.1

Freq = 22.1080 GHz, Bw = 32.000 MH No calibration applied and no bandpass applied

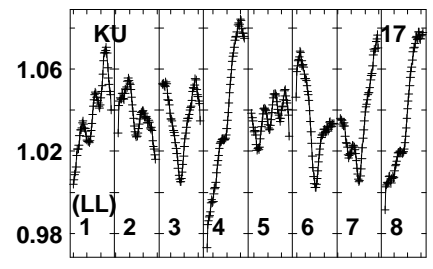
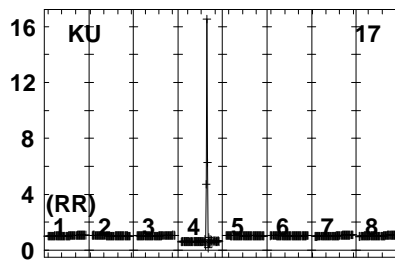
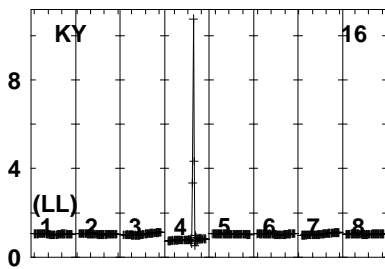
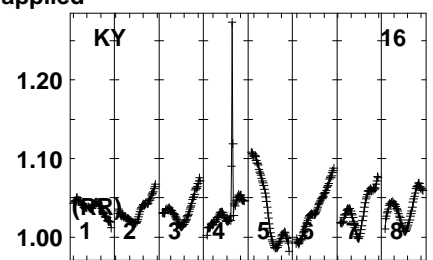
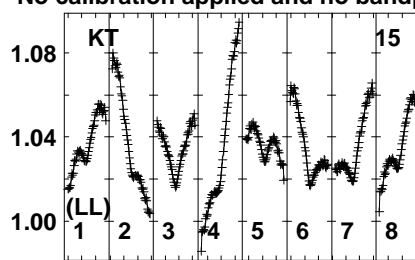
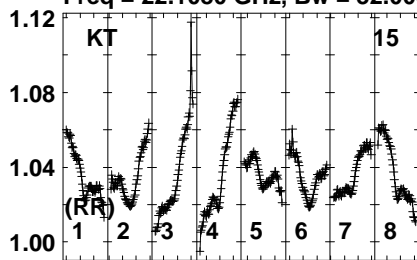


Lower frame: Real Jy
Auto-corr total-power spectrum Antenna: *
Timerange: 01/02:31:30 to 01/02:33:30

Plot file version 590 created 20-JAN-2021 19:36:35

0658+49 EB074F.UVDATA.1

Freq = 22.1080 GHz, Bw = 32.000 MH No calibration applied and no bandpass applied

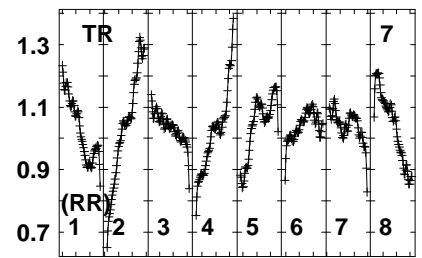
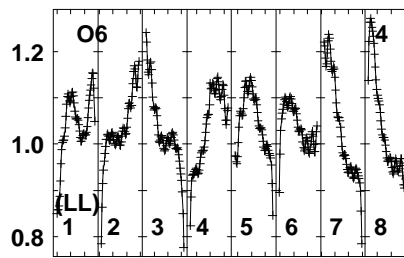
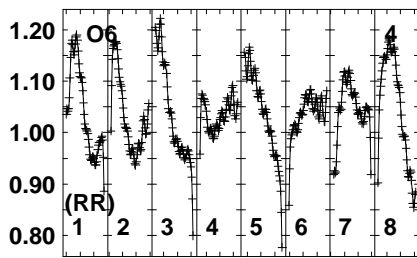
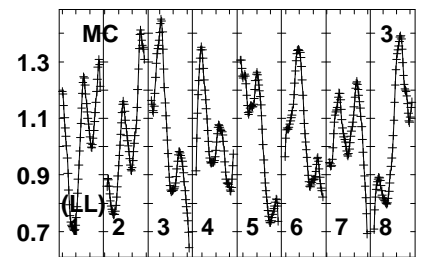
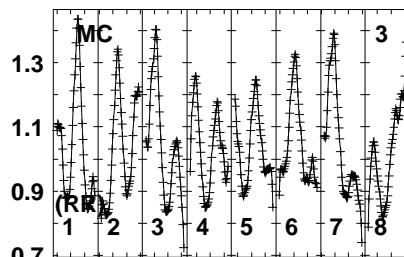
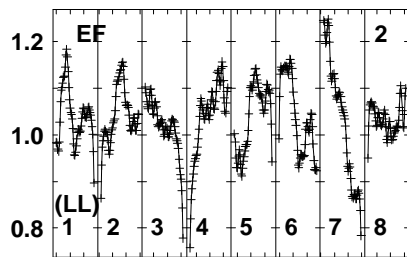
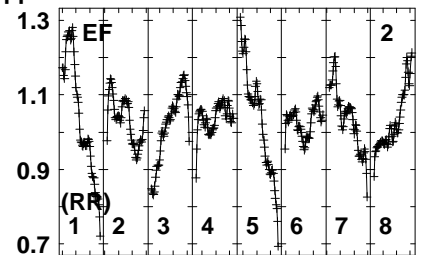
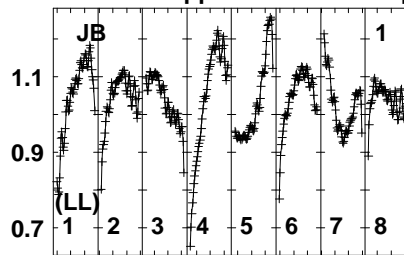
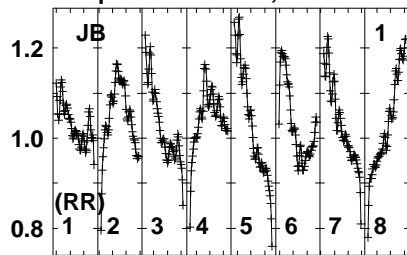


Lower frame: Real Jy
Auto-corr total-power spectrum Antenna: *
Timerange: 01/02:31:30 to 01/02:33:30

Plot file version 591 created 20-JAN-2021 19:36:35

J0654+5042 EB074F.UVDATA.1

Freq = 22.1080 GHz, Bw = 32.000 MH No calibration applied and no bandpass applied



22100 22140 22180 22220 22260 22300 22340
FREQ MHz

22100 22140 22180 22220 22260 22300 22340
FREQ MHz

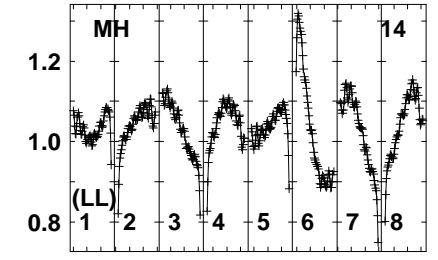
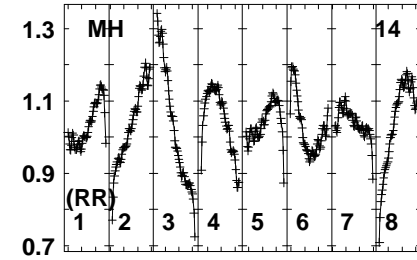
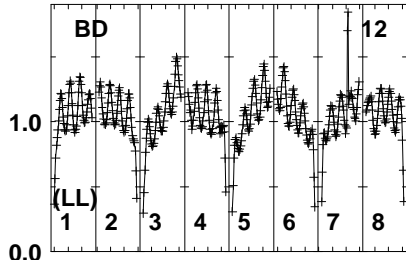
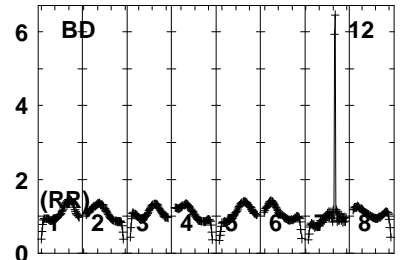

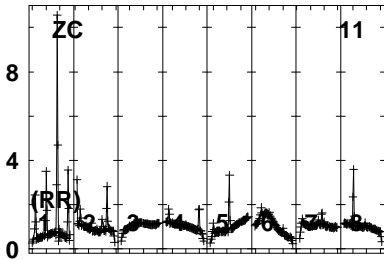
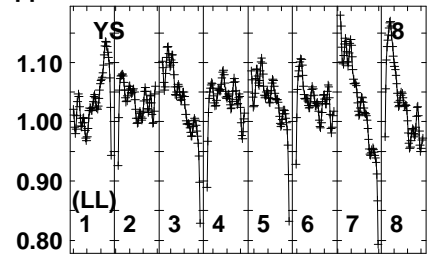
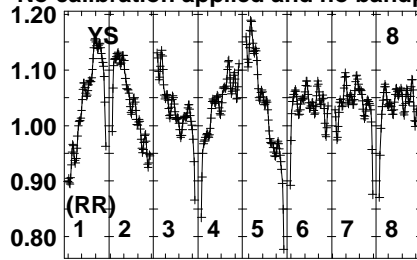
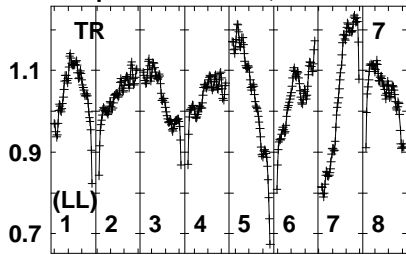
22100 22140 22180 22220 22260 22300 22340
FREQ MHz

Lower frame: Real Jy
Auto-corr total-power spectrum Antenna: *
Timerange: 01/02:34:30 to 01/02:35:59

Plot file version 592 created 20-JAN-2021 19:36:35

J0654+5042 EB074F.UVDATA.1

Freq = 22.1080 GHz, Bw = 32.000 MH No calibration applied and no bandpass applied



221 22140 22180 22220 22260 22300 22340
FREQ MHz

221 22140 22180 22220 22260 22300 22340
FREQ MHz

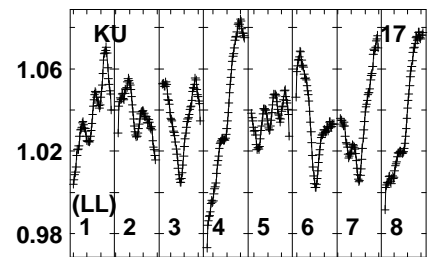
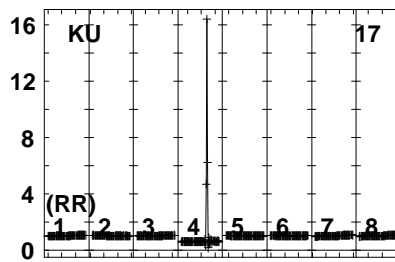

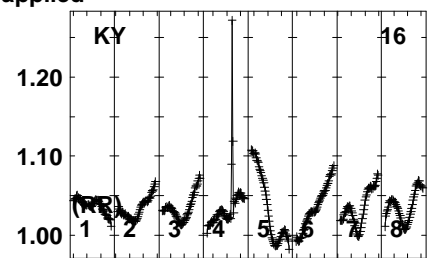
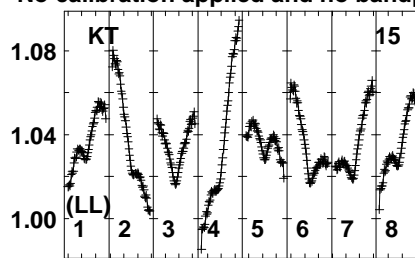
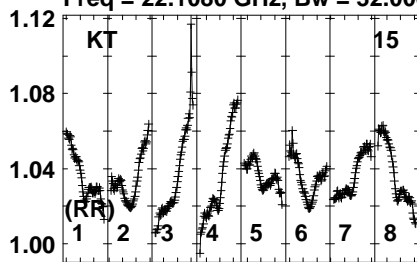
221 22140 22180 22220 22260 22300 22340
FREQ MHz

Lower frame: Real Jy
Auto-corr total-power spectrum Antenna: *
Timerange: 01/02:34:30 to 01/02:35:59

Plot file version 593 created 20-JAN-2021 19:36:35

J0654+5042 EB074F.UVDATA.1

Freq = 22.1080 GHz, Bw = 32.000 MH No calibration applied and no bandpass applied

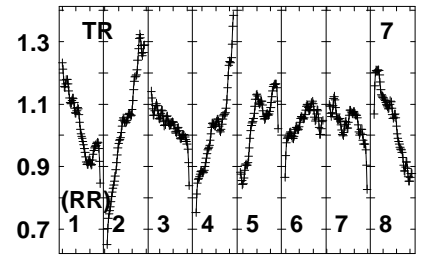
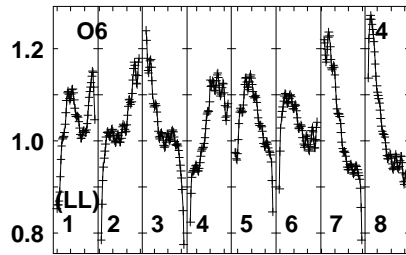
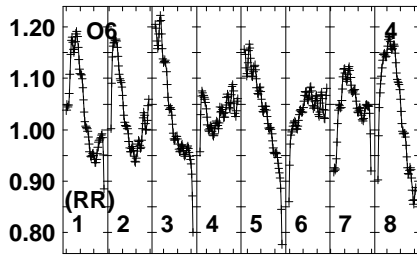
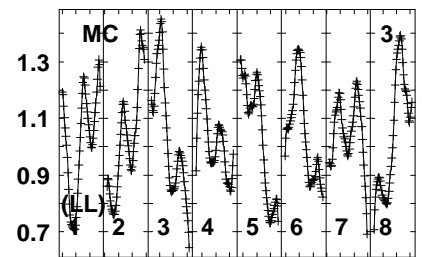
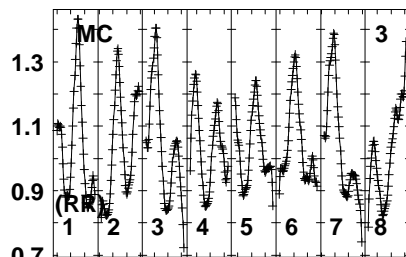
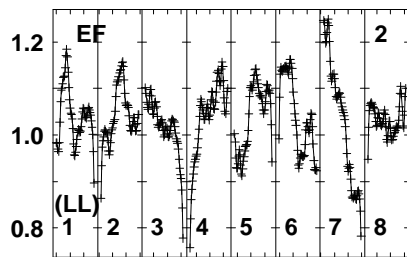
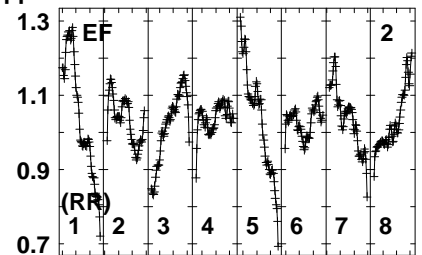
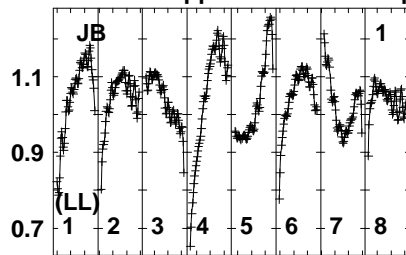
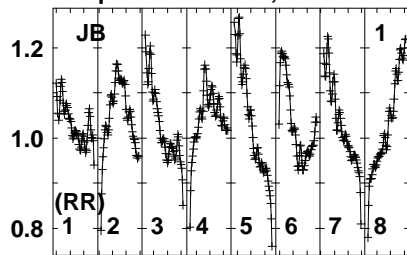


Lower frame: Real Jy
Auto-corr total-power spectrum Antenna: *
Timerange: 01/02:34:30 to 01/02:35:59

Plot file version 594 created 20-JAN-2021 19:36:35

0658+49 EB074F.UVDATA.1

Freq = 22.1080 GHz, Bw = 32.000 MH No calibration applied and no bandpass applied



22102140221802224022240222030022340
FREQ MHz

22102140221802224022240222030022340
FREQ MHz

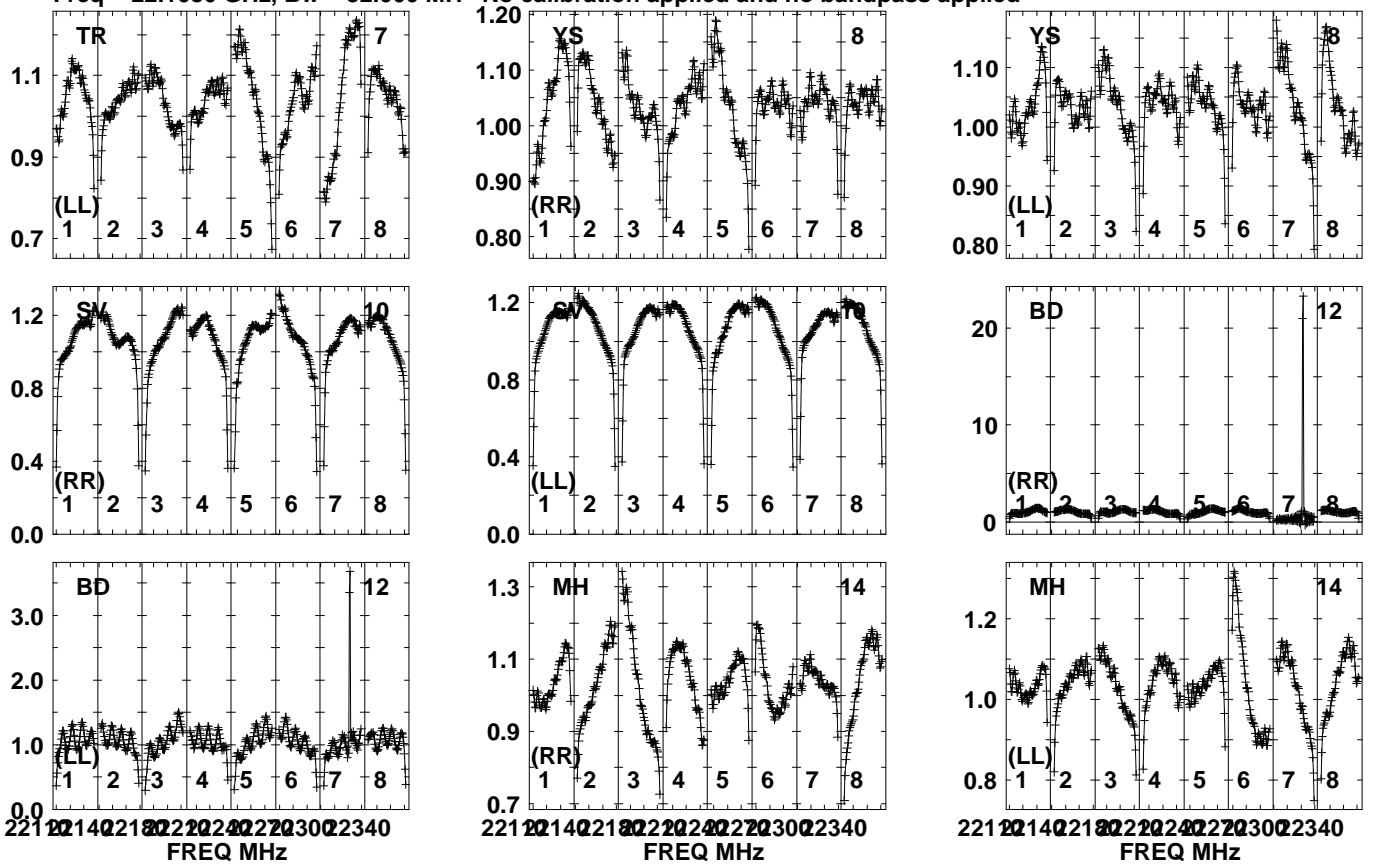
22102140221802224022240222030022340
FREQ MHz

Lower frame: Real Jy
Auto-corr total-power spectrum Antenna: *
Timerange: 01/02:37:01 to 01/02:39:00

Plot file version 595 created 20-JAN-2021 19:36:36

0658+49 EB074F.UVDATA.1

Freq = 22.1080 GHz, Bw = 32.000 MH No calibration applied and no bandpass applied

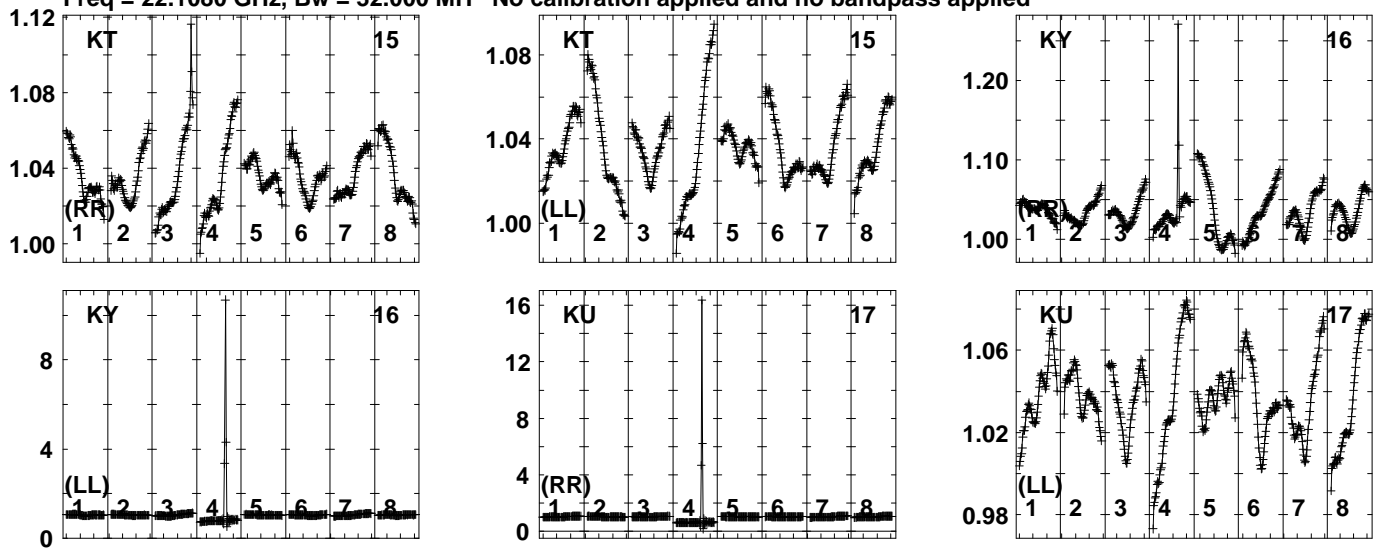


Lower frame: Real Jy
Auto-corr total-power spectrum Antenna: *
Timerange: 01/02:37:01 to 01/02:39:00

Plot file version 596 created 20-JAN-2021 19:36:36

0658+49 EB074F.UVDATA.1

Freq = 22.1080 GHz, Bw = 32.000 MH No calibration applied and no bandpass applied

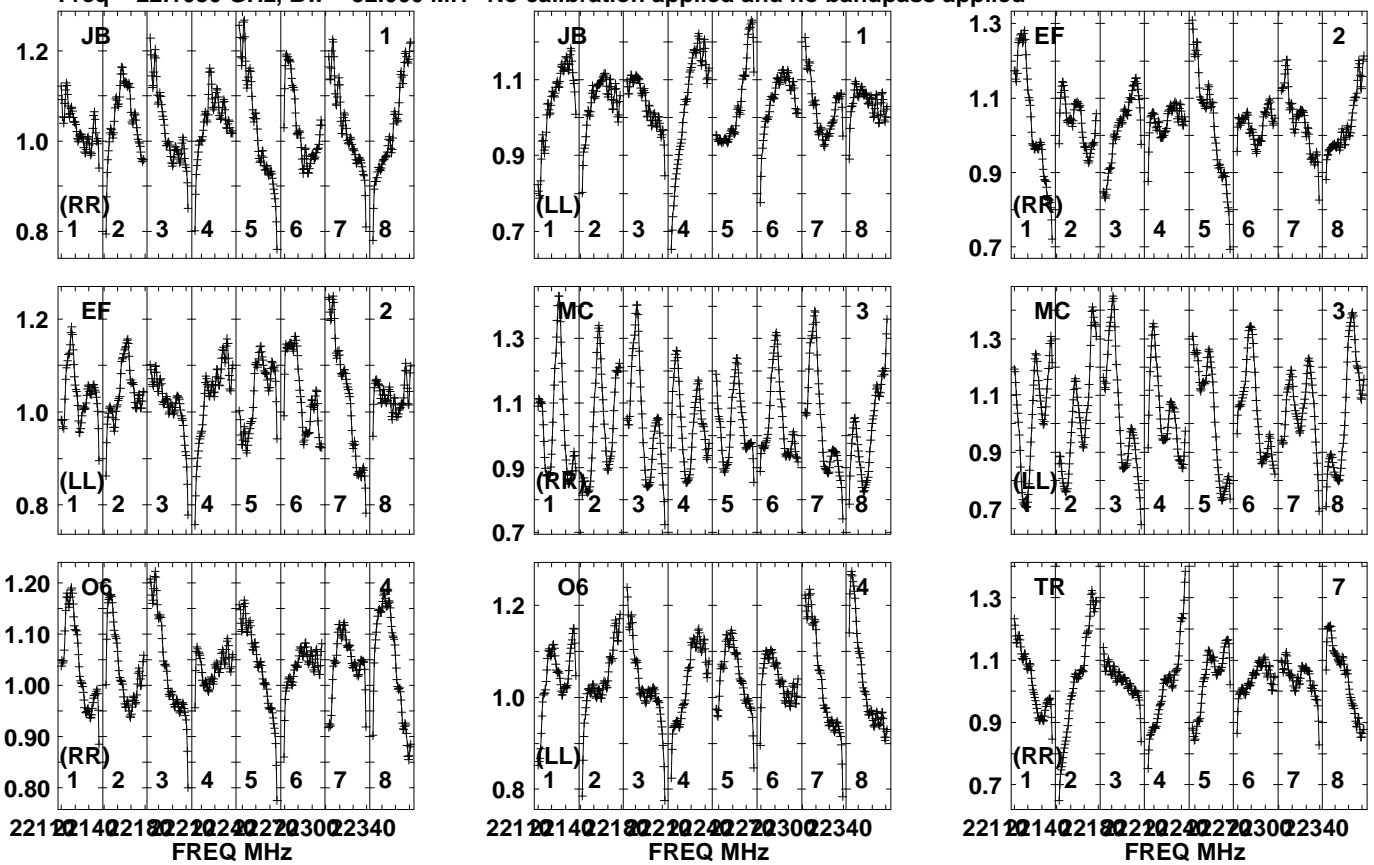


Lower frame: Real Jy
Auto-corr total-power spectrum Antenna: *
Timerange: 01/02:37:01 to 01/02:39:00

Plot file version 597 created 20-JAN-2021 19:36:36

J0654+5042 EB074F.UVDATA.1

Freq = 22.1080 GHz, Bw = 32.000 MH No calibration applied and no bandpass applied

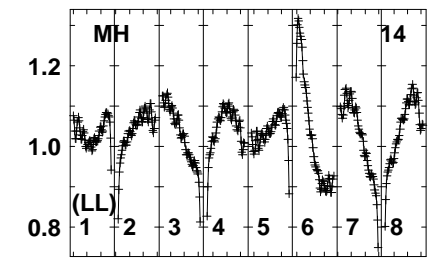
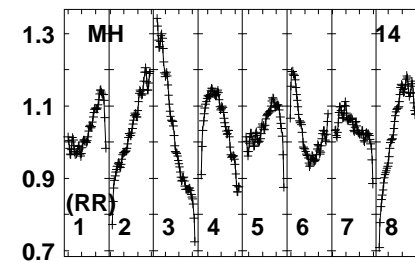
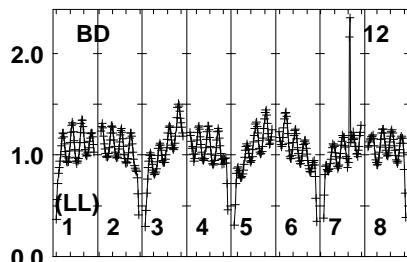
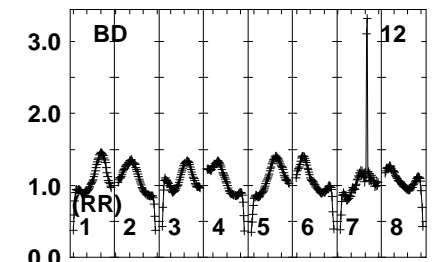

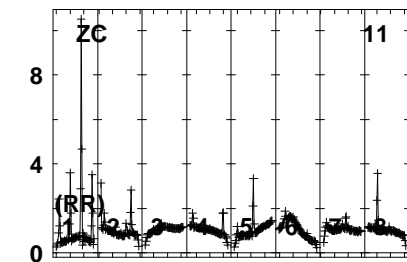
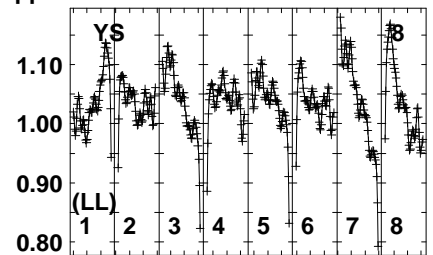
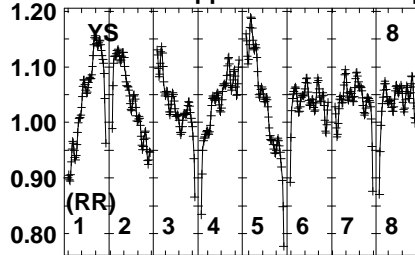
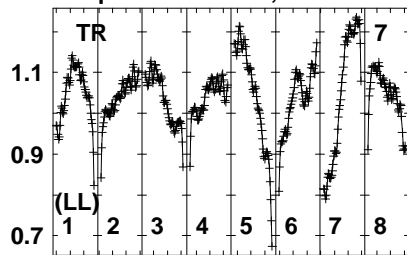


Lower frame: Real Jy
Auto-corr total-power spectrum Antenna: *
Timerange: 01/02:40:00 to 01/02:41:29

Plot file version 598 created 20-JAN-2021 19:36:37

J0654+5042 EB074F.UVDATA.1

Freq = 22.1080 GHz, Bw = 32.000 MH No calibration applied and no bandpass applied



22100 22140 22180 22220 22260 22300 22340
FREQ MHz

22100 22140 22180 22220 22260 22300 22340
FREQ MHz

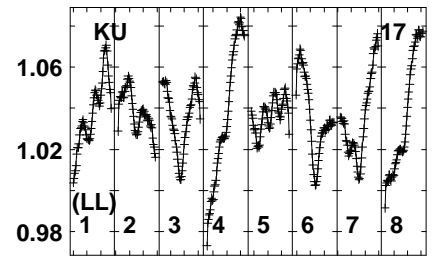
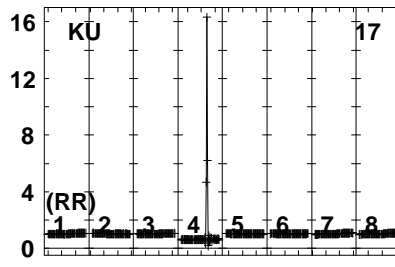
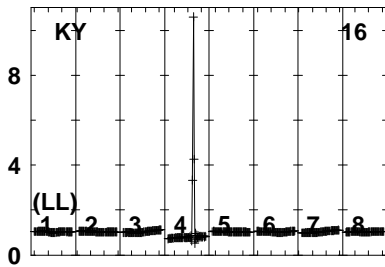
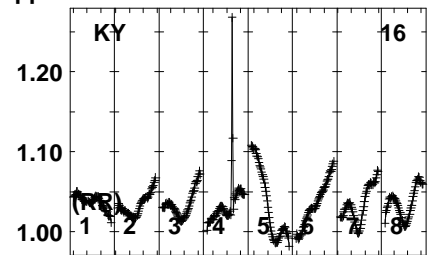
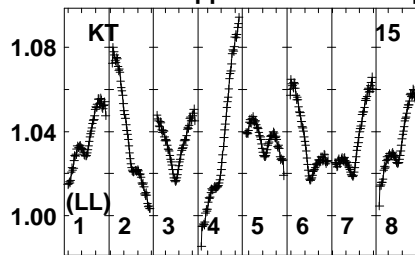
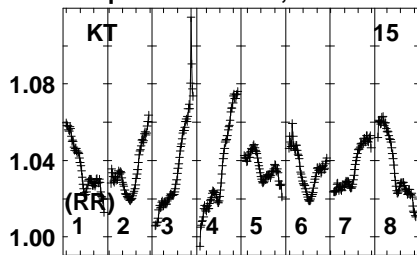
22100 22140 22180 22220 22260 22300 22340
FREQ MHz

Lower frame: Real Jy
Auto-corr total-power spectrum Antenna: *
Timerange: 01/02:40:00 to 01/02:41:29

Plot file version 599 created 20-JAN-2021 19:36:37

J0654+5042 EB074F.UVDATA.1

Freq = 22.1080 GHz, Bw = 32.000 MH No calibration applied and no bandpass applied

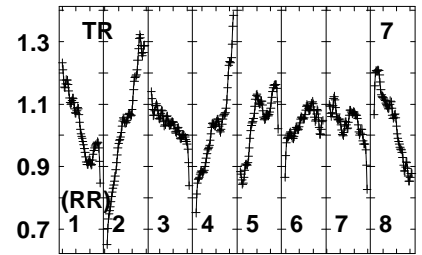
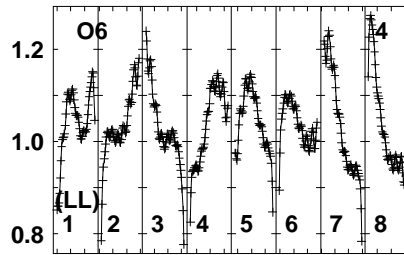
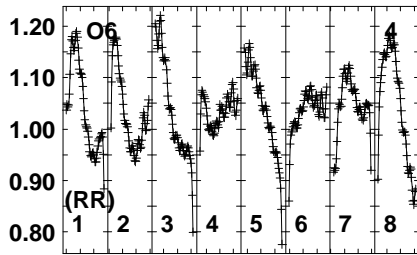
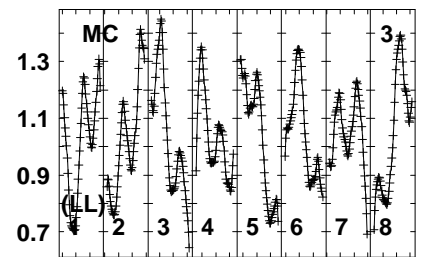
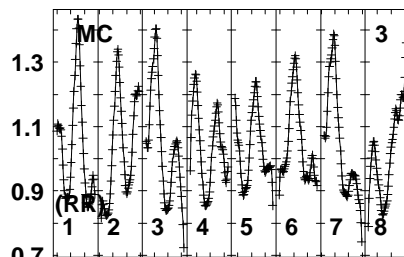
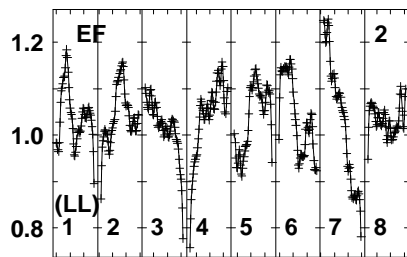
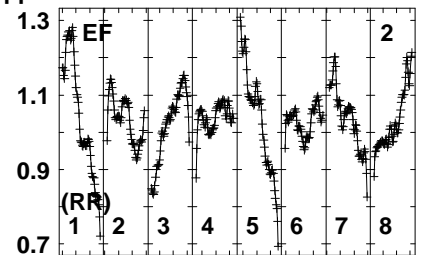
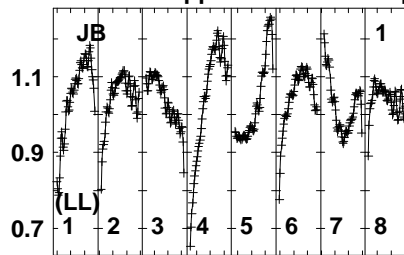
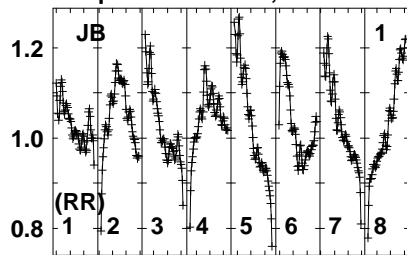


Lower frame: Real Jy
Auto-corr total-power spectrum Antenna: *
Timerange: 01/02:40:00 to 01/02:41:29

Plot file version 600 created 20-JAN-2021 19:36:37

0658+49 EB074F.UVDATA.1

Freq = 22.1080 GHz, Bw = 32.000 MH No calibration applied and no bandpass applied



221021402218022240222402230022340
FREQ MHz

221021402218022240222402230022340
FREQ MHz

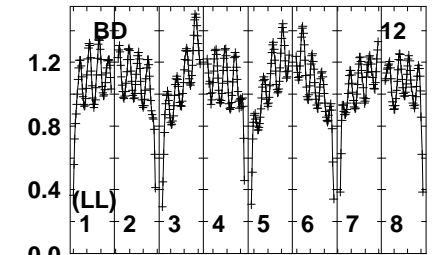
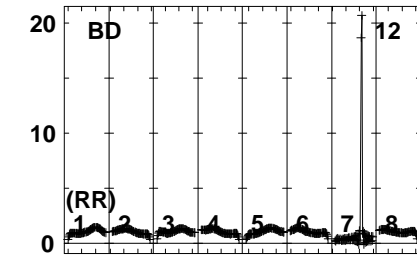

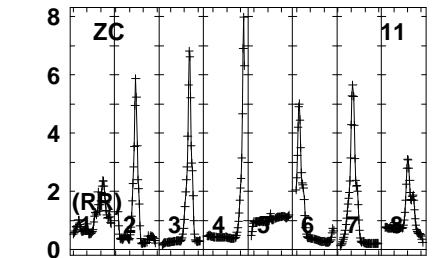
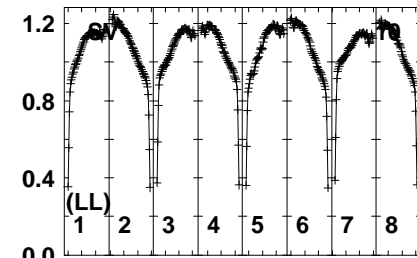
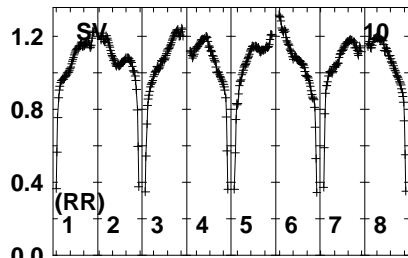
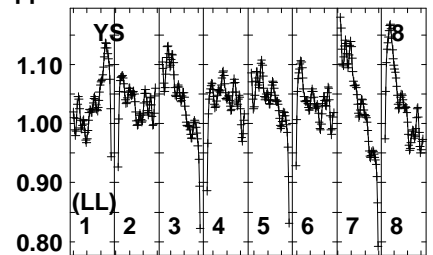
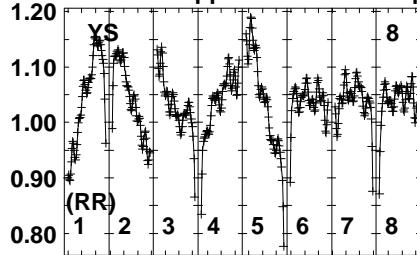
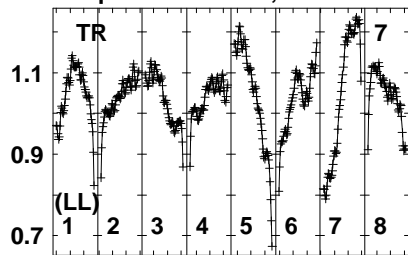
221021402218022240222402230022340
FREQ MHz

Lower frame: Real Jy
Auto-corr total-power spectrum Antenna: *
Timerange: 01/02:42:31 to 01/02:44:29

Plot file version 601 created 20-JAN-2021 19:36:37

0658+49 EB074F.UVDATA.1

Freq = 22.1080 GHz, Bw = 32.000 MH No calibration applied and no bandpass applied



22102140221802224022240222030022340
FREQ MHz

22102140221802224022240222030022340
FREQ MHz

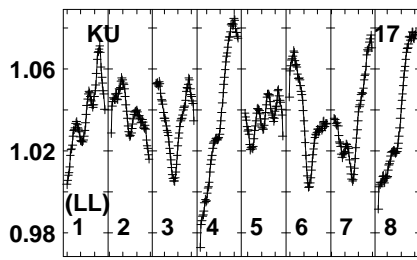
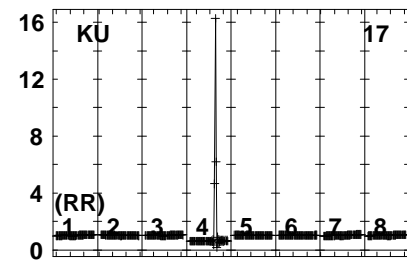

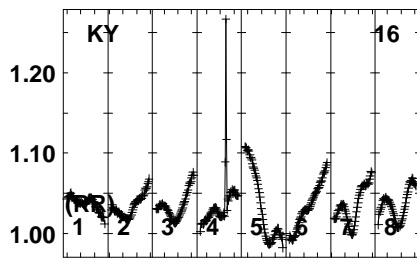
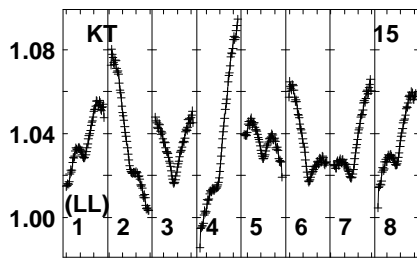
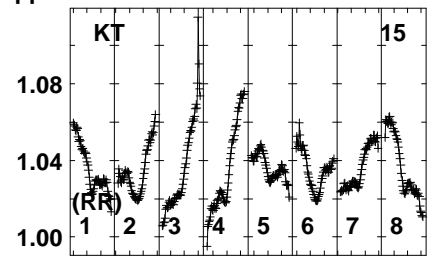
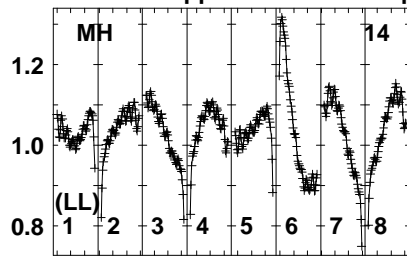
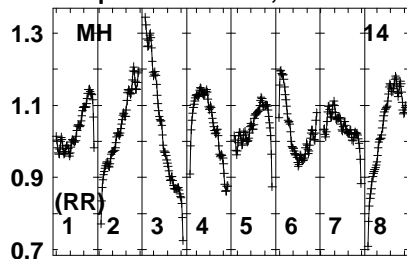
22102140221802224022240222030022340
FREQ MHz

Lower frame: Real Jy
Auto-corr total-power spectrum Antenna: *
Timerange: 01/02:42:31 to 01/02:44:29

Plot file version 602 created 20-JAN-2021 19:36:38

0658+49 EB074F.UVDATA.1

Freq = 22.1080 GHz, Bw = 32.000 MH No calibration applied and no bandpass applied



2210214021802220224022703002340
FREQ MHz

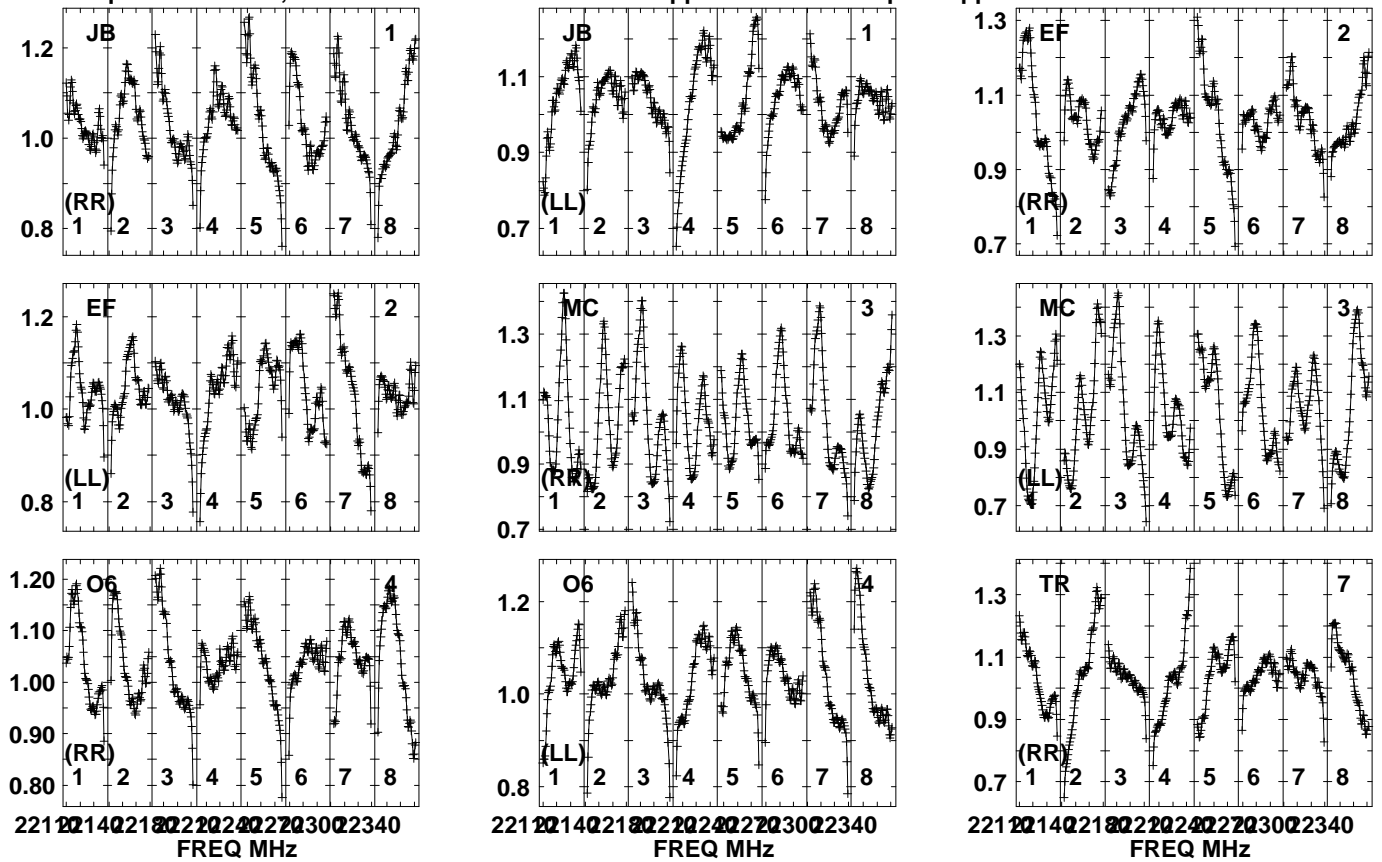
2210214021802220224022703002340
FREQ MHz

Lower frame: Real Jy
Auto-corr total-power spectrum Antenna: *
Timerange: 01/02:42:31 to 01/02:44:29

Plot file version 603 created 20-JAN-2021 19:36:38

J0654+5042 EB074F.UVDATA.1

Freq = 22.1080 GHz, Bw = 32.000 MH No calibration applied and no bandpass applied

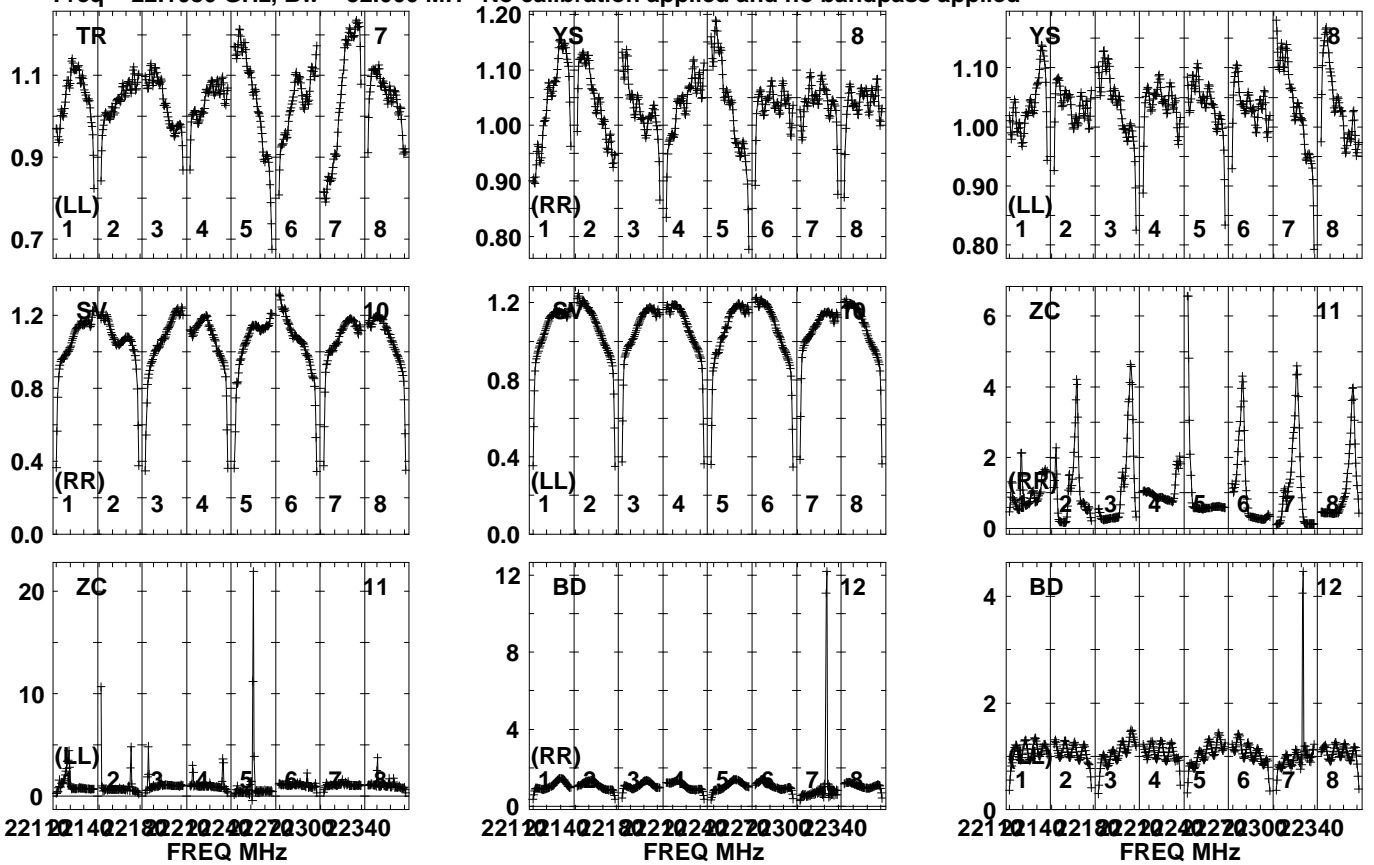


Lower frame: Real Jy
Auto-corr total-power spectrum Antenna: *
Timerange: 01/02:45:31 to 01/02:46:59

Plot file version 604 created 20-JAN-2021 19:36:38

J0654+5042 EB074F.UVDATA.1

Freq = 22.1080 GHz, Bw = 32.000 MH No calibration applied and no bandpass applied

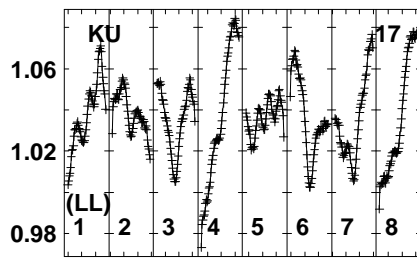
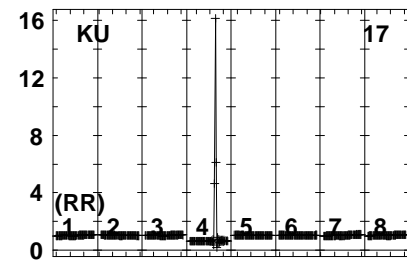

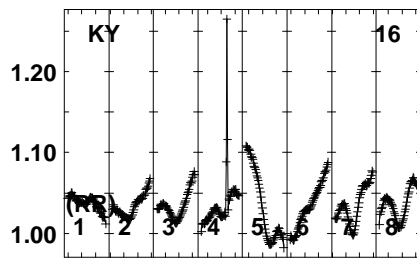
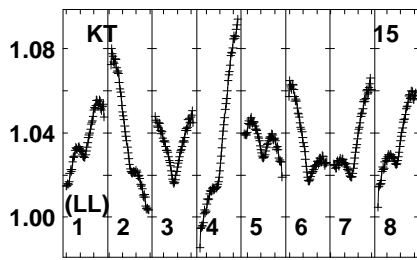
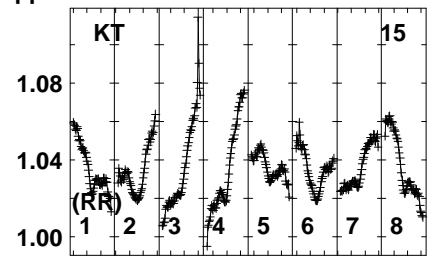
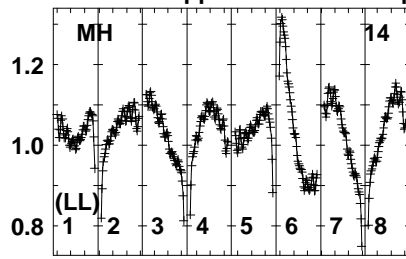
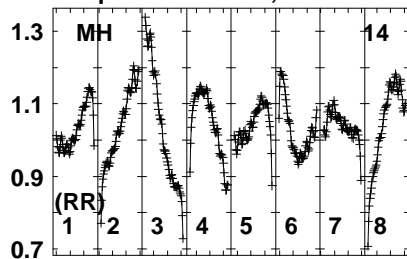


Lower frame: Real Jy
Auto-corr total-power spectrum Antenna: *
Timerange: 01/02:45:31 to 01/02:46:59

Plot file version 605 created 20-JAN-2021 19:36:39

J0654+5042 EB074F.UVDATA.1

Freq = 22.1080 GHz, Bw = 32.000 MH No calibration applied and no bandpass applied



22100 22140 22180 22220 22260 22300 22340
FREQ MHz

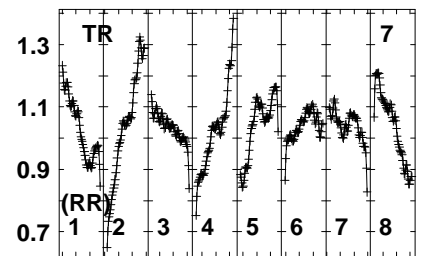
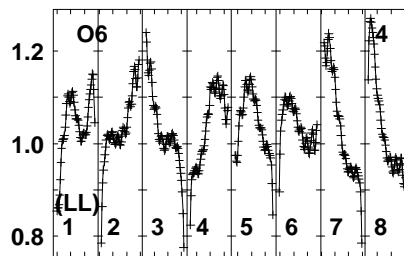
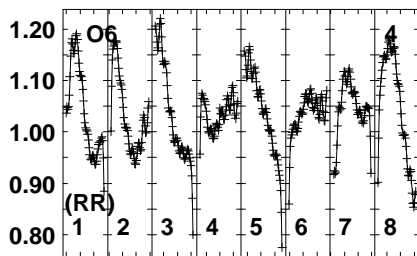
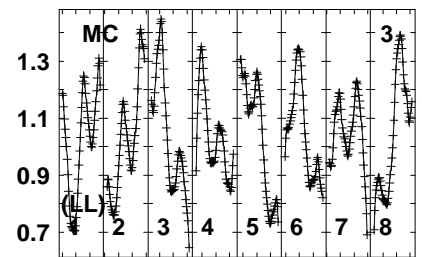
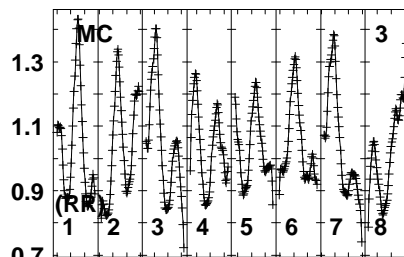
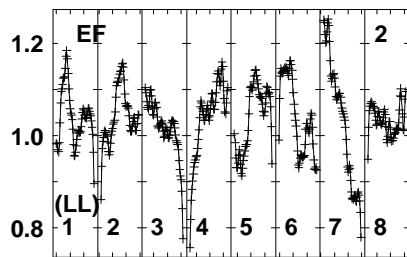
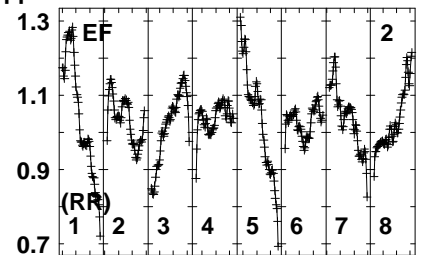
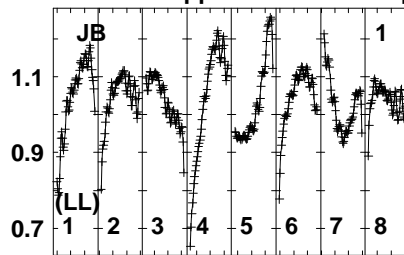
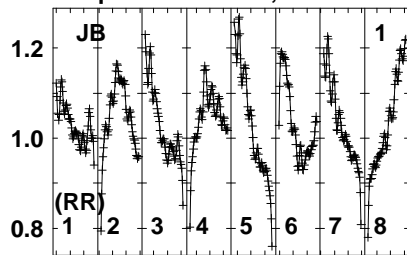
22100 22140 22180 22220 22260 22300 22340
FREQ MHz

Lower frame: Real Jy
Auto-corr total-power spectrum Antenna: *
Timerange: 01/02:45:31 to 01/02:46:59

Plot file version 606 created 20-JAN-2021 19:36:39

0658+49 EB074F.UVDATA.1

Freq = 22.1080 GHz, Bw = 32.000 MH No calibration applied and no bandpass applied



22108 22140 22180 22220 22260 22300 22340
FREQ MHz

22108 22140 22180 22220 22260 22300 22340
FREQ MHz

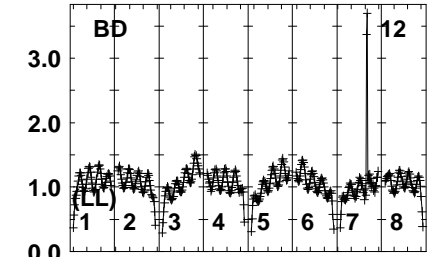
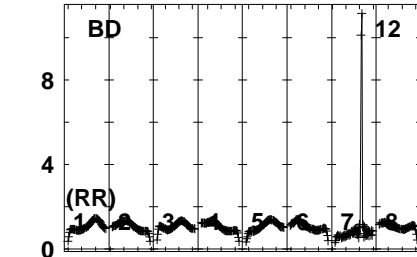

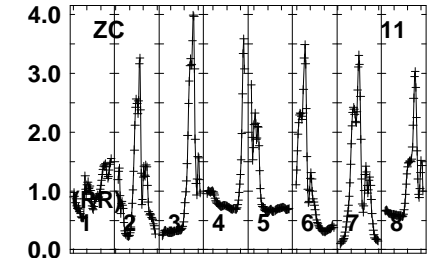
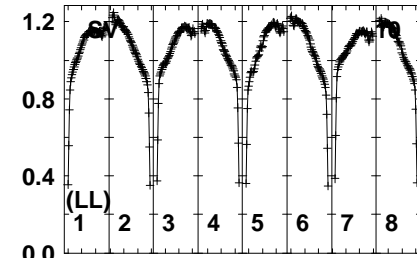
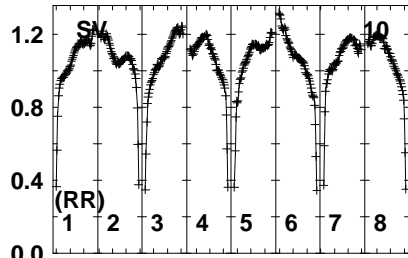
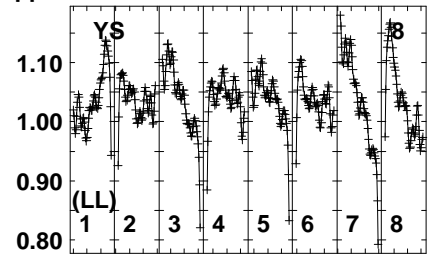
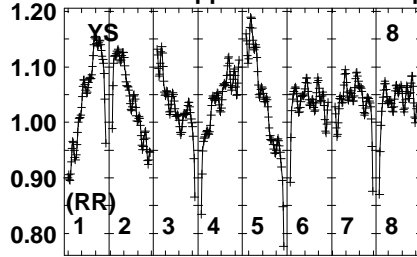
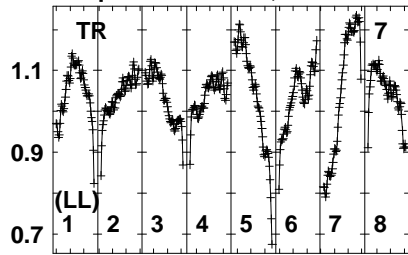
22108 22140 22180 22220 22260 22300 22340
FREQ MHz

Lower frame: Real Jy
Auto-corr total-power spectrum Antenna: *
Timerange: 01/02:48:01 to 01/02:49:59

Plot file version 607 created 20-JAN-2021 19:36:39

0658+49 EB074F.UVDATA.1

Freq = 22.1080 GHz, Bw = 32.000 MH No calibration applied and no bandpass applied



22100 22140 22180 22220 22260 22300 22340
FREQ MHz

22100 22140 22180 22220 22260 22300 22340
FREQ MHz

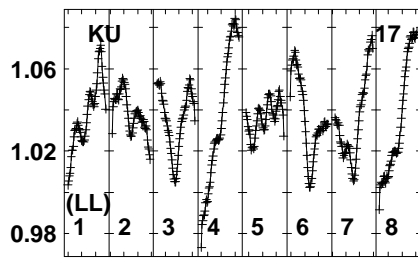
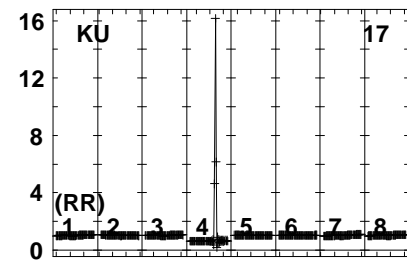

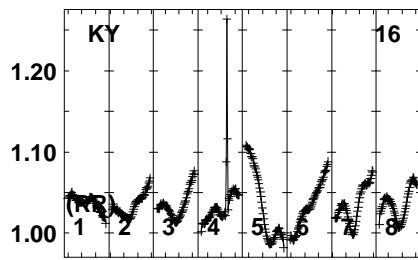
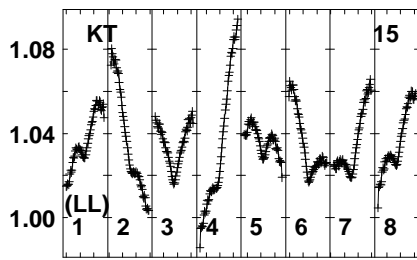
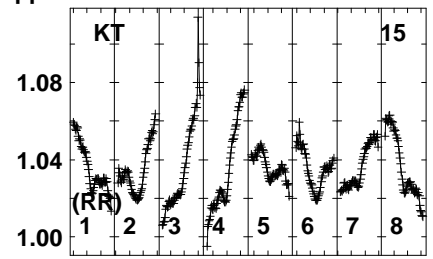
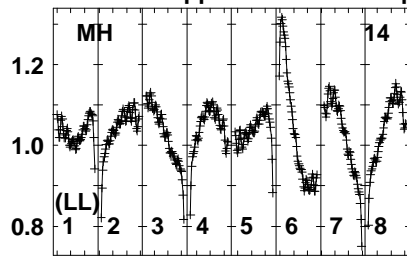
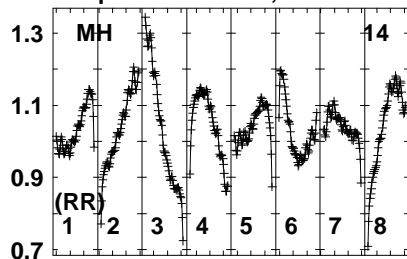
22100 22140 22180 22220 22260 22300 22340
FREQ MHz

Lower frame: Real Jy
Auto-corr total-power spectrum Antenna: *
Timerange: 01/02:48:01 to 01/02:49:59

Plot file version 608 created 20-JAN-2021 19:36:40

0658+49 EB074F.UVDATA.1

Freq = 22.1080 GHz, Bw = 32.000 MH No calibration applied and no bandpass applied



2210214021802240227023002340
FREQ MHz

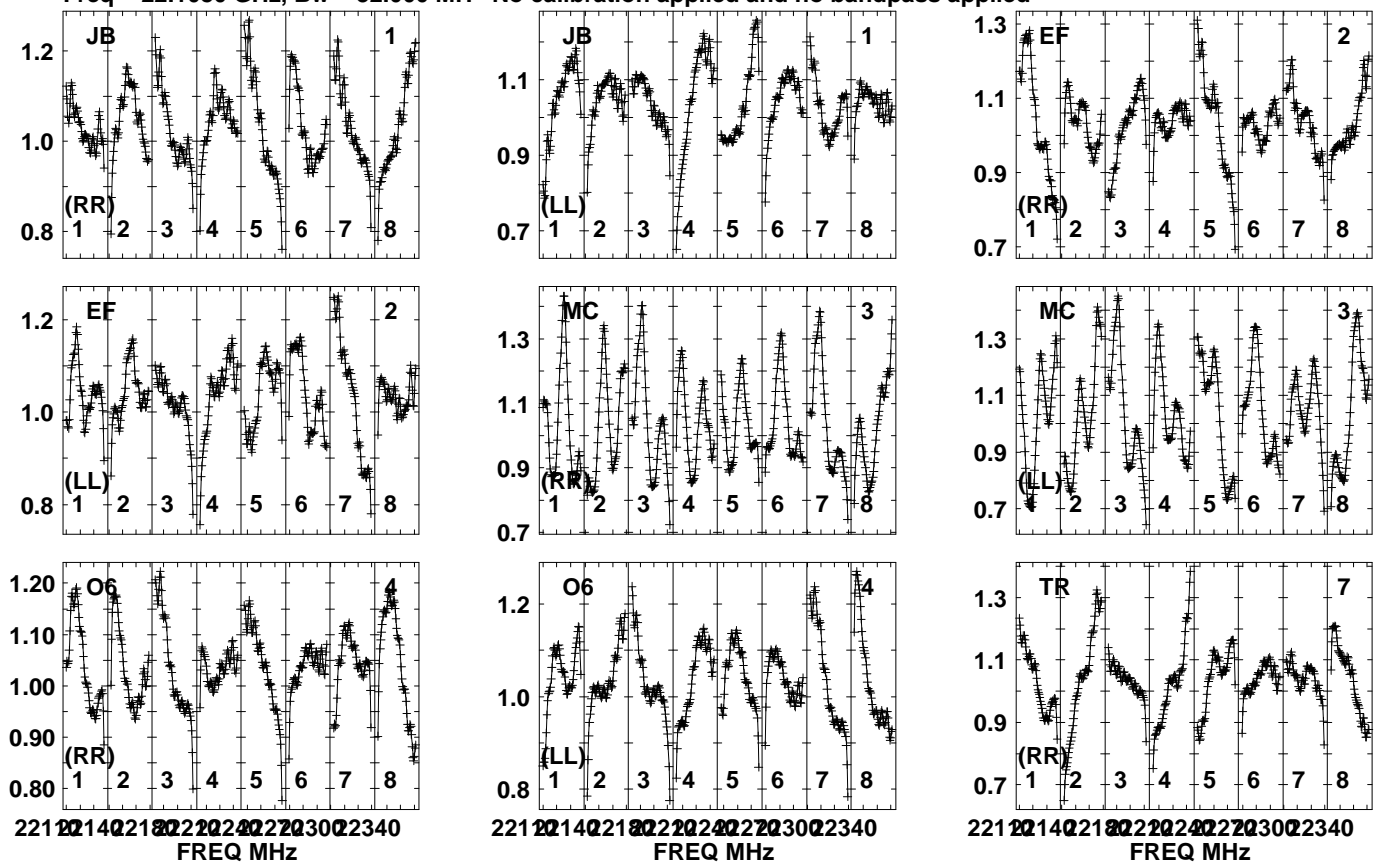
2210214021802240227023002340
FREQ MHz

Lower frame: Real Jy
Auto-corr total-power spectrum Antenna: *
Timerange: 01/02:48:01 to 01/02:49:59

Plot file version 609 created 20-JAN-2021 19:36:40

J0654+5042 EB074F.UVDATA.1

Freq = 22.1080 GHz, Bw = 32.000 MH No calibration applied and no bandpass applied

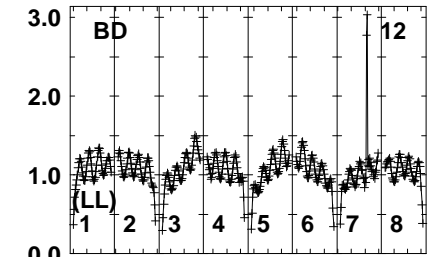
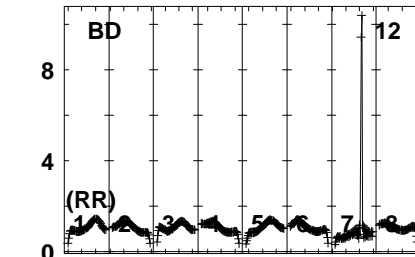

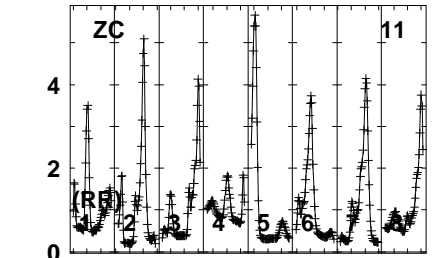
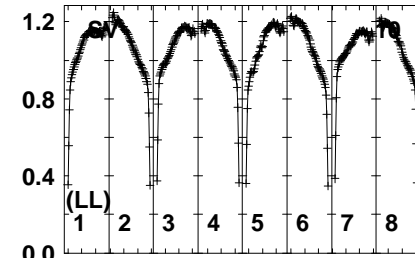
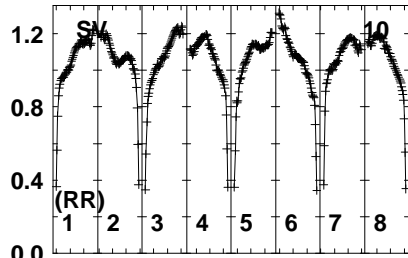
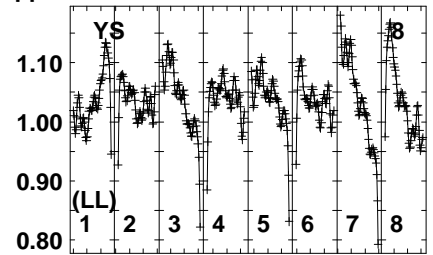
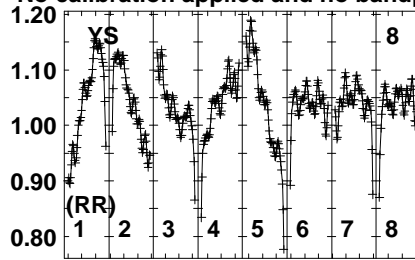
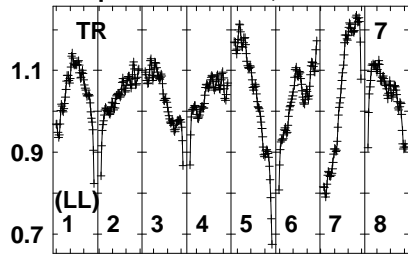


Lower frame: Real Jy
Auto-corr total-power spectrum Antenna: *
Timerange: 01/02:51:01 to 01/02:52:29

Plot file version 610 created 20-JAN-2021 19:36:40

J0654+5042 EB074F.UVDATA.1

Freq = 22.1080 GHz, Bw = 32.000 MH No calibration applied and no bandpass applied



22100 22140 22180 22220 22260 22300 22340
FREQ MHz

22100 22140 22180 22220 22260 22300 22340
FREQ MHz

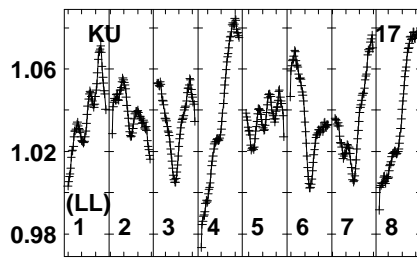
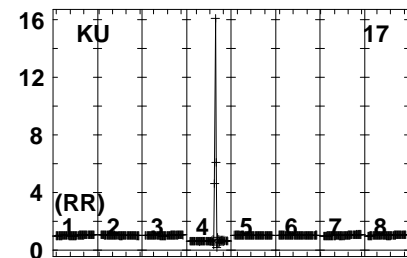

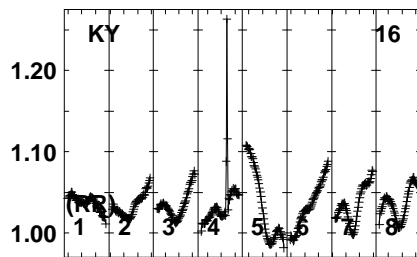
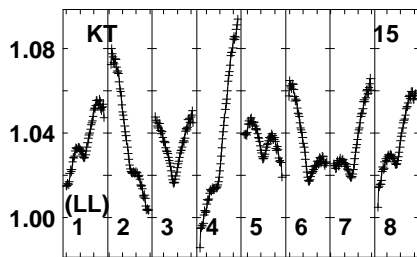
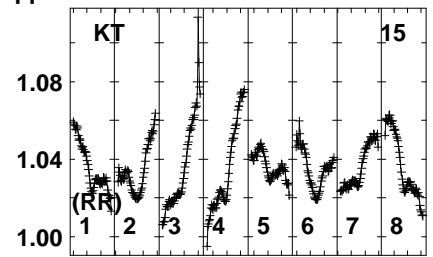
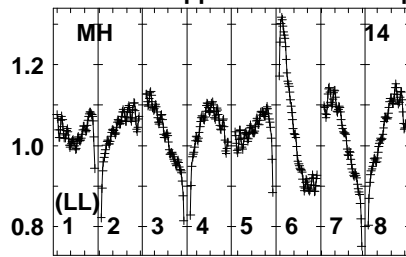
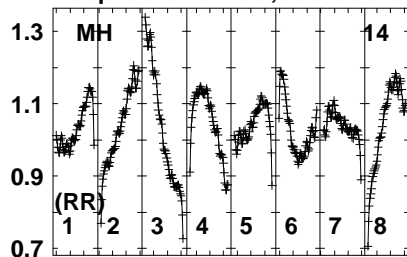
22100 22140 22180 22220 22260 22300 22340
FREQ MHz

Lower frame: Real Jy
Auto-corr total-power spectrum Antenna: *
Timerange: 01/02:51:01 to 01/02:52:29

Plot file version 611 created 20-JAN-2021 19:36:41

J0654+5042 EB074F.UVDATA.1

Freq = 22.1080 GHz, Bw = 32.000 MH No calibration applied and no bandpass applied



22100 22140 22180 22220 22260 22300 22340
FREQ MHz

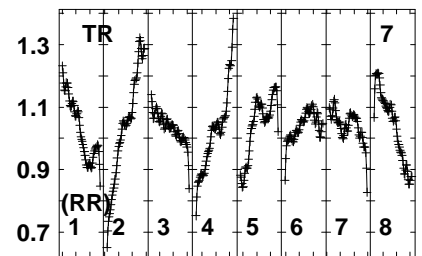
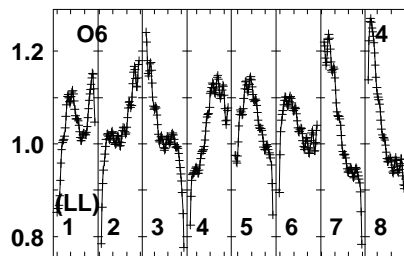
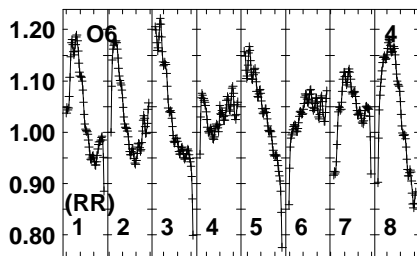
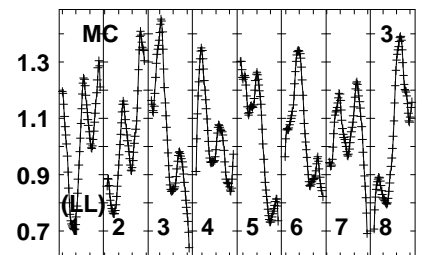
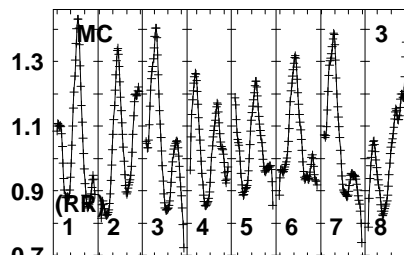
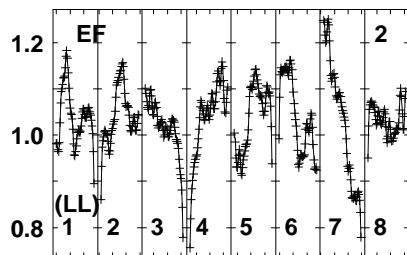
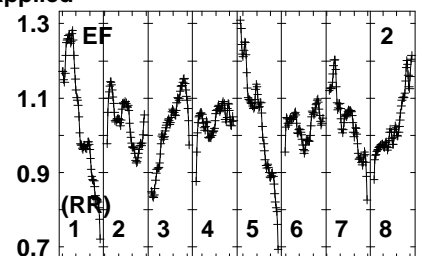
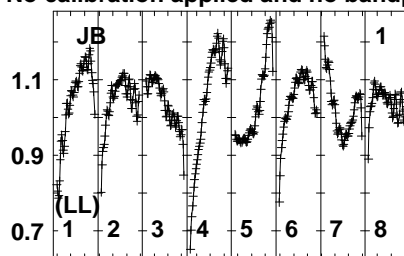
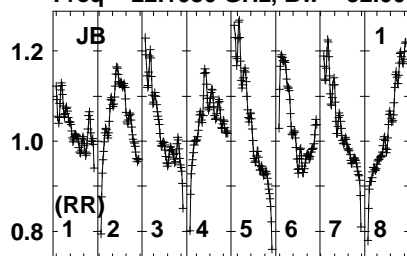
22100 22140 22180 22220 22260 22300 22340
FREQ MHz

Lower frame: Real Jy
Auto-corr total-power spectrum Antenna: *
Timerange: 01/02:51:01 to 01/02:52:29

Plot file version 612 created 20-JAN-2021 19:36:41

0658+49 EB074F.UVDATA.1

Freq = 22.1080 GHz, Bw = 32.000 MH No calibration applied and no bandpass applied



22102140221802220222402228023002340
FREQ MHz

22102140221802220222402228023002340
FREQ MHz

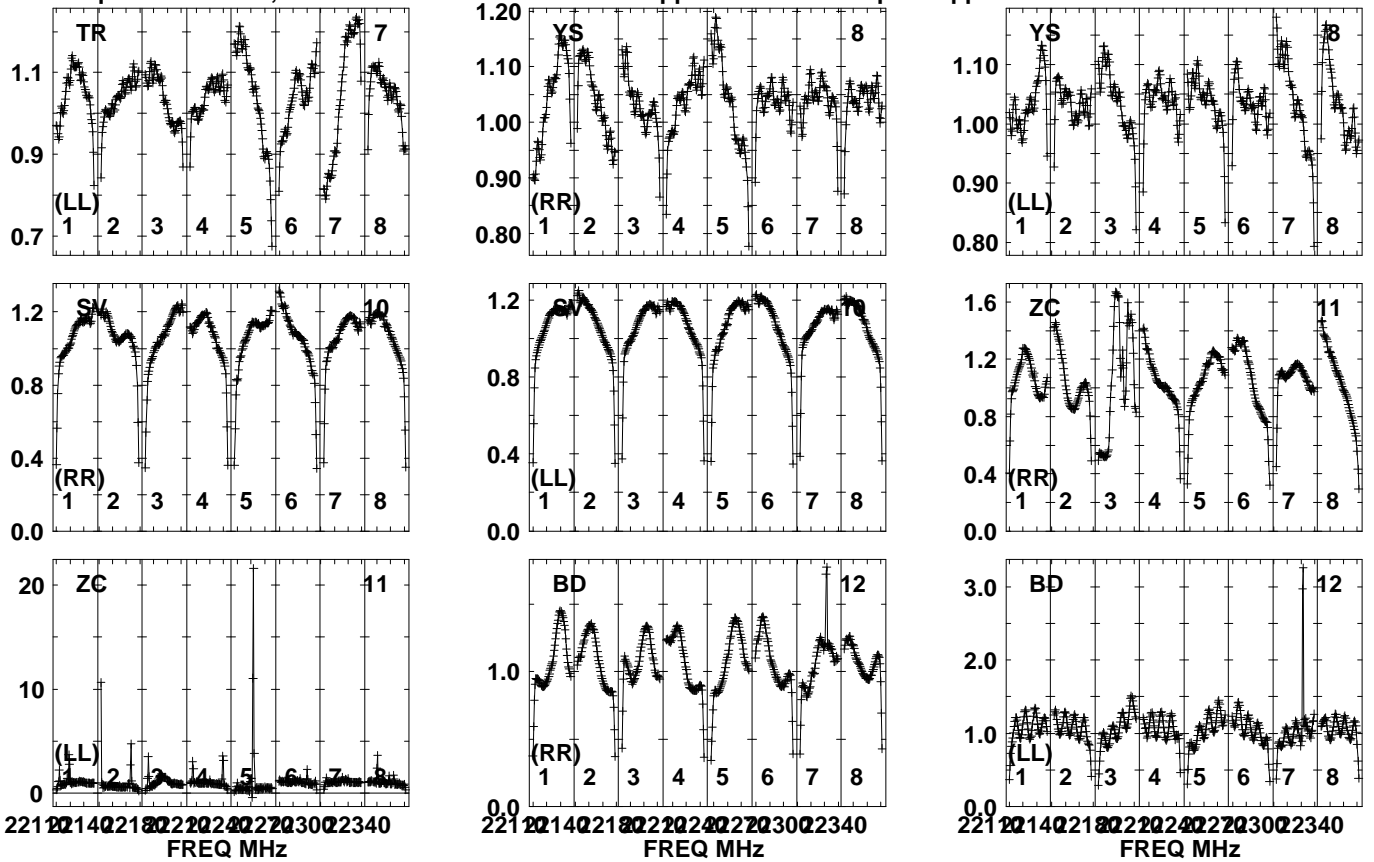
22102140221802220222402228023002340
FREQ MHz

Lower frame: Real Jy
Auto-corr total-power spectrum Antenna: *
Timerange: 01/02:53:30 to 01/02:55:29

Plot file version 613 created 20-JAN-2021 19:36:41

0658+49 EB074F.UVDATA.1

Freq = 22.1080 GHz, Bw = 32.000 MH No calibration applied and no bandpass applied

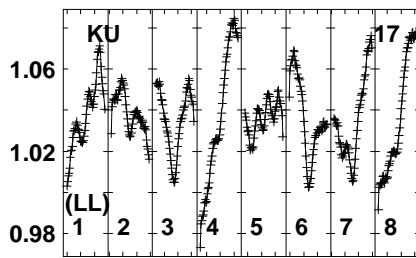
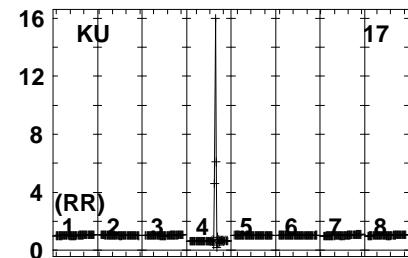
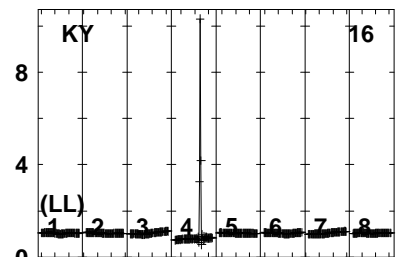
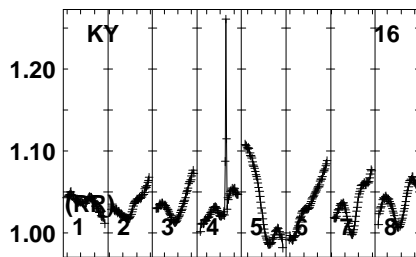
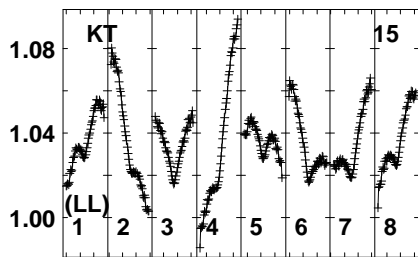
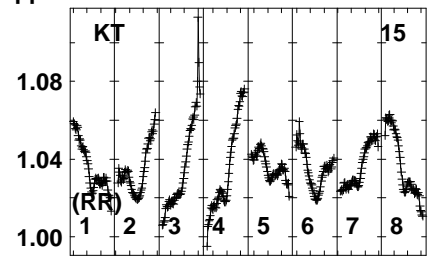
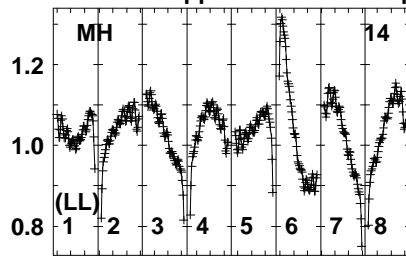
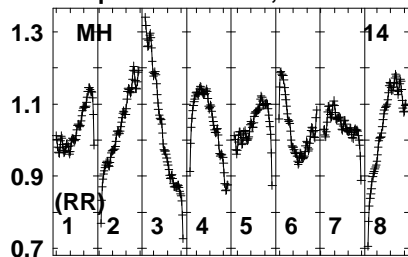


Lower frame: Real Jy
Auto-corr total-power spectrum Antenna: *
Timerange: 01/02:53:30 to 01/02:55:29

Plot file version 614 created 20-JAN-2021 19:36:42

0658+49 EB074F.UVDATA.1

Freq = 22.1080 GHz, Bw = 32.000 MH No calibration applied and no bandpass applied



2210214021802240227023002340
FREQ MHz

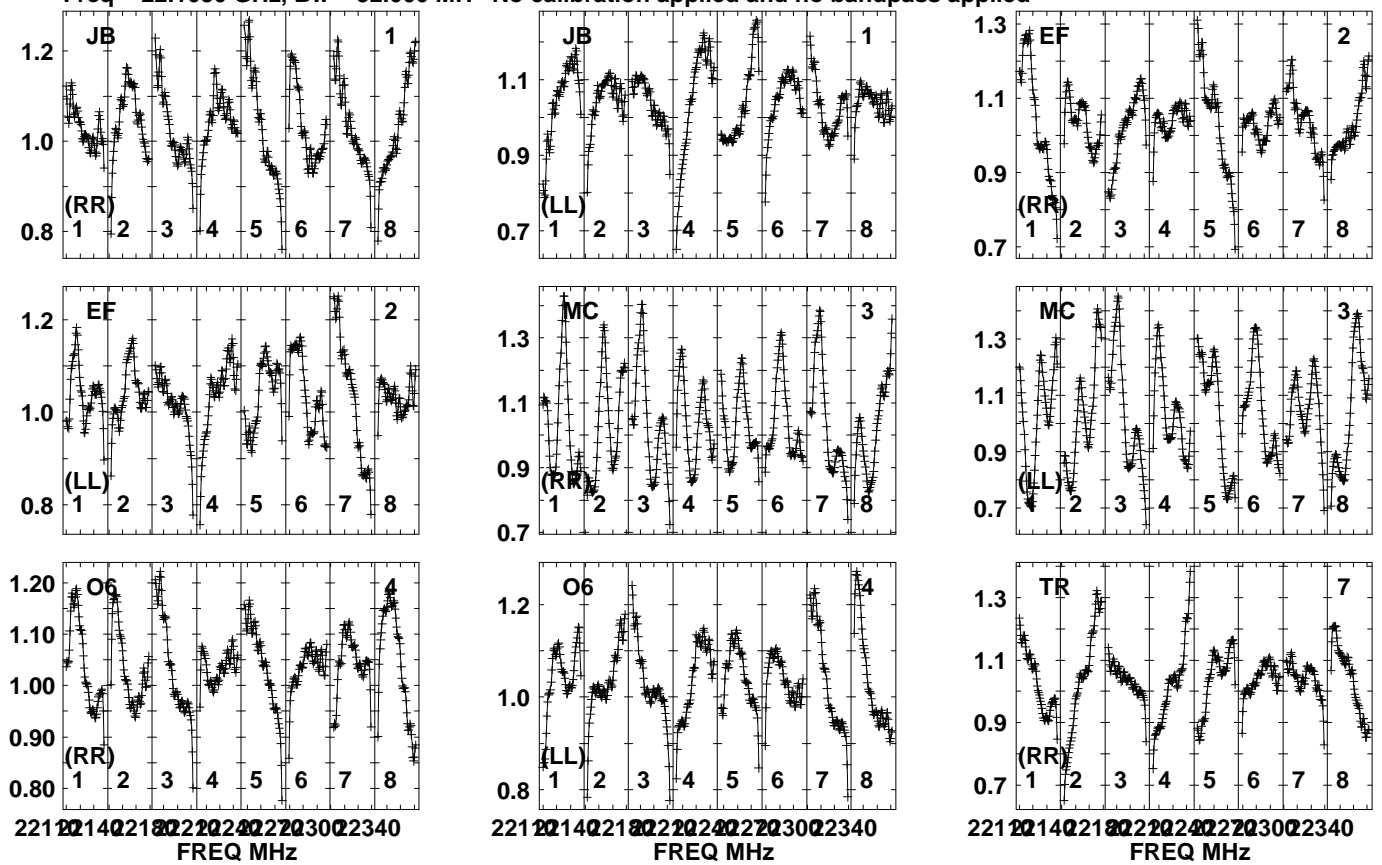
2210214021802240227023002340
FREQ MHz

Lower frame: Real Jy
Auto-corr total-power spectrum Antenna: *
Timerange: 01/02:53:30 to 01/02:55:29

Plot file version 615 created 20-JAN-2021 19:36:42

J0654+5042 EB074F.UVDATA.1

Freq = 22.1080 GHz, Bw = 32.000 MH No calibration applied and no bandpass applied

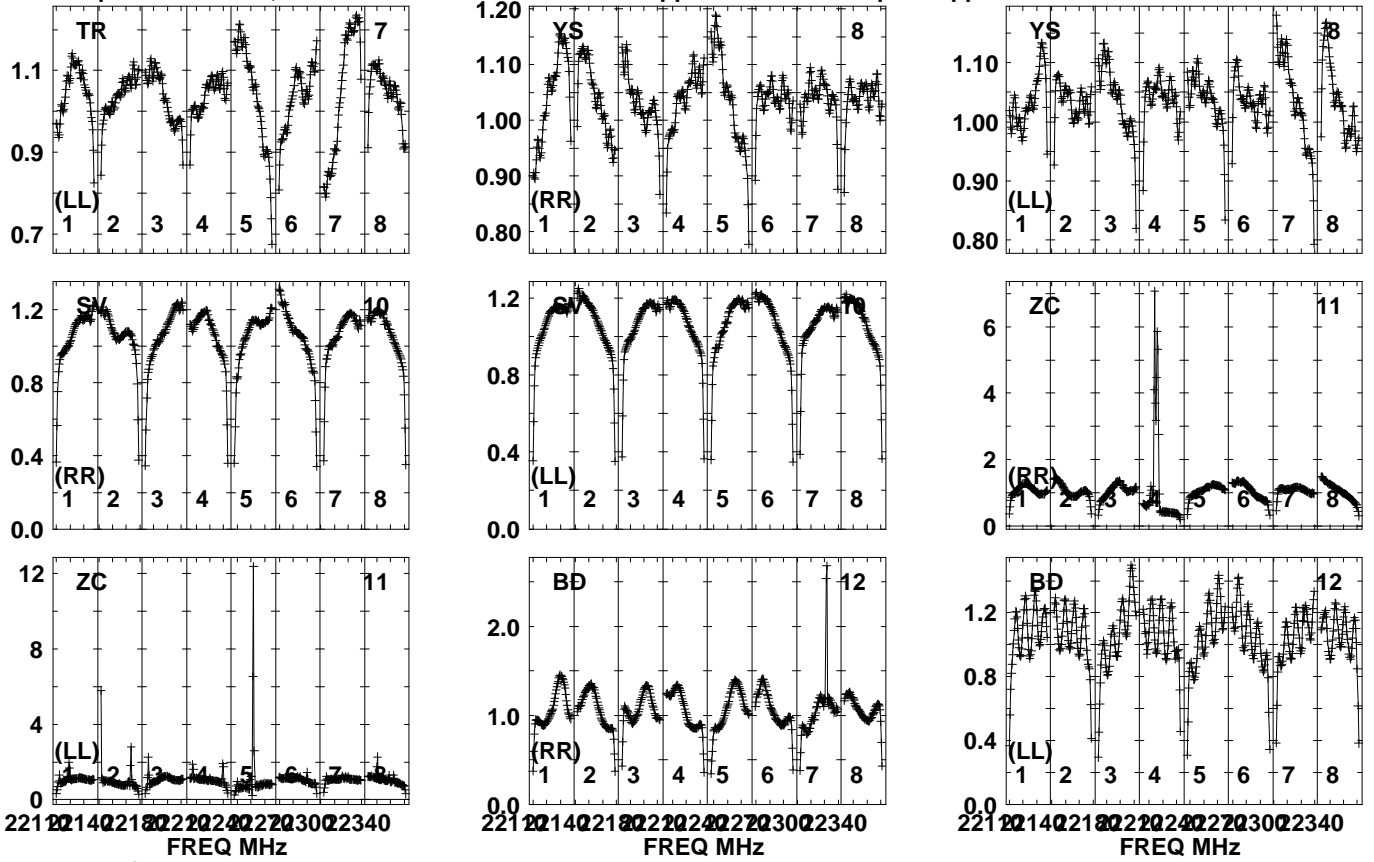


Lower frame: Real Jy
Auto-corr total-power spectrum Antenna: *
Timerange: 01/02:56:31 to 01/02:57:59

Plot file version 616 created 20-JAN-2021 19:36:42

J0654+5042 EB074F.UVDATA.1

Freq = 22.1080 GHz, Bw = 32.000 MH No calibration applied and no bandpass applied

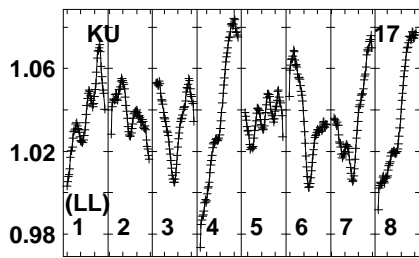
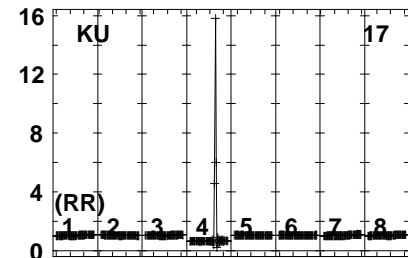

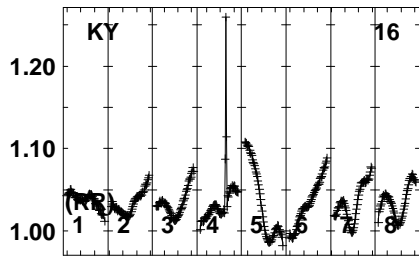
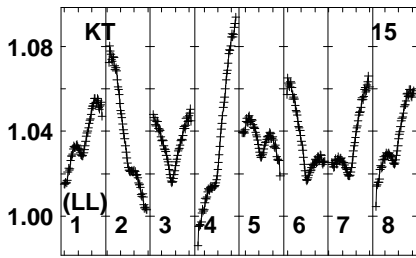
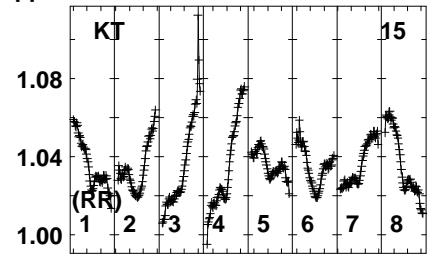
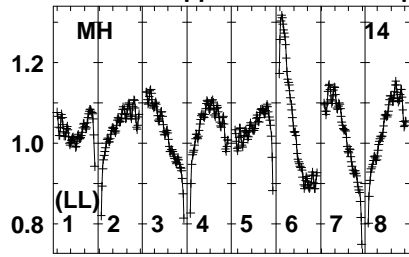
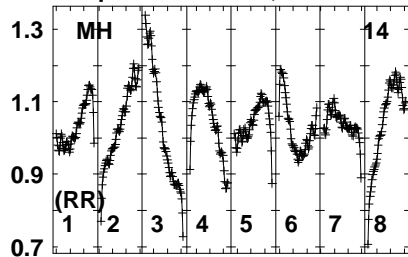


Lower frame: Real Jy
Auto-corr total-power spectrum Antenna: *
Timerange: 01/02:56:31 to 01/02:57:59

Plot file version 617 created 20-JAN-2021 19:36:42

J0654+5042 EB074F.UVDATA.1

Freq = 22.1080 GHz, Bw = 32.000 MH No calibration applied and no bandpass applied



22100 22140 22180 22220 22260 22300 22340
FREQ MHz

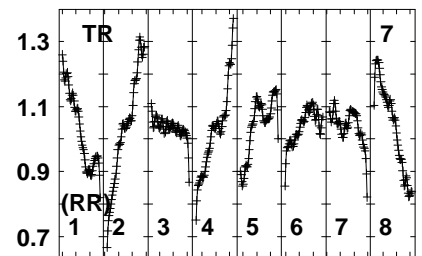
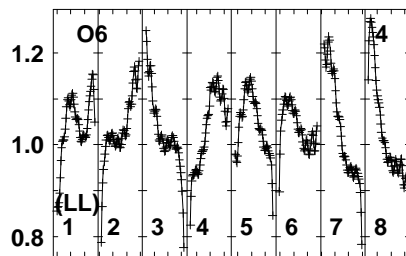
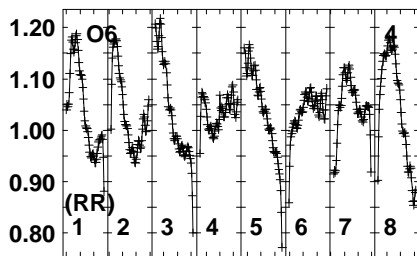
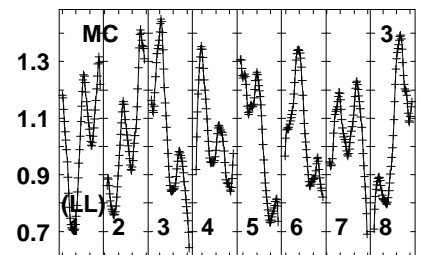
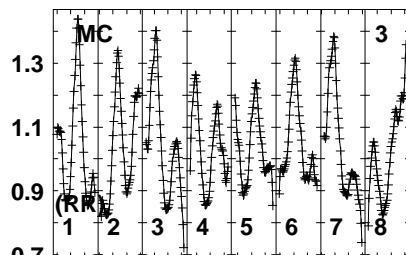
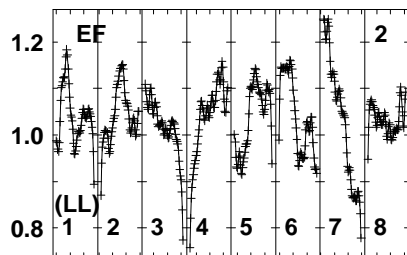
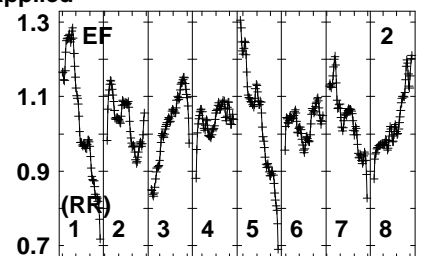
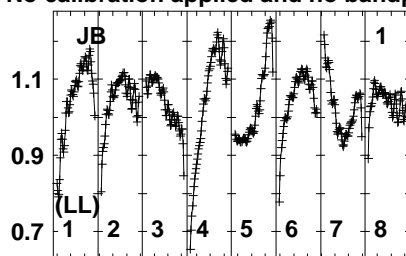
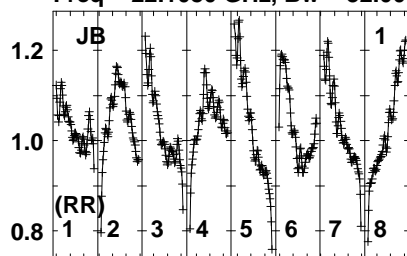
22100 22140 22180 22220 22260 22300 22340
FREQ MHz

Lower frame: Real Jy
Auto-corr total-power spectrum Antenna: *
Timerange: 01/02:56:31 to 01/02:57:59

Plot file version 618 created 20-JAN-2021 19:36:43

4C39.25 EB074F.UVDATA.1

Freq = 22.1080 GHz, Bw = 32.000 MH No calibration applied and no bandpass applied



22102140221802224022240222030022340
FREQ MHz

22102140221802224022240222030022340
FREQ MHz

22102140221802224022240222030022340
FREQ MHz

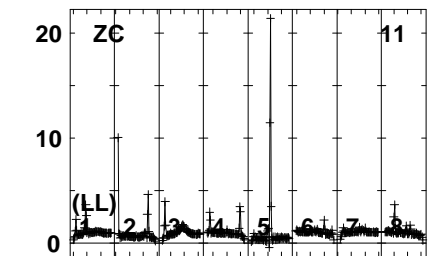
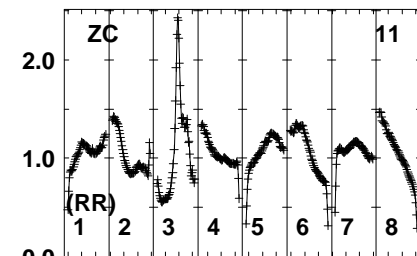
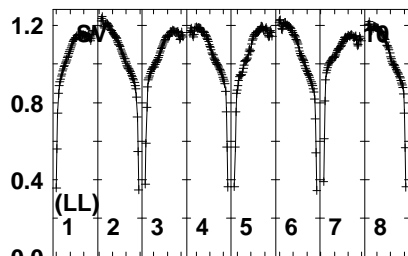
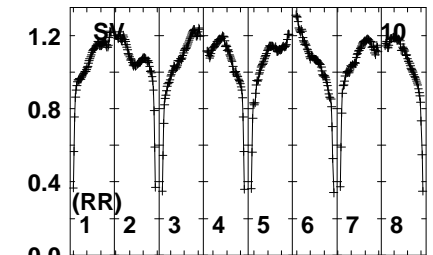
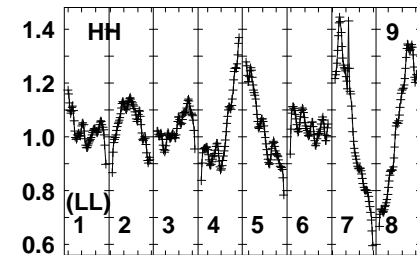
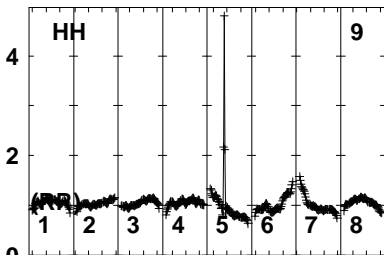
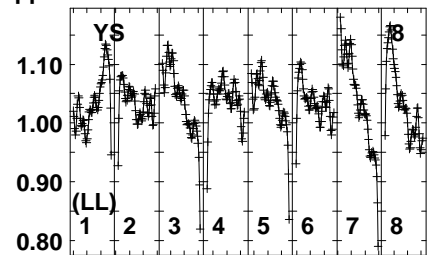
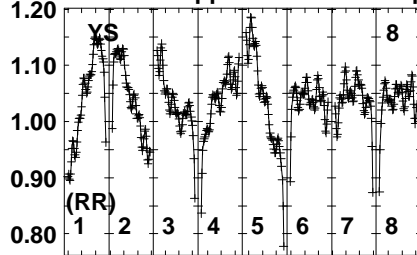
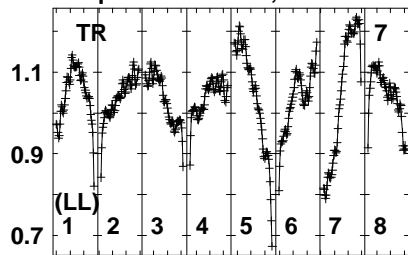
Lower frame: Real Jy
Auto-corr total-power spectrum Antenna: *
Timerange: 01/03:01:49 to 01/03:03:48

Plot file version 619 created 20-JAN-2021 19:36:43

4C39.25 EB074F.UVDATA.1

Freq = 22.1080 GHz, Bw = 32.000 MH

No calibration applied and no bandpass applied



221 22140 22180 22220 22260 22300 22340
FREQ MHz

221 22140 22180 22220 22260 22300 22340
FREQ MHz

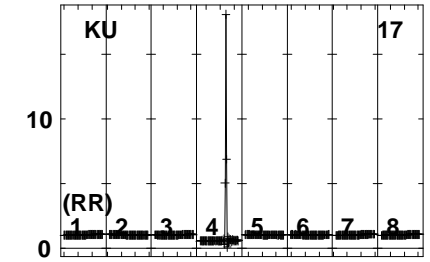
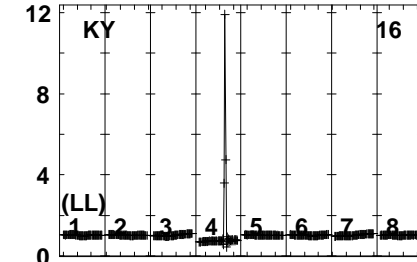
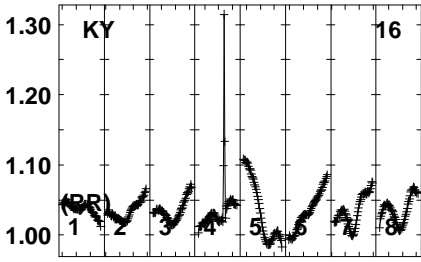
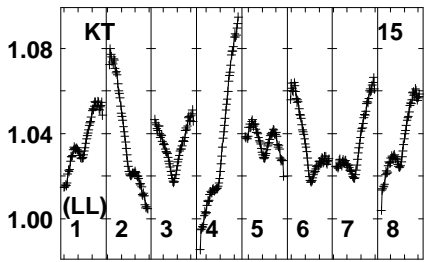
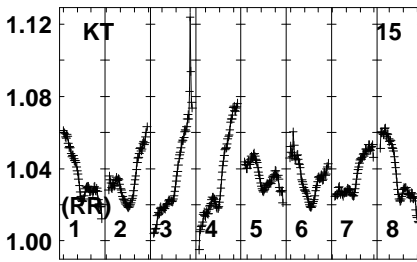
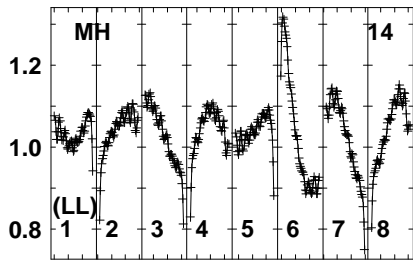
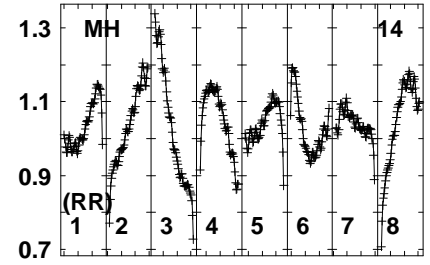
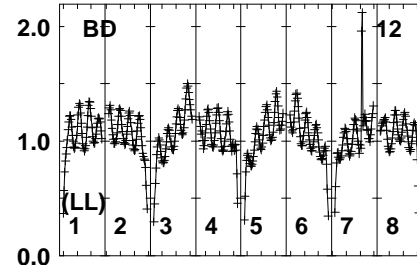
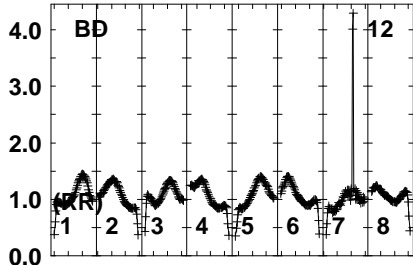
221 22140 22180 22220 22260 22300 22340
FREQ MHz

Lower frame: Real Jy
Auto-corr total-power spectrum Antenna: *
Timerange: 01/03:01:49 to 01/03:03:48

Plot file version 620 created 20-JAN-2021 19:36:43

4C39.25 EB074F.UVDATA.1

Freq = 22.1080 GHz, Bw = 32.000 MH No calibration applied and no bandpass applied



221 02140 2180 2220 2240 2270 300 2340
FREQ MHz

221 02140 2180 2220 2240 2270 300 2340
FREQ MHz

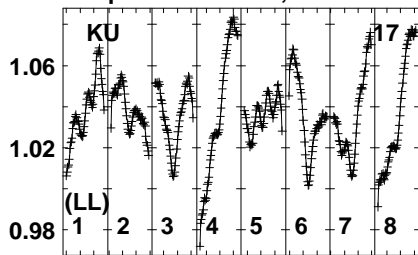
221 02140 2180 2220 2240 2270 300 2340
FREQ MHz

Lower frame: Real Jy
Auto-corr total-power spectrum Antenna: *
Timerange: 01/03:01:49 to 01/03:03:48

Plot file version 621 created 20-JAN-2021 19:36:43

4C39.25 EB074F.UVDATA.1

Freq = 22.1080 GHz, Bw = 32.000 MH No calibration applied and no bandpass applied



Lower frame: Real Jy

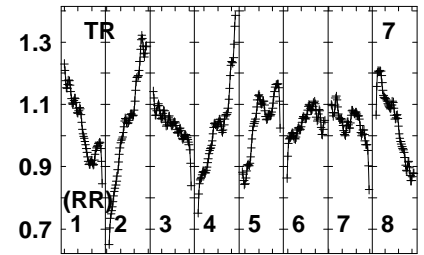
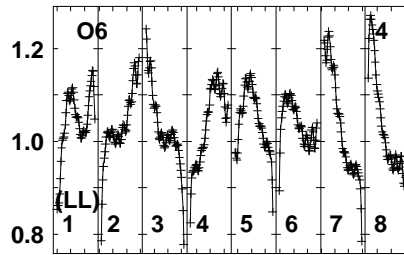
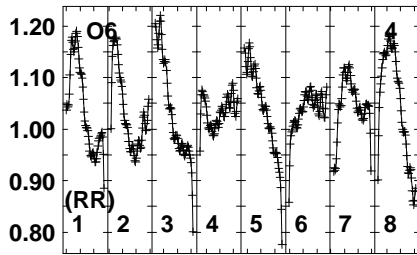
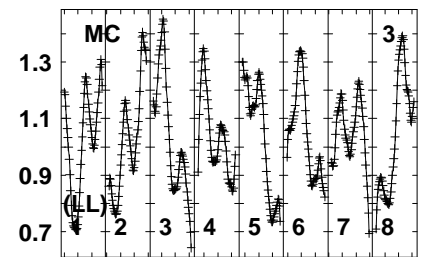
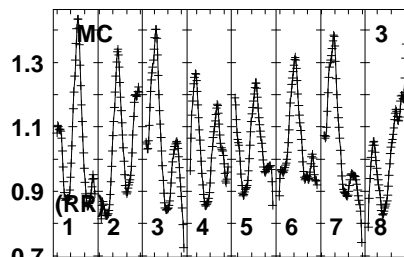
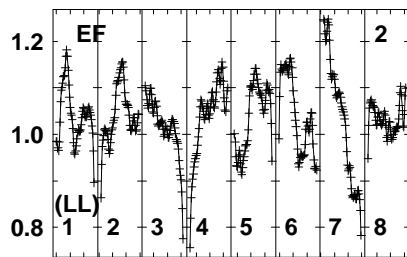
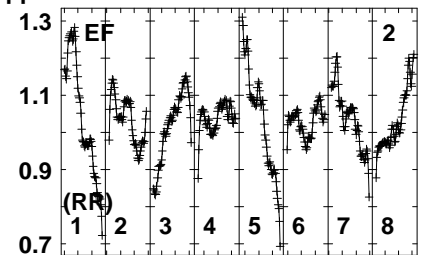
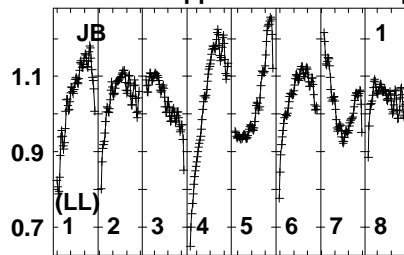
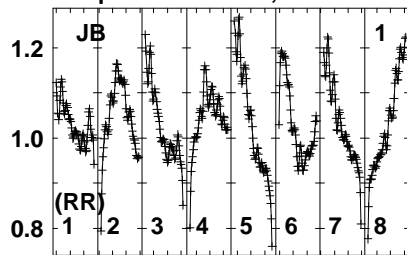
Auto-corr total-power spectrum Antenna: *

Timerange: 01/03:01:49 to 01/03:03:48

Plot file version 622 created 20-JAN-2021 19:36:43

0654+73 EB074F.UVDATA.1

Freq = 22.1080 GHz, Bw = 32.000 MH No calibration applied and no bandpass applied



221021402218022240222802232022340
FREQ MHz

221021402218022240222802232022340
FREQ MHz

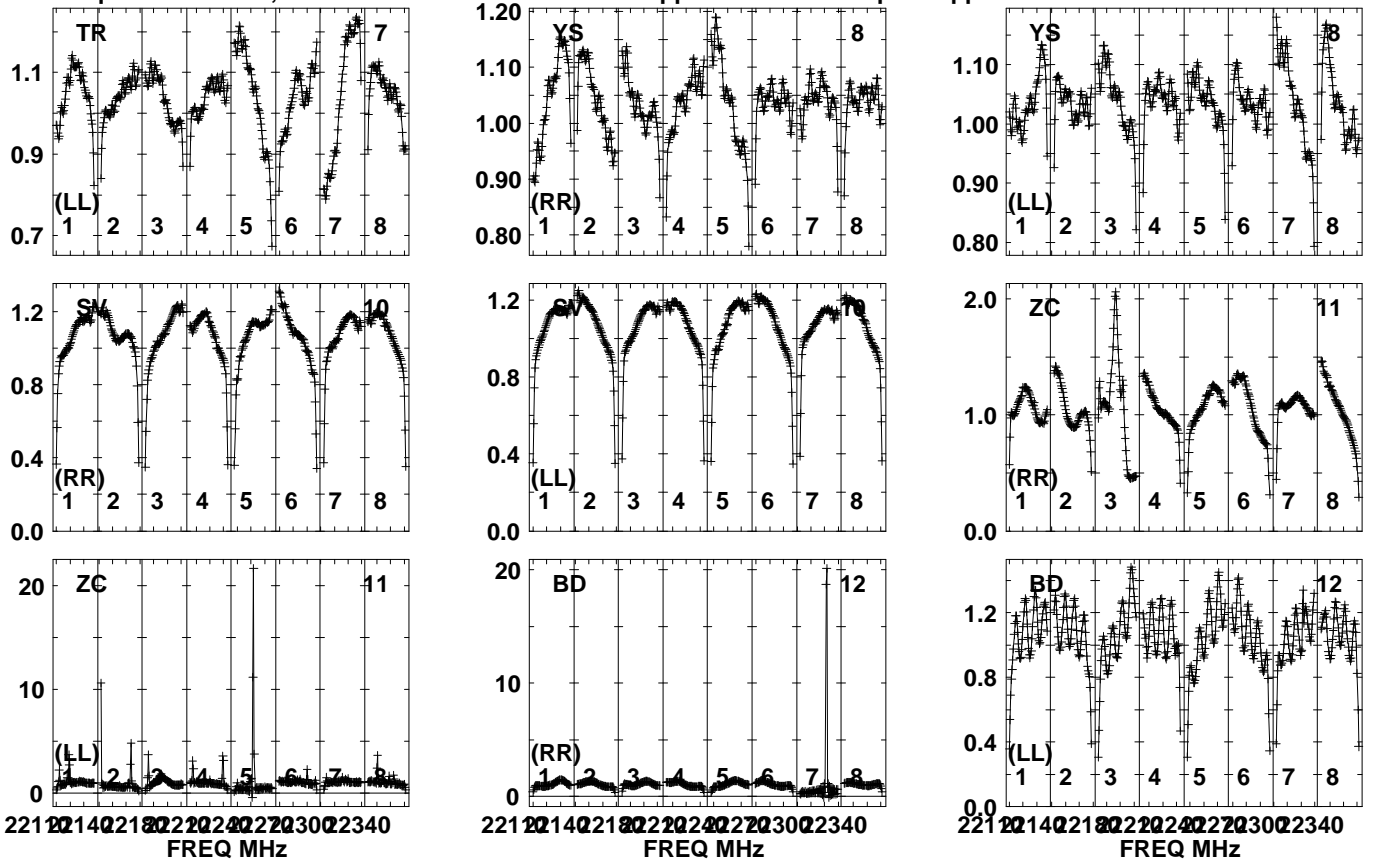
221021402218022240222802232022340
FREQ MHz

Lower frame: Real Jy
Auto-corr total-power spectrum Antenna: *
Timerange: 01/03:05:49 to 01/03:07:49

Plot file version 623 created 20-JAN-2021 19:36:44

0654+73 EB074F.UVDATA.1

Freq = 22.1080 GHz, Bw = 32.000 MH No calibration applied and no bandpass applied

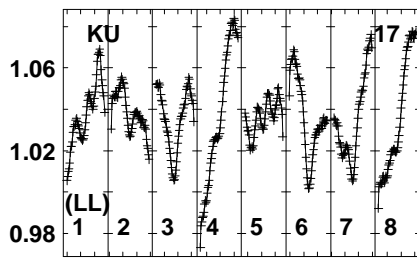
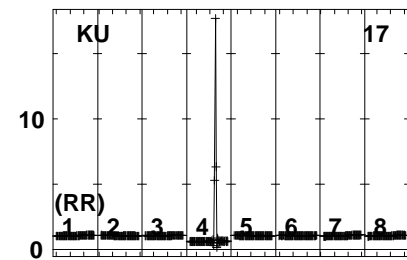
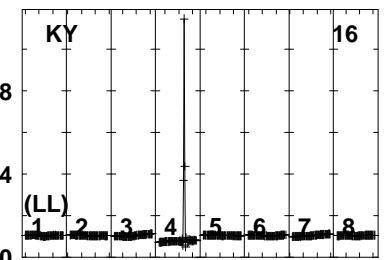
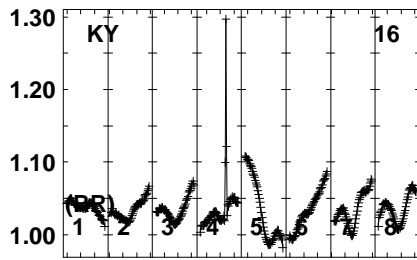
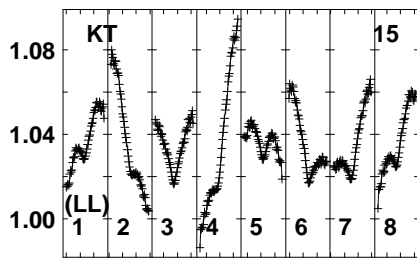
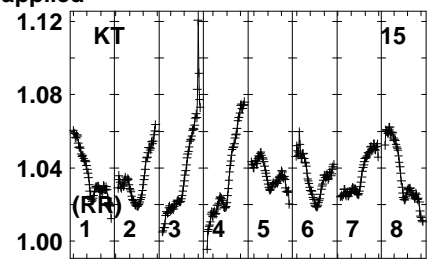
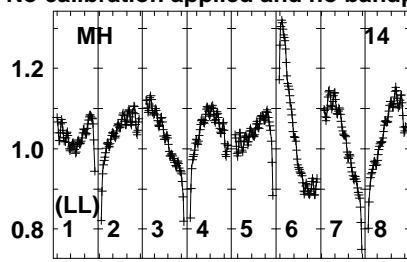
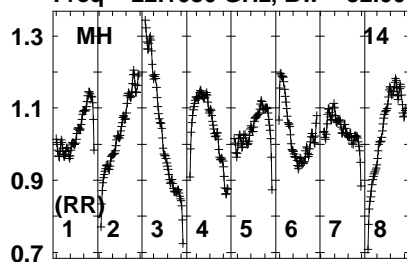


Lower frame: Real Jy
Auto-corr total-power spectrum Antenna: *
Timerange: 01/03:05:49 to 01/03:07:49

Plot file version 624 created 20-JAN-2021 19:36:44

0654+73 EB074F.UVDATA.1

Freq = 22.1080 GHz, Bw = 32.000 MH No calibration applied and no bandpass applied



221021402218022240222802230022340
FREQ MHz

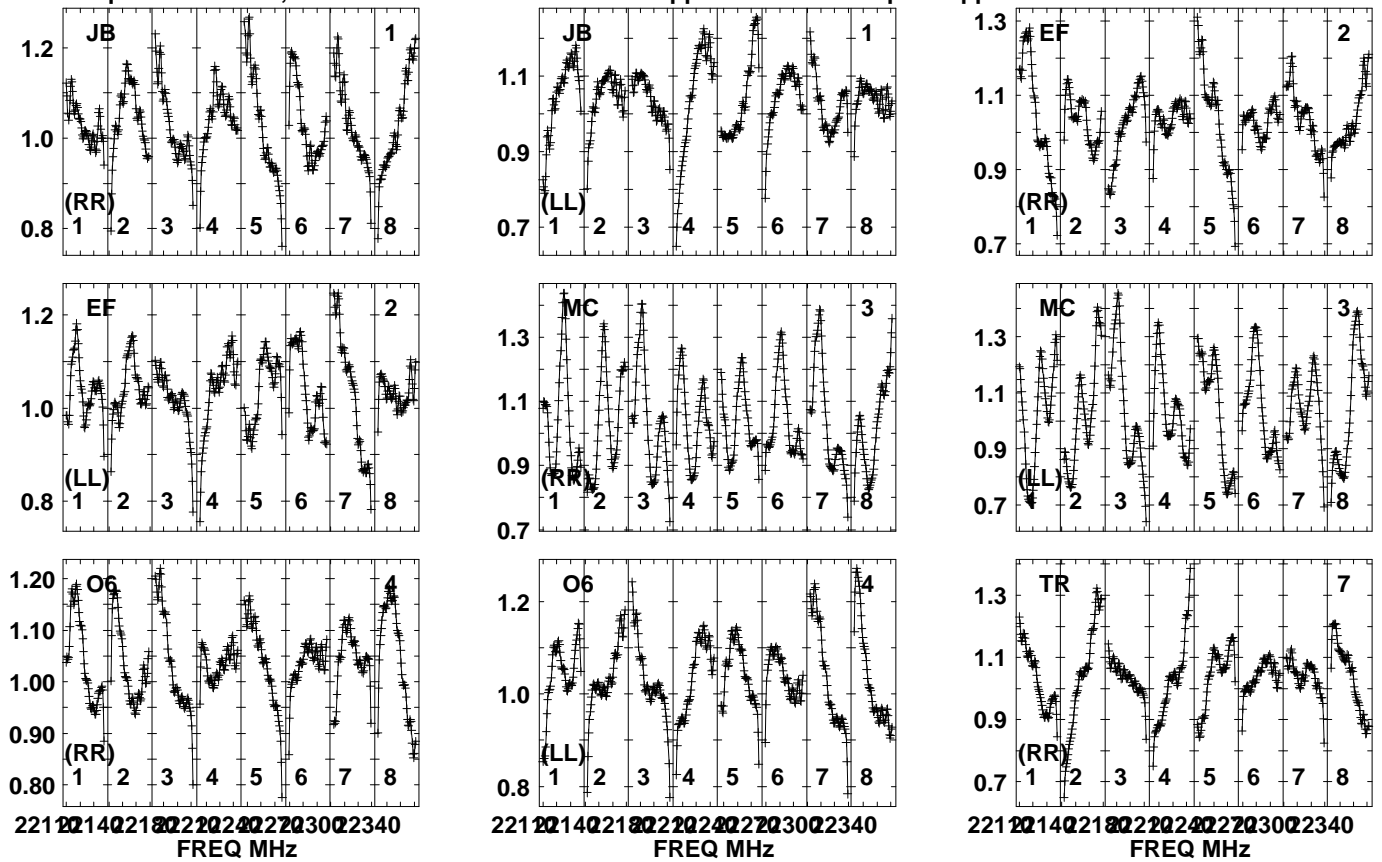
221021402218022240222802230022340
FREQ MHz

Lower frame: Real Jy
Auto-corr total-power spectrum Antenna: *
Timerange: 01/03:05:49 to 01/03:07:49

Plot file version 625 created 20-JAN-2021 19:36:44

J0714+7408 EB074F.UVDATA.1

Freq = 22.1080 GHz, Bw = 32.000 MH No calibration applied and no bandpass applied

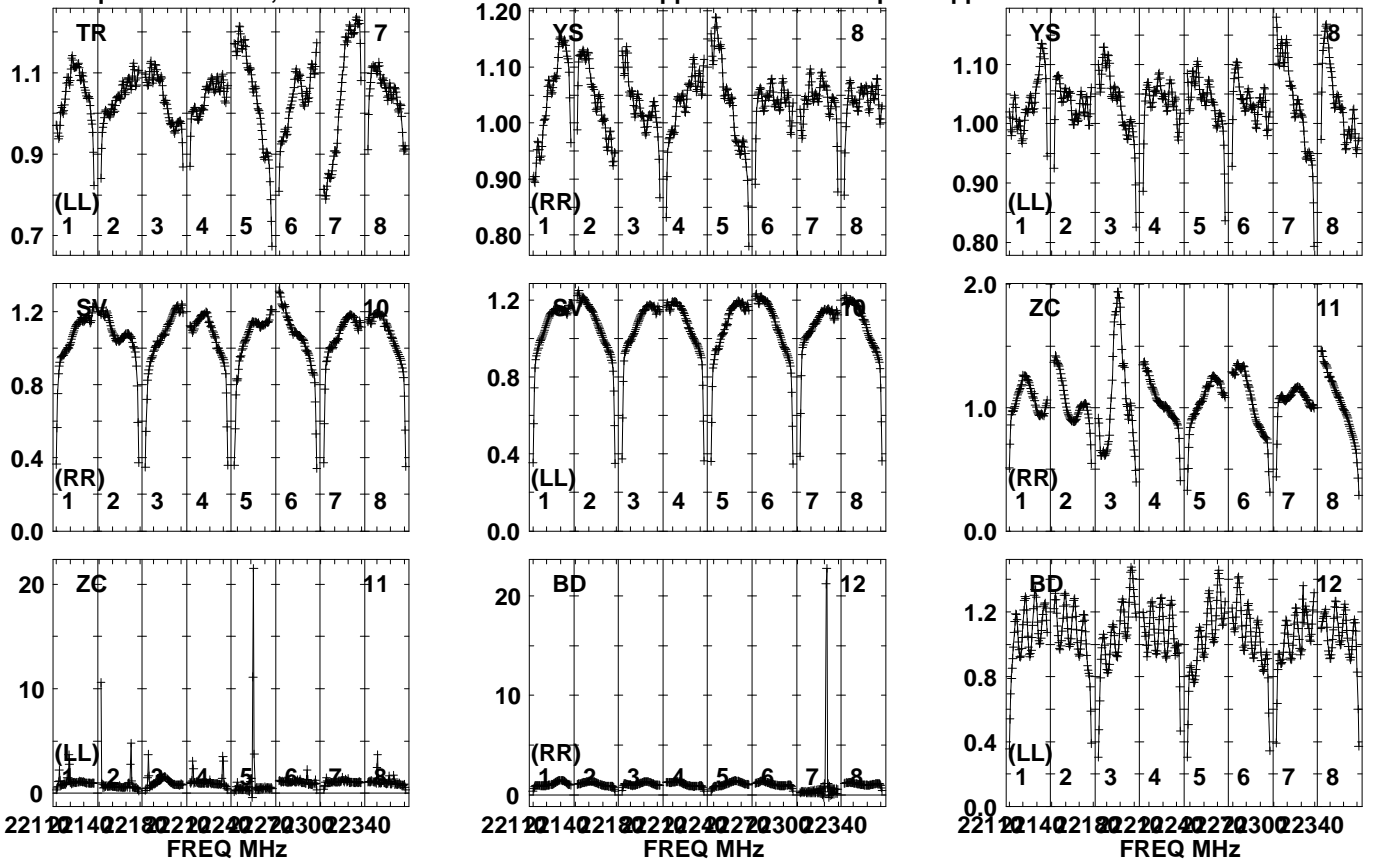


Lower frame: Real Jy
Auto-corr total-power spectrum Antenna: *
Timerange: 01/03:08:50 to 01/03:10:18

Plot file version 626 created 20-JAN-2021 19:36:45

J0714+7408 EB074F.UVDATA.1

Freq = 22.1080 GHz, Bw = 32.000 MH No calibration applied and no bandpass applied

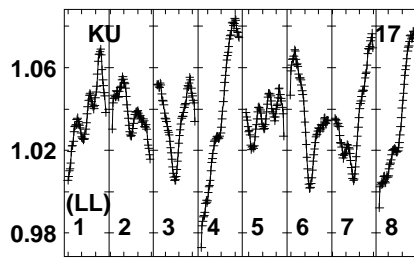
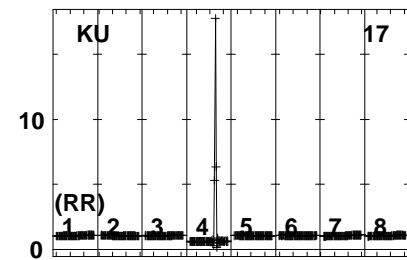

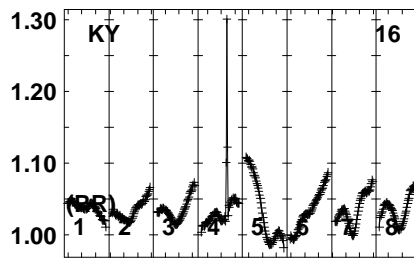
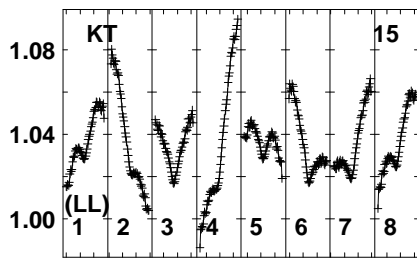
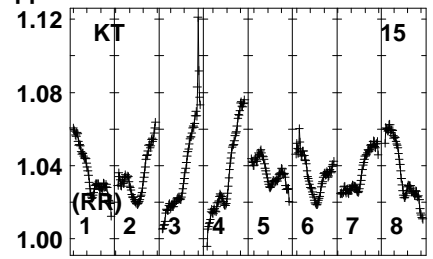
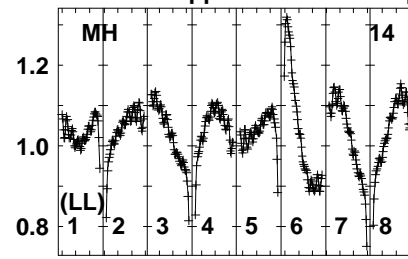
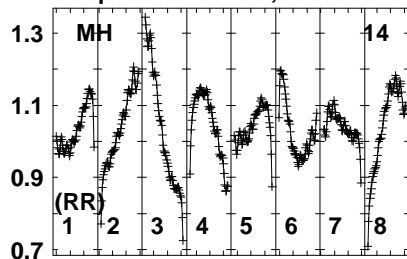


Lower frame: Real Jy
Auto-corr total-power spectrum Antenna: *
Timerange: 01/03:08:50 to 01/03:10:18

Plot file version 627 created 20-JAN-2021 19:36:45

J0714+7408 EB074F.UVDATA.1

Freq = 22.1080 GHz, Bw = 32.000 MH No calibration applied and no bandpass applied



22100 22140 22180 22220 22260 22300 22340
FREQ MHz

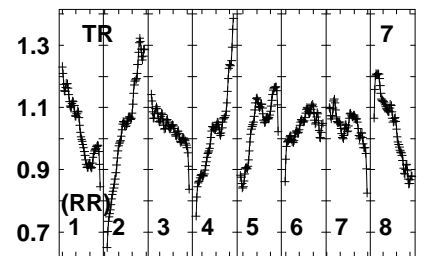
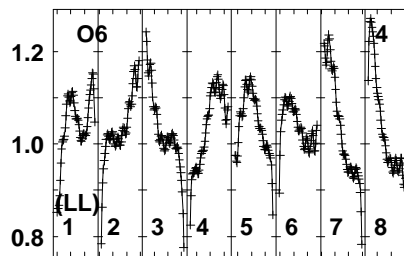
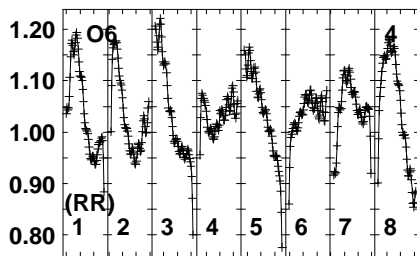
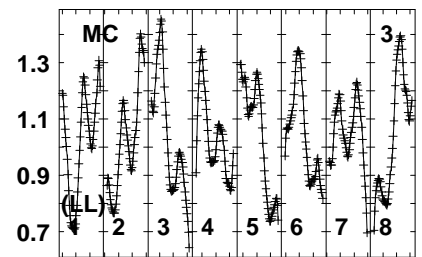
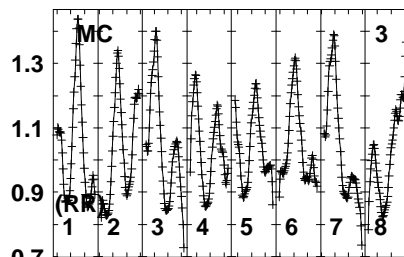
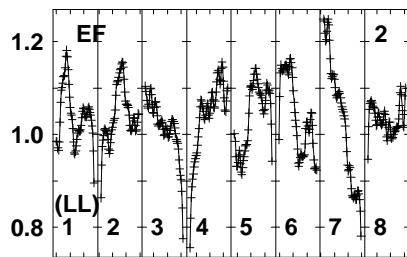
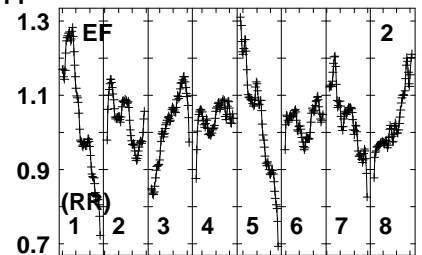
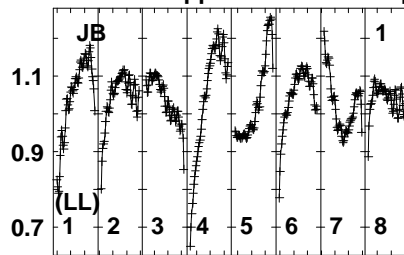
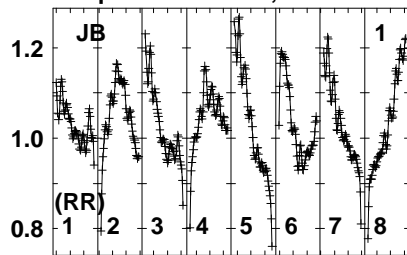
22100 22140 22180 22220 22260 22300 22340
FREQ MHz

Lower frame: Real Jy
Auto-corr total-power spectrum Antenna: *
Timerange: 01/03:08:50 to 01/03:10:18

Plot file version 628 created 20-JAN-2021 19:36:45

0654+73 EB074F.UVDATA.1

Freq = 22.1080 GHz, Bw = 32.000 MH No calibration applied and no bandpass applied



221021402218022240222802230022340
FREQ MHz

221021402218022240222802230022340
FREQ MHz

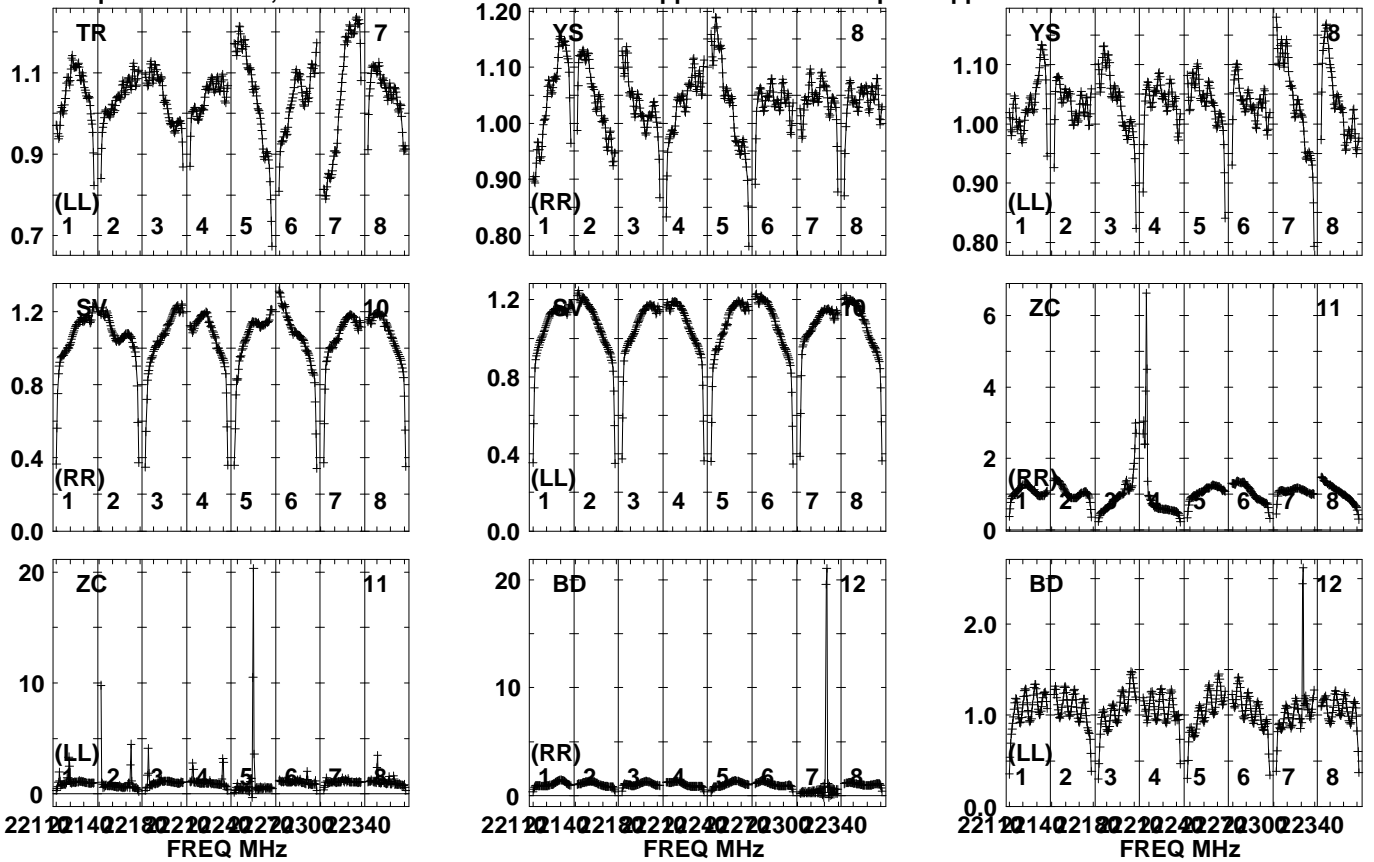
221021402218022240222802230022340
FREQ MHz

Lower frame: Real Jy
Auto-corr total-power spectrum Antenna: *
Timerange: 01/03:11:20 to 01/03:13:19

Plot file version 629 created 20-JAN-2021 19:36:46

0654+73 EB074F.UVDATA.1

Freq = 22.1080 GHz, Bw = 32.000 MH No calibration applied and no bandpass applied

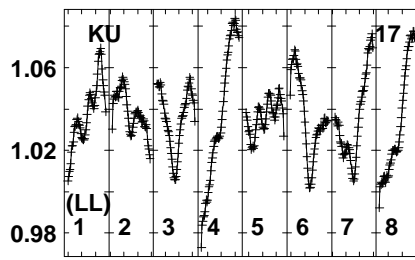
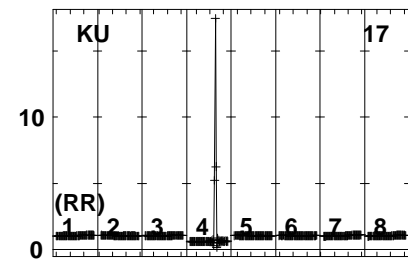
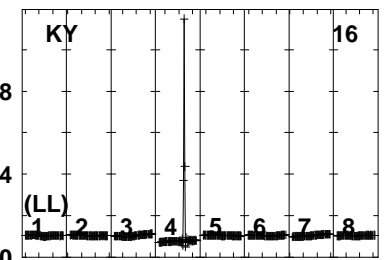
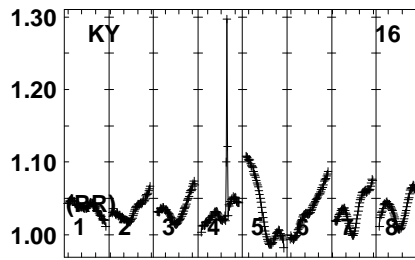
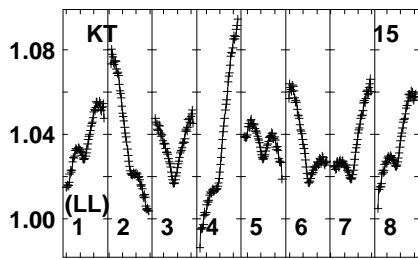
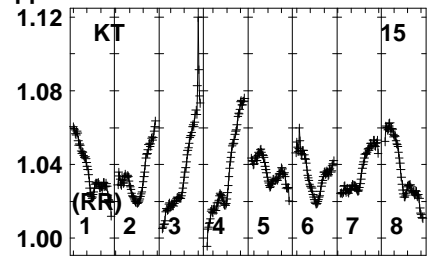
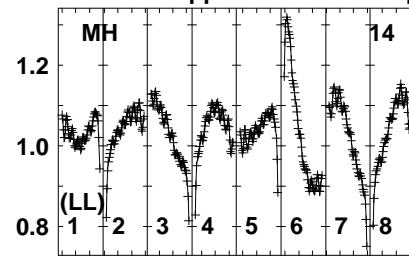
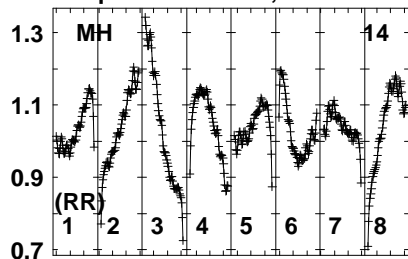


Lower frame: Real Jy
Auto-corr total-power spectrum Antenna: *
Timerange: 01/03:11:20 to 01/03:13:19

Plot file version 630 created 20-JAN-2021 19:36:46

0654+73 EB074F.UVDATA.1

Freq = 22.1080 GHz, Bw = 32.000 MH No calibration applied and no bandpass applied



22100 22140 22180 22220 22260 22300 22340
FREQ MHz

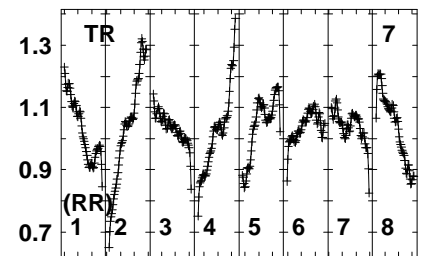
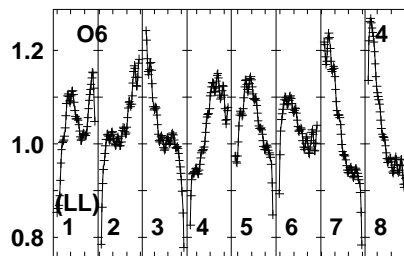
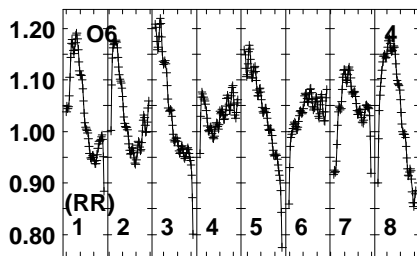
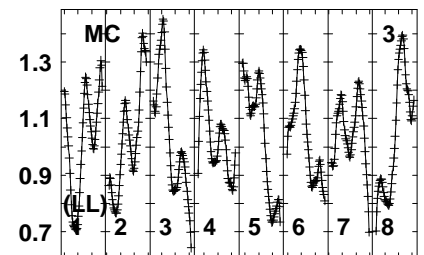
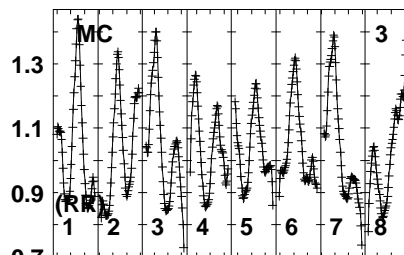
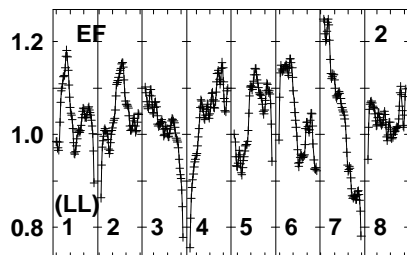
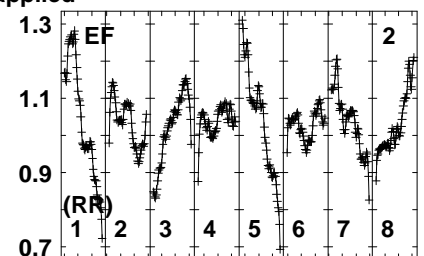
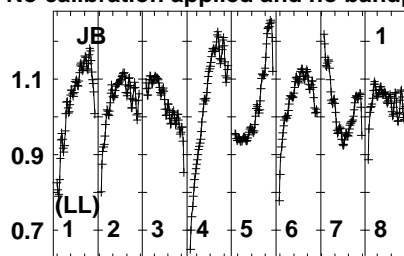
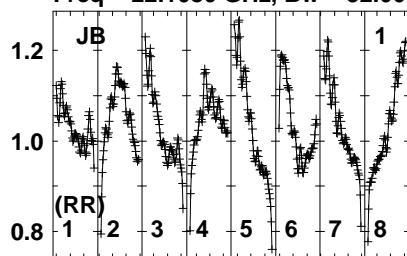
22100 22140 22180 22220 22260 22300 22340
FREQ MHz

Lower frame: Real Jy
Auto-corr total-power spectrum Antenna: *
Timerange: 01/03:11:20 to 01/03:13:19

Plot file version 631 created 20-JAN-2021 19:36:46

J0714+7408 EB074F.UVDATA.1

Freq = 22.1080 GHz, Bw = 32.000 MH No calibration applied and no bandpass applied



22100 22140 22180 22220 22260 22300 22340
FREQ MHz

22100 22140 22180 22220 22260 22300 22340
FREQ MHz

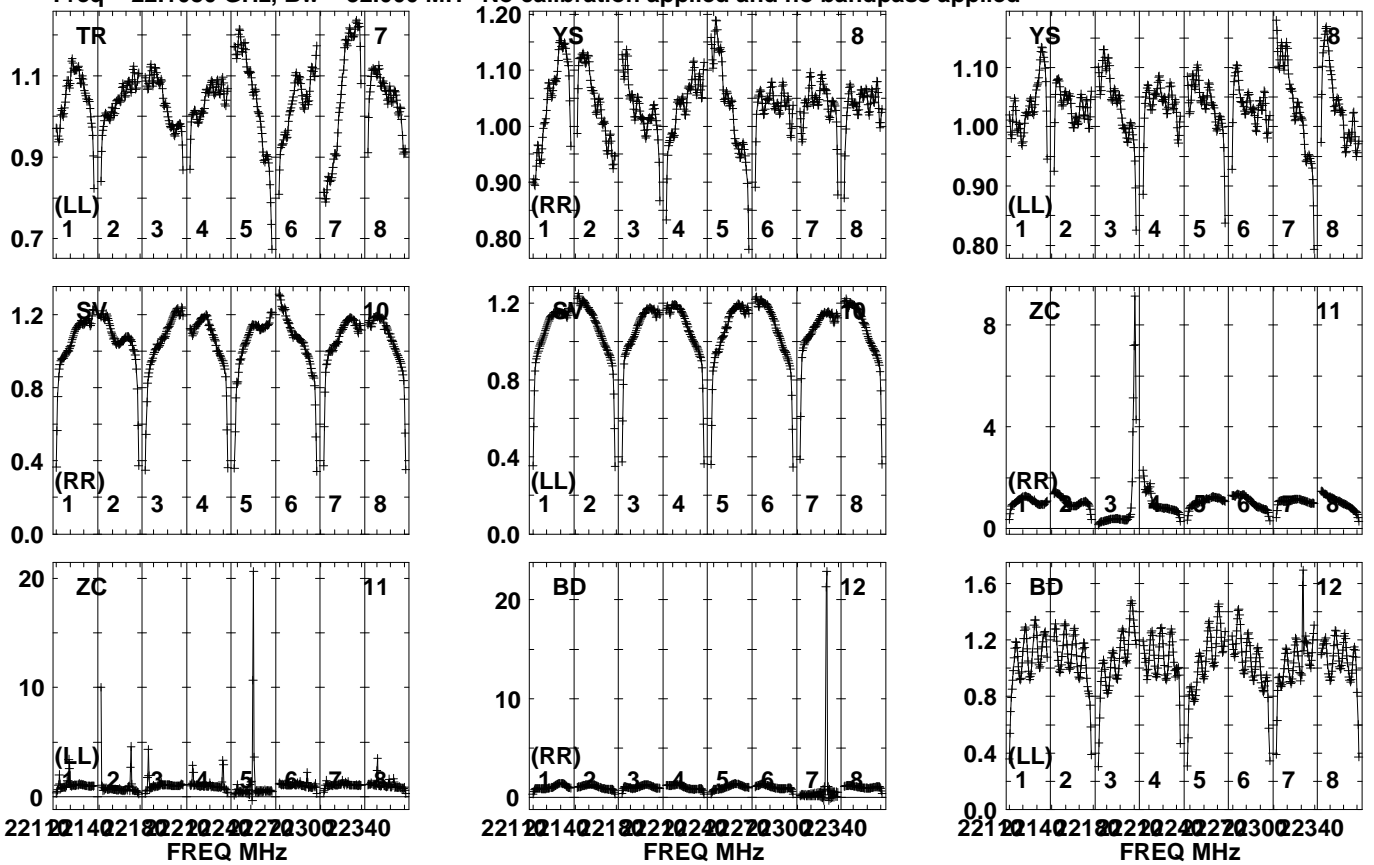
22100 22140 22180 22220 22260 22300 22340
FREQ MHz

Lower frame: Real Jy
Auto-corr total-power spectrum Antenna: *
Timerange: 01/03:14:20 to 01/03:15:48

Plot file version 632 created 20-JAN-2021 19:36:47

J0714+7408 EB074F.UVDATA.1

Freq = 22.1080 GHz, Bw = 32.000 MH No calibration applied and no bandpass applied

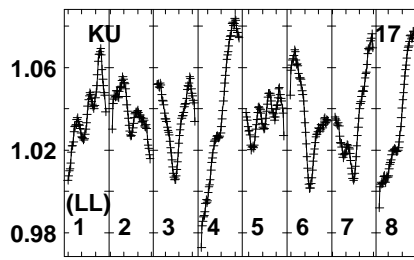
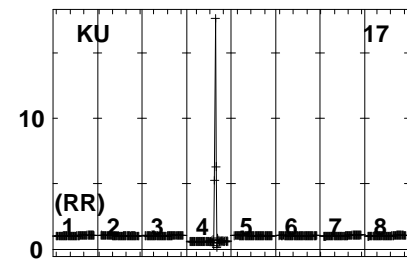

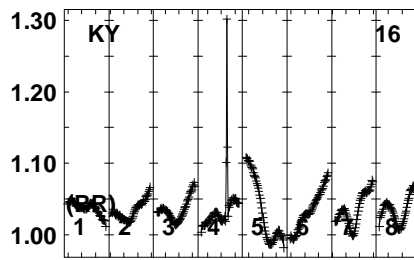
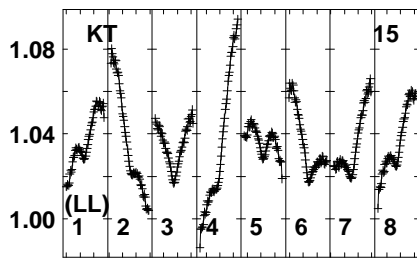
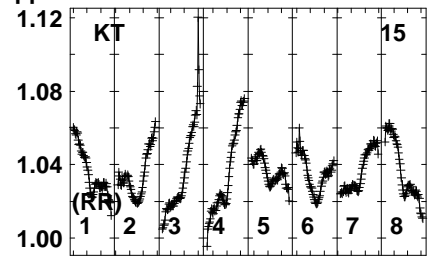
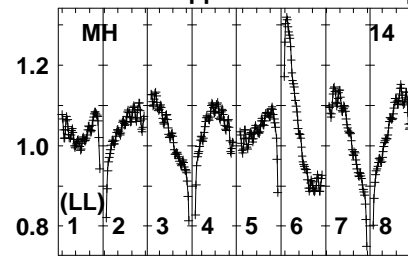
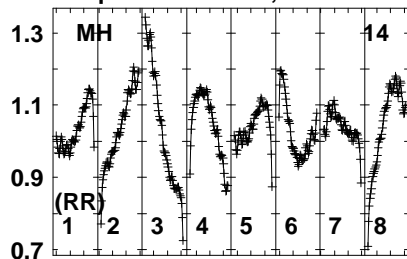


Lower frame: Real Jy
Auto-corr total-power spectrum Antenna: *
Timerange: 01/03:14:20 to 01/03:15:48

Plot file version 633 created 20-JAN-2021 19:36:47

J0714+7408 EB074F.UVDATA.1

Freq = 22.1080 GHz, Bw = 32.000 MH No calibration applied and no bandpass applied



22100 22140 22180 22220 22260 22300 22340
FREQ MHz

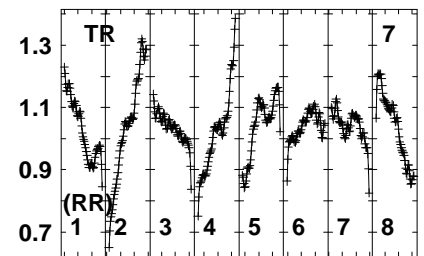
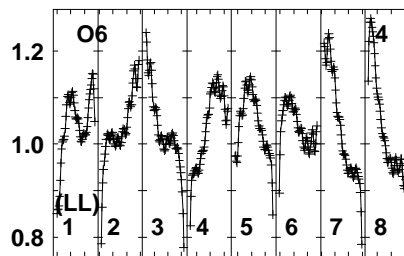
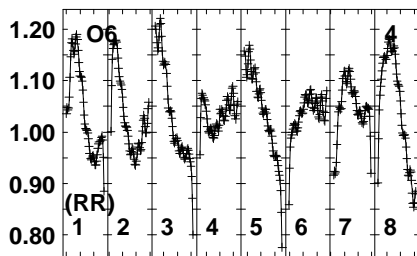
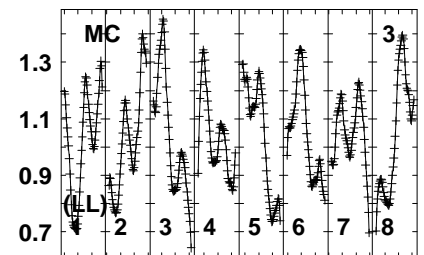
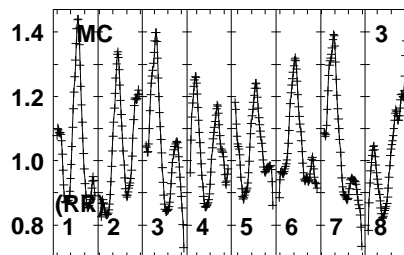
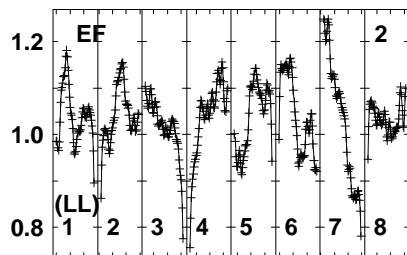
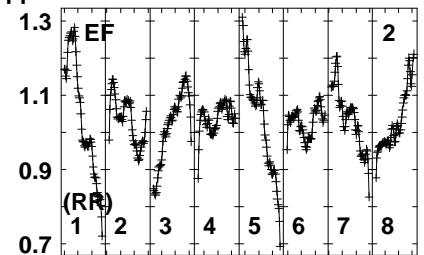
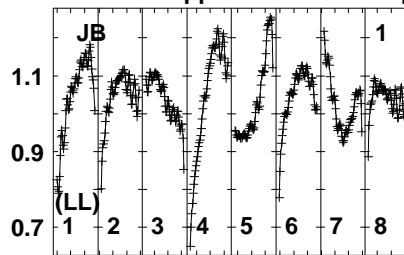
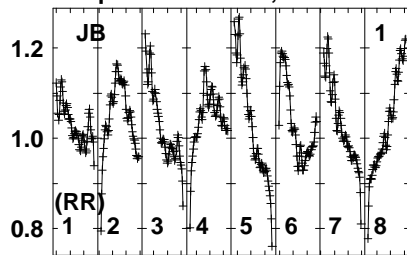
22100 22140 22180 22220 22260 22300 22340
FREQ MHz

Lower frame: Real Jy
Auto-corr total-power spectrum Antenna: *
Timerange: 01/03:14:20 to 01/03:15:48

Plot file version 634 created 20-JAN-2021 19:36:47

0654+73 EB074F.UVDATA.1

Freq = 22.1080 GHz, Bw = 32.000 MH No calibration applied and no bandpass applied



221021402218022240222802232022340
FREQ MHz

221021402218022240222802232022340
FREQ MHz

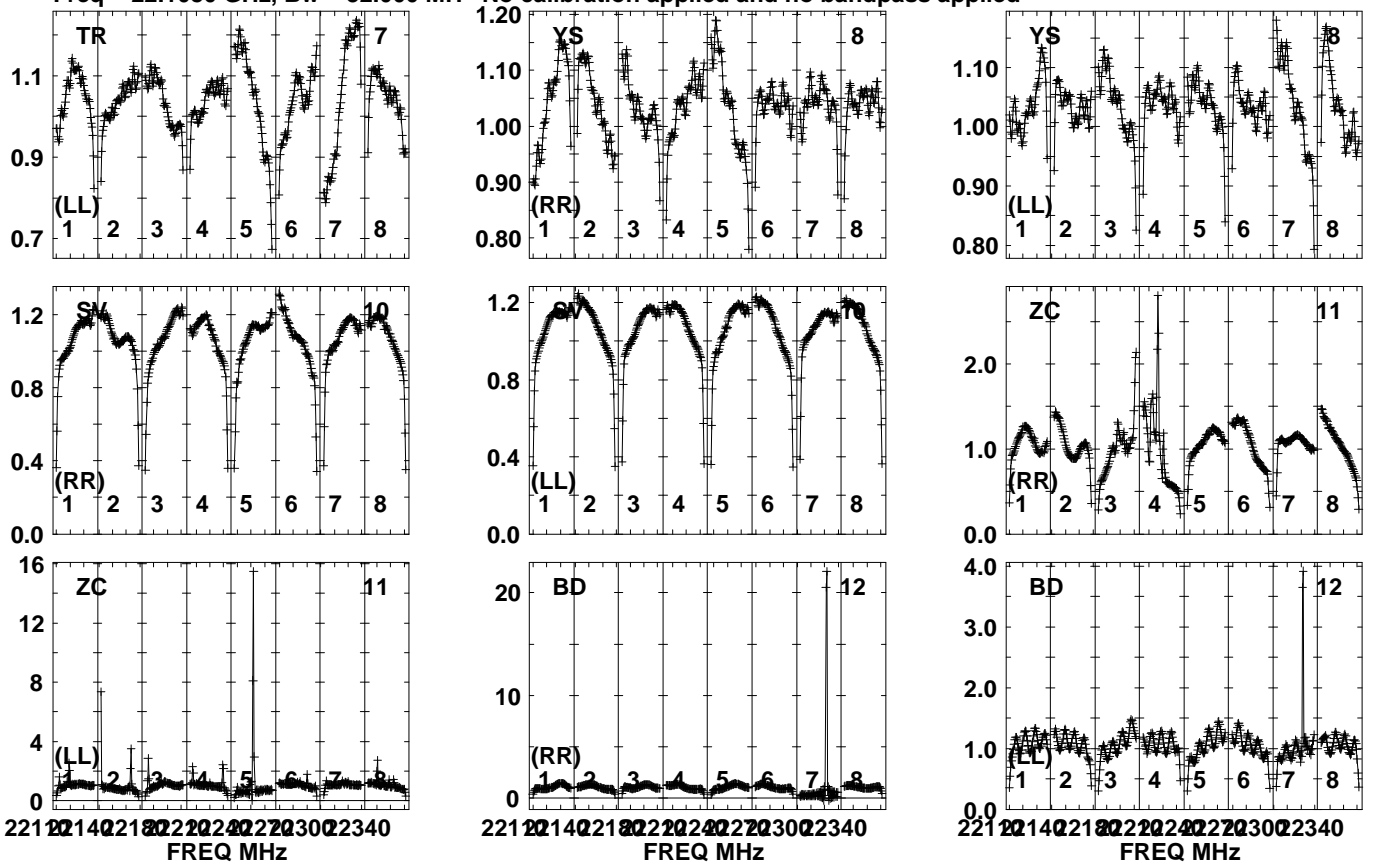
221021402218022240222802232022340
FREQ MHz

Lower frame: Real Jy
Auto-corr total-power spectrum Antenna: *
Timerange: 01/03:16:50 to 01/03:18:48

Plot file version 635 created 20-JAN-2021 19:36:48

0654+73 EB074F.UVDATA.1

Freq = 22.1080 GHz, Bw = 32.000 MH No calibration applied and no bandpass applied

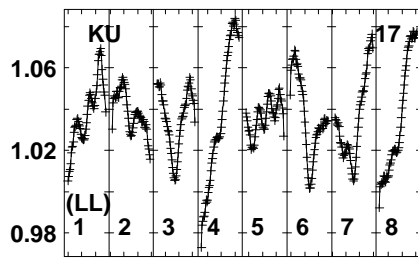
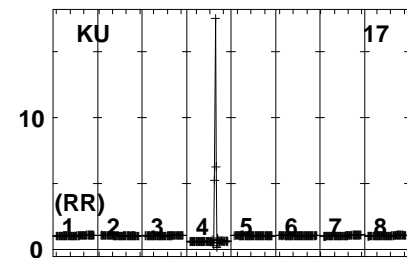
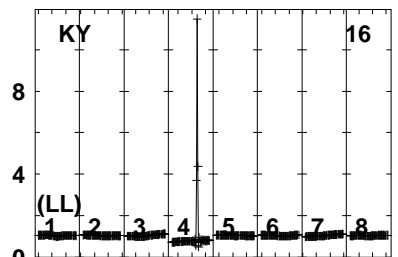
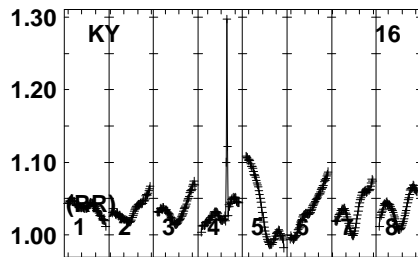
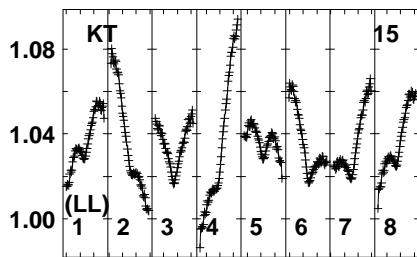
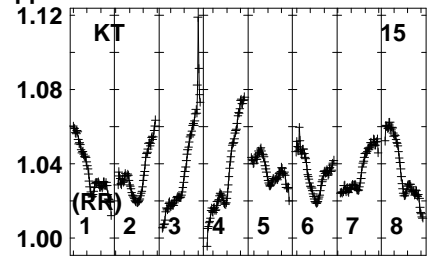
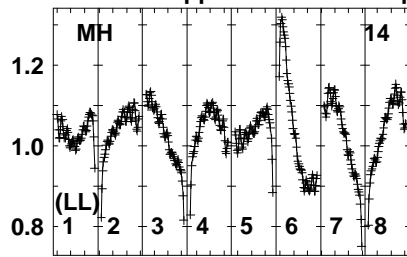
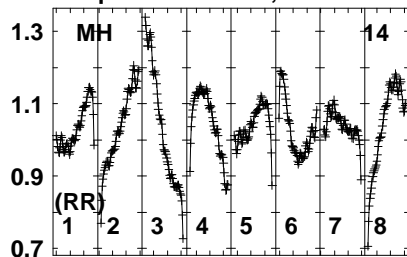


Lower frame: Real Jy
 Auto-corr total-power spectrum Antenna: *
 Timerange: 01/03:16:50 to 01/03:18:48

Plot file version 636 created 20-JAN-2021 19:36:48

0654+73 EB074F.UVDATA.1

Freq = 22.1080 GHz, Bw = 32.000 MH No calibration applied and no bandpass applied



221021402218022240222802230022340
FREQ MHz

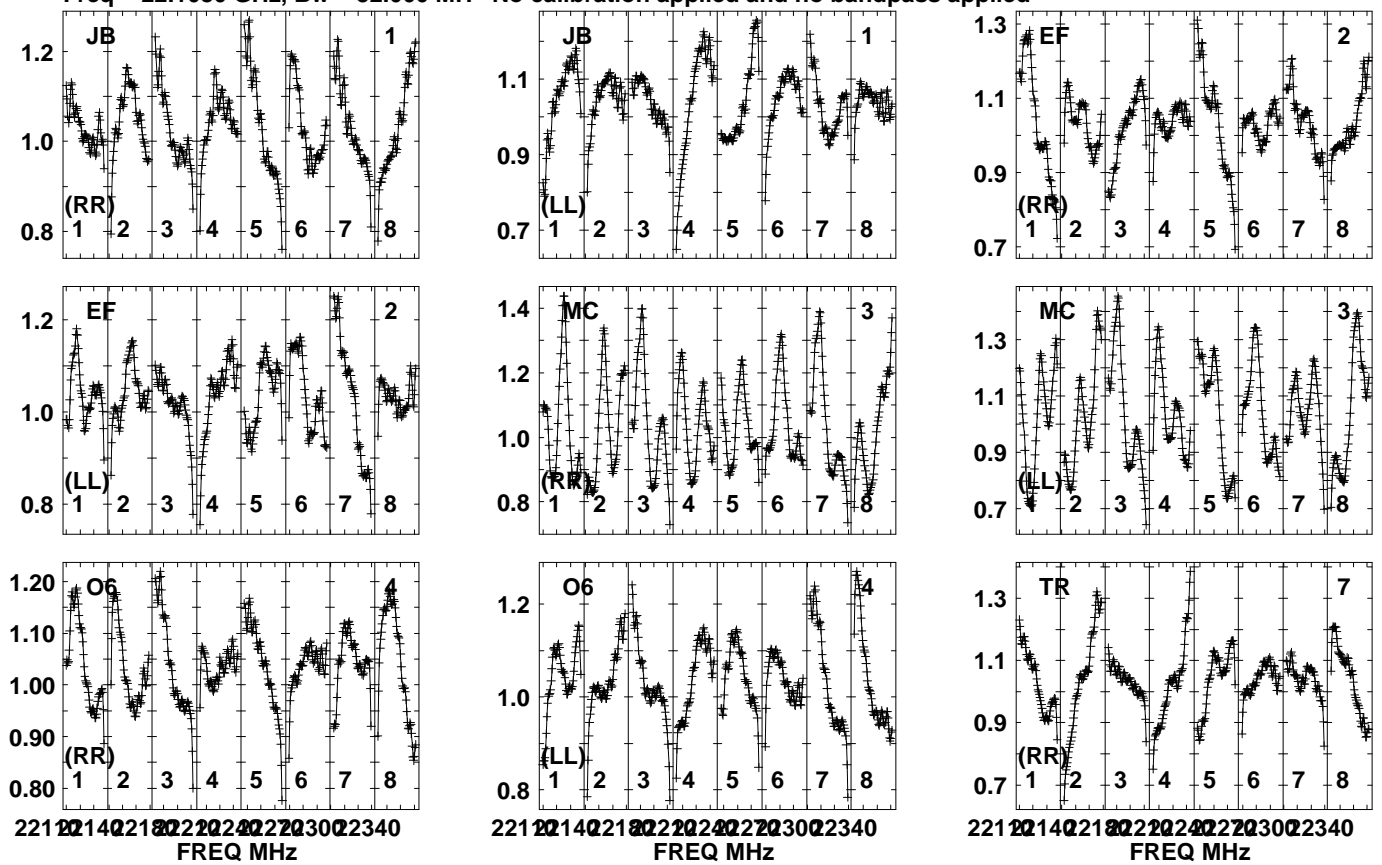
221021402218022240222802230022340
FREQ MHz

Lower frame: Real Jy
Auto-corr total-power spectrum Antenna: *
Timerange: 01/03:16:50 to 01/03:18:48

Plot file version 637 created 20-JAN-2021 19:36:49

J0714+7408 EB074F.UVDATA.1

Freq = 22.1080 GHz, Bw = 32.000 MH No calibration applied and no bandpass applied

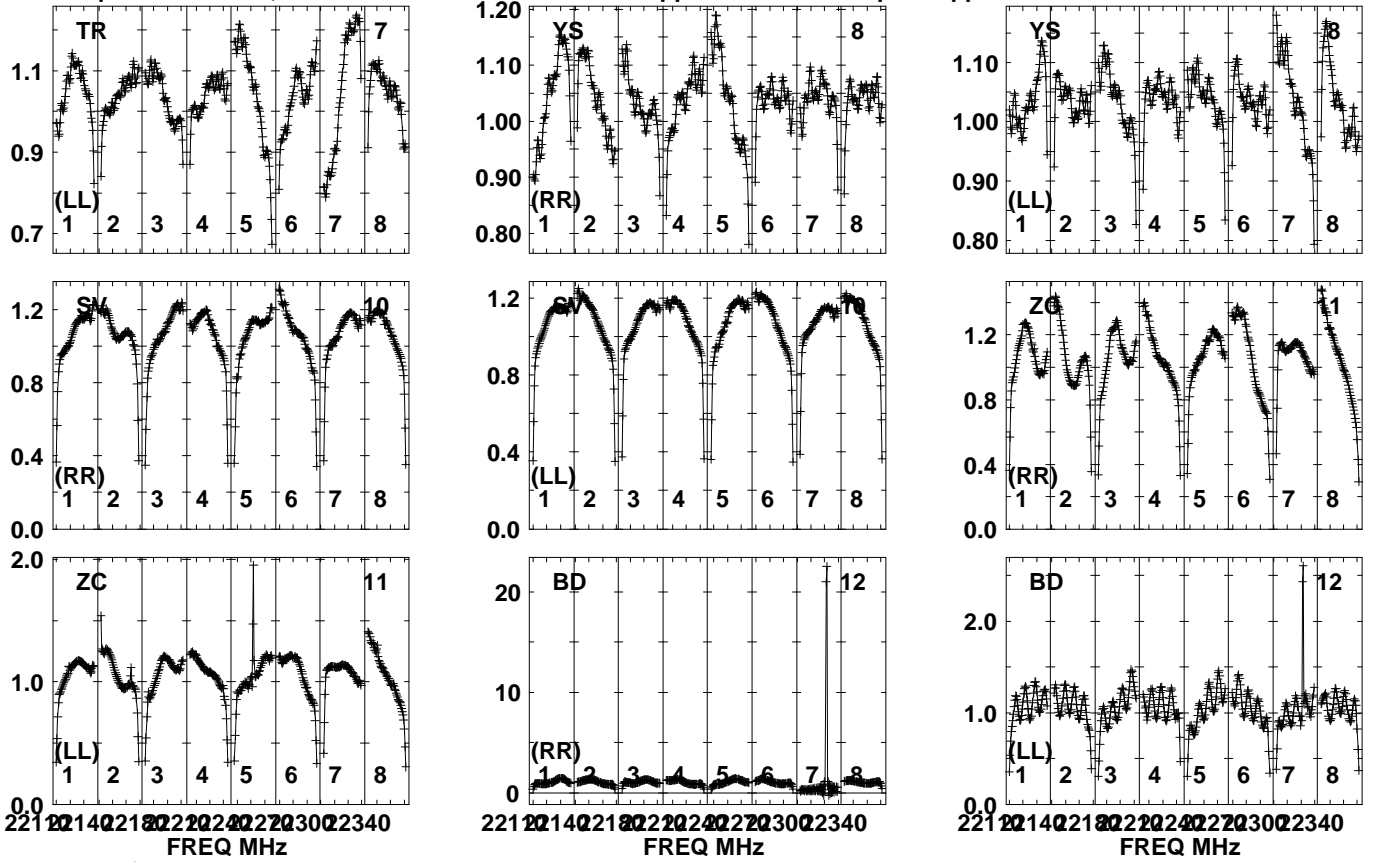


Lower frame: Real Jy
Auto-corr total-power spectrum Antenna: *
Timerange: 01/03:19:50 to 01/03:21:18

Plot file version 638 created 20-JAN-2021 19:36:49

J0714+7408 EB074F.UVDATA.1

Freq = 22.1080 GHz, Bw = 32.000 MH No calibration applied and no bandpass applied

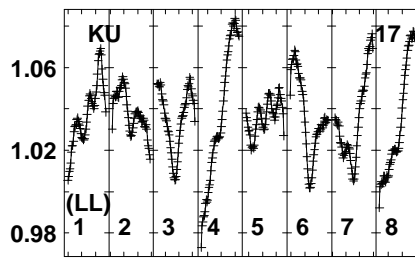
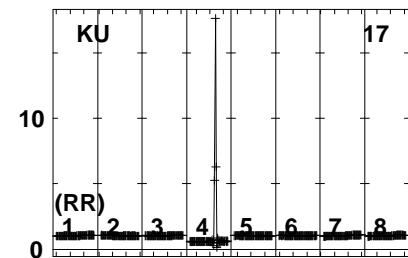
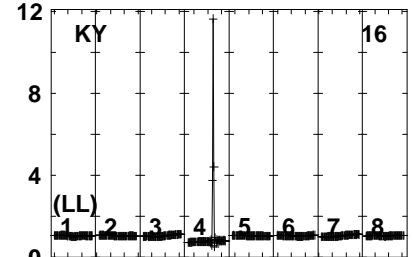
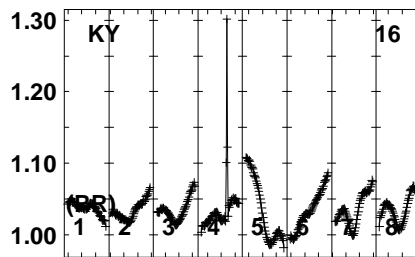
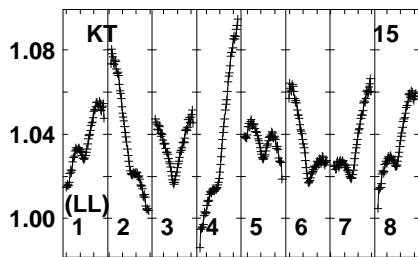
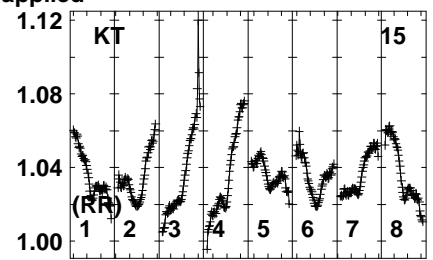
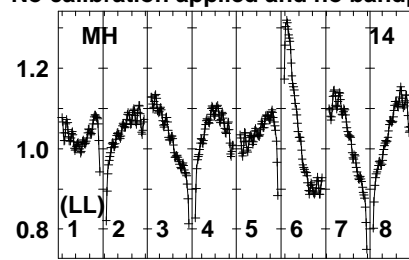
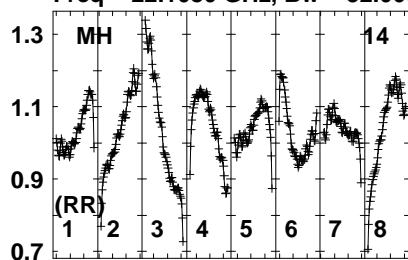


Lower frame: Real Jy
Auto-corr total-power spectrum Antenna: *
Timerange: 01/03:19:50 to 01/03:21:18

Plot file version 639 created 20-JAN-2021 19:36:49

J0714+7408 EB074F.UVDATA.1

Freq = 22.1080 GHz, Bw = 32.000 MH No calibration applied and no bandpass applied



22100 22140 22180 22220 22260 22300 22340
FREQ MHz

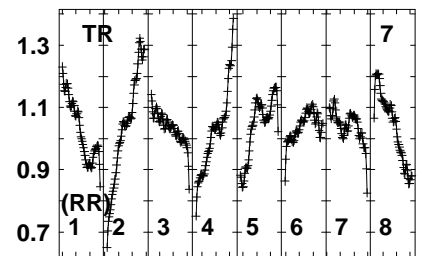
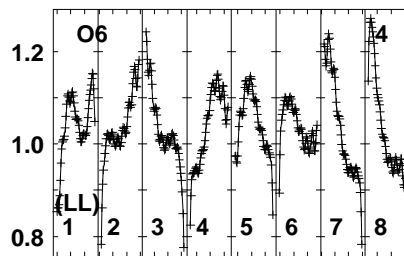
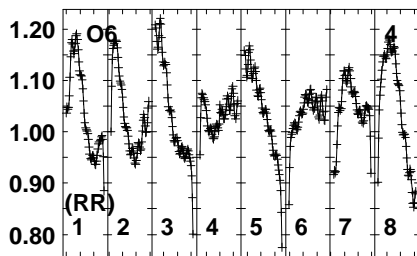
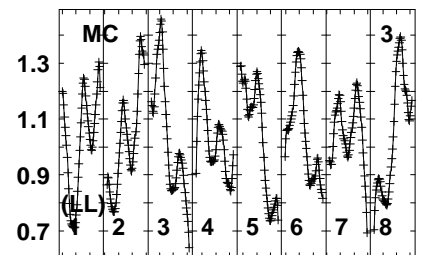
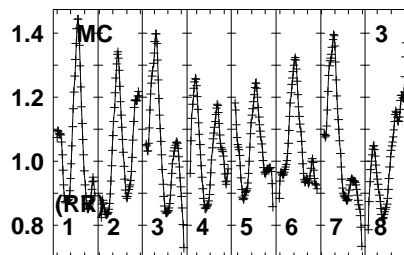
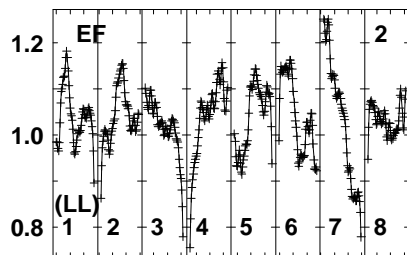
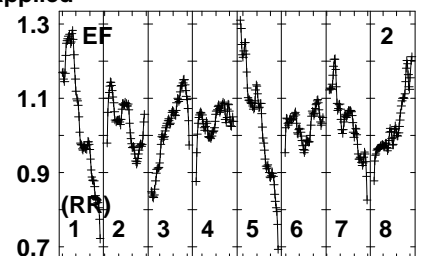
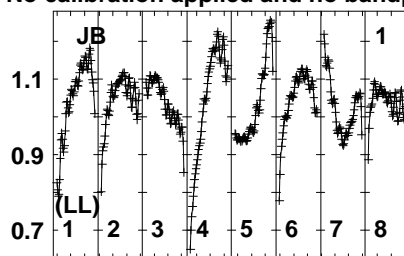
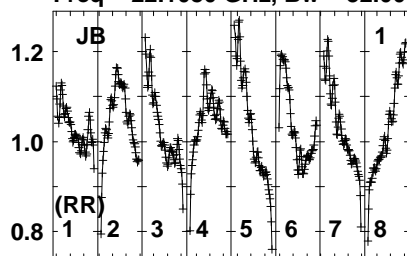
22100 22140 22180 22220 22260 22300 22340
FREQ MHz

Lower frame: Real Jy
Auto-corr total-power spectrum Antenna: *
Timerange: 01/03:19:50 to 01/03:21:18

Plot file version 640 created 20-JAN-2021 19:36:50

0654+73 EB074F.UVDATA.1

Freq = 22.1080 GHz, Bw = 32.000 MH No calibration applied and no bandpass applied



22102140221802224022240222030022340
FREQ MHz

22102140221802224022240222030022340
FREQ MHz

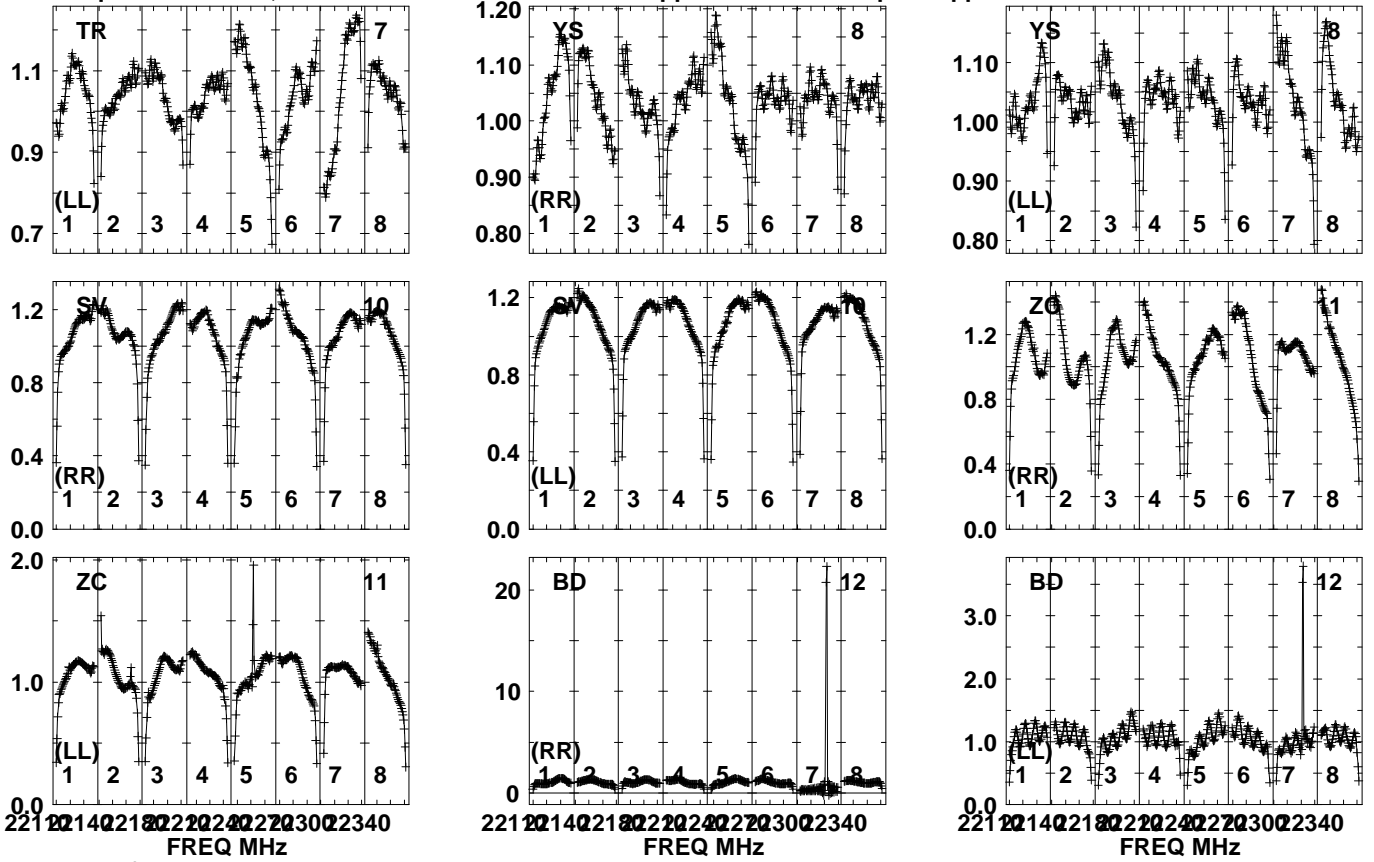
22102140221802224022240222030022340
FREQ MHz

Lower frame: Real Jy
Auto-corr total-power spectrum Antenna: *
Timerange: 01/03:22:19 to 01/03:24:18

Plot file version 641 created 20-JAN-2021 19:36:50

0654+73 EB074F.UVDATA.1

Freq = 22.1080 GHz, Bw = 32.000 MH No calibration applied and no bandpass applied

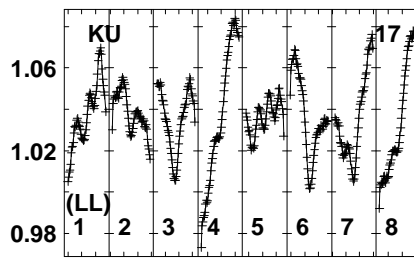
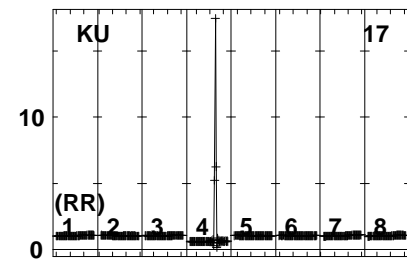
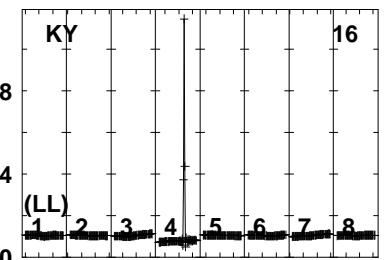
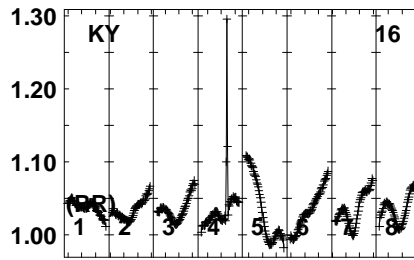
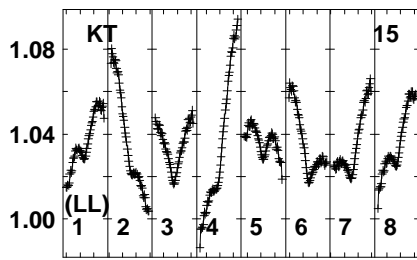
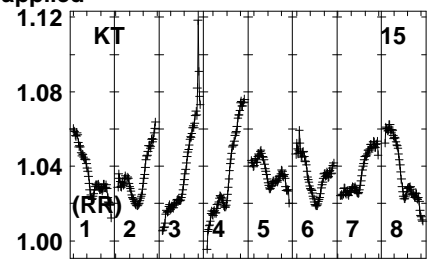
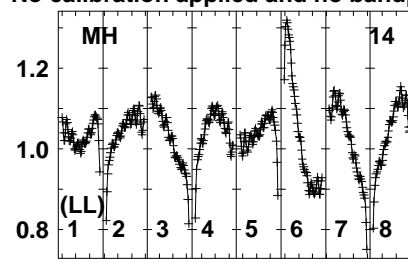
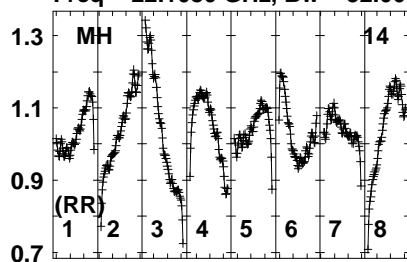


Lower frame: Real Jy
Auto-corr total-power spectrum Antenna: *
Timerange: 01/03:22:19 to 01/03:24:18

Plot file version 642 created 20-JAN-2021 19:36:51

0654+73 EB074F.UVDATA.1

Freq = 22.1080 GHz, Bw = 32.000 MH No calibration applied and no bandpass applied



221021402218022240222802230022340
FREQ MHz

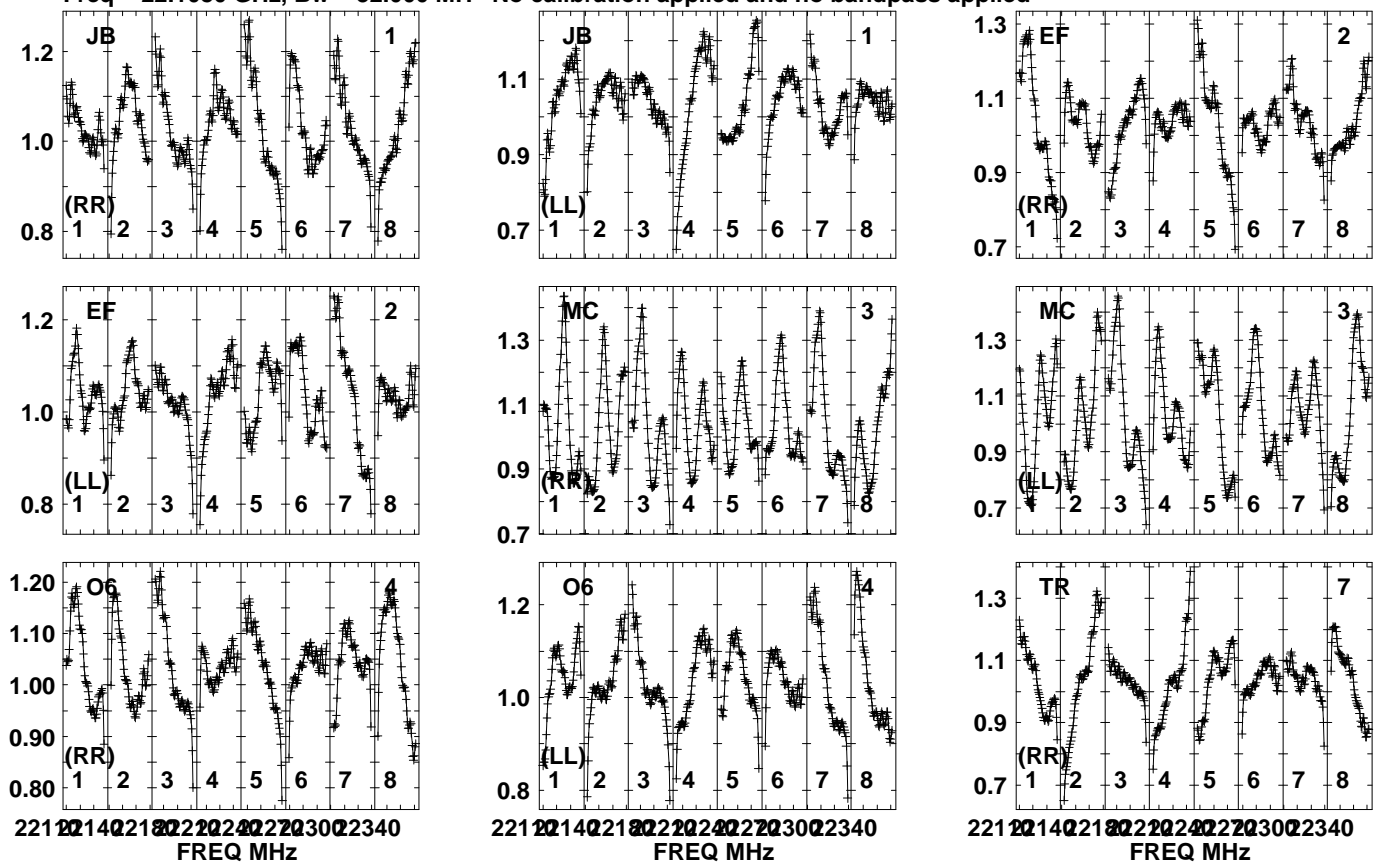
221021402218022240222802230022340
FREQ MHz

Lower frame: Real Jy
Auto-corr total-power spectrum Antenna: *
Timerange: 01/03:22:19 to 01/03:24:18

Plot file version 643 created 20-JAN-2021 19:36:51

J0714+7408 EB074F.UVDATA.1

Freq = 22.1080 GHz, Bw = 32.000 MH No calibration applied and no bandpass applied

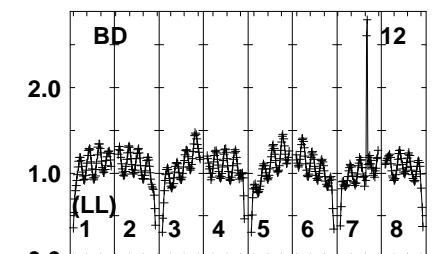
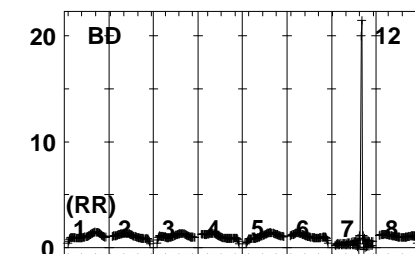
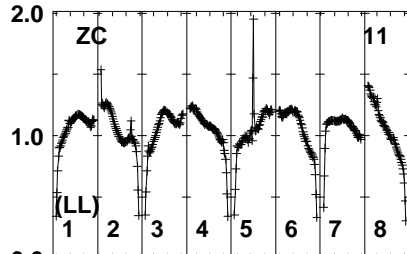
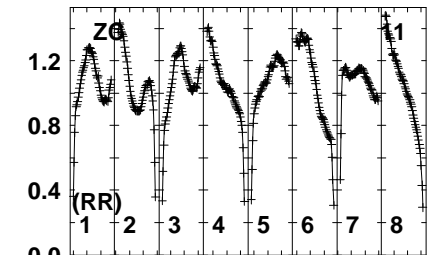
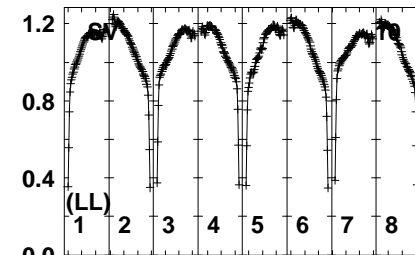
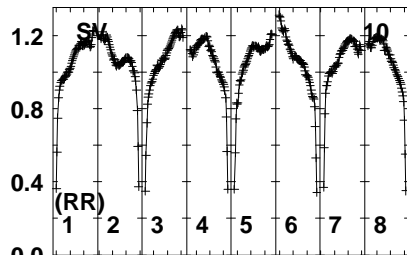
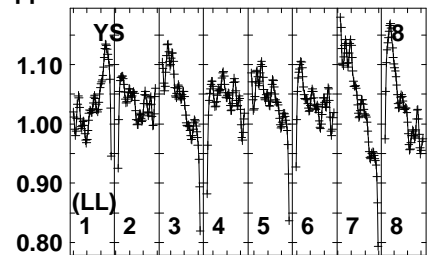
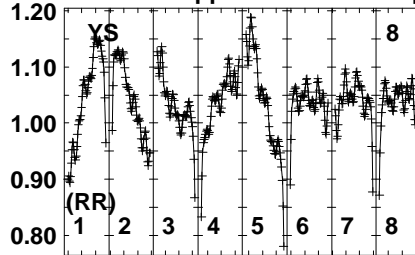
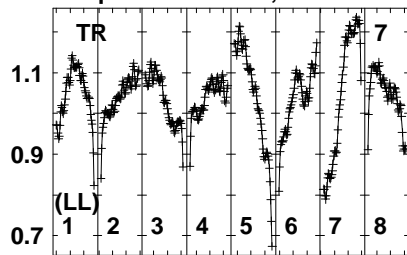


Lower frame: Real Jy
Auto-corr total-power spectrum Antenna: *
Timerange: 01/03:25:20 to 01/03:26:49

Plot file version 644 created 20-JAN-2021 19:36:51

J0714+7408 EB074F.UVDATA.1

Freq = 22.1080 GHz, Bw = 32.000 MH No calibration applied and no bandpass applied



221 22140 22180 22220 22260 22300 22340
FREQ MHz

221 22140 22180 22220 22260 22300 22340
FREQ MHz

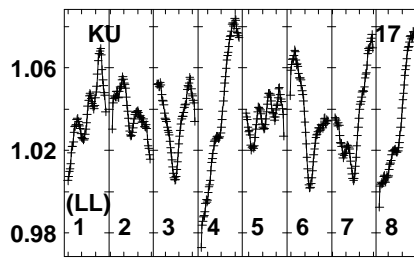
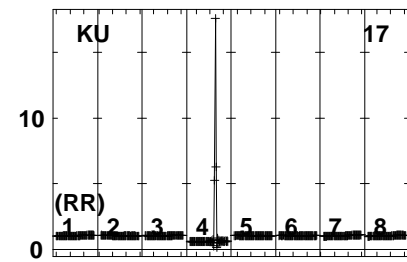
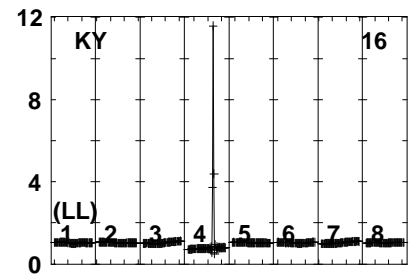
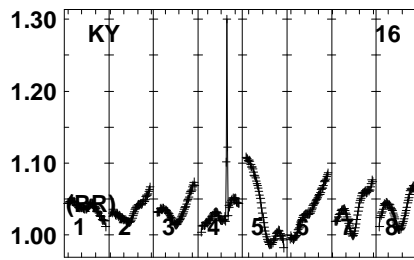
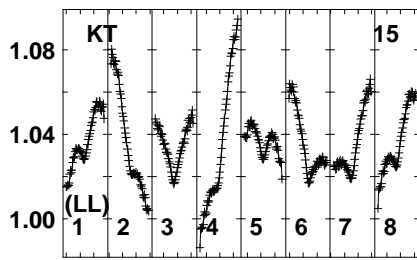
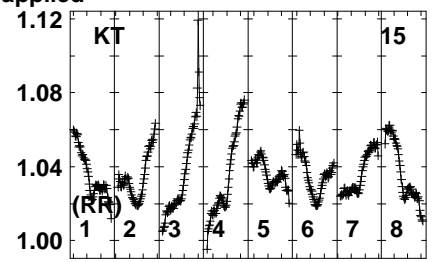
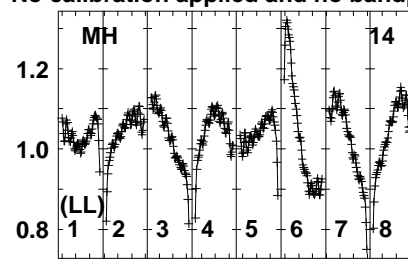
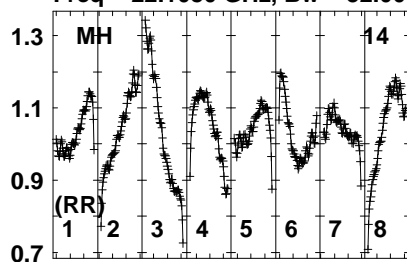
221 22140 22180 22220 22260 22300 22340
FREQ MHz

Lower frame: Real Jy
Auto-corr total-power spectrum Antenna: *
Timerange: 01/03:25:20 to 01/03:26:49

Plot file version 645 created 20-JAN-2021 19:36:52

J0714+7408 EB074F.UVDATA.1

Freq = 22.1080 GHz, Bw = 32.000 MH No calibration applied and no bandpass applied



22100 22140 22180 22220 22260 22300 22340
FREQ MHz

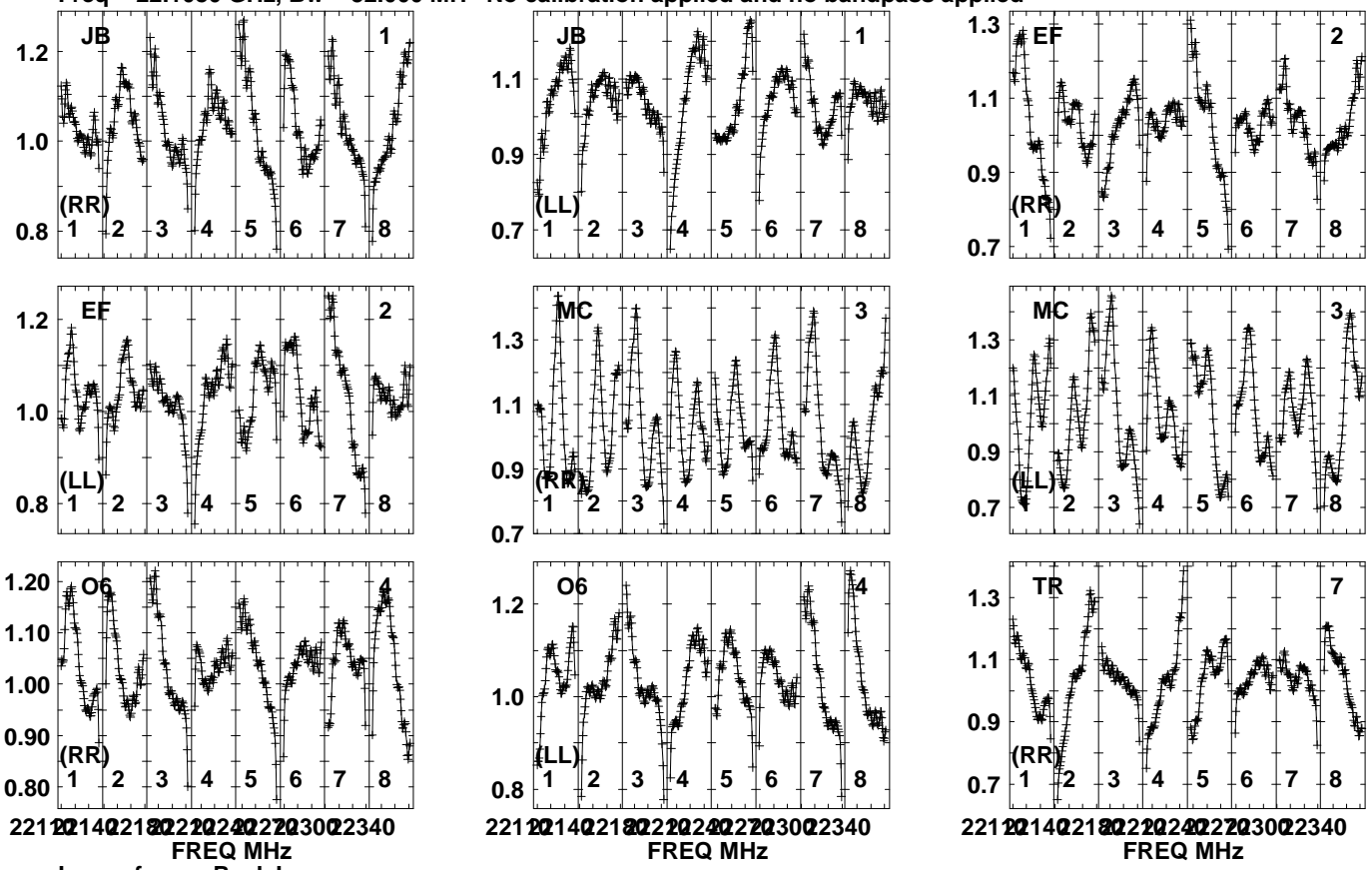
22100 22140 22180 22220 22260 22300 22340
FREQ MHz

Lower frame: Real Jy
Auto-corr total-power spectrum Antenna: *
Timerange: 01/03:25:20 to 01/03:26:49

Plot file version 646 created 20-JAN-2021 19:36:52

0654+73 EB074F.UVDATA.1

Freq = 22.1080 GHz, Bw = 32.000 MH No calibration applied and no bandpass applied

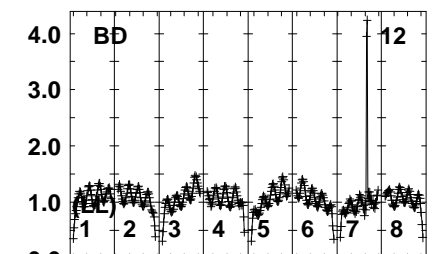
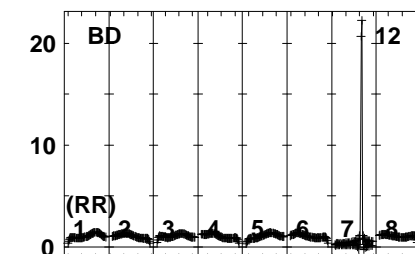
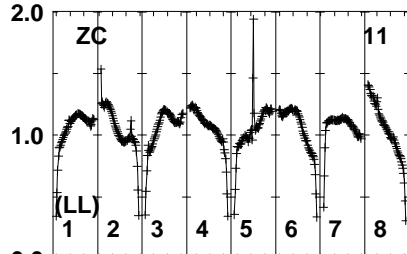
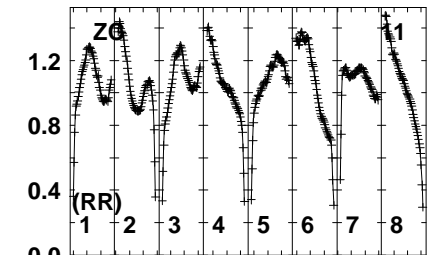
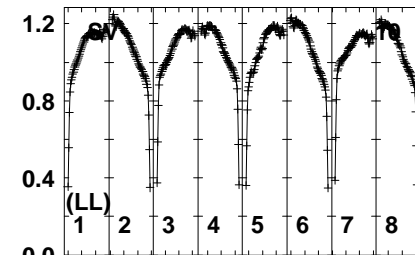
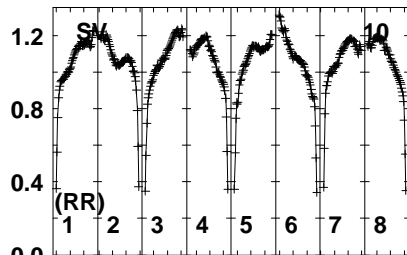
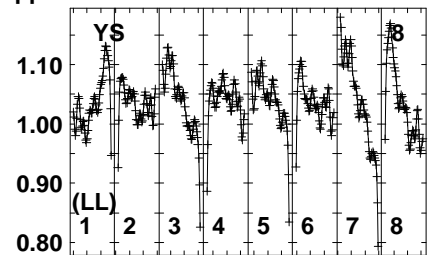
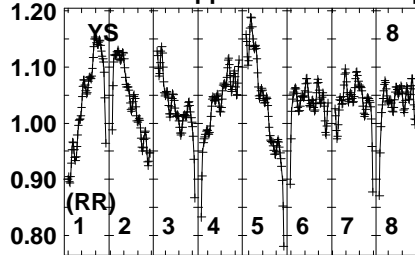
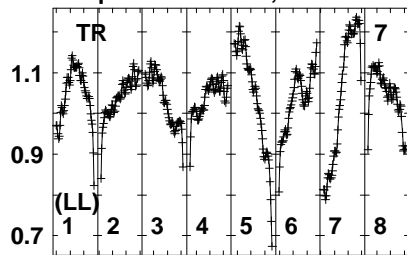


Lower frame: Real Jy
Auto-corr total-power spectrum Antenna: *
Timerange: 01/03:27:49 to 01/03:29:48

Plot file version 647 created 20-JAN-2021 19:36:52

0654+73 EB074F.UVDATA.1

Freq = 22.1080 GHz, Bw = 32.000 MH No calibration applied and no bandpass applied



221 22140 22180 22220 22260 22300 22340
FREQ MHz

221 22140 22180 22220 22260 22300 22340
FREQ MHz

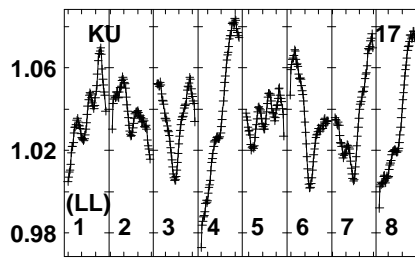
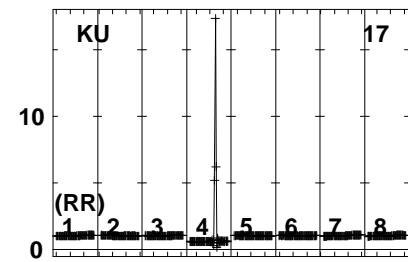
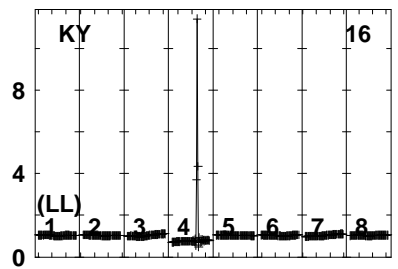
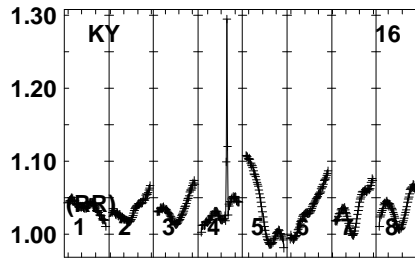
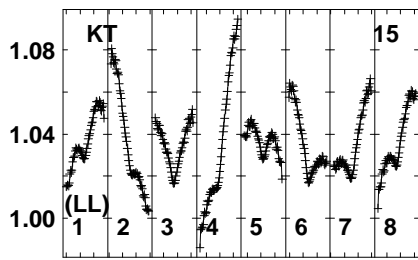
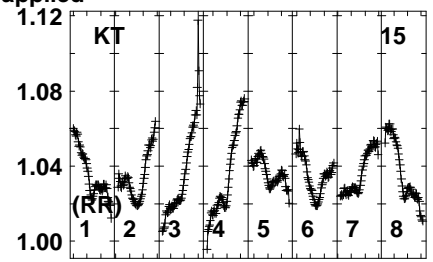
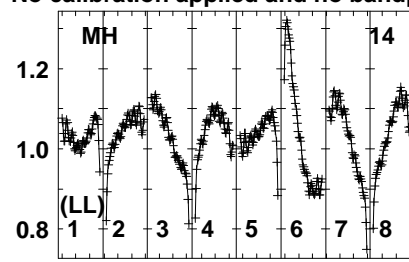
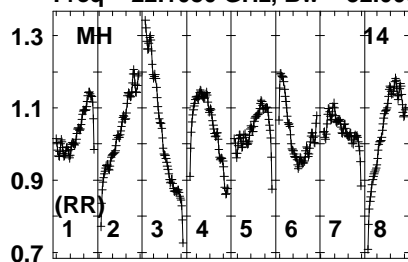
221 22140 22180 22220 22260 22300 22340
FREQ MHz

Lower frame: Real Jy
Auto-corr total-power spectrum Antenna: *
Timerange: 01/03:27:49 to 01/03:29:48

Plot file version 648 created 20-JAN-2021 19:36:53

0654+73 EB074F.UVDATA.1

Freq = 22.1080 GHz, Bw = 32.000 MH No calibration applied and no bandpass applied



221021402218022240222802230022340
FREQ MHz

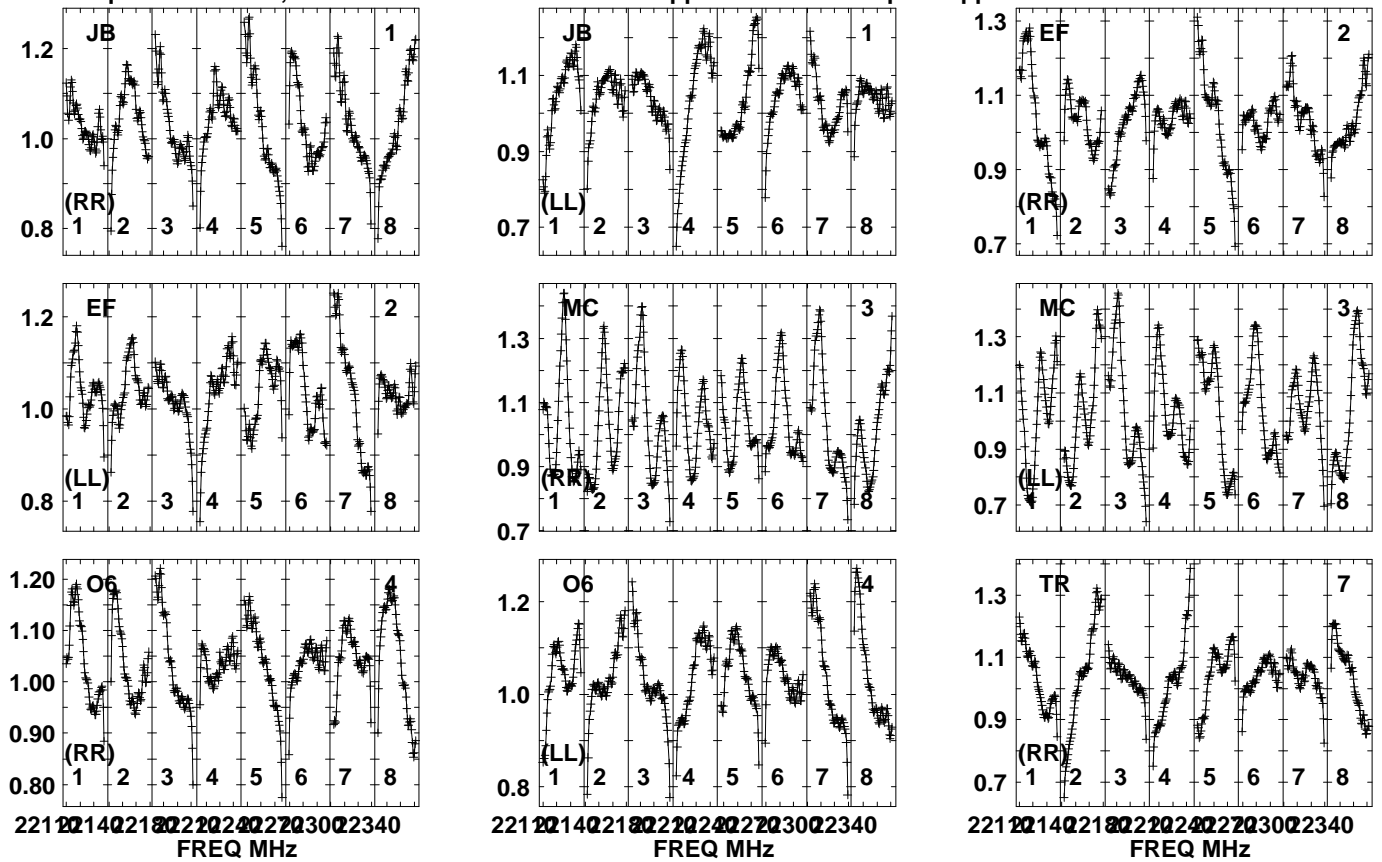
221021402218022240222802230022340
FREQ MHz

Lower frame: Real Jy
Auto-corr total-power spectrum Antenna: *
Timerange: 01/03:27:49 to 01/03:29:48

Plot file version 649 created 20-JAN-2021 19:36:53

J0714+7408 EB074F.UVDATA.1

Freq = 22.1080 GHz, Bw = 32.000 MH No calibration applied and no bandpass applied

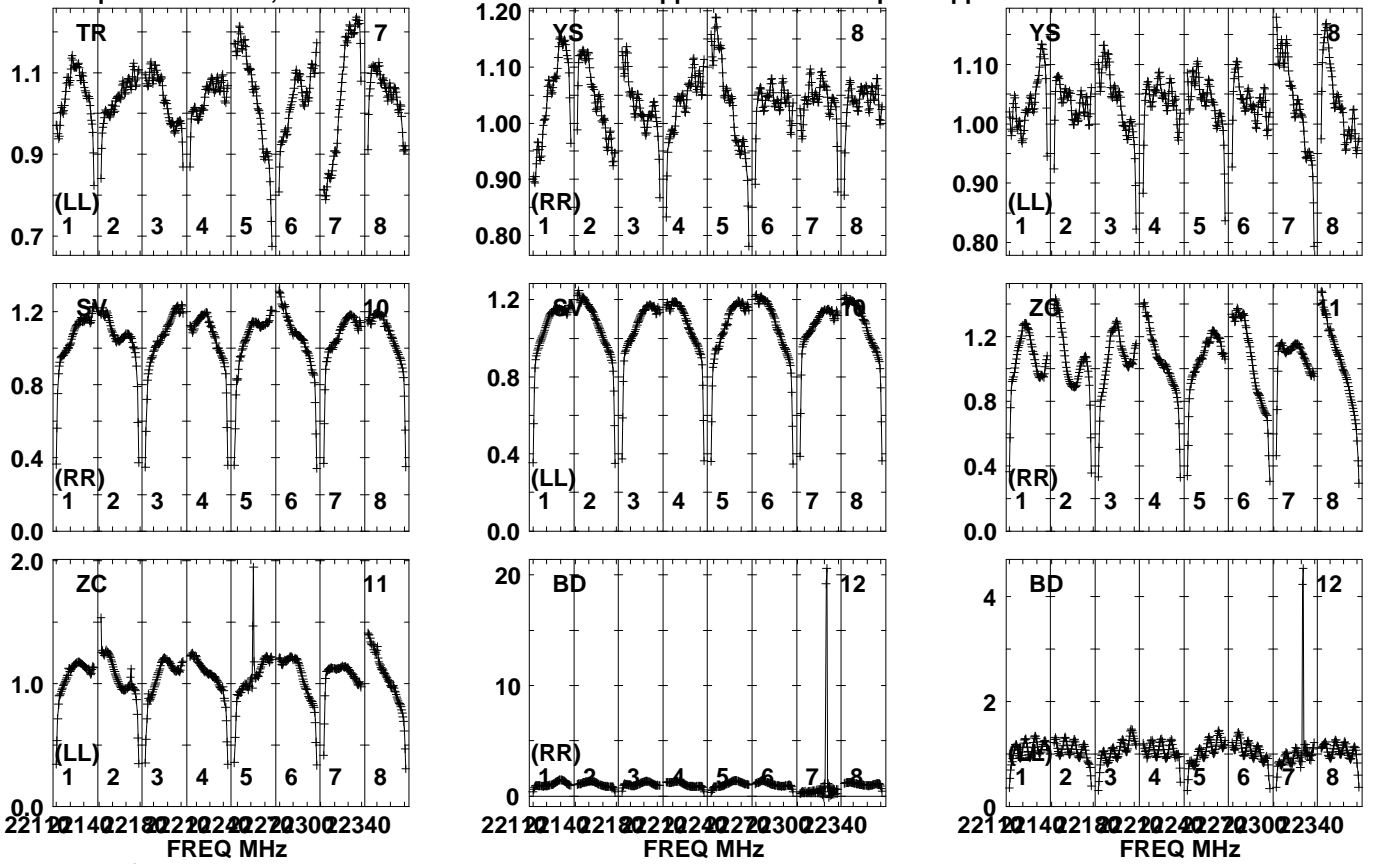


Lower frame: Real Jy
Auto-corr total-power spectrum Antenna: *
Timerange: 01/03:30:50 to 01/03:32:19

Plot file version 650 created 20-JAN-2021 19:36:53

J0714+7408 EB074F.UVDATA.1

Freq = 22.1080 GHz, Bw = 32.000 MH No calibration applied and no bandpass applied

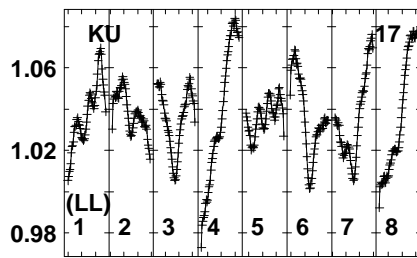
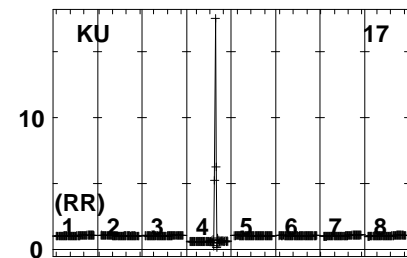
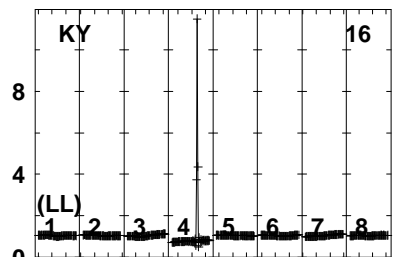
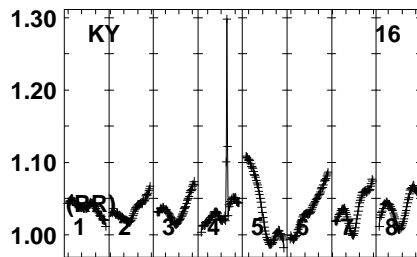
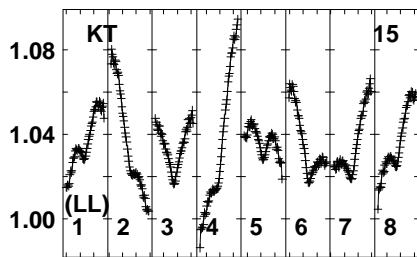
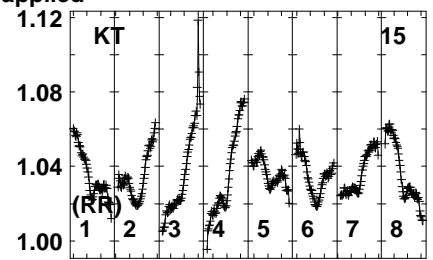
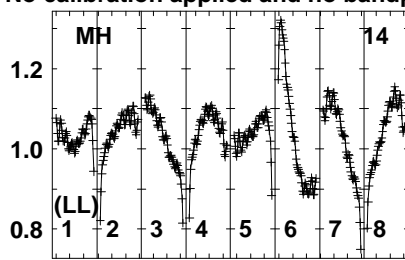
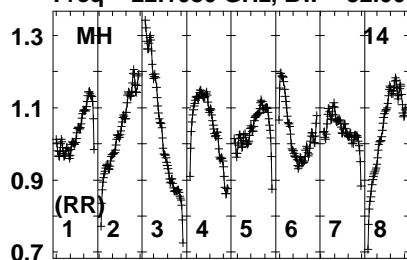


Lower frame: Real Jy
Auto-corr total-power spectrum Antenna: *
Timerange: 01/03:30:50 to 01/03:32:19

Plot file version 651 created 20-JAN-2021 19:36:54

J0714+7408 EB074F.UVDATA.1

Freq = 22.1080 GHz, Bw = 32.000 MH No calibration applied and no bandpass applied



221021402218022240222802230022340
FREQ MHz

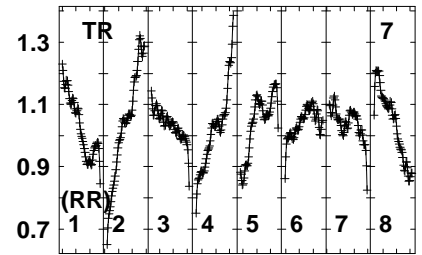
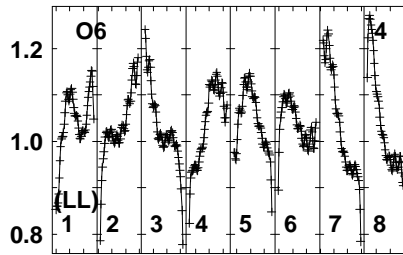
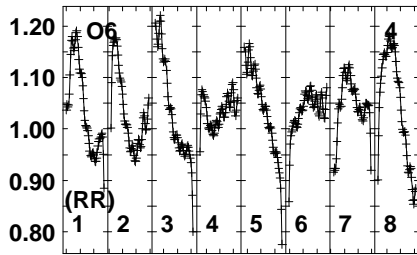
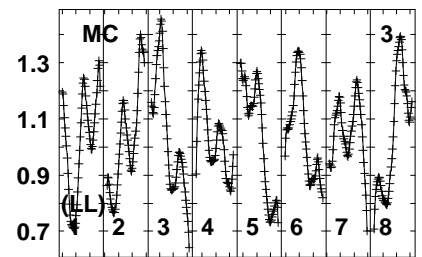
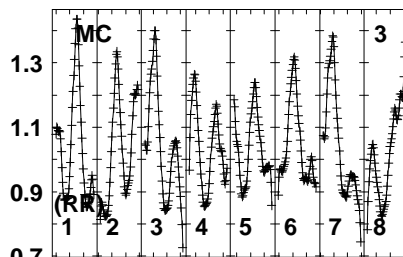
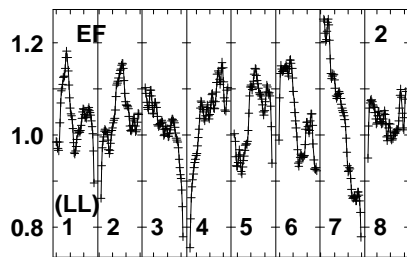
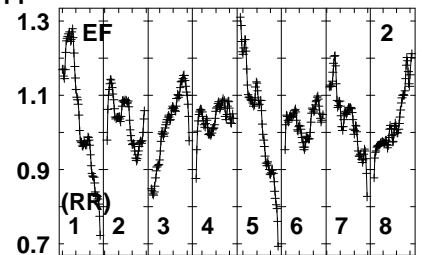
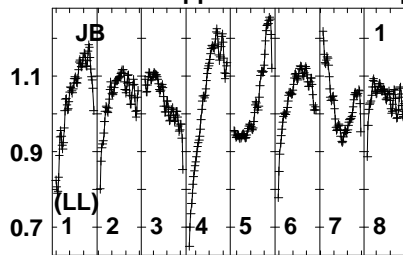
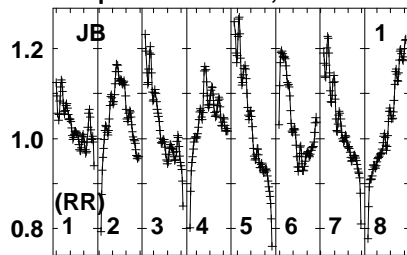
221021402218022240222802230022340
FREQ MHz

Lower frame: Real Jy
Auto-corr total-power spectrum Antenna: *
Timerange: 01/03:30:50 to 01/03:32:19

Plot file version 652 created 20-JAN-2021 19:36:54

0654+73 EB074F.UVDATA.1

Freq = 22.1080 GHz, Bw = 32.000 MH No calibration applied and no bandpass applied



22102140221802224022240222030022340
FREQ MHz

22102140221802224022240222030022340
FREQ MHz

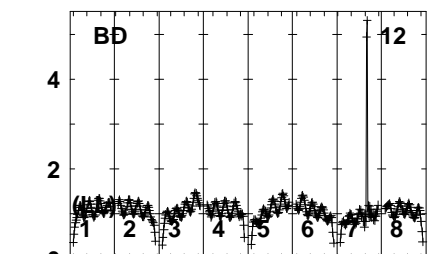
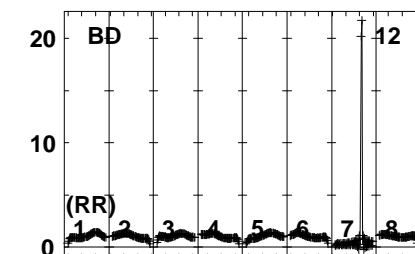
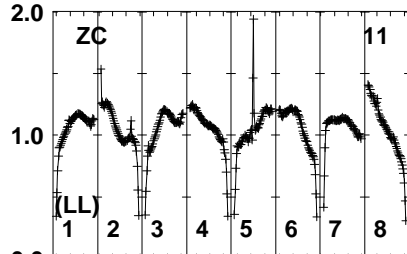
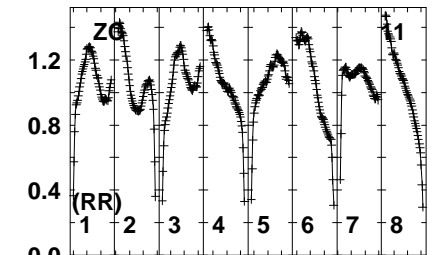
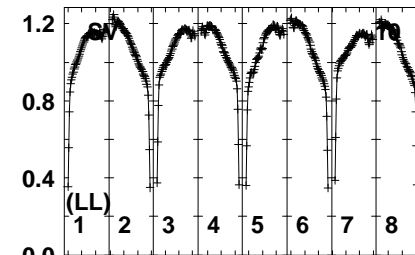
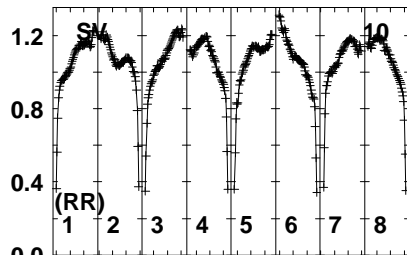
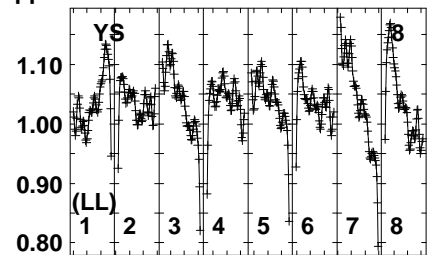
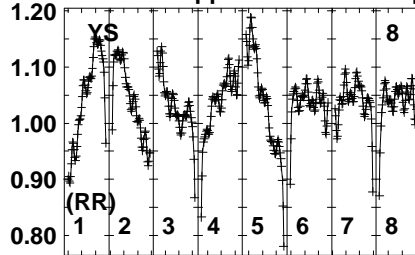
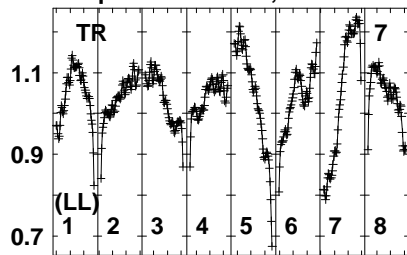
22102140221802224022240222030022340
FREQ MHz

Lower frame: Real Jy
Auto-corr total-power spectrum Antenna: *
Timerange: 01/03:33:19 to 01/03:35:19

Plot file version 653 created 20-JAN-2021 19:36:54

0654+73 EB074F.UVDATA.1

Freq = 22.1080 GHz, Bw = 32.000 MH No calibration applied and no bandpass applied



221 22140 22180 22220 22260 22300 22340
FREQ MHz

221 22140 22180 22220 22260 22300 22340
FREQ MHz

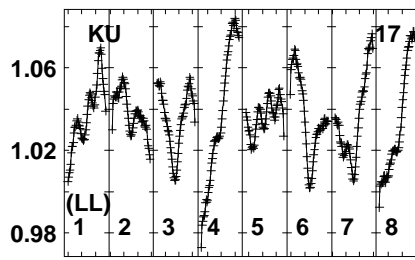
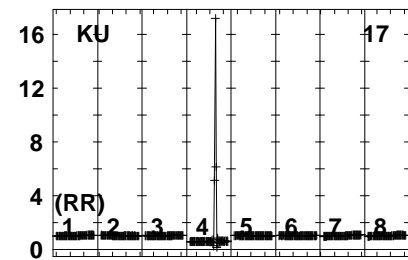
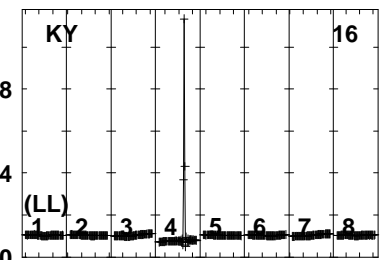
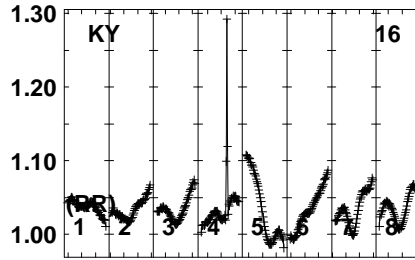
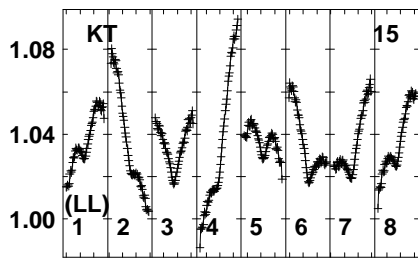
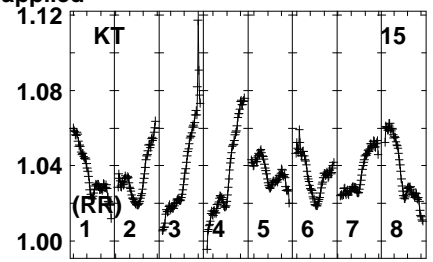
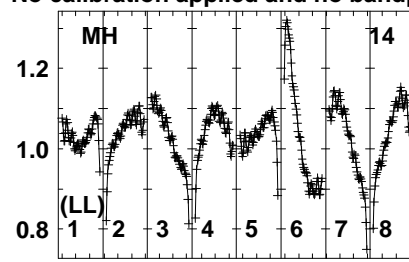
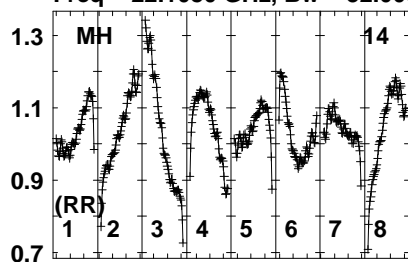
221 22140 22180 22220 22260 22300 22340
FREQ MHz

Lower frame: Real Jy
Auto-corr total-power spectrum Antenna: *
Timerange: 01/03:33:19 to 01/03:35:19

Plot file version 654 created 20-JAN-2021 19:36:55

0654+73 EB074F.UVDATA.1

Freq = 22.1080 GHz, Bw = 32.000 MH No calibration applied and no bandpass applied



2210214021802220224022703002340
FREQ MHz

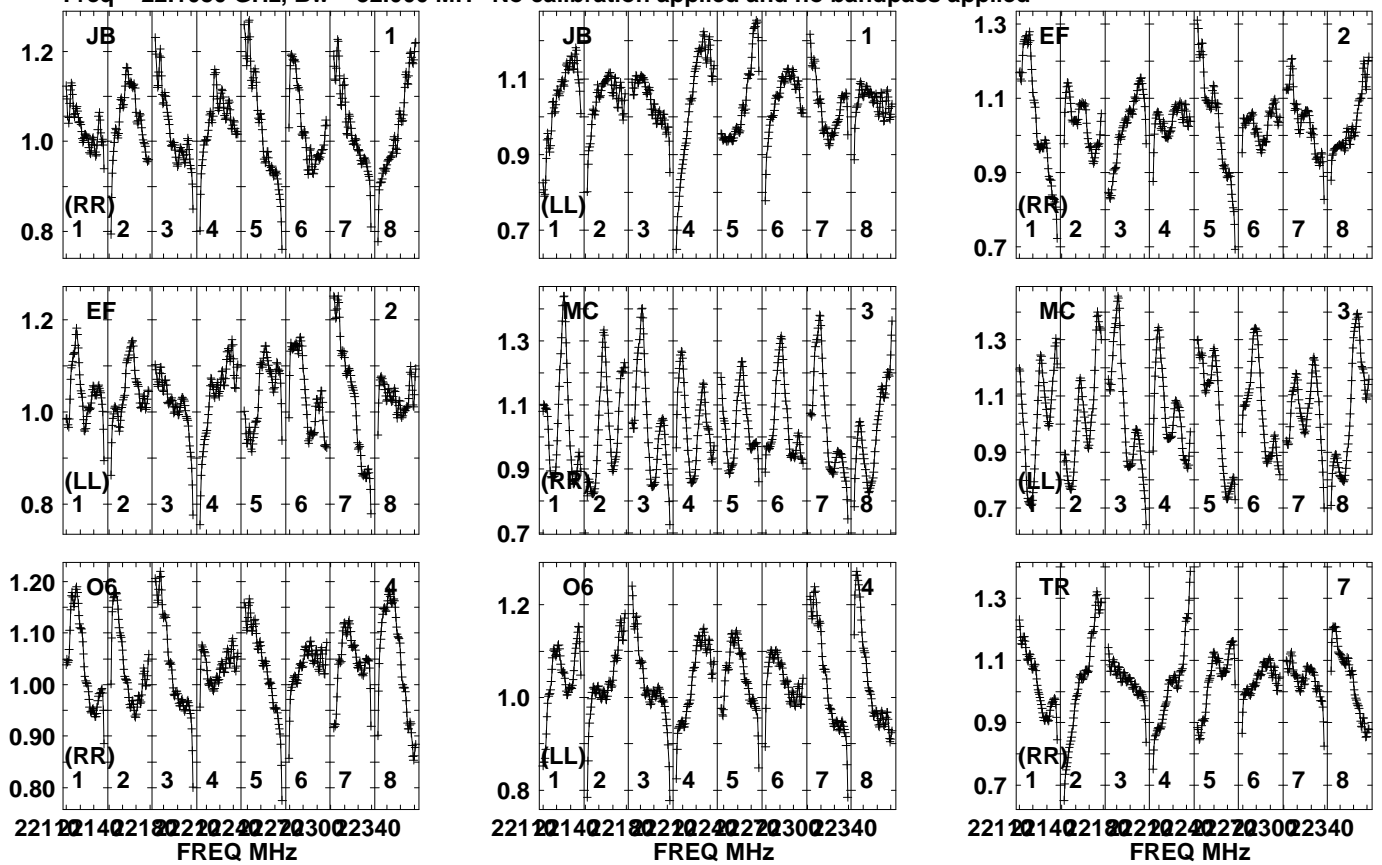
2210214021802220224022703002340
FREQ MHz

Lower frame: Real Jy
Auto-corr total-power spectrum Antenna: *
Timerange: 01/03:33:19 to 01/03:35:19

Plot file version 655 created 20-JAN-2021 19:36:55

J0714+7408 EB074F.UVDATA.1

Freq = 22.1080 GHz, Bw = 32.000 MH No calibration applied and no bandpass applied

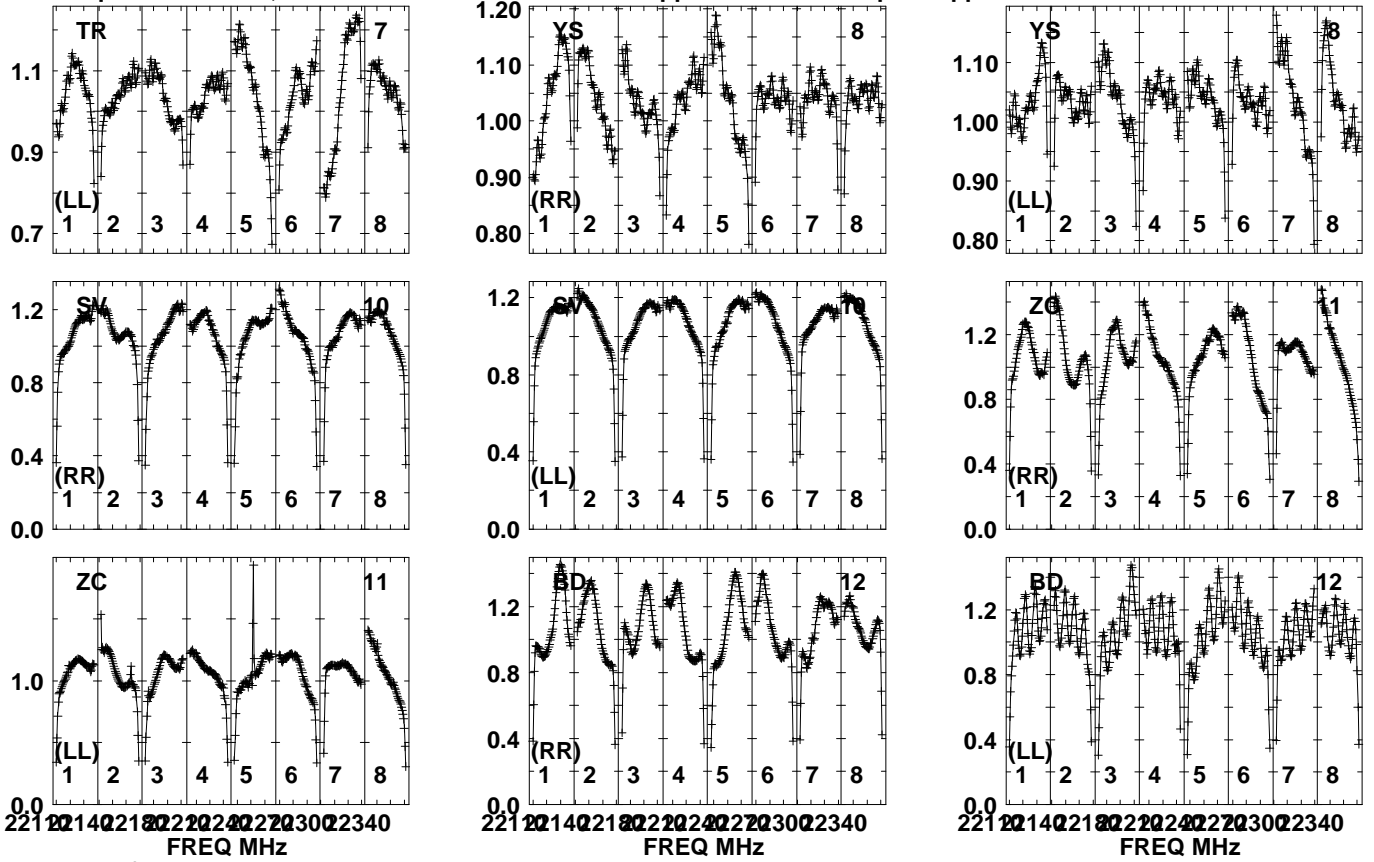


Lower frame: Real Jy
Auto-corr total-power spectrum Antenna: *
Timerange: 01/03:36:19 to 01/03:37:49

Plot file version 656 created 20-JAN-2021 19:36:55

J0714+7408 EB074F.UVDATA.1

Freq = 22.1080 GHz, Bw = 32.000 MH No calibration applied and no bandpass applied

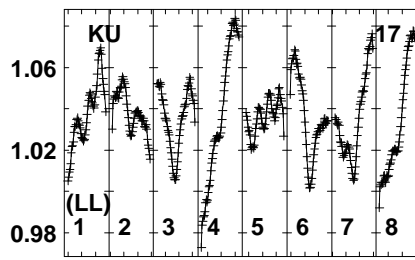
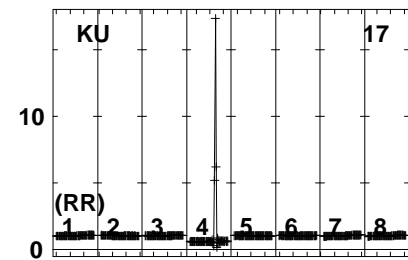
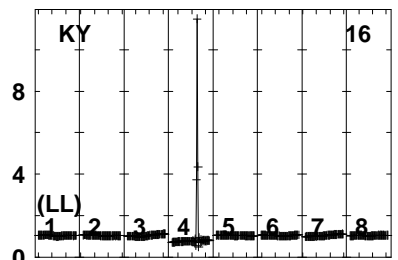
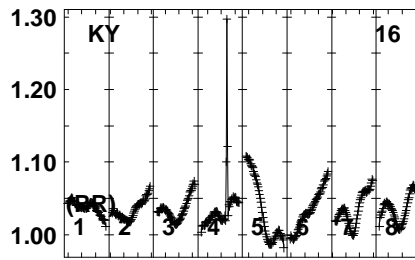
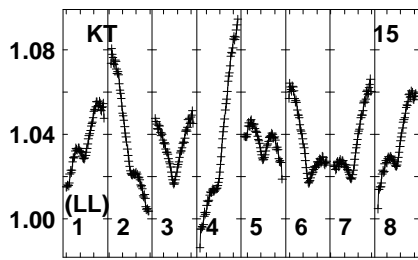
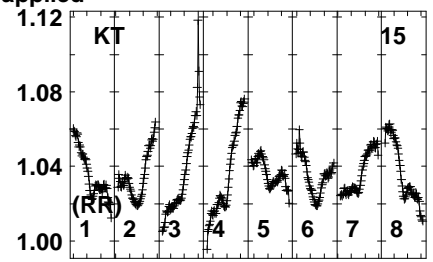
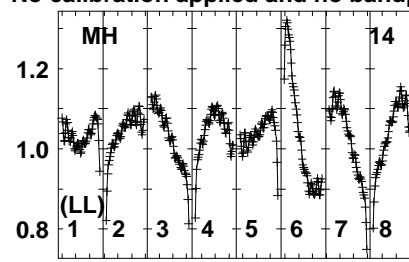
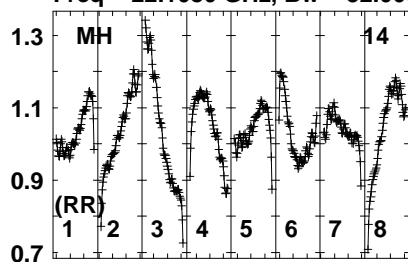


Lower frame: Real Jy
Auto-corr total-power spectrum Antenna: *
Timerange: 01/03:36:19 to 01/03:37:49

Plot file version 657 created 20-JAN-2021 19:36:56

J0714+7408 EB074F.UVDATA.1

Freq = 22.1080 GHz, Bw = 32.000 MH No calibration applied and no bandpass applied



221021402218022240222802230022340
FREQ MHz

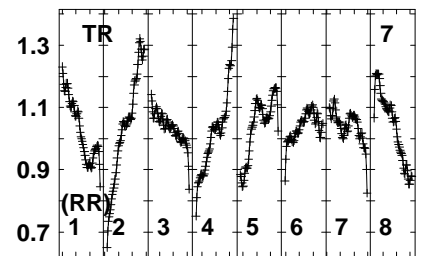
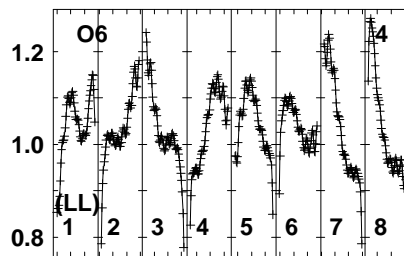
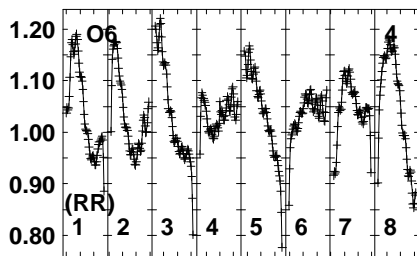
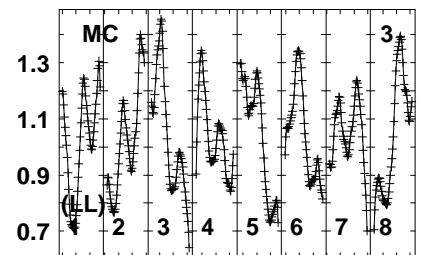
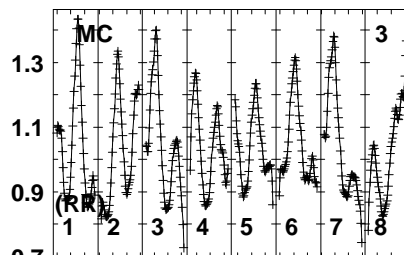
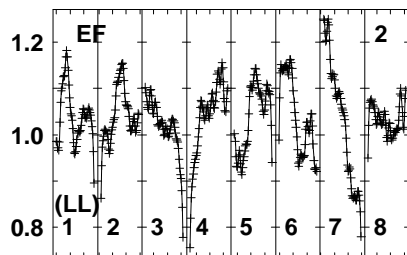
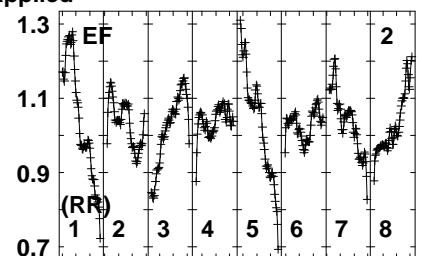
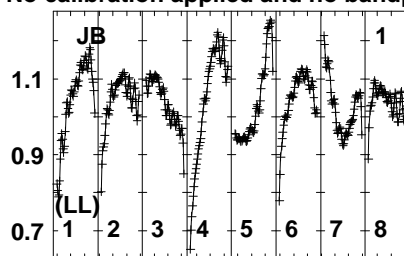
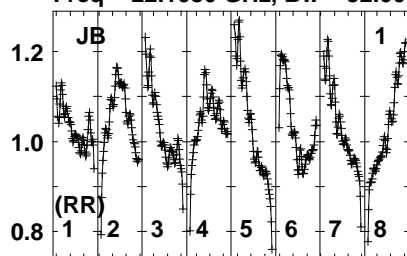
221021402218022240222802230022340
FREQ MHz

Lower frame: Real Jy
Auto-corr total-power spectrum Antenna: *
Timerange: 01/03:36:19 to 01/03:37:49

Plot file version 658 created 20-JAN-2021 19:36:56

0654+73 EB074F.UVDATA.1

Freq = 22.1080 GHz, Bw = 32.000 MH No calibration applied and no bandpass applied



2210214022180222402228022320223602240
FREQ MHz

2210214022180222402228022320223602240
FREQ MHz

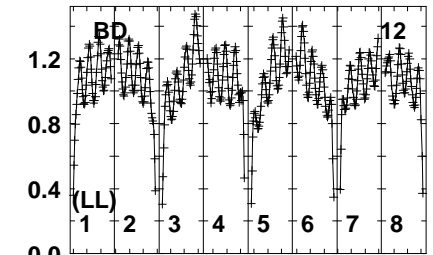
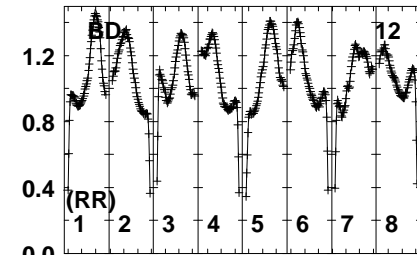
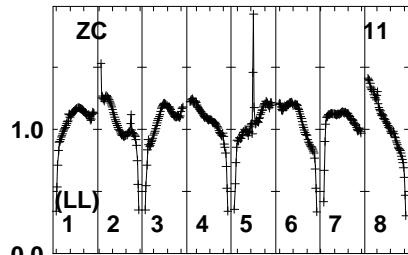
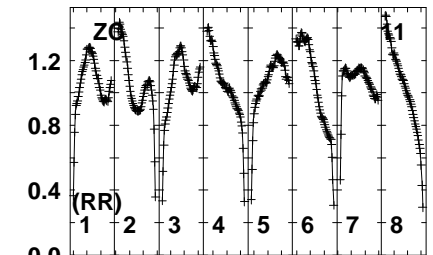
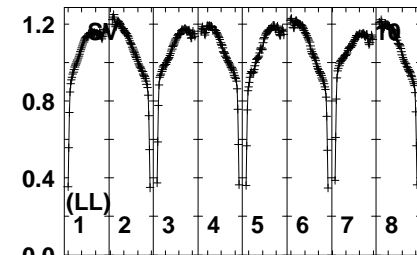
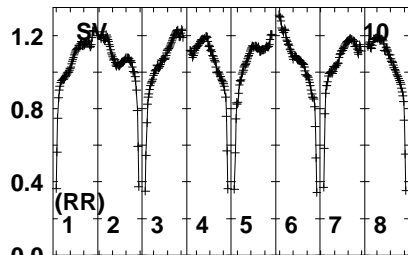
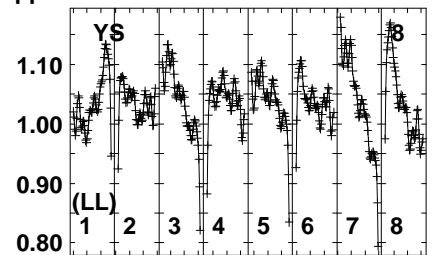
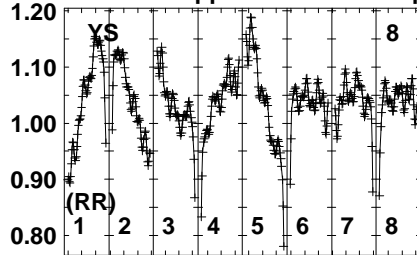
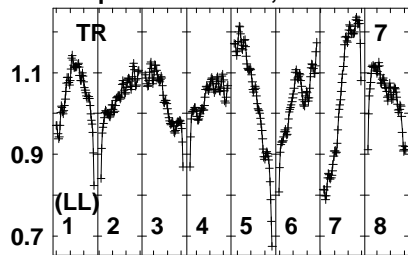
2210214022180222402228022320223602240
FREQ MHz

Lower frame: Real Jy
Auto-corr total-power spectrum Antenna: *
Timerange: 01/03:38:49 to 01/03:40:49

Plot file version 659 created 20-JAN-2021 19:36:56

0654+73 EB074F.UVDATA.1

Freq = 22.1080 GHz, Bw = 32.000 MH No calibration applied and no bandpass applied



221 22140 22180 22220 22260 22300 22340
FREQ MHz

221 22140 22180 22220 22260 22300 22340
FREQ MHz

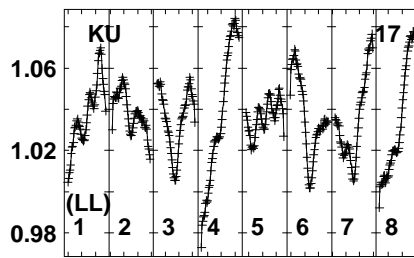
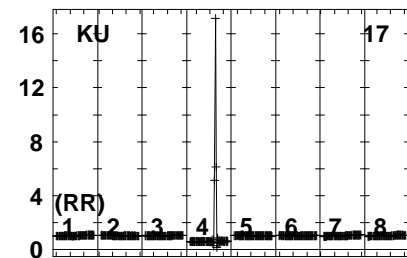
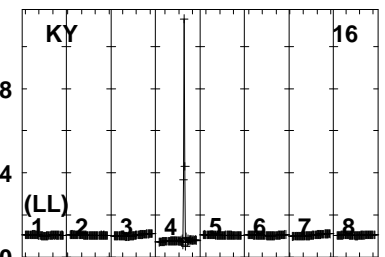
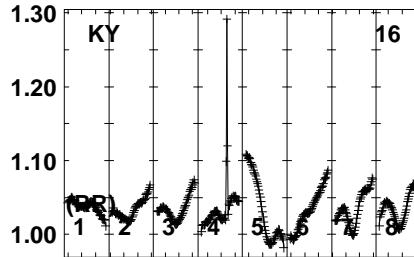
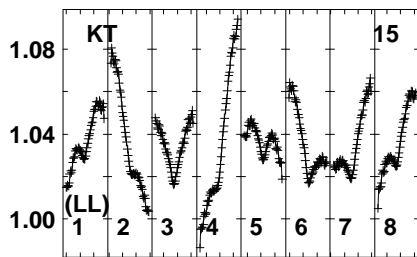
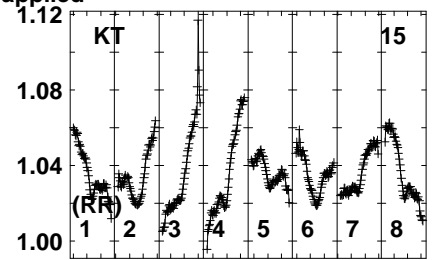
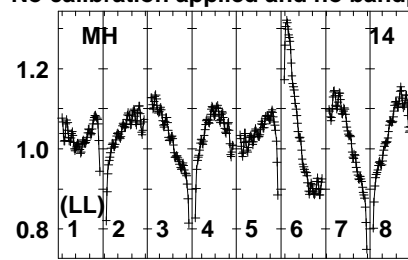
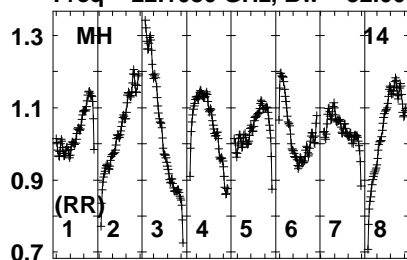
221 22140 22180 22220 22260 22300 22340
FREQ MHz

Lower frame: Real Jy
Auto-corr total-power spectrum Antenna: *
Timerange: 01/03:38:49 to 01/03:40:49

Plot file version 660 created 20-JAN-2021 19:36:57

0654+73 EB074F.UVDATA.1

Freq = 22.1080 GHz, Bw = 32.000 MH No calibration applied and no bandpass applied



22102140221802220222022203002340
FREQ MHz

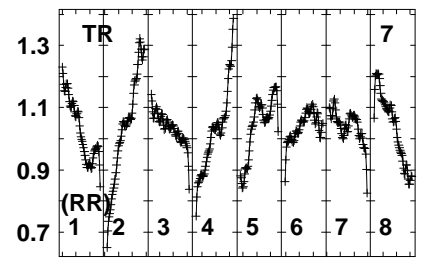
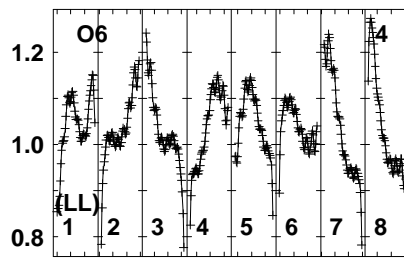
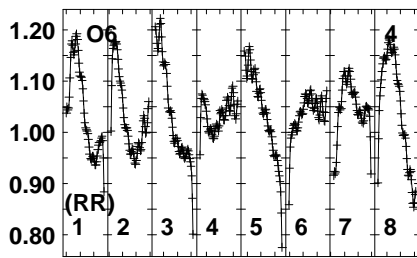
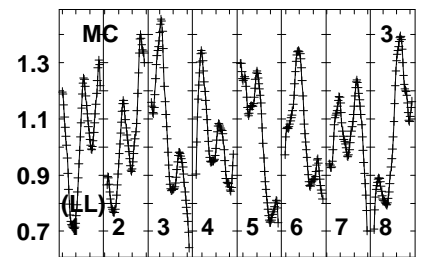
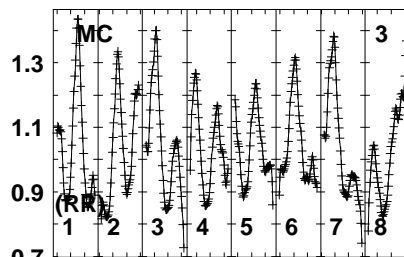
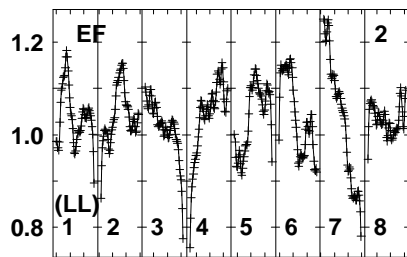
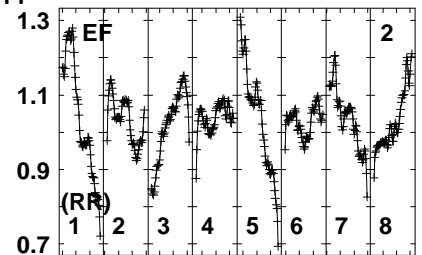
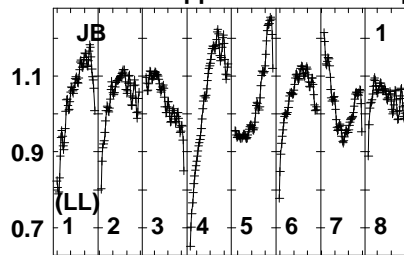
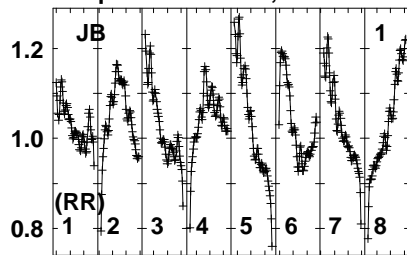
22102140221802220222022203002340
FREQ MHz

Lower frame: Real Jy
Auto-corr total-power spectrum Antenna: *
Timerange: 01/03:38:49 to 01/03:40:49

Plot file version 661 created 20-JAN-2021 19:36:57

J0714+7408 EB074F.UVDATA.1

Freq = 22.1080 GHz, Bw = 32.000 MH No calibration applied and no bandpass applied



22102140221802224022240222030022340
FREQ MHz

22102140221802224022240222030022340
FREQ MHz

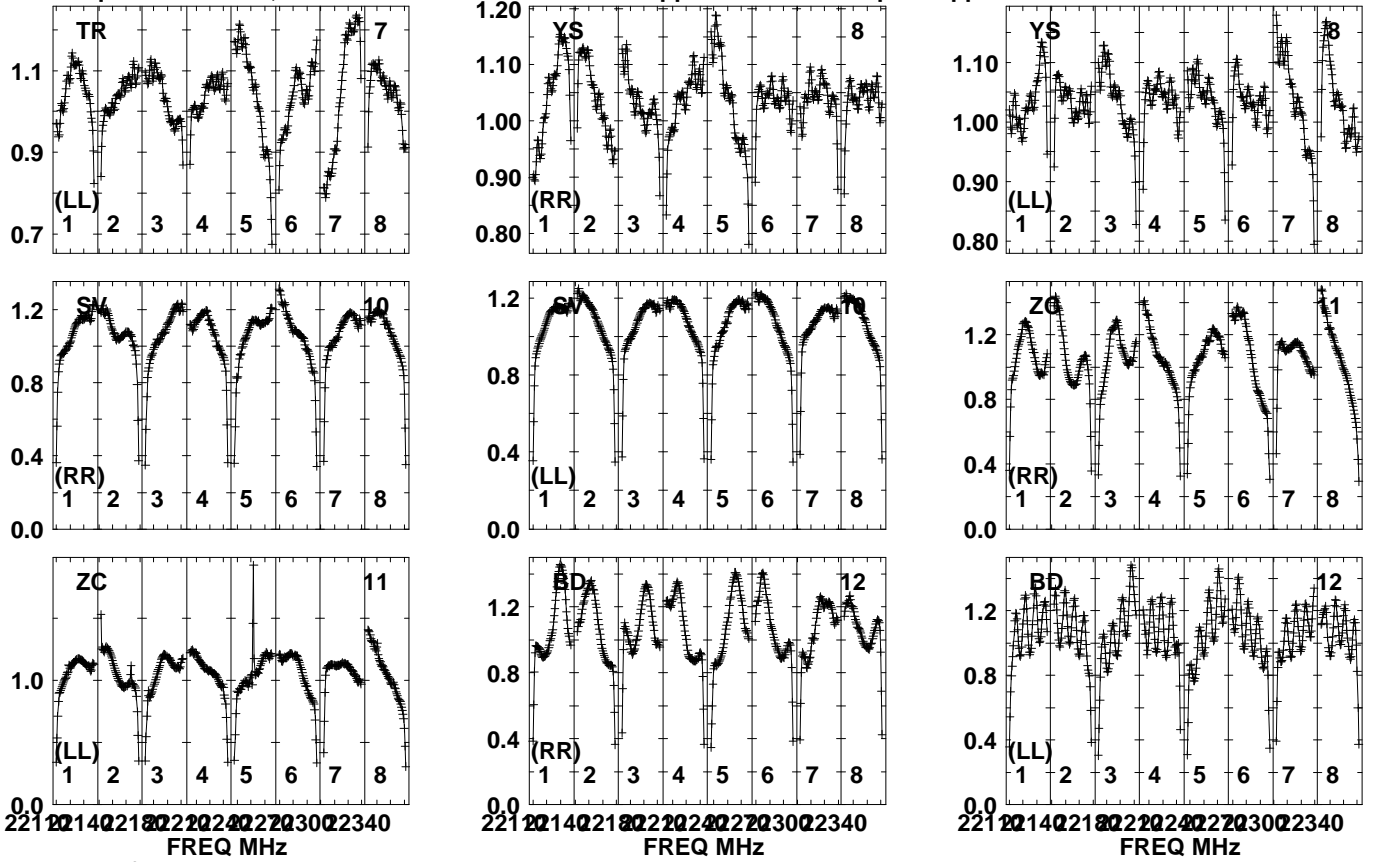
22102140221802224022240222030022340
FREQ MHz

Lower frame: Real Jy
Auto-corr total-power spectrum Antenna: *
Timerange: 01/03:41:49 to 01/03:43:18

Plot file version 662 created 20-JAN-2021 19:36:57

J0714+7408 EB074F.UVDATA.1

Freq = 22.1080 GHz, Bw = 32.000 MH No calibration applied and no bandpass applied

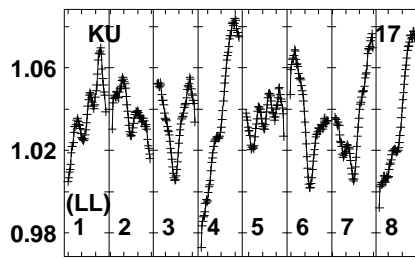
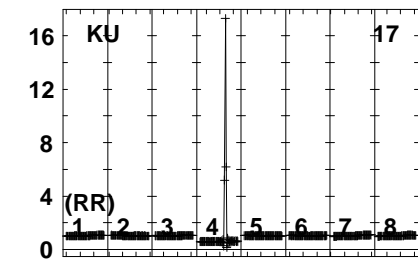
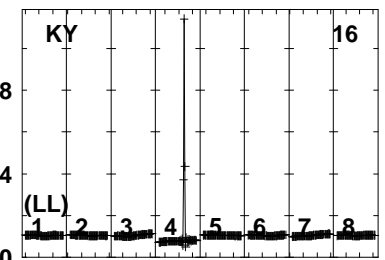
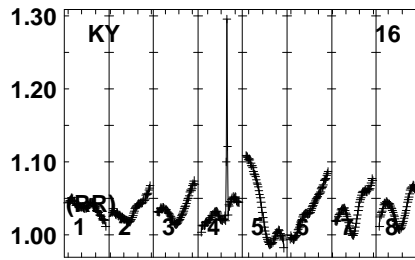
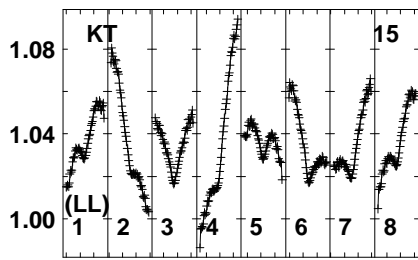
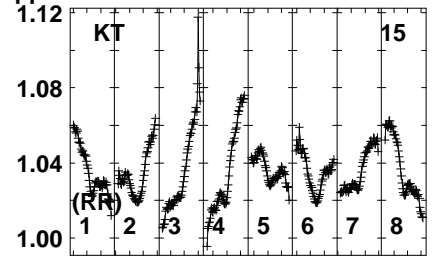
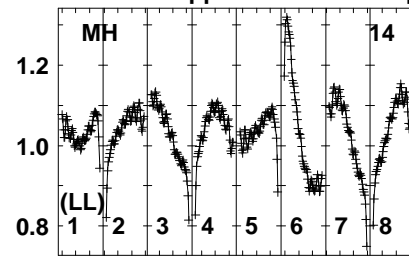
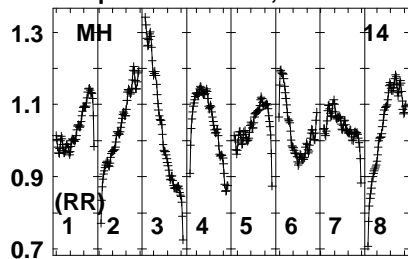


Lower frame: Real Jy
Auto-corr total-power spectrum Antenna: *
Timerange: 01/03:41:49 to 01/03:43:18

Plot file version 663 created 20-JAN-2021 19:36:57

J0714+7408 EB074F.UVDATA.1

Freq = 22.1080 GHz, Bw = 32.000 MH No calibration applied and no bandpass applied



22100 22140 22180 22220 22260 22300 22340
FREQ MHz

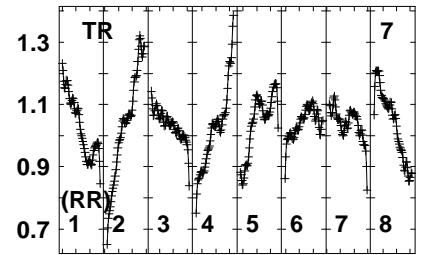
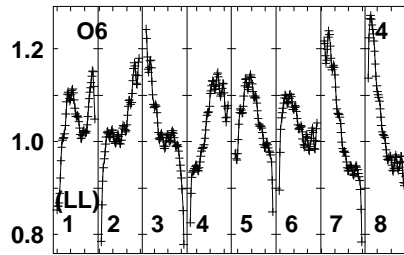
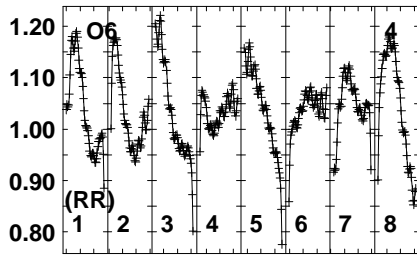
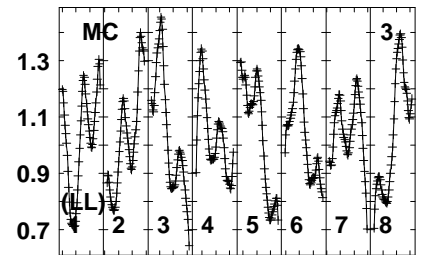
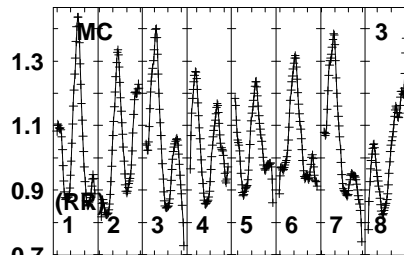
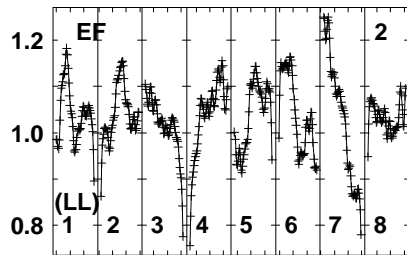
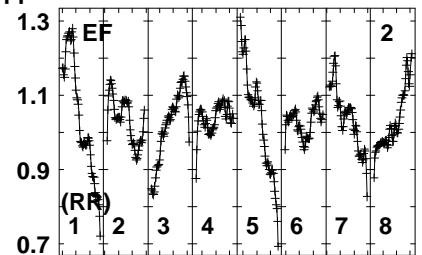
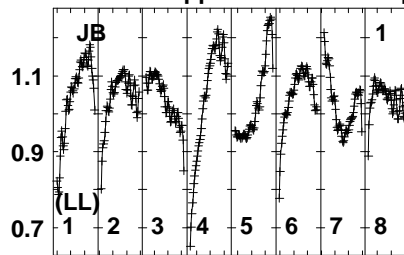
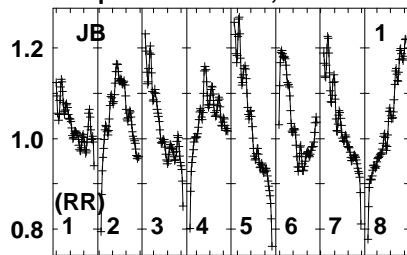
22100 22140 22180 22220 22260 22300 22340
FREQ MHz

Lower frame: Real Jy
Auto-corr total-power spectrum Antenna: *
Timerange: 01/03:41:49 to 01/03:43:18

Plot file version 664 created 20-JAN-2021 19:36:58

0654+73 EB074F.UVDATA.1

Freq = 22.1080 GHz, Bw = 32.000 MH No calibration applied and no bandpass applied



2210214021802220224022703002340
FREQ MHz

2210214021802220224022703002340
FREQ MHz

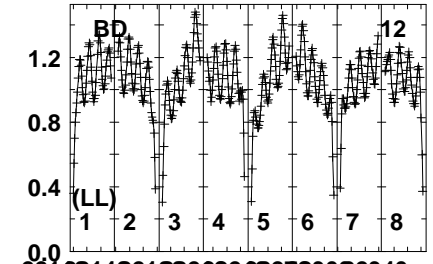
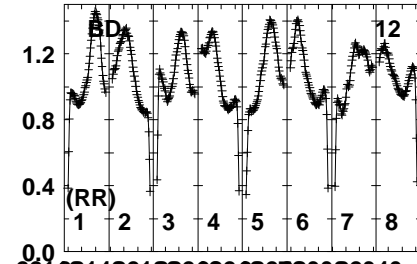
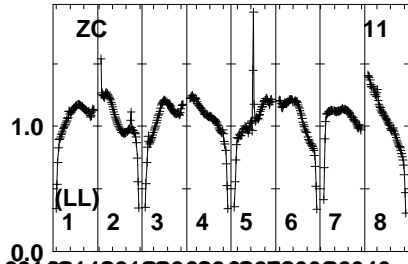
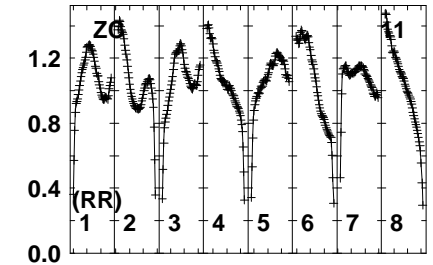
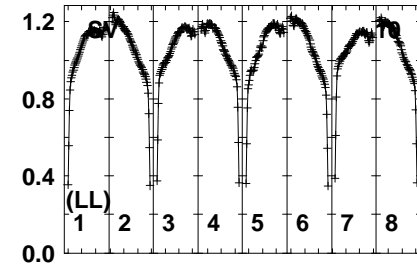
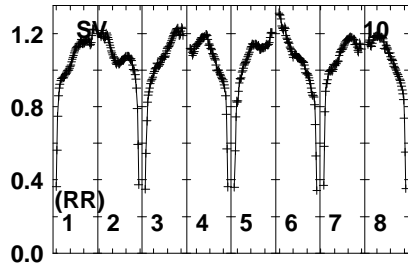
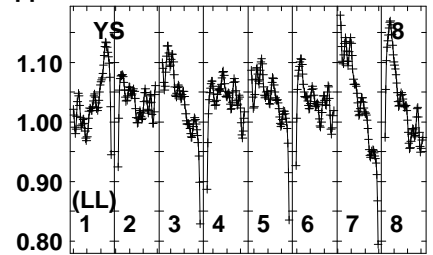
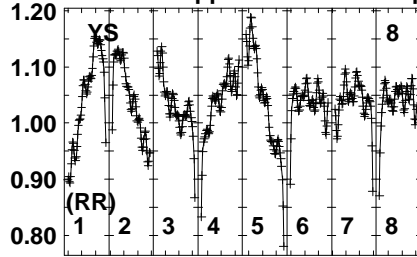
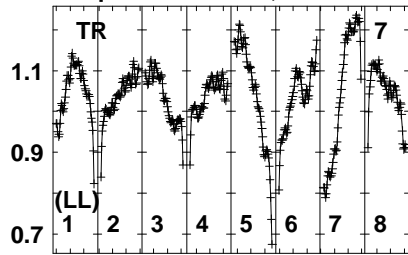
2210214021802220224022703002340
FREQ MHz

Lower frame: Real Jy
Auto-corr total-power spectrum Antenna: *
Timerange: 01/03:44:20 to 01/03:46:19

Plot file version 665 created 20-JAN-2021 19:36:58

0654+73 EB074F.UVDATA.1

Freq = 22.1080 GHz, Bw = 32.000 MH No calibration applied and no bandpass applied



221 22140 22180 22220 22260 22300 22340
FREQ MHz

221 22140 22180 22220 22260 22300 22340
FREQ MHz

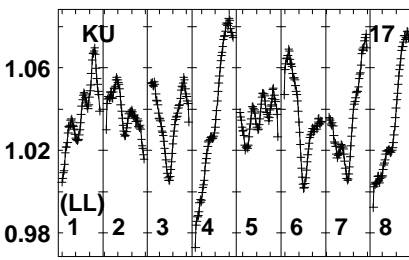
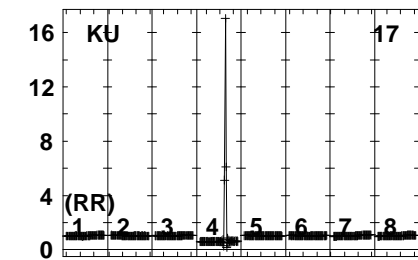
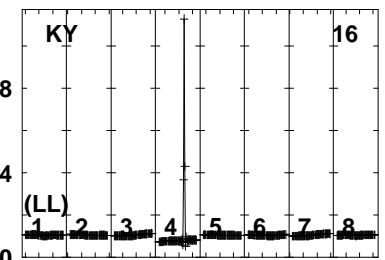
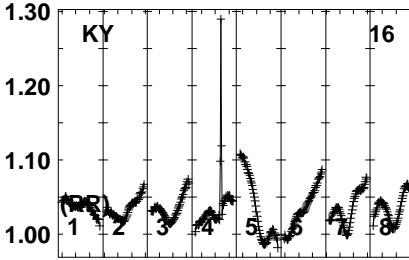
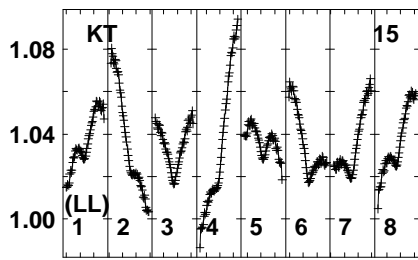
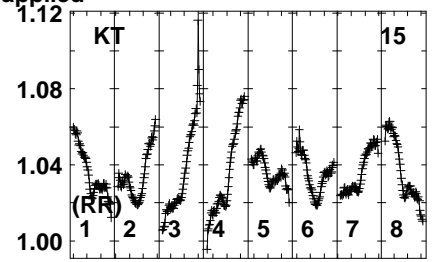
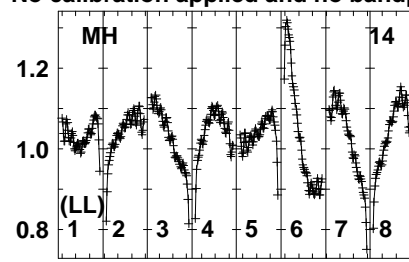
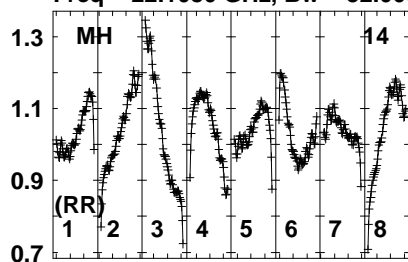
221 22140 22180 22220 22260 22300 22340
FREQ MHz

Lower frame: Real Jy
Auto-corr total-power spectrum Antenna: *
Timerange: 01/03:44:20 to 01/03:46:19

Plot file version 666 created 20-JAN-2021 19:36:58

0654+73 EB074F.UVDATA.1

Freq = 22.1080 GHz, Bw = 32.000 MH No calibration applied and no bandpass applied



221021402218022240222802230022340
FREQ MHz

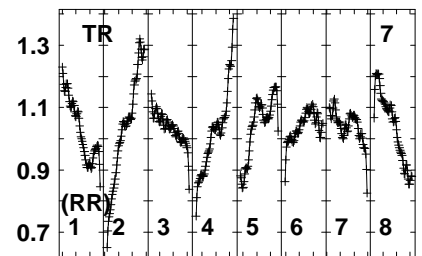
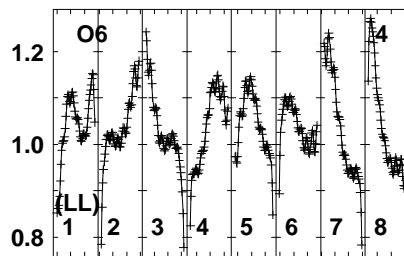
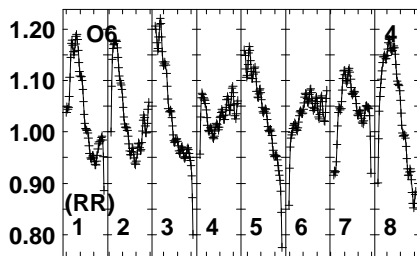
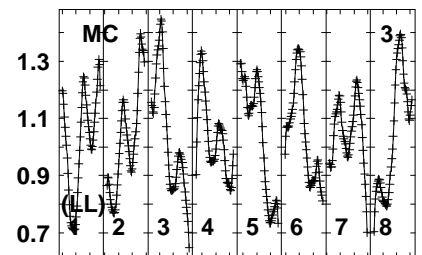
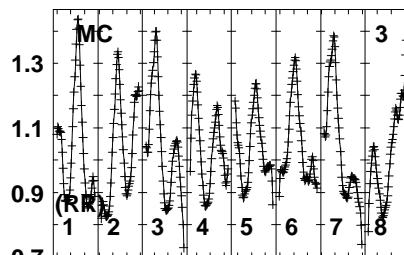
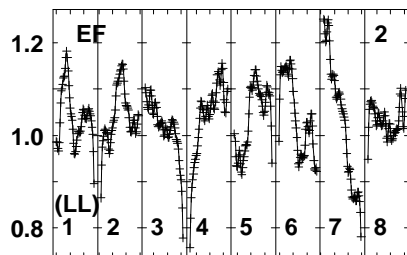
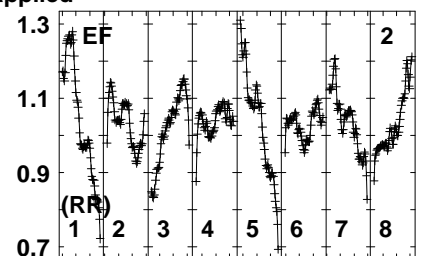
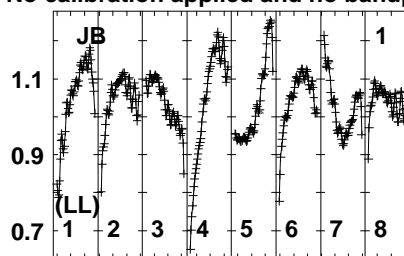
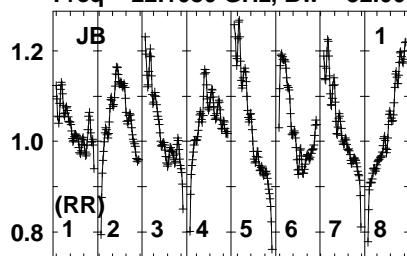
221021402218022240222802230022340
FREQ MHz

Lower frame: Real Jy
Auto-corr total-power spectrum Antenna: *
Timerange: 01/03:44:20 to 01/03:46:19

Plot file version 667 created 20-JAN-2021 19:36:59

J0714+7408 EB074F.UVDATA.1

Freq = 22.1080 GHz, Bw = 32.000 MH No calibration applied and no bandpass applied



22100 22140 22180 22220 22260 22300 22340
FREQ MHz

22100 22140 22180 22220 22260 22300 22340
FREQ MHz

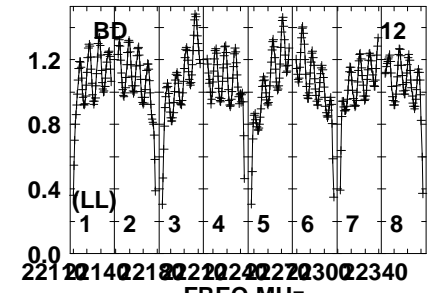
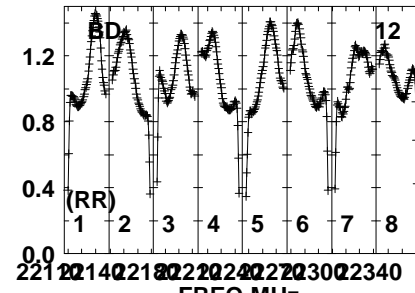
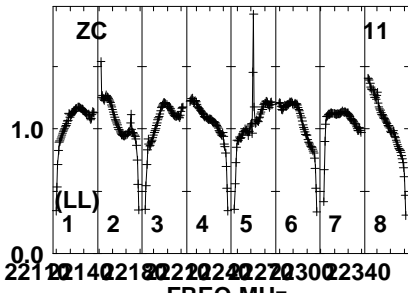
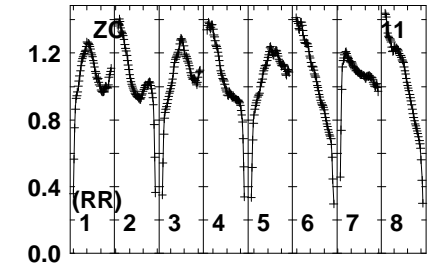
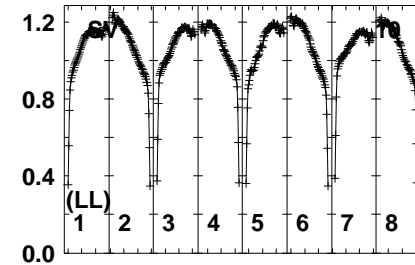
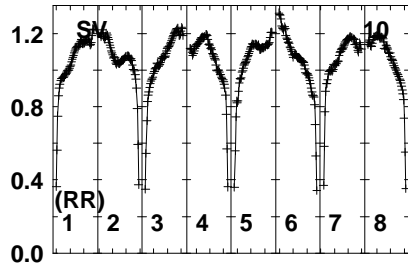
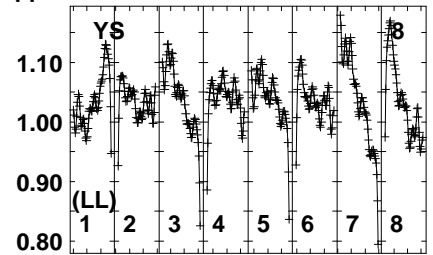
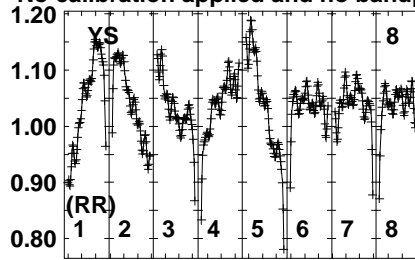
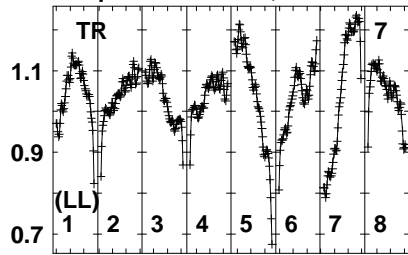
22100 22140 22180 22220 22260 22300 22340
FREQ MHz

Lower frame: Real Jy
Auto-corr total-power spectrum Antenna: *
Timerange: 01/03:47:19 to 01/03:48:48

Plot file version 668 created 20-JAN-2021 19:36:59

J0714+7408 EB074F.UVDATA.1

Freq = 22.1080 GHz, Bw = 32.000 MH No calibration applied and no bandpass applied



221 22140 22180 22220 22260 22300 22340
FREQ MHz

221 22140 22180 22220 22260 22300 22340
FREQ MHz

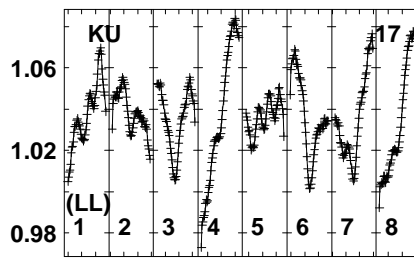
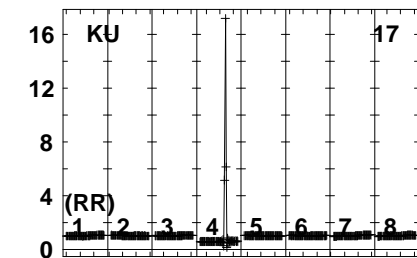
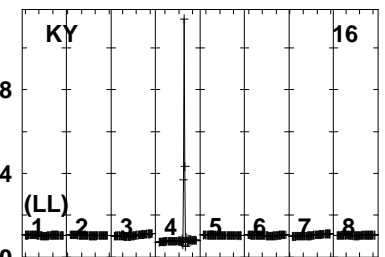
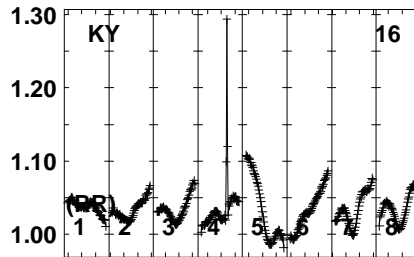
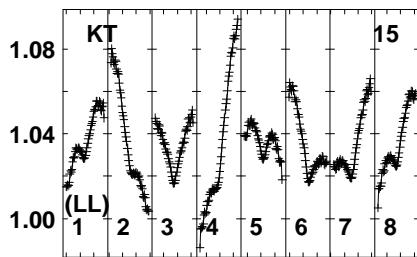
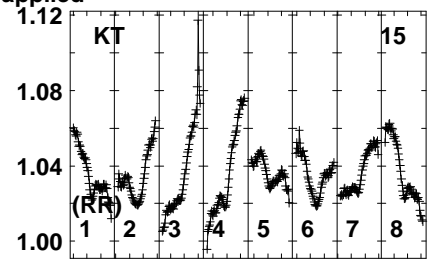
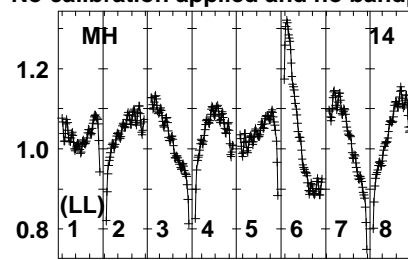
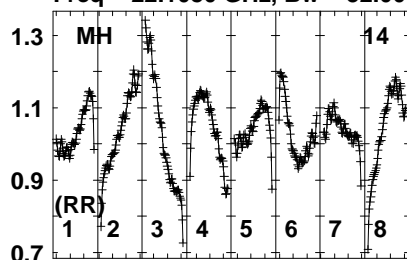
221 22140 22180 22220 22260 22300 22340
FREQ MHz

Lower frame: Real Jy
Auto-corr total-power spectrum Antenna: *
Timerange: 01/03:47:19 to 01/03:48:48

Plot file version 669 created 20-JAN-2021 19:36:59

J0714+7408 EB074F.UVDATA.1

Freq = 22.1080 GHz, Bw = 32.000 MH No calibration applied and no bandpass applied



22100 22140 22180 22220 22260 22300 22340
FREQ MHz

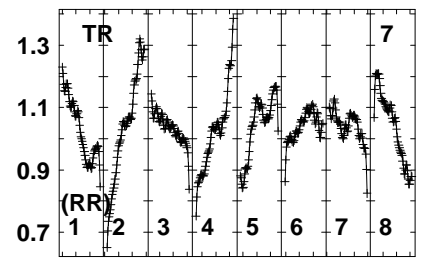
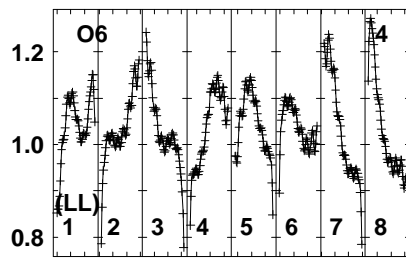
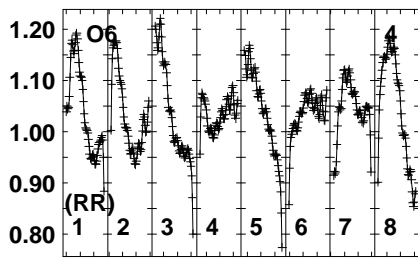
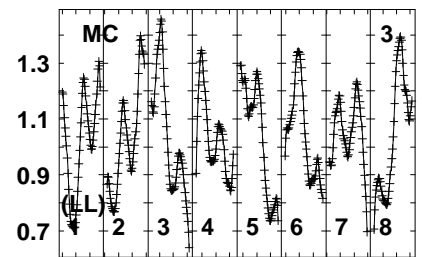
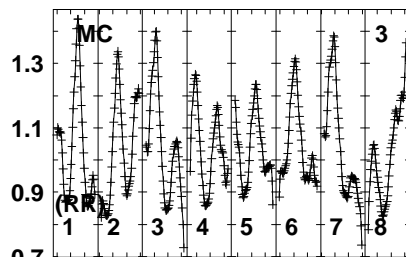
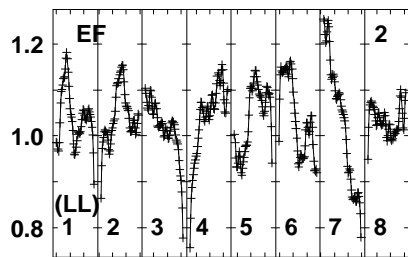
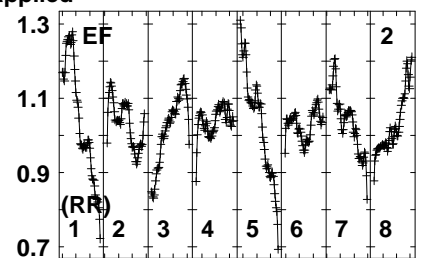
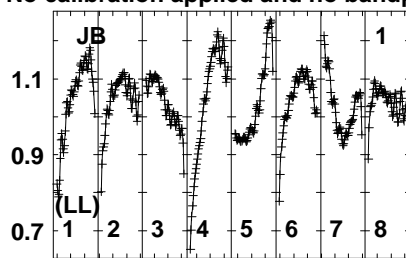
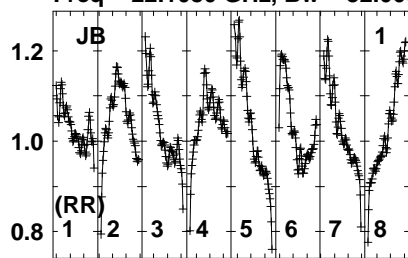
22100 22140 22180 22220 22260 22300 22340
FREQ MHz

Lower frame: Real Jy
Auto-corr total-power spectrum Antenna: *
Timerange: 01/03:47:19 to 01/03:48:48

Plot file version 670 created 20-JAN-2021 19:37:00

4C75 EB074F.UVDATA.1

Freq = 22.1080 GHz, Bw = 32.000 MH No calibration applied and no bandpass applied



22102140221802224022240222030022340
FREQ MHz

22102140221802224022240222030022340
FREQ MHz

22102140221802224022240222030022340
FREQ MHz

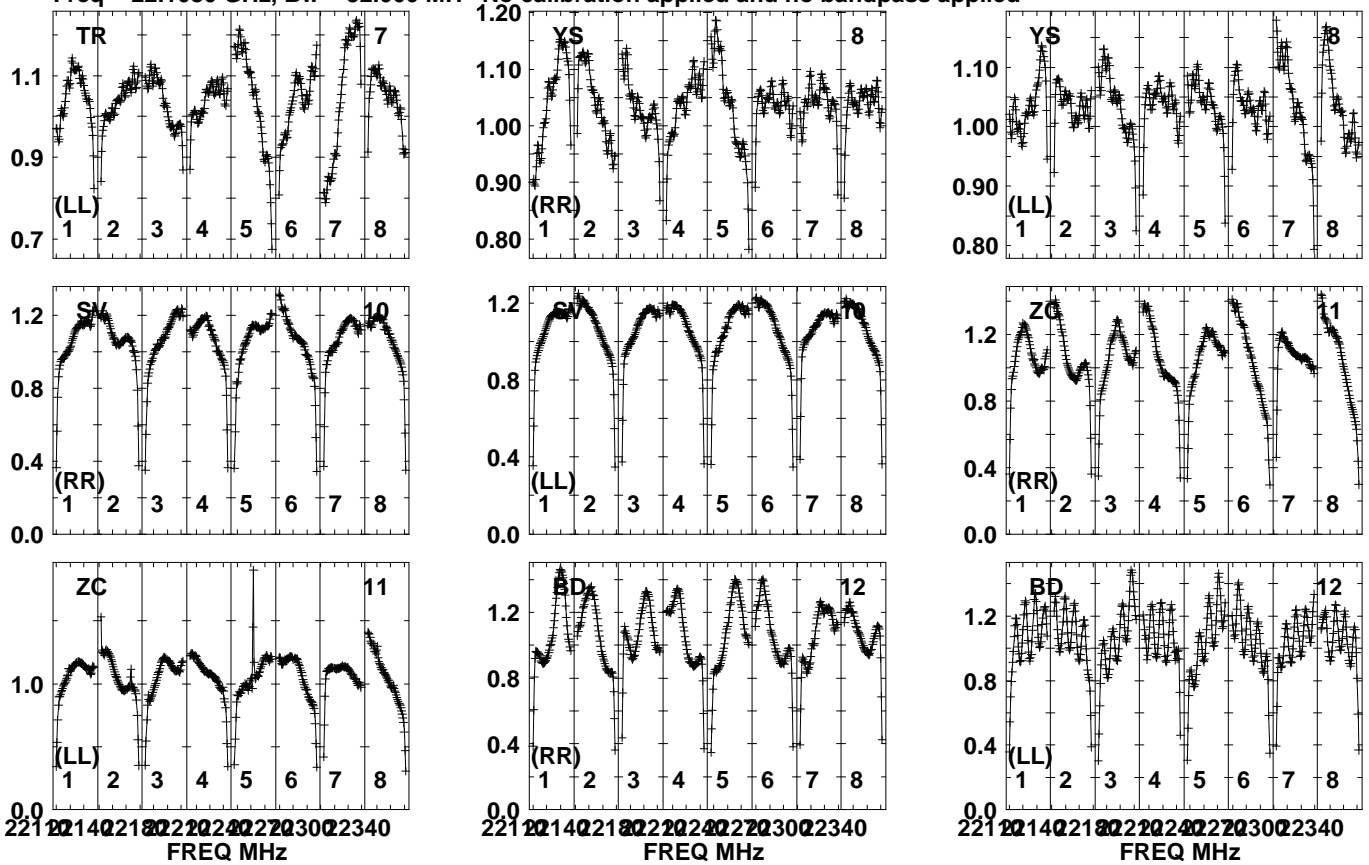
Lower frame: Real Jy
Auto-corr total-power spectrum Antenna: *
Timerange: 01/03:51:49 to 01/03:55:48

Plot file version 671 created 20-JAN-2021 19:37:00

4C75 EB074F.UVDATA.1

Freq = 22.1080 GHz, Bw = 32.000 MH

No calibration applied and no bandpass applied

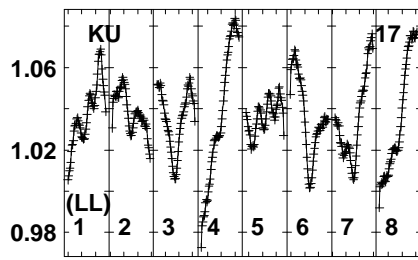
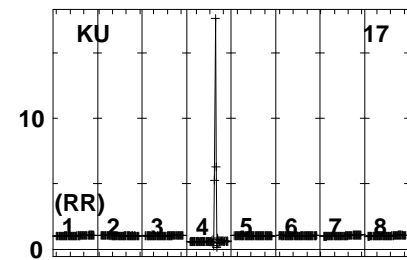

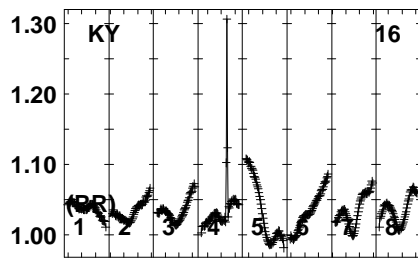
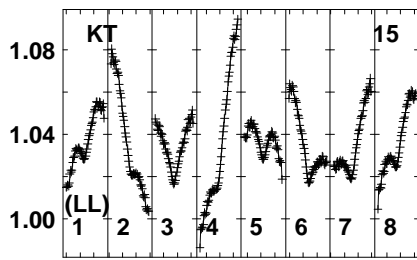
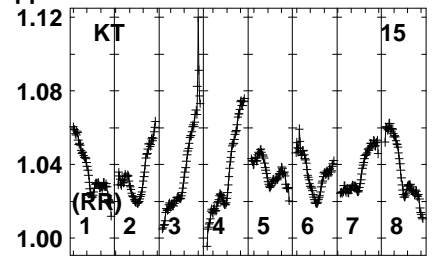
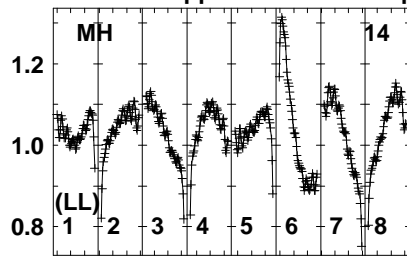
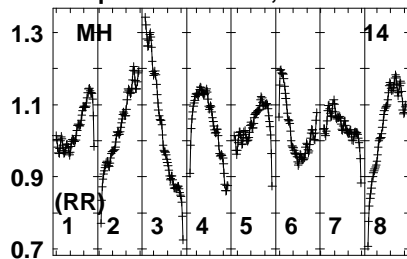


Lower frame: Real Jy
Auto-corr total-power spectrum Antenna: *
Timerange: 01/03:51:49 to 01/03:55:48

Plot file version 672 created 20-JAN-2021 19:37:01

4C75 EB074F.UVDATA.1

Freq = 22.1080 GHz, Bw = 32.000 MH No calibration applied and no bandpass applied



2210214021802240227023002340
FREQ MHz

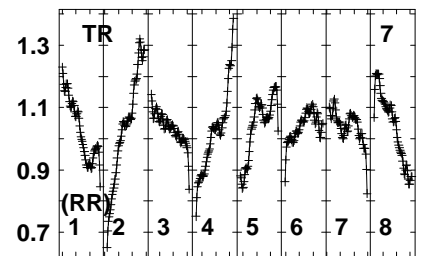
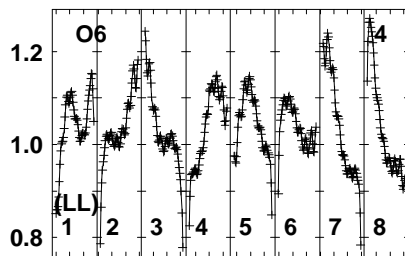
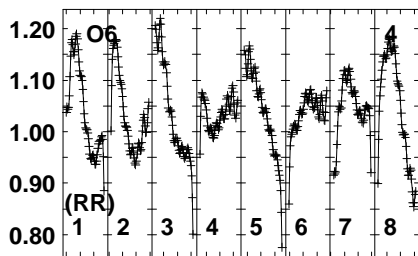
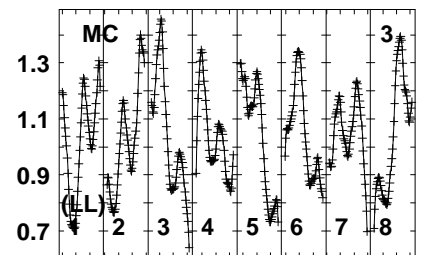
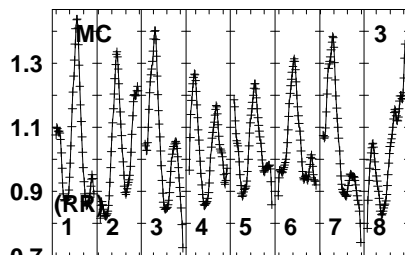
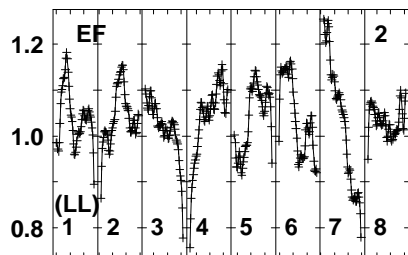
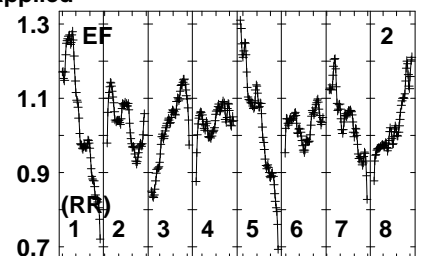
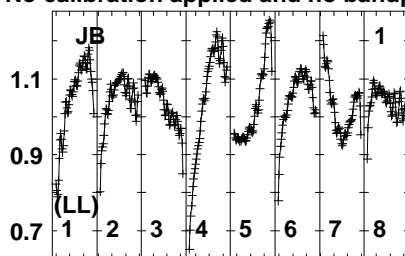
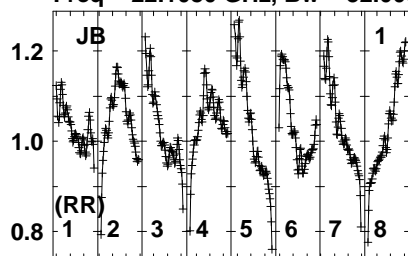
2210214021802240227023002340
FREQ MHz

Lower frame: Real Jy
Auto-corr total-power spectrum Antenna: *
Timerange: 01/03:51:49 to 01/03:55:48

Plot file version 673 created 20-JAN-2021 19:37:01

4C75 EB074F.UVDATA.1

Freq = 22.1080 GHz, Bw = 32.000 MH No calibration applied and no bandpass applied



22102140221802224022240222030022340
FREQ MHz

22102140221802224022240222030022340
FREQ MHz

22102140221802224022240222030022340
FREQ MHz

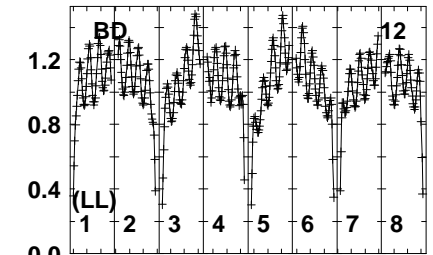
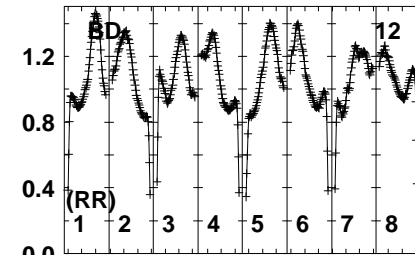
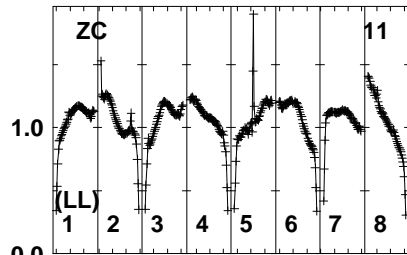
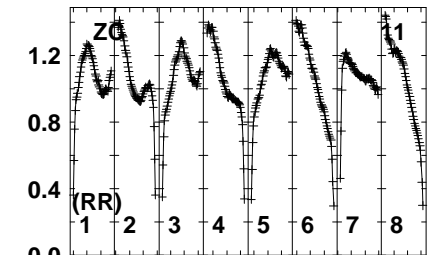
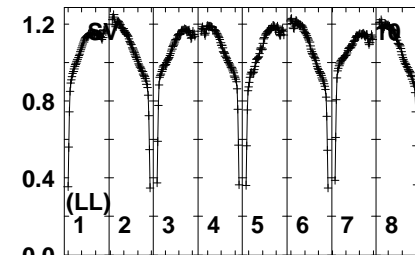
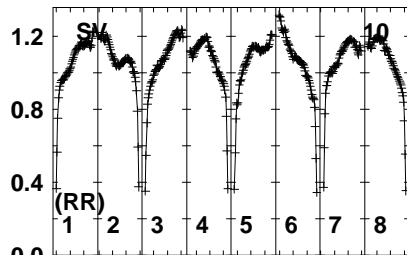
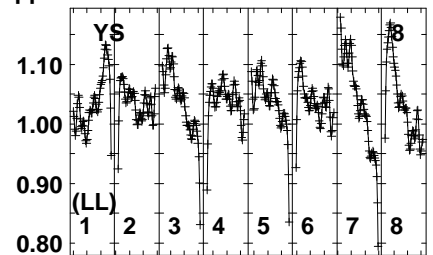
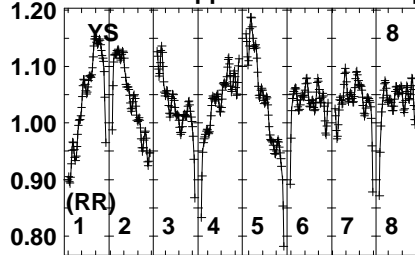
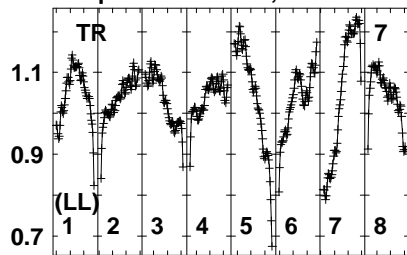
Lower frame: Real Jy
Auto-corr total-power spectrum Antenna: *
Timerange: 01/03:56:20 to 01/04:00:19

Plot file version 674 created 20-JAN-2021 19:37:02

4C75 EB074F.UVDATA.1

Freq = 22.1080 GHz, Bw = 32.000 MH

No calibration applied and no bandpass applied



221 22140 22180 22220 22260 22300 22340
FREQ MHz

221 22140 22180 22220 22260 22300 22340
FREQ MHz

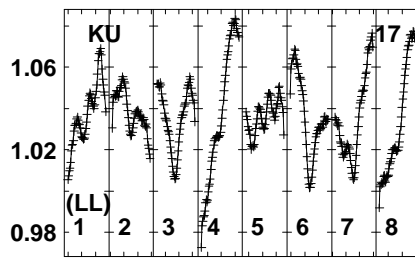
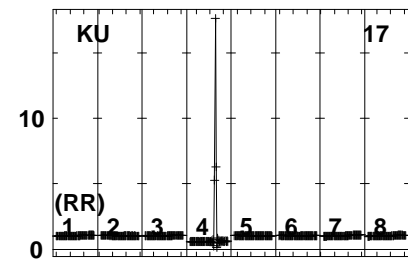
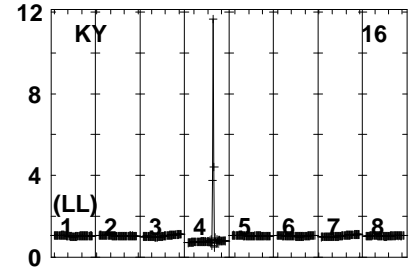
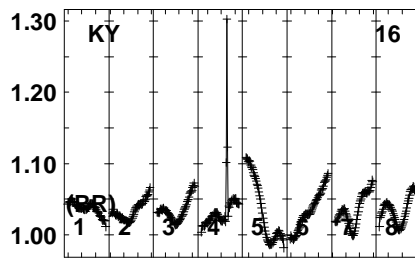
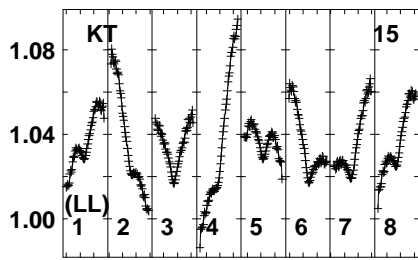
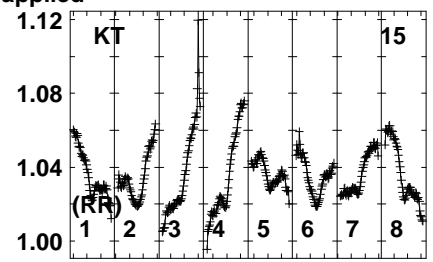
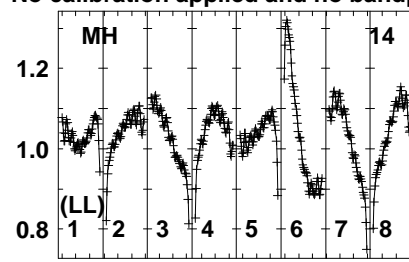
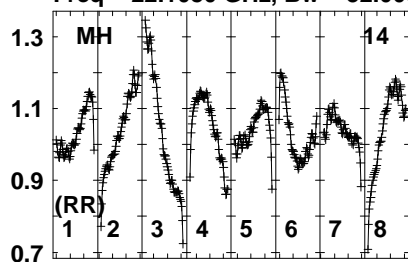
221 22140 22180 22220 22260 22300 22340
FREQ MHz

Lower frame: Real Jy
Auto-corr total-power spectrum Antenna: *
Timerange: 01/03:56:20 to 01/04:00:19

Plot file version 675 created 20-JAN-2021 19:37:03

4C75 EB074F.UVDATA.1

Freq = 22.1080 GHz, Bw = 32.000 MH No calibration applied and no bandpass applied



221021402218022240222802230022340
FREQ MHz

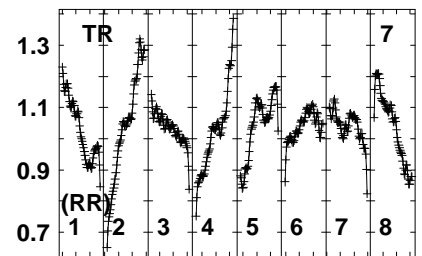
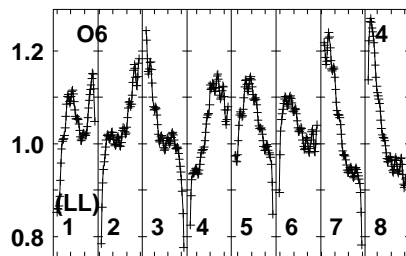
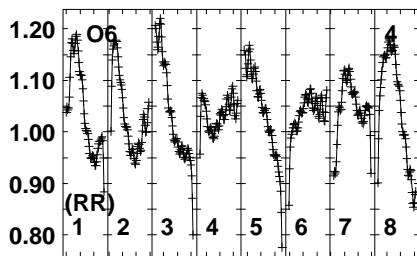
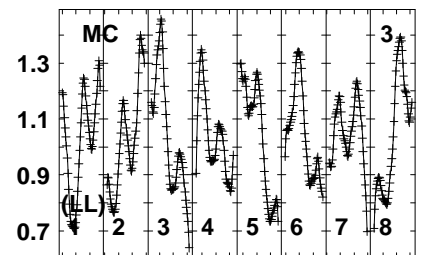
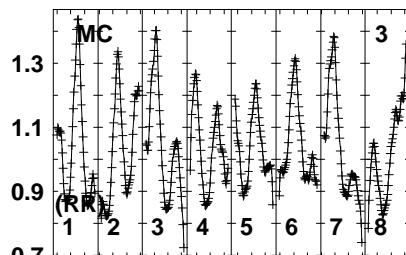
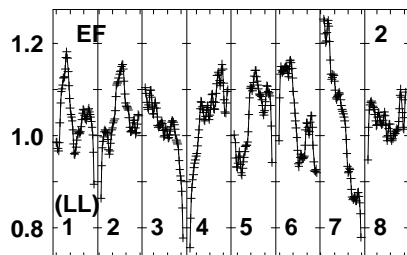
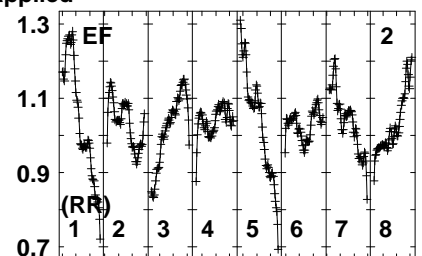
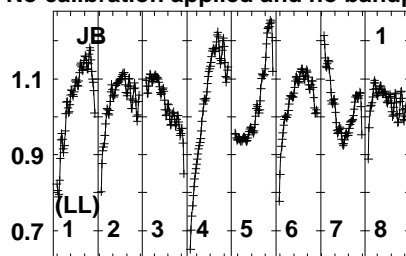
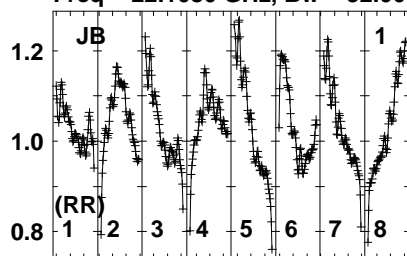
221021402218022240222802230022340
FREQ MHz

Lower frame: Real Jy
Auto-corr total-power spectrum Antenna: *
Timerange: 01/03:56:20 to 01/04:00:19

Plot file version 676 created 20-JAN-2021 19:37:03

4C75 EB074F.UVDATA.1

Freq = 22.1080 GHz, Bw = 32.000 MH No calibration applied and no bandpass applied



22102140221802222022240222602228023002340
FREQ MHz

22102140221802222022240222602228023002340
FREQ MHz

22102140221802222022240222602228023002340
FREQ MHz

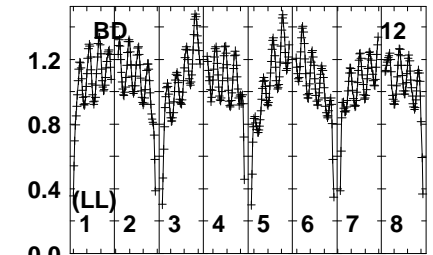
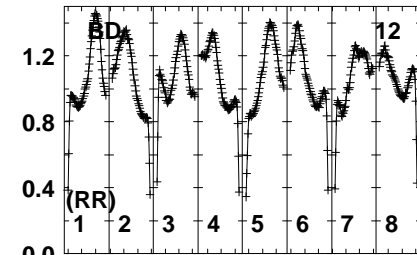
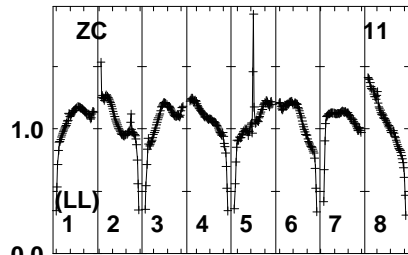
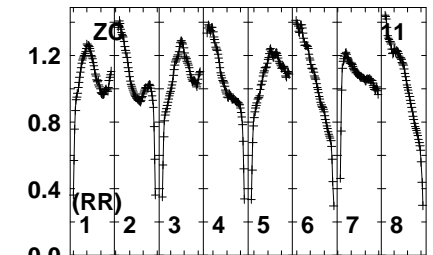
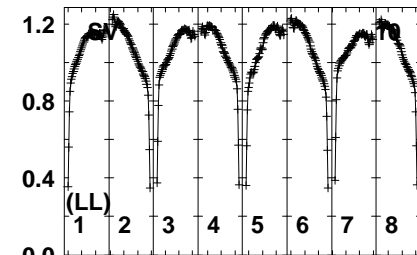
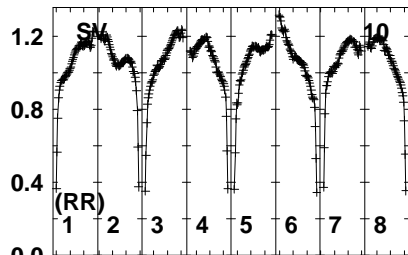
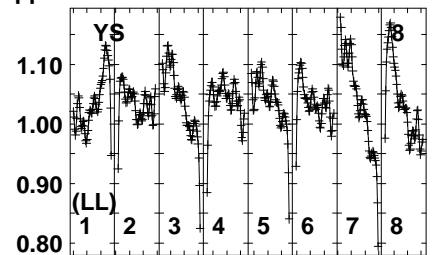
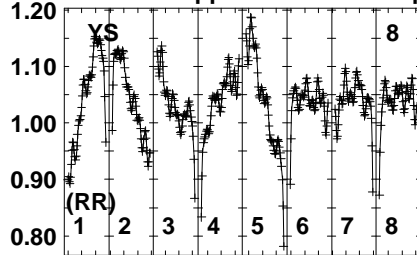
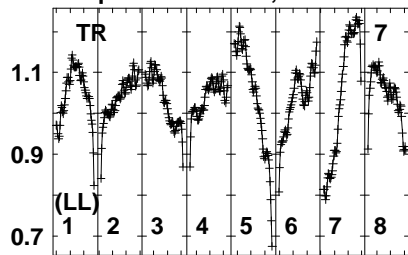
Lower frame: Real Jy
Auto-corr total-power spectrum Antenna: *
Timerange: 01/04:00:50 to 01/04:04:49

Plot file version 677 created 20-JAN-2021 19:37:04

4C75 EB074F.UVDATA.1

Freq = 22.1080 GHz, Bw = 32.000 MH

No calibration applied and no bandpass applied



221 22140 22180 22220 22260 22300 22340
FREQ MHz

221 22140 22180 22220 22260 22300 22340
FREQ MHz

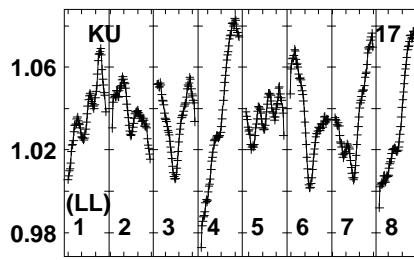
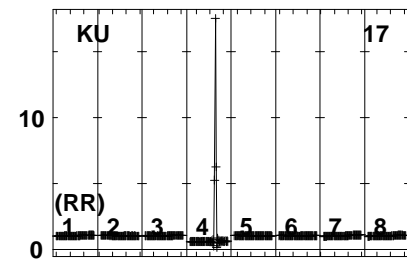

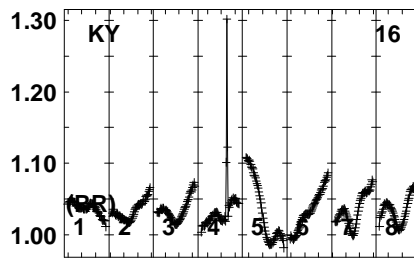
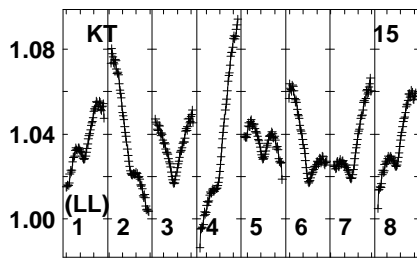
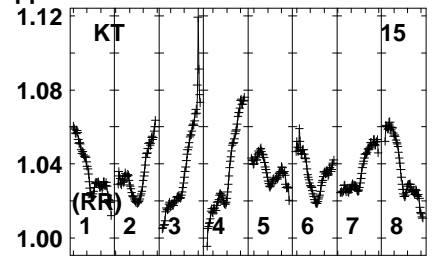
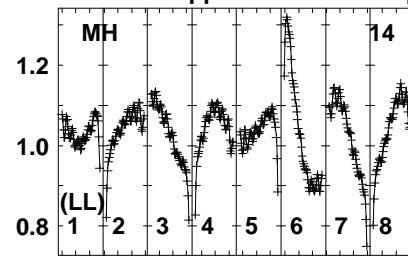
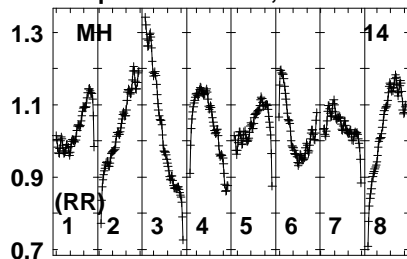
221 22140 22180 22220 22260 22300 22340
FREQ MHz

Lower frame: Real Jy
Auto-corr total-power spectrum Antenna: *
Timerange: 01/04:00:50 to 01/04:04:49

Plot file version 678 created 20-JAN-2021 19:37:05

4C75 EB074F.UVDATA.1

Freq = 22.1080 GHz, Bw = 32.000 MH No calibration applied and no bandpass applied



22100 22140 22180 22220 22260 22300 22340
FREQ MHz

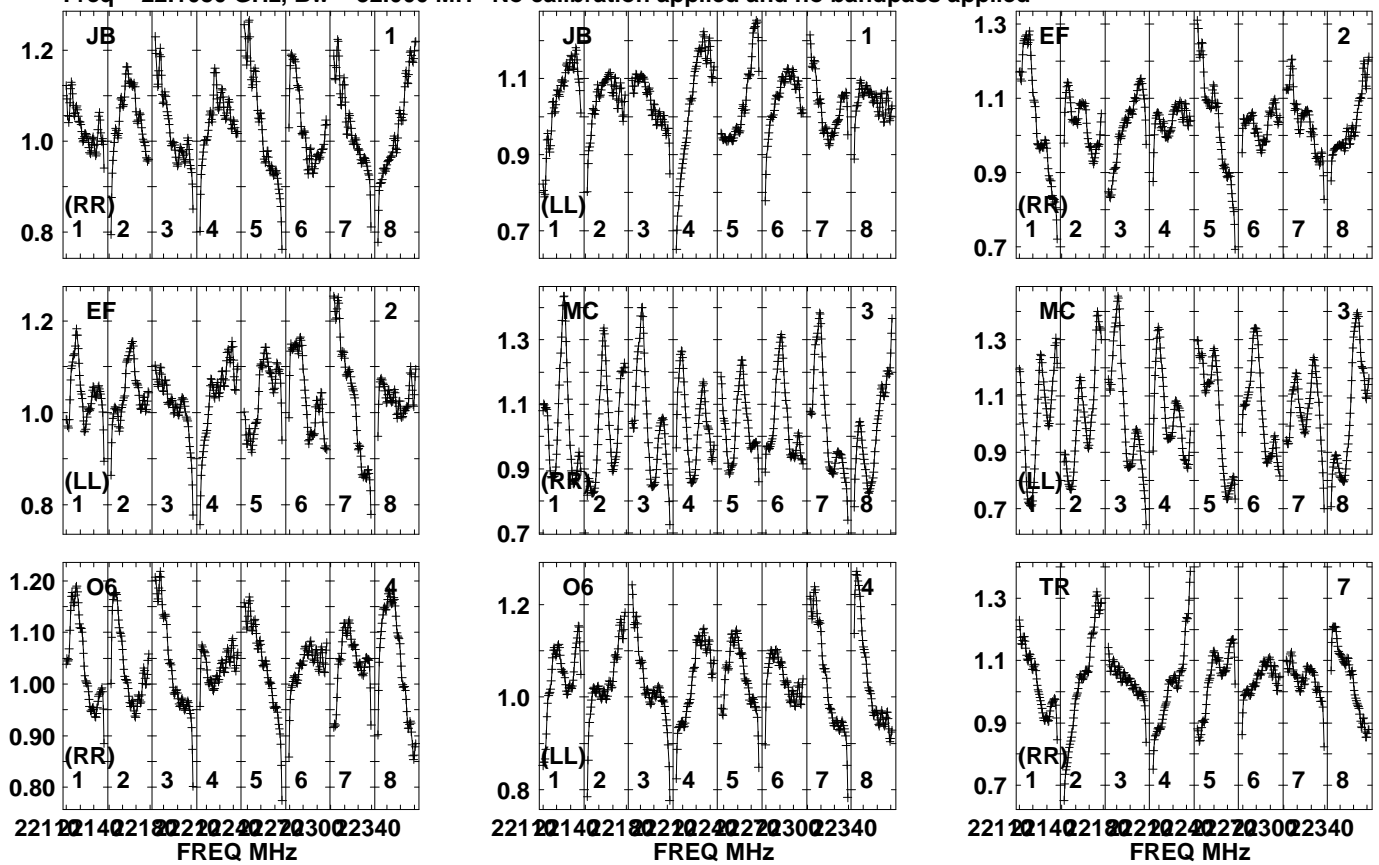
22100 22140 22180 22220 22260 22300 22340
FREQ MHz

Lower frame: Real Jy
Auto-corr total-power spectrum Antenna: *
Timerange: 01/04:00:50 to 01/04:04:49

Plot file version 679 created 20-JAN-2021 19:37:05

4C75 EB074F.UVDATA.1

Freq = 22.1080 GHz, Bw = 32.000 MH No calibration applied and no bandpass applied



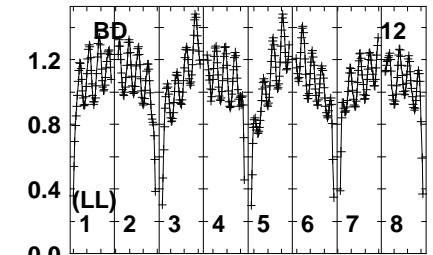
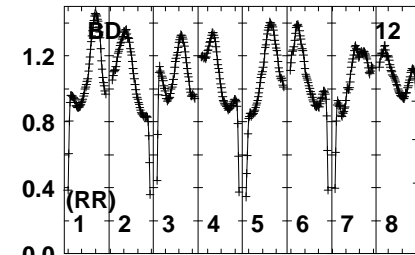
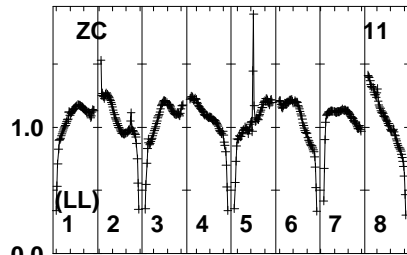
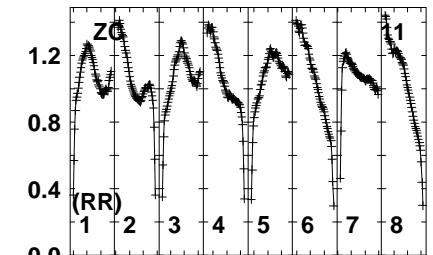
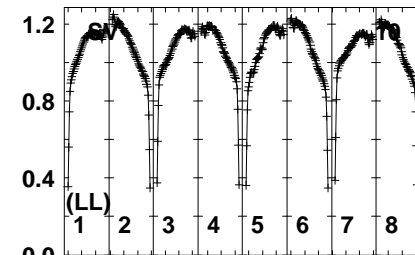
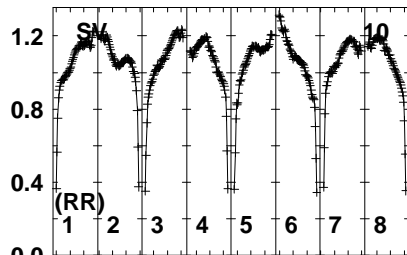
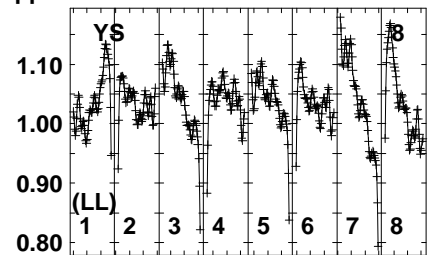
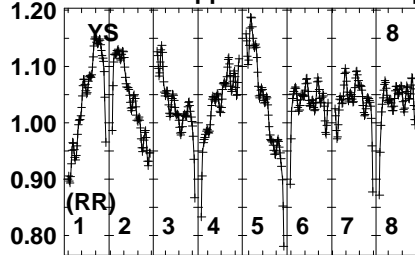
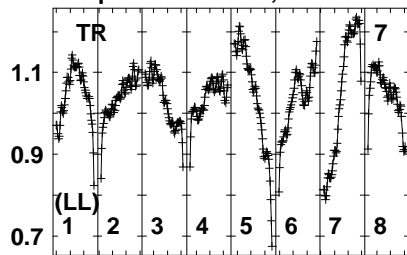
Lower frame: Real Jy
Auto-corr total-power spectrum Antenna: *
Timerange: 01/04:05:20 to 01/04:09:18

Plot file version 680 created 20-JAN-2021 19:37:06

4C75 EB074F.UVDATA.1

Freq = 22.1080 GHz, Bw = 32.000 MH

No calibration applied and no bandpass applied



221 22140 22180 22220 22260 22300 22340
FREQ MHz

221 22140 22180 22220 22260 22300 22340
FREQ MHz

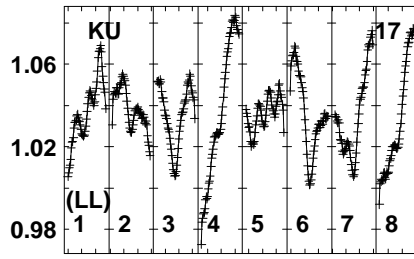
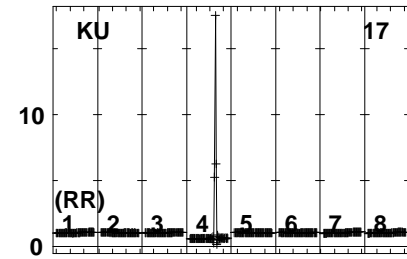
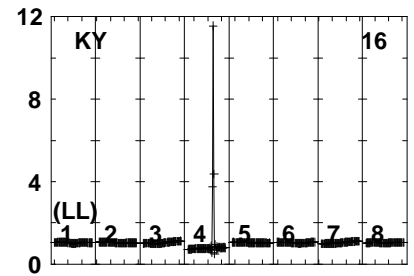
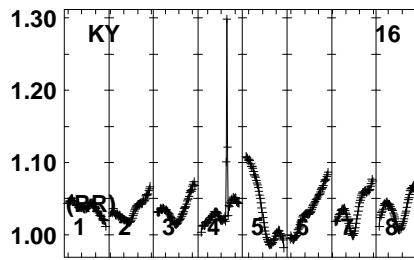
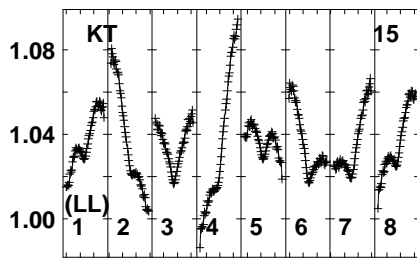
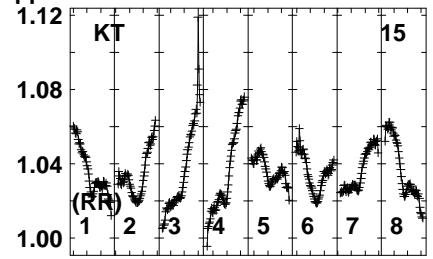
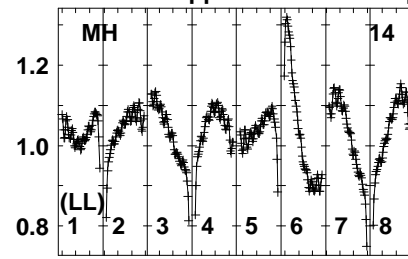
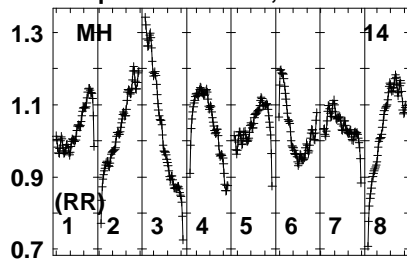
221 22140 22180 22220 22260 22300 22340
FREQ MHz

Lower frame: Real Jy
Auto-corr total-power spectrum Antenna: *
Timerange: 01/04:05:20 to 01/04:09:18

Plot file version 681 created 20-JAN-2021 19:37:07

4C75 EB074F.UVDATA.1

Freq = 22.1080 GHz, Bw = 32.000 MH No calibration applied and no bandpass applied



22100 22140 22180 22220 22260 22300 22340
FREQ MHz

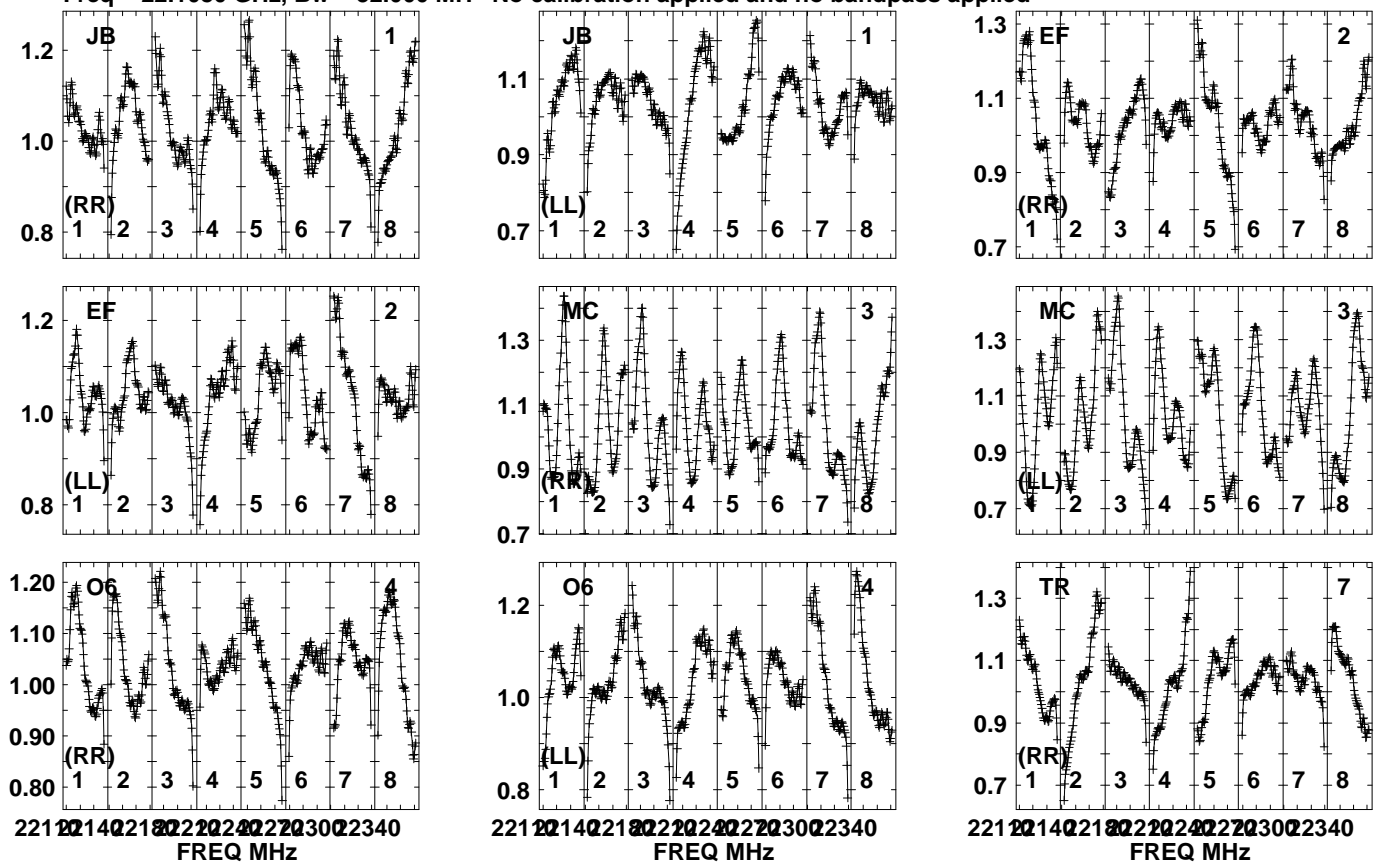
22100 22140 22180 22220 22260 22300 22340
FREQ MHz

Lower frame: Real Jy
Auto-corr total-power spectrum Antenna: *
Timerange: 01/04:05:20 to 01/04:09:18

Plot file version 682 created 20-JAN-2021 19:37:07

4C75 EB074F.UVDATA.1

Freq = 22.1080 GHz, Bw = 32.000 MH No calibration applied and no bandpass applied

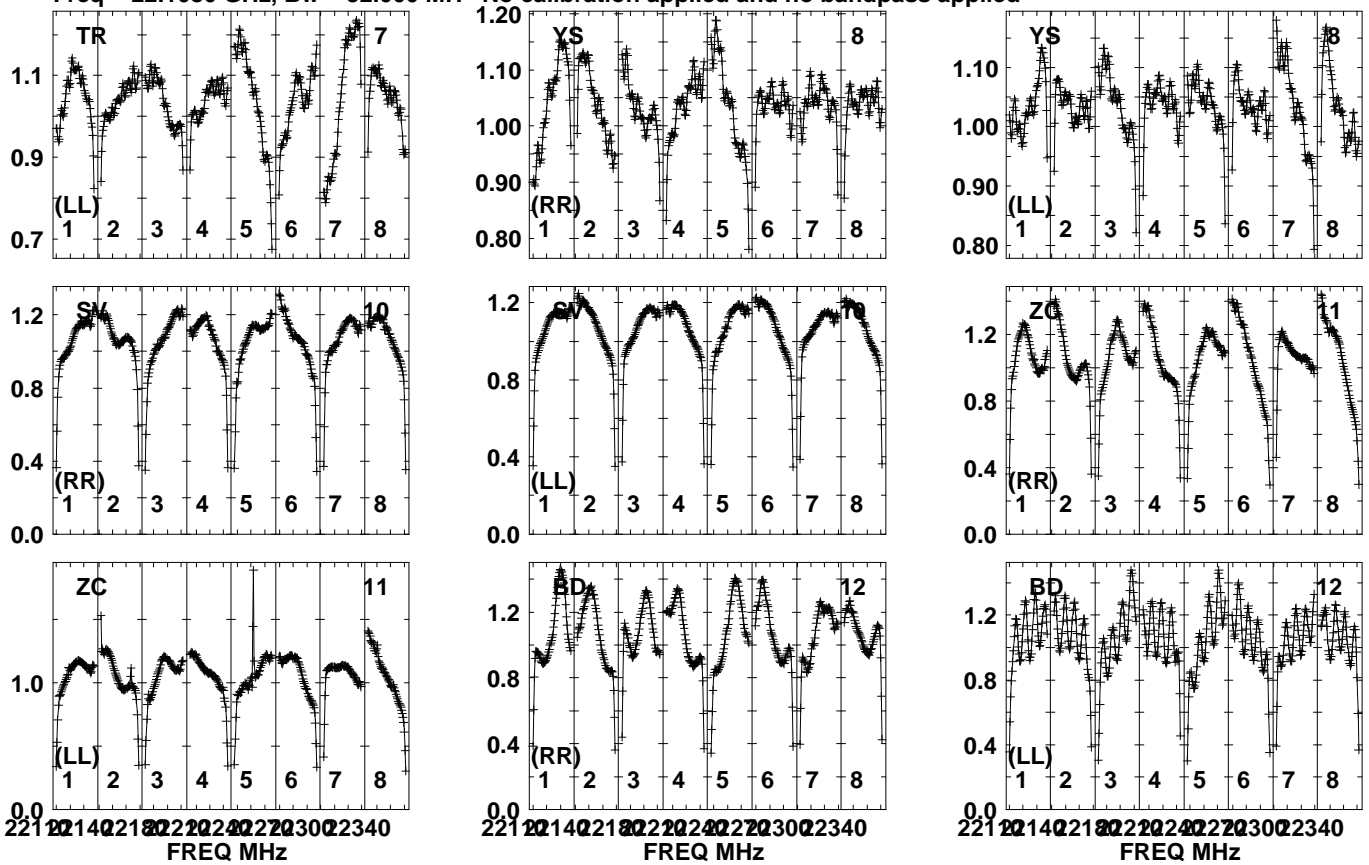


Lower frame: Real Jy
Auto-corr total-power spectrum Antenna: *
Timerange: 01/04:09:49 to 01/04:11:49

Plot file version 683 created 20-JAN-2021 19:37:07

4C75 EB074F.UVDATA.1

Freq = 22.1080 GHz, Bw = 32.000 MH No calibration applied and no bandpass applied

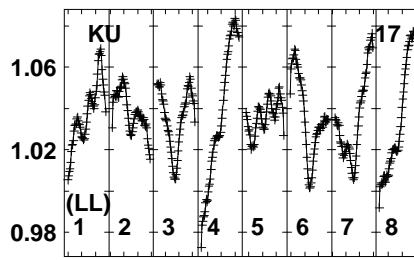
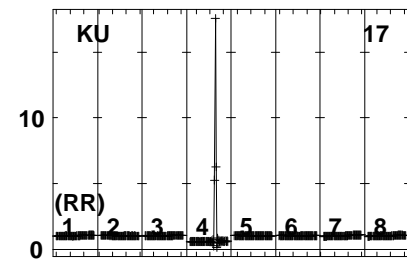
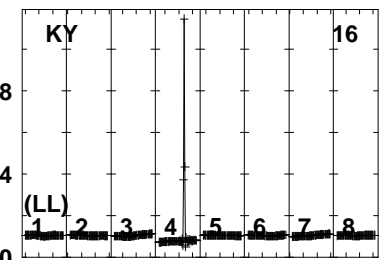
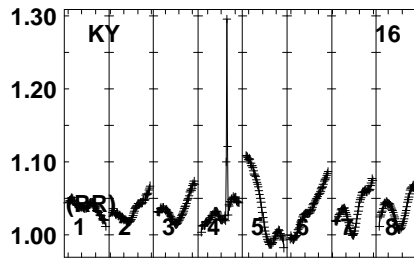
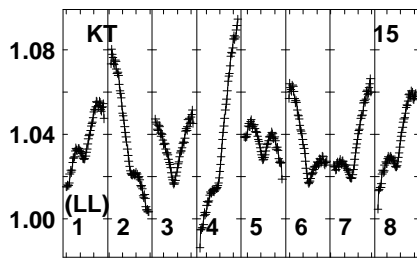
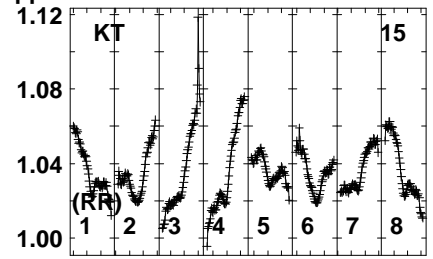
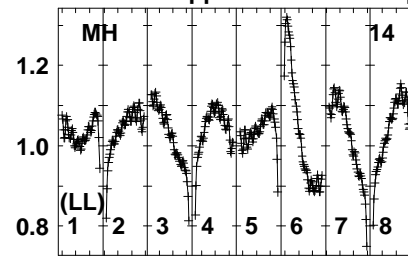
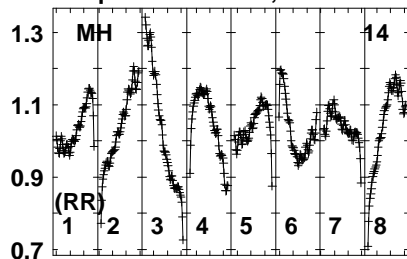


Lower frame: Real Jy
Auto-corr total-power spectrum Antenna: *
Timerange: 01/04:09:49 to 01/04:11:49

Plot file version 684 created 20-JAN-2021 19:37:08

4C75 EB074F.UVDATA.1

Freq = 22.1080 GHz, Bw = 32.000 MH No calibration applied and no bandpass applied



22100 22140 22180 22220 22260 22300 22340
FREQ MHz

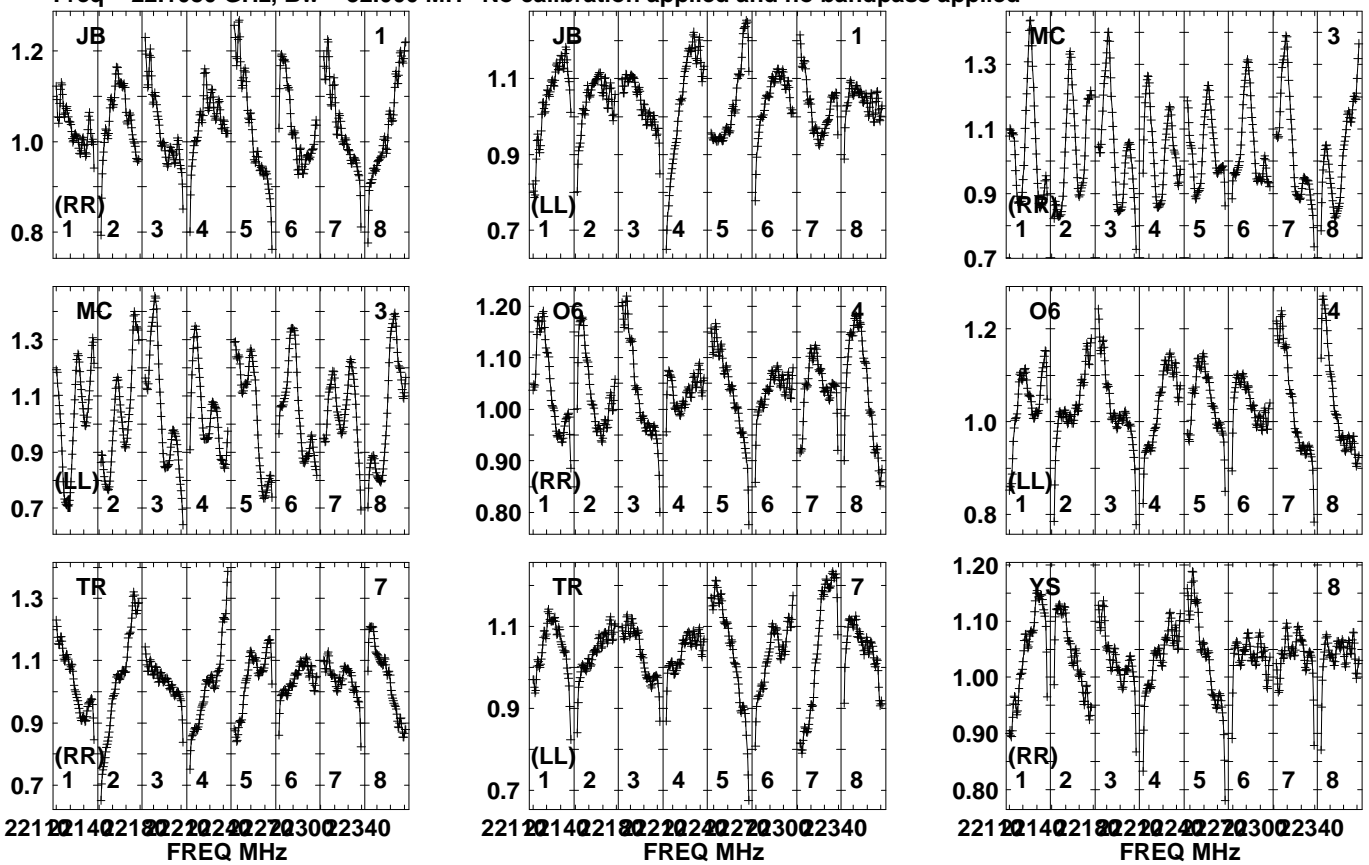
22100 22140 22180 22220 22260 22300 22340
FREQ MHz

Lower frame: Real Jy
Auto-corr total-power spectrum Antenna: *
Timerange: 01/04:09:49 to 01/04:11:49

Plot file version 685 created 20-JAN-2021 19:37:08

0654+73 EB074F.UVDATA.1

Freq = 22.1080 GHz, Bw = 32.000 MH No calibration applied and no bandpass applied

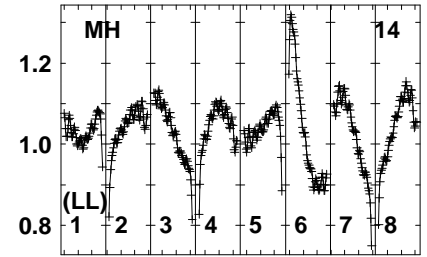
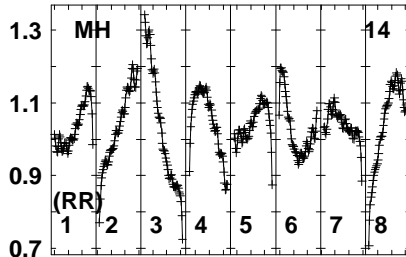
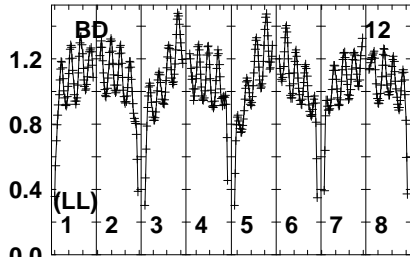
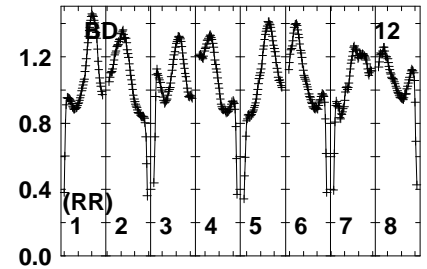
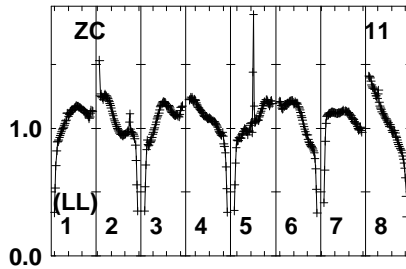
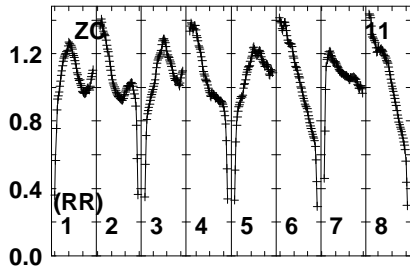
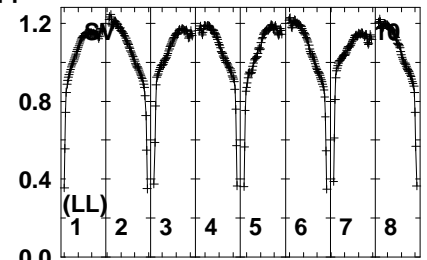
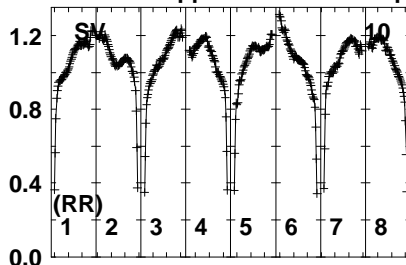
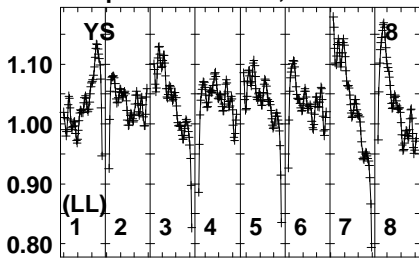


Lower frame: Real Jy
Auto-corr total-power spectrum Antenna: *
Timerange: 01/04:13:50 to 01/04:15:49

Plot file version 686 created 20-JAN-2021 19:37:08

0654+73 EB074F.UVDATA.1

Freq = 22.1080 GHz, Bw = 32.000 MH No calibration applied and no bandpass applied



221 22140 2180 2220 2400 2270 300 2340
FREQ MHz

221 22140 2180 2220 2400 2270 300 2340
FREQ MHz

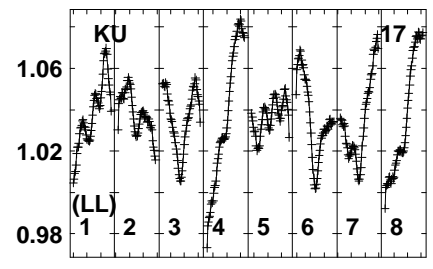
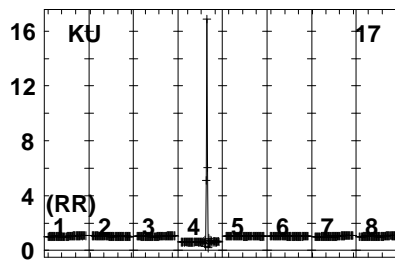
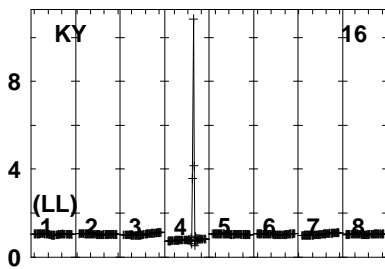
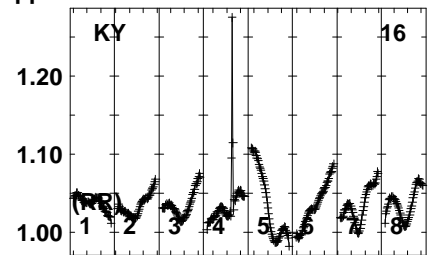
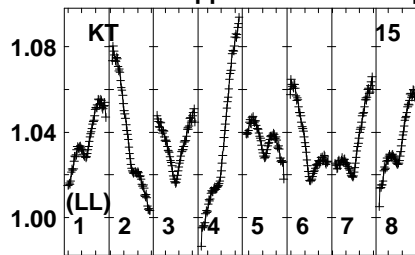
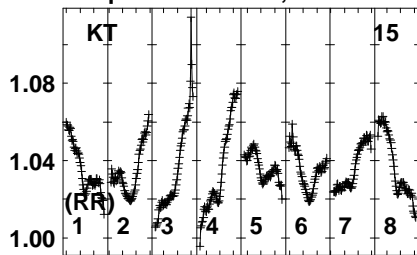
221 22140 2180 2220 2400 2270 300 2340
FREQ MHz

Lower frame: Real Jy
Auto-corr total-power spectrum Antenna: *
Timerange: 01/04:13:50 to 01/04:15:49

Plot file version 687 created 20-JAN-2021 19:37:09

0654+73 EB074F.UVDATA.1

Freq = 22.1080 GHz, Bw = 32.000 MH No calibration applied and no bandpass applied

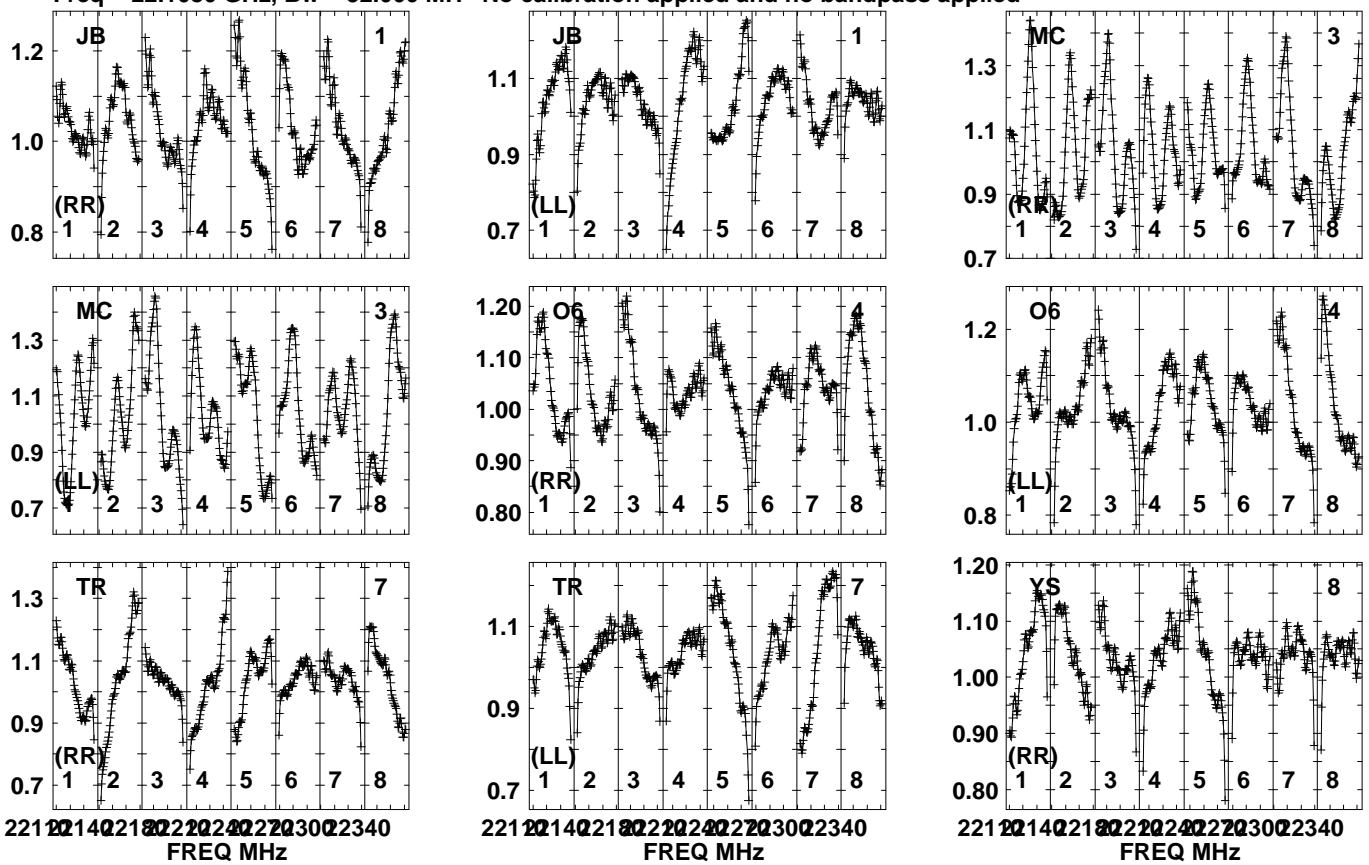


Lower frame: Real Jy
Auto-corr total-power spectrum Antenna: *
Timerange: 01/04:13:50 to 01/04:15:49

Plot file version 688 created 20-JAN-2021 19:37:09

J0714+7408 EB074F.UVDATA.1

Freq = 22.1080 GHz, Bw = 32.000 MH No calibration applied and no bandpass applied

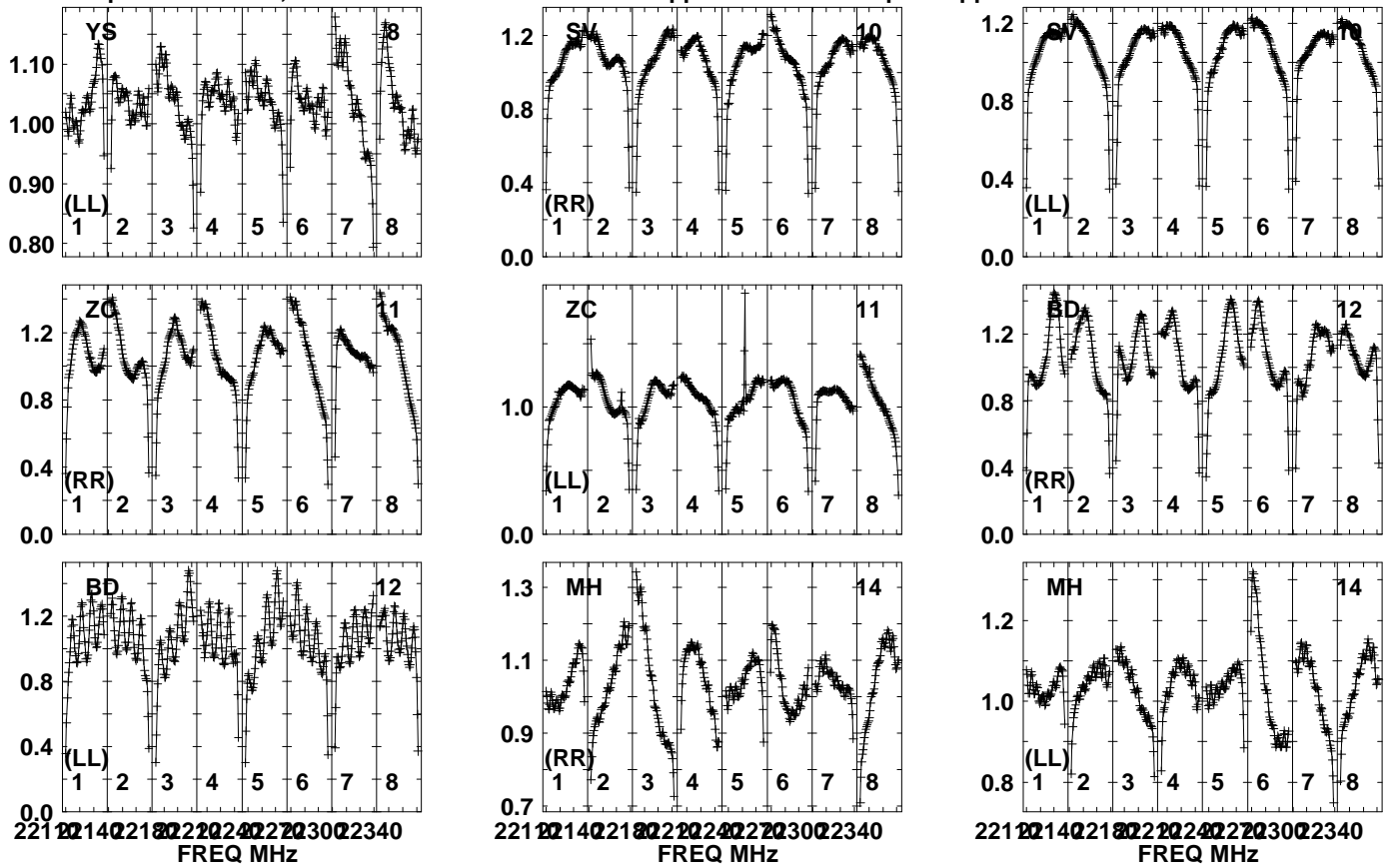


Lower frame: Real Jy
Auto-corr total-power spectrum Antenna: *
Timerange: 01/04:16:49 to 01/04:18:18

Plot file version 689 created 20-JAN-2021 19:37:09

J0714+7408 EB074F.UVDATA.1

Freq = 22.1080 GHz, Bw = 32.000 MH No calibration applied and no bandpass applied

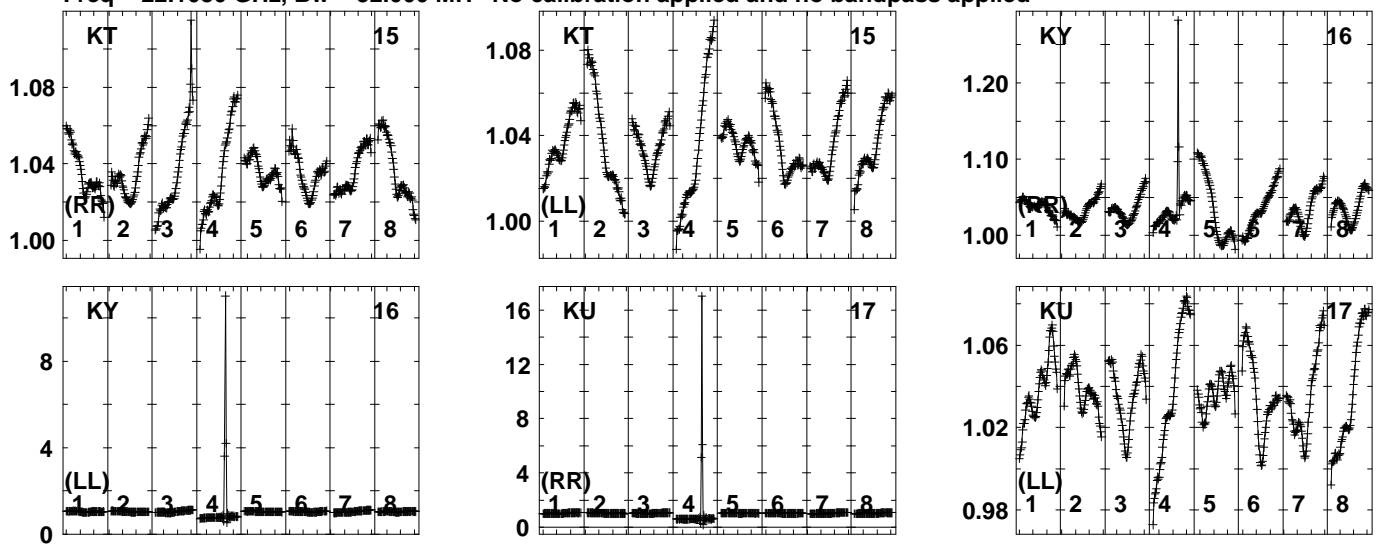


Lower frame: Real Jy
Auto-corr total-power spectrum Antenna: *
Timerange: 01/04:16:49 to 01/04:18:18

Plot file version 690 created 20-JAN-2021 19:37:10

J0714+7408 EB074F.UVDATA.1

Freq = 22.1080 GHz, Bw = 32.000 MH No calibration applied and no bandpass applied

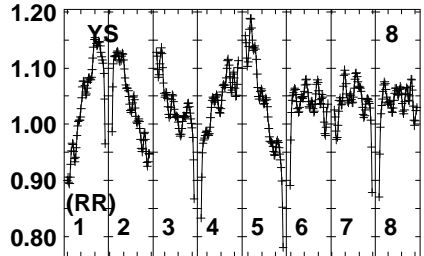
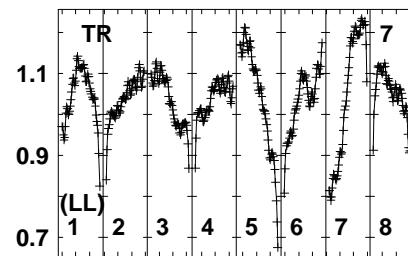
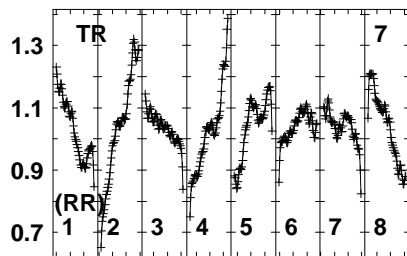
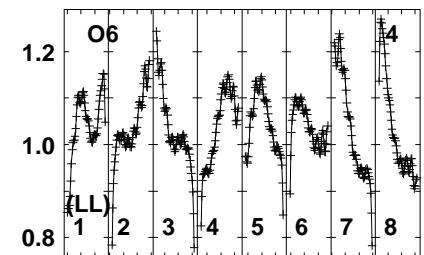
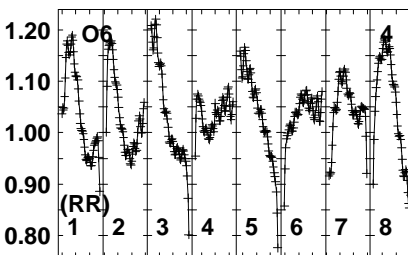
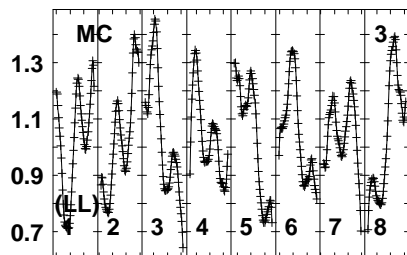
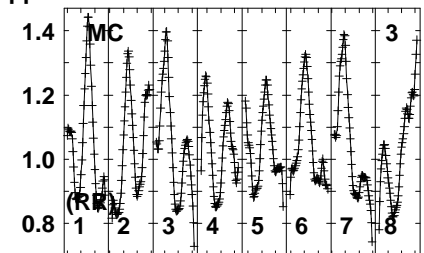
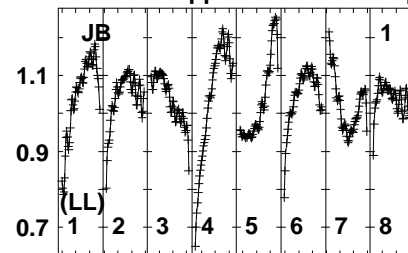
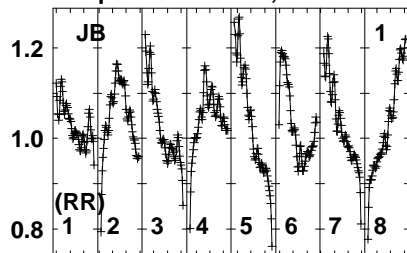


Lower frame: Real Jy
Auto-corr total-power spectrum Antenna: *
Timerange: 01/04:16:49 to 01/04:18:18

Plot file version 691 created 20-JAN-2021 19:37:10

0654+73 EB074F.UVDATA.1

Freq = 22.1080 GHz, Bw = 32.000 MH No calibration applied and no bandpass applied



22102140221802224022240222030022340
FREQ MHz

22102140221802224022240222030022340
FREQ MHz

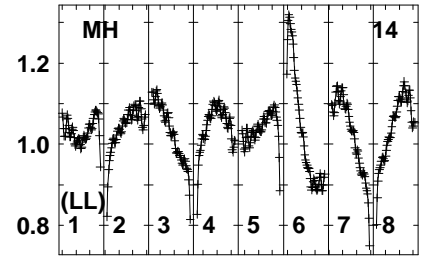
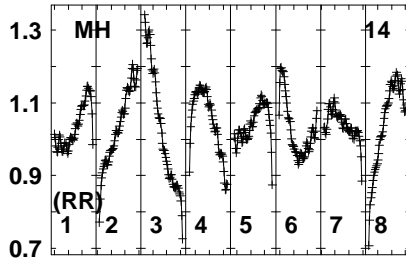
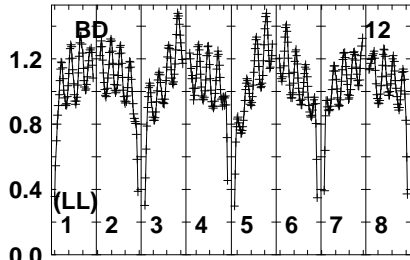
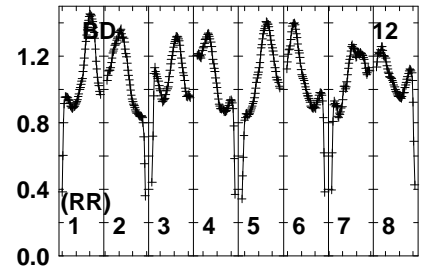
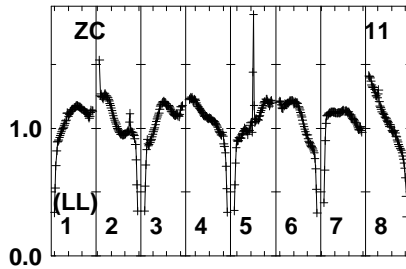
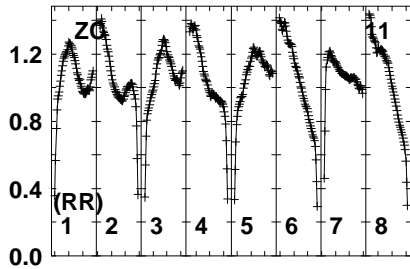
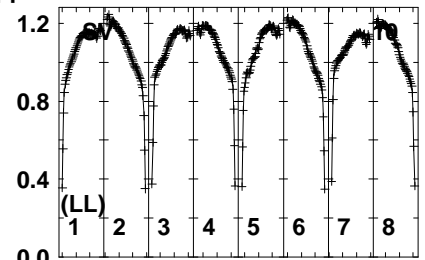
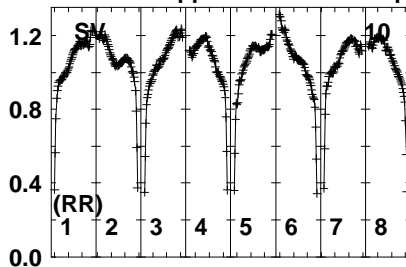
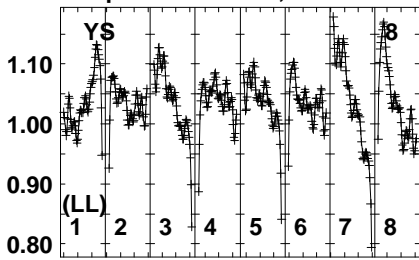
22102140221802224022240222030022340
FREQ MHz

Lower frame: Real Jy
Auto-corr total-power spectrum Antenna: *
Timerange: 01/04:19:20 to 01/04:21:18

Plot file version 692 created 20-JAN-2021 19:37:10

0654+73 EB074F.UVDATA.1

Freq = 22.1080 GHz, Bw = 32.000 MH No calibration applied and no bandpass applied



221 221402180222024022703002340
FREQ MHz

221 221402180222024022703002340
FREQ MHz

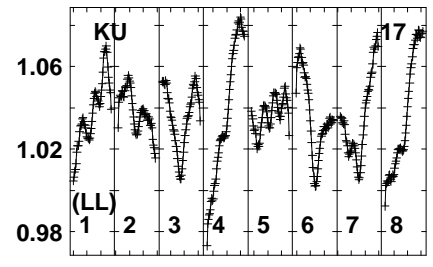
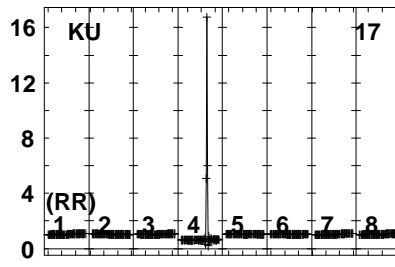
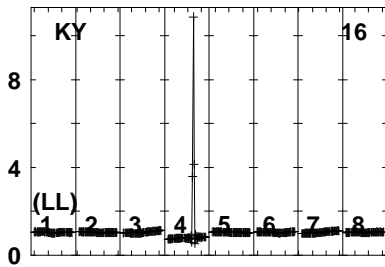
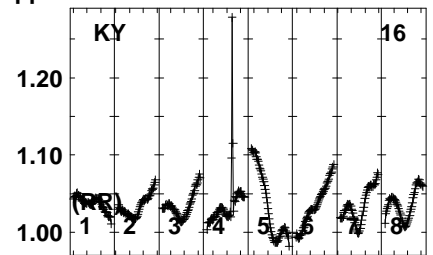
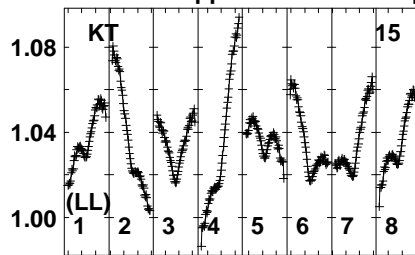
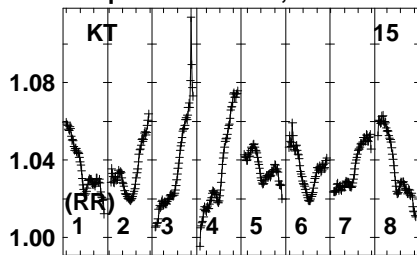
221 221402180222024022703002340
FREQ MHz

Lower frame: Real Jy
Auto-corr total-power spectrum Antenna: *
Timerange: 01/04:19:20 to 01/04:21:18

Plot file version 693 created 20-JAN-2021 19:37:10

0654+73 EB074F.UVDATA.1

Freq = 22.1080 GHz, Bw = 32.000 MH No calibration applied and no bandpass applied

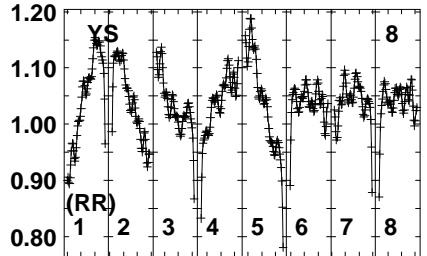
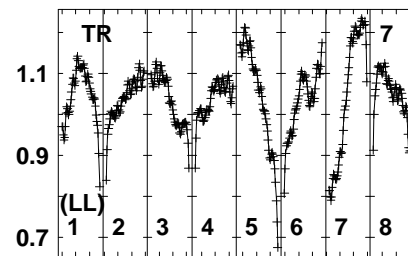
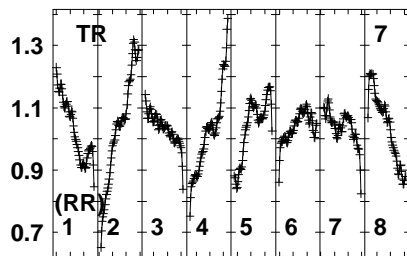
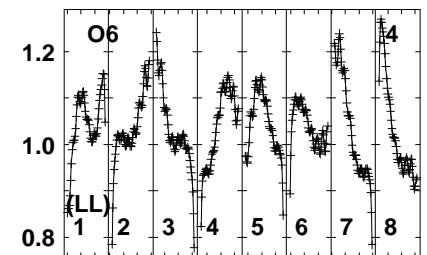
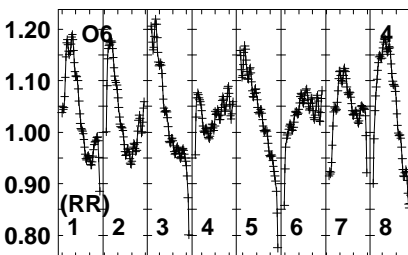
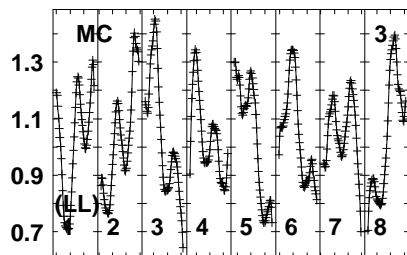
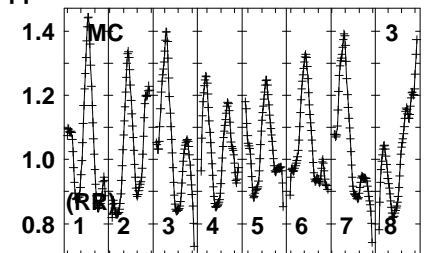
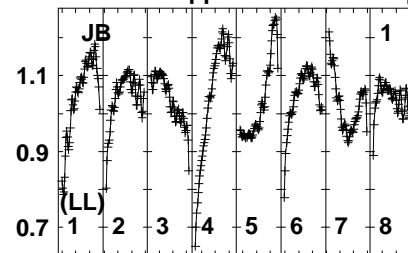
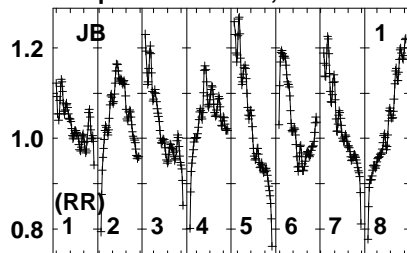


Lower frame: Real Jy
Auto-corr total-power spectrum Antenna: *
Timerange: 01/04:19:20 to 01/04:21:18

Plot file version 694 created 20-JAN-2021 19:37:10

J0714+7408 EB074F.UVDATA.1

Freq = 22.1080 GHz, Bw = 32.000 MH No calibration applied and no bandpass applied



22100 22140 22180 22220 22260 22300 22340
FREQ MHz

22100 22140 22180 22220 22260 22300 22340
FREQ MHz

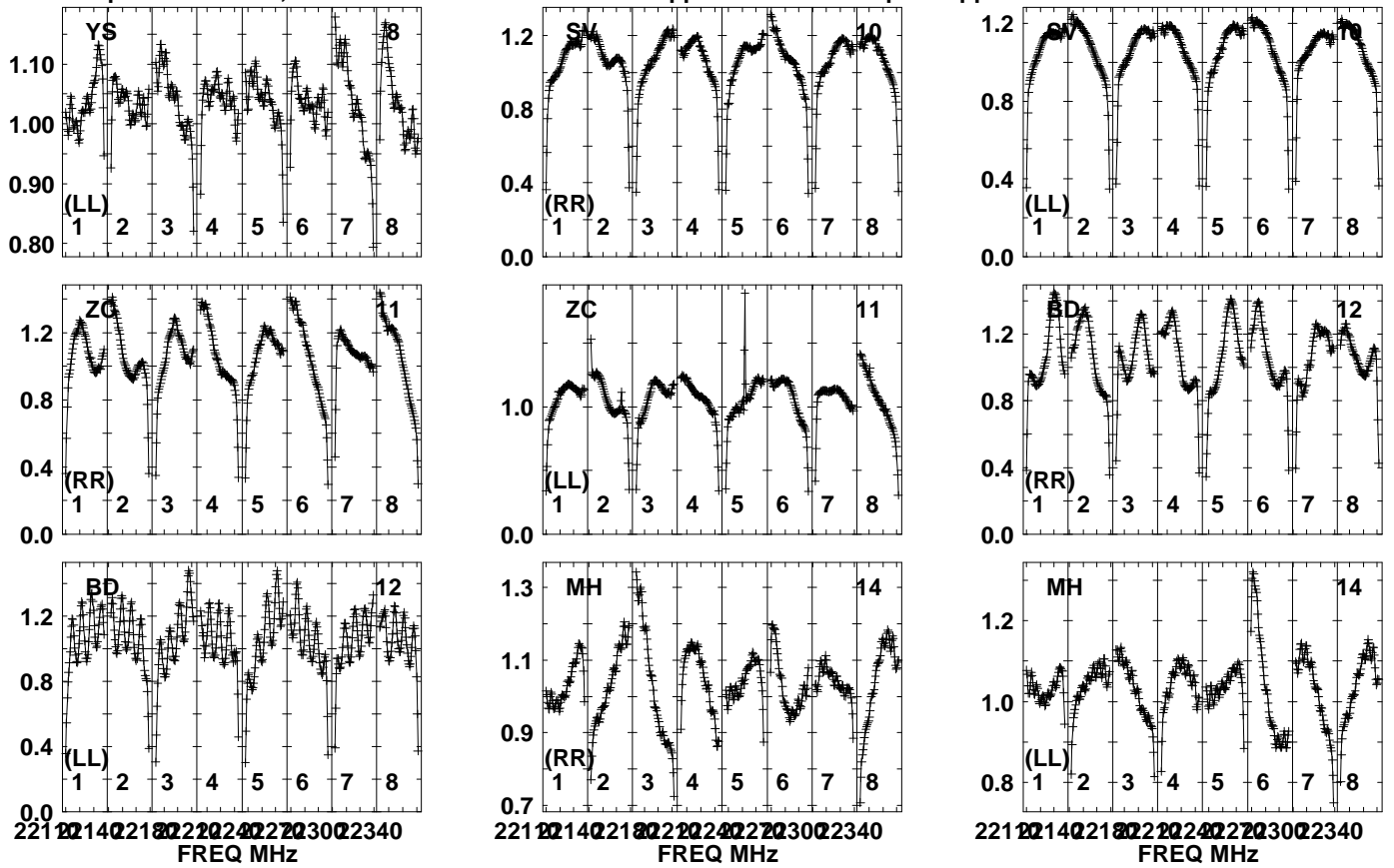
22100 22140 22180 22220 22260 22300 22340
FREQ MHz

Lower frame: Real Jy
Auto-corr total-power spectrum Antenna: *
Timerange: 01/04:22:20 to 01/04:23:48

Plot file version 695 created 20-JAN-2021 19:37:11

J0714+7408 EB074F.UVDATA.1

Freq = 22.1080 GHz, Bw = 32.000 MH No calibration applied and no bandpass applied

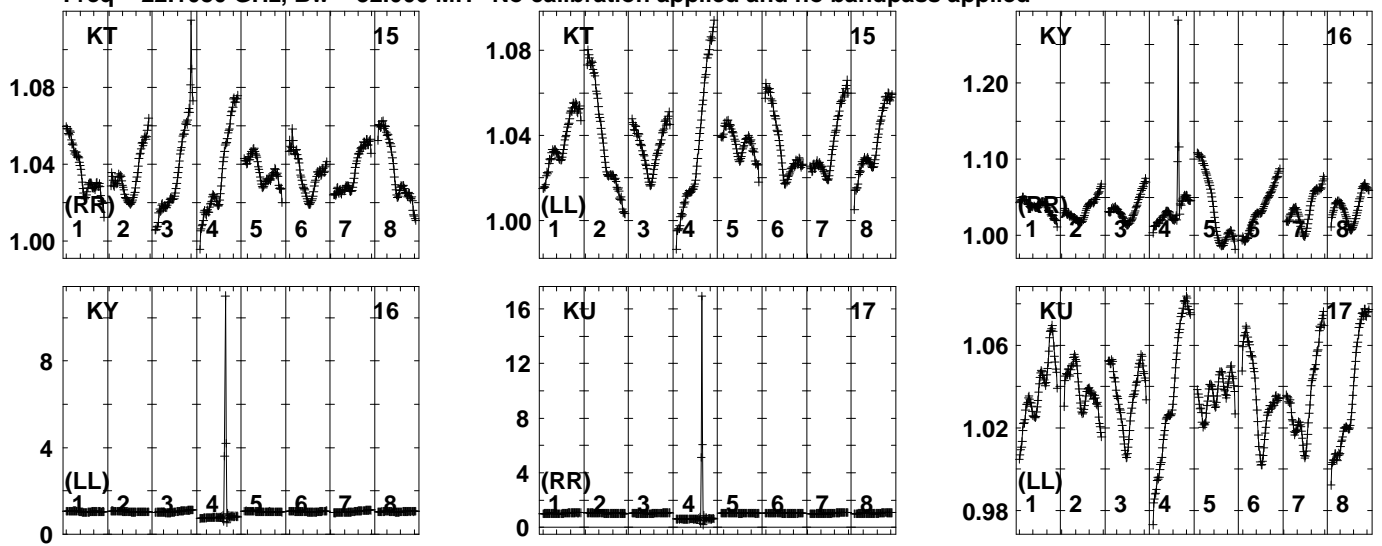


Lower frame: Real Jy
Auto-corr total-power spectrum Antenna: *
Timerange: 01/04:22:20 to 01/04:23:48

Plot file version 696 created 20-JAN-2021 19:37:11

J0714+7408 EB074F.UVDATA.1

Freq = 22.1080 GHz, Bw = 32.000 MH No calibration applied and no bandpass applied

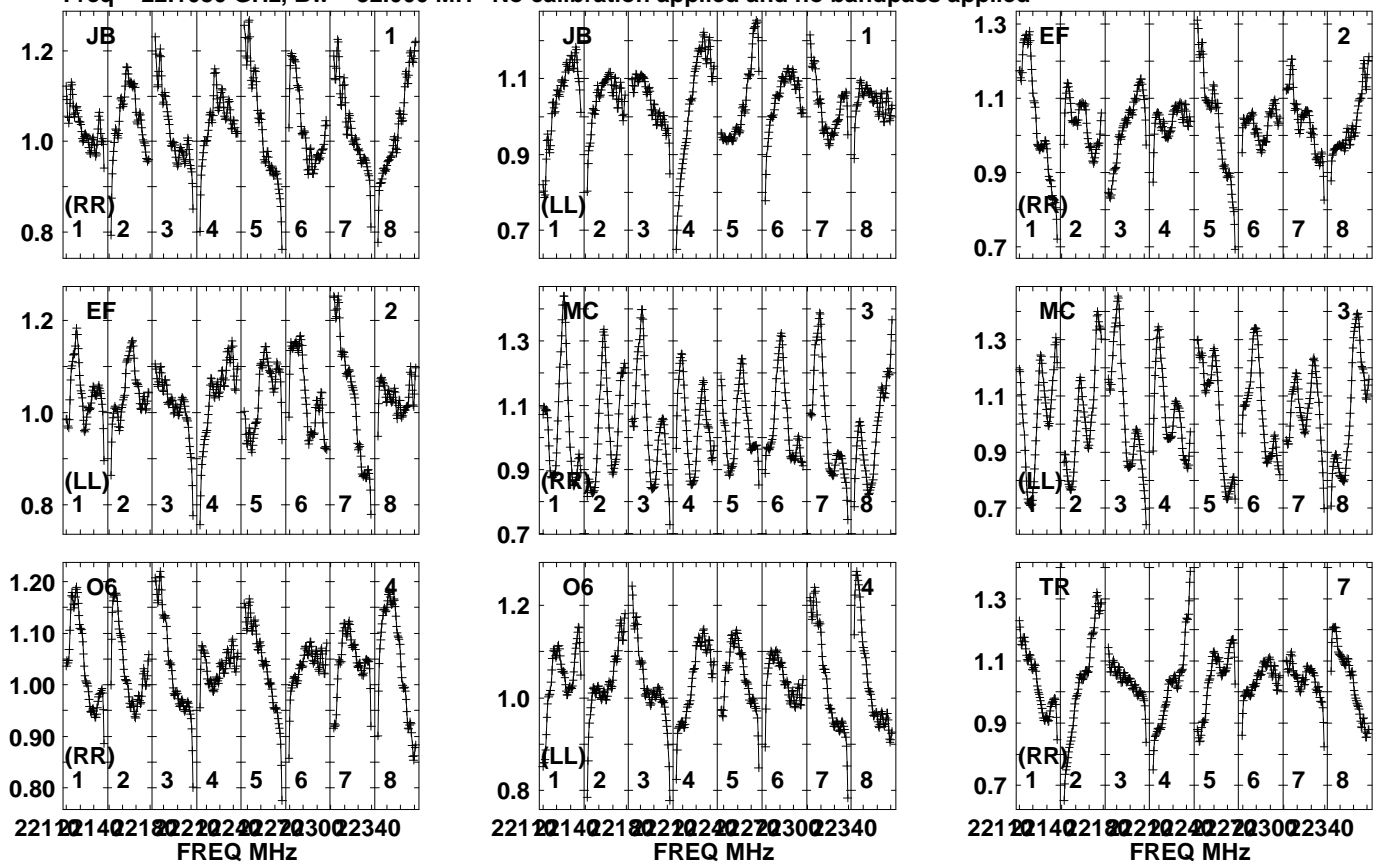


Lower frame: Real Jy
Auto-corr total-power spectrum Antenna: *
Timerange: 01/04:22:20 to 01/04:23:48

Plot file version 697 created 20-JAN-2021 19:37:11

0654+73 EB074F.UVDATA.1

Freq = 22.1080 GHz, Bw = 32.000 MH No calibration applied and no bandpass applied

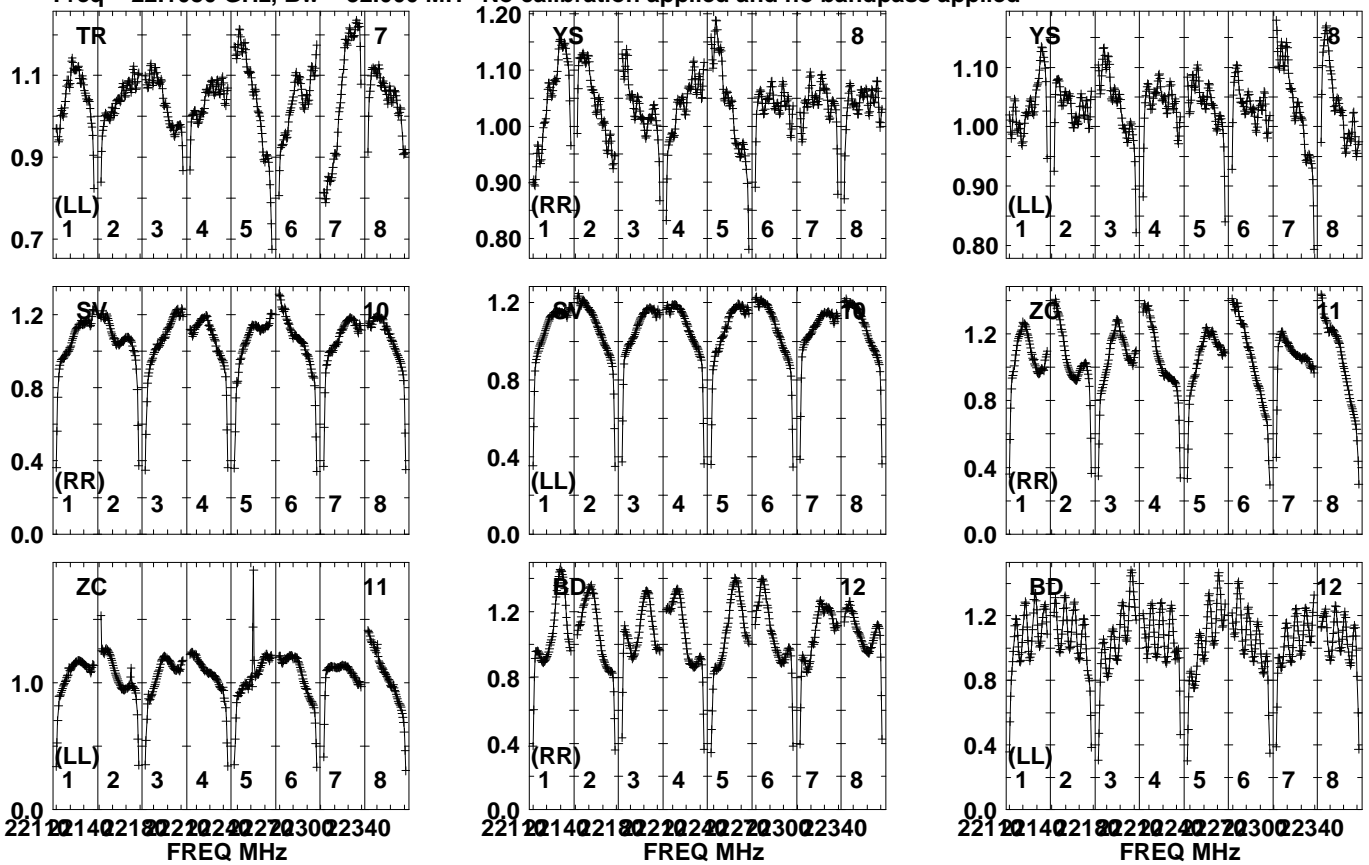


Lower frame: Real Jy
Auto-corr total-power spectrum Antenna: *
Timerange: 01/04:24:50 to 01/04:26:48

Plot file version 698 created 20-JAN-2021 19:37:11

0654+73 EB074F.UVDATA.1

Freq = 22.1080 GHz, Bw = 32.000 MH No calibration applied and no bandpass applied

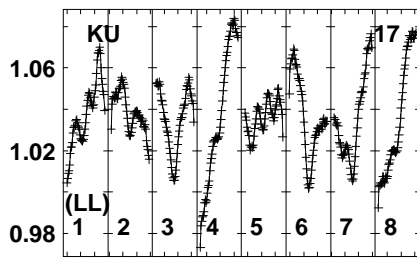
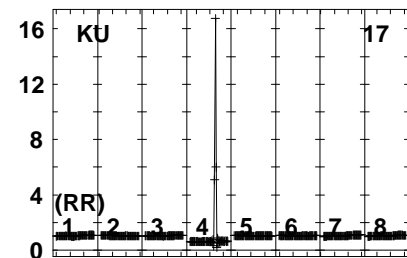
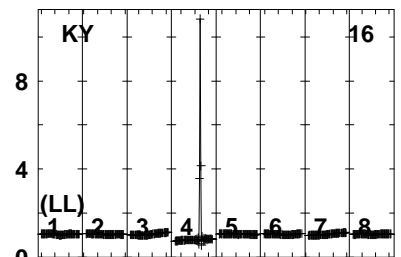
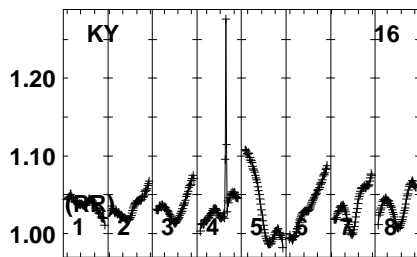
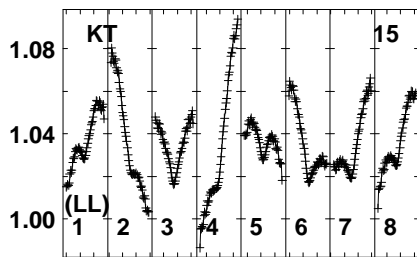
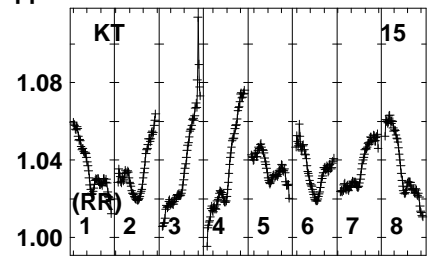
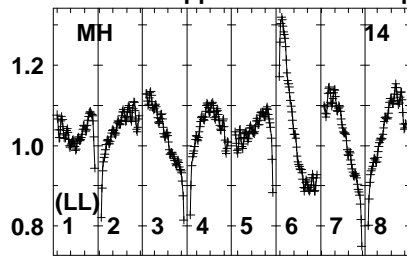
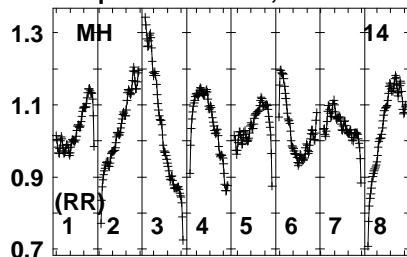


Lower frame: Real Jy
Auto-corr total-power spectrum Antenna: *
Timerange: 01/04:24:50 to 01/04:26:48

Plot file version 699 created 20-JAN-2021 19:37:12

0654+73 EB074F.UVDATA.1

Freq = 22.1080 GHz, Bw = 32.000 MH No calibration applied and no bandpass applied



221021402218022240222802230022340
FREQ MHz

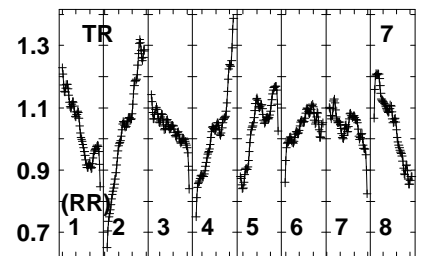
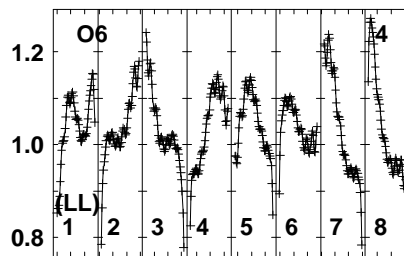
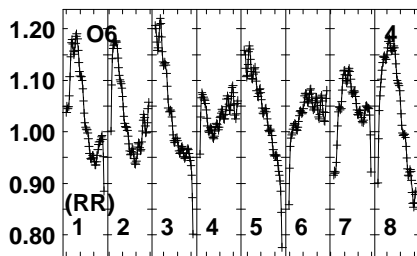
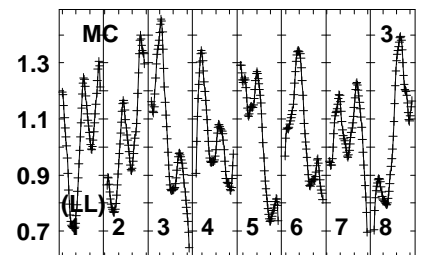
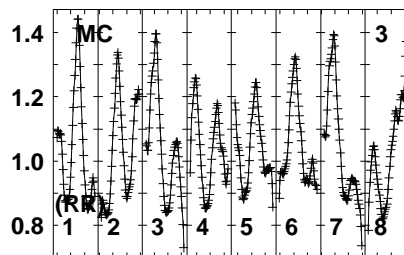
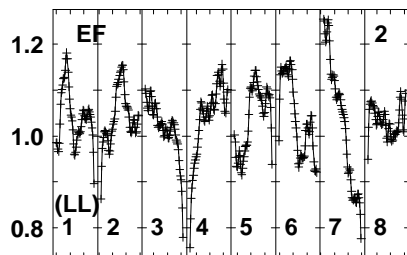
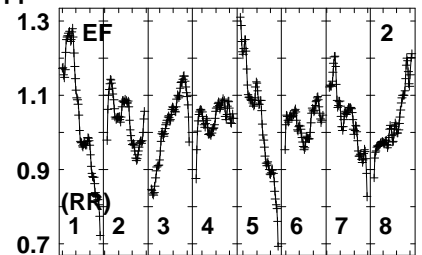
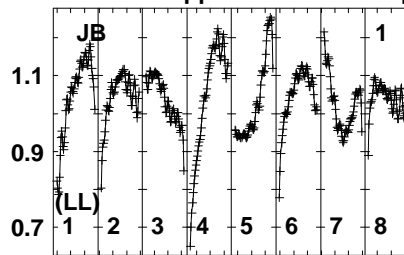
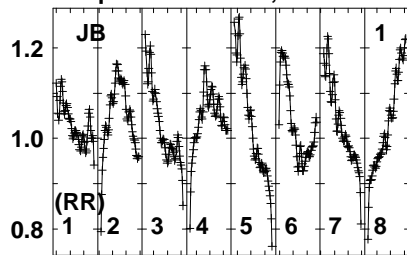
221021402218022240222802230022340
FREQ MHz

Lower frame: Real Jy
Auto-corr total-power spectrum Antenna: *
Timerange: 01/04:24:50 to 01/04:26:48

Plot file version 700 created 20-JAN-2021 19:37:12

J0714+7408 EB074F.UVDATA.1

Freq = 22.1080 GHz, Bw = 32.000 MH No calibration applied and no bandpass applied



22102140221802224022240222030022340
FREQ MHz

22102140221802224022240222030022340
FREQ MHz

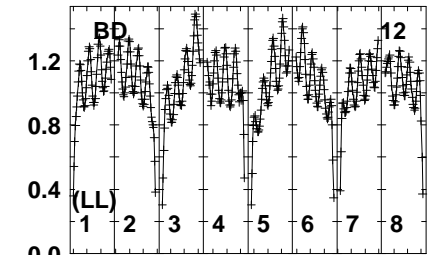
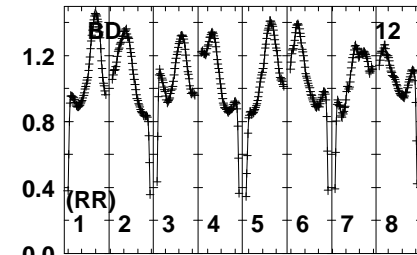
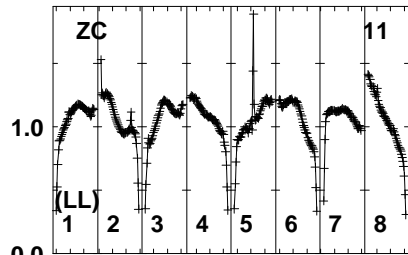
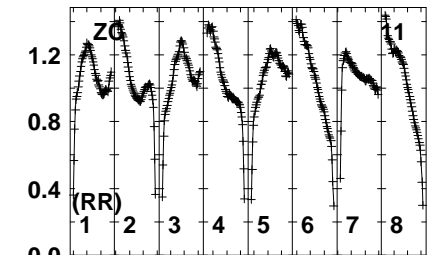
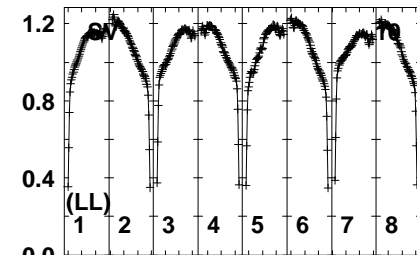
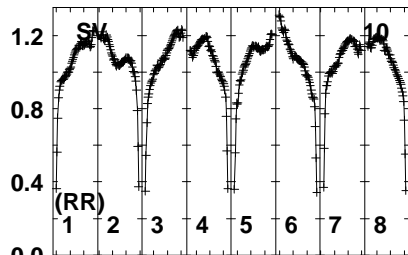
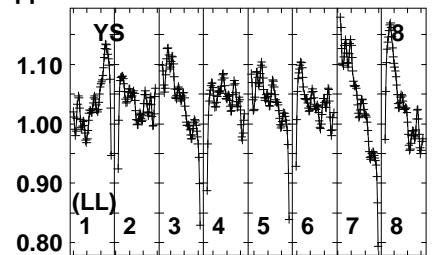
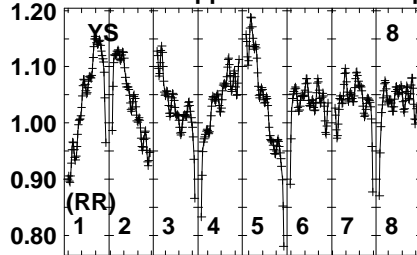
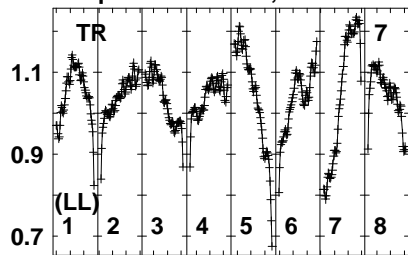
22102140221802224022240222030022340
FREQ MHz

Lower frame: Real Jy
Auto-corr total-power spectrum Antenna: *
Timerange: 01/04:27:50 to 01/04:29:18

Plot file version 701 created 20-JAN-2021 19:37:12

J0714+7408 EB074F.UVDATA.1

Freq = 22.1080 GHz, Bw = 32.000 MH No calibration applied and no bandpass applied



221 22140 22180 22220 22260 22300 22340
FREQ MHz

221 22140 22180 22220 22260 22300 22340
FREQ MHz

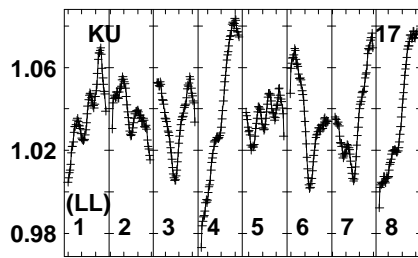
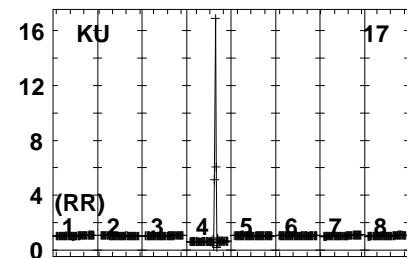
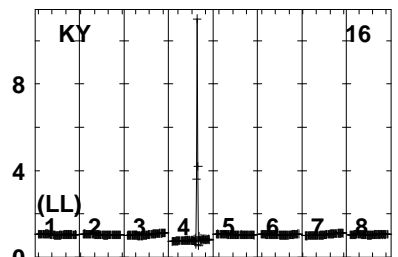
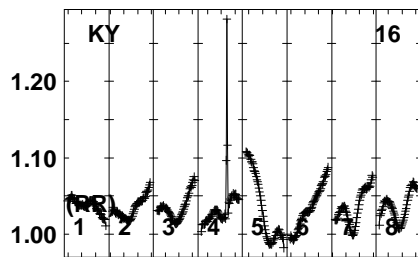
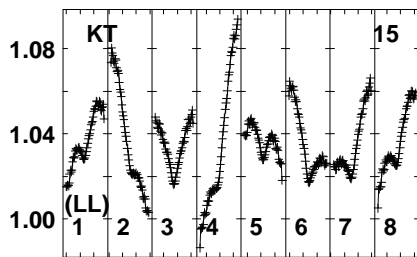
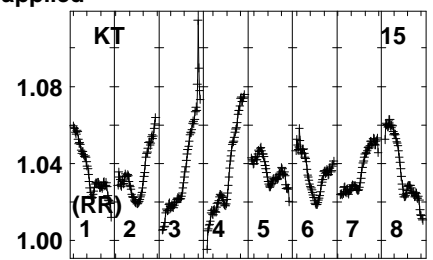
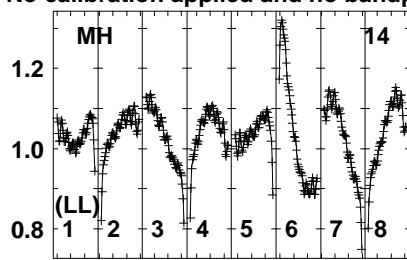
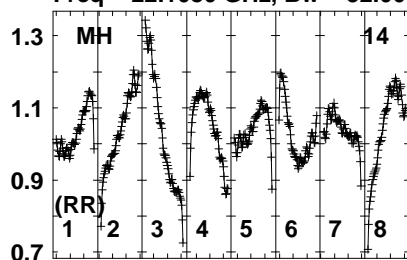
221 22140 22180 22220 22260 22300 22340
FREQ MHz

Lower frame: Real Jy
Auto-corr total-power spectrum Antenna: *
Timerange: 01/04:27:50 to 01/04:29:18

Plot file version 702 created 20-JAN-2021 19:37:13

J0714+7408 EB074F.UVDATA.1

Freq = 22.1080 GHz, Bw = 32.000 MH No calibration applied and no bandpass applied



22100 22140 22180 22220 22260 22300 22340
FREQ MHz

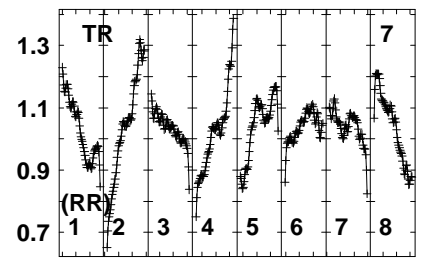
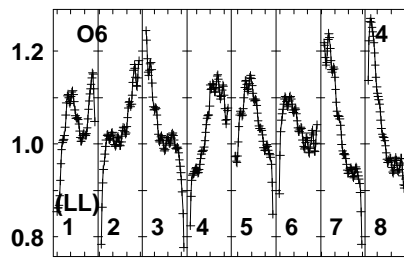
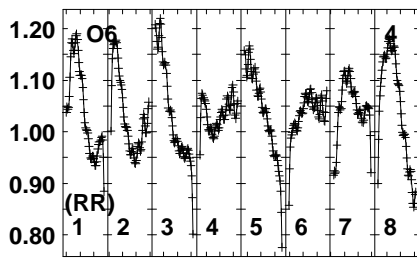
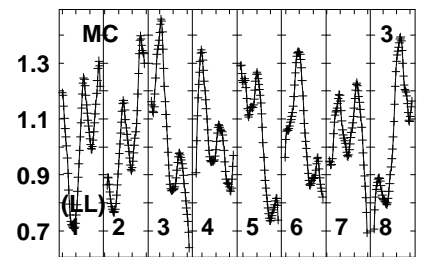
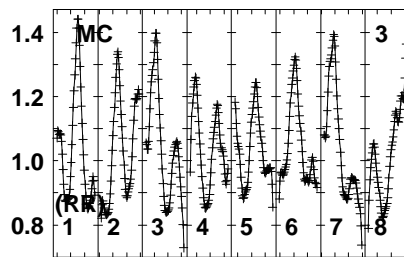
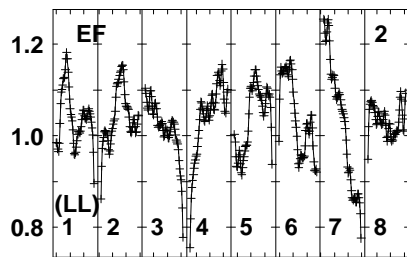
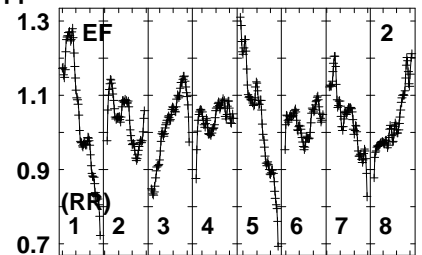
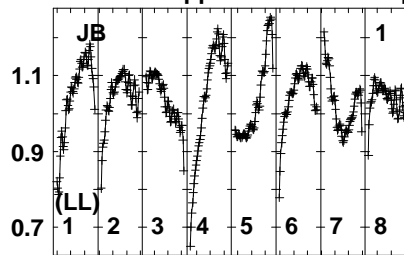
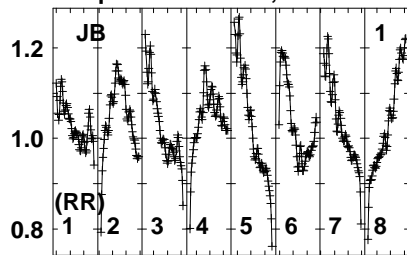
22100 22140 22180 22220 22260 22300 22340
FREQ MHz

Lower frame: Real Jy
Auto-corr total-power spectrum Antenna: *
Timerange: 01/04:27:50 to 01/04:29:18

Plot file version 703 created 20-JAN-2021 19:37:13

0654+73 EB074F.UVDATA.1

Freq = 22.1080 GHz, Bw = 32.000 MH No calibration applied and no bandpass applied



22102140221802224022240222030022340
FREQ MHz

22102140221802224022240222030022340
FREQ MHz

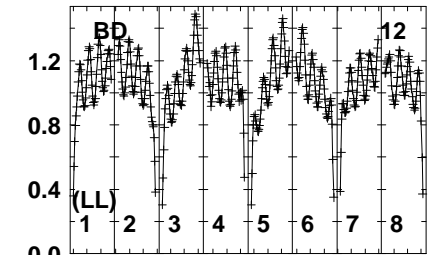
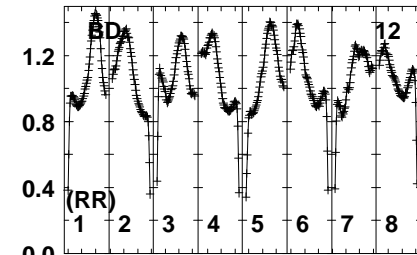
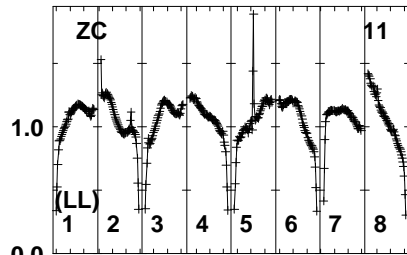
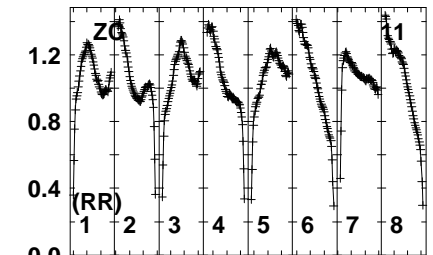
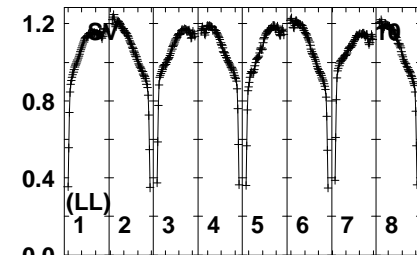
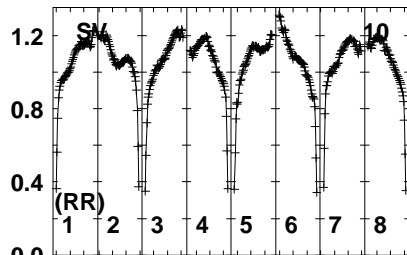
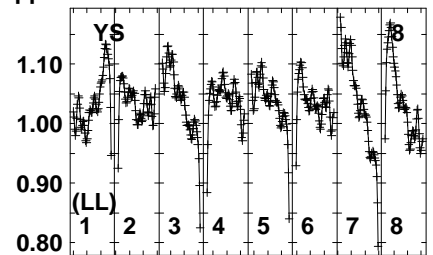
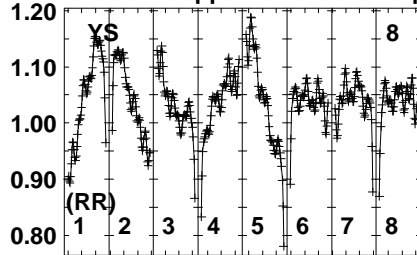
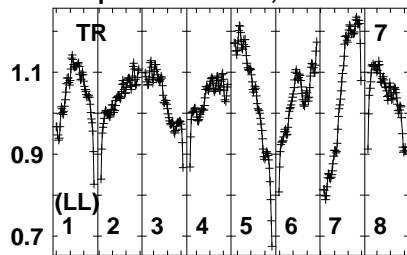
22102140221802224022240222030022340
FREQ MHz

Lower frame: Real Jy
Auto-corr total-power spectrum Antenna: *
Timerange: 01/04:30:19 to 01/04:32:18

Plot file version 704 created 20-JAN-2021 19:37:13

0654+73 EB074F.UVDATA.1

Freq = 22.1080 GHz, Bw = 32.000 MH No calibration applied and no bandpass applied



221 22140 22180 22220 22260 22300 22340
FREQ MHz

221 22140 22180 22220 22260 22300 22340
FREQ MHz

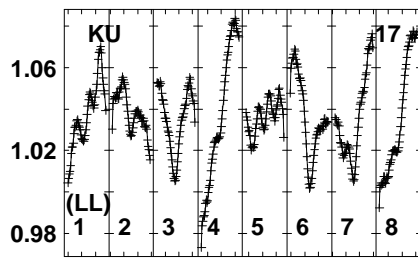
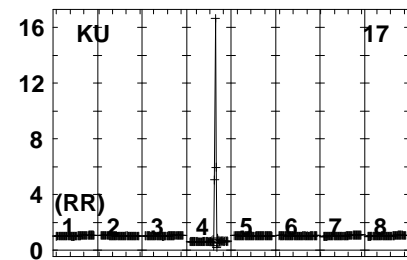
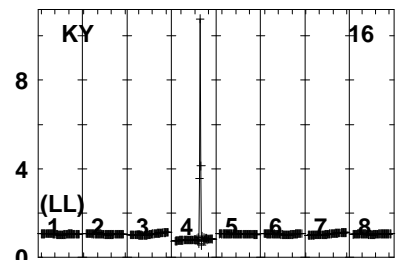
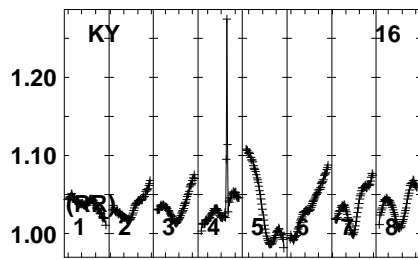
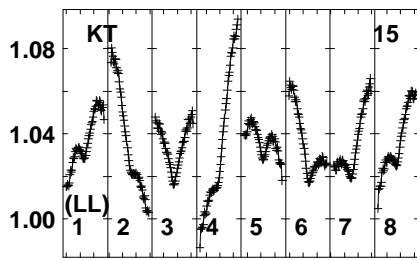
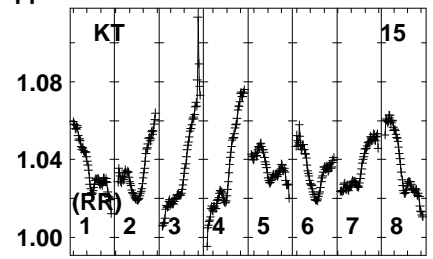
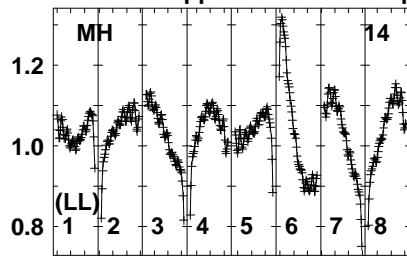
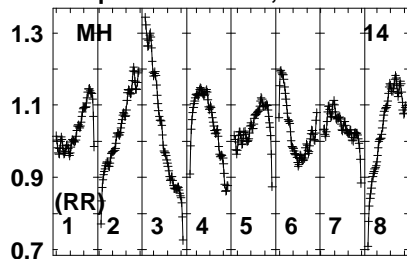
221 22140 22180 22220 22260 22300 22340
FREQ MHz

Lower frame: Real Jy
Auto-corr total-power spectrum Antenna: *
Timerange: 01/04:30:19 to 01/04:32:18

Plot file version 705 created 20-JAN-2021 19:37:14

0654+73 EB074F.UVDATA.1

Freq = 22.1080 GHz, Bw = 32.000 MH No calibration applied and no bandpass applied



221021402218022240222802230022340
FREQ MHz

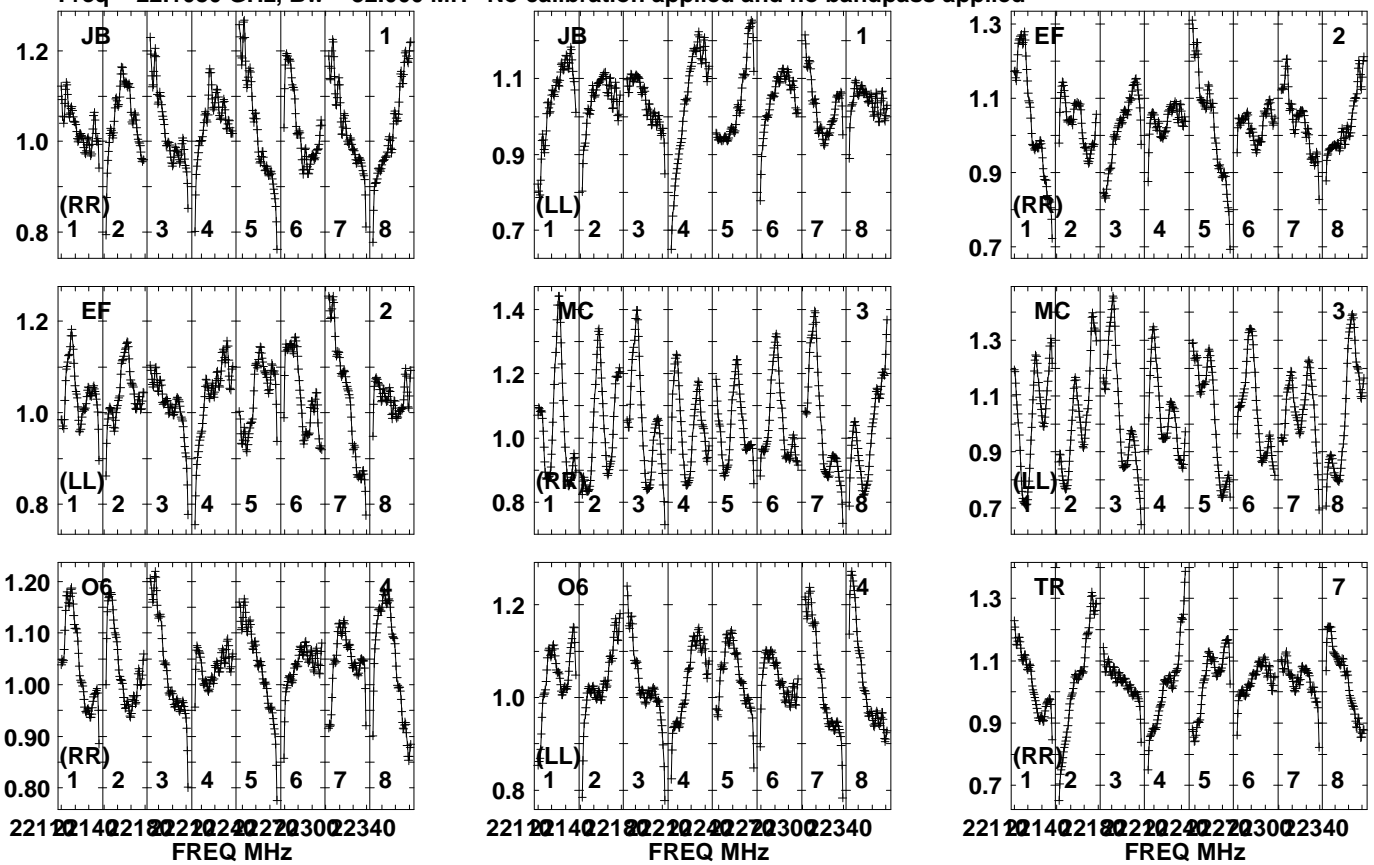
221021402218022240222802230022340
FREQ MHz

Lower frame: Real Jy
Auto-corr total-power spectrum Antenna: *
Timerange: 01/04:30:19 to 01/04:32:18

Plot file version 706 created 20-JAN-2021 19:37:14

J0714+7408 EB074F.UVDATA.1

Freq = 22.1080 GHz, Bw = 32.000 MH No calibration applied and no bandpass applied

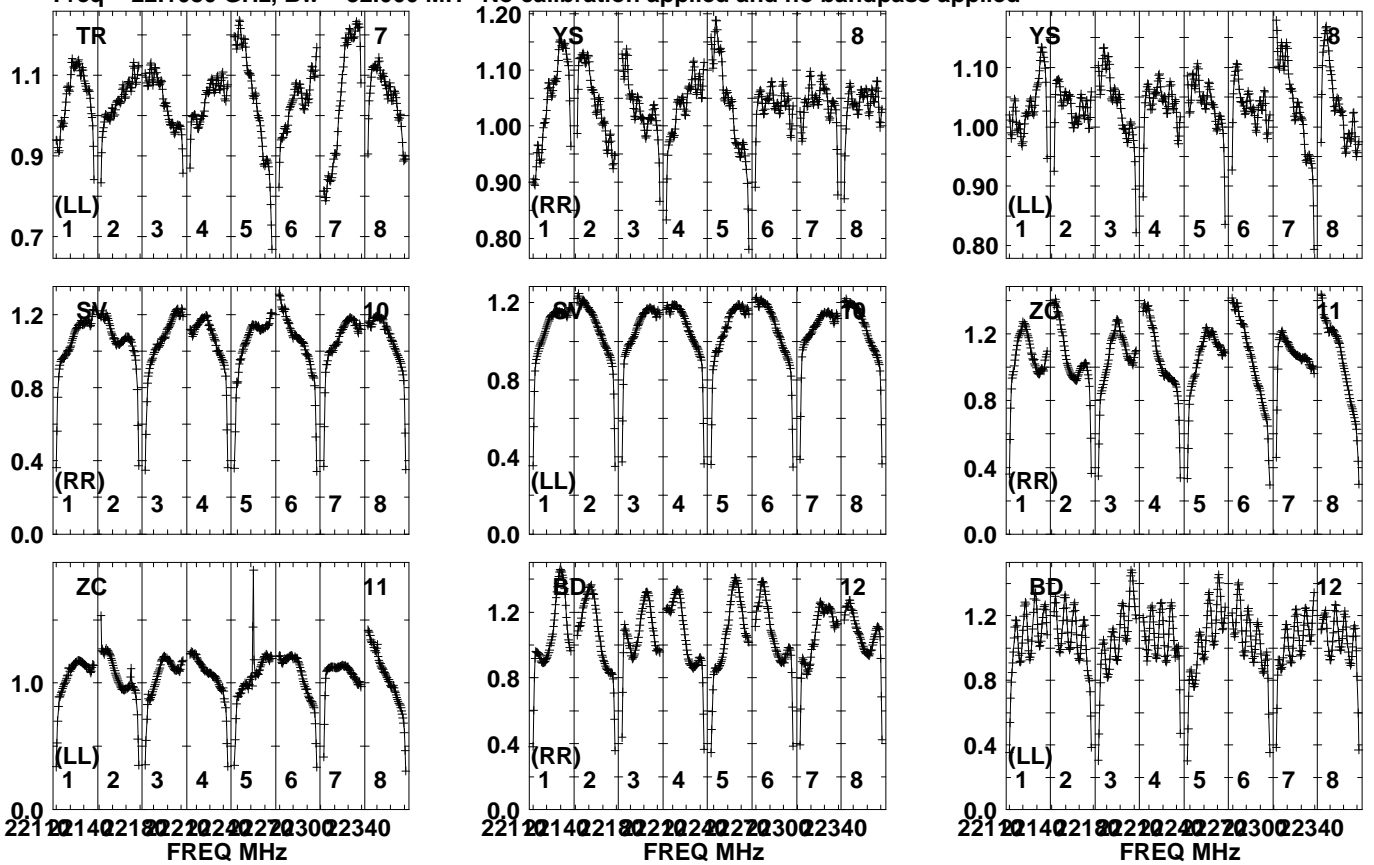


Lower frame: Real Jy
Auto-corr total-power spectrum Antenna: *
Timerange: 01/04:33:20 to 01/04:34:48

Plot file version 707 created 20-JAN-2021 19:37:14

J0714+7408 EB074F.UVDATA.1

Freq = 22.1080 GHz, Bw = 32.000 MH No calibration applied and no bandpass applied

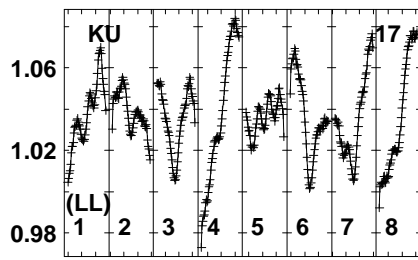
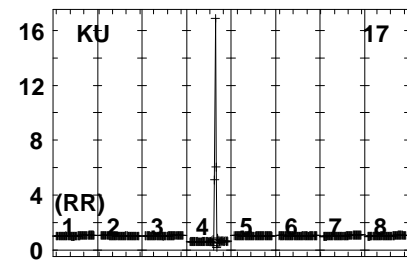
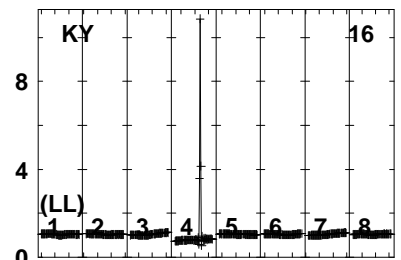
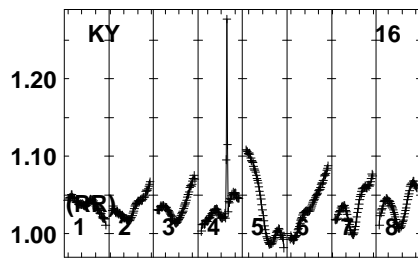
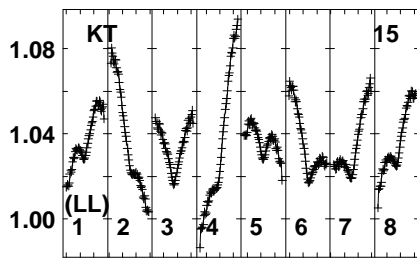
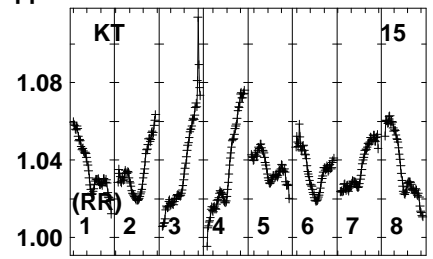
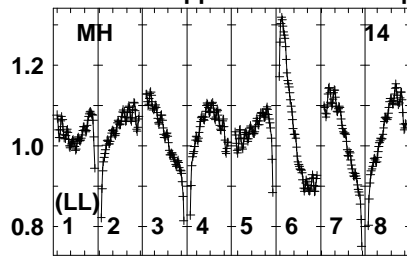
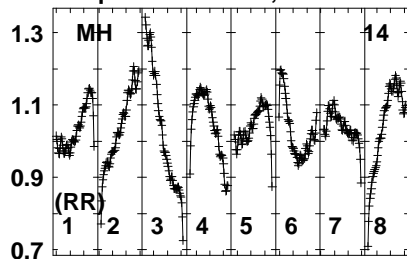


Lower frame: Real Jy
Auto-corr total-power spectrum Antenna: *
Timerange: 01/04:33:20 to 01/04:34:48

Plot file version 708 created 20-JAN-2021 19:37:14

J0714+7408 EB074F.UVDATA.1

Freq = 22.1080 GHz, Bw = 32.000 MH No calibration applied and no bandpass applied



221021402218022240222802230022340
FREQ MHz

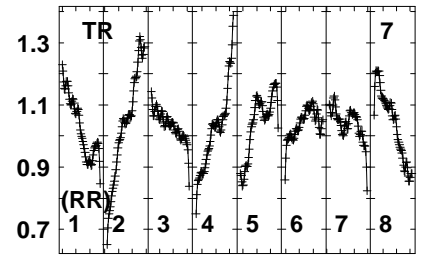
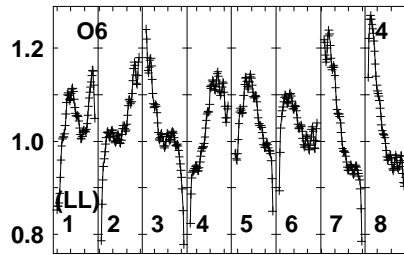
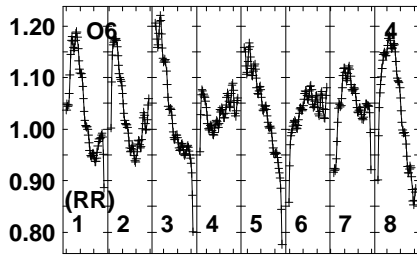
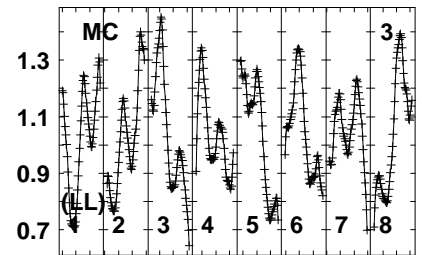
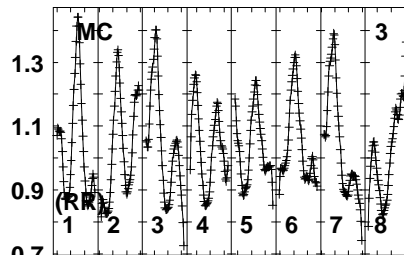
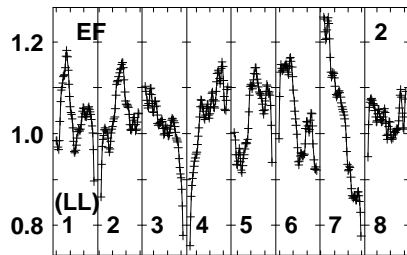
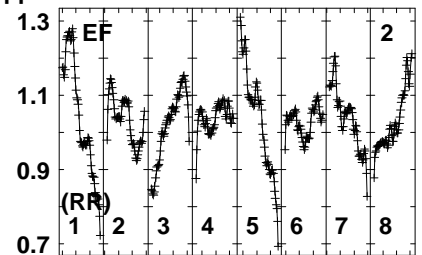
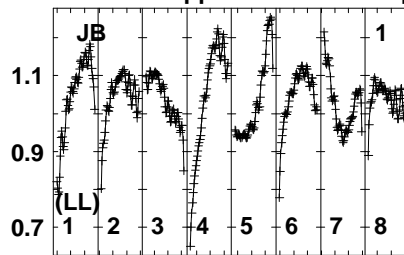
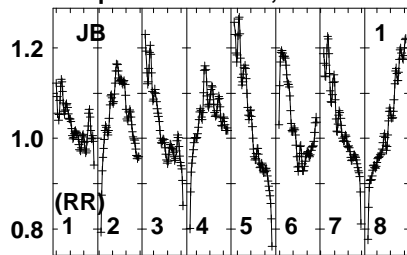
221021402218022240222802230022340
FREQ MHz

Lower frame: Real Jy
Auto-corr total-power spectrum Antenna: *
Timerange: 01/04:33:20 to 01/04:34:48

Plot file version 709 created 20-JAN-2021 19:37:15

0654+73 EB074F.UVDATA.1

Freq = 22.1080 GHz, Bw = 32.000 MH No calibration applied and no bandpass applied



2210214022180222402228022320223602240
FREQ MHz

2210214022180222402228022320223602240
FREQ MHz

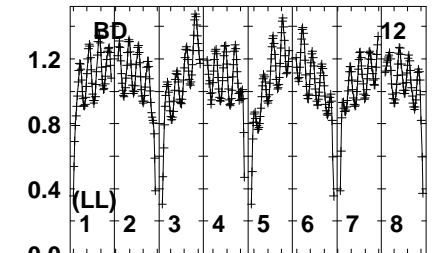
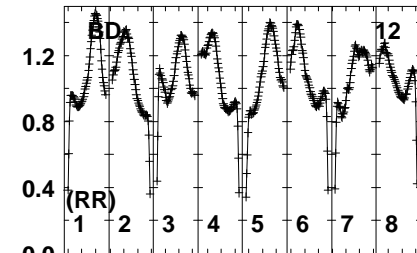
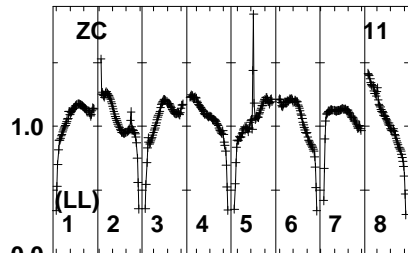
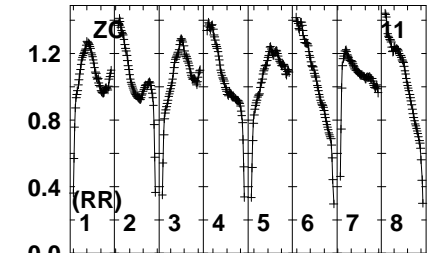
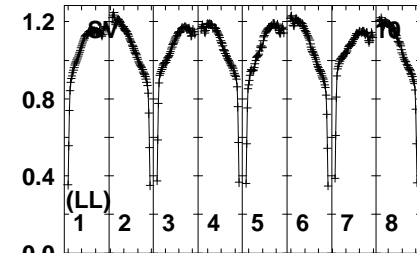
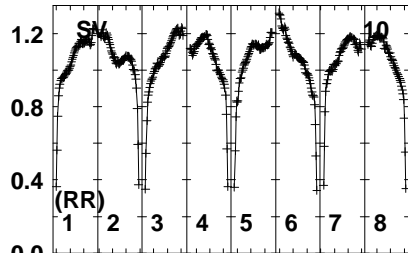
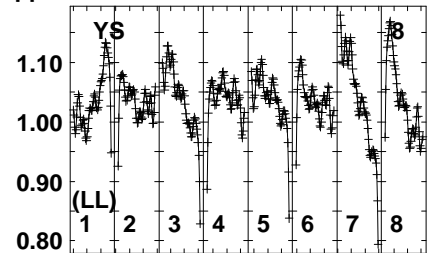
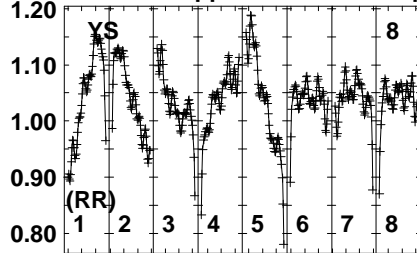
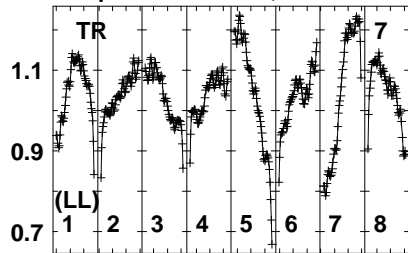
2210214022180222402228022320223602240
FREQ MHz

Lower frame: Real Jy
Auto-corr total-power spectrum Antenna: *
Timerange: 01/04:35:49 to 01/04:37:49

Plot file version 710 created 20-JAN-2021 19:37:15

0654+73 EB074F.UVDATA.1

Freq = 22.1080 GHz, Bw = 32.000 MH No calibration applied and no bandpass applied



221 22140 22180 22220 22260 22300 22340
FREQ MHz

221 22140 22180 22220 22260 22300 22340
FREQ MHz

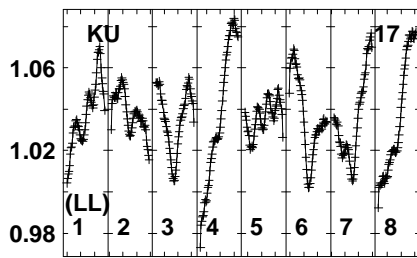
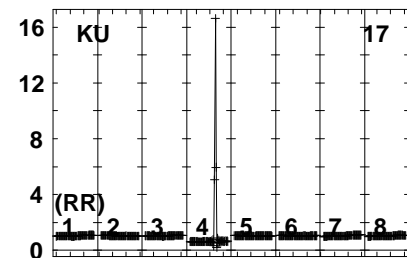

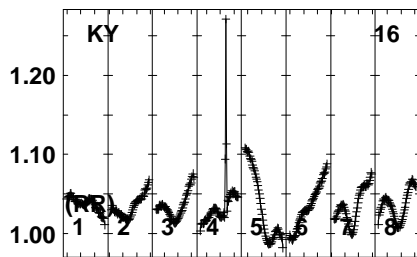
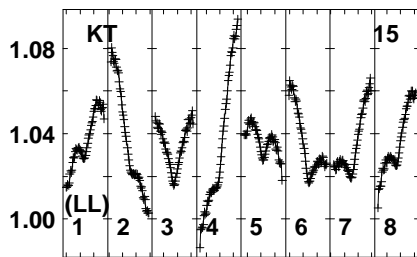
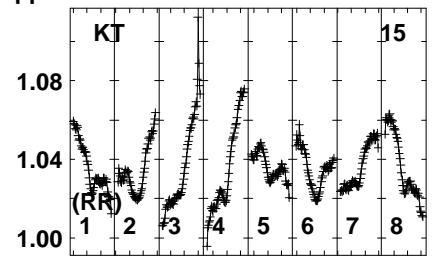
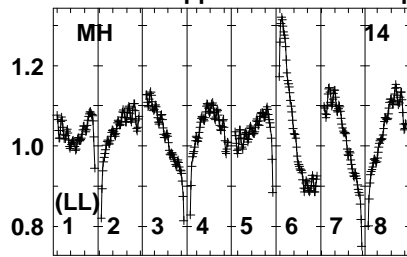
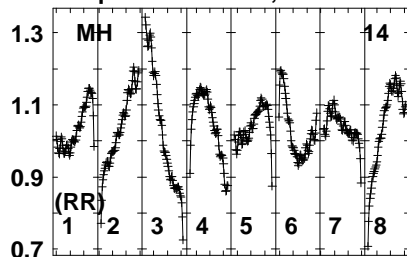
221 22140 22180 22220 22260 22300 22340
FREQ MHz

Lower frame: Real Jy
Auto-corr total-power spectrum Antenna: *
Timerange: 01/04:35:49 to 01/04:37:49

Plot file version 711 created 20-JAN-2021 19:37:15

0654+73 EB074F.UVDATA.1

Freq = 22.1080 GHz, Bw = 32.000 MH No calibration applied and no bandpass applied



221021402218022240222802230022340
FREQ MHz

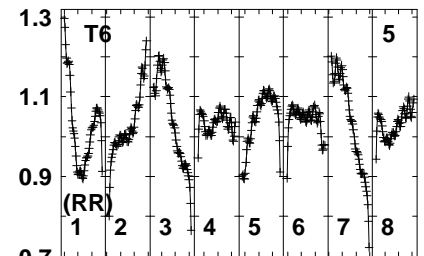
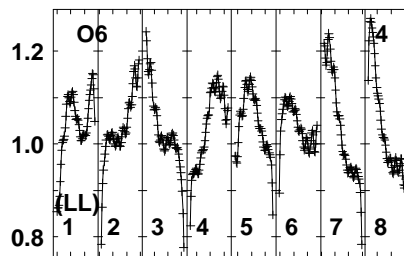
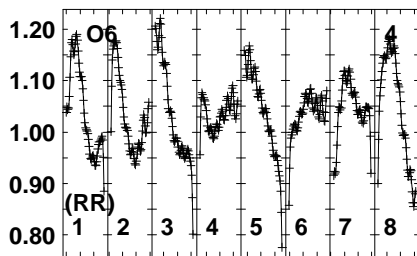
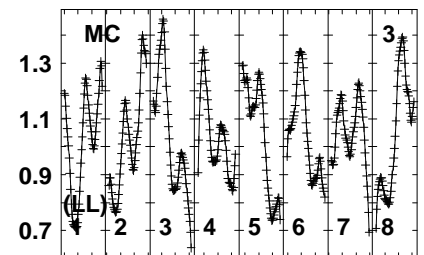
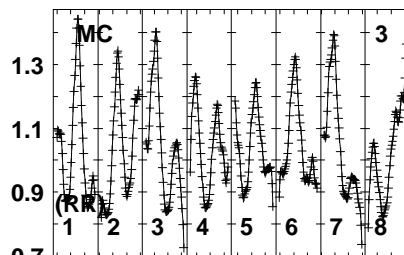
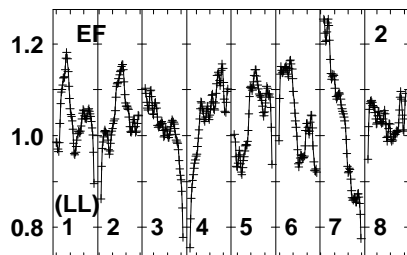
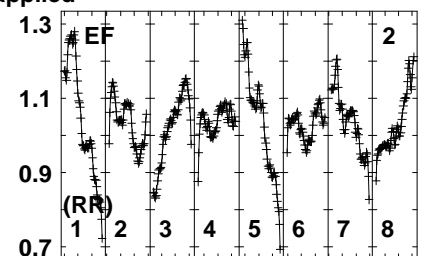
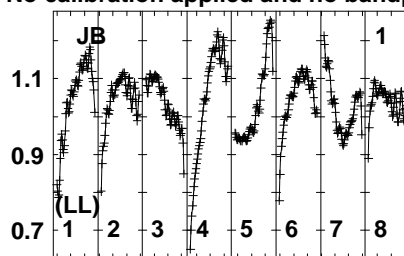
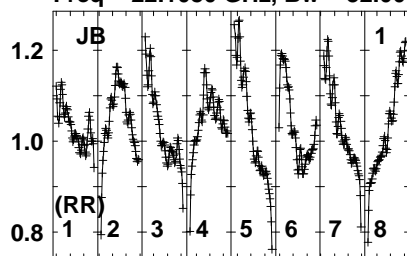
221021402218022240222802230022340
FREQ MHz

Lower frame: Real Jy
Auto-corr total-power spectrum Antenna: *
Timerange: 01/04:35:49 to 01/04:37:49

Plot file version 712 created 20-JAN-2021 19:37:16

J0714+7408 EB074F.UVDATA.1

Freq = 22.1080 GHz, Bw = 32.000 MH No calibration applied and no bandpass applied



22102140221802224022240222030022340
FREQ MHz

22102140221802224022240222030022340
FREQ MHz

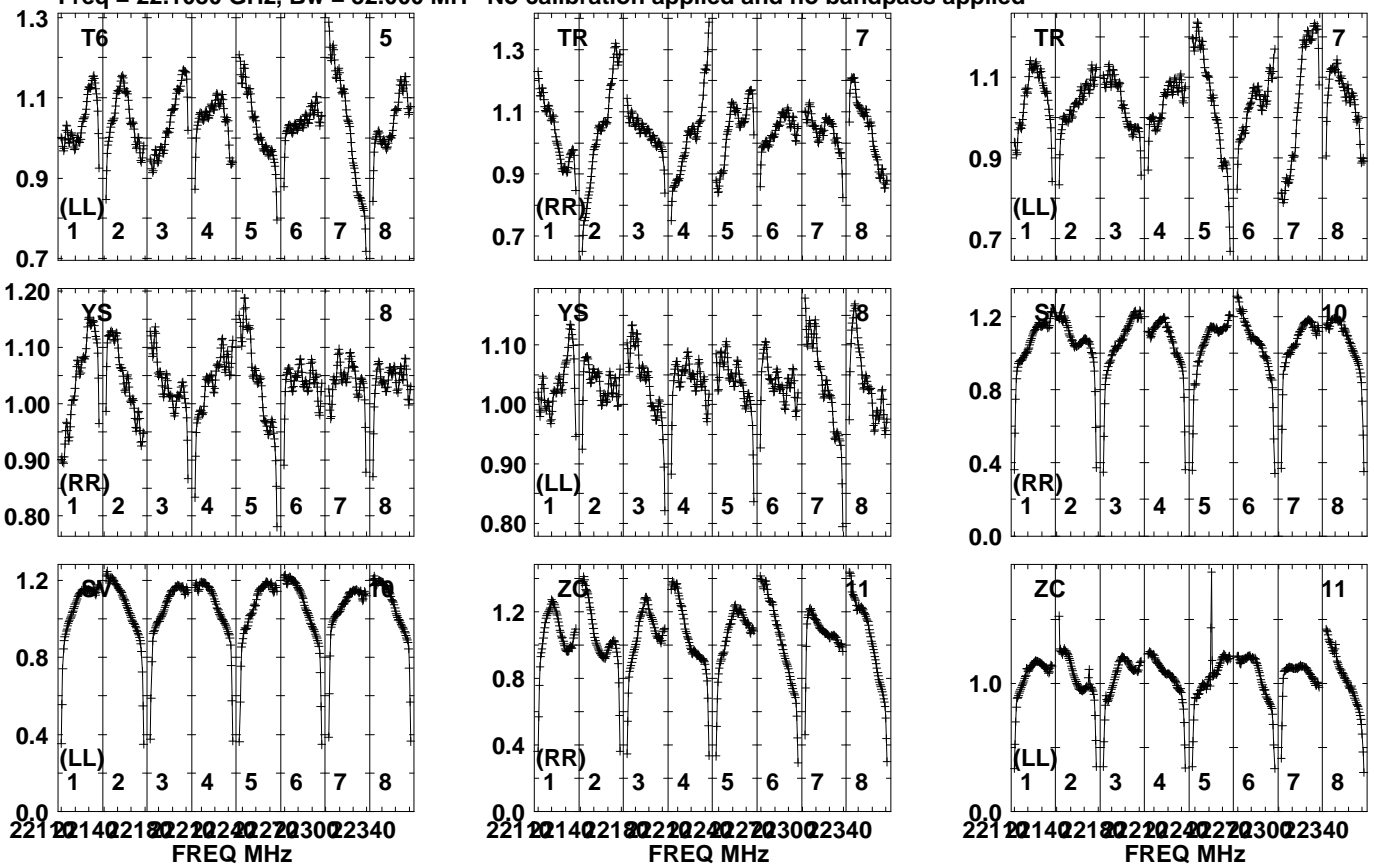
22102140221802224022240222030022340
FREQ MHz

Lower frame: Real Jy
Auto-corr total-power spectrum Antenna: *
Timerange: 01/04:38:50 to 01/04:40:18

Plot file version 713 created 20-JAN-2021 19:37:16

J0714+7408 EB074F.UVDATA.1

Freq = 22.1080 GHz, Bw = 32.000 MH No calibration applied and no bandpass applied

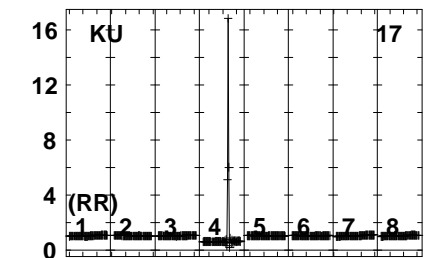
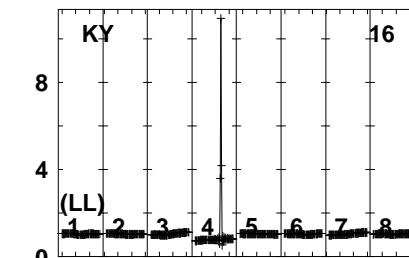
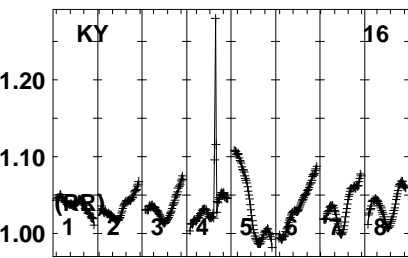
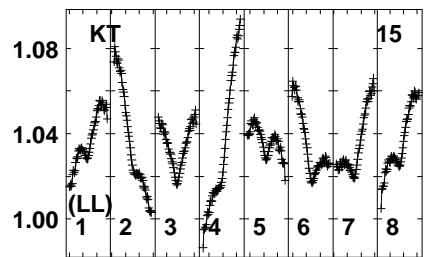
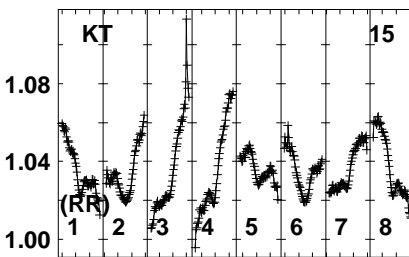
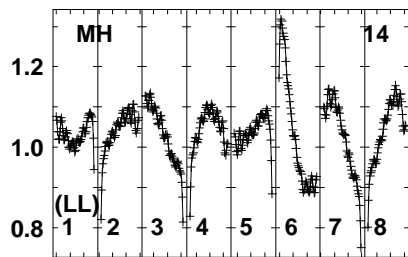
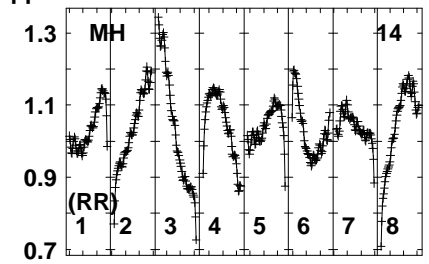
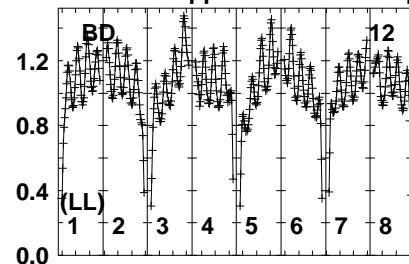
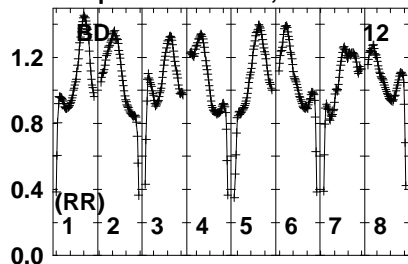


Lower frame: Real Jy
Auto-corr total-power spectrum Antenna: *
Timerange: 01/04:38:50 to 01/04:40:18

Plot file version 714 created 20-JAN-2021 19:37:16

J0714+7408 EB074F.UVDATA.1

Freq = 22.1080 GHz, Bw = 32.000 MH No calibration applied and no bandpass applied



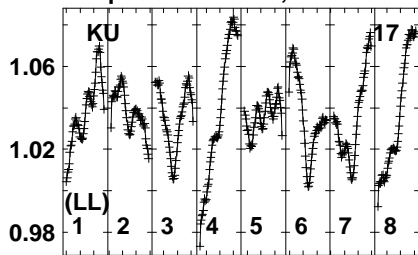
221 2214 2218 2222 2226 2230 22340
FREQ MHz

221 2214 2218 2222 2226 2230 22340
FREQ MHz

221 2214 2218 2222 2226 2230 22340
FREQ MHz

Lower frame: Real Jy
Auto-corr total-power spectrum Antenna: *
Timerange: 01/04:38:50 to 01/04:40:18

Plot file version 715 created 20-JAN-2021 19:37:17
J0714+7408 EB074F.UVDATA.1
Freq = 22.1080 GHz, Bw = 32.000 MH No calibration applied and no bandpass applied

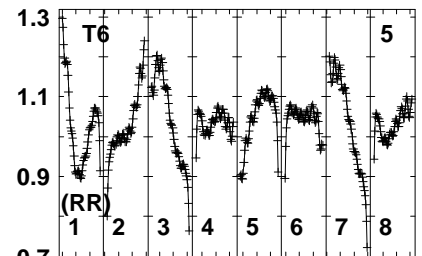
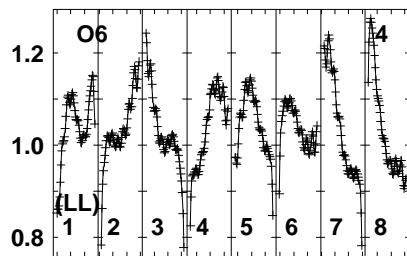
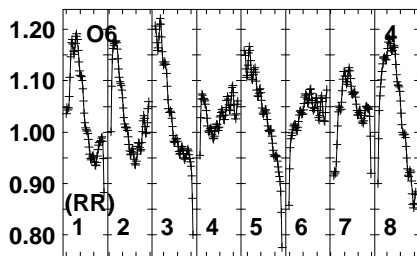
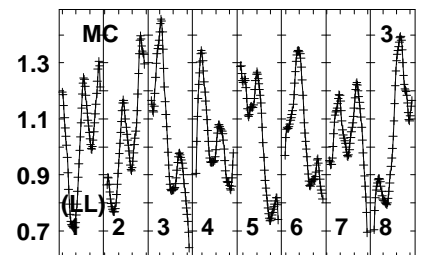
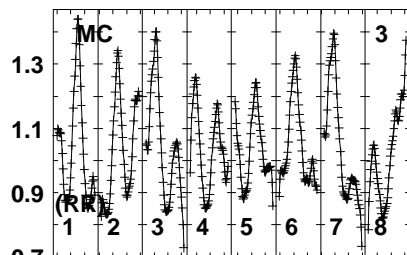
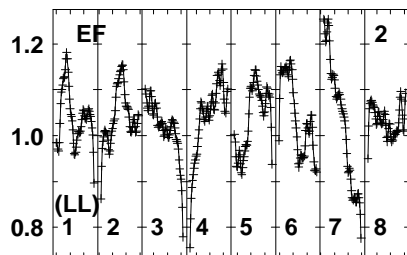
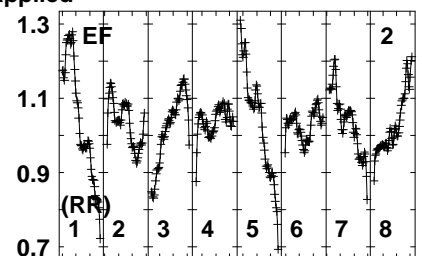
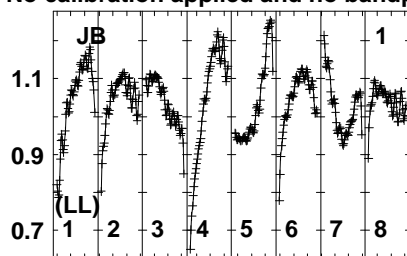
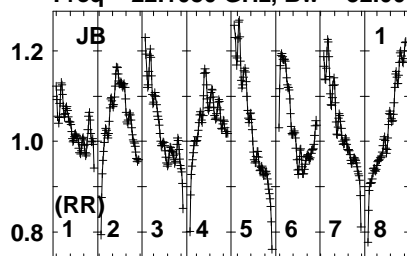


Lower frame: Real Jy
Auto-corr total-power spectrum Antenna: *
Timerange: 01/04:38:50 to 01/04:40:18

Plot file version 716 created 20-JAN-2021 19:37:17

0654+73 EB074F.UVDATA.1

Freq = 22.1080 GHz, Bw = 32.000 MH No calibration applied and no bandpass applied



22102140221802224022240222030022340
FREQ MHz

22102140221802224022240222030022340
FREQ MHz

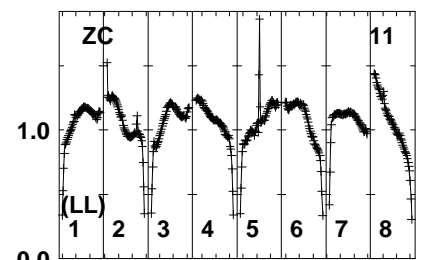
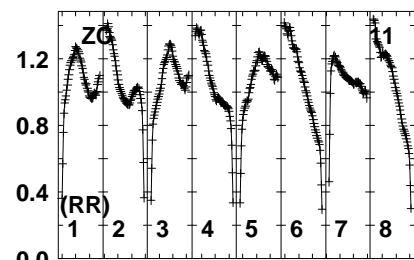
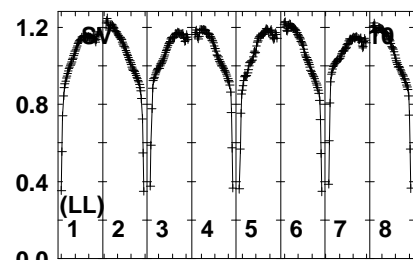
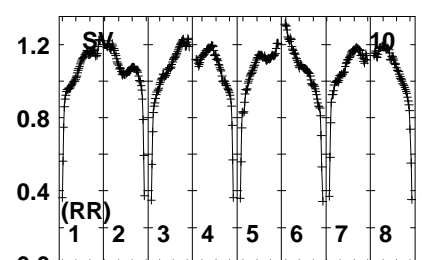
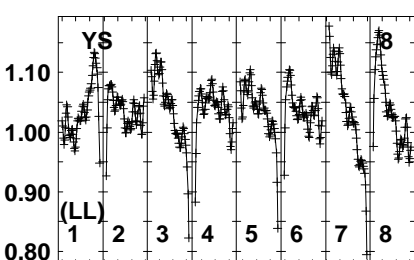
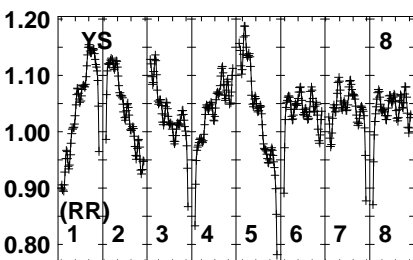
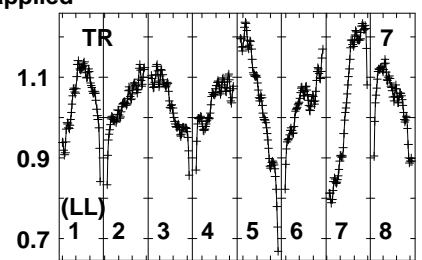
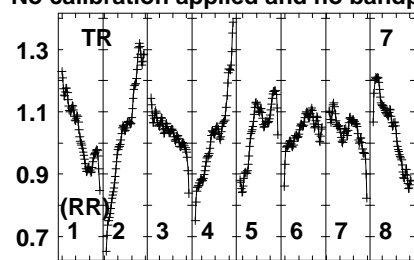
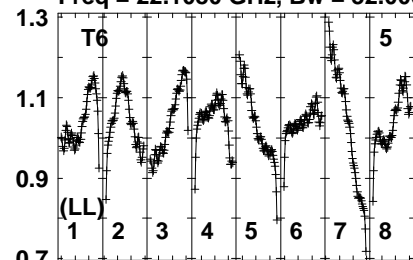
22102140221802224022240222030022340
FREQ MHz

Lower frame: Real Jy
Auto-corr total-power spectrum Antenna: *
Timerange: 01/04:41:20 to 01/04:43:19

Plot file version 717 created 20-JAN-2021 19:37:17

0654+73 EB074F.UVDATA.1

Freq = 22.1080 GHz, Bw = 32.000 MH No calibration applied and no bandpass applied

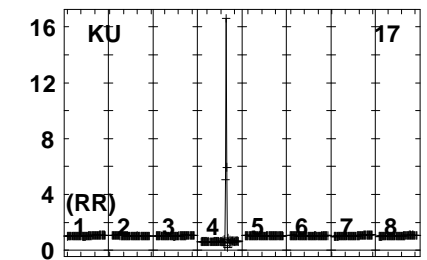
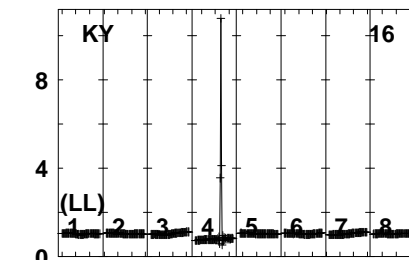
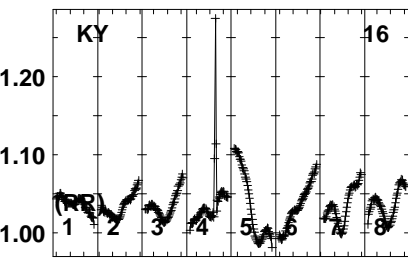
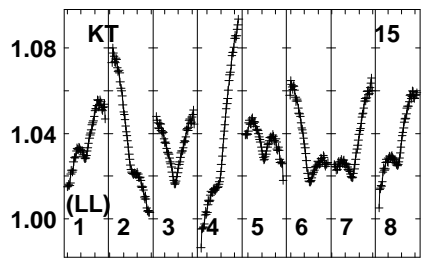
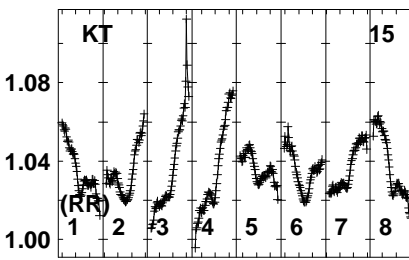
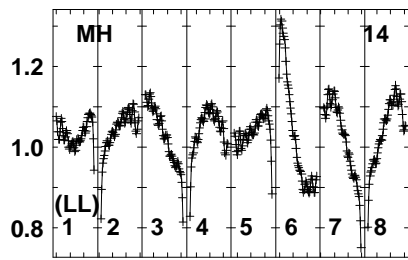
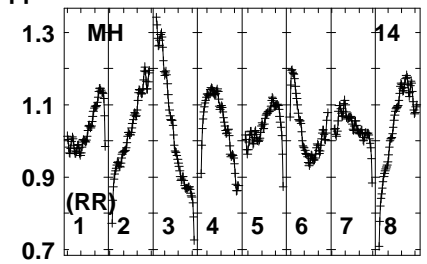
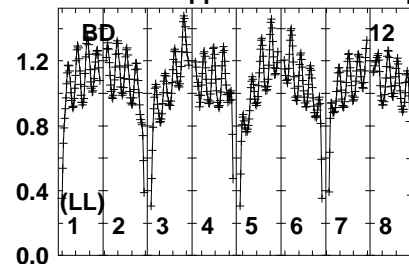
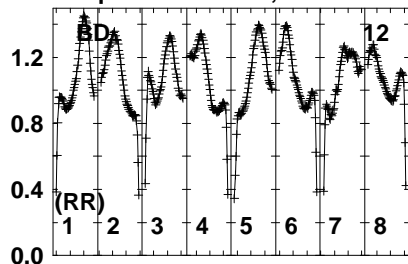


Lower frame: Real Jy
Auto-corr total-power spectrum Antenna: *
Timerange: 01/04:41:20 to 01/04:43:19

Plot file version 718 created 20-JAN-2021 19:37:17

0654+73 EB074F.UVDATA.1

Freq = 22.1080 GHz, Bw = 32.000 MH No calibration applied and no bandpass applied



221021402218022240222802230022340
FREQ MHz

221021402218022240222802230022340
FREQ MHz

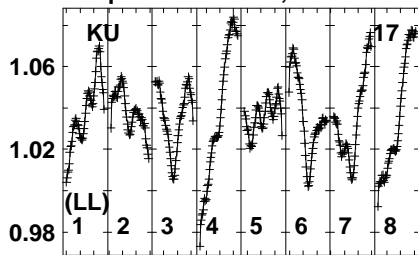
221021402218022240222802230022340
FREQ MHz

Lower frame: Real Jy
Auto-corr total-power spectrum Antenna: *
Timerange: 01/04:41:20 to 01/04:43:19

Plot file version 719 created 20-JAN-2021 19:37:18

0654+73 EB074F.UVDATA.1

Freq = 22.1080 GHz, Bw = 32.000 MH No calibration applied and no bandpass applied

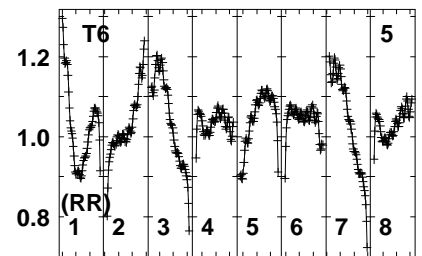
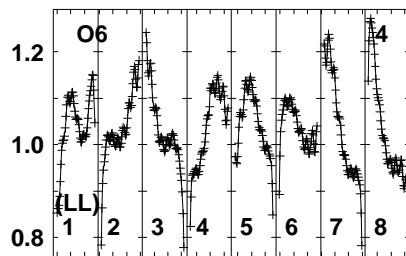
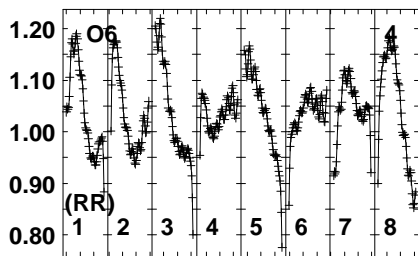
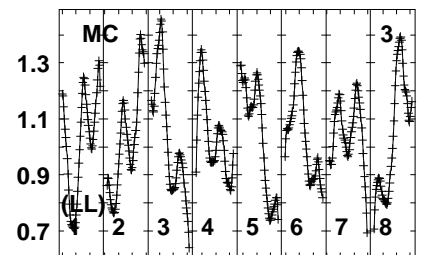
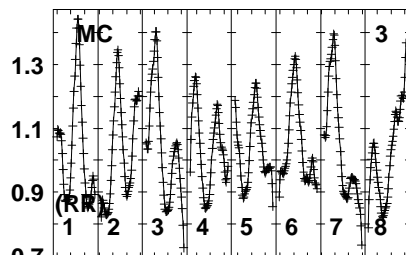
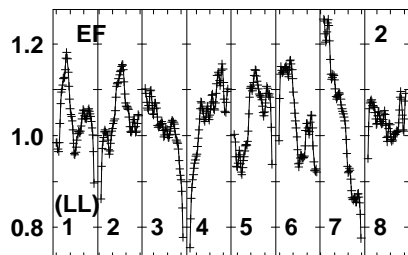
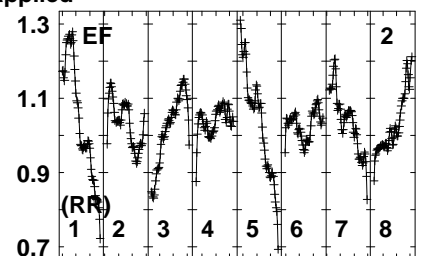
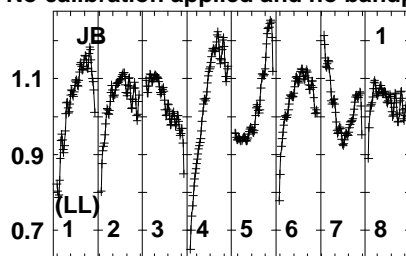
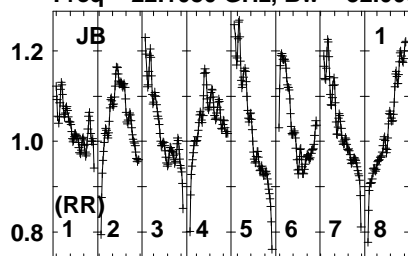


Lower frame: Real Jy
Auto-corr total-power spectrum Antenna: *
Timerange: 01/04:41:20 to 01/04:43:19

Plot file version 720 created 20-JAN-2021 19:37:18

J0714+7408 EB074F.UVDATA.1

Freq = 22.1080 GHz, Bw = 32.000 MH No calibration applied and no bandpass applied



22100 22140 22180 22220 22260 22300 22340
FREQ MHz

22100 22140 22180 22220 22260 22300 22340
FREQ MHz

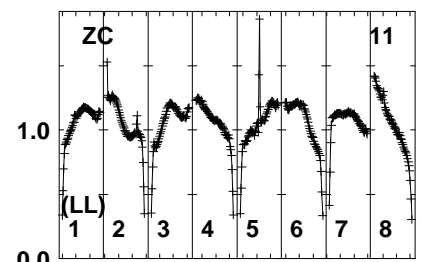
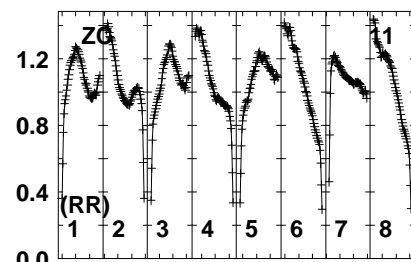
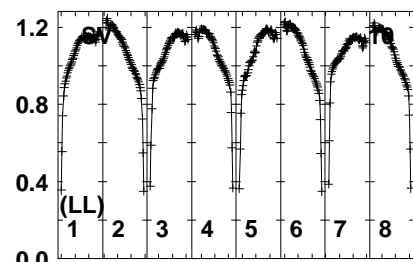
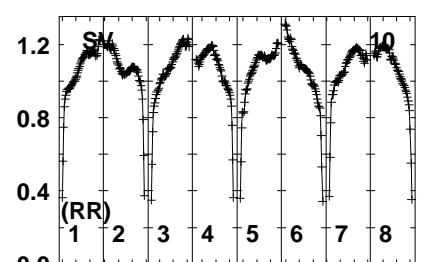
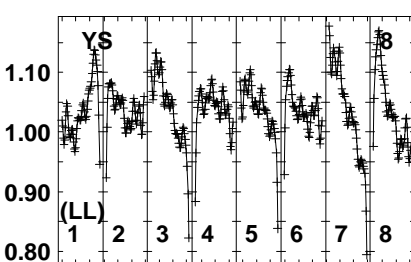
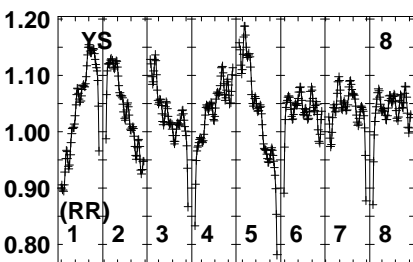
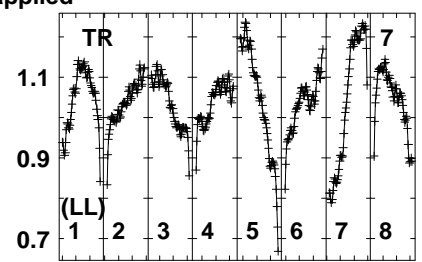
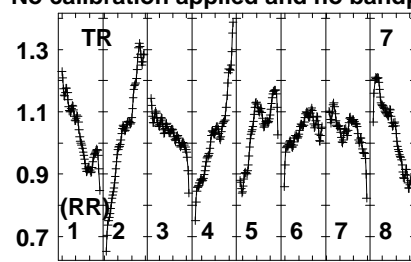
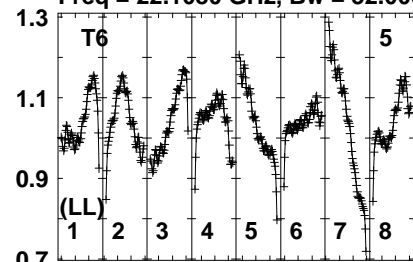
22100 22140 22180 22220 22260 22300 22340
FREQ MHz

Lower frame: Real Jy
Auto-corr total-power spectrum Antenna: *
Timerange: 01/04:44:20 to 01/04:45:48

Plot file version 721 created 20-JAN-2021 19:37:18

J0714+7408 EB074F.UVDATA.1

Freq = 22.1080 GHz, Bw = 32.000 MH No calibration applied and no bandpass applied



221 2214021802220224022703002340
FREQ MHz

221 2214021802220224022703002340
FREQ MHz

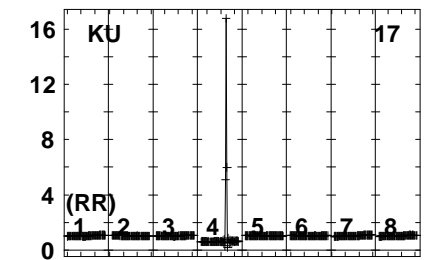
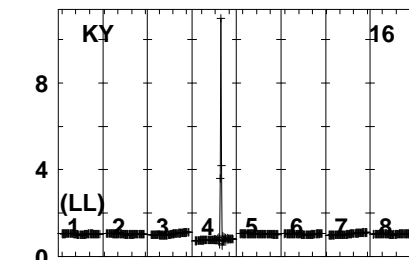
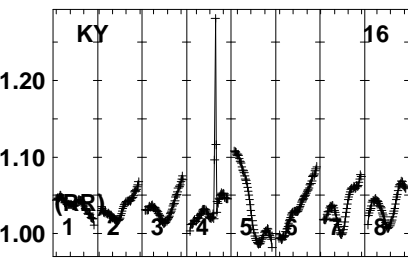
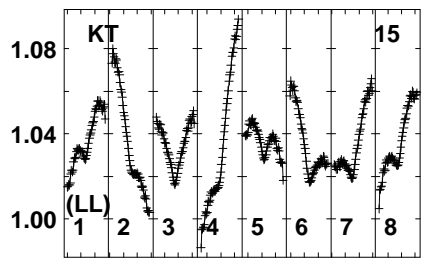
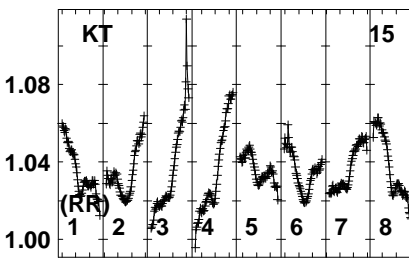
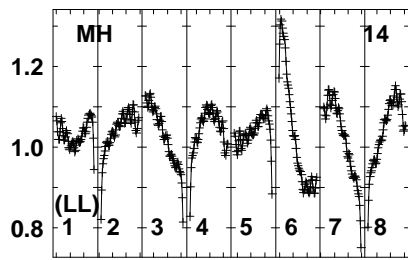
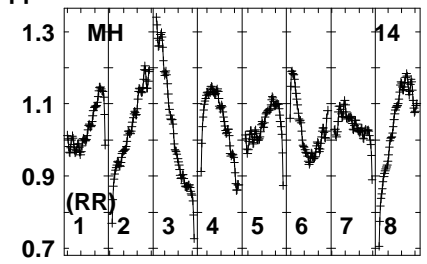
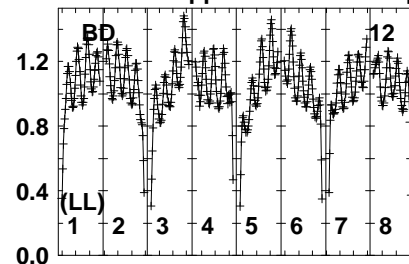
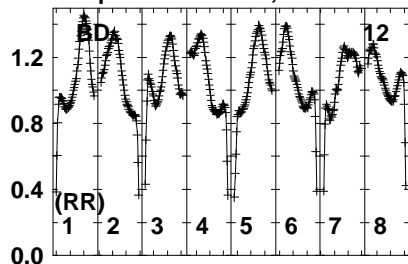
221 2214021802220224022703002340
FREQ MHz

Lower frame: Real Jy
Auto-corr total-power spectrum Antenna: *
Timerange: 01/04:44:20 to 01/04:45:48

Plot file version 722 created 20-JAN-2021 19:37:19

J0714+7408 EB074F.UVDATA.1

Freq = 22.1080 GHz, Bw = 32.000 MH No calibration applied and no bandpass applied



221 2214 2218 2222 2226 2230 22340
FREQ MHz

221 2214 2218 2222 2226 2230 22340
FREQ MHz

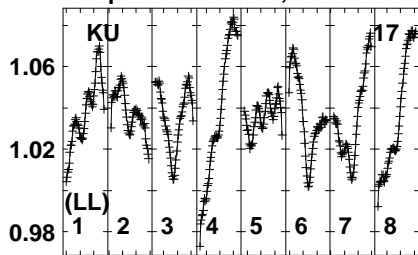
221 2214 2218 2222 2226 2230 22340
FREQ MHz

Lower frame: Real Jy
Auto-corr total-power spectrum Antenna: *
Timerange: 01/04:44:20 to 01/04:45:48

Plot file version 723 created 20-JAN-2021 19:37:19

J0714+7408 EB074F.UVDATA.1

Freq = 22.1080 GHz, Bw = 32.000 MH No calibration applied and no bandpass applied

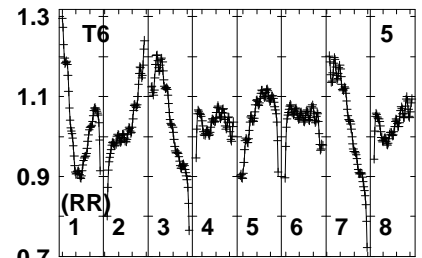
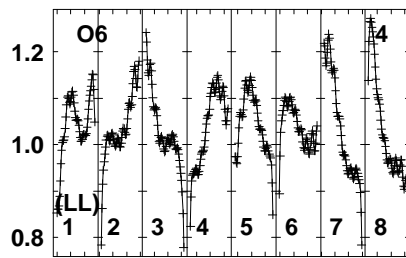
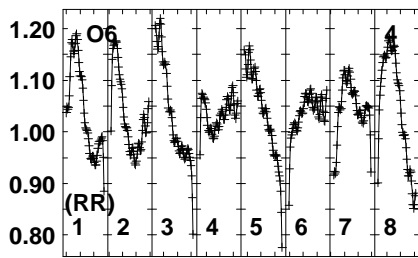
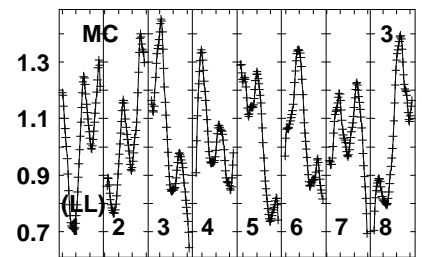
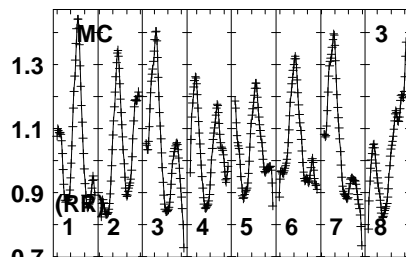
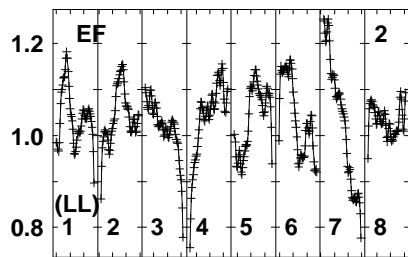
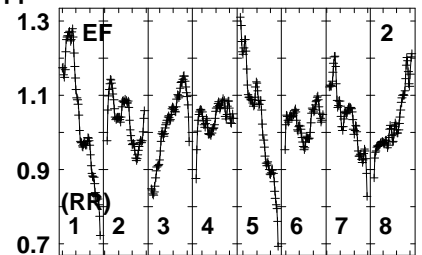
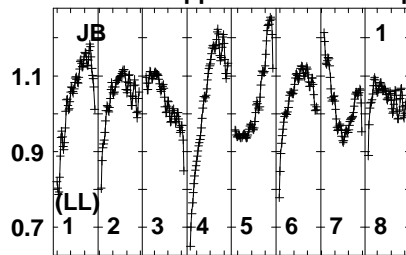
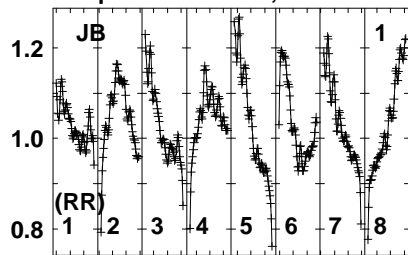


Lower frame: Real Jy
Auto-corr total-power spectrum Antenna: *
Timerange: 01/04:44:20 to 01/04:45:48

Plot file version 724 created 20-JAN-2021 19:37:19

0654+73 EB074F.UVDATA.1

Freq = 22.1080 GHz, Bw = 32.000 MH No calibration applied and no bandpass applied



22102140221802224022240222030022340
FREQ MHz

22102140221802224022240222030022340
FREQ MHz

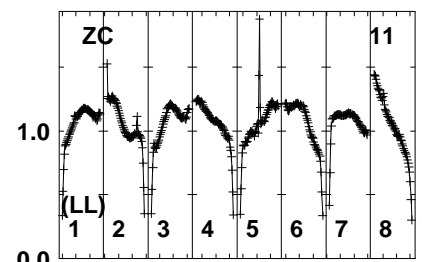
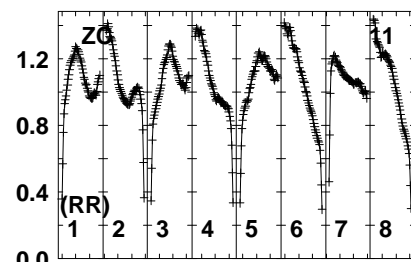
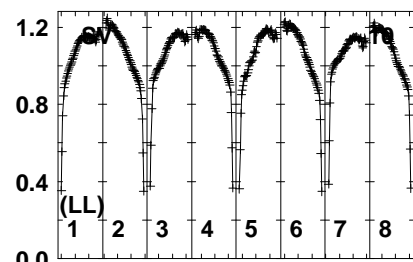
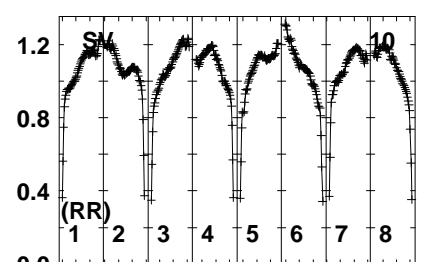
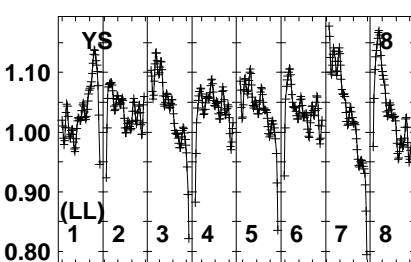
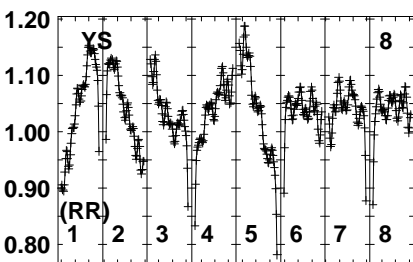
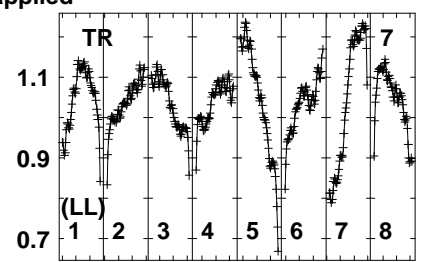
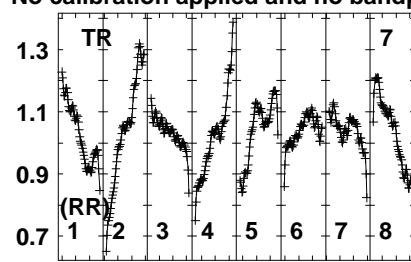
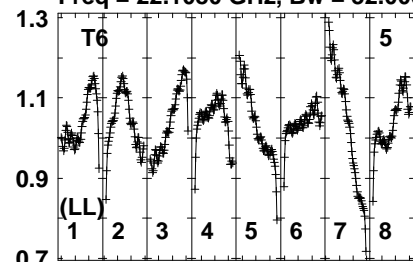
22102140221802224022240222030022340
FREQ MHz

Lower frame: Real Jy
Auto-corr total-power spectrum Antenna: *
Timerange: 01/04:46:50 to 01/04:48:48

Plot file version 725 created 20-JAN-2021 19:37:19

0654+73 EB074F.UVDATA.1

Freq = 22.1080 GHz, Bw = 32.000 MH No calibration applied and no bandpass applied

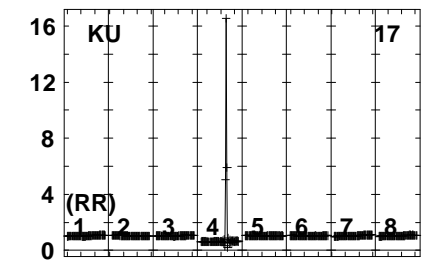
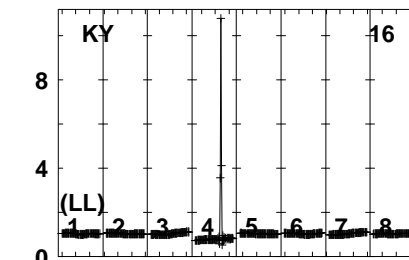
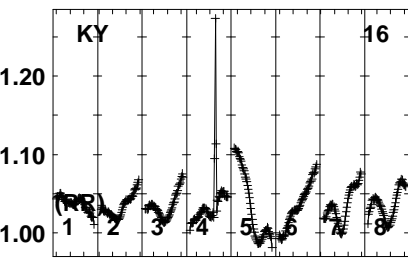
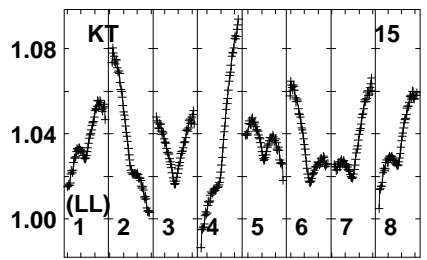
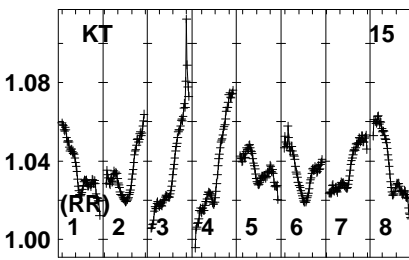
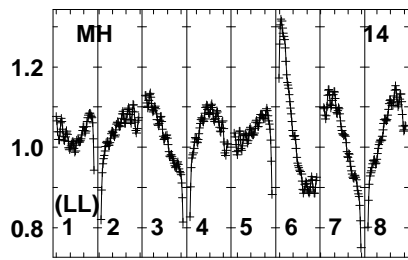
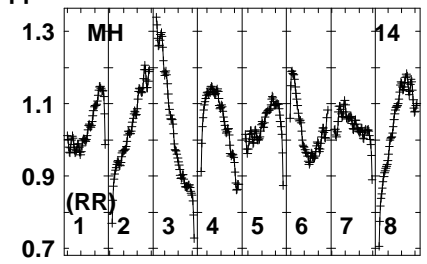
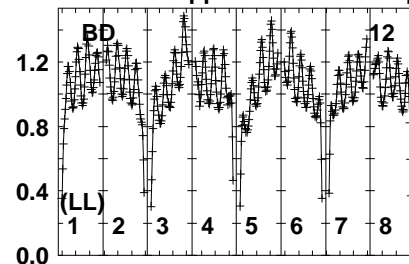
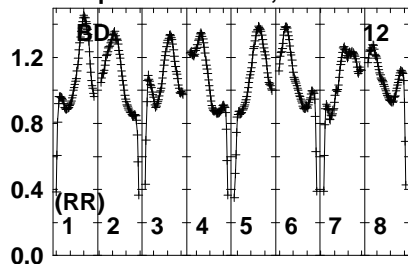


Lower frame: Real Jy
Auto-corr total-power spectrum Antenna: *
Timerange: 01/04:46:50 to 01/04:48:48

Plot file version 726 created 20-JAN-2021 19:37:20

0654+73 EB074F.UVDATA.1

Freq = 22.1080 GHz, Bw = 32.000 MH No calibration applied and no bandpass applied



221 22140 22180 22220 22260 22300 22340
FREQ MHz

221 22140 22180 22220 22260 22300 22340
FREQ MHz

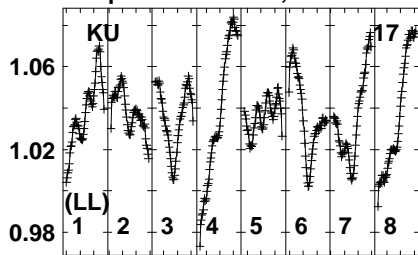
221 22140 22180 22220 22260 22300 22340
FREQ MHz

Lower frame: Real Jy
Auto-corr total-power spectrum Antenna: *
Timerange: 01/04:46:50 to 01/04:48:48

Plot file version 727 created 20-JAN-2021 19:37:20

0654+73 EB074F.UVDATA.1

Freq = 22.1080 GHz, Bw = 32.000 MH No calibration applied and no bandpass applied



Lower frame: Real Jy

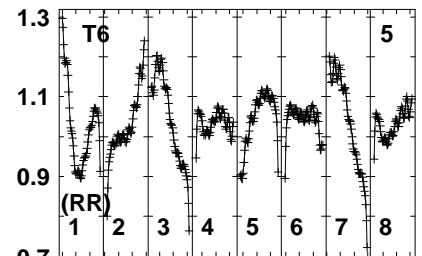
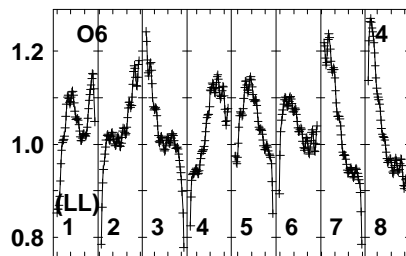
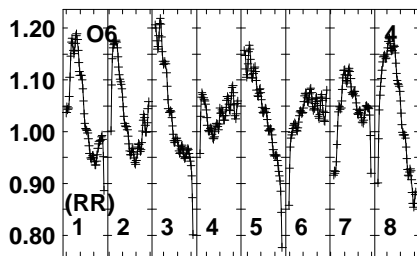
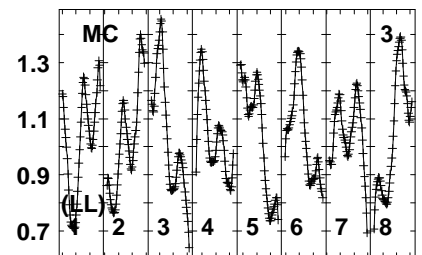
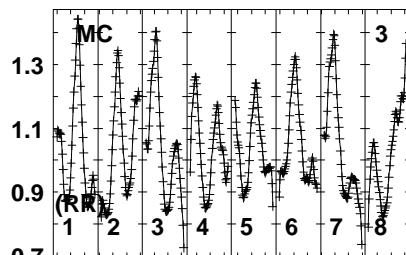
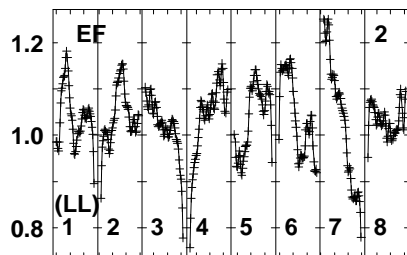
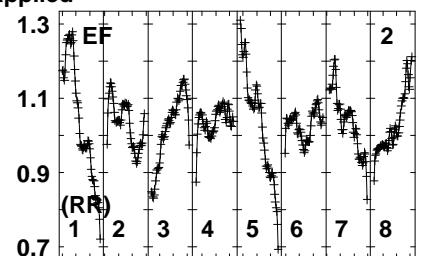
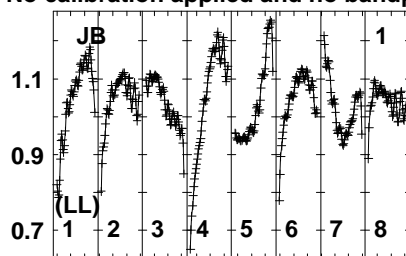
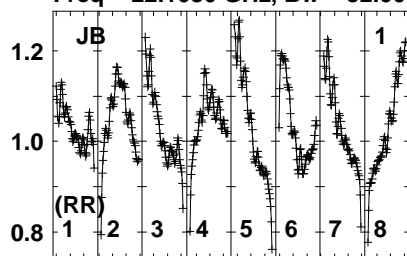
Auto-corr total-power spectrum Antenna: *

Timerange: 01/04:46:50 to 01/04:48:48

Plot file version 728 created 20-JAN-2021 19:37:20

J0714+7408 EB074F.UVDATA.1

Freq = 22.1080 GHz, Bw = 32.000 MH No calibration applied and no bandpass applied



221021402218022240222802230022340
FREQ MHz

221021402218022240222802230022340
FREQ MHz

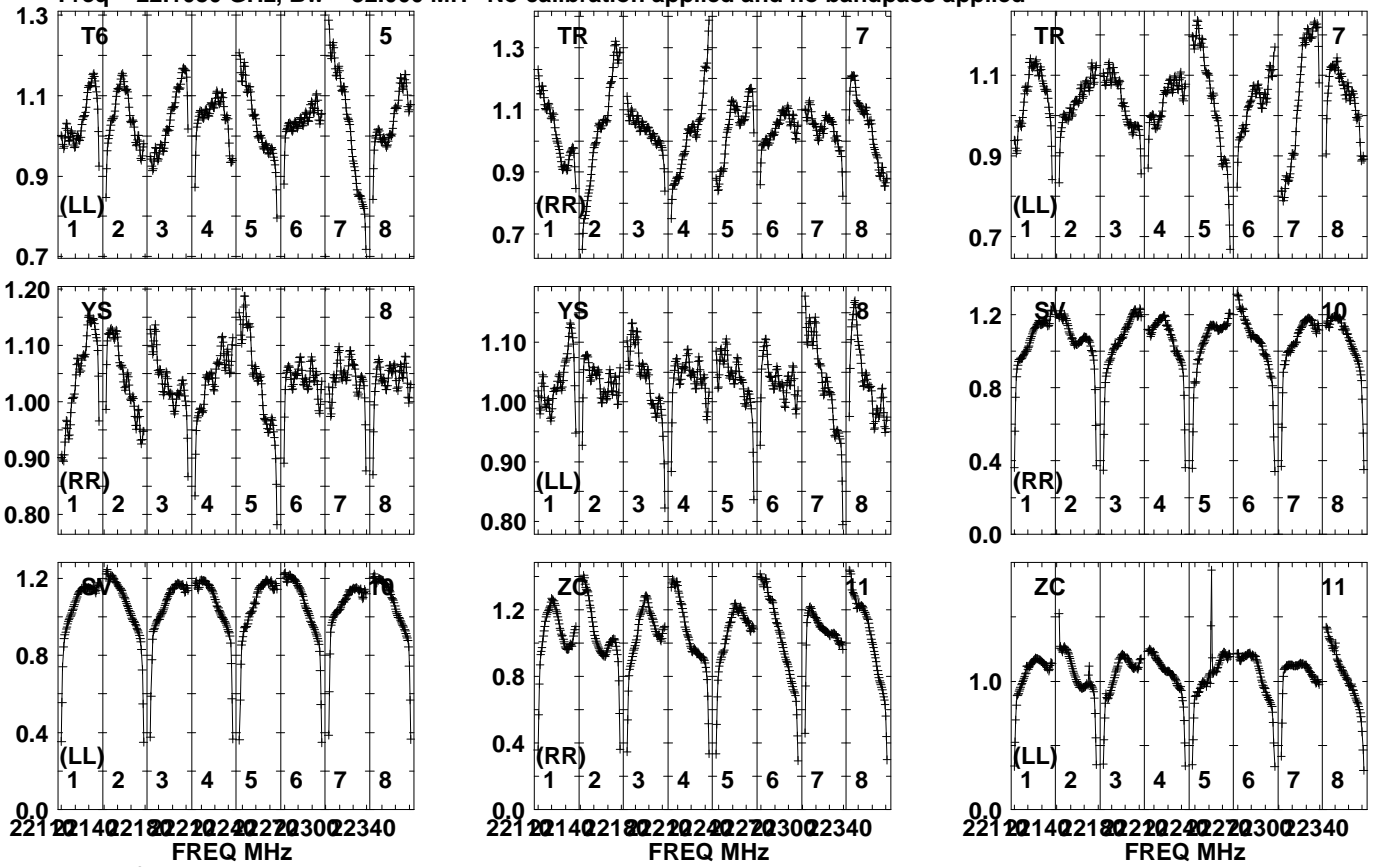
221021402218022240222802230022340
FREQ MHz

Lower frame: Real Jy
Auto-corr total-power spectrum Antenna: *
Timerange: 01/04:49:50 to 01/04:51:18

Plot file version 729 created 20-JAN-2021 19:37:20

J0714+7408 EB074F.UVDATA.1

Freq = 22.1080 GHz, Bw = 32.000 MH No calibration applied and no bandpass applied

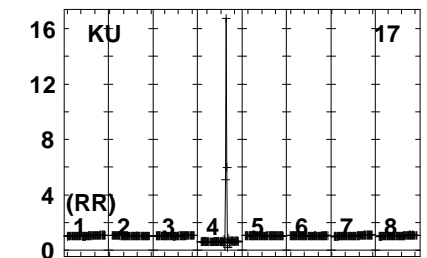
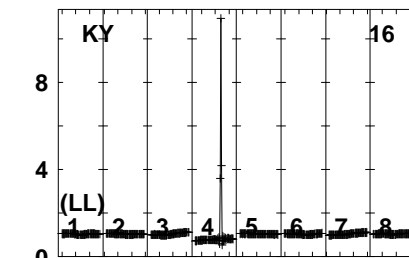
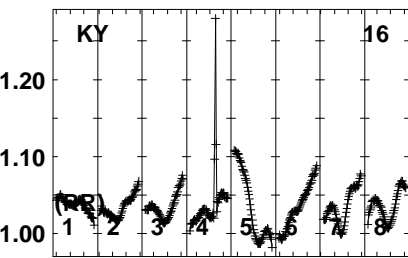
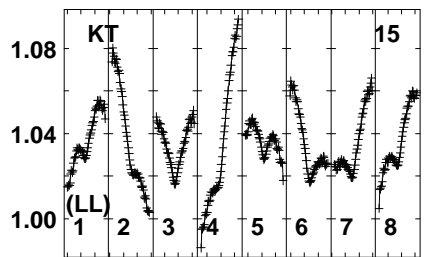
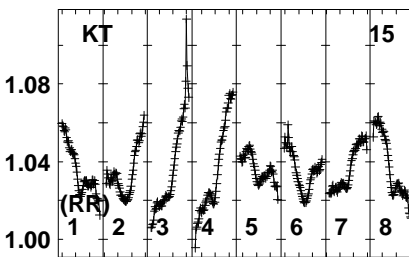
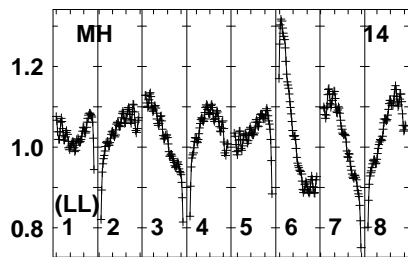
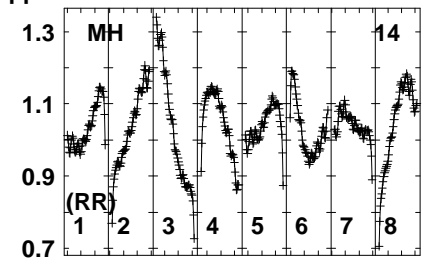
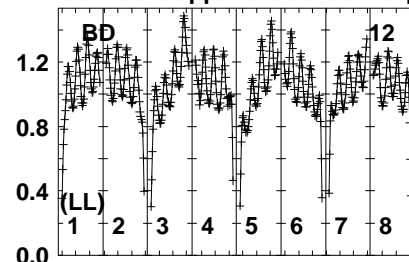
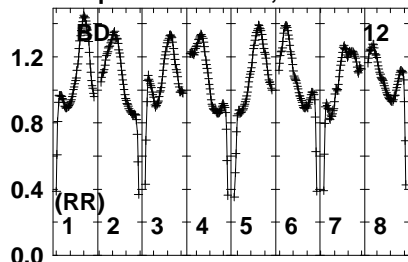


Lower frame: Real Jy
Auto-corr total-power spectrum Antenna: *
Timerange: 01/04:49:50 to 01/04:51:18

Plot file version 730 created 20-JAN-2021 19:37:21

J0714+7408 EB074F.UVDATA.1

Freq = 22.1080 GHz, Bw = 32.000 MH No calibration applied and no bandpass applied



221 2214 2218 2222 2226 2230 2234 0

221 2214 2218 2222 2226 2230 2234 0

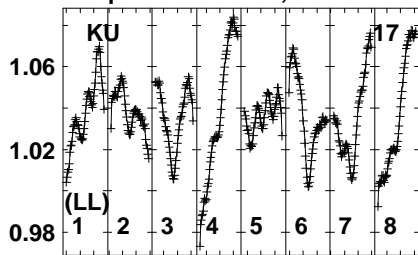
221 2214 2218 2222 2226 2230 2234 0

FREQ MHz
Lower frame: Real Jy
Auto-corr total-power spectrum Antenna: *
Timerange: 01/04:49:50 to 01/04:51:18

Plot file version 731 created 20-JAN-2021 19:37:21

J0714+7408 EB074F.UVDATA.1

Freq = 22.1080 GHz, Bw = 32.000 MH No calibration applied and no bandpass applied



Lower frame: Real Jy

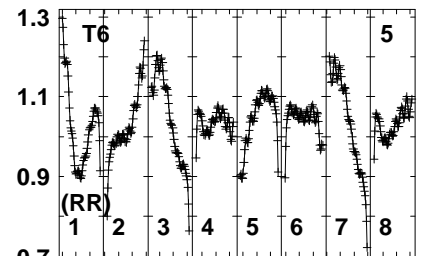
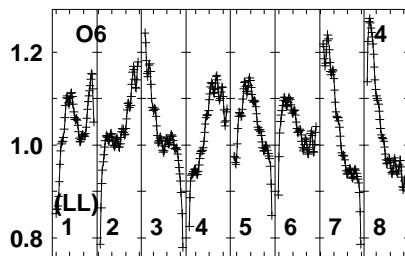
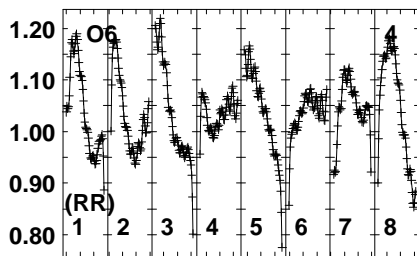
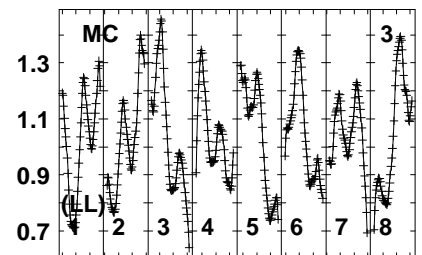
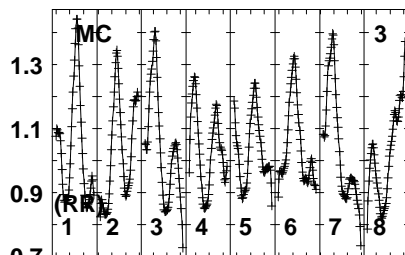
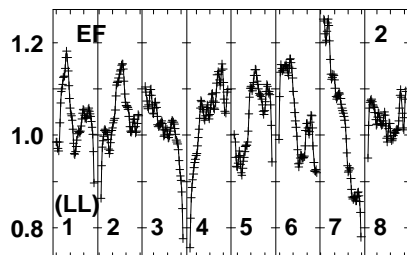
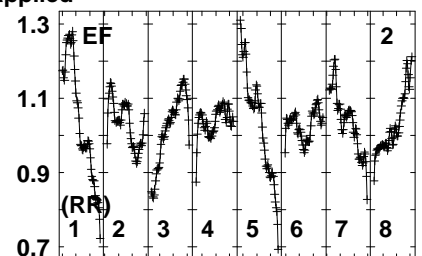
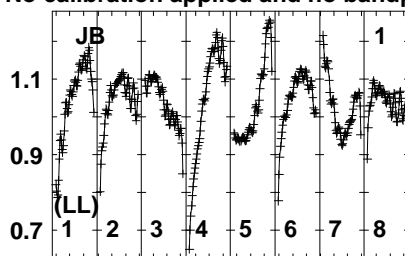
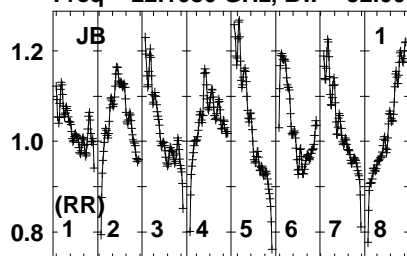
Auto-corr total-power spectrum Antenna: *

Timerange: 01/04:49:50 to 01/04:51:18

Plot file version 732 created 20-JAN-2021 19:37:21

0654+73 EB074F.UVDATA.1

Freq = 22.1080 GHz, Bw = 32.000 MH No calibration applied and no bandpass applied



2210214021802220224022703002340
FREQ MHz

2210214021802220224022703002340
FREQ MHz

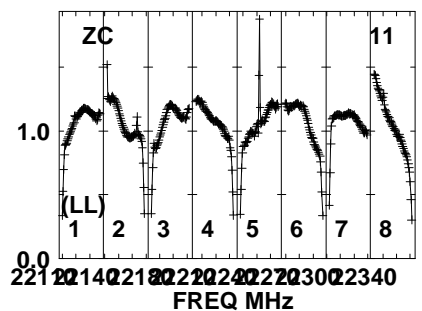
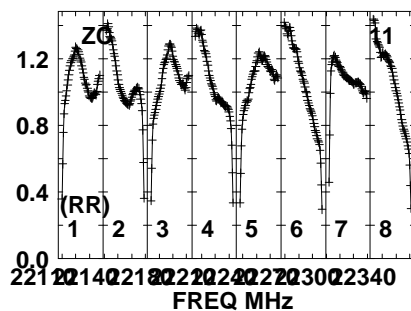
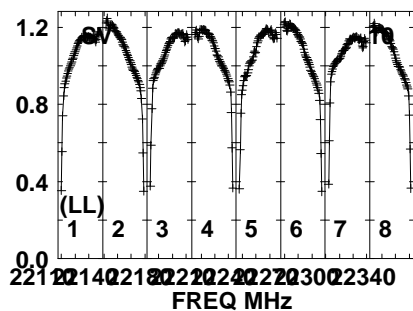
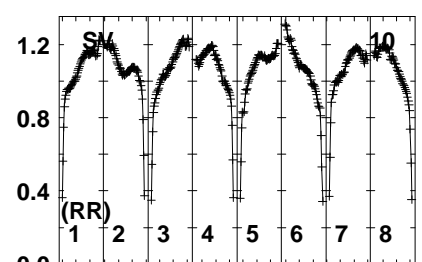
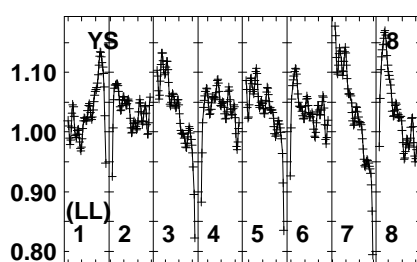
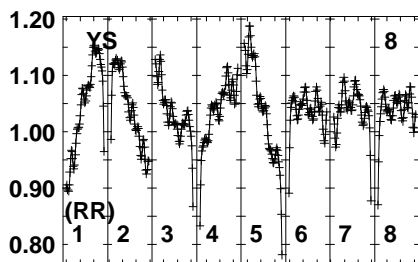
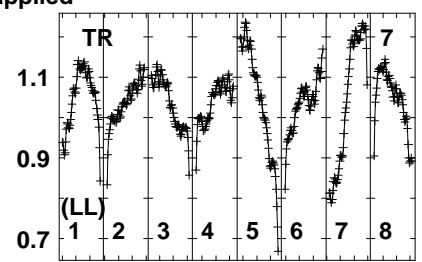
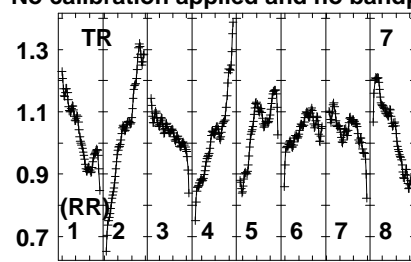
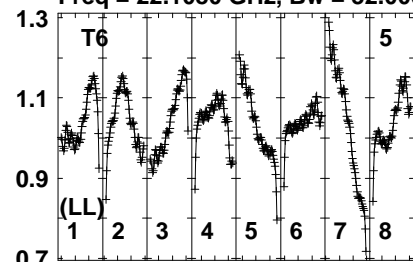
2210214021802220224022703002340
FREQ MHz

Lower frame: Real Jy
Auto-corr total-power spectrum Antenna: *
Timerange: 01/04:52:19 to 01/04:54:18

Plot file version 733 created 20-JAN-2021 19:37:21

0654+73 EB074F.UVDATA.1

Freq = 22.1080 GHz, Bw = 32.000 MH No calibration applied and no bandpass applied

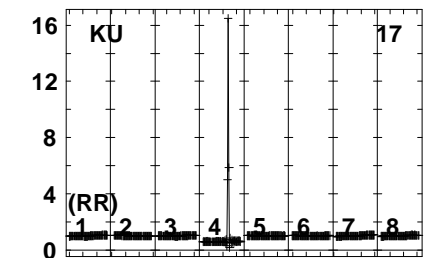
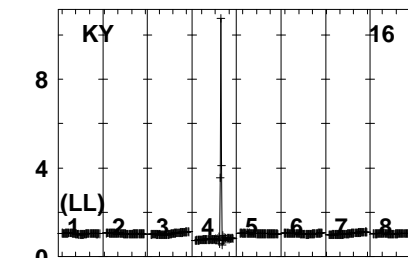
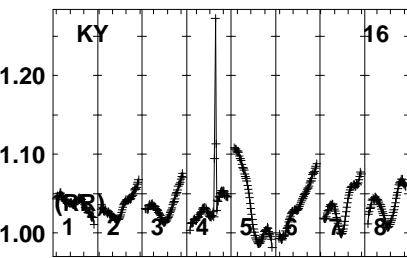
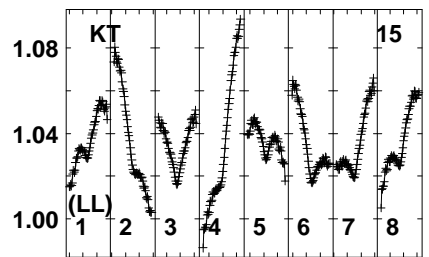
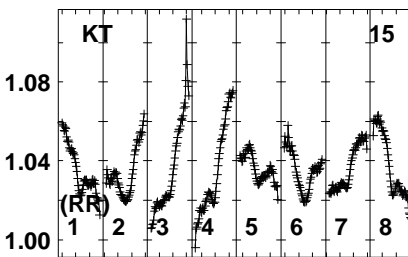
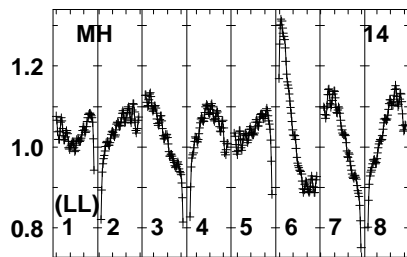
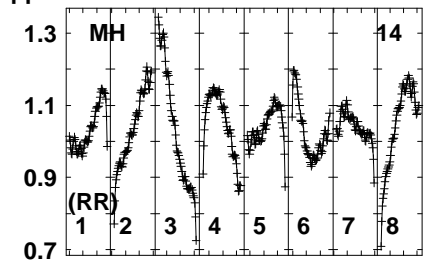
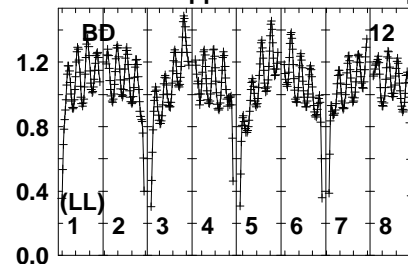
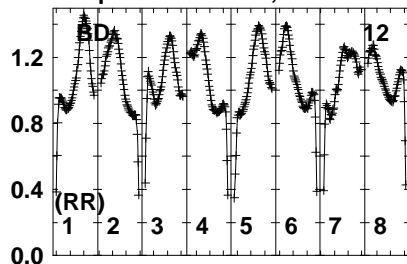


Lower frame: Real Jy
Auto-corr total-power spectrum Antenna: *
Timerange: 01/04:52:19 to 01/04:54:18

Plot file version 734 created 20-JAN-2021 19:37:22

0654+73 EB074F.UVDATA.1

Freq = 22.1080 GHz, Bw = 32.000 MH No calibration applied and no bandpass applied



22100 22140 22180 22220 22260 22300 22340
FREQ MHz

22100 22140 22180 22220 22260 22300 22340
FREQ MHz

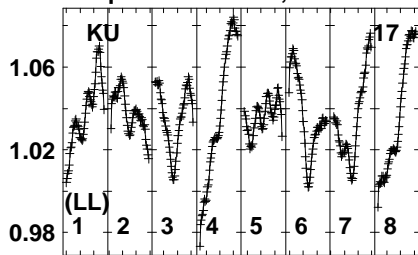
22100 22140 22180 22220 22260 22300 22340
FREQ MHz

Lower frame: Real Jy
Auto-corr total-power spectrum Antenna: *
Timerange: 01/04:52:19 to 01/04:54:18

Plot file version 735 created 20-JAN-2021 19:37:22

0654+73 EB074F.UVDATA.1

Freq = 22.1080 GHz, Bw = 32.000 MH No calibration applied and no bandpass applied



Lower frame: Real Jy

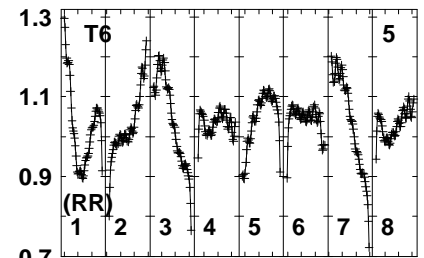
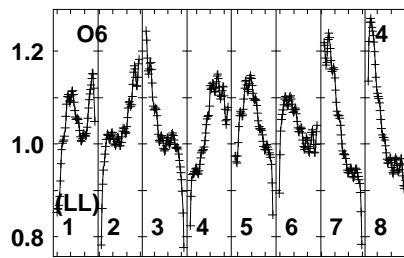
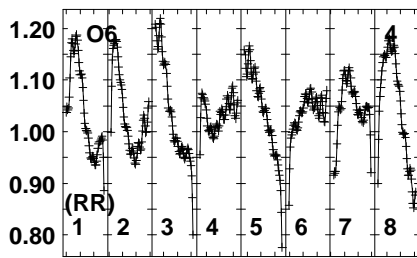
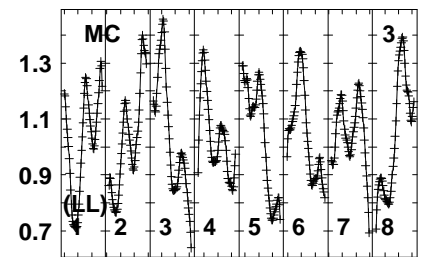
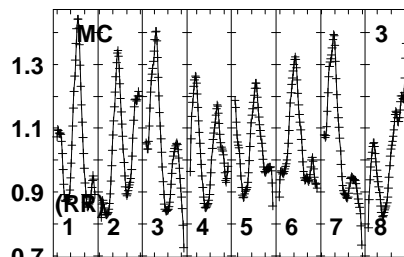
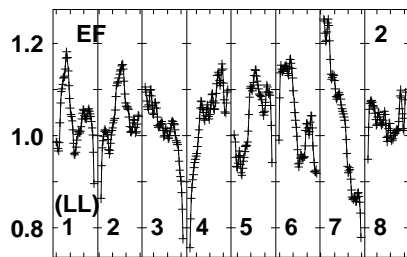
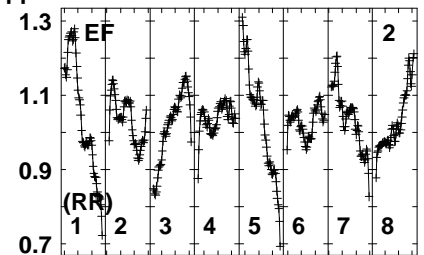
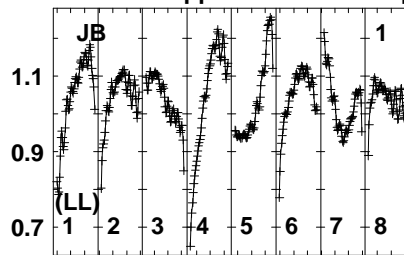
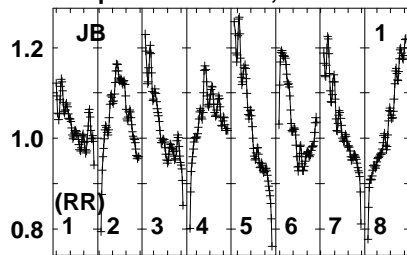
Auto-corr total-power spectrum Antenna: *

Timerange: 01/04:52:19 to 01/04:54:18

Plot file version 736 created 20-JAN-2021 19:37:22

J0714+7408 EB074F.UVDATA.1

Freq = 22.1080 GHz, Bw = 32.000 MH No calibration applied and no bandpass applied



22100 22140 22180 22220 22260 22300 22340
FREQ MHz

22100 22140 22180 22220 22260 22300 22340
FREQ MHz

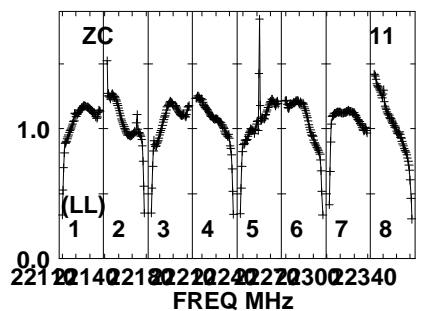
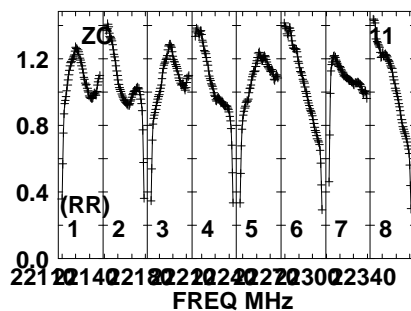
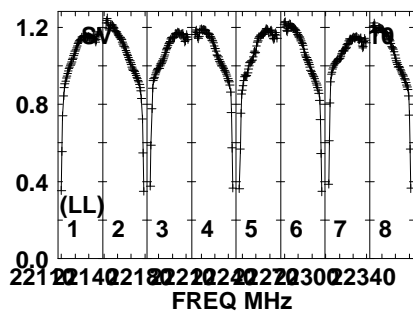
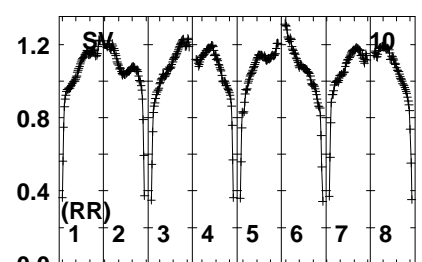
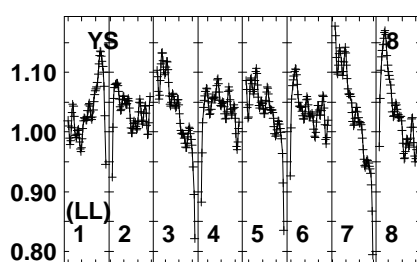
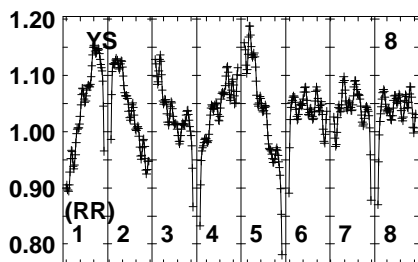
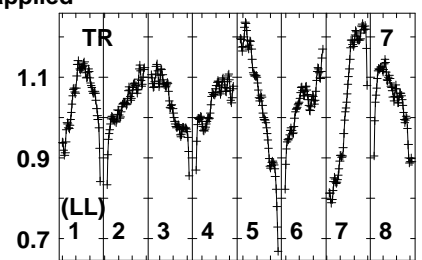
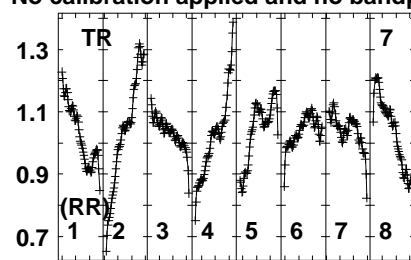
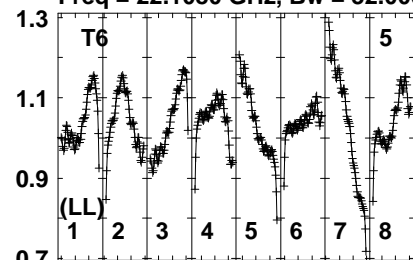
22100 22140 22180 22220 22260 22300 22340
FREQ MHz

Lower frame: Real Jy
Auto-corr total-power spectrum Antenna: *
Timerange: 01/04:55:20 to 01/04:56:49

Plot file version 737 created 20-JAN-2021 19:37:22

J0714+7408 EB074F.UVDATA.1

Freq = 22.1080 GHz, Bw = 32.000 MH No calibration applied and no bandpass applied

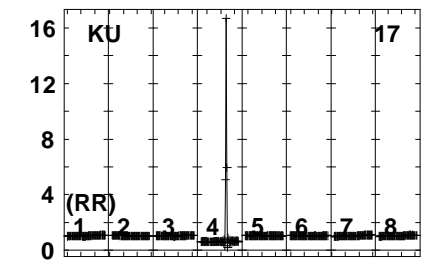
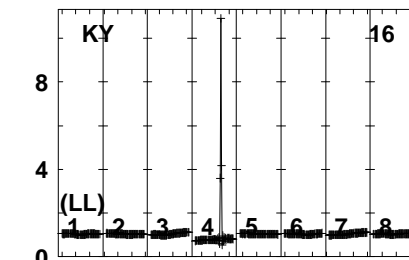
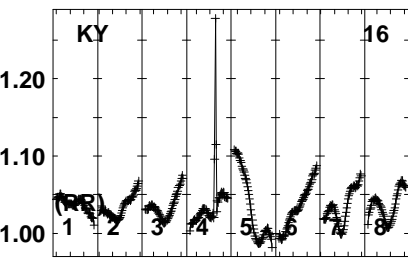
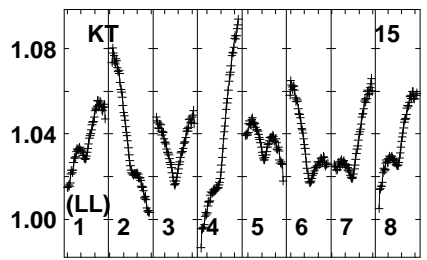
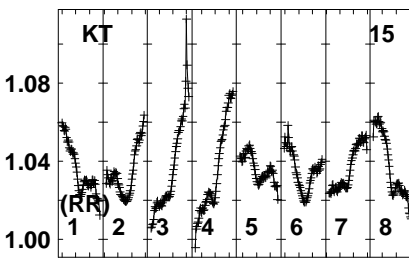
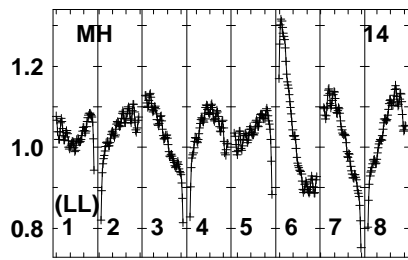
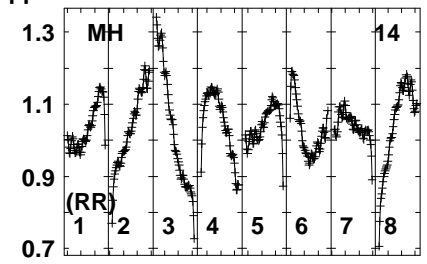
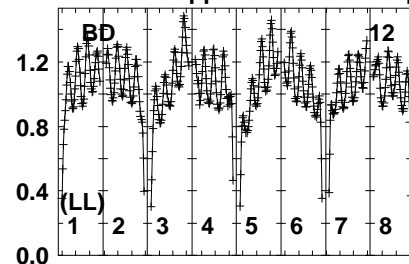
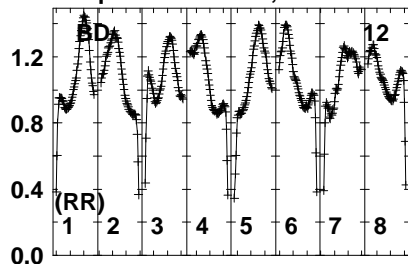


Lower frame: Real Jy
Auto-corr total-power spectrum Antenna: *
Timerange: 01/04:55:20 to 01/04:56:49

Plot file version 738 created 20-JAN-2021 19:37:23

J0714+7408 EB074F.UVDATA.1

Freq = 22.1080 GHz, Bw = 32.000 MH No calibration applied and no bandpass applied



22100 22140 22180 22220 22260 22300 22340
FREQ MHz

22100 22140 22180 22220 22260 22300 22340
FREQ MHz

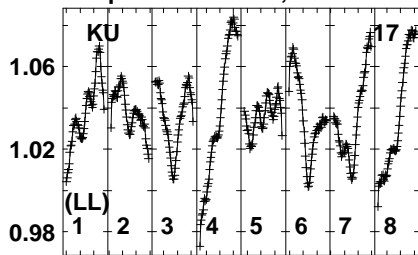
22100 22140 22180 22220 22260 22300 22340
FREQ MHz

Lower frame: Real Jy
Auto-corr total-power spectrum Antenna: *
Timerange: 01/04:55:20 to 01/04:56:49

Plot file version 739 created 20-JAN-2021 19:37:24

J0714+7408 EB074F.UVDATA.1

Freq = 22.1080 GHz, Bw = 32.000 MH No calibration applied and no bandpass applied



Lower frame: Real Jy

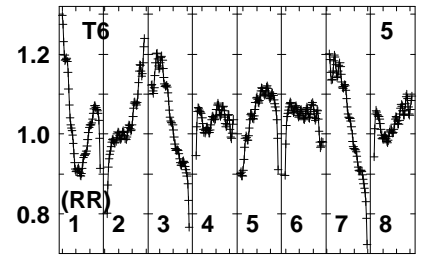
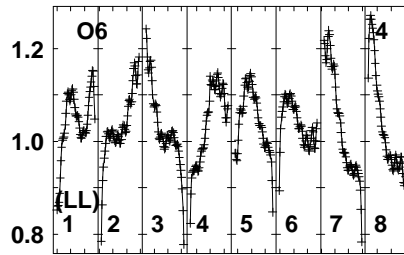
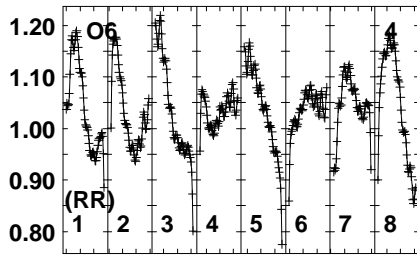
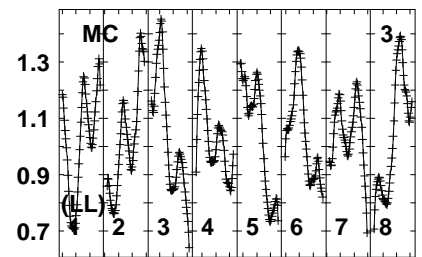
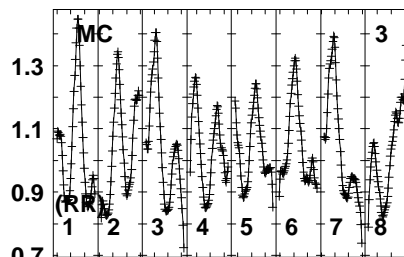
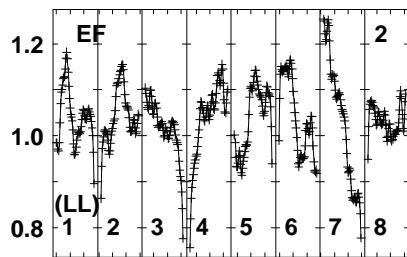
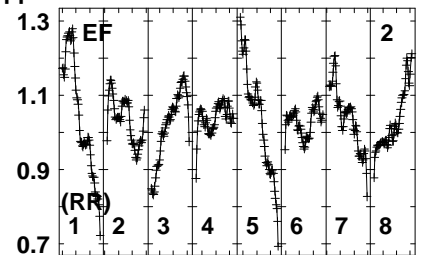
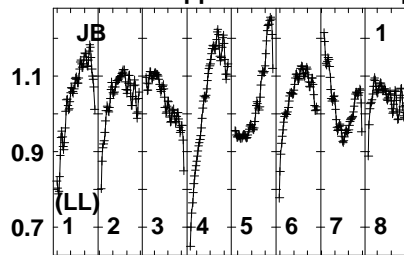
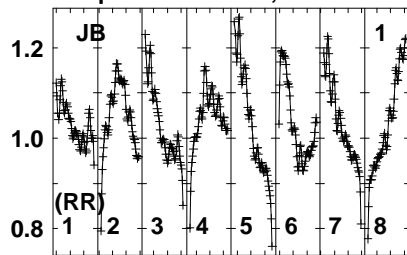
Auto-corr total-power spectrum Antenna: *

Timerange: 01/04:55:20 to 01/04:56:49

Plot file version 740 created 20-JAN-2021 19:37:24

4C75 EB074F.UVDATA.1

Freq = 22.1080 GHz, Bw = 32.000 MH No calibration applied and no bandpass applied



221021402218022240222802230022340
FREQ MHz

221021402218022240222802230022340
FREQ MHz

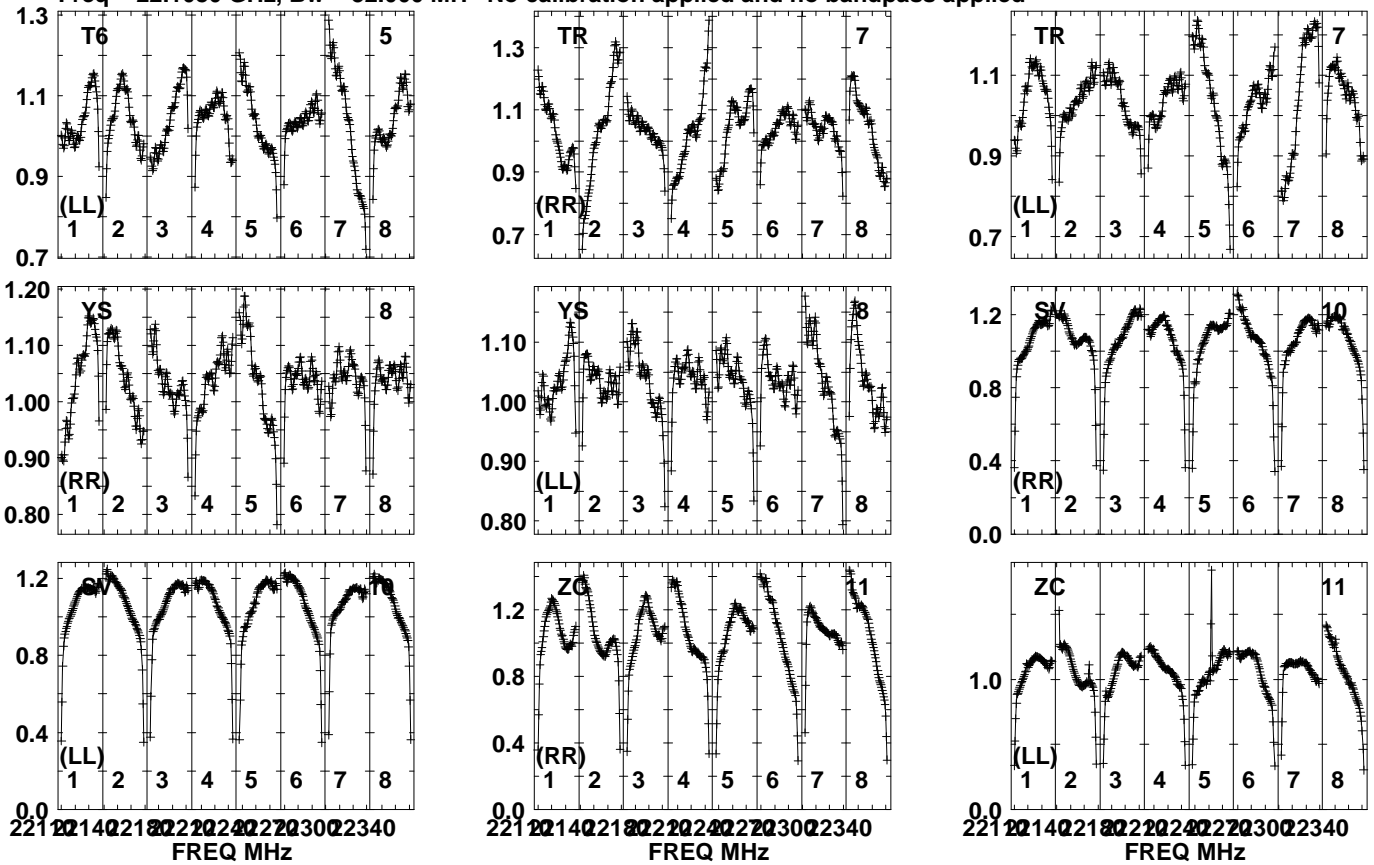
221021402218022240222802230022340
FREQ MHz

Lower frame: Real Jy
Auto-corr total-power spectrum Antenna: *
Timerange: 01/04:59:50 to 01/05:03:49

Plot file version 741 created 20-JAN-2021 19:37:24

4C75 EB074F.UVDATA.1

Freq = 22.1080 GHz, Bw = 32.000 MH No calibration applied and no bandpass applied

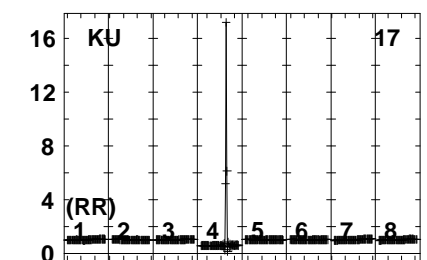
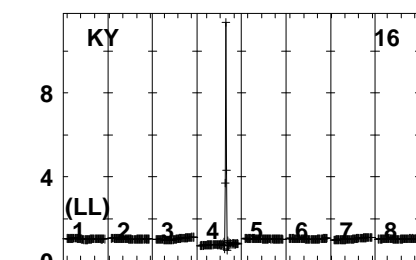
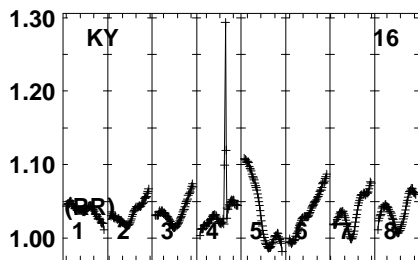
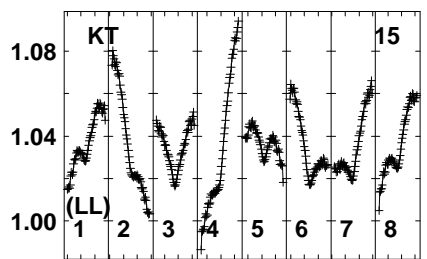
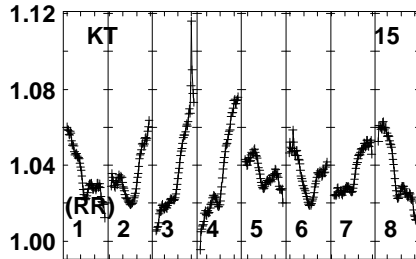
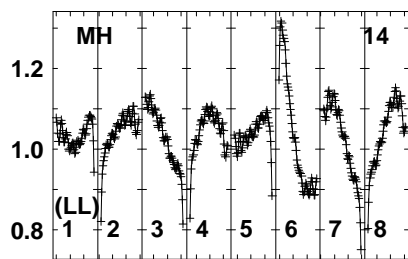
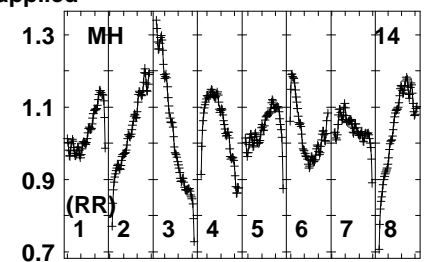
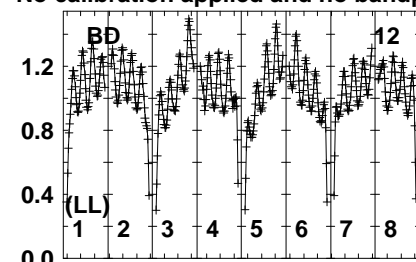
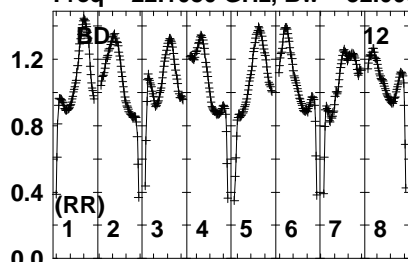


Lower frame: Real Jy
Auto-corr total-power spectrum Antenna: *
Timerange: 01/04:59:50 to 01/05:03:49

Plot file version 742 created 20-JAN-2021 19:37:26

4C75 EB074F.UVDATA.1

Freq = 22.1080 GHz, Bw = 32.000 MH No calibration applied and no bandpass applied



221 2214 2218 2222 2226 2230 2234 0
FREQ MHz

221 2214 2218 2222 2226 2230 2234 0
FREQ MHz

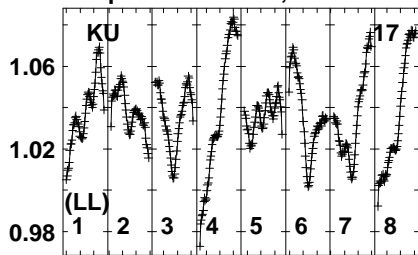
221 2214 2218 2222 2226 2230 2234 0
FREQ MHz

Lower frame: Real Jy
Auto-corr total-power spectrum Antenna: *
Timerange: 01/04:59:50 to 01/05:03:49

Plot file version 743 created 20-JAN-2021 19:37:26

4C75 EB074F.UVDATA.1

Freq = 22.1080 GHz, Bw = 32.000 MH No calibration applied and no bandpass applied

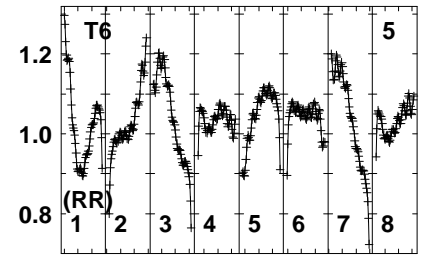
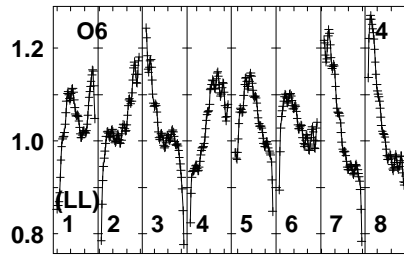
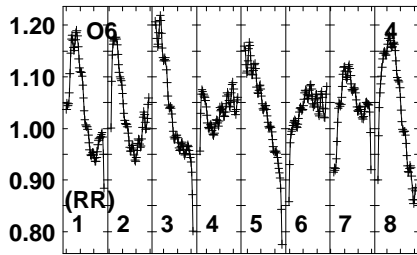
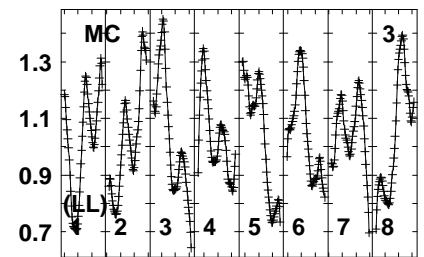
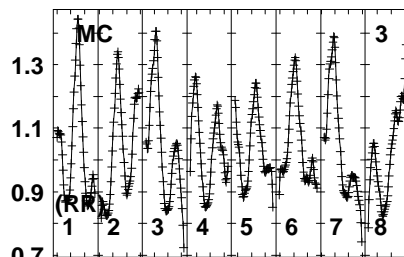
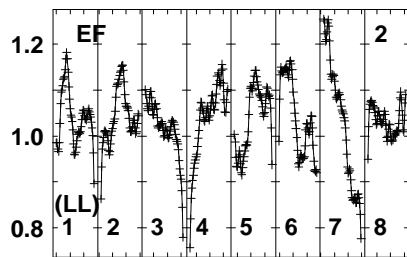
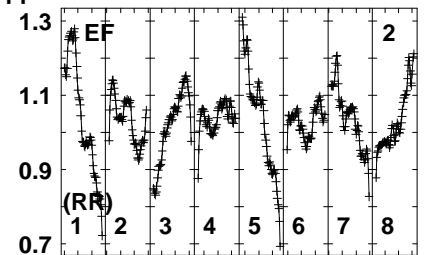
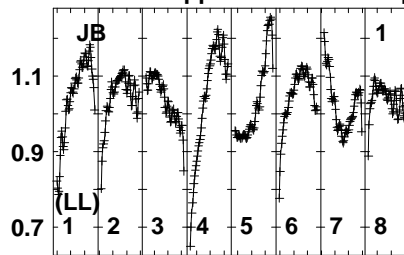
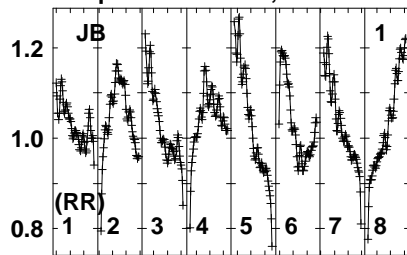


Lower frame: Real Jy
Auto-corr total-power spectrum Antenna: *
Timerange: 01/04:59:50 to 01/05:03:49

Plot file version 744 created 20-JAN-2021 19:37:27

4C75 EB074F.UVDATA.1

Freq = 22.1080 GHz, Bw = 32.000 MH No calibration applied and no bandpass applied



22102140221802224022240222030022340
FREQ MHz

22102140221802224022240222030022340
FREQ MHz

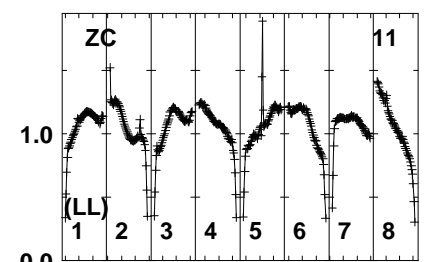
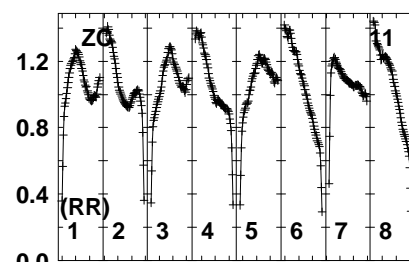
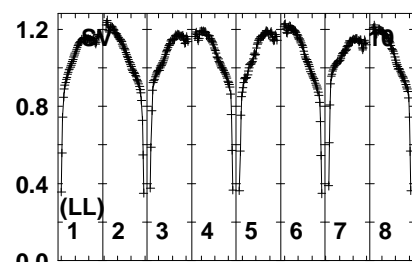
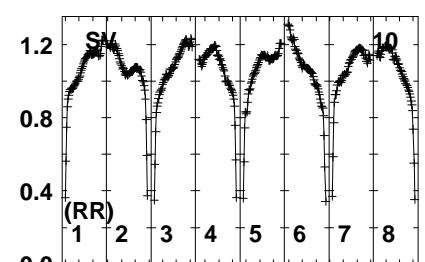
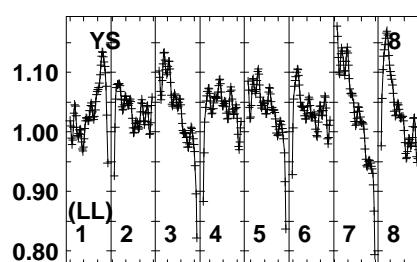
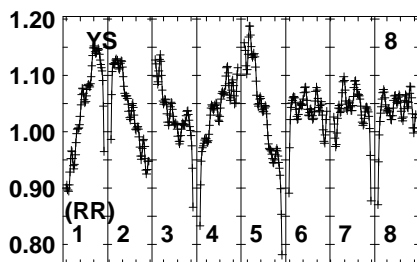
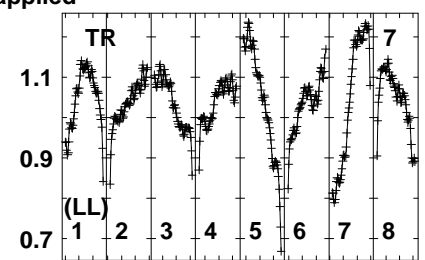
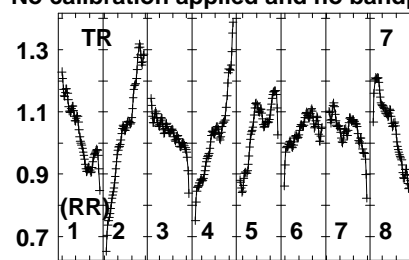
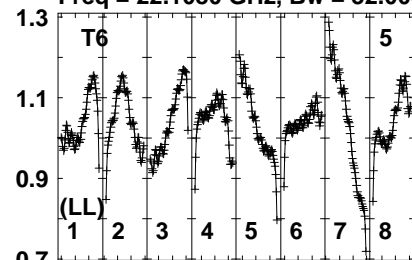
22102140221802224022240222030022340
FREQ MHz

Lower frame: Real Jy
Auto-corr total-power spectrum Antenna: *
Timerange: 01/05:04:20 to 01/05:08:18

Plot file version 745 created 20-JAN-2021 19:37:27

4C75 EB074F.UVDATA.1

Freq = 22.1080 GHz, Bw = 32.000 MH No calibration applied and no bandpass applied

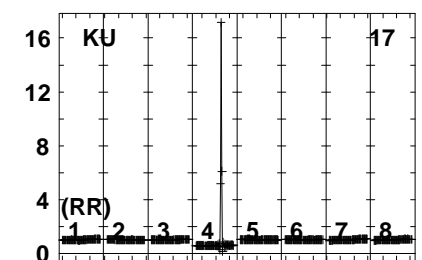
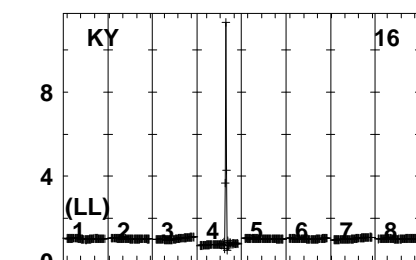
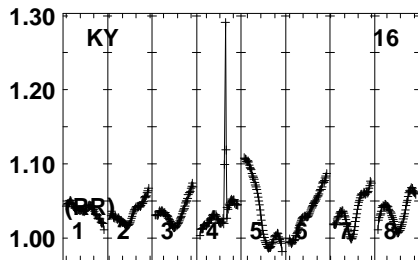
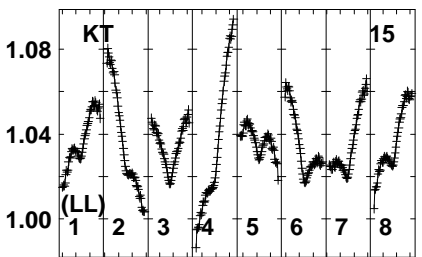
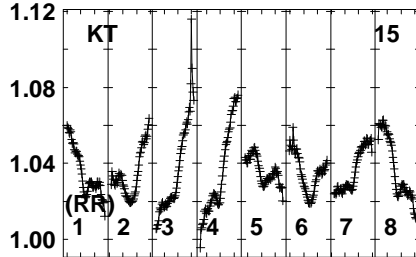
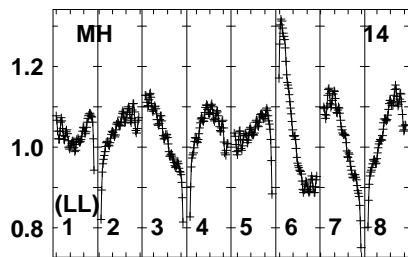
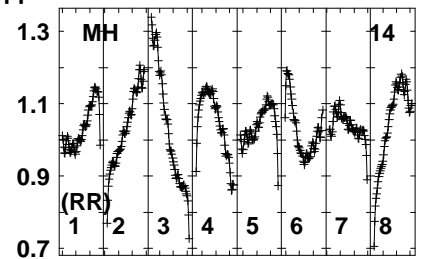
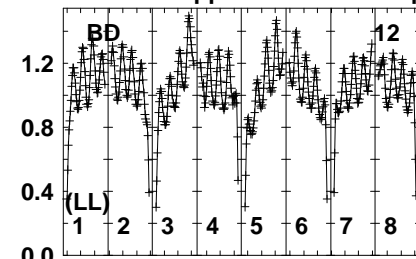
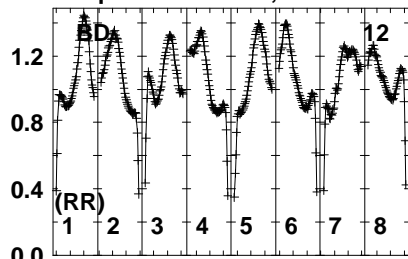


Lower frame: Real Jy
Auto-corr total-power spectrum Antenna: *
Timerange: 01/05:04:20 to 01/05:08:18

Plot file version 746 created 20-JAN-2021 19:37:29

4C75 EB074F.UVDATA.1

Freq = 22.1080 GHz, Bw = 32.000 MH No calibration applied and no bandpass applied



221 22140 22180 22220 22260 22300 22340
FREQ MHz

221 22140 22180 22220 22260 22300 22340
FREQ MHz

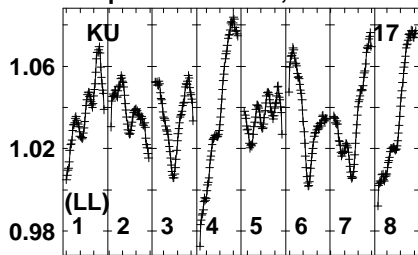
221 22140 22180 22220 22260 22300 22340
FREQ MHz

Lower frame: Real Jy
Auto-corr total-power spectrum Antenna: *
Timerange: 01/05:04:20 to 01/05:08:18

Plot file version 747 created 20-JAN-2021 19:37:29

4C75 EB074F.UVDATA.1

Freq = 22.1080 GHz, Bw = 32.000 MH No calibration applied and no bandpass applied

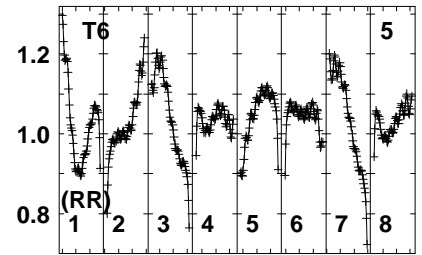
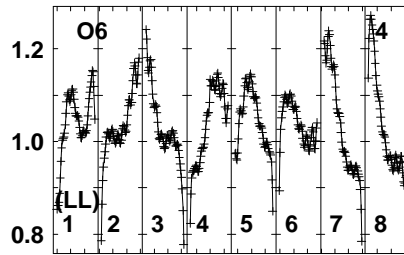
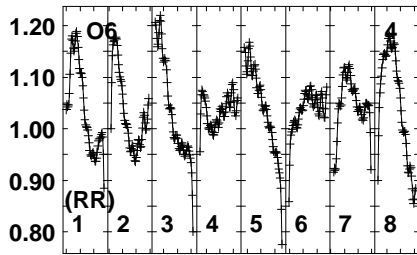
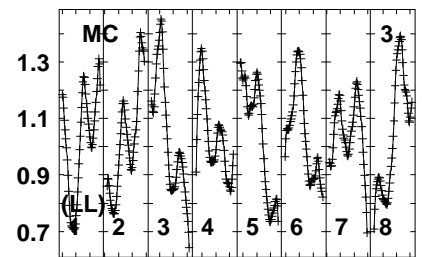
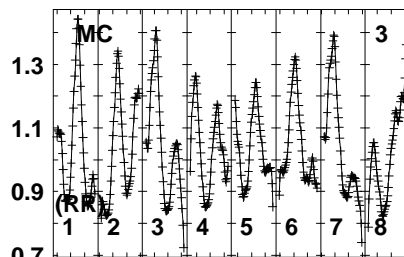
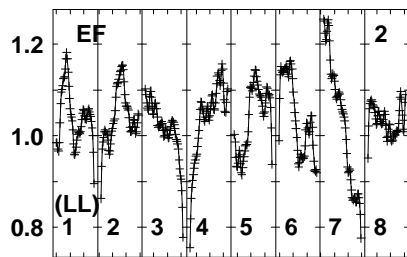
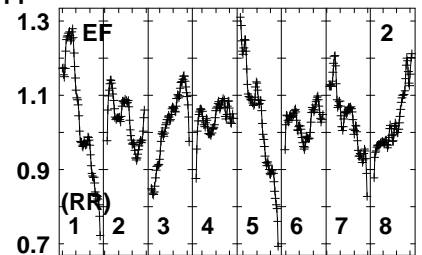
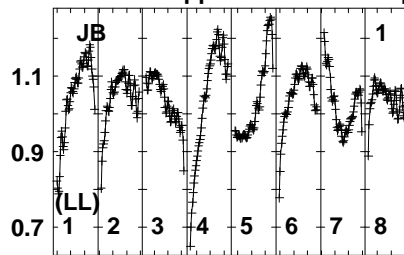
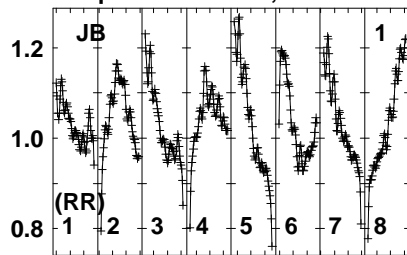


Lower frame: Real Jy
Auto-corr total-power spectrum Antenna: *
Timerange: 01/05:04:20 to 01/05:08:18

Plot file version 748 created 20-JAN-2021 19:37:30

4C75 EB074F.UVDATA.1

Freq = 22.1080 GHz, Bw = 32.000 MH No calibration applied and no bandpass applied



22102140221802224022240222030022340
FREQ MHz

22102140221802224022240222030022340
FREQ MHz

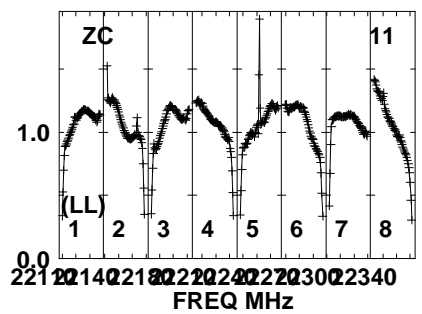
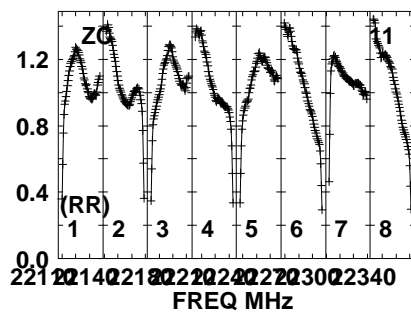
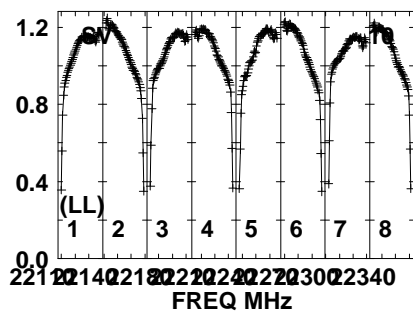
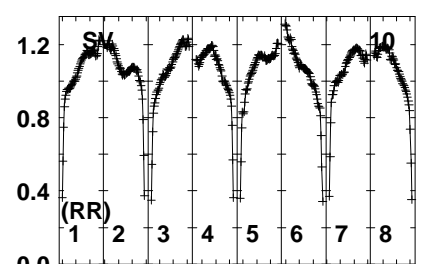
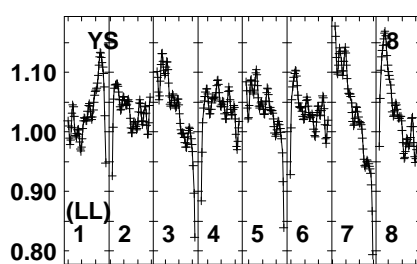
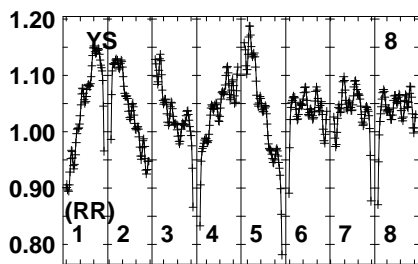
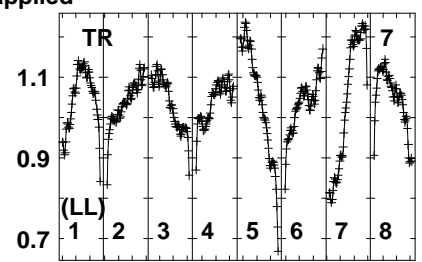
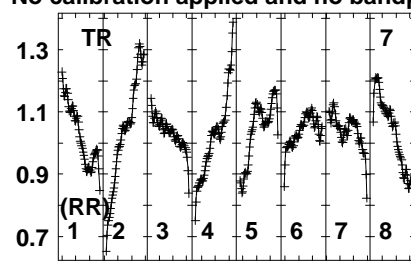
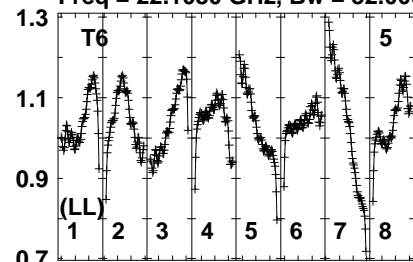
22102140221802224022240222030022340
FREQ MHz

Lower frame: Real Jy
Auto-corr total-power spectrum Antenna: *
Timerange: 01/05:08:49 to 01/05:12:48

Plot file version 749 created 20-JAN-2021 19:37:30

4C75 EB074F.UVDATA.1

Freq = 22.1080 GHz, Bw = 32.000 MH No calibration applied and no bandpass applied

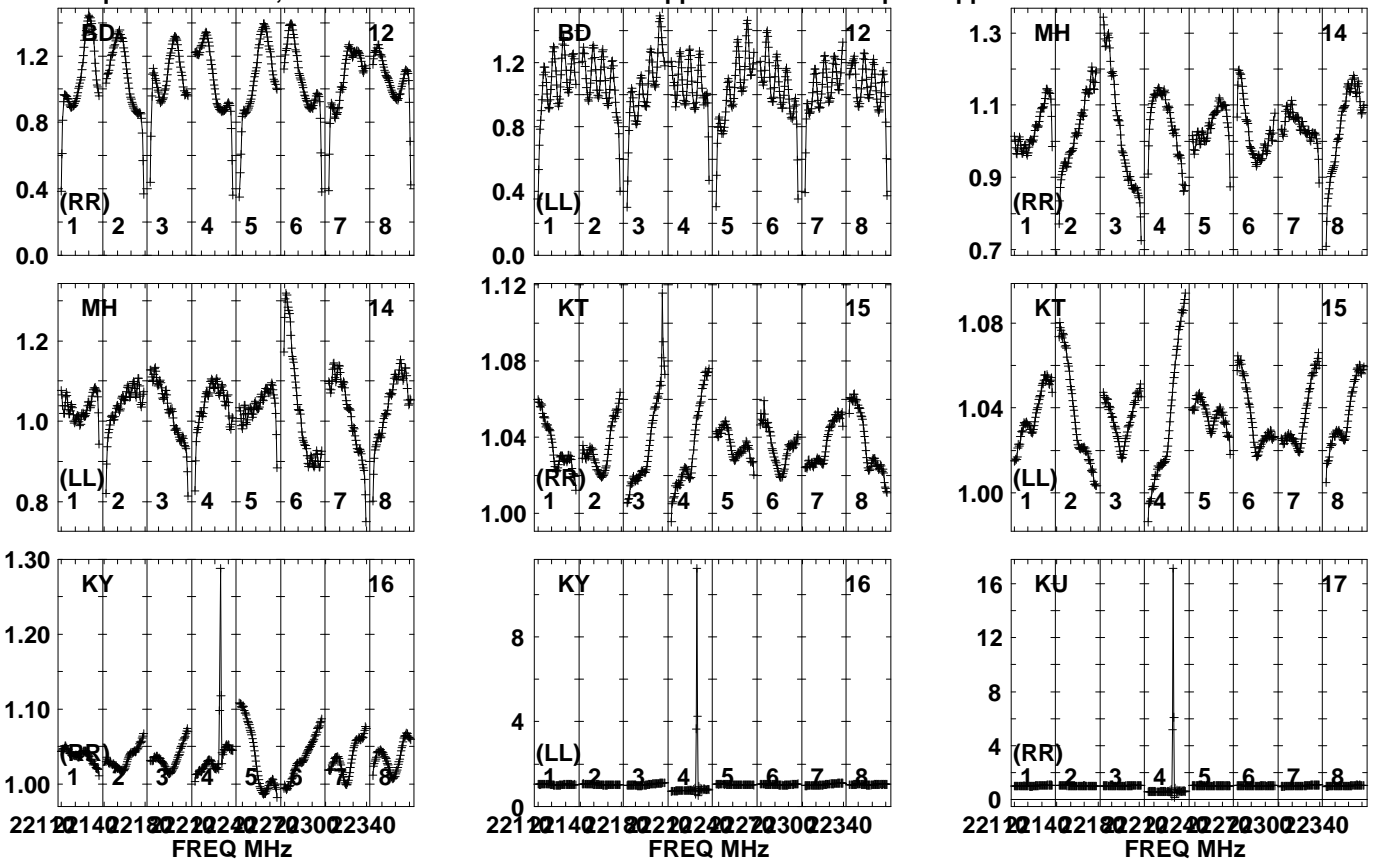


Lower frame: Real Jy
Auto-corr total-power spectrum Antenna: *
Timerange: 01/05:08:49 to 01/05:12:48

Plot file version 750 created 20-JAN-2021 19:37:31

4C75 EB074F.UVDATA.1

Freq = 22.1080 GHz, Bw = 32.000 MH No calibration applied and no bandpass applied

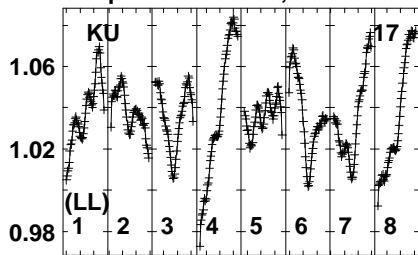


Lower frame: Real Jy
Auto-corr total-power spectrum Antenna: *
Timerange: 01/05:08:49 to 01/05:12:48

Plot file version 751 created 20-JAN-2021 19:37:32

4C75 EB074F.UVDATA.1

Freq = 22.1080 GHz, Bw = 32.000 MH No calibration applied and no bandpass applied

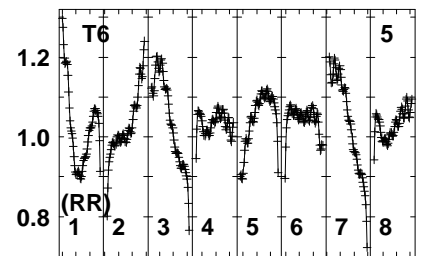
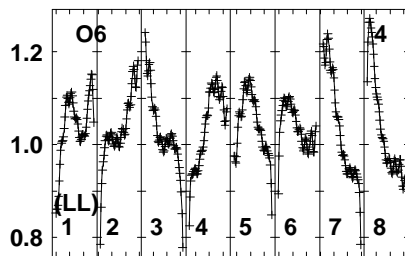
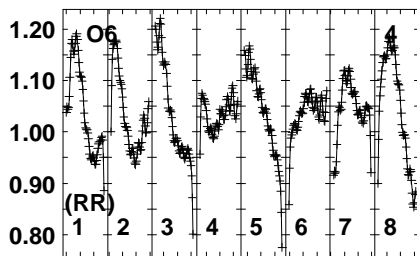
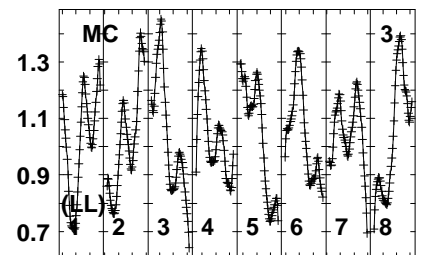
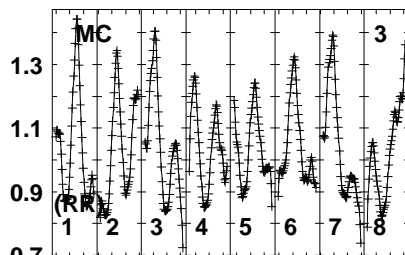
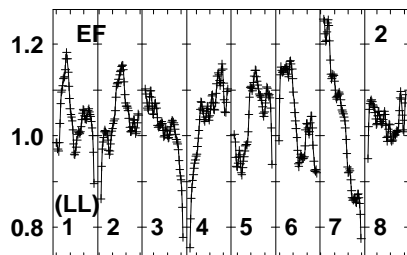
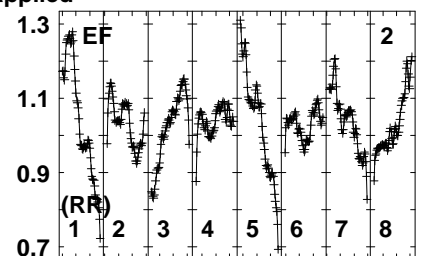
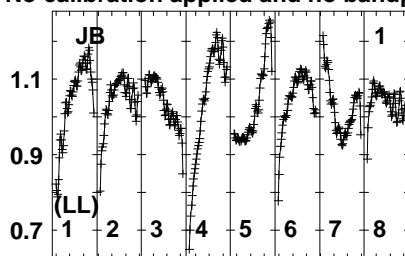
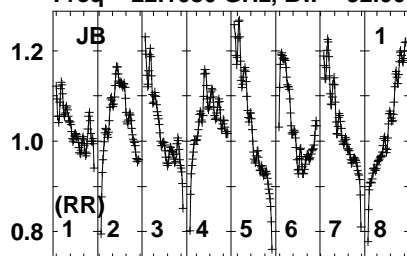


Lower frame: Real Jy
Auto-corr total-power spectrum Antenna: *
Timerange: 01/05:08:49 to 01/05:12:48

Plot file version 752 created 20-JAN-2021 19:37:32

4C75 EB074F.UVDATA.1

Freq = 22.1080 GHz, Bw = 32.000 MH No calibration applied and no bandpass applied



221021402218022240222802232022340
FREQ MHz

221021402218022240222802232022340
FREQ MHz

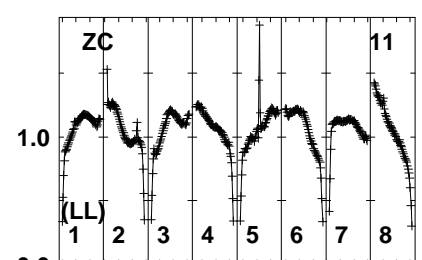
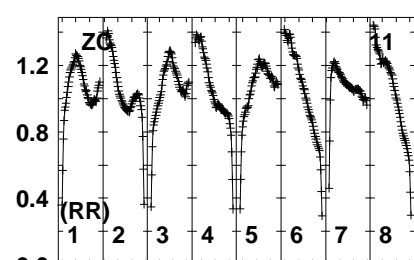
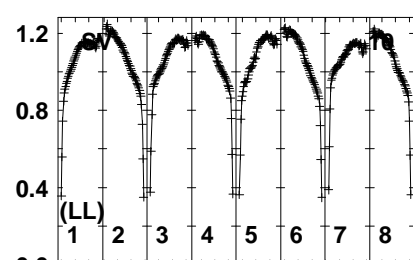
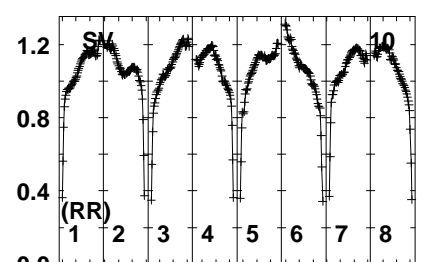
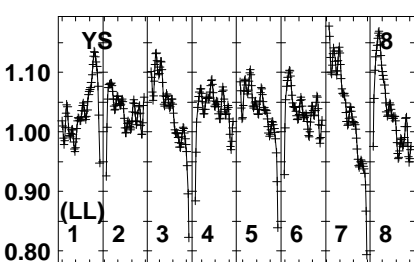
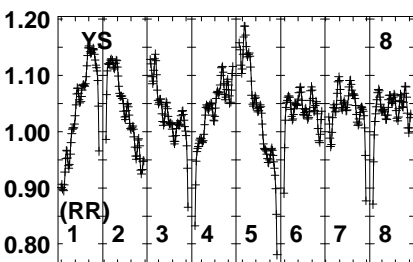
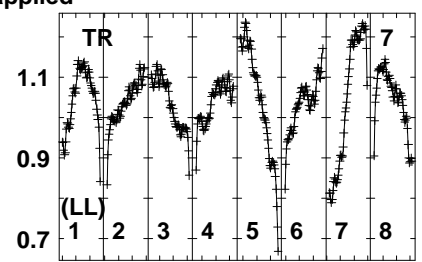
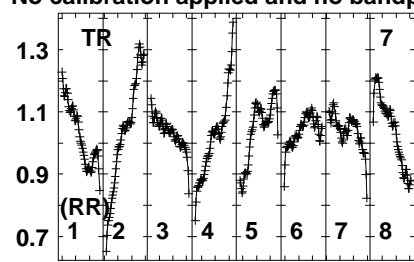
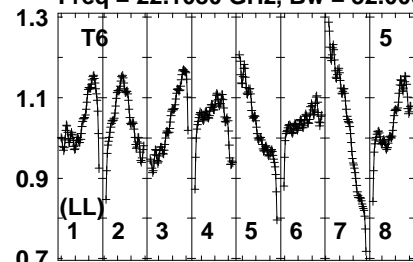
221021402218022240222802232022340
FREQ MHz

Lower frame: Real Jy
Auto-corr total-power spectrum Antenna: *
Timerange: 01/05:13:19 to 01/05:17:18

Plot file version 753 created 20-JAN-2021 19:37:33

4C75 EB074F.UVDATA.1

Freq = 22.1080 GHz, Bw = 32.000 MH No calibration applied and no bandpass applied

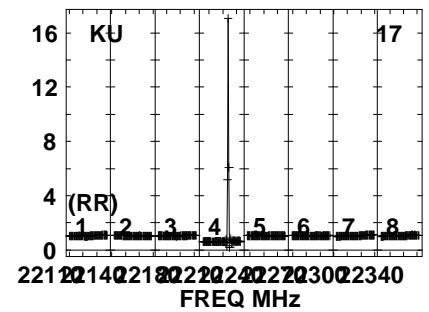
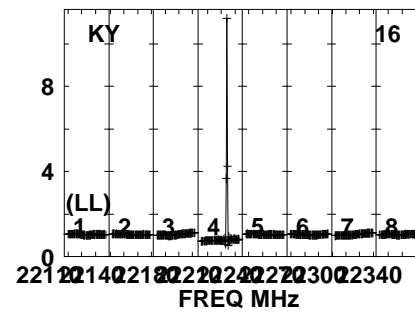
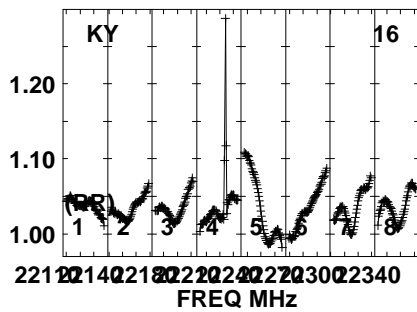
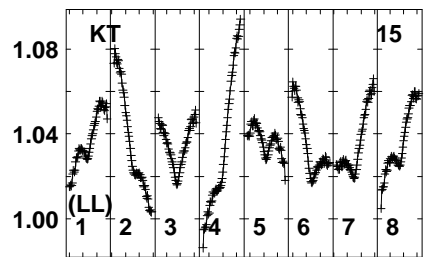
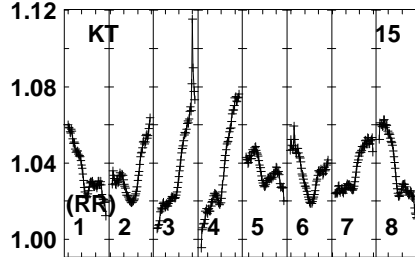
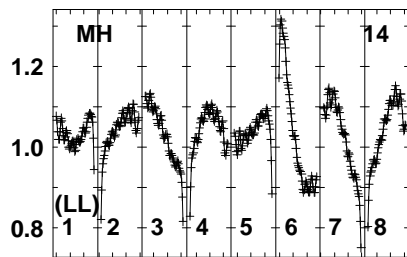
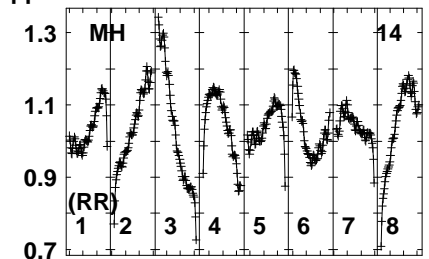
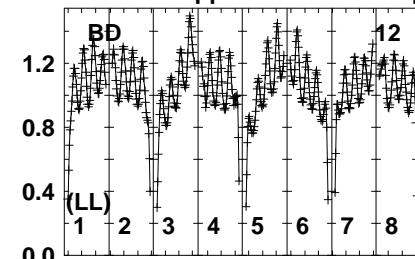
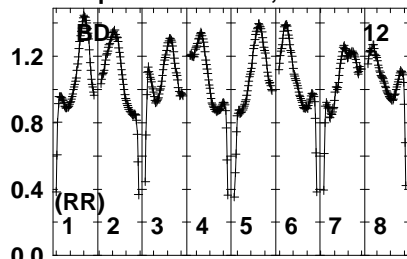


Lower frame: Real Jy
Auto-corr total-power spectrum Antenna: *
Timerange: 01/05:13:19 to 01/05:17:18

Plot file version 754 created 20-JAN-2021 19:37:34

4C75 EB074F.UVDATA.1

Freq = 22.1080 GHz, Bw = 32.000 MH No calibration applied and no bandpass applied

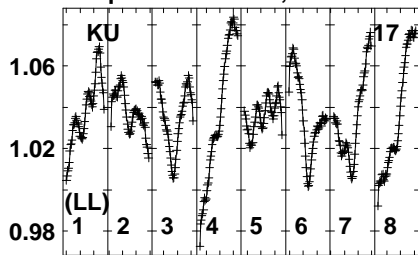


Lower frame: Real Jy
Auto-corr total-power spectrum Antenna: *
Timerange: 01/05:13:19 to 01/05:17:18

Plot file version 755 created 20-JAN-2021 19:37:35

4C75 EB074F.UVDATA.1

Freq = 22.1080 GHz, Bw = 32.000 MH No calibration applied and no bandpass applied

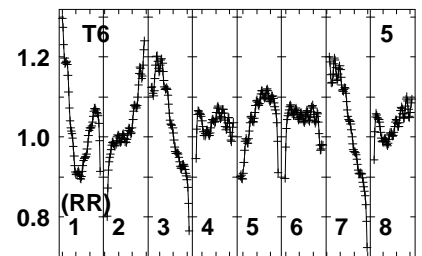
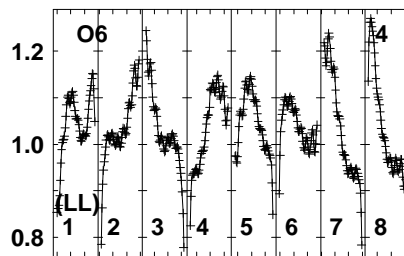
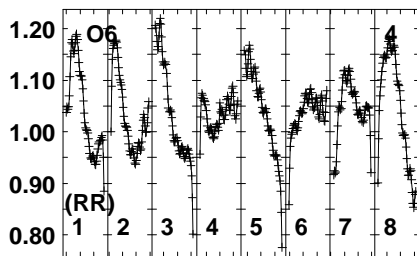
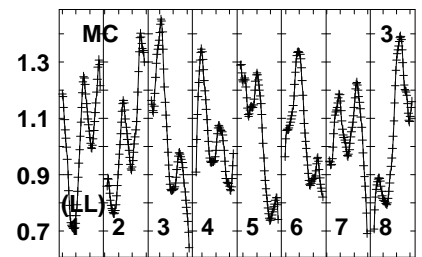
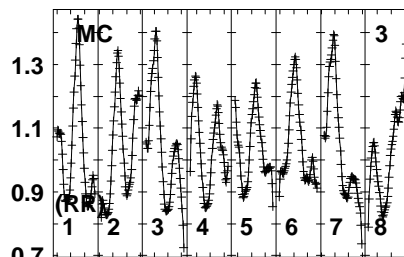
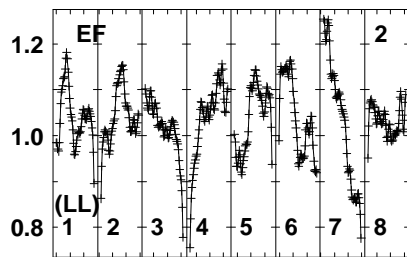
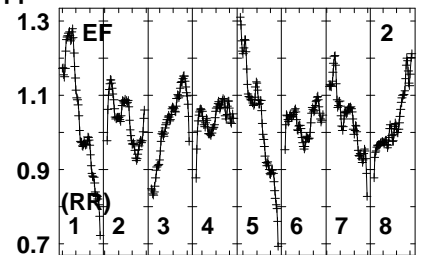
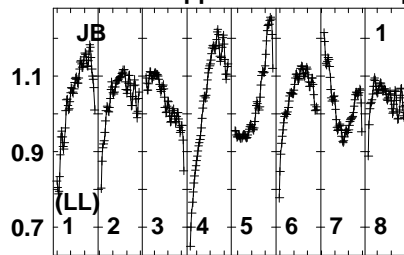
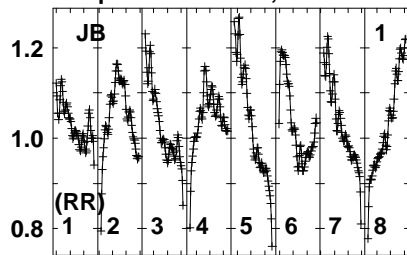


Lower frame: Real Jy
Auto-corr total-power spectrum Antenna: *
Timerange: 01/05:13:19 to 01/05:17:18

Plot file version 756 created 20-JAN-2021 19:37:35

4C75 EB074F.UVDATA.1

Freq = 22.1080 GHz, Bw = 32.000 MH No calibration applied and no bandpass applied



22102140221802224022240222030022340
FREQ MHz

22102140221802224022240222030022340
FREQ MHz

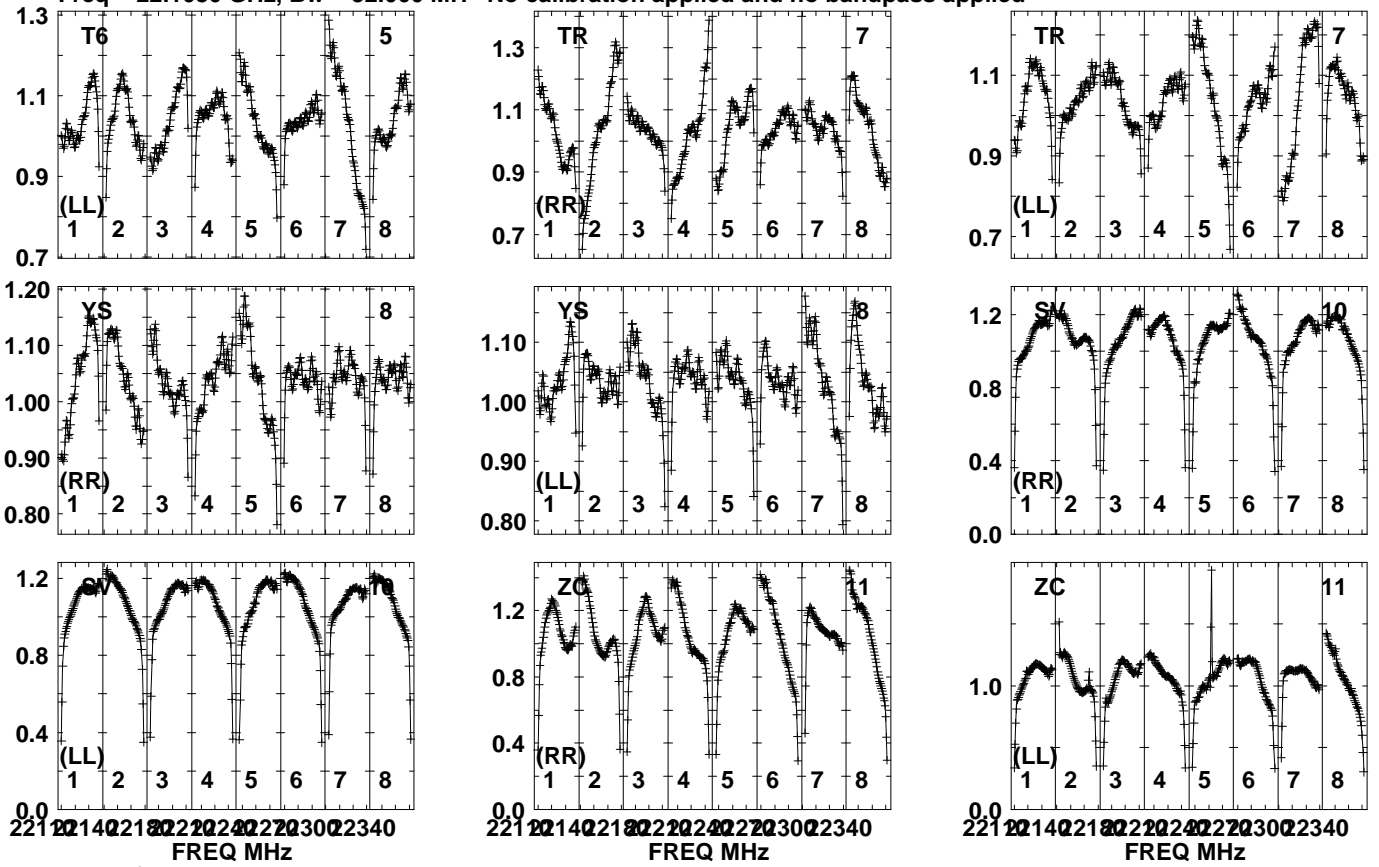
22102140221802224022240222030022340
FREQ MHz

Lower frame: Real Jy
Auto-corr total-power spectrum Antenna: *
Timerange: 01/05:17:50 to 01/05:21:48

Plot file version 757 created 20-JAN-2021 19:37:36

4C75 EB074F.UVDATA.1

Freq = 22.1080 GHz, Bw = 32.000 MH No calibration applied and no bandpass applied

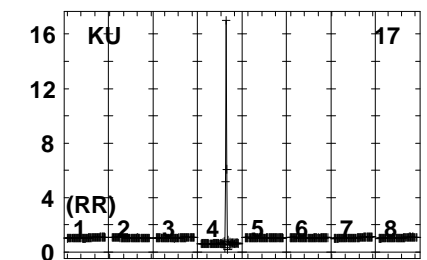
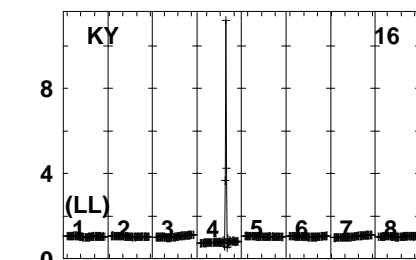
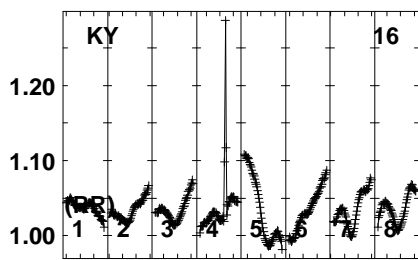
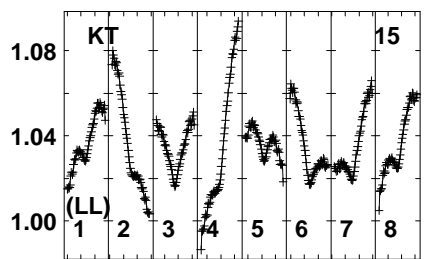
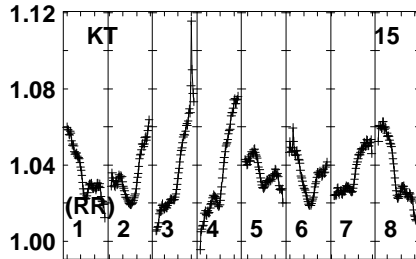
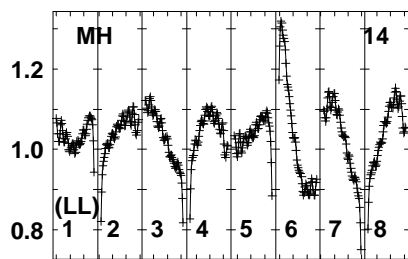
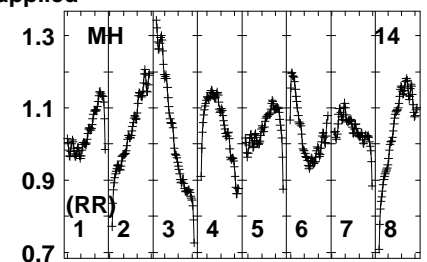
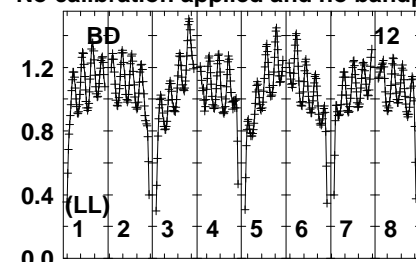
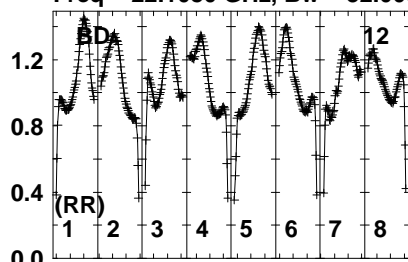


Lower frame: Real Jy
Auto-corr total-power spectrum Antenna: *
Timerange: 01/05:17:50 to 01/05:21:48

Plot file version 758 created 20-JAN-2021 19:37:37

4C75 EB074F.UVDATA.1

Freq = 22.1080 GHz, Bw = 32.000 MH No calibration applied and no bandpass applied



221 2214 2218 2222 2226 2230 2234 0
FREQ MHz

221 2214 2218 2222 2226 2230 2234 0
FREQ MHz

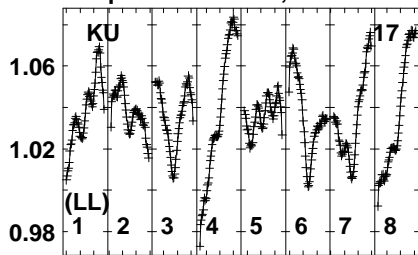
221 2214 2218 2222 2226 2230 2234 0
FREQ MHz

Lower frame: Real Jy
Auto-corr total-power spectrum Antenna: *
Timerange: 01/05:17:50 to 01/05:21:48

Plot file version 759 created 20-JAN-2021 19:37:38

4C75 EB074F.UVDATA.1

Freq = 22.1080 GHz, Bw = 32.000 MH No calibration applied and no bandpass applied

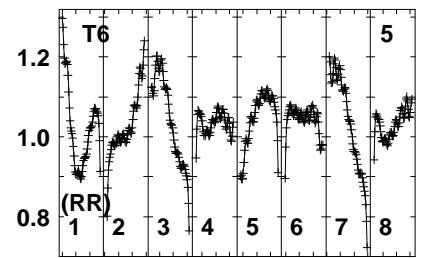
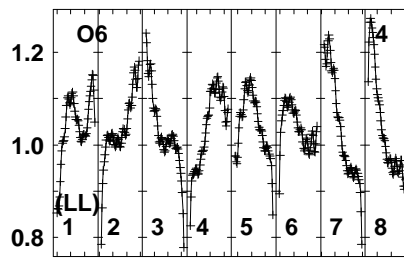
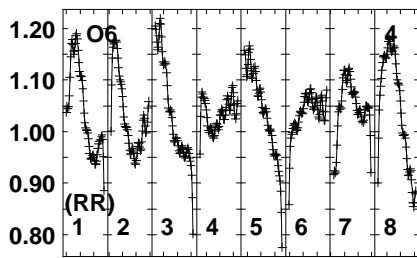
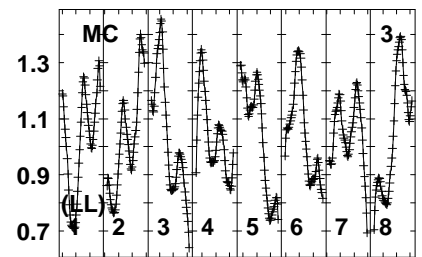
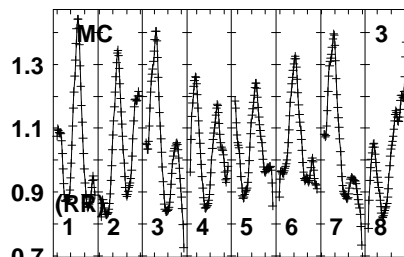
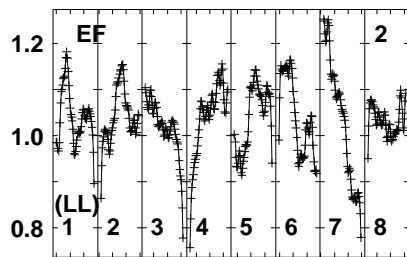
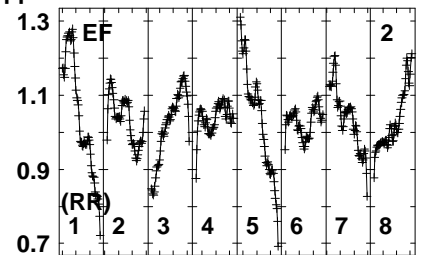
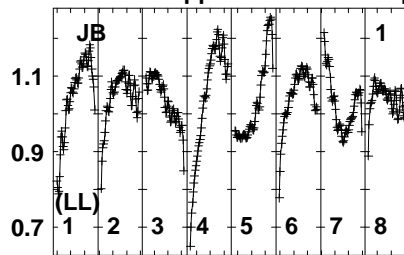
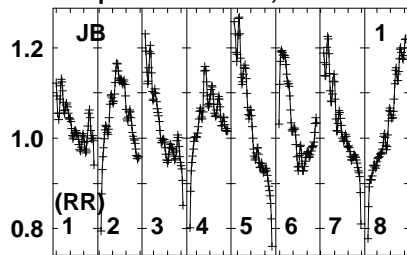


Lower frame: Real Jy
Auto-corr total-power spectrum Antenna: *
Timerange: 01/05:17:50 to 01/05:21:48

Plot file version 760 created 20-JAN-2021 19:37:38

4C75 EB074F.UVDATA.1

Freq = 22.1080 GHz, Bw = 32.000 MH No calibration applied and no bandpass applied



22100 22140 22180 22220 22260 22300 22340
FREQ MHz

22100 22140 22180 22220 22260 22300 22340
FREQ MHz

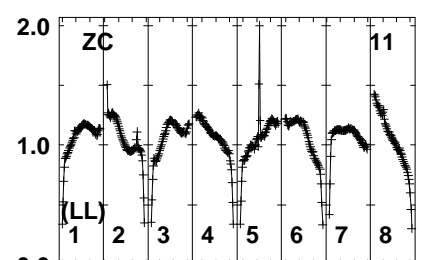
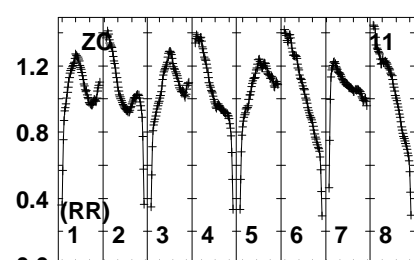
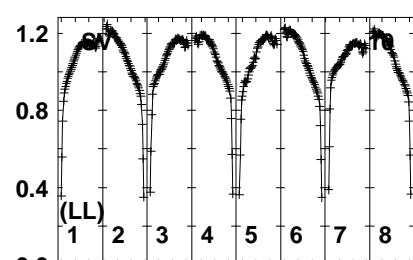
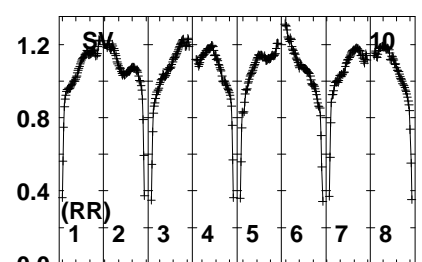
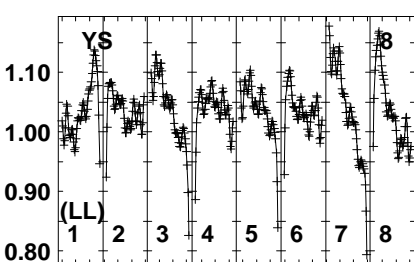
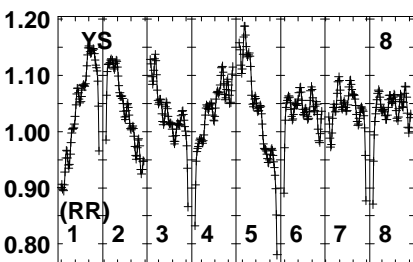
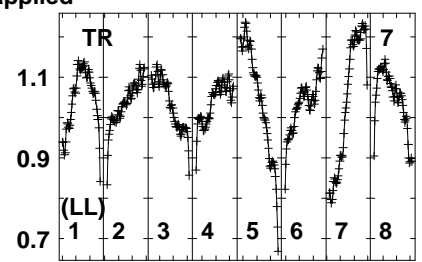
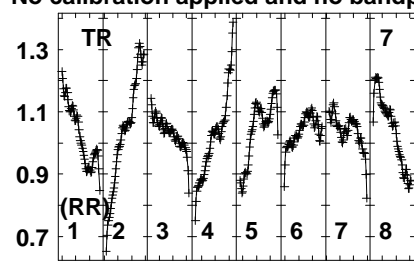
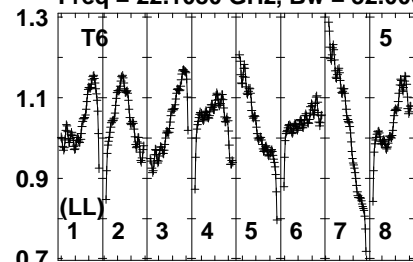
22100 22140 22180 22220 22260 22300 22340
FREQ MHz

Lower frame: Real Jy
Auto-corr total-power spectrum Antenna: *
Timerange: 01/05:22:20 to 01/05:26:19

Plot file version 761 created 20-JAN-2021 19:37:38

4C75 EB074F.UVDATA.1

Freq = 22.1080 GHz, Bw = 32.000 MH No calibration applied and no bandpass applied



221 22140 22180 22220 22260 22300 22340
FREQ MHz

221 22140 22180 22220 22260 22300 22340
FREQ MHz

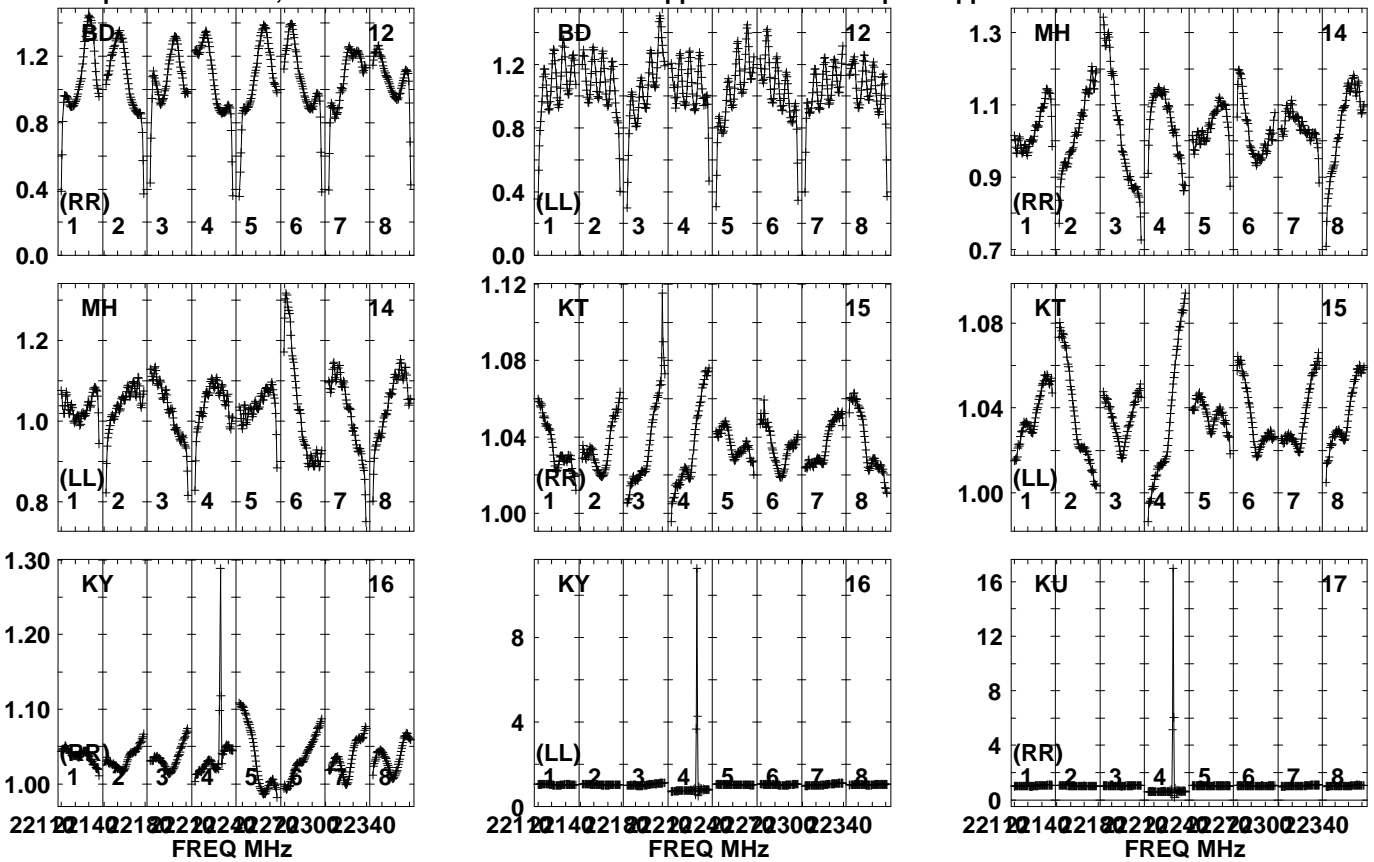
221 22140 22180 22220 22260 22300 22340
FREQ MHz

Lower frame: Real Jy
Auto-corr total-power spectrum Antenna: *
Timerange: 01/05:22:20 to 01/05:26:19

Plot file version 762 created 20-JAN-2021 19:37:39

4C75 EB074F.UVDATA.1

Freq = 22.1080 GHz, Bw = 32.000 MH No calibration applied and no bandpass applied

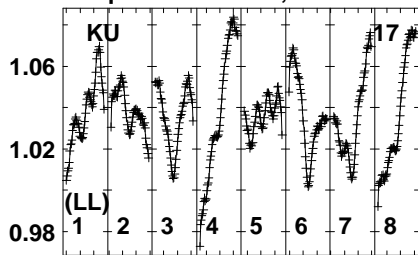


Lower frame: Real Jy
Auto-corr total-power spectrum Antenna: *
Timerange: 01/05:22:20 to 01/05:26:19

Plot file version 763 created 20-JAN-2021 19:37:40

4C75 EB074F.UVDATA.1

Freq = 22.1080 GHz, Bw = 32.000 MH No calibration applied and no bandpass applied

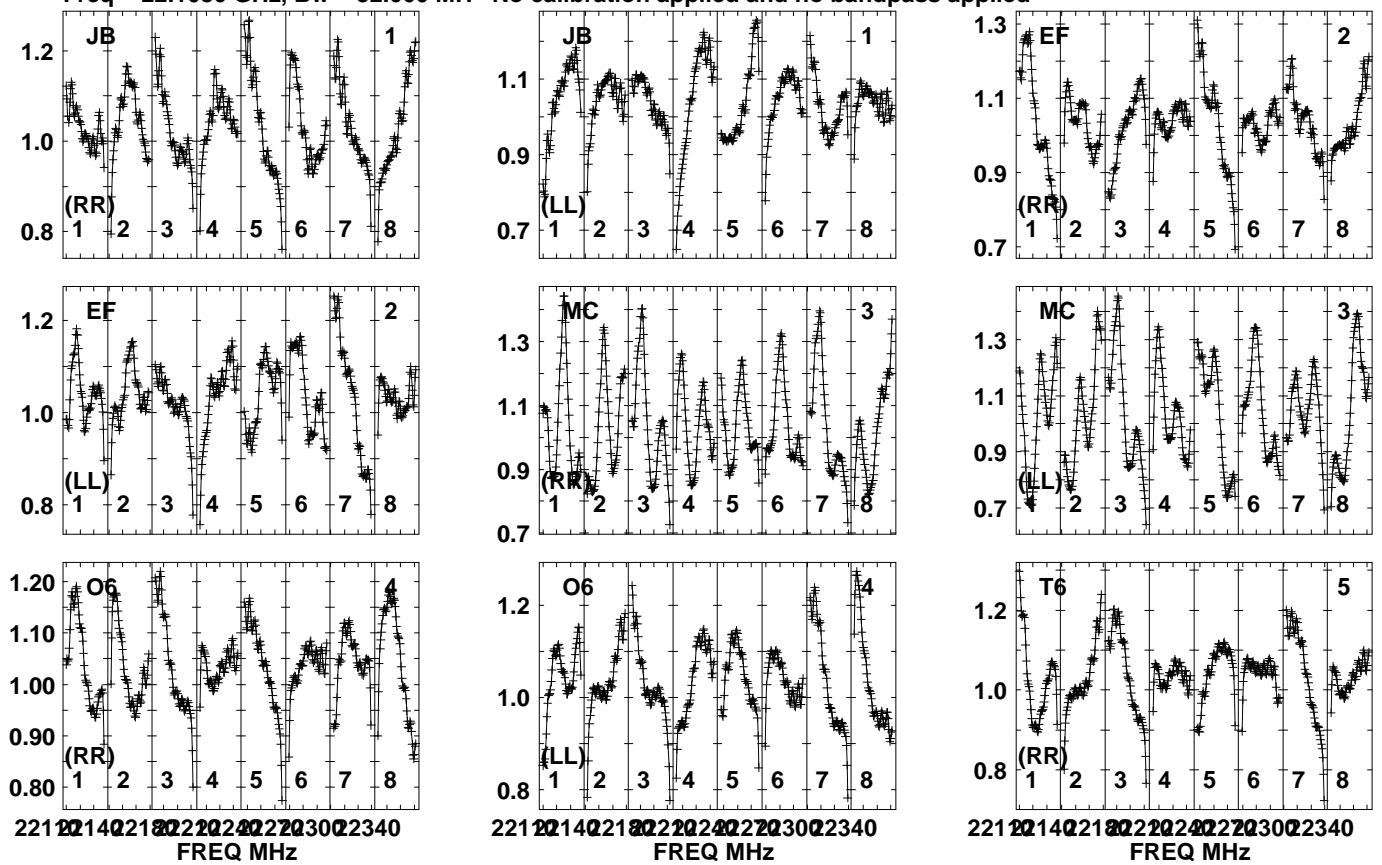


Lower frame: Real Jy
Auto-corr total-power spectrum Antenna: *
Timerange: 01/05:22:20 to 01/05:26:19

Plot file version 764 created 20-JAN-2021 19:37:40

4C75 EB074F.UVDATA.1

Freq = 22.1080 GHz, Bw = 32.000 MH No calibration applied and no bandpass applied

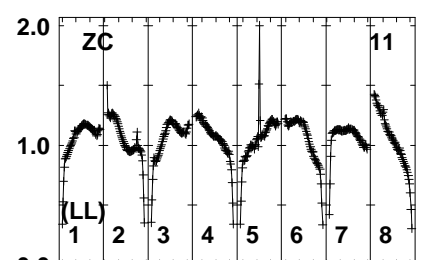
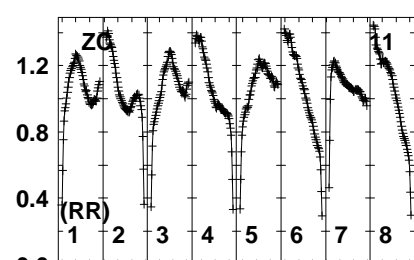
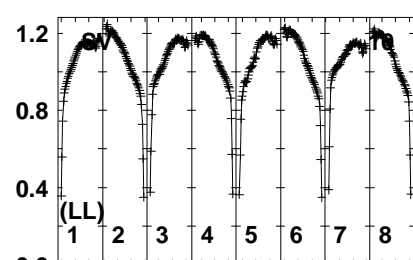
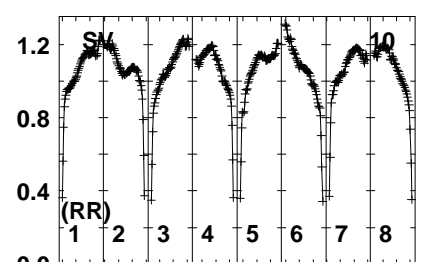
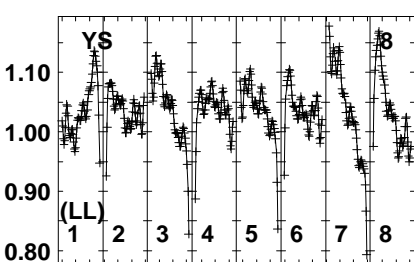
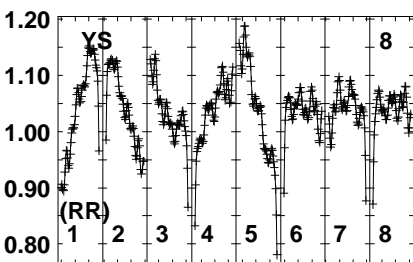
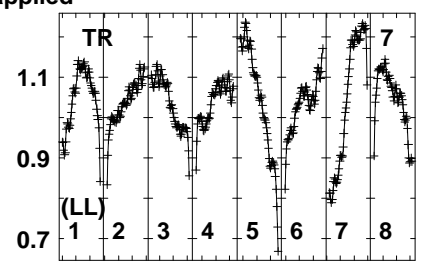
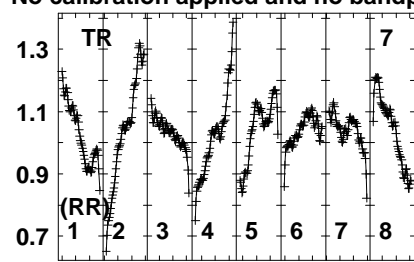
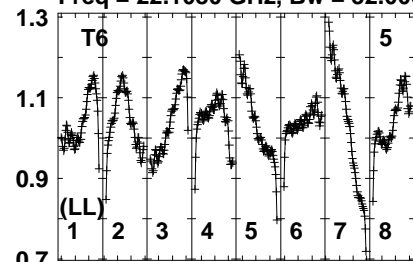


Lower frame: Real Jy
Auto-corr total-power spectrum Antenna: *
Timerange: 01/05:26:50 to 01/05:28:48

Plot file version 765 created 20-JAN-2021 19:37:40

4C75 EB074F.UVDATA.1

Freq = 22.1080 GHz, Bw = 32.000 MH No calibration applied and no bandpass applied

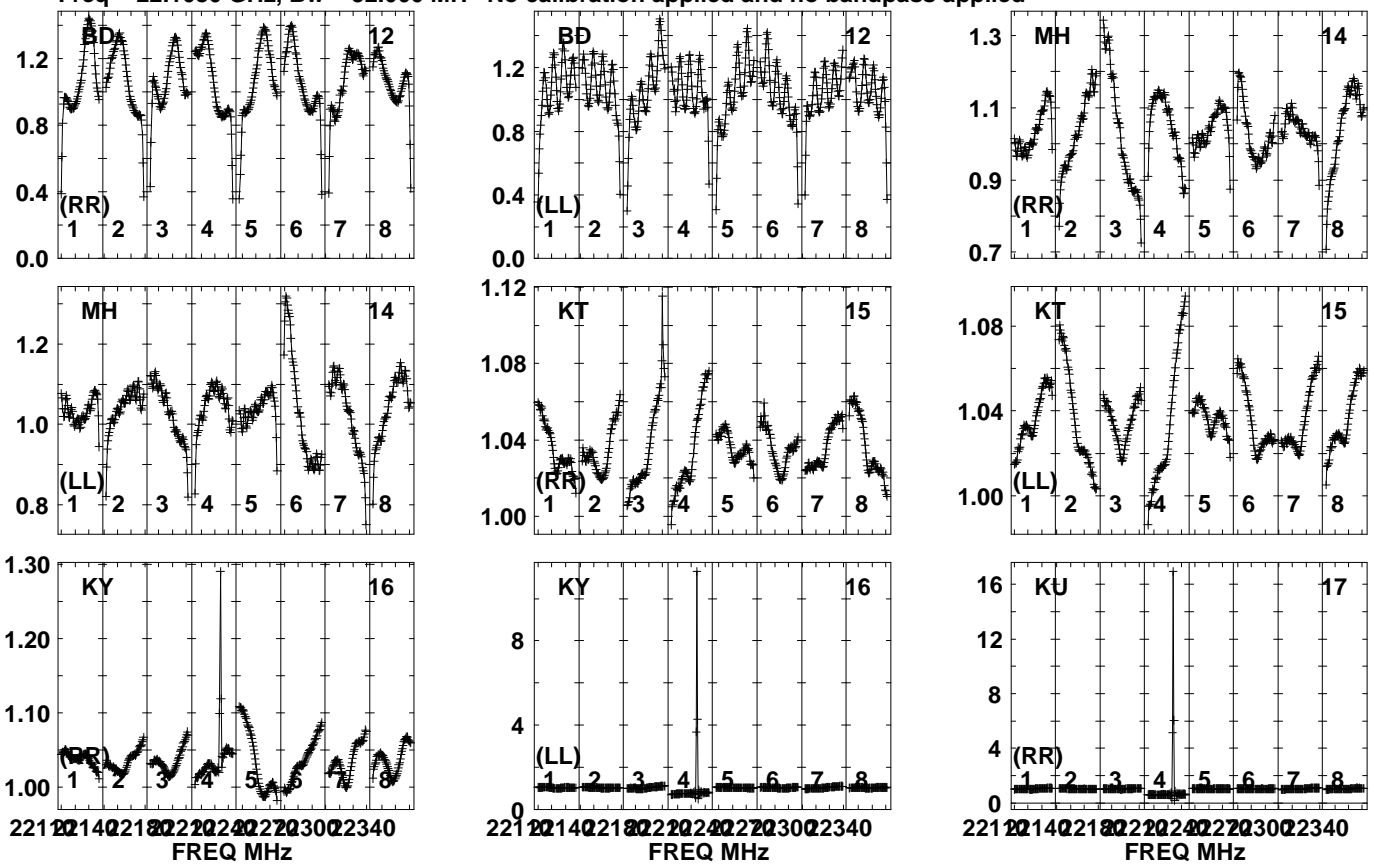


Lower frame: Real Jy
Auto-corr total-power spectrum Antenna: *
Timerange: 01/05:26:50 to 01/05:28:48

Plot file version 766 created 20-JAN-2021 19:37:41

4C75 EB074F.UVDATA.1

Freq = 22.1080 GHz, Bw = 32.000 MH No calibration applied and no bandpass applied

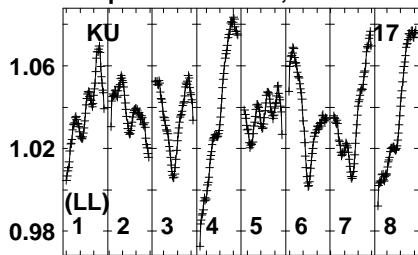


Lower frame: Real Jy
Auto-corr total-power spectrum Antenna: *
Timerange: 01/05:26:50 to 01/05:28:48

Plot file version 767 created 20-JAN-2021 19:37:41

4C75 EB074F.UVDATA.1

Freq = 22.1080 GHz, Bw = 32.000 MH No calibration applied and no bandpass applied

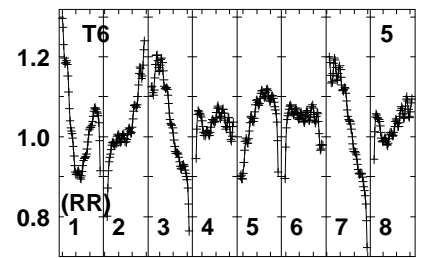
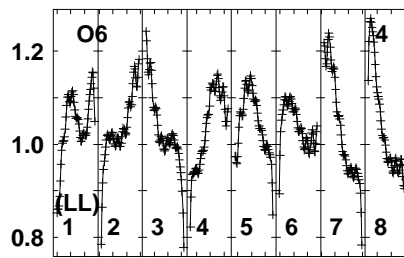
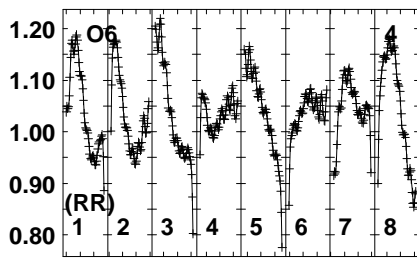
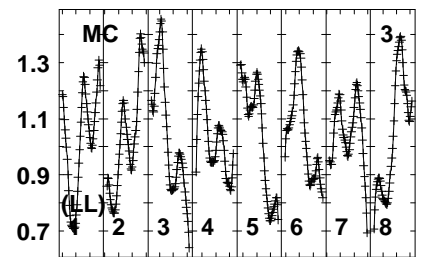
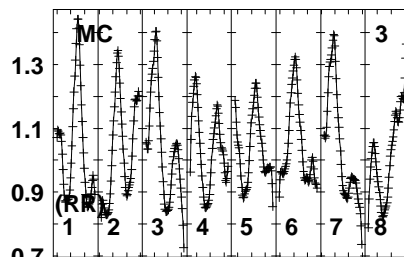
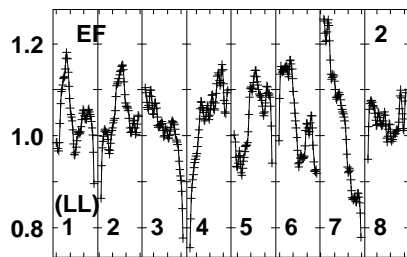
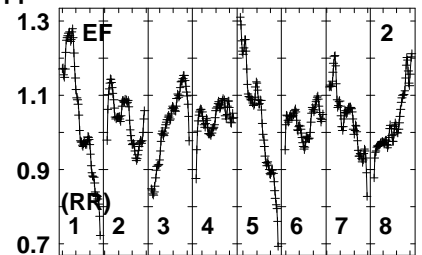
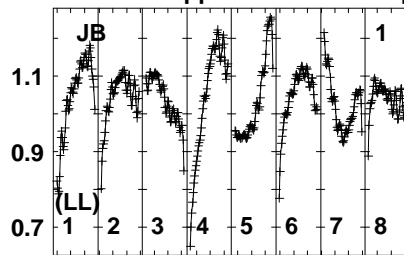
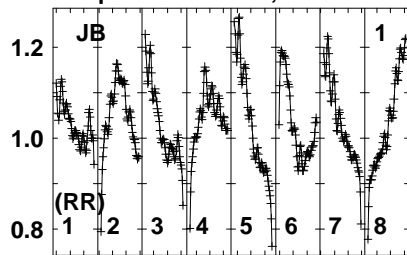


Lower frame: Real Jy
Auto-corr total-power spectrum Antenna: *
Timerange: 01/05:26:50 to 01/05:28:48

Plot file version 768 created 20-JAN-2021 19:37:41

0654+73 EB074F.UVDATA.1

Freq = 22.1080 GHz, Bw = 32.000 MH No calibration applied and no bandpass applied



22102140221802224022240222030022340
FREQ MHz

22102140221802224022240222030022340
FREQ MHz

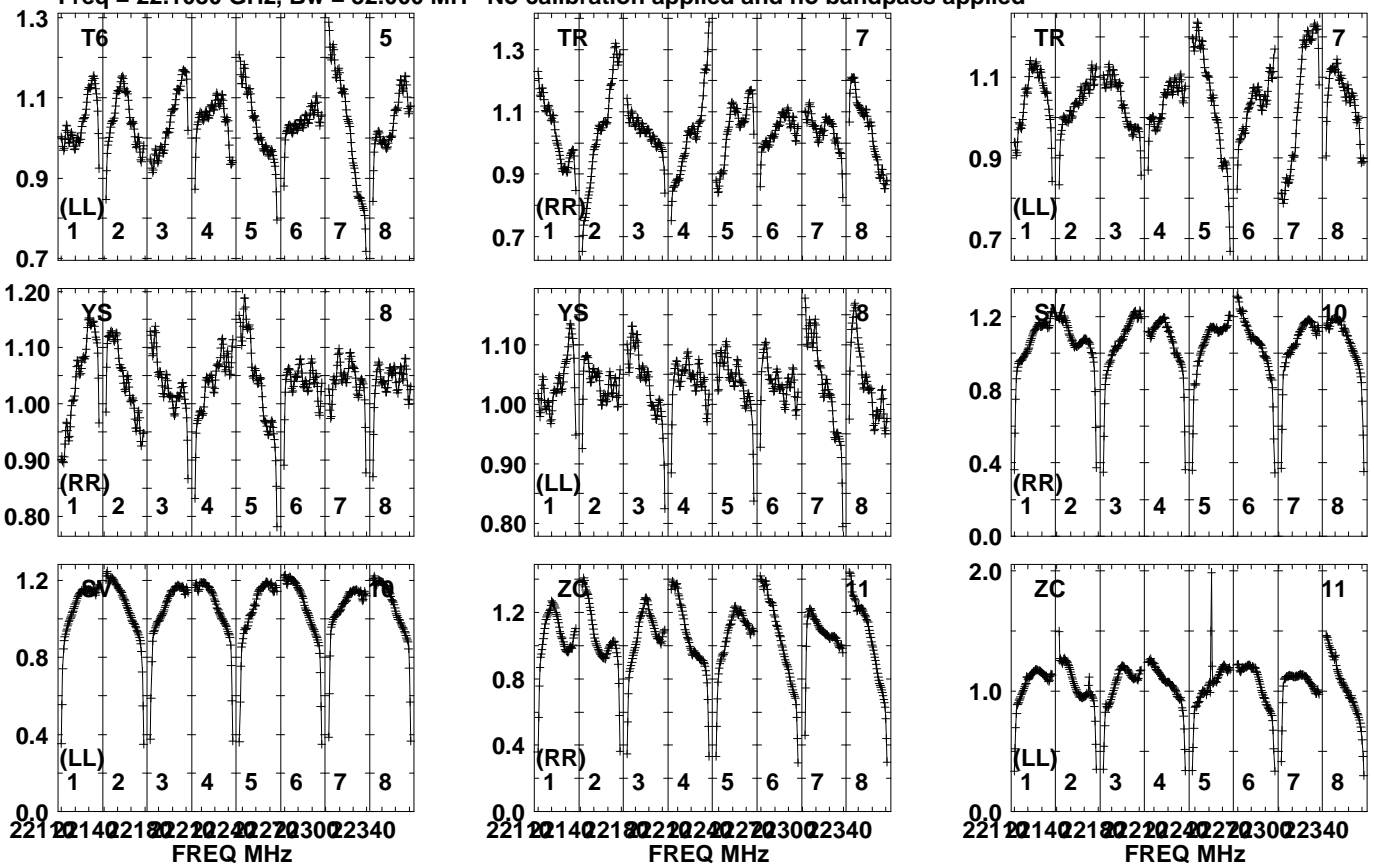
22102140221802224022240222030022340
FREQ MHz

Lower frame: Real Jy
Auto-corr total-power spectrum Antenna: *
Timerange: 01/05:30:49 to 01/05:32:48

Plot file version 769 created 20-JAN-2021 19:37:41

0654+73 EB074F.UVDATA.1

Freq = 22.1080 GHz, Bw = 32.000 MH No calibration applied and no bandpass applied

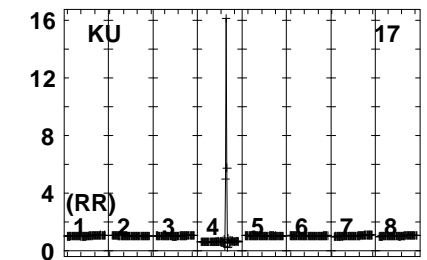
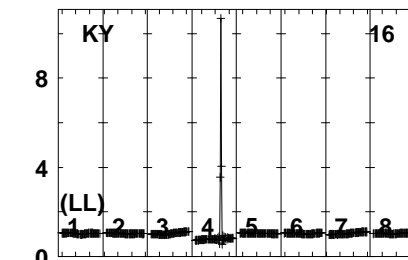
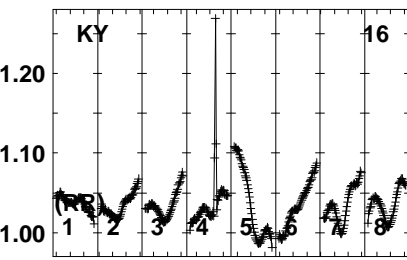
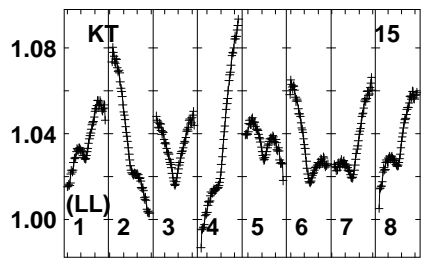
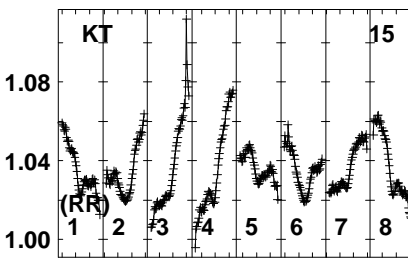
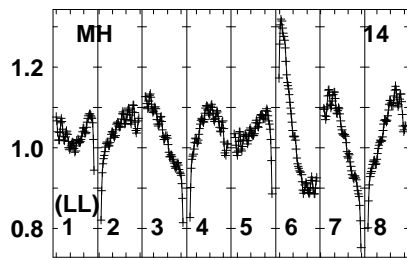
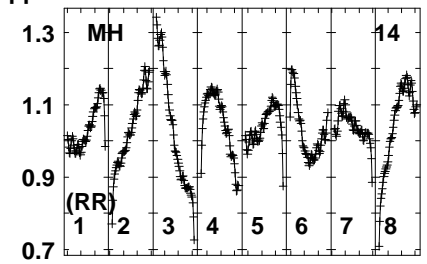
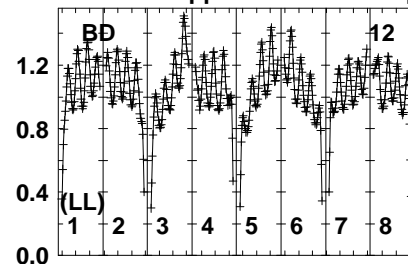
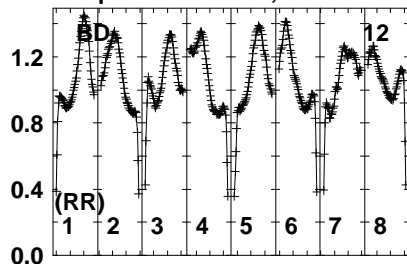


Lower frame: Real Jy
Auto-corr total-power spectrum Antenna: *
Timerange: 01/05:30:49 to 01/05:32:48

Plot file version 770 created 20-JAN-2021 19:37:42

0654+73 EB074F.UVDATA.1

Freq = 22.1080 GHz, Bw = 32.000 MH No calibration applied and no bandpass applied



221021402218022240222802232022340
FREQ MHz

221021402218022240222802232022340
FREQ MHz

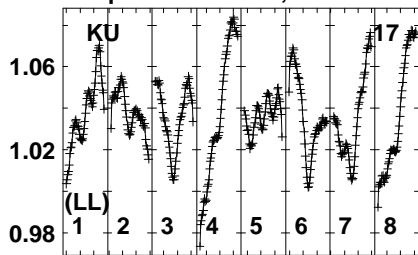
221021402218022240222802232022340
FREQ MHz

Lower frame: Real Jy
Auto-corr total-power spectrum Antenna: *
Timerange: 01/05:30:49 to 01/05:32:48

Plot file version 771 created 20-JAN-2021 19:37:42

0654+73 EB074F.UVDATA.1

Freq = 22.1080 GHz, Bw = 32.000 MH No calibration applied and no bandpass applied



Lower frame: Real Jy

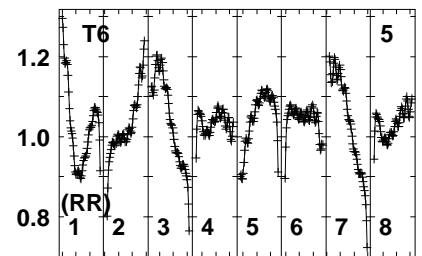
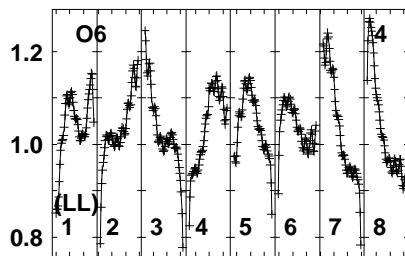
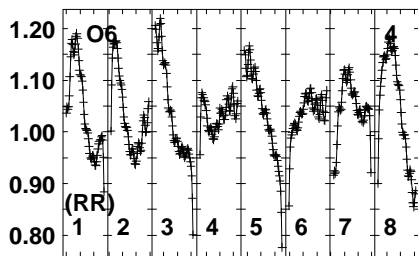
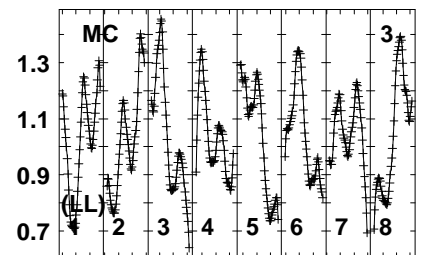
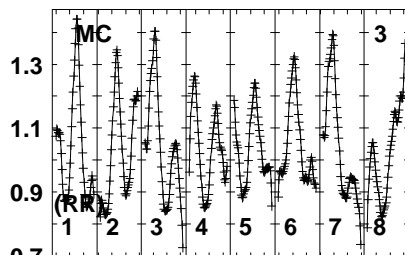
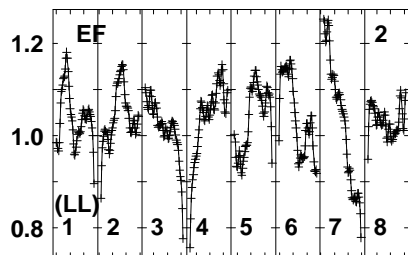
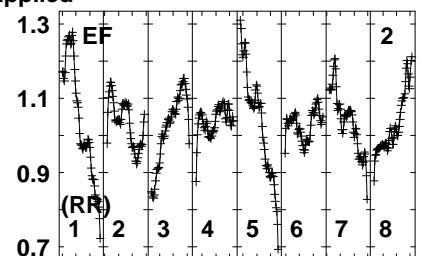
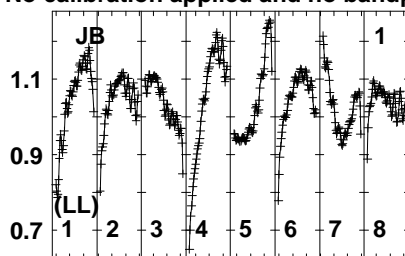
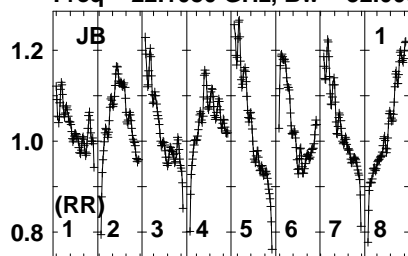
Auto-corr total-power spectrum Antenna: *

Timerange: 01/05:30:49 to 01/05:32:48

Plot file version 772 created 20-JAN-2021 19:37:42

J0714+7408 EB074F.UVDATA.1

Freq = 22.1080 GHz, Bw = 32.000 MH No calibration applied and no bandpass applied



22100 22140 22180 22220 22260 22300 22340
FREQ MHz

22100 22140 22180 22220 22260 22300 22340
FREQ MHz

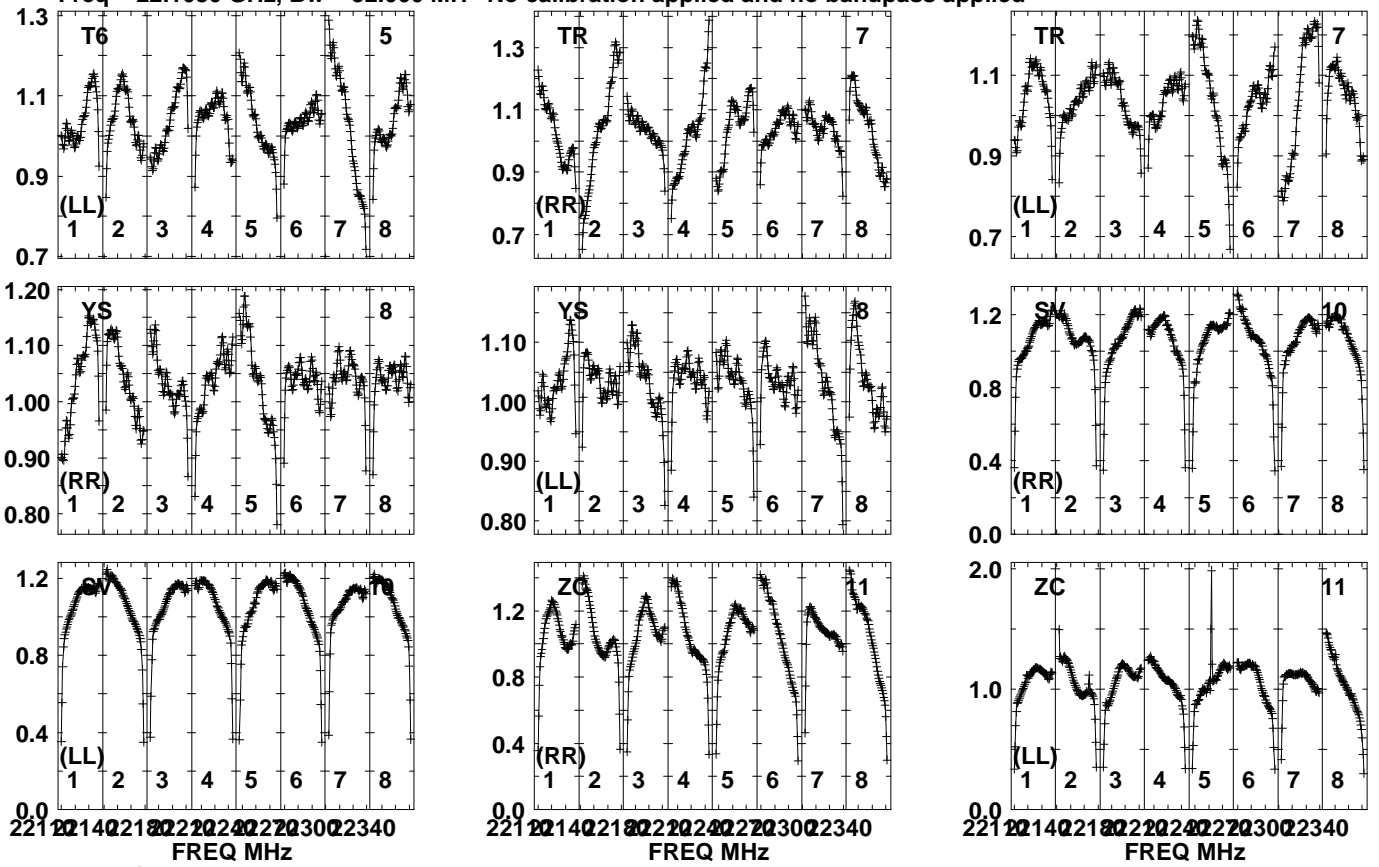
22100 22140 22180 22220 22260 22300 22340
FREQ MHz

Lower frame: Real Jy
Auto-corr total-power spectrum Antenna: *
Timerange: 01/05:33:50 to 01/05:35:18

Plot file version 773 created 20-JAN-2021 19:37:42

J0714+7408 EB074F.UVDATA.1

Freq = 22.1080 GHz, Bw = 32.000 MH No calibration applied and no bandpass applied

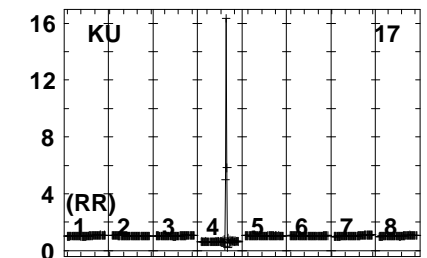
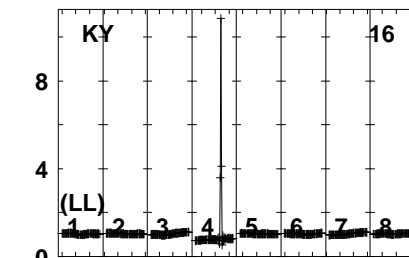
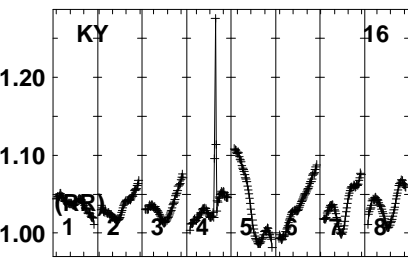
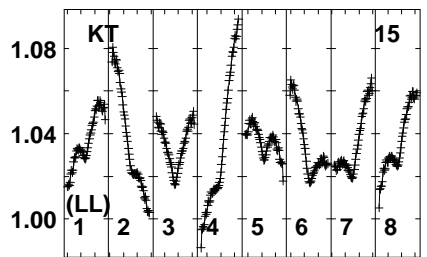
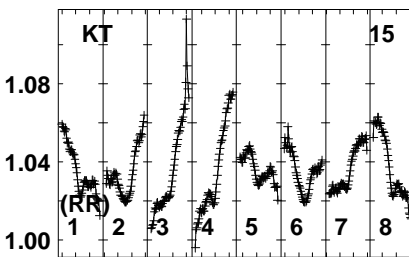
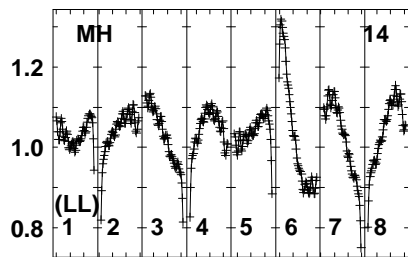
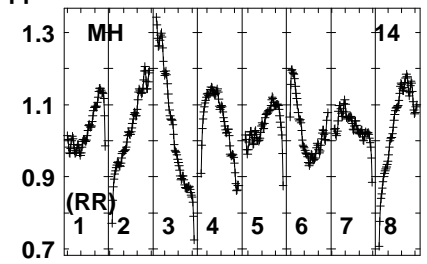
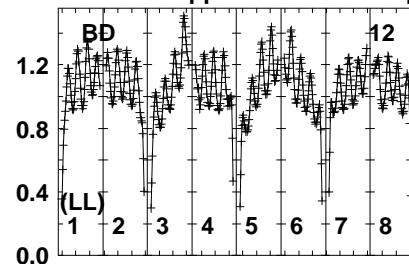
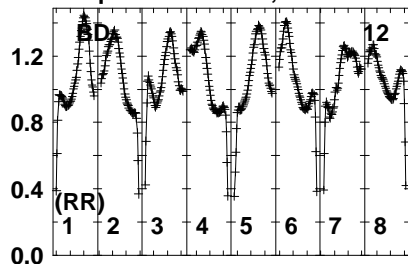


Lower frame: Real Jy
Auto-corr total-power spectrum Antenna: *
Timerange: 01/05:33:50 to 01/05:35:18

Plot file version 774 created 20-JAN-2021 19:37:42

J0714+7408 EB074F.UVDATA.1

Freq = 22.1080 GHz, Bw = 32.000 MH No calibration applied and no bandpass applied



221 2214 2218 2222 2226 2230 22340
FREQ MHz

221 2214 2218 2222 2226 2230 22340
FREQ MHz

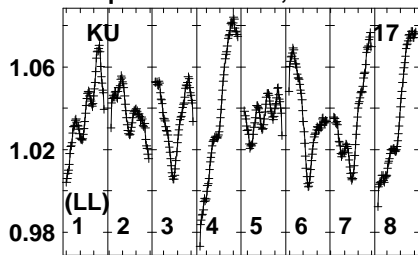
221 2214 2218 2222 2226 2230 22340
FREQ MHz

Lower frame: Real Jy
Auto-corr total-power spectrum Antenna: *
Timerange: 01/05:33:50 to 01/05:35:18

Plot file version 775 created 20-JAN-2021 19:37:43

J0714+7408 EB074F.UVDATA.1

Freq = 22.1080 GHz, Bw = 32.000 MH No calibration applied and no bandpass applied

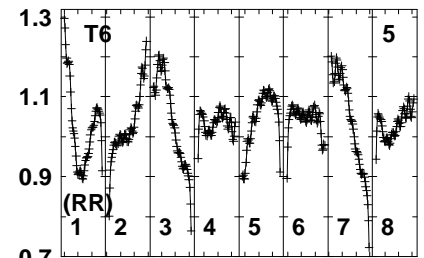
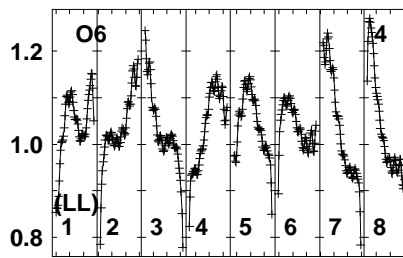
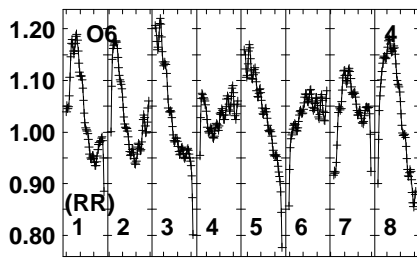
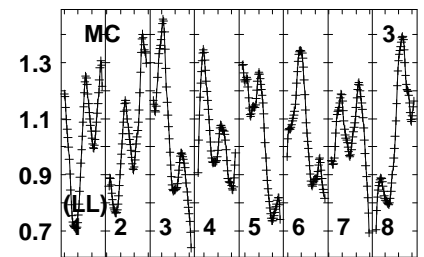
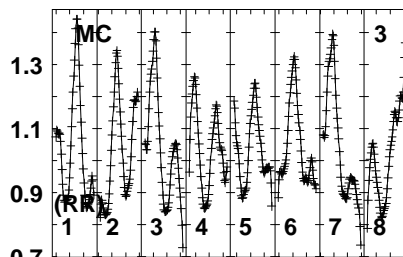
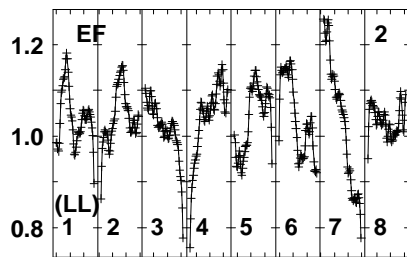
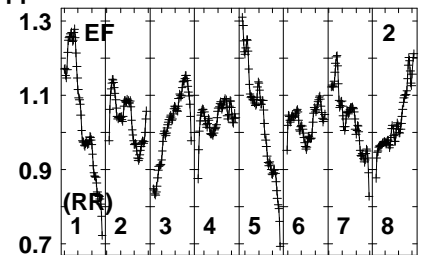
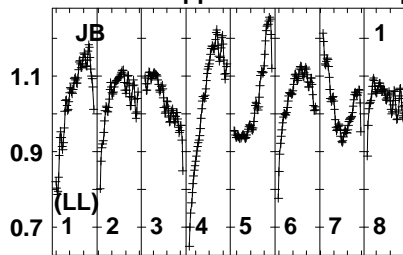
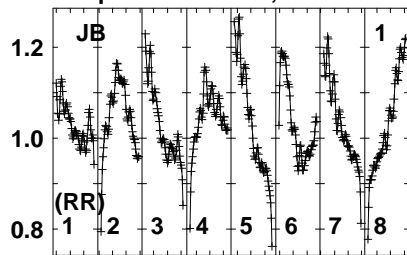


Lower frame: Real Jy
Auto-corr total-power spectrum Antenna: *
Timerange: 01/05:33:50 to 01/05:35:18

Plot file version 776 created 20-JAN-2021 19:37:43

0654+73 EB074F.UVDATA.1

Freq = 22.1080 GHz, Bw = 32.000 MH No calibration applied and no bandpass applied



22102140221802224022240222030022340
FREQ MHz

22102140221802224022240222030022340
FREQ MHz

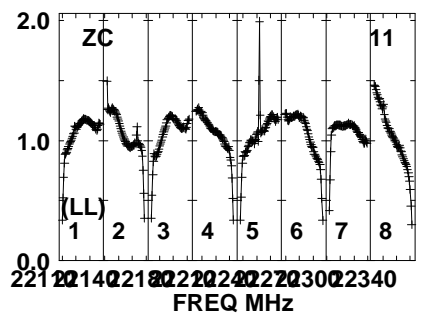
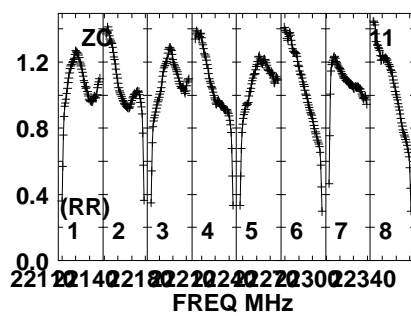
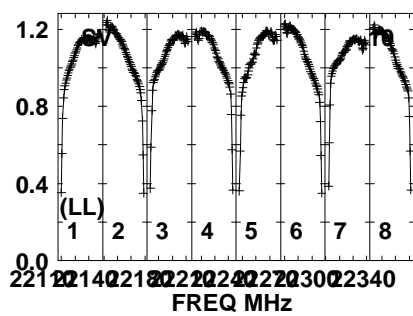
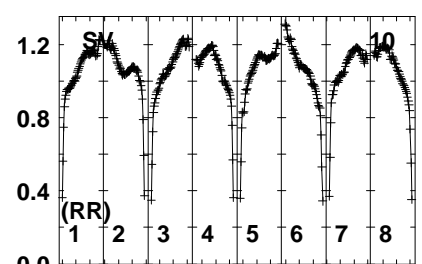
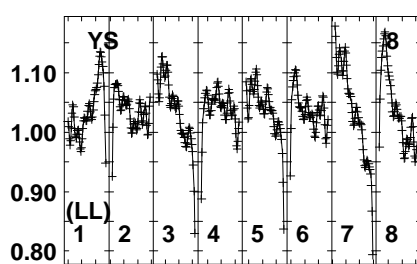
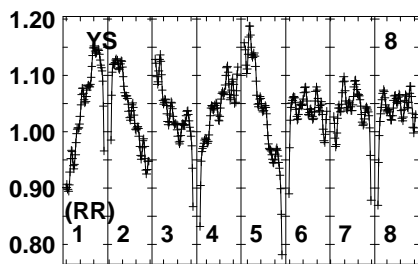
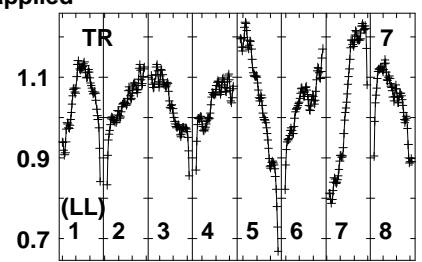
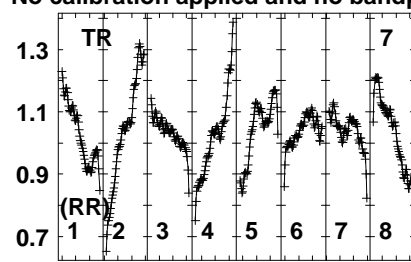
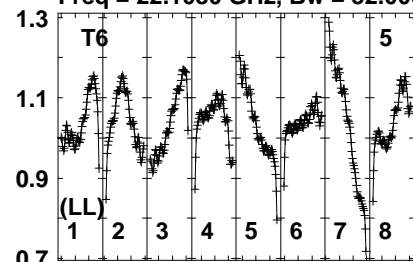
22102140221802224022240222030022340
FREQ MHz

Lower frame: Real Jy
Auto-corr total-power spectrum Antenna: *
Timerange: 01/05:36:19 to 01/05:38:19

Plot file version 777 created 20-JAN-2021 19:37:43

0654+73 EB074F.UVDATA.1

Freq = 22.1080 GHz, Bw = 32.000 MH No calibration applied and no bandpass applied

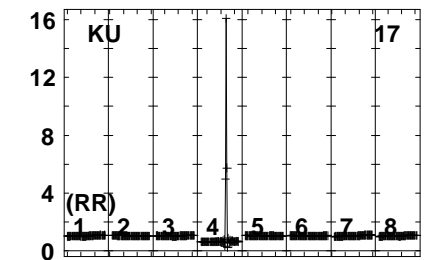
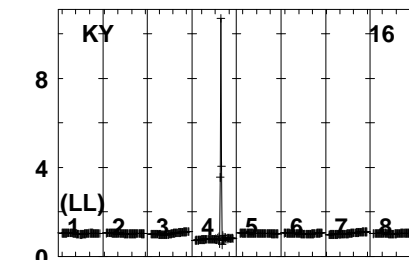
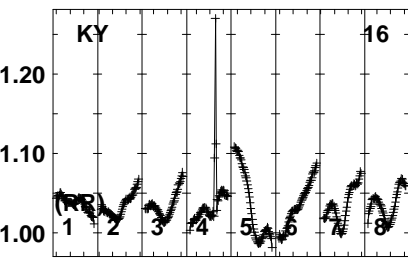
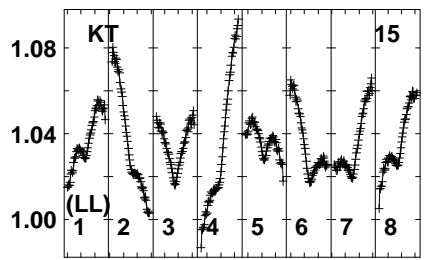
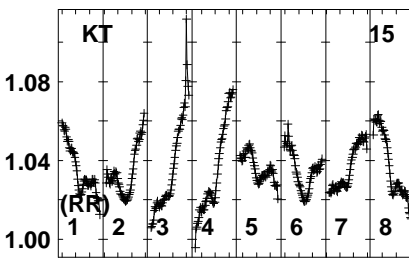
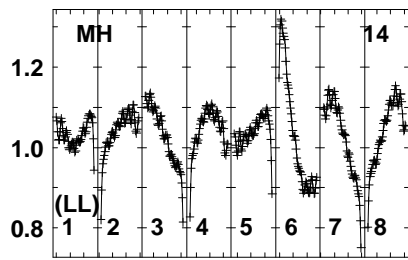
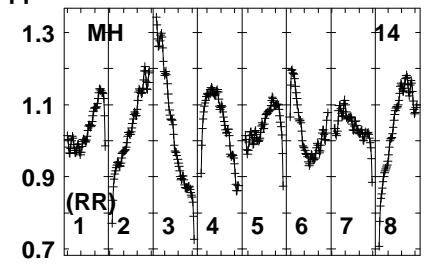
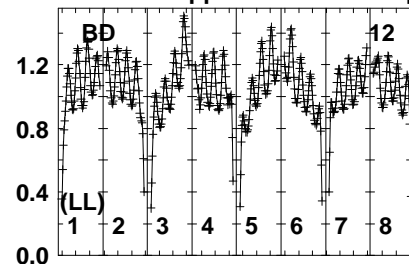
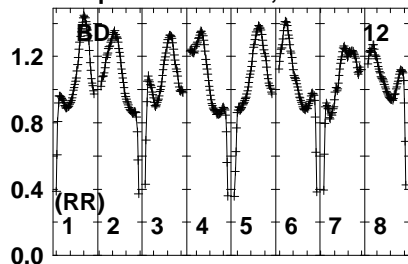


Lower frame: Real Jy
Auto-corr total-power spectrum Antenna: *
Timerange: 01/05:36:19 to 01/05:38:19

Plot file version 778 created 20-JAN-2021 19:37:43

0654+73 EB074F.UVDATA.1

Freq = 22.1080 GHz, Bw = 32.000 MH No calibration applied and no bandpass applied



221021402218022240222802232022340
FREQ MHz

221021402218022240222802232022340
FREQ MHz

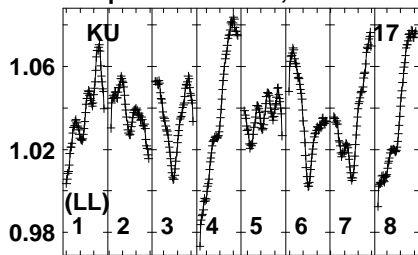
221021402218022240222802232022340
FREQ MHz

Lower frame: Real Jy
Auto-corr total-power spectrum Antenna: *
Timerange: 01/05:36:19 to 01/05:38:19

Plot file version 779 created 20-JAN-2021 19:37:44

0654+73 EB074F.UVDATA.1

Freq = 22.1080 GHz, Bw = 32.000 MH No calibration applied and no bandpass applied

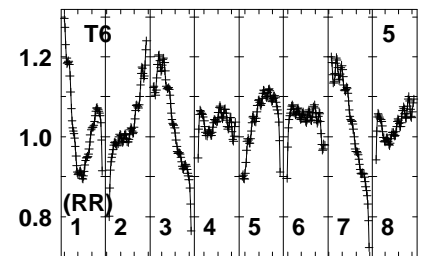
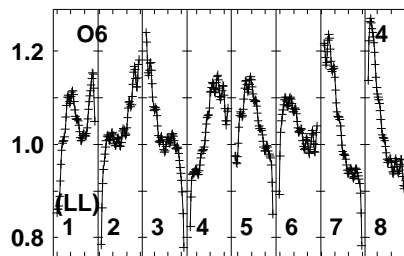
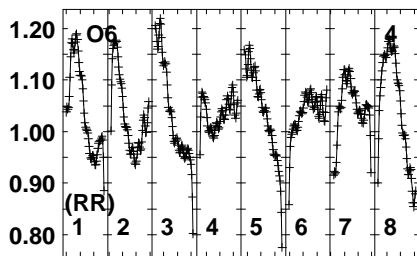
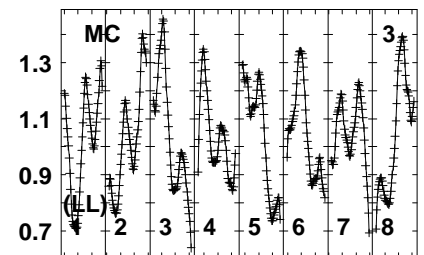
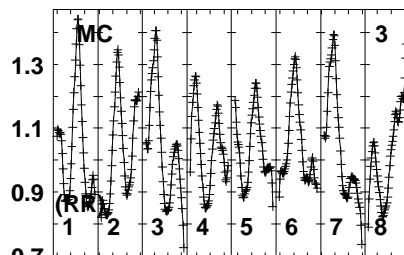
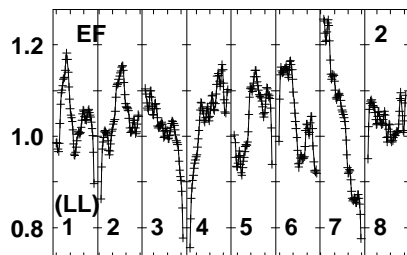
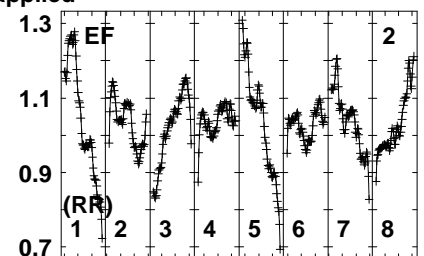
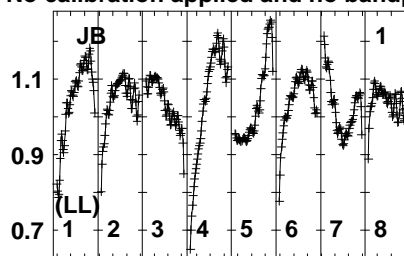
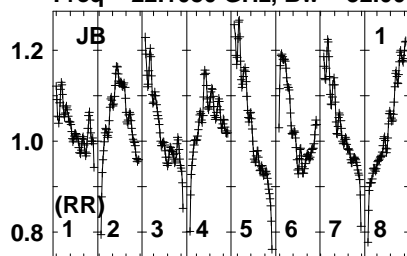


Lower frame: Real Jy
Auto-corr total-power spectrum Antenna: *
Timerange: 01/05:36:19 to 01/05:38:19

Plot file version 780 created 20-JAN-2021 19:37:44

J0714+7408 EB074F.UVDATA.1

Freq = 22.1080 GHz, Bw = 32.000 MH No calibration applied and no bandpass applied



22100 22140 22180 22220 22260 22300 22340
FREQ MHz

22100 22140 22180 22220 22260 22300 22340
FREQ MHz

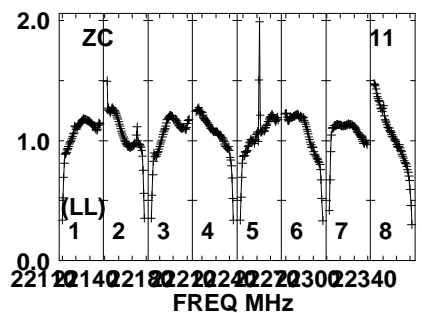
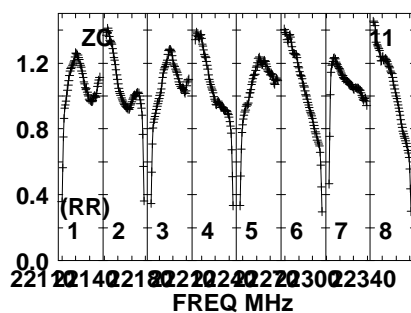
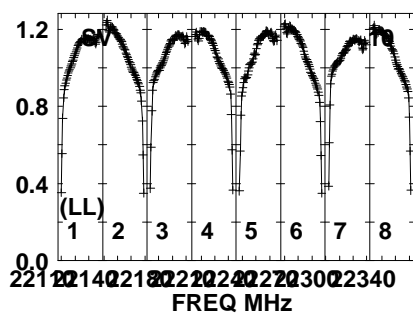
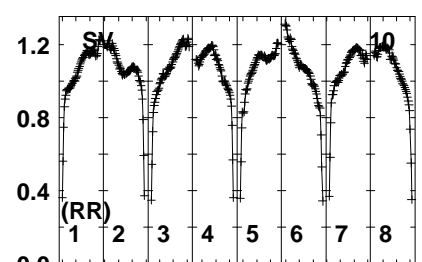
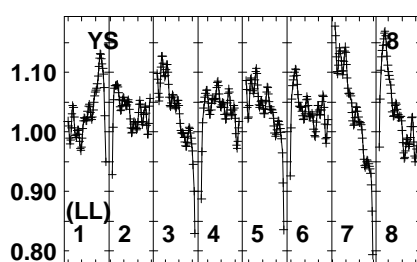
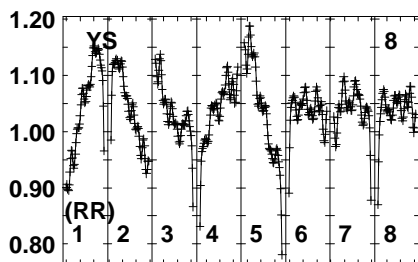
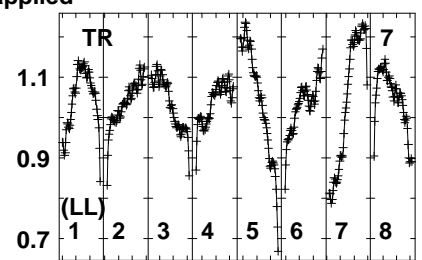
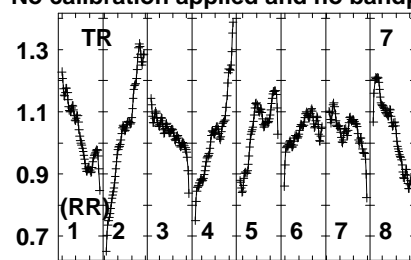
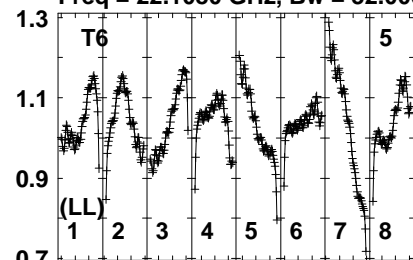
22100 22140 22180 22220 22260 22300 22340
FREQ MHz

Lower frame: Real Jy
Auto-corr total-power spectrum Antenna: *
Timerange: 01/05:39:20 to 01/05:40:48

Plot file version 781 created 20-JAN-2021 19:37:44

J0714+7408 EB074F.UVDATA.1

Freq = 22.1080 GHz, Bw = 32.000 MH No calibration applied and no bandpass applied

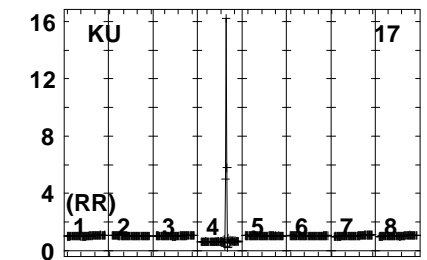
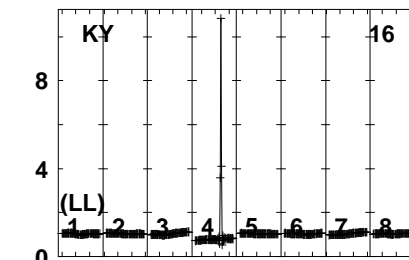
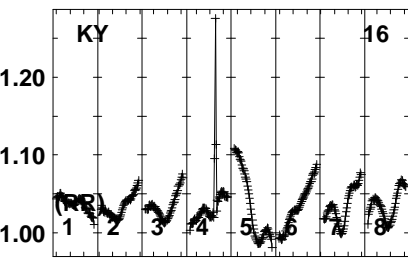
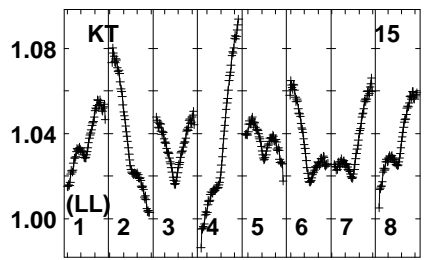
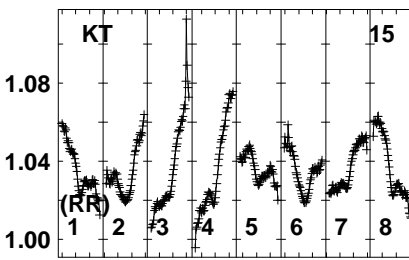
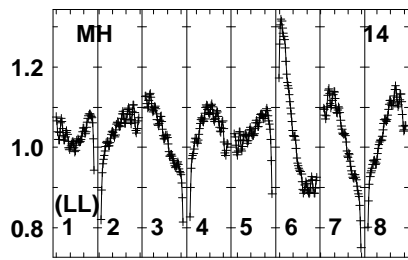
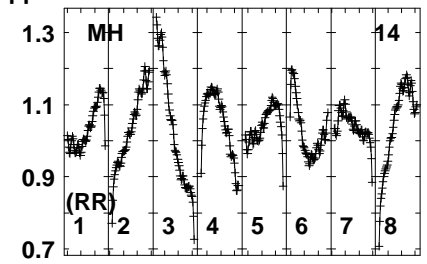
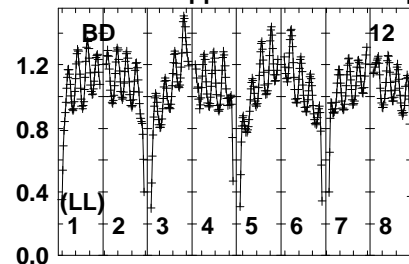
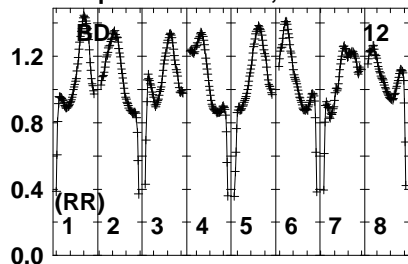


Lower frame: Real Jy
Auto-corr total-power spectrum Antenna: *
Timerange: 01/05:39:20 to 01/05:40:48

Plot file version 782 created 20-JAN-2021 19:37:44

J0714+7408 EB074F.UVDATA.1

Freq = 22.1080 GHz, Bw = 32.000 MH No calibration applied and no bandpass applied



221 22140 22180 22220 22260 22300 22340
FREQ MHz

221 22140 22180 22220 22260 22300 22340
FREQ MHz

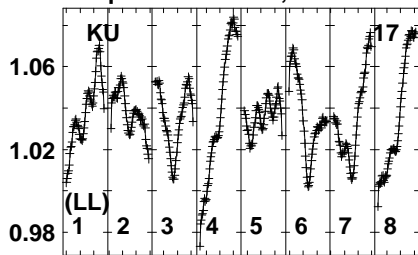
221 22140 22180 22220 22260 22300 22340
FREQ MHz

Lower frame: Real Jy
Auto-corr total-power spectrum Antenna: *
Timerange: 01/05:39:20 to 01/05:40:48

Plot file version 783 created 20-JAN-2021 19:37:45

J0714+7408 EB074F.UVDATA.1

Freq = 22.1080 GHz, Bw = 32.000 MH No calibration applied and no bandpass applied

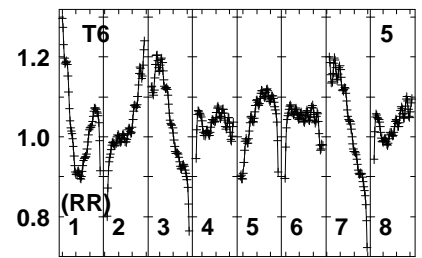
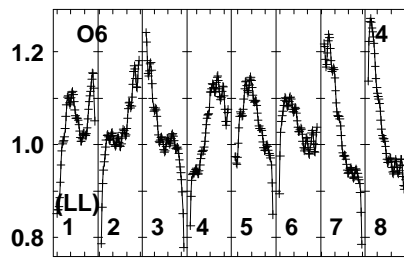
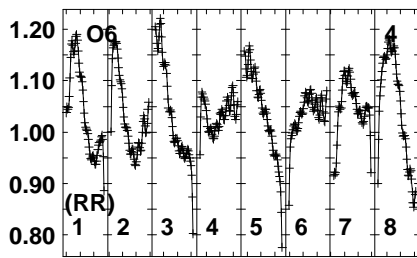
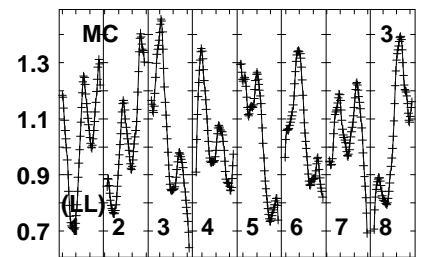
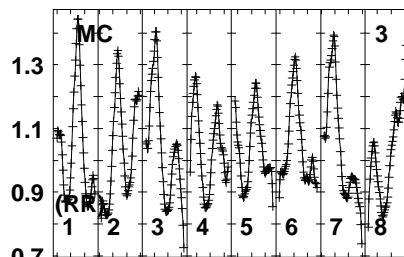
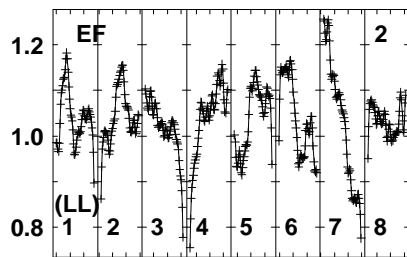
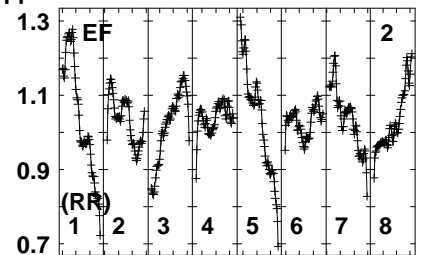
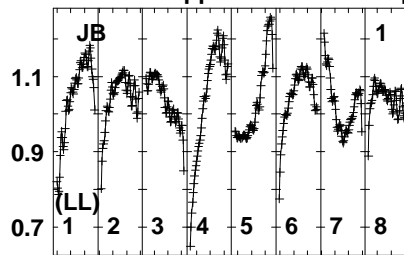
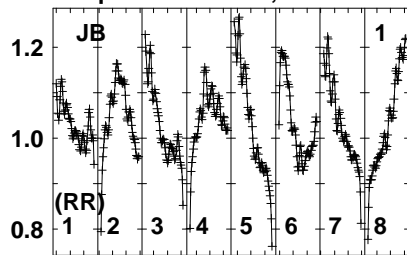


Lower frame: Real Jy
Auto-corr total-power spectrum Antenna: *
Timerange: 01/05:39:20 to 01/05:40:48

Plot file version 784 created 20-JAN-2021 19:37:45

0654+73 EB074F.UVDATA.1

Freq = 22.1080 GHz, Bw = 32.000 MH No calibration applied and no bandpass applied



22.1 22.14 22.18 22.22 22.26 22.30 22.34
FREQ MHz

22.1 22.14 22.18 22.22 22.26 22.30 22.34
FREQ MHz

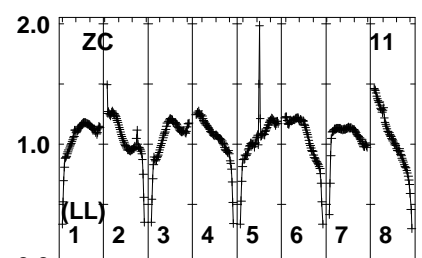
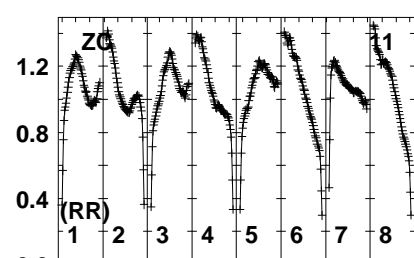
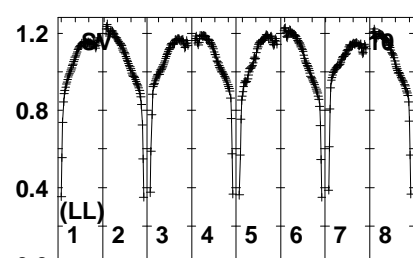
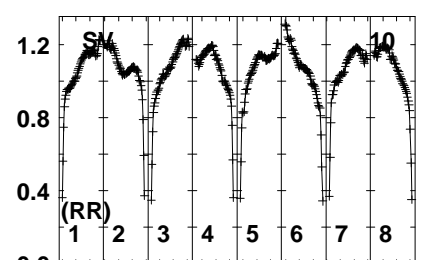
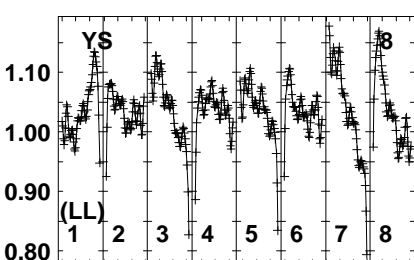
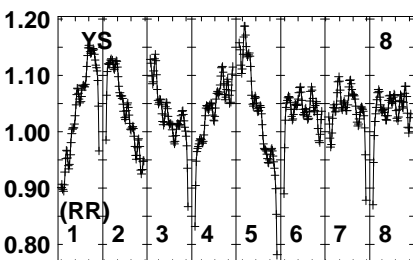
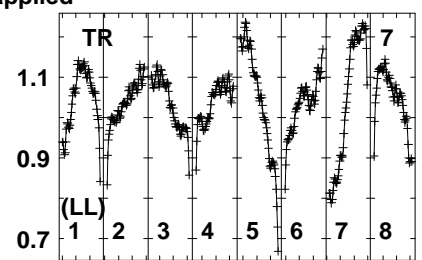
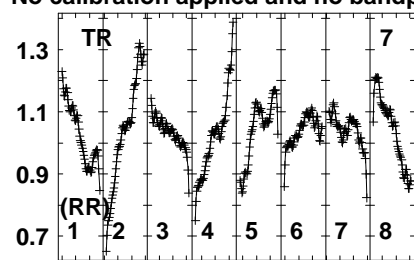
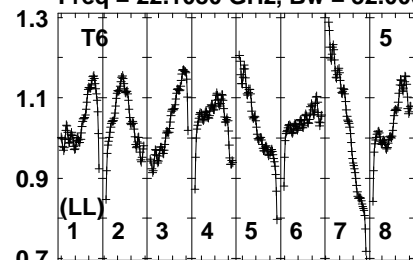
22.1 22.14 22.18 22.22 22.26 22.30 22.34
FREQ MHz

Lower frame: Real Jy
Auto-corr total-power spectrum Antenna: *
Timerange: 01/05:41:50 to 01/05:43:49

Plot file version 785 created 20-JAN-2021 19:37:45

0654+73 EB074F.UVDATA.1

Freq = 22.1080 GHz, Bw = 32.000 MH No calibration applied and no bandpass applied

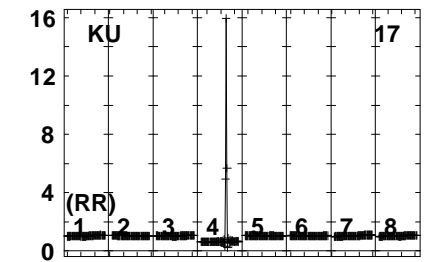
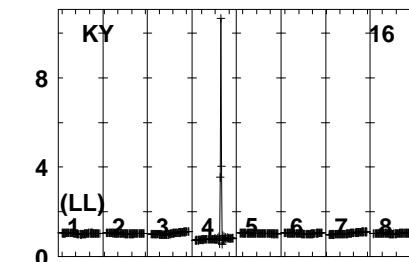
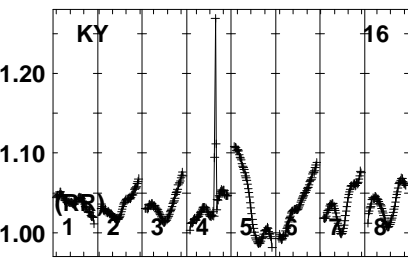
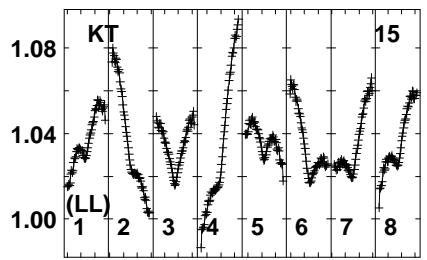
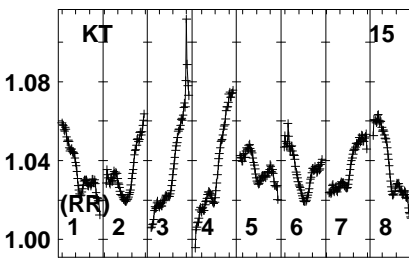
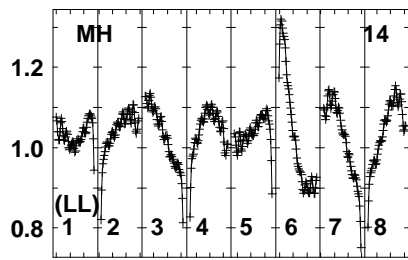
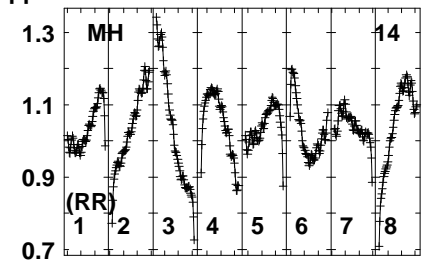
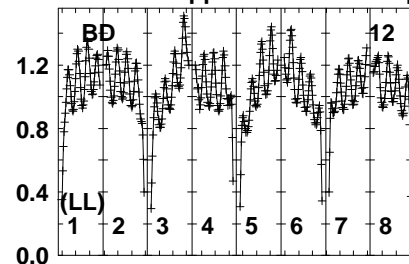
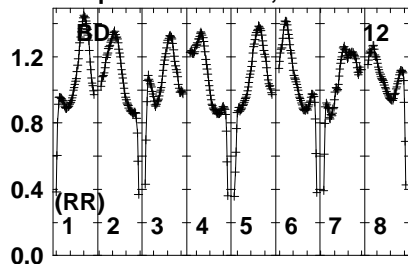


Lower frame: Real Jy
Auto-corr total-power spectrum Antenna: *
Timerange: 01/05:41:50 to 01/05:43:49

Plot file version 786 created 20-JAN-2021 19:37:45

0654+73 EB074F.UVDATA.1

Freq = 22.1080 GHz, Bw = 32.000 MH No calibration applied and no bandpass applied



221 22140 22180 22220 22260 22300 22340
FREQ MHz

221 22140 22180 22220 22260 22300 22340
FREQ MHz

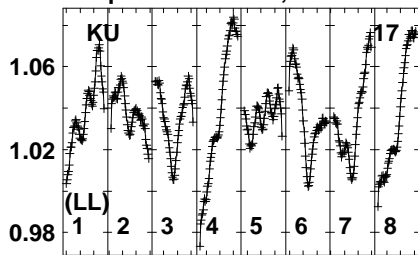
221 22140 22180 22220 22260 22300 22340
FREQ MHz

Lower frame: Real Jy
Auto-corr total-power spectrum Antenna: *
Timerange: 01/05:41:50 to 01/05:43:49

Plot file version 787 created 20-JAN-2021 19:37:46

0654+73 EB074F.UVDATA.1

Freq = 22.1080 GHz, Bw = 32.000 MH No calibration applied and no bandpass applied

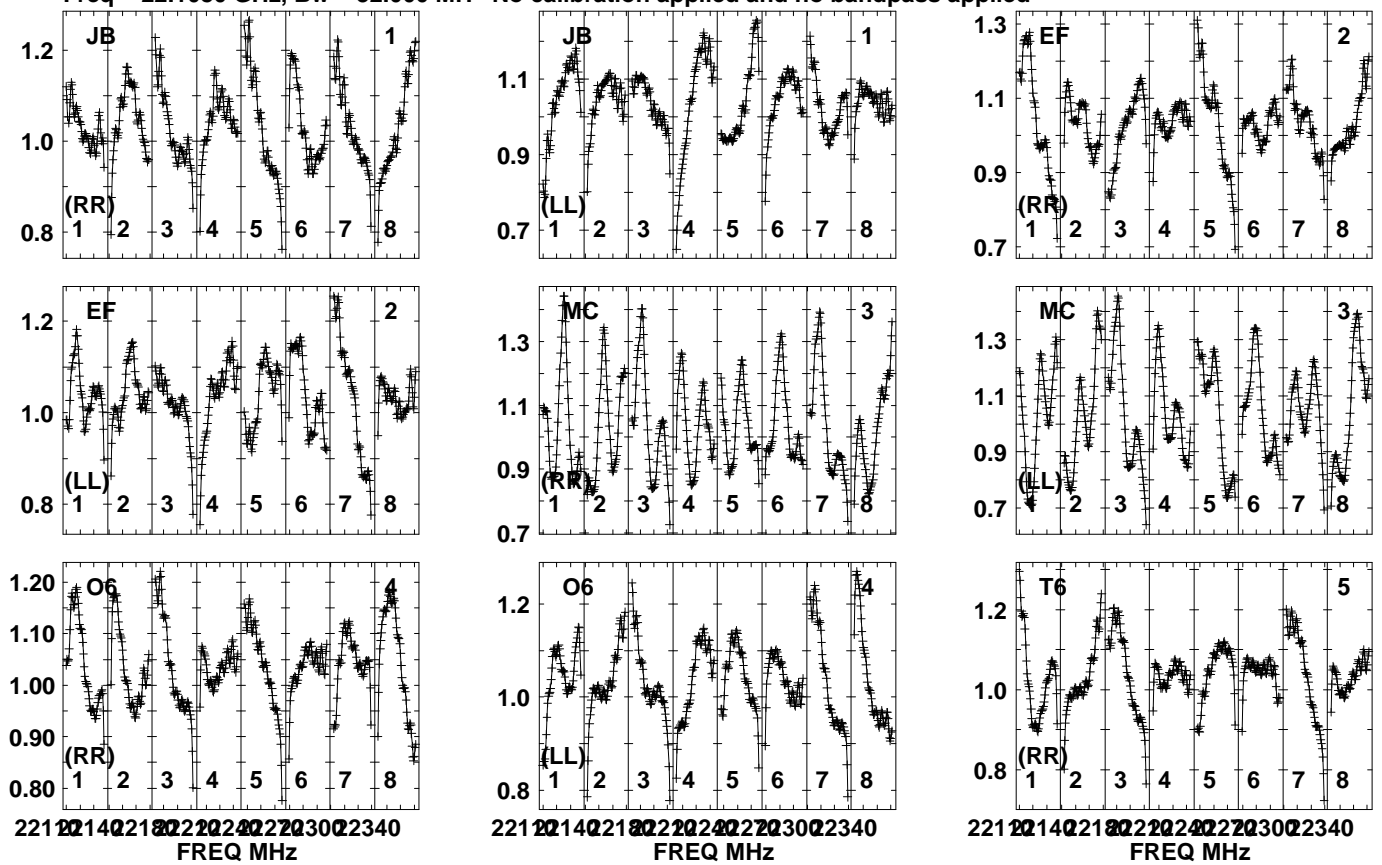


Lower frame: Real Jy
Auto-corr total-power spectrum Antenna: *
Timerange: 01/05:41:50 to 01/05:43:49

Plot file version 788 created 20-JAN-2021 19:37:46

J0714+7408 EB074F.UVDATA.1

Freq = 22.1080 GHz, Bw = 32.000 MH No calibration applied and no bandpass applied

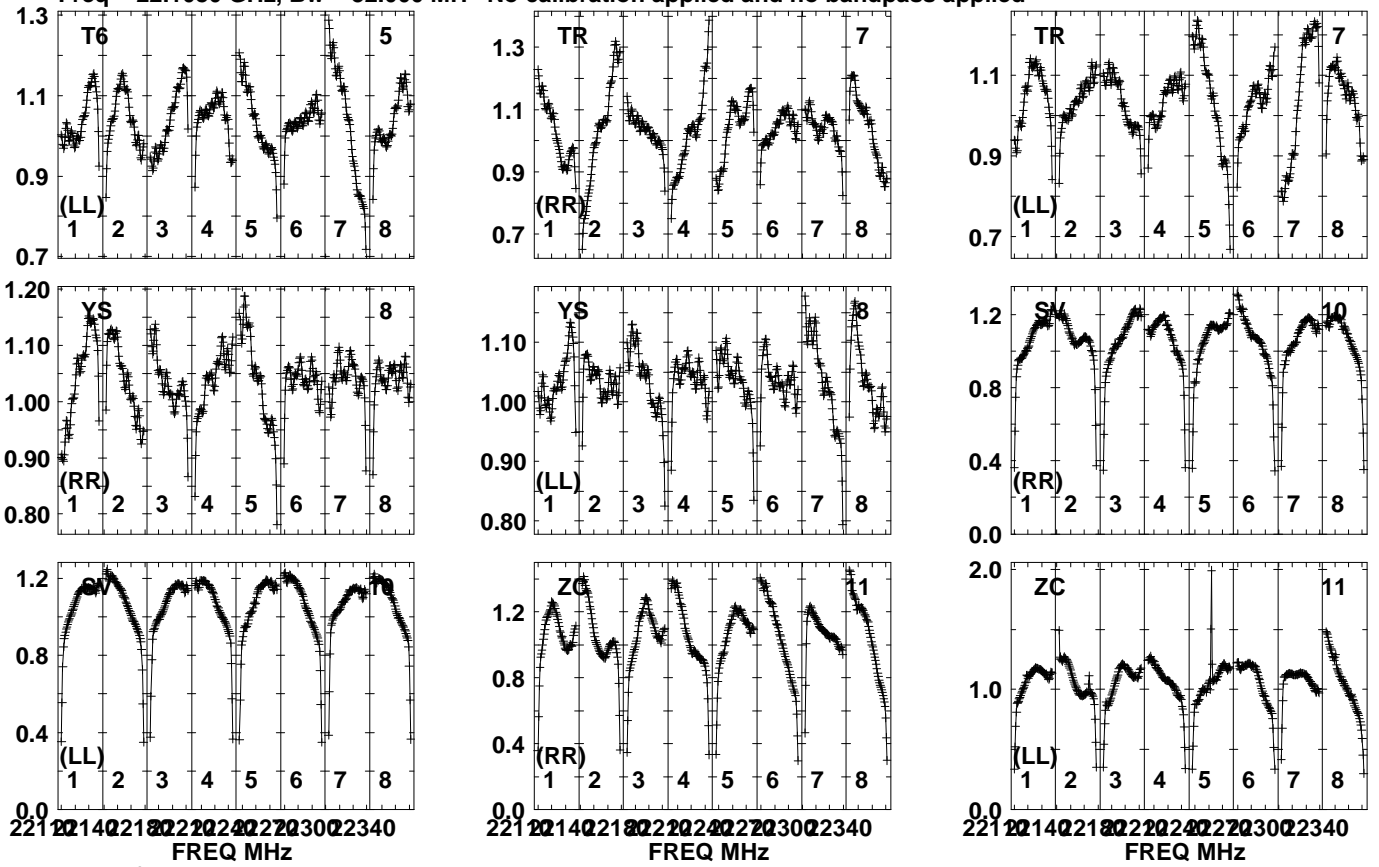


Lower frame: Real Jy
Auto-corr total-power spectrum Antenna: *
Timerange: 01/05:44:50 to 01/05:46:18

Plot file version 789 created 20-JAN-2021 19:37:46

J0714+7408 EB074F.UVDATA.1

Freq = 22.1080 GHz, Bw = 32.000 MH No calibration applied and no bandpass applied

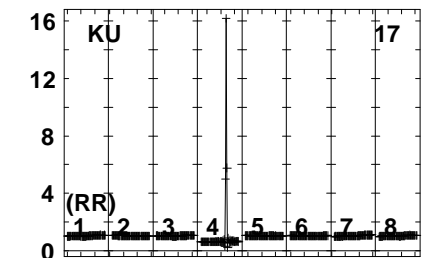
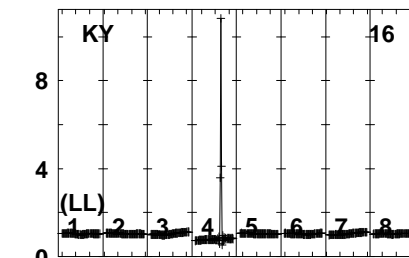
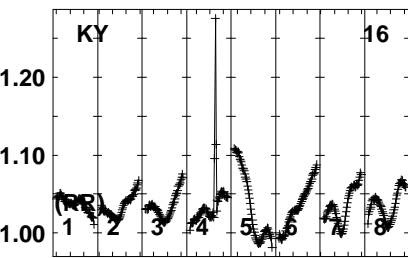
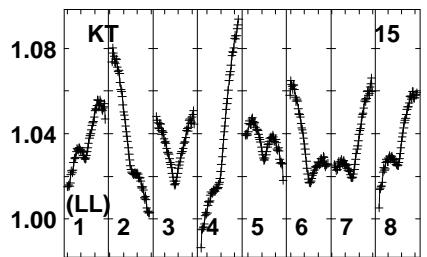
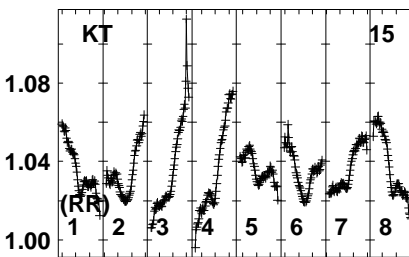
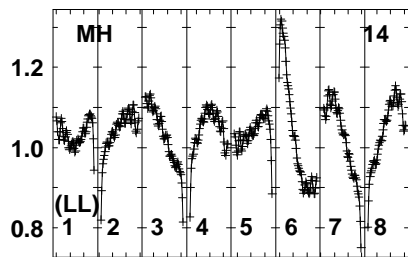
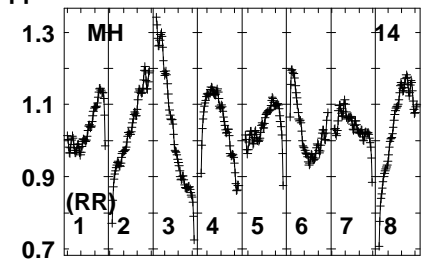
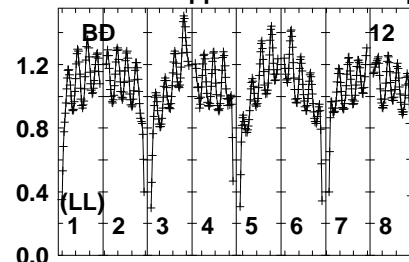
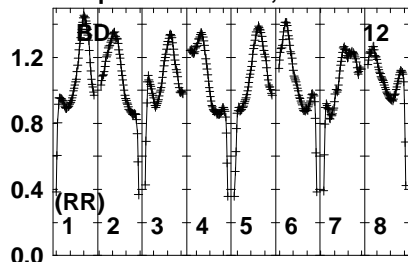


Lower frame: Real Jy
Auto-corr total-power spectrum Antenna: *
Timerange: 01/05:44:50 to 01/05:46:18

Plot file version 790 created 20-JAN-2021 19:37:46

J0714+7408 EB074F.UVDATA.1

Freq = 22.1080 GHz, Bw = 32.000 MH No calibration applied and no bandpass applied



221 2214 2218 2222 2226 2230 2234 0
FREQ MHz

221 2214 2218 2222 2226 2230 2234 0
FREQ MHz

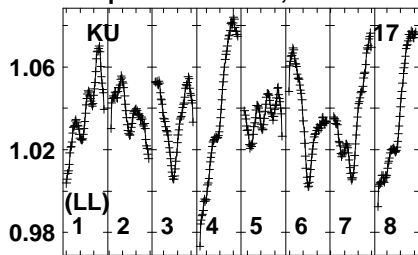
221 2214 2218 2222 2226 2230 2234 0
FREQ MHz

Lower frame: Real Jy
Auto-corr total-power spectrum Antenna: *
Timerange: 01/05:44:50 to 01/05:46:18

Plot file version 791 created 20-JAN-2021 19:37:47

J0714+7408 EB074F.UVDATA.1

Freq = 22.1080 GHz, Bw = 32.000 MH No calibration applied and no bandpass applied

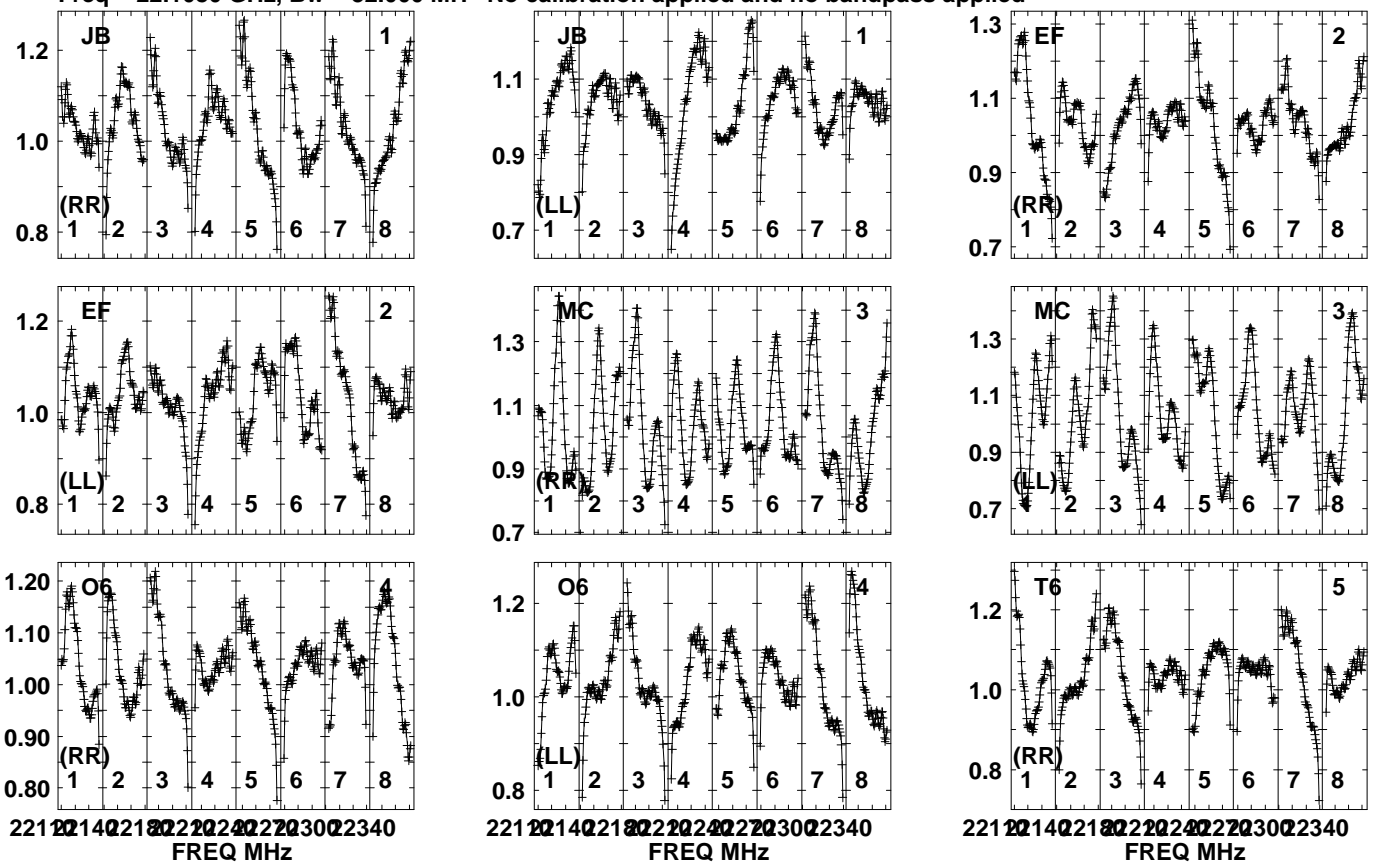


Lower frame: Real Jy
Auto-corr total-power spectrum Antenna: *
Timerange: 01/05:44:50 to 01/05:46:18

Plot file version 792 created 20-JAN-2021 19:37:47

0654+73 EB074F.UVDATA.1

Freq = 22.1080 GHz, Bw = 32.000 MH No calibration applied and no bandpass applied

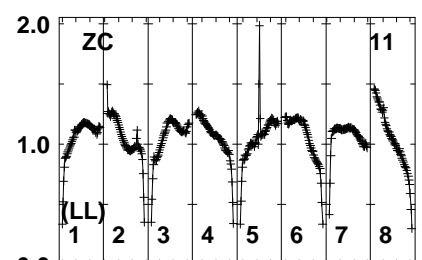
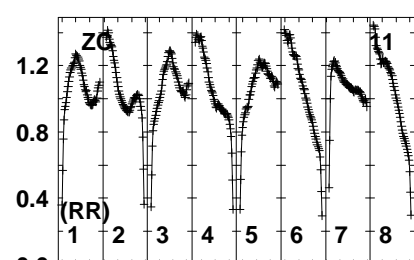
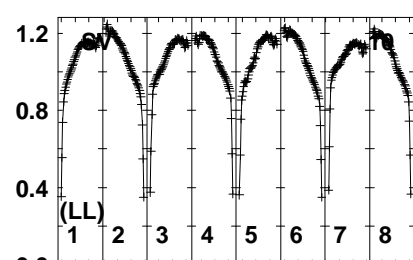
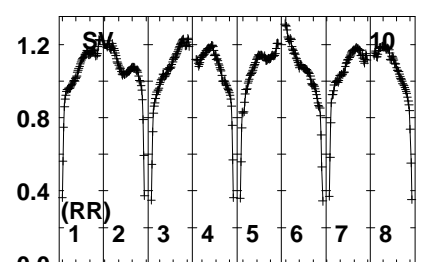
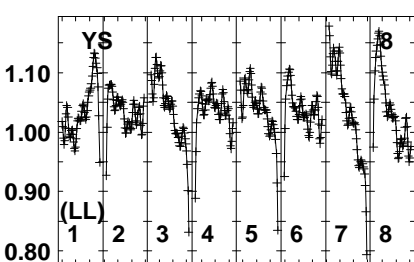
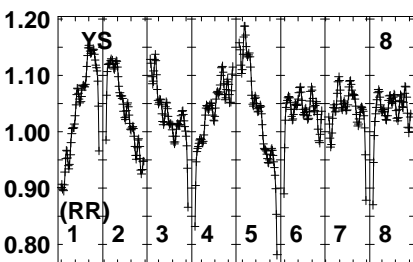
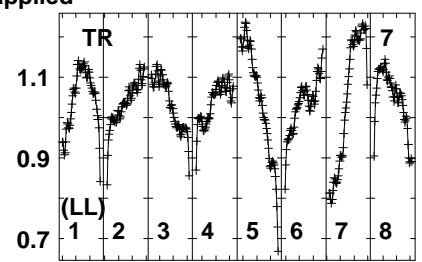
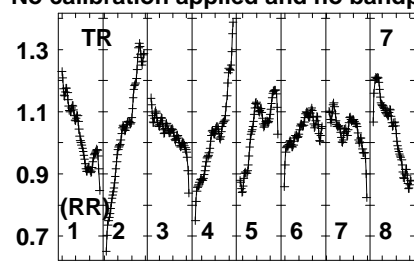
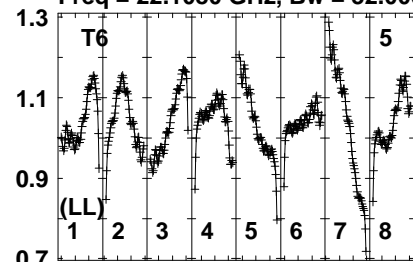


Lower frame: Real Jy
Auto-corr total-power spectrum Antenna: *
Timerange: 01/05:47:20 to 01/05:49:18

Plot file version 793 created 20-JAN-2021 19:37:47

0654+73 EB074F.UVDATA.1

Freq = 22.1080 GHz, Bw = 32.000 MH No calibration applied and no bandpass applied



221 22140 22180 22220 22260 22300 22340
FREQ MHz

221 22140 22180 22220 22260 22300 22340
FREQ MHz

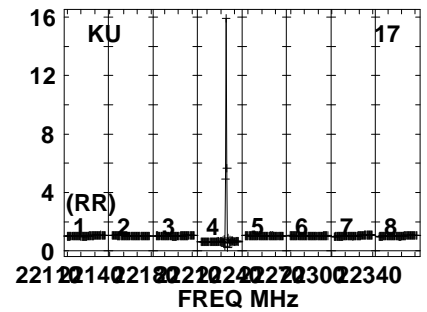
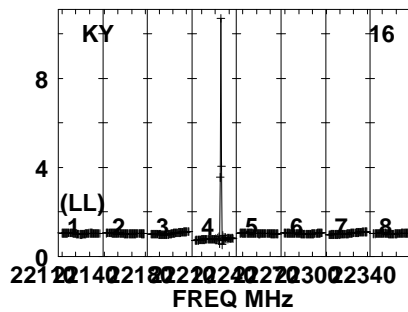
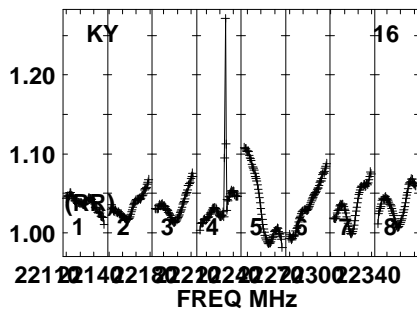
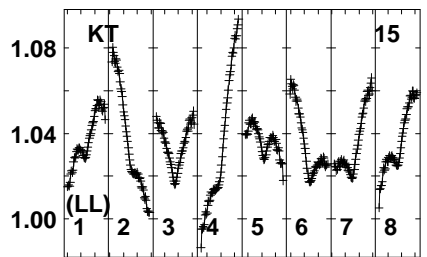
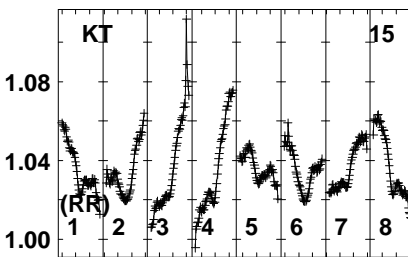
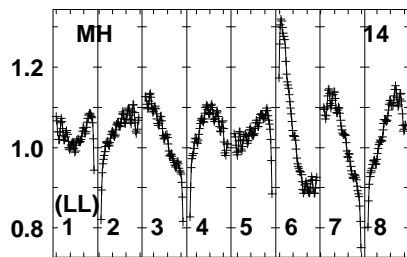
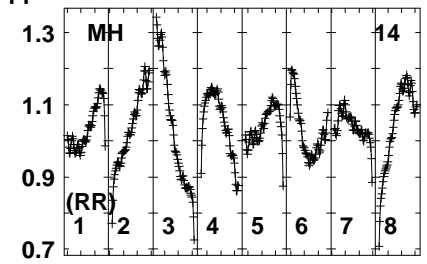
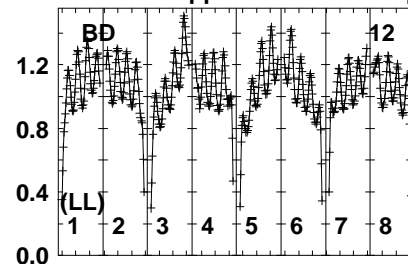
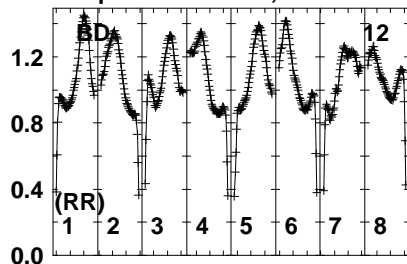
221 22140 22180 22220 22260 22300 22340
FREQ MHz

Lower frame: Real Jy
Auto-corr total-power spectrum Antenna: *
Timerange: 01/05:47:20 to 01/05:49:18

Plot file version 794 created 20-JAN-2021 19:37:47

0654+73 EB074F.UVDATA.1

Freq = 22.1080 GHz, Bw = 32.000 MH No calibration applied and no bandpass applied

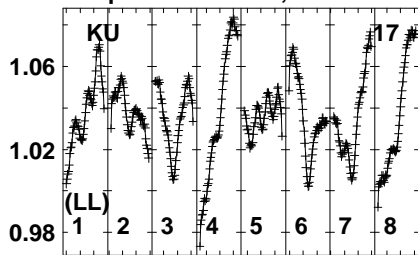


Lower frame: Real Jy
Auto-corr total-power spectrum Antenna: *
Timerange: 01/05:47:20 to 01/05:49:18

Plot file version 795 created 20-JAN-2021 19:37:48

0654+73 EB074F.UVDATA.1

Freq = 22.1080 GHz, Bw = 32.000 MH No calibration applied and no bandpass applied



Lower frame: Real Jy

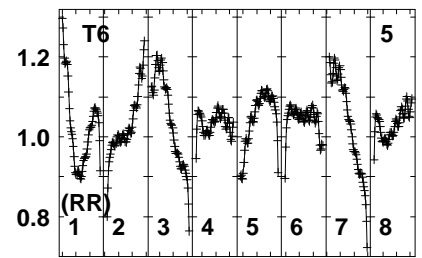
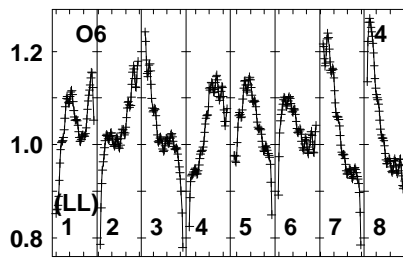
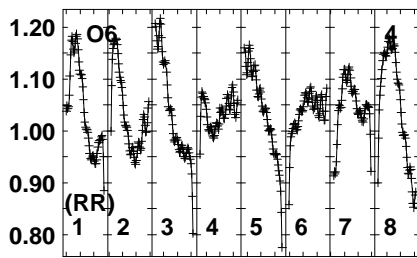
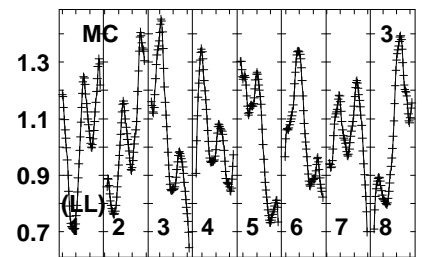
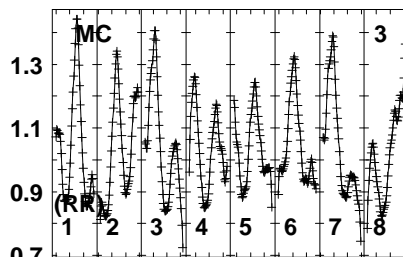
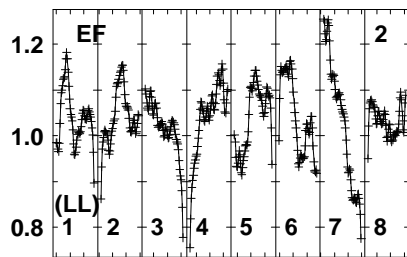
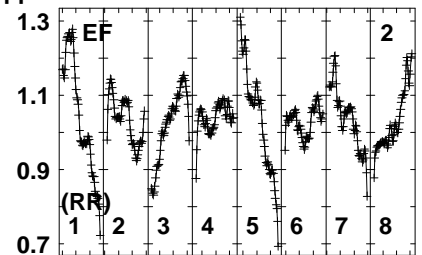
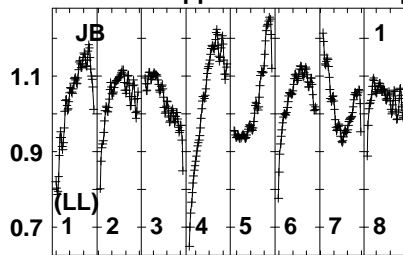
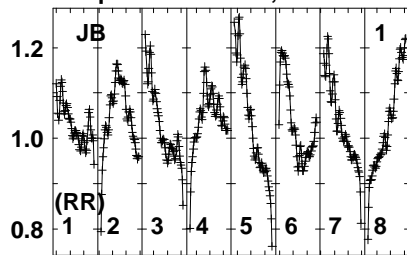
Auto-corr total-power spectrum Antenna: *

Timerange: 01/05:47:20 to 01/05:49:18

Plot file version 796 created 20-JAN-2021 19:37:48

J0714+7408 EB074F.UVDATA.1

Freq = 22.1080 GHz, Bw = 32.000 MH No calibration applied and no bandpass applied



22102140221802224022240222030022340
FREQ MHz

22102140221802224022240222030022340
FREQ MHz

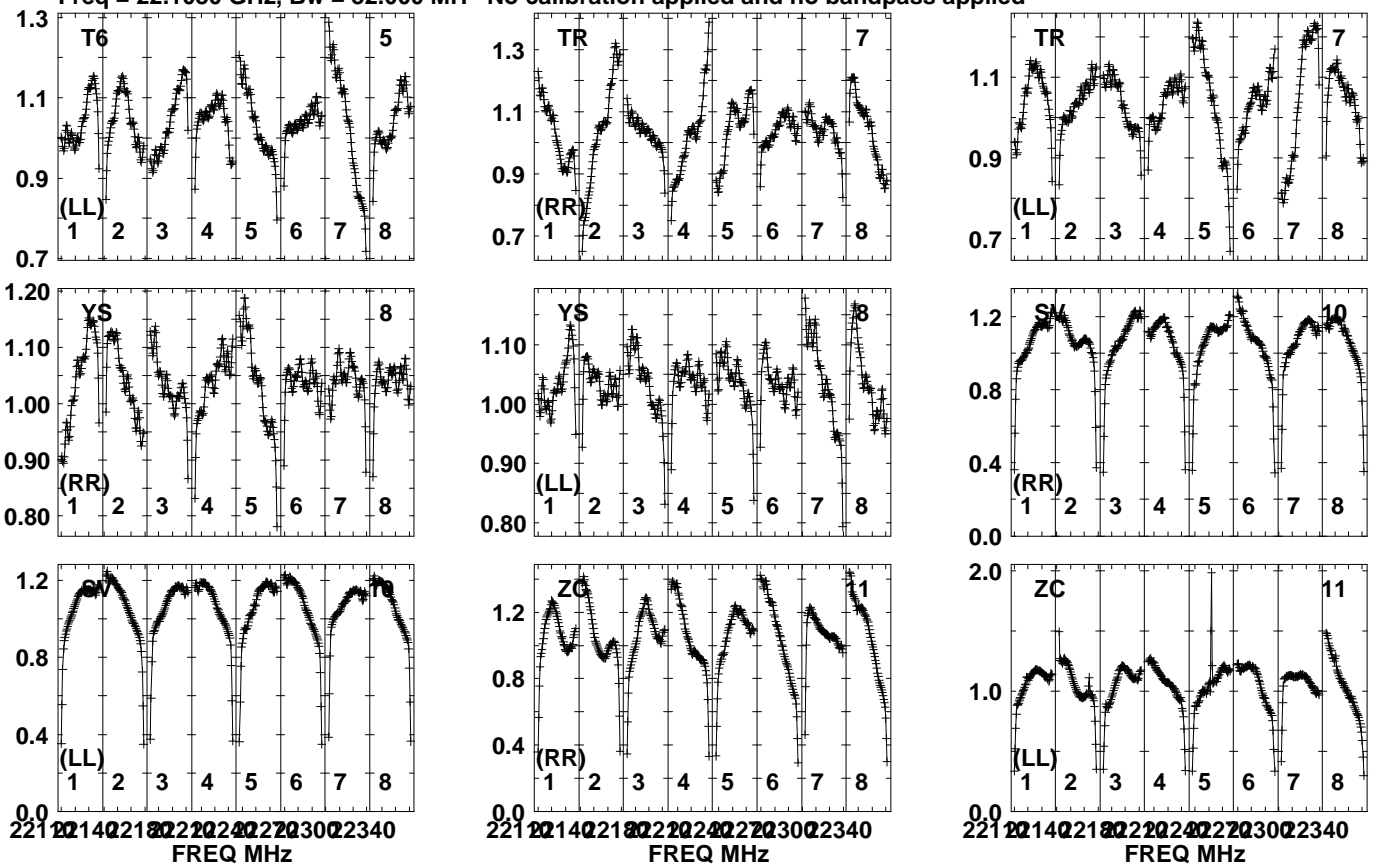
22102140221802224022240222030022340
FREQ MHz

Lower frame: Real Jy
Auto-corr total-power spectrum Antenna: *
Timerange: 01/05:50:20 to 01/05:51:48

Plot file version 797 created 20-JAN-2021 19:37:48

J0714+7408 EB074F.UVDATA.1

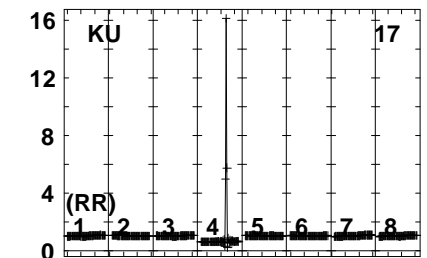
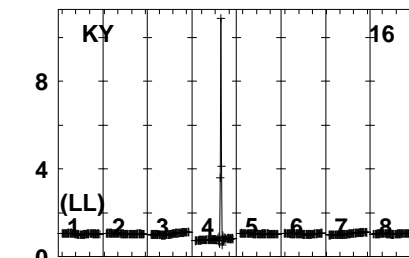
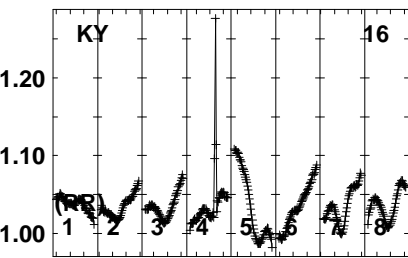
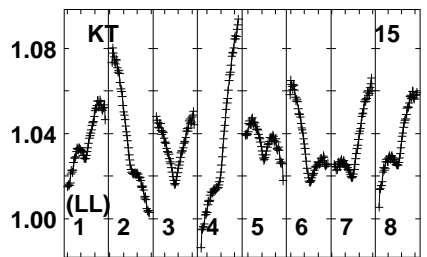
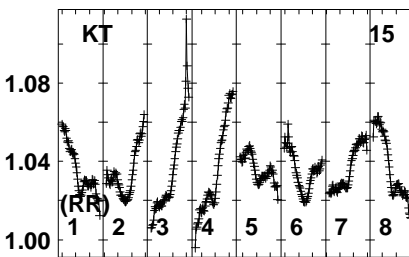
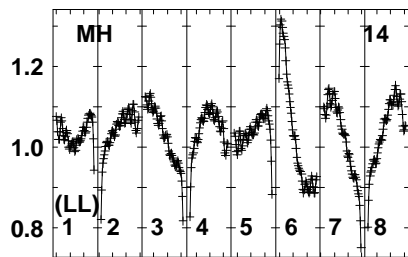
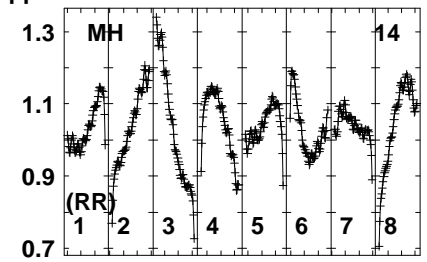
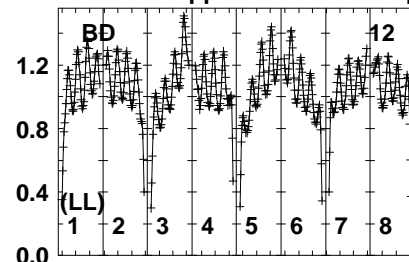
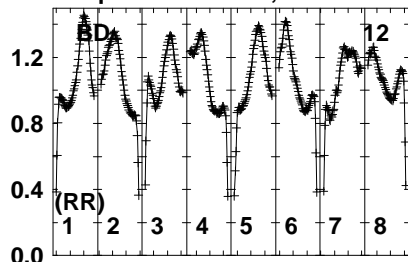
Freq = 22.1080 GHz, Bw = 32.000 MH No calibration applied and no bandpass applied



Plot file version 798 created 20-JAN-2021 19:37:48

J0714+7408 EB074F.UVDATA.1

Freq = 22.1080 GHz, Bw = 32.000 MH No calibration applied and no bandpass applied



221 2214 2218 2222 2226 2230 22340
FREQ MHz

221 2214 2218 2222 2226 2230 22340
FREQ MHz

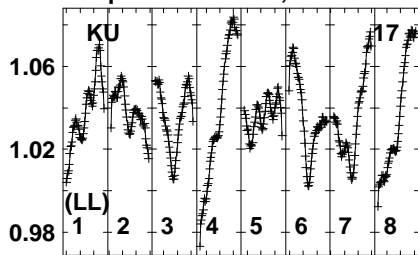
221 2214 2218 2222 2226 2230 22340
FREQ MHz

Lower frame: Real Jy
Auto-corr total-power spectrum Antenna: *
Timerange: 01/05:50:20 to 01/05:51:48

Plot file version 799 created 20-JAN-2021 19:37:49

J0714+7408 EB074F.UVDATA.1

Freq = 22.1080 GHz, Bw = 32.000 MH No calibration applied and no bandpass applied

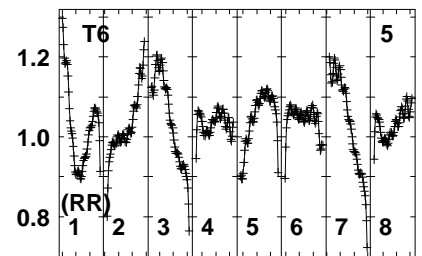
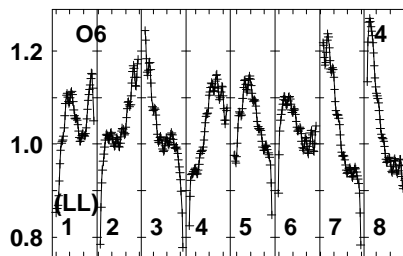
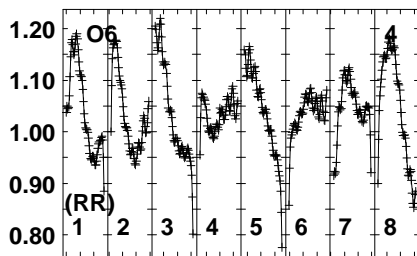
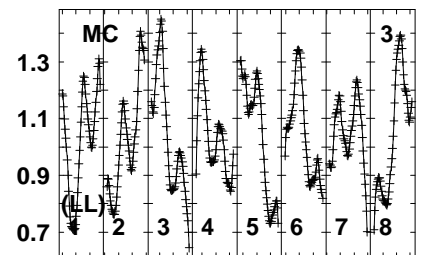
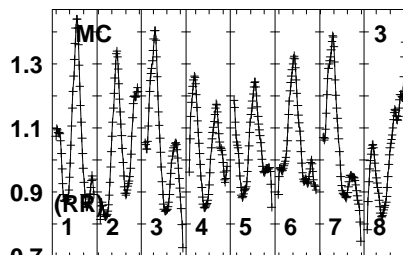
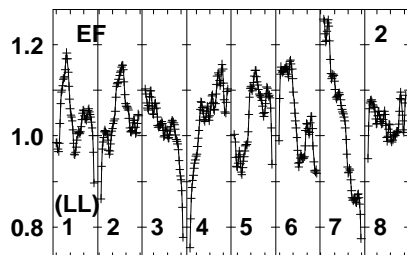
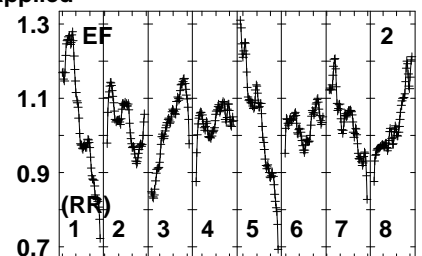
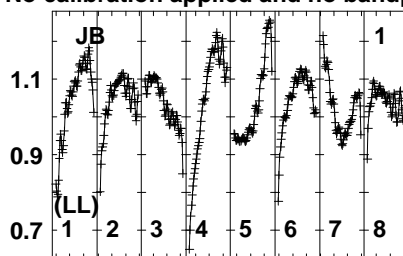
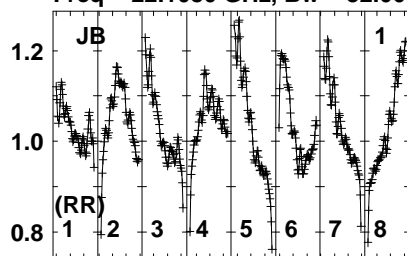


Lower frame: Real Jy
Auto-corr total-power spectrum Antenna: *
Timerange: 01/05:50:20 to 01/05:51:48

Plot file version 800 created 20-JAN-2021 19:37:49

0654+73 EB074F.UVDATA.1

Freq = 22.1080 GHz, Bw = 32.000 MH No calibration applied and no bandpass applied



2210214021802220224022703002340
FREQ MHz

2210214021802220224022703002340
FREQ MHz

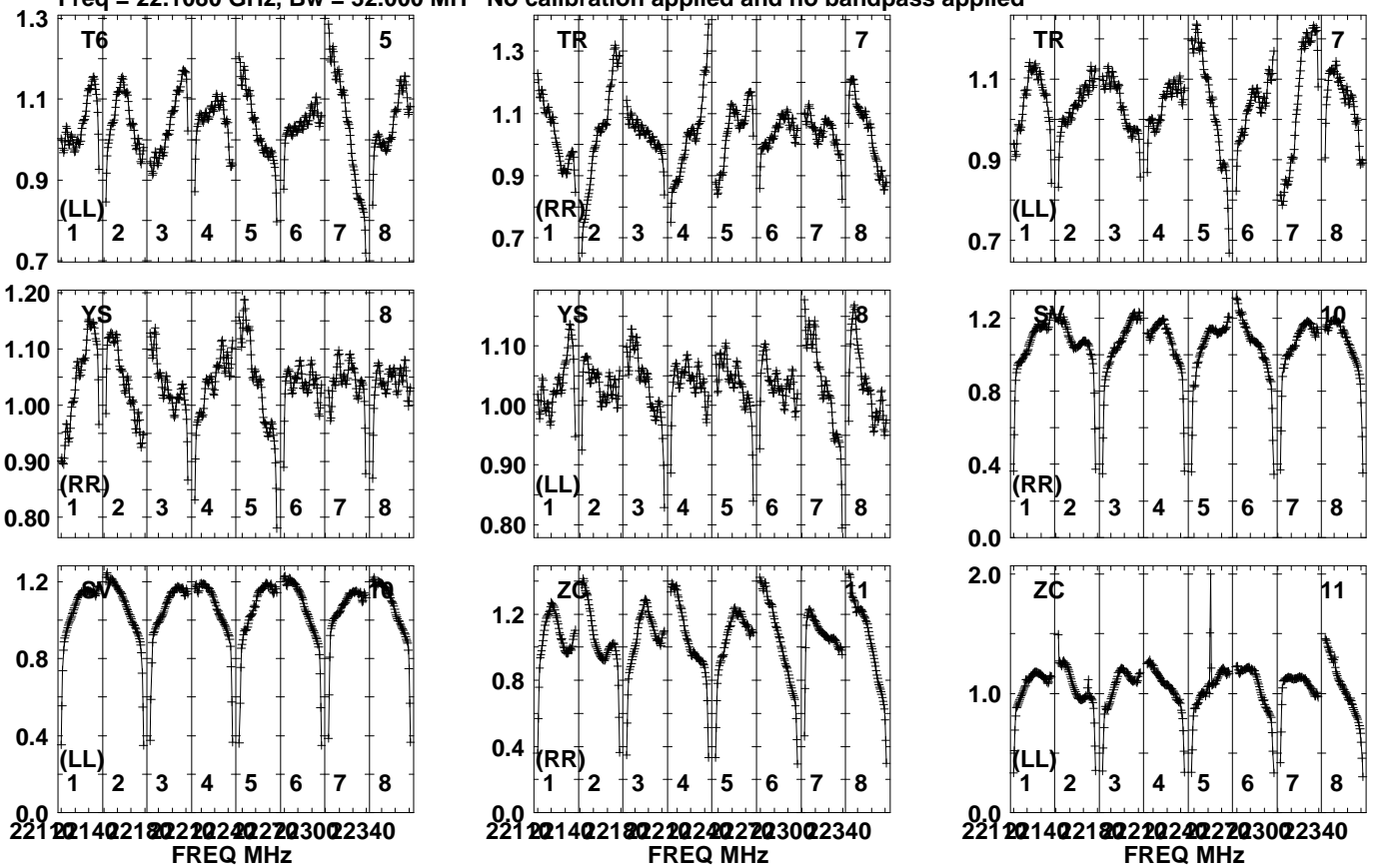
2210214021802220224022703002340
FREQ MHz

Lower frame: Real Jy
Auto-corr total-power spectrum Antenna: *
Timerange: 01/05:52:50 to 01/05:54:48

Plot file version 801 created 20-JAN-2021 19:37:49

0654+73 EB074F.UVDATA.1

Freq = 22.1080 GHz, Bw = 32.000 MH No calibration applied and no bandpass applied

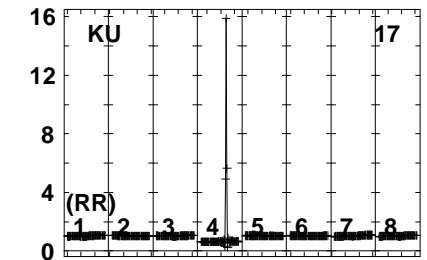
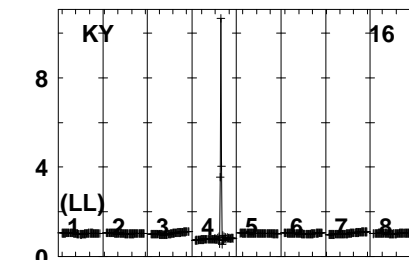
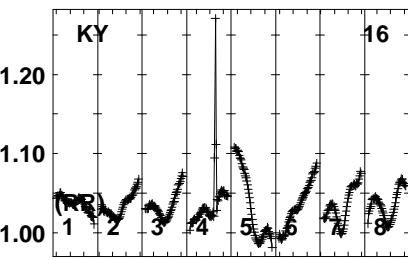
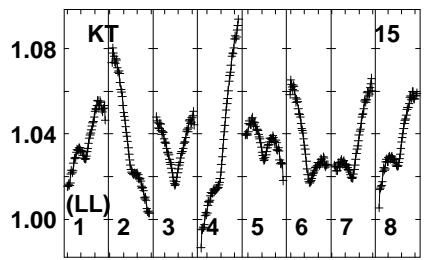
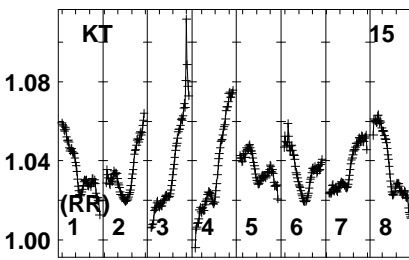
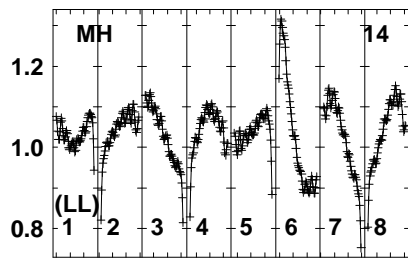
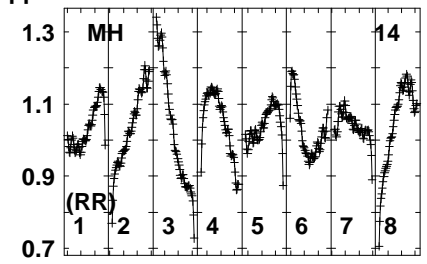
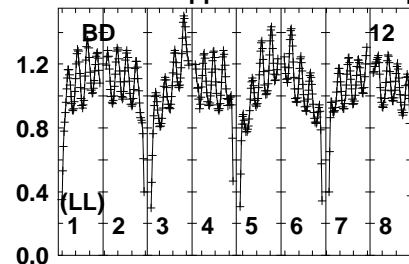
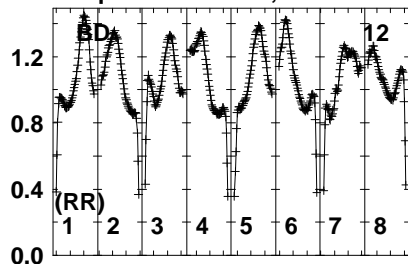


Lower frame: Real Jy
Auto-corr total-power spectrum Antenna: *
Timerange: 01/05:52:50 to 01/05:54:48

Plot file version 802 created 20-JAN-2021 19:37:49

0654+73 EB074F.UVDATA.1

Freq = 22.1080 GHz, Bw = 32.000 MH No calibration applied and no bandpass applied



22100 22140 22180 22220 22260 22300 22340
FREQ MHz

22100 22140 22180 22220 22260 22300 22340
FREQ MHz

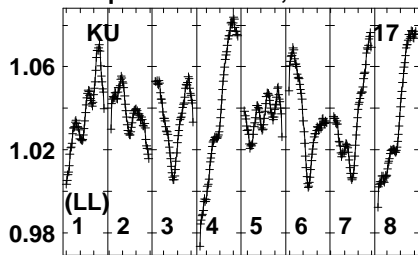
22100 22140 22180 22220 22260 22300 22340
FREQ MHz

Lower frame: Real Jy
Auto-corr total-power spectrum Antenna: *
Timerange: 01/05:52:50 to 01/05:54:48

Plot file version 803 created 20-JAN-2021 19:37:50

0654+73 EB074F.UVDATA.1

Freq = 22.1080 GHz, Bw = 32.000 MH No calibration applied and no bandpass applied



Lower frame: Real Jy

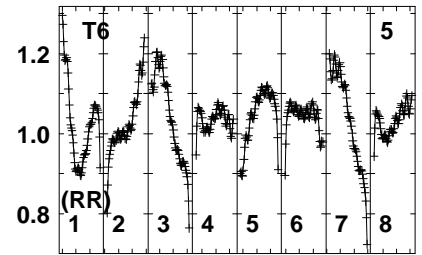
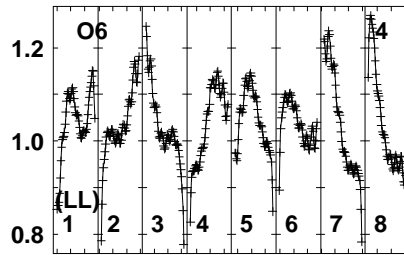
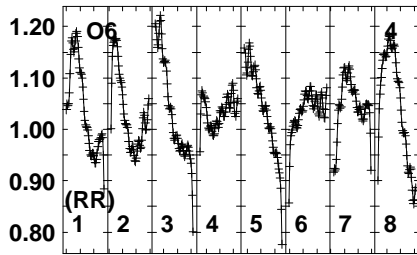
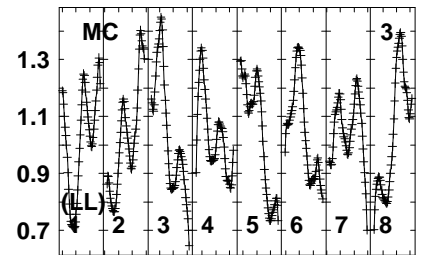
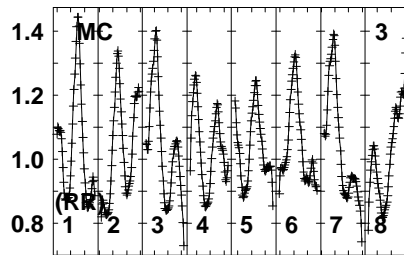
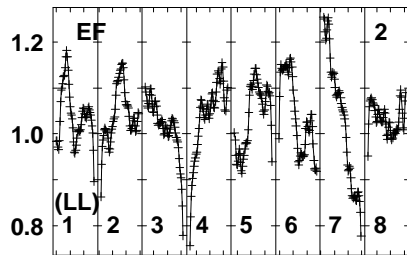
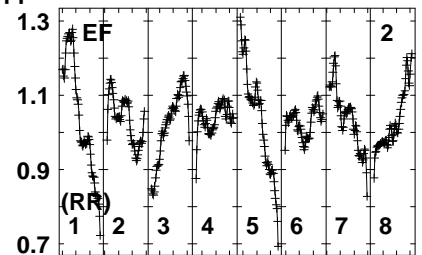
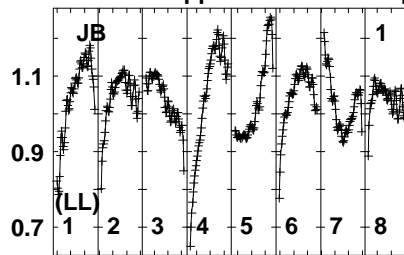
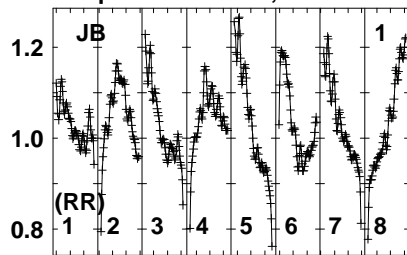
Auto-corr total-power spectrum Antenna: *

Timerange: 01/05:52:50 to 01/05:54:48

Plot file version 804 created 20-JAN-2021 19:37:50

J0714+7408 EB074F.UVDATA.1

Freq = 22.1080 GHz, Bw = 32.000 MH No calibration applied and no bandpass applied



22102140221802220222402228023002340
FREQ MHz

22102140221802220222402228023002340
FREQ MHz

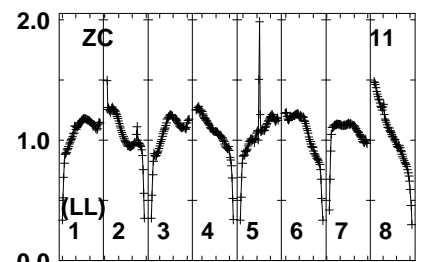
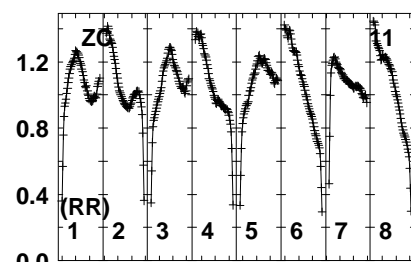
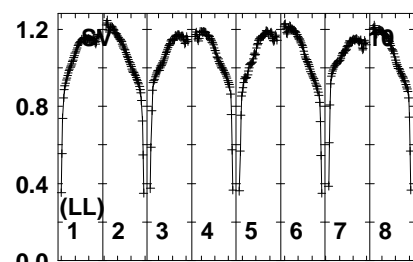
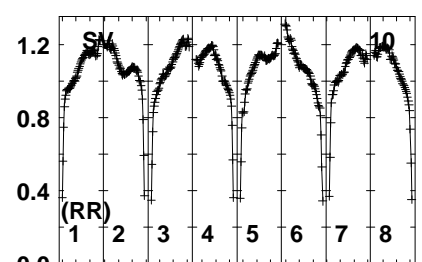
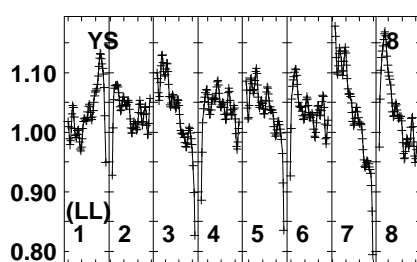
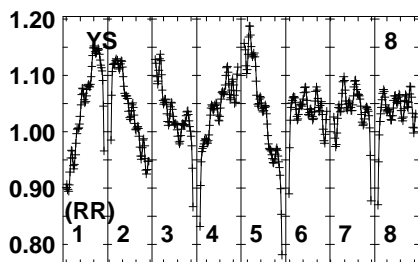
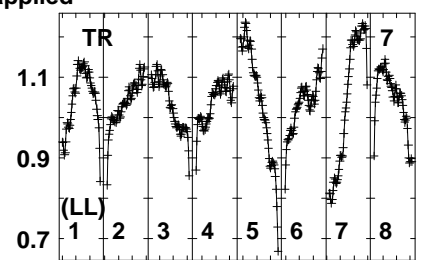
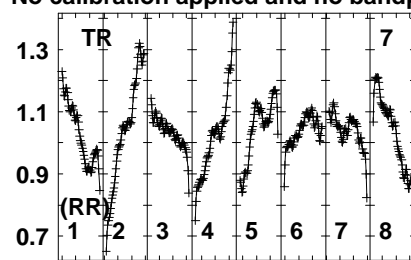
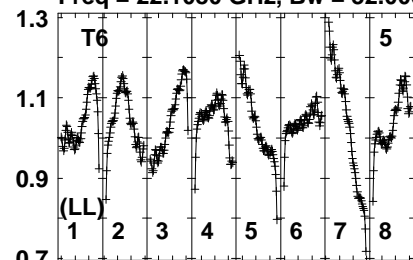
22102140221802220222402228023002340
FREQ MHz

Lower frame: Real Jy
Auto-corr total-power spectrum Antenna: *
Timerange: 01/05:55:50 to 01/05:57:19

Plot file version 805 created 20-JAN-2021 19:37:50

J0714+7408 EB074F.UVDATA.1

Freq = 22.1080 GHz, Bw = 32.000 MH No calibration applied and no bandpass applied

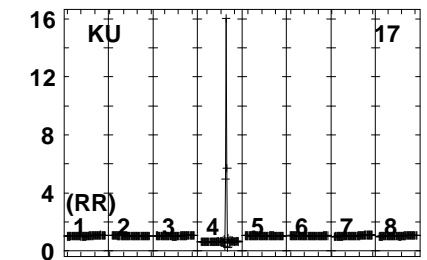
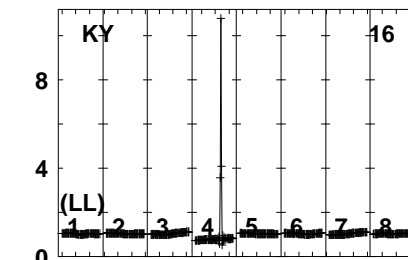
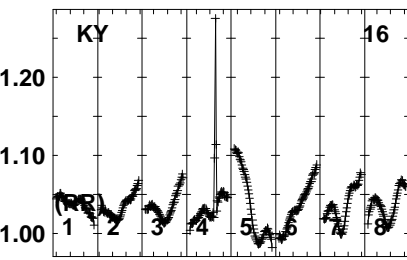
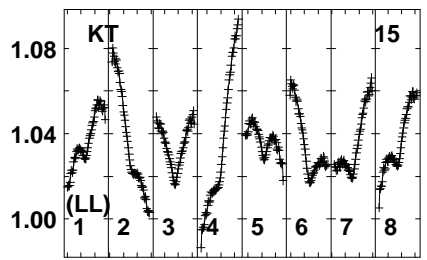
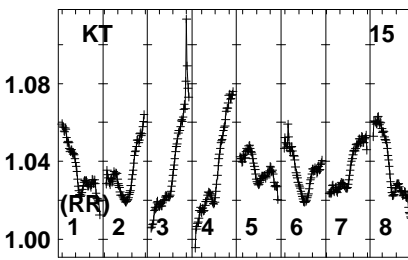
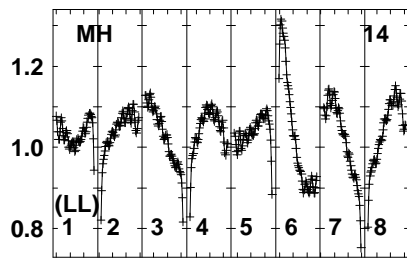
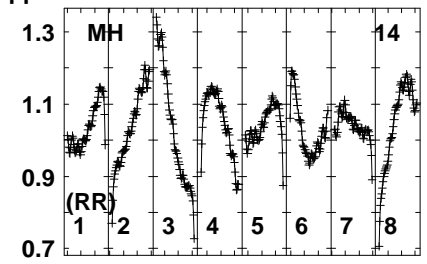
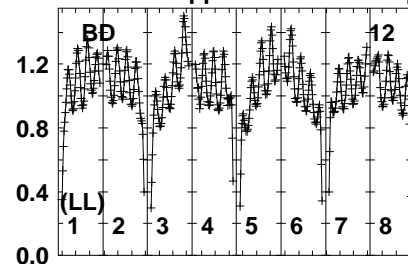
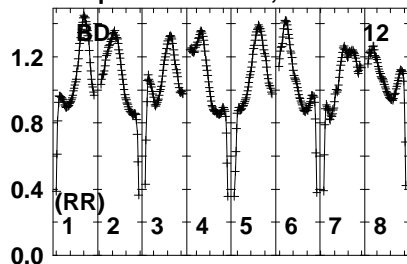


Lower frame: Real Jy
Auto-corr total-power spectrum Antenna: *
Timerange: 01/05:55:50 to 01/05:57:19

Plot file version 806 created 20-JAN-2021 19:37:51

J0714+7408 EB074F.UVDATA.1

Freq = 22.1080 GHz, Bw = 32.000 MH No calibration applied and no bandpass applied



221 2214 2218 2222 2226 2230 2234 0
FREQ MHz

221 2214 2218 2222 2226 2230 2234 0
FREQ MHz

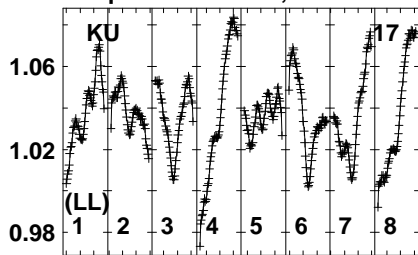
221 2214 2218 2222 2226 2230 2234 0
FREQ MHz

Lower frame: Real Jy
Auto-corr total-power spectrum Antenna: *
Timerange: 01/05:55:50 to 01/05:57:19

Plot file version 807 created 20-JAN-2021 19:37:51

J0714+7408 EB074F.UVDATA.1

Freq = 22.1080 GHz, Bw = 32.000 MH No calibration applied and no bandpass applied

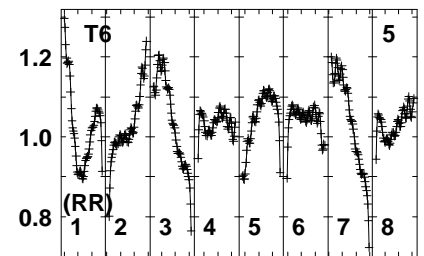
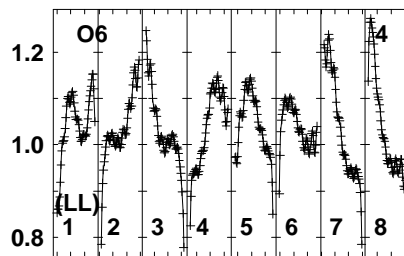
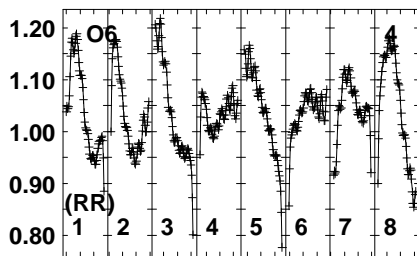
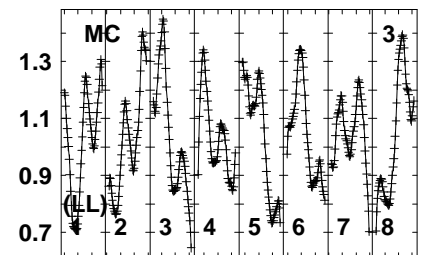
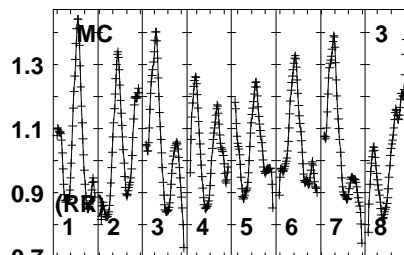
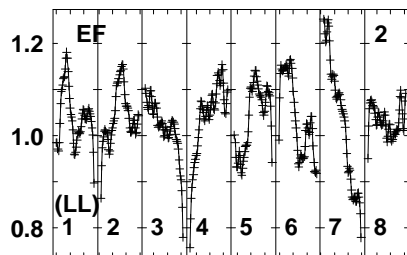
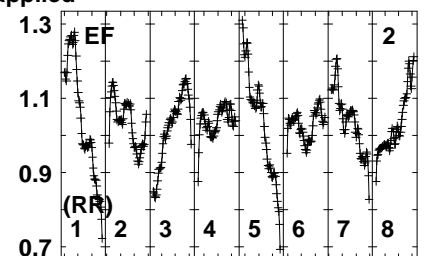
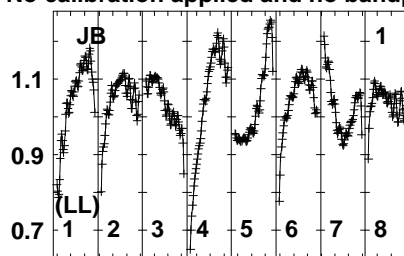
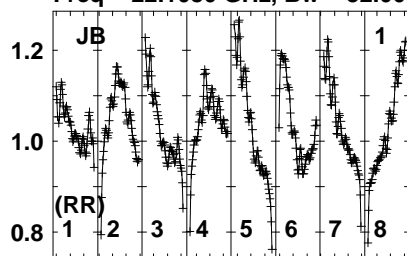


Lower frame: Real Jy
Auto-corr total-power spectrum Antenna: *
Timerange: 01/05:55:50 to 01/05:57:19

Plot file version 808 created 20-JAN-2021 19:37:51

0654+73 EB074F.UVDATA.1

Freq = 22.1080 GHz, Bw = 32.000 MH No calibration applied and no bandpass applied



22102140221802224022240222030022340
FREQ MHz

22102140221802224022240222030022340
FREQ MHz

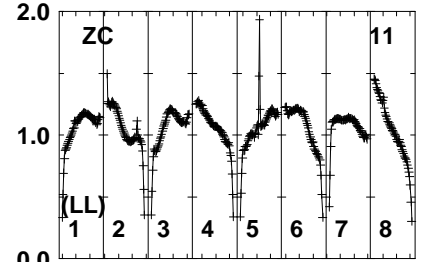
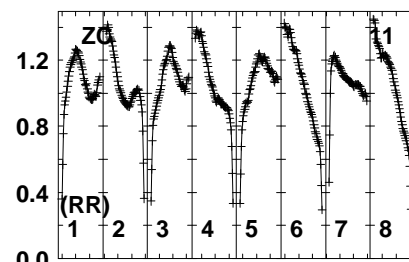
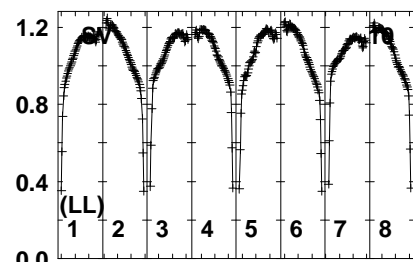
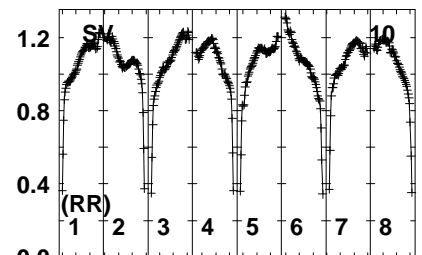
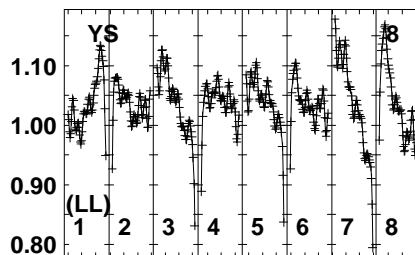
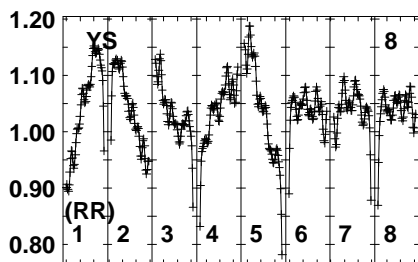
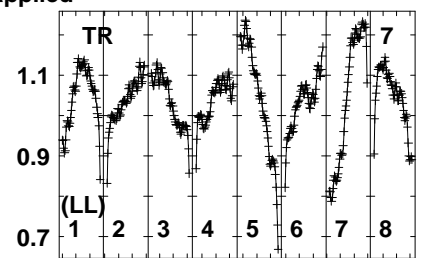
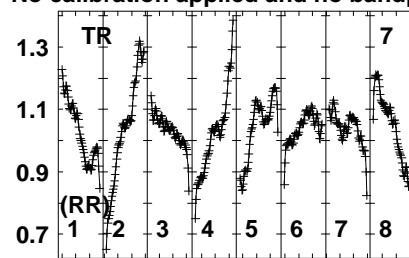
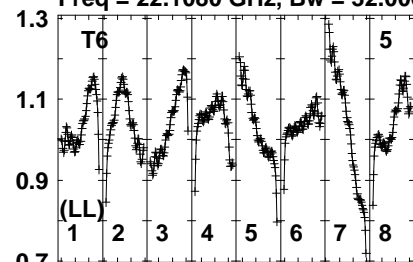
22102140221802224022240222030022340
FREQ MHz

Lower frame: Real Jy
Auto-corr total-power spectrum Antenna: *
Timerange: 01/05:58:19 to 01/06:00:18

Plot file version 809 created 20-JAN-2021 19:37:51

0654+73 EB074F.UVDATA.1

Freq = 22.1080 GHz, Bw = 32.000 MH No calibration applied and no bandpass applied



221 2214 2218 2222 2226 2230 2234 0
FREQ MHz

221 2214 2218 2222 2226 2230 2234 0
FREQ MHz

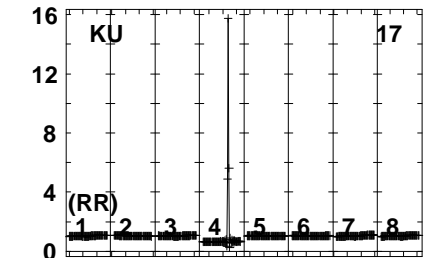
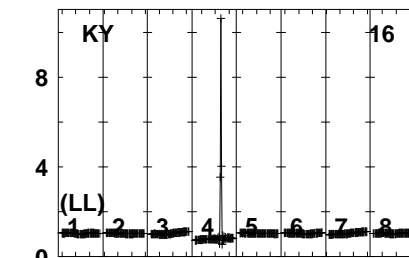
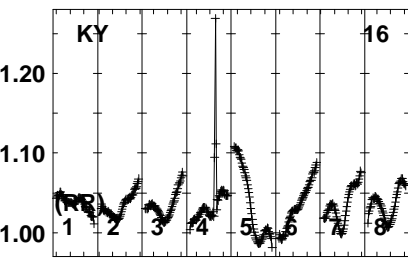
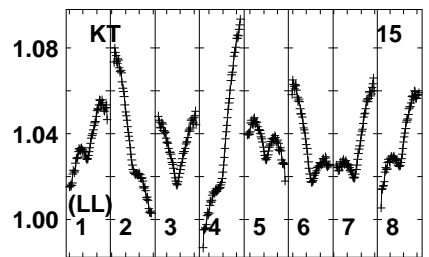
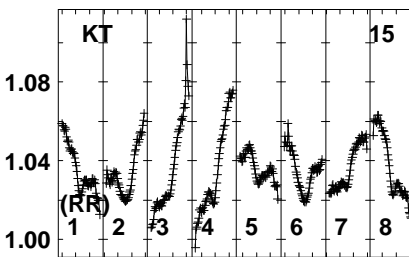
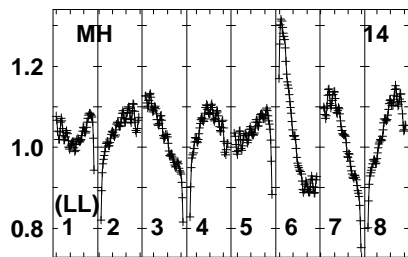
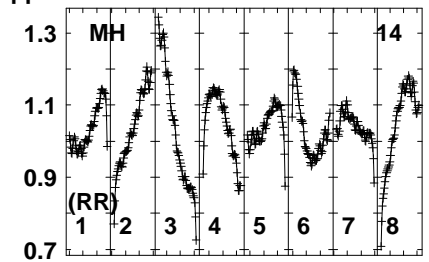
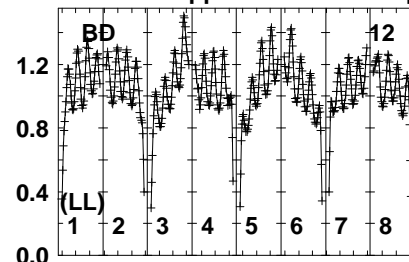
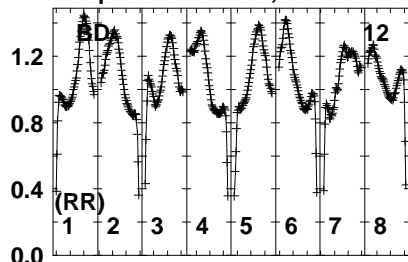
221 2214 2218 2222 2226 2230 2234 0
FREQ MHz

Lower frame: Real Jy
Auto-corr total-power spectrum Antenna: *
Timerange: 01/05:58:19 to 01/06:00:18

Plot file version 810 created 20-JAN-2021 19:37:52

0654+73 EB074F.UVDATA.1

Freq = 22.1080 GHz, Bw = 32.000 MH No calibration applied and no bandpass applied



221 2214 2218 2222 2226 2230 2234 0
FREQ MHz

221 2214 2218 2222 2226 2230 2234 0
FREQ MHz

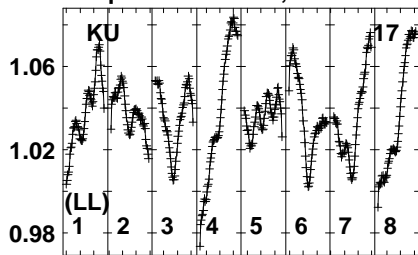
221 2214 2218 2222 2226 2230 2234 0
FREQ MHz

Lower frame: Real Jy
Auto-corr total-power spectrum Antenna: *
Timerange: 01/05:58:19 to 01/06:00:18

Plot file version 811 created 20-JAN-2021 19:37:52

0654+73 EB074F.UVDATA.1

Freq = 22.1080 GHz, Bw = 32.000 MH No calibration applied and no bandpass applied



Lower frame: Real Jy

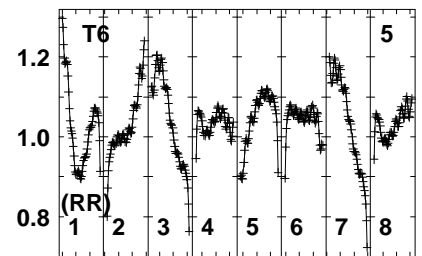
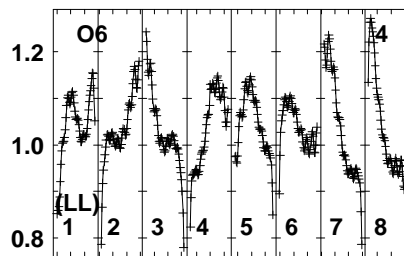
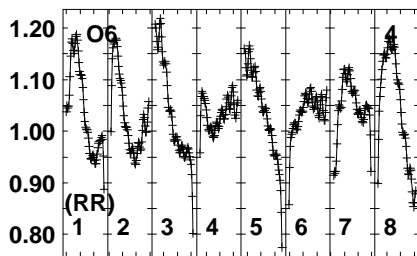
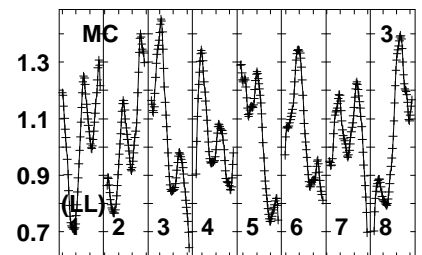
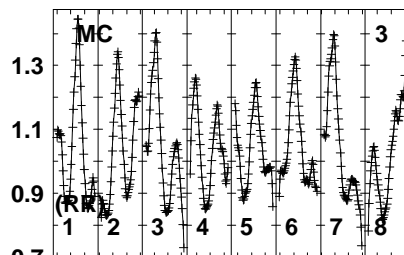
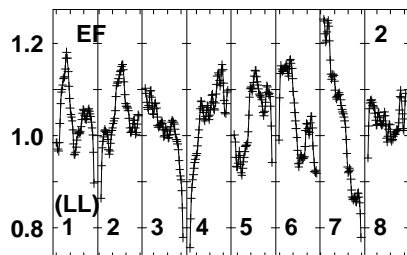
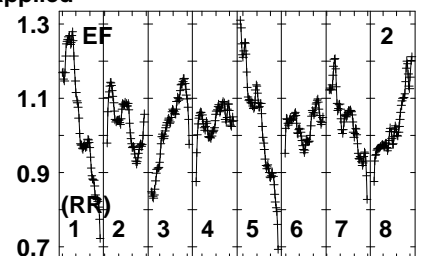
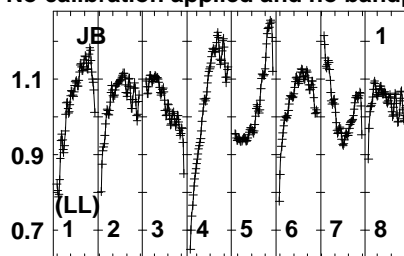
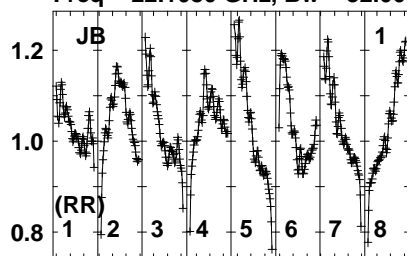
Auto-corr total-power spectrum Antenna: *

Timerange: 01/05:58:19 to 01/06:00:18

Plot file version 812 created 20-JAN-2021 19:37:52

J0714+7408 EB074F.UVDATA.1

Freq = 22.1080 GHz, Bw = 32.000 MH No calibration applied and no bandpass applied



22100 22140 22180 22220 22260 22300 22340
FREQ MHz

22100 22140 22180 22220 22260 22300 22340
FREQ MHz

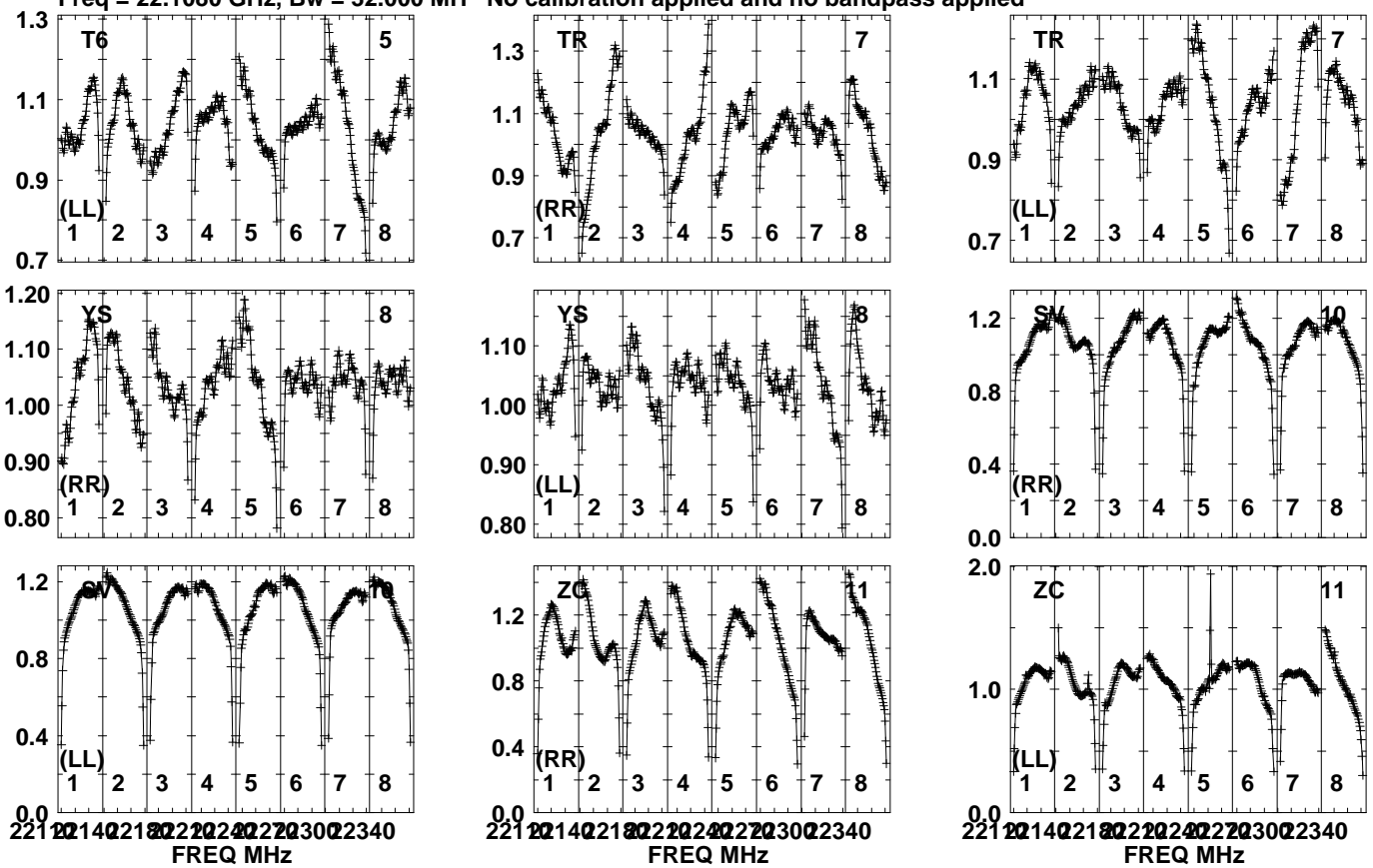
22100 22140 22180 22220 22260 22300 22340
FREQ MHz

Lower frame: Real Jy
Auto-corr total-power spectrum Antenna: *
Timerange: 01/06:01:20 to 01/06:02:49

Plot file version 813 created 20-JAN-2021 19:37:52

J0714+7408 EB074F.UVDATA.1

Freq = 22.1080 GHz, Bw = 32.000 MH No calibration applied and no bandpass applied

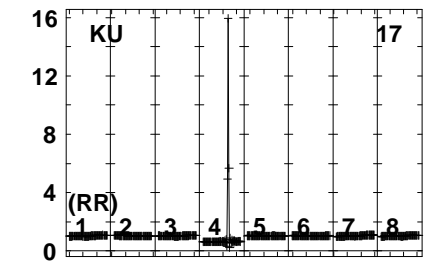

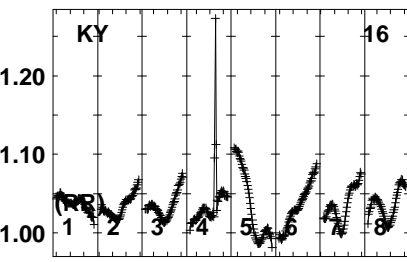
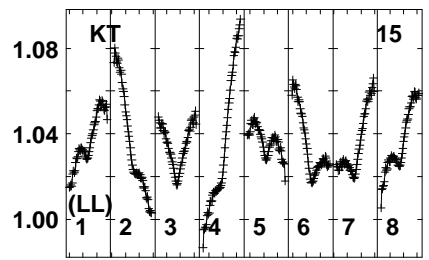
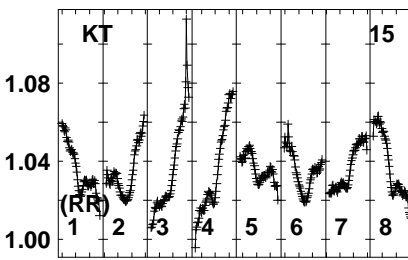
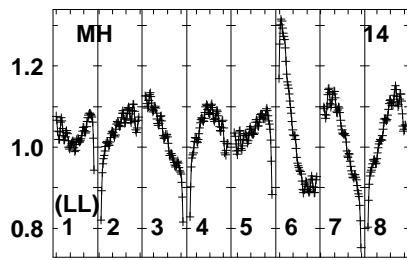
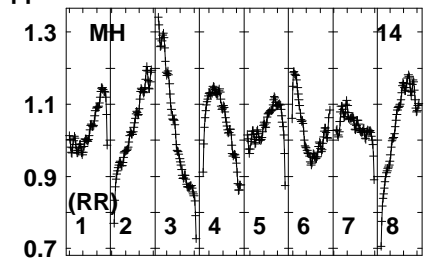
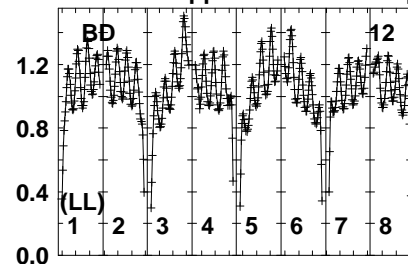
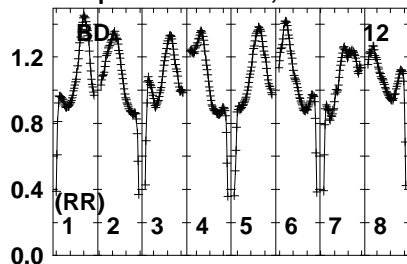


Lower frame: Real Jy
Auto-corr total-power spectrum Antenna: *
Timerange: 01/06:01:20 to 01/06:02:49

Plot file version 814 created 20-JAN-2021 19:37:53

J0714+7408 EB074F.UVDATA.1

Freq = 22.1080 GHz, Bw = 32.000 MH No calibration applied and no bandpass applied



221 2214 2218 2222 2226 2230 2234 0
FREQ MHz

221 2214 2218 2222 2226 2230 2234 0
FREQ MHz

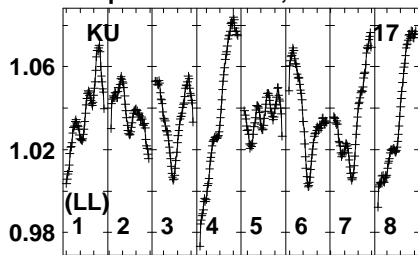
221 2214 2218 2222 2226 2230 2234 0
FREQ MHz

Lower frame: Real Jy
Auto-corr total-power spectrum Antenna: *
Timerange: 01/06:01:20 to 01/06:02:49

Plot file version 815 created 20-JAN-2021 19:37:53

J0714+7408 EB074F.UVDATA.1

Freq = 22.1080 GHz, Bw = 32.000 MH No calibration applied and no bandpass applied



Lower frame: Real Jy

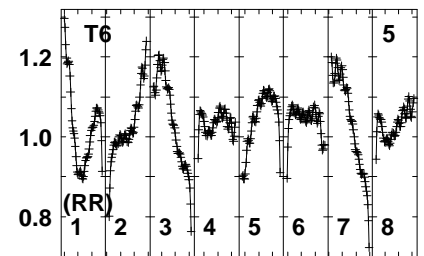
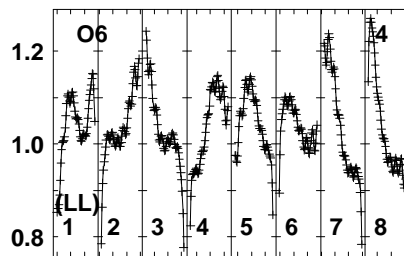
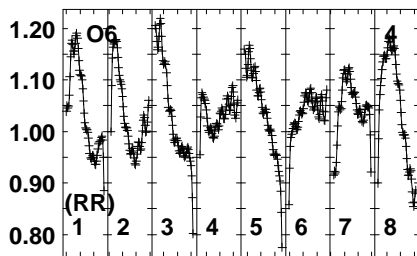
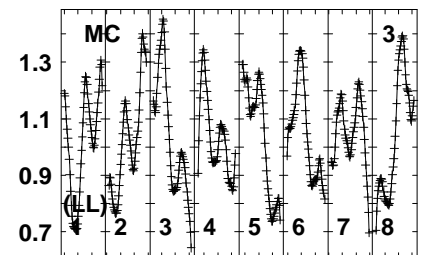
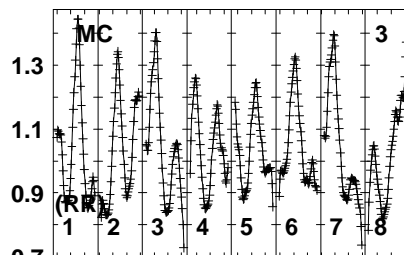
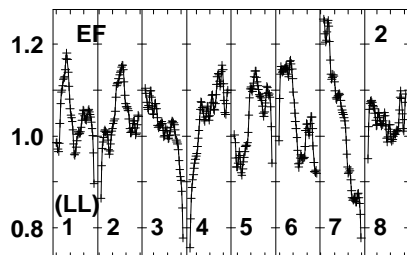
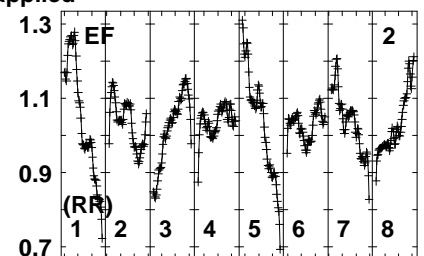
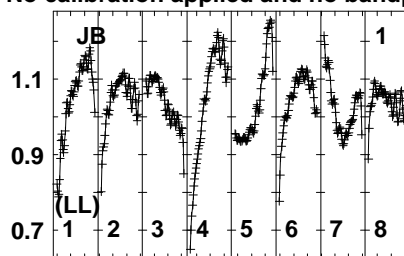
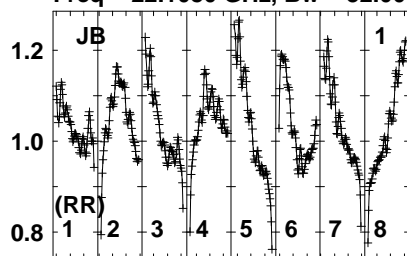
Auto-corr total-power spectrum Antenna: *

Timerange: 01/06:01:20 to 01/06:02:49

Plot file version 816 created 20-JAN-2021 19:37:53

0654+73 EB074F.UVDATA.1

Freq = 22.1080 GHz, Bw = 32.000 MH No calibration applied and no bandpass applied



22102140221802224022240222030022340
FREQ MHz

22102140221802224022240222030022340
FREQ MHz

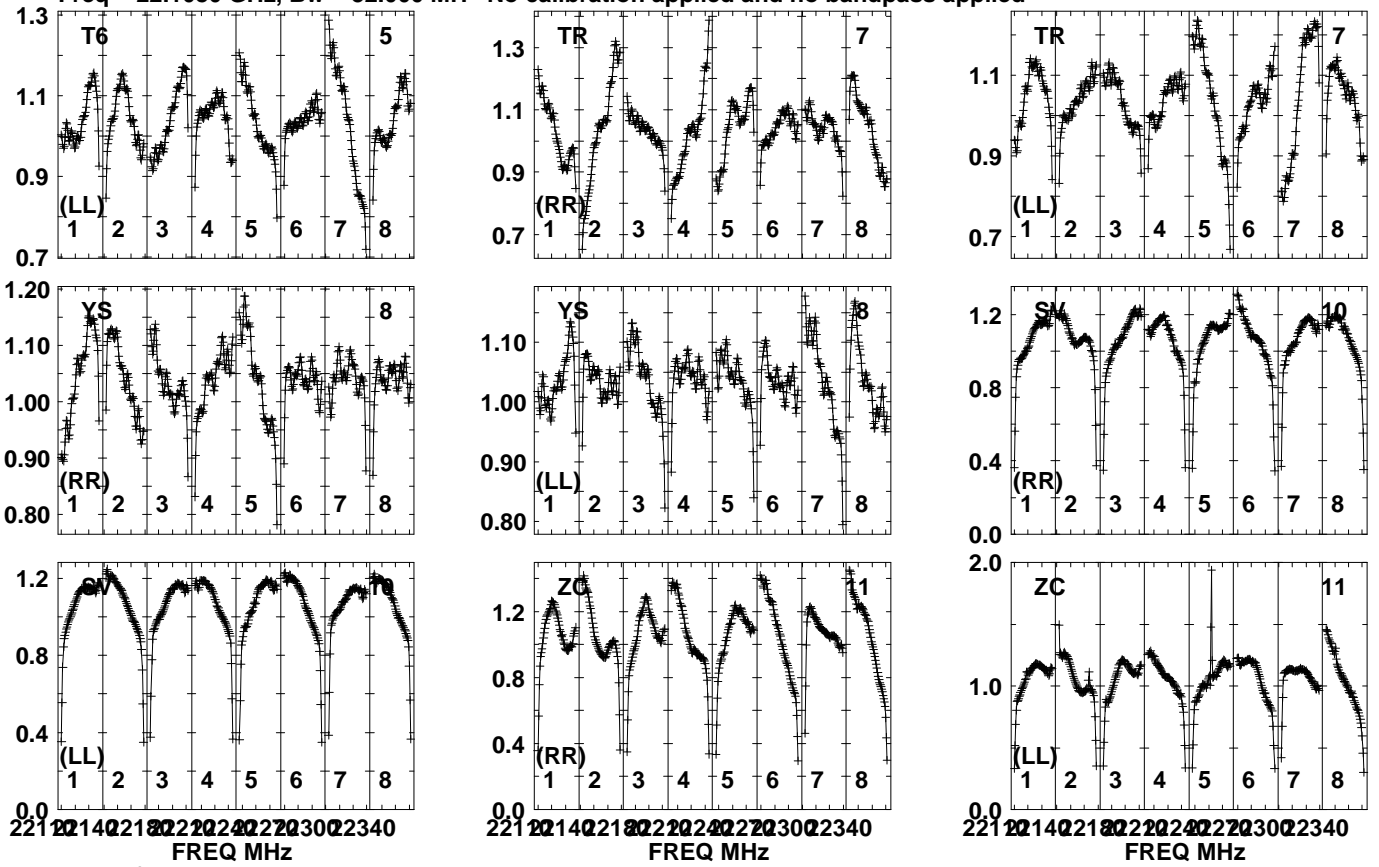
22102140221802224022240222030022340
FREQ MHz

Lower frame: Real Jy
Auto-corr total-power spectrum Antenna: *
Timerange: 01/06:03:49 to 01/06:05:49

Plot file version 817 created 20-JAN-2021 19:37:53

0654+73 EB074F.UVDATA.1

Freq = 22.1080 GHz, Bw = 32.000 MH No calibration applied and no bandpass applied

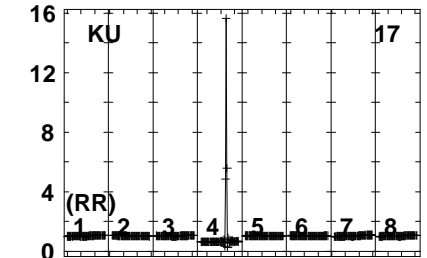
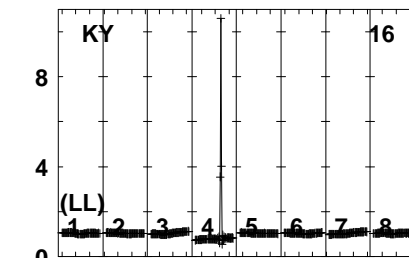
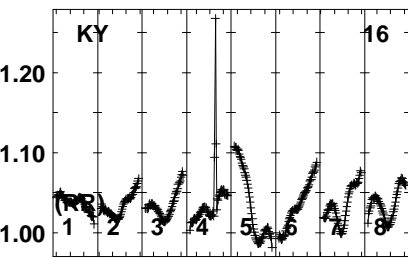
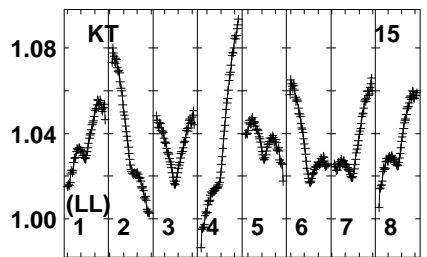
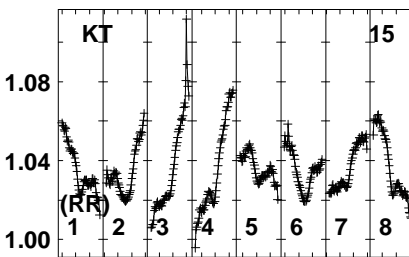
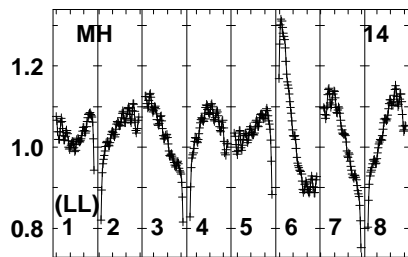
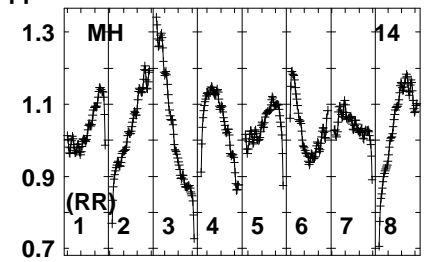
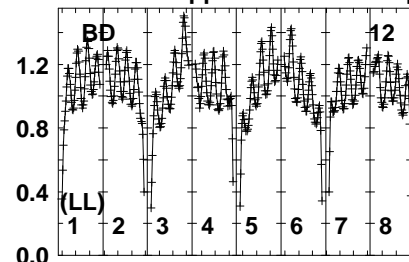
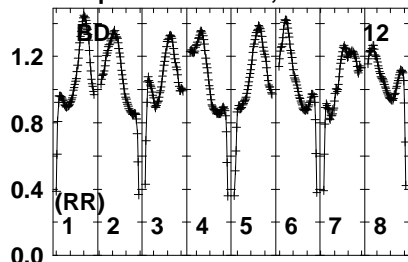


Lower frame: Real Jy
Auto-corr total-power spectrum Antenna: *
Timerange: 01/06:03:49 to 01/06:05:49

Plot file version 818 created 20-JAN-2021 19:37:54

0654+73 EB074F.UVDATA.1

Freq = 22.1080 GHz, Bw = 32.000 MH No calibration applied and no bandpass applied



221 2214 2218 2222 2226 2230 2234 0
FREQ MHz

221 2214 2218 2222 2226 2230 2234 0
FREQ MHz

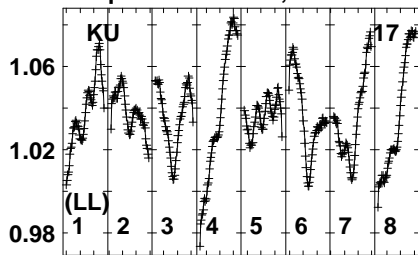
221 2214 2218 2222 2226 2230 2234 0
FREQ MHz

Lower frame: Real Jy
Auto-corr total-power spectrum Antenna: *
Timerange: 01/06:03:49 to 01/06:05:49

Plot file version 819 created 20-JAN-2021 19:37:54

0654+73 EB074F.UVDATA.1

Freq = 22.1080 GHz, Bw = 32.000 MH No calibration applied and no bandpass applied



Lower frame: Real Jy

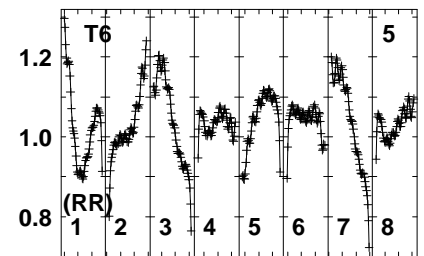
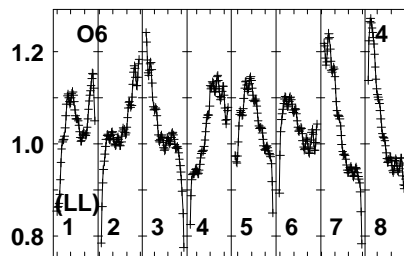
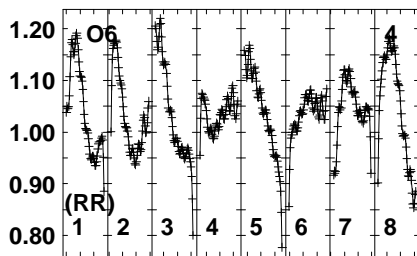
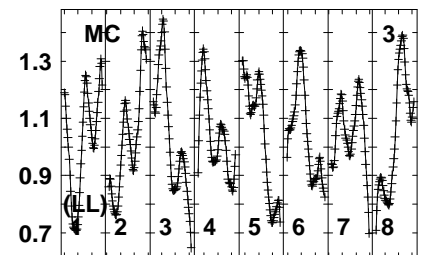
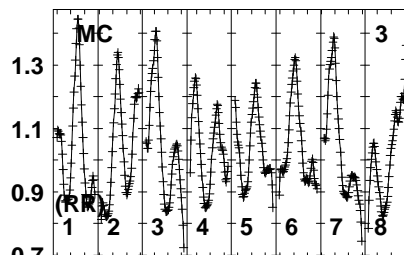
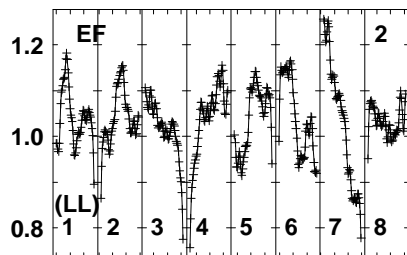
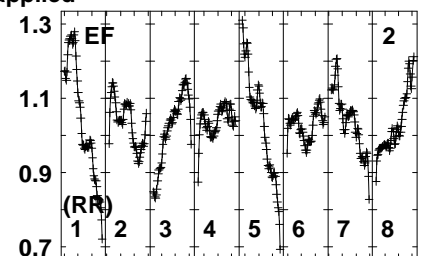
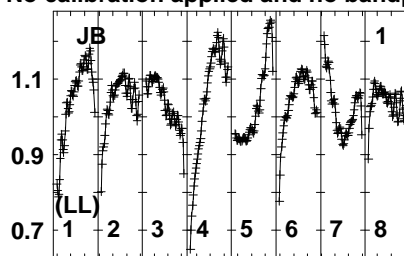
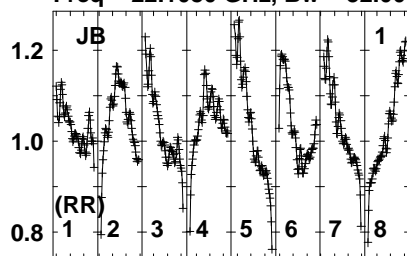
Auto-corr total-power spectrum Antenna: *

Timerange: 01/06:03:49 to 01/06:05:49

Plot file version 820 created 20-JAN-2021 19:37:54

J0714+7408 EB074F.UVDATA.1

Freq = 22.1080 GHz, Bw = 32.000 MH No calibration applied and no bandpass applied



22100 22140 22180 22220 22260 22300 22340
FREQ MHz

22100 22140 22180 22220 22260 22300 22340
FREQ MHz

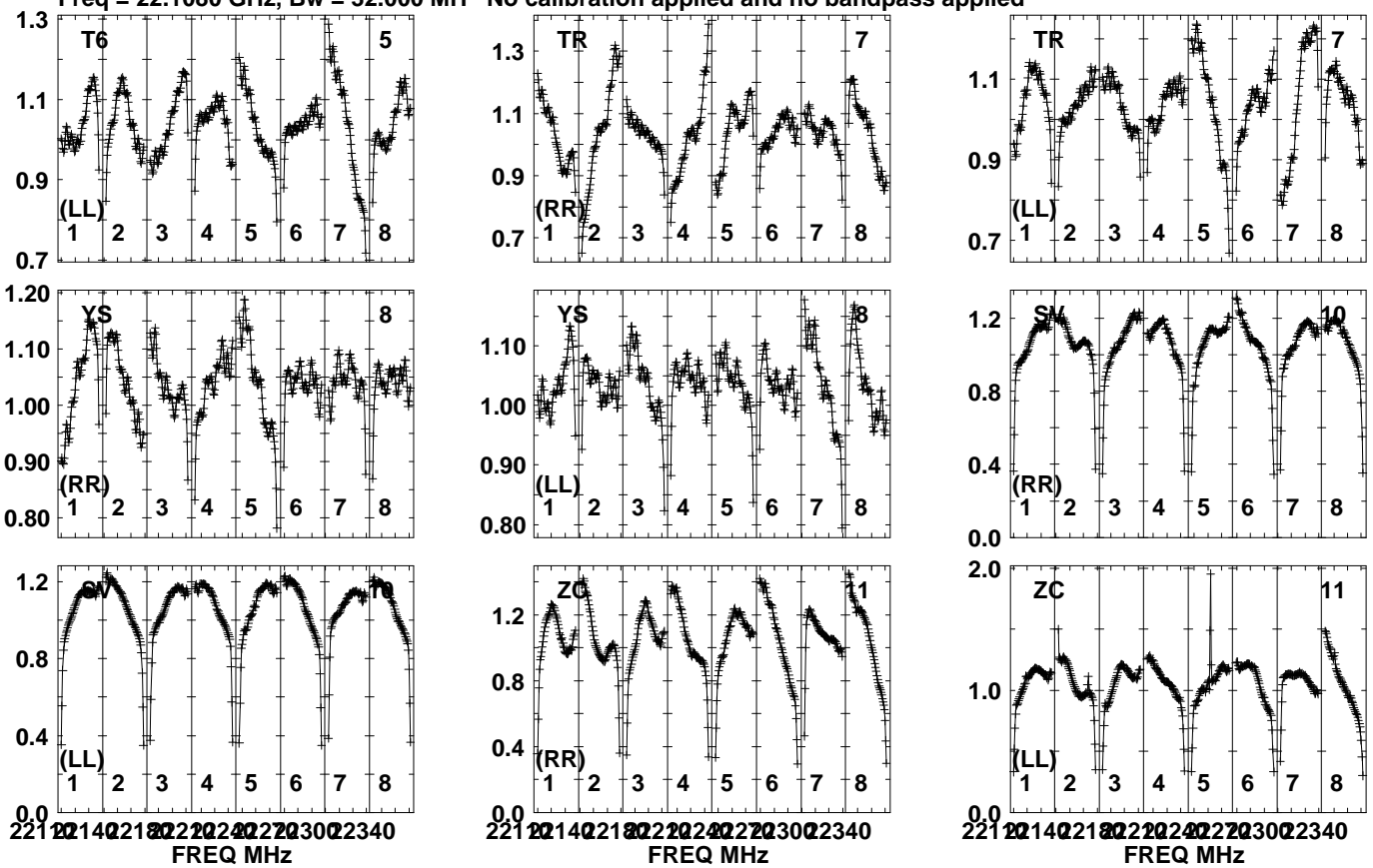
22100 22140 22180 22220 22260 22300 22340
FREQ MHz

Lower frame: Real Jy
Auto-corr total-power spectrum Antenna: *
Timerange: 01/06:06:49 to 01/06:08:19

Plot file version 821 created 20-JAN-2021 19:37:54

J0714+7408 EB074F.UVDATA.1

Freq = 22.1080 GHz, Bw = 32.000 MH No calibration applied and no bandpass applied

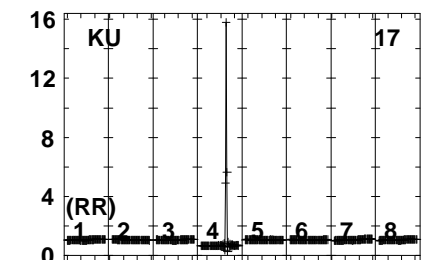
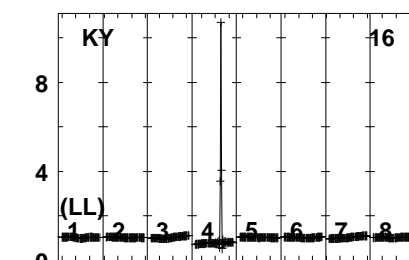
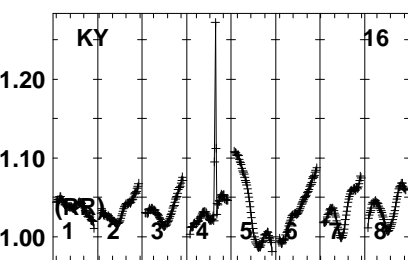
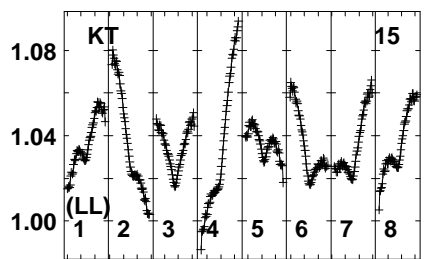
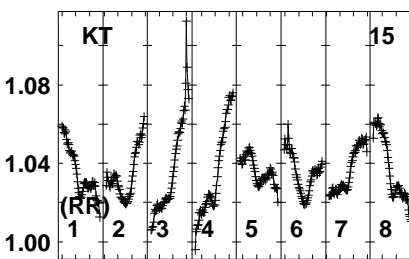
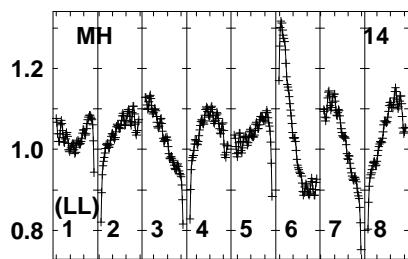
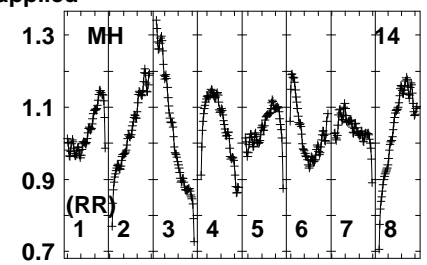
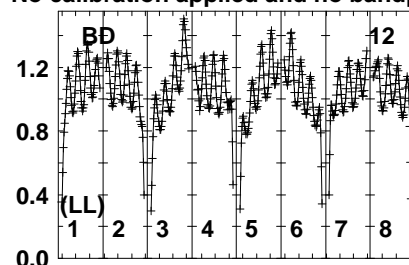
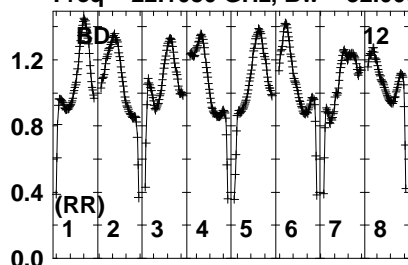


Lower frame: Real Jy
Auto-corr total-power spectrum Antenna: *
Timerange: 01/06:06:49 to 01/06:08:19

Plot file version 822 created 20-JAN-2021 19:37:55

J0714+7408 EB074F.UVDATA.1

Freq = 22.1080 GHz, Bw = 32.000 MH No calibration applied and no bandpass applied



22100 22140 22180 22220 22260 22300 22340
FREQ MHz

22100 22140 22180 22220 22260 22300 22340
FREQ MHz

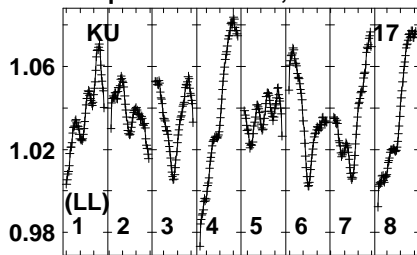
22100 22140 22180 22220 22260 22300 22340
FREQ MHz

Lower frame: Real Jy
Auto-corr total-power spectrum Antenna: *
Timerange: 01/06:06:49 to 01/06:08:19

Plot file version 823 created 20-JAN-2021 19:37:55

J0714+7408 EB074F.UVDATA.1

Freq = 22.1080 GHz, Bw = 32.000 MH No calibration applied and no bandpass applied



Lower frame: Real Jy

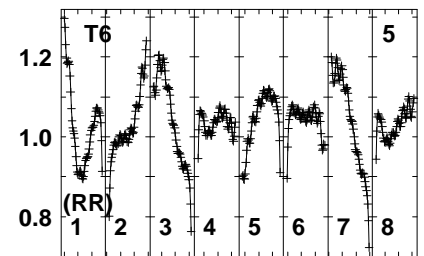
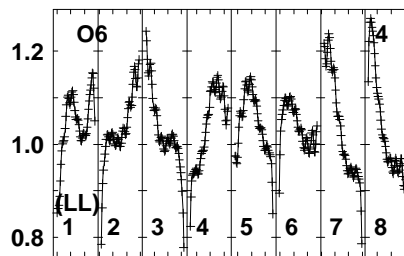
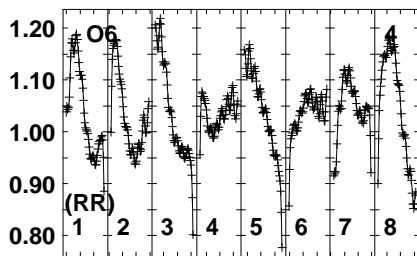
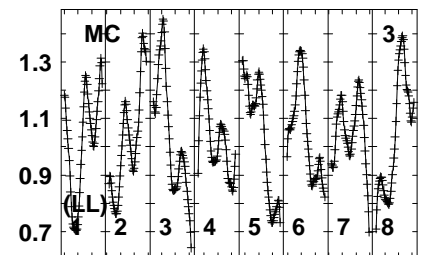
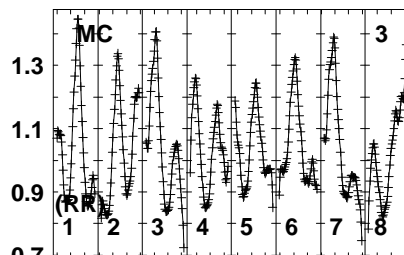
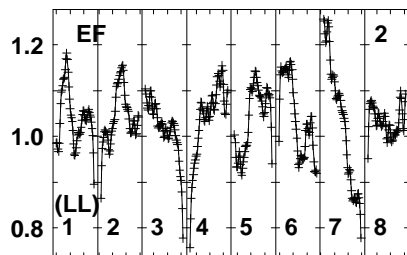
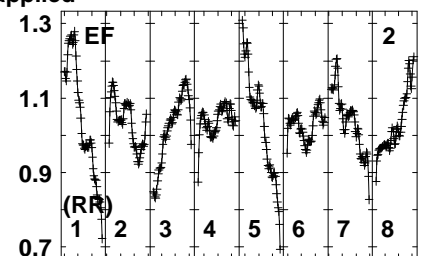
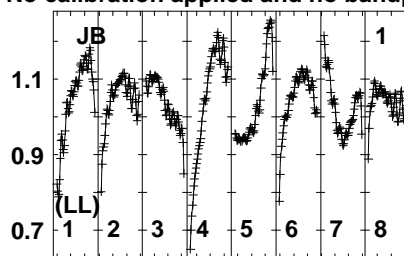
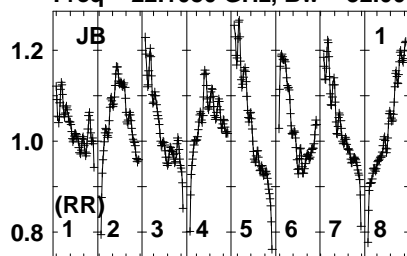
Auto-corr total-power spectrum Antenna: *

Timerange: 01/06:06:49 to 01/06:08:19

Plot file version 824 created 20-JAN-2021 19:37:55

0654+73 EB074F.UVDATA.1

Freq = 22.1080 GHz, Bw = 32.000 MH No calibration applied and no bandpass applied



22100 22140 22180 22220 22260 22300 22340
FREQ MHz

22100 22140 22180 22220 22260 22300 22340
FREQ MHz

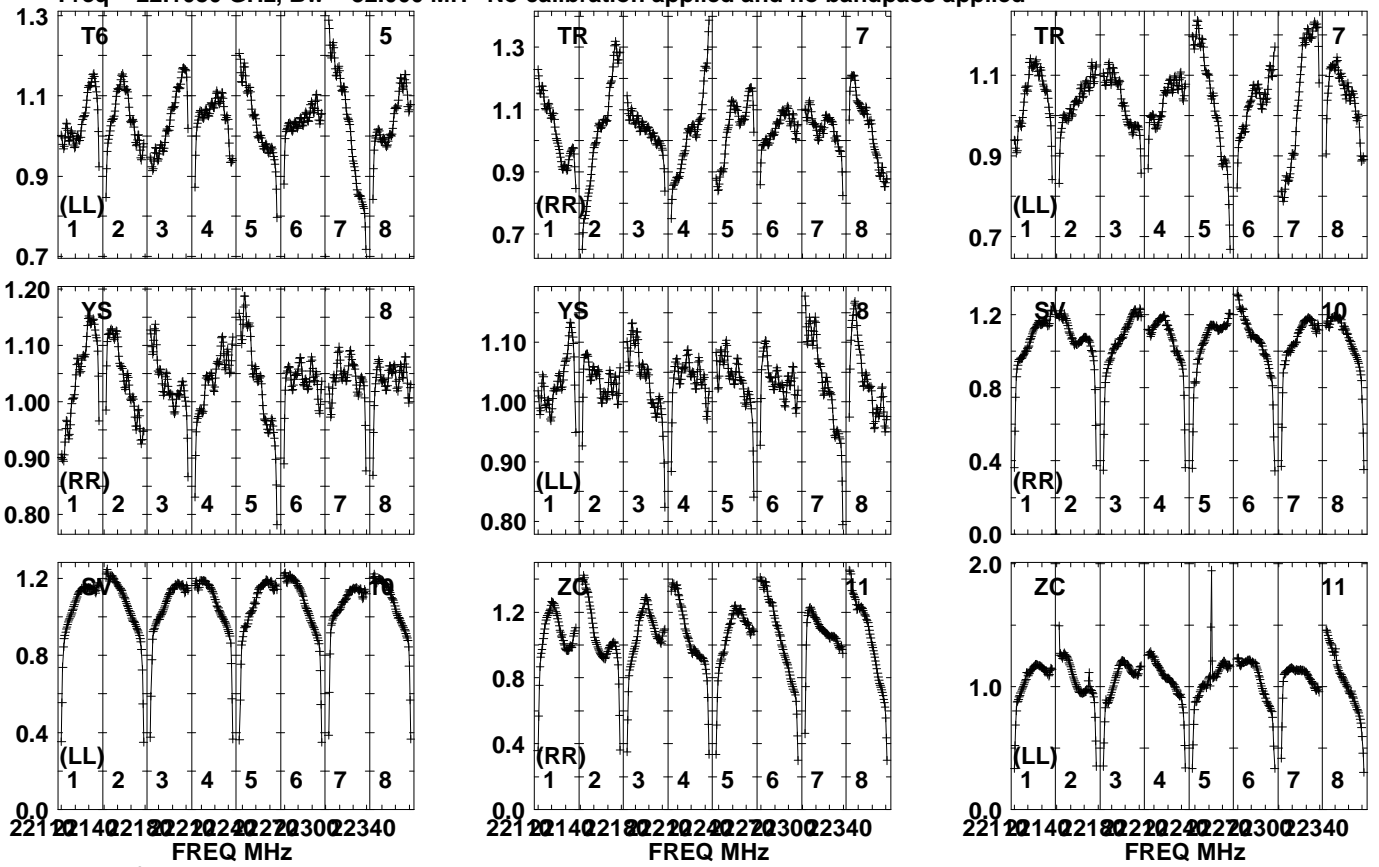
22100 22140 22180 22220 22260 22300 22340
FREQ MHz

Lower frame: Real Jy
Auto-corr total-power spectrum Antenna: *
Timerange: 01/06:09:19 to 01/06:11:19

Plot file version 825 created 20-JAN-2021 19:37:55

0654+73 EB074F.UVDATA.1

Freq = 22.1080 GHz, Bw = 32.000 MH No calibration applied and no bandpass applied

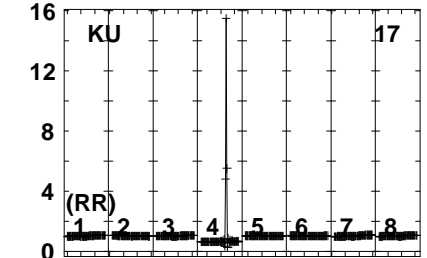
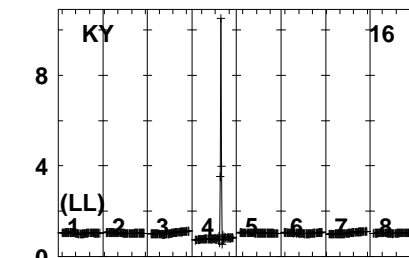
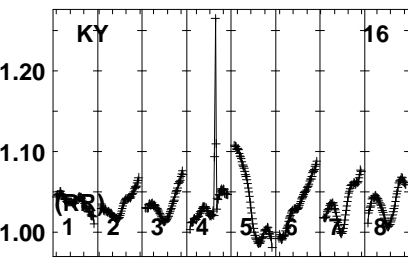
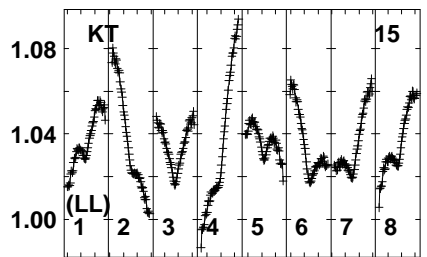
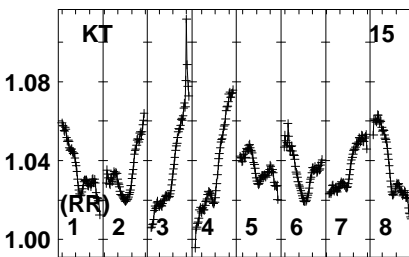
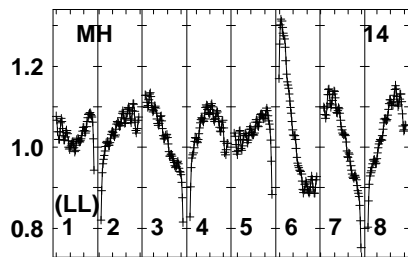
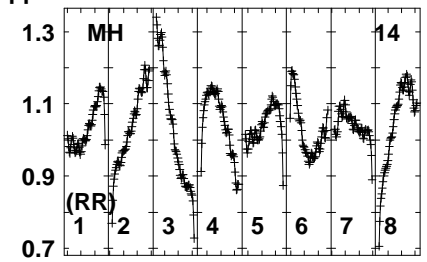
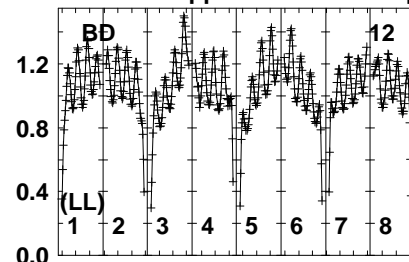
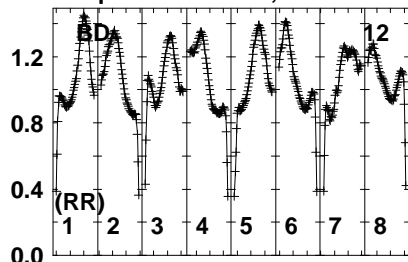


Lower frame: Real Jy
Auto-corr total-power spectrum Antenna: *
Timerange: 01/06:09:19 to 01/06:11:19

Plot file version 826 created 20-JAN-2021 19:37:56

0654+73 EB074F.UVDATA.1

Freq = 22.1080 GHz, Bw = 32.000 MH No calibration applied and no bandpass applied



221 22140 22180 22220 22260 22300 22340
FREQ MHz

221 22140 22180 22220 22260 22300 22340
FREQ MHz

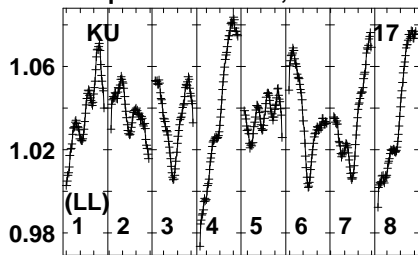
221 22140 22180 22220 22260 22300 22340
FREQ MHz

Lower frame: Real Jy
Auto-corr total-power spectrum Antenna: *
Timerange: 01/06:09:19 to 01/06:11:19

Plot file version 827 created 20-JAN-2021 19:37:56

0654+73 EB074F.UVDATA.1

Freq = 22.1080 GHz, Bw = 32.000 MH No calibration applied and no bandpass applied

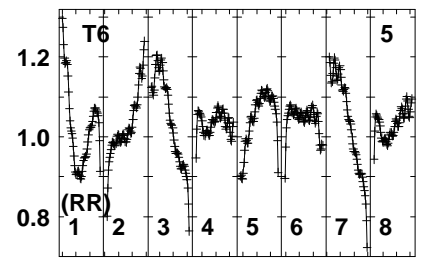
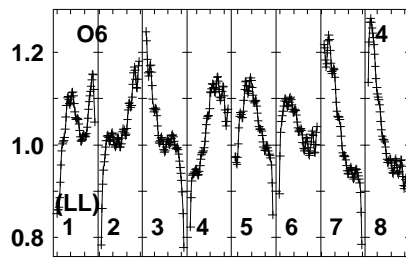
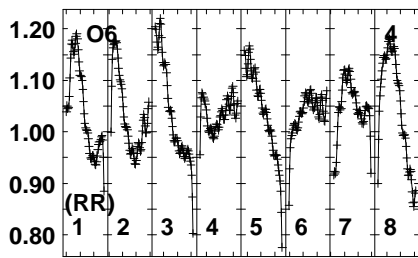
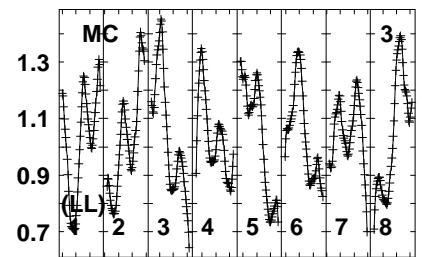
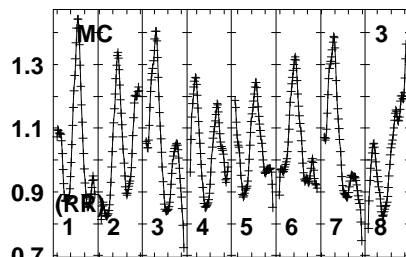
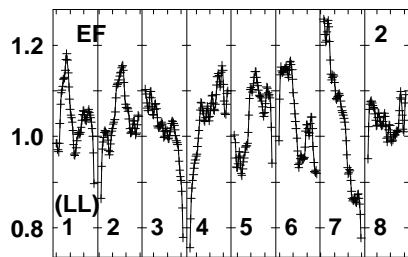
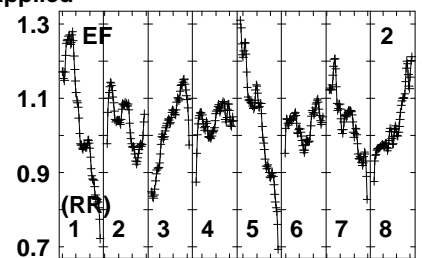
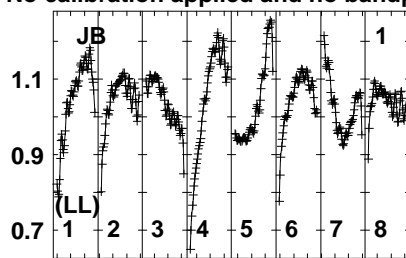
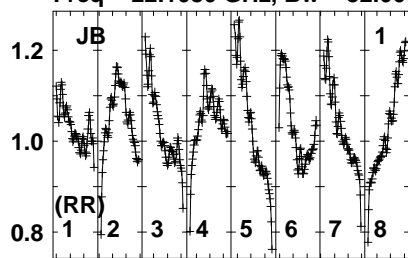


Lower frame: Real Jy
Auto-corr total-power spectrum Antenna: *
Timerange: 01/06:09:19 to 01/06:11:19

Plot file version 828 created 20-JAN-2021 19:37:57

J0714+7408 EB074F.UVDATA.1

Freq = 22.1080 GHz, Bw = 32.000 MH No calibration applied and no bandpass applied



22100 22140 22180 22220 22260 22300 22340
FREQ MHz

22100 22140 22180 22220 22260 22300 22340
FREQ MHz

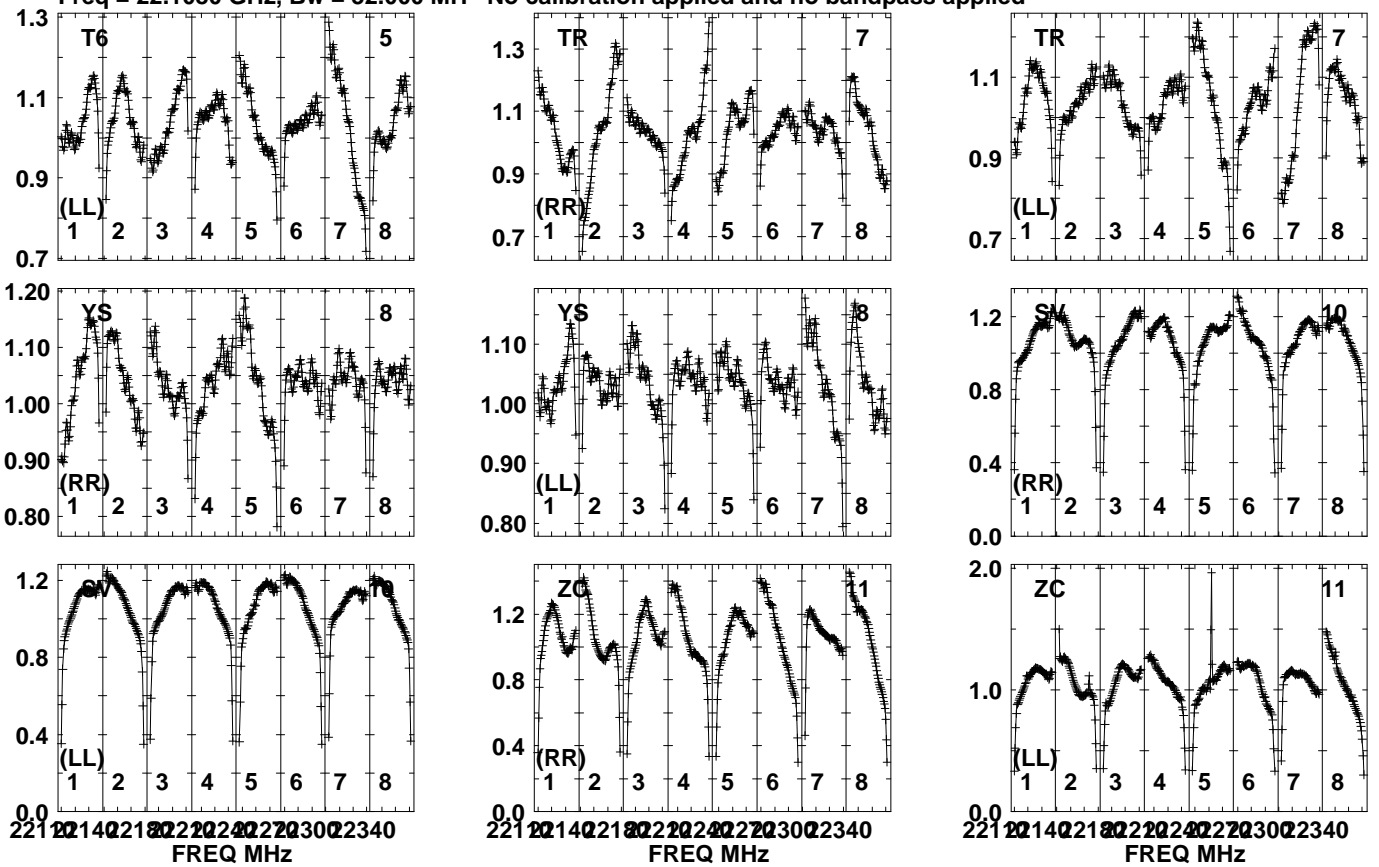
22100 22140 22180 22220 22260 22300 22340
FREQ MHz

Lower frame: Real Jy
Auto-corr total-power spectrum Antenna: *
Timerange: 01/06:12:19 to 01/06:13:48

Plot file version 829 created 20-JAN-2021 19:37:57

J0714+7408 EB074F.UVDATA.1

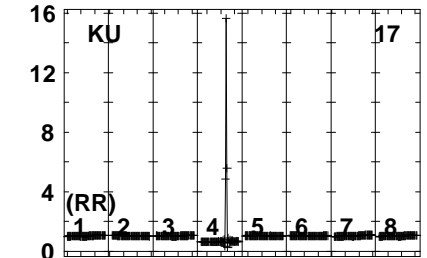
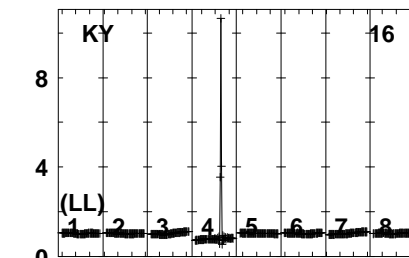
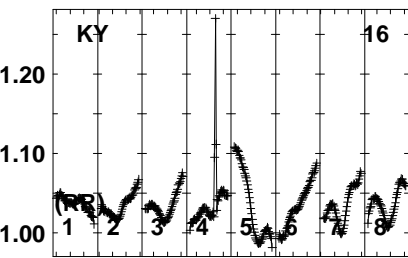
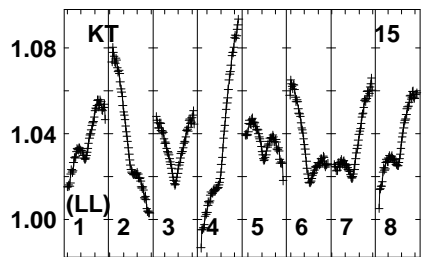
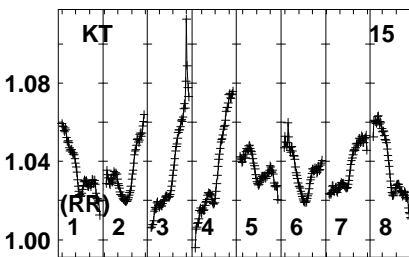
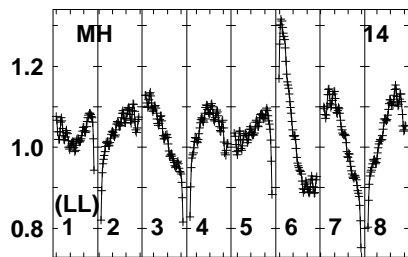
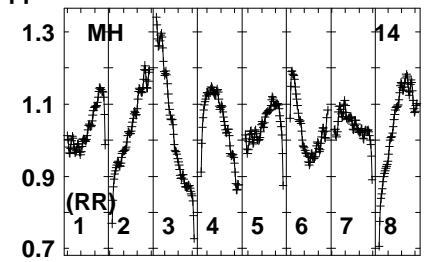
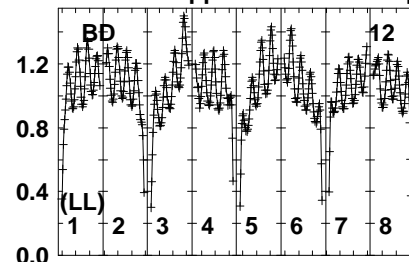
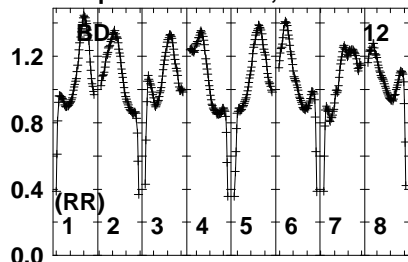
Freq = 22.1080 GHz, Bw = 32.000 MH No calibration applied and no bandpass applied



Plot file version 830 created 20-JAN-2021 19:37:57

J0714+7408 EB074F.UVDATA.1

Freq = 22.1080 GHz, Bw = 32.000 MH No calibration applied and no bandpass applied



221 2214 2218 2222 2226 2230 22340
FREQ MHz

221 2214 2218 2222 2226 2230 22340
FREQ MHz

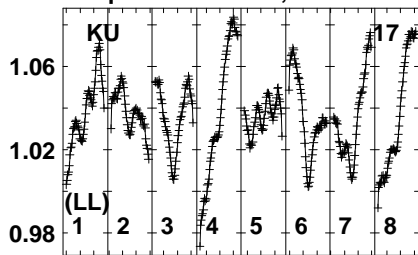
221 2214 2218 2222 2226 2230 22340
FREQ MHz

Lower frame: Real Jy
Auto-corr total-power spectrum Antenna: *
Timerange: 01/06:12:19 to 01/06:13:48

Plot file version 831 created 20-JAN-2021 19:37:57

J0714+7408 EB074F.UVDATA.1

Freq = 22.1080 GHz, Bw = 32.000 MH No calibration applied and no bandpass applied

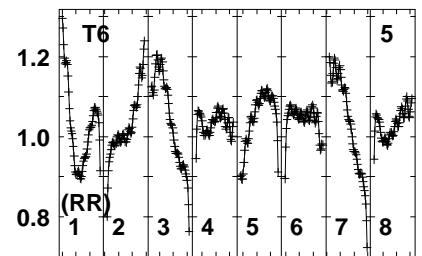
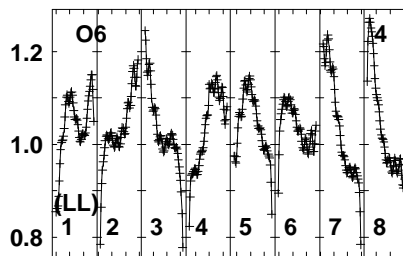
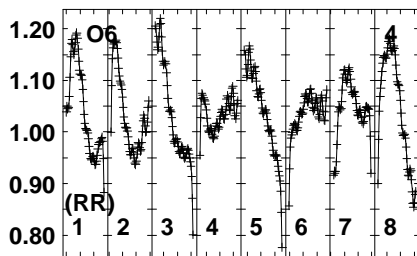
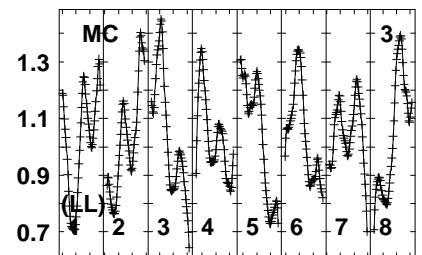
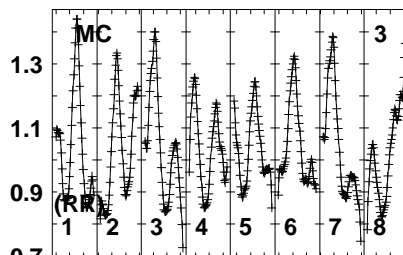
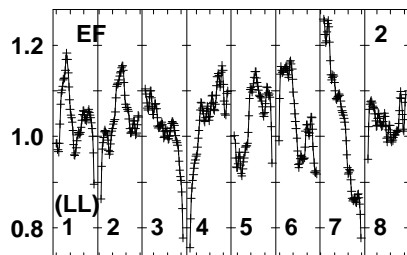
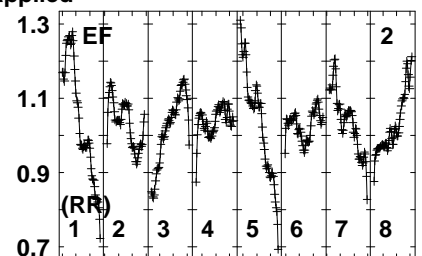
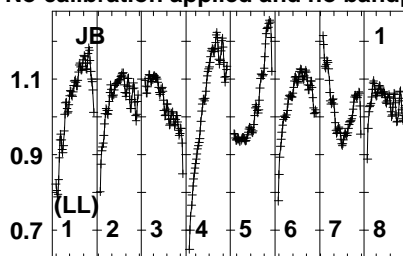
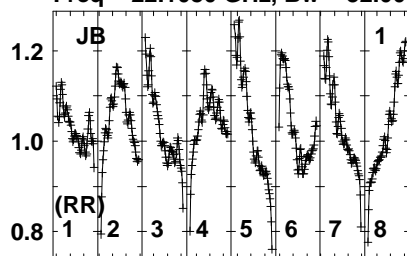


Lower frame: Real Jy
Auto-corr total-power spectrum Antenna: *
Timerange: 01/06:12:19 to 01/06:13:48

Plot file version 832 created 20-JAN-2021 19:37:57

0654+73 EB074F.UVDATA.1

Freq = 22.1080 GHz, Bw = 32.000 MH No calibration applied and no bandpass applied



22102140221802224022240222030022340
FREQ MHz

22102140221802224022240222030022340
FREQ MHz

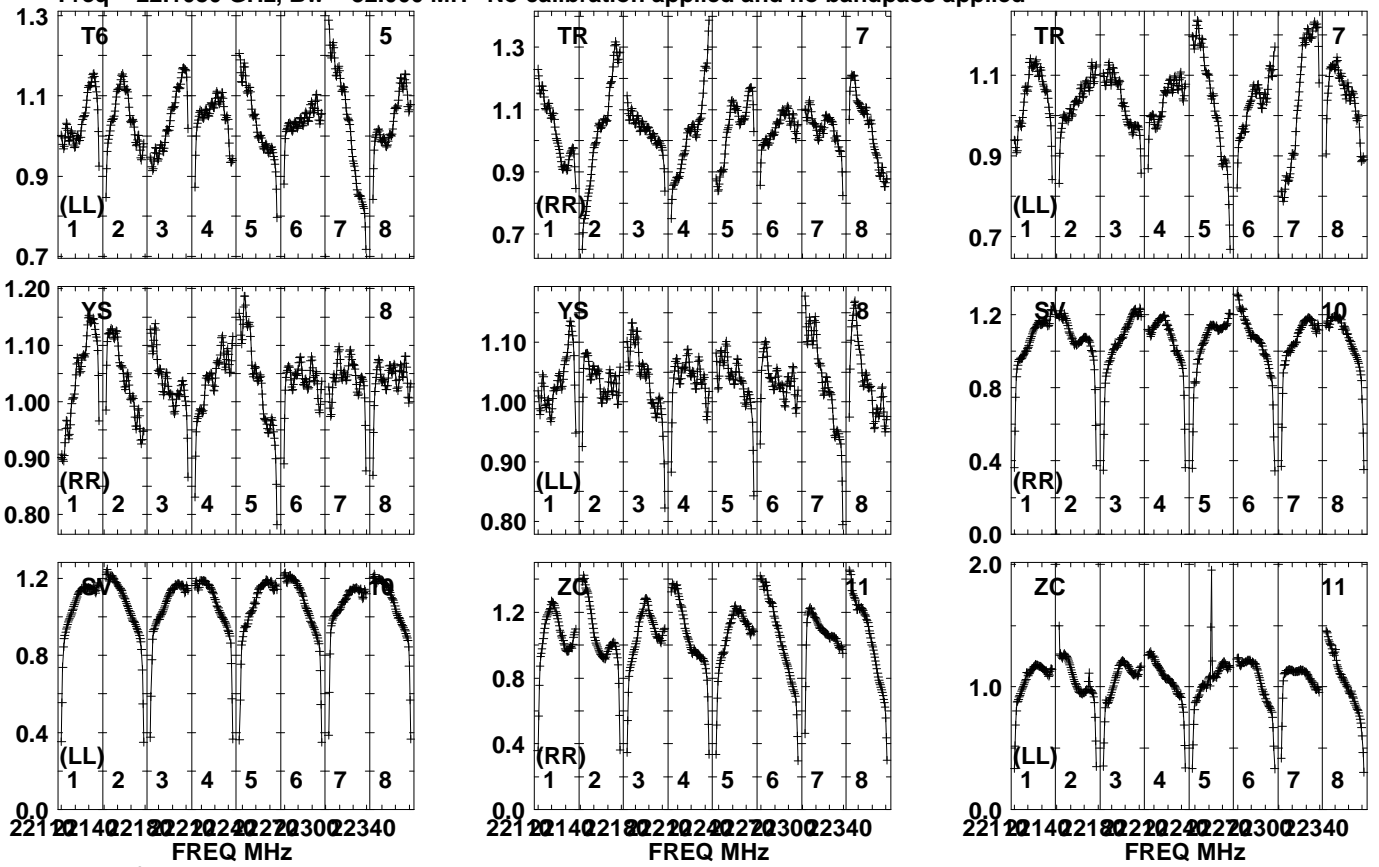
22102140221802224022240222030022340
FREQ MHz

Lower frame: Real Jy
Auto-corr total-power spectrum Antenna: *
Timerange: 01/06:14:50 to 01/06:16:49

Plot file version 833 created 20-JAN-2021 19:37:58

0654+73 EB074F.UVDATA.1

Freq = 22.1080 GHz, Bw = 32.000 MH No calibration applied and no bandpass applied

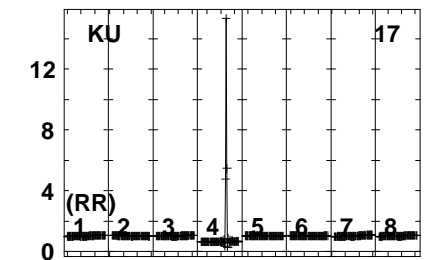
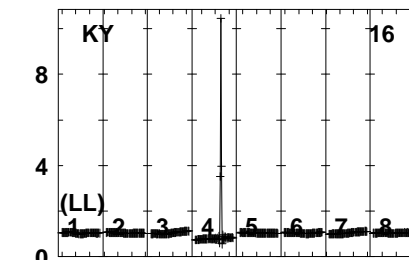
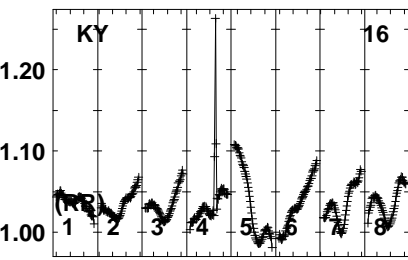
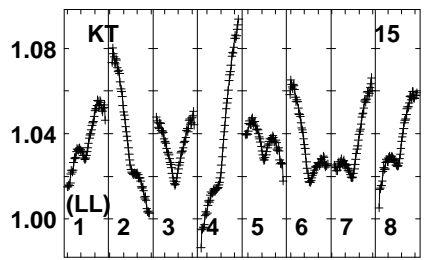
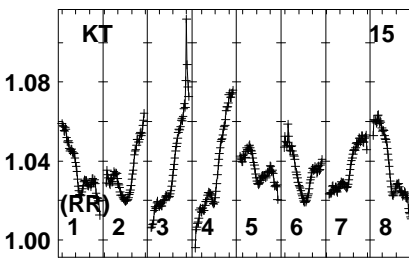
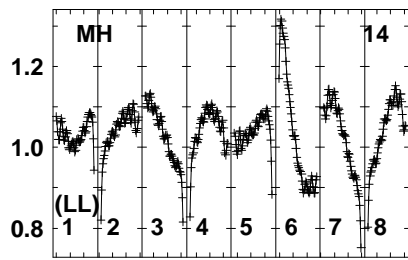
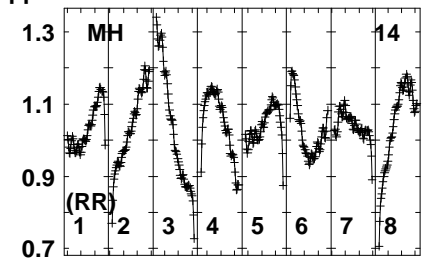
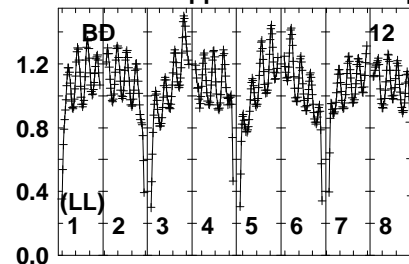
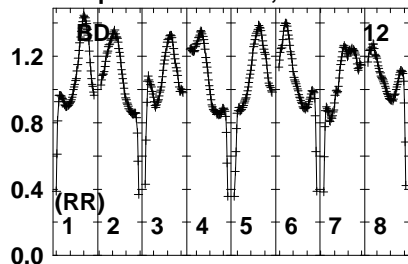


Lower frame: Real Jy
Auto-corr total-power spectrum Antenna: *
Timerange: 01/06:14:50 to 01/06:16:49

Plot file version 834 created 20-JAN-2021 19:37:58

0654+73 EB074F.UVDATA.1

Freq = 22.1080 GHz, Bw = 32.000 MH No calibration applied and no bandpass applied



2210214021802220224022703002340
FREQ MHz

2210214021802220224022703002340
FREQ MHz

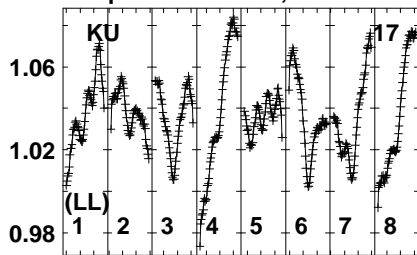
2210214021802220224022703002340
FREQ MHz

Lower frame: Real Jy
Auto-corr total-power spectrum Antenna: *
Timerange: 01/06:14:50 to 01/06:16:49

Plot file version 835 created 20-JAN-2021 19:37:59

0654+73 EB074F.UVDATA.1

Freq = 22.1080 GHz, Bw = 32.000 MH No calibration applied and no bandpass applied

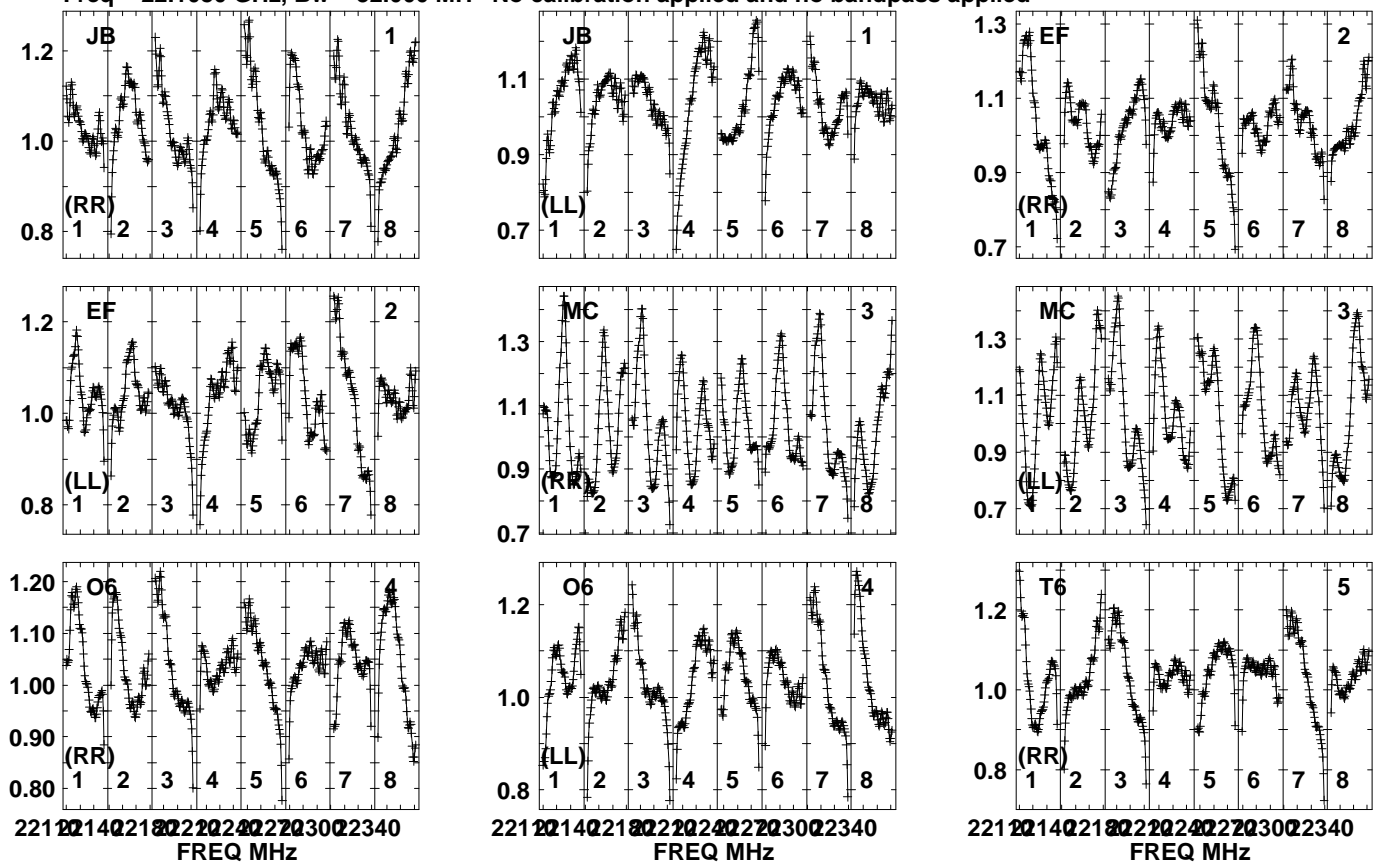


Lower frame: Real Jy
Auto-corr total-power spectrum Antenna: *
Timerange: 01/06:14:50 to 01/06:16:49

Plot file version 836 created 20-JAN-2021 19:37:59

J0714+7408 EB074F.UVDATA.1

Freq = 22.1080 GHz, Bw = 32.000 MH No calibration applied and no bandpass applied

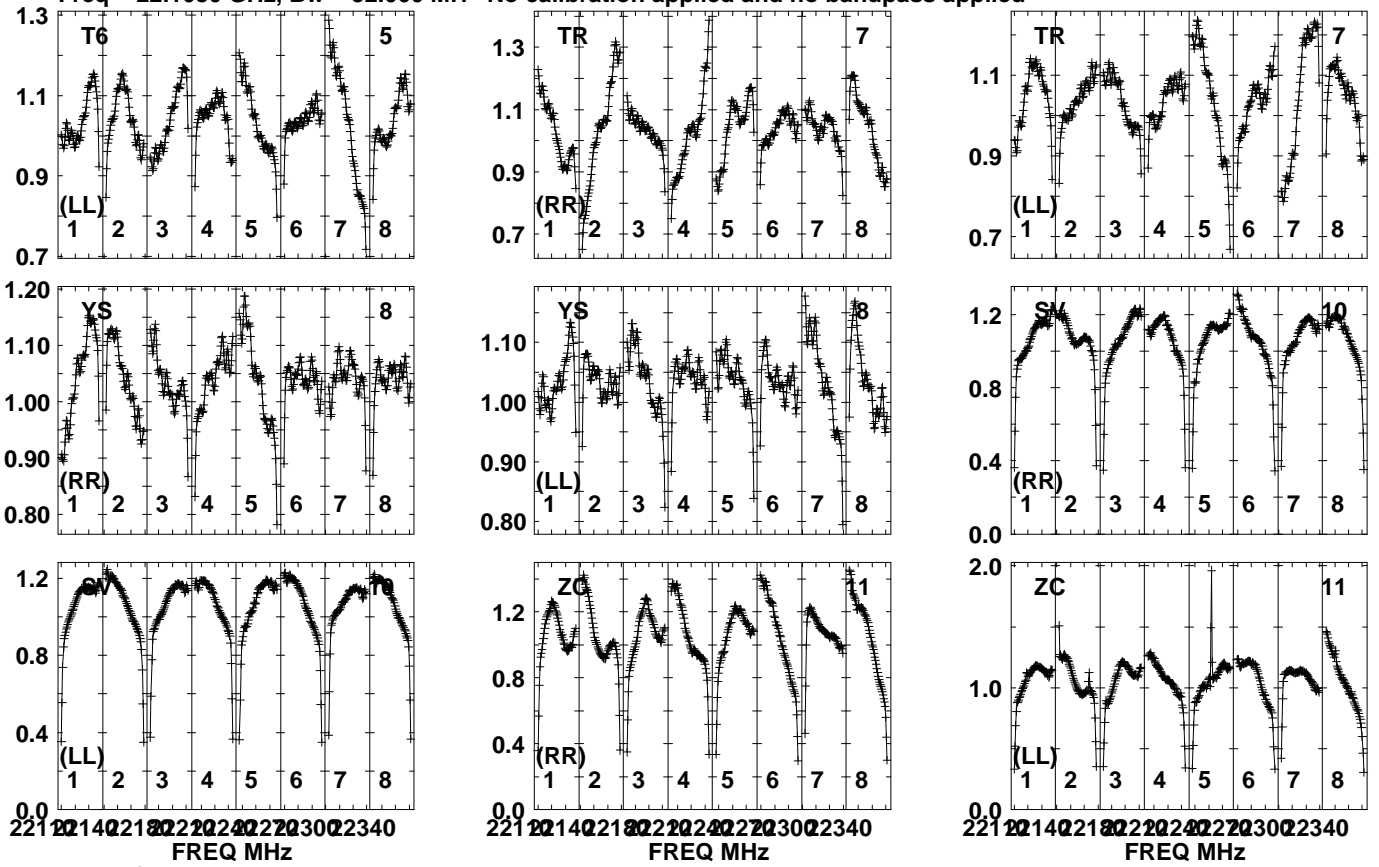


Lower frame: Real Jy
Auto-corr total-power spectrum Antenna: *
Timerange: 01/06:17:49 to 01/06:19:18

Plot file version 837 created 20-JAN-2021 19:37:59

J0714+7408 EB074F.UVDATA.1

Freq = 22.1080 GHz, Bw = 32.000 MH No calibration applied and no bandpass applied

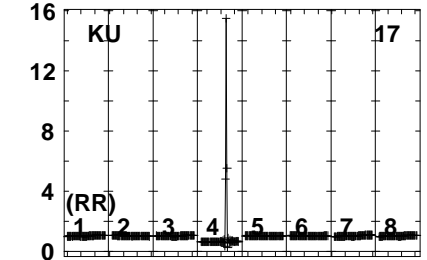
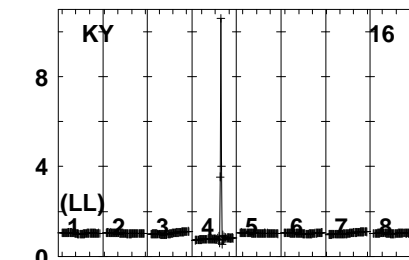
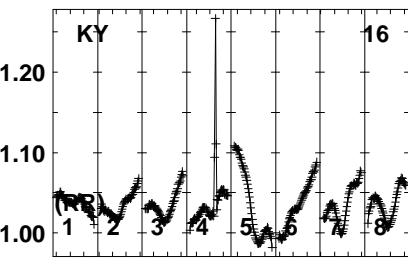
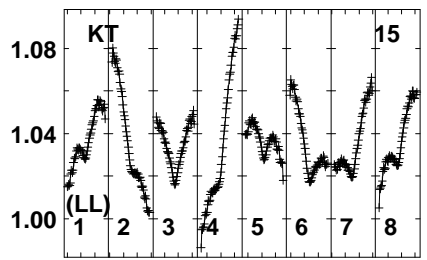
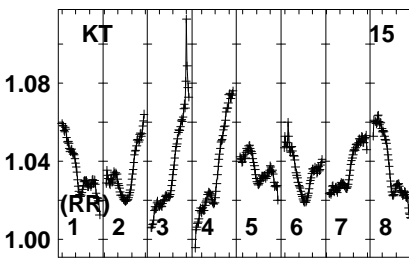
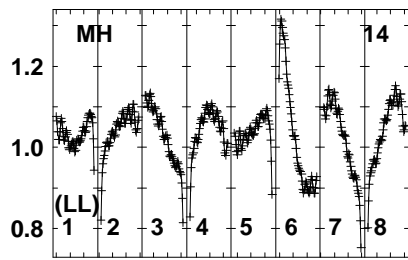
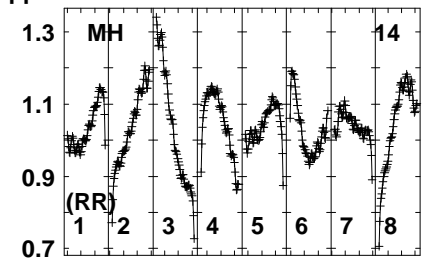
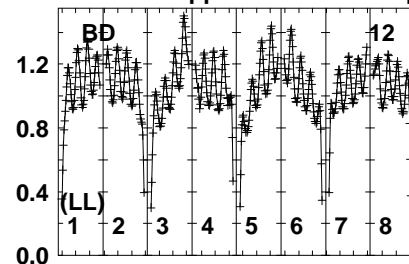
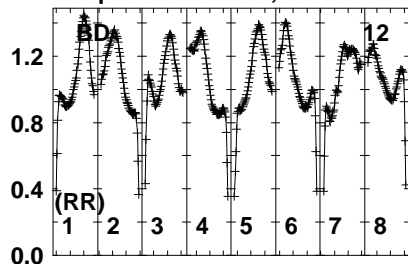


Lower frame: Real Jy
Auto-corr total-power spectrum Antenna: *
Timerange: 01/06:17:49 to 01/06:19:18

Plot file version 838 created 20-JAN-2021 19:37:59

J0714+7408 EB074F.UVDATA.1

Freq = 22.1080 GHz, Bw = 32.000 MH No calibration applied and no bandpass applied



221 2214 2218 2222 2226 2230 2234 0
FREQ MHz

221 2214 2218 2222 2226 2230 2234 0
FREQ MHz

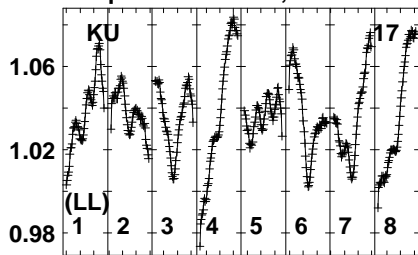
221 2214 2218 2222 2226 2230 2234 0
FREQ MHz

Lower frame: Real Jy
Auto-corr total-power spectrum Antenna: *
Timerange: 01/06:17:49 to 01/06:19:18

Plot file version 839 created 20-JAN-2021 19:37:59

J0714+7408 EB074F.UVDATA.1

Freq = 22.1080 GHz, Bw = 32.000 MH No calibration applied and no bandpass applied

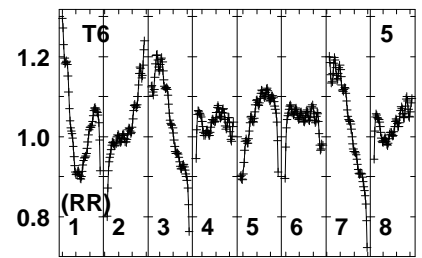
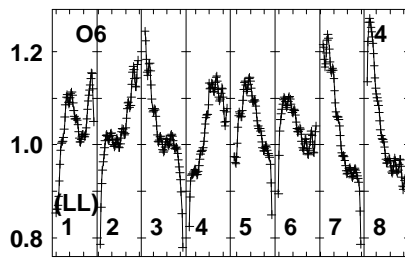
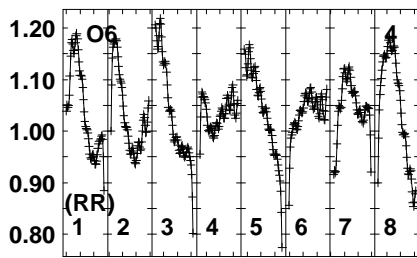
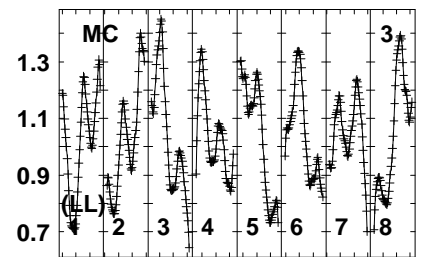
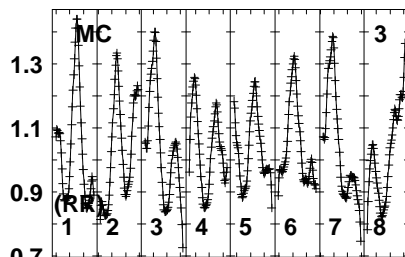
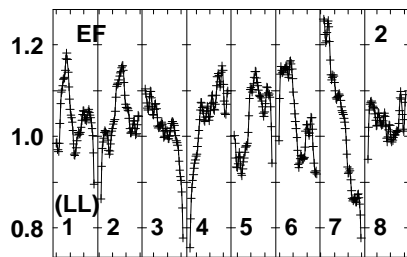
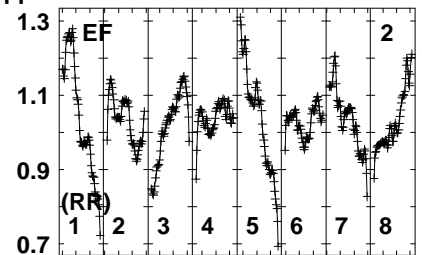
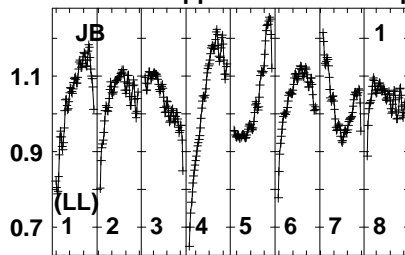
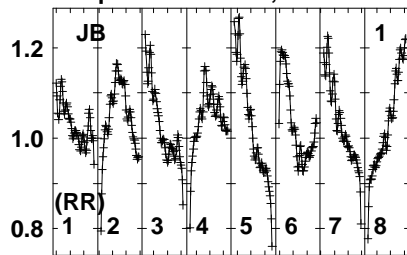


Lower frame: Real Jy
Auto-corr total-power spectrum Antenna: *
Timerange: 01/06:17:49 to 01/06:19:18

Plot file version 840 created 20-JAN-2021 19:37:59

0654+73 EB074F.UVDATA.1

Freq = 22.1080 GHz, Bw = 32.000 MH No calibration applied and no bandpass applied



22102140221802224022240222030022340
FREQ MHz

22102140221802224022240222030022340
FREQ MHz

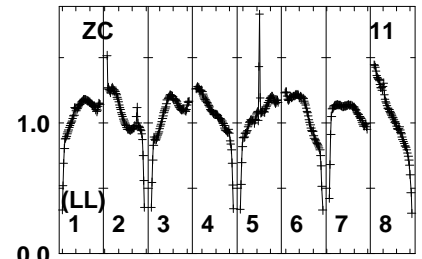
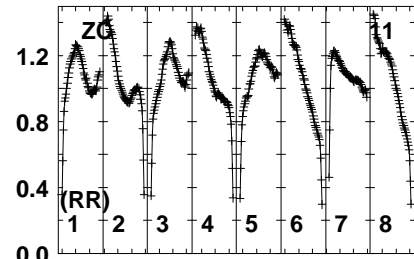
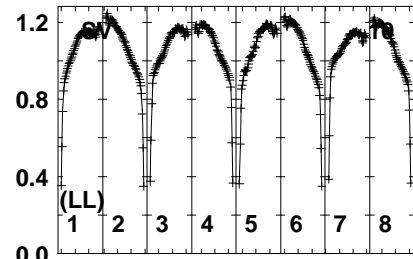
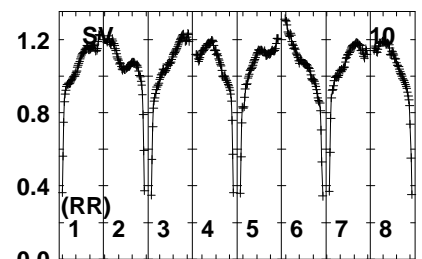
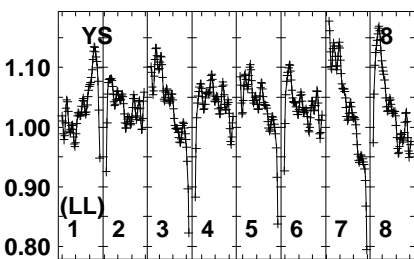
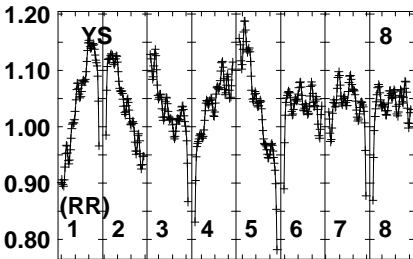
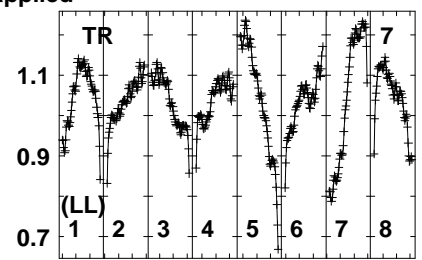
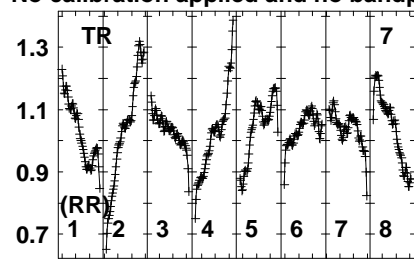
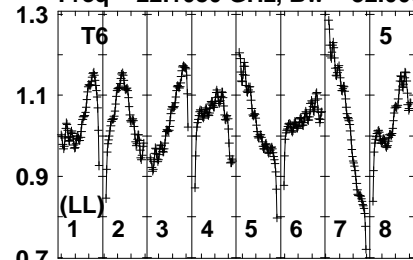
22102140221802224022240222030022340
FREQ MHz

Lower frame: Real Jy
Auto-corr total-power spectrum Antenna: *
Timerange: 01/06:20:20 to 01/06:22:19

Plot file version 841 created 20-JAN-2021 19:38:00

0654+73 EB074F.UVDATA.1

Freq = 22.1080 GHz, Bw = 32.000 MH No calibration applied and no bandpass applied

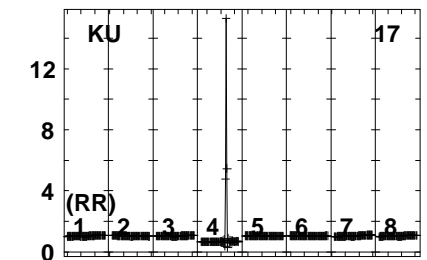
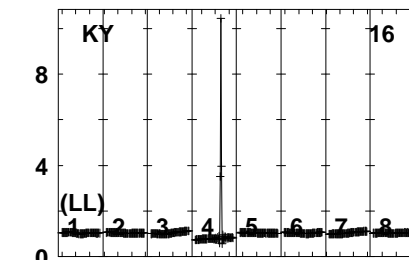
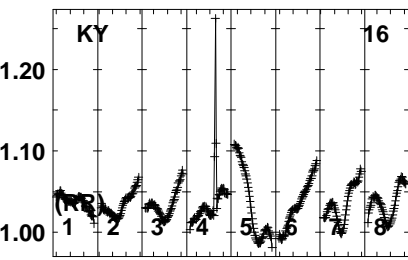
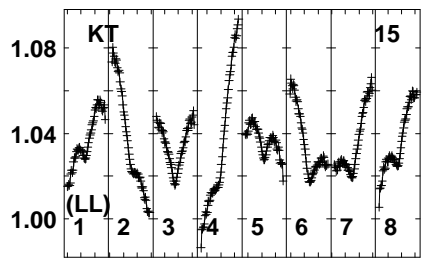
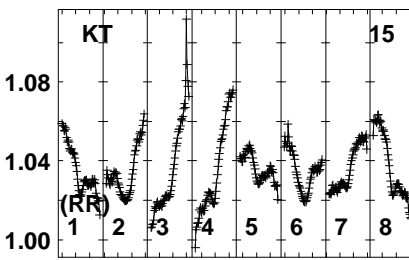
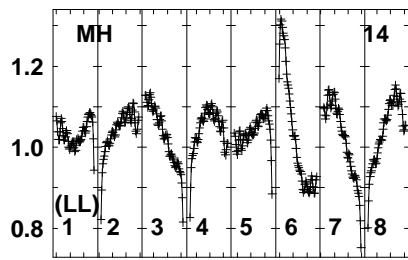
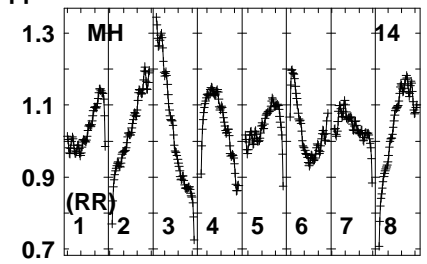
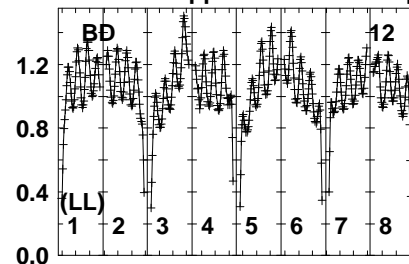
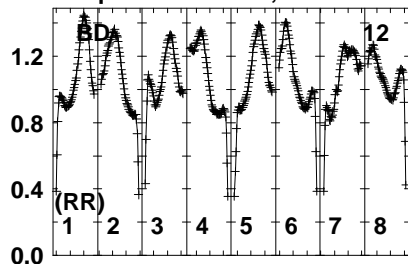


Lower frame: Real Jy
Auto-corr total-power spectrum Antenna: *
Timerange: 01/06:20:20 to 01/06:22:19

Plot file version 842 created 20-JAN-2021 19:38:00

0654+73 EB074F.UVDATA.1

Freq = 22.1080 GHz, Bw = 32.000 MH No calibration applied and no bandpass applied



221021402218022240222802230022340
FREQ MHz

221021402218022240222802230022340
FREQ MHz

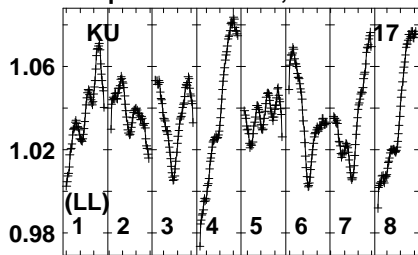
221021402218022240222802230022340
FREQ MHz

Lower frame: Real Jy
Auto-corr total-power spectrum Antenna: *
Timerange: 01/06:20:20 to 01/06:22:19

Plot file version 843 created 20-JAN-2021 19:38:00

0654+73 EB074F.UVDATA.1

Freq = 22.1080 GHz, Bw = 32.000 MH No calibration applied and no bandpass applied

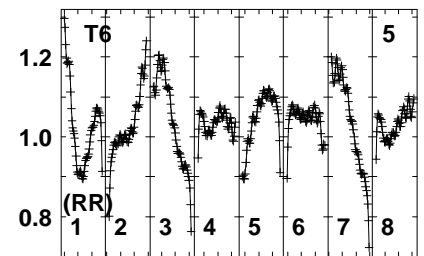
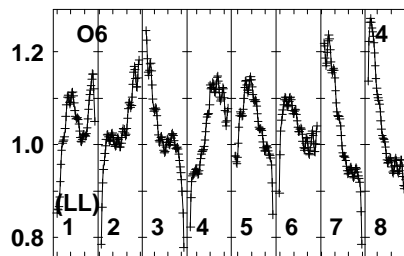
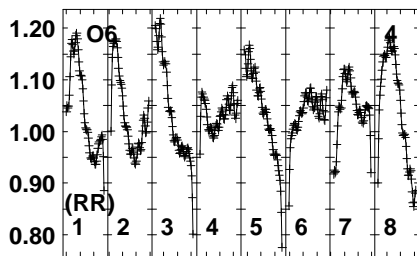
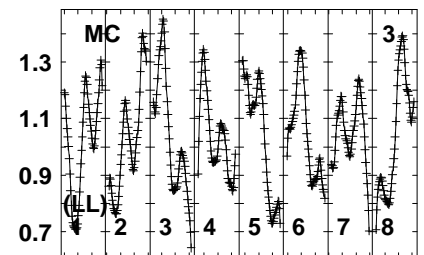
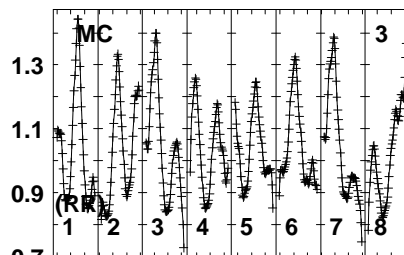
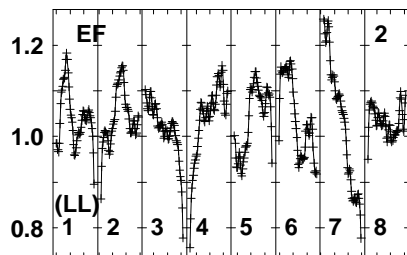
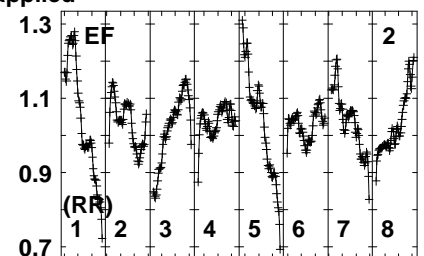
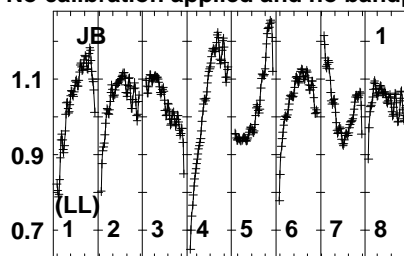
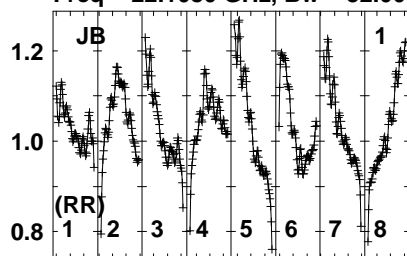


Lower frame: Real Jy
Auto-corr total-power spectrum Antenna: *
Timerange: 01/06:20:20 to 01/06:22:19

Plot file version 844 created 20-JAN-2021 19:38:00

J0714+7408 EB074F.UVDATA.1

Freq = 22.1080 GHz, Bw = 32.000 MH No calibration applied and no bandpass applied



22.1 22.14 22.18 22.22 22.26 22.30 22.34
FREQ MHz

22.1 22.14 22.18 22.22 22.26 22.30 22.34
FREQ MHz

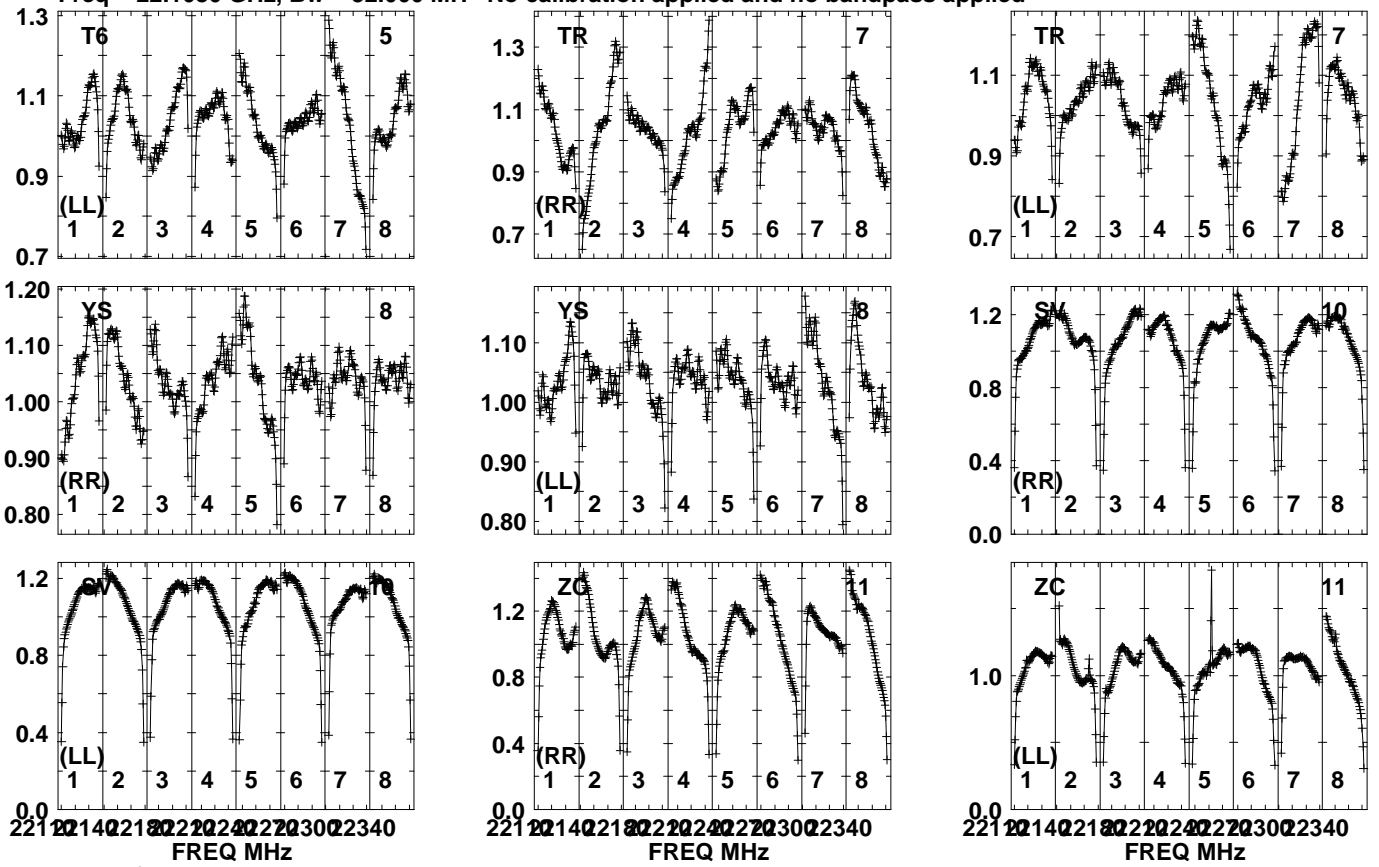
22.1 22.14 22.18 22.22 22.26 22.30 22.34
FREQ MHz

Lower frame: Real Jy
Auto-corr total-power spectrum Antenna: *
Timerange: 01/06:23:20 to 01/06:24:48

Plot file version 845 created 20-JAN-2021 19:38:01

J0714+7408 EB074F.UVDATA.1

Freq = 22.1080 GHz, Bw = 32.000 MH No calibration applied and no bandpass applied

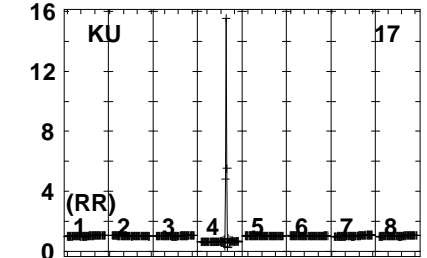
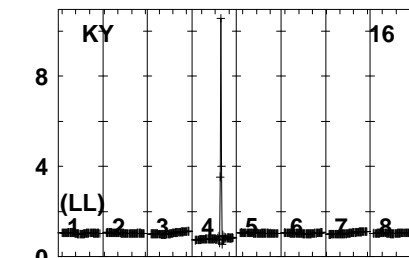
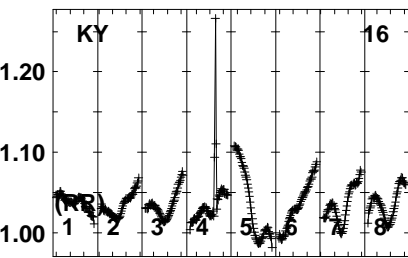
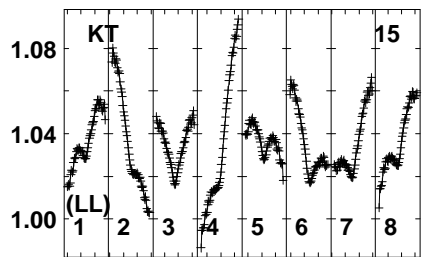
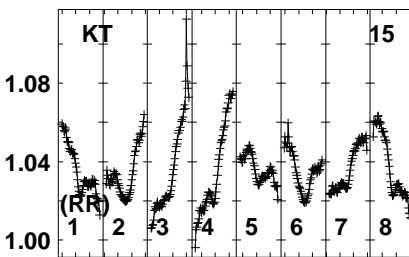
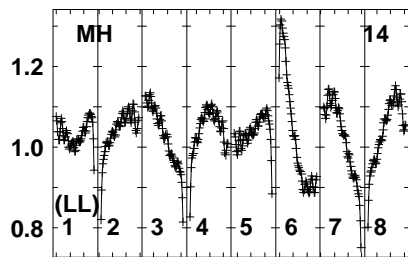
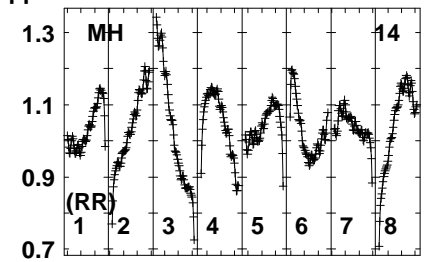
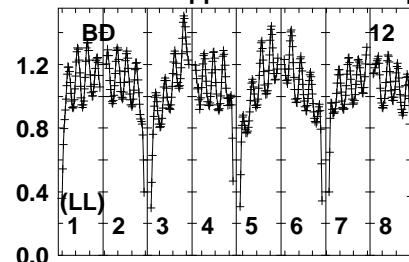
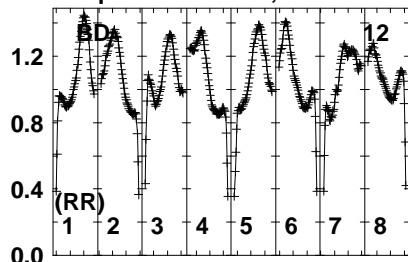


Lower frame: Real Jy
Auto-corr total-power spectrum Antenna: *
Timerange: 01/06:23:20 to 01/06:24:48

Plot file version 846 created 20-JAN-2021 19:38:01

J0714+7408 EB074F.UVDATA.1

Freq = 22.1080 GHz, Bw = 32.000 MH No calibration applied and no bandpass applied



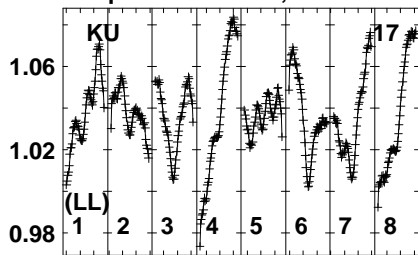
221 22140 22180 22220 22260 22300 22340
FREQ MHz

221 22140 22180 22220 22260 22300 22340
FREQ MHz

221 22140 22180 22220 22260 22300 22340
FREQ MHz

Lower frame: Real Jy
Auto-corr total-power spectrum Antenna: *
Timerange: 01/06:23:20 to 01/06:24:48

Plot file version 847 created 20-JAN-2021 19:38:01
J0714+7408 EB074F.UVDATA.1
Freq = 22.1080 GHz, Bw = 32.000 MH No calibration applied and no bandpass applied

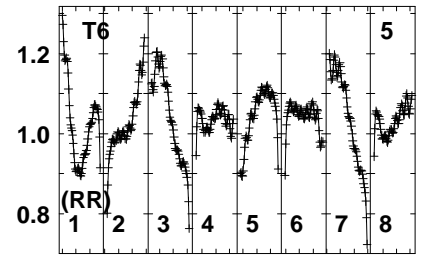
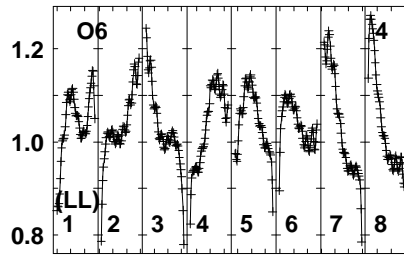
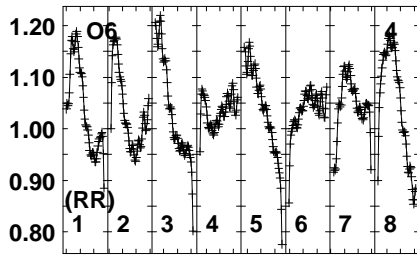
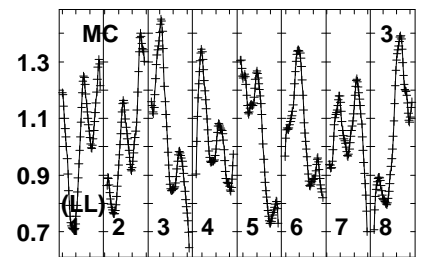
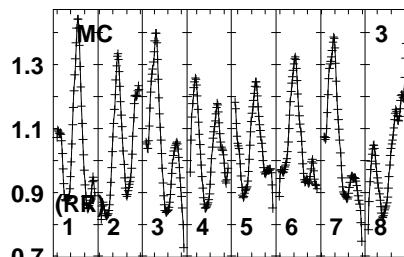
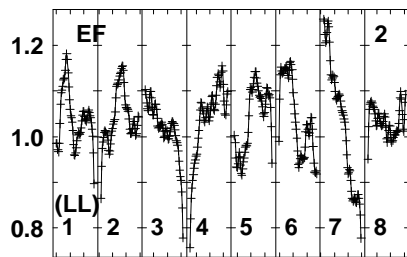
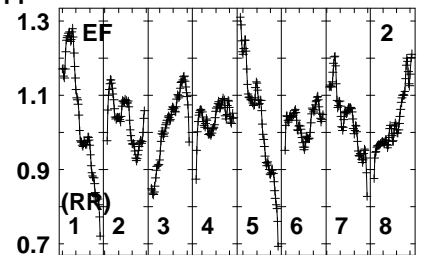
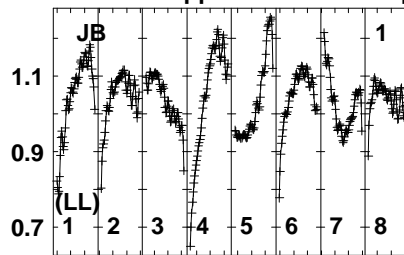
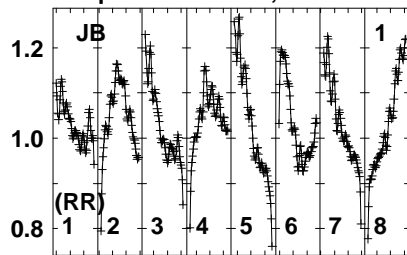


Lower frame: Real Jy
Auto-corr total-power spectrum Antenna: *
Timerange: 01/06:23:20 to 01/06:24:48

Plot file version 848 created 20-JAN-2021 19:38:01

0654+73 EB074F.UVDATA.1

Freq = 22.1080 GHz, Bw = 32.000 MH No calibration applied and no bandpass applied



22102140221802224022240222030022340
FREQ MHz

22102140221802224022240222030022340
FREQ MHz

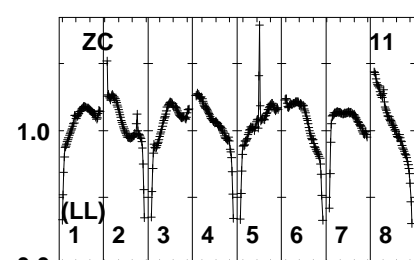
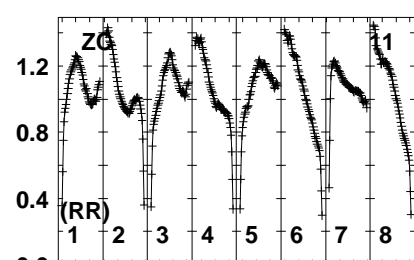
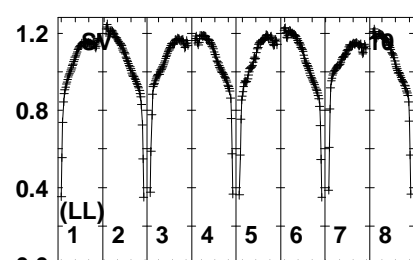
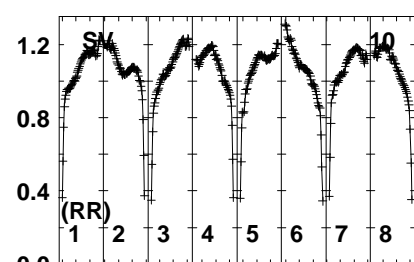
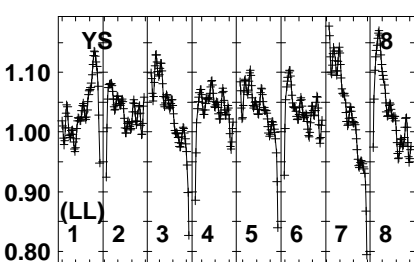
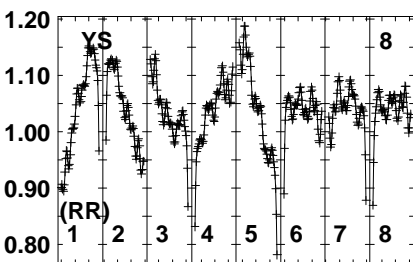
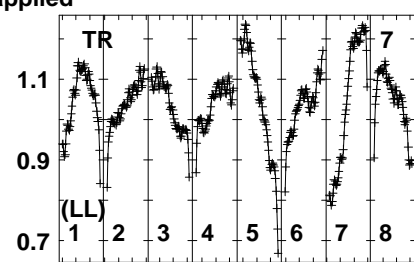
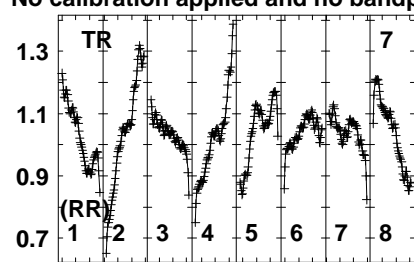
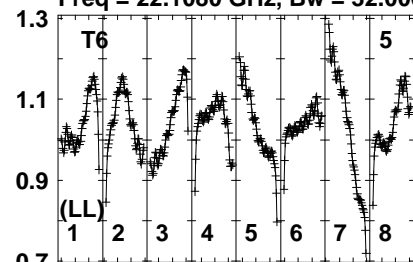
22102140221802224022240222030022340
FREQ MHz

Lower frame: Real Jy
Auto-corr total-power spectrum Antenna: *
Timerange: 01/06:25:50 to 01/06:27:48

Plot file version 849 created 20-JAN-2021 19:38:02

0654+73 EB074F.UVDATA.1

Freq = 22.1080 GHz, Bw = 32.000 MH No calibration applied and no bandpass applied

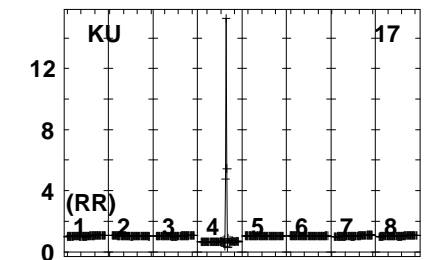
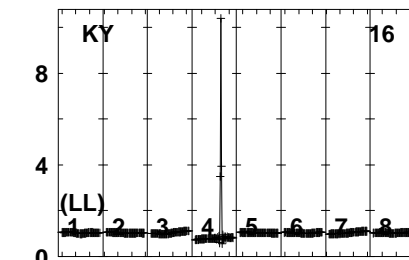
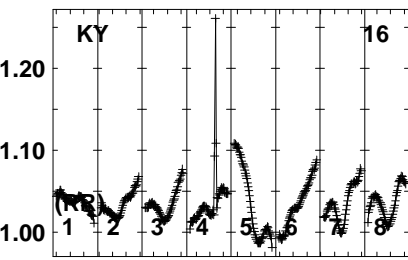
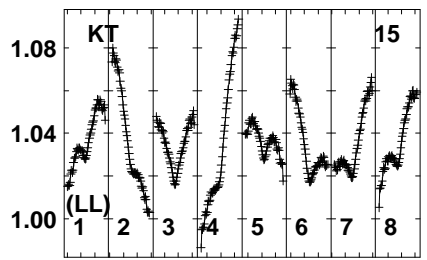
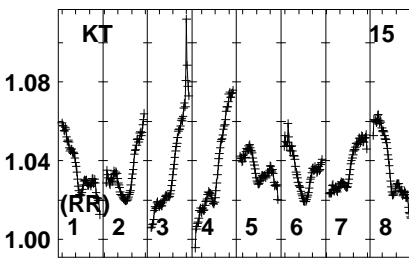
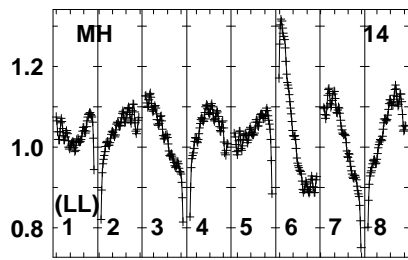
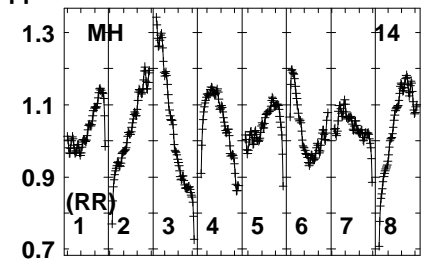
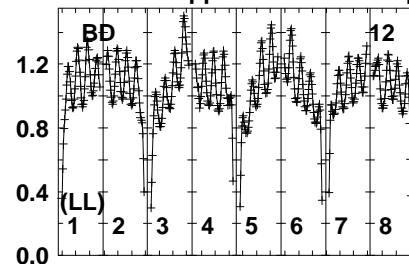
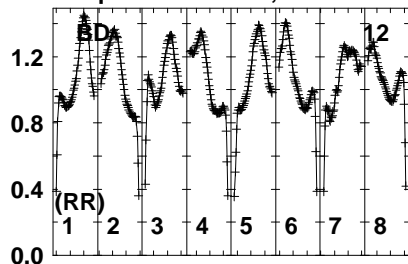


Lower frame: Real Jy
Auto-corr total-power spectrum Antenna: *
Timerange: 01/06:25:50 to 01/06:27:48

Plot file version 850 created 20-JAN-2021 19:38:02

0654+73 EB074F.UVDATA.1

Freq = 22.1080 GHz, Bw = 32.000 MH No calibration applied and no bandpass applied



221 2214 2218 2222 2226 2230 22340
FREQ MHz

221 2214 2218 2222 2226 2230 22340
FREQ MHz

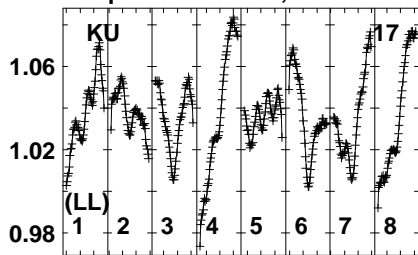
221 2214 2218 2222 2226 2230 22340
FREQ MHz

Lower frame: Real Jy
Auto-corr total-power spectrum Antenna: *
Timerange: 01/06:25:50 to 01/06:27:48

Plot file version 851 created 20-JAN-2021 19:38:02

0654+73 EB074F.UVDATA.1

Freq = 22.1080 GHz, Bw = 32.000 MH No calibration applied and no bandpass applied



Lower frame: Real Jy

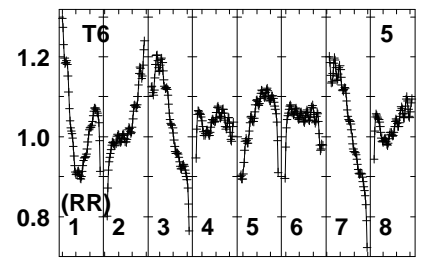
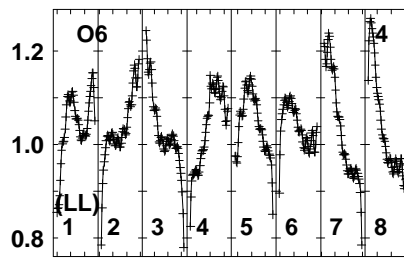
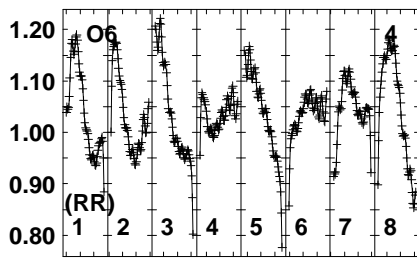
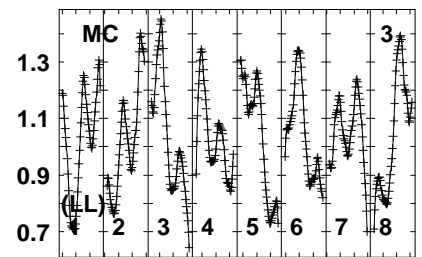
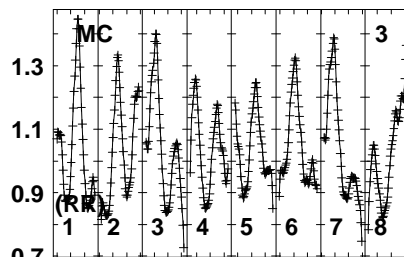
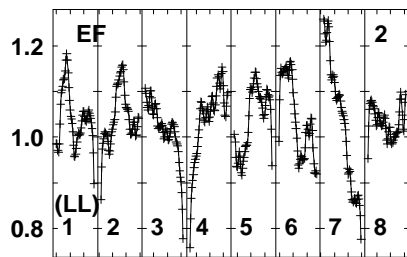
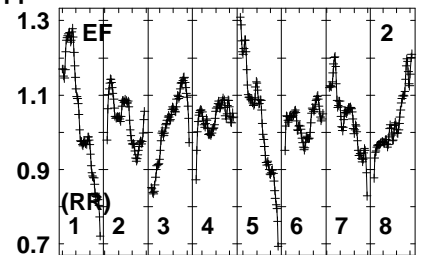
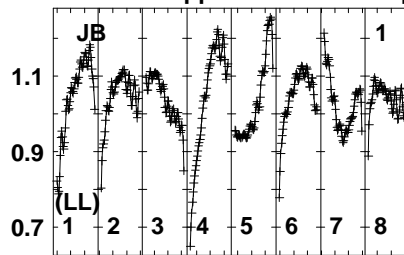
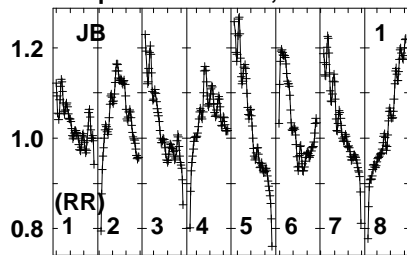
Auto-corr total-power spectrum Antenna: *

Timerange: 01/06:25:50 to 01/06:27:48

Plot file version 852 created 20-JAN-2021 19:38:02

J0714+7408 EB074F.UVDATA.1

Freq = 22.1080 GHz, Bw = 32.000 MH No calibration applied and no bandpass applied



22102140221802224022240222030022340
FREQ MHz

22102140221802224022240222030022340
FREQ MHz

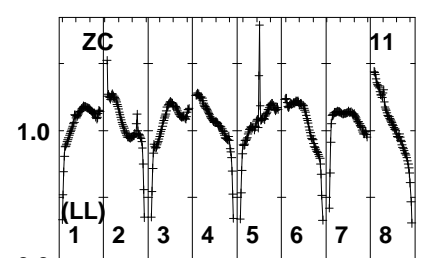
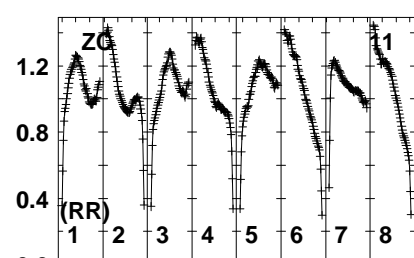
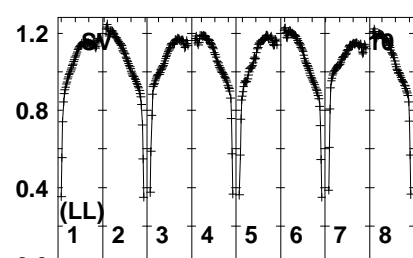
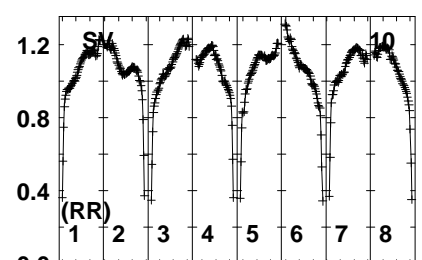
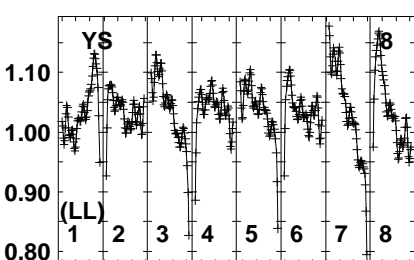
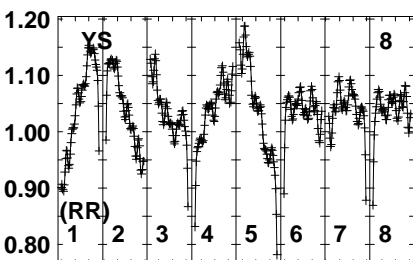
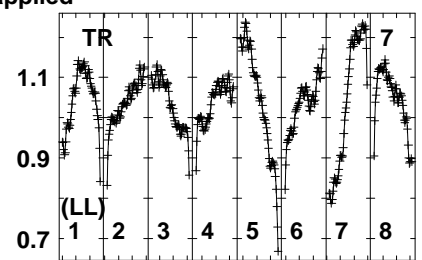
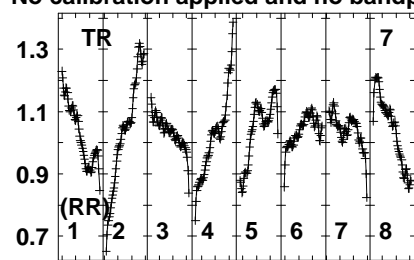
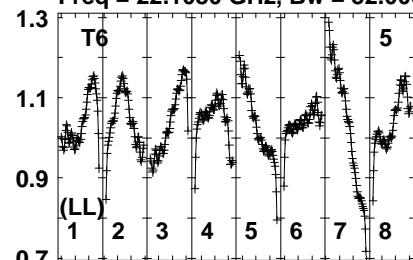
22102140221802224022240222030022340
FREQ MHz

Lower frame: Real Jy
Auto-corr total-power spectrum Antenna: *
Timerange: 01/06:28:50 to 01/06:29:48

Plot file version 853 created 20-JAN-2021 19:38:03

J0714+7408 EB074F.UVDATA.1

Freq = 22.1080 GHz, Bw = 32.000 MH No calibration applied and no bandpass applied



221 22140 22180 22220 22260 22300 22340
FREQ MHz

221 22140 22180 22220 22260 22300 22340
FREQ MHz

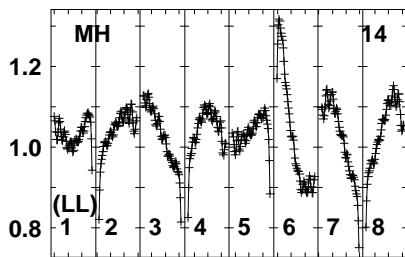
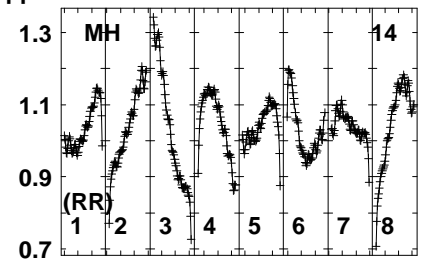
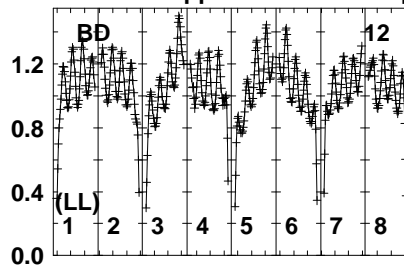
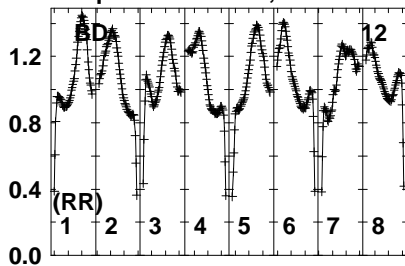
221 22140 22180 22220 22260 22300 22340
FREQ MHz

Lower frame: Real Jy
Auto-corr total-power spectrum Antenna: *
Timerange: 01/06:28:50 to 01/06:29:48

Plot file version 854 created 20-JAN-2021 19:38:03

J0714+7408 EB074F.UVDATA.1

Freq = 22.1080 GHz, Bw = 32.000 MH No calibration applied and no bandpass applied



Lower frame: Real Jy
Auto-corr total-power spectrum Antenna: *
Timerange: 01/06:28:50 to 01/06:29:48