Plot file version 1 created 07-AUG-2020 19:09:37
3C345 EB080 2.UVDATA.1
Freq = 6.6679 GHz, Bw = 2.000 MH No calibration applied and no bandpass applied

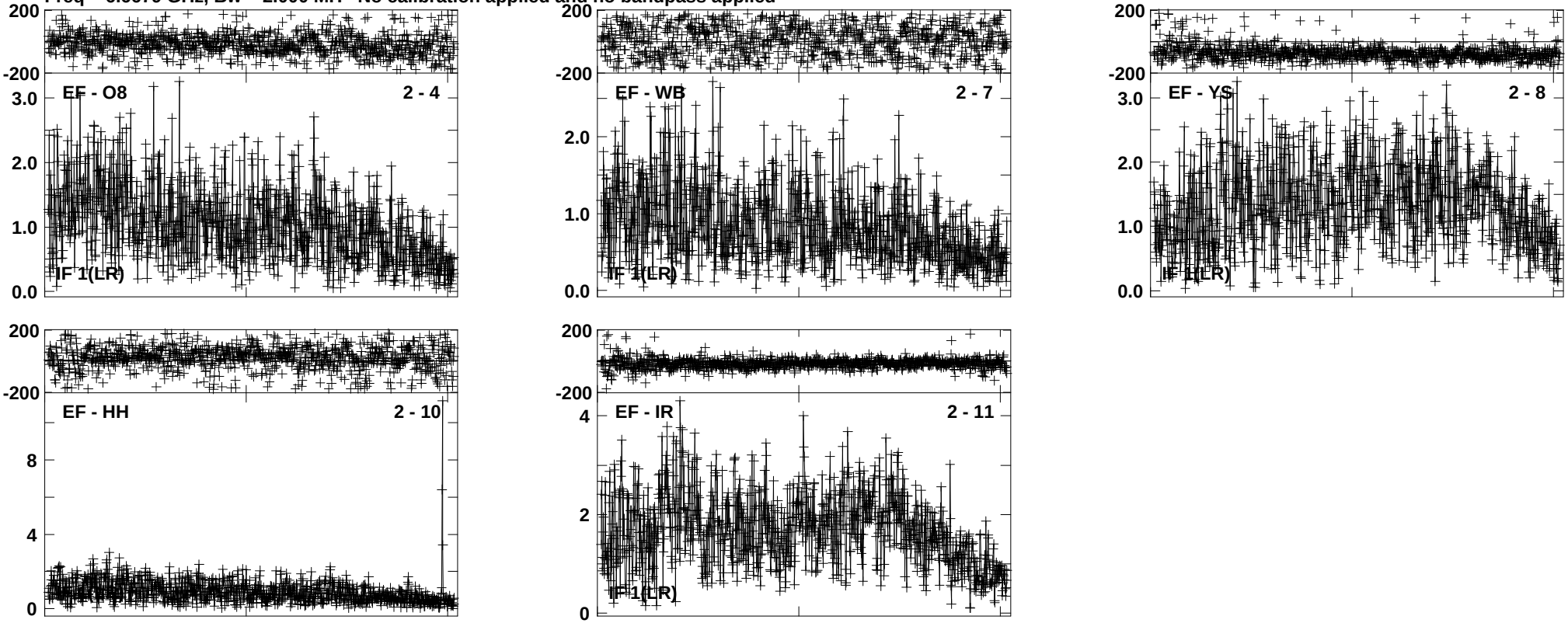

Lower frame: Milli Ampl Jy Top frame: Phas deg
Vector averaged cross-power spectrum Baseline: EF (02) - O8 (04)
Timerange: 00/20:30:01 to 00/20:39:59

Plot file version 2 created 07-AUG-2020 19:09:40
3C345 EB080 2.UVDATA.1
Freq = 6.6679 GHz, Bw = 2.000 MH No calibration applied and no bandpass applied

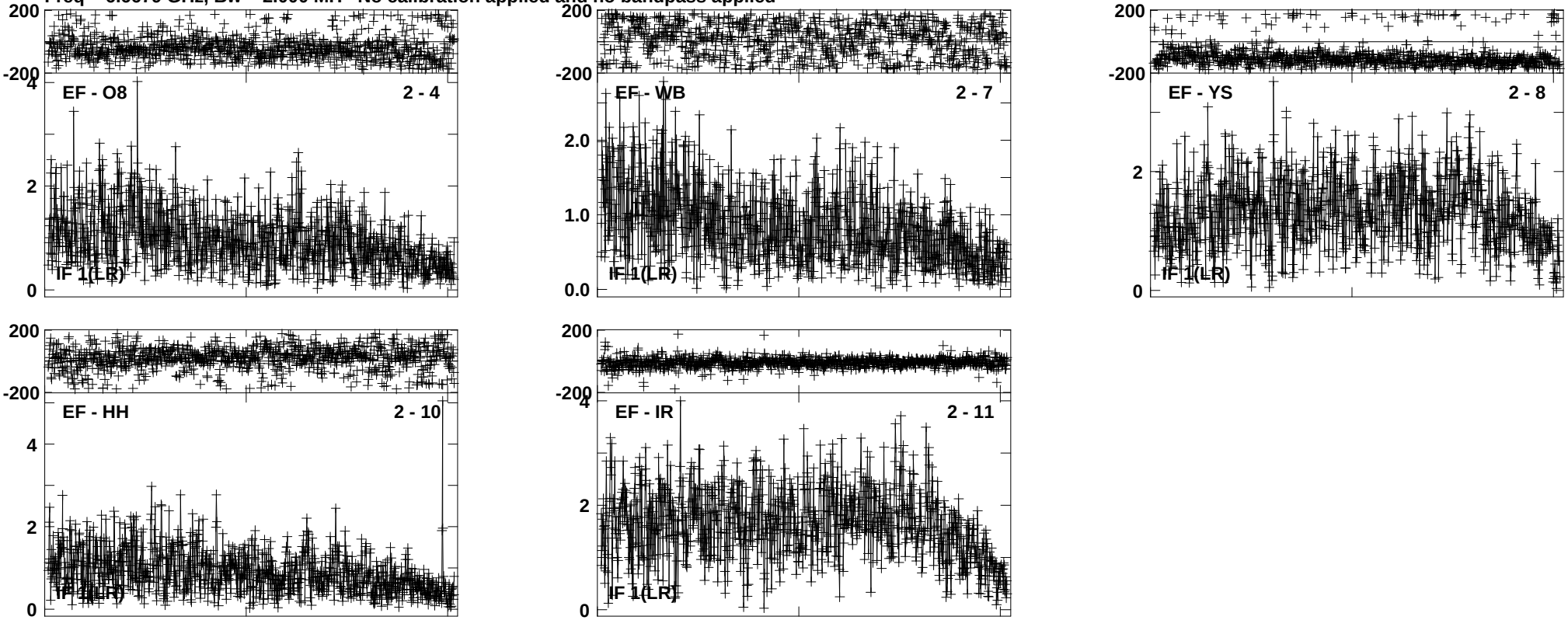

Lower frame: Milli Ampl Jy Top frame: Phas deg
Vector averaged cross-power spectrum Baseline: EF (02) - O8 (04)
Timerange: 00/20:40:31 to 00/20:50:30

Plot file version 3 created 07-AUG-2020 19:09:42
3C345 EB080 2.UVDATA.1
Freq = 6.6679 GHz, Bw = 2.000 MH No calibration applied and no bandpass applied

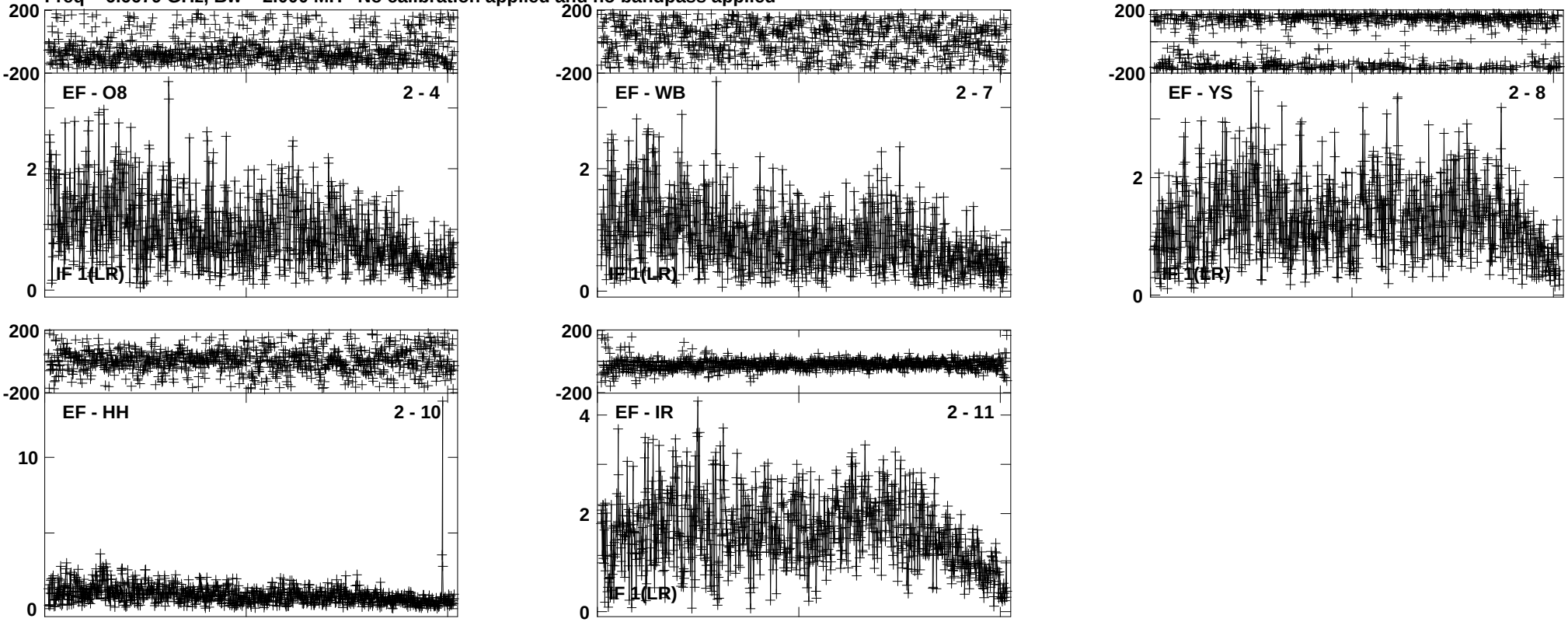

Lower frame: Milli Ampl Jy Top frame: Phas deg
Vector averaged cross-power spectrum Baseline: EF (02) - O8 (04)
Timerange: 00/20:51:00 to 00/21:01:00

Plot file version 4 created 07-AUG-2020 19:09:44
3C345 EB080 2.UVDATA.1
Freq = 6.6679 GHz, Bw = 2.000 MH No calibration applied and no bandpass applied

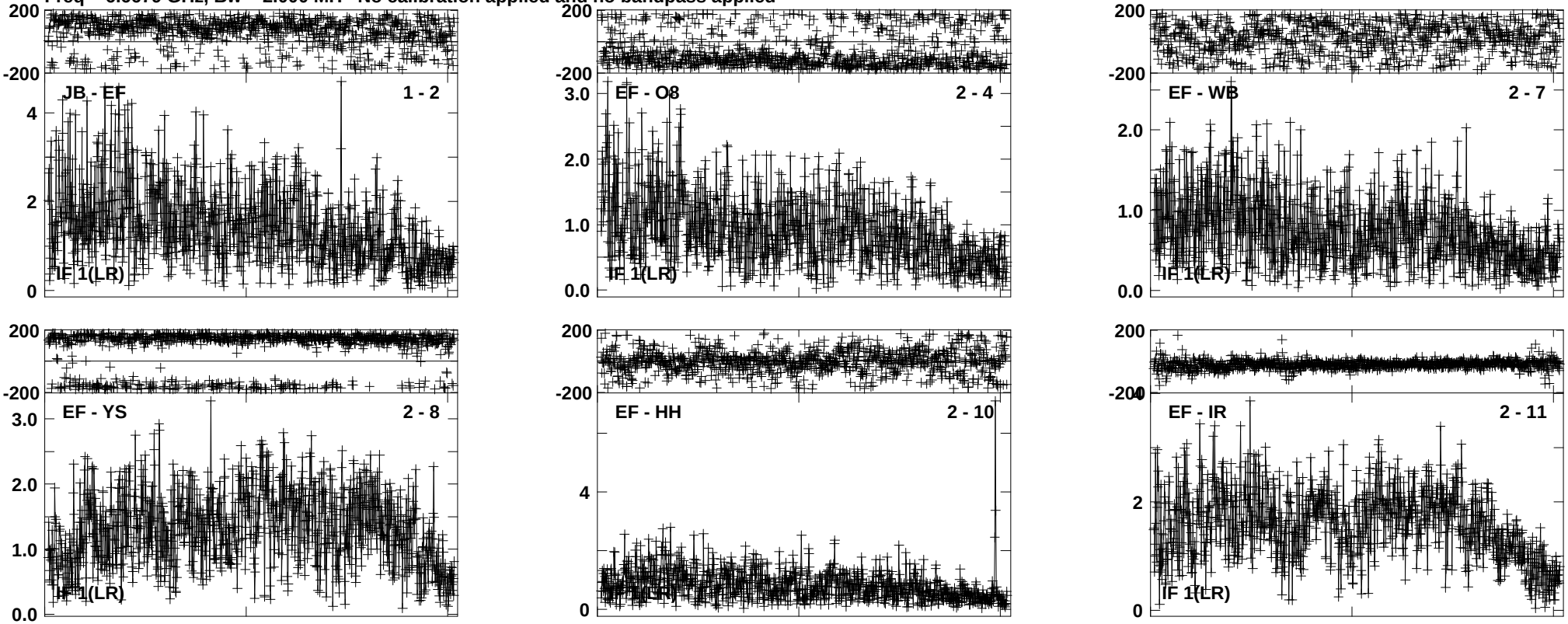

Lower frame: Milli Ampl Jy Top frame: Phas deg
Vector averaged cross-power spectrum Baseline: JB (01) - EF (02)
Timerange: 00/21:01:30 to 00/21:14:29

Plot file version 5 created 07-AUG-2020 19:09:46
J1912+0518 EB080 2.UVDATA.1
Freq = 6.6679 GHz, Bw = 2.000 MH No calibration applied and no bandpass applied

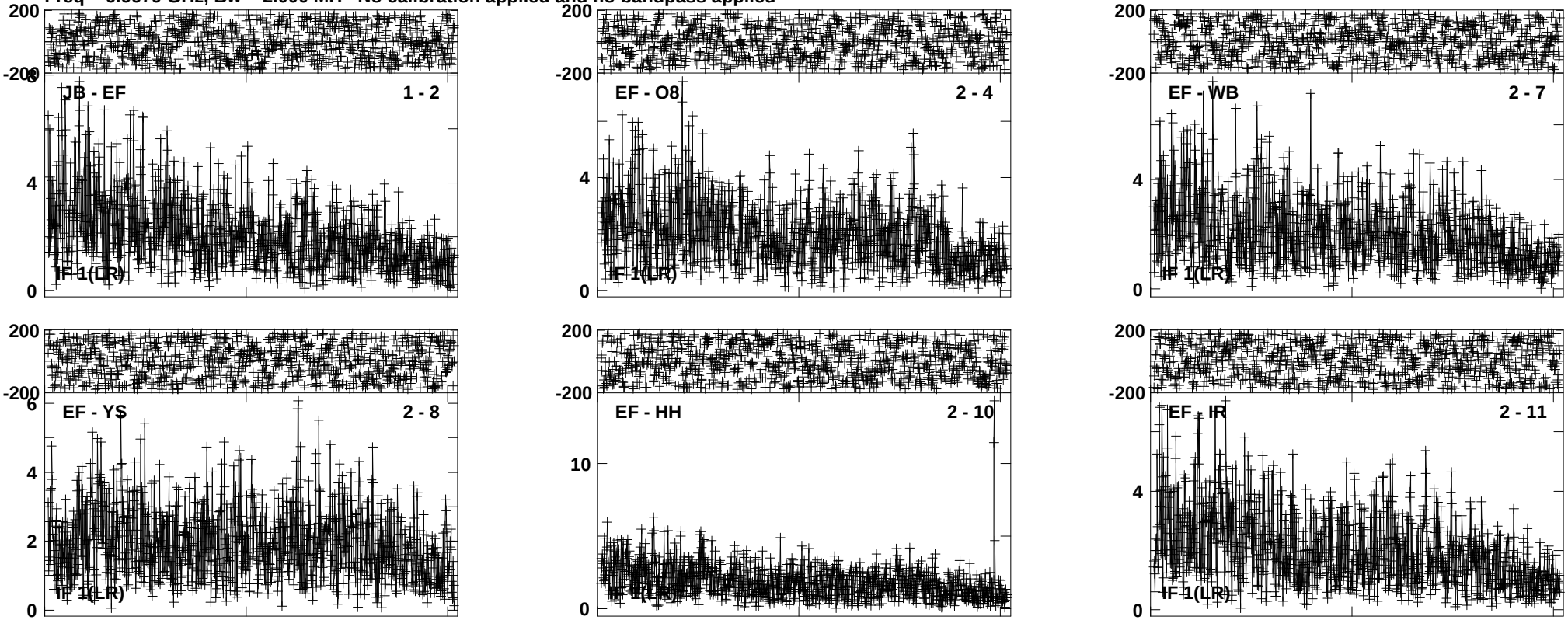

Lower frame: Milli Ampl Jy Top frame: Phas deg
Vector averaged cross-power spectrum Baseline: JB (01) - EF (02)
Timerange: 00/21:24:44 to 00/21:26:28

Plot file version 6 created 07-AUG-2020 19:09:47
G43.171 EB080 2.UVDATA.1
Freq = 6.6679 GHz, Bw = 2.000 MH No calibration applied and no bandpass applied

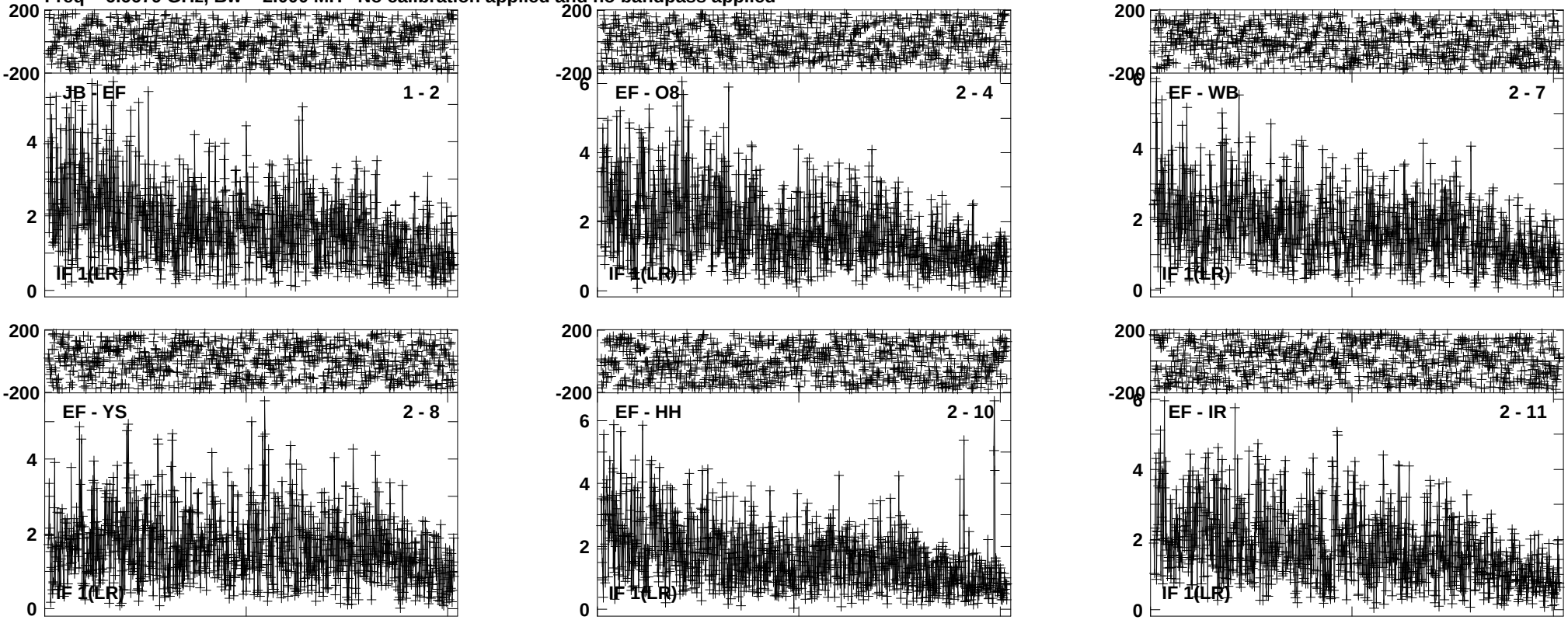

Lower frame: Milli Ampl Jy Top frame: Phas deg
Vector averaged cross-power spectrum Baseline: JB (01) - EF (02)
Timerange: 00/21:26:30 to 00/21:29:44

Plot file version 7 created 07-AUG-2020 19:09:48
J1912+0518 EB080 2.UVDATA.1
Freq = 6.6679 GHz, Bw = 2.000 MH No calibration applied and no bandpass applied

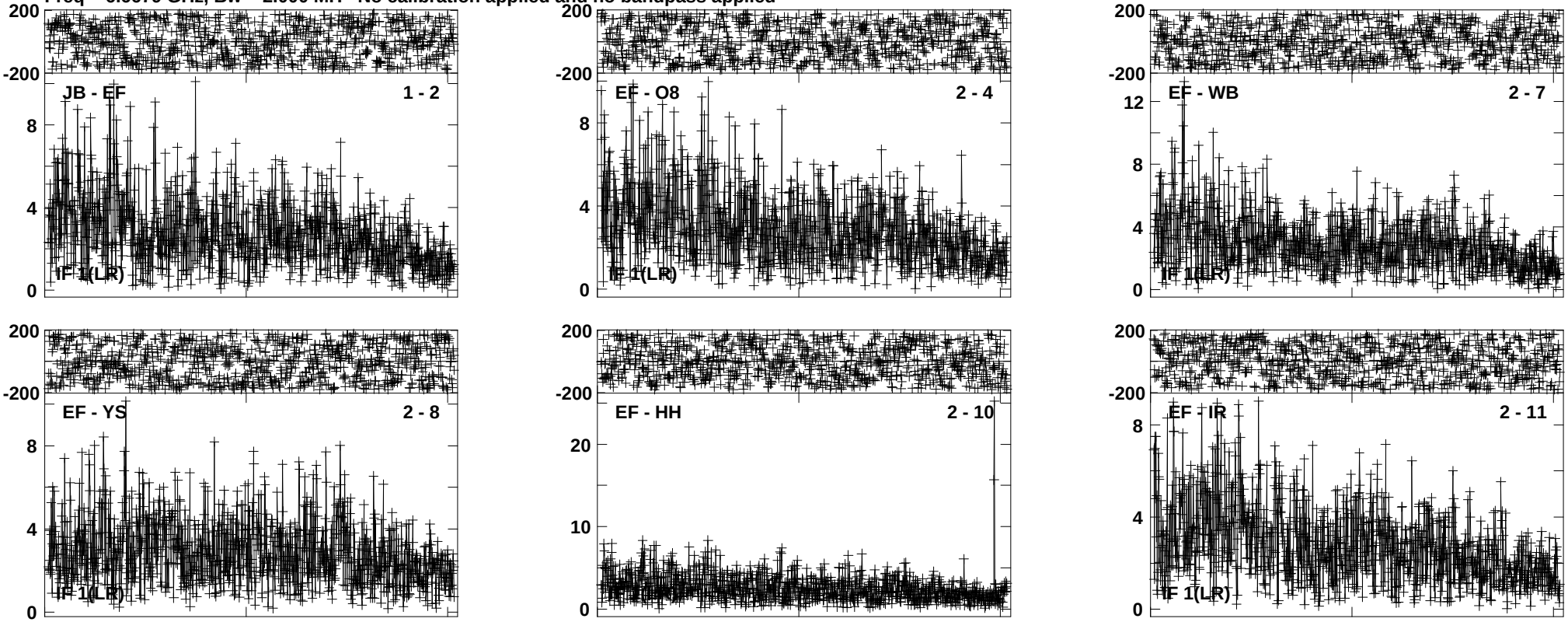

Lower frame: Milli Ampl Jy Top frame: Phas deg
Vector averaged cross-power spectrum Baseline: JB (01) - EF (02)
Timerange: 00/21:29:45 to 00/21:31:28

Plot file version 8 created 07-AUG-2020 19:09:49
G43.165 EB080 2.UVDATA.1
Freq = 6.6679 GHz, Bw = 2.000 MH No calibration applied and no bandpass applied

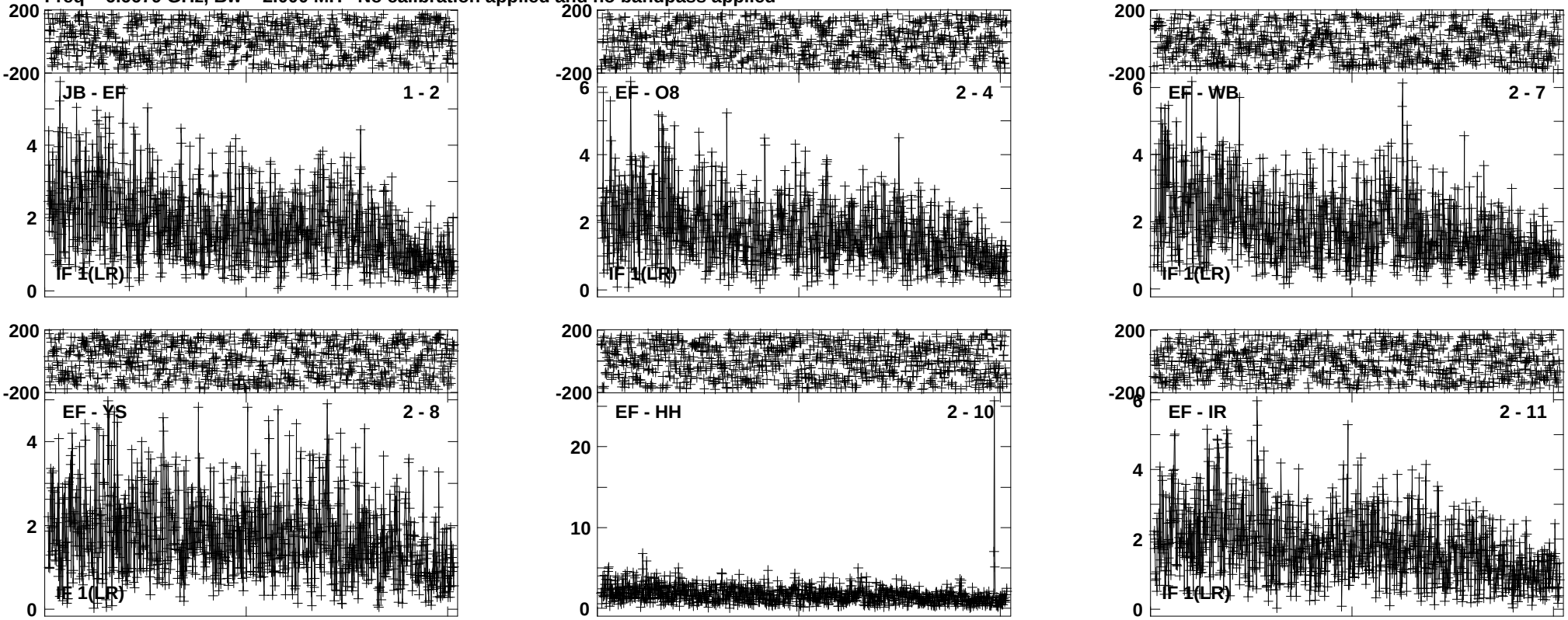

Lower frame: Milli Ampl Jy Top frame: Phas deg
Vector averaged cross-power spectrum Baseline: JB (01) - EF (02)
Timerange: 00/21:31:29 to 00/21:34:44

Plot file version 9 created 07-AUG-2020 19:09:49
J1912+0518 EB080 2.UVDATA.1
Freq = 6.6679 GHz, Bw = 2.000 MH No calibration applied and no bandpass applied

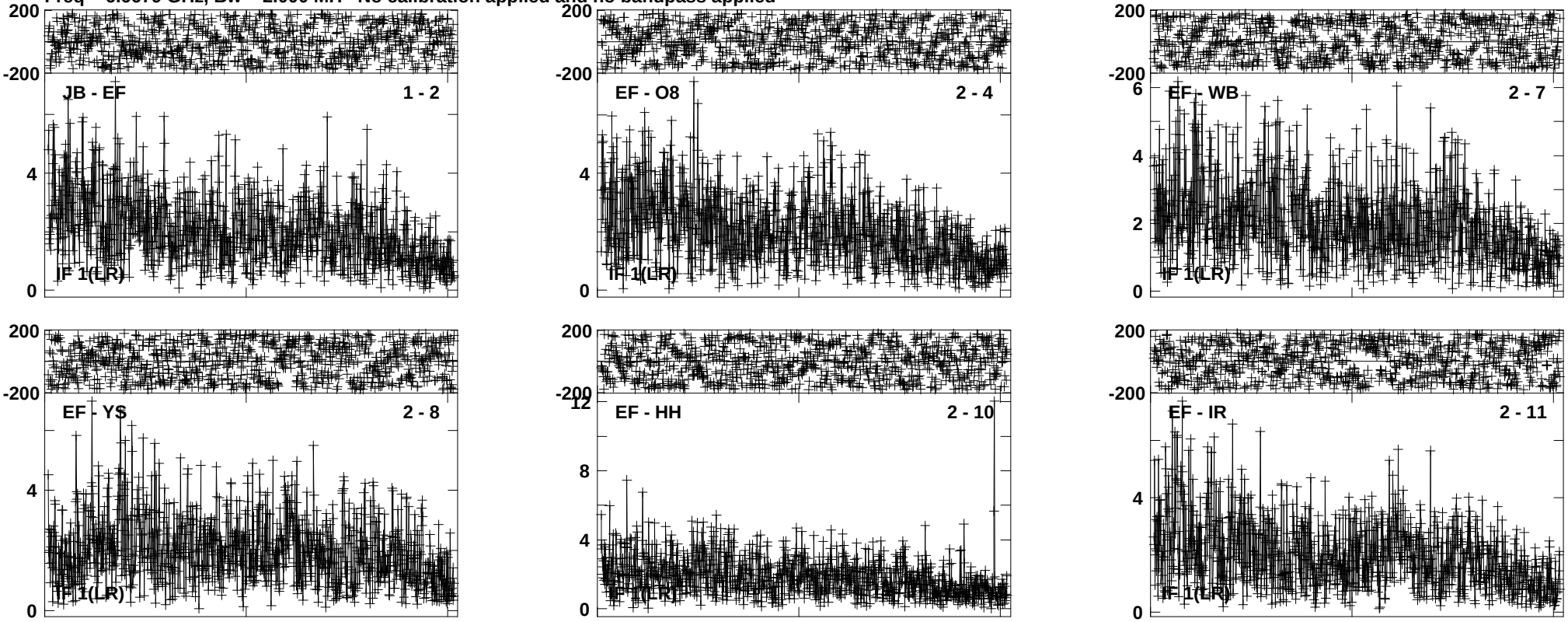

Lower frame: Milli Ampl Jy Top frame: Phas deg
Vector averaged cross-power spectrum Baseline: JB (01) - EF (02)
Timerange: 00/21:35:34 to 00/21:37:19

Plot file version 10 created 07-AUG-2020 19:09:50
G43.149 EB080 2.UVDATA.1
Freq = 6.6679 GHz, Bw = 2.000 MH No calibration applied and no bandpass applied

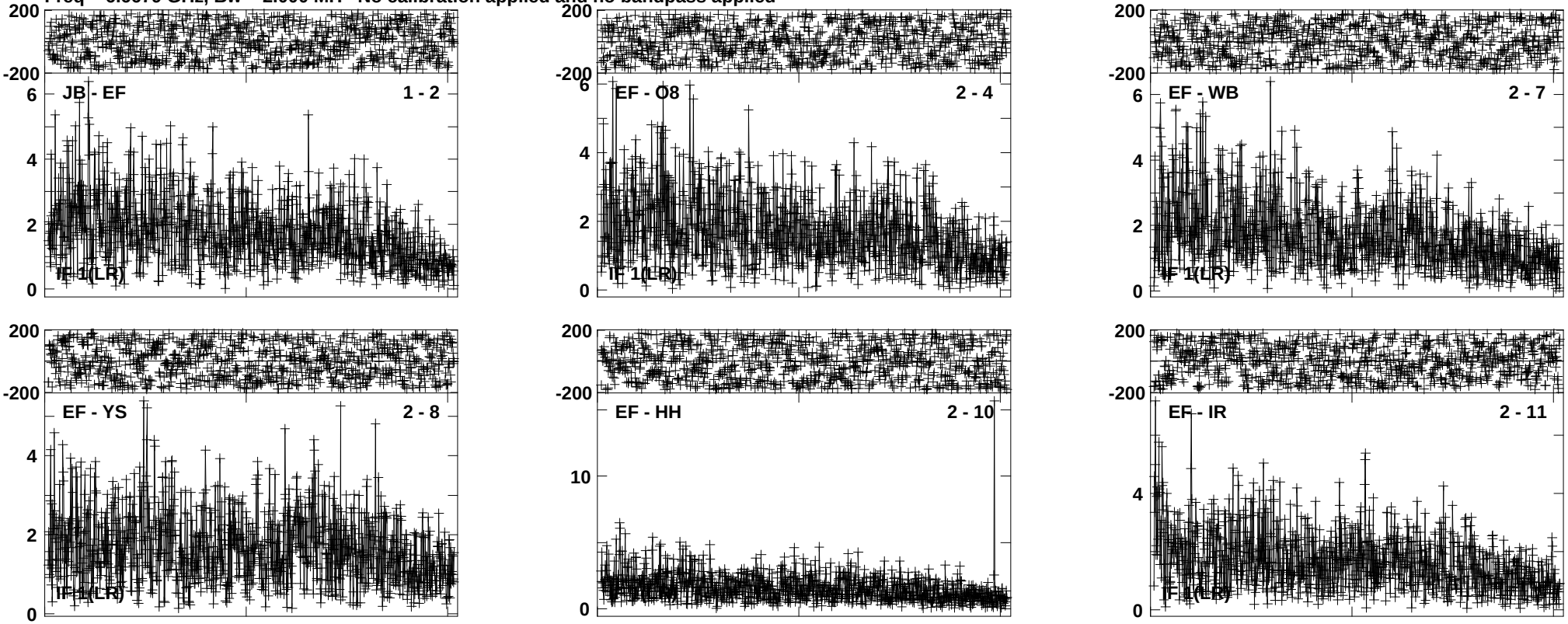

Lower frame: Milli Ampl Jy Top frame: Phas deg
Vector averaged cross-power spectrum Baseline: JB (01) - EF (02)
Timerange: 00/21:37:20 to 00/21:40:34

Plot file version 11 created 07-AUG-2020 19:09:51
J1912+0518 EB080 2.UVDATA.1
Freq = 6.6679 GHz, Bw = 2.000 MH No calibration applied and no bandpass applied

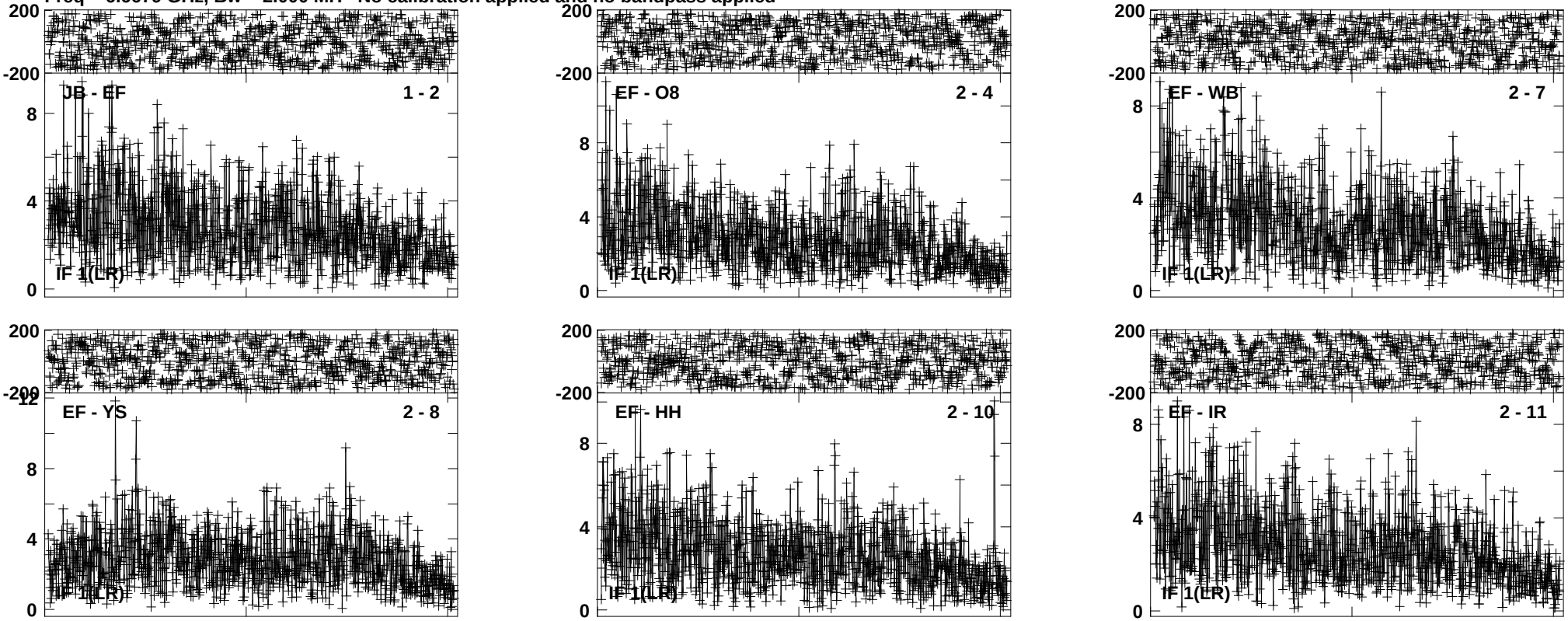

Lower frame: Milli Ampl Jy Top frame: Phas deg
Vector averaged cross-power spectrum Baseline: JB (01) - EF (02)
Timerange: 00/21:40:34 to 00/21:42:19

Plot file version 12 created 07-AUG-2020 19:09:52
G43.167 EB080 2.UVDATA.1
Freq = 6.6679 GHz, Bw = 2.000 MH No calibration applied and no bandpass applied

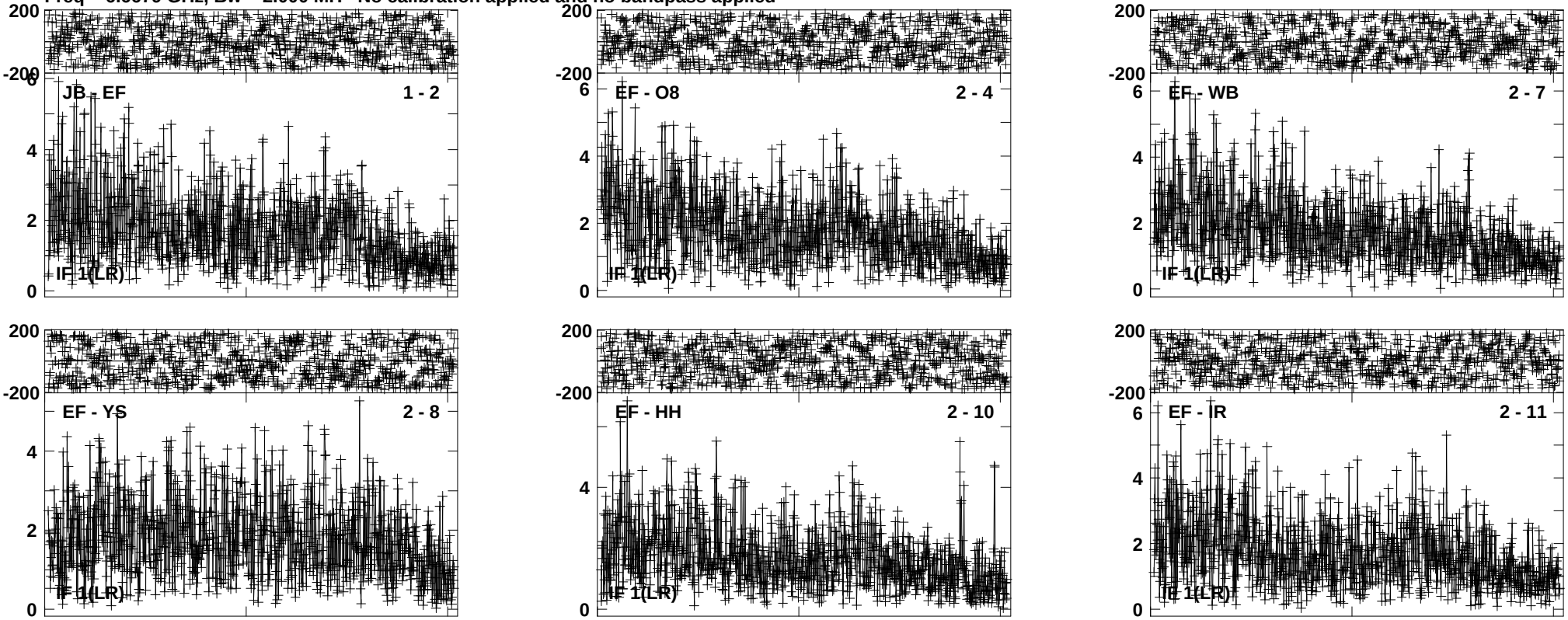

Lower frame: Milli Ampl Jy Top frame: Phas deg
Vector averaged cross-power spectrum Baseline: JB (01) - EF (02)
Timerange: 00/21:42:20 to 00/21:45:34

Plot file version 13 created 07-AUG-2020 19:09:53
J1912+0518 EB080 2.UVDATA.1
Freq = 6.6679 GHz, Bw = 2.000 MH No calibration applied and no bandpass applied

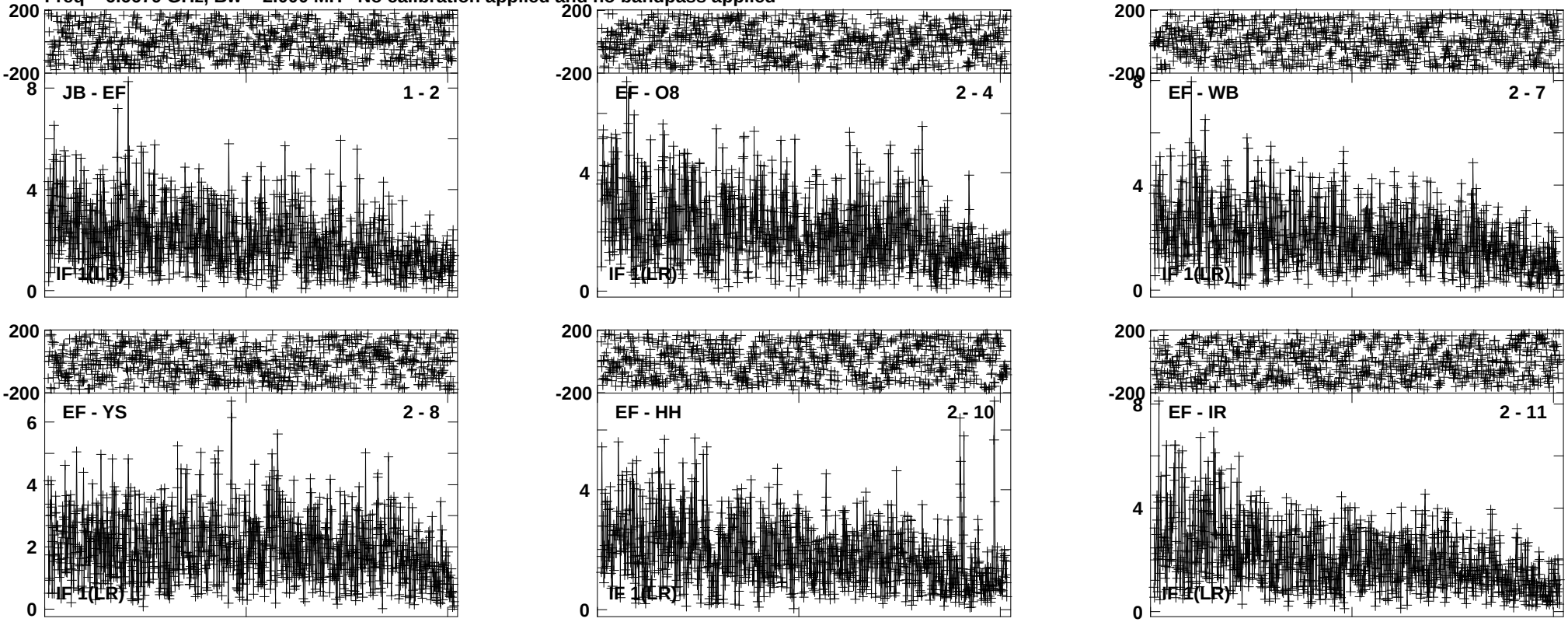

Lower frame: Milli Ampl Jy Top frame: Phas deg
Vector averaged cross-power spectrum Baseline: JB (01) - EF (02)
Timerange: 00/21:46:24 to 00/21:48:09

Plot file version 14 created 07-AUG-2020 19:09:53
G43.171 EB080 2.UVDATA.1
Freq = 6.6679 GHz, Bw = 2.000 MH No calibration applied and no bandpass applied

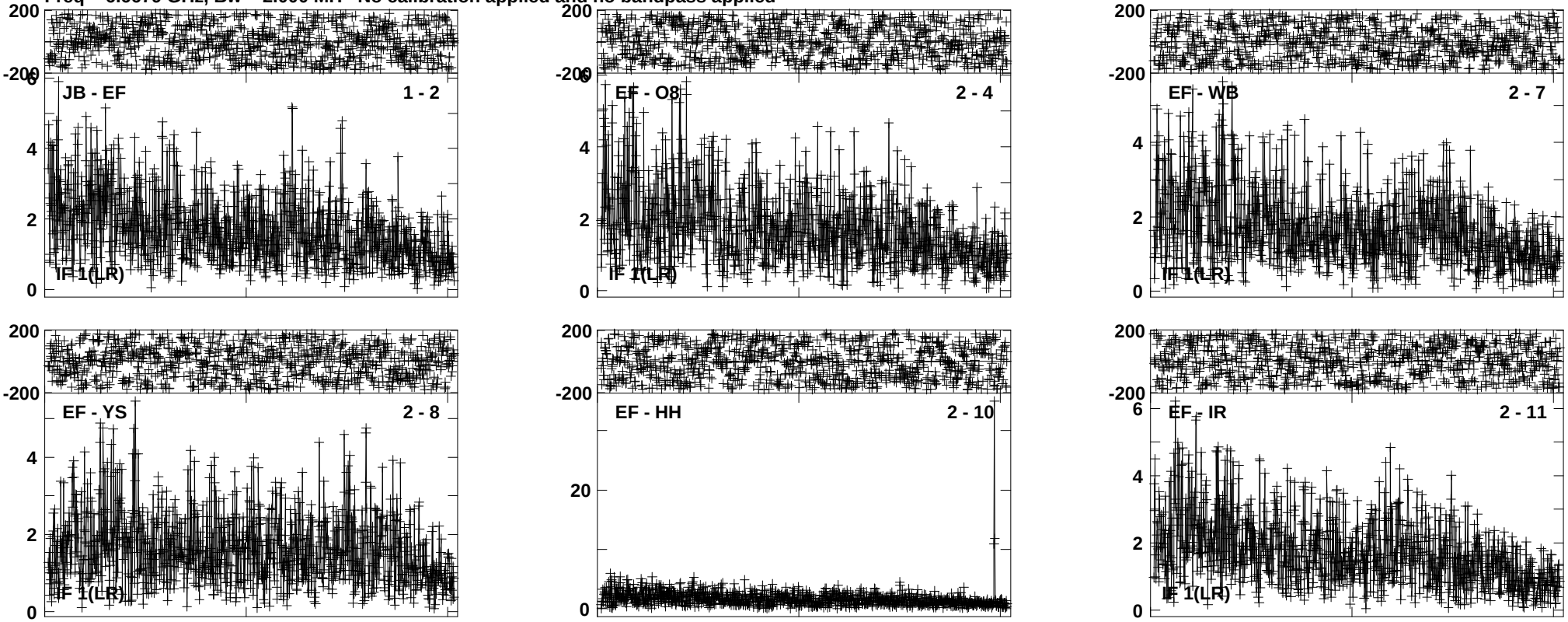

Lower frame: Milli Ampl Jy Top frame: Phas deg
Vector averaged cross-power spectrum Baseline: JB (01) - EF (02)
Timerange: 00/21:48:09 to 00/21:51:23

Plot file version 15 created 07-AUG-2020 19:09:54
J1912+0518 EB080 2.UVDATA.1
Freq = 6.6679 GHz, Bw = 2.000 MH No calibration applied and no bandpass applied

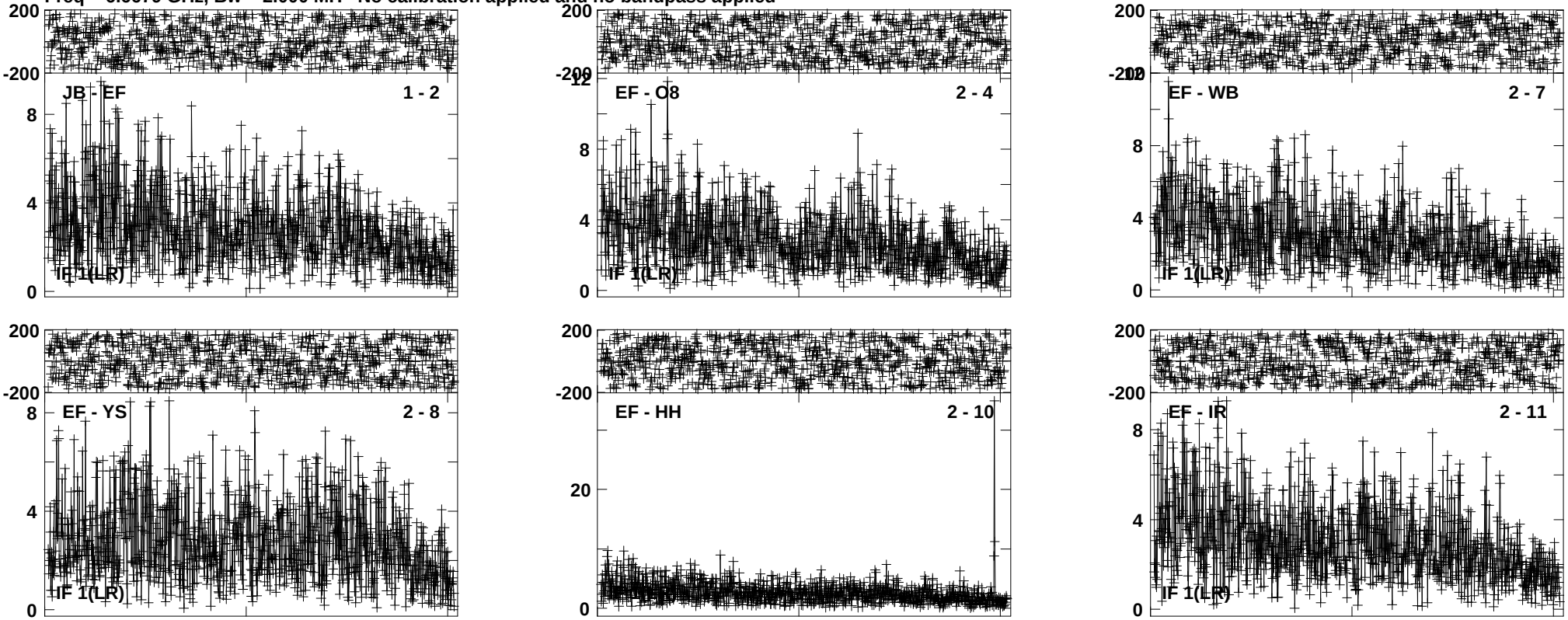

Lower frame: Milli Ampl Jy Top frame: Phas deg
Vector averaged cross-power spectrum Baseline: JB (01) - EF (02)
Timerange: 00/21:51:24 to 00/21:53:09

Plot file version 16 created 07-AUG-2020 19:09:55
G43.165 EB080 2.UVDATA.1
Freq = 6.6679 GHz, Bw = 2.000 MH No calibration applied and no bandpass applied

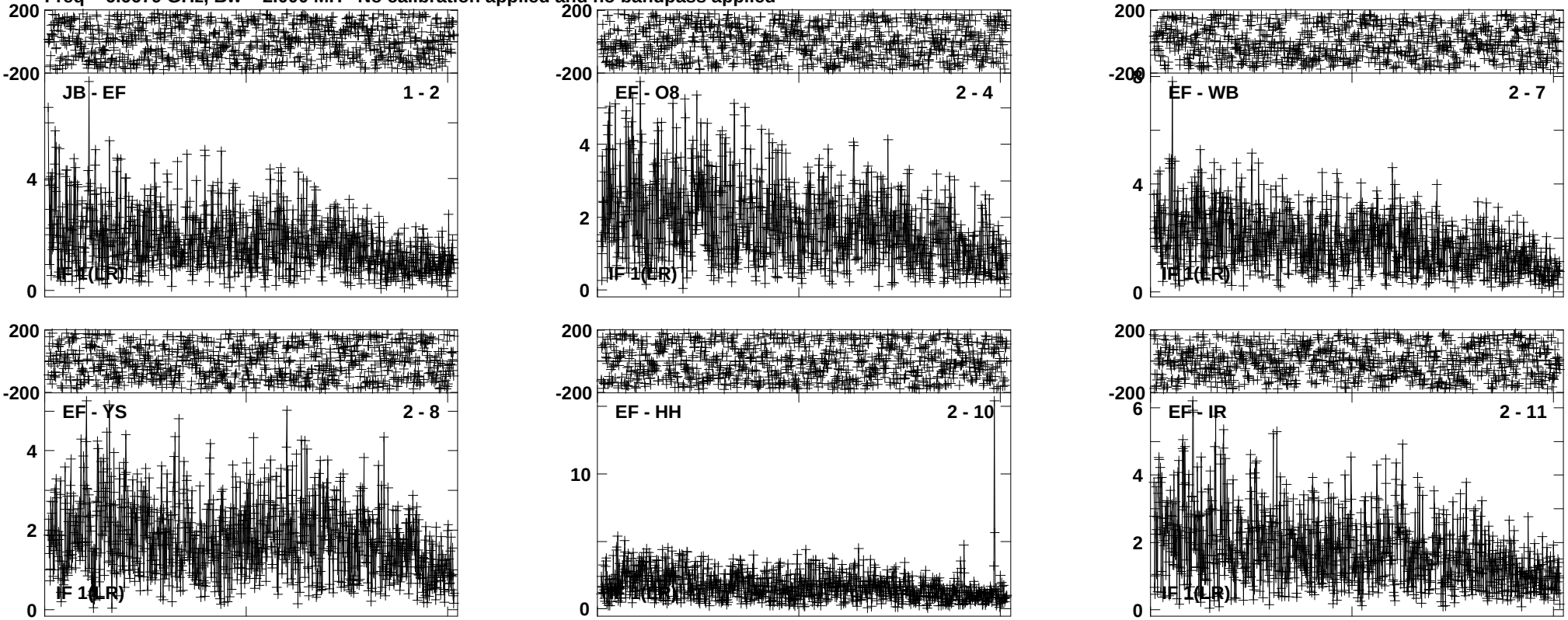

Lower frame: Milli Ampl Jy Top frame: Phas deg
Vector averaged cross-power spectrum Baseline: JB (01) - EF (02)
Timerange: 00/21:53:09 to 00/21:56:24

Plot file version 17 created 07-AUG-2020 19:09:55
J1912+0518 EB080 2.UVDATA.1
Freq = 6.6679 GHz, Bw = 2.000 MH No calibration applied and no bandpass applied

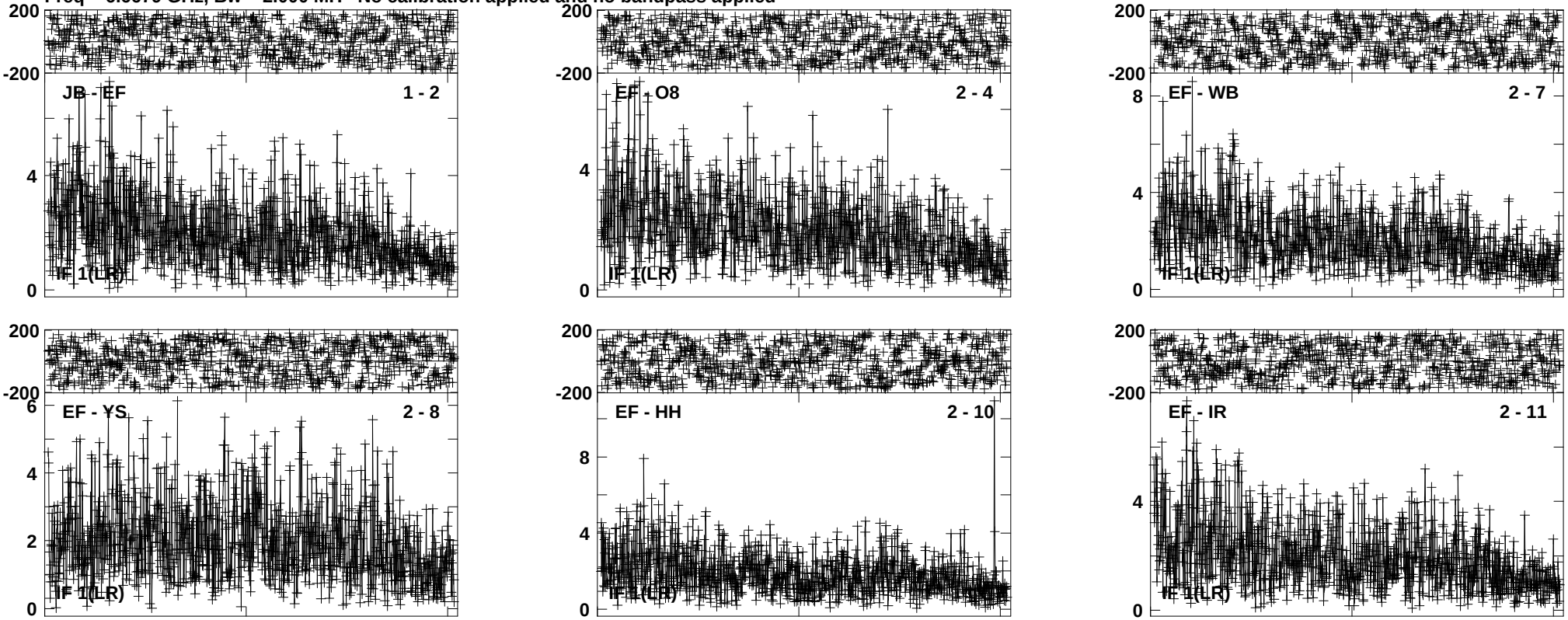

Lower frame: Milli Ampl Jy Top frame: Phas deg
Vector averaged cross-power spectrum Baseline: JB (01) - EF (02)
Timerange: 00/21:57:15 to 00/21:58:59

Plot file version 18 created 07-AUG-2020 19:09:56
G43.149 EB080 2.UVDATA.1
Freq = 6.6679 GHz, Bw = 2.000 MH No calibration applied and no bandpass applied

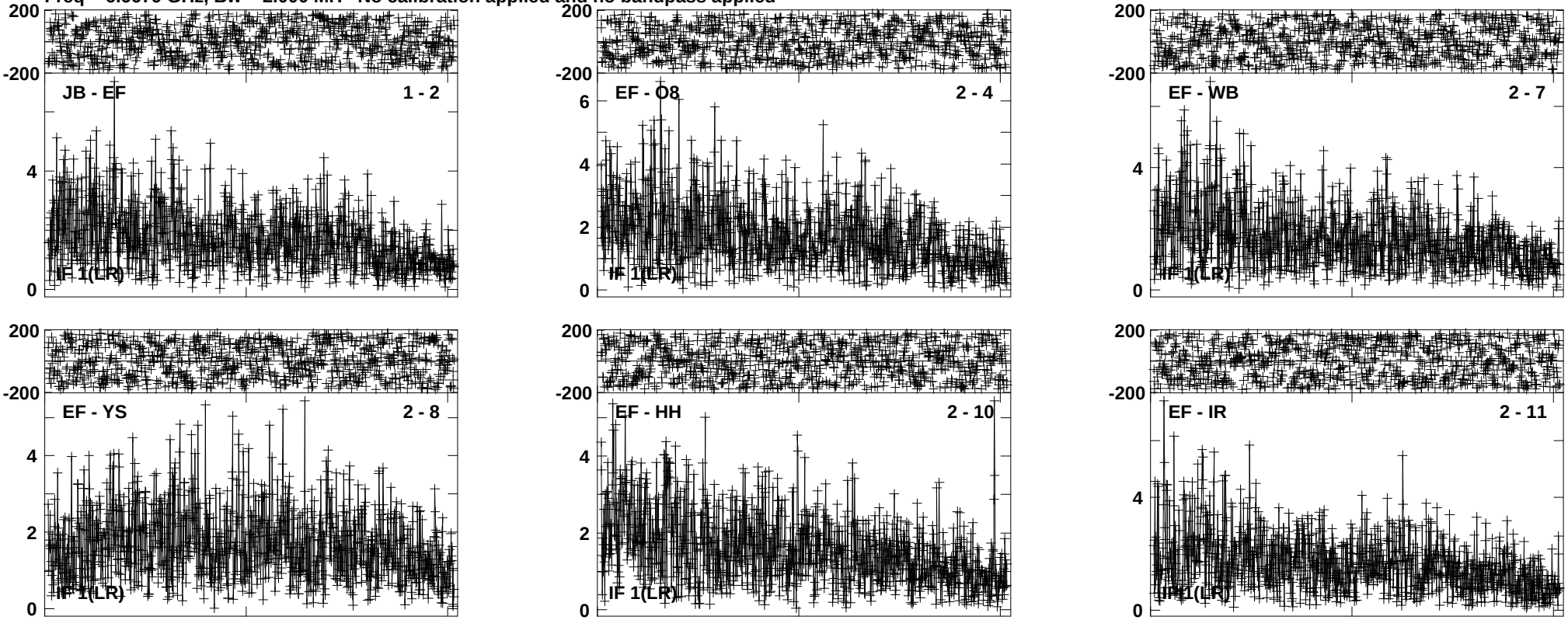

Lower frame: Milli Ampl Jy Top frame: Phas deg
Vector averaged cross-power spectrum Baseline: JB (01) - EF (02)
Timerange: 00/21:58:59 to 00/22:02:13

Plot file version 19 created 07-AUG-2020 19:09:57
J1912+0518 EB080 2.UVDATA.1
Freq = 6.6679 GHz, Bw = 2.000 MH No calibration applied and no bandpass applied

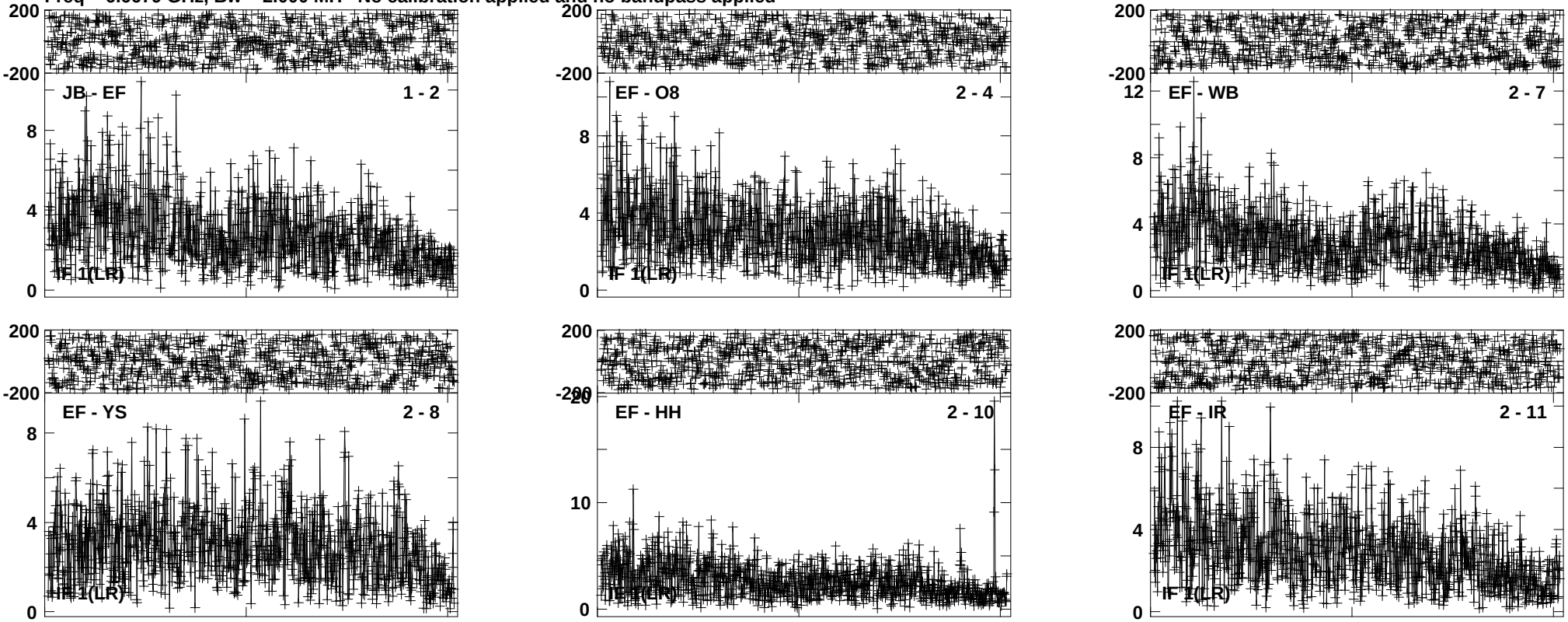

Lower frame: Milli Ampl Jy Top frame: Phas deg
Vector averaged cross-power spectrum Baseline: JB (01) - EF (02)
Timerange: 00/22:02:15 to 00/22:03:59

Plot file version 20 created 07-AUG-2020 19:09:58
G43.167 EB080 2.UVDATA.1
Freq = 6.6679 GHz, Bw = 2.000 MH No calibration applied and no bandpass applied

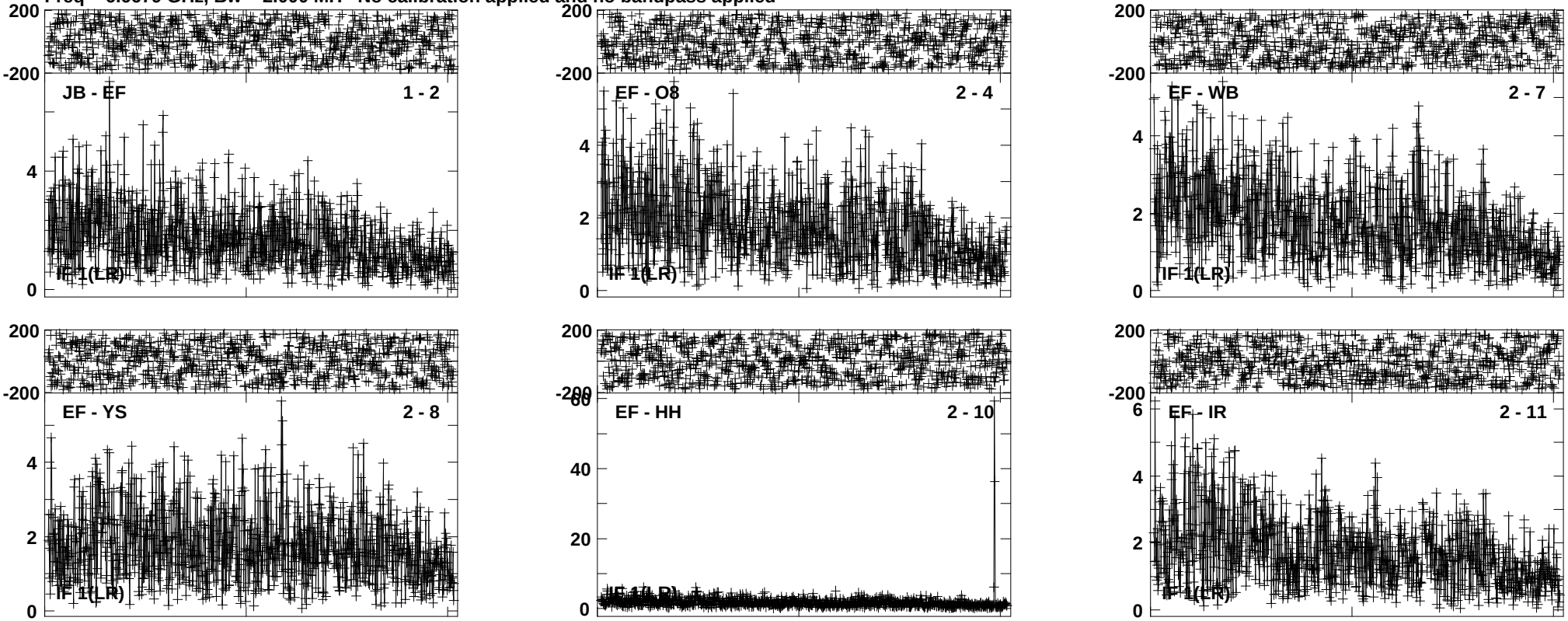

Lower frame: Milli Ampl Jy Top frame: Phas deg
Vector averaged cross-power spectrum Baseline: JB (01) - EF (02)
Timerange: 00/22:03:59 to 00/22:07:13

Plot file version 21 created 07-AUG-2020 19:09:58
J1912+0518 EB080 2.UVDATA.1
Freq = 6.6679 GHz, Bw = 2.000 MH No calibration applied and no bandpass applied

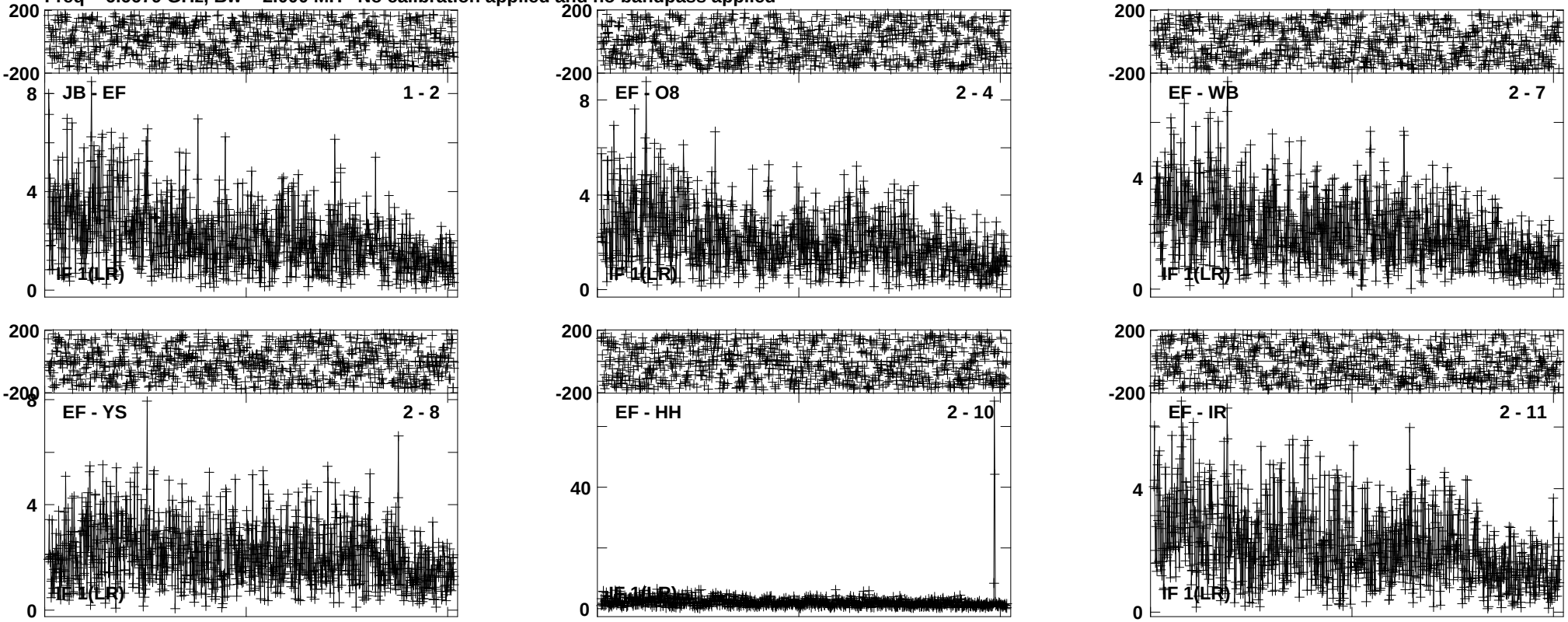

Lower frame: Milli Ampl Jy Top frame: Phas deg
Vector averaged cross-power spectrum Baseline: JB (01) - EF (02)
Timerange: 00/22:08:04 to 00/22:09:48

Plot file version 22 created 07-AUG-2020 19:10:00
3C345 EB080 2.UVDATA.1
Freq = 6.6679 GHz, Bw = 2.000 MH No calibration applied and no bandpass applied

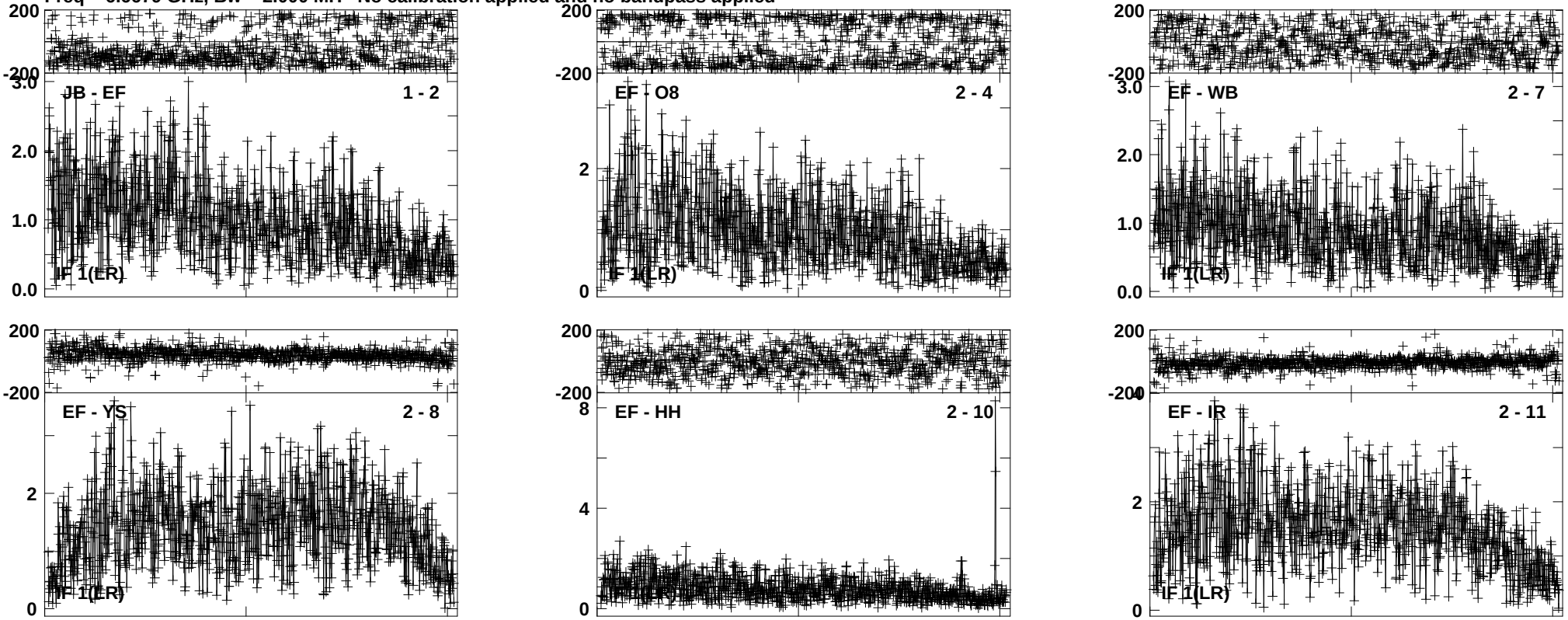

Lower frame: Milli Ampl Jy Top frame: Phas deg
Vector averaged cross-power spectrum Baseline: JB (01) - EF (02)
Timerange: 00/22:13:34 to 00/22:23:32

Plot file version 23 created 07-AUG-2020 19:10:02
J1912+0518 EB080 2.UVDATA.1
Freq = 6.6679 GHz, Bw = 2.000 MH No calibration applied and no bandpass applied

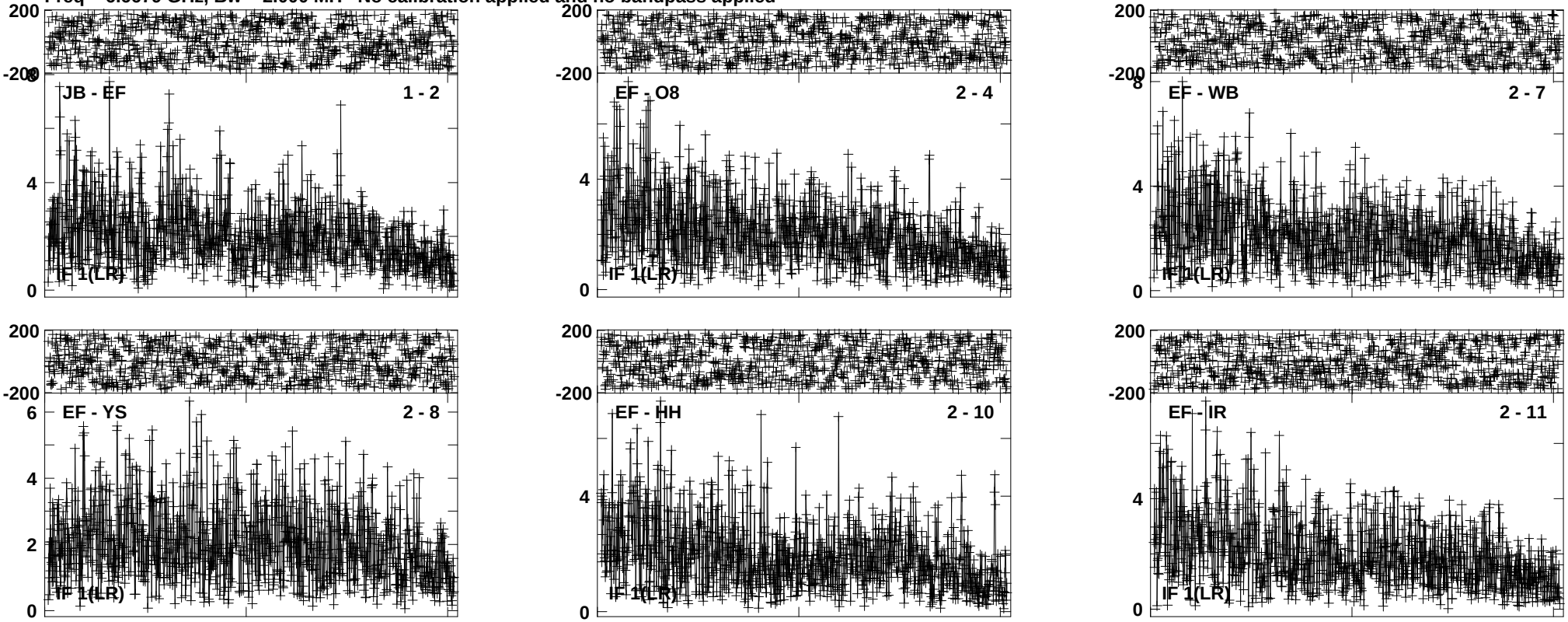

Lower frame: Milli Ampl Jy Top frame: Phas deg
Vector averaged cross-power spectrum Baseline: JB (01) - EF (02)
Timerange: 00/22:27:13 to 00/22:28:58

Plot file version 24 created 07-AUG-2020 19:10:02
G43.171 EB080 2.UVDATA.1
Freq = 6.6679 GHz, Bw = 2.000 MH No calibration applied and no bandpass applied

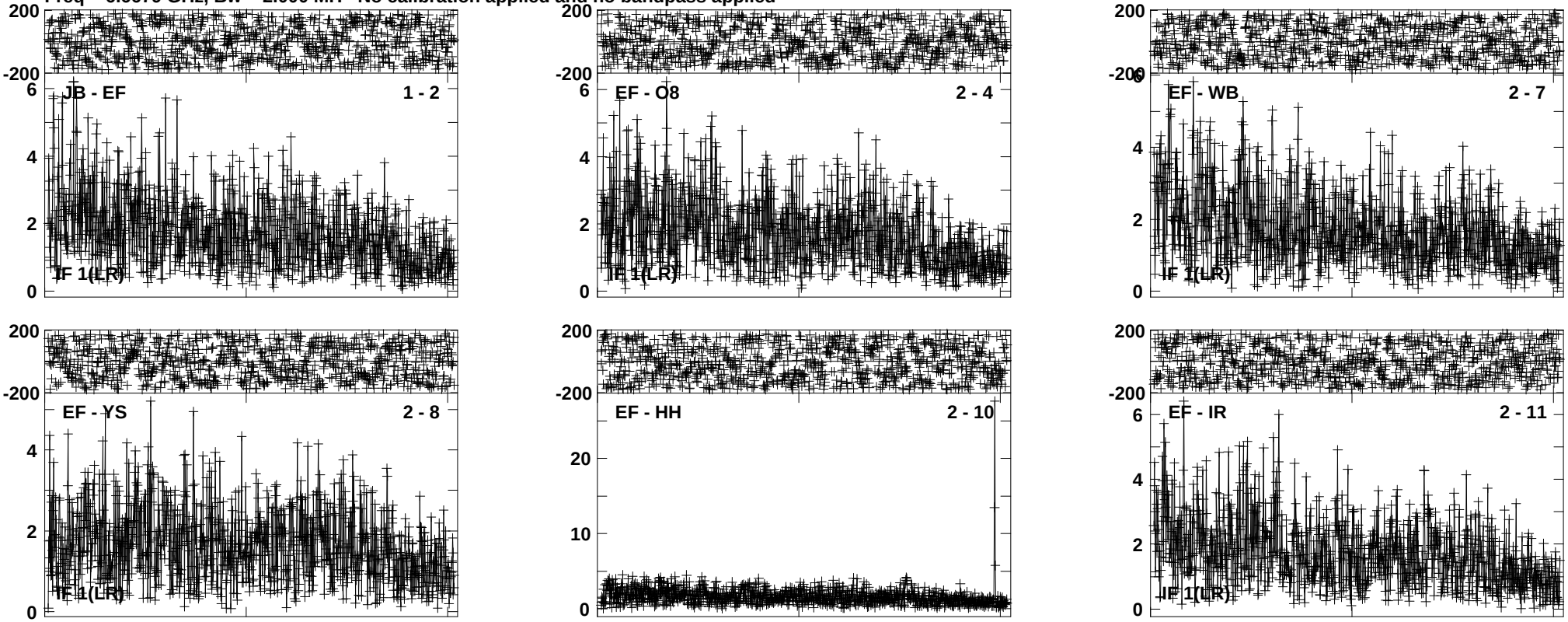

Lower frame: Milli Ampl Jy Top frame: Phas deg
Vector averaged cross-power spectrum Baseline: JB (01) - EF (02)
Timerange: 00/22:28:59 to 00/22:32:13

Plot file version 25 created 07-AUG-2020 19:10:03
J1912+0518 EB080 2.UVDATA.1
Freq = 6.6679 GHz, Bw = 2.000 MH No calibration applied and no bandpass applied

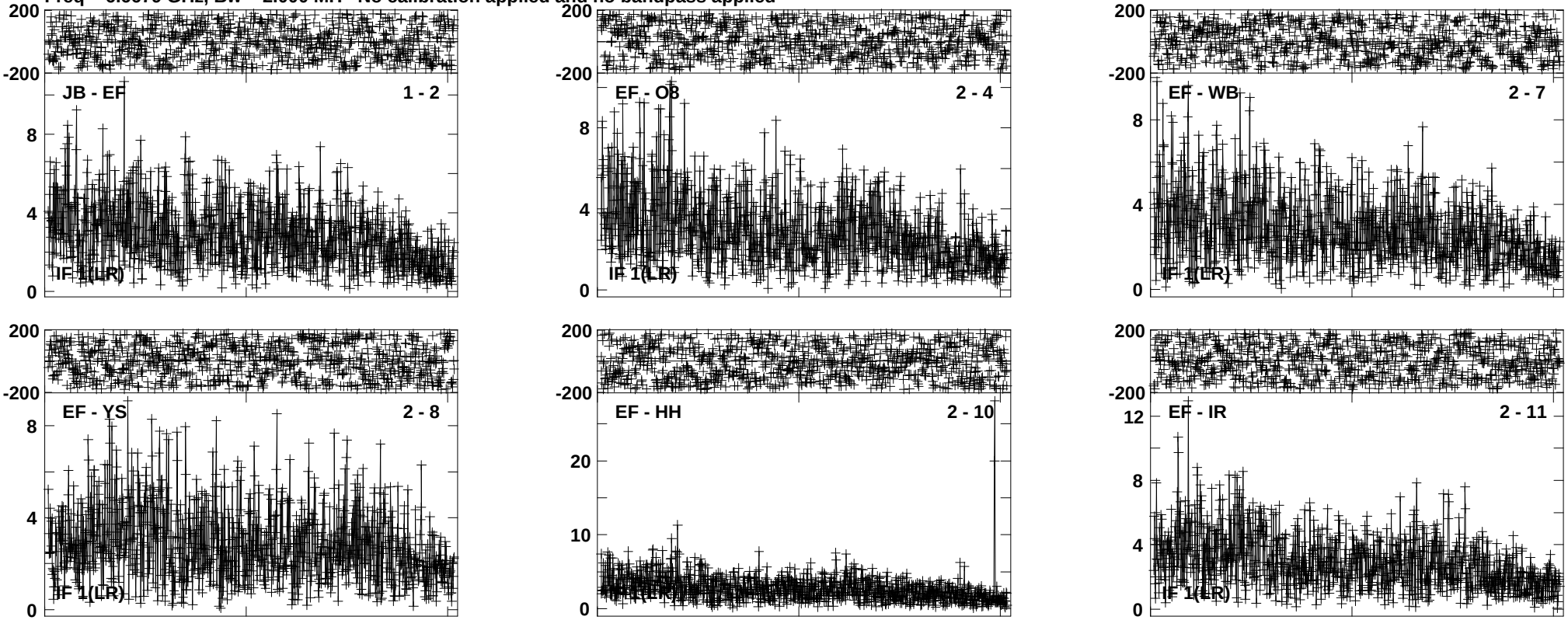

Lower frame: Milli Ampl Jy Top frame: Phas deg
Vector averaged cross-power spectrum Baseline: JB (01) - EF (02)
Timerange: 00/22:32:13 to 00/22:33:57

Plot file version 26 created 07-AUG-2020 19:10:04
G43.165 EB080 2.UVDATA.1
Freq = 6.6679 GHz, Bw = 2.000 MH No calibration applied and no bandpass applied

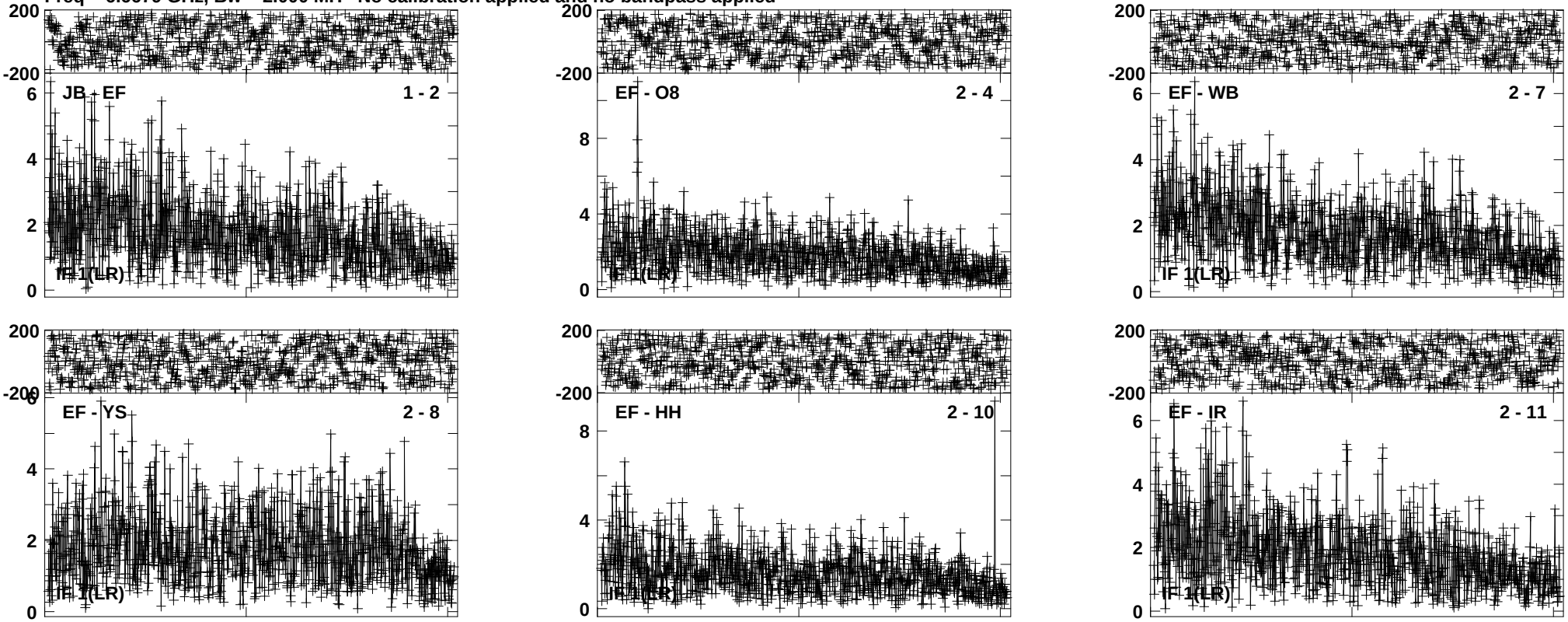

Lower frame: Milli Ampl Jy Top frame: Phas deg
Vector averaged cross-power spectrum Baseline: JB (01) - EF (02)
Timerange: 00/22:33:58 to 00/22:37:13

Plot file version 27 created 07-AUG-2020 19:10:05
J1912+0518 EB080 2.UVDATA.1
Freq = 6.6679 GHz, Bw = 2.000 MH No calibration applied and no bandpass applied

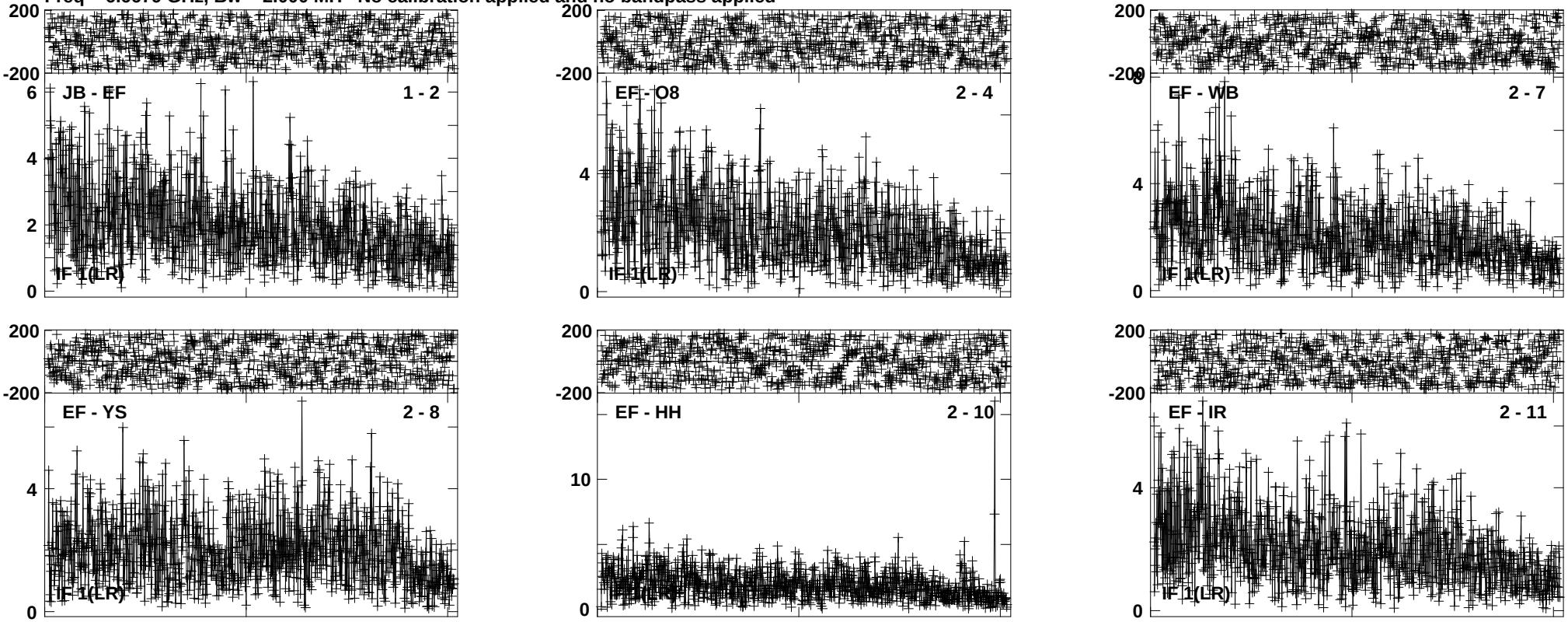

Lower frame: Milli Ampl Jy Top frame: Phas deg
Vector averaged cross-power spectrum Baseline: JB (01) - EF (02)
Timerange: 00/22:38:03 to 00/22:39:48

Plot file version 28 created 07-AUG-2020 19:10:05
G43.149 EB080 2.UVDATA.1
Freq = 6.6679 GHz, Bw = 2.000 MH No calibration applied and no bandpass applied

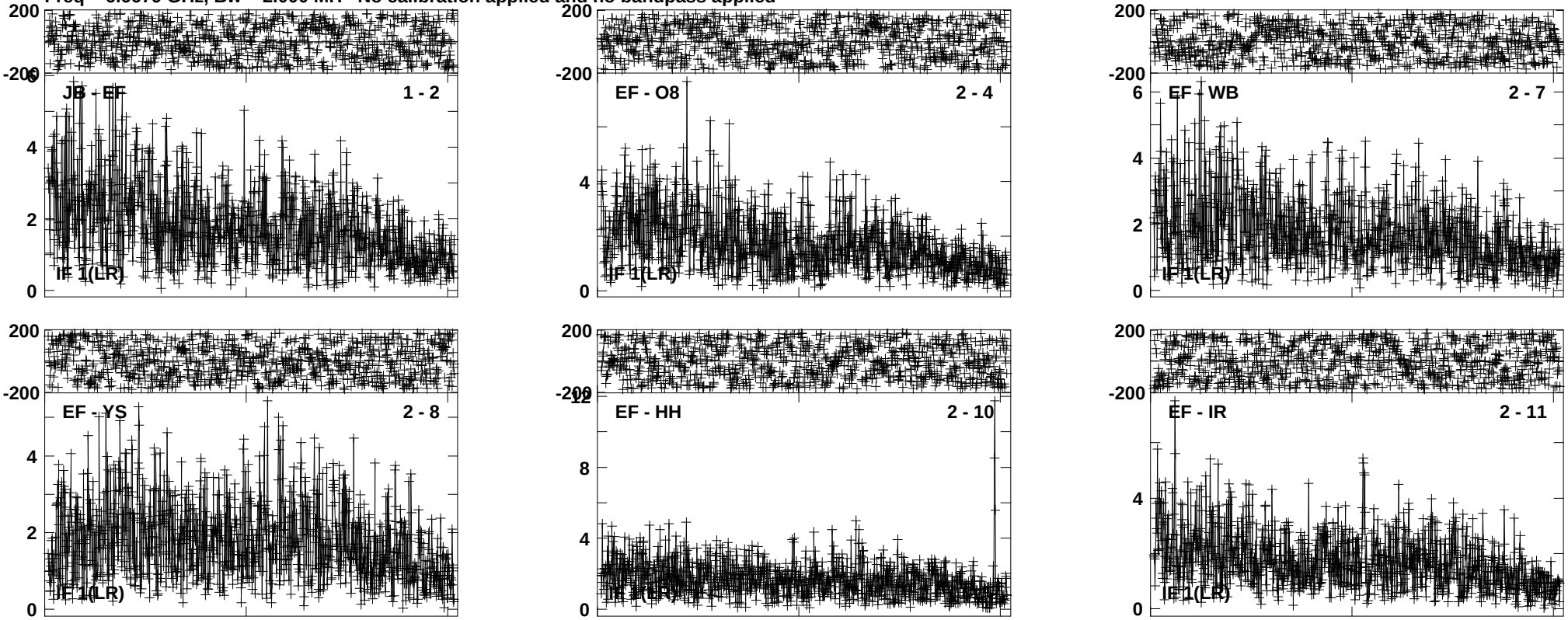

Lower frame: Milli Ampl Jy Top frame: Phas deg
Vector averaged cross-power spectrum Baseline: JB (01) - EF (02)
Timerange: 00/22:39:48 to 00/22:43:03

Plot file version 29 created 07-AUG-2020 19:10:06
J1912+0518 EB080 2.UVDATA.1
Freq = 6.6679 GHz, Bw = 2.000 MH No calibration applied and no bandpass applied

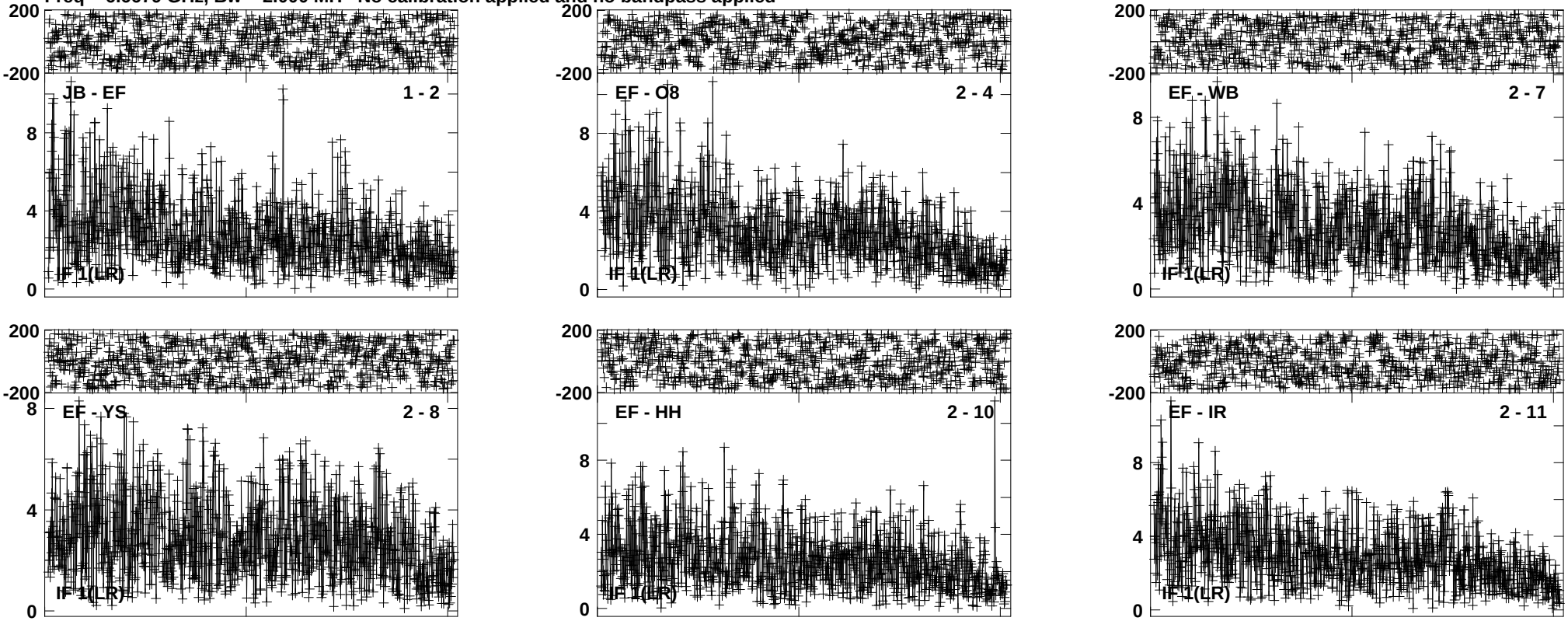

Lower frame: Milli Ampl Jy Top frame: Phas deg
Vector averaged cross-power spectrum Baseline: JB (01) - EF (02)
Timerange: 00/22:43:04 to 00/22:44:47

Plot file version 30 created 07-AUG-2020 19:10:07
G43.167 EB080 2.UVDATA.1
Freq = 6.6679 GHz, Bw = 2.000 MH No calibration applied and no bandpass applied

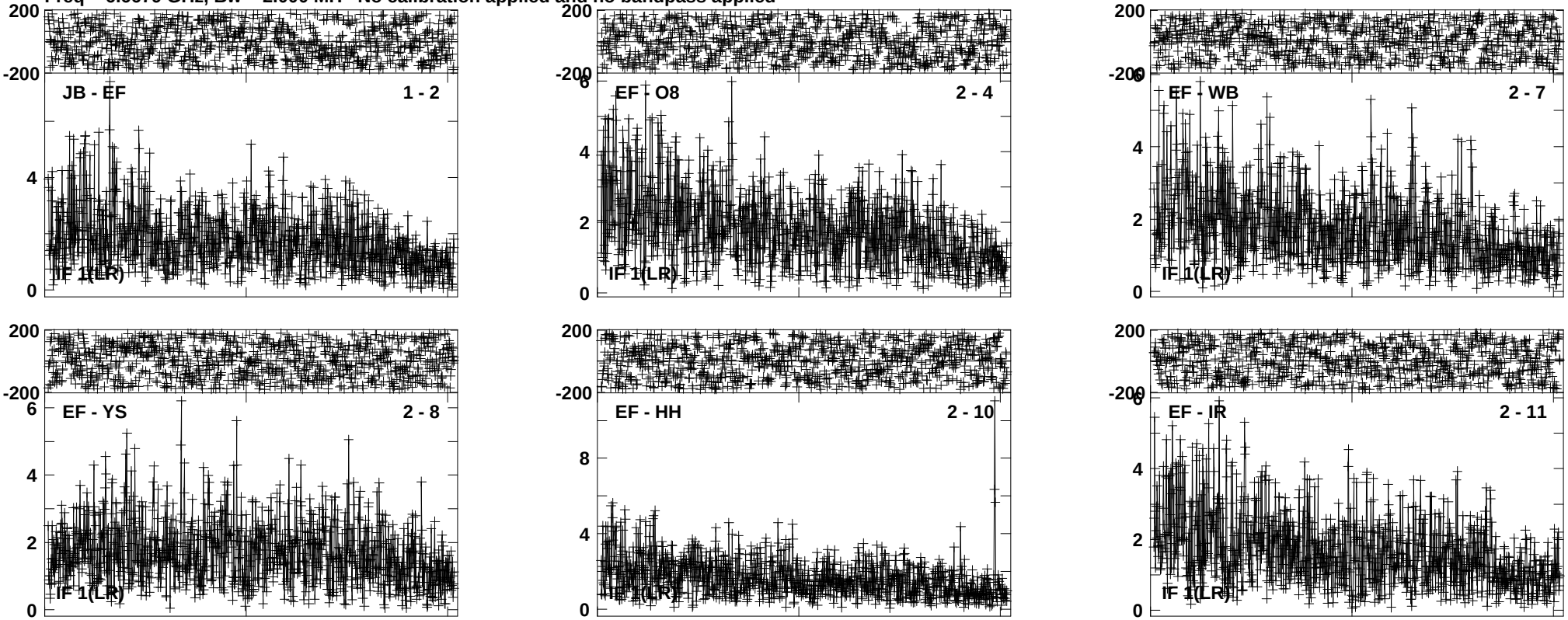

Lower frame: Milli Ampl Jy Top frame: Phas deg
Vector averaged cross-power spectrum Baseline: JB (01) - EF (02)
Timerange: 00/22:44:49 to 00/22:48:03

Plot file version 31 created 07-AUG-2020 19:10:07
J1912+0518 EB080 2.UVDATA.1
Freq = 6.6679 GHz, Bw = 2.000 MH No calibration applied and no bandpass applied

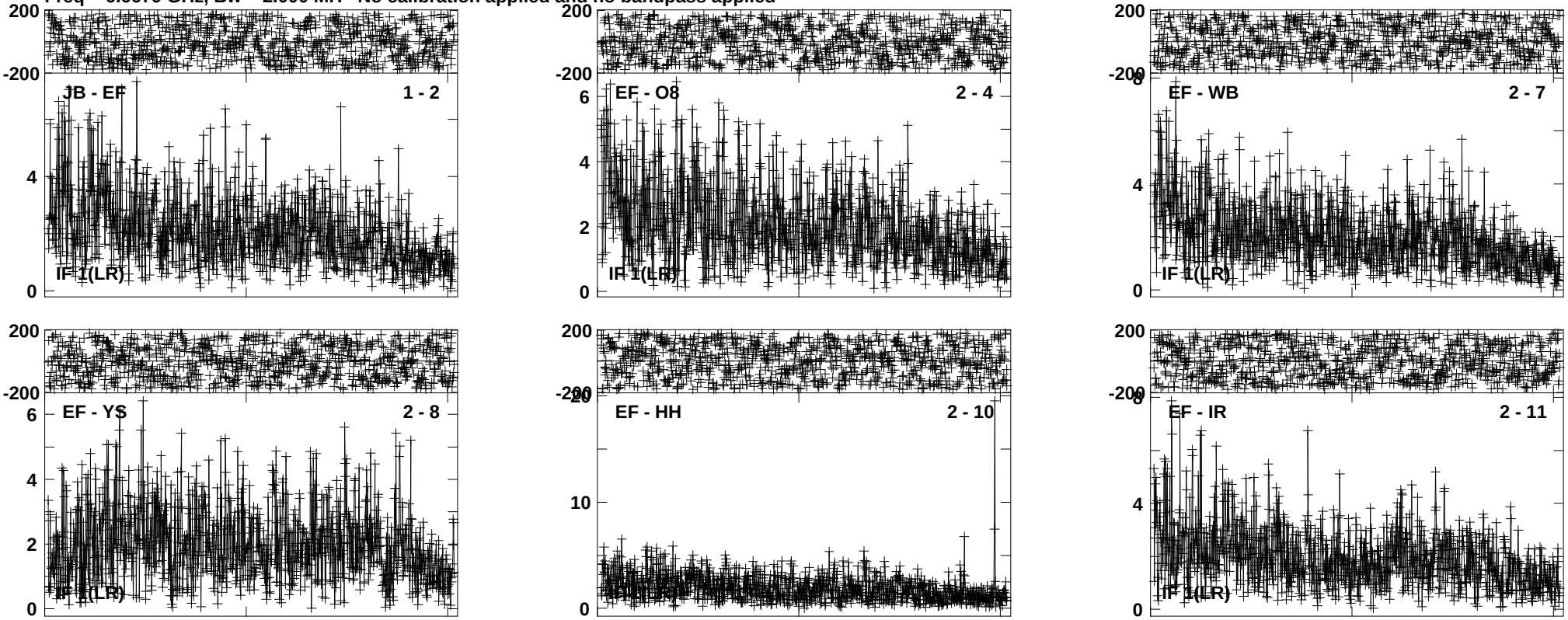

Lower frame: Milli Ampl Jy Top frame: Phas deg
Vector averaged cross-power spectrum Baseline: JB (01) - EF (02)
Timerange: 00/22:48:54 to 00/22:50:38

Plot file version 32 created 07-AUG-2020 19:10:08
G43.171 EB080 2.UVDATA.1
Freq = 6.6679 GHz, Bw = 2.000 MH No calibration applied and no bandpass applied

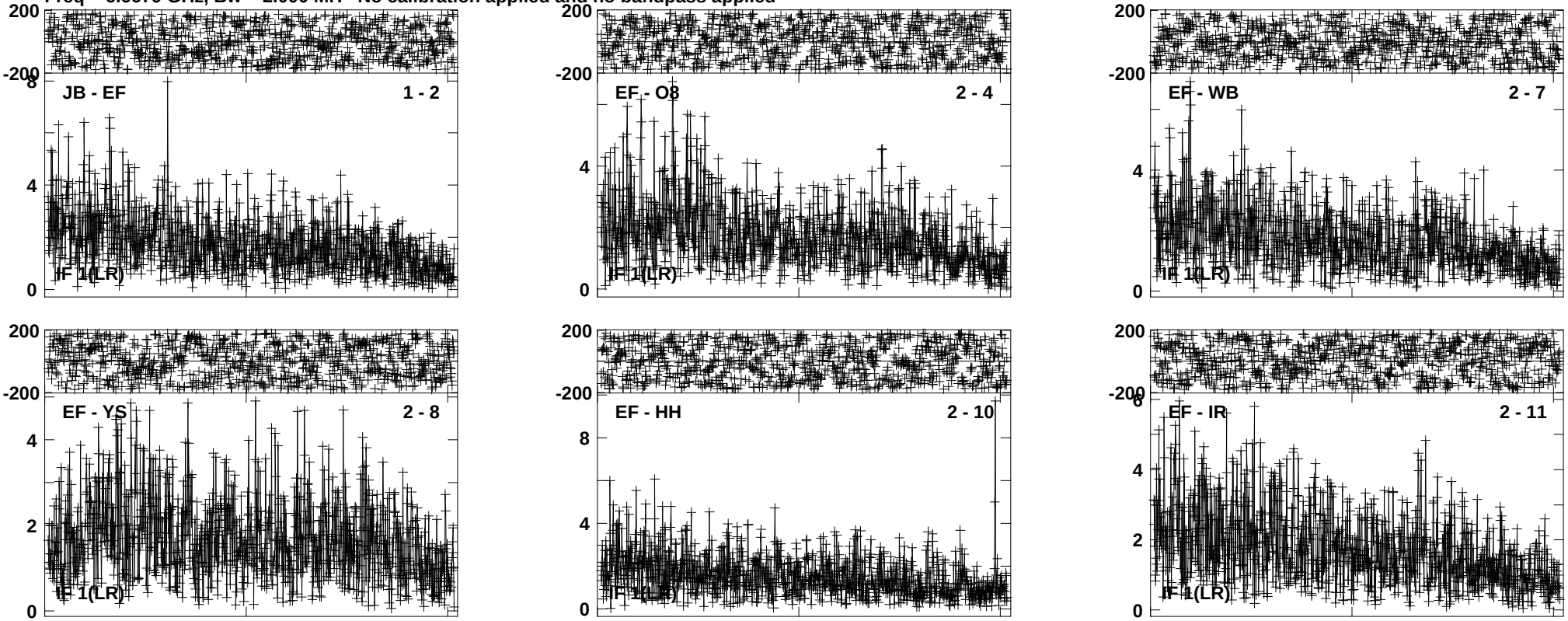

Lower frame: Milli Ampl Jy Top frame: Phas deg
Vector averaged cross-power spectrum Baseline: JB (01) - EF (02)
Timerange: 00/22:50:38 to 00/22:53:53

Plot file version 33 created 07-AUG-2020 19:10:09
J1912+0518 EB080 2.UVDATA.1
Freq = 6.6679 GHz, Bw = 2.000 MH No calibration applied and no bandpass applied

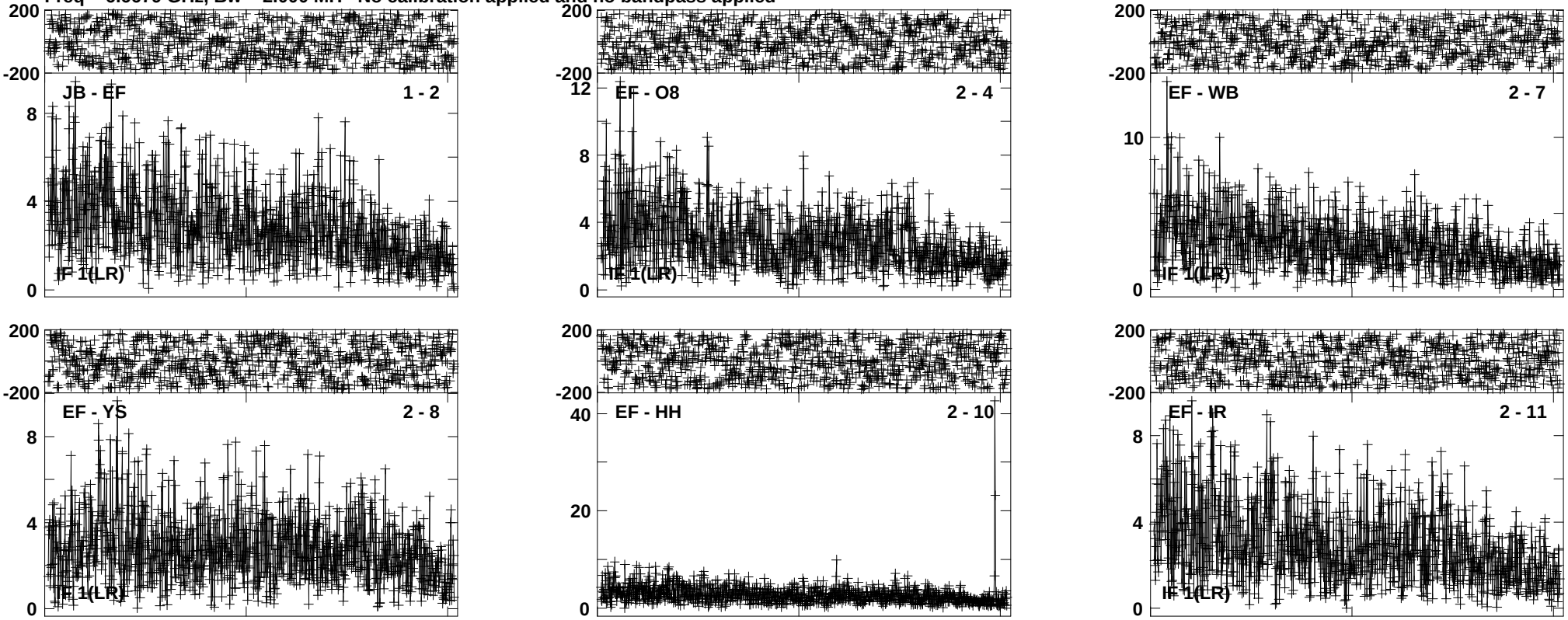

Lower frame: Milli Ampl Jy Top frame: Phas deg
Vector averaged cross-power spectrum Baseline: JB (01) - EF (02)
Timerange: 00/22:53:53 to 00/22:55:38

Plot file version 34 created 07-AUG-2020 19:10:10
G43.165 EB080 2.UVDATA.1
Freq = 6.6679 GHz, Bw = 2.000 MH No calibration applied and no bandpass applied

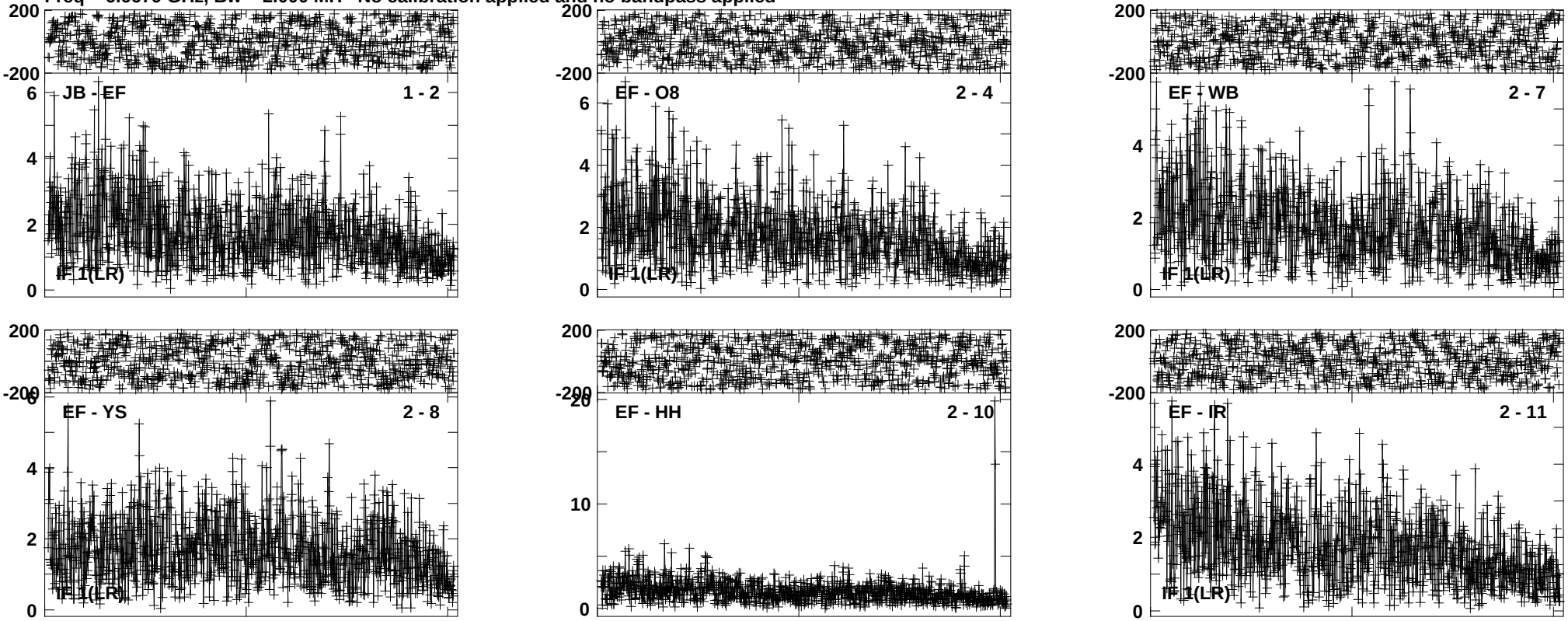

Lower frame: Milli Ampl Jy Top frame: Phas deg
Vector averaged cross-power spectrum Baseline: JB (01) - EF (02)
Timerange: 00/22:55:38 to 00/22:58:53

Plot file version 35 created 07-AUG-2020 19:10:11
J1912+0518 EB080 2.UVDATA.1
Freq = 6.6679 GHz, Bw = 2.000 MH No calibration applied and no bandpass applied

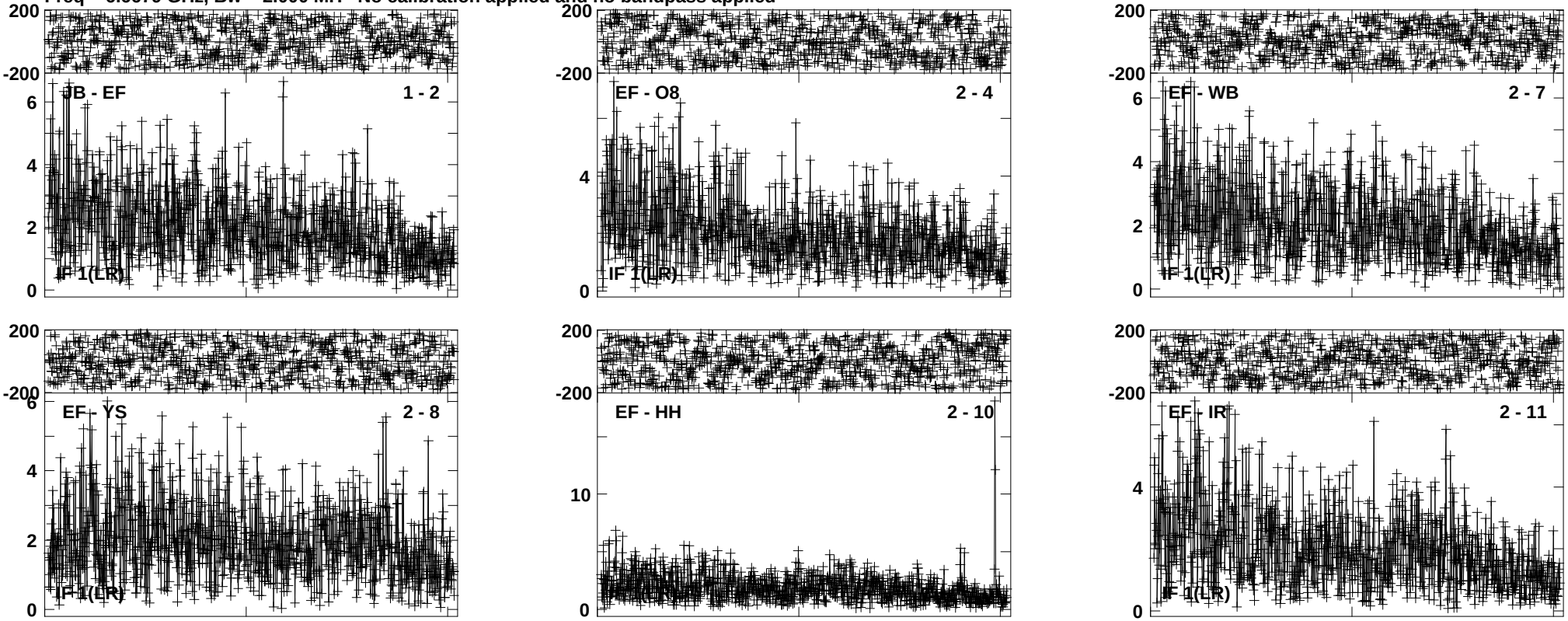

Lower frame: Milli Ampl Jy Top frame: Phas deg
Vector averaged cross-power spectrum Baseline: JB (01) - EF (02)
Timerange: 00/22:59:43 to 00/23:01:27

Plot file version 36 created 07-AUG-2020 19:10:11
G43.149 EB080 2.UVDATA.1
Freq = 6.6679 GHz, Bw = 2.000 MH No calibration applied and no bandpass applied

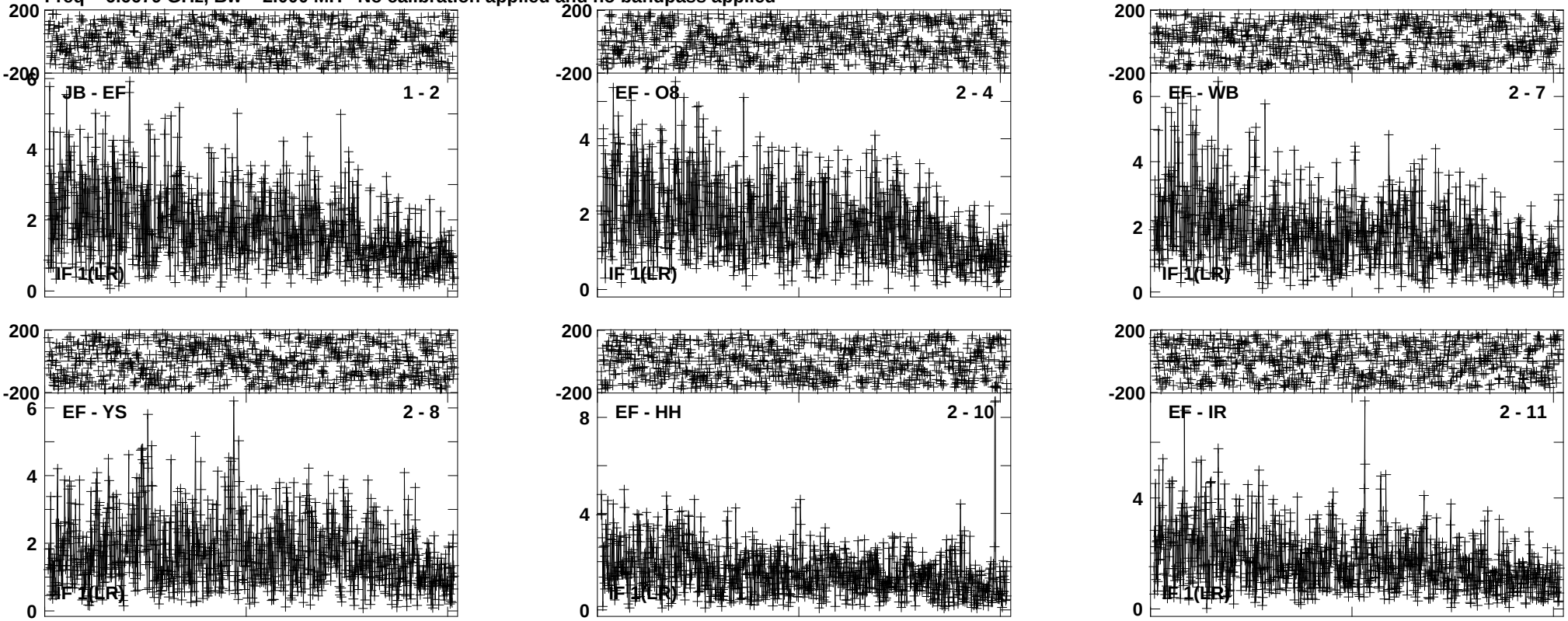

Lower frame: Milli Ampl Jy Top frame: Phas deg
Vector averaged cross-power spectrum Baseline: JB (01) - EF (02)
Timerange: 00/23:01:28 to 00/23:04:42

Plot file version 37 created 07-AUG-2020 19:10:12
J1912+0518 EB080 2.UVDATA.1
Freq = 6.6679 GHz, Bw = 2.000 MH No calibration applied and no bandpass applied

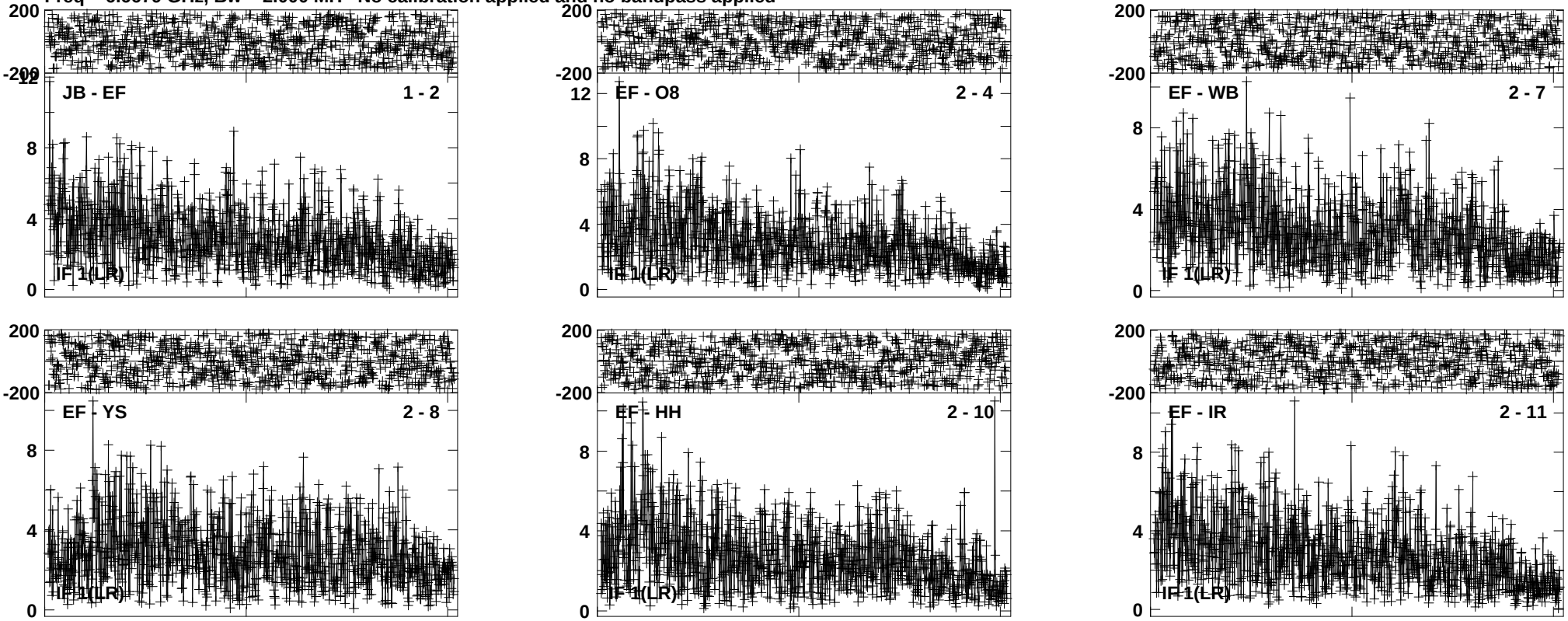

Lower frame: Milli Ampl Jy Top frame: Phas deg
Vector averaged cross-power spectrum Baseline: JB (01) - EF (02)
Timerange: 00/23:04:44 to 00/23:06:28

Plot file version 38 created 07-AUG-2020 19:10:13
G43.167 EB080 2.UVDATA.1
Freq = 6.6679 GHz, Bw = 2.000 MH No calibration applied and no bandpass applied

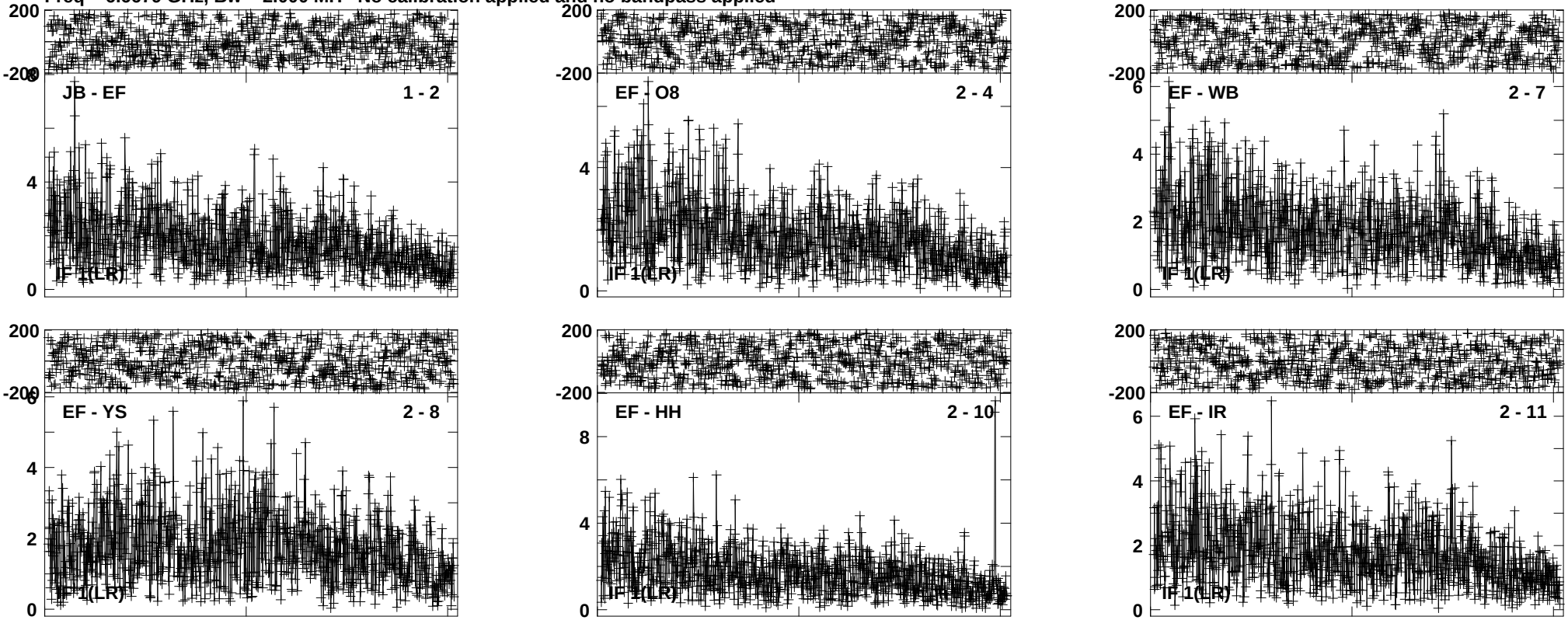

Lower frame: Milli Ampl Jy Top frame: Phas deg
Vector averaged cross-power spectrum Baseline: JB (01) - EF (02)
Timerange: 00/23:06:28 to 00/23:09:43

Plot file version 39 created 07-AUG-2020 19:10:14
J1912+0518 EB080 2.UVDATA.1
Freq = 6.6679 GHz, Bw = 2.000 MH No calibration applied and no bandpass applied

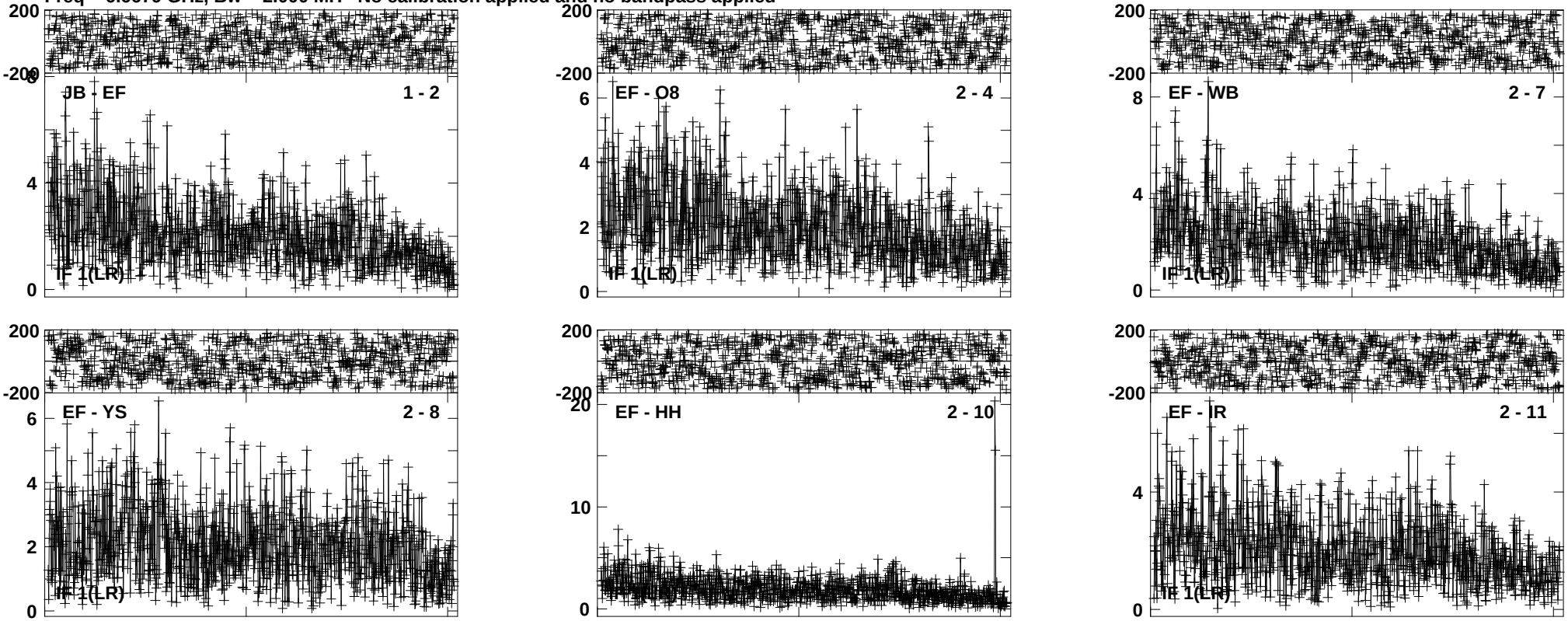

Lower frame: Milli Ampl Jy Top frame: Phas deg
Vector averaged cross-power spectrum Baseline: JB (01) - EF (02)
Timerange: 00/23:10:33 to 00/23:12:17

Plot file version 40 created 07-AUG-2020 19:10:14
G43.171 EB080 2.UVDATA.1
Freq = 6.6679 GHz, Bw = 2.000 MH No calibration applied and no bandpass applied

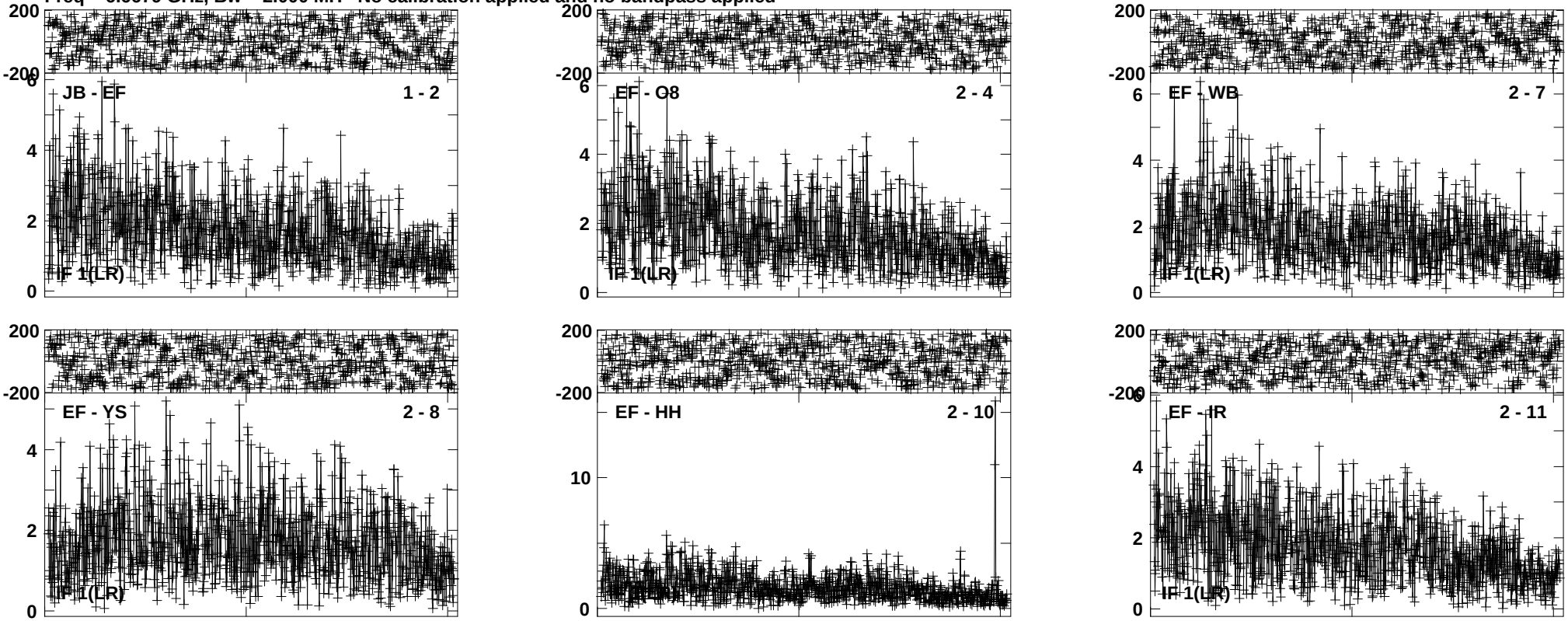

Lower frame: Milli Ampl Jy Top frame: Phas deg
Vector averaged cross-power spectrum Baseline: JB (01) - EF (02)
Timerange: 00/23:12:19 to 00/23:15:33

Plot file version 41 created 07-AUG-2020 19:10:15
J1912+0518 EB080 2.UVDATA.1
Freq = 6.6679 GHz, Bw = 2.000 MH No calibration applied and no bandpass applied

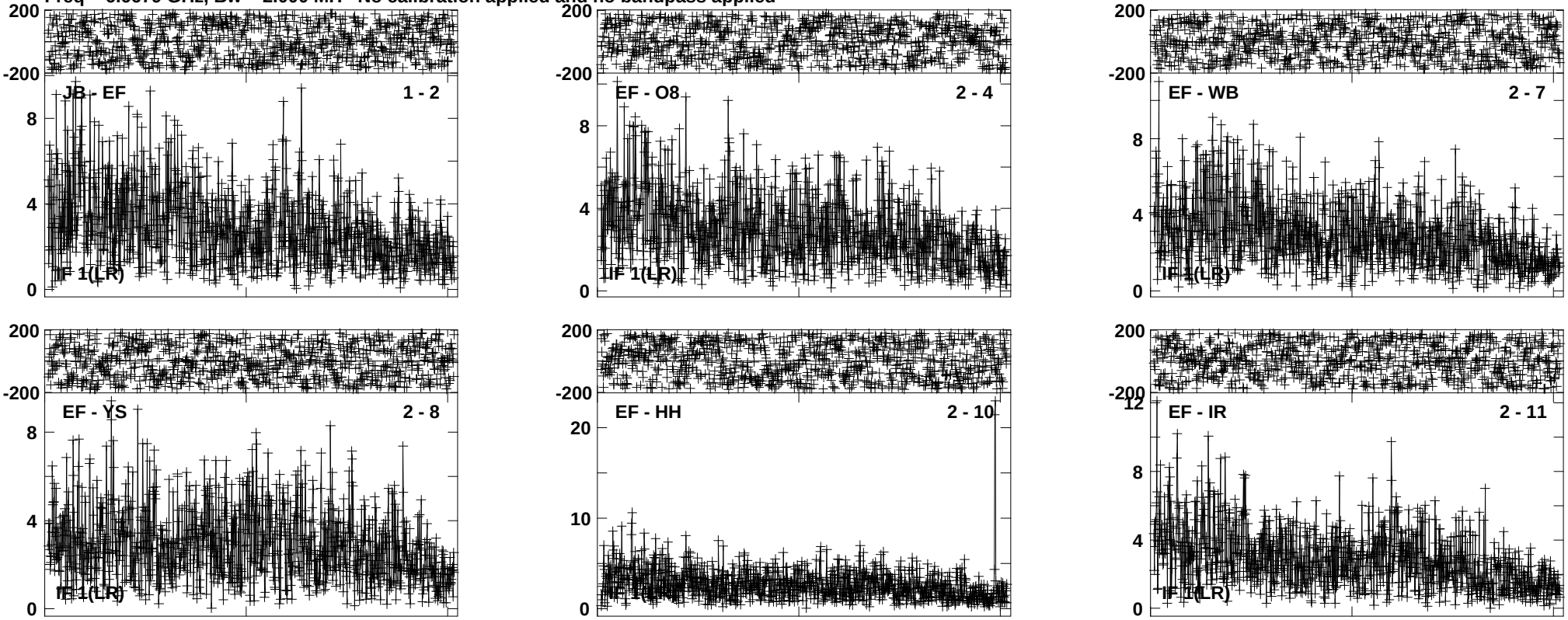

Lower frame: Milli Ampl Jy Top frame: Phas deg
Vector averaged cross-power spectrum Baseline: JB (01) - EF (02)
Timerange: 00/23:15:33 to 00/23:17:18

Plot file version 42 created 07-AUG-2020 19:10:16
G43.165 EB080 2.UVDATA.1
Freq = 6.6679 GHz, Bw = 2.000 MH No calibration applied and no bandpass applied

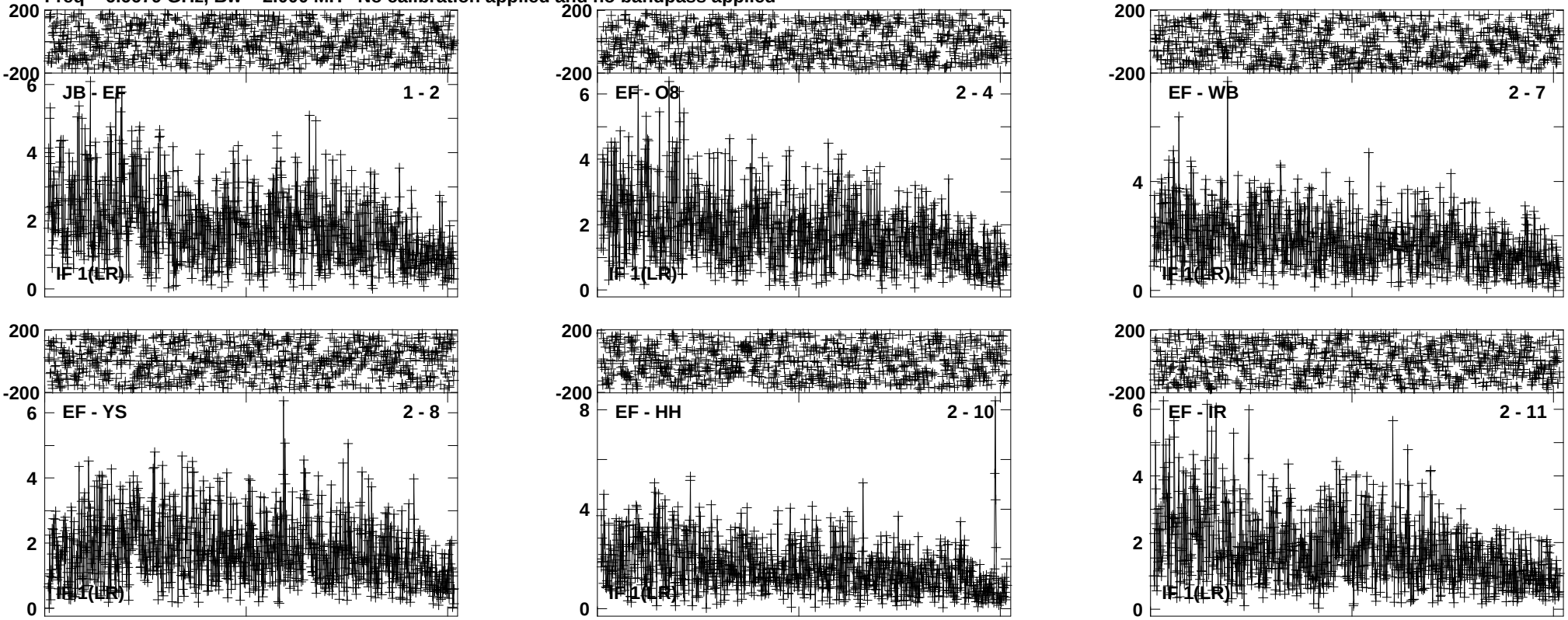

Lower frame: Milli Ampl Jy Top frame: Phas deg
Vector averaged cross-power spectrum Baseline: JB (01) - EF (02)
Timerange: 00/23:17:18 to 00/23:20:33

Plot file version 43 created 07-AUG-2020 19:10:16
J1912+0518 EB080 2.UVDATA.1
Freq = 6.6679 GHz, Bw = 2.000 MH No calibration applied and no bandpass applied

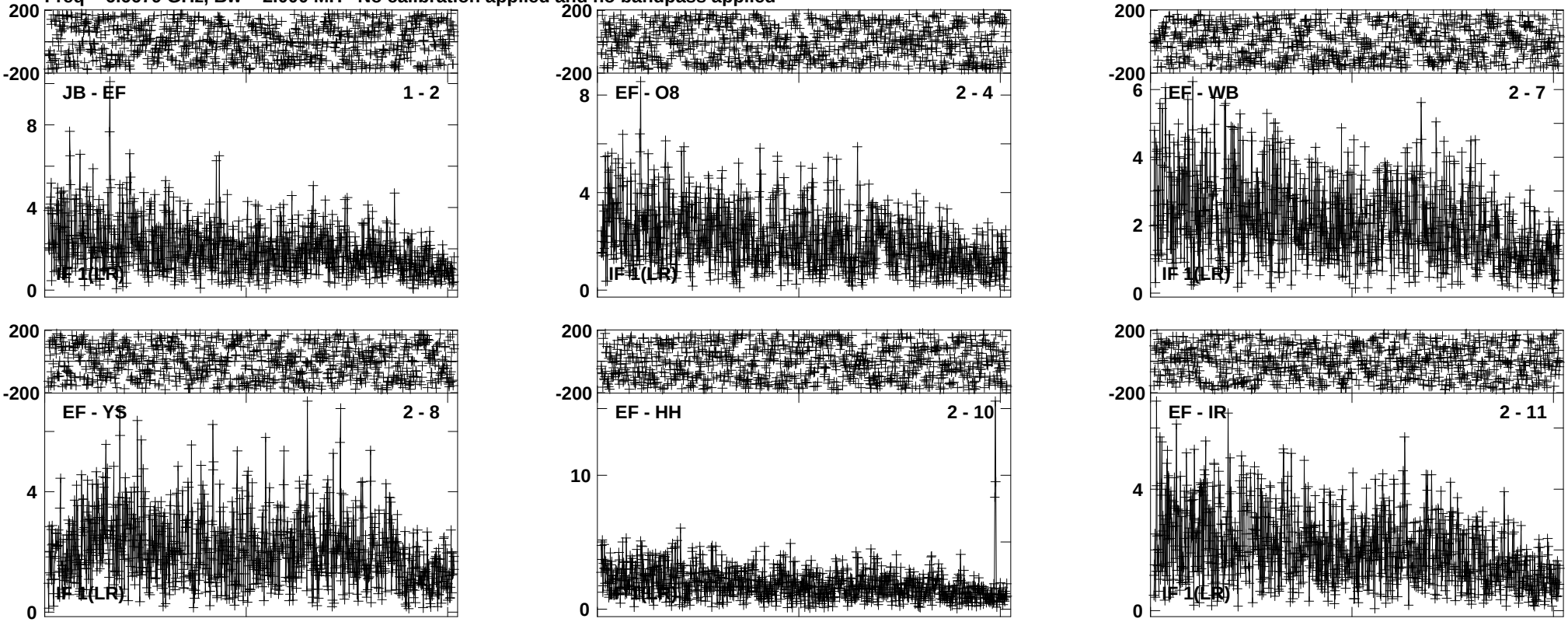

Lower frame: Milli Ampl Jy Top frame: Phas deg
Vector averaged cross-power spectrum Baseline: JB (01) - EF (02)
Timerange: 00/23:21:23 to 00/23:23:08

Plot file version 44 created 07-AUG-2020 19:10:17
G43.149 EB080 2.UVDATA.1
Freq = 6.6679 GHz, Bw = 2.000 MH No calibration applied and no bandpass applied

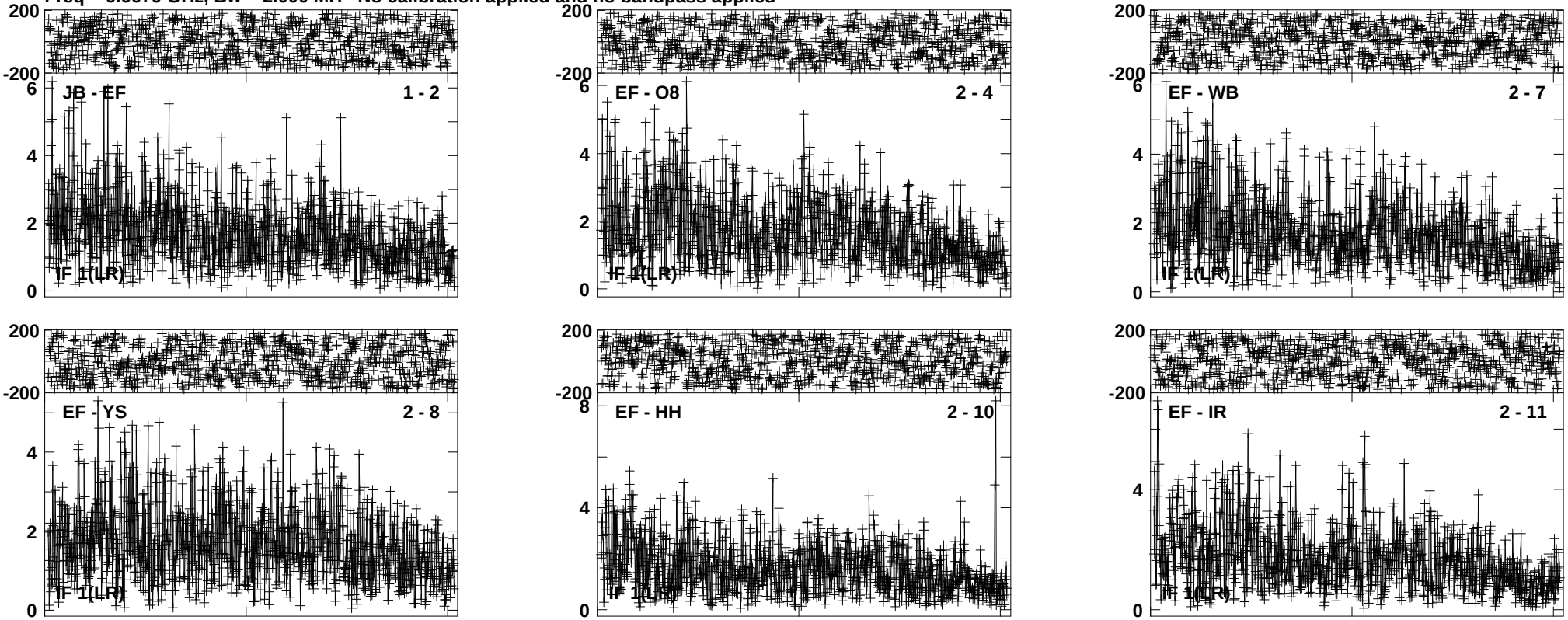

Lower frame: Milli Ampl Jy Top frame: Phas deg
Vector averaged cross-power spectrum Baseline: JB (01) - EF (02)
Timerange: 00/23:23:08 to 00/23:26:22

Plot file version 45 created 07-AUG-2020 19:10:18
J1912+0518 EB080 2.UVDATA.1
Freq = 6.6679 GHz, Bw = 2.000 MH No calibration applied and no bandpass applied

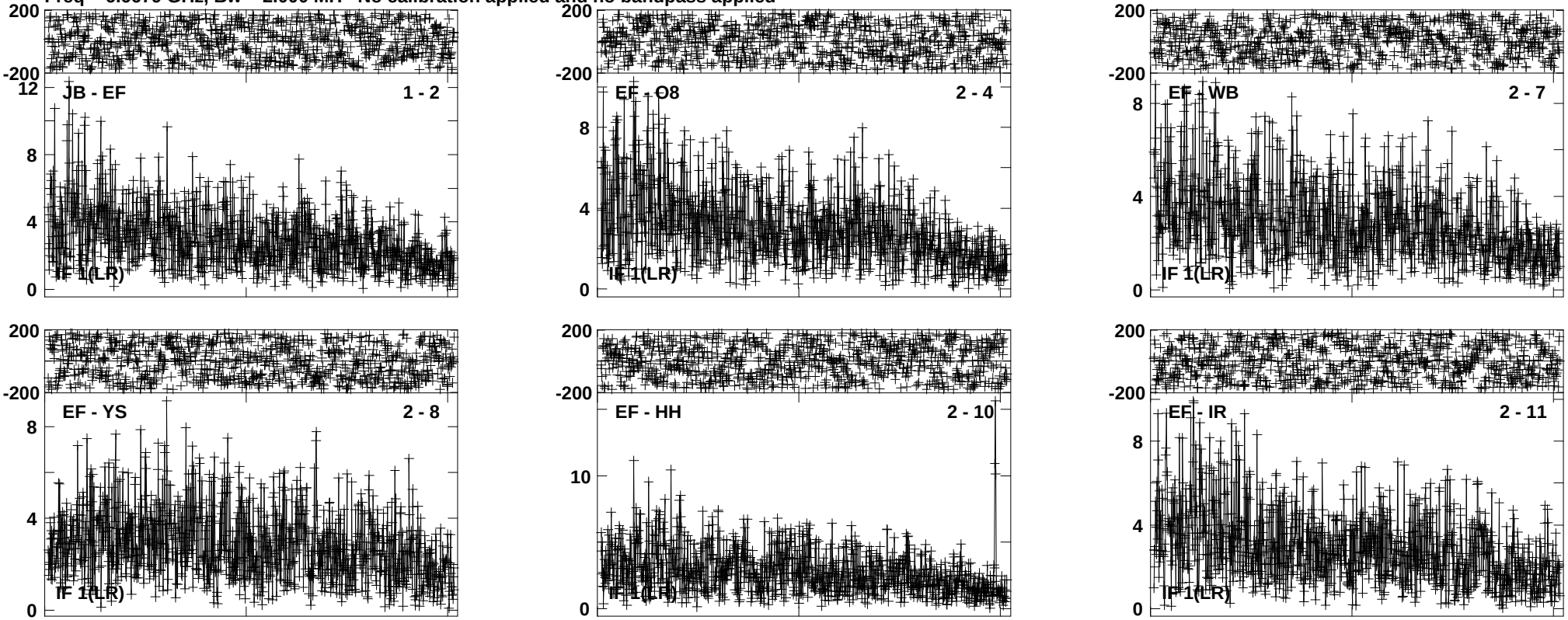

Lower frame: Milli Ampl Jy Top frame: Phas deg
Vector averaged cross-power spectrum Baseline: JB (01) - EF (02)
Timerange: 00/23:26:24 to 00/23:28:08

Plot file version 46 created 07-AUG-2020 19:10:18
G43.167 EB080 2.UVDATA.1
Freq = 6.6679 GHz, Bw = 2.000 MH No calibration applied and no bandpass applied

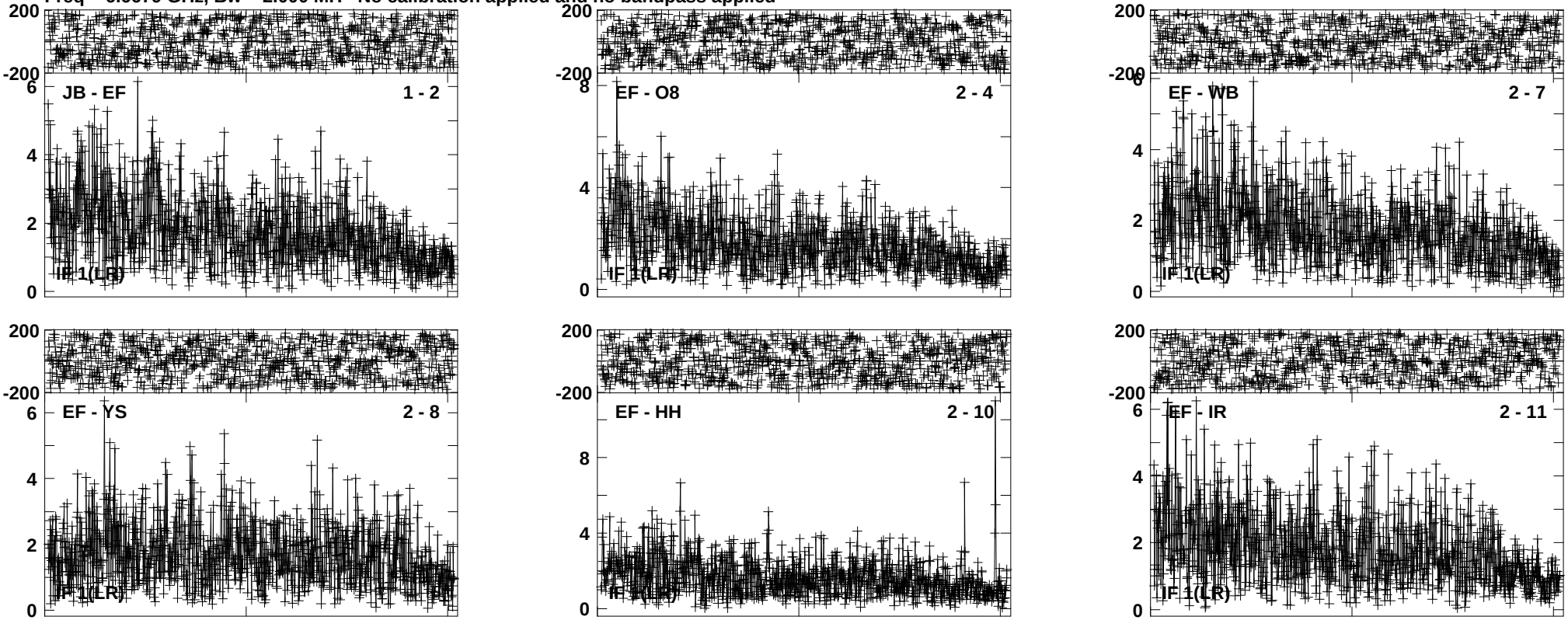

Lower frame: Milli Ampl Jy Top frame: Phas deg
Vector averaged cross-power spectrum Baseline: JB (01) - EF (02)
Timerange: 00/23:28:09 to 00/23:31:23

Plot file version 47 created 07-AUG-2020 19:10:19
J1912+0518 EB080 2.UVDATA.1
Freq = 6.6679 GHz, Bw = 2.000 MH No calibration applied and no bandpass applied

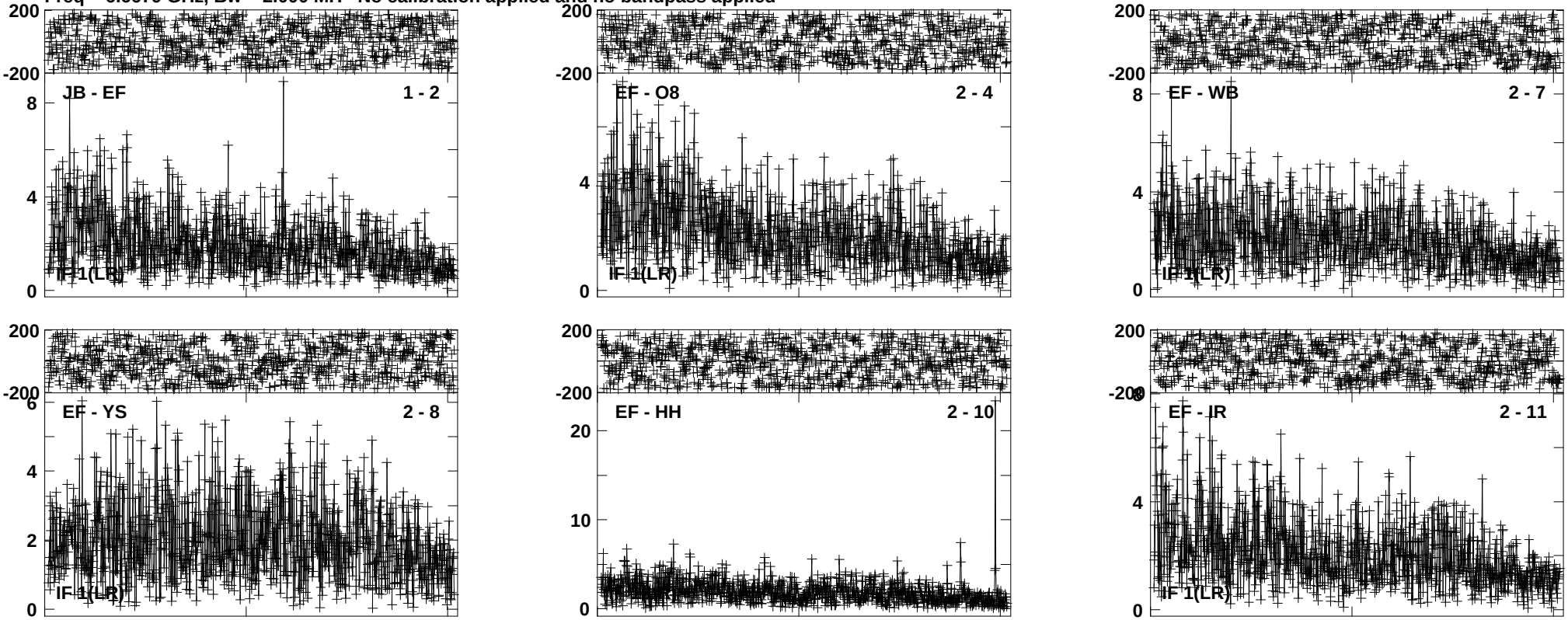

Lower frame: Milli Ampl Jy Top frame: Phas deg
Vector averaged cross-power spectrum Baseline: JB (01) - EF (02)
Timerange: 00/23:32:13 to 00/23:33:58

Plot file version 48 created 07-AUG-2020 19:10:20
G43.171 EB080 2.UVDATA.1
Freq = 6.6679 GHz, Bw = 2.000 MH No calibration applied and no bandpass applied

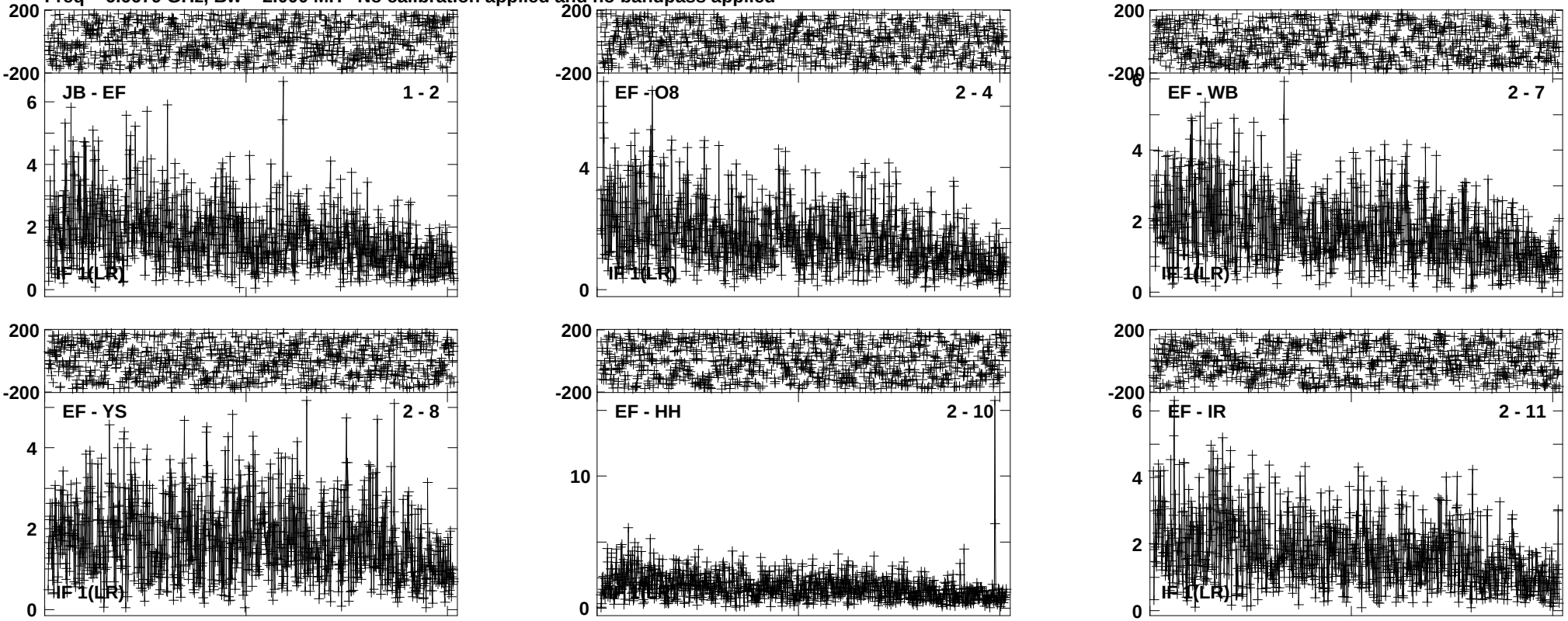

Lower frame: Milli Ampl Jy Top frame: Phas deg
Vector averaged cross-power spectrum Baseline: JB (01) - EF (02)
Timerange: 00/23:33:58 to 00/23:37:13

Plot file version 49 created 07-AUG-2020 19:10:21
J1912+0518 EB080 2.UVDATA.1
Freq = 6.6679 GHz, Bw = 2.000 MH No calibration applied and no bandpass applied

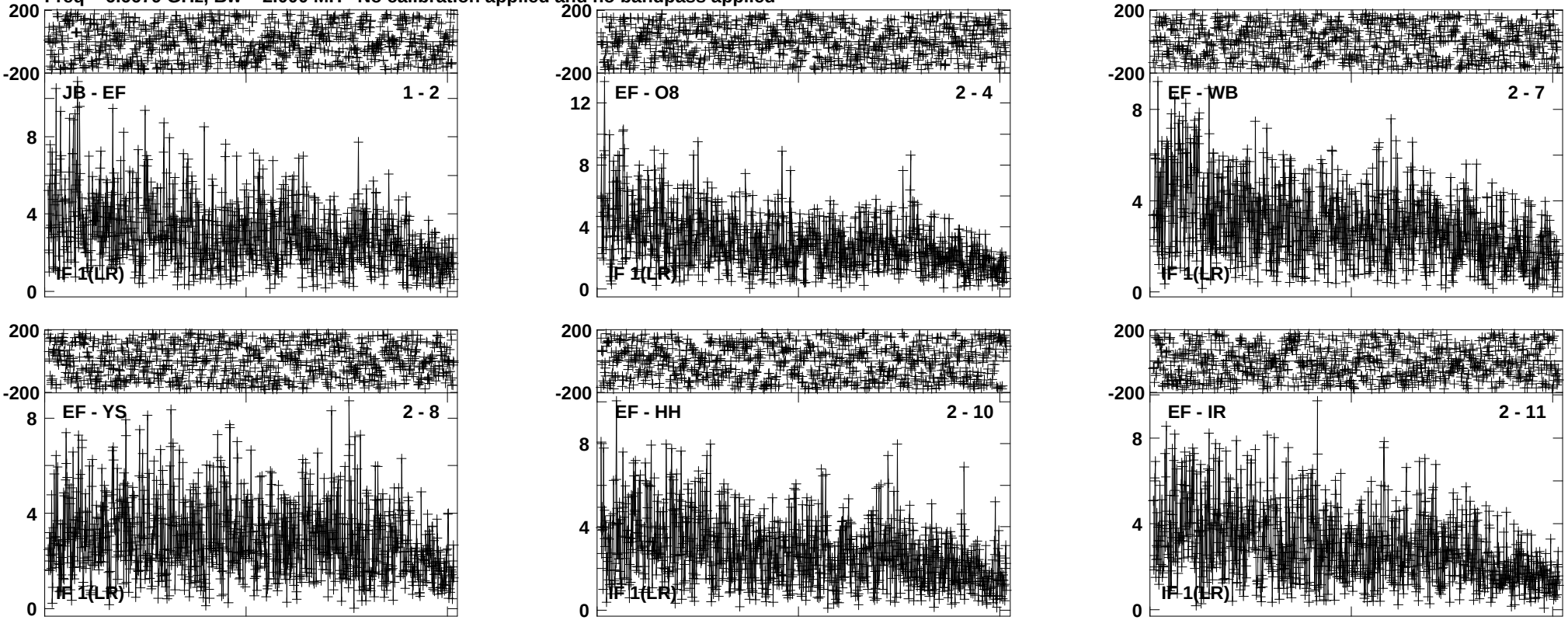

Lower frame: Milli Ampl Jy Top frame: Phas deg
Vector averaged cross-power spectrum Baseline: JB (01) - EF (02)
Timerange: 00/23:37:13 to 00/23:38:58

Plot file version 50 created 07-AUG-2020 19:10:21
G43.165 EB080 2.UVDATA.1
Freq = 6.6679 GHz, Bw = 2.000 MH No calibration applied and no bandpass applied

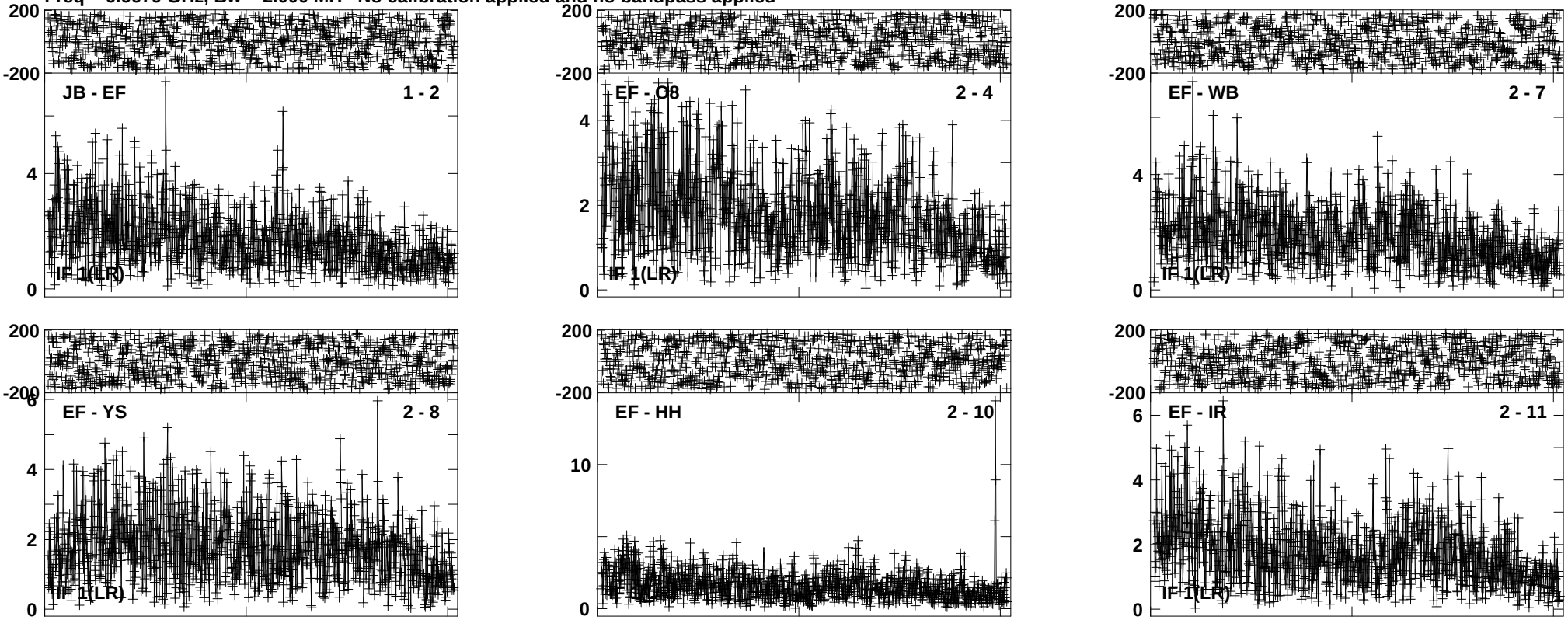

Lower frame: Milli Ampl Jy Top frame: Phas deg
Vector averaged cross-power spectrum Baseline: JB (01) - EF (02)
Timerange: 00/23:38:58 to 00/23:42:12

Plot file version 51 created 07-AUG-2020 19:10:22
J1912+0518 EB080 2.UVDATA.1
Freq = 6.6679 GHz, Bw = 2.000 MH No calibration applied and no bandpass applied

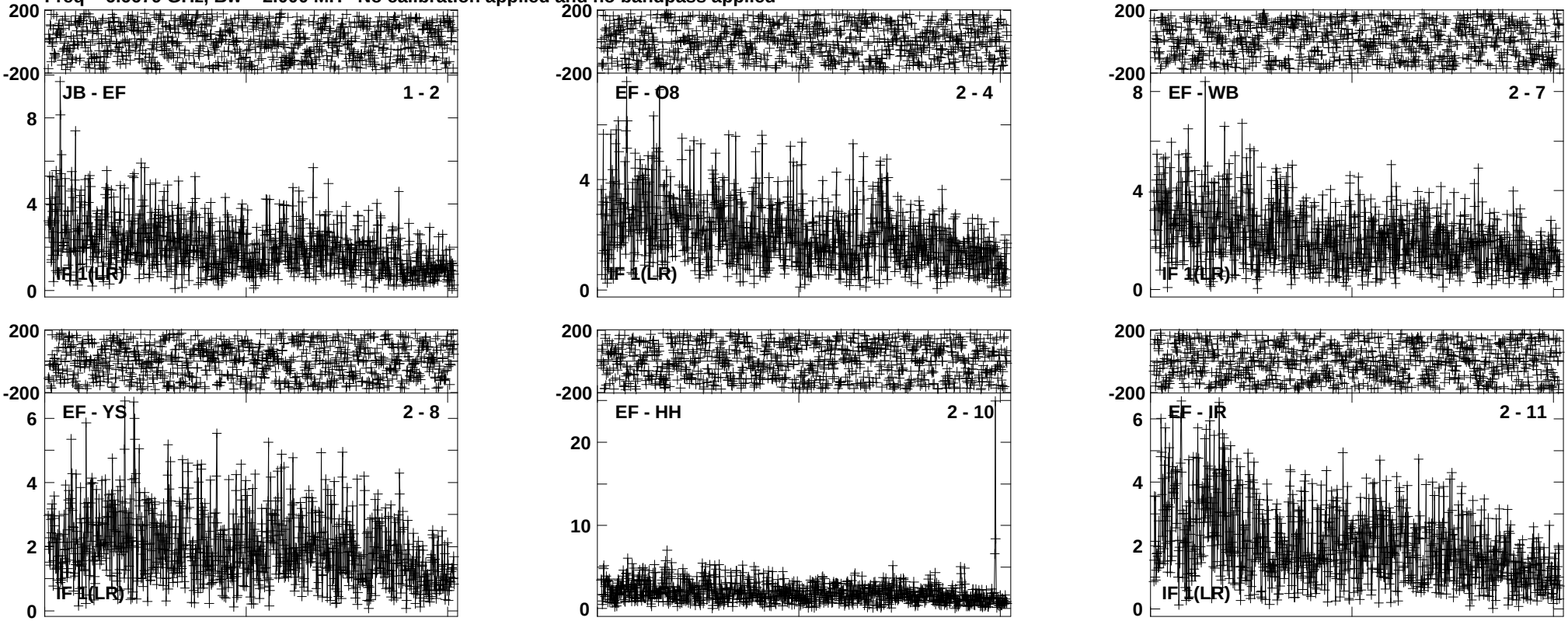

Lower frame: Milli Ampl Jy Top frame: Phas deg
Vector averaged cross-power spectrum Baseline: JB (01) - EF (02)
Timerange: 00/23:43:03 to 00/23:44:48

Plot file version 52 created 07-AUG-2020 19:10:23
G43.149 EB080 2.UVDATA.1
Freq = 6.6679 GHz, Bw = 2.000 MH No calibration applied and no bandpass applied

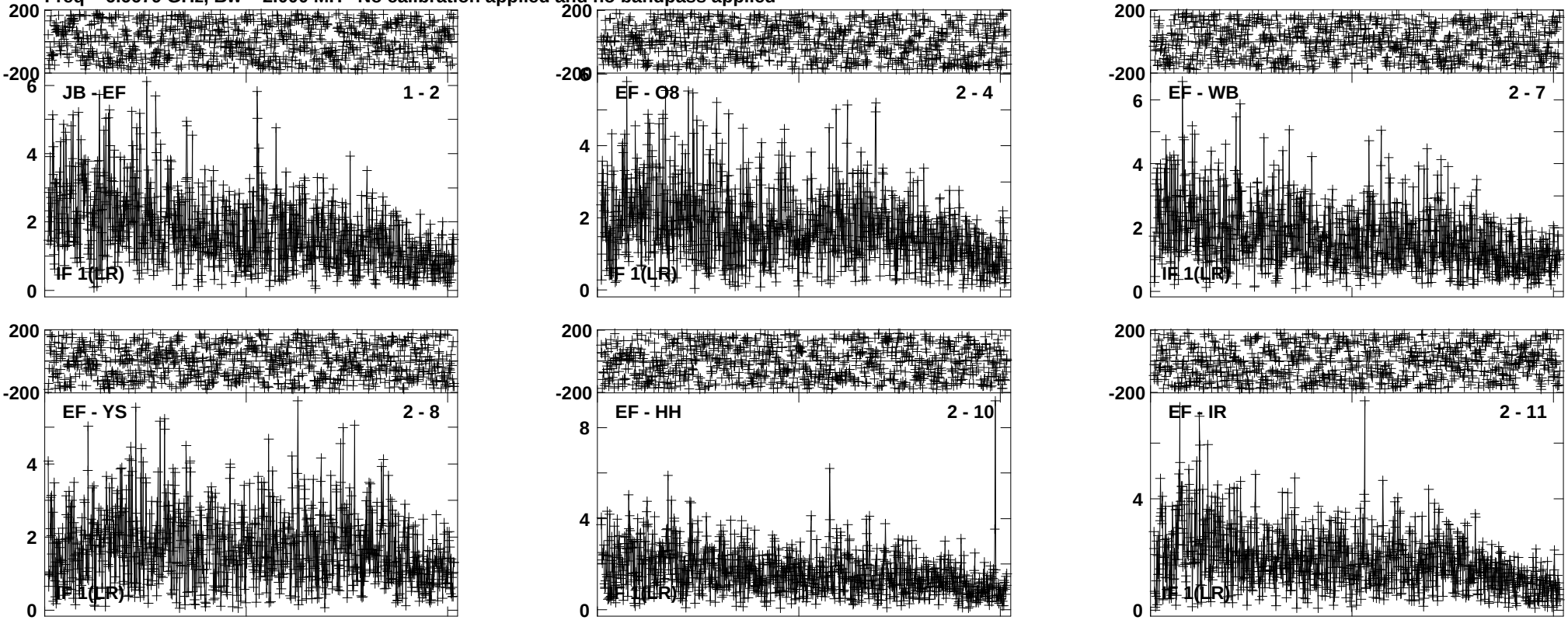

Lower frame: Milli Ampl Jy Top frame: Phas deg
Vector averaged cross-power spectrum Baseline: JB (01) - EF (02)
Timerange: 00/23:44:48 to 00/23:48:03

Plot file version 53 created 07-AUG-2020 19:10:24
J1912+0518 EB080 2.UVDATA.1
Freq = 6.6679 GHz, Bw = 2.000 MH No calibration applied and no bandpass applied

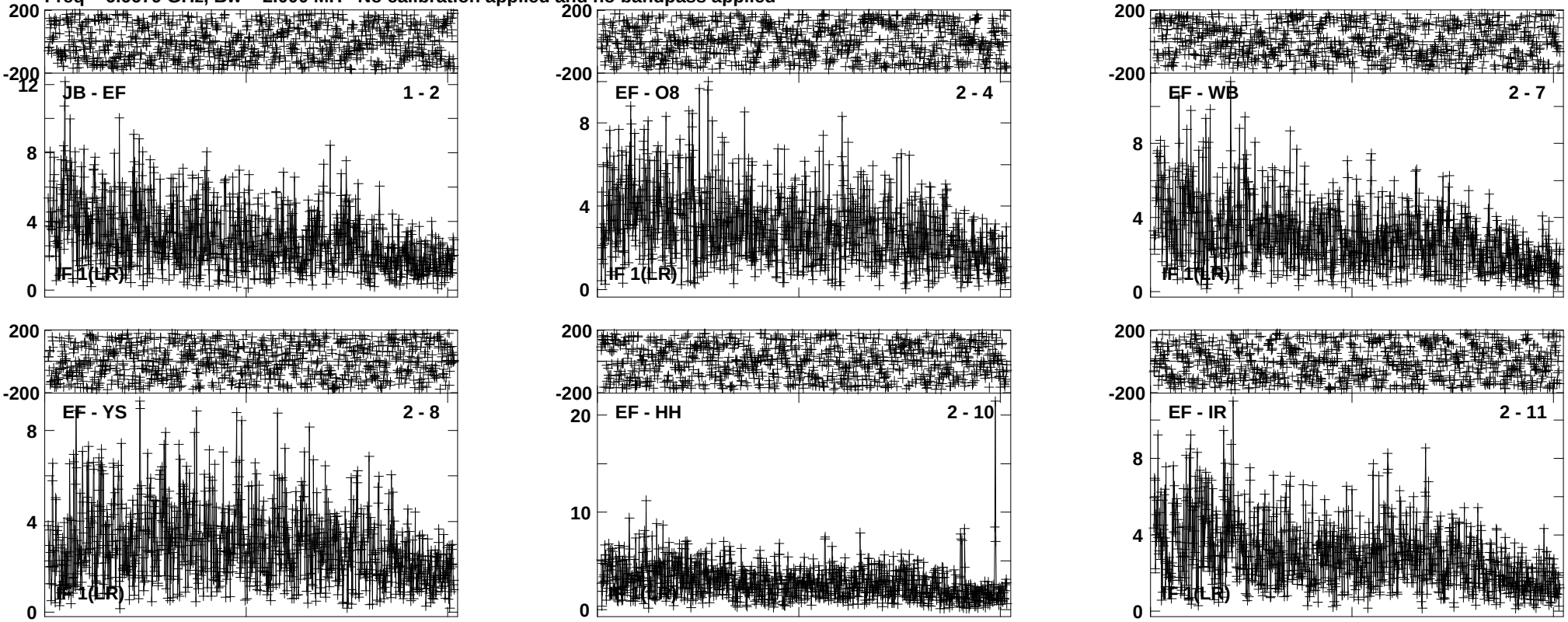

Lower frame: Milli Ampl Jy Top frame: Phas deg
Vector averaged cross-power spectrum Baseline: JB (01) - EF (02)
Timerange: 00/23:48:03 to 00/23:49:47

Plot file version 54 created 07-AUG-2020 19:10:24
G43.167 EB080 2.UVDATA.1
Freq = 6.6679 GHz, Bw = 2.000 MH No calibration applied and no bandpass applied

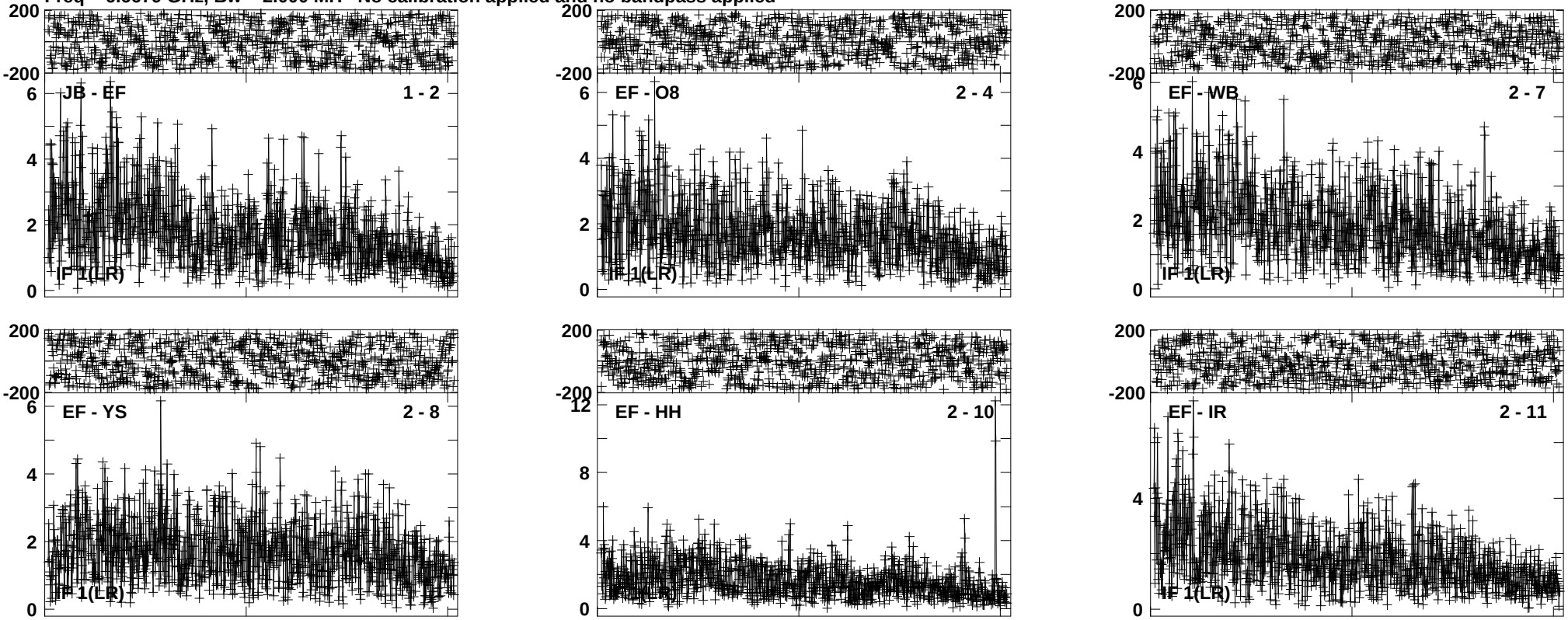

Lower frame: Milli Ampl Jy Top frame: Phas deg
Vector averaged cross-power spectrum Baseline: JB (01) - EF (02)
Timerange: 00/23:49:49 to 00/23:53:03

Plot file version 55 created 07-AUG-2020 19:10:25
J1912+0518 EB080 2.UVDATA.1
Freq = 6.6679 GHz, Bw = 2.000 MH No calibration applied and no bandpass applied

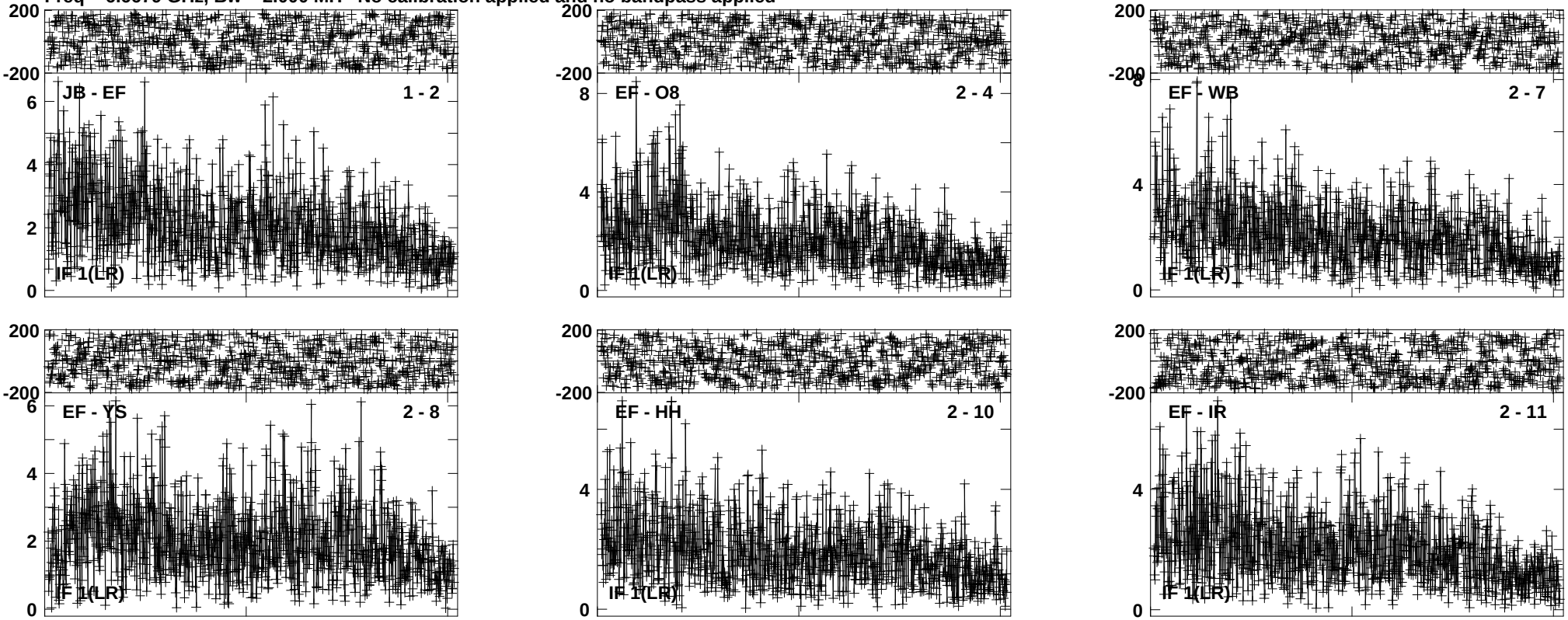

Lower frame: Milli Ampl Jy Top frame: Phas deg
Vector averaged cross-power spectrum Baseline: JB (01) - EF (02)
Timerange: 00/23:53:53 to 00/23:55:38

Plot file version 56 created 07-AUG-2020 19:10:26
G43.171 EB080 2.UVDATA.1
Freq = 6.6679 GHz, Bw = 2.000 MH No calibration applied and no bandpass applied

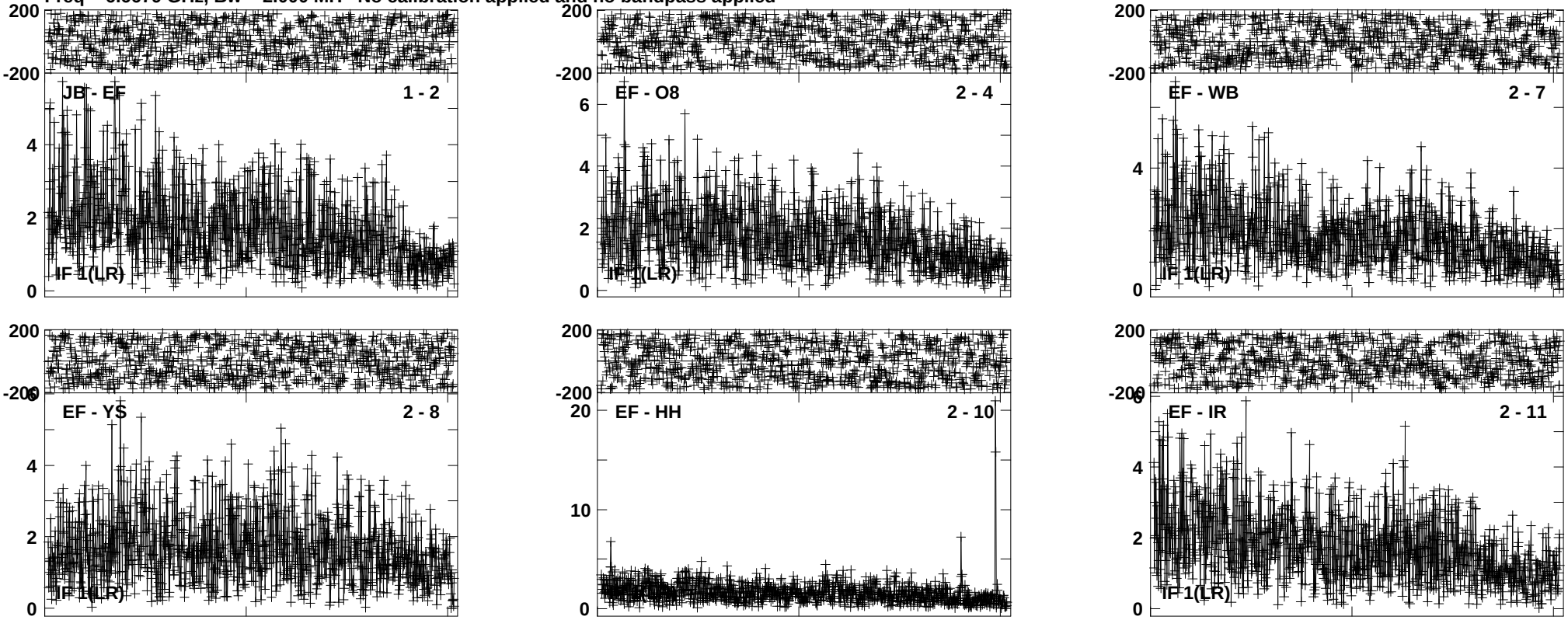

Lower frame: Milli Ampl Jy Top frame: Phas deg
Vector averaged cross-power spectrum Baseline: JB (01) - EF (02)
Timerange: 00/23:55:38 to 00/23:58:53

Plot file version 57 created 07-AUG-2020 19:10:26
J1912+0518 EB080 2.UVDATA.1
Freq = 6.6679 GHz, Bw = 2.000 MH No calibration applied and no bandpass applied

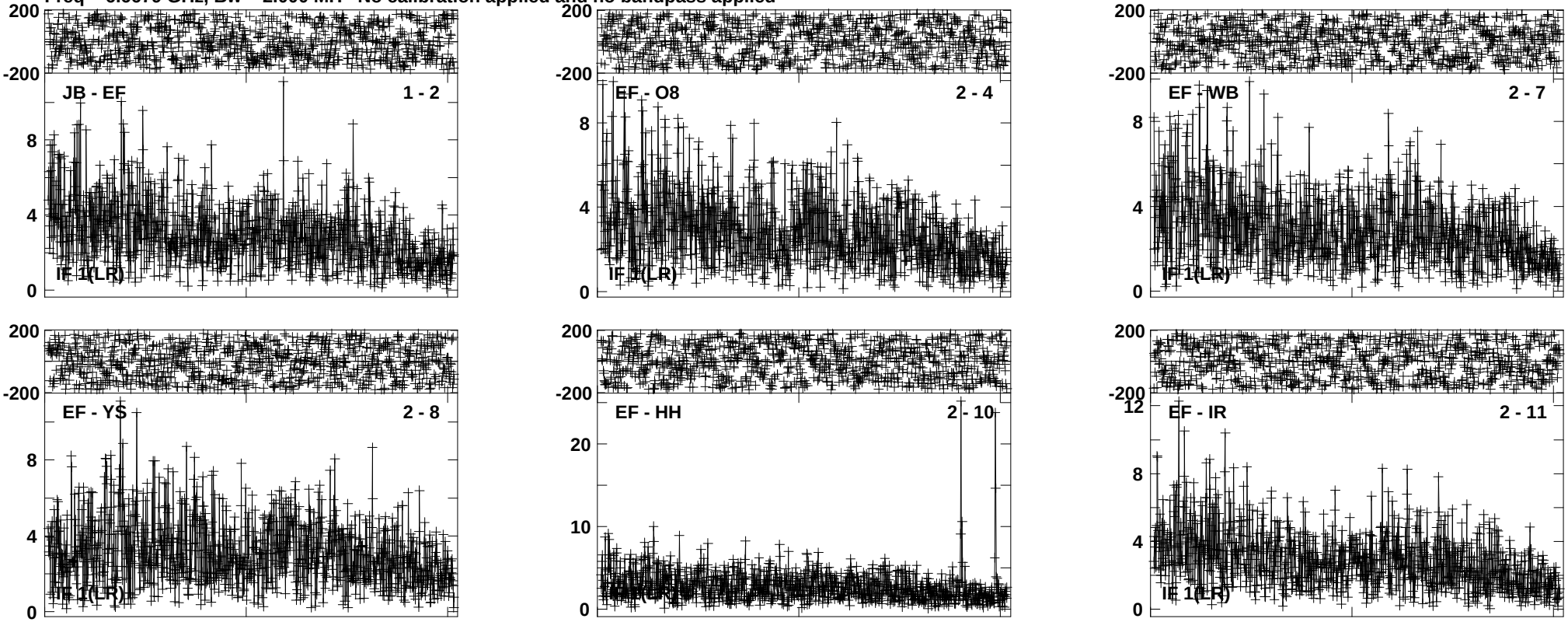

Lower frame: Milli Ampl Jy Top frame: Phas deg
Vector averaged cross-power spectrum Baseline: JB (01) - EF (02)
Timerange: 00/23:58:53 to 01/00:00:38

Plot file version 58 created 07-AUG-2020 19:10:27
G43.165 EB080 2.UVDATA.1
Freq = 6.6679 GHz, Bw = 2.000 MH No calibration applied and no bandpass applied

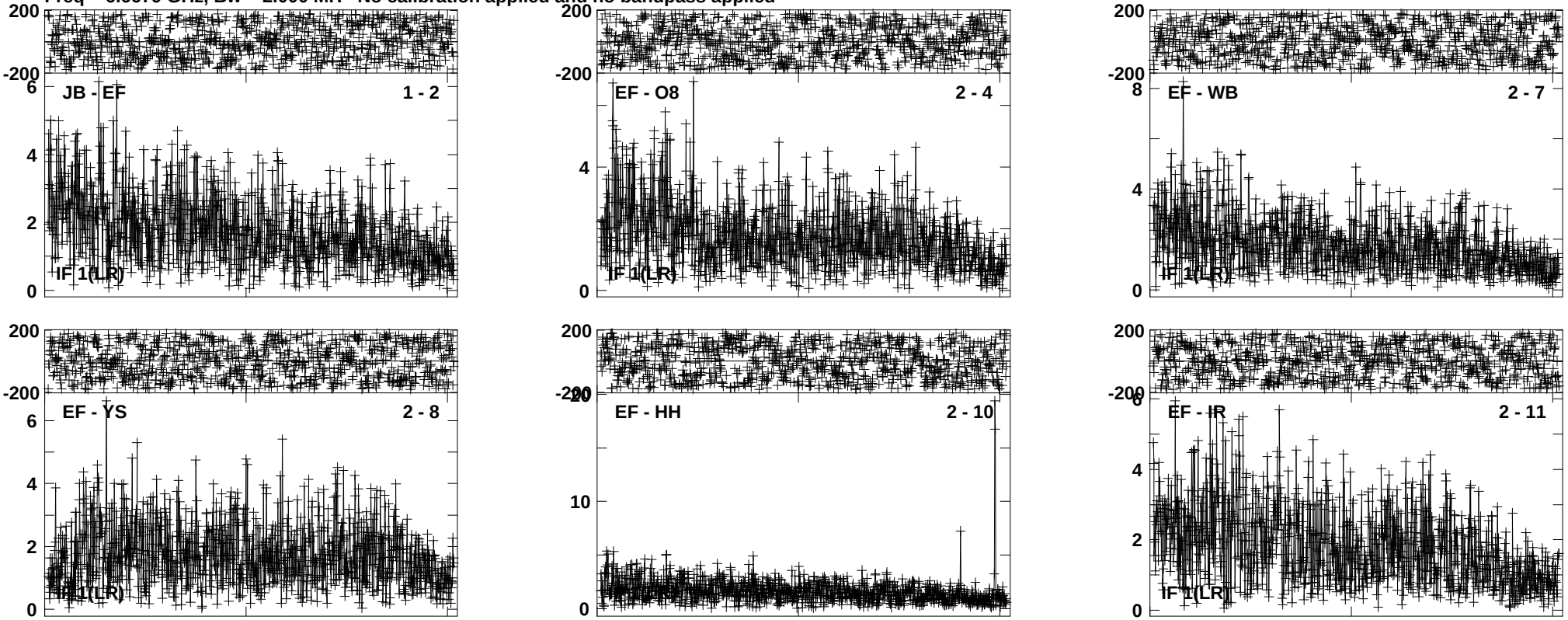

Lower frame: Milli Ampl Jy Top frame: Phas deg
Vector averaged cross-power spectrum Baseline: JB (01) - EF (02)
Timerange: 01/00:00:39 to 01/00:03:53

Plot file version 59 created 07-AUG-2020 19:10:28
J1912+0518 EB080 2.UVDATA.1
Freq = 6.6679 GHz, Bw = 2.000 MH No calibration applied and no bandpass applied

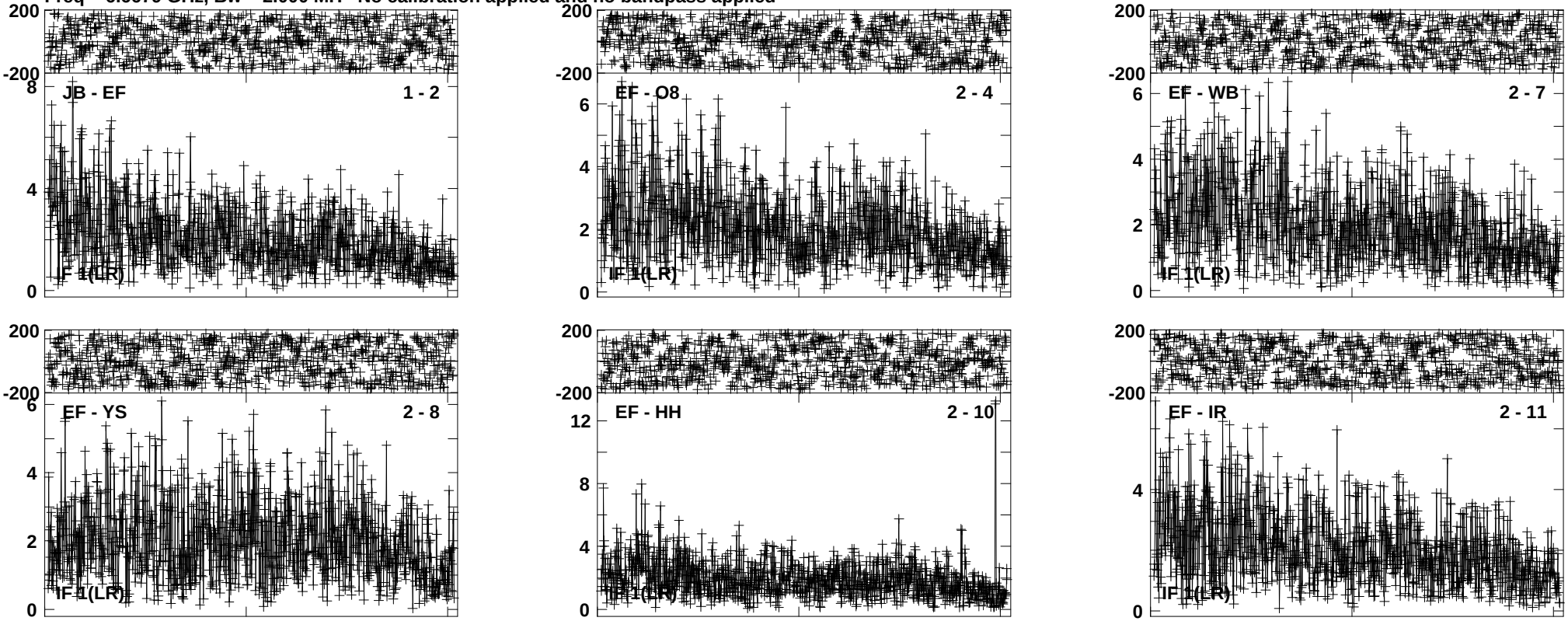

Lower frame: Milli Ampl Jy Top frame: Phas deg
Vector averaged cross-power spectrum Baseline: JB (01) - EF (02)
Timerange: 01/00:04:43 to 01/00:06:28

Plot file version 60 created 07-AUG-2020 19:10:29
G43.149 EB080 2.UVDATA.1
Freq = 6.6679 GHz, Bw = 2.000 MH No calibration applied and no bandpass applied

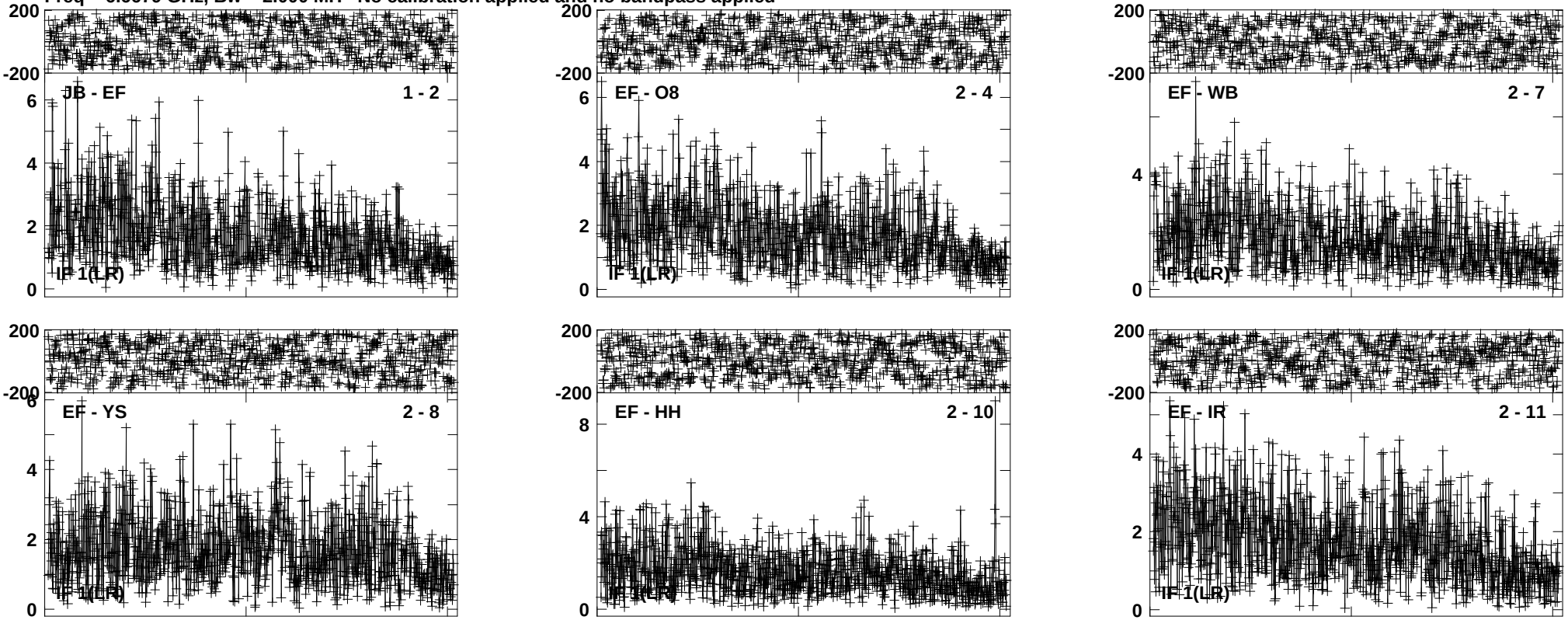

Lower frame: Milli Ampl Jy Top frame: Phas deg
Vector averaged cross-power spectrum Baseline: JB (01) - EF (02)
Timerange: 01/00:06:29 to 01/00:09:43

Plot file version 61 created 07-AUG-2020 19:10:29
J1912+0518 EB080 2.UVDATA.1
Freq = 6.6679 GHz, Bw = 2.000 MH No calibration applied and no bandpass applied

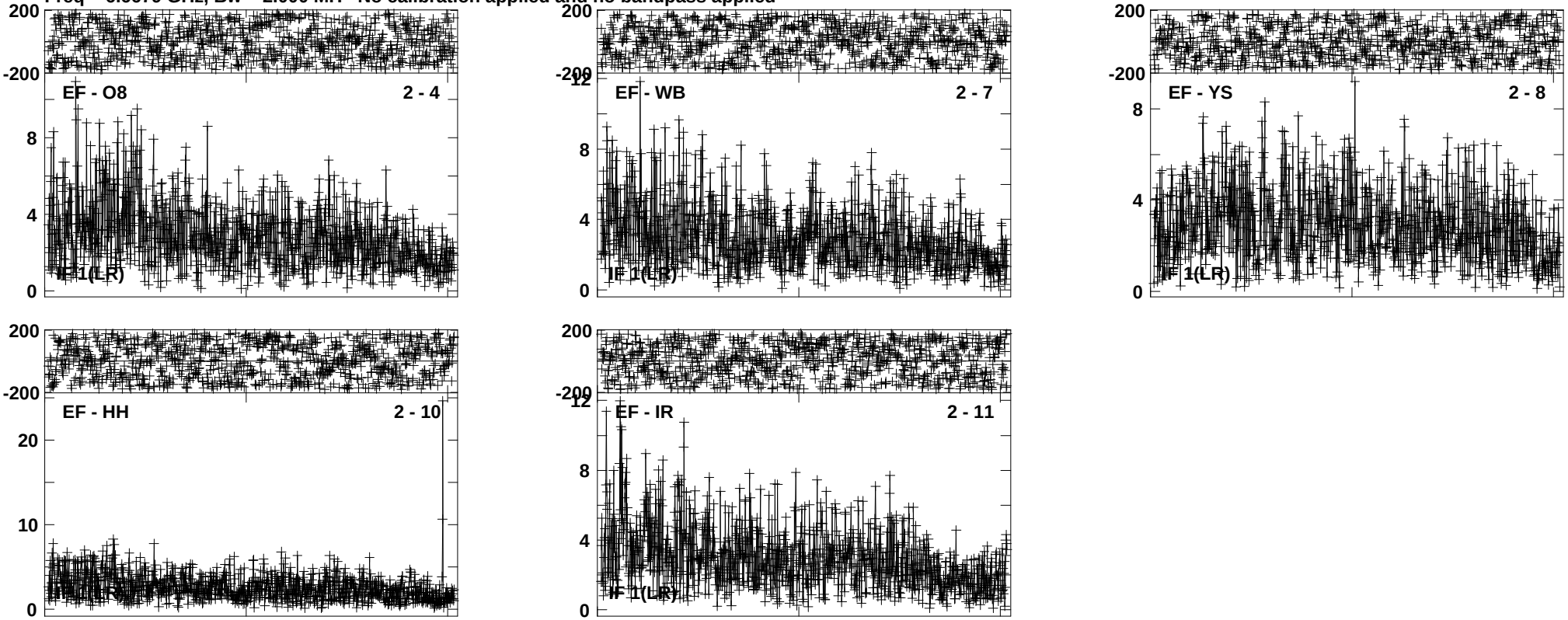

Lower frame: Milli Ampl Jy Top frame: Phas deg
Vector averaged cross-power spectrum Baseline: EF (02) - O8 (04)
Timerange: 01/00:09:43 to 01/00:11:28

Plot file version 62 created 07-AUG-2020 19:10:30
G43.167 EB080 2.UVDATA.1
Freq = 6.6679 GHz, Bw = 2.000 MH No calibration applied and no bandpass applied

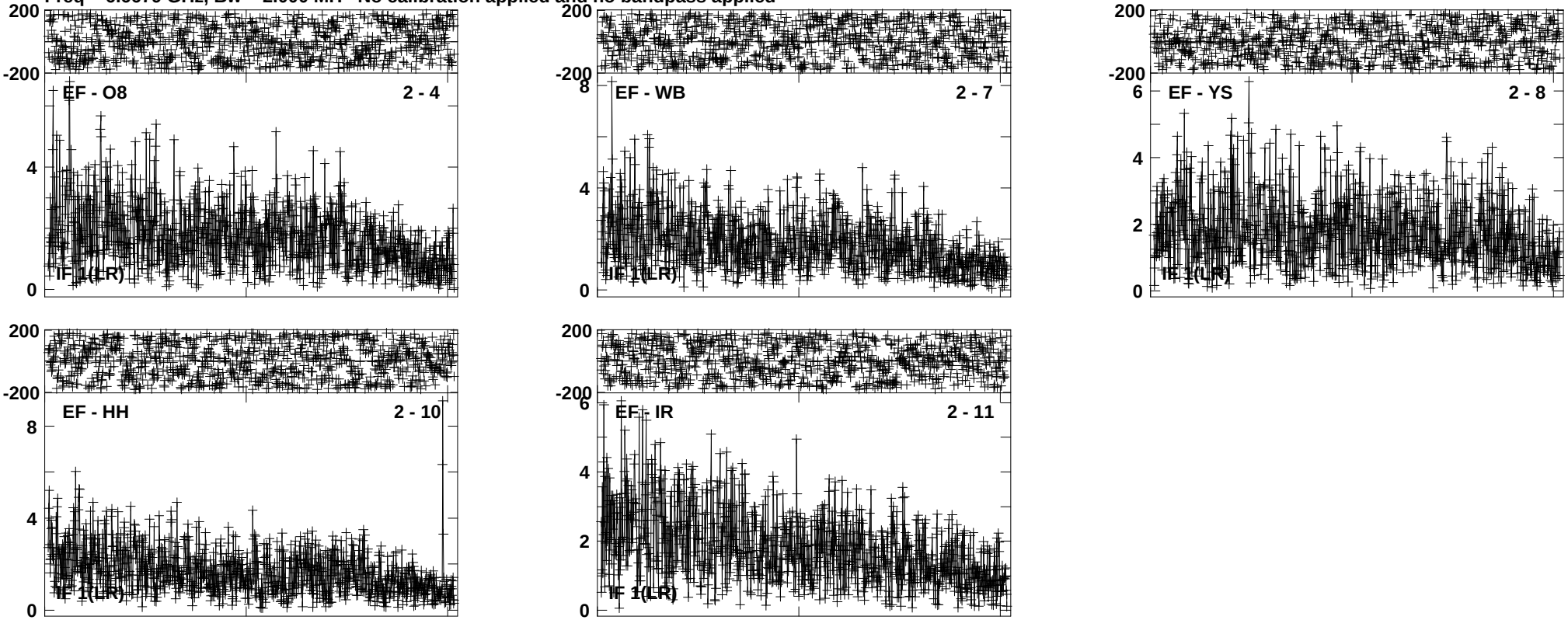

Lower frame: Milli Ampl Jy Top frame: Phas deg
Vector averaged cross-power spectrum Baseline: EF (02) - O8 (04)
Timerange: 01/00:11:28 to 01/00:14:42

Plot file version 63 created 07-AUG-2020 19:10:31
J1912+0518 EB080 2.UVDATA.1
Freq = 6.6679 GHz, Bw = 2.000 MH No calibration applied and no bandpass applied

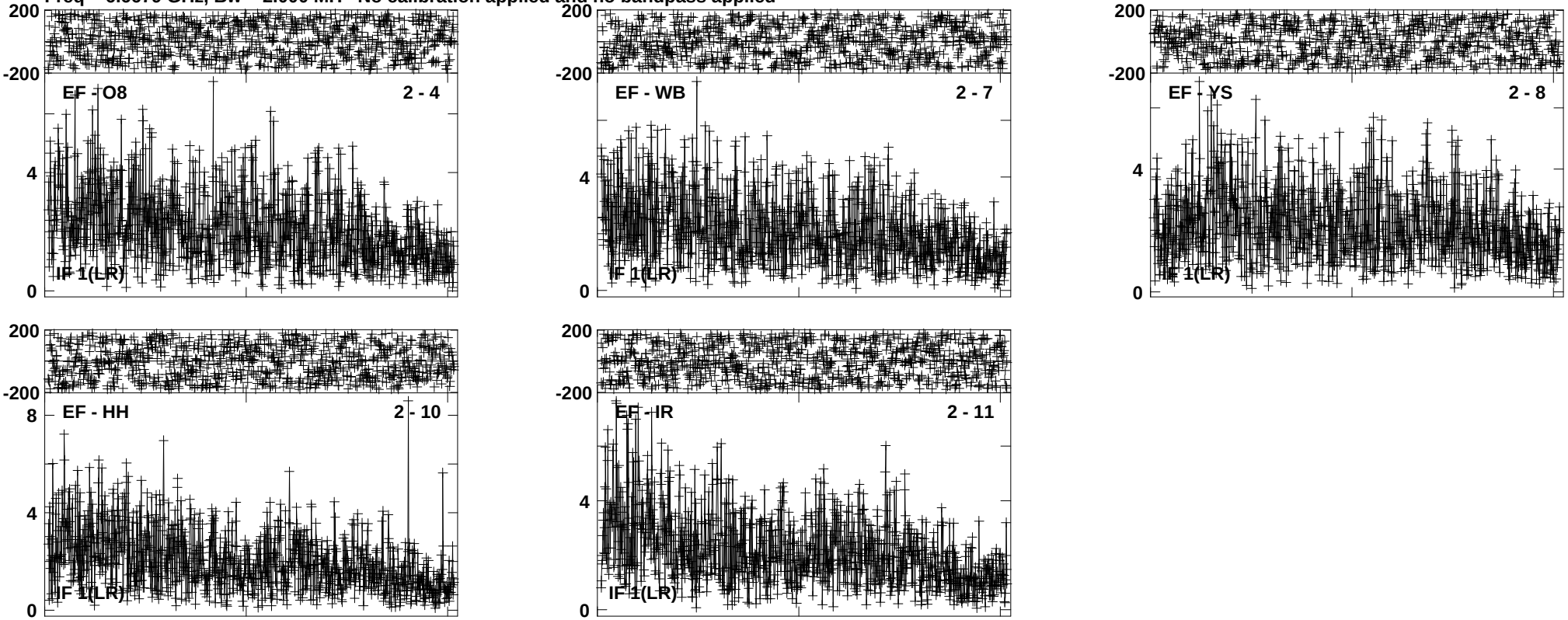

Lower frame: Milli Ampl Jy Top frame: Phas deg
Vector averaged cross-power spectrum Baseline: EF (02) - O8 (04)
Timerange: 01/00:15:34 to 01/00:19:03

Plot file version 64 created 07-AUG-2020 19:10:33
J1912+0518 EB080 2.UVDATA.1
Freq = 6.6679 GHz, Bw = 2.000 MH No calibration applied and no bandpass applied

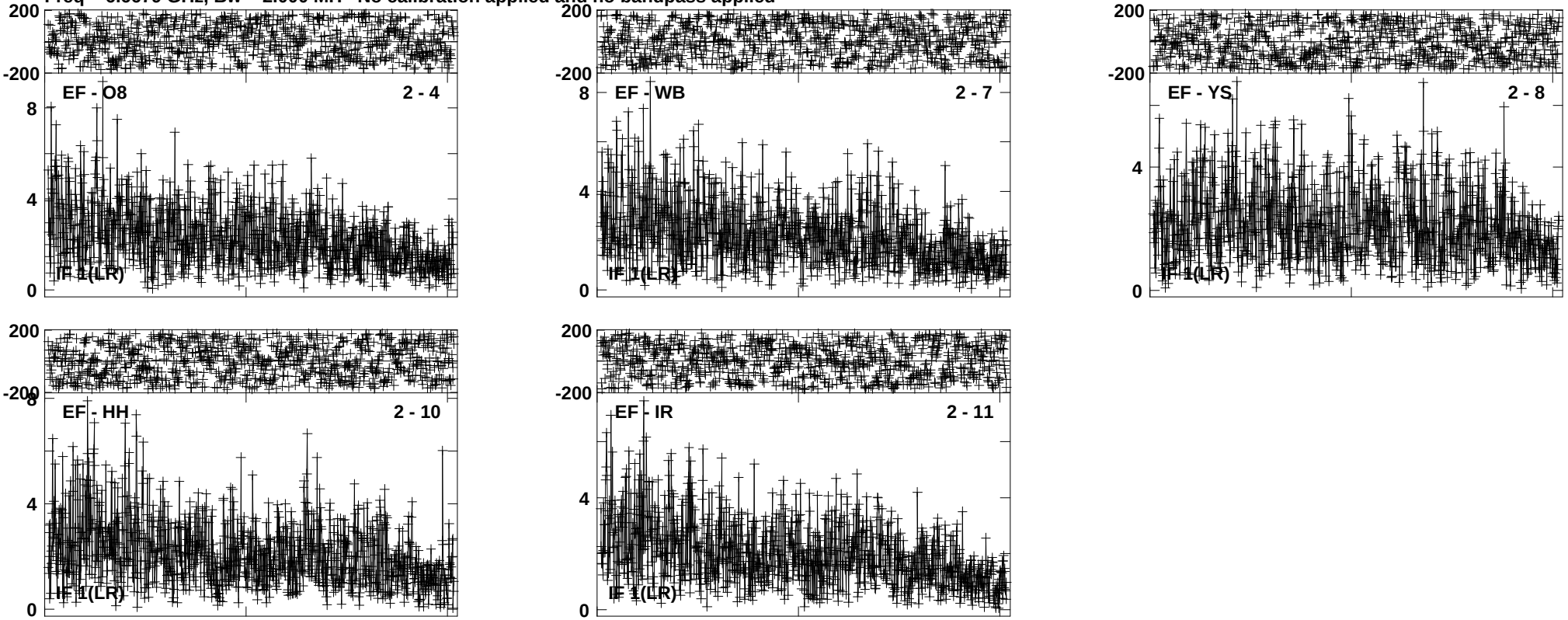

Lower frame: Milli Ampl Jy Top frame: Phas deg
Vector averaged cross-power spectrum Baseline: EF (02) - O8 (04)
Timerange: 01/00:28:09 to 01/00:29:52

Plot file version 65 created 07-AUG-2020 19:10:33
G43.171 EB080 2.UVDATA.1
Freq = 6.6679 GHz, Bw = 2.000 MH No calibration applied and no bandpass applied

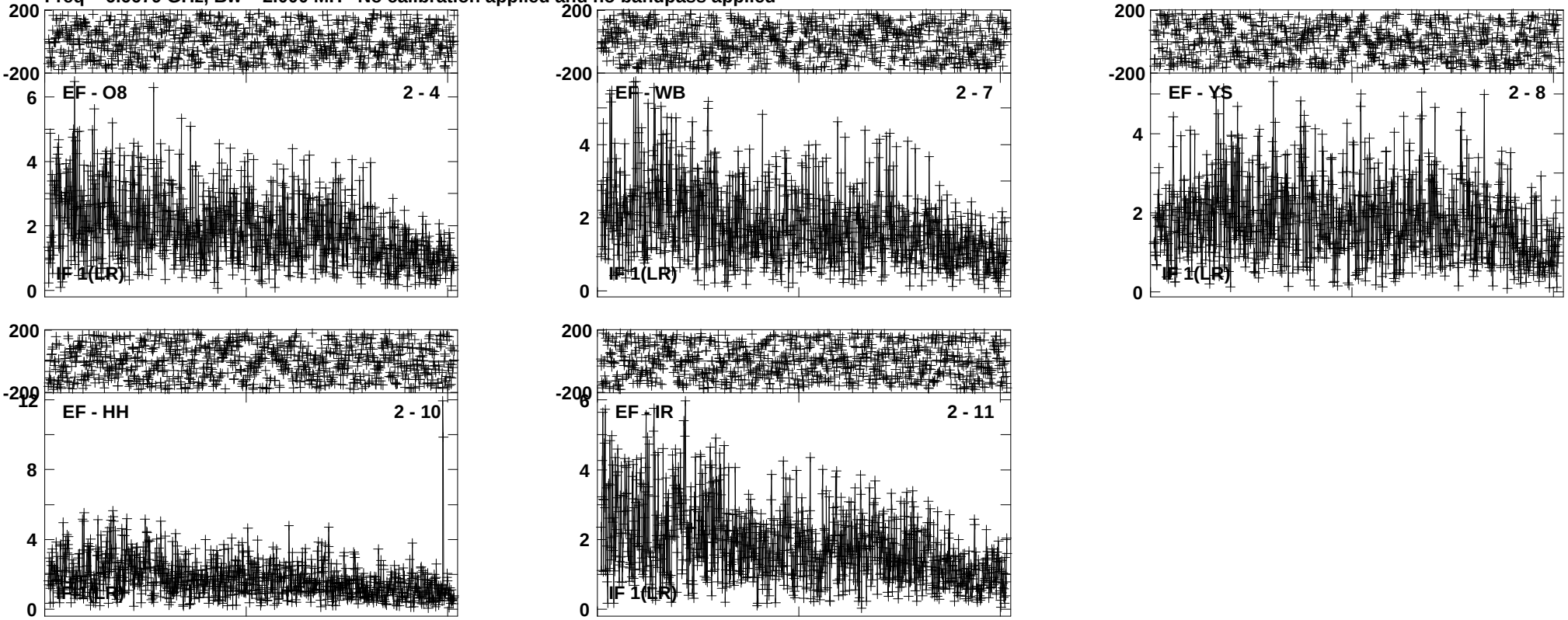

Lower frame: Milli Ampl Jy Top frame: Phas deg
Vector averaged cross-power spectrum Baseline: EF (02) - O8 (04)
Timerange: 01/00:29:54 to 01/00:33:08

Plot file version 66 created 07-AUG-2020 19:10:34
J1912+0518 EB080 2.UVDATA.1
Freq = 6.6679 GHz, Bw = 2.000 MH No calibration applied and no bandpass applied

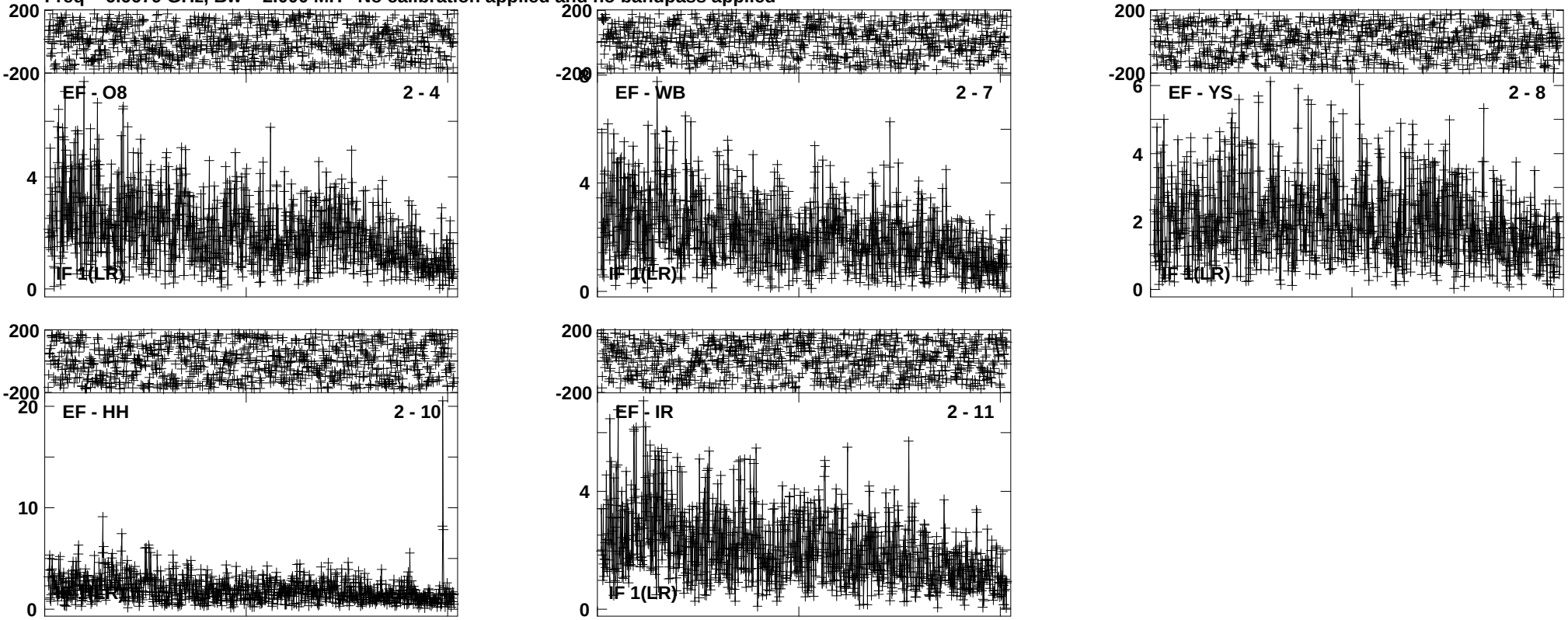

Lower frame: Milli Ampl Jy Top frame: Phas deg
Vector averaged cross-power spectrum Baseline: EF (02) - O8 (04)
Timerange: 01/00:33:59 to 01/00:35:42

Plot file version 67 created 07-AUG-2020 19:10:35
G43.165 EB080 2.UVDATA.1
Freq = 6.6679 GHz, Bw = 2.000 MH No calibration applied and no bandpass applied

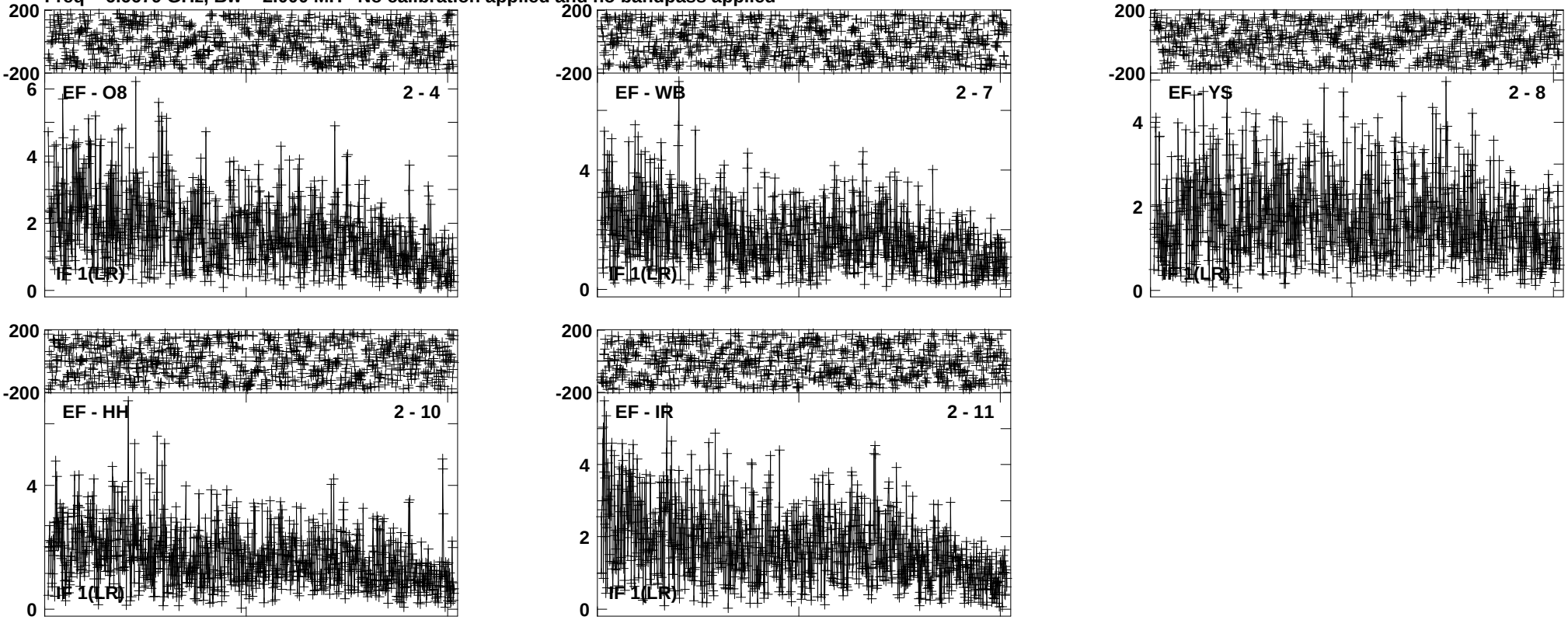

Lower frame: Milli Ampl Jy Top frame: Phas deg
Vector averaged cross-power spectrum Baseline: EF (02) - O8 (04)
Timerange: 01/00:35:43 to 01/00:38:58

Plot file version 68 created 07-AUG-2020 19:10:35
J1912+0518 EB080 2.UVDATA.1
Freq = 6.6679 GHz, Bw = 2.000 MH No calibration applied and no bandpass applied

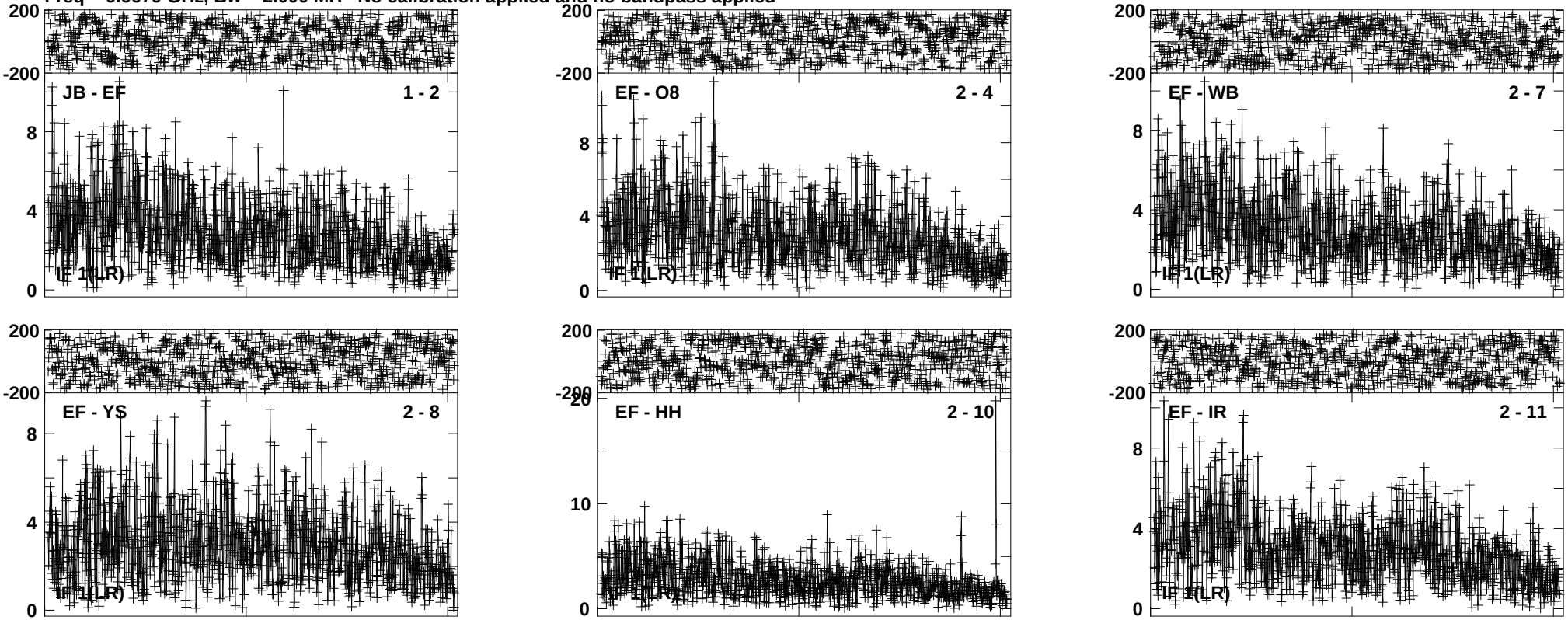

Lower frame: Milli Ampl Jy Top frame: Phas deg
Vector averaged cross-power spectrum Baseline: JB (01) - EF (02)
Timerange: 01/00:38:59 to 01/00:40:42

Plot file version 69 created 07-AUG-2020 19:10:36
G43.171 EB080 2.UVDATA.1
Freq = 6.6679 GHz, Bw = 2.000 MH No calibration applied and no bandpass applied

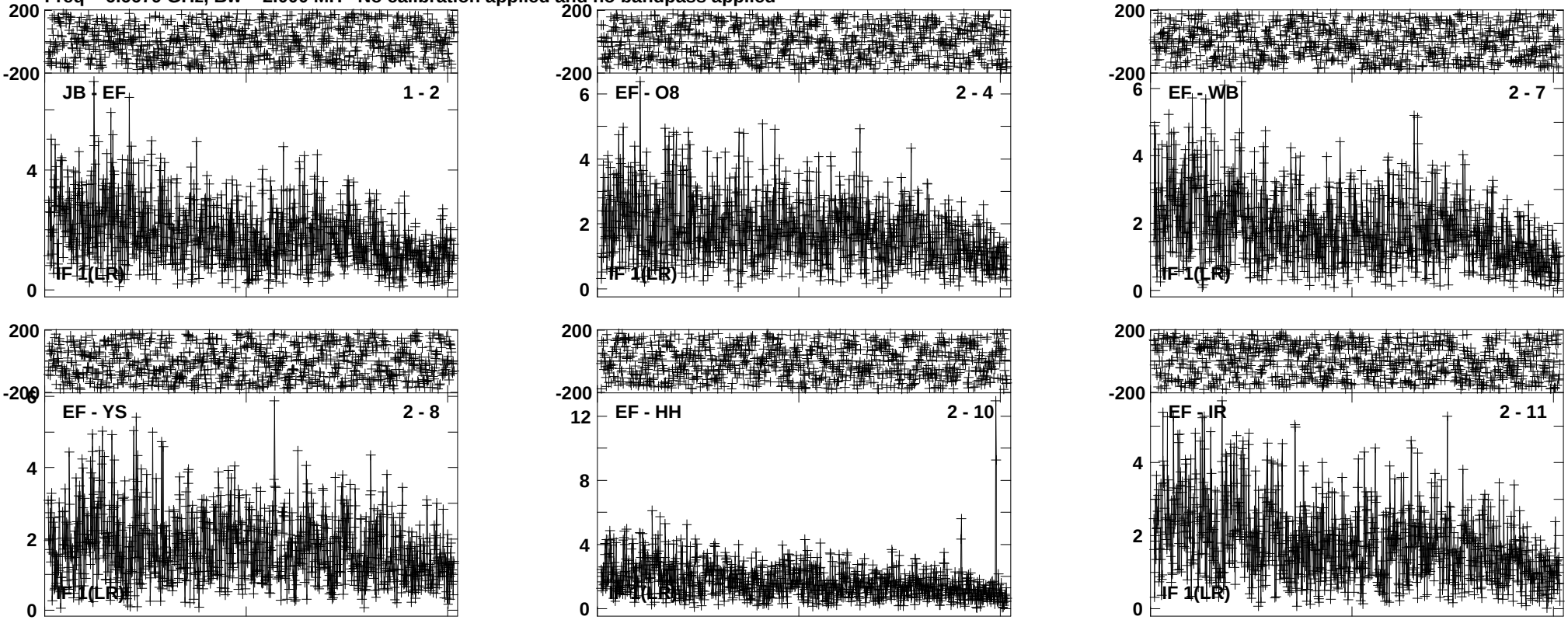

Lower frame: Milli Ampl Jy Top frame: Phas deg
Vector averaged cross-power spectrum Baseline: JB (01) - EF (02)
Timerange: 01/00:40:43 to 01/00:43:58

Plot file version 70 created 07-AUG-2020 19:10:37
J1912+0518 EB080 2.UVDATA.1
Freq = 6.6679 GHz, Bw = 2.000 MH No calibration applied and no bandpass applied

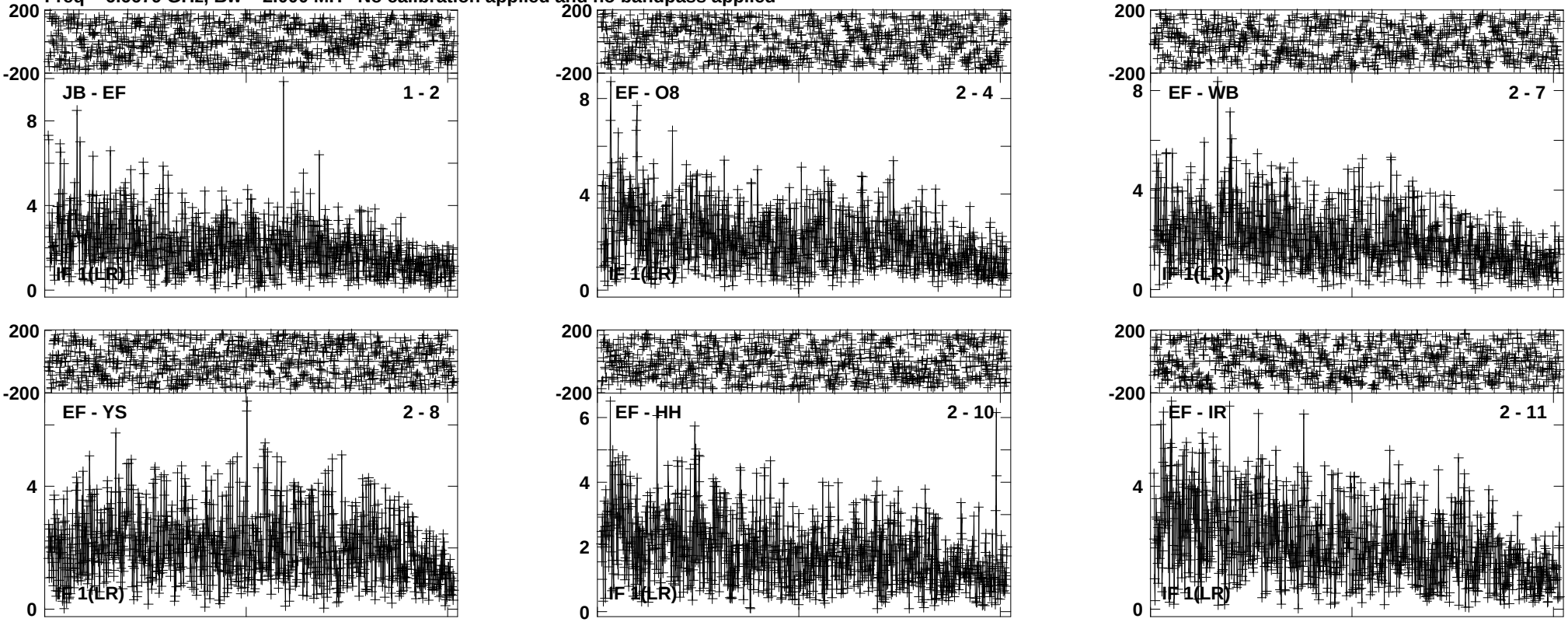

Lower frame: Milli Ampl Jy Top frame: Phas deg
Vector averaged cross-power spectrum Baseline: JB (01) - EF (02)
Timerange: 01/00:44:48 to 01/00:46:33

Plot file version 71 created 07-AUG-2020 19:10:37
G43.165 EB080 2.UVDATA.1
Freq = 6.6679 GHz, Bw = 2.000 MH No calibration applied and no bandpass applied

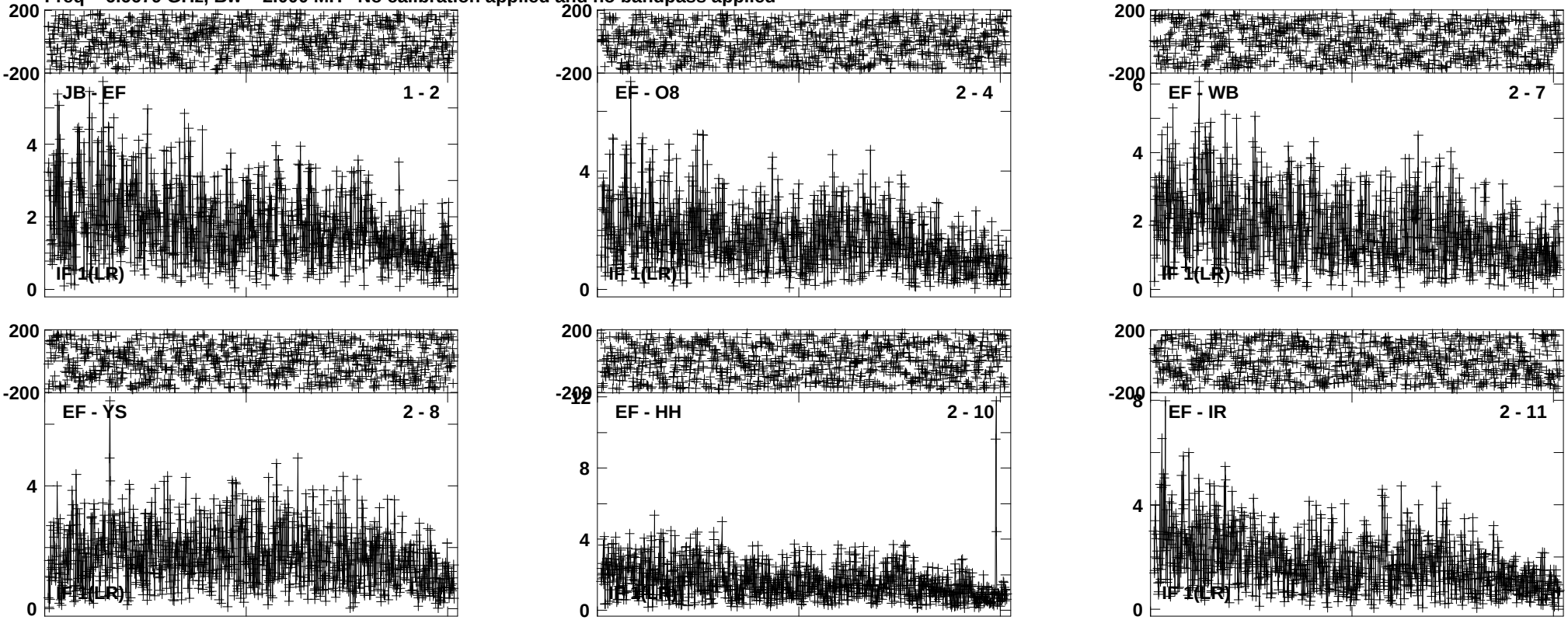

Lower frame: Milli Ampl Jy Top frame: Phas deg
Vector averaged cross-power spectrum Baseline: JB (01) - EF (02)
Timerange: 01/00:46:34 to 01/00:49:48

Plot file version 72 created 07-AUG-2020 19:10:38
J1912+0518 EB080 2.UVDATA.1
Freq = 6.6679 GHz, Bw = 2.000 MH No calibration applied and no bandpass applied

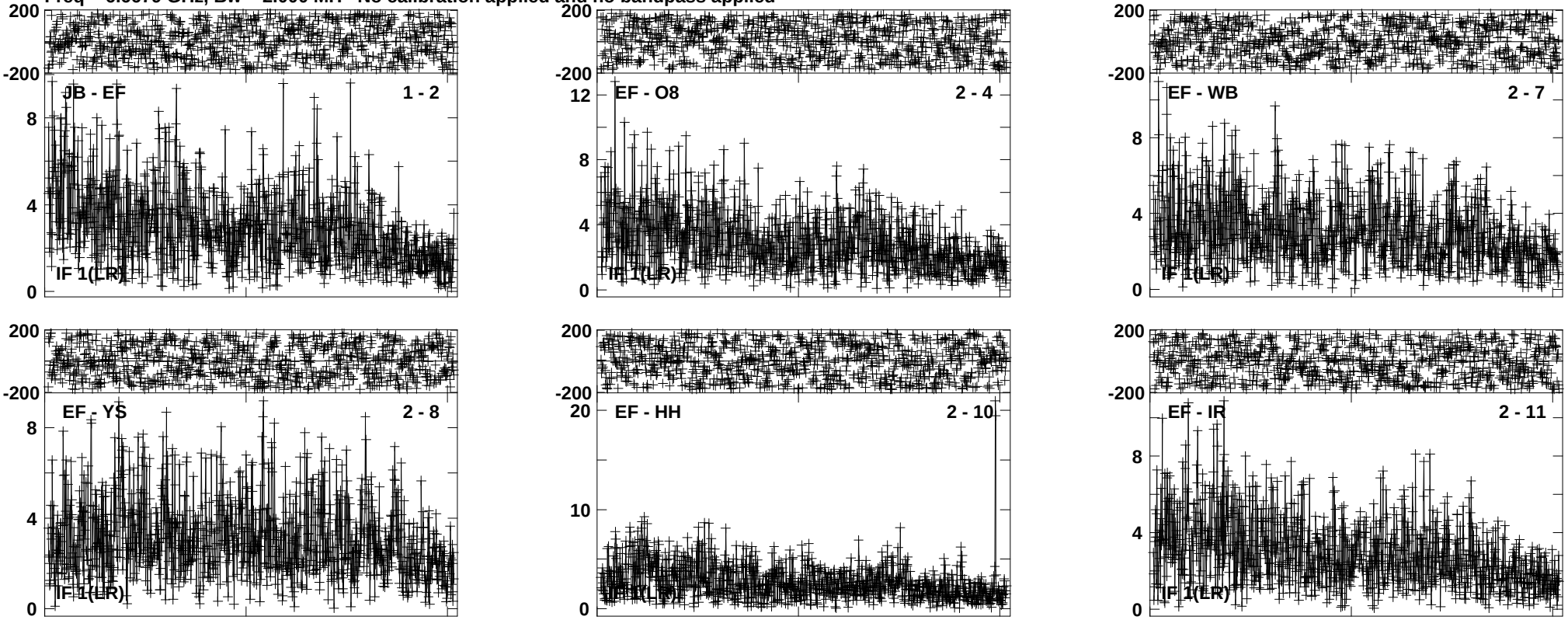

Lower frame: Milli Ampl Jy Top frame: Phas deg
Vector averaged cross-power spectrum Baseline: JB (01) - EF (02)
Timerange: 01/00:49:49 to 01/00:51:33

Plot file version 73 created 07-AUG-2020 19:10:39
G43.149 EB080 2.UVDATA.1
Freq = 6.6679 GHz, Bw = 2.000 MH No calibration applied and no bandpass applied

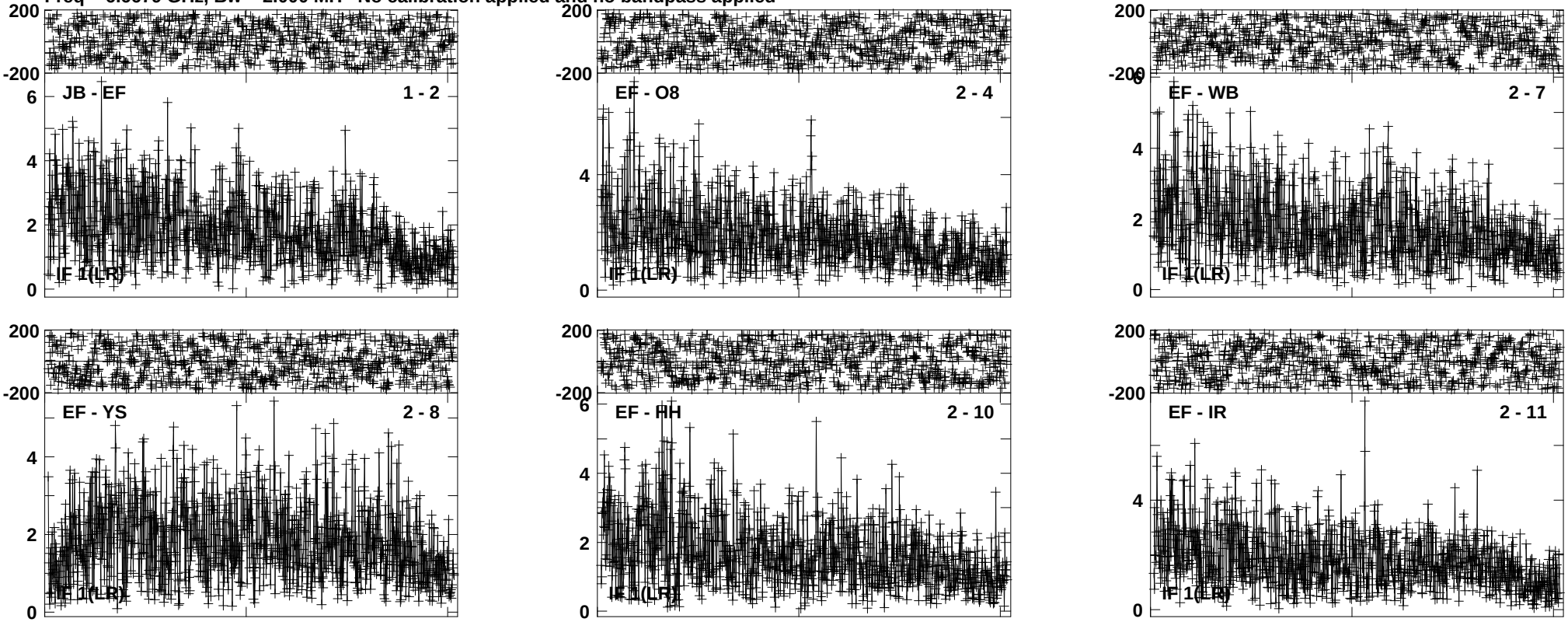

Lower frame: Milli Ampl Jy Top frame: Phas deg
Vector averaged cross-power spectrum Baseline: JB (01) - EF (02)
Timerange: 01/00:51:33 to 01/00:54:48

Plot file version 74 created 07-AUG-2020 19:10:39
J1912+0518 EB080 2.UVDATA.1
Freq = 6.6679 GHz, Bw = 2.000 MH No calibration applied and no bandpass applied

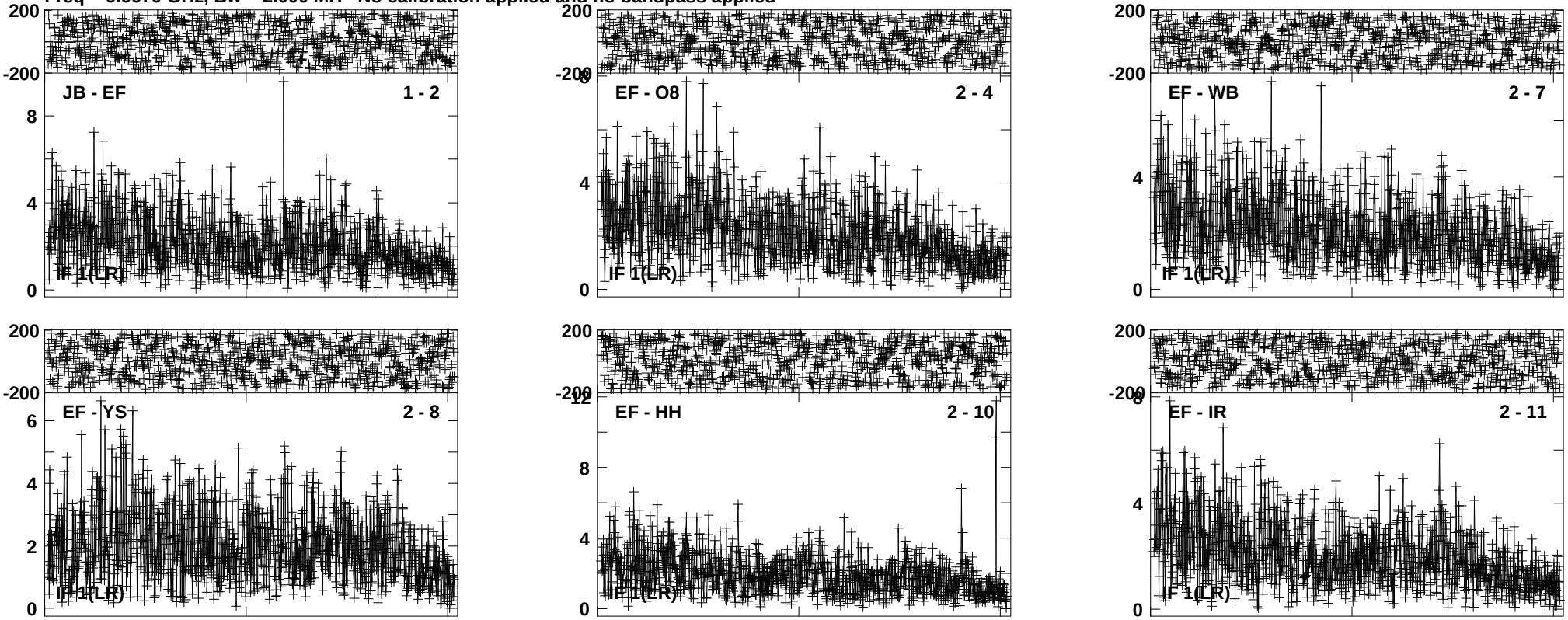

Lower frame: Milli Ampl Jy Top frame: Phas deg
Vector averaged cross-power spectrum Baseline: JB (01) - EF (02)
Timerange: 01/00:55:38 to 01/00:57:23

Plot file version 75 created 07-AUG-2020 19:10:40
G43.167 EB080 2.UVDATA.1
Freq = 6.6679 GHz, Bw = 2.000 MH No calibration applied and no bandpass applied

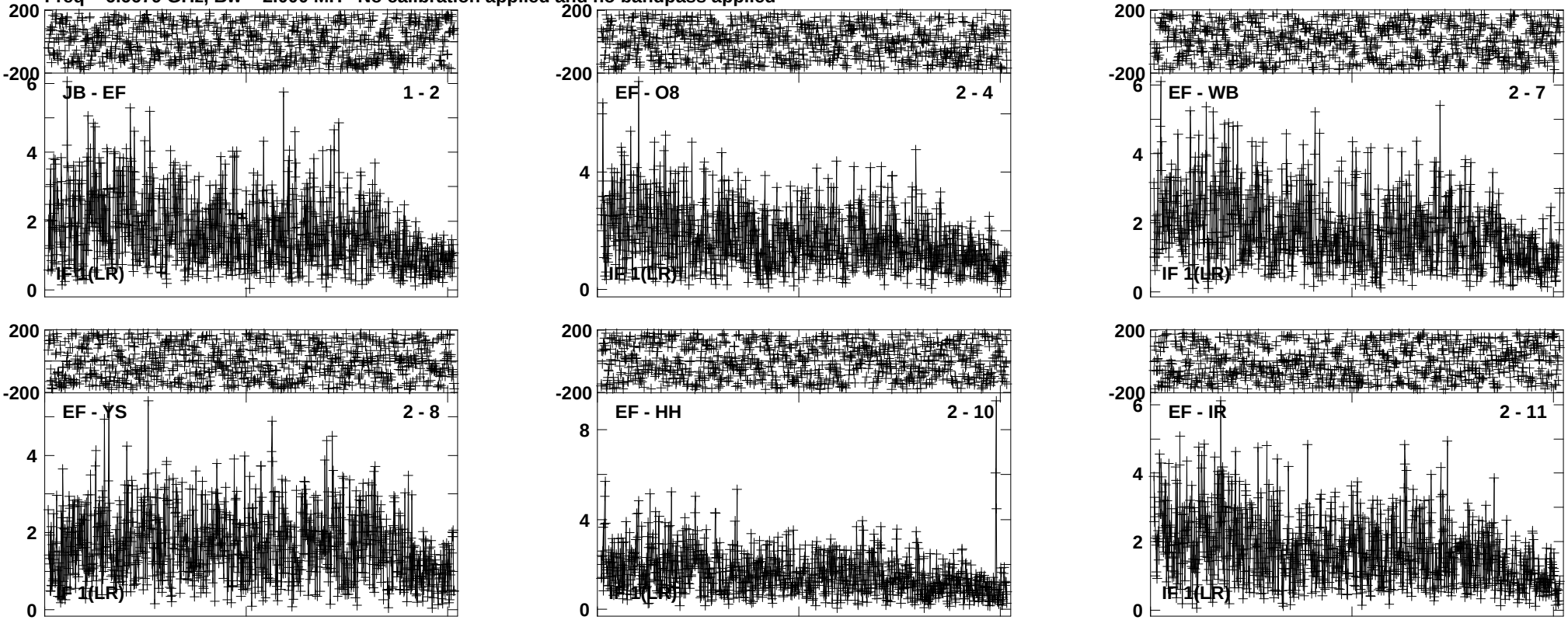

Lower frame: Milli Ampl Jy Top frame: Phas deg
Vector averaged cross-power spectrum Baseline: JB (01) - EF (02)
Timerange: 01/00:57:23 to 01/01:00:37

Plot file version 76 created 07-AUG-2020 19:10:41
J1912+0518 EB080 2.UVDATA.1
Freq = 6.6679 GHz, Bw = 2.000 MH No calibration applied and no bandpass applied

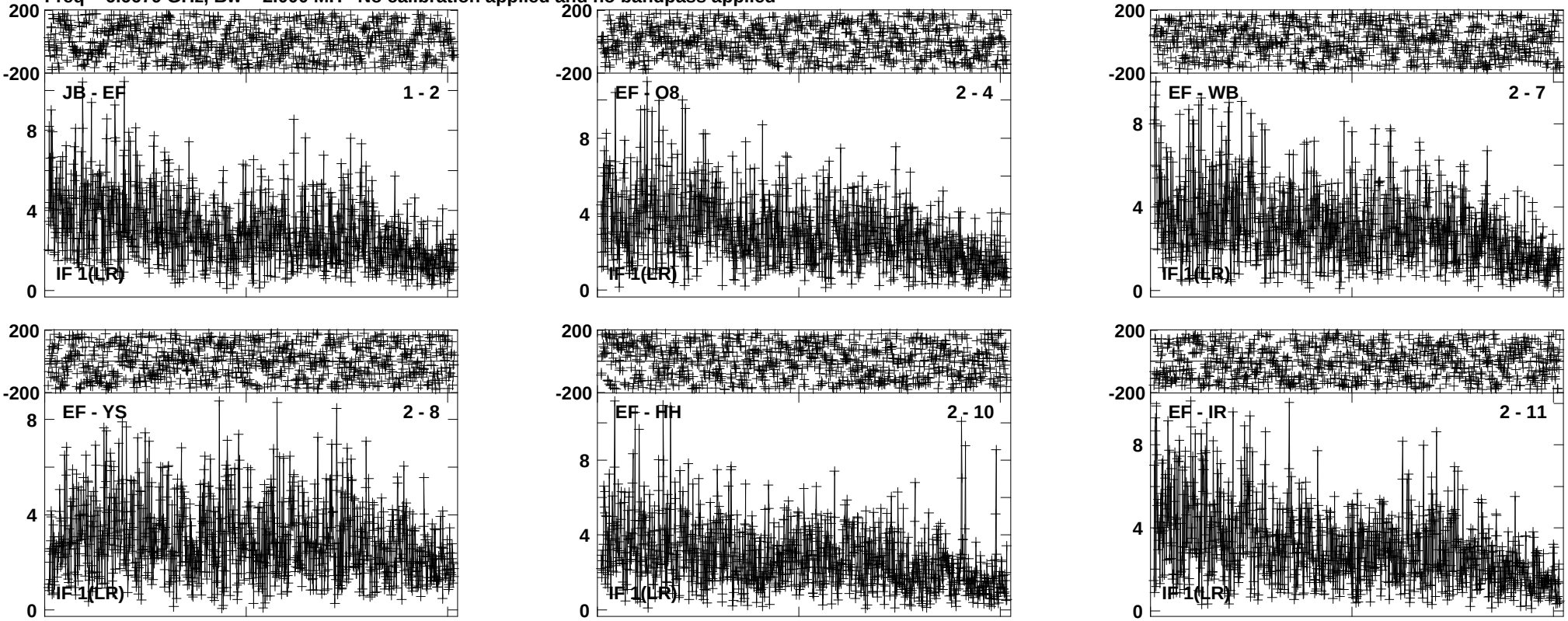

Lower frame: Milli Ampl Jy Top frame: Phas deg
Vector averaged cross-power spectrum Baseline: JB (01) - EF (02)
Timerange: 01/01:00:38 to 01/01:02:23

Plot file version 77 created 07-AUG-2020 19:10:42
G43.171 EB080 2.UVDATA.1
Freq = 6.6679 GHz, Bw = 2.000 MH No calibration applied and no bandpass applied

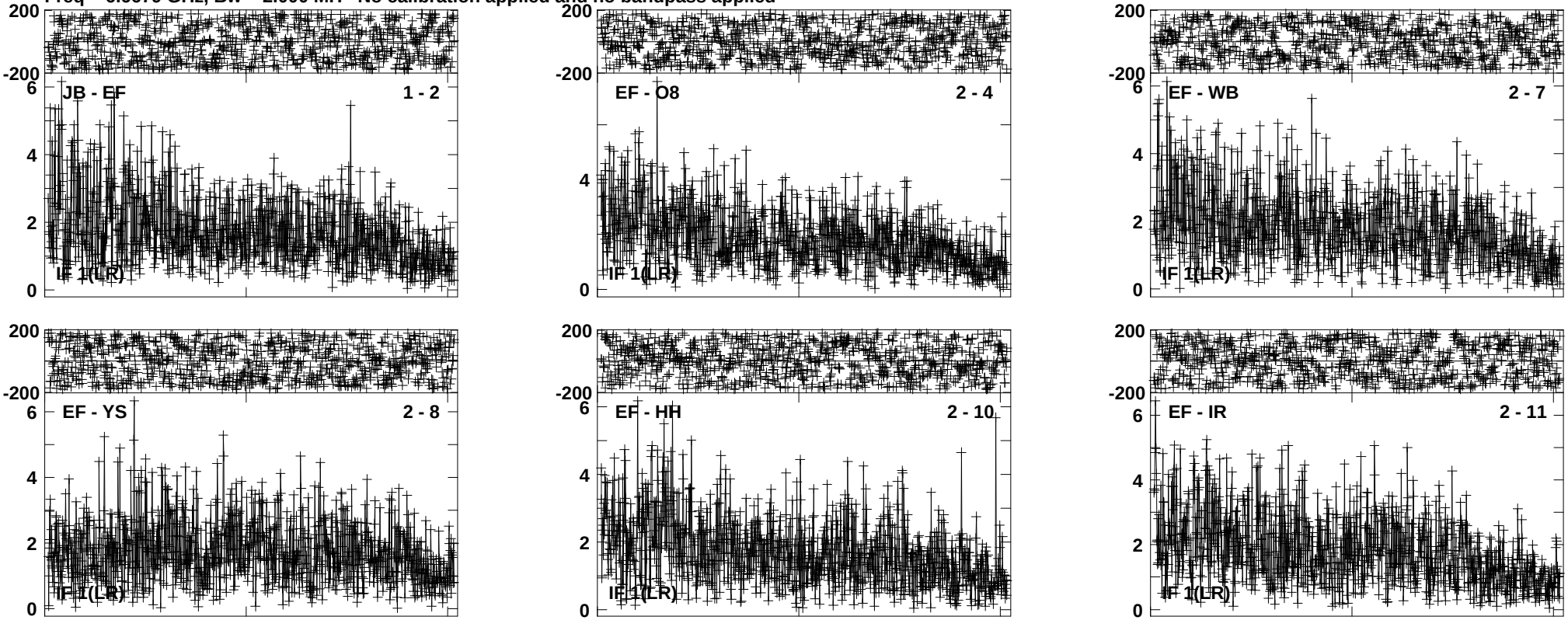

Lower frame: Milli Ampl Jy Top frame: Phas deg
Vector averaged cross-power spectrum Baseline: JB (01) - EF (02)
Timerange: 01/01:02:24 to 01/01:05:38

Plot file version 78 created 07-AUG-2020 19:10:42
J1912+0518 EB080 2.UVDATA.1
Freq = 6.6679 GHz, Bw = 2.000 MH No calibration applied and no bandpass applied

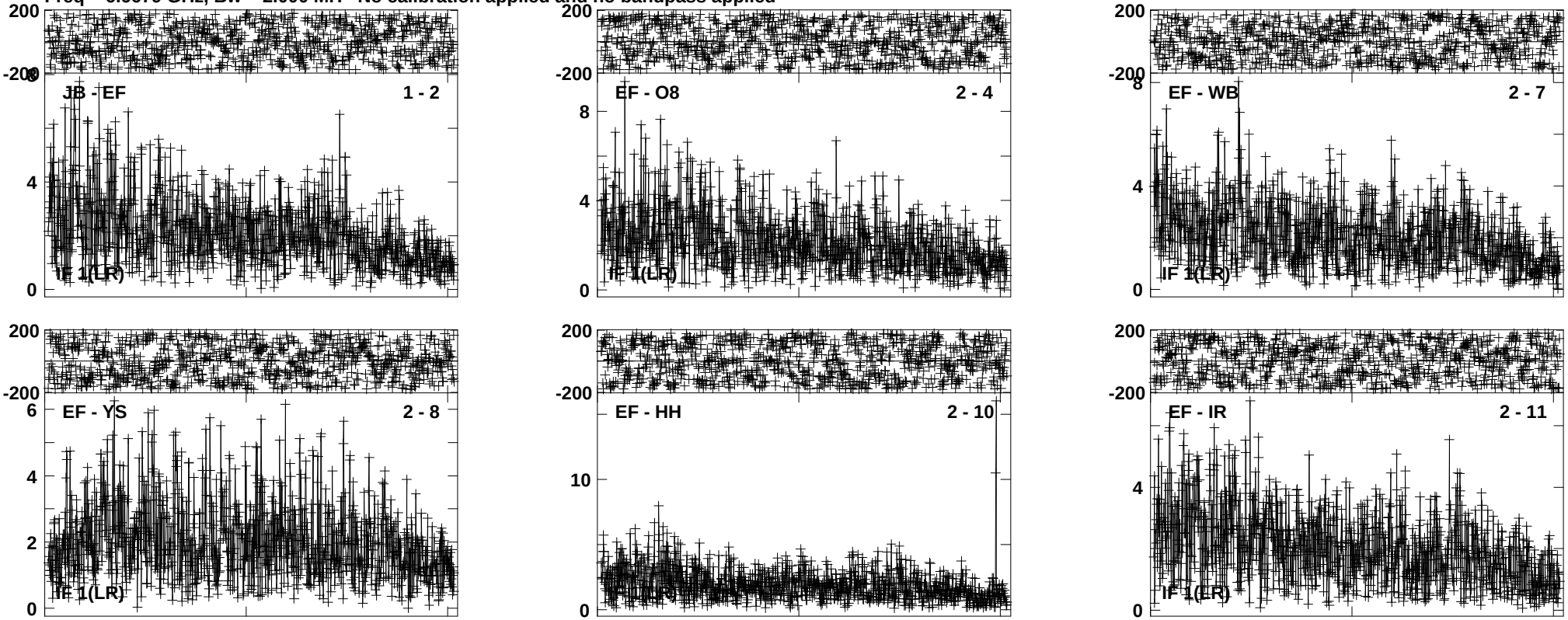

Lower frame: Milli Ampl Jy Top frame: Phas deg
Vector averaged cross-power spectrum Baseline: JB (01) - EF (02)
Timerange: 01/01:06:29 to 01/01:08:12

Plot file version 79 created 07-AUG-2020 19:10:43
G43.165 EB080 2.UVDATA.1
Freq = 6.6679 GHz, Bw = 2.000 MH No calibration applied and no bandpass applied

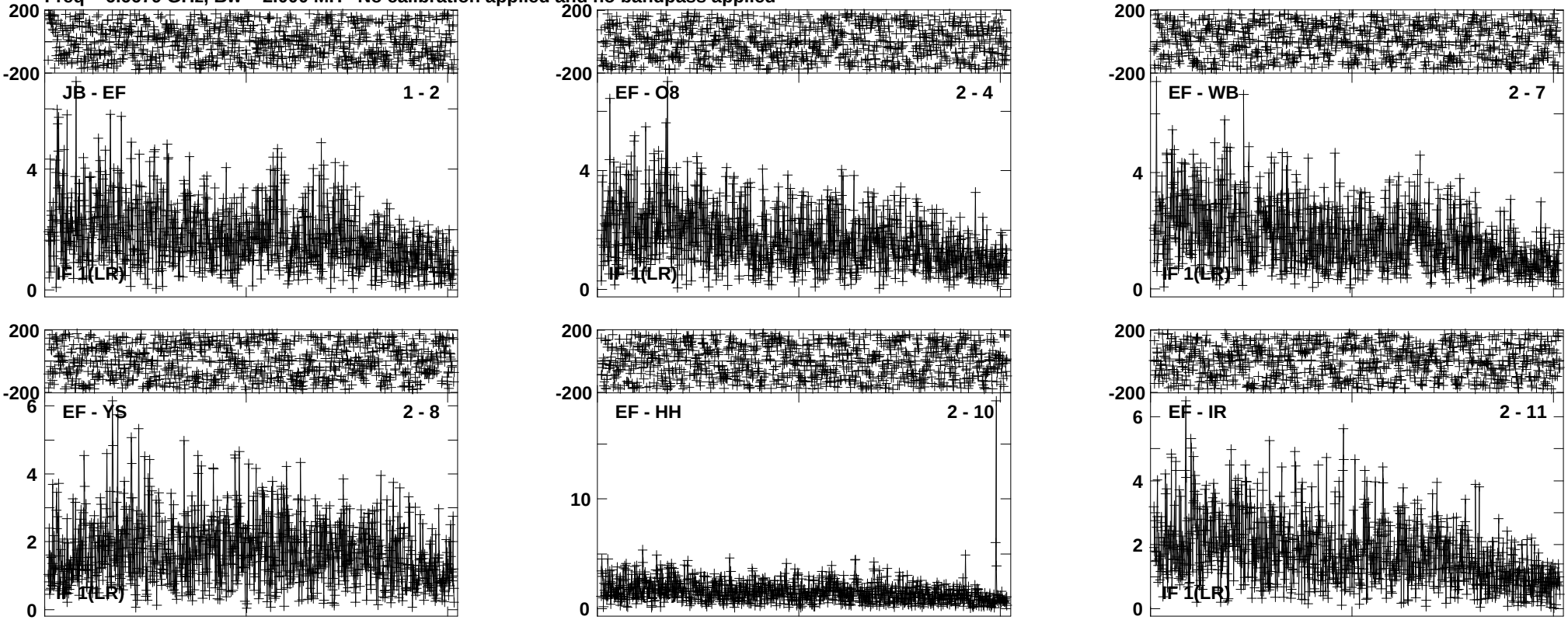

Lower frame: Milli Ampl Jy Top frame: Phas deg
Vector averaged cross-power spectrum Baseline: JB (01) - EF (02)
Timerange: 01/01:08:13 to 01/01:11:28

Plot file version 80 created 07-AUG-2020 19:10:44
J1912+0518 EB080 2.UVDATA.1
Freq = 6.6679 GHz, Bw = 2.000 MH No calibration applied and no bandpass applied

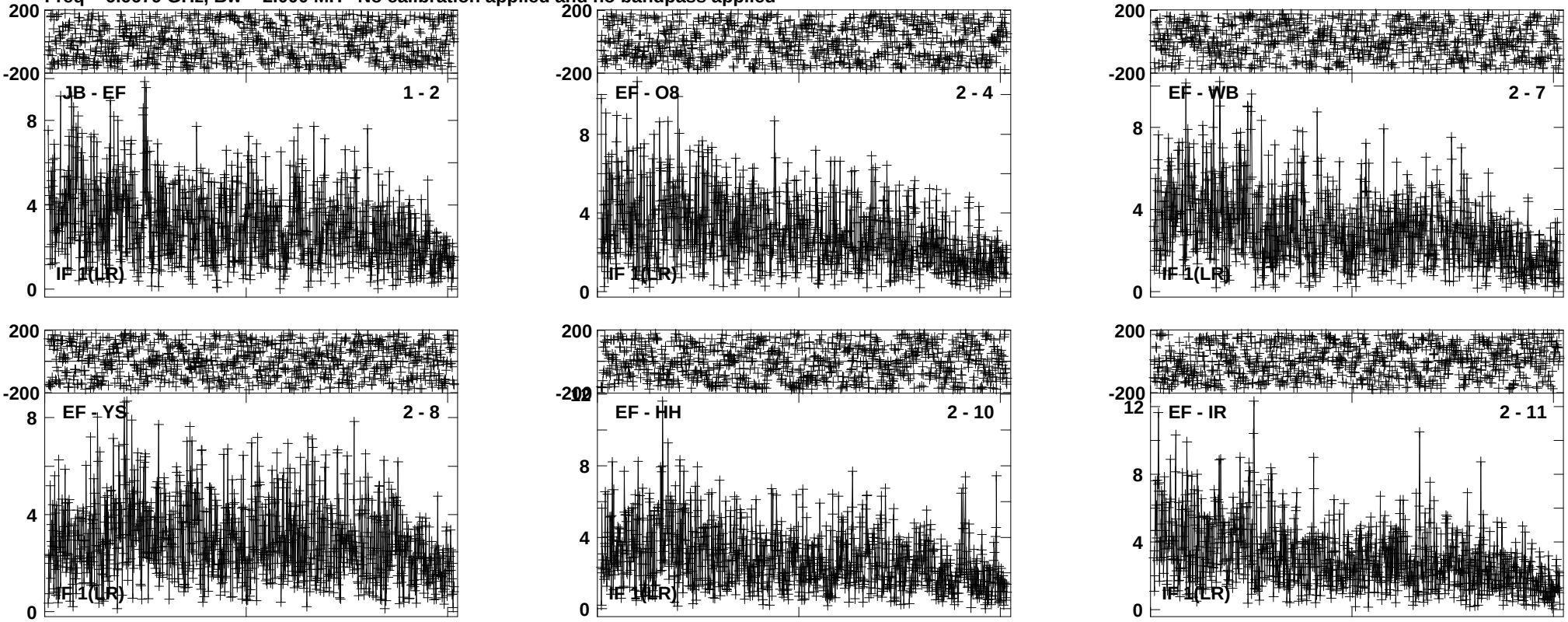

Lower frame: Milli Ampl Jy Top frame: Phas deg
Vector averaged cross-power spectrum Baseline: JB (01) - EF (02)
Timerange: 01/01:11:28 to 01/01:13:12

Plot file version 81 created 07-AUG-2020 19:10:44
G43.149 EB080 2.UVDATA.1
Freq = 6.6679 GHz, Bw = 2.000 MH No calibration applied and no bandpass applied

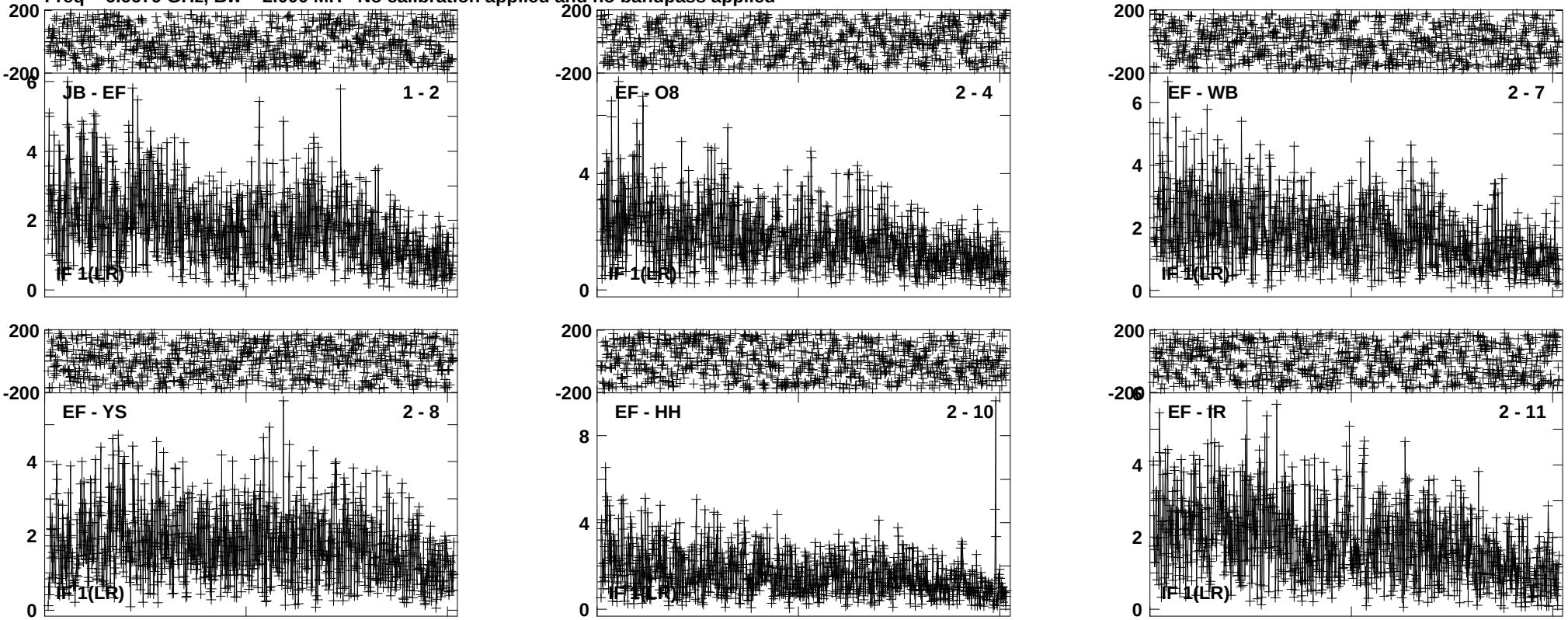

Lower frame: Milli Ampl Jy Top frame: Phas deg
Vector averaged cross-power spectrum Baseline: JB (01) - EF (02)
Timerange: 01/01:13:13 to 01/01:16:27

Plot file version 82 created 07-AUG-2020 19:10:45
J1912+0518 EB080 2.UVDATA.1
Freq = 6.6679 GHz, Bw = 2.000 MH No calibration applied and no bandpass applied

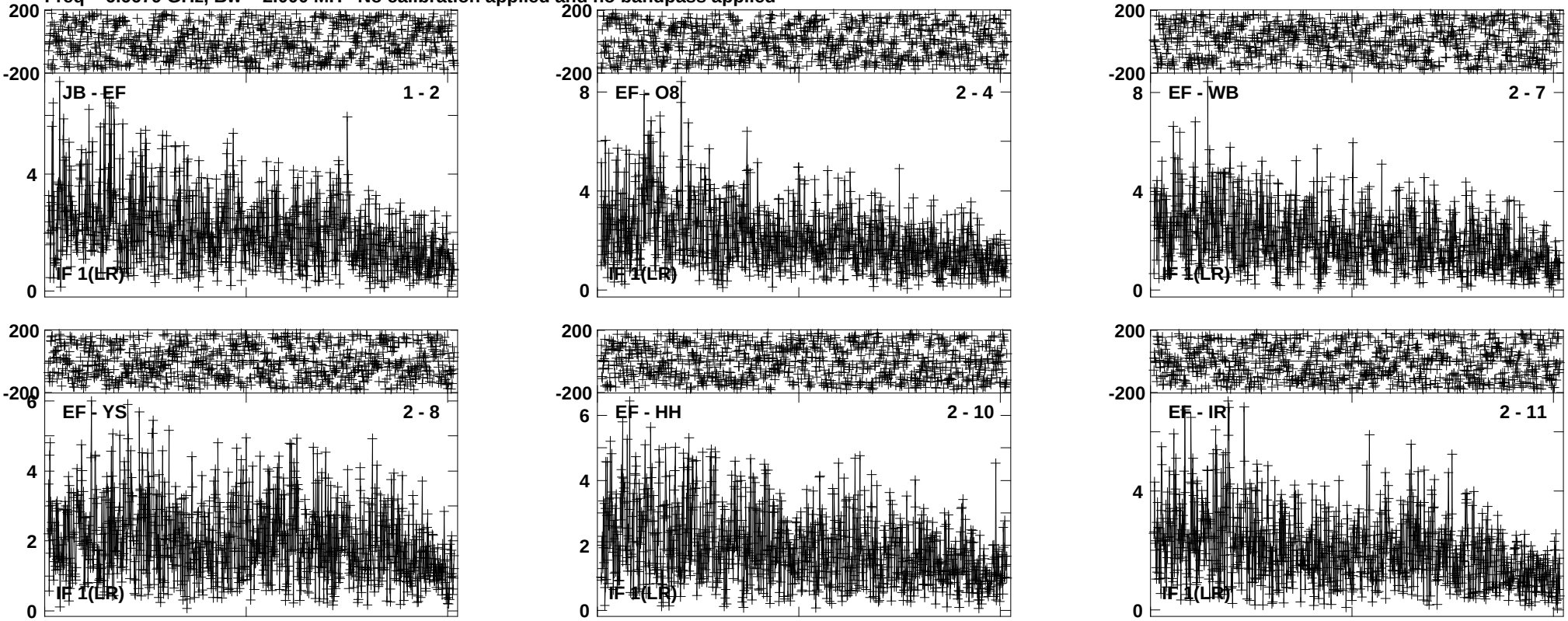

Lower frame: Milli Ampl Jy Top frame: Phas deg
Vector averaged cross-power spectrum Baseline: JB (01) - EF (02)
Timerange: 01/01:17:19 to 01/01:19:02

Plot file version 83 created 07-AUG-2020 19:10:45
G43.167 EB080 2.UVDATA.1
Freq = 6.6679 GHz, Bw = 2.000 MH No calibration applied and no bandpass applied

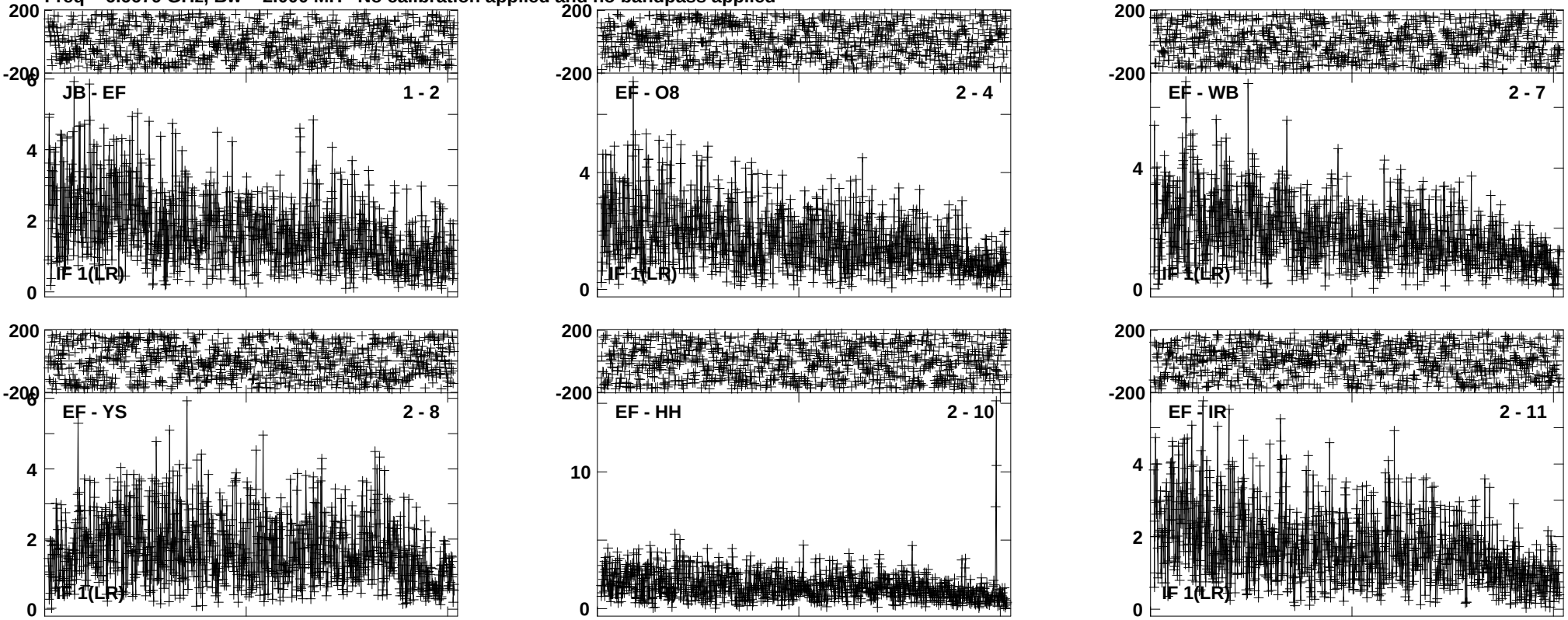

Lower frame: Milli Ampl Jy Top frame: Phas deg
Vector averaged cross-power spectrum Baseline: JB (01) - EF (02)
Timerange: 01/01:19:03 to 01/01:22:18

Plot file version 84 created 07-AUG-2020 19:10:46
J1912+0518 EB080 2.UVDATA.1
Freq = 6.6679 GHz, Bw = 2.000 MH No calibration applied and no bandpass applied

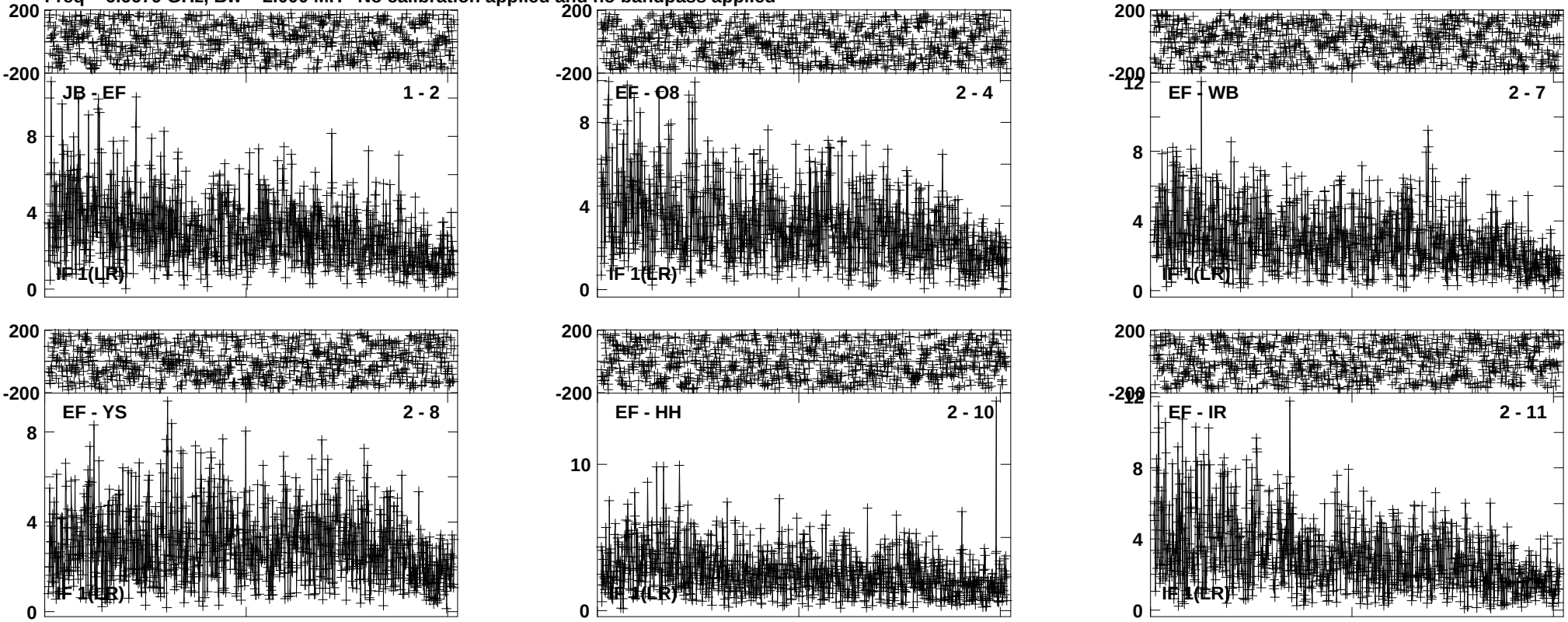

Lower frame: Milli Ampl Jy Top frame: Phas deg
Vector averaged cross-power spectrum Baseline: JB (01) - EF (02)
Timerange: 01/01:22:19 to 01/01:24:02

Plot file version 85 created 07-AUG-2020 19:10:47
G43.171 EB080 2.UVDATA.1
Freq = 6.6679 GHz, Bw = 2.000 MH No calibration applied and no bandpass applied

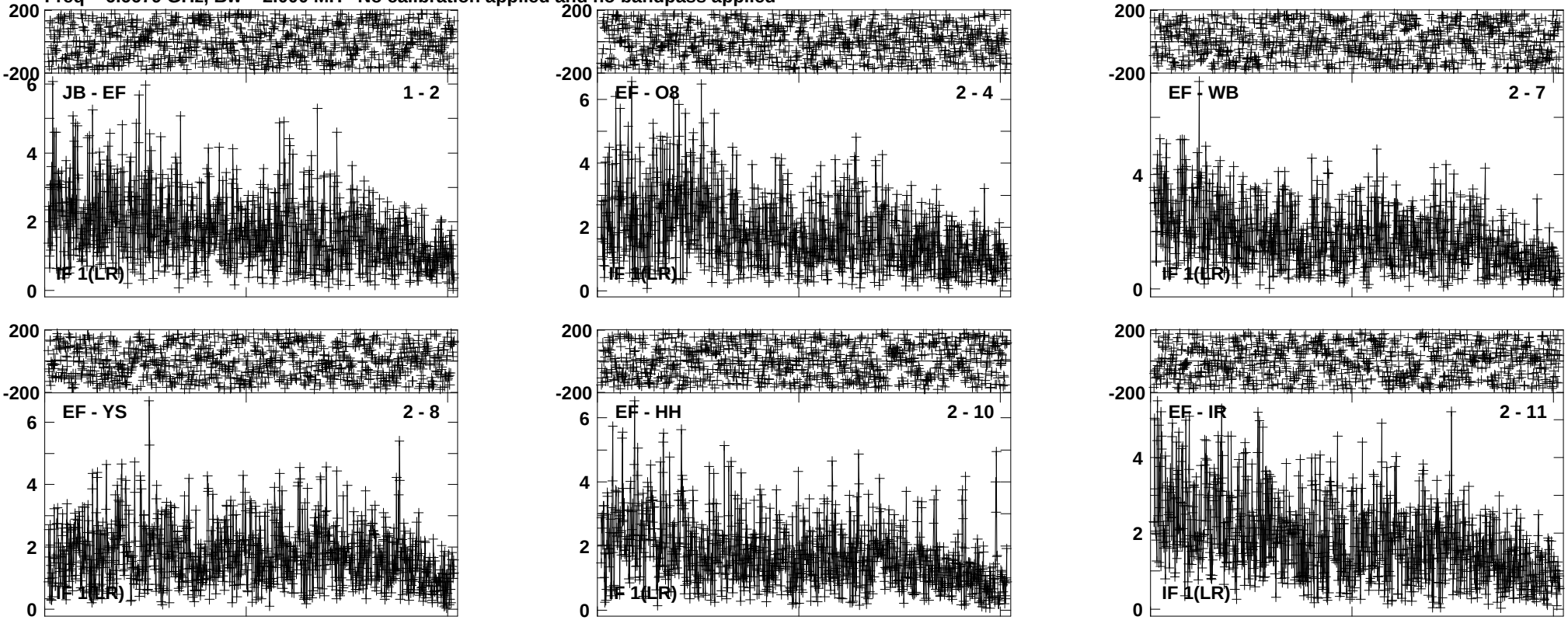

Lower frame: Milli Ampl Jy Top frame: Phas deg
Vector averaged cross-power spectrum Baseline: JB (01) - EF (02)
Timerange: 01/01:24:03 to 01/01:27:18

Plot file version 86 created 07-AUG-2020 19:10:48
J1912+0518 EB080 2.UVDATA.1
Freq = 6.6679 GHz, Bw = 2.000 MH No calibration applied and no bandpass applied

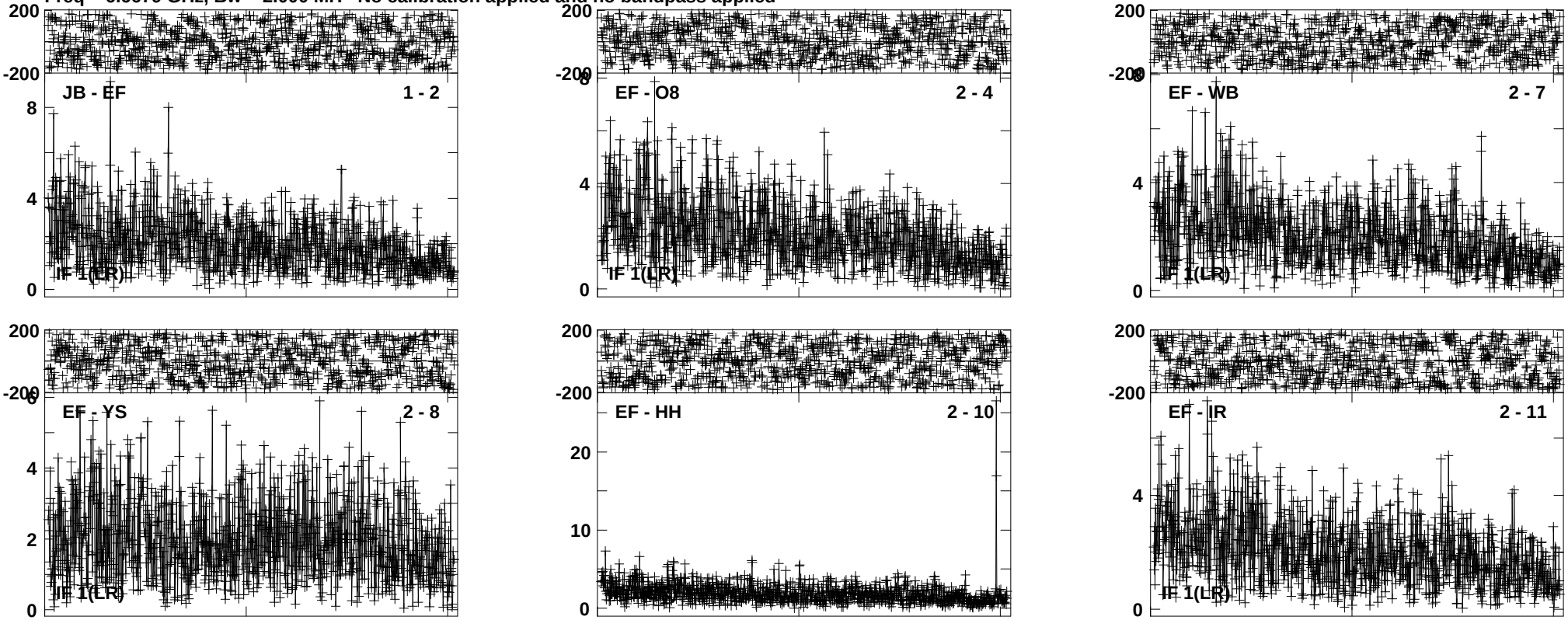

Lower frame: Milli Ampl Jy Top frame: Phas deg
Vector averaged cross-power spectrum Baseline: JB (01) - EF (02)
Timerange: 01/01:28:08 to 01/01:29:53

Plot file version 87 created 07-AUG-2020 19:10:48
G43.165 EB080 2.UVDATA.1
Freq = 6.6679 GHz, Bw = 2.000 MH No calibration applied and no bandpass applied

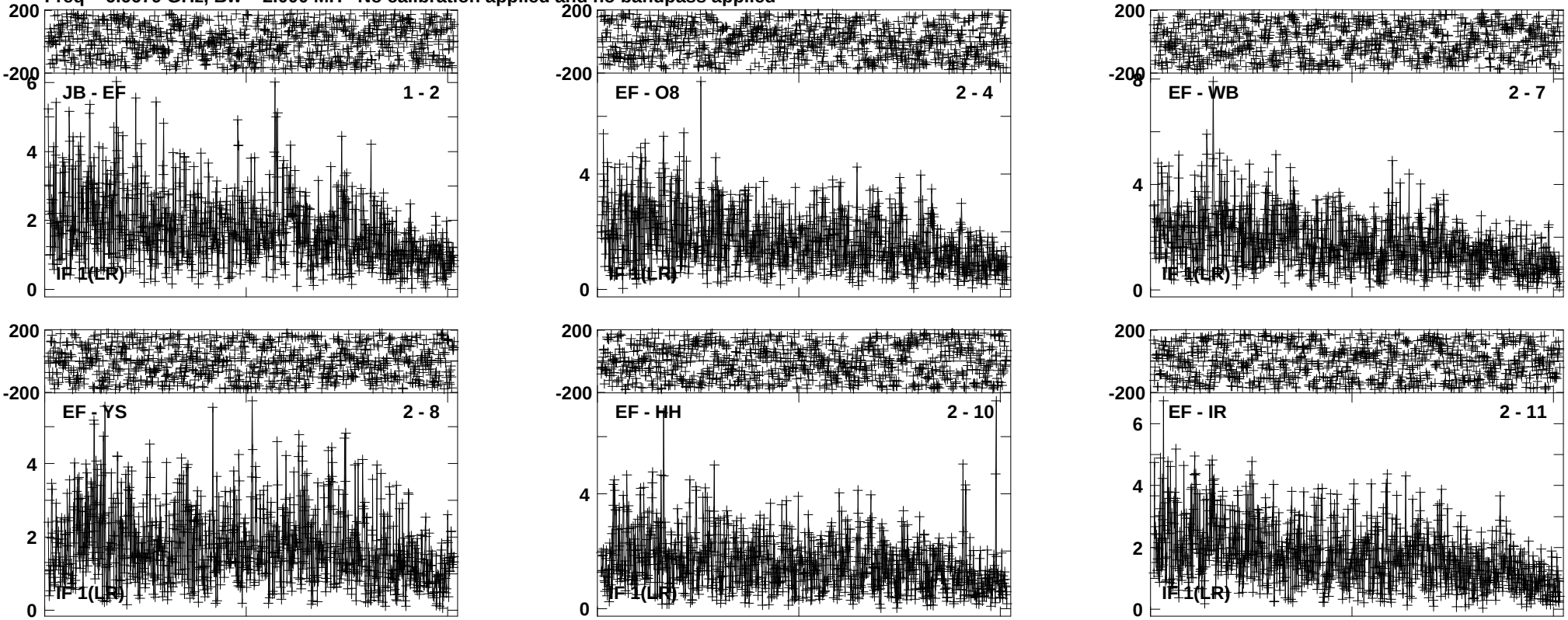

Lower frame: Milli Ampl Jy Top frame: Phas deg
Vector averaged cross-power spectrum Baseline: JB (01) - EF (02)
Timerange: 01/01:29:53 to 01/01:33:07

Plot file version 88 created 07-AUG-2020 19:10:49
J1912+0518 EB080 2.UVDATA.1
Freq = 6.6679 GHz, Bw = 2.000 MH No calibration applied and no bandpass applied

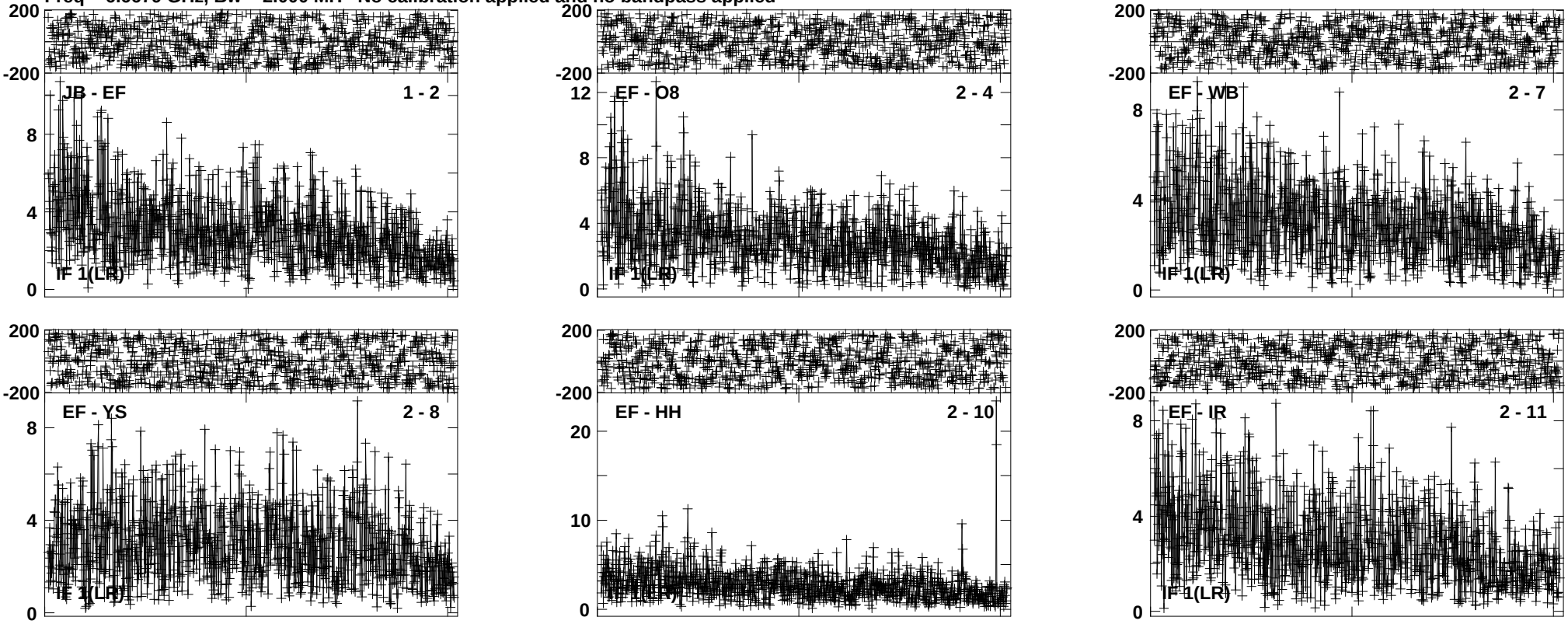

Lower frame: Milli Ampl Jy Top frame: Phas deg
Vector averaged cross-power spectrum Baseline: JB (01) - EF (02)
Timerange: 01/01:33:09 to 01/01:34:52

Plot file version 89 created 07-AUG-2020 19:10:50
G43.149 EB080 2.UVDATA.1
Freq = 6.6679 GHz, Bw = 2.000 MH No calibration applied and no bandpass applied

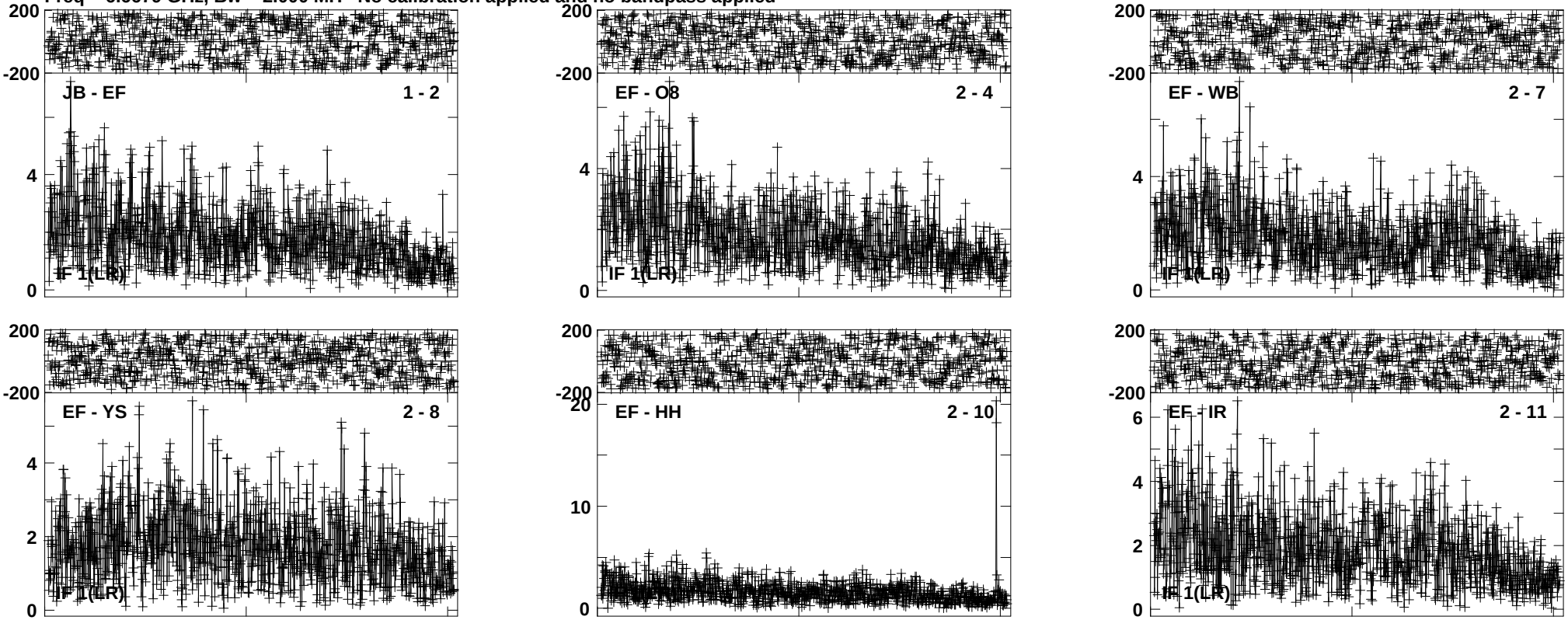

Lower frame: Milli Ampl Jy Top frame: Phas deg
Vector averaged cross-power spectrum Baseline: JB (01) - EF (02)
Timerange: 01/01:34:53 to 01/01:38:08

Plot file version 90 created 07-AUG-2020 19:10:50
J1912+0518 EB080 2.UVDATA.1
Freq = 6.6679 GHz, Bw = 2.000 MH No calibration applied and no bandpass applied

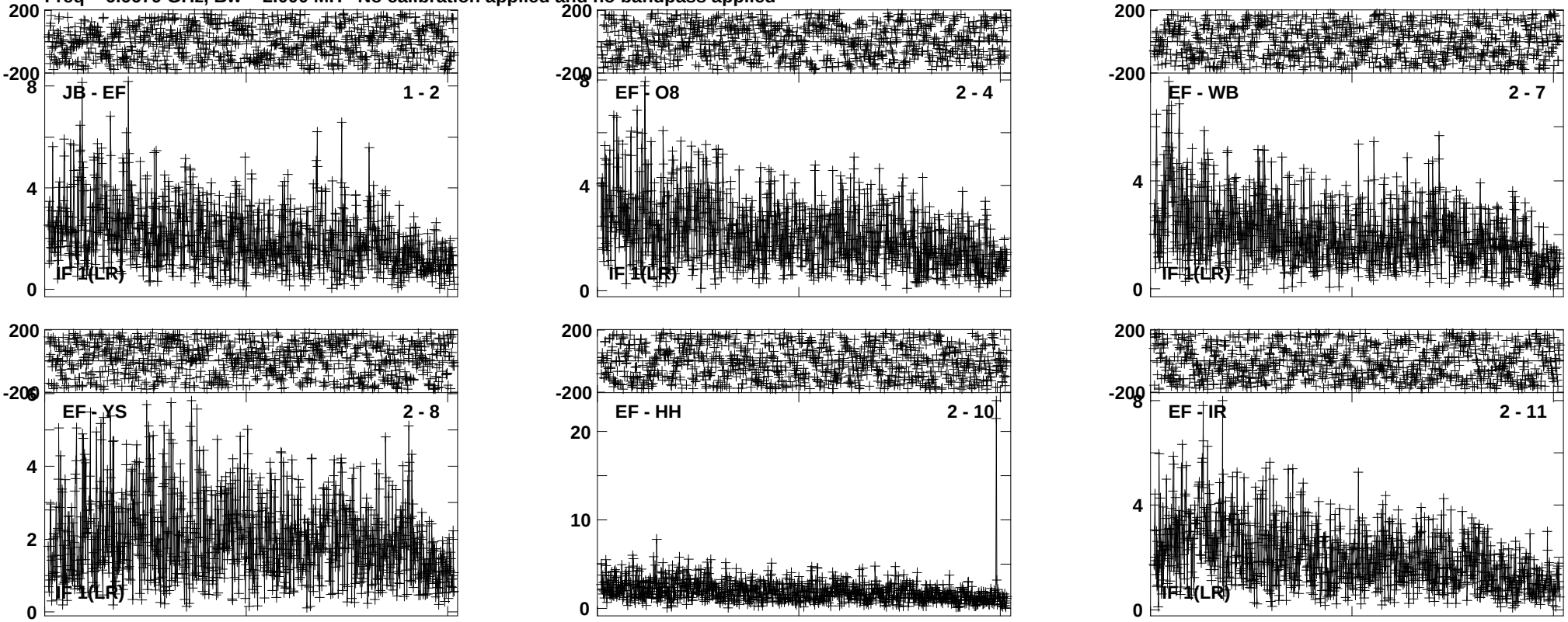

Lower frame: Milli Ampl Jy Top frame: Phas deg
Vector averaged cross-power spectrum Baseline: JB (01) - EF (02)
Timerange: 01/01:38:58 to 01/01:40:43

Plot file version 91 created 07-AUG-2020 19:10:51
G43.167 EB080 2.UVDATA.1
Freq = 6.6679 GHz, Bw = 2.000 MH No calibration applied and no bandpass applied

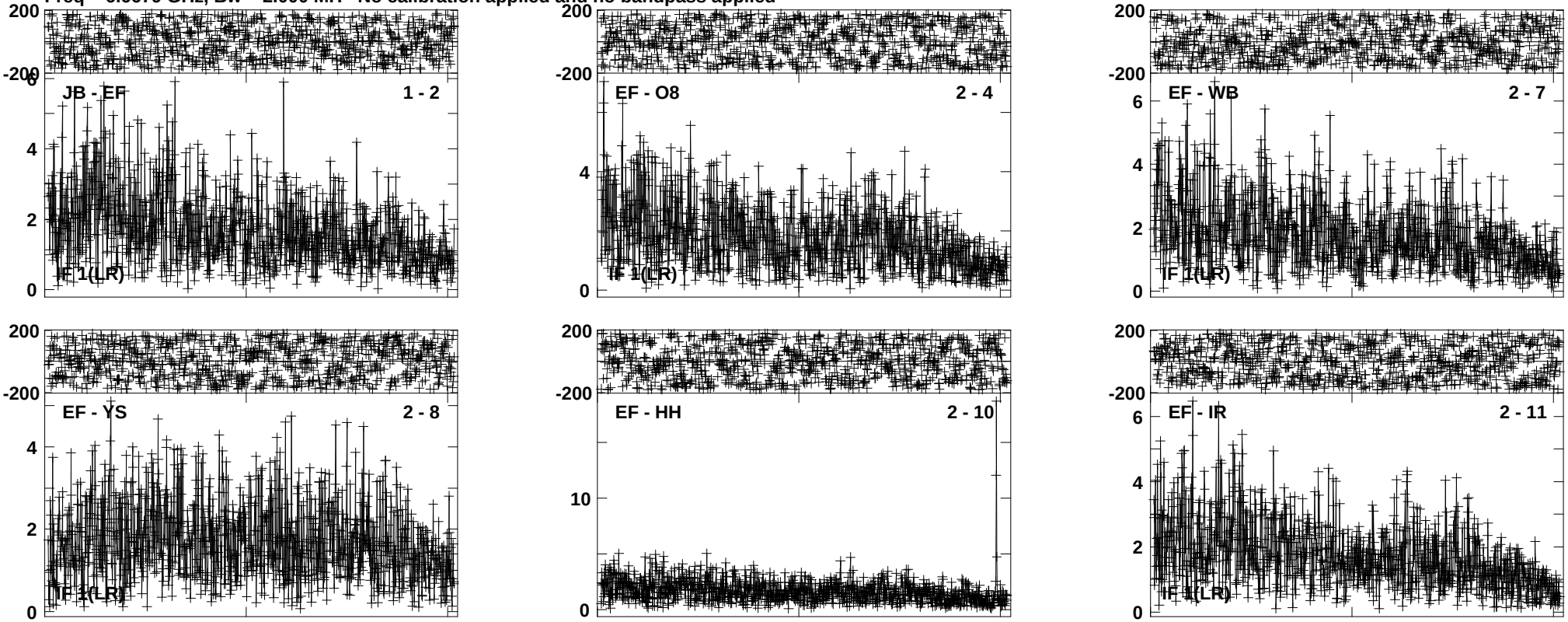

Lower frame: Milli Ampl Jy Top frame: Phas deg
Vector averaged cross-power spectrum Baseline: JB (01) - EF (02)
Timerange: 01/01:40:44 to 01/01:43:58

Plot file version 92 created 07-AUG-2020 19:10:52
J1912+0518 EB080 2.UVDATA.1
Freq = 6.6679 GHz, Bw = 2.000 MH No calibration applied and no bandpass applied

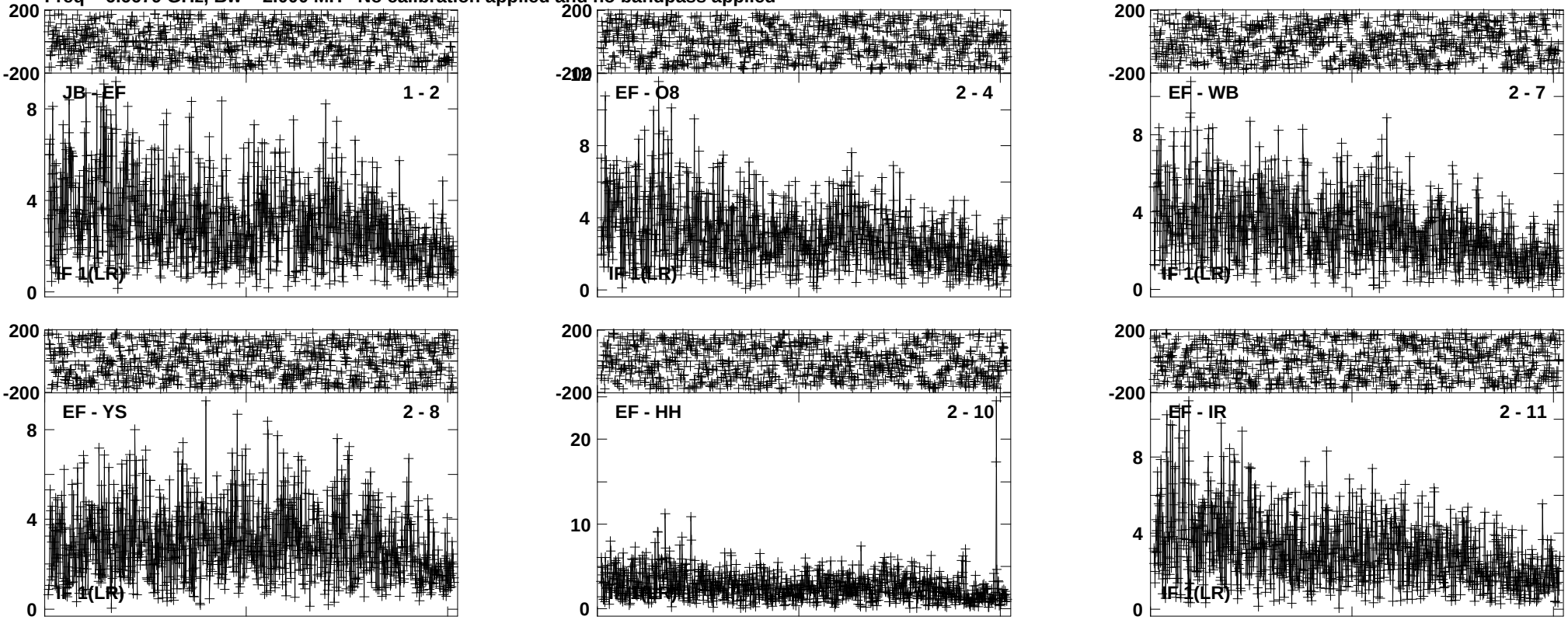

Lower frame: Milli Ampl Jy Top frame: Phas deg
Vector averaged cross-power spectrum Baseline: JB (01) - EF (02)
Timerange: 01/01:43:58 to 01/01:45:43

Plot file version 93 created 07-AUG-2020 19:10:53
G43.171 EB080 2.UVDATA.1
Freq = 6.6679 GHz, Bw = 2.000 MH No calibration applied and no bandpass applied

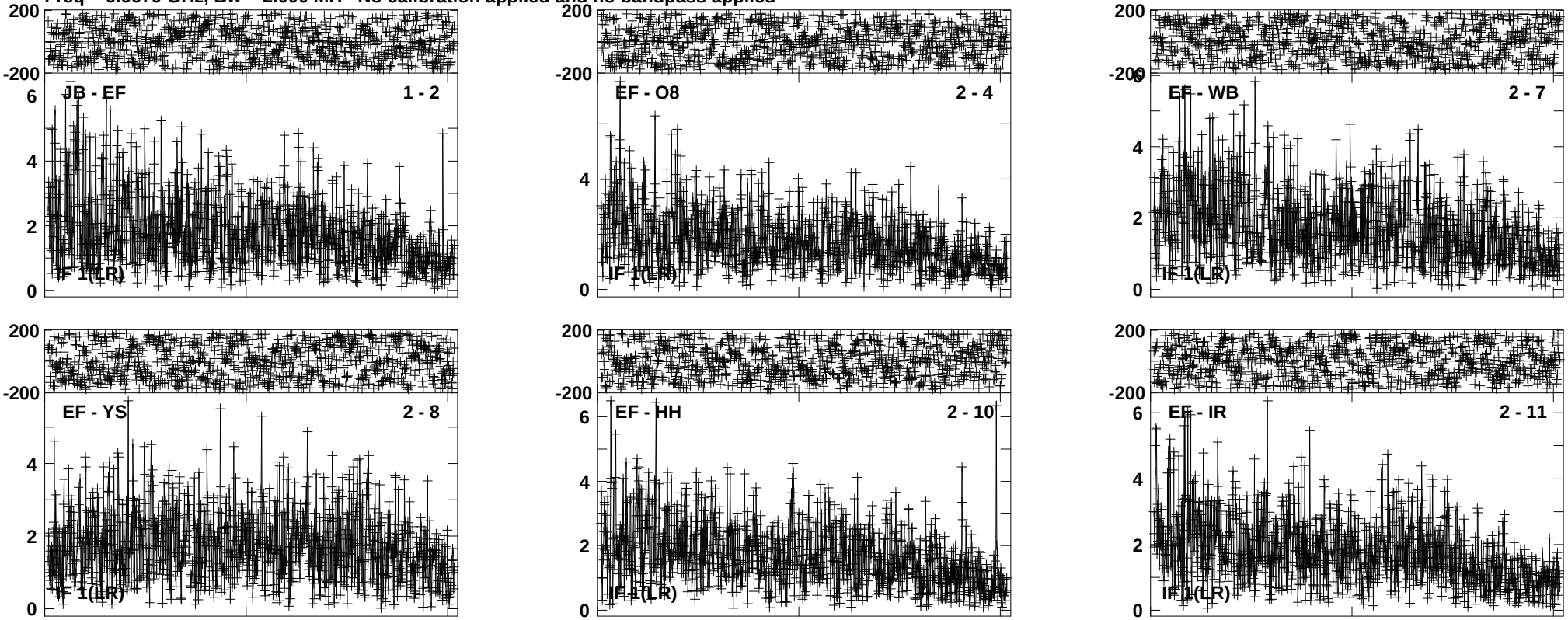

Lower frame: Milli Ampl Jy Top frame: Phas deg
Vector averaged cross-power spectrum Baseline: JB (01) - EF (02)
Timerange: 01/01:45:43 to 01/01:48:57

Plot file version 94 created 07-AUG-2020 19:10:53
J1912+0518 EB080 2.UVDATA.1
Freq = 6.6679 GHz, Bw = 2.000 MH No calibration applied and no bandpass applied

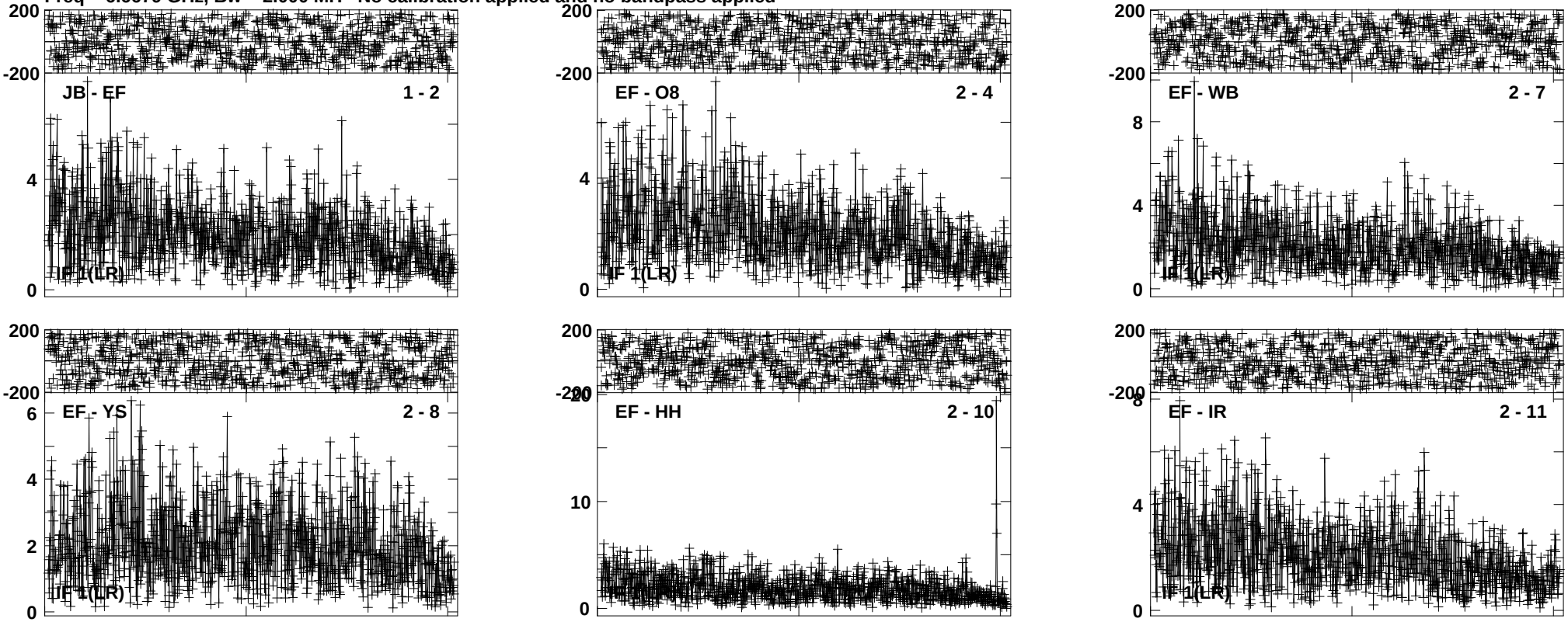

Lower frame: Milli Ampl Jy Top frame: Phas deg
Vector averaged cross-power spectrum Baseline: JB (01) - EF (02)
Timerange: 01/01:49:49 to 01/01:51:32

Plot file version 95 created 07-AUG-2020 19:10:54
G43.165 EB080 2.UVDATA.1
Freq = 6.6679 GHz, Bw = 2.000 MH No calibration applied and no bandpass applied

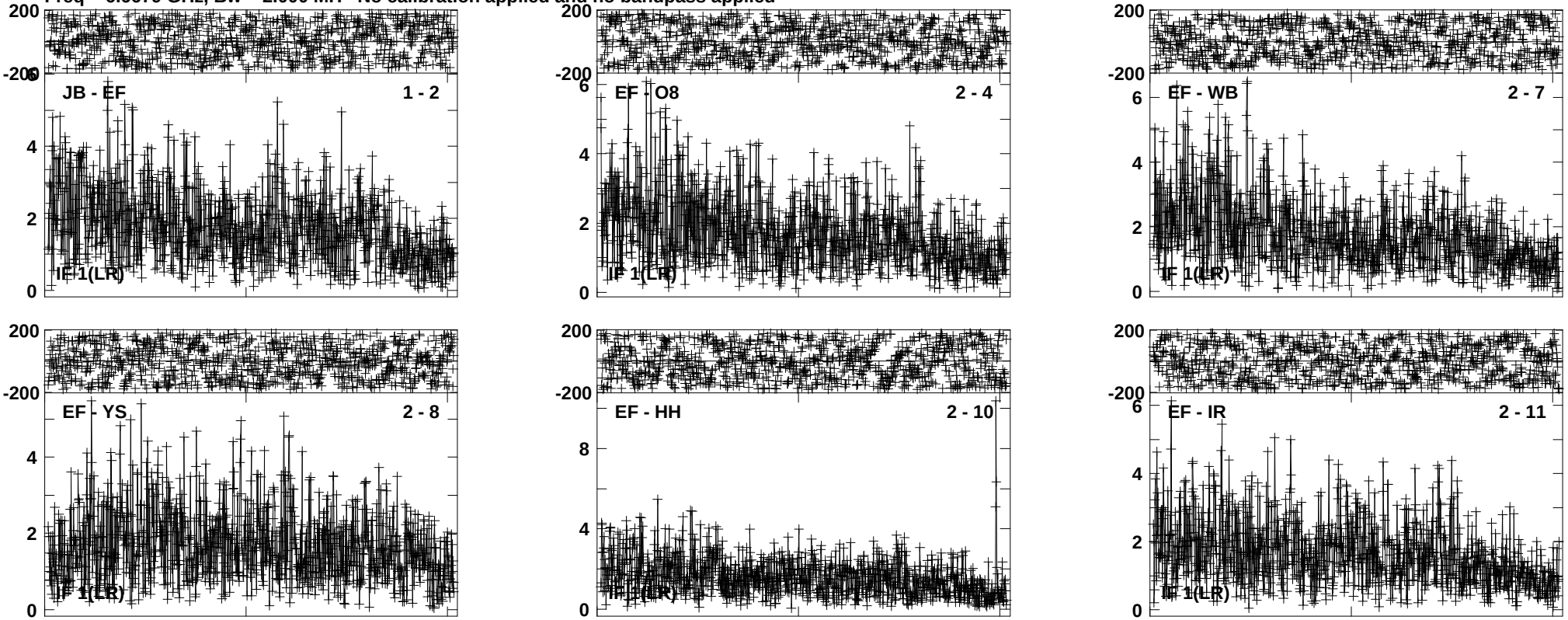

Lower frame: Milli Ampl Jy Top frame: Phas deg
Vector averaged cross-power spectrum Baseline: JB (01) - EF (02)
Timerange: 01/01:51:33 to 01/01:54:48

Plot file version 96 created 07-AUG-2020 19:10:55
J1912+0518 EB080 2.UVDATA.1
Freq = 6.6679 GHz, Bw = 2.000 MH No calibration applied and no bandpass applied

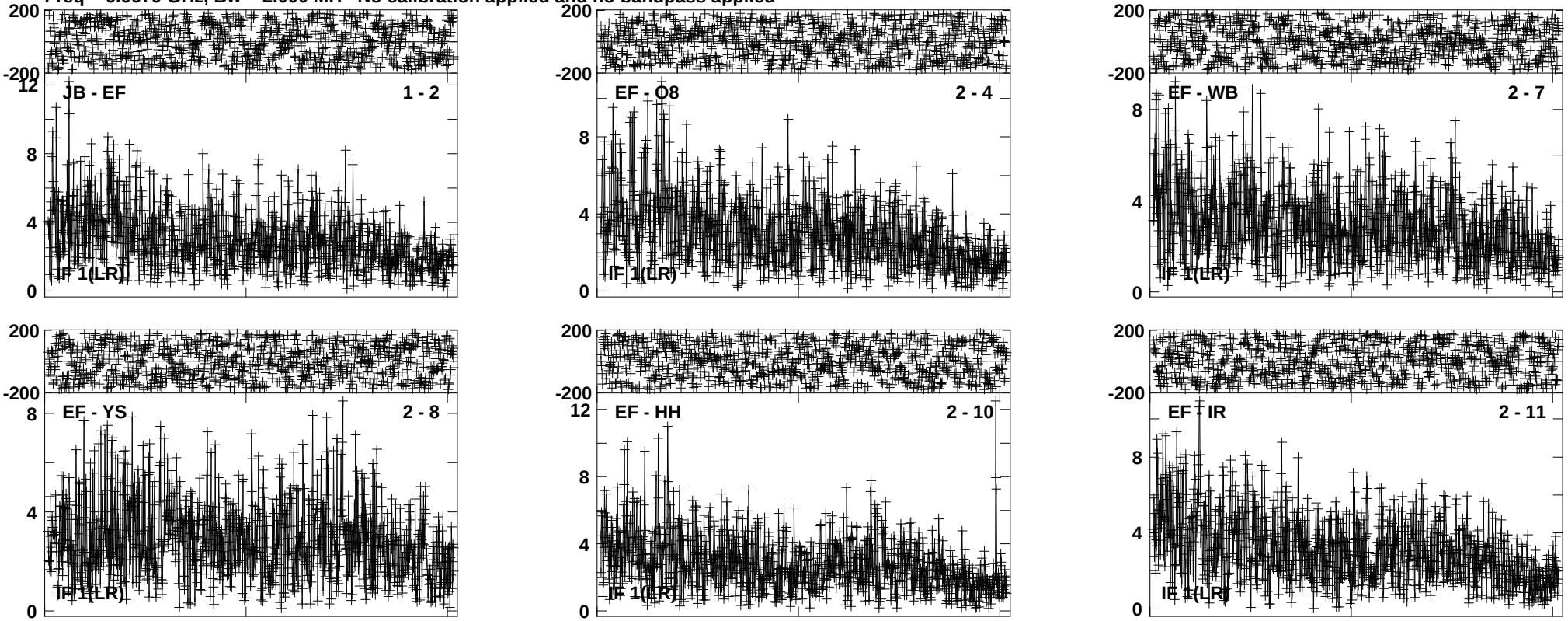

Lower frame: Milli Ampl Jy Top frame: Phas deg
Vector averaged cross-power spectrum Baseline: JB (01) - EF (02)
Timerange: 01/01:54:49 to 01/01:56:32

Plot file version 97 created 07-AUG-2020 19:10:55
G43.149 EB080 2.UVDATA.1
Freq = 6.6679 GHz, Bw = 2.000 MH No calibration applied and no bandpass applied

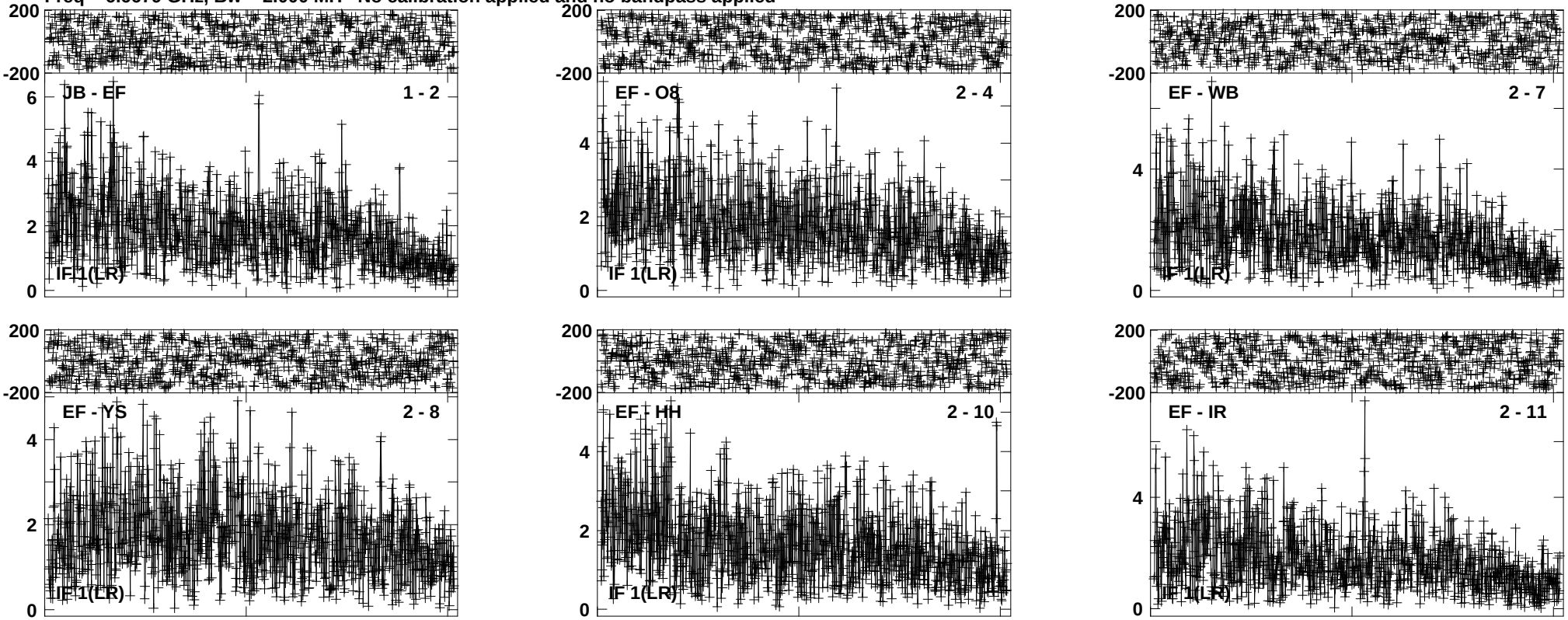

Lower frame: Milli Ampl Jy Top frame: Phas deg
Vector averaged cross-power spectrum Baseline: JB (01) - EF (02)
Timerange: 01/01:56:34 to 01/01:59:48

Plot file version 98 created 07-AUG-2020 19:10:56
J1912+0518 EB080 2.UVDATA.1
Freq = 6.6679 GHz, Bw = 2.000 MH No calibration applied and no bandpass applied

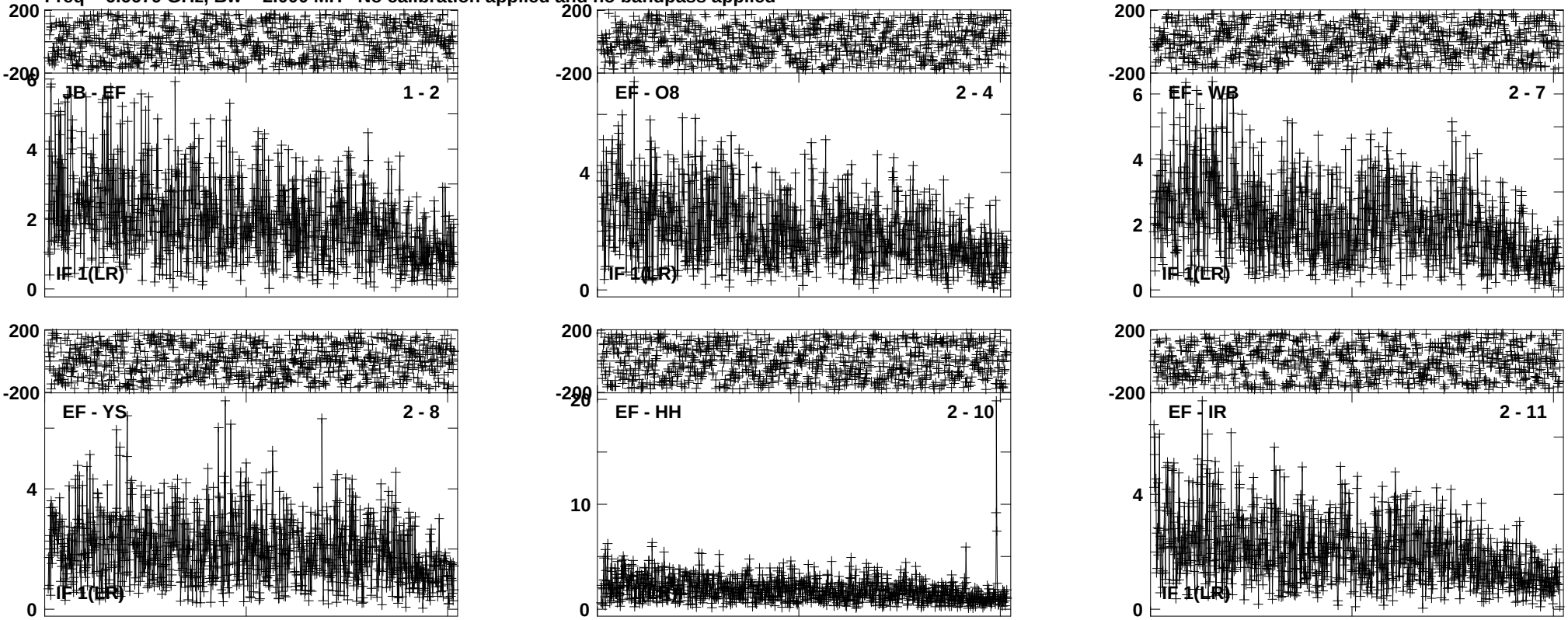

Lower frame: Milli Ampl Jy Top frame: Phas deg
Vector averaged cross-power spectrum Baseline: JB (01) - EF (02)
Timerange: 01/02:00:39 to 01/02:02:22

Plot file version 99 created 07-AUG-2020 19:10:57
G43.167 EB080 2.UVDATA.1
Freq = 6.6679 GHz, Bw = 2.000 MH No calibration applied and no bandpass applied

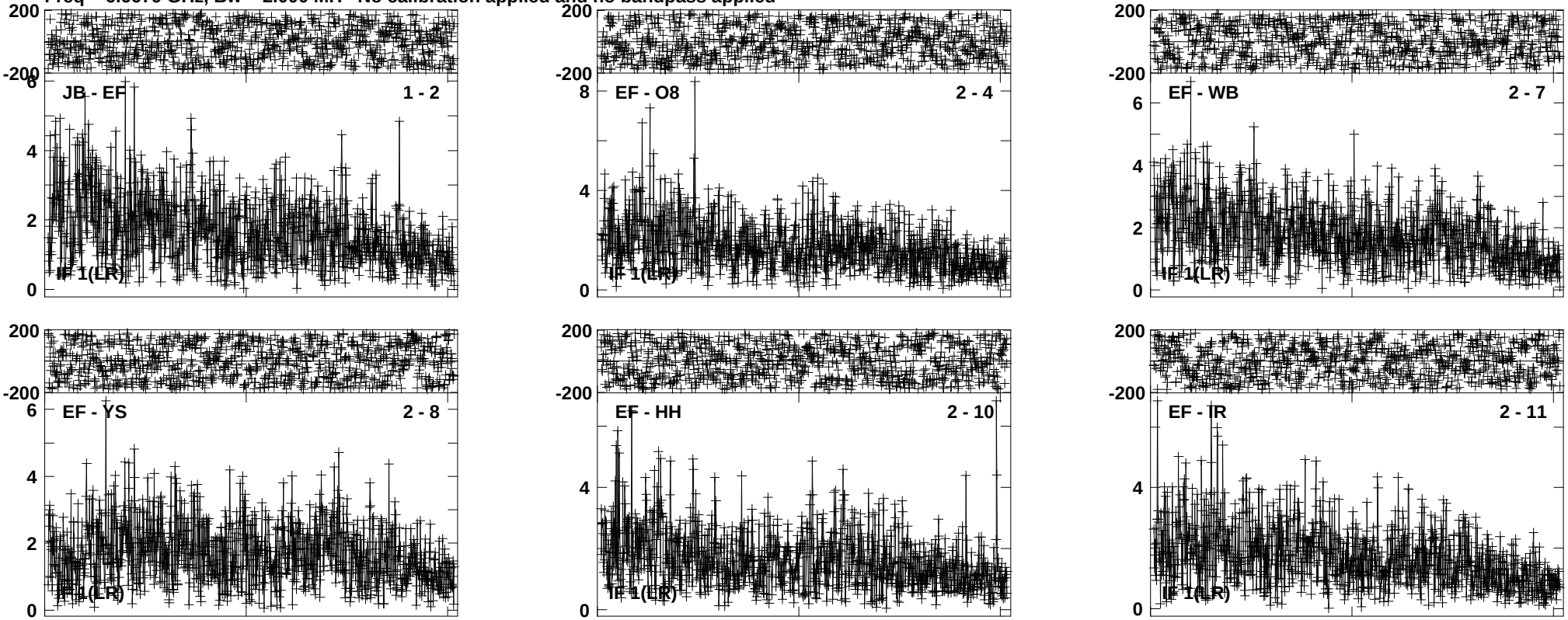

Lower frame: Milli Ampl Jy Top frame: Phas deg
Vector averaged cross-power spectrum Baseline: JB (01) - EF (02)
Timerange: 01/02:02:23 to 01/02:05:38

Plot file version 100 created 07-AUG-2020 19:10:58
J1912+0518 EB080 2.UVDATA.1
Freq = 6.6679 GHz, Bw = 2.000 MH No calibration applied and no bandpass applied

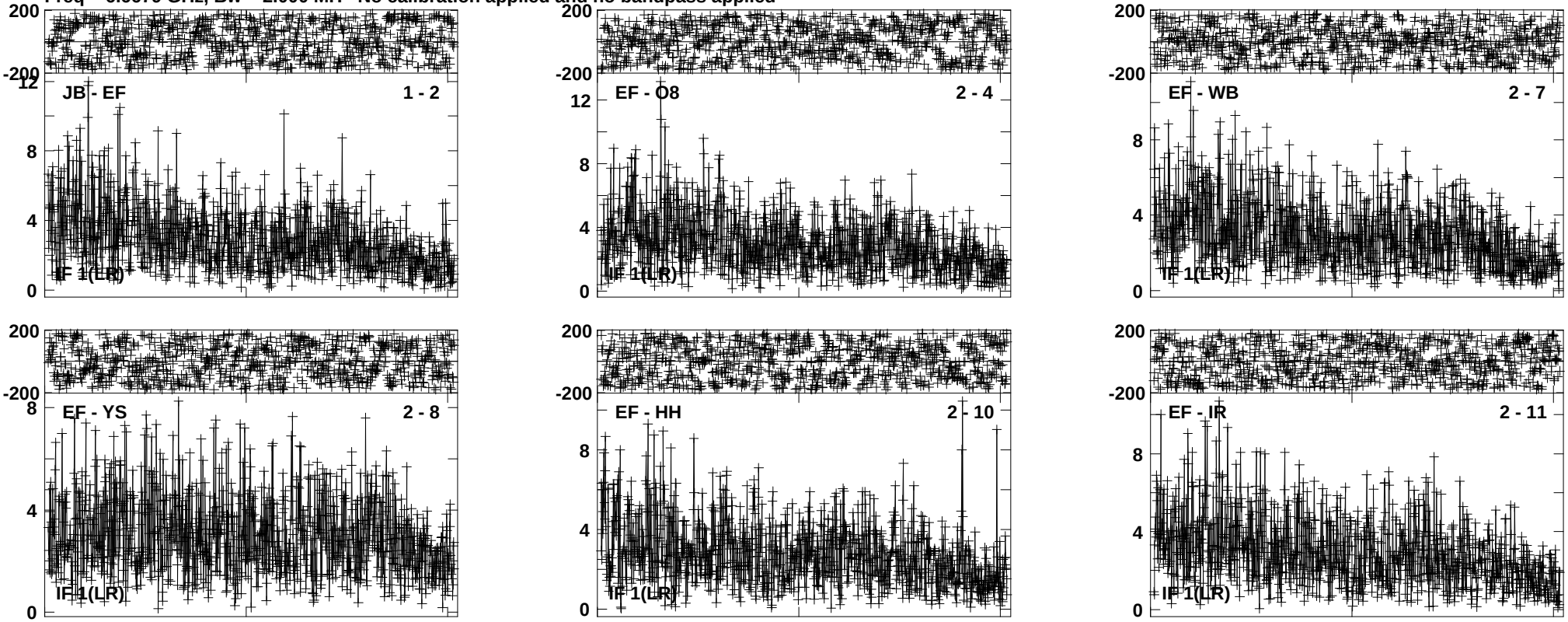

Lower frame: Milli Ampl Jy Top frame: Phas deg
Vector averaged cross-power spectrum Baseline: JB (01) - EF (02)
Timerange: 01/02:05:39 to 01/02:07:22

Plot file version 101 created 07-AUG-2020 19:10:58
G43.171 EB080 2.UVDATA.1
Freq = 6.6679 GHz, Bw = 2.000 MH No calibration applied and no bandpass applied

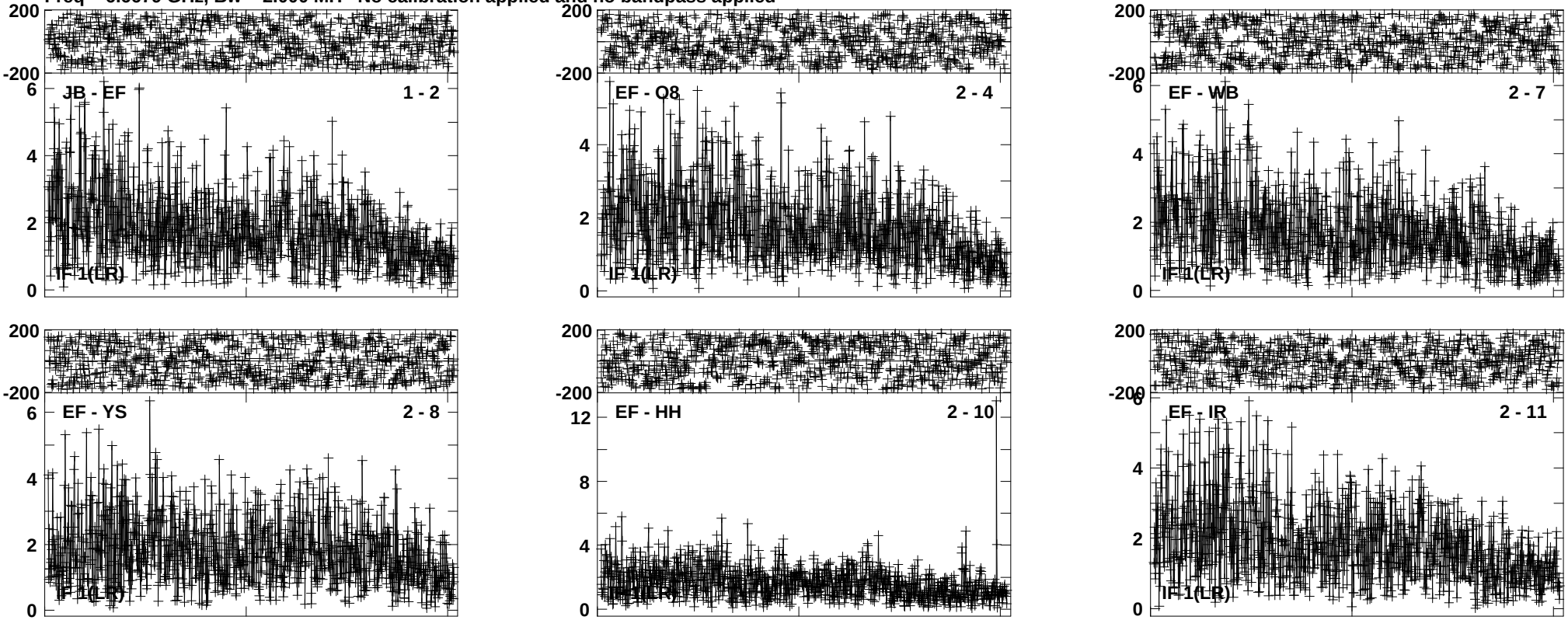

Lower frame: Milli Ampl Jy Top frame: Phas deg
Vector averaged cross-power spectrum Baseline: JB (01) - EF (02)
Timerange: 01/02:07:23 to 01/02:10:38

Plot file version 102 created 07-AUG-2020 19:10:59
J1912+0518 EB080 2.UVDATA.1
Freq = 6.6679 GHz, Bw = 2.000 MH No calibration applied and no bandpass applied

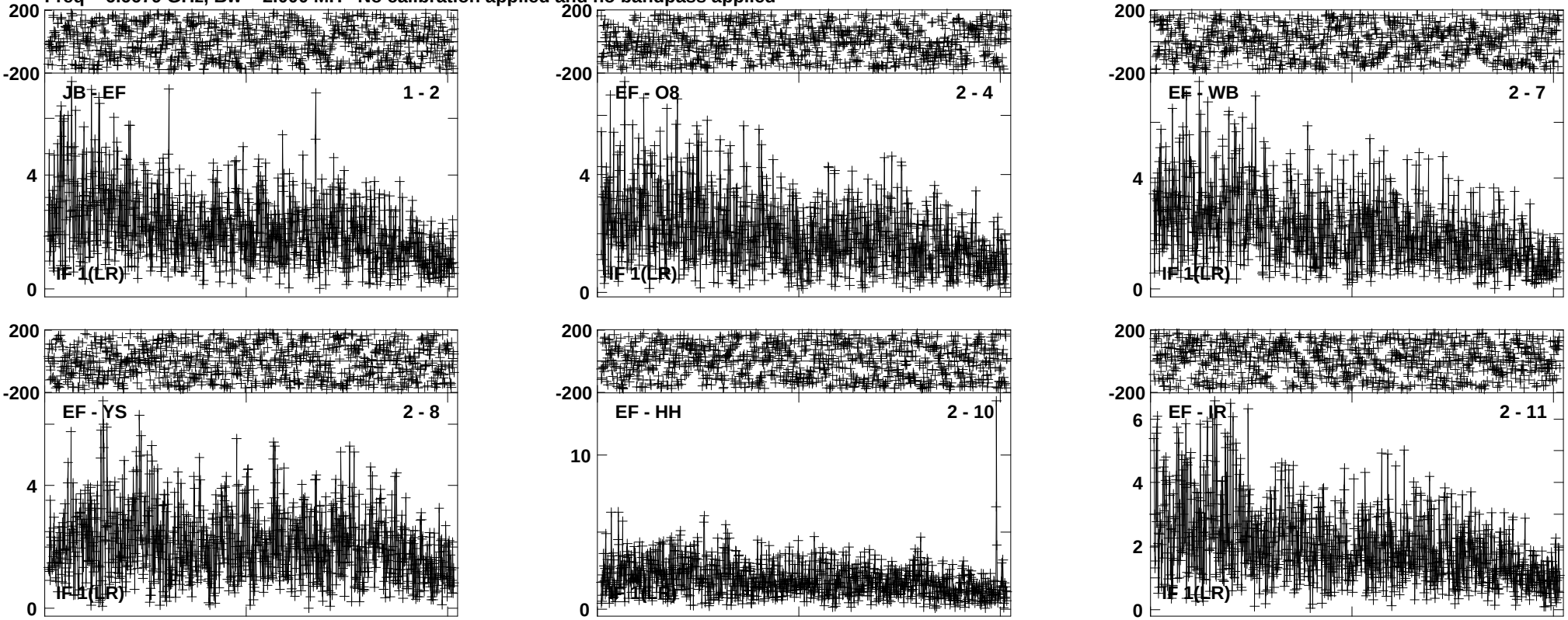

Lower frame: Milli Ampl Jy Top frame: Phas deg
Vector averaged cross-power spectrum Baseline: JB (01) - EF (02)
Timerange: 01/02:11:28 to 01/02:13:13

Plot file version 103 created 07-AUG-2020 19:10:59
G43.165 EB080 2.UVDATA.1
Freq = 6.6679 GHz, Bw = 2.000 MH No calibration applied and no bandpass applied

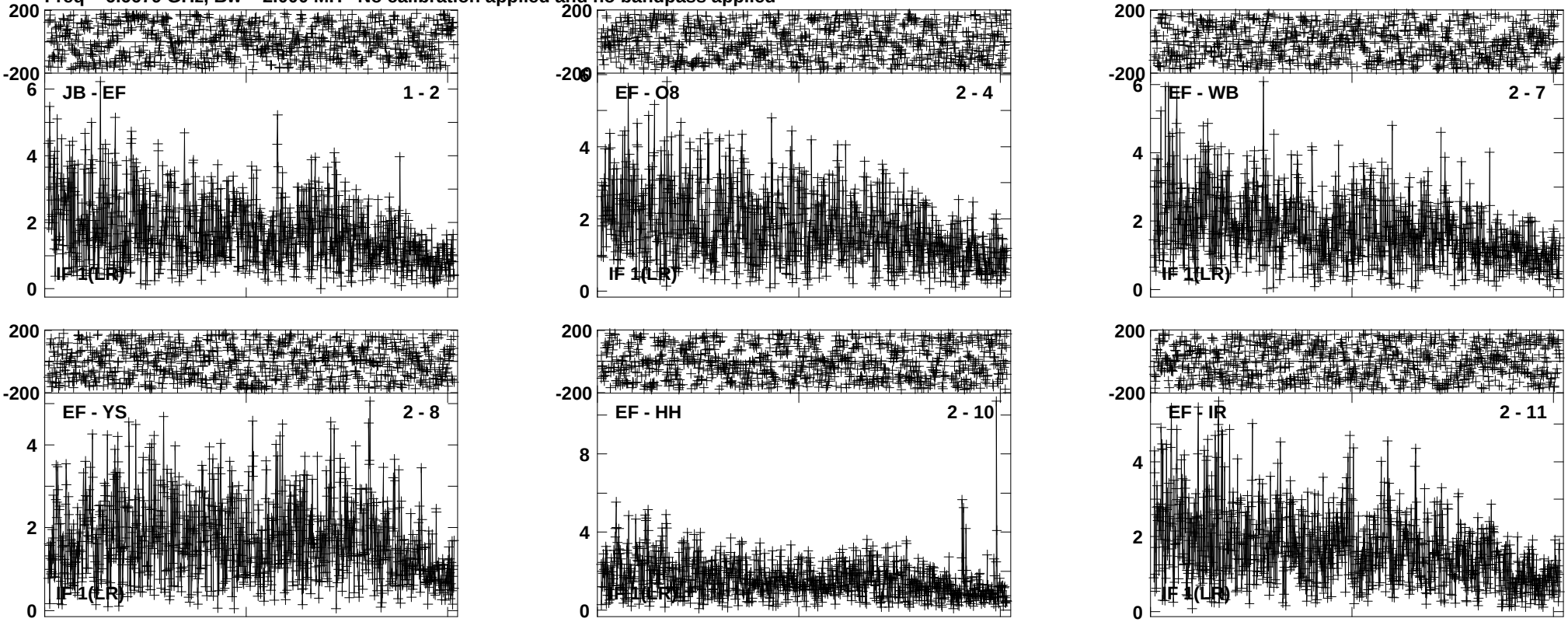

Lower frame: Milli Ampl Jy Top frame: Phas deg
Vector averaged cross-power spectrum Baseline: JB (01) - EF (02)
Timerange: 01/02:13:14 to 01/02:16:28

Plot file version 104 created 07-AUG-2020 19:11:00
J1912+0518 EB080 2.UVDATA.1
Freq = 6.6679 GHz, Bw = 2.000 MH No calibration applied and no bandpass applied

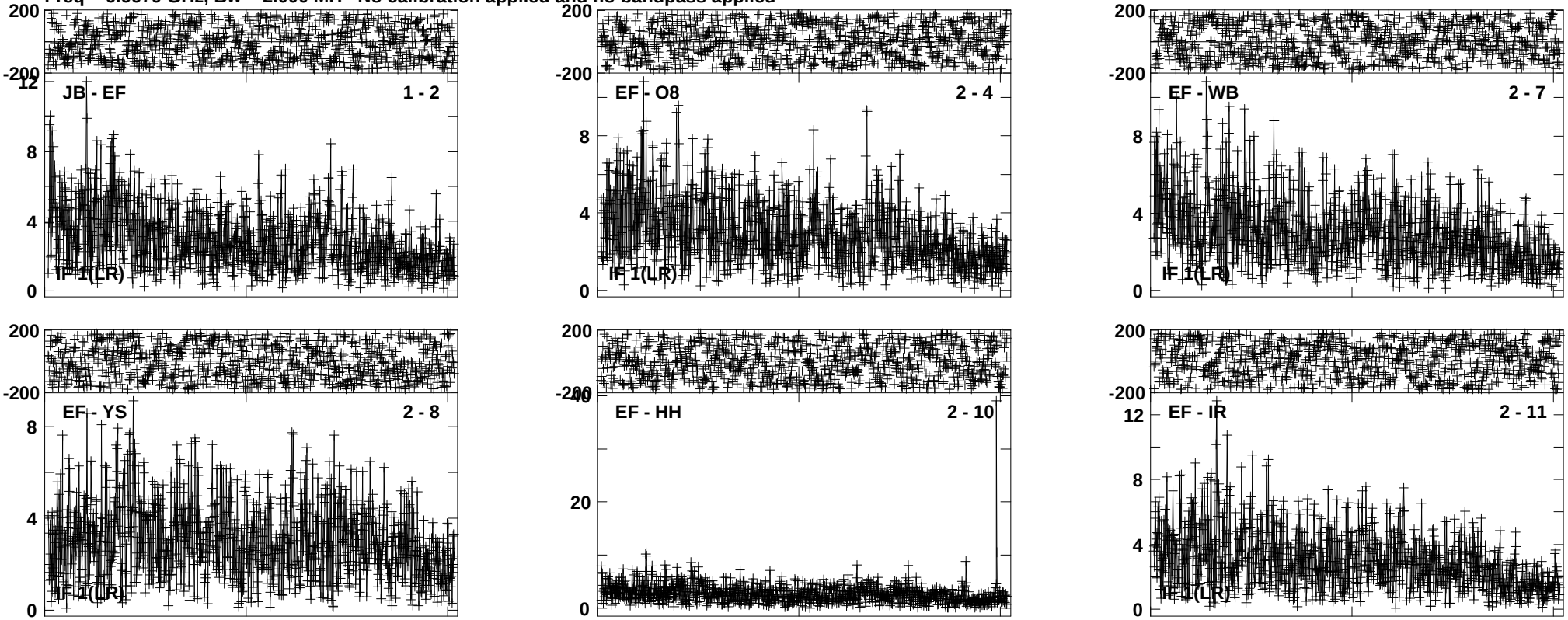

Lower frame: Milli Ampl Jy Top frame: Phas deg
Vector averaged cross-power spectrum Baseline: JB (01) - EF (02)
Timerange: 01/02:16:28 to 01/02:18:13

Plot file version 105 created 07-AUG-2020 19:11:01
G43.149 EB080 2.UVDATA.1
Freq = 6.6679 GHz, Bw = 2.000 MH No calibration applied and no bandpass applied

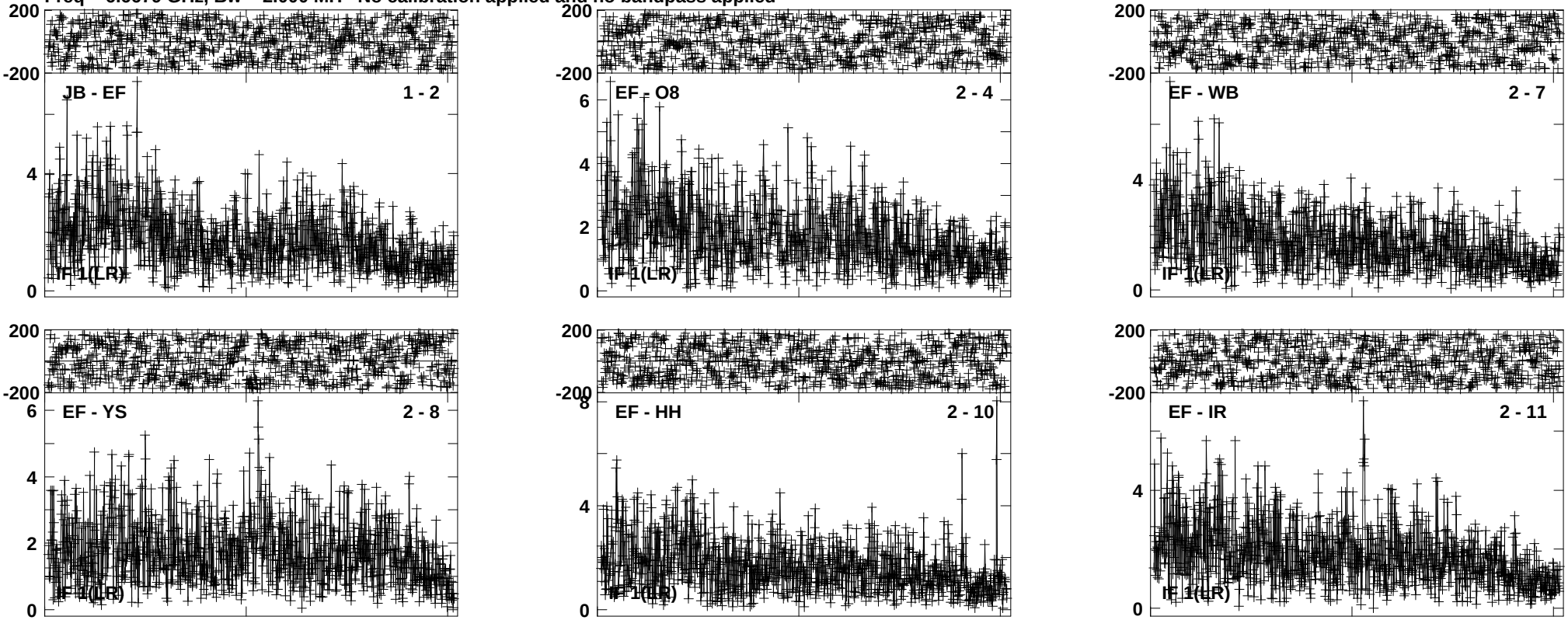

Lower frame: Milli Ampl Jy Top frame: Phas deg
Vector averaged cross-power spectrum Baseline: JB (01) - EF (02)
Timerange: 01/02:18:13 to 01/02:21:27

Plot file version 106 created 07-AUG-2020 19:11:02
J1912+0518 EB080 2.UVDATA.1
Freq = 6.6679 GHz, Bw = 2.000 MH No calibration applied and no bandpass applied

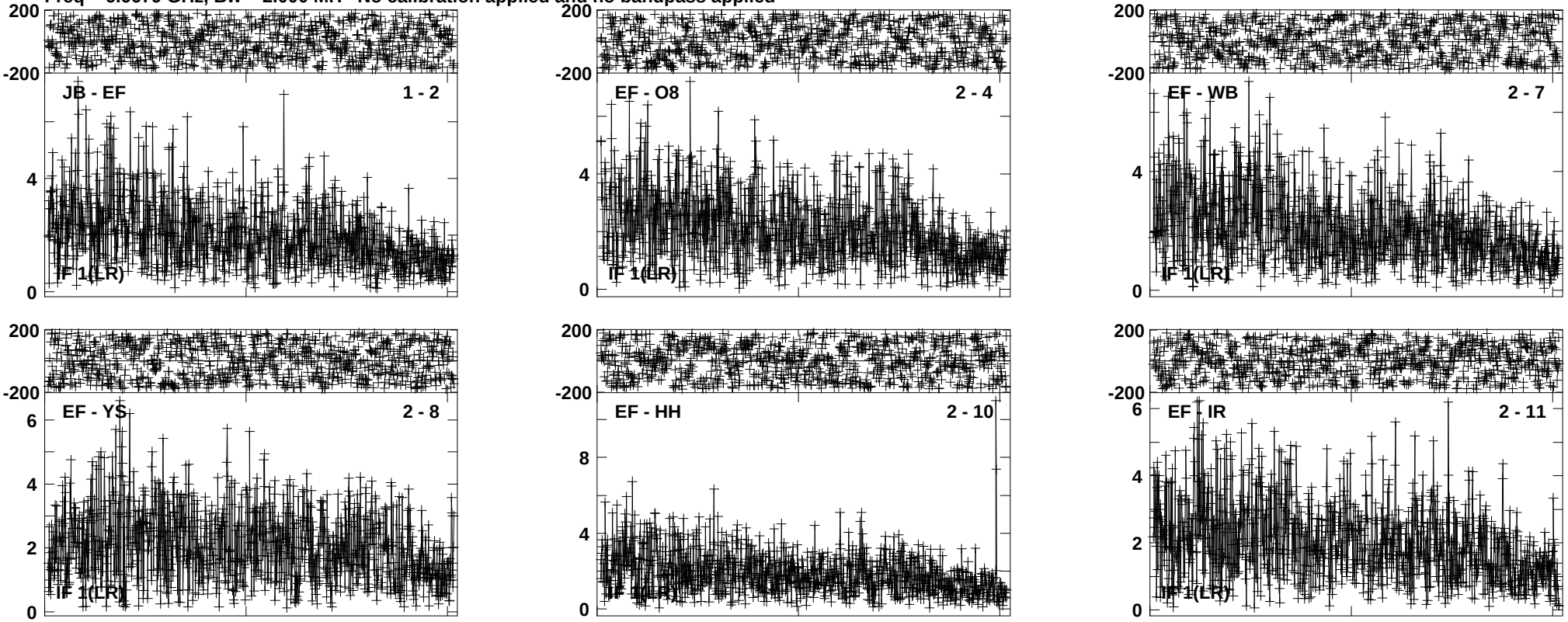

Lower frame: Milli Ampl Jy Top frame: Phas deg
Vector averaged cross-power spectrum Baseline: JB (01) - EF (02)
Timerange: 01/02:22:18 to 01/02:24:03

Plot file version 107 created 07-AUG-2020 19:11:02
G43.167 EB080 2.UVDATA.1
Freq = 6.6679 GHz, Bw = 2.000 MH No calibration applied and no bandpass applied

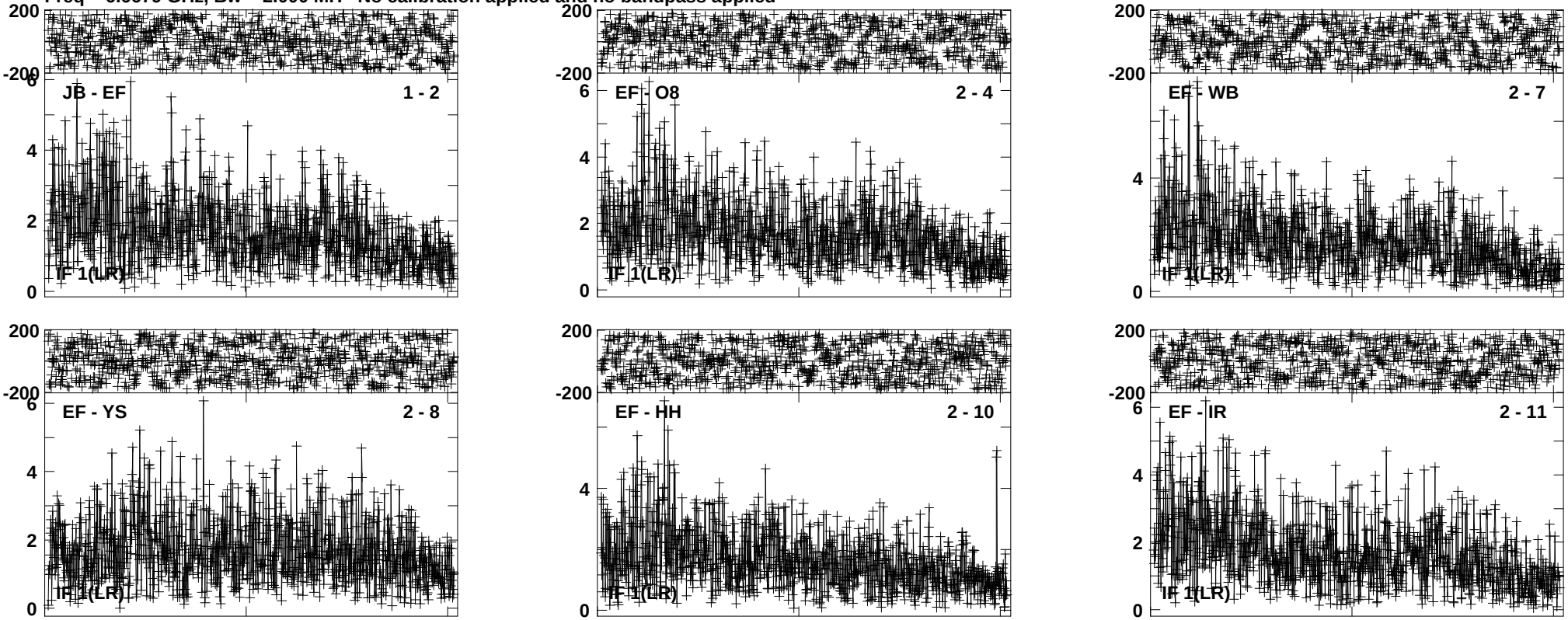

Lower frame: Milli Ampl Jy Top frame: Phas deg
Vector averaged cross-power spectrum Baseline: JB (01) - EF (02)
Timerange: 01/02:24:03 to 01/02:27:17

Plot file version 108 created 07-AUG-2020 19:11:03
J1912+0518 EB080 2.UVDATA.1
Freq = 6.6679 GHz, Bw = 2.000 MH No calibration applied and no bandpass applied

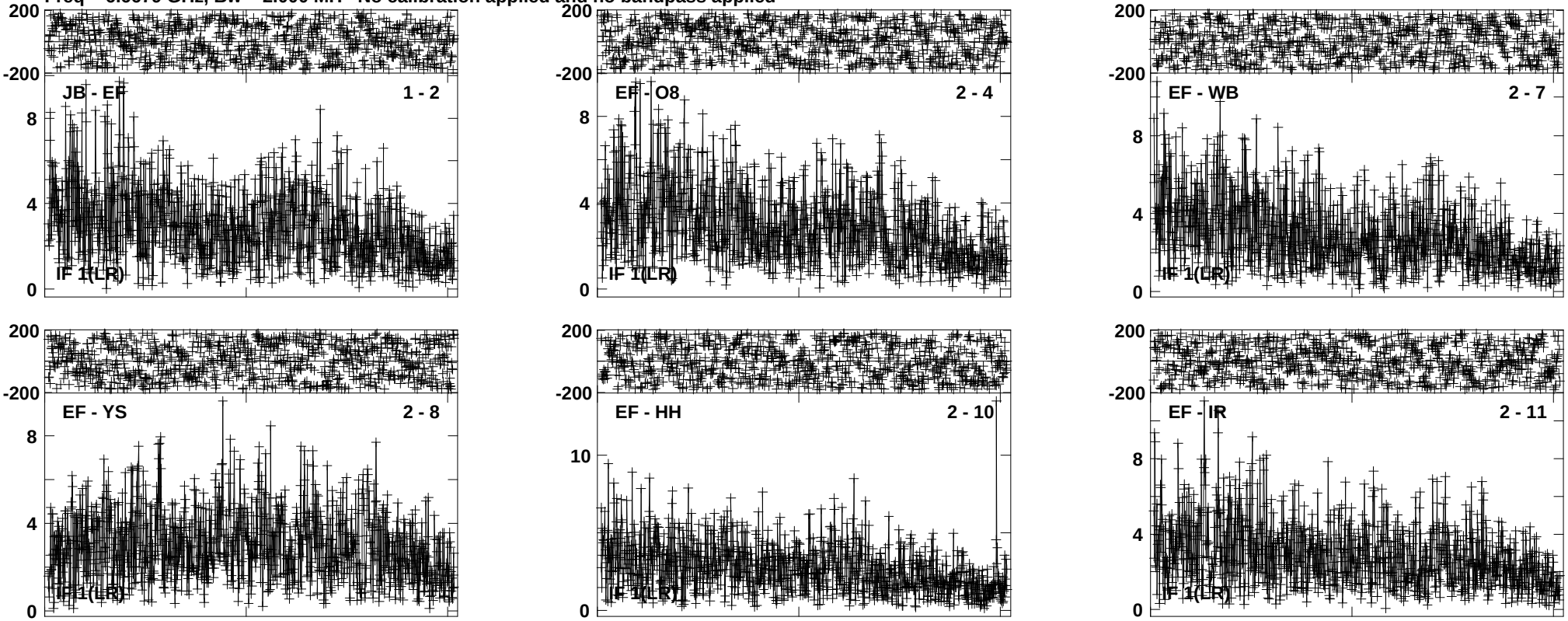

Lower frame: Milli Ampl Jy Top frame: Phas deg
Vector averaged cross-power spectrum Baseline: JB (01) - EF (02)
Timerange: 01/02:27:18 to 01/02:29:03

Plot file version 109 created 07-AUG-2020 19:11:04
G43.171 EB080 2.UVDATA.1
Freq = 6.6679 GHz, Bw = 2.000 MH No calibration applied and no bandpass applied

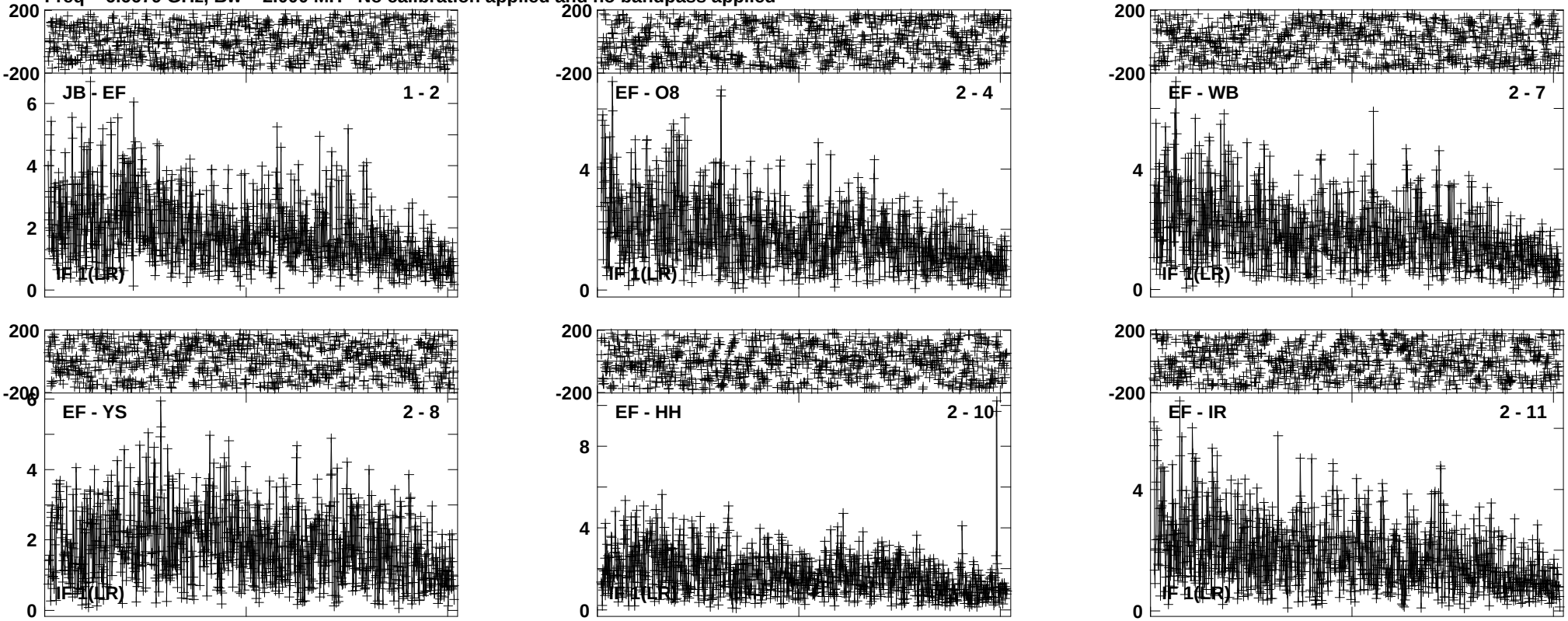

Lower frame: Milli Ampl Jy Top frame: Phas deg
Vector averaged cross-power spectrum Baseline: JB (01) - EF (02)
Timerange: 01/02:29:04 to 01/02:32:18

Plot file version 110 created 07-AUG-2020 19:11:05
J1912+0518 EB080 2.UVDATA.1
Freq = 6.6679 GHz, Bw = 2.000 MH No calibration applied and no bandpass applied

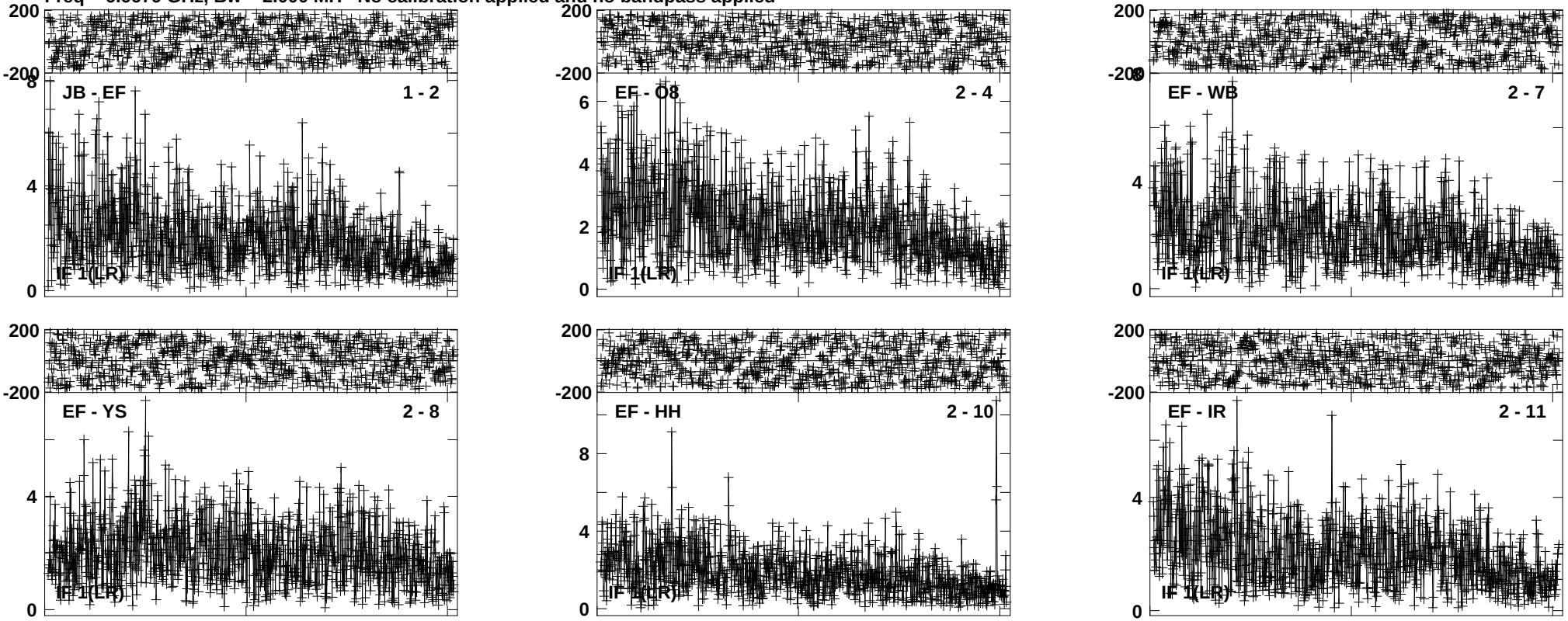

Lower frame: Milli Ampl Jy Top frame: Phas deg
Vector averaged cross-power spectrum Baseline: JB (01) - EF (02)
Timerange: 01/02:33:09 to 01/02:34:52

Plot file version 111 created 07-AUG-2020 19:11:05
G43.165 EB080 2.UVDATA.1
Freq = 6.6679 GHz, Bw = 2.000 MH No calibration applied and no bandpass applied

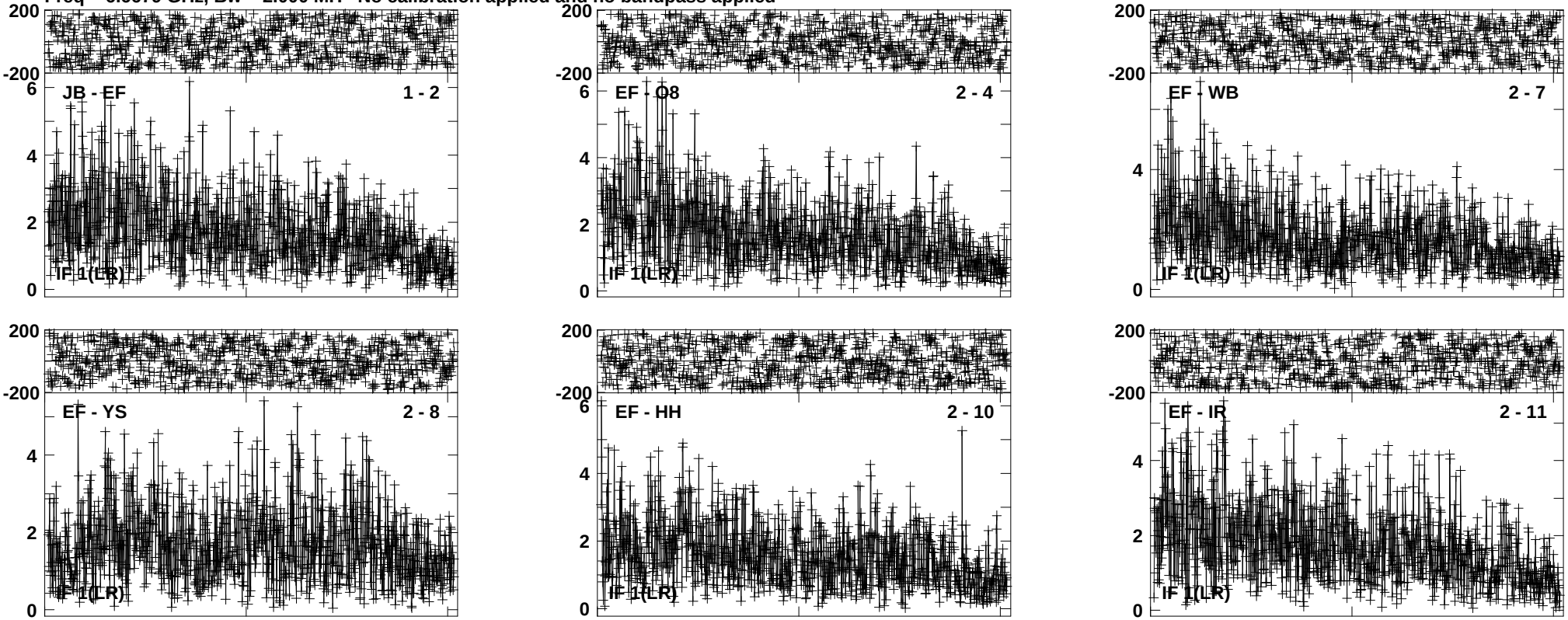

Lower frame: Milli Ampl Jy Top frame: Phas deg
Vector averaged cross-power spectrum Baseline: JB (01) - EF (02)
Timerange: 01/02:34:53 to 01/02:38:08

Plot file version 112 created 07-AUG-2020 19:11:06
J1912+0518 EB080 2.UVDATA.1
Freq = 6.6679 GHz, Bw = 2.000 MH No calibration applied and no bandpass applied

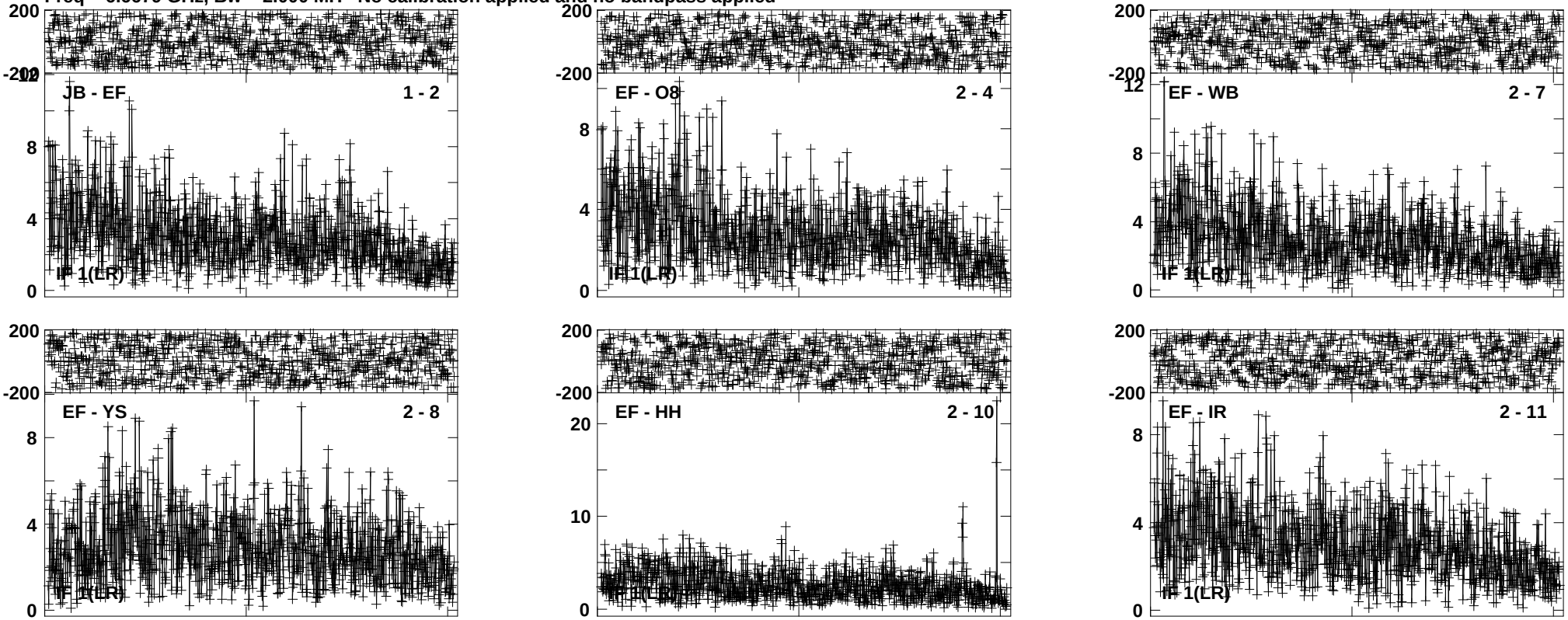

Lower frame: Milli Ampl Jy Top frame: Phas deg
Vector averaged cross-power spectrum Baseline: JB (01) - EF (02)
Timerange: 01/02:38:09 to 01/02:39:52

Plot file version 113 created 07-AUG-2020 19:11:07
G43.149 EB080 2.UVDATA.1
Freq = 6.6679 GHz, Bw = 2.000 MH No calibration applied and no bandpass applied

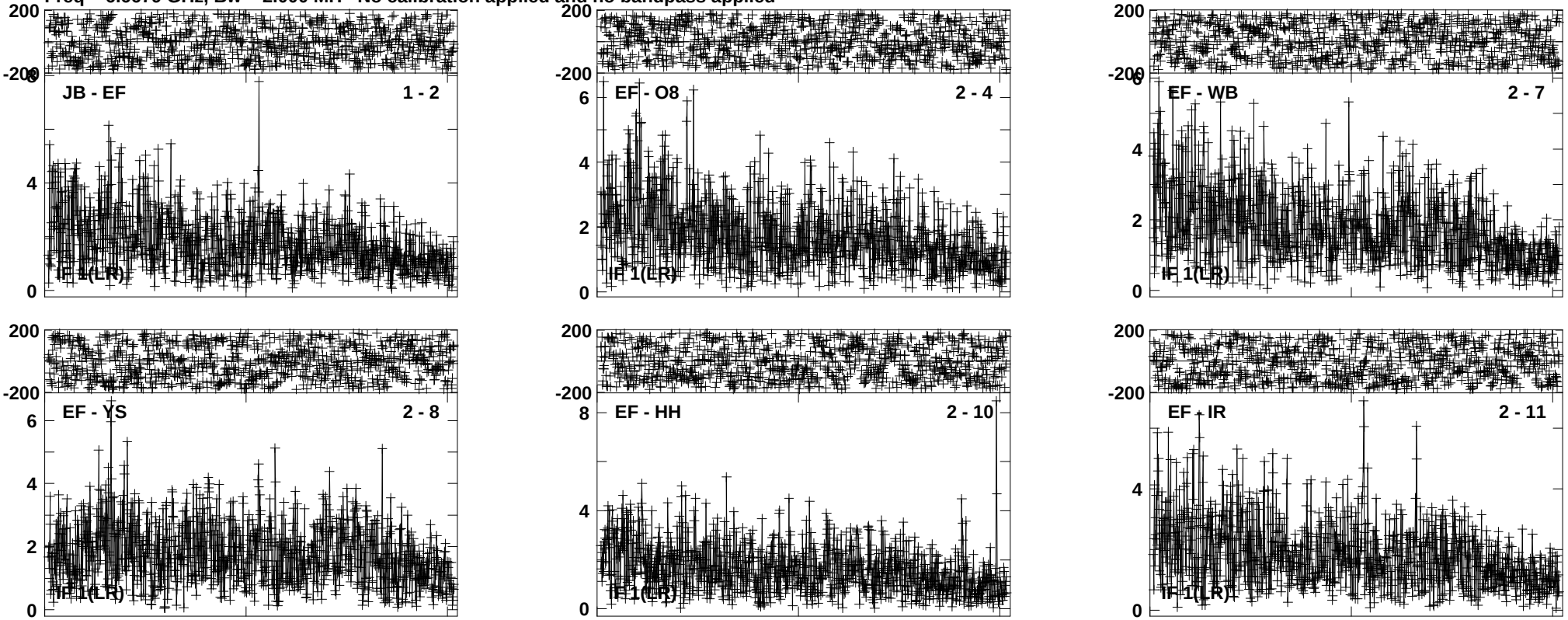

Lower frame: Milli Ampl Jy Top frame: Phas deg
Vector averaged cross-power spectrum Baseline: JB (01) - EF (02)
Timerange: 01/02:39:53 to 01/02:43:08

Plot file version 114 created 07-AUG-2020 19:11:07
J1912+0518 EB080 2.UVDATA.1
Freq = 6.6679 GHz, Bw = 2.000 MH No calibration applied and no bandpass applied

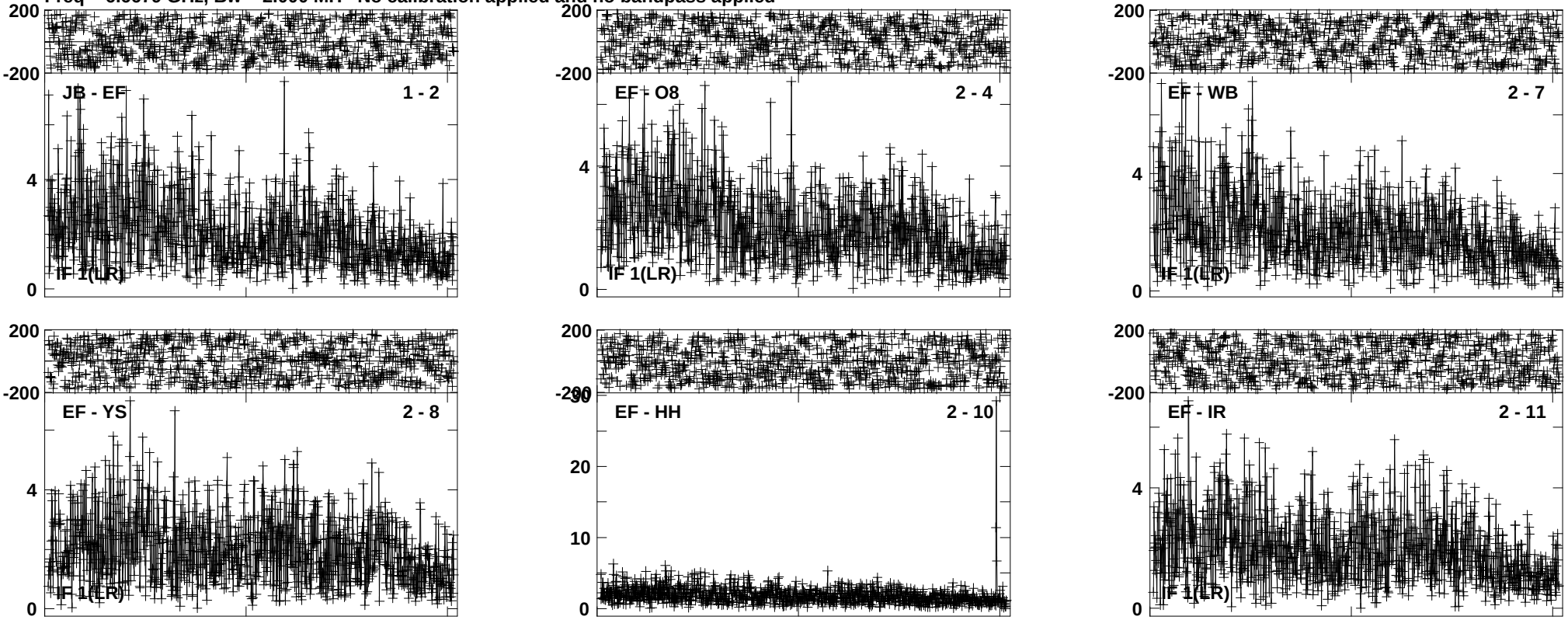

Lower frame: Milli Ampl Jy Top frame: Phas deg
Vector averaged cross-power spectrum Baseline: JB (01) - EF (02)
Timerange: 01/02:43:59 to 01/02:45:42

Plot file version 115 created 07-AUG-2020 19:11:08
G43.167 EB080 2.UVDATA.1
Freq = 6.6679 GHz, Bw = 2.000 MH No calibration applied and no bandpass applied

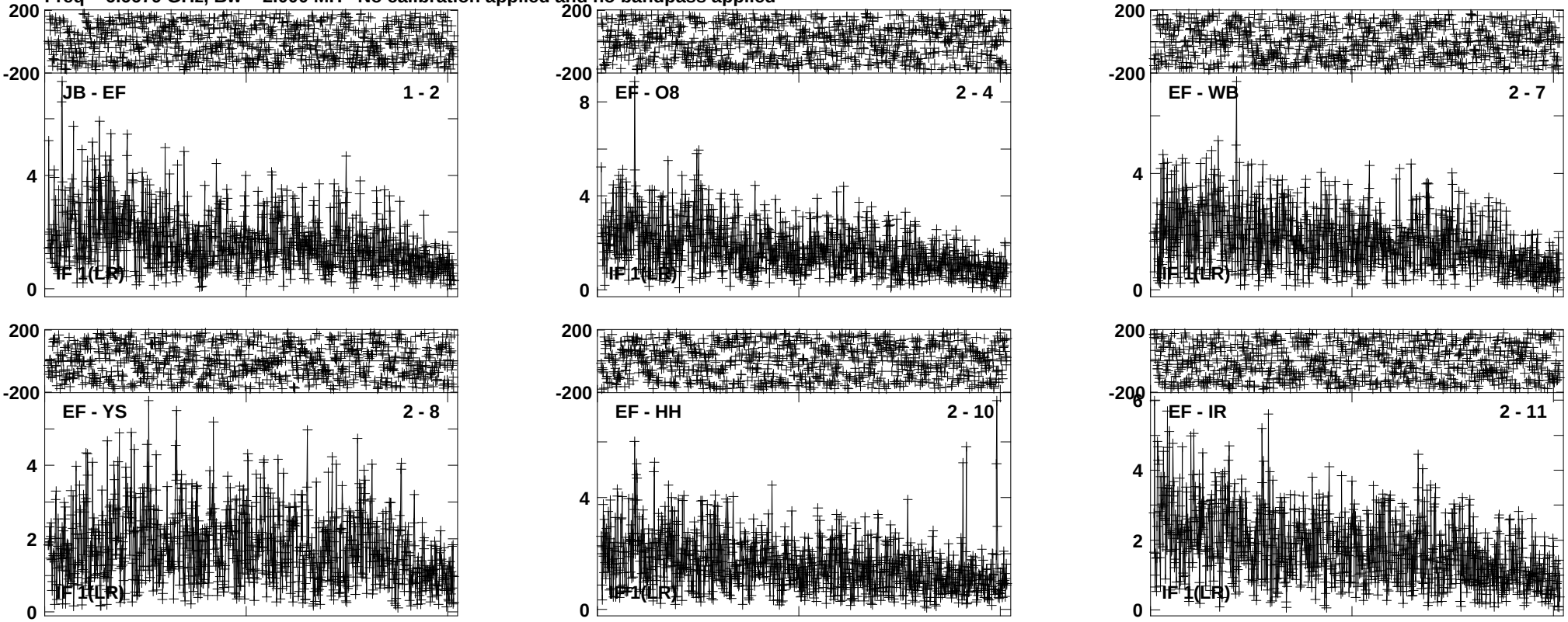

Lower frame: Milli Ampl Jy Top frame: Phas deg
Vector averaged cross-power spectrum Baseline: JB (01) - EF (02)
Timerange: 01/02:45:43 to 01/02:48:58

Plot file version 116 created 07-AUG-2020 19:11:09
J1912+0518 EB080 2.UVDATA.1
Freq = 6.6679 GHz, Bw = 2.000 MH No calibration applied and no bandpass applied

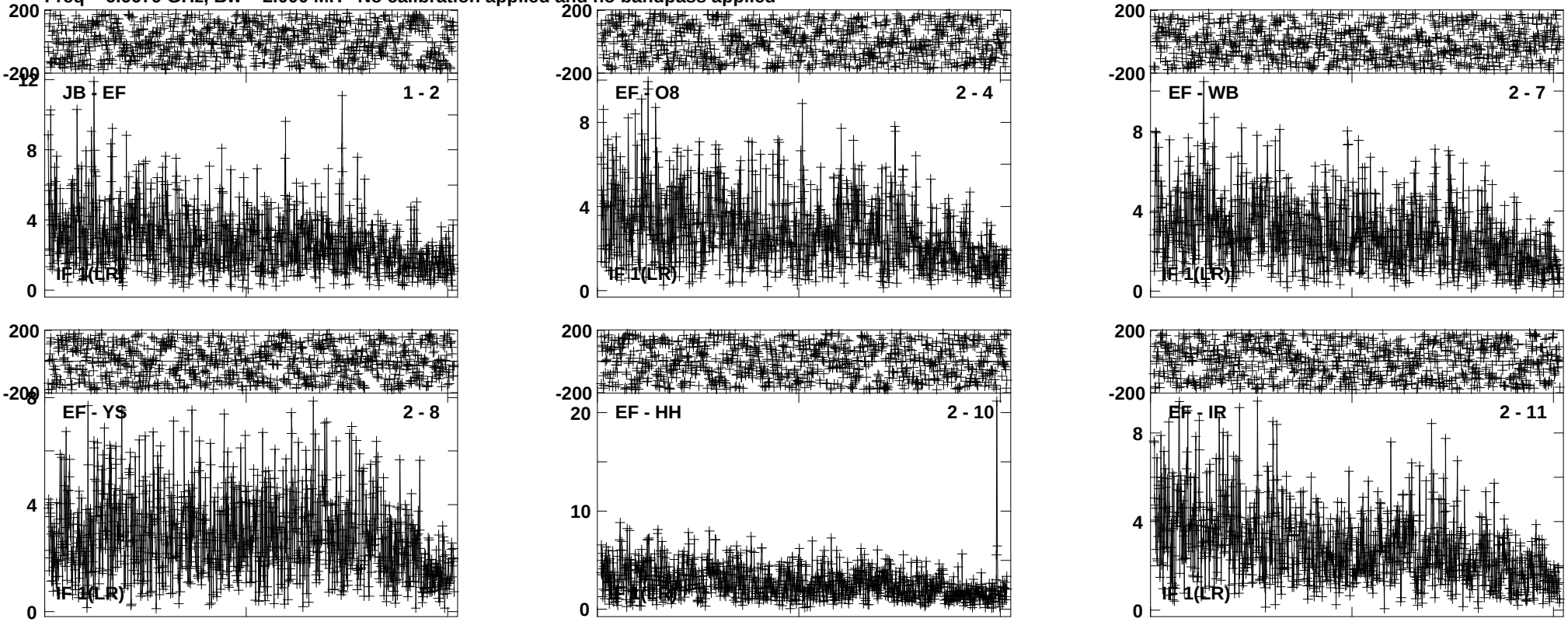

Lower frame: Milli Ampl Jy Top frame: Phas deg
Vector averaged cross-power spectrum Baseline: JB (01) - EF (02)
Timerange: 01/02:48:59 to 01/02:50:42

Plot file version 117 created 07-AUG-2020 19:11:09
G43.171 EB080 2.UVDATA.1
Freq = 6.6679 GHz, Bw = 2.000 MH No calibration applied and no bandpass applied

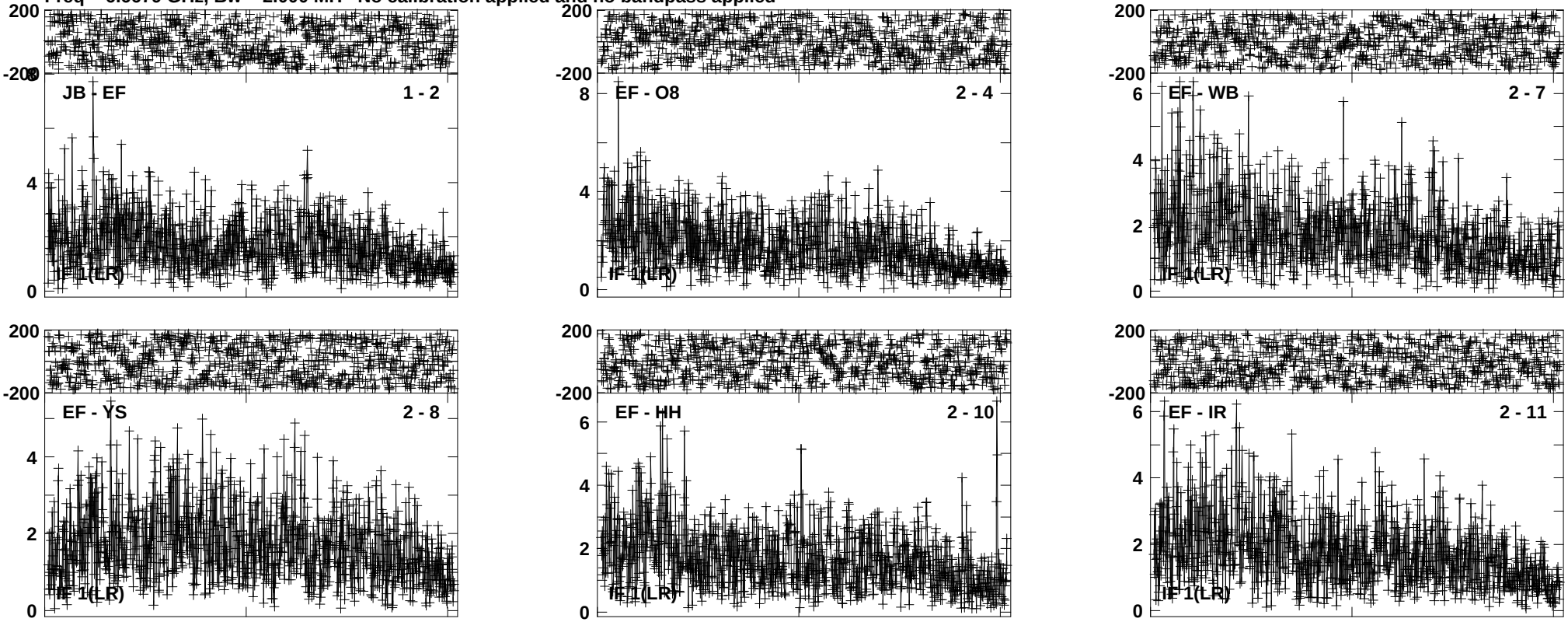

Lower frame: Milli Ampl Jy Top frame: Phas deg
Vector averaged cross-power spectrum Baseline: JB (01) - EF (02)
Timerange: 01/02:50:43 to 01/02:53:58

Plot file version 118 created 07-AUG-2020 19:11:10
J1912+0518 EB080 2.UVDATA.1
Freq = 6.6679 GHz, Bw = 2.000 MH No calibration applied and no bandpass applied

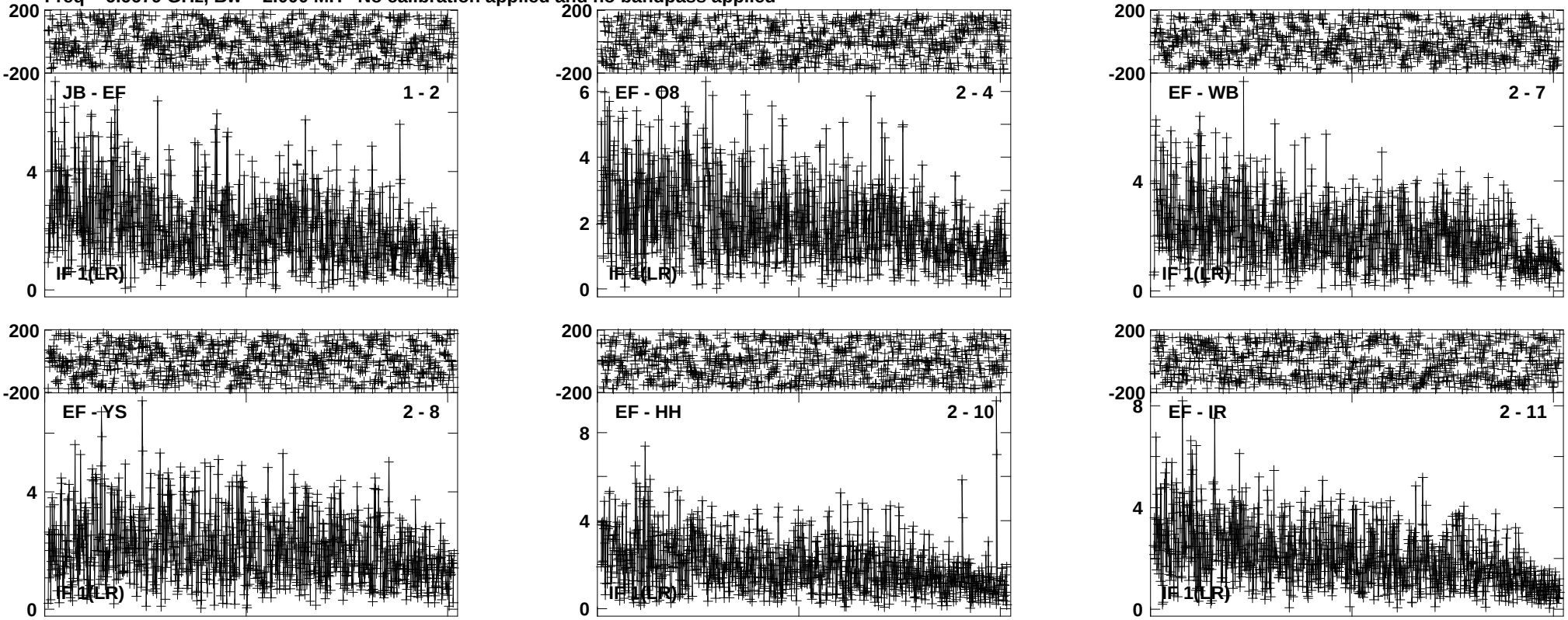

Lower frame: Milli Ampl Jy Top frame: Phas deg
Vector averaged cross-power spectrum Baseline: JB (01) - EF (02)
Timerange: 01/02:54:48 to 01/02:56:33

Plot file version 119 created 07-AUG-2020 19:11:11
G43.165 EB080 2.UVDATA.1
Freq = 6.6679 GHz, Bw = 2.000 MH No calibration applied and no bandpass applied

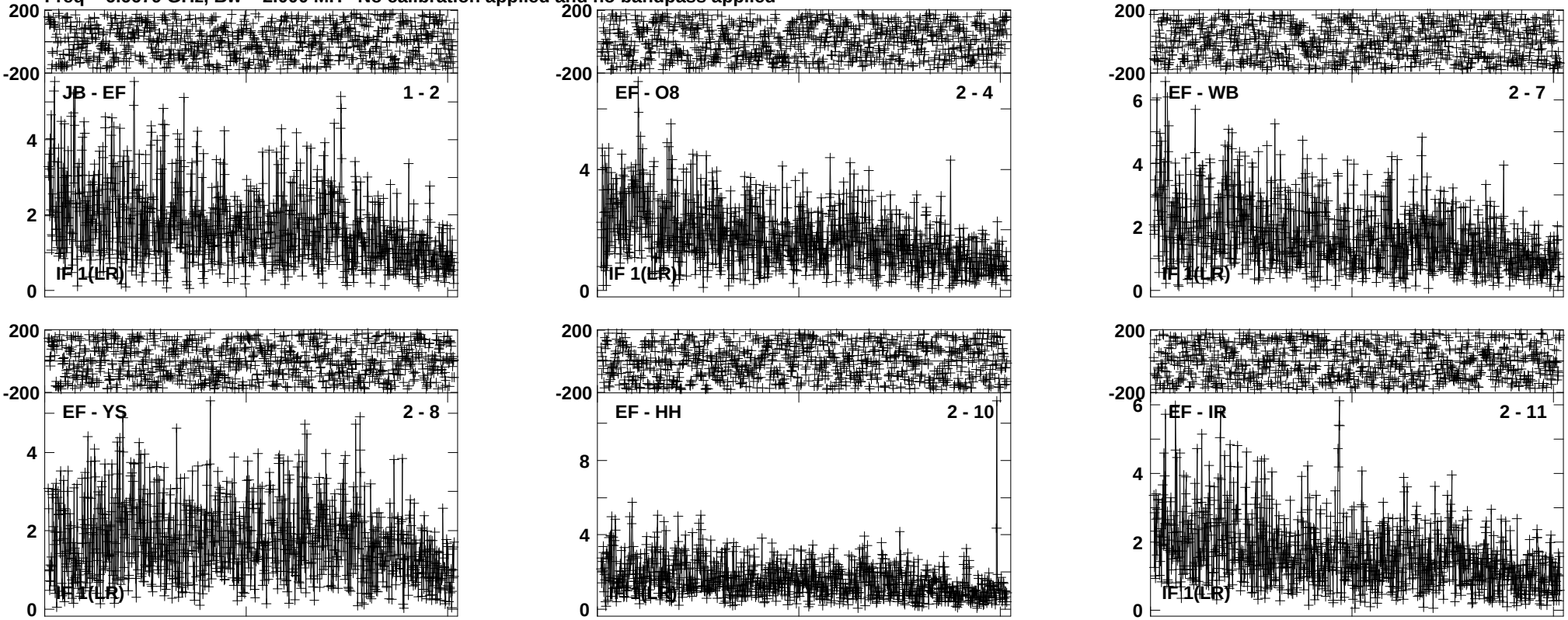

Lower frame: Milli Ampl Jy Top frame: Phas deg
Vector averaged cross-power spectrum Baseline: JB (01) - EF (02)
Timerange: 01/02:56:33 to 01/02:59:47

Plot file version 120 created 07-AUG-2020 19:11:12
J1912+0518 EB080 2.UVDATA.1
Freq = 6.6679 GHz, Bw = 2.000 MH No calibration applied and no bandpass applied

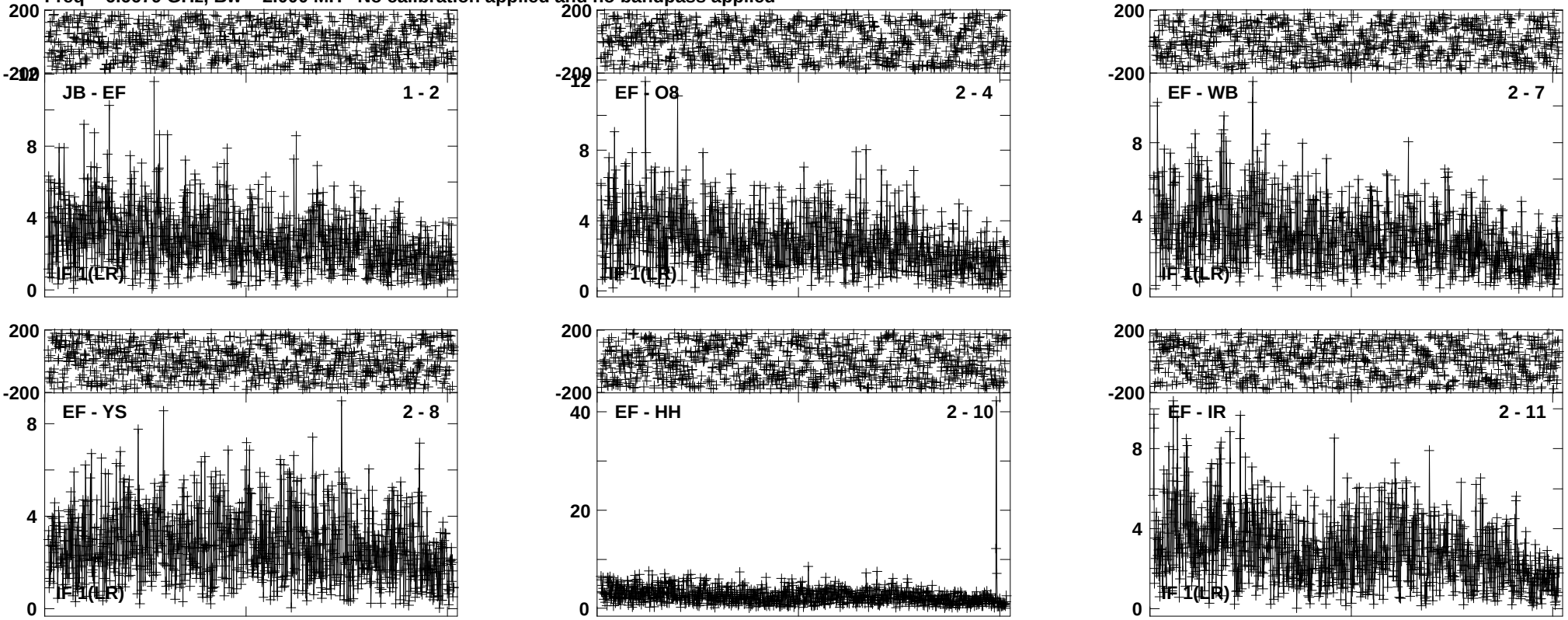

Lower frame: Milli Ampl Jy Top frame: Phas deg
Vector averaged cross-power spectrum Baseline: JB (01) - EF (02)
Timerange: 01/02:59:48 to 01/03:01:33

Plot file version 121 created 07-AUG-2020 19:11:12
G43.149 EB080 2.UVDATA.1
Freq = 6.6679 GHz, Bw = 2.000 MH No calibration applied and no bandpass applied

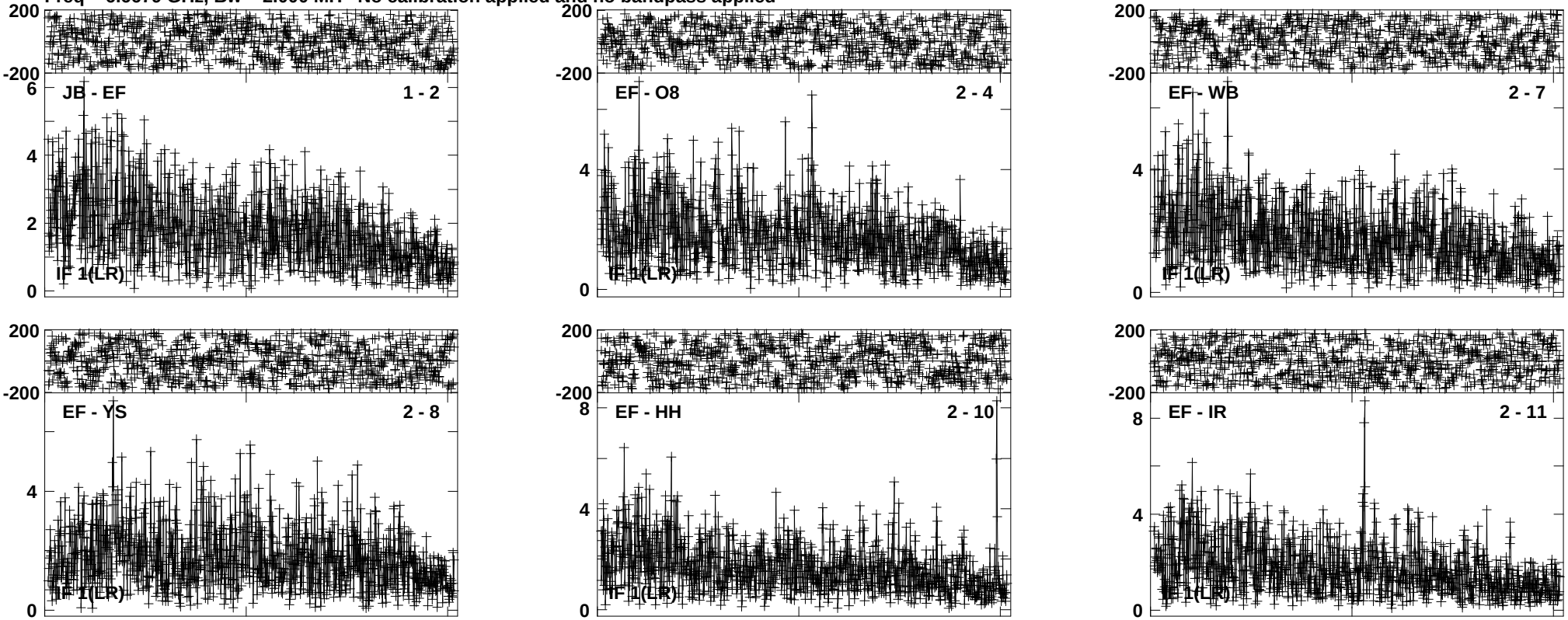

Lower frame: Milli Ampl Jy Top frame: Phas deg
Vector averaged cross-power spectrum Baseline: JB (01) - EF (02)
Timerange: 01/03:01:34 to 01/03:04:48

Plot file version 122 created 07-AUG-2020 19:11:13
J1912+0518 EB080 2.UVDATA.1
Freq = 6.6679 GHz, Bw = 2.000 MH No calibration applied and no bandpass applied

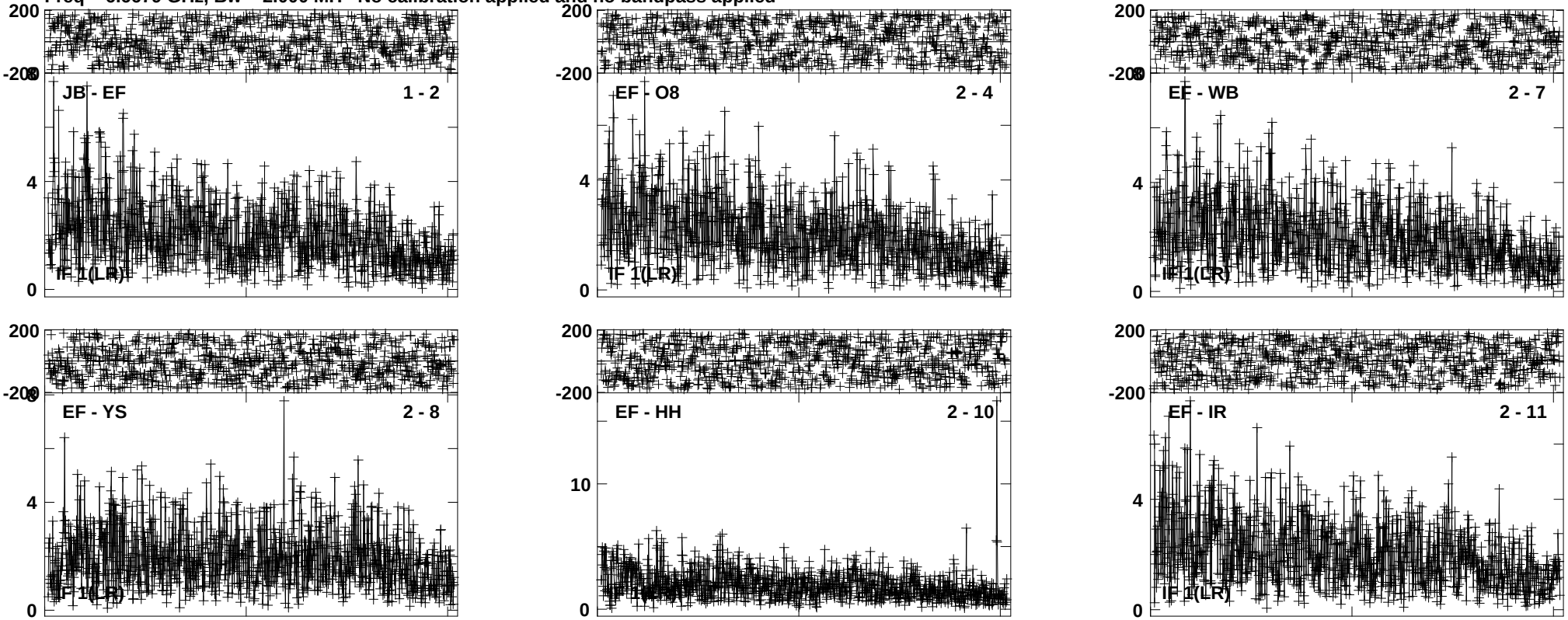

Lower frame: Milli Ampl Jy Top frame: Phas deg
Vector averaged cross-power spectrum Baseline: JB (01) - EF (02)
Timerange: 01/03:05:39 to 01/03:07:22

Plot file version 123 created 07-AUG-2020 19:11:14
G43.167 EB080 2.UVDATA.1
Freq = 6.6679 GHz, Bw = 2.000 MH No calibration applied and no bandpass applied

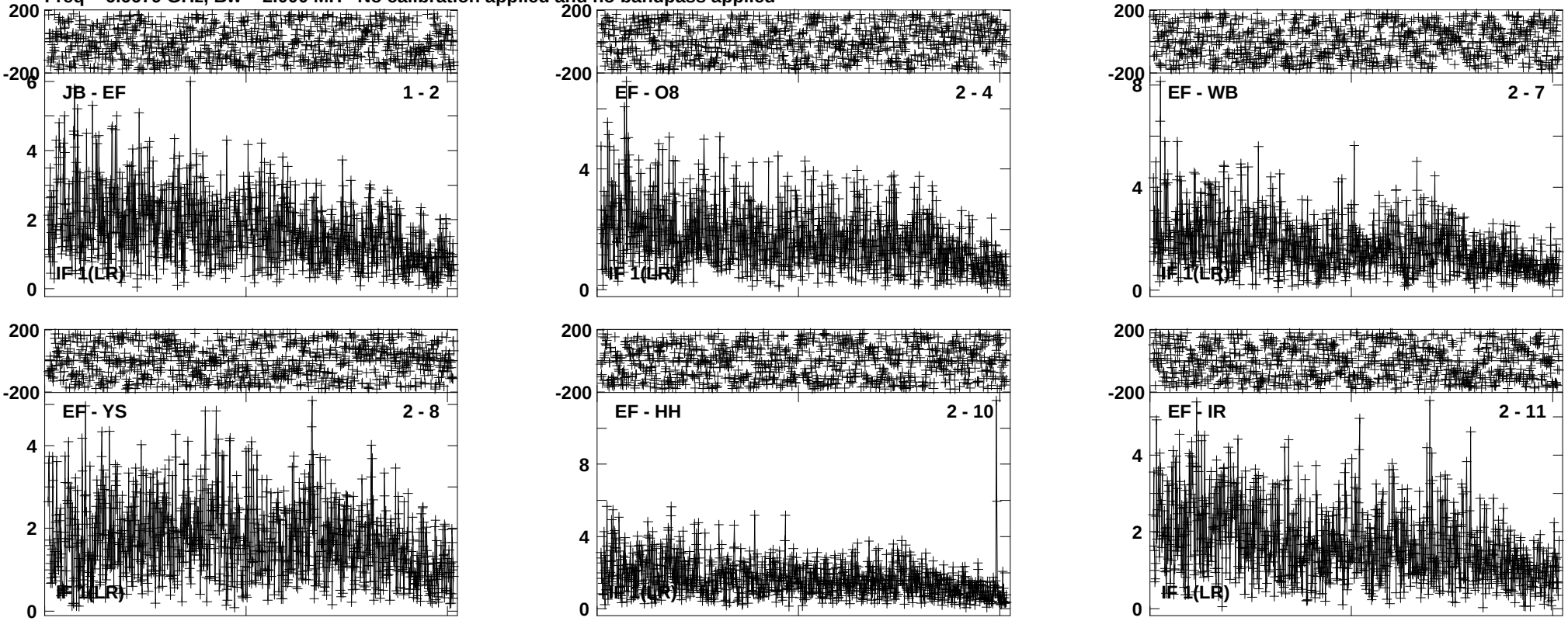

Lower frame: Milli Ampl Jy Top frame: Phas deg
Vector averaged cross-power spectrum Baseline: JB (01) - EF (02)
Timerange: 01/03:07:24 to 01/03:10:38

Plot file version 124 created 07-AUG-2020 19:11:15
J1912+0518 EB080 2.UVDATA.1
Freq = 6.6679 GHz, Bw = 2.000 MH No calibration applied and no bandpass applied

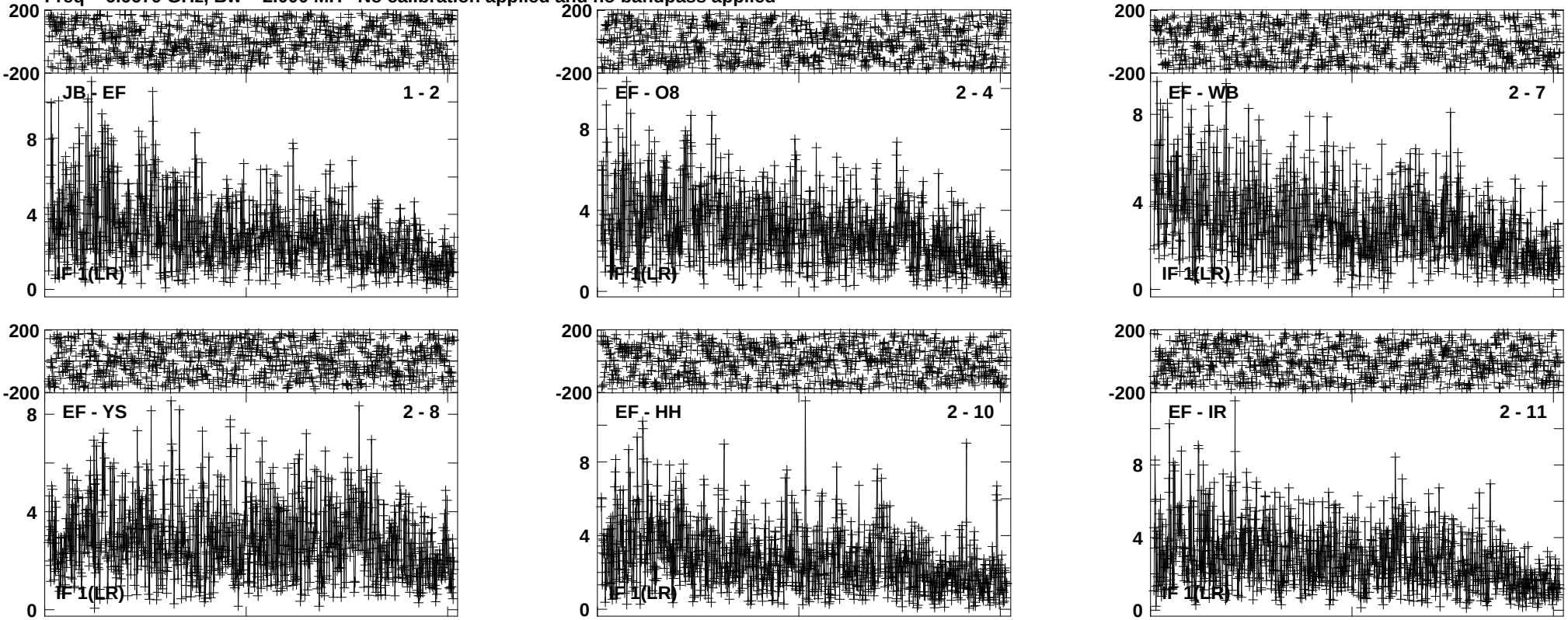

Lower frame: Milli Ampl Jy Top frame: Phas deg
Vector averaged cross-power spectrum Baseline: JB (01) - EF (02)
Timerange: 01/03:10:38 to 01/03:12:23

Plot file version 125 created 07-AUG-2020 19:11:15
G43.171 EB080 2.UVDATA.1
Freq = 6.6679 GHz, Bw = 2.000 MH No calibration applied and no bandpass applied

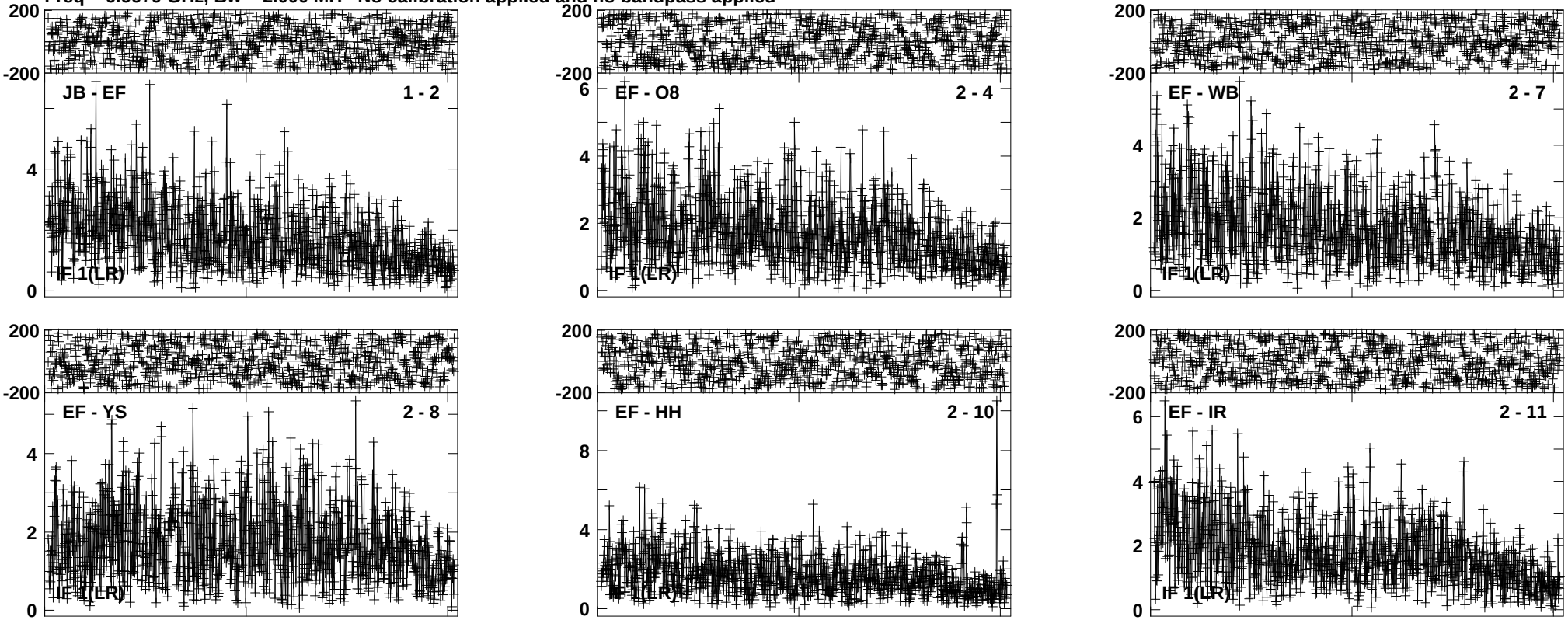

Lower frame: Milli Ampl Jy Top frame: Phas deg
Vector averaged cross-power spectrum Baseline: JB (01) - EF (02)
Timerange: 01/03:12:23 to 01/03:15:37

Plot file version 126 created 07-AUG-2020 19:11:16
J1912+0518 EB080 2.UVDATA.1
Freq = 6.6679 GHz, Bw = 2.000 MH No calibration applied and no bandpass applied

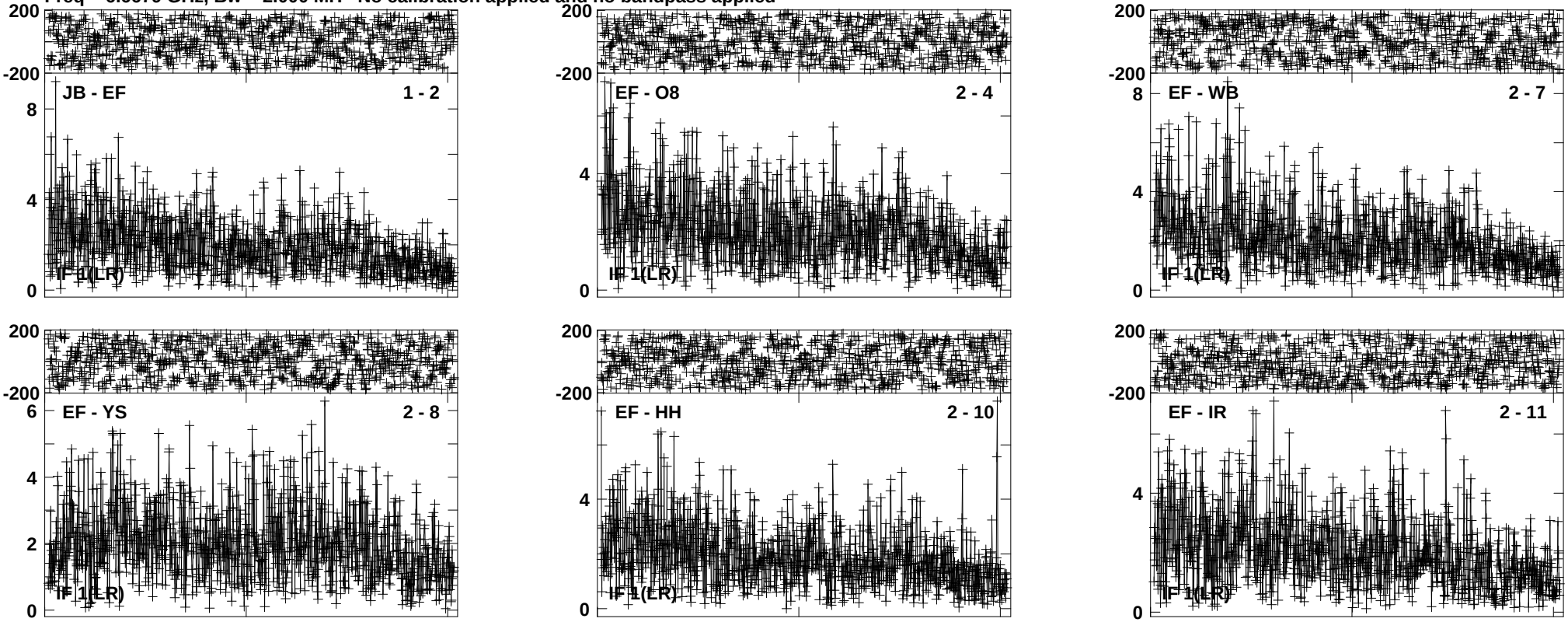

Lower frame: Milli Ampl Jy Top frame: Phas deg
Vector averaged cross-power spectrum Baseline: JB (01) - EF (02)
Timerange: 01/03:16:29 to 01/03:18:12

Plot file version 127 created 07-AUG-2020 19:11:16
G43.165 EB080 2.UVDATA.1
Freq = 6.6679 GHz, Bw = 2.000 MH No calibration applied and no bandpass applied

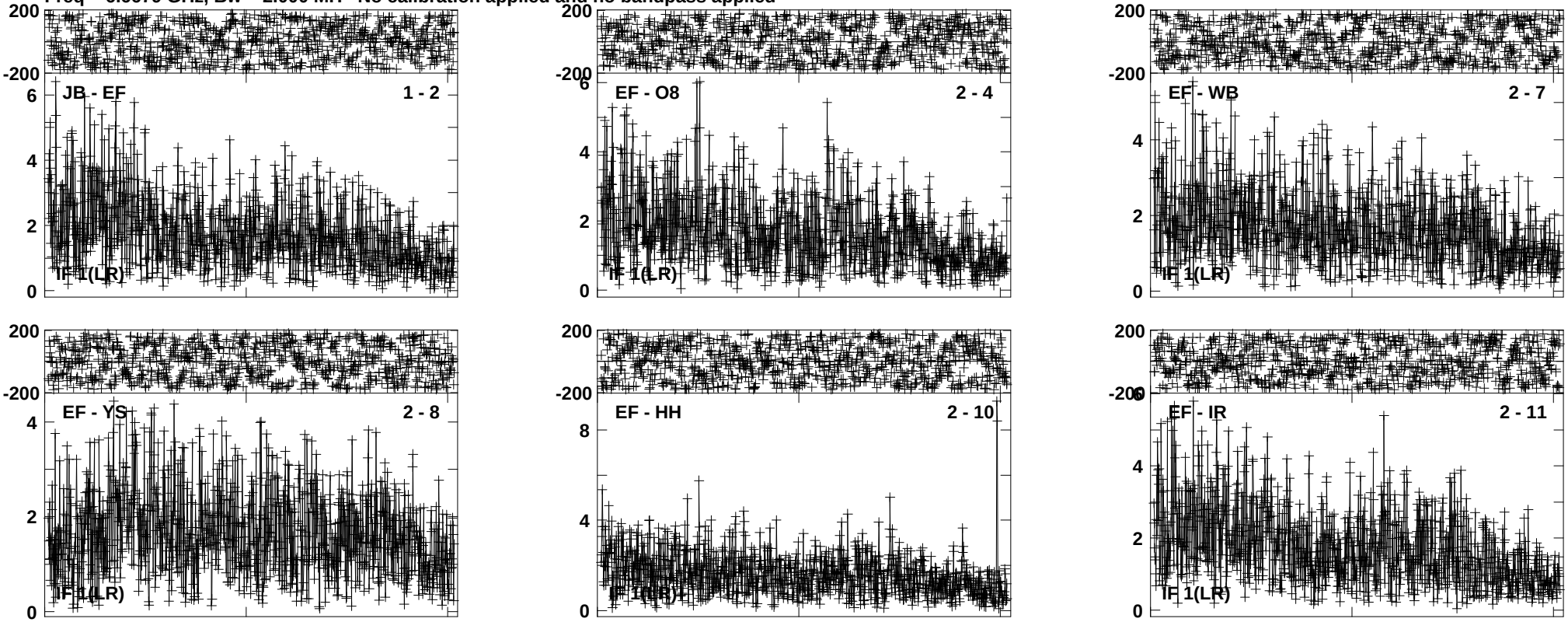

Lower frame: Milli Ampl Jy Top frame: Phas deg
Vector averaged cross-power spectrum Baseline: JB (01) - EF (02)
Timerange: 01/03:18:13 to 01/03:21:28

Plot file version 128 created 07-AUG-2020 19:11:17
J1912+0518 EB080 2.UVDATA.1
Freq = 6.6679 GHz, Bw = 2.000 MH No calibration applied and no bandpass applied

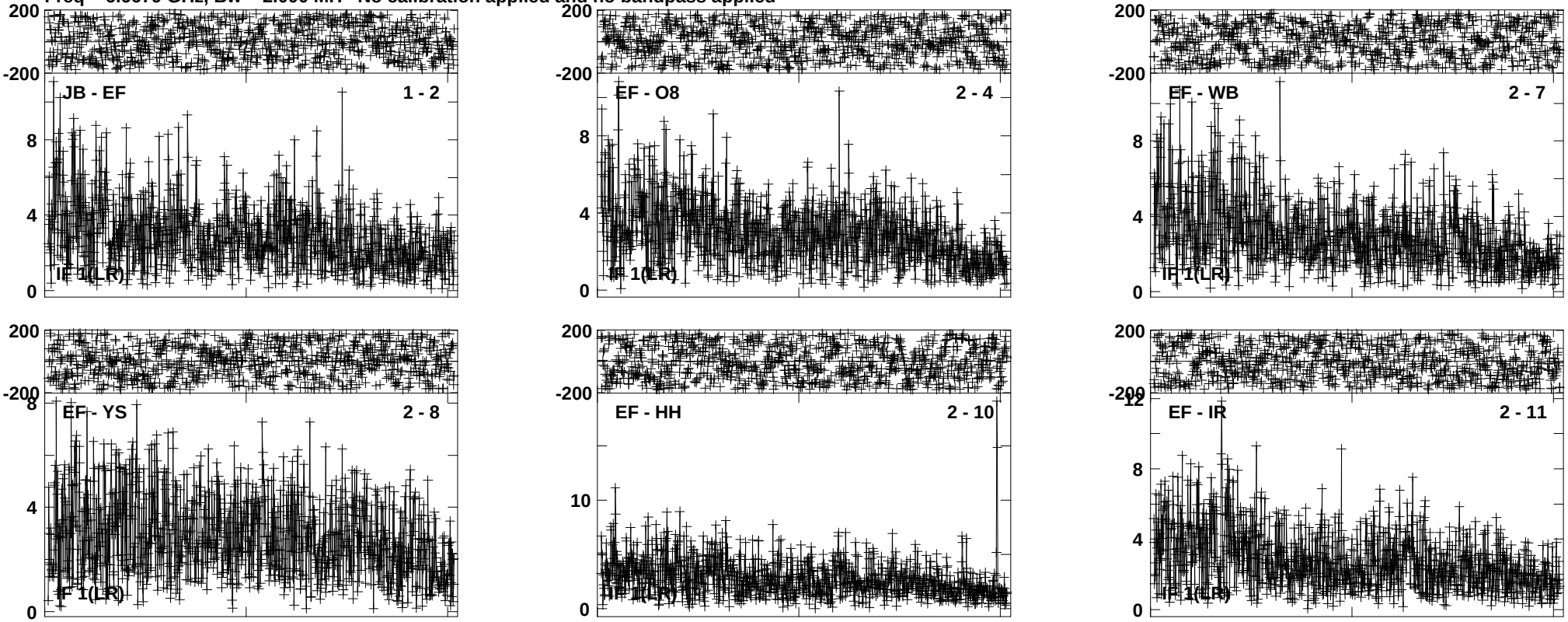

Lower frame: Milli Ampl Jy Top frame: Phas deg
Vector averaged cross-power spectrum Baseline: JB (01) - EF (02)
Timerange: 01/03:21:29 to 01/03:23:12

Plot file version 129 created 07-AUG-2020 19:11:18
G43.149 EB080 2.UVDATA.1
Freq = 6.6679 GHz, Bw = 2.000 MH No calibration applied and no bandpass applied

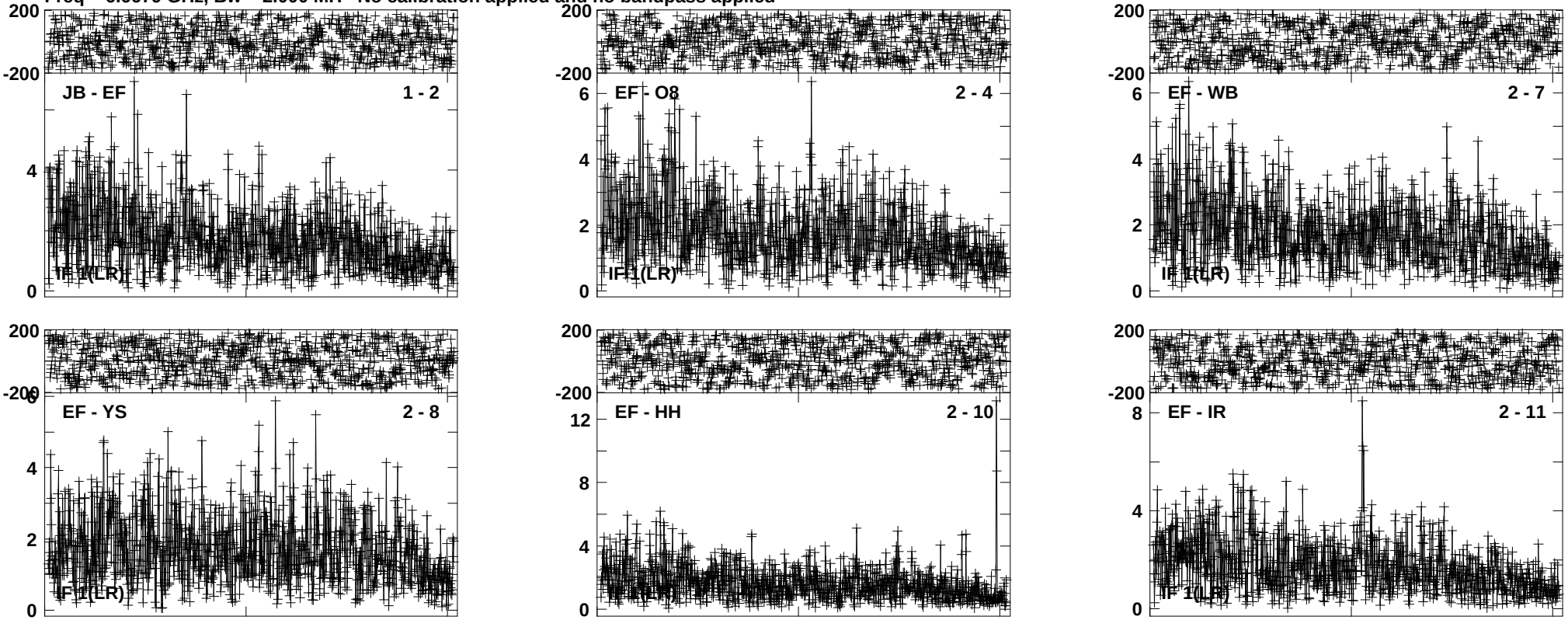

Lower frame: Milli Ampl Jy Top frame: Phas deg
Vector averaged cross-power spectrum Baseline: JB (01) - EF (02)
Timerange: 01/03:23:13 to 01/03:26:28

Plot file version 130 created 07-AUG-2020 19:11:19
J1912+0518 EB080 2.UVDATA.1
Freq = 6.6679 GHz, Bw = 2.000 MH No calibration applied and no bandpass applied

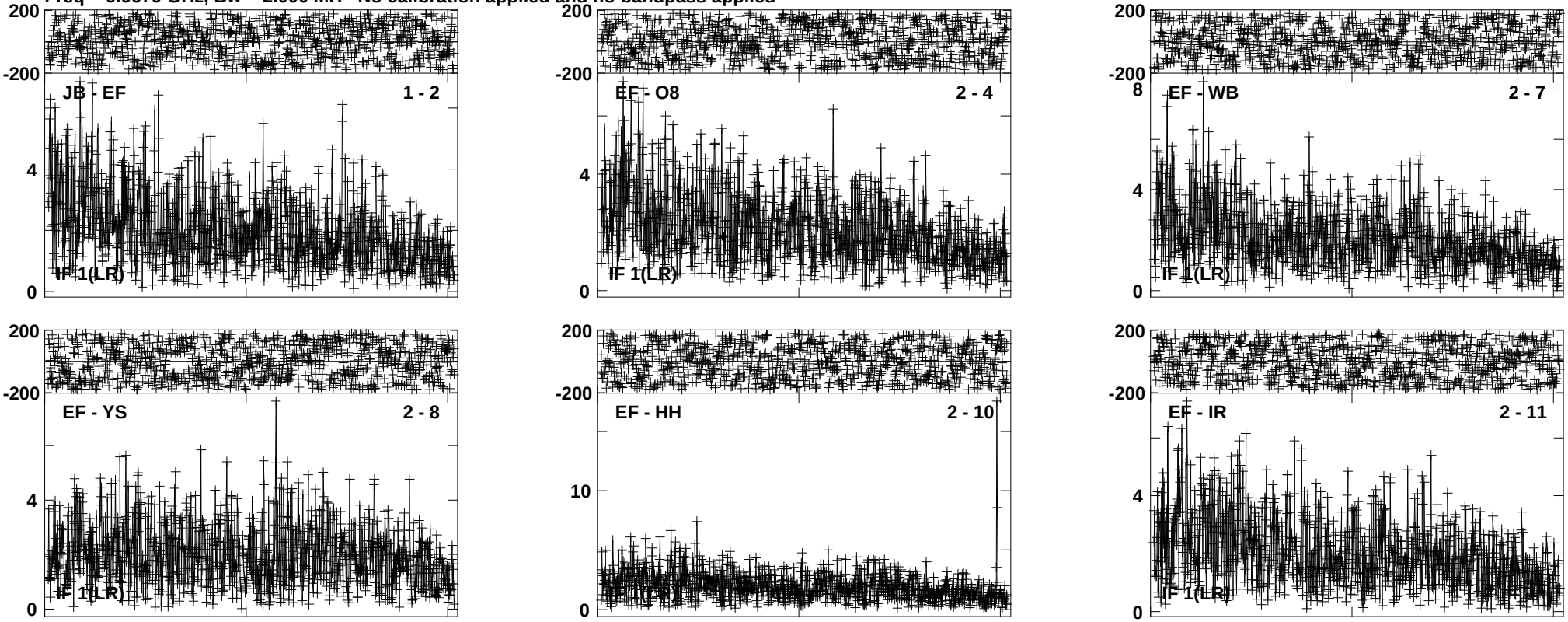

Lower frame: Milli Ampl Jy Top frame: Phas deg
Vector averaged cross-power spectrum Baseline: JB (01) - EF (02)
Timerange: 01/03:27:19 to 01/03:29:03

Plot file version 131 created 07-AUG-2020 19:11:19
G43.167 EB080 2.UVDATA.1
Freq = 6.6679 GHz, Bw = 2.000 MH No calibration applied and no bandpass applied

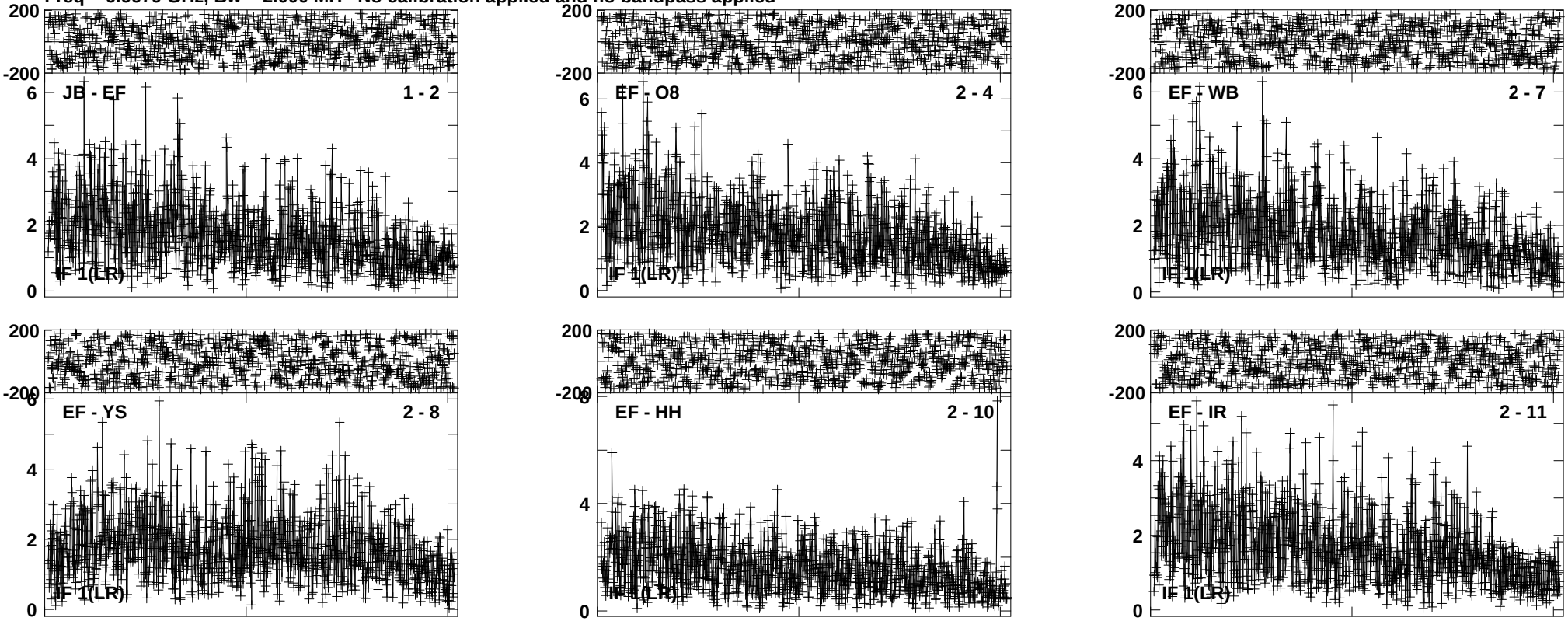

Lower frame: Milli Ampl Jy Top frame: Phas deg
Vector averaged cross-power spectrum Baseline: JB (01) - EF (02)
Timerange: 01/03:29:03 to 01/03:32:18

Plot file version 132 created 07-AUG-2020 19:11:20
J1912+0518 EB080 2.UVDATA.1
Freq = 6.6679 GHz, Bw = 2.000 MH No calibration applied and no bandpass applied

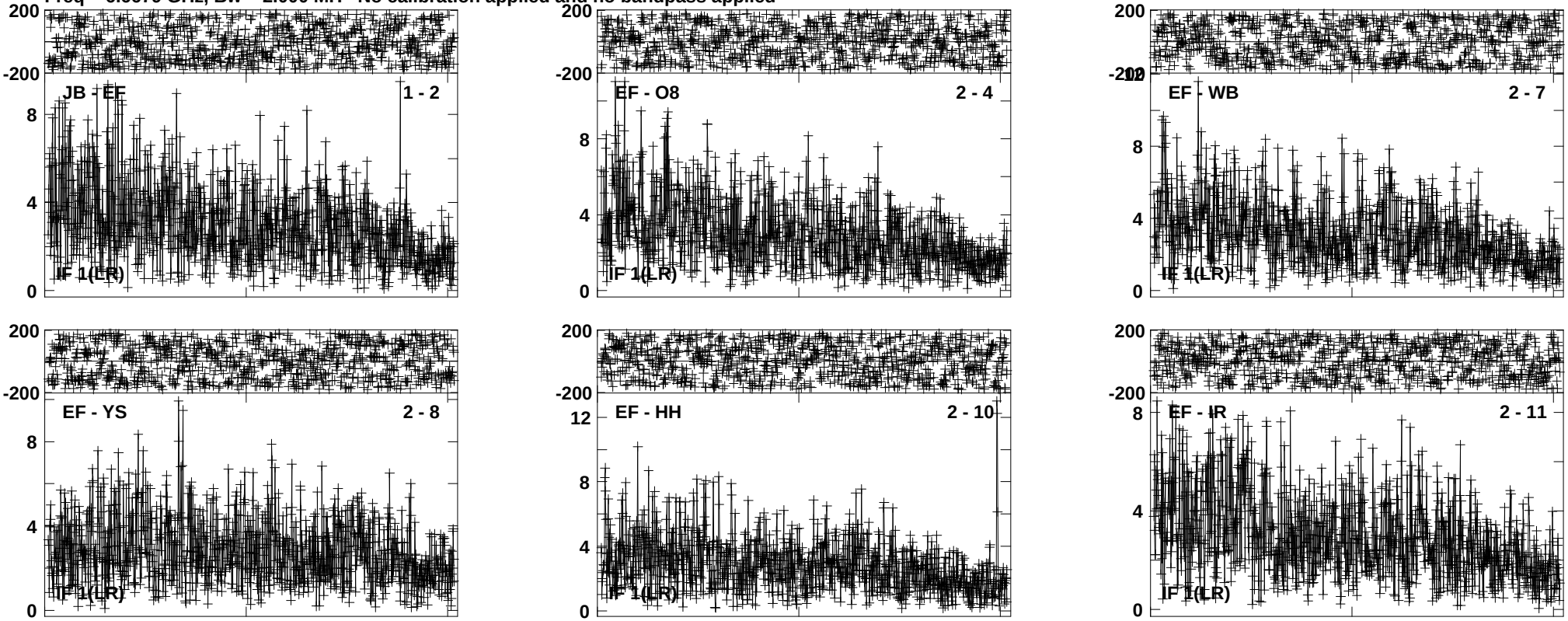

Lower frame: Milli Ampl Jy Top frame: Phas deg
Vector averaged cross-power spectrum Baseline: JB (01) - EF (02)
Timerange: 01/03:32:19 to 01/03:34:02

Plot file version 133 created 07-AUG-2020 19:11:21
G43.171 EB080 2.UVDATA.1
Freq = 6.6679 GHz, Bw = 2.000 MH No calibration applied and no bandpass applied

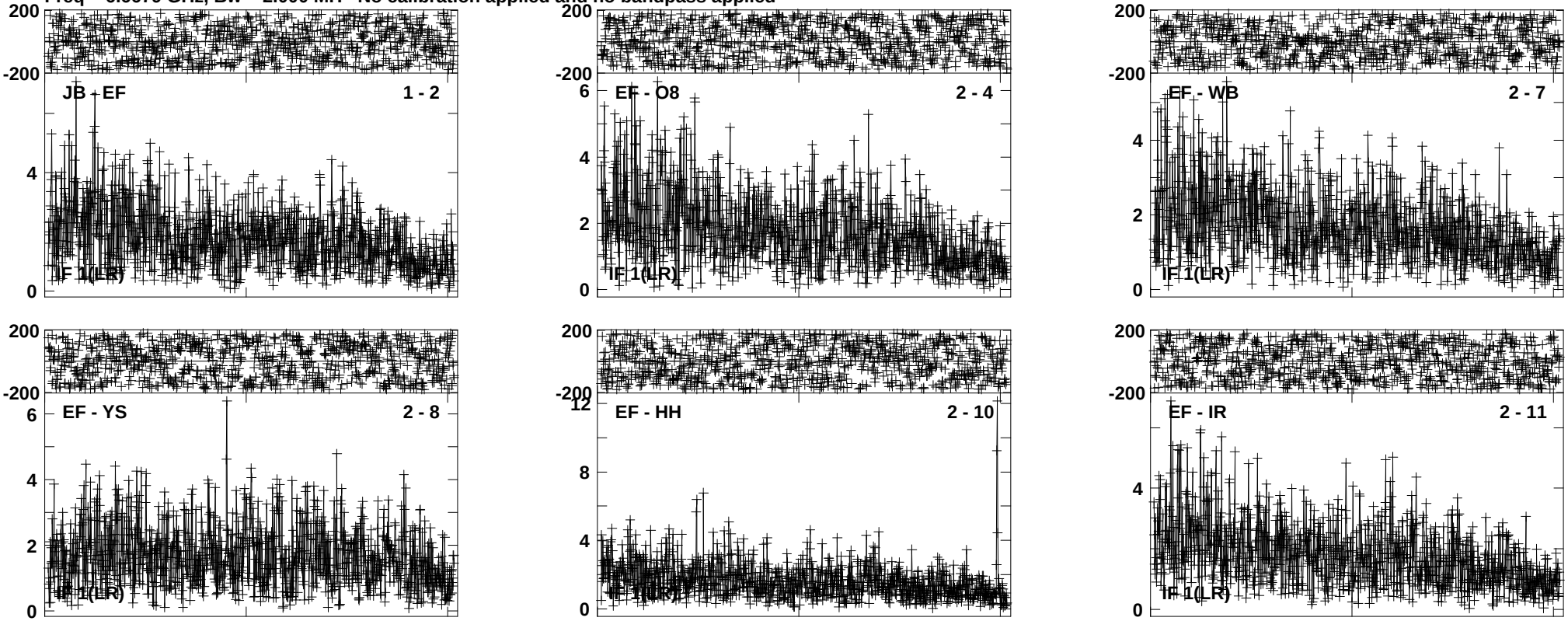

Lower frame: Milli Ampl Jy Top frame: Phas deg
Vector averaged cross-power spectrum Baseline: JB (01) - EF (02)
Timerange: 01/03:34:03 to 01/03:37:18

Plot file version 134 created 07-AUG-2020 19:11:21
J1912+0518 EB080 2.UVDATA.1
Freq = 6.6679 GHz, Bw = 2.000 MH No calibration applied and no bandpass applied

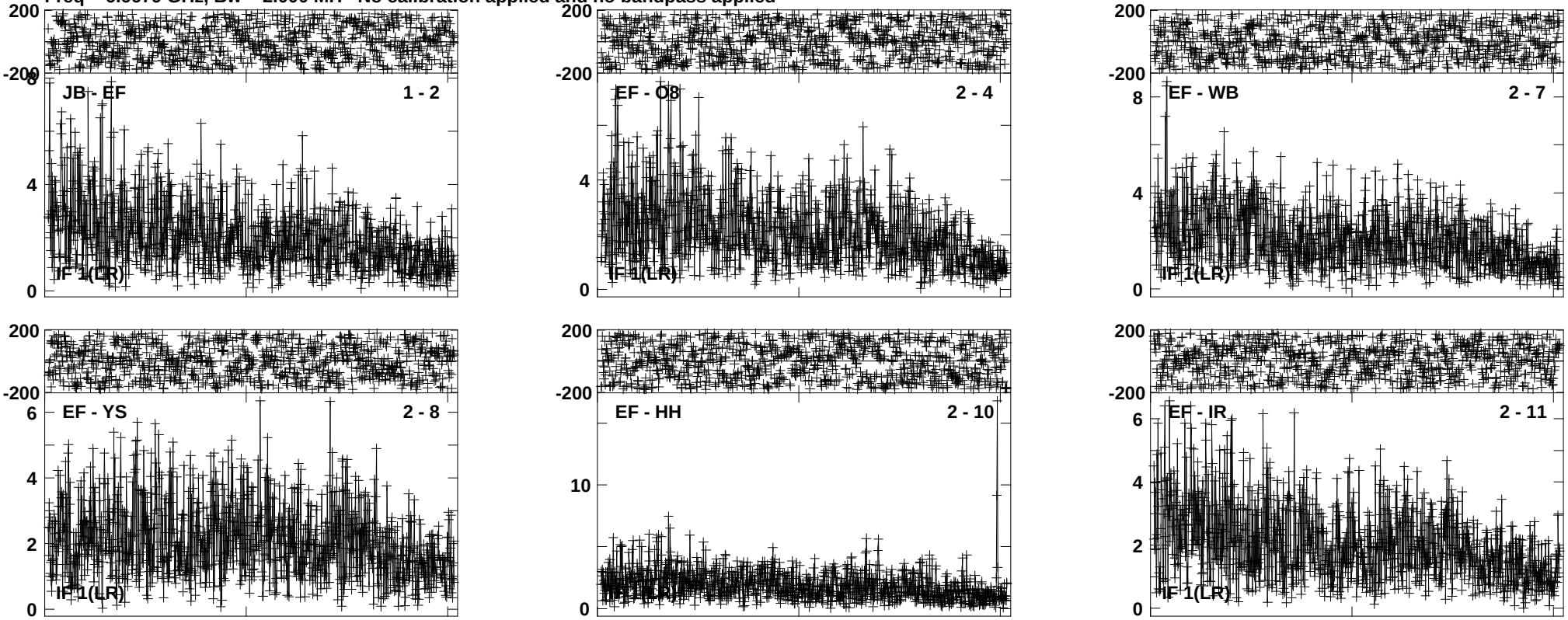

Lower frame: Milli Ampl Jy Top frame: Phas deg
Vector averaged cross-power spectrum Baseline: JB (01) - EF (02)
Timerange: 01/03:38:08 to 01/03:39:53

Plot file version 135 created 07-AUG-2020 19:11:22
G43.165 EB080 2.UVDATA.1
Freq = 6.6679 GHz, Bw = 2.000 MH No calibration applied and no bandpass applied

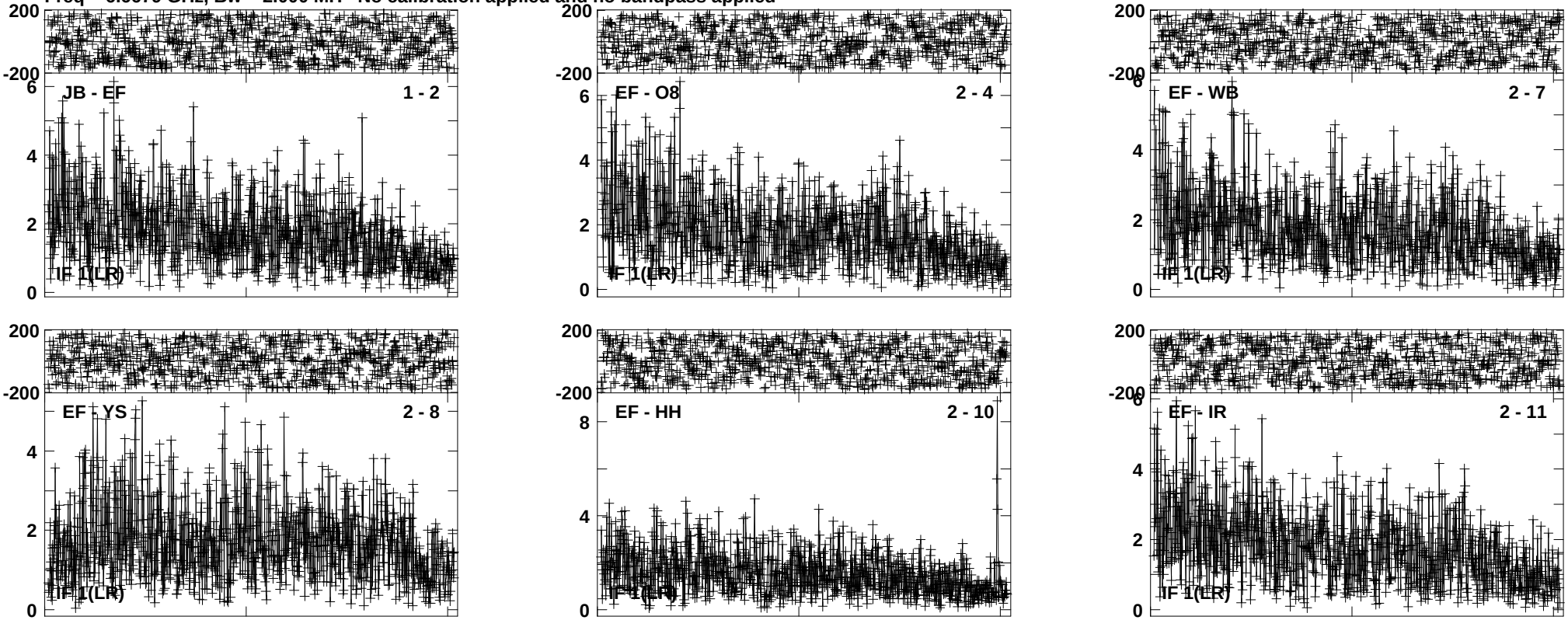

Lower frame: Milli Ampl Jy Top frame: Phas deg
Vector averaged cross-power spectrum Baseline: JB (01) - EF (02)
Timerange: 01/03:39:54 to 01/03:43:08

Plot file version 136 created 07-AUG-2020 19:11:23
J1912+0518 EB080 2.UVDATA.1
Freq = 6.6679 GHz, Bw = 2.000 MH No calibration applied and no bandpass applied

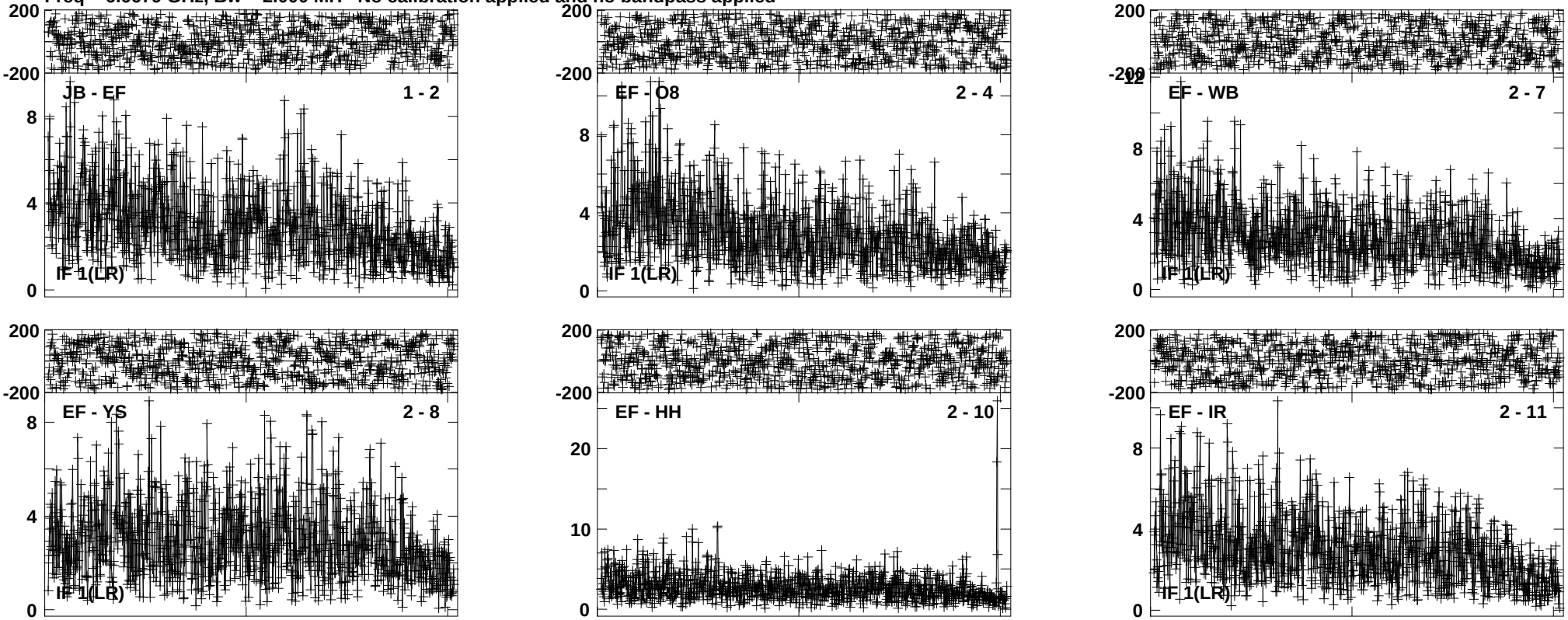

Lower frame: Milli Ampl Jy Top frame: Phas deg
Vector averaged cross-power spectrum Baseline: JB (01) - EF (02)
Timerange: 01/03:43:08 to 01/03:44:53

Plot file version 137 created 07-AUG-2020 19:11:24
G43.149 EB080 2.UVDATA.1
Freq = 6.6679 GHz, Bw = 2.000 MH No calibration applied and no bandpass applied

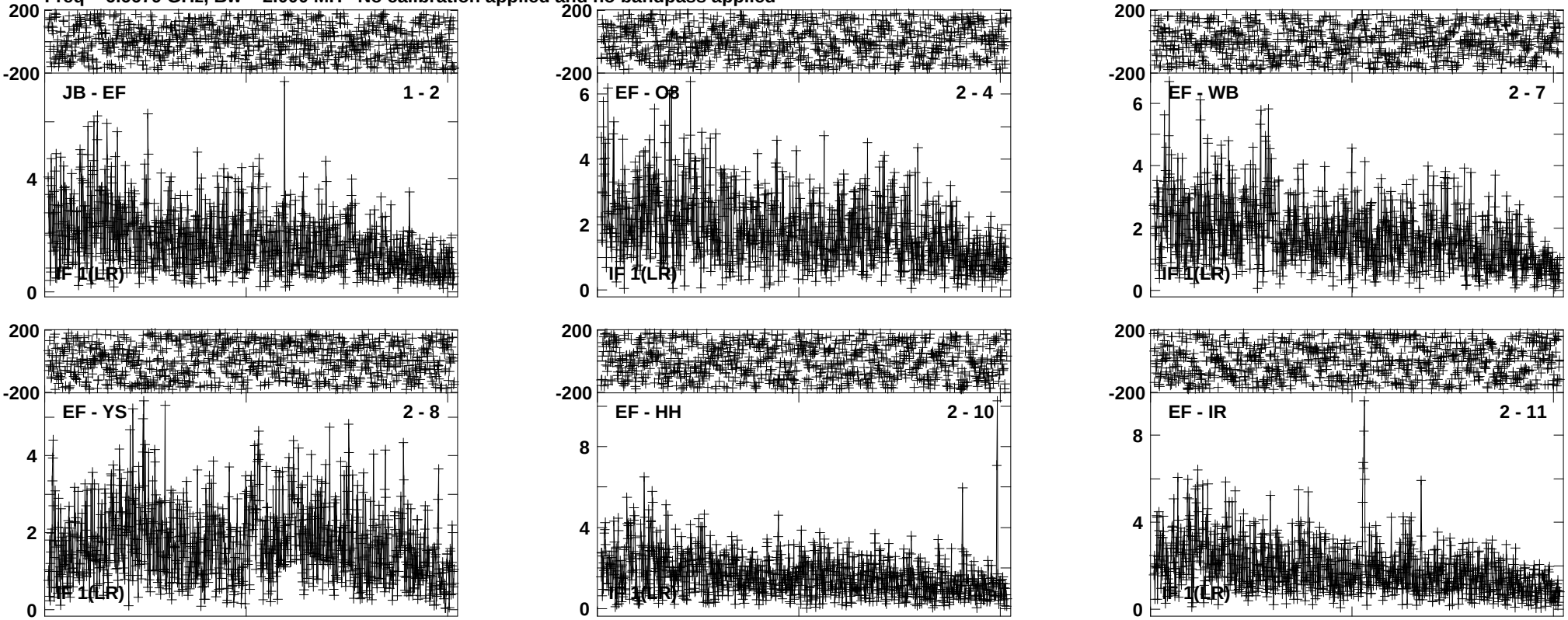

Lower frame: Milli Ampl Jy Top frame: Phas deg
Vector averaged cross-power spectrum Baseline: JB (01) - EF (02)
Timerange: 01/03:44:53 to 01/03:48:07

Plot file version 138 created 07-AUG-2020 19:11:24
J1912+0518 EB080 2.UVDATA.1
Freq = 6.6679 GHz, Bw = 2.000 MH No calibration applied and no bandpass applied

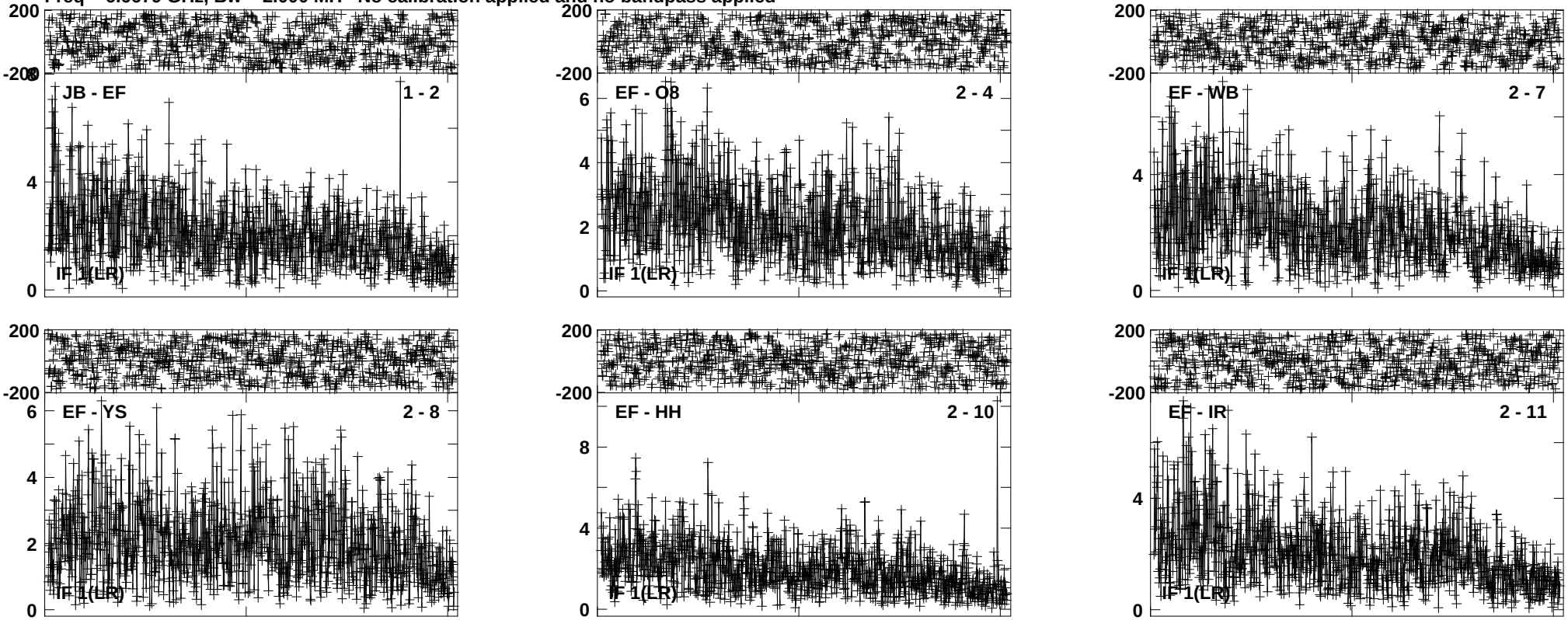

Lower frame: Milli Ampl Jy Top frame: Phas deg
Vector averaged cross-power spectrum Baseline: JB (01) - EF (02)
Timerange: 01/03:48:58 to 01/03:50:43

Plot file version 139 created 07-AUG-2020 19:11:25
G43.167 EB080 2.UVDATA.1
Freq = 6.6679 GHz, Bw = 2.000 MH No calibration applied and no bandpass applied

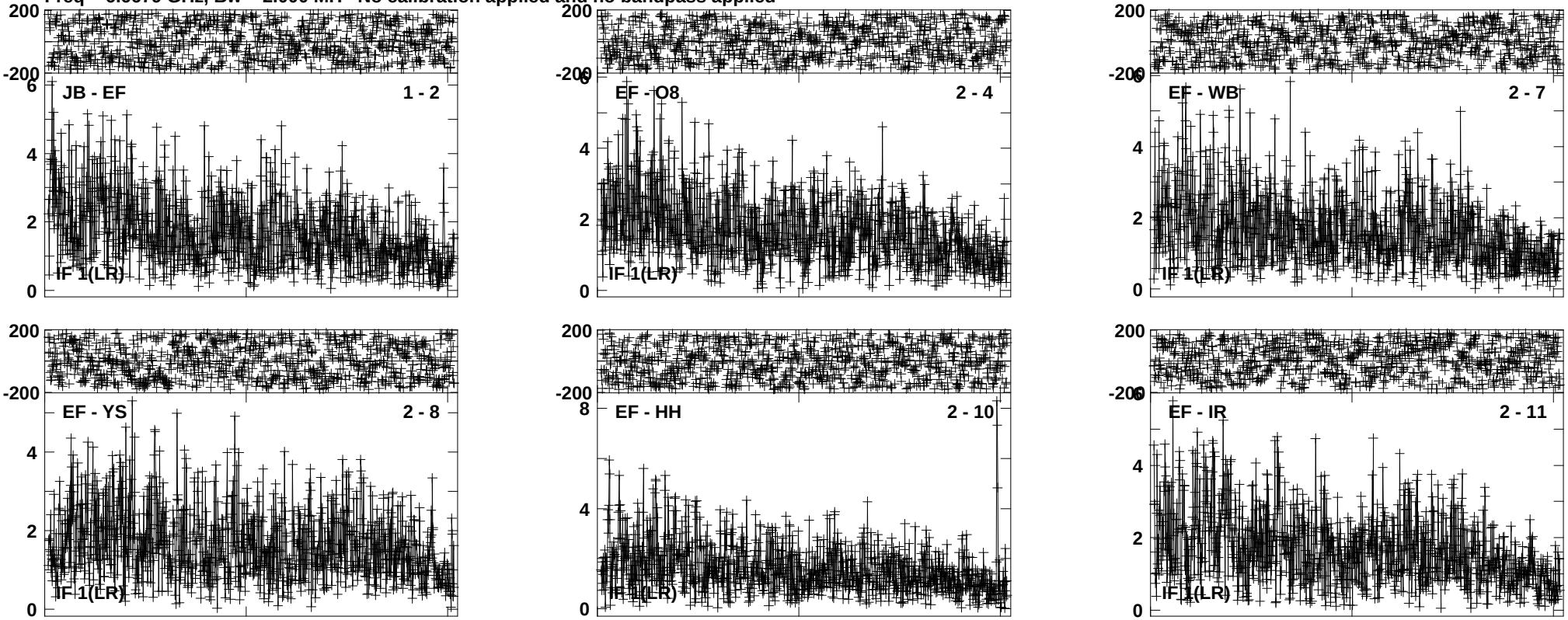

Lower frame: Milli Ampl Jy Top frame: Phas deg
Vector averaged cross-power spectrum Baseline: JB (01) - EF (02)
Timerange: 01/03:50:43 to 01/03:53:57

Plot file version 140 created 07-AUG-2020 19:11:26
J1912+0518 EB080 2.UVDATA.1
Freq = 6.6679 GHz, Bw = 2.000 MH No calibration applied and no bandpass applied

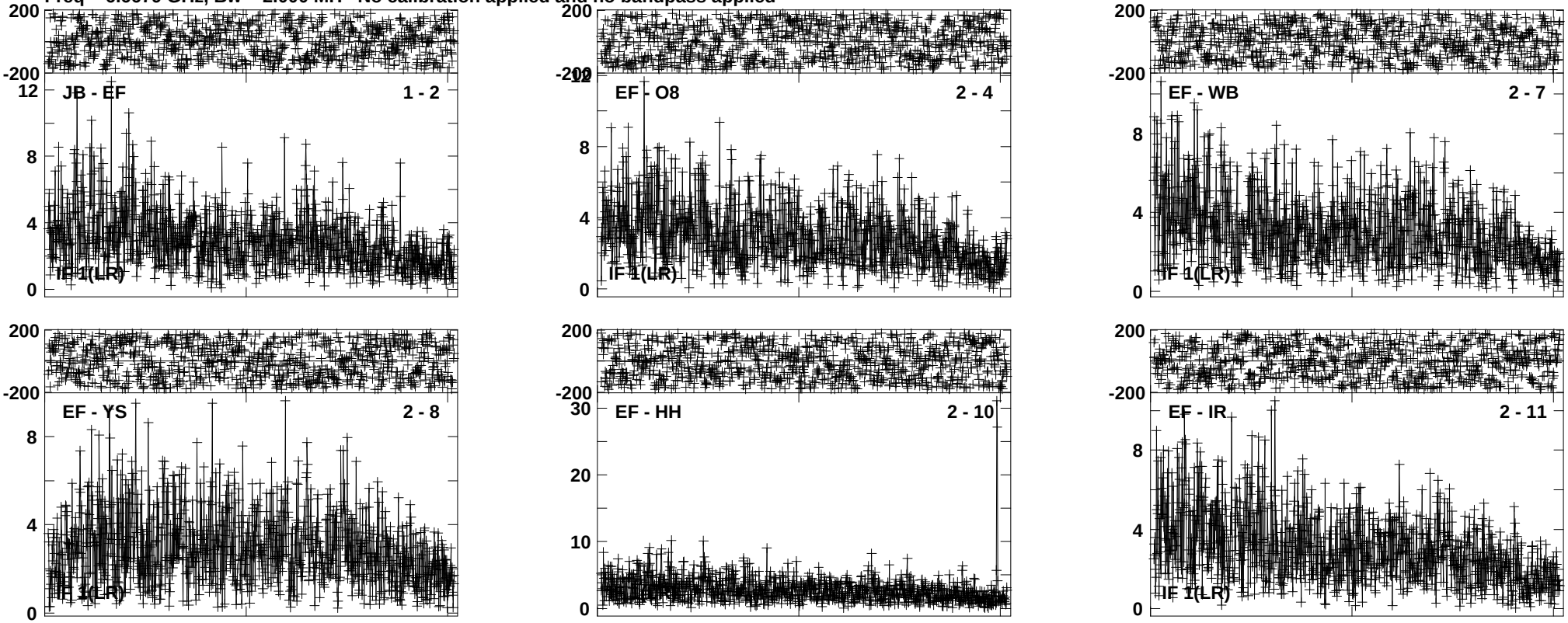

Lower frame: Milli Ampl Jy Top frame: Phas deg
Vector averaged cross-power spectrum Baseline: JB (01) - EF (02)
Timerange: 01/03:53:58 to 01/03:55:43

Plot file version 141 created 07-AUG-2020 19:11:26
G43.171 EB080 2.UVDATA.1
Freq = 6.6679 GHz, Bw = 2.000 MH No calibration applied and no bandpass applied

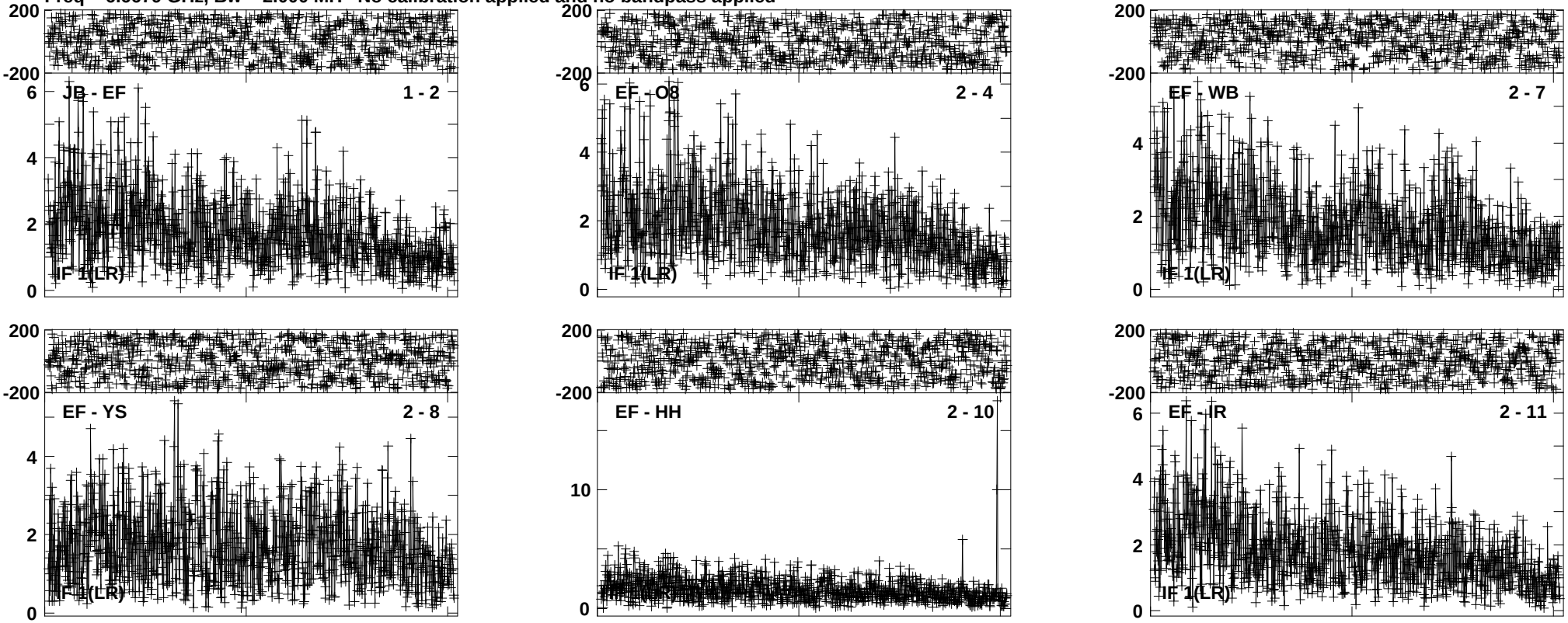

Lower frame: Milli Ampl Jy Top frame: Phas deg
Vector averaged cross-power spectrum Baseline: JB (01) - EF (02)
Timerange: 01/03:55:44 to 01/03:58:58

Plot file version 142 created 07-AUG-2020 19:11:27
J1912+0518 EB080 2.UVDATA.1
Freq = 6.6679 GHz, Bw = 2.000 MH No calibration applied and no bandpass applied

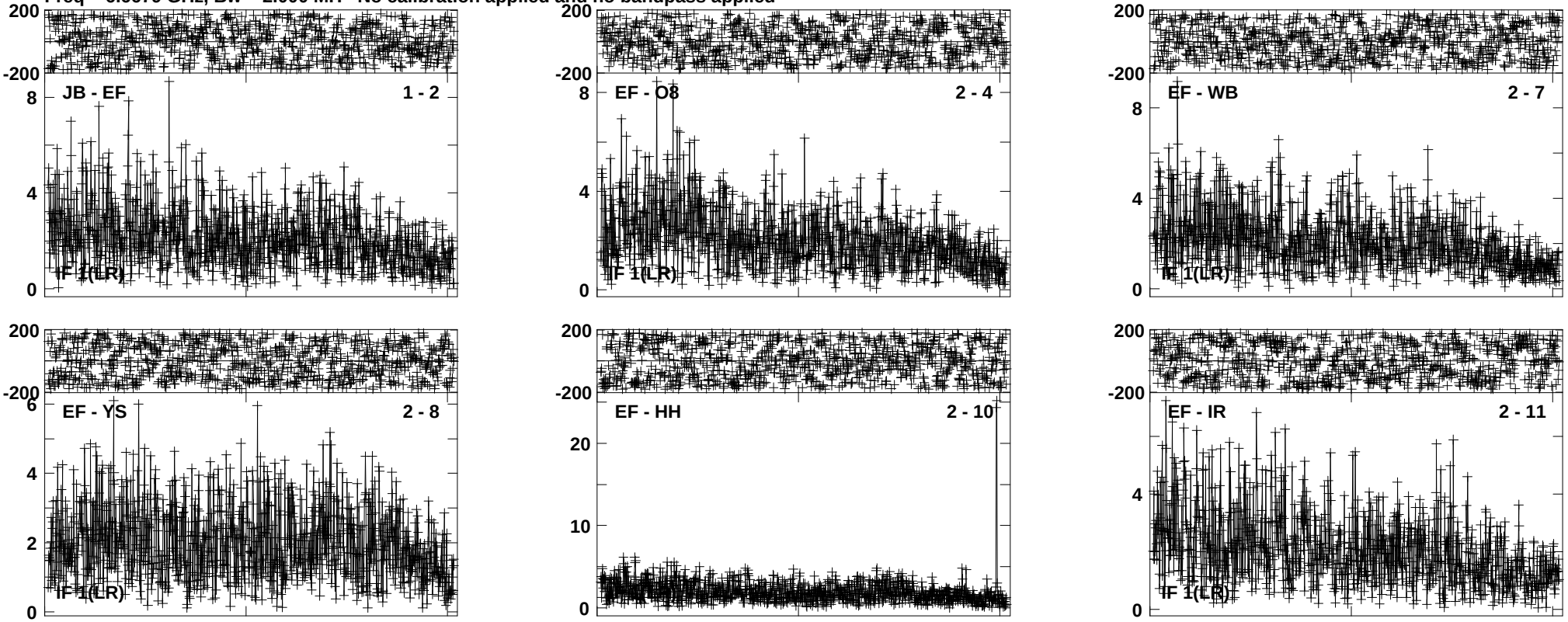

Lower frame: Milli Ampl Jy Top frame: Phas deg
Vector averaged cross-power spectrum Baseline: JB (01) - EF (02)
Timerange: 01/03:59:49 to 01/04:01:32

Plot file version 143 created 07-AUG-2020 19:11:28
G43.165 EB080 2.UVDATA.1
Freq = 6.6679 GHz, Bw = 2.000 MH No calibration applied and no bandpass applied

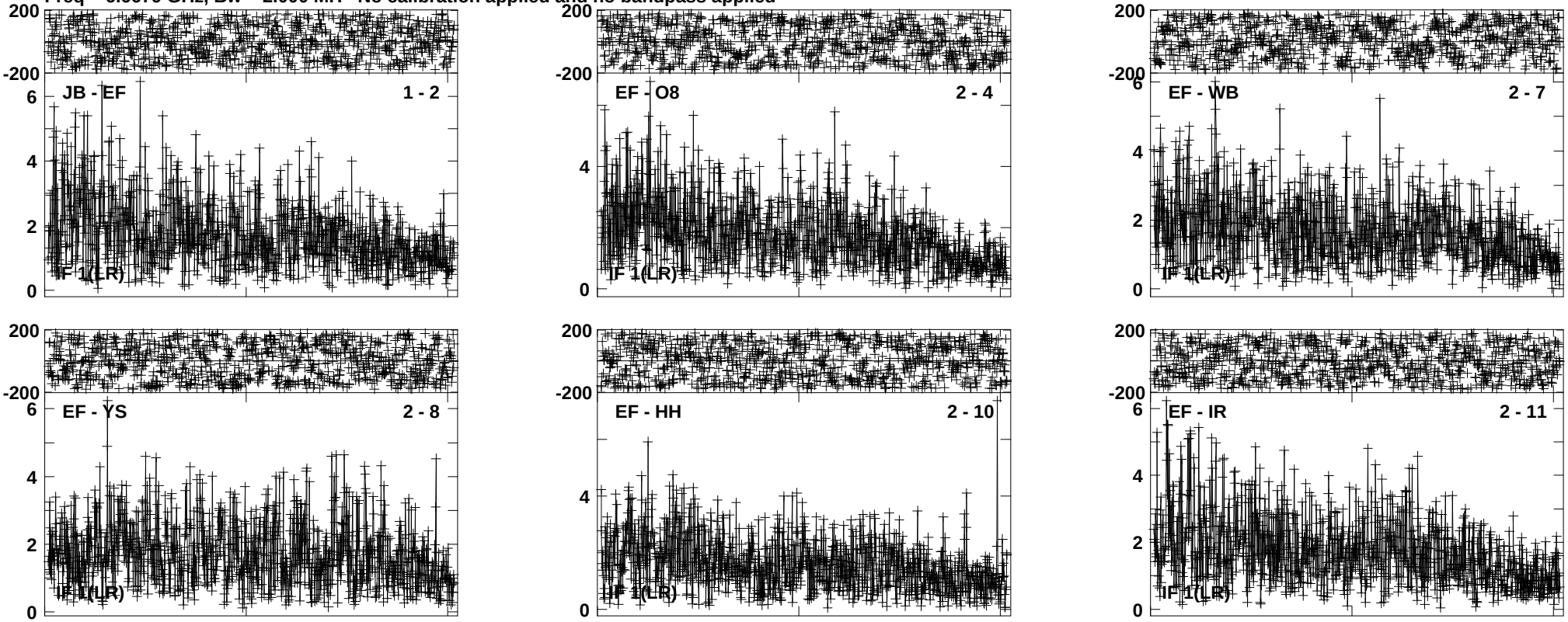

Lower frame: Milli Ampl Jy Top frame: Phas deg
Vector averaged cross-power spectrum Baseline: JB (01) - EF (02)
Timerange: 01/04:01:33 to 01/04:04:48

Plot file version 144 created 07-AUG-2020 19:11:29
J1912+0518 EB080 2.UVDATA.1
Freq = 6.6679 GHz, Bw = 2.000 MH No calibration applied and no bandpass applied

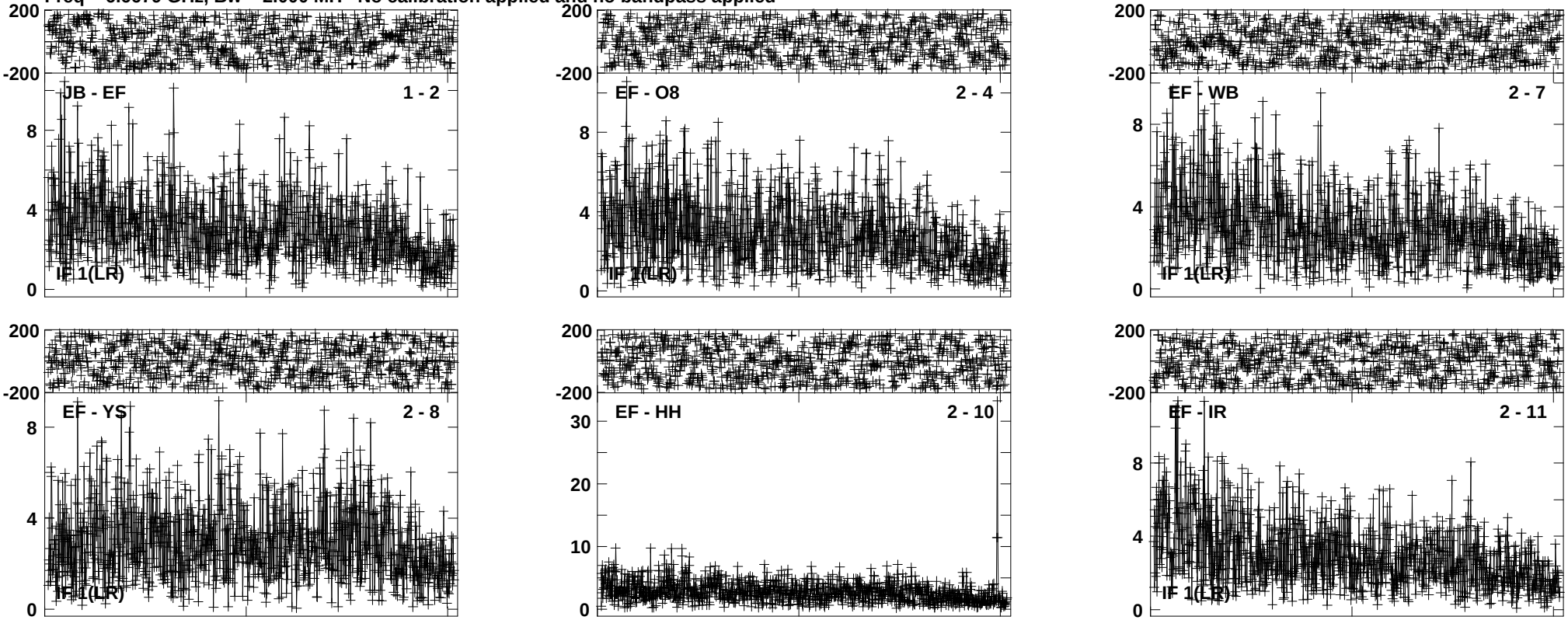

Lower frame: Milli Ampl Jy Top frame: Phas deg
Vector averaged cross-power spectrum Baseline: JB (01) - EF (02)
Timerange: 01/04:04:49 to 01/04:06:32

Plot file version 145 created 07-AUG-2020 19:11:29
G43.149 EB080 2.UVDATA.1
Freq = 6.6679 GHz, Bw = 2.000 MH No calibration applied and no bandpass applied

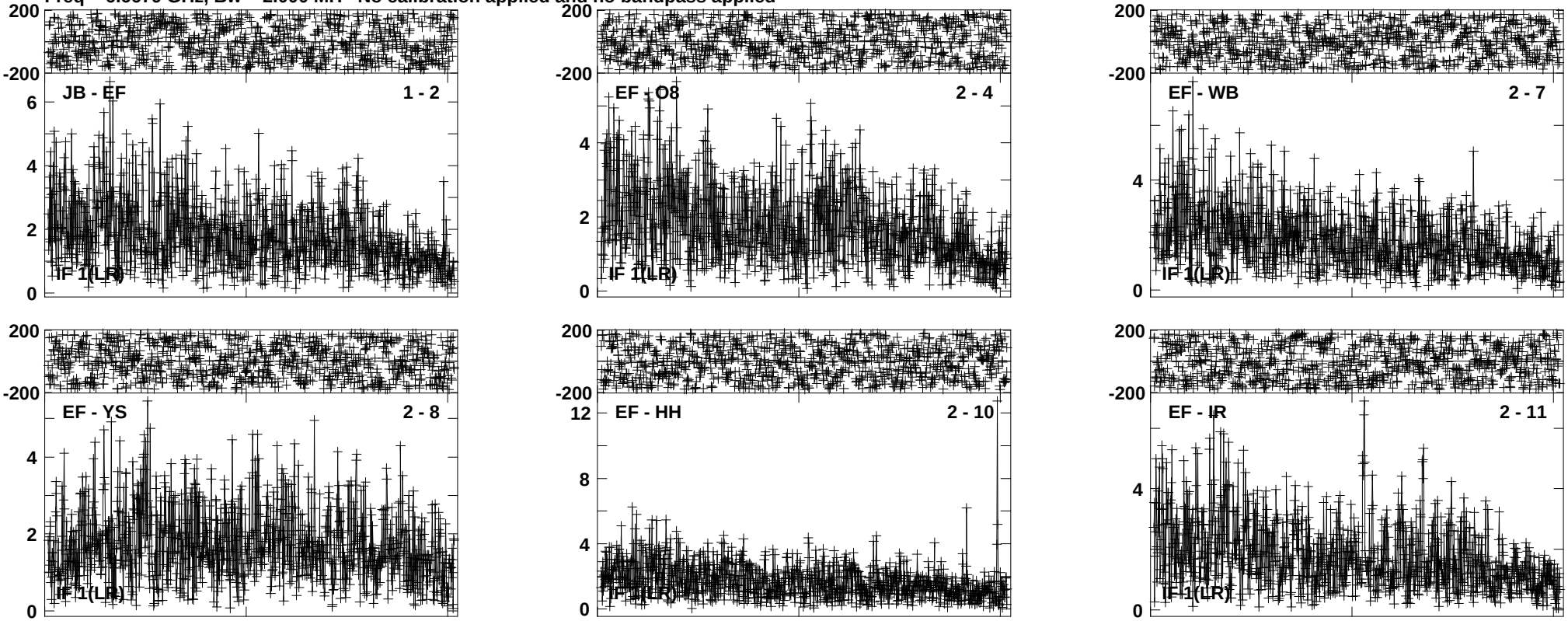

Lower frame: Milli Ampl Jy Top frame: Phas deg
Vector averaged cross-power spectrum Baseline: JB (01) - EF (02)
Timerange: 01/04:06:33 to 01/04:09:48

Plot file version 146 created 07-AUG-2020 19:11:30
J1912+0518 EB080 2.UVDATA.1
Freq = 6.6679 GHz, Bw = 2.000 MH No calibration applied and no bandpass applied

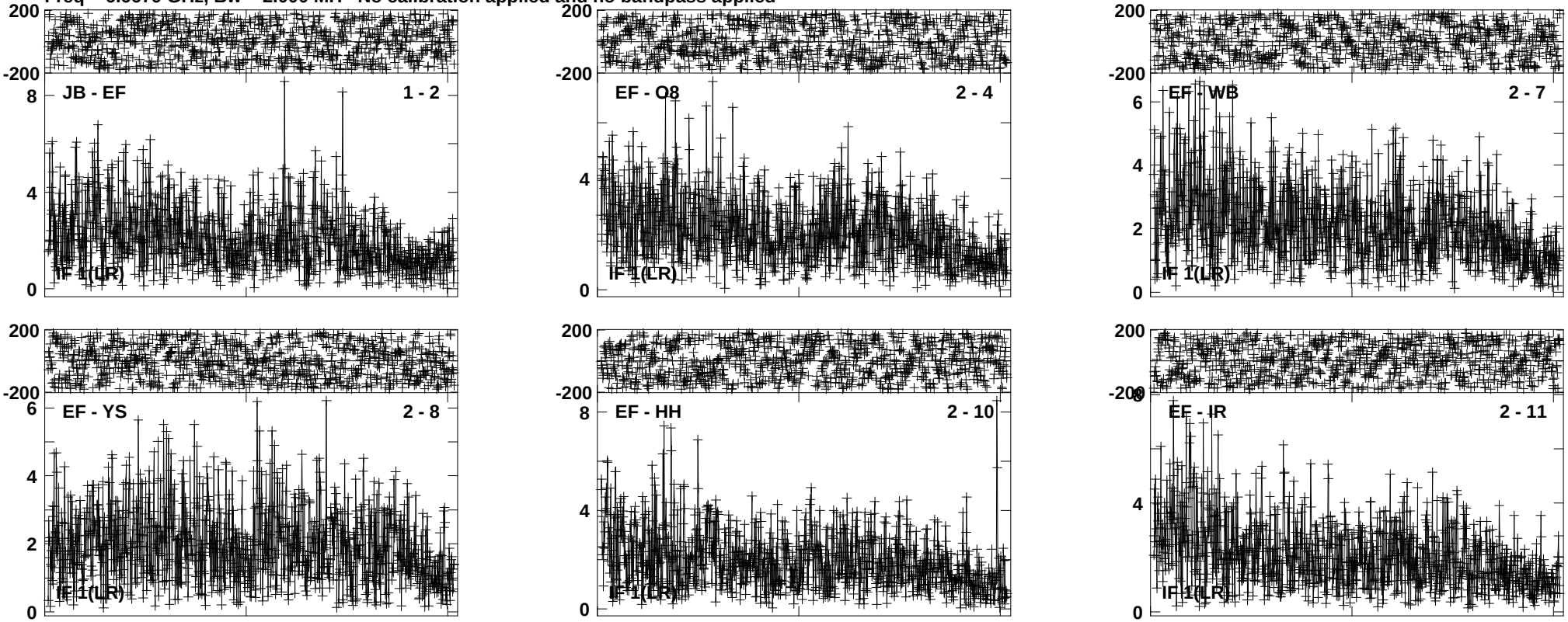

Lower frame: Milli Ampl Jy Top frame: Phas deg
Vector averaged cross-power spectrum Baseline: JB (01) - EF (02)
Timerange: 01/04:10:39 to 01/04:12:22

Plot file version 147 created 07-AUG-2020 19:11:30
G43.167 EB080 2.UVDATA.1
Freq = 6.6679 GHz, Bw = 2.000 MH No calibration applied and no bandpass applied

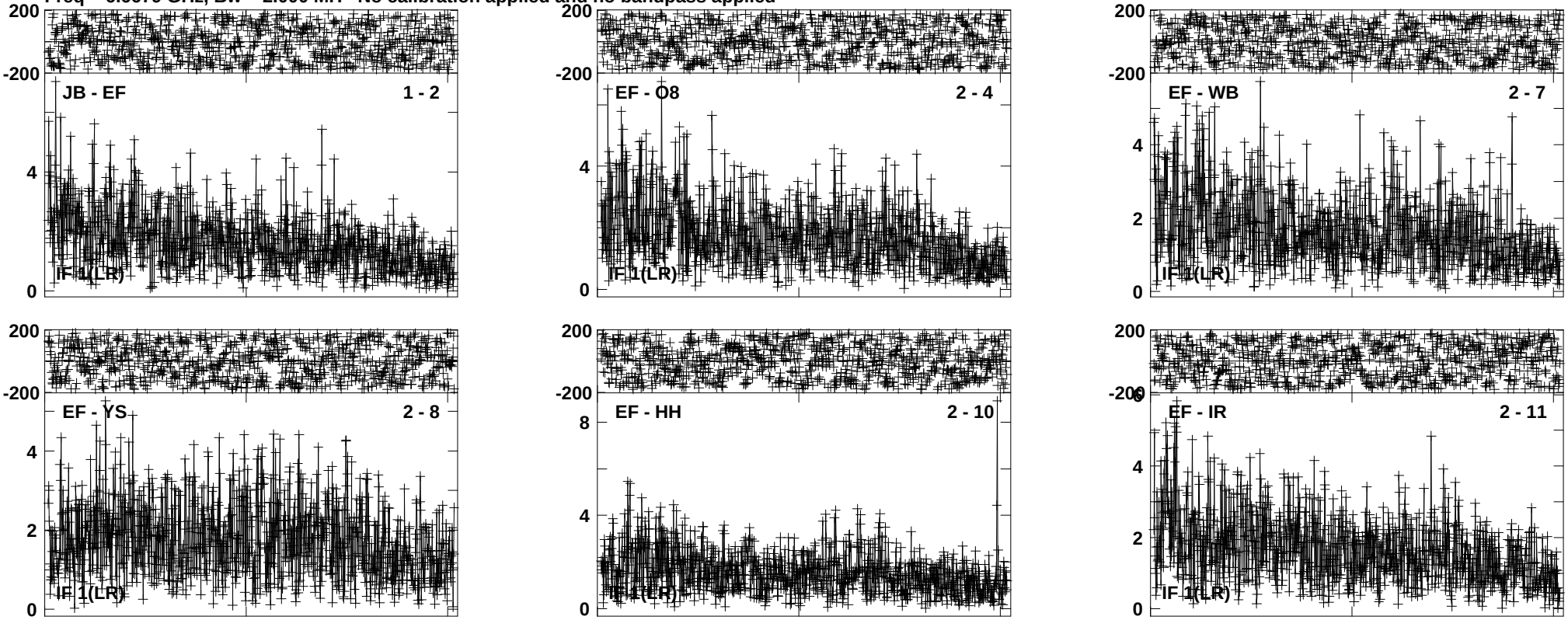

Lower frame: Milli Ampl Jy Top frame: Phas deg
Vector averaged cross-power spectrum Baseline: JB (01) - EF (02)
Timerange: 01/04:12:23 to 01/04:15:38

Plot file version 148 created 07-AUG-2020 19:11:31
J1912+0518 EB080 2.UVDATA.1
Freq = 6.6679 GHz, Bw = 2.000 MH No calibration applied and no bandpass applied

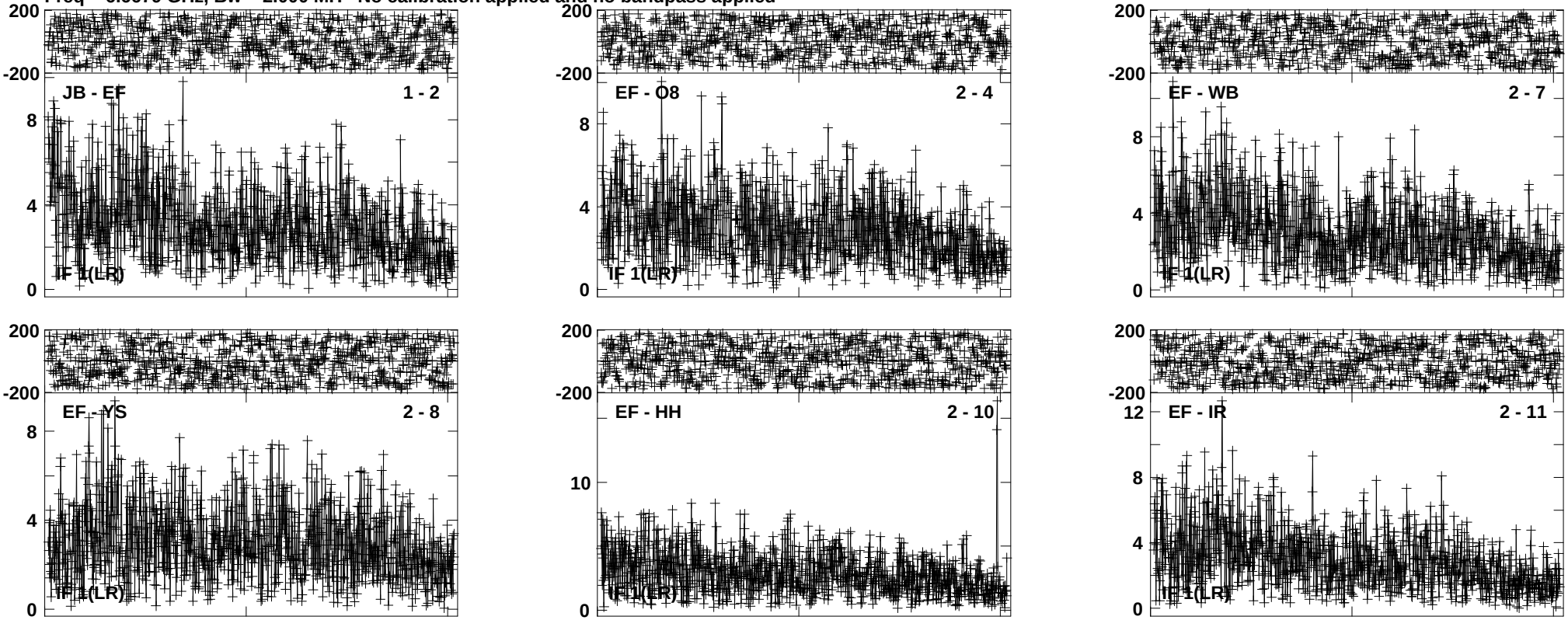

Lower frame: Milli Ampl Jy Top frame: Phas deg
Vector averaged cross-power spectrum Baseline: JB (01) - EF (02)
Timerange: 01/04:15:39 to 01/04:17:22

Plot file version 149 created 07-AUG-2020 19:11:32
G43.171 EB080 2.UVDATA.1
Freq = 6.6679 GHz, Bw = 2.000 MH No calibration applied and no bandpass applied

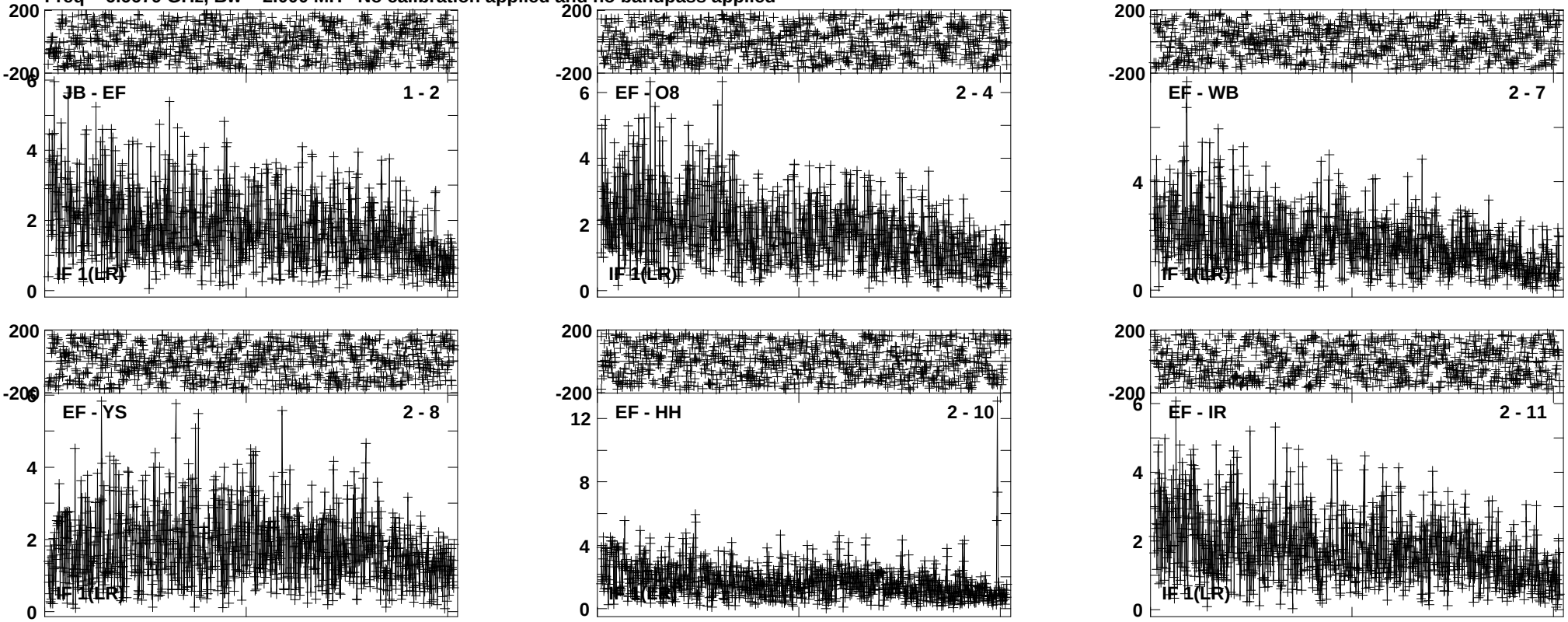

Lower frame: Milli Ampl Jy Top frame: Phas deg
Vector averaged cross-power spectrum Baseline: JB (01) - EF (02)
Timerange: 01/04:17:23 to 01/04:20:38

Plot file version 150 created 07-AUG-2020 19:11:32
J1912+0518 EB080 2.UVDATA.1
Freq = 6.6679 GHz, Bw = 2.000 MH No calibration applied and no bandpass applied

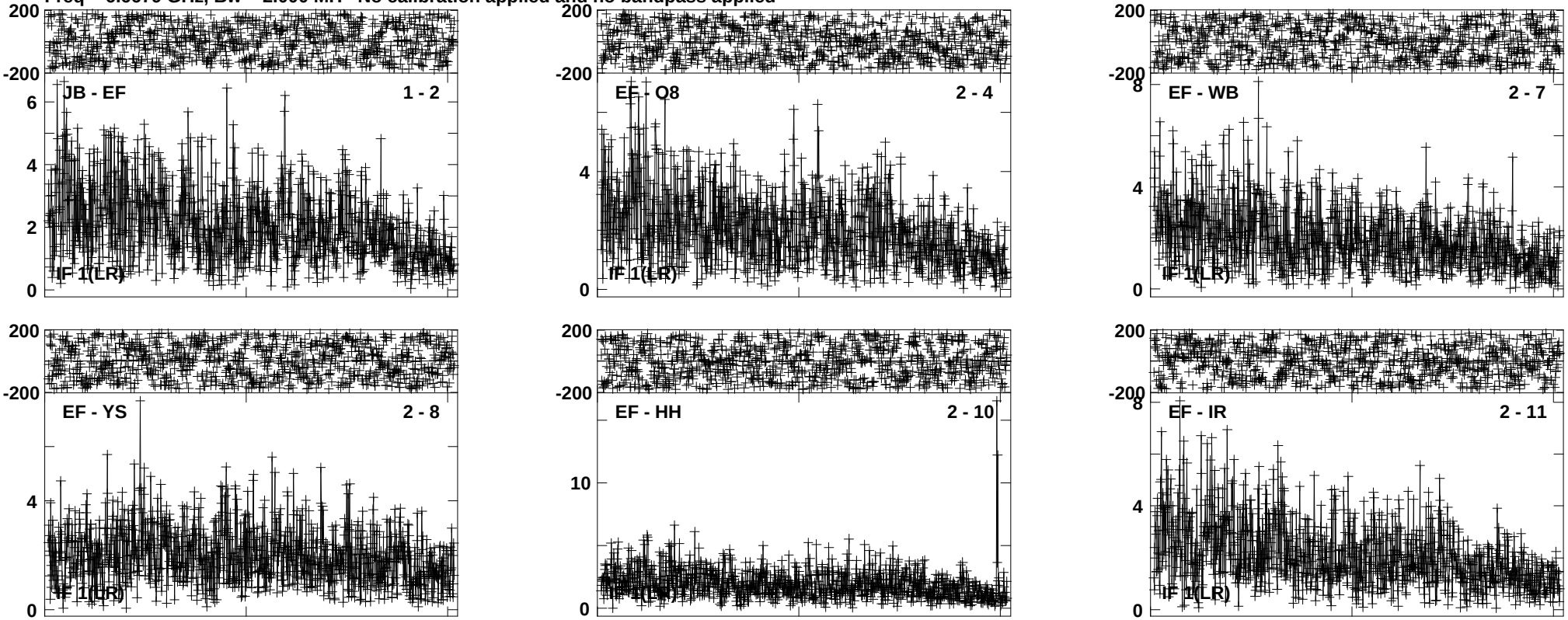

Lower frame: Milli Ampl Jy Top frame: Phas deg
Vector averaged cross-power spectrum Baseline: JB (01) - EF (02)
Timerange: 01/04:21:28 to 01/04:23:13

Plot file version 151 created 07-AUG-2020 19:11:33
G43.165 EB080 2.UVDATA.1
Freq = 6.6679 GHz, Bw = 2.000 MH No calibration applied and no bandpass applied

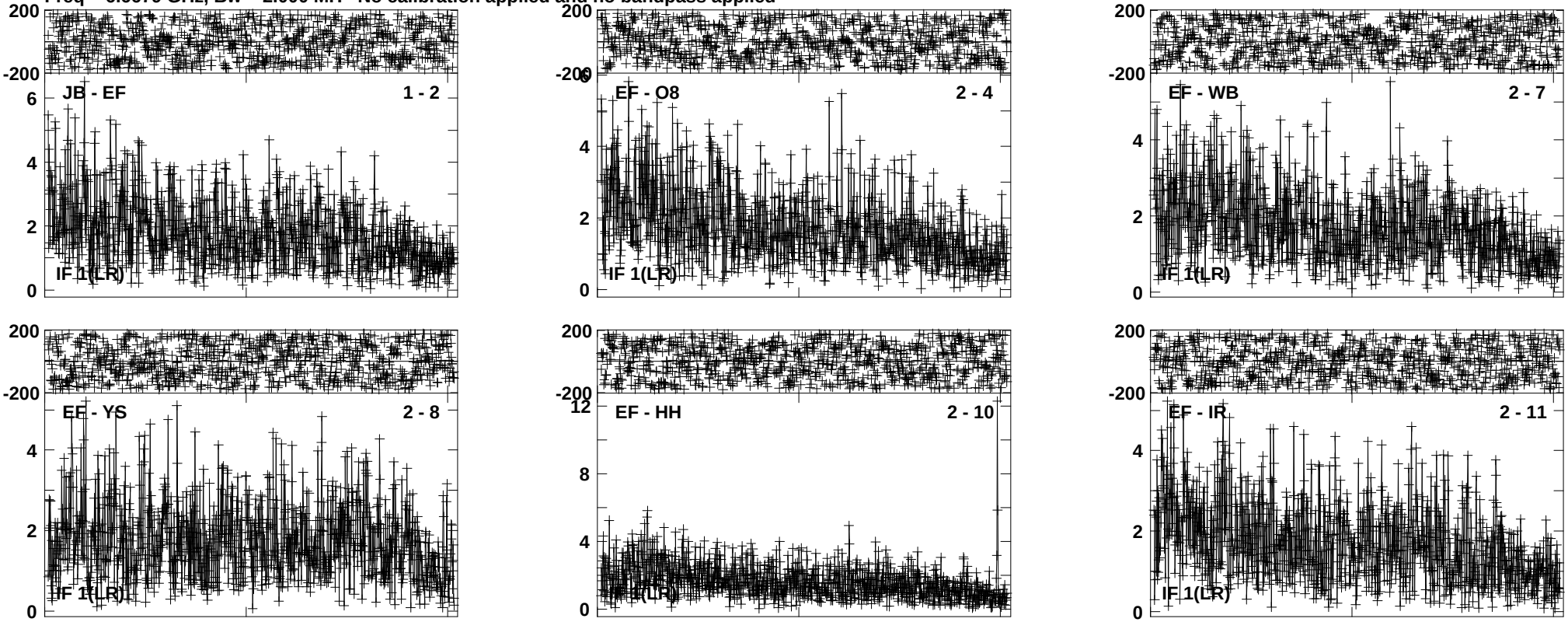

Lower frame: Milli Ampl Jy Top frame: Phas deg
Vector averaged cross-power spectrum Baseline: JB (01) - EF (02)
Timerange: 01/04:23:13 to 01/04:26:27

Plot file version 152 created 07-AUG-2020 19:11:34
J1912+0518 EB080 2.UVDATA.1
Freq = 6.6679 GHz, Bw = 2.000 MH No calibration applied and no bandpass applied

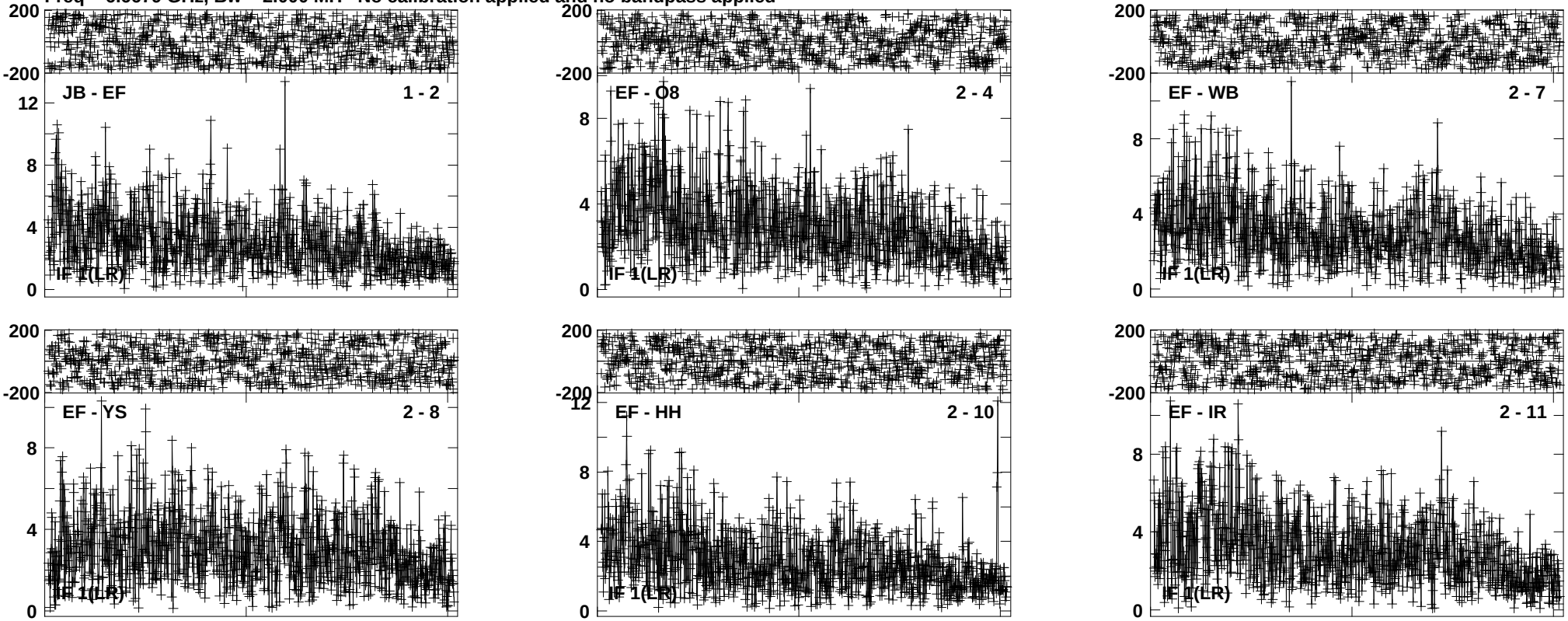

Lower frame: Milli Ampl Jy Top frame: Phas deg
Vector averaged cross-power spectrum Baseline: JB (01) - EF (02)
Timerange: 01/04:26:28 to 01/04:28:13

Plot file version 153 created 07-AUG-2020 19:11:35
G43.149 EB080 2.UVDATA.1
Freq = 6.6679 GHz, Bw = 2.000 MH No calibration applied and no bandpass applied

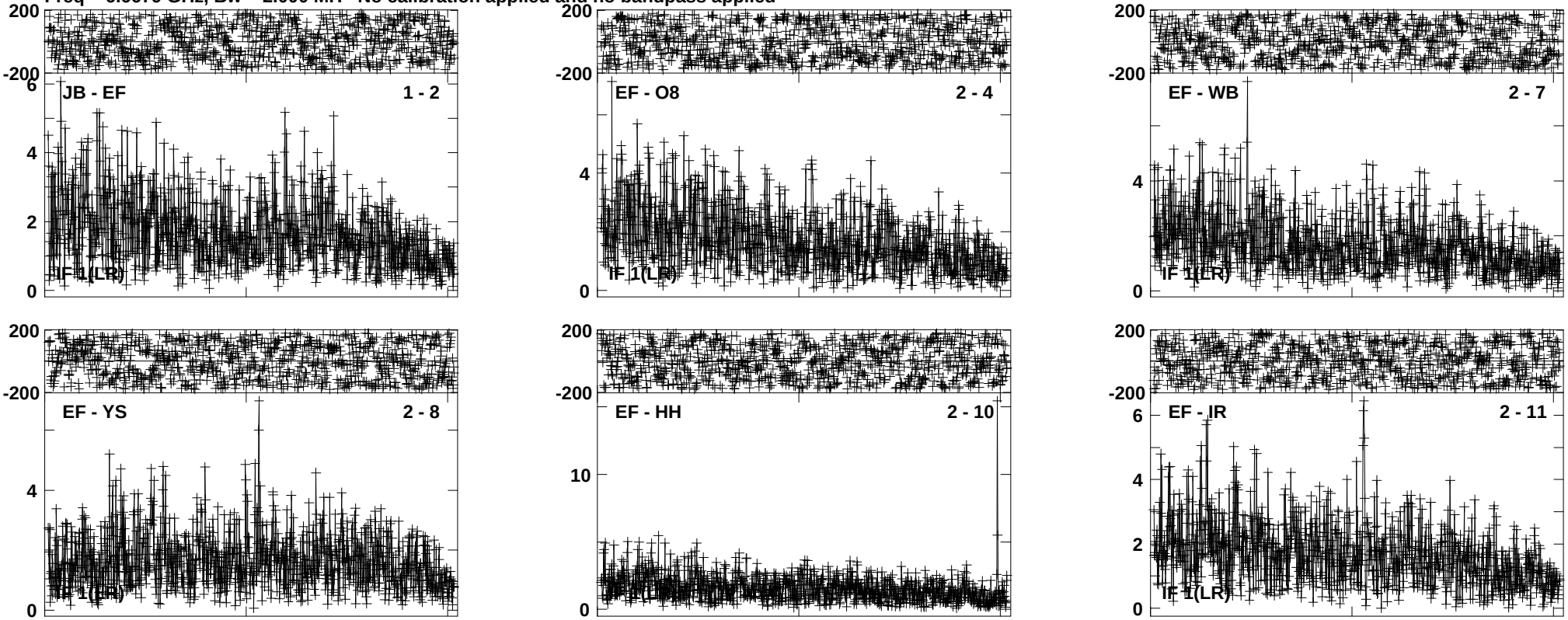

Lower frame: Milli Ampl Jy Top frame: Phas deg
Vector averaged cross-power spectrum Baseline: JB (01) - EF (02)
Timerange: 01/04:28:14 to 01/04:31:28

Plot file version 154 created 07-AUG-2020 19:11:35
J1912+0518 EB080 2.UVDATA.1
Freq = 6.6679 GHz, Bw = 2.000 MH No calibration applied and no bandpass applied

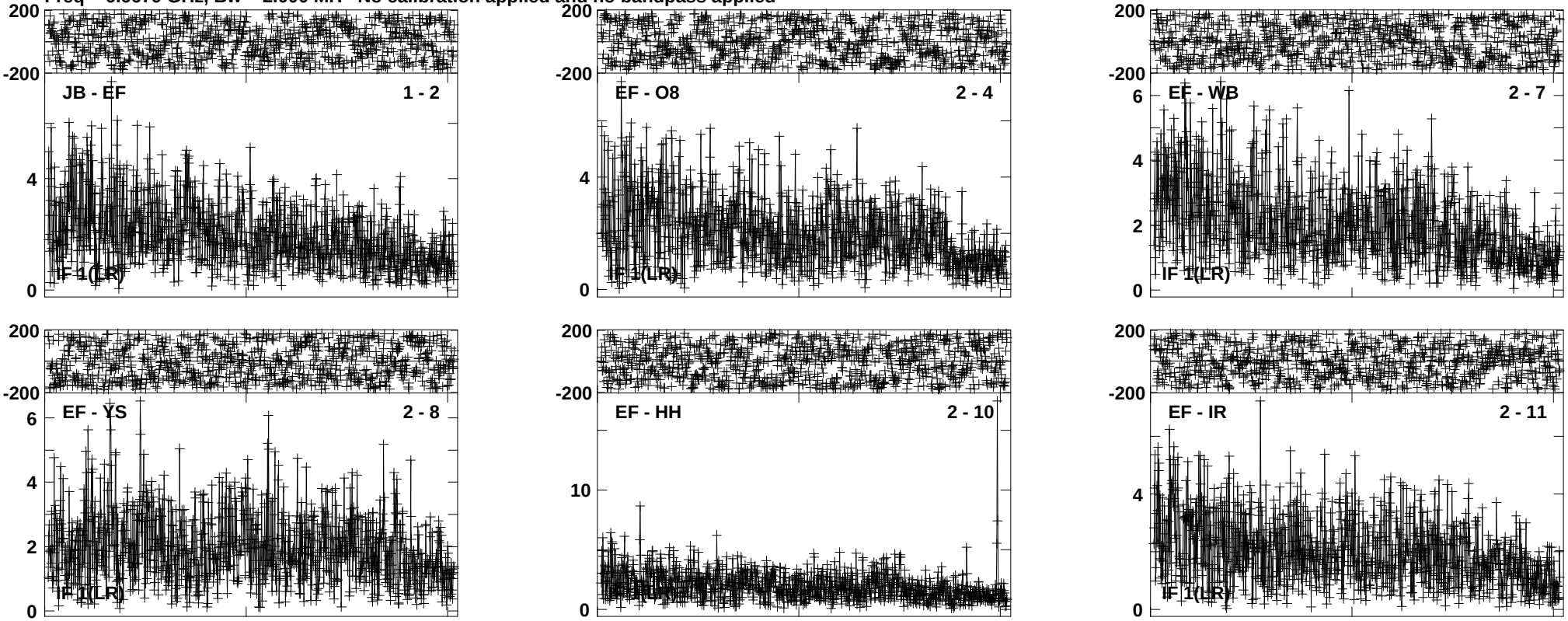

Lower frame: Milli Ampl Jy Top frame: Phas deg
Vector averaged cross-power spectrum Baseline: JB (01) - EF (02)
Timerange: 01/04:32:19 to 01/04:34:02

Plot file version 155 created 07-AUG-2020 19:11:36
G43.167 EB080 2.UVDATA.1
Freq = 6.6679 GHz, Bw = 2.000 MH No calibration applied and no bandpass applied

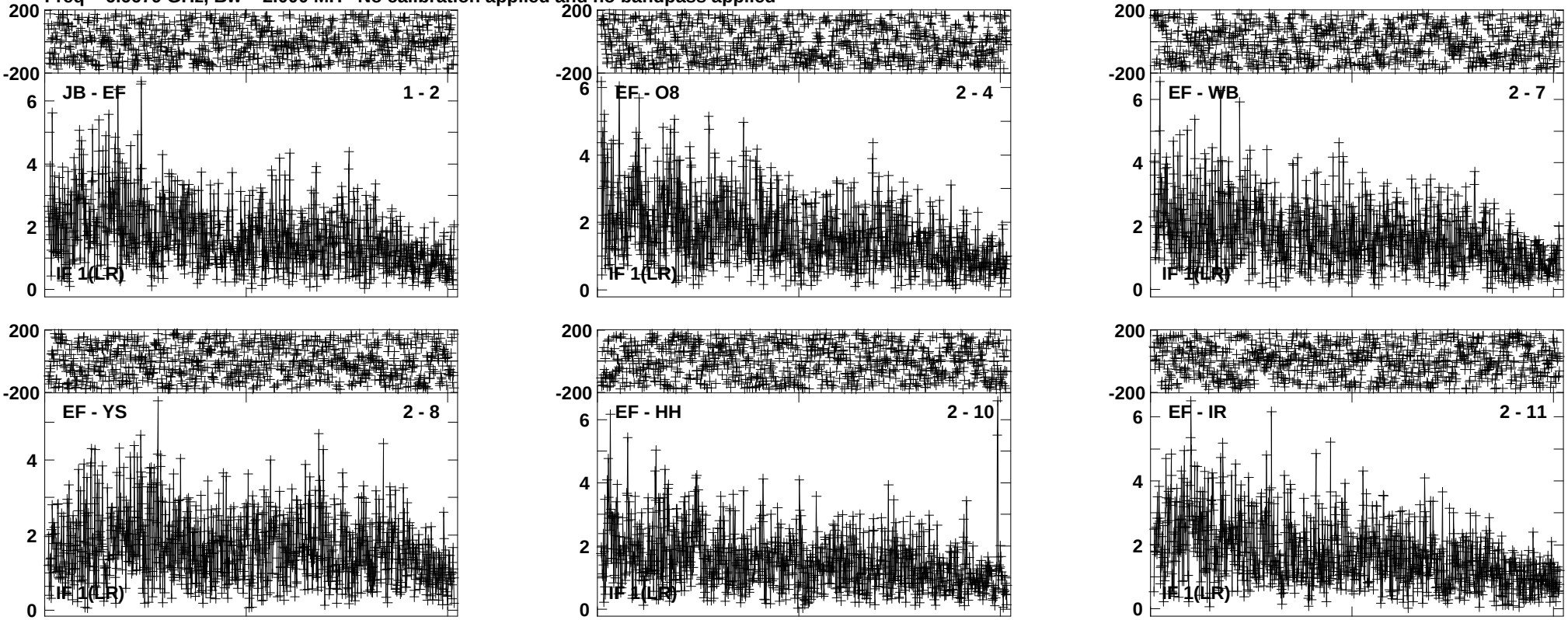

Lower frame: Milli Ampl Jy Top frame: Phas deg
Vector averaged cross-power spectrum Baseline: JB (01) - EF (02)
Timerange: 01/04:34:04 to 01/04:37:18

Plot file version 156 created 07-AUG-2020 19:11:37
J1912+0518 EB080 2.UVDATA.1
Freq = 6.6679 GHz, Bw = 2.000 MH No calibration applied and no bandpass applied

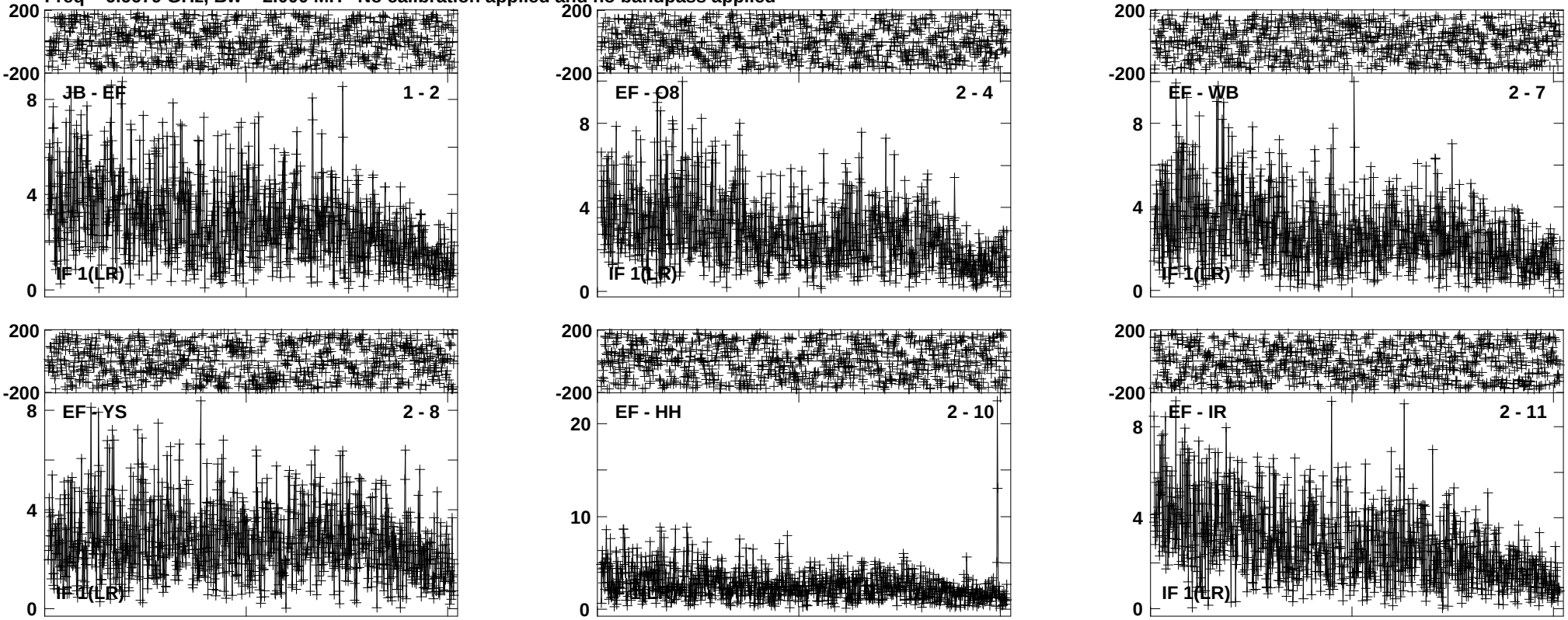

Lower frame: Milli Ampl Jy Top frame: Phas deg
Vector averaged cross-power spectrum Baseline: JB (01) - EF (02)
Timerange: 01/04:37:18 to 01/04:40:47

Plot file version 157 created 07-AUG-2020 19:11:39
J1912+0518 EB080 2.UVDATA.1
Freq = 6.6679 GHz, Bw = 2.000 MH No calibration applied and no bandpass applied

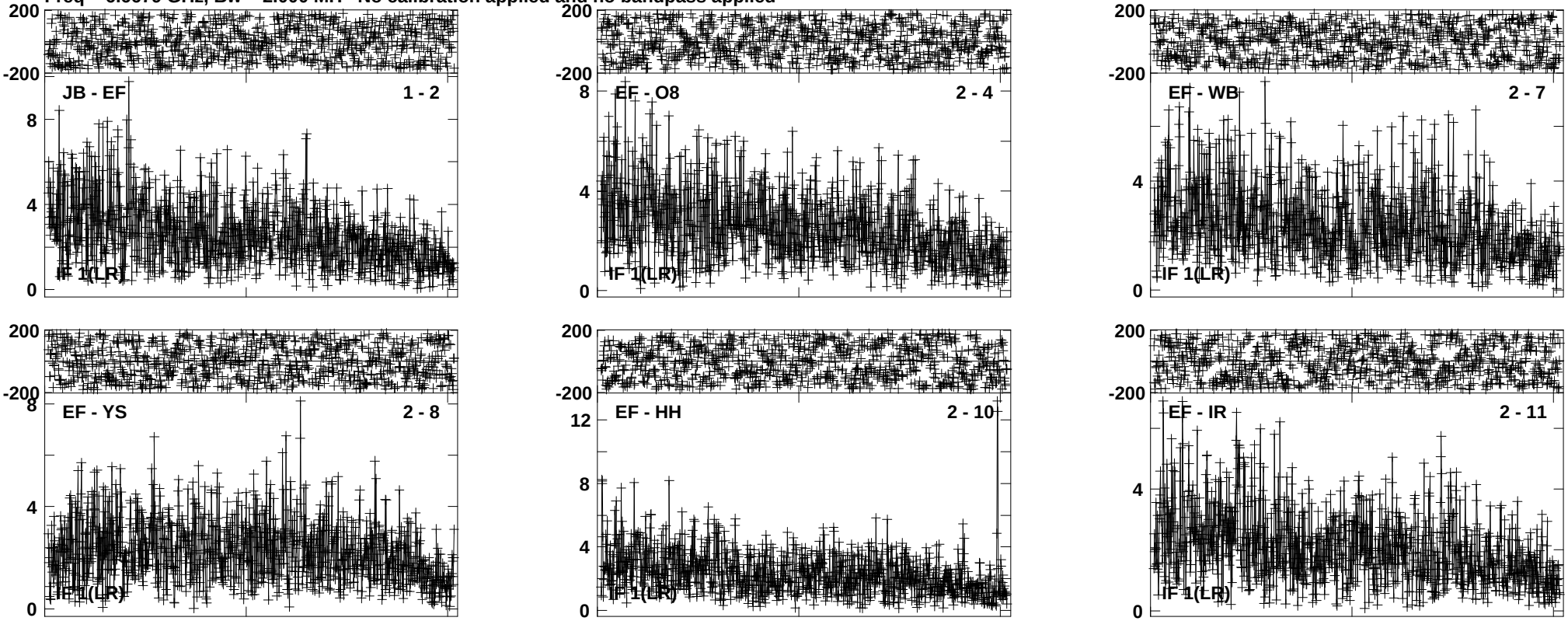

Lower frame: Milli Ampl Jy Top frame: Phas deg
Vector averaged cross-power spectrum Baseline: JB (01) - EF (02)
Timerange: 01/04:49:53 to 01/04:51:38

Plot file version 158 created 07-AUG-2020 19:11:39
G43.171 EB080 2.UVDATA.1
Freq = 6.6679 GHz, Bw = 2.000 MH No calibration applied and no bandpass applied

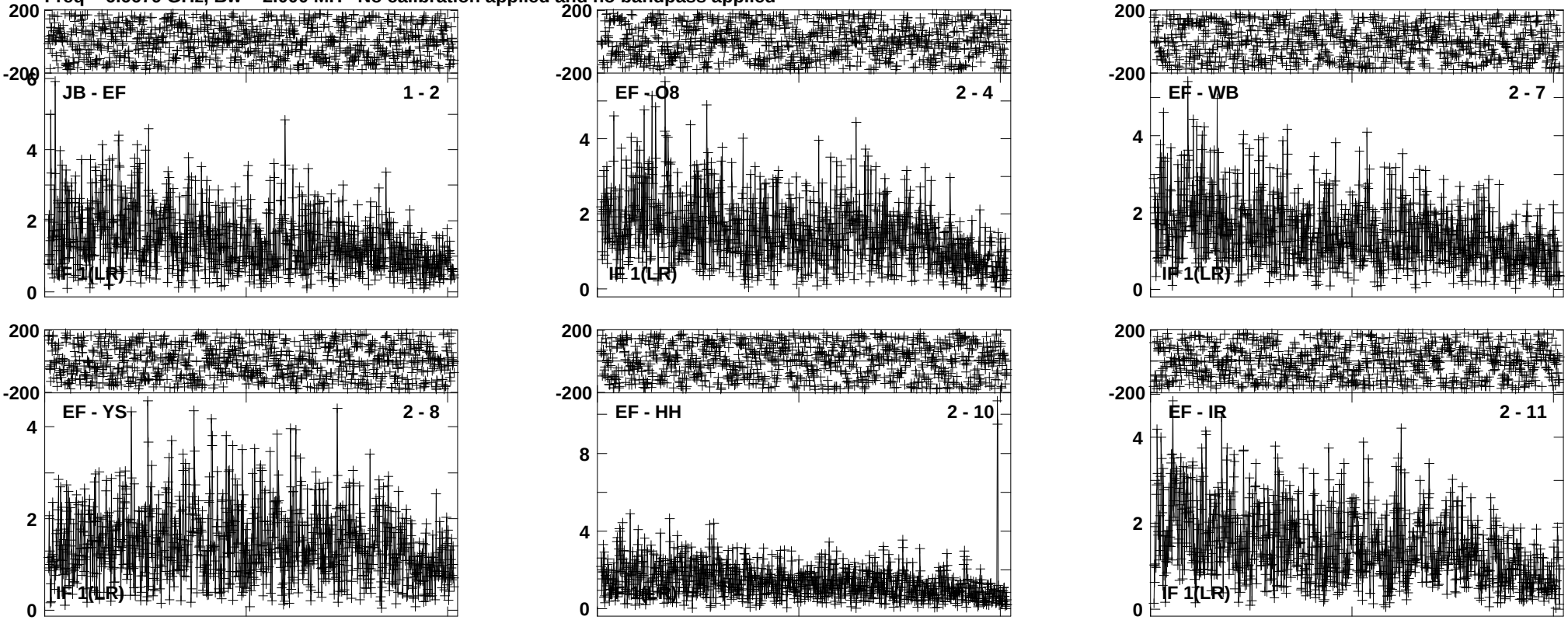

Lower frame: Milli Ampl Jy Top frame: Phas deg
Vector averaged cross-power spectrum Baseline: JB (01) - EF (02)
Timerange: 01/04:52:28 to 01/04:55:43

Plot file version 159 created 07-AUG-2020 19:11:40
J1912+0518 EB080 2.UVDATA.1
Freq = 6.6679 GHz, Bw = 2.000 MH No calibration applied and no bandpass applied

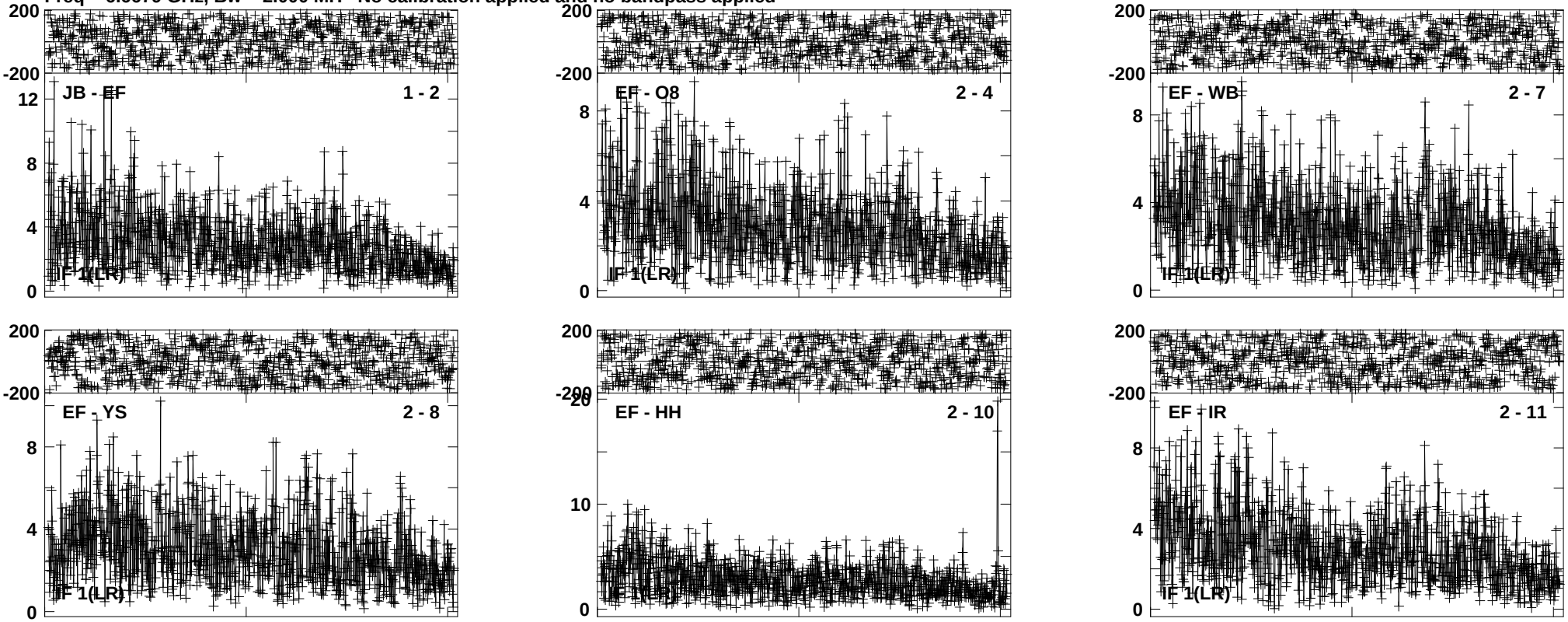

Lower frame: Milli Ampl Jy Top frame: Phas deg
Vector averaged cross-power spectrum Baseline: JB (01) - EF (02)
Timerange: 01/04:55:44 to 01/04:57:27

Plot file version 160 created 07-AUG-2020 19:11:41
G43.165 EB080 2.UVDATA.1
Freq = 6.6679 GHz, Bw = 2.000 MH No calibration applied and no bandpass applied

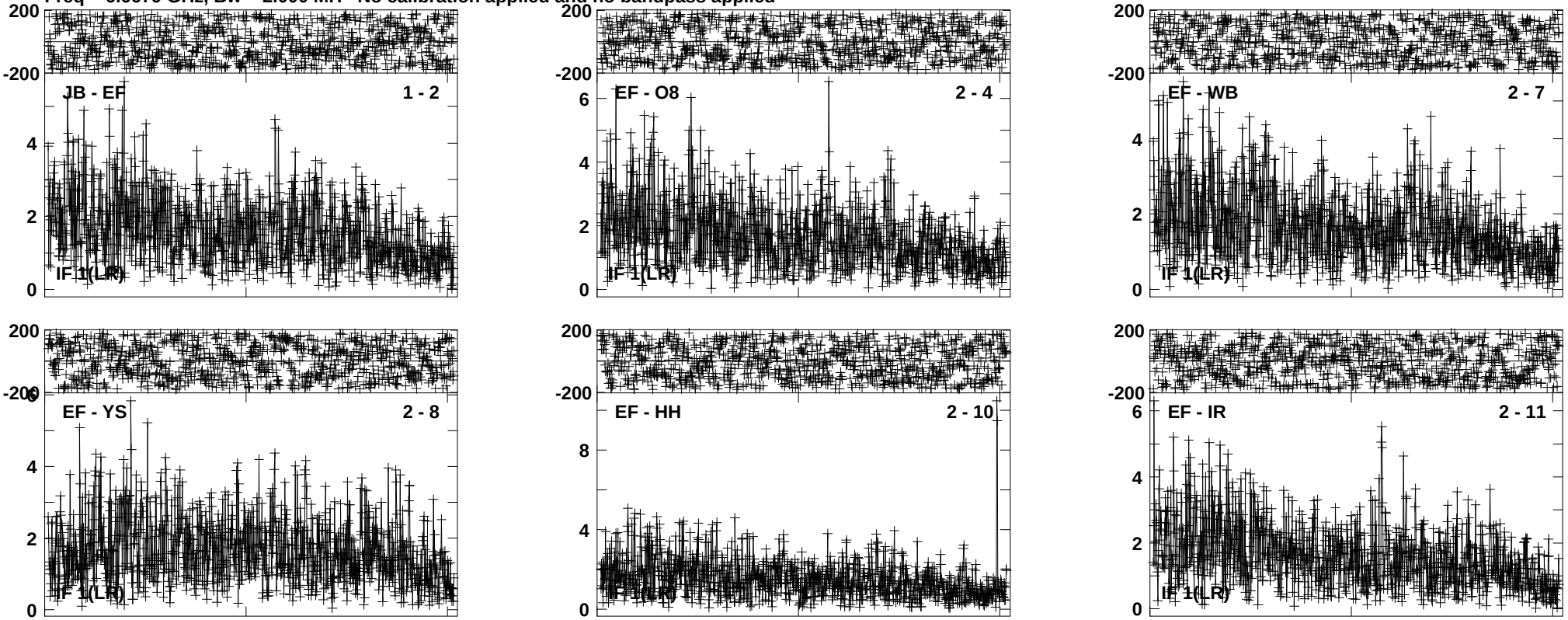

Lower frame: Milli Ampl Jy Top frame: Phas deg
Vector averaged cross-power spectrum Baseline: JB (01) - EF (02)
Timerange: 01/04:57:29 to 01/05:00:43

Plot file version 161 created 07-AUG-2020 19:11:42
J1912+0518 EB080 2.UVDATA.1
Freq = 6.6679 GHz, Bw = 2.000 MH No calibration applied and no bandpass applied

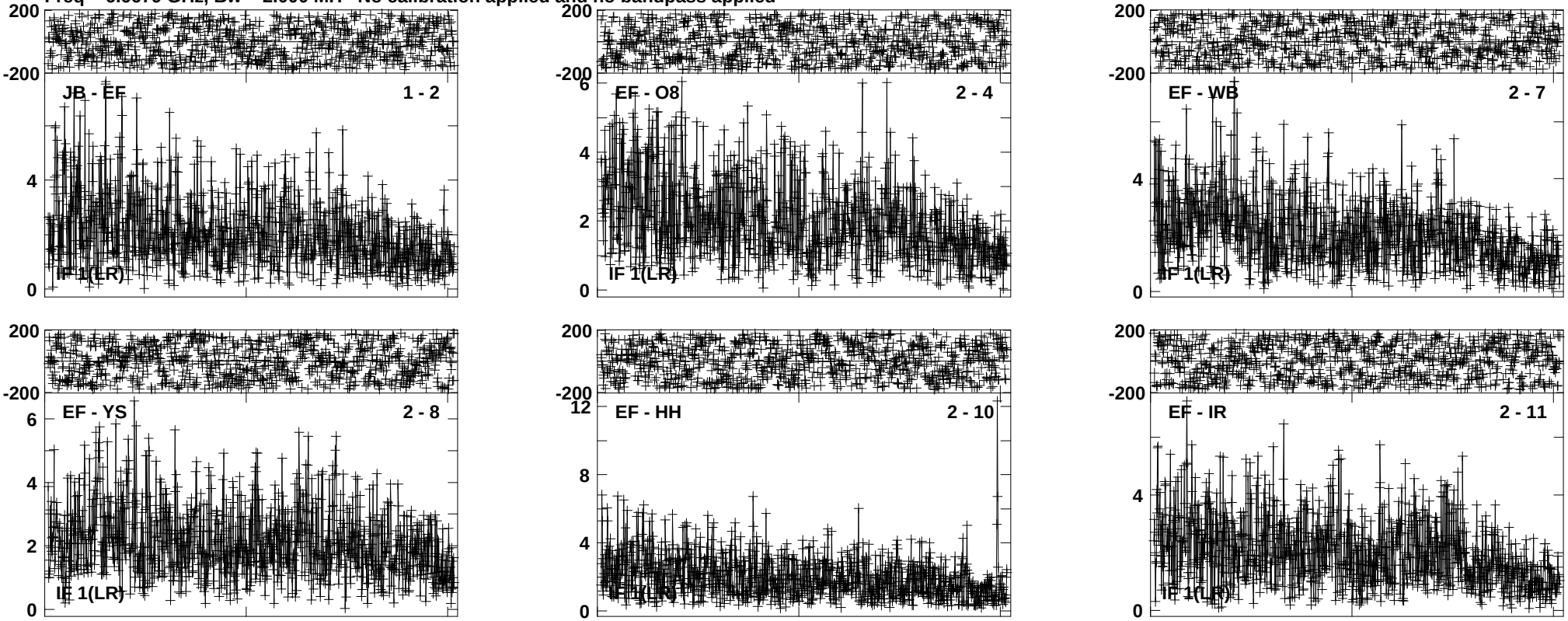

Lower frame: Milli Ampl Jy Top frame: Phas deg
Vector averaged cross-power spectrum Baseline: JB (01) - EF (02)
Timerange: 01/05:01:34 to 01/05:03:17

Plot file version 162 created 07-AUG-2020 19:11:42
G43.171 EB080 2.UVDATA.1
Freq = 6.6679 GHz, Bw = 2.000 MH No calibration applied and no bandpass applied

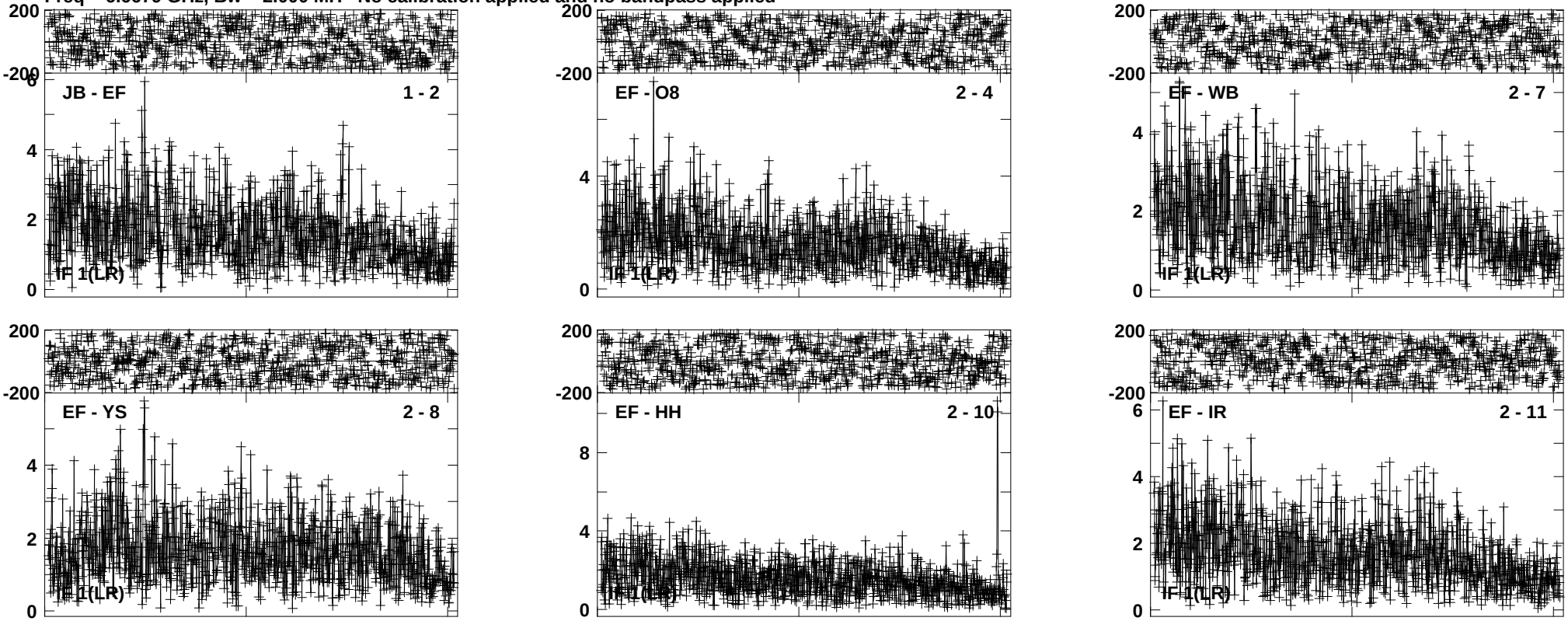

Lower frame: Milli Ampl Jy Top frame: Phas deg
Vector averaged cross-power spectrum Baseline: JB (01) - EF (02)
Timerange: 01/05:03:18 to 01/05:06:33

Plot file version 163 created 07-AUG-2020 19:11:43
J1912+0518 EB080 2.UVDATA.1
Freq = 6.6679 GHz, Bw = 2.000 MH No calibration applied and no bandpass applied

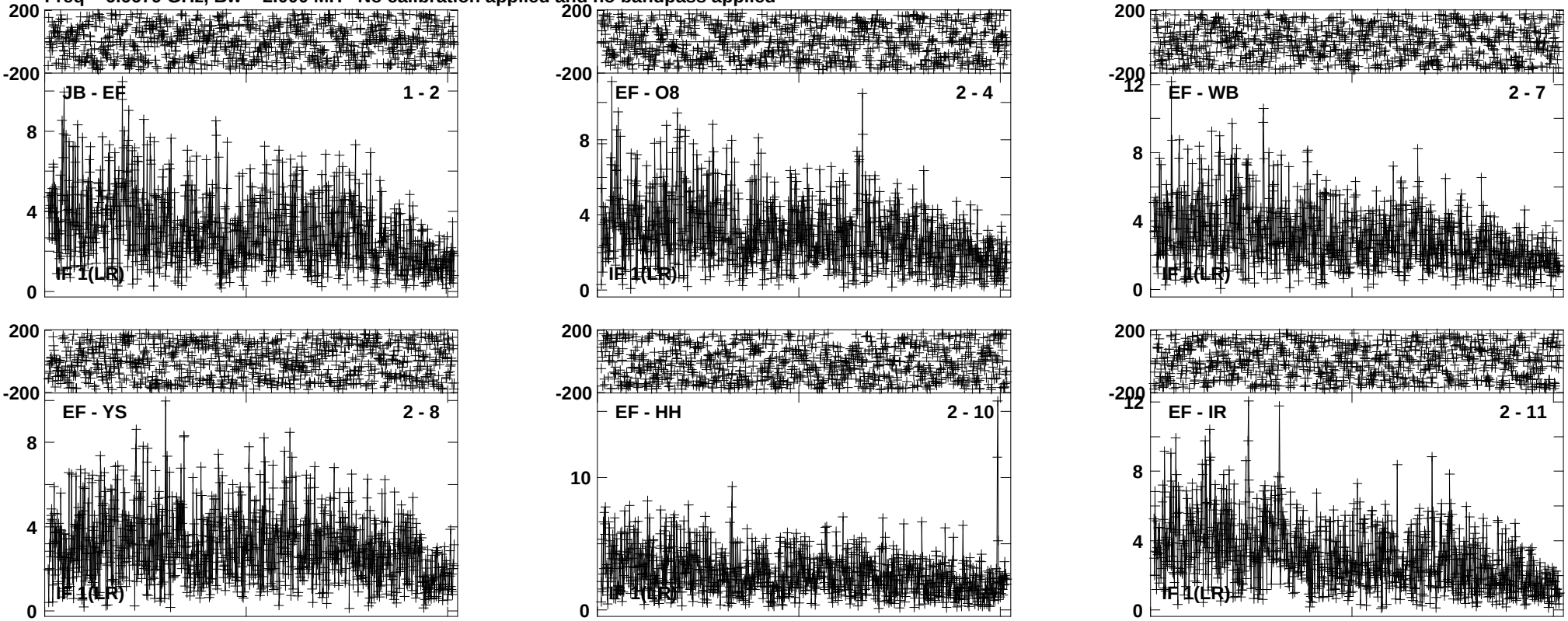

Lower frame: Milli Ampl Jy Top frame: Phas deg
Vector averaged cross-power spectrum Baseline: JB (01) - EF (02)
Timerange: 01/05:06:34 to 01/05:08:17

Plot file version 164 created 07-AUG-2020 19:11:43
G43.165 EB080 2.UVDATA.1
Freq = 6.6679 GHz, Bw = 2.000 MH No calibration applied and no bandpass applied

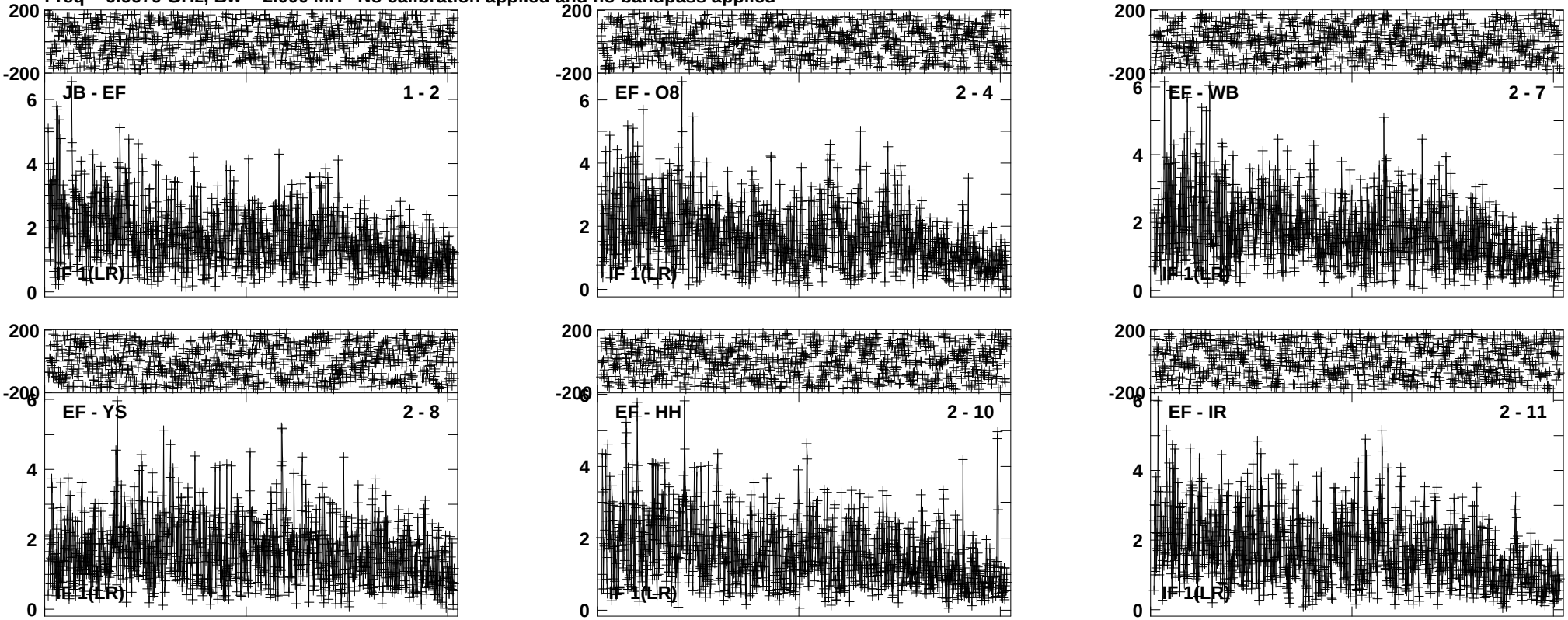

Lower frame: Milli Ampl Jy Top frame: Phas deg
Vector averaged cross-power spectrum Baseline: JB (01) - EF (02)
Timerange: 01/05:08:18 to 01/05:11:33

Plot file version 165 created 07-AUG-2020 19:11:44
J1912+0518 EB080 2.UVDATA.1
Freq = 6.6679 GHz, Bw = 2.000 MH No calibration applied and no bandpass applied

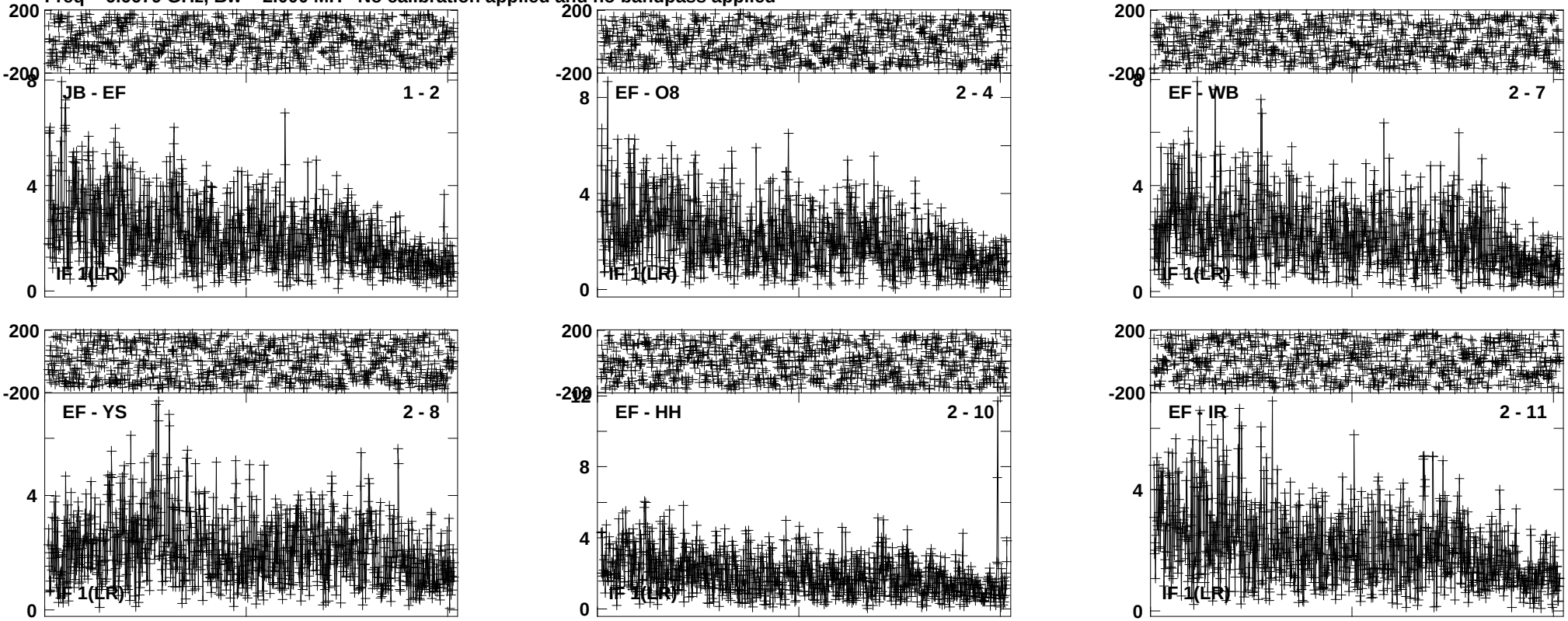

Lower frame: Milli Ampl Jy Top frame: Phas deg
Vector averaged cross-power spectrum Baseline: JB (01) - EF (02)
Timerange: 01/05:12:23 to 01/05:14:08

Plot file version 166 created 07-AUG-2020 19:11:45
G43.149 EB080 2.UVDATA.1
Freq = 6.6679 GHz, Bw = 2.000 MH No calibration applied and no bandpass applied

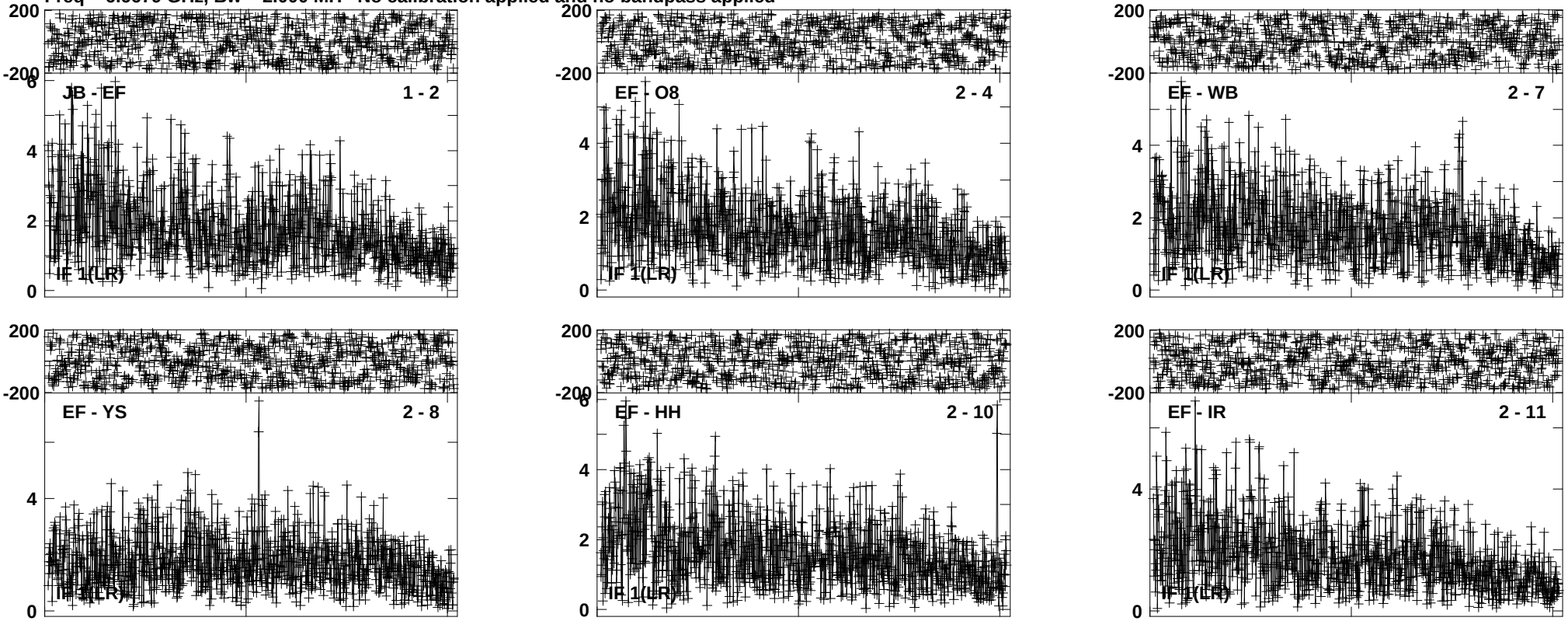

Lower frame: Milli Ampl Jy Top frame: Phas deg
Vector averaged cross-power spectrum Baseline: JB (01) - EF (02)
Timerange: 01/05:14:09 to 01/05:17:23

Plot file version 167 created 07-AUG-2020 19:11:46
J1912+0518 EB080 2.UVDATA.1
Freq = 6.6679 GHz, Bw = 2.000 MH No calibration applied and no bandpass applied

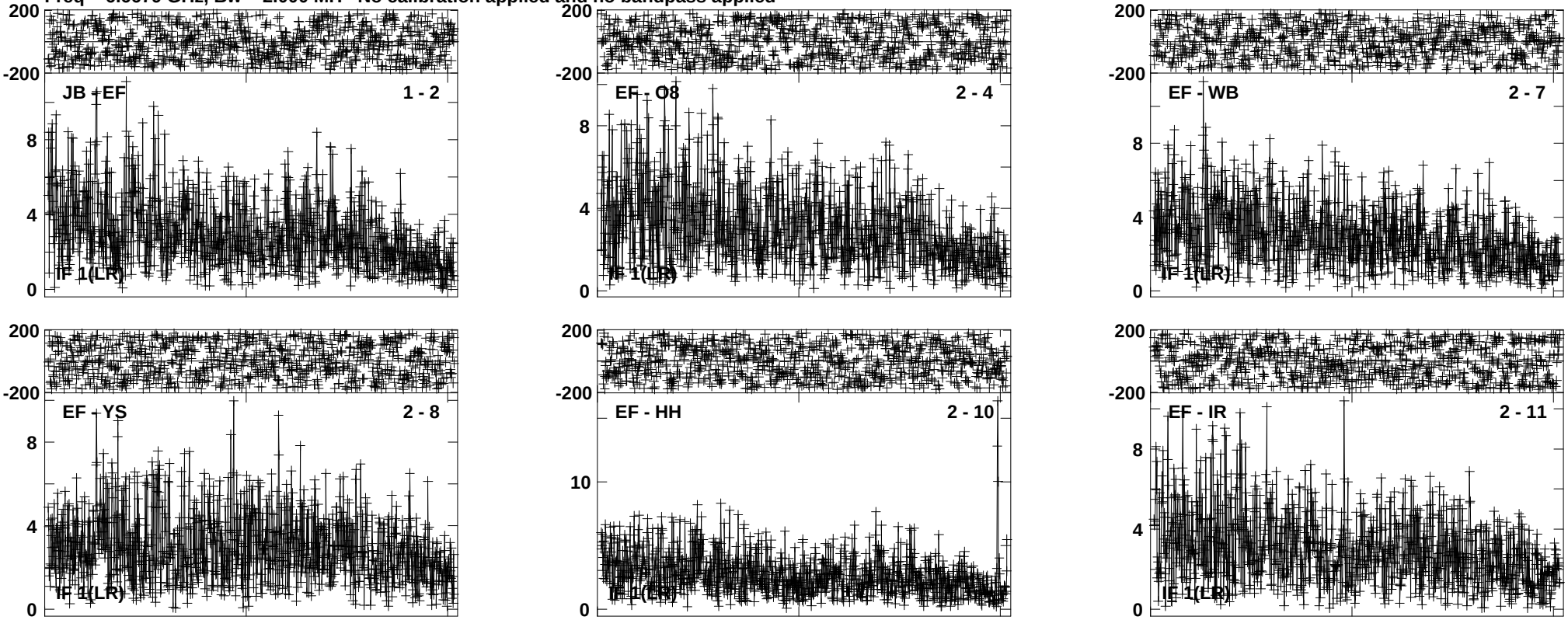

Lower frame: Milli Ampl Jy Top frame: Phas deg
Vector averaged cross-power spectrum Baseline: JB (01) - EF (02)
Timerange: 01/05:17:23 to 01/05:19:08

Plot file version 168 created 07-AUG-2020 19:11:46
G43.167 EB080 2.UVDATA.1
Freq = 6.6679 GHz, Bw = 2.000 MH No calibration applied and no bandpass applied

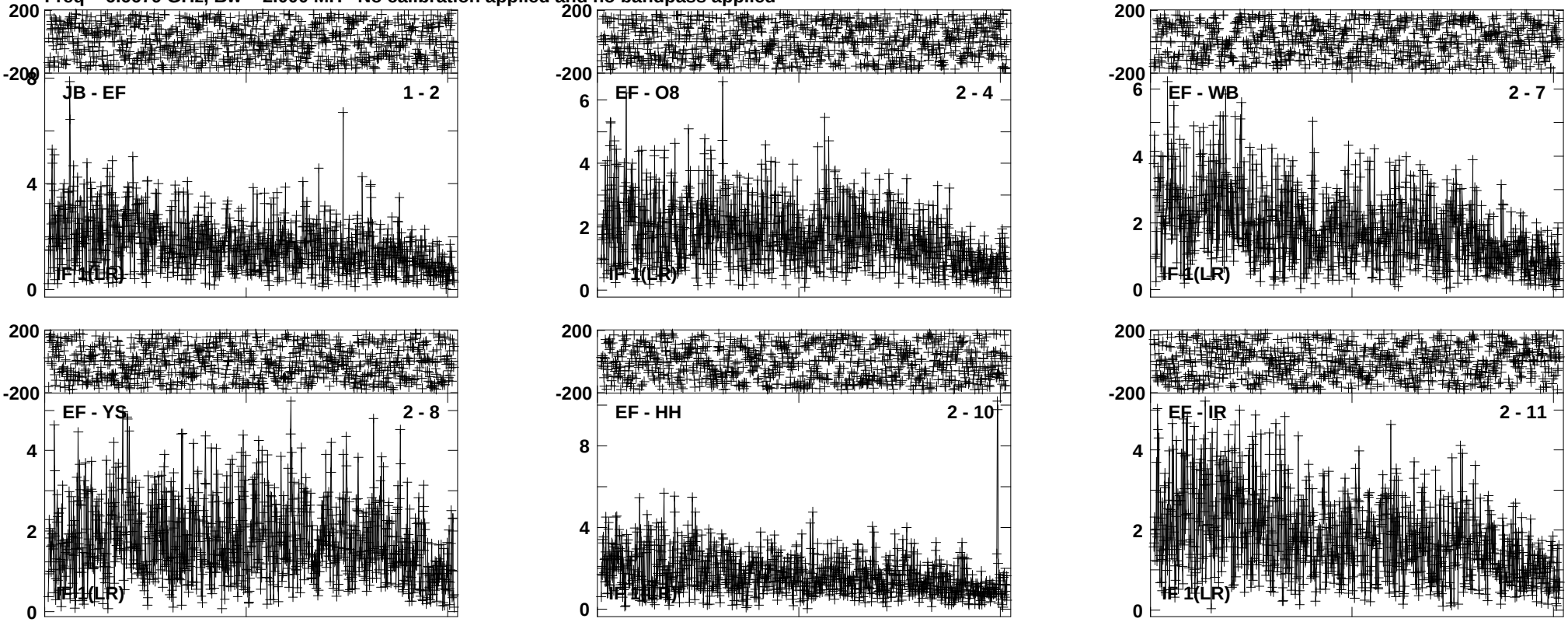

Lower frame: Milli Ampl Jy Top frame: Phas deg
Vector averaged cross-power spectrum Baseline: JB (01) - EF (02)
Timerange: 01/05:19:08 to 01/05:22:22

Plot file version 169 created 07-AUG-2020 19:11:47
J1912+0518 EB080 2.UVDATA.1
Freq = 6.6679 GHz, Bw = 2.000 MH No calibration applied and no bandpass applied

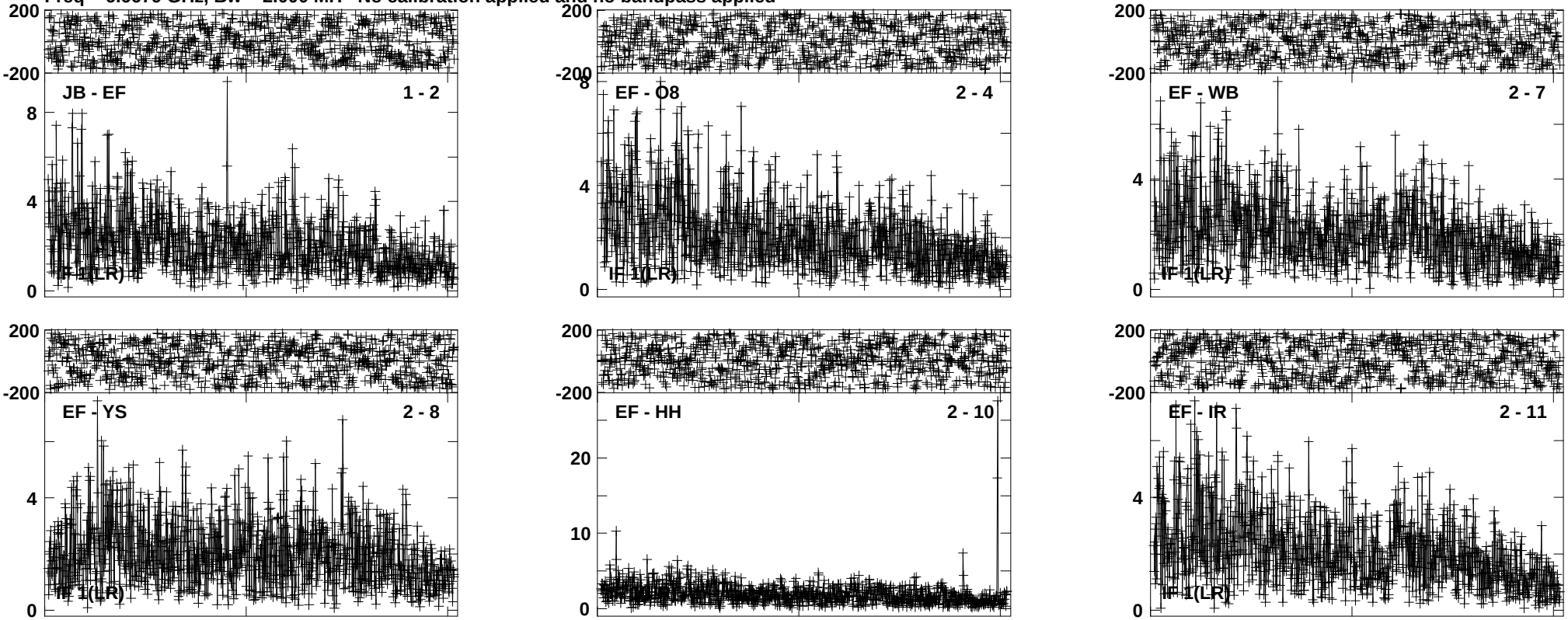

Lower frame: Milli Ampl Jy Top frame: Phas deg
Vector averaged cross-power spectrum Baseline: JB (01) - EF (02)
Timerange: 01/05:23:13 to 01/05:24:58

Plot file version 170 created 07-AUG-2020 19:11:48
G43.171 EB080 2.UVDATA.1
Freq = 6.6679 GHz, Bw = 2.000 MH No calibration applied and no bandpass applied

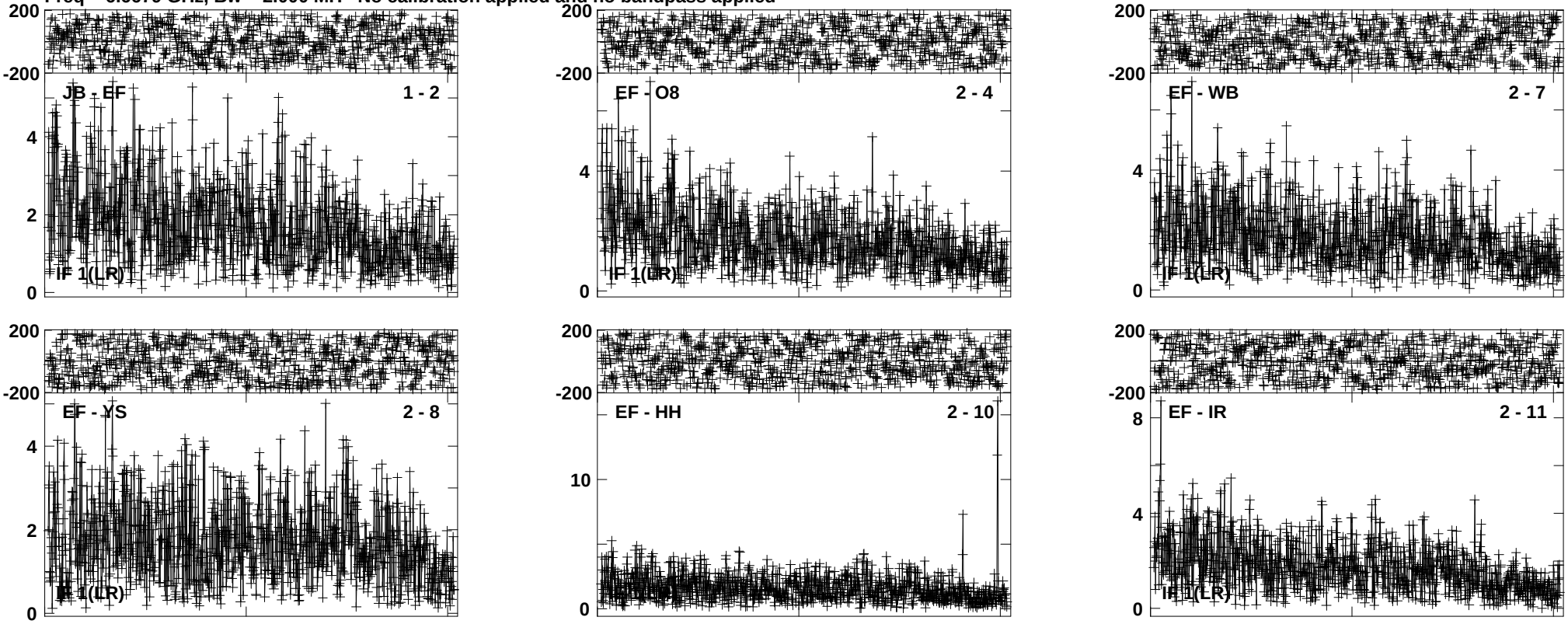

Lower frame: Milli Ampl Jy Top frame: Phas deg
Vector averaged cross-power spectrum Baseline: JB (01) - EF (02)
Timerange: 01/05:24:58 to 01/05:28:12

Plot file version 171 created 07-AUG-2020 19:11:49
J1912+0518 EB080 2.UVDATA.1
Freq = 6.6679 GHz, Bw = 2.000 MH No calibration applied and no bandpass applied

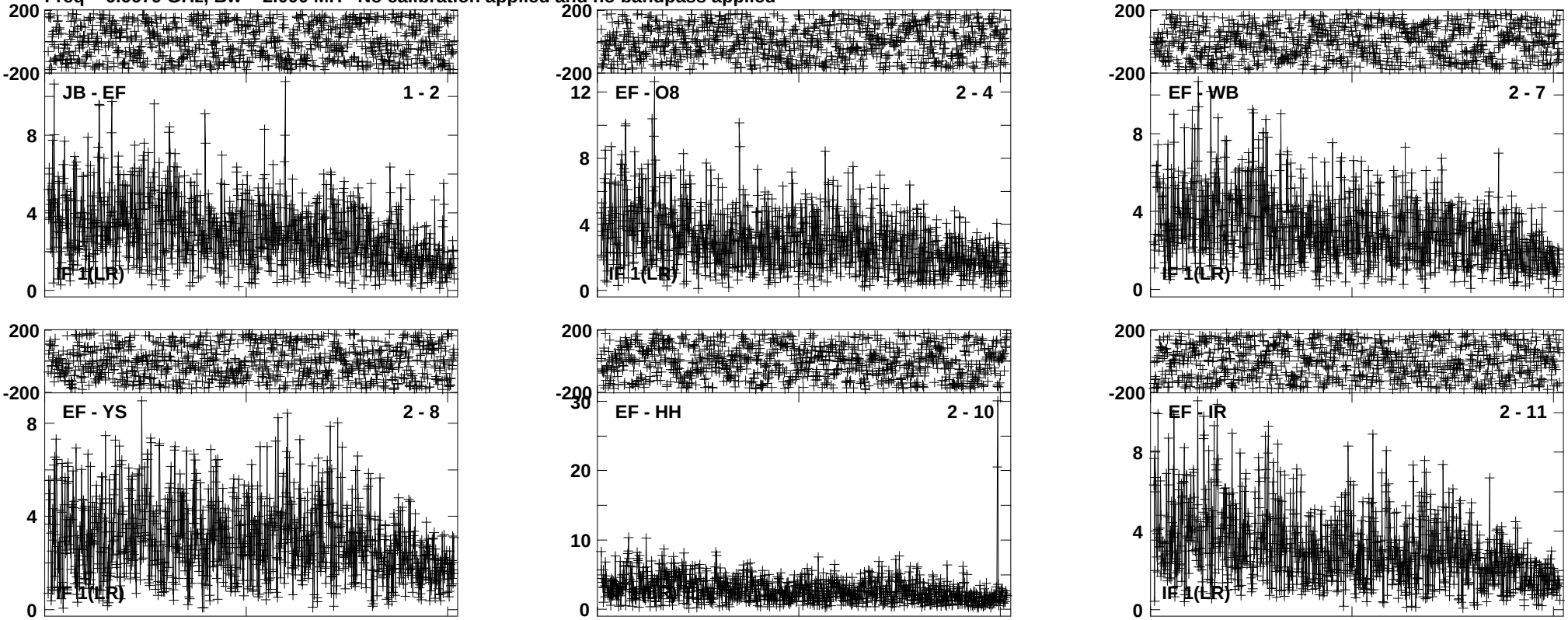

Lower frame: Milli Ampl Jy Top frame: Phas deg
Vector averaged cross-power spectrum Baseline: JB (01) - EF (02)
Timerange: 01/05:28:13 to 01/05:29:58

Plot file version 172 created 07-AUG-2020 19:11:49
G43.165 EB080 2.UVDATA.1
Freq = 6.6679 GHz, Bw = 2.000 MH No calibration applied and no bandpass applied

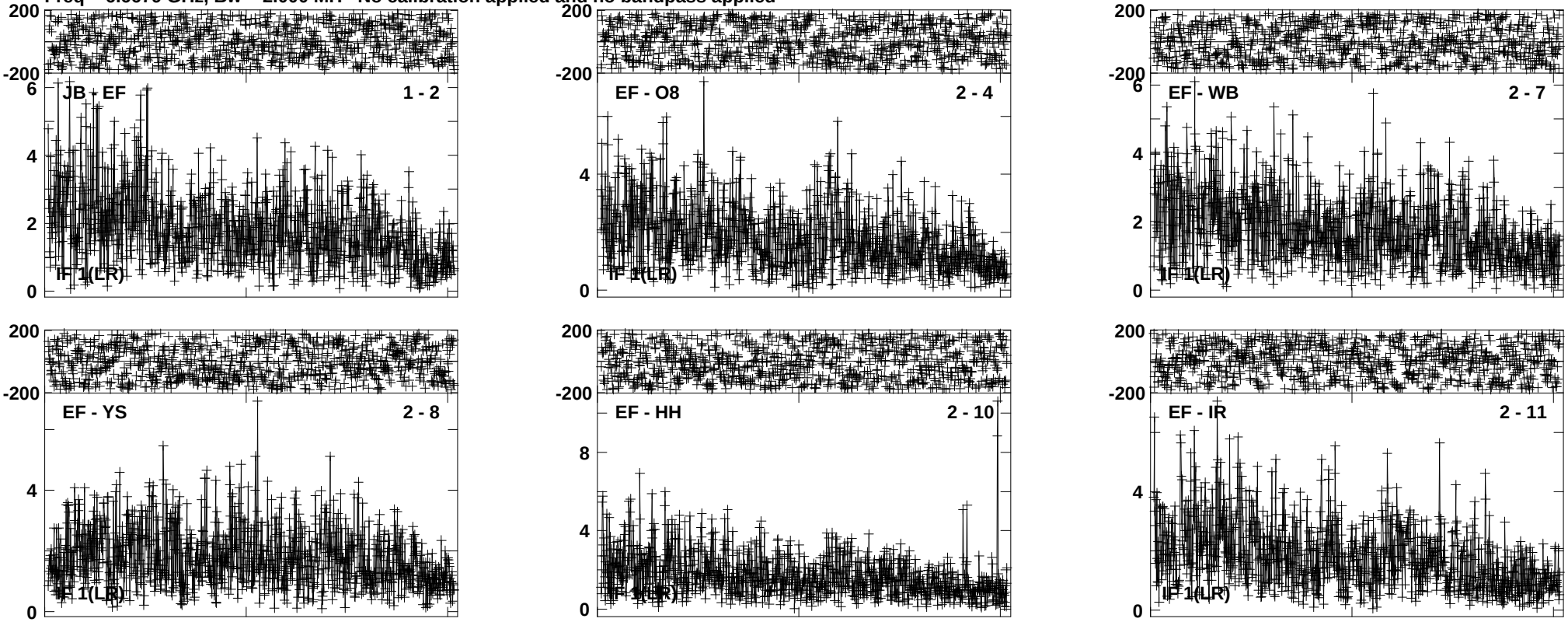

Lower frame: Milli Ampl Jy Top frame: Phas deg
Vector averaged cross-power spectrum Baseline: JB (01) - EF (02)
Timerange: 01/05:29:59 to 01/05:33:13

Plot file version 173 created 07-AUG-2020 19:11:50
J1912+0518 EB080 2.UVDATA.1
Freq = 6.6679 GHz, Bw = 2.000 MH No calibration applied and no bandpass applied

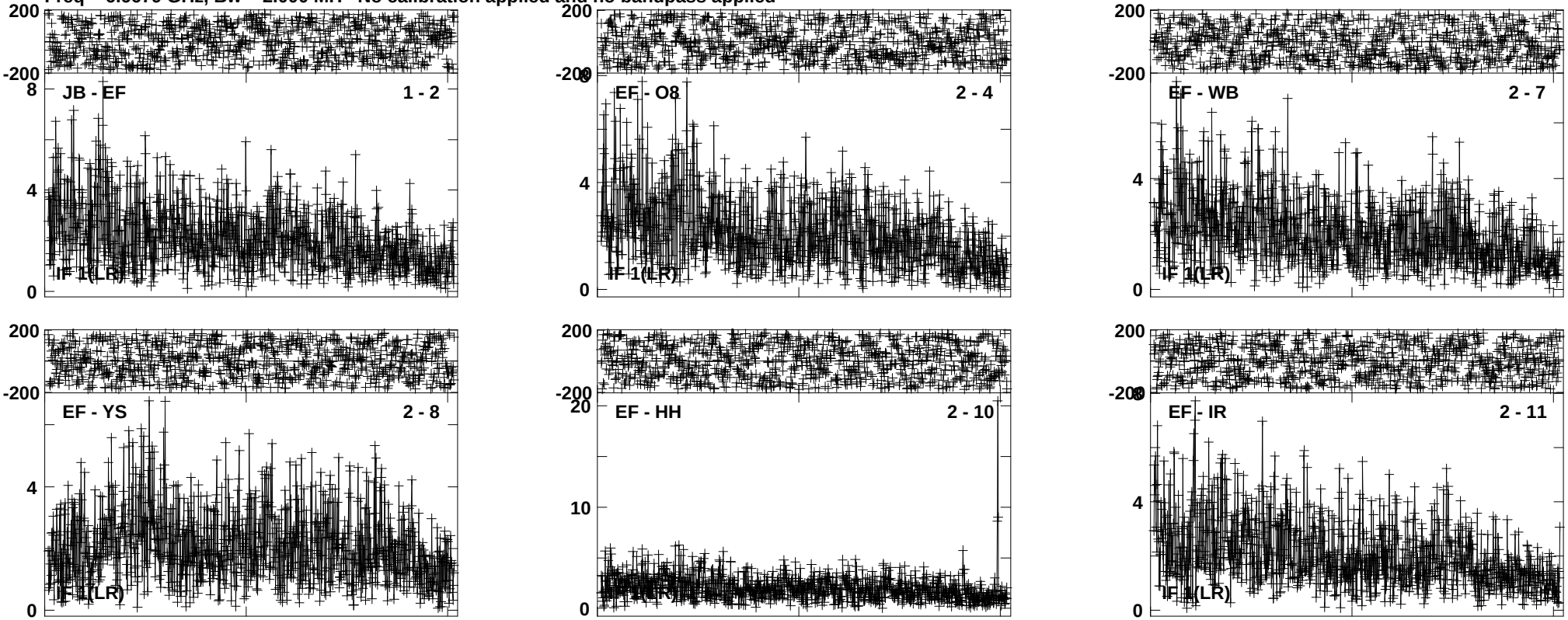

Lower frame: Milli Ampl Jy Top frame: Phas deg
Vector averaged cross-power spectrum Baseline: JB (01) - EF (02)
Timerange: 01/05:34:04 to 01/05:35:47

Plot file version 174 created 07-AUG-2020 19:11:51
G43.149 EB080 2.UVDATA.1
Freq = 6.6679 GHz, Bw = 2.000 MH No calibration applied and no bandpass applied

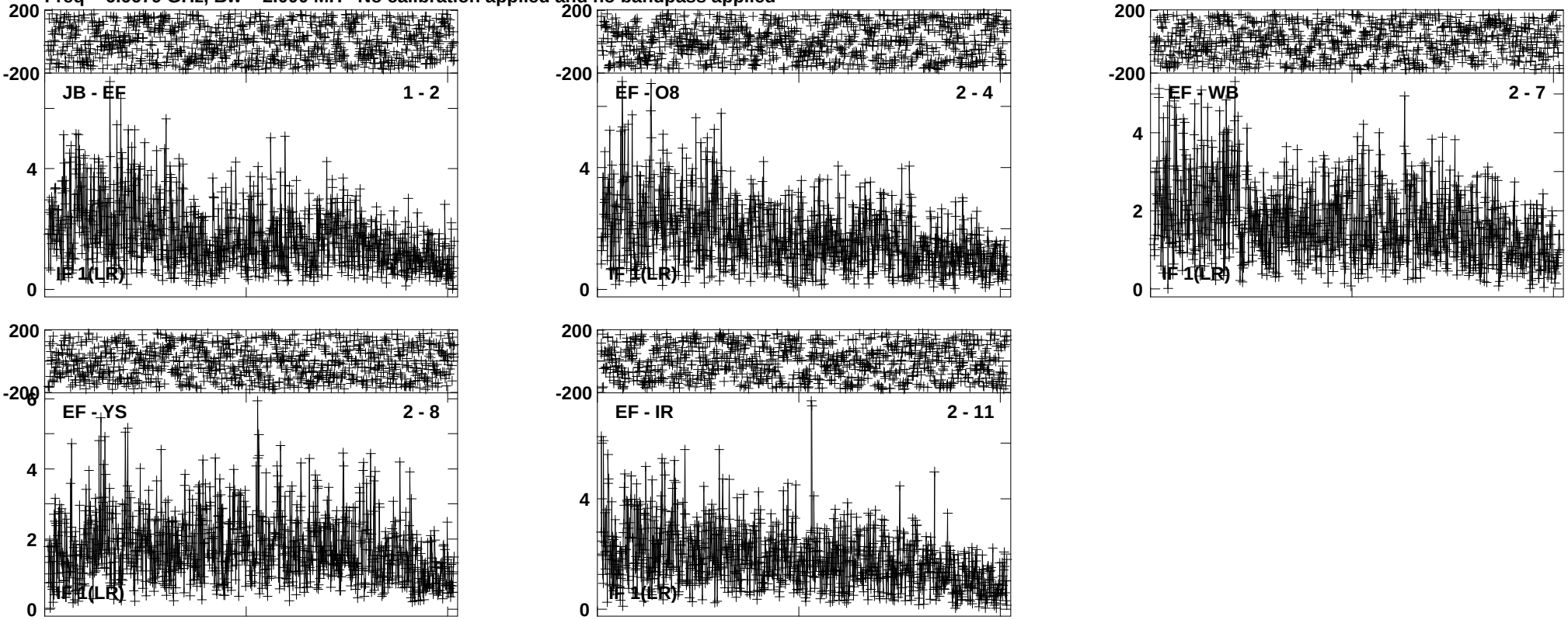

Lower frame: Milli Ampl Jy Top frame: Phas deg
Vector averaged cross-power spectrum Baseline: JB (01) - EF (02)
Timerange: 01/05:35:48 to 01/05:39:03

Plot file version 175 created 07-AUG-2020 19:11:51
J1912+0518 EB080 2.UVDATA.1
Freq = 6.6679 GHz, Bw = 2.000 MH No calibration applied and no bandpass applied

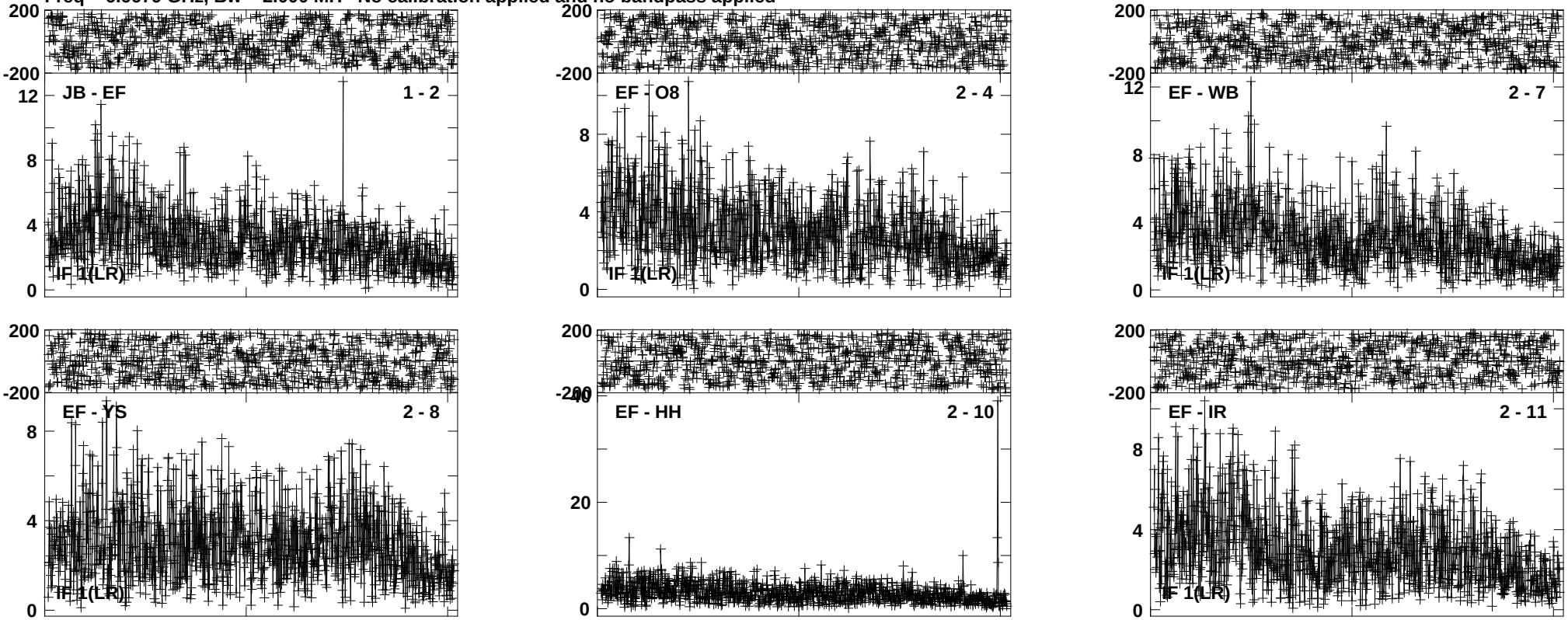

Lower frame: Milli Ampl Jy Top frame: Phas deg
Vector averaged cross-power spectrum Baseline: JB (01) - EF (02)
Timerange: 01/05:39:04 to 01/05:40:47

Plot file version 176 created 07-AUG-2020 19:11:52
G43.167 EB080 2.UVDATA.1
Freq = 6.6679 GHz, Bw = 2.000 MH No calibration applied and no bandpass applied

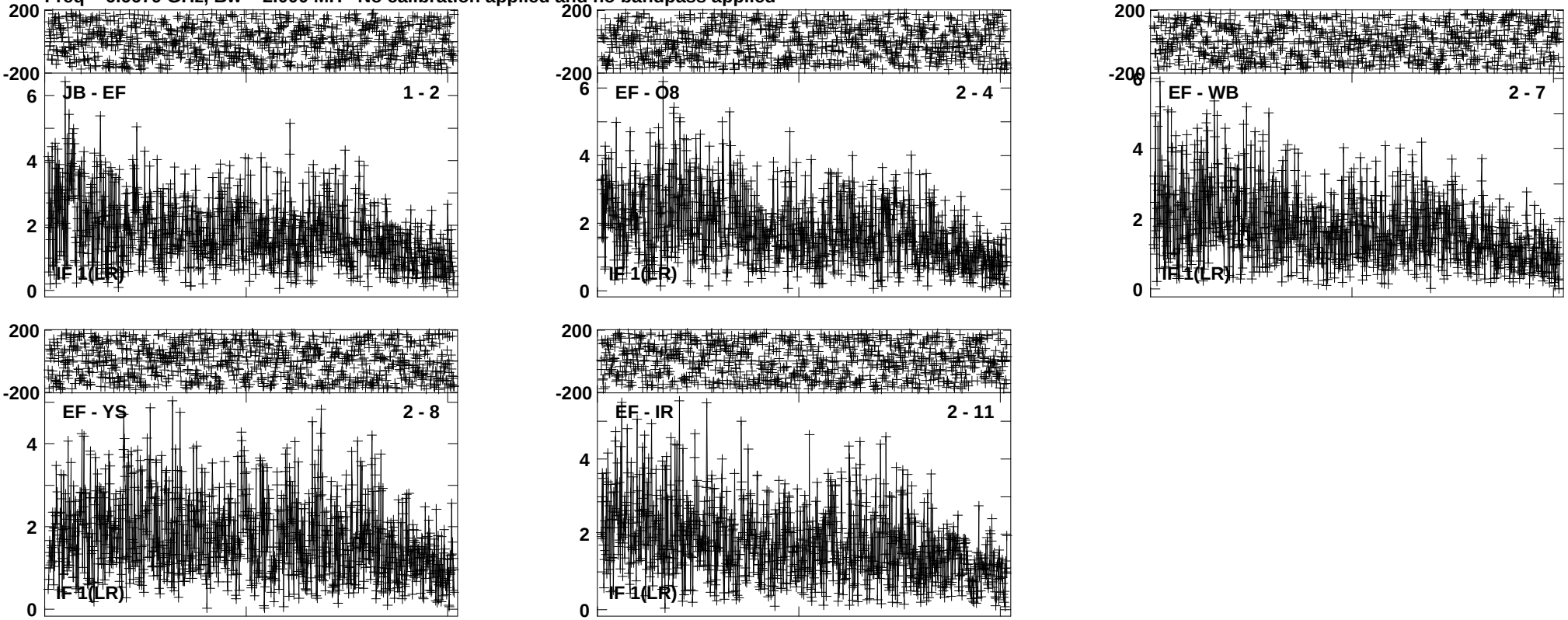

Lower frame: Milli Ampl Jy Top frame: Phas deg
Vector averaged cross-power spectrum Baseline: JB (01) - EF (02)
Timerange: 01/05:40:48 to 01/05:44:03

Plot file version 177 created 07-AUG-2020 19:11:52
J1912+0518 EB080 2.UVDATA.1
Freq = 6.6679 GHz, Bw = 2.000 MH No calibration applied and no bandpass applied

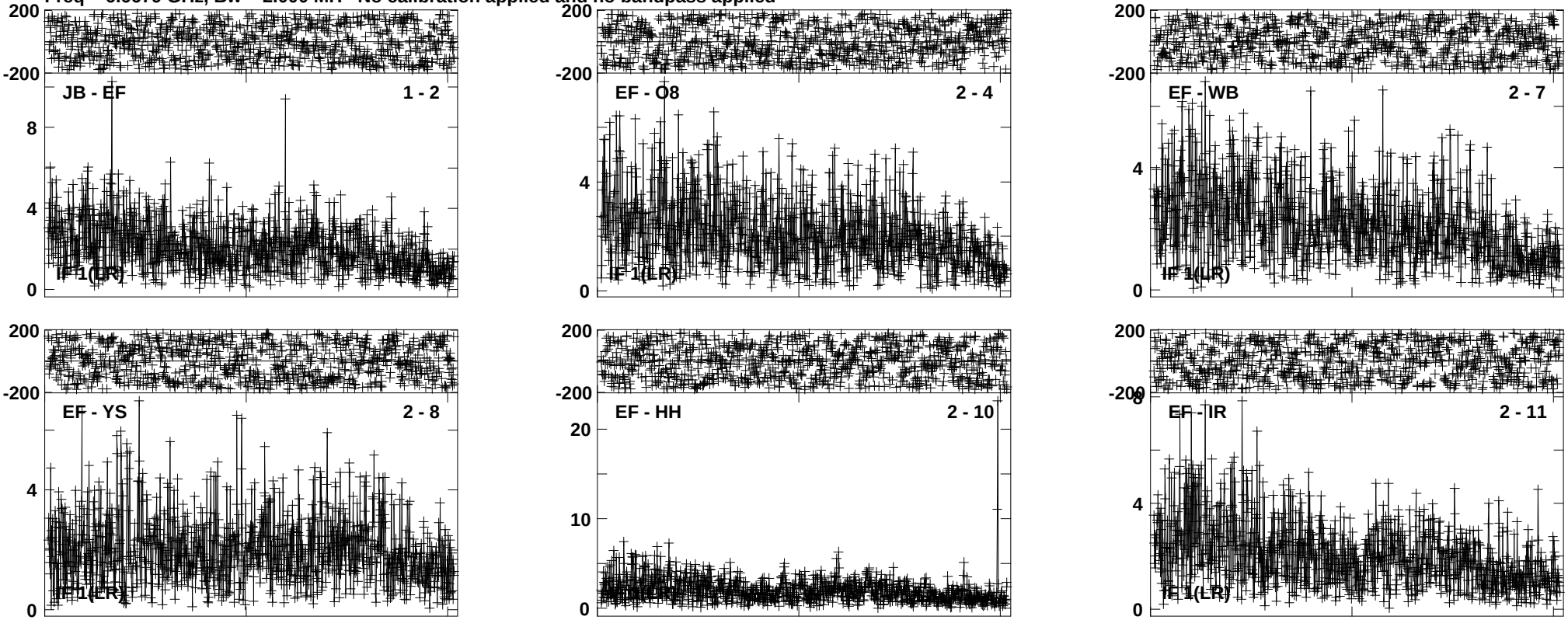

Lower frame: Milli Ampl Jy Top frame: Phas deg
Vector averaged cross-power spectrum Baseline: JB (01) - EF (02)
Timerange: 01/05:44:54 to 01/05:46:37

Plot file version 178 created 07-AUG-2020 19:11:53
G43.171 EB080 2.UVDATA.1
Freq = 6.6679 GHz, Bw = 2.000 MH No calibration applied and no bandpass applied

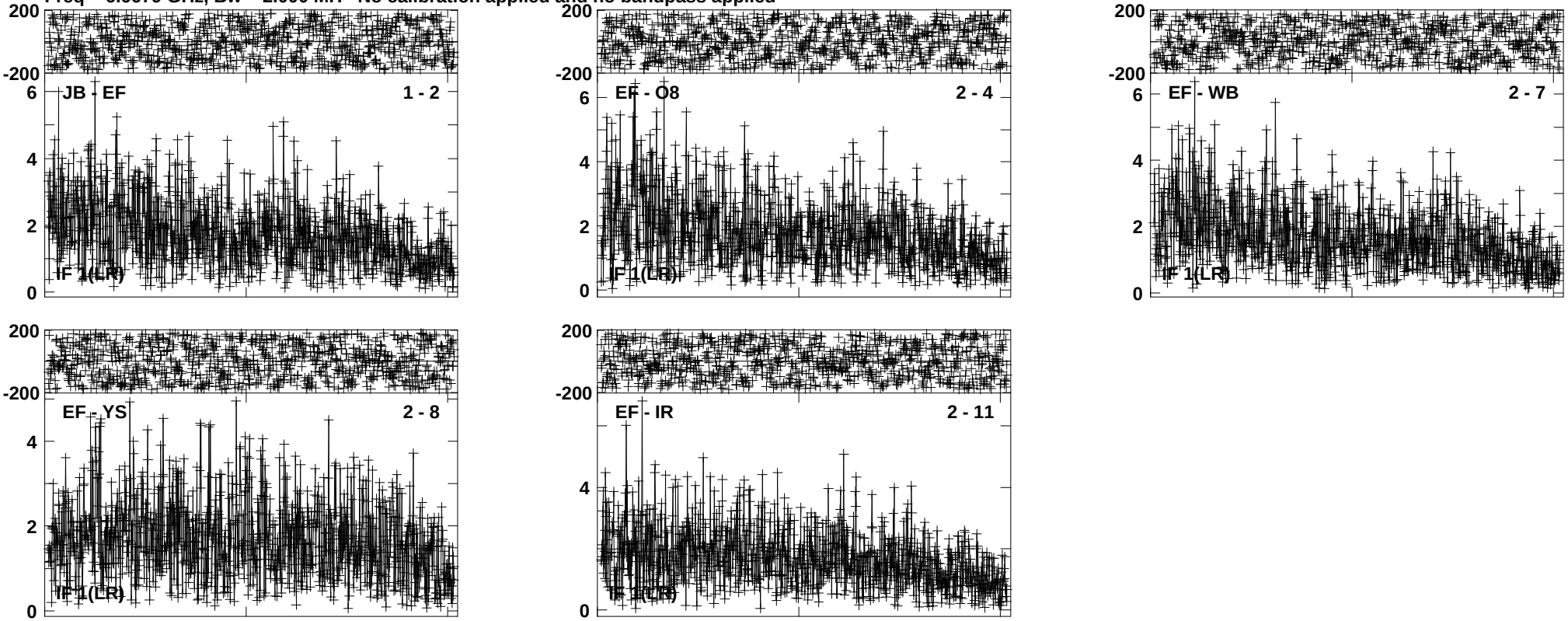

Lower frame: Milli Ampl Jy Top frame: Phas deg
Vector averaged cross-power spectrum Baseline: JB (01) - EF (02)
Timerange: 01/05:46:38 to 01/05:49:53

Plot file version 179 created 07-AUG-2020 19:11:53
J1912+0518 EB080 2.UVDATA.1
Freq = 6.6679 GHz, Bw = 2.000 MH No calibration applied and no bandpass applied

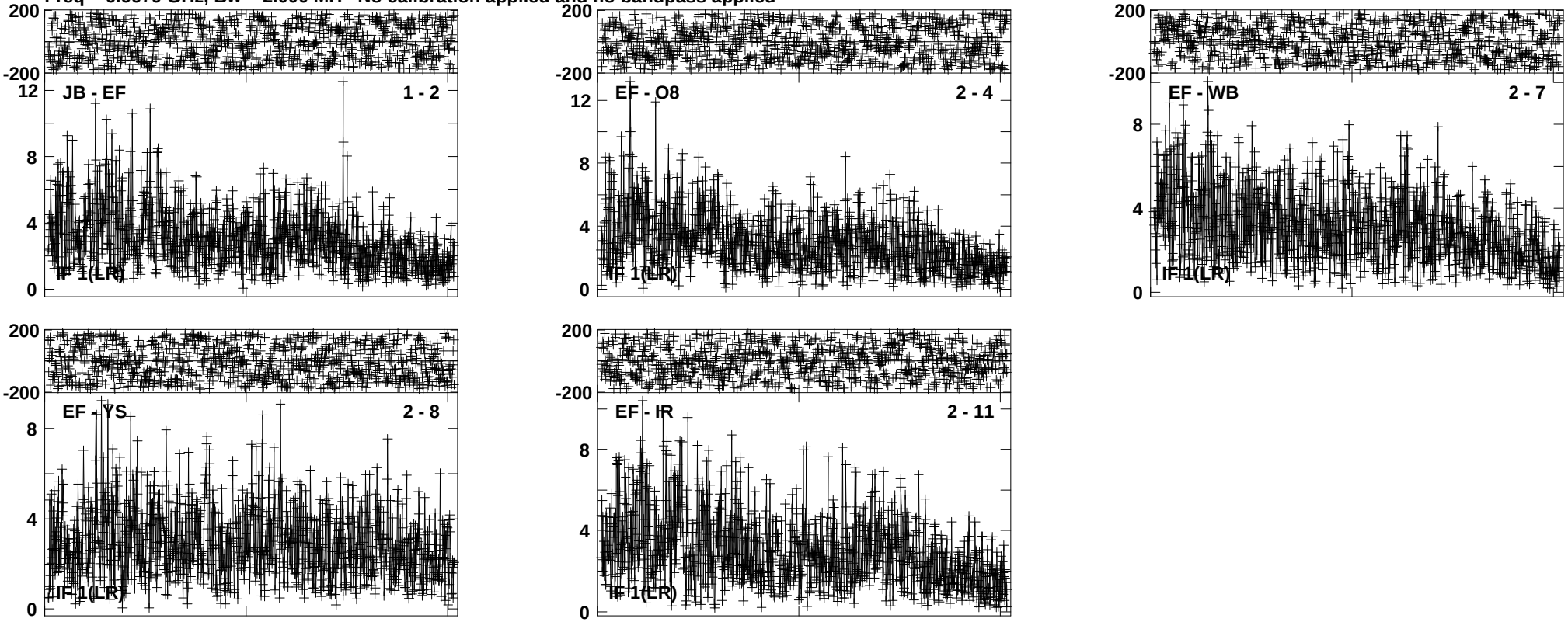

Lower frame: Milli Ampl Jy Top frame: Phas deg
Vector averaged cross-power spectrum Baseline: JB (01) - EF (02)
Timerange: 01/05:49:54 to 01/05:51:37

Plot file version 180 created 07-AUG-2020 19:11:54
G43.165 EB080 2.UVDATA.1
Freq = 6.6679 GHz, Bw = 2.000 MH No calibration applied and no bandpass applied

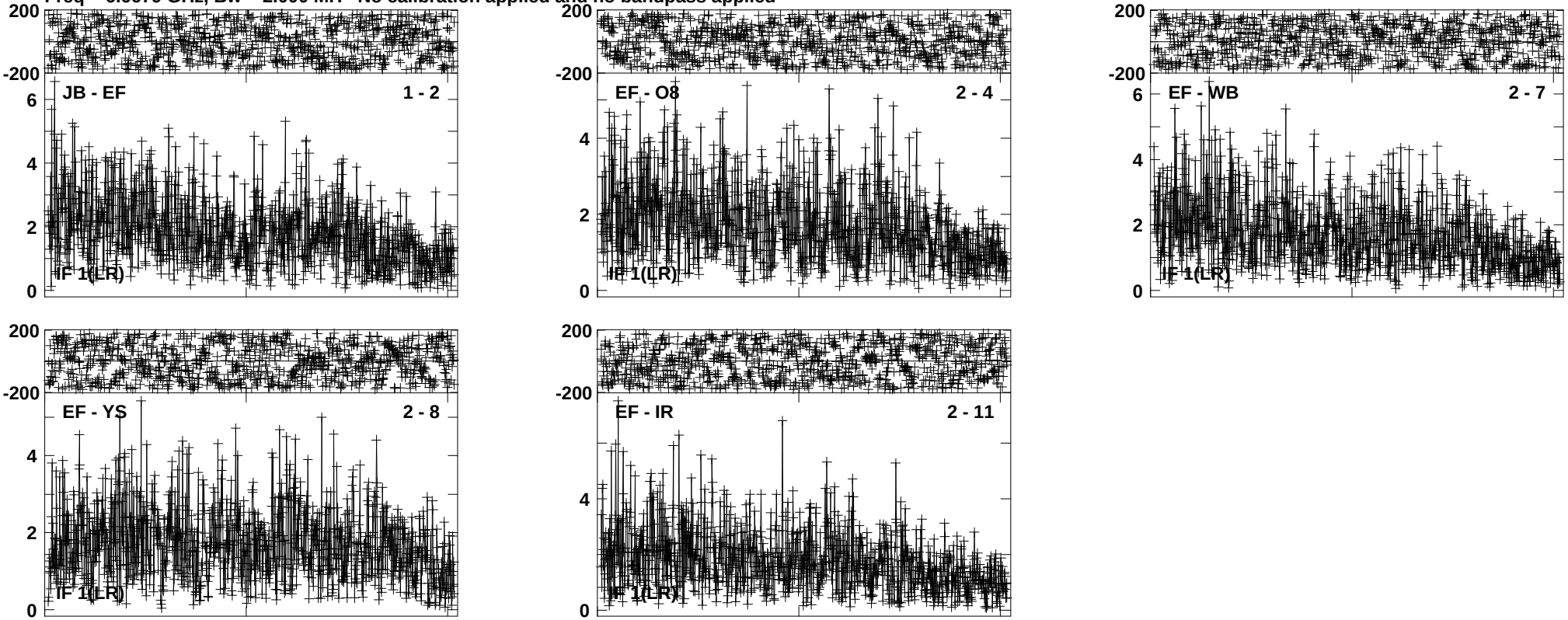

Lower frame: Milli Ampl Jy Top frame: Phas deg
Vector averaged cross-power spectrum Baseline: JB (01) - EF (02)
Timerange: 01/05:51:38 to 01/05:54:53

Plot file version 181 created 07-AUG-2020 19:11:54
J1912+0518 EB080 2.UVDATA.1
Freq = 6.6679 GHz, Bw = 2.000 MH No calibration applied and no bandpass applied

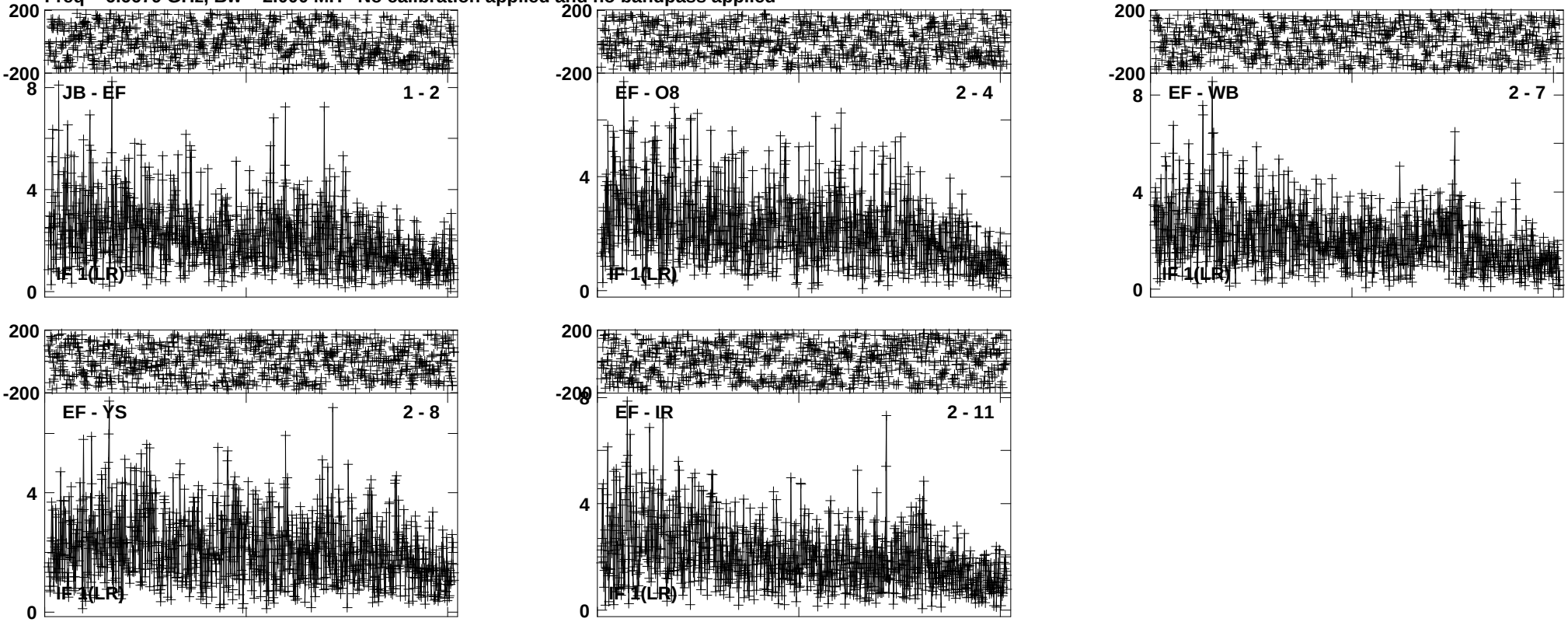

Lower frame: Milli Ampl Jy Top frame: Phas deg
Vector averaged cross-power spectrum Baseline: JB (01) - EF (02)
Timerange: 01/05:55:43 to 01/05:57:28

Plot file version 182 created 07-AUG-2020 19:11:55
G43.149 EB080 2.UVDATA.1
Freq = 6.6679 GHz, Bw = 2.000 MH No calibration applied and no bandpass applied

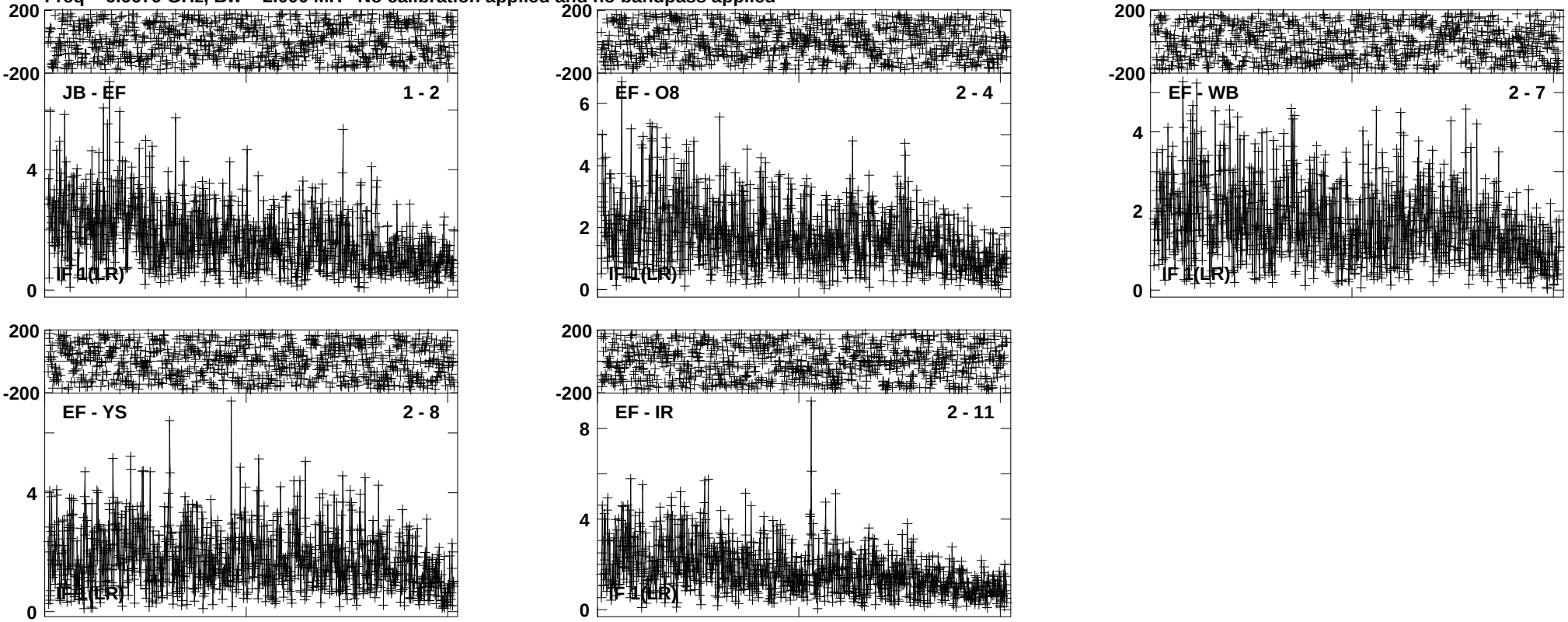

Lower frame: Milli Ampl Jy Top frame: Phas deg
Vector averaged cross-power spectrum Baseline: JB (01) - EF (02)
Timerange: 01/05:57:28 to 01/06:00:42

Plot file version 183 created 07-AUG-2020 19:11:56
J1912+0518 EB080 2.UVDATA.1
Freq = 6.6679 GHz, Bw = 2.000 MH No calibration applied and no bandpass applied

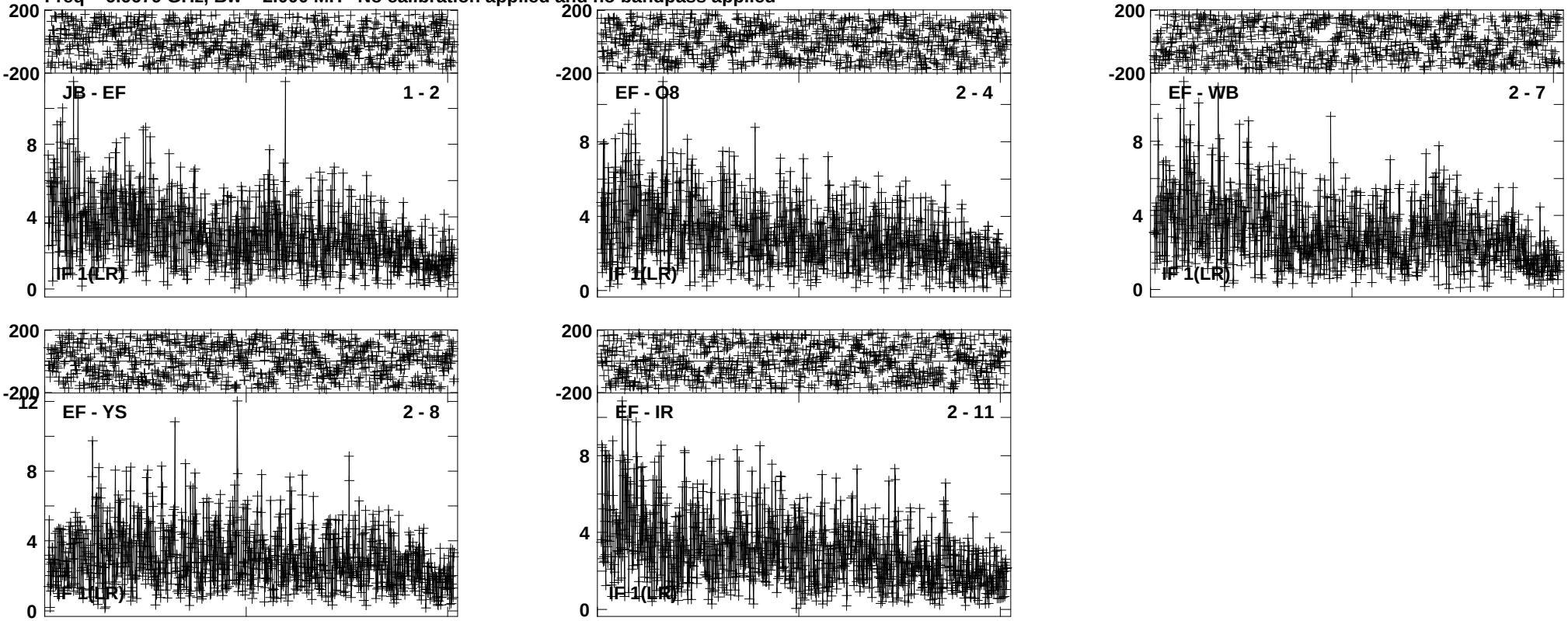

Lower frame: Milli Ampl Jy Top frame: Phas deg
Vector averaged cross-power spectrum Baseline: JB (01) - EF (02)
Timerange: 01/06:00:44 to 01/06:02:27

Plot file version 184 created 07-AUG-2020 19:11:56
G43.167 EB080 2.UVDATA.1
Freq = 6.6679 GHz, Bw = 2.000 MH No calibration applied and no bandpass applied

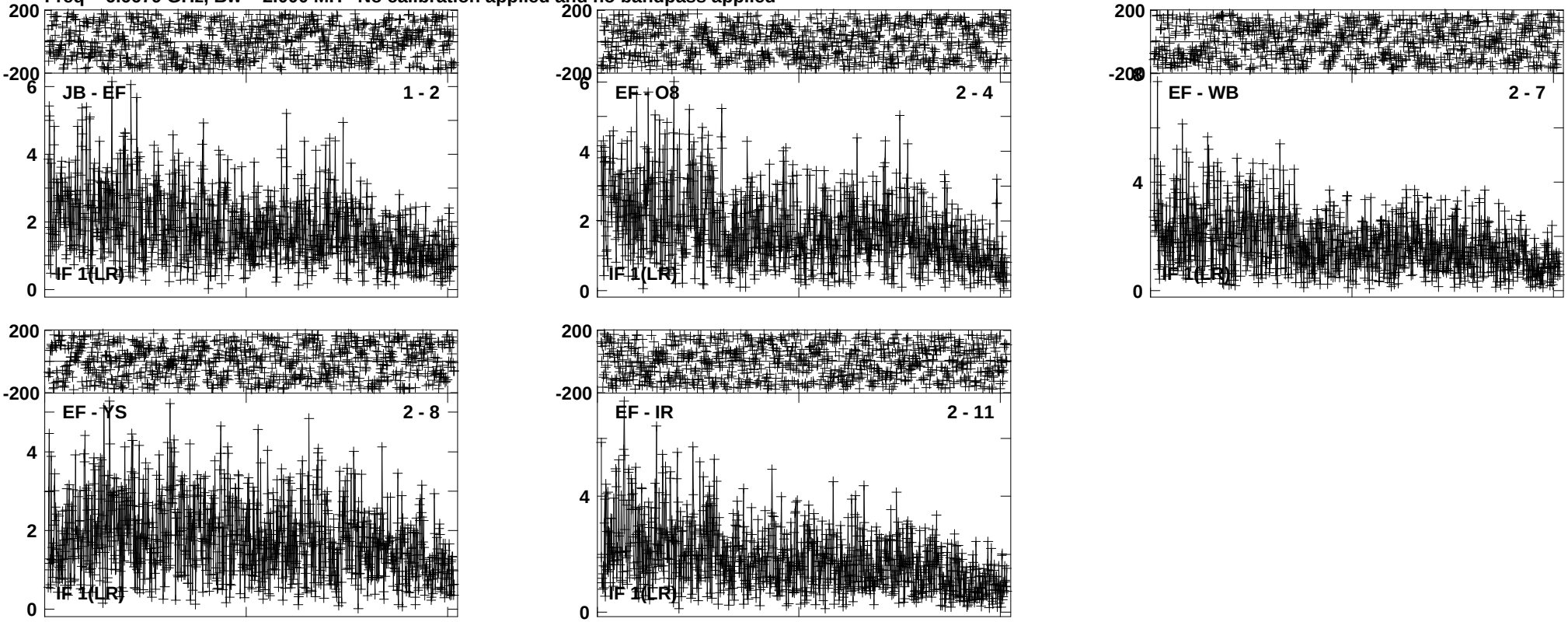

Lower frame: Milli Ampl Jy Top frame: Phas deg
Vector averaged cross-power spectrum Baseline: JB (01) - EF (02)
Timerange: 01/06:02:29 to 01/06:05:43

Plot file version 185 created 07-AUG-2020 19:11:57
J1912+0518 EB080 2.UVDATA.1
Freq = 6.6679 GHz, Bw = 2.000 MH No calibration applied and no bandpass applied

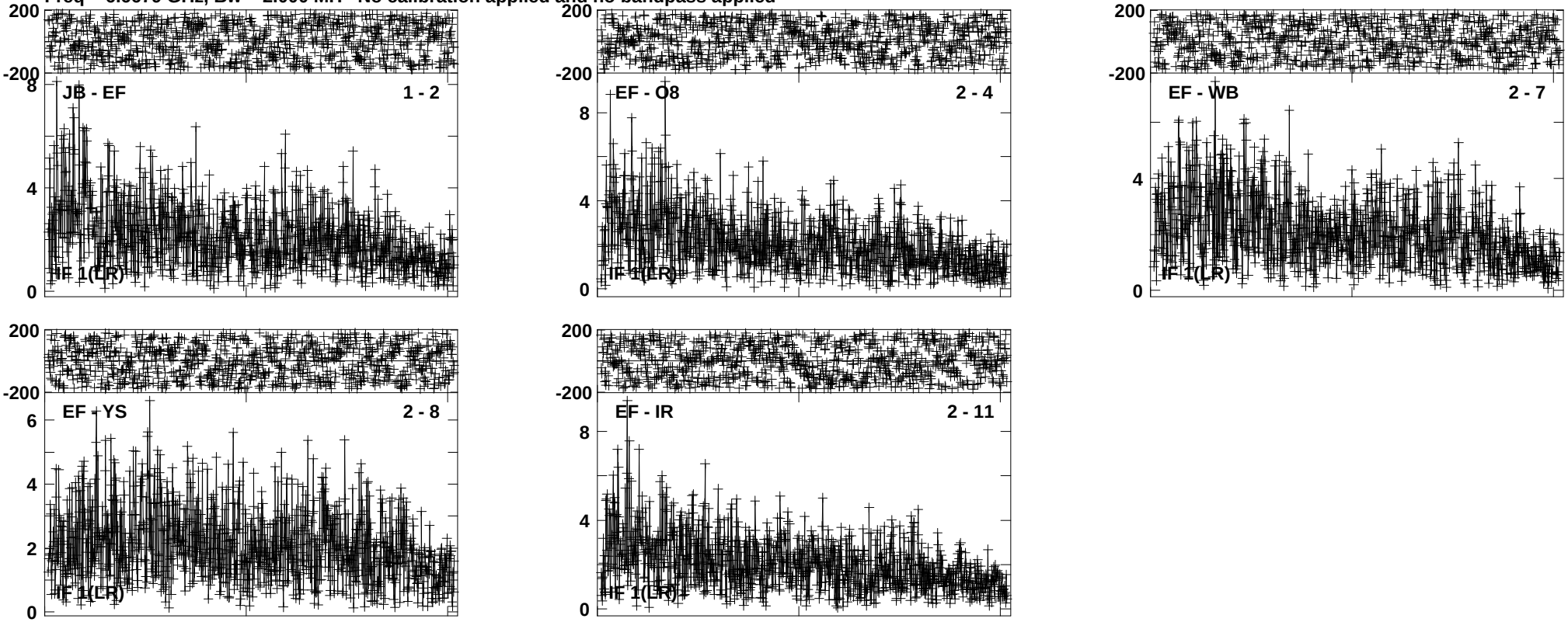

Lower frame: Milli Ampl Jy Top frame: Phas deg
Vector averaged cross-power spectrum Baseline: JB (01) - EF (02)
Timerange: 01/06:06:34 to 01/06:08:17

Plot file version 186 created 07-AUG-2020 19:11:57
G43.171 EB080 2.UVDATA.1
Freq = 6.6679 GHz, Bw = 2.000 MH No calibration applied and no bandpass applied

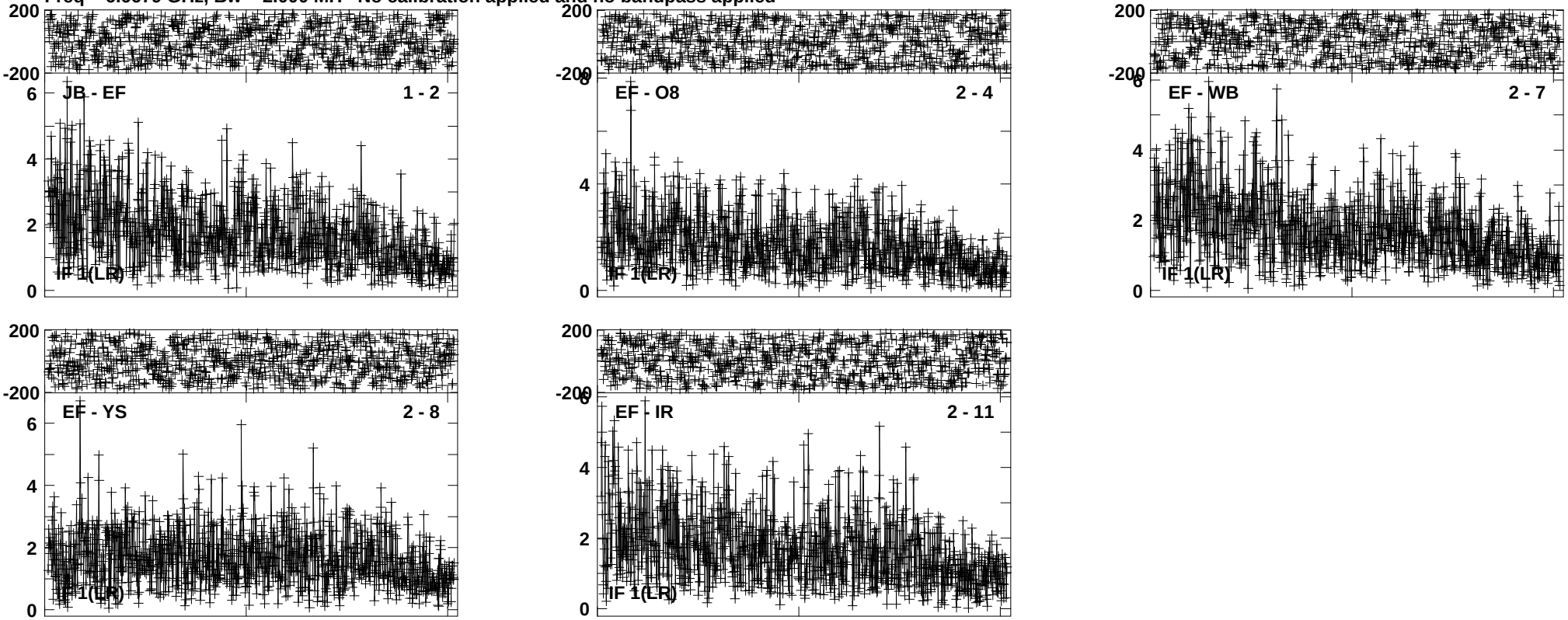

Lower frame: Milli Ampl Jy Top frame: Phas deg
Vector averaged cross-power spectrum Baseline: JB (01) - EF (02)
Timerange: 01/06:08:19 to 01/06:11:33

Plot file version 187 created 07-AUG-2020 19:11:58
J1912+0518 EB080 2.UVDATA.1
Freq = 6.6679 GHz, Bw = 2.000 MH No calibration applied and no bandpass applied

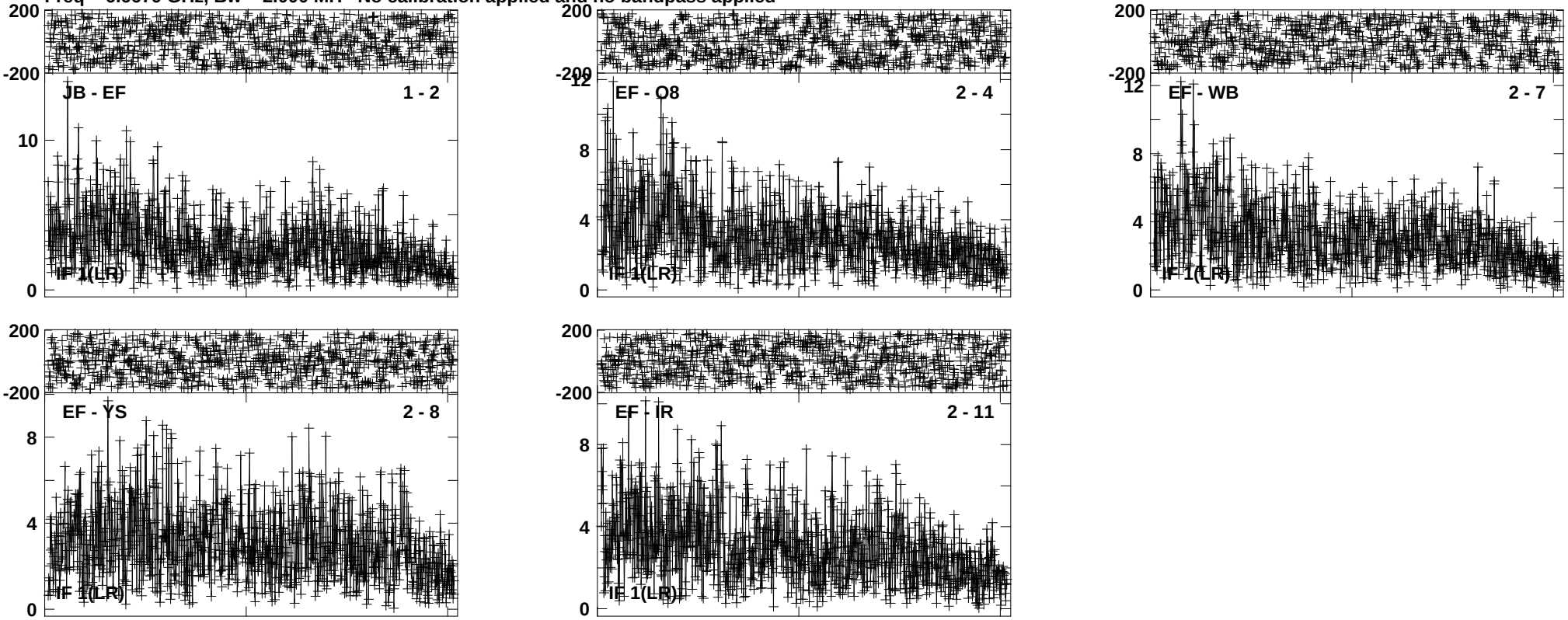

Lower frame: Milli Ampl Jy Top frame: Phas deg
Vector averaged cross-power spectrum Baseline: JB (01) - EF (02)
Timerange: 01/06:11:33 to 01/06:13:18

Plot file version 188 created 07-AUG-2020 19:11:58
G43.165 EB080 2.UVDATA.1
Freq = 6.6679 GHz, Bw = 2.000 MH No calibration applied and no bandpass applied

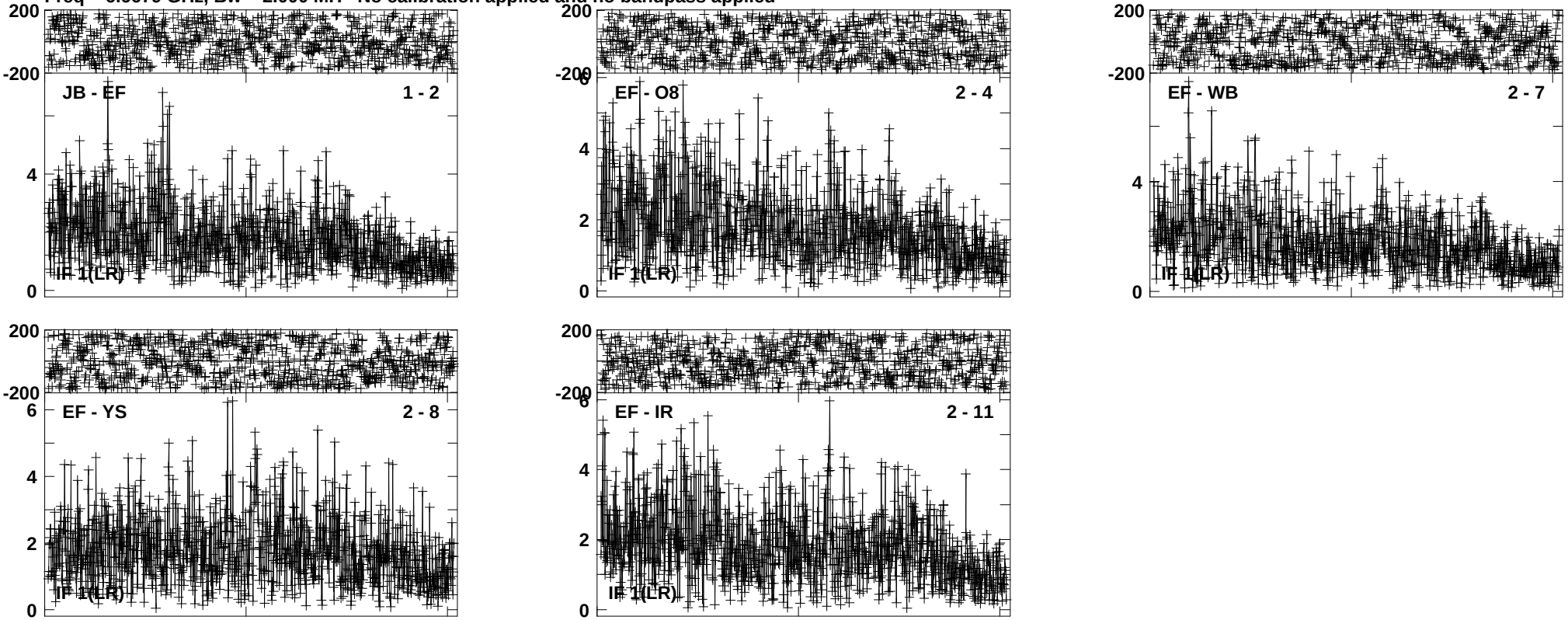

Lower frame: Milli Ampl Jy Top frame: Phas deg
Vector averaged cross-power spectrum Baseline: JB (01) - EF (02)
Timerange: 01/06:13:18 to 01/06:16:32

Plot file version 189 created 07-AUG-2020 19:11:59
J1912+0518 EB080 2.UVDATA.1
Freq = 6.6679 GHz, Bw = 2.000 MH No calibration applied and no bandpass applied

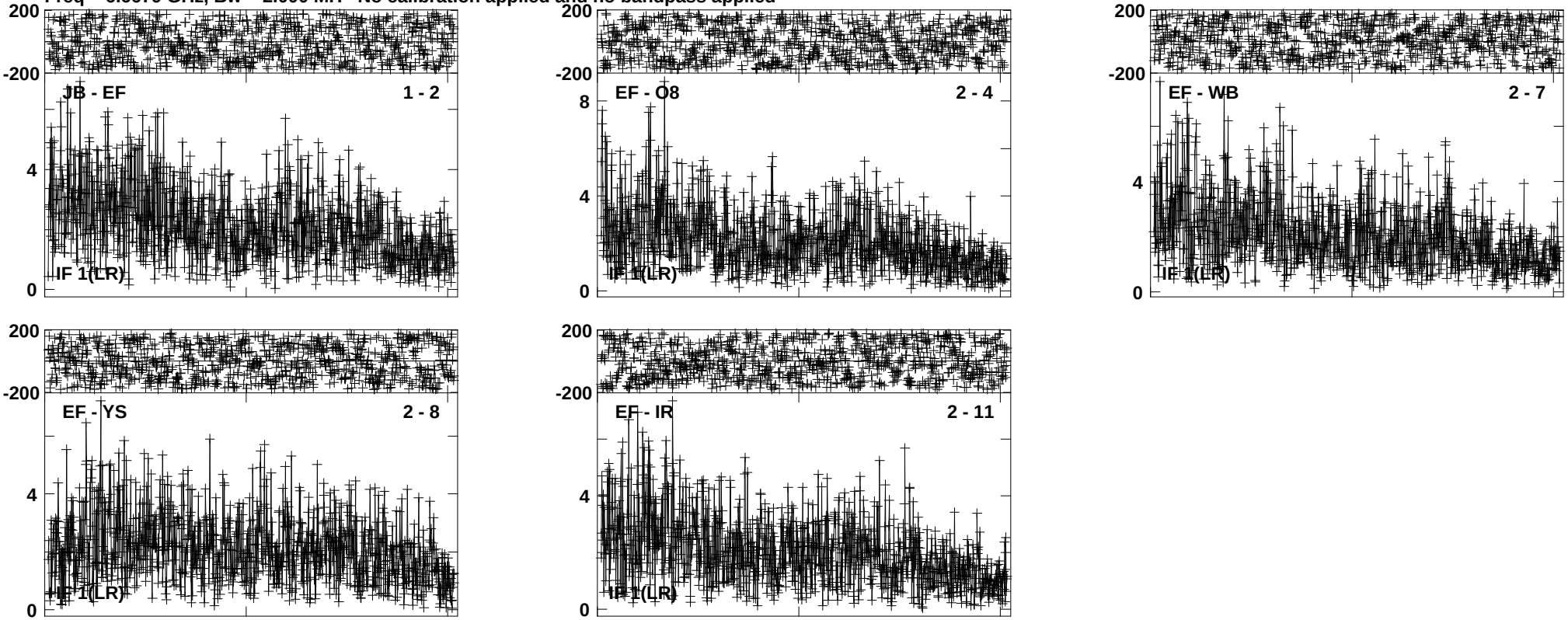

Lower frame: Milli Ampl Jy Top frame: Phas deg
Vector averaged cross-power spectrum Baseline: JB (01) - EF (02)
Timerange: 01/06:17:24 to 01/06:19:07

Plot file version 190 created 07-AUG-2020 19:11:59
G43.149 EB080 2.UVDATA.1
Freq = 6.6679 GHz, Bw = 2.000 MH No calibration applied and no bandpass applied

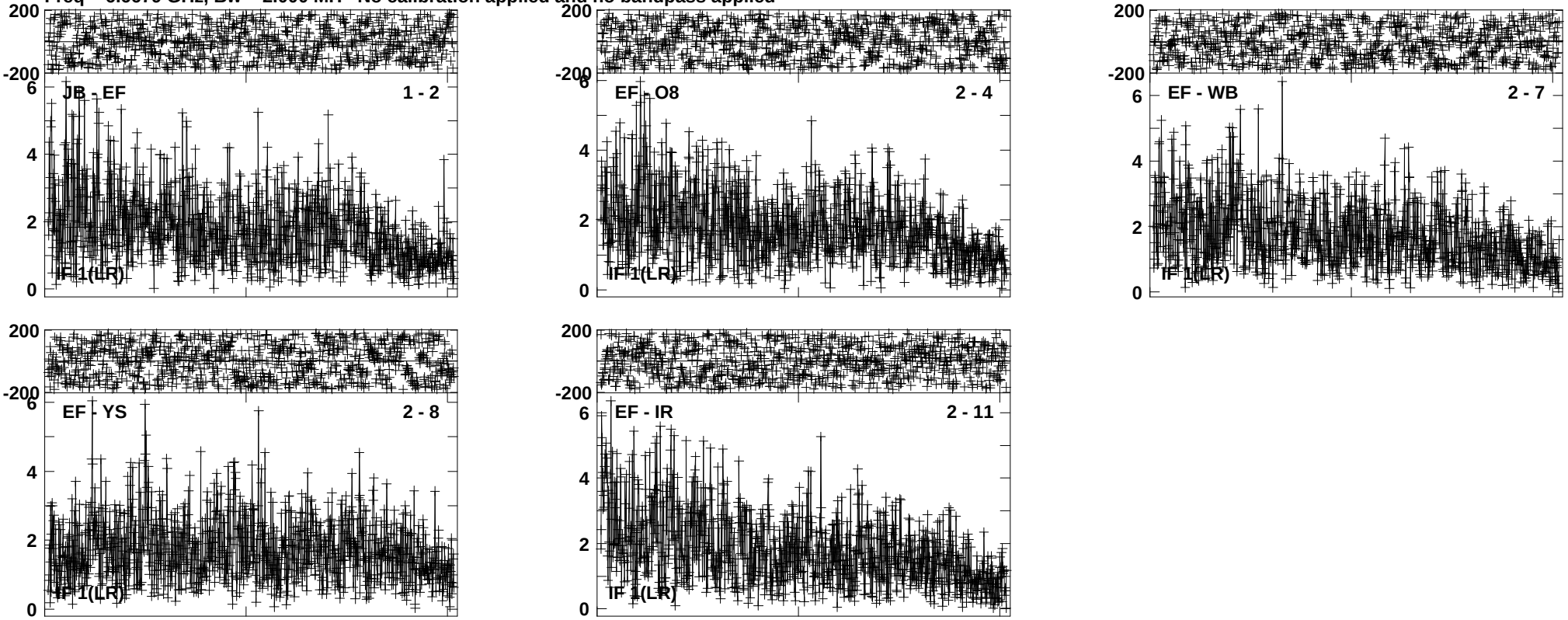

Lower frame: Milli Ampl Jy Top frame: Phas deg
Vector averaged cross-power spectrum Baseline: JB (01) - EF (02)
Timerange: 01/06:19:08 to 01/06:22:23

Plot file version 191 created 07-AUG-2020 19:12:00
J1912+0518 EB080 2.UVDATA.1
Freq = 6.6679 GHz, Bw = 2.000 MH No calibration applied and no bandpass applied

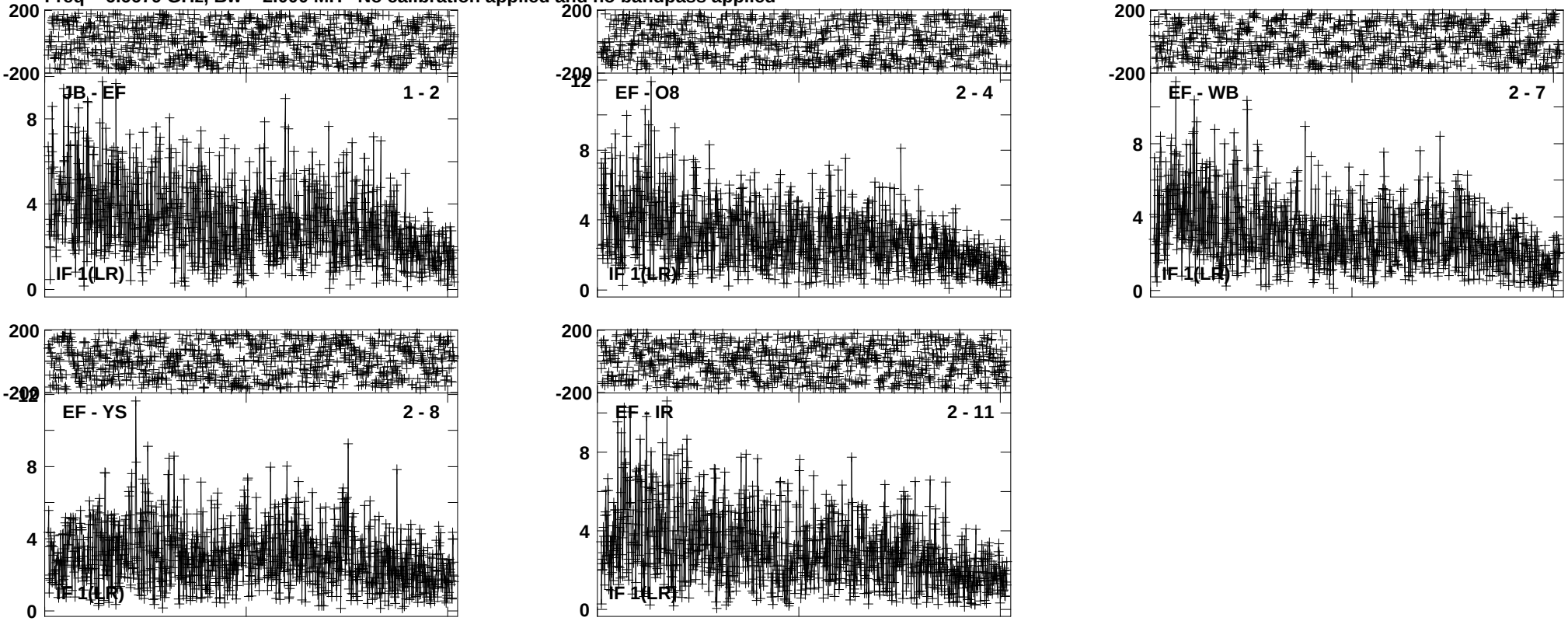

Lower frame: Milli Ampl Jy Top frame: Phas deg
Vector averaged cross-power spectrum Baseline: JB (01) - EF (02)
Timerange: 01/06:22:24 to 01/06:24:07

Plot file version 192 created 07-AUG-2020 19:12:00
G43.167 EB080 2.UVDATA.1
Freq = 6.6679 GHz, Bw = 2.000 MH No calibration applied and no bandpass applied

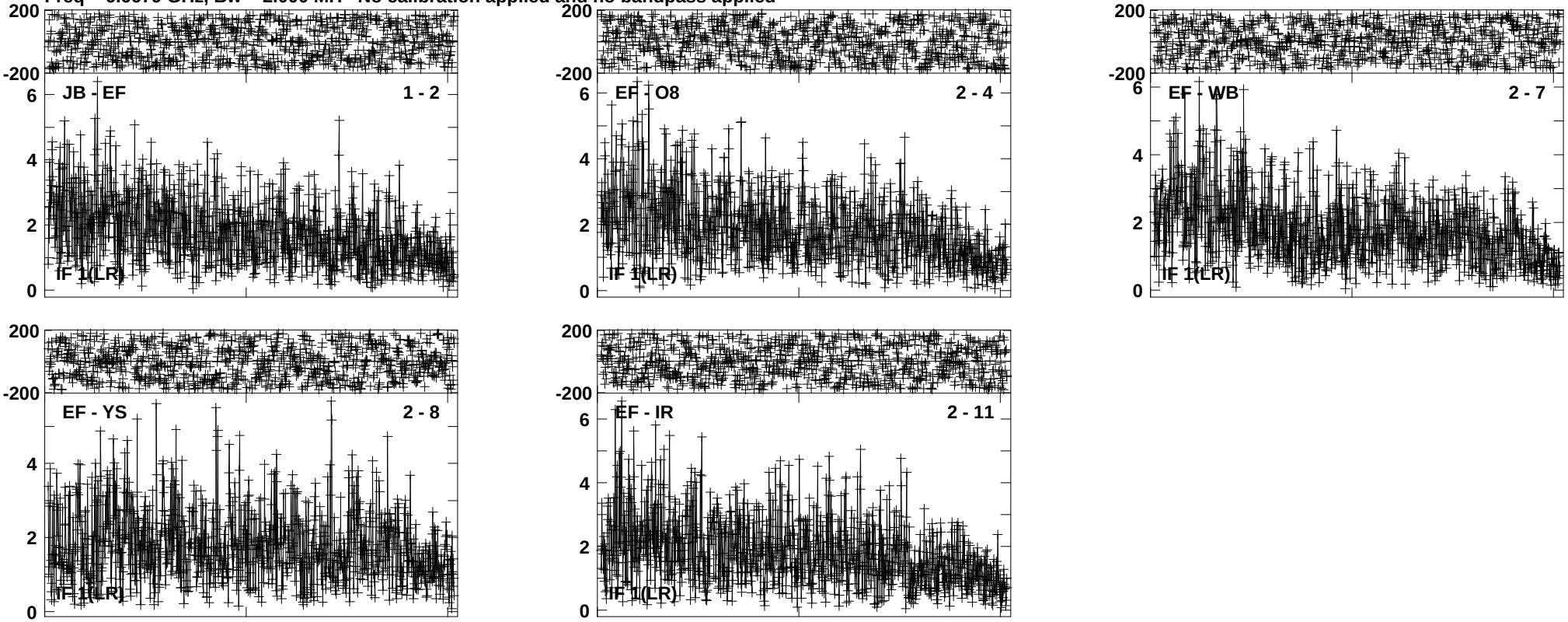

Lower frame: Milli Ampl Jy Top frame: Phas deg
Vector averaged cross-power spectrum Baseline: JB (01) - EF (02)
Timerange: 01/06:24:09 to 01/06:27:23

Plot file version 193 created 07-AUG-2020 19:12:01
J1912+0518 EB080 2.UVDATA.1
Freq = 6.6679 GHz, Bw = 2.000 MH No calibration applied and no bandpass applied

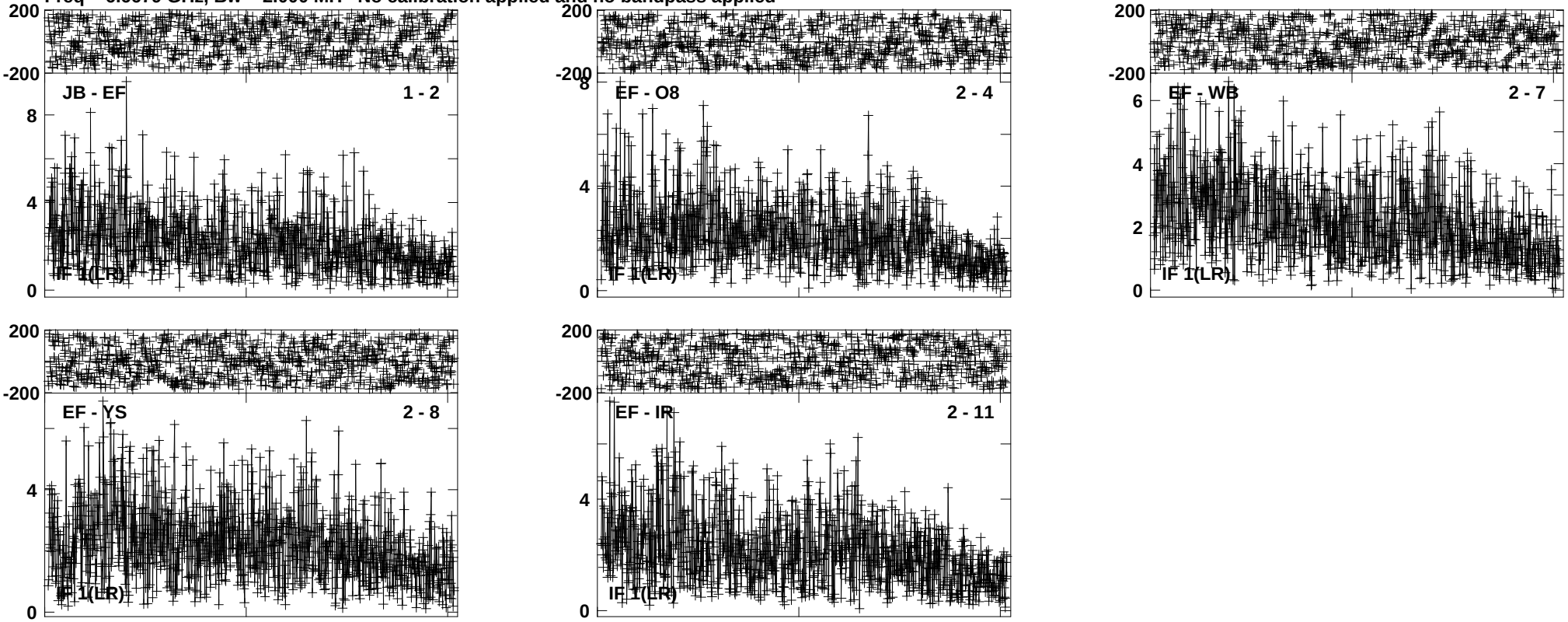

Lower frame: Milli Ampl Jy Top frame: Phas deg
Vector averaged cross-power spectrum Baseline: JB (01) - EF (02)
Timerange: 01/06:28:13 to 01/06:29:58