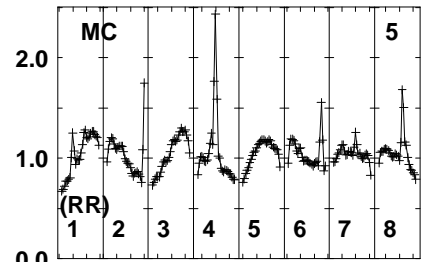
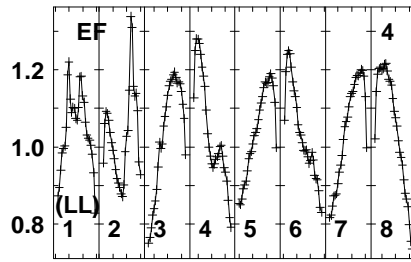
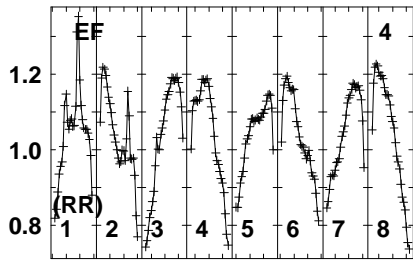
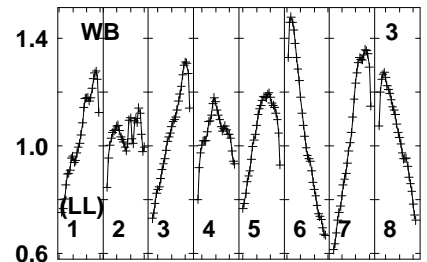
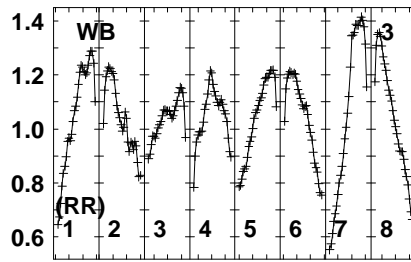
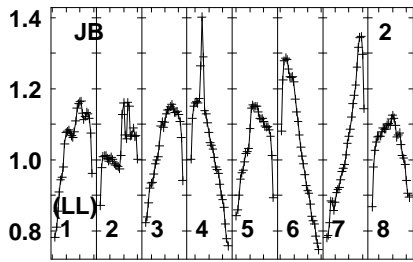
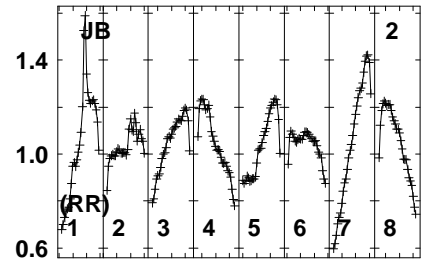
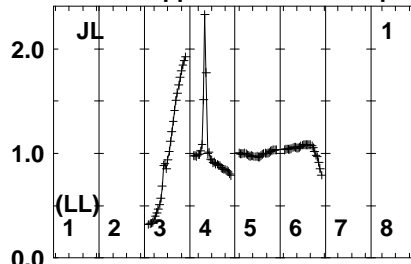
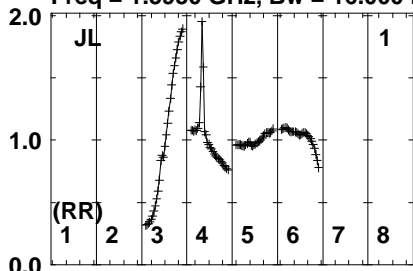


Plot file version 1 created 15-NOV-2022 10:54:20

OQ208 EB081B 1.UVDATA.1

Freq = 1.5950 GHz, Bw = 16.000 MH No calibration applied and no bandpass applied



1595 610 1630 645 660 675 1695 710
FREQ MHz

1595 610 1630 645 660 675 1695 710
FREQ MHz

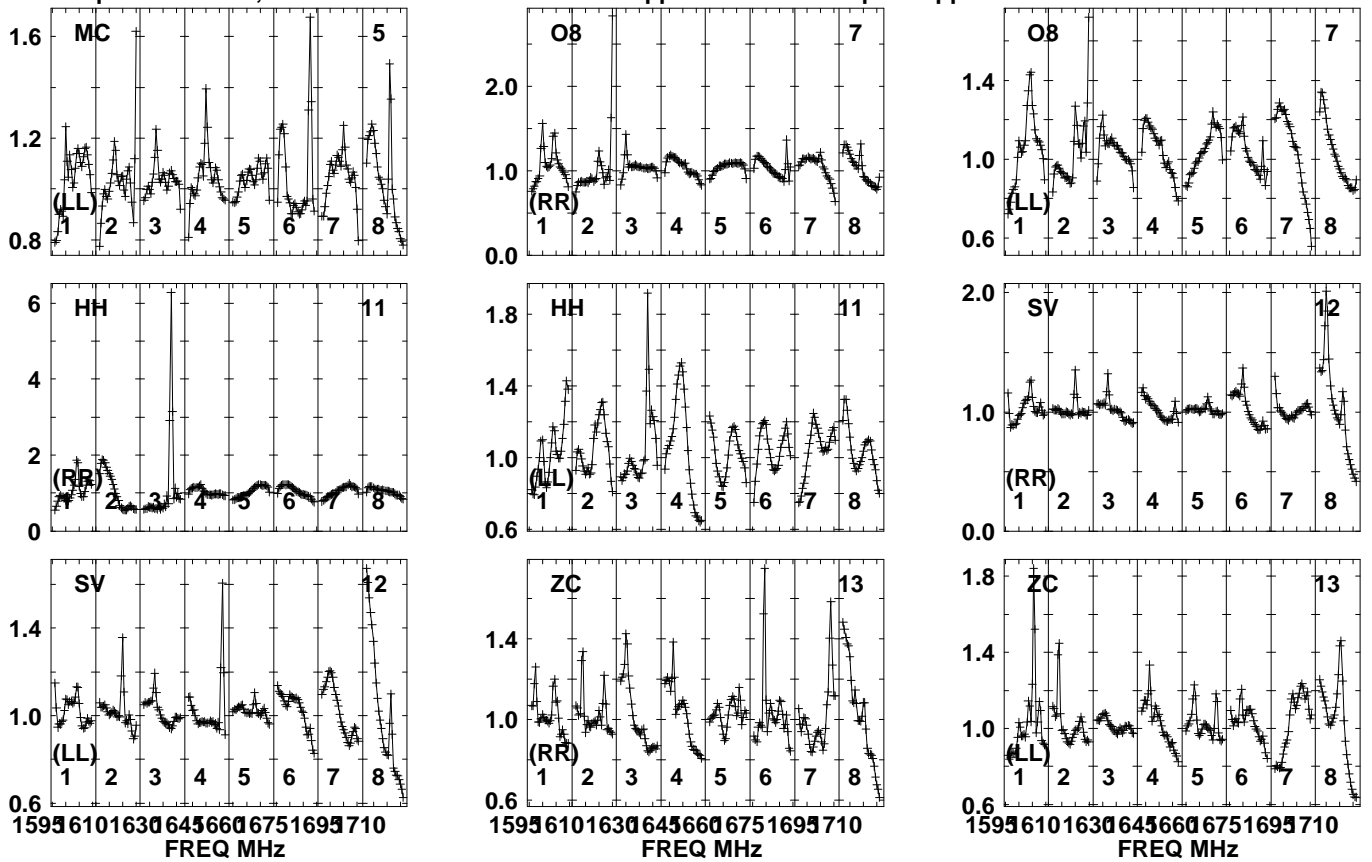
1595 610 1630 645 660 675 1695 710
FREQ MHz

Lower frame: Real Jy
Auto-corr total-power spectrum Antenna: *
Timerange: 00/08:30:01 to 00/08:38:59

Plot file version 2 created 15-NOV-2022 10:54:20

OQ208 EB081B 1.UVDATA.1

Freq = 1.5950 GHz, Bw = 16.000 MH No calibration applied and no bandpass applied

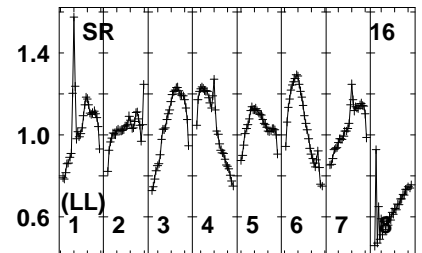
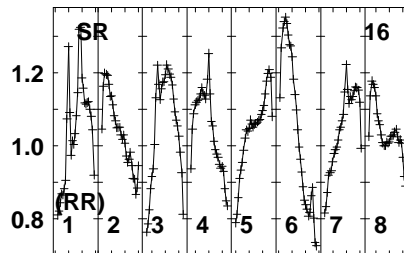
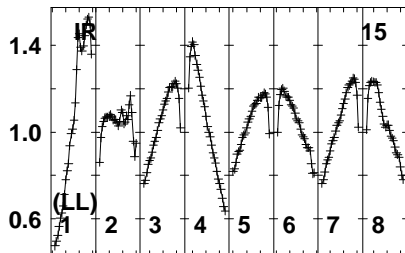
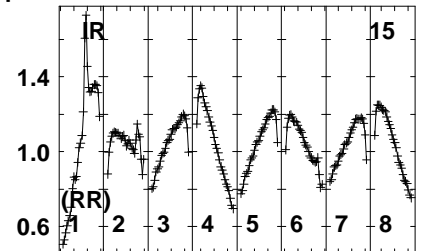
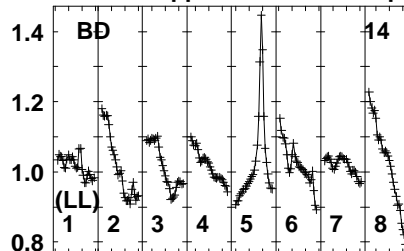
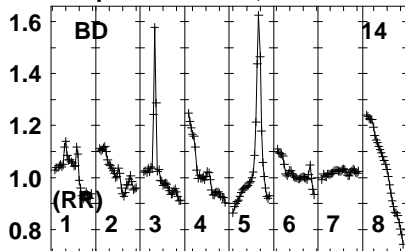


Lower frame: Real Jy
Auto-corr total-power spectrum Antenna: *
Timerange: 00/08:30:01 to 00/08:38:59

Plot file version 3 created 15-NOV-2022 10:54:21

OQ208 EB081B 1.UVDATA.1

Freq = 1.5950 GHz, Bw = 16.000 MH No calibration applied and no bandpass applied

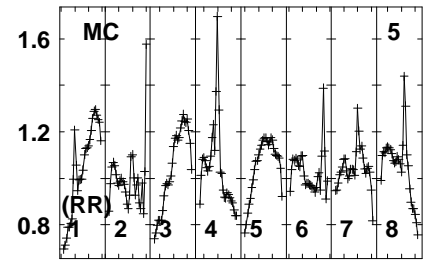
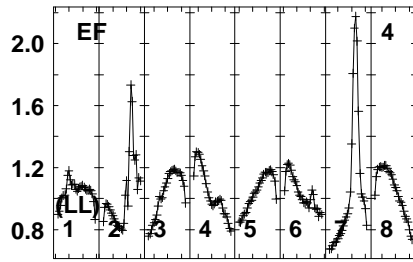
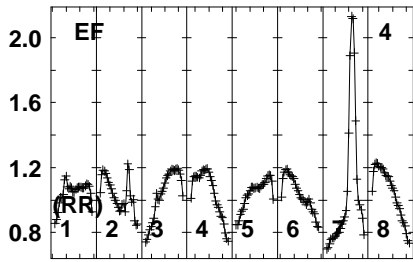
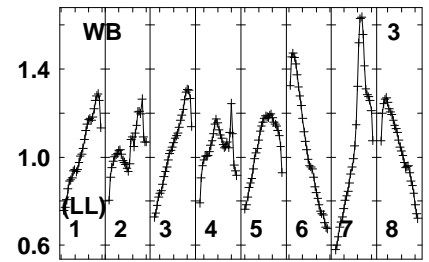
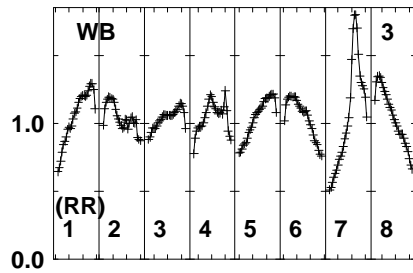
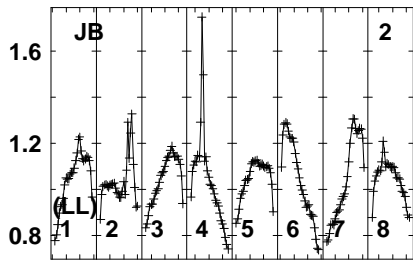
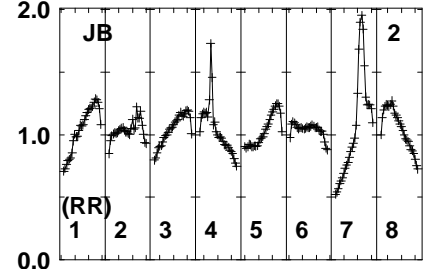
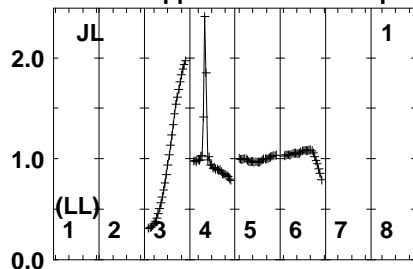
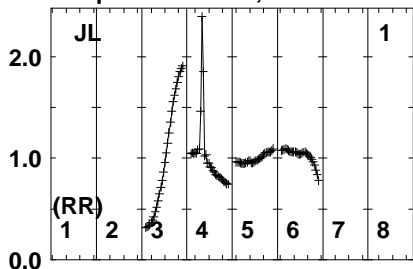


Lower frame: Real Jy
Auto-corr total-power spectrum Antenna: *
Timerange: 00/08:30:01 to 00/08:38:59

Plot file version 4 created 15-NOV-2022 10:54:21

J1722+2458 EB081B 1.UVDATA.1

Freq = 1.5950 GHz, Bw = 16.000 MH No calibration applied and no bandpass applied



1595 610 1630 645 660 675 1695 710
FREQ MHz

1595 610 1630 645 660 675 1695 710
FREQ MHz

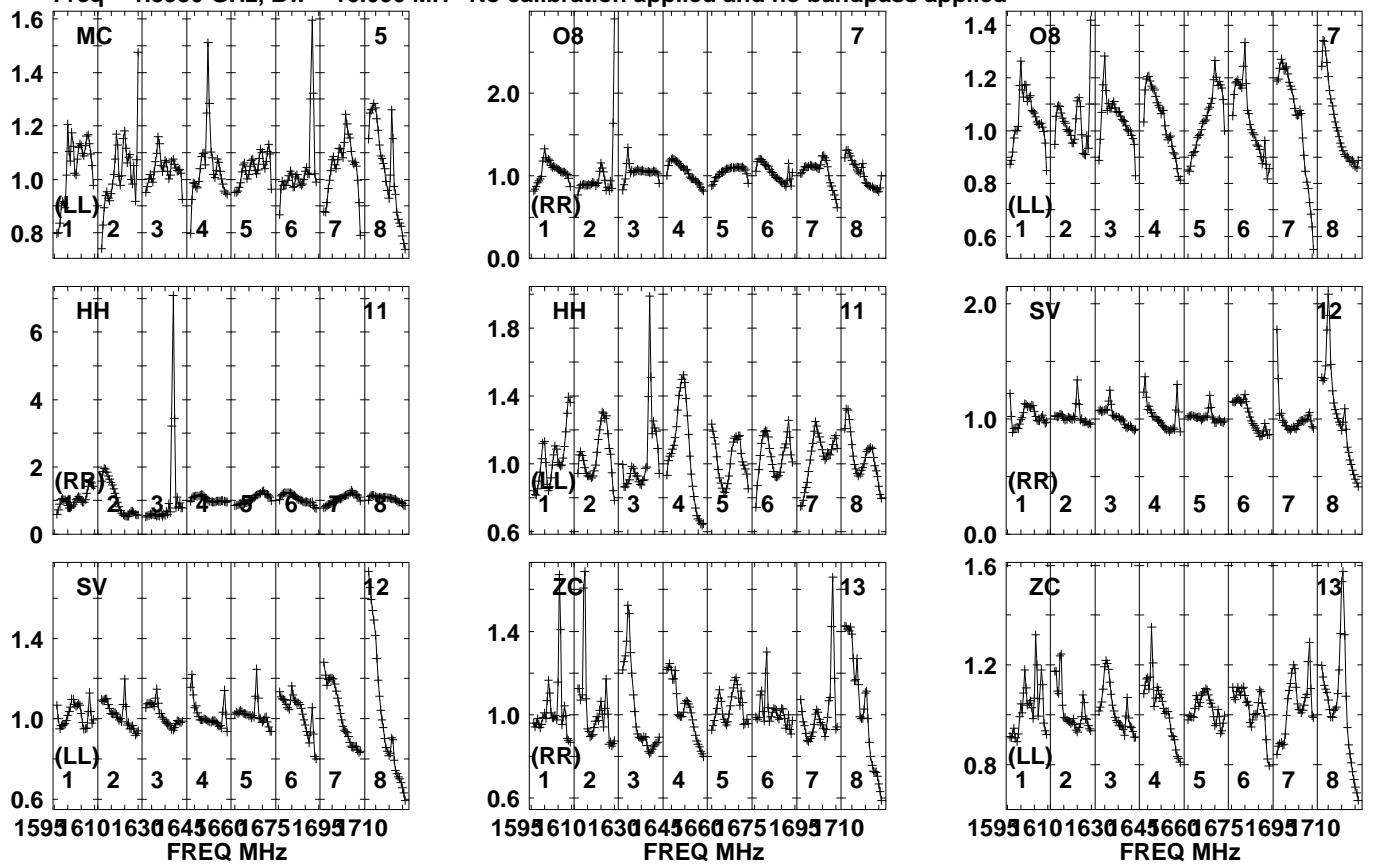
1595 610 1630 645 660 675 1695 710
FREQ MHz

Lower frame: Real Jy
Auto-corr total-power spectrum Antenna: *
Timerange: 00/08:39:00 to 00/08:43:59

Plot file version 5 created 15-NOV-2022 10:54:22

J1722+2458 EB081B 1.UVDATA.1

Freq = 1.5950 GHz, Bw = 16.000 MH No calibration applied and no bandpass applied

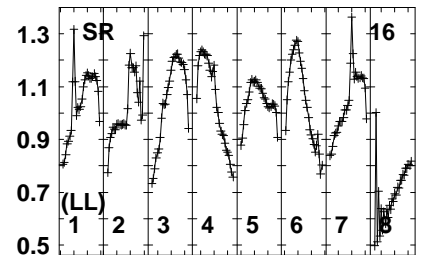
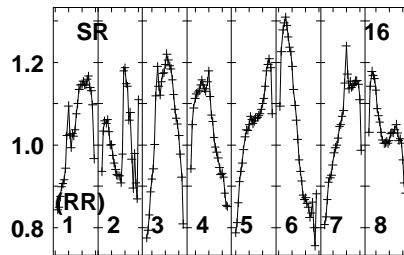
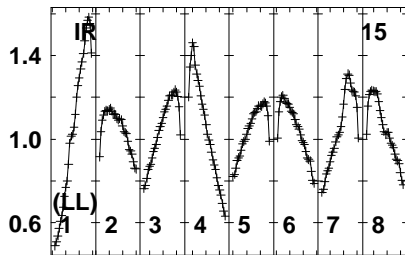
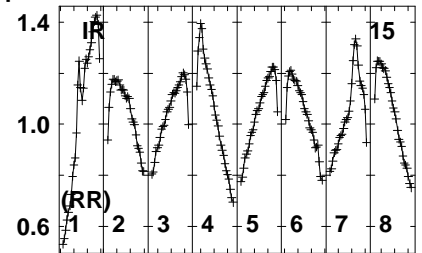
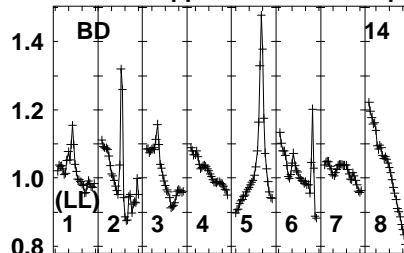
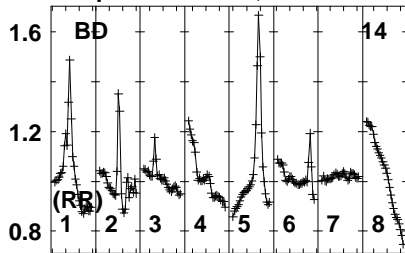


Lower frame: Real Jy
Auto-corr total-power spectrum Antenna: *
Timerange: 00/08:39:00 to 00/08:43:59

Plot file version 6 created 15-NOV-2022 10:54:22

J1722+2458 EB081B 1.UVDATA.1

Freq = 1.5950 GHz, Bw = 16.000 MH No calibration applied and no bandpass applied

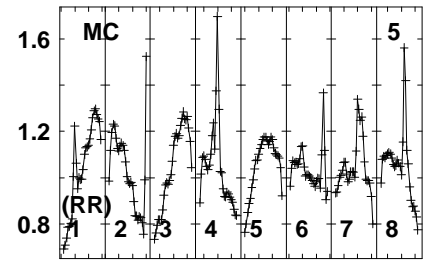
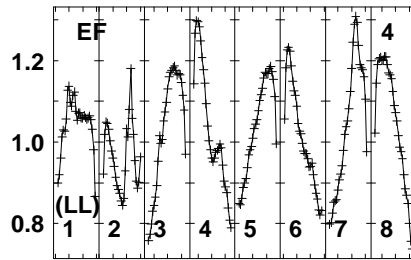
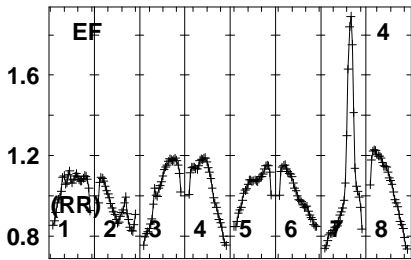
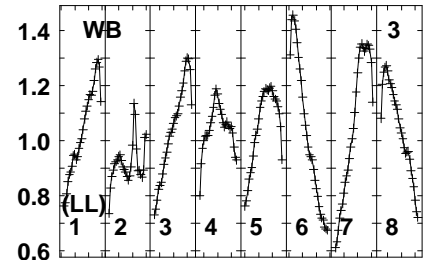
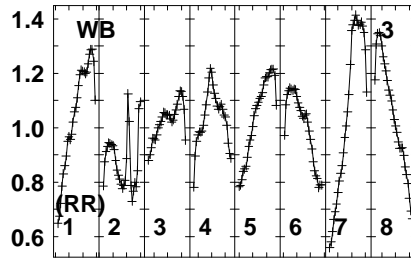
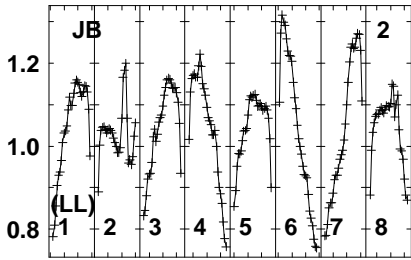
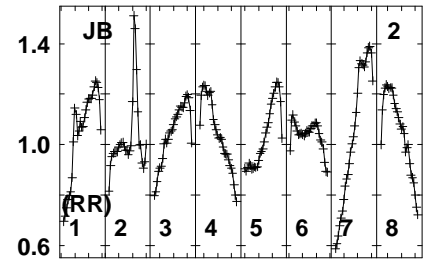
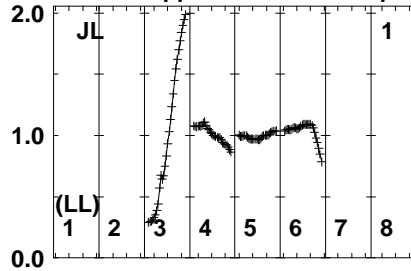
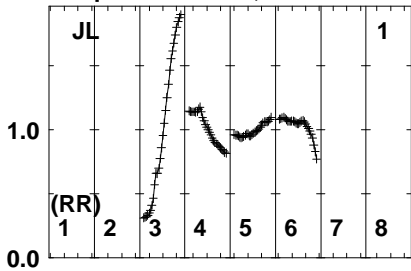


Lower frame: Real Jy
Auto-corr total-power spectrum Antenna: *
Timerange: 00/08:39:00 to 00/08:43:59

Plot file version 7 created 15-NOV-2022 10:54:22

J1722+2458 EB081B 1.UVDATA.1

Freq = 1.5950 GHz, Bw = 16.000 MH No calibration applied and no bandpass applied



1595 610 1630 645 660 675 1695 710
FREQ MHz

1595 610 1630 645 660 675 1695 710
FREQ MHz

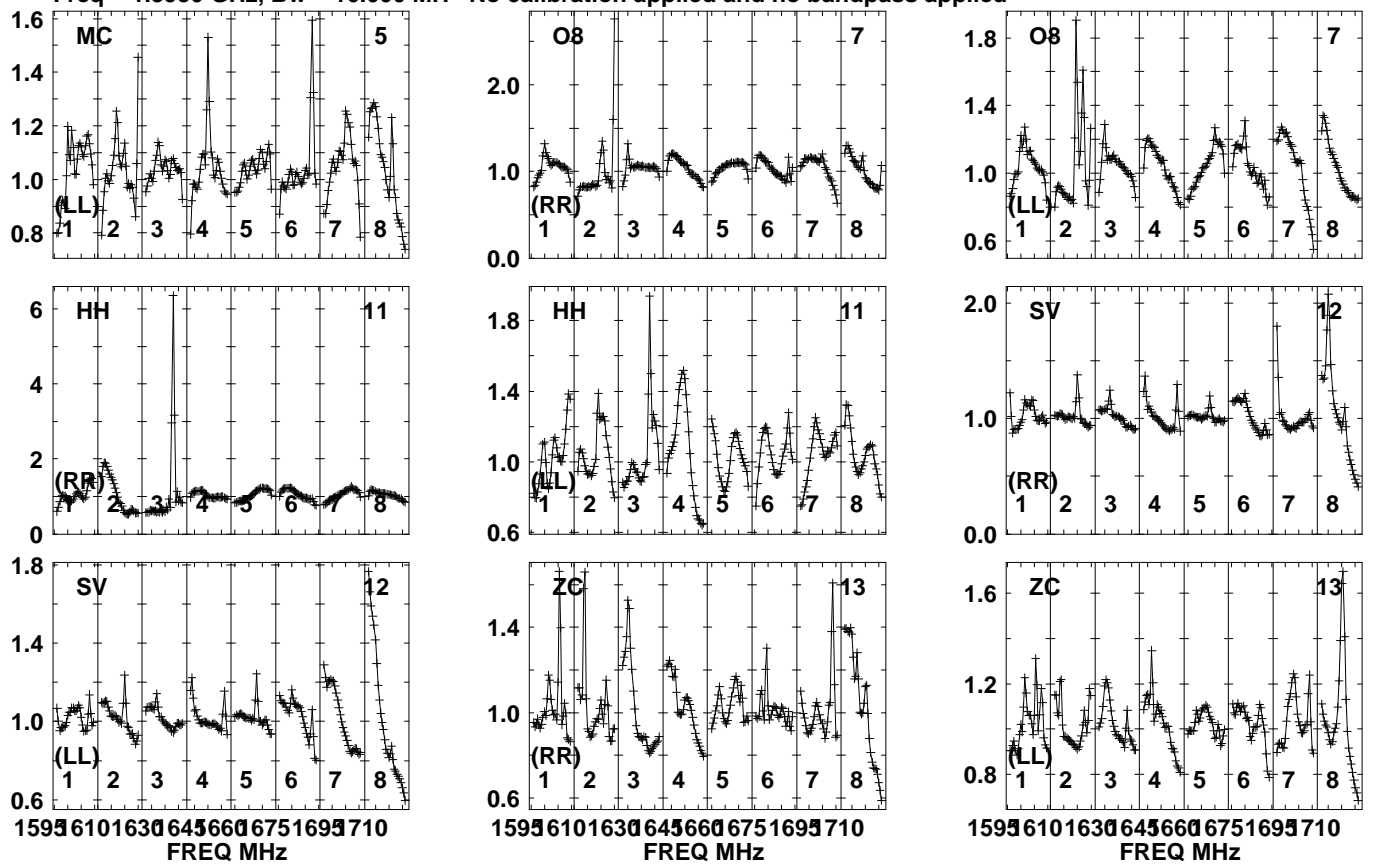
1595 610 1630 645 660 675 1695 710
FREQ MHz

Lower frame: Real Jy
Auto-corr total-power spectrum Antenna: *
Timerange: 00/08:44:31 to 00/08:45:39

Plot file version 8 created 15-NOV-2022 10:54:22

J1722+2458 EB081B 1.UVDATA.1

Freq = 1.5950 GHz, Bw = 16.000 MH No calibration applied and no bandpass applied

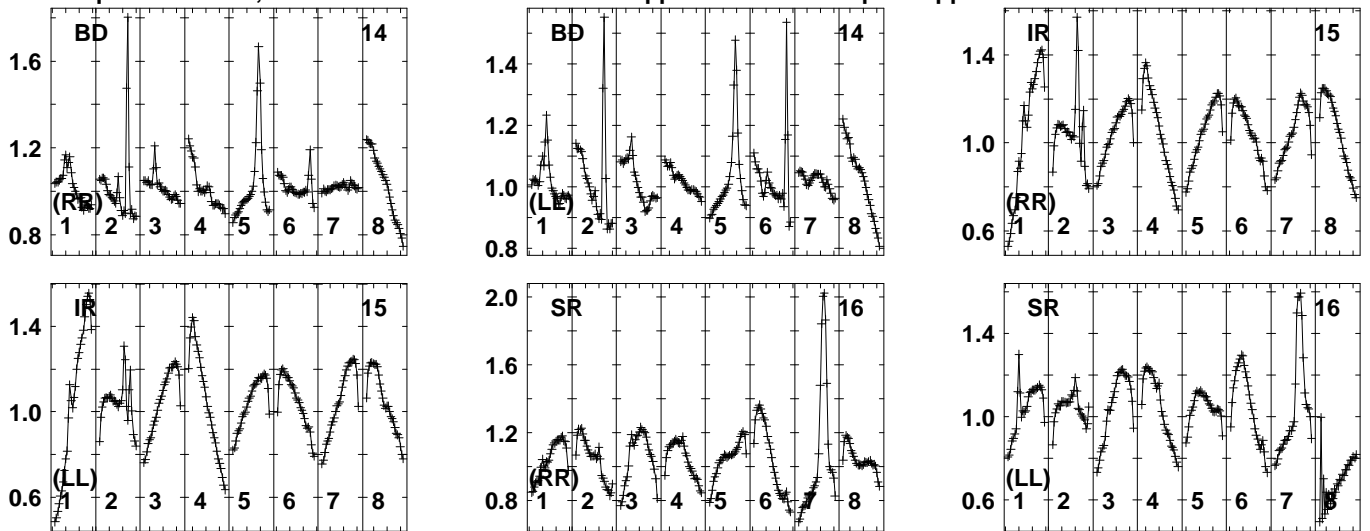


Lower frame: Real Jy
Auto-corr total-power spectrum Antenna: *
Timerange: 00/08:44:31 to 00/08:45:39

Plot file version 9 created 15-NOV-2022 10:54:22

J1722+2458 EB081B 1.UVDATA.1

Freq = 1.5950 GHz, Bw = 16.000 MH No calibration applied and no bandpass applied

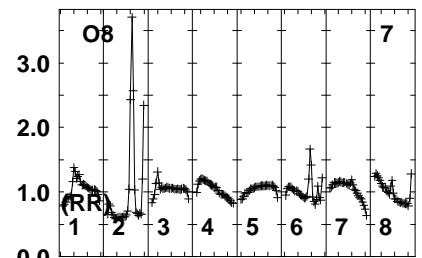
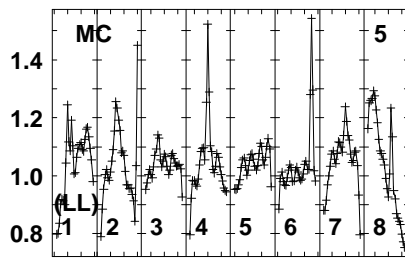
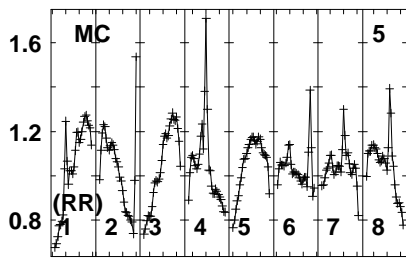
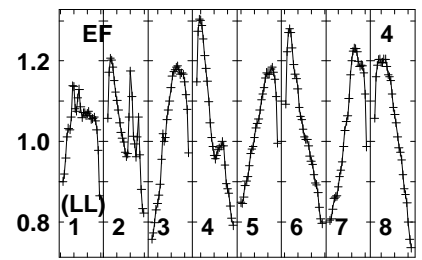
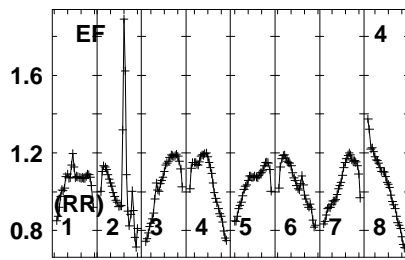
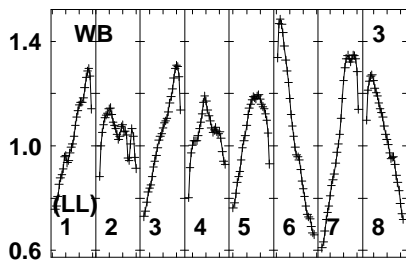
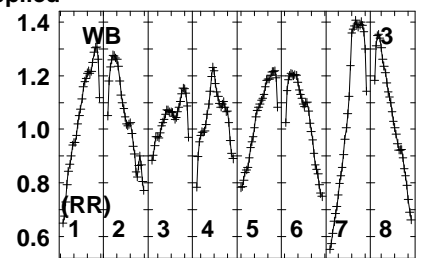
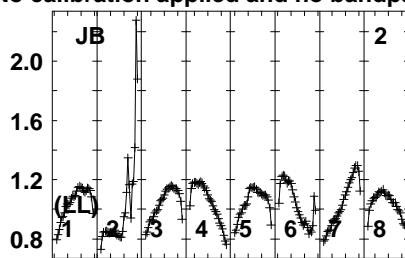
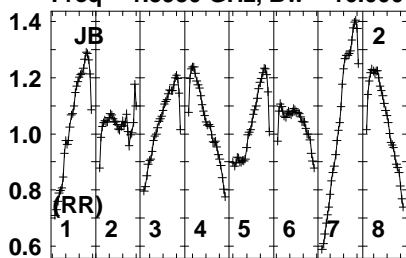


Lower frame: Real Jy
Auto-corr total-power spectrum Antenna: *
Timerange: 00/08:44:31 to 00/08:45:39

Plot file version 10 created 15-NOV-2022 10:54:22

J1722+2815 EB081B 1.UVDATA.1

Freq = 1.5950 GHz, Bw = 16.000 MH No calibration applied and no bandpass applied



1595 610 1630 645 660 675 1695 710
FREQ MHz

1595 610 1630 645 660 675 1695 710
FREQ MHz

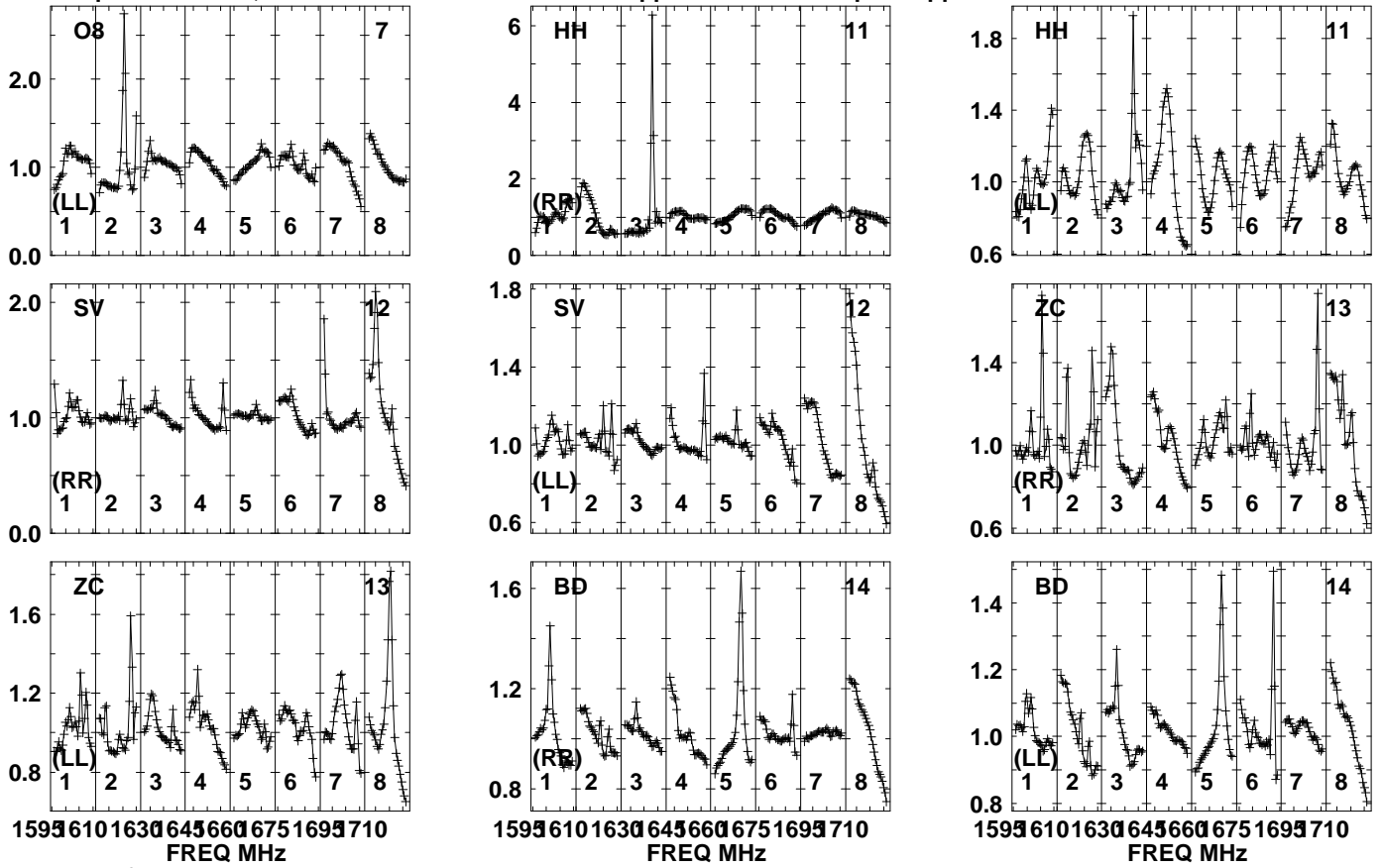
1595 610 1630 645 660 675 1695 710
FREQ MHz

Lower frame: Real Jy
Auto-corr total-power spectrum Antenna: *
Timerange: 00/08:45:40 to 00/08:47:19

Plot file version 11 created 15-NOV-2022 10:54:22

J1722+2815 EB081B 1.UVDATA.1

Freq = 1.5950 GHz, Bw = 16.000 MH No calibration applied and no bandpass applied



Lower frame: Real Jy

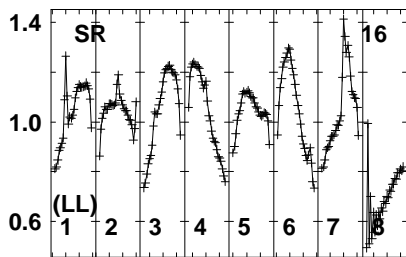
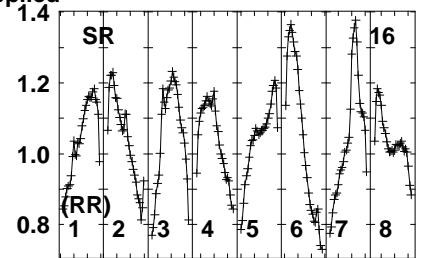
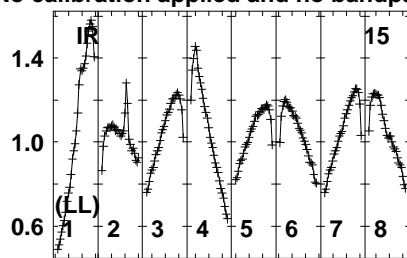
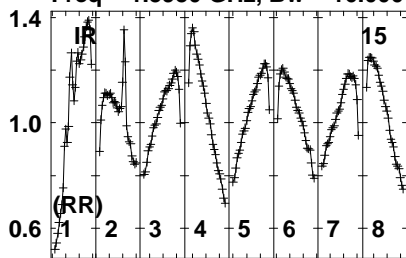
Auto-corr total-power spectrum Antenna: *

Timerange: 00/08:45:40 to 00/08:47:19

Plot file version 12 created 15-NOV-2022 10:54:23

J1722+2815 EB081B 1.UVDATA.1

Freq = 1.5950 GHz, Bw = 16.000 MH No calibration applied and no bandpass applied

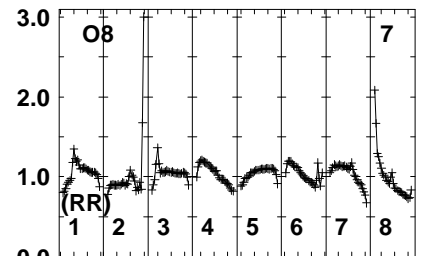
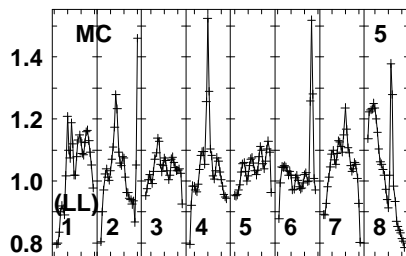
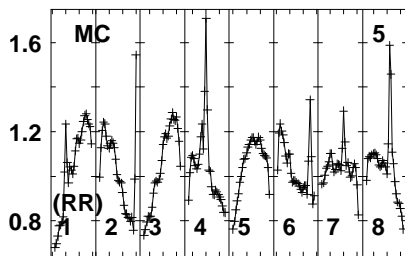
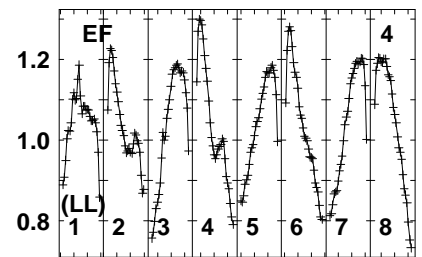
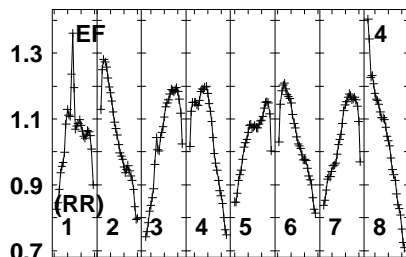
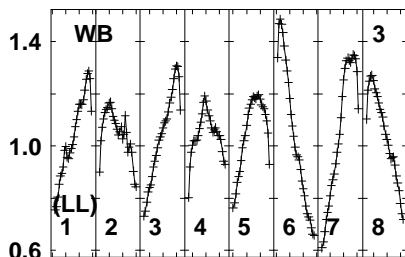
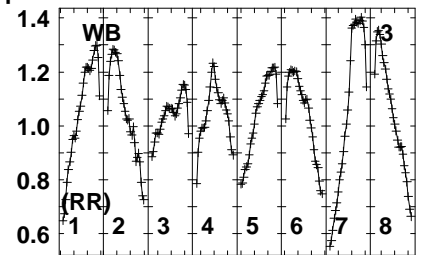
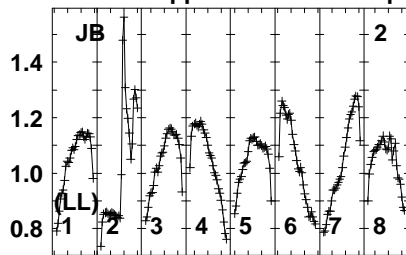
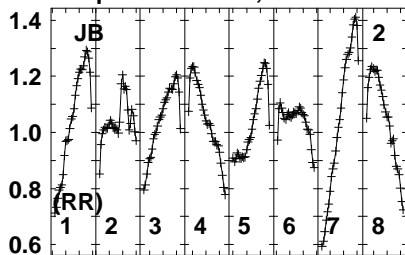


Lower frame: Real Jy
Auto-corr total-power spectrum Antenna: *
Timerange: 00/08:45:40 to 00/08:47:19

Plot file version 13 created 15-NOV-2022 10:54:23

J1716+2616 EB081B 1.UVDATA.1

Freq = 1.5950 GHz, Bw = 16.000 MH No calibration applied and no bandpass applied



1595 610 1630 645 660 675 1695 710
FREQ MHz

1595 610 1630 645 660 675 1695 710
FREQ MHz

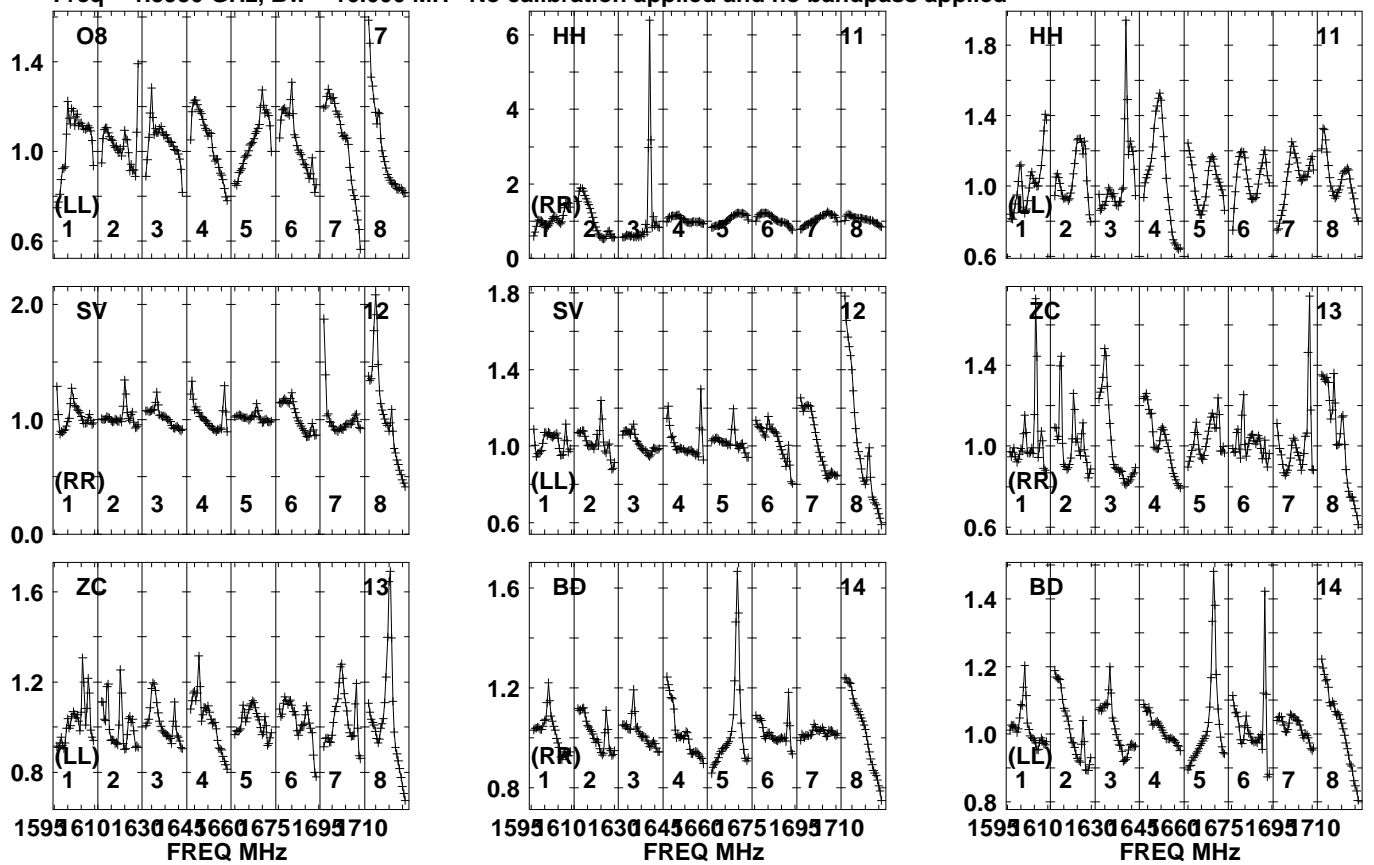
1595 610 1630 645 660 675 1695 710
FREQ MHz

Lower frame: Real Jy
Auto-corr total-power spectrum Antenna: *
Timerange: 00/08:47:20 to 00/08:48:59

Plot file version 14 created 15-NOV-2022 10:54:23

J1716+2616 EB081B 1.UVDATA.1

Freq = 1.5950 GHz, Bw = 16.000 MH No calibration applied and no bandpass applied

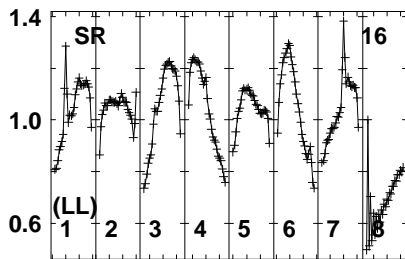
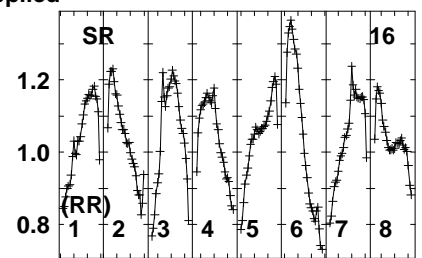
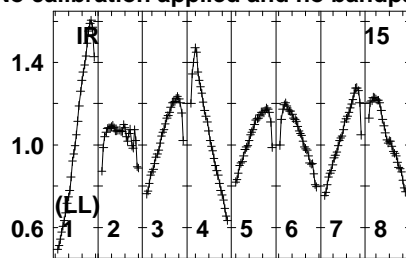
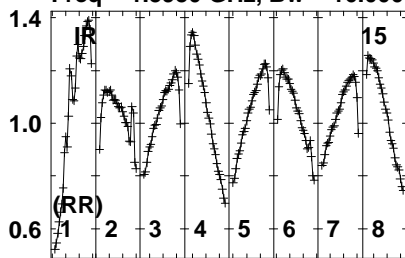


Lower frame: Real Jy
Auto-corr total-power spectrum Antenna: *
Timerange: 00/08:47:20 to 00/08:48:59

Plot file version 15 created 15-NOV-2022 10:54:23

J1716+2616 EB081B 1.UVDATA.1

Freq = 1.5950 GHz, Bw = 16.000 MH No calibration applied and no bandpass applied

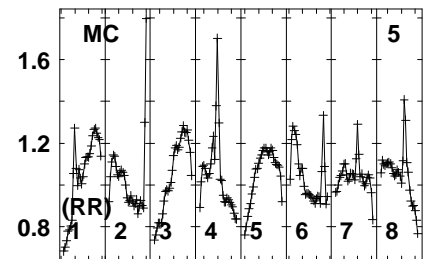
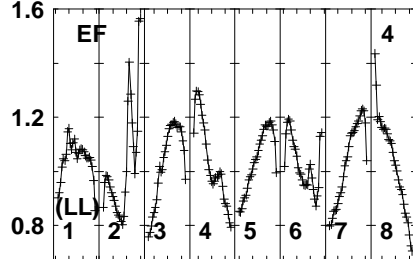
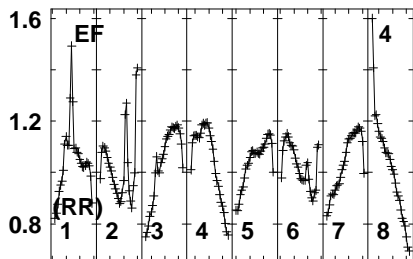
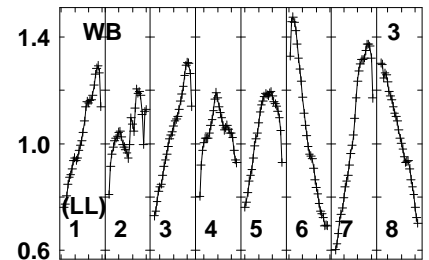
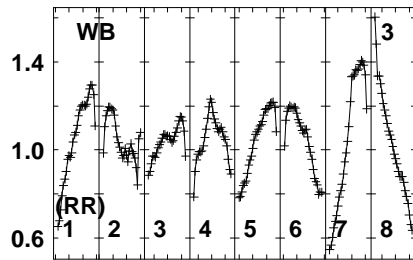
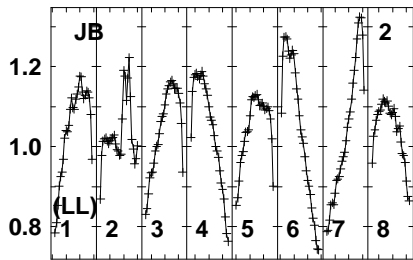
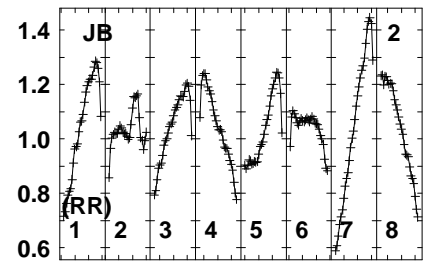
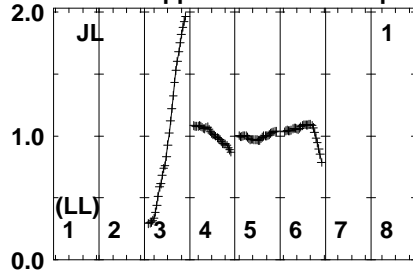
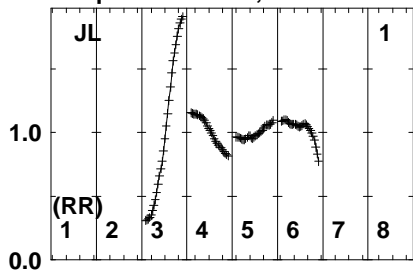


Lower frame: Real Jy
Auto-corr total-power spectrum Antenna: *
Timerange: 00/08:47:20 to 00/08:48:59

Plot file version 16 created 15-NOV-2022 10:54:23

ROSS867 EB081B 1.UVDATA.1

Freq = 1.5950 GHz, Bw = 16.000 MH No calibration applied and no bandpass applied



1595 610 1630 645 660 675 1695 710
FREQ MHz

1595 610 1630 645 660 675 1695 710
FREQ MHz

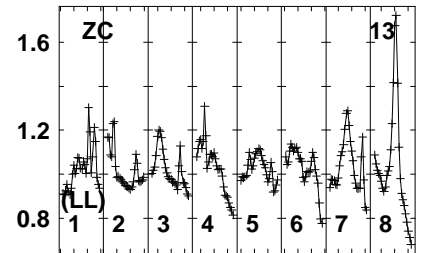
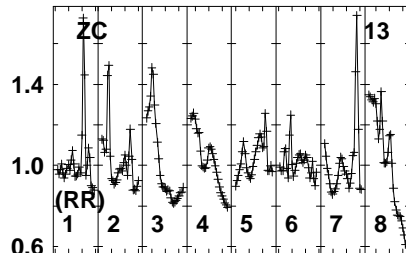
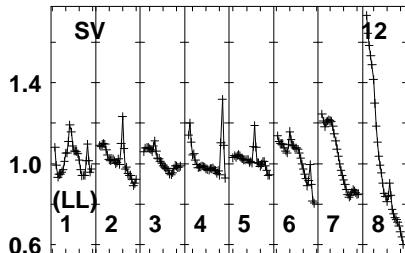
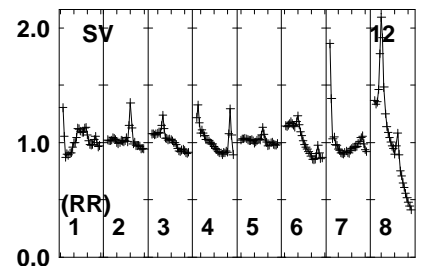
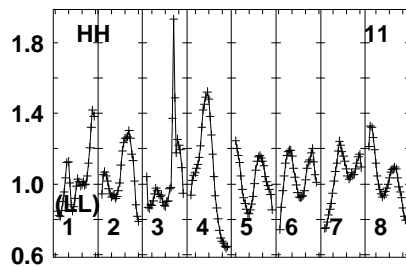
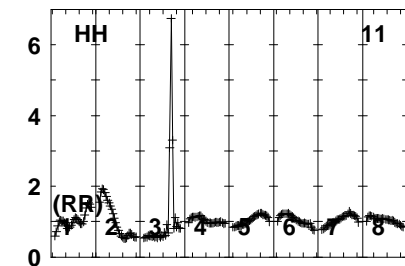
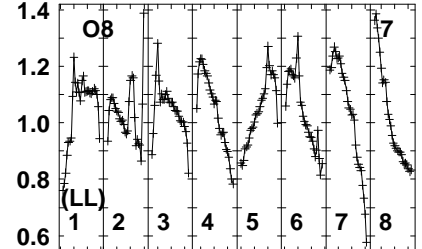
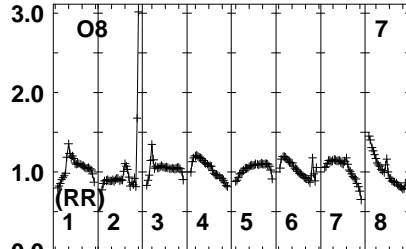
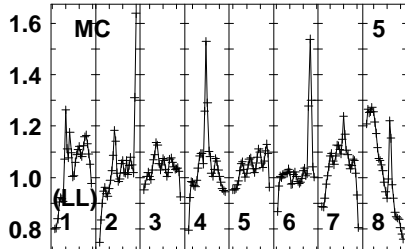
1595 610 1630 645 660 675 1695 710
FREQ MHz

Lower frame: Real Jy
Auto-corr total-power spectrum Antenna: *
Timerange: 00/08:49:01 to 00/08:54:00

Plot file version 17 created 15-NOV-2022 10:54:23

ROSS867 EB081B 1.UVDATA.1

Freq = 1.5950 GHz, Bw = 16.000 MH No calibration applied and no bandpass applied



1595 610 1630 645 660 675 1695 710
FREQ MHz

1595 610 1630 645 660 675 1695 710
FREQ MHz

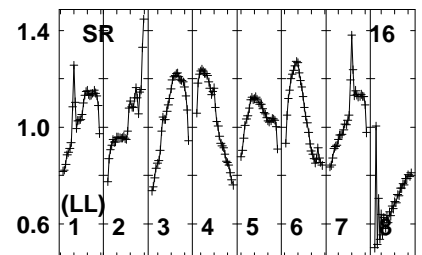
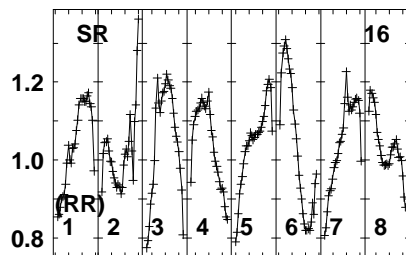
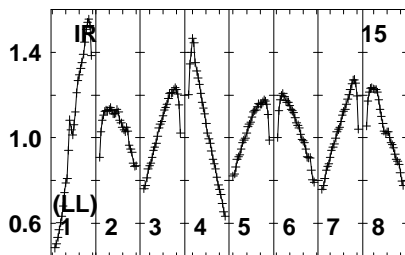
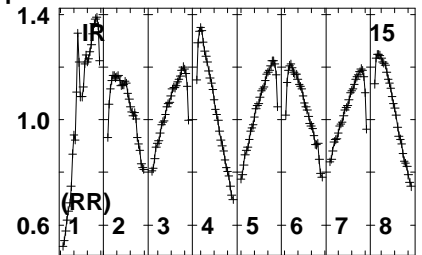
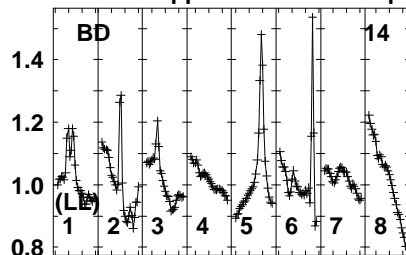
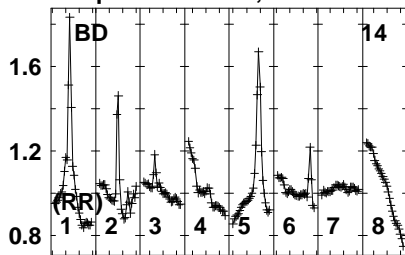
1595 610 1630 645 660 675 1695 710
FREQ MHz

Lower frame: Real Jy
Auto-corr total-power spectrum Antenna: *
Timerange: 00/08:49:01 to 00/08:54:00

Plot file version 18 created 15-NOV-2022 10:54:24

ROSS867 EB081B 1.UVDATA.1

Freq = 1.5950 GHz, Bw = 16.000 MH No calibration applied and no bandpass applied

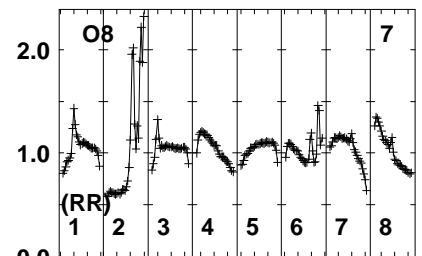
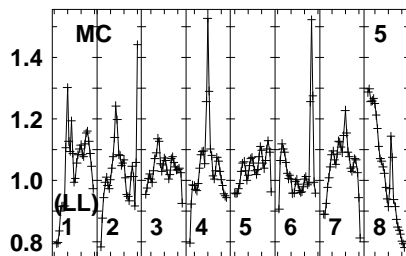
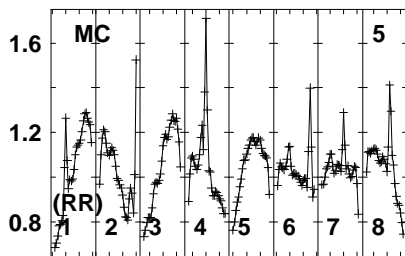
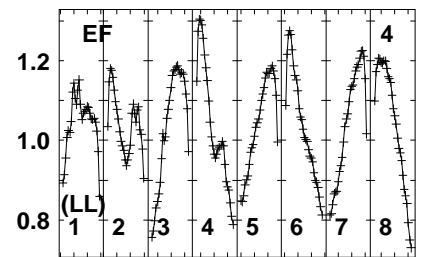
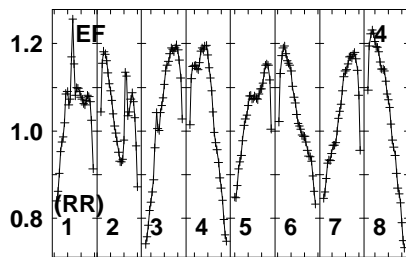
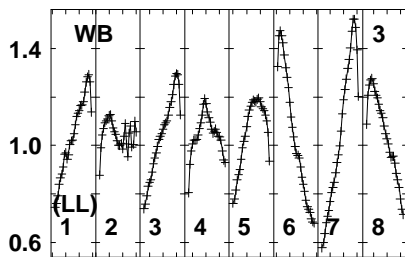
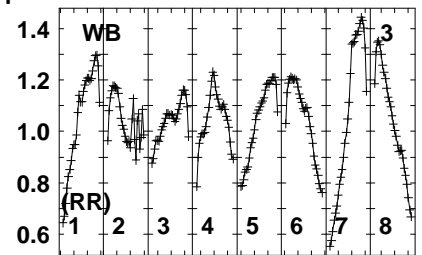
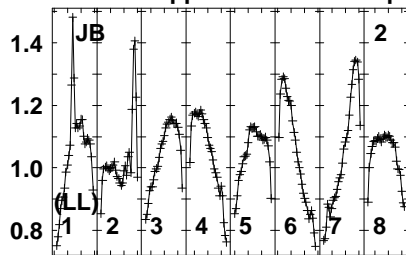
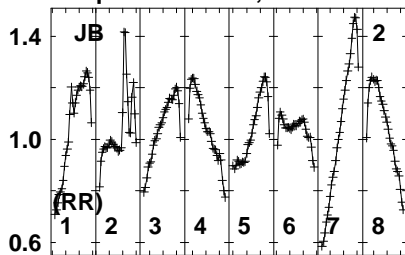


Lower frame: Real Jy
Auto-corr total-power spectrum Antenna: *
Timerange: 00/08:49:01 to 00/08:54:00

Plot file version 19 created 15-NOV-2022 10:54:24

J1722+2458 EB081B 1.UVDATA.1

Freq = 1.5950 GHz, Bw = 16.000 MH No calibration applied and no bandpass applied



1595 610 1630 645 660 675 1695 710
FREQ MHz

1595 610 1630 645 660 675 1695 710
FREQ MHz

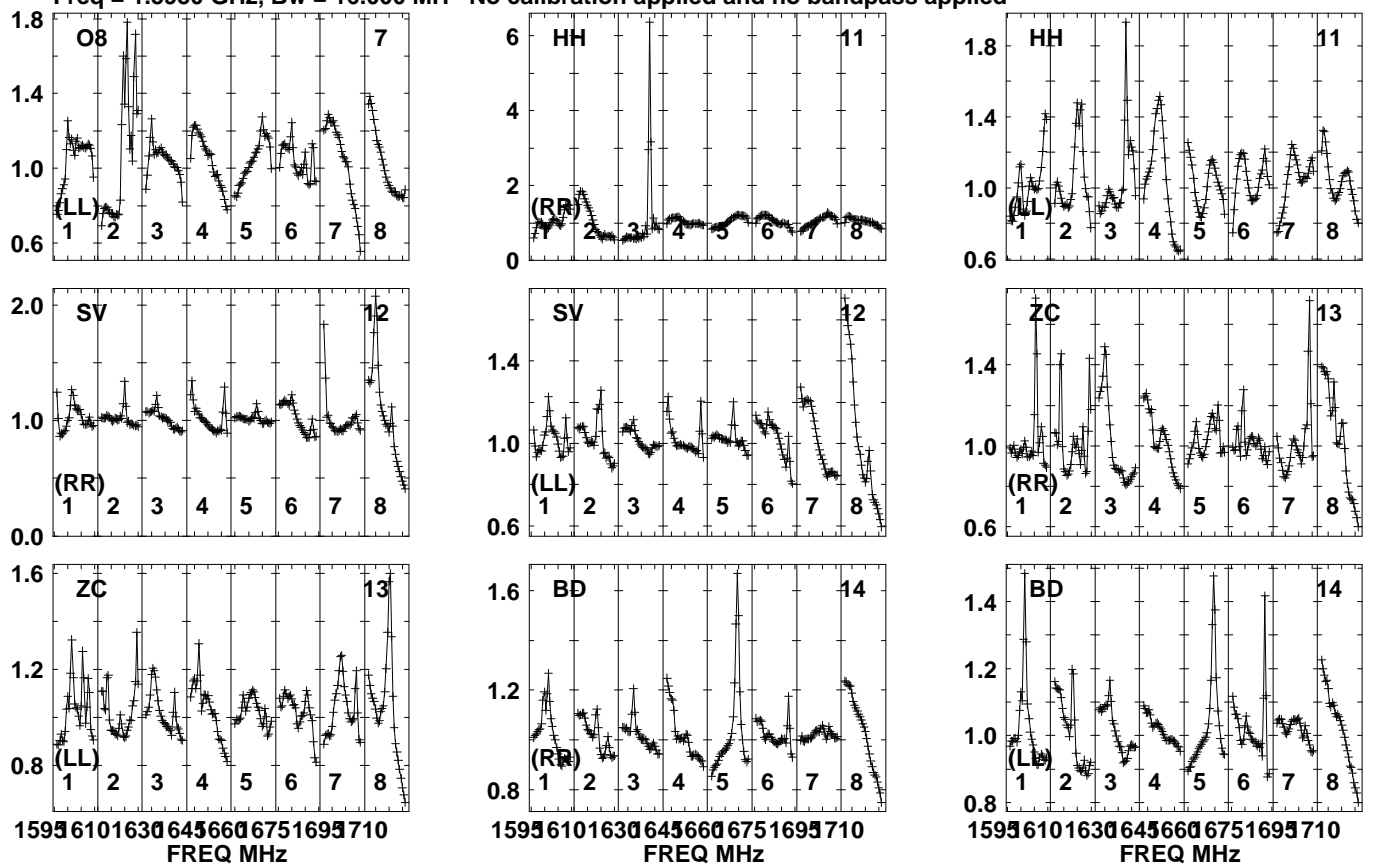
1595 610 1630 645 660 675 1695 710
FREQ MHz

Lower frame: Real Jy
Auto-corr total-power spectrum Antenna: *
Timerange: 00/08:54:31 to 00/08:55:40

Plot file version 20 created 15-NOV-2022 10:54:24

J1722+2458 EB081B 1.UVDATA.1

Freq = 1.5950 GHz, Bw = 16.000 MH No calibration applied and no bandpass applied

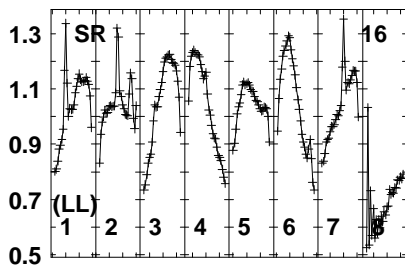
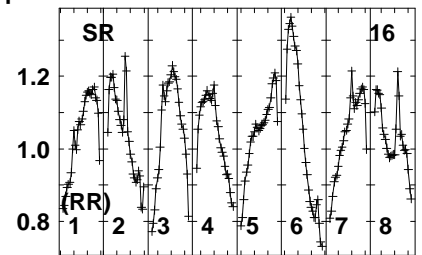
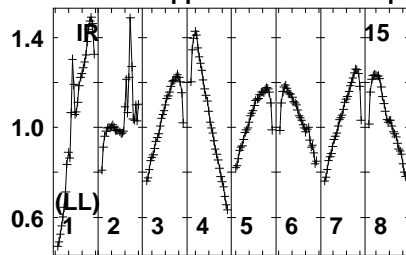
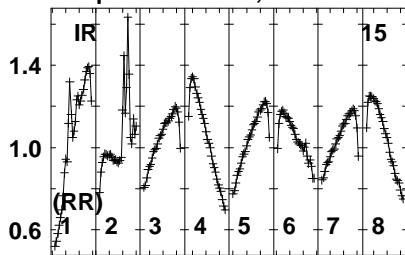


Lower frame: Real Jy
Auto-corr total-power spectrum Antenna: *
Timerange: 00/08:54:31 to 00/08:55:40

Plot file version 21 created 15-NOV-2022 10:54:24

J1722+2458 EB081B 1.UVDATA.1

Freq = 1.5950 GHz, Bw = 16.000 MH No calibration applied and no bandpass applied

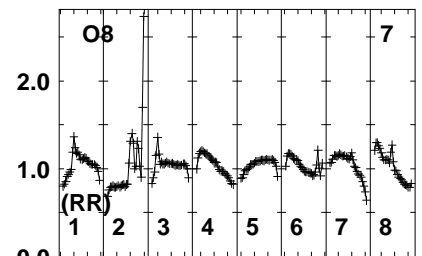
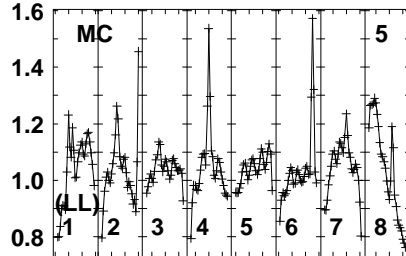
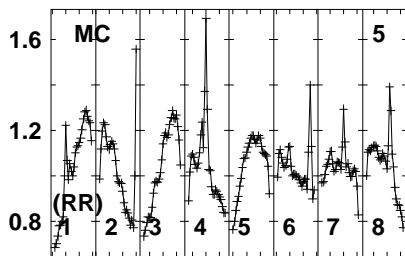
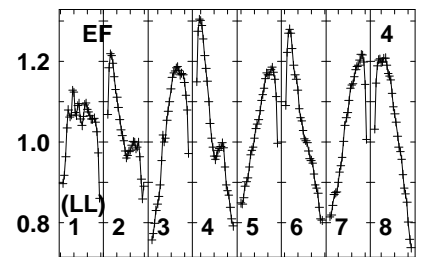
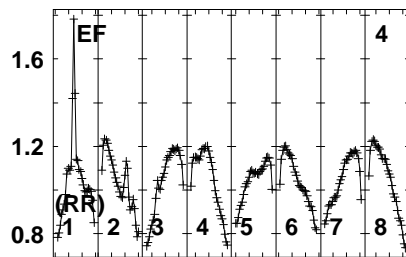
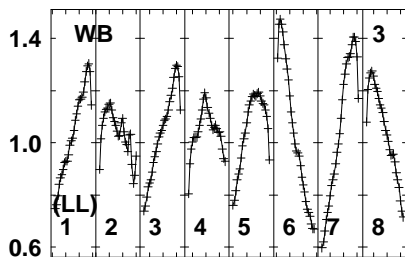
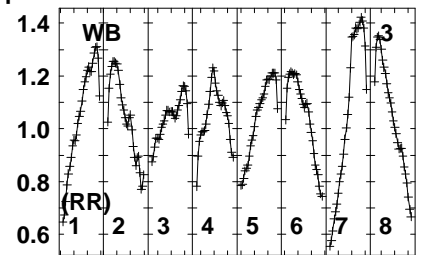
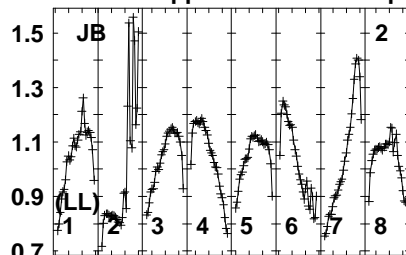
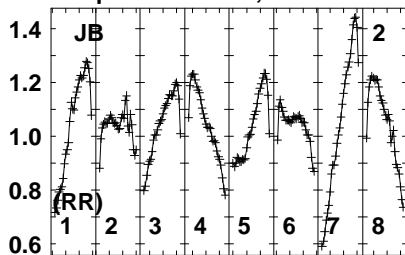


Lower frame: Real Jy
Auto-corr total-power spectrum Antenna: *
Timerange: 00/08:54:31 to 00/08:55:40

Plot file version 22 created 15-NOV-2022 10:54:24

J1722+2815 EB081B 1.UVDATA.1

Freq = 1.5950 GHz, Bw = 16.000 MH No calibration applied and no bandpass applied



1595 610 1630 645 660 675 1695 710
FREQ MHz

1595 610 1630 645 660 675 1695 710
FREQ MHz

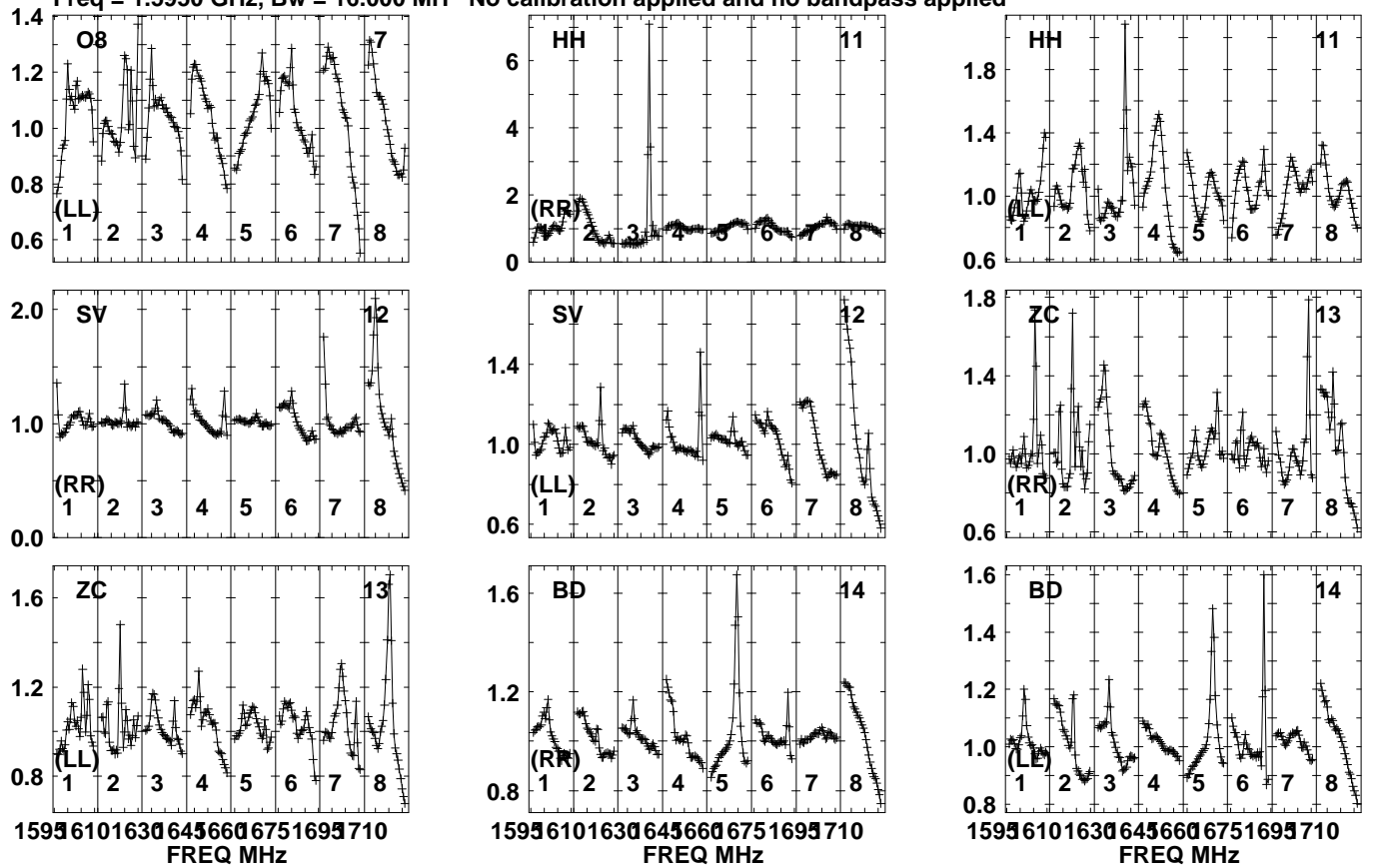
1595 610 1630 645 660 675 1695 710
FREQ MHz

Lower frame: Real Jy
Auto-corr total-power spectrum Antenna: *
Timerange: 00/08:55:40 to 00/08:57:20

Plot file version 23 created 15-NOV-2022 10:54:24

J1722+2815 EB081B 1.UVDATA.1

Freq = 1.5950 GHz, Bw = 16.000 MH No calibration applied and no bandpass applied

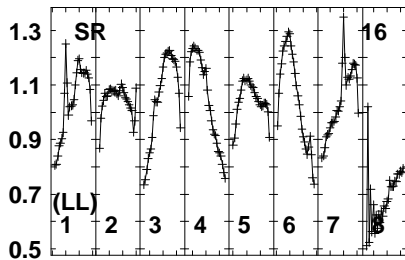
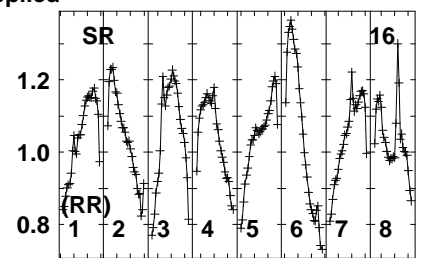
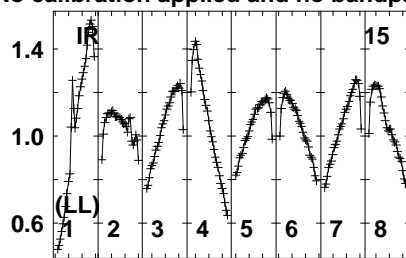
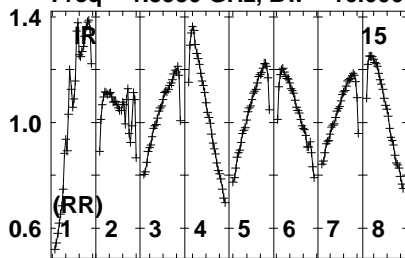


Lower frame: Real Jy
Auto-corr total-power spectrum Antenna: *
Timerange: 00/08:55:40 to 00/08:57:20

Plot file version 24 created 15-NOV-2022 10:54:24

J1722+2815 EB081B 1.UVDATA.1

Freq = 1.5950 GHz, Bw = 16.000 MH No calibration applied and no bandpass applied

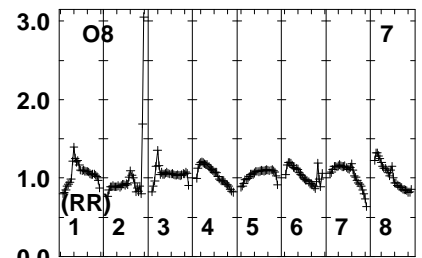
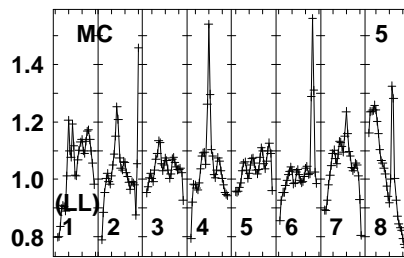
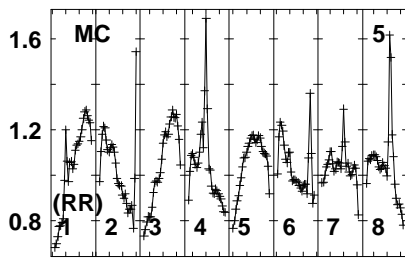
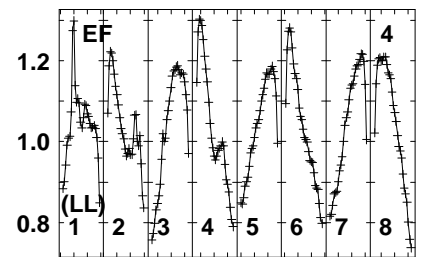
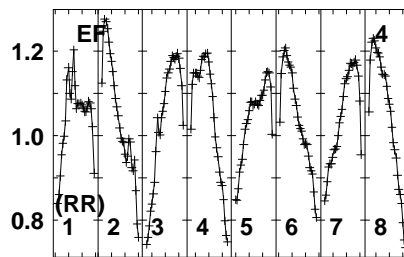
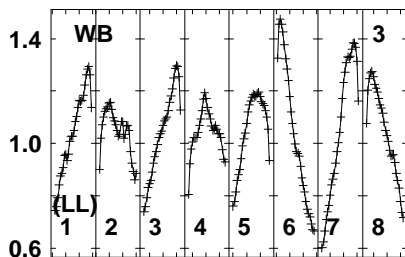
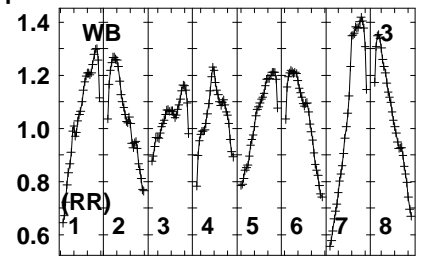
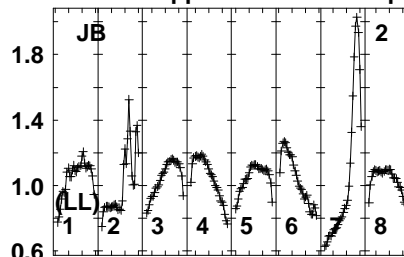
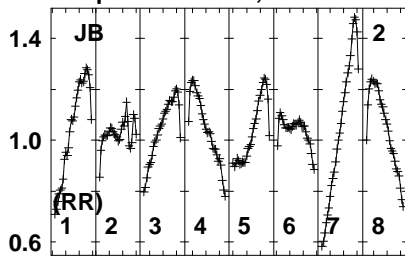


Lower frame: Real Jy
Auto-corr total-power spectrum Antenna: *
Timerange: 00/08:55:40 to 00/08:57:20

Plot file version 25 created 15-NOV-2022 10:54:24

J1716+2616 EB081B 1.UVDATA.1

Freq = 1.5950 GHz, Bw = 16.000 MH No calibration applied and no bandpass applied



1595 610 1630 645 660 675 1695 710
FREQ MHz

1595 610 1630 645 660 675 1695 710
FREQ MHz

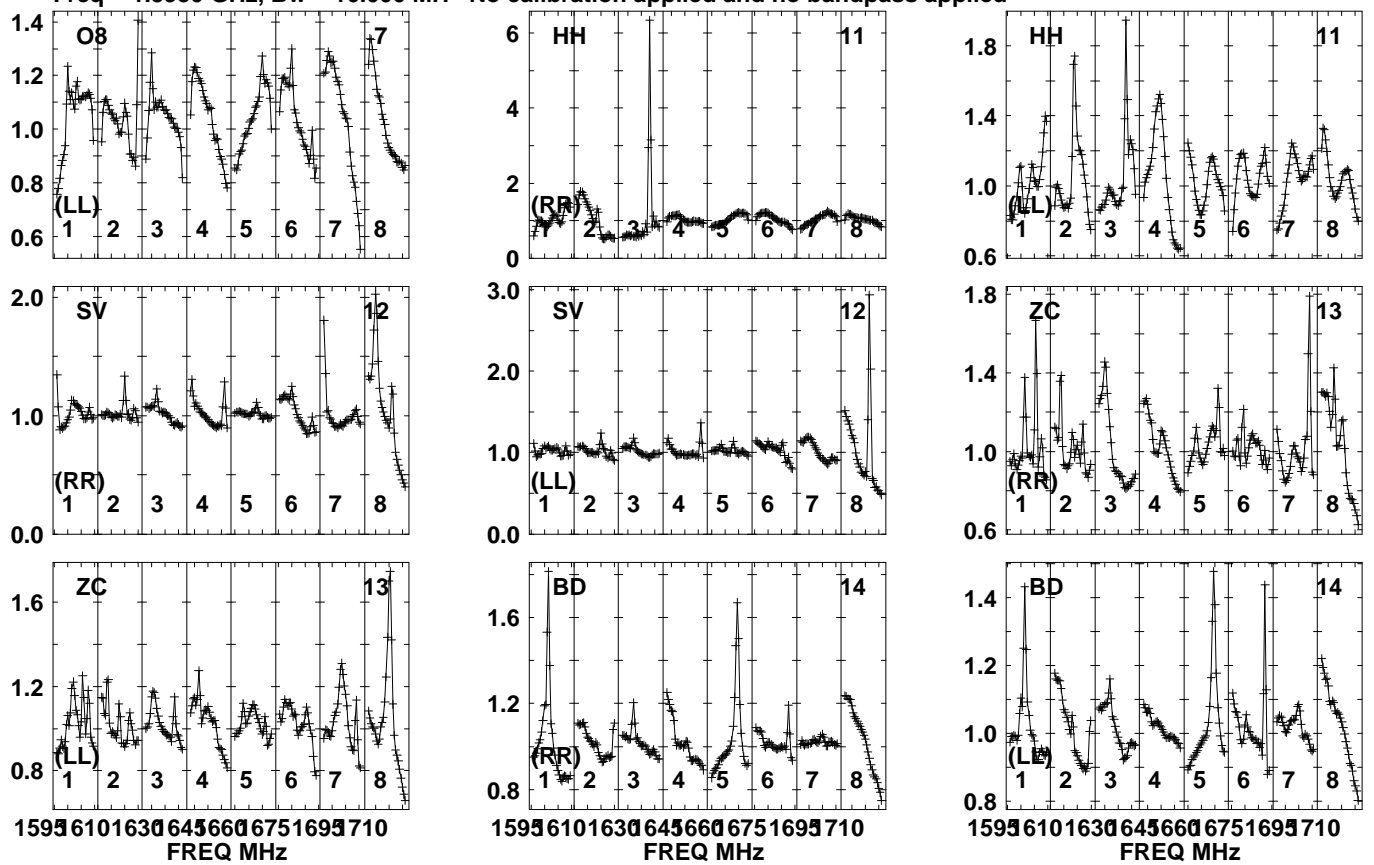
1595 610 1630 645 660 675 1695 710
FREQ MHz

Lower frame: Real Jy
Auto-corr total-power spectrum Antenna: *
Timerange: 00/08:57:20 to 00/08:58:59

Plot file version 26 created 15-NOV-2022 10:54:25

J1716+2616 EB081B 1.UVDATA.1

Freq = 1.5950 GHz, Bw = 16.000 MH No calibration applied and no bandpass applied

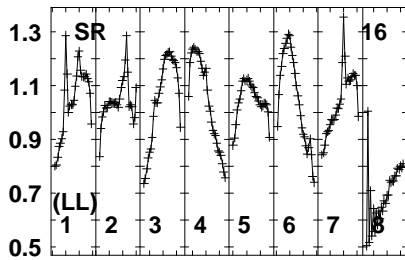
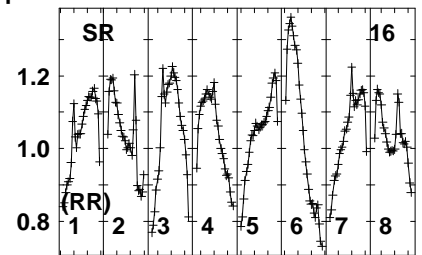
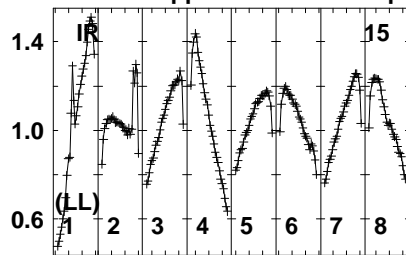
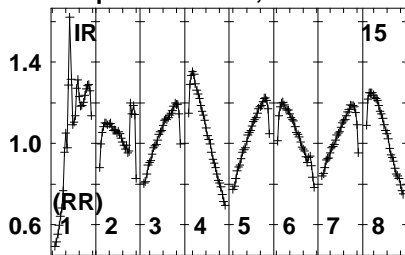


Lower frame: Real Jy
Auto-corr total-power spectrum Antenna: *
Timerange: 00/08:57:20 to 00/08:58:59

Plot file version 27 created 15-NOV-2022 10:54:25

J1716+2616 EB081B 1.UVDATA.1

Freq = 1.5950 GHz, Bw = 16.000 MH No calibration applied and no bandpass applied

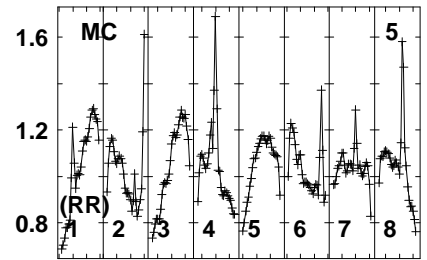
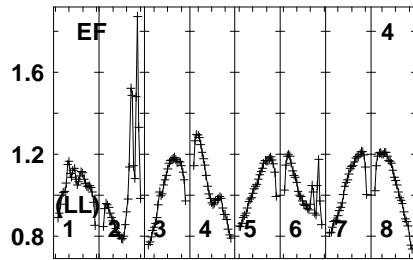
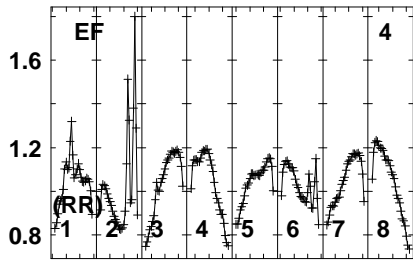
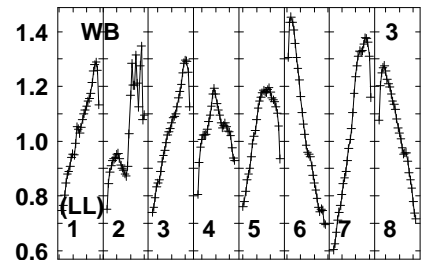
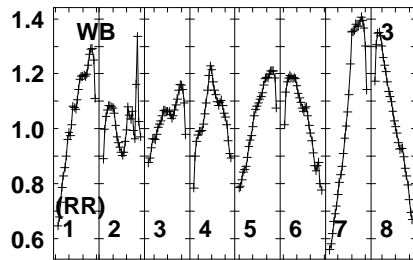
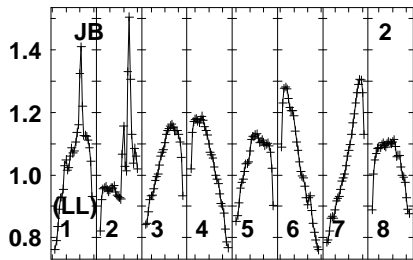
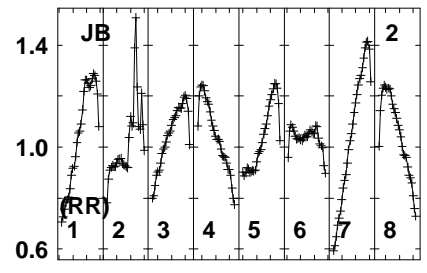
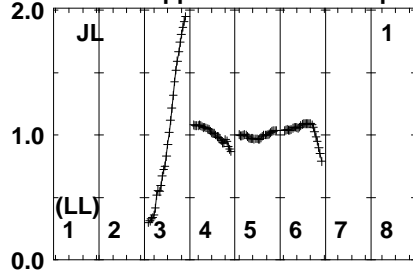
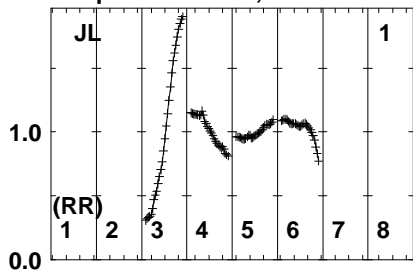


Lower frame: Real Jy
Auto-corr total-power spectrum Antenna: *
Timerange: 00/08:57:20 to 00/08:58:59

Plot file version 28 created 15-NOV-2022 10:54:25

ROSS867 EB081B 1.UVDATA.1

Freq = 1.5950 GHz, Bw = 16.000 MH No calibration applied and no bandpass applied



1595 610 1630 645 660 675 1695 710
FREQ MHz

1595 610 1630 645 660 675 1695 710
FREQ MHz

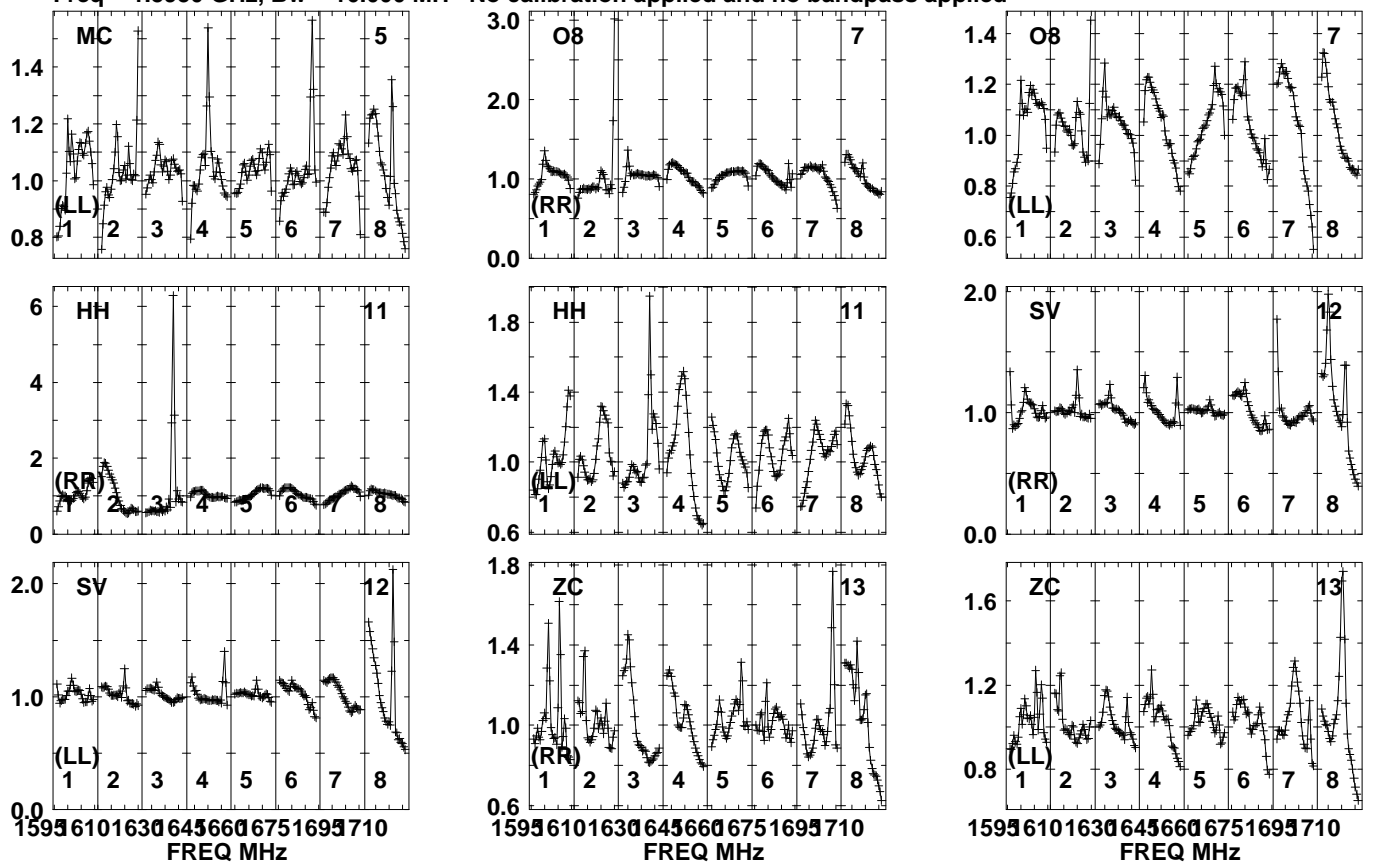
1595 610 1630 645 660 675 1695 710
FREQ MHz

Lower frame: Real Jy
Auto-corr total-power spectrum Antenna: *
Timerange: 00/08:59:00 to 00/09:03:59

Plot file version 29 created 15-NOV-2022 10:54:25

ROSS867 EB081B 1.UVDATA.1

Freq = 1.5950 GHz, Bw = 16.000 MH No calibration applied and no bandpass applied

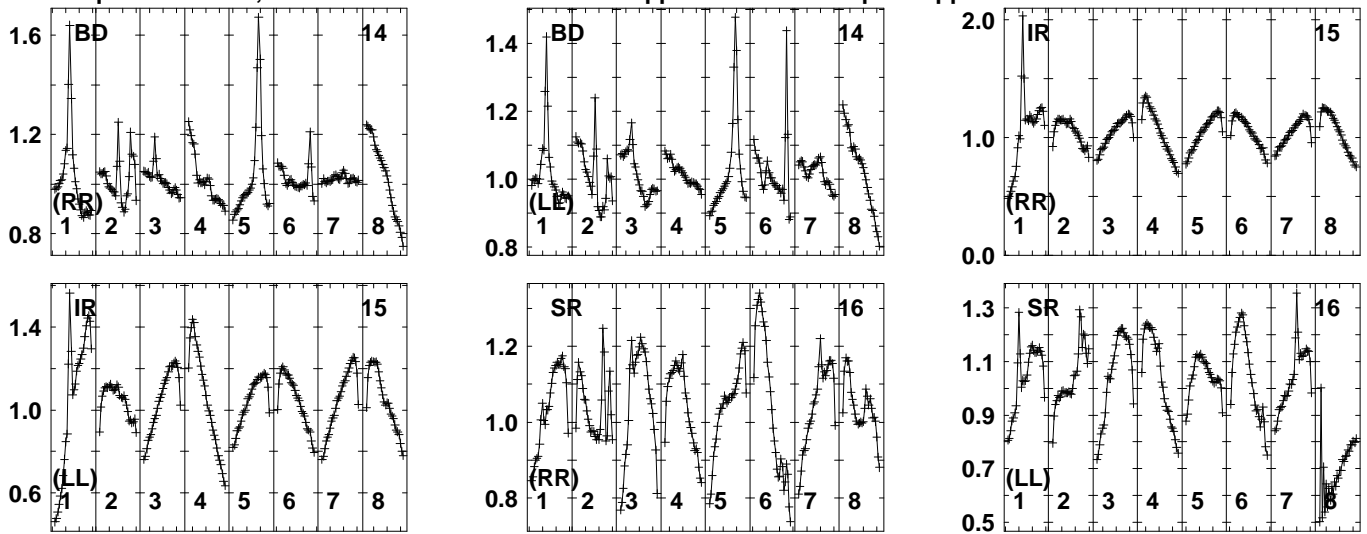


Lower frame: Real Jy
Auto-corr total-power spectrum Antenna: *
Timerange: 00/08:59:00 to 00/09:03:59

Plot file version 30 created 15-NOV-2022 10:54:26

ROSS867 EB081B 1.UVDATA.1

Freq = 1.5950 GHz, Bw = 16.000 MH No calibration applied and no bandpass applied

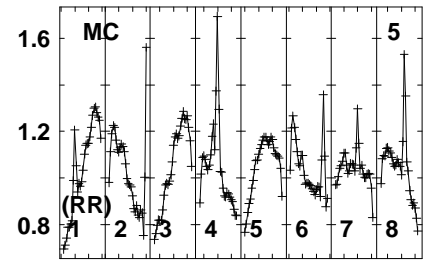
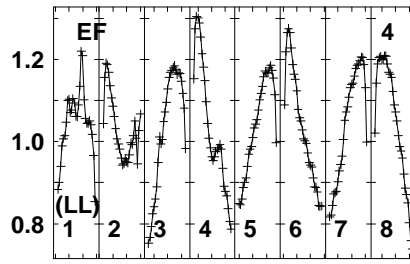
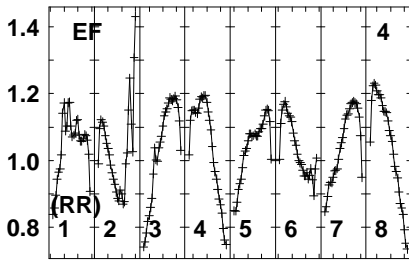
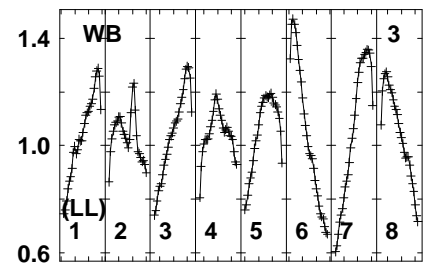
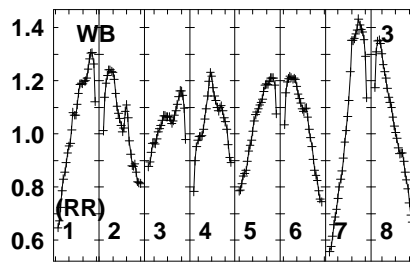
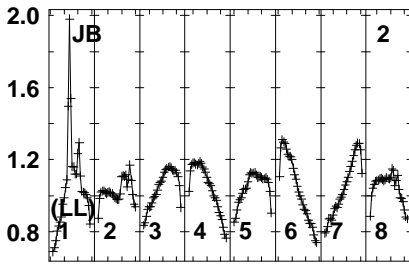
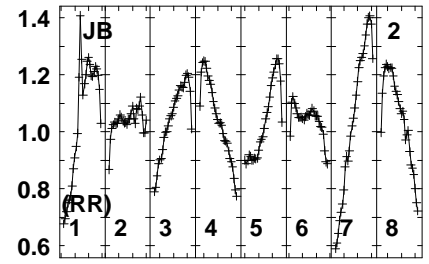
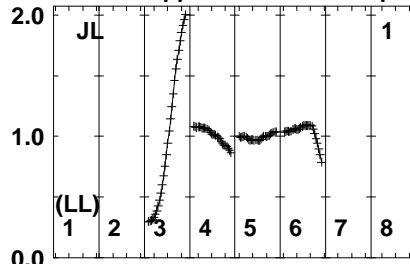
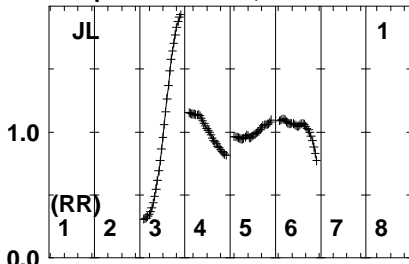


Lower frame: Real Jy
Auto-corr total-power spectrum Antenna: *
Timerange: 00/08:59:00 to 00/09:03:59

Plot file version 31 created 15-NOV-2022 10:54:26

J1722+2458 EB081B 1.UVDATA.1

Freq = 1.5950 GHz, Bw = 16.000 MH No calibration applied and no bandpass applied



1595 610 1630 645 660 675 1695 710
FREQ MHz

1595 610 1630 645 660 675 1695 710
FREQ MHz

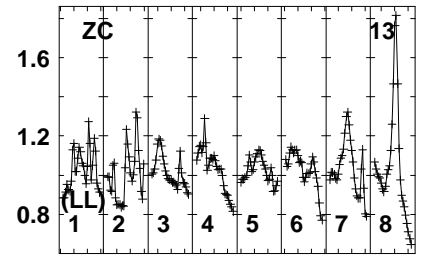
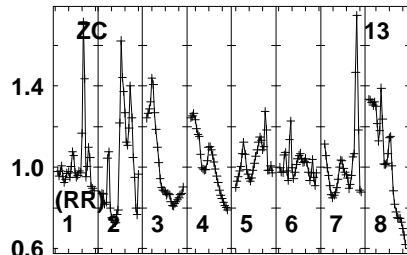
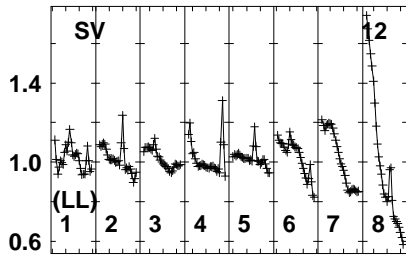
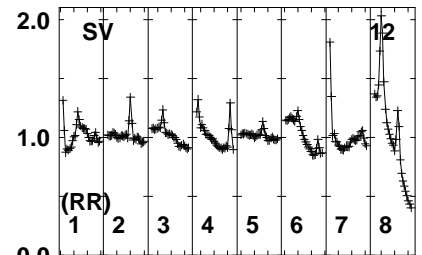
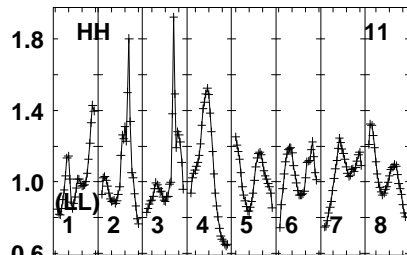
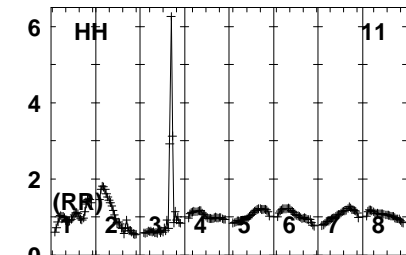
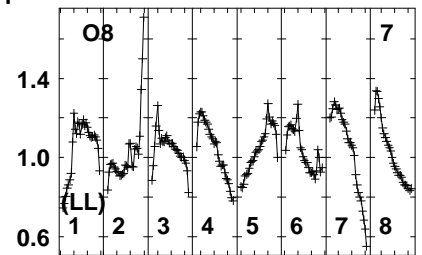
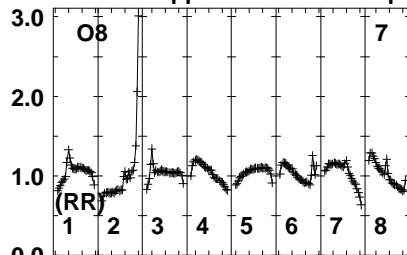
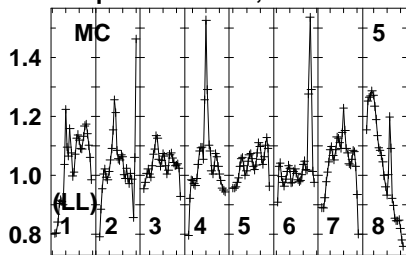
1595 610 1630 645 660 675 1695 710
FREQ MHz

Lower frame: Real Jy
Auto-corr total-power spectrum Antenna: *
Timerange: 00/09:04:31 to 00/09:05:39

Plot file version 32 created 15-NOV-2022 10:54:26

J1722+2458 EB081B 1.UVDATA.1

Freq = 1.5950 GHz, Bw = 16.000 MH No calibration applied and no bandpass applied



1595 610 1630 645 660 675 1695 710
FREQ MHz

1595 610 1630 645 660 675 1695 710
FREQ MHz

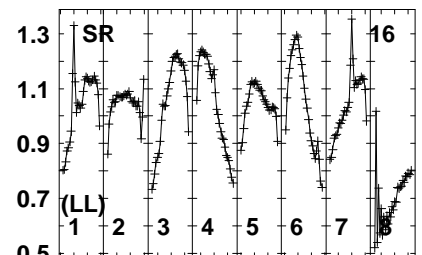
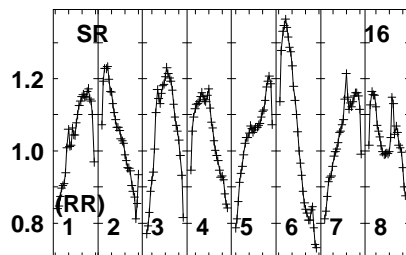
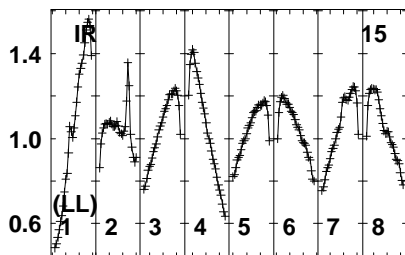
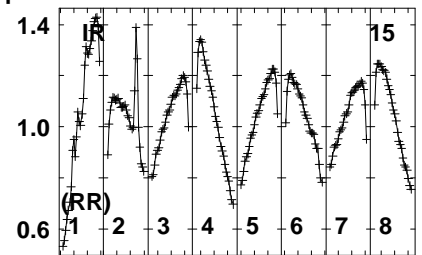
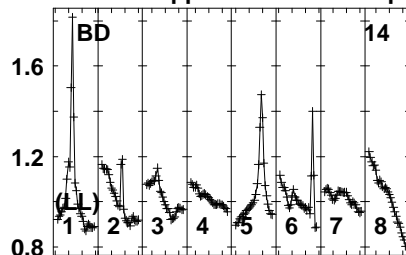
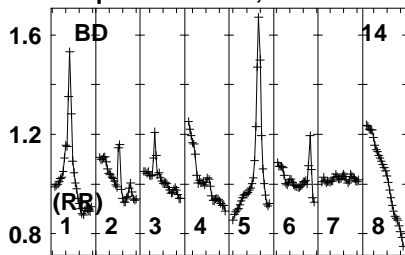
1595 610 1630 645 660 675 1695 710
FREQ MHz

Lower frame: Real Jy
Auto-corr total-power spectrum Antenna: *
Timerange: 00/09:04:31 to 00/09:05:39

Plot file version 33 created 15-NOV-2022 10:54:26

J1722+2458 EB081B 1.UVDATA.1

Freq = 1.5950 GHz, Bw = 16.000 MH No calibration applied and no bandpass applied

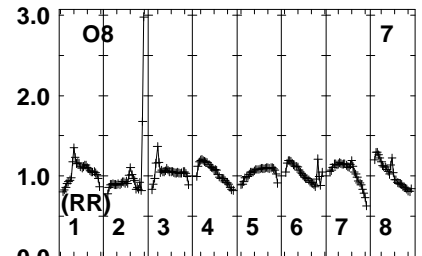
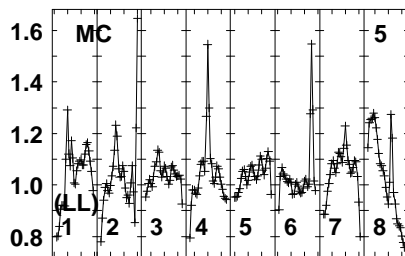
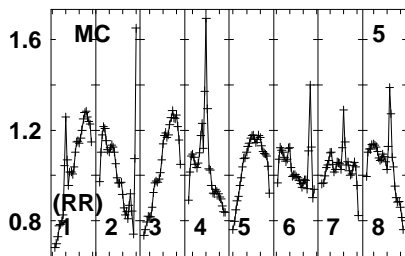
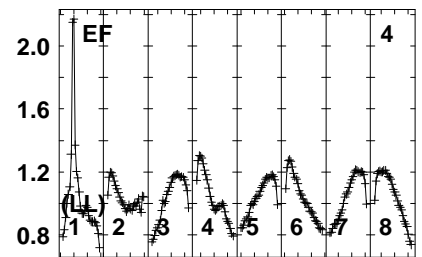
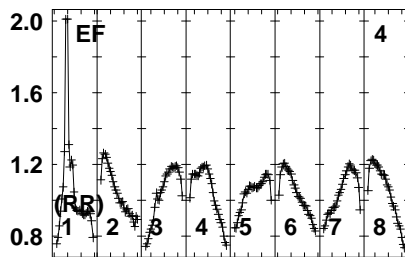
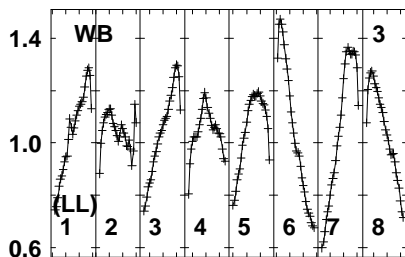
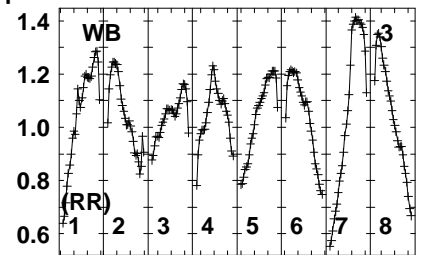
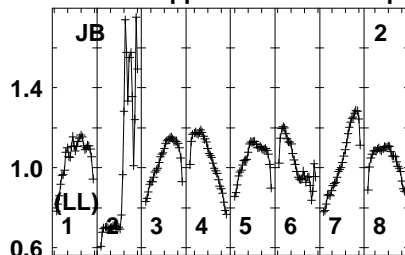
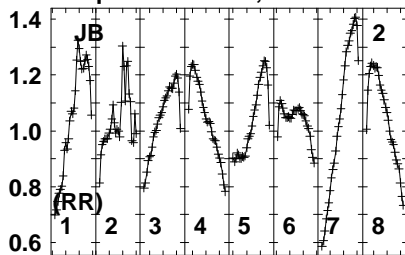


Lower frame: Real Jy
Auto-corr total-power spectrum Antenna: *
Timerange: 00/09:04:31 to 00/09:05:39

Plot file version 34 created 15-NOV-2022 10:54:26

J1722+2815 EB081B 1.UVDATA.1

Freq = 1.5950 GHz, Bw = 16.000 MH No calibration applied and no bandpass applied



1595 610 1630 645 660 675 1695 710
FREQ MHz

1595 610 1630 645 660 675 1695 710
FREQ MHz

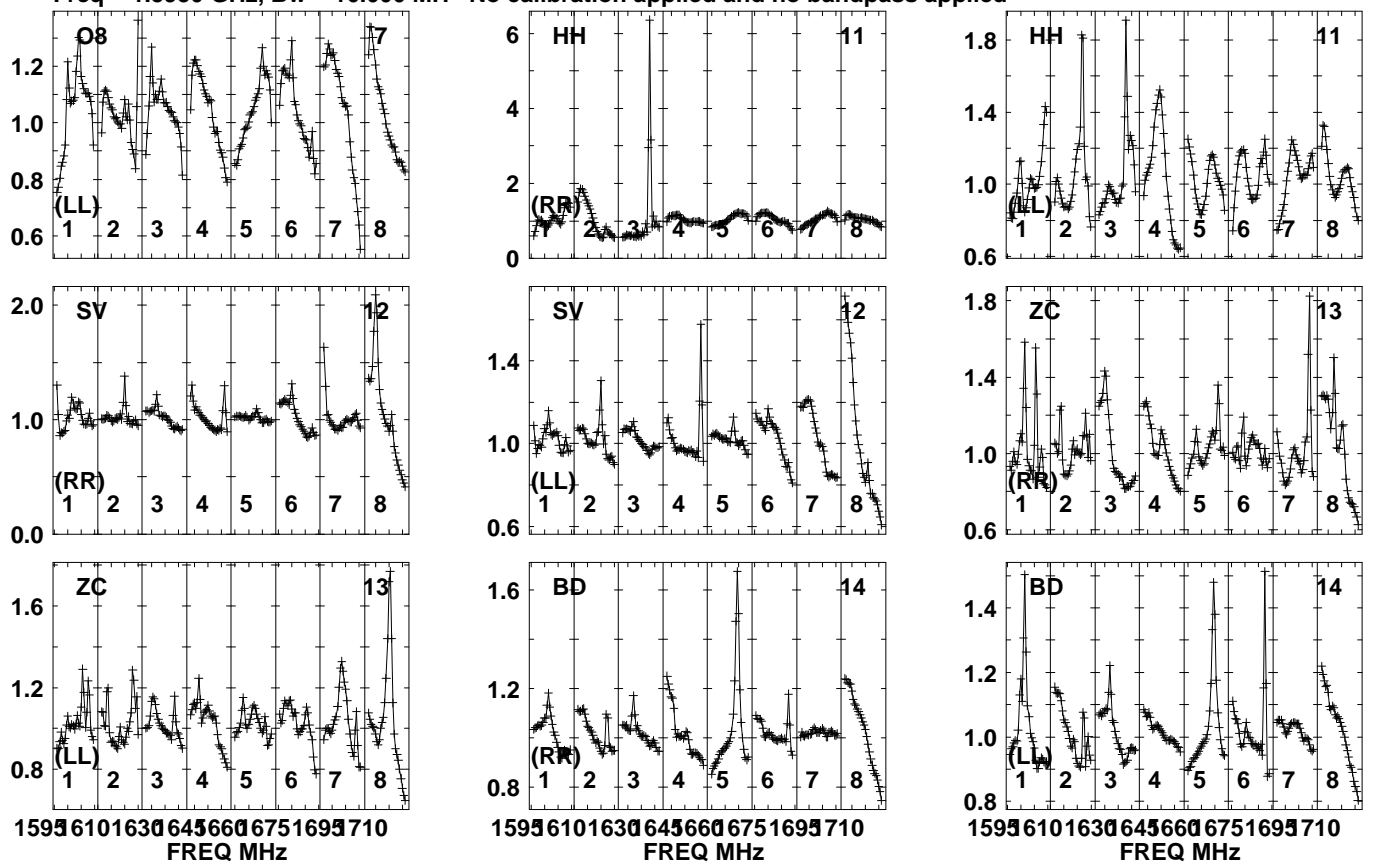
1595 610 1630 645 660 675 1695 710
FREQ MHz

Lower frame: Real Jy
Auto-corr total-power spectrum Antenna: *
Timerange: 00/09:05:41 to 00/09:07:20

Plot file version 35 created 15-NOV-2022 10:54:26

J1722+2815 EB081B 1.UVDATA.1

Freq = 1.5950 GHz, Bw = 16.000 MH No calibration applied and no bandpass applied

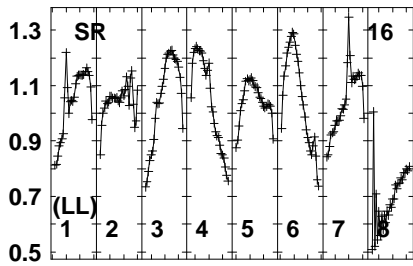
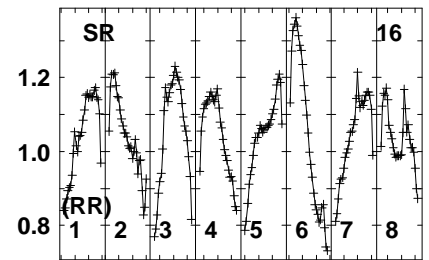
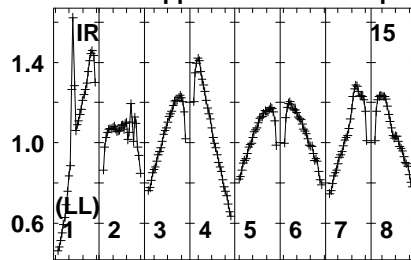
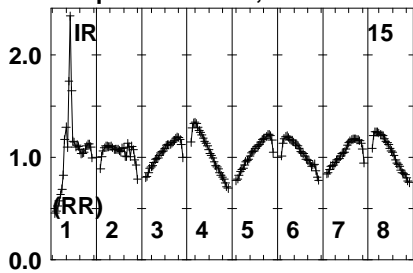


Lower frame: Real Jy
Auto-corr total-power spectrum Antenna: *
Timerange: 00/09:05:41 to 00/09:07:20

Plot file version 36 created 15-NOV-2022 10:54:26

J1722+2815 EB081B 1.UVDATA.1

Freq = 1.5950 GHz, Bw = 16.000 MH No calibration applied and no bandpass applied

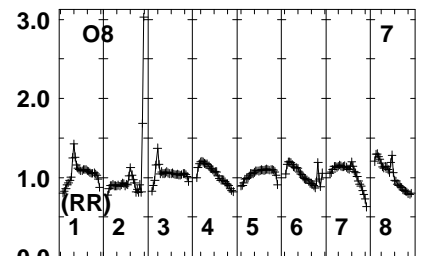
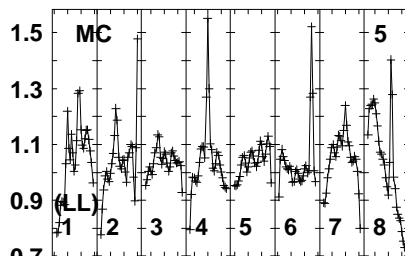
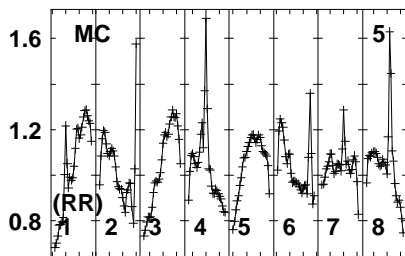
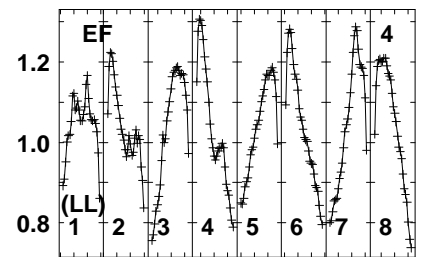
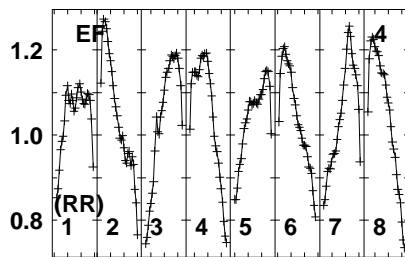
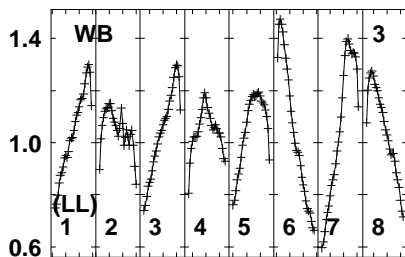
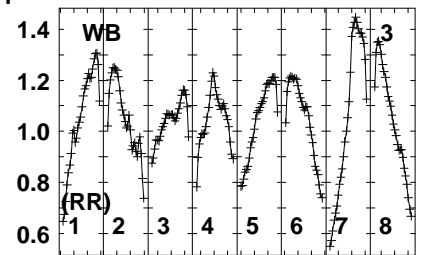
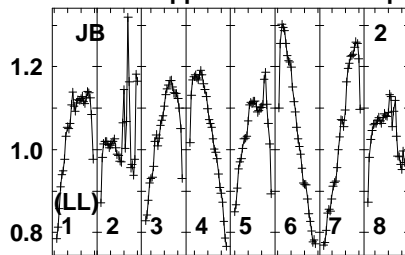
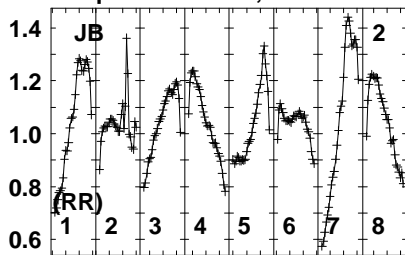


Lower frame: Real Jy
Auto-corr total-power spectrum Antenna: *
Timerange: 00/09:05:41 to 00/09:07:20

Plot file version 37 created 15-NOV-2022 10:54:26

J1716+2616 EB081B 1.UVDATA.1

Freq = 1.5950 GHz, Bw = 16.000 MH No calibration applied and no bandpass applied



1595 610 1630 645 660 675 1695 710
FREQ MHz

1595 610 1630 645 660 675 1695 710
FREQ MHz

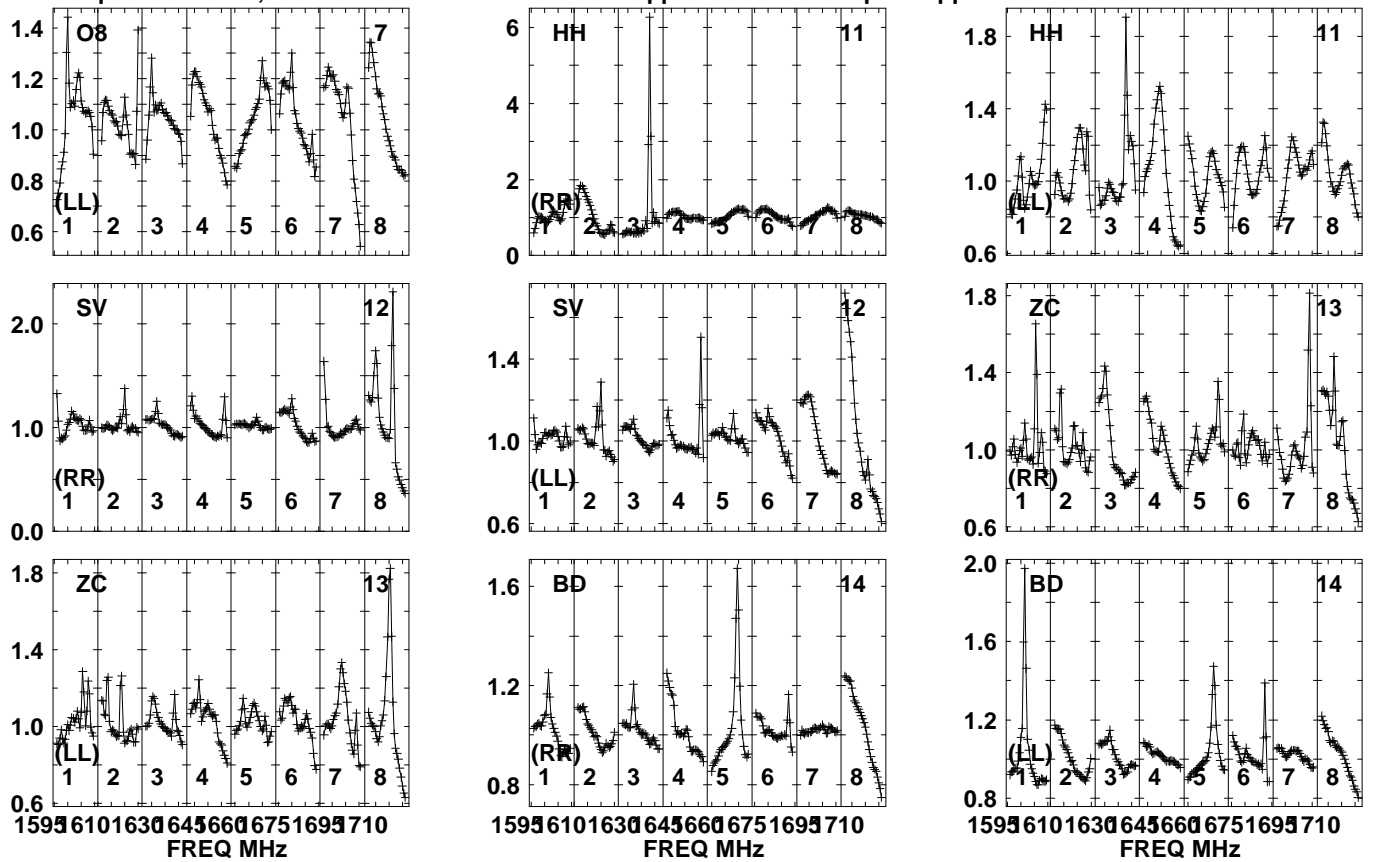
1595 610 1630 645 660 675 1695 710
FREQ MHz

Lower frame: Real Jy
Auto-corr total-power spectrum Antenna: *
Timerange: 00/09:07:21 to 00/09:09:00

Plot file version 38 created 15-NOV-2022 10:54:27

J1716+2616 EB081B 1.UVDATA.1

Freq = 1.5950 GHz, Bw = 16.000 MH No calibration applied and no bandpass applied

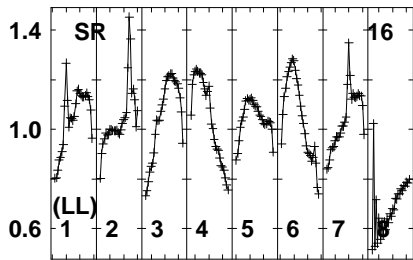
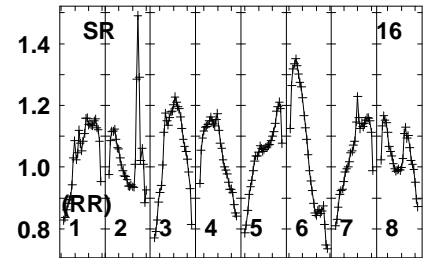
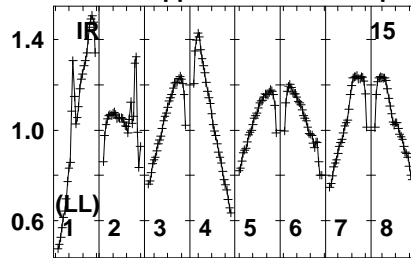
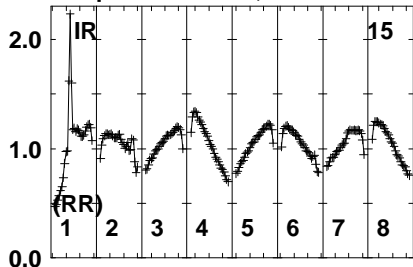


Lower frame: Real Jy
Auto-corr total-power spectrum Antenna: *
Timerange: 00/09:07:21 to 00/09:09:00

Plot file version 39 created 15-NOV-2022 10:54:27

J1716+2616 EB081B 1.UVDATA.1

Freq = 1.5950 GHz, Bw = 16.000 MH No calibration applied and no bandpass applied



Lower frame: Real Jy

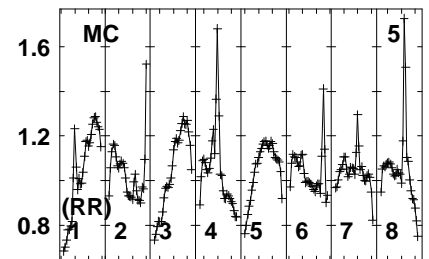
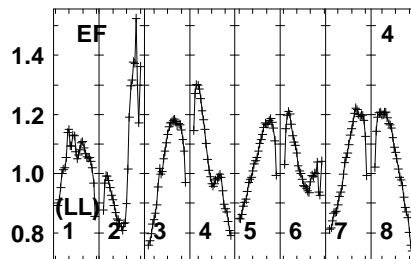
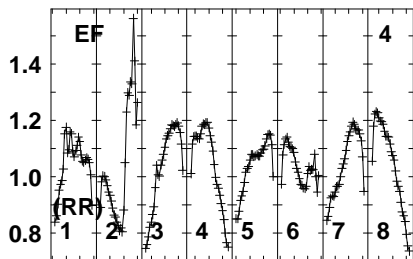
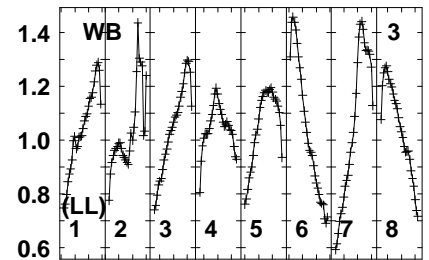
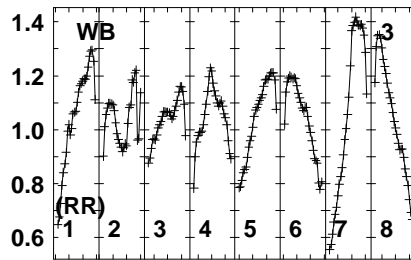
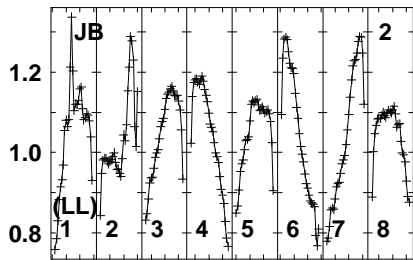
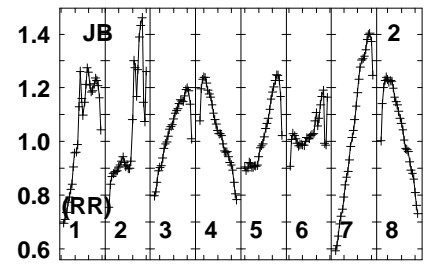
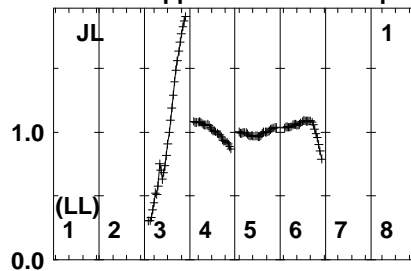
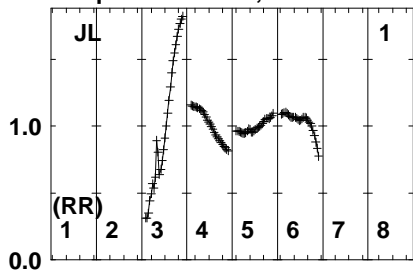
Auto-corr total-power spectrum Antenna: *

Timerange: 00/09:07:21 to 00/09:09:00

Plot file version 40 created 15-NOV-2022 10:54:27

ROSS867 EB081B 1.UVDATA.1

Freq = 1.5950 GHz, Bw = 16.000 MH No calibration applied and no bandpass applied



1595 610 1630 645 660 675 1695 710
FREQ MHz

1595 610 1630 645 660 675 1695 710
FREQ MHz

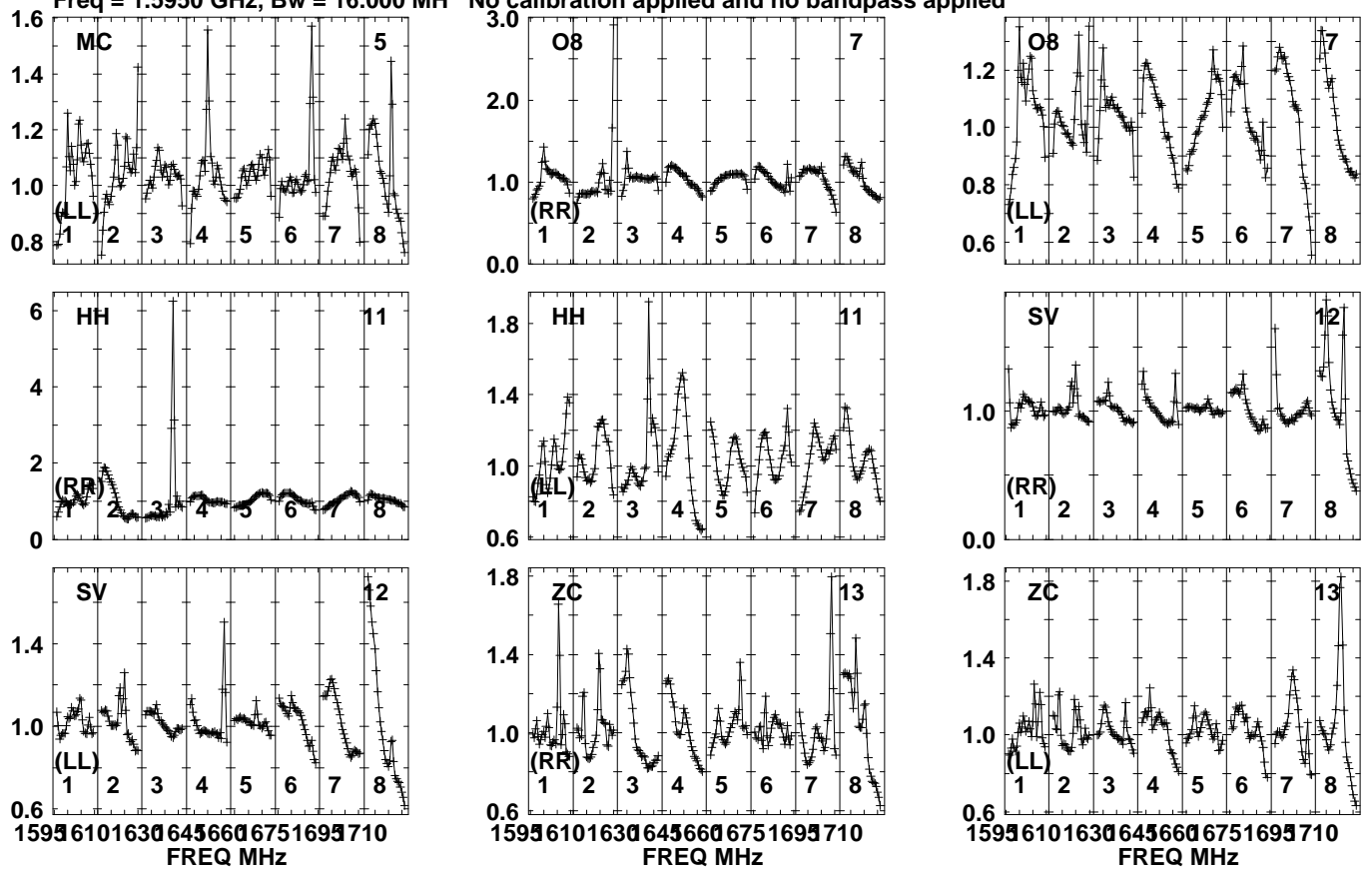
1595 610 1630 645 660 675 1695 710
FREQ MHz

Lower frame: Real Jy
Auto-corr total-power spectrum Antenna: *
Timerange: 00/09:09:00 to 00/09:13:59

Plot file version 41 created 15-NOV-2022 10:54:27

ROSS867 EB081B 1.UVDATA.1

Freq = 1.5950 GHz, Bw = 16.000 MH No calibration applied and no bandpass applied

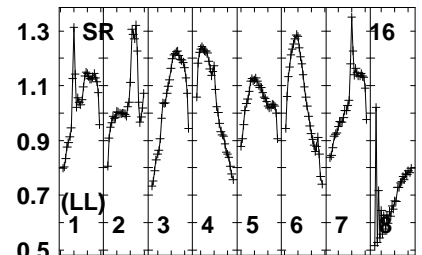
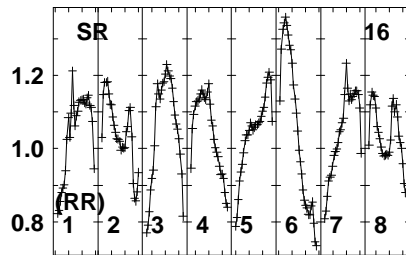
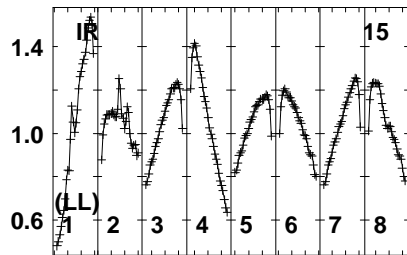
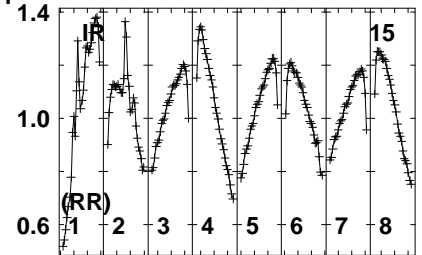
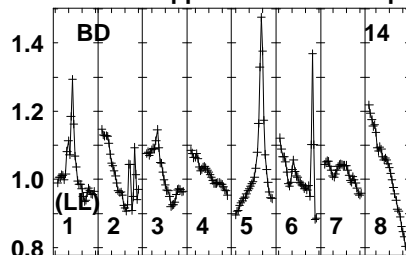
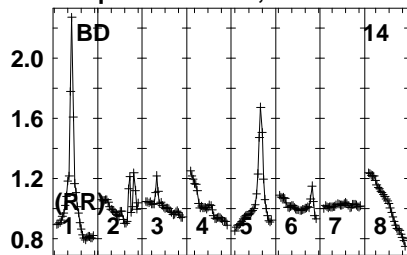


Lower frame: Real Jy
Auto-corr total-power spectrum Antenna: *
Timerange: 00/09:09:00 to 00/09:13:59

Plot file version 42 created 15-NOV-2022 10:54:28

ROSS867 EB081B 1.UVDATA.1

Freq = 1.5950 GHz, Bw = 16.000 MH No calibration applied and no bandpass applied

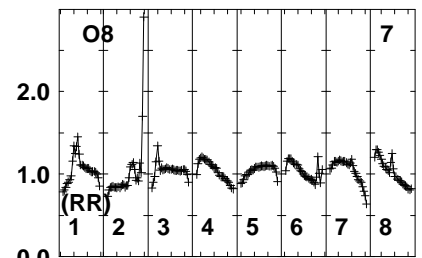
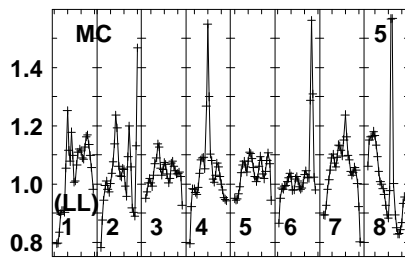
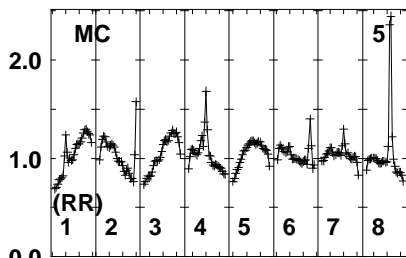
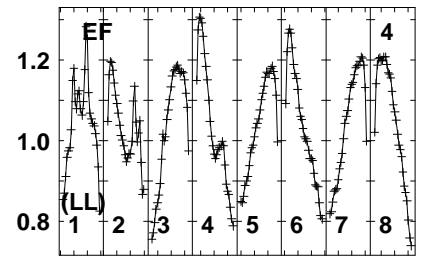
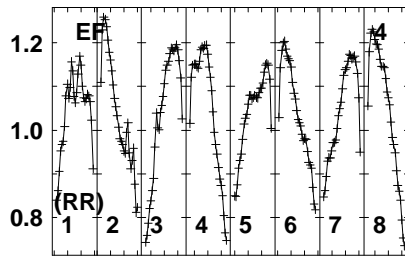
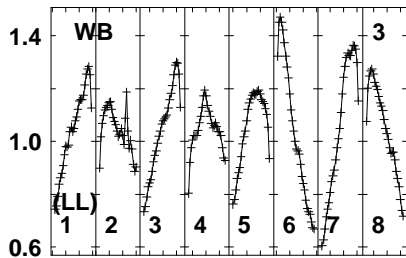
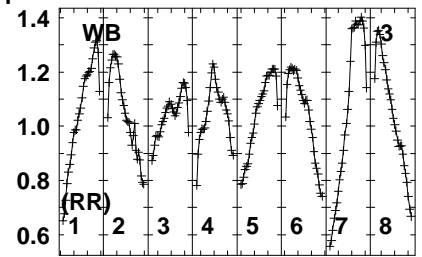
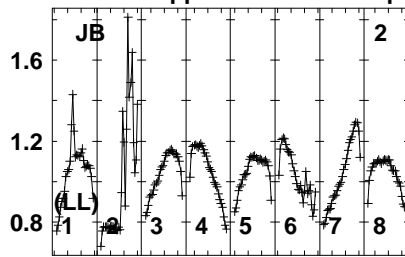
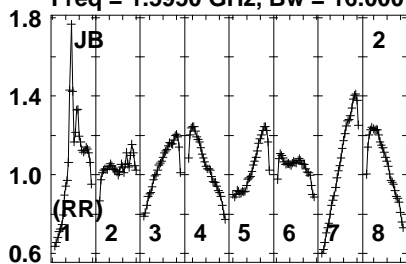


Lower frame: Real Jy
Auto-corr total-power spectrum Antenna: *
Timerange: 00/09:09:00 to 00/09:13:59

Plot file version 43 created 15-NOV-2022 10:54:28

J1722+2458 EB081B 1.UVDATA.1

Freq = 1.5950 GHz, Bw = 16.000 MH No calibration applied and no bandpass applied



1595 610 1630 645 660 675 1695 710
FREQ MHz

1595 610 1630 645 660 675 1695 710
FREQ MHz

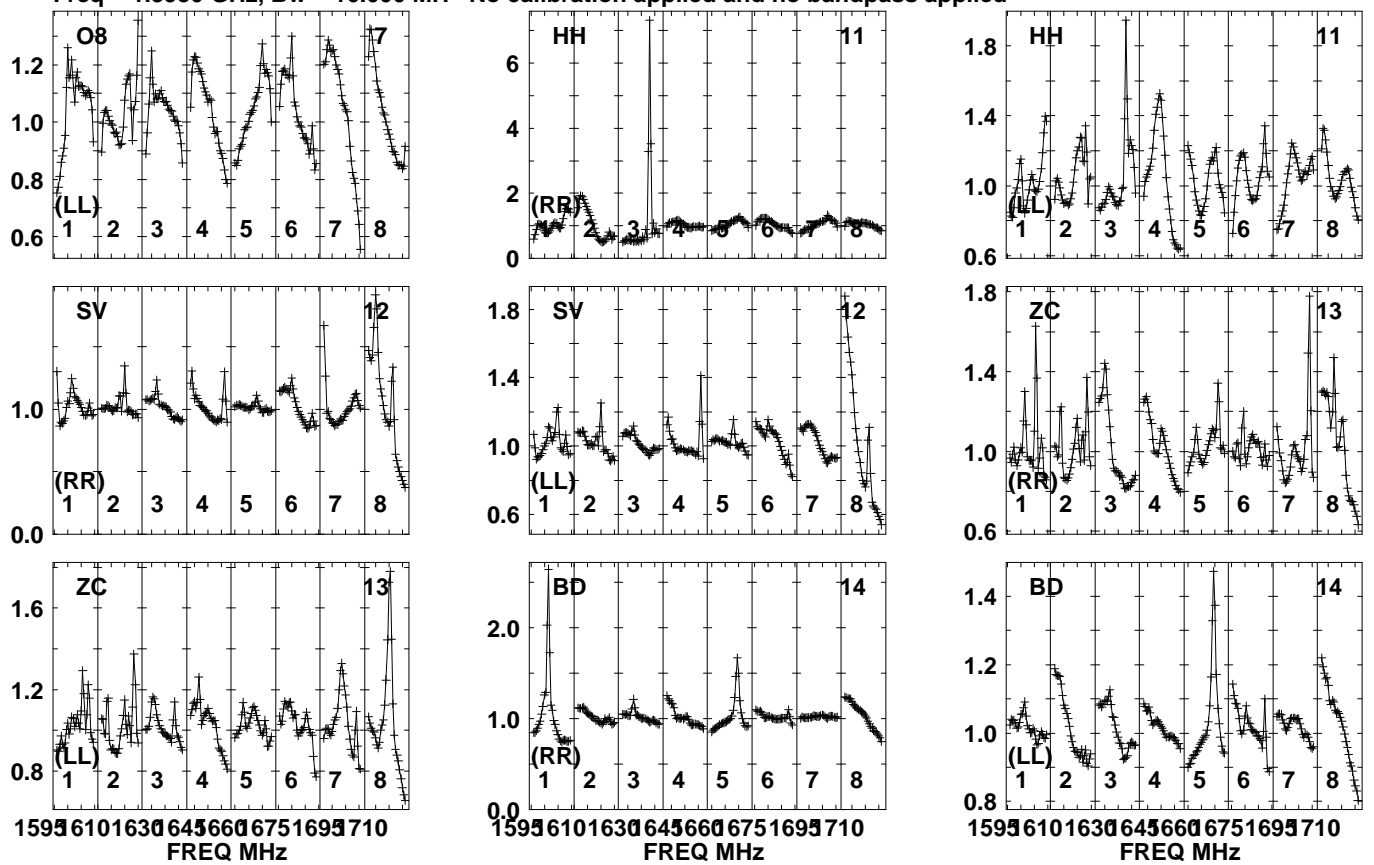
1595 610 1630 645 660 675 1695 710
FREQ MHz

Lower frame: Real Jy
Auto-corr total-power spectrum Antenna: *
Timerange: 00/09:14:31 to 00/09:15:40

Plot file version 44 created 15-NOV-2022 10:54:28

J1722+2458 EB081B 1.UVDATA.1

Freq = 1.5950 GHz, Bw = 16.000 MH No calibration applied and no bandpass applied

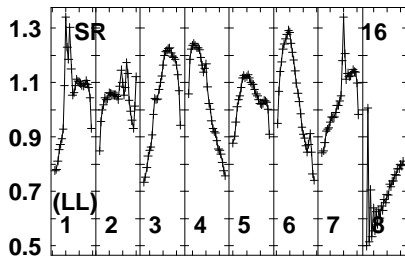
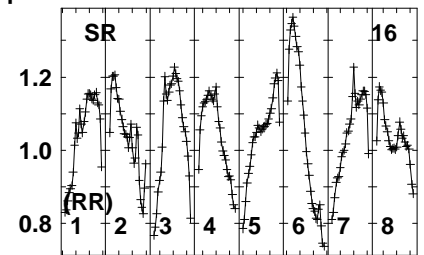
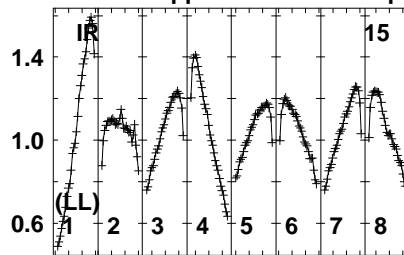
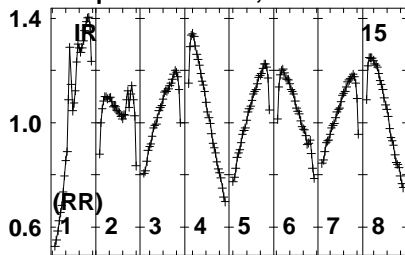


Lower frame: Real Jy
Auto-corr total-power spectrum Antenna: *
Timerange: 00/09:14:31 to 00/09:15:40

Plot file version 45 created 15-NOV-2022 10:54:28

J1722+2458 EB081B 1.UVDATA.1

Freq = 1.5950 GHz, Bw = 16.000 MH No calibration applied and no bandpass applied

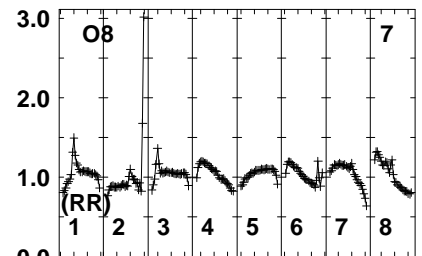
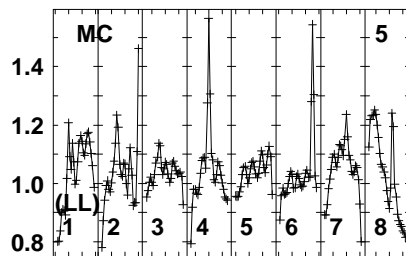
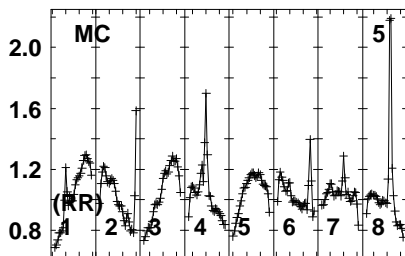
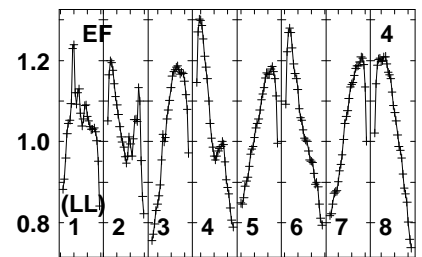
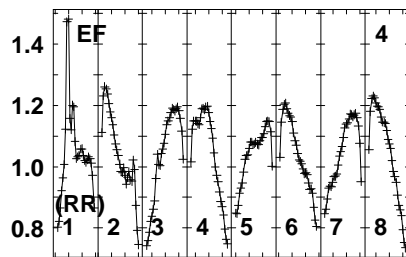
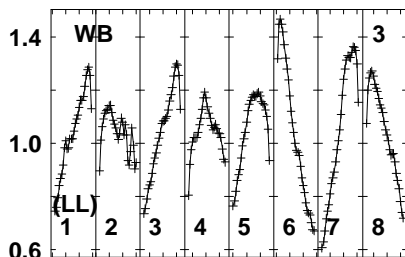
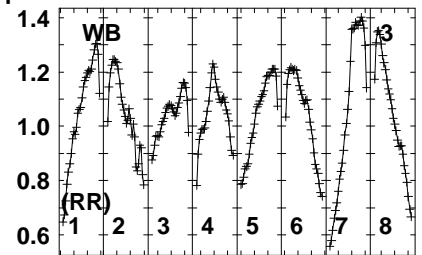
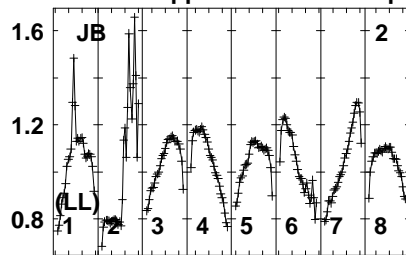
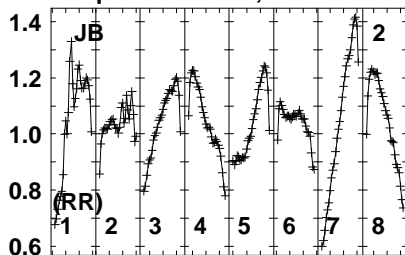


Lower frame: Real Jy
Auto-corr total-power spectrum Antenna: *
Timerange: 00/09:14:31 to 00/09:15:40

Plot file version 46 created 15-NOV-2022 10:54:28

J1722+2815 EB081B 1.UVDATA.1

Freq = 1.5950 GHz, Bw = 16.000 MH No calibration applied and no bandpass applied



1595 610 1630 645 660 675 1695 710
FREQ MHz

1595 610 1630 645 660 675 1695 710
FREQ MHz

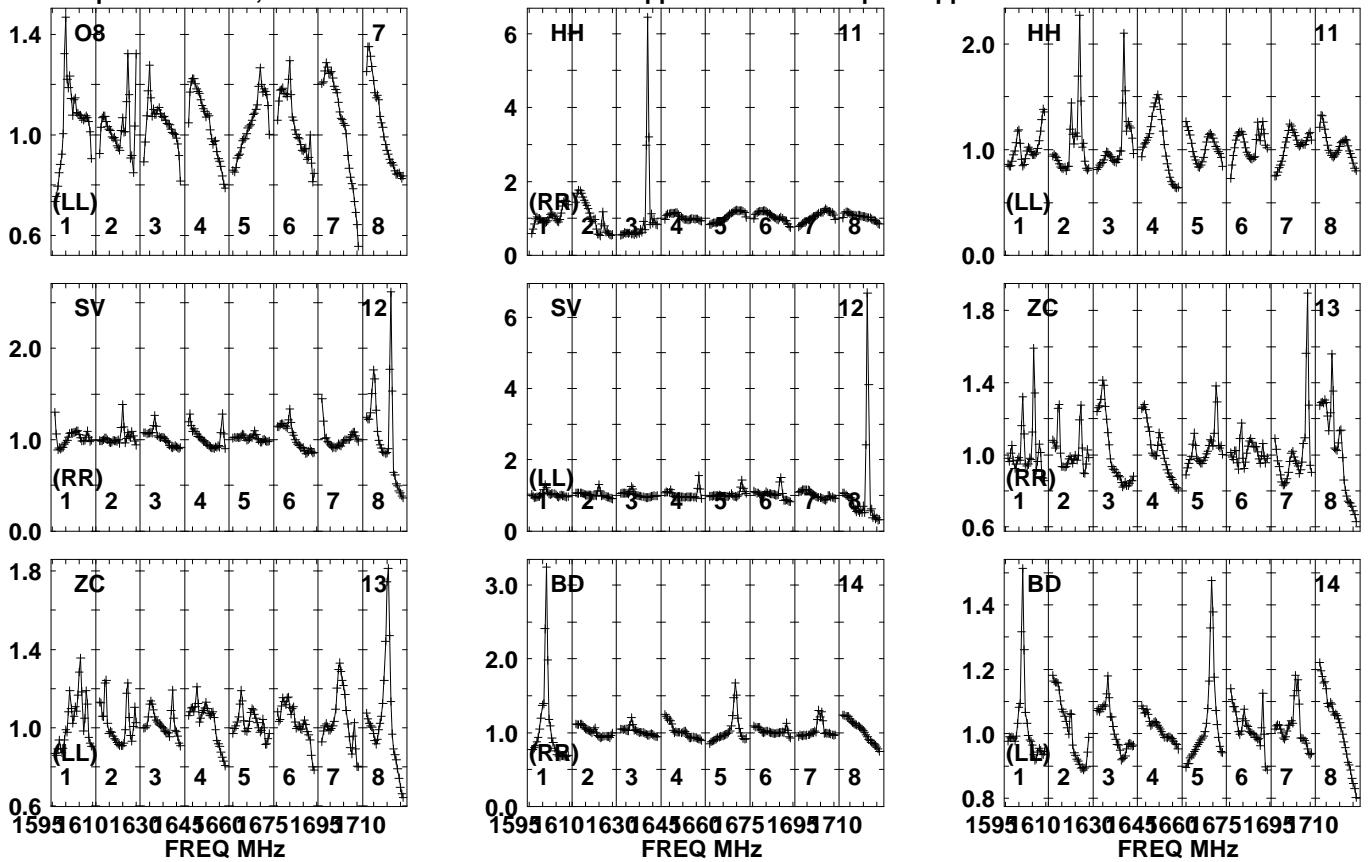
1595 610 1630 645 660 675 1695 710
FREQ MHz

Lower frame: Real Jy
Auto-corr total-power spectrum Antenna: *
Timerange: 00/09:15:40 to 00/09:17:19

Plot file version 47 created 15-NOV-2022 10:54:28

J1722+2815 EB081B 1.UVDATA.1

Freq = 1.5950 GHz, Bw = 16.000 MH No calibration applied and no bandpass applied

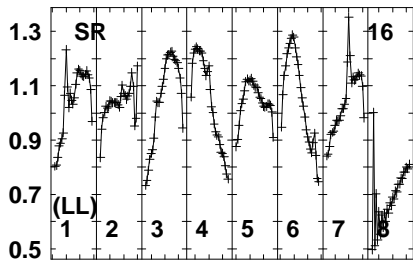
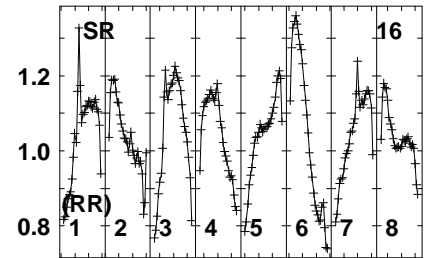
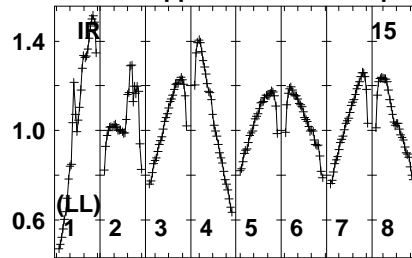
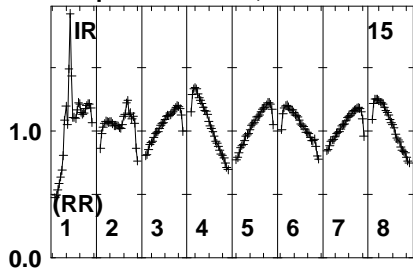


Lower frame: Real Jy
Auto-corr total-power spectrum Antenna: *
Timerange: 00/09:15:40 to 00/09:17:19

Plot file version 48 created 15-NOV-2022 10:54:28

J1722+2815 EB081B 1.UVDATA.1

Freq = 1.5950 GHz, Bw = 16.000 MH No calibration applied and no bandpass applied



Lower frame: Real Jy

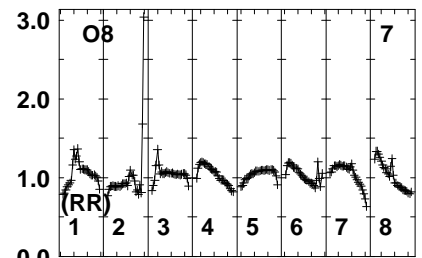
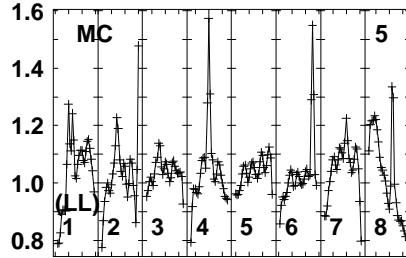
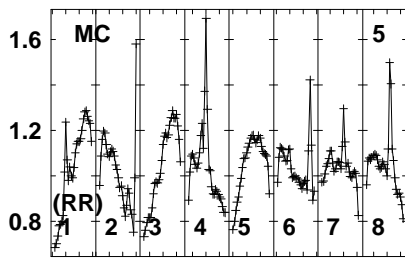
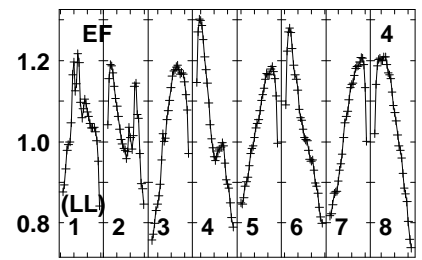
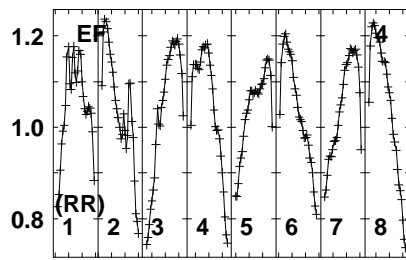
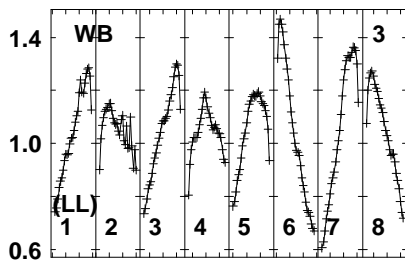
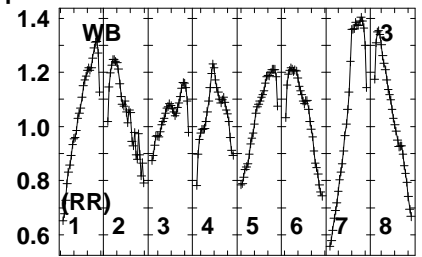
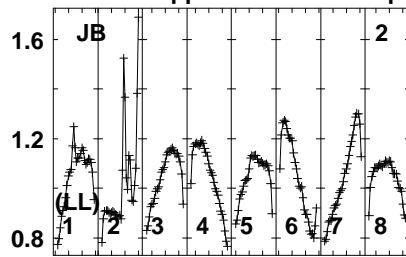
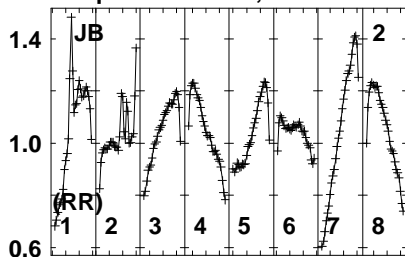
Auto-corr total-power spectrum Antenna: *

Timerange: 00/09:15:40 to 00/09:17:19

Plot file version 49 created 15-NOV-2022 10:54:28

J1716+2616 EB081B 1.UVDATA.1

Freq = 1.5950 GHz, Bw = 16.000 MH No calibration applied and no bandpass applied



1595 610 1630 645 660 675 1695 710
FREQ MHz

1595 610 1630 645 660 675 1695 710
FREQ MHz

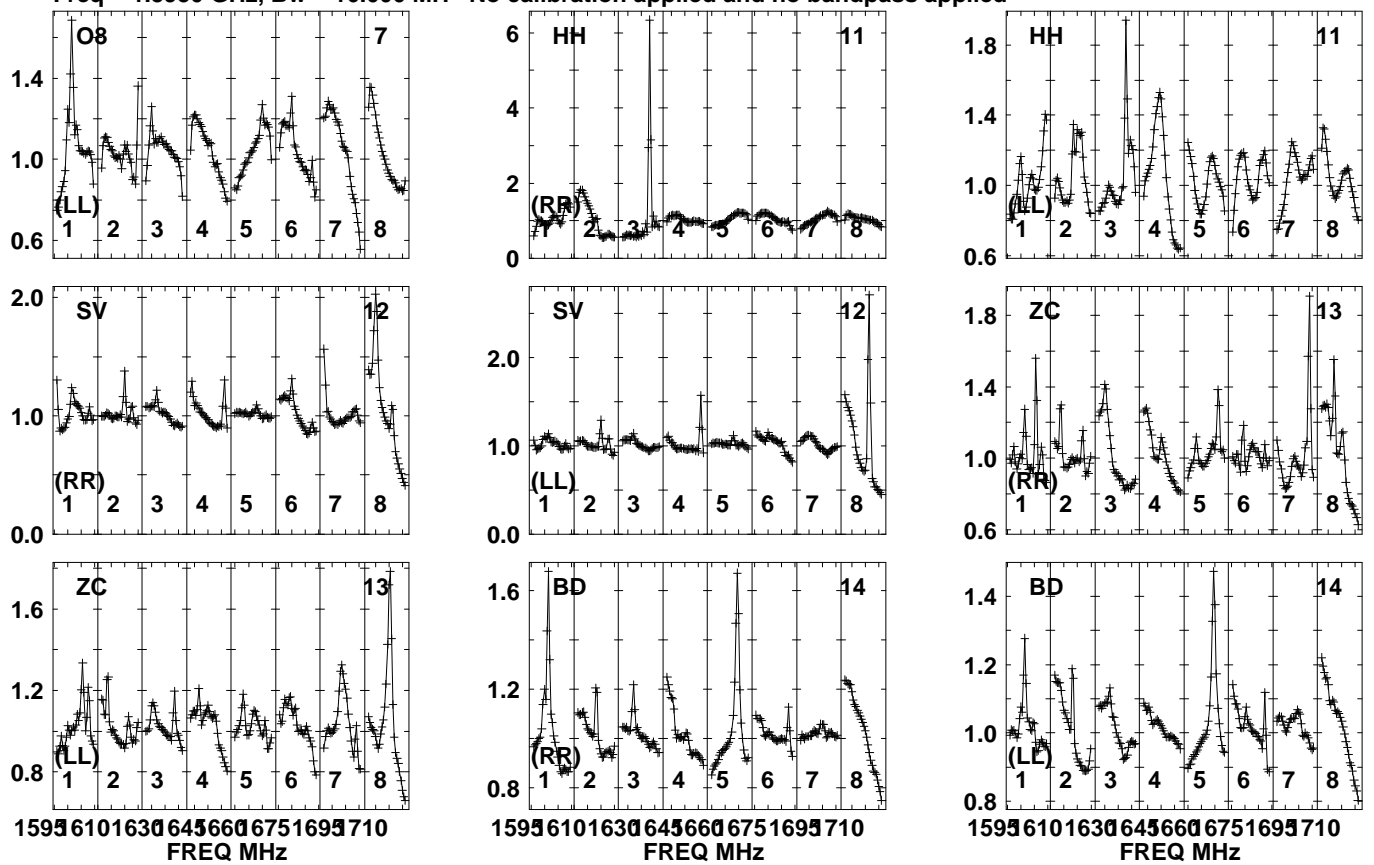
1595 610 1630 645 660 675 1695 710
FREQ MHz

Lower frame: Real Jy
Auto-corr total-power spectrum Antenna: *
Timerange: 00/09:17:21 to 00/09:19:00

Plot file version 50 created 15-NOV-2022 10:54:28

J1716+2616 EB081B 1.UVDATA.1

Freq = 1.5950 GHz, Bw = 16.000 MH No calibration applied and no bandpass applied

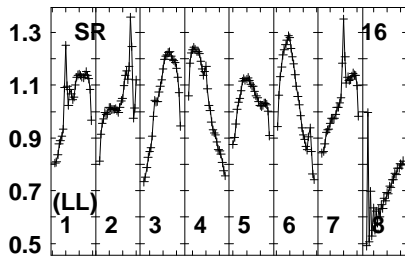
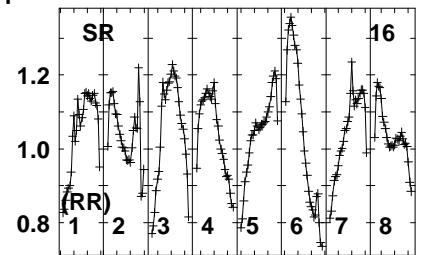
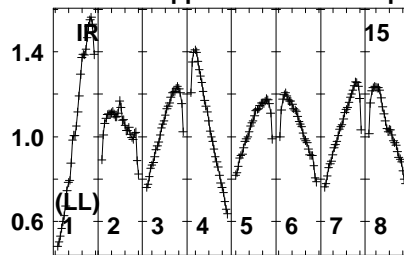
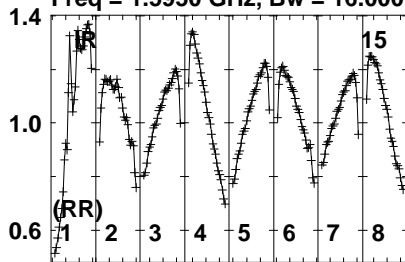


Lower frame: Real Jy
Auto-corr total-power spectrum Antenna: *
Timerange: 00/09:17:21 to 00/09:19:00

Plot file version 51 created 15-NOV-2022 10:54:29

J1716+2616 EB081B 1.UVDATA.1

Freq = 1.5950 GHz, Bw = 16.000 MH No calibration applied and no bandpass applied

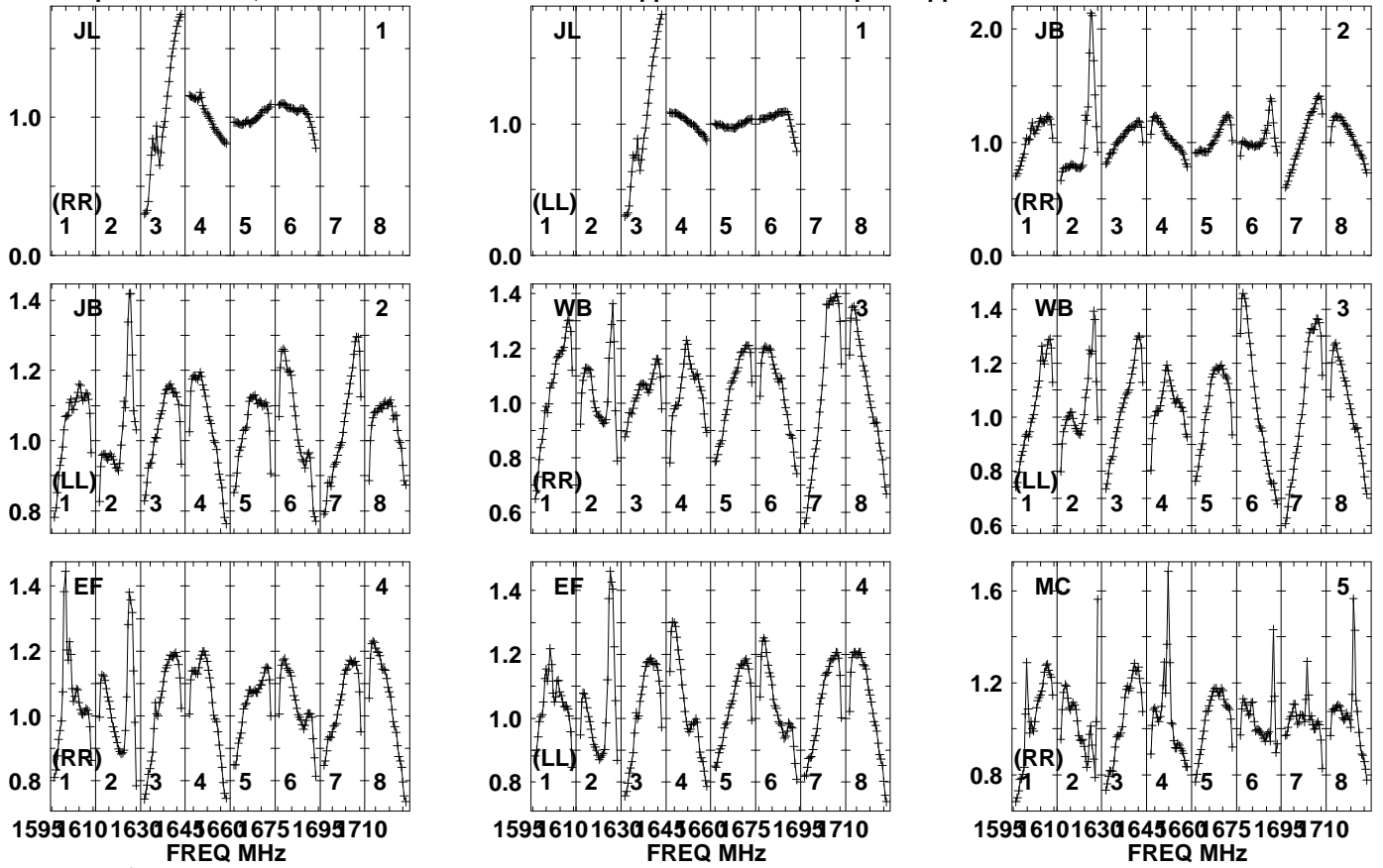


Lower frame: Real Jy
Auto-corr total-power spectrum Antenna: *
Timerange: 00/09:17:21 to 00/09:19:00

Plot file version 52 created 15-NOV-2022 10:54:29

ROSS867 EB081B 1.UVDATA.1

Freq = 1.5950 GHz, Bw = 16.000 MH No calibration applied and no bandpass applied

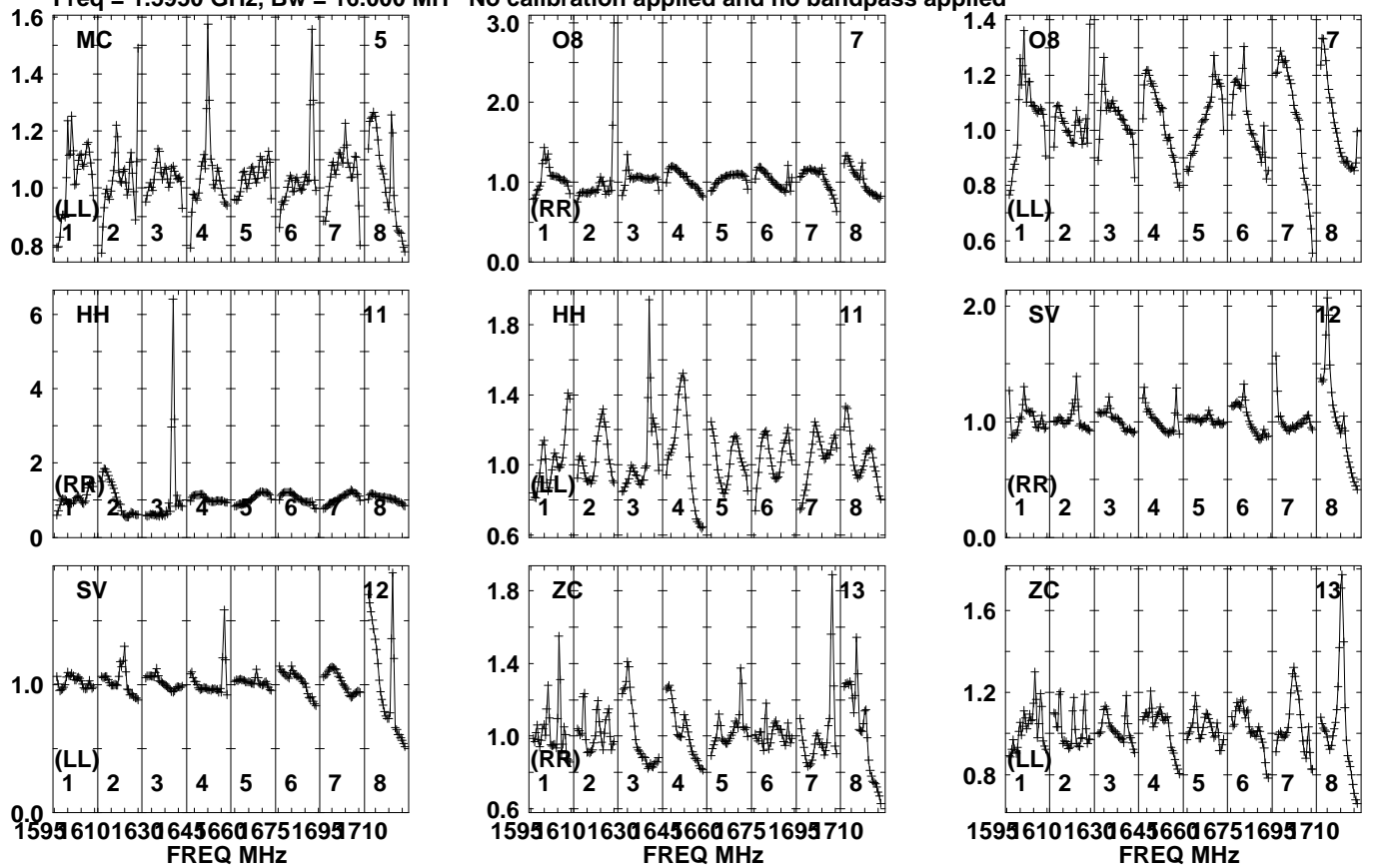


Lower frame: Real Jy
Auto-corr total-power spectrum Antenna: *
Timerange: 00/09:19:00 to 00/09:23:59

Plot file version 53 created 15-NOV-2022 10:54:29

ROSS867 EB081B 1.UVDATA.1

Freq = 1.5950 GHz, Bw = 16.000 MH No calibration applied and no bandpass applied

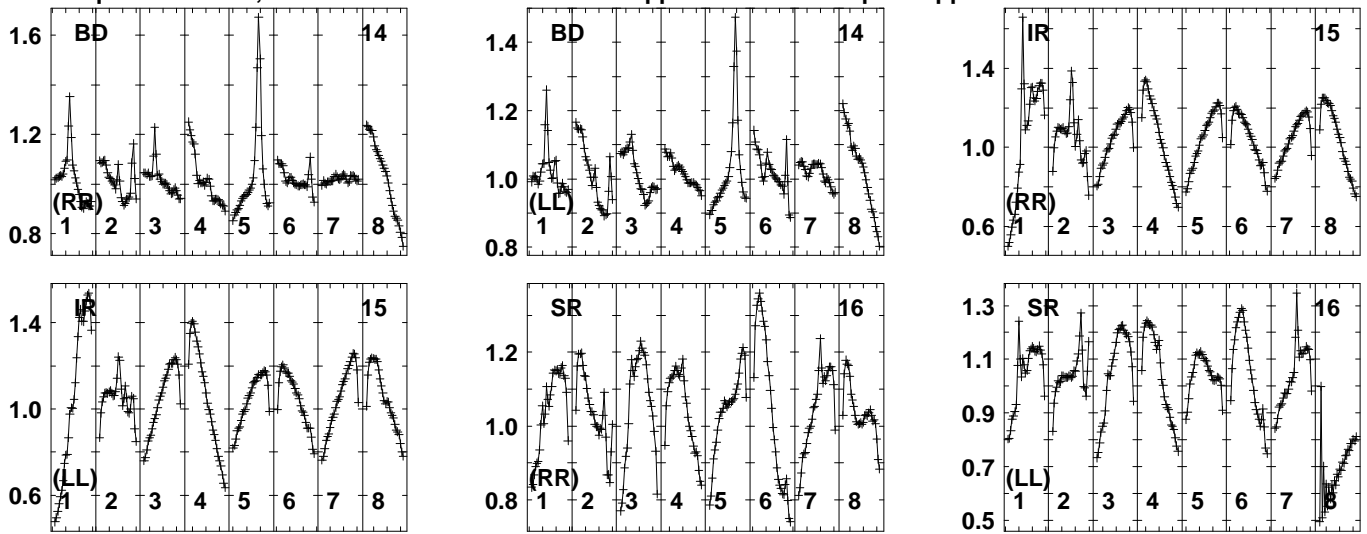


Lower frame: Real Jy
Auto-corr total-power spectrum Antenna: *
Timerange: 00/09:19:00 to 00/09:23:59

Plot file version 54 created 15-NOV-2022 10:54:29

ROSS867 EB081B 1.UVDATA.1

Freq = 1.5950 GHz, Bw = 16.000 MH No calibration applied and no bandpass applied

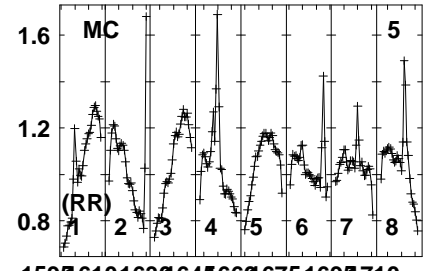
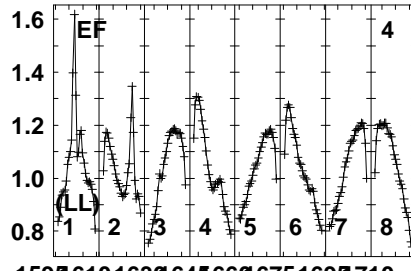
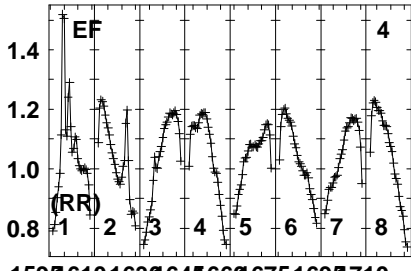
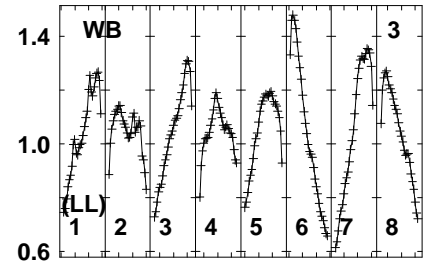
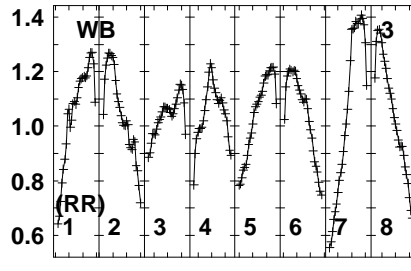
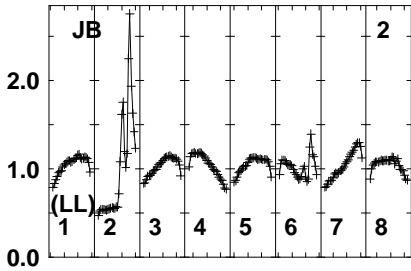
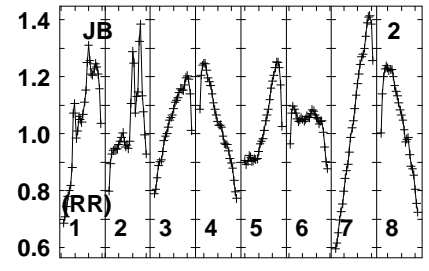
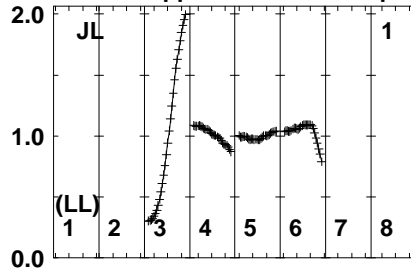
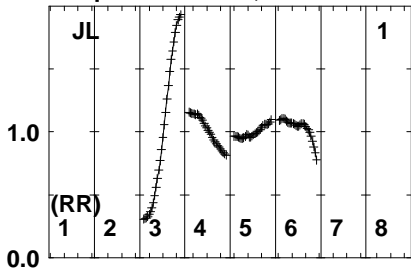


Lower frame: Real Jy
Auto-corr total-power spectrum Antenna: *
Timerange: 00/09:19:00 to 00/09:23:59

Plot file version 55 created 15-NOV-2022 10:54:29

J1722+2458 EB081B 1.UVDATA.1

Freq = 1.5950 GHz, Bw = 16.000 MH No calibration applied and no bandpass applied



1595 610 1630 645 660 675 1695 710
FREQ MHz

1595 610 1630 645 660 675 1695 710
FREQ MHz

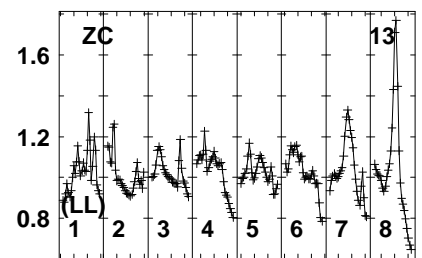
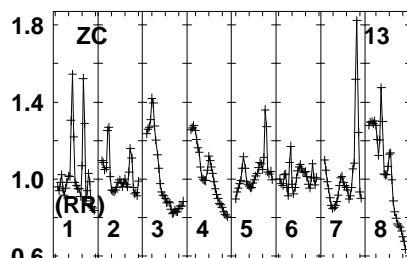
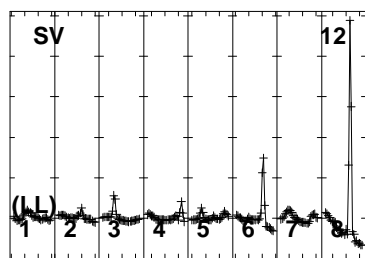
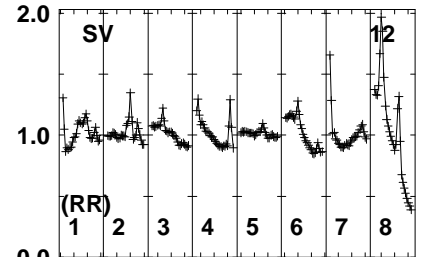
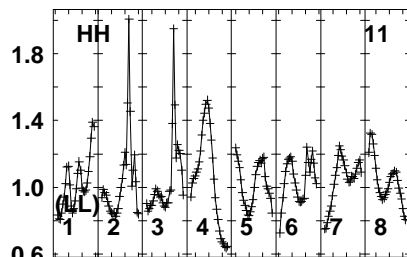
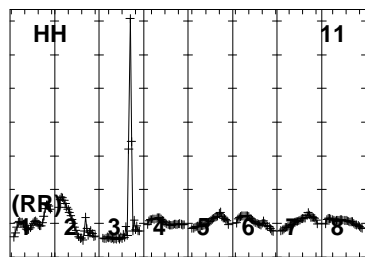
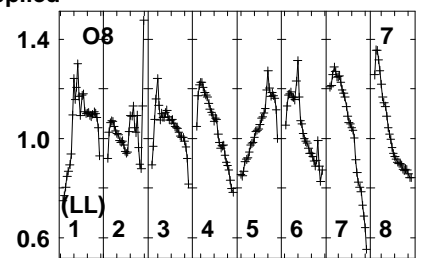
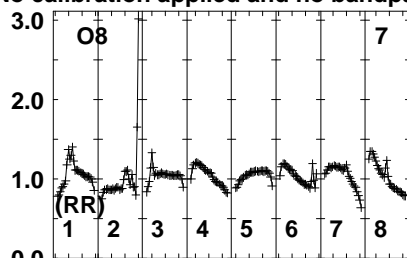
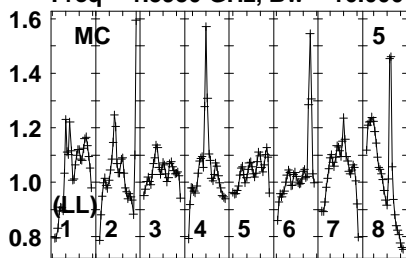
1595 610 1630 645 660 675 1695 710
FREQ MHz

Lower frame: Real Jy
Auto-corr total-power spectrum Antenna: *
Timerange: 00/09:24:30 to 00/09:25:40

Plot file version 56 created 15-NOV-2022 10:54:30

J1722+2458 EB081B 1.UVDATA.1

Freq = 1.5950 GHz, Bw = 16.000 MH No calibration applied and no bandpass applied



1595 610 1630 645 660 675 1695 710
FREQ MHz

1595 610 1630 645 660 675 1695 710
FREQ MHz

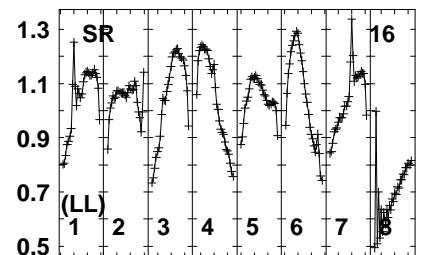
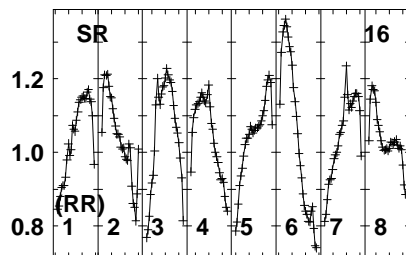
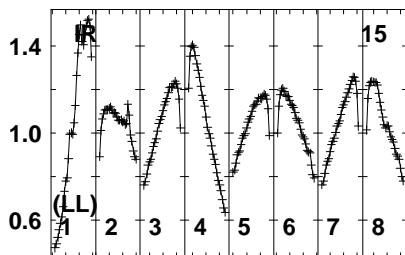
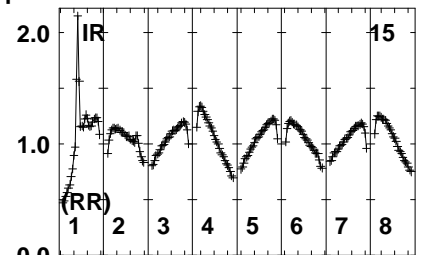
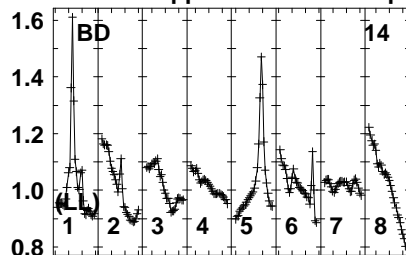
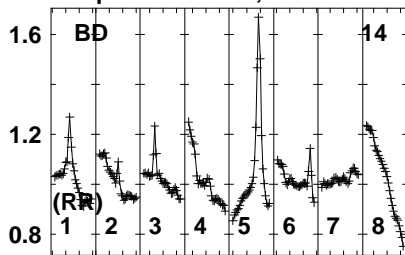
1595 610 1630 645 660 675 1695 710
FREQ MHz

Lower frame: Real Jy
Auto-corr total-power spectrum Antenna: *
Timerange: 00/09:24:30 to 00/09:25:40

Plot file version 57 created 15-NOV-2022 10:54:30

J1722+2458 EB081B 1.UVDATA.1

Freq = 1.5950 GHz, Bw = 16.000 MH No calibration applied and no bandpass applied

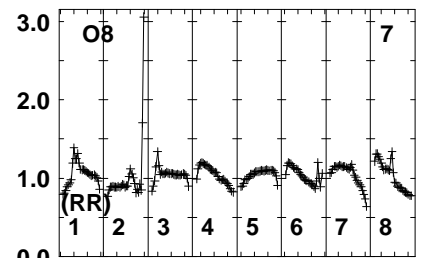
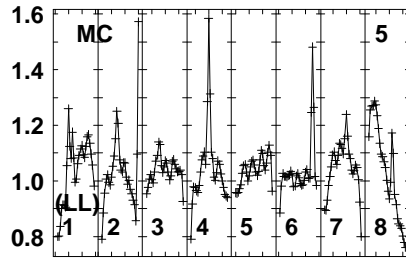
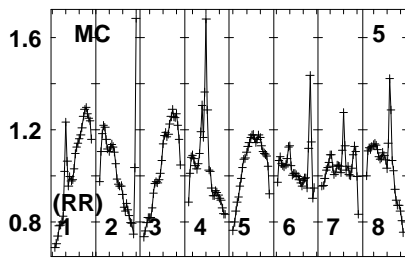
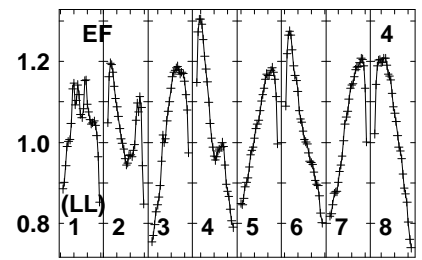
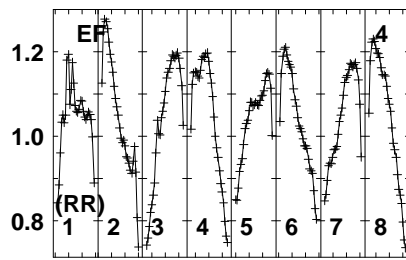
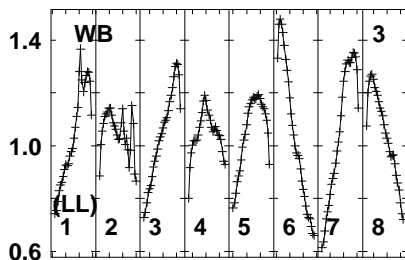
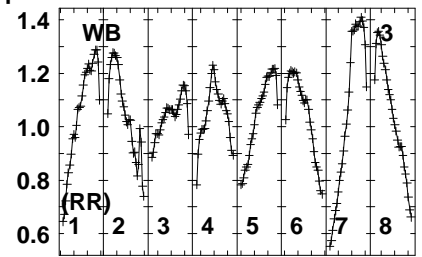
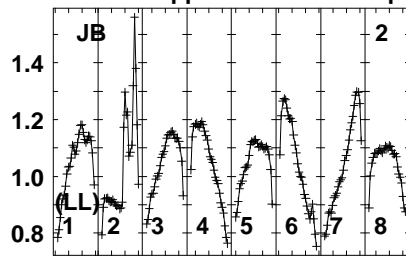
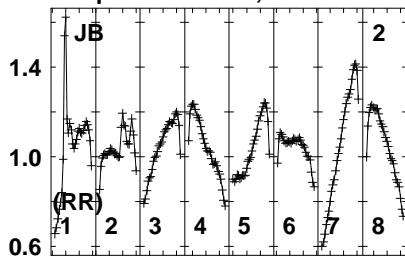


Lower frame: Real Jy
Auto-corr total-power spectrum Antenna: *
Timerange: 00/09:24:30 to 00/09:25:40

Plot file version 58 created 15-NOV-2022 10:54:30

J1722+2815 EB081B 1.UVDATA.1

Freq = 1.5950 GHz, Bw = 16.000 MH No calibration applied and no bandpass applied



1595 610 1630 645 660 675 1695 710
FREQ MHz

1595 610 1630 645 660 675 1695 710
FREQ MHz

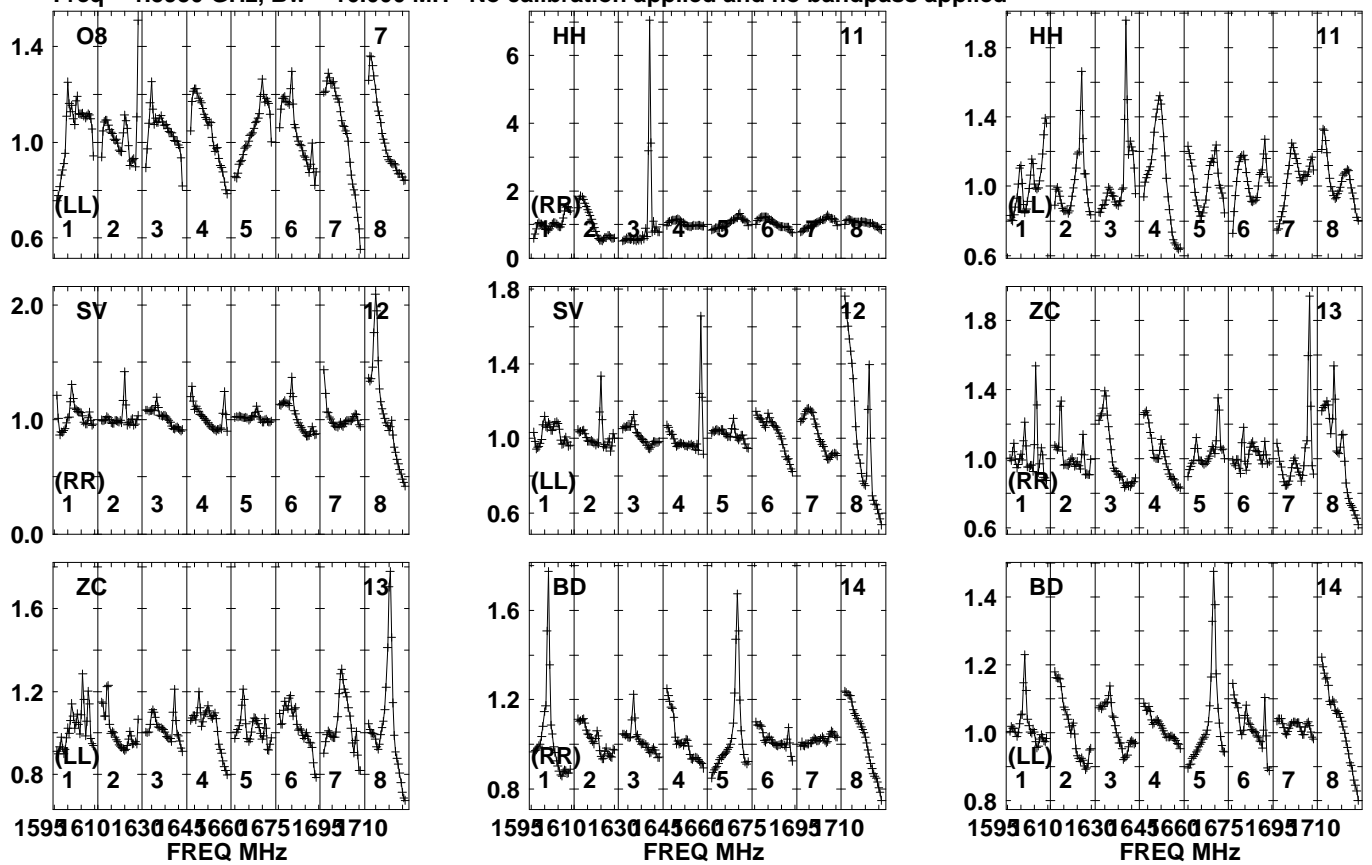
1595 610 1630 645 660 675 1695 710
FREQ MHz

Lower frame: Real Jy
Auto-corr total-power spectrum Antenna: *
Timerange: 00/09:25:40 to 00/09:27:20

Plot file version 59 created 15-NOV-2022 10:54:30

J1722+2815 EB081B 1.UVDATA.1

Freq = 1.5950 GHz, Bw = 16.000 MH No calibration applied and no bandpass applied

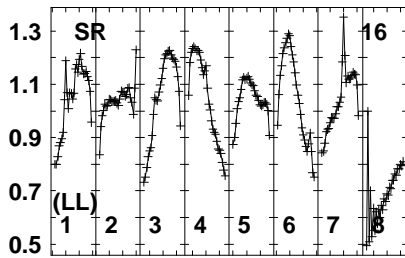
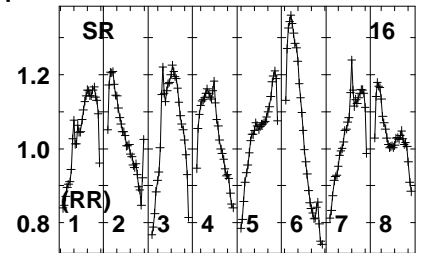
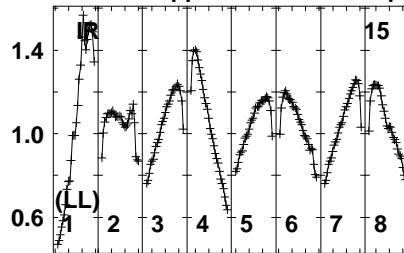
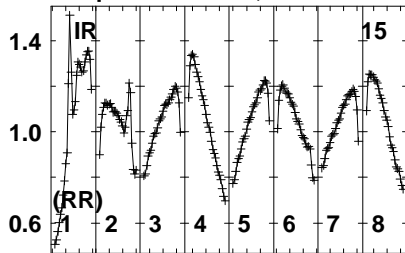


Lower frame: Real Jy
Auto-corr total-power spectrum Antenna: *
Timerange: 00/09:25:40 to 00/09:27:20

Plot file version 60 created 15-NOV-2022 10:54:30

J1722+2815 EB081B 1.UVDATA.1

Freq = 1.5950 GHz, Bw = 16.000 MH No calibration applied and no bandpass applied

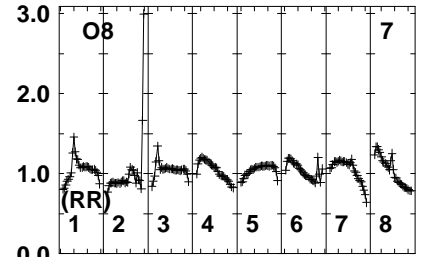
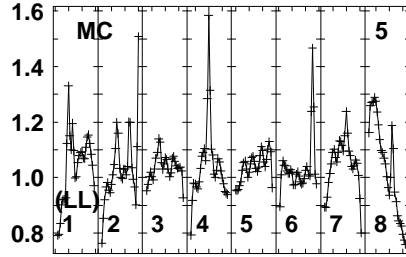
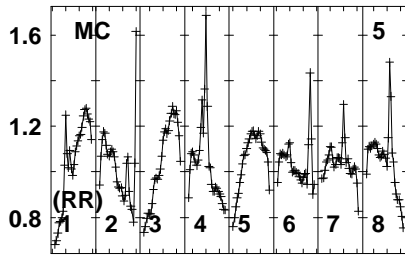
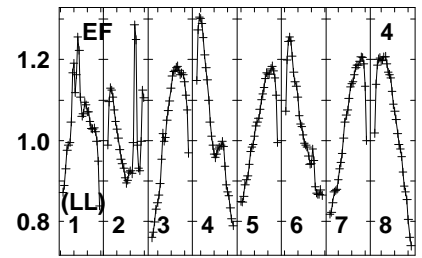
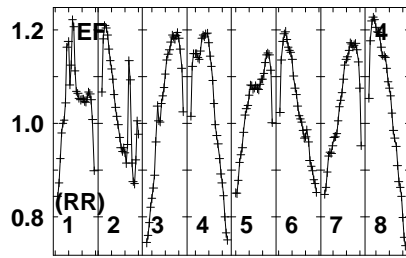
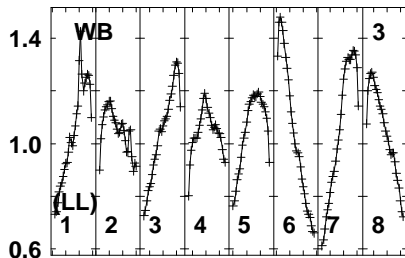
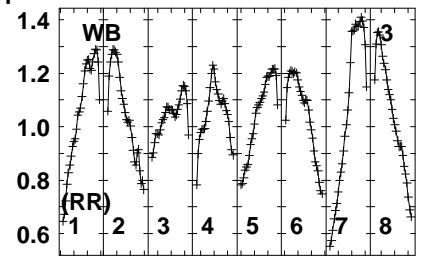
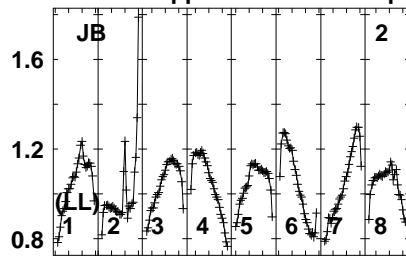
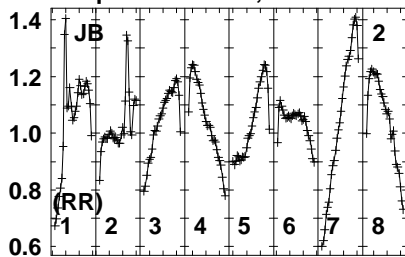


Lower frame: Real Jy
Auto-corr total-power spectrum Antenna: *
Timerange: 00/09:25:40 to 00/09:27:20

Plot file version 61 created 15-NOV-2022 10:54:30

J1716+2616 EB081B 1.UVDATA.1

Freq = 1.5950 GHz, Bw = 16.000 MH No calibration applied and no bandpass applied



1595 610 1630 645 660 675 1695 710
FREQ MHz

1595 610 1630 645 660 675 1695 710
FREQ MHz

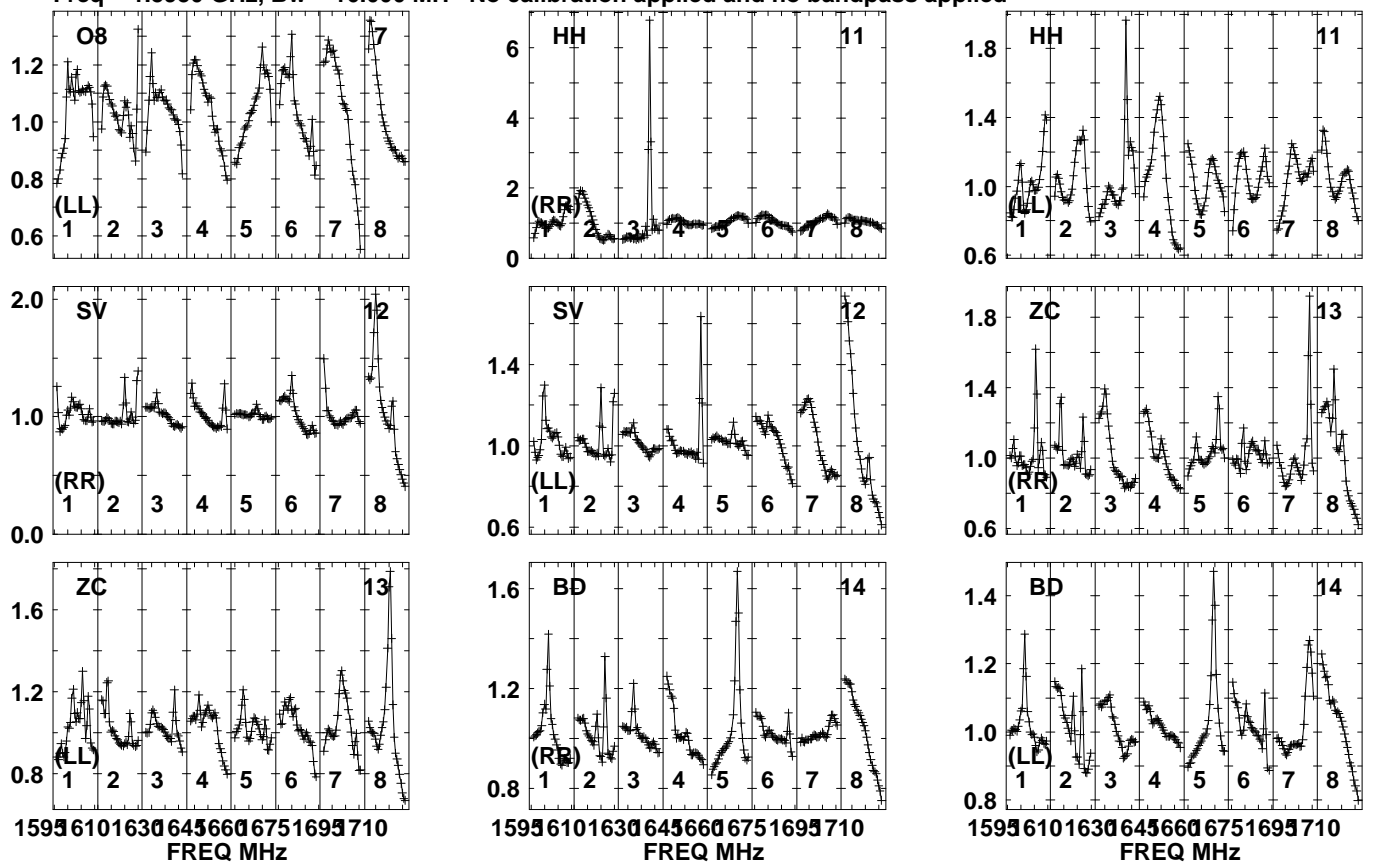
1595 610 1630 645 660 675 1695 710
FREQ MHz

Lower frame: Real Jy
Auto-corr total-power spectrum Antenna: *
Timerange: 00/09:27:20 to 00/09:28:59

Plot file version 62 created 15-NOV-2022 10:54:30

J1716+2616 EB081B 1.UVDATA.1

Freq = 1.5950 GHz, Bw = 16.000 MH No calibration applied and no bandpass applied

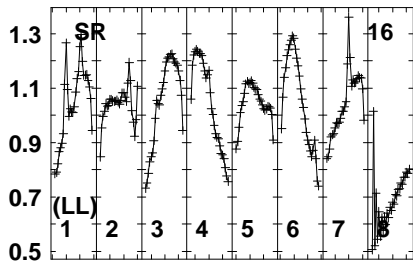
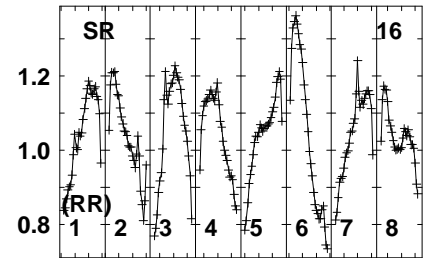
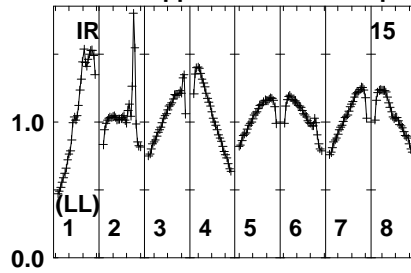
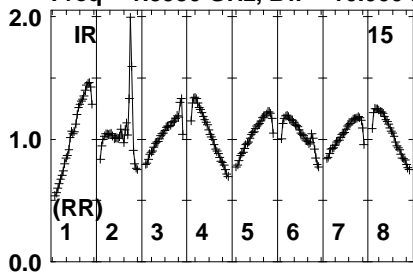


Lower frame: Real Jy
Auto-corr total-power spectrum Antenna: *
Timerange: 00/09:27:20 to 00/09:28:59

Plot file version 63 created 15-NOV-2022 10:54:31

J1716+2616 EB081B 1.UVDATA.1

Freq = 1.5950 GHz, Bw = 16.000 MH No calibration applied and no bandpass applied

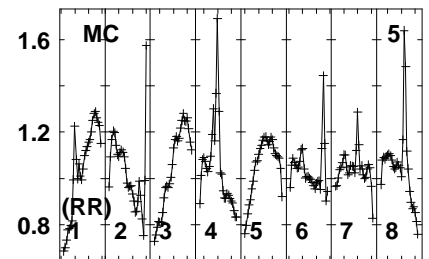
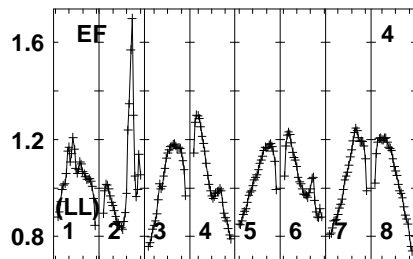
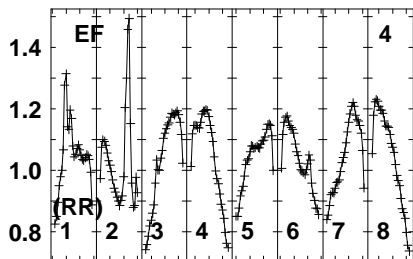
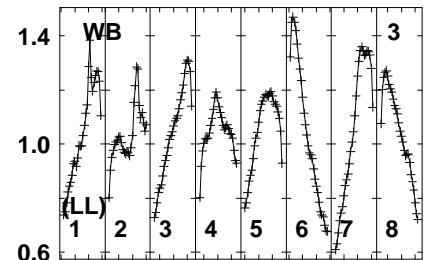
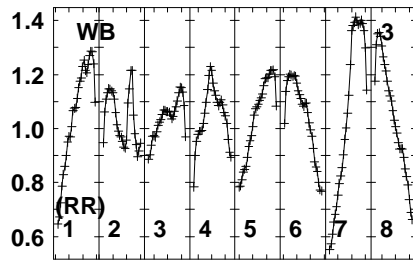
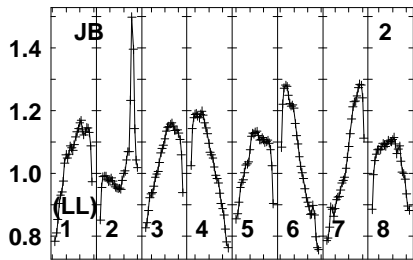
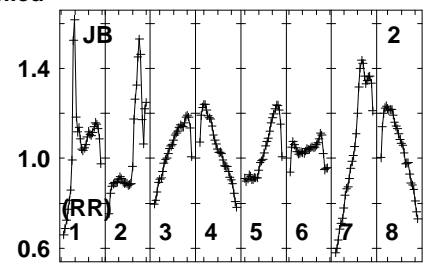
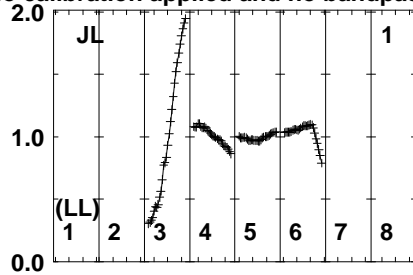
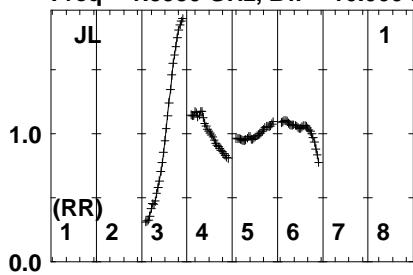


Lower frame: Real Jy
Auto-corr total-power spectrum Antenna: *
Timerange: 00/09:27:20 to 00/09:28:59

Plot file version 64 created 15-NOV-2022 10:54:31

ROSS867 EB081B 1.UVDATA.1

Freq = 1.5950 GHz, Bw = 16.000 MH No calibration applied and no bandpass applied



1595 610 1630 645 660 675 1695 710
FREQ MHz

1595 610 1630 645 660 675 1695 710
FREQ MHz

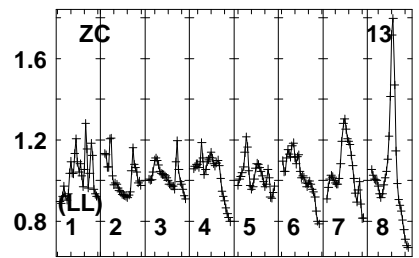
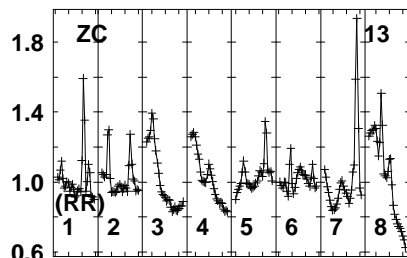
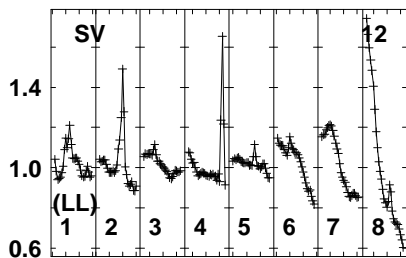
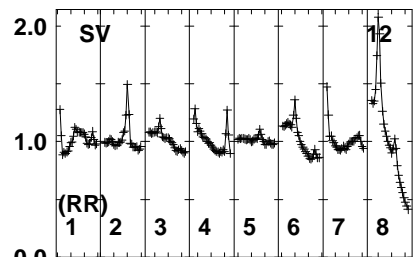
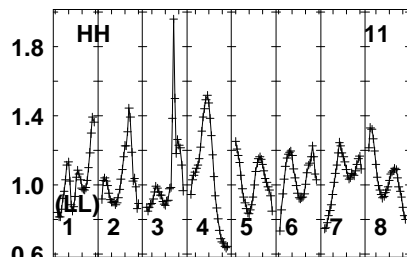
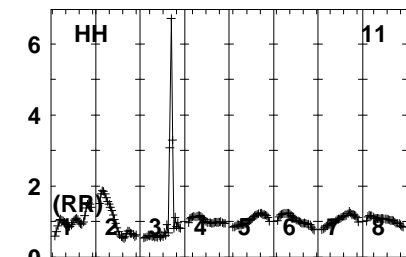
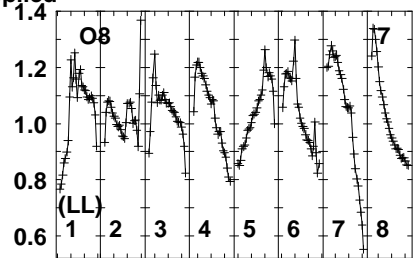
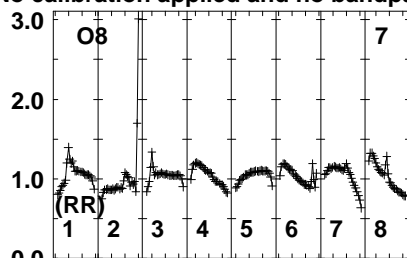
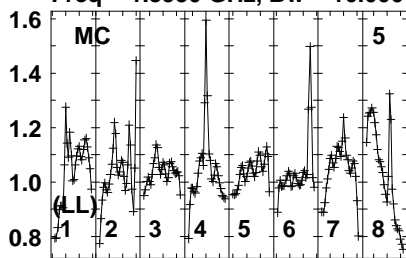
1595 610 1630 645 660 675 1695 710
FREQ MHz

Lower frame: Real Jy
Auto-corr total-power spectrum Antenna: *
Timerange: 00/09:29:00 to 00/09:33:59

Plot file version 65 created 15-NOV-2022 10:54:31

ROSS867 EB081B 1.UVDATA.1

Freq = 1.5950 GHz, Bw = 16.000 MH No calibration applied and no bandpass applied



1595 610 1630 645 660 675 1695 710
FREQ MHz

1595 610 1630 645 660 675 1695 710
FREQ MHz

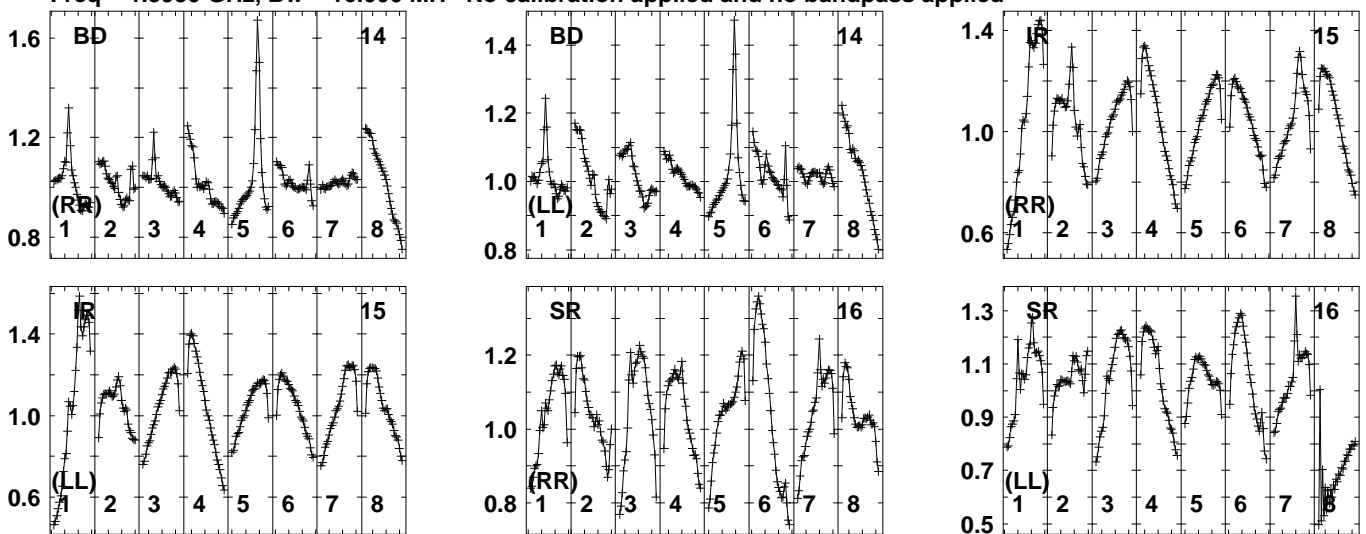
1595 610 1630 645 660 675 1695 710
FREQ MHz

Lower frame: Real Jy
Auto-corr total-power spectrum Antenna: *
Timerange: 00/09:29:00 to 00/09:33:59

Plot file version 66 created 15-NOV-2022 10:54:31

ROSS867 EB081B 1.UVDATA.1

Freq = 1.5950 GHz, Bw = 16.000 MH No calibration applied and no bandpass applied

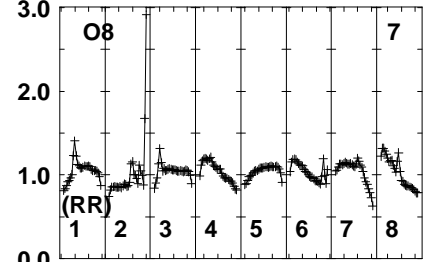
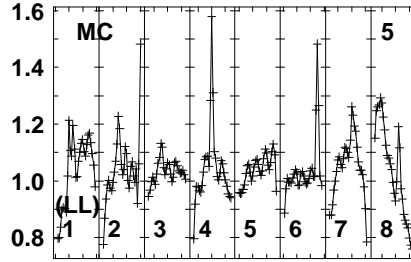
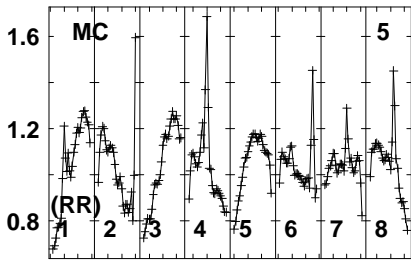
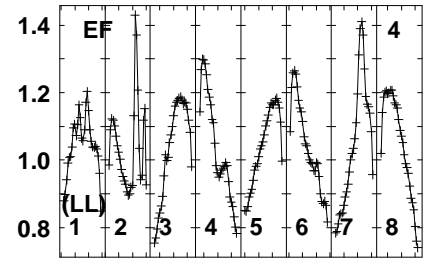
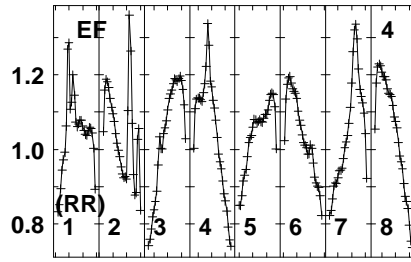
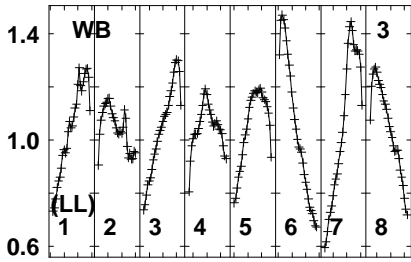
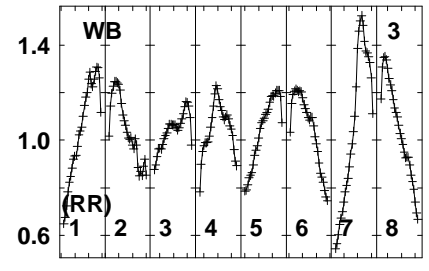
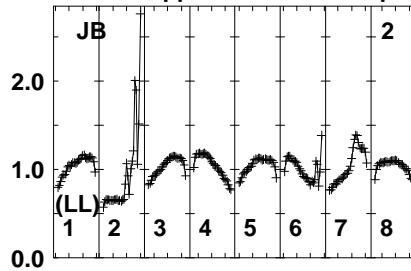
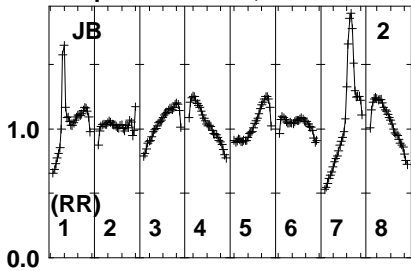


Lower frame: Real Jy
Auto-corr total-power spectrum Antenna: *
Timerange: 00/09:29:00 to 00/09:33:59

Plot file version 67 created 15-NOV-2022 10:54:31

J1722+2458 EB081B 1.UVDATA.1

Freq = 1.5950 GHz, Bw = 16.000 MH No calibration applied and no bandpass applied



1595 610 1630 645 660 675 1695 710
FREQ MHz

1595 610 1630 645 660 675 1695 710
FREQ MHz

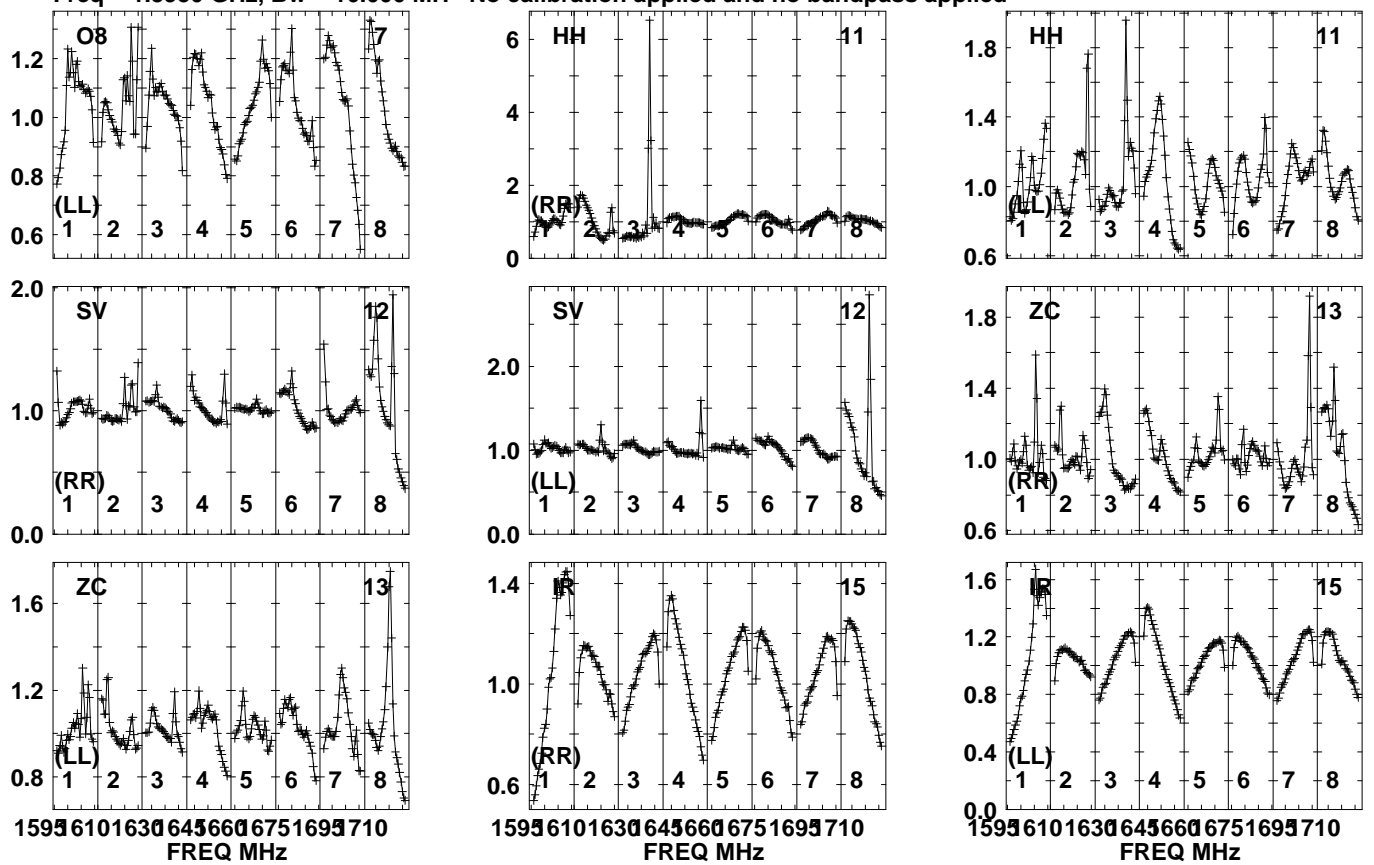
1595 610 1630 645 660 675 1695 710
FREQ MHz

Lower frame: Real Jy
Auto-corr total-power spectrum Antenna: *
Timerange: 00/09:34:30 to 00/09:35:39

Plot file version 68 created 15-NOV-2022 10:54:31

J1722+2458 EB081B 1.UVDATA.1

Freq = 1.5950 GHz, Bw = 16.000 MH No calibration applied and no bandpass applied

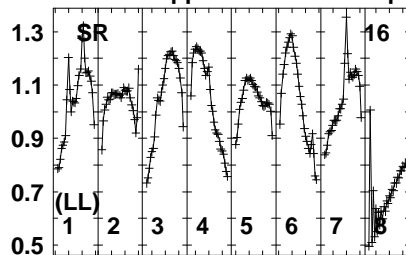
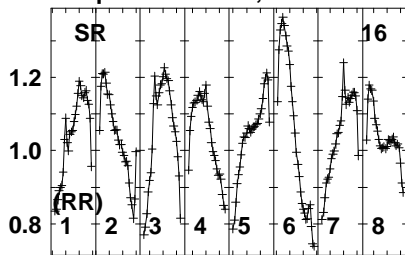


Lower frame: Real Jy
Auto-corr total-power spectrum Antenna: *
Timerange: 00/09:34:30 to 00/09:35:39

Plot file version 69 created 15-NOV-2022 10:54:31

J1722+2458 EB081B 1.UVDATA.1

Freq = 1.5950 GHz, Bw = 16.000 MH No calibration applied and no bandpass applied

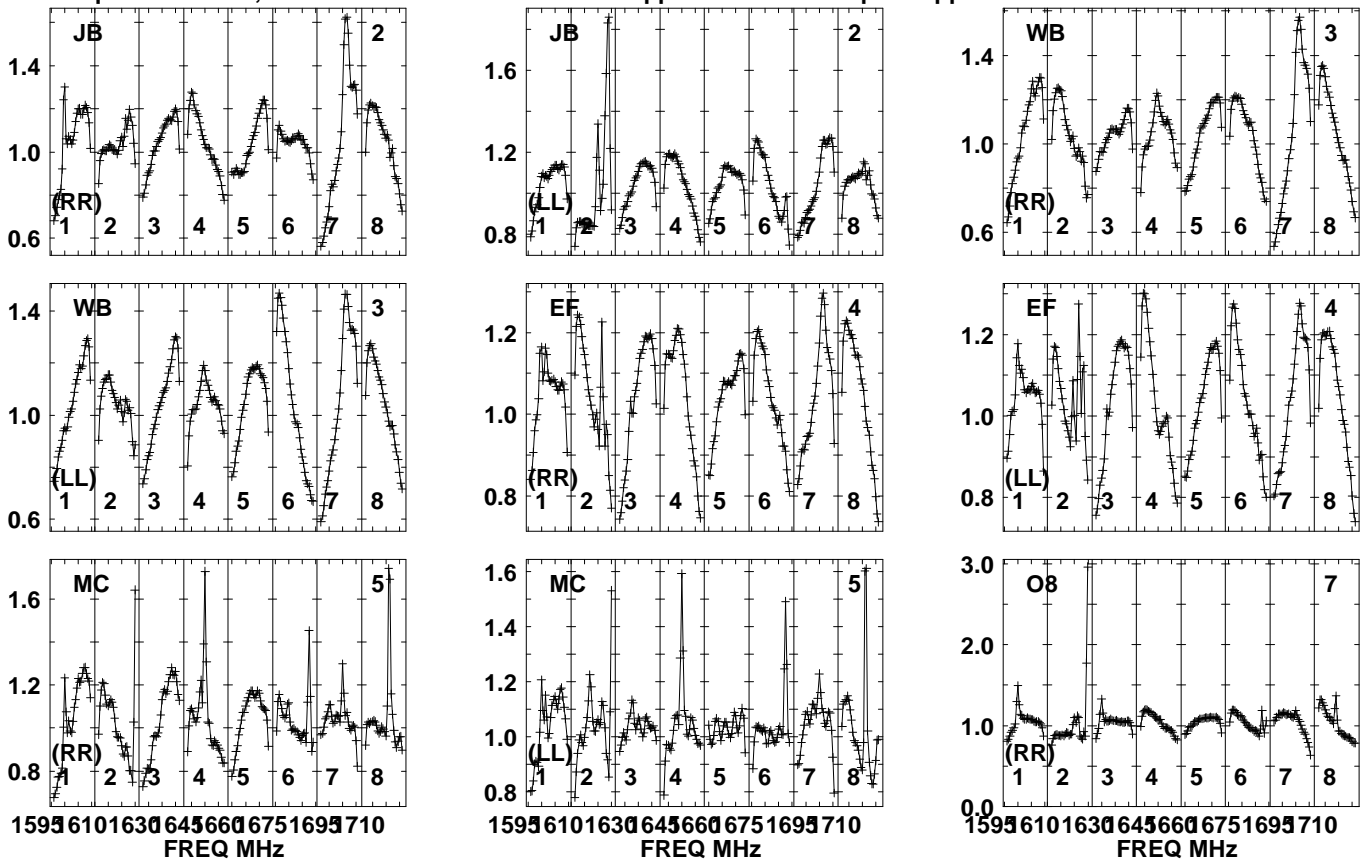


Lower frame: Real Jy
Auto-corr total-power spectrum Antenna: *
Timerange: 00/09:34:30 to 00/09:35:39

Plot file version 70 created 15-NOV-2022 10:54:31

J1722+2815 EB081B 1.UVDATA.1

Freq = 1.5950 GHz, Bw = 16.000 MH No calibration applied and no bandpass applied

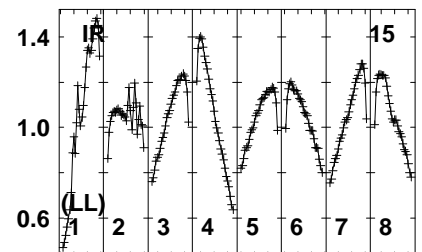
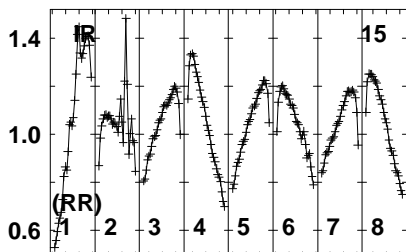
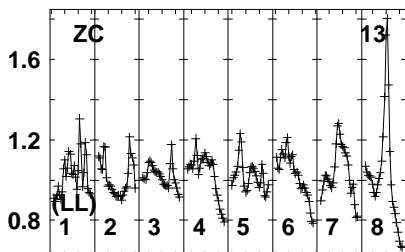
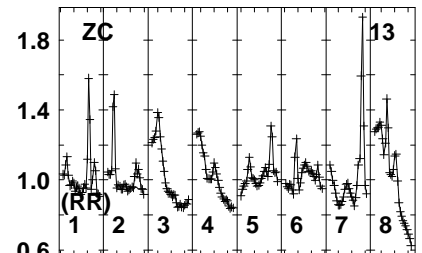
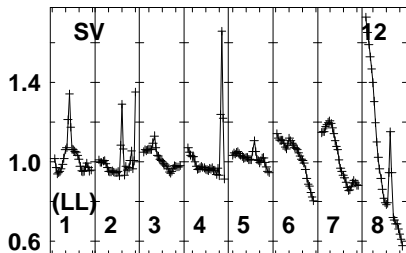
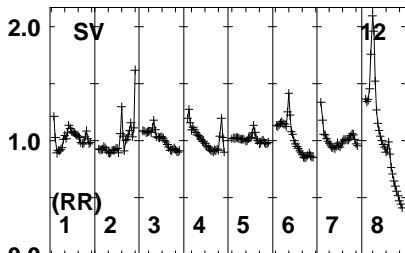
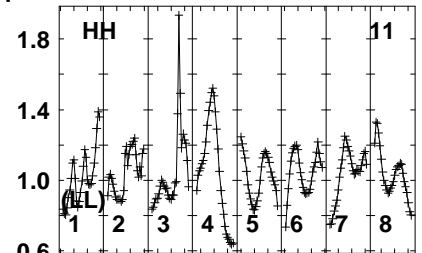
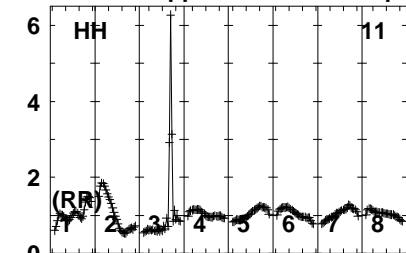
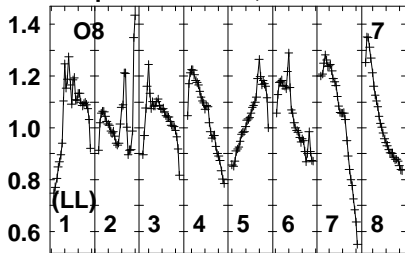


Lower frame: Real Jy
Auto-corr total-power spectrum Antenna: *
Timerange: 00/09:35:41 to 00/09:37:20

Plot file version 71 created 15-NOV-2022 10:54:32

J1722+2815 EB081B 1.UVDATA.1

Freq = 1.5950 GHz, Bw = 16.000 MH No calibration applied and no bandpass applied



1595 610 1630 645 660 675 1695 710
FREQ MHz

1595 610 1630 645 660 675 1695 710
FREQ MHz

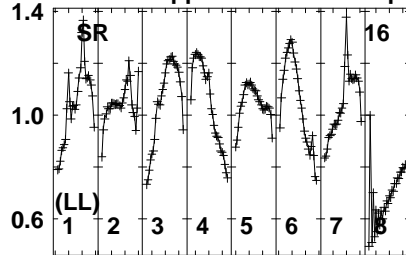
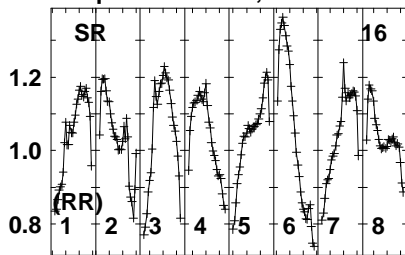
1595 610 1630 645 660 675 1695 710
FREQ MHz

Lower frame: Real Jy
Auto-corr total-power spectrum Antenna: *
Timerange: 00/09:35:41 to 00/09:37:20

Plot file version 72 created 15-NOV-2022 10:54:32

J1722+2815 EB081B 1.UVDATA.1

Freq = 1.5950 GHz, Bw = 16.000 MH No calibration applied and no bandpass applied

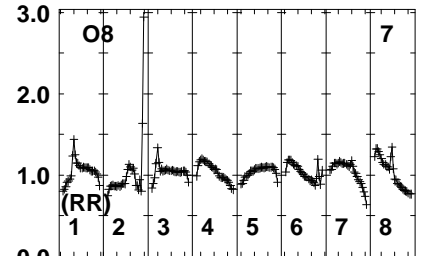
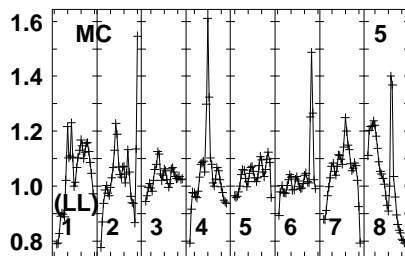
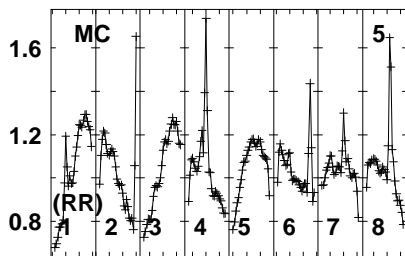
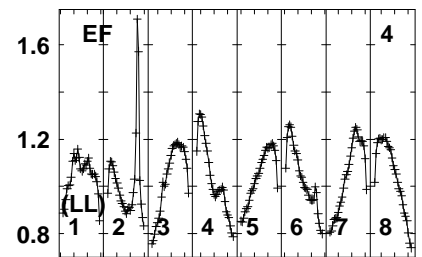
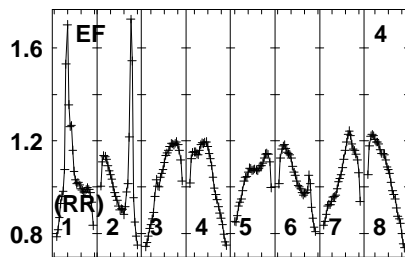
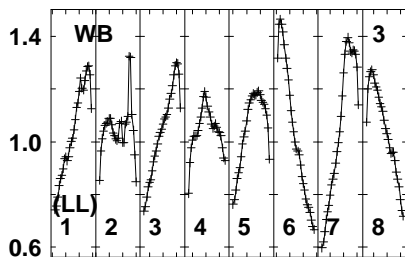
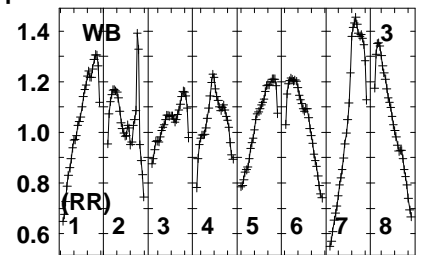
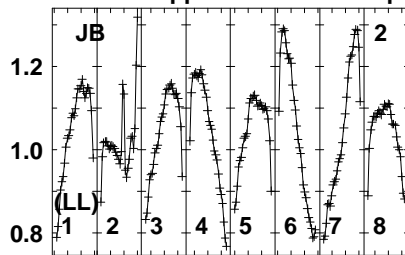
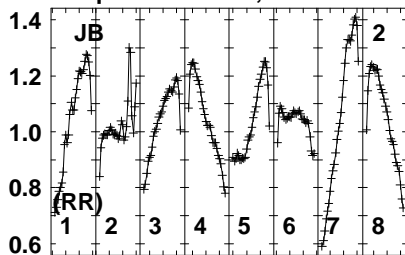


Lower frame: Real Jy
Auto-corr total-power spectrum Antenna: *
Timerange: 00/09:35:41 to 00/09:37:20

Plot file version 73 created 15-NOV-2022 10:54:32

J1716+2616 EB081B 1.UVDATA.1

Freq = 1.5950 GHz, Bw = 16.000 MH No calibration applied and no bandpass applied



1595 610 1630 645 660 675 1695 710
FREQ MHz

1595 610 1630 645 660 675 1695 710
FREQ MHz

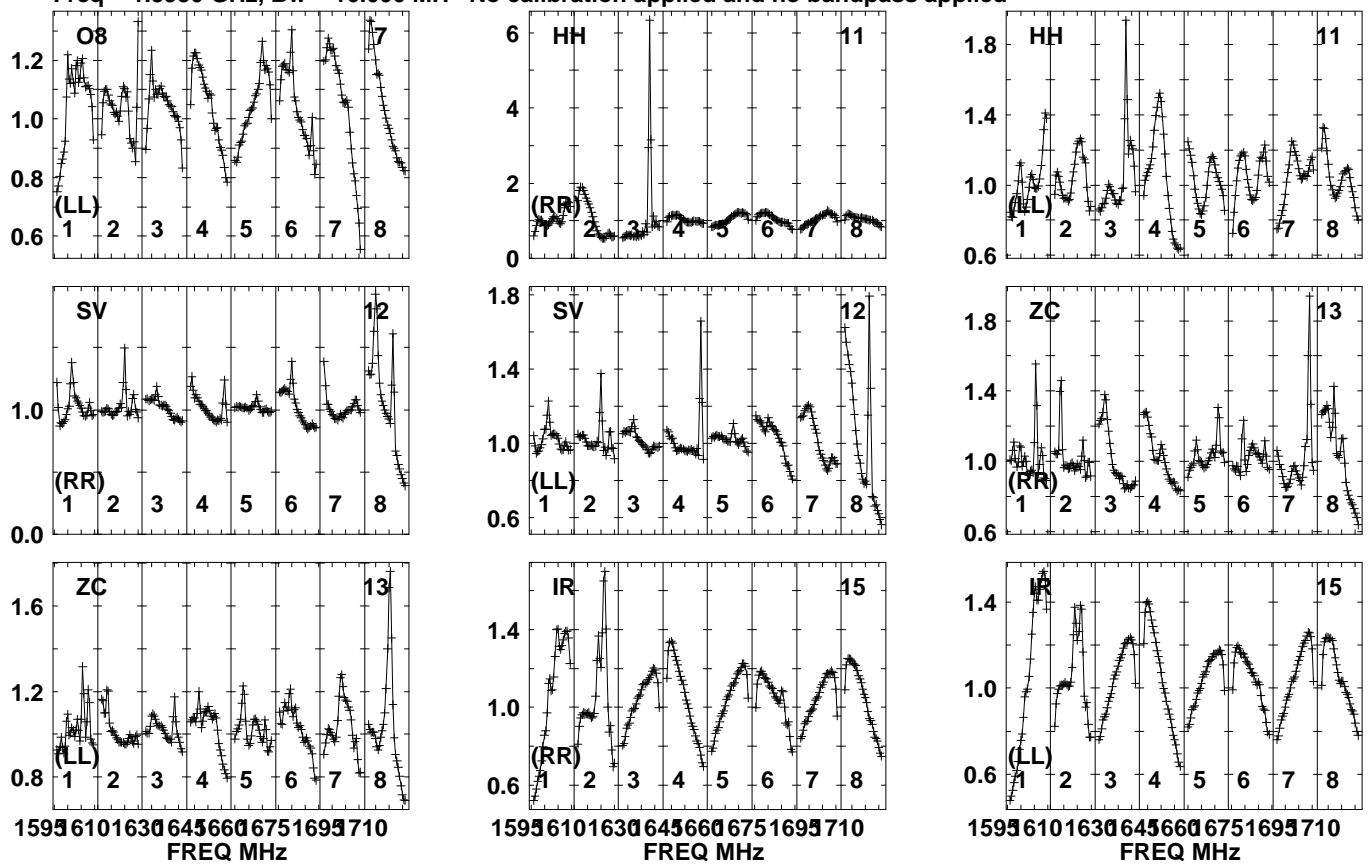
1595 610 1630 645 660 675 1695 710
FREQ MHz

Lower frame: Real Jy
Auto-corr total-power spectrum Antenna: *
Timerange: 00/09:37:21 to 00/09:39:00

Plot file version 74 created 15-NOV-2022 10:54:32

J1716+2616 EB081B 1.UVDATA.1

Freq = 1.5950 GHz, Bw = 16.000 MH No calibration applied and no bandpass applied

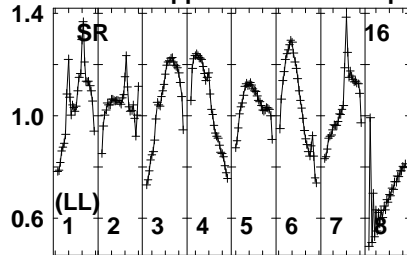
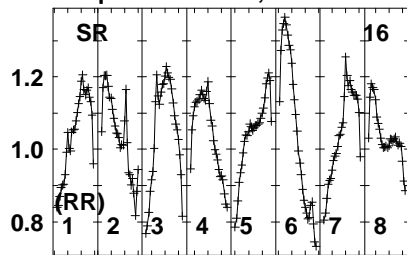


Lower frame: Real Jy
Auto-corr total-power spectrum Antenna: *
Timerange: 00/09:37:21 to 00/09:39:00

Plot file version 75 created 15-NOV-2022 10:54:32

J1716+2616 EB081B 1.UVDATA.1

Freq = 1.5950 GHz, Bw = 16.000 MH No calibration applied and no bandpass applied

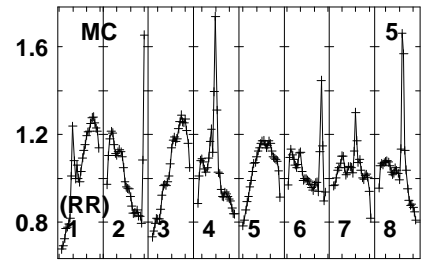
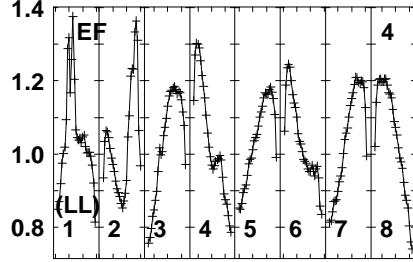
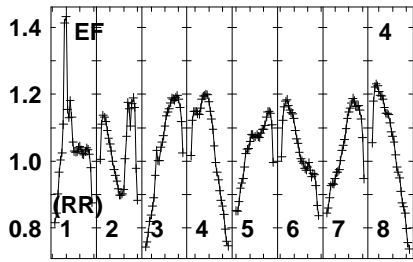
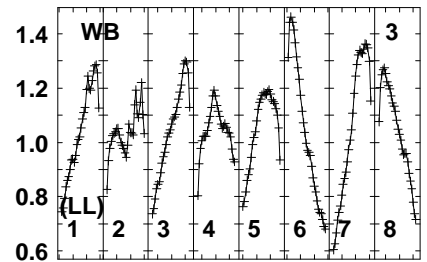
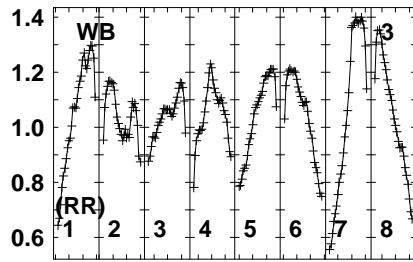
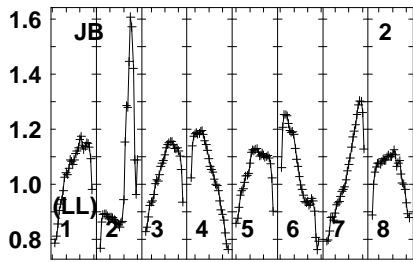
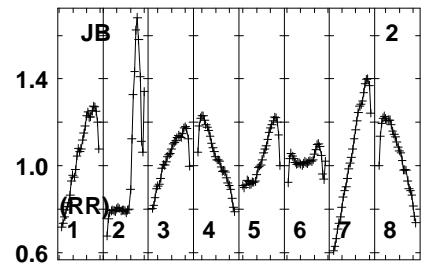
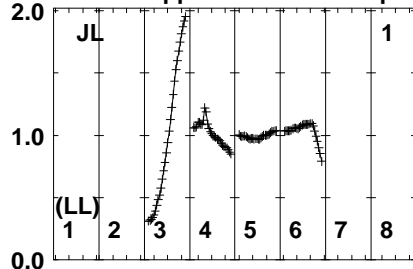
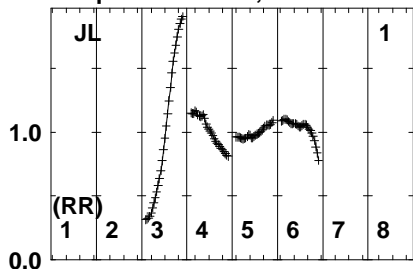


Lower frame: Real Jy
Auto-corr total-power spectrum Antenna: *
Timerange: 00/09:37:21 to 00/09:39:00

Plot file version 76 created 15-NOV-2022 10:54:32

ROSS867 EB081B 1.UVDATA.1

Freq = 1.5950 GHz, Bw = 16.000 MH No calibration applied and no bandpass applied



1595 610 1630 645 660 675 1695 710
FREQ MHz

1595 610 1630 645 660 675 1695 710
FREQ MHz

1595 610 1630 645 660 675 1695 710
FREQ MHz

Lower frame: Real Jy

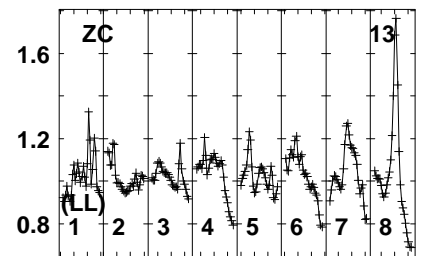
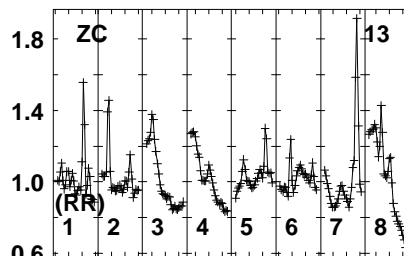
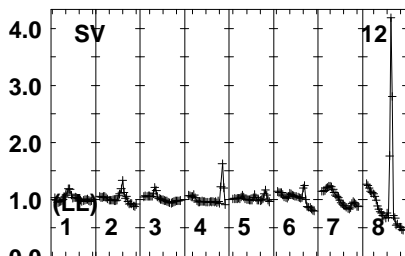
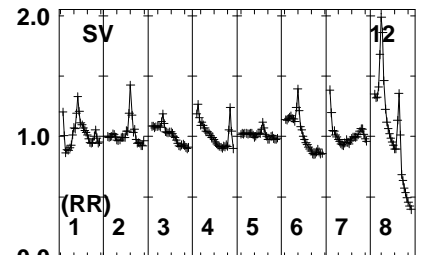
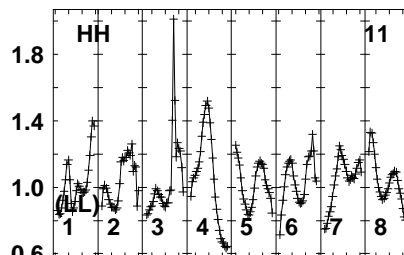
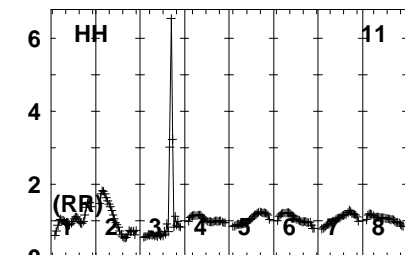
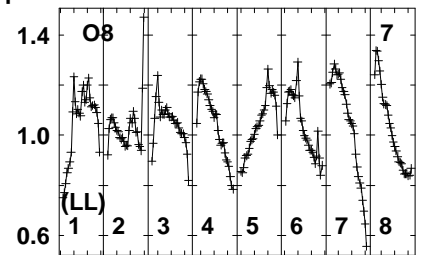
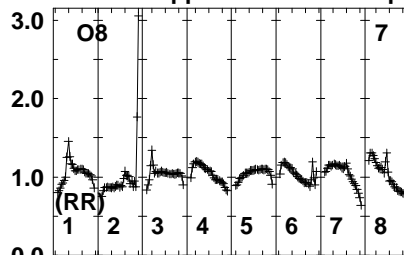
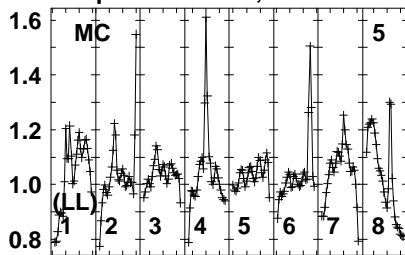
Auto-corr total-power spectrum Antenna: *

Timerange: 00/09:39:00 to 00/09:43:59

Plot file version 77 created 15-NOV-2022 10:54:32

ROSS867 EB081B 1.UVDATA.1

Freq = 1.5950 GHz, Bw = 16.000 MH No calibration applied and no bandpass applied



1595 610 1630 645 660 675 1695 710
FREQ MHz

1595 610 1630 645 660 675 1695 710
FREQ MHz

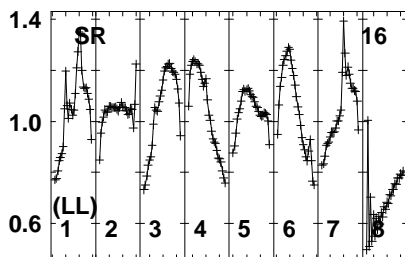
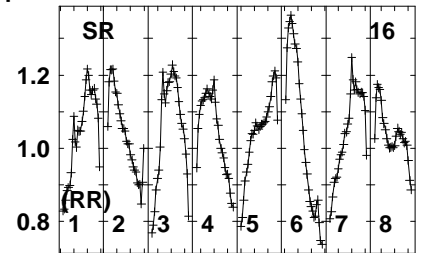
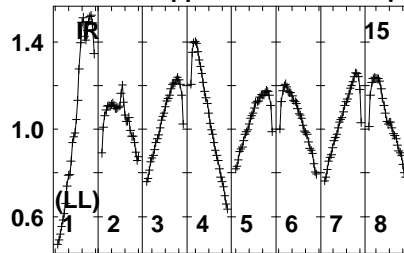
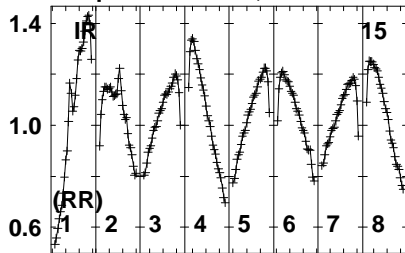
1595 610 1630 645 660 675 1695 710
FREQ MHz

Lower frame: Real Jy
Auto-corr total-power spectrum Antenna: *
Timerange: 00/09:39:00 to 00/09:43:59

Plot file version 78 created 15-NOV-2022 10:54:33

ROSS867 EB081B 1.UVDATA.1

Freq = 1.5950 GHz, Bw = 16.000 MH No calibration applied and no bandpass applied

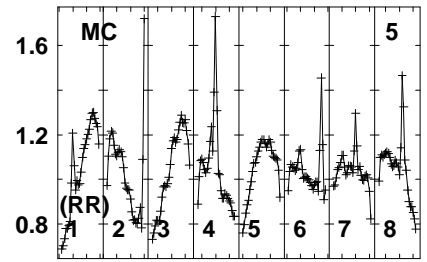
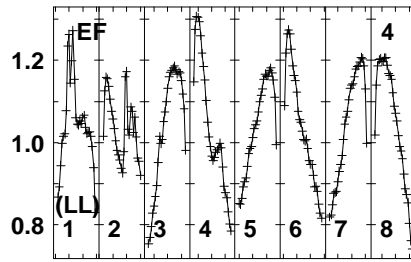
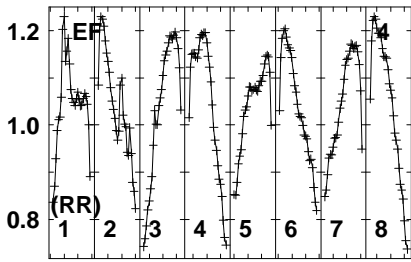
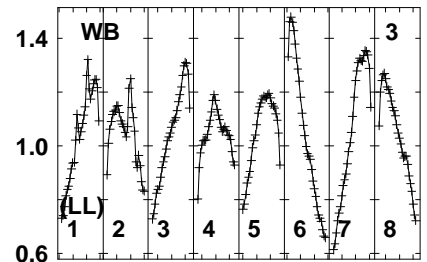
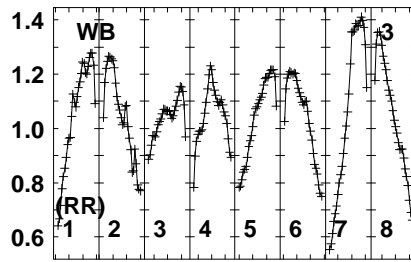
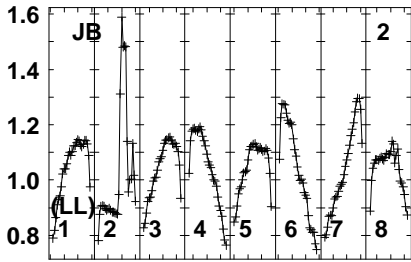
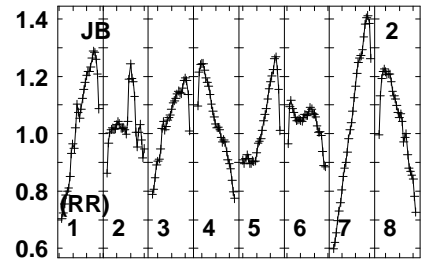
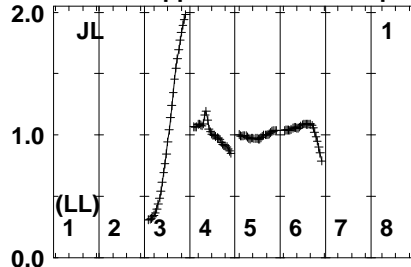
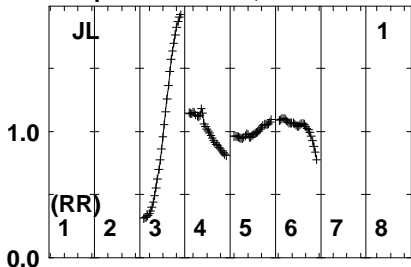


Lower frame: Real Jy
Auto-corr total-power spectrum Antenna: *
Timerange: 00/09:39:00 to 00/09:43:59

Plot file version 79 created 15-NOV-2022 10:54:33

J1722+2458 EB081B 1.UVDATA.1

Freq = 1.5950 GHz, Bw = 16.000 MH No calibration applied and no bandpass applied



1595 610 1630 645 660 675 1695 710
FREQ MHz

1595 610 1630 645 660 675 1695 710
FREQ MHz

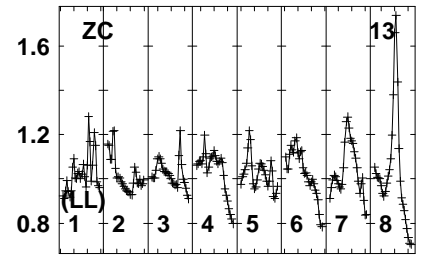
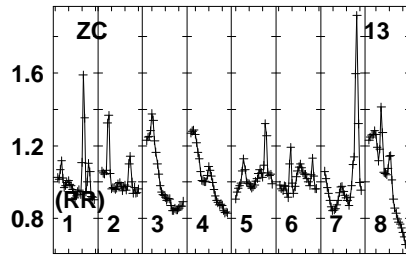
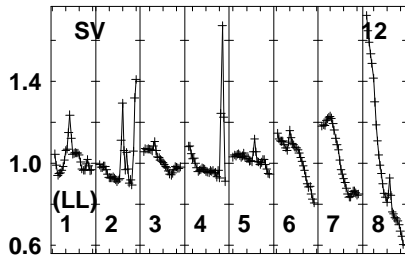
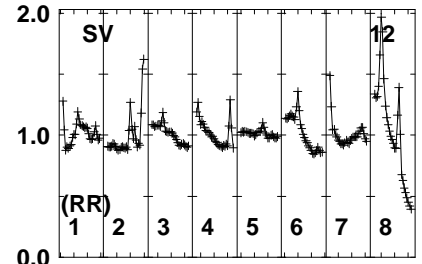
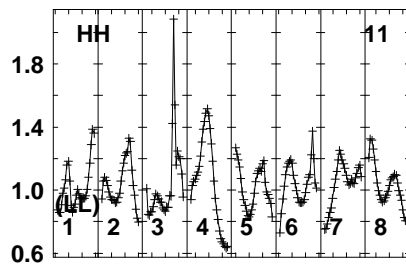
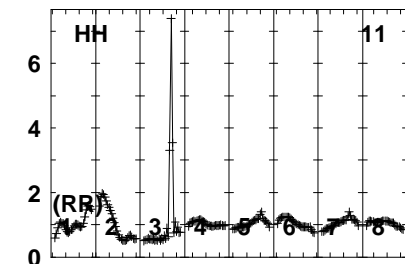
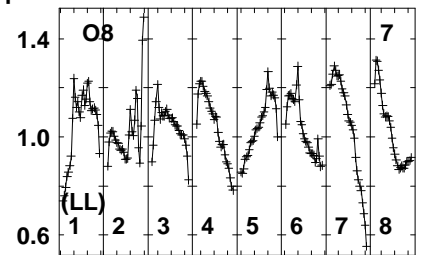
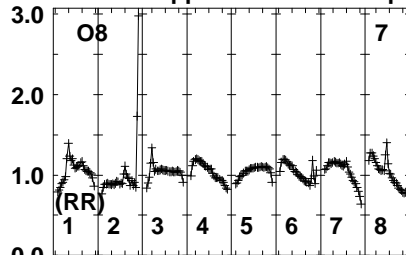
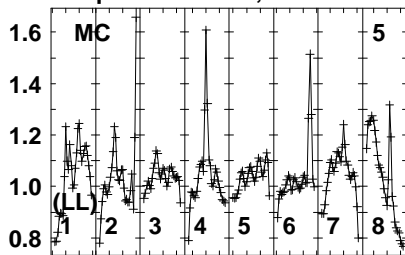
1595 610 1630 645 660 675 1695 710
FREQ MHz

Lower frame: Real Jy
Auto-corr total-power spectrum Antenna: *
Timerange: 00/09:44:31 to 00/09:45:39

Plot file version 80 created 15-NOV-2022 10:54:33

J1722+2458 EB081B 1.UVDATA.1

Freq = 1.5950 GHz, Bw = 16.000 MH No calibration applied and no bandpass applied



1595 610 1630 645 660 675 1695 710
FREQ MHz

1595 610 1630 645 660 675 1695 710
FREQ MHz

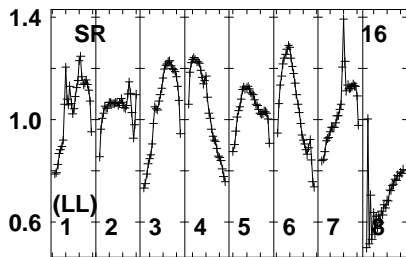
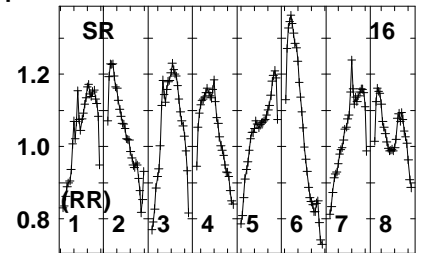
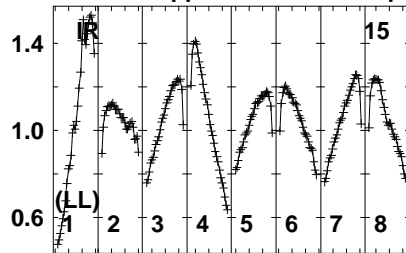
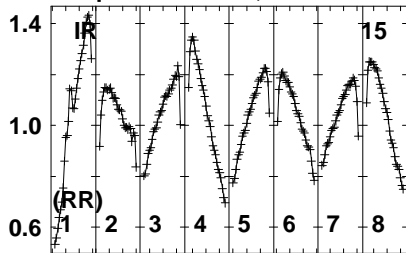
1595 610 1630 645 660 675 1695 710
FREQ MHz

Lower frame: Real Jy
Auto-corr total-power spectrum Antenna: *
Timerange: 00/09:44:31 to 00/09:45:39

Plot file version 81 created 15-NOV-2022 10:54:33

J1722+2458 EB081B 1.UVDATA.1

Freq = 1.5950 GHz, Bw = 16.000 MH No calibration applied and no bandpass applied

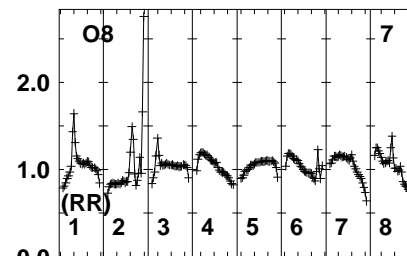
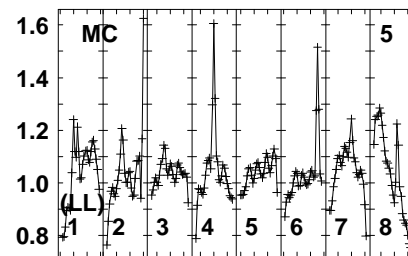
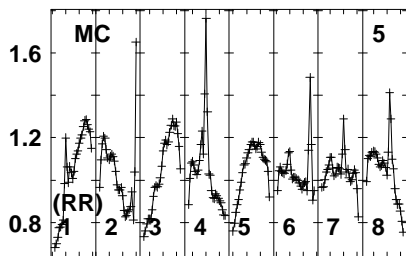
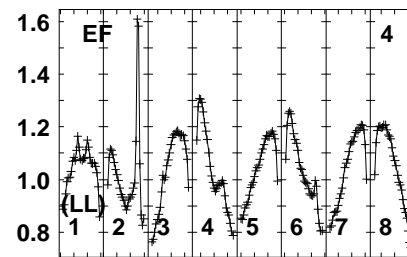
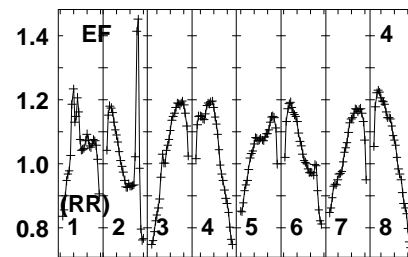
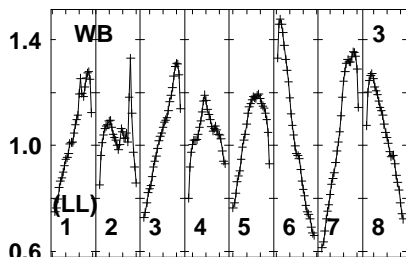
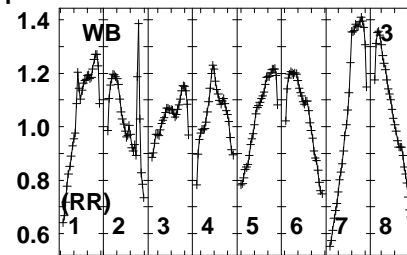
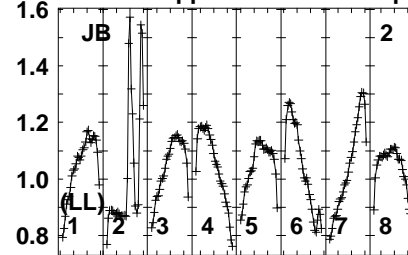
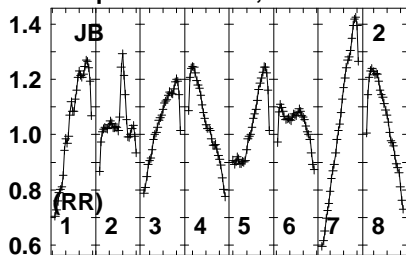


Lower frame: Real Jy
Auto-corr total-power spectrum Antenna: *
Timerange: 00/09:44:31 to 00/09:45:39

Plot file version 82 created 15-NOV-2022 10:54:33

J1722+2815 EB081B 1.UVDATA.1

Freq = 1.5950 GHz, Bw = 16.000 MH No calibration applied and no bandpass applied



1595 610 1630 645 660 675 1695 710
FREQ MHz

1595 610 1630 645 660 675 1695 710
FREQ MHz

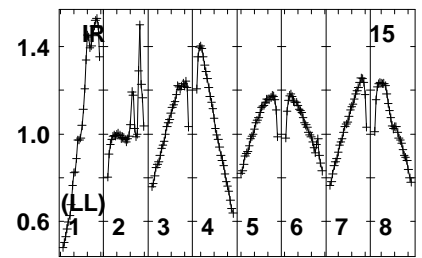
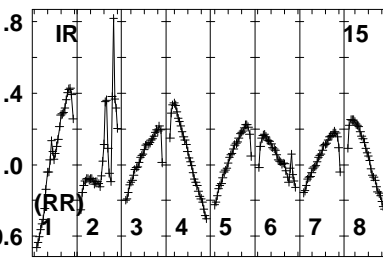
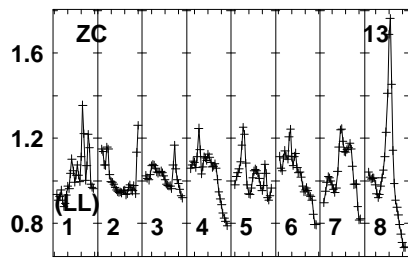
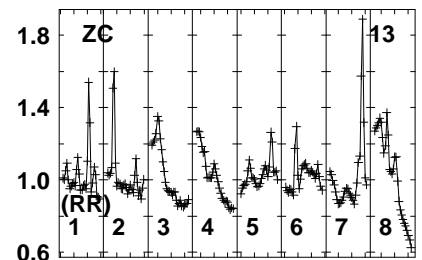
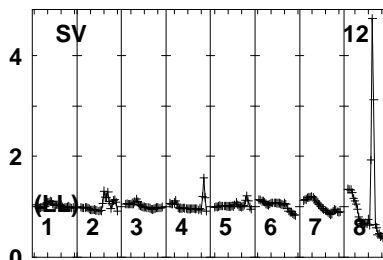
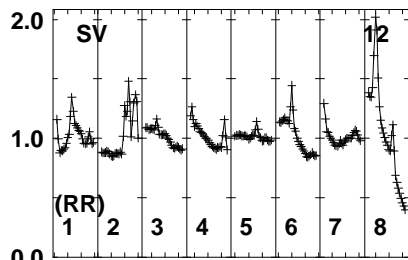
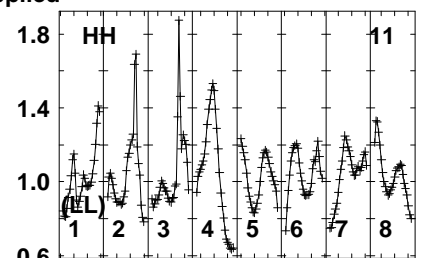
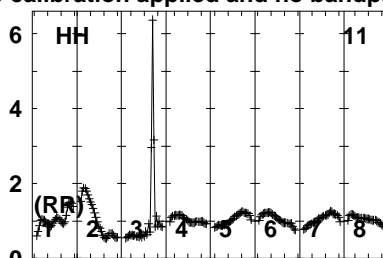
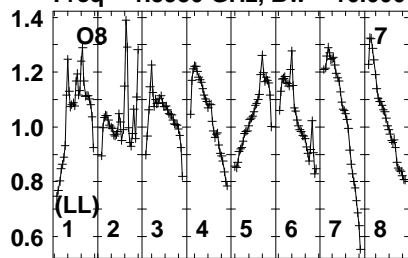
1595 610 1630 645 660 675 1695 710
FREQ MHz

Lower frame: Real Jy
Auto-corr total-power spectrum Antenna: *
Timerange: 00/09:45:40 to 00/09:47:19

Plot file version 83 created 15-NOV-2022 10:54:33

J1722+2815 EB081B 1.UVDATA.1

Freq = 1.5950 GHz, Bw = 16.000 MH No calibration applied and no bandpass applied



1595 610 1630 645 660 675 1695 710
FREQ MHz

1595 610 1630 645 660 675 1695 710
FREQ MHz

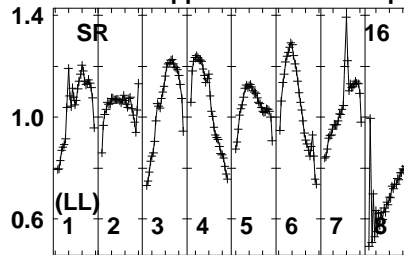
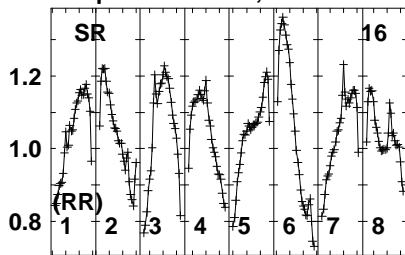
1595 610 1630 645 660 675 1695 710
FREQ MHz

Lower frame: Real Jy
Auto-corr total-power spectrum Antenna: *
Timerange: 00/09:45:40 to 00/09:47:19

Plot file version 84 created 15-NOV-2022 10:54:33

J1722+2815 EB081B 1.UVDATA.1

Freq = 1.5950 GHz, Bw = 16.000 MH No calibration applied and no bandpass applied

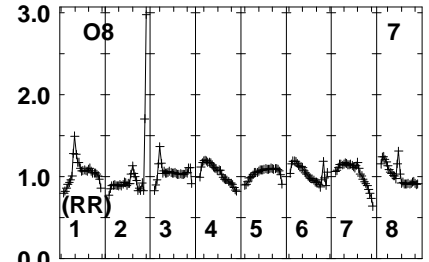
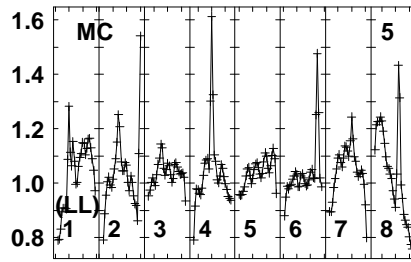
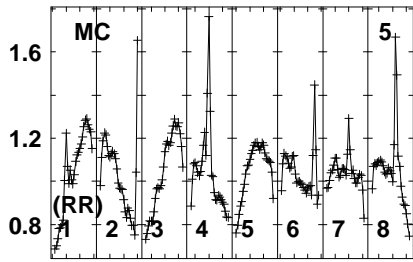
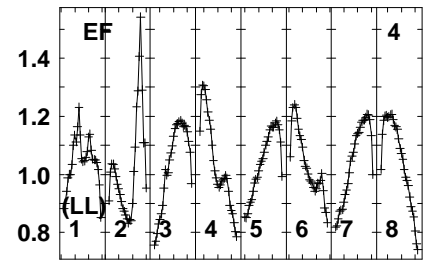
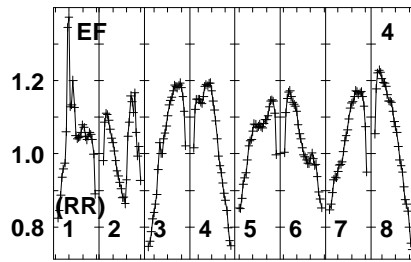
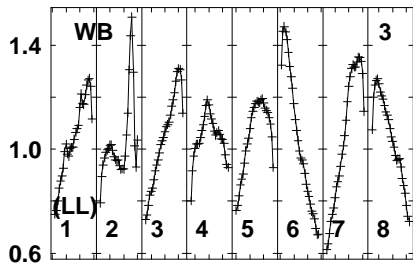
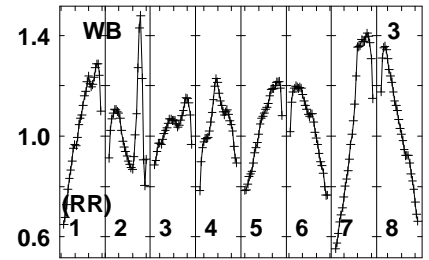
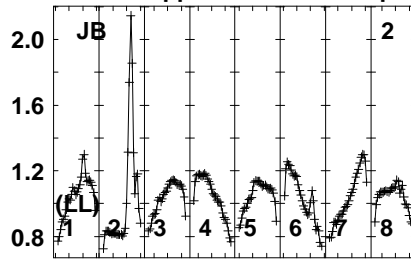
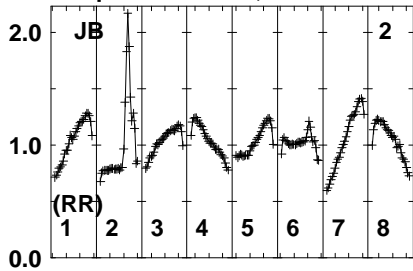


Lower frame: Real Jy
Auto-corr total-power spectrum Antenna: *
Timerange: 00/09:45:40 to 00/09:47:19

Plot file version 85 created 15-NOV-2022 10:54:33

J1716+2616 EB081B 1.UVDATA.1

Freq = 1.5950 GHz, Bw = 16.000 MH No calibration applied and no bandpass applied



1595 610 1630 645 660 675 1695 710
FREQ MHz

1595 610 1630 645 660 675 1695 710
FREQ MHz

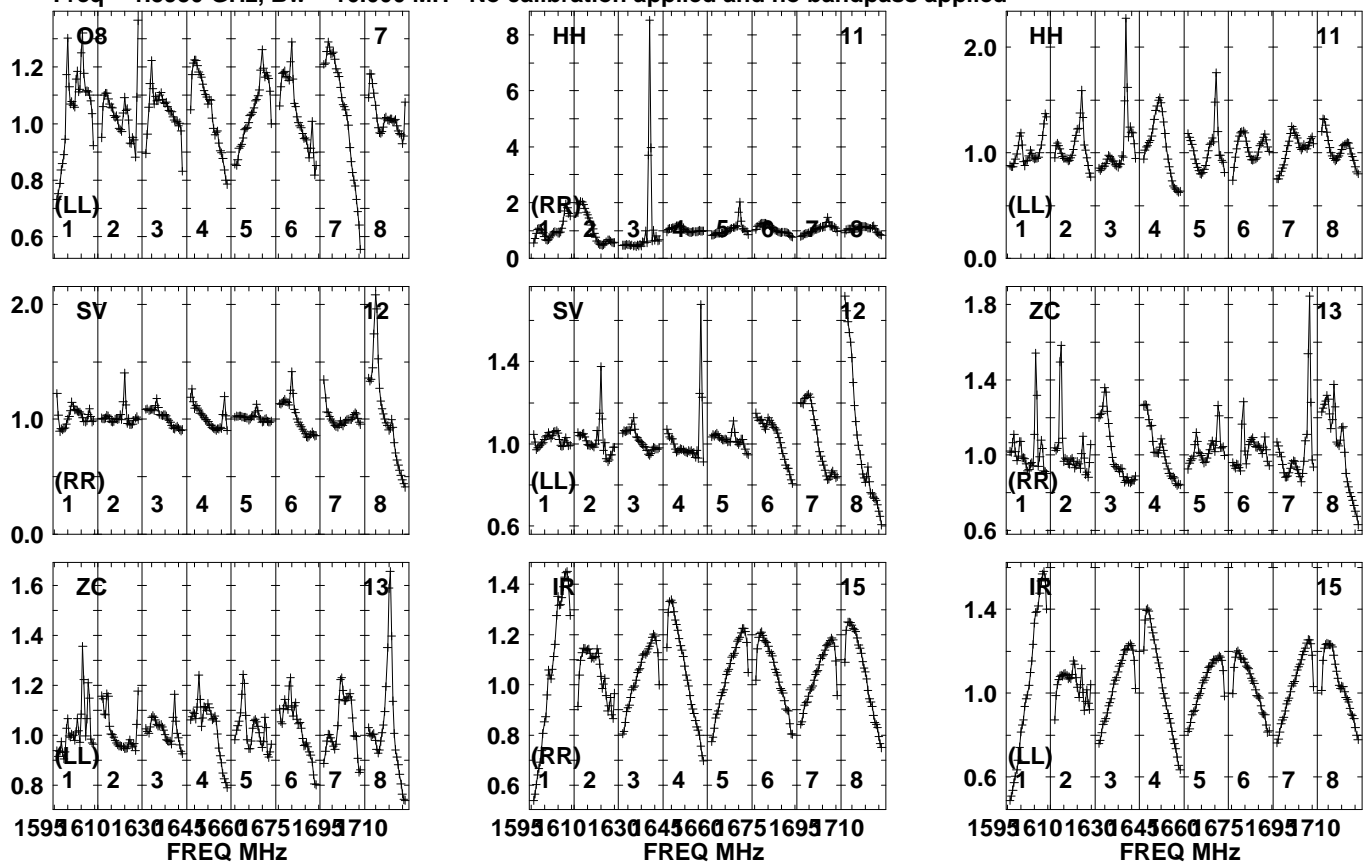
1595 610 1630 645 660 675 1695 710
FREQ MHz

Lower frame: Real Jy
Auto-corr total-power spectrum Antenna: *
Timerange: 00/09:47:21 to 00/09:49:00

Plot file version 86 created 15-NOV-2022 10:54:33

J1716+2616 EB081B 1.UVDATA.1

Freq = 1.5950 GHz, Bw = 16.000 MH No calibration applied and no bandpass applied

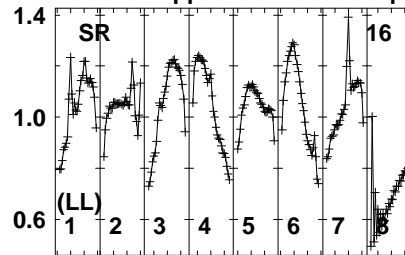
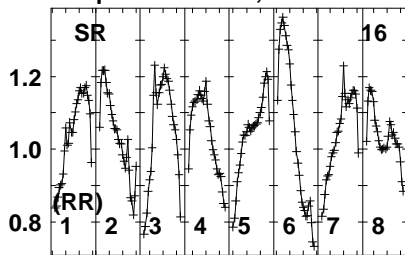


Lower frame: Real Jy
Auto-corr total-power spectrum Antenna: *
Timerange: 00/09:47:21 to 00/09:49:00

Plot file version 87 created 15-NOV-2022 10:54:34

J1716+2616 EB081B 1.UVDATA.1

Freq = 1.5950 GHz, Bw = 16.000 MH No calibration applied and no bandpass applied

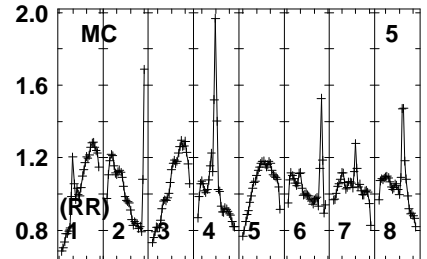
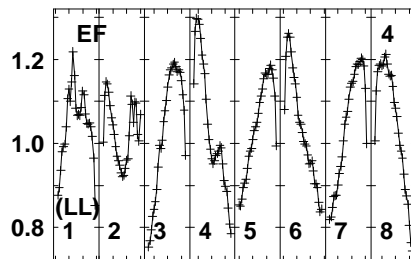
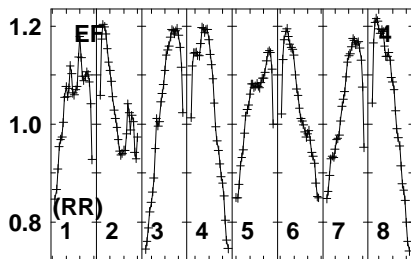
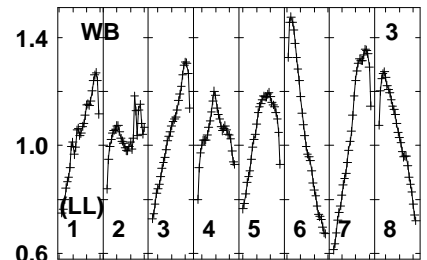
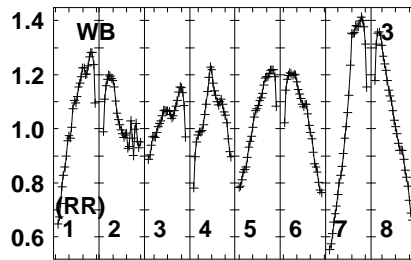
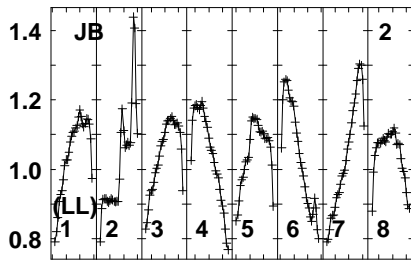
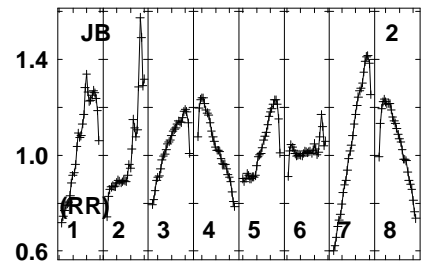
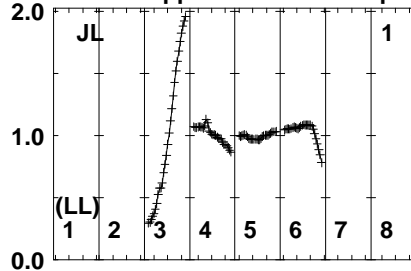
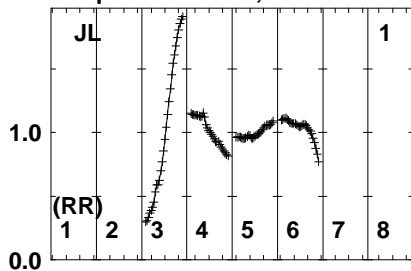


Lower frame: Real Jy
Auto-corr total-power spectrum Antenna: *
Timerange: 00/09:47:21 to 00/09:49:00

Plot file version 88 created 15-NOV-2022 10:54:34

3C345 EB081B 1.UVDATA.1

Freq = 1.5950 GHz, Bw = 16.000 MH No calibration applied and no bandpass applied



1595 610 1630 645 660 675 1695 710
FREQ MHz

1595 610 1630 645 660 675 1695 710
FREQ MHz

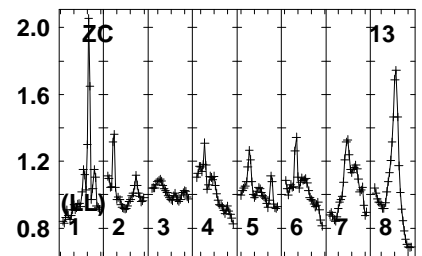
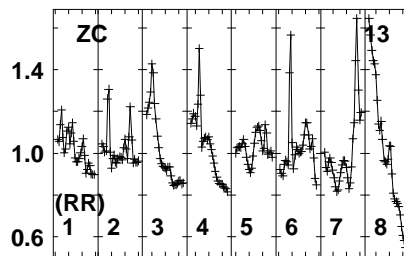
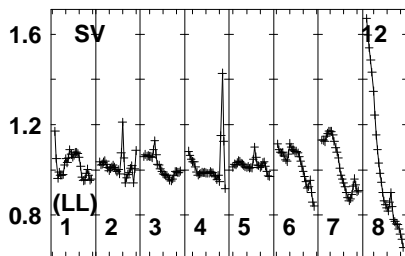
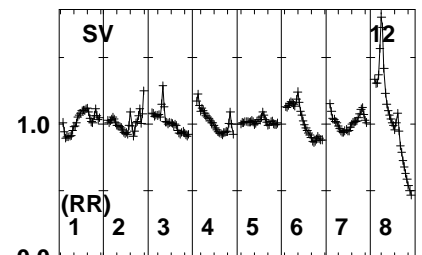
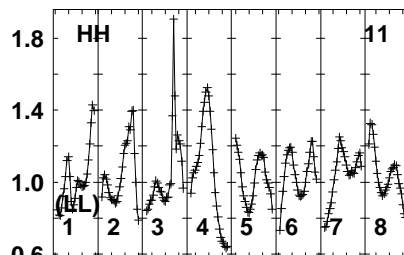
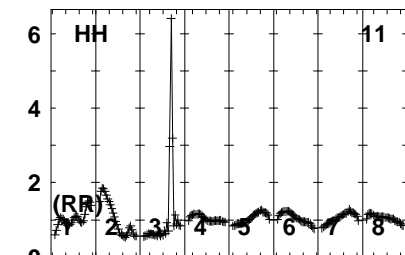
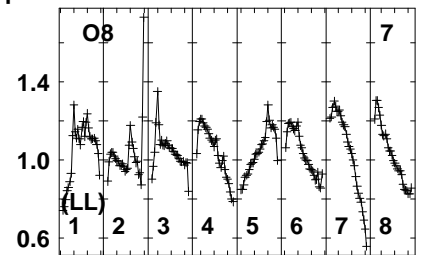
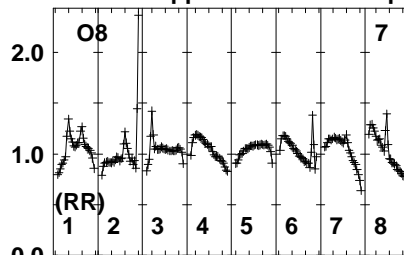
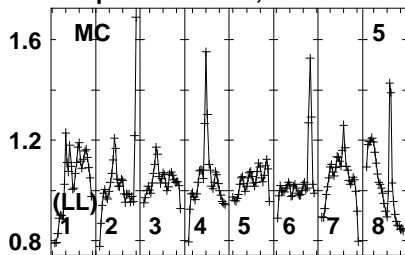
1595 610 1630 645 660 675 1695 710
FREQ MHz

Lower frame: Real Jy
Auto-corr total-power spectrum Antenna: *
Timerange: 00/09:49:02 to 00/10:00:20

Plot file version 89 created 15-NOV-2022 10:54:34

3C345 EB081B 1.UVDATA.1

Freq = 1.5950 GHz, Bw = 16.000 MH No calibration applied and no bandpass applied



1595 610 1630 645 660 675 1695 710
FREQ MHz

1595 610 1630 645 660 675 1695 710
FREQ MHz

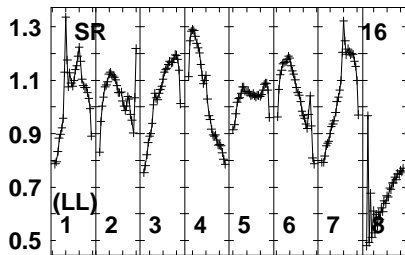
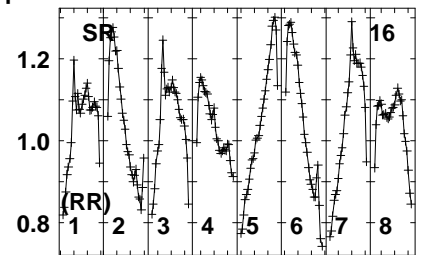
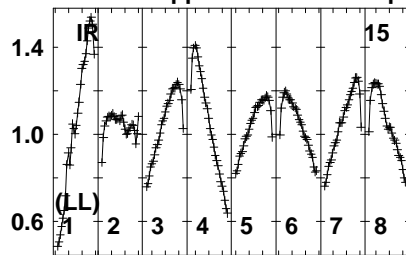
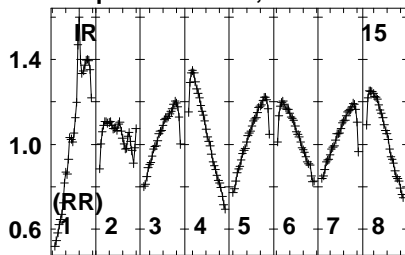
1595 610 1630 645 660 675 1695 710
FREQ MHz

Lower frame: Real Jy
Auto-corr total-power spectrum Antenna: *
Timerange: 00/09:49:02 to 00/10:00:20

Plot file version 90 created 15-NOV-2022 10:54:35

3C345 EB081B 1.UVDATA.1

Freq = 1.5950 GHz, Bw = 16.000 MH No calibration applied and no bandpass applied

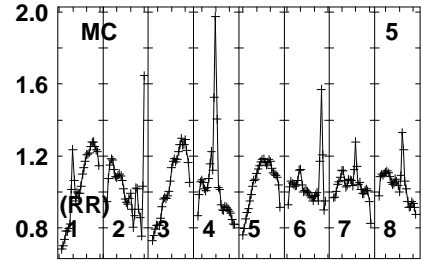
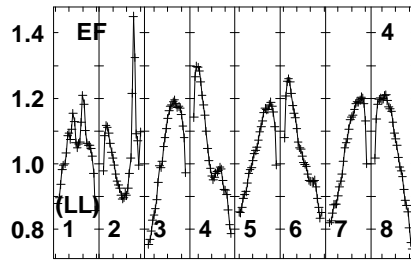
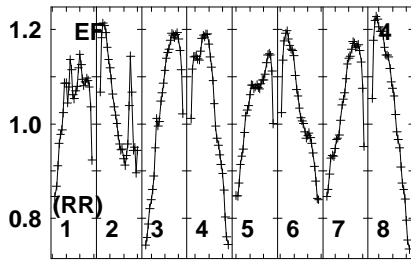
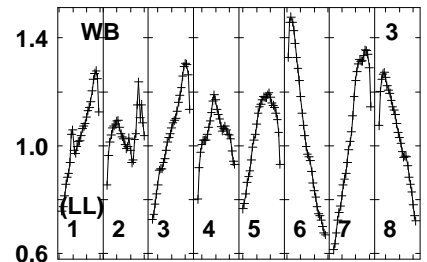
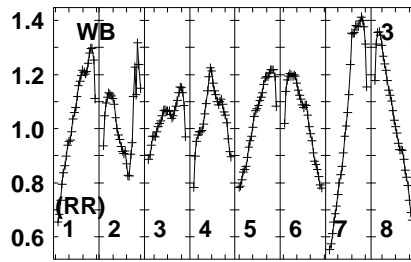
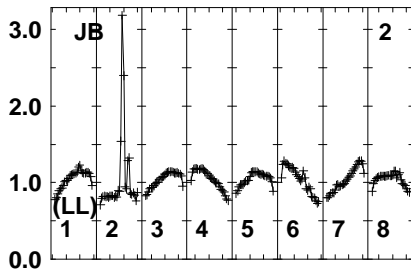
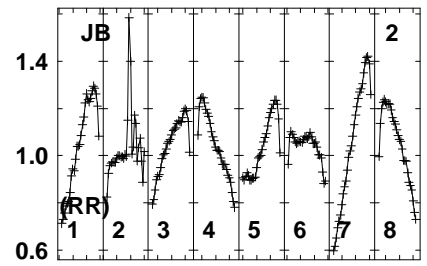
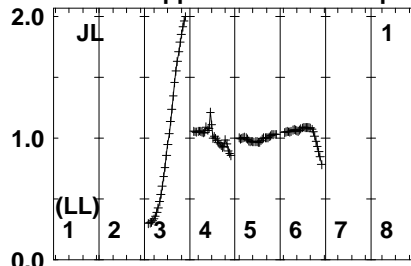
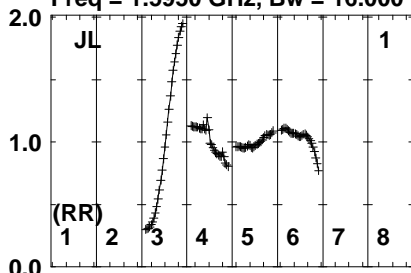


Lower frame: Real Jy
Auto-corr total-power spectrum Antenna: *
Timerange: 00/09:49:02 to 00/10:00:20

Plot file version 91 created 15-NOV-2022 10:54:35

3C345 EB081B 1.UVDATA.1

Freq = 1.5950 GHz, Bw = 16.000 MH No calibration applied and no bandpass applied



1595 610 1630 645 660 675 1695 710
FREQ MHz

1595 610 1630 645 660 675 1695 710
FREQ MHz

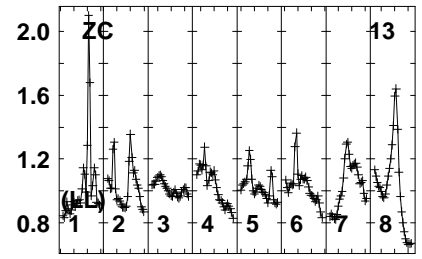
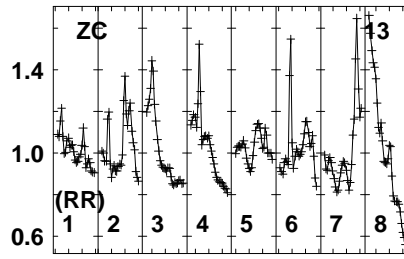
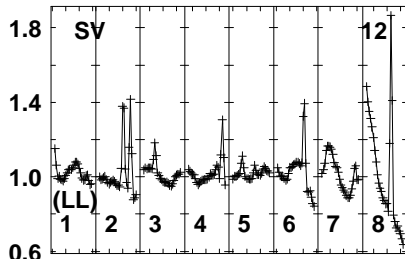
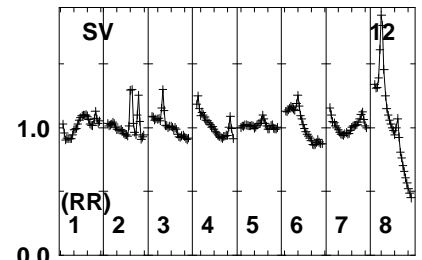
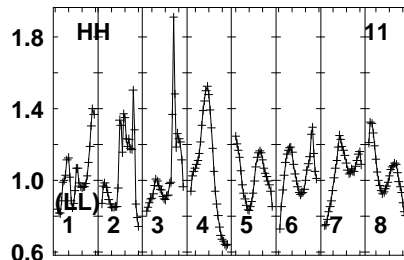
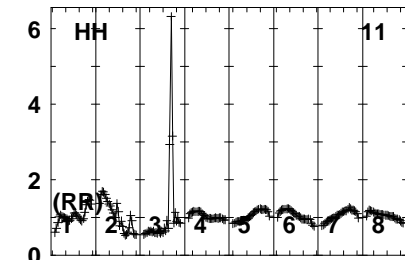
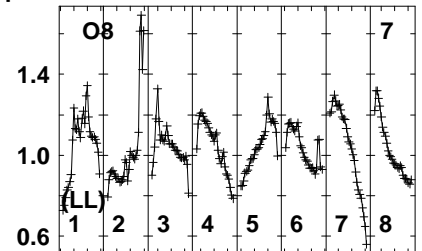
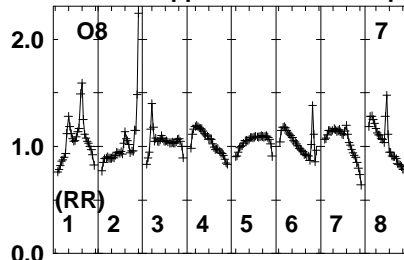
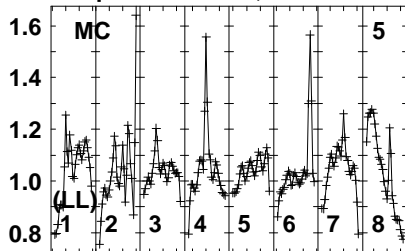
1595 610 1630 645 660 675 1695 710
FREQ MHz

Lower frame: Real Jy
Auto-corr total-power spectrum Antenna: *
Timerange: 00/10:00:35 to 00/10:01:19

Plot file version 92 created 15-NOV-2022 10:54:35

3C345 EB081B 1.UVDATA.1

Freq = 1.5950 GHz, Bw = 16.000 MH No calibration applied and no bandpass applied



1595 610 1630 645 660 675 1695 710
FREQ MHz

1595 610 1630 645 660 675 1695 710
FREQ MHz

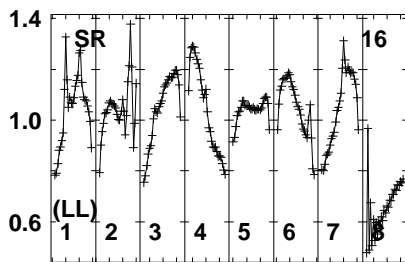
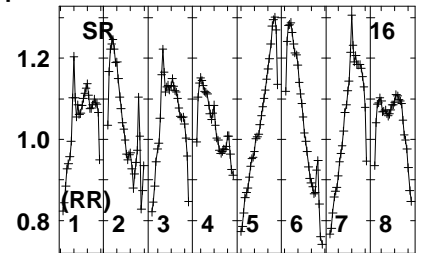
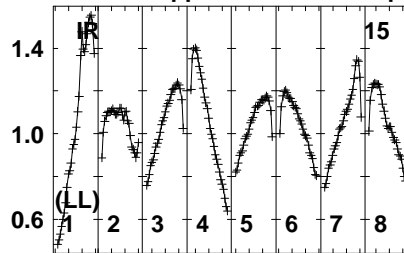
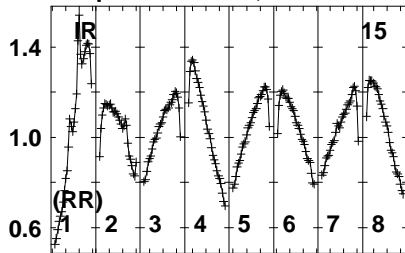
1595 610 1630 645 660 675 1695 710
FREQ MHz

Lower frame: Real Jy
Auto-corr total-power spectrum Antenna: *
Timerange: 00/10:00:35 to 00/10:01:19

Plot file version 93 created 15-NOV-2022 10:54:35

3C345 EB081B 1.UVDATA.1

Freq = 1.5950 GHz, Bw = 16.000 MH No calibration applied and no bandpass applied

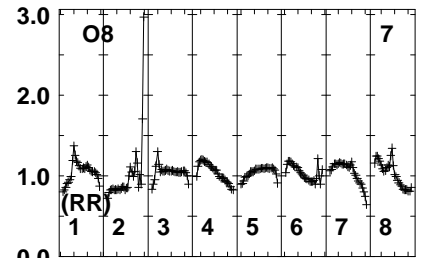
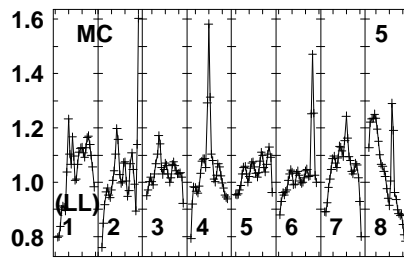
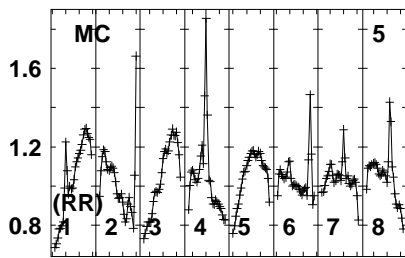
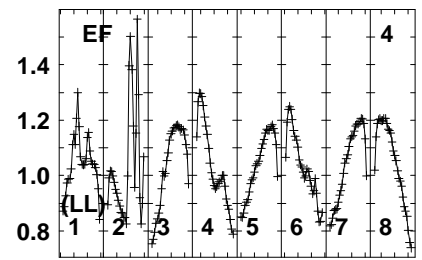
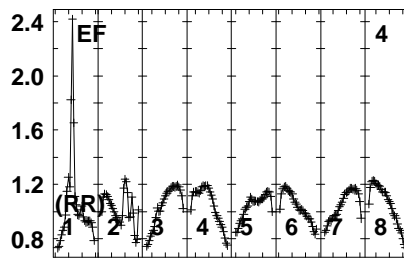
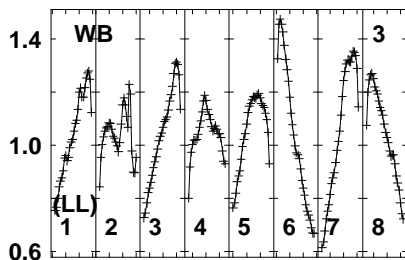
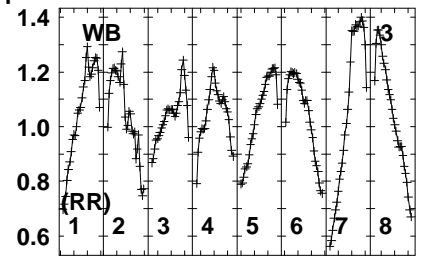
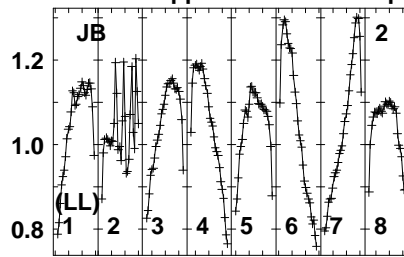
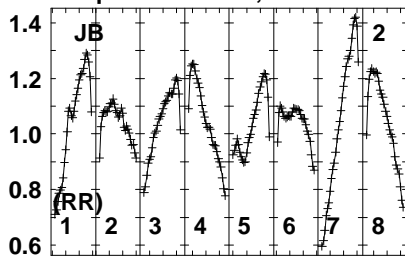


Lower frame: Real Jy
Auto-corr total-power spectrum Antenna: *
Timerange: 00/10:00:35 to 00/10:01:19

Plot file version 94 created 15-NOV-2022 10:54:35

J1722+2458 EB081B 1.UVDATA.1

Freq = 1.5950 GHz, Bw = 16.000 MH No calibration applied and no bandpass applied



1595 610 1630 645 660 675 1695 710
FREQ MHz

1595 610 1630 645 660 675 1695 710
FREQ MHz

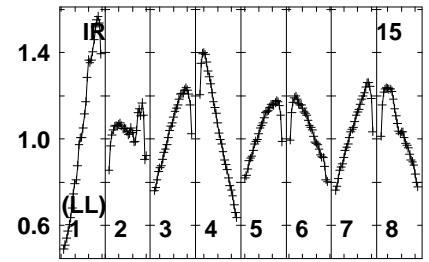
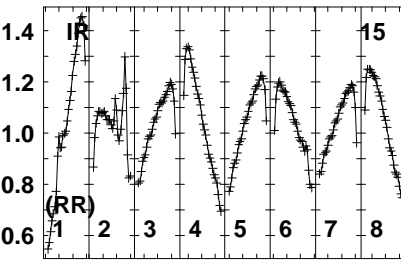
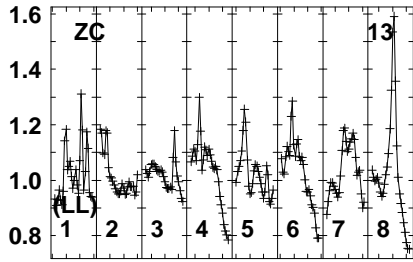
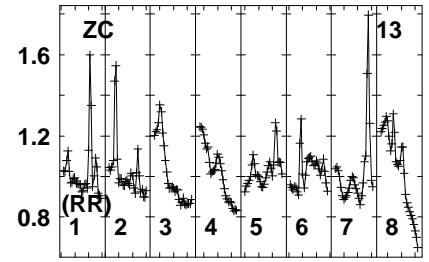
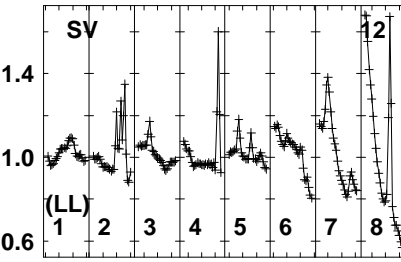
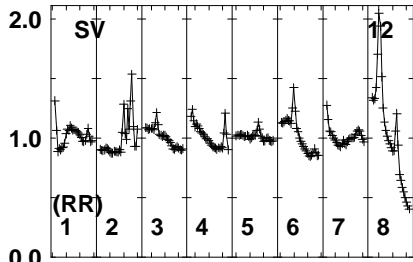
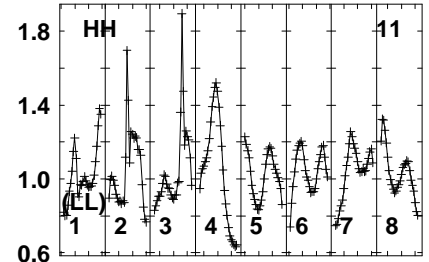
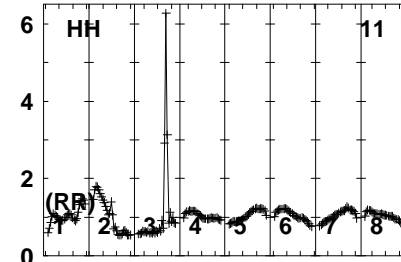
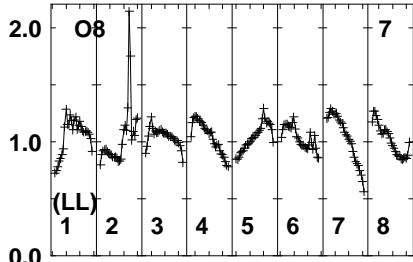
1595 610 1630 645 660 675 1695 710
FREQ MHz

Lower frame: Real Jy
Auto-corr total-power spectrum Antenna: *
Timerange: 00/10:01:20 to 00/10:03:20

Plot file version 95 created 15-NOV-2022 10:54:35

J1722+2458 EB081B 1.UVDATA.1

Freq = 1.5950 GHz, Bw = 16.000 MH No calibration applied and no bandpass applied



1595 610 1630 645 660 675 1695 710
FREQ MHz

1595 610 1630 645 660 675 1695 710
FREQ MHz

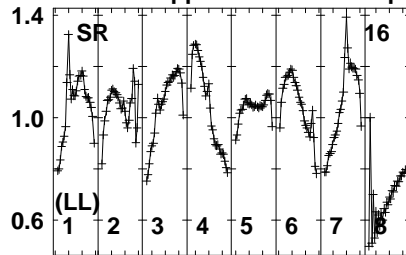
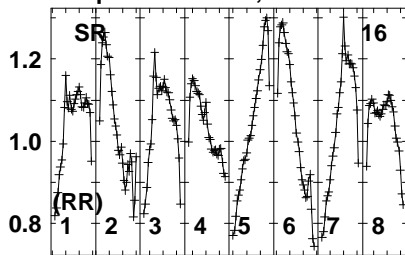
1595 610 1630 645 660 675 1695 710
FREQ MHz

Lower frame: Real Jy
Auto-corr total-power spectrum Antenna: *
Timerange: 00/10:01:20 to 00/10:03:20

Plot file version 96 created 15-NOV-2022 10:54:35

J1722+2458 EB081B 1.UVDATA.1

Freq = 1.5950 GHz, Bw = 16.000 MH No calibration applied and no bandpass applied

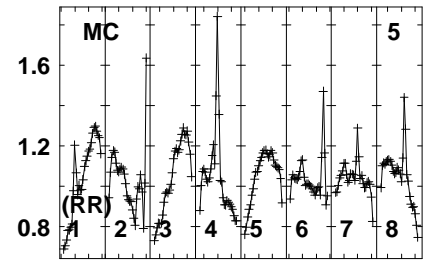
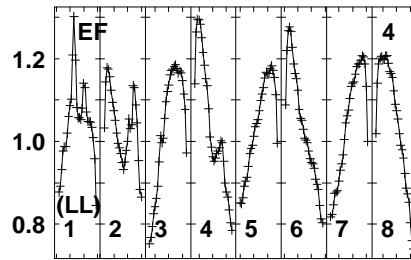
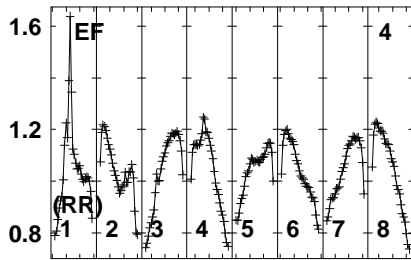
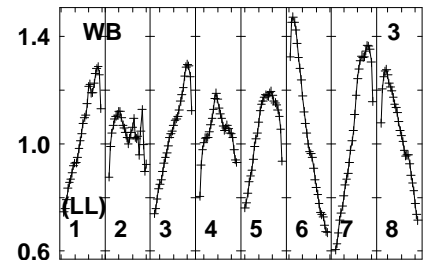
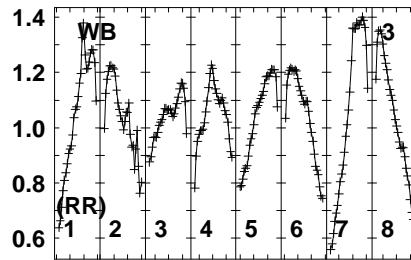
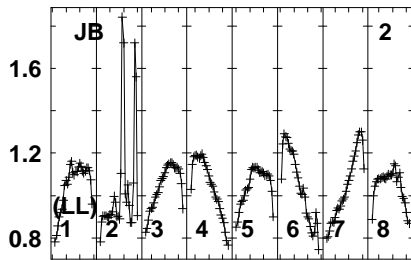
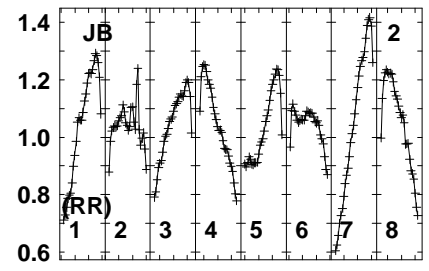
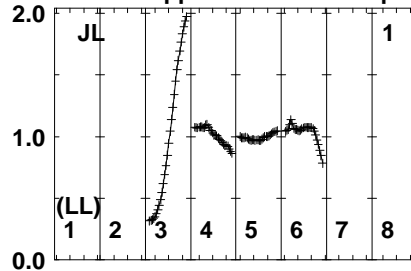
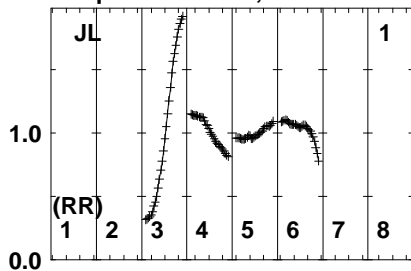


Lower frame: Real Jy
Auto-corr total-power spectrum Antenna: *
Timerange: 00/10:01:20 to 00/10:03:20

Plot file version 97 created 15-NOV-2022 10:54:35

J1722+2458 EB081B 1.UVDATA.1

Freq = 1.5950 GHz, Bw = 16.000 MH No calibration applied and no bandpass applied



1595 610 1630 645 660 675 1695 710
FREQ MHz

1595 610 1630 645 660 675 1695 710
FREQ MHz

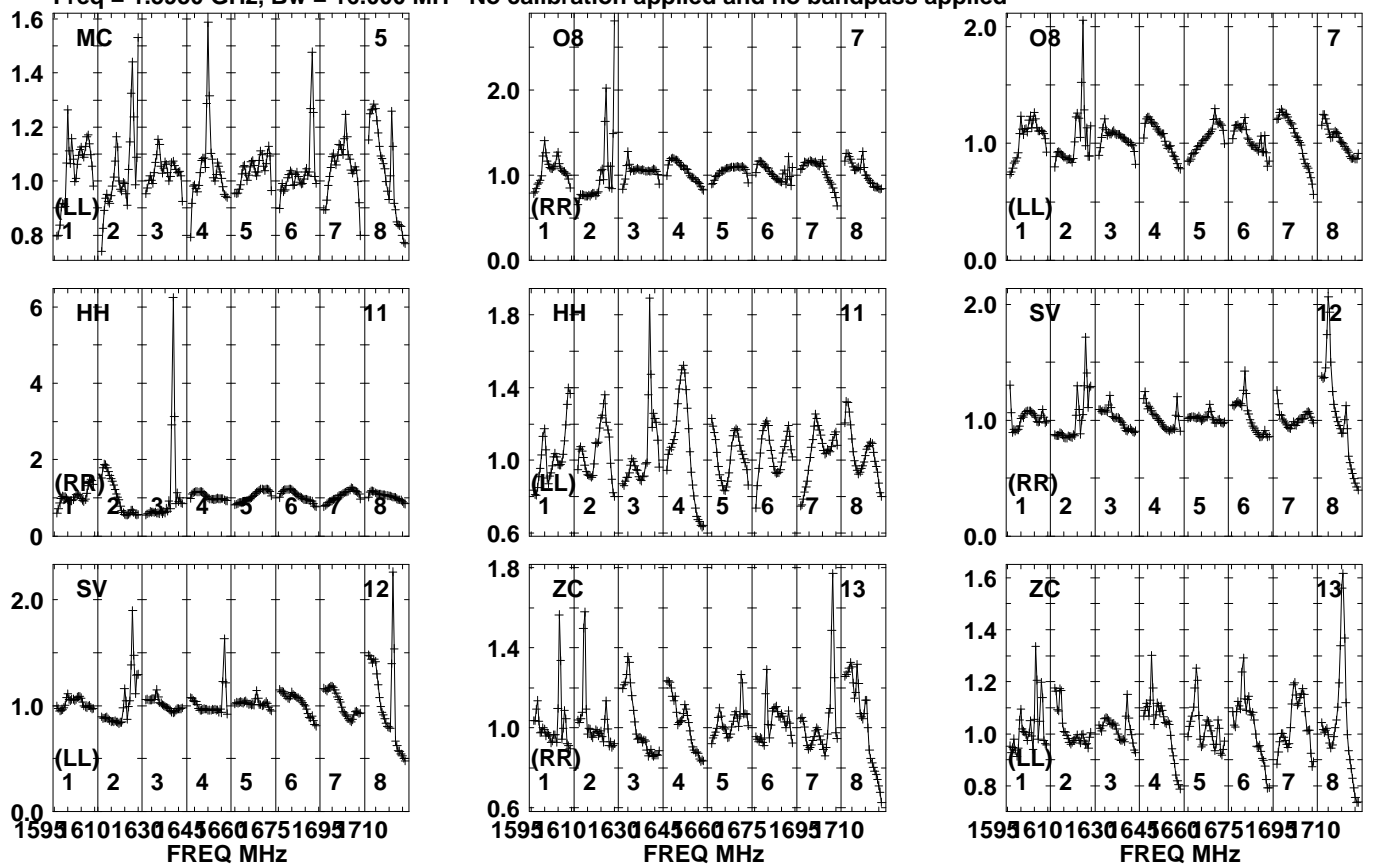
1595 610 1630 645 660 675 1695 710
FREQ MHz

Lower frame: Real Jy
Auto-corr total-power spectrum Antenna: *
Timerange: 00/10:03:51 to 00/10:05:00

Plot file version 98 created 15-NOV-2022 10:54:35

J1722+2458 EB081B 1.UVDATA.1

Freq = 1.5950 GHz, Bw = 16.000 MH No calibration applied and no bandpass applied

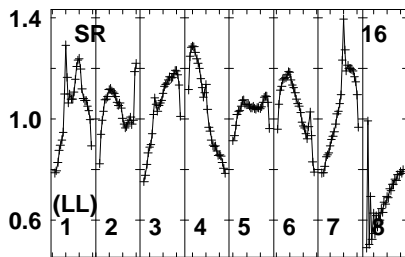
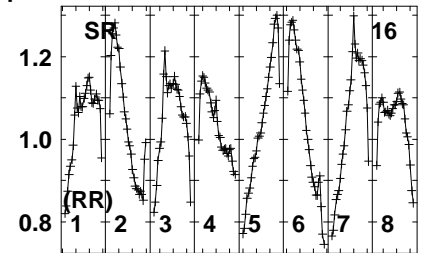
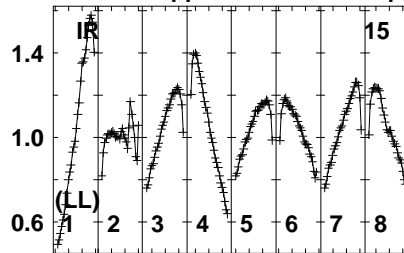
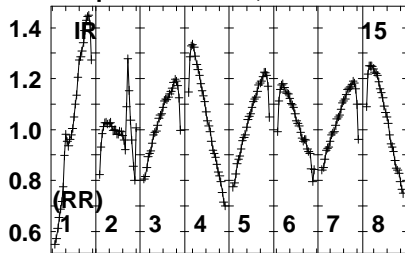


Lower frame: Real Jy
Auto-corr total-power spectrum Antenna: *
Timerange: 00/10:03:51 to 00/10:05:00

Plot file version 99 created 15-NOV-2022 10:54:35

J1722+2458 EB081B 1.UVDATA.1

Freq = 1.5950 GHz, Bw = 16.000 MH No calibration applied and no bandpass applied

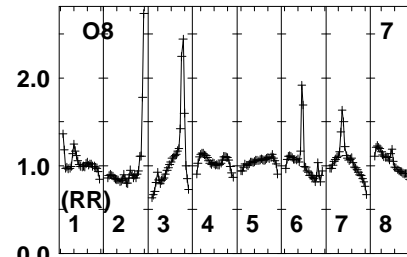
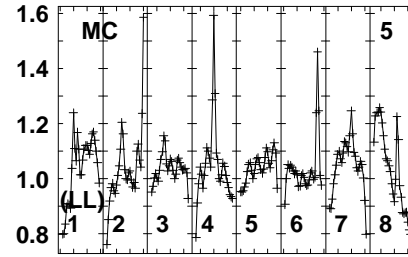
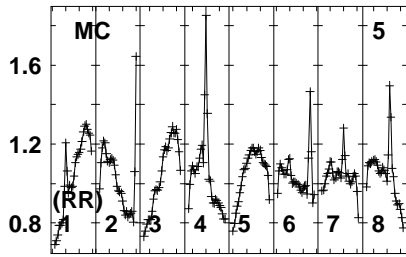
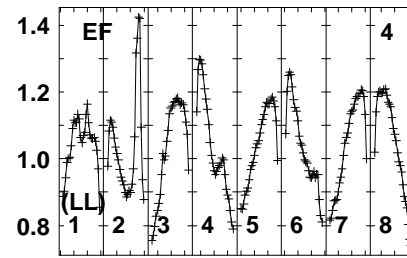
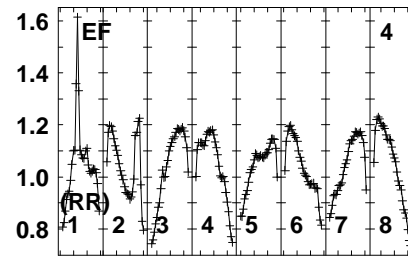
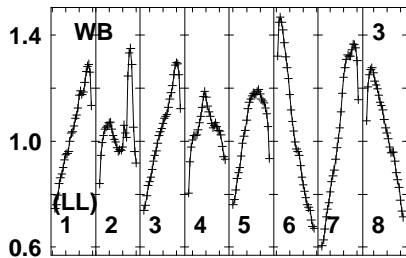
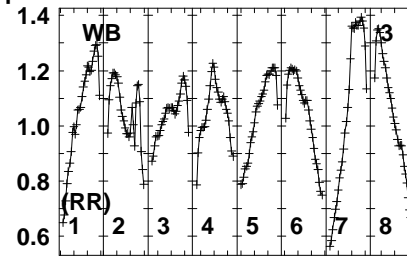
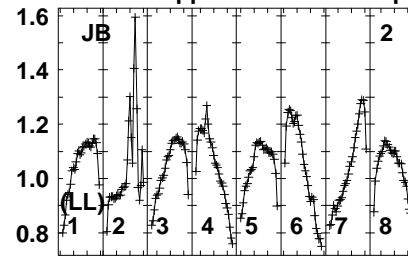
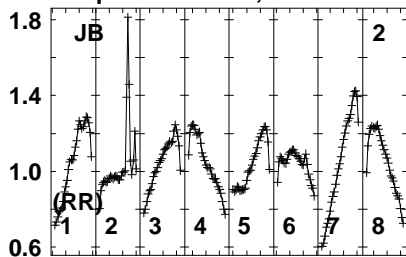


Lower frame: Real Jy
Auto-corr total-power spectrum Antenna: *
Timerange: 00/10:03:51 to 00/10:05:00

Plot file version 100 created 15-NOV-2022 10:54:35

J1722+2815 EB081B 1.UVDATA.1

Freq = 1.5950 GHz, Bw = 16.000 MH No calibration applied and no bandpass applied



1595 610 1630 645 660 675 1695 710
FREQ MHz

1595 610 1630 645 660 675 1695 710
FREQ MHz

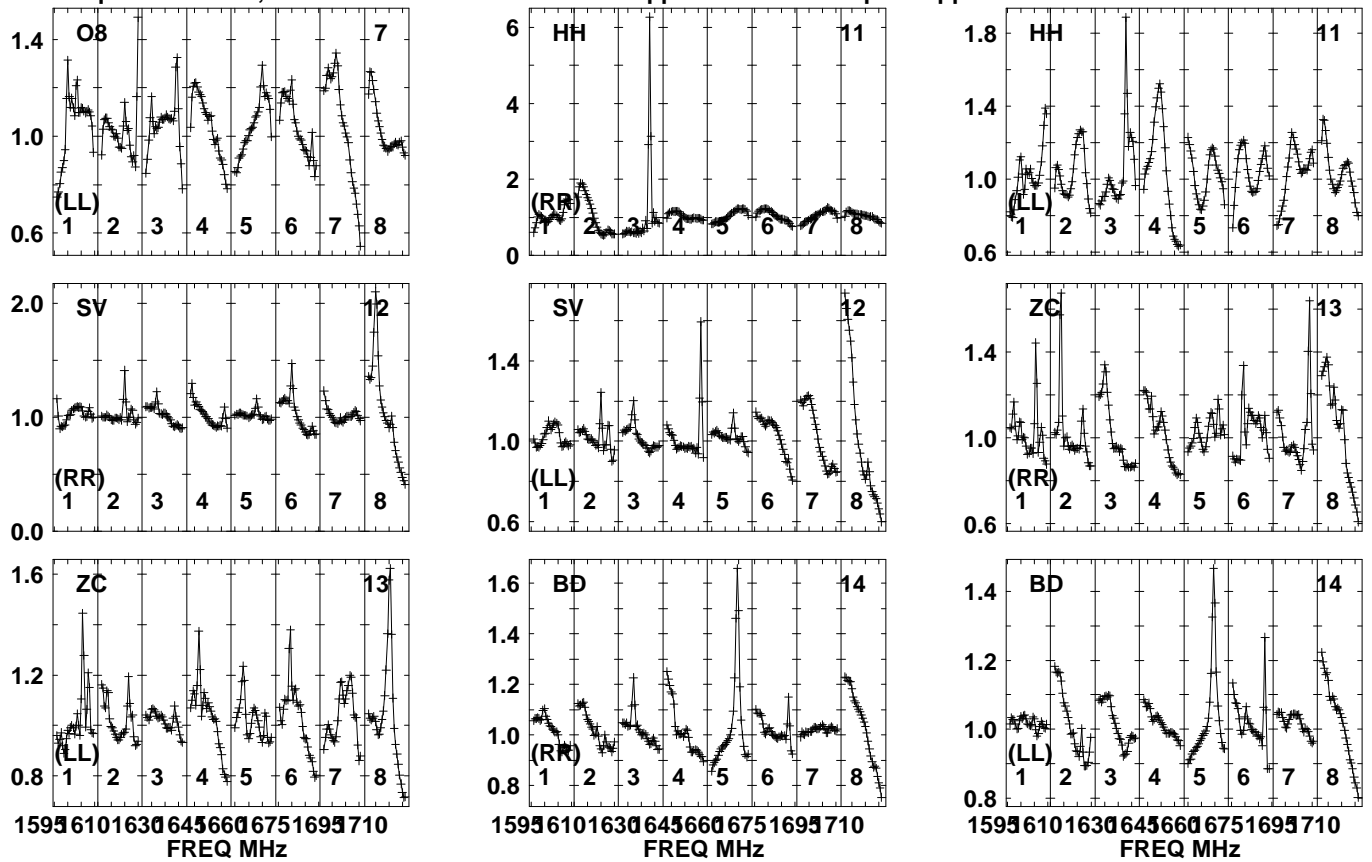
1595 610 1630 645 660 675 1695 710
FREQ MHz

Lower frame: Real Jy
Auto-corr total-power spectrum Antenna: *
Timerange: 00/10:05:01 to 00/10:06:40

Plot file version 101 created 15-NOV-2022 10:54:36

J1722+2815 EB081B 1.UVDATA.1

Freq = 1.5950 GHz, Bw = 16.000 MH No calibration applied and no bandpass applied

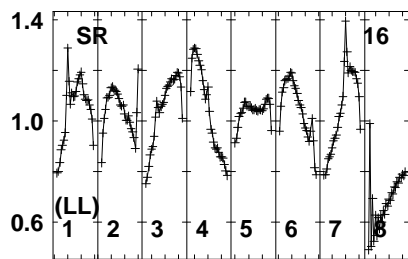
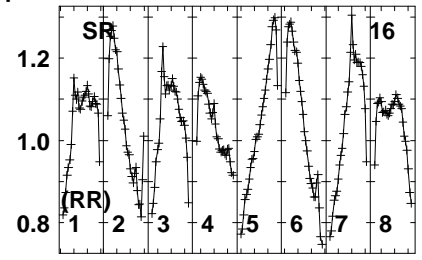
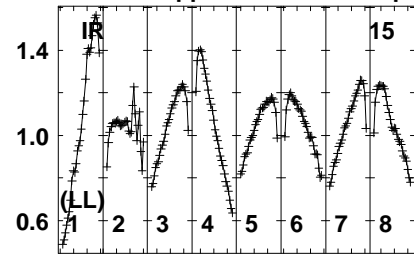
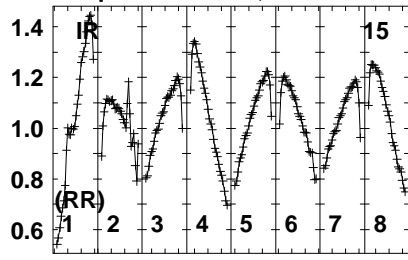


Lower frame: Real Jy
Auto-corr total-power spectrum Antenna: *
Timerange: 00/10:05:01 to 00/10:06:40

Plot file version 102 created 15-NOV-2022 10:54:36

J1722+2815 EB081B 1.UVDATA.1

Freq = 1.5950 GHz, Bw = 16.000 MH No calibration applied and no bandpass applied

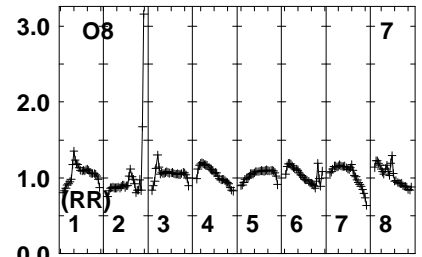
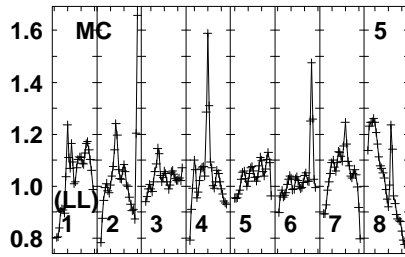
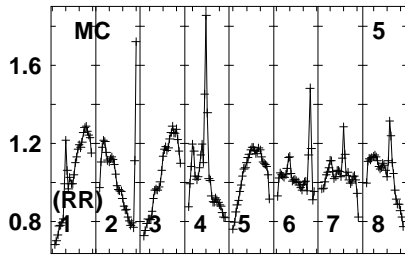
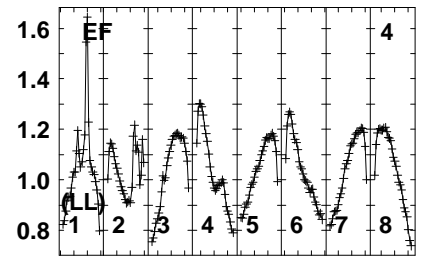
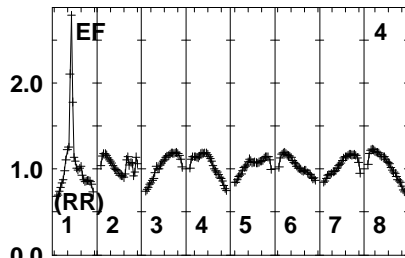
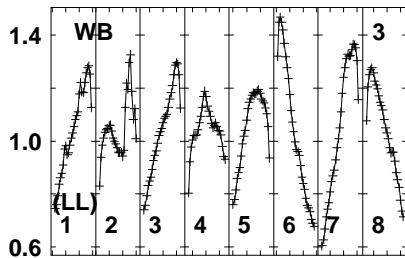
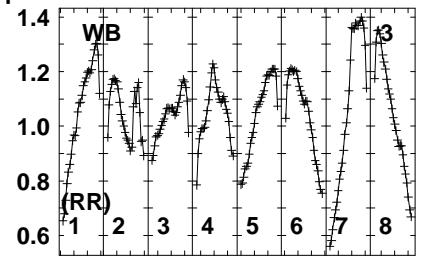
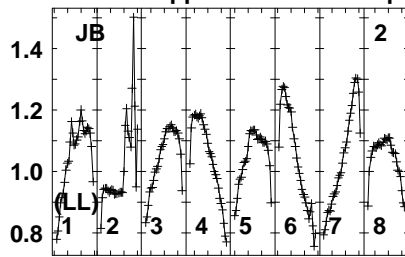
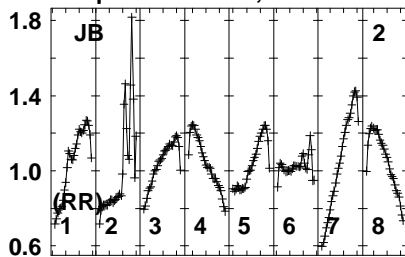


Lower frame: Real Jy
Auto-corr total-power spectrum Antenna: *
Timerange: 00/10:05:01 to 00/10:06:40

Plot file version 103 created 15-NOV-2022 10:54:36

J1716+2616 EB081B 1.UVDATA.1

Freq = 1.5950 GHz, Bw = 16.000 MH No calibration applied and no bandpass applied



1595 610 1630 645 660 675 1695 710
FREQ MHz

1595 610 1630 645 660 675 1695 710
FREQ MHz

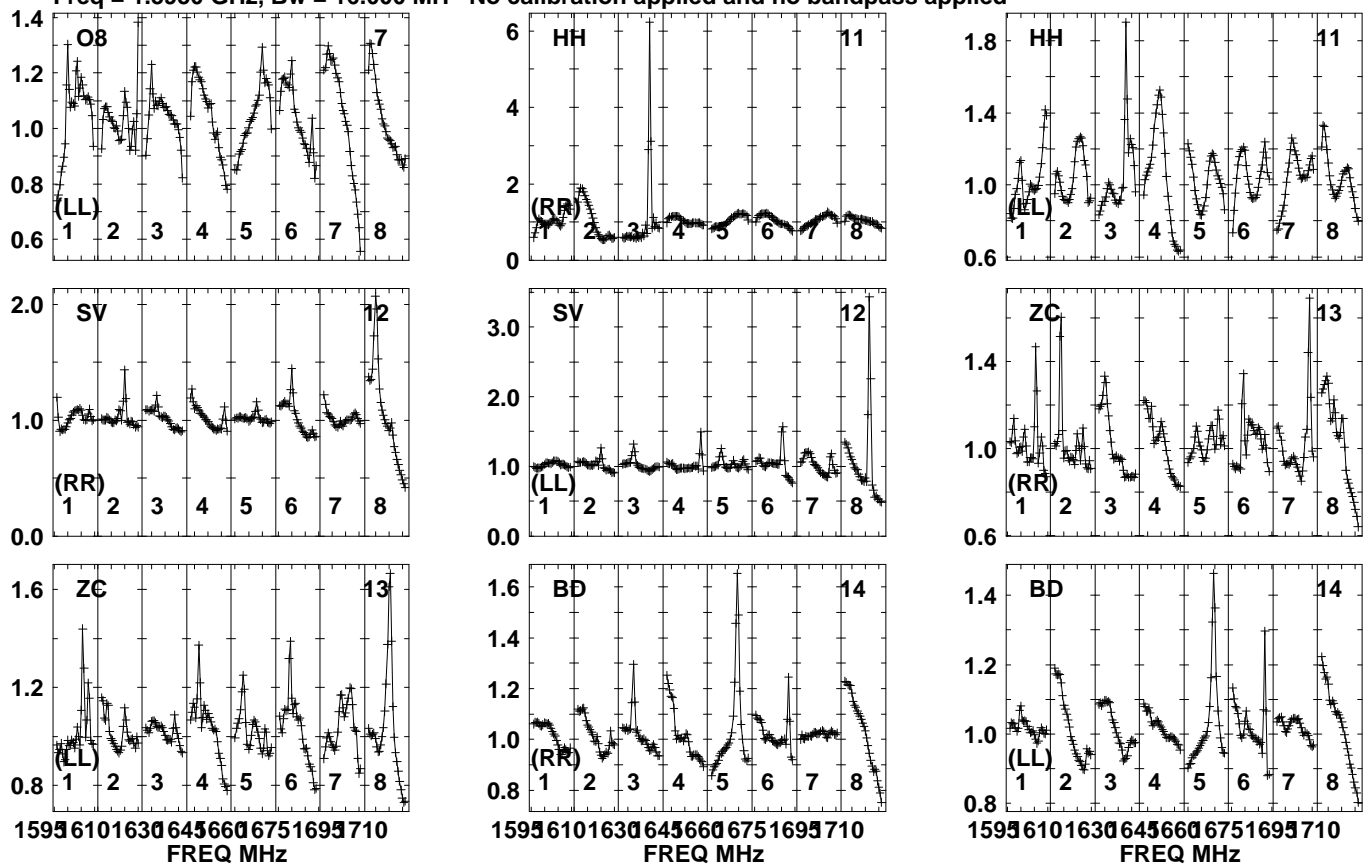
1595 610 1630 645 660 675 1695 710
FREQ MHz

Lower frame: Real Jy
Auto-corr total-power spectrum Antenna: *
Timerange: 00/10:06:40 to 00/10:08:20

Plot file version 104 created 15-NOV-2022 10:54:36

J1716+2616 EB081B 1.UVDATA.1

Freq = 1.5950 GHz, Bw = 16.000 MH No calibration applied and no bandpass applied

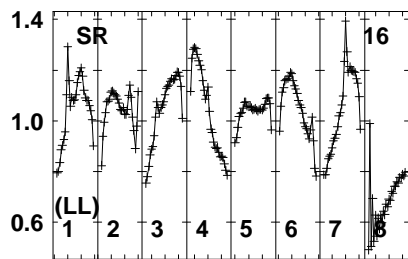
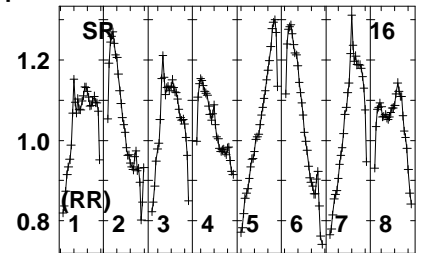
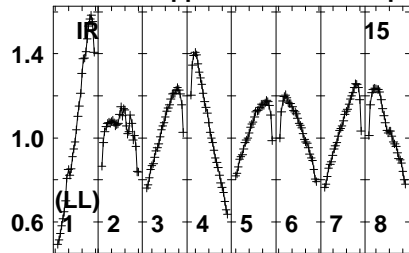
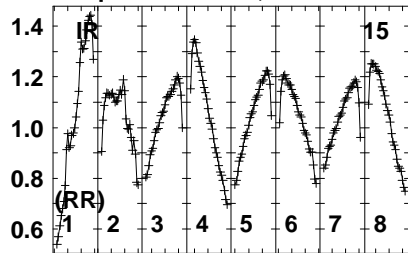


Lower frame: Real Jy
Auto-corr total-power spectrum Antenna: *
Timerange: 00/10:06:40 to 00/10:08:20

Plot file version 105 created 15-NOV-2022 10:54:36

J1716+2616 EB081B 1.UVDATA.1

Freq = 1.5950 GHz, Bw = 16.000 MH No calibration applied and no bandpass applied

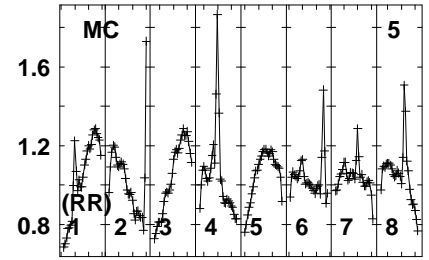
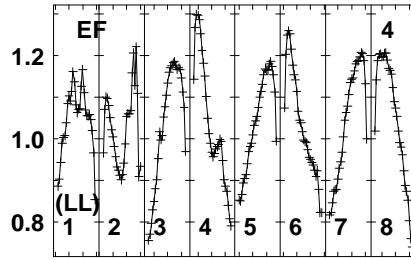
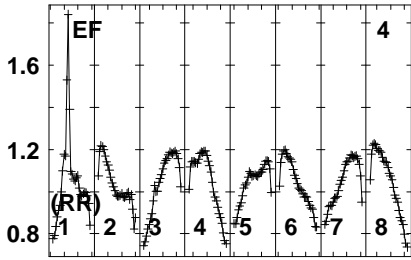
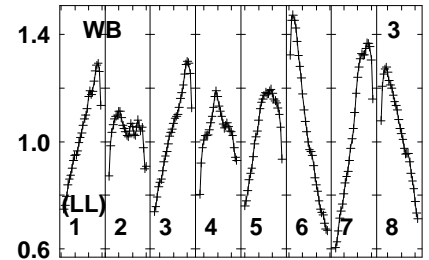
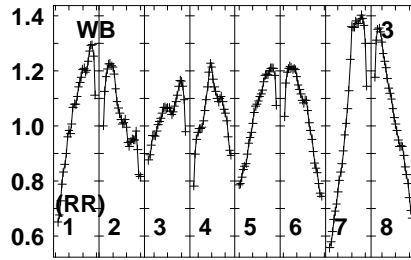
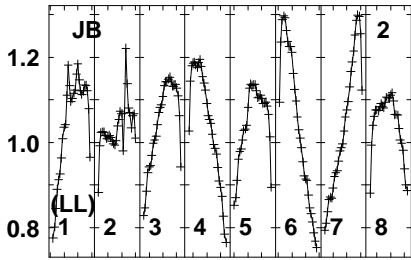
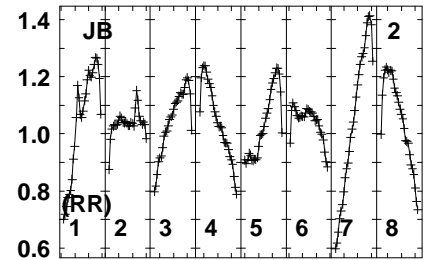
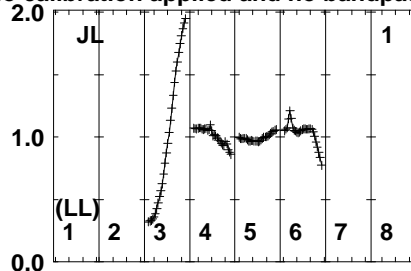
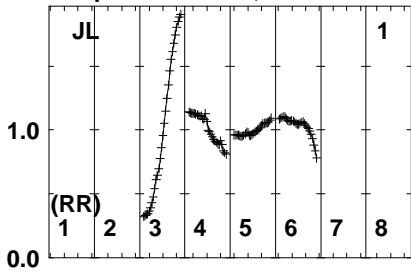


Lower frame: Real Jy
Auto-corr total-power spectrum Antenna: *
Timerange: 00/10:06:40 to 00/10:08:20

Plot file version 106 created 15-NOV-2022 10:54:36

ROSS867 EB081B 1.UVDATA.1

Freq = 1.5950 GHz, Bw = 16.000 MH No calibration applied and no bandpass applied



1595 610 1630 645 660 675 1695 710
FREQ MHz

1595 610 1630 645 660 675 1695 710
FREQ MHz

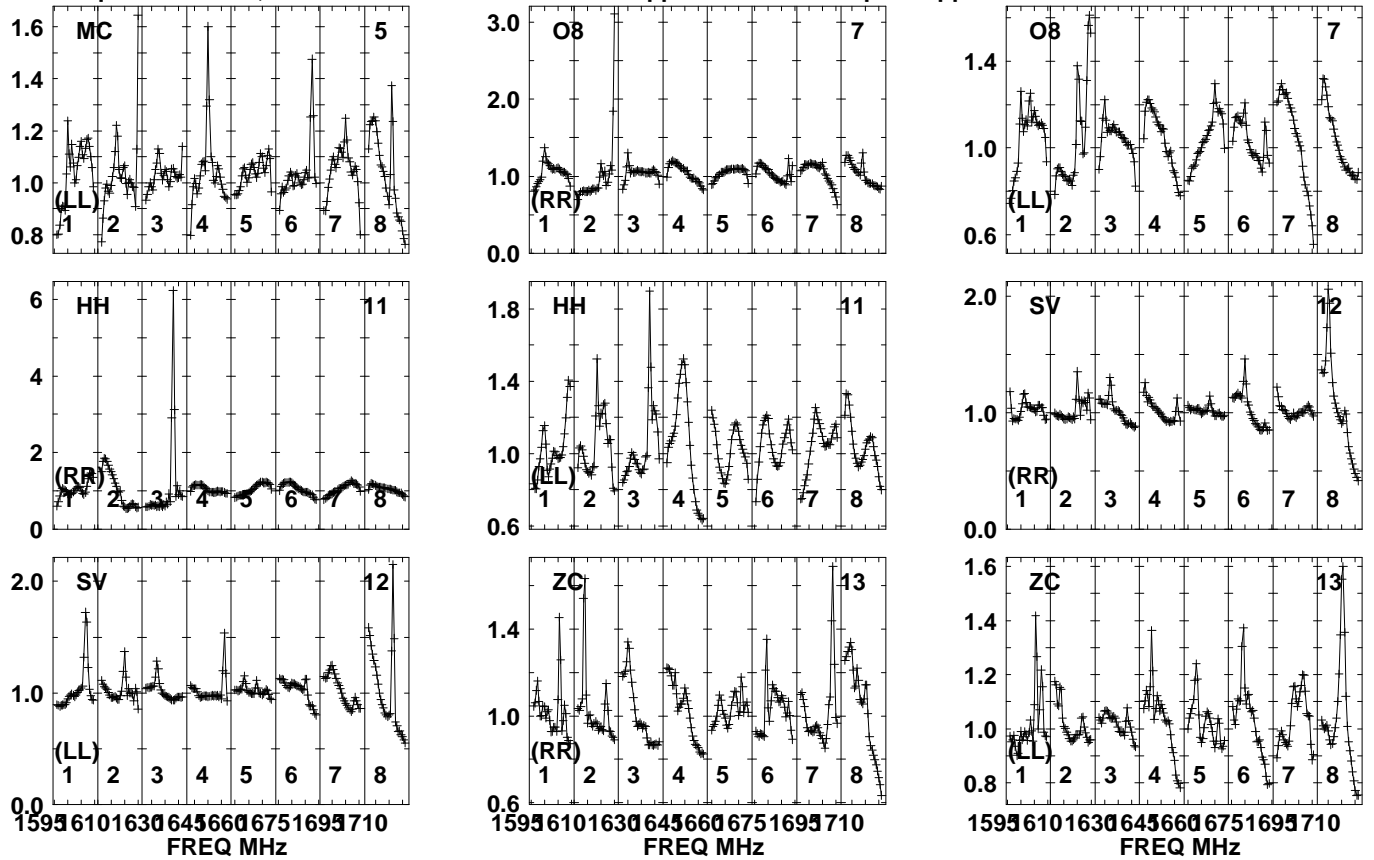
1595 610 1630 645 660 675 1695 710
FREQ MHz

Lower frame: Real Jy
Auto-corr total-power spectrum Antenna: *
Timerange: 00/10:08:20 to 00/10:13:19

Plot file version 107 created 15-NOV-2022 10:54:36

ROSS867 EB081B 1.UVDATA.1

Freq = 1.5950 GHz, Bw = 16.000 MH No calibration applied and no bandpass applied

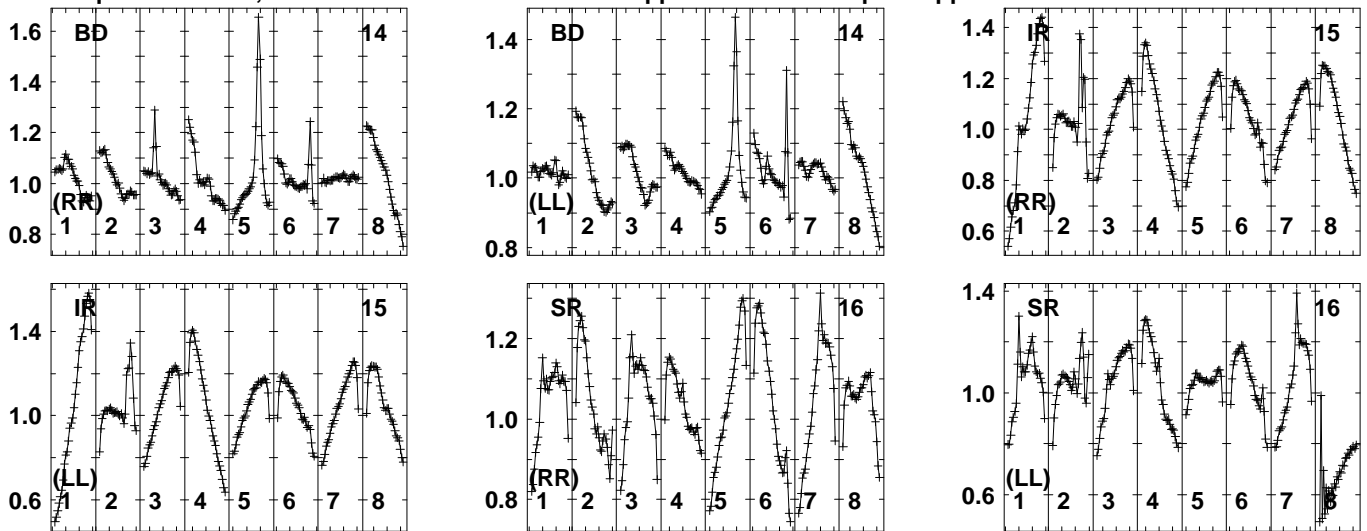


Lower frame: Real Jy
Auto-corr total-power spectrum Antenna: *
Timerange: 00/10:08:20 to 00/10:13:19

Plot file version 108 created 15-NOV-2022 10:54:37

ROSS867 EB081B 1.UVDATA.1

Freq = 1.5950 GHz, Bw = 16.000 MH No calibration applied and no bandpass applied

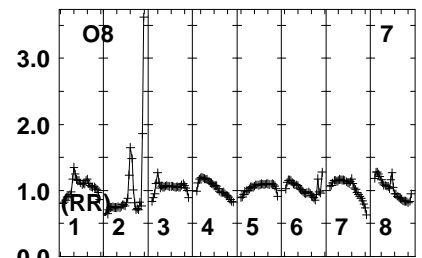
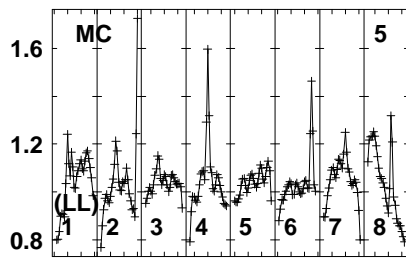
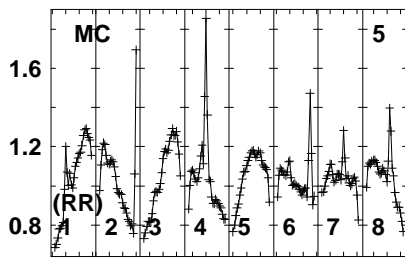
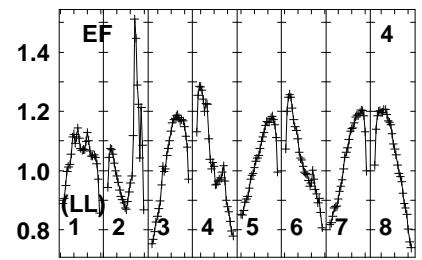
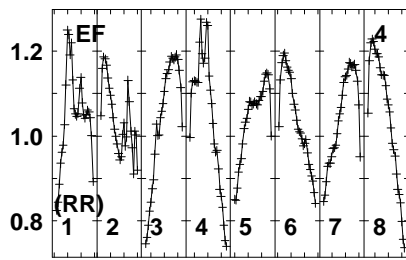
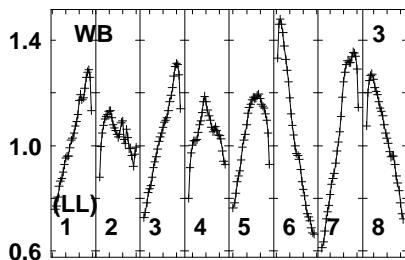
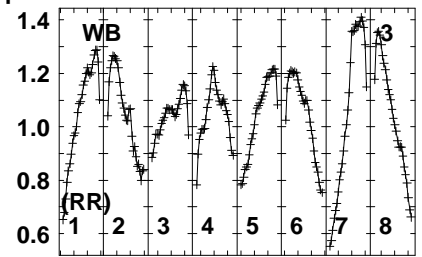
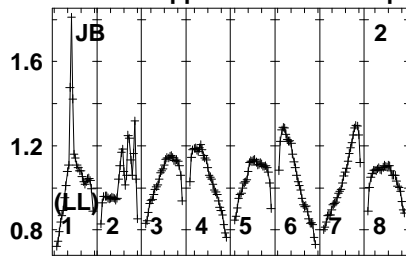
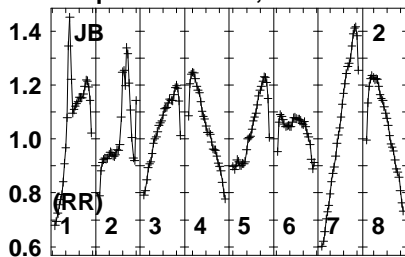


Lower frame: Real Jy
Auto-corr total-power spectrum Antenna: *
Timerange: 00/10:08:20 to 00/10:13:19

Plot file version 109 created 15-NOV-2022 10:54:37

J1722+2458 EB081B 1.UVDATA.1

Freq = 1.5950 GHz, Bw = 16.000 MH No calibration applied and no bandpass applied



1595 610 1630 645 660 675 1695 710
FREQ MHz

1595 610 1630 645 660 675 1695 710
FREQ MHz

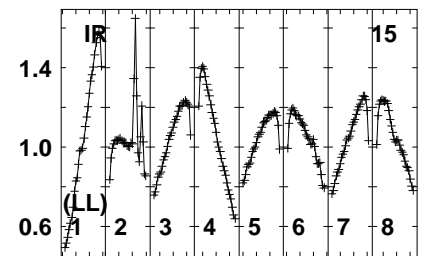
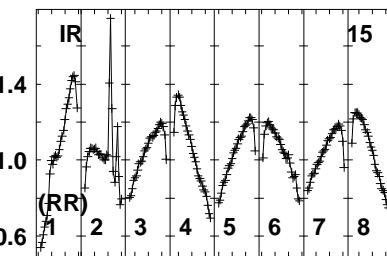
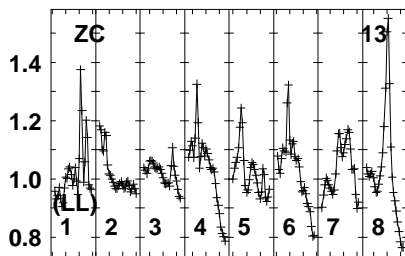
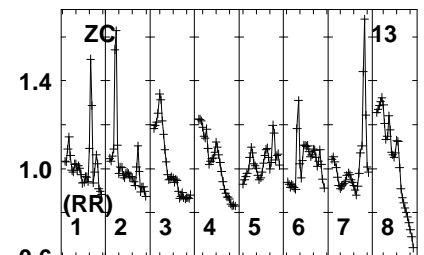
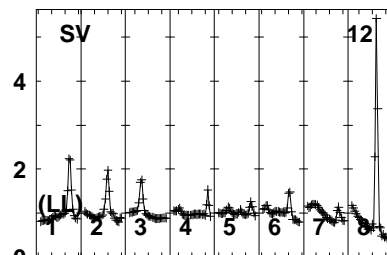
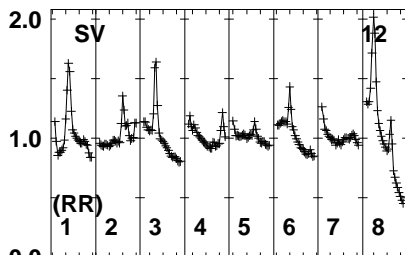
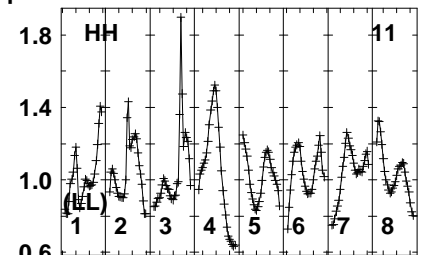
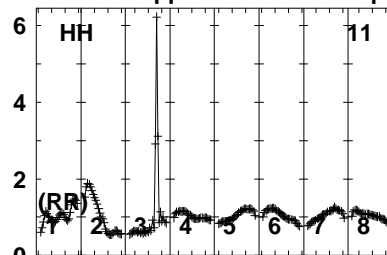
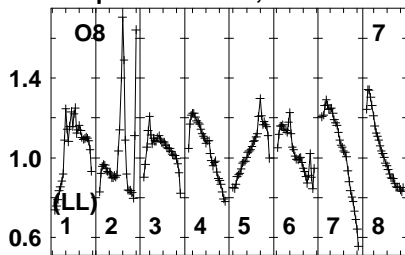
1595 610 1630 645 660 675 1695 710
FREQ MHz

Lower frame: Real Jy
Auto-corr total-power spectrum Antenna: *
Timerange: 00/10:13:51 to 00/10:14:59

Plot file version 110 created 15-NOV-2022 10:54:37

J1722+2458 EB081B 1.UVDATA.1

Freq = 1.5950 GHz, Bw = 16.000 MH No calibration applied and no bandpass applied



1595 610 1630 645 660 675 1695 710
FREQ MHz

1595 610 1630 645 660 675 1695 710
FREQ MHz

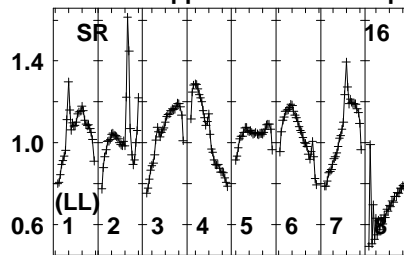
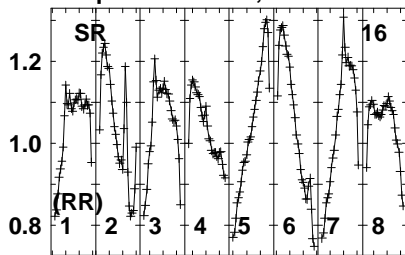
1595 610 1630 645 660 675 1695 710
FREQ MHz

Lower frame: Real Jy
Auto-corr total-power spectrum Antenna: *
Timerange: 00/10:13:51 to 00/10:14:59

Plot file version 111 created 15-NOV-2022 10:54:37

J1722+2458 EB081B 1.UVDATA.1

Freq = 1.5950 GHz, Bw = 16.000 MH No calibration applied and no bandpass applied

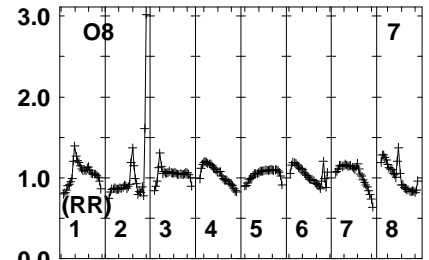
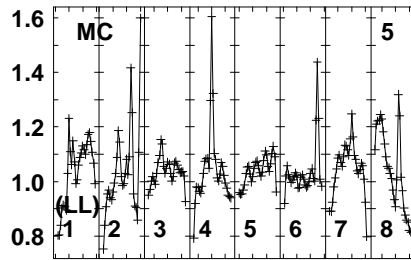
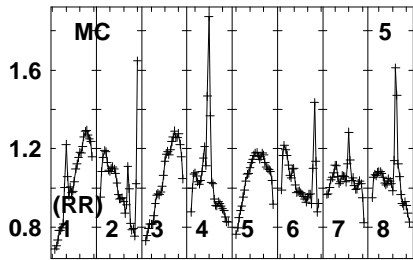
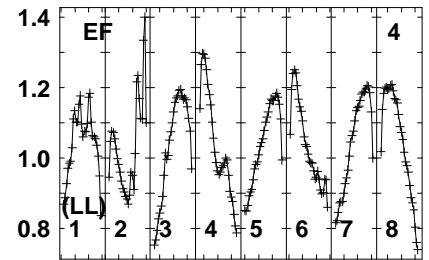
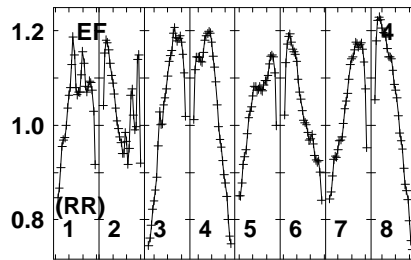
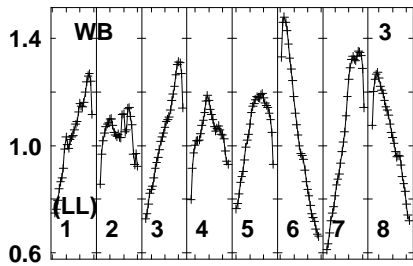
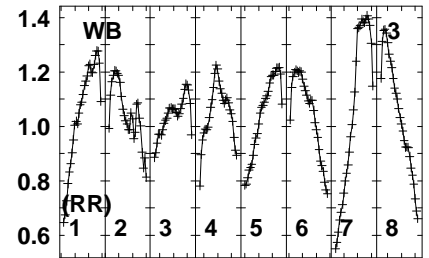
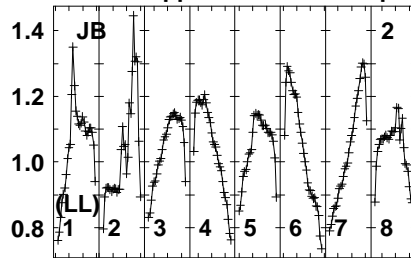
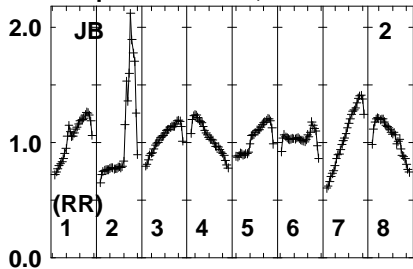


Lower frame: Real Jy
Auto-corr total-power spectrum Antenna: *
Timerange: 00/10:13:51 to 00/10:14:59

Plot file version 112 created 15-NOV-2022 10:54:37

J1722+2815 EB081B 1.UVDATA.1

Freq = 1.5950 GHz, Bw = 16.000 MH No calibration applied and no bandpass applied



1595 610 1630 645 660 675 1695 710
FREQ MHz

1595 610 1630 645 660 675 1695 710
FREQ MHz

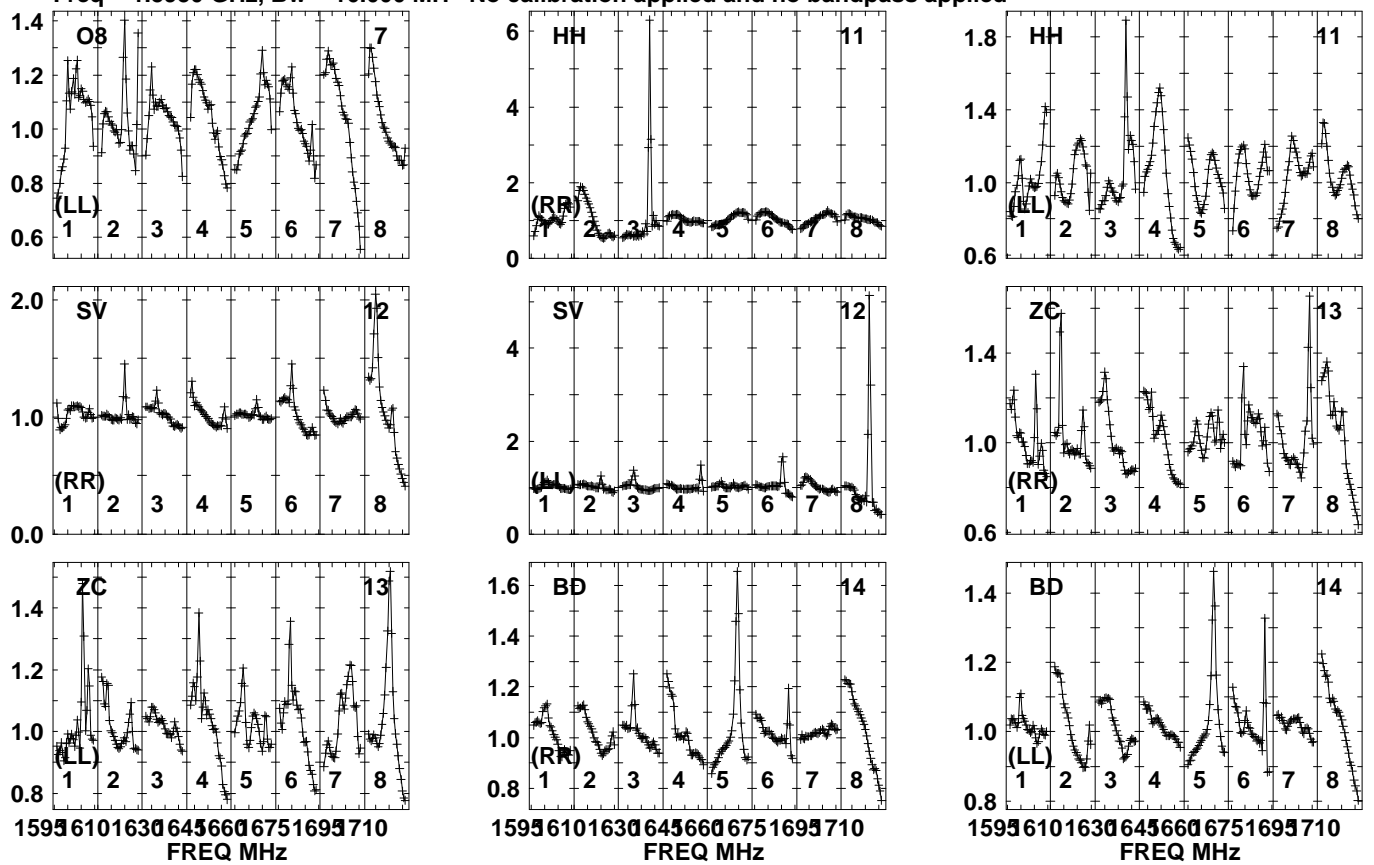
1595 610 1630 645 660 675 1695 710
FREQ MHz

Lower frame: Real Jy
Auto-corr total-power spectrum Antenna: *
Timerange: 00/10:15:01 to 00/10:16:40

Plot file version 113 created 15-NOV-2022 10:54:37

J1722+2815 EB081B 1.UVDATA.1

Freq = 1.5950 GHz, Bw = 16.000 MH No calibration applied and no bandpass applied

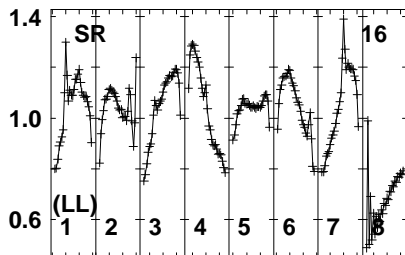
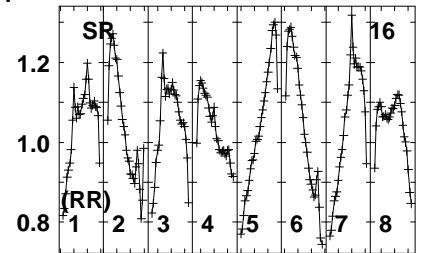
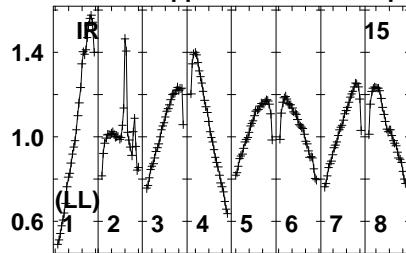
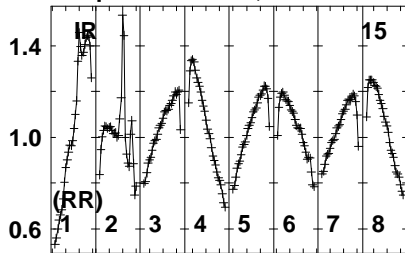


Lower frame: Real Jy
Auto-corr total-power spectrum Antenna: *
Timerange: 00/10:15:01 to 00/10:16:40

Plot file version 114 created 15-NOV-2022 10:54:37

J1722+2815 EB081B 1.UVDATA.1

Freq = 1.5950 GHz, Bw = 16.000 MH No calibration applied and no bandpass applied

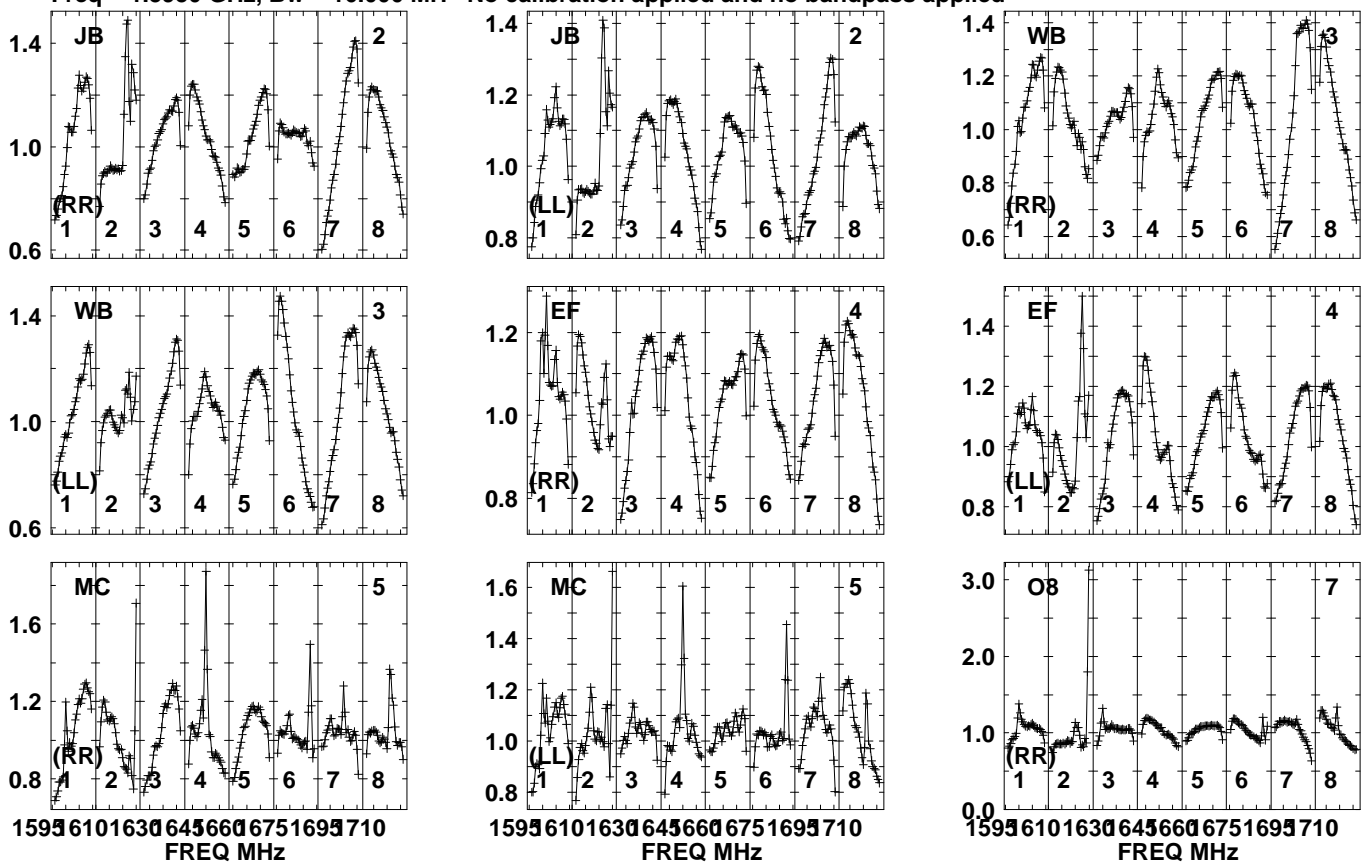


Lower frame: Real Jy
Auto-corr total-power spectrum Antenna: *
Timerange: 00/10:15:01 to 00/10:16:40

Plot file version 115 created 15-NOV-2022 10:54:37

J1716+2616 EB081B 1.UVDATA.1

Freq = 1.5950 GHz, Bw = 16.000 MH No calibration applied and no bandpass applied

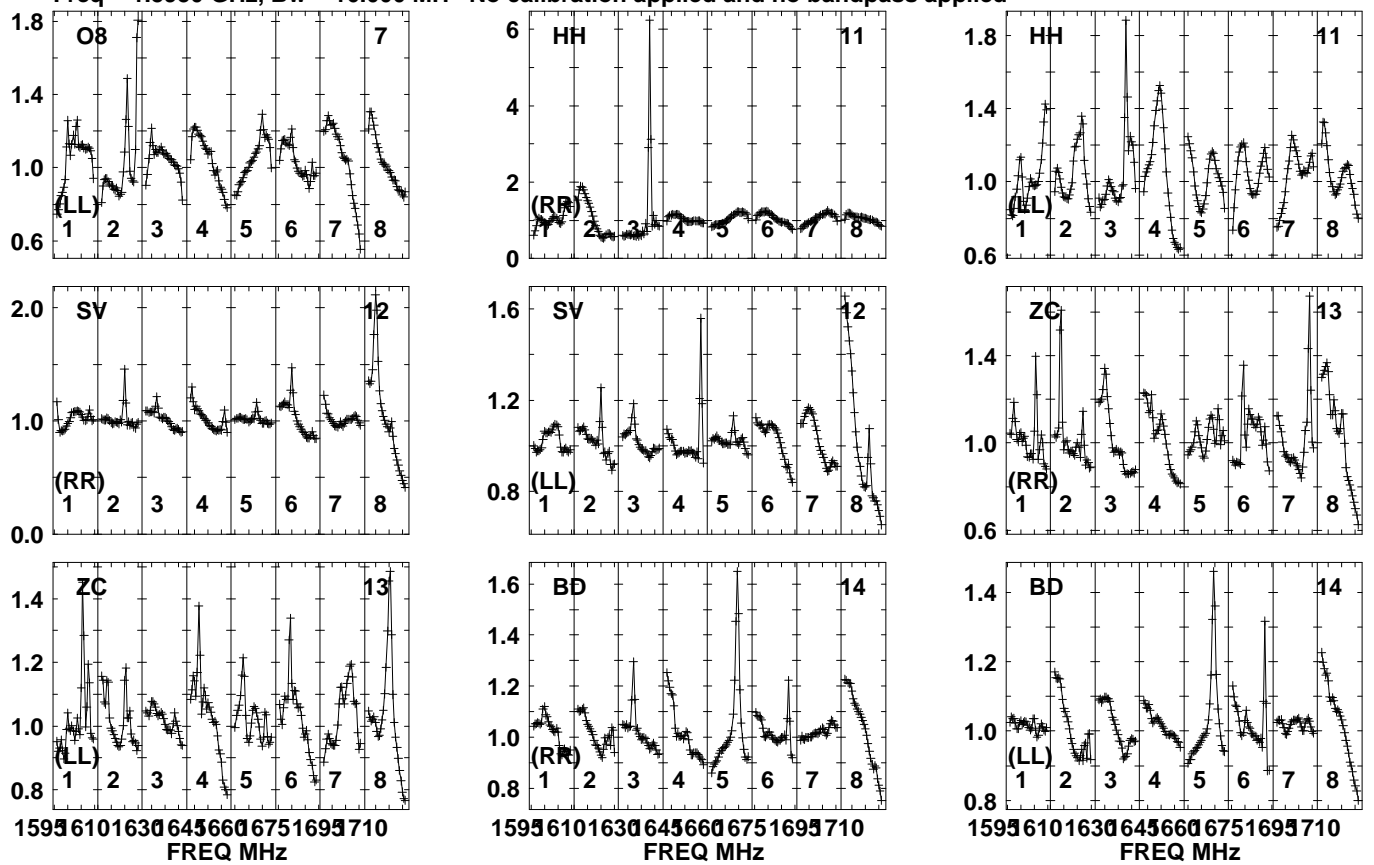


Lower frame: Real Jy
Auto-corr total-power spectrum Antenna: *
Timerange: 00/10:16:41 to 00/10:18:20

Plot file version 116 created 15-NOV-2022 10:54:38

J1716+2616 EB081B 1.UVDATA.1

Freq = 1.5950 GHz, Bw = 16.000 MH No calibration applied and no bandpass applied

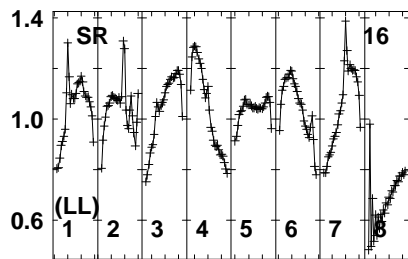
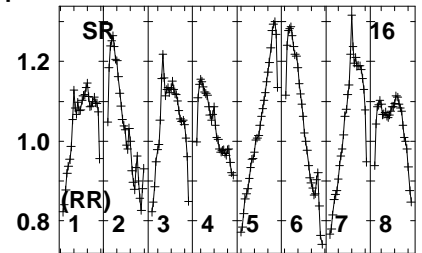
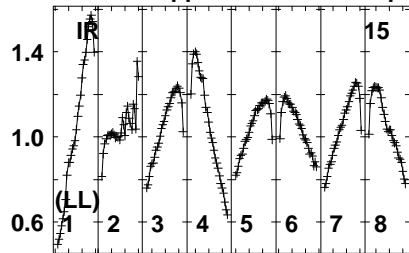
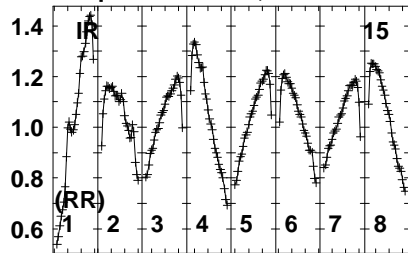


Lower frame: Real Jy
Auto-corr total-power spectrum Antenna: *
Timerange: 00/10:16:41 to 00/10:18:20

Plot file version 117 created 15-NOV-2022 10:54:38

J1716+2616 EB081B 1.UVDATA.1

Freq = 1.5950 GHz, Bw = 16.000 MH No calibration applied and no bandpass applied

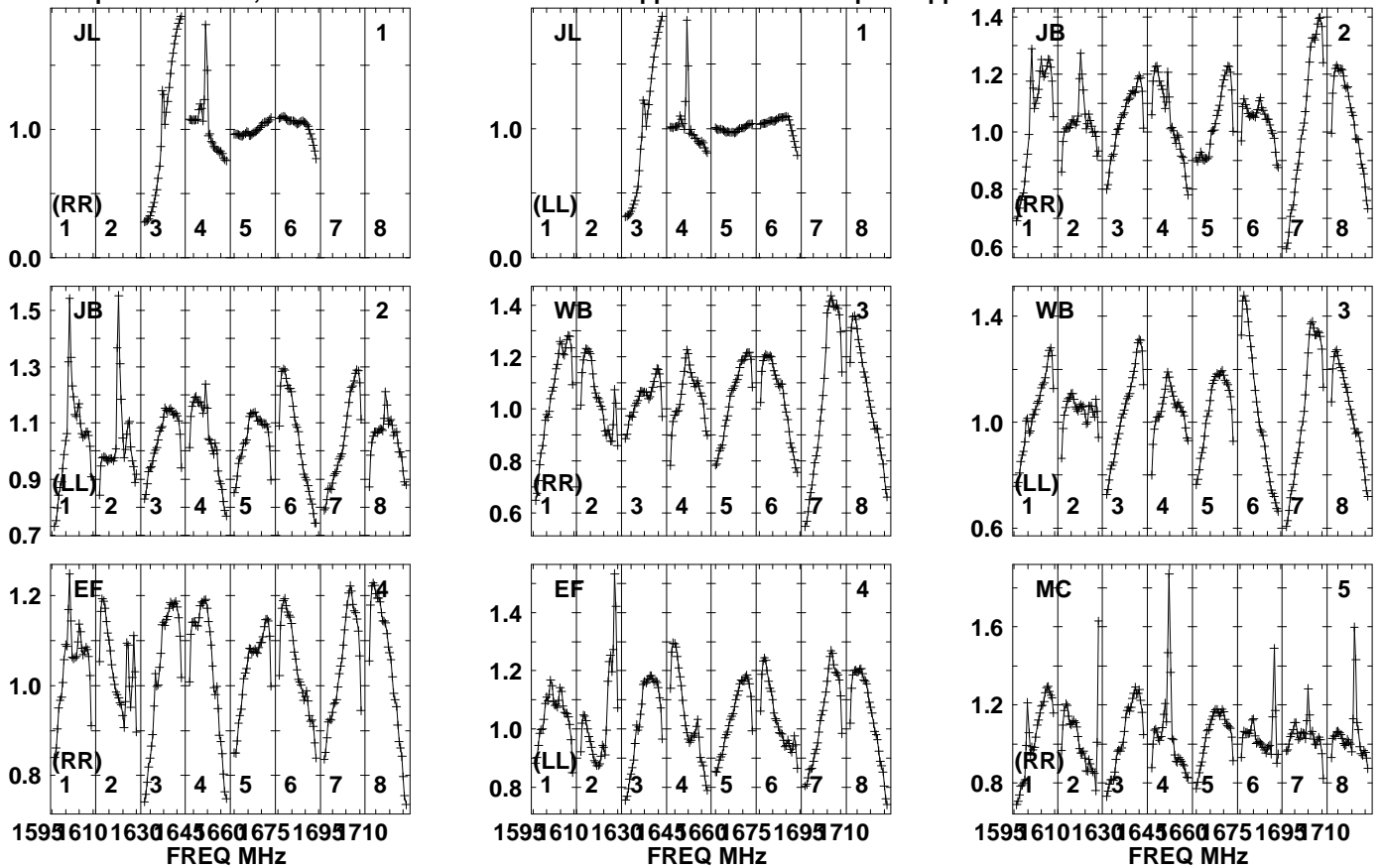


Lower frame: Real Jy
Auto-corr total-power spectrum Antenna: *
Timerange: 00/10:16:41 to 00/10:18:20

Plot file version 118 created 15-NOV-2022 10:54:38

ROSS867 EB081B 1.UVDATA.1

Freq = 1.5950 GHz, Bw = 16.000 MH No calibration applied and no bandpass applied



Lower frame: Real Jy

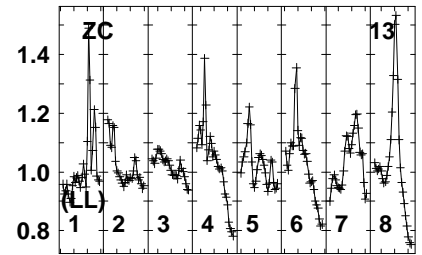
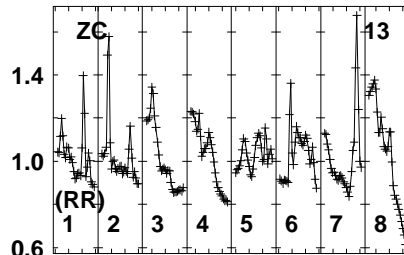
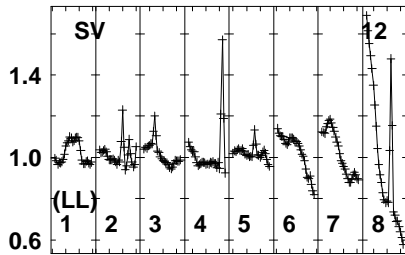
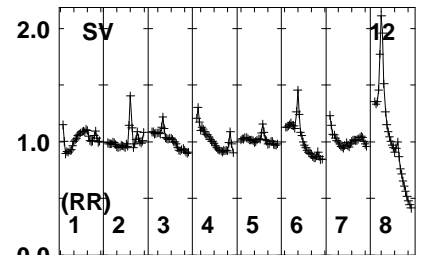
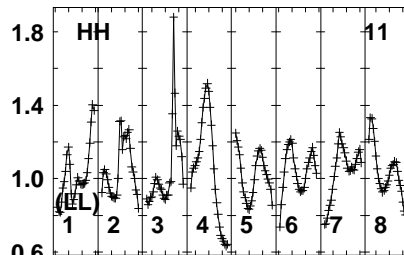
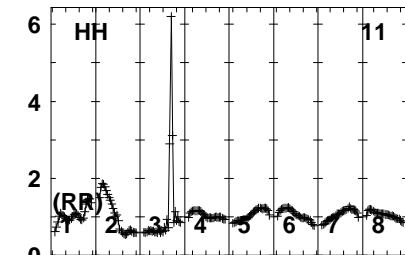
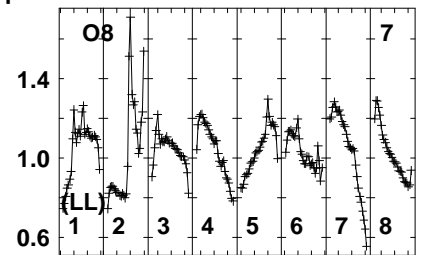
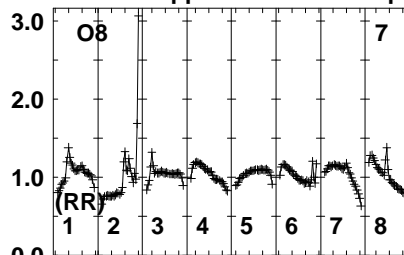
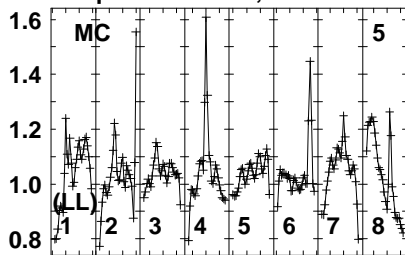
Auto-corr total-power spectrum Antenna: *

Timerange: 00/10:18:21 to 00/10:23:20

Plot file version 119 created 15-NOV-2022 10:54:38

ROSS867 EB081B 1.UVDATA.1

Freq = 1.5950 GHz, Bw = 16.000 MH No calibration applied and no bandpass applied



1595 610 1630 645 660 675 1695 710
FREQ MHz

1595 610 1630 645 660 675 1695 710
FREQ MHz

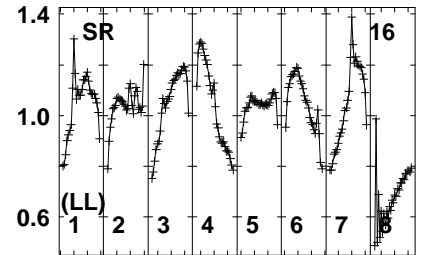
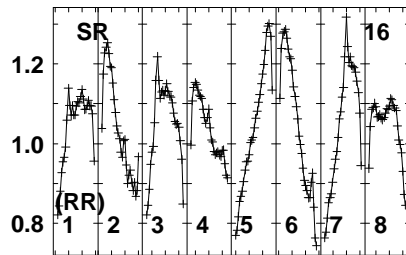
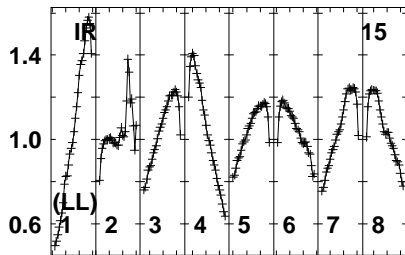
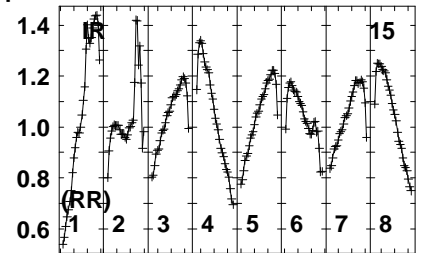
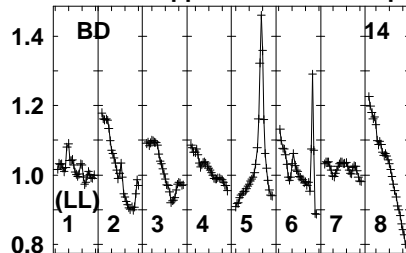
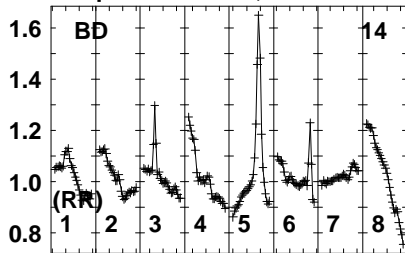
1595 610 1630 645 660 675 1695 710
FREQ MHz

Lower frame: Real Jy
Auto-corr total-power spectrum Antenna: *
Timerange: 00/10:18:21 to 00/10:23:20

Plot file version 120 created 15-NOV-2022 10:54:39

ROSS867 EB081B 1.UVDATA.1

Freq = 1.5950 GHz, Bw = 16.000 MH No calibration applied and no bandpass applied

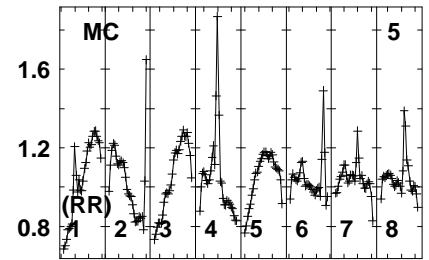
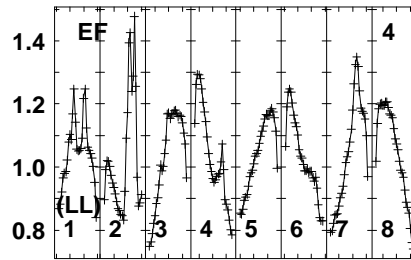
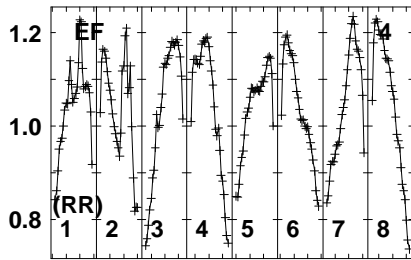
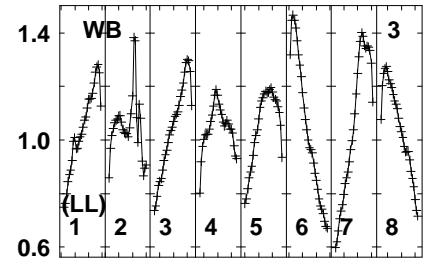
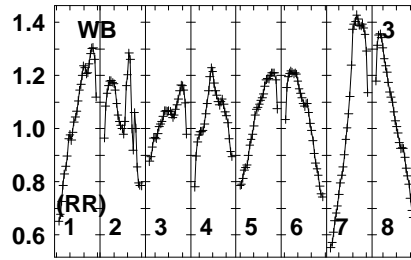
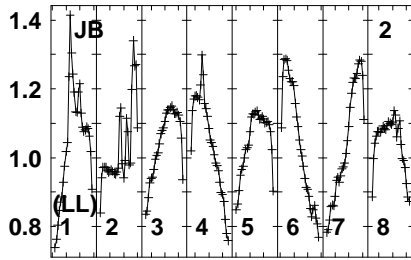
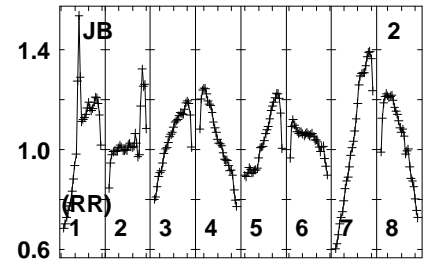
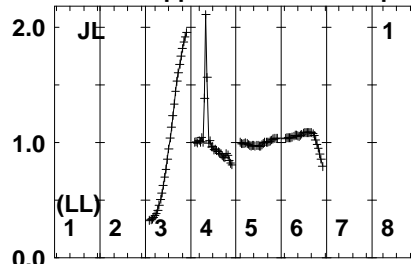
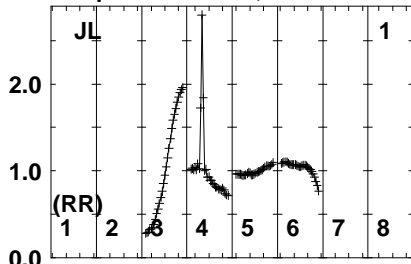


Lower frame: Real Jy
Auto-corr total-power spectrum Antenna: *
Timerange: 00/10:18:21 to 00/10:23:20

Plot file version 121 created 15-NOV-2022 10:54:39

J1722+2458 EB081B 1.UVDATA.1

Freq = 1.5950 GHz, Bw = 16.000 MH No calibration applied and no bandpass applied



1595 610 1630 645 660 675 1695 710
FREQ MHz

1595 610 1630 645 660 675 1695 710
FREQ MHz

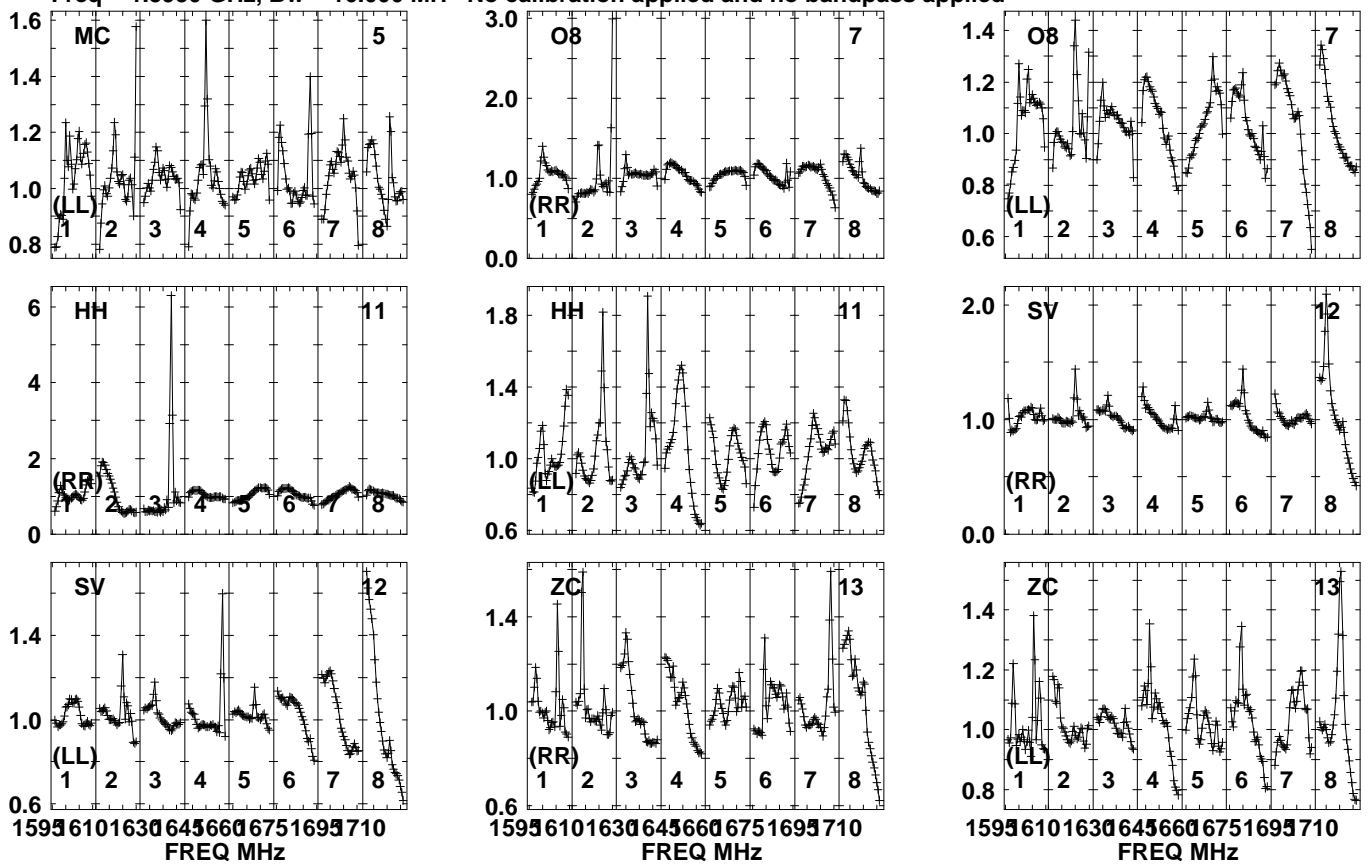
1595 610 1630 645 660 675 1695 710
FREQ MHz

Lower frame: Real Jy
Auto-corr total-power spectrum Antenna: *
Timerange: 00/10/23:50 to 00/10/24:59

Plot file version 122 created 15-NOV-2022 10:54:39

J1722+2458 EB081B 1.UVDATA.1

Freq = 1.5950 GHz, Bw = 16.000 MH No calibration applied and no bandpass applied

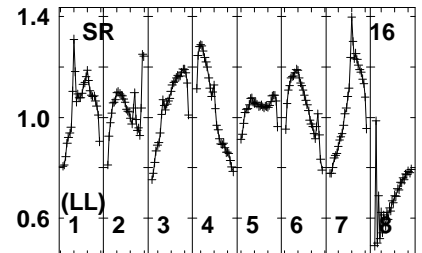
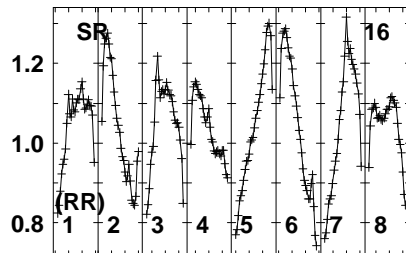
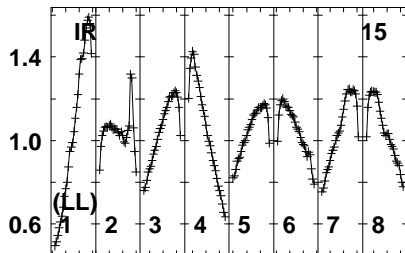
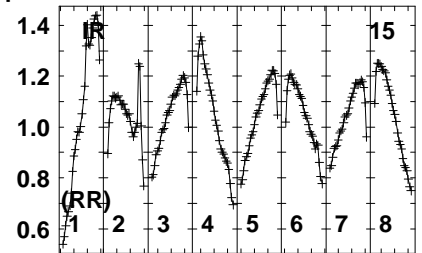
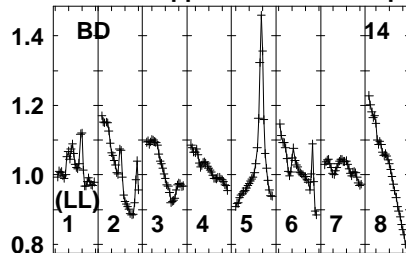
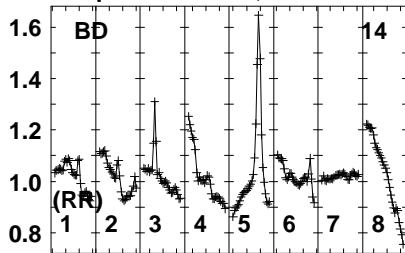


Lower frame: Real Jy
Auto-corr total-power spectrum Antenna: *
Timerange: 00/10:23:50 to 00/10:24:59

Plot file version 123 created 15-NOV-2022 10:54:39

J1722+2458 EB081B 1.UVDATA.1

Freq = 1.5950 GHz, Bw = 16.000 MH No calibration applied and no bandpass applied

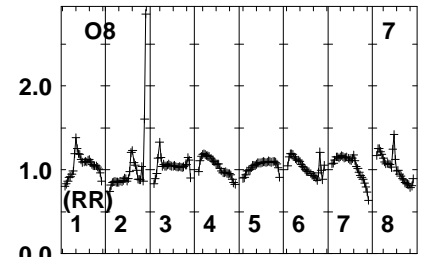
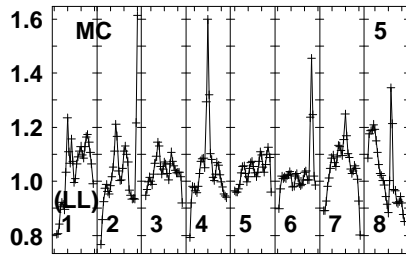
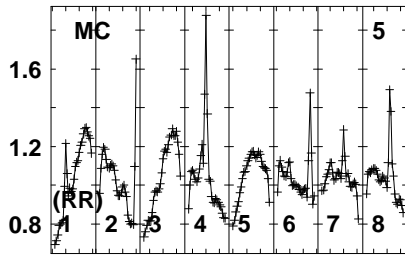
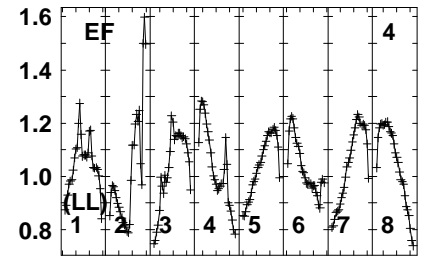
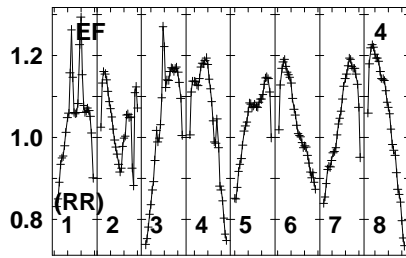
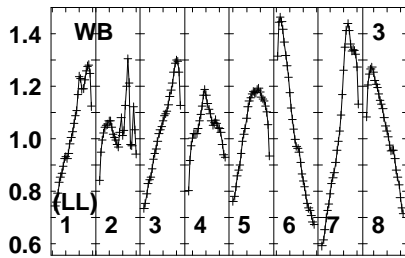
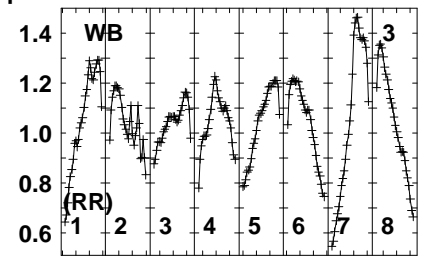
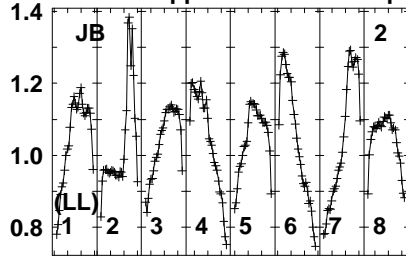
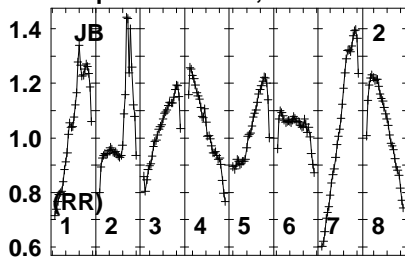


Lower frame: Real Jy
Auto-corr total-power spectrum Antenna: *
Timerange: 00/10:23:50 to 00/10:24:59

Plot file version 124 created 15-NOV-2022 10:54:39

J1722+2815 EB081B 1.UVDATA.1

Freq = 1.5950 GHz, Bw = 16.000 MH No calibration applied and no bandpass applied



1595 610 1630 645 660 675 1695 710
FREQ MHz

1595 610 1630 645 660 675 1695 710
FREQ MHz

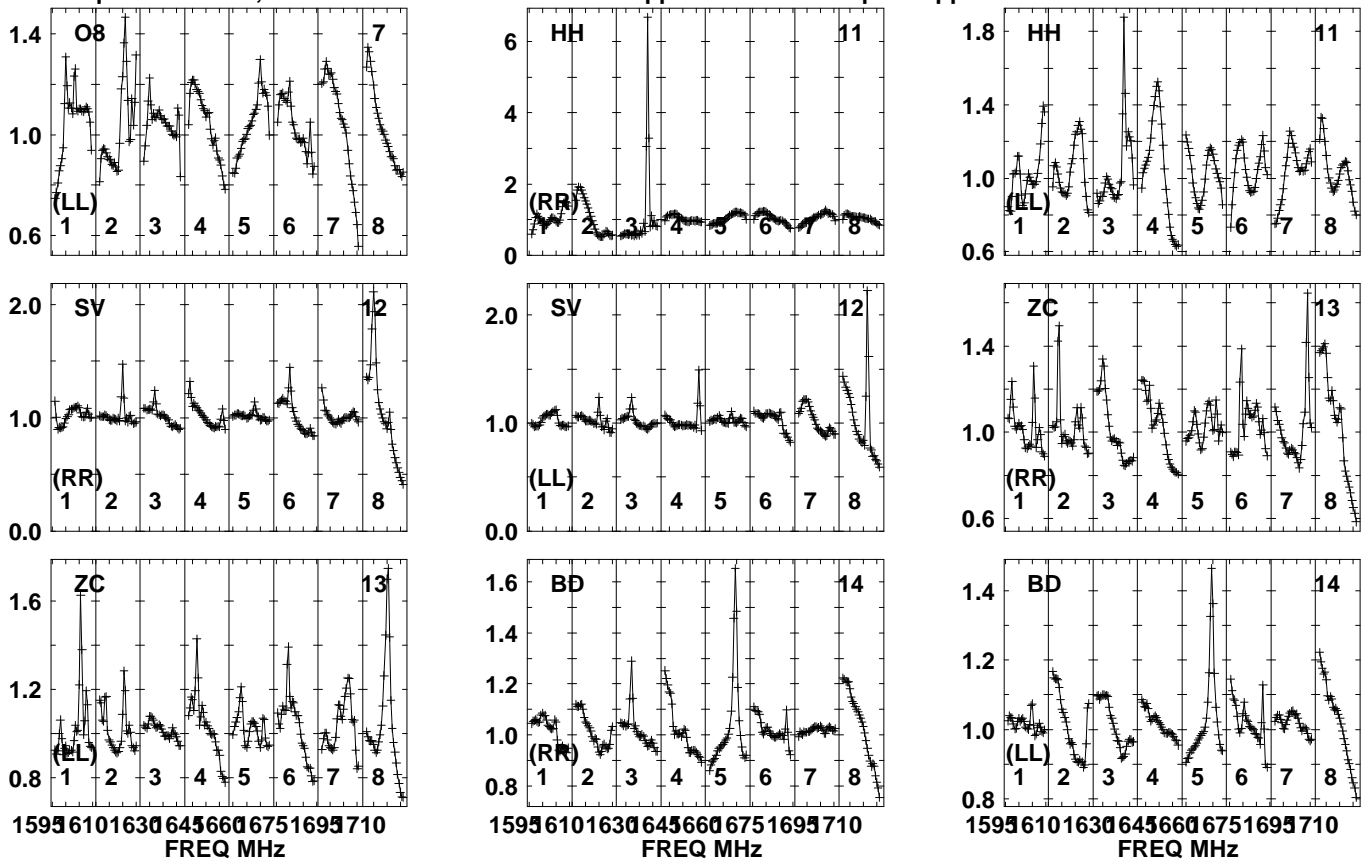
1595 610 1630 645 660 675 1695 710
FREQ MHz

Lower frame: Real Jy
Auto-corr total-power spectrum Antenna: *
Timerange: 00/10:25:00 to 00/10:26:39

Plot file version 125 created 15-NOV-2022 10:54:39

J1722+2815 EB081B 1.UVDATA.1

Freq = 1.5950 GHz, Bw = 16.000 MH No calibration applied and no bandpass applied

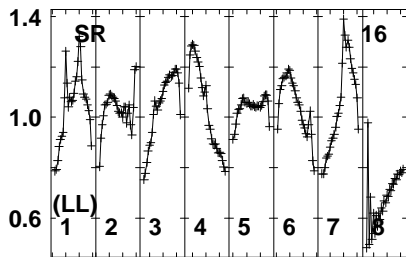
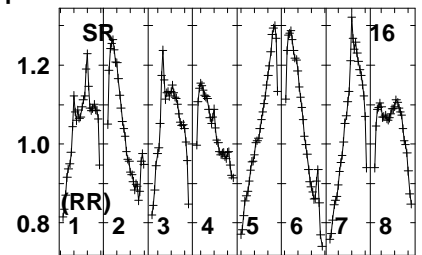
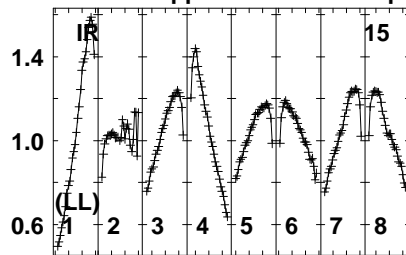
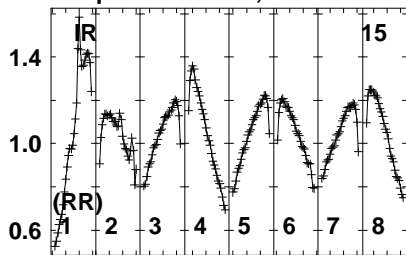


Lower frame: Real Jy
Auto-corr total-power spectrum Antenna: *
Timerange: 00/10:25:00 to 00/10:26:39

Plot file version 126 created 15-NOV-2022 10:54:39

J1722+2815 EB081B 1.UVDATA.1

Freq = 1.5950 GHz, Bw = 16.000 MH No calibration applied and no bandpass applied

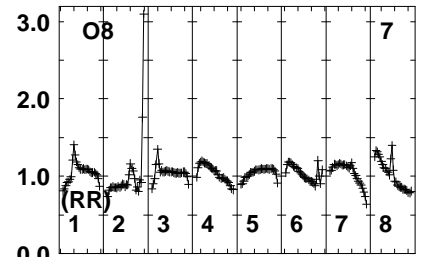
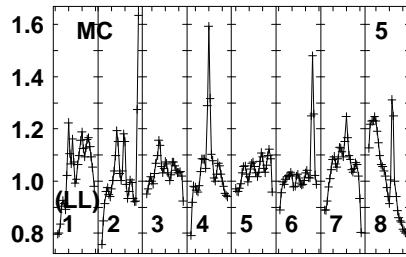
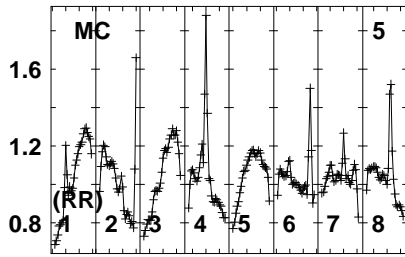
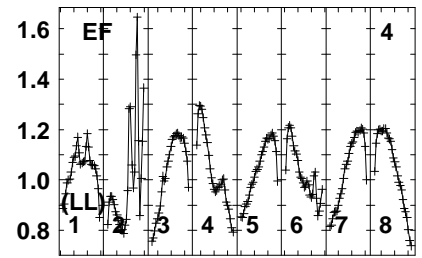
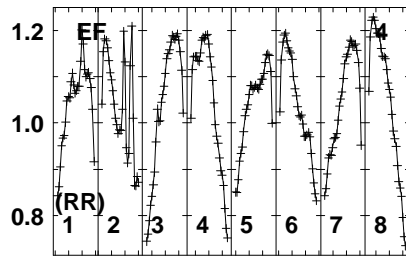
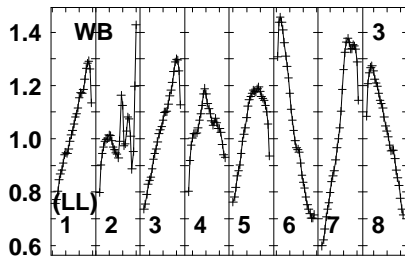
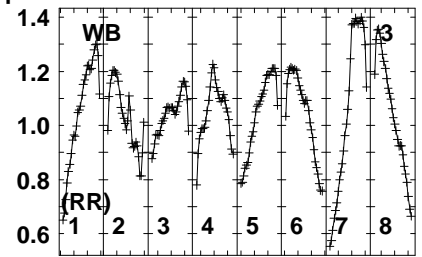
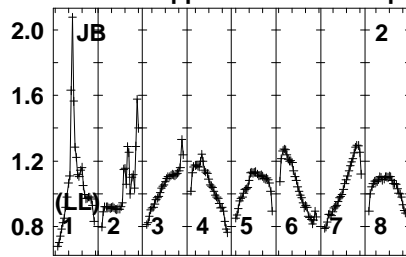
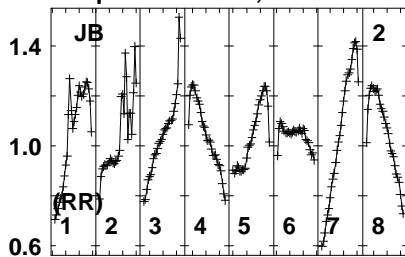


Lower frame: Real Jy
Auto-corr total-power spectrum Antenna: *
Timerange: 00/10:25:00 to 00/10:26:39

Plot file version 127 created 15-NOV-2022 10:54:39

J1716+2616 EB081B 1.UVDATA.1

Freq = 1.5950 GHz, Bw = 16.000 MH No calibration applied and no bandpass applied



1595 610 1630 645 660 675 1695 710
FREQ MHz

1595 610 1630 645 660 675 1695 710
FREQ MHz

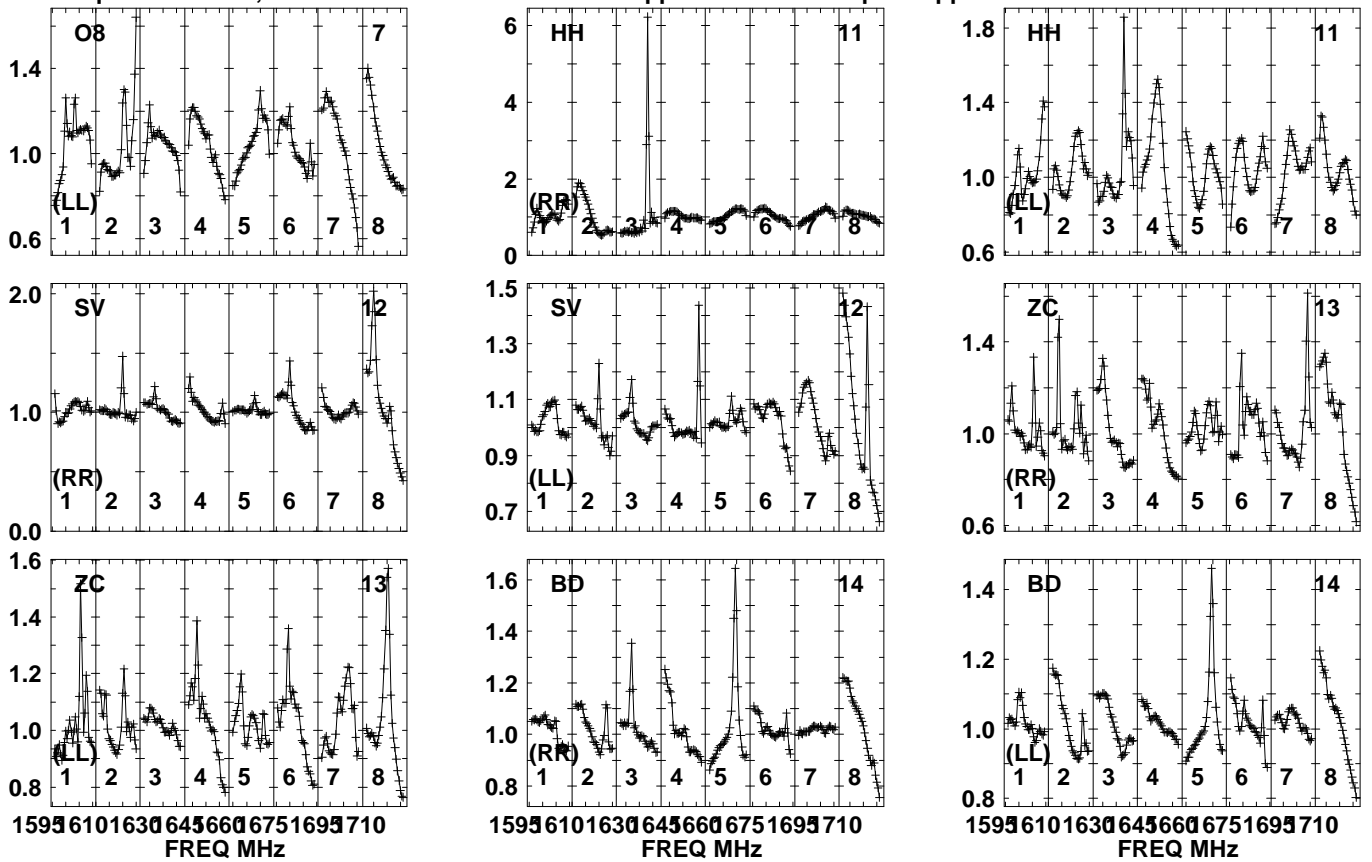
1595 610 1630 645 660 675 1695 710
FREQ MHz

Lower frame: Real Jy
Auto-corr total-power spectrum Antenna: *
Timerange: 00/10:26:41 to 00/10:28:20

Plot file version 128 created 15-NOV-2022 10:54:39

J1716+2616 EB081B 1.UVDATA.1

Freq = 1.5950 GHz, Bw = 16.000 MH No calibration applied and no bandpass applied

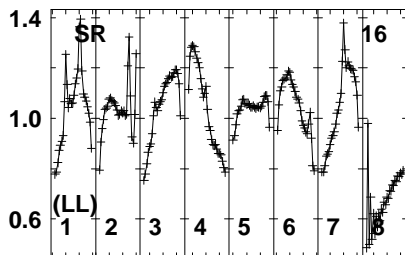
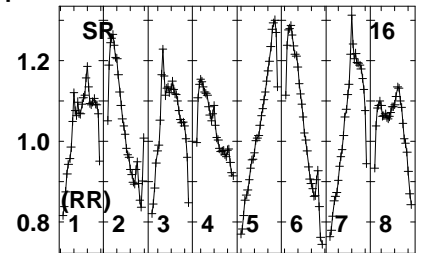
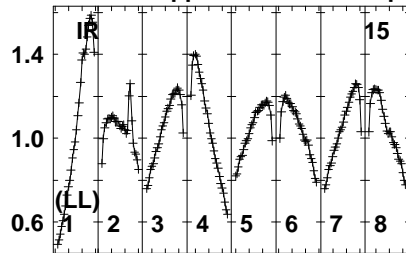
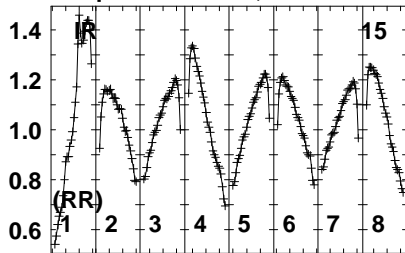


Lower frame: Real Jy
Auto-corr total-power spectrum Antenna: *
Timerange: 00/10:26:41 to 00/10:28:20

Plot file version 129 created 15-NOV-2022 10:54:40

J1716+2616 EB081B 1.UVDATA.1

Freq = 1.5950 GHz, Bw = 16.000 MH No calibration applied and no bandpass applied

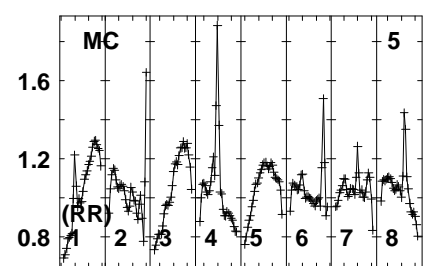
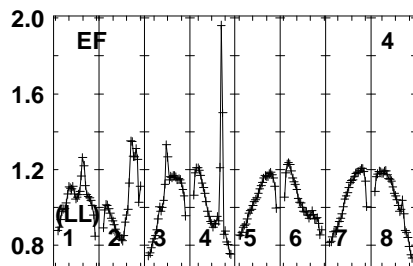
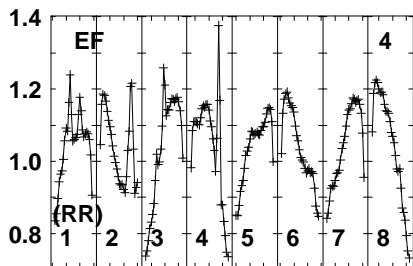
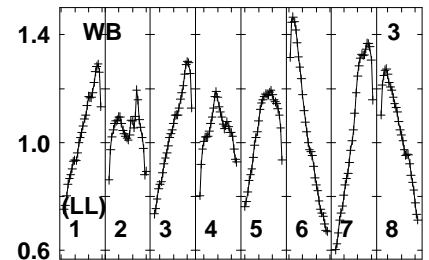
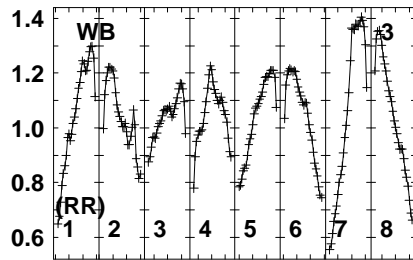
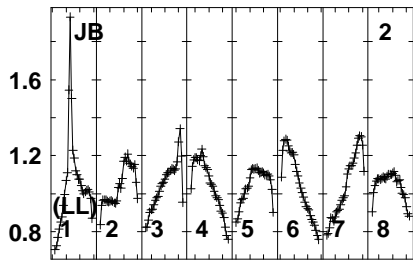
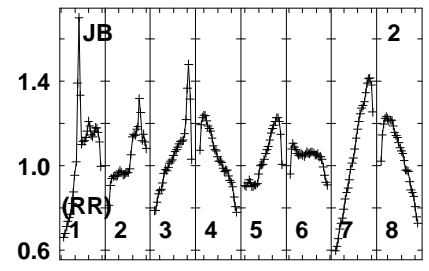
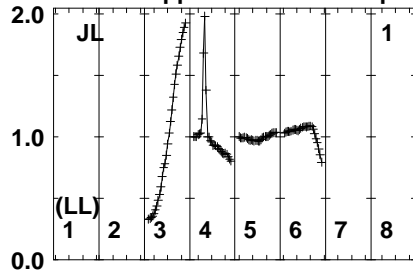
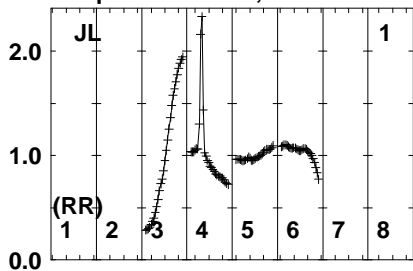


Lower frame: Real Jy
Auto-corr total-power spectrum Antenna: *
Timerange: 00/10:26:41 to 00/10:28:20

Plot file version 130 created 15-NOV-2022 10:54:40

ROSS867 EB081B 1.UVDATA.1

Freq = 1.5950 GHz, Bw = 16.000 MH No calibration applied and no bandpass applied



1595 610 1630 645 660 675 1695 710
FREQ MHz

1595 610 1630 645 660 675 1695 710
FREQ MHz

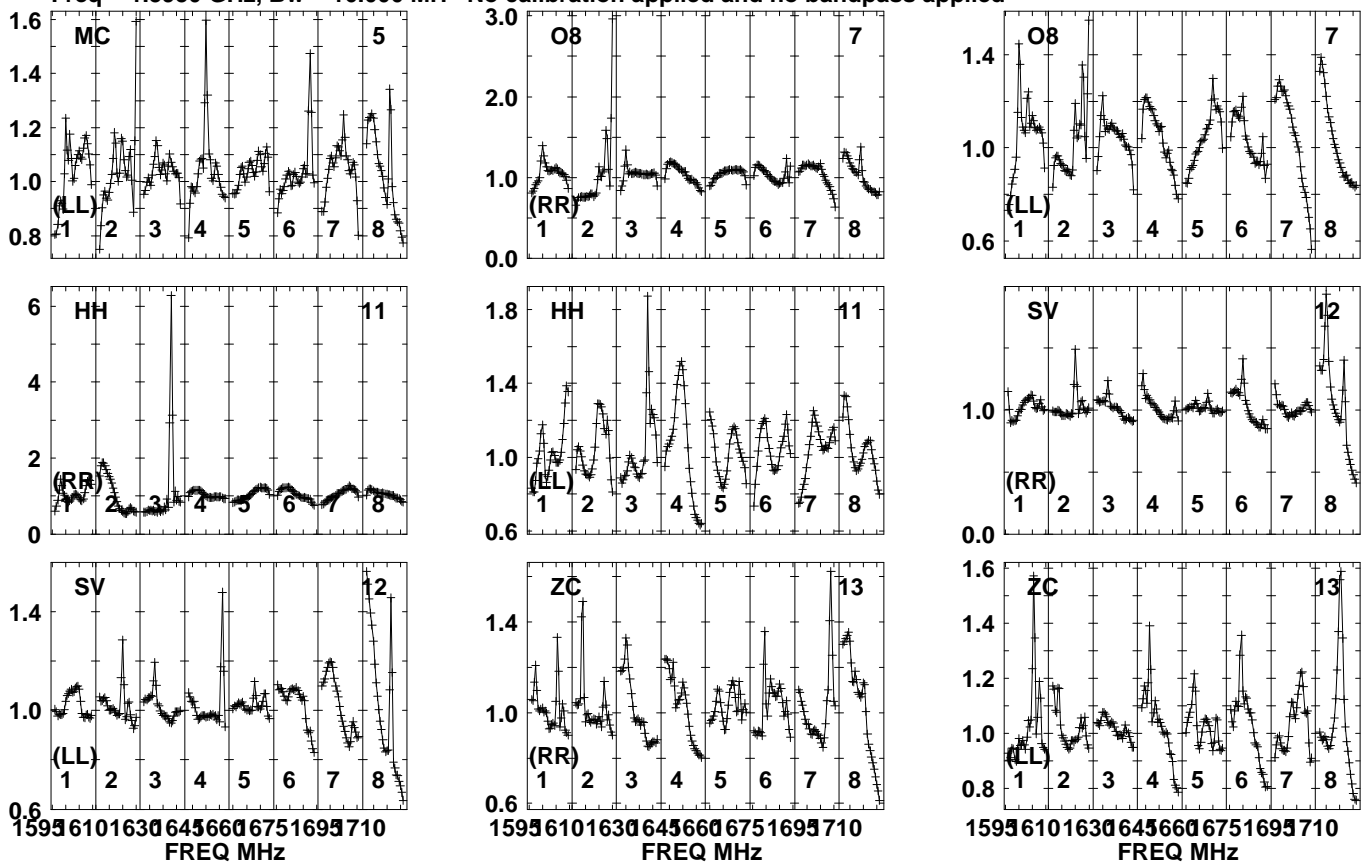
1595 610 1630 645 660 675 1695 710
FREQ MHz

Lower frame: Real Jy
Auto-corr total-power spectrum Antenna: *
Timerange: 00/10:28:20 to 00/10:33:19

Plot file version 131 created 15-NOV-2022 10:54:40

ROSS867 EB081B 1.UVDATA.1

Freq = 1.5950 GHz, Bw = 16.000 MH No calibration applied and no bandpass applied

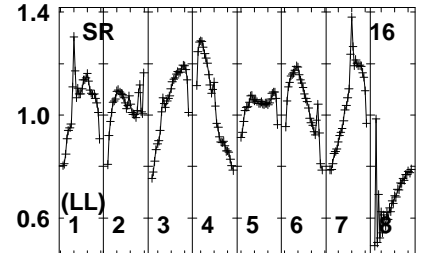
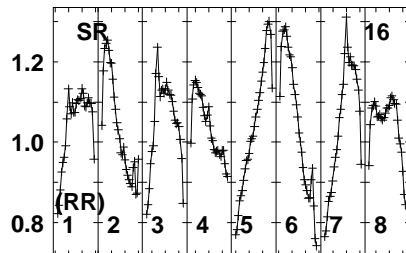
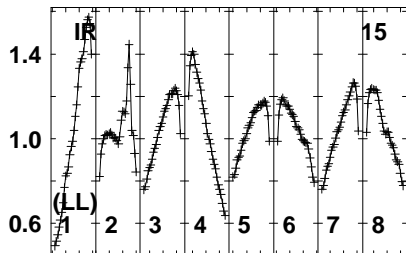
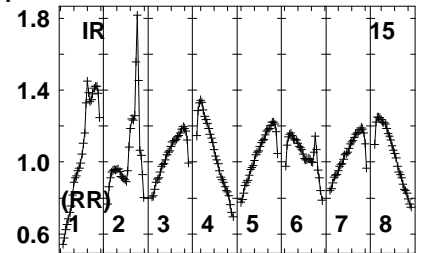
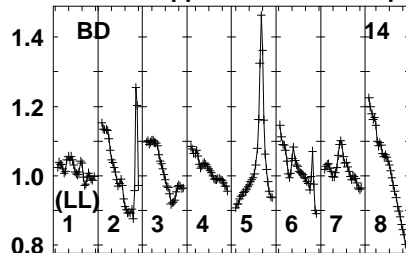
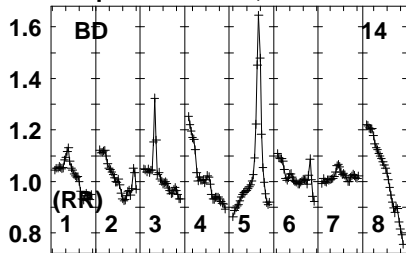


Lower frame: Real Jy
Auto-corr total-power spectrum Antenna: *
Timerange: 00/10:28:20 to 00/10:33:19

Plot file version 132 created 15-NOV-2022 10:54:40

ROSS867 EB081B 1.UVDATA.1

Freq = 1.5950 GHz, Bw = 16.000 MH No calibration applied and no bandpass applied

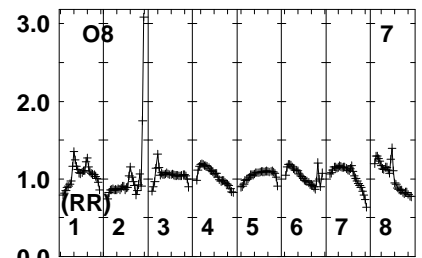
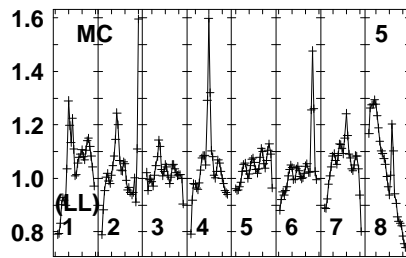
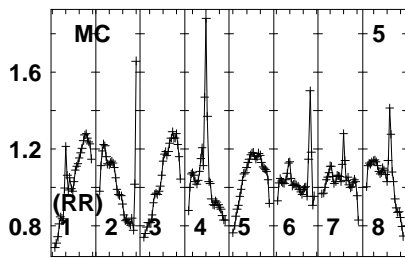
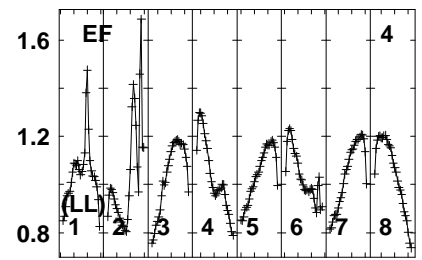
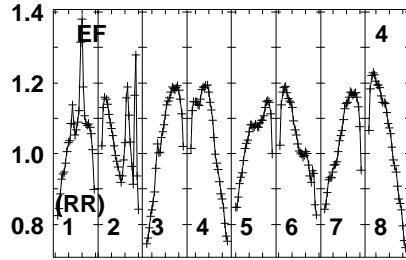
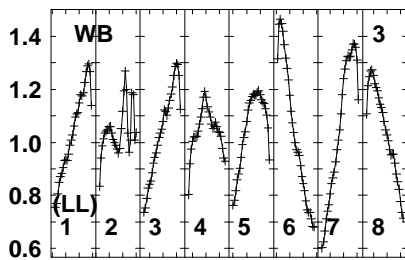
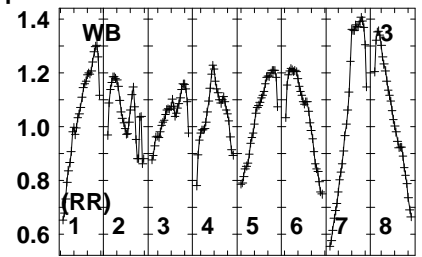
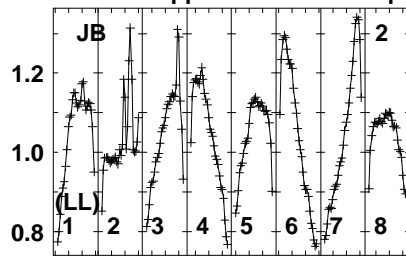
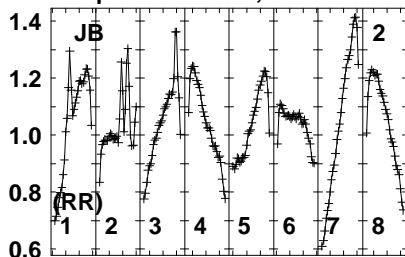


Lower frame: Real Jy
Auto-corr total-power spectrum Antenna: *
Timerange: 00/10:28:20 to 00/10:33:19

Plot file version 133 created 15-NOV-2022 10:54:40

J1722+2458 EB081B 1.UVDATA.1

Freq = 1.5950 GHz, Bw = 16.000 MH No calibration applied and no bandpass applied



1595 610 1630 645 660 675 1695 710
FREQ MHz

1595 610 1630 645 660 675 1695 710
FREQ MHz

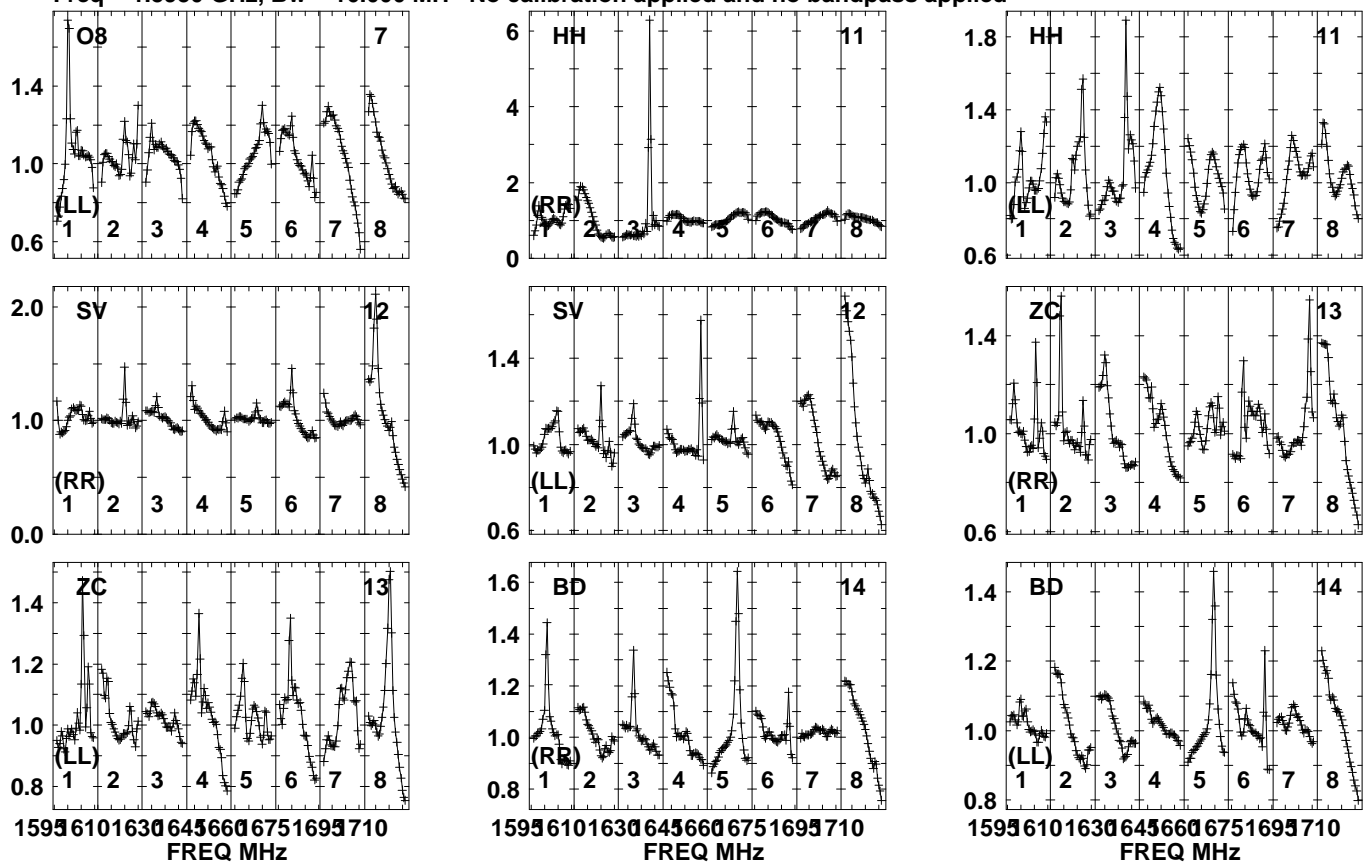
1595 610 1630 645 660 675 1695 710
FREQ MHz

Lower frame: Real Jy
Auto-corr total-power spectrum Antenna: *
Timerange: 00/10:33:51 to 00/10:35:00

Plot file version 134 created 15-NOV-2022 10:54:40

J1722+2458 EB081B 1.UVDATA.1

Freq = 1.5950 GHz, Bw = 16.000 MH No calibration applied and no bandpass applied

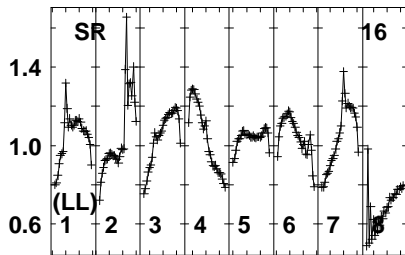
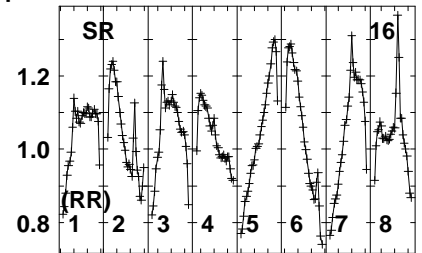
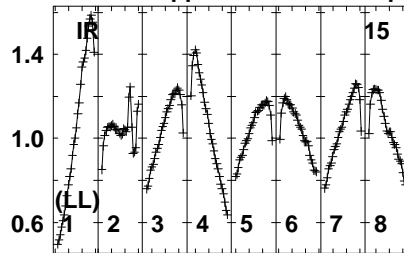
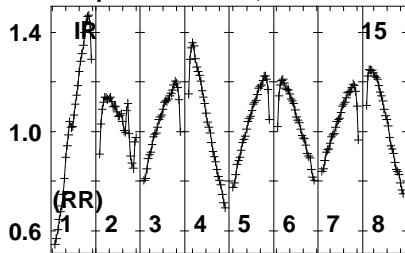


Lower frame: Real Jy
Auto-corr total-power spectrum Antenna: *
Timerange: 00/10:33:51 to 00/10:35:00

Plot file version 135 created 15-NOV-2022 10:54:41

J1722+2458 EB081B 1.UVDATA.1

Freq = 1.5950 GHz, Bw = 16.000 MH No calibration applied and no bandpass applied

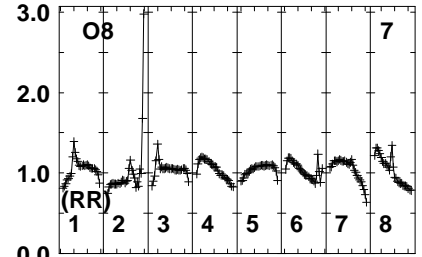
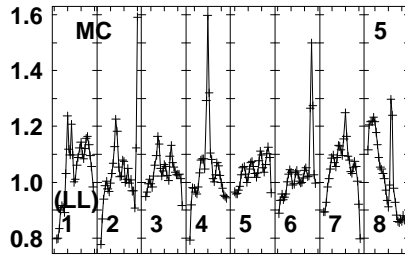
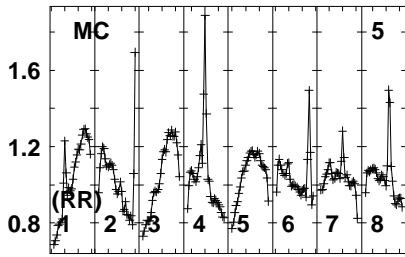
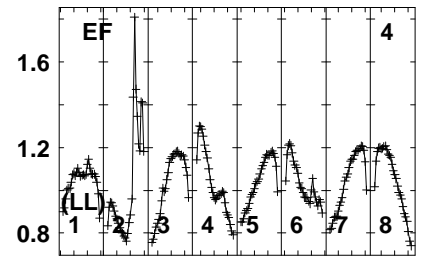
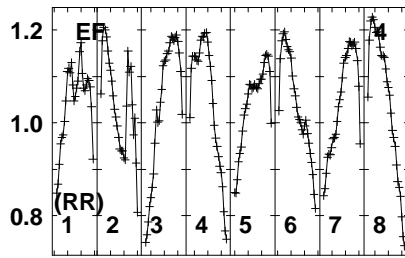
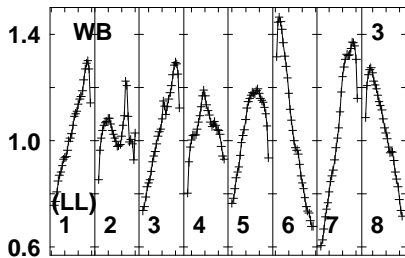
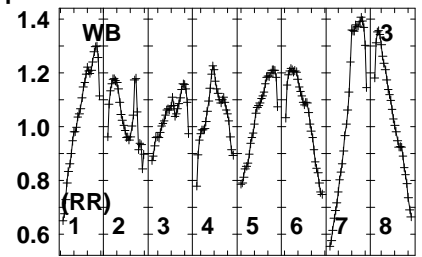
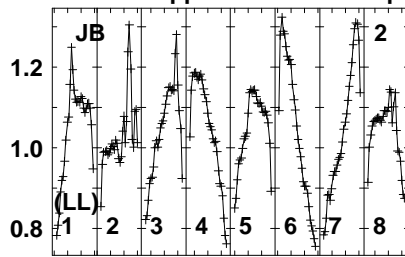
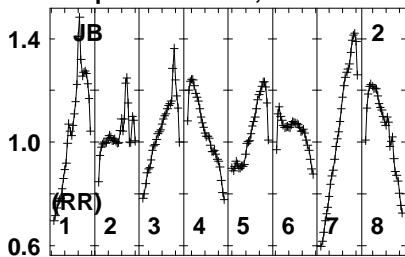


Lower frame: Real Jy
Auto-corr total-power spectrum Antenna: *
Timerange: 00/10:33:51 to 00/10:35:00

Plot file version 136 created 15-NOV-2022 10:54:41

J1722+2815 EB081B 1.UVDATA.1

Freq = 1.5950 GHz, Bw = 16.000 MH No calibration applied and no bandpass applied



1595 610 1630 645 660 675 1695 710
FREQ MHz

1595 610 1630 645 660 675 1695 710
FREQ MHz

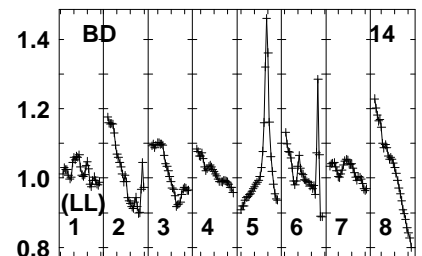
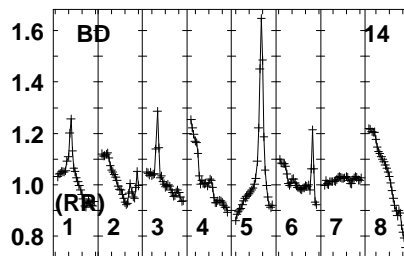
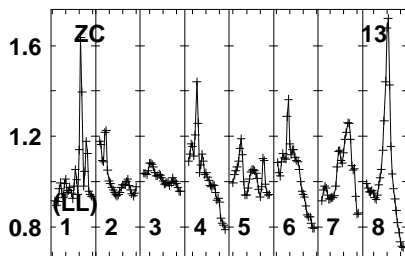
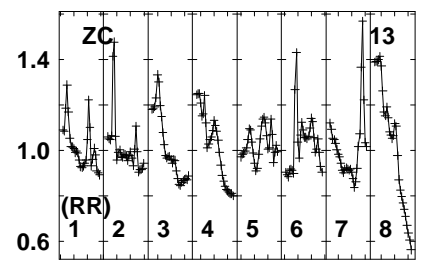
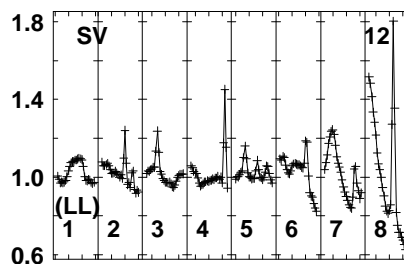
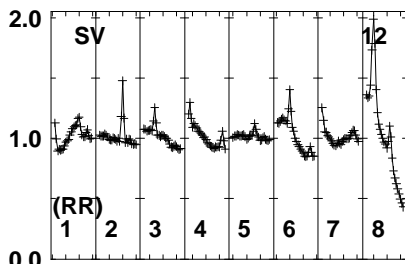
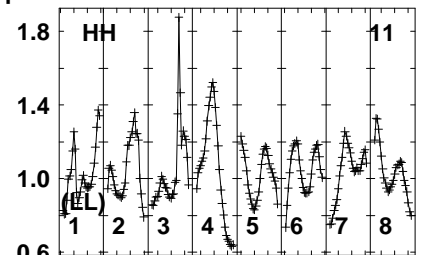
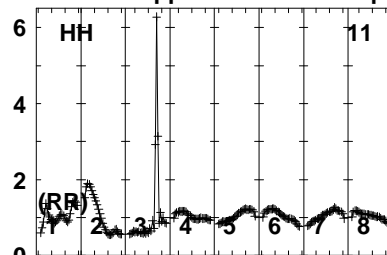
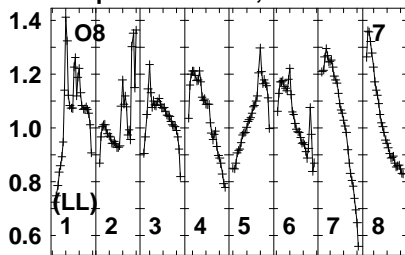
1595 610 1630 645 660 675 1695 710
FREQ MHz

Lower frame: Real Jy
Auto-corr total-power spectrum Antenna: *
Timerange: 00/10:35:00 to 00/10:36:39

Plot file version 137 created 15-NOV-2022 10:54:41

J1722+2815 EB081B 1.UVDATA.1

Freq = 1.5950 GHz, Bw = 16.000 MH No calibration applied and no bandpass applied



1595 610 1630 645 660 675 1695 710
FREQ MHz

1595 610 1630 645 660 675 1695 710
FREQ MHz

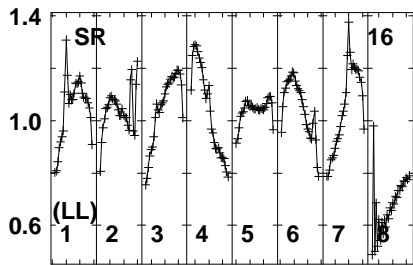
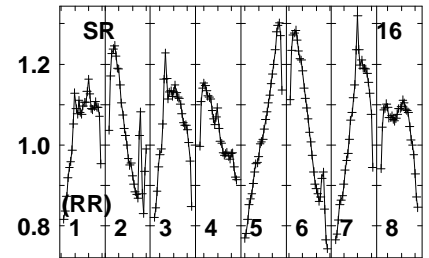
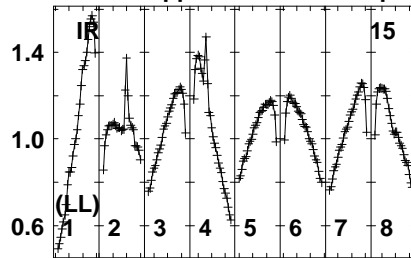
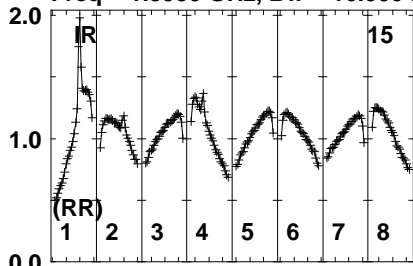
1595 610 1630 645 660 675 1695 710
FREQ MHz

Lower frame: Real Jy
Auto-corr total-power spectrum Antenna: *
Timerange: 00/10:35:00 to 00/10:36:39

Plot file version 138 created 15-NOV-2022 10:54:41

J1722+2815 EB081B 1.UVDATA.1

Freq = 1.5950 GHz, Bw = 16.000 MH No calibration applied and no bandpass applied

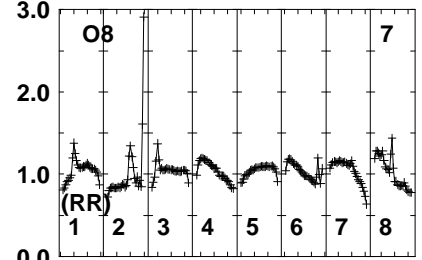
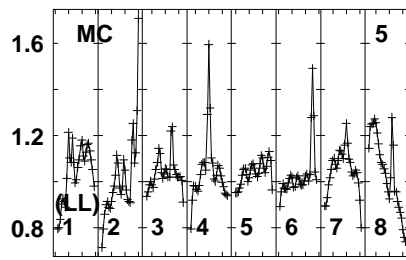
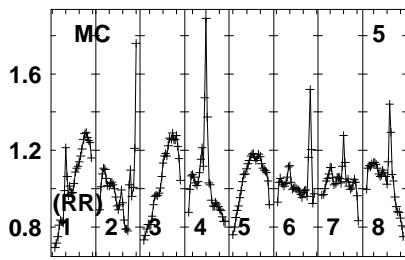
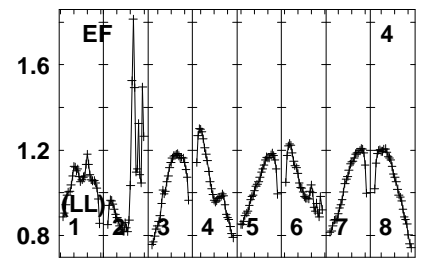
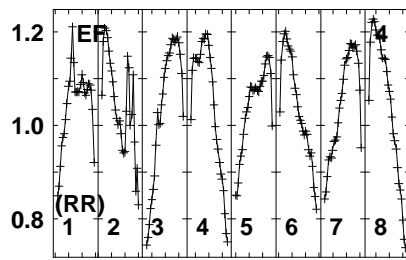
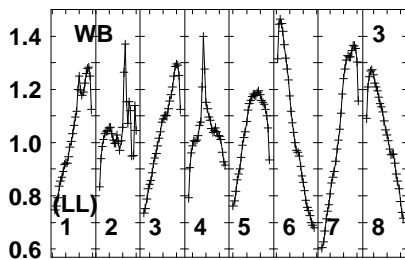
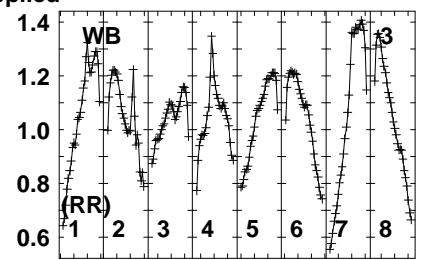
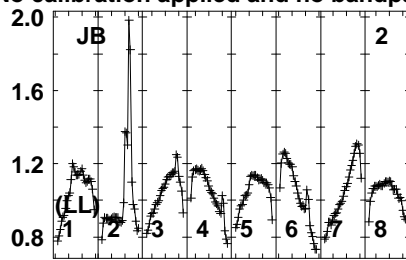
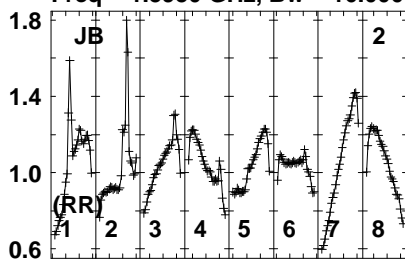


Lower frame: Real Jy
Auto-corr total-power spectrum Antenna: *
Timerange: 00/10:35:00 to 00/10:36:39

Plot file version 139 created 15-NOV-2022 10:54:41

J1716+2616 EB081B 1.UVDATA.1

Freq = 1.5950 GHz, Bw = 16.000 MH No calibration applied and no bandpass applied



1595 610 1630 645 660 675 1695 710
FREQ MHz

1595 610 1630 645 660 675 1695 710
FREQ MHz

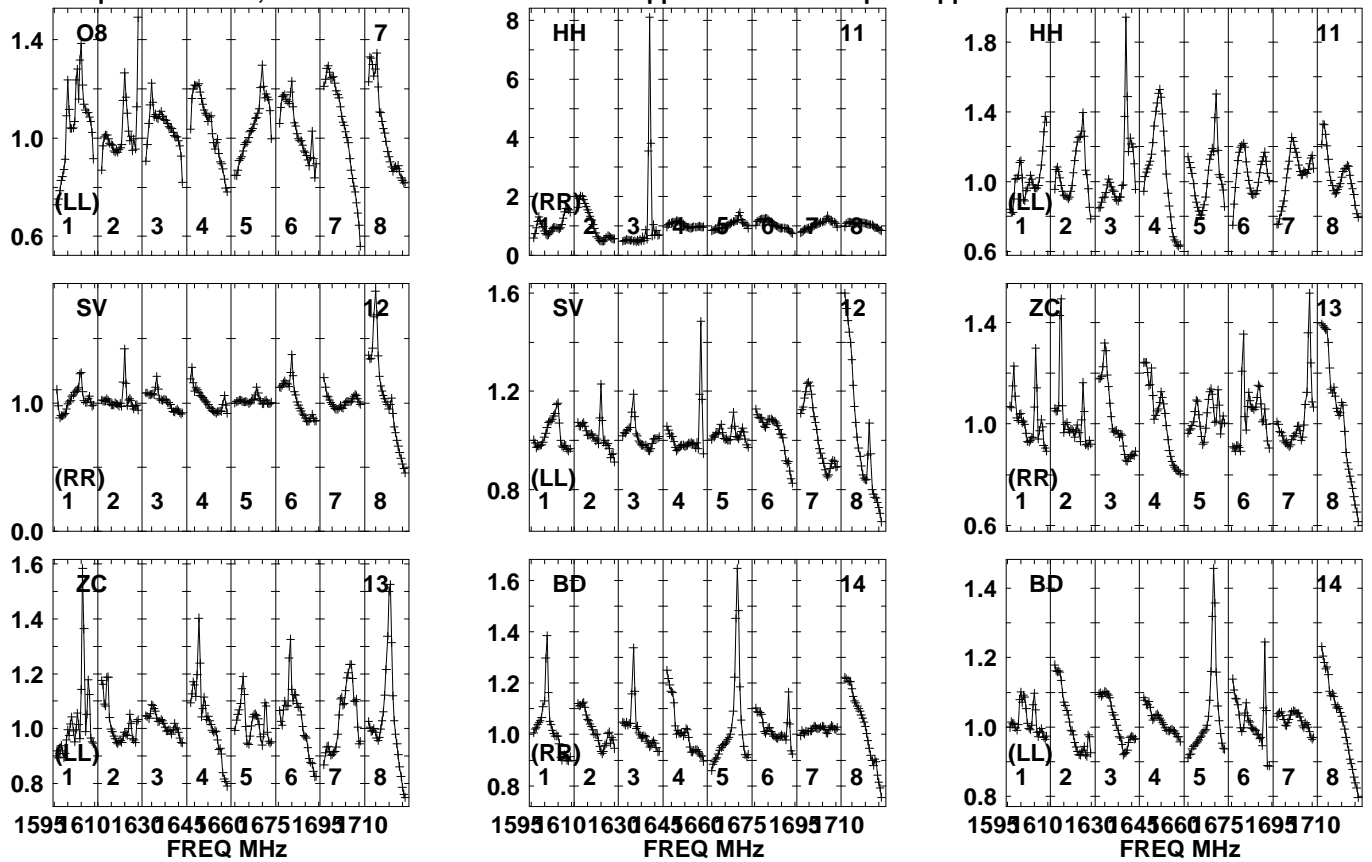
1595 610 1630 645 660 675 1695 710
FREQ MHz

Lower frame: Real Jy
Auto-corr total-power spectrum Antenna: *
Timerange: 00/10:36:40 to 00/10:38:20

Plot file version 140 created 15-NOV-2022 10:54:41

J1716+2616 EB081B 1.UVDATA.1

Freq = 1.5950 GHz, Bw = 16.000 MH No calibration applied and no bandpass applied

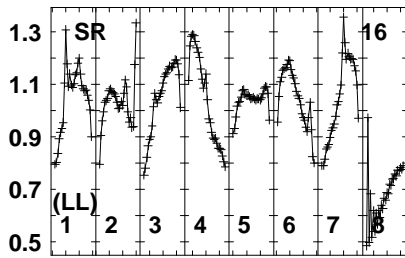
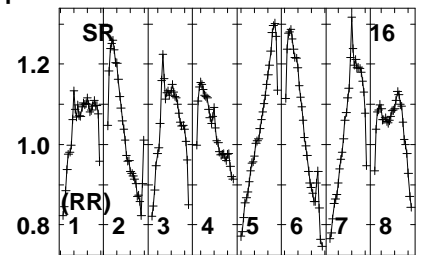
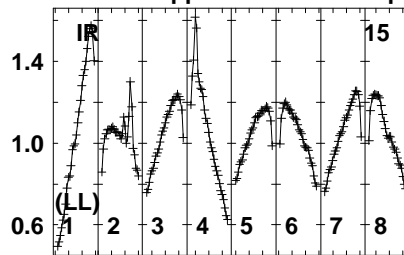
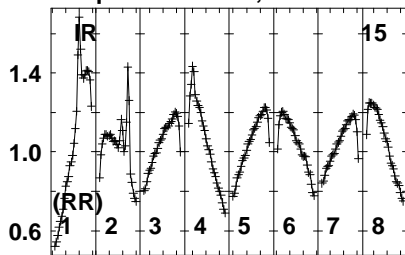


Lower frame: Real Jy
Auto-corr total-power spectrum Antenna: *
Timerange: 00/10:36:40 to 00/10:38:20

Plot file version 141 created 15-NOV-2022 10:54:41

J1716+2616 EB081B 1.UVDATA.1

Freq = 1.5950 GHz, Bw = 16.000 MH No calibration applied and no bandpass applied

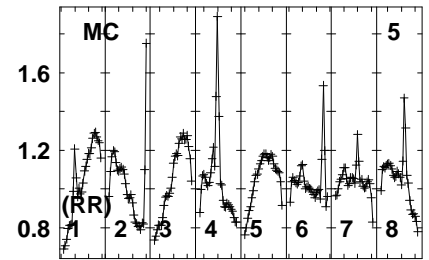
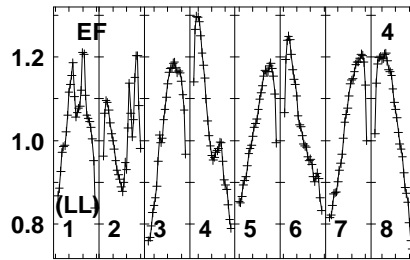
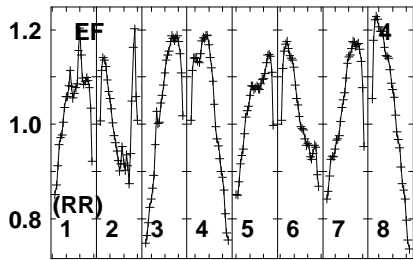
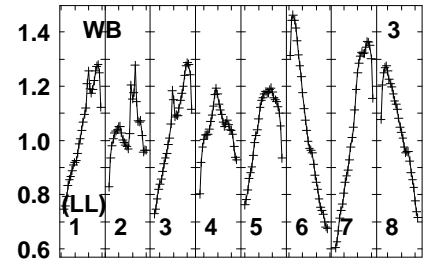
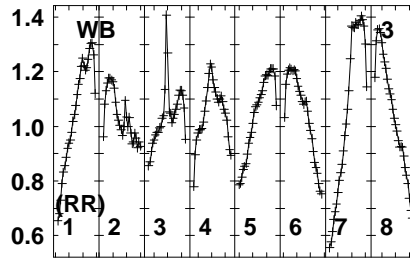
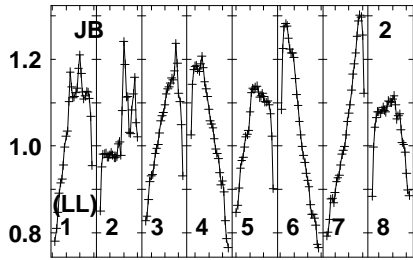
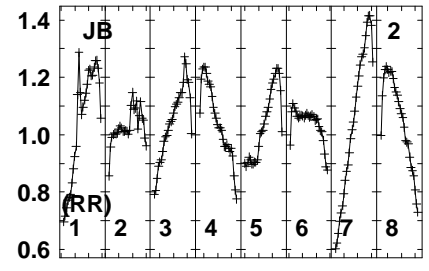
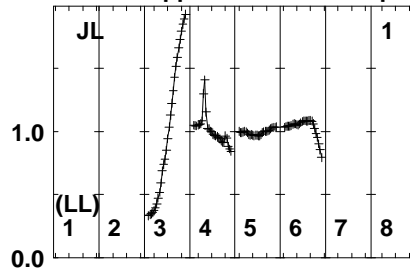
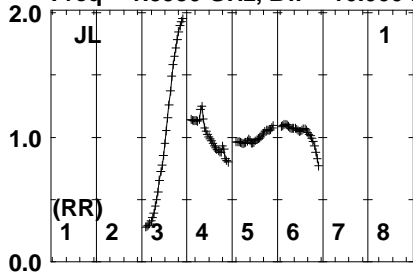


Lower frame: Real Jy
Auto-corr total-power spectrum Antenna: *
Timerange: 00/10:36:40 to 00/10:38:20

Plot file version 142 created 15-NOV-2022 10:54:41

ROSS867 EB081B 1.UVDATA.1

Freq = 1.5950 GHz, Bw = 16.000 MH No calibration applied and no bandpass applied



1595 610 1630 645 660 675 1695 710
FREQ MHz

1595 610 1630 645 660 675 1695 710
FREQ MHz

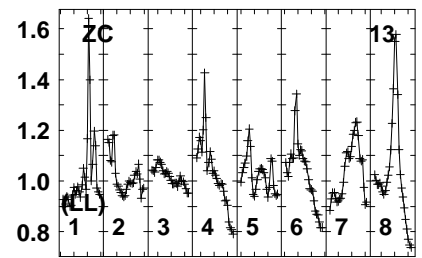
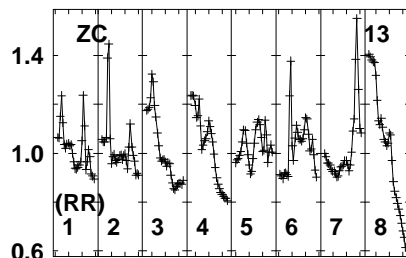
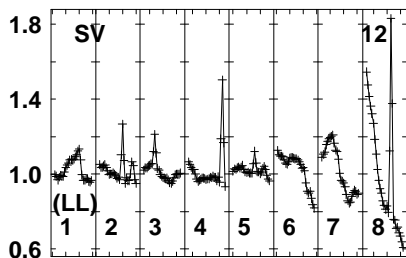
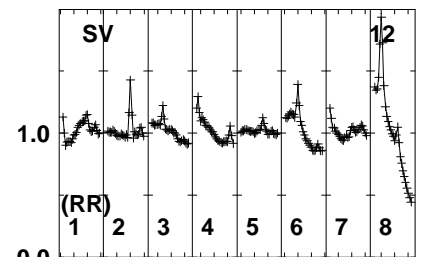
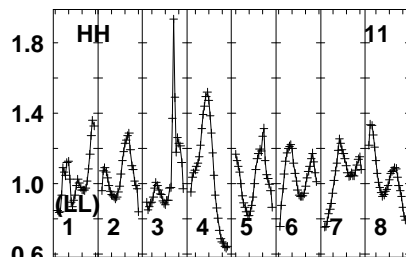
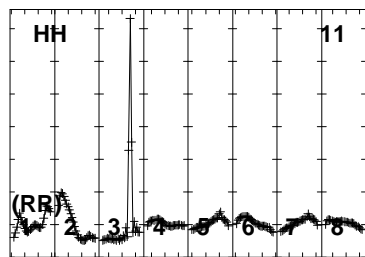
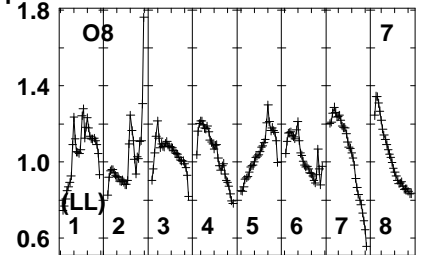
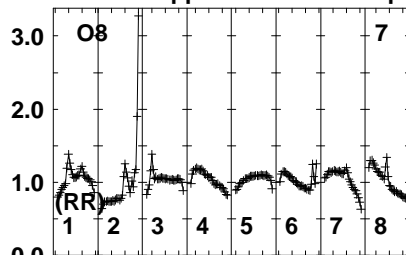
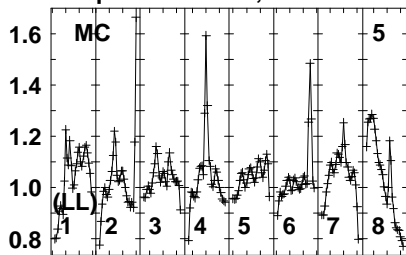
1595 610 1630 645 660 675 1695 710
FREQ MHz

Lower frame: Real Jy
Auto-corr total-power spectrum Antenna: *
Timerange: 00/10:38:20 to 00/10:43:19

Plot file version 143 created 15-NOV-2022 10:54:42

ROSS867 EB081B 1.UVDATA.1

Freq = 1.5950 GHz, Bw = 16.000 MH No calibration applied and no bandpass applied



1595 610 1630 645 660 675 1695 710
FREQ MHz

1595 610 1630 645 660 675 1695 710
FREQ MHz

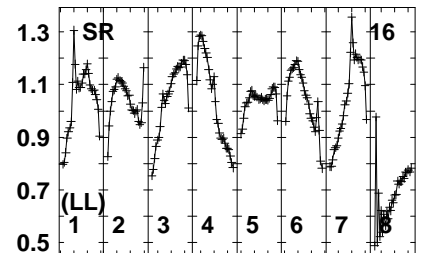
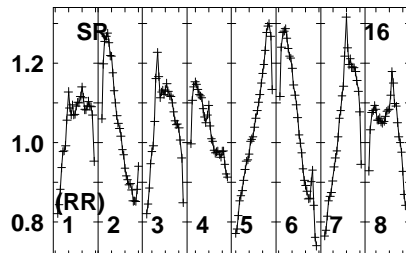
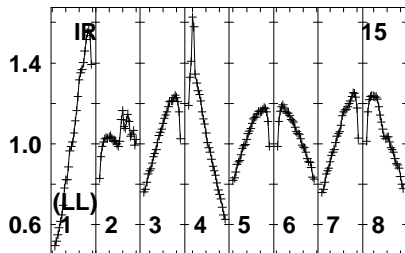
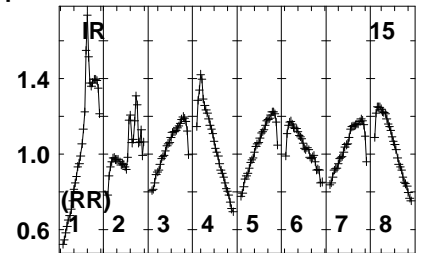
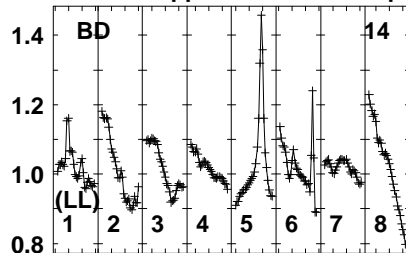
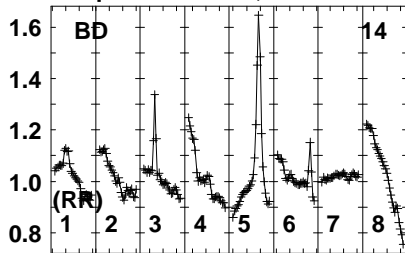
1595 610 1630 645 660 675 1695 710
FREQ MHz

Lower frame: Real Jy
Auto-corr total-power spectrum Antenna: *
Timerange: 00/10:38:20 to 00/10:43:19

Plot file version 144 created 15-NOV-2022 10:54:42

ROSS867 EB081B 1.UVDATA.1

Freq = 1.5950 GHz, Bw = 16.000 MH No calibration applied and no bandpass applied

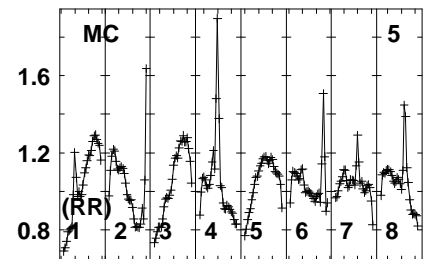
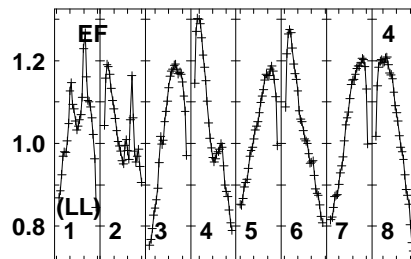
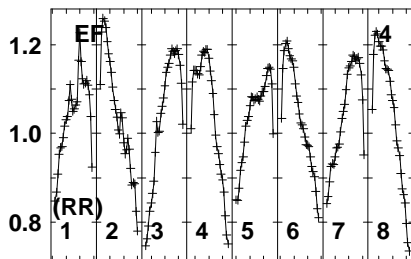
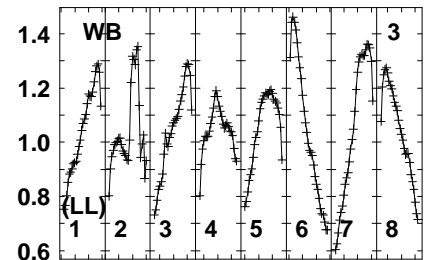
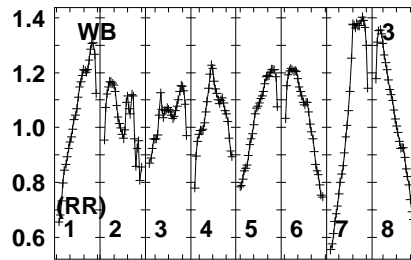
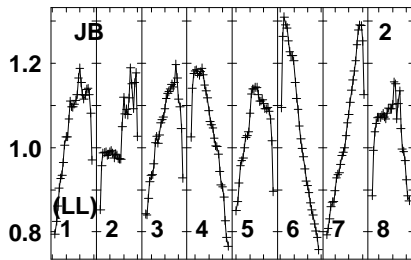
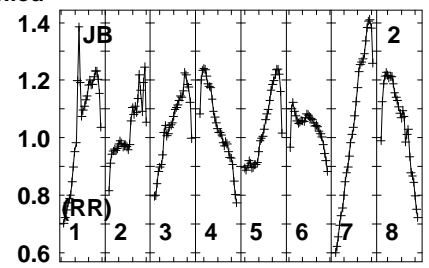
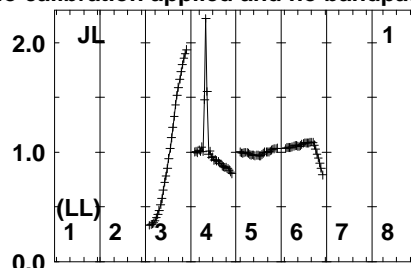
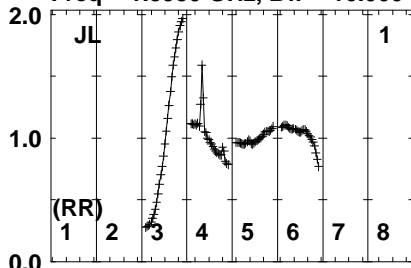


Lower frame: Real Jy
Auto-corr total-power spectrum Antenna: *
Timerange: 00/10:38:20 to 00/10:43:19

Plot file version 145 created 15-NOV-2022 10:54:42

J1722+2458 EB081B 1.UVDATA.1

Freq = 1.5950 GHz, Bw = 16.000 MH No calibration applied and no bandpass applied



1595 610 1630 645 660 675 1695 710
FREQ MHz

1595 610 1630 645 660 675 1695 710
FREQ MHz

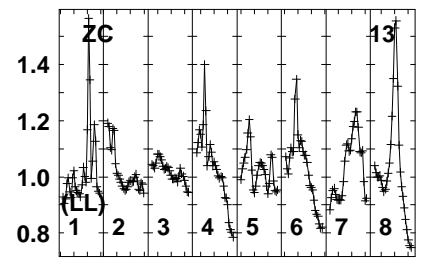
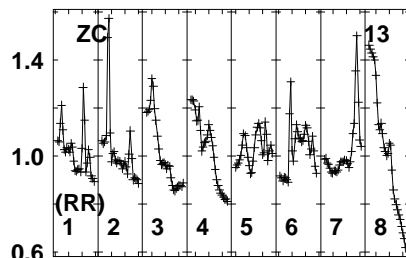
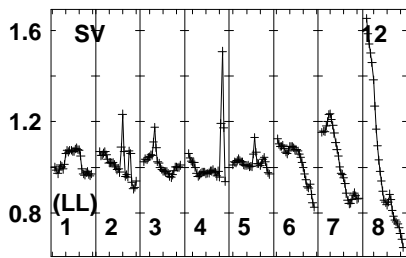
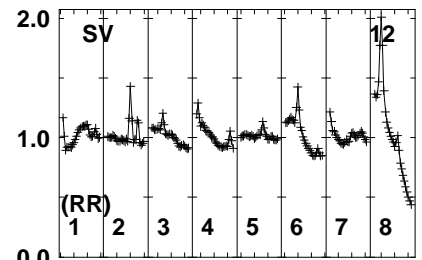
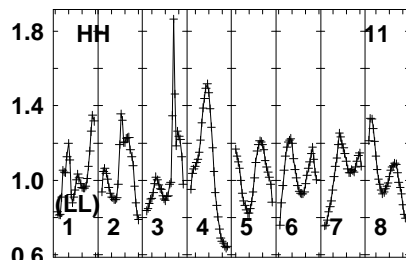
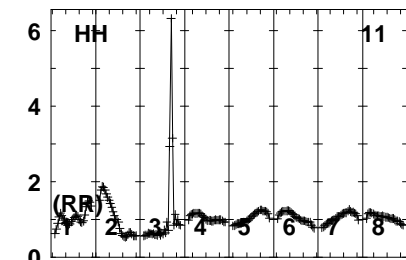
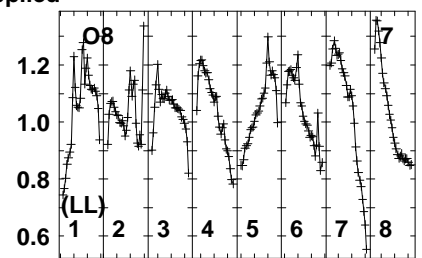
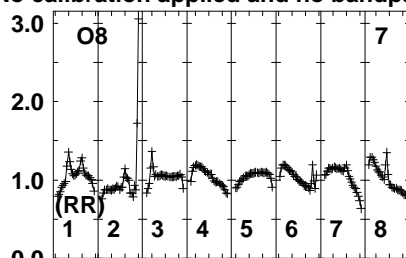
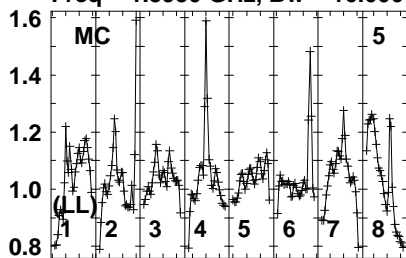
1595 610 1630 645 660 675 1695 710
FREQ MHz

Lower frame: Real Jy
Auto-corr total-power spectrum Antenna: *
Timerange: 00/10:43:50 to 00/10:44:59

Plot file version 146 created 15-NOV-2022 10:54:42

J1722+2458 EB081B 1.UVDATA.1

Freq = 1.5950 GHz, Bw = 16.000 MH No calibration applied and no bandpass applied



1595 610 1630 645 660 675 1695 710
FREQ MHz

1595 610 1630 645 660 675 1695 710
FREQ MHz

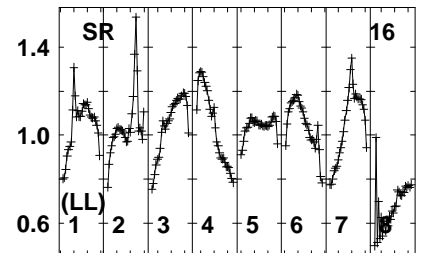
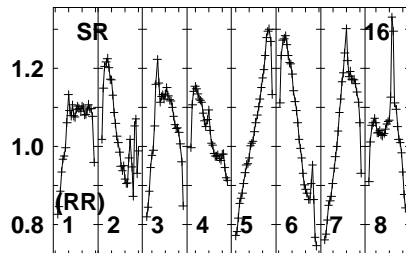
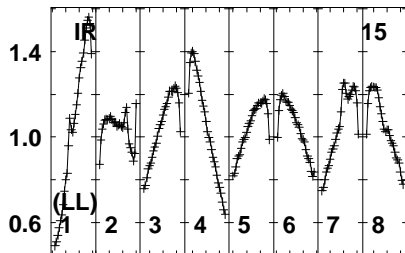
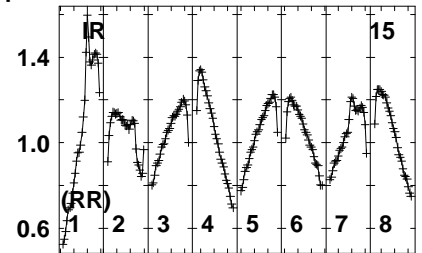
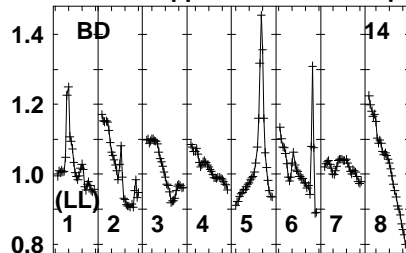
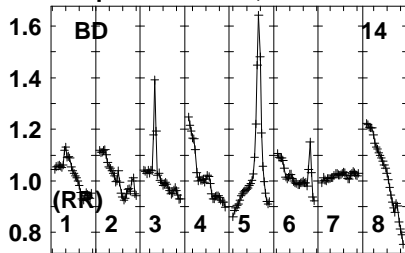
1595 610 1630 645 660 675 1695 710
FREQ MHz

Lower frame: Real Jy
Auto-corr total-power spectrum Antenna: *
Timerange: 00/10:43:50 to 00/10:44:59

Plot file version 147 created 15-NOV-2022 10:54:42

J1722+2458 EB081B 1.UVDATA.1

Freq = 1.5950 GHz, Bw = 16.000 MH No calibration applied and no bandpass applied

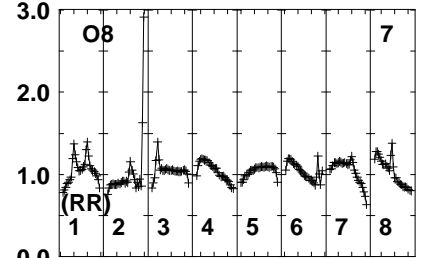
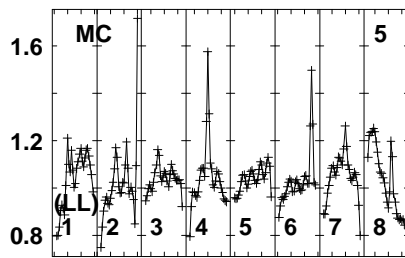
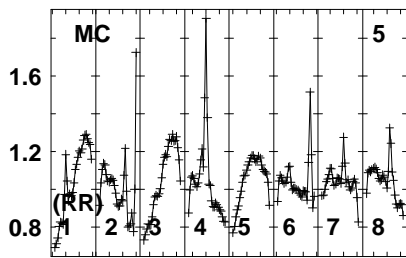
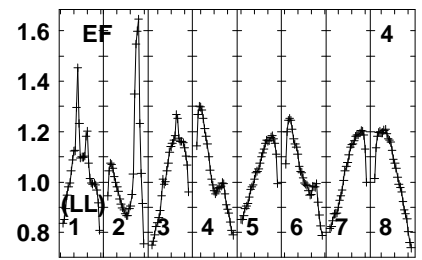
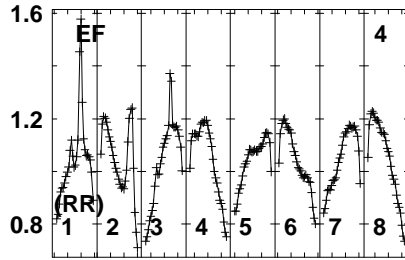
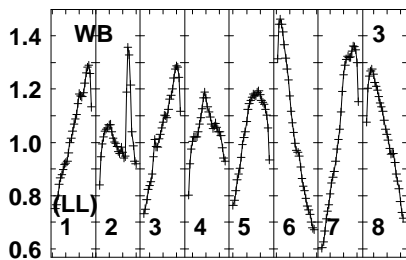
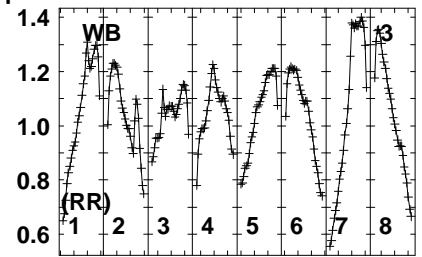
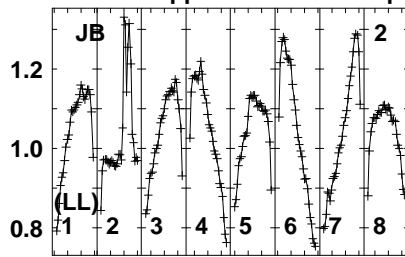
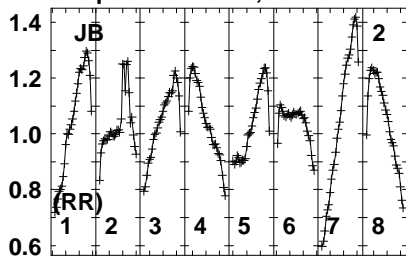


Lower frame: Real Jy
Auto-corr total-power spectrum Antenna: *
Timerange: 00/10:43:50 to 00/10:44:59

Plot file version 148 created 15-NOV-2022 10:54:42

J1722+2815 EB081B 1.UVDATA.1

Freq = 1.5950 GHz, Bw = 16.000 MH No calibration applied and no bandpass applied



1595 610 1630 645 660 675 1695 710
FREQ MHz

1595 610 1630 645 660 675 1695 710
FREQ MHz

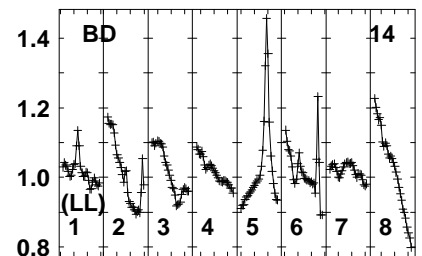
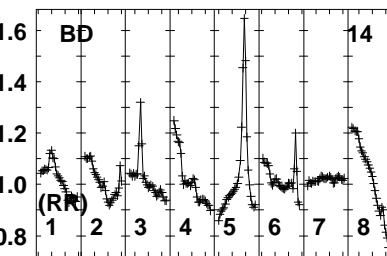
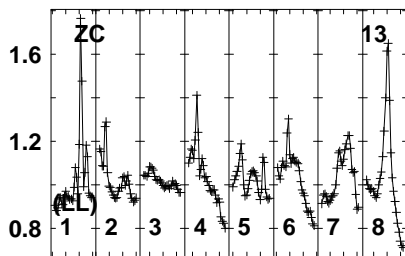
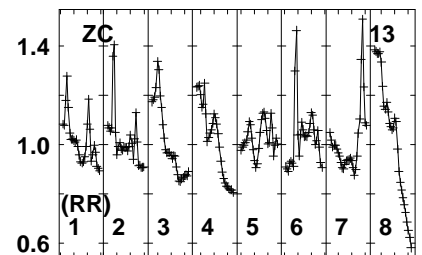
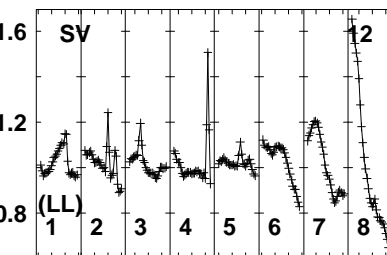
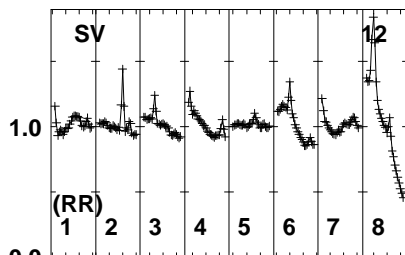
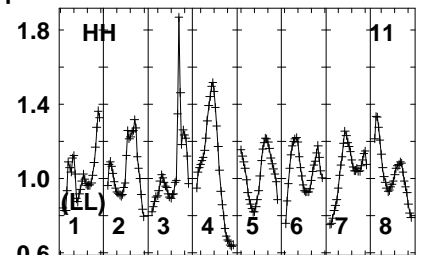
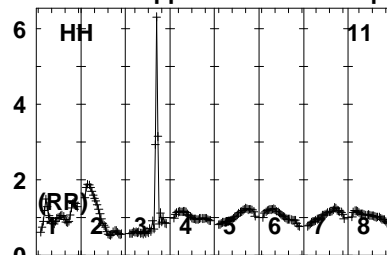
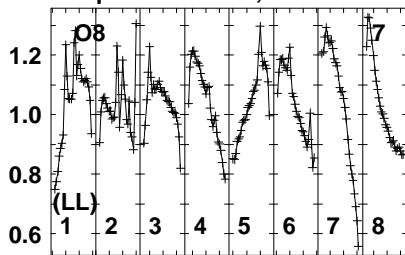
1595 610 1630 645 660 675 1695 710
FREQ MHz

Lower frame: Real Jy
Auto-corr total-power spectrum Antenna: *
Timerange: 00/10:45:01 to 00/10:46:40

Plot file version 149 created 15-NOV-2022 10:54:42

J1722+2815 EB081B 1.UVDATA.1

Freq = 1.5950 GHz, Bw = 16.000 MH No calibration applied and no bandpass applied



1595 610 1630 645 660 675 1695 710
FREQ MHz

1595 610 1630 645 660 675 1695 710
FREQ MHz

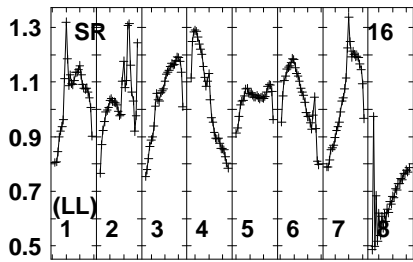
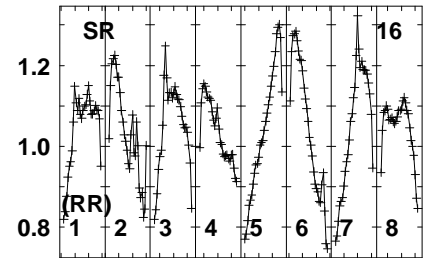
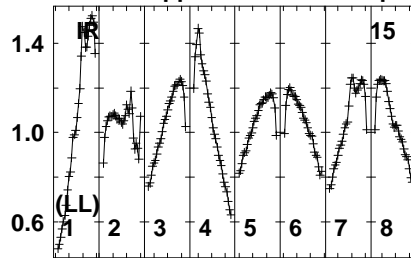
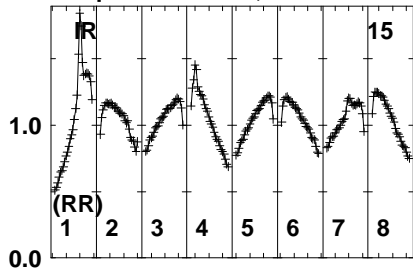
1595 610 1630 645 660 675 1695 710
FREQ MHz

Lower frame: Real Jy
Auto-corr total-power spectrum Antenna: *
Timerange: 00/10:45:01 to 00/10:46:40

Plot file version 150 created 15-NOV-2022 10:54:43

J1722+2815 EB081B 1.UVDATA.1

Freq = 1.5950 GHz, Bw = 16.000 MH No calibration applied and no bandpass applied

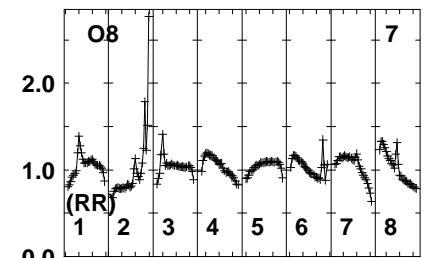
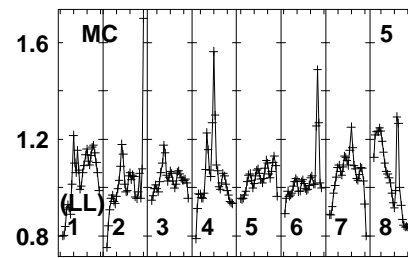
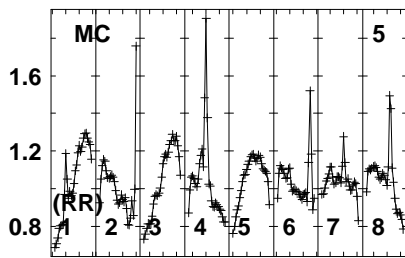
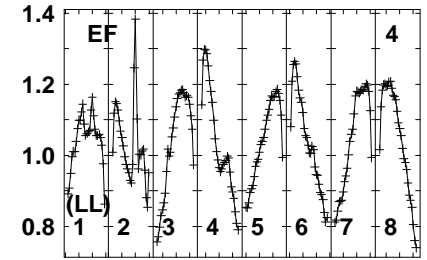
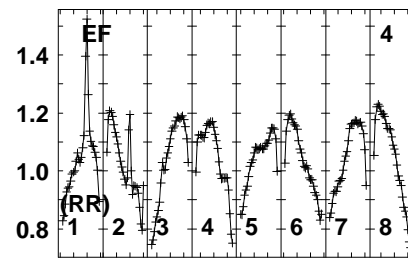
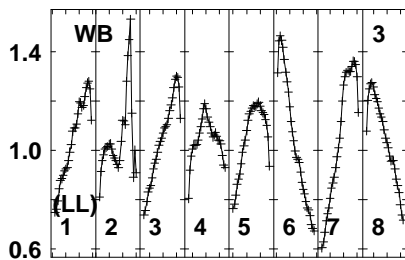
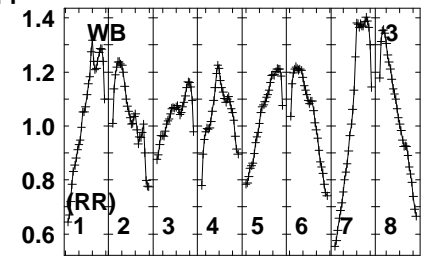
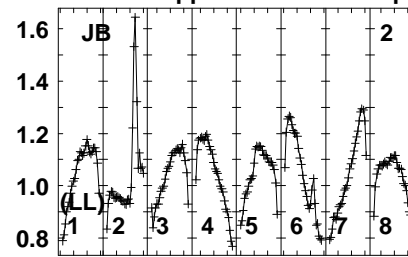
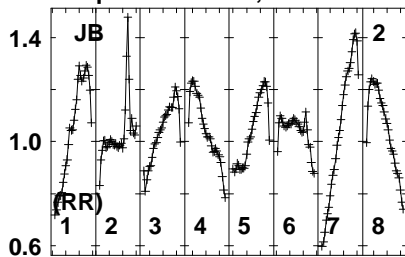


Lower frame: Real Jy
Auto-corr total-power spectrum Antenna: *
Timerange: 00/10:45:01 to 00/10:46:40

Plot file version 151 created 15-NOV-2022 10:54:43

J1716+2616 EB081B 1.UVDATA.1

Freq = 1.5950 GHz, Bw = 16.000 MH No calibration applied and no bandpass applied



1595 610 1630 645 660 675 1695 710
FREQ MHz

1595 610 1630 645 660 675 1695 710
FREQ MHz

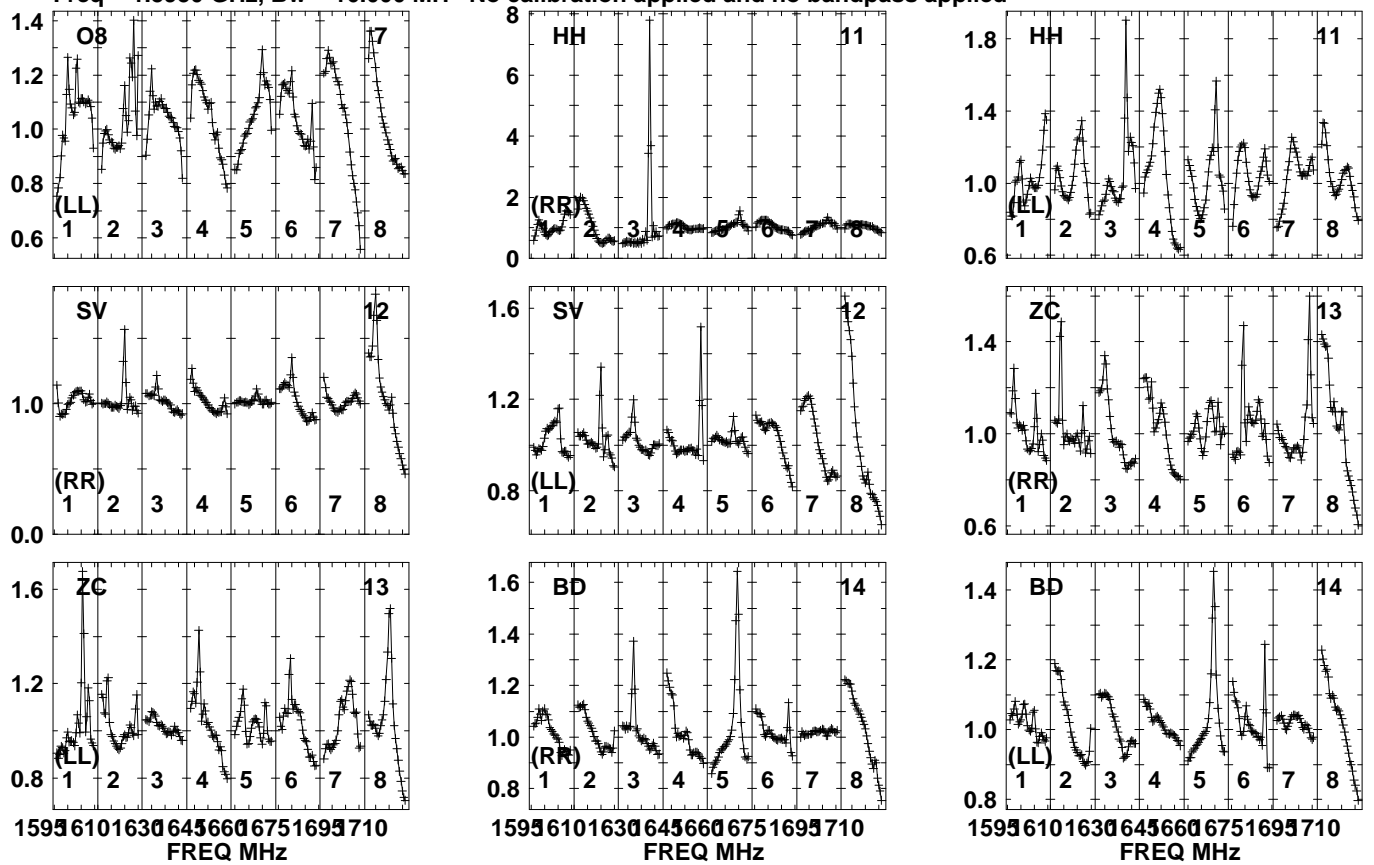
1595 610 1630 645 660 675 1695 710
FREQ MHz

Lower frame: Real Jy
Auto-corr total-power spectrum Antenna: *
Timerange: 00/10:46:41 to 00/10:48:20

Plot file version 152 created 15-NOV-2022 10:54:43

J1716+2616 EB081B 1.UVDATA.1

Freq = 1.5950 GHz, Bw = 16.000 MH No calibration applied and no bandpass applied

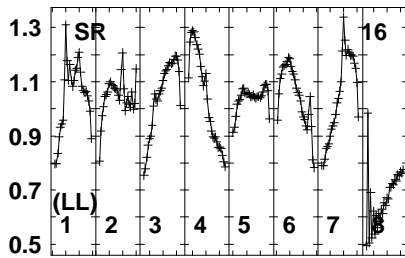
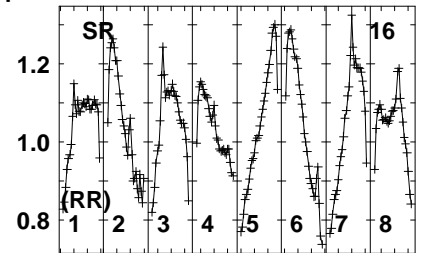
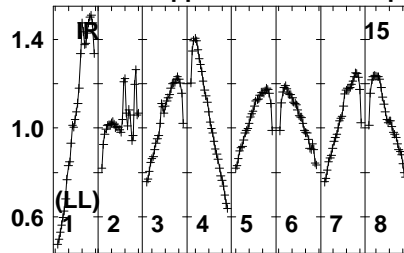
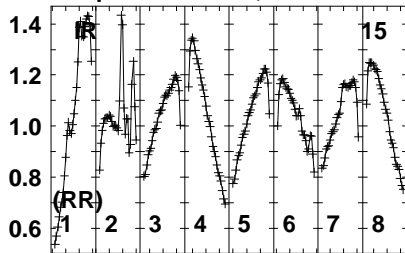


Lower frame: Real Jy
Auto-corr total-power spectrum Antenna: *
Timerange: 00/10:46:41 to 00/10:48:20

Plot file version 153 created 15-NOV-2022 10:54:43

J1716+2616 EB081B 1.UVDATA.1

Freq = 1.5950 GHz, Bw = 16.000 MH No calibration applied and no bandpass applied

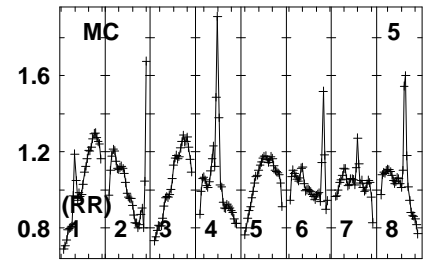
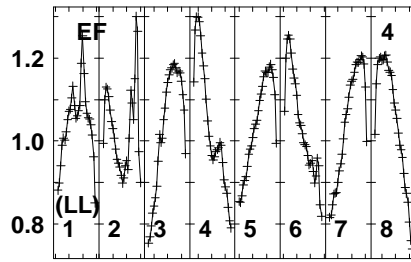
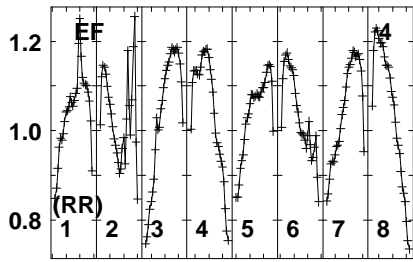
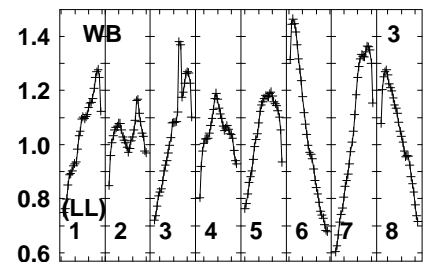
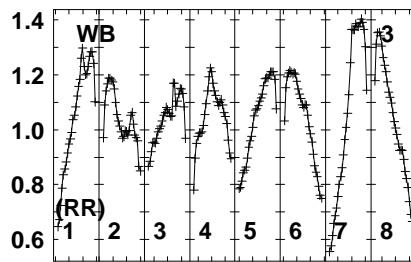
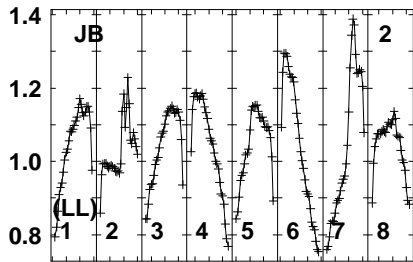
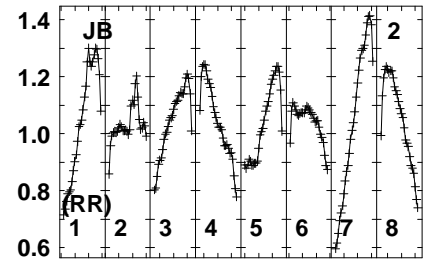
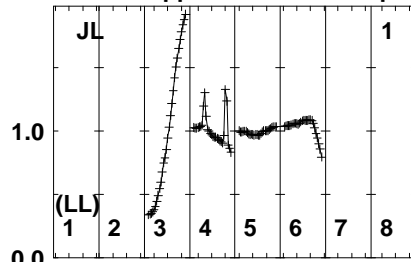
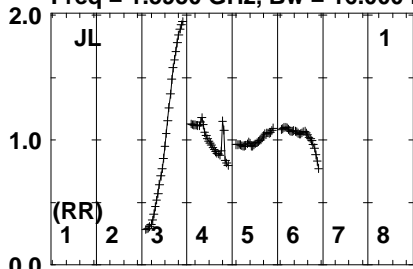


Lower frame: Real Jy
Auto-corr total-power spectrum Antenna: *
Timerange: 00/10:46:41 to 00/10:48:20

Plot file version 154 created 15-NOV-2022 10:54:43

ROSS867 EB081B 1.UVDATA.1

Freq = 1.5950 GHz, Bw = 16.000 MH No calibration applied and no bandpass applied



1595 610 1630 645 660 675 1695 710
FREQ MHz

1595 610 1630 645 660 675 1695 710
FREQ MHz

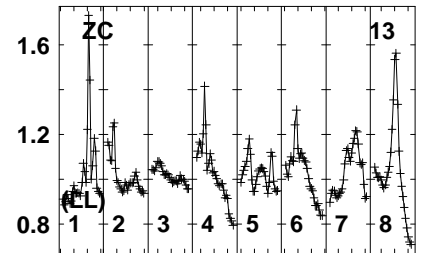
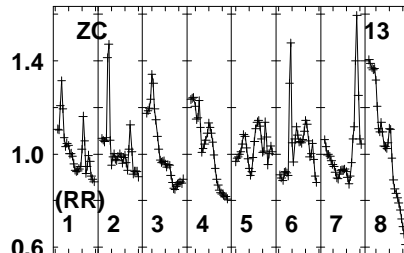
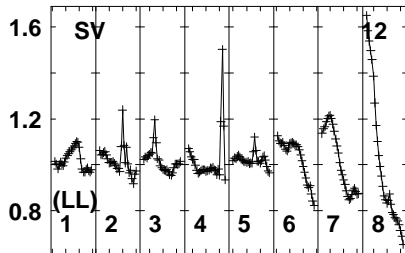
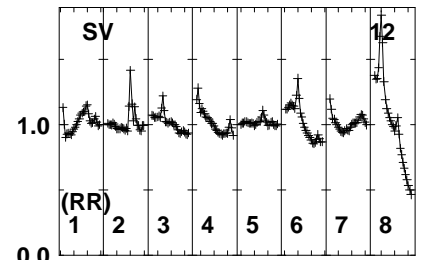
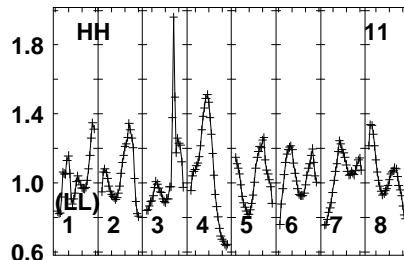
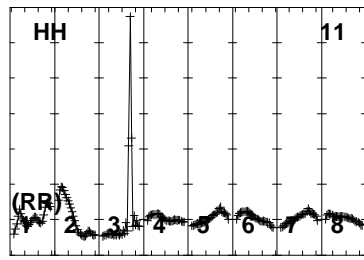
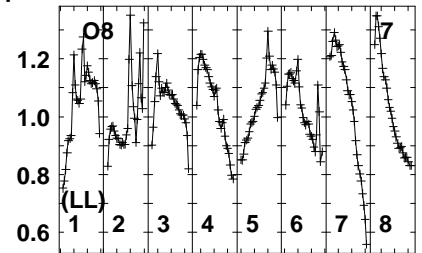
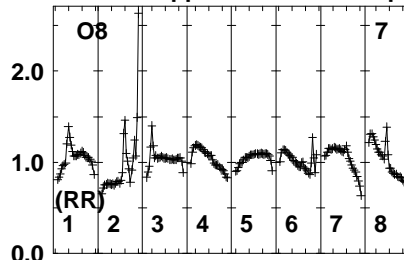
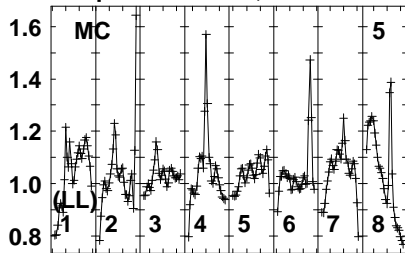
1595 610 1630 645 660 675 1695 710
FREQ MHz

Lower frame: Real Jy
Auto-corr total-power spectrum Antenna: *
Timerange: 00/10:48:21 to 00/10:53:20

Plot file version 155 created 15-NOV-2022 10:54:43

ROSS867 EB081B 1.UVDATA.1

Freq = 1.5950 GHz, Bw = 16.000 MH No calibration applied and no bandpass applied



1595 610 1630 645 660 675 1695 710
FREQ MHz

1595 610 1630 645 660 675 1695 710
FREQ MHz

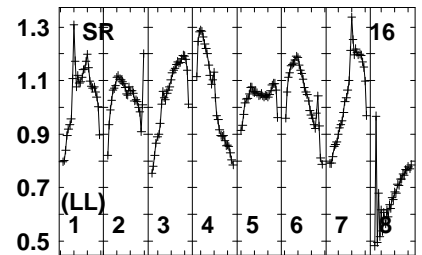
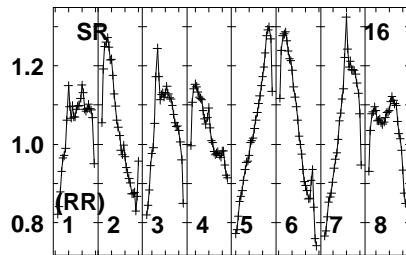
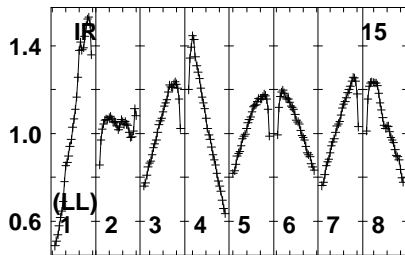
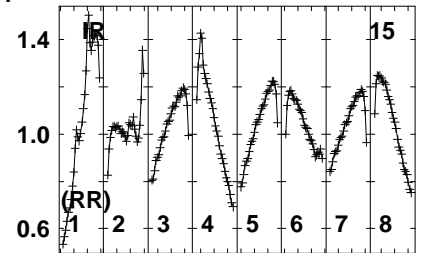
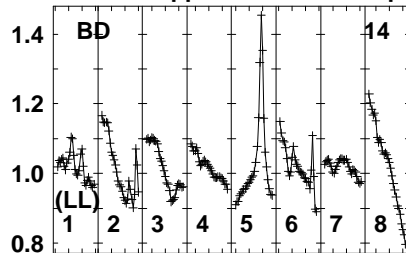
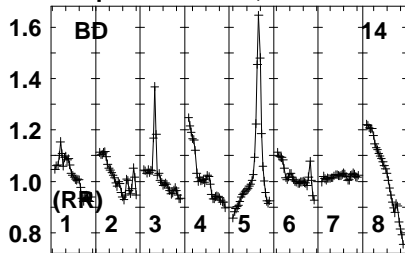
1595 610 1630 645 660 675 1695 710
FREQ MHz

Lower frame: Real Jy
Auto-corr total-power spectrum Antenna: *
Timerange: 00/10:48:21 to 00/10:53:20

Plot file version 156 created 15-NOV-2022 10:54:44

ROSS867 EB081B 1.UVDATA.1

Freq = 1.5950 GHz, Bw = 16.000 MH No calibration applied and no bandpass applied

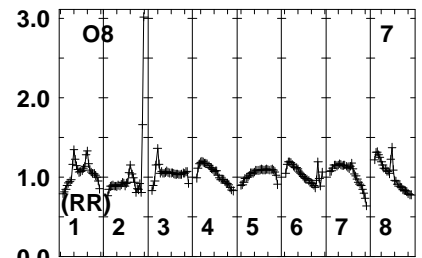
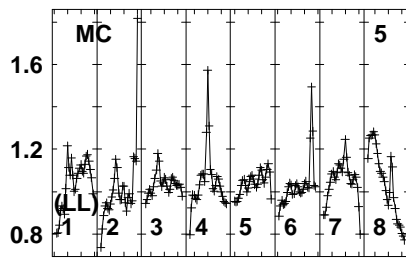
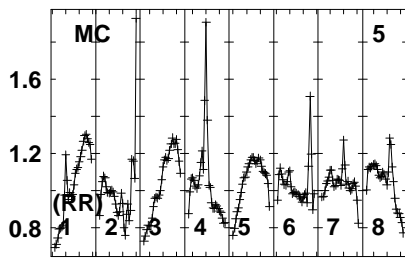
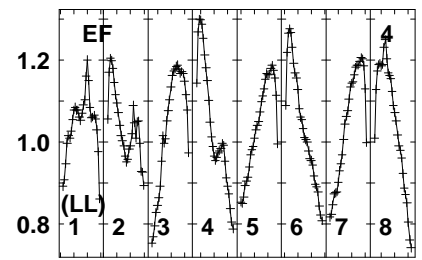
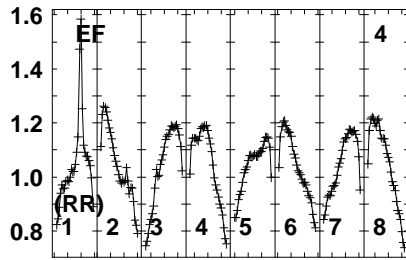
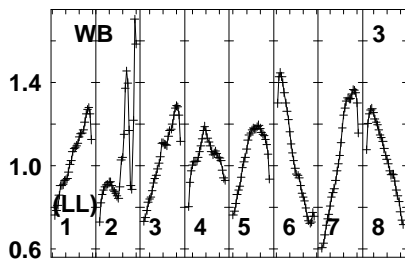
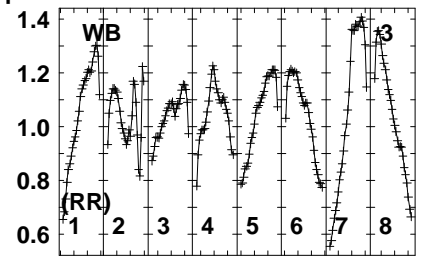
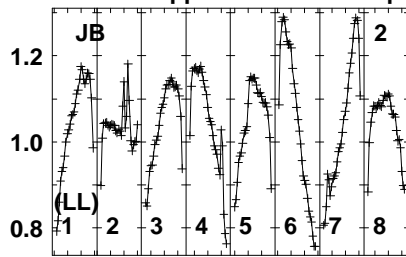
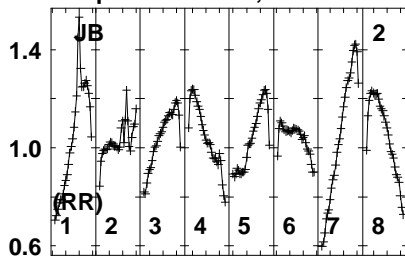


Lower frame: Real Jy
Auto-corr total-power spectrum Antenna: *
Timerange: 00/10:48:21 to 00/10:53:20

Plot file version 157 created 15-NOV-2022 10:54:44

J1722+2458 EB081B 1.UVDATA.1

Freq = 1.5950 GHz, Bw = 16.000 MH No calibration applied and no bandpass applied



1595 610 1630 645 660 675 1695 710
FREQ MHz

1595 610 1630 645 660 675 1695 710
FREQ MHz

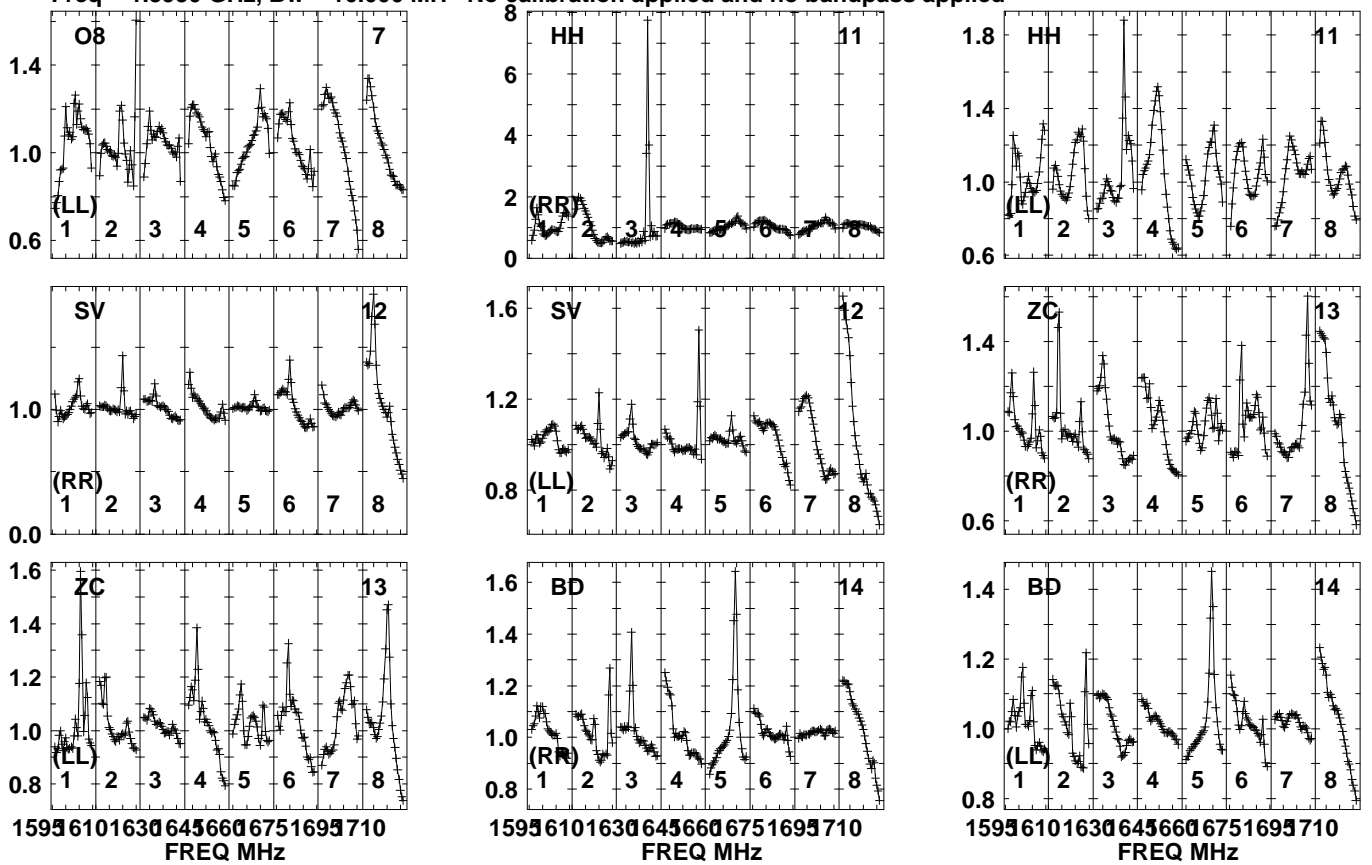
1595 610 1630 645 660 675 1695 710
FREQ MHz

Lower frame: Real Jy
Auto-corr total-power spectrum Antenna: *
Timerange: 00/10:53:51 to 00/10:54:59

Plot file version 158 created 15-NOV-2022 10:54:44

J1722+2458 EB081B 1.UVDATA.1

Freq = 1.5950 GHz, Bw = 16.000 MH No calibration applied and no bandpass applied

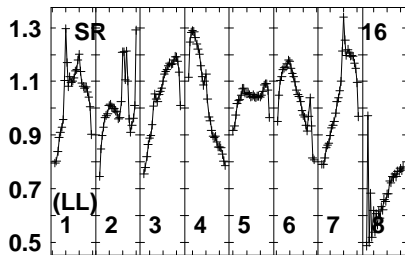
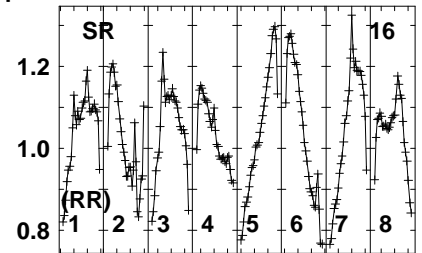
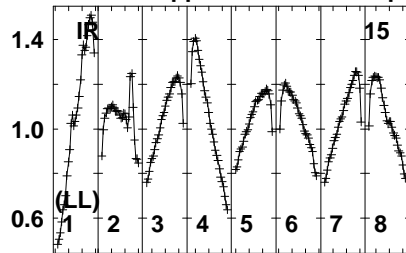
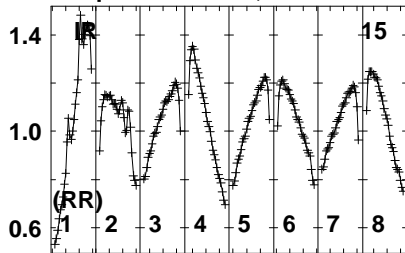


Lower frame: Real Jy
Auto-corr total-power spectrum Antenna: *
Timerange: 00/10:53:51 to 00/10:54:59

Plot file version 159 created 15-NOV-2022 10:54:44

J1722+2458 EB081B 1.UVDATA.1

Freq = 1.5950 GHz, Bw = 16.000 MH No calibration applied and no bandpass applied

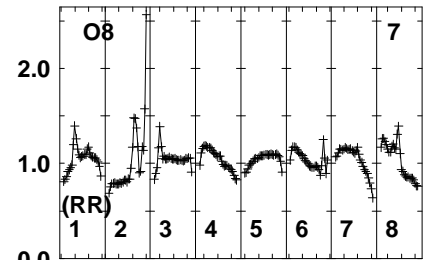
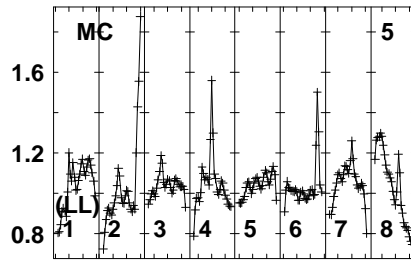
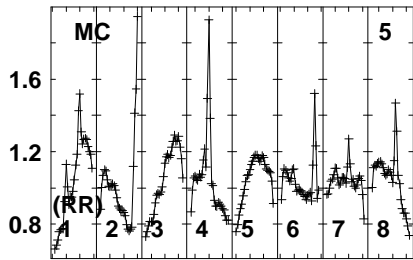
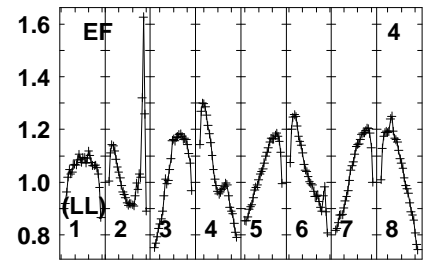
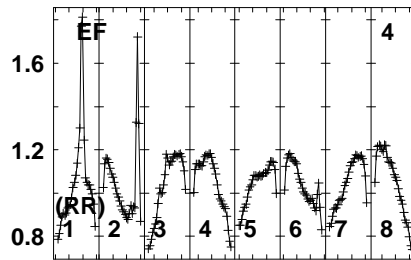
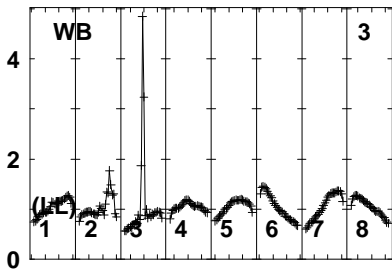
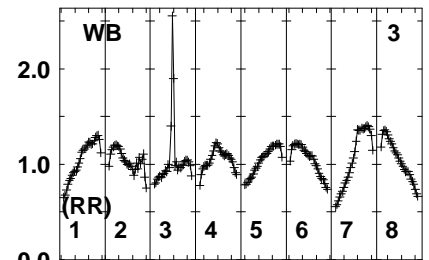
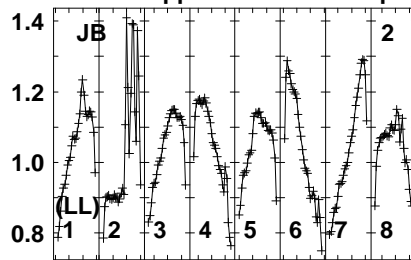
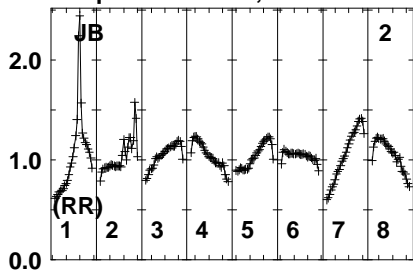


Lower frame: Real Jy
Auto-corr total-power spectrum Antenna: *
Timerange: 00/10:53:51 to 00/10:54:59

Plot file version 160 created 15-NOV-2022 10:54:44

J1722+2815 EB081B 1.UVDATA.1

Freq = 1.5950 GHz, Bw = 16.000 MH No calibration applied and no bandpass applied



1595 610 1630 645 660 675 1695 710
FREQ MHz

1595 610 1630 645 660 675 1695 710
FREQ MHz

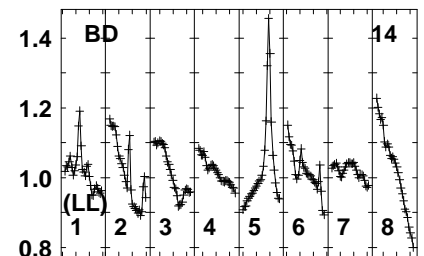
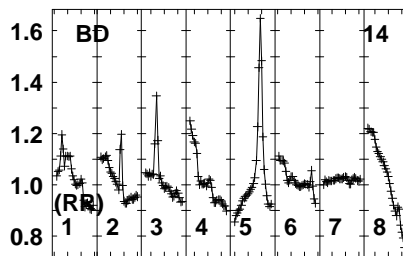
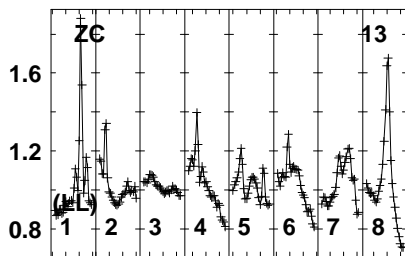
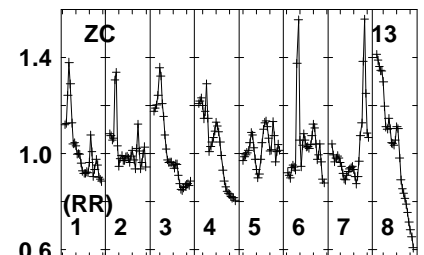
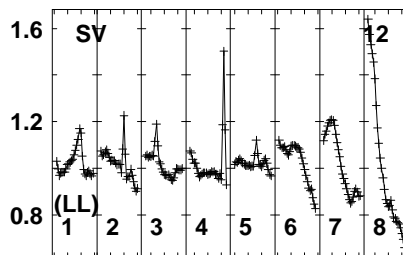
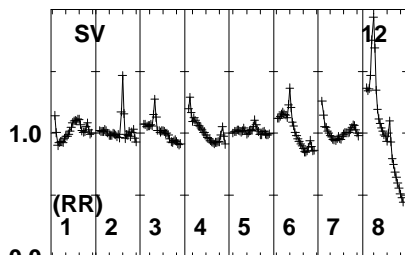
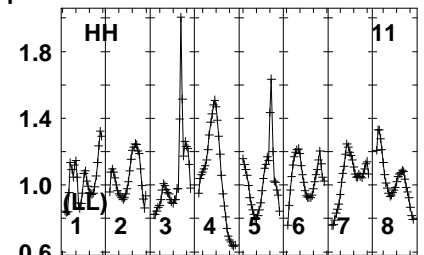
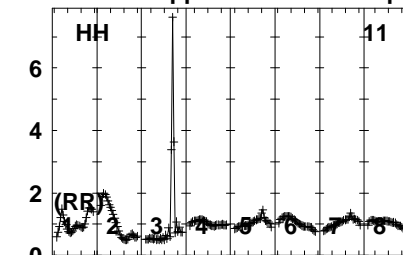
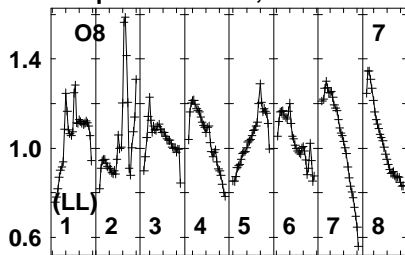
1595 610 1630 645 660 675 1695 710
FREQ MHz

Lower frame: Real Jy
Auto-corr total-power spectrum Antenna: *
Timerange: 00/10:55:00 to 00/10:56:39

Plot file version 161 created 15-NOV-2022 10:54:44

J1722+2815 EB081B 1.UVDATA.1

Freq = 1.5950 GHz, Bw = 16.000 MH No calibration applied and no bandpass applied



1595 610 1630 645 660 675 1695 710
FREQ MHz

1595 610 1630 645 660 675 1695 710
FREQ MHz

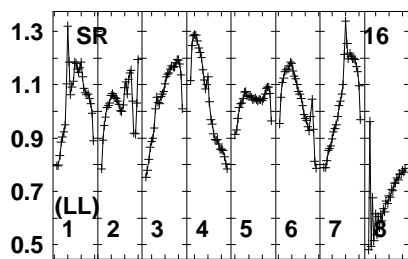
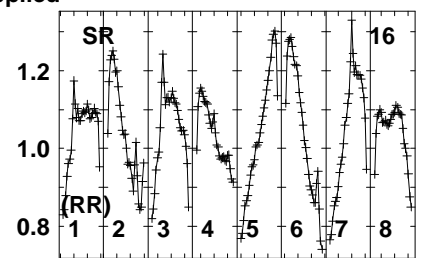
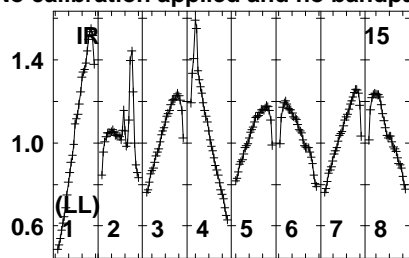
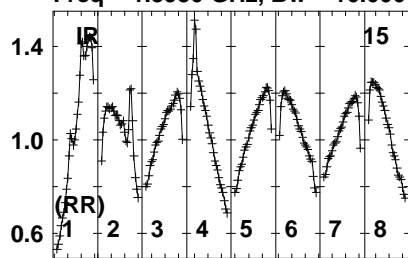
1595 610 1630 645 660 675 1695 710
FREQ MHz

Lower frame: Real Jy
Auto-corr total-power spectrum Antenna: *
Timerange: 00/10:55:00 to 00/10:56:39

Plot file version 162 created 15-NOV-2022 10:54:44

J1722+2815 EB081B 1.UVDATA.1

Freq = 1.5950 GHz, Bw = 16.000 MH No calibration applied and no bandpass applied

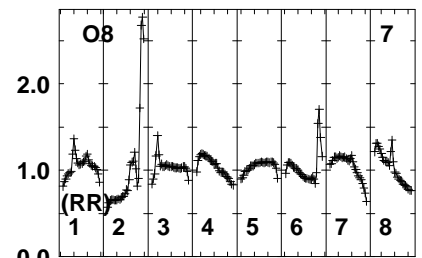
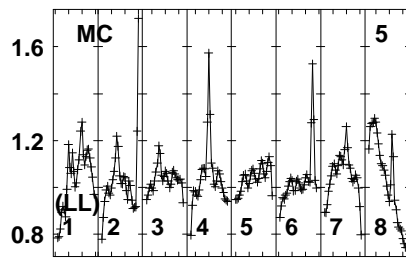
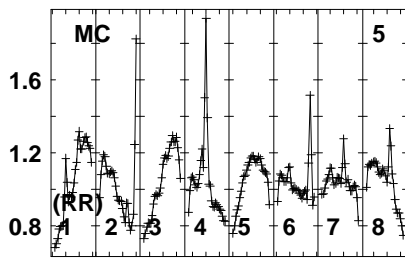
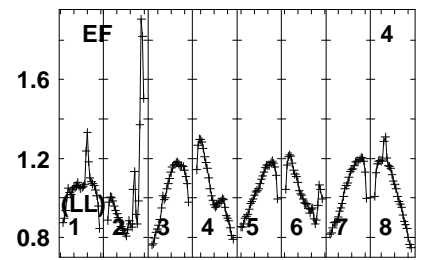
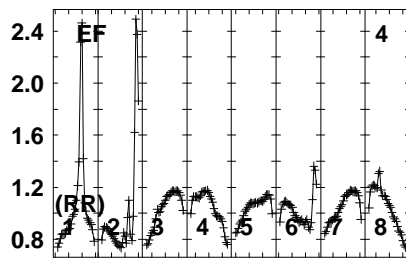
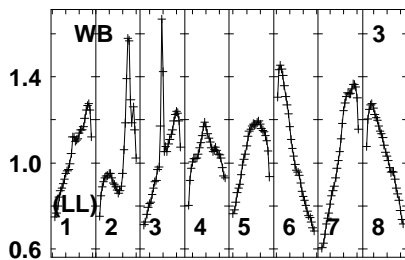
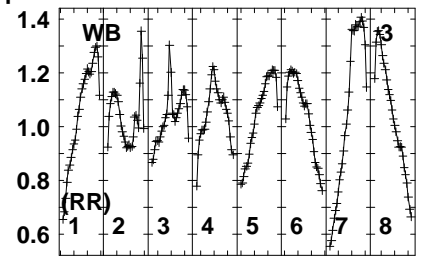
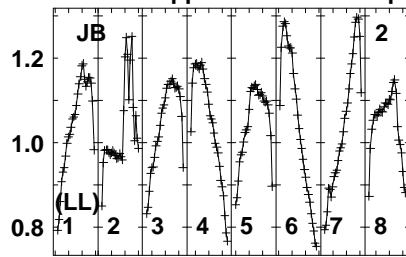
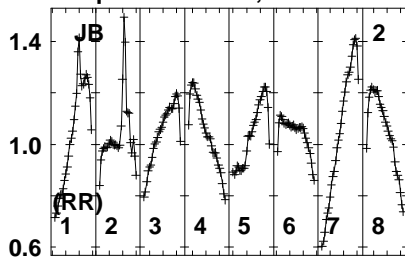


Lower frame: Real Jy
Auto-corr total-power spectrum Antenna: *
Timerange: 00/10:55:00 to 00/10:56:39

Plot file version 163 created 15-NOV-2022 10:54:44

J1716+2616 EB081B 1.UVDATA.1

Freq = 1.5950 GHz, Bw = 16.000 MH No calibration applied and no bandpass applied



1595 610 1630 645 660 675 1695 710
FREQ MHz

1595 610 1630 645 660 675 1695 710
FREQ MHz

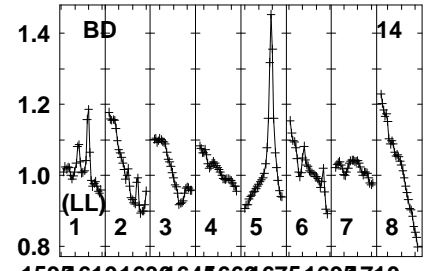
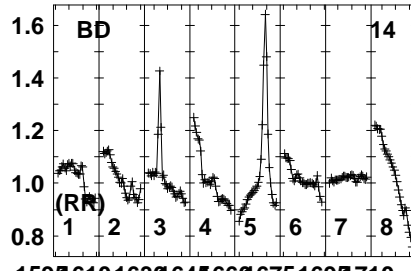
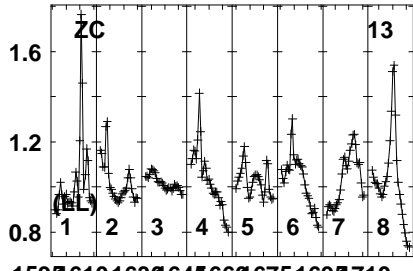
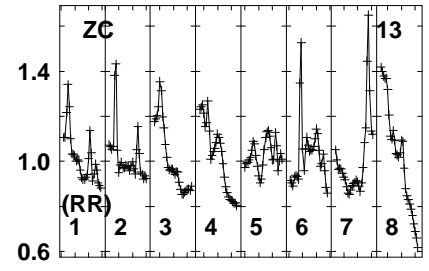
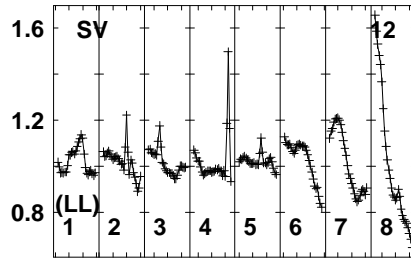
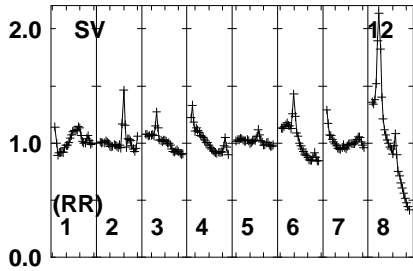
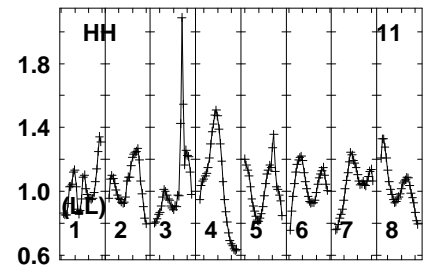
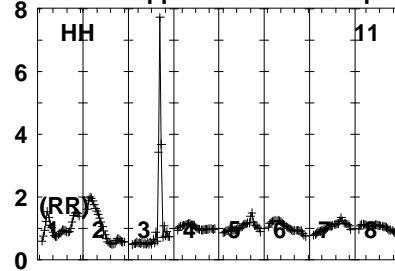
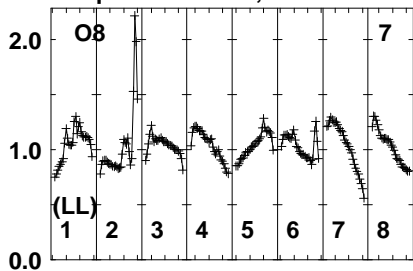
1595 610 1630 645 660 675 1695 710
FREQ MHz

Lower frame: Real Jy
Auto-corr total-power spectrum Antenna: *
Timerange: 00/10:56:40 to 00/10:58:19

Plot file version 164 created 15-NOV-2022 10:54:45

J1716+2616 EB081B 1.UVDATA.1

Freq = 1.5950 GHz, Bw = 16.000 MH No calibration applied and no bandpass applied



1595 610 1630 645 660 675 1695 710
FREQ MHz

1595 610 1630 645 660 675 1695 710
FREQ MHz

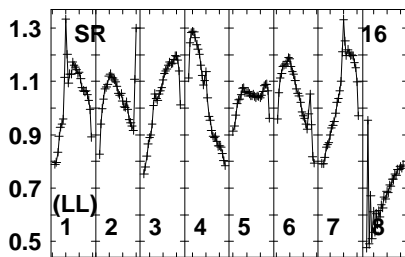
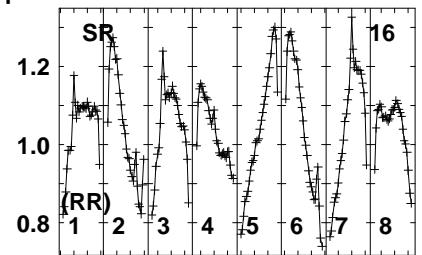
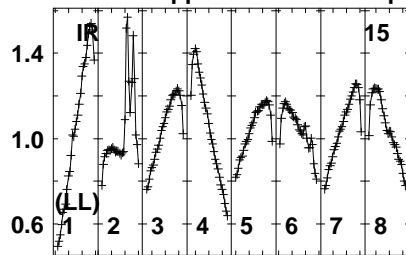
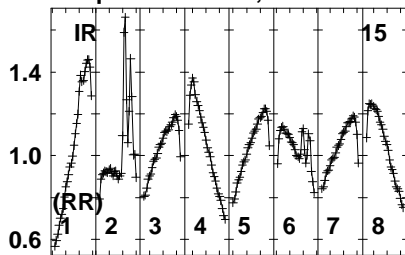
1595 610 1630 645 660 675 1695 710
FREQ MHz

Lower frame: Real Jy
Auto-corr total-power spectrum Antenna: *
Timerange: 00/10:56:40 to 00/10:58:19

Plot file version 165 created 15-NOV-2022 10:54:45

J1716+2616 EB081B 1.UVDATA.1

Freq = 1.5950 GHz, Bw = 16.000 MH No calibration applied and no bandpass applied

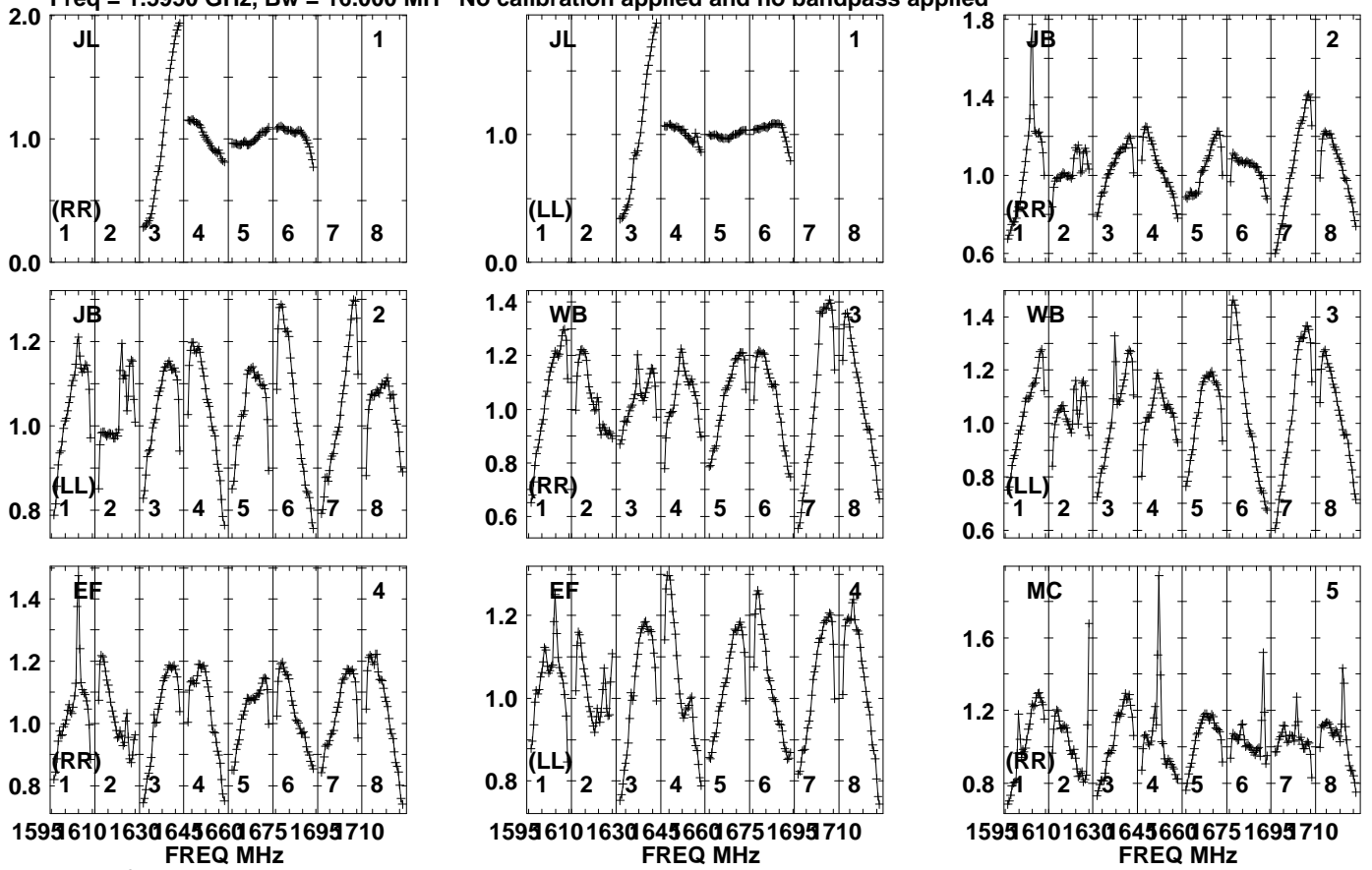


Lower frame: Real Jy
Auto-corr total-power spectrum Antenna: *
Timerange: 00/10:56:40 to 00/10:58:19

Plot file version 166 created 15-NOV-2022 10:54:45

ROSS867 EB081B 1.UVDATA.1

Freq = 1.5950 GHz, Bw = 16.000 MH No calibration applied and no bandpass applied

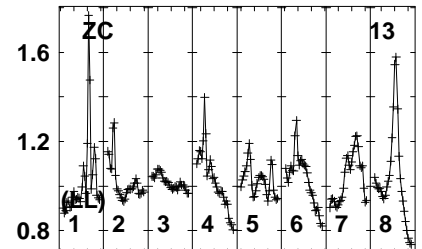
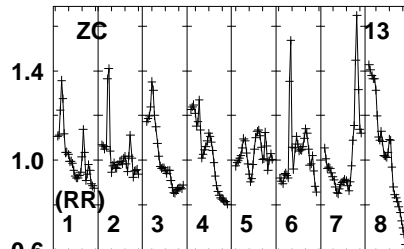
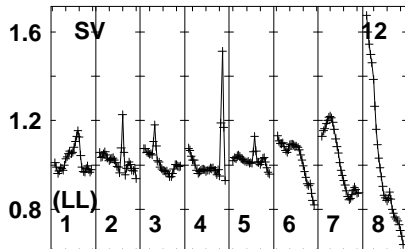
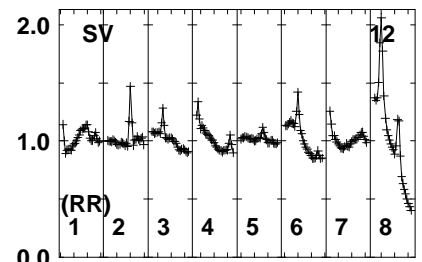
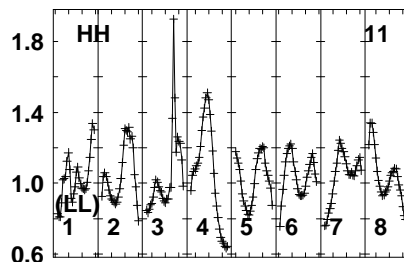
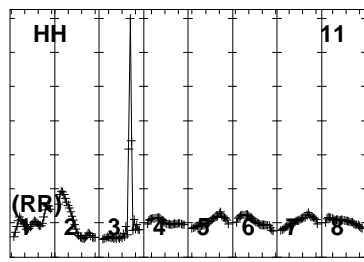
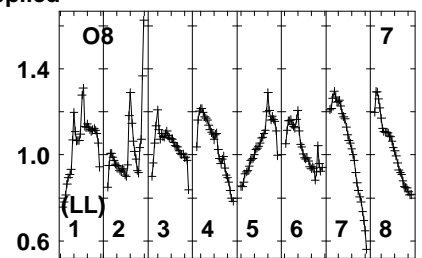
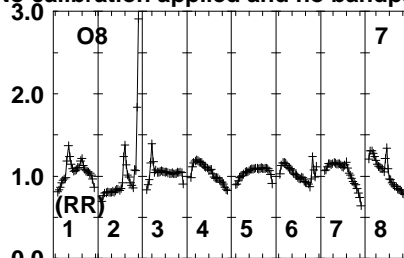
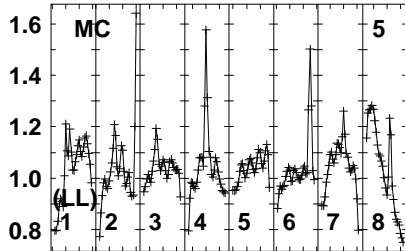


Lower frame: Real Jy
Auto-corr total-power spectrum Antenna: *
Timerange: 00/10:58:21 to 00/11:03:20

Plot file version 167 created 15-NOV-2022 10:54:45

ROSS867 EB081B 1.UVDATA.1

Freq = 1.5950 GHz, Bw = 16.000 MH No calibration applied and no bandpass applied



1595 610 1630 645 660 675 1695 710
FREQ MHz

1595 610 1630 645 660 675 1695 710
FREQ MHz

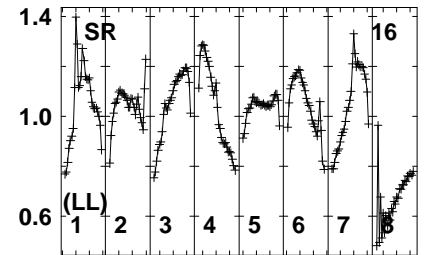
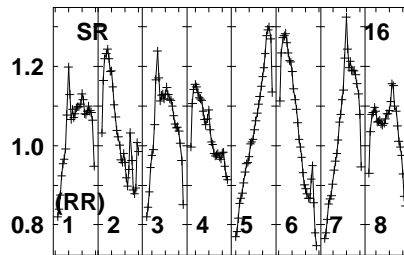
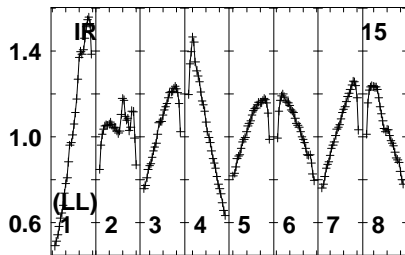
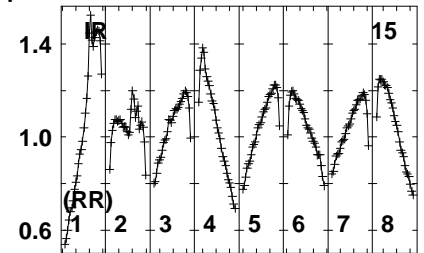
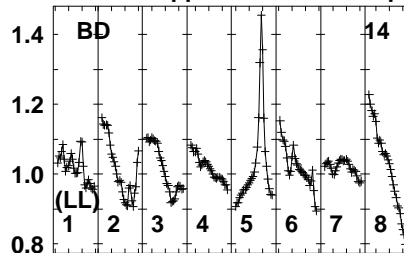
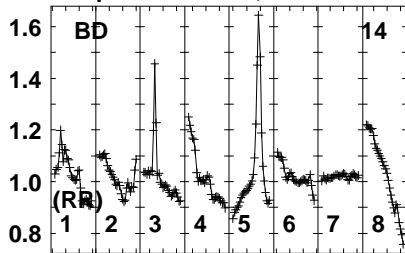
1595 610 1630 645 660 675 1695 710
FREQ MHz

Lower frame: Real Jy
Auto-corr total-power spectrum Antenna: *
Timerange: 00/10:58:21 to 00/11:03:20

Plot file version 168 created 15-NOV-2022 10:54:46

ROSS867 EB081B 1.UVDATA.1

Freq = 1.5950 GHz, Bw = 16.000 MH No calibration applied and no bandpass applied

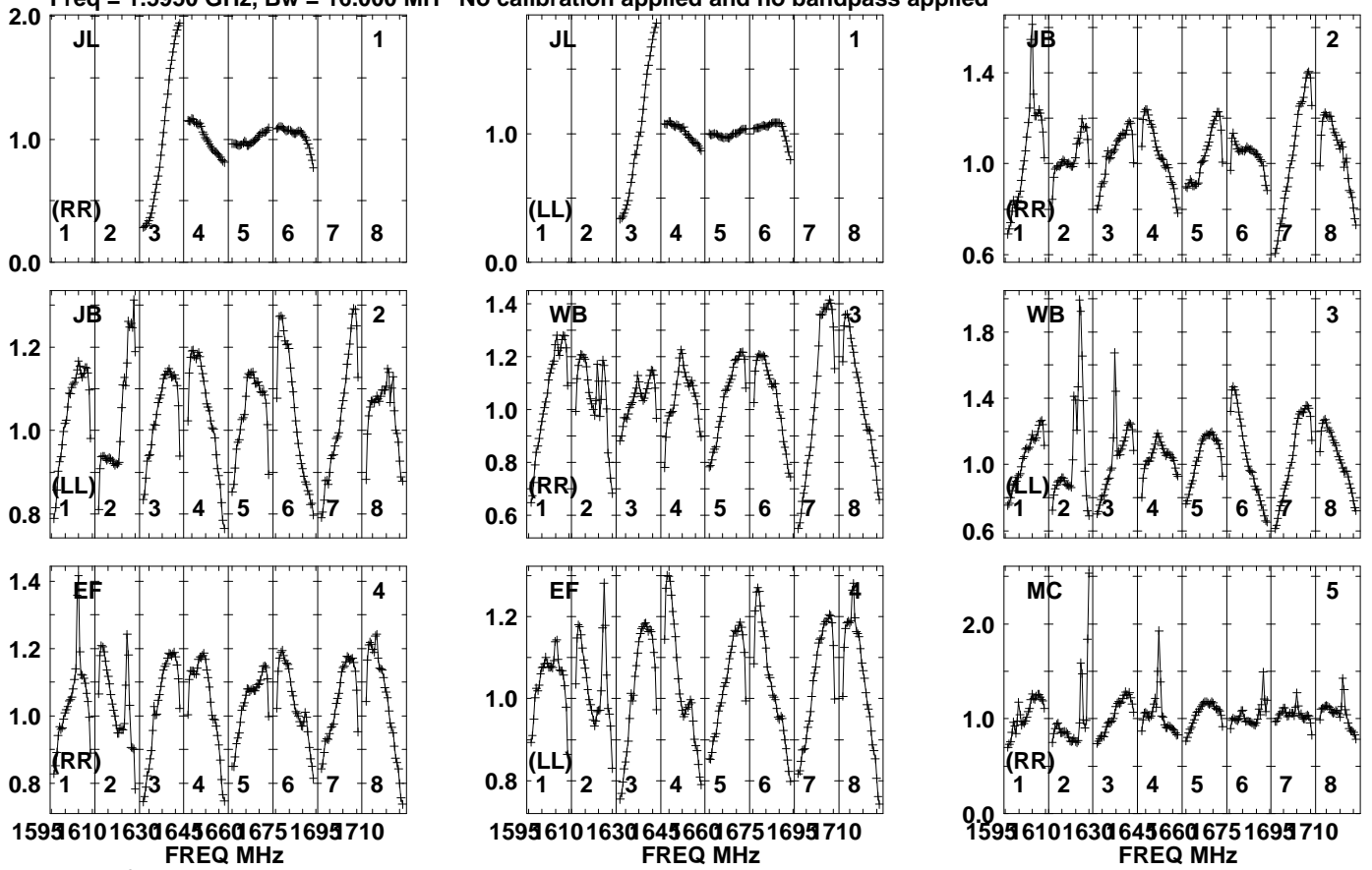


Lower frame: Real Jy
Auto-corr total-power spectrum Antenna: *
Timerange: 00/10:58:21 to 00/11:03:20

Plot file version 169 created 15-NOV-2022 10:54:46

J1722+2458 EB081B 1.UVDATA.1

Freq = 1.5950 GHz, Bw = 16.000 MH No calibration applied and no bandpass applied

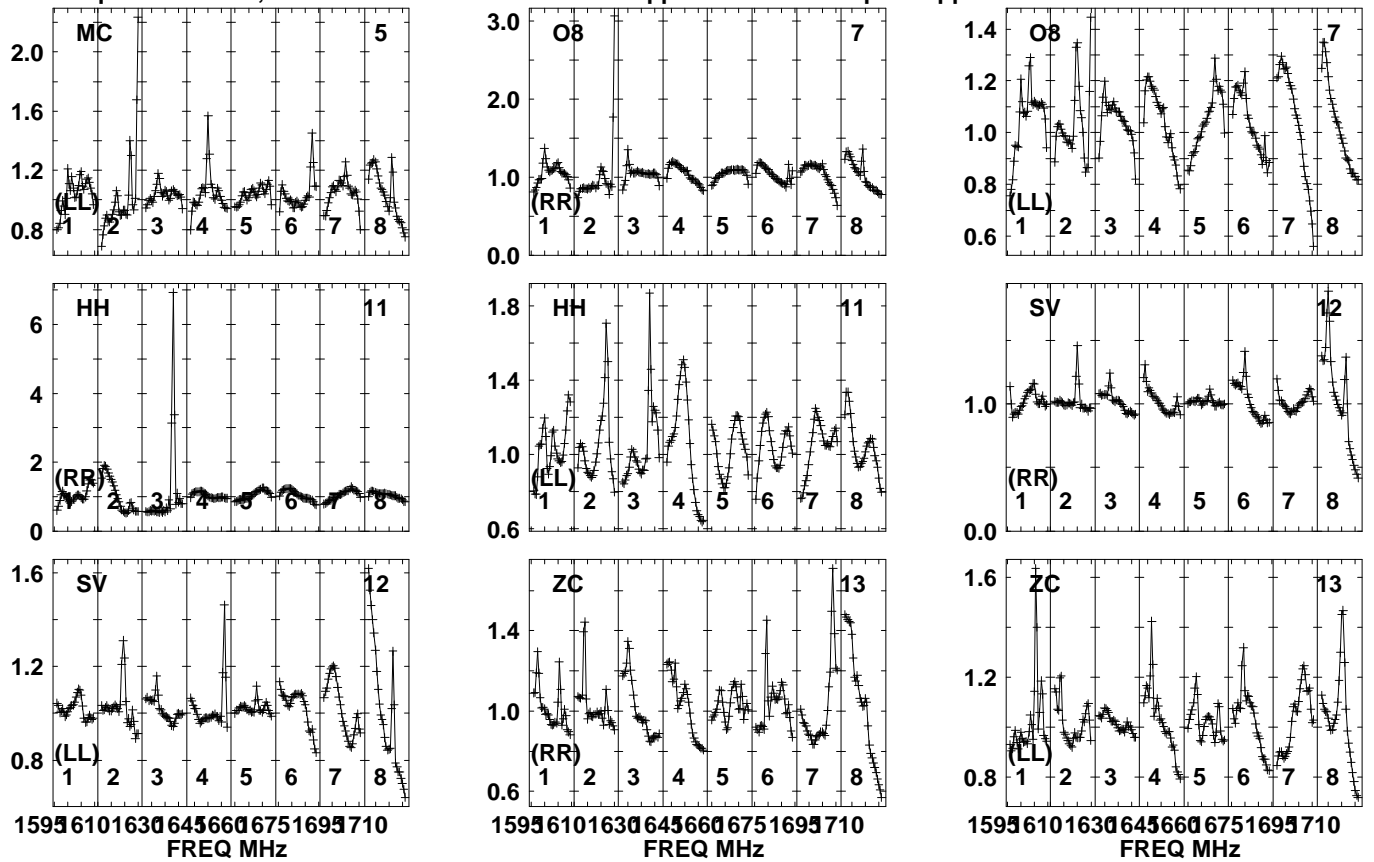


Lower frame: Real Jy
Auto-corr total-power spectrum Antenna: *
Timerange: 00/11:03:51 to 00/11:04:59

Plot file version 170 created 15-NOV-2022 10:54:46

J1722+2458 EB081B 1.UVDATA.1

Freq = 1.5950 GHz, Bw = 16.000 MH No calibration applied and no bandpass applied

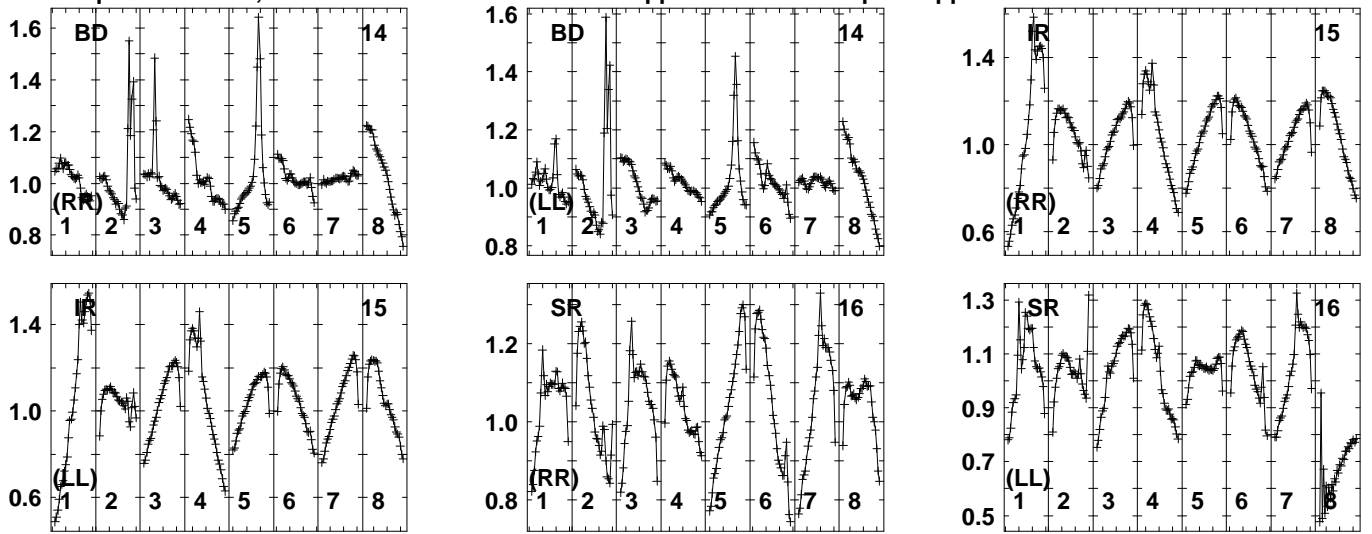


Lower frame: Real Jy
Auto-corr total-power spectrum Antenna: *
Timerange: 00/11:03:51 to 00/11:04:59

Plot file version 171 created 15-NOV-2022 10:54:46

J1722+2458 EB081B 1.UVDATA.1

Freq = 1.5950 GHz, Bw = 16.000 MH No calibration applied and no bandpass applied

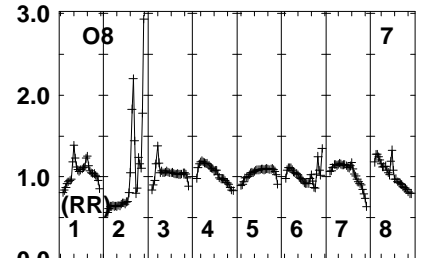
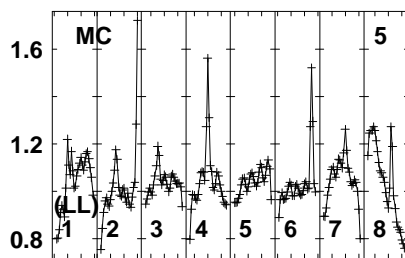
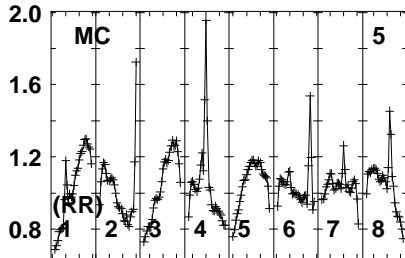
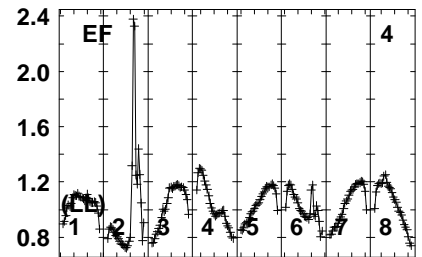
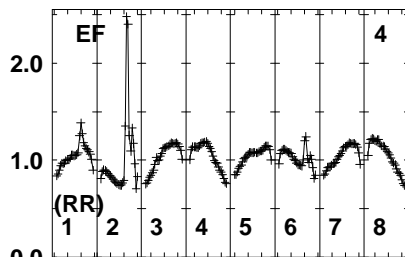
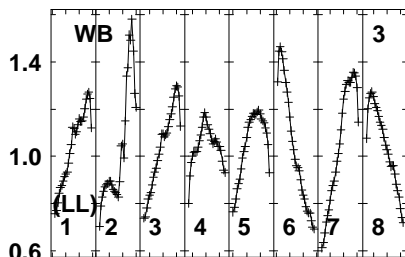
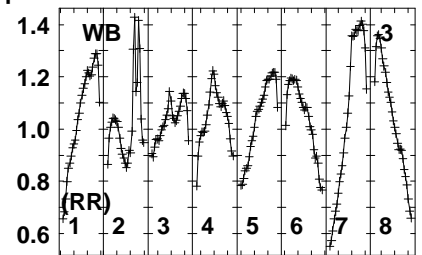
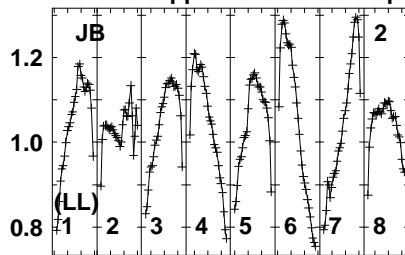
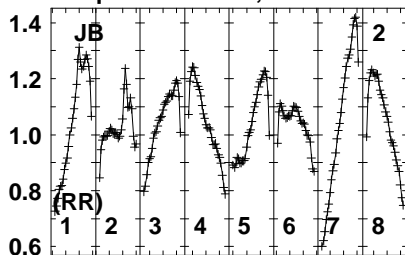


Lower frame: Real Jy
Auto-corr total-power spectrum Antenna: *
Timerange: 00/11:03:51 to 00/11:04:59

Plot file version 172 created 15-NOV-2022 10:54:46

J1722+2815 EB081B 1.UVDATA.1

Freq = 1.5950 GHz, Bw = 16.000 MH No calibration applied and no bandpass applied



1595 610 1630 645 660 675 1695 710
FREQ MHz

1595 610 1630 645 660 675 1695 710
FREQ MHz

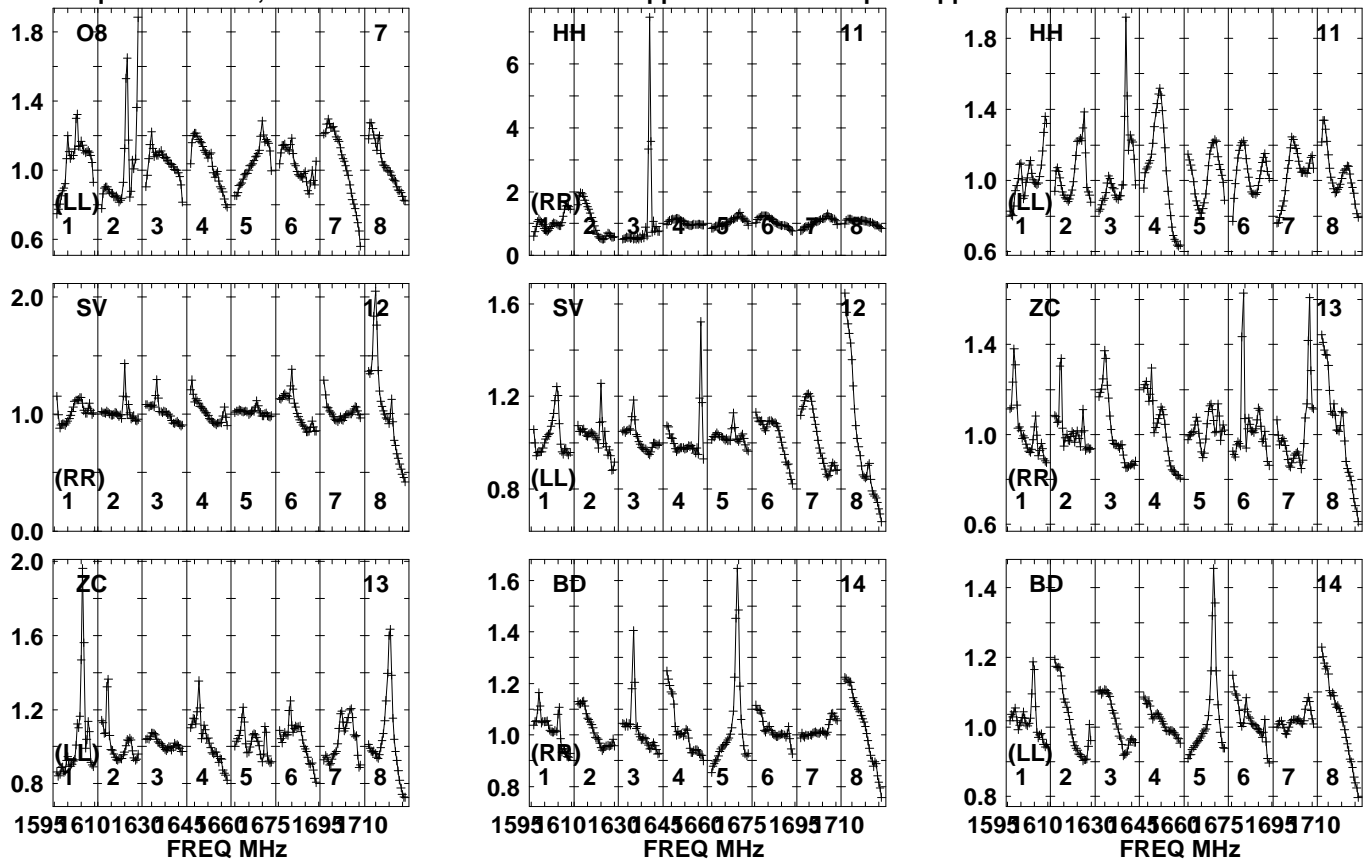
1595 610 1630 645 660 675 1695 710
FREQ MHz

Lower frame: Real Jy
Auto-corr total-power spectrum Antenna: *
Timerange: 00/11:05:01 to 00/11:06:40

Plot file version 173 created 15-NOV-2022 10:54:46

J1722+2815 EB081B 1.UVDATA.1

Freq = 1.5950 GHz, Bw = 16.000 MH No calibration applied and no bandpass applied

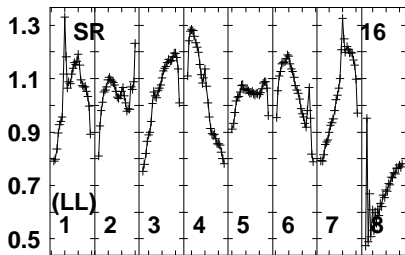
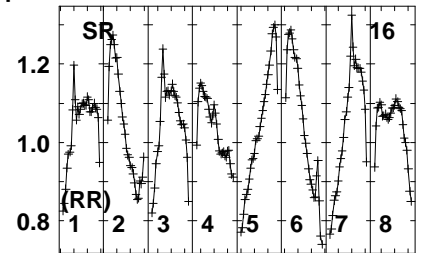
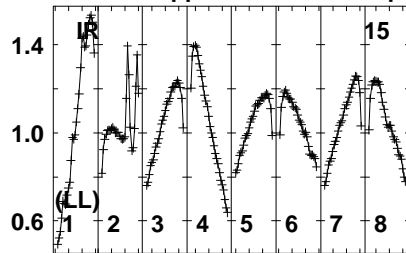
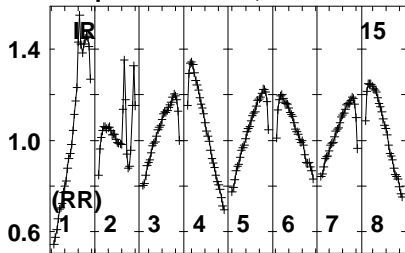


Lower frame: Real Jy
Auto-corr total-power spectrum Antenna: *
Timerange: 00/11:05:01 to 00/11:06:40

Plot file version 174 created 15-NOV-2022 10:54:46

J1722+2815 EB081B 1.UVDATA.1

Freq = 1.5950 GHz, Bw = 16.000 MH No calibration applied and no bandpass applied

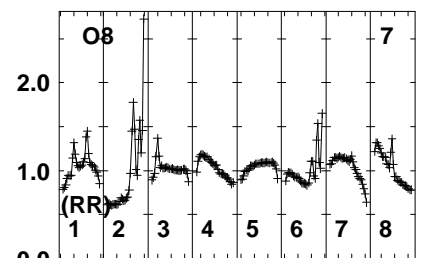
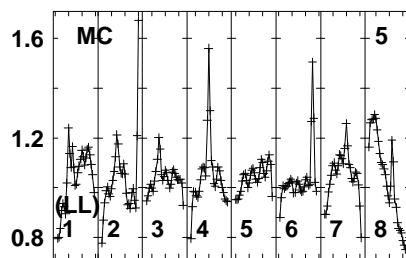
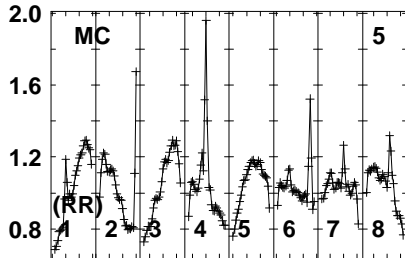
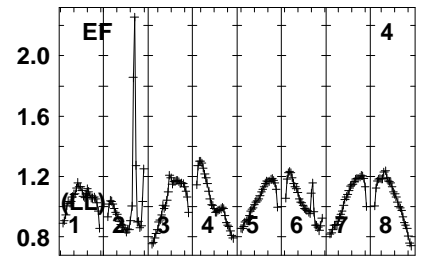
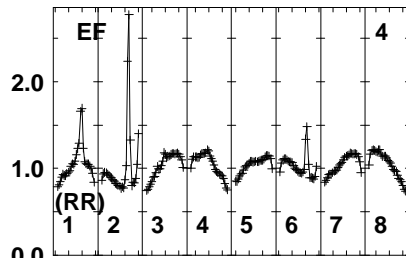
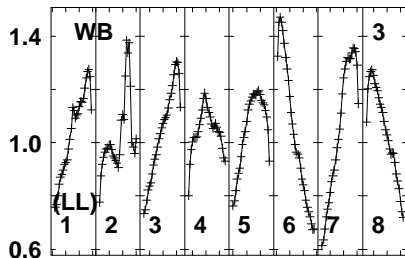
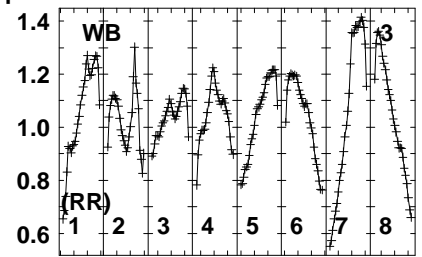
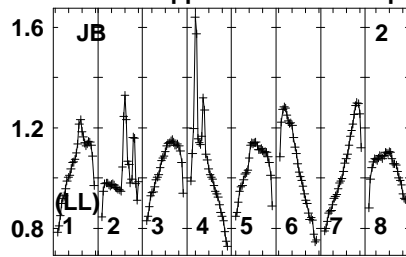
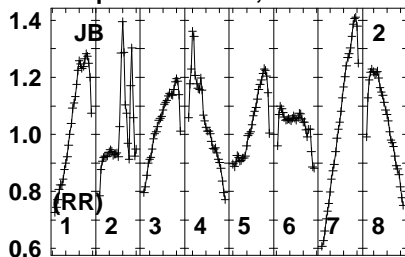


Lower frame: Real Jy
Auto-corr total-power spectrum Antenna: *
Timerange: 00/11:05:01 to 00/11:06:40

Plot file version 175 created 15-NOV-2022 10:54:46

J1716+2616 EB081B 1.UVDATA.1

Freq = 1.5950 GHz, Bw = 16.000 MH No calibration applied and no bandpass applied



1595 610 1630 645 660 675 1695 710
FREQ MHz

1595 610 1630 645 660 675 1695 710
FREQ MHz

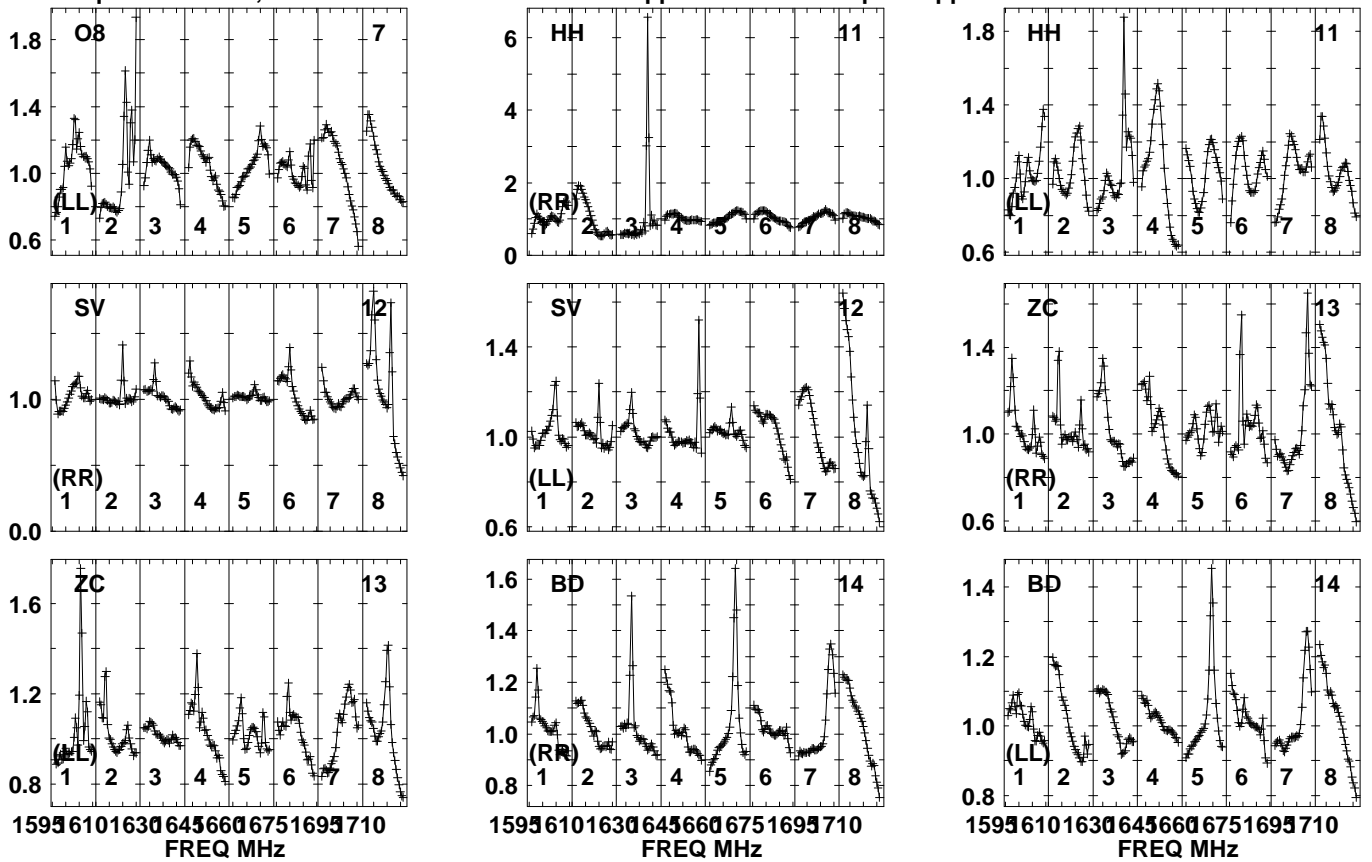
1595 610 1630 645 660 675 1695 710
FREQ MHz

Lower frame: Real Jy
Auto-corr total-power spectrum Antenna: *
Timerange: 00/11:06:40 to 00/11:08:20

Plot file version 176 created 15-NOV-2022 10:54:47

J1716+2616 EB081B 1.UVDATA.1

Freq = 1.5950 GHz, Bw = 16.000 MH No calibration applied and no bandpass applied

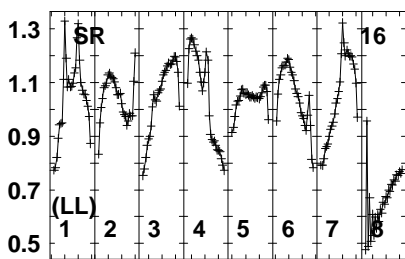
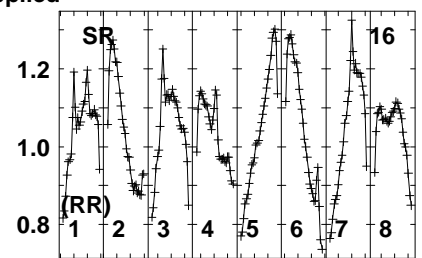
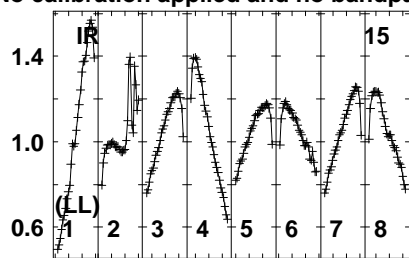
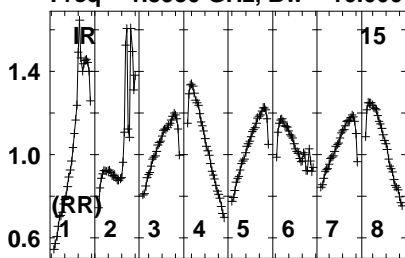


Lower frame: Real Jy
Auto-corr total-power spectrum Antenna: *
Timerange: 00/11:06:40 to 00/11:08:20

Plot file version 177 created 15-NOV-2022 10:54:47

J1716+2616 EB081B 1.UVDATA.1

Freq = 1.5950 GHz, Bw = 16.000 MH No calibration applied and no bandpass applied

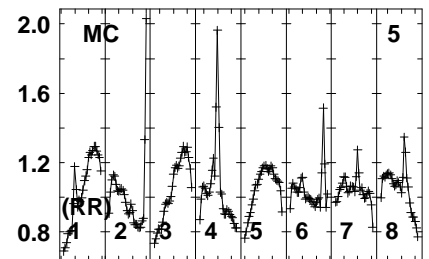
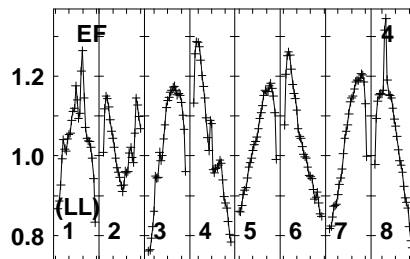
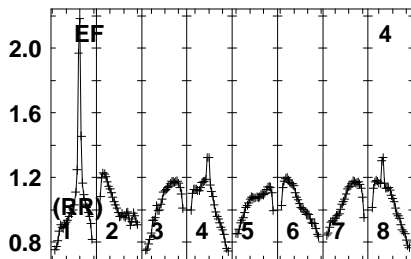
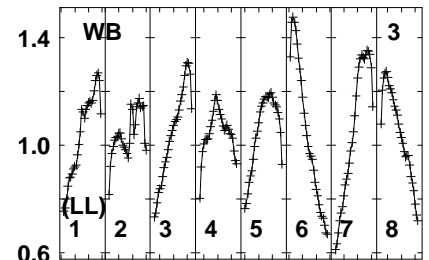
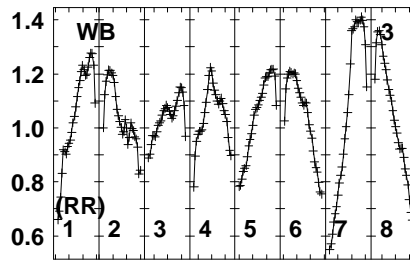
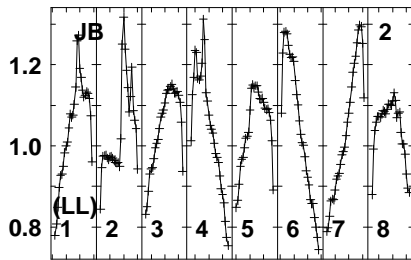
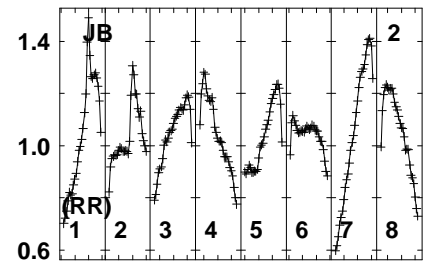
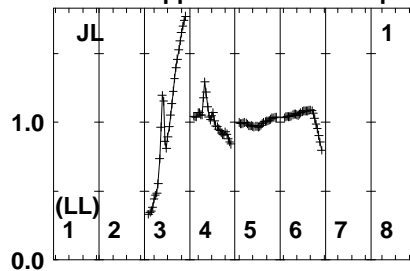
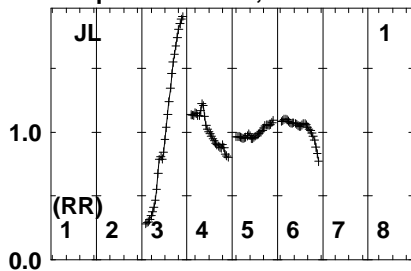


Lower frame: Real Jy
Auto-corr total-power spectrum Antenna: *
Timerange: 00/11:06:40 to 00/11:08:20

Plot file version 178 created 15-NOV-2022 10:54:47

ROSS867 EB081B 1.UVDATA.1

Freq = 1.5950 GHz, Bw = 16.000 MH No calibration applied and no bandpass applied



1595 610 1630 645 660 675 1695 710
FREQ MHz

1595 610 1630 645 660 675 1695 710
FREQ MHz

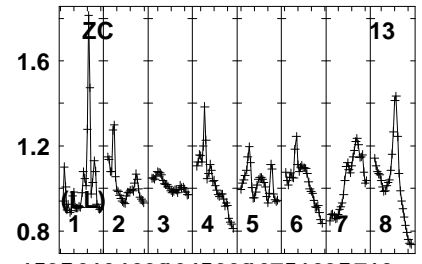
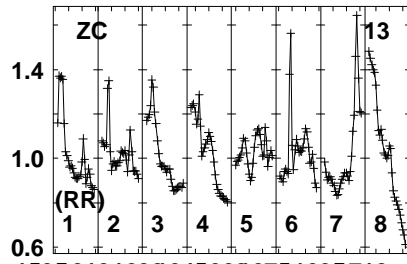
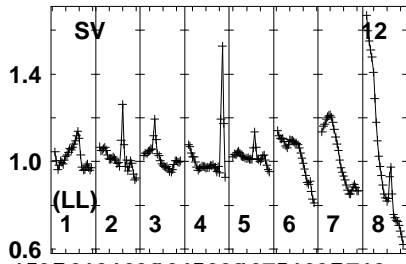
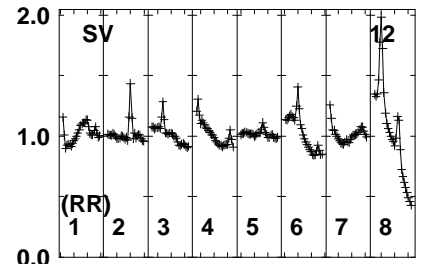
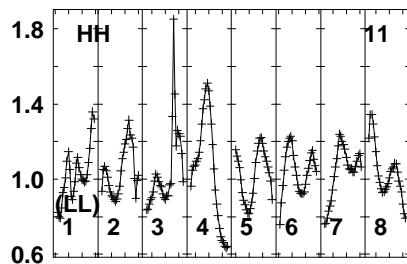
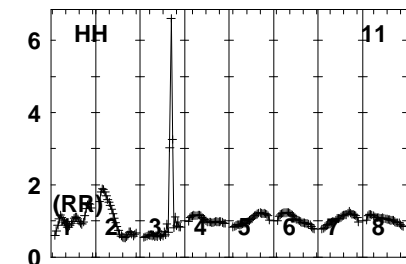
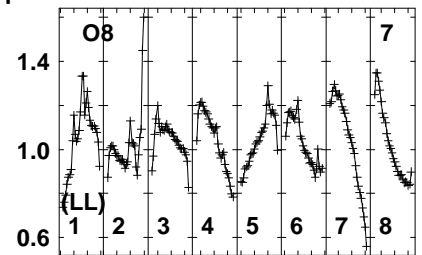
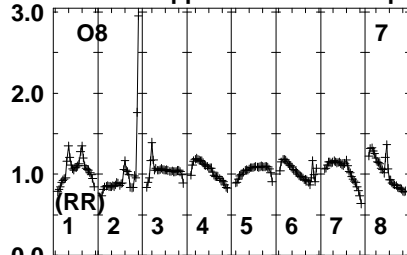
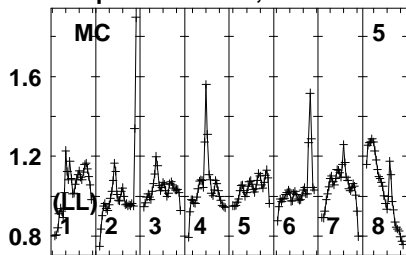
1595 610 1630 645 660 675 1695 710
FREQ MHz

Lower frame: Real Jy
Auto-corr total-power spectrum Antenna: *
Timerange: 00/11:08:21 to 00/11:13:20

Plot file version 179 created 15-NOV-2022 10:54:47

ROSS867 EB081B 1.UVDATA.1

Freq = 1.5950 GHz, Bw = 16.000 MH No calibration applied and no bandpass applied



1595 610 1630 645 660 675 1695 710
FREQ MHz

1595 610 1630 645 660 675 1695 710
FREQ MHz

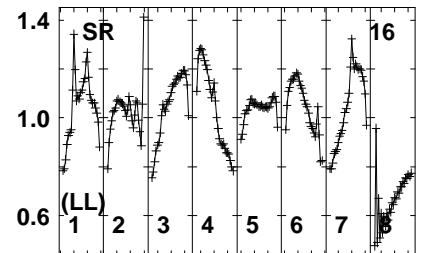
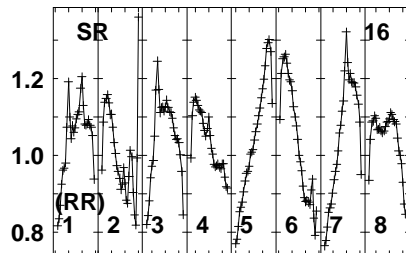
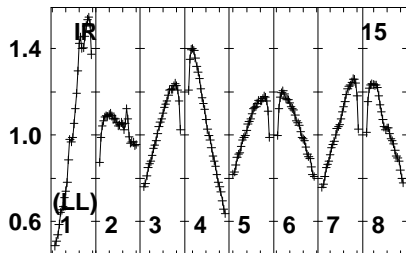
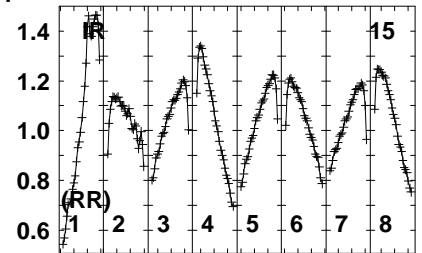
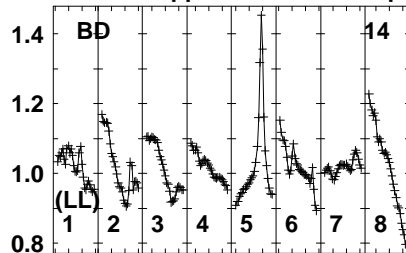
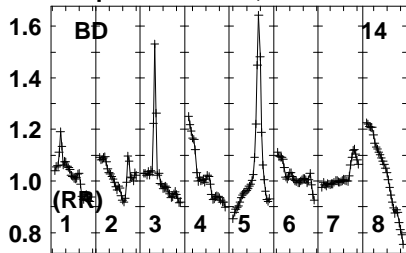
1595 610 1630 645 660 675 1695 710
FREQ MHz

Lower frame: Real Jy
Auto-corr total-power spectrum Antenna: *
Timerange: 00/11:08:21 to 00/11:13:20

Plot file version 180 created 15-NOV-2022 10:54:47

ROSS867 EB081B 1.UVDATA.1

Freq = 1.5950 GHz, Bw = 16.000 MH No calibration applied and no bandpass applied

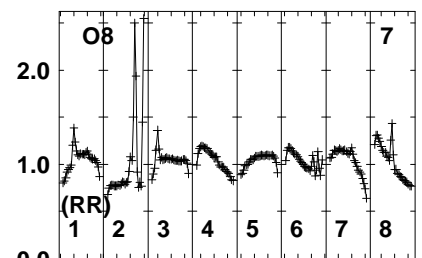
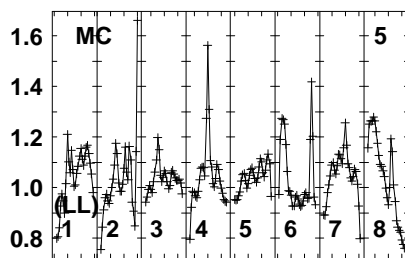
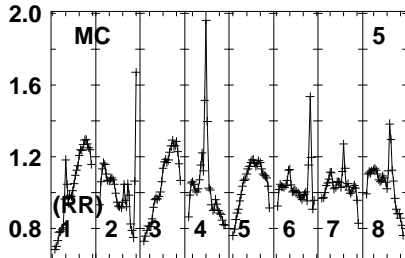
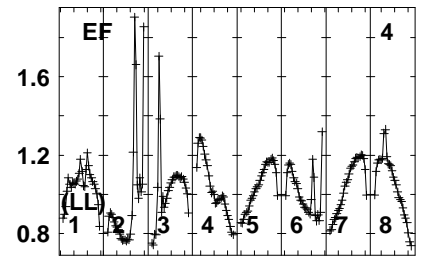
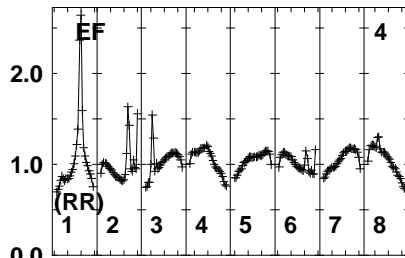
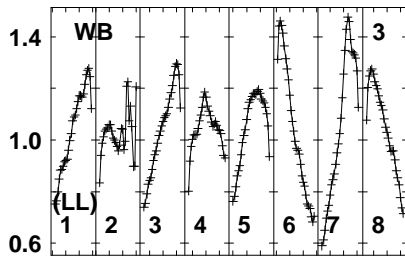
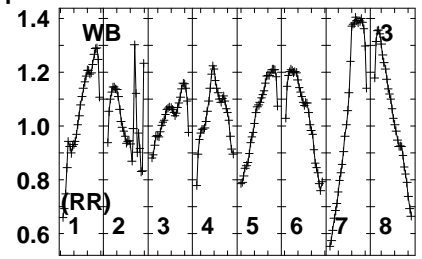
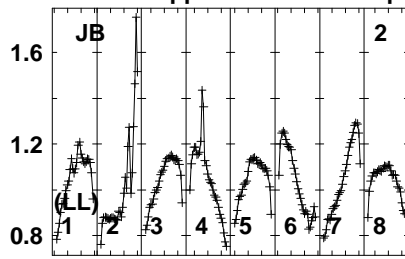
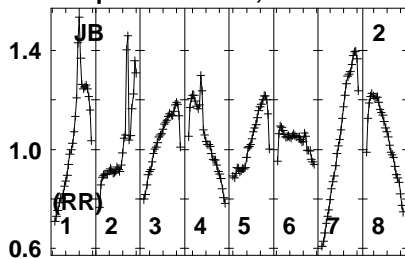


Lower frame: Real Jy
Auto-corr total-power spectrum Antenna: *
Timerange: 00/11:08:21 to 00/11:13:20

Plot file version 181 created 15-NOV-2022 10:54:48

J1722+2458 EB081B 1.UVDATA.1

Freq = 1.5950 GHz, Bw = 16.000 MH No calibration applied and no bandpass applied



1595 610 1630 645 660 675 1695 710
FREQ MHz

1595 610 1630 645 660 675 1695 710
FREQ MHz

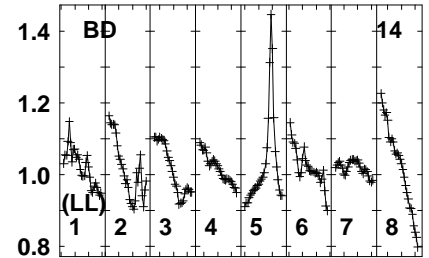
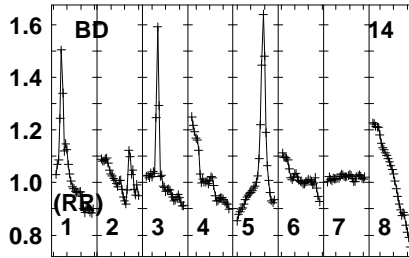
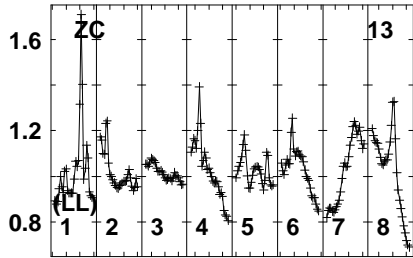
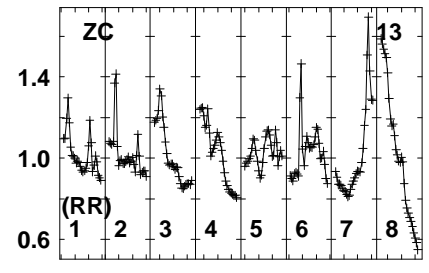
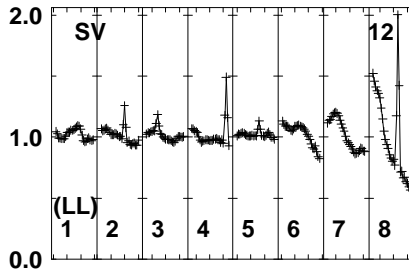
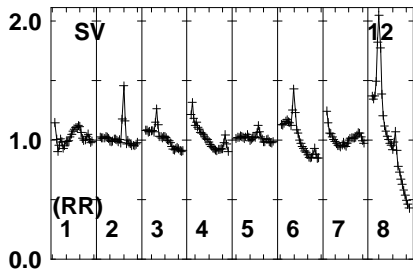
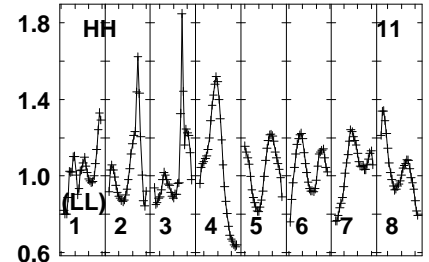
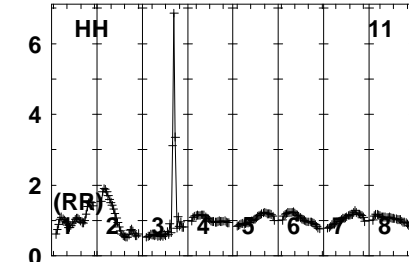
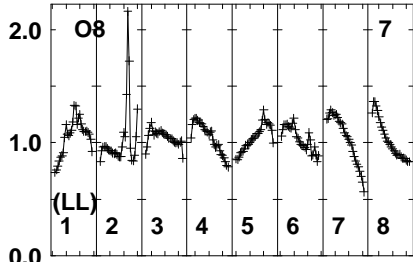
1595 610 1630 645 660 675 1695 710
FREQ MHz

Lower frame: Real Jy
Auto-corr total-power spectrum Antenna: *
Timerange: 00/11:13:51 to 00/11:14:59

Plot file version 182 created 15-NOV-2022 10:54:48

J1722+2458 EB081B 1.UVDATA.1

Freq = 1.5950 GHz, Bw = 16.000 MH No calibration applied and no bandpass applied



1595 610 1630 645 660 675 1695 710
FREQ MHz

1595 610 1630 645 660 675 1695 710
FREQ MHz

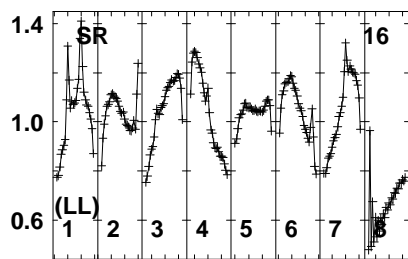
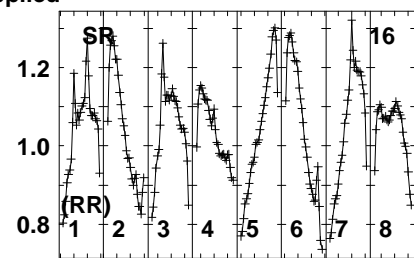
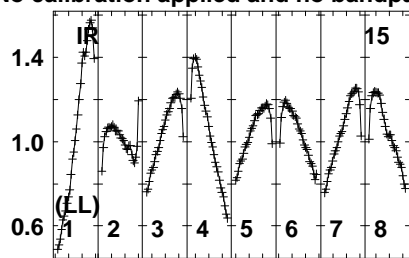
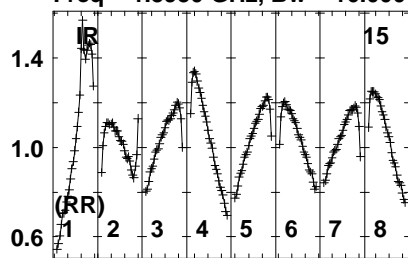
1595 610 1630 645 660 675 1695 710
FREQ MHz

Lower frame: Real Jy
Auto-corr total-power spectrum Antenna: *
Timerange: 00/11:13:51 to 00/11:14:59

Plot file version 183 created 15-NOV-2022 10:54:48

J1722+2458 EB081B 1.UVDATA.1

Freq = 1.5950 GHz, Bw = 16.000 MH No calibration applied and no bandpass applied

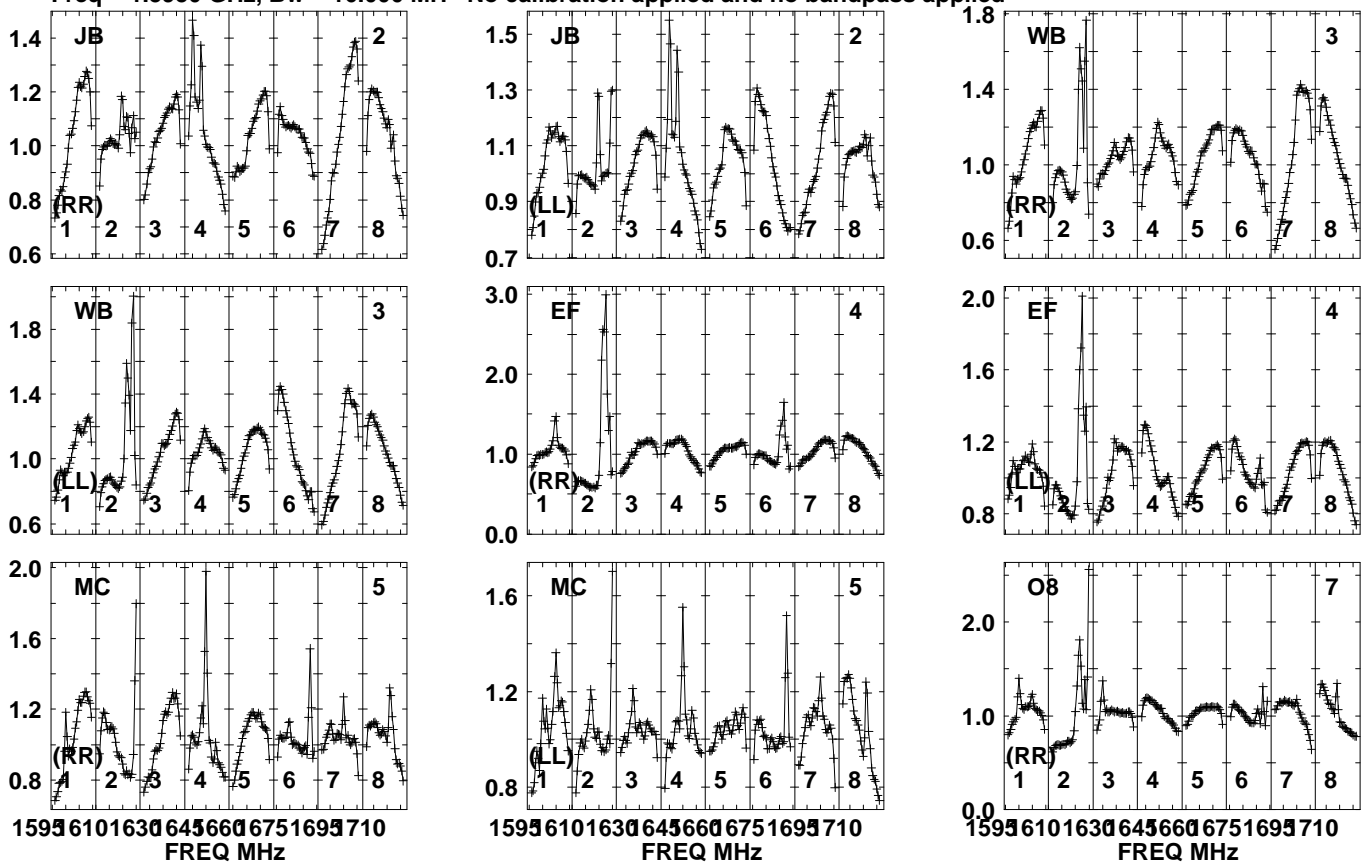


Lower frame: Real Jy
Auto-corr total-power spectrum Antenna: *
Timerange: 00/11:13:51 to 00/11:14:59

Plot file version 184 created 15-NOV-2022 10:54:48

J1722+2815 EB081B 1.UVDATA.1

Freq = 1.5950 GHz, Bw = 16.000 MH No calibration applied and no bandpass applied

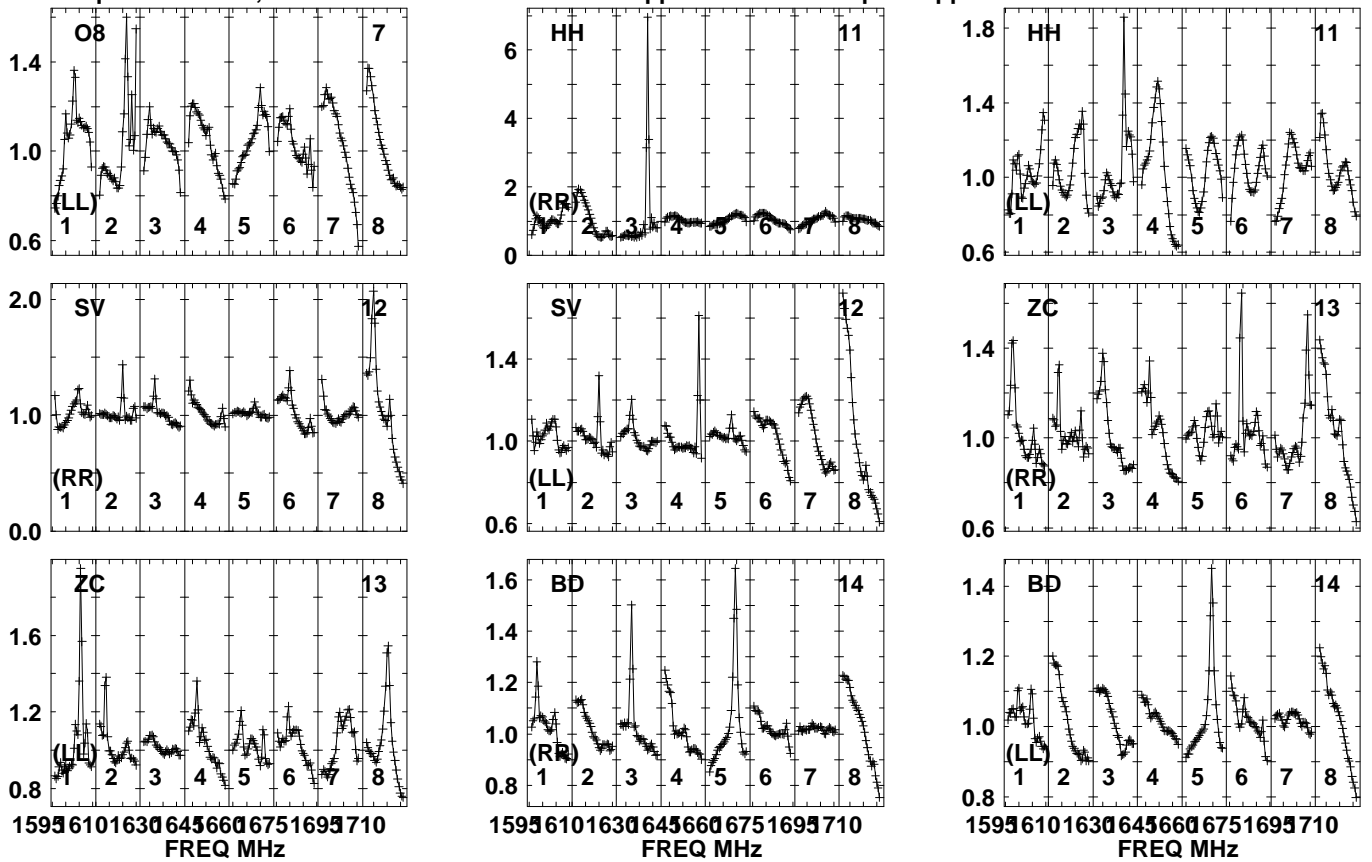


Lower frame: Real Jy
Auto-corr total-power spectrum Antenna: *
Timerange: 00/11:15:01 to 00/11:16:40

Plot file version 185 created 15-NOV-2022 10:54:48

J1722+2815 EB081B 1.UVDATA.1

Freq = 1.5950 GHz, Bw = 16.000 MH No calibration applied and no bandpass applied

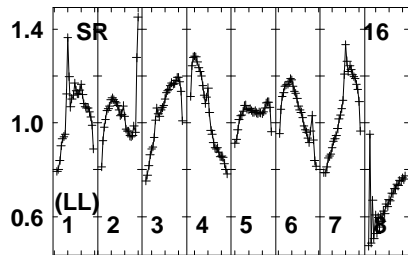
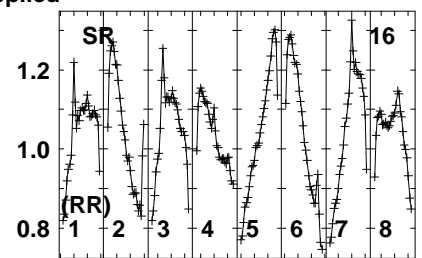
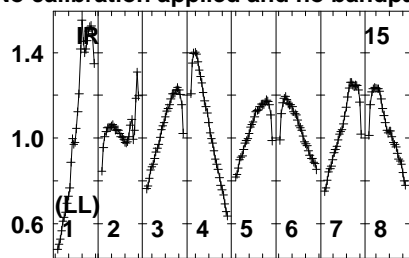
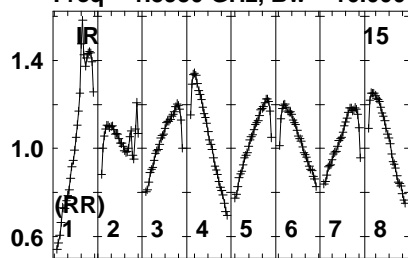


Lower frame: Real Jy
Auto-corr total-power spectrum Antenna: *
Timerange: 00/11:15:01 to 00/11:16:40

Plot file version 186 created 15-NOV-2022 10:54:48

J1722+2815 EB081B 1.UVDATA.1

Freq = 1.5950 GHz, Bw = 16.000 MH No calibration applied and no bandpass applied

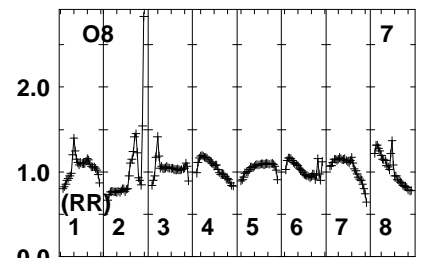
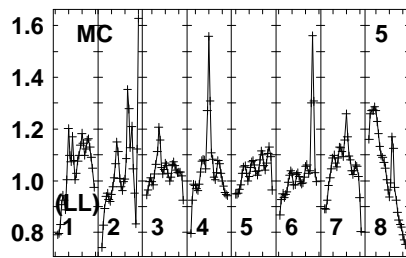
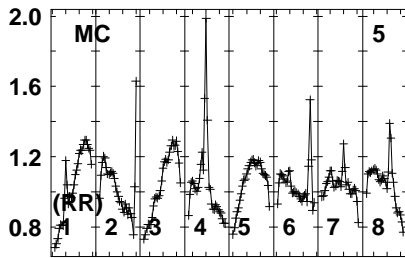
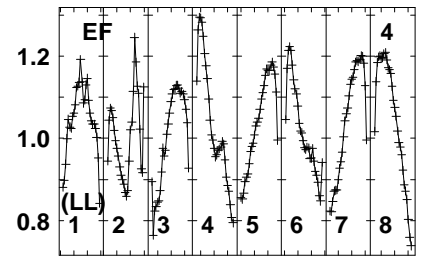
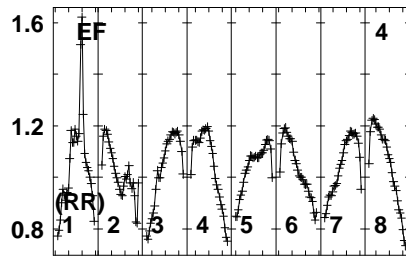
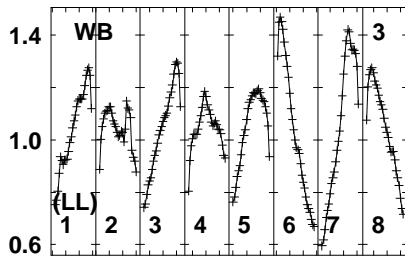
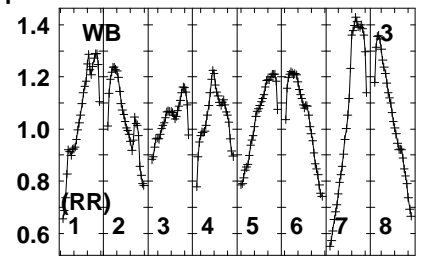
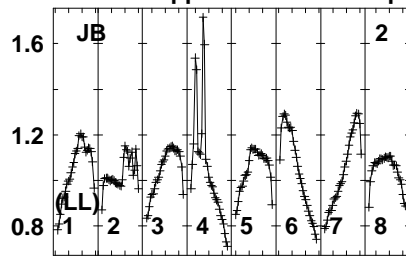
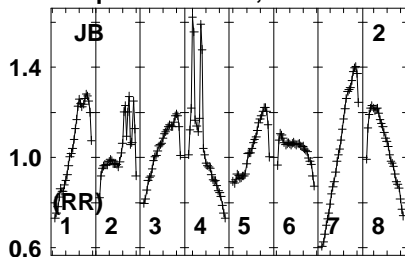


Lower frame: Real Jy
Auto-corr total-power spectrum Antenna: *
Timerange: 00/11:15:01 to 00/11:16:40

Plot file version 187 created 15-NOV-2022 10:54:48

J1716+2616 EB081B 1.UVDATA.1

Freq = 1.5950 GHz, Bw = 16.000 MH No calibration applied and no bandpass applied



1595 610 1630 645 660 675 1695 710
FREQ MHz

1595 610 1630 645 660 675 1695 710
FREQ MHz

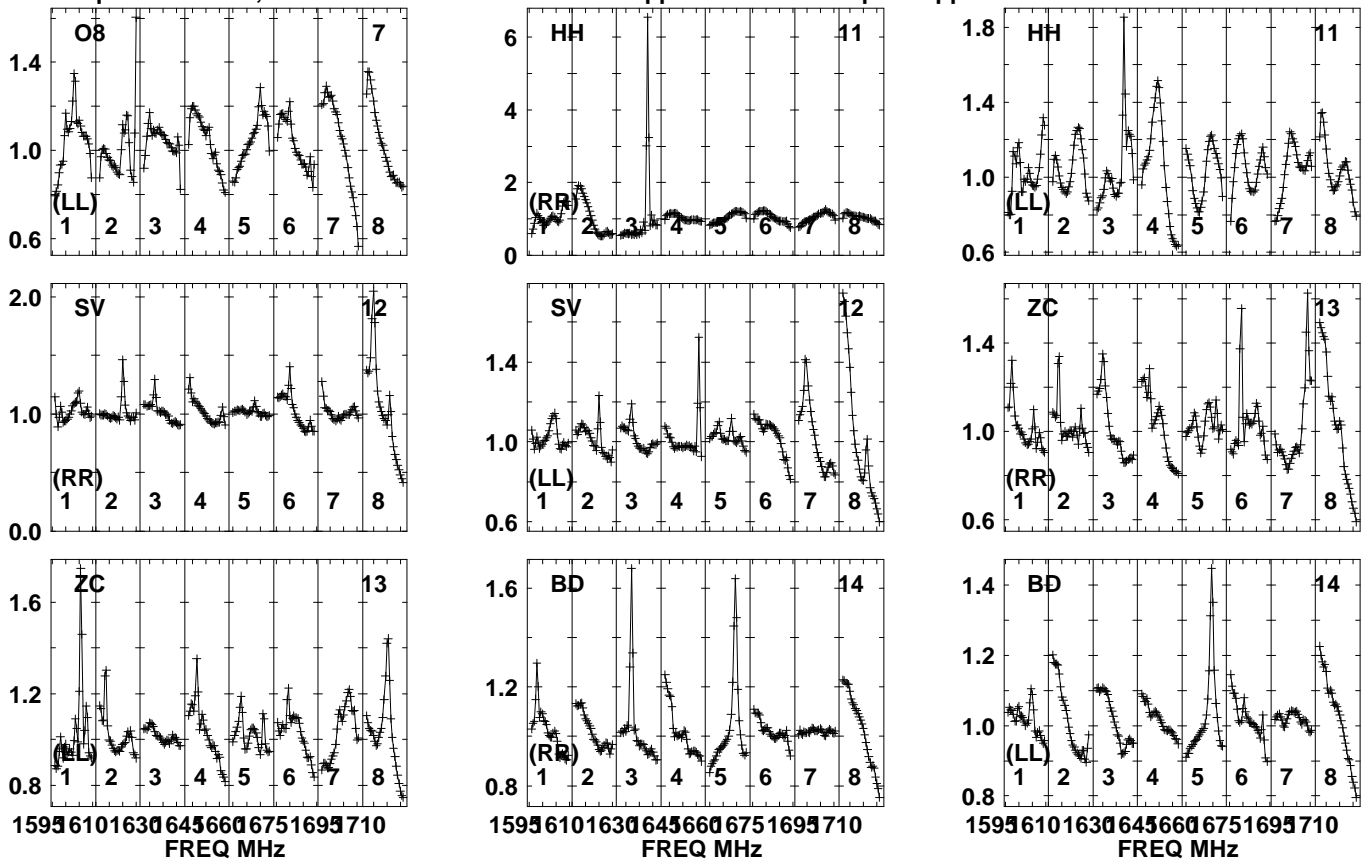
1595 610 1630 645 660 675 1695 710
FREQ MHz

Lower frame: Real Jy
Auto-corr total-power spectrum Antenna: *
Timerange: 00/11:16:40 to 00/11:18:19

Plot file version 188 created 15-NOV-2022 10:54:48

J1716+2616 EB081B 1.UVDATA.1

Freq = 1.5950 GHz, Bw = 16.000 MH No calibration applied and no bandpass applied

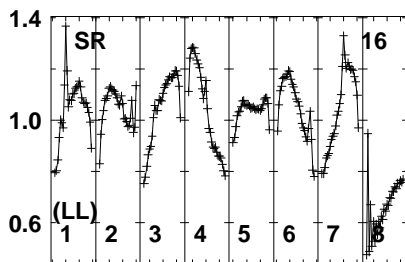
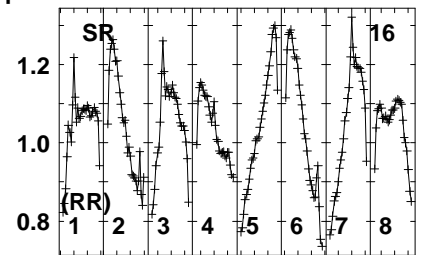
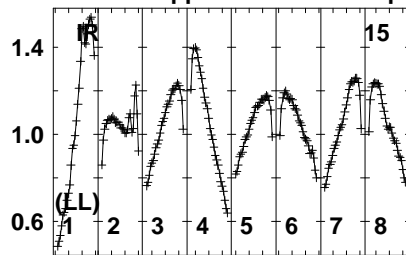
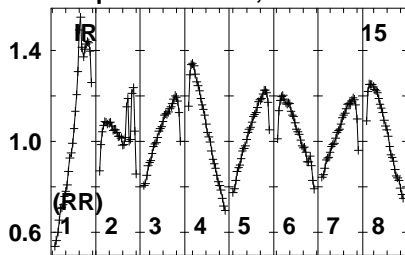


Lower frame: Real Jy
Auto-corr total-power spectrum Antenna: *
Timerange: 00/11:16:40 to 00/11:18:19

Plot file version 189 created 15-NOV-2022 10:54:49

J1716+2616 EB081B 1.UVDATA.1

Freq = 1.5950 GHz, Bw = 16.000 MH No calibration applied and no bandpass applied

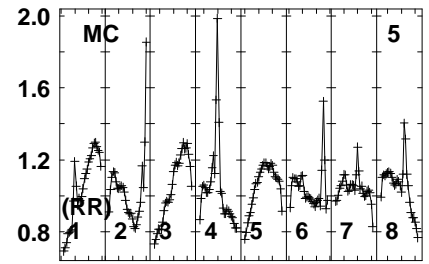
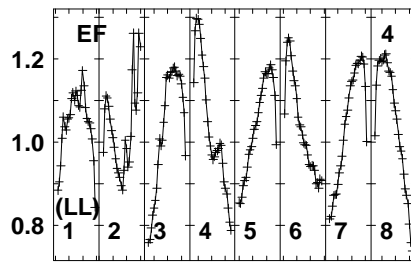
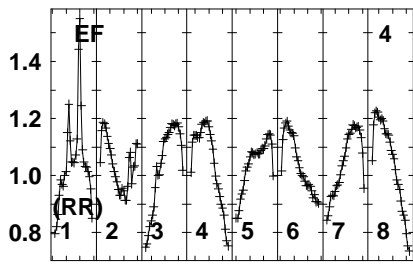
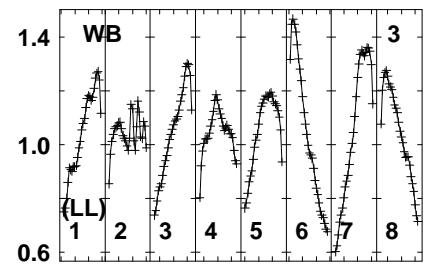
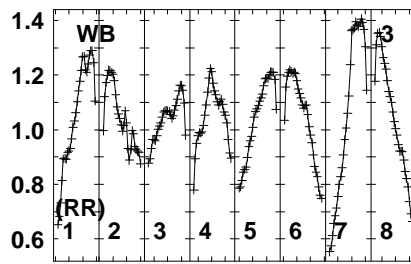
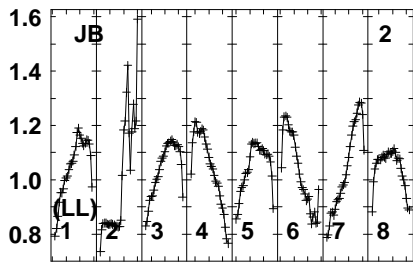
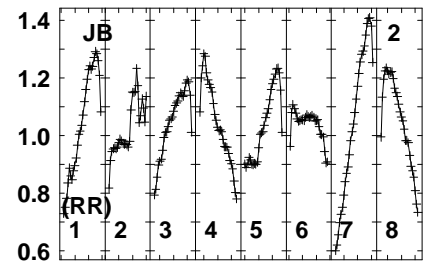
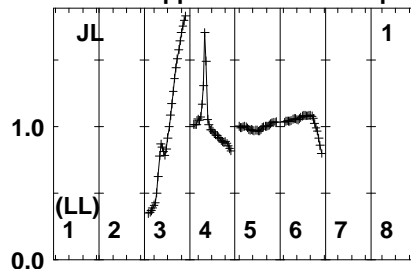
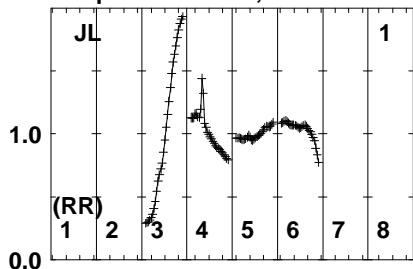


Lower frame: Real Jy
Auto-corr total-power spectrum Antenna: *
Timerange: 00/11:16:40 to 00/11:18:19

Plot file version 190 created 15-NOV-2022 10:54:49

ROSS867 EB081B 1.UVDATA.1

Freq = 1.5950 GHz, Bw = 16.000 MH No calibration applied and no bandpass applied



1595 610 1630 645 660 675 1695 710
FREQ MHz

1595 610 1630 645 660 675 1695 710
FREQ MHz

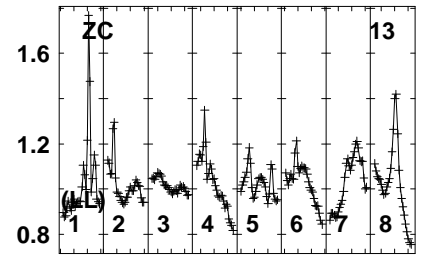
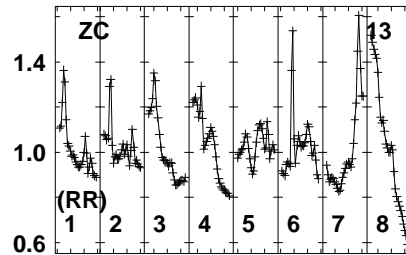
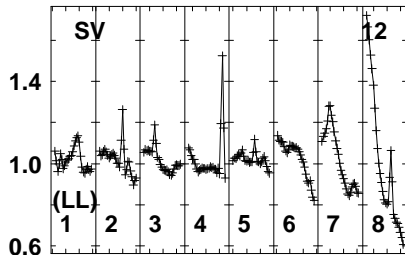
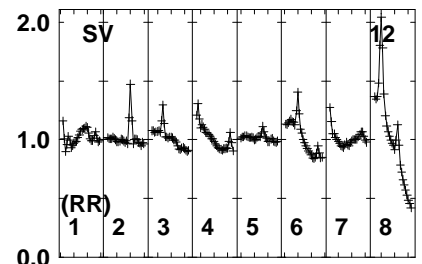
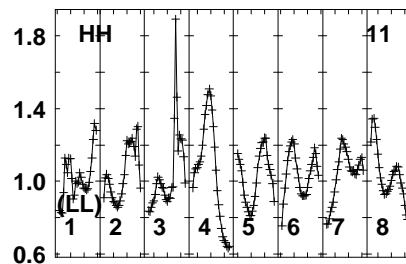
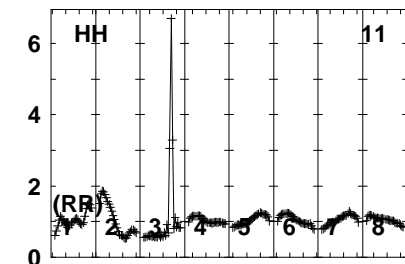
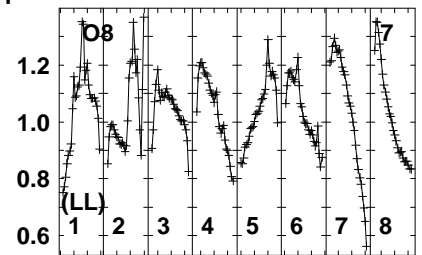
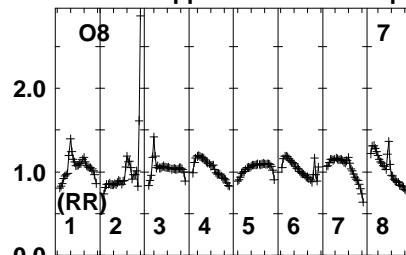
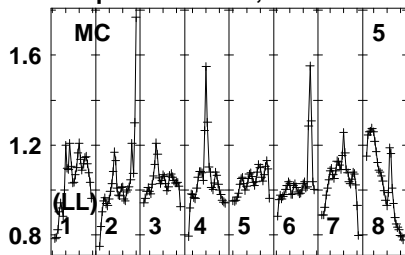
1595 610 1630 645 660 675 1695 710
FREQ MHz

Lower frame: Real Jy
Auto-corr total-power spectrum Antenna: *
Timerange: 00/11:18:21 to 00/11:23:20

Plot file version 191 created 15-NOV-2022 10:54:49

ROSS867 EB081B 1.UVDATA.1

Freq = 1.5950 GHz, Bw = 16.000 MH No calibration applied and no bandpass applied



1595 610 1630 645 660 675 1695 710
FREQ MHz

1595 610 1630 645 660 675 1695 710
FREQ MHz

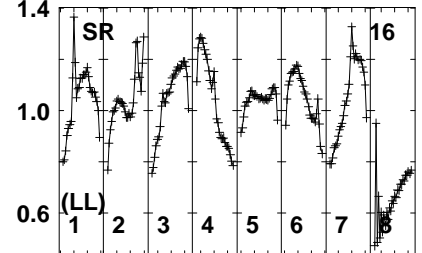
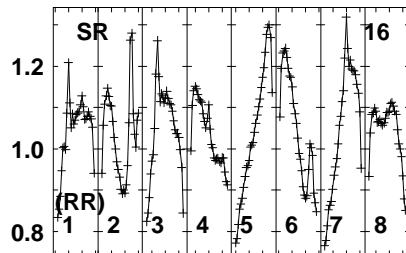
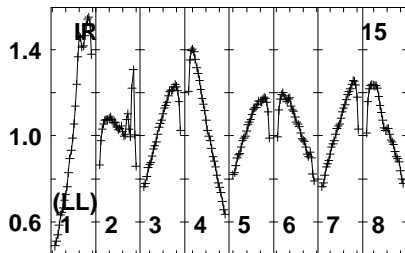
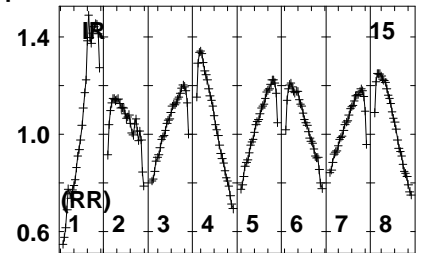
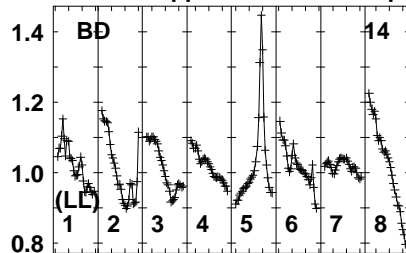
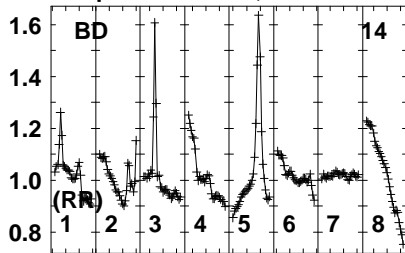
1595 610 1630 645 660 675 1695 710
FREQ MHz

Lower frame: Real Jy
Auto-corr total-power spectrum Antenna: *
Timerange: 00/11:18:21 to 00/11:23:20

Plot file version 192 created 15-NOV-2022 10:54:49

ROSS867 EB081B 1.UVDATA.1

Freq = 1.5950 GHz, Bw = 16.000 MH No calibration applied and no bandpass applied

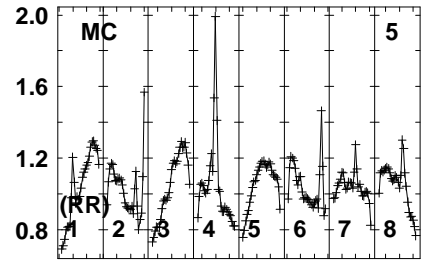
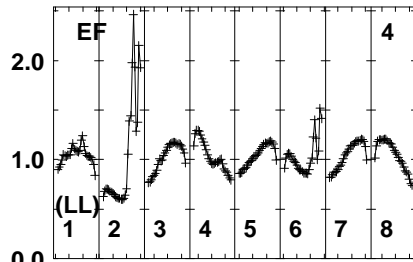
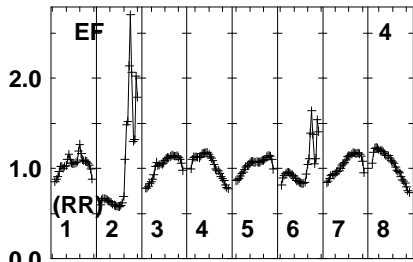
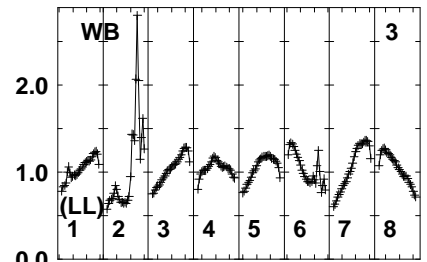
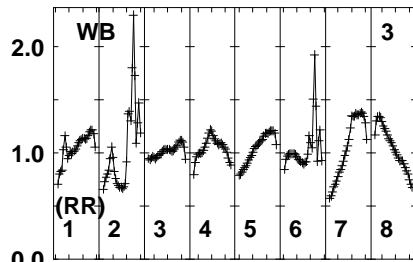
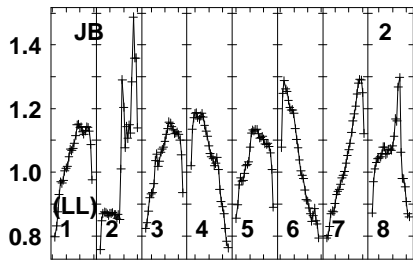
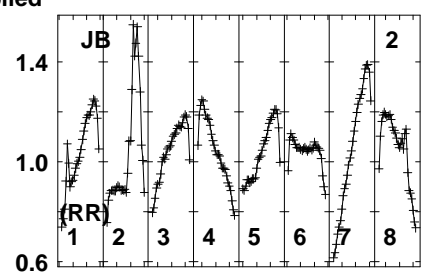
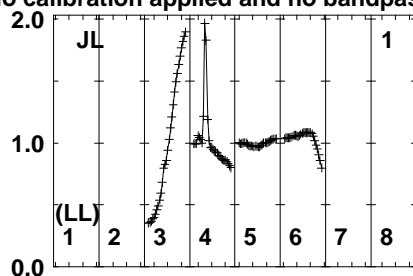
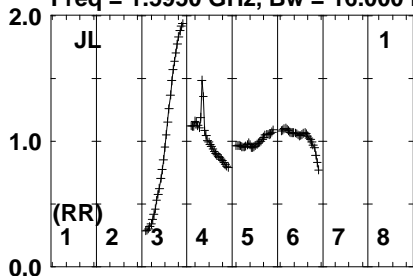


Lower frame: Real Jy
Auto-corr total-power spectrum Antenna: *
Timerange: 00/11:18:21 to 00/11:23:20

Plot file version 193 created 15-NOV-2022 10:54:49

J1722+2458 EB081B 1.UVDATA.1

Freq = 1.5950 GHz, Bw = 16.000 MH No calibration applied and no bandpass applied



1595 610 1630 645 660 675 1695 710
FREQ MHz

1595 610 1630 645 660 675 1695 710
FREQ MHz

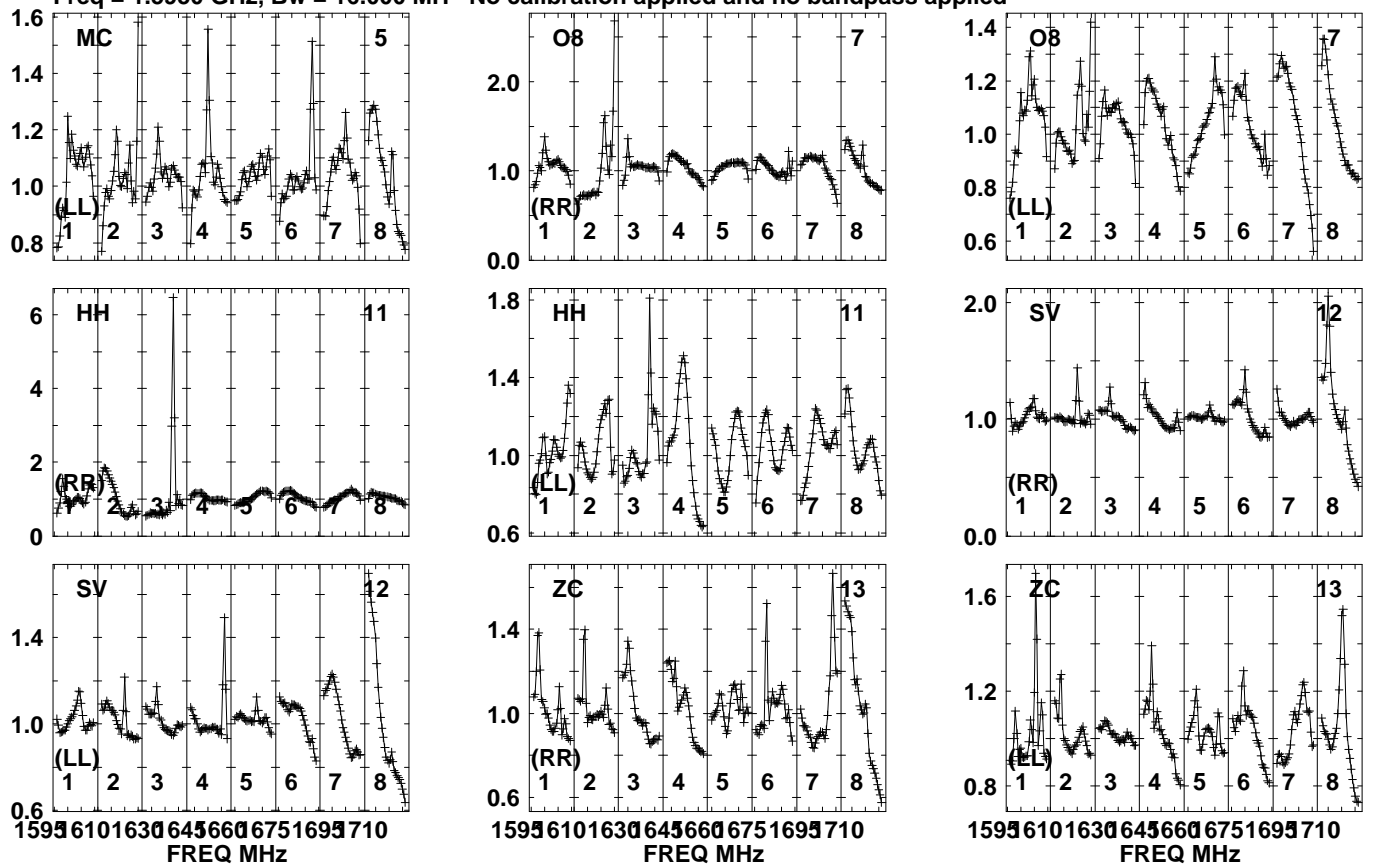
1595 610 1630 645 660 675 1695 710
FREQ MHz

Lower frame: Real Jy
Auto-corr total-power spectrum Antenna: *
Timerange: 00/11:23:51 to 00/11:24:59

Plot file version 194 created 15-NOV-2022 10:54:50

J1722+2458 EB081B 1.UVDATA.1

Freq = 1.5950 GHz, Bw = 16.000 MH No calibration applied and no bandpass applied

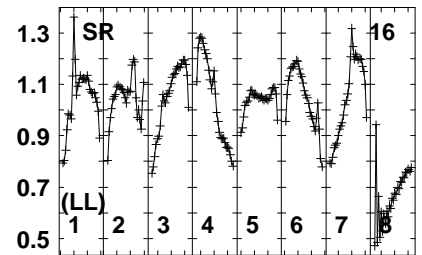
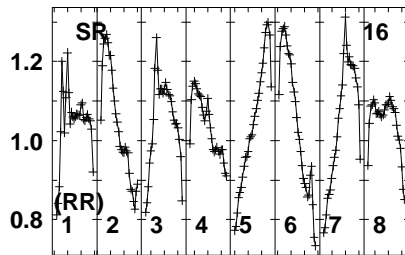
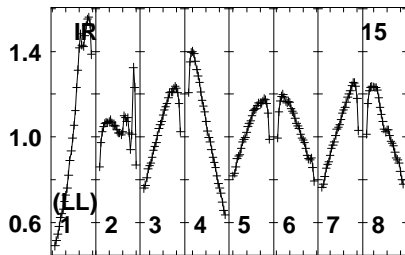
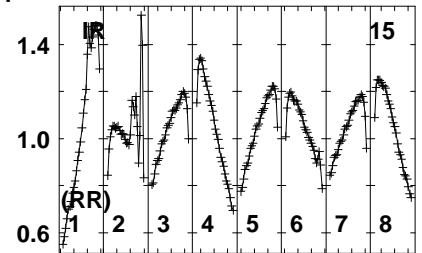
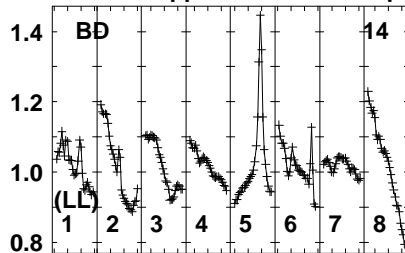
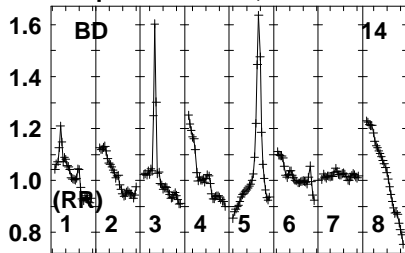


Lower frame: Real Jy
Auto-corr total-power spectrum Antenna: *
Timerange: 00/11:23:51 to 00/11:24:59

Plot file version 195 created 15-NOV-2022 10:54:50

J1722+2458 EB081B 1.UVDATA.1

Freq = 1.5950 GHz, Bw = 16.000 MH No calibration applied and no bandpass applied

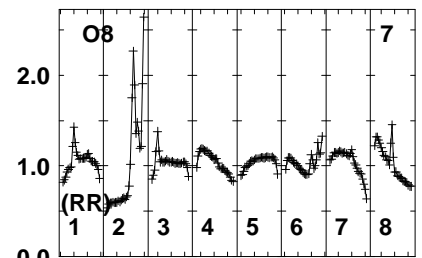
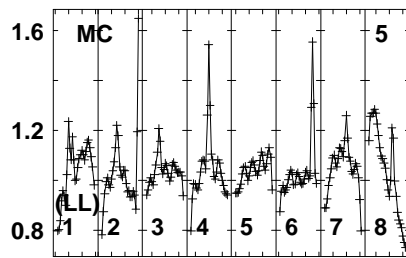
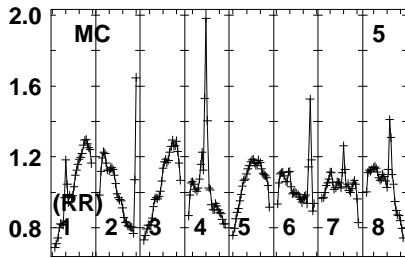
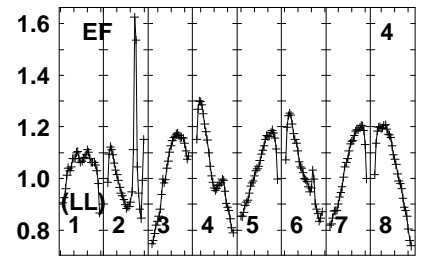
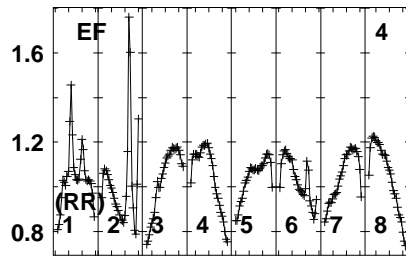
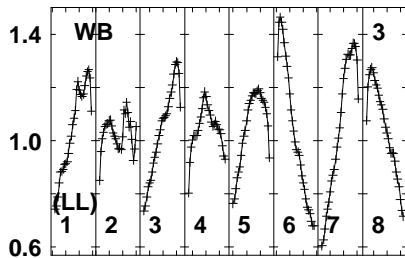
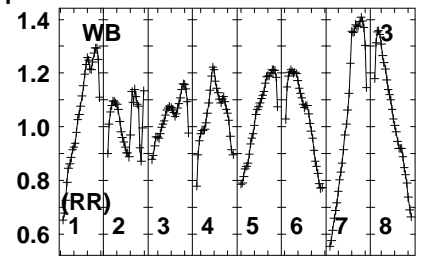
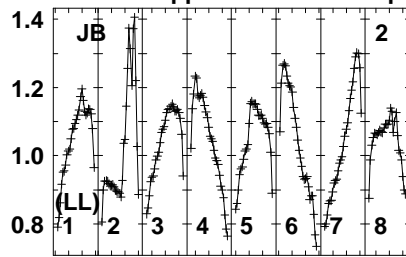
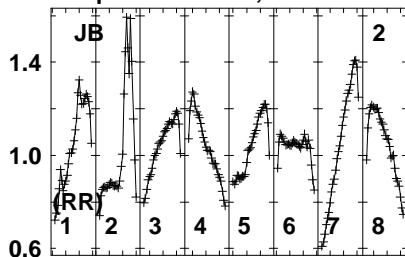


Lower frame: Real Jy
Auto-corr total-power spectrum Antenna: *
Timerange: 00/11:23:51 to 00/11:24:59

Plot file version 196 created 15-NOV-2022 10:54:50

J1722+2815 EB081B 1.UVDATA.1

Freq = 1.5950 GHz, Bw = 16.000 MH No calibration applied and no bandpass applied



1595 610 1630 645 660 675 1695 710
FREQ MHz

1595 610 1630 645 660 675 1695 710
FREQ MHz

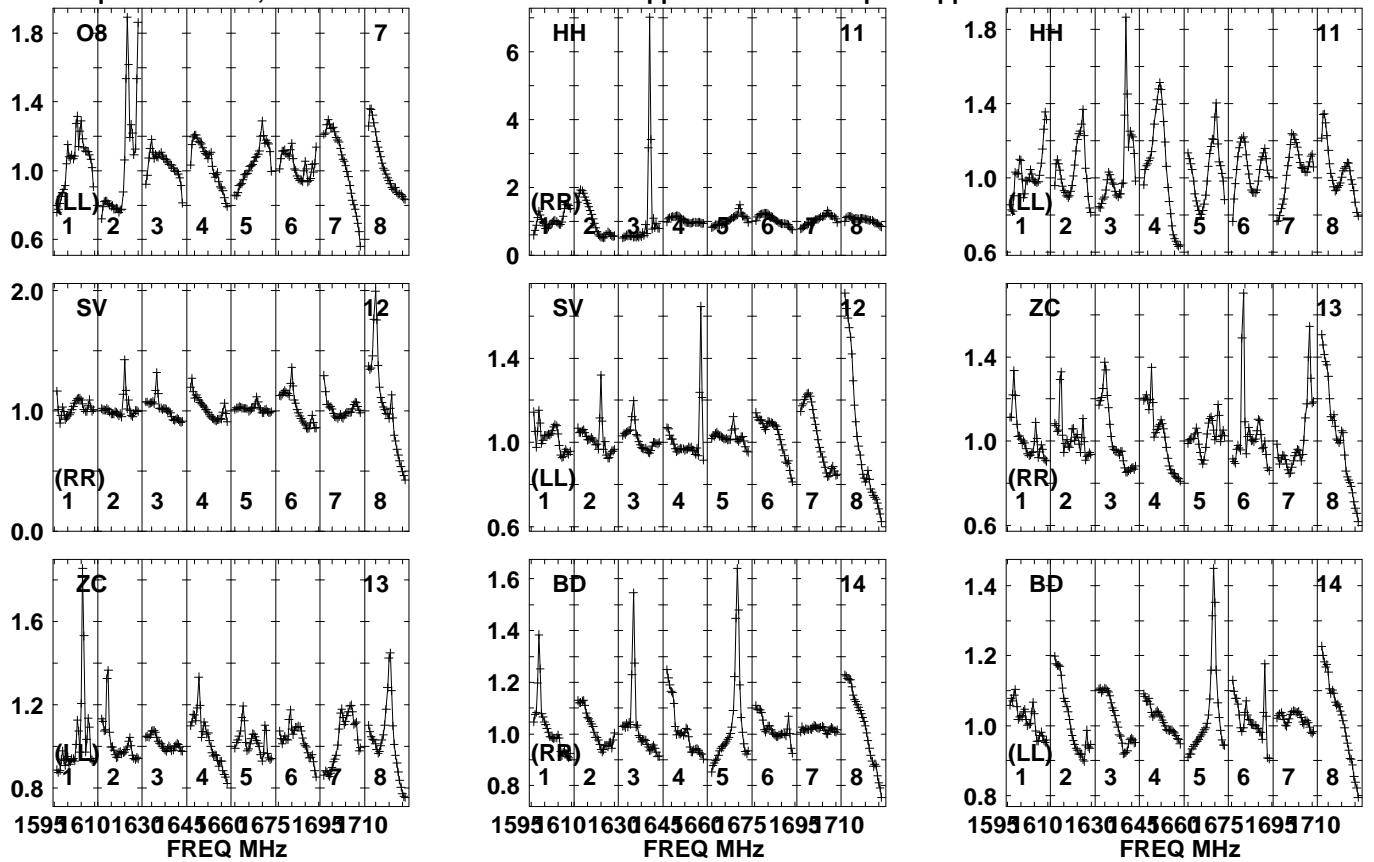
1595 610 1630 645 660 675 1695 710
FREQ MHz

Lower frame: Real Jy
Auto-corr total-power spectrum Antenna: *
Timerange: 00/11:25:00 to 00/11:26:39

Plot file version 197 created 15-NOV-2022 10:54:50

J1722+2815 EB081B 1.UVDATA.1

Freq = 1.5950 GHz, Bw = 16.000 MH No calibration applied and no bandpass applied

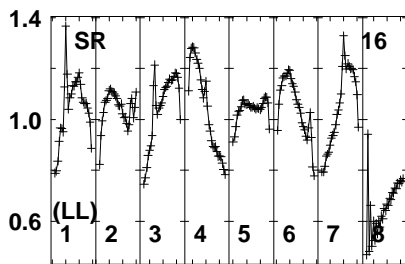
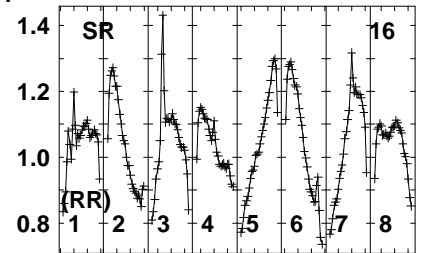
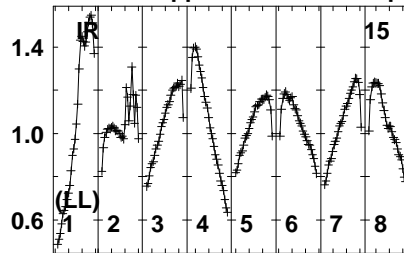
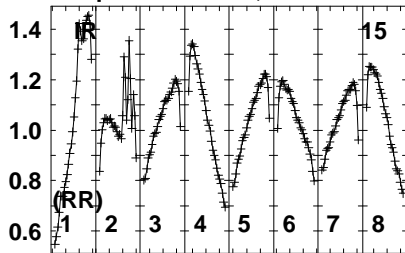


Lower frame: Real Jy
Auto-corr total-power spectrum Antenna: *
Timerange: 00/11:25:00 to 00/11:26:39

Plot file version 198 created 15-NOV-2022 10:54:50

J1722+2815 EB081B 1.UVDATA.1

Freq = 1.5950 GHz, Bw = 16.000 MH No calibration applied and no bandpass applied

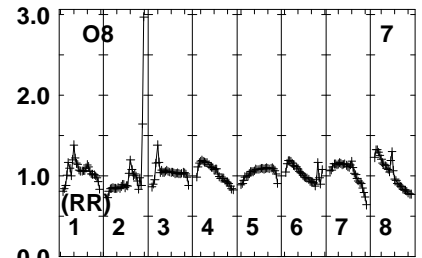
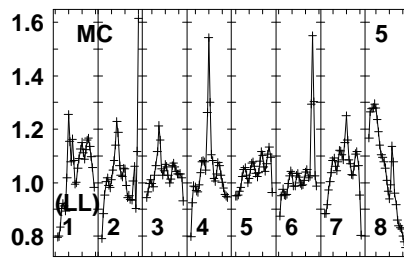
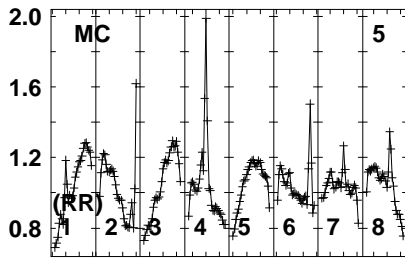
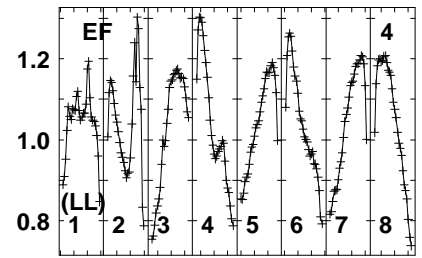
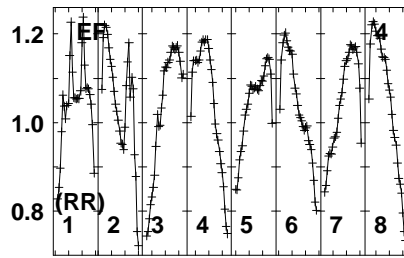
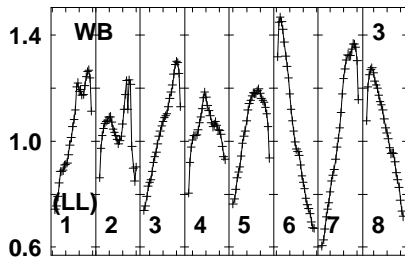
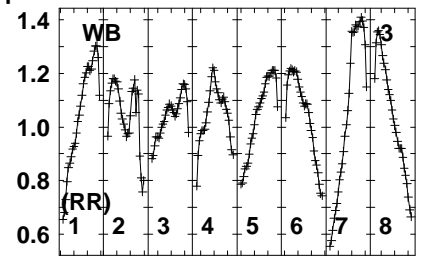
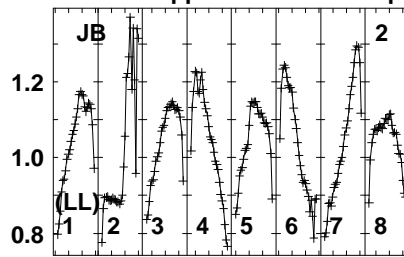
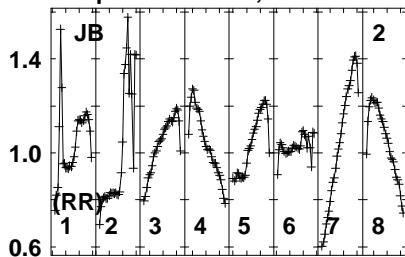


Lower frame: Real Jy
Auto-corr total-power spectrum Antenna: *
Timerange: 00/11:25:00 to 00/11:26:39

Plot file version 199 created 15-NOV-2022 10:54:50

J1716+2616 EB081B 1.UVDATA.1

Freq = 1.5950 GHz, Bw = 16.000 MH No calibration applied and no bandpass applied



1595 610 1630 645 660 675 1695 710
FREQ MHz

1595 610 1630 645 660 675 1695 710
FREQ MHz

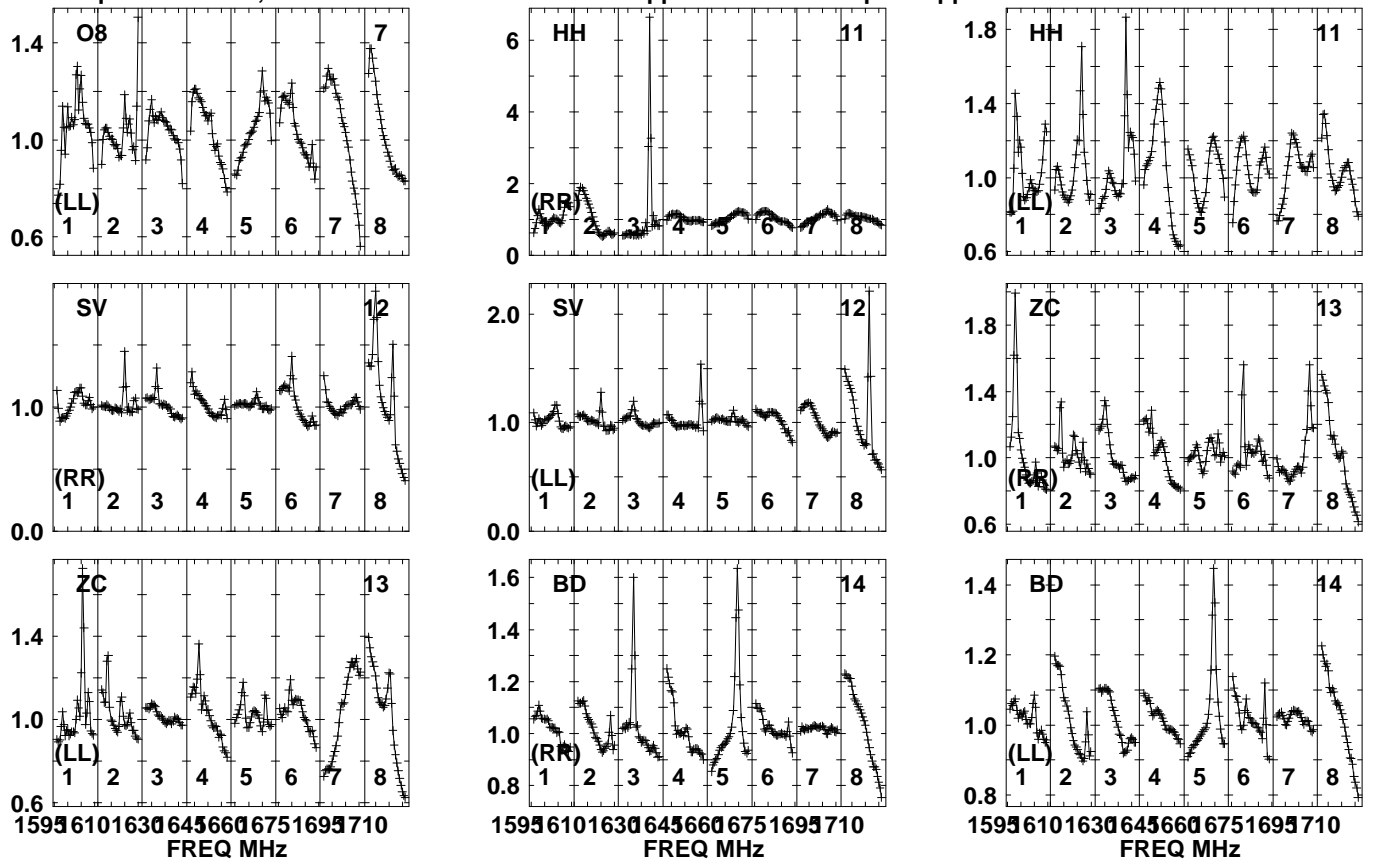
1595 610 1630 645 660 675 1695 710
FREQ MHz

Lower frame: Real Jy
Auto-corr total-power spectrum Antenna: *
Timerange: 00/11:26:40 to 00/11:28:19

Plot file version 200 created 15-NOV-2022 10:54:50

J1716+2616 EB081B 1.UVDATA.1

Freq = 1.5950 GHz, Bw = 16.000 MH No calibration applied and no bandpass applied

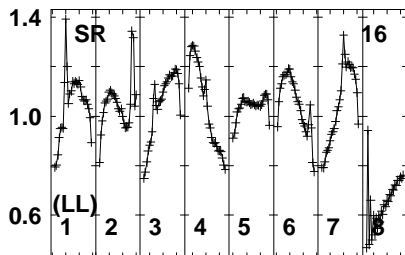
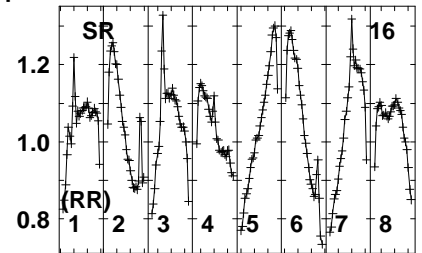
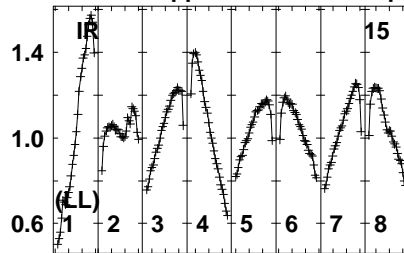
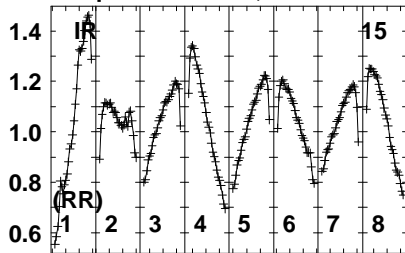


Lower frame: Real Jy
Auto-corr total-power spectrum Antenna: *
Timerange: 00/11:26:40 to 00/11:28:19

Plot file version 201 created 15-NOV-2022 10:54:51

J1716+2616 EB081B 1.UVDATA.1

Freq = 1.5950 GHz, Bw = 16.000 MH No calibration applied and no bandpass applied

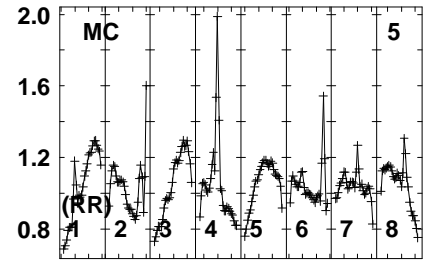
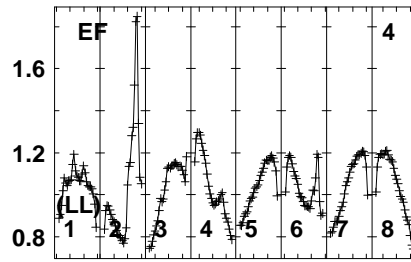
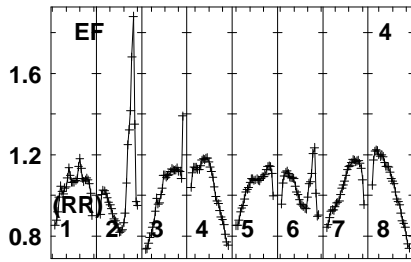
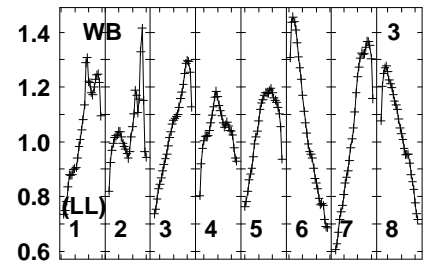
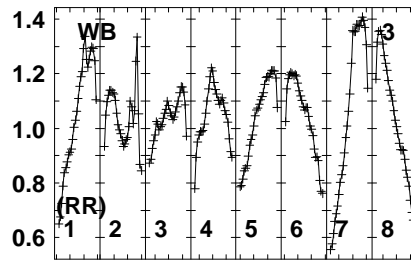
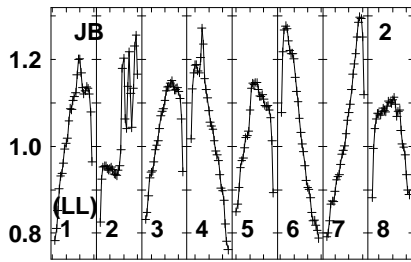
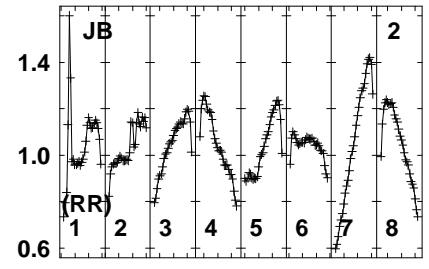
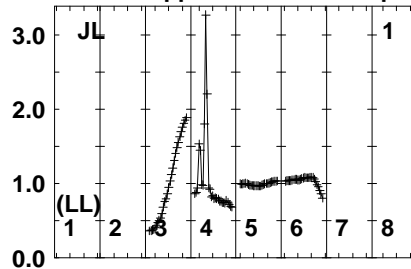
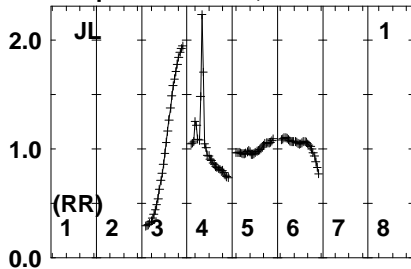


Lower frame: Real Jy
Auto-corr total-power spectrum Antenna: *
Timerange: 00/11:26:40 to 00/11:28:19

Plot file version 202 created 15-NOV-2022 10:54:51

ROSS867 EB081B 1.UVDATA.1

Freq = 1.5950 GHz, Bw = 16.000 MH No calibration applied and no bandpass applied



1595 610 1630 645 660 675 1695 710
FREQ MHz

1595 610 1630 645 660 675 1695 710
FREQ MHz

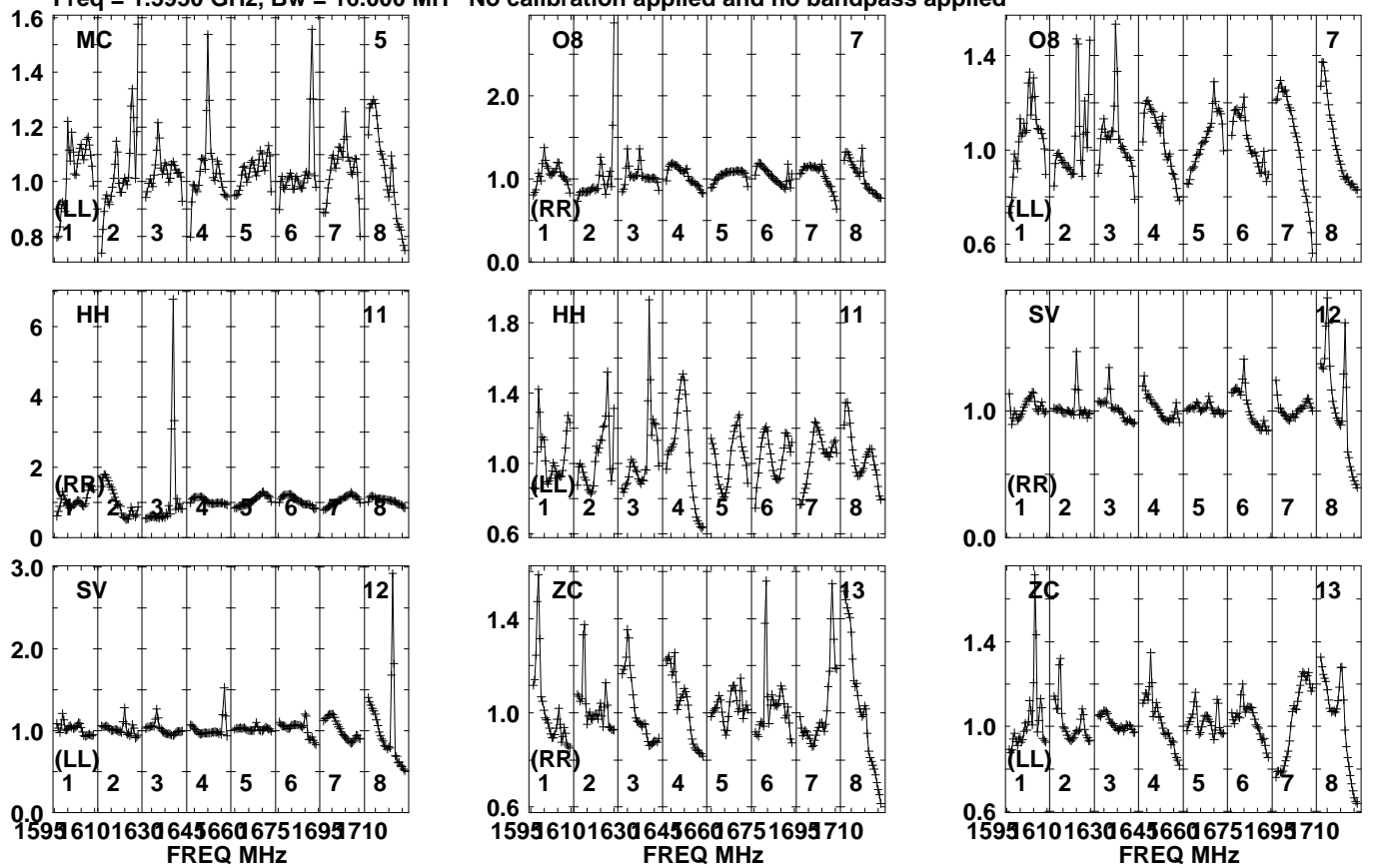
1595 610 1630 645 660 675 1695 710
FREQ MHz

Lower frame: Real Jy
Auto-corr total-power spectrum Antenna: *
Timerange: 00/11:28:20 to 00/11:33:19

Plot file version 203 created 15-NOV-2022 10:54:51

ROSS867 EB081B 1.UVDATA.1

Freq = 1.5950 GHz, Bw = 16.000 MH No calibration applied and no bandpass applied

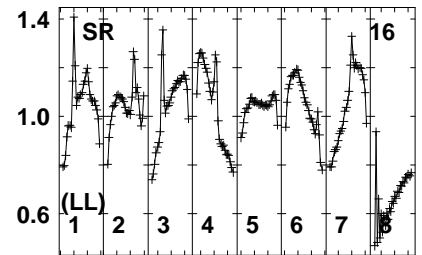
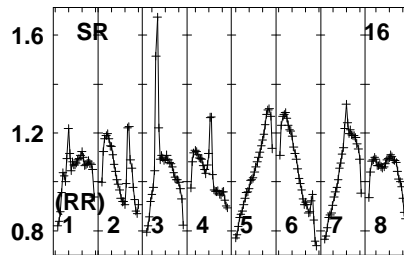
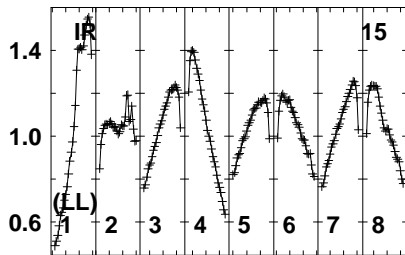
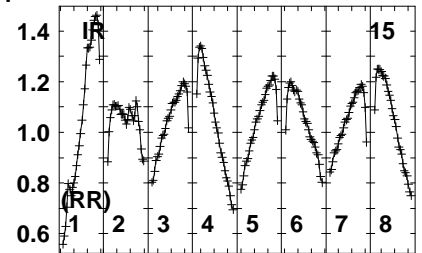
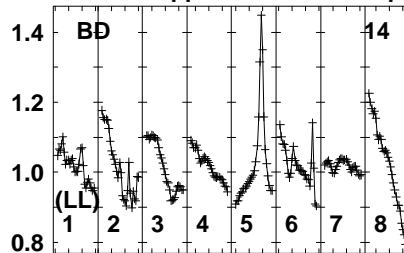
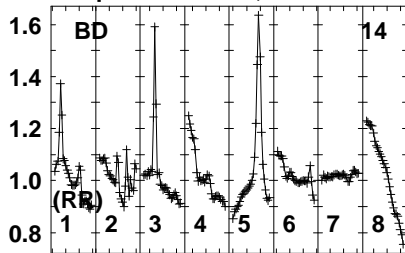


Lower frame: Real Jy
Auto-corr total-power spectrum Antenna: *
Timerange: 00/11:28:20 to 00/11:33:19

Plot file version 204 created 15-NOV-2022 10:54:51

ROSS867 EB081B 1.UVDATA.1

Freq = 1.5950 GHz, Bw = 16.000 MH No calibration applied and no bandpass applied

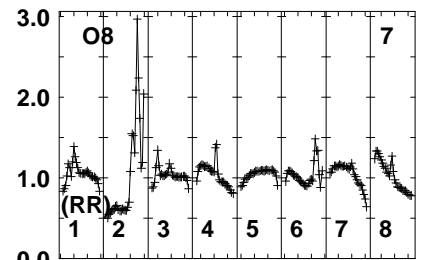
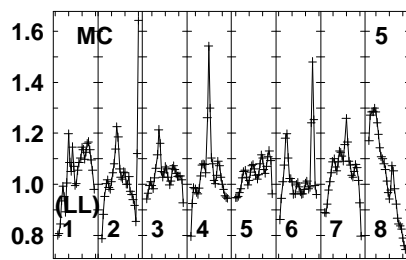
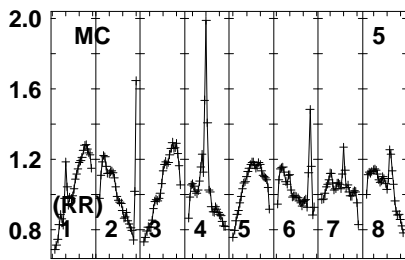
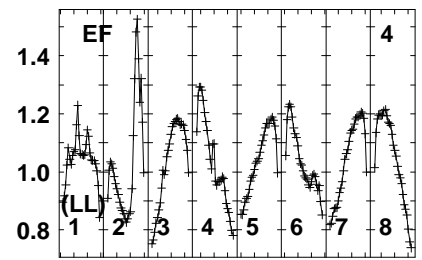
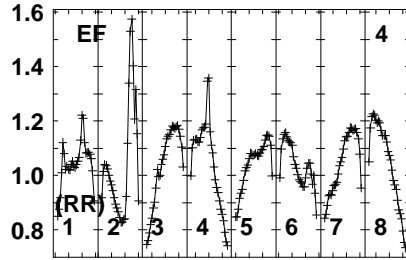
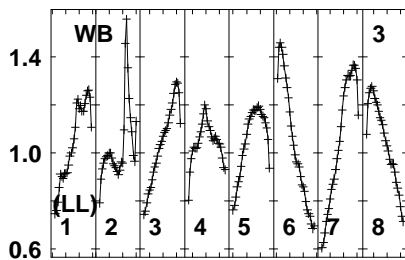
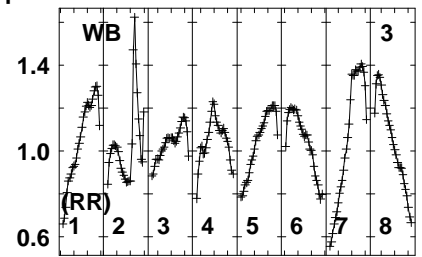
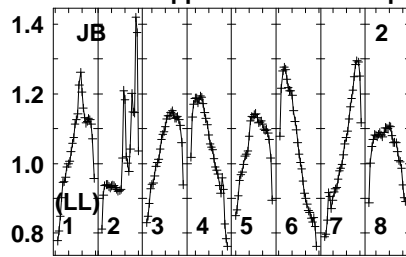
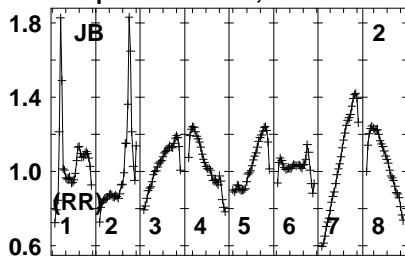


Lower frame: Real Jy
Auto-corr total-power spectrum Antenna: *
Timerange: 00/11:28:20 to 00/11:33:19

Plot file version 205 created 15-NOV-2022 10:54:51

J1722+2458 EB081B 1.UVDATA.1

Freq = 1.5950 GHz, Bw = 16.000 MH No calibration applied and no bandpass applied



1595 610 1630 645 660 675 1695 710
FREQ MHz

1595 610 1630 645 660 675 1695 710
FREQ MHz

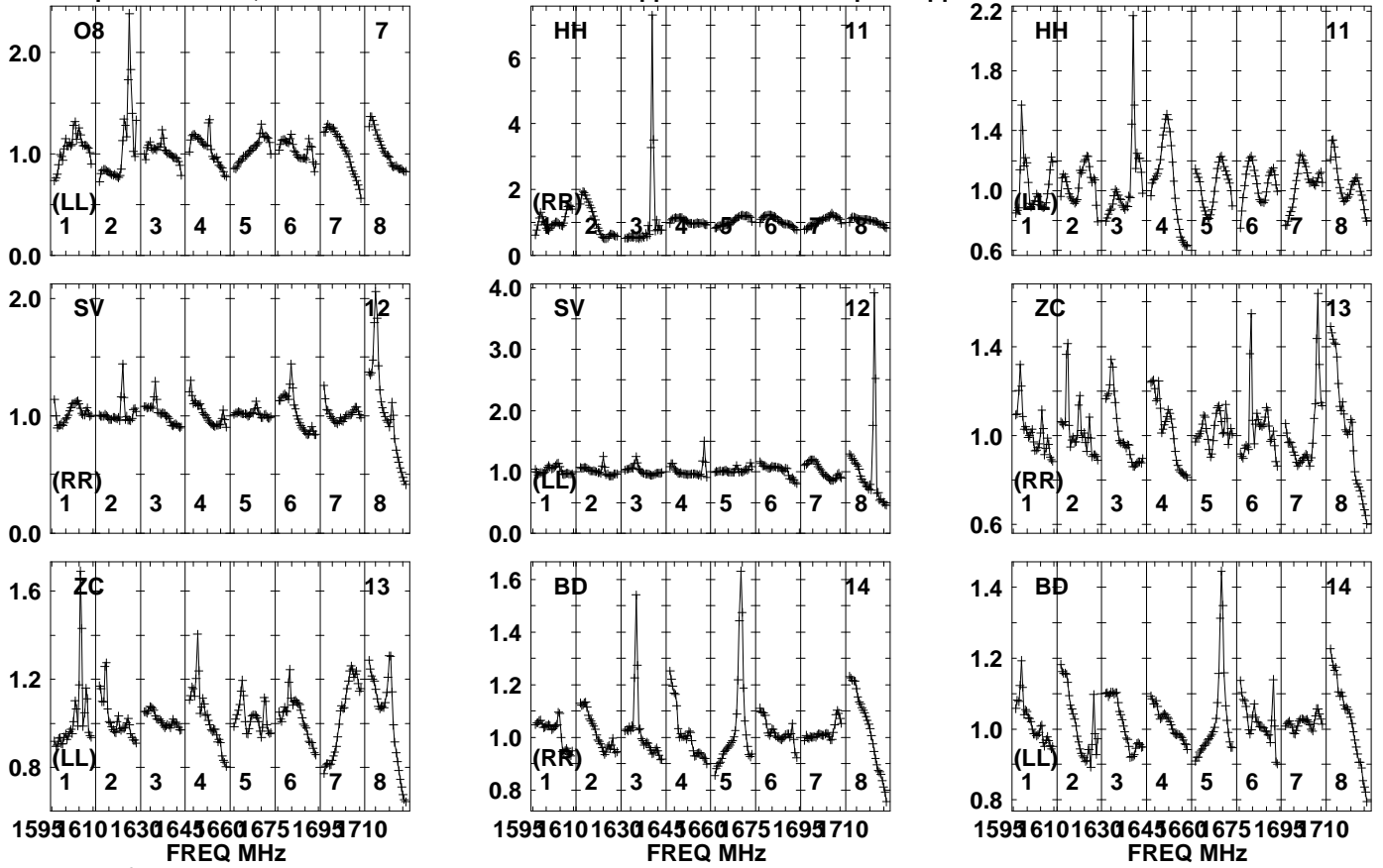
1595 610 1630 645 660 675 1695 710
FREQ MHz

Lower frame: Real Jy
Auto-corr total-power spectrum Antenna: *
Timerange: 00/11:33:51 to 00/11:35:00

Plot file version 206 created 15-NOV-2022 10:54:52

J1722+2458 EB081B 1.UVDATA.1

Freq = 1.5950 GHz, Bw = 16.000 MH No calibration applied and no bandpass applied

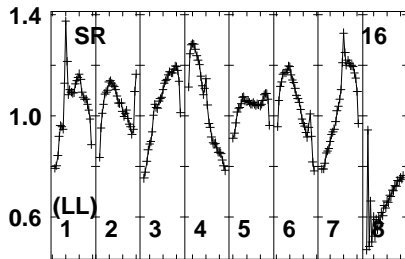
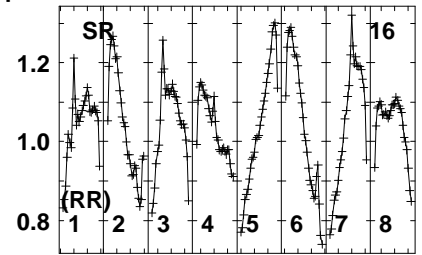
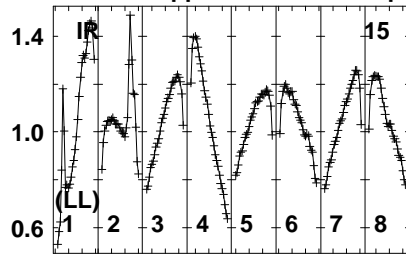
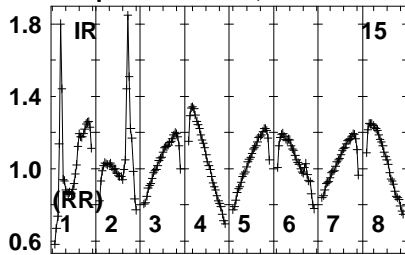


Lower frame: Real Jy
Auto-corr total-power spectrum Antenna: *
Timerange: 00/11:33:51 to 00/11:35:00

Plot file version 207 created 15-NOV-2022 10:54:52

J1722+2458 EB081B 1.UVDATA.1

Freq = 1.5950 GHz, Bw = 16.000 MH No calibration applied and no bandpass applied

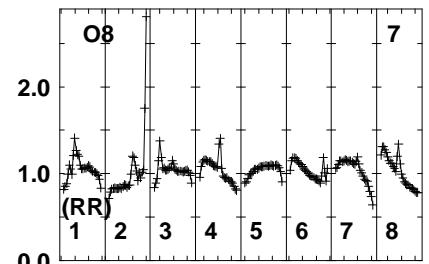
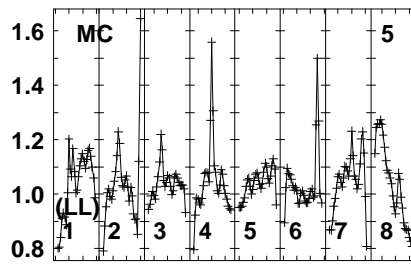
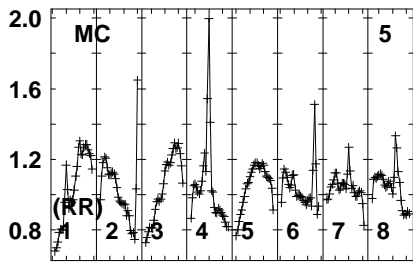
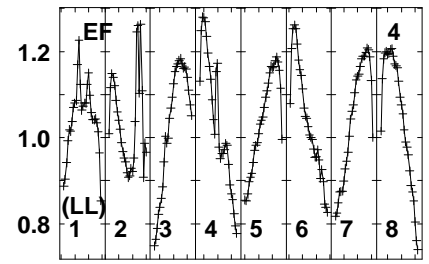
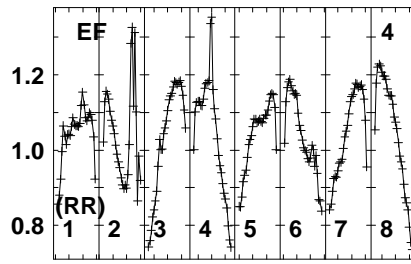
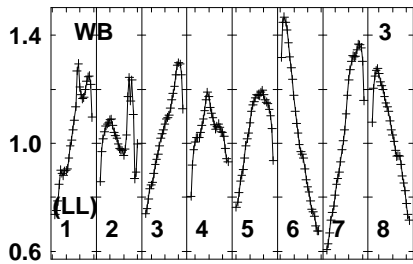
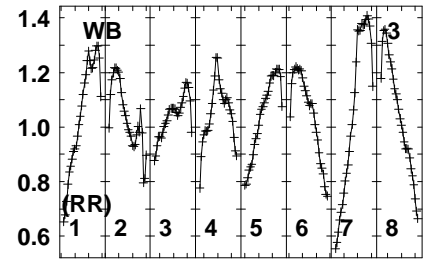
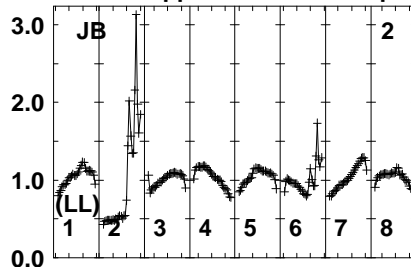
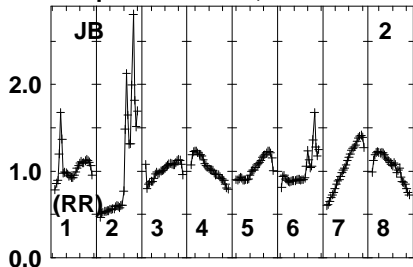


Lower frame: Real Jy
Auto-corr total-power spectrum Antenna: *
Timerange: 00/11:33:51 to 00/11:35:00

Plot file version 208 created 15-NOV-2022 10:54:52

J1722+2815 EB081B 1.UVDATA.1

Freq = 1.5950 GHz, Bw = 16.000 MH No calibration applied and no bandpass applied



1595 610 1630 645 660 675 1695 710
FREQ MHz

1595 610 1630 645 660 675 1695 710
FREQ MHz

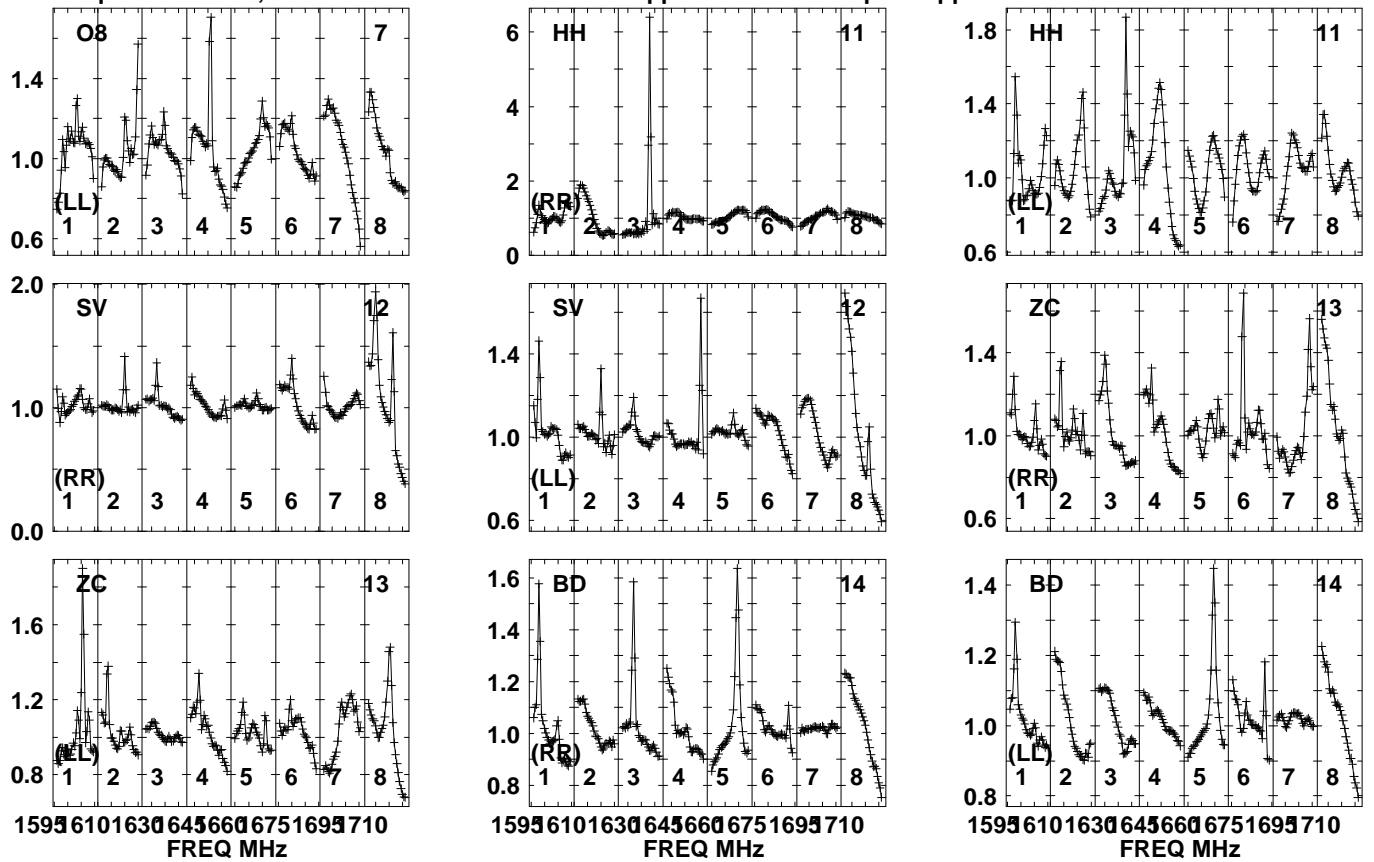
1595 610 1630 645 660 675 1695 710
FREQ MHz

Lower frame: Real Jy
Auto-corr total-power spectrum Antenna: *
Timerange: 00/11:35:01 to 00/11:36:40

Plot file version 209 created 15-NOV-2022 10:54:52

J1722+2815 EB081B 1.UVDATA.1

Freq = 1.5950 GHz, Bw = 16.000 MH No calibration applied and no bandpass applied

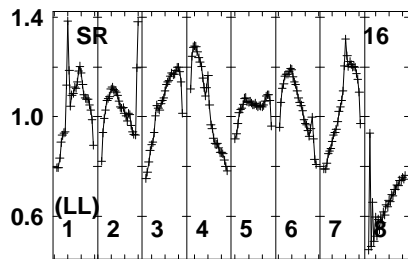
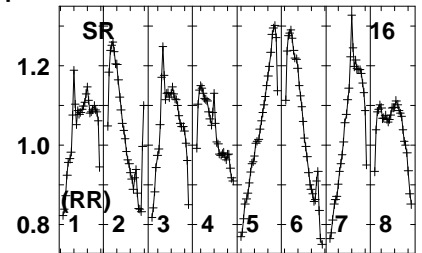
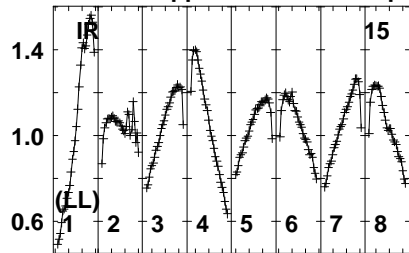
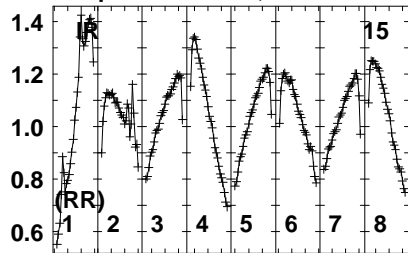


Lower frame: Real Jy
Auto-corr total-power spectrum Antenna: *
Timerange: 00/11:35:01 to 00/11:36:40

Plot file version 210 created 15-NOV-2022 10:54:52

J1722+2815 EB081B 1.UVDATA.1

Freq = 1.5950 GHz, Bw = 16.000 MH No calibration applied and no bandpass applied

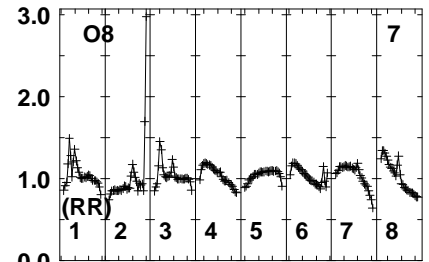
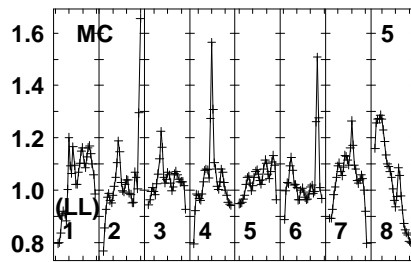
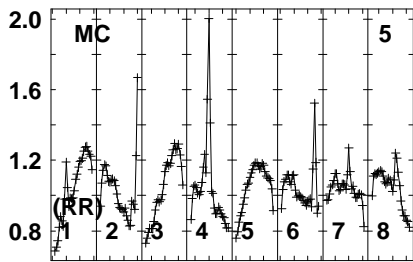
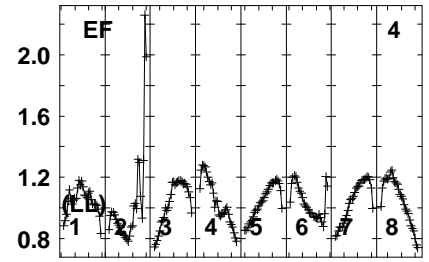
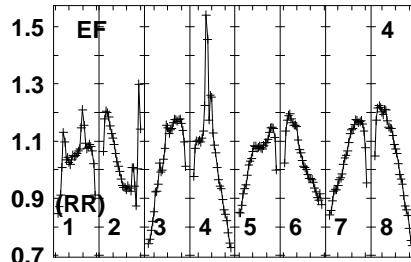
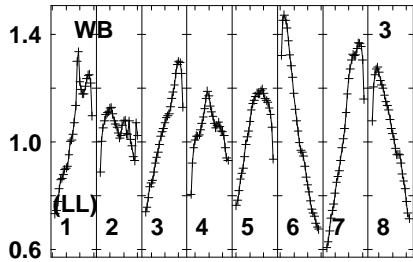
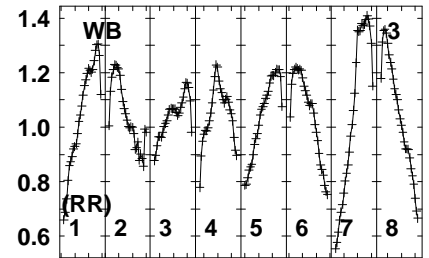
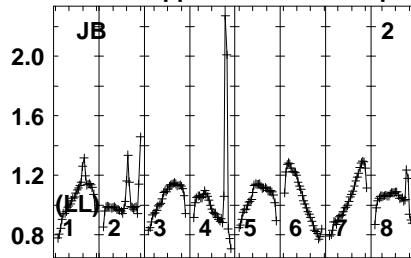
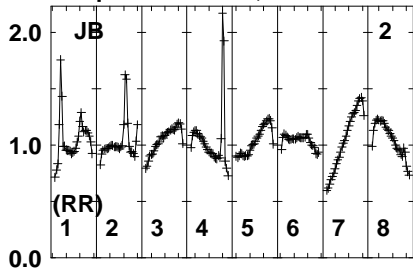


Lower frame: Real Jy
Auto-corr total-power spectrum Antenna: *
Timerange: 00/11:35:01 to 00/11:36:40

Plot file version 211 created 15-NOV-2022 10:54:52

J1716+2616 EB081B 1.UVDATA.1

Freq = 1.5950 GHz, Bw = 16.000 MH No calibration applied and no bandpass applied



1595 610 1630 645 660 675 1695 710
FREQ MHz

1595 610 1630 645 660 675 1695 710
FREQ MHz

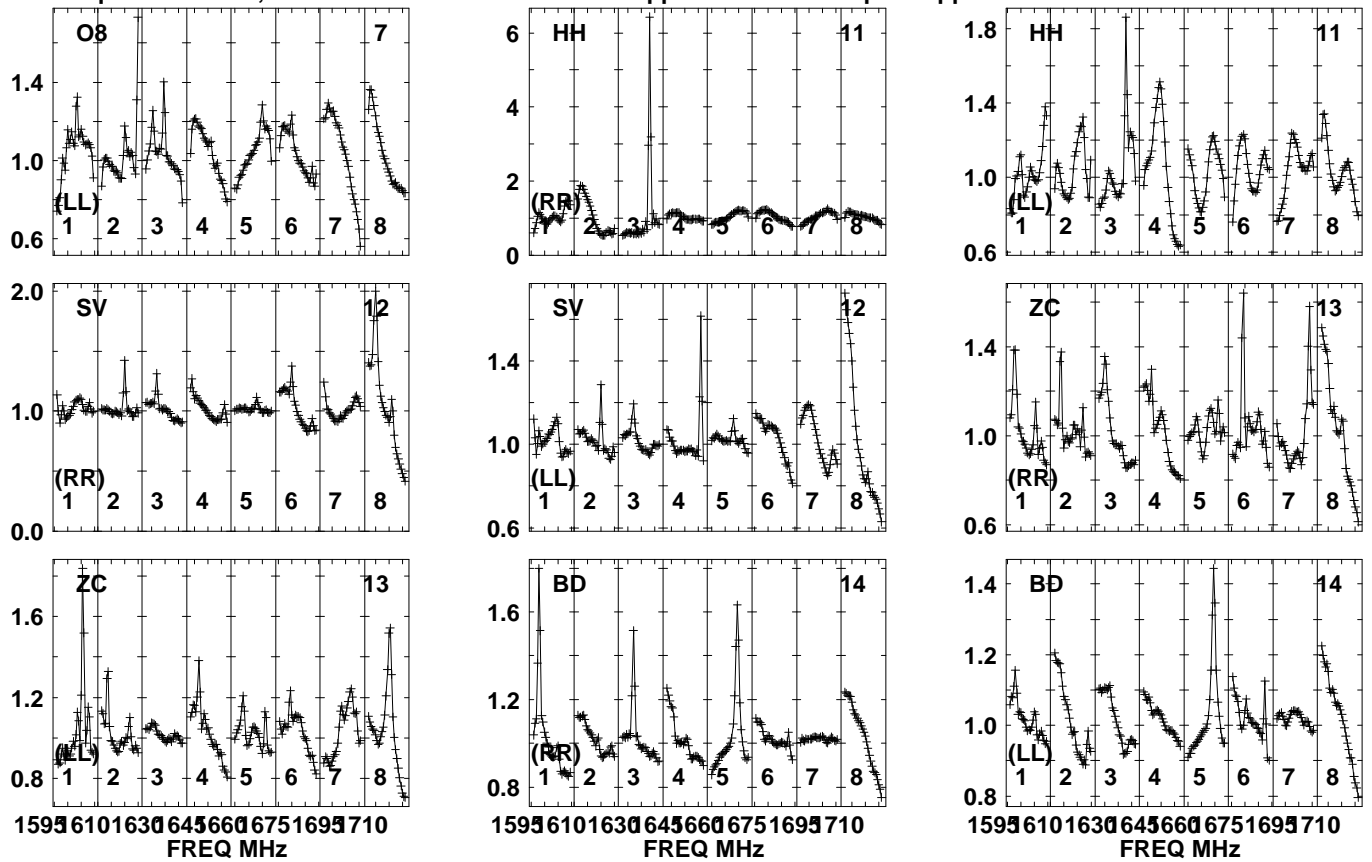
1595 610 1630 645 660 675 1695 710
FREQ MHz

Lower frame: Real Jy
Auto-corr total-power spectrum Antenna: *
Timerange: 00/11:36:40 to 00/11:38:20

Plot file version 212 created 15-NOV-2022 10:54:52

J1716+2616 EB081B 1.UVDATA.1

Freq = 1.5950 GHz, Bw = 16.000 MH No calibration applied and no bandpass applied

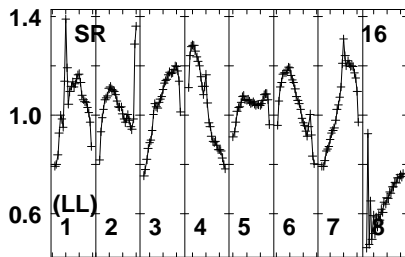
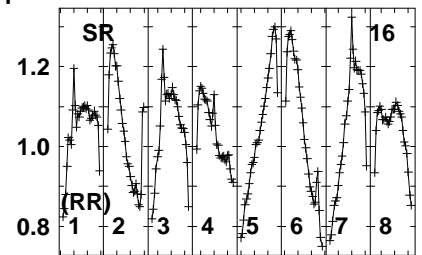
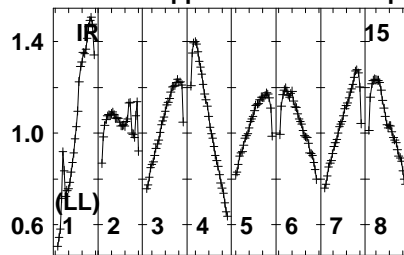
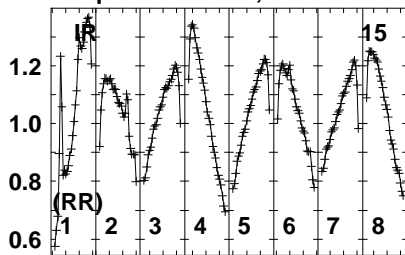


Lower frame: Real Jy
Auto-corr total-power spectrum Antenna: *
Timerange: 00/11:36:40 to 00/11:38:20

Plot file version 213 created 15-NOV-2022 10:54:53

J1716+2616 EB081B 1.UVDATA.1

Freq = 1.5950 GHz, Bw = 16.000 MH No calibration applied and no bandpass applied

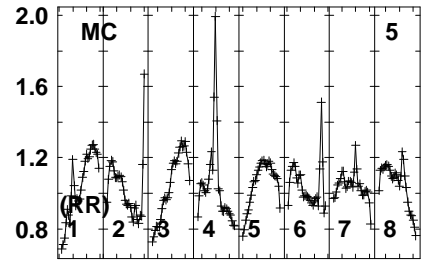
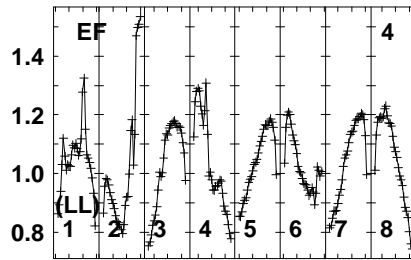
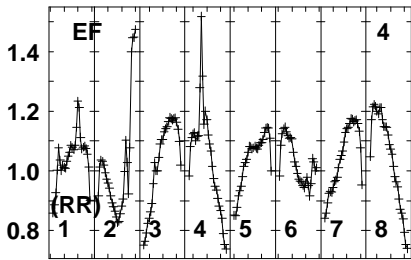
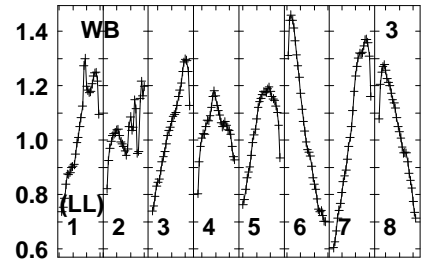
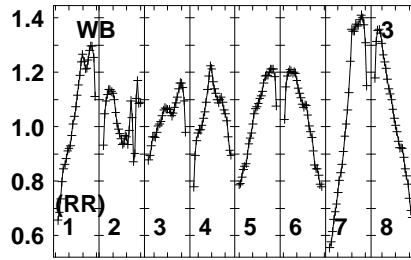
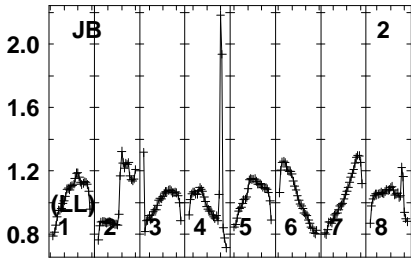
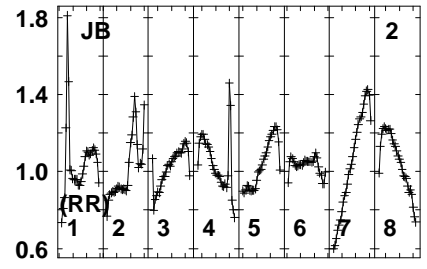
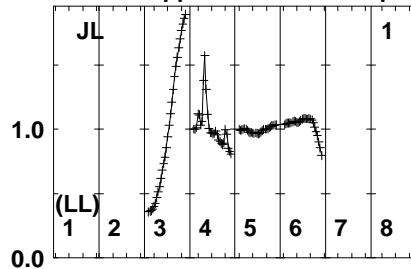
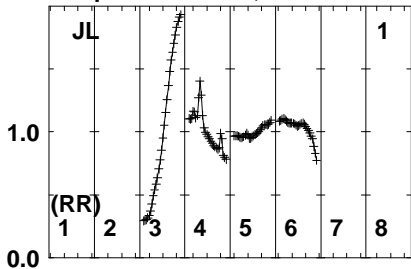


Lower frame: Real Jy
Auto-corr total-power spectrum Antenna: *
Timerange: 00/11:36:40 to 00/11:38:20

Plot file version 214 created 15-NOV-2022 10:54:53

ROSS867 EB081B 1.UVDATA.1

Freq = 1.5950 GHz, Bw = 16.000 MH No calibration applied and no bandpass applied



1595 610 1630 645 660 675 1695 710
FREQ MHz

1595 610 1630 645 660 675 1695 710
FREQ MHz

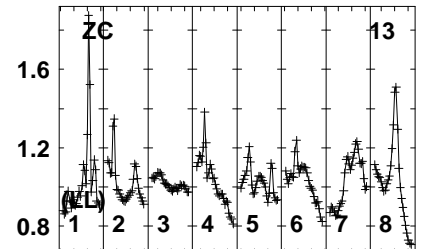
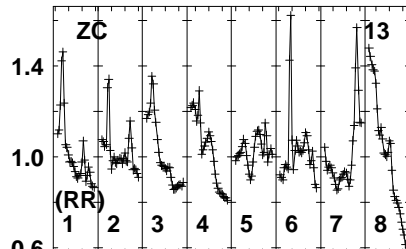
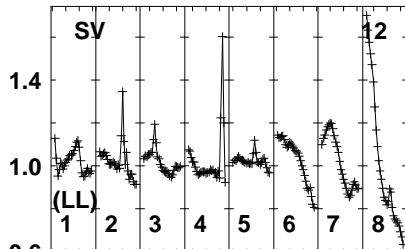
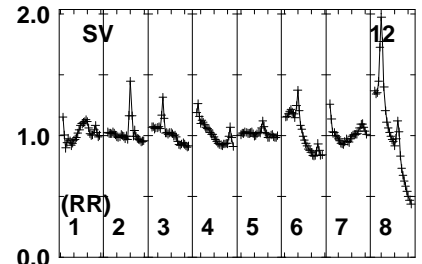
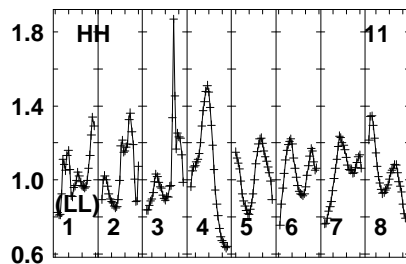
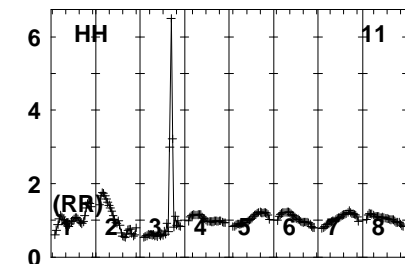
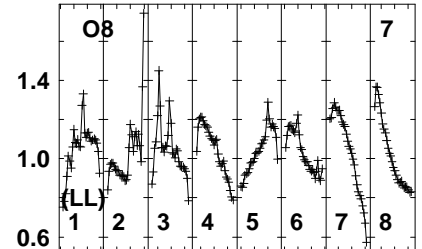
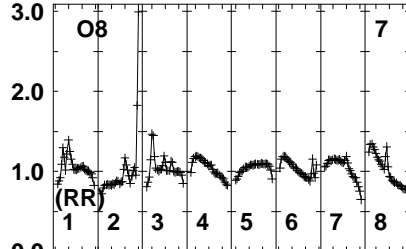
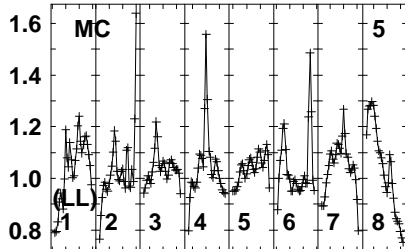
1595 610 1630 645 660 675 1695 710
FREQ MHz

Lower frame: Real Jy
Auto-corr total-power spectrum Antenna: *
Timerange: 00/11:38:20 to 00/11:43:19

Plot file version 215 created 15-NOV-2022 10:54:53

ROSS867 EB081B 1.UVDATA.1

Freq = 1.5950 GHz, Bw = 16.000 MH No calibration applied and no bandpass applied



1595 610 1630 645 660 675 1695 710
FREQ MHz

1595 610 1630 645 660 675 1695 710
FREQ MHz

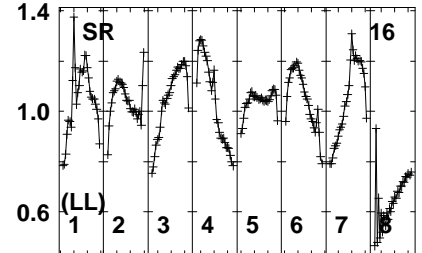
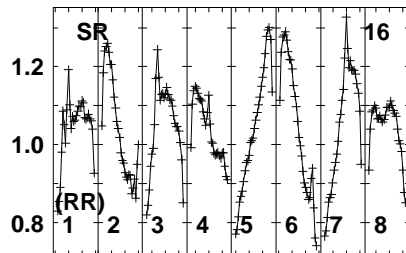
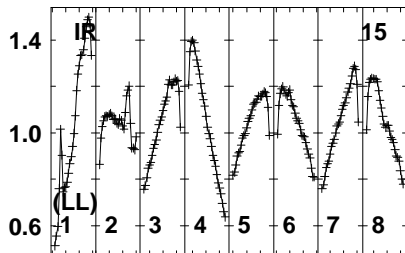
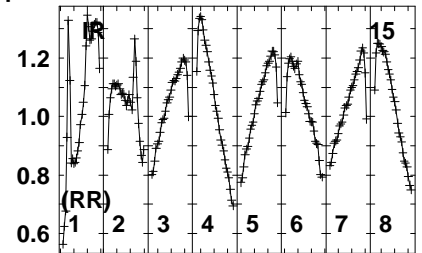
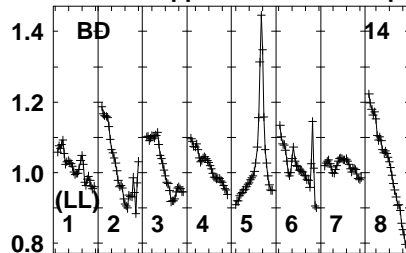
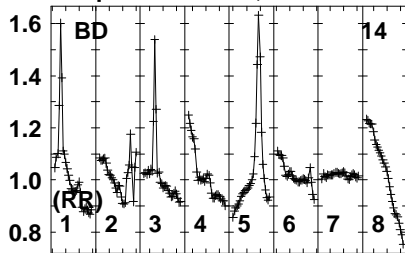
1595 610 1630 645 660 675 1695 710
FREQ MHz

Lower frame: Real Jy
Auto-corr total-power spectrum Antenna: *
Timerange: 00/11:38:20 to 00/11:43:19

Plot file version 216 created 15-NOV-2022 10:54:53

ROSS867 EB081B 1.UVDATA.1

Freq = 1.5950 GHz, Bw = 16.000 MH No calibration applied and no bandpass applied

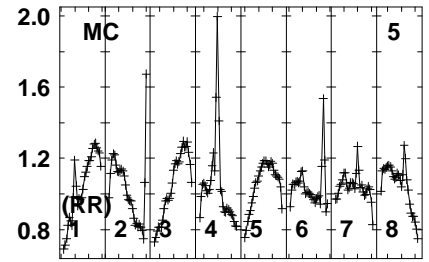
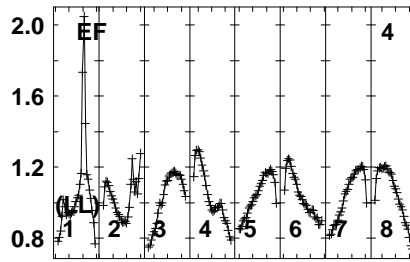
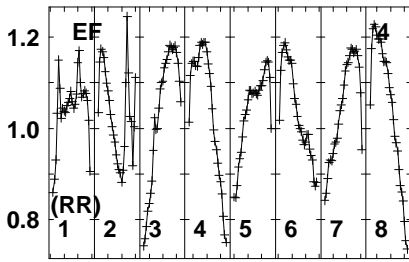
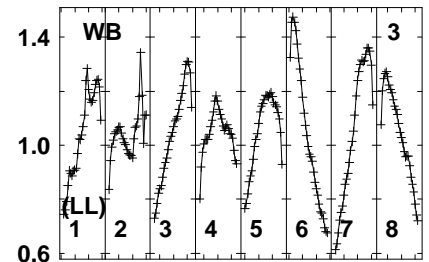
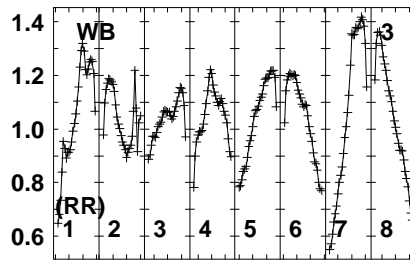
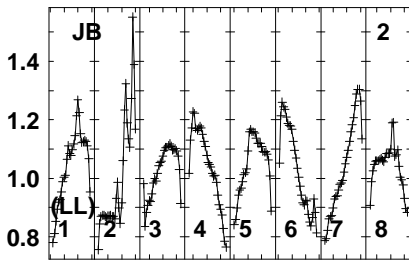
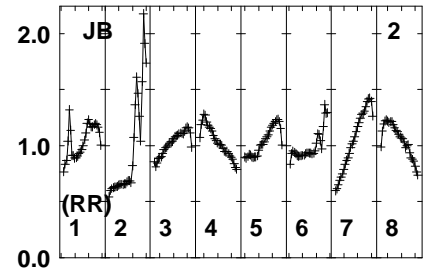
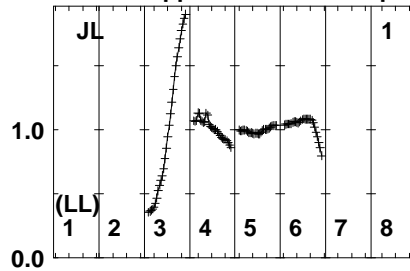
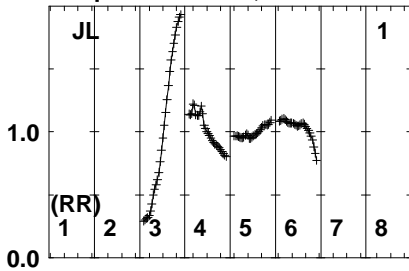


Lower frame: Real Jy
Auto-corr total-power spectrum Antenna: *
Timerange: 00/11:38:20 to 00/11:43:19

Plot file version 217 created 15-NOV-2022 10:54:53

J1722+2458 EB081B 1.UVDATA.1

Freq = 1.5950 GHz, Bw = 16.000 MH No calibration applied and no bandpass applied



1595 610 1630 645 660 675 1695 710
FREQ MHz

1595 610 1630 645 660 675 1695 710
FREQ MHz

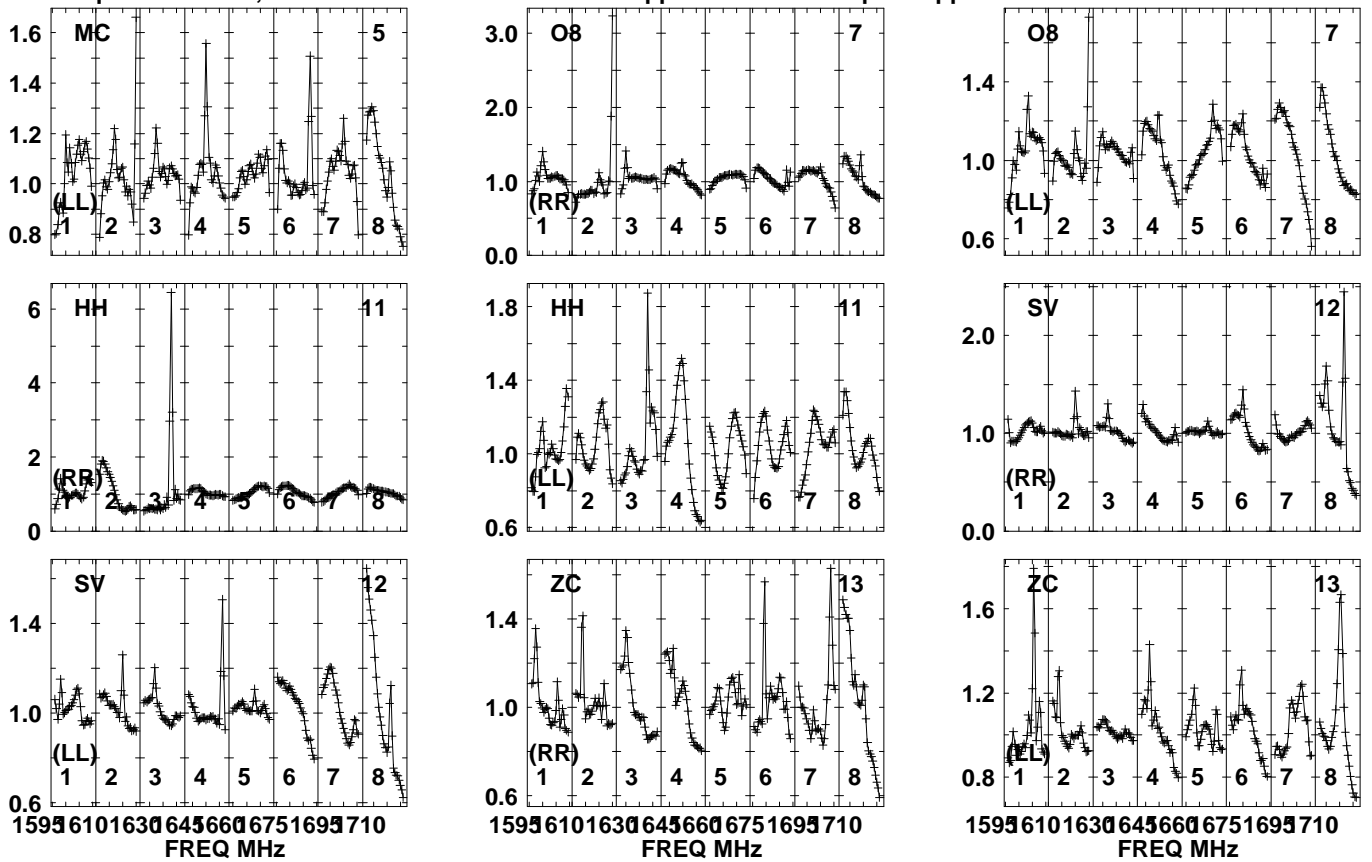
1595 610 1630 645 660 675 1695 710
FREQ MHz

Lower frame: Real Jy
Auto-corr total-power spectrum Antenna: *
Timerange: 00/11:43:51 to 00/11:44:59

Plot file version 218 created 15-NOV-2022 10:54:53

J1722+2458 EB081B 1.UVDATA.1

Freq = 1.5950 GHz, Bw = 16.000 MH No calibration applied and no bandpass applied

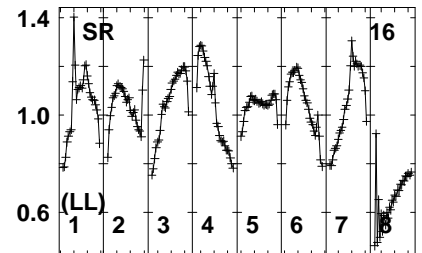
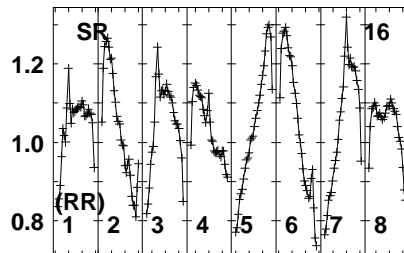
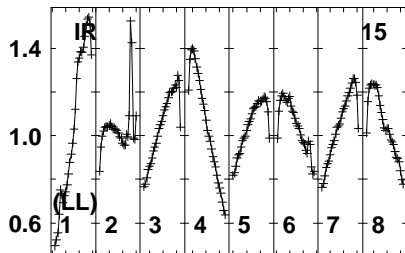
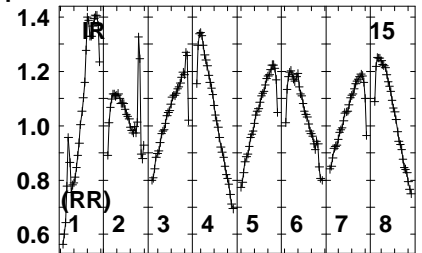
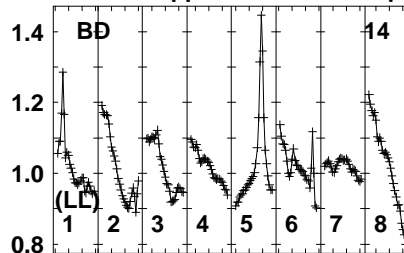
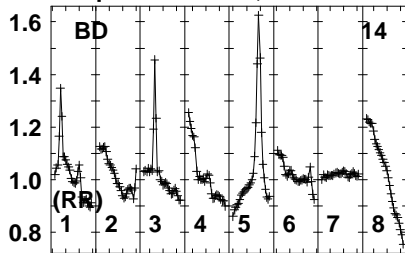


Lower frame: Real Jy
Auto-corr total-power spectrum Antenna: *
Timerange: 00/11:43:51 to 00/11:44:59

Plot file version 219 created 15-NOV-2022 10:54:54

J1722+2458 EB081B 1.UVDATA.1

Freq = 1.5950 GHz, Bw = 16.000 MH No calibration applied and no bandpass applied

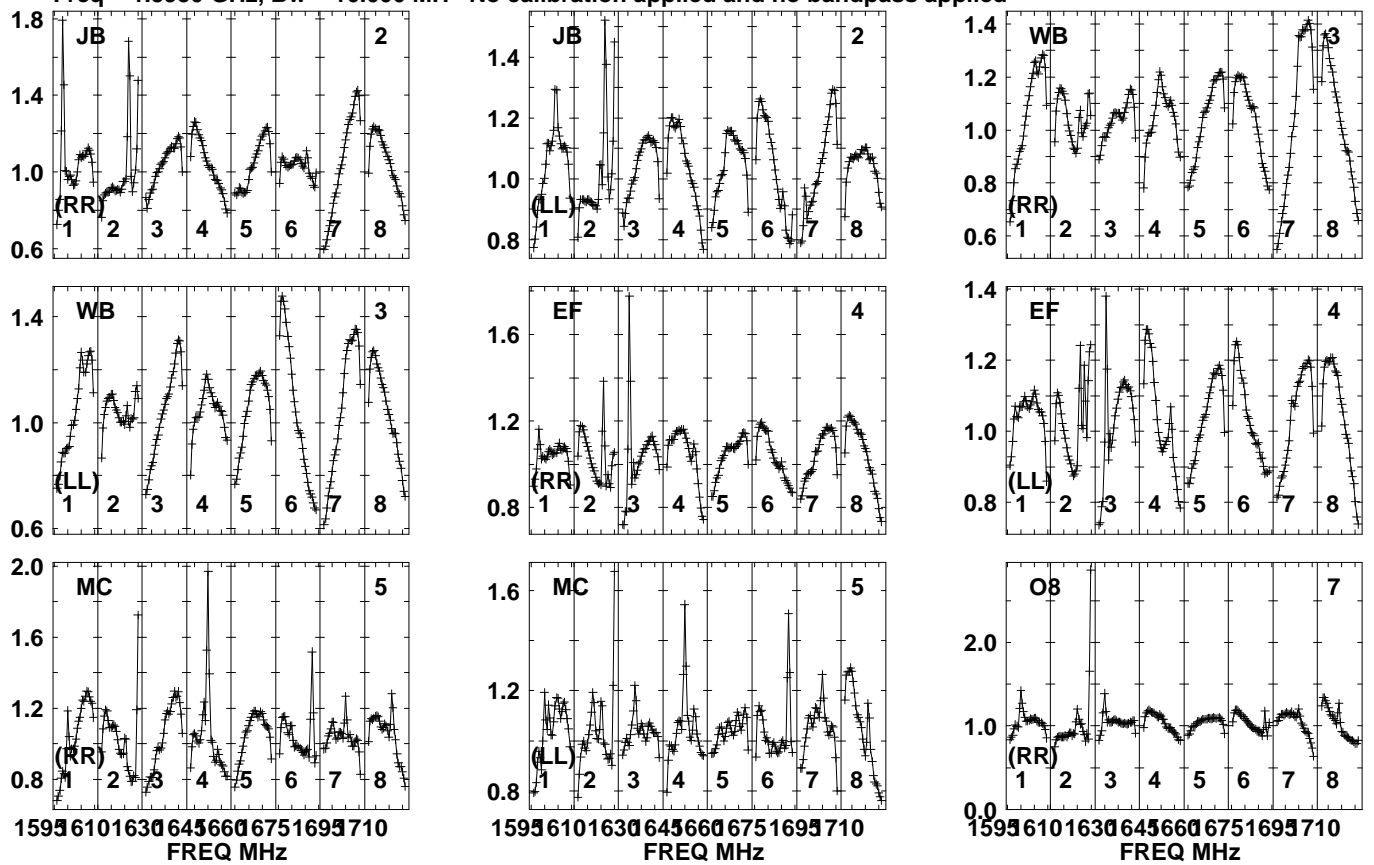


Lower frame: Real Jy
Auto-corr total-power spectrum Antenna: *
Timerange: 00/11:43:51 to 00/11:44:59

Plot file version 220 created 15-NOV-2022 10:54:54

J1722+2815 EB081B 1.UVDATA.1

Freq = 1.5950 GHz, Bw = 16.000 MH No calibration applied and no bandpass applied

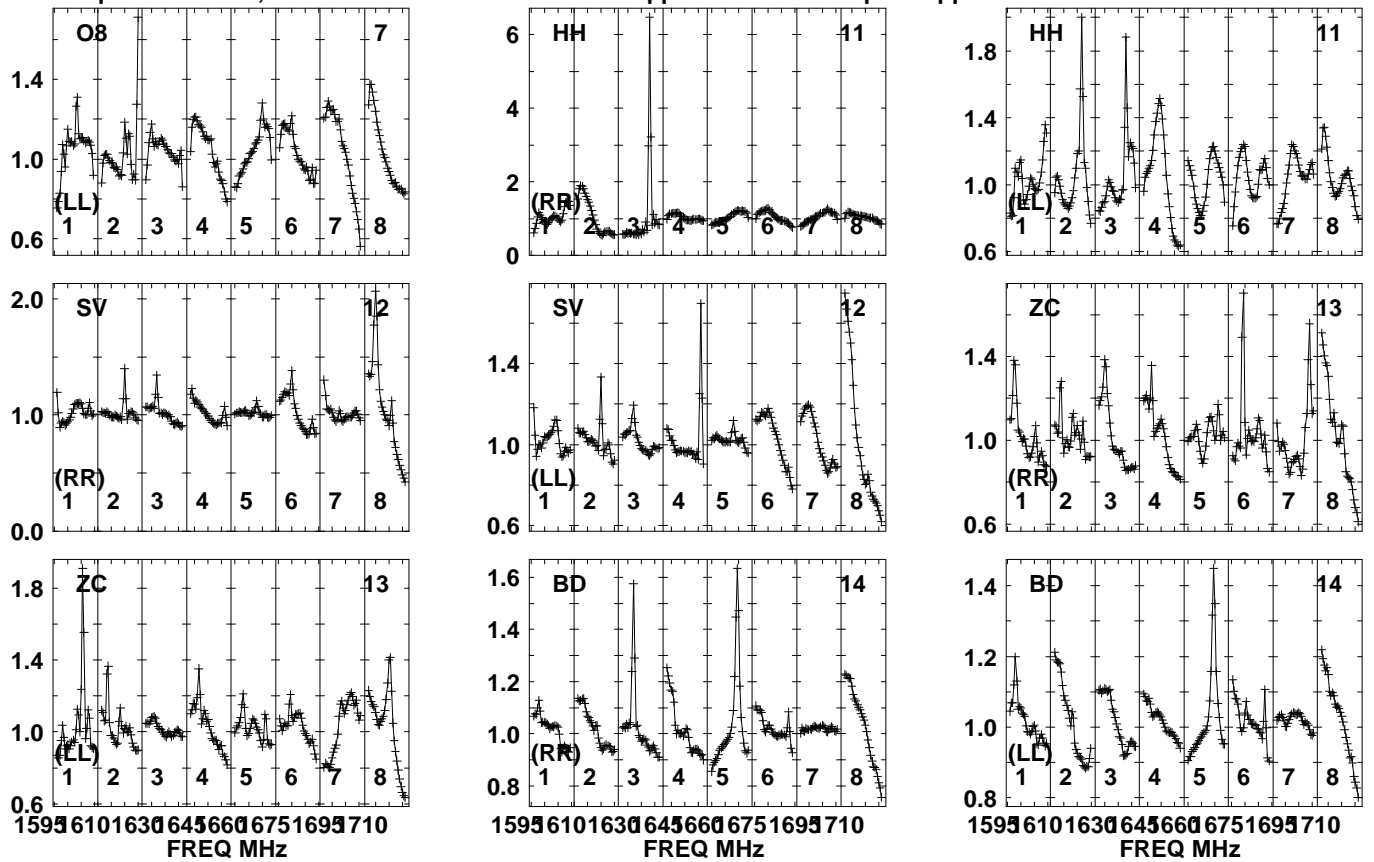


Lower frame: Real Jy
Auto-corr total-power spectrum Antenna: *
Timerange: 00/11:45:01 to 00/11:46:40

Plot file version 221 created 15-NOV-2022 10:54:54

J1722+2815 EB081B 1.UVDATA.1

Freq = 1.5950 GHz, Bw = 16.000 MH No calibration applied and no bandpass applied

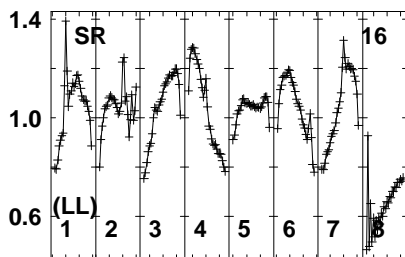
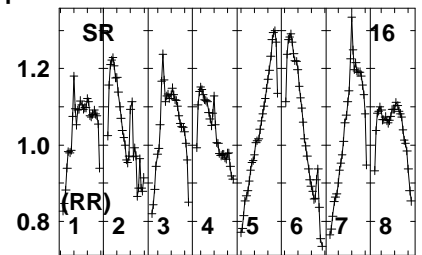
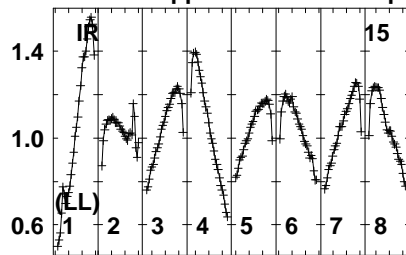
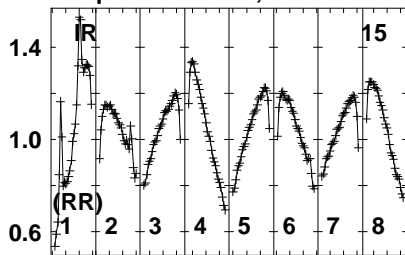


Lower frame: Real Jy
Auto-corr total-power spectrum Antenna: *
Timerange: 00/11:45:01 to 00/11:46:40

Plot file version 222 created 15-NOV-2022 10:54:54

J1722+2815 EB081B 1.UVDATA.1

Freq = 1.5950 GHz, Bw = 16.000 MH No calibration applied and no bandpass applied

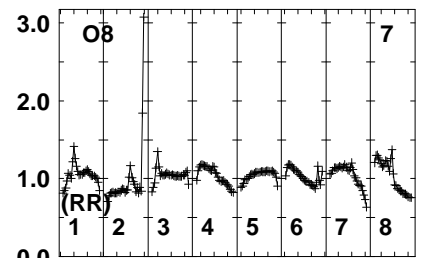
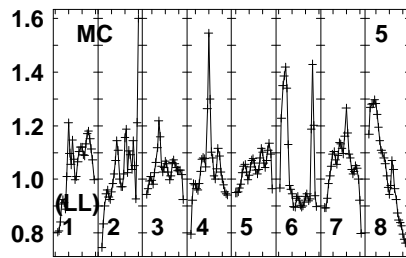
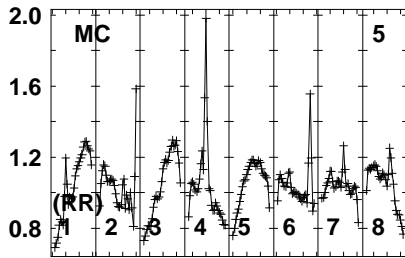
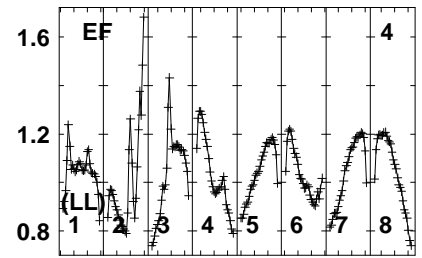
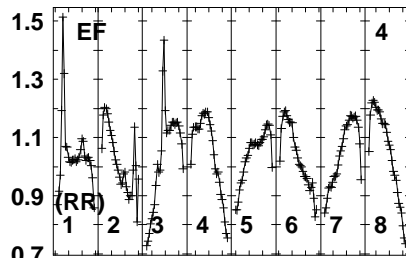
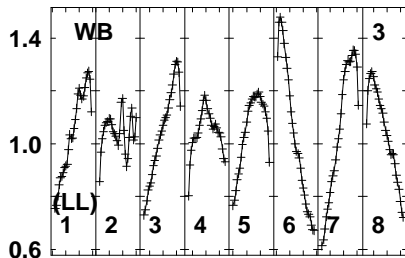
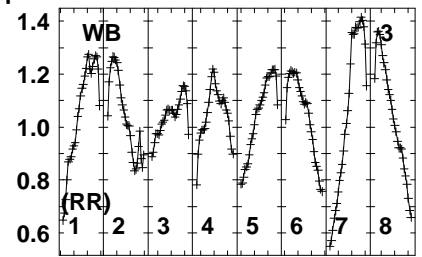
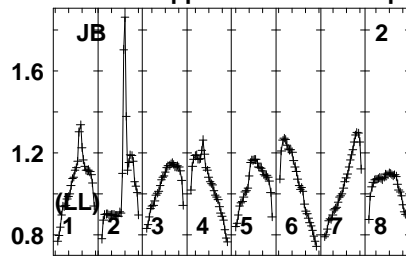
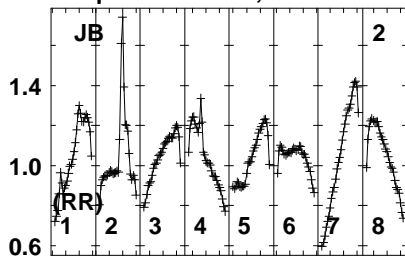


Lower frame: Real Jy
Auto-corr total-power spectrum Antenna: *
Timerange: 00/11:45:01 to 00/11:46:40

Plot file version 223 created 15-NOV-2022 10:54:54

J1716+2616 EB081B 1.UVDATA.1

Freq = 1.5950 GHz, Bw = 16.000 MH No calibration applied and no bandpass applied



1595 610 1630 645 660 675 1695 710
FREQ MHz

1595 610 1630 645 660 675 1695 710
FREQ MHz

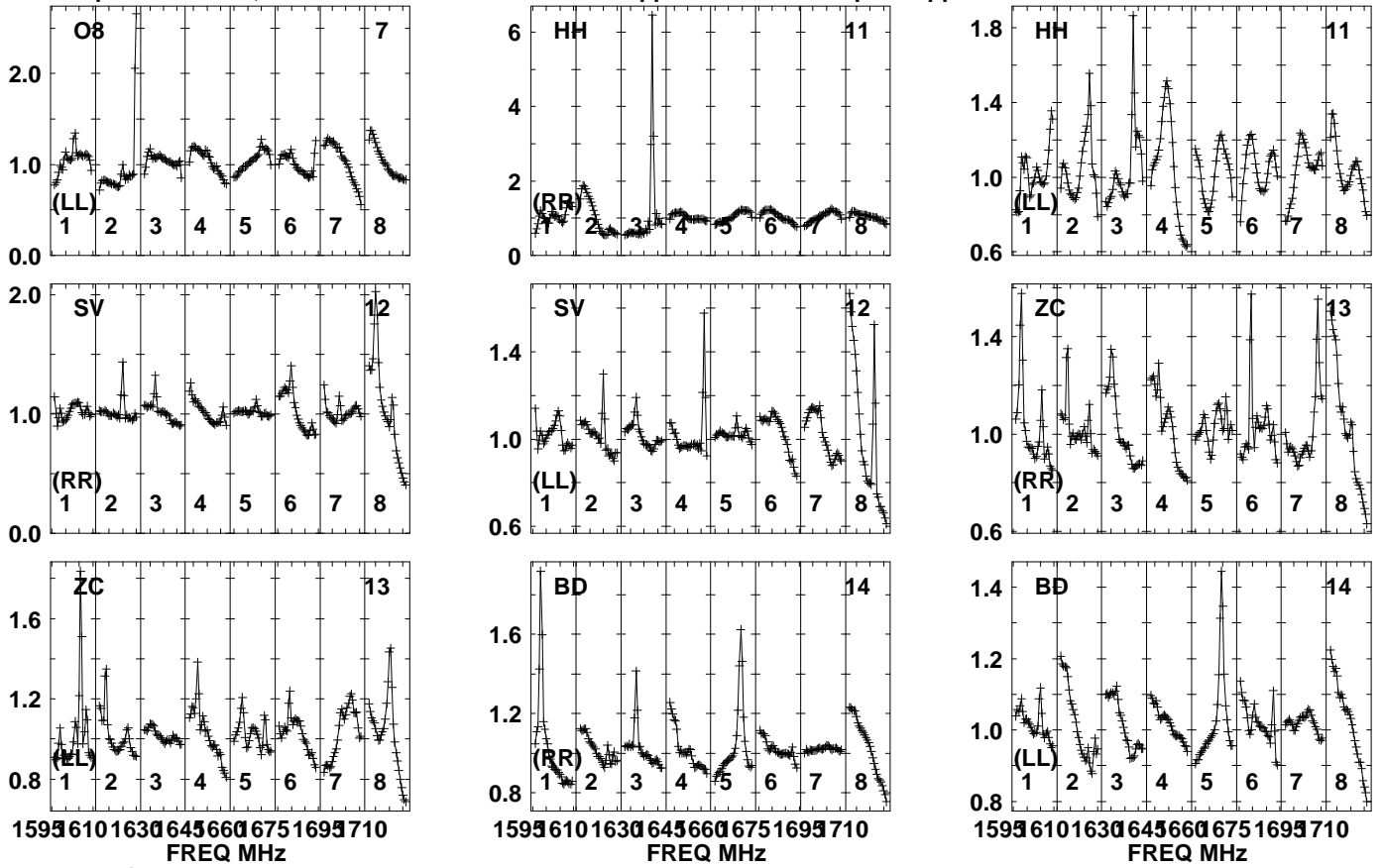
1595 610 1630 645 660 675 1695 710
FREQ MHz

Lower frame: Real Jy
Auto-corr total-power spectrum Antenna: *
Timerange: 00/11:46:41 to 00/11:48:20

Plot file version 224 created 15-NOV-2022 10:54:54

J1716+2616 EB081B 1.UVDATA.1

Freq = 1.5950 GHz, Bw = 16.000 MH No calibration applied and no bandpass applied

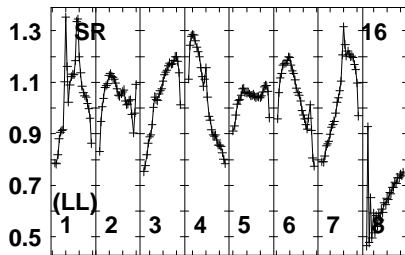
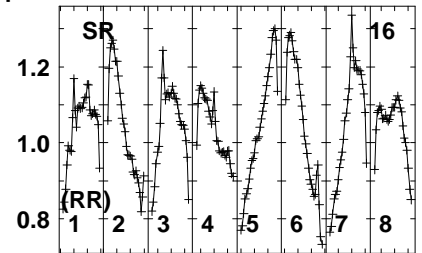
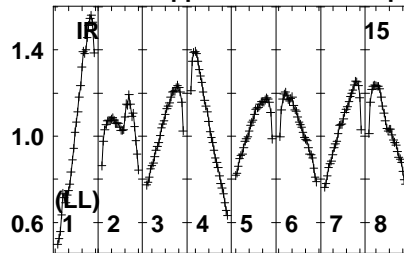
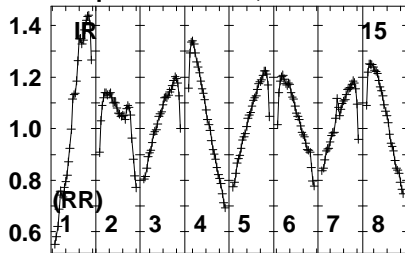


Lower frame: Real Jy
Auto-corr total-power spectrum Antenna: *
Timerange: 00/11:46:41 to 00/11:48:20

Plot file version 225 created 15-NOV-2022 10:54:55

J1716+2616 EB081B 1.UVDATA.1

Freq = 1.5950 GHz, Bw = 16.000 MH No calibration applied and no bandpass applied

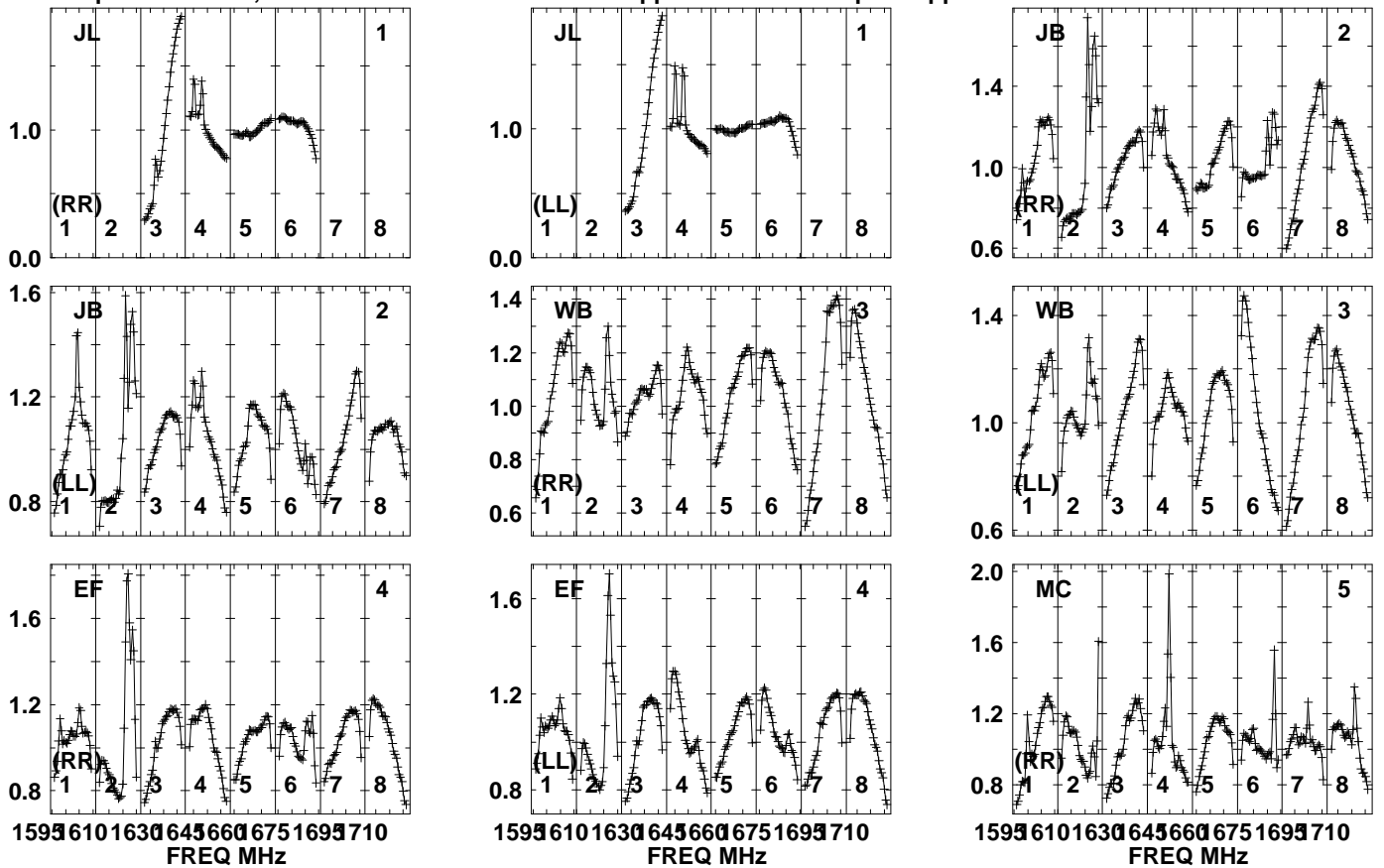


Lower frame: Real Jy
Auto-corr total-power spectrum Antenna: *
Timerange: 00/11:46:41 to 00/11:48:20

Plot file version 226 created 15-NOV-2022 10:54:55

ROSS867 EB081B 1.UVDATA.1

Freq = 1.5950 GHz, Bw = 16.000 MH No calibration applied and no bandpass applied



Lower frame: Real Jy

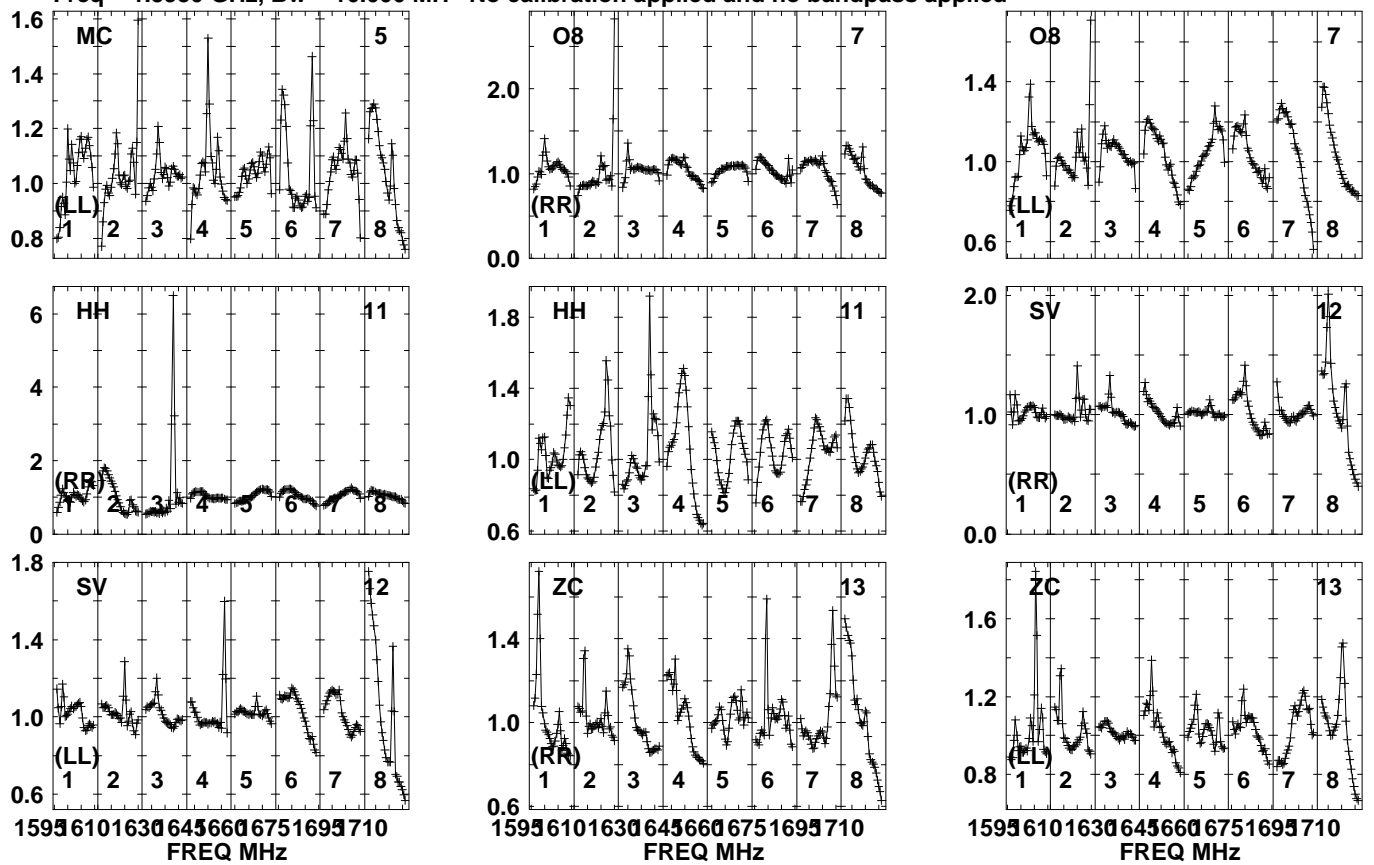
Auto-corr total-power spectrum Antenna: *

Timerange: 00/11:48:21 to 00/11:53:20

Plot file version 227 created 15-NOV-2022 10:54:55

ROSS867 EB081B 1.UVDATA.1

Freq = 1.5950 GHz, Bw = 16.000 MH No calibration applied and no bandpass applied

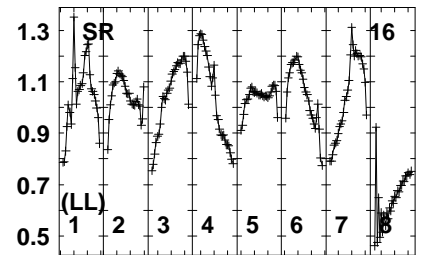
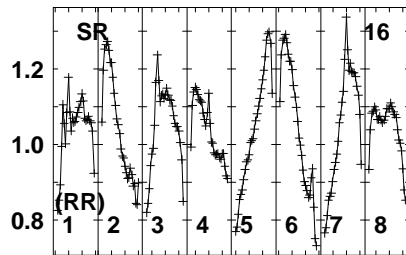
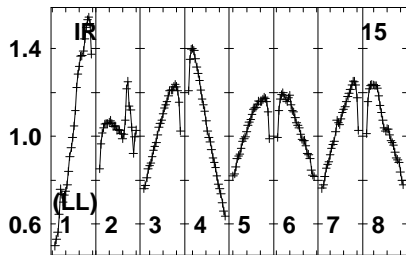
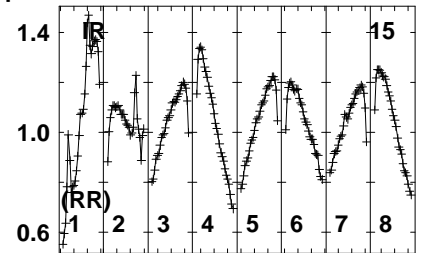
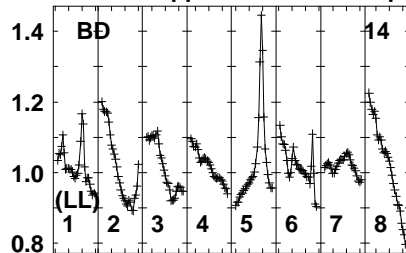
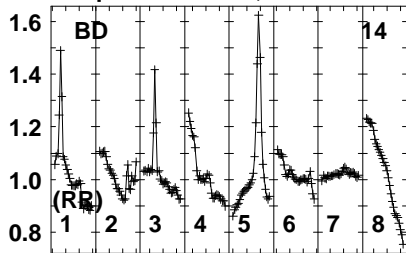


Lower frame: Real Jy
Auto-corr total-power spectrum Antenna: *
Timerange: 00/11:48:21 to 00/11:53:20

Plot file version 228 created 15-NOV-2022 10:54:55

ROSS867 EB081B 1.UVDATA.1

Freq = 1.5950 GHz, Bw = 16.000 MH No calibration applied and no bandpass applied

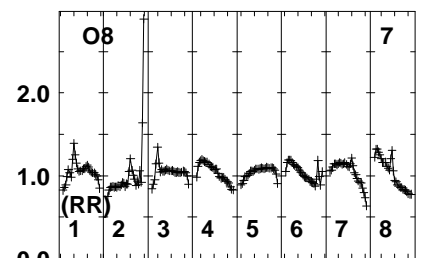
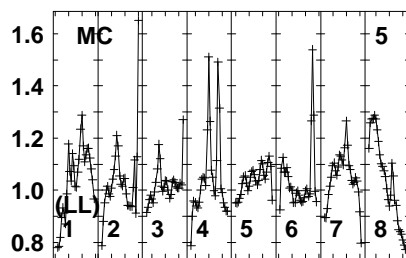
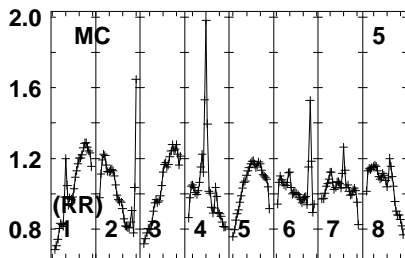
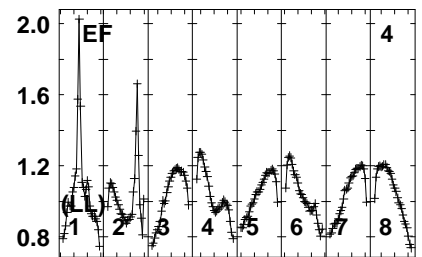
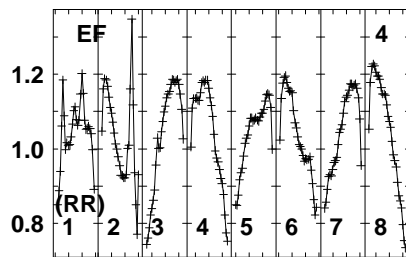
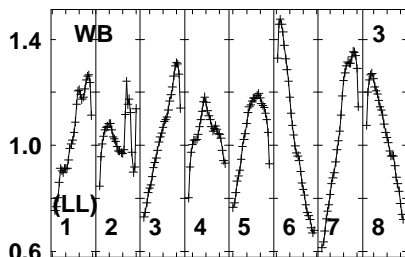
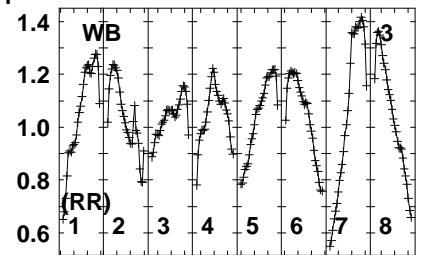
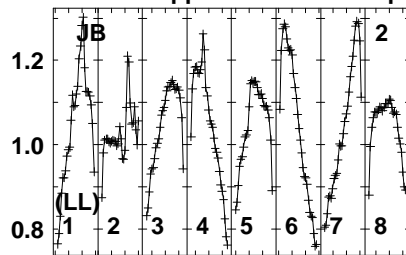
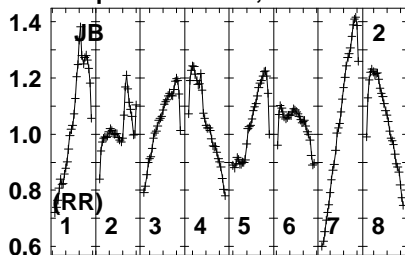


Lower frame: Real Jy
Auto-corr total-power spectrum Antenna: *
Timerange: 00/11:48:21 to 00/11:53:20

Plot file version 229 created 15-NOV-2022 10:54:55

J1722+2458 EB081B 1.UVDATA.1

Freq = 1.5950 GHz, Bw = 16.000 MH No calibration applied and no bandpass applied



1595 610 1630 645 660 675 1695 710
FREQ MHz

1595 610 1630 645 660 675 1695 710
FREQ MHz

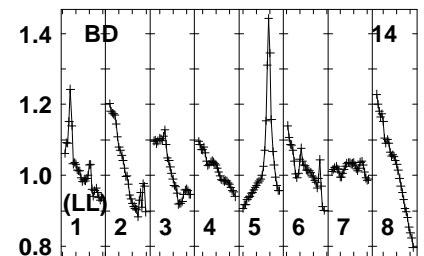
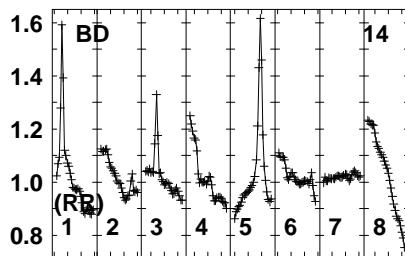
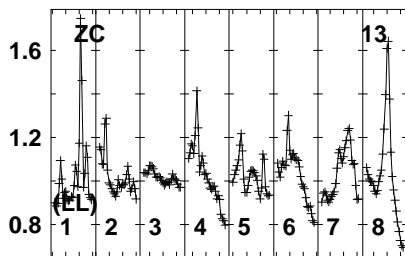
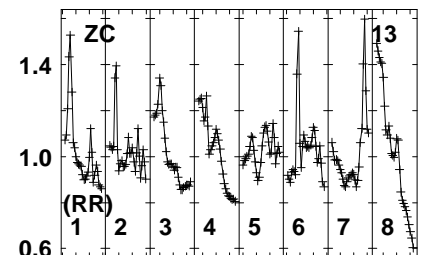
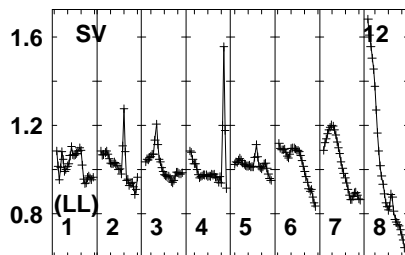
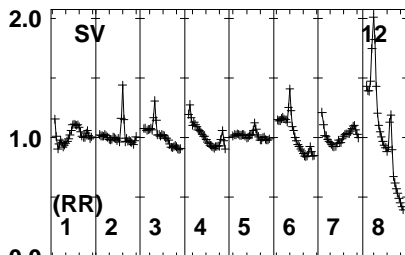
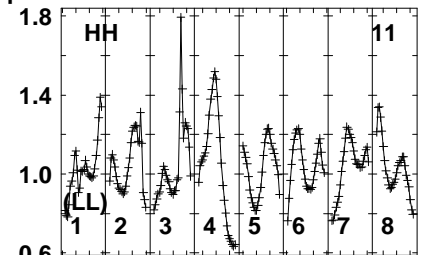
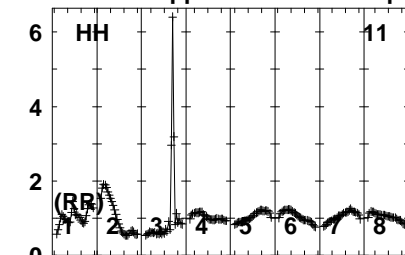
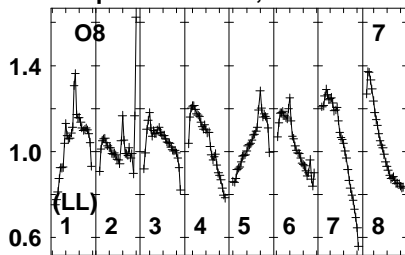
1595 610 1630 645 660 675 1695 710
FREQ MHz

Lower frame: Real Jy
Auto-corr total-power spectrum Antenna: *
Timerange: 00/11:53:50 to 00/11:54:59

Plot file version 230 created 15-NOV-2022 10:54:55

J1722+2458 EB081B 1.UVDATA.1

Freq = 1.5950 GHz, Bw = 16.000 MH No calibration applied and no bandpass applied



1595 610 1630 645 660 675 1695 710
FREQ MHz

1595 610 1630 645 660 675 1695 710
FREQ MHz

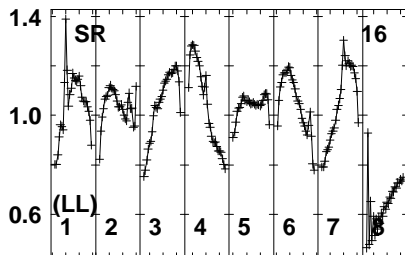
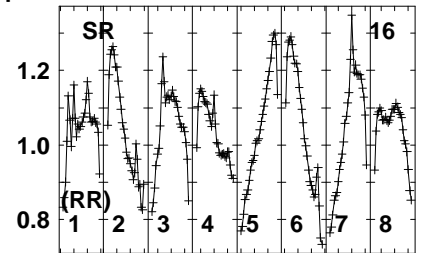
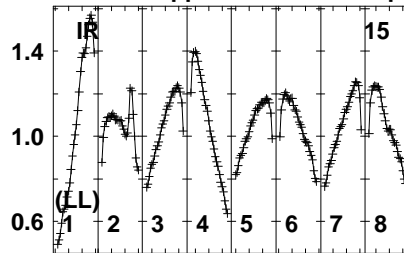
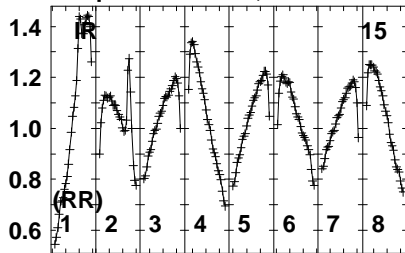
1595 610 1630 645 660 675 1695 710
FREQ MHz

Lower frame: Real Jy
Auto-corr total-power spectrum Antenna: *
Timerange: 00/11:53:50 to 00/11:54:59

Plot file version 231 created 15-NOV-2022 10:54:56

J1722+2458 EB081B 1.UVDATA.1

Freq = 1.5950 GHz, Bw = 16.000 MH No calibration applied and no bandpass applied

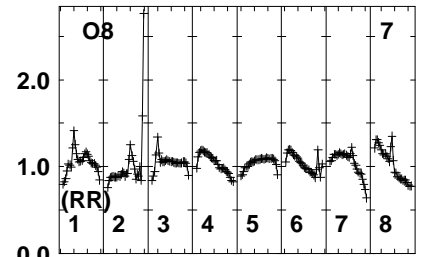
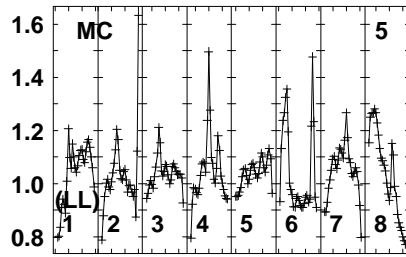
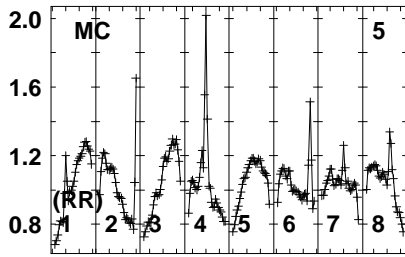
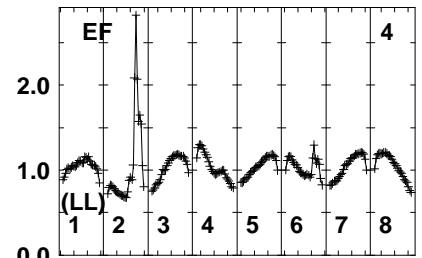
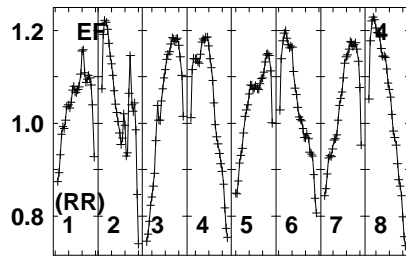
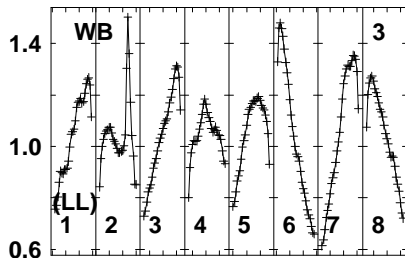
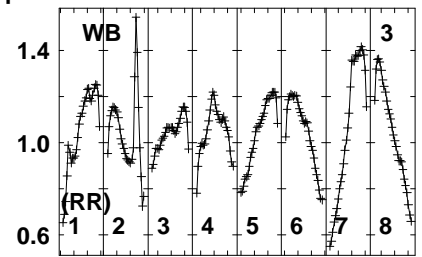
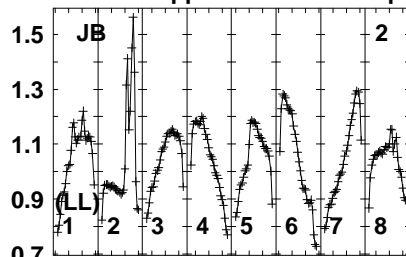
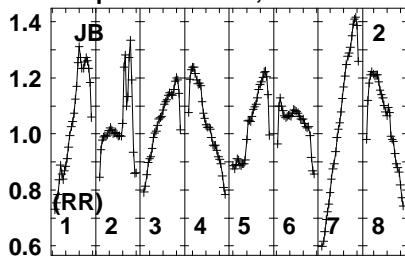


Lower frame: Real Jy
Auto-corr total-power spectrum Antenna: *
Timerange: 00/11:53:50 to 00/11:54:59

Plot file version 232 created 15-NOV-2022 10:54:56

J1722+2815 EB081B 1.UVDATA.1

Freq = 1.5950 GHz, Bw = 16.000 MH No calibration applied and no bandpass applied



1595 610 1630 645 660 675 1695 710
FREQ MHz

1595 610 1630 645 660 675 1695 710
FREQ MHz

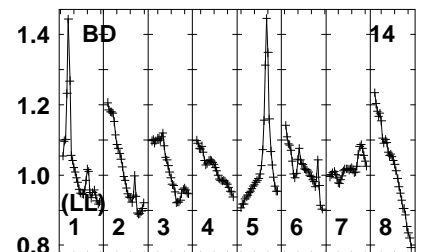
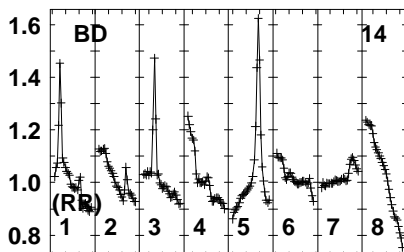
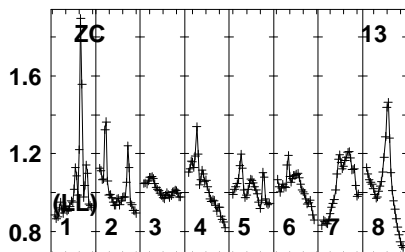
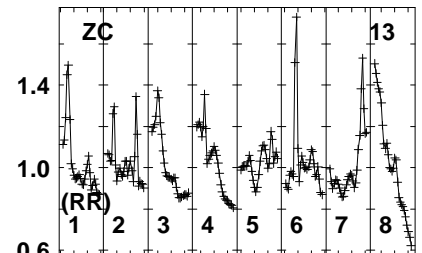
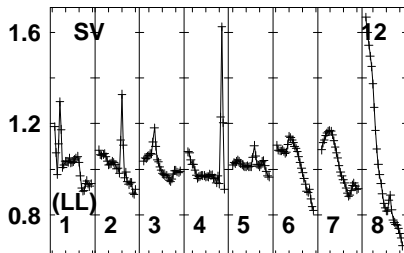
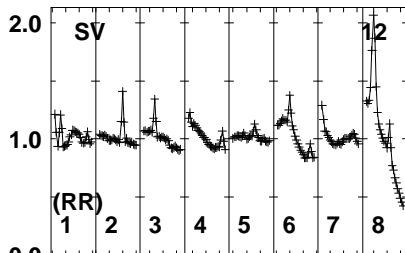
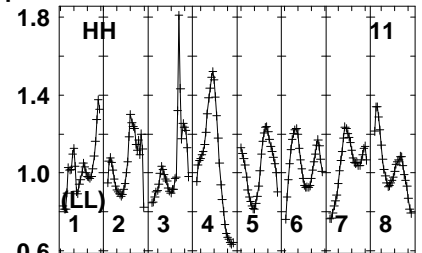
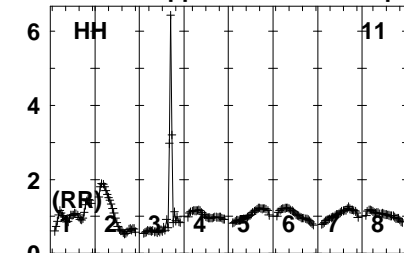
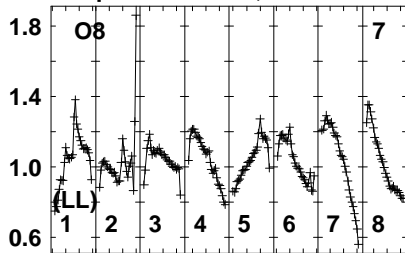
1595 610 1630 645 660 675 1695 710
FREQ MHz

Lower frame: Real Jy
Auto-corr total-power spectrum Antenna: *
Timerange: 00/11:55:00 to 00/11:56:39

Plot file version 233 created 15-NOV-2022 10:54:56

J1722+2815 EB081B 1.UVDATA.1

Freq = 1.5950 GHz, Bw = 16.000 MH No calibration applied and no bandpass applied



1595 610 1630 645 660 675 1695 710
FREQ MHz

1595 610 1630 645 660 675 1695 710
FREQ MHz

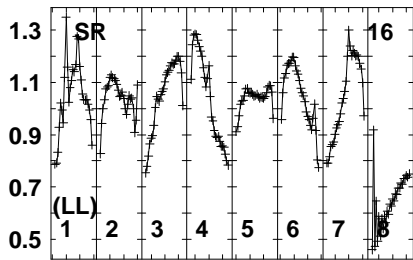
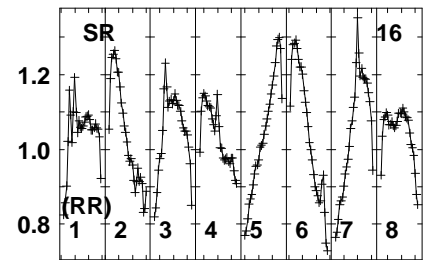
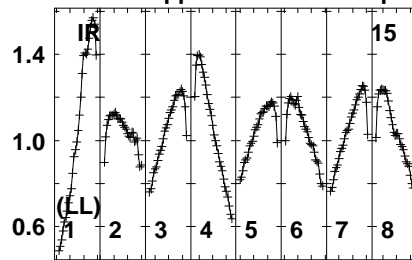
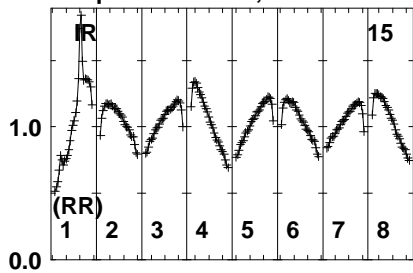
1595 610 1630 645 660 675 1695 710
FREQ MHz

Lower frame: Real Jy
Auto-corr total-power spectrum Antenna: *
Timerange: 00/11:55:00 to 00/11:56:39

Plot file version 234 created 15-NOV-2022 10:54:56

J1722+2815 EB081B 1.UVDATA.1

Freq = 1.5950 GHz, Bw = 16.000 MH No calibration applied and no bandpass applied

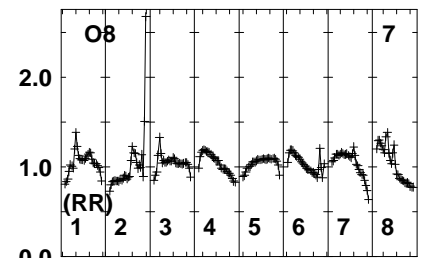
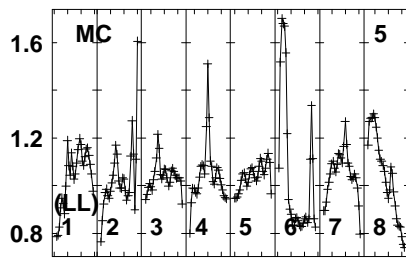
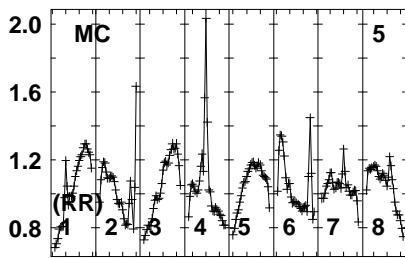
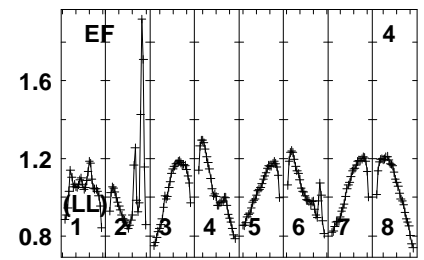
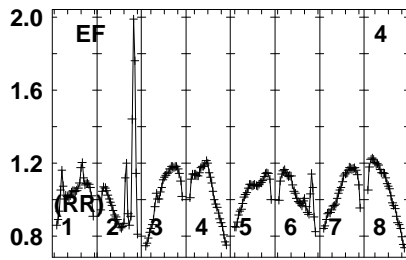
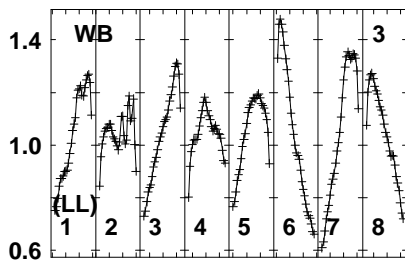
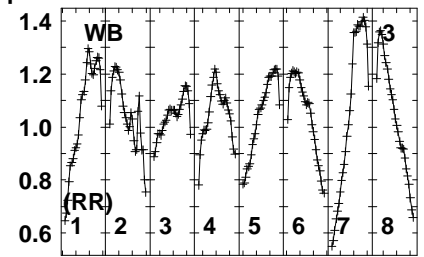
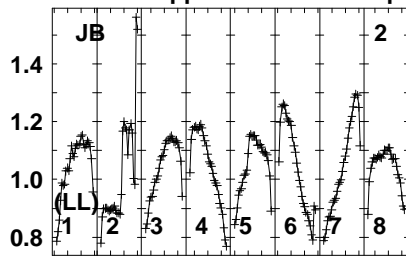
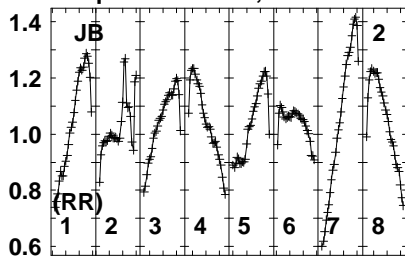


Lower frame: Real Jy
Auto-corr total-power spectrum Antenna: *
Timerange: 00/11:55:00 to 00/11:56:39

Plot file version 235 created 15-NOV-2022 10:54:56

J1716+2616 EB081B 1.UVDATA.1

Freq = 1.5950 GHz, Bw = 16.000 MH No calibration applied and no bandpass applied



1595 610 1630 645 660 675 1695 710
FREQ MHz

1595 610 1630 645 660 675 1695 710
FREQ MHz

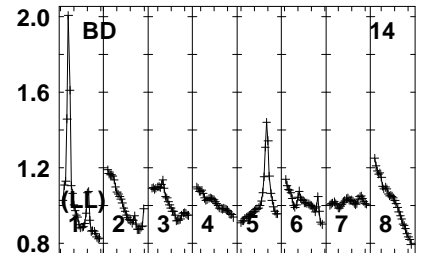
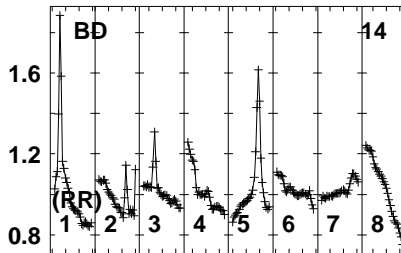
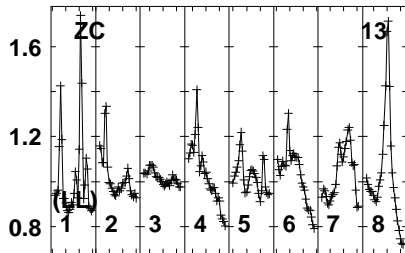
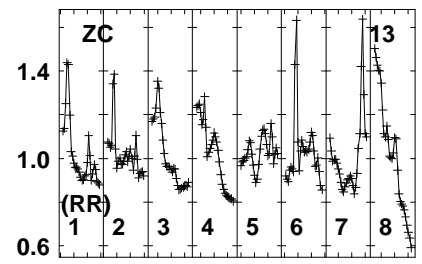
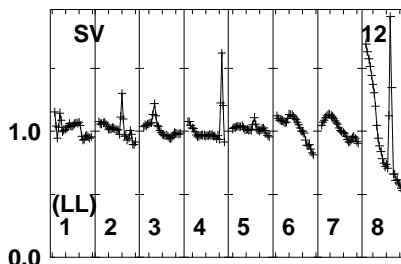
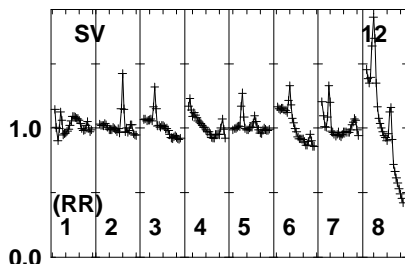
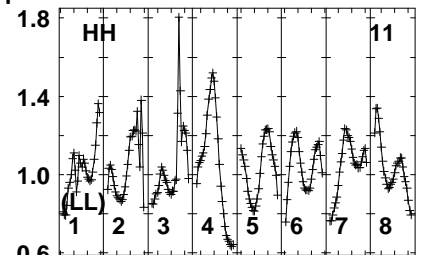
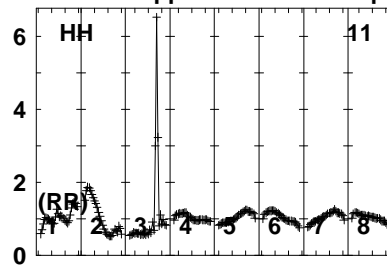
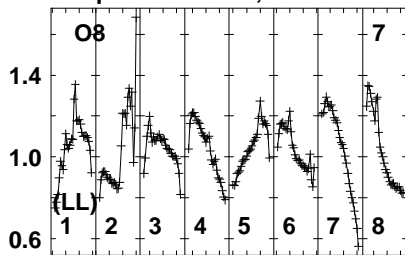
1595 610 1630 645 660 675 1695 710
FREQ MHz

Lower frame: Real Jy
Auto-corr total-power spectrum Antenna: *
Timerange: 00/11:56:41 to 00/11:58:20

Plot file version 236 created 15-NOV-2022 10:54:56

J1716+2616 EB081B 1.UVDATA.1

Freq = 1.5950 GHz, Bw = 16.000 MH No calibration applied and no bandpass applied



1595 610 1630 645 660 675 1695 710
FREQ MHz

1595 610 1630 645 660 675 1695 710
FREQ MHz

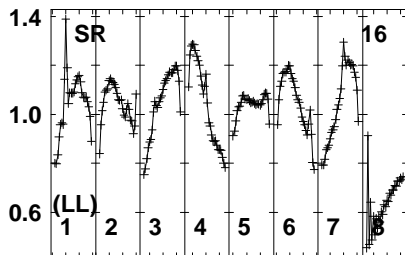
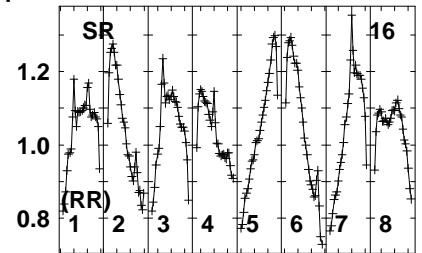
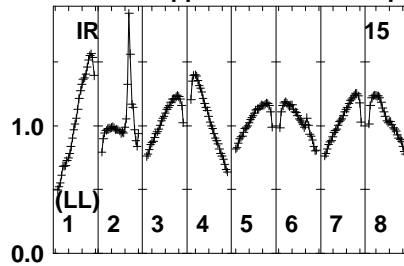
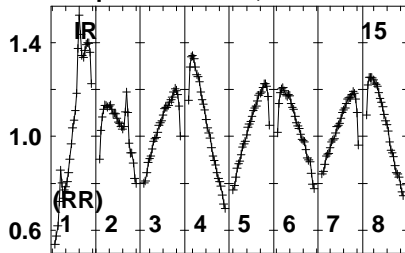
1595 610 1630 645 660 675 1695 710
FREQ MHz

Lower frame: Real Jy
Auto-corr total-power spectrum Antenna: *
Timerange: 00/11:56:41 to 00/11:58:20

Plot file version 237 created 15-NOV-2022 10:54:56

J1716+2616 EB081B 1.UVDATA.1

Freq = 1.5950 GHz, Bw = 16.000 MH No calibration applied and no bandpass applied

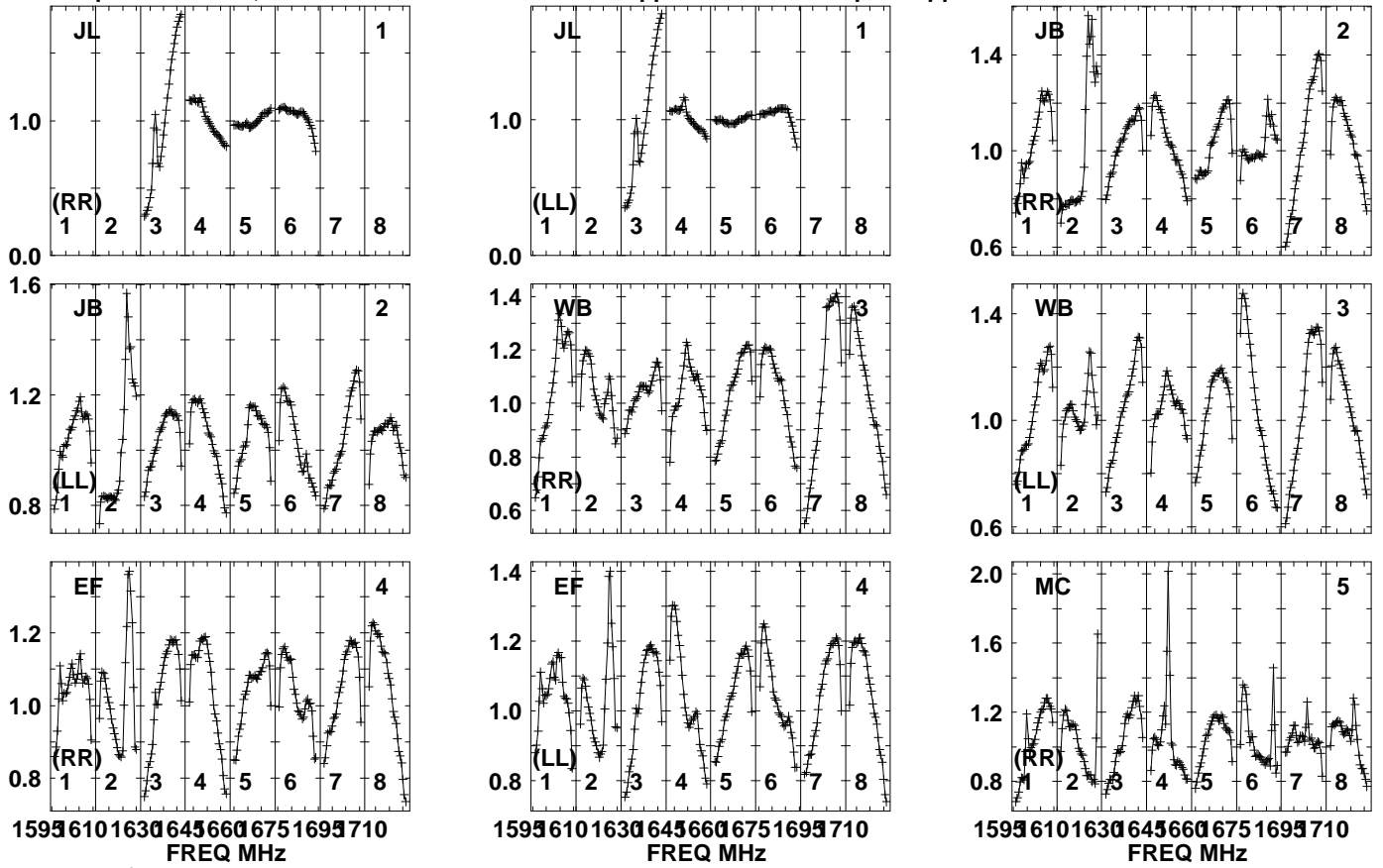


Lower frame: Real Jy
Auto-corr total-power spectrum Antenna: *
Timerange: 00/11:56:41 to 00/11:58:20

Plot file version 238 created 15-NOV-2022 10:54:57

ROSS867 EB081B 1.UVDATA.1

Freq = 1.5950 GHz, Bw = 16.000 MH No calibration applied and no bandpass applied

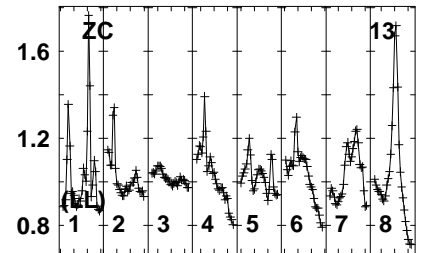
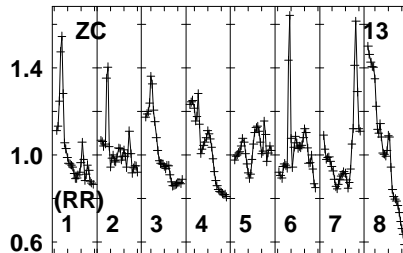
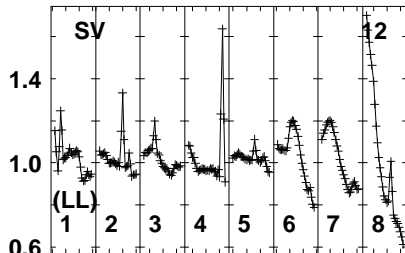
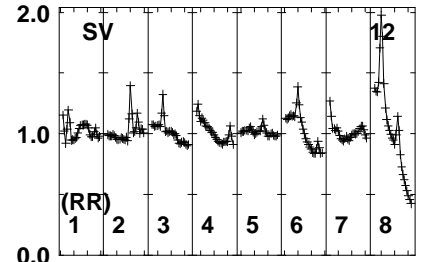
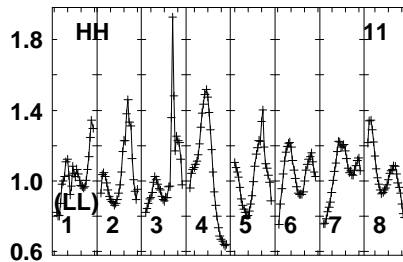
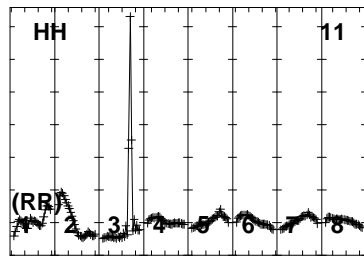
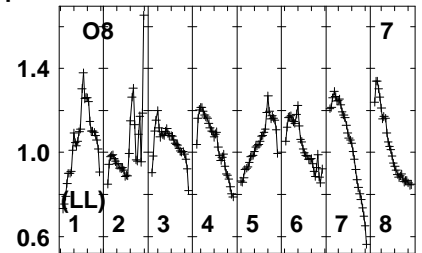
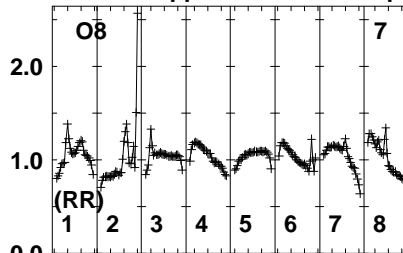
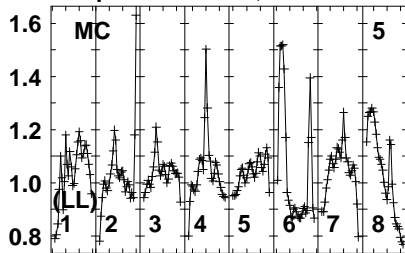


Lower frame: Real Jy
Auto-corr total-power spectrum Antenna: *
Timerange: 00/11:58:20 to 00/12:03:19

Plot file version 239 created 15-NOV-2022 10:54:57

ROSS867 EB081B 1.UVDATA.1

Freq = 1.5950 GHz, Bw = 16.000 MH No calibration applied and no bandpass applied



1595 610 1630 645 660 675 1695 710
FREQ MHz

1595 610 1630 645 660 675 1695 710
FREQ MHz

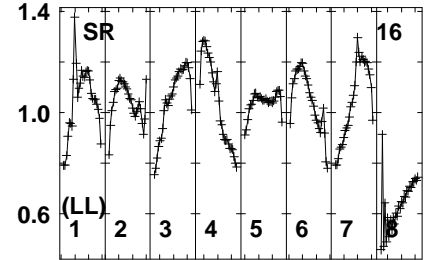
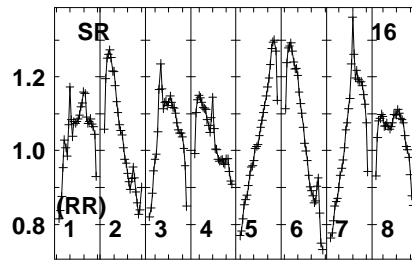
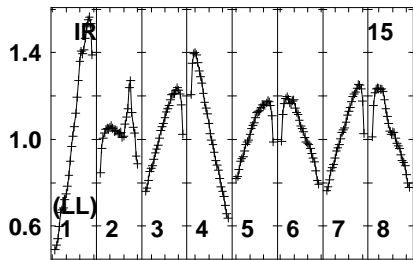
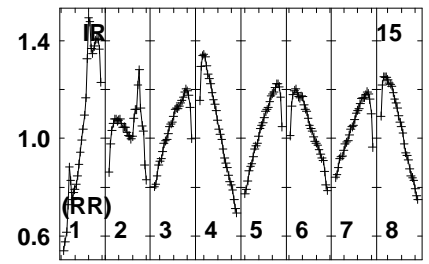
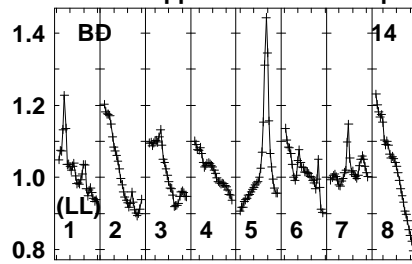
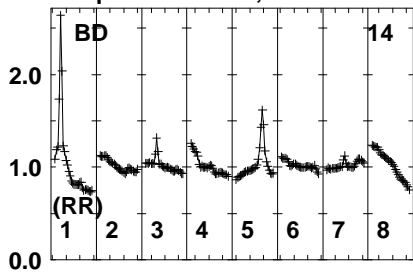
1595 610 1630 645 660 675 1695 710
FREQ MHz

Lower frame: Real Jy
Auto-corr total-power spectrum Antenna: *
Timerange: 00/11:58:20 to 00/12:03:19

Plot file version 240 created 15-NOV-2022 10:54:57

ROSS867 EB081B 1.UVDATA.1

Freq = 1.5950 GHz, Bw = 16.000 MH No calibration applied and no bandpass applied

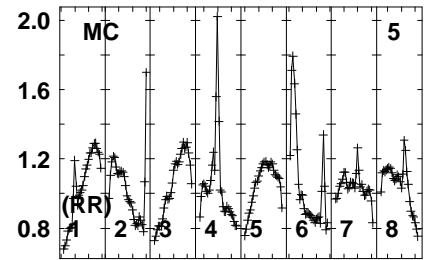
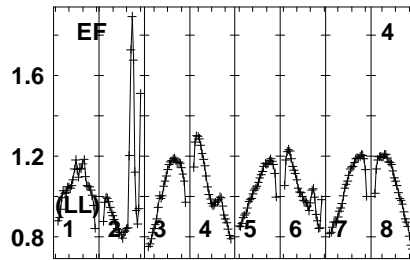
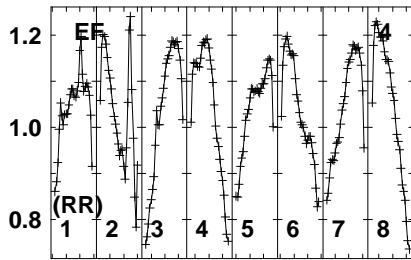
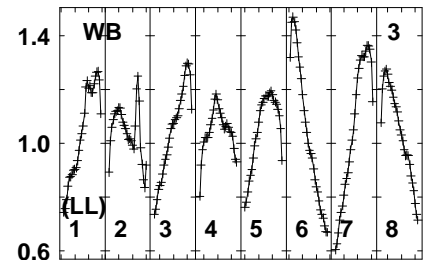
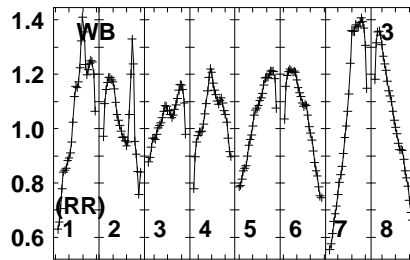
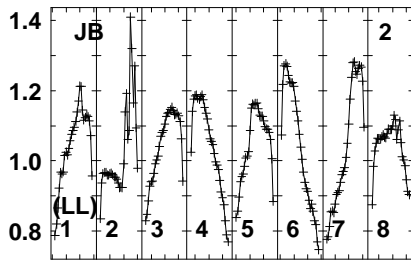
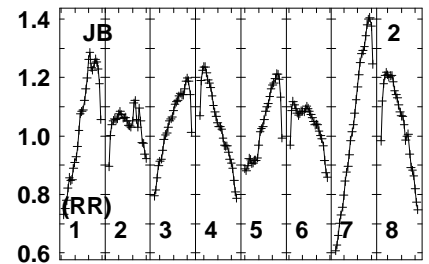
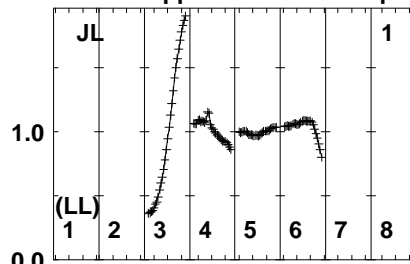
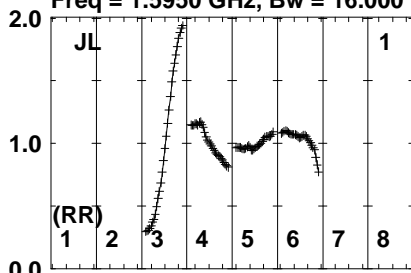


Lower frame: Real Jy
Auto-corr total-power spectrum Antenna: *
Timerange: 00/11:58:20 to 00/12:03:19

Plot file version 241 created 15-NOV-2022 10:54:57

J1722+2458 EB081B 1.UVDATA.1

Freq = 1.5950 GHz, Bw = 16.000 MH No calibration applied and no bandpass applied



1595 610 1630 645 660 675 1695 710
FREQ MHz

1595 610 1630 645 660 675 1695 710
FREQ MHz

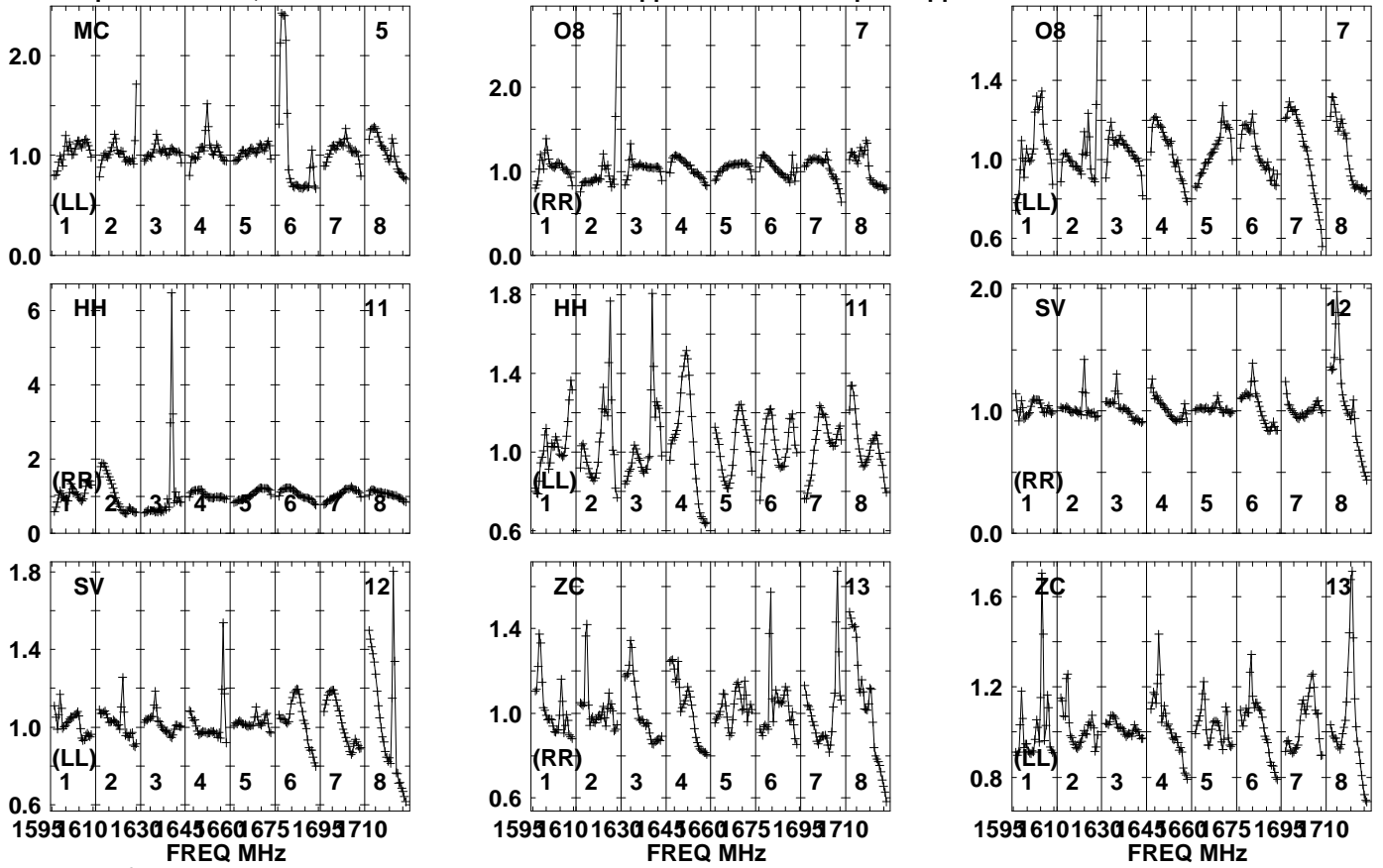
1595 610 1630 645 660 675 1695 710
FREQ MHz

Lower frame: Real Jy
Auto-corr total-power spectrum Antenna: *
Timerange: 00/12:03:51 to 00/12:05:00

Plot file version 242 created 15-NOV-2022 10:54:57

J1722+2458 EB081B 1.UVDATA.1

Freq = 1.5950 GHz, Bw = 16.000 MH No calibration applied and no bandpass applied

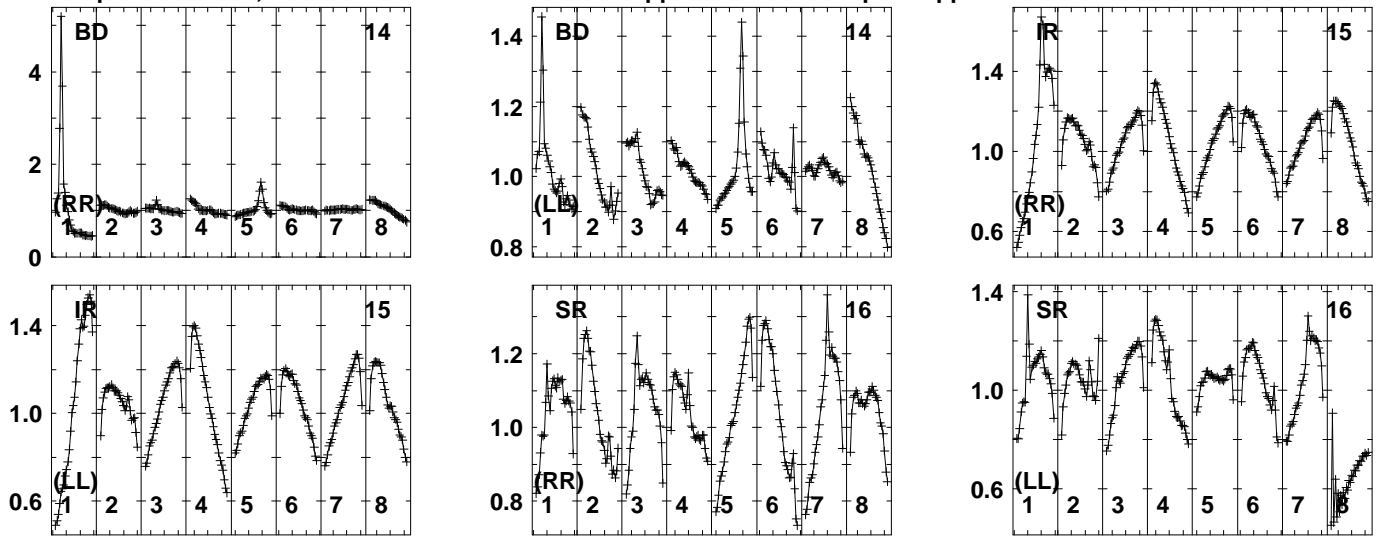


Lower frame: Real Jy
Auto-corr total-power spectrum Antenna: *
Timerange: 00/12:03:51 to 00/12:05:00

Plot file version 243 created 15-NOV-2022 10:54:57

J1722+2458 EB081B 1.UVDATA.1

Freq = 1.5950 GHz, Bw = 16.000 MH No calibration applied and no bandpass applied

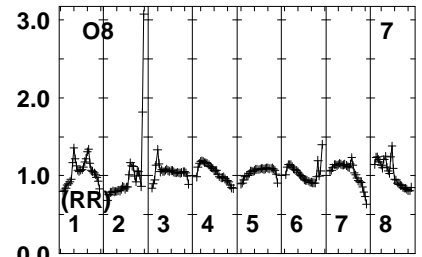
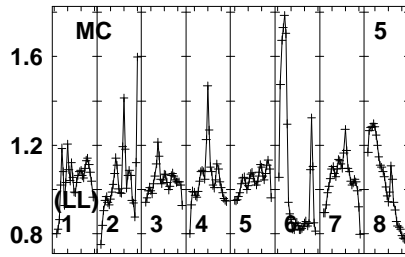
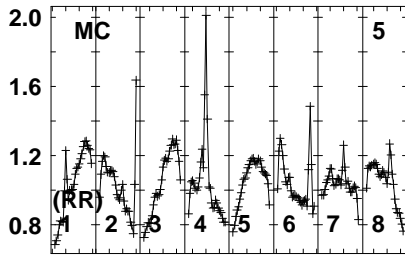
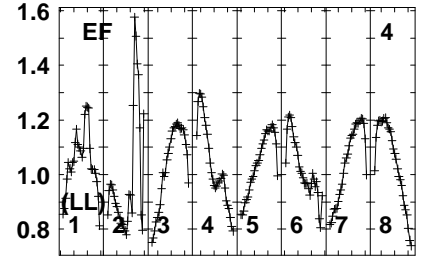
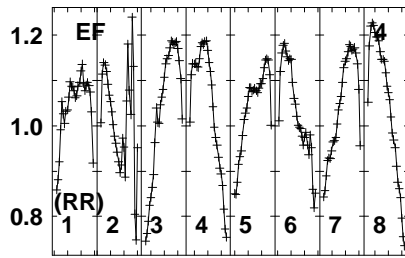
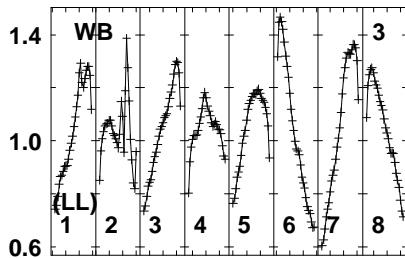
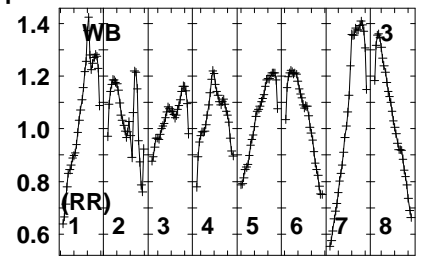
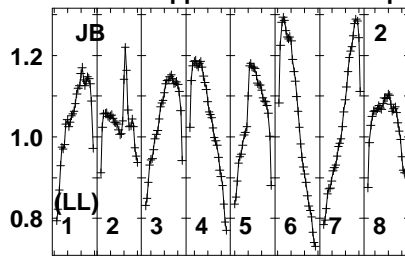
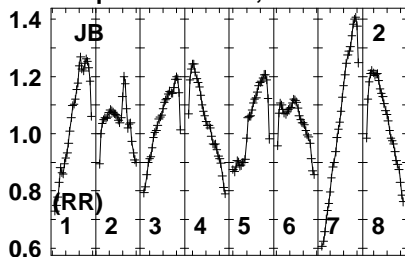


Lower frame: Real Jy
Auto-corr total-power spectrum Antenna: *
Timerange: 00/12:03:51 to 00/12:05:00

Plot file version 244 created 15-NOV-2022 10:54:57

J1722+2815 EB081B 1.UVDATA.1

Freq = 1.5950 GHz, Bw = 16.000 MH No calibration applied and no bandpass applied



1595 610 1630 645 660 675 1695 710
FREQ MHz

1595 610 1630 645 660 675 1695 710
FREQ MHz

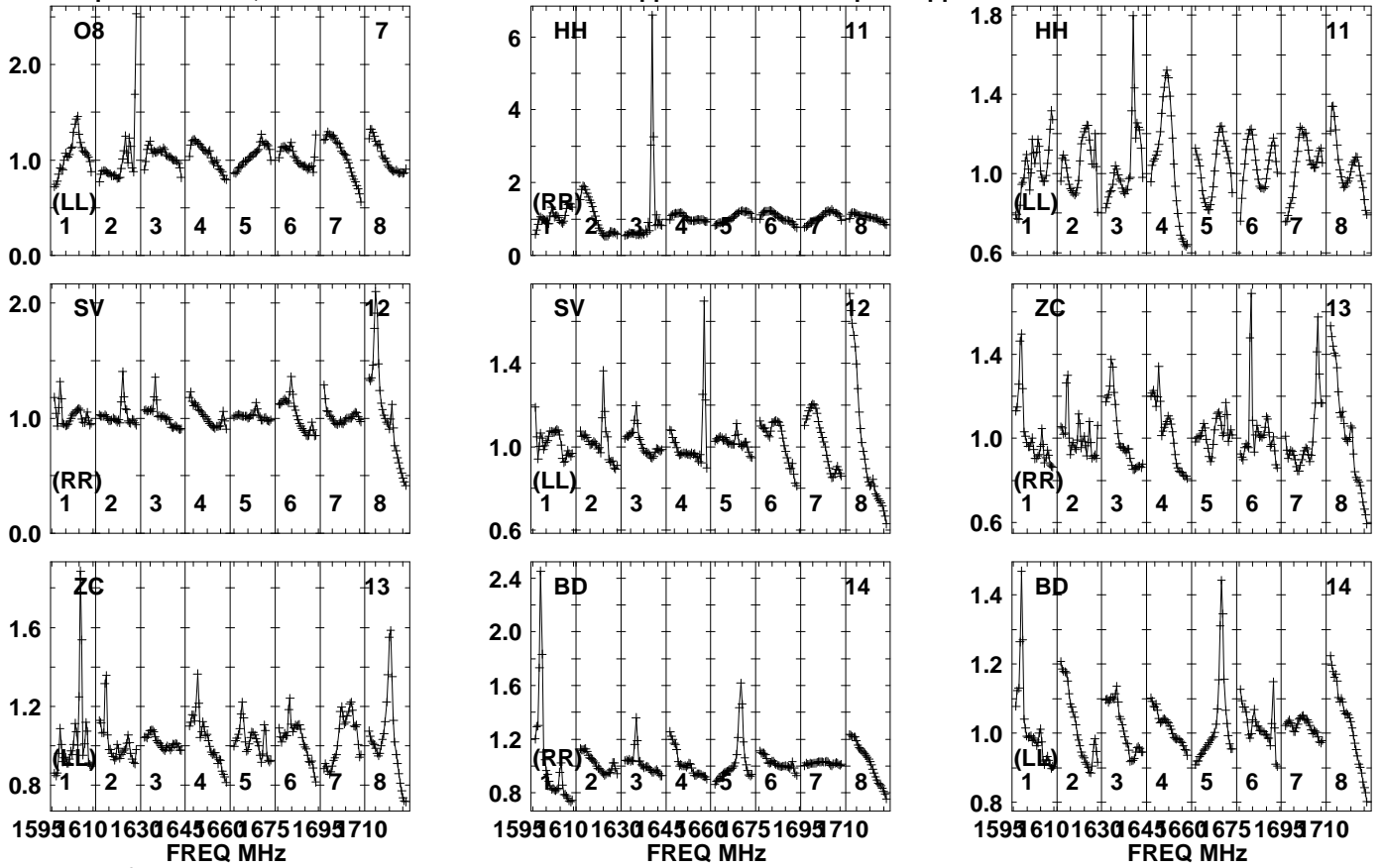
1595 610 1630 645 660 675 1695 710
FREQ MHz

Lower frame: Real Jy
Auto-corr total-power spectrum Antenna: *
Timerange: 00/12:05:00 to 00/12:06:39

Plot file version 245 created 15-NOV-2022 10:54:58

J1722+2815 EB081B 1.UVDATA.1

Freq = 1.5950 GHz, Bw = 16.000 MH No calibration applied and no bandpass applied

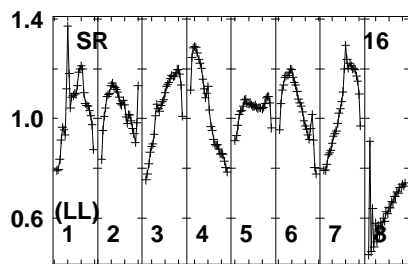
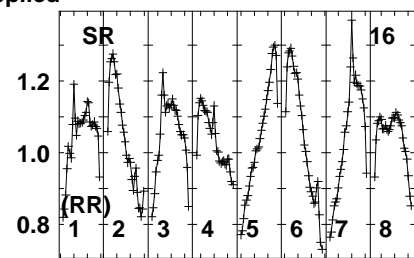
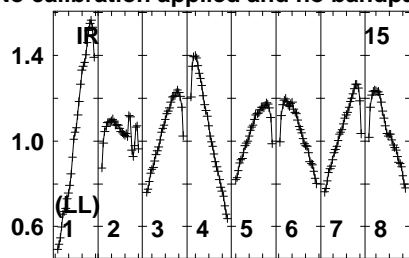
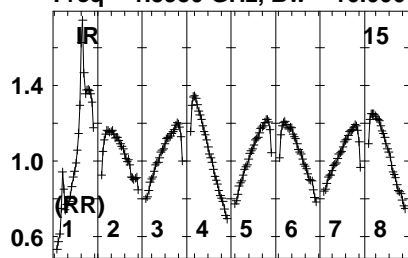


Lower frame: Real Jy
Auto-corr total-power spectrum Antenna: *
Timerange: 00/12:05:00 to 00/12:06:39

Plot file version 246 created 15-NOV-2022 10:54:58

J1722+2815 EB081B 1.UVDATA.1

Freq = 1.5950 GHz, Bw = 16.000 MH No calibration applied and no bandpass applied

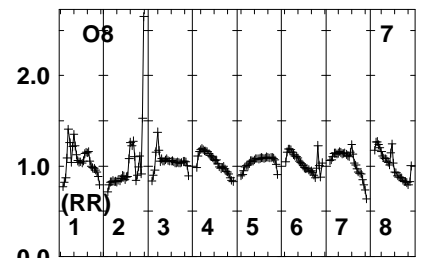
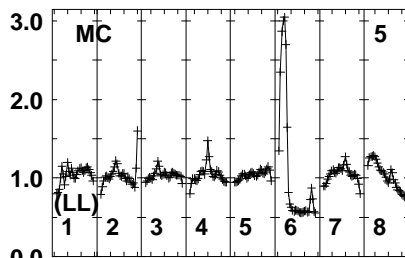
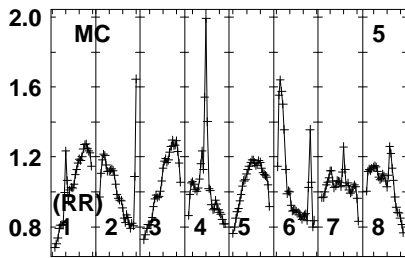
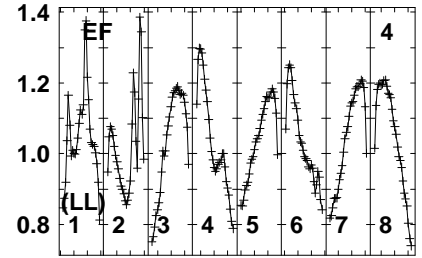
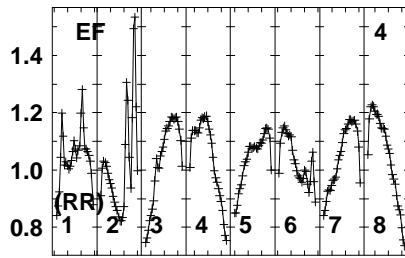
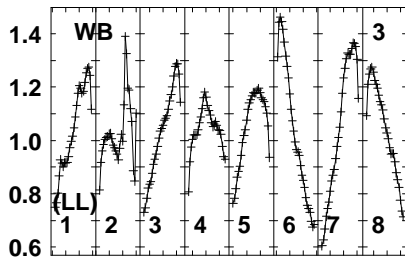
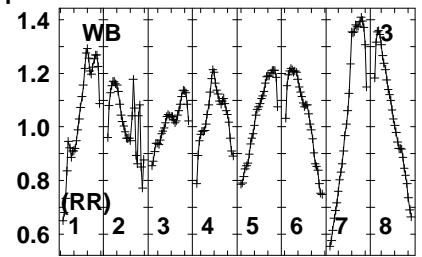
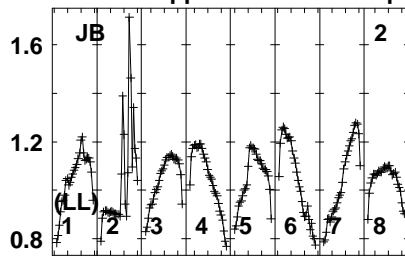
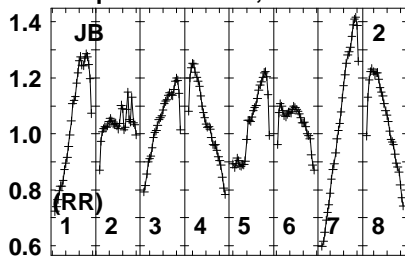


Lower frame: Real Jy
Auto-corr total-power spectrum Antenna: *
Timerange: 00/12:05:00 to 00/12:06:39

Plot file version 247 created 15-NOV-2022 10:54:58

J1716+2616 EB081B 1.UVDATA.1

Freq = 1.5950 GHz, Bw = 16.000 MH No calibration applied and no bandpass applied



1595 610 1630 645 660 675 1695 710
FREQ MHz

1595 610 1630 645 660 675 1695 710
FREQ MHz

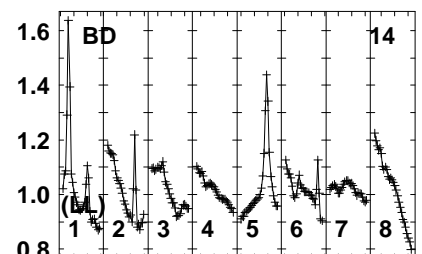
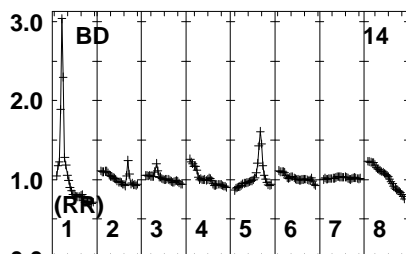
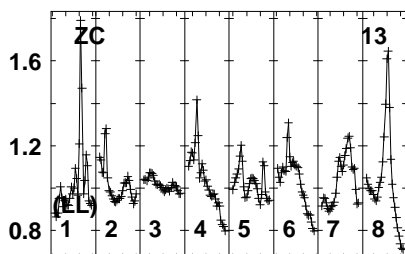
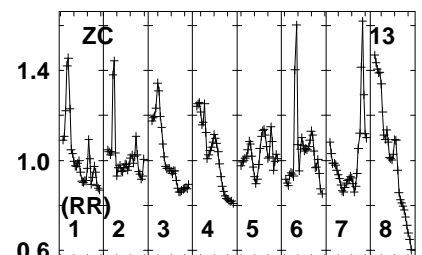
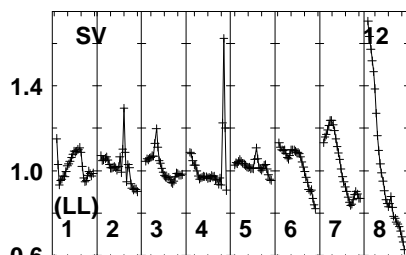
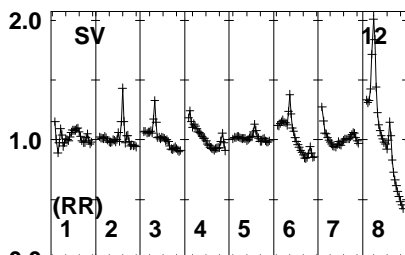
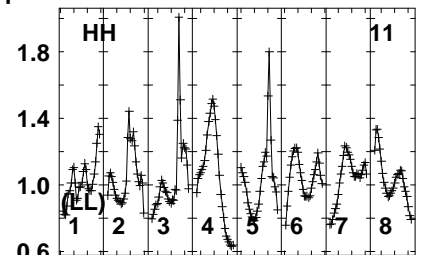
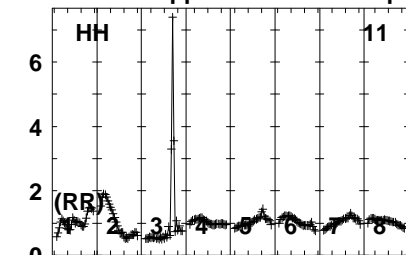
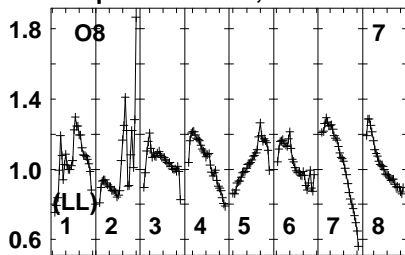
1595 610 1630 645 660 675 1695 710
FREQ MHz

Lower frame: Real Jy
Auto-corr total-power spectrum Antenna: *
Timerange: 00/12:06:40 to 00/12:08:20

Plot file version 248 created 15-NOV-2022 10:54:58

J1716+2616 EB081B 1.UVDATA.1

Freq = 1.5950 GHz, Bw = 16.000 MH No calibration applied and no bandpass applied



1595 610 1630 645 660 675 1695 710
FREQ MHz

1595 610 1630 645 660 675 1695 710
FREQ MHz

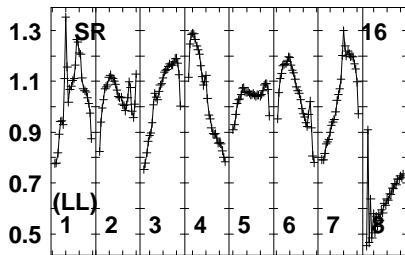
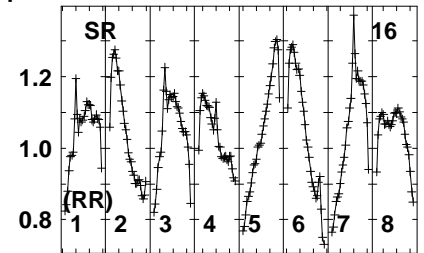
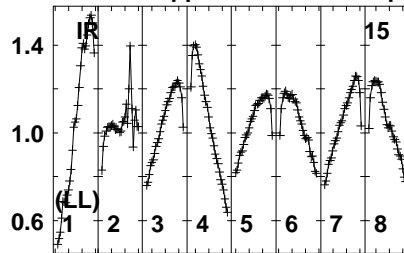
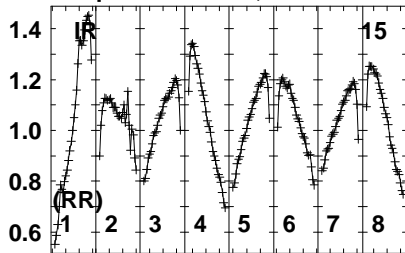
1595 610 1630 645 660 675 1695 710
FREQ MHz

Lower frame: Real Jy
Auto-corr total-power spectrum Antenna: *
Timerange: 00/12:06:40 to 00/12:08:20

Plot file version 249 created 15-NOV-2022 10:54:58

J1716+2616 EB081B 1.UVDATA.1

Freq = 1.5950 GHz, Bw = 16.000 MH No calibration applied and no bandpass applied

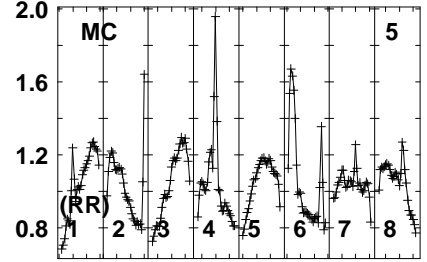
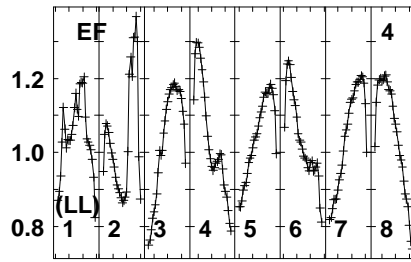
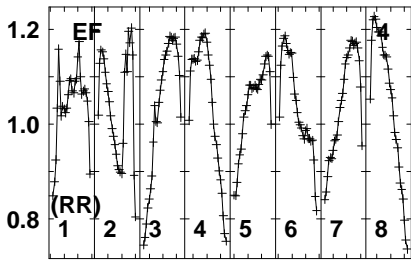
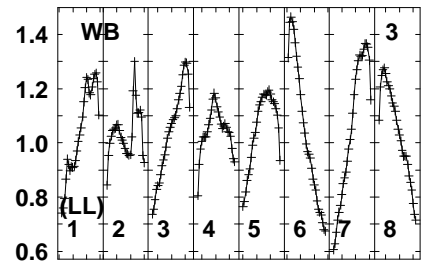
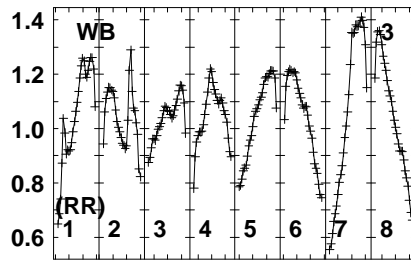
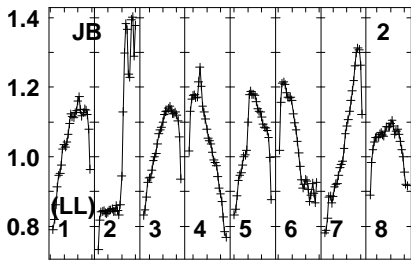
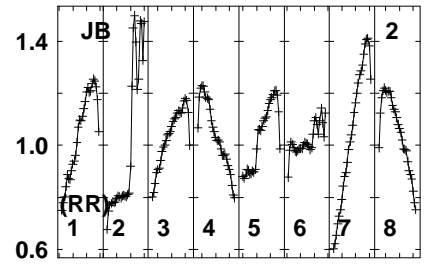
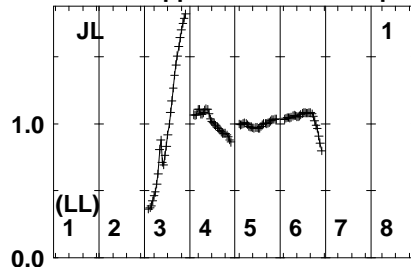
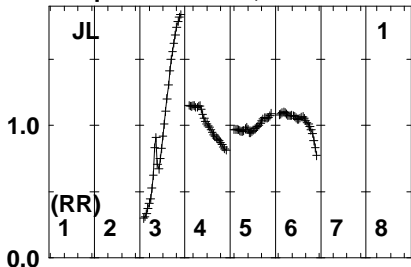


Lower frame: Real Jy
Auto-corr total-power spectrum Antenna: *
Timerange: 00/12:06:40 to 00/12:08:20

Plot file version 250 created 15-NOV-2022 10:54:58

ROSS867 EB081B 1.UVDATA.1

Freq = 1.5950 GHz, Bw = 16.000 MH No calibration applied and no bandpass applied



1595 610 1630 645 660 675 1695 710
FREQ MHz

1595 610 1630 645 660 675 1695 710
FREQ MHz

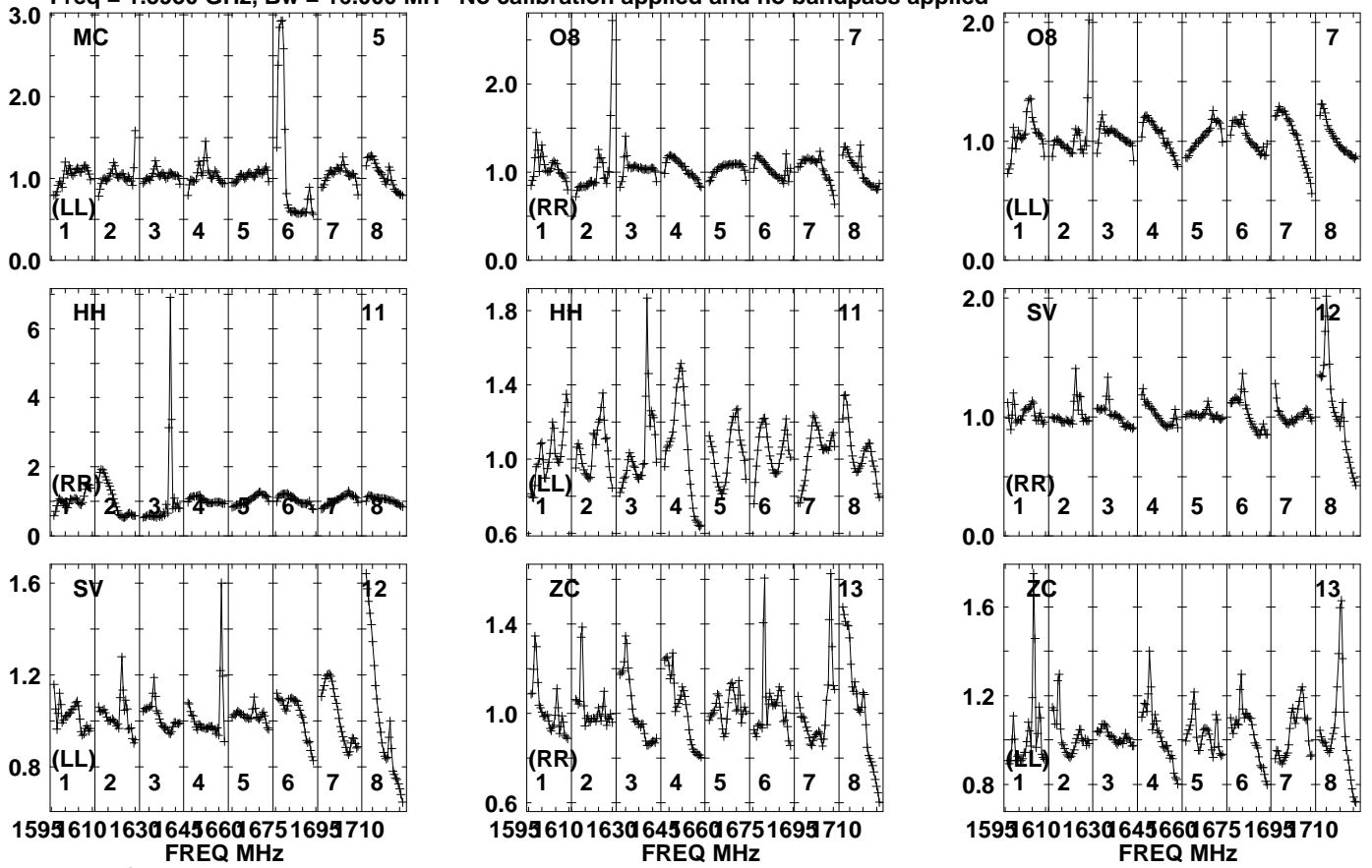
1595 610 1630 645 660 675 1695 710
FREQ MHz

Lower frame: Real Jy
Auto-corr total-power spectrum Antenna: *
Timerange: 00/12:08:21 to 00/12:13:20

Plot file version 251 created 15-NOV-2022 10:54:59

ROSS867 EB081B 1.UVDATA.1

Freq = 1.5950 GHz, Bw = 16.000 MH No calibration applied and no bandpass applied

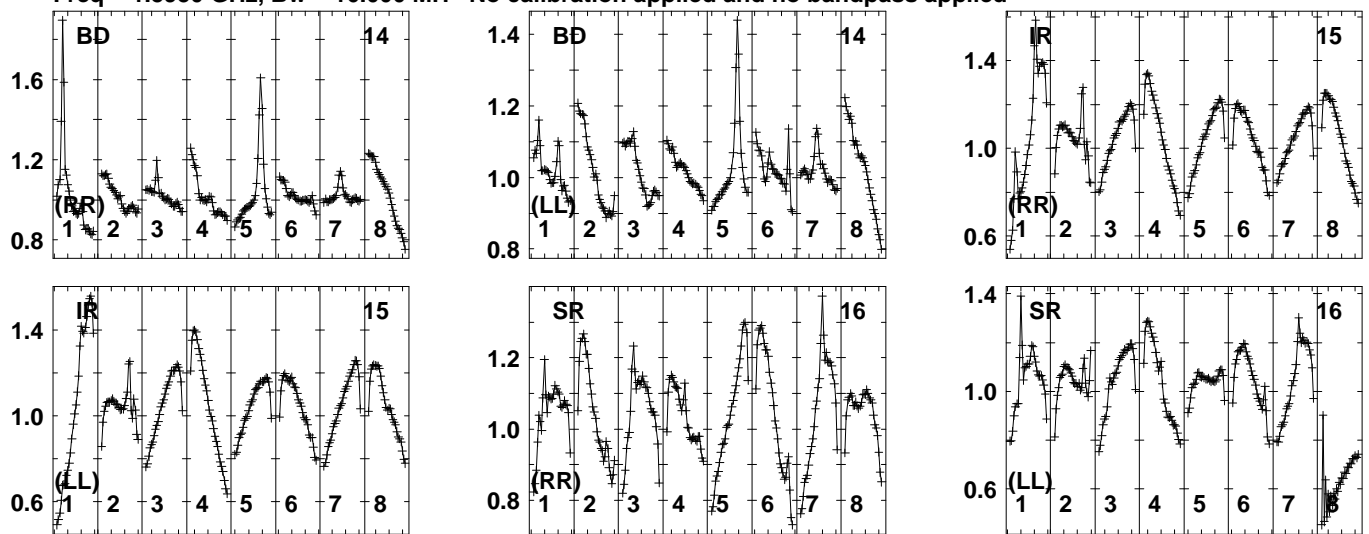


Lower frame: Real Jy
Auto-corr total-power spectrum Antenna: *
Timerange: 00/12:08:21 to 00/12:13:20

Plot file version 252 created 15-NOV-2022 10:54:59

ROSS867 EB081B 1.UVDATA.1

Freq = 1.5950 GHz, Bw = 16.000 MH No calibration applied and no bandpass applied

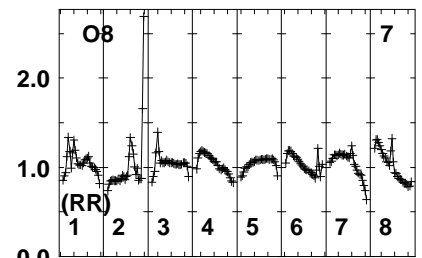
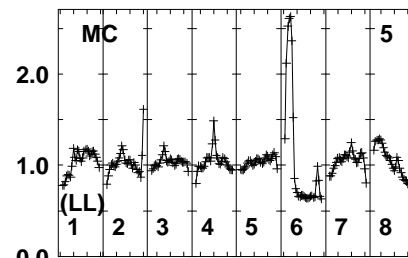
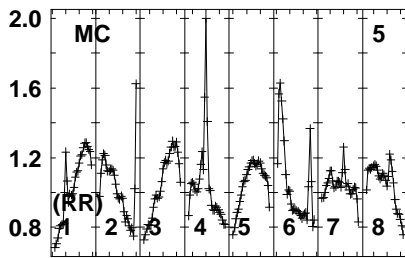
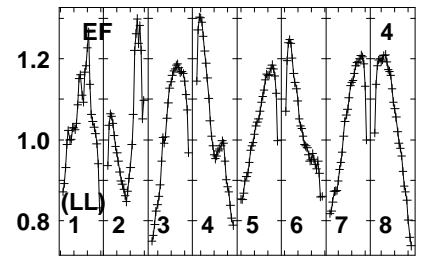
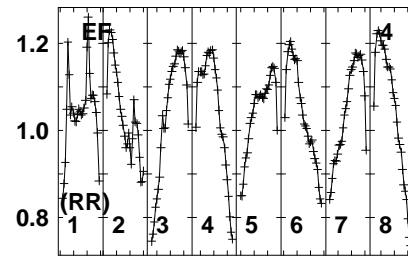
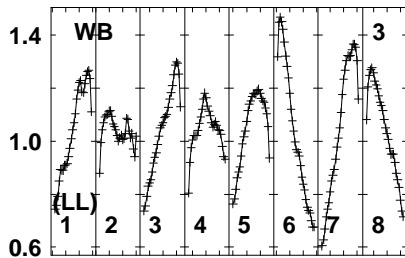
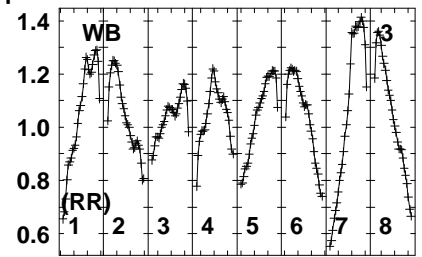
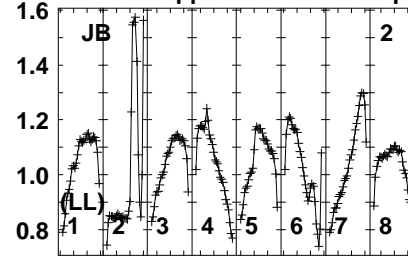
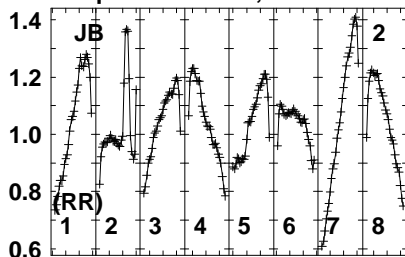


Lower frame: Real Jy
Auto-corr total-power spectrum Antenna: *
Timerange: 00/12:08:21 to 00/12:13:20

Plot file version 253 created 15-NOV-2022 10:54:59

J1722+2458 EB081B 1.UVDATA.1

Freq = 1.5950 GHz, Bw = 16.000 MH No calibration applied and no bandpass applied



1595 610 1630 645 660 675 1695 710
FREQ MHz

1595 610 1630 645 660 675 1695 710
FREQ MHz

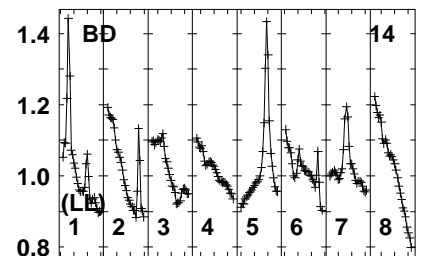
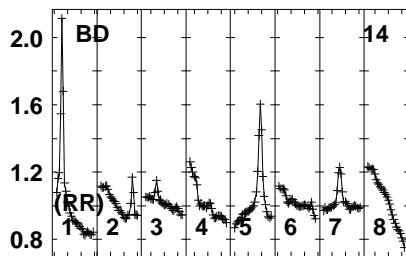
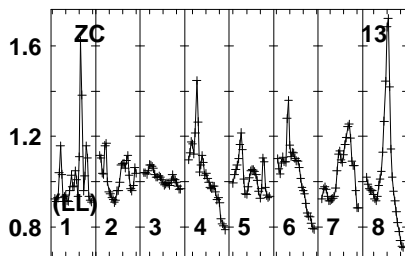
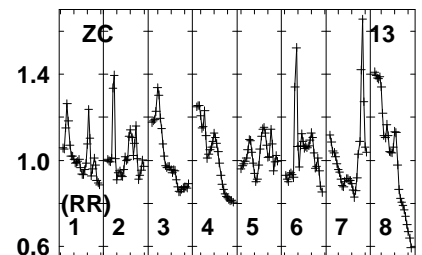
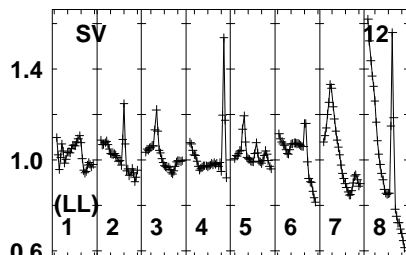
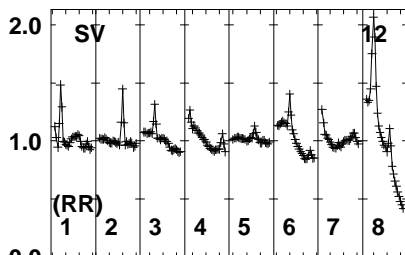
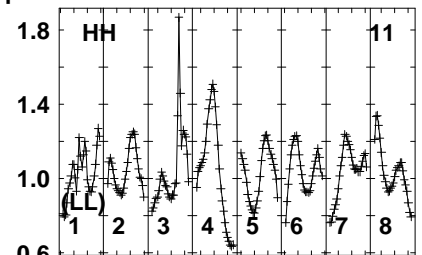
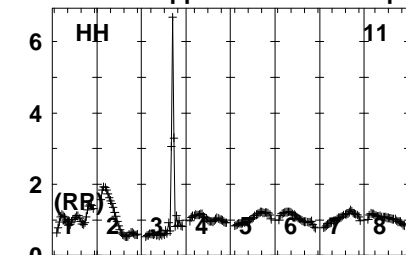
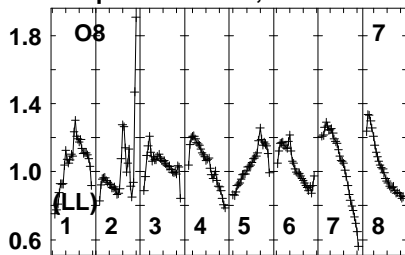
1595 610 1630 645 660 675 1695 710
FREQ MHz

Lower frame: Real Jy
Auto-corr total-power spectrum Antenna: *
Timerange: 00/12:13:50 to 00/12:15:00

Plot file version 254 created 15-NOV-2022 10:54:59

J1722+2458 EB081B 1.UVDATA.1

Freq = 1.5950 GHz, Bw = 16.000 MH No calibration applied and no bandpass applied



1595 610 1630 645 660 675 1695 710
FREQ MHz

1595 610 1630 645 660 675 1695 710
FREQ MHz

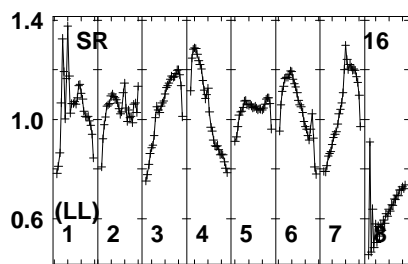
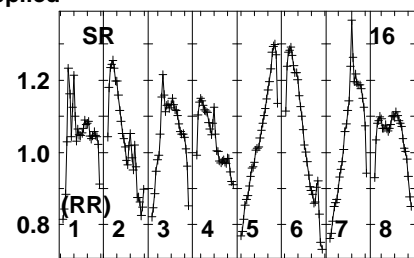
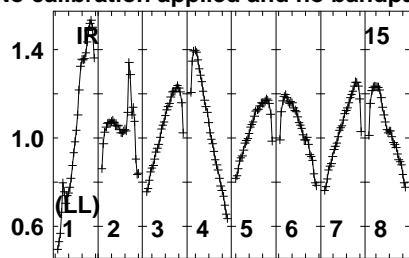
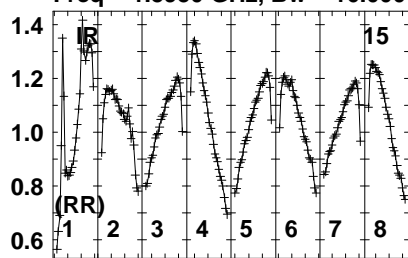
1595 610 1630 645 660 675 1695 710
FREQ MHz

Lower frame: Real Jy
Auto-corr total-power spectrum Antenna: *
Timerange: 00/12:13:50 to 00/12:15:00

Plot file version 255 created 15-NOV-2022 10:54:59

J1722+2458 EB081B 1.UVDATA.1

Freq = 1.5950 GHz, Bw = 16.000 MH No calibration applied and no bandpass applied

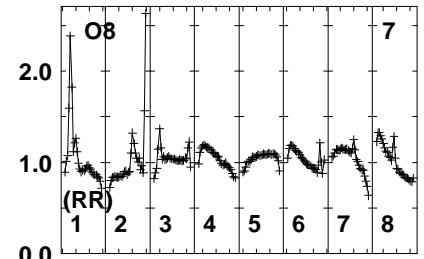
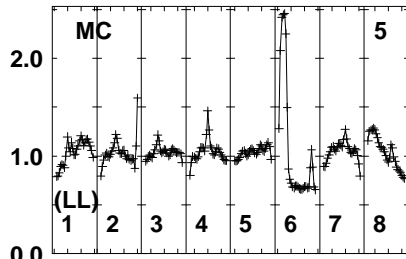
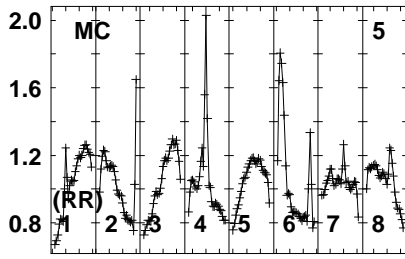
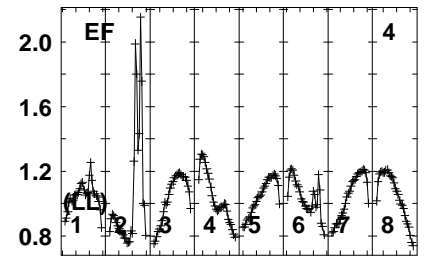
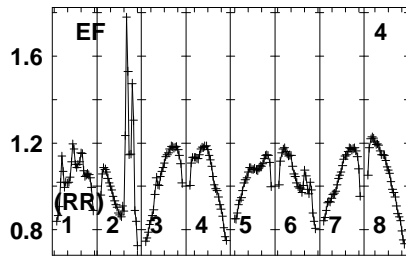
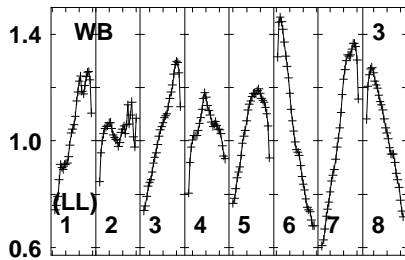
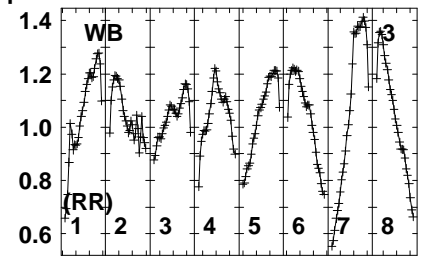
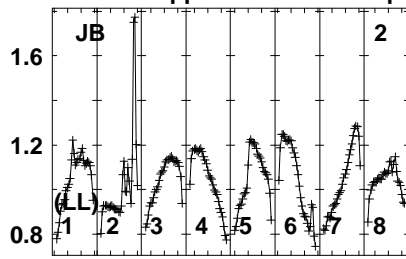
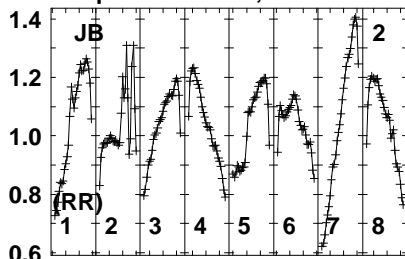


Lower frame: Real Jy
Auto-corr total-power spectrum Antenna: *
Timerange: 00/12:13:50 to 00/12:15:00

Plot file version 256 created 15-NOV-2022 10:54:59

J1722+2815 EB081B 1.UVDATA.1

Freq = 1.5950 GHz, Bw = 16.000 MH No calibration applied and no bandpass applied



1595 610 1630 645 660 675 1695 710
FREQ MHz

1595 610 1630 645 660 675 1695 710
FREQ MHz

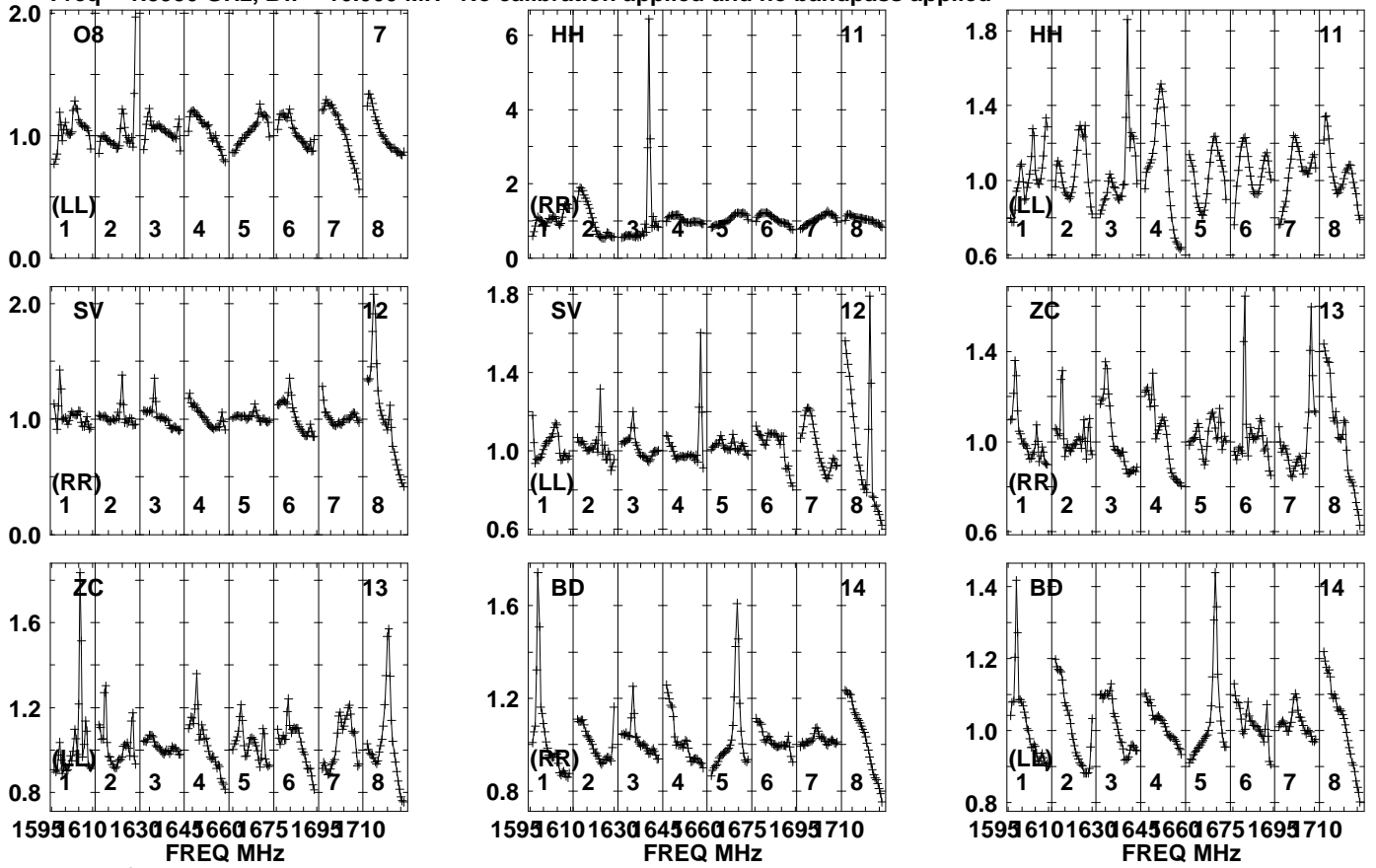
1595 610 1630 645 660 675 1695 710
FREQ MHz

Lower frame: Real Jy
Auto-corr total-power spectrum Antenna: *
Timerange: 00/12:15:01 to 00/12:16:40

Plot file version 257 created 15-NOV-2022 10:54:59

J1722+2815 EB081B 1.UVDATA.1

Freq = 1.5950 GHz, Bw = 16.000 MH No calibration applied and no bandpass applied

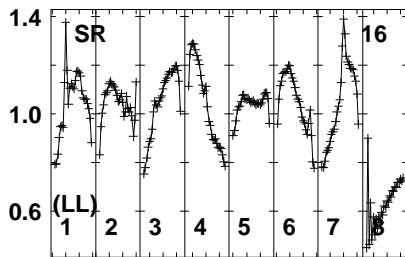
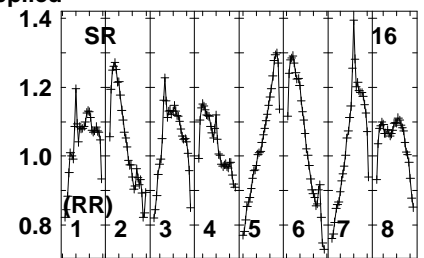
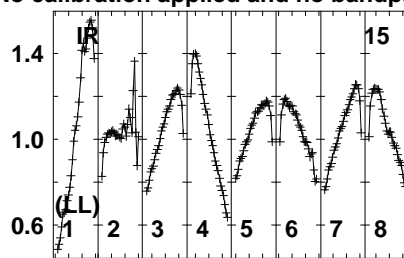
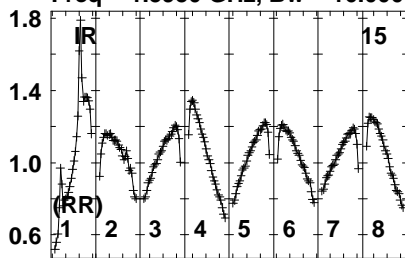


Lower frame: Real Jy
Auto-corr total-power spectrum Antenna: *
Timerange: 00/12:15:01 to 00/12:16:40

Plot file version 258 created 15-NOV-2022 10:55:00

J1722+2815 EB081B 1.UVDATA.1

Freq = 1.5950 GHz, Bw = 16.000 MH No calibration applied and no bandpass applied

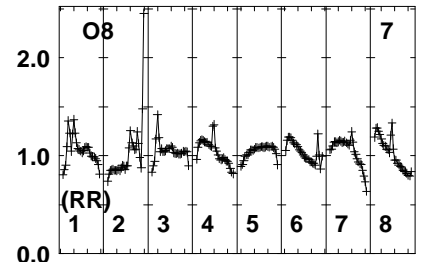
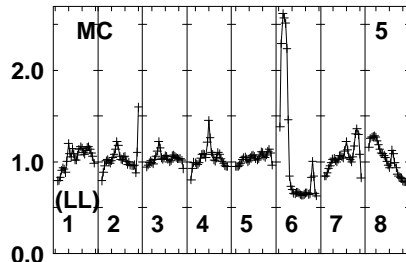
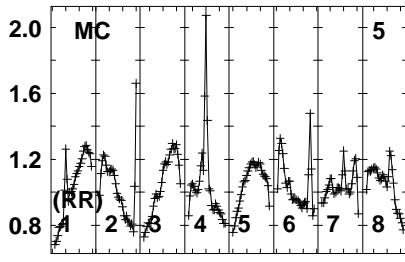
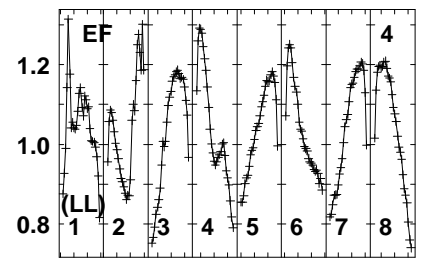
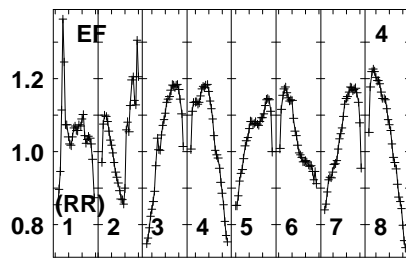
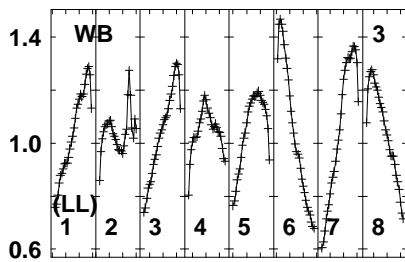
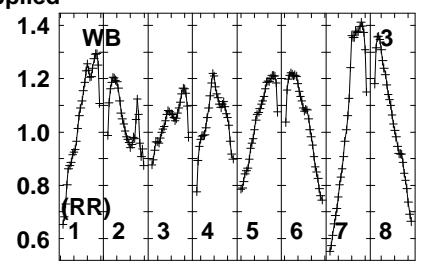
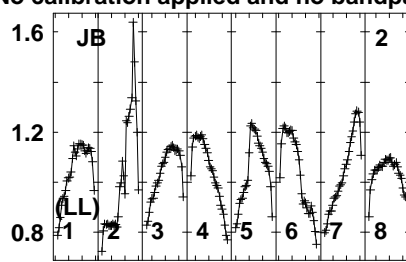
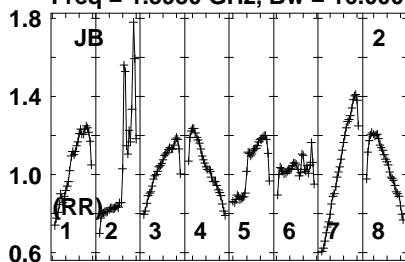


Lower frame: Real Jy
Auto-corr total-power spectrum Antenna: *
Timerange: 00/12:15:01 to 00/12:16:40

Plot file version 259 created 15-NOV-2022 10:55:00

J1716+2616 EB081B 1.UVDATA.1

Freq = 1.5950 GHz, Bw = 16.000 MH No calibration applied and no bandpass applied



1595 610 1630 645 660 675 1695 710
FREQ MHz

1595 610 1630 645 660 675 1695 710
FREQ MHz

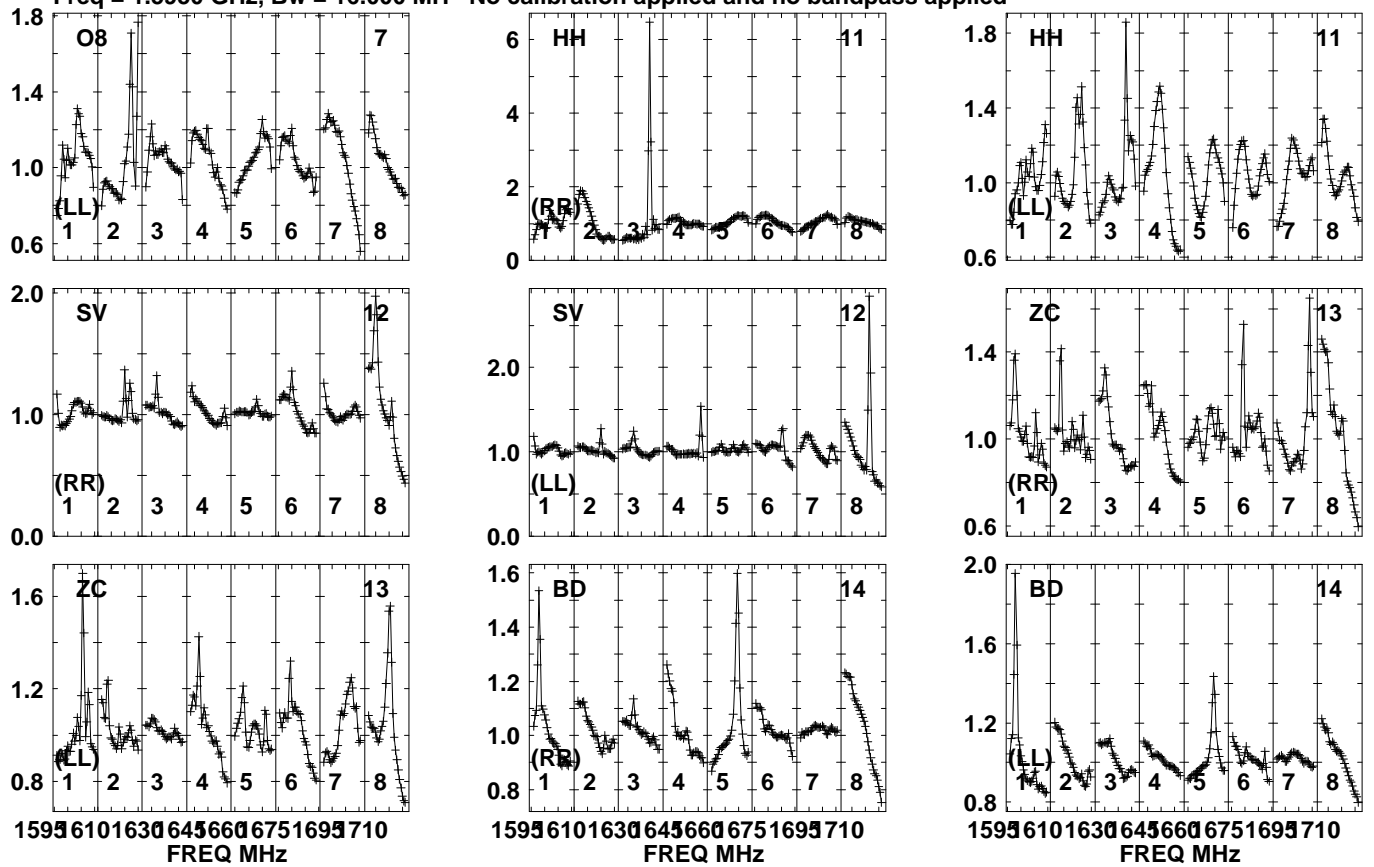
1595 610 1630 645 660 675 1695 710
FREQ MHz

Lower frame: Real Jy
Auto-corr total-power spectrum Antenna: *
Timerange: 00/12:16:41 to 00/12:18:20

Plot file version 260 created 15-NOV-2022 10:55:00

J1716+2616 EB081B 1.UVDATA.1

Freq = 1.5950 GHz, Bw = 16.000 MH No calibration applied and no bandpass applied

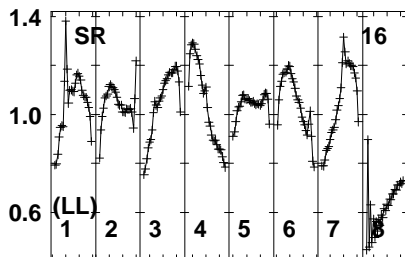
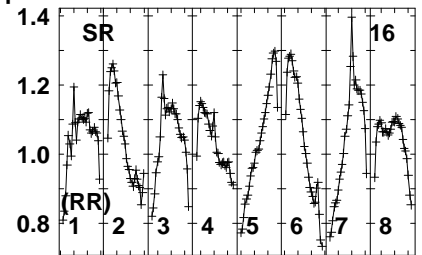
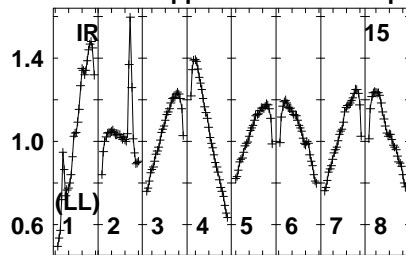
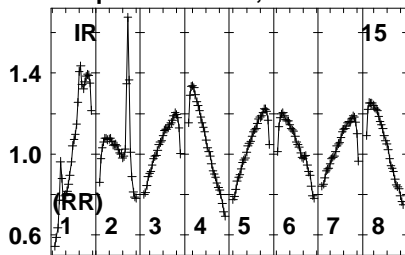


Lower frame: Real Jy
Auto-corr total-power spectrum Antenna: *
Timerange: 00/12:16:41 to 00/12:18:20

Plot file version 261 created 15-NOV-2022 10:55:00

J1716+2616 EB081B 1.UVDATA.1

Freq = 1.5950 GHz, Bw = 16.000 MH No calibration applied and no bandpass applied

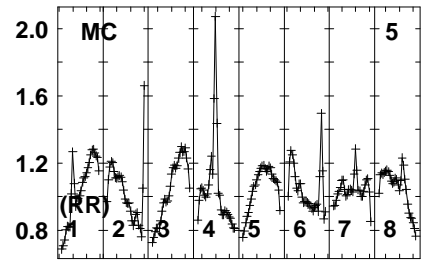
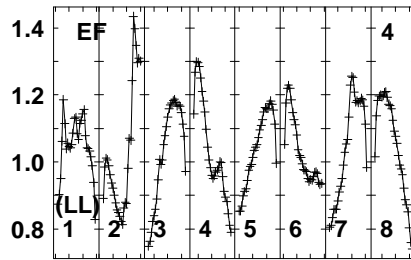
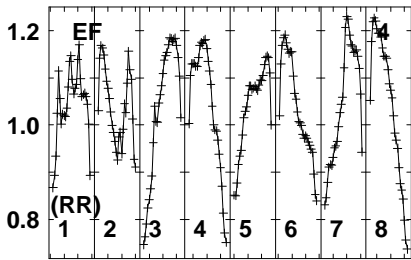
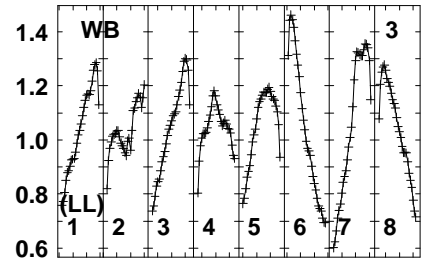
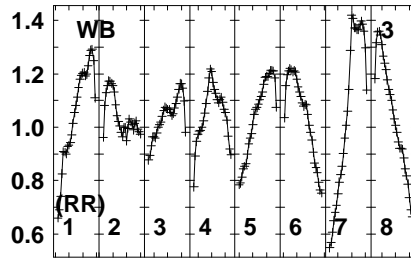
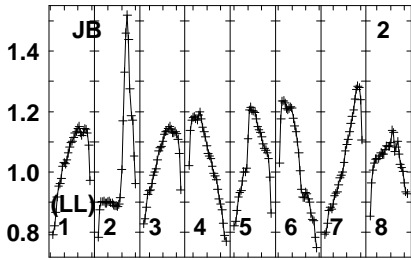
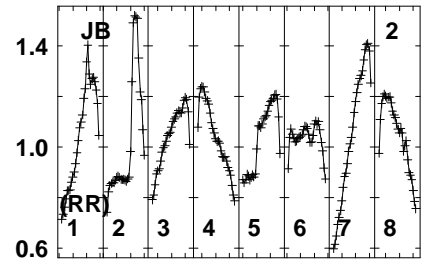
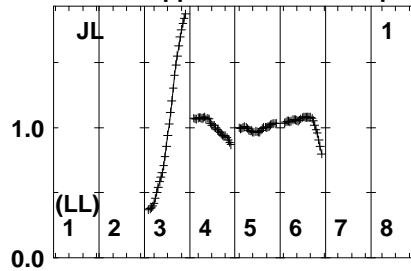
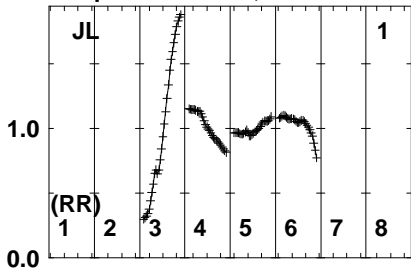


Lower frame: Real Jy
Auto-corr total-power spectrum Antenna: *
Timerange: 00/12:16:41 to 00/12:18:20

Plot file version 262 created 15-NOV-2022 10:55:00

ROSS867 EB081B 1.UVDATA.1

Freq = 1.5950 GHz, Bw = 16.000 MH No calibration applied and no bandpass applied



1595 610 1630 645 660 675 1695 710
FREQ MHz

1595 610 1630 645 660 675 1695 710
FREQ MHz

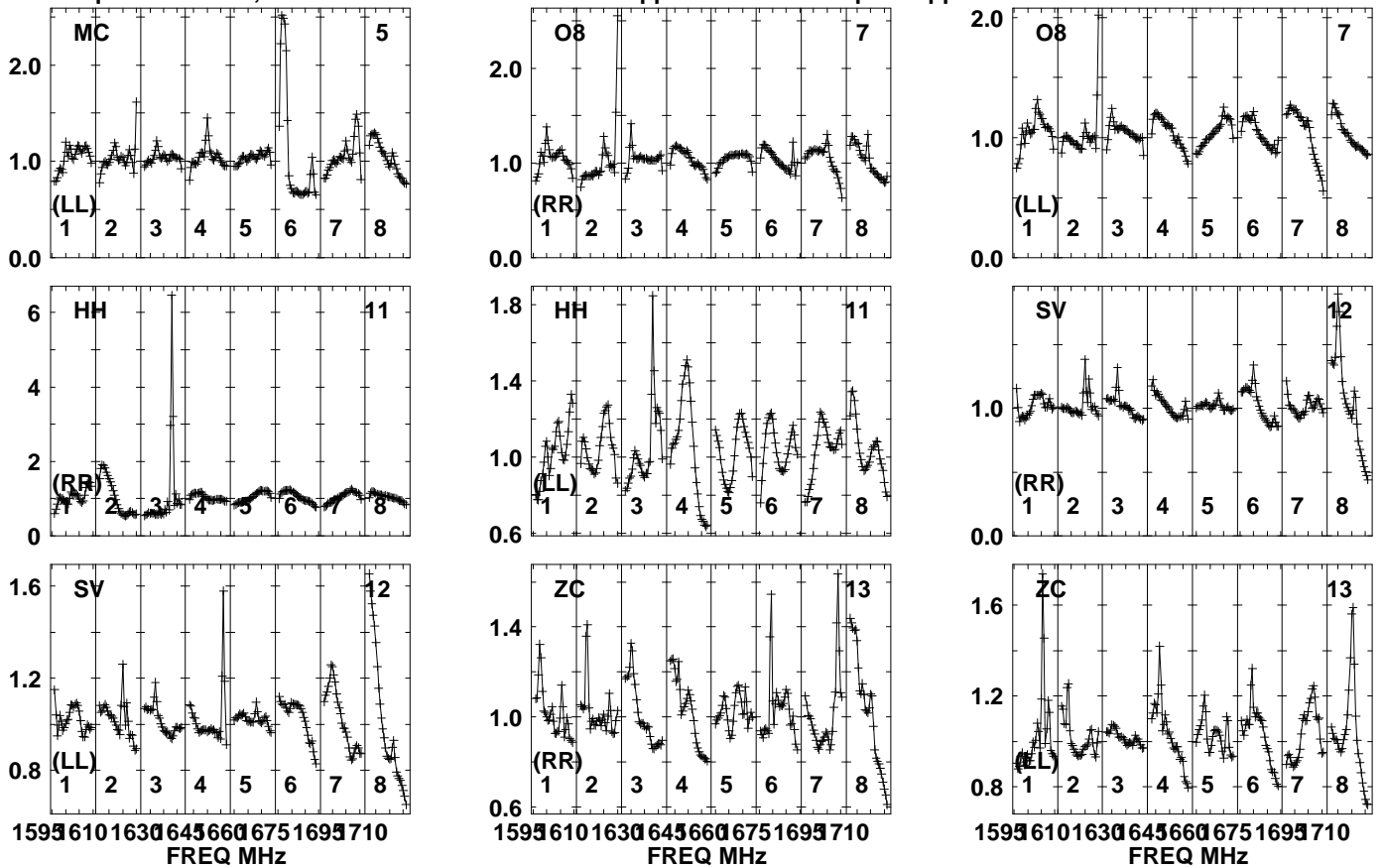
1595 610 1630 645 660 675 1695 710
FREQ MHz

Lower frame: Real Jy
Auto-corr total-power spectrum Antenna: *
Timerange: 00/12:18:21 to 00/12:23:20

Plot file version 263 created 15-NOV-2022 10:55:00

ROSS867 EB081B 1.UVDATA.1

Freq = 1.5950 GHz, Bw = 16.000 MH No calibration applied and no bandpass applied



Lower frame: Real Jy

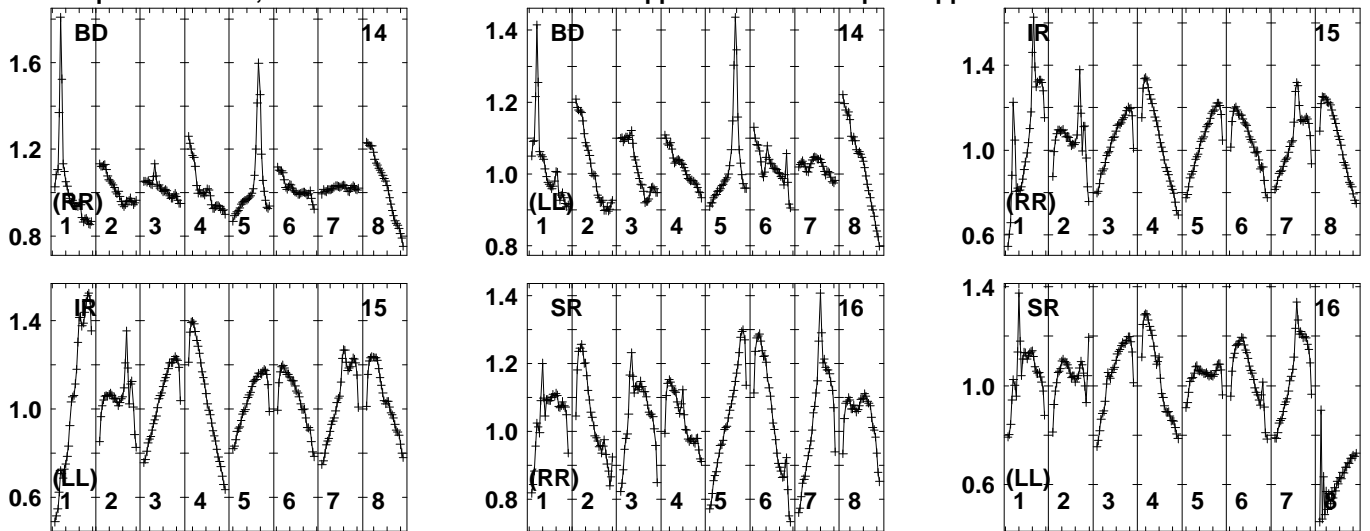
Auto-corr total-power spectrum Antenna: *

Timerange: 00/12:18:21 to 00/12:23:20

Plot file version 264 created 15-NOV-2022 10:55:01

ROSS867 EB081B 1.UVDATA.1

Freq = 1.5950 GHz, Bw = 16.000 MH No calibration applied and no bandpass applied

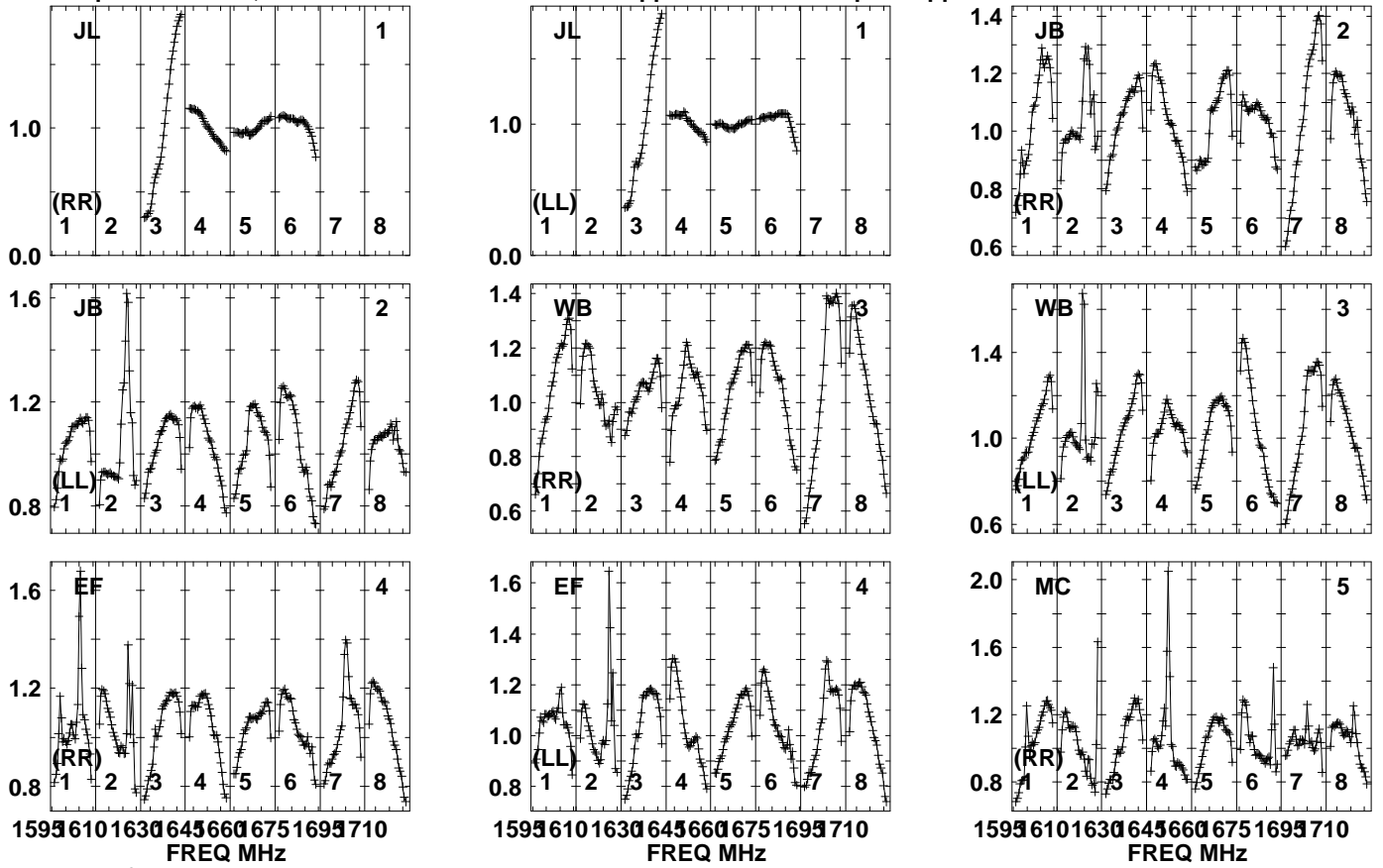


Lower frame: Real Jy
Auto-corr total-power spectrum Antenna: *
Timerange: 00/12:18:21 to 00/12:23:20

Plot file version 265 created 15-NOV-2022 10:55:01

J1722+2458 EB081B 1.UVDATA.1

Freq = 1.5950 GHz, Bw = 16.000 MH No calibration applied and no bandpass applied

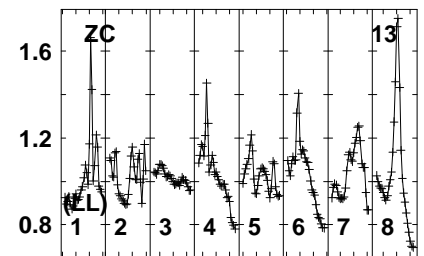
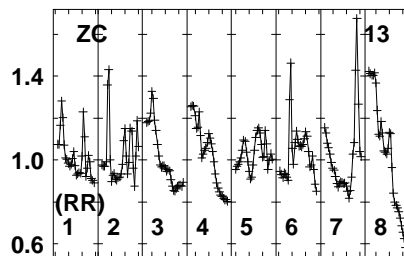
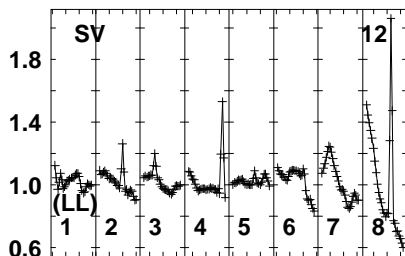
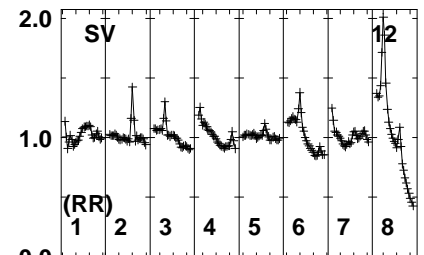
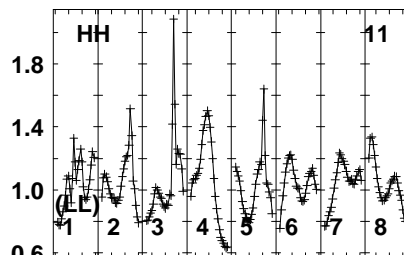
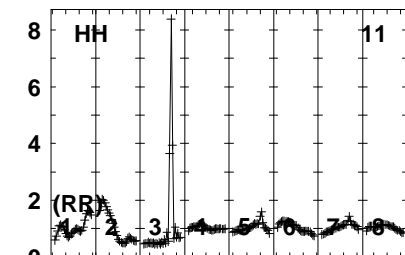
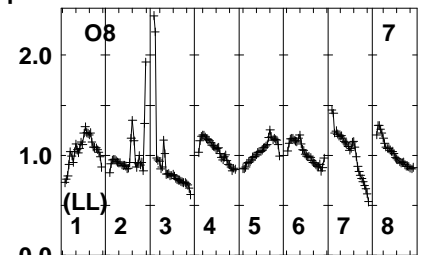
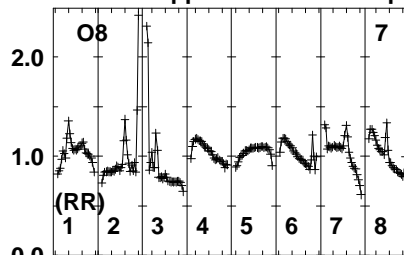
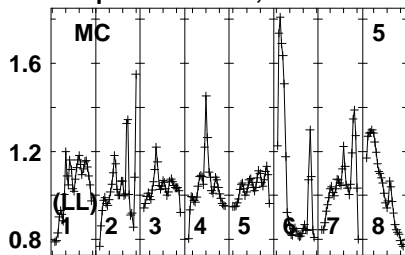


Lower frame: Real Jy
Auto-corr total-power spectrum Antenna: *
Timerange: 00/12:23:51 to 00/12:24:59

Plot file version 266 created 15-NOV-2022 10:55:01

J1722+2458 EB081B 1.UVDATA.1

Freq = 1.5950 GHz, Bw = 16.000 MH No calibration applied and no bandpass applied



1595 610 1630 645 660 675 1695 710
FREQ MHz

1595 610 1630 645 660 675 1695 710
FREQ MHz

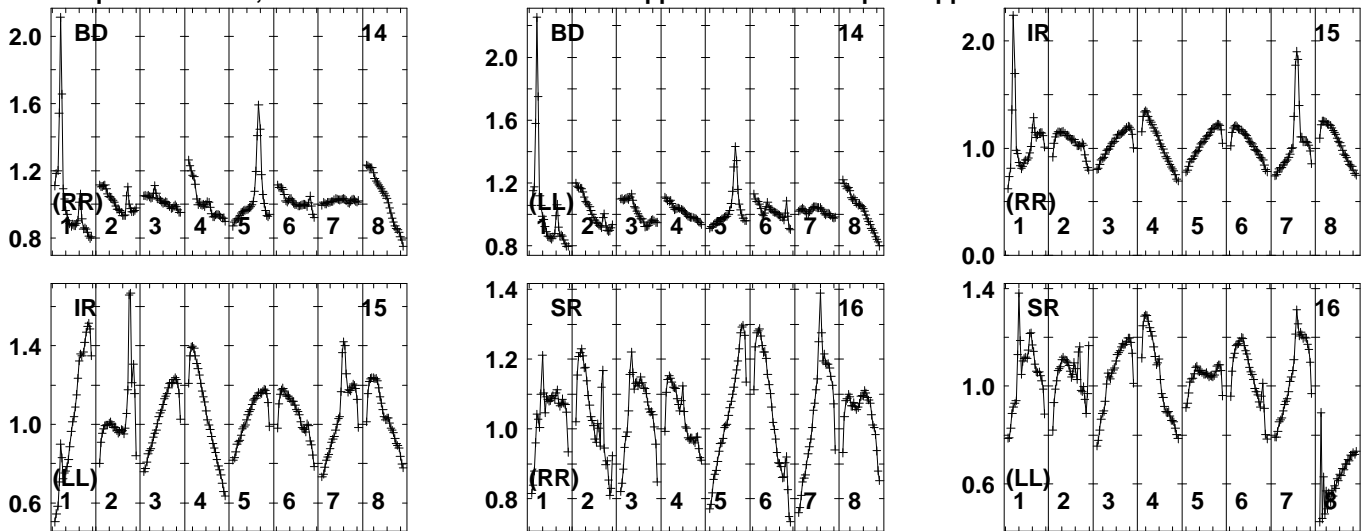
1595 610 1630 645 660 675 1695 710
FREQ MHz

Lower frame: Real Jy
Auto-corr total-power spectrum Antenna: *
Timerange: 00/12:23:51 to 00/12:24:59

Plot file version 267 created 15-NOV-2022 10:55:01

J1722+2458 EB081B 1.UVDATA.1

Freq = 1.5950 GHz, Bw = 16.000 MH No calibration applied and no bandpass applied

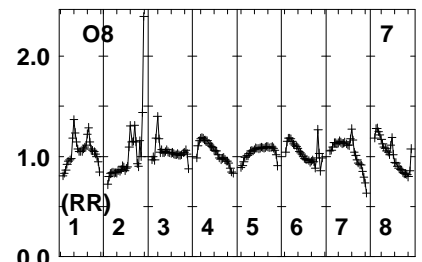
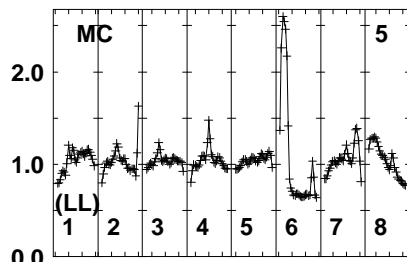
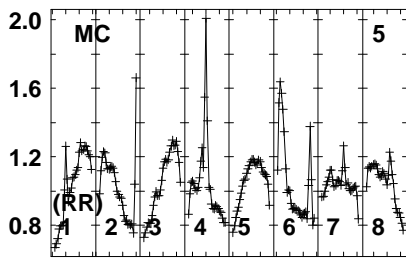
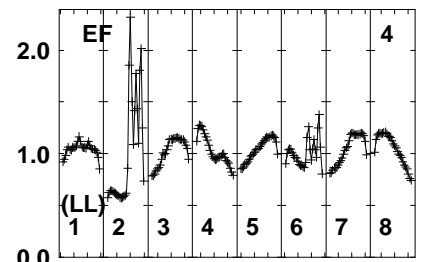
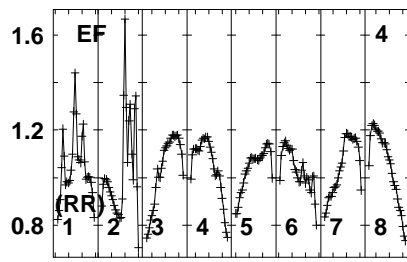
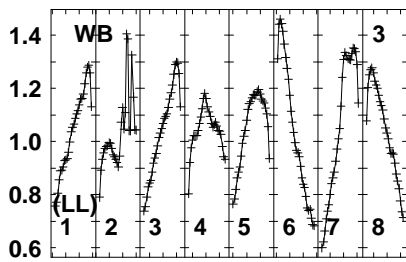
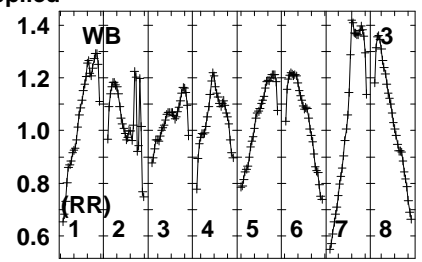
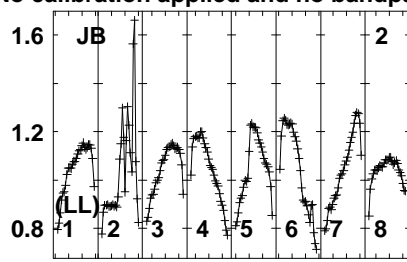
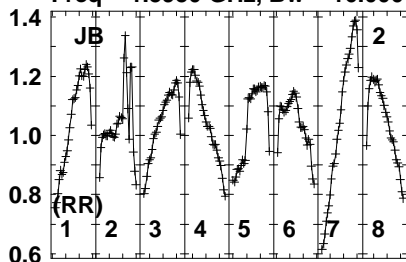


Lower frame: Real Jy
Auto-corr total-power spectrum Antenna: *
Timerange: 00/12:23:51 to 00/12:24:59

Plot file version 268 created 15-NOV-2022 10:55:01

J1722+2815 EB081B 1.UVDATA.1

Freq = 1.5950 GHz, Bw = 16.000 MH No calibration applied and no bandpass applied



1595 610 1630 645 660 675 1695 710
FREQ MHz

1595 610 1630 645 660 675 1695 710
FREQ MHz

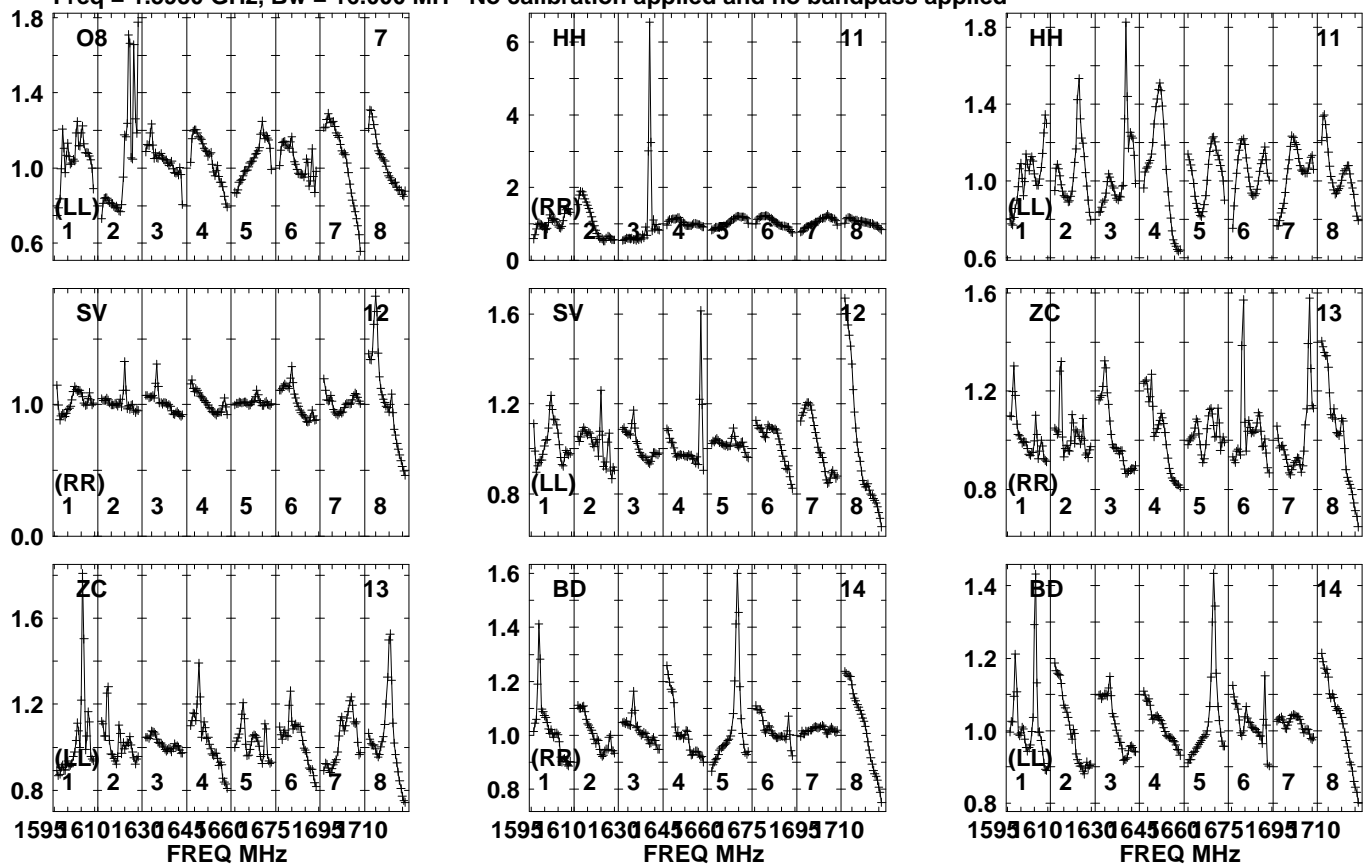
1595 610 1630 645 660 675 1695 710
FREQ MHz

Lower frame: Real Jy
Auto-corr total-power spectrum Antenna: *
Timerange: 00/12:25:00 to 00/12:26:39

Plot file version 269 created 15-NOV-2022 10:55:01

J1722+2815 EB081B 1.UVDATA.1

Freq = 1.5950 GHz, Bw = 16.000 MH No calibration applied and no bandpass applied

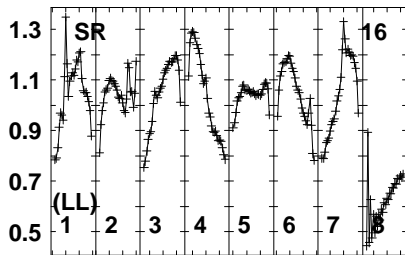
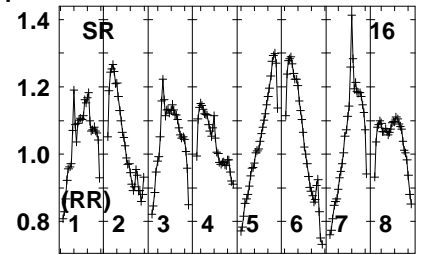
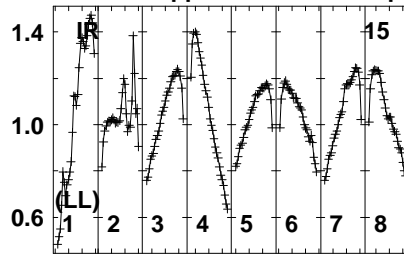
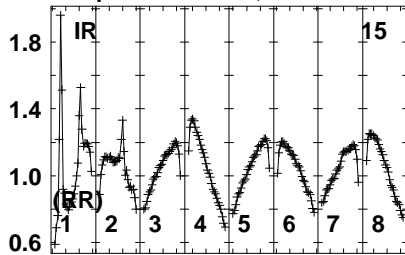


Lower frame: Real Jy
Auto-corr total-power spectrum Antenna: *
Timerange: 00/12:25:00 to 00/12:26:39

Plot file version 270 created 15-NOV-2022 10:55:01

J1722+2815 EB081B 1.UVDATA.1

Freq = 1.5950 GHz, Bw = 16.000 MH No calibration applied and no bandpass applied

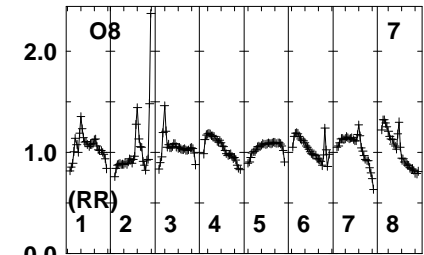
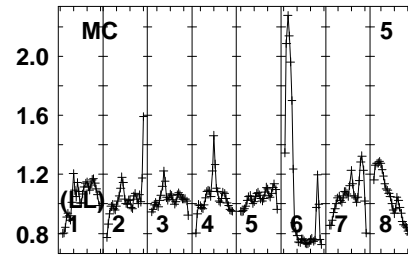
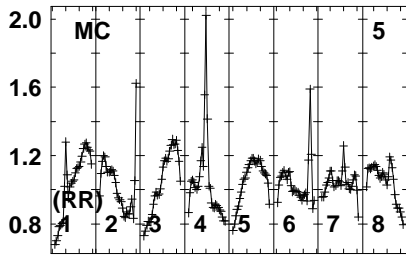
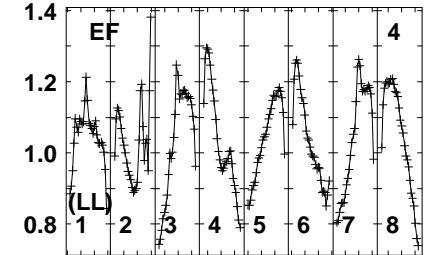
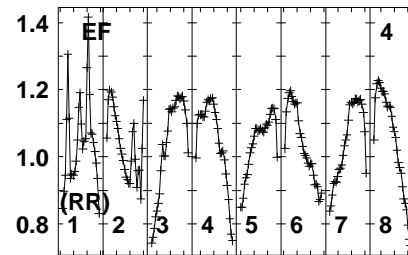
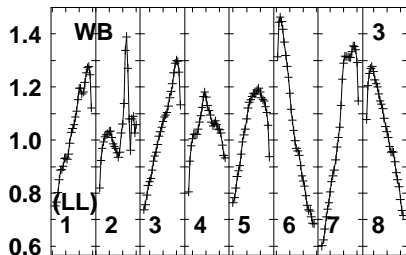
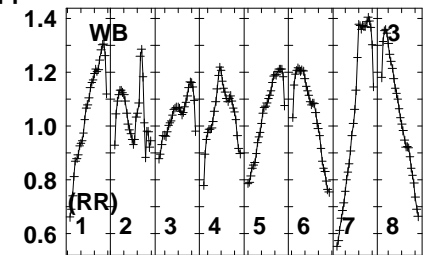
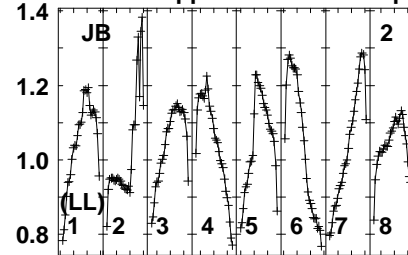
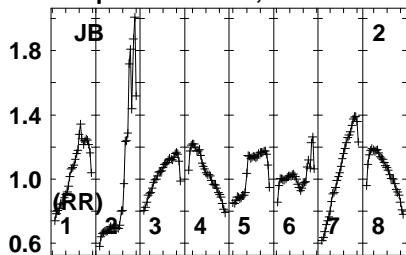


Lower frame: Real Jy
Auto-corr total-power spectrum Antenna: *
Timerange: 00/12:25:00 to 00/12:26:39

Plot file version 271 created 15-NOV-2022 10:55:02

J1716+2616 EB081B 1.UVDATA.1

Freq = 1.5950 GHz, Bw = 16.000 MH No calibration applied and no bandpass applied



1595 610 1630 645 660 675 1695 710
FREQ MHz

1595 610 1630 645 660 675 1695 710
FREQ MHz

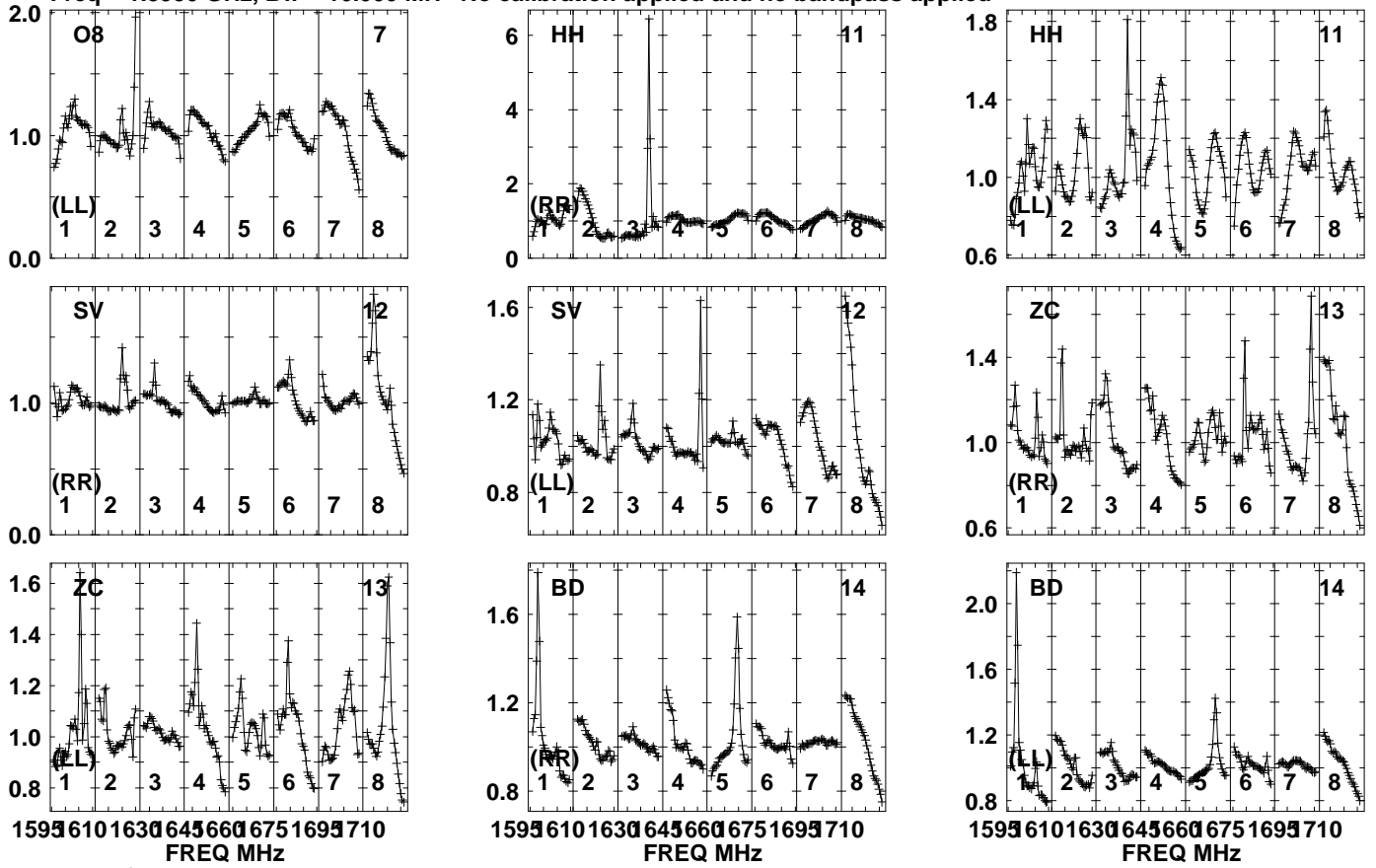
1595 610 1630 645 660 675 1695 710
FREQ MHz

Lower frame: Real Jy
Auto-corr total-power spectrum Antenna: *
Timerange: 00/12:26:40 to 00/12:28:19

Plot file version 272 created 15-NOV-2022 10:55:02

J1716+2616 EB081B 1.UVDATA.1

Freq = 1.5950 GHz, Bw = 16.000 MH No calibration applied and no bandpass applied

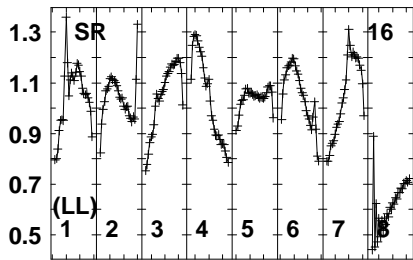
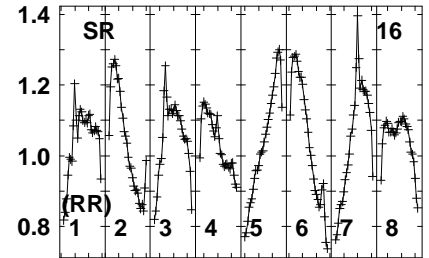
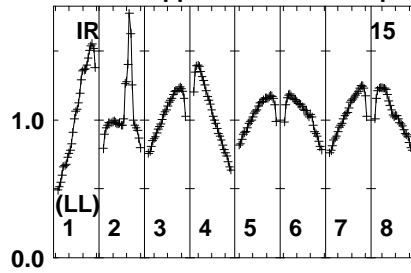
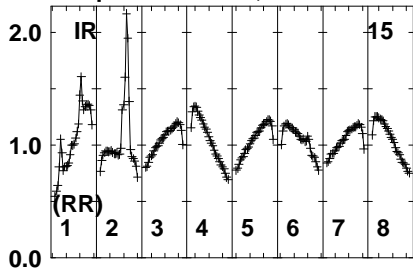


Lower frame: Real Jy
Auto-corr total-power spectrum Antenna: *
Timerange: 00/12:26:40 to 00/12:28:19

Plot file version 273 created 15-NOV-2022 10:55:02

J1716+2616 EB081B 1.UVDATA.1

Freq = 1.5950 GHz, Bw = 16.000 MH No calibration applied and no bandpass applied



Lower frame: Real Jy

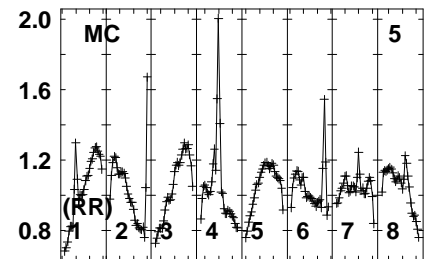
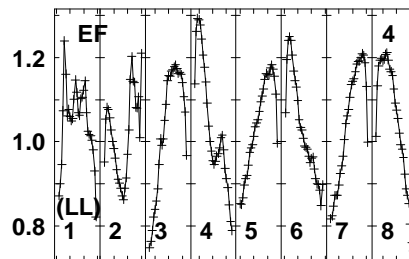
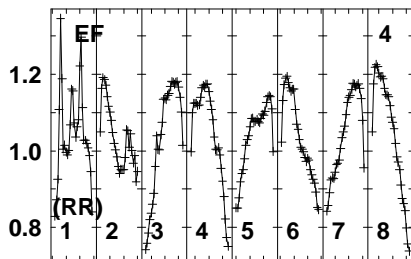
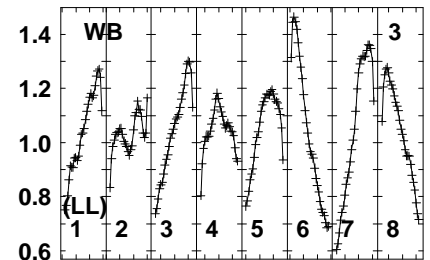
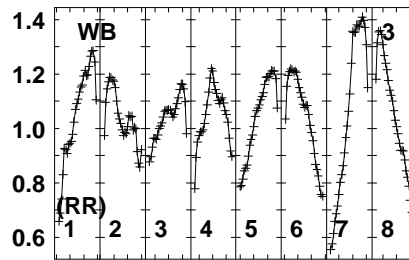
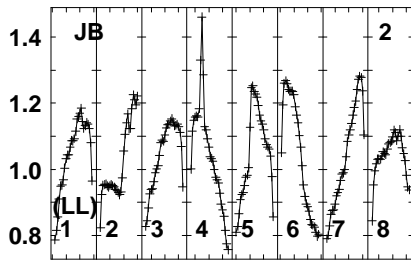
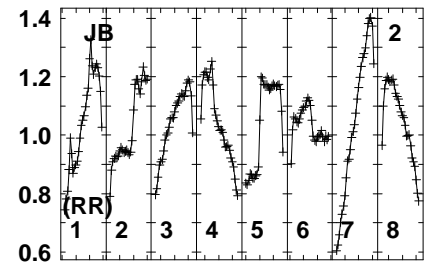
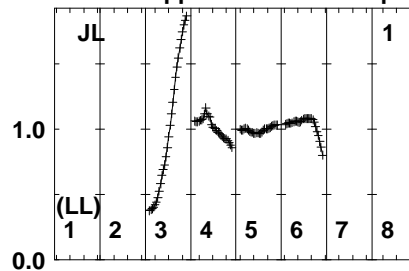
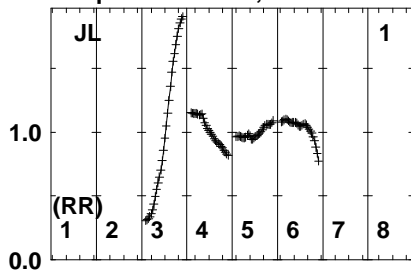
Auto-corr total-power spectrum Antenna: *

Timerange: 00/12:26:40 to 00/12:28:19

Plot file version 274 created 15-NOV-2022 10:55:02

ROSS867 EB081B 1.UVDATA.1

Freq = 1.5950 GHz, Bw = 16.000 MH No calibration applied and no bandpass applied



1595 610 1630 645 660 675 1695 710
FREQ MHz

1595 610 1630 645 660 675 1695 710
FREQ MHz

1595 610 1630 645 660 675 1695 710
FREQ MHz

Lower frame: Real Jy

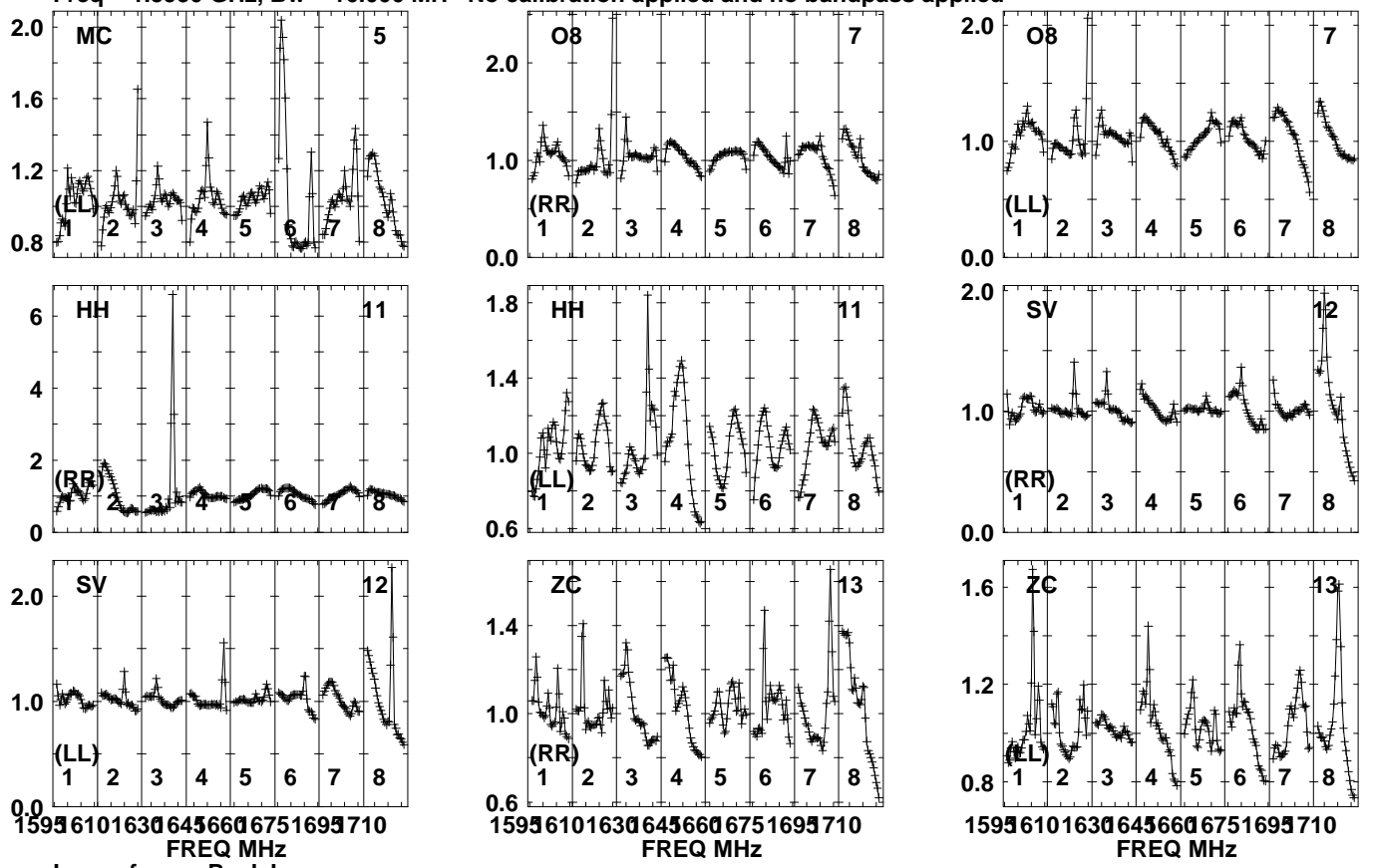
Auto-corr total-power spectrum Antenna: *

Timerange: 00/12:28:20 to 00/12:33:19

Plot file version 275 created 15-NOV-2022 10:55:02

ROSS867 EB081B 1.UVDATA.1

Freq = 1.5950 GHz, Bw = 16.000 MH No calibration applied and no bandpass applied

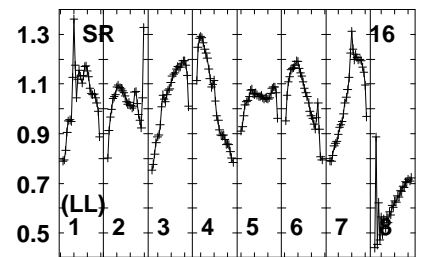
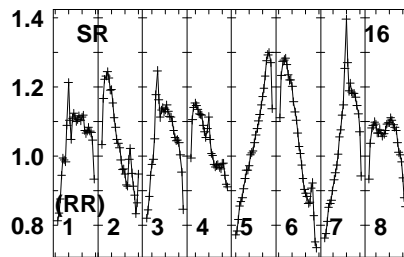
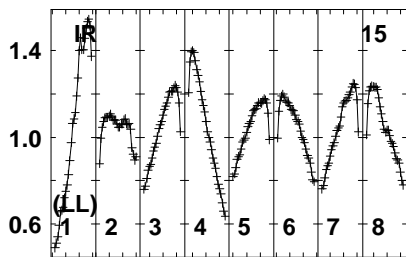
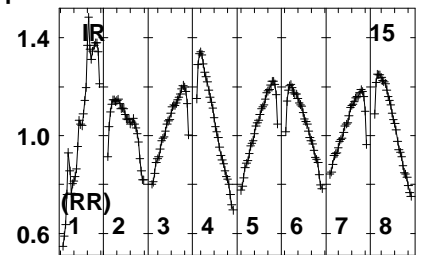
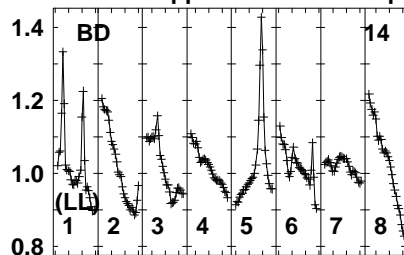
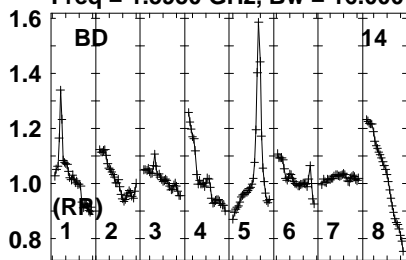


Lower frame: Real Jy
Auto-corr total-power spectrum Antenna: *
Timerange: 00/12:28:20 to 00/12:33:19

Plot file version 276 created 15-NOV-2022 10:55:03

ROSS867 EB081B 1.UVDATA.1

Freq = 1.5950 GHz, Bw = 16.000 MH No calibration applied and no bandpass applied

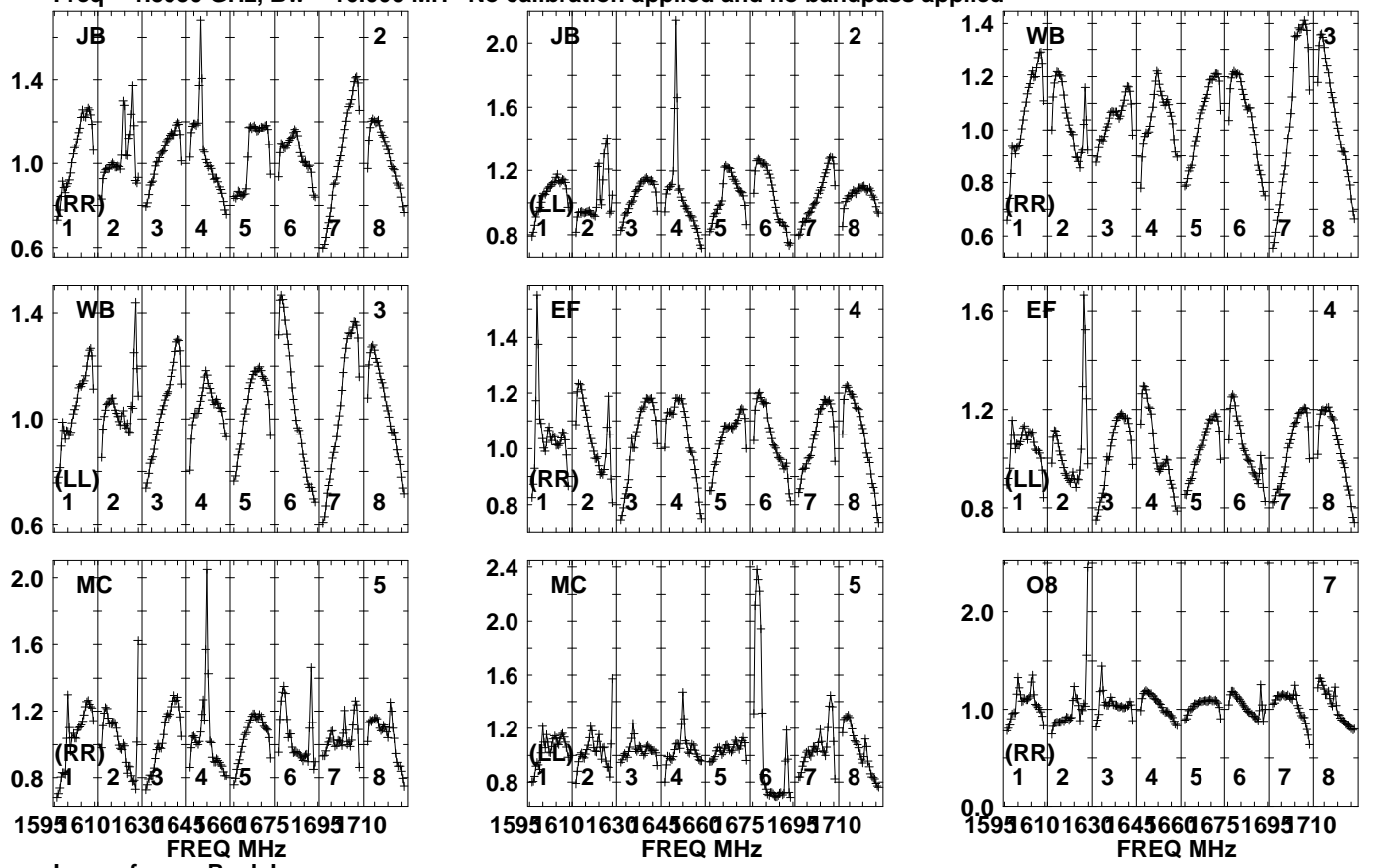


Lower frame: Real Jy
Auto-corr total-power spectrum Antenna: *
Timerange: 00/12:28:20 to 00/12:33:19

Plot file version 277 created 15-NOV-2022 10:55:03

J1722+2458 EB081B 1.UVDATA.1

Freq = 1.5950 GHz, Bw = 16.000 MH No calibration applied and no bandpass applied

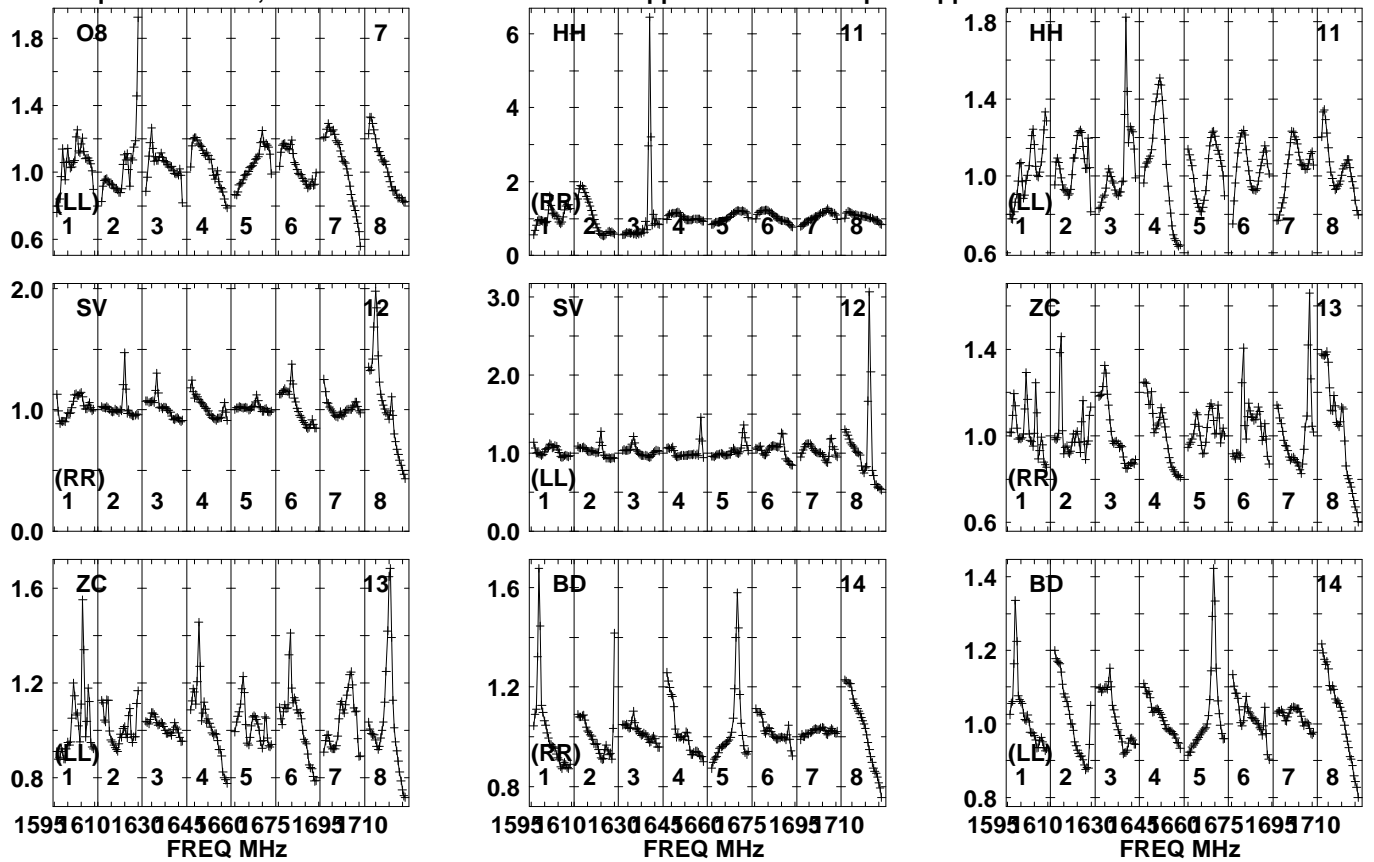


Lower frame: Real Jy
Auto-corr total-power spectrum Antenna: *
Timerange: 00/12:33:51 to 00/12:34:59

Plot file version 278 created 15-NOV-2022 10:55:03

J1722+2458 EB081B 1.UVDATA.1

Freq = 1.5950 GHz, Bw = 16.000 MH No calibration applied and no bandpass applied

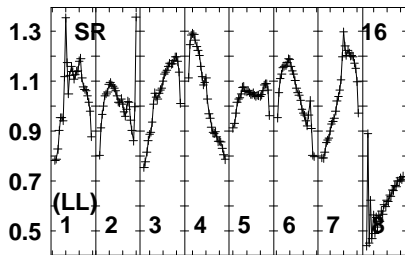
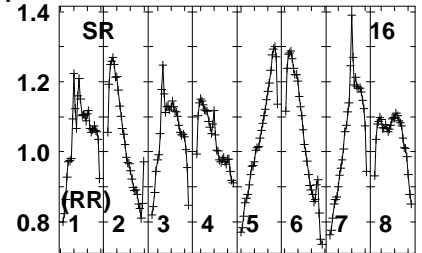
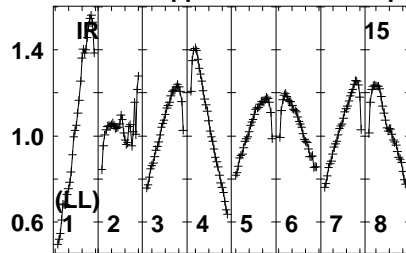
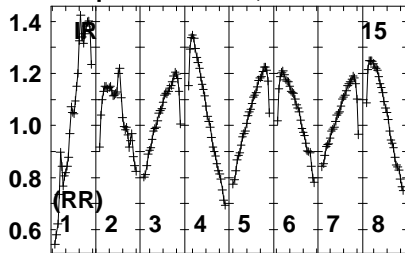


Lower frame: Real Jy
Auto-corr total-power spectrum Antenna: *
Timerange: 00/12:33:51 to 00/12:34:59

Plot file version 279 created 15-NOV-2022 10:55:03

J1722+2458 EB081B 1.UVDATA.1

Freq = 1.5950 GHz, Bw = 16.000 MH No calibration applied and no bandpass applied

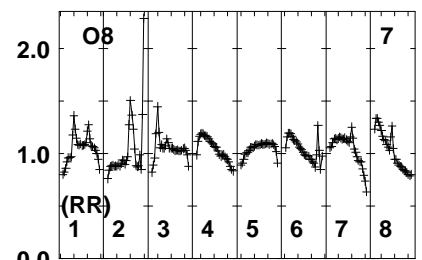
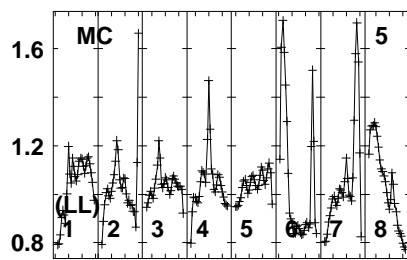
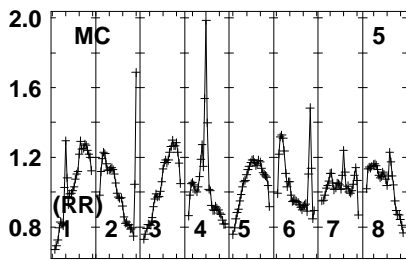
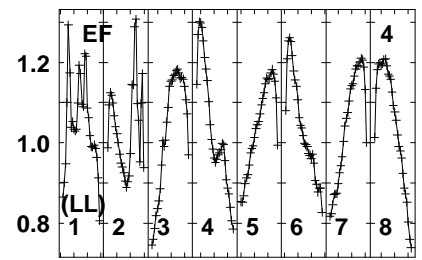
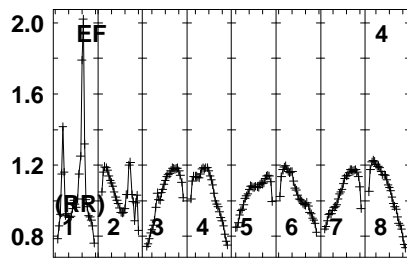
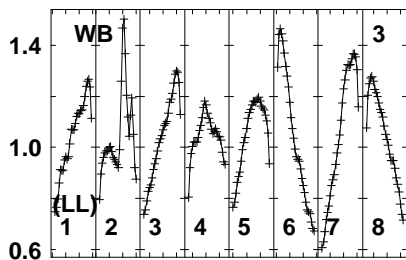
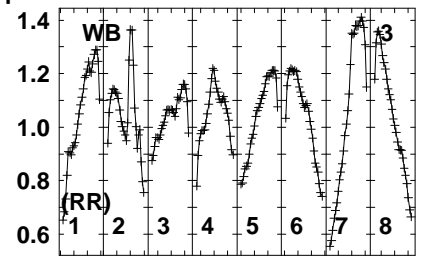
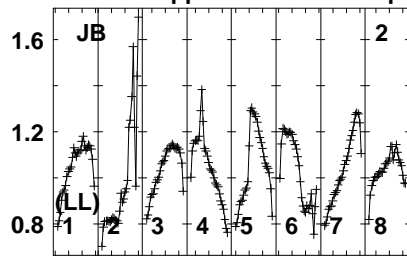
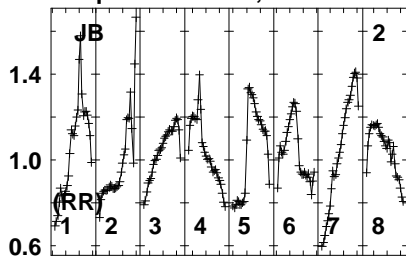


Lower frame: Real Jy
Auto-corr total-power spectrum Antenna: *
Timerange: 00/12:33:51 to 00/12:34:59

Plot file version 280 created 15-NOV-2022 10:55:03

J1722+2815 EB081B 1.UVDATA.1

Freq = 1.5950 GHz, Bw = 16.000 MH No calibration applied and no bandpass applied



1595 610 1630 645 660 675 1695 710
FREQ MHz

1595 610 1630 645 660 675 1695 710
FREQ MHz

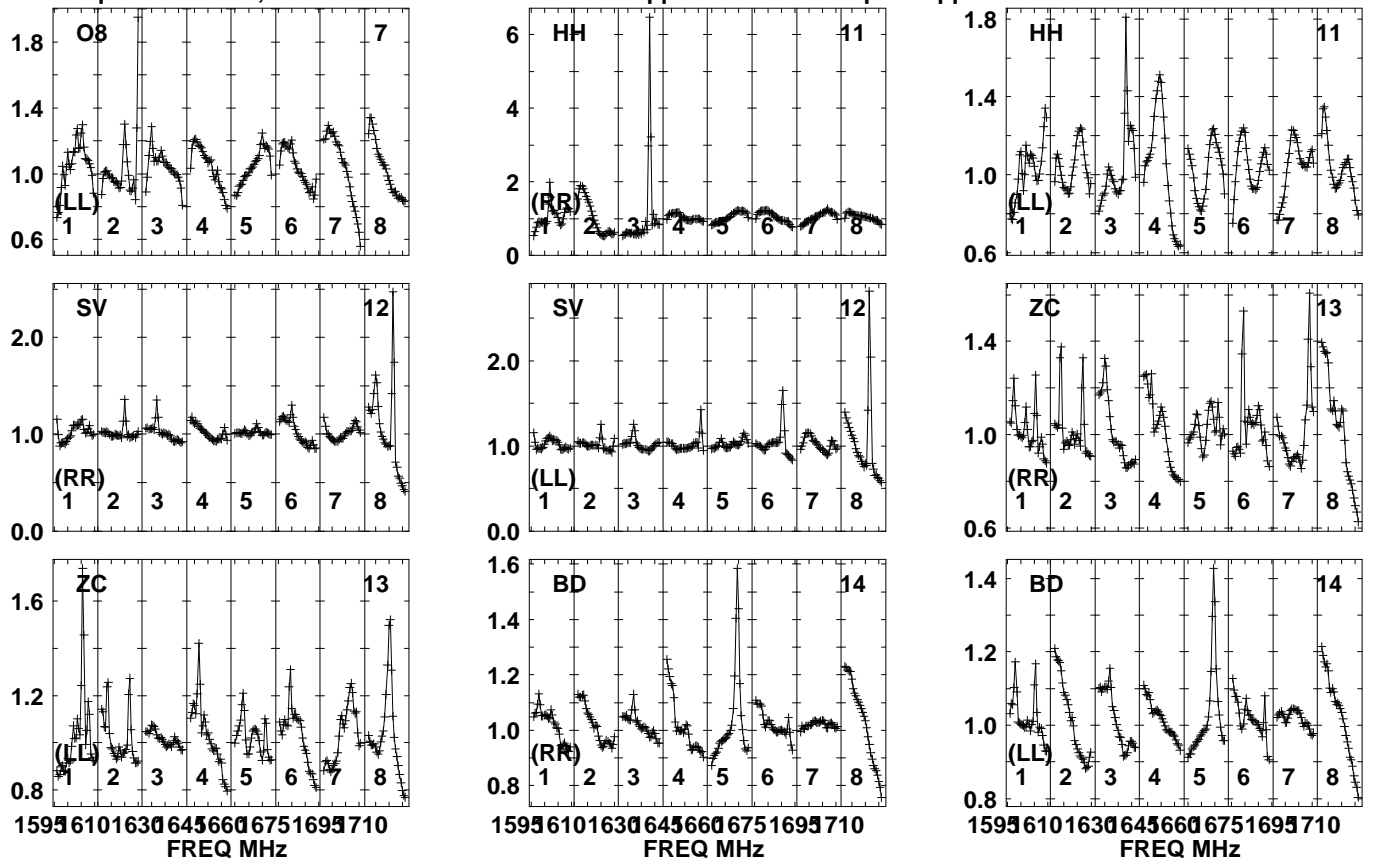
1595 610 1630 645 660 675 1695 710
FREQ MHz

Lower frame: Real Jy
Auto-corr total-power spectrum Antenna: *
Timerange: 00/12:35:01 to 00/12:36:40

Plot file version 281 created 15-NOV-2022 10:55:03

J1722+2815 EB081B 1.UVDATA.1

Freq = 1.5950 GHz, Bw = 16.000 MH No calibration applied and no bandpass applied

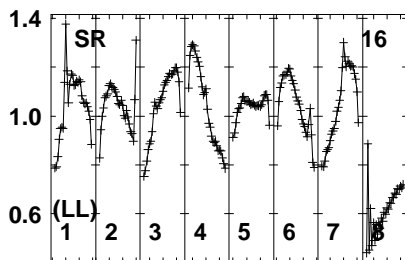
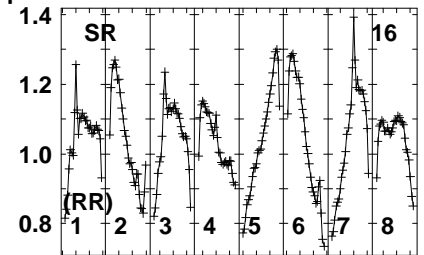
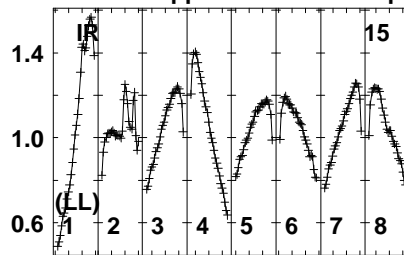
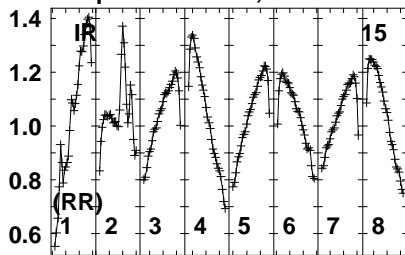


Lower frame: Real Jy
Auto-corr total-power spectrum Antenna: *
Timerange: 00/12:35:01 to 00/12:36:40

Plot file version 282 created 15-NOV-2022 10:55:03

J1722+2815 EB081B 1.UVDATA.1

Freq = 1.5950 GHz, Bw = 16.000 MH No calibration applied and no bandpass applied

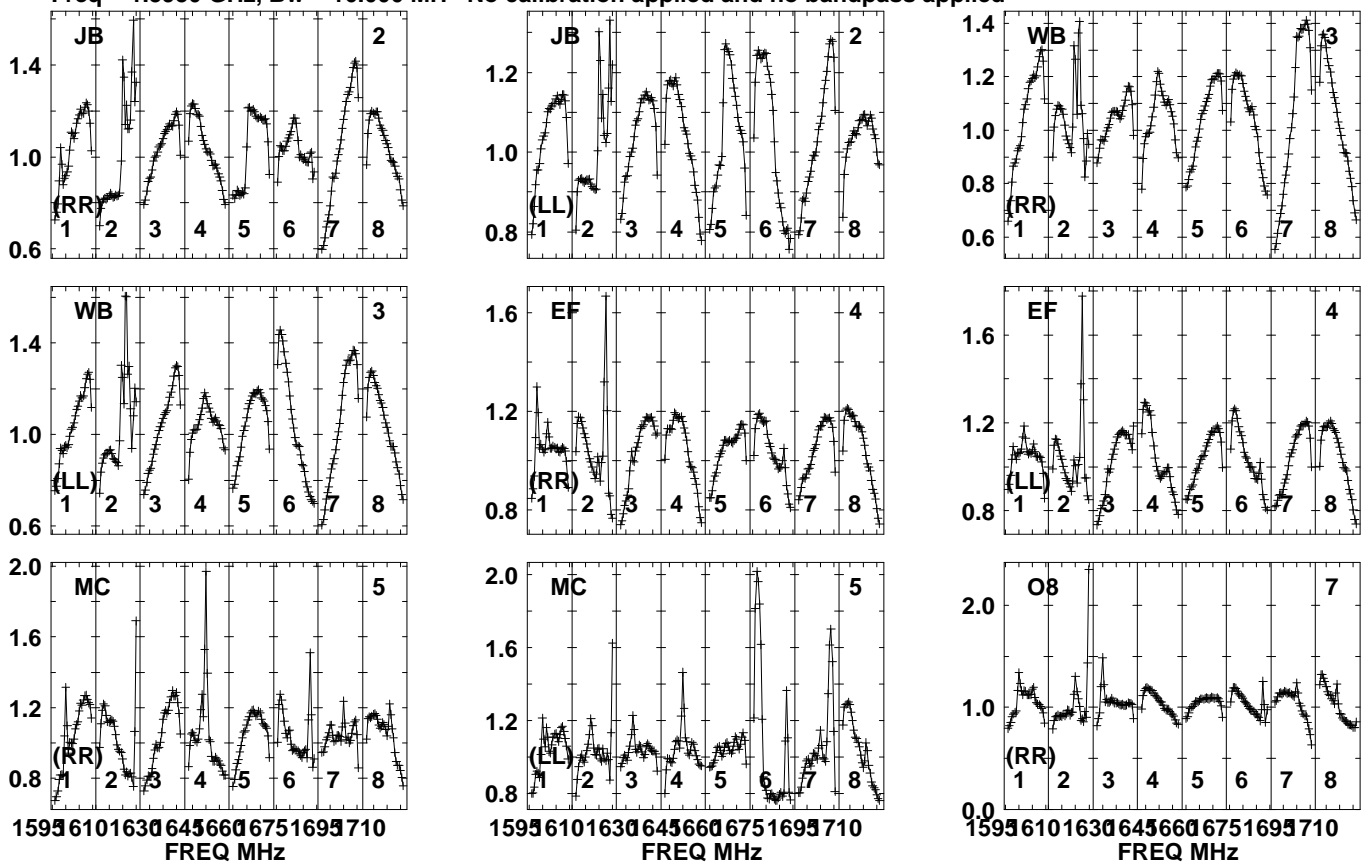


Lower frame: Real Jy
Auto-corr total-power spectrum Antenna: *
Timerange: 00/12:35:01 to 00/12:36:40

Plot file version 283 created 15-NOV-2022 10:55:03

J1716+2616 EB081B 1.UVDATA.1

Freq = 1.5950 GHz, Bw = 16.000 MH No calibration applied and no bandpass applied

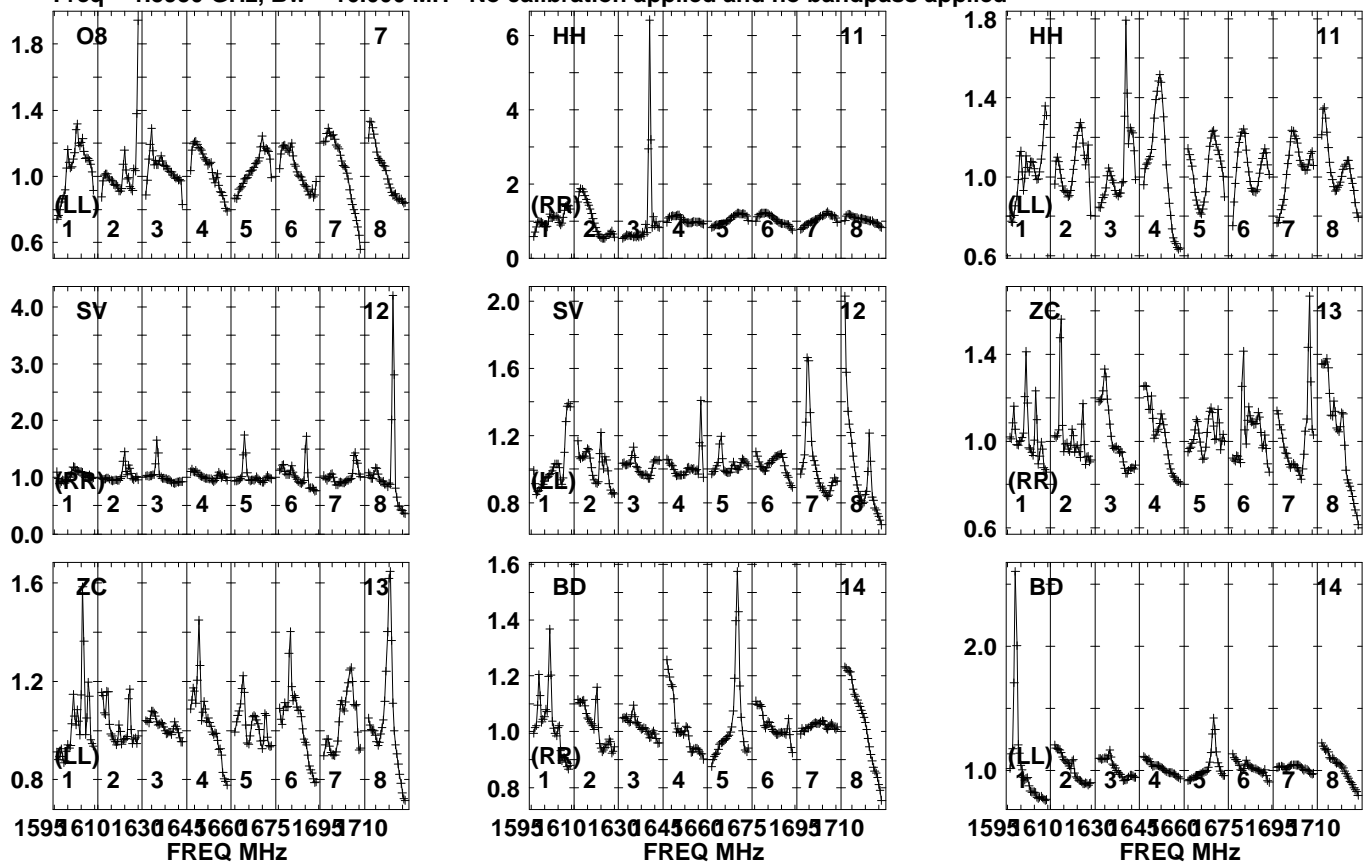


Lower frame: Real Jy
Auto-corr total-power spectrum Antenna: *
Timerange: 00/12:36:40 to 00/12:38:20

Plot file version 284 created 15-NOV-2022 10:55:04

J1716+2616 EB081B 1.UVDATA.1

Freq = 1.5950 GHz, Bw = 16.000 MH No calibration applied and no bandpass applied

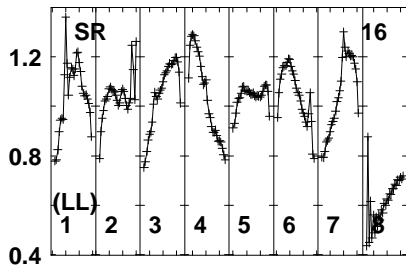
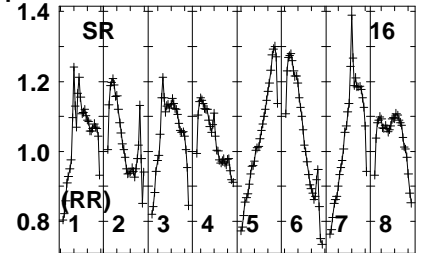
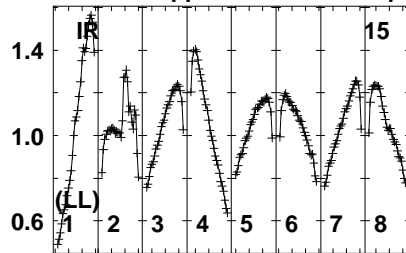
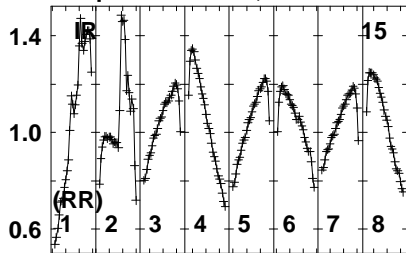


Lower frame: Real Jy
Auto-corr total-power spectrum Antenna: *
Timerange: 00/12:36:40 to 00/12:38:20

Plot file version 285 created 15-NOV-2022 10:55:04

J1716+2616 EB081B 1.UVDATA.1

Freq = 1.5950 GHz, Bw = 16.000 MH No calibration applied and no bandpass applied

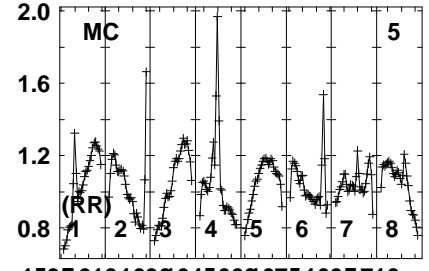
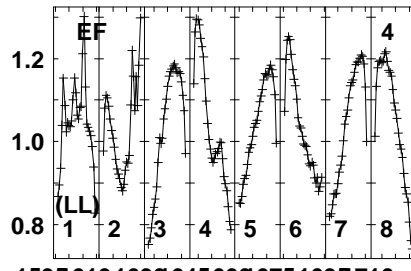
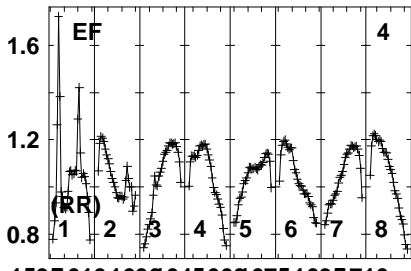
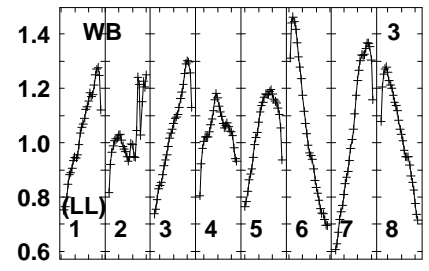
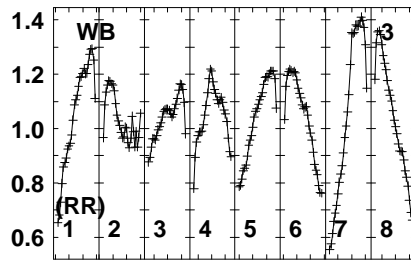
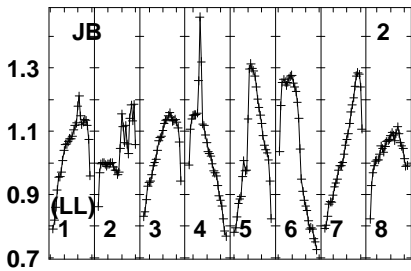
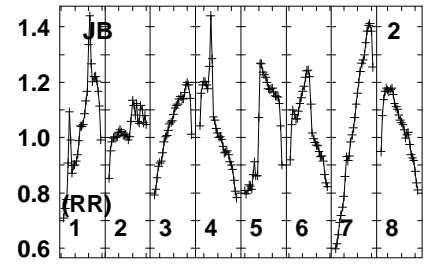
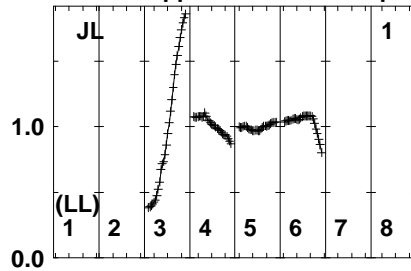
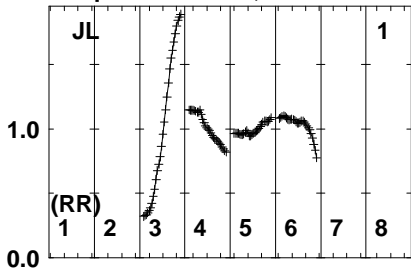


Lower frame: Real Jy
Auto-corr total-power spectrum Antenna: *
Timerange: 00/12:36:40 to 00/12:38:20

Plot file version 286 created 15-NOV-2022 10:55:04

ROSS867 EB081B 1.UVDATA.1

Freq = 1.5950 GHz, Bw = 16.000 MH No calibration applied and no bandpass applied



1595 610 1630 645 660 675 1695 710
FREQ MHz

1595 610 1630 645 660 675 1695 710
FREQ MHz

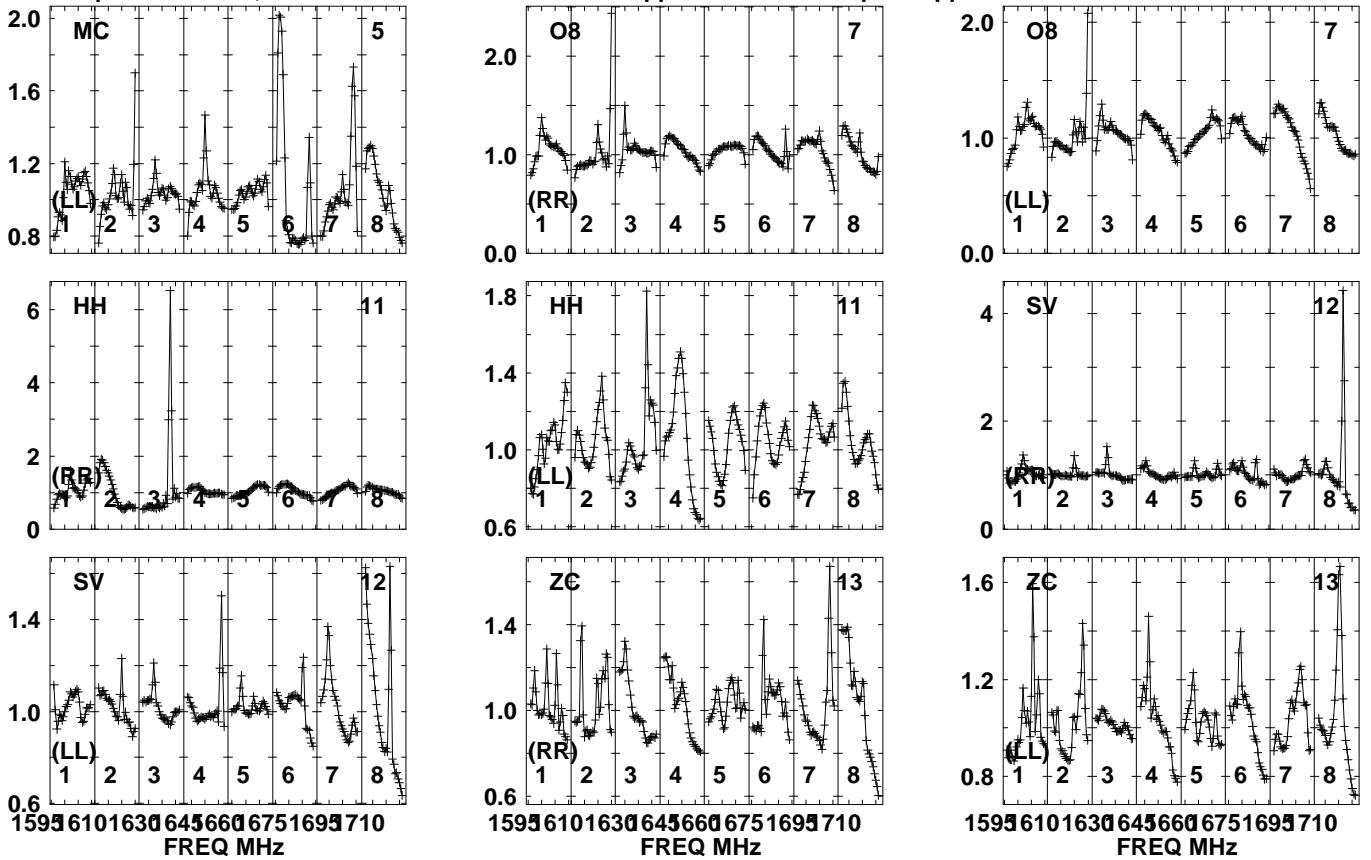
1595 610 1630 645 660 675 1695 710
FREQ MHz

Lower frame: Real Jy
Auto-corr total-power spectrum Antenna: *
Timerange: 00/12:38:21 to 00/12:43:20

Plot file version 287 created 15-NOV-2022 10:55:04

ROSS867 EB081B 1.UVDATA.1

Freq = 1.5950 GHz, Bw = 16.000 MH No calibration applied and no bandpass applied

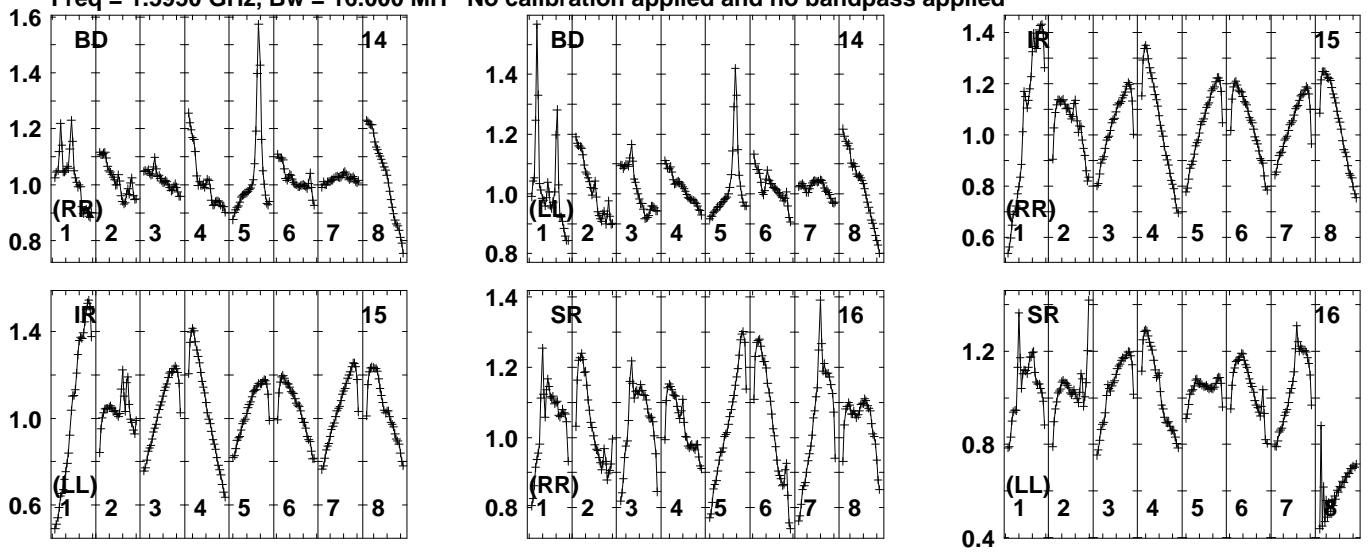


Lower frame: Real Jy
Auto-corr total-power spectrum Antenna: *
Timerange: 00/12:38:21 to 00/12:43:20

Plot file version 288 created 15-NOV-2022 10:55:05

ROSS867 EB081B 1.UVDATA.1

Freq = 1.5950 GHz, Bw = 16.000 MH No calibration applied and no bandpass applied

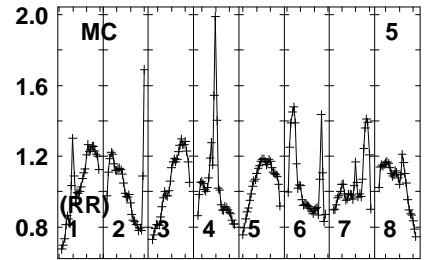
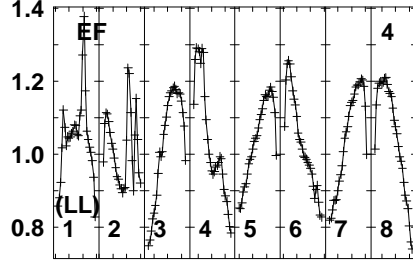
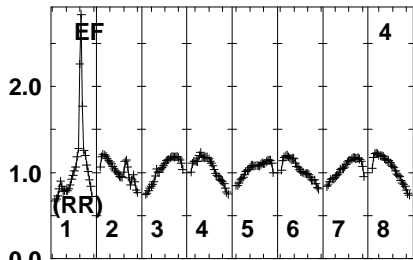
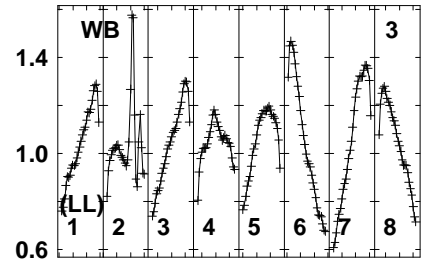
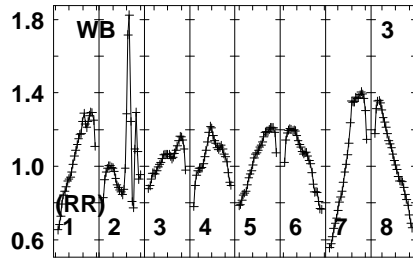
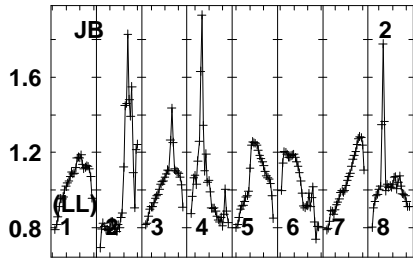
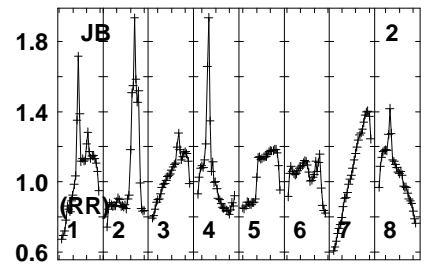
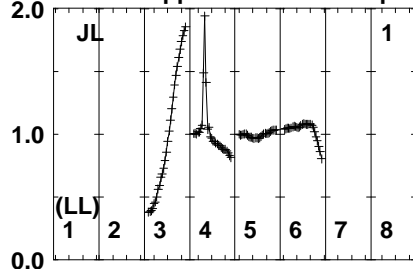
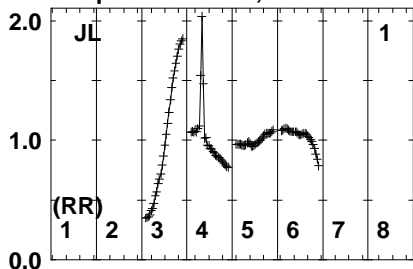


Lower frame: Real Jy
Auto-corr total-power spectrum Antenna: *
Timerange: 00/12:38:21 to 00/12:43:20

Plot file version 289 created 15-NOV-2022 10:55:05

J1722+2458 EB081B 1.UVDATA.1

Freq = 1.5950 GHz, Bw = 16.000 MH No calibration applied and no bandpass applied



1595 610 1630 645 660 675 1695 710
FREQ MHz

1595 610 1630 645 660 675 1695 710
FREQ MHz

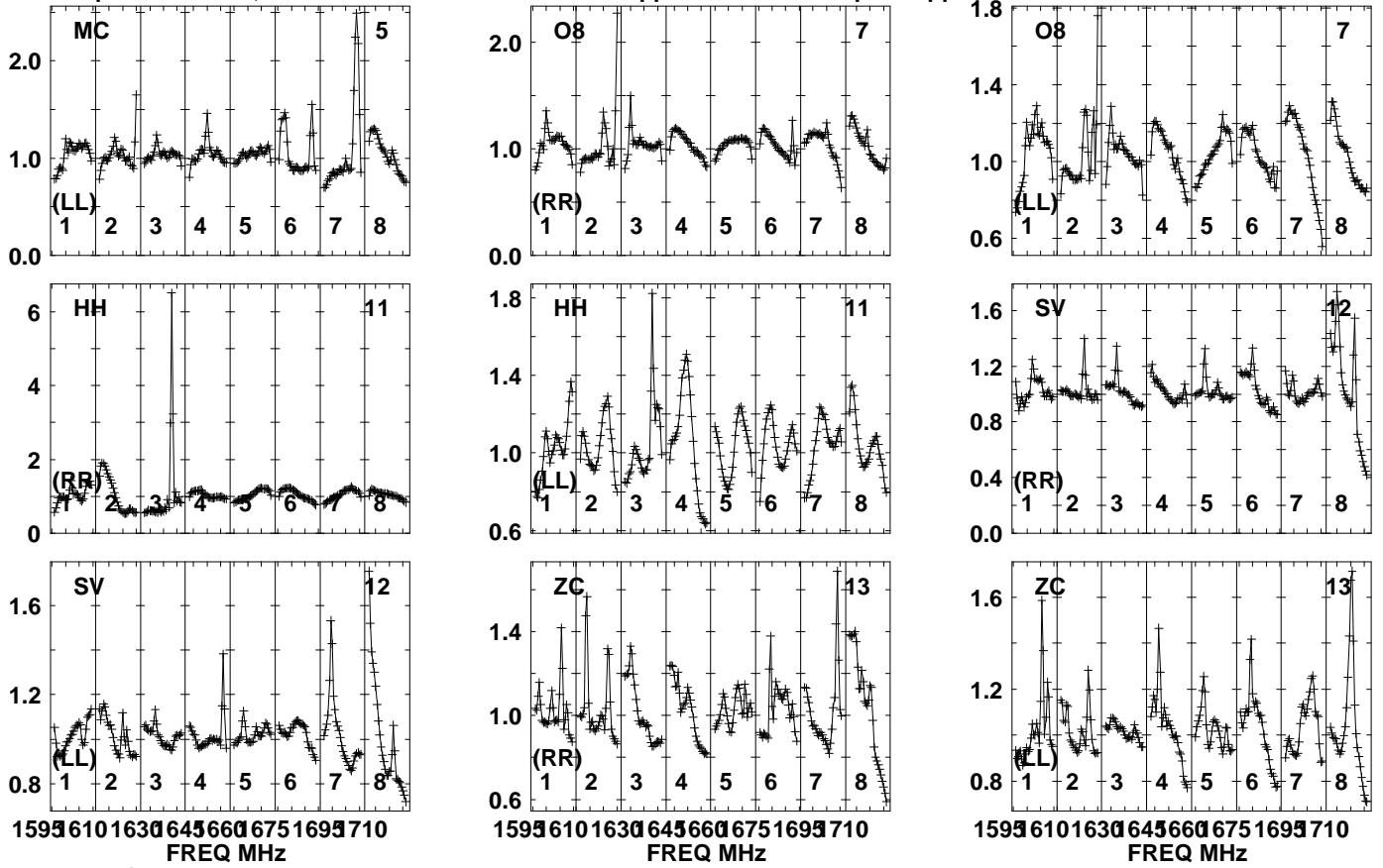
1595 610 1630 645 660 675 1695 710
FREQ MHz

Lower frame: Real Jy
Auto-corr total-power spectrum Antenna: *
Timerange: 00/12:43:50 to 00/12:45:00

Plot file version 290 created 15-NOV-2022 10:55:05

J1722+2458 EB081B 1.UVDATA.1

Freq = 1.5950 GHz, Bw = 16.000 MH No calibration applied and no bandpass applied

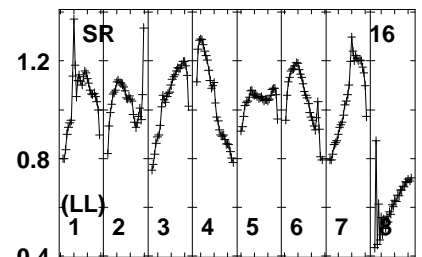
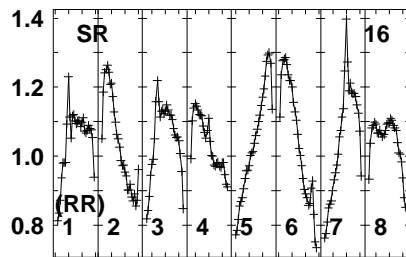
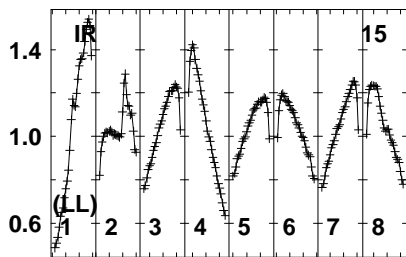
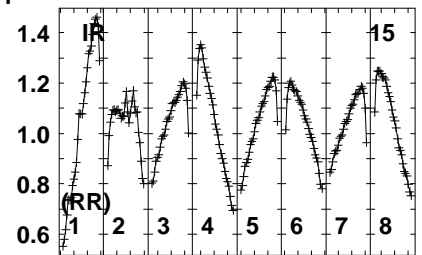
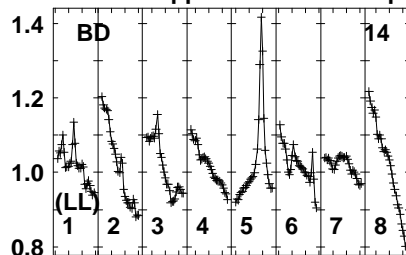
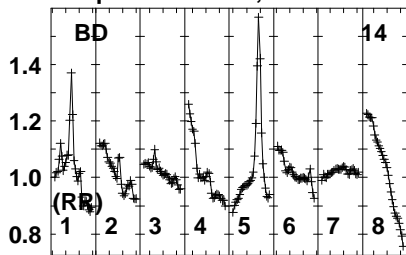


Lower frame: Real Jy
Auto-corr total-power spectrum Antenna: *
Timerange: 00/12:43:50 to 00/12:45:00

Plot file version 291 created 15-NOV-2022 10:55:05

J1722+2458 EB081B 1.UVDATA.1

Freq = 1.5950 GHz, Bw = 16.000 MH No calibration applied and no bandpass applied

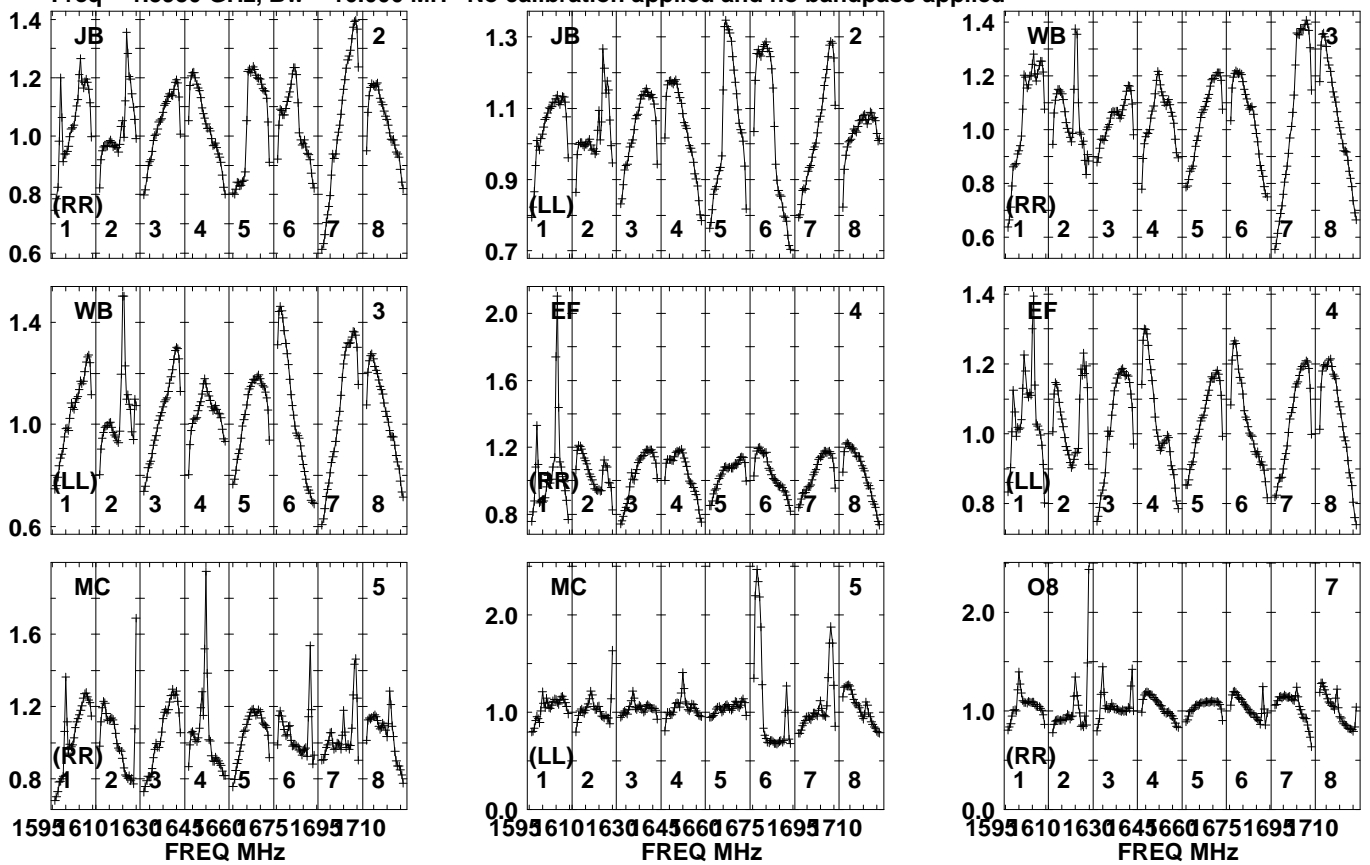


Lower frame: Real Jy
Auto-corr total-power spectrum Antenna: *
Timerange: 00/12:43:50 to 00/12:45:00

Plot file version 292 created 15-NOV-2022 10:55:05

J1722+2815 EB081B 1.UVDATA.1

Freq = 1.5950 GHz, Bw = 16.000 MH No calibration applied and no bandpass applied

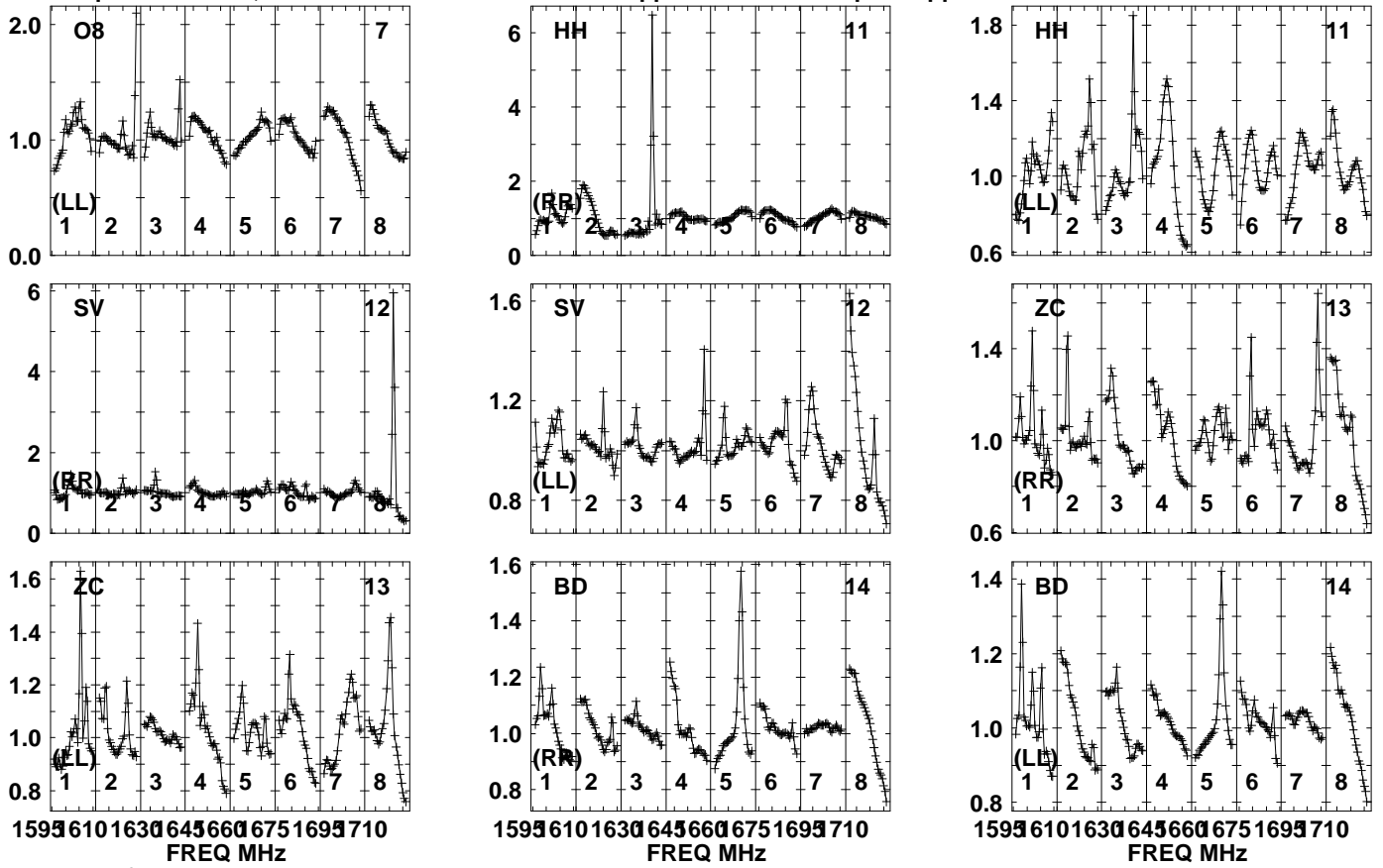


Lower frame: Real Jy
Auto-corr total-power spectrum Antenna: *
Timerange: 00/12:45:01 to 00/12:46:40

Plot file version 293 created 15-NOV-2022 10:55:05

J1722+2815 EB081B 1.UVDATA.1

Freq = 1.5950 GHz, Bw = 16.000 MH No calibration applied and no bandpass applied

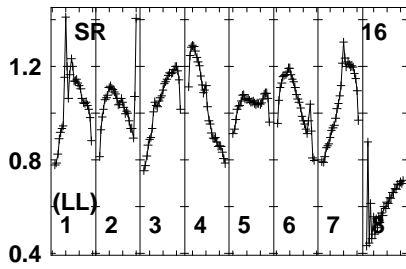
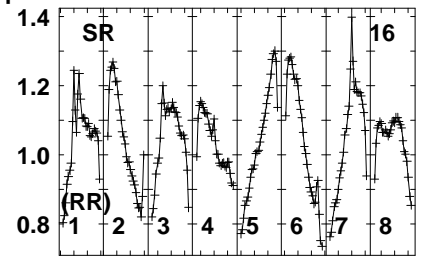
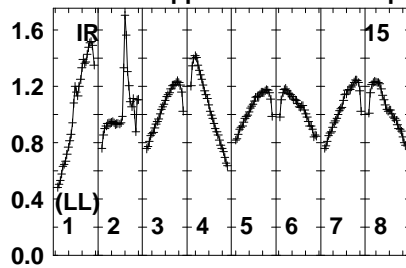
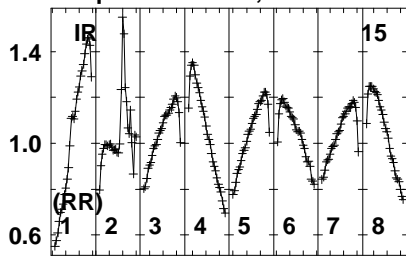


Lower frame: Real Jy
Auto-corr total-power spectrum Antenna: *
Timerange: 00/12:45:01 to 00/12:46:40

Plot file version 294 created 15-NOV-2022 10:55:05

J1722+2815 EB081B 1.UVDATA.1

Freq = 1.5950 GHz, Bw = 16.000 MH No calibration applied and no bandpass applied

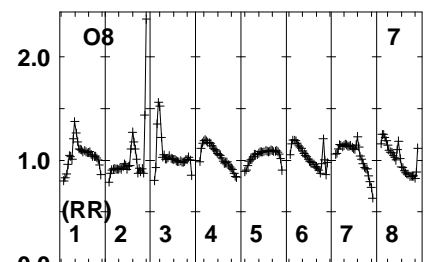
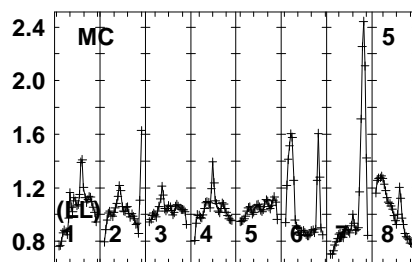
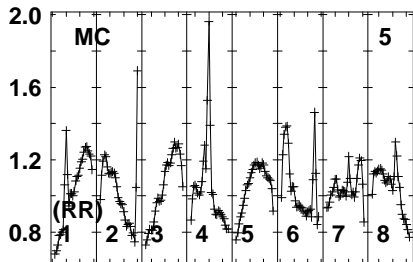
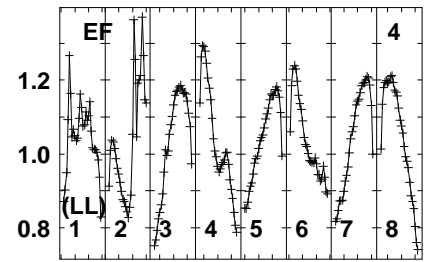
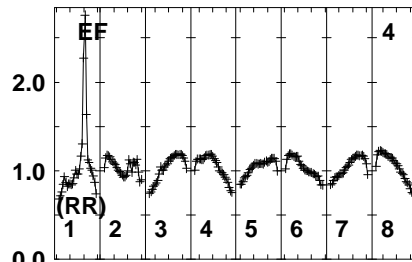
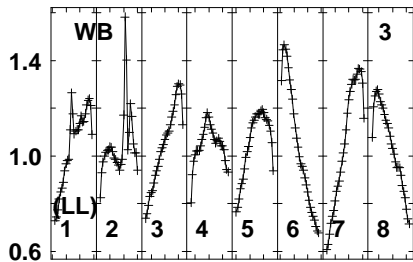
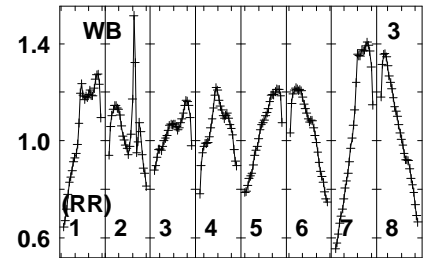
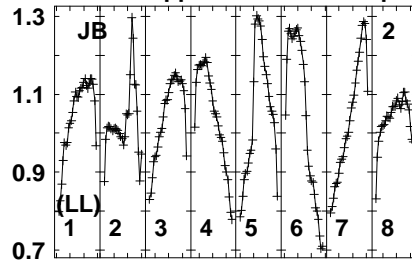
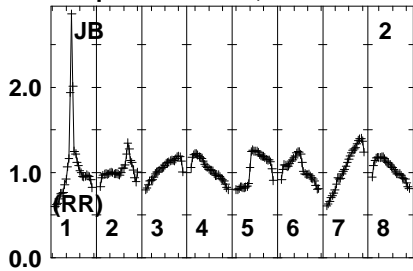


Lower frame: Real Jy
Auto-corr total-power spectrum Antenna: *
Timerange: 00/12:45:01 to 00/12:46:40

Plot file version 295 created 15-NOV-2022 10:55:05

J1716+2616 EB081B 1.UVDATA.1

Freq = 1.5950 GHz, Bw = 16.000 MH No calibration applied and no bandpass applied



1595 610 1630 645 660 675 1695 710
FREQ MHz

1595 610 1630 645 660 675 1695 710
FREQ MHz

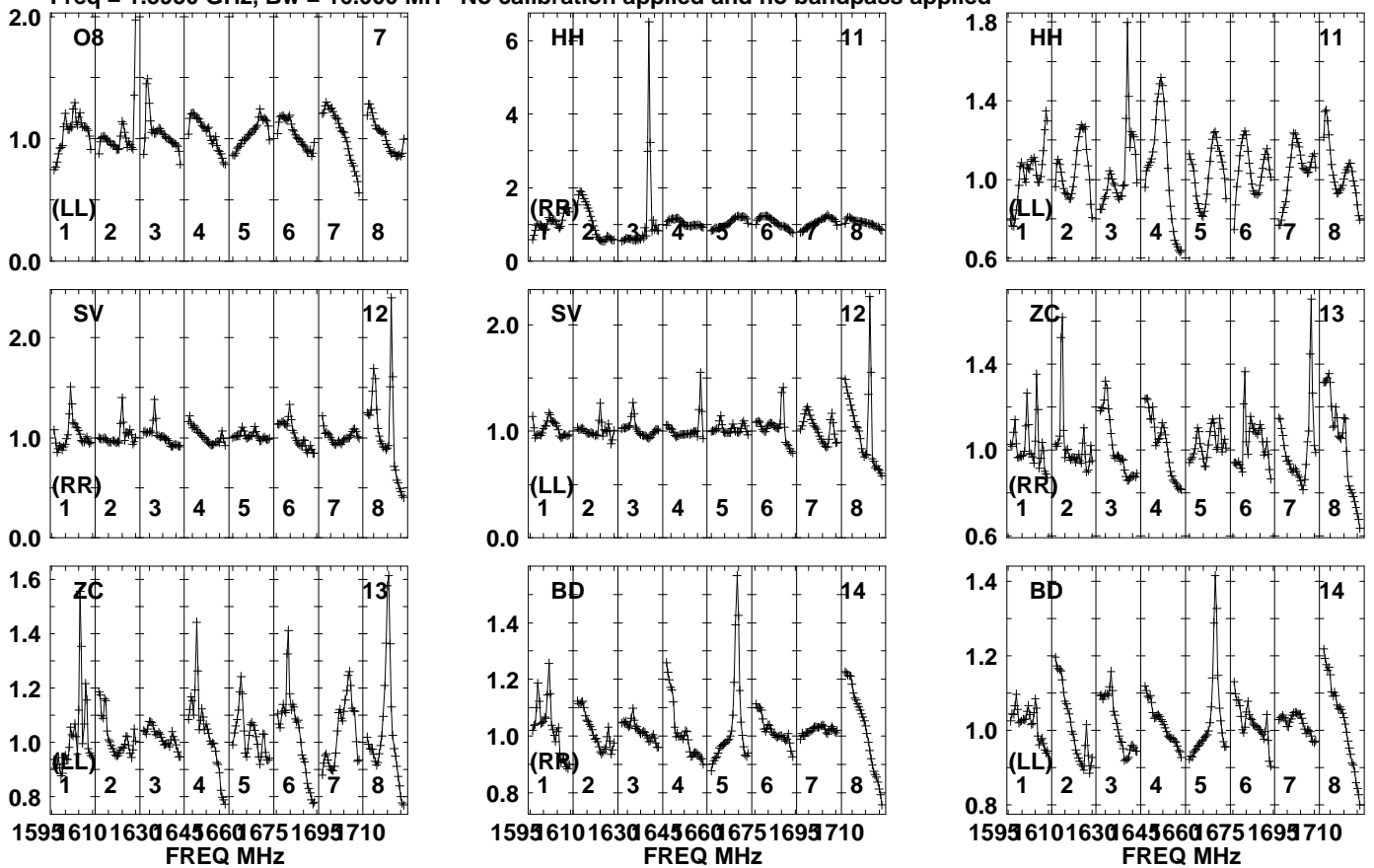
1595 610 1630 645 660 675 1695 710
FREQ MHz

Lower frame: Real Jy
Auto-corr total-power spectrum Antenna: *
Timerange: 00/12:46:40 to 00/12:48:19

Plot file version 296 created 15-NOV-2022 10:55:06

J1716+2616 EB081B 1.UVDATA.1

Freq = 1.5950 GHz, Bw = 16.000 MH No calibration applied and no bandpass applied

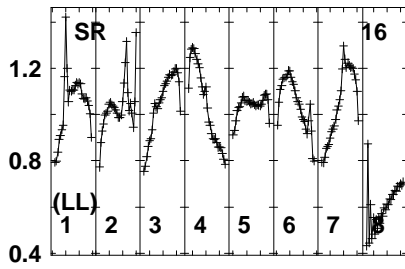
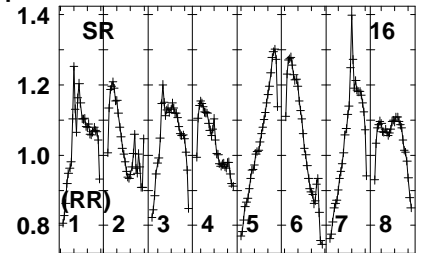
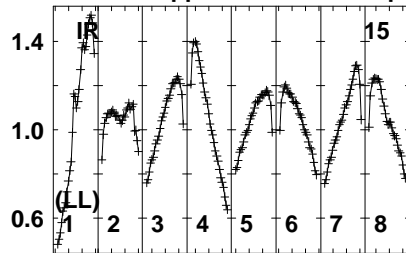
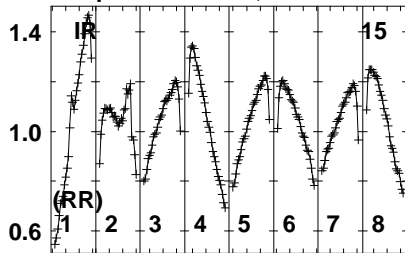


Lower frame: Real Jy
Auto-corr total-power spectrum Antenna: *
Timerange: 00/12:46:40 to 00/12:48:19

Plot file version 297 created 15-NOV-2022 10:55:06

J1716+2616 EB081B 1.UVDATA.1

Freq = 1.5950 GHz, Bw = 16.000 MH No calibration applied and no bandpass applied

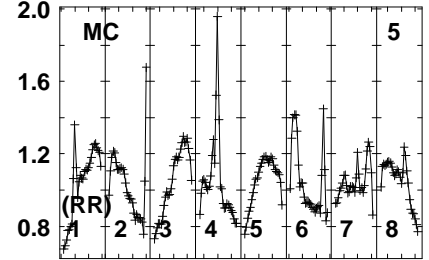
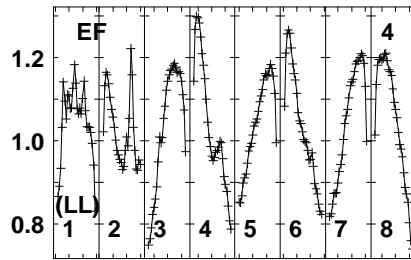
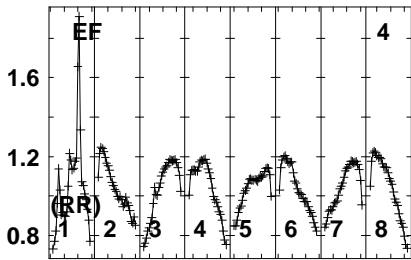
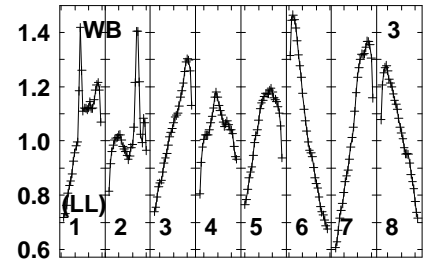
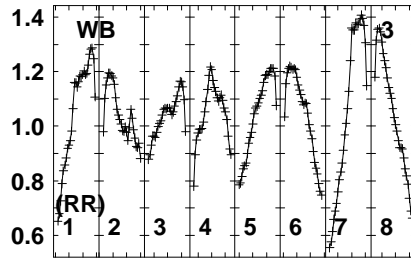
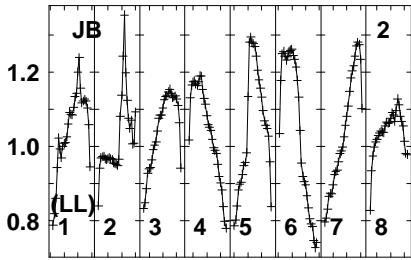
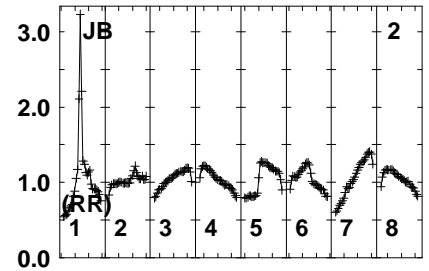
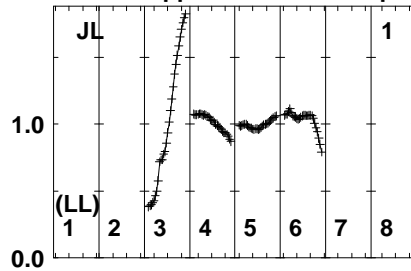
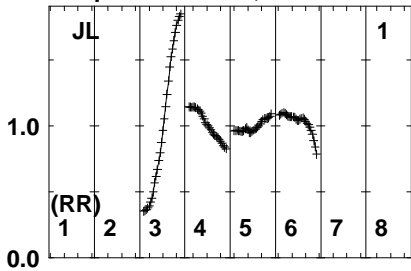


Lower frame: Real Jy
Auto-corr total-power spectrum Antenna: *
Timerange: 00/12:46:40 to 00/12:48:19

Plot file version 298 created 15-NOV-2022 10:55:06

ROSS867 EB081B 1.UVDATA.1

Freq = 1.5950 GHz, Bw = 16.000 MH No calibration applied and no bandpass applied



1595 610 1630 645 660 675 1695 710
FREQ MHz

1595 610 1630 645 660 675 1695 710
FREQ MHz

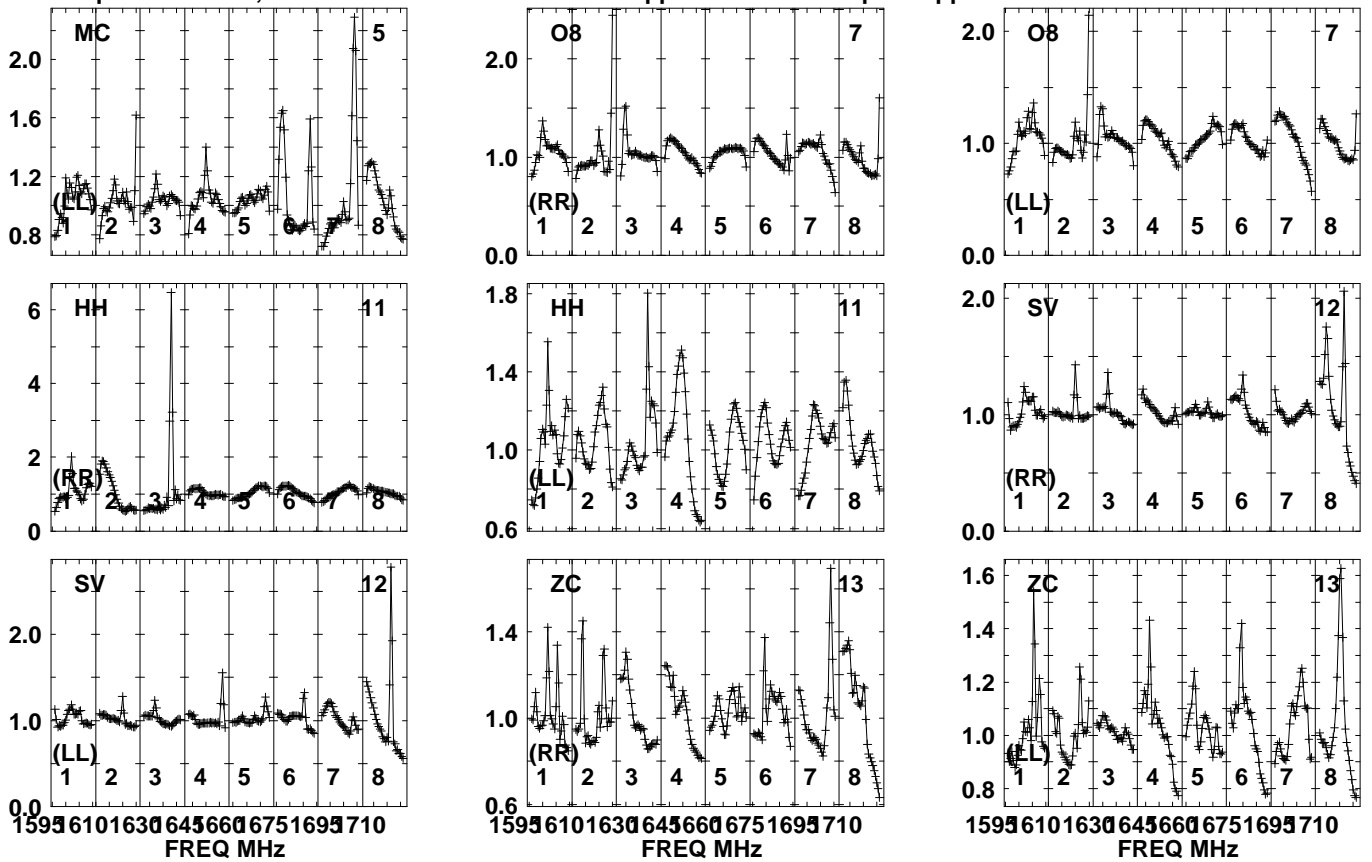
1595 610 1630 645 660 675 1695 710
FREQ MHz

Lower frame: Real Jy
Auto-corr total-power spectrum Antenna: *
Timerange: 00/12:48:21 to 00/12:53:20

Plot file version 299 created 15-NOV-2022 10:55:06

ROSS867 EB081B 1.UVDATA.1

Freq = 1.5950 GHz, Bw = 16.000 MH No calibration applied and no bandpass applied

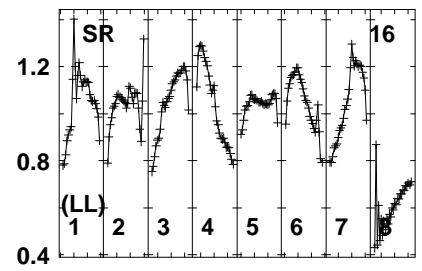
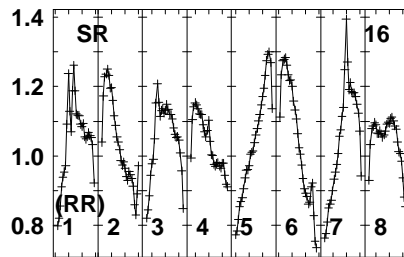
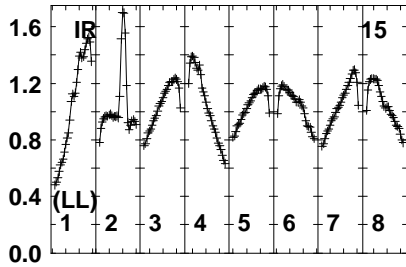
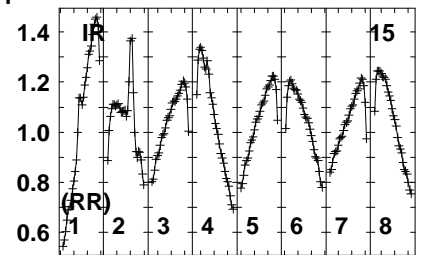
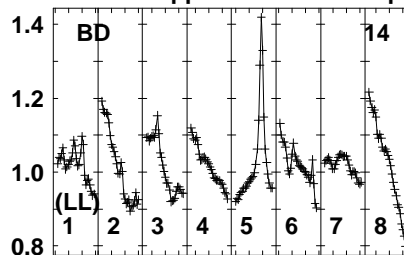
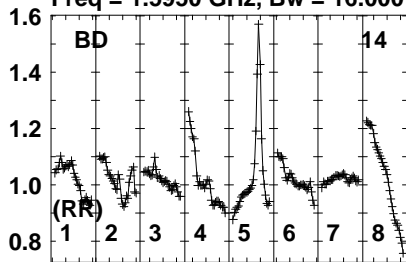


Lower frame: Real Jy
Auto-corr total-power spectrum Antenna: *
Timerange: 00/12:48:21 to 00/12:53:20

Plot file version 300 created 15-NOV-2022 10:55:06

ROSS867 EB081B 1.UVDATA.1

Freq = 1.5950 GHz, Bw = 16.000 MH No calibration applied and no bandpass applied

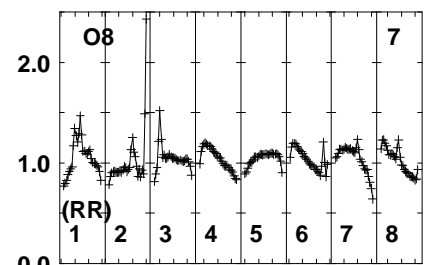
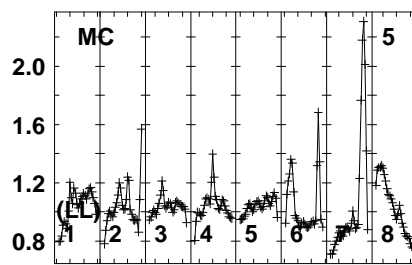
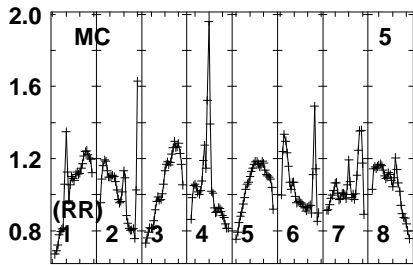
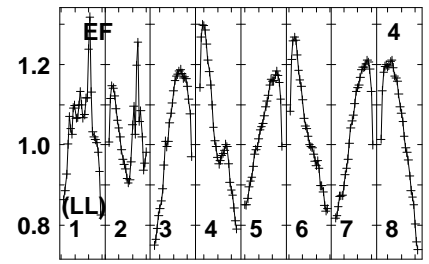
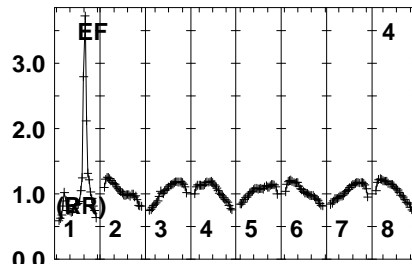
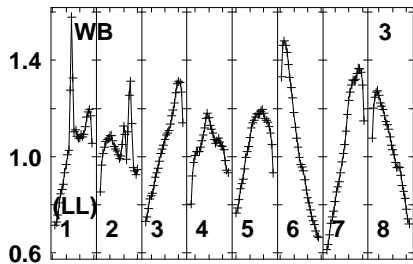
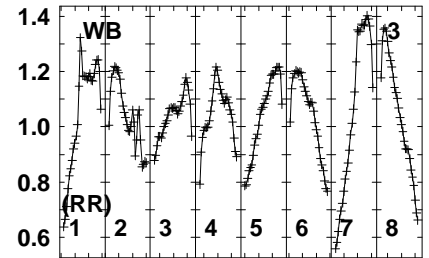
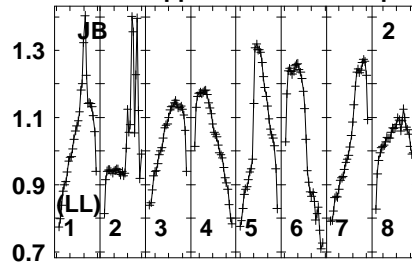
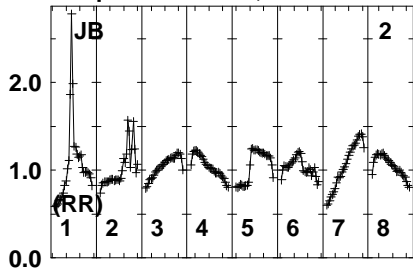


Lower frame: Real Jy
Auto-corr total-power spectrum Antenna: *
Timerange: 00/12:48:21 to 00/12:53:20

Plot file version 301 created 15-NOV-2022 10:55:07

J1722+2458 EB081B 1.UVDATA.1

Freq = 1.5950 GHz, Bw = 16.000 MH No calibration applied and no bandpass applied



1595 610 1630 645 660 675 1695 710
FREQ MHz

1595 610 1630 645 660 675 1695 710
FREQ MHz

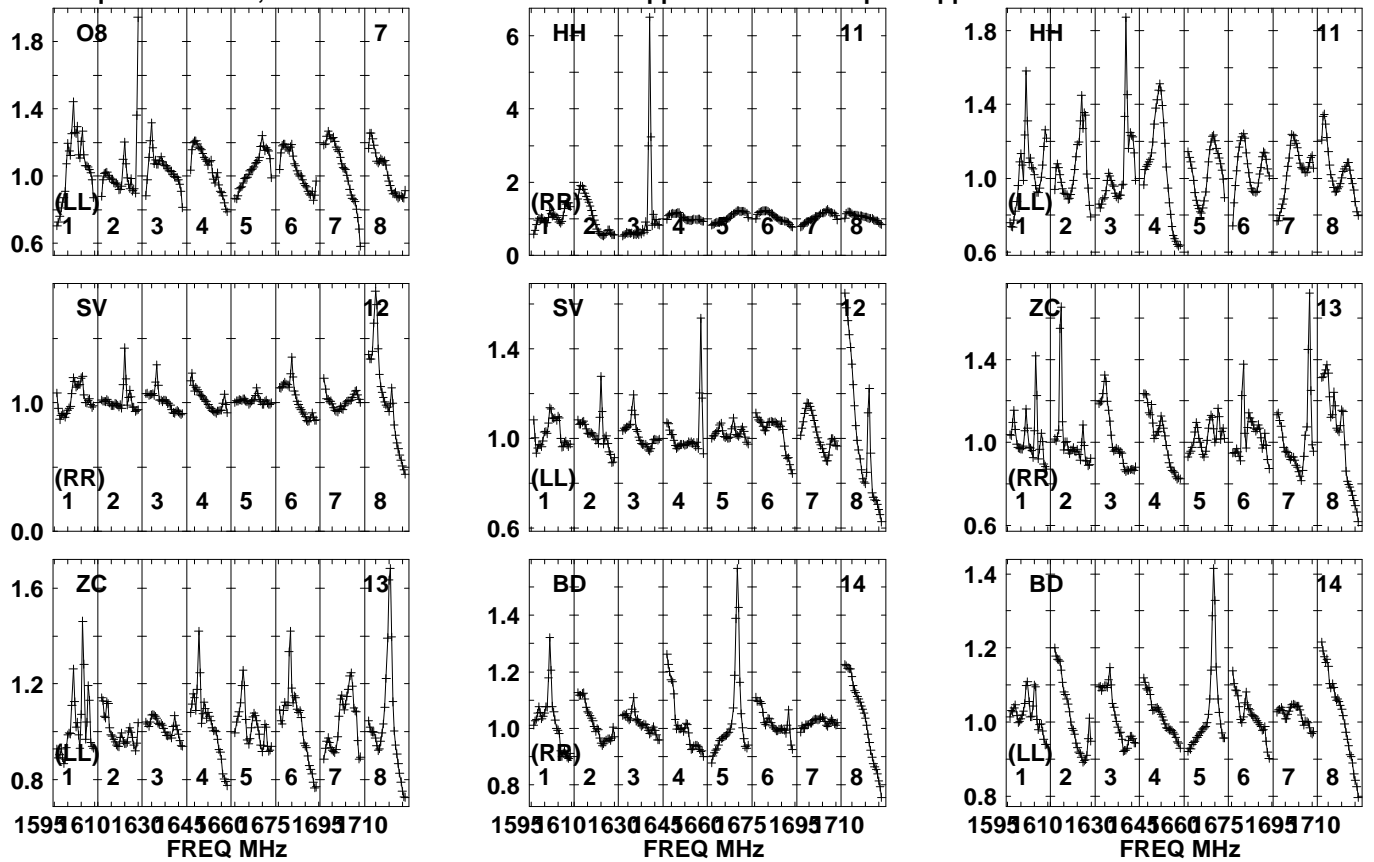
1595 610 1630 645 660 675 1695 710
FREQ MHz

Lower frame: Real Jy
Auto-corr total-power spectrum Antenna: *
Timerange: 00/12:53:51 to 00/12:54:59

Plot file version 302 created 15-NOV-2022 10:55:07

J1722+2458 EB081B 1.UVDATA.1

Freq = 1.5950 GHz, Bw = 16.000 MH No calibration applied and no bandpass applied

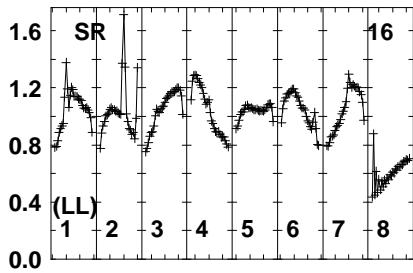
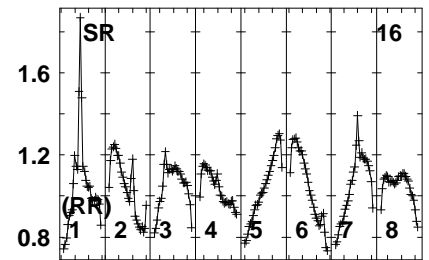
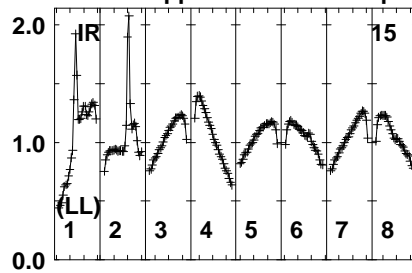
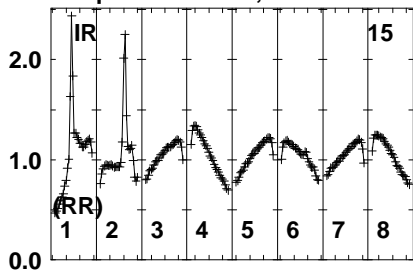


Lower frame: Real Jy
Auto-corr total-power spectrum Antenna: *
Timerange: 00/12:53:51 to 00/12:54:59

Plot file version 303 created 15-NOV-2022 10:55:07

J1722+2458 EB081B 1.UVDATA.1

Freq = 1.5950 GHz, Bw = 16.000 MH No calibration applied and no bandpass applied

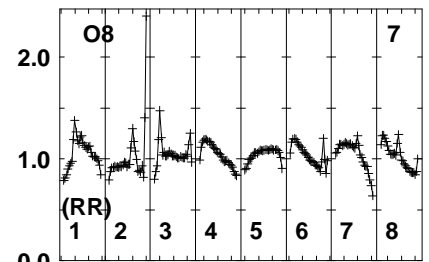
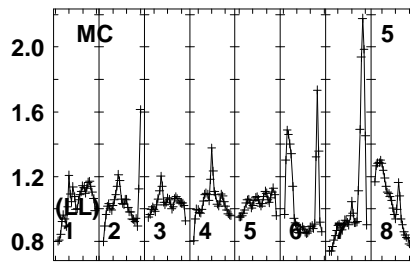
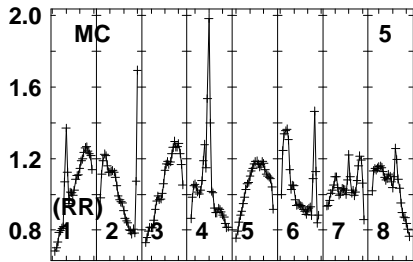
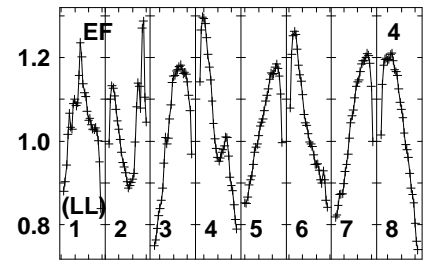
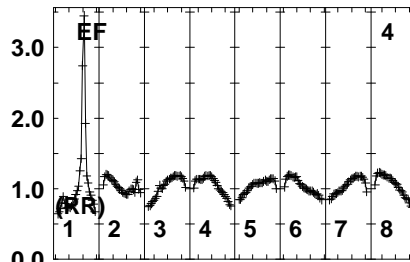
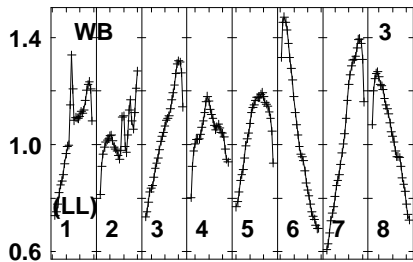
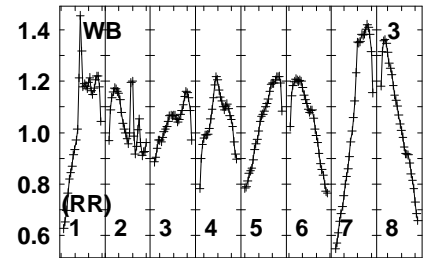
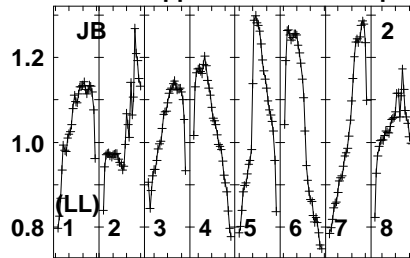
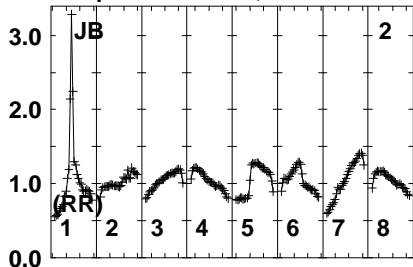


Lower frame: Real Jy
Auto-corr total-power spectrum Antenna: *
Timerange: 00/12:53:51 to 00/12:54:59

Plot file version 304 created 15-NOV-2022 10:55:07

J1722+2815 EB081B 1.UVDATA.1

Freq = 1.5950 GHz, Bw = 16.000 MH No calibration applied and no bandpass applied



1595 610 1630 645 660 675 1695 710
FREQ MHz

1595 610 1630 645 660 675 1695 710
FREQ MHz

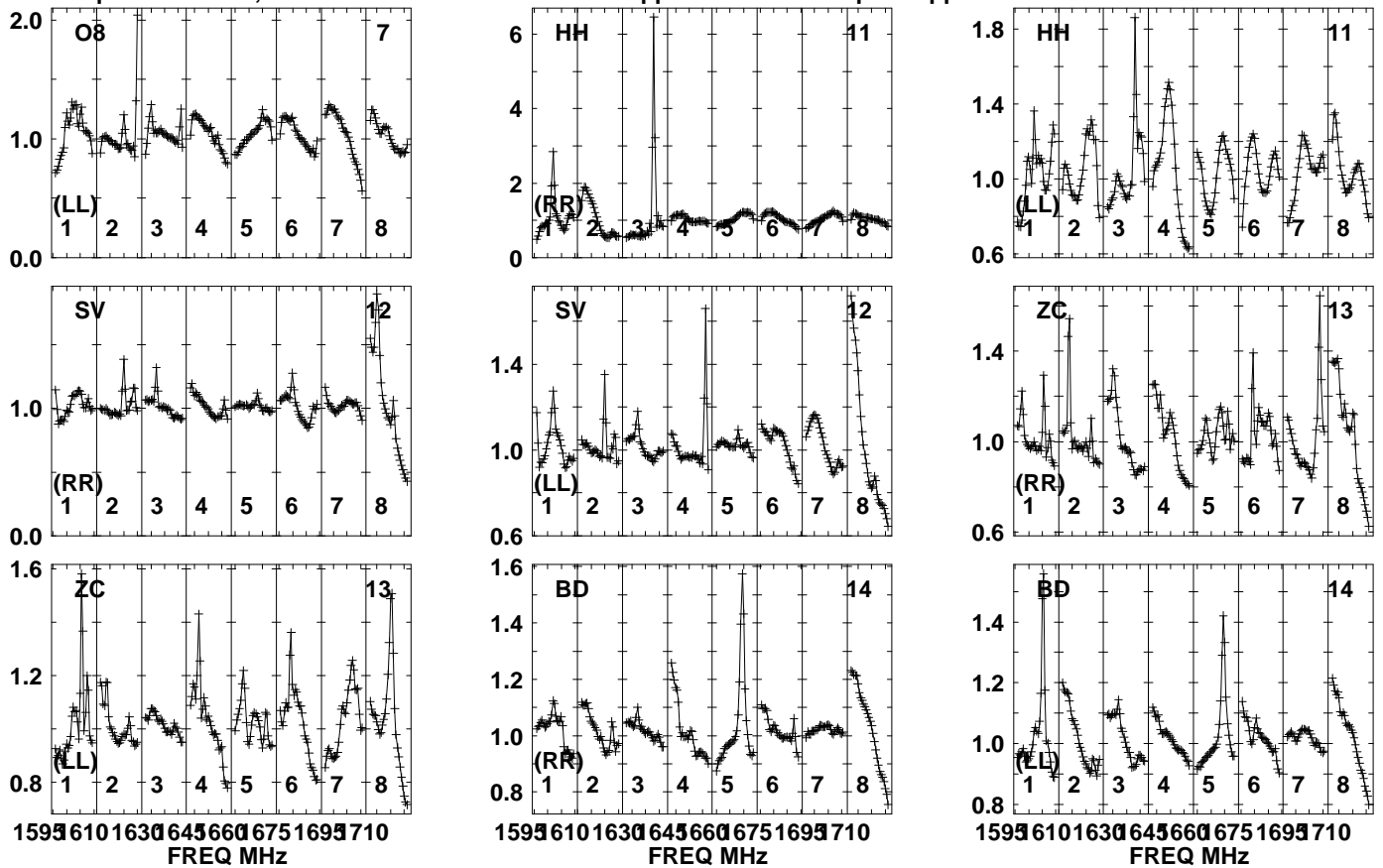
1595 610 1630 645 660 675 1695 710
FREQ MHz

Lower frame: Real Jy
Auto-corr total-power spectrum Antenna: *
Timerange: 00/12:55:01 to 00/12:56:40

Plot file version 305 created 15-NOV-2022 10:55:07

J1722+2815 EB081B 1.UVDATA.1

Freq = 1.5950 GHz, Bw = 16.000 MH No calibration applied and no bandpass applied



Lower frame: Real Jy

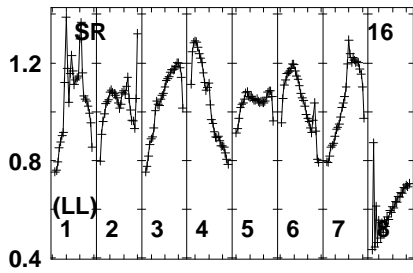
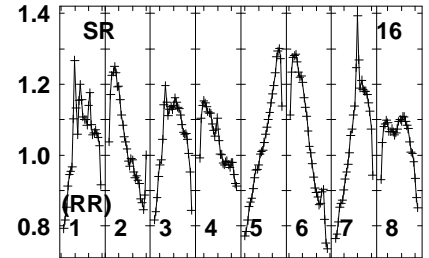
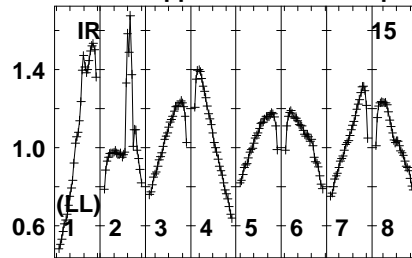
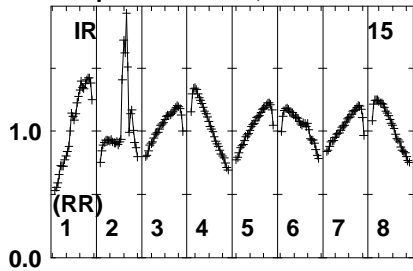
Auto-corr total-power spectrum Antenna: *

Timerange: 00/12:55:01 to 00/12:56:40

Plot file version 306 created 15-NOV-2022 10:55:07

J1722+2815 EB081B 1.UVDATA.1

Freq = 1.5950 GHz, Bw = 16.000 MH No calibration applied and no bandpass applied

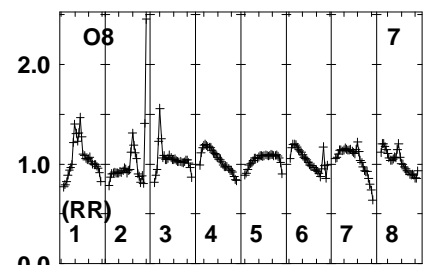
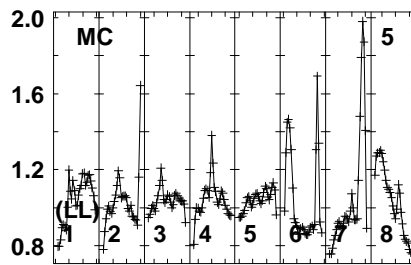
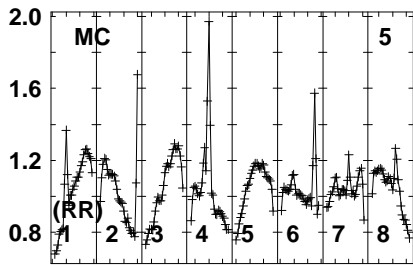
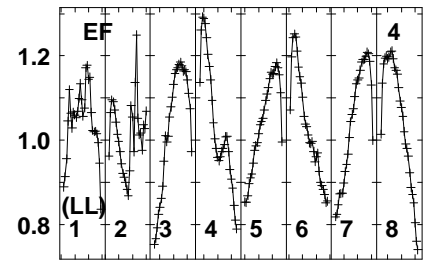
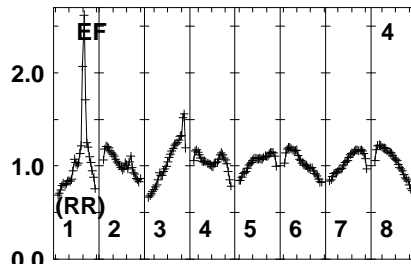
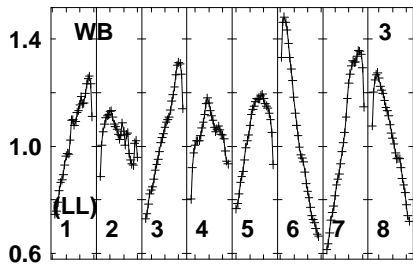
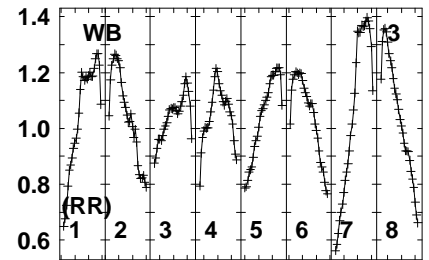
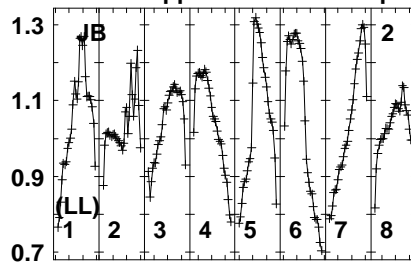
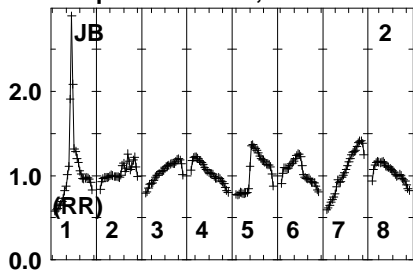


Lower frame: Real Jy
Auto-corr total-power spectrum Antenna: *
Timerange: 00/12:55:01 to 00/12:56:40

Plot file version 307 created 15-NOV-2022 10:55:07

J1716+2616 EB081B 1.UVDATA.1

Freq = 1.5950 GHz, Bw = 16.000 MH No calibration applied and no bandpass applied



1595 610 1630 645 660 675 1695 710
FREQ MHz

1595 610 1630 645 660 675 1695 710
FREQ MHz

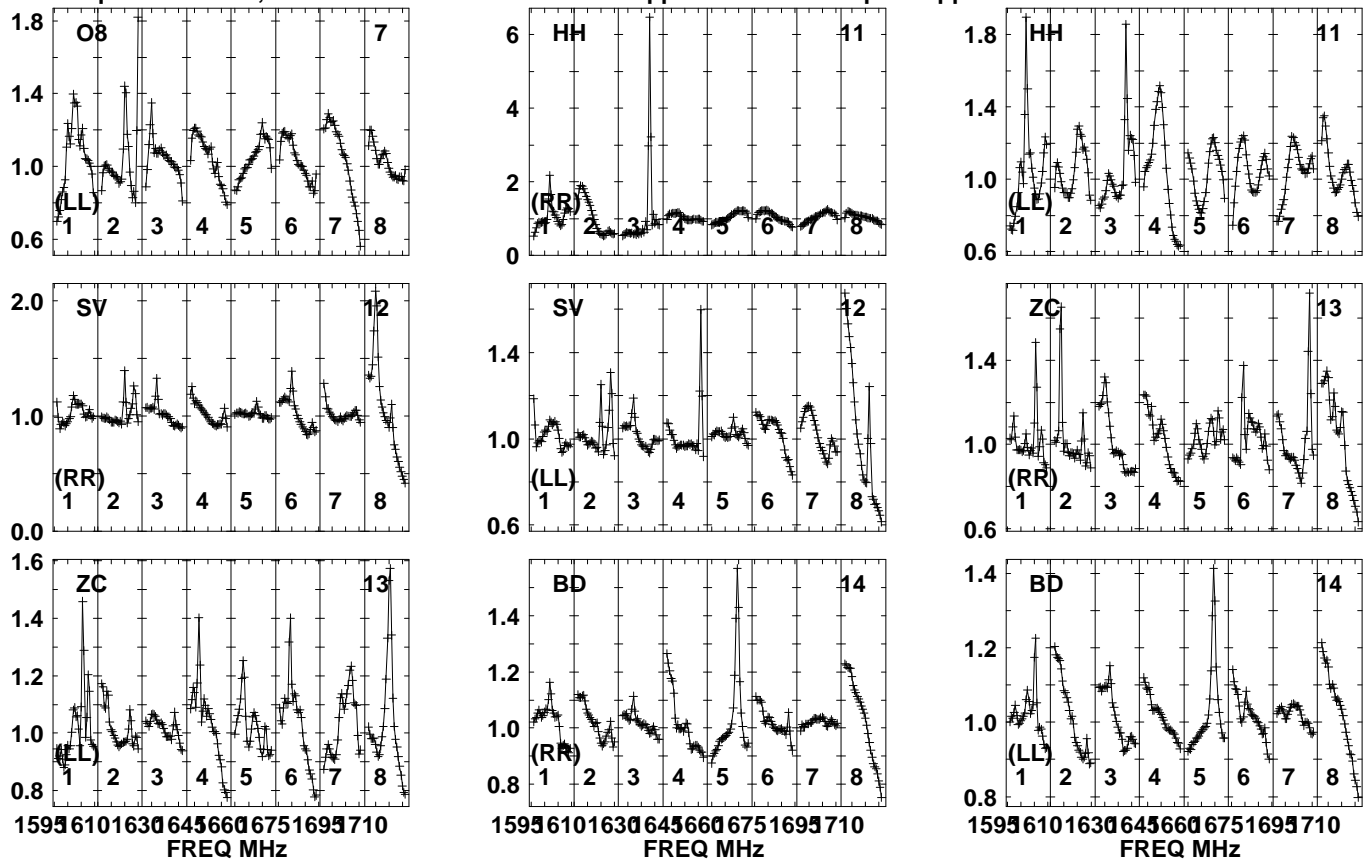
1595 610 1630 645 660 675 1695 710
FREQ MHz

Lower frame: Real Jy
Auto-corr total-power spectrum Antenna: *
Timerange: 00/12:56:41 to 00/12:58:20

Plot file version 308 created 15-NOV-2022 10:55:07

J1716+2616 EB081B 1.UVDATA.1

Freq = 1.5950 GHz, Bw = 16.000 MH No calibration applied and no bandpass applied

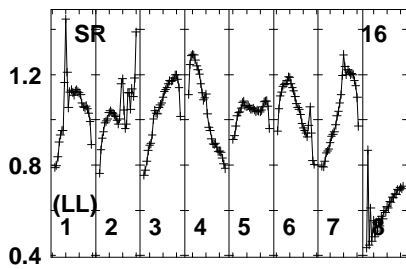
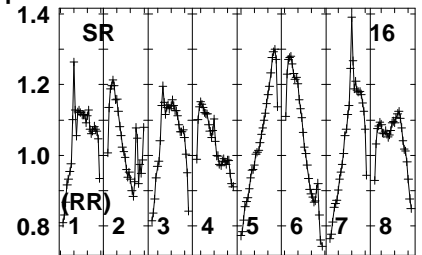
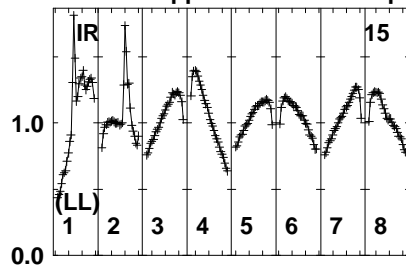
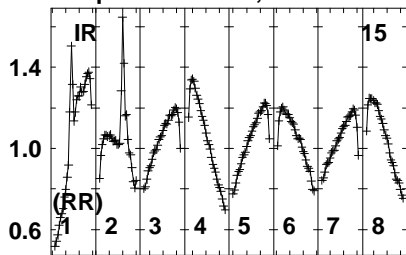


Lower frame: Real Jy
Auto-corr total-power spectrum Antenna: *
Timerange: 00/12:56:41 to 00/12:58:20

Plot file version 309 created 15-NOV-2022 10:55:08

J1716+2616 EB081B 1.UVDATA.1

Freq = 1.5950 GHz, Bw = 16.000 MH No calibration applied and no bandpass applied

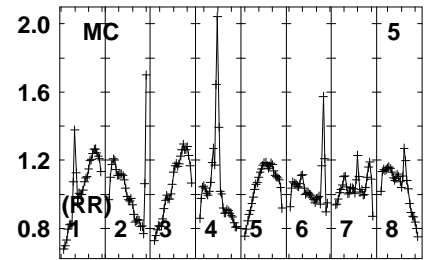
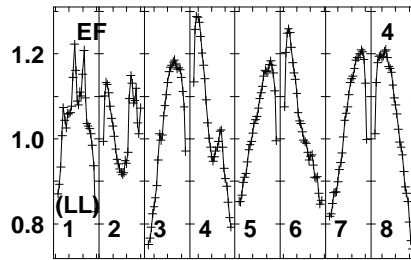
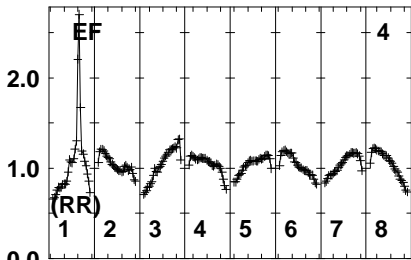
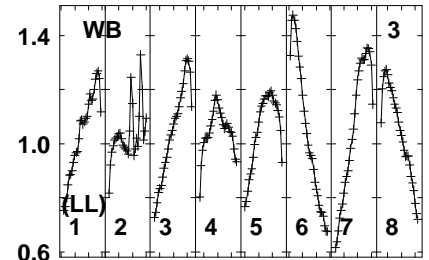
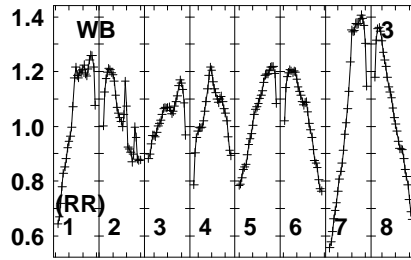
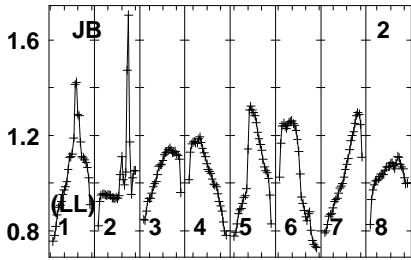
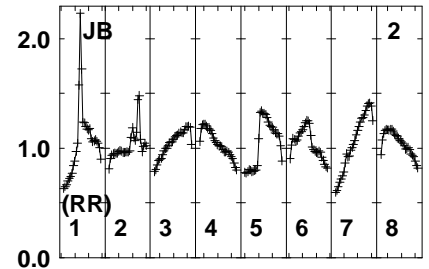
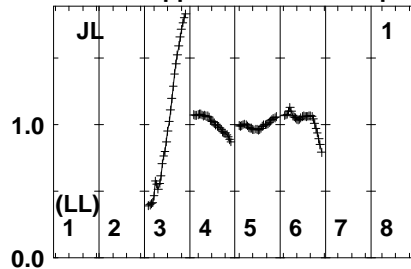
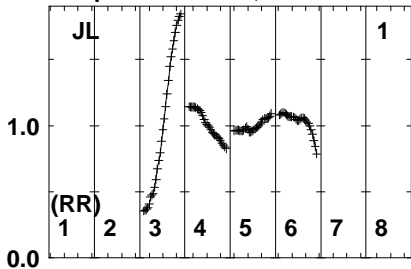


Lower frame: Real Jy
Auto-corr total-power spectrum Antenna: *
Timerange: 00/12:56:41 to 00/12:58:20

Plot file version 310 created 15-NOV-2022 10:55:08

ROSS867 EB081B 1.UVDATA.1

Freq = 1.5950 GHz, Bw = 16.000 MH No calibration applied and no bandpass applied



1595 610 1630 645 660 675 1695 710
FREQ MHz

1595 610 1630 645 660 675 1695 710
FREQ MHz

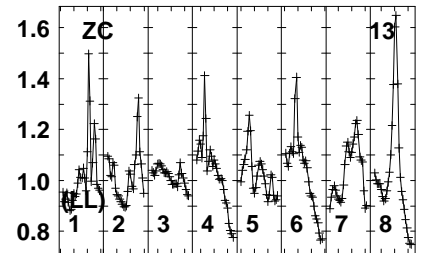
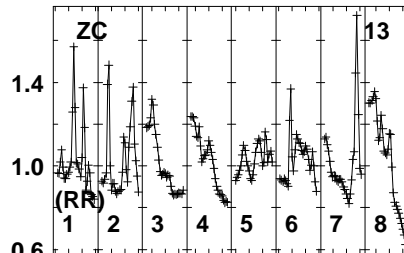
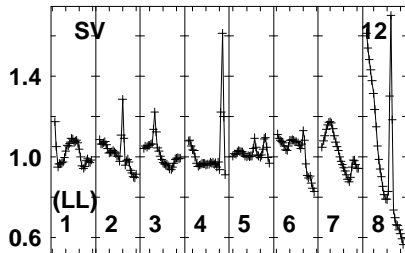
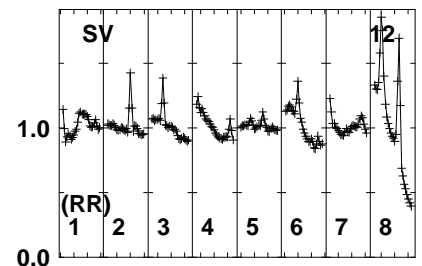
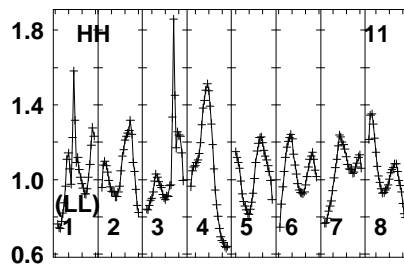
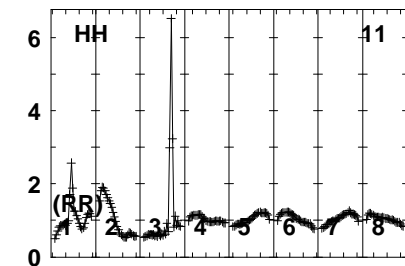
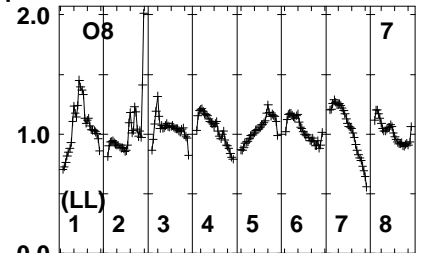
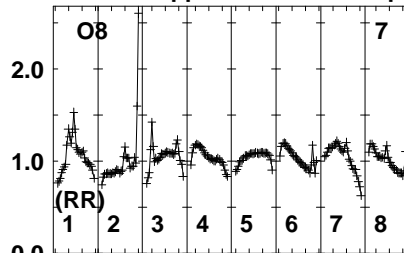
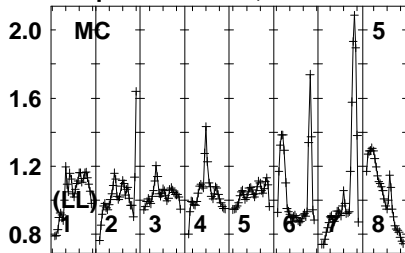
1595 610 1630 645 660 675 1695 710
FREQ MHz

Lower frame: Real Jy
Auto-corr total-power spectrum Antenna: *
Timerange: 00/12:58:21 to 00/13:03:20

Plot file version 311 created 15-NOV-2022 10:55:08

ROSS867 EB081B 1.UVDATA.1

Freq = 1.5950 GHz, Bw = 16.000 MH No calibration applied and no bandpass applied



1595 610 1630 645 660 675 1695 710
FREQ MHz

1595 610 1630 645 660 675 1695 710
FREQ MHz

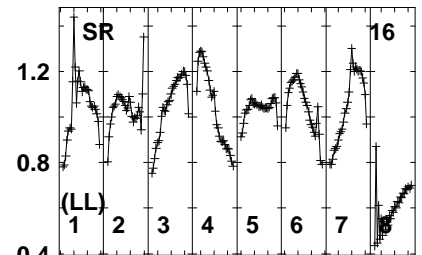
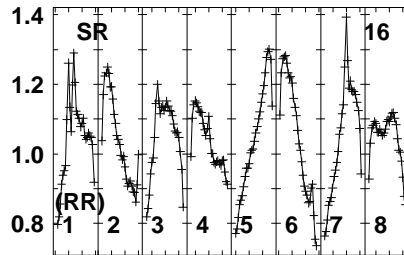
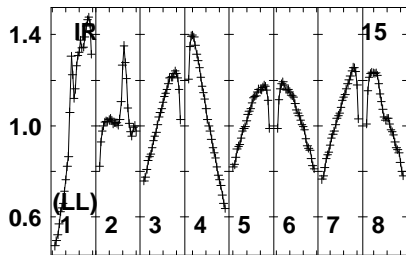
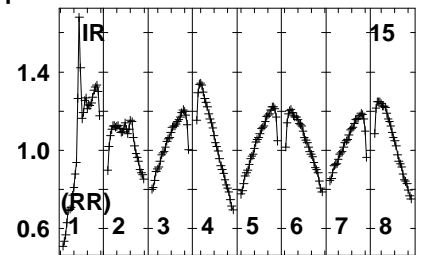
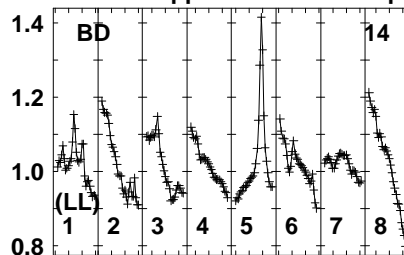
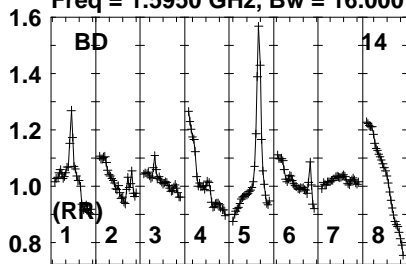
1595 610 1630 645 660 675 1695 710
FREQ MHz

Lower frame: Real Jy
Auto-corr total-power spectrum Antenna: *
Timerange: 00/12:58:21 to 00/13:03:20

Plot file version 312 created 15-NOV-2022 10:55:08

ROSS867 EB081B 1.UVDATA.1

Freq = 1.5950 GHz, Bw = 16.000 MH No calibration applied and no bandpass applied

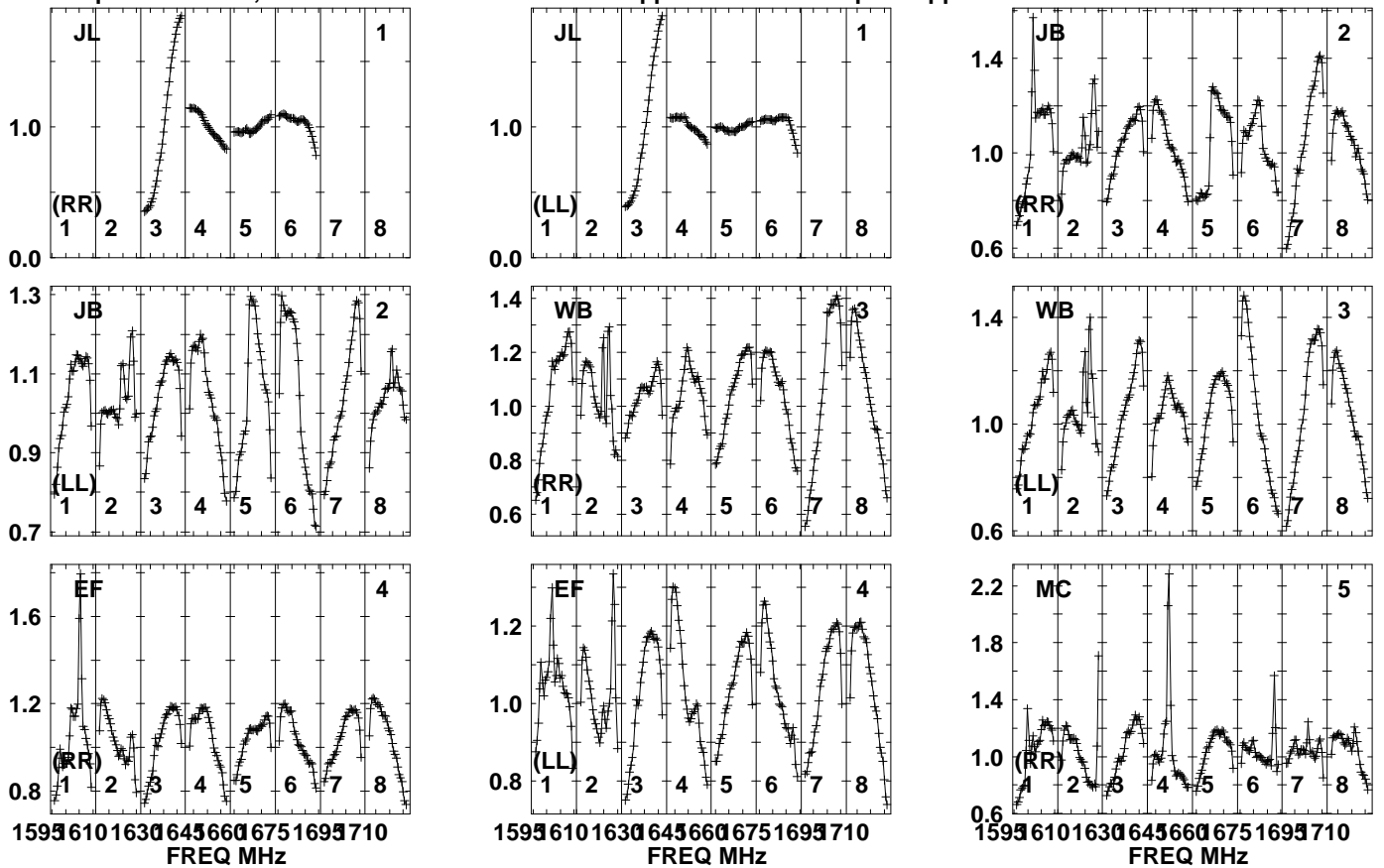


Lower frame: Real Jy
Auto-corr total-power spectrum Antenna: *
Timerange: 00/12:58:21 to 00/13:03:20

Plot file version 313 created 15-NOV-2022 10:55:08

J1722+2458 EB081B 1.UVDATA.1

Freq = 1.5950 GHz, Bw = 16.000 MH No calibration applied and no bandpass applied

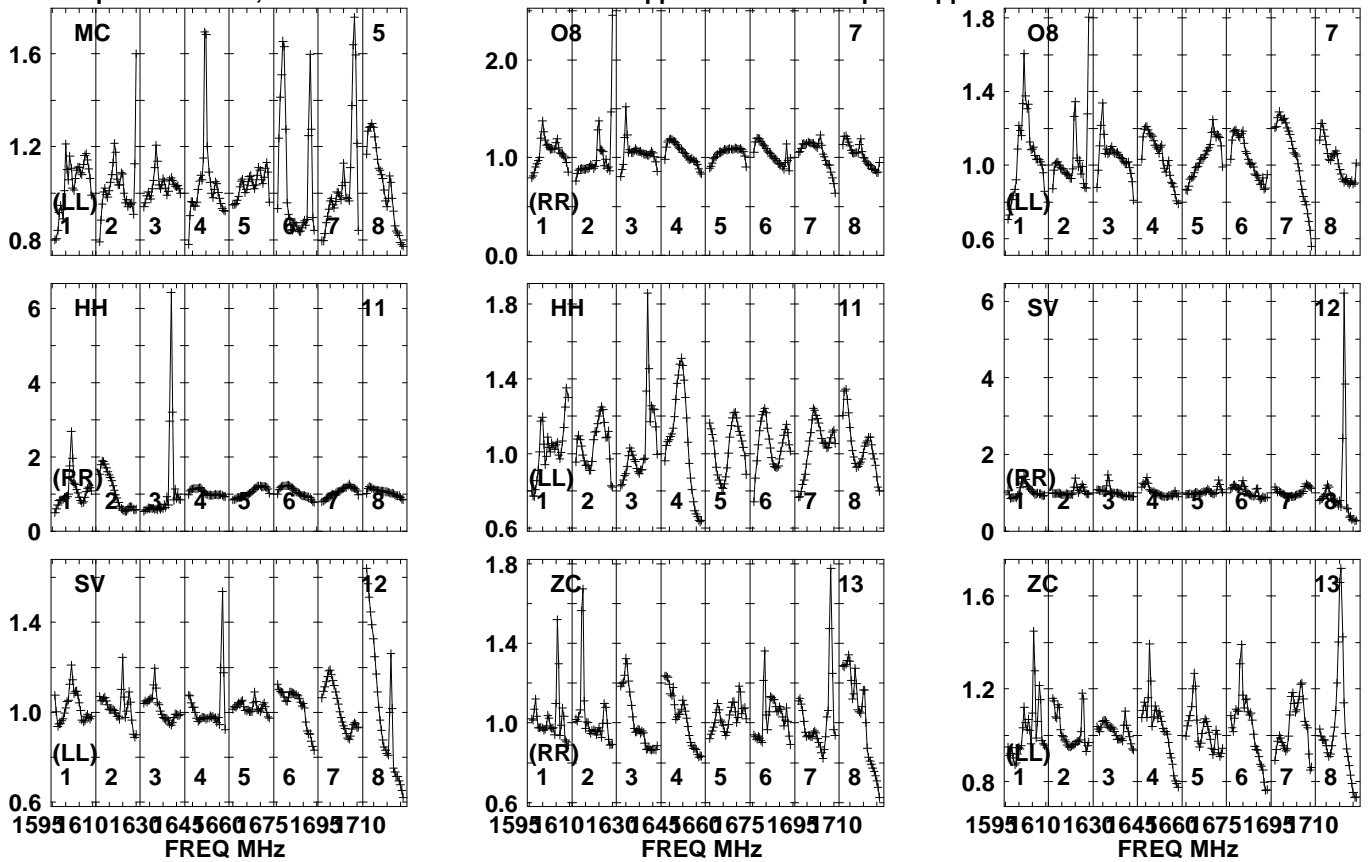


Lower frame: Real Jy
Auto-corr total-power spectrum Antenna: *
Timerange: 00/13:03:50 to 00/13:05:00

Plot file version 314 created 15-NOV-2022 10:55:09

J1722+2458 EB081B 1.UVDATA.1

Freq = 1.5950 GHz, Bw = 16.000 MH No calibration applied and no bandpass applied

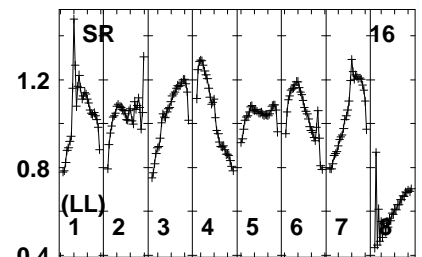
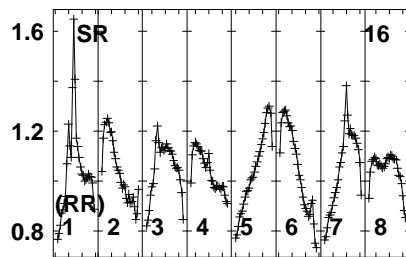
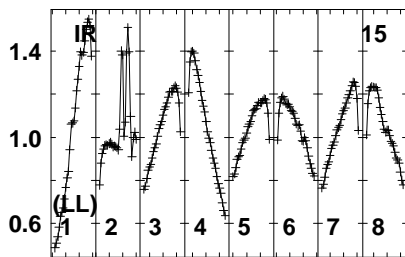
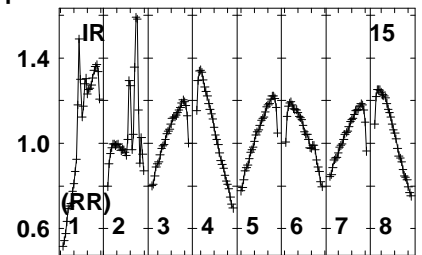
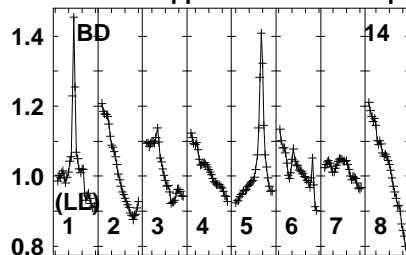
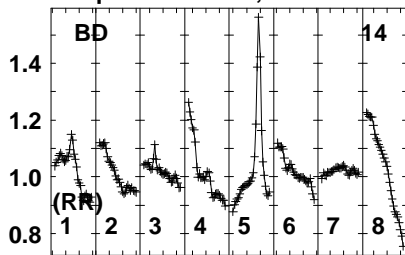


Lower frame: Real Jy
Auto-corr total-power spectrum Antenna: *
Timerange: 00/13:03:50 to 00/13:05:00

Plot file version 315 created 15-NOV-2022 10:55:09

J1722+2458 EB081B 1.UVDATA.1

Freq = 1.5950 GHz, Bw = 16.000 MH No calibration applied and no bandpass applied

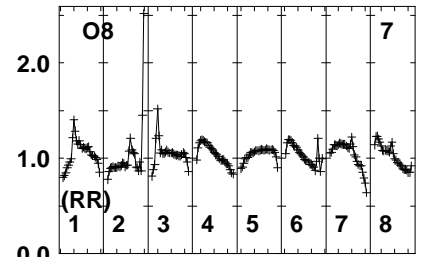
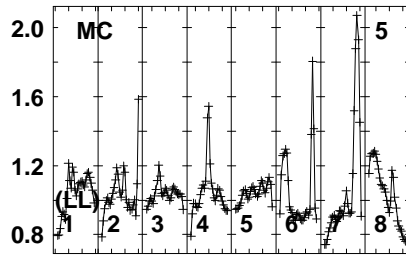
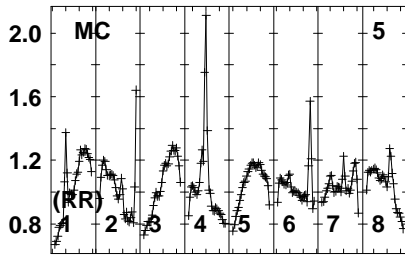
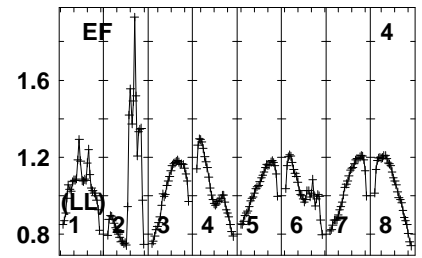
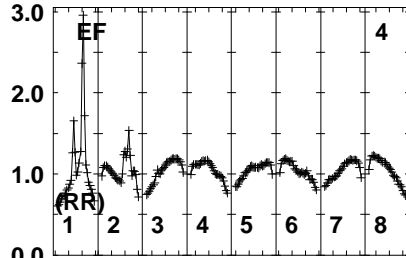
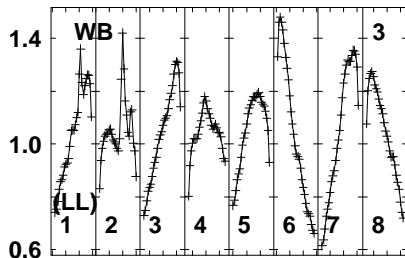
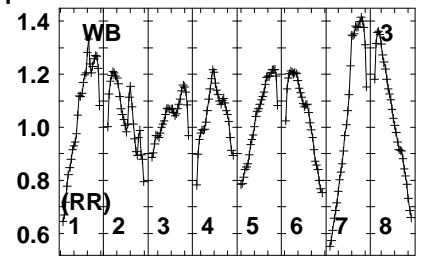
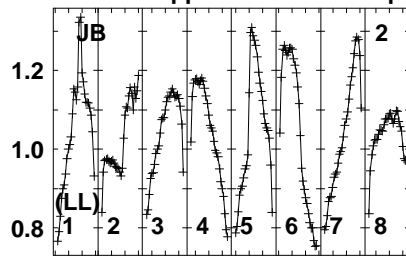
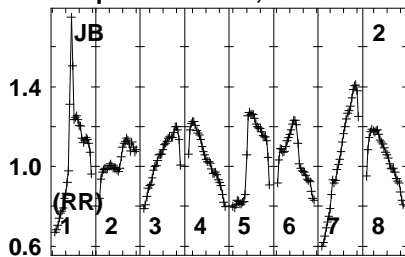


Lower frame: Real Jy
Auto-corr total-power spectrum Antenna: *
Timerange: 00/13:03:50 to 00/13:05:00

Plot file version 316 created 15-NOV-2022 10:55:09

J1722+2815 EB081B 1.UVDATA.1

Freq = 1.5950 GHz, Bw = 16.000 MH No calibration applied and no bandpass applied



1595 610 1630 645 660 675 1695 710
FREQ MHz

1595 610 1630 645 660 675 1695 710
FREQ MHz

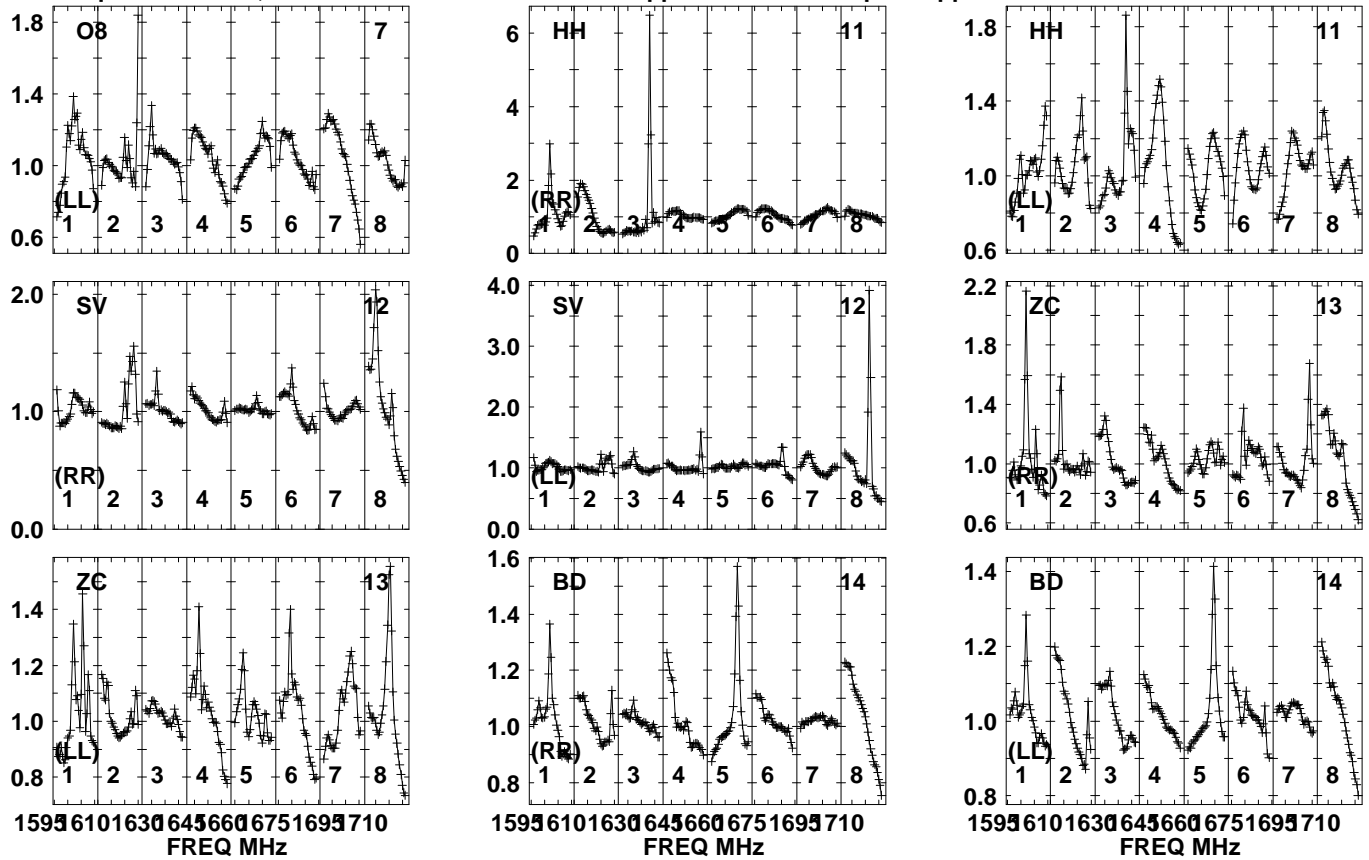
1595 610 1630 645 660 675 1695 710
FREQ MHz

Lower frame: Real Jy
Auto-corr total-power spectrum Antenna: *
Timerange: 00/13:05:01 to 00/13:06:40

Plot file version 317 created 15-NOV-2022 10:55:09

J1722+2815 EB081B 1.UVDATA.1

Freq = 1.5950 GHz, Bw = 16.000 MH No calibration applied and no bandpass applied

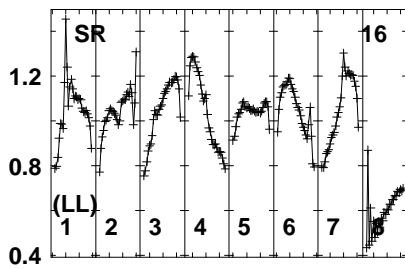
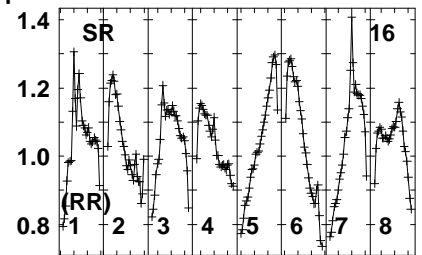
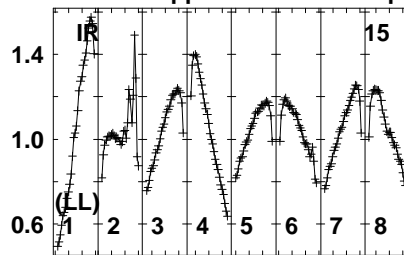
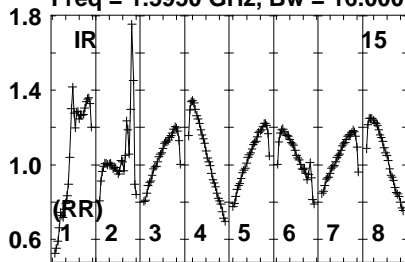


Lower frame: Real Jy
Auto-corr total-power spectrum Antenna: *
Timerange: 00/13:05:01 to 00/13:06:40

Plot file version 318 created 15-NOV-2022 10:55:09

J1722+2815 EB081B 1.UVDATA.1

Freq = 1.5950 GHz, Bw = 16.000 MH No calibration applied and no bandpass applied

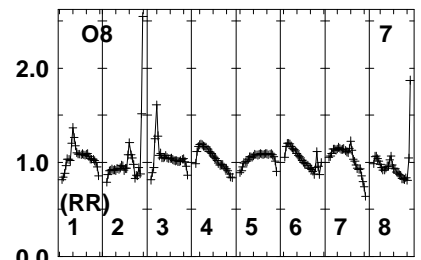
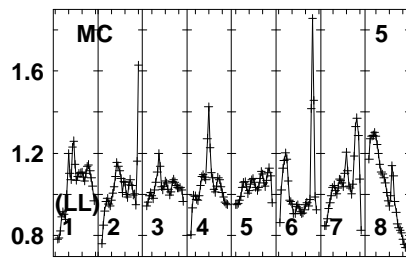
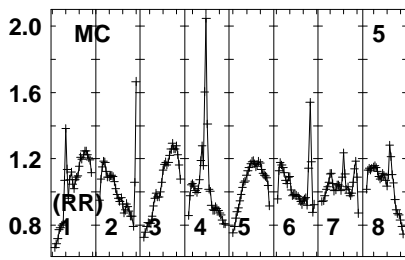
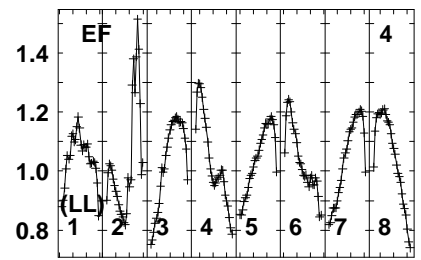
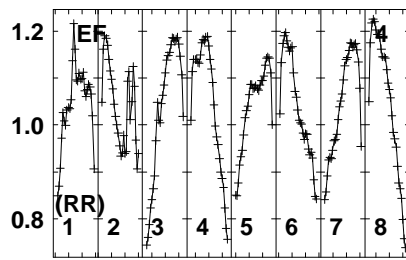
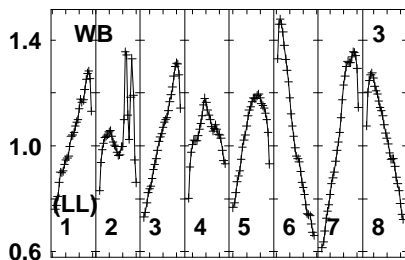
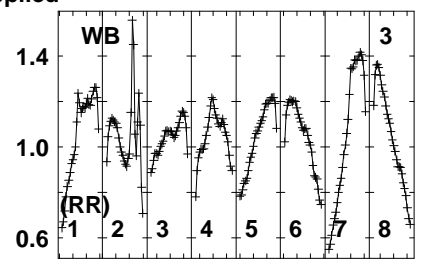
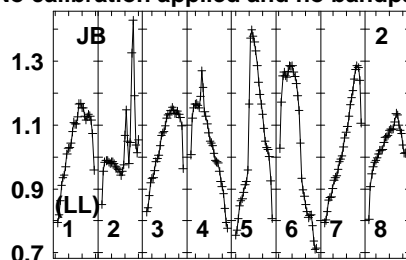
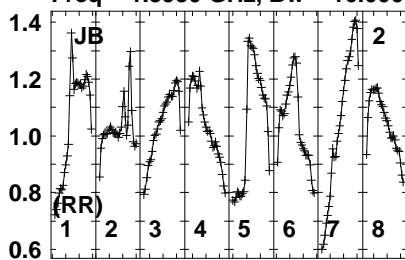


Lower frame: Real Jy
Auto-corr total-power spectrum Antenna: *
Timerange: 00/13:05:01 to 00/13:06:40

Plot file version 319 created 15-NOV-2022 10:55:09

J1716+2616 EB081B 1.UVDATA.1

Freq = 1.5950 GHz, Bw = 16.000 MH No calibration applied and no bandpass applied



1595 610 1630 645 660 675 1695 710
FREQ MHz

1595 610 1630 645 660 675 1695 710
FREQ MHz

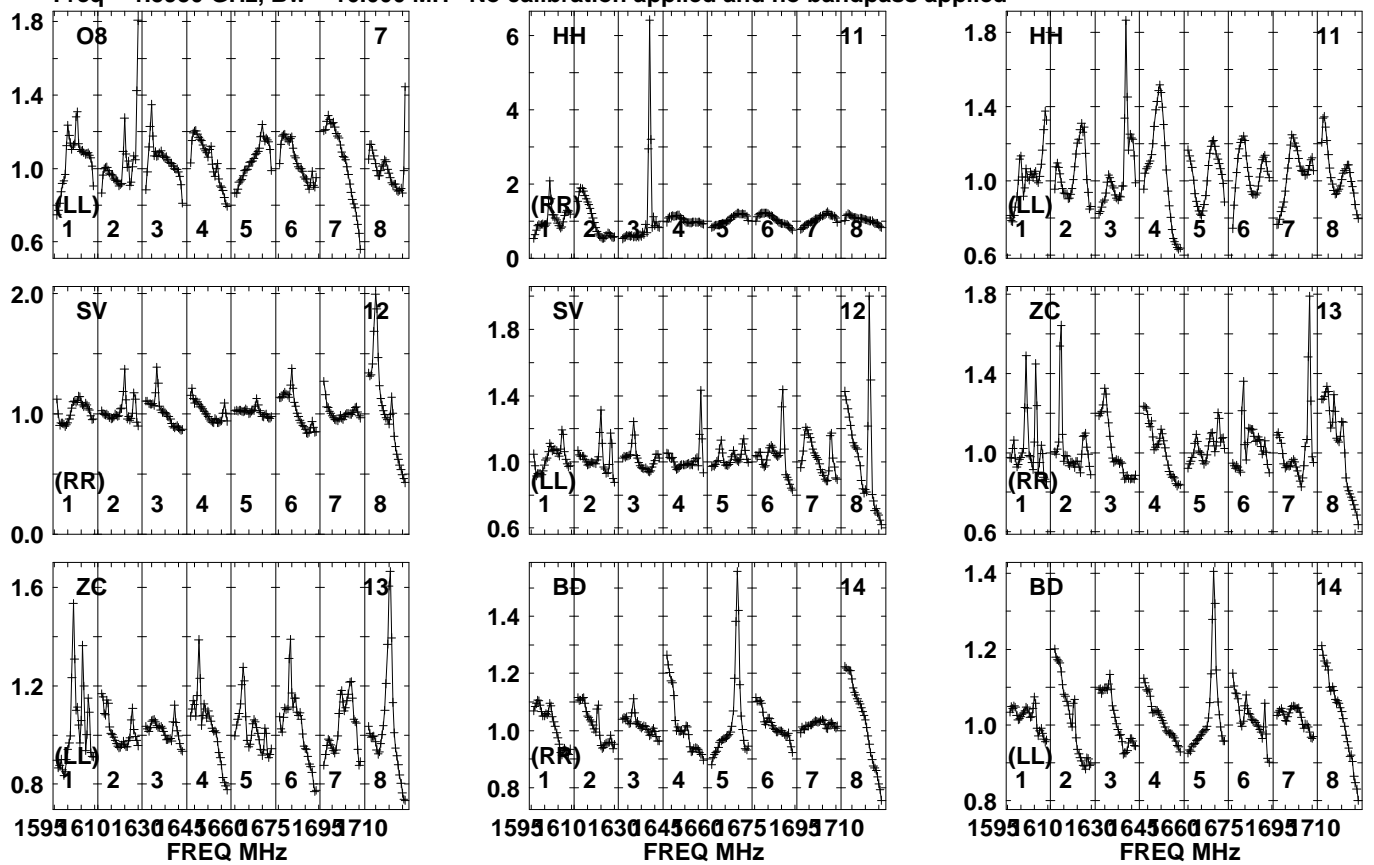
1595 610 1630 645 660 675 1695 710
FREQ MHz

Lower frame: Real Jy
Auto-corr total-power spectrum Antenna: *
Timerange: 00/13:06:40 to 00/13:08:20

Plot file version 320 created 15-NOV-2022 10:55:09

J1716+2616 EB081B 1.UVDATA.1

Freq = 1.5950 GHz, Bw = 16.000 MH No calibration applied and no bandpass applied

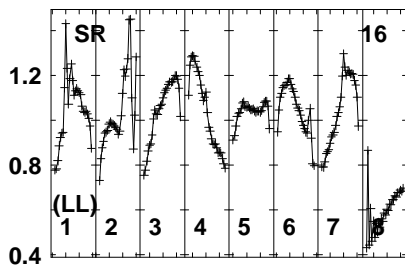
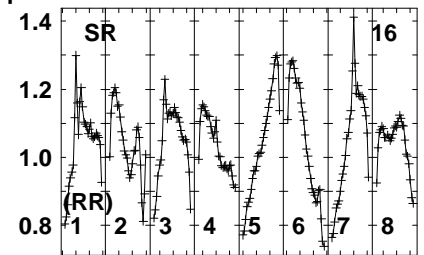
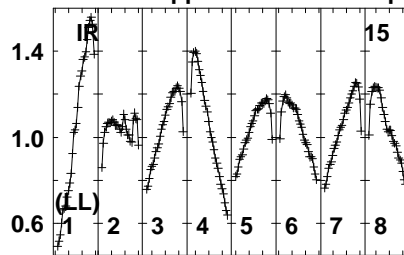
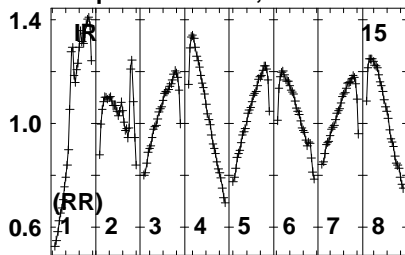


Lower frame: Real Jy
Auto-corr total-power spectrum Antenna: *
Timerange: 00/13:06:40 to 00/13:08:20

Plot file version 321 created 15-NOV-2022 10:55:10

J1716+2616 EB081B 1.UVDATA.1

Freq = 1.5950 GHz, Bw = 16.000 MH No calibration applied and no bandpass applied

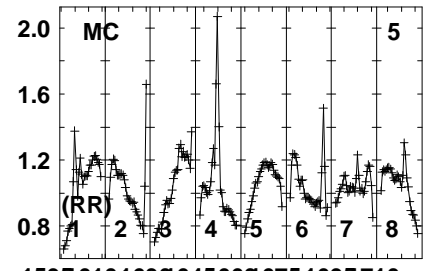
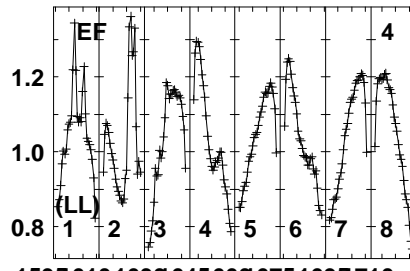
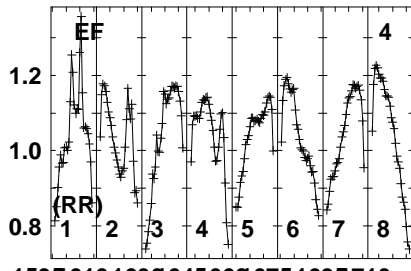
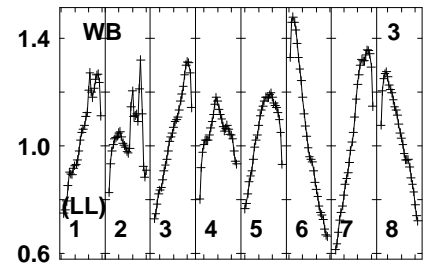
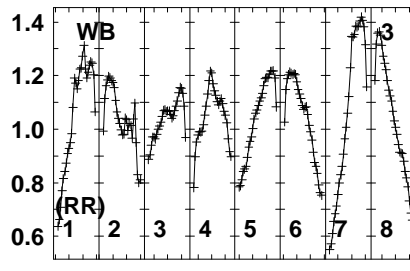
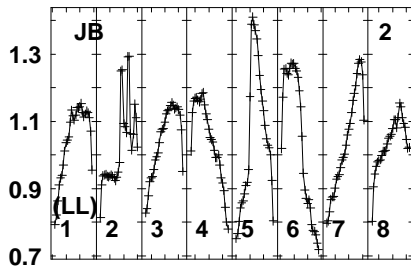
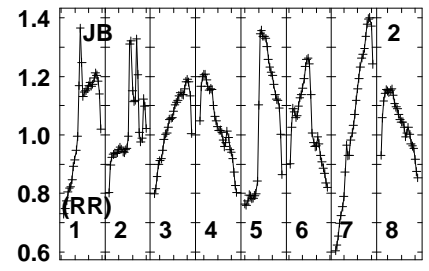
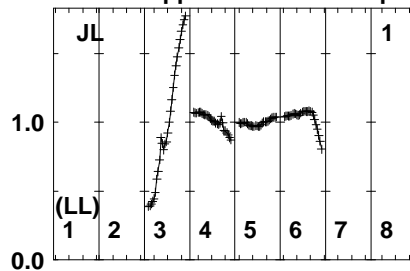
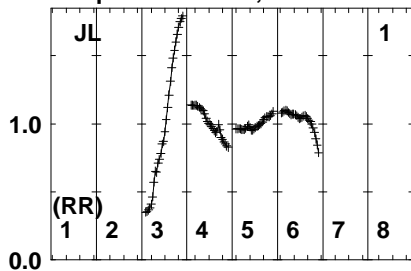


Lower frame: Real Jy
Auto-corr total-power spectrum Antenna: *
Timerange: 00/13:06:40 to 00/13:08:20

Plot file version 322 created 15-NOV-2022 10:55:10

ROSS867 EB081B 1.UVDATA.1

Freq = 1.5950 GHz, Bw = 16.000 MH No calibration applied and no bandpass applied



1595 610 1630 645 660 675 1695 710
FREQ MHz

1595 610 1630 645 660 675 1695 710
FREQ MHz

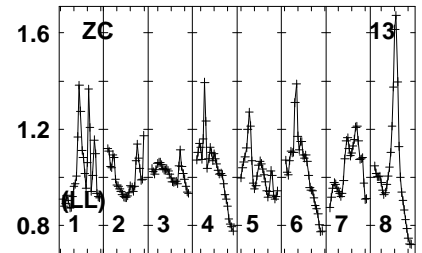
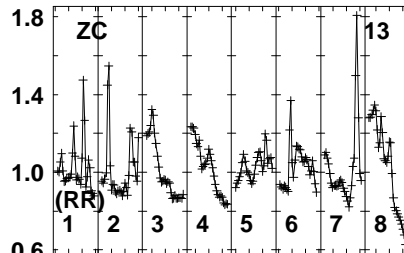
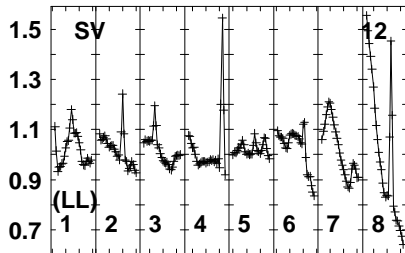
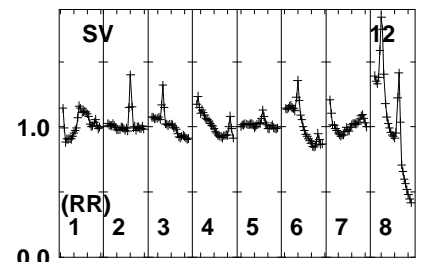
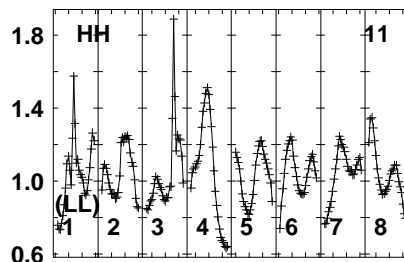
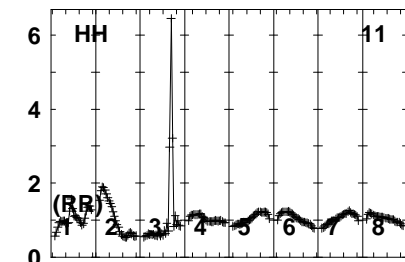
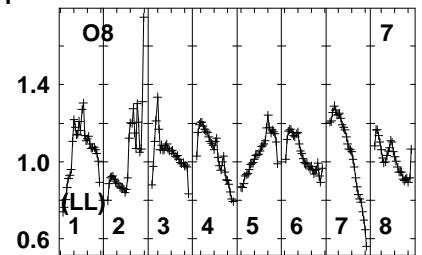
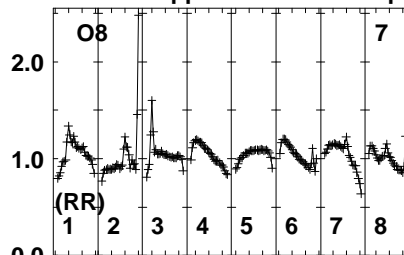
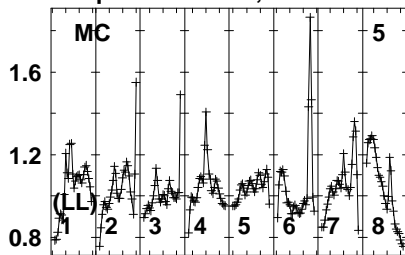
1595 610 1630 645 660 675 1695 710
FREQ MHz

Lower frame: Real Jy
Auto-corr total-power spectrum Antenna: *
Timerange: 00/13:08:20 to 00/13:13:19

Plot file version 323 created 15-NOV-2022 10:55:10

ROSS867 EB081B 1.UVDATA.1

Freq = 1.5950 GHz, Bw = 16.000 MH No calibration applied and no bandpass applied



1595 610 1630 645 660 675 1695 710
FREQ MHz

1595 610 1630 645 660 675 1695 710
FREQ MHz

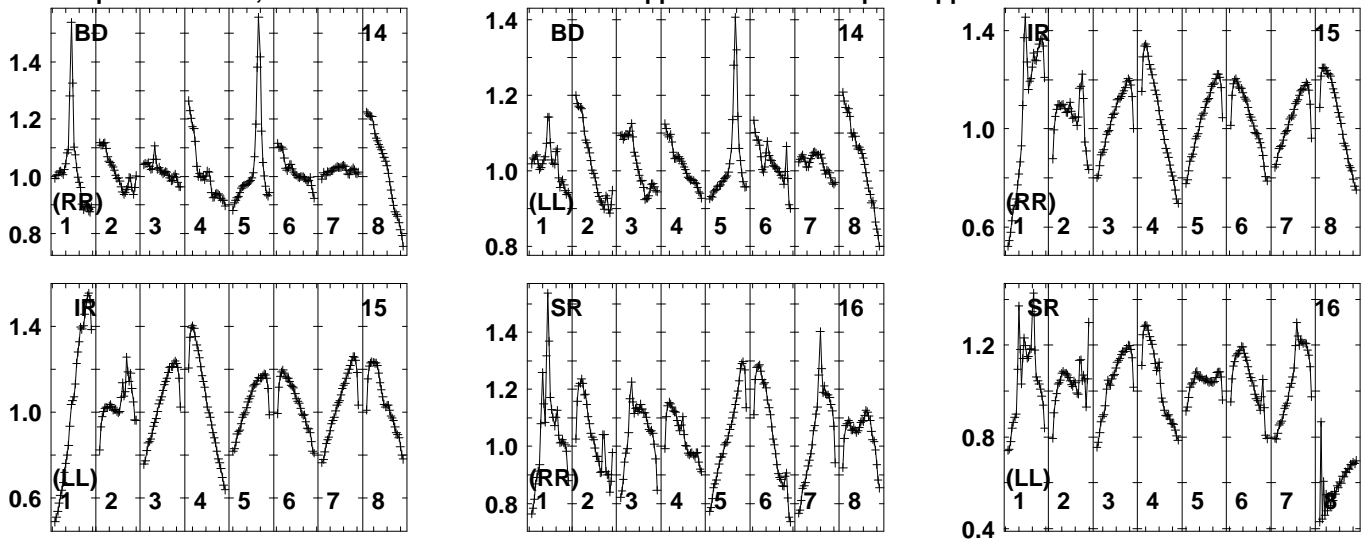
1595 610 1630 645 660 675 1695 710
FREQ MHz

Lower frame: Real Jy
Auto-corr total-power spectrum Antenna: *
Timerange: 00/13:08:20 to 00/13:13:19

Plot file version 324 created 15-NOV-2022 10:55:10

ROSS867 EB081B 1.UVDATA.1

Freq = 1.5950 GHz, Bw = 16.000 MH No calibration applied and no bandpass applied

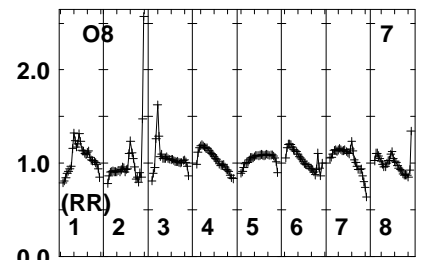
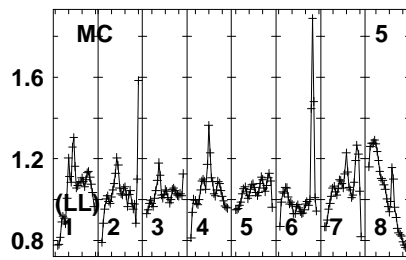
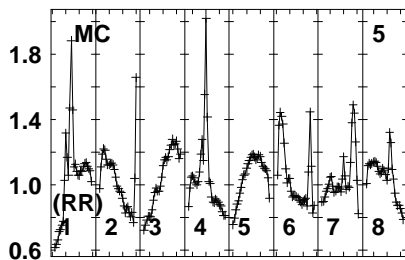
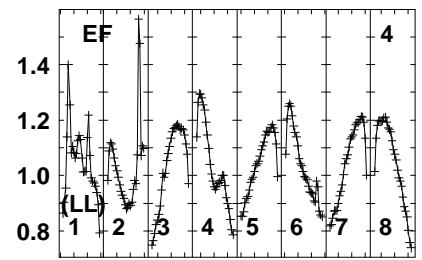
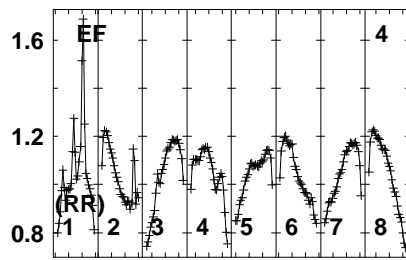
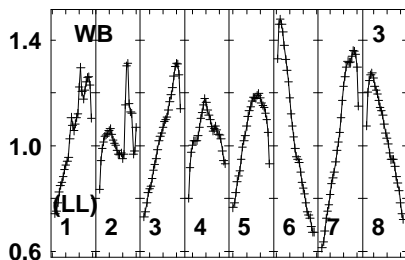
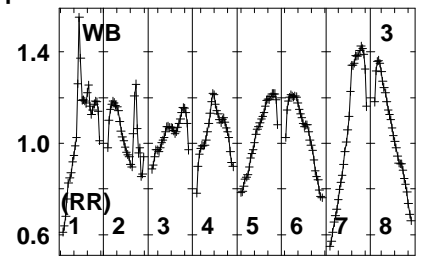
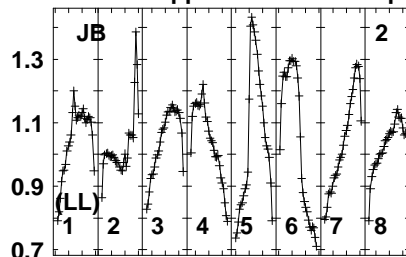
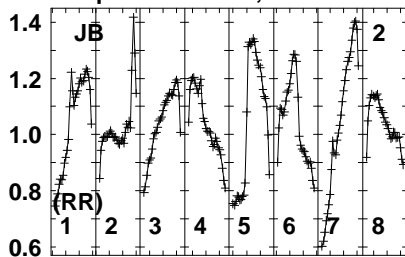


Lower frame: Real Jy
Auto-corr total-power spectrum Antenna: *
Timerange: 00/13:08:20 to 00/13:13:19

Plot file version 325 created 15-NOV-2022 10:55:10

J1722+2458 EB081B 1.UVDATA.1

Freq = 1.5950 GHz, Bw = 16.000 MH No calibration applied and no bandpass applied



1595 610 1630 645 660 675 1695 710
FREQ MHz

1595 610 1630 645 660 675 1695 710
FREQ MHz

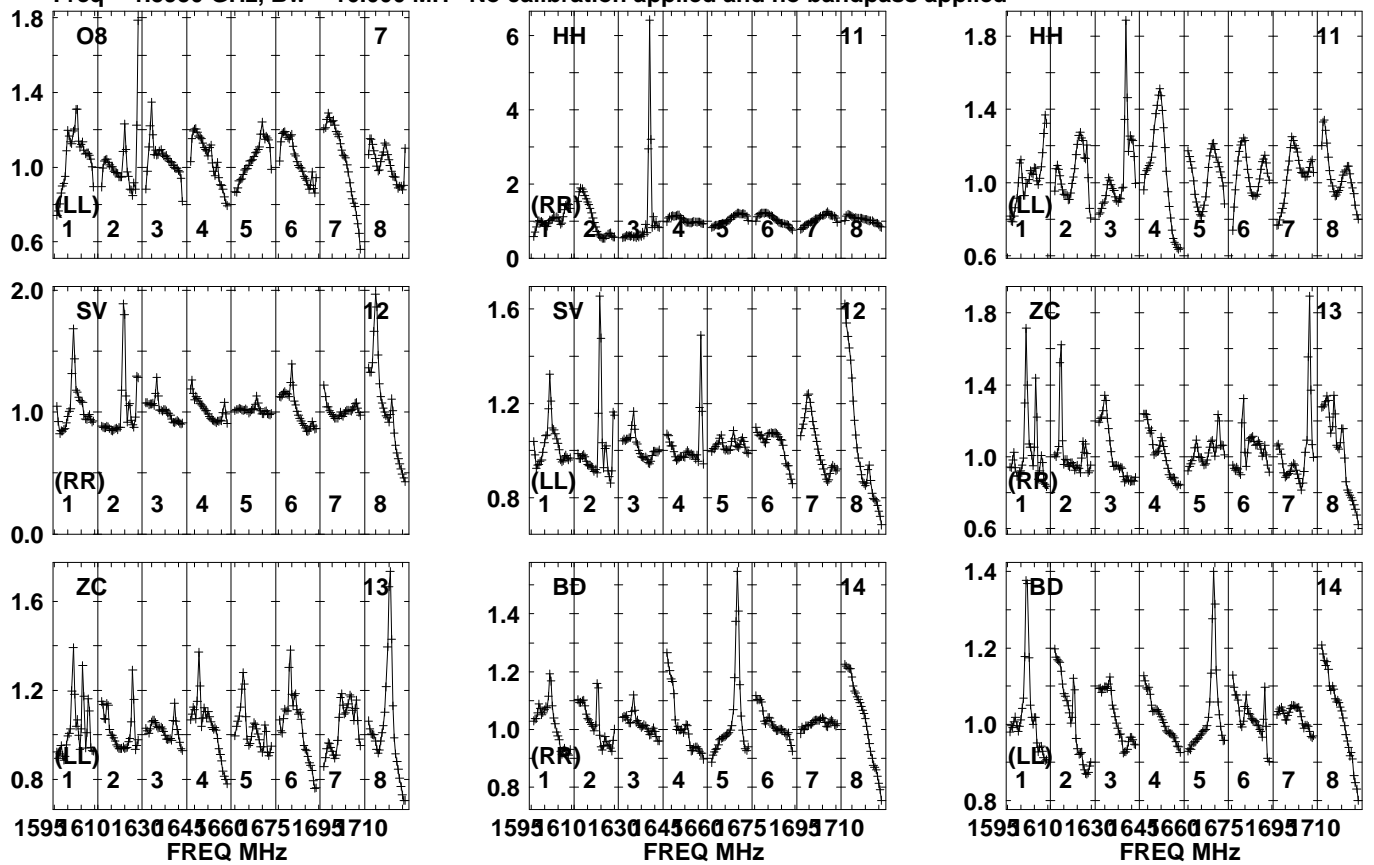
1595 610 1630 645 660 675 1695 710
FREQ MHz

Lower frame: Real Jy
Auto-corr total-power spectrum Antenna: *
Timerange: 00/13:13:51 to 00/13:14:59

Plot file version 326 created 15-NOV-2022 10:55:10

J1722+2458 EB081B 1.UVDATA.1

Freq = 1.5950 GHz, Bw = 16.000 MH No calibration applied and no bandpass applied

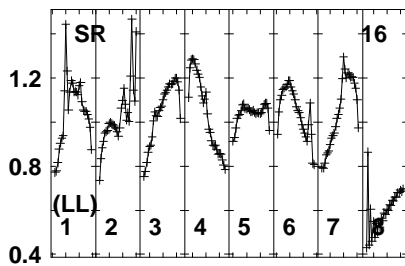
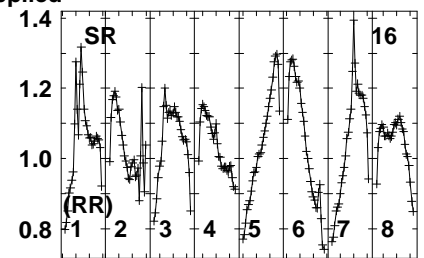
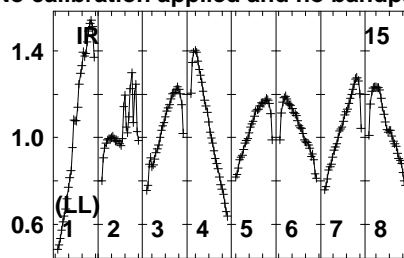
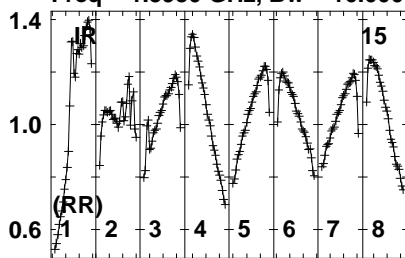


Lower frame: Real Jy
Auto-corr total-power spectrum Antenna: *
Timerange: 00/13:13:51 to 00/13:14:59

Plot file version 327 created 15-NOV-2022 10:55:11

J1722+2458 EB081B 1.UVDATA.1

Freq = 1.5950 GHz, Bw = 16.000 MH No calibration applied and no bandpass applied

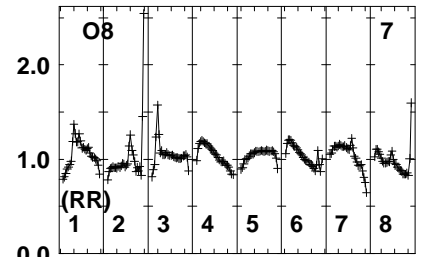
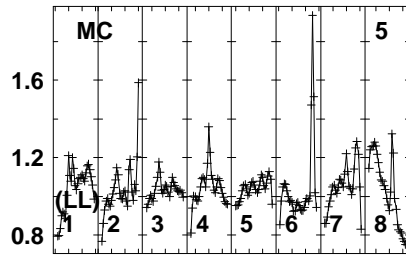
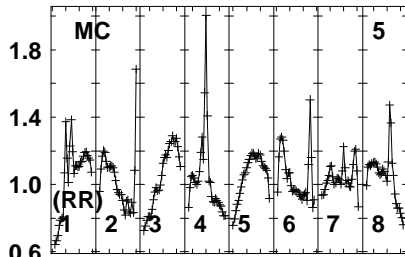
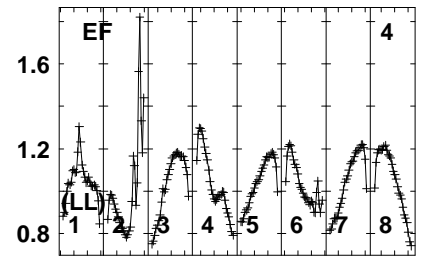
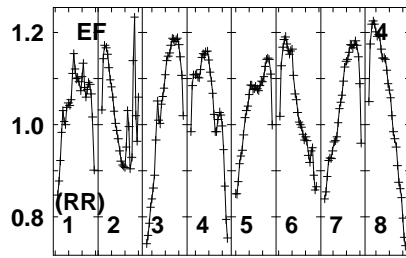
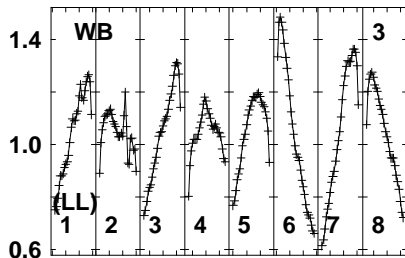
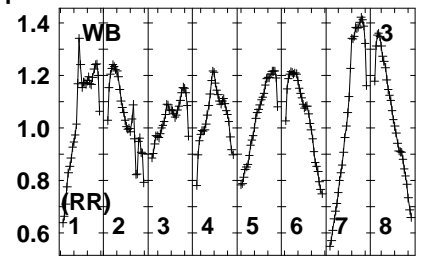
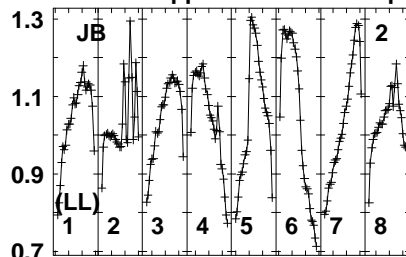
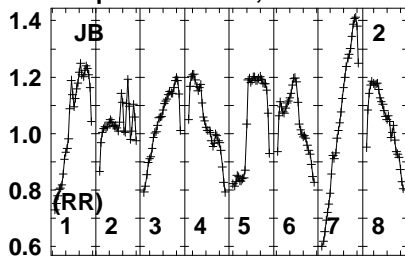


Lower frame: Real Jy
Auto-corr total-power spectrum Antenna: *
Timerange: 00/13:13:51 to 00/13:14:59

Plot file version 328 created 15-NOV-2022 10:55:11

J1722+2815 EB081B 1.UVDATA.1

Freq = 1.5950 GHz, Bw = 16.000 MH No calibration applied and no bandpass applied



1595 610 1630 645 660 675 1695 710
FREQ MHz

1595 610 1630 645 660 675 1695 710
FREQ MHz

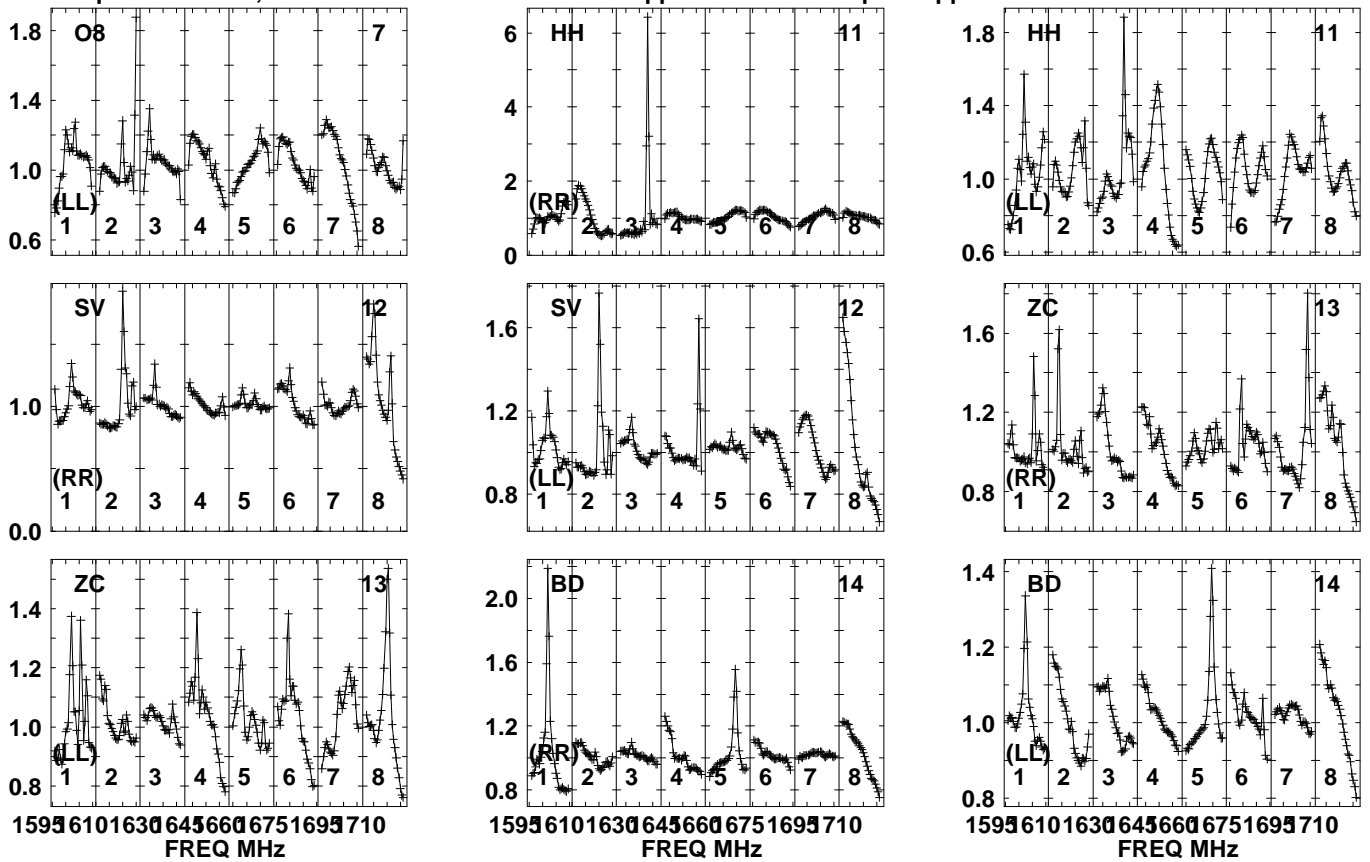
1595 610 1630 645 660 675 1695 710
FREQ MHz

Lower frame: Real Jy
Auto-corr total-power spectrum Antenna: *
Timerange: 00/13:15:00 to 00/13:16:39

Plot file version 329 created 15-NOV-2022 10:55:11

J1722+2815 EB081B 1.UVDATA.1

Freq = 1.5950 GHz, Bw = 16.000 MH No calibration applied and no bandpass applied

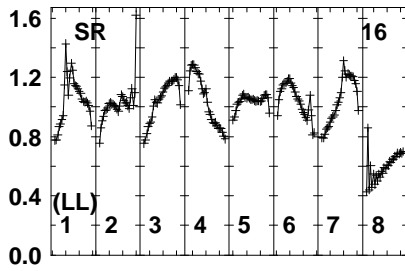
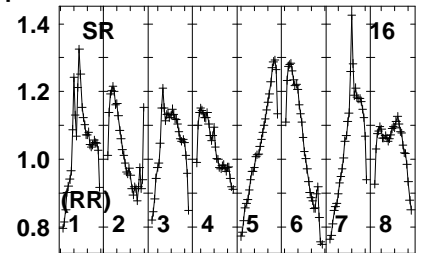
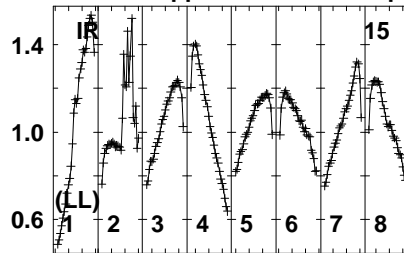
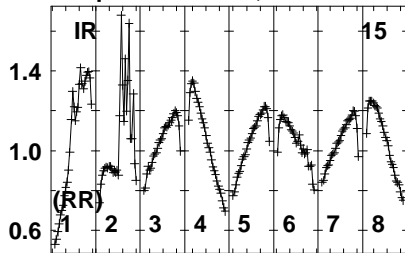


Lower frame: Real Jy
Auto-corr total-power spectrum Antenna: *
Timerange: 00/13:15:00 to 00/13:16:39

Plot file version 330 created 15-NOV-2022 10:55:11

J1722+2815 EB081B 1.UVDATA.1

Freq = 1.5950 GHz, Bw = 16.000 MH No calibration applied and no bandpass applied

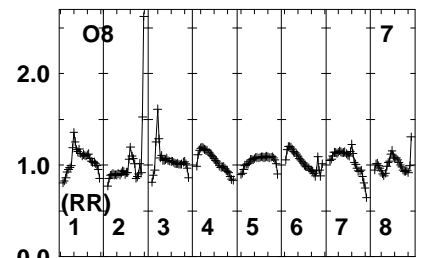
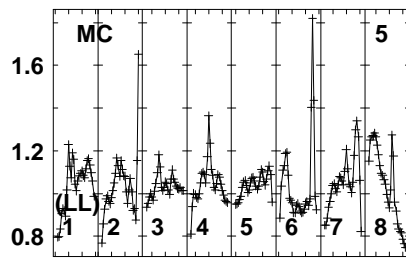
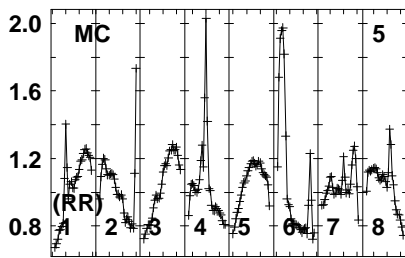
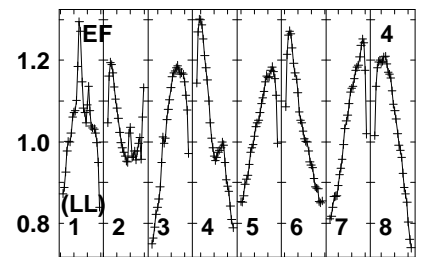
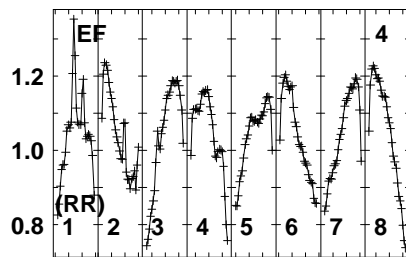
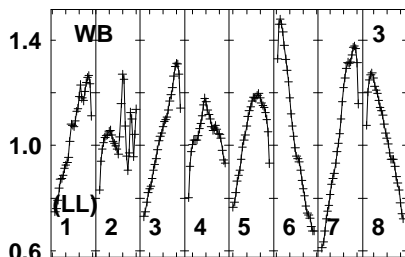
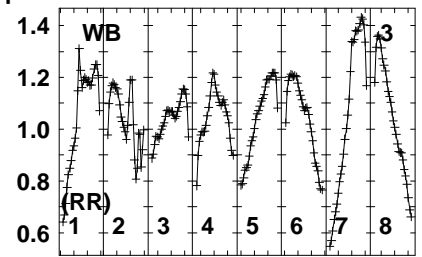
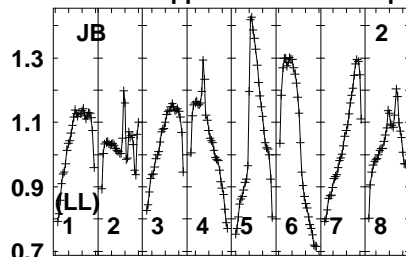
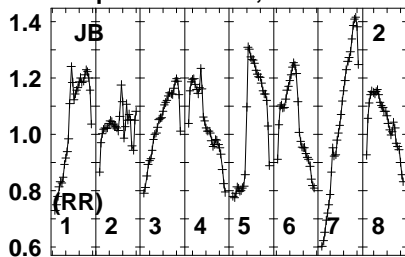


Lower frame: Real Jy
Auto-corr total-power spectrum Antenna: *
Timerange: 00/13:15:00 to 00/13:16:39

Plot file version 331 created 15-NOV-2022 10:55:11

J1716+2616 EB081B 1.UVDATA.1

Freq = 1.5950 GHz, Bw = 16.000 MH No calibration applied and no bandpass applied



1595 610 1630 645 660 675 1695 710
FREQ MHz

1595 610 1630 645 660 675 1695 710
FREQ MHz

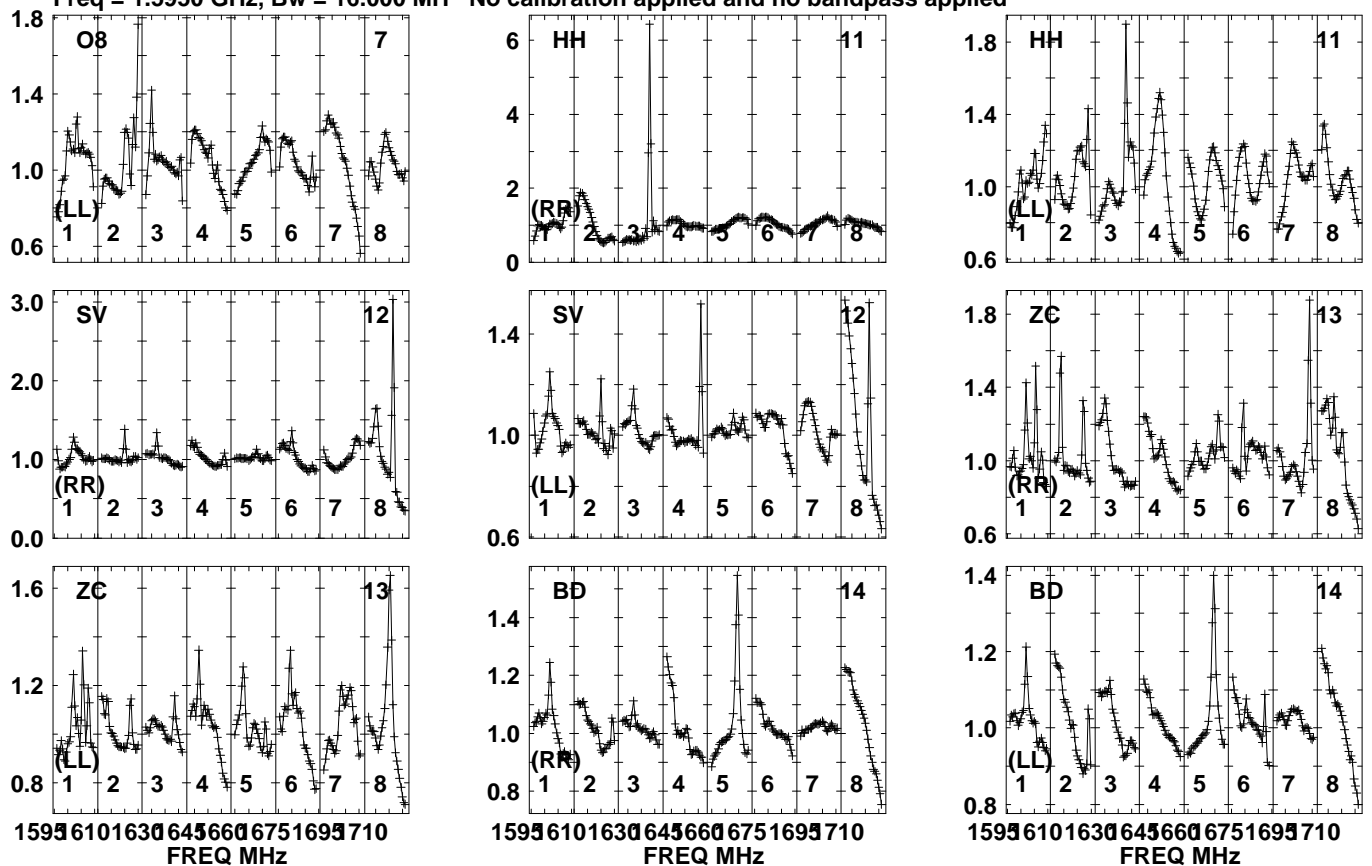
1595 610 1630 645 660 675 1695 710
FREQ MHz

Lower frame: Real Jy
Auto-corr total-power spectrum Antenna: *
Timerange: 00/13:16:40 to 00/13:18:19

Plot file version 332 created 15-NOV-2022 10:55:11

J1716+2616 EB081B 1.UVDATA.1

Freq = 1.5950 GHz, Bw = 16.000 MH No calibration applied and no bandpass applied

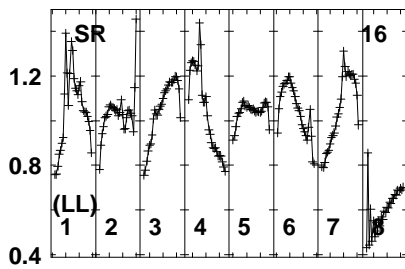
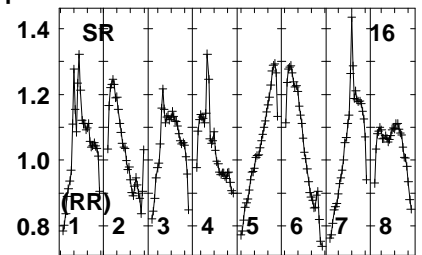
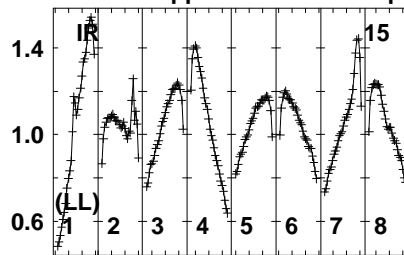
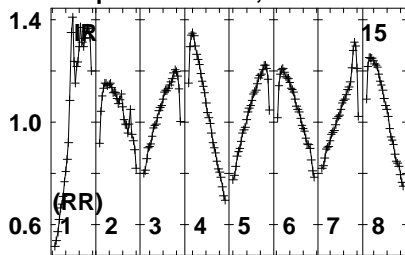


Lower frame: Real Jy
Auto-corr total-power spectrum Antenna: *
Timerange: 00/13:16:40 to 00/13:18:19

Plot file version 333 created 15-NOV-2022 10:55:11

J1716+2616 EB081B 1.UVDATA.1

Freq = 1.5950 GHz, Bw = 16.000 MH No calibration applied and no bandpass applied

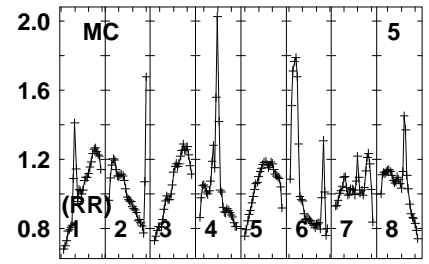
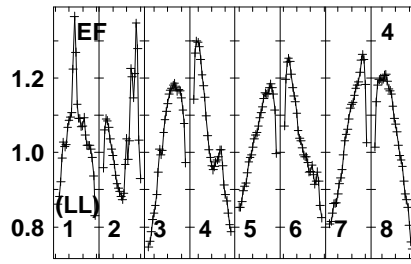
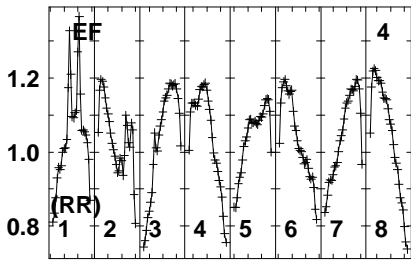
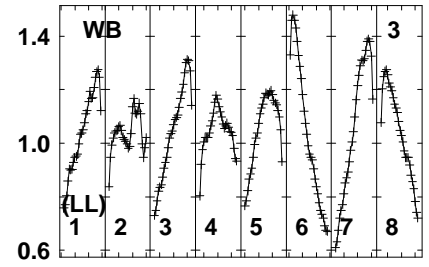
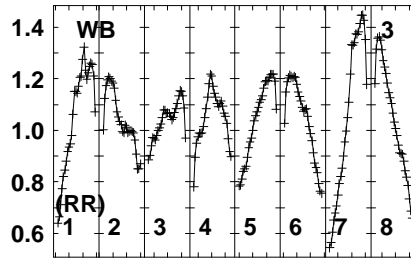
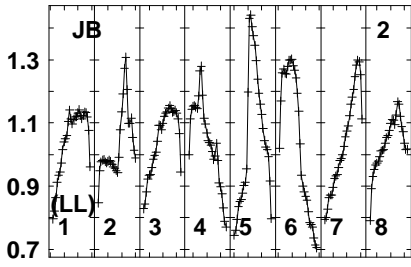
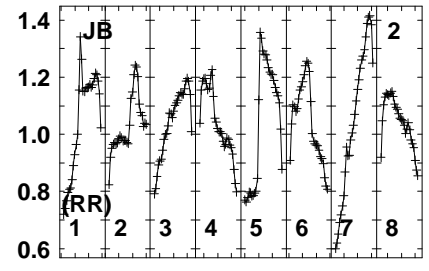
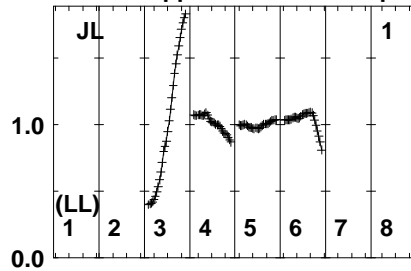
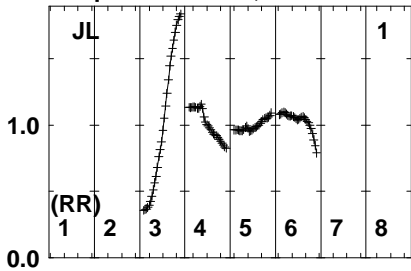


Lower frame: Real Jy
Auto-corr total-power spectrum Antenna: *
Timerange: 00/13:16:40 to 00/13:18:19

Plot file version 334 created 15-NOV-2022 10:55:12

ROSS867 EB081B 1.UVDATA.1

Freq = 1.5950 GHz, Bw = 16.000 MH No calibration applied and no bandpass applied



1595 610 1630 645 660 675 1695 710
FREQ MHz

1595 610 1630 645 660 675 1695 710
FREQ MHz

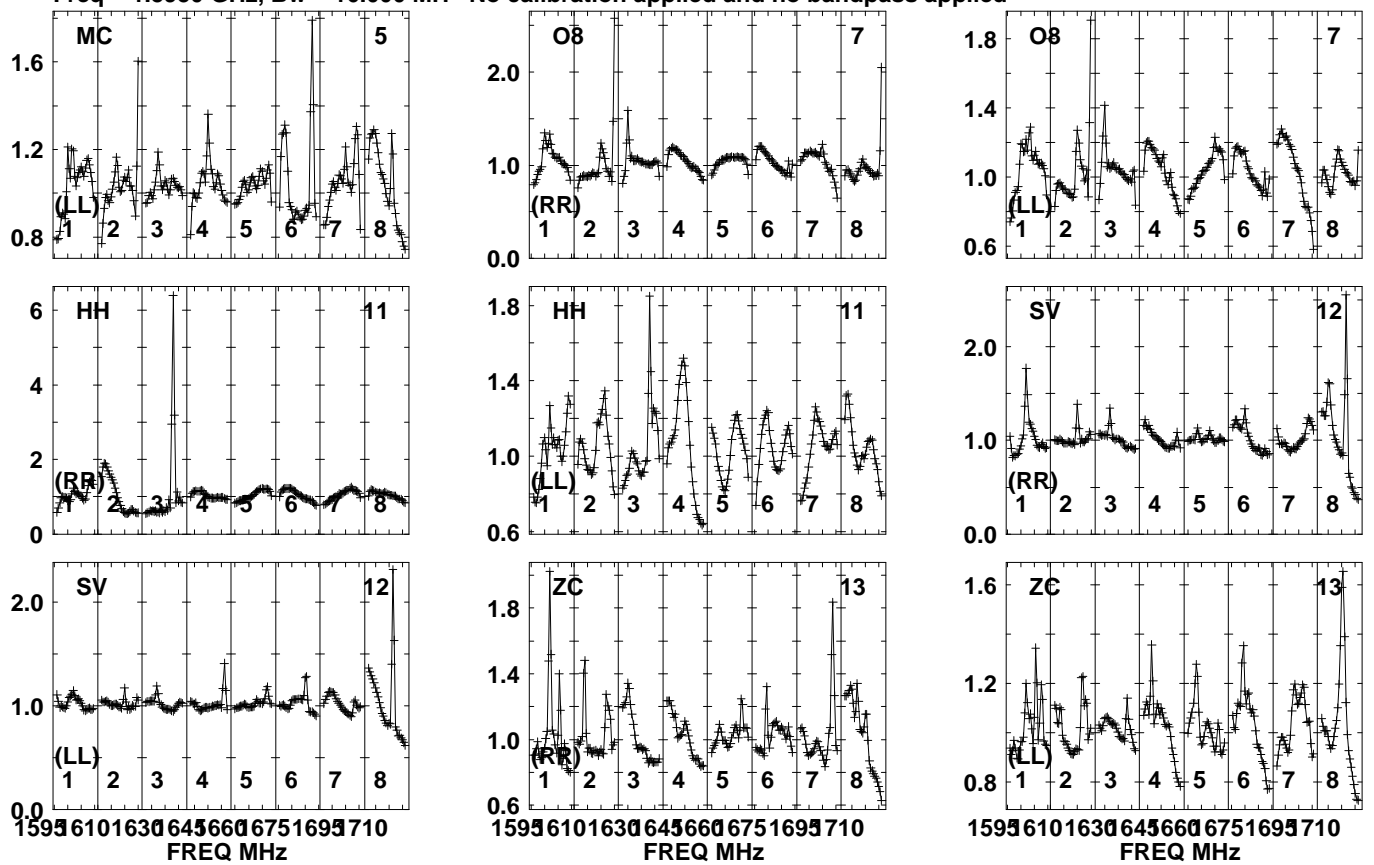
1595 610 1630 645 660 675 1695 710
FREQ MHz

Lower frame: Real Jy
Auto-corr total-power spectrum Antenna: *
Timerange: 00/13:18:21 to 00/13:23:20

Plot file version 335 created 15-NOV-2022 10:55:12

ROSS867 EB081B 1.UVDATA.1

Freq = 1.5950 GHz, Bw = 16.000 MH No calibration applied and no bandpass applied

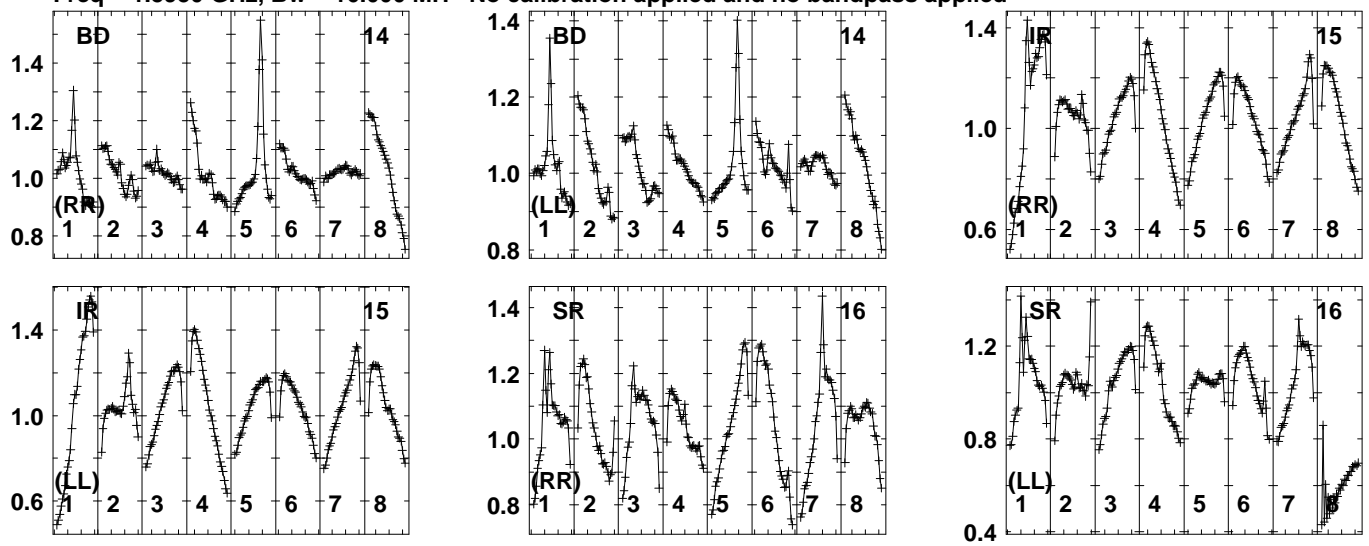


Lower frame: Real Jy
Auto-corr total-power spectrum Antenna: *
Timerange: 00/13:18:21 to 00/13:23:20

Plot file version 336 created 15-NOV-2022 10:55:12

ROSS867 EB081B 1.UVDATA.1

Freq = 1.5950 GHz, Bw = 16.000 MH No calibration applied and no bandpass applied

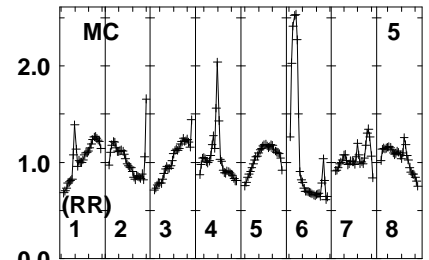
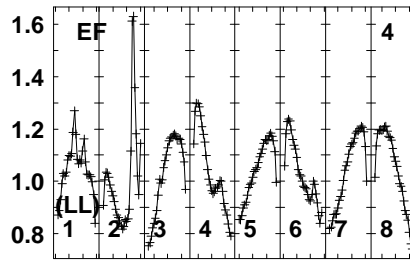
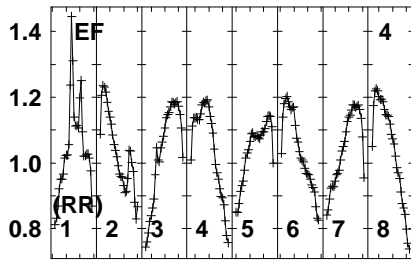
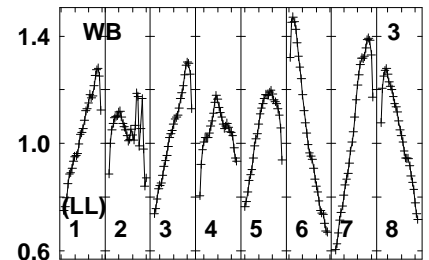
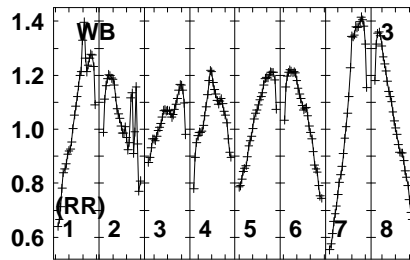
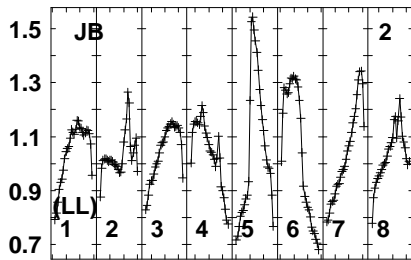
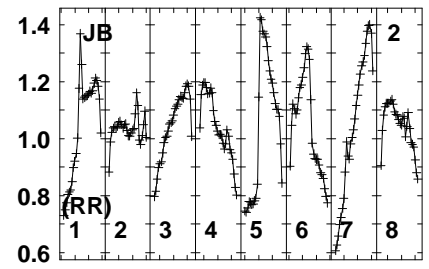
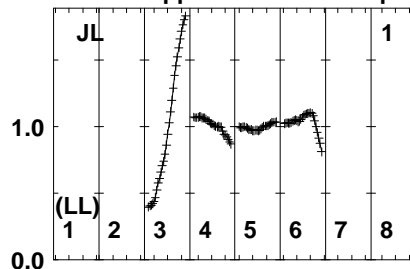
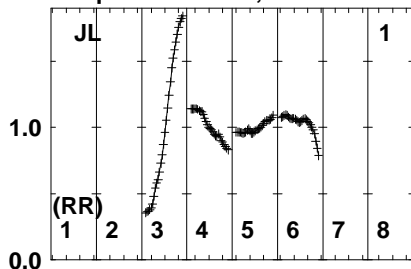


Lower frame: Real Jy
Auto-corr total-power spectrum Antenna: *
Timerange: 00/13:18:21 to 00/13:23:20

Plot file version 337 created 15-NOV-2022 10:55:12

J1722+2458 EB081B 1.UVDATA.1

Freq = 1.5950 GHz, Bw = 16.000 MH No calibration applied and no bandpass applied



1595 610 1630 645 660 675 1695 710
FREQ MHz

1595 610 1630 645 660 675 1695 710
FREQ MHz

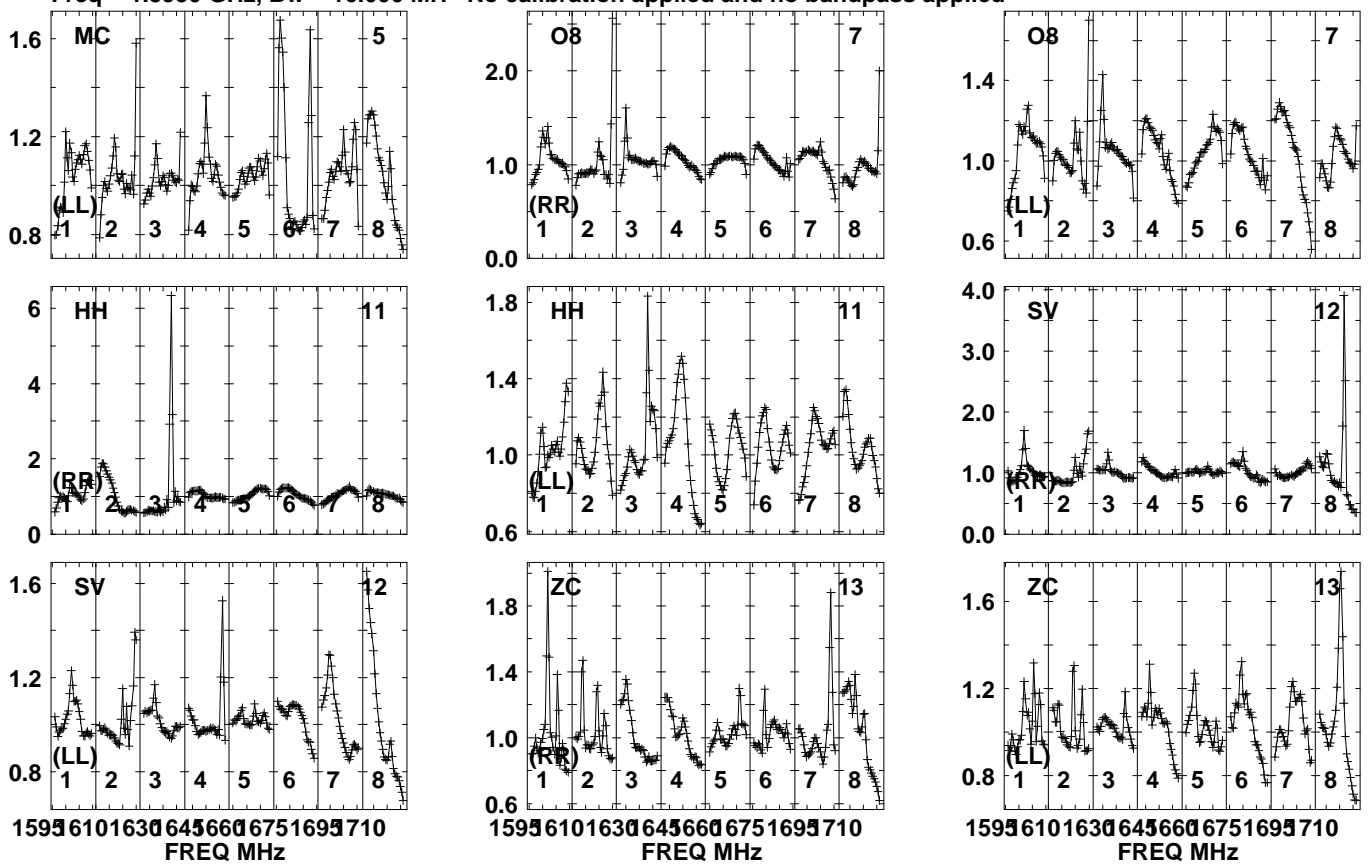
1595 610 1630 645 660 675 1695 710
FREQ MHz

Lower frame: Real Jy
Auto-corr total-power spectrum Antenna: *
Timerange: 00/13:23:50 to 00/13:25:00

Plot file version 338 created 15-NOV-2022 10:55:12

J1722+2458 EB081B 1.UVDATA.1

Freq = 1.5950 GHz, Bw = 16.000 MH No calibration applied and no bandpass applied



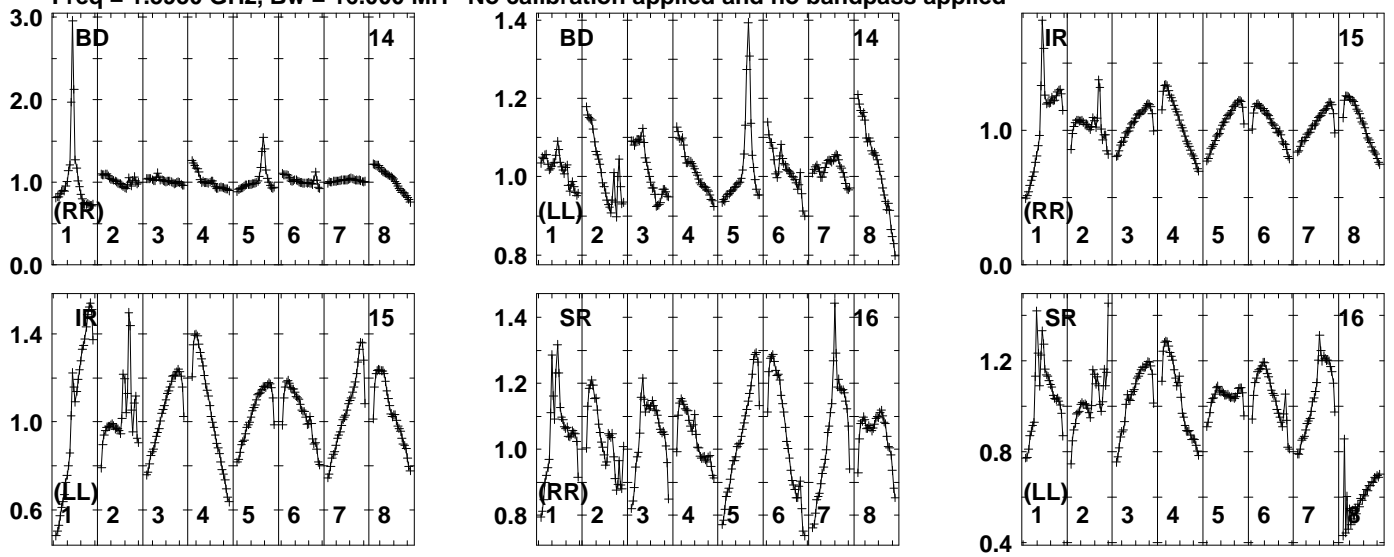
Lower frame: Real Jy
Auto-corr total-power spectrum Antenna: *
Timerange: 00/13:23:50 to 00/13:25:00

Plot file version 339 created 15-NOV-2022 10:55:12

J1722+2458 EB081B 1.UVDATA.1

Freq = 1.5950 GHz, Bw = 16.000 MH

No calibration applied and no bandpass applied



Lower frame: Real Jy

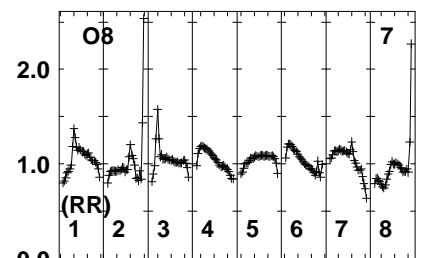
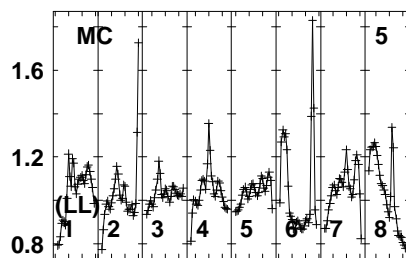
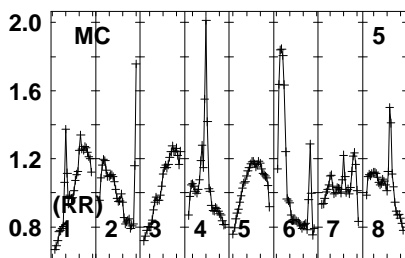
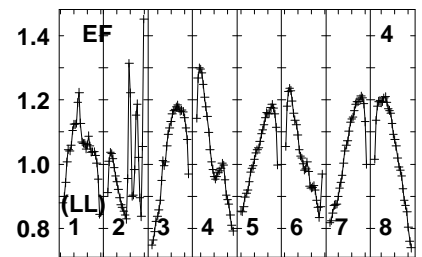
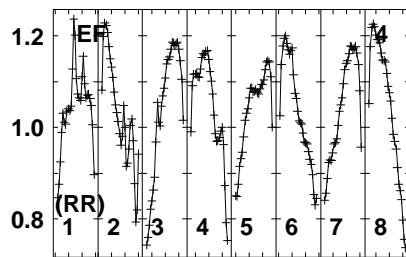
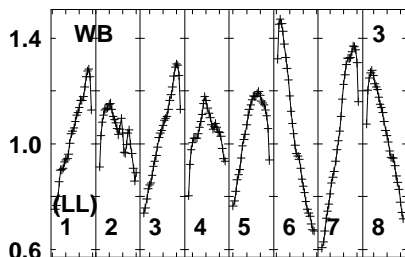
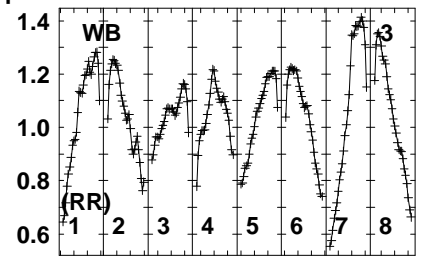
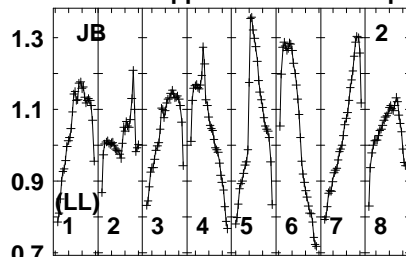
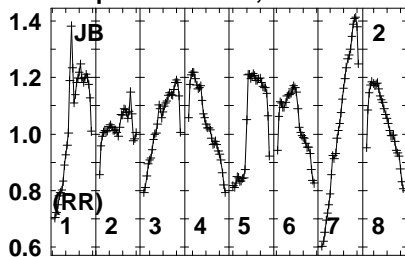
Auto-corr total-power spectrum Antenna: *

Timerange: 00/13:23:50 to 00/13:25:00

Plot file version 340 created 15-NOV-2022 10:55:13

J1722+2815 EB081B 1.UVDATA.1

Freq = 1.5950 GHz, Bw = 16.000 MH No calibration applied and no bandpass applied



1595 610 1630 645 660 675 1695 710
FREQ MHz

1595 610 1630 645 660 675 1695 710
FREQ MHz

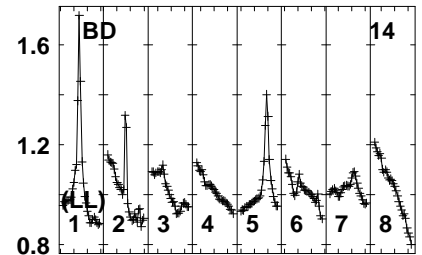
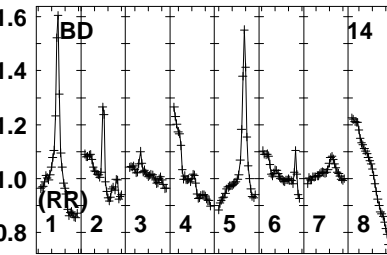
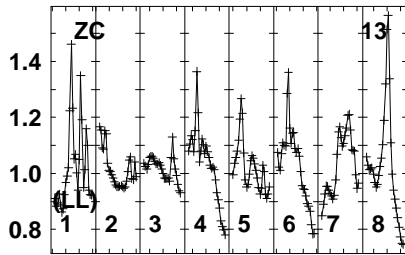
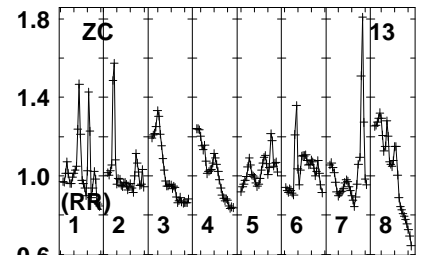
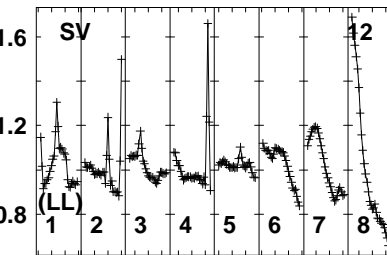
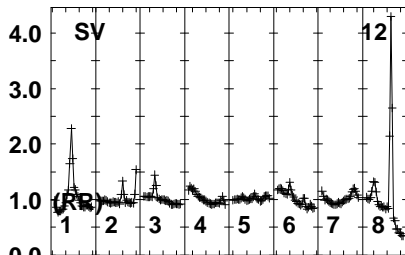
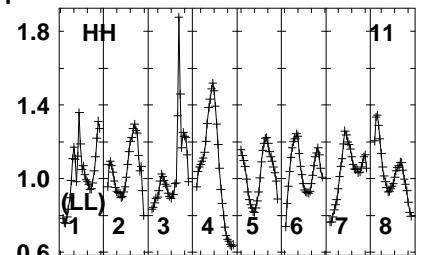
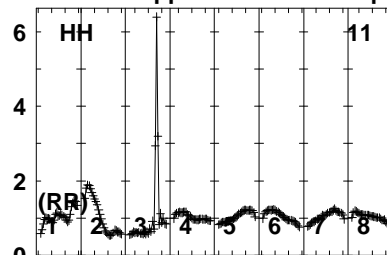
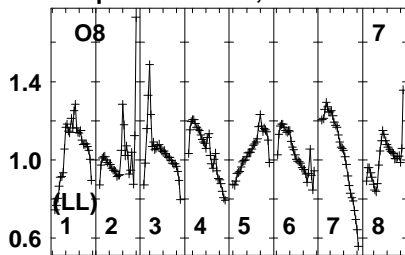
1595 610 1630 645 660 675 1695 710
FREQ MHz

Lower frame: Real Jy
Auto-corr total-power spectrum Antenna: *
Timerange: 00/13:25:00 to 00/13:26:39

Plot file version 341 created 15-NOV-2022 10:55:13

J1722+2815 EB081B 1.UVDATA.1

Freq = 1.5950 GHz, Bw = 16.000 MH No calibration applied and no bandpass applied



1595 610 1630 645 660 675 1695 710
FREQ MHz

1595 610 1630 645 660 675 1695 710
FREQ MHz

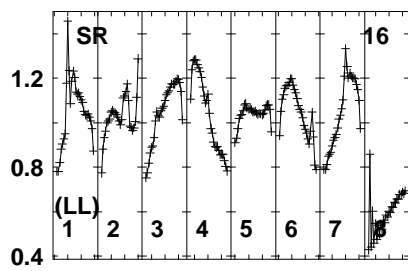
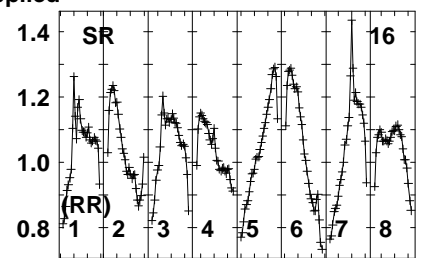
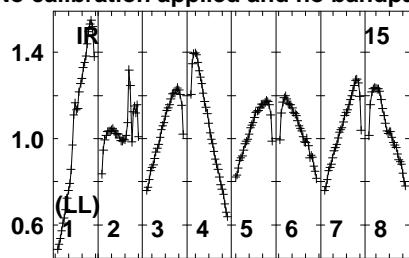
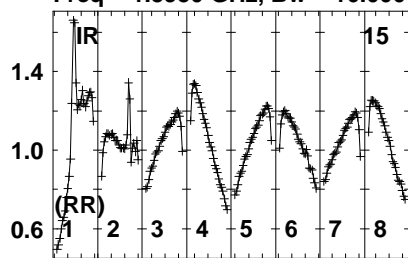
1595 610 1630 645 660 675 1695 710
FREQ MHz

Lower frame: Real Jy
Auto-corr total-power spectrum Antenna: *
Timerange: 00/13:25:00 to 00/13:26:39

Plot file version 342 created 15-NOV-2022 10:55:13

J1722+2815 EB081B 1.UVDATA.1

Freq = 1.5950 GHz, Bw = 16.000 MH No calibration applied and no bandpass applied

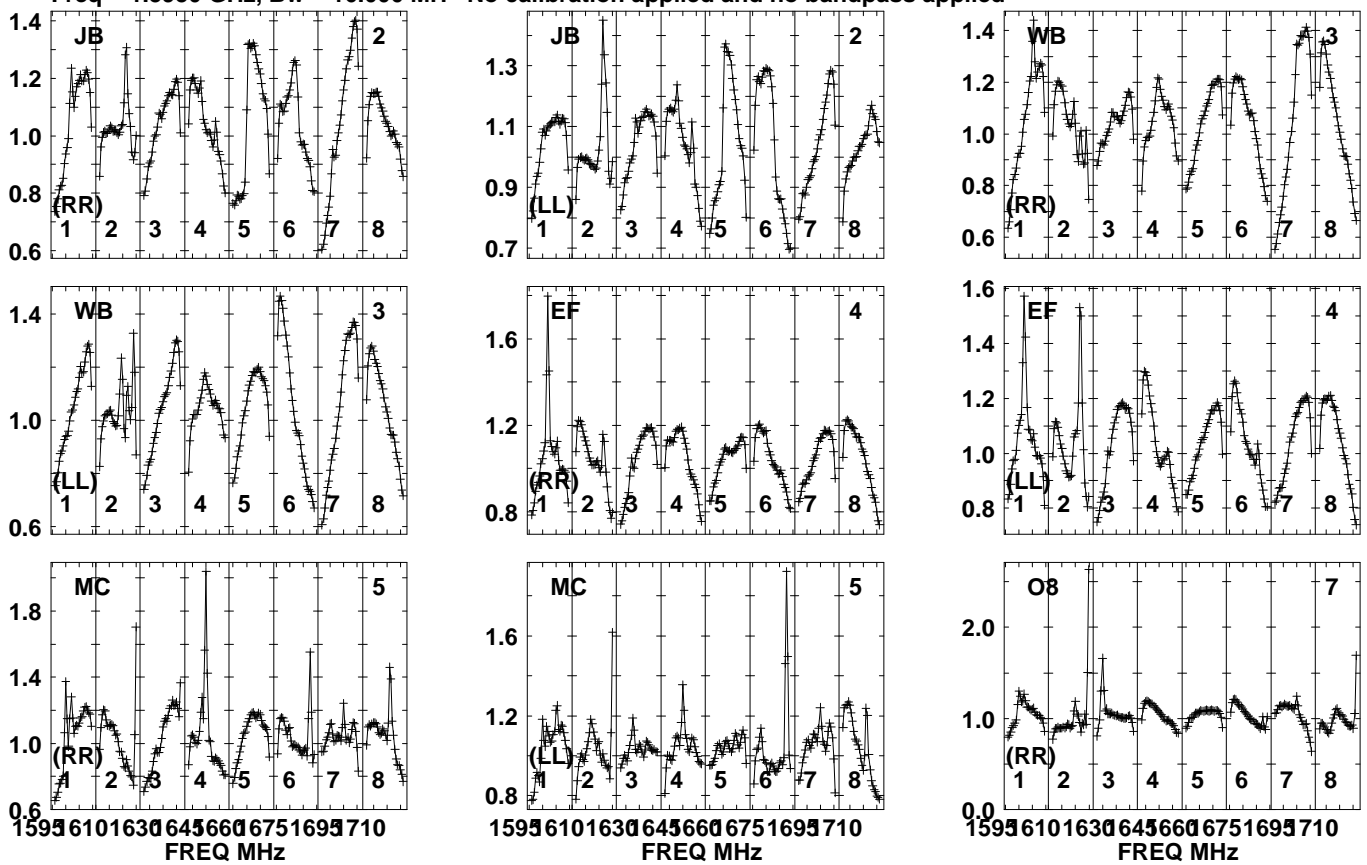


Lower frame: Real Jy
Auto-corr total-power spectrum Antenna: *
Timerange: 00/13:25:00 to 00/13:26:39

Plot file version 343 created 15-NOV-2022 10:55:13

J1716+2616 EB081B 1.UVDATA.1

Freq = 1.5950 GHz, Bw = 16.000 MH No calibration applied and no bandpass applied

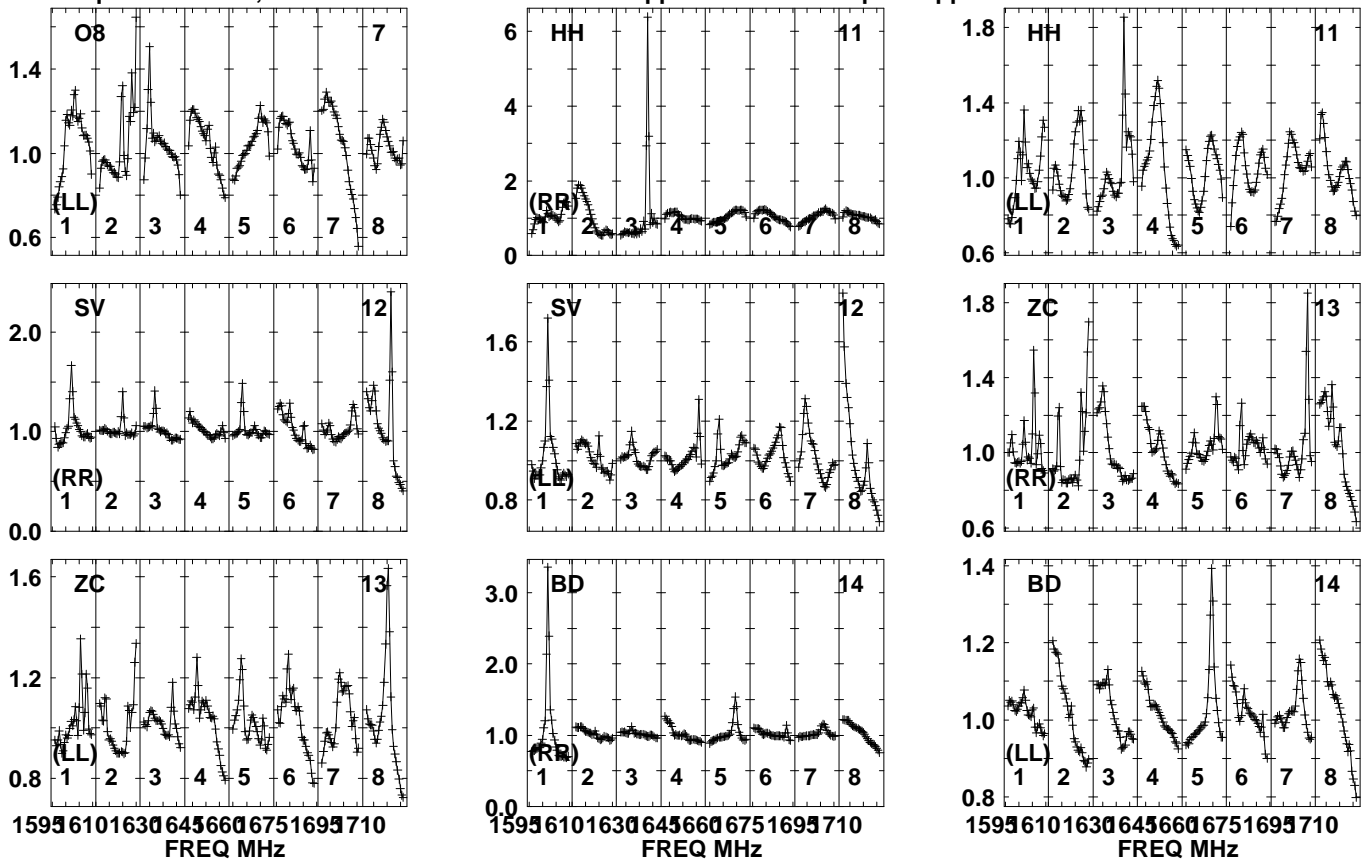


Lower frame: Real Jy
Auto-corr total-power spectrum Antenna: *
Timerange: 00/13:26:41 to 00/13:28:20

Plot file version 344 created 15-NOV-2022 10:55:13

J1716+2616 EB081B 1.UVDATA.1

Freq = 1.5950 GHz, Bw = 16.000 MH No calibration applied and no bandpass applied

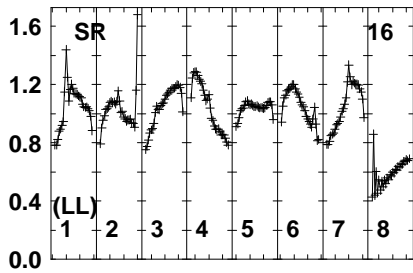
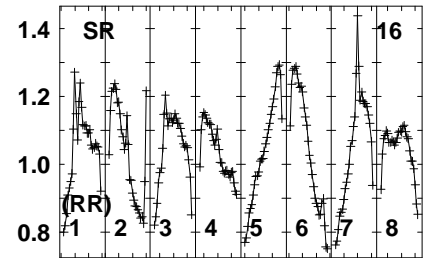
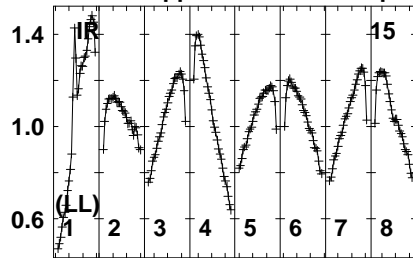
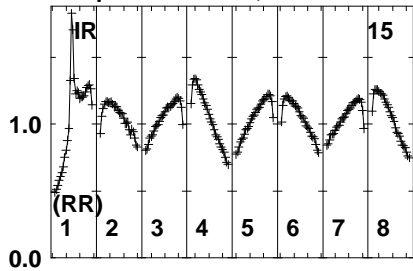


Lower frame: Real Jy
Auto-corr total-power spectrum Antenna: *
Timerange: 00/13:26:41 to 00/13:28:20

Plot file version 345 created 15-NOV-2022 10:55:14

J1716+2616 EB081B 1.UVDATA.1

Freq = 1.5950 GHz, Bw = 16.000 MH No calibration applied and no bandpass applied

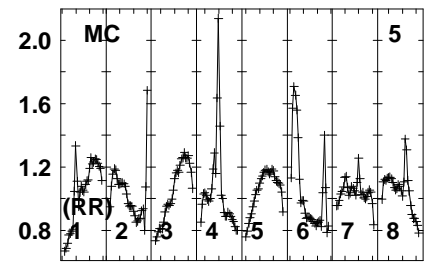
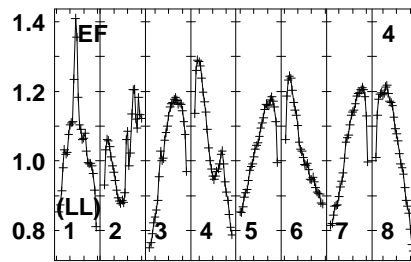
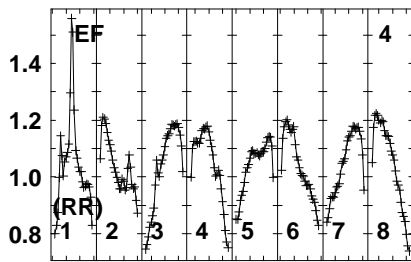
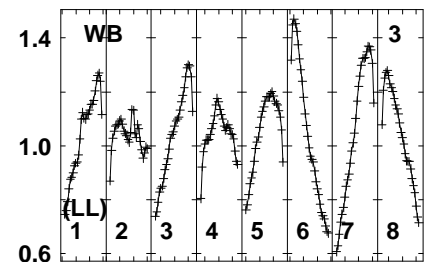
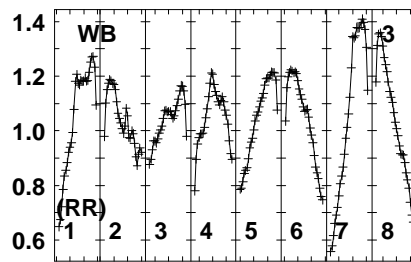
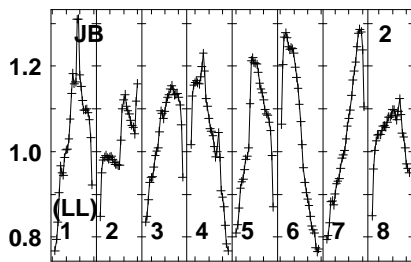
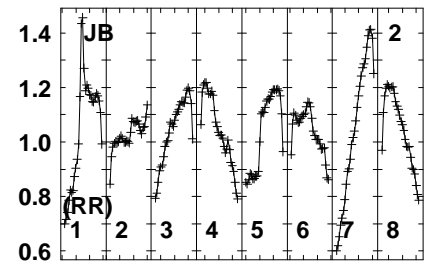
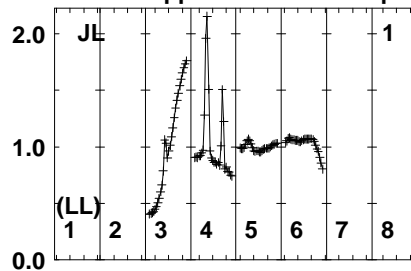
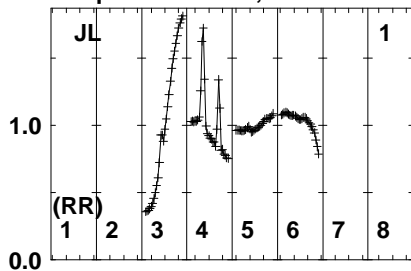


Lower frame: Real Jy
Auto-corr total-power spectrum Antenna: *
Timerange: 00/13:26:41 to 00/13:28:20

Plot file version 346 created 15-NOV-2022 10:55:14

J1800+3848 EB081B 1.UVDATA.1

Freq = 1.5950 GHz, Bw = 16.000 MH No calibration applied and no bandpass applied



1595 610 1630 645 660 675 1695 710
FREQ MHz

1595 610 1630 645 660 675 1695 710
FREQ MHz

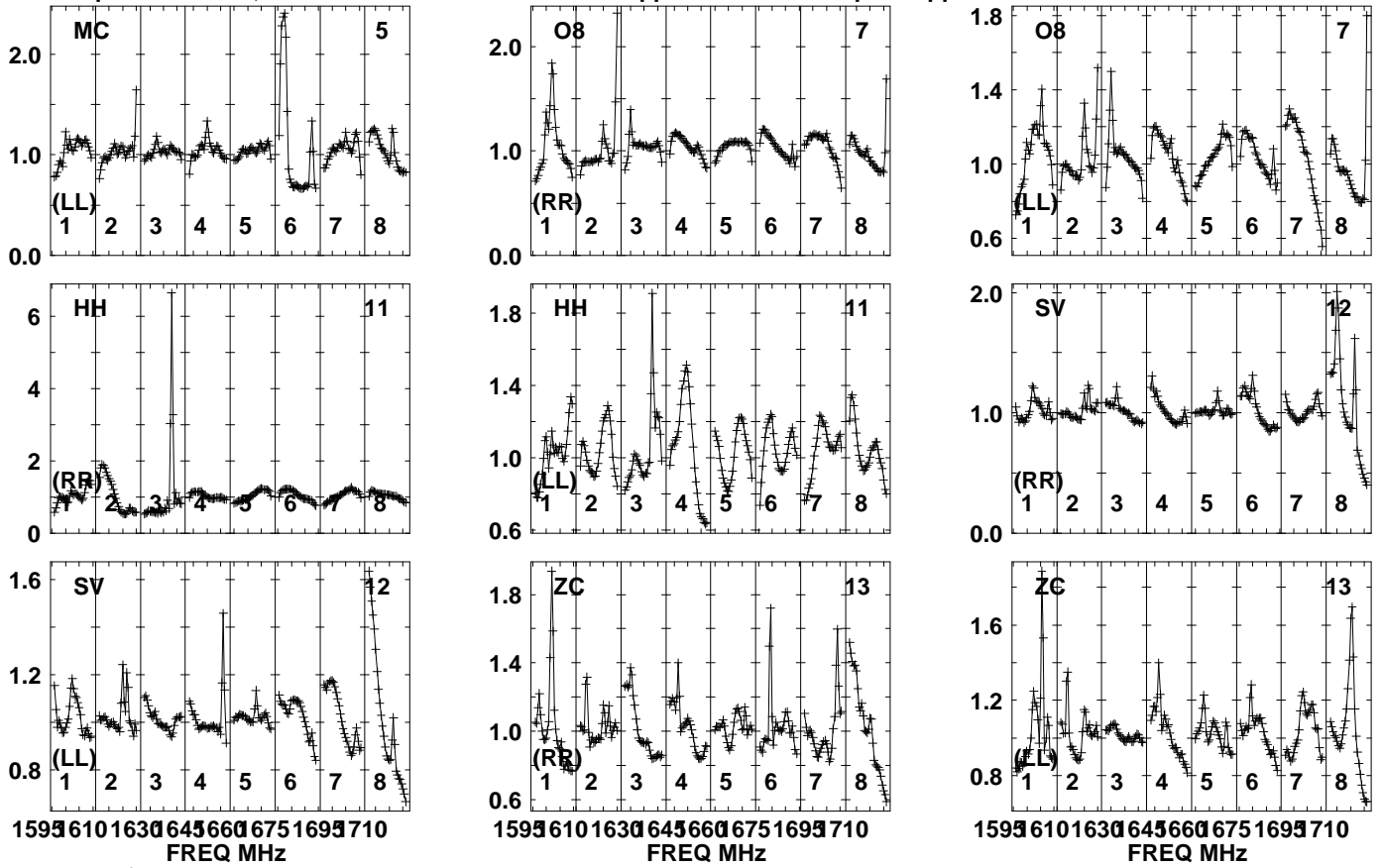
1595 610 1630 645 660 675 1695 710
FREQ MHz

Lower frame: Real Jy
Auto-corr total-power spectrum Antenna: *
Timerange: 00/13:28:21 to 00/13:39:40

Plot file version 347 created 15-NOV-2022 10:55:14

J1800+3848 EB081B 1.UVDATA.1

Freq = 1.5950 GHz, Bw = 16.000 MH No calibration applied and no bandpass applied

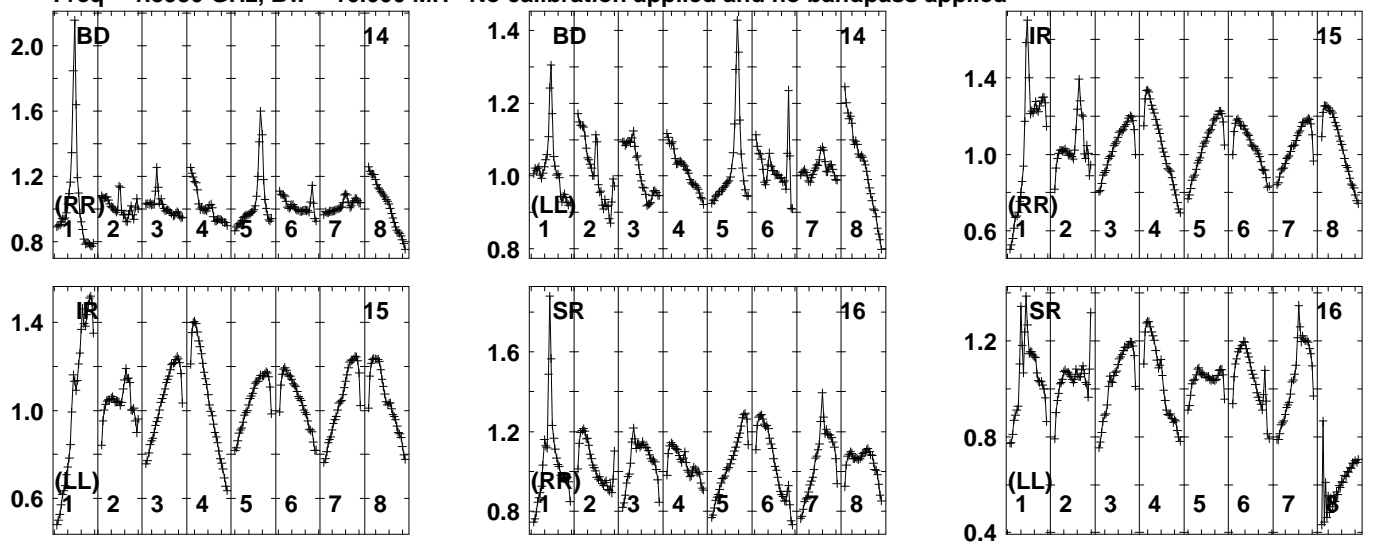


Lower frame: Real Jy
Auto-corr total-power spectrum Antenna: *
Timerange: 00/13:28:21 to 00/13:39:40

Plot file version 348 created 15-NOV-2022 10:55:15

J1800+3848 EB081B 1.UVDATA.1

Freq = 1.5950 GHz, Bw = 16.000 MH No calibration applied and no bandpass applied

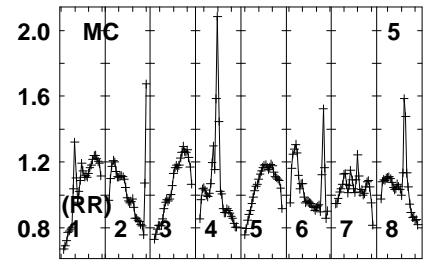
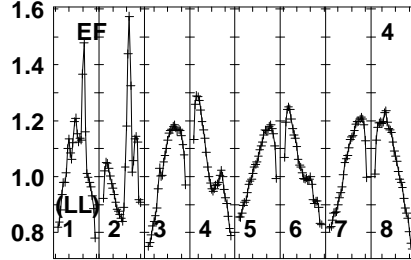
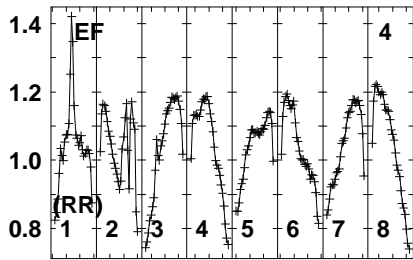
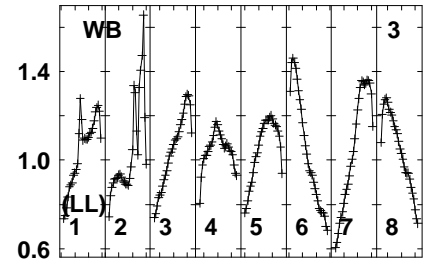
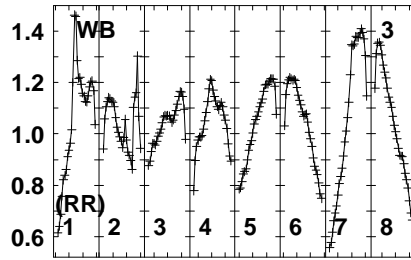
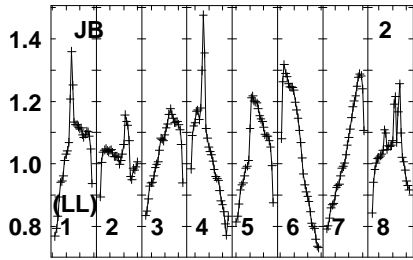
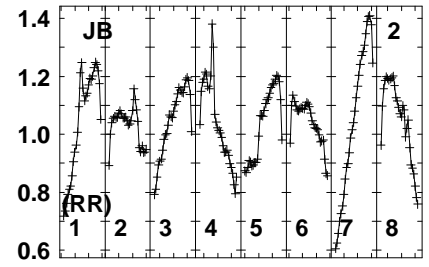
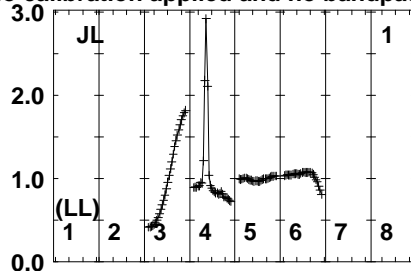
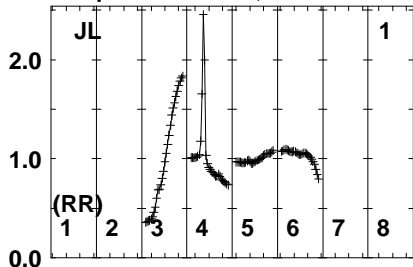


Lower frame: Real Jy
Auto-corr total-power spectrum Antenna: *
Timerange: 00/13:28:21 to 00/13:39:40

Plot file version 349 created 15-NOV-2022 10:55:15

J1800+3848 EB081B 1.UVDATA.1

Freq = 1.5950 GHz, Bw = 16.000 MH No calibration applied and no bandpass applied



1595 610 1630 645 660 675 1695 710
FREQ MHz

1595 610 1630 645 660 675 1695 710
FREQ MHz

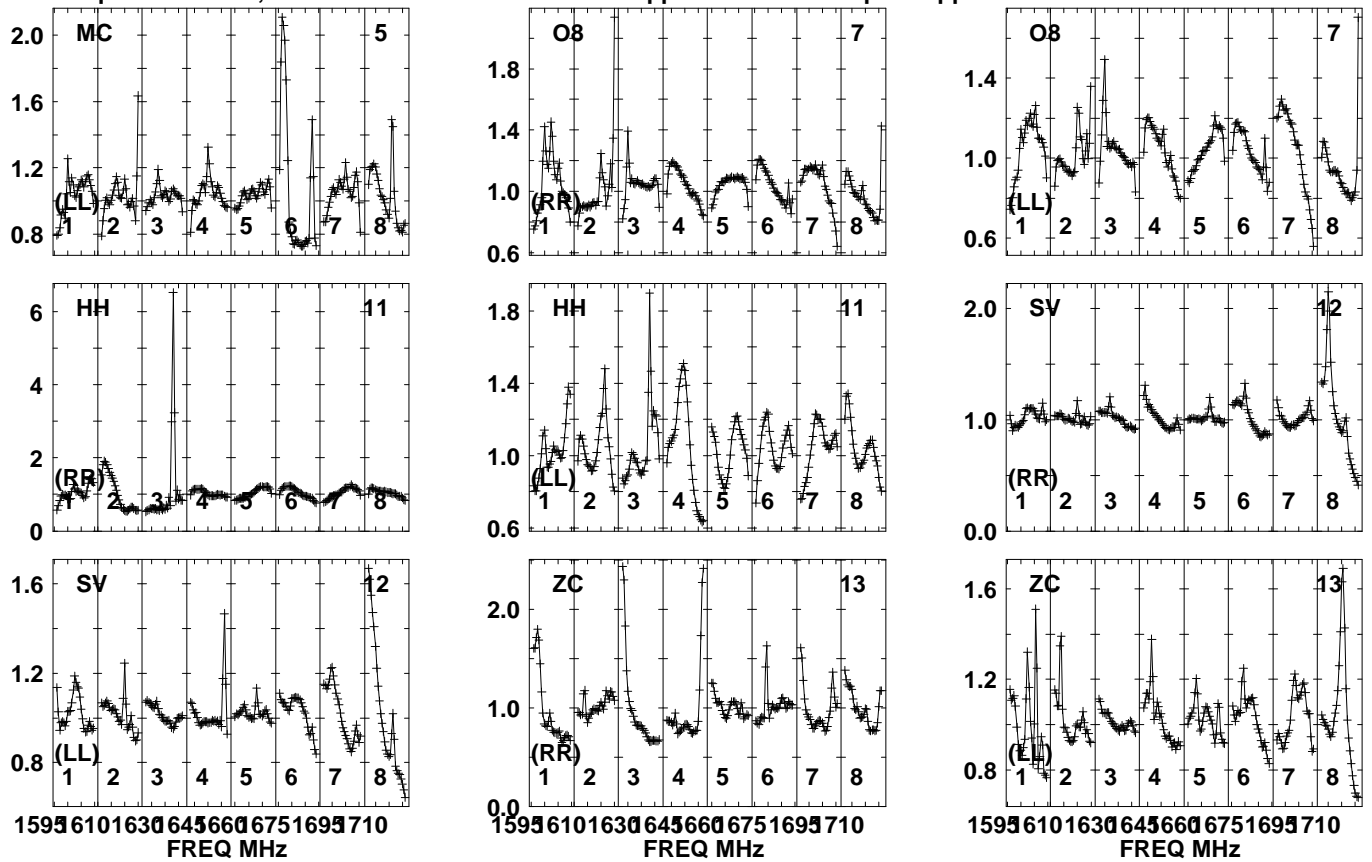
1595 610 1630 645 660 675 1695 710
FREQ MHz

Lower frame: Real Jy
Auto-corr total-power spectrum Antenna: *
Timerange: 00/13:39:56 to 00/13:40:40

Plot file version 350 created 15-NOV-2022 10:55:15

J1800+3848 EB081B 1.UVDATA.1

Freq = 1.5950 GHz, Bw = 16.000 MH No calibration applied and no bandpass applied

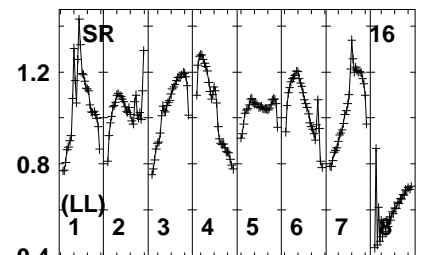
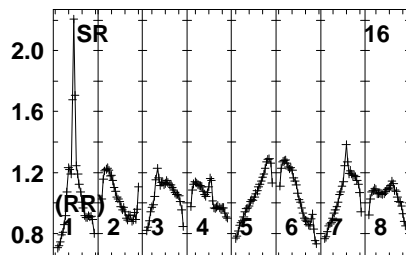
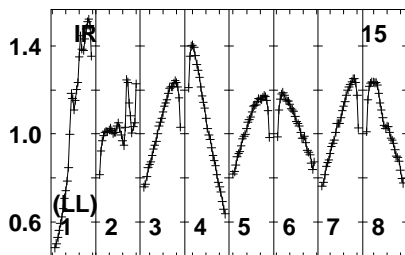
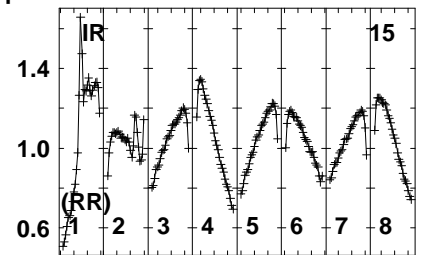
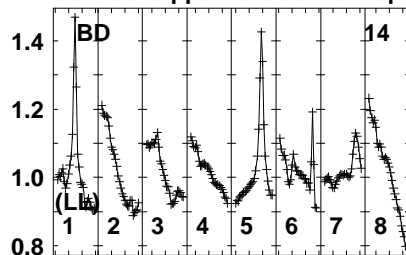
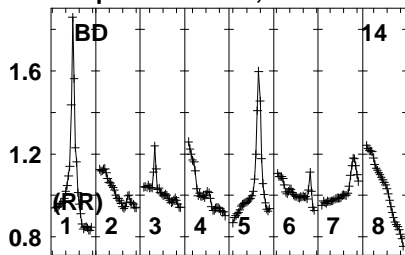


Lower frame: Real Jy
Auto-corr total-power spectrum Antenna: *
Timerange: 00/13:39:56 to 00/13:40:40

Plot file version 351 created 15-NOV-2022 10:55:15

J1800+3848 EB081B 1.UVDATA.1

Freq = 1.5950 GHz, Bw = 16.000 MH No calibration applied and no bandpass applied

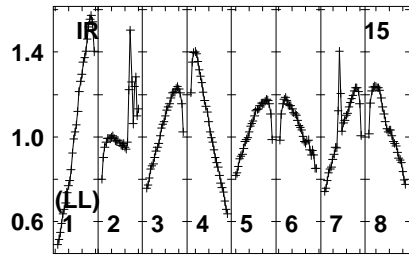
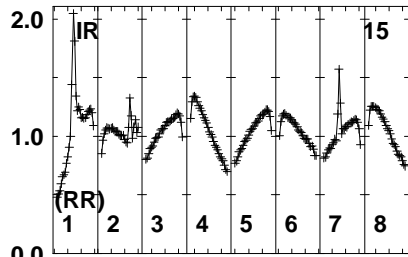
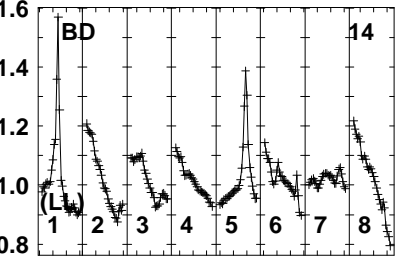
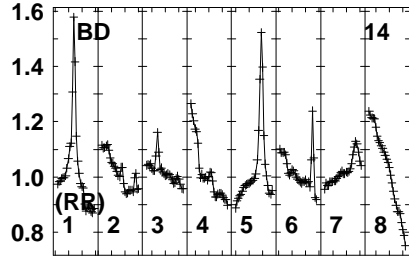
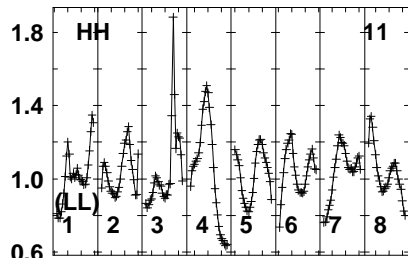
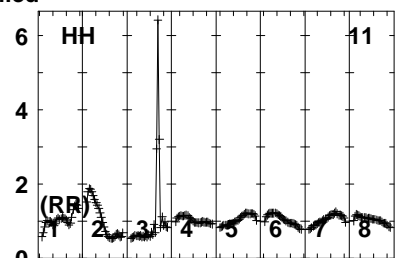
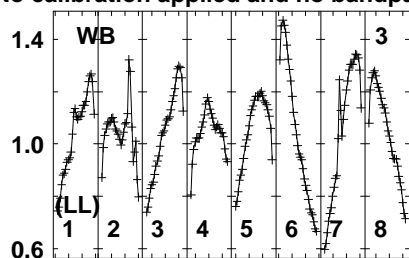
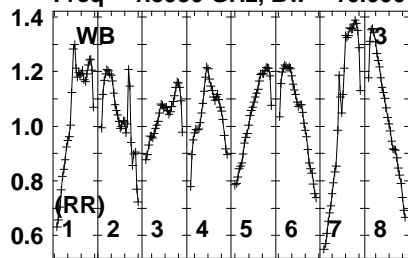


Lower frame: Real Jy
Auto-corr total-power spectrum Antenna: *
Timerange: 00/13:39:56 to 00/13:40:40

Plot file version 352 created 15-NOV-2022 10:55:15

J1722+2458 EB081B 1.UVDATA.1

Freq = 1.5950 GHz, Bw = 16.000 MH No calibration applied and no bandpass applied



1595 610 1630 645 660 675 1695 710
FREQ MHz

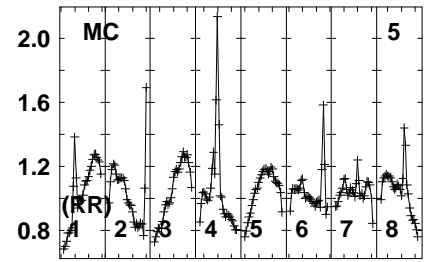
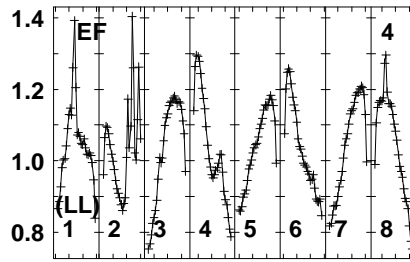
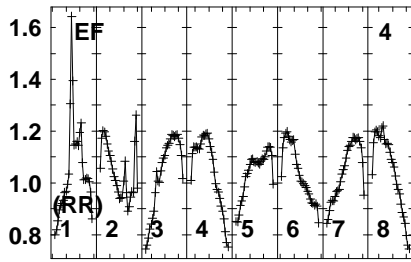
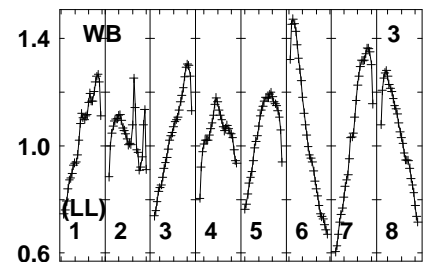
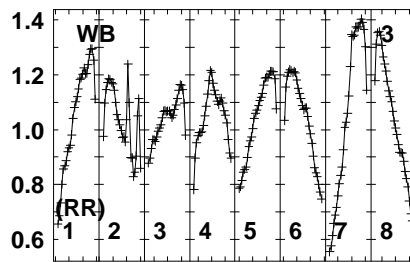
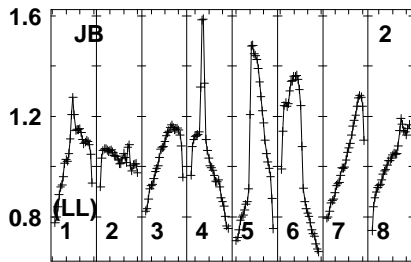
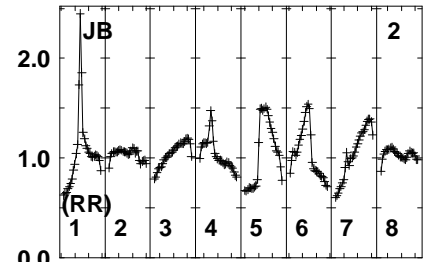
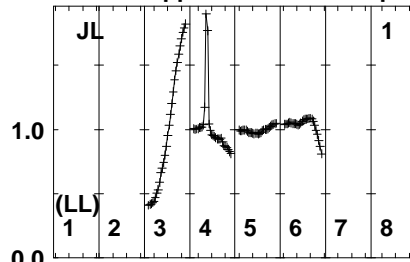
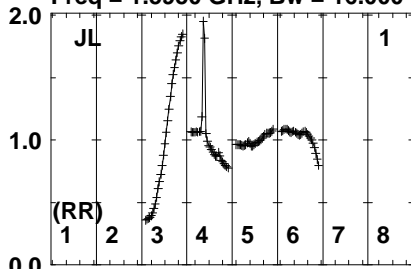
1595 610 1630 645 660 675 1695 710
FREQ MHz

Lower frame: Real Jy
Auto-corr total-power spectrum Antenna: *
Timerange: 00/13:40:41 to 00/13:41:39

Plot file version 353 created 15-NOV-2022 10:55:15

J1722+2458 EB081B 1.UVDATA.1

Freq = 1.5950 GHz, Bw = 16.000 MH No calibration applied and no bandpass applied



1595 610 1630 645 660 675 1695 710
FREQ MHz

1595 610 1630 645 660 675 1695 710
FREQ MHz

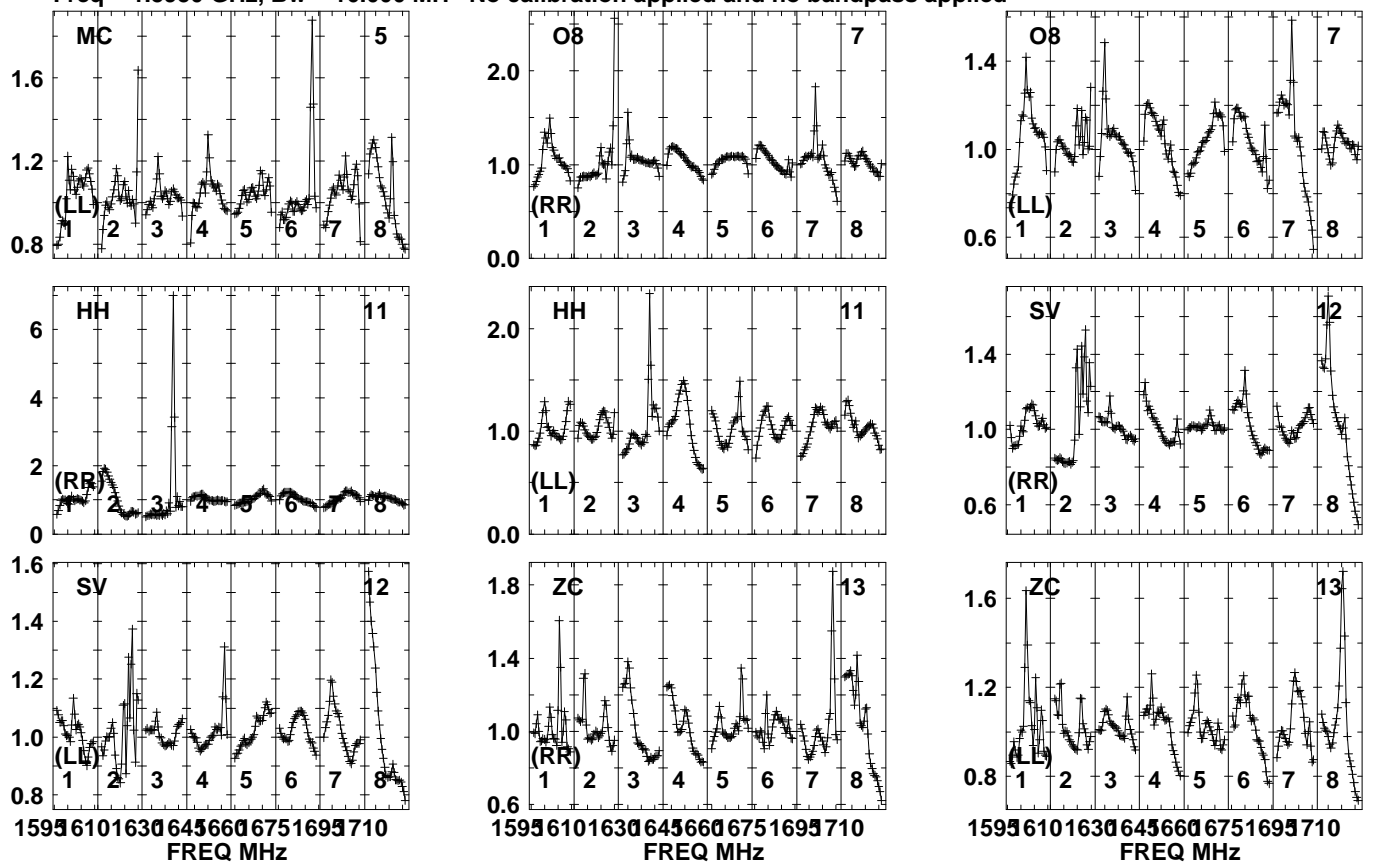
1595 610 1630 645 660 675 1695 710
FREQ MHz

Lower frame: Real Jy
Auto-corr total-power spectrum Antenna: *
Timerange: 00/13:42:10 to 00/13:43:20

Plot file version 354 created 15-NOV-2022 10:55:15

J1722+2458 EB081B 1.UVDATA.1

Freq = 1.5950 GHz, Bw = 16.000 MH No calibration applied and no bandpass applied

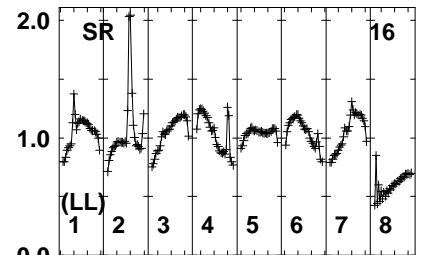
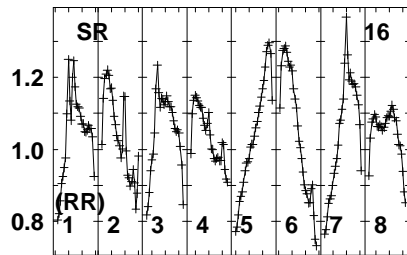
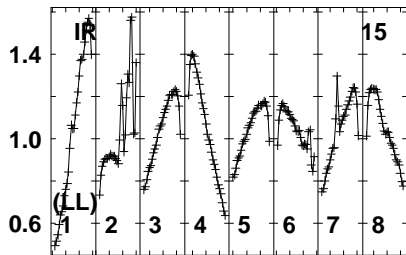
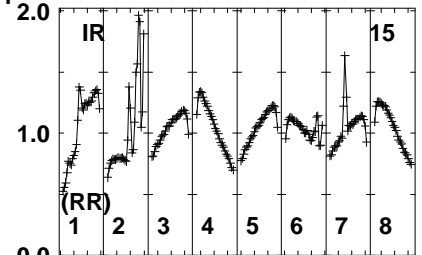
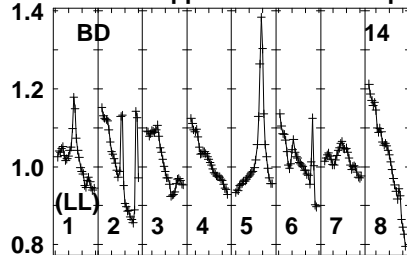
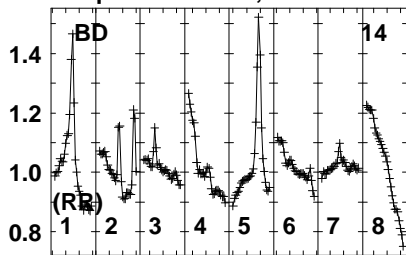


Lower frame: Real Jy
Auto-corr total-power spectrum Antenna: *
Timerange: 00/13:42:10 to 00/13:43:20

Plot file version 355 created 15-NOV-2022 10:55:15

J1722+2458 EB081B 1.UVDATA.1

Freq = 1.5950 GHz, Bw = 16.000 MH No calibration applied and no bandpass applied

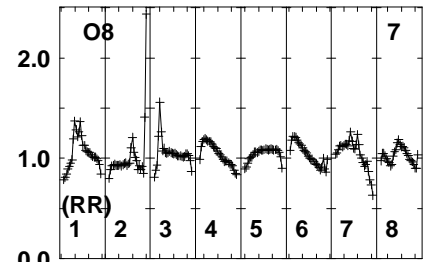
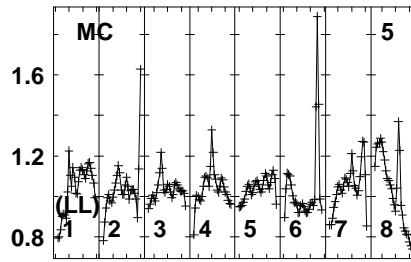
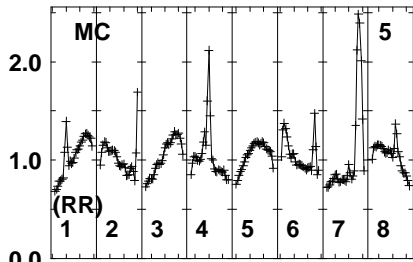
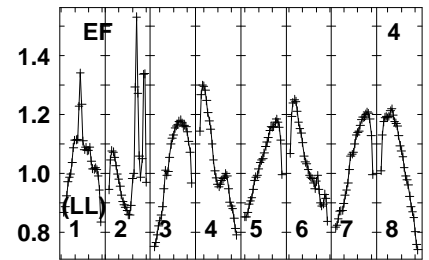
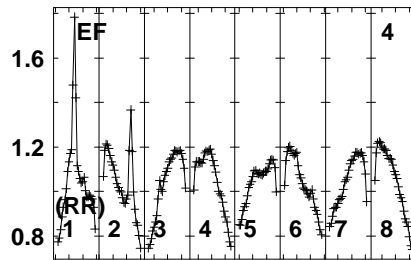
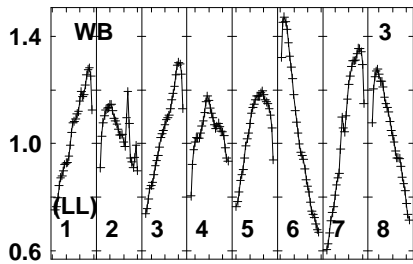
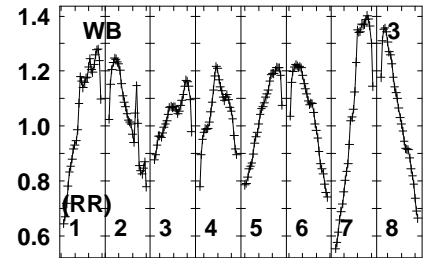
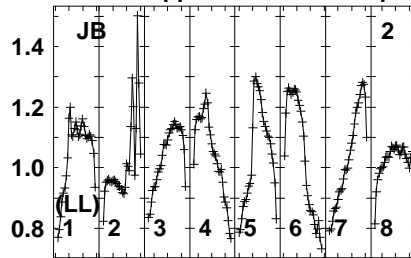
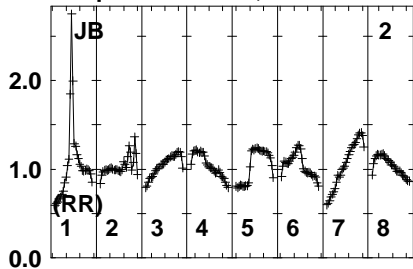


Lower frame: Real Jy
Auto-corr total-power spectrum Antenna: *
Timerange: 00/13:42:10 to 00/13:43:20

Plot file version 356 created 15-NOV-2022 10:55:15

J1722+2815 EB081B 1.UVDATA.1

Freq = 1.5950 GHz, Bw = 16.000 MH No calibration applied and no bandpass applied



1595 610 1630 645 660 675 1695 710
FREQ MHz

1595 610 1630 645 660 675 1695 710
FREQ MHz

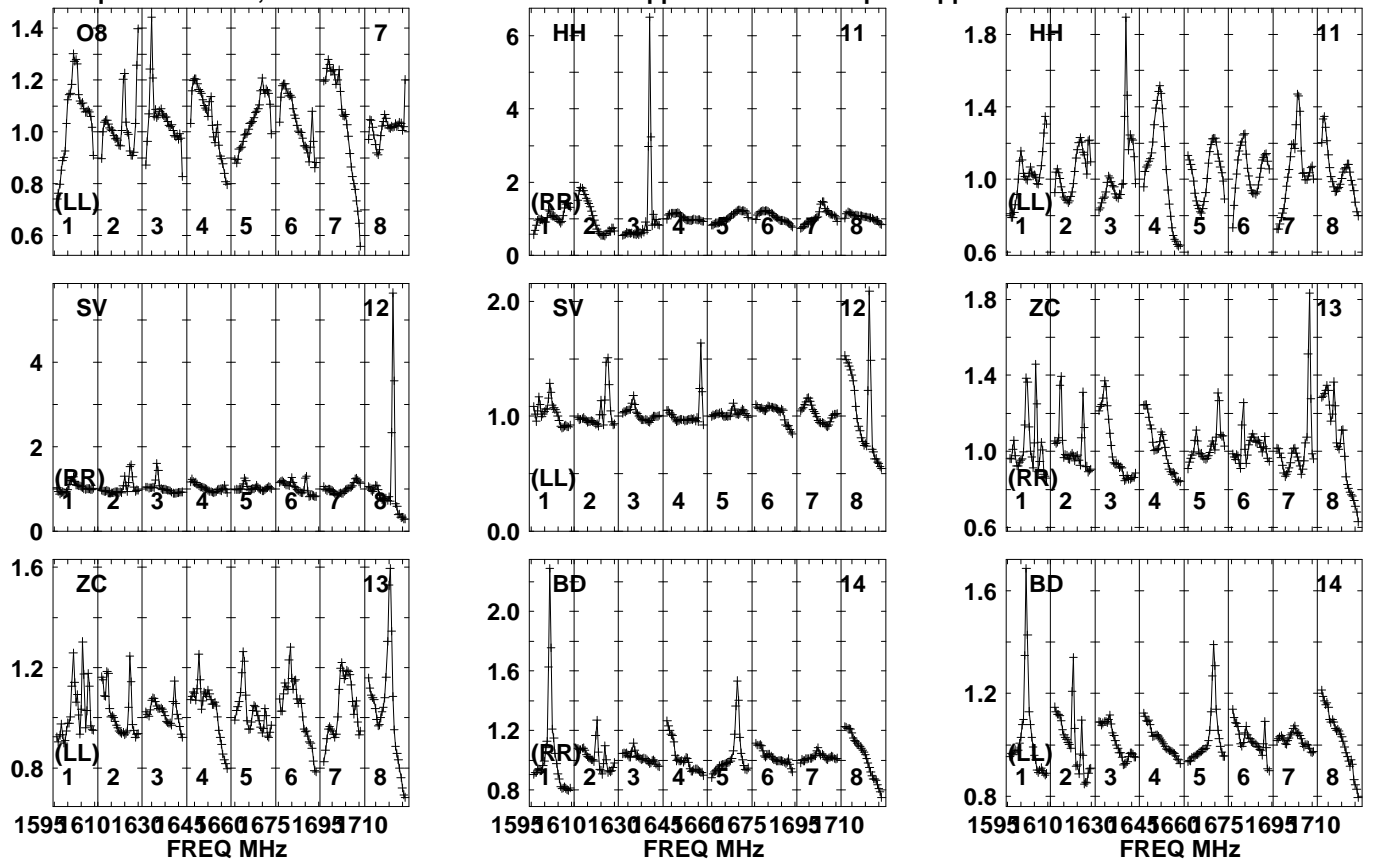
1595 610 1630 645 660 675 1695 710
FREQ MHz

Lower frame: Real Jy
Auto-corr total-power spectrum Antenna: *
Timerange: 00/13:43:21 to 00/13:45:00

Plot file version 357 created 15-NOV-2022 10:55:15

J1722+2815 EB081B 1.UVDATA.1

Freq = 1.5950 GHz, Bw = 16.000 MH No calibration applied and no bandpass applied

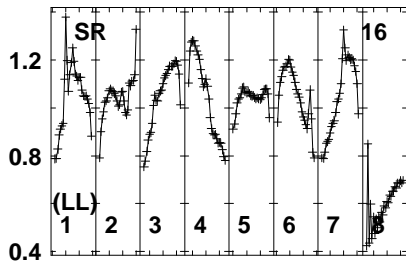
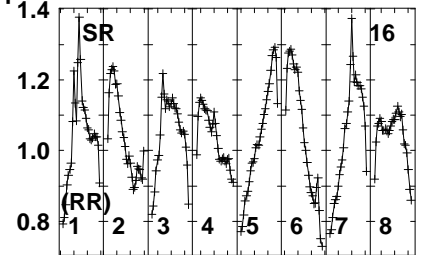
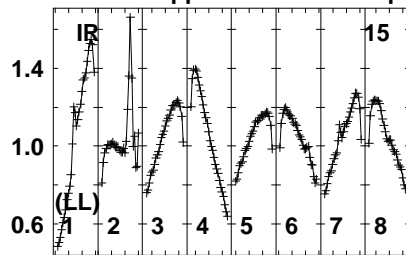
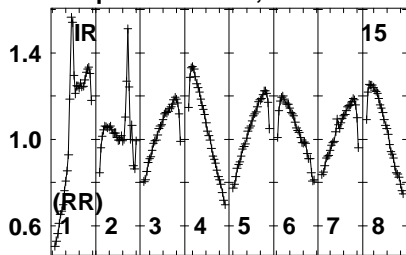


Lower frame: Real Jy
Auto-corr total-power spectrum Antenna: *
Timerange: 00/13:43:21 to 00/13:45:00

Plot file version 358 created 15-NOV-2022 10:55:16

J1722+2815 EB081B 1.UVDATA.1

Freq = 1.5950 GHz, Bw = 16.000 MH No calibration applied and no bandpass applied

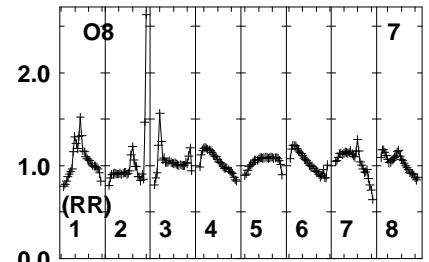
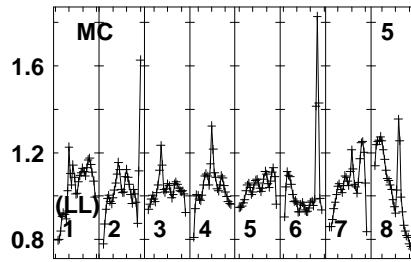
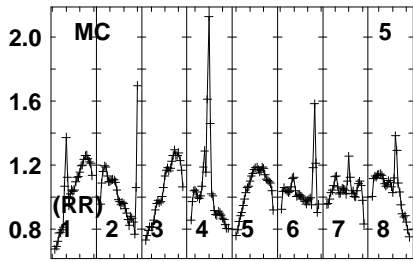
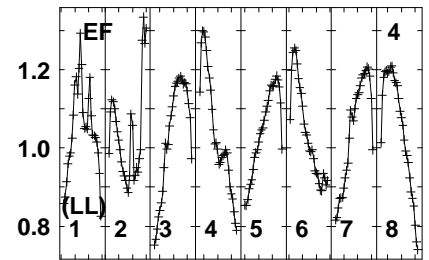
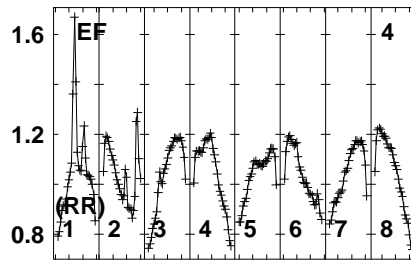
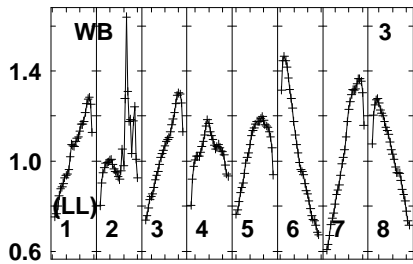
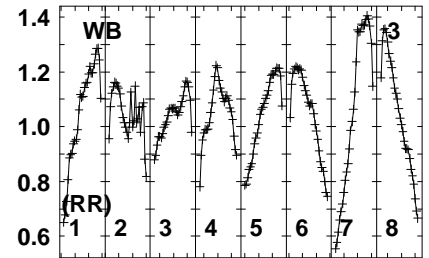
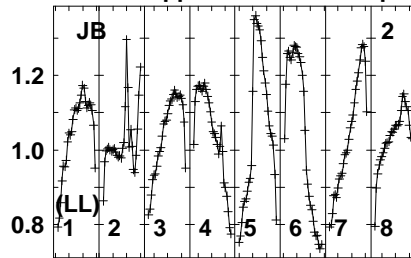
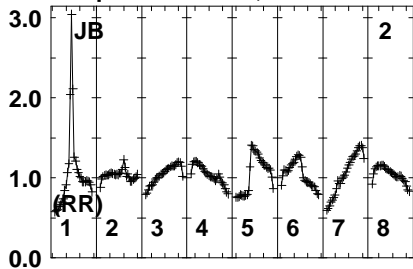


Lower frame: Real Jy
Auto-corr total-power spectrum Antenna: *
Timerange: 00/13:43:21 to 00/13:45:00

Plot file version 359 created 15-NOV-2022 10:55:16

J1716+2616 EB081B 1.UVDATA.1

Freq = 1.5950 GHz, Bw = 16.000 MH No calibration applied and no bandpass applied



1595 610 1630 645 660 675 1695 710
FREQ MHz

1595 610 1630 645 660 675 1695 710
FREQ MHz

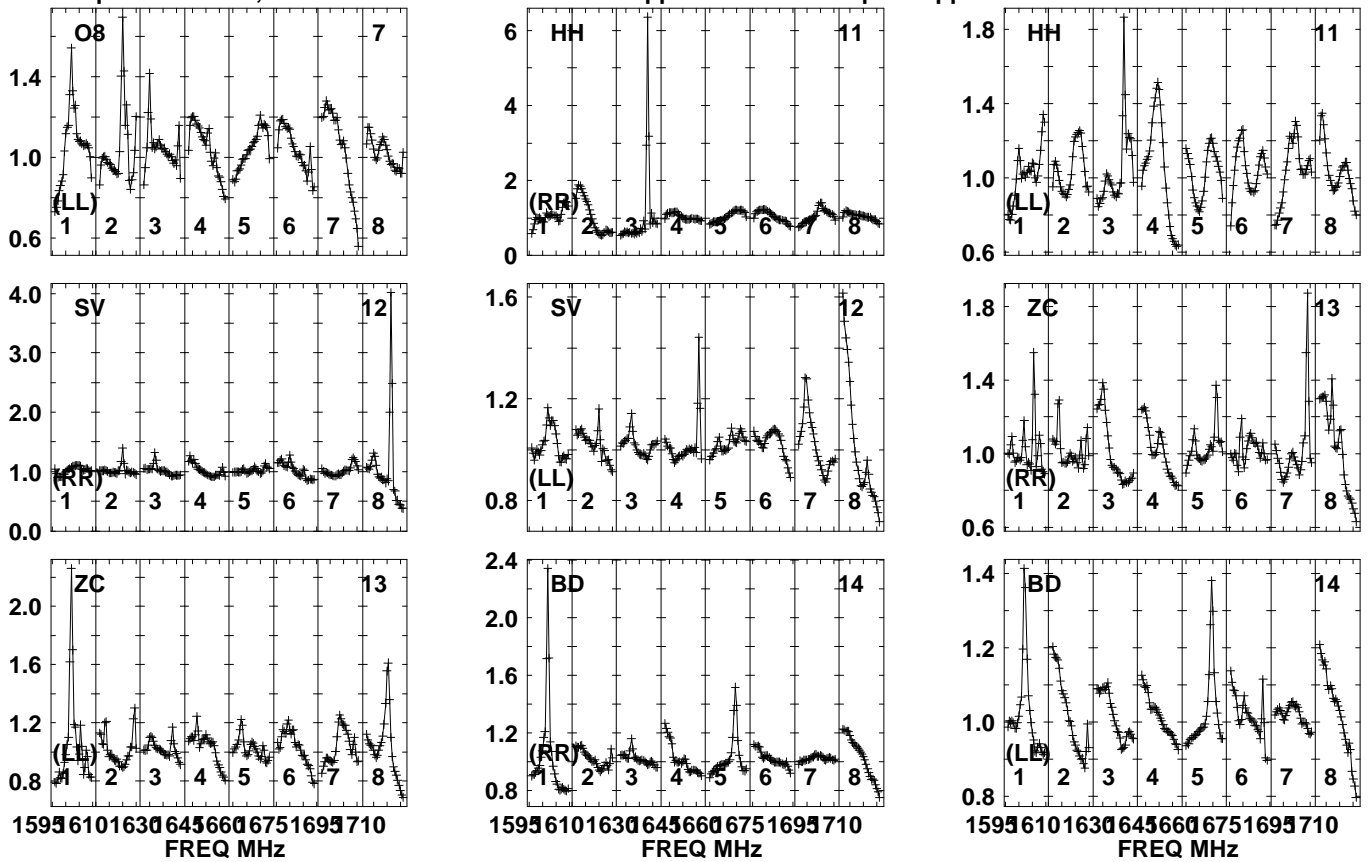
1595 610 1630 645 660 675 1695 710
FREQ MHz

Lower frame: Real Jy
Auto-corr total-power spectrum Antenna: *
Timerange: 00/13:45:01 to 00/13:46:40

Plot file version 360 created 15-NOV-2022 10:55:16

J1716+2616 EB081B 1.UVDATA.1

Freq = 1.5950 GHz, Bw = 16.000 MH No calibration applied and no bandpass applied

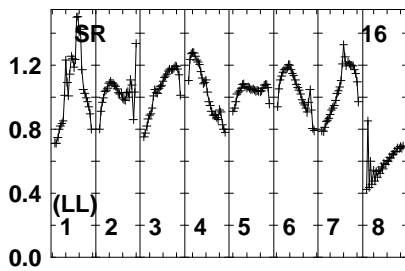
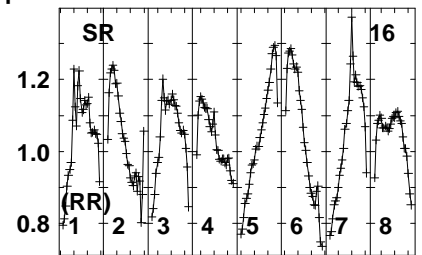
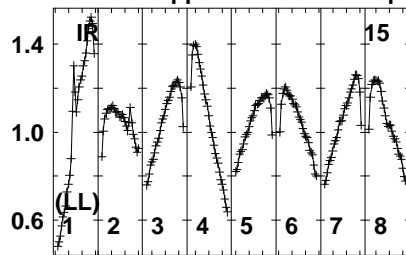
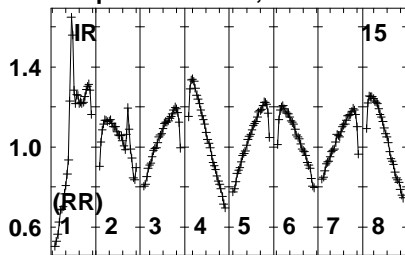


Lower frame: Real Jy
Auto-corr total-power spectrum Antenna: *
Timerange: 00/13:45:01 to 00/13:46:40

Plot file version 361 created 15-NOV-2022 10:55:16

J1716+2616 EB081B 1.UVDATA.1

Freq = 1.5950 GHz, Bw = 16.000 MH No calibration applied and no bandpass applied

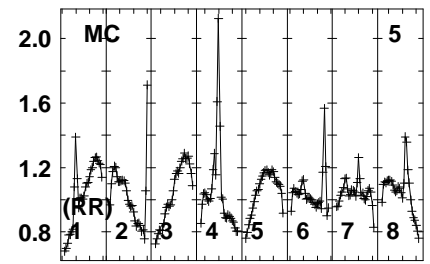
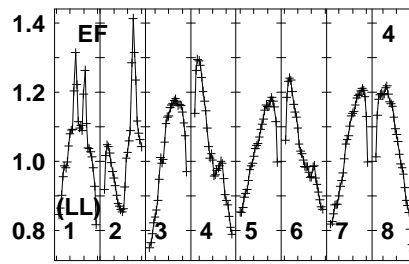
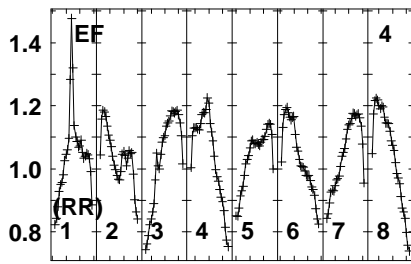
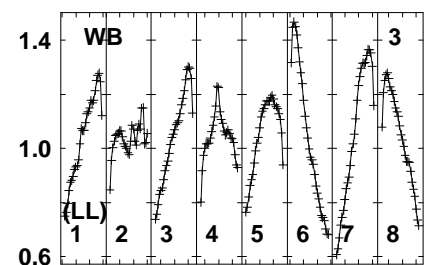
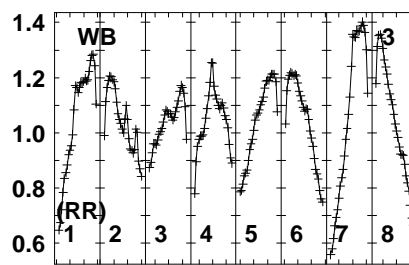
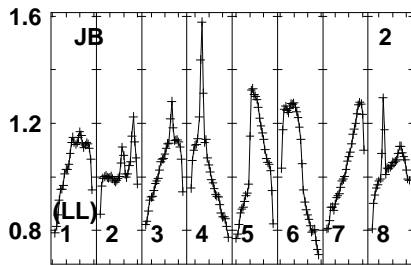
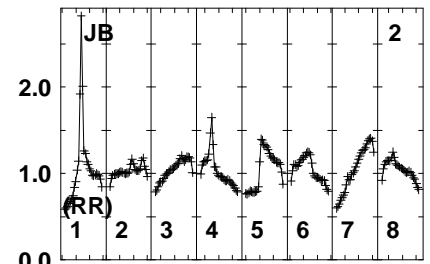
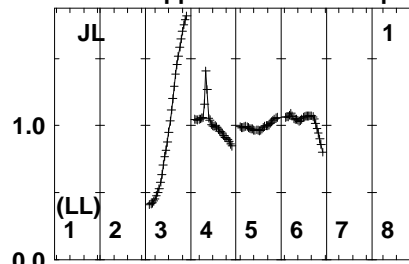
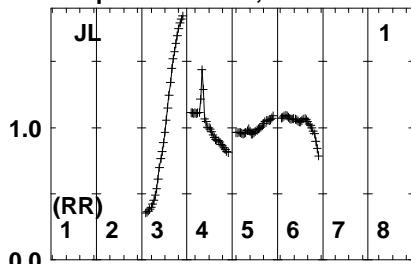


Lower frame: Real Jy
Auto-corr total-power spectrum Antenna: *
Timerange: 00/13:45:01 to 00/13:46:40

Plot file version 362 created 15-NOV-2022 10:55:16

ROSS867 EB081B 1.UVDATA.1

Freq = 1.5950 GHz, Bw = 16.000 MH No calibration applied and no bandpass applied



1595 610 1630 645 660 675 1695 710
FREQ MHz

1595 610 1630 645 660 675 1695 710
FREQ MHz

1595 610 1630 645 660 675 1695 710
FREQ MHz

Lower frame: Real Jy

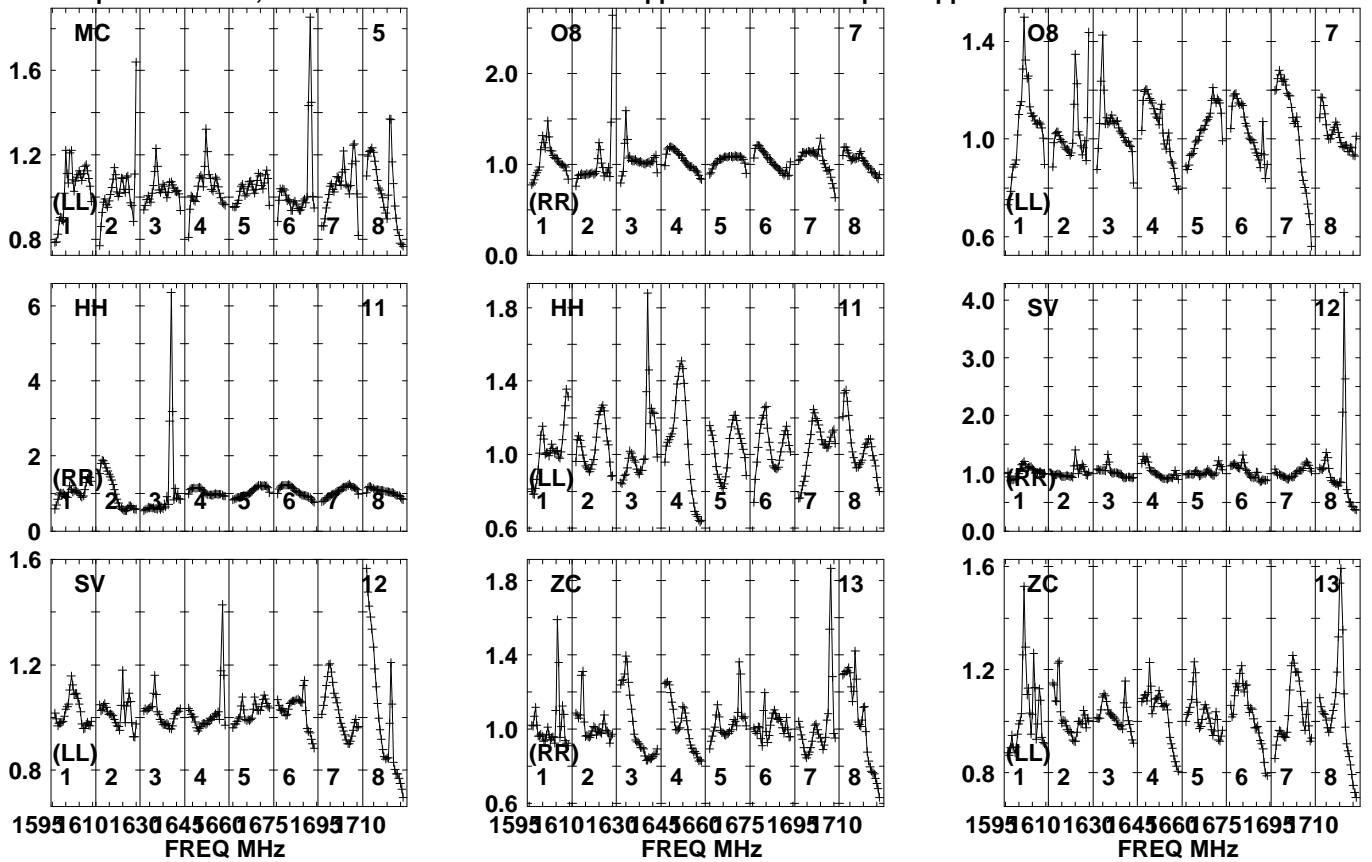
Auto-corr total-power spectrum Antenna: *

Timerange: 00/13:46:41 to 00/13:51:40

Plot file version 363 created 15-NOV-2022 10:55:16

ROSS867 EB081B 1.UVDATA.1

Freq = 1.5950 GHz, Bw = 16.000 MH No calibration applied and no bandpass applied

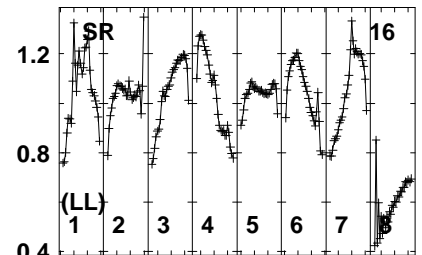
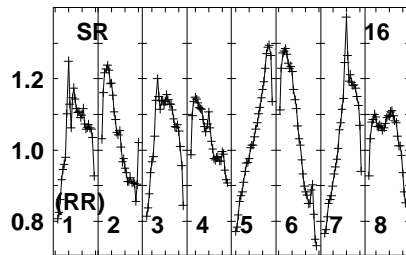
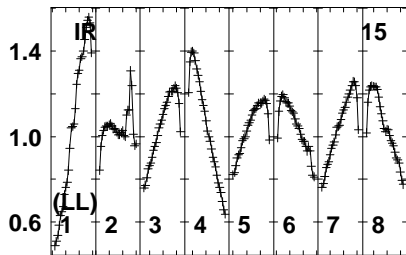
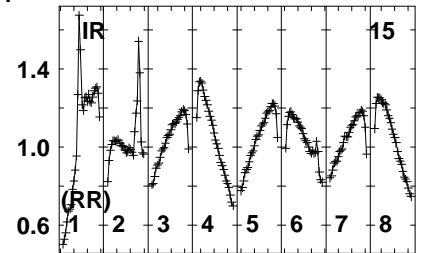
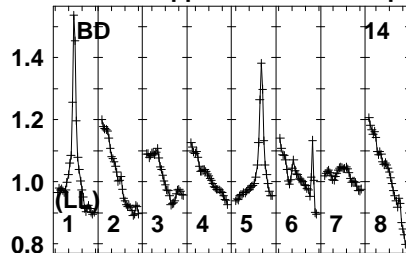
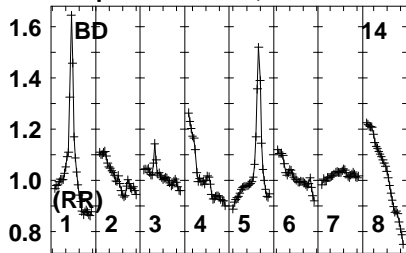


Lower frame: Real Jy
Auto-corr total-power spectrum Antenna: *
Timerange: 00/13:46:41 to 00/13:51:40

Plot file version 364 created 15-NOV-2022 10:55:17

ROSS867 EB081B 1.UVDATA.1

Freq = 1.5950 GHz, Bw = 16.000 MH No calibration applied and no bandpass applied

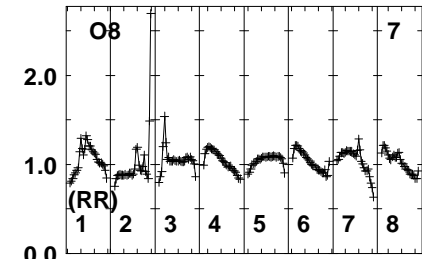
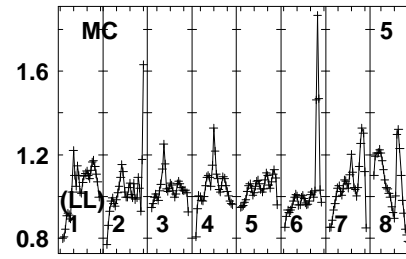
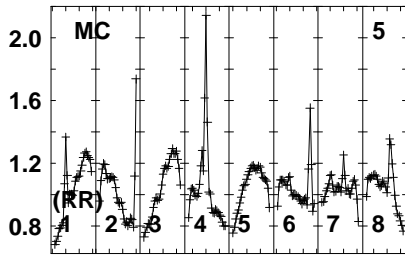
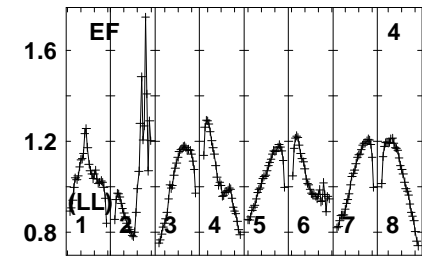
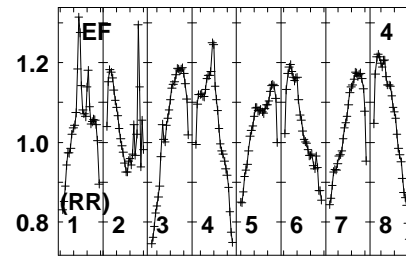
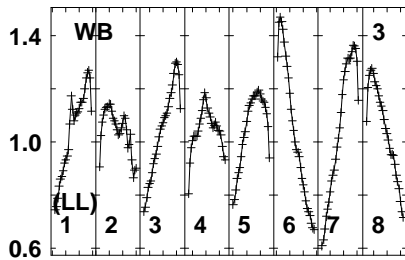
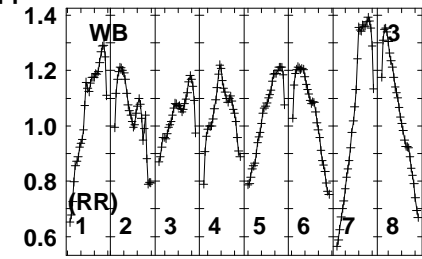
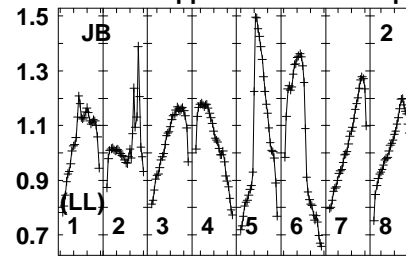
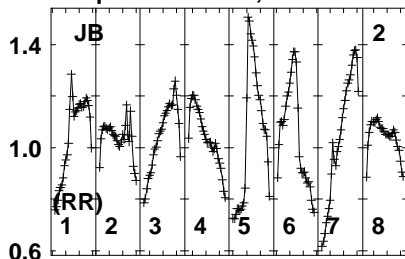


Lower frame: Real Jy
Auto-corr total-power spectrum Antenna: *
Timerange: 00/13:46:41 to 00/13:51:40

Plot file version 365 created 15-NOV-2022 10:55:17

J1722+2458 EB081B 1.UVDATA.1

Freq = 1.5950 GHz, Bw = 16.000 MH No calibration applied and no bandpass applied



1595 610 1630 645 660 675 1695 710
FREQ MHz

1595 610 1630 645 660 675 1695 710
FREQ MHz

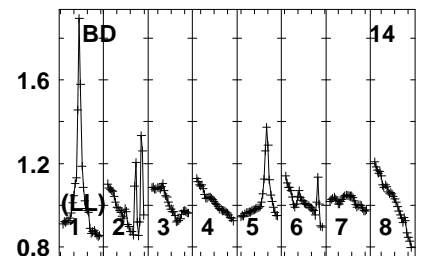
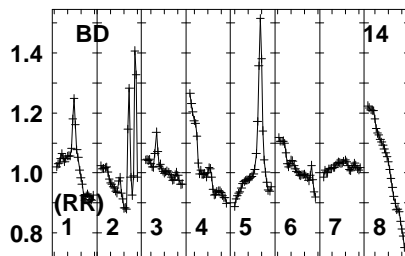
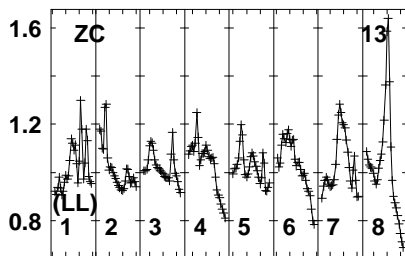
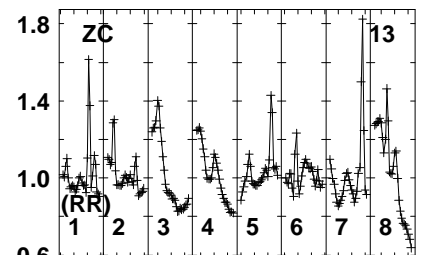
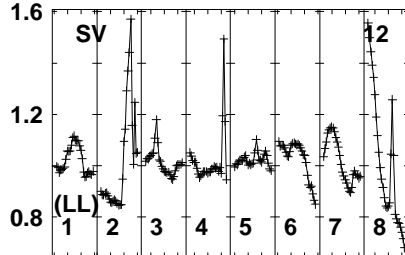
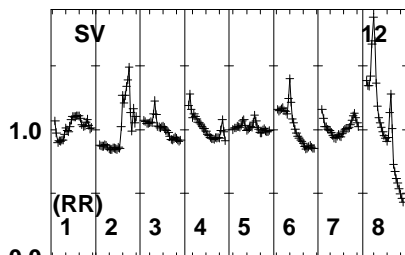
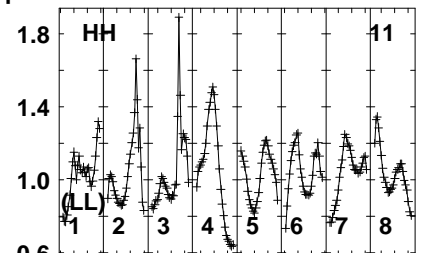
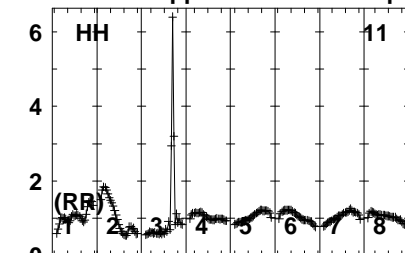
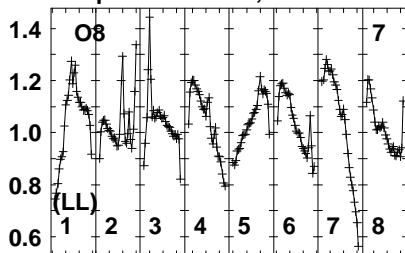
1595 610 1630 645 660 675 1695 710
FREQ MHz

Lower frame: Real Jy
Auto-corr total-power spectrum Antenna: *
Timerange: 00/13:52:10 to 00/13:53:20

Plot file version 366 created 15-NOV-2022 10:55:17

J1722+2458 EB081B 1.UVDATA.1

Freq = 1.5950 GHz, Bw = 16.000 MH No calibration applied and no bandpass applied



1595 610 1630 645 660 675 1695 710
FREQ MHz

1595 610 1630 645 660 675 1695 710
FREQ MHz

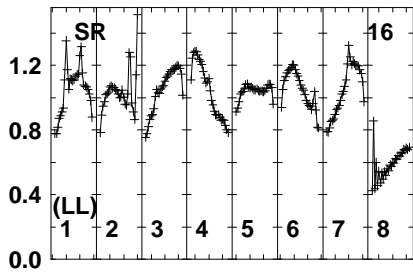
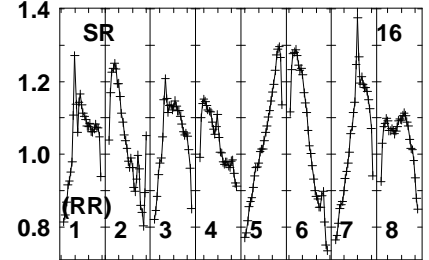
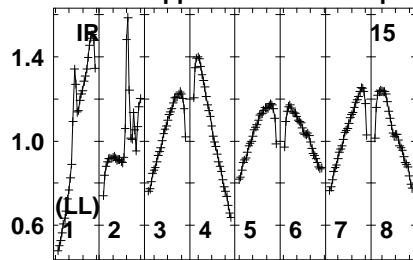
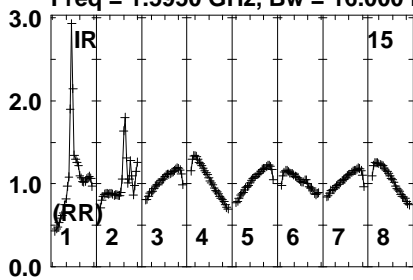
1595 610 1630 645 660 675 1695 710
FREQ MHz

Lower frame: Real Jy
Auto-corr total-power spectrum Antenna: *
Timerange: 00/13:52:10 to 00/13:53:20

Plot file version 367 created 15-NOV-2022 10:55:17

J1722+2458 EB081B 1.UVDATA.1

Freq = 1.5950 GHz, Bw = 16.000 MH No calibration applied and no bandpass applied

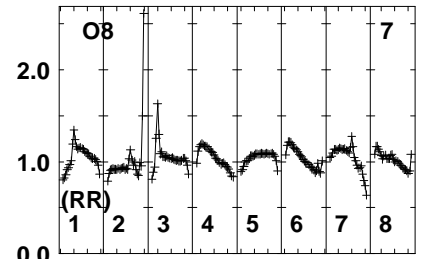
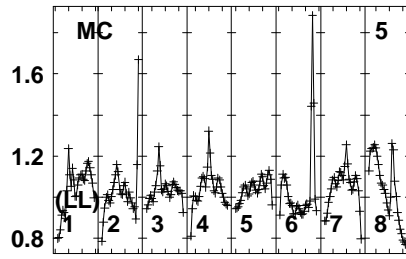
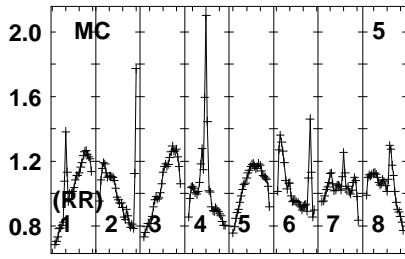
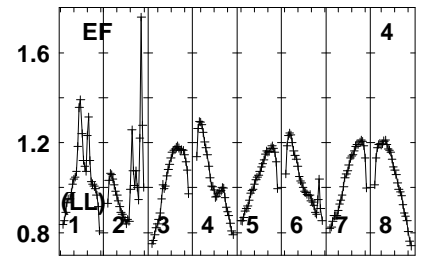
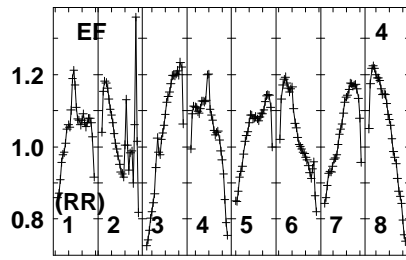
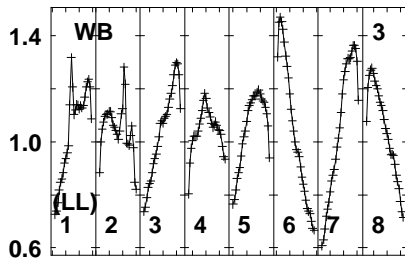
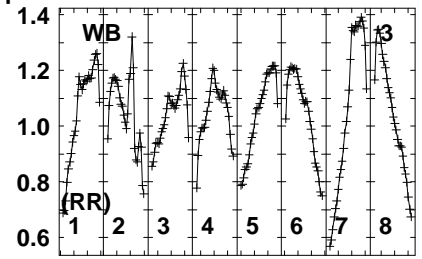
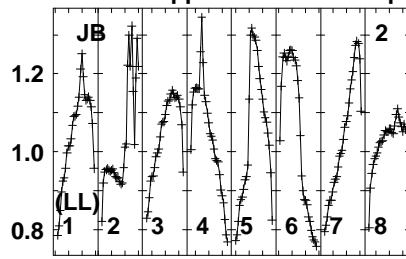
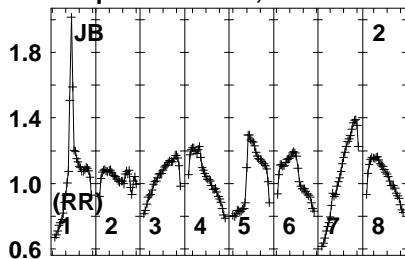


Lower frame: Real Jy
Auto-corr total-power spectrum Antenna: *
Timerange: 00/13:52:10 to 00/13:53:20

Plot file version 368 created 15-NOV-2022 10:55:17

J1722+2815 EB081B 1.UVDATA.1

Freq = 1.5950 GHz, Bw = 16.000 MH No calibration applied and no bandpass applied



1595 610 1630 645 660 675 1695 710
FREQ MHz

1595 610 1630 645 660 675 1695 710
FREQ MHz

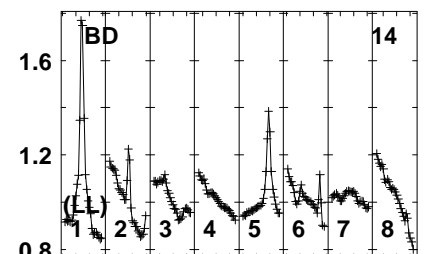
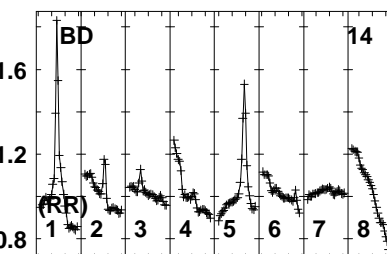
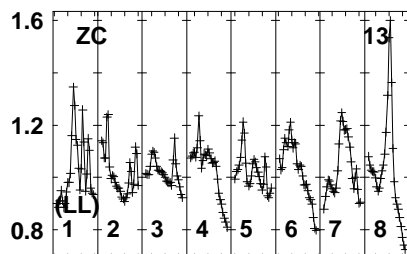
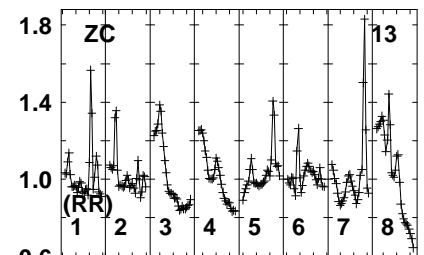
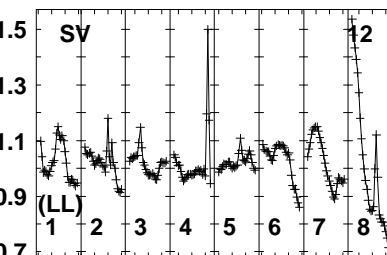
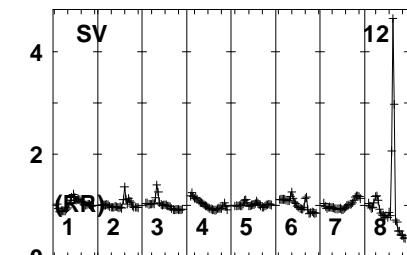
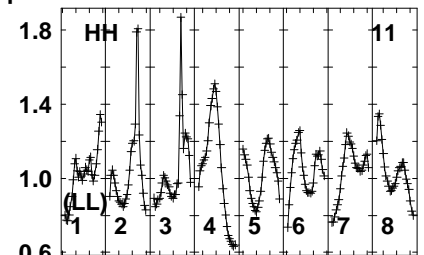
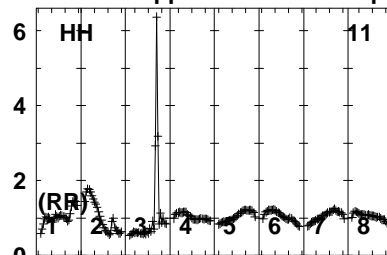
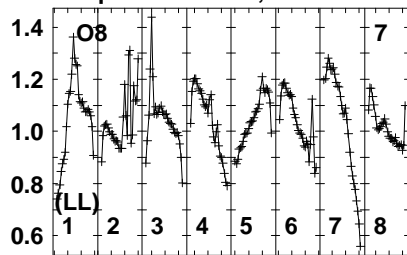
1595 610 1630 645 660 675 1695 710
FREQ MHz

Lower frame: Real Jy
Auto-corr total-power spectrum Antenna: *
Timerange: 00/13:53:20 to 00/13:54:59

Plot file version 369 created 15-NOV-2022 10:55:17

J1722+2815 EB081B 1.UVDATA.1

Freq = 1.5950 GHz, Bw = 16.000 MH No calibration applied and no bandpass applied



1595 610 1630 645 660 675 1695 710
FREQ MHz

1595 610 1630 645 660 675 1695 710
FREQ MHz

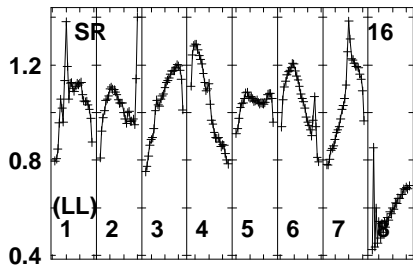
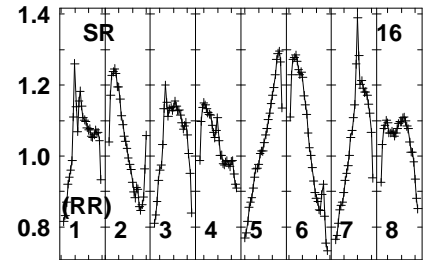
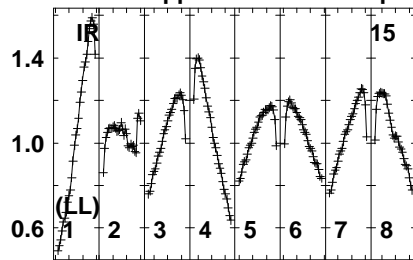
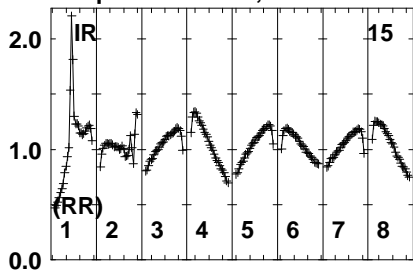
1595 610 1630 645 660 675 1695 710
FREQ MHz

Lower frame: Real Jy
Auto-corr total-power spectrum Antenna: *
Timerange: 00/13:53:20 to 00/13:54:59

Plot file version 370 created 15-NOV-2022 10:55:17

J1722+2815 EB081B 1.UVDATA.1

Freq = 1.5950 GHz, Bw = 16.000 MH No calibration applied and no bandpass applied



Lower frame: Real Jy

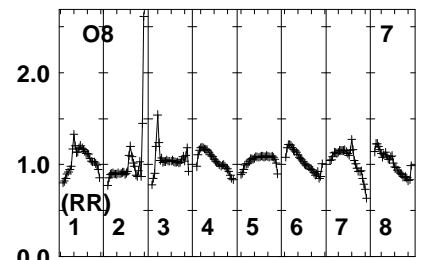
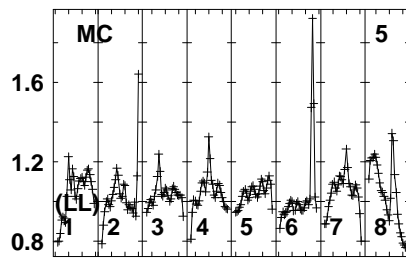
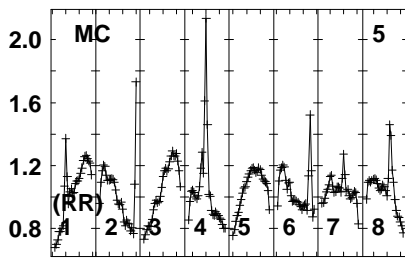
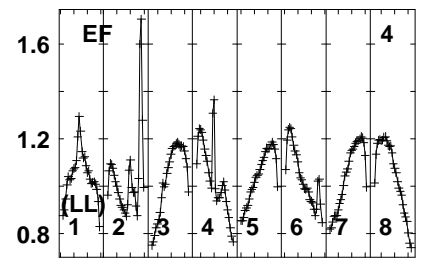
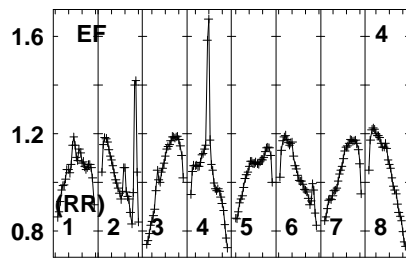
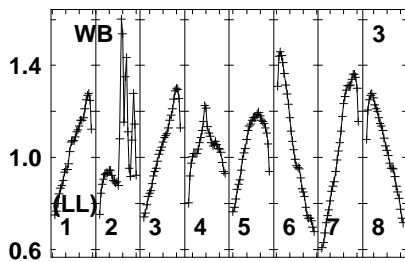
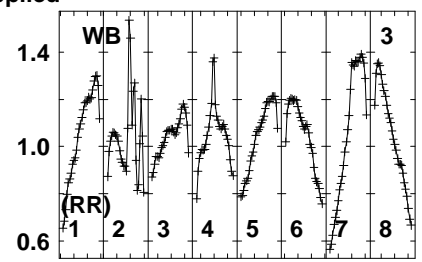
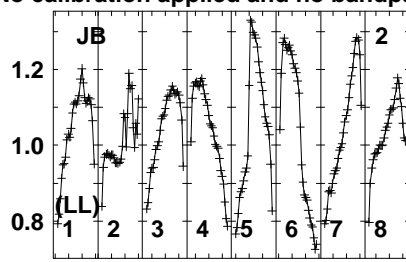
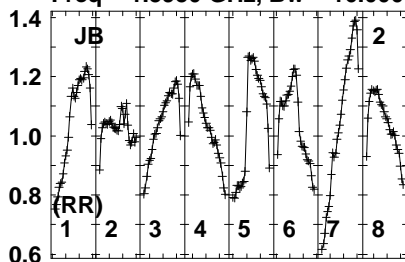
Auto-corr total-power spectrum Antenna: *

Timerange: 00/13:53:20 to 00/13:54:59

Plot file version 371 created 15-NOV-2022 10:55:18

J1716+2616 EB081B 1.UVDATA.1

Freq = 1.5950 GHz, Bw = 16.000 MH No calibration applied and no bandpass applied



1595 610 1630 645 660 675 1695 710
FREQ MHz

1595 610 1630 645 660 675 1695 710
FREQ MHz

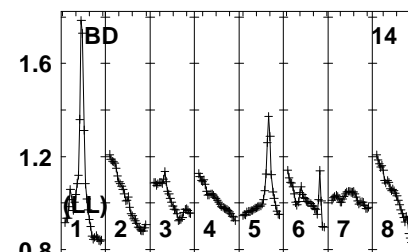
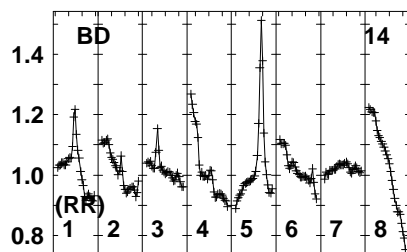
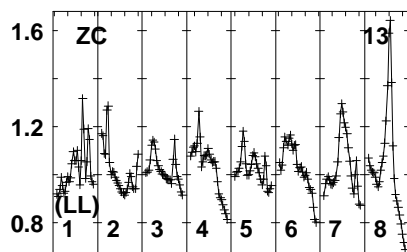
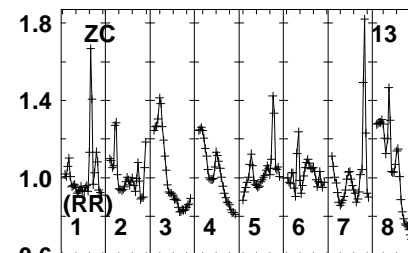
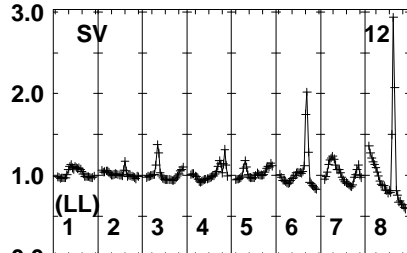
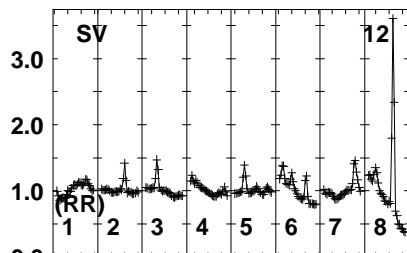
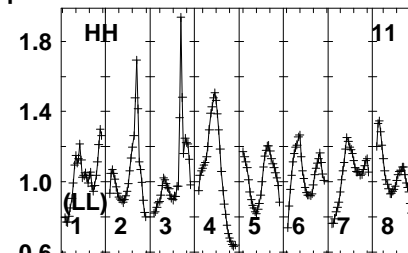
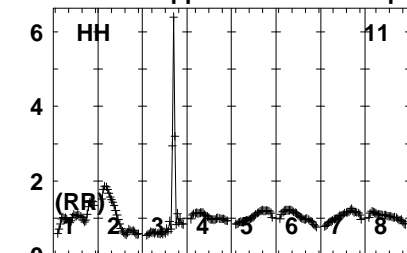
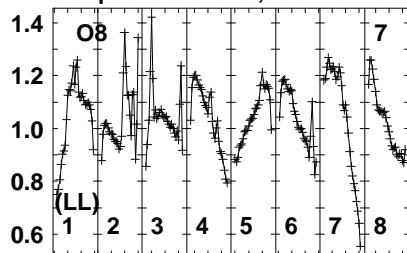
1595 610 1630 645 660 675 1695 710
FREQ MHz

Lower frame: Real Jy
Auto-corr total-power spectrum Antenna: *
Timerange: 00/13:55:00 to 00/13:56:39

Plot file version 372 created 15-NOV-2022 10:55:18

J1716+2616 EB081B 1.UVDATA.1

Freq = 1.5950 GHz, Bw = 16.000 MH No calibration applied and no bandpass applied



1595 610 1630 645 660 675 1695 710
FREQ MHz

1595 610 1630 645 660 675 1695 710
FREQ MHz

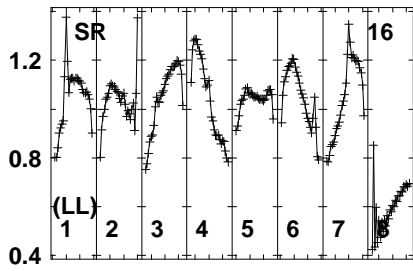
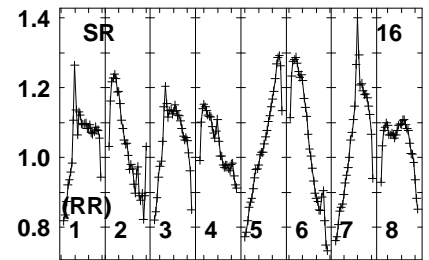
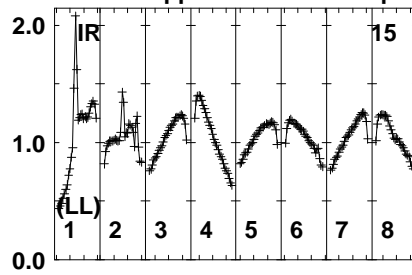
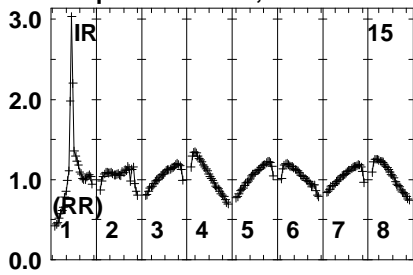
1595 610 1630 645 660 675 1695 710
FREQ MHz

Lower frame: Real Jy
Auto-corr total-power spectrum Antenna: *
Timerange: 00/13:55:00 to 00/13:56:39

Plot file version 373 created 15-NOV-2022 10:55:18

J1716+2616 EB081B 1.UVDATA.1

Freq = 1.5950 GHz, Bw = 16.000 MH No calibration applied and no bandpass applied

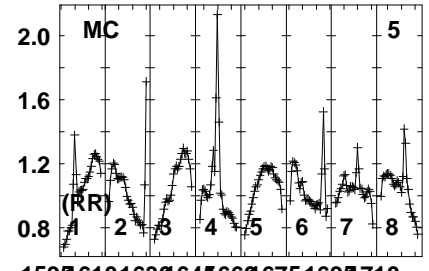
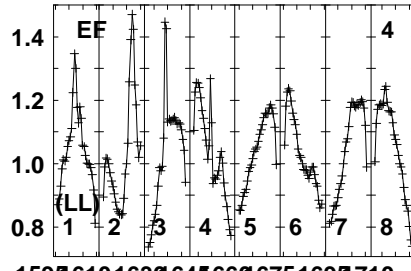
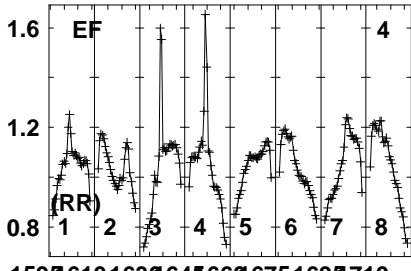
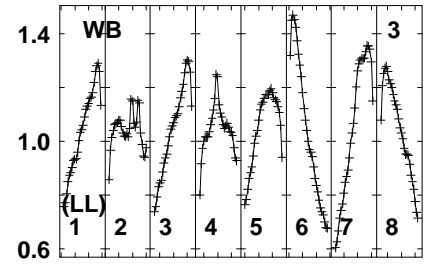
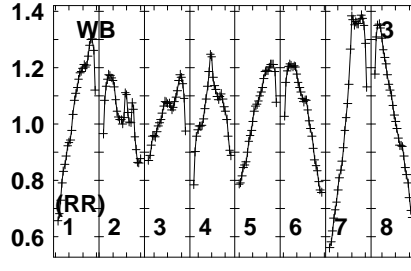
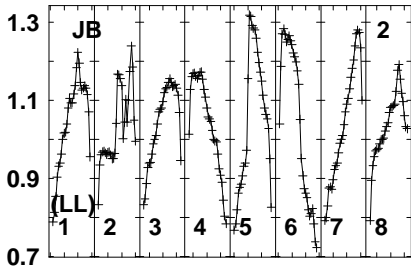
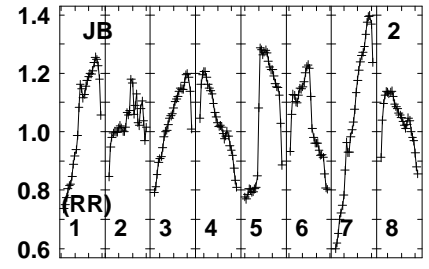
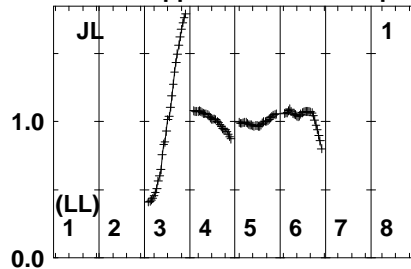
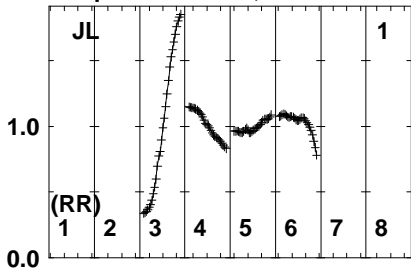


Lower frame: Real Jy
Auto-corr total-power spectrum Antenna: *
Timerange: 00/13:55:00 to 00/13:56:39

Plot file version 374 created 15-NOV-2022 10:55:18

ROSS867 EB081B 1.UVDATA.1

Freq = 1.5950 GHz, Bw = 16.000 MH No calibration applied and no bandpass applied



1595 610 1630 645 660 675 1695 710
FREQ MHz

1595 610 1630 645 660 675 1695 710
FREQ MHz

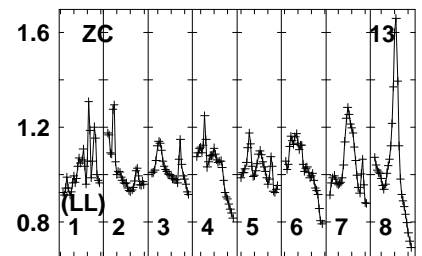
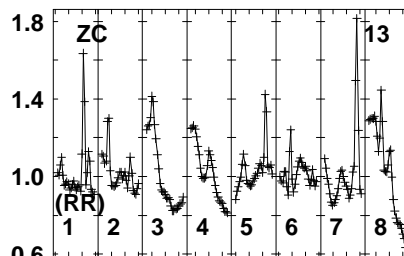
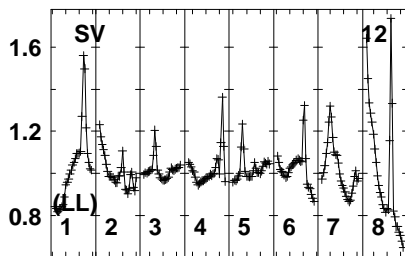
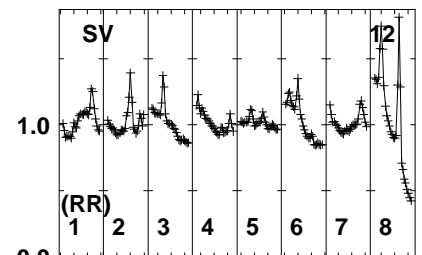
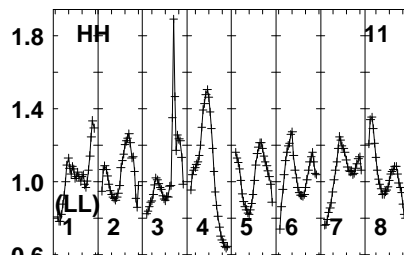
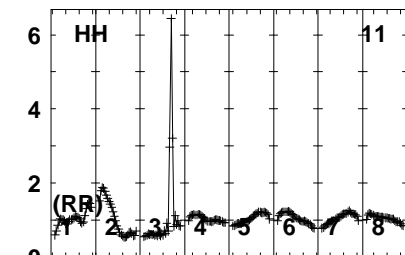
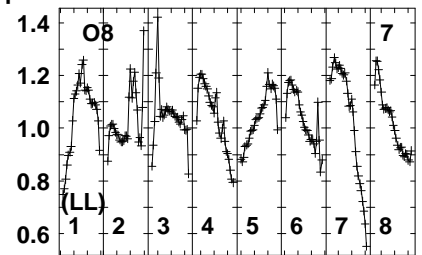
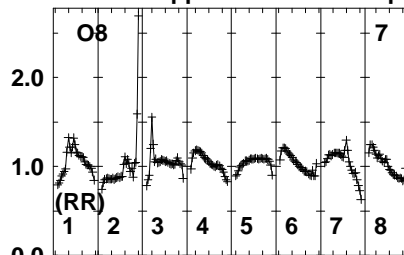
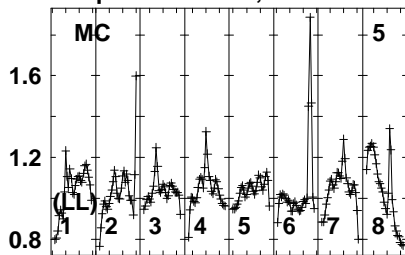
1595 610 1630 645 660 675 1695 710
FREQ MHz

Lower frame: Real Jy
Auto-corr total-power spectrum Antenna: *
Timerange: 00/13:56:40 to 00/14:01:39

Plot file version 375 created 15-NOV-2022 10:55:18

ROSS867 EB081B 1.UVDATA.1

Freq = 1.5950 GHz, Bw = 16.000 MH No calibration applied and no bandpass applied



1595 610 1630 645 660 675 1695 710
FREQ MHz

1595 610 1630 645 660 675 1695 710
FREQ MHz

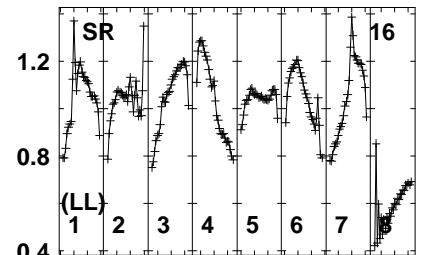
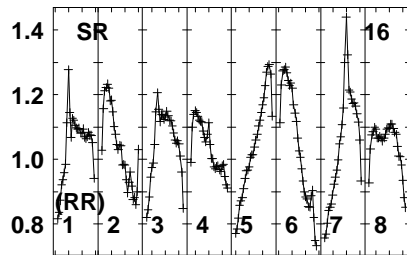
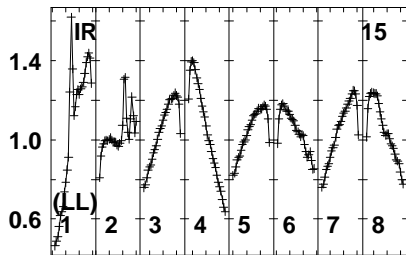
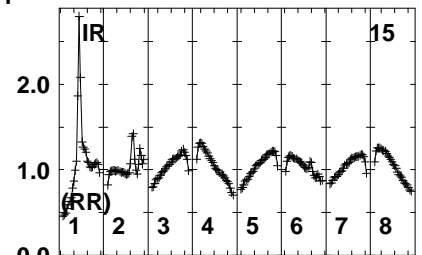
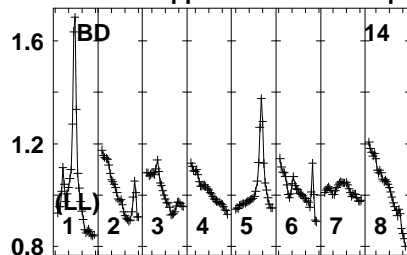
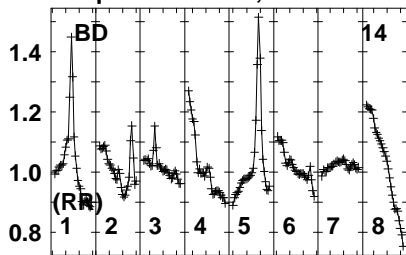
1595 610 1630 645 660 675 1695 710
FREQ MHz

Lower frame: Real Jy
Auto-corr total-power spectrum Antenna: *
Timerange: 00/13:56:40 to 00/14:01:39

Plot file version 376 created 15-NOV-2022 10:55:19

ROSS867 EB081B 1.UVDATA.1

Freq = 1.5950 GHz, Bw = 16.000 MH No calibration applied and no bandpass applied

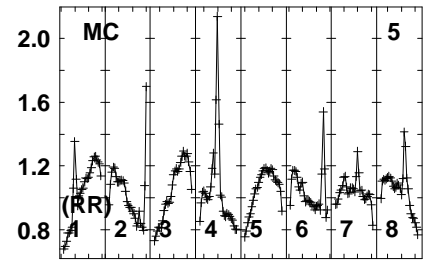
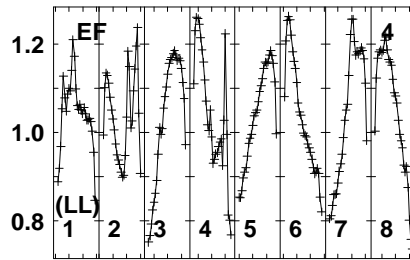
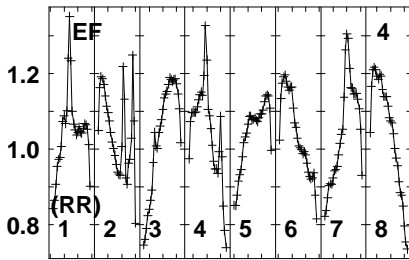
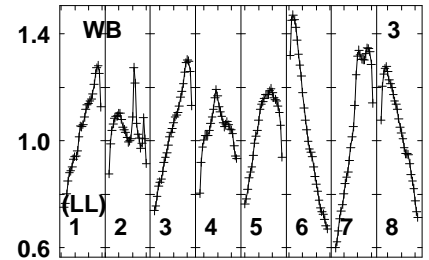
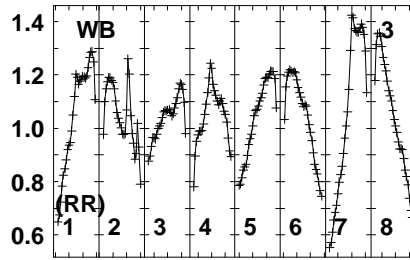
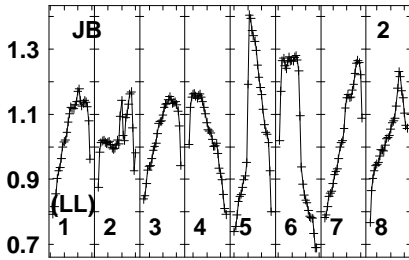
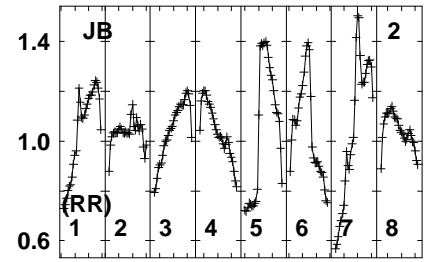
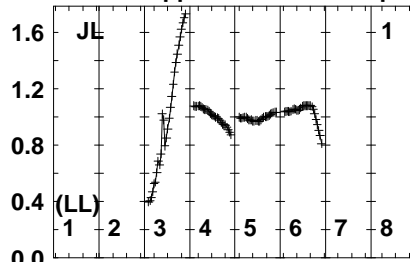
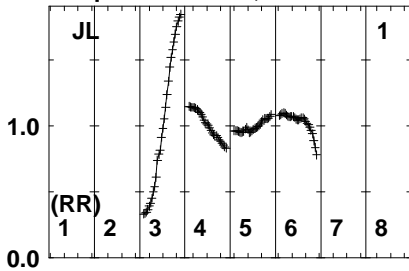


Lower frame: Real Jy
Auto-corr total-power spectrum Antenna: *
Timerange: 00/13:56:40 to 00/14:01:39

Plot file version 377 created 15-NOV-2022 10:55:19

J1722+2458 EB081B 1.UVDATA.1

Freq = 1.5950 GHz, Bw = 16.000 MH No calibration applied and no bandpass applied



1595 610 1630 645 660 675 1695 710
FREQ MHz

1595 610 1630 645 660 675 1695 710
FREQ MHz

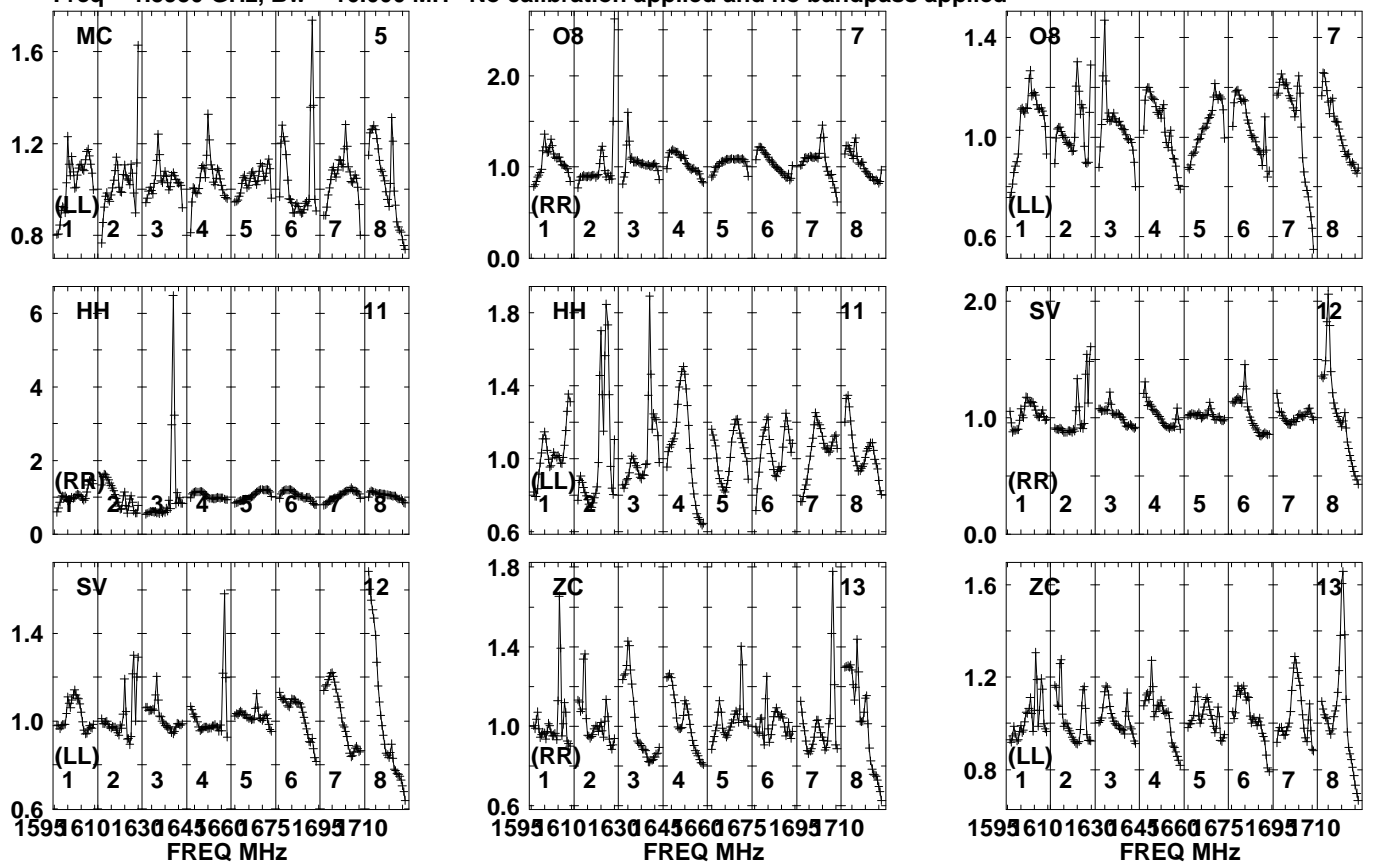
1595 610 1630 645 660 675 1695 710
FREQ MHz

Lower frame: Real Jy
Auto-corr total-power spectrum Antenna: *
Timerange: 00/14:02:11 to 00/14:03:19

Plot file version 378 created 15-NOV-2022 10:55:19

J1722+2458 EB081B 1.UVDATA.1

Freq = 1.5950 GHz, Bw = 16.000 MH No calibration applied and no bandpass applied

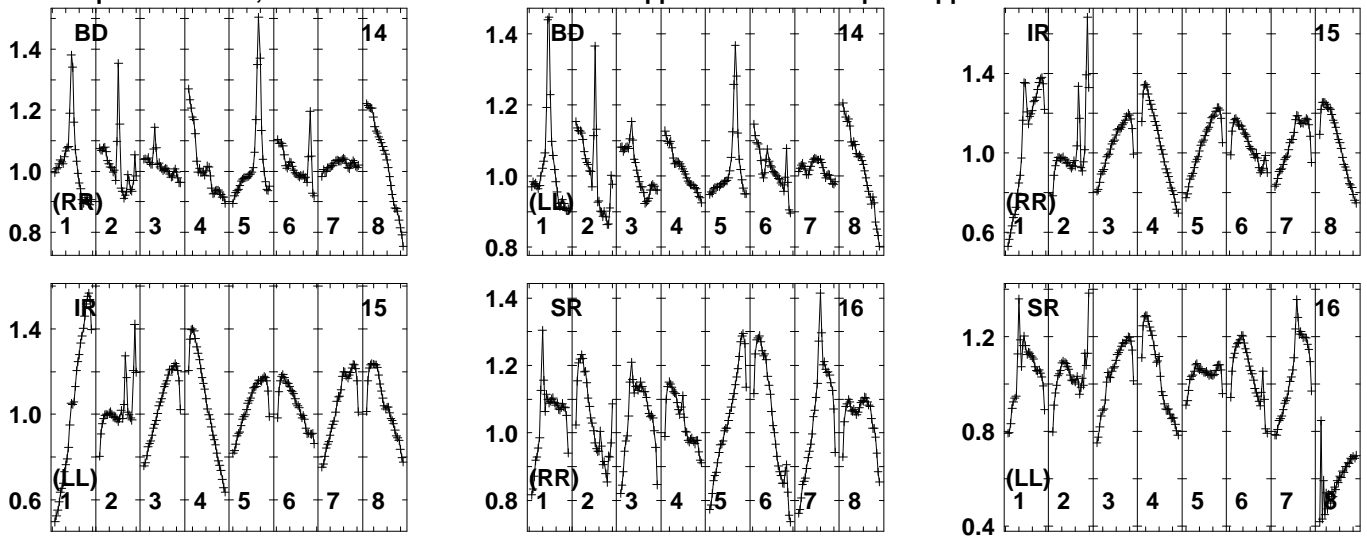


Lower frame: Real Jy
Auto-corr total-power spectrum Antenna: *
Timerange: 00/14:02:11 to 00/14:03:19

Plot file version 379 created 15-NOV-2022 10:55:19

J1722+2458 EB081B 1.UVDATA.1

Freq = 1.5950 GHz, Bw = 16.000 MH No calibration applied and no bandpass applied

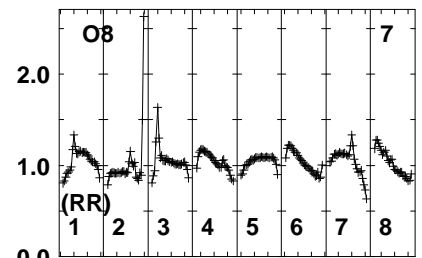
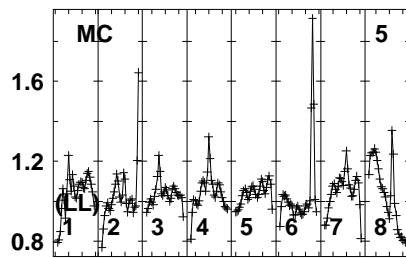
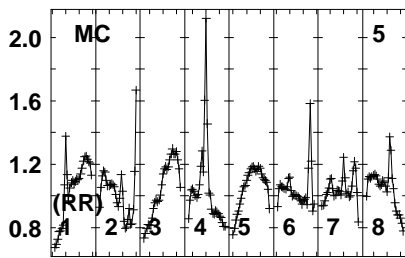
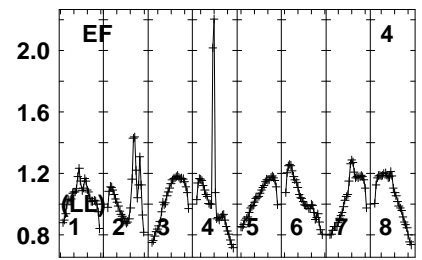
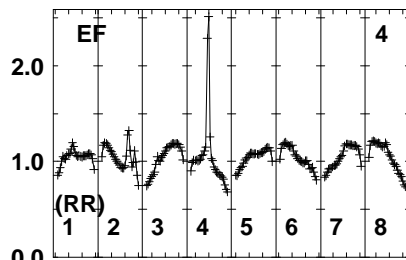
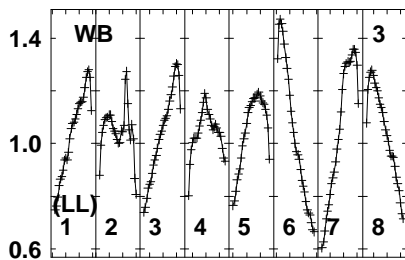
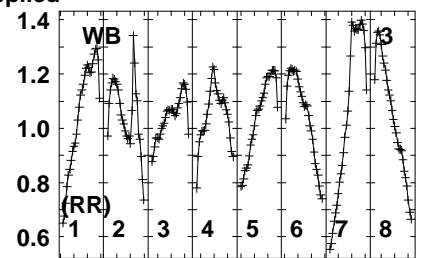
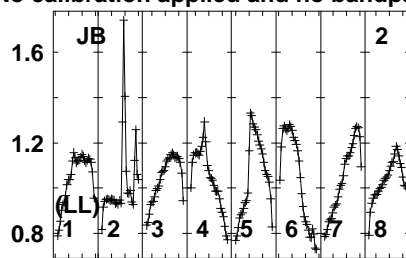
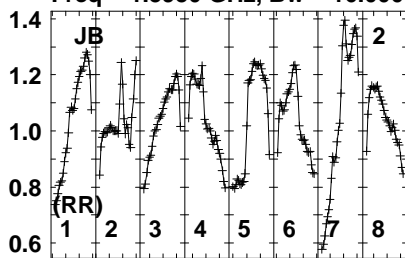


Lower frame: Real Jy
Auto-corr total-power spectrum Antenna: *
Timerange: 00/14:02:11 to 00/14:03:19

Plot file version 380 created 15-NOV-2022 10:55:19

J1722+2815 EB081B 1.UVDATA.1

Freq = 1.5950 GHz, Bw = 16.000 MH No calibration applied and no bandpass applied



1595 610 1630 645 660 675 1695 710
FREQ MHz

1595 610 1630 645 660 675 1695 710
FREQ MHz

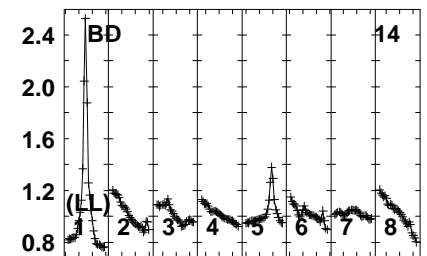
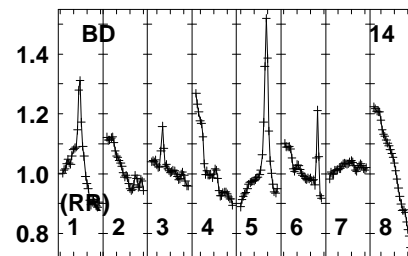
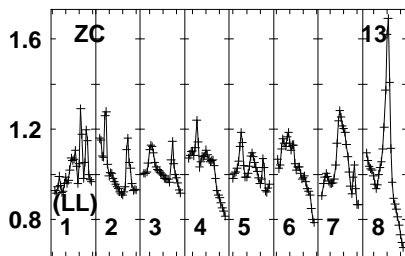
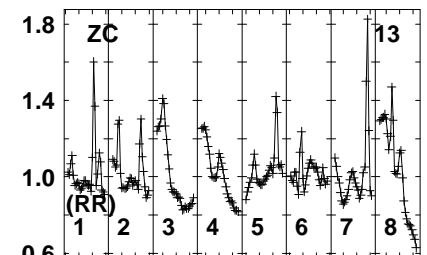
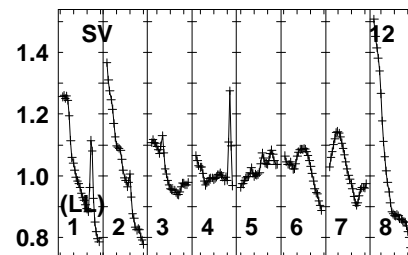
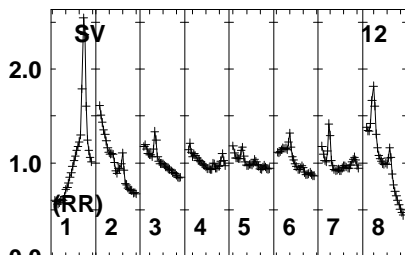
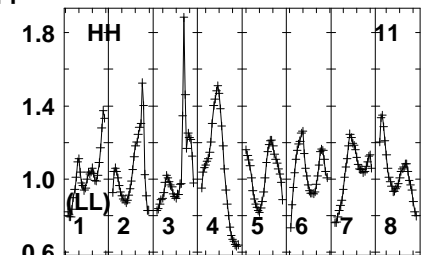
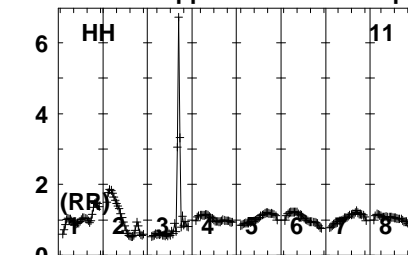
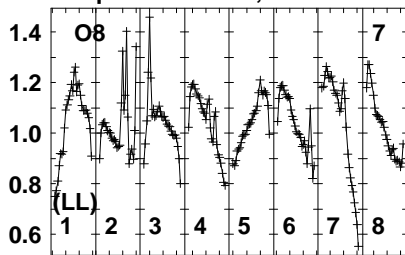
1595 610 1630 645 660 675 1695 710
FREQ MHz

Lower frame: Real Jy
Auto-corr total-power spectrum Antenna: *
Timerange: 00/14:03:20 to 00/14:04:59

Plot file version 381 created 15-NOV-2022 10:55:19

J1722+2815 EB081B 1.UVDATA.1

Freq = 1.5950 GHz, Bw = 16.000 MH No calibration applied and no bandpass applied



1595 610 1630 645 660 675 1695 710
FREQ MHz

1595 610 1630 645 660 675 1695 710
FREQ MHz

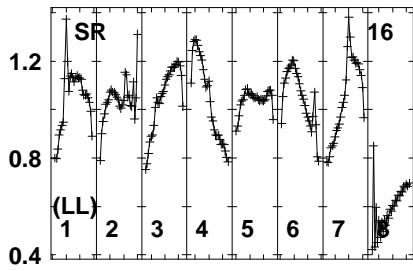
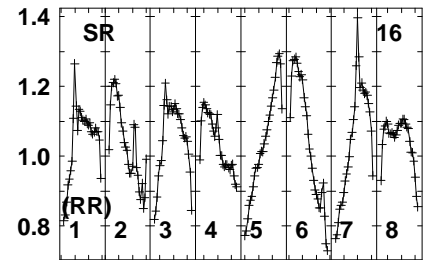
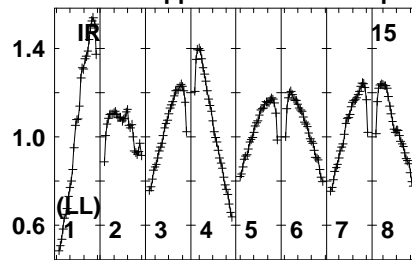
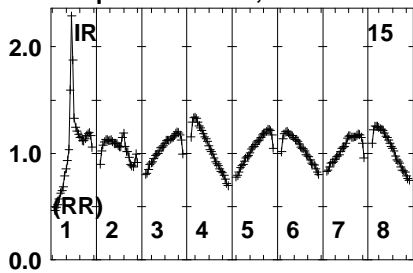
1595 610 1630 645 660 675 1695 710
FREQ MHz

Lower frame: Real Jy
Auto-corr total-power spectrum Antenna: *
Timerange: 00/14:03:20 to 00/14:04:59

Plot file version 382 created 15-NOV-2022 10:55:19

J1722+2815 EB081B 1.UVDATA.1

Freq = 1.5950 GHz, Bw = 16.000 MH No calibration applied and no bandpass applied

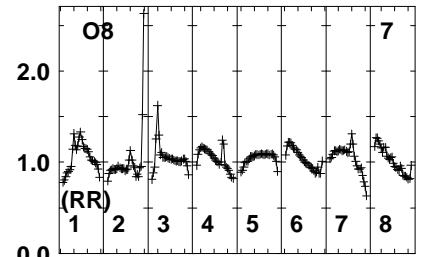
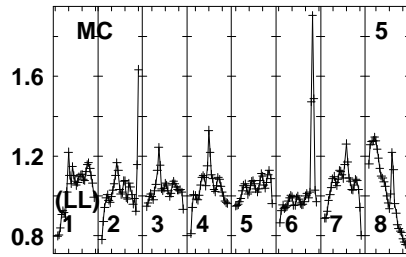
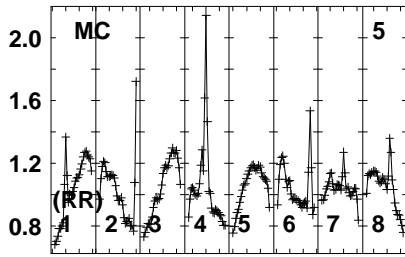
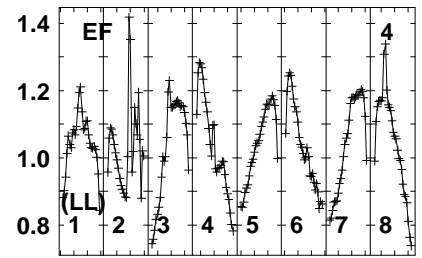
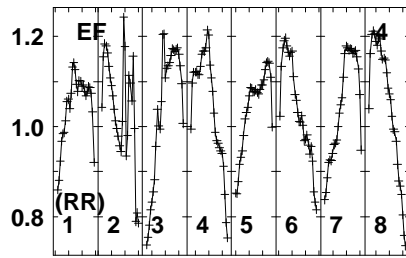
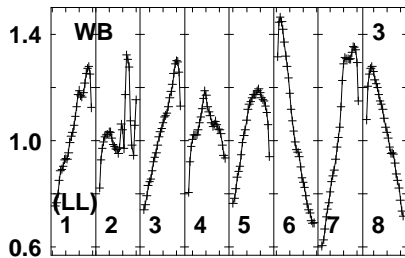
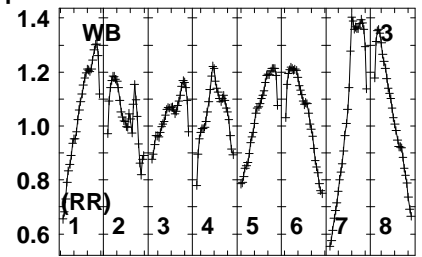
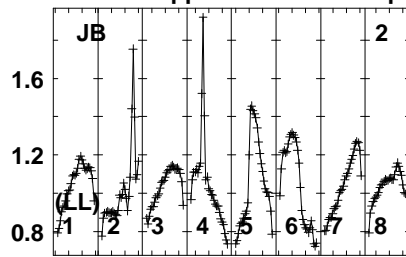
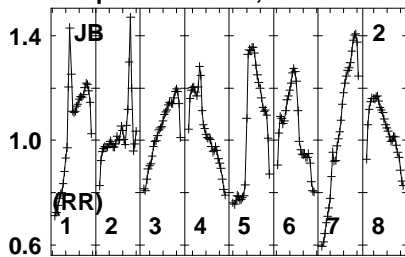


Lower frame: Real Jy
Auto-corr total-power spectrum Antenna: *
Timerange: 00/14:03:20 to 00/14:04:59

Plot file version 383 created 15-NOV-2022 10:55:19

J1716+2616 EB081B 1.UVDATA.1

Freq = 1.5950 GHz, Bw = 16.000 MH No calibration applied and no bandpass applied



1595 610 1630 645 660 675 1695 710
FREQ MHz

1595 610 1630 645 660 675 1695 710
FREQ MHz

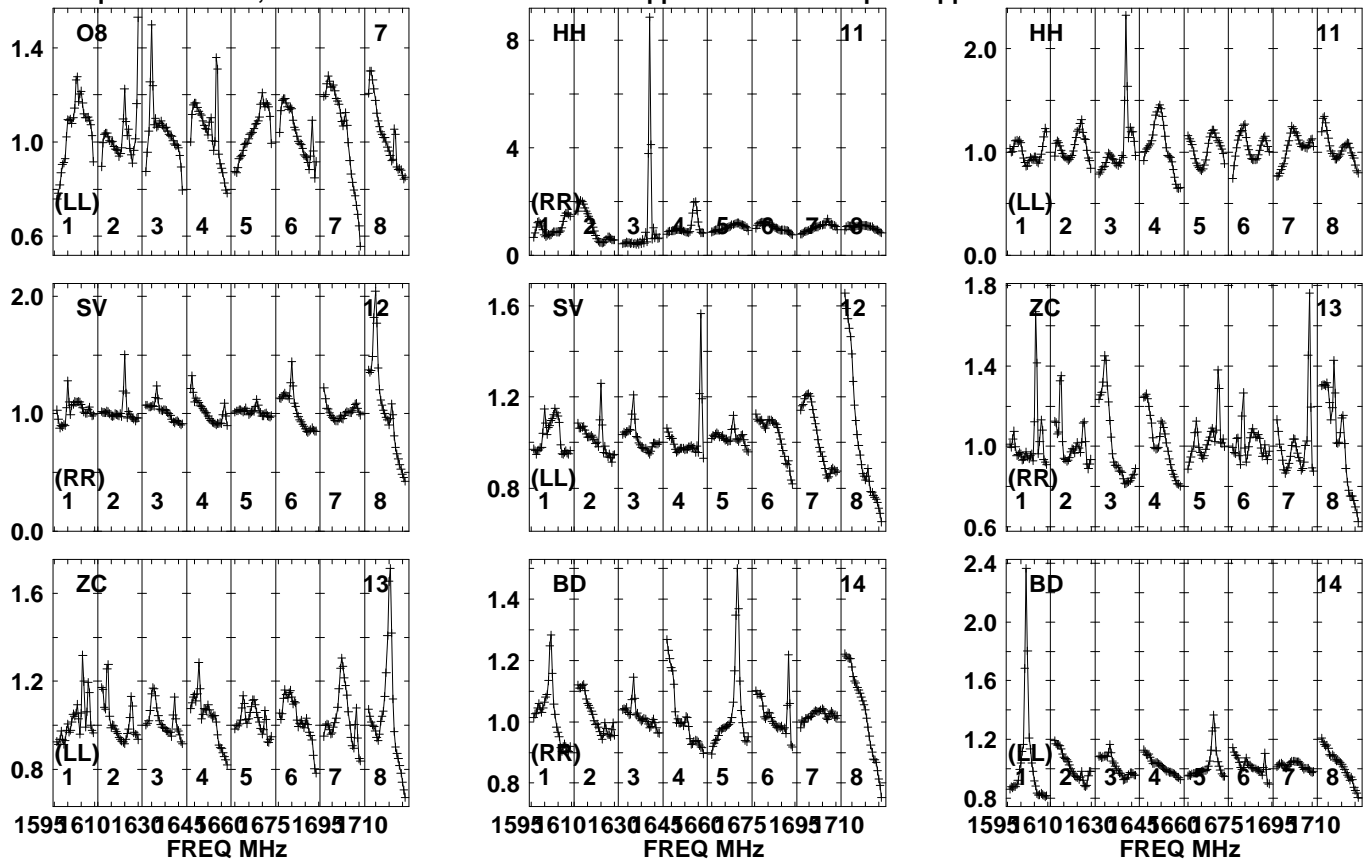
1595 610 1630 645 660 675 1695 710
FREQ MHz

Lower frame: Real Jy
Auto-corr total-power spectrum Antenna: *
Timerange: 00/14:05:01 to 00/14:06:40

Plot file version 384 created 15-NOV-2022 10:55:20

J1716+2616 EB081B 1.UVDATA.1

Freq = 1.5950 GHz, Bw = 16.000 MH No calibration applied and no bandpass applied

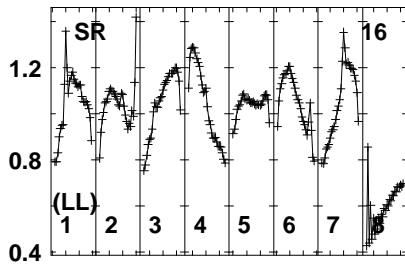
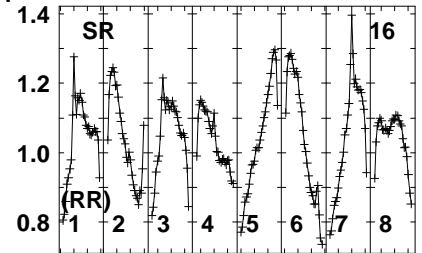
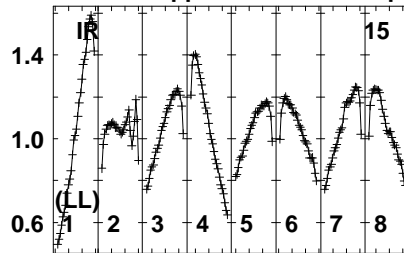
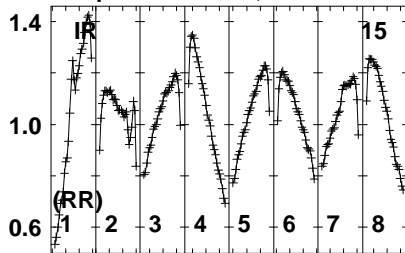


Lower frame: Real Jy
Auto-corr total-power spectrum Antenna: *
Timerange: 00/14:05:01 to 00/14:06:40

Plot file version 385 created 15-NOV-2022 10:55:20

J1716+2616 EB081B 1.UVDATA.1

Freq = 1.5950 GHz, Bw = 16.000 MH No calibration applied and no bandpass applied

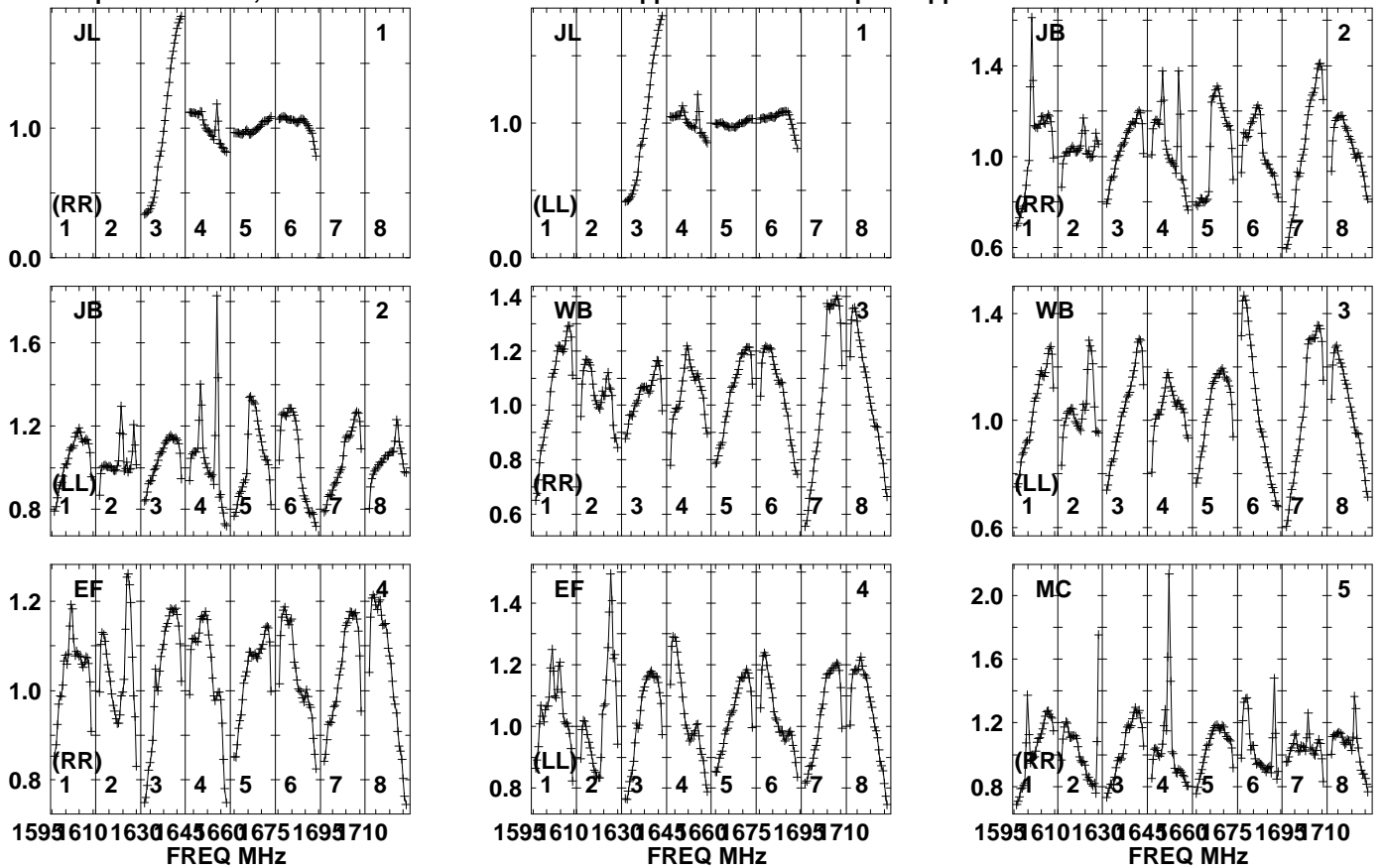


Lower frame: Real Jy
Auto-corr total-power spectrum Antenna: *
Timerange: 00/14:05:01 to 00/14:06:40

Plot file version 386 created 15-NOV-2022 10:55:20

ROSS867 EB081B 1.UVDATA.1

Freq = 1.5950 GHz, Bw = 16.000 MH No calibration applied and no bandpass applied



Lower frame: Real Jy

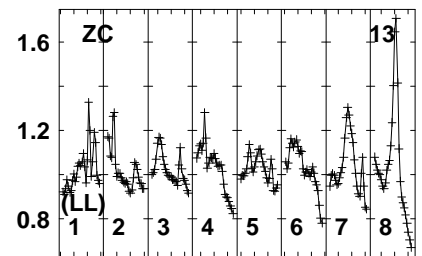
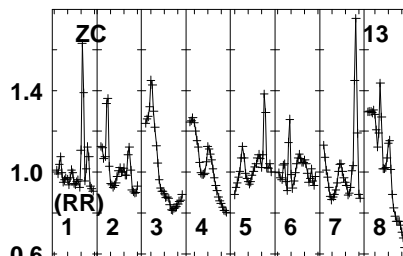
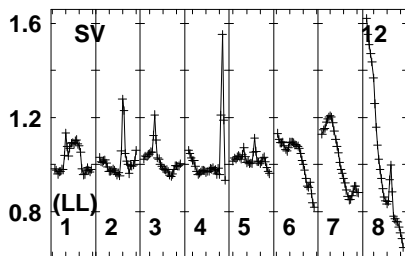
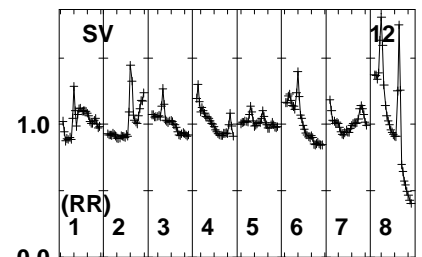
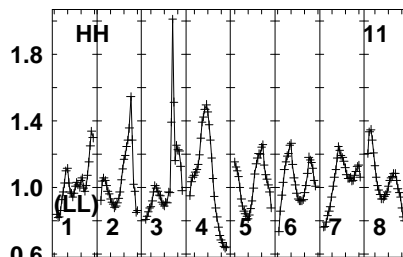
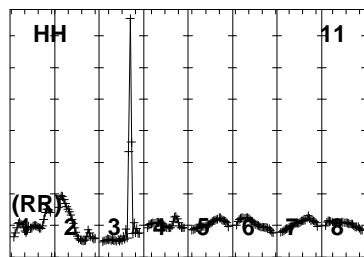
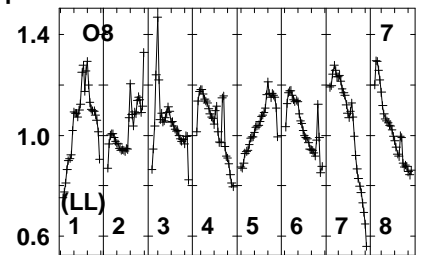
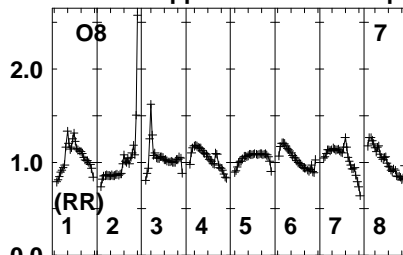
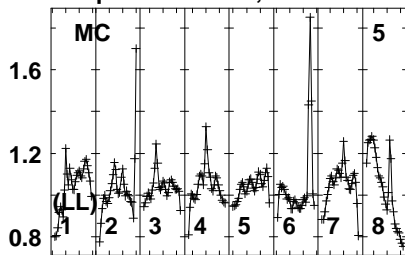
Auto-corr total-power spectrum Antenna: *

Timerange: 00/14:06:40 to 00/14:11:39

Plot file version 387 created 15-NOV-2022 10:55:20

ROSS867 EB081B 1.UVDATA.1

Freq = 1.5950 GHz, Bw = 16.000 MH No calibration applied and no bandpass applied



1595 610 1630 645 660 675 1695 710
FREQ MHz

1595 610 1630 645 660 675 1695 710
FREQ MHz

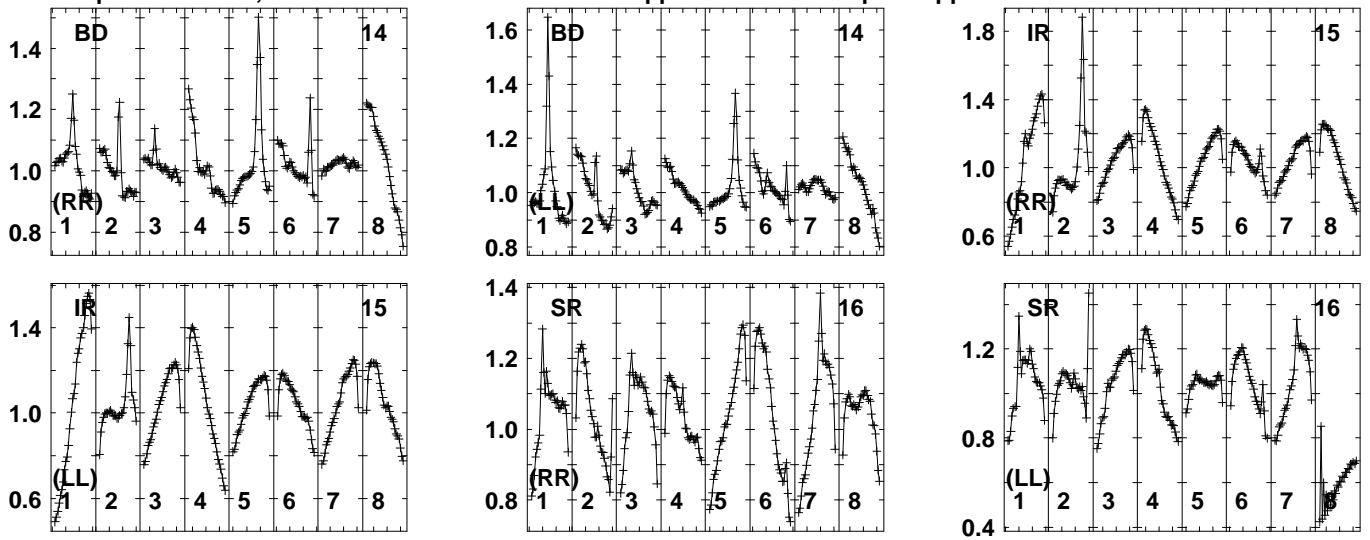
1595 610 1630 645 660 675 1695 710
FREQ MHz

Lower frame: Real Jy
Auto-corr total-power spectrum Antenna: *
Timerange: 00/14:06:40 to 00/14:11:39

Plot file version 388 created 15-NOV-2022 10:55:21

ROSS867 EB081B 1.UVDATA.1

Freq = 1.5950 GHz, Bw = 16.000 MH No calibration applied and no bandpass applied

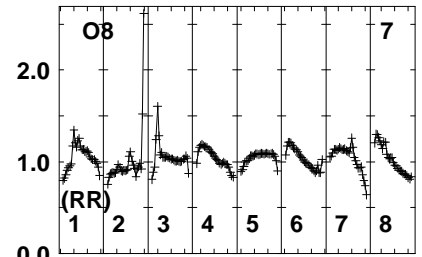
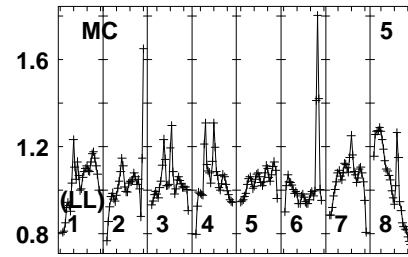
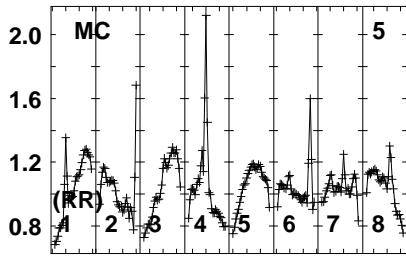
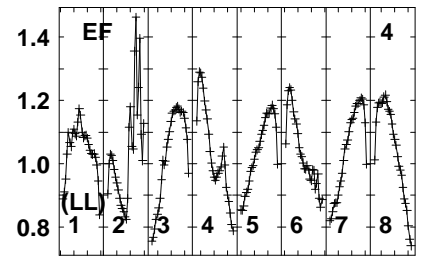
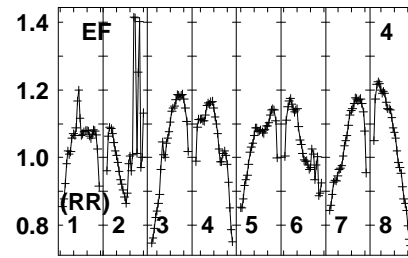
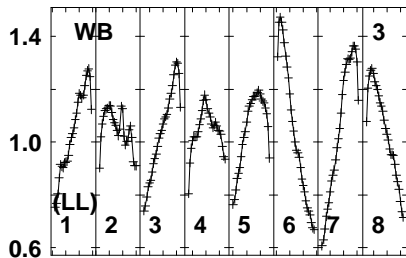
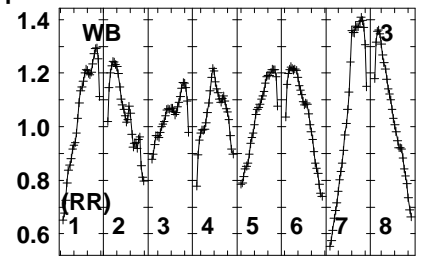
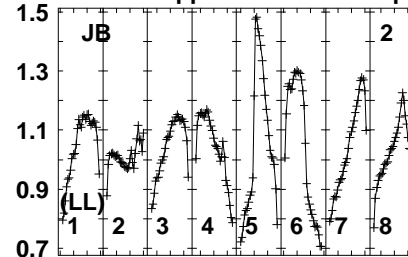
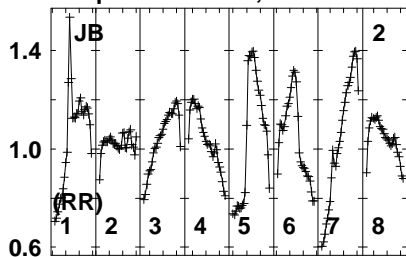


Lower frame: Real Jy
Auto-corr total-power spectrum Antenna: *
Timerange: 00/14:06:40 to 00/14:11:39

Plot file version 389 created 15-NOV-2022 10:55:21

J1722+2458 EB081B 1.UVDATA.1

Freq = 1.5950 GHz, Bw = 16.000 MH No calibration applied and no bandpass applied



1595 610 1630 645 660 675 1695 710
FREQ MHz

1595 610 1630 645 660 675 1695 710
FREQ MHz

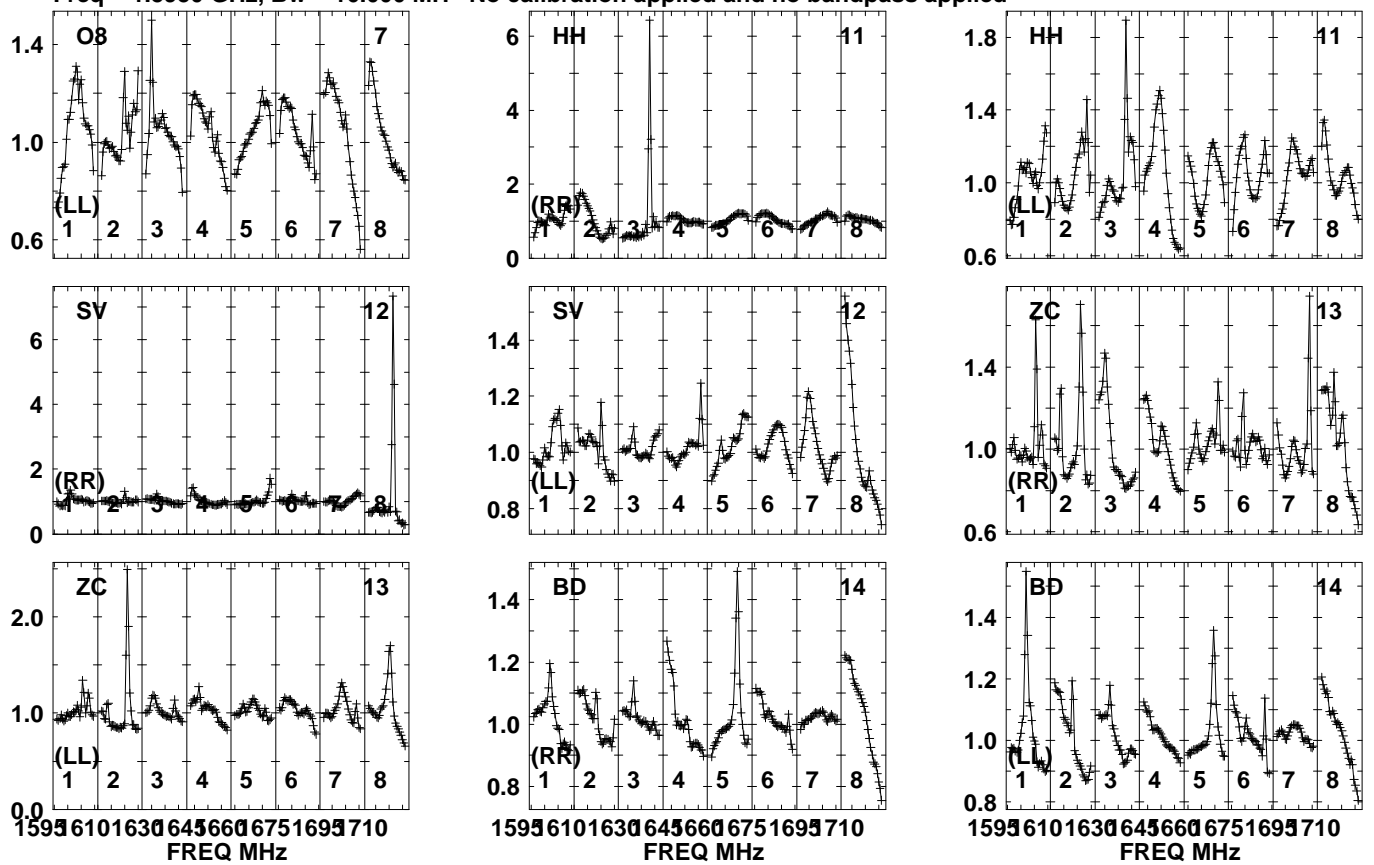
1595 610 1630 645 660 675 1695 710
FREQ MHz

Lower frame: Real Jy
Auto-corr total-power spectrum Antenna: *
Timerange: 00/14:12:10 to 00/14:13:20

Plot file version 390 created 15-NOV-2022 10:55:21

J1722+2458 EB081B 1.UVDATA.1

Freq = 1.5950 GHz, Bw = 16.000 MH No calibration applied and no bandpass applied

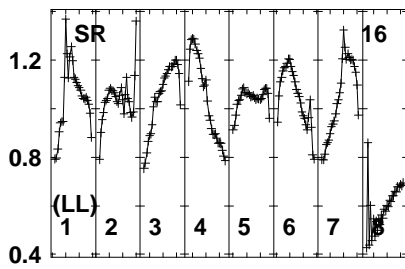
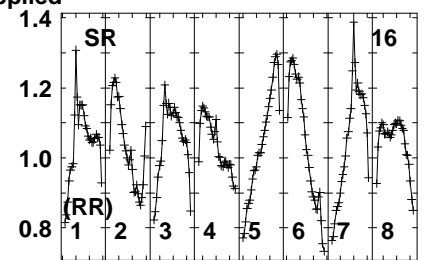
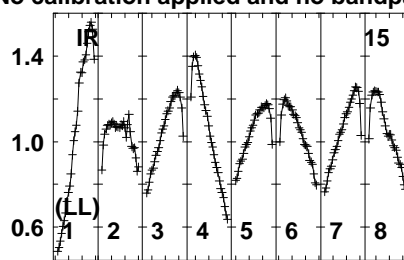
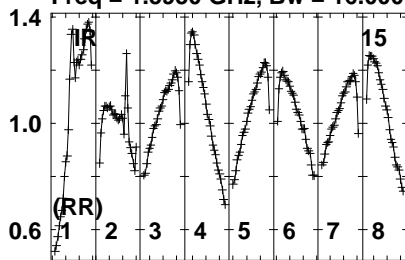


Lower frame: Real Jy
Auto-corr total-power spectrum Antenna: *
Timerange: 00/14:12:10 to 00/14:13:20

Plot file version 391 created 15-NOV-2022 10:55:21

J1722+2458 EB081B 1.UVDATA.1

Freq = 1.5950 GHz, Bw = 16.000 MH No calibration applied and no bandpass applied

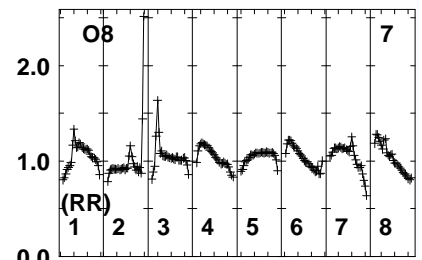
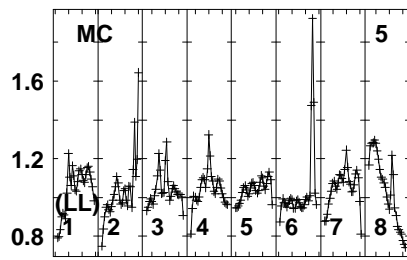
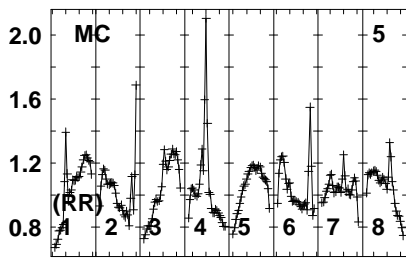
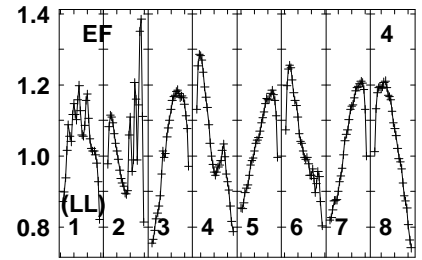
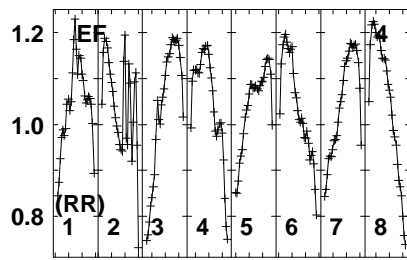
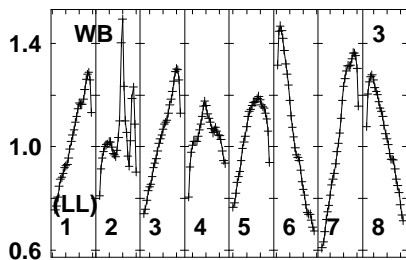
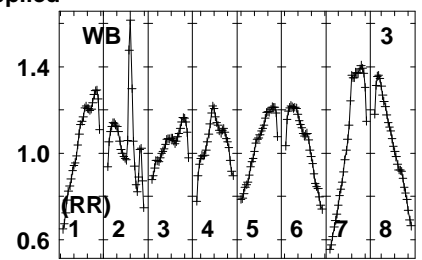
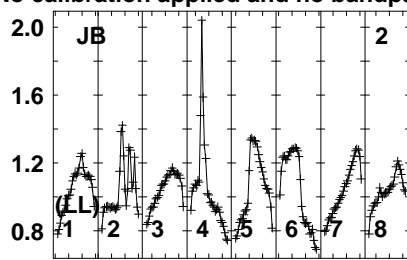
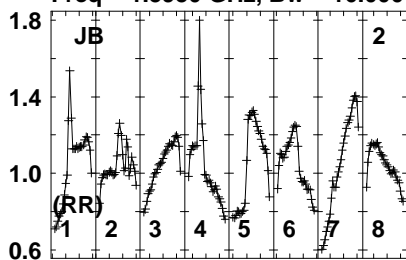


Lower frame: Real Jy
Auto-corr total-power spectrum Antenna: *
Timerange: 00/14:12:10 to 00/14:13:20

Plot file version 392 created 15-NOV-2022 10:55:21

J1722+2815 EB081B 1.UVDATA.1

Freq = 1.5950 GHz, Bw = 16.000 MH No calibration applied and no bandpass applied



1595 610 1630 645 660 675 1695 710
FREQ MHz

1595 610 1630 645 660 675 1695 710
FREQ MHz

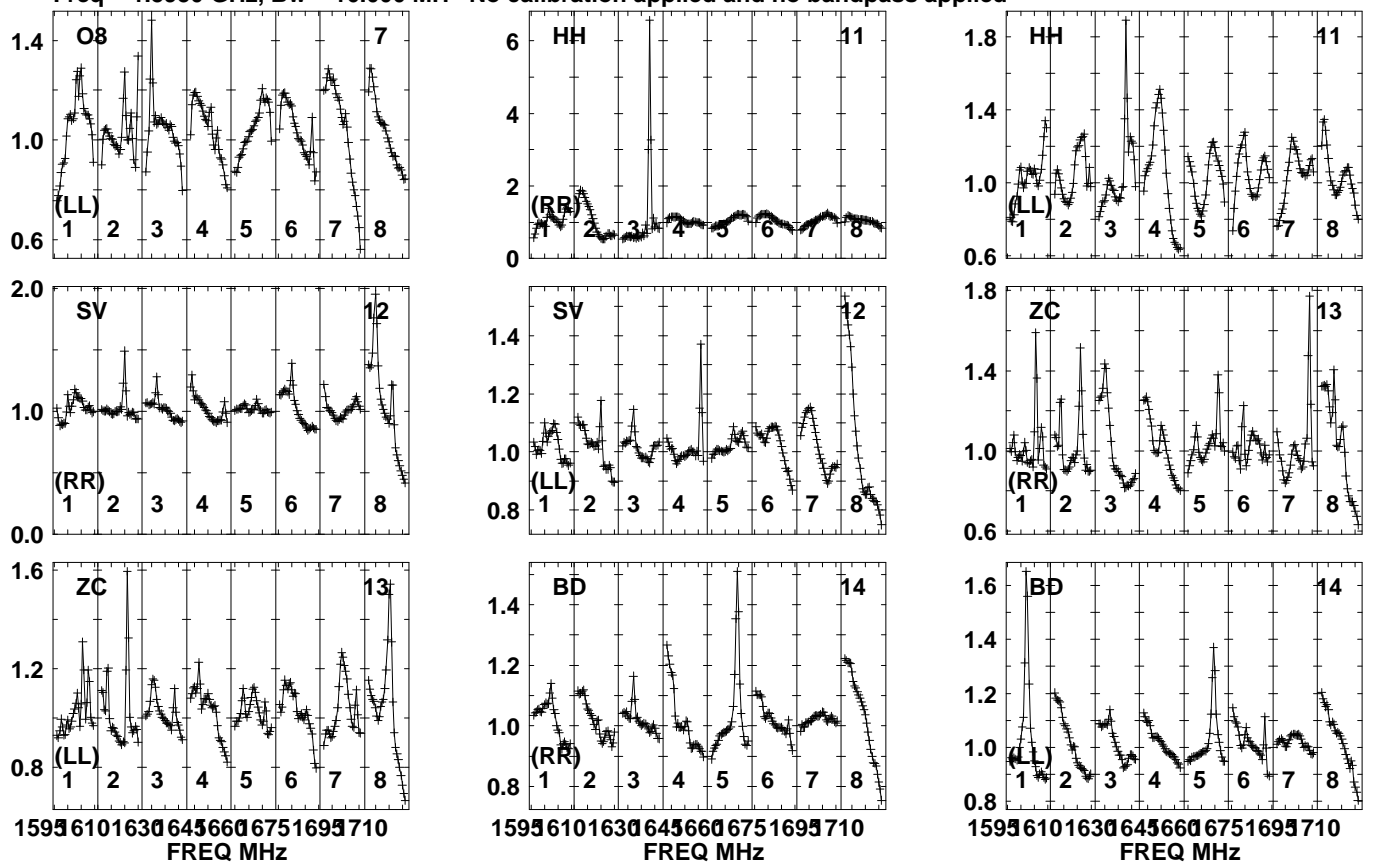
1595 610 1630 645 660 675 1695 710
FREQ MHz

Lower frame: Real Jy
Auto-corr total-power spectrum Antenna: *
Timerange: 00/14:13:20 to 00/14:14:59

Plot file version 393 created 15-NOV-2022 10:55:21

J1722+2815 EB081B 1.UVDATA.1

Freq = 1.5950 GHz, Bw = 16.000 MH No calibration applied and no bandpass applied

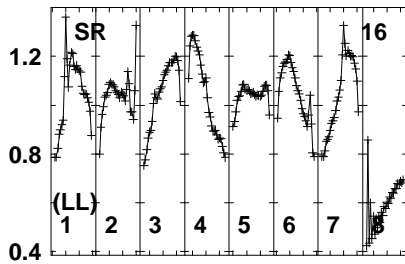
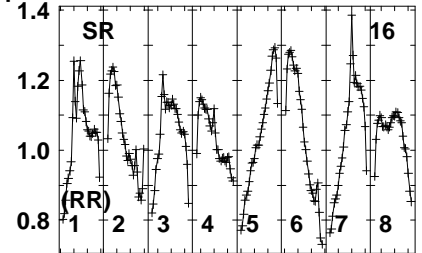
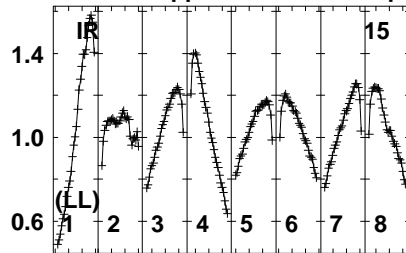
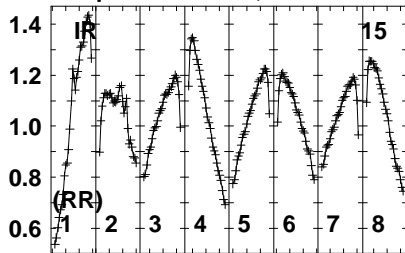


Lower frame: Real Jy
Auto-corr total-power spectrum Antenna: *
Timerange: 00/14:13:20 to 00/14:14:59

Plot file version 394 created 15-NOV-2022 10:55:21

J1722+2815 EB081B 1.UVDATA.1

Freq = 1.5950 GHz, Bw = 16.000 MH No calibration applied and no bandpass applied

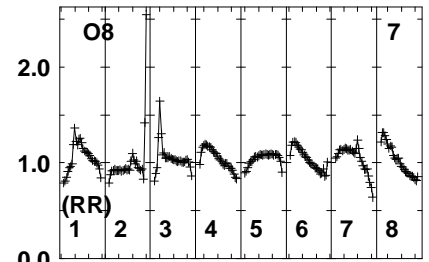
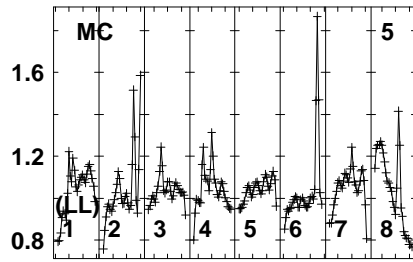
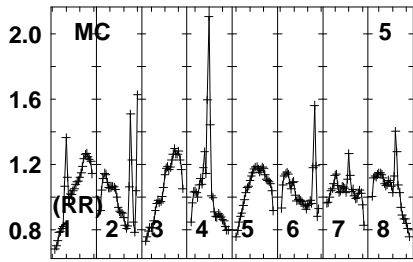
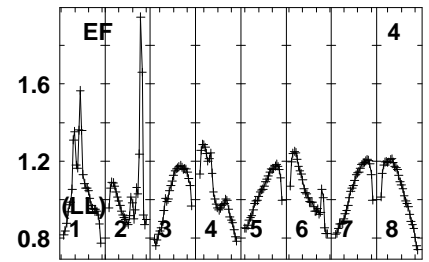
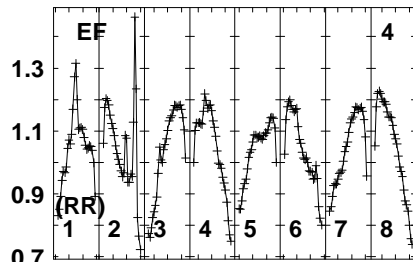
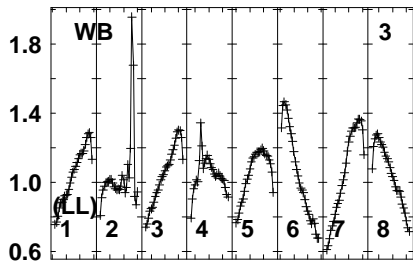
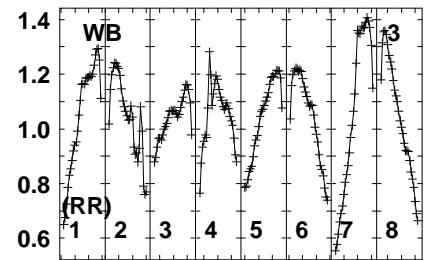
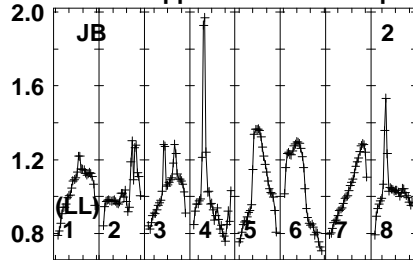
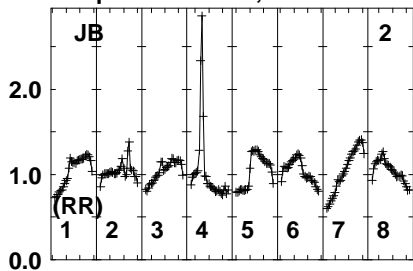


Lower frame: Real Jy
Auto-corr total-power spectrum Antenna: *
Timerange: 00/14:13:20 to 00/14:14:59

Plot file version 395 created 15-NOV-2022 10:55:21

J1716+2616 EB081B 1.UVDATA.1

Freq = 1.5950 GHz, Bw = 16.000 MH No calibration applied and no bandpass applied



1595 610 1630 645 660 675 1695 710
FREQ MHz

1595 610 1630 645 660 675 1695 710
FREQ MHz

1595 610 1630 645 660 675 1695 710
FREQ MHz

Lower frame: Real Jy

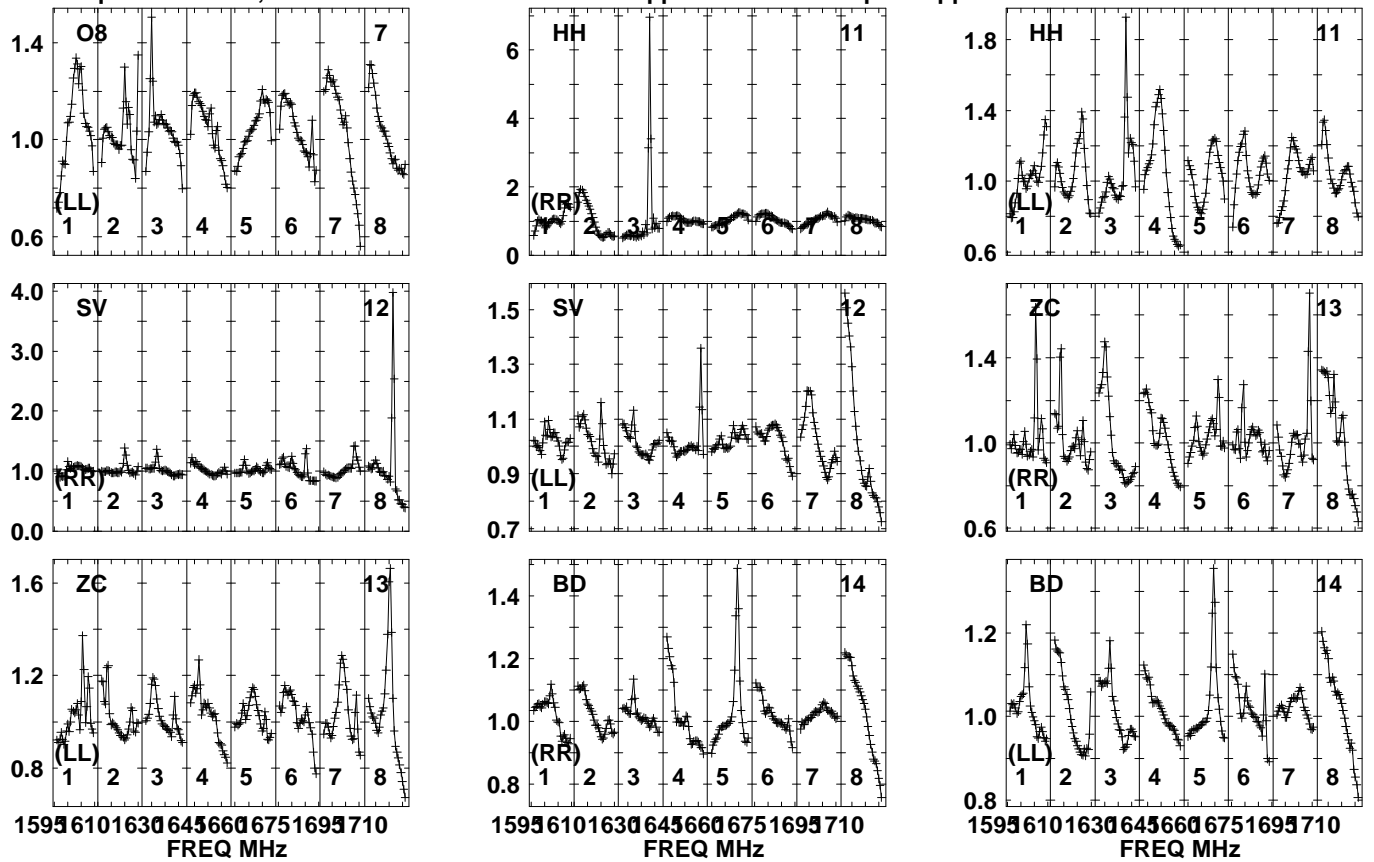
Auto-corr total-power spectrum Antenna: *

Timerange: 00/14:15:01 to 00/14:16:40

Plot file version 396 created 15-NOV-2022 10:55:21

J1716+2616 EB081B 1.UVDATA.1

Freq = 1.5950 GHz, Bw = 16.000 MH No calibration applied and no bandpass applied

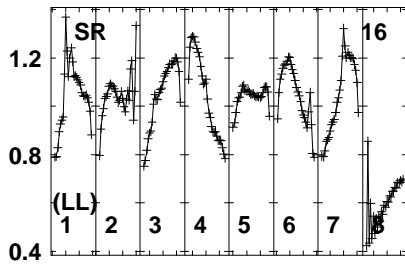
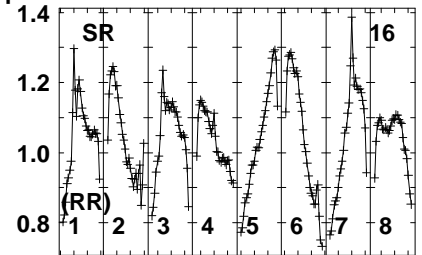
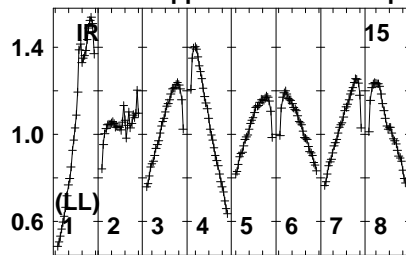
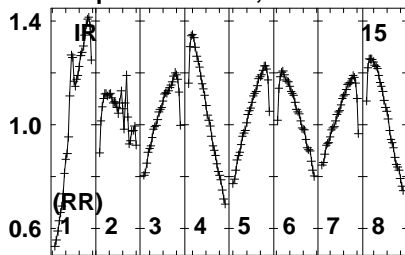


Lower frame: Real Jy
Auto-corr total-power spectrum Antenna: *
Timerange: 00/14:15:01 to 00/14:16:40

Plot file version 397 created 15-NOV-2022 10:55:22

J1716+2616 EB081B 1.UVDATA.1

Freq = 1.5950 GHz, Bw = 16.000 MH No calibration applied and no bandpass applied

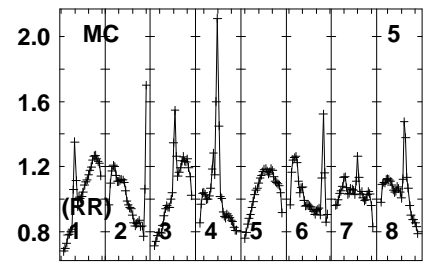
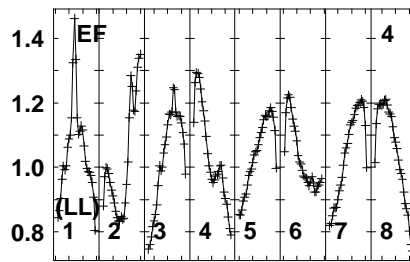
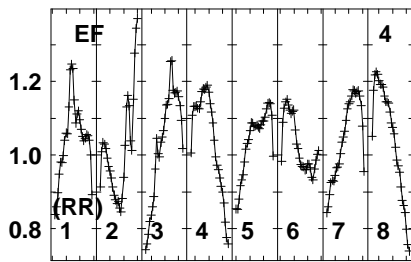
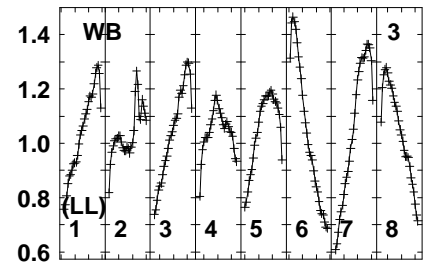
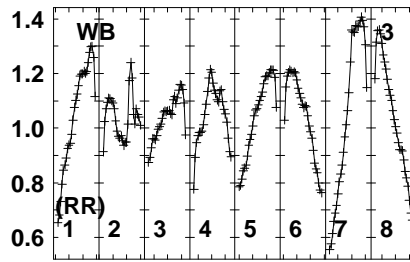
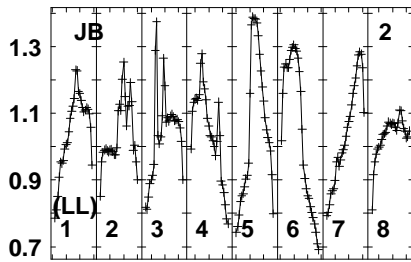
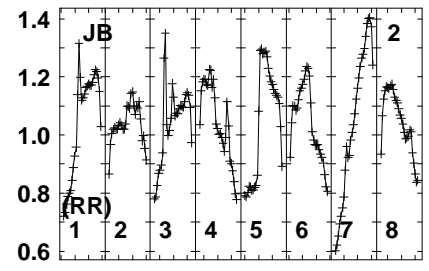
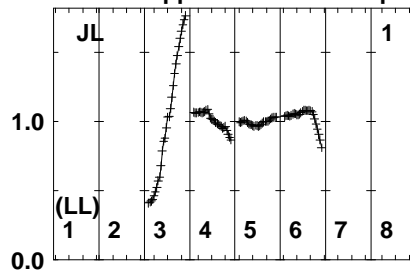
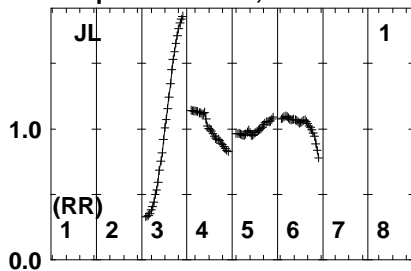


Lower frame: Real Jy
Auto-corr total-power spectrum Antenna: *
Timerange: 00/14:15:01 to 00/14:16:40

Plot file version 398 created 15-NOV-2022 10:55:22

ROSS867 EB081B 1.UVDATA.1

Freq = 1.5950 GHz, Bw = 16.000 MH No calibration applied and no bandpass applied



1595 610 1630 645 660 675 1695 710
FREQ MHz

1595 610 1630 645 660 675 1695 710
FREQ MHz

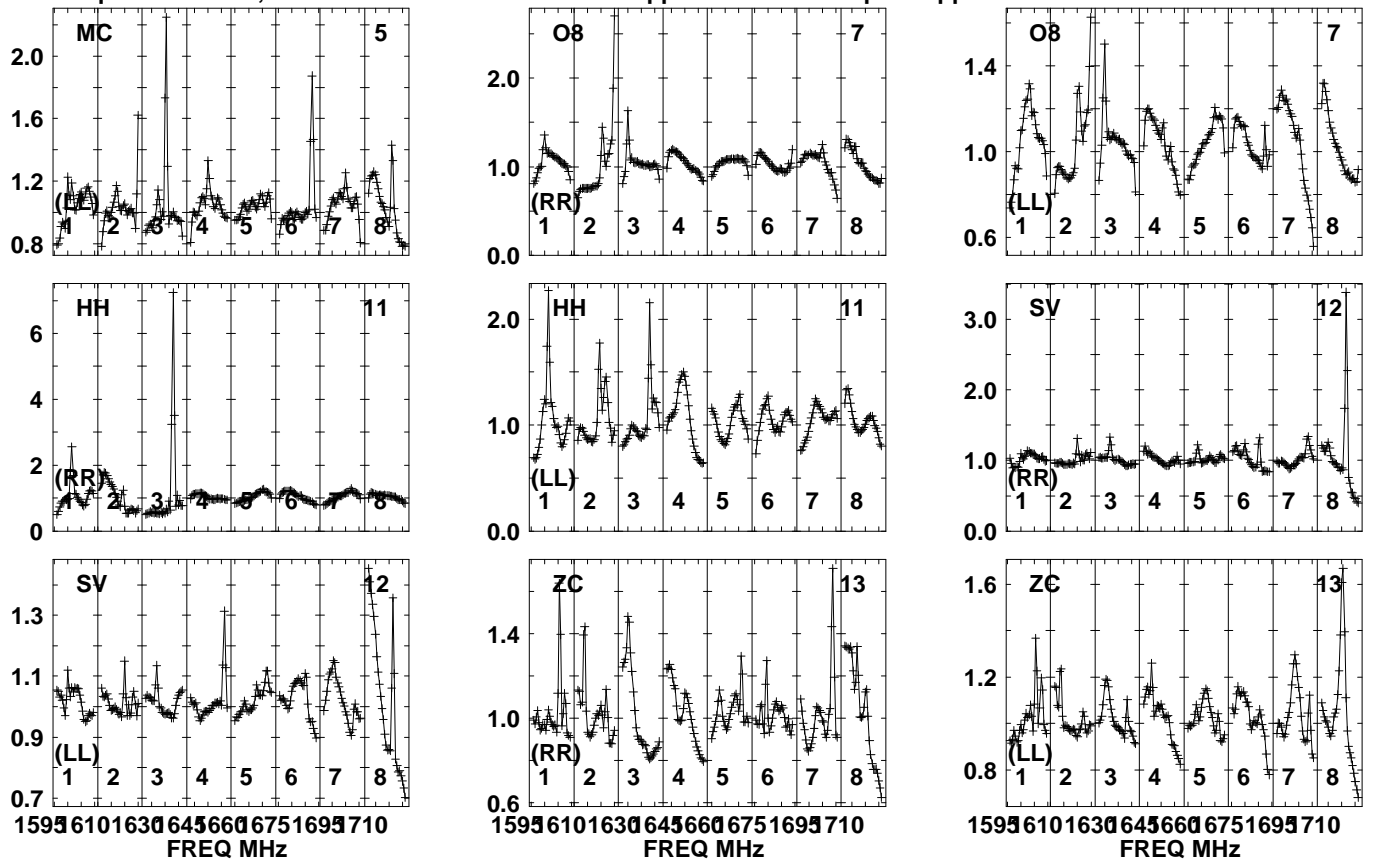
1595 610 1630 645 660 675 1695 710
FREQ MHz

Lower frame: Real Jy
Auto-corr total-power spectrum Antenna: *
Timerange: 00/14:16:40 to 00/14:21:39

Plot file version 399 created 15-NOV-2022 10:55:22

ROSS867 EB081B 1.UVDATA.1

Freq = 1.5950 GHz, Bw = 16.000 MH No calibration applied and no bandpass applied

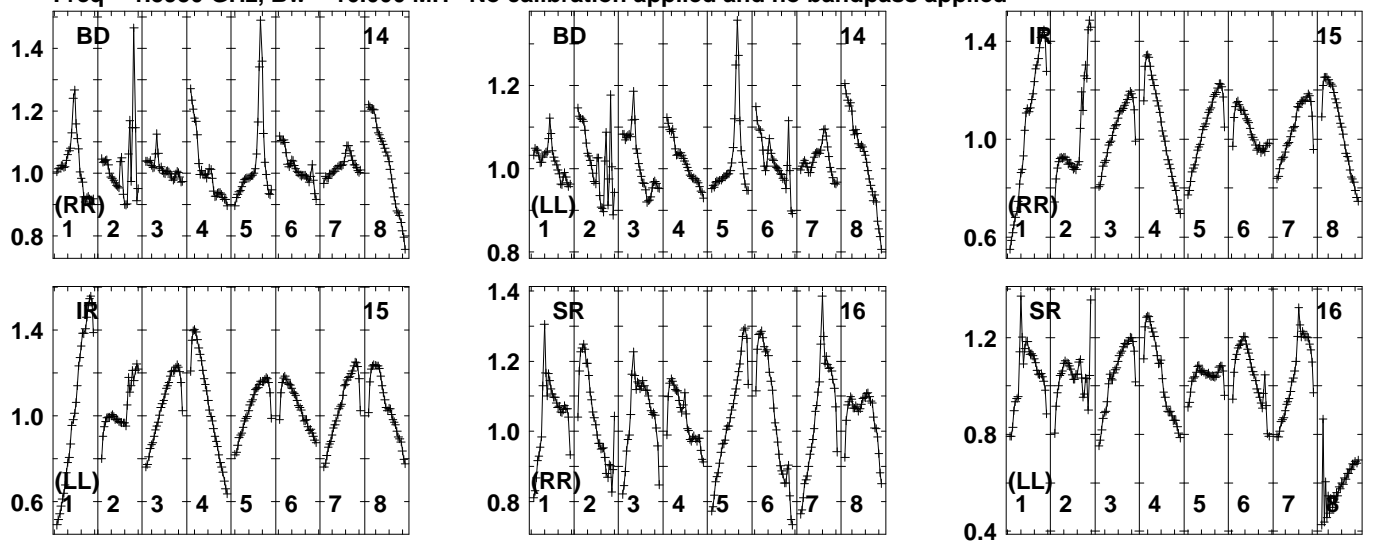


Lower frame: Real Jy
Auto-corr total-power spectrum Antenna: *
Timerange: 00/14:16:40 to 00/14:21:39

Plot file version 400 created 15-NOV-2022 10:55:22

ROSS867 EB081B 1.UVDATA.1

Freq = 1.5950 GHz, Bw = 16.000 MH No calibration applied and no bandpass applied

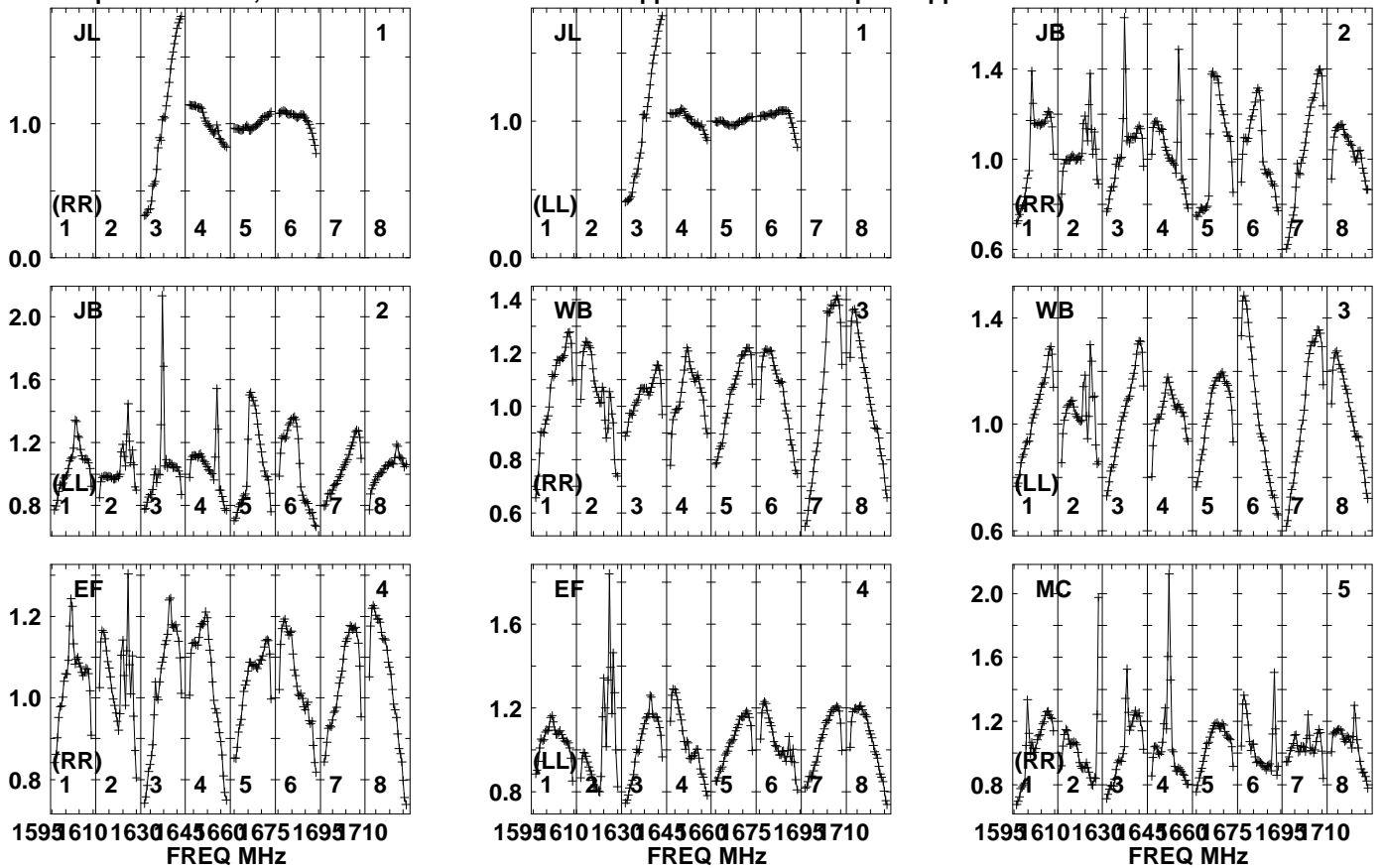


Lower frame: Real Jy
Auto-corr total-power spectrum Antenna: *
Timerange: 00/14:16:40 to 00/14:21:39

Plot file version 401 created 15-NOV-2022 10:55:22

J1722+2458 EB081B 1.UVDATA.1

Freq = 1.5950 GHz, Bw = 16.000 MH No calibration applied and no bandpass applied

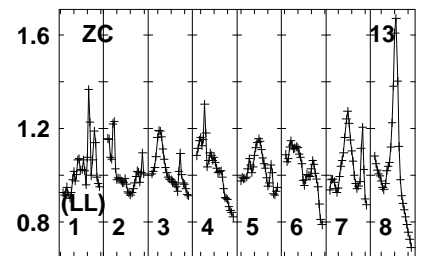
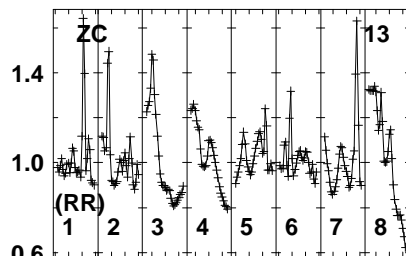
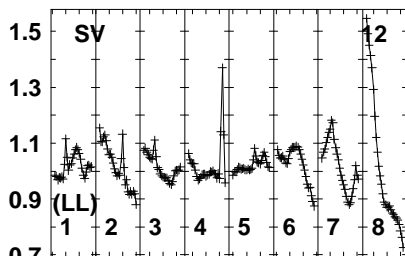
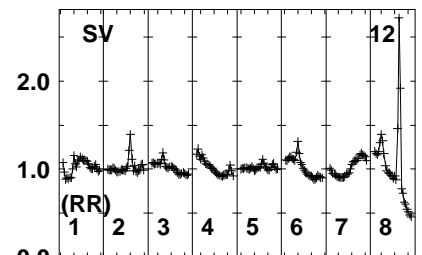
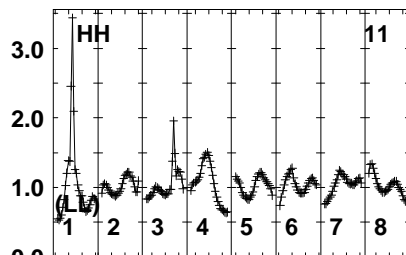
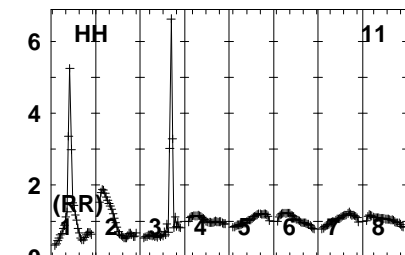
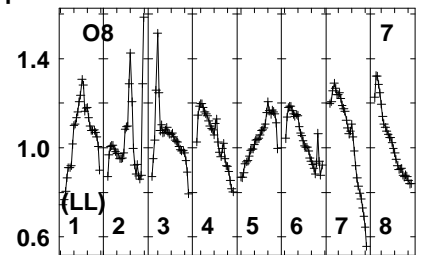
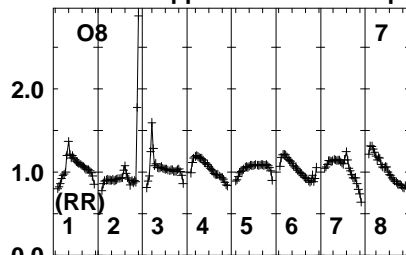
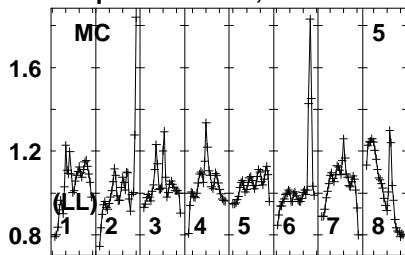


Lower frame: Real Jy
Auto-corr total-power spectrum Antenna: *
Timerange: 00/14:22:10 to 00/14:23:20

Plot file version 402 created 15-NOV-2022 10:55:23

J1722+2458 EB081B 1.UVDATA.1

Freq = 1.5950 GHz, Bw = 16.000 MH No calibration applied and no bandpass applied



1595 610 1630 645 660 675 1695 710
FREQ MHz

1595 610 1630 645 660 675 1695 710
FREQ MHz

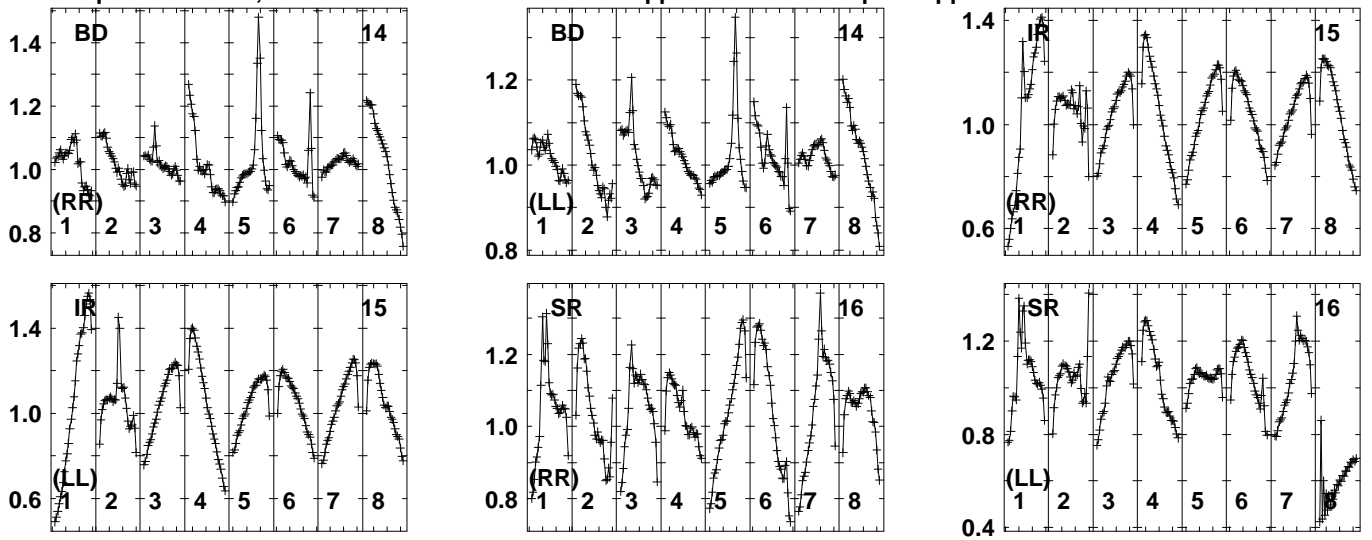
1595 610 1630 645 660 675 1695 710
FREQ MHz

Lower frame: Real Jy
Auto-corr total-power spectrum Antenna: *
Timerange: 00/14:22:10 to 00/14:23:20

Plot file version 403 created 15-NOV-2022 10:55:23

J1722+2458 EB081B 1.UVDATA.1

Freq = 1.5950 GHz, Bw = 16.000 MH No calibration applied and no bandpass applied

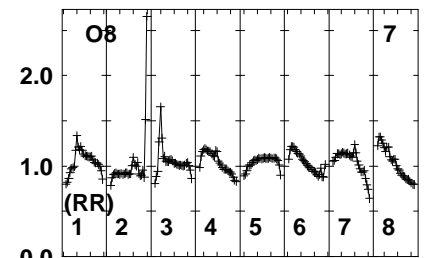
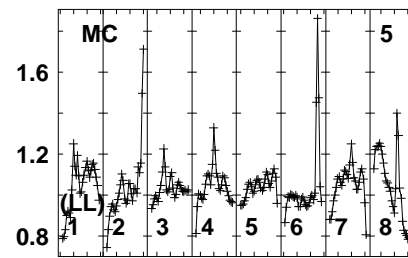
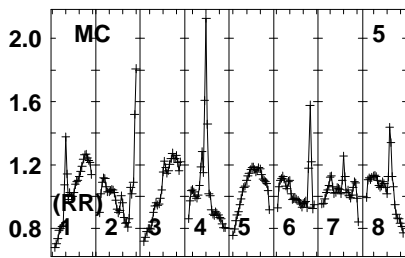
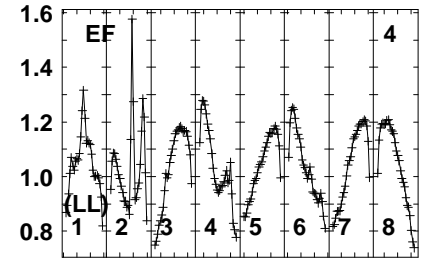
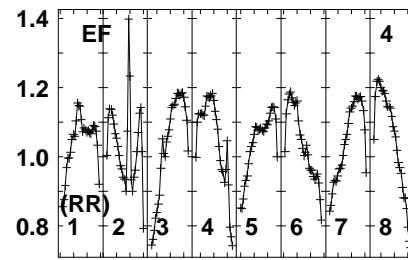
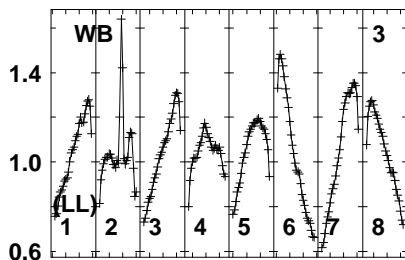
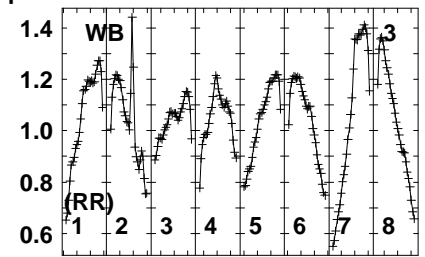
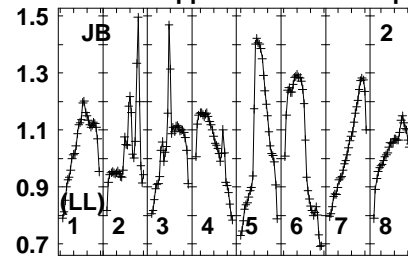
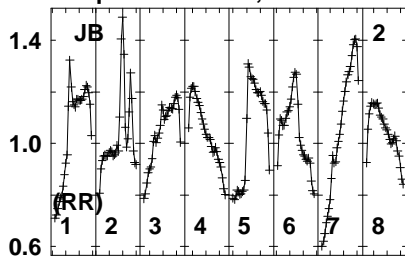


Lower frame: Real Jy
Auto-corr total-power spectrum Antenna: *
Timerange: 00/14:22:10 to 00/14:23:20

Plot file version 404 created 15-NOV-2022 10:55:23

J1722+2815 EB081B 1.UVDATA.1

Freq = 1.5950 GHz, Bw = 16.000 MH No calibration applied and no bandpass applied



1595 610 1630 645 660 675 1695 710
FREQ MHz

1595 610 1630 645 660 675 1695 710
FREQ MHz

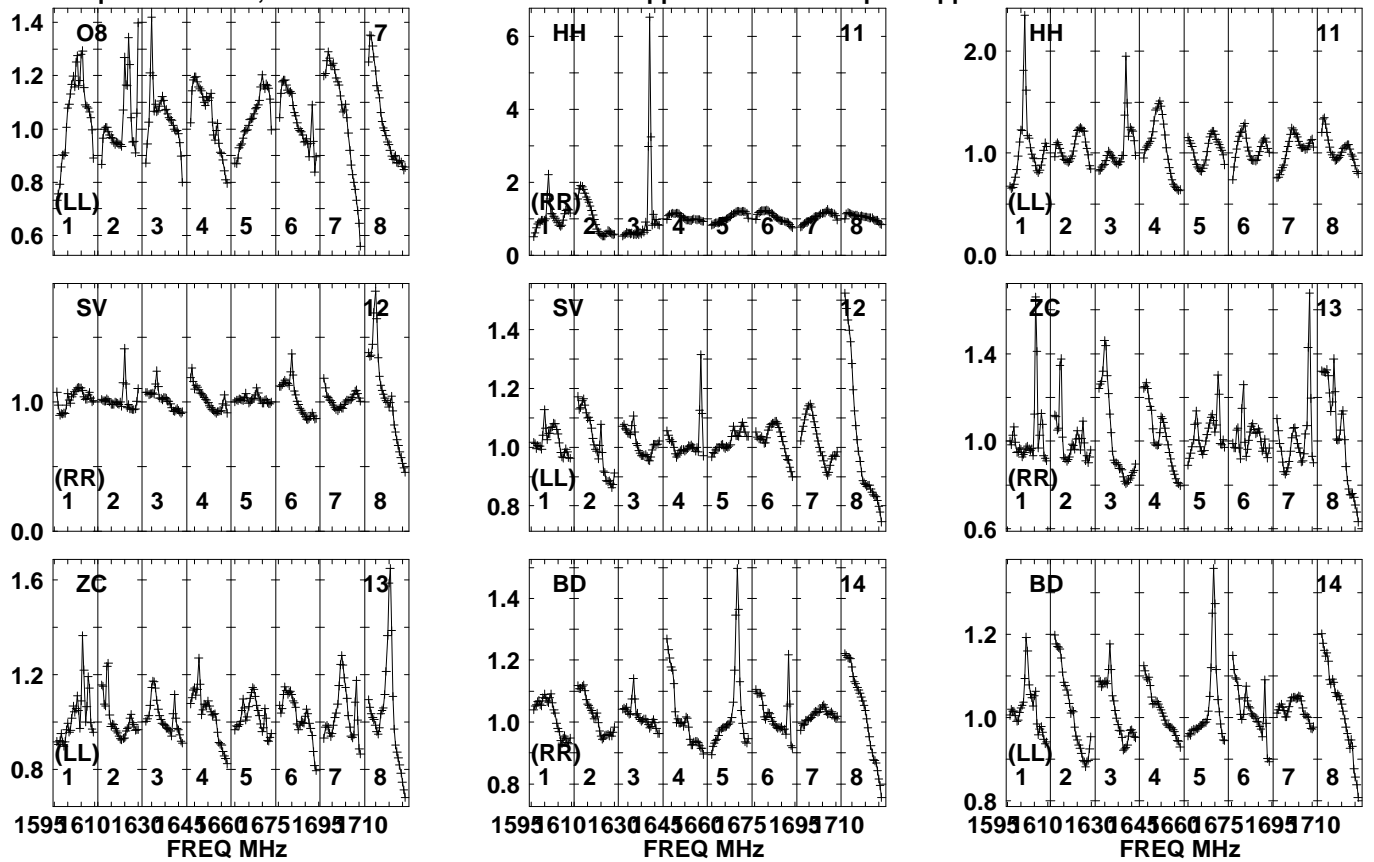
1595 610 1630 645 660 675 1695 710
FREQ MHz

Lower frame: Real Jy
Auto-corr total-power spectrum Antenna: *
Timerange: 00/14:23:20 to 00/14:24:59

Plot file version 405 created 15-NOV-2022 10:55:23

J1722+2815 EB081B 1.UVDATA.1

Freq = 1.5950 GHz, Bw = 16.000 MH No calibration applied and no bandpass applied

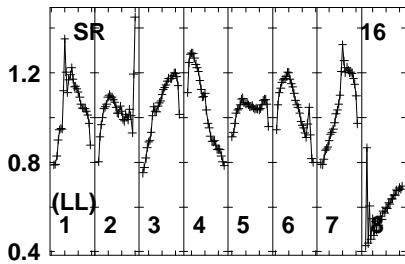
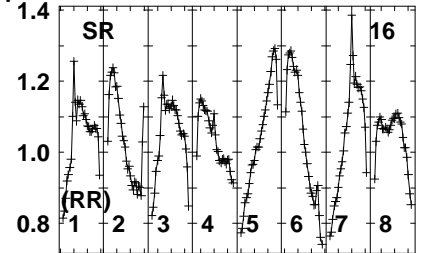
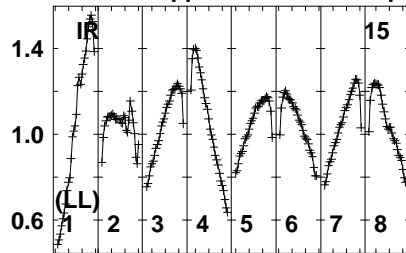
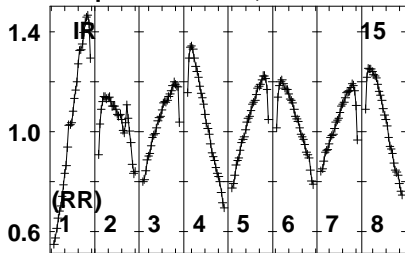


Lower frame: Real Jy
Auto-corr total-power spectrum Antenna: *
Timerange: 00/14:23:20 to 00/14:24:59

Plot file version 406 created 15-NOV-2022 10:55:23

J1722+2815 EB081B 1.UVDATA.1

Freq = 1.5950 GHz, Bw = 16.000 MH No calibration applied and no bandpass applied

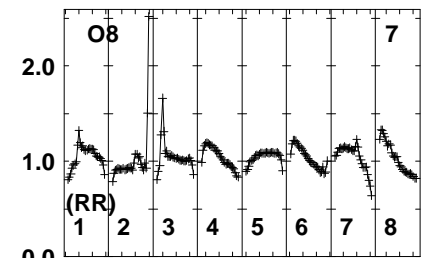
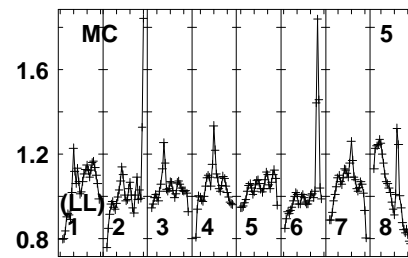
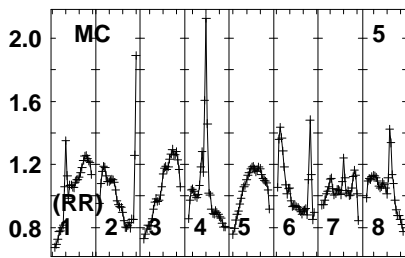
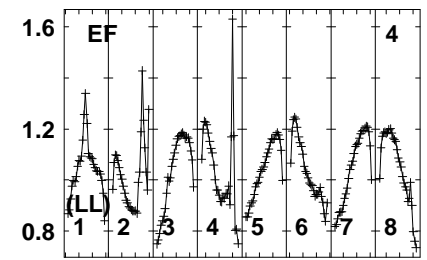
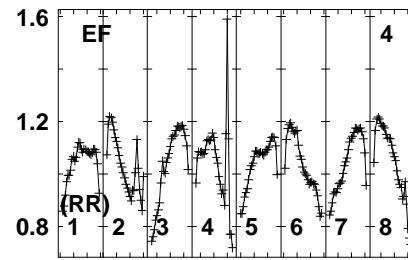
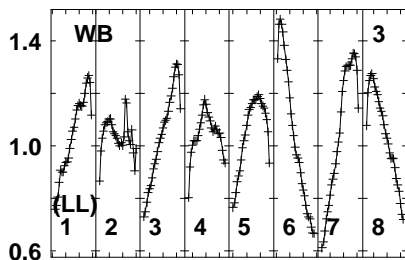
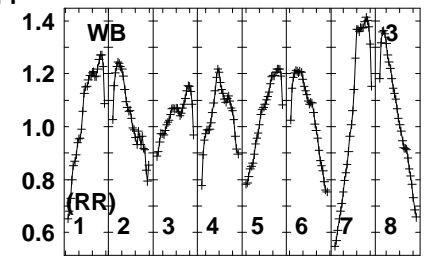
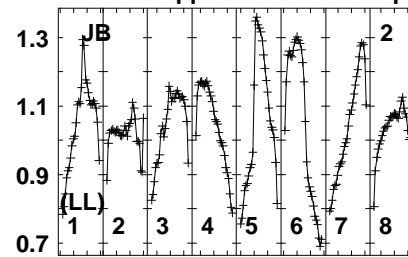
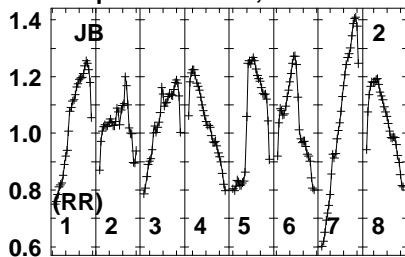


Lower frame: Real Jy
Auto-corr total-power spectrum Antenna: *
Timerange: 00/14:23:20 to 00/14:24:59

Plot file version 407 created 15-NOV-2022 10:55:23

J1716+2616 EB081B 1.UVDATA.1

Freq = 1.5950 GHz, Bw = 16.000 MH No calibration applied and no bandpass applied



1595 610 1630 645 660 675 1695 710
FREQ MHz

1595 610 1630 645 660 675 1695 710
FREQ MHz

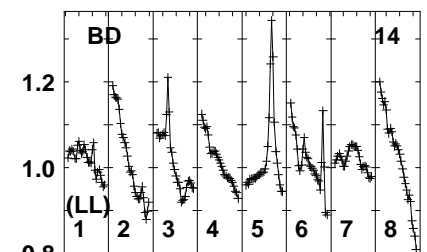
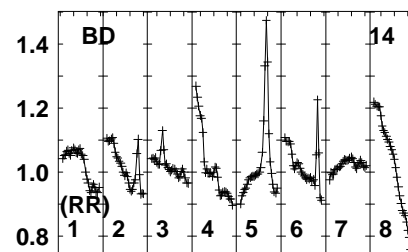
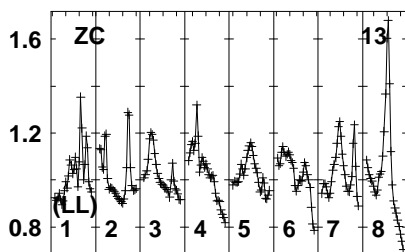
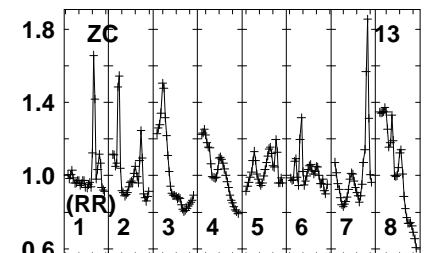
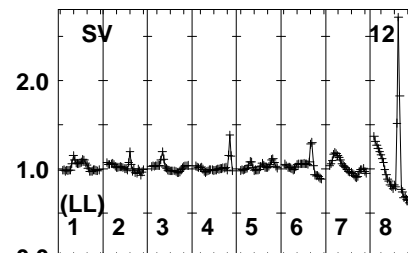
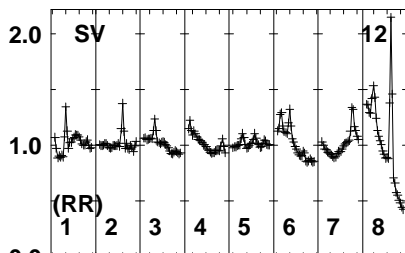
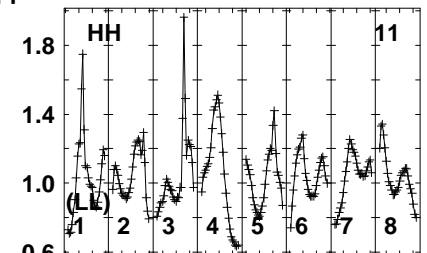
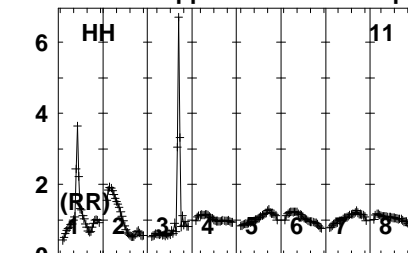
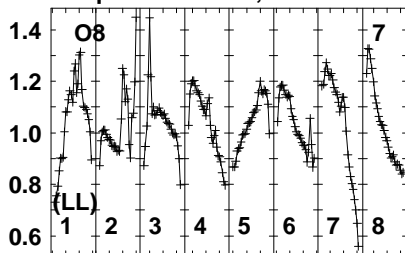
1595 610 1630 645 660 675 1695 710
FREQ MHz

Lower frame: Real Jy
Auto-corr total-power spectrum Antenna: *
Timerange: 00/14:25:01 to 00/14:26:40

Plot file version 408 created 15-NOV-2022 10:55:23

J1716+2616 EB081B 1.UVDATA.1

Freq = 1.5950 GHz, Bw = 16.000 MH No calibration applied and no bandpass applied



1595 610 1630 645 660 675 1695 710
FREQ MHz

1595 610 1630 645 660 675 1695 710
FREQ MHz

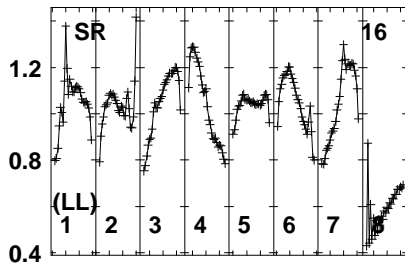
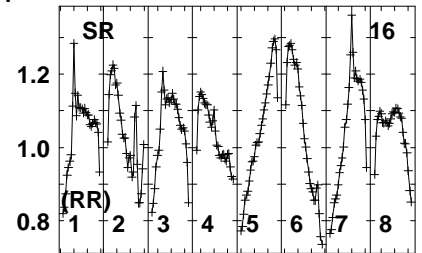
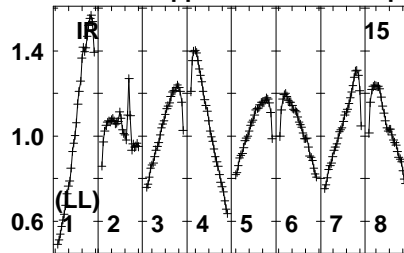
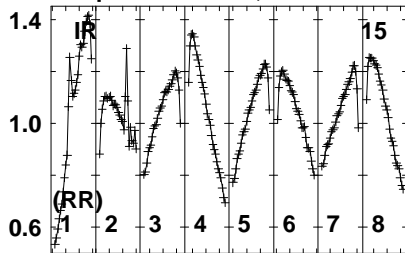
1595 610 1630 645 660 675 1695 710
FREQ MHz

Lower frame: Real Jy
Auto-corr total-power spectrum Antenna: *
Timerange: 00/14:25:01 to 00/14:26:40

Plot file version 409 created 15-NOV-2022 10:55:24

J1716+2616 EB081B 1.UVDATA.1

Freq = 1.5950 GHz, Bw = 16.000 MH No calibration applied and no bandpass applied

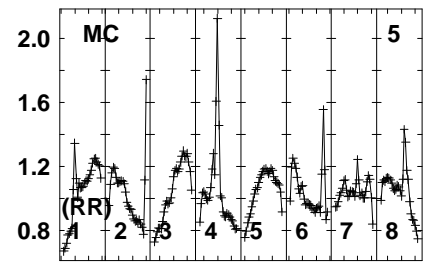
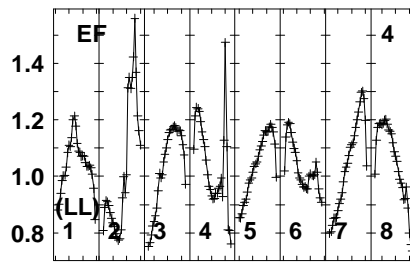
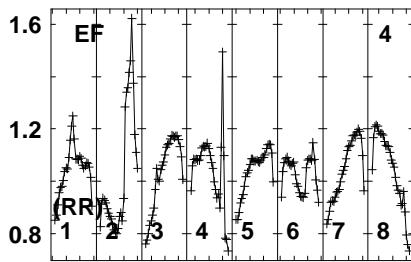
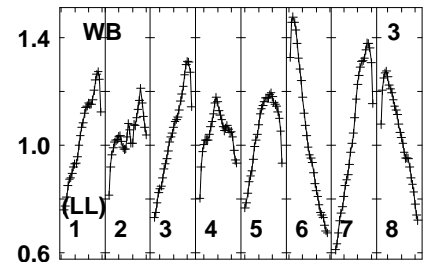
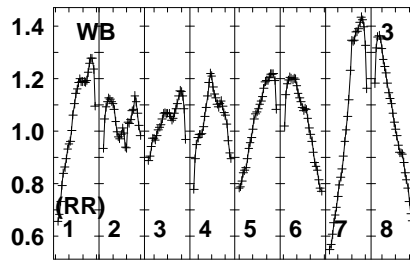
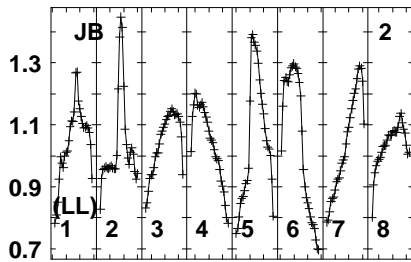
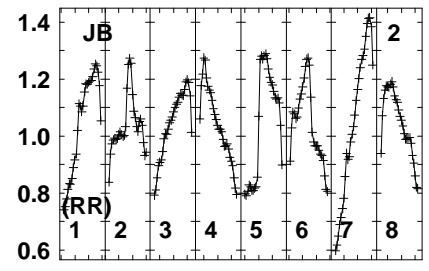
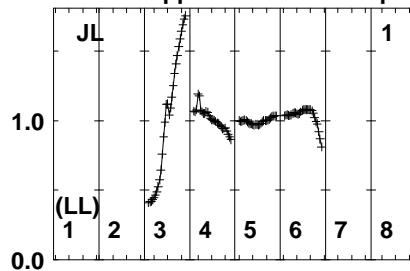
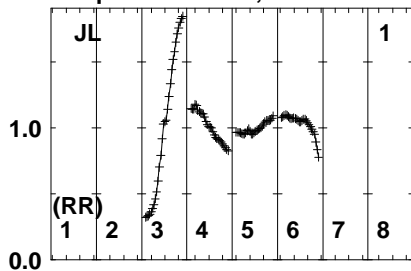


Lower frame: Real Jy
Auto-corr total-power spectrum Antenna: *
Timerange: 00/14:25:01 to 00/14:26:40

Plot file version 410 created 15-NOV-2022 10:55:24

ROSS867 EB081B 1.UVDATA.1

Freq = 1.5950 GHz, Bw = 16.000 MH No calibration applied and no bandpass applied



1595 610 1630 645 660 675 1695 710
FREQ MHz

1595 610 1630 645 660 675 1695 710
FREQ MHz

1595 610 1630 645 660 675 1695 710
FREQ MHz

Lower frame: Real Jy

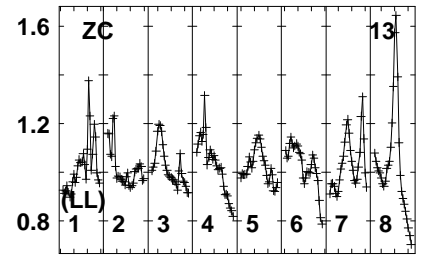
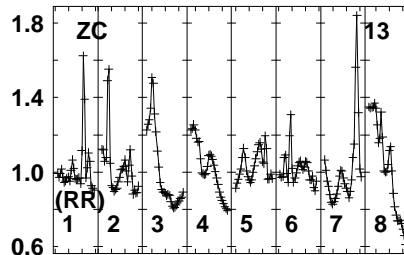
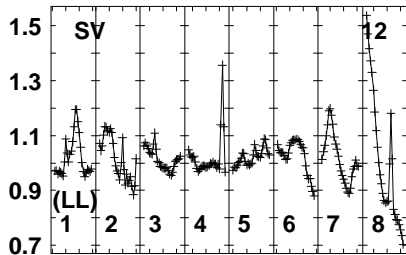
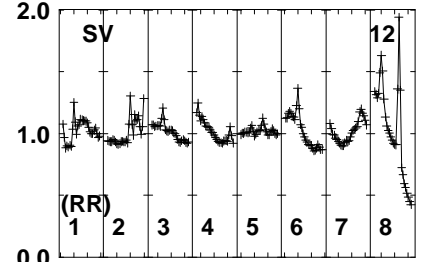
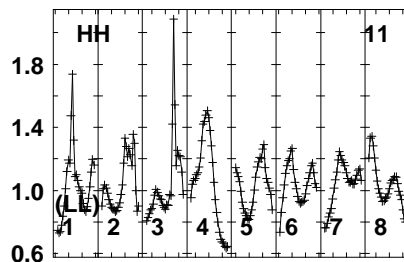
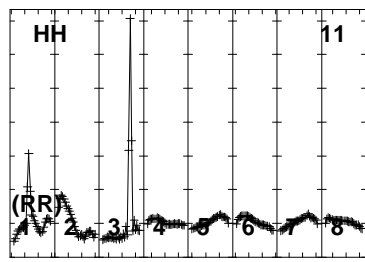
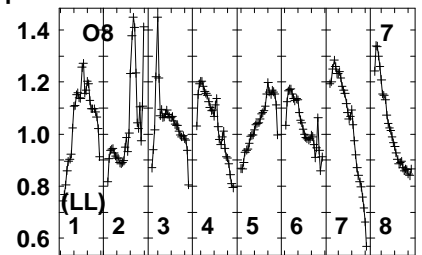
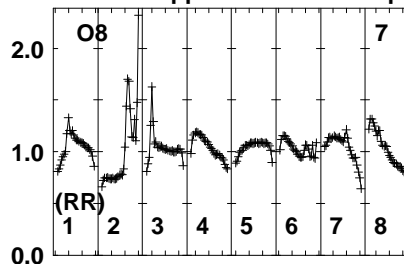
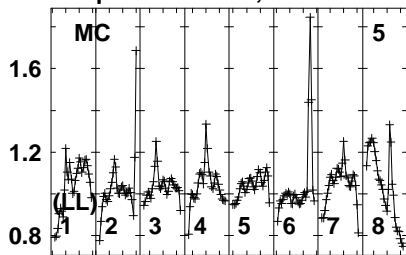
Auto-corr total-power spectrum Antenna: *

Timerange: 00/14:26:41 to 00/14:31:40

Plot file version 411 created 15-NOV-2022 10:55:24

ROSS867 EB081B 1.UVDATA.1

Freq = 1.5950 GHz, Bw = 16.000 MH No calibration applied and no bandpass applied



1595 610 1630 645 660 675 1695 710
FREQ MHz

1595 610 1630 645 660 675 1695 710
FREQ MHz

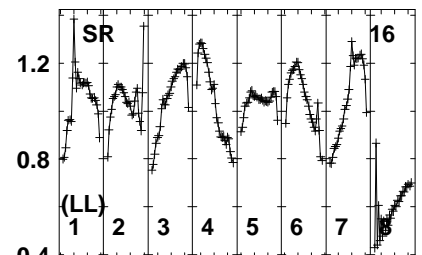
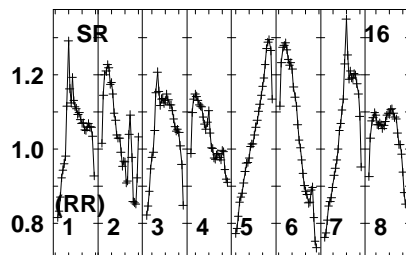
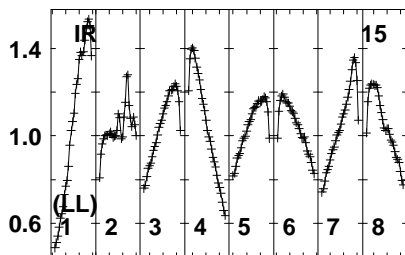
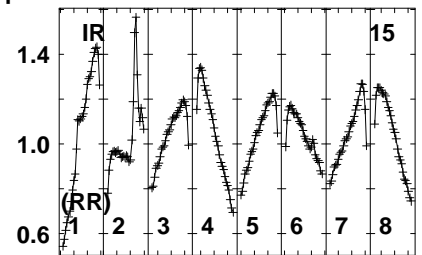
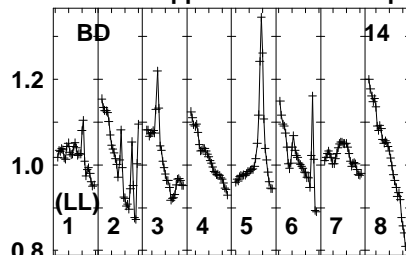
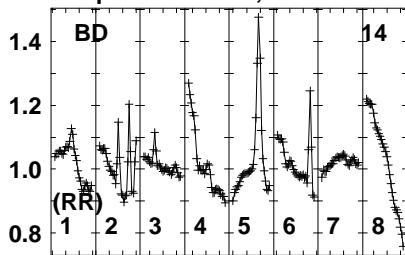
1595 610 1630 645 660 675 1695 710
FREQ MHz

Lower frame: Real Jy
Auto-corr total-power spectrum Antenna: *
Timerange: 00/14:26:41 to 00/14:31:40

Plot file version 412 created 15-NOV-2022 10:55:24

ROSS867 EB081B 1.UVDATA.1

Freq = 1.5950 GHz, Bw = 16.000 MH No calibration applied and no bandpass applied

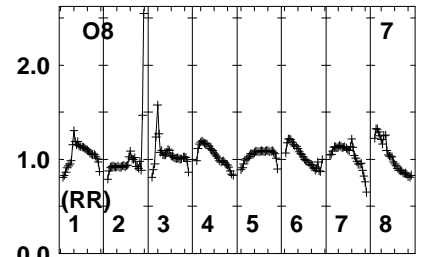
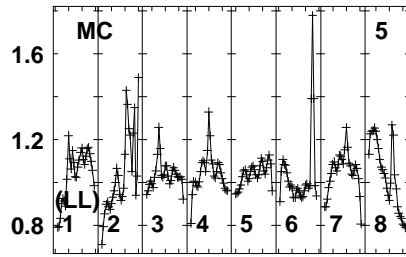
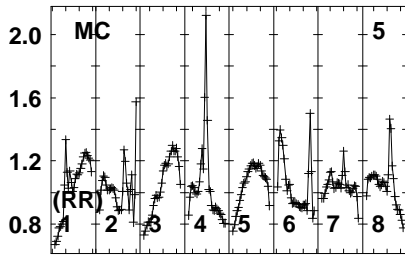
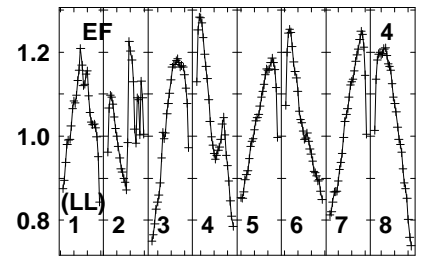
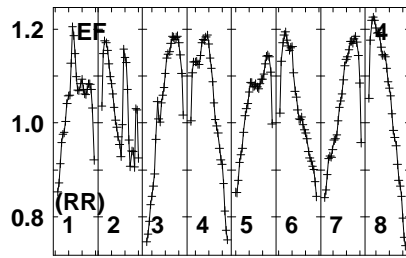
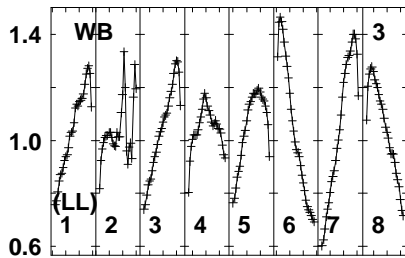
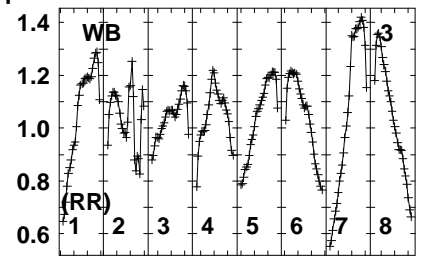
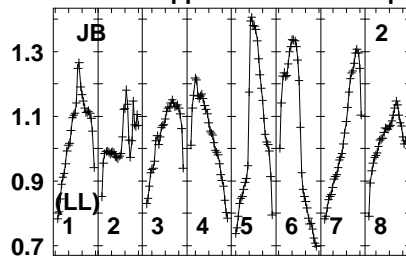
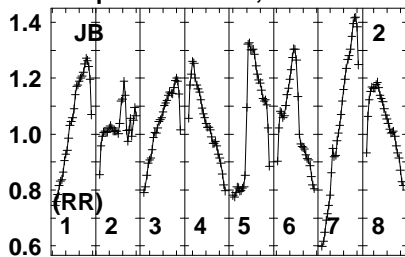


Lower frame: Real Jy
Auto-corr total-power spectrum Antenna: *
Timerange: 00/14:26:41 to 00/14:31:40

Plot file version 413 created 15-NOV-2022 10:55:24

J1722+2458 EB081B 1.UVDATA.1

Freq = 1.5950 GHz, Bw = 16.000 MH No calibration applied and no bandpass applied



1595 610 1630 645 660 675 1695 710
FREQ MHz

1595 610 1630 645 660 675 1695 710
FREQ MHz

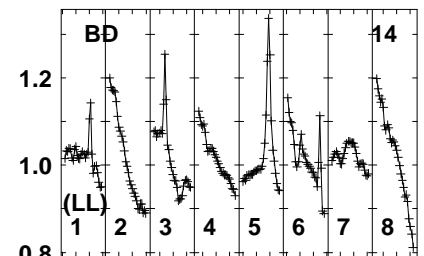
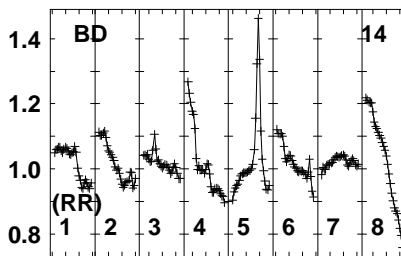
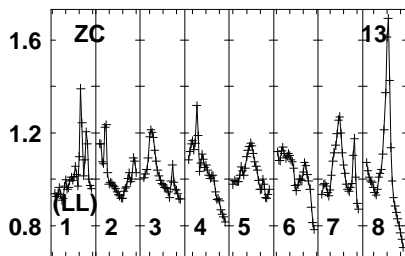
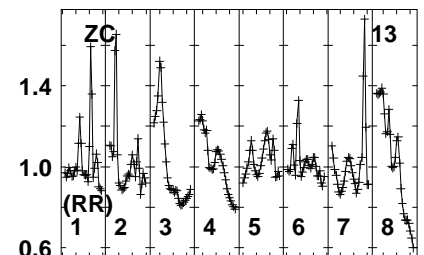
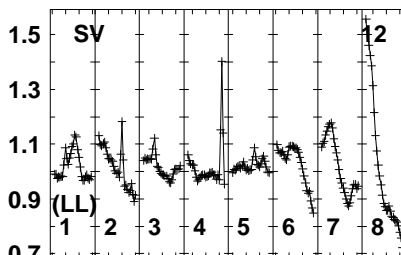
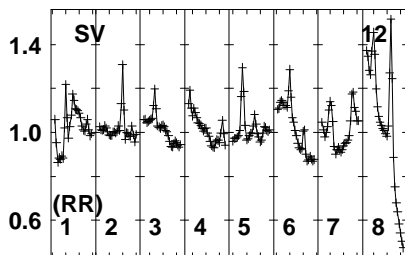
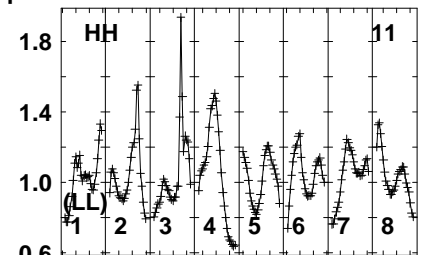
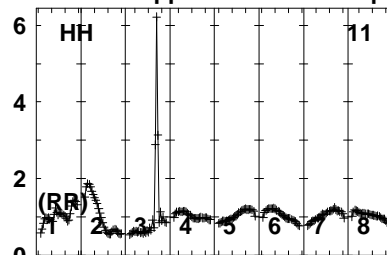
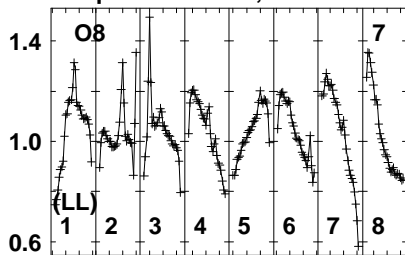
1595 610 1630 645 660 675 1695 710
FREQ MHz

Lower frame: Real Jy
Auto-corr total-power spectrum Antenna: *
Timerange: 00/14:32:10 to 00/14:33:20

Plot file version 414 created 15-NOV-2022 10:55:24

J1722+2458 EB081B 1.UVDATA.1

Freq = 1.5950 GHz, Bw = 16.000 MH No calibration applied and no bandpass applied



1595 610 1630 645 660 675 1695 710
FREQ MHz

1595 610 1630 645 660 675 1695 710
FREQ MHz

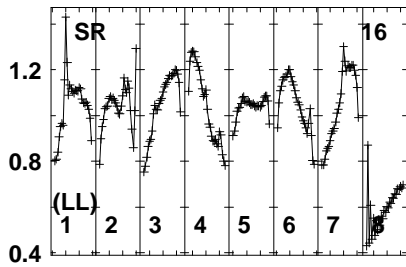
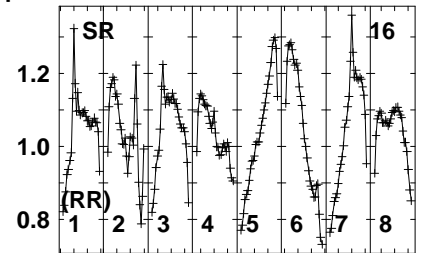
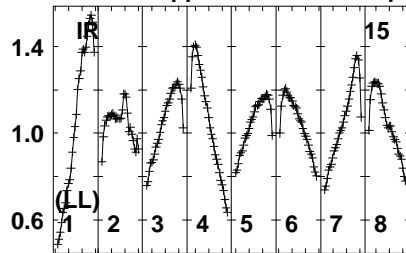
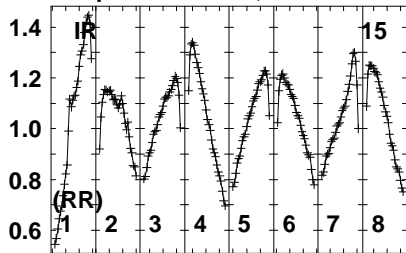
1595 610 1630 645 660 675 1695 710
FREQ MHz

Lower frame: Real Jy
Auto-corr total-power spectrum Antenna: *
Timerange: 00/14:32:10 to 00/14:33:20

Plot file version 415 created 15-NOV-2022 10:55:25

J1722+2458 EB081B 1.UVDATA.1

Freq = 1.5950 GHz, Bw = 16.000 MH No calibration applied and no bandpass applied

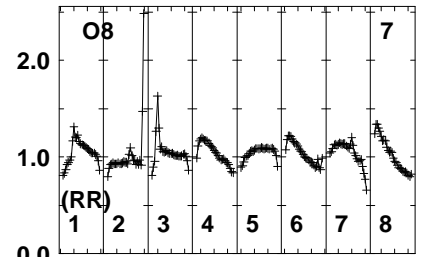
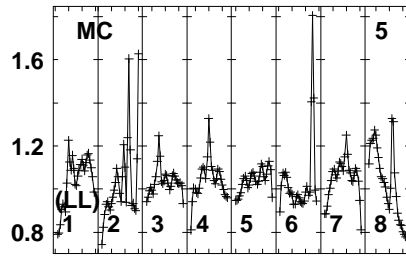
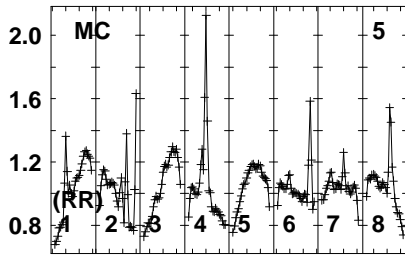
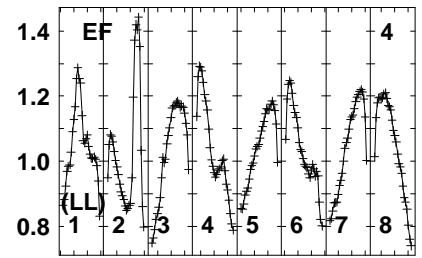
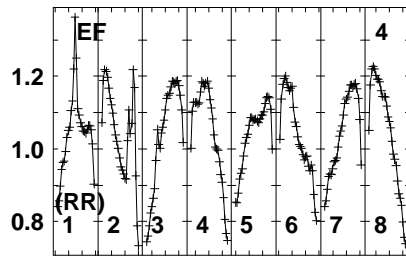
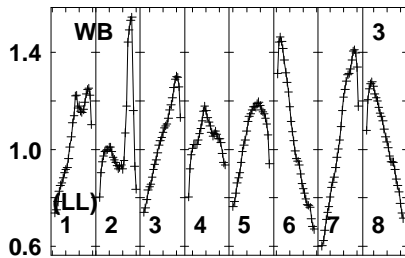
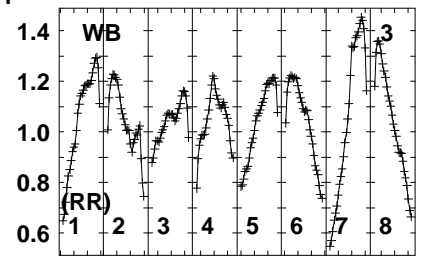
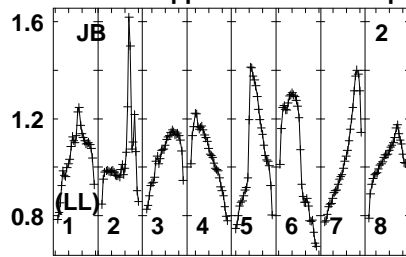
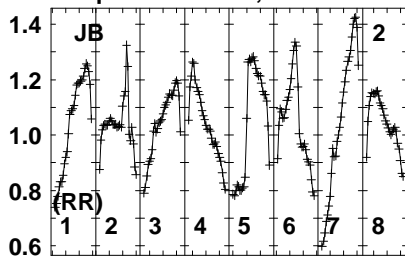


Lower frame: Real Jy
Auto-corr total-power spectrum Antenna: *
Timerange: 00/14:32:10 to 00/14:33:20

Plot file version 416 created 15-NOV-2022 10:55:25

J1722+2815 EB081B 1.UVDATA.1

Freq = 1.5950 GHz, Bw = 16.000 MH No calibration applied and no bandpass applied



1595 610 1630 645 660 675 1695 710
FREQ MHz

1595 610 1630 645 660 675 1695 710
FREQ MHz

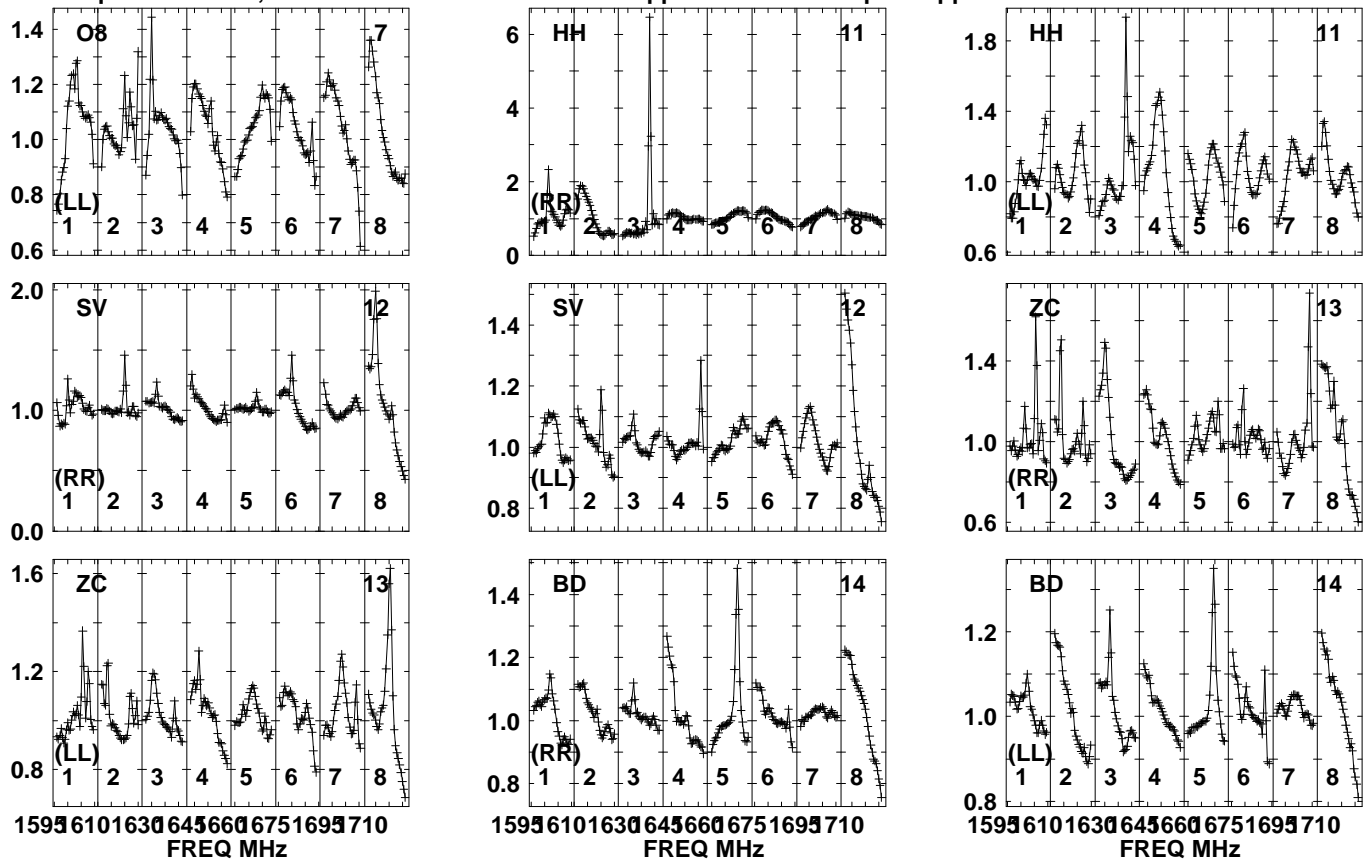
1595 610 1630 645 660 675 1695 710
FREQ MHz

Lower frame: Real Jy
Auto-corr total-power spectrum Antenna: *
Timerange: 00/14:33:21 to 00/14:35:00

Plot file version 417 created 15-NOV-2022 10:55:25

J1722+2815 EB081B 1.UVDATA.1

Freq = 1.5950 GHz, Bw = 16.000 MH No calibration applied and no bandpass applied

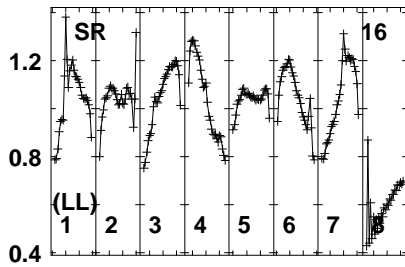
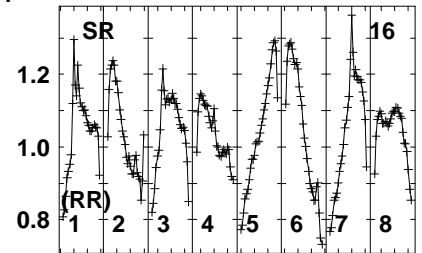
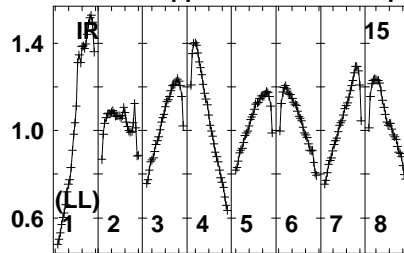
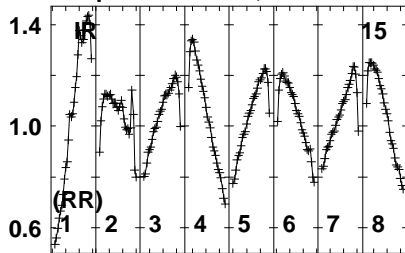


Lower frame: Real Jy
Auto-corr total-power spectrum Antenna: *
Timerange: 00/14:33:21 to 00/14:35:00

Plot file version 418 created 15-NOV-2022 10:55:25

J1722+2815 EB081B 1.UVDATA.1

Freq = 1.5950 GHz, Bw = 16.000 MH No calibration applied and no bandpass applied

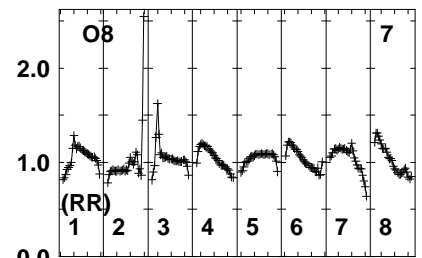
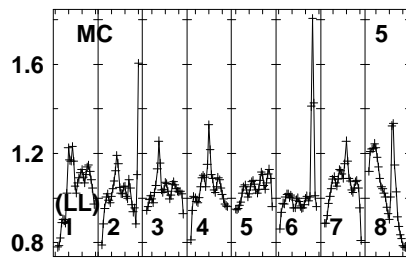
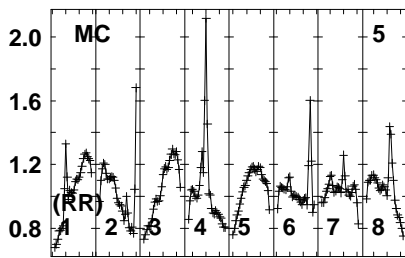
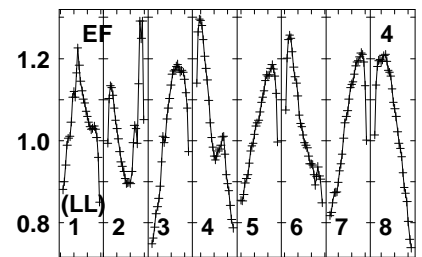
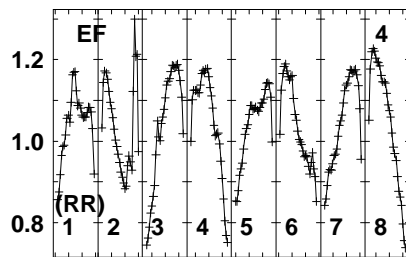
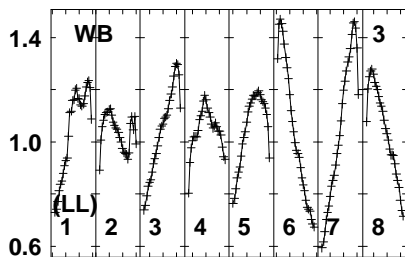
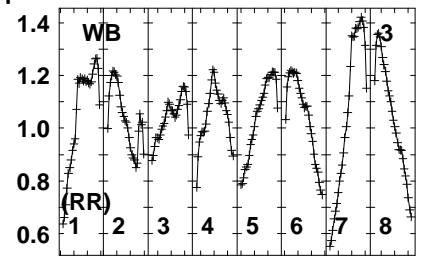
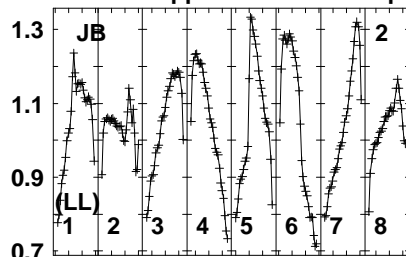
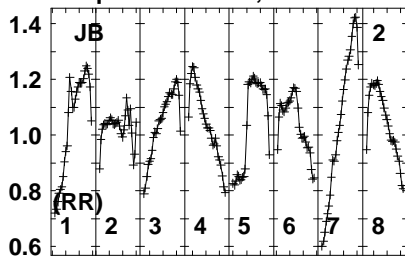


Lower frame: Real Jy
Auto-corr total-power spectrum Antenna: *
Timerange: 00/14:33:21 to 00/14:35:00

Plot file version 419 created 15-NOV-2022 10:55:25

J1716+2616 EB081B 1.UVDATA.1

Freq = 1.5950 GHz, Bw = 16.000 MH No calibration applied and no bandpass applied



1595 610 1630 645 660 675 1695 710
FREQ MHz

1595 610 1630 645 660 675 1695 710
FREQ MHz

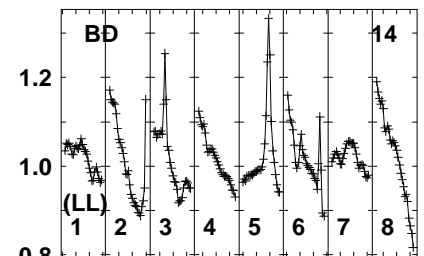
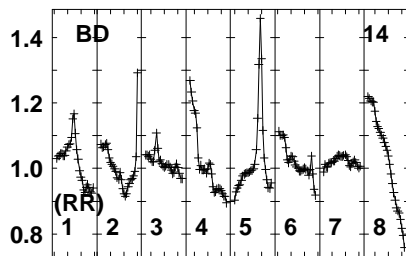
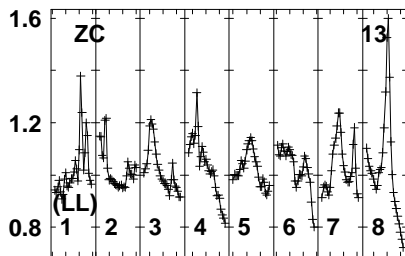
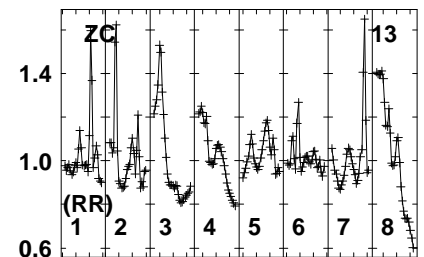
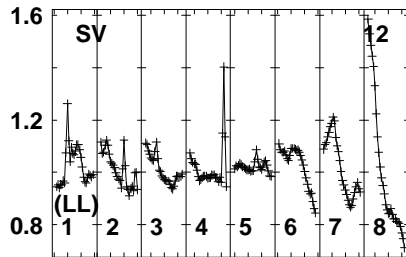
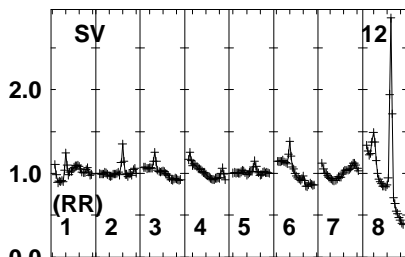
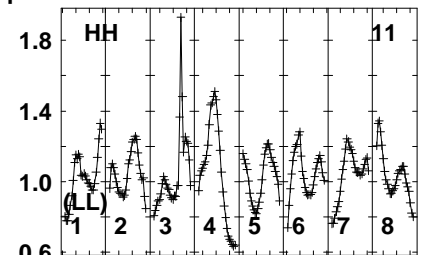
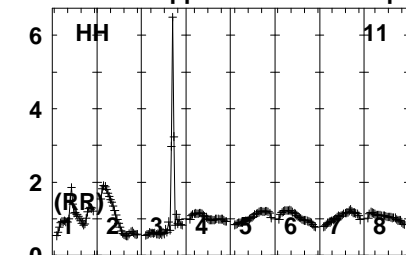
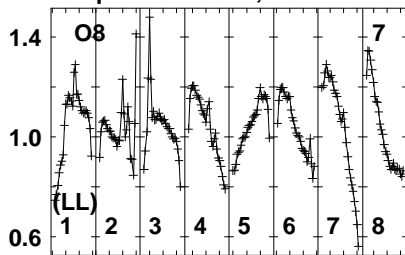
1595 610 1630 645 660 675 1695 710
FREQ MHz

Lower frame: Real Jy
Auto-corr total-power spectrum Antenna: *
Timerange: 00/14:35:01 to 00/14:36:40

Plot file version 420 created 15-NOV-2022 10:55:25

J1716+2616 EB081B 1.UVDATA.1

Freq = 1.5950 GHz, Bw = 16.000 MH No calibration applied and no bandpass applied



1595 610 1630 645 660 675 1695 710
FREQ MHz

1595 610 1630 645 660 675 1695 710
FREQ MHz

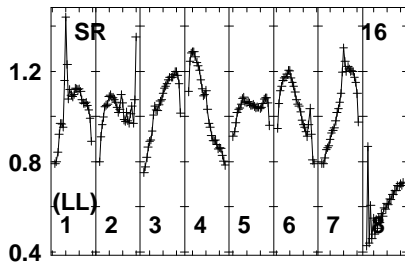
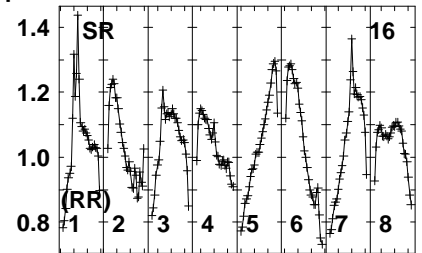
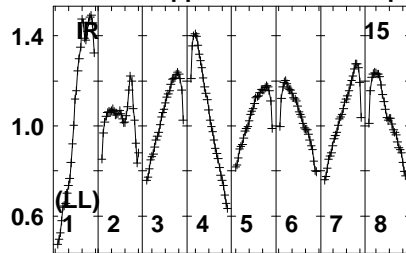
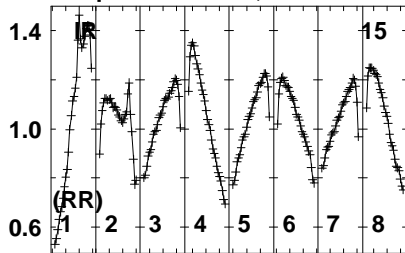
1595 610 1630 645 660 675 1695 710
FREQ MHz

Lower frame: Real Jy
Auto-corr total-power spectrum Antenna: *
Timerange: 00/14:35:01 to 00/14:36:40

Plot file version 421 created 15-NOV-2022 10:55:26

J1716+2616 EB081B 1.UVDATA.1

Freq = 1.5950 GHz, Bw = 16.000 MH No calibration applied and no bandpass applied

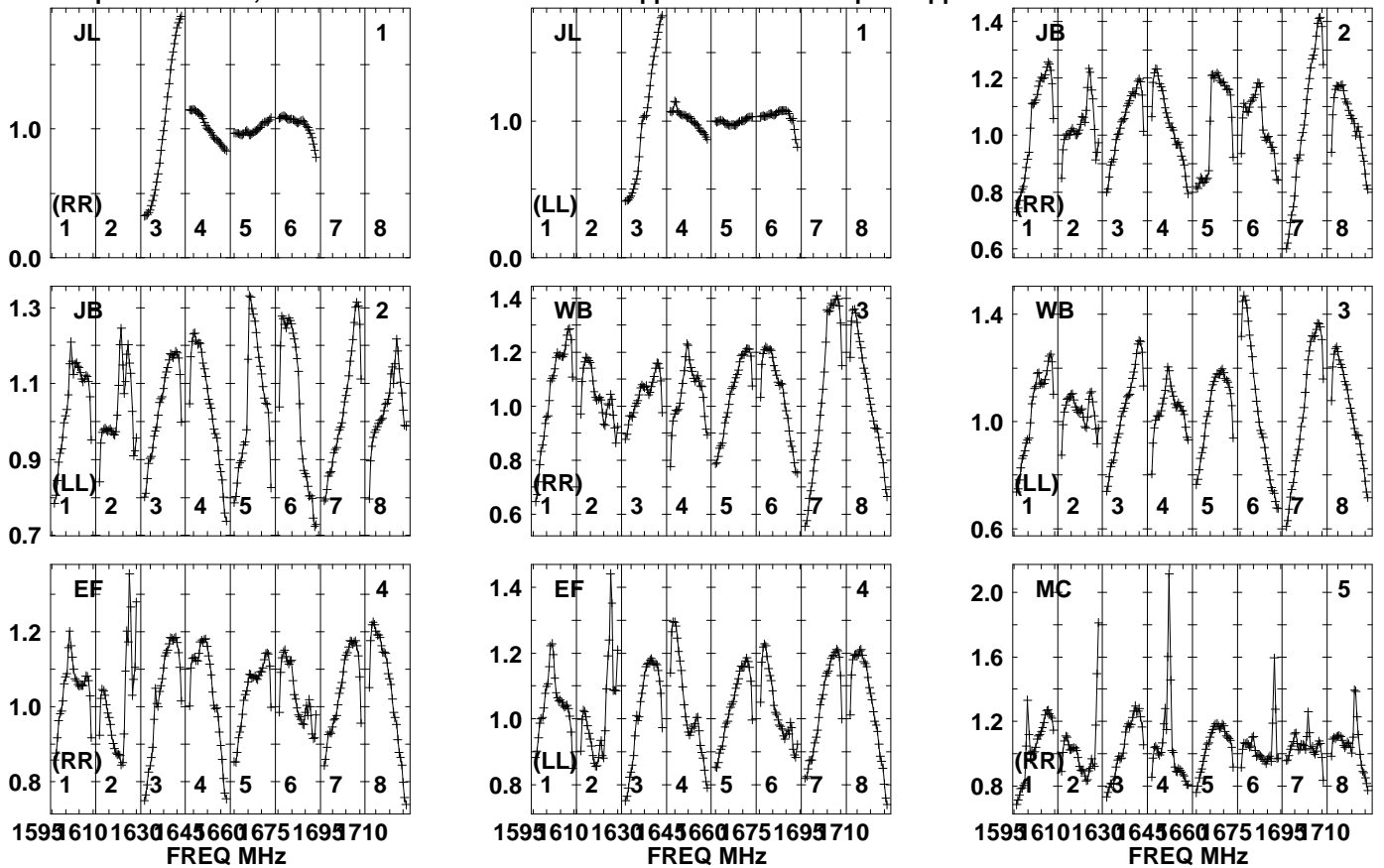


Lower frame: Real Jy
Auto-corr total-power spectrum Antenna: *
Timerange: 00/14:35:01 to 00/14:36:40

Plot file version 422 created 15-NOV-2022 10:55:26

ROSS867 EB081B 1.UVDATA.1

Freq = 1.5950 GHz, Bw = 16.000 MH No calibration applied and no bandpass applied



Lower frame: Real Jy

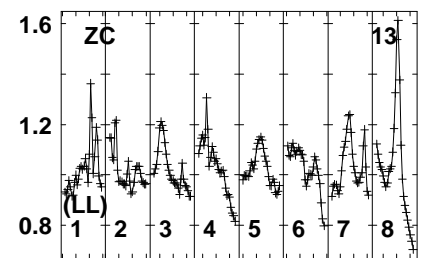
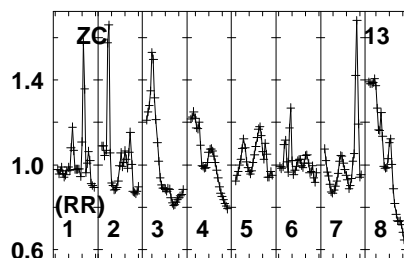
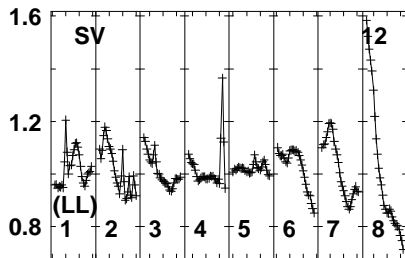
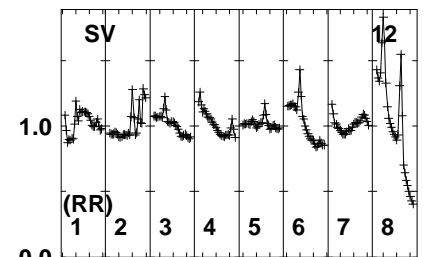
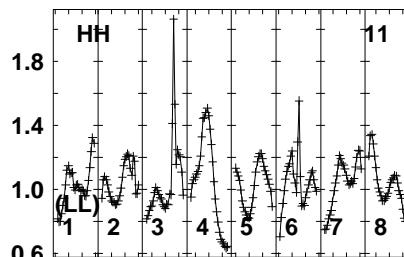
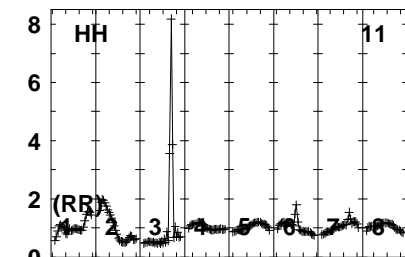
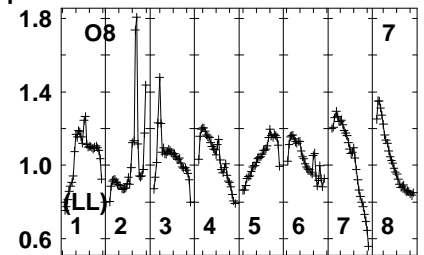
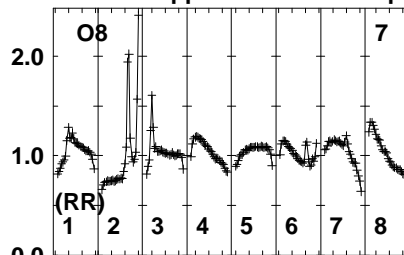
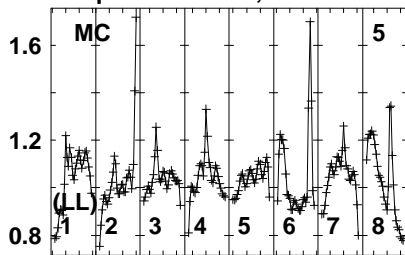
Auto-corr total-power spectrum Antenna: *

Timerange: 00/14:36:40 to 00/14:41:39

Plot file version 423 created 15-NOV-2022 10:55:26

ROSS867 EB081B 1.UVDATA.1

Freq = 1.5950 GHz, Bw = 16.000 MH No calibration applied and no bandpass applied



1595 610 1630 645 660 675 1695 710
FREQ MHz

1595 610 1630 645 660 675 1695 710
FREQ MHz

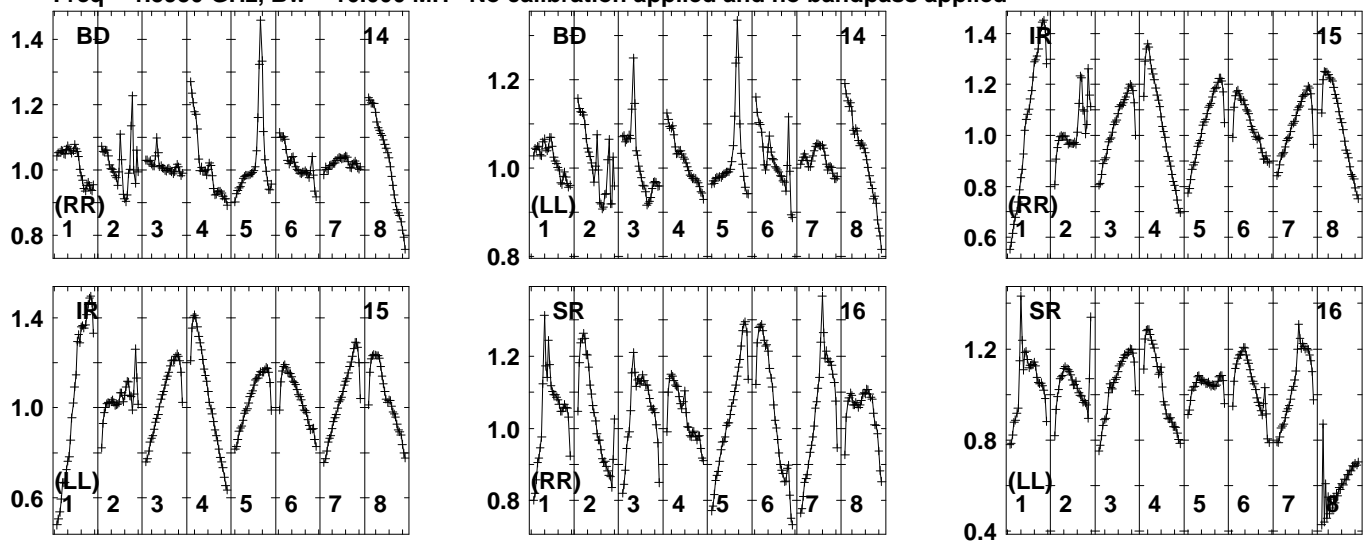
1595 610 1630 645 660 675 1695 710
FREQ MHz

Lower frame: Real Jy
Auto-corr total-power spectrum Antenna: *
Timerange: 00/14:36:40 to 00/14:41:39

Plot file version 424 created 15-NOV-2022 10:55:26

ROSS867 EB081B 1.UVDATA.1

Freq = 1.5950 GHz, Bw = 16.000 MH No calibration applied and no bandpass applied

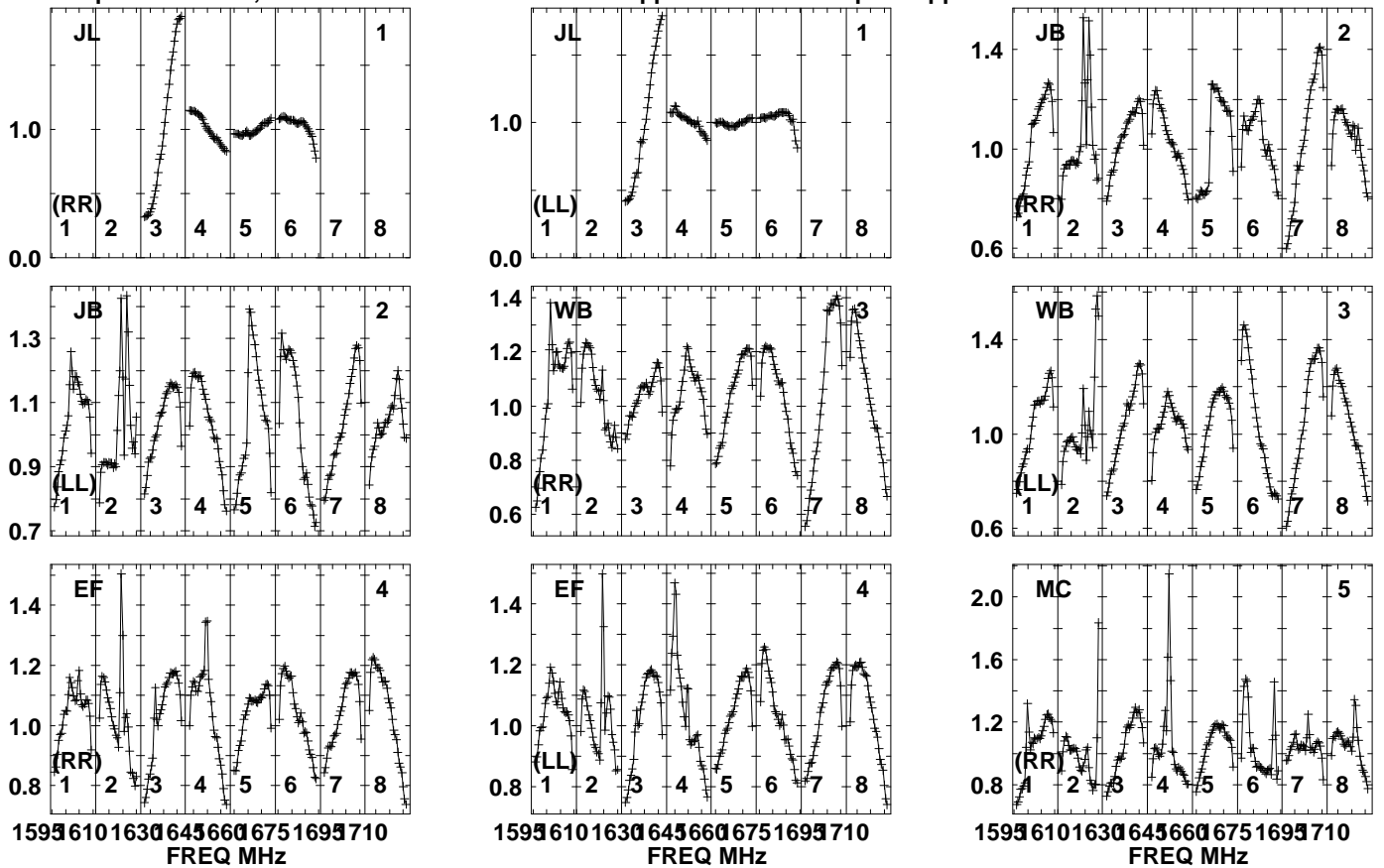


Lower frame: Real Jy
Auto-corr total-power spectrum Antenna: *
Timerange: 00/14:36:40 to 00/14:41:39

Plot file version 425 created 15-NOV-2022 10:55:26

J1722+2458 EB081B 1.UVDATA.1

Freq = 1.5950 GHz, Bw = 16.000 MH No calibration applied and no bandpass applied

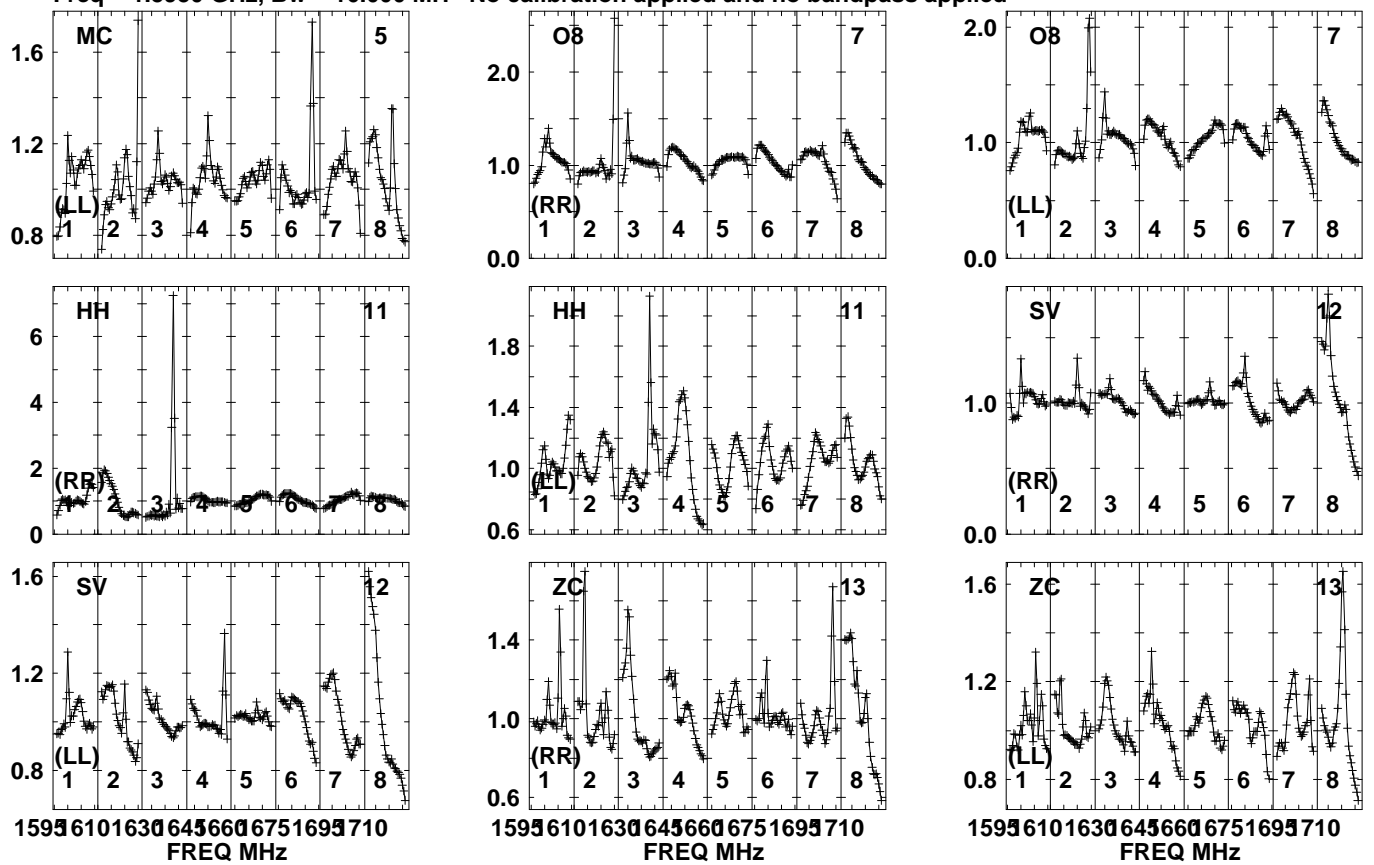


Lower frame: Real Jy
Auto-corr total-power spectrum Antenna: *
Timerange: 00/14:42:11 to 00/14:43:19

Plot file version 426 created 15-NOV-2022 10:55:26

J1722+2458 EB081B 1.UVDATA.1

Freq = 1.5950 GHz, Bw = 16.000 MH No calibration applied and no bandpass applied

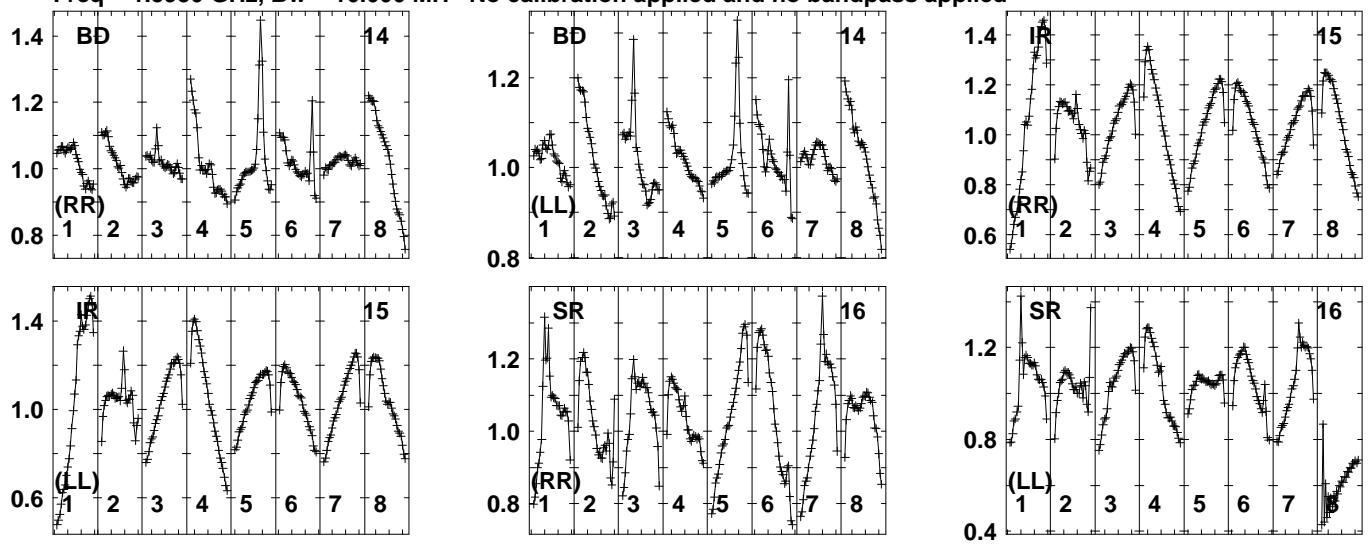


Lower frame: Real Jy
Auto-corr total-power spectrum Antenna: *
Timerange: 00/14:42:11 to 00/14:43:19

Plot file version 427 created 15-NOV-2022 10:55:27

J1722+2458 EB081B 1.UVDATA.1

Freq = 1.5950 GHz, Bw = 16.000 MH No calibration applied and no bandpass applied

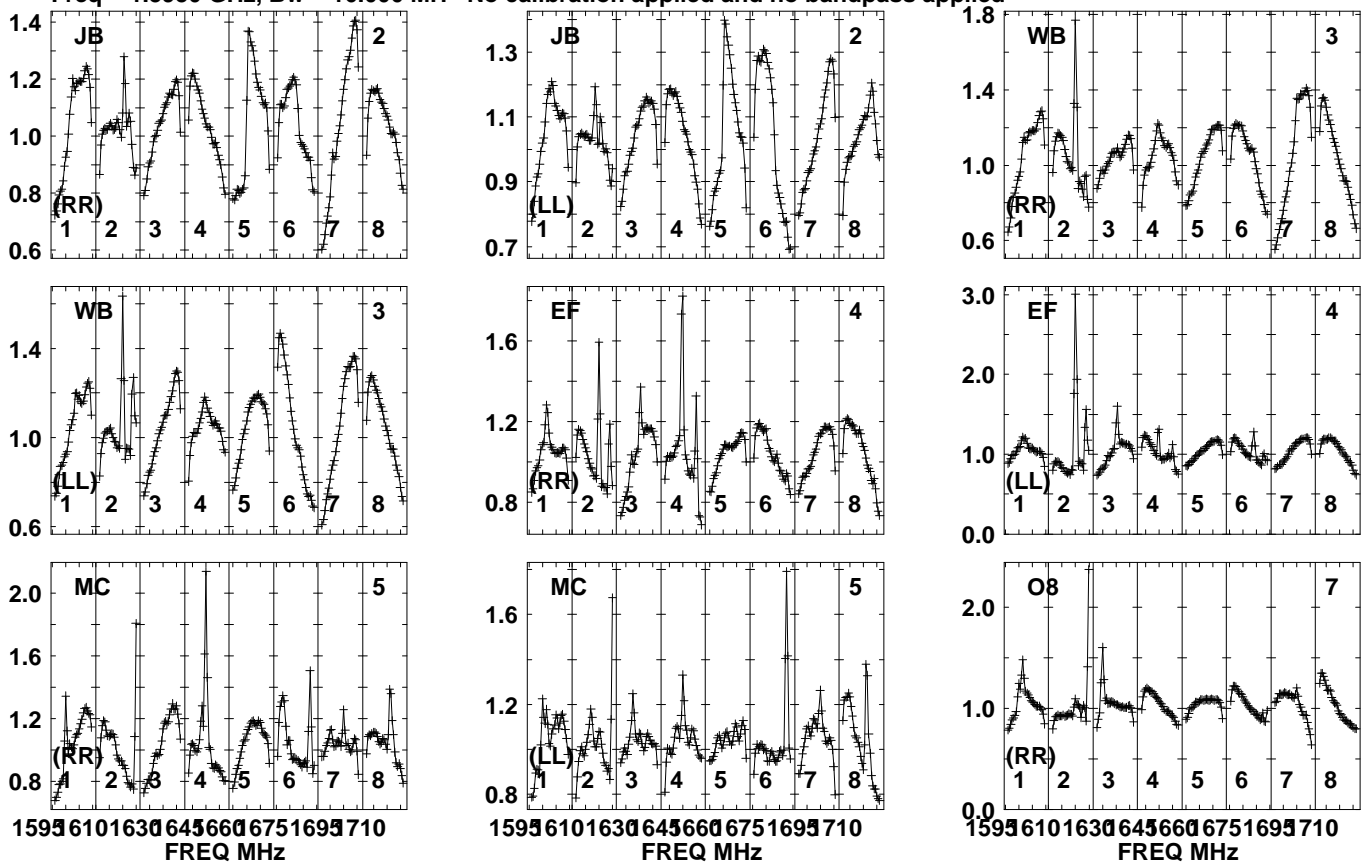


Lower frame: Real Jy
Auto-corr total-power spectrum Antenna: *
Timerange: 00/14:42:11 to 00/14:43:19

Plot file version 428 created 15-NOV-2022 10:55:27

J1722+2815 EB081B 1.UVDATA.1

Freq = 1.5950 GHz, Bw = 16.000 MH No calibration applied and no bandpass applied

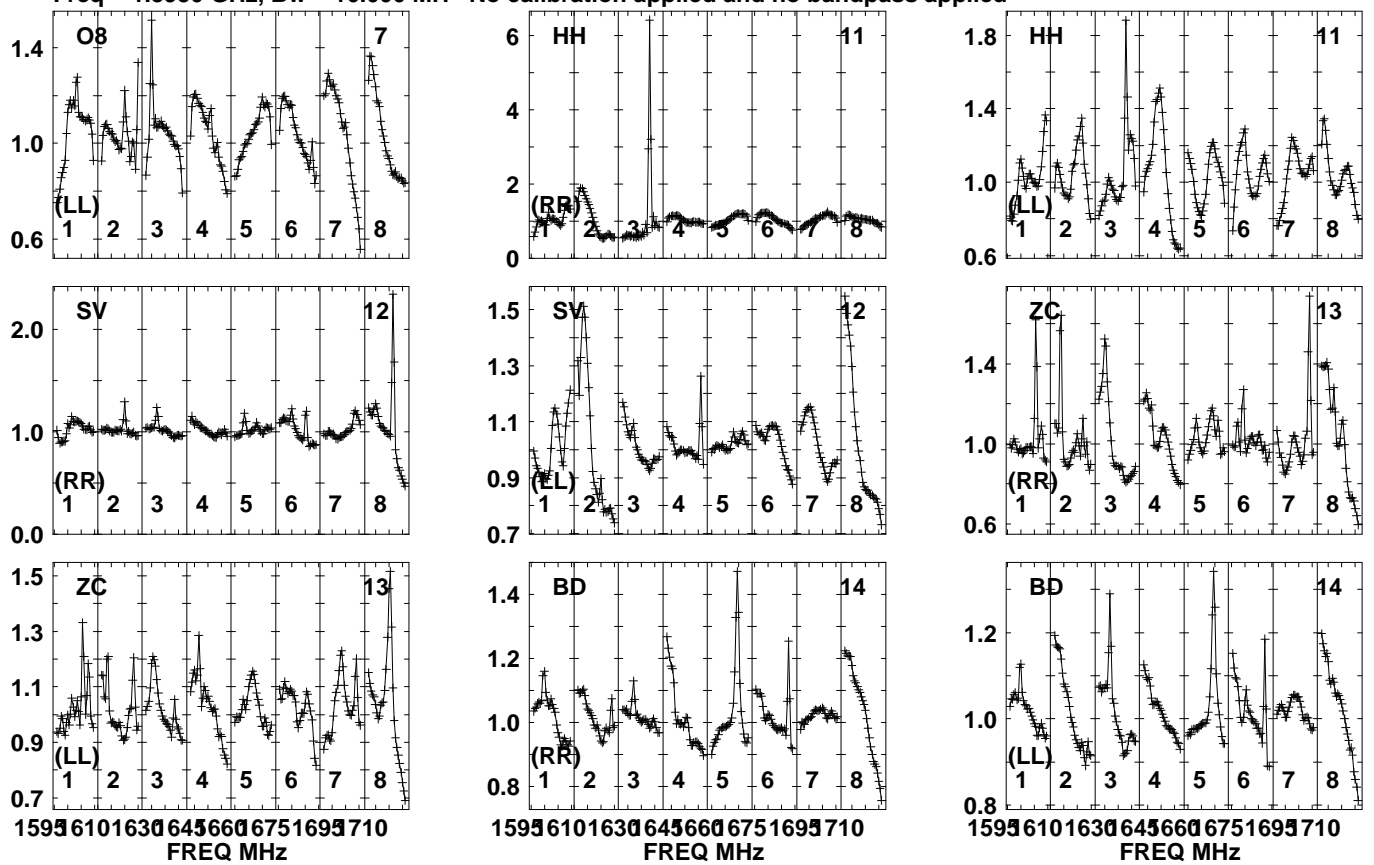


Lower frame: Real Jy
Auto-corr total-power spectrum Antenna: *
Timerange: 00/14:43:20 to 00/14:44:59

Plot file version 429 created 15-NOV-2022 10:55:27

J1722+2815 EB081B 1.UVDATA.1

Freq = 1.5950 GHz, Bw = 16.000 MH No calibration applied and no bandpass applied

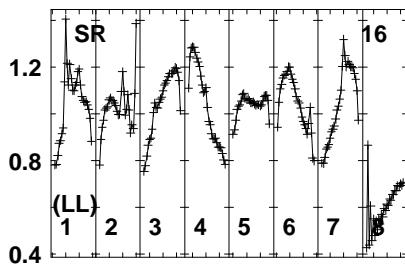
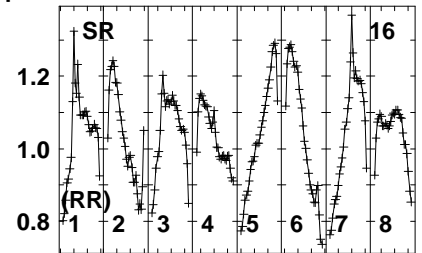
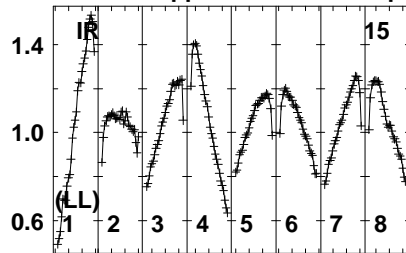
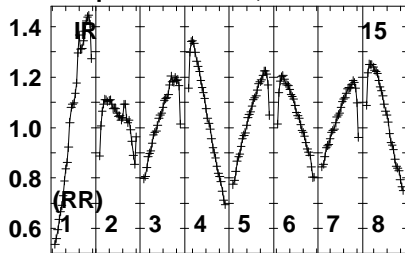


Lower frame: Real Jy
Auto-corr total-power spectrum Antenna: *
Timerange: 00/14:43:20 to 00/14:44:59

Plot file version 430 created 15-NOV-2022 10:55:27

J1722+2815 EB081B 1.UVDATA.1

Freq = 1.5950 GHz, Bw = 16.000 MH No calibration applied and no bandpass applied

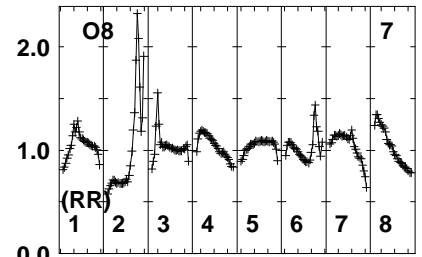
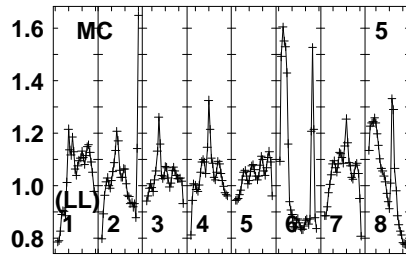
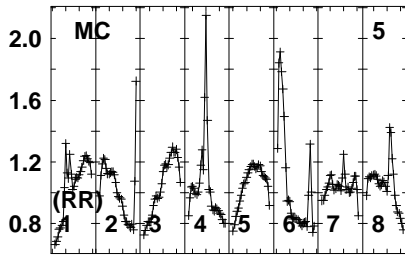
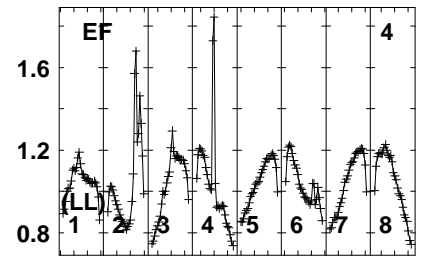
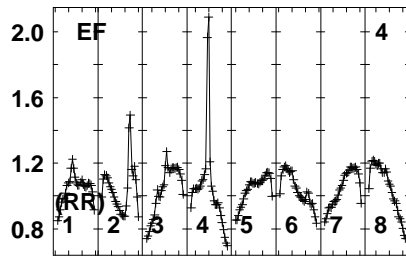
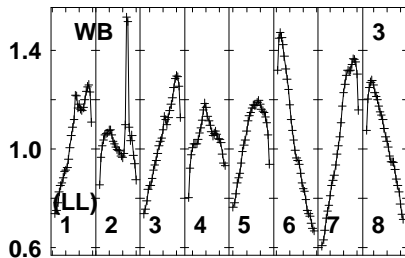
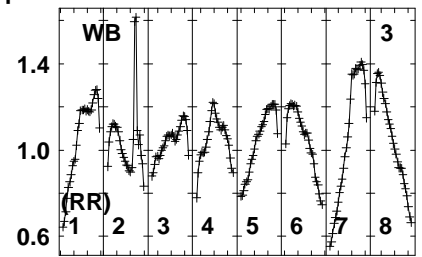
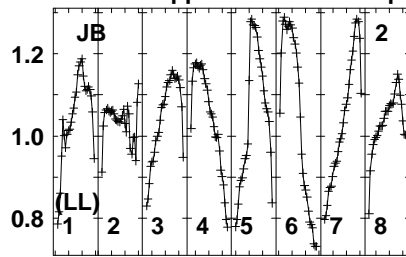
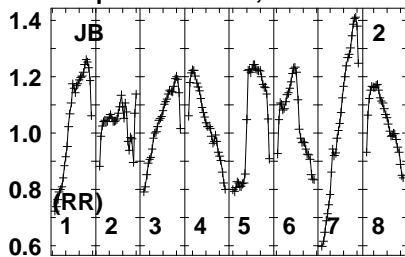


Lower frame: Real Jy
Auto-corr total-power spectrum Antenna: *
Timerange: 00/14:43:20 to 00/14:44:59

Plot file version 431 created 15-NOV-2022 10:55:27

J1716+2616 EB081B 1.UVDATA.1

Freq = 1.5950 GHz, Bw = 16.000 MH No calibration applied and no bandpass applied



1595 610 1630 645 660 675 1695 710
FREQ MHz

1595 610 1630 645 660 675 1695 710
FREQ MHz

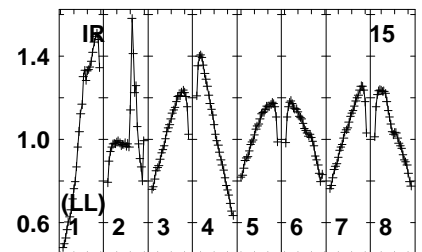
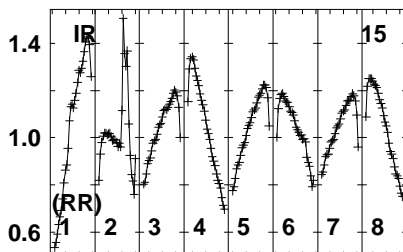
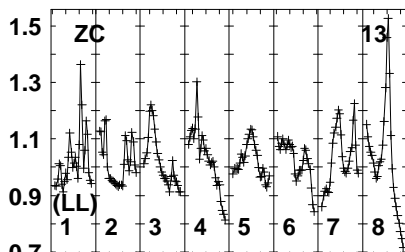
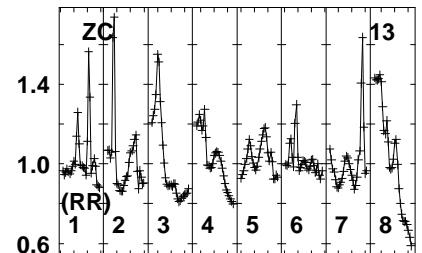
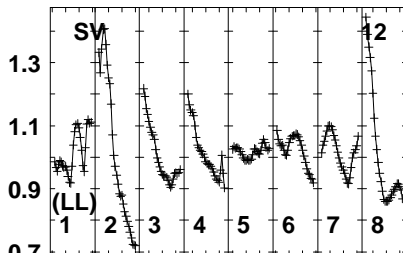
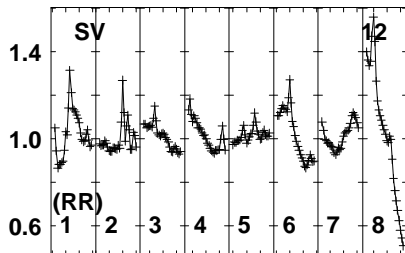
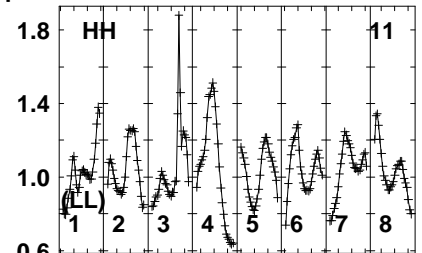
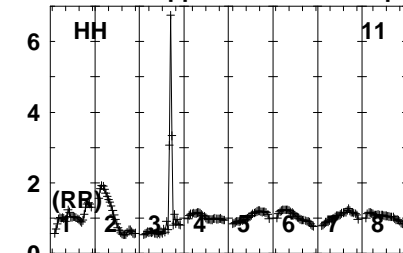
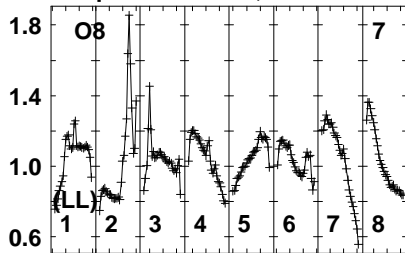
1595 610 1630 645 660 675 1695 710
FREQ MHz

Lower frame: Real Jy
Auto-corr total-power spectrum Antenna: *
Timerange: 00/14:45:00 to 00/14:46:39

Plot file version 432 created 15-NOV-2022 10:55:27

J1716+2616 EB081B 1.UVDATA.1

Freq = 1.5950 GHz, Bw = 16.000 MH No calibration applied and no bandpass applied



1595 610 1630 645 660 675 1695 710
FREQ MHz

1595 610 1630 645 660 675 1695 710
FREQ MHz

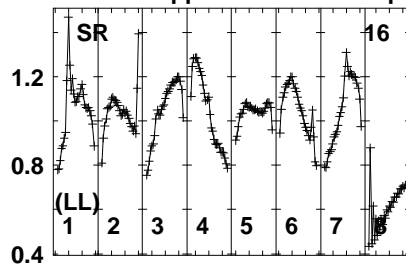
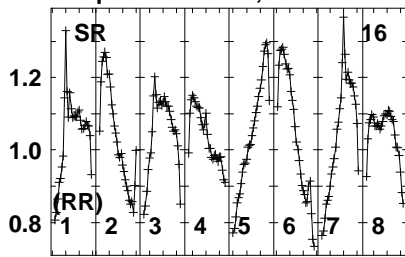
1595 610 1630 645 660 675 1695 710
FREQ MHz

Lower frame: Real Jy
Auto-corr total-power spectrum Antenna: *
Timerange: 00/14:45:00 to 00/14:46:39

Plot file version 433 created 15-NOV-2022 10:55:28

J1716+2616 EB081B 1.UVDATA.1

Freq = 1.5950 GHz, Bw = 16.000 MH No calibration applied and no bandpass applied

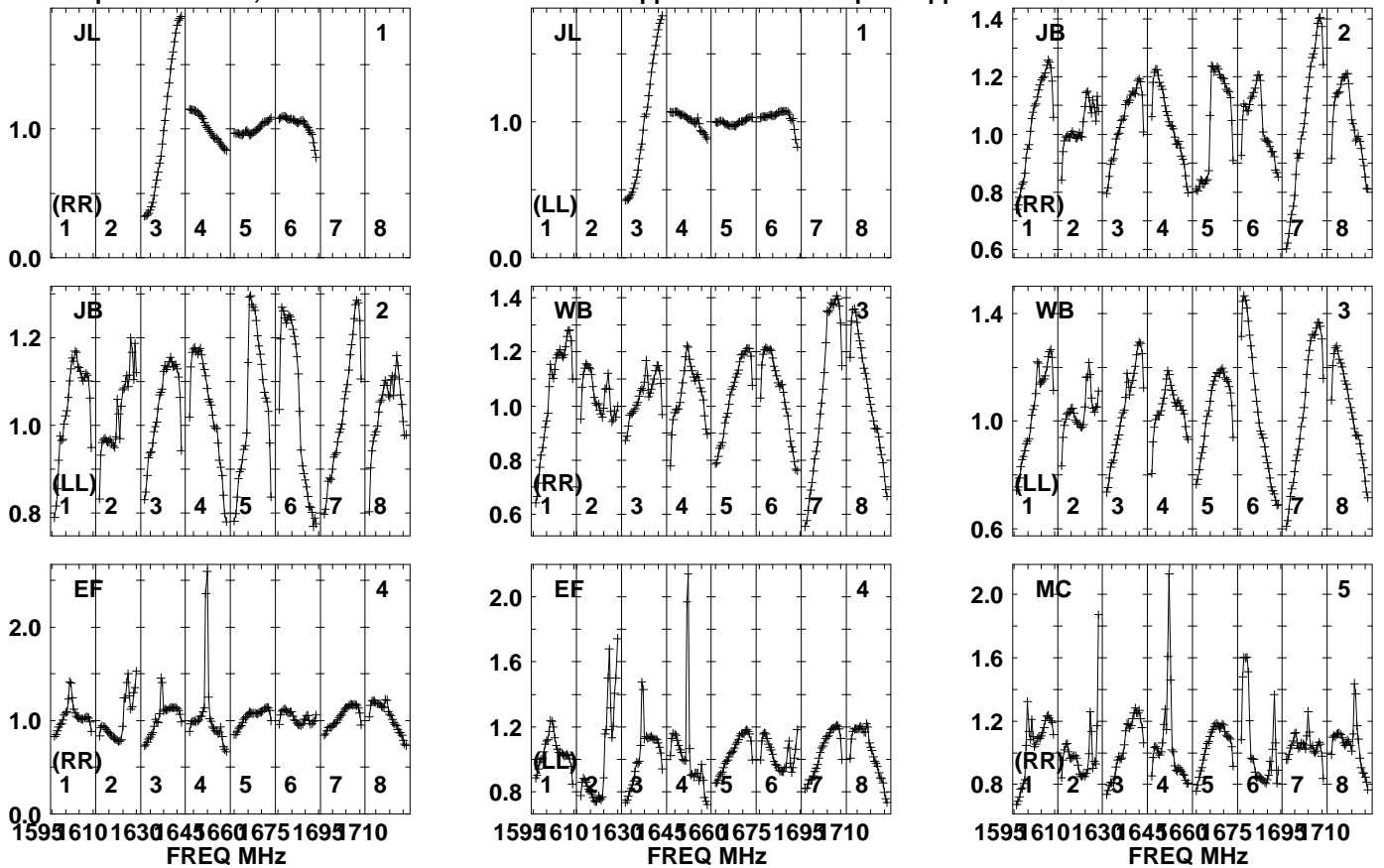


Lower frame: Real Jy
Auto-corr total-power spectrum Antenna: *
Timerange: 00/14:45:00 to 00/14:46:39

Plot file version 434 created 15-NOV-2022 10:55:28

ROSS867 EB081B 1.UVDATA.1

Freq = 1.5950 GHz, Bw = 16.000 MH No calibration applied and no bandpass applied



Lower frame: Real Jy

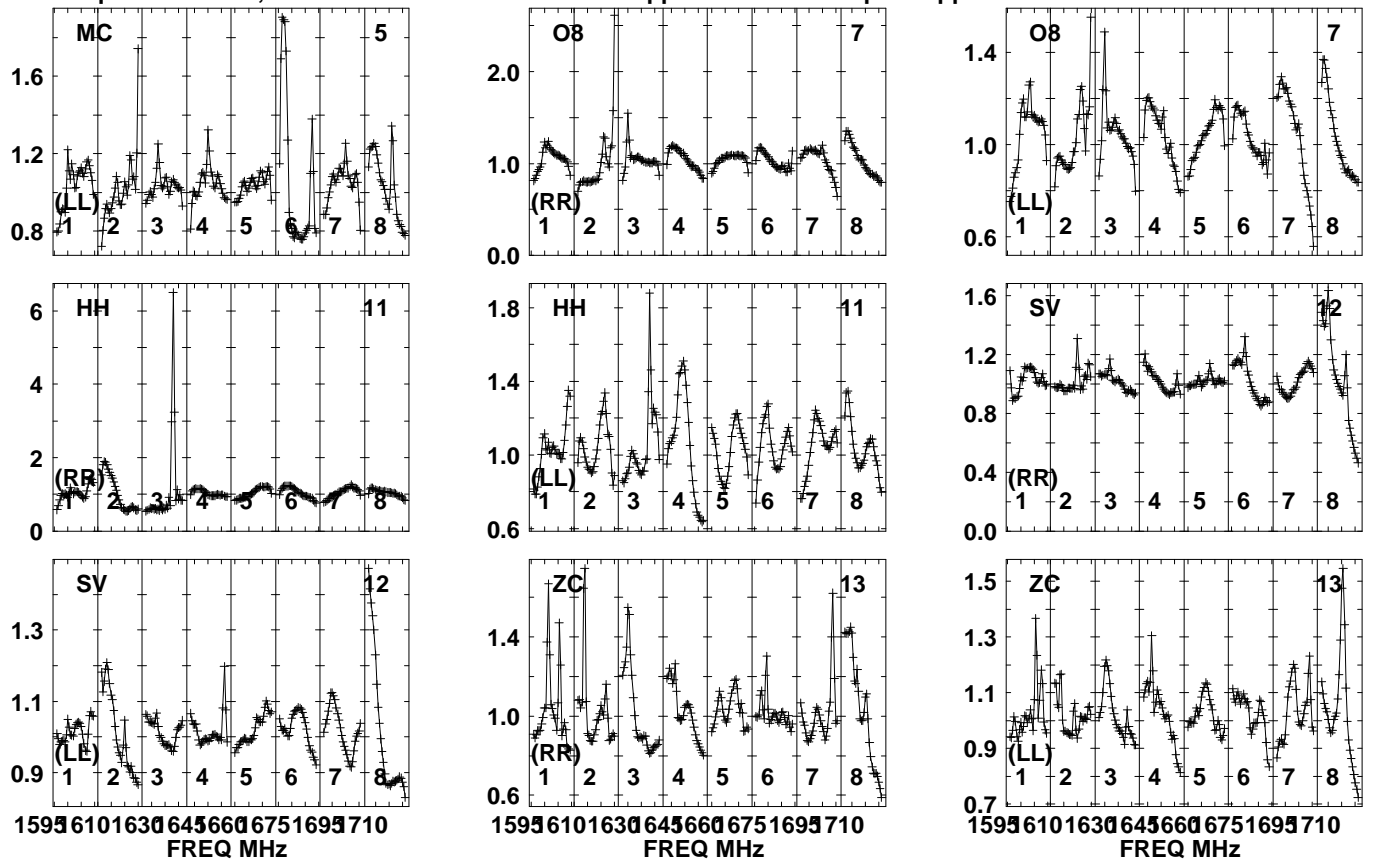
Auto-corr total-power spectrum Antenna: *

Timerange: 00/14:46:40 to 00/14:51:39

Plot file version 435 created 15-NOV-2022 10:55:28

ROSS867 EB081B 1.UVDATA.1

Freq = 1.5950 GHz, Bw = 16.000 MH No calibration applied and no bandpass applied

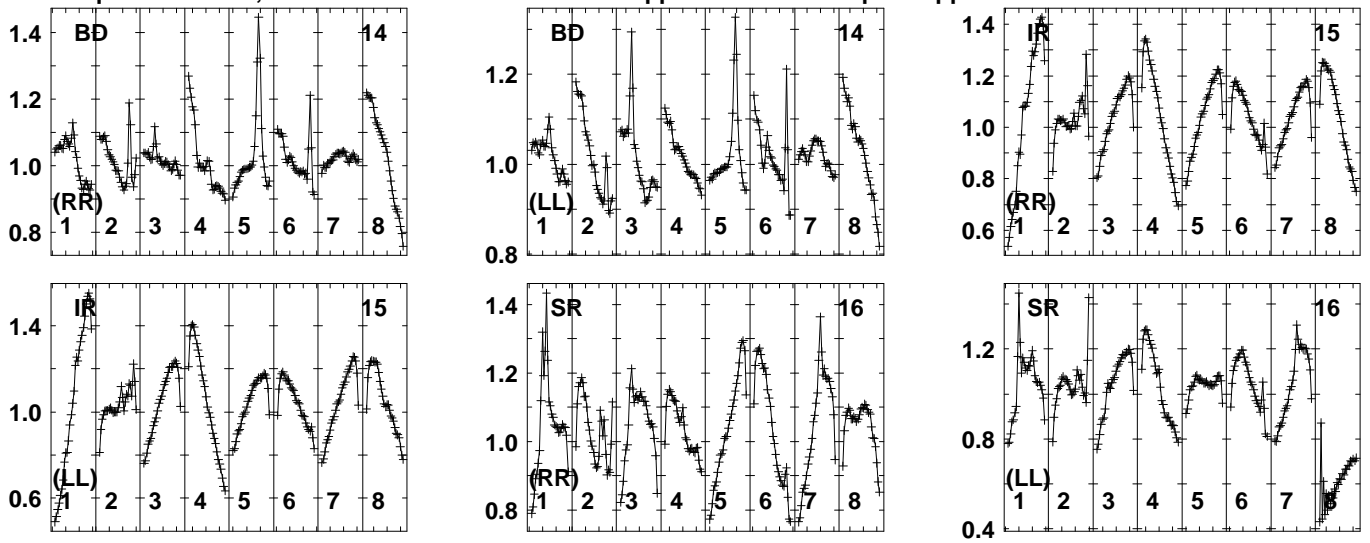


Lower frame: Real Jy
Auto-corr total-power spectrum Antenna: *
Timerange: 00/14:46:40 to 00/14:51:39

Plot file version 436 created 15-NOV-2022 10:55:28

ROSS867 EB081B 1.UVDATA.1

Freq = 1.5950 GHz, Bw = 16.000 MH No calibration applied and no bandpass applied

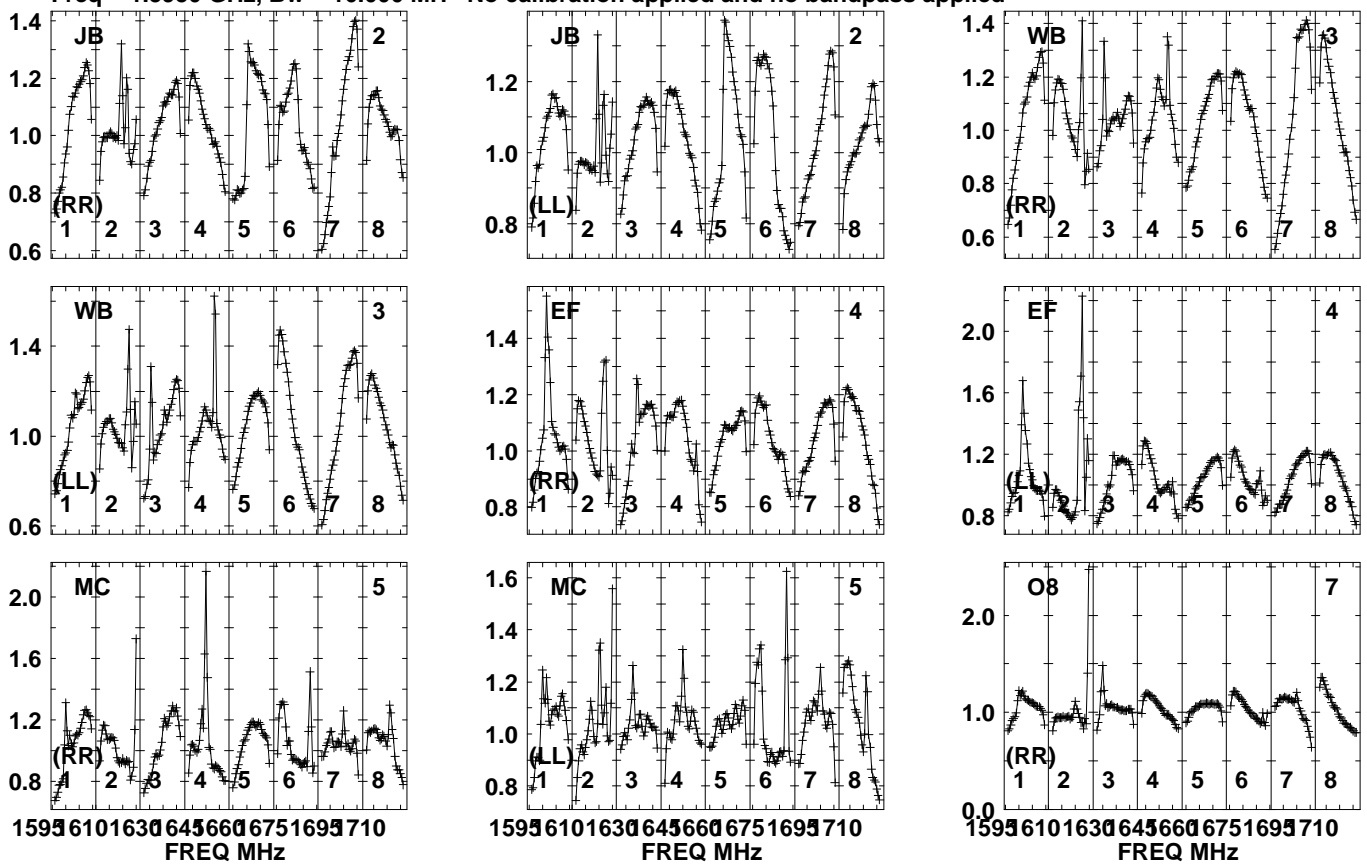


Lower frame: Real Jy
Auto-corr total-power spectrum Antenna: *
Timerange: 00/14:46:40 to 00/14:51:39

Plot file version 437 created 15-NOV-2022 10:55:28

J1722+2458 EB081B 1.UVDATA.1

Freq = 1.5950 GHz, Bw = 16.000 MH No calibration applied and no bandpass applied

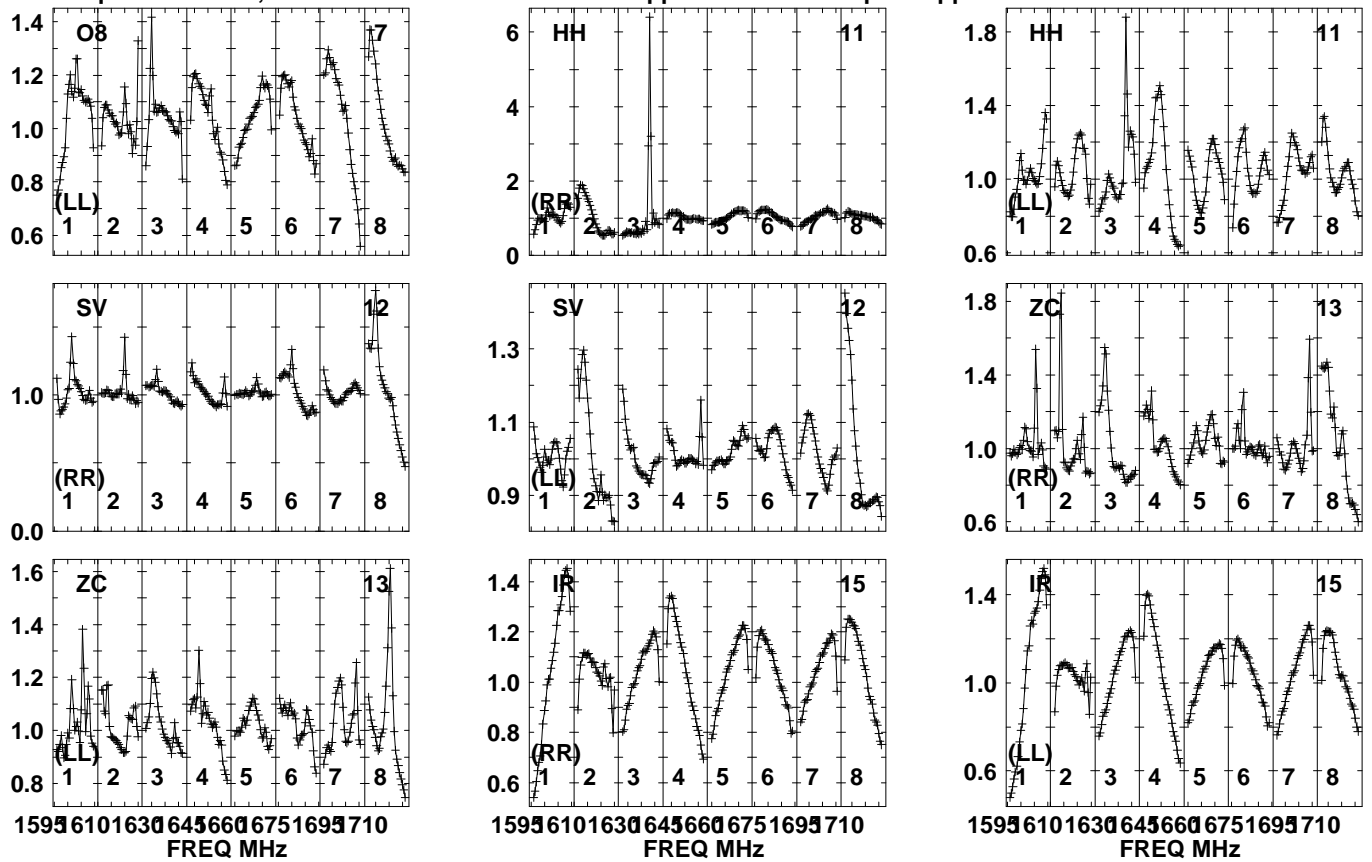


Lower frame: Real Jy
Auto-corr total-power spectrum Antenna: *
Timerange: 00/14:52:10 to 00/14:53:20

Plot file version 438 created 15-NOV-2022 10:55:28

J1722+2458 EB081B 1.UVDATA.1

Freq = 1.5950 GHz, Bw = 16.000 MH No calibration applied and no bandpass applied

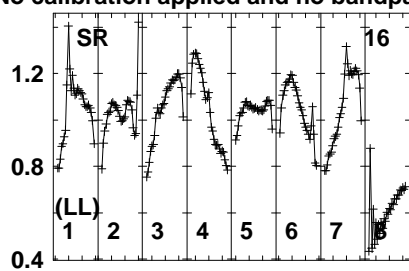
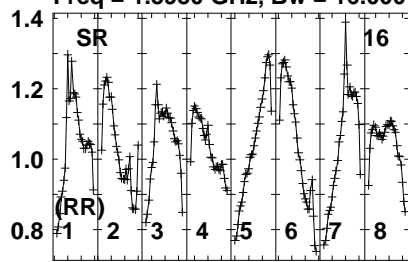


Lower frame: Real Jy
Auto-corr total-power spectrum Antenna: *
Timerange: 00/14:52:10 to 00/14:53:20

Plot file version 439 created 15-NOV-2022 10:55:28

J1722+2458 EB081B 1.UVDATA.1

Freq = 1.5950 GHz, Bw = 16.000 MH No calibration applied and no bandpass applied

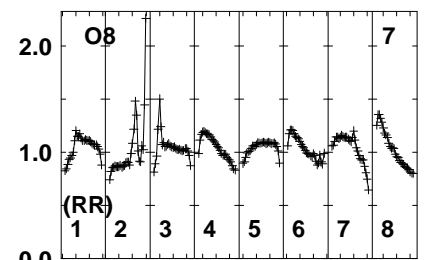
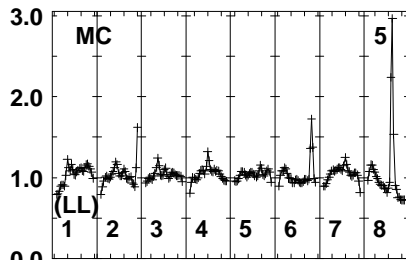
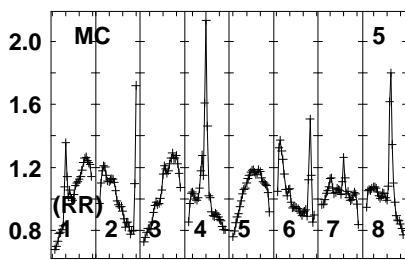
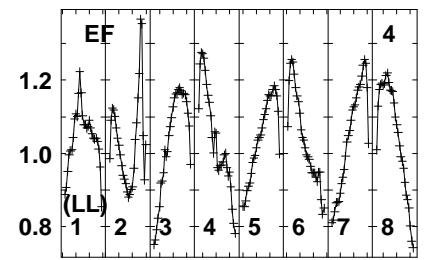
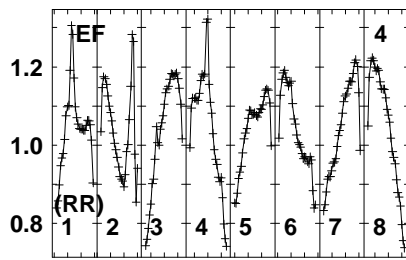
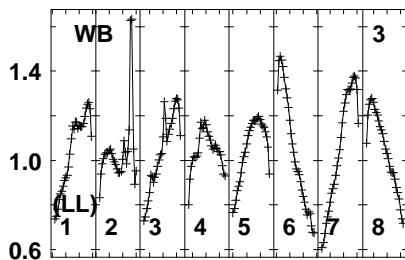
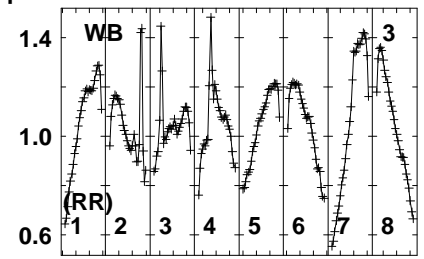
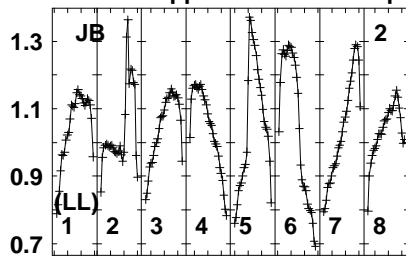
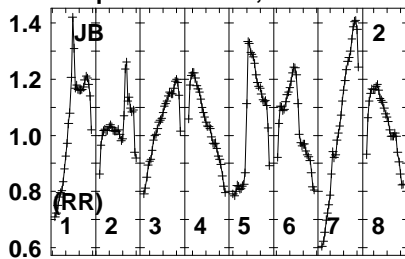


Lower frame: Real Jy
Auto-corr total-power spectrum Antenna: *
Timerange: 00/14:52:10 to 00/14:53:20

Plot file version 440 created 15-NOV-2022 10:55:28

J1722+2815 EB081B 1.UVDATA.1

Freq = 1.5950 GHz, Bw = 16.000 MH No calibration applied and no bandpass applied



1595 610 1630 645 660 675 1695 710
FREQ MHz

1595 610 1630 645 660 675 1695 710
FREQ MHz

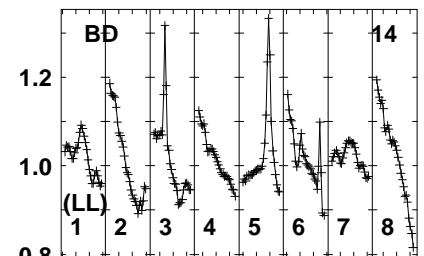
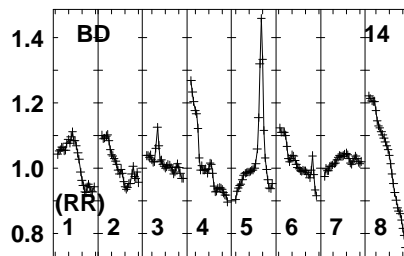
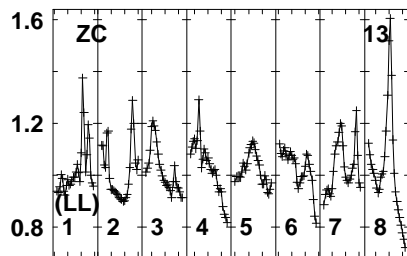
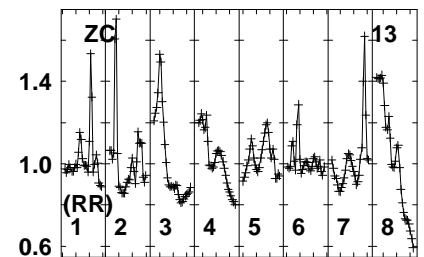
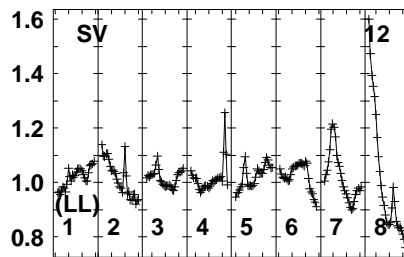
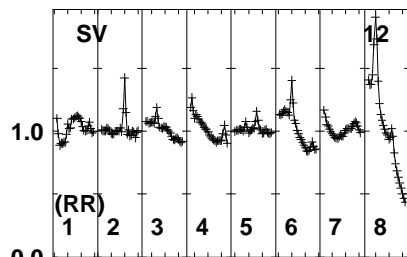
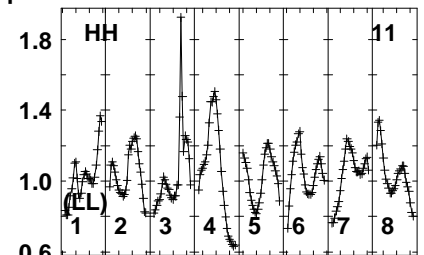
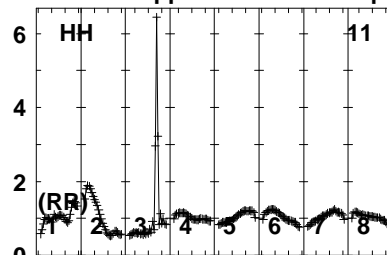
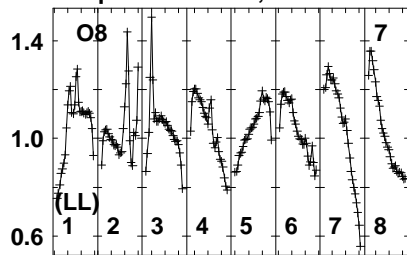
1595 610 1630 645 660 675 1695 710
FREQ MHz

Lower frame: Real Jy
Auto-corr total-power spectrum Antenna: *
Timerange: 00/14:53:21 to 00/14:55:00

Plot file version 441 created 15-NOV-2022 10:55:29

J1722+2815 EB081B 1.UVDATA.1

Freq = 1.5950 GHz, Bw = 16.000 MH No calibration applied and no bandpass applied



1595 610 1630 645 660 675 1695 710
FREQ MHz

1595 610 1630 645 660 675 1695 710
FREQ MHz

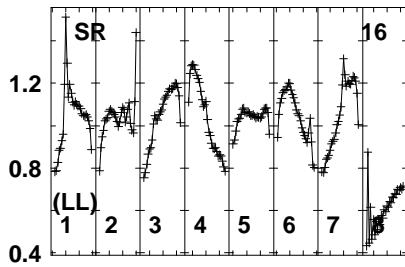
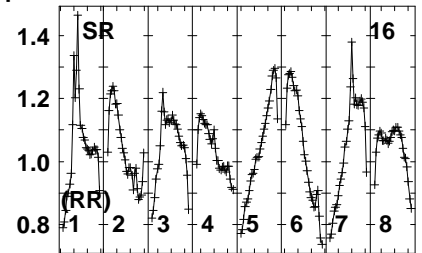
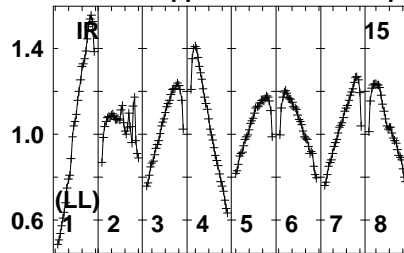
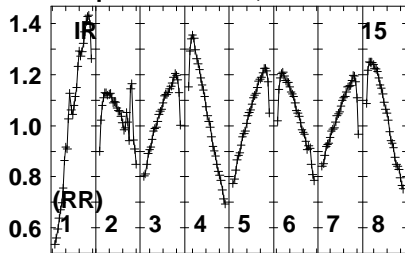
1595 610 1630 645 660 675 1695 710
FREQ MHz

Lower frame: Real Jy
Auto-corr total-power spectrum Antenna: *
Timerange: 00/14:53:21 to 00/14:55:00

Plot file version 442 created 15-NOV-2022 10:55:29

J1722+2815 EB081B 1.UVDATA.1

Freq = 1.5950 GHz, Bw = 16.000 MH No calibration applied and no bandpass applied

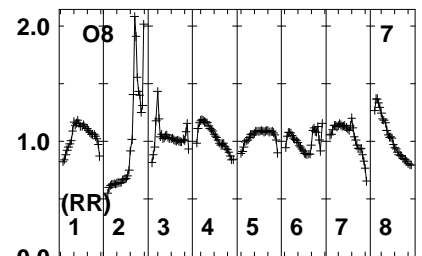
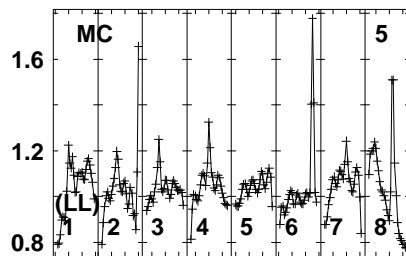
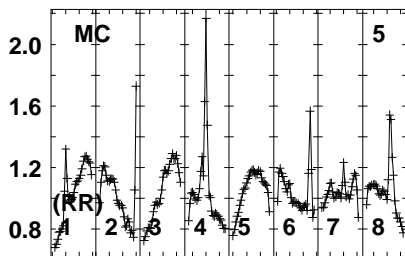
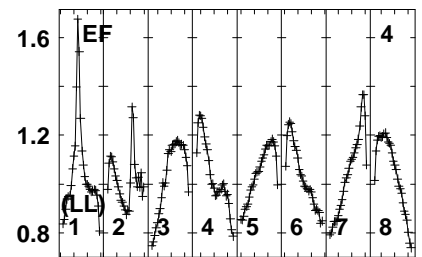
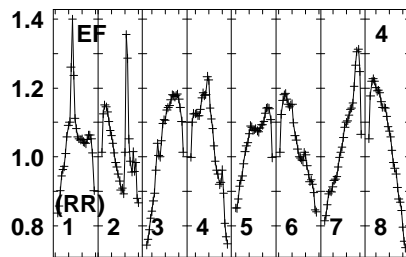
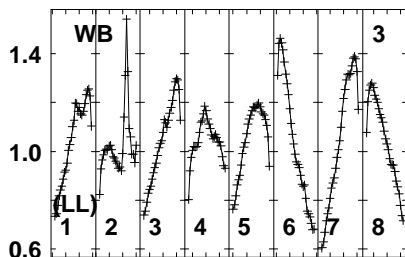
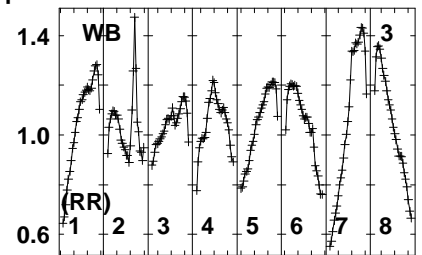
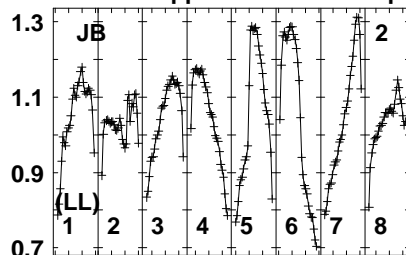
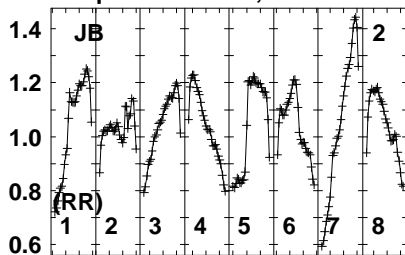


Lower frame: Real Jy
Auto-corr total-power spectrum Antenna: *
Timerange: 00/14:53:21 to 00/14:55:00

Plot file version 443 created 15-NOV-2022 10:55:29

J1716+2616 EB081B 1.UVDATA.1

Freq = 1.5950 GHz, Bw = 16.000 MH No calibration applied and no bandpass applied



1595 610 1630 645 660 675 1695 710
FREQ MHz

1595 610 1630 645 660 675 1695 710
FREQ MHz

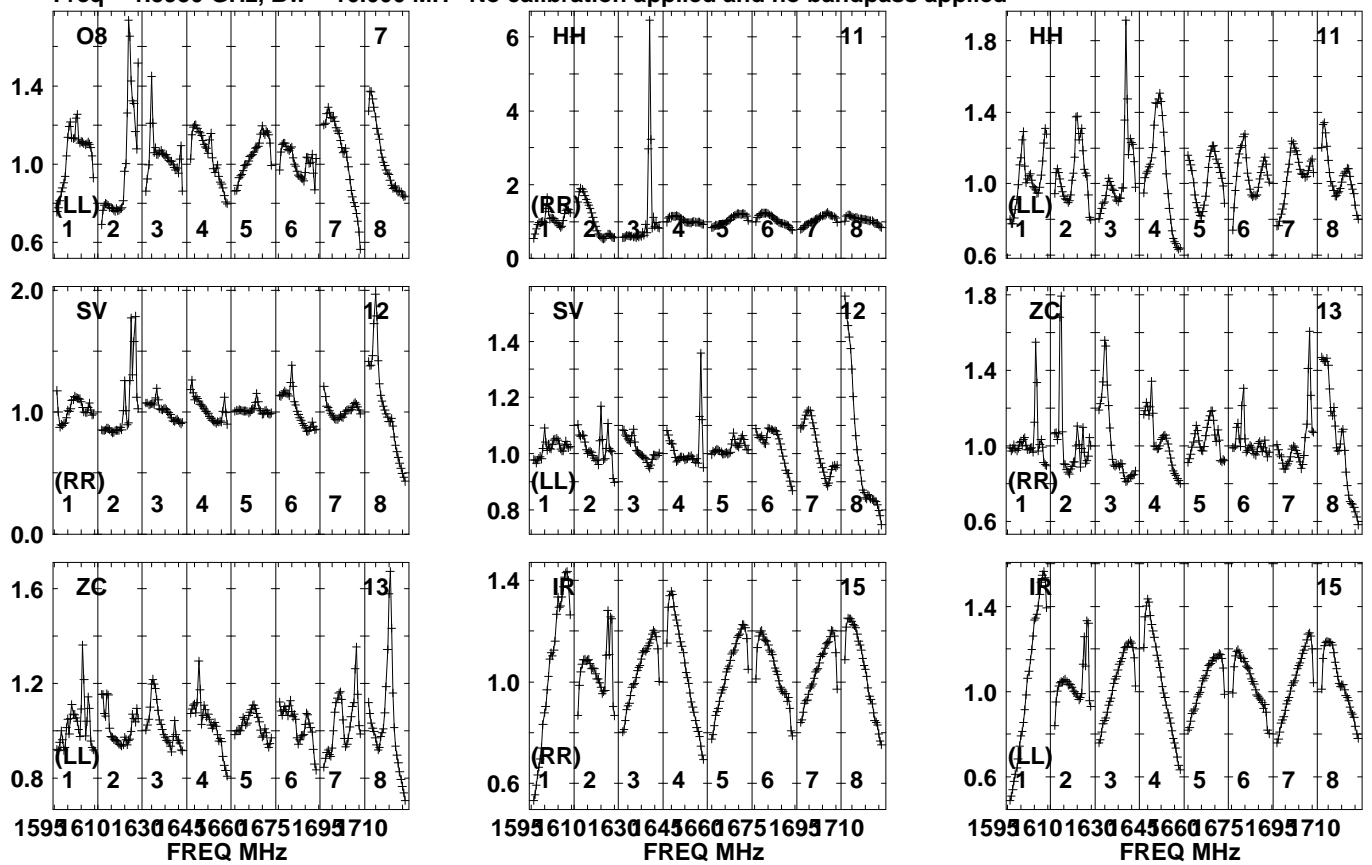
1595 610 1630 645 660 675 1695 710
FREQ MHz

Lower frame: Real Jy
Auto-corr total-power spectrum Antenna: *
Timerange: 00/14:55:00 to 00/14:56:39

Plot file version 444 created 15-NOV-2022 10:55:29

J1716+2616 EB081B 1.UVDATA.1

Freq = 1.5950 GHz, Bw = 16.000 MH No calibration applied and no bandpass applied

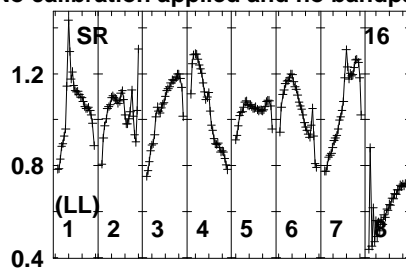
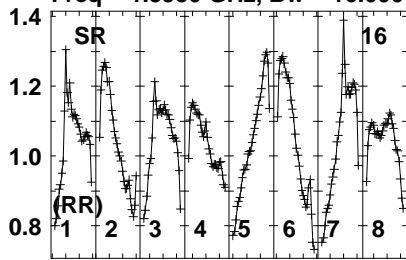


Lower frame: Real Jy
Auto-corr total-power spectrum Antenna: *
Timerange: 00/14:55:00 to 00/14:56:39

Plot file version 445 created 15-NOV-2022 10:55:29

J1716+2616 EB081B 1.UVDATA.1

Freq = 1.5950 GHz, Bw = 16.000 MH No calibration applied and no bandpass applied

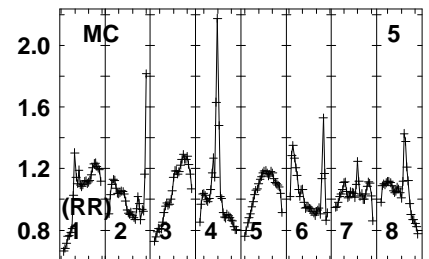
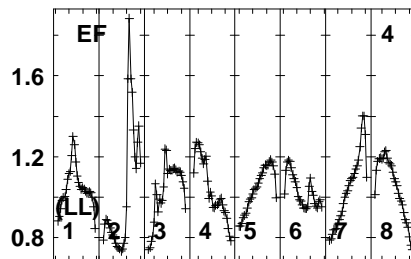
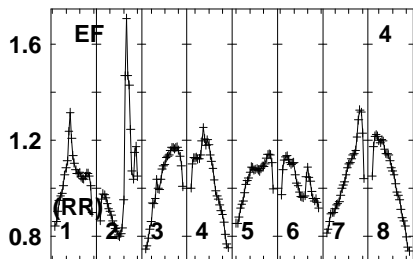
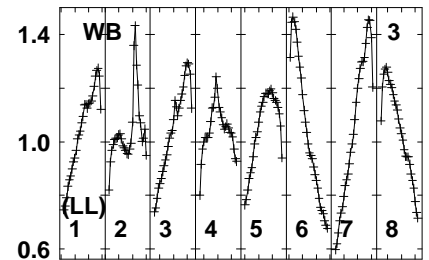
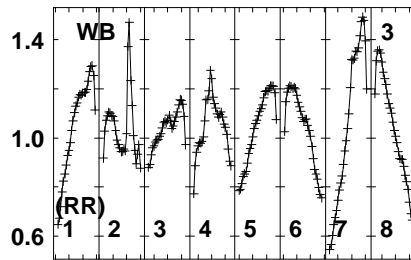
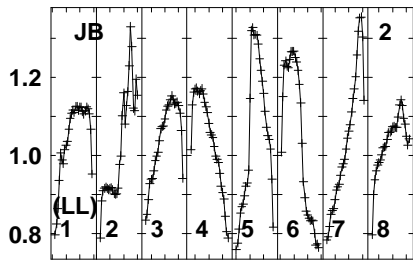
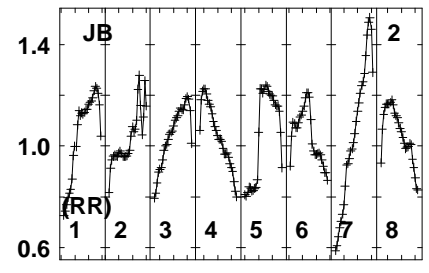
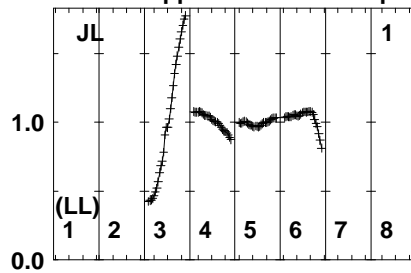
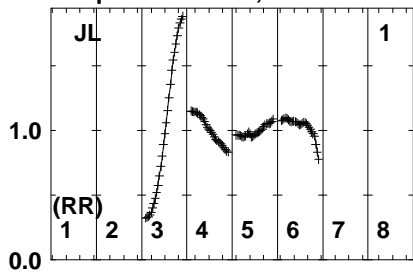


Lower frame: Real Jy
Auto-corr total-power spectrum Antenna: *
Timerange: 00/14:55:00 to 00/14:56:39

Plot file version 446 created 15-NOV-2022 10:55:29

ROSS867 EB081B 1.UVDATA.1

Freq = 1.5950 GHz, Bw = 16.000 MH No calibration applied and no bandpass applied



1595 610 1630 645 660 675 1695 710
FREQ MHz

1595 610 1630 645 660 675 1695 710
FREQ MHz

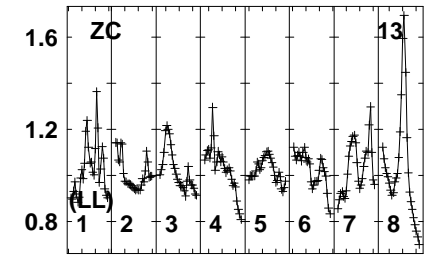
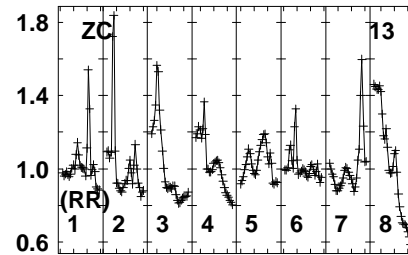
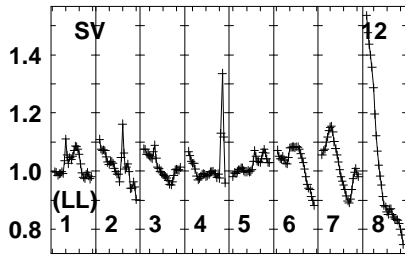
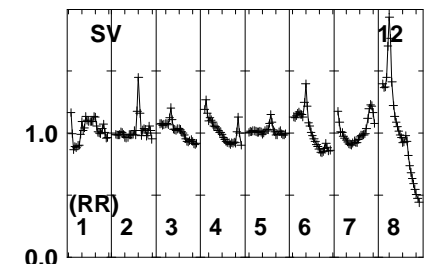
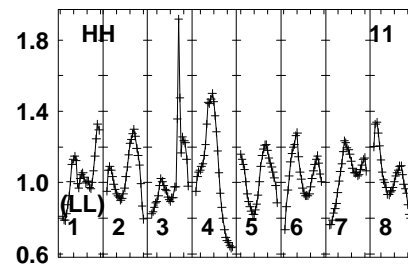
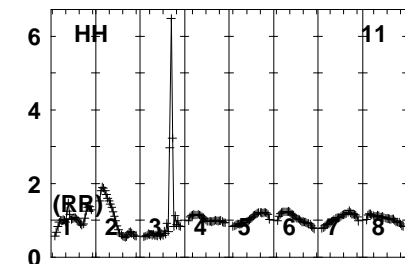
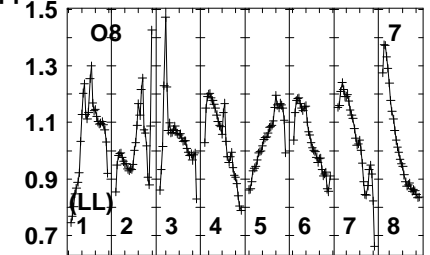
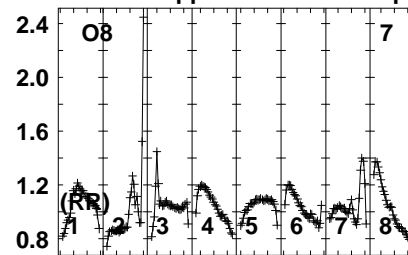
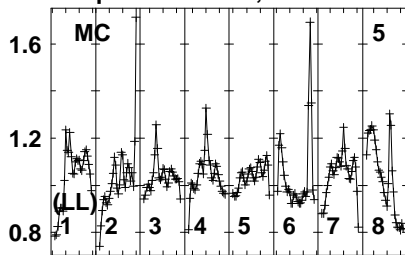
1595 610 1630 645 660 675 1695 710
FREQ MHz

Lower frame: Real Jy
Auto-corr total-power spectrum Antenna: *
Timerange: 00/14:56:41 to 00/15:01:40

Plot file version 447 created 15-NOV-2022 10:55:30

ROSS867 EB081B 1.UVDATA.1

Freq = 1.5950 GHz, Bw = 16.000 MH No calibration applied and no bandpass applied



1595 610 1630 645 660 675 1695 710
FREQ MHz

1595 610 1630 645 660 675 1695 710
FREQ MHz

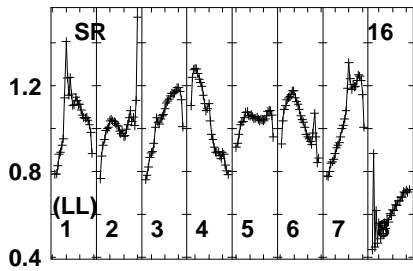
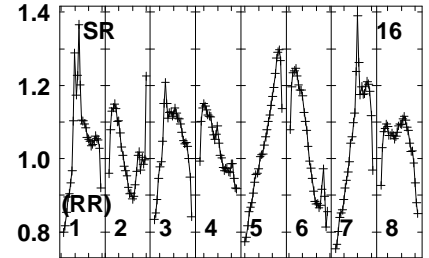
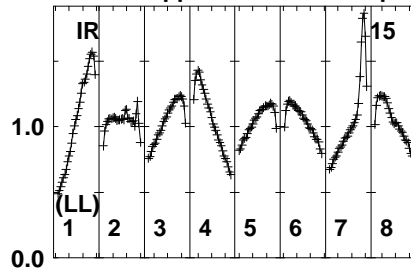
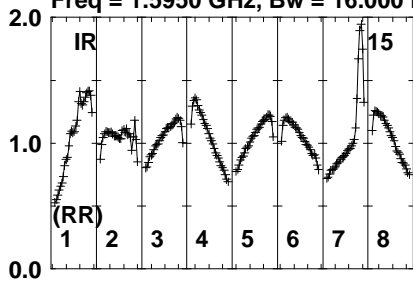
1595 610 1630 645 660 675 1695 710
FREQ MHz

Lower frame: Real Jy
Auto-corr total-power spectrum Antenna: *
Timerange: 00/14:56:41 to 00/15:01:40

Plot file version 448 created 15-NOV-2022 10:55:30

ROSS867 EB081B 1.UVDATA.1

Freq = 1.5950 GHz, Bw = 16.000 MH No calibration applied and no bandpass applied

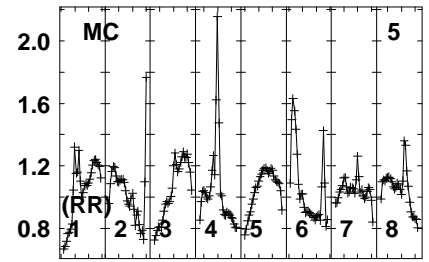
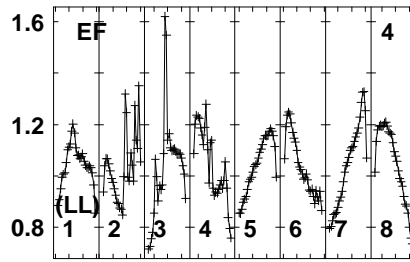
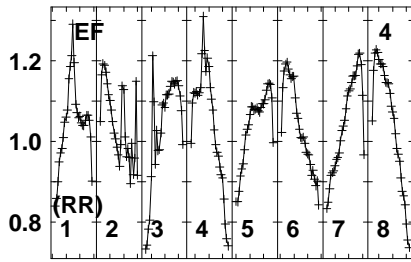
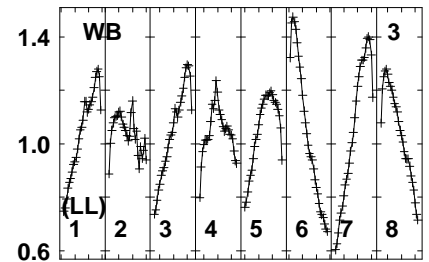
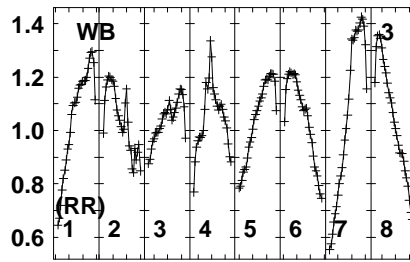
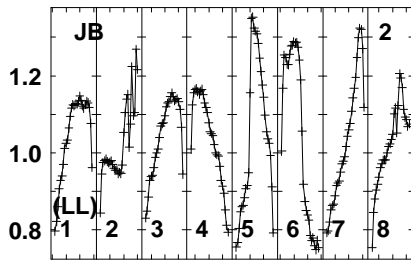
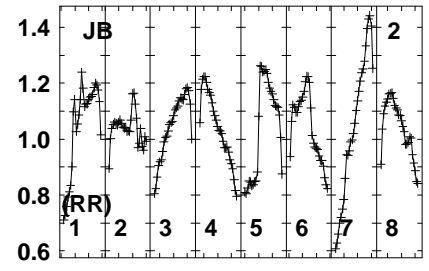
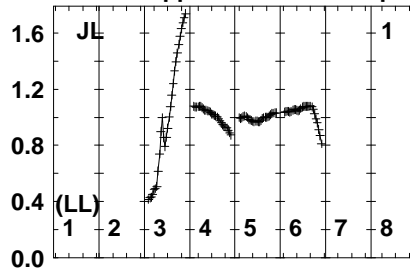
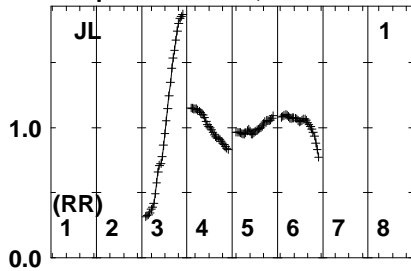


Lower frame: Real Jy
Auto-corr total-power spectrum Antenna: *
Timerange: 00/14:56:41 to 00/15:01:40

Plot file version 449 created 15-NOV-2022 10:55:30

J1722+2458 EB081B 1.UVDATA.1

Freq = 1.5950 GHz, Bw = 16.000 MH No calibration applied and no bandpass applied



1595 610 1630 645 660 675 1695 710
FREQ MHz

1595 610 1630 645 660 675 1695 710
FREQ MHz

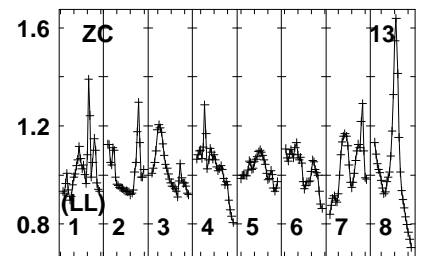
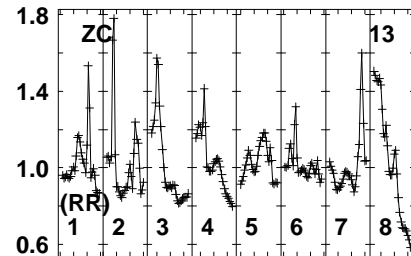
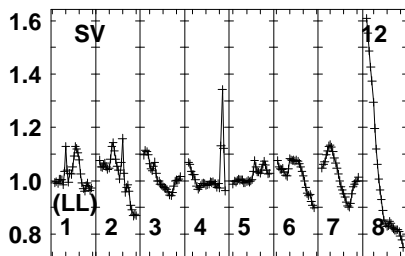
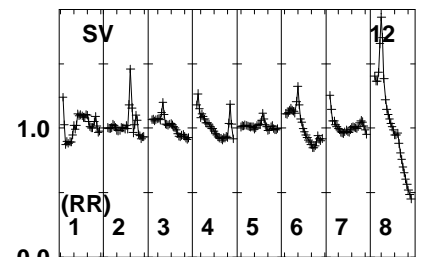
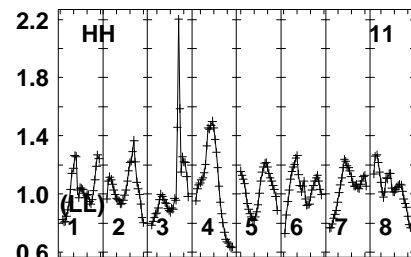
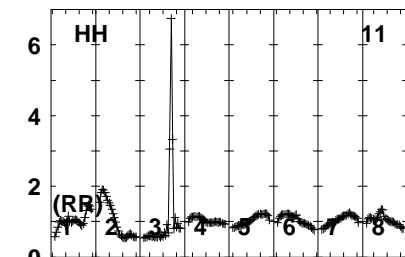
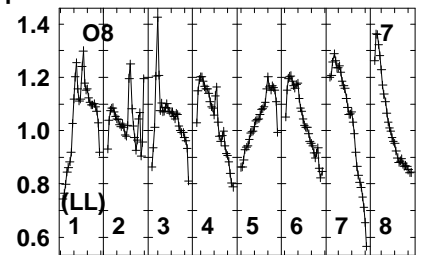
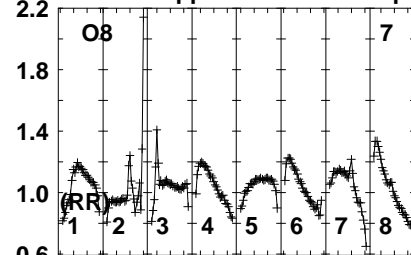
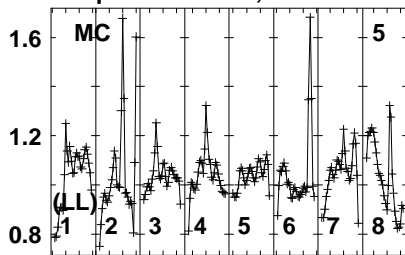
1595 610 1630 645 660 675 1695 710
FREQ MHz

Lower frame: Real Jy
Auto-corr total-power spectrum Antenna: *
Timerange: 00/15:02:11 to 00/15:03:19

Plot file version 450 created 15-NOV-2022 10:55:30

J1722+2458 EB081B 1.UVDATA.1

Freq = 1.5950 GHz, Bw = 16.000 MH No calibration applied and no bandpass applied



1595 610 1630 645 660 675 1695 710
FREQ MHz

1595 610 1630 645 660 675 1695 710
FREQ MHz

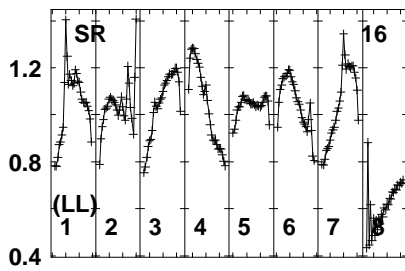
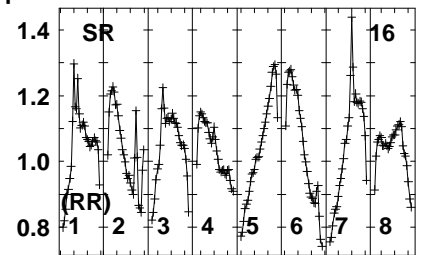
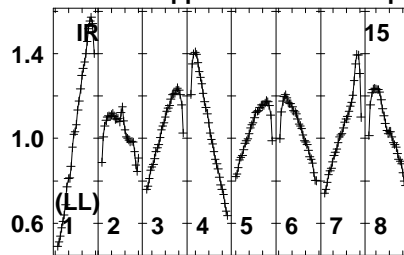
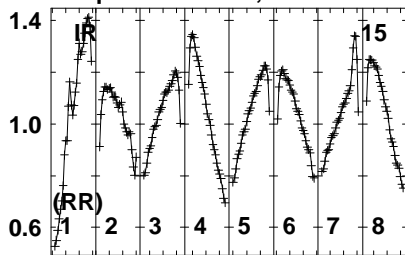
1595 610 1630 645 660 675 1695 710
FREQ MHz

Lower frame: Real Jy
Auto-corr total-power spectrum Antenna: *
Timerange: 00/15:02:11 to 00/15:03:19

Plot file version 451 created 15-NOV-2022 10:55:30

J1722+2458 EB081B 1.UVDATA.1

Freq = 1.5950 GHz, Bw = 16.000 MH No calibration applied and no bandpass applied

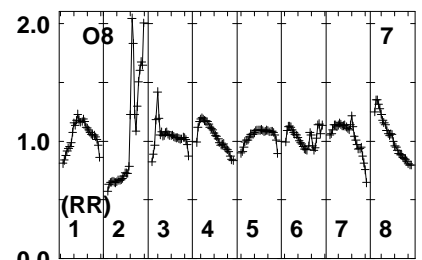
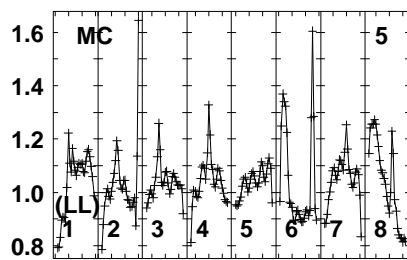
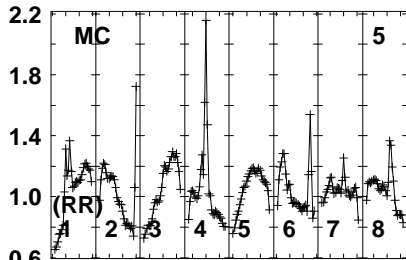
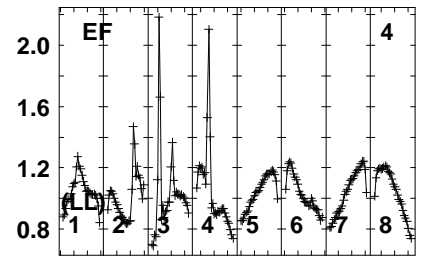
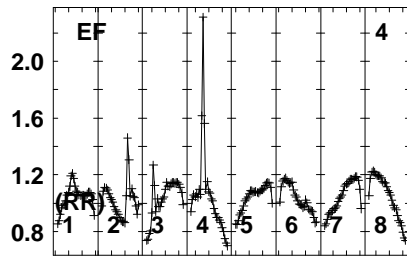
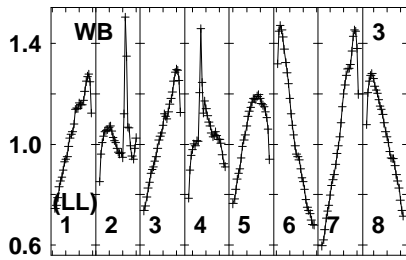
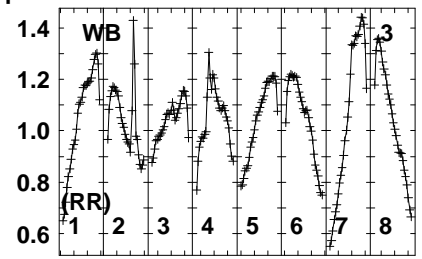
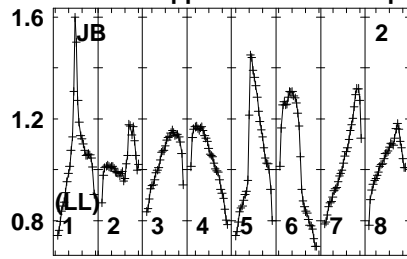
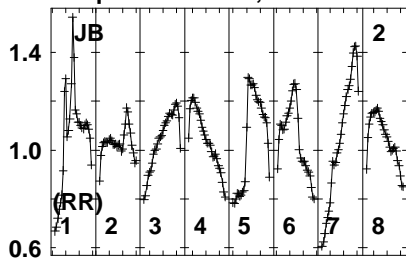


Lower frame: Real Jy
Auto-corr total-power spectrum Antenna: *
Timerange: 00/15:02:11 to 00/15:03:19

Plot file version 452 created 15-NOV-2022 10:55:30

J1722+2815 EB081B 1.UVDATA.1

Freq = 1.5950 GHz, Bw = 16.000 MH No calibration applied and no bandpass applied



1595 610 1630 645 660 675 1695 710
FREQ MHz

1595 610 1630 645 660 675 1695 710
FREQ MHz

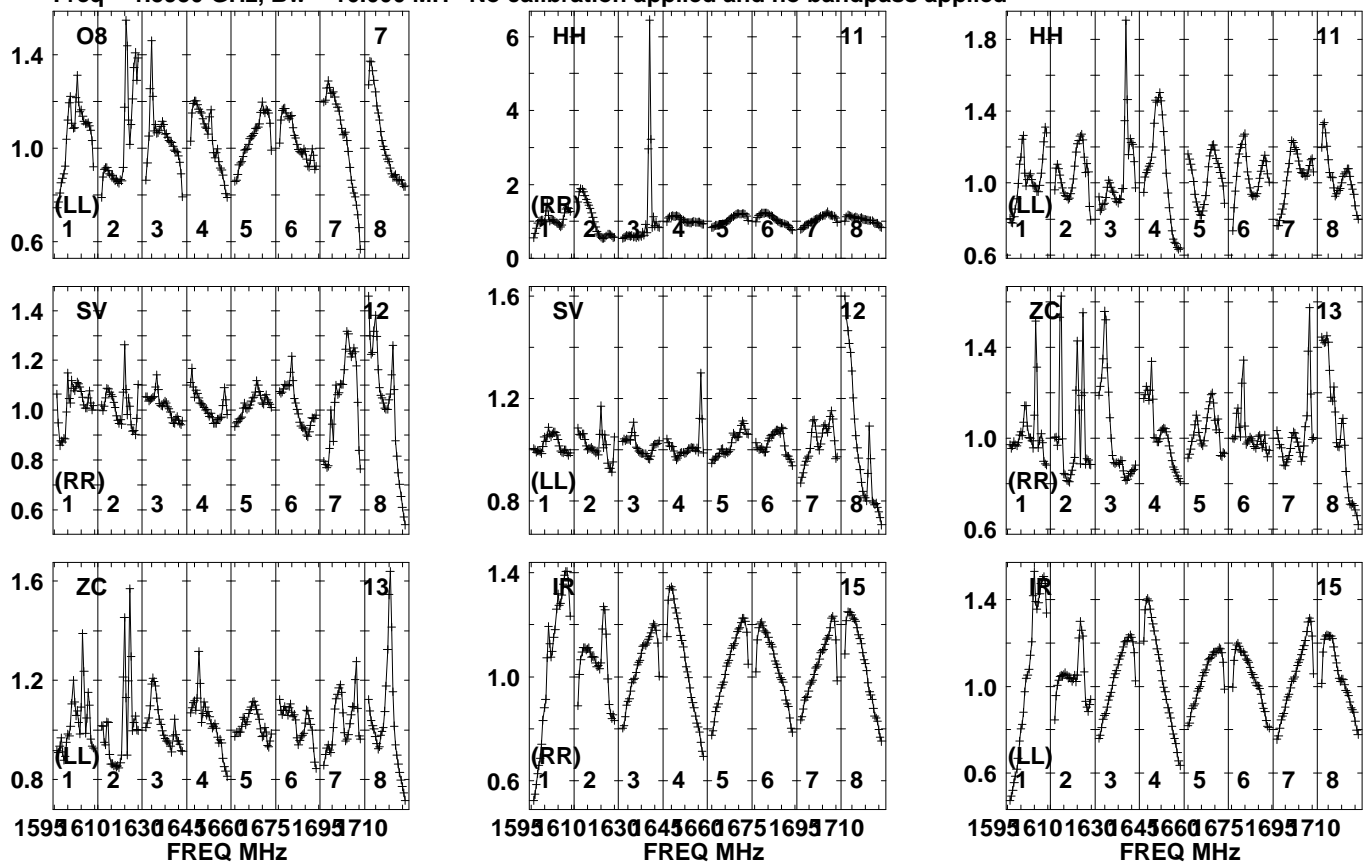
1595 610 1630 645 660 675 1695 710
FREQ MHz

Lower frame: Real Jy
Auto-corr total-power spectrum Antenna: *
Timerange: 00/15:03:21 to 00/15:05:00

Plot file version 453 created 15-NOV-2022 10:55:30

J1722+2815 EB081B 1.UVDATA.1

Freq = 1.5950 GHz, Bw = 16.000 MH No calibration applied and no bandpass applied

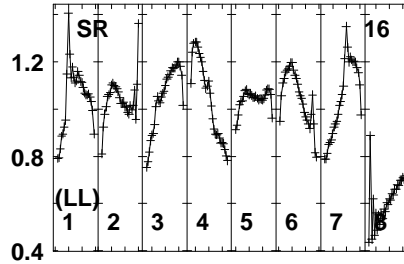
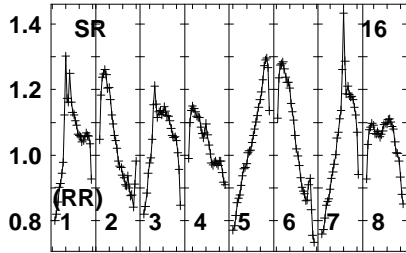


Lower frame: Real Jy
Auto-corr total-power spectrum Antenna: *
Timerange: 00/15:03:21 to 00/15:05:00

Plot file version 454 created 15-NOV-2022 10:55:30

J1722+2815 EB081B 1.UVDATA.1

Freq = 1.5950 GHz, Bw = 16.000 MH No calibration applied and no bandpass applied

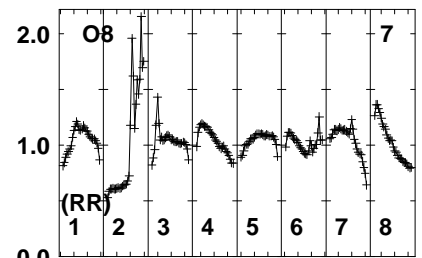
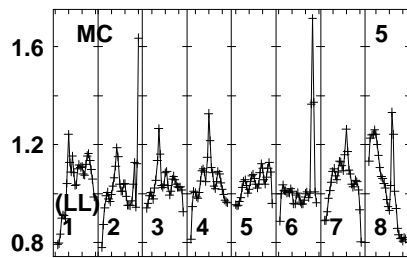
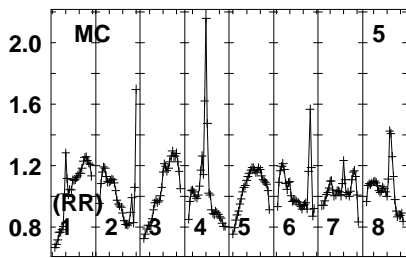
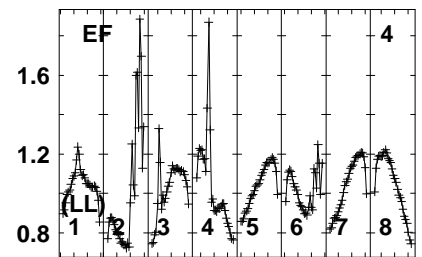
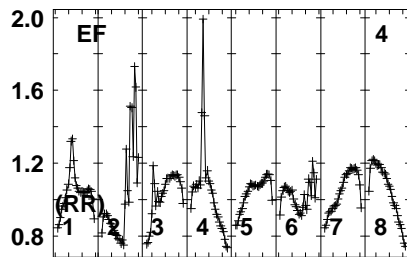
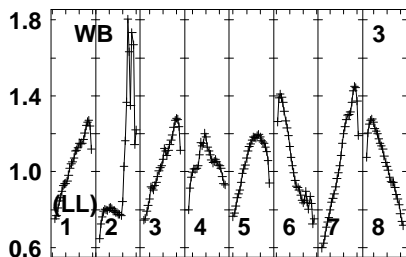
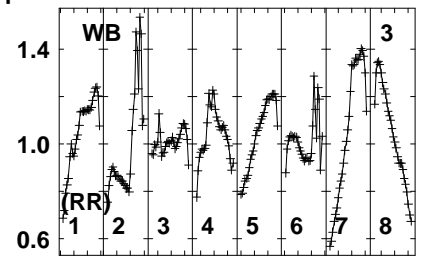
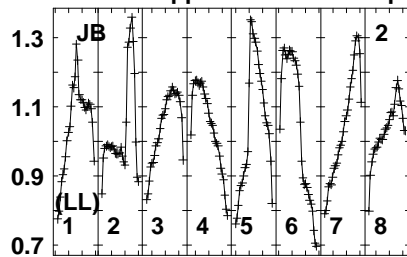
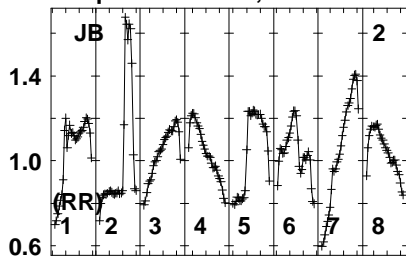


Lower frame: Real Jy
Auto-corr total-power spectrum Antenna: *
Timerange: 00/15:03:21 to 00/15:05:00

Plot file version 455 created 15-NOV-2022 10:55:31

J1716+2616 EB081B 1.UVDATA.1

Freq = 1.5950 GHz, Bw = 16.000 MH No calibration applied and no bandpass applied



1595 610 1630 645 660 675 1695 710
FREQ MHz

1595 610 1630 645 660 675 1695 710
FREQ MHz

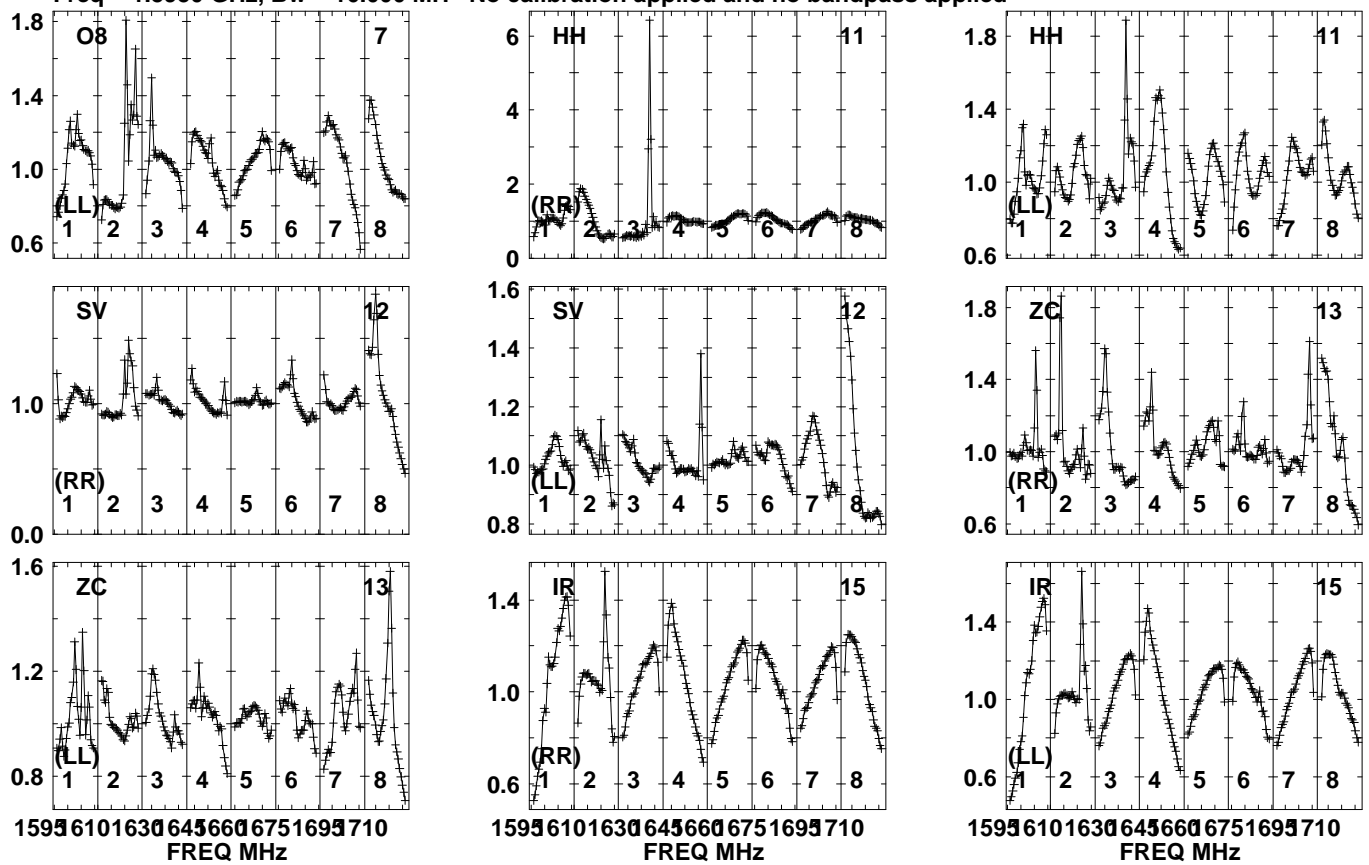
1595 610 1630 645 660 675 1695 710
FREQ MHz

Lower frame: Real Jy
Auto-corr total-power spectrum Antenna: *
Timerange: 00/15:05:00 to 00/15:06:39

Plot file version 456 created 15-NOV-2022 10:55:31

J1716+2616 EB081B 1.UVDATA.1

Freq = 1.5950 GHz, Bw = 16.000 MH No calibration applied and no bandpass applied

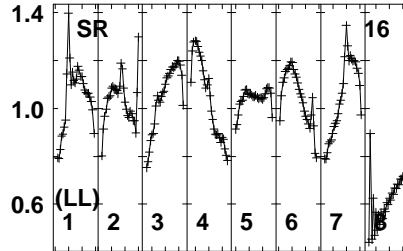
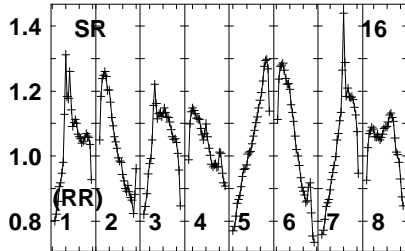


Lower frame: Real Jy
Auto-corr total-power spectrum Antenna: *
Timerange: 00/15:05:00 to 00/15:06:39

Plot file version 457 created 15-NOV-2022 10:55:31

J1716+2616 EB081B 1.UVDATA.1

Freq = 1.5950 GHz, Bw = 16.000 MH No calibration applied and no bandpass applied

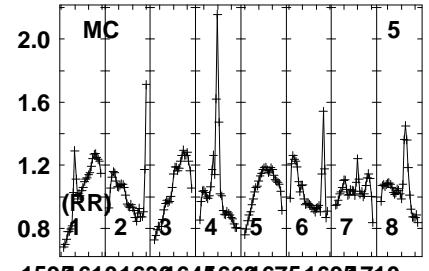
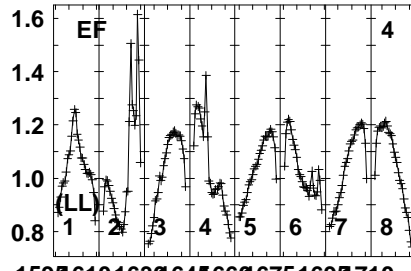
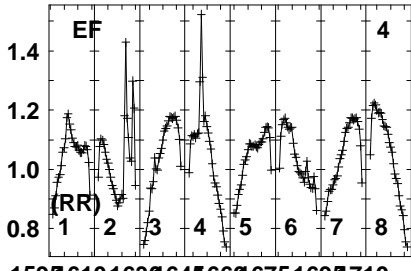
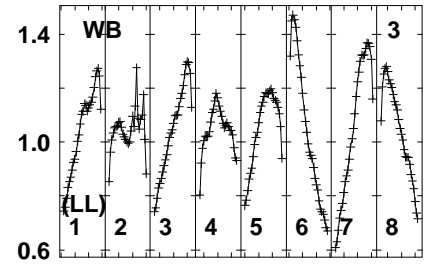
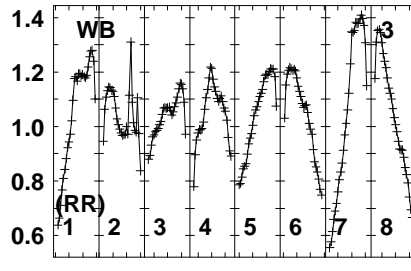
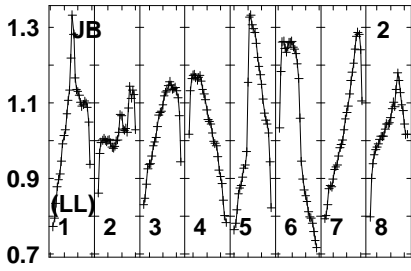
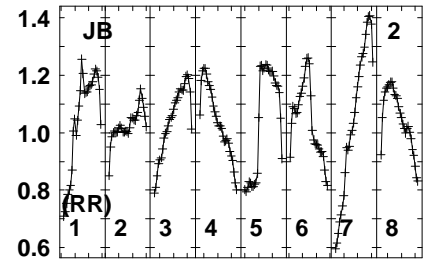
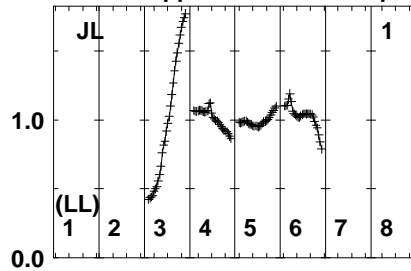
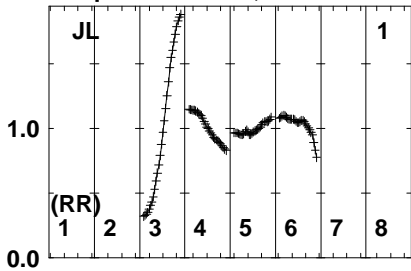


Lower frame: Real Jy
Auto-corr total-power spectrum Antenna: *
Timerange: 00/15:05:00 to 00/15:06:39

Plot file version 458 created 15-NOV-2022 10:55:31

ROSS867 EB081B 1.UVDATA.1

Freq = 1.5950 GHz, Bw = 16.000 MH No calibration applied and no bandpass applied



1595 610 1630 645 660 675 1695 710
FREQ MHz

1595 610 1630 645 660 675 1695 710
FREQ MHz

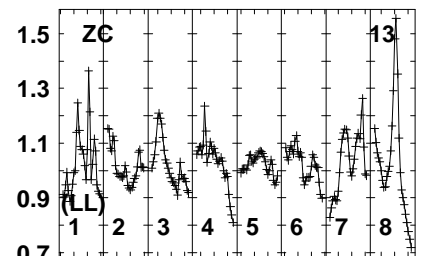
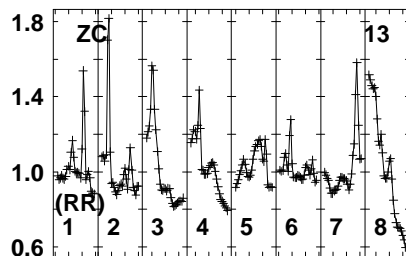
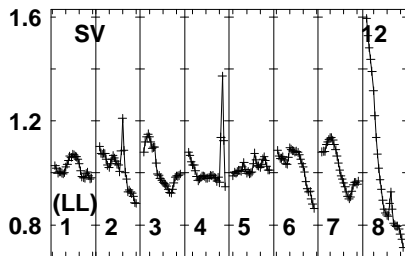
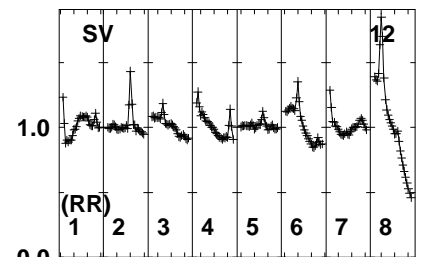
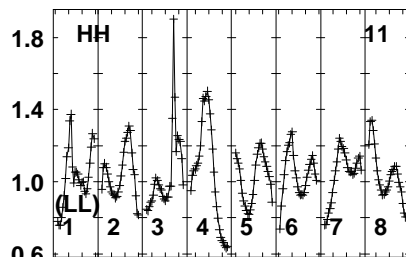
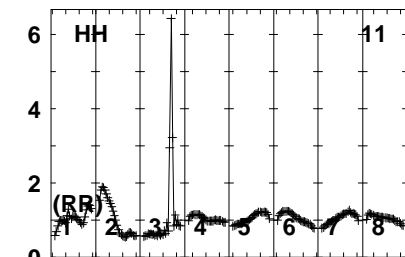
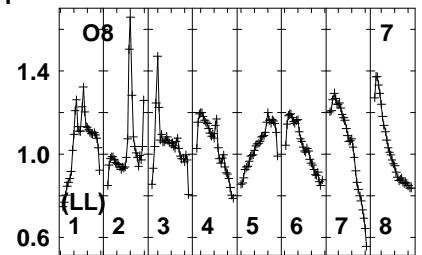
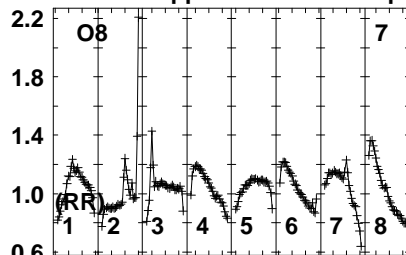
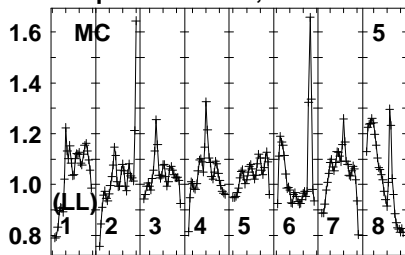
1595 610 1630 645 660 675 1695 710
FREQ MHz

Lower frame: Real Jy
Auto-corr total-power spectrum Antenna: *
Timerange: 00/15:06:40 to 00/15:11:39

Plot file version 459 created 15-NOV-2022 10:55:31

ROSS867 EB081B 1.UVDATA.1

Freq = 1.5950 GHz, Bw = 16.000 MH No calibration applied and no bandpass applied



1595 610 1630 645 660 675 1695 710
FREQ MHz

1595 610 1630 645 660 675 1695 710
FREQ MHz

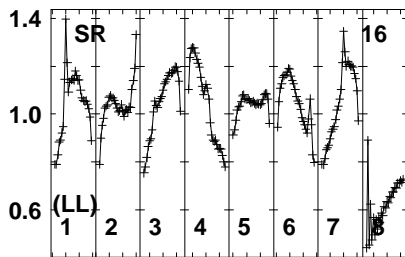
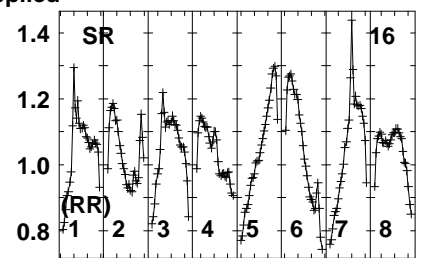
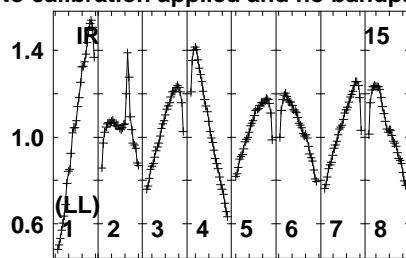
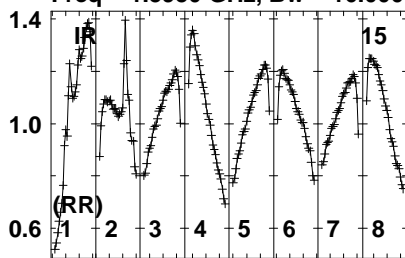
1595 610 1630 645 660 675 1695 710
FREQ MHz

Lower frame: Real Jy
Auto-corr total-power spectrum Antenna: *
Timerange: 00/15:06:40 to 00/15:11:39

Plot file version 460 created 15-NOV-2022 10:55:32

ROSS867 EB081B 1.UVDATA.1

Freq = 1.5950 GHz, Bw = 16.000 MH No calibration applied and no bandpass applied

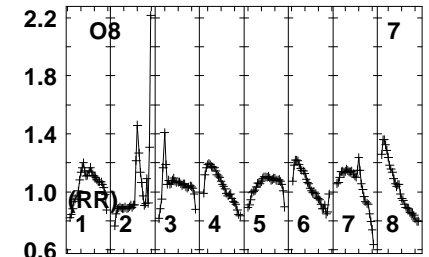
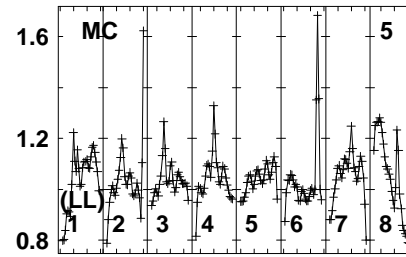
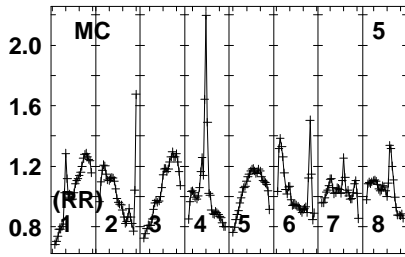
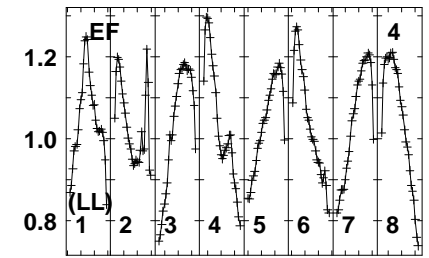
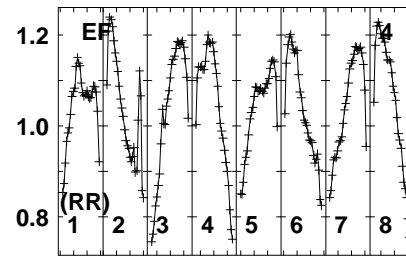
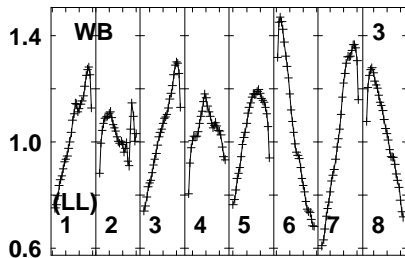
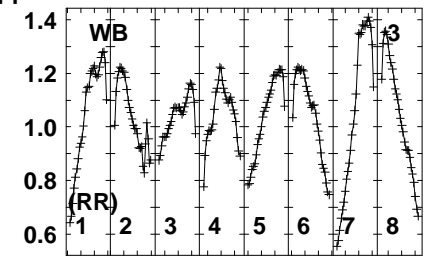
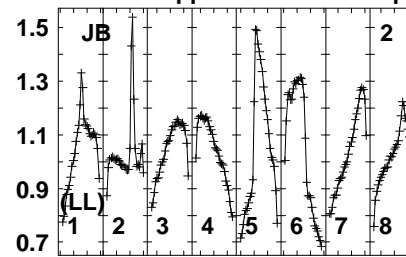
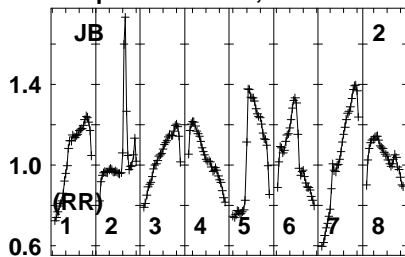


Lower frame: Real Jy
Auto-corr total-power spectrum Antenna: *
Timerange: 00/15:06:40 to 00/15:11:39

Plot file version 461 created 15-NOV-2022 10:55:32

J1722+2458 EB081B 1.UVDATA.1

Freq = 1.5950 GHz, Bw = 16.000 MH No calibration applied and no bandpass applied



1595 610 1630 645 660 675 1695 710
FREQ MHz

1595 610 1630 645 660 675 1695 710
FREQ MHz

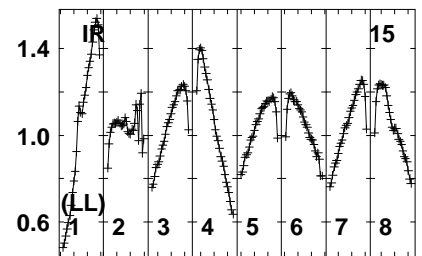
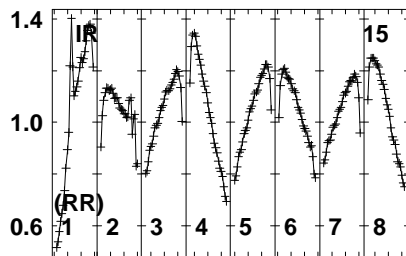
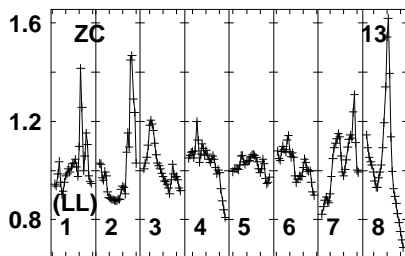
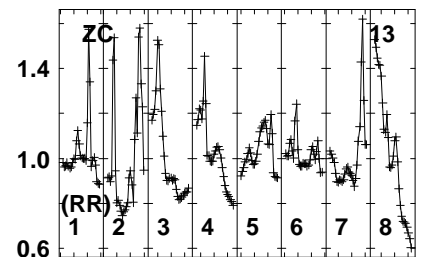
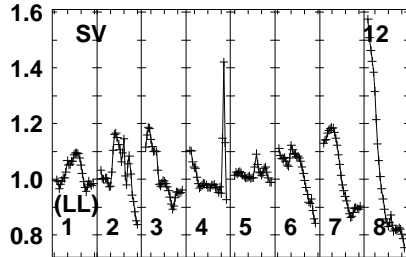
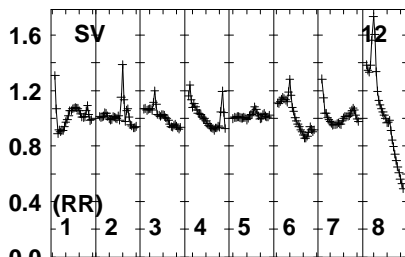
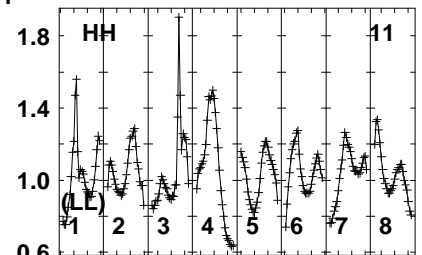
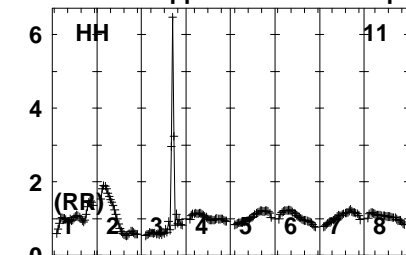
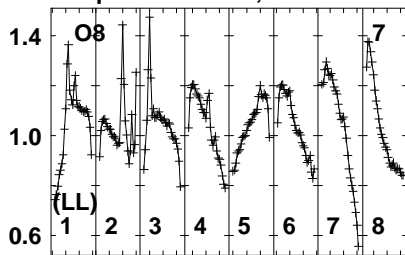
1595 610 1630 645 660 675 1695 710
FREQ MHz

Lower frame: Real Jy
Auto-corr total-power spectrum Antenna: *
Timerange: 00/15:12:10 to 00/15:13:20

Plot file version 462 created 15-NOV-2022 10:55:32

J1722+2458 EB081B 1.UVDATA.1

Freq = 1.5950 GHz, Bw = 16.000 MH No calibration applied and no bandpass applied



1595 610 1630 645 660 675 1695 710
FREQ MHz

1595 610 1630 645 660 675 1695 710
FREQ MHz

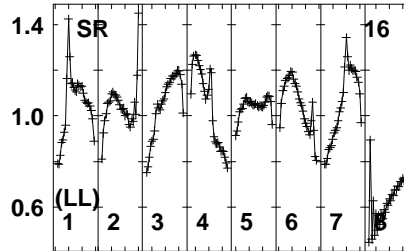
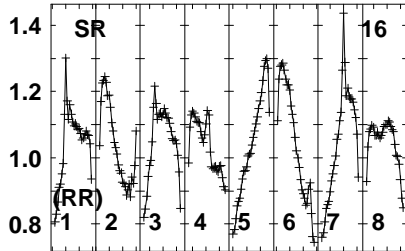
1595 610 1630 645 660 675 1695 710
FREQ MHz

Lower frame: Real Jy
Auto-corr total-power spectrum Antenna: *
Timerange: 00/15:12:10 to 00/15:13:20

Plot file version 463 created 15-NOV-2022 10:55:32

J1722+2458 EB081B 1.UVDATA.1

Freq = 1.5950 GHz, Bw = 16.000 MH No calibration applied and no bandpass applied

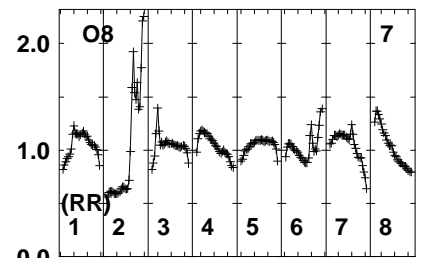
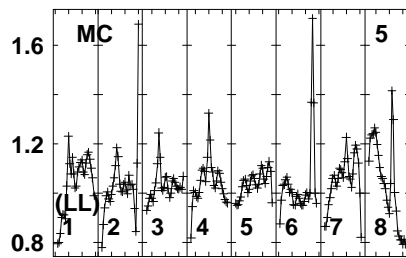
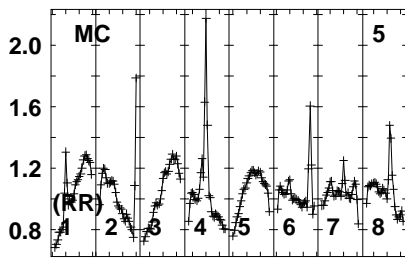
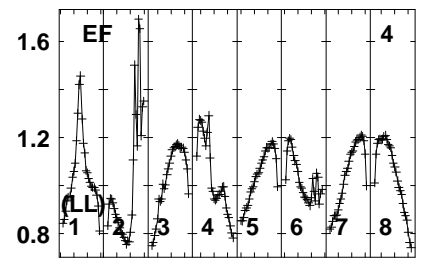
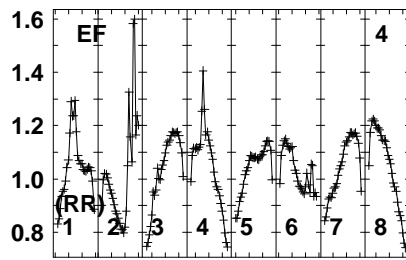
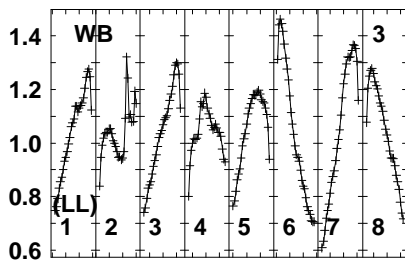
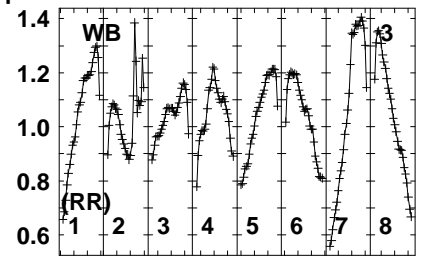
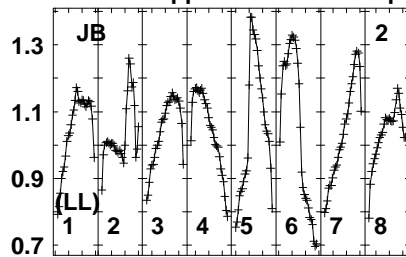
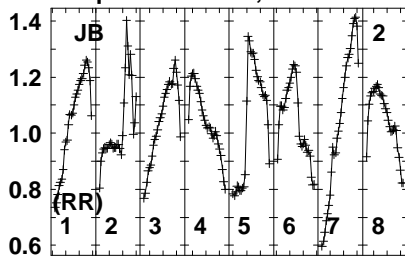


Lower frame: Real Jy
Auto-corr total-power spectrum Antenna: *
Timerange: 00/15:12:10 to 00/15:13:20

Plot file version 464 created 15-NOV-2022 10:55:32

J1722+2815 EB081B 1.UVDATA.1

Freq = 1.5950 GHz, Bw = 16.000 MH No calibration applied and no bandpass applied



1595 610 1630 645 660 675 1695 710
FREQ MHz

1595 610 1630 645 660 675 1695 710
FREQ MHz

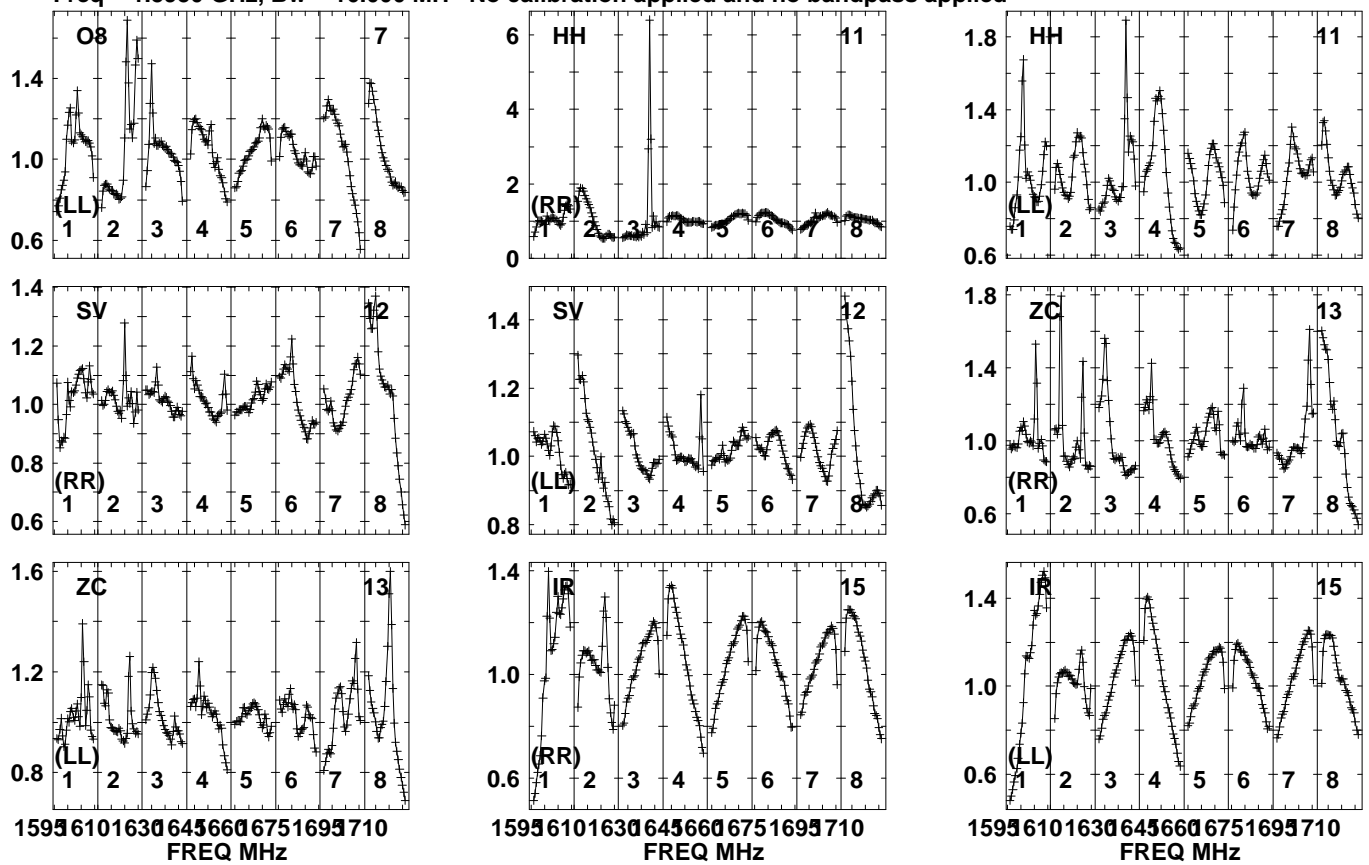
1595 610 1630 645 660 675 1695 710
FREQ MHz

Lower frame: Real Jy
Auto-corr total-power spectrum Antenna: *
Timerange: 00/15:13:21 to 00/15:15:00

Plot file version 465 created 15-NOV-2022 10:55:32

J1722+2815 EB081B 1.UVDATA.1

Freq = 1.5950 GHz, Bw = 16.000 MH No calibration applied and no bandpass applied

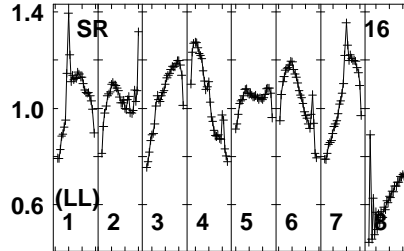
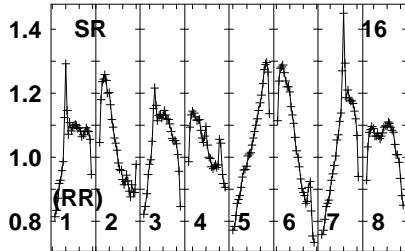


Lower frame: Real Jy
Auto-corr total-power spectrum Antenna: *
Timerange: 00/15:13:21 to 00/15:15:00

Plot file version 466 created 15-NOV-2022 10:55:32

J1722+2815 EB081B 1.UVDATA.1

Freq = 1.5950 GHz, Bw = 16.000 MH No calibration applied and no bandpass applied

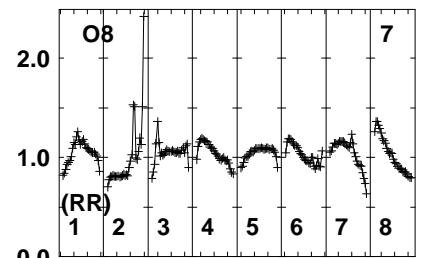
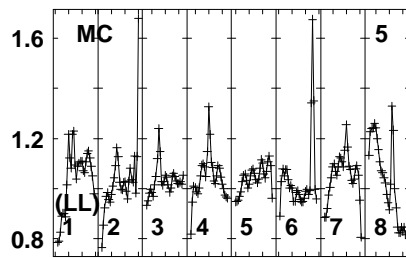
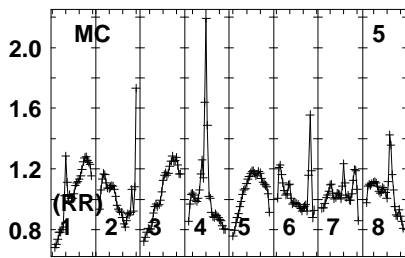
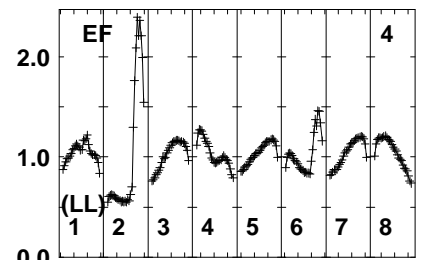
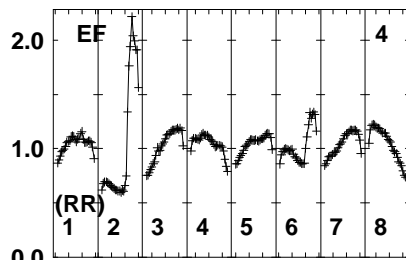
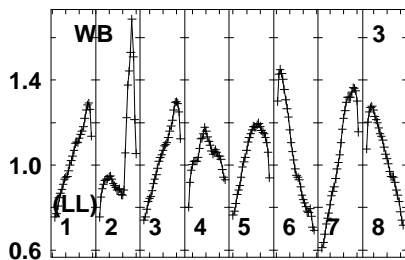
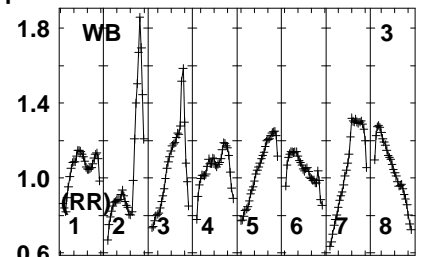
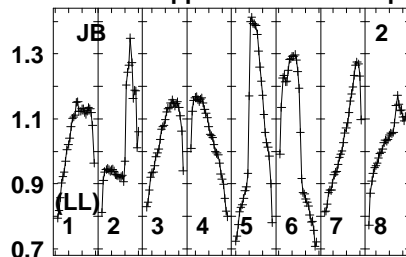
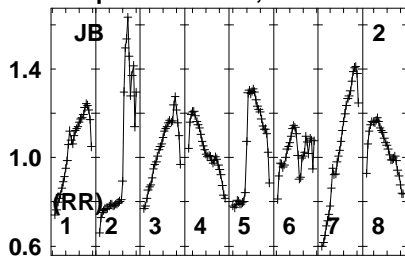


Lower frame: Real Jy
Auto-corr total-power spectrum Antenna: *
Timerange: 00/15:13:21 to 00/15:15:00

Plot file version 467 created 15-NOV-2022 10:55:32

J1716+2616 EB081B 1.UVDATA.1

Freq = 1.5950 GHz, Bw = 16.000 MH No calibration applied and no bandpass applied



1595 610 1630 645 660 675 1695 710
FREQ MHz

1595 610 1630 645 660 675 1695 710
FREQ MHz

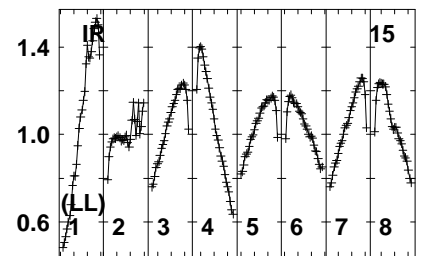
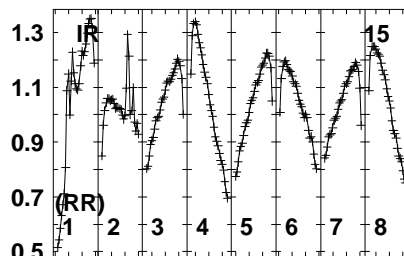
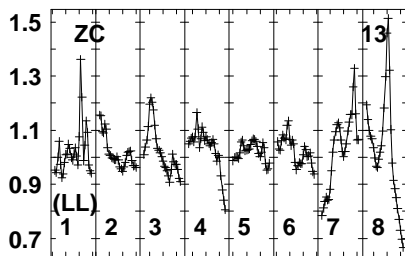
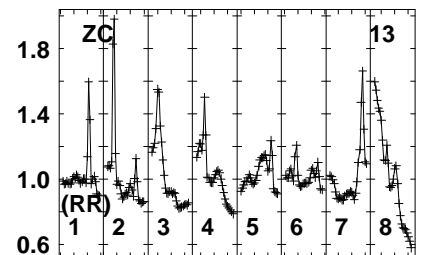
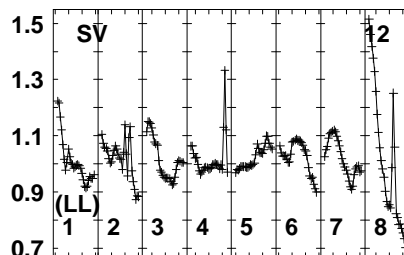
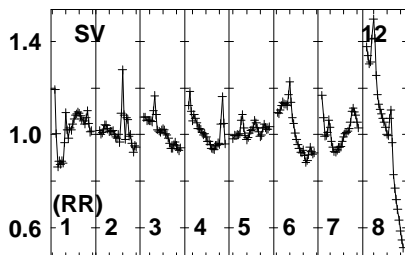
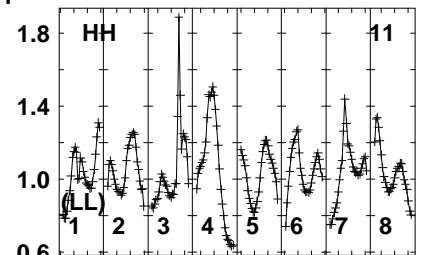
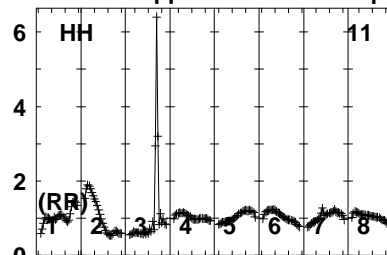
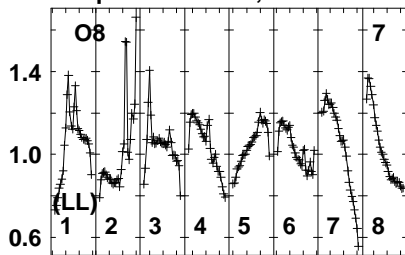
1595 610 1630 645 660 675 1695 710
FREQ MHz

Lower frame: Real Jy
Auto-corr total-power spectrum Antenna: *
Timerange: 00/15:15:01 to 00/15:16:40

Plot file version 468 created 15-NOV-2022 10:55:32

J1716+2616 EB081B 1.UVDATA.1

Freq = 1.5950 GHz, Bw = 16.000 MH No calibration applied and no bandpass applied



1595 610 1630 645 660 675 1695 710
FREQ MHz

1595 610 1630 645 660 675 1695 710
FREQ MHz

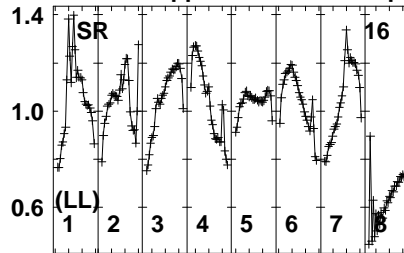
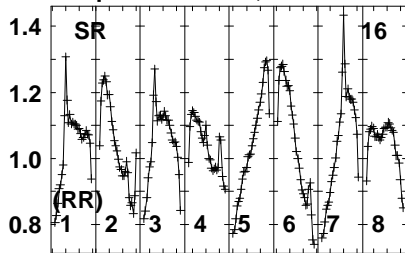
1595 610 1630 645 660 675 1695 710
FREQ MHz

Lower frame: Real Jy
Auto-corr total-power spectrum Antenna: *
Timerange: 00/15:15:01 to 00/15:16:40

Plot file version 469 created 15-NOV-2022 10:55:33

J1716+2616 EB081B 1.UVDATA.1

Freq = 1.5950 GHz, Bw = 16.000 MH No calibration applied and no bandpass applied

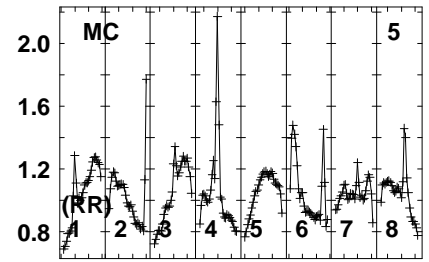
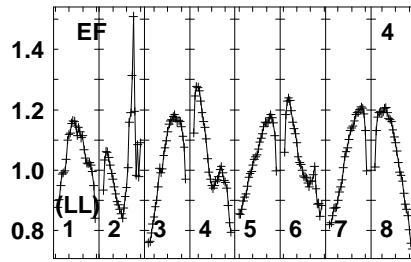
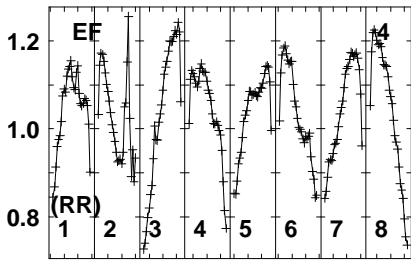
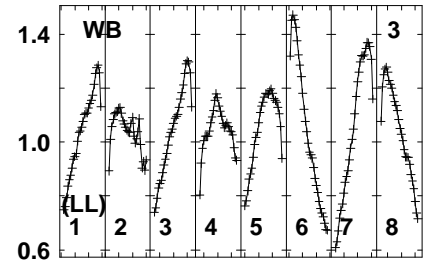
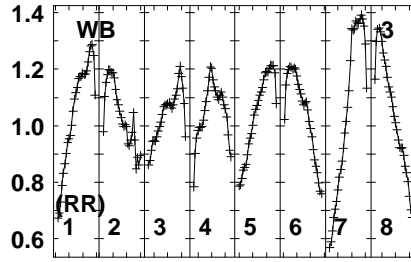
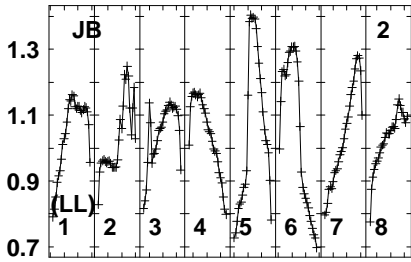
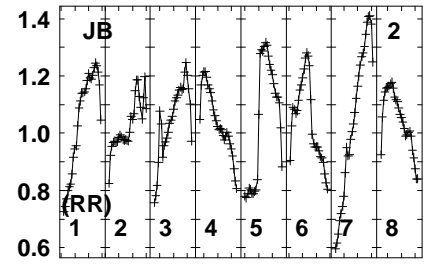
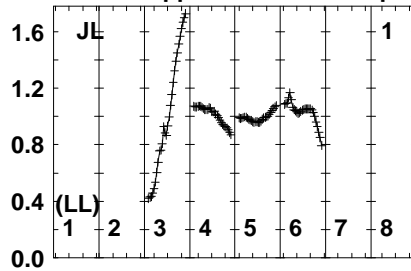
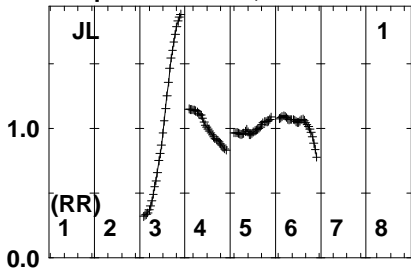


Lower frame: Real Jy
Auto-corr total-power spectrum Antenna: *
Timerange: 00/15:15:01 to 00/15:16:40

Plot file version 470 created 15-NOV-2022 10:55:33

ROSS867 EB081B 1.UVDATA.1

Freq = 1.5950 GHz, Bw = 16.000 MH No calibration applied and no bandpass applied



1595 610 1630 645 660 675 1695 710
FREQ MHz

1595 610 1630 645 660 675 1695 710
FREQ MHz

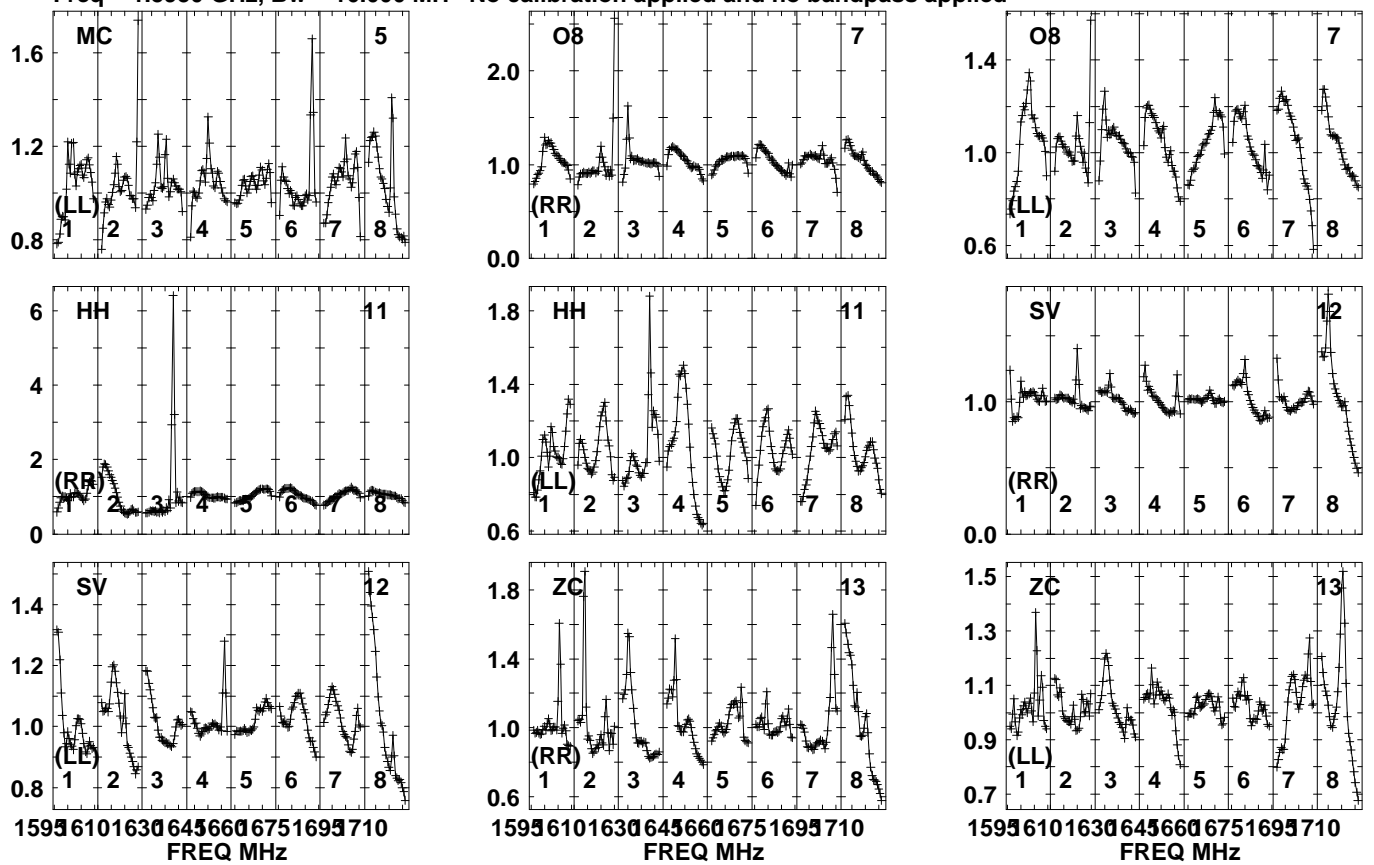
1595 610 1630 645 660 675 1695 710
FREQ MHz

Lower frame: Real Jy
Auto-corr total-power spectrum Antenna: *
Timerange: 00/15:16:41 to 00/15:21:40

Plot file version 471 created 15-NOV-2022 10:55:33

ROSS867 EB081B 1.UVDATA.1

Freq = 1.5950 GHz, Bw = 16.000 MH No calibration applied and no bandpass applied

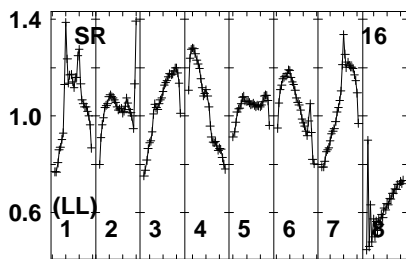
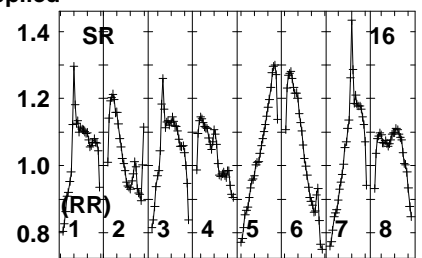
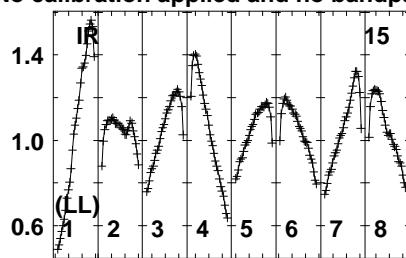
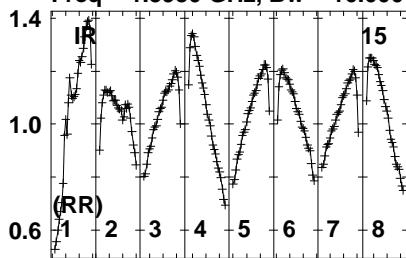


Lower frame: Real Jy
Auto-corr total-power spectrum Antenna: *
Timerange: 00/15:16:41 to 00/15:21:40

Plot file version 472 created 15-NOV-2022 10:55:33

ROSS867 EB081B 1.UVDATA.1

Freq = 1.5950 GHz, Bw = 16.000 MH No calibration applied and no bandpass applied

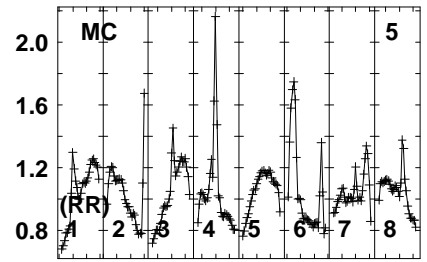
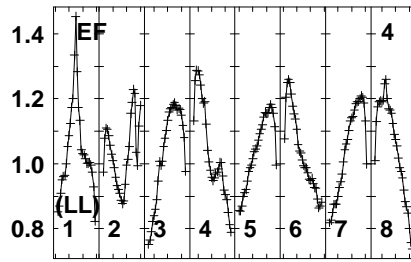
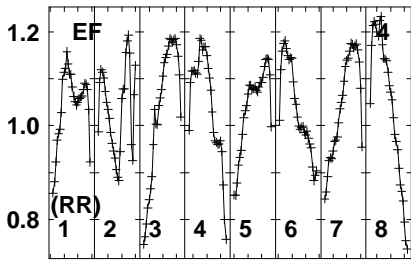
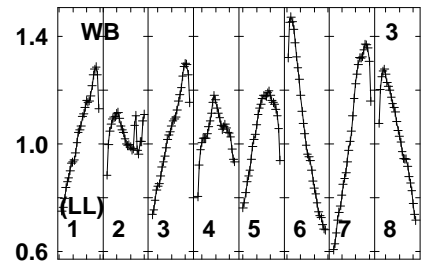
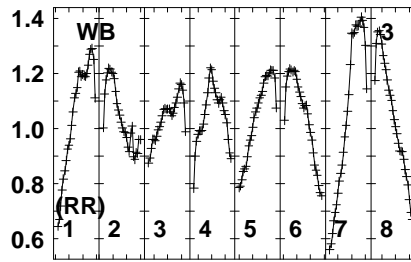
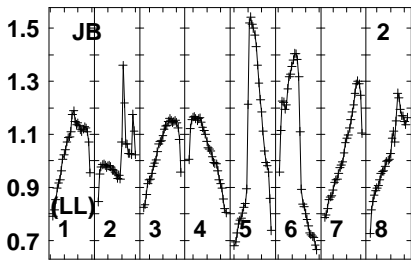
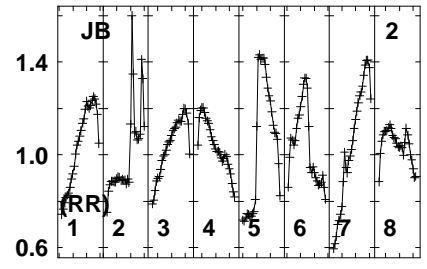
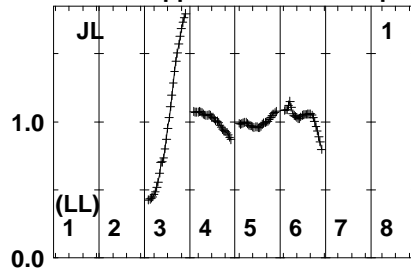
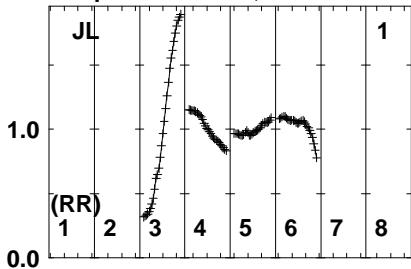


Lower frame: Real Jy
Auto-corr total-power spectrum Antenna: *
Timerange: 00/15:16:41 to 00/15:21:40

Plot file version 473 created 15-NOV-2022 10:55:33

J1722+2458 EB081B 1.UVDATA.1

Freq = 1.5950 GHz, Bw = 16.000 MH No calibration applied and no bandpass applied



1595 610 1630 645 660 675 1695 710
FREQ MHz

1595 610 1630 645 660 675 1695 710
FREQ MHz

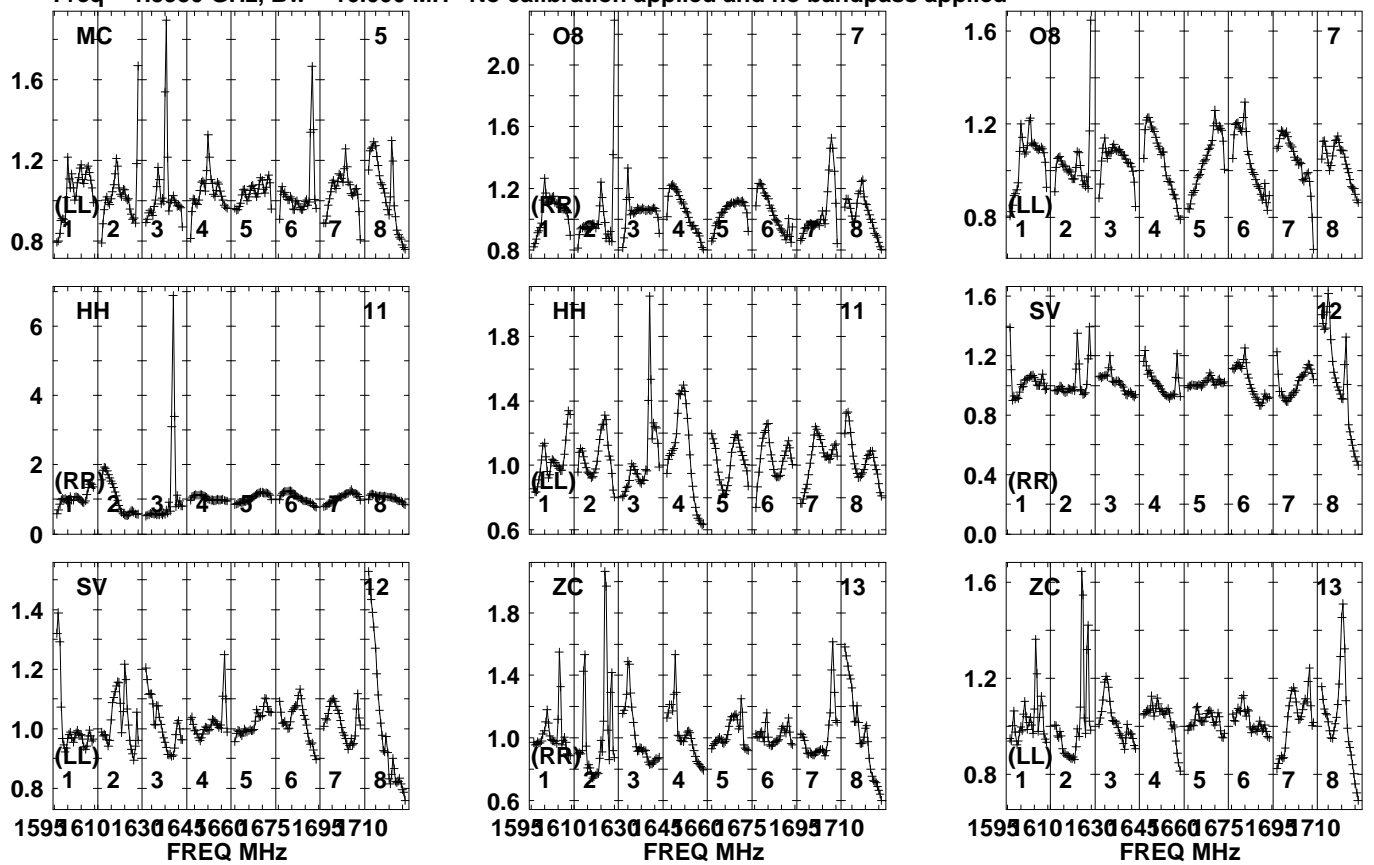
1595 610 1630 645 660 675 1695 710
FREQ MHz

Lower frame: Real Jy
Auto-corr total-power spectrum Antenna: *
Timerange: 00/15:22:12 to 00/15:23:20

Plot file version 474 created 15-NOV-2022 10:55:33

J1722+2458 EB081B 1.UVDATA.1

Freq = 1.5950 GHz, Bw = 16.000 MH No calibration applied and no bandpass applied

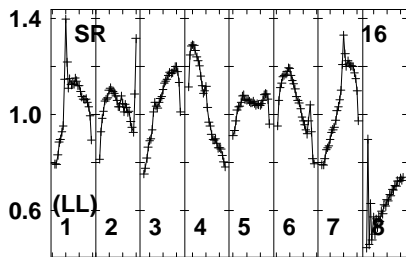
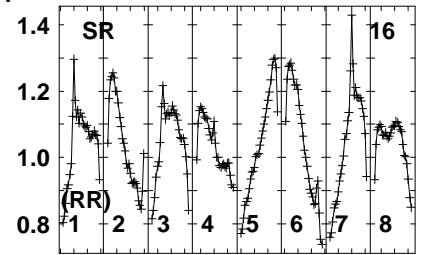
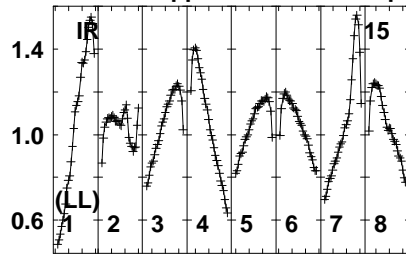
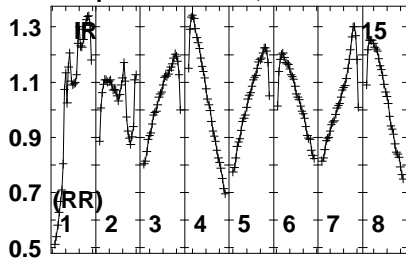


Lower frame: Real Jy
Auto-corr total-power spectrum Antenna: *
Timerange: 00/15:22:12 to 00/15:23:20

Plot file version 475 created 15-NOV-2022 10:55:33

J1722+2458 EB081B 1.UVDATA.1

Freq = 1.5950 GHz, Bw = 16.000 MH No calibration applied and no bandpass applied

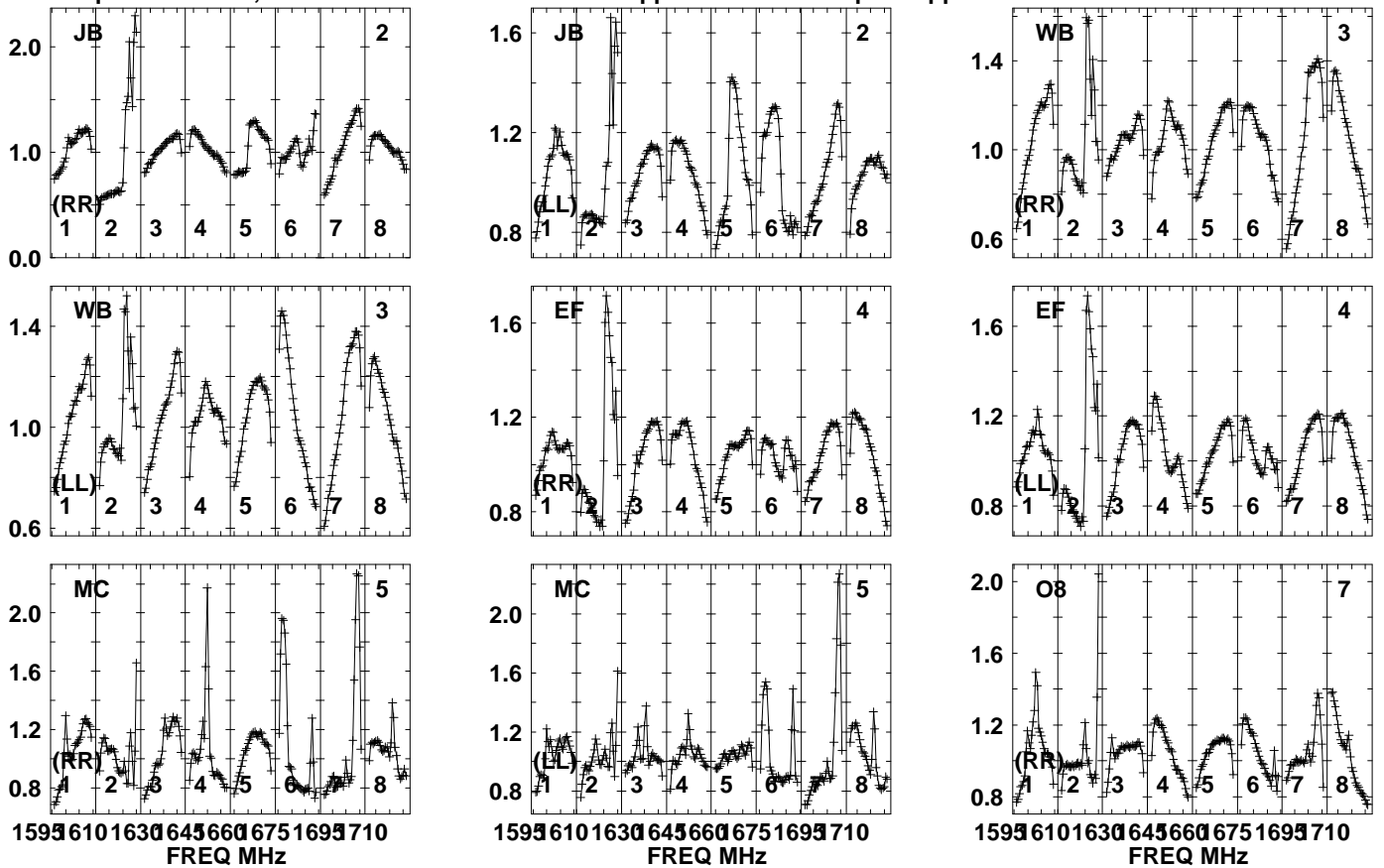


Lower frame: Real Jy
Auto-corr total-power spectrum Antenna: *
Timerange: 00/15:22:12 to 00/15:23:20

Plot file version 476 created 15-NOV-2022 10:55:34

J1722+2815 EB081B 1.UVDATA.1

Freq = 1.5950 GHz, Bw = 16.000 MH No calibration applied and no bandpass applied



Lower frame: Real Jy

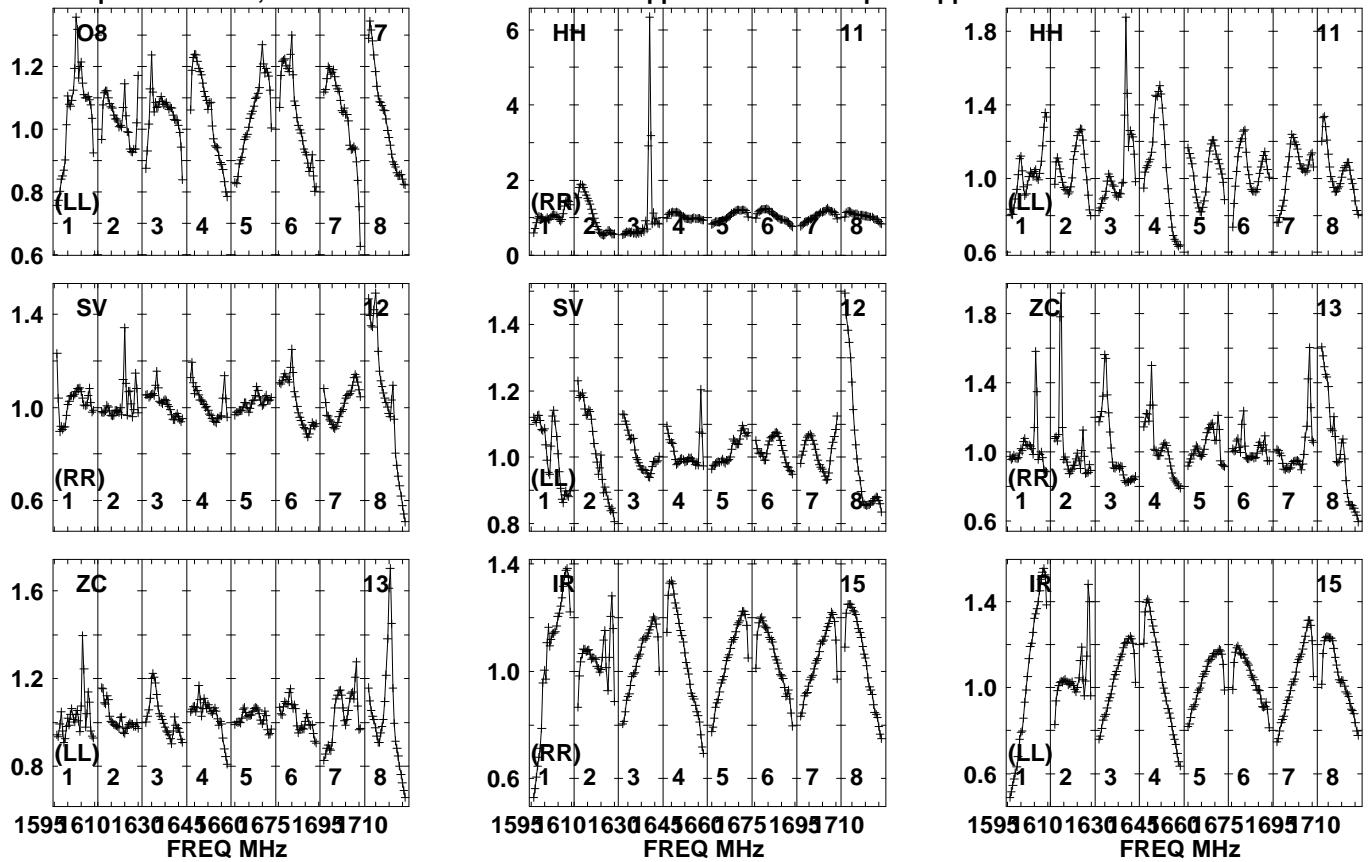
Auto-corr total-power spectrum Antenna: *

Timerange: 00/15:23:20 to 00/15:24:59

Plot file version 477 created 15-NOV-2022 10:55:34

J1722+2815 EB081B 1.UVDATA.1

Freq = 1.5950 GHz, Bw = 16.000 MH No calibration applied and no bandpass applied



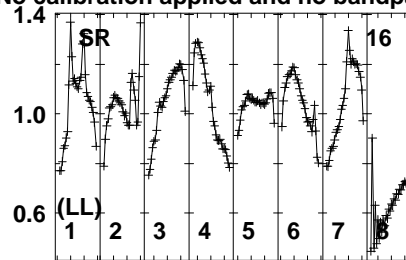
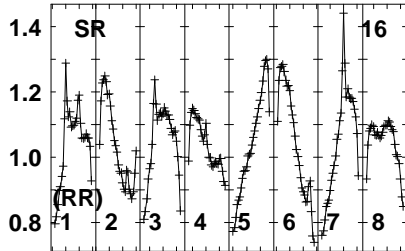
Lower frame: Real Jy
Auto-corr total-power spectrum Antenna: *
Timerange: 00/15:23:20 to 00/15:24:59

Plot file version 478 created 15-NOV-2022 10:55:34

J1722+2815 EB081B 1.UVDATA.1

Freq = 1.5950 GHz, Bw = 16.000 MH

No calibration applied and no bandpass applied

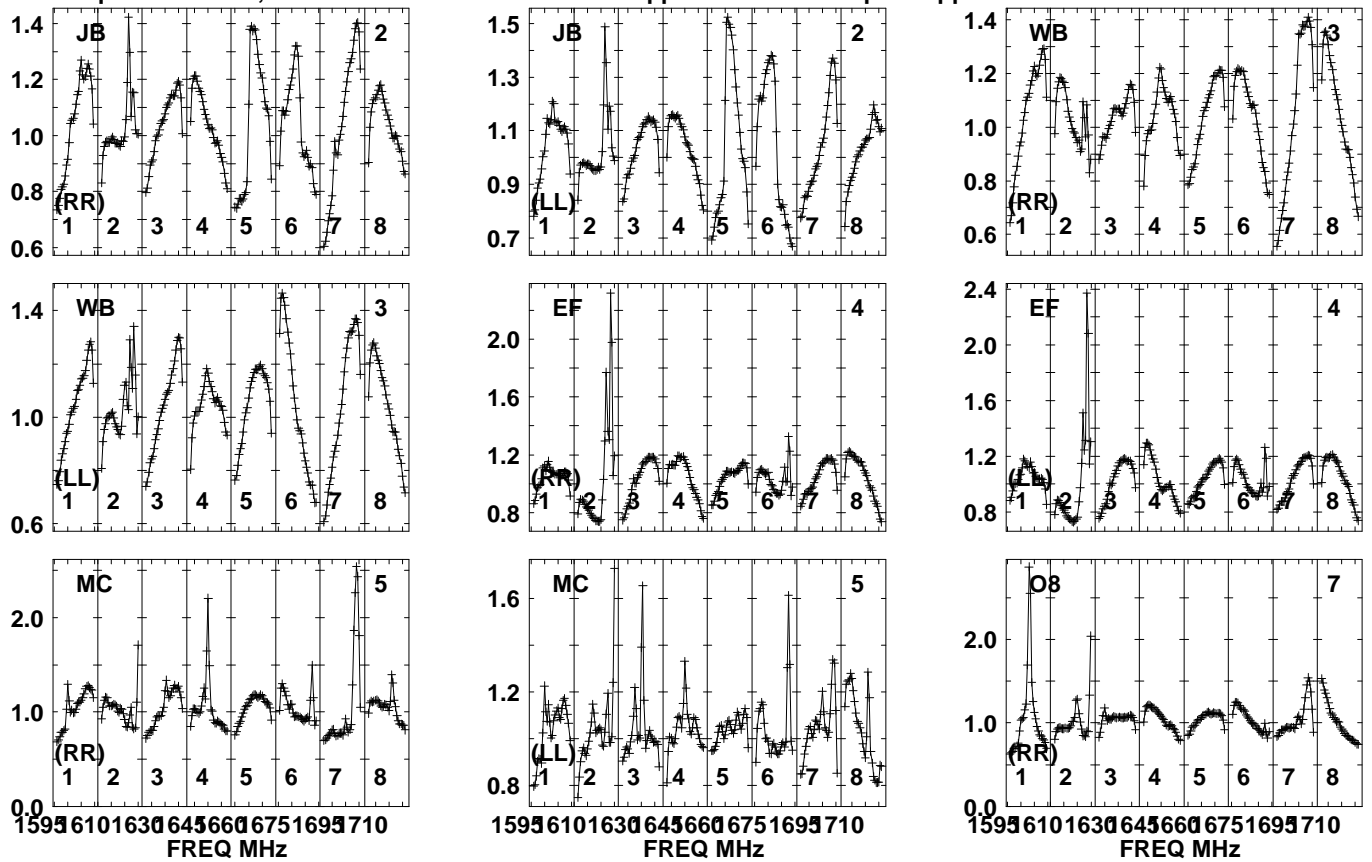


Lower frame: Real Jy
Auto-corr total-power spectrum Antenna: *
Timerange: 00/15:23:20 to 00/15:24:59

Plot file version 479 created 15-NOV-2022 10:55:34

J1716+2616 EB081B 1.UVDATA.1

Freq = 1.5950 GHz, Bw = 16.000 MH No calibration applied and no bandpass applied

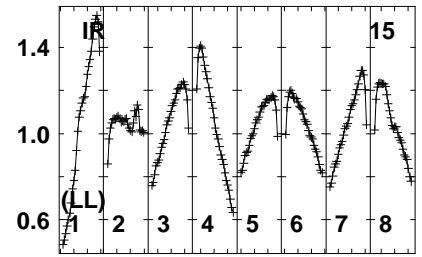
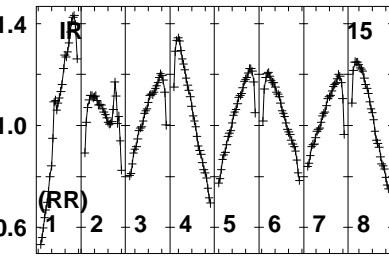
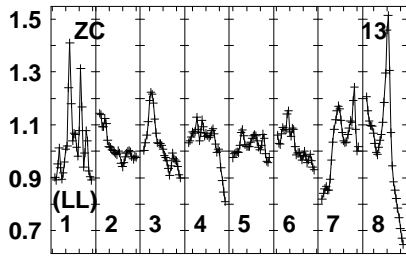
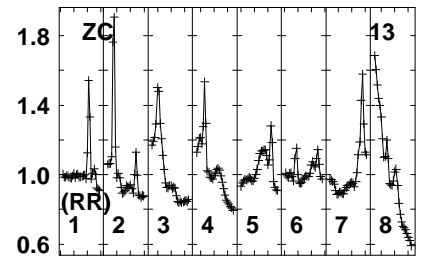
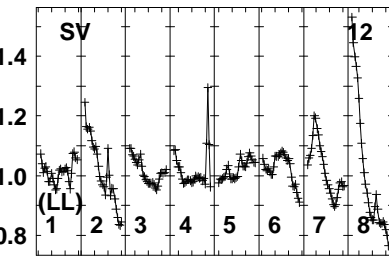
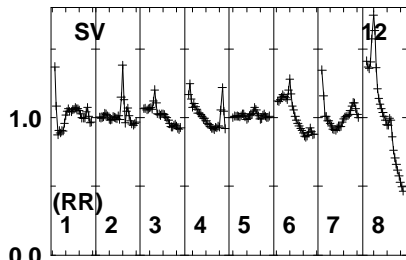
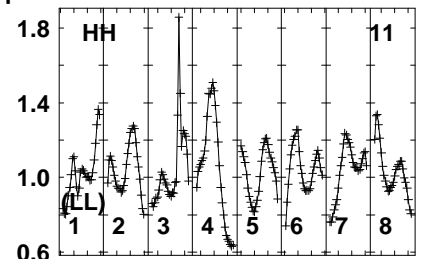
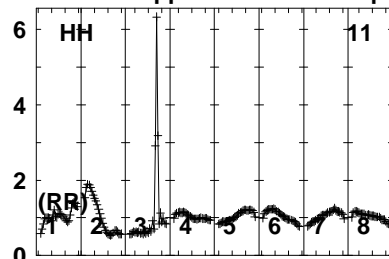
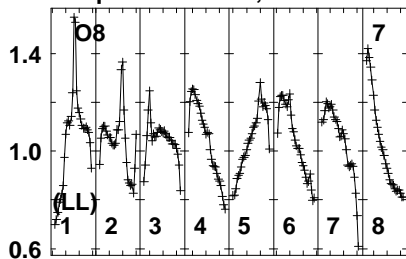


Lower frame: Real Jy
Auto-corr total-power spectrum Antenna: *
Timerange: 00/15:25:00 to 00/15:26:39

Plot file version 480 created 15-NOV-2022 10:55:34

J1716+2616 EB081B 1.UVDATA.1

Freq = 1.5950 GHz, Bw = 16.000 MH No calibration applied and no bandpass applied



1595 610 1630 645 660 675 1695 710
FREQ MHz

1595 610 1630 645 660 675 1695 710
FREQ MHz

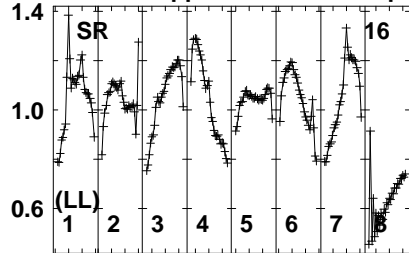
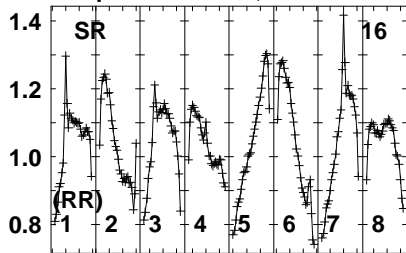
1595 610 1630 645 660 675 1695 710
FREQ MHz

Lower frame: Real Jy
Auto-corr total-power spectrum Antenna: *
Timerange: 00/15:25:00 to 00/15:26:39

Plot file version 481 created 15-NOV-2022 10:55:34

J1716+2616 EB081B 1.UVDATA.1

Freq = 1.5950 GHz, Bw = 16.000 MH No calibration applied and no bandpass applied

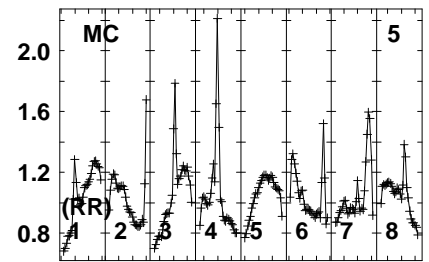
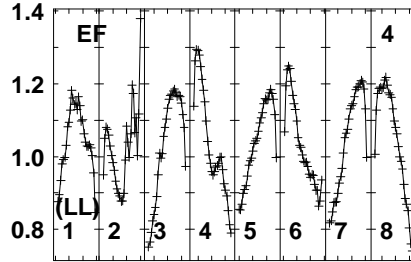
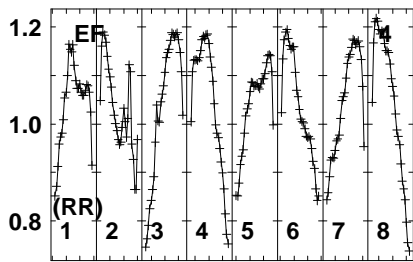
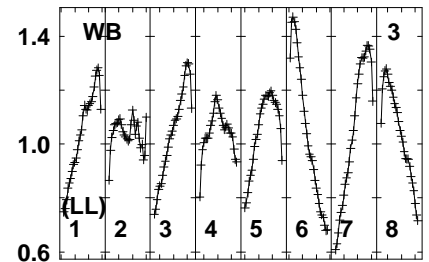
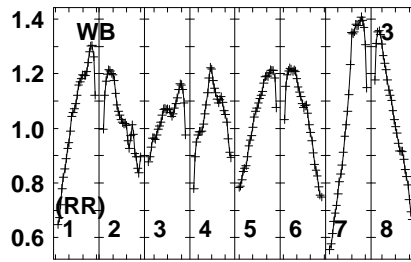
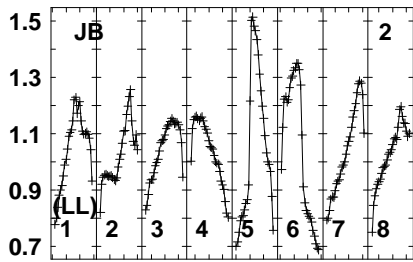
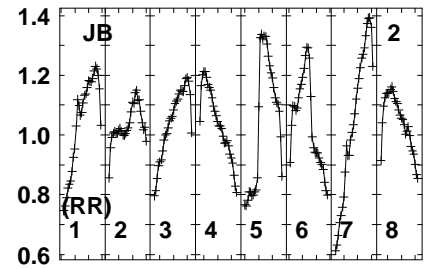
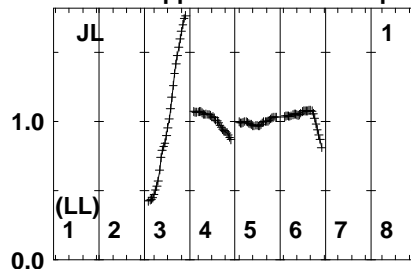
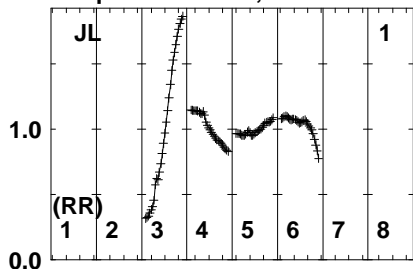


Lower frame: Real Jy
Auto-corr total-power spectrum Antenna: *
Timerange: 00/15:25:00 to 00/15:26:39

Plot file version 482 created 15-NOV-2022 10:55:34

ROSS867 EB081B 1.UVDATA.1

Freq = 1.5950 GHz, Bw = 16.000 MH No calibration applied and no bandpass applied



1595 610 1630 645 660 675 1695 710
FREQ MHz

1595 610 1630 645 660 675 1695 710
FREQ MHz

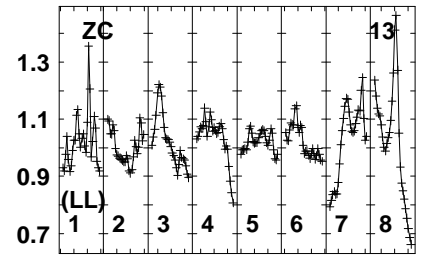
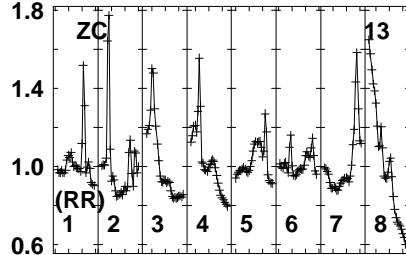
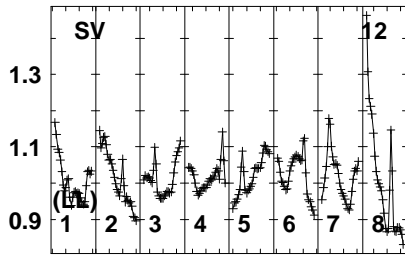
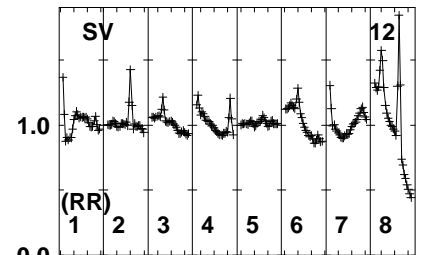
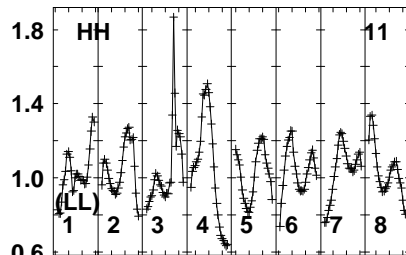
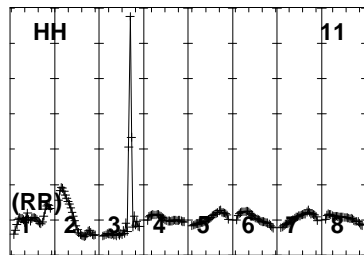
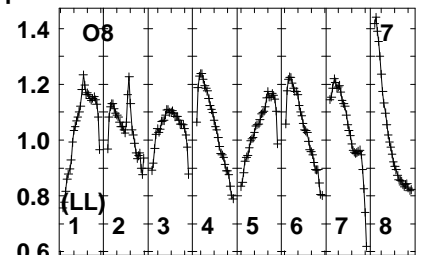
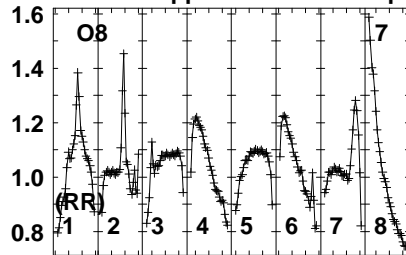
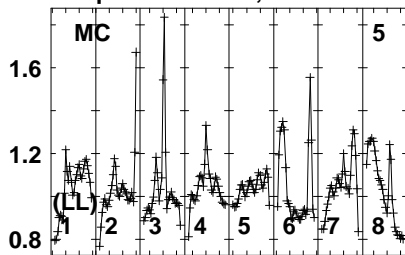
1595 610 1630 645 660 675 1695 710
FREQ MHz

Lower frame: Real Jy
Auto-corr total-power spectrum Antenna: *
Timerange: 00/15:26:40 to 00/15:31:39

Plot file version 483 created 15-NOV-2022 10:55:34

ROSS867 EB081B 1.UVDATA.1

Freq = 1.5950 GHz, Bw = 16.000 MH No calibration applied and no bandpass applied



1595 610 1630 645 660 675 1695 710
FREQ MHz

1595 610 1630 645 660 675 1695 710
FREQ MHz

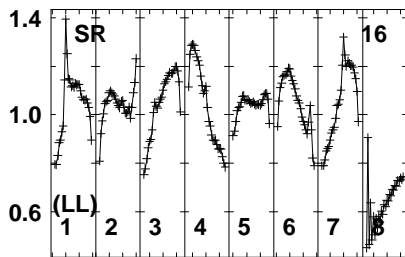
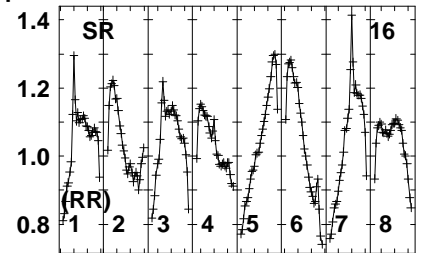
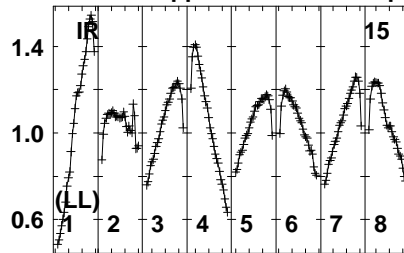
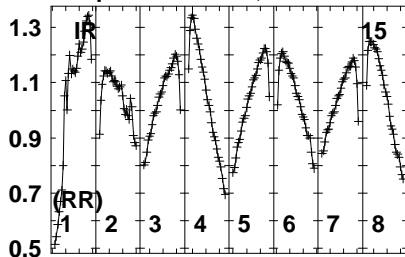
1595 610 1630 645 660 675 1695 710
FREQ MHz

Lower frame: Real Jy
Auto-corr total-power spectrum Antenna: *
Timerange: 00/15:26:40 to 00/15:31:39

Plot file version 484 created 15-NOV-2022 10:55:35

ROSS867 EB081B 1.UVDATA.1

Freq = 1.5950 GHz, Bw = 16.000 MH No calibration applied and no bandpass applied

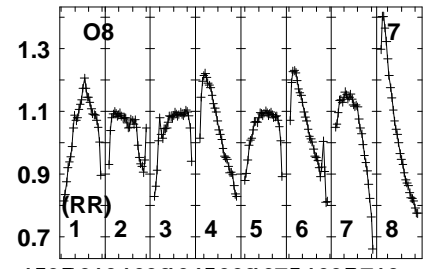
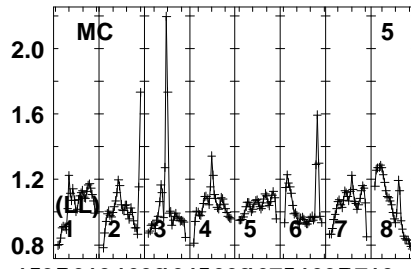
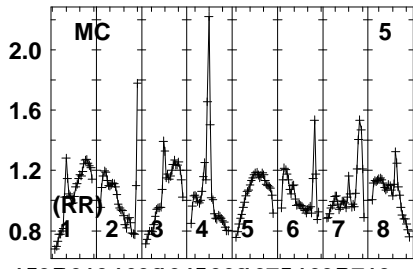
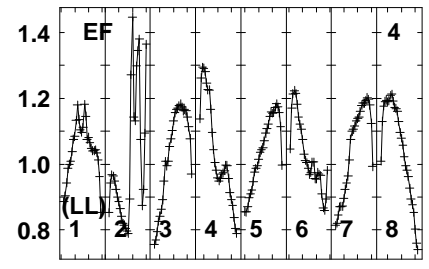
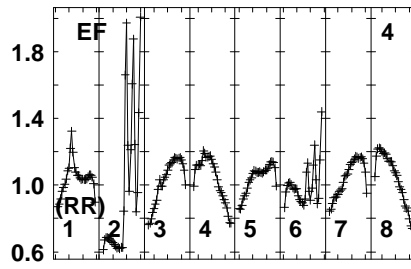
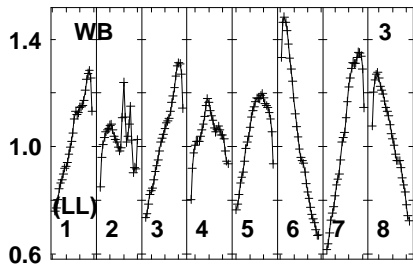
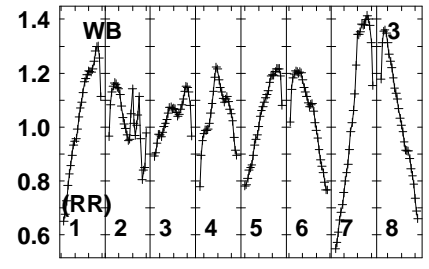
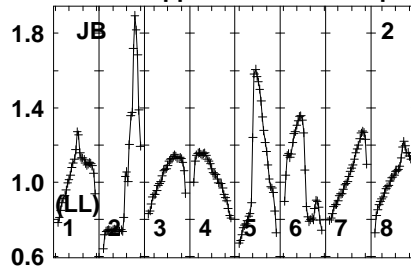
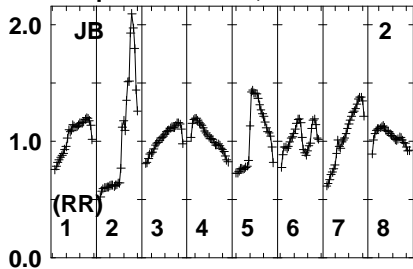


Lower frame: Real Jy
Auto-corr total-power spectrum Antenna: *
Timerange: 00/15:26:40 to 00/15:31:39

Plot file version 485 created 15-NOV-2022 10:55:35

J1722+2458 EB081B 1.UVDATA.1

Freq = 1.5950 GHz, Bw = 16.000 MH No calibration applied and no bandpass applied



1595 610 1630 645 660 675 1695 710
FREQ MHz

1595 610 1630 645 660 675 1695 710
FREQ MHz

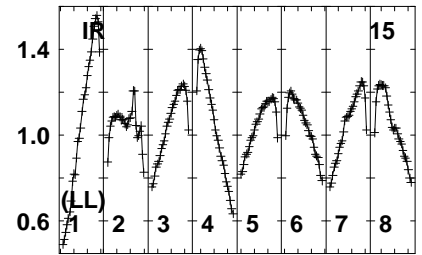
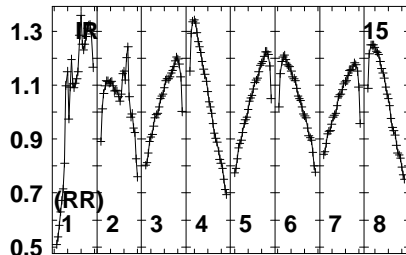
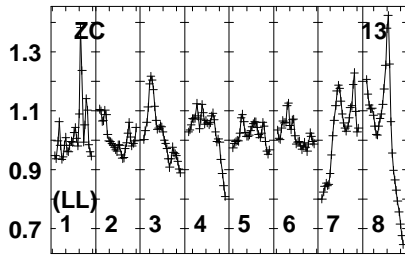
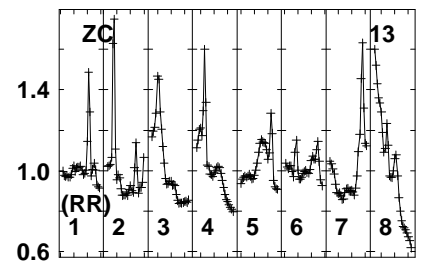
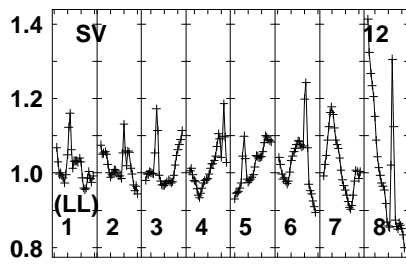
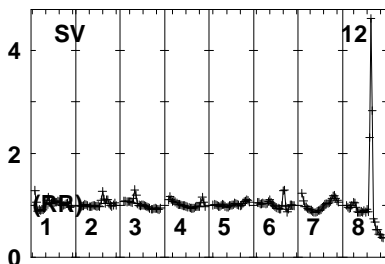
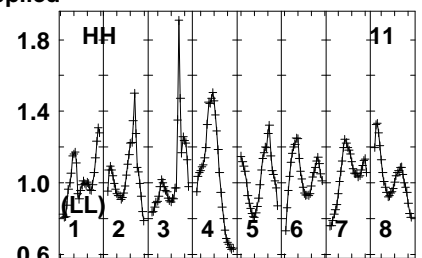
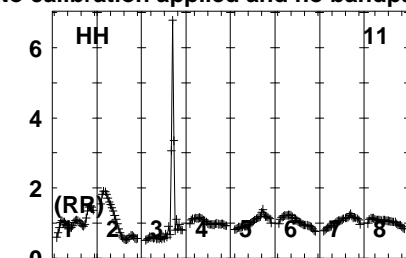
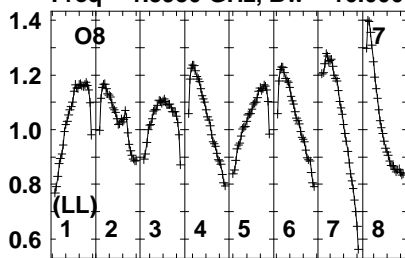
1595 610 1630 645 660 675 1695 710
FREQ MHz

Lower frame: Real Jy
Auto-corr total-power spectrum Antenna: *
Timerange: 00/15:32:11 to 00/15:33:19

Plot file version 486 created 15-NOV-2022 10:55:35

J1722+2458 EB081B 1.UVDATA.1

Freq = 1.5950 GHz, Bw = 16.000 MH No calibration applied and no bandpass applied



1595 610 1630 645 660 675 1695 710
FREQ MHz

1595 610 1630 645 660 675 1695 710
FREQ MHz

1595 610 1630 645 660 675 1695 710
FREQ MHz

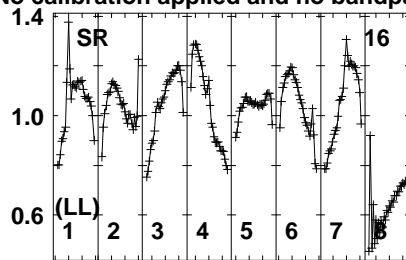
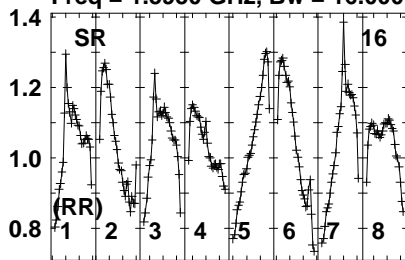
Lower frame: Real Jy
Auto-corr total-power spectrum Antenna: *
Timerange: 00/15:32:11 to 00/15:33:19

Plot file version 487 created 15-NOV-2022 10:55:35

J1722+2458 EB081B 1.UVDATA.1

Freq = 1.5950 GHz, Bw = 16.000 MH

No calibration applied and no bandpass applied

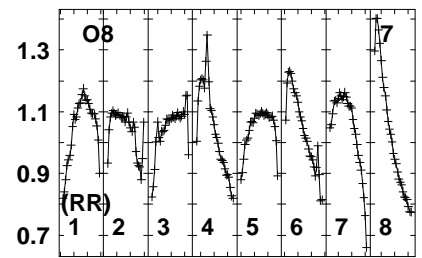
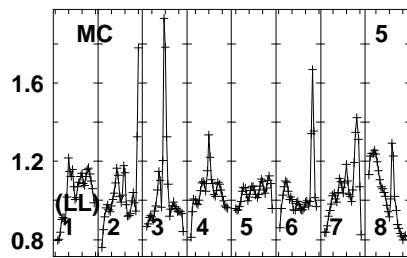
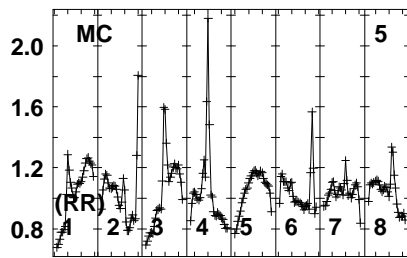
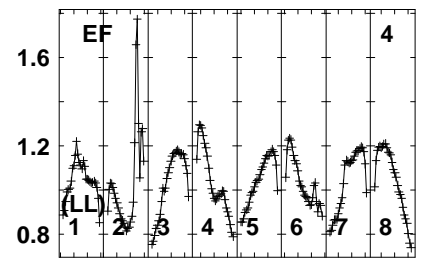
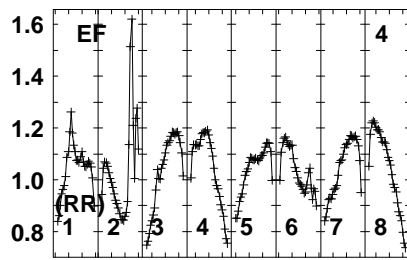
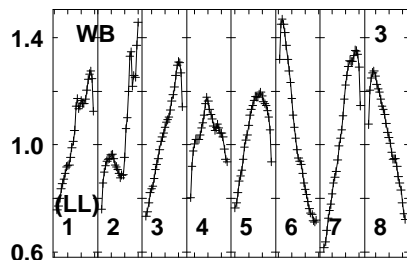
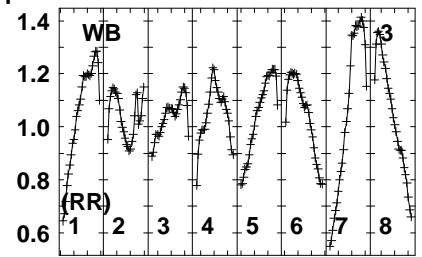
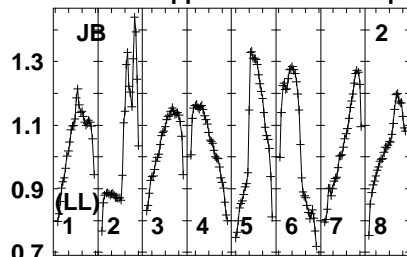
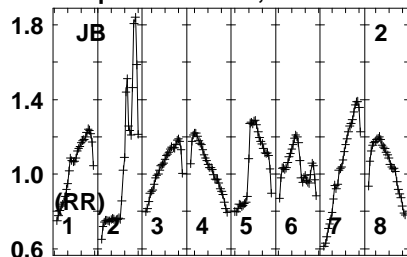


Lower frame: Real Jy
Auto-corr total-power spectrum Antenna: *
Timerange: 00/15:32:11 to 00/15:33:19

Plot file version 488 created 15-NOV-2022 10:55:35

J1722+2815 EB081B 1.UVDATA.1

Freq = 1.5950 GHz, Bw = 16.000 MH No calibration applied and no bandpass applied



1595 610 1630 645 660 675 1695 710
FREQ MHz

1595 610 1630 645 660 675 1695 710
FREQ MHz

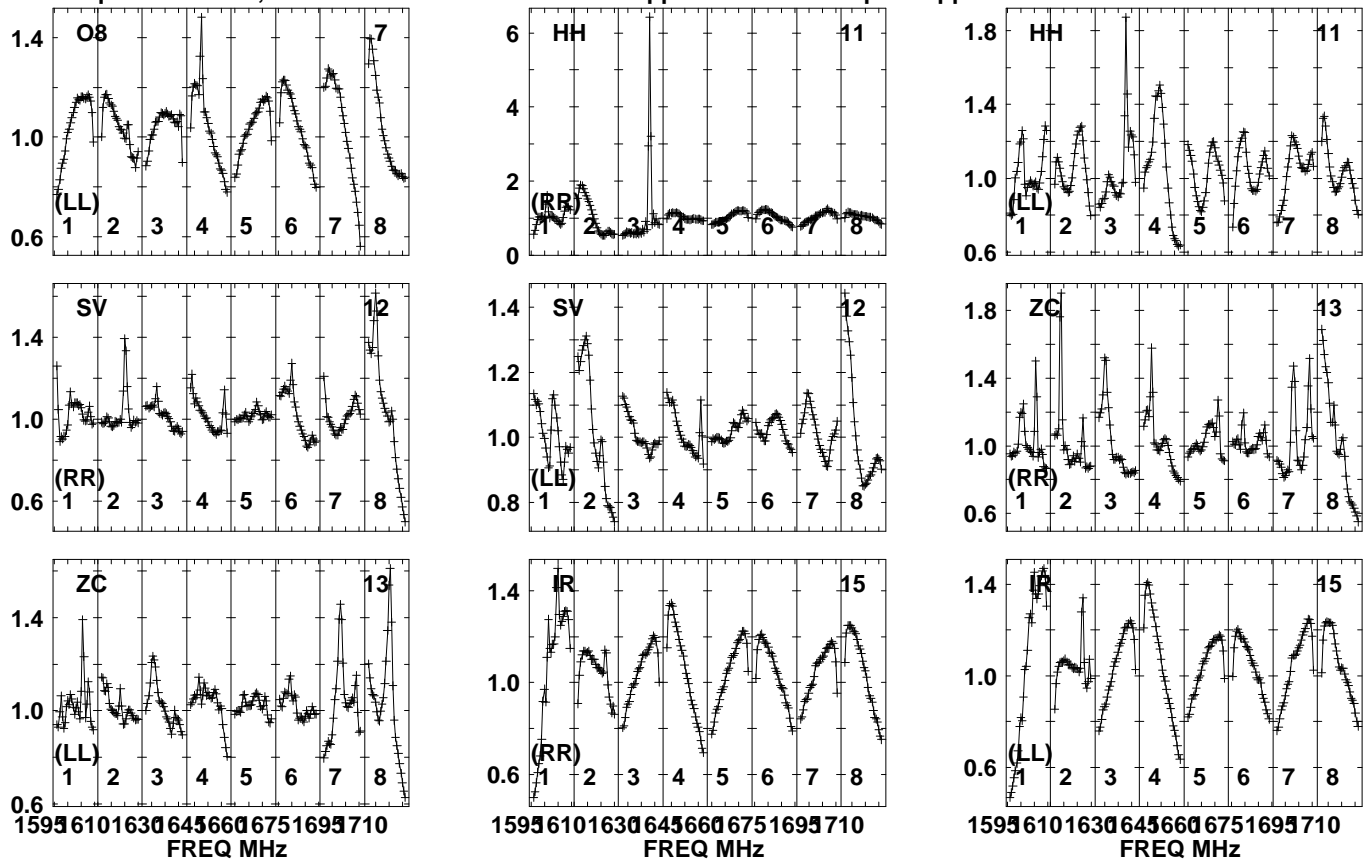
1595 610 1630 645 660 675 1695 710
FREQ MHz

Lower frame: Real Jy
Auto-corr total-power spectrum Antenna: *
Timerange: 00/15:33:20 to 00/15:34:59

Plot file version 489 created 15-NOV-2022 10:55:35

J1722+2815 EB081B 1.UVDATA.1

Freq = 1.5950 GHz, Bw = 16.000 MH No calibration applied and no bandpass applied

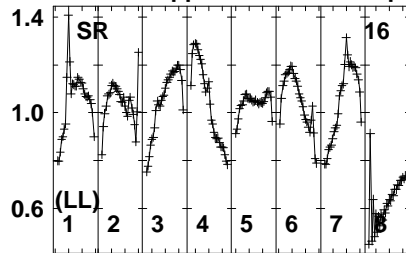
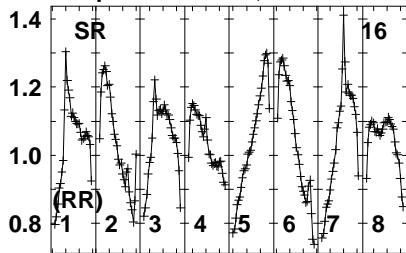


Lower frame: Real Jy
Auto-corr total-power spectrum Antenna: *
Timerange: 00/15:33:20 to 00/15:34:59

Plot file version 490 created 15-NOV-2022 10:55:35

J1722+2815 EB081B 1.UVDATA.1

Freq = 1.5950 GHz, Bw = 16.000 MH No calibration applied and no bandpass applied

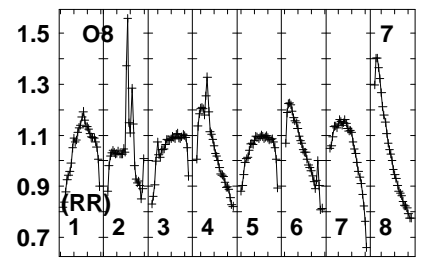
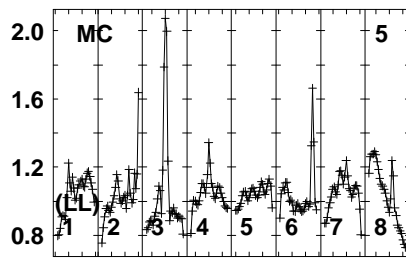
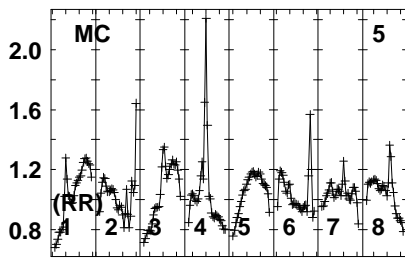
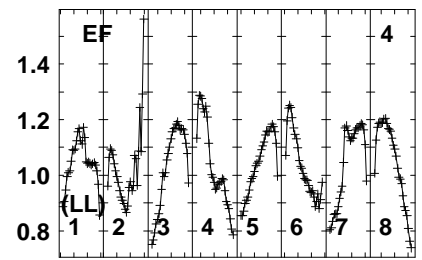
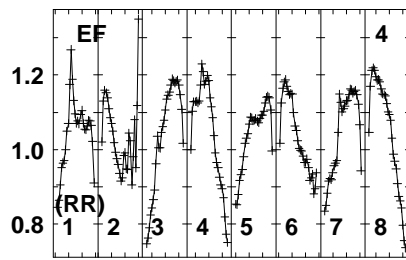
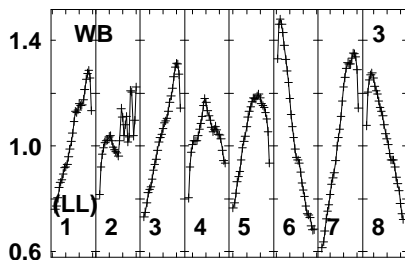
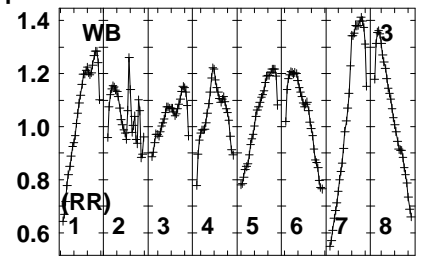
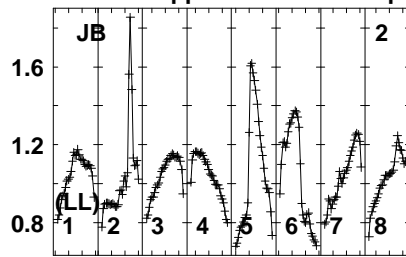
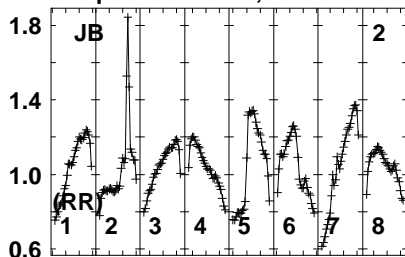


Lower frame: Real Jy
Auto-corr total-power spectrum Antenna: *
Timerange: 00/15:33:20 to 00/15:34:59

Plot file version 491 created 15-NOV-2022 10:55:35

J1716+2616 EB081B 1.UVDATA.1

Freq = 1.5950 GHz, Bw = 16.000 MH No calibration applied and no bandpass applied



1595 610 1630 645 660 675 1695 710
FREQ MHz

1595 610 1630 645 660 675 1695 710
FREQ MHz

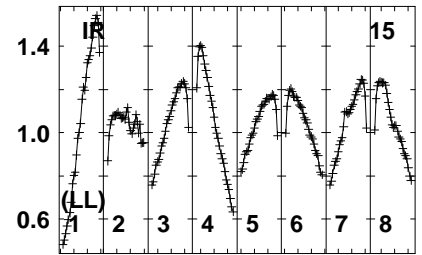
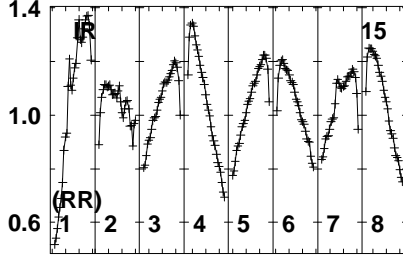
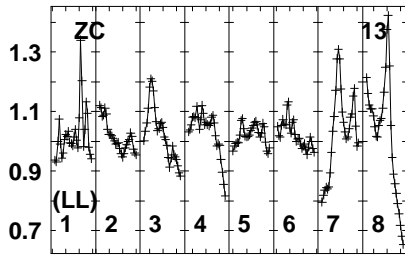
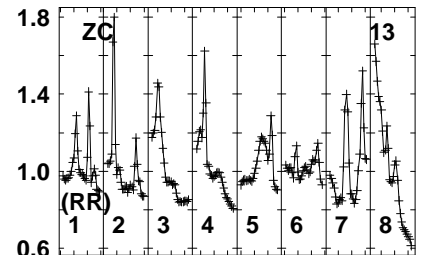
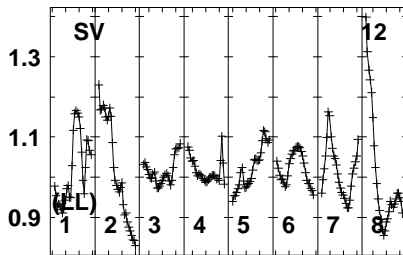
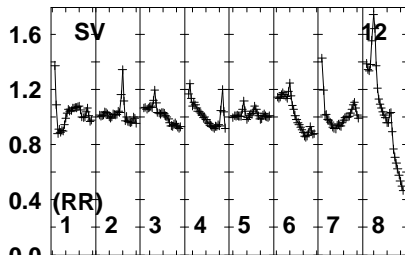
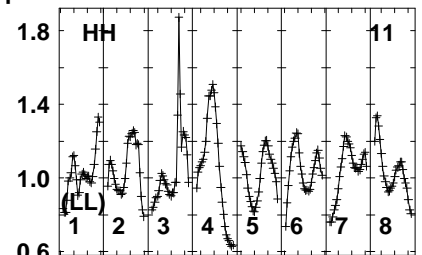
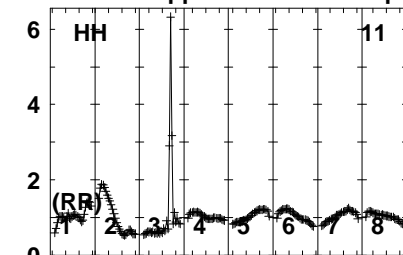
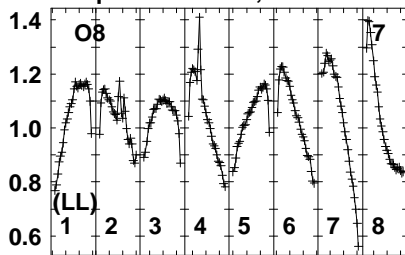
1595 610 1630 645 660 675 1695 710
FREQ MHz

Lower frame: Real Jy
Auto-corr total-power spectrum Antenna: *
Timerange: 00/15:35:01 to 00/15:36:40

Plot file version 492 created 15-NOV-2022 10:55:36

J1716+2616 EB081B 1.UVDATA.1

Freq = 1.5950 GHz, Bw = 16.000 MH No calibration applied and no bandpass applied



1595 610 1630 645 660 675 1695 710
FREQ MHz

1595 610 1630 645 660 675 1695 710
FREQ MHz

1595 610 1630 645 660 675 1695 710
FREQ MHz

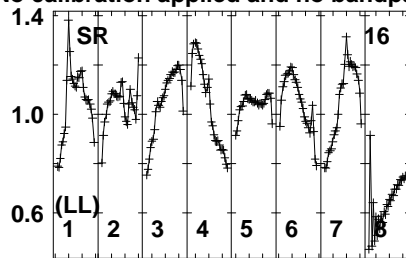
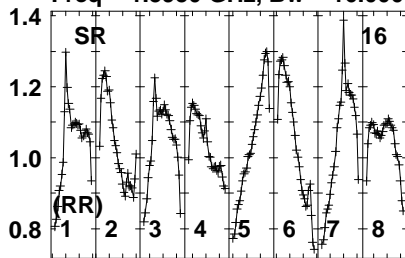
Lower frame: Real Jy
Auto-corr total-power spectrum Antenna: *
Timerange: 00/15:35:01 to 00/15:36:40

Plot file version 493 created 15-NOV-2022 10:55:36

J1716+2616 EB081B 1.UVDATA.1

Freq = 1.5950 GHz, Bw = 16.000 MH

No calibration applied and no bandpass applied

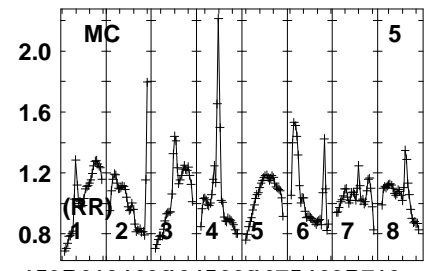
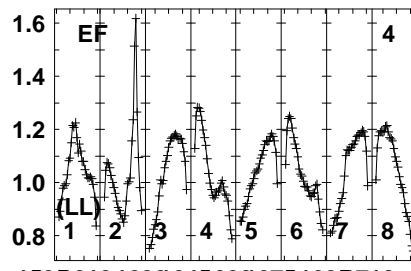
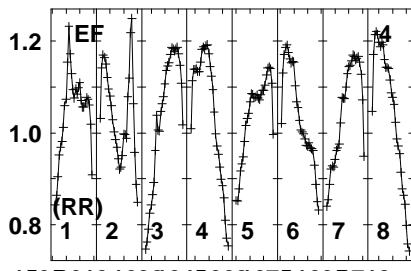
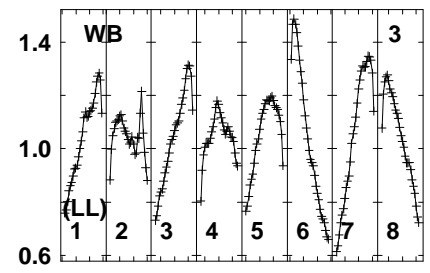
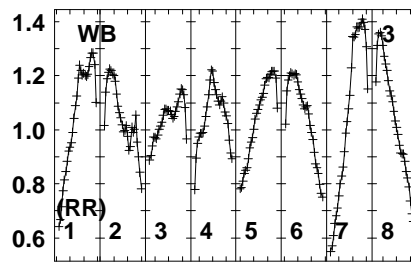
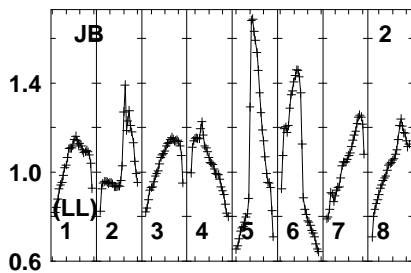
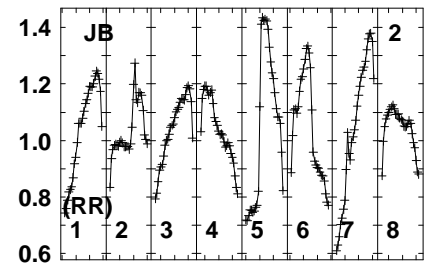
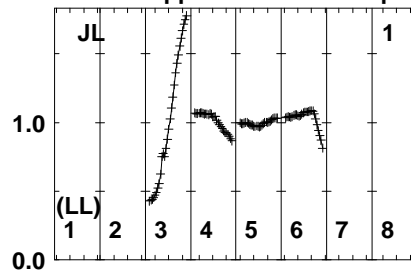
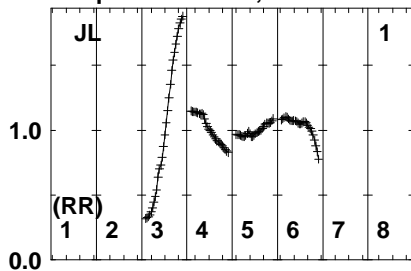


Lower frame: Real Jy
Auto-corr total-power spectrum Antenna: *
Timerange: 00/15:35:01 to 00/15:36:40

Plot file version 494 created 15-NOV-2022 10:55:36

ROSS867 EB081B 1.UVDATA.1

Freq = 1.5950 GHz, Bw = 16.000 MH No calibration applied and no bandpass applied



1595 610 1630 645 660 675 1695 710
FREQ MHz

1595 610 1630 645 660 675 1695 710
FREQ MHz

1595 610 1630 645 660 675 1695 710
FREQ MHz

Lower frame: Real Jy

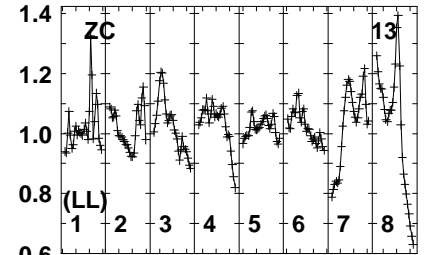
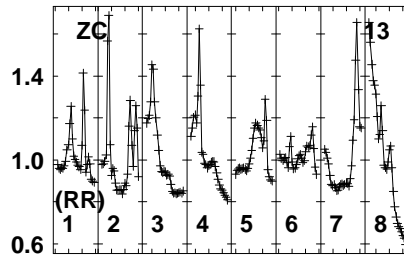
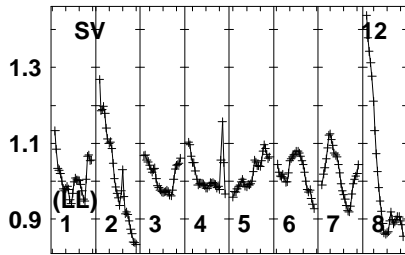
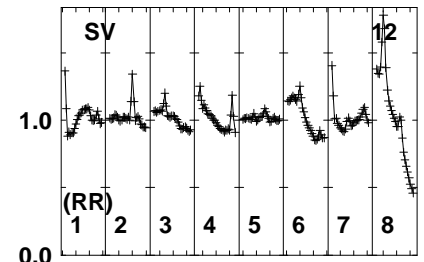
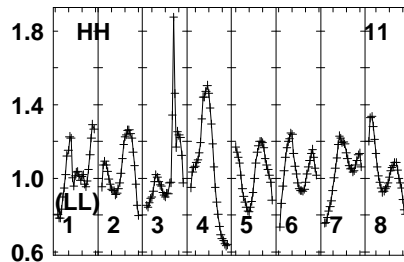
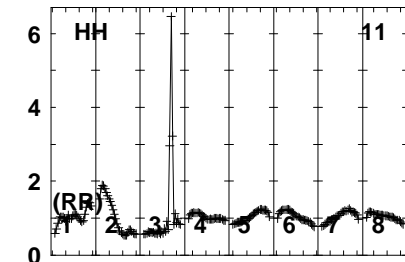
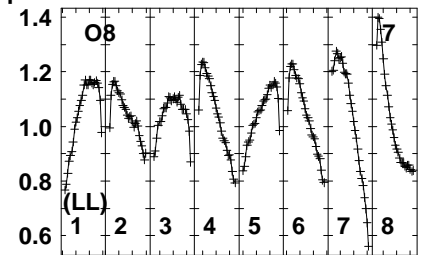
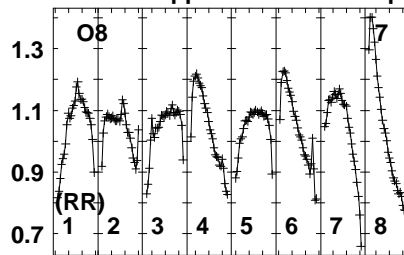
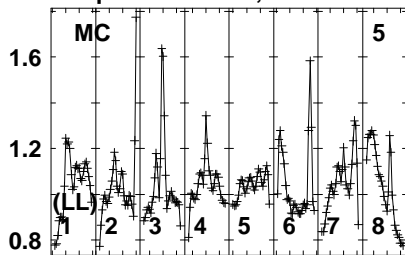
Auto-corr total-power spectrum Antenna: *

Timerange: 00/15:36:40 to 00/15:41:39

Plot file version 495 created 15-NOV-2022 10:55:36

ROSS867 EB081B 1.UVDATA.1

Freq = 1.5950 GHz, Bw = 16.000 MH No calibration applied and no bandpass applied



1595 610 1630 645 660 675 1695 710
FREQ MHz

1595 610 1630 645 660 675 1695 710
FREQ MHz

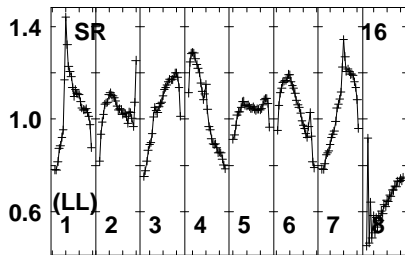
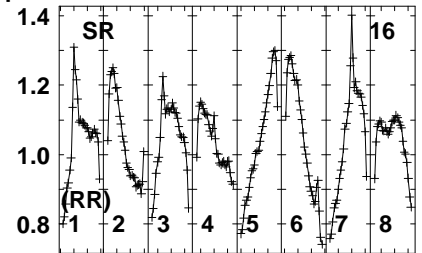
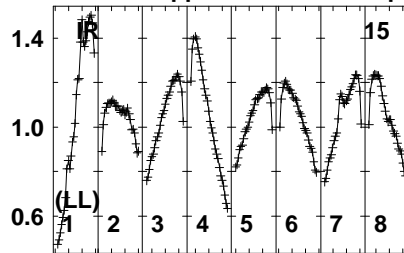
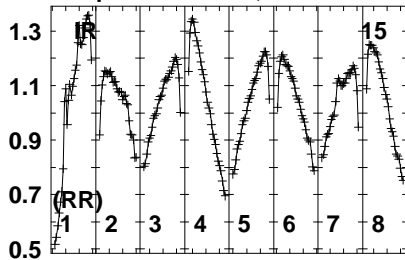
1595 610 1630 645 660 675 1695 710
FREQ MHz

Lower frame: Real Jy
Auto-corr total-power spectrum Antenna: *
Timerange: 00/15:36:40 to 00/15:41:39

Plot file version 496 created 15-NOV-2022 10:55:37

ROSS867 EB081B 1.UVDATA.1

Freq = 1.5950 GHz, Bw = 16.000 MH No calibration applied and no bandpass applied

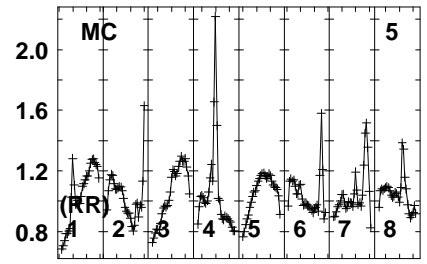
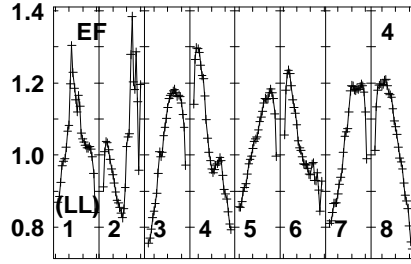
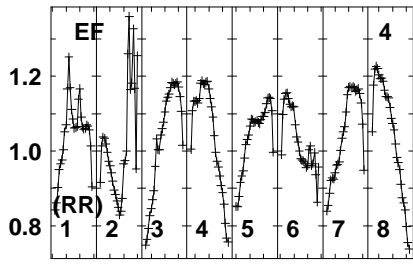
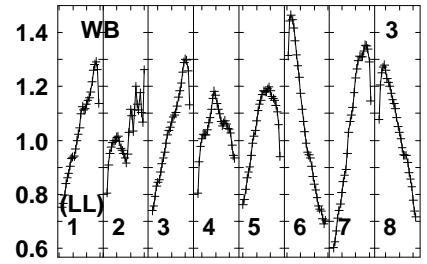
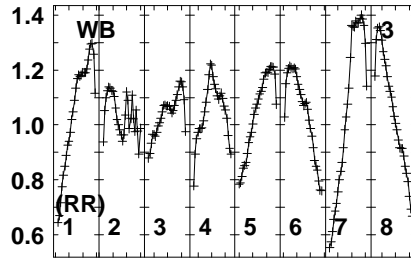
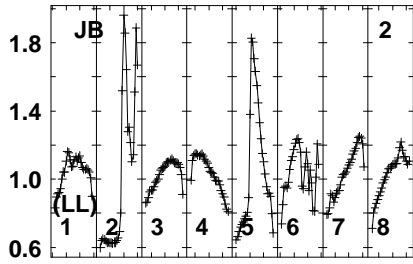
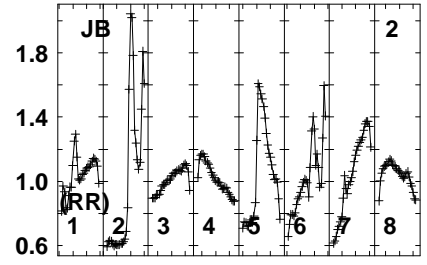
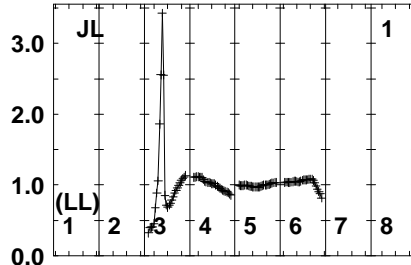
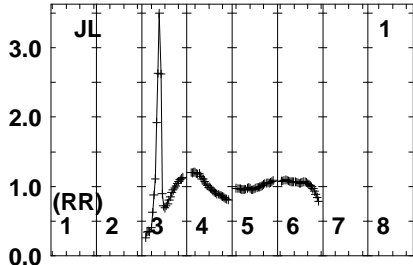


Lower frame: Real Jy
Auto-corr total-power spectrum Antenna: *
Timerange: 00/15:36:40 to 00/15:41:39

Plot file version 497 created 15-NOV-2022 10:55:37

J1722+2458 EB081B 1.UVDATA.1

Freq = 1.5950 GHz, Bw = 16.000 MH No calibration applied and no bandpass applied



1595 610 1630 645 660 675 1695 710
FREQ MHz

1595 610 1630 645 660 675 1695 710
FREQ MHz

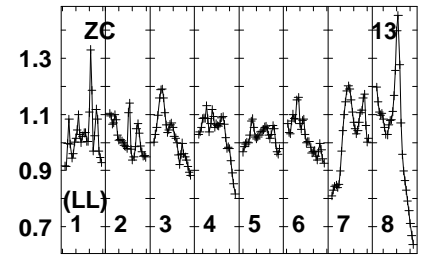
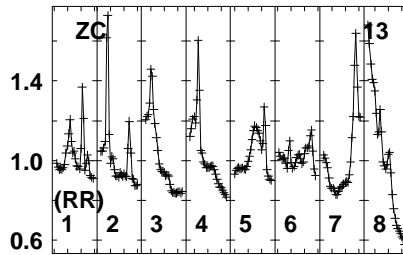
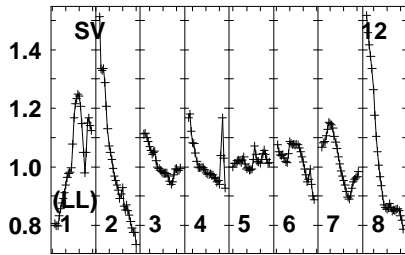
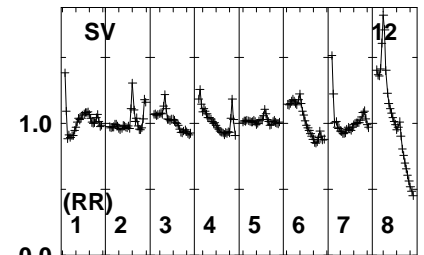
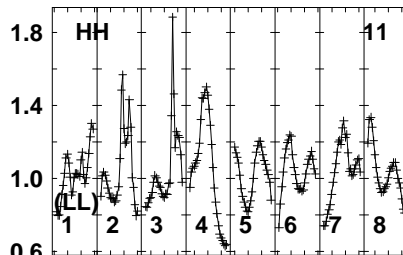
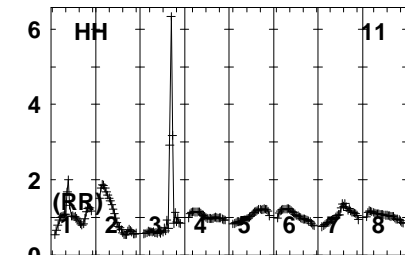
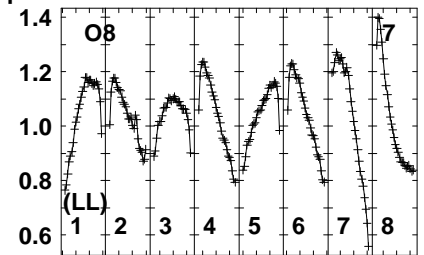
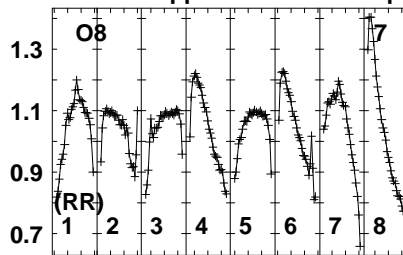
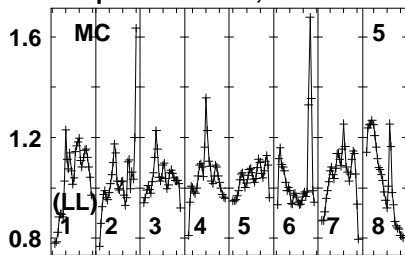
1595 610 1630 645 660 675 1695 710
FREQ MHz

Lower frame: Real Jy
Auto-corr total-power spectrum Antenna: *
Timerange: 00/15:42:10 to 00/15:43:20

Plot file version 498 created 15-NOV-2022 10:55:37

J1722+2458 EB081B 1.UVDATA.1

Freq = 1.5950 GHz, Bw = 16.000 MH No calibration applied and no bandpass applied



1595 610 1630 645 660 675 1695 710
FREQ MHz

1595 610 1630 645 660 675 1695 710
FREQ MHz

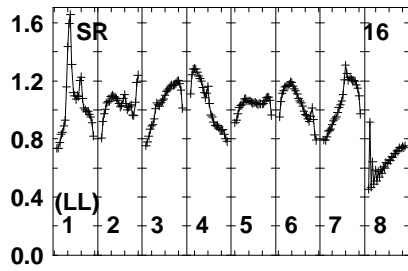
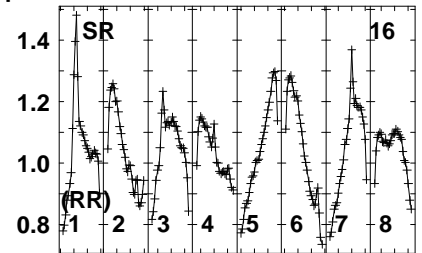
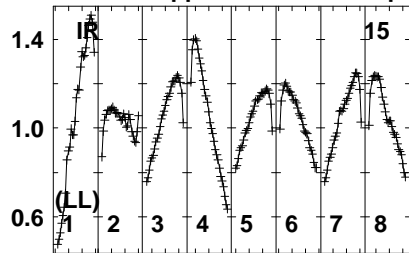
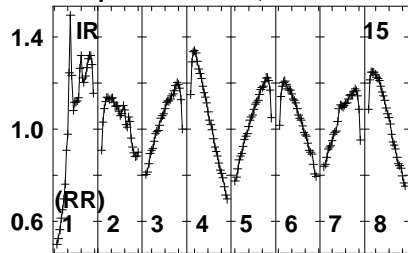
1595 610 1630 645 660 675 1695 710
FREQ MHz

Lower frame: Real Jy
Auto-corr total-power spectrum Antenna: *
Timerange: 00/15:42:10 to 00/15:43:20

Plot file version 499 created 15-NOV-2022 10:55:37

J1722+2458 EB081B 1.UVDATA.1

Freq = 1.5950 GHz, Bw = 16.000 MH No calibration applied and no bandpass applied

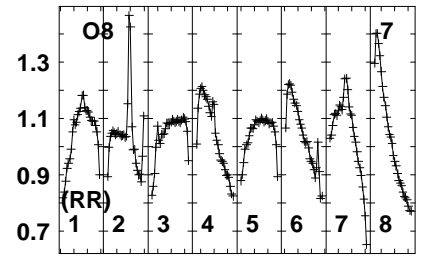
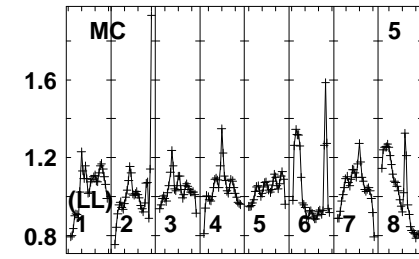
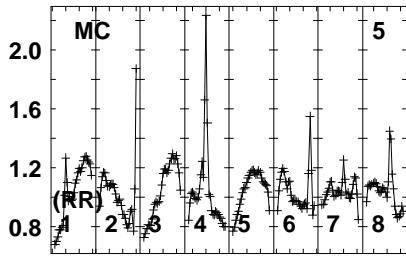
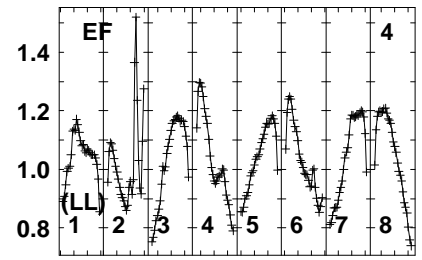
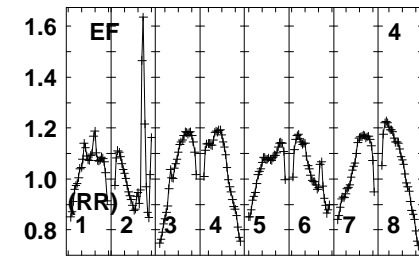
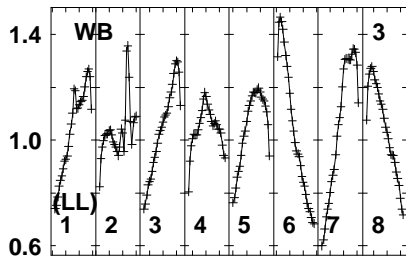
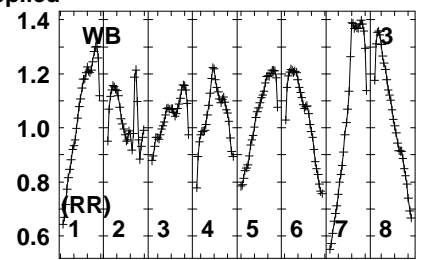
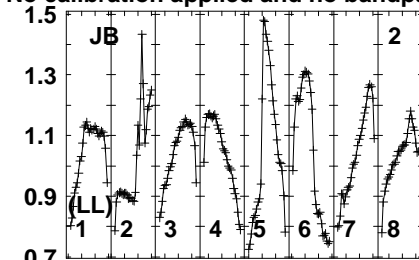
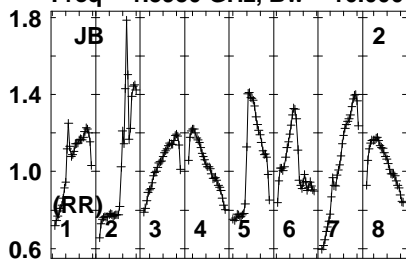


Lower frame: Real Jy
Auto-corr total-power spectrum Antenna: *
Timerange: 00/15:42:10 to 00/15:43:20

Plot file version 500 created 15-NOV-2022 10:55:37

J1722+2815 EB081B 1.UVDATA.1

Freq = 1.5950 GHz, Bw = 16.000 MH No calibration applied and no bandpass applied



1595 610 1630 645 660 675 1695 710
FREQ MHz

1595 610 1630 645 660 675 1695 710
FREQ MHz

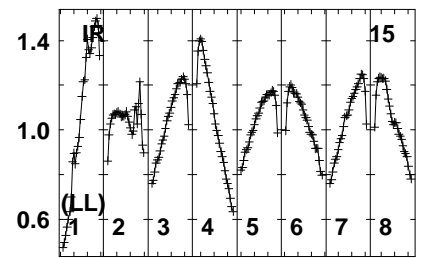
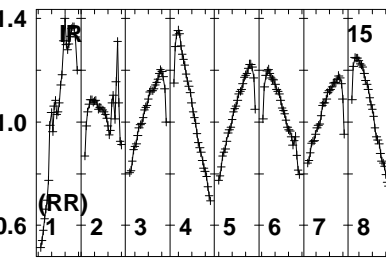
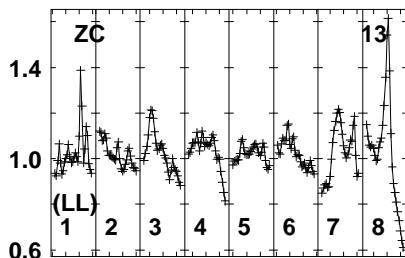
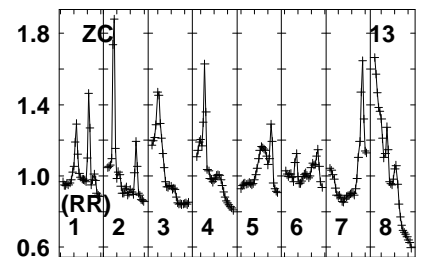
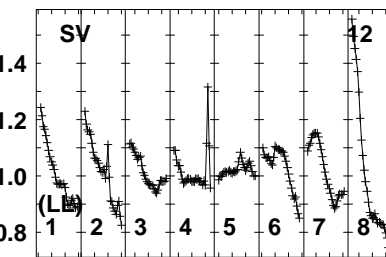
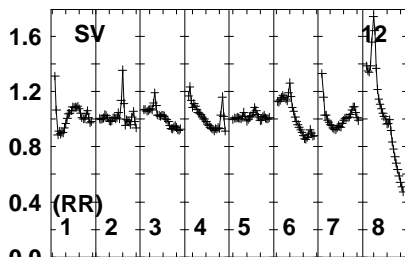
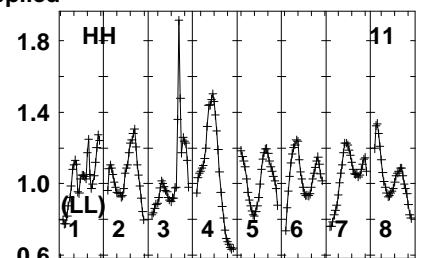
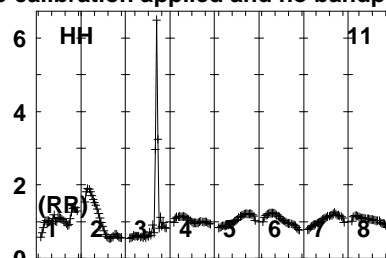
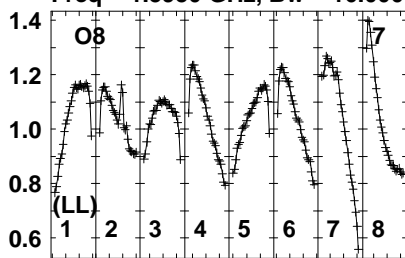
1595 610 1630 645 660 675 1695 710
FREQ MHz

Lower frame: Real Jy
Auto-corr total-power spectrum Antenna: *
Timerange: 00/15:43:20 to 00/15:44:59

Plot file version 501 created 15-NOV-2022 10:55:37

J1722+2815 EB081B 1.UVDATA.1

Freq = 1.5950 GHz, Bw = 16.000 MH No calibration applied and no bandpass applied



1595 610 1630 645 660 675 1695 710
FREQ MHz

1595 610 1630 645 660 675 1695 710
FREQ MHz

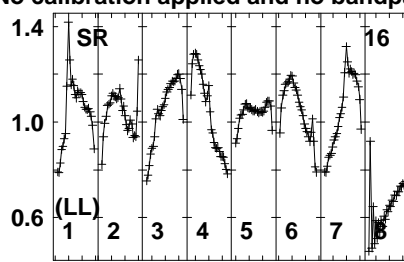
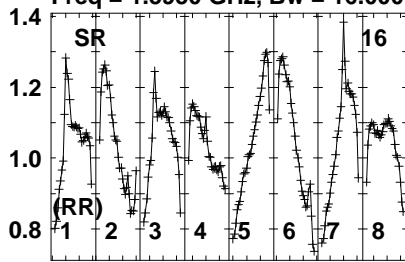
1595 610 1630 645 660 675 1695 710
FREQ MHz

Lower frame: Real Jy
Auto-corr total-power spectrum Antenna: *
Timerange: 00/15:43:20 to 00/15:44:59

Plot file version 502 created 15-NOV-2022 10:55:37

J1722+2815 EB081B 1.UVDATA.1

Freq = 1.5950 GHz, Bw = 16.000 MH No calibration applied and no bandpass applied

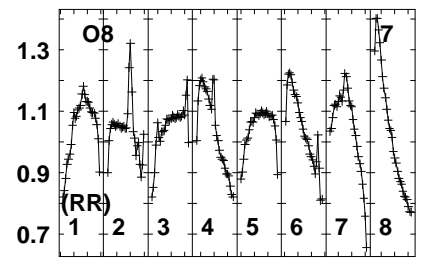
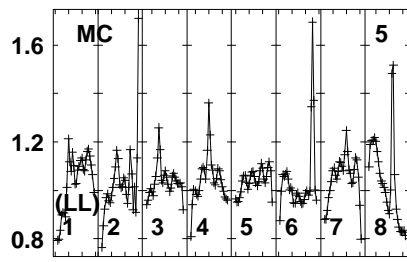
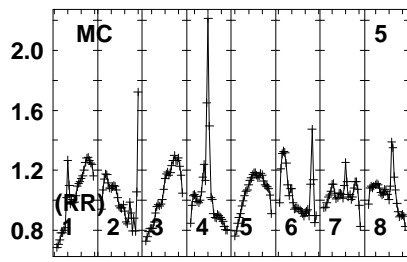
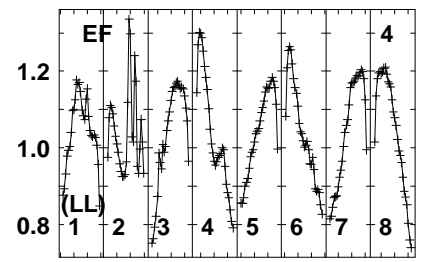
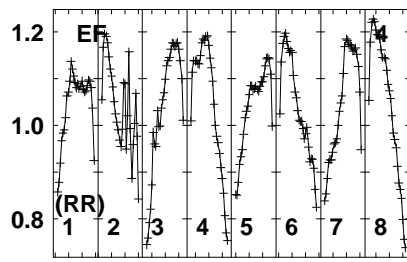
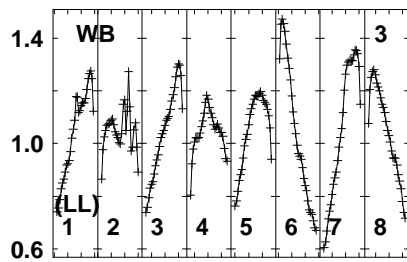
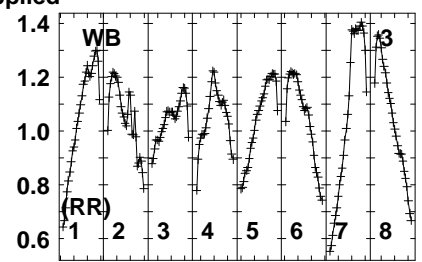
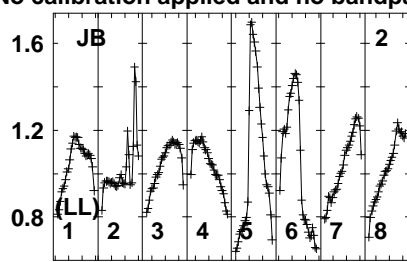
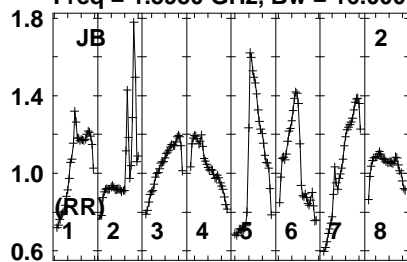


Lower frame: Real Jy
Auto-corr total-power spectrum Antenna: *
Timerange: 00/15:43:20 to 00/15:44:59

Plot file version 503 created 15-NOV-2022 10:55:37

J1716+2616 EB081B 1.UVDATA.1

Freq = 1.5950 GHz, Bw = 16.000 MH No calibration applied and no bandpass applied



1595 610 1630 645 660 675 1695 710
FREQ MHz

1595 610 1630 645 660 675 1695 710
FREQ MHz

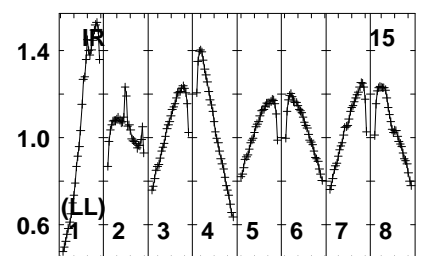
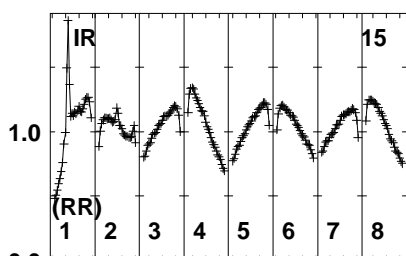
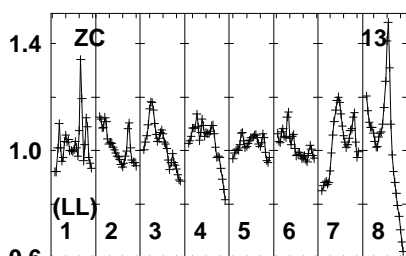
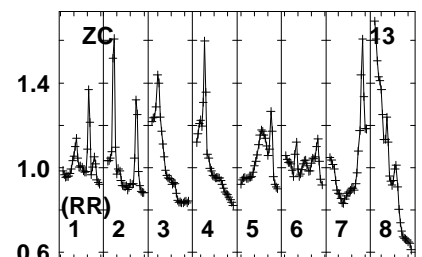
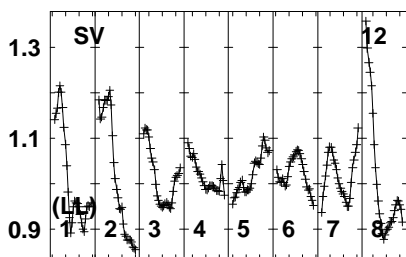
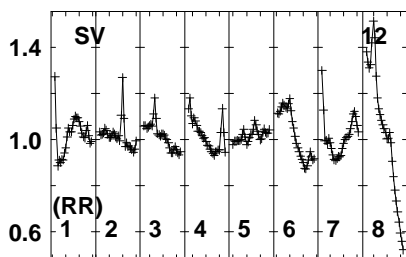
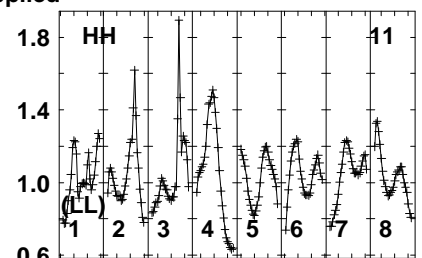
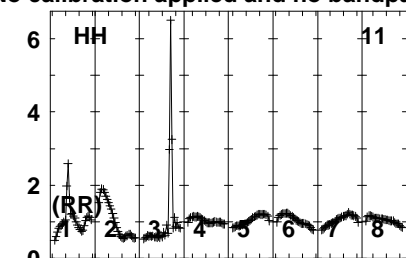
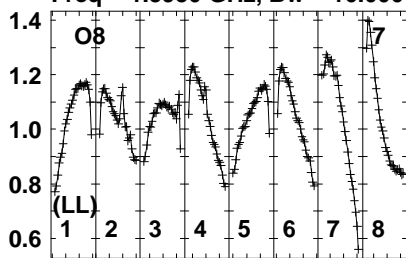
1595 610 1630 645 660 675 1695 710
FREQ MHz

Lower frame: Real Jy
Auto-corr total-power spectrum Antenna: *
Timerange: 00/15:45:01 to 00/15:46:40

Plot file version 504 created 15-NOV-2022 10:55:37

J1716+2616 EB081B 1.UVDATA.1

Freq = 1.5950 GHz, Bw = 16.000 MH No calibration applied and no bandpass applied



1595 610 1630 645 660 675 1695 710
FREQ MHz

1595 610 1630 645 660 675 1695 710
FREQ MHz

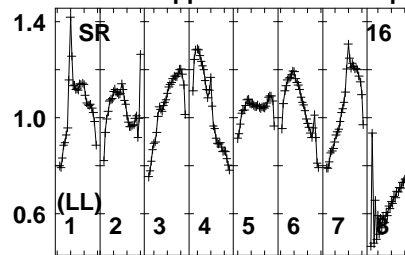
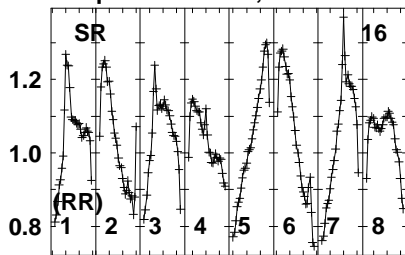
1595 610 1630 645 660 675 1695 710
FREQ MHz

Lower frame: Real Jy
Auto-corr total-power spectrum Antenna: *
Timerange: 00/15:45:01 to 00/15:46:40

Plot file version 505 created 15-NOV-2022 10:55:38

J1716+2616 EB081B 1.UVDATA.1

Freq = 1.5950 GHz, Bw = 16.000 MH No calibration applied and no bandpass applied

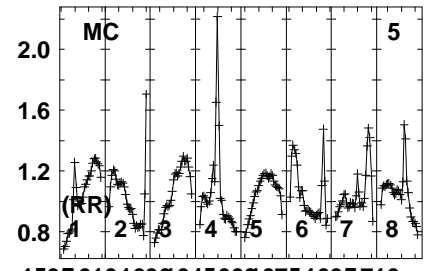
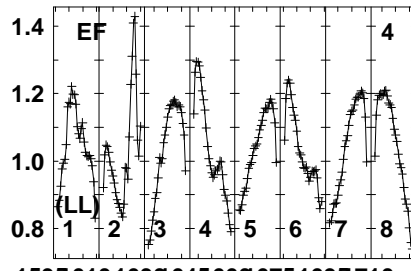
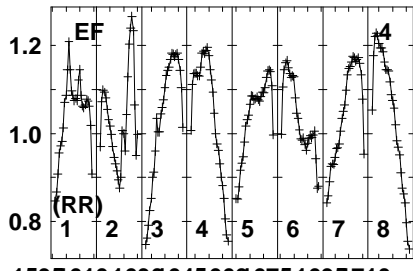
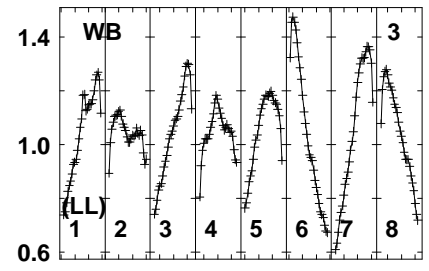
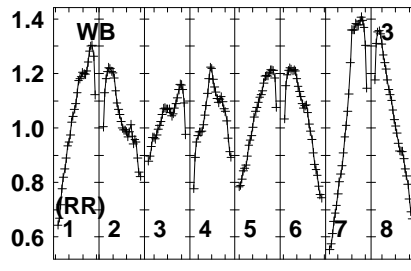
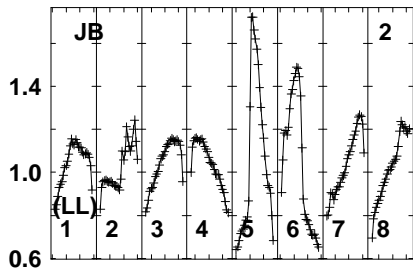
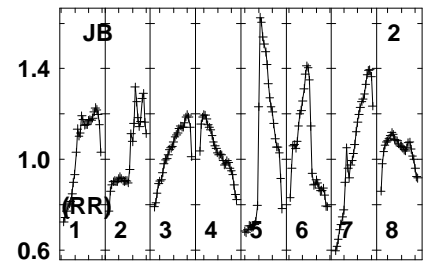
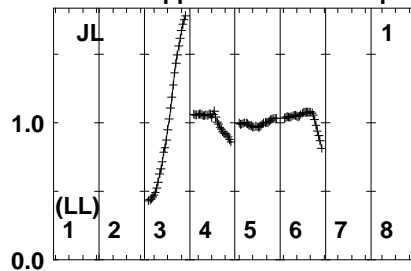
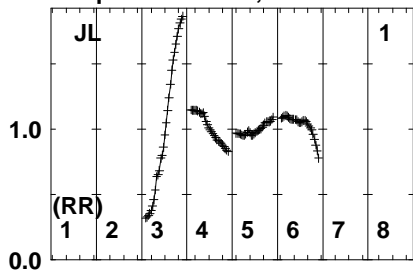


Lower frame: Real Jy
Auto-corr total-power spectrum Antenna: *
Timerange: 00/15:45:01 to 00/15:46:40

Plot file version 506 created 15-NOV-2022 10:55:38

ROSS867 EB081B 1.UVDATA.1

Freq = 1.5950 GHz, Bw = 16.000 MH No calibration applied and no bandpass applied



1595 610 1630 645 660 675 1695 710
FREQ MHz

1595 610 1630 645 660 675 1695 710
FREQ MHz

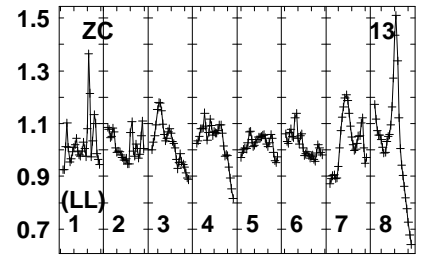
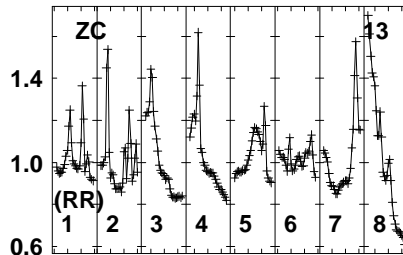
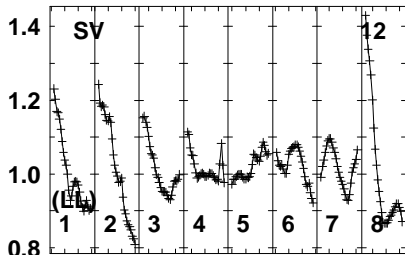
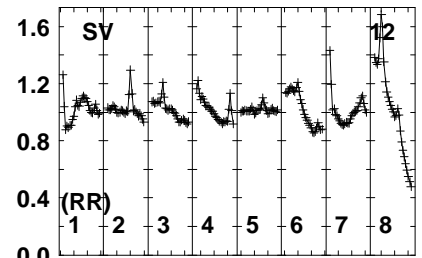
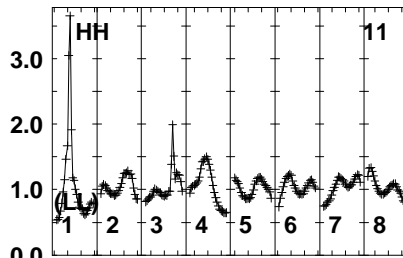
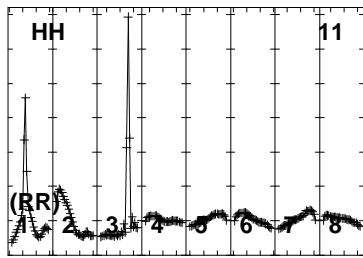
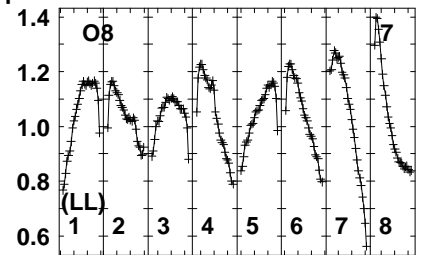
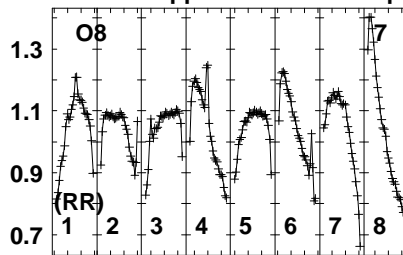
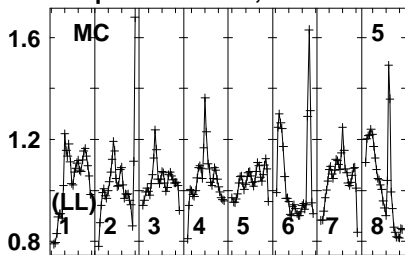
1595 610 1630 645 660 675 1695 710
FREQ MHz

Lower frame: Real Jy
Auto-corr total-power spectrum Antenna: *
Timerange: 00/15:46:40 to 00/15:51:39

Plot file version 507 created 15-NOV-2022 10:55:38

ROSS867 EB081B 1.UVDATA.1

Freq = 1.5950 GHz, Bw = 16.000 MH No calibration applied and no bandpass applied



1595 610 1630 645 660 675 1695 710
FREQ MHz

1595 610 1630 645 660 675 1695 710
FREQ MHz

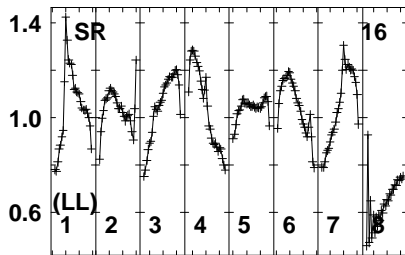
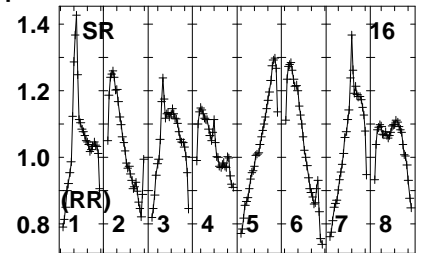
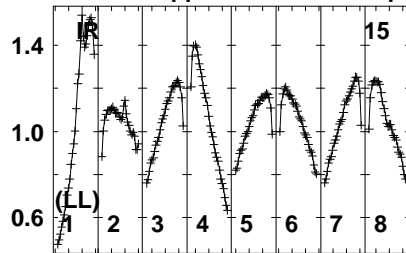
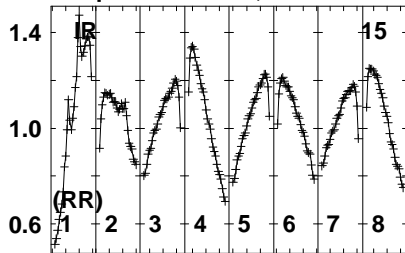
1595 610 1630 645 660 675 1695 710
FREQ MHz

Lower frame: Real Jy
Auto-corr total-power spectrum Antenna: *
Timerange: 00/15:46:40 to 00/15:51:39

Plot file version 508 created 15-NOV-2022 10:55:38

ROSS867 EB081B 1.UVDATA.1

Freq = 1.5950 GHz, Bw = 16.000 MH No calibration applied and no bandpass applied

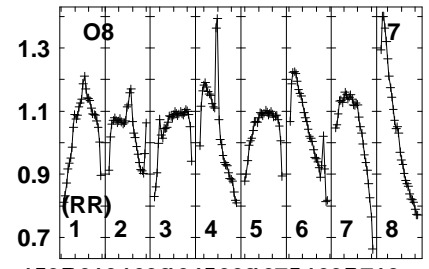
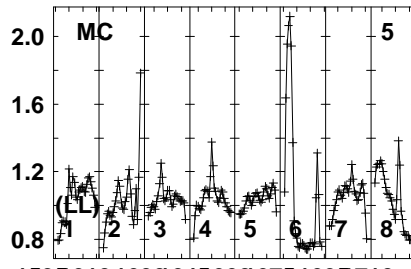
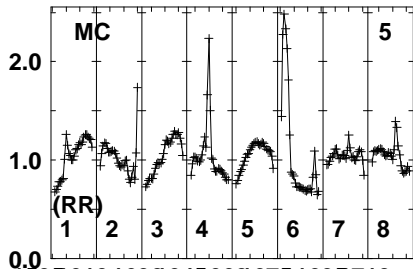
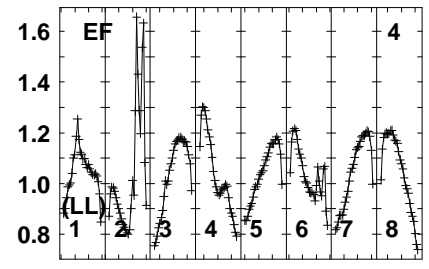
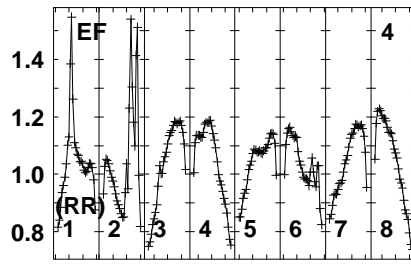
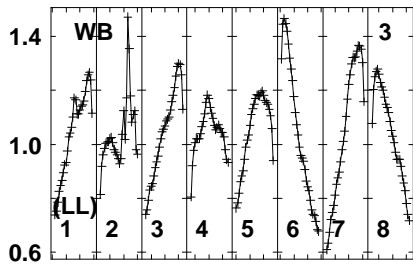
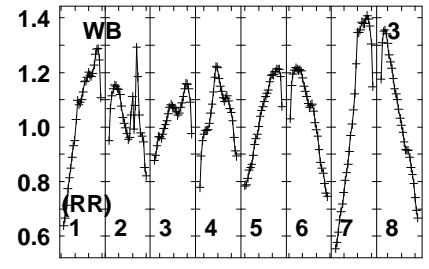
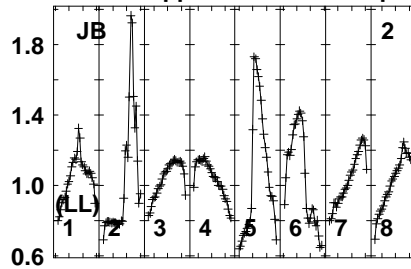
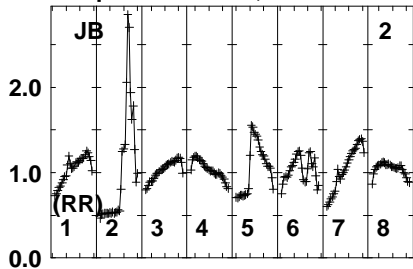


Lower frame: Real Jy
Auto-corr total-power spectrum Antenna: *
Timerange: 00/15:46:40 to 00/15:51:39

Plot file version 509 created 15-NOV-2022 10:55:38

J1722+2458 EB081B 1.UVDATA.1

Freq = 1.5950 GHz, Bw = 16.000 MH No calibration applied and no bandpass applied



1595 610 1630 645 660 675 1695 710
FREQ MHz

1595 610 1630 645 660 675 1695 710
FREQ MHz

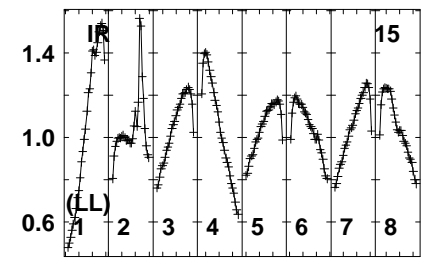
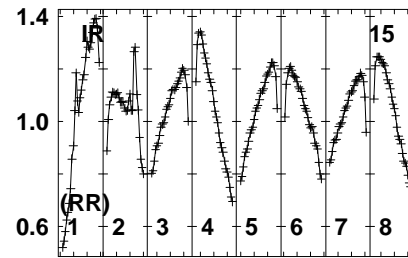
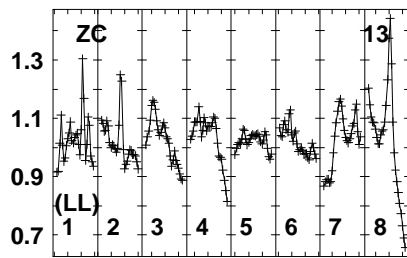
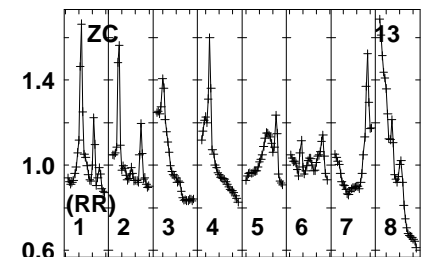
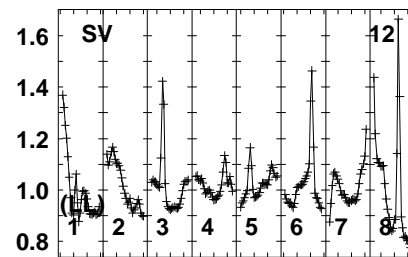
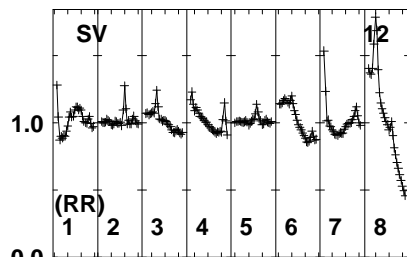
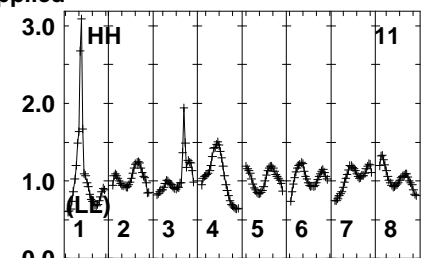
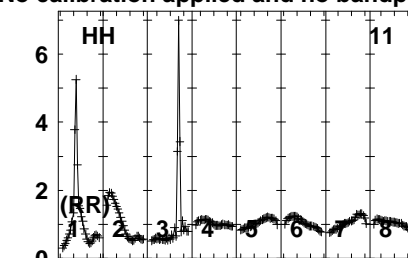
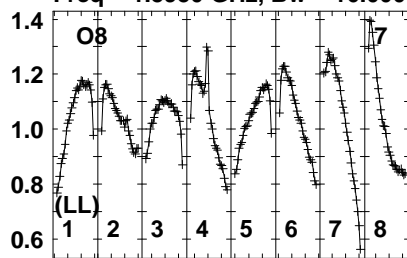
1595 610 1630 645 660 675 1695 710
FREQ MHz

Lower frame: Real Jy
Auto-corr total-power spectrum Antenna: *
Timerange: 00/15:52:10 to 00/15:53:20

Plot file version 510 created 15-NOV-2022 10:55:38

J1722+2458 EB081B 1.UVDATA.1

Freq = 1.5950 GHz, Bw = 16.000 MH No calibration applied and no bandpass applied



1595 610 1630 645 660 675 1695 710
FREQ MHz

1595 610 1630 645 660 675 1695 710
FREQ MHz

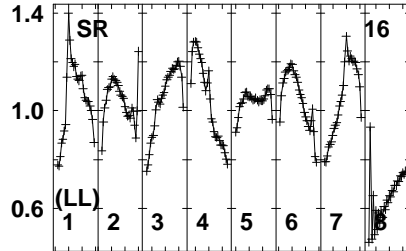
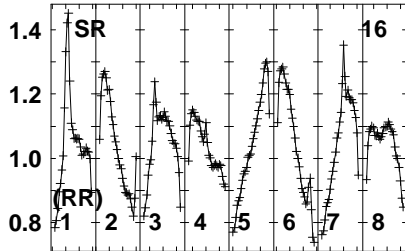
1595 610 1630 645 660 675 1695 710
FREQ MHz

Lower frame: Real Jy
Auto-corr total-power spectrum Antenna: *
Timerange: 00/15:52:10 to 00/15:53:20

Plot file version 511 created 15-NOV-2022 10:55:38

J1722+2458 EB081B 1.UVDATA.1

Freq = 1.5950 GHz, Bw = 16.000 MH No calibration applied and no bandpass applied

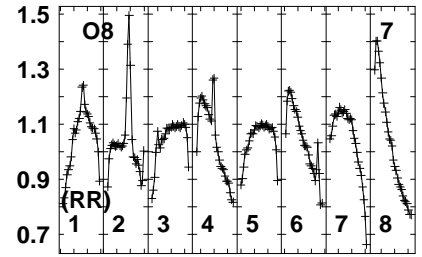
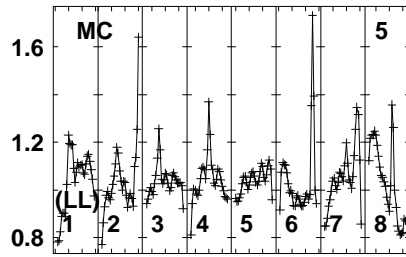
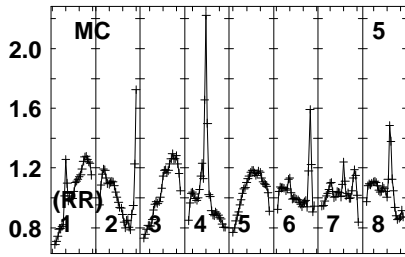
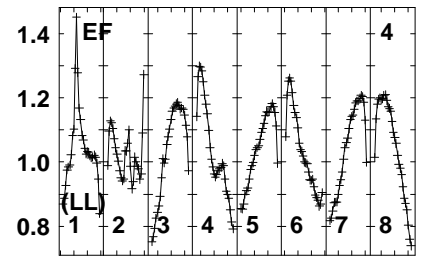
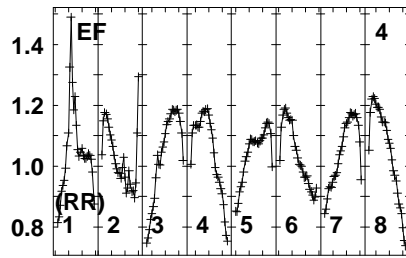
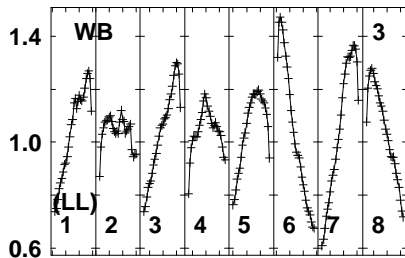
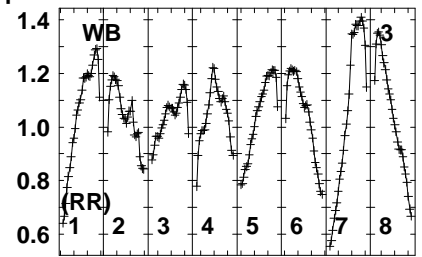
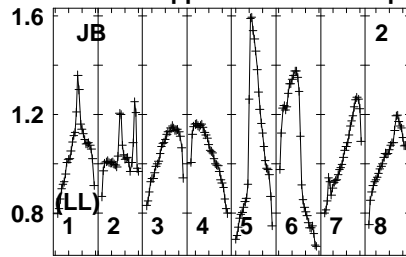
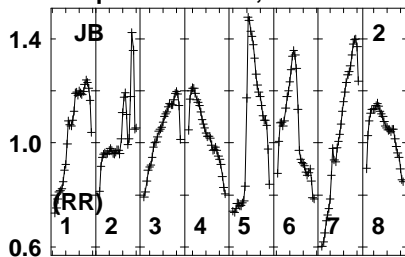


Lower frame: Real Jy
Auto-corr total-power spectrum Antenna: *
Timerange: 00/15:52:10 to 00/15:53:20

Plot file version 512 created 15-NOV-2022 10:55:39

J1722+2815 EB081B 1.UVDATA.1

Freq = 1.5950 GHz, Bw = 16.000 MH No calibration applied and no bandpass applied



1595 610 1630 645 660 675 1695 710
FREQ MHz

1595 610 1630 645 660 675 1695 710
FREQ MHz

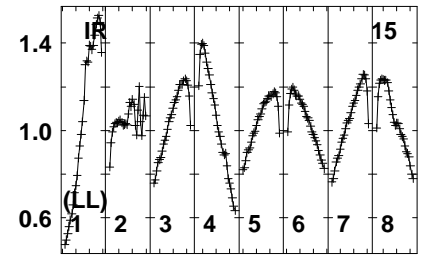
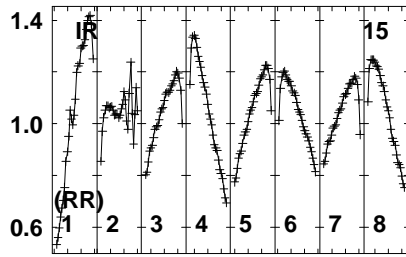
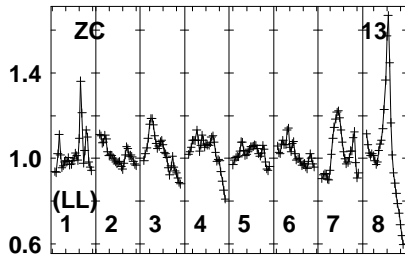
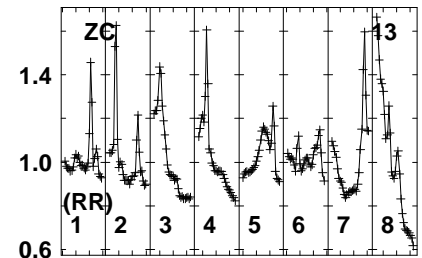
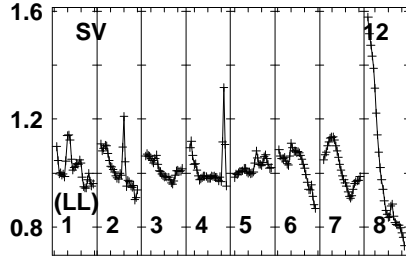
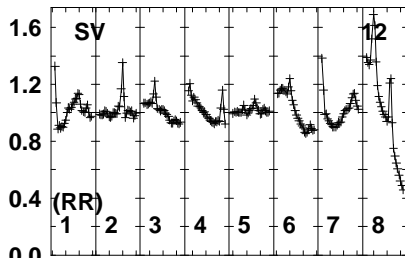
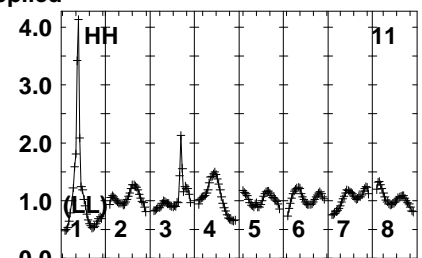
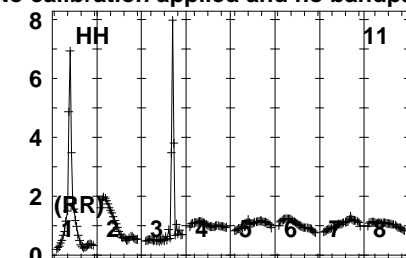
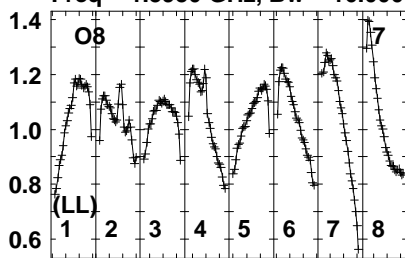
1595 610 1630 645 660 675 1695 710
FREQ MHz

Lower frame: Real Jy
Auto-corr total-power spectrum Antenna: *
Timerange: 00/15:53:20 to 00/15:54:59

Plot file version 513 created 15-NOV-2022 10:55:39

J1722+2815 EB081B 1.UVDATA.1

Freq = 1.5950 GHz, Bw = 16.000 MH No calibration applied and no bandpass applied



1595 610 1630 645 660 675 1695 710
FREQ MHz

1595 610 1630 645 660 675 1695 710
FREQ MHz

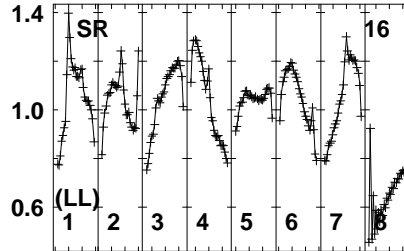
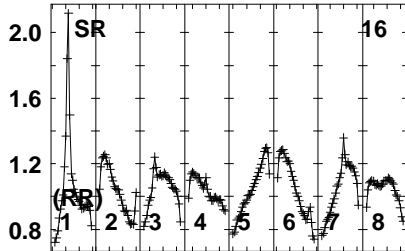
1595 610 1630 645 660 675 1695 710
FREQ MHz

Lower frame: Real Jy
Auto-corr total-power spectrum Antenna: *
Timerange: 00/15:53:20 to 00/15:54:59

Plot file version 514 created 15-NOV-2022 10:55:39

J1722+2815 EB081B 1.UVDATA.1

Freq = 1.5950 GHz, Bw = 16.000 MH No calibration applied and no bandpass applied

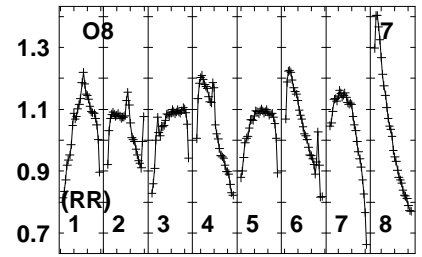
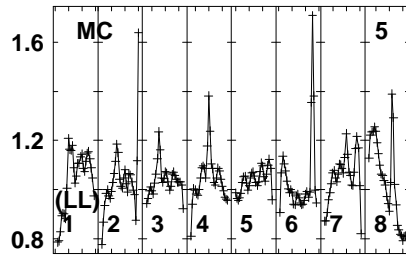
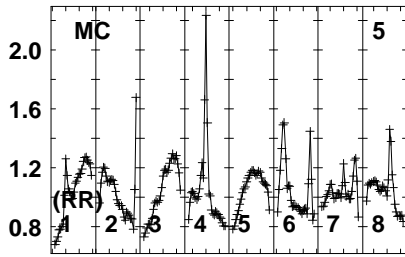
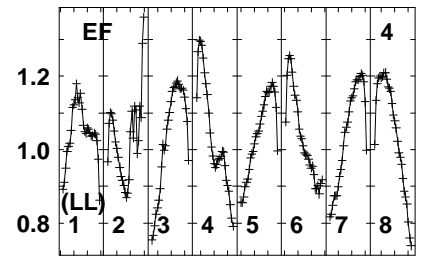
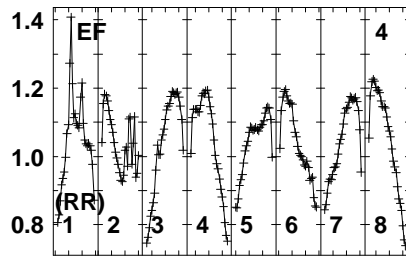
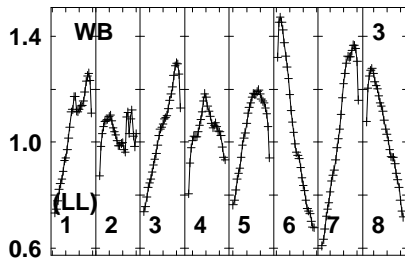
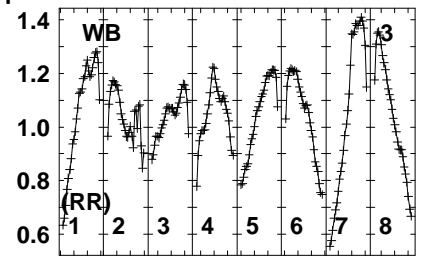
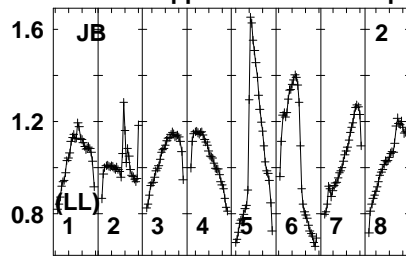
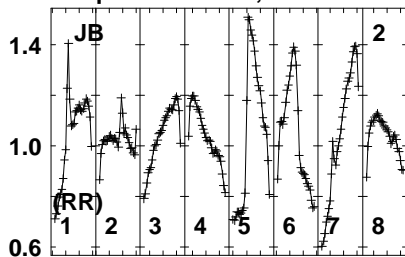


Lower frame: Real Jy
Auto-corr total-power spectrum Antenna: *
Timerange: 00/15:53:20 to 00/15:54:59

Plot file version 515 created 15-NOV-2022 10:55:39

J1716+2616 EB081B 1.UVDATA.1

Freq = 1.5950 GHz, Bw = 16.000 MH No calibration applied and no bandpass applied



1595 610 1630 645 660 675 1695 710
FREQ MHz

1595 610 1630 645 660 675 1695 710
FREQ MHz

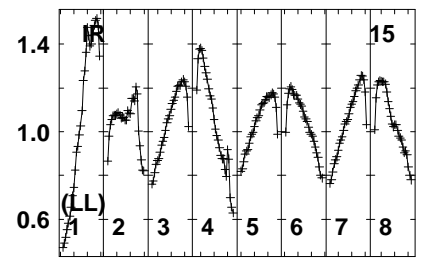
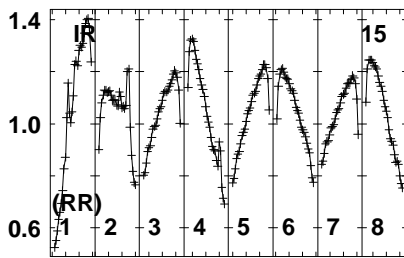
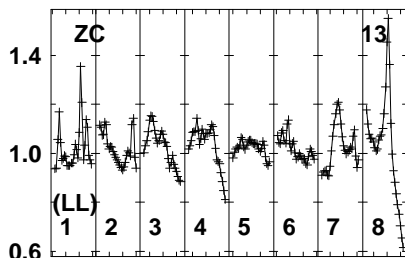
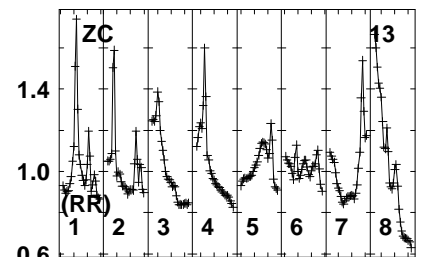
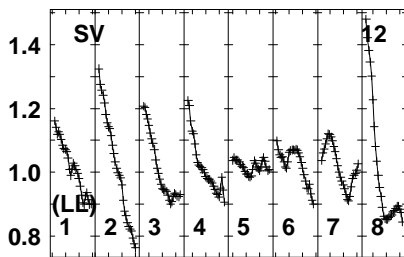
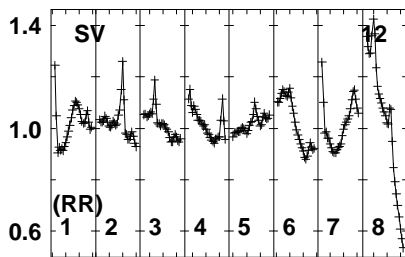
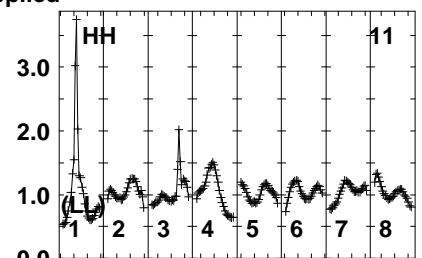
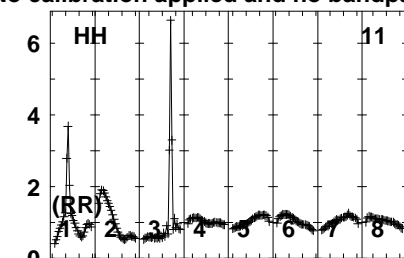
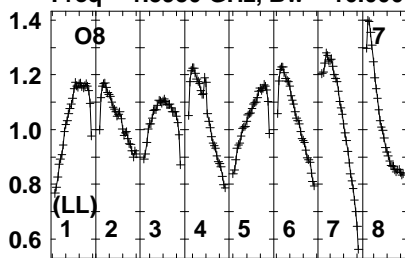
1595 610 1630 645 660 675 1695 710
FREQ MHz

Lower frame: Real Jy
Auto-corr total-power spectrum Antenna: *
Timerange: 00/15:55:01 to 00/15:56:40

Plot file version 516 created 15-NOV-2022 10:55:39

J1716+2616 EB081B 1.UVDATA.1

Freq = 1.5950 GHz, Bw = 16.000 MH No calibration applied and no bandpass applied



159561016306456606751695710
FREQ MHz

159561016306456606751695710
FREQ MHz

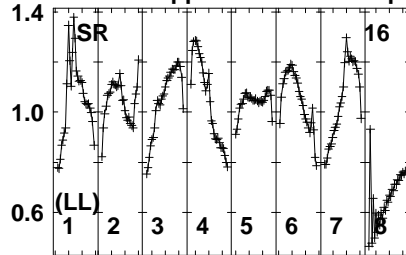
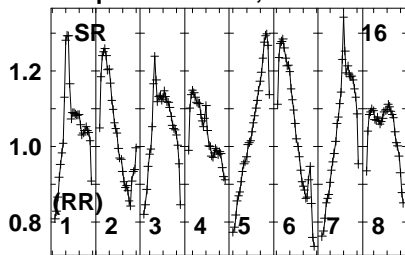
159561016306456606751695710
FREQ MHz

Lower frame: Real Jy
Auto-corr total-power spectrum Antenna: *
Timerange: 00/15:55:01 to 00/15:56:40

Plot file version 517 created 15-NOV-2022 10:55:39

J1716+2616 EB081B 1.UVDATA.1

Freq = 1.5950 GHz, Bw = 16.000 MH No calibration applied and no bandpass applied

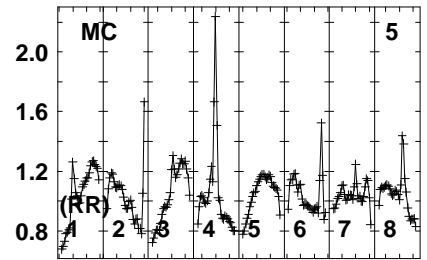
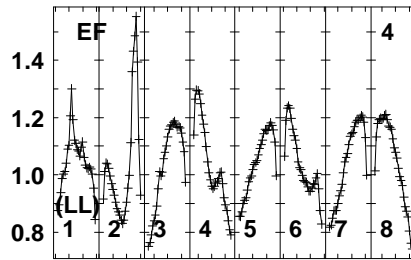
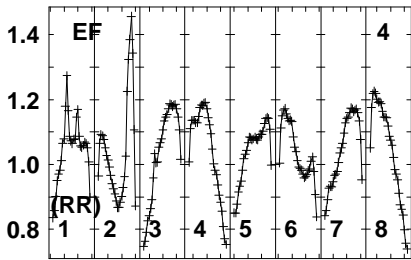
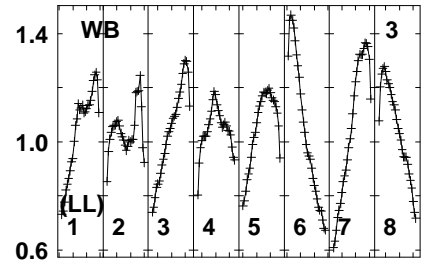
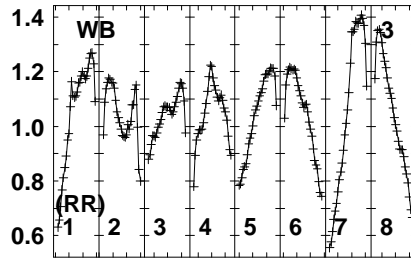
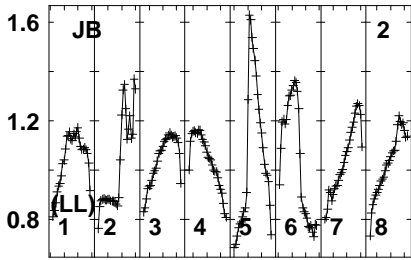
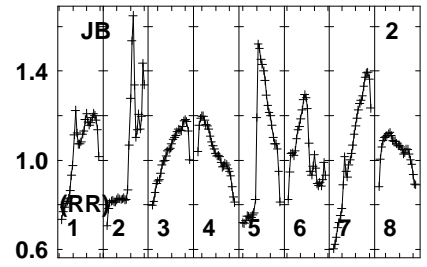
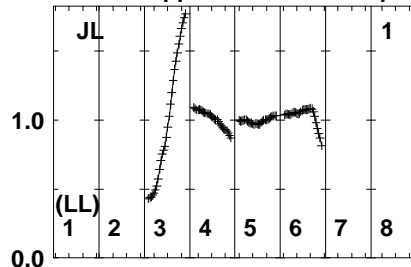
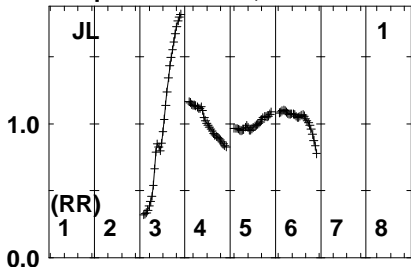


Lower frame: Real Jy
Auto-corr total-power spectrum Antenna: *
Timerange: 00/15:55:01 to 00/15:56:40

Plot file version 518 created 15-NOV-2022 10:55:39

ROSS867 EB081B 1.UVDATA.1

Freq = 1.5950 GHz, Bw = 16.000 MH No calibration applied and no bandpass applied



1595 610 1630 645 660 675 1695 710
FREQ MHz

1595 610 1630 645 660 675 1695 710
FREQ MHz

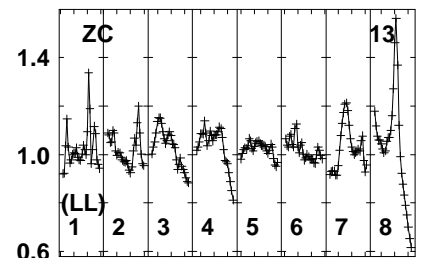
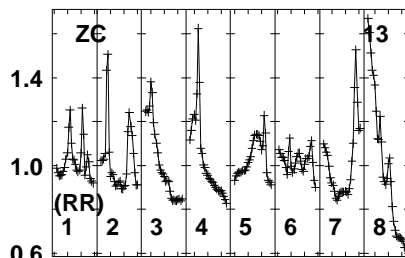
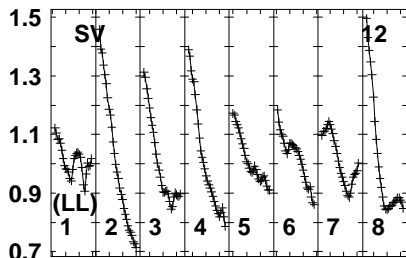
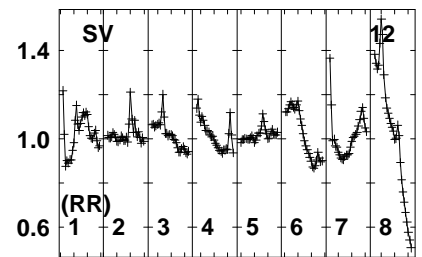
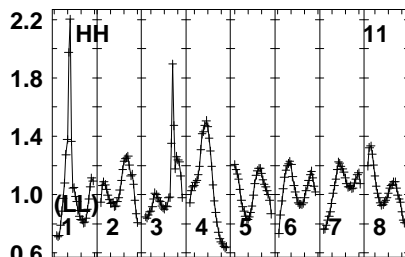
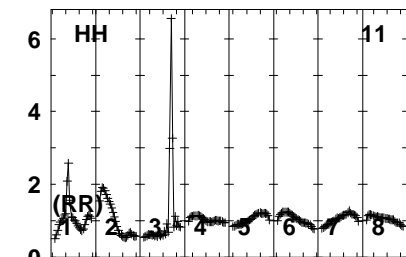
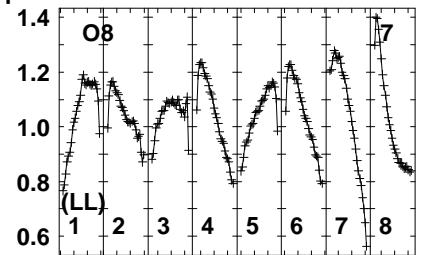
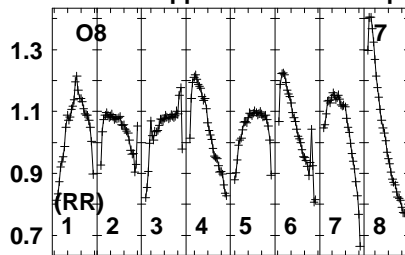
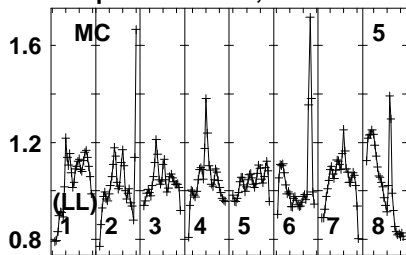
1595 610 1630 645 660 675 1695 710
FREQ MHz

Lower frame: Real Jy
Auto-corr total-power spectrum Antenna: *
Timerange: 00/15:56:41 to 00/16:01:40

Plot file version 519 created 15-NOV-2022 10:55:40

ROSS867 EB081B 1.UVDATA.1

Freq = 1.5950 GHz, Bw = 16.000 MH No calibration applied and no bandpass applied



1595 610 1630 645 660 675 1695 710
FREQ MHz

1595 610 1630 645 660 675 1695 710
FREQ MHz

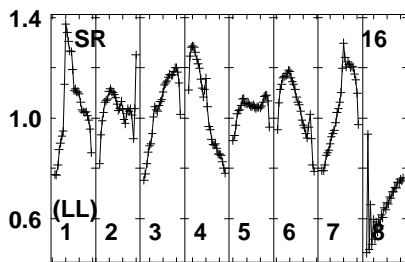
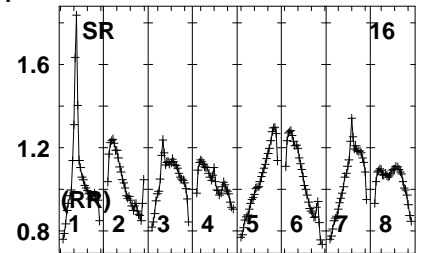
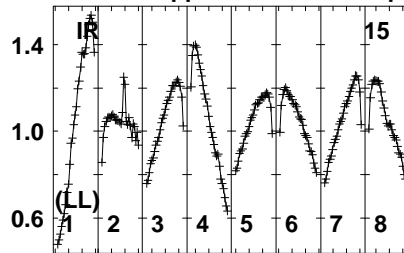
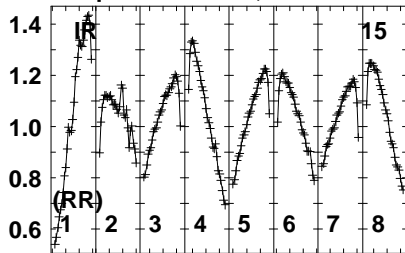
1595 610 1630 645 660 675 1695 710
FREQ MHz

Lower frame: Real Jy
Auto-corr total-power spectrum Antenna: *
Timerange: 00/15:56:41 to 00/16:01:40

Plot file version 520 created 15-NOV-2022 10:55:40

ROSS867 EB081B 1.UVDATA.1

Freq = 1.5950 GHz, Bw = 16.000 MH No calibration applied and no bandpass applied

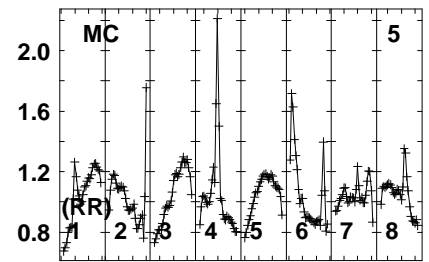
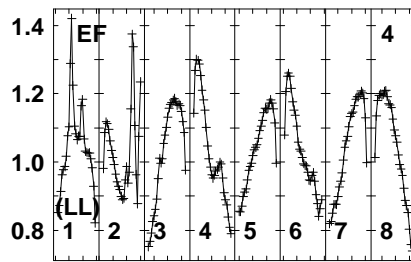
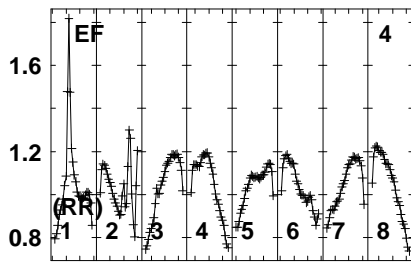
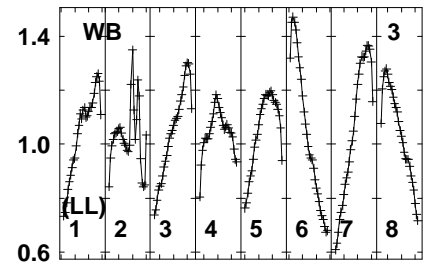
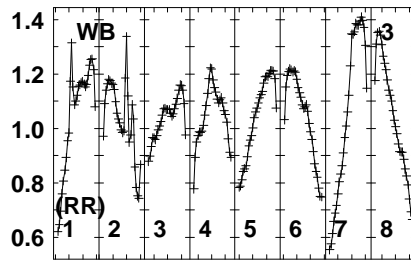
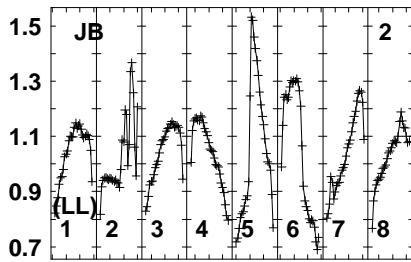
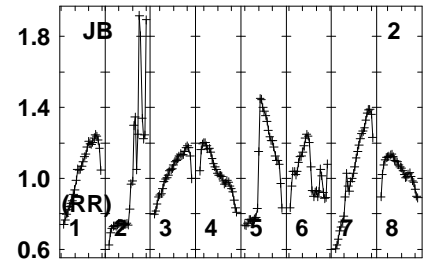
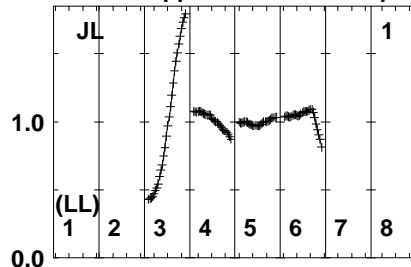
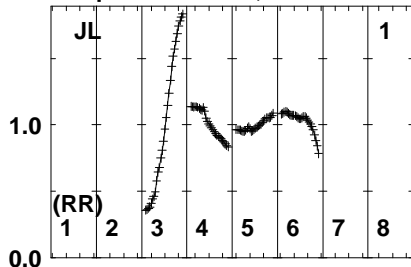


Lower frame: Real Jy
Auto-corr total-power spectrum Antenna: *
Timerange: 00/15:56:41 to 00/16:01:40

Plot file version 521 created 15-NOV-2022 10:55:40

J1722+2458 EB081B 1.UVDATA.1

Freq = 1.5950 GHz, Bw = 16.000 MH No calibration applied and no bandpass applied



1595 610 1630 645 660 675 1695 710
FREQ MHz

1595 610 1630 645 660 675 1695 710
FREQ MHz

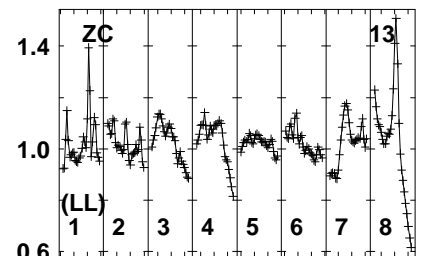
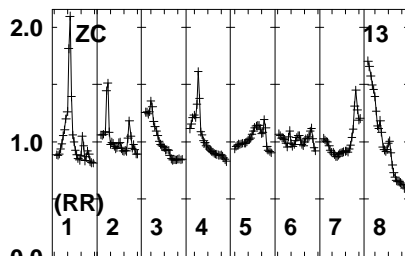
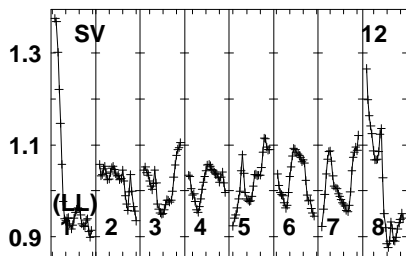
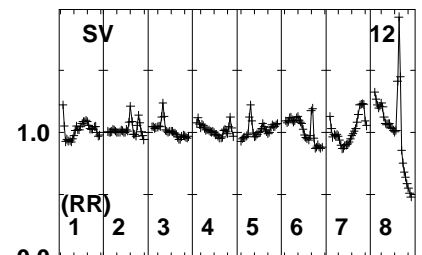
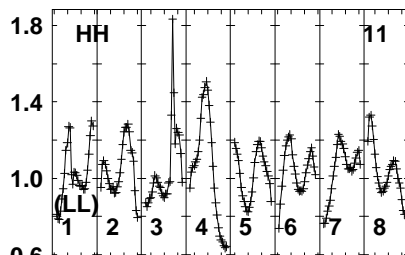
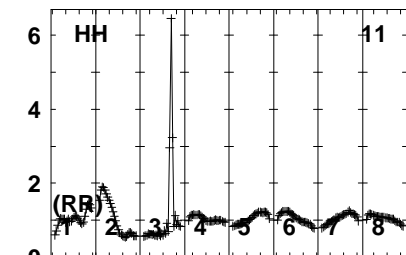
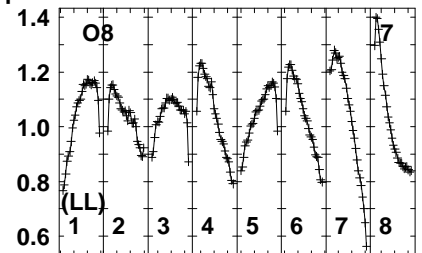
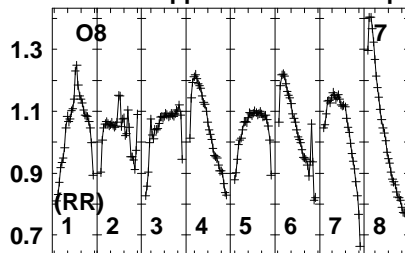
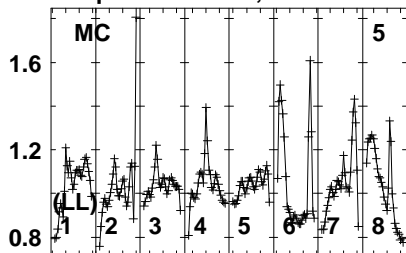
1595 610 1630 645 660 675 1695 710
FREQ MHz

Lower frame: Real Jy
Auto-corr total-power spectrum Antenna: *
Timerange: 00/16:02:10 to 00/16:03:19

Plot file version 522 created 15-NOV-2022 10:55:40

J1722+2458 EB081B 1.UVDATA.1

Freq = 1.5950 GHz, Bw = 16.000 MH No calibration applied and no bandpass applied



1595 610 1630 645 660 675 1695 710
FREQ MHz

1595 610 1630 645 660 675 1695 710
FREQ MHz

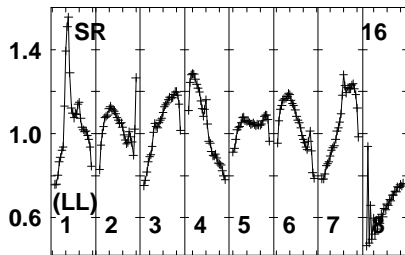
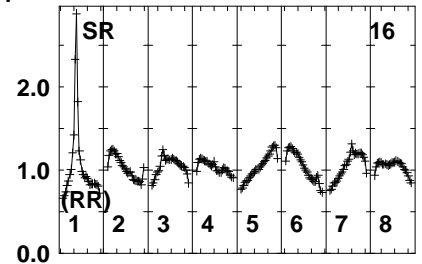
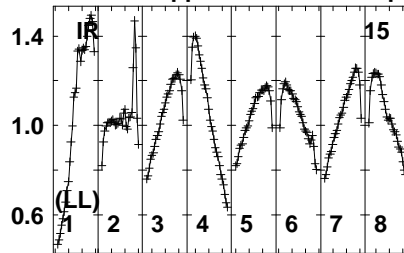
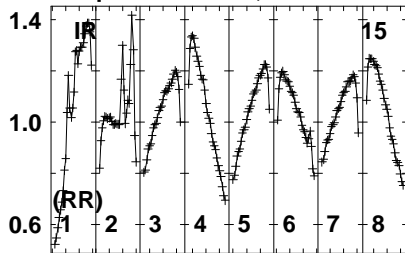
1595 610 1630 645 660 675 1695 710
FREQ MHz

Lower frame: Real Jy
Auto-corr total-power spectrum Antenna: *
Timerange: 00/16:02:10 to 00/16:03:19

Plot file version 523 created 15-NOV-2022 10:55:40

J1722+2458 EB081B 1.UVDATA.1

Freq = 1.5950 GHz, Bw = 16.000 MH No calibration applied and no bandpass applied

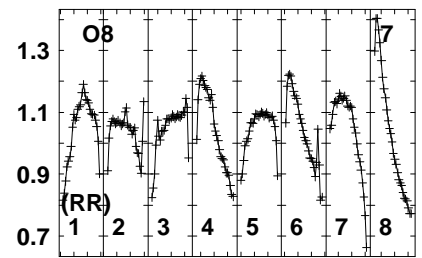
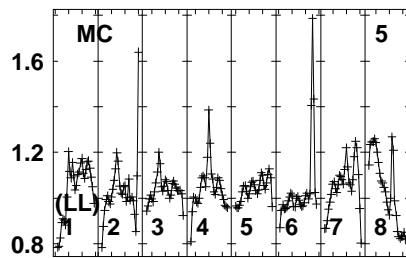
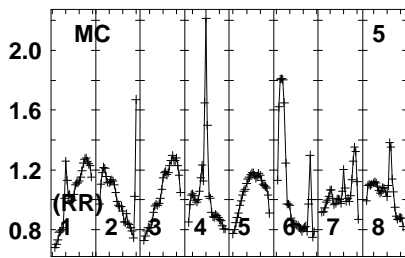
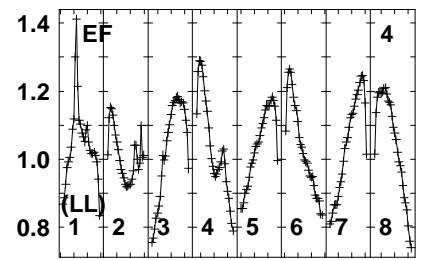
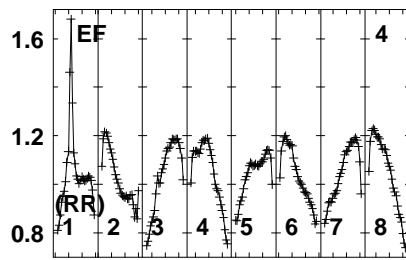
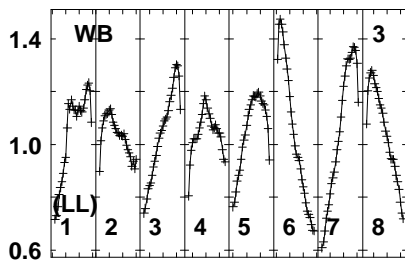
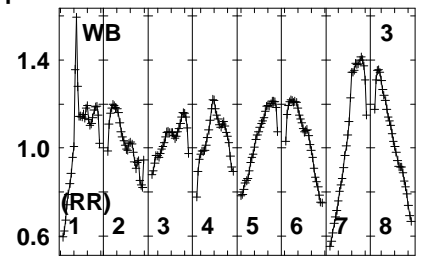
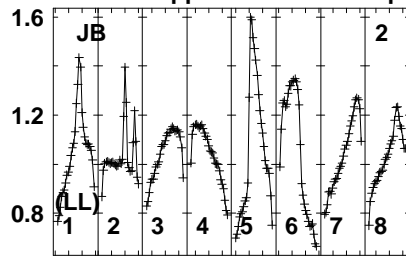
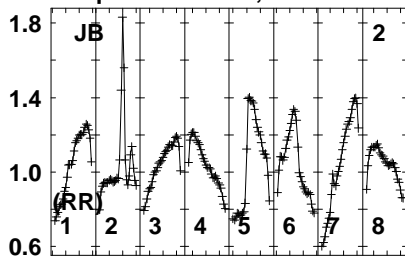


Lower frame: Real Jy
Auto-corr total-power spectrum Antenna: *
Timerange: 00/16:02:10 to 00/16:03:19

Plot file version 524 created 15-NOV-2022 10:55:40

J1722+2815 EB081B 1.UVDATA.1

Freq = 1.5950 GHz, Bw = 16.000 MH No calibration applied and no bandpass applied



1595 610 1630 645 660 675 1695 710
FREQ MHz

1595 610 1630 645 660 675 1695 710
FREQ MHz

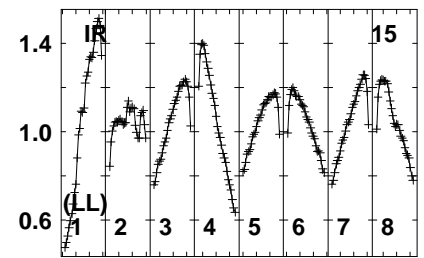
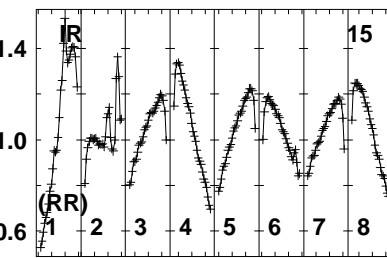
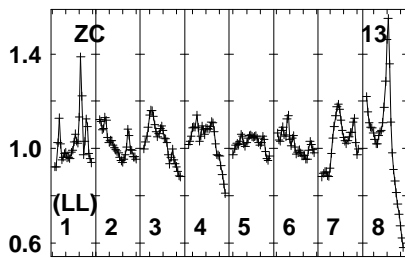
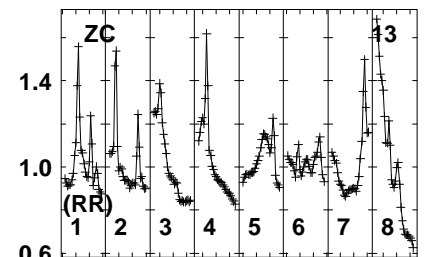
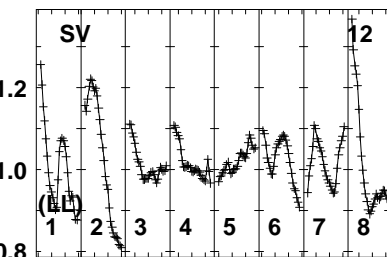
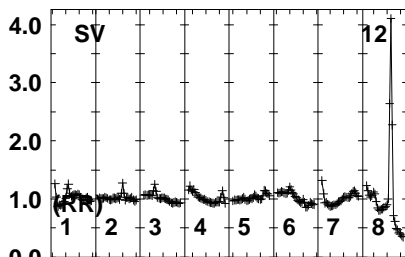
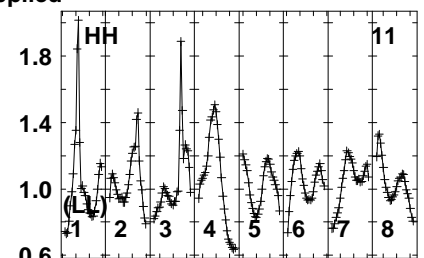
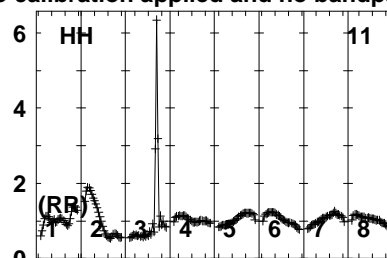
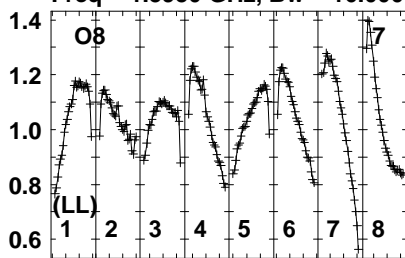
1595 610 1630 645 660 675 1695 710
FREQ MHz

Lower frame: Real Jy
Auto-corr total-power spectrum Antenna: *
Timerange: 00/16:03:21 to 00/16:05:00

Plot file version 525 created 15-NOV-2022 10:55:40

J1722+2815 EB081B 1.UVDATA.1

Freq = 1.5950 GHz, Bw = 16.000 MH No calibration applied and no bandpass applied



1595 610 1630 645 660 675 1695 710
FREQ MHz

1595 610 1630 645 660 675 1695 710
FREQ MHz

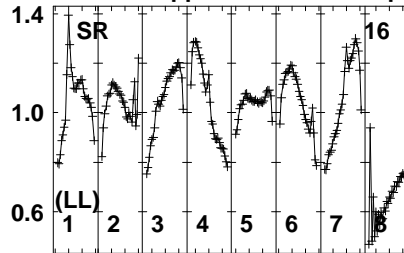
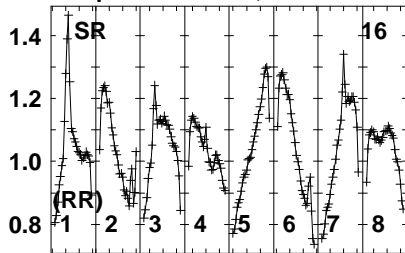
1595 610 1630 645 660 675 1695 710
FREQ MHz

Lower frame: Real Jy
Auto-corr total-power spectrum Antenna: *
Timerange: 00/16:03:21 to 00/16:05:00

Plot file version 526 created 15-NOV-2022 10:55:40

J1722+2815 EB081B 1.UVDATA.1

Freq = 1.5950 GHz, Bw = 16.000 MH No calibration applied and no bandpass applied

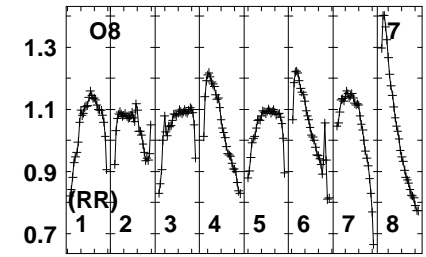
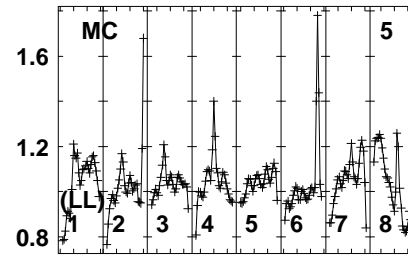
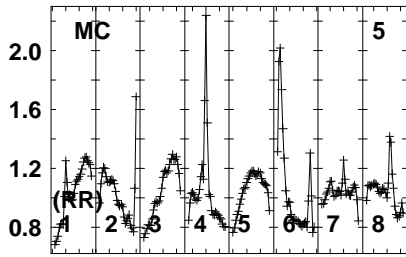
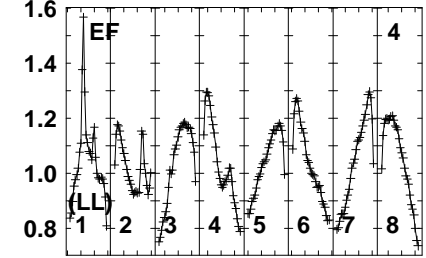
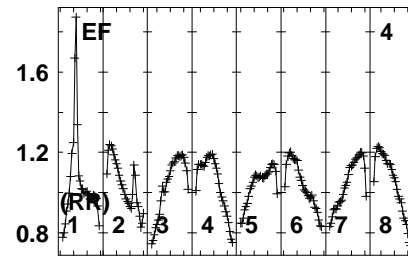
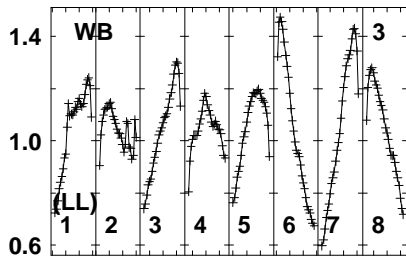
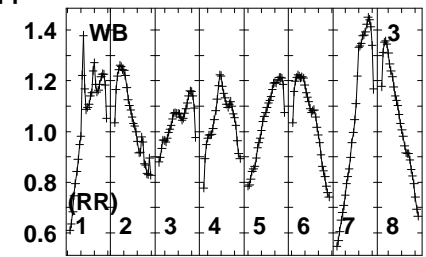
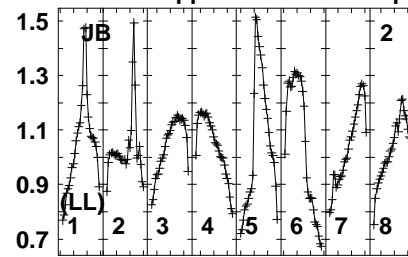
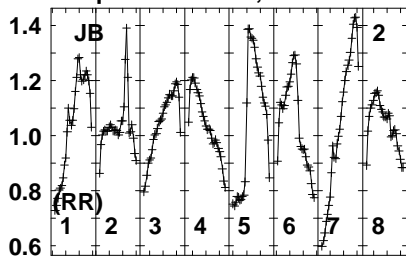


Lower frame: Real Jy
Auto-corr total-power spectrum Antenna: *
Timerange: 00/16:03:21 to 00/16:05:00

Plot file version 527 created 15-NOV-2022 10:55:41

J1716+2616 EB081B 1.UVDATA.1

Freq = 1.5950 GHz, Bw = 16.000 MH No calibration applied and no bandpass applied



1595 610 1630 645 660 675 1695 710
FREQ MHz

1595 610 1630 645 660 675 1695 710
FREQ MHz

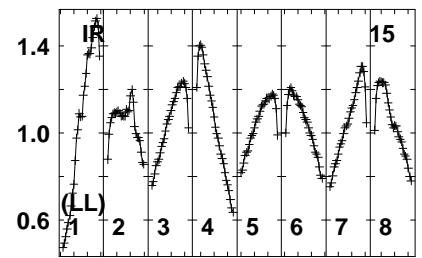
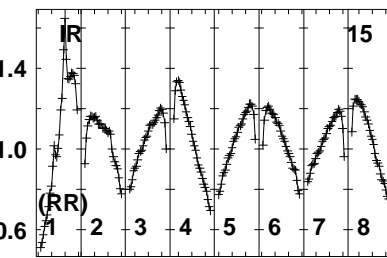
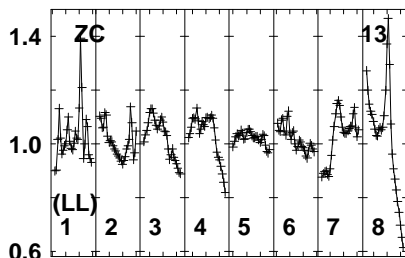
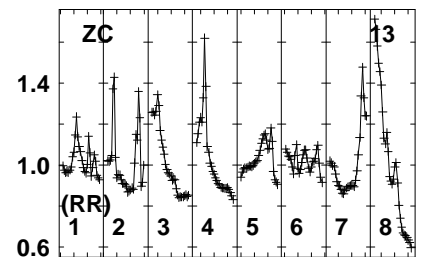
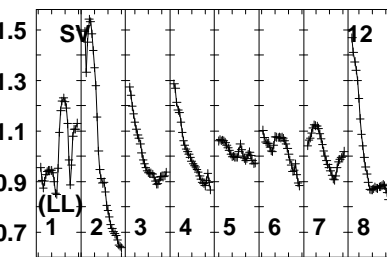
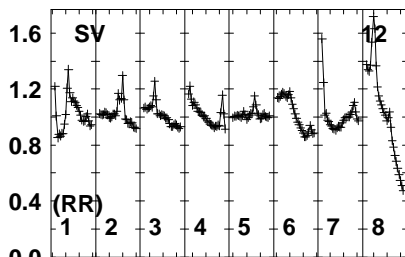
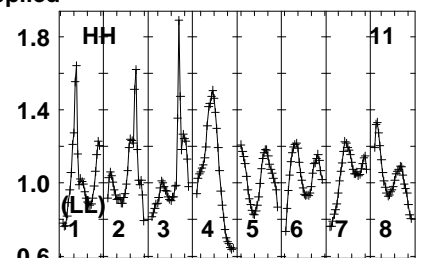
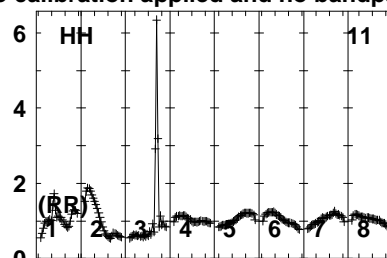
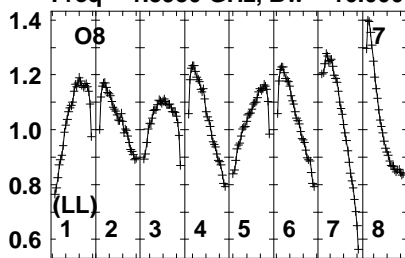
1595 610 1630 645 660 675 1695 710
FREQ MHz

Lower frame: Real Jy
Auto-corr total-power spectrum Antenna: *
Timerange: 00/16:05:01 to 00/16:06:40

Plot file version 528 created 15-NOV-2022 10:55:41

J1716+2616 EB081B 1.UVDATA.1

Freq = 1.5950 GHz, Bw = 16.000 MH No calibration applied and no bandpass applied



1595 610 1630 645 660 675 1695 710
FREQ MHz

1595 610 1630 645 660 675 1695 710
FREQ MHz

1595 610 1630 645 660 675 1695 710
FREQ MHz

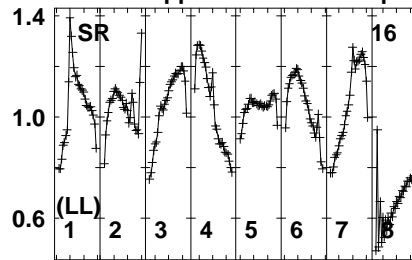
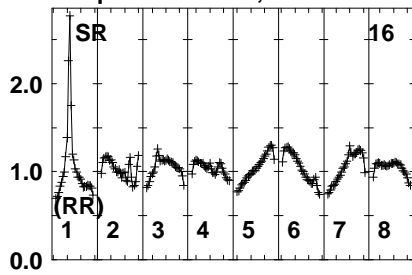
Lower frame: Real Jy
Auto-corr total-power spectrum Antenna: *
Timerange: 00/16:05:01 to 00/16:06:40

Plot file version 529 created 15-NOV-2022 10:55:41

J1716+2616 EB081B 1.UVDATA.1

Freq = 1.5950 GHz, Bw = 16.000 MH

No calibration applied and no bandpass applied



Lower frame: Real Jy

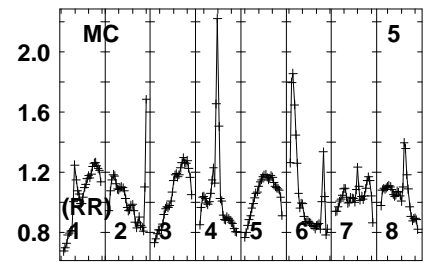
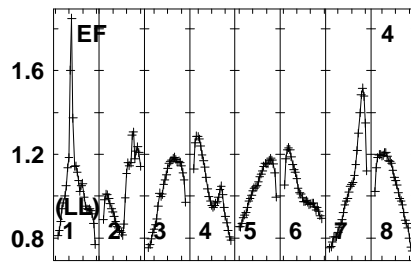
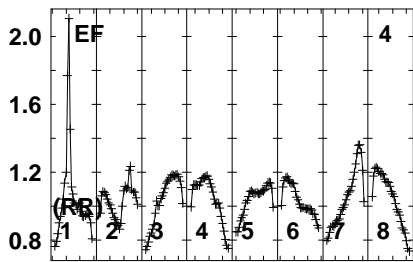
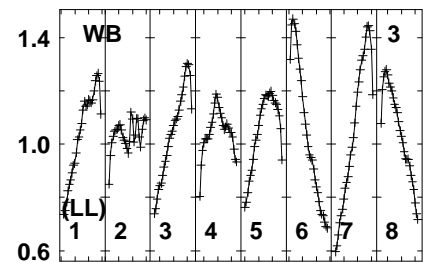
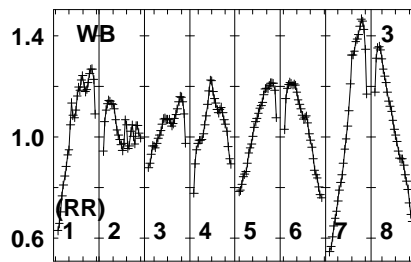
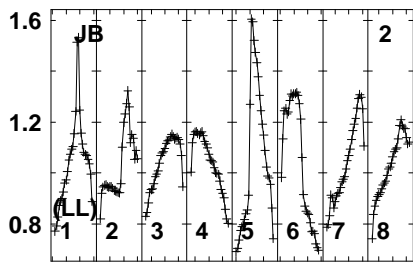
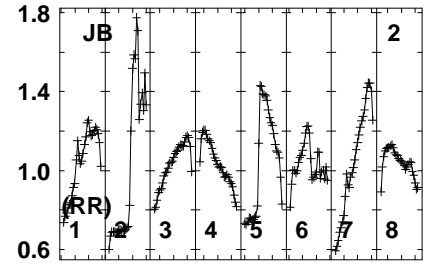
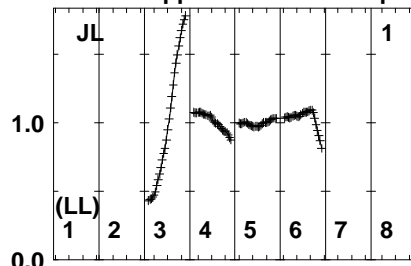
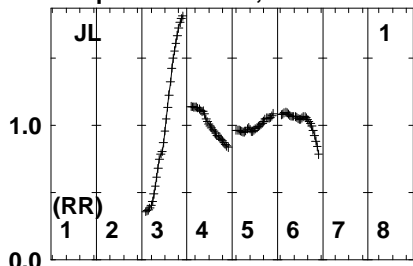
Auto-corr total-power spectrum Antenna: *

Timerange: 00/16:05:01 to 00/16:06:40

Plot file version 530 created 15-NOV-2022 10:55:41

ROSS867 EB081B 1.UVDATA.1

Freq = 1.5950 GHz, Bw = 16.000 MH No calibration applied and no bandpass applied



1595 610 1630 645 660 675 1695 710
FREQ MHz

1595 610 1630 645 660 675 1695 710
FREQ MHz

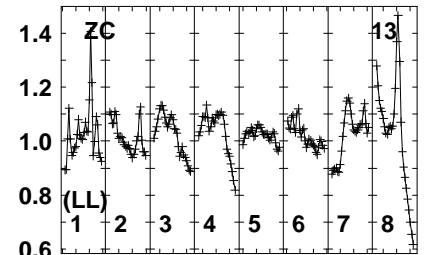
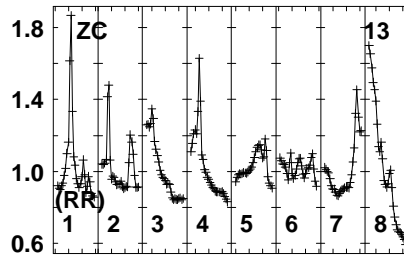
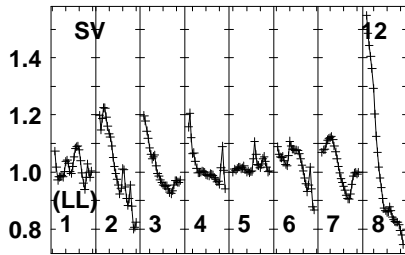
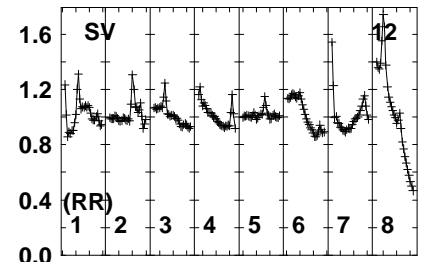
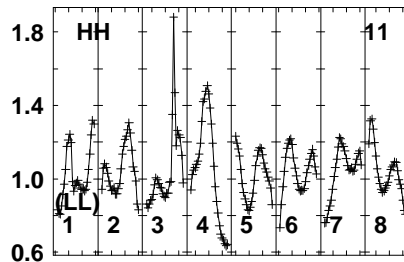
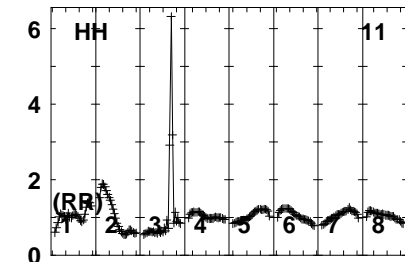
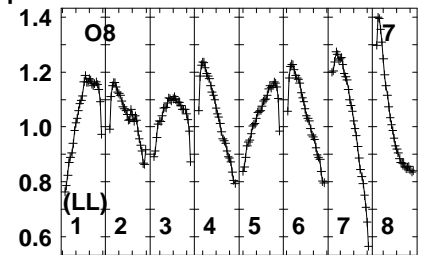
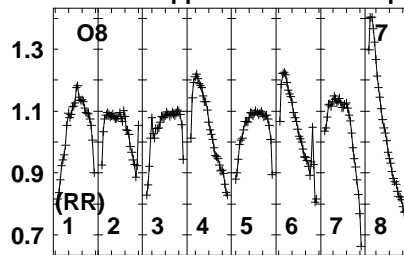
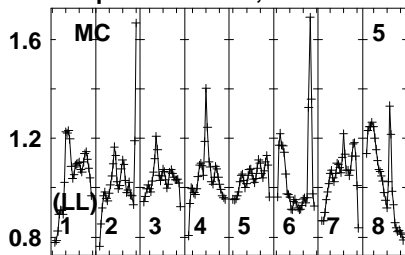
1595 610 1630 645 660 675 1695 710
FREQ MHz

Lower frame: Real Jy
Auto-corr total-power spectrum Antenna: *
Timerange: 00/16:06:40 to 00/16:11:39

Plot file version 531 created 15-NOV-2022 10:55:41

ROSS867 EB081B 1.UVDATA.1

Freq = 1.5950 GHz, Bw = 16.000 MH No calibration applied and no bandpass applied



1595 610 1630 645 660 675 1695 710
FREQ MHz

1595 610 1630 645 660 675 1695 710
FREQ MHz

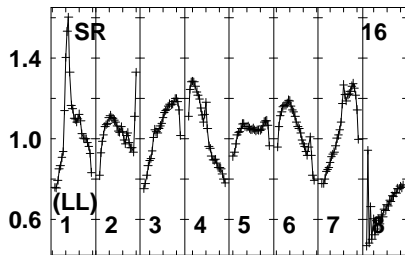
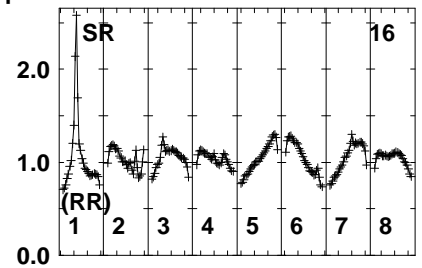
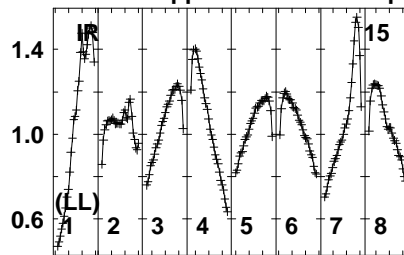
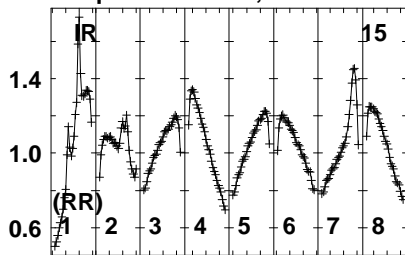
1595 610 1630 645 660 675 1695 710
FREQ MHz

Lower frame: Real Jy
Auto-corr total-power spectrum Antenna: *
Timerange: 00/16:06:40 to 00/16:11:39

Plot file version 532 created 15-NOV-2022 10:55:42

ROSS867 EB081B 1.UVDATA.1

Freq = 1.5950 GHz, Bw = 16.000 MH No calibration applied and no bandpass applied

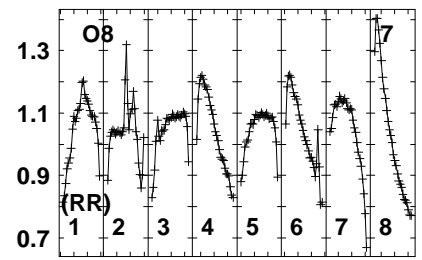
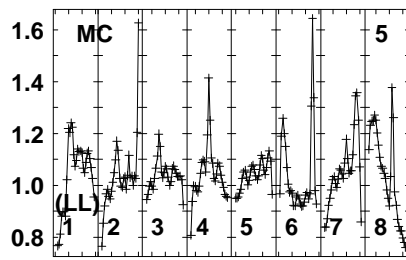
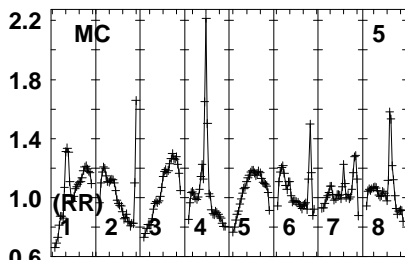
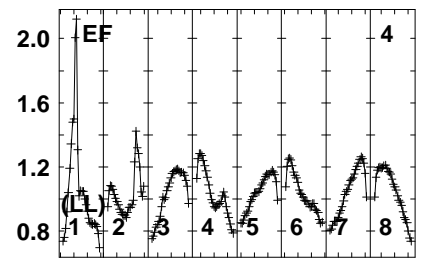
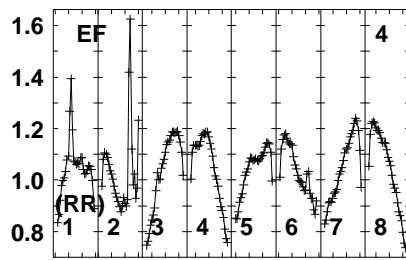
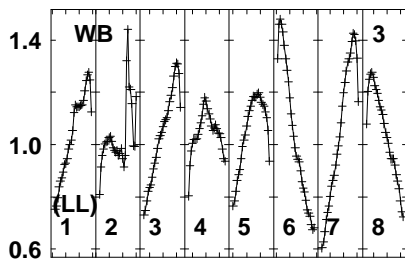
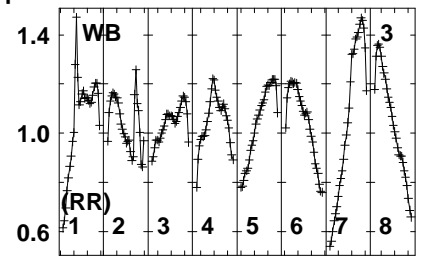
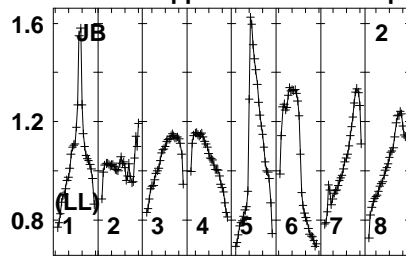
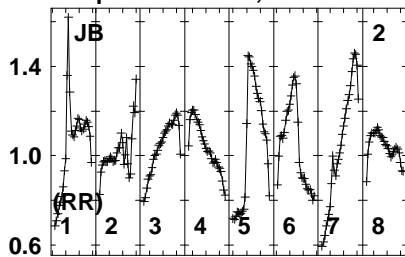


Lower frame: Real Jy
Auto-corr total-power spectrum Antenna: *
Timerange: 00/16:06:40 to 00/16:11:39

Plot file version 533 created 15-NOV-2022 10:55:42

J1722+2458 EB081B 1.UVDATA.1

Freq = 1.5950 GHz, Bw = 16.000 MH No calibration applied and no bandpass applied



1595 610 1630 645 660 675 1695 710
FREQ MHz

1595 610 1630 645 660 675 1695 710
FREQ MHz

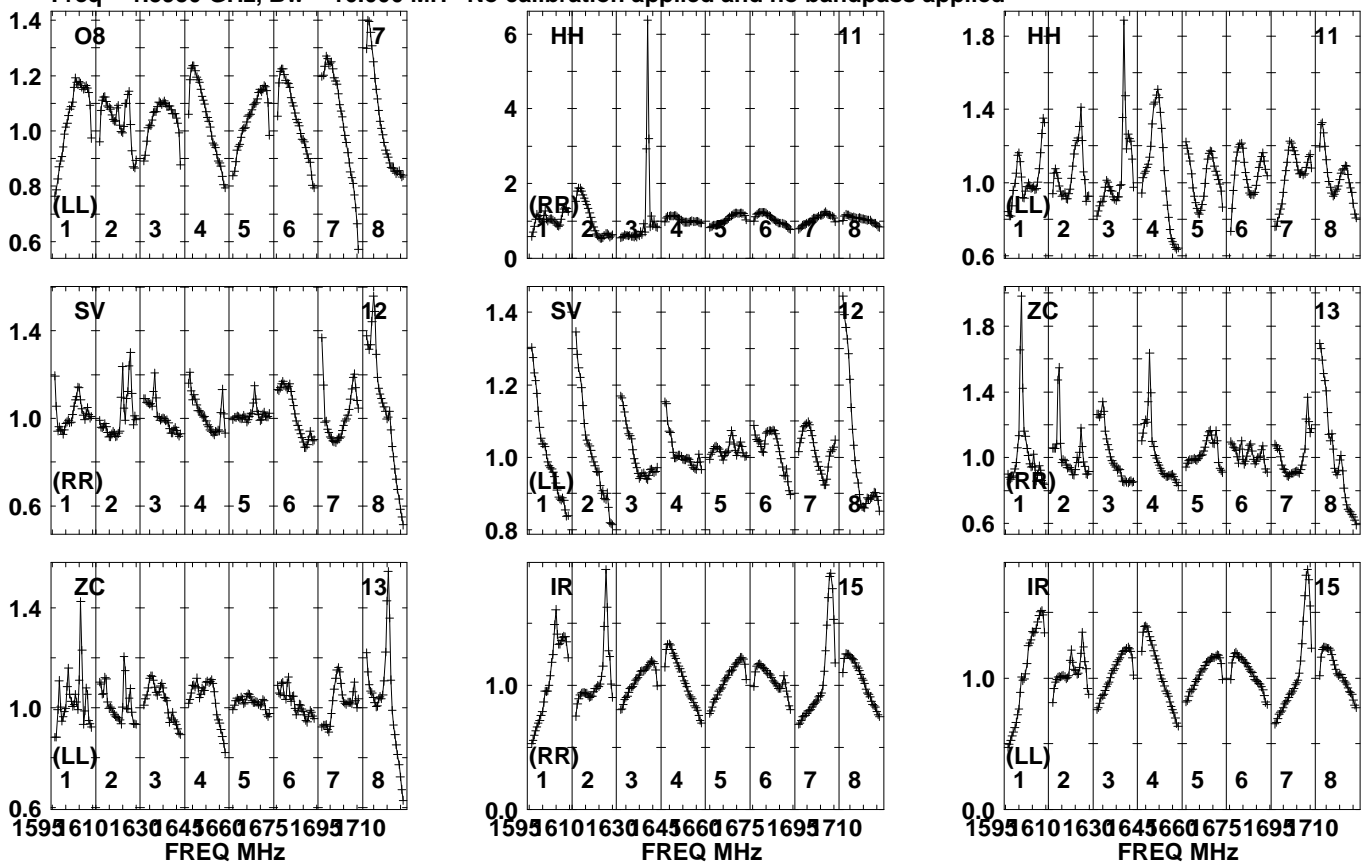
1595 610 1630 645 660 675 1695 710
FREQ MHz

Lower frame: Real Jy
Auto-corr total-power spectrum Antenna: *
Timerange: 00/16:12:11 to 00/16:13:20

Plot file version 534 created 15-NOV-2022 10:55:42

J1722+2458 EB081B 1.UVDATA.1

Freq = 1.5950 GHz, Bw = 16.000 MH No calibration applied and no bandpass applied

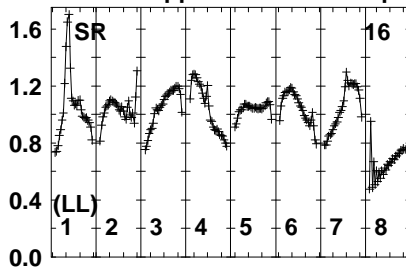
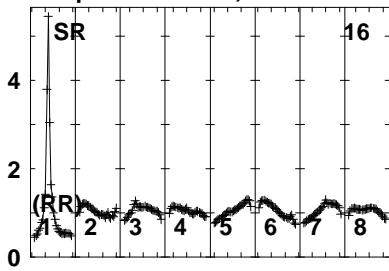


Lower frame: Real Jy
Auto-corr total-power spectrum Antenna: *
Timerange: 00/16:12:11 to 00/16:13:20

Plot file version 535 created 15-NOV-2022 10:55:42

J1722+2458 EB081B 1.UVDATA.1

Freq = 1.5950 GHz, Bw = 16.000 MH No calibration applied and no bandpass applied

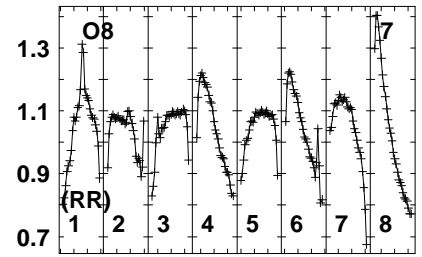
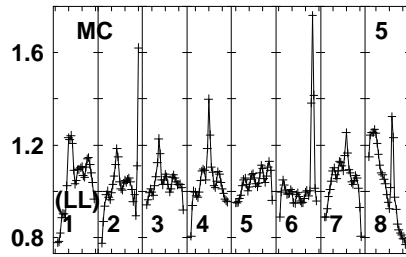
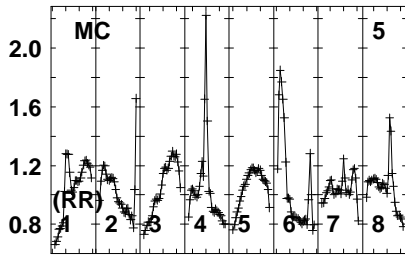
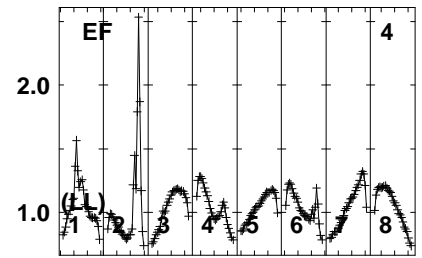
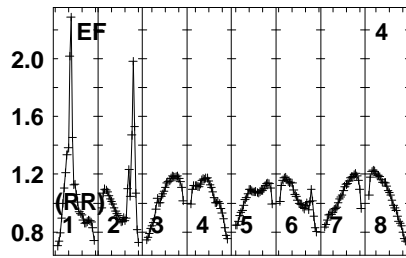
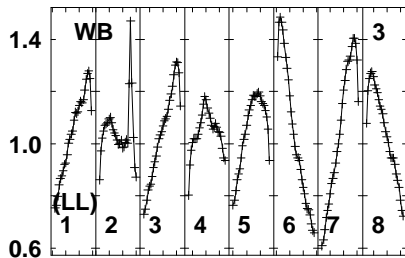
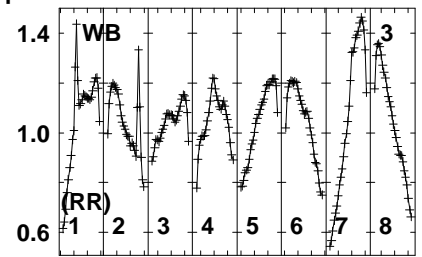
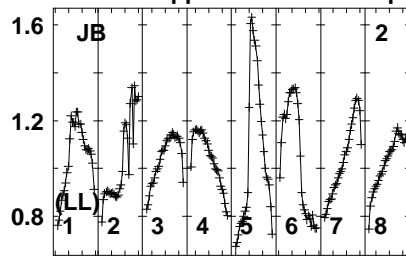
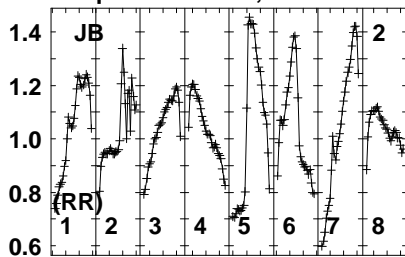


Lower frame: Real Jy
Auto-corr total-power spectrum Antenna: *
Timerange: 00/16:12:11 to 00/16:13:20

Plot file version 536 created 15-NOV-2022 10:55:42

J1722+2815 EB081B 1.UVDATA.1

Freq = 1.5950 GHz, Bw = 16.000 MH No calibration applied and no bandpass applied



1595 610 1630 645 660 675 1695 710
FREQ MHz

1595 610 1630 645 660 675 1695 710
FREQ MHz

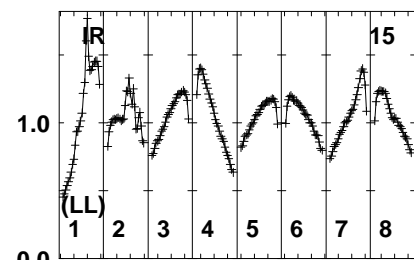
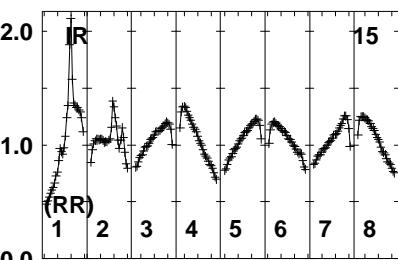
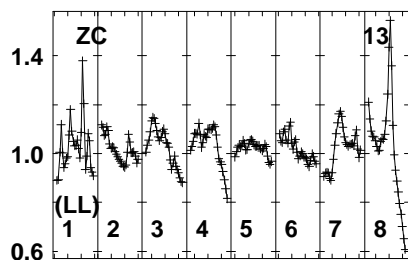
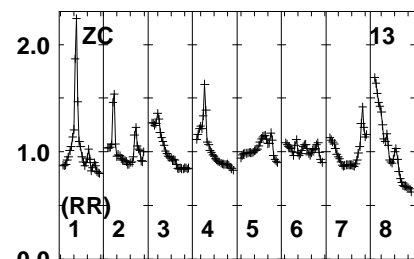
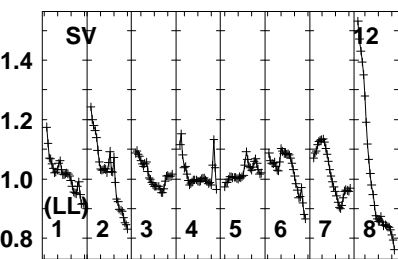
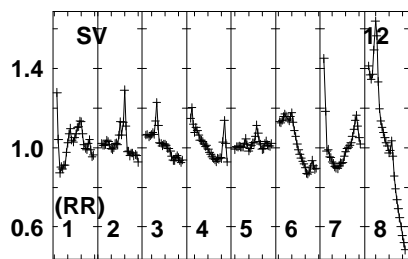
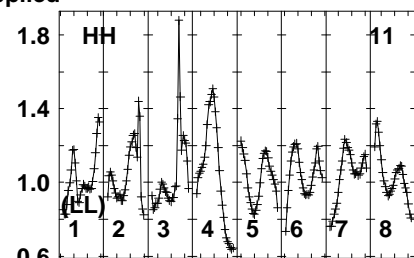
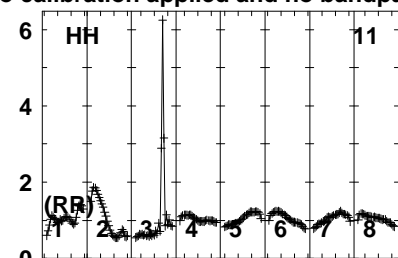
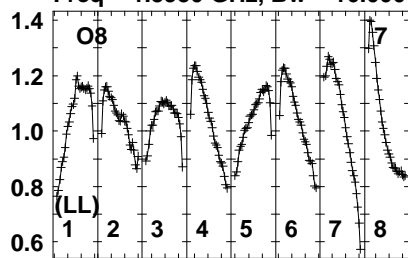
1595 610 1630 645 660 675 1695 710
FREQ MHz

Lower frame: Real Jy
Auto-corr total-power spectrum Antenna: *
Timerange: 00/16:13:20 to 00/16:14:59

Plot file version 537 created 15-NOV-2022 10:55:42

J1722+2815 EB081B 1.UVDATA.1

Freq = 1.5950 GHz, Bw = 16.000 MH No calibration applied and no bandpass applied



1595 610 1630 645 660 675 1695 710
FREQ MHz

1595 610 1630 645 660 675 1695 710
FREQ MHz

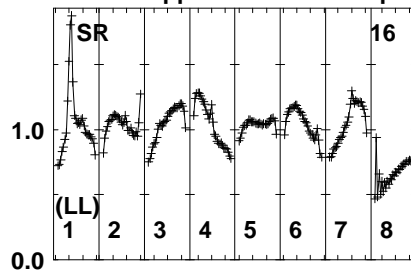
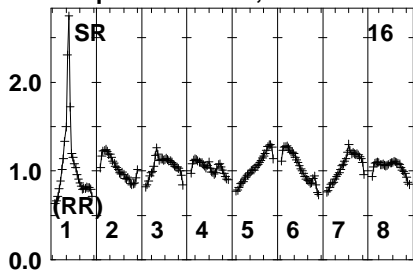
1595 610 1630 645 660 675 1695 710
FREQ MHz

Lower frame: Real Jy
Auto-corr total-power spectrum Antenna: *
Timerange: 00/16:13:20 to 00/16:14:59

Plot file version 538 created 15-NOV-2022 10:55:42

J1722+2815 EB081B 1.UVDATA.1

Freq = 1.5950 GHz, Bw = 16.000 MH No calibration applied and no bandpass applied



Lower frame: Real Jy

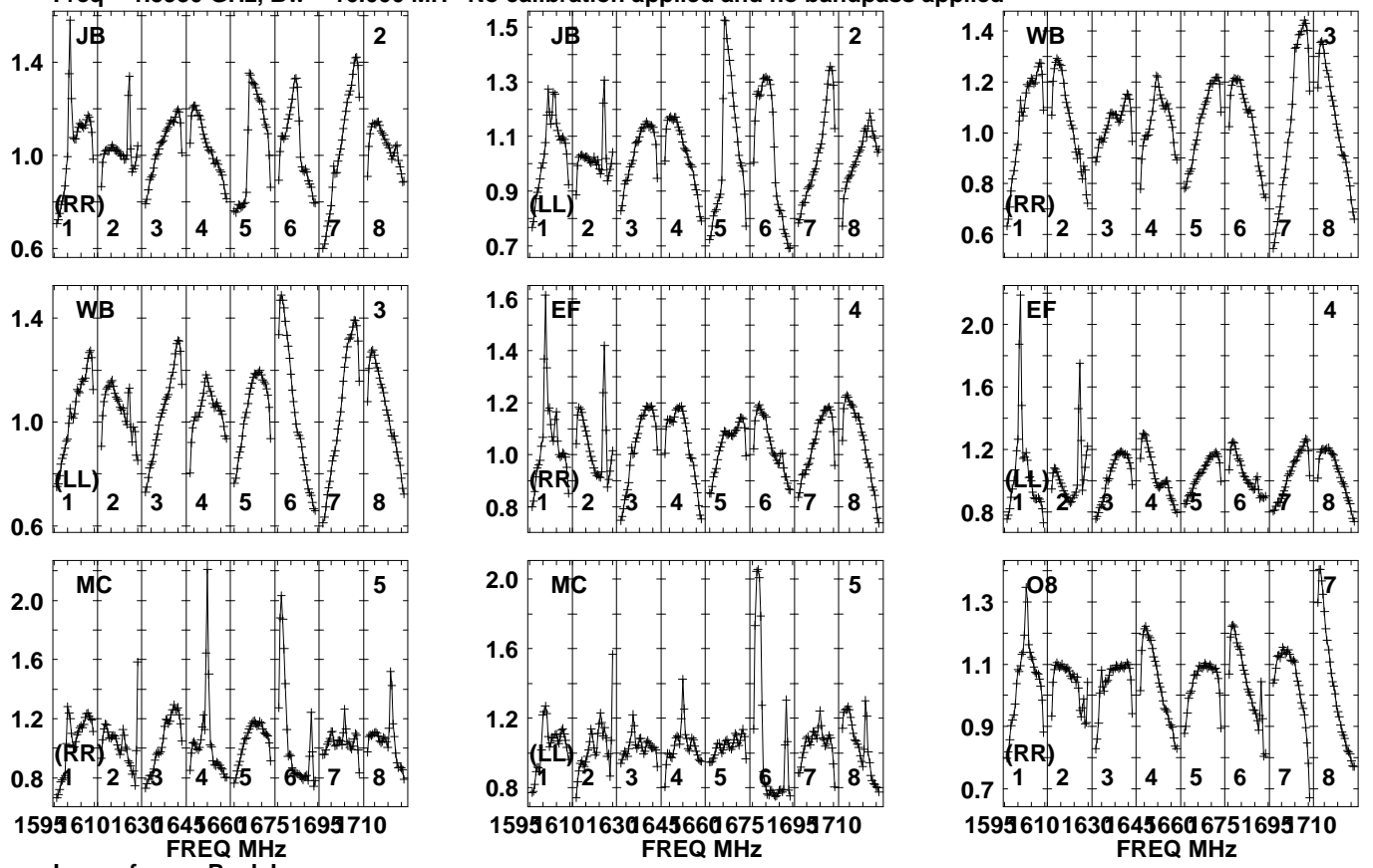
Auto-corr total-power spectrum Antenna: *

Timerange: 00/16:13:20 to 00/16:14:59

Plot file version 539 created 15-NOV-2022 10:55:42

J1716+2616 EB081B 1.UVDATA.1

Freq = 1.5950 GHz, Bw = 16.000 MH No calibration applied and no bandpass applied

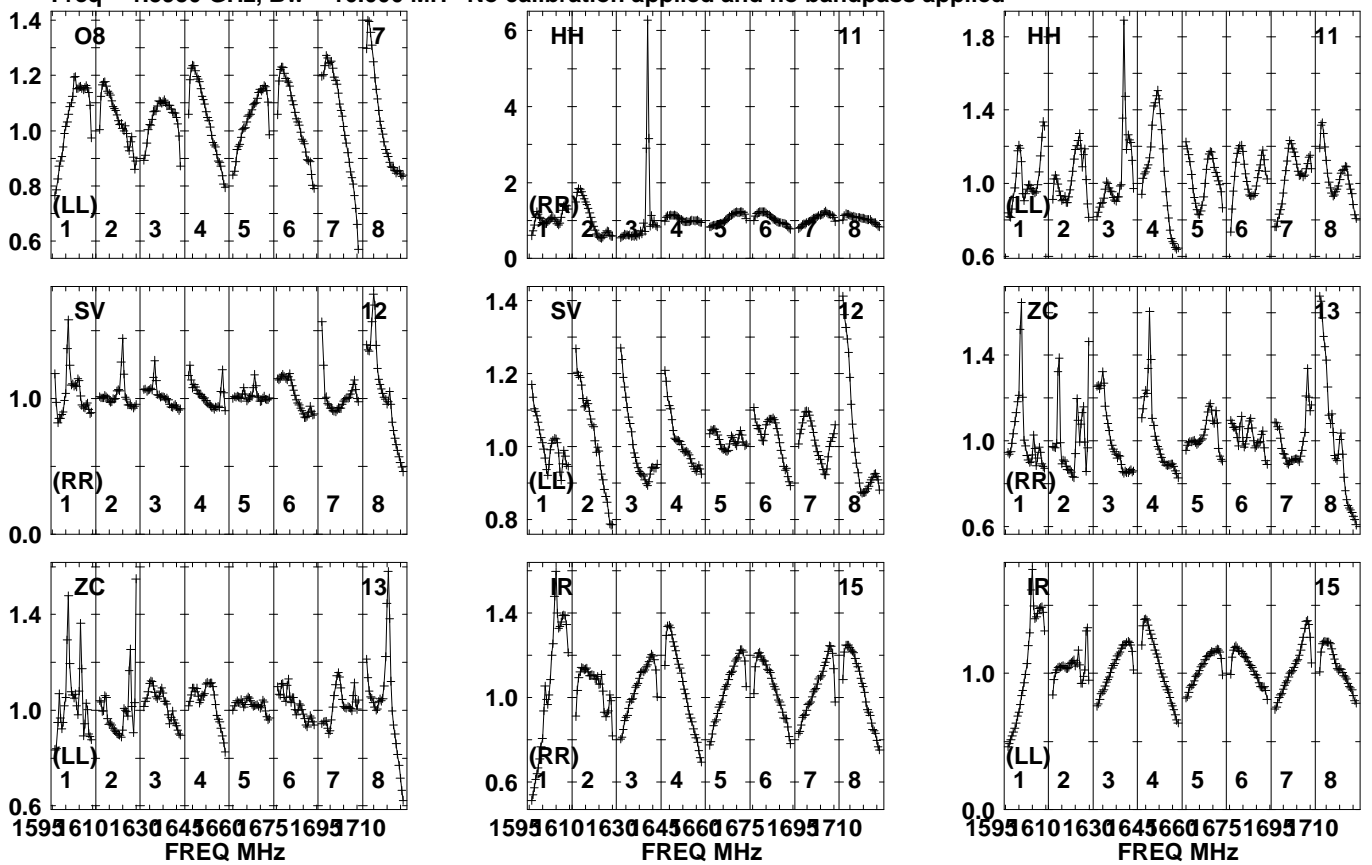


Lower frame: Real Jy
 Auto-corr total-power spectrum Antenna: *
 Timerange: 00/16:15:00 to 00/16:16:39

Plot file version 540 created 15-NOV-2022 10:55:42

J1716+2616 EB081B 1.UVDATA.1

Freq = 1.5950 GHz, Bw = 16.000 MH No calibration applied and no bandpass applied

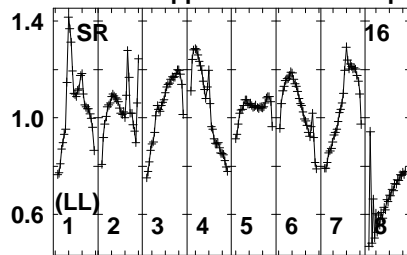
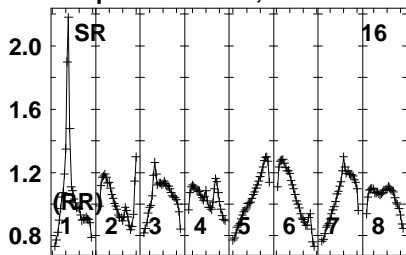


Lower frame: Real Jy
Auto-corr total-power spectrum Antenna: *
Timerange: 00/16:15:00 to 00/16:16:39

Plot file version 541 created 15-NOV-2022 10:55:43

J1716+2616 EB081B 1.UVDATA.1

Freq = 1.5950 GHz, Bw = 16.000 MH No calibration applied and no bandpass applied

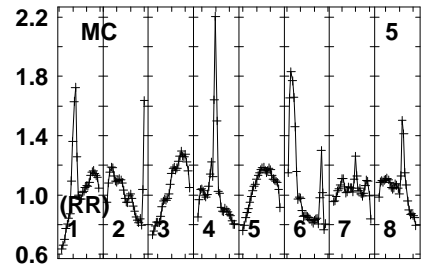
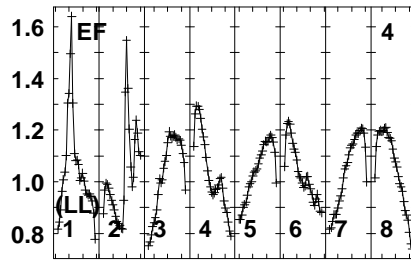
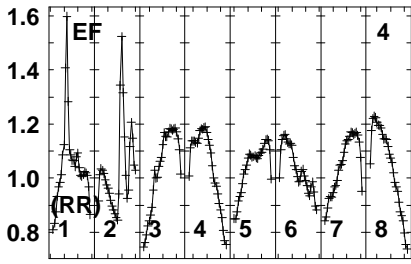
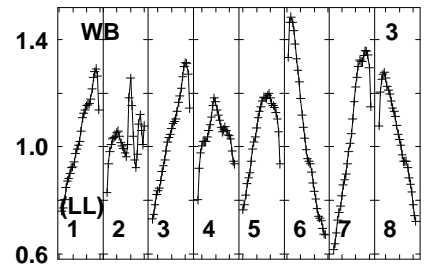
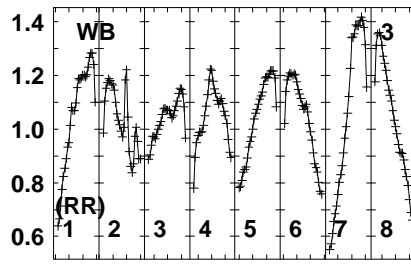
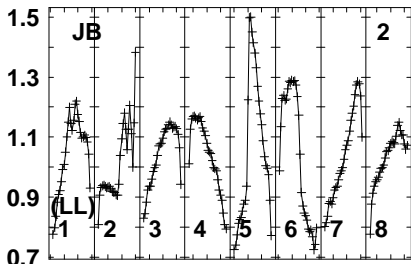
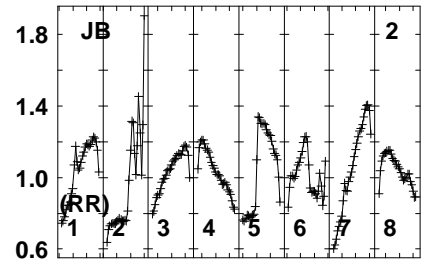
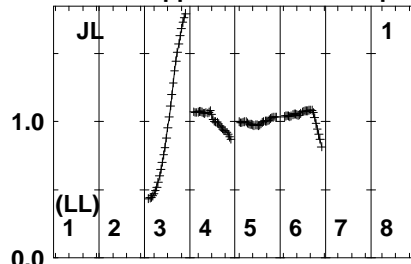
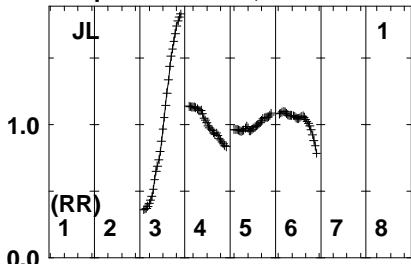


Lower frame: Real Jy
Auto-corr total-power spectrum Antenna: *
Timerange: 00/16:15:00 to 00/16:16:39

Plot file version 542 created 15-NOV-2022 10:55:43

ROSS867 EB081B 1.UVDATA.1

Freq = 1.5950 GHz, Bw = 16.000 MH No calibration applied and no bandpass applied



1595 610 1630 645 660 675 1695 710
FREQ MHz

1595 610 1630 645 660 675 1695 710
FREQ MHz

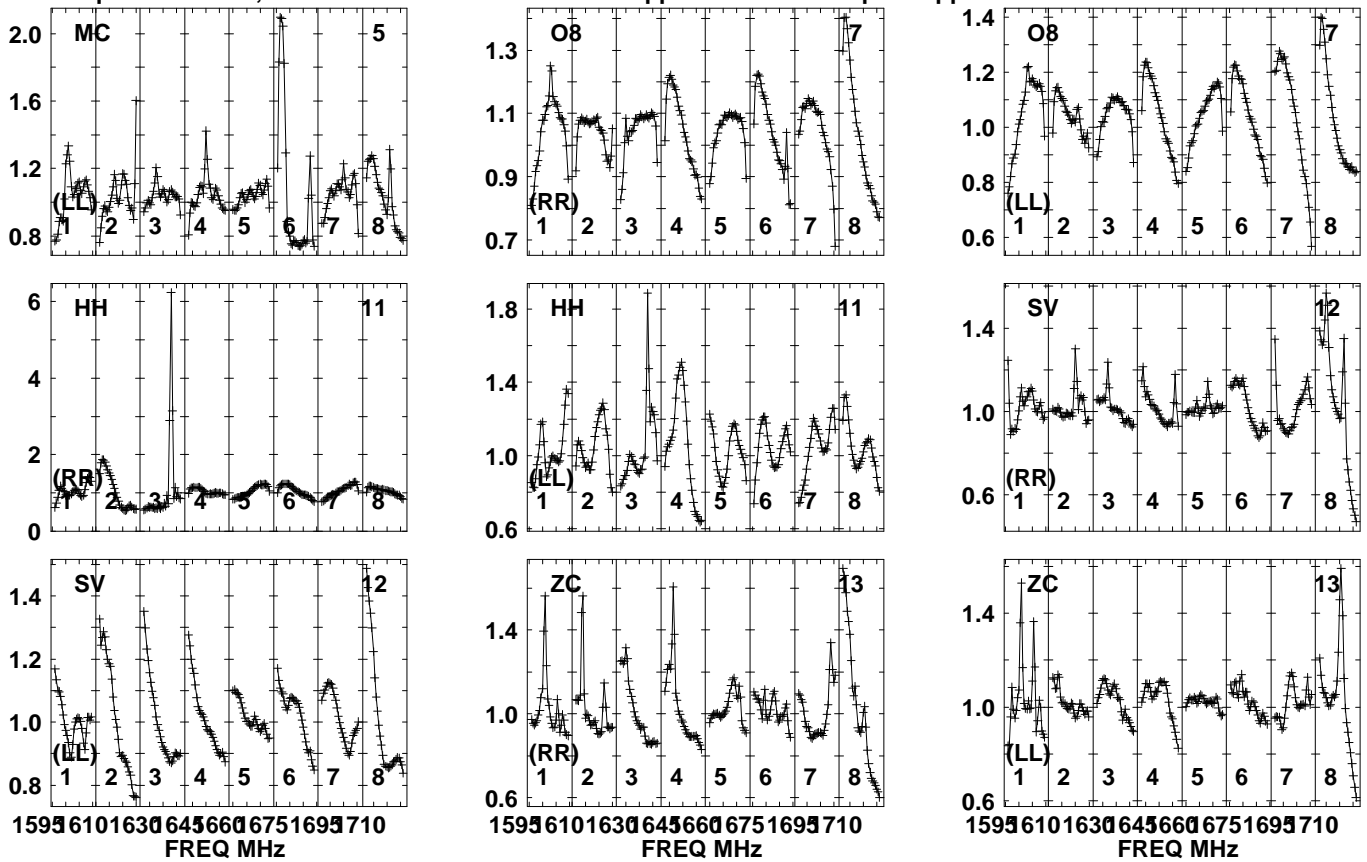
1595 610 1630 645 660 675 1695 710
FREQ MHz

Lower frame: Real Jy
Auto-corr total-power spectrum Antenna: *
Timerange: 00/16:16:40 to 00/16:21:39

Plot file version 543 created 15-NOV-2022 10:55:43

ROSS867 EB081B 1.UVDATA.1

Freq = 1.5950 GHz, Bw = 16.000 MH No calibration applied and no bandpass applied

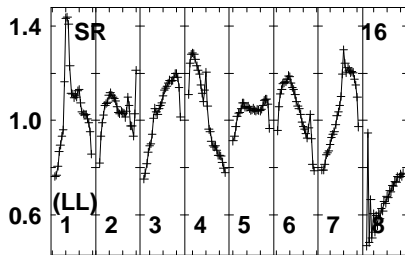
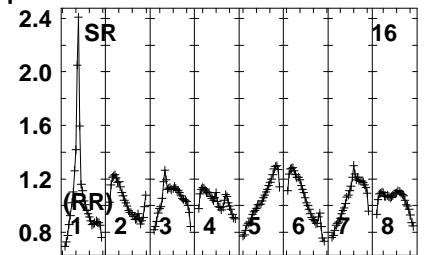
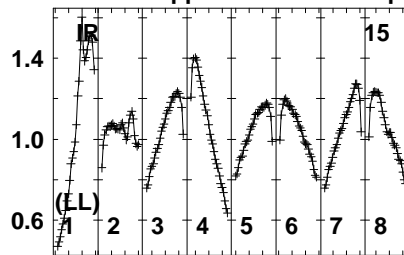
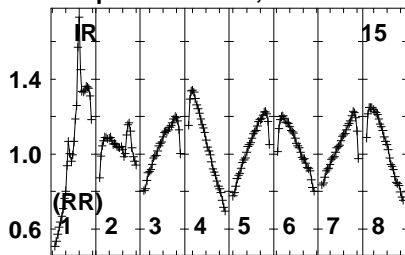


Lower frame: Real Jy
Auto-corr total-power spectrum Antenna: *
Timerange: 00/16:16:40 to 00/16:21:39

Plot file version 544 created 15-NOV-2022 10:55:43

ROSS867 EB081B 1.UVDATA.1

Freq = 1.5950 GHz, Bw = 16.000 MH No calibration applied and no bandpass applied

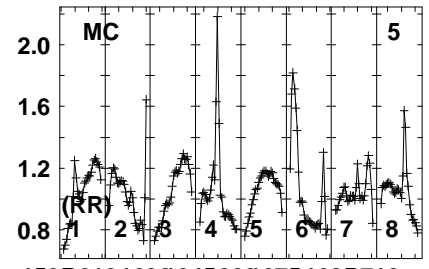
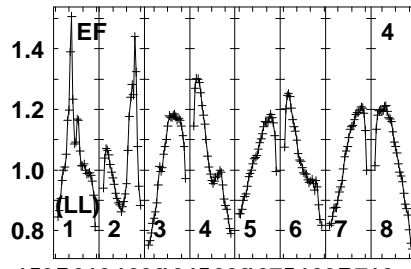
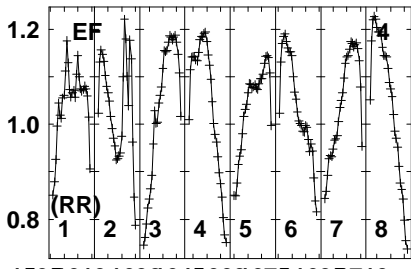
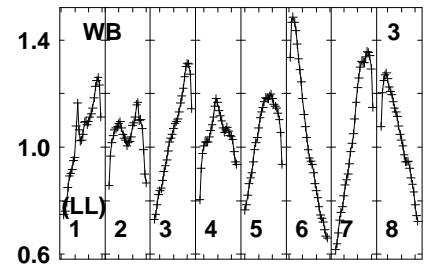
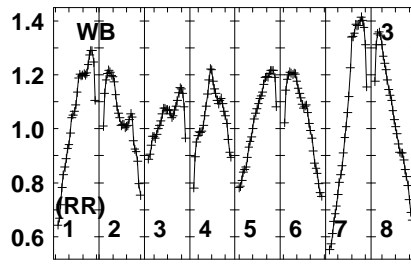
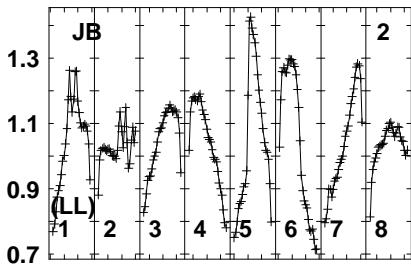
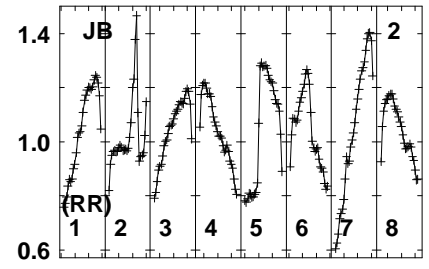
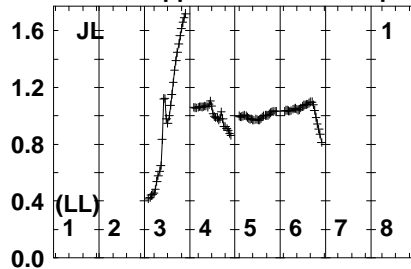
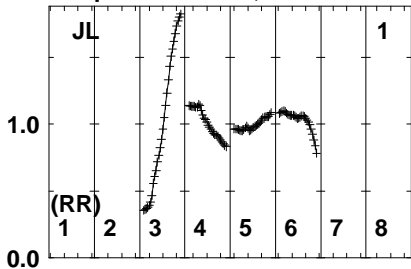


Lower frame: Real Jy
Auto-corr total-power spectrum Antenna: *
Timerange: 00/16:16:40 to 00/16:21:39

Plot file version 545 created 15-NOV-2022 10:55:43

J1722+2458 EB081B 1.UVDATA.1

Freq = 1.5950 GHz, Bw = 16.000 MH No calibration applied and no bandpass applied



1595 610 1630 645 660 675 1695 710
FREQ MHz

1595 610 1630 645 660 675 1695 710
FREQ MHz

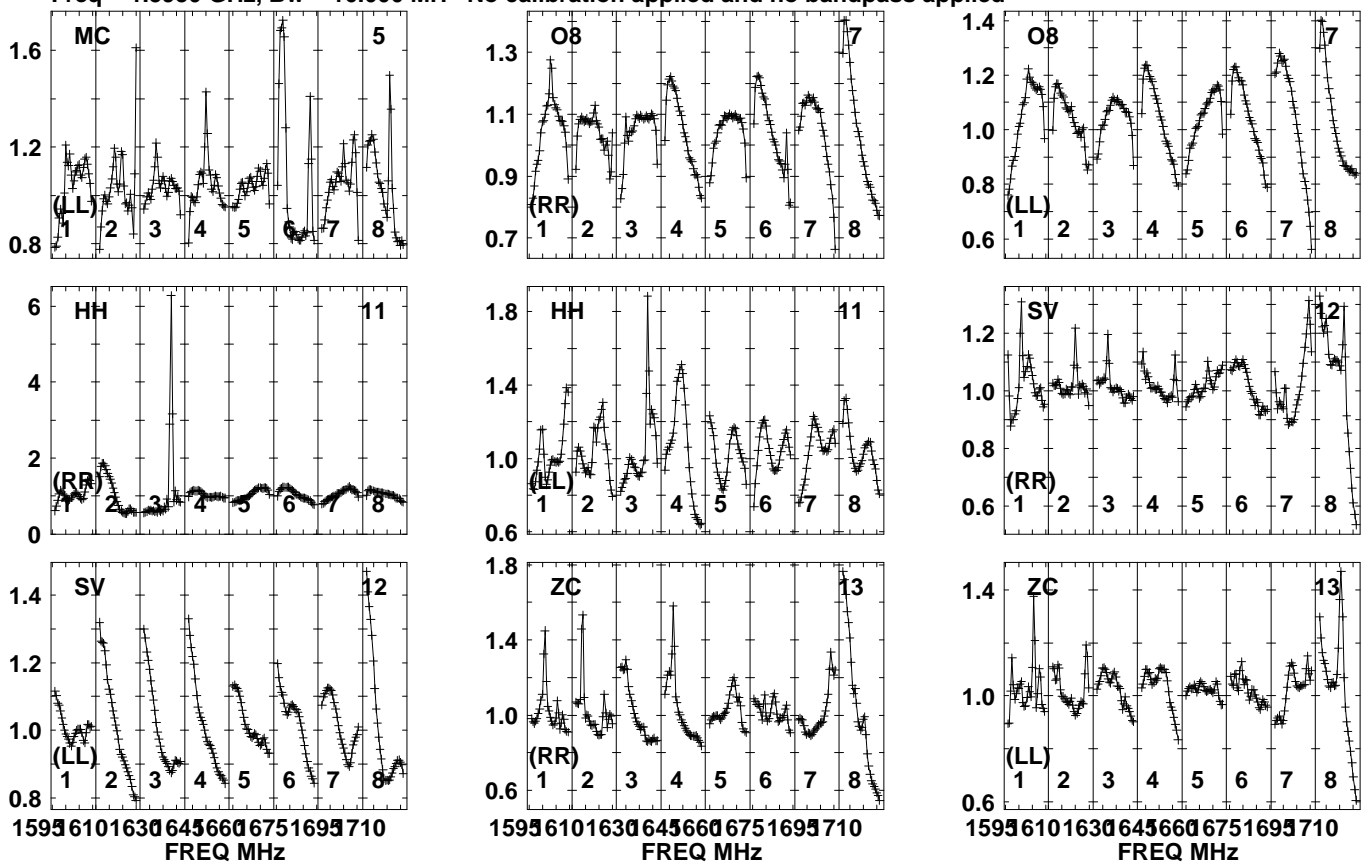
1595 610 1630 645 660 675 1695 710
FREQ MHz

Lower frame: Real Jy
Auto-corr total-power spectrum Antenna: *
Timerange: 00/16:22:10 to 00/16:23:20

Plot file version 546 created 15-NOV-2022 10:55:43

J1722+2458 EB081B 1.UVDATA.1

Freq = 1.5950 GHz, Bw = 16.000 MH No calibration applied and no bandpass applied

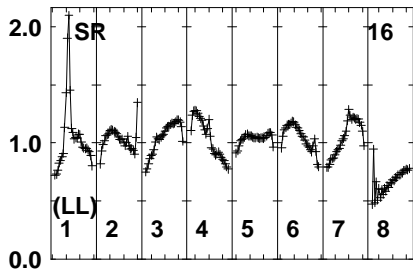
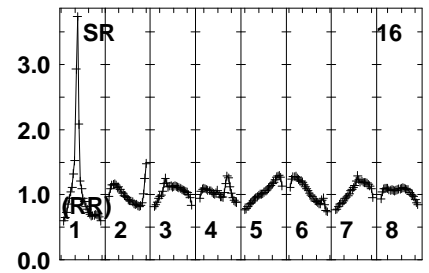
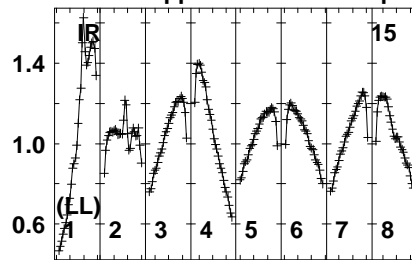
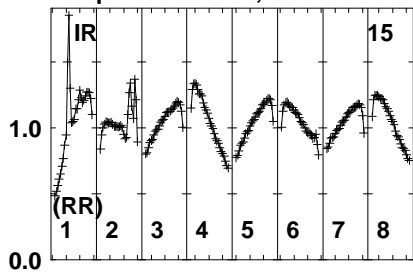


Lower frame: Real Jy
Auto-corr total-power spectrum Antenna: *
Timerange: 00/16:22:10 to 00/16:23:20

Plot file version 547 created 15-NOV-2022 10:55:44

J1722+2458 EB081B 1.UVDATA.1

Freq = 1.5950 GHz, Bw = 16.000 MH No calibration applied and no bandpass applied



Lower frame: Real Jy

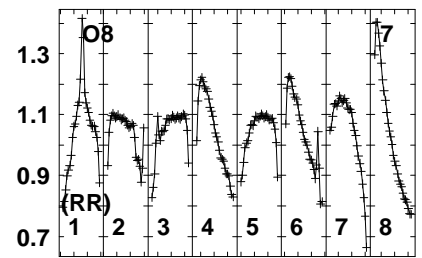
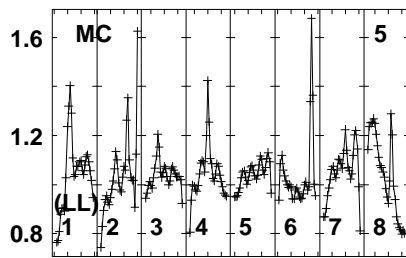
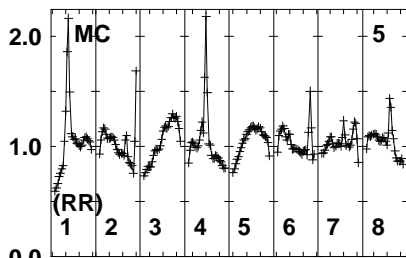
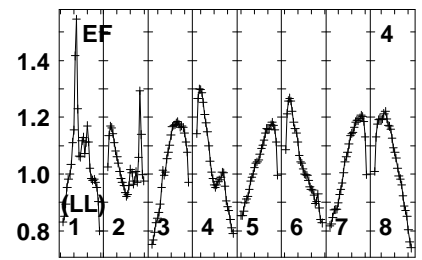
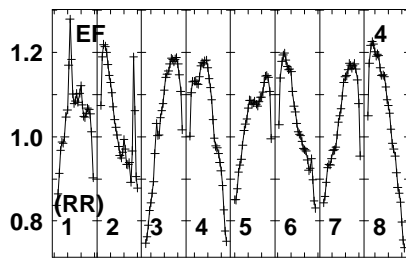
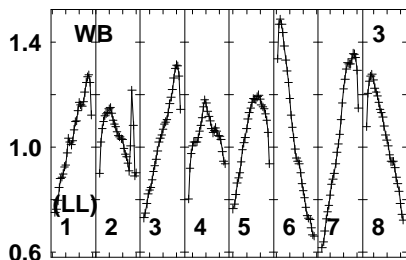
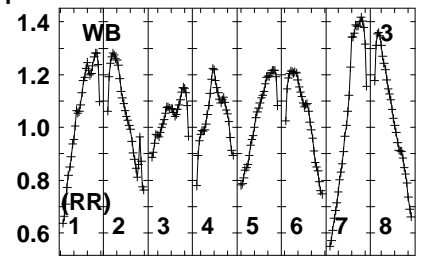
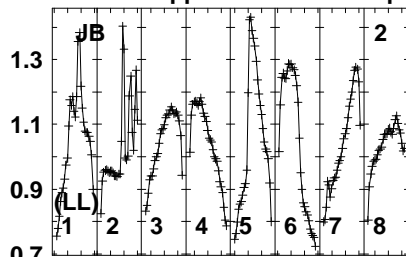
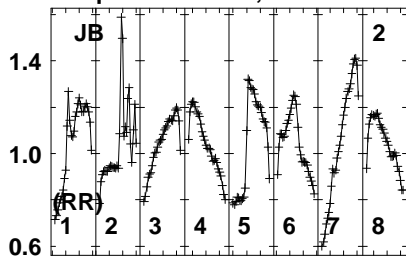
Auto-corr total-power spectrum Antenna: *

Timerange: 00/16:22:10 to 00/16:23:20

Plot file version 548 created 15-NOV-2022 10:55:44

J1722+2815 EB081B 1.UVDATA.1

Freq = 1.5950 GHz, Bw = 16.000 MH No calibration applied and no bandpass applied



1595 610 1630 645 660 675 1695 710
FREQ MHz

1595 610 1630 645 660 675 1695 710
FREQ MHz

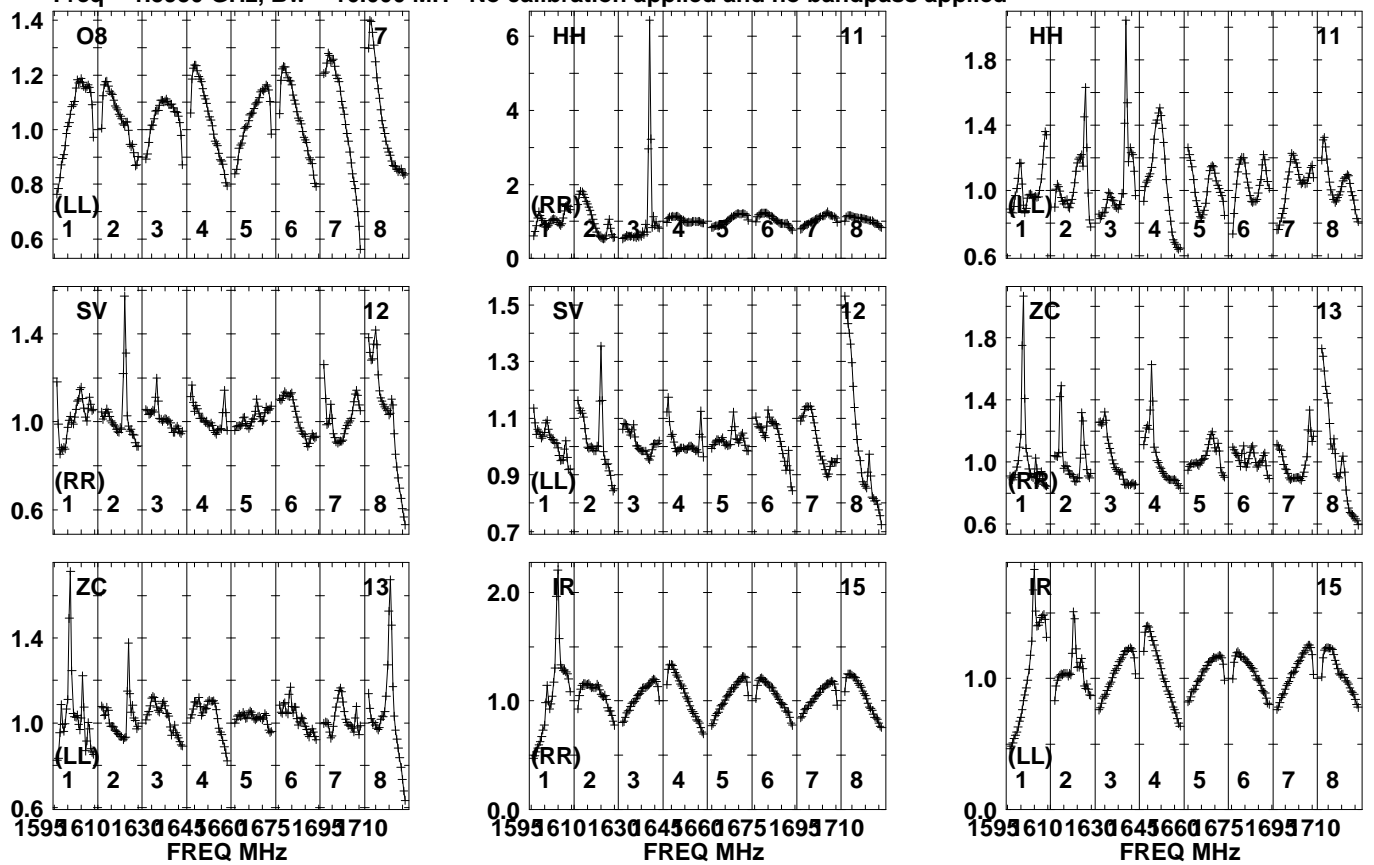
1595 610 1630 645 660 675 1695 710
FREQ MHz

Lower frame: Real Jy
Auto-corr total-power spectrum Antenna: *
Timerange: 00/16:23:21 to 00/16:25:00

Plot file version 549 created 15-NOV-2022 10:55:44

J1722+2815 EB081B 1.UVDATA.1

Freq = 1.5950 GHz, Bw = 16.000 MH No calibration applied and no bandpass applied

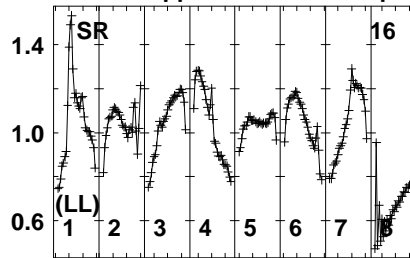
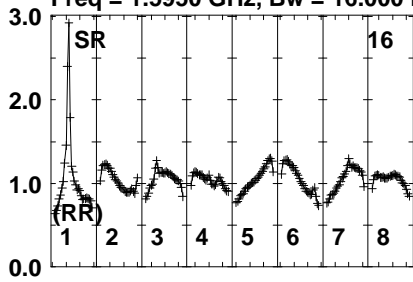


Lower frame: Real Jy
Auto-corr total-power spectrum Antenna: *
Timerange: 00/16:23:21 to 00/16:25:00

Plot file version 550 created 15-NOV-2022 10:55:44

J1722+2815 EB081B 1.UVDATA.1

Freq = 1.5950 GHz, Bw = 16.000 MH No calibration applied and no bandpass applied



Lower frame: Real Jy

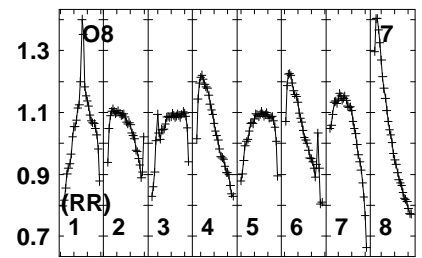
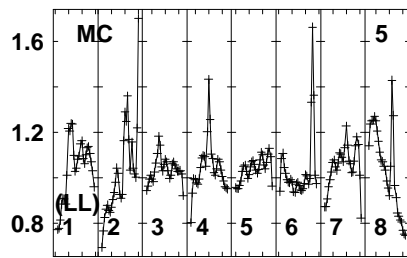
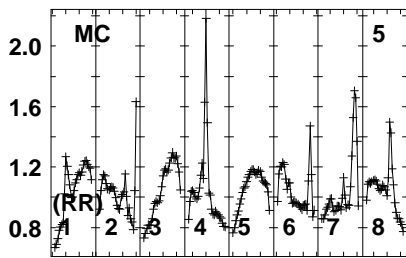
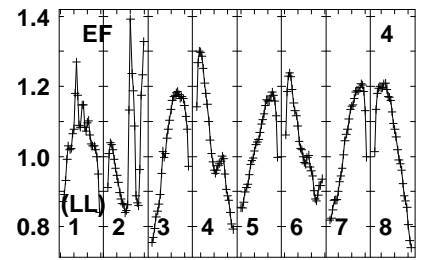
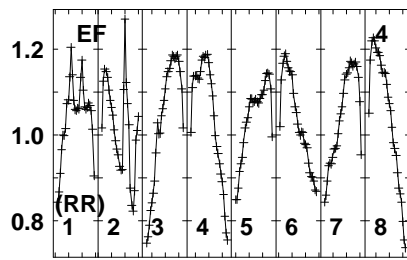
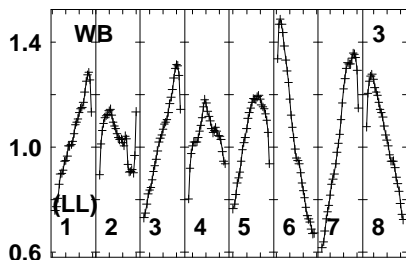
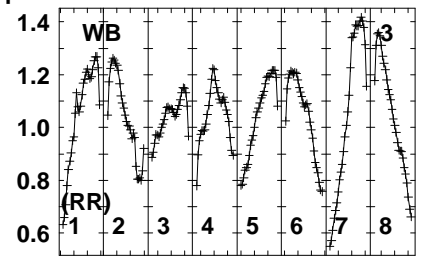
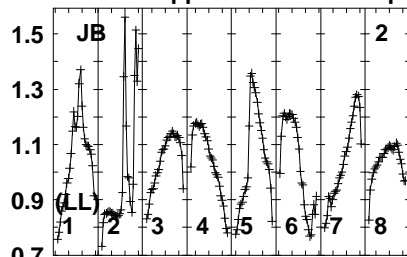
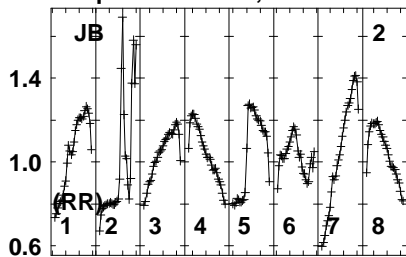
Auto-corr total-power spectrum Antenna: *

Timerange: 00/16:23:21 to 00/16:25:00

Plot file version 551 created 15-NOV-2022 10:55:44

J1716+2616 EB081B 1.UVDATA.1

Freq = 1.5950 GHz, Bw = 16.000 MH No calibration applied and no bandpass applied



1595 610 1630 645 660 675 1695 710
FREQ MHz

1595 610 1630 645 660 675 1695 710
FREQ MHz

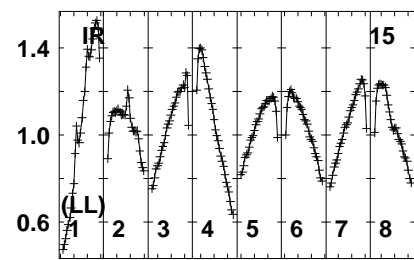
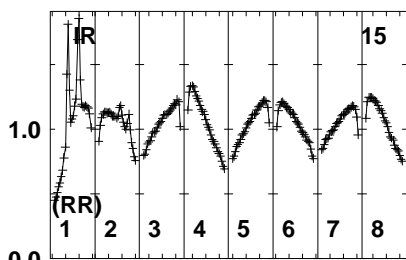
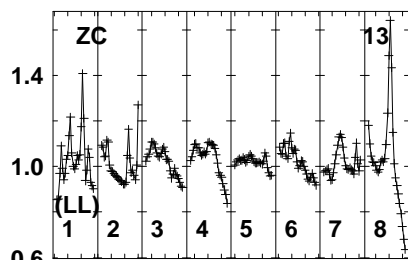
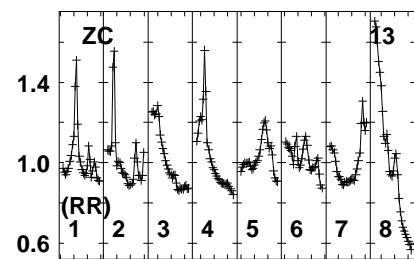
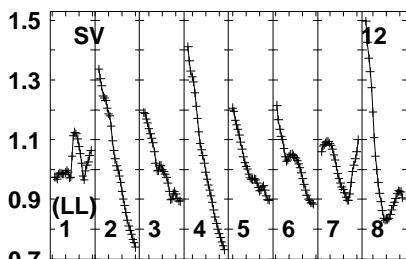
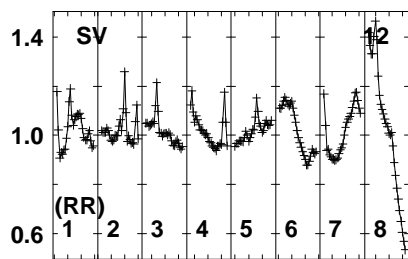
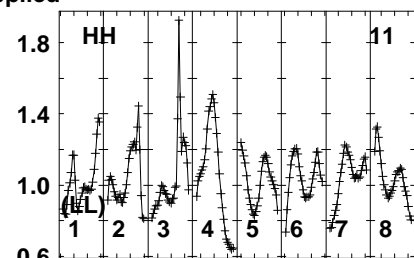
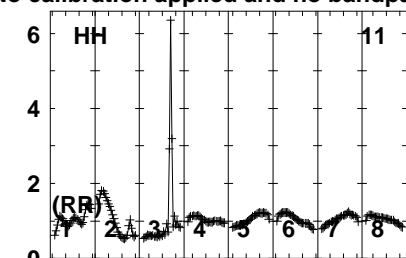
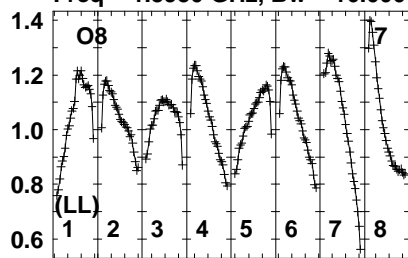
1595 610 1630 645 660 675 1695 710
FREQ MHz

Lower frame: Real Jy
Auto-corr total-power spectrum Antenna: *
Timerange: 00/16:25:00 to 00/16:26:39

Plot file version 552 created 15-NOV-2022 10:55:44

J1716+2616 EB081B 1.UVDATA.1

Freq = 1.5950 GHz, Bw = 16.000 MH No calibration applied and no bandpass applied



1595 610 1630 645 660 675 1695 710
FREQ MHz

1595 610 1630 645 660 675 1695 710
FREQ MHz

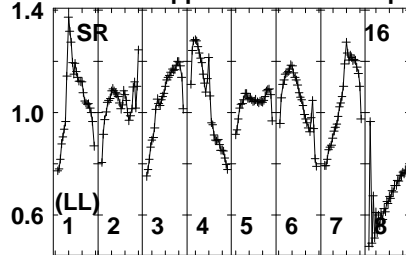
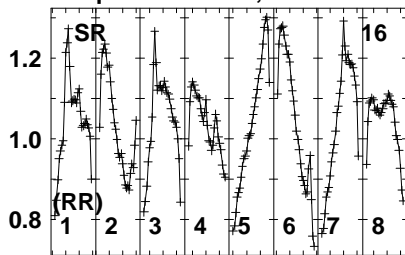
1595 610 1630 645 660 675 1695 710
FREQ MHz

Lower frame: Real Jy
Auto-corr total-power spectrum Antenna: *
Timerange: 00/16:25:00 to 00/16:26:39

Plot file version 553 created 15-NOV-2022 10:55:44

J1716+2616 EB081B 1.UVDATA.1

Freq = 1.5950 GHz, Bw = 16.000 MH No calibration applied and no bandpass applied

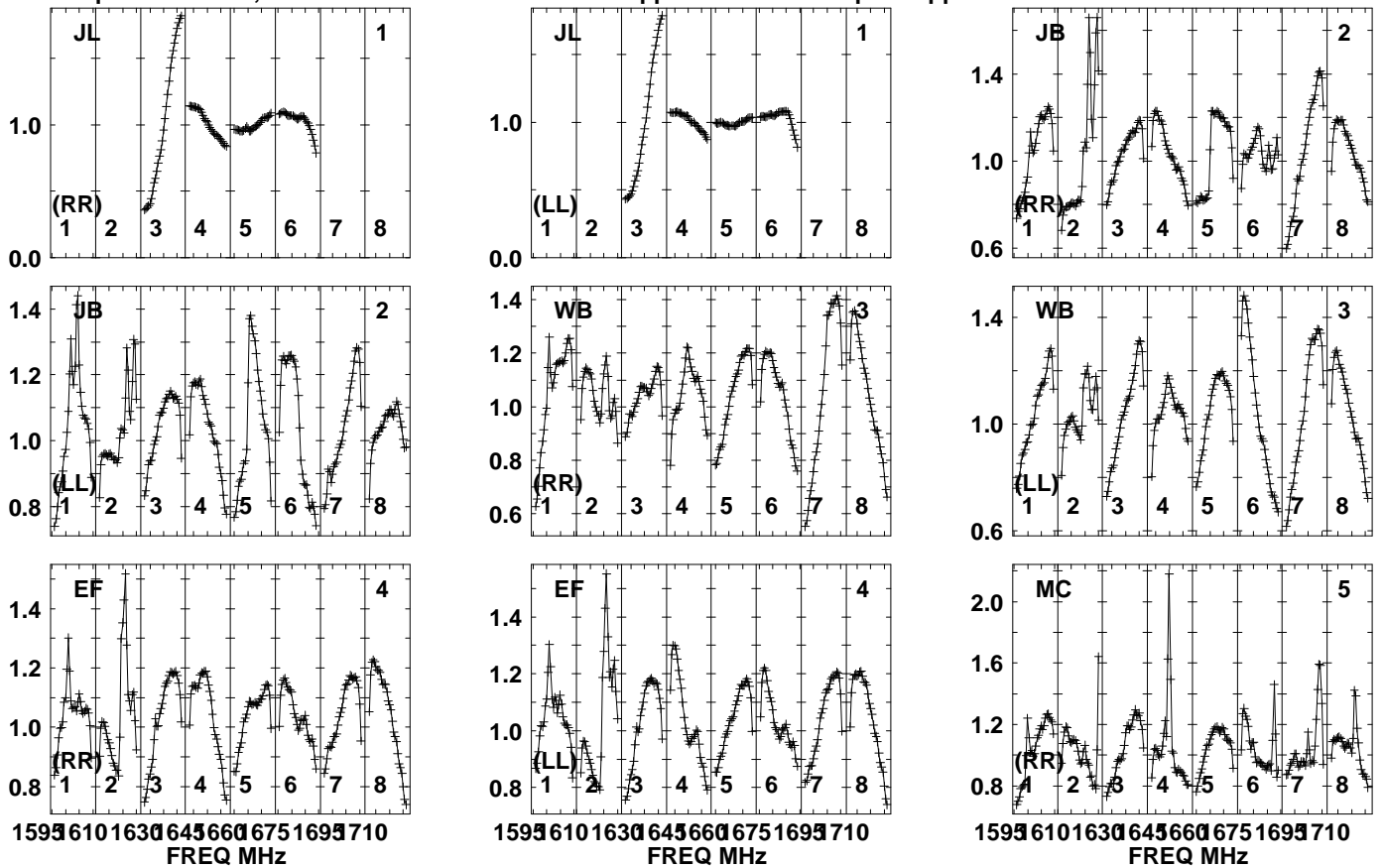


Lower frame: Real Jy
Auto-corr total-power spectrum Antenna: *
Timerange: 00/16:25:00 to 00/16:26:39

Plot file version 554 created 15-NOV-2022 10:55:44

ROSS867 EB081B 1.UVDATA.1

Freq = 1.5950 GHz, Bw = 16.000 MH No calibration applied and no bandpass applied



Lower frame: Real Jy

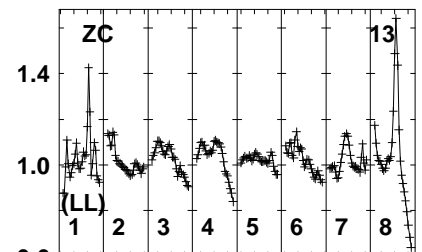
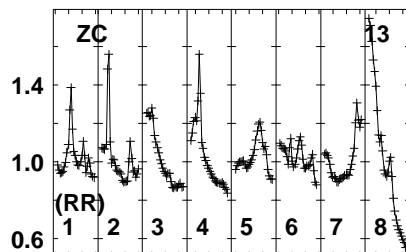
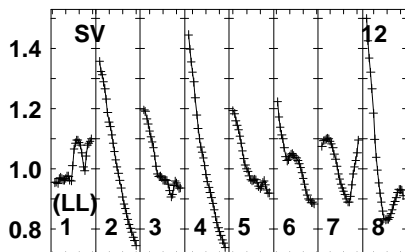
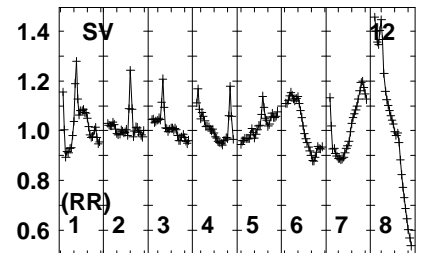
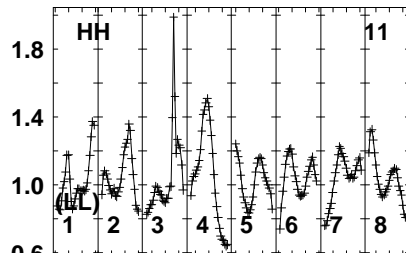
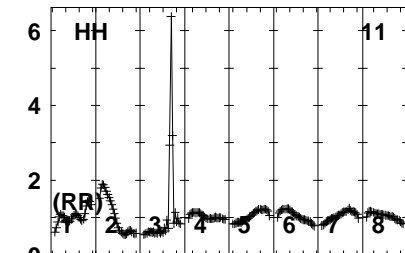
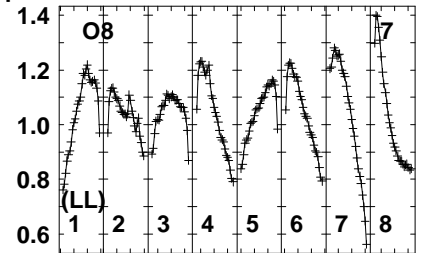
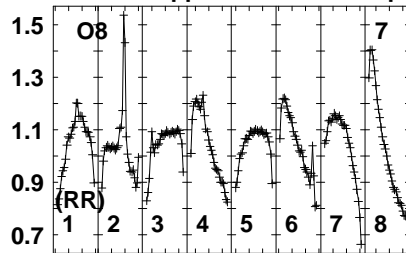
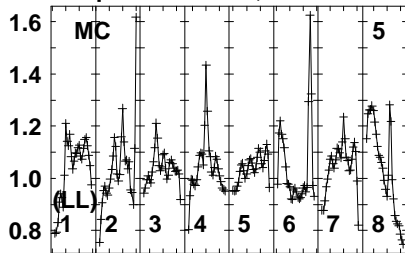
Auto-corr total-power spectrum Antenna: *

Timerange: 00/16:26:41 to 00/16:31:40

Plot file version 555 created 15-NOV-2022 10:55:45

ROSS867 EB081B 1.UVDATA.1

Freq = 1.5950 GHz, Bw = 16.000 MH No calibration applied and no bandpass applied



1595 610 1630 645 660 675 1695 710
FREQ MHz

1595 610 1630 645 660 675 1695 710
FREQ MHz

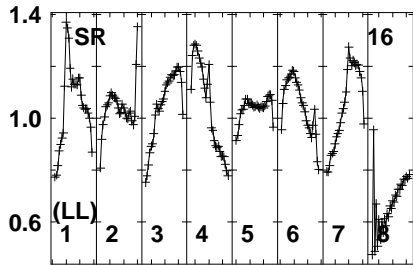
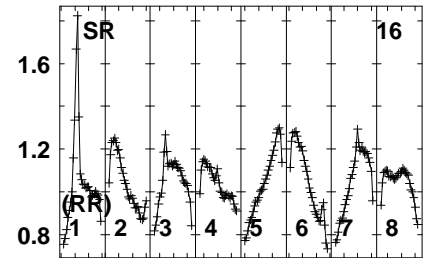
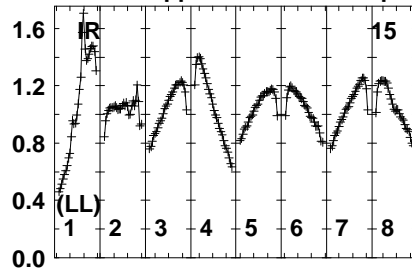
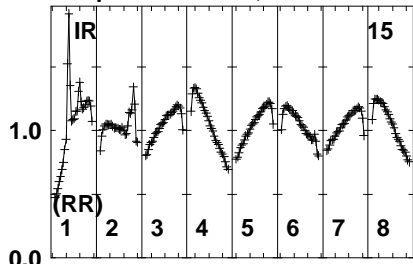
1595 610 1630 645 660 675 1695 710
FREQ MHz

Lower frame: Real Jy
Auto-corr total-power spectrum Antenna: *
Timerange: 00/16:26:41 to 00/16:31:40

Plot file version 556 created 15-NOV-2022 10:55:45

ROSS867 EB081B 1.UVDATA.1

Freq = 1.5950 GHz, Bw = 16.000 MH No calibration applied and no bandpass applied



Lower frame: Real Jy

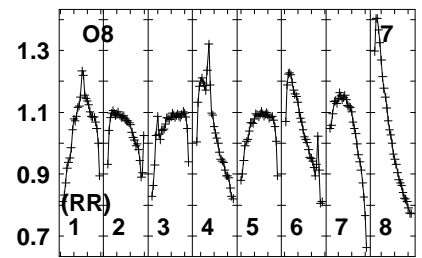
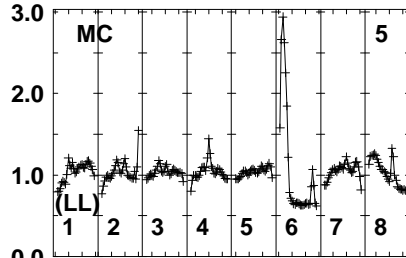
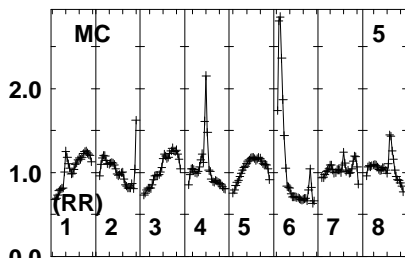
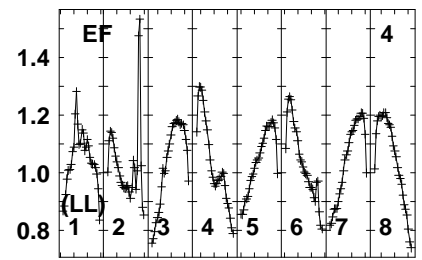
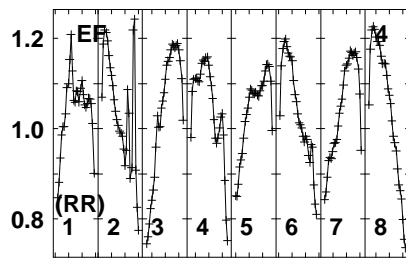
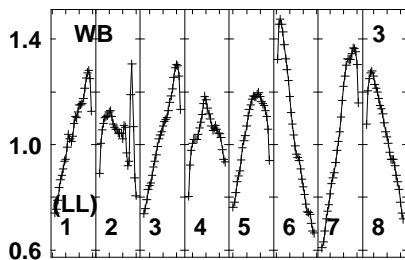
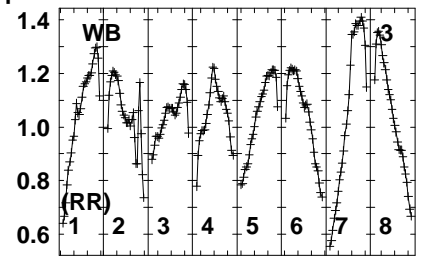
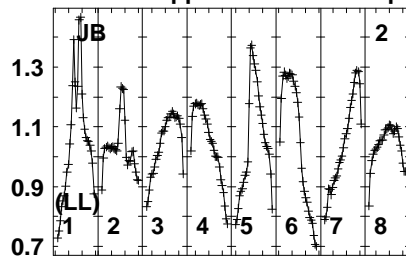
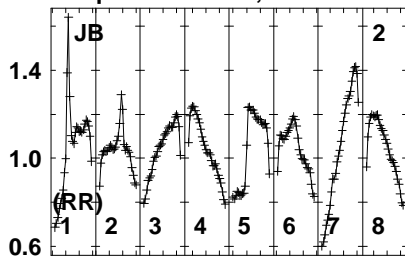
Auto-corr total-power spectrum Antenna: *

Timerange: 00/16:26:41 to 00/16:31:40

Plot file version 557 created 15-NOV-2022 10:55:45

J1722+2458 EB081B 1.UVDATA.1

Freq = 1.5950 GHz, Bw = 16.000 MH No calibration applied and no bandpass applied



1595 610 1630 645 660 675 1695 710
FREQ MHz

1595 610 1630 645 660 675 1695 710
FREQ MHz

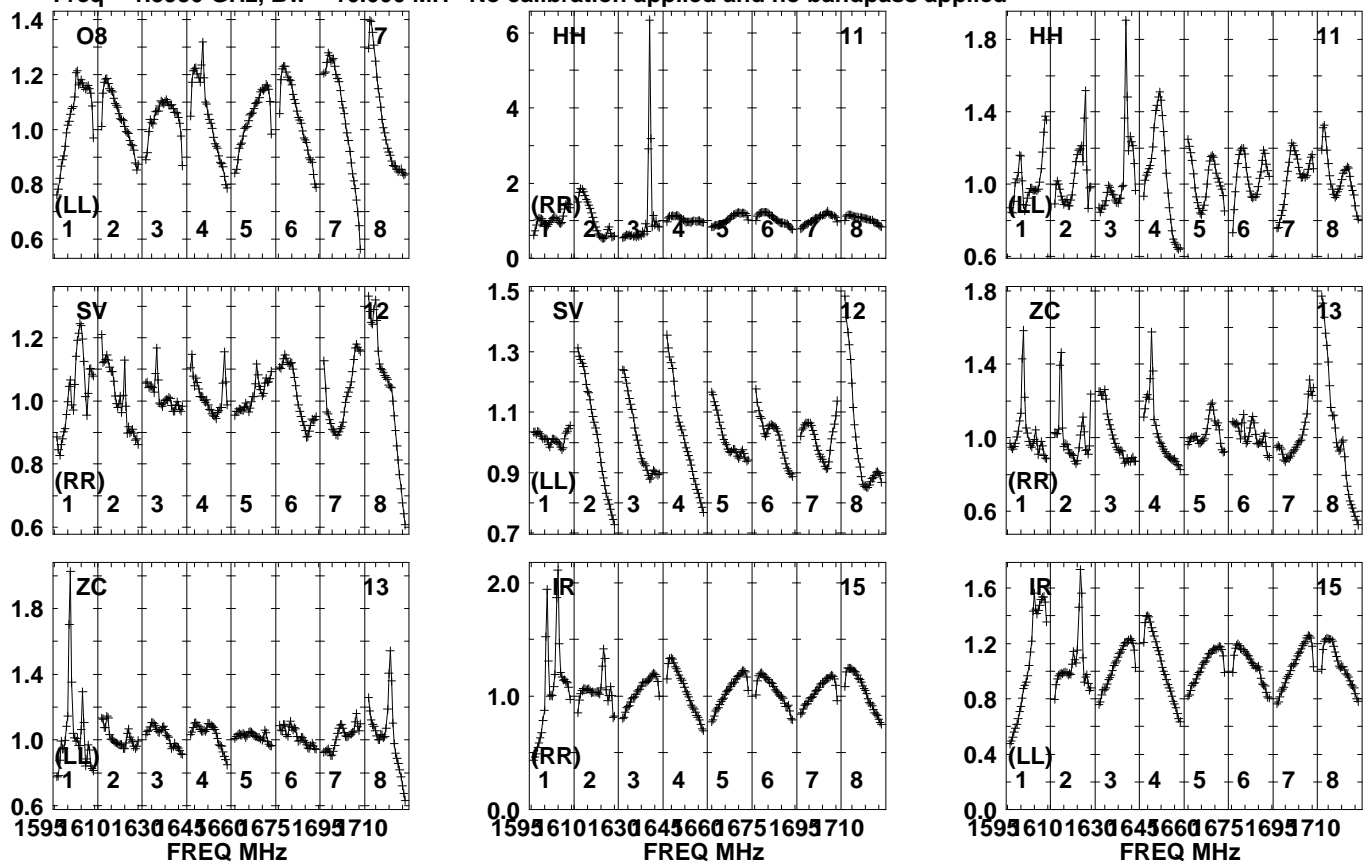
1595 610 1630 645 660 675 1695 710
FREQ MHz

Lower frame: Real Jy
Auto-corr total-power spectrum Antenna: *
Timerange: 00/16:32:11 to 00/16:33:19

Plot file version 558 created 15-NOV-2022 10:55:45

J1722+2458 EB081B 1.UVDATA.1

Freq = 1.5950 GHz, Bw = 16.000 MH No calibration applied and no bandpass applied

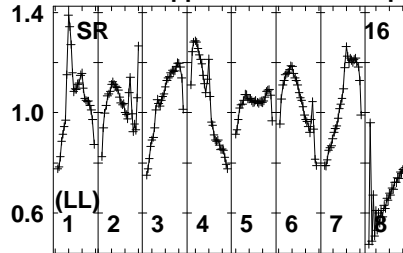
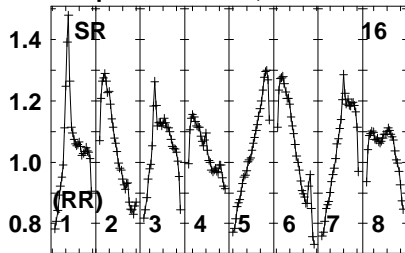


Lower frame: Real Jy
Auto-corr total-power spectrum Antenna: *
Timerange: 00/16:32:11 to 00/16:33:19

Plot file version 559 created 15-NOV-2022 10:55:45

J1722+2458 EB081B 1.UVDATA.1

Freq = 1.5950 GHz, Bw = 16.000 MH No calibration applied and no bandpass applied

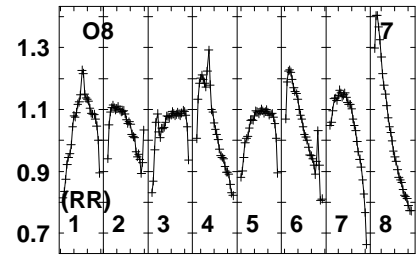
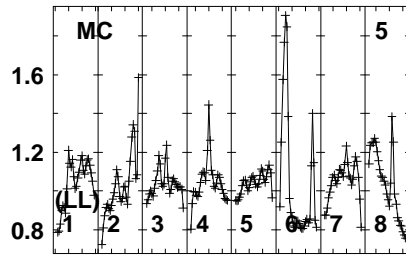
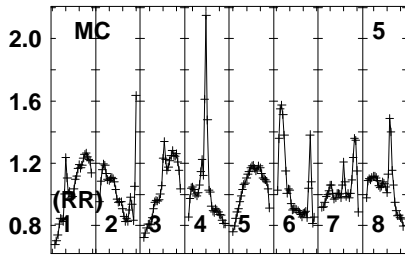
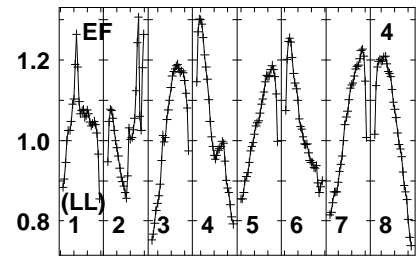
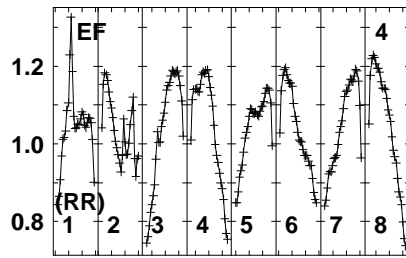
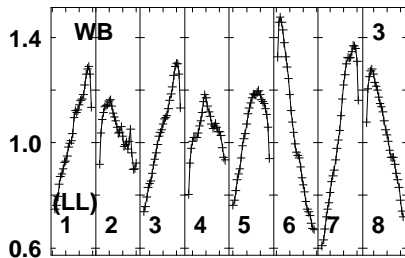
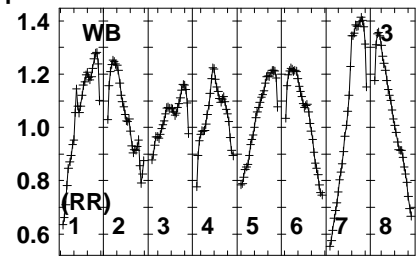
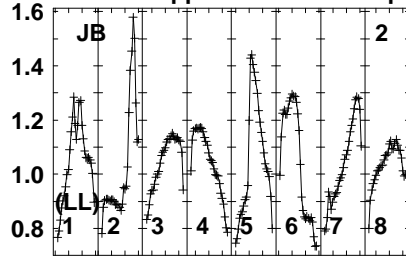
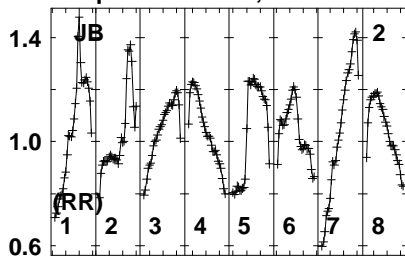


Lower frame: Real Jy
Auto-corr total-power spectrum Antenna: *
Timerange: 00/16:32:11 to 00/16:33:19

Plot file version 560 created 15-NOV-2022 10:55:45

J1722+2815 EB081B 1.UVDATA.1

Freq = 1.5950 GHz, Bw = 16.000 MH No calibration applied and no bandpass applied



1595 610 1630 645 660 675 1695 710
FREQ MHz

1595 610 1630 645 660 675 1695 710
FREQ MHz

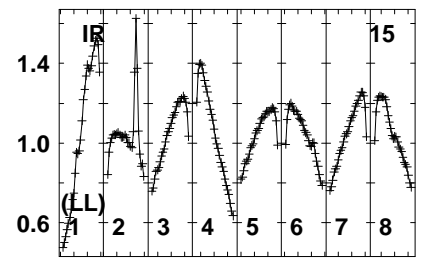
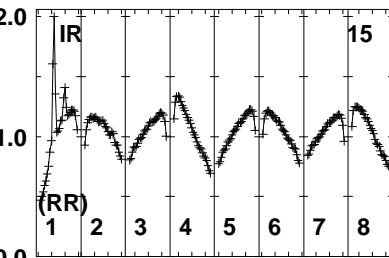
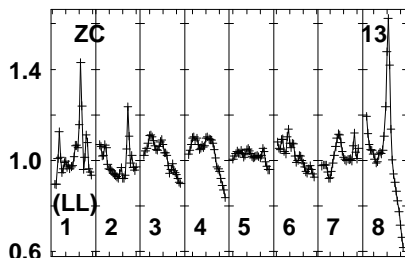
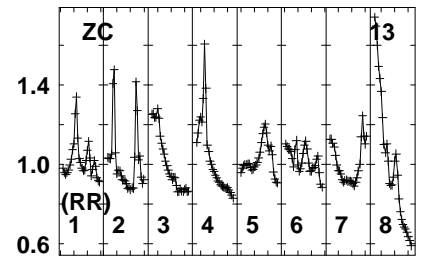
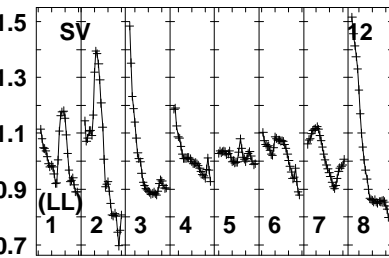
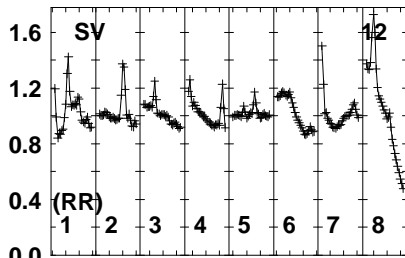
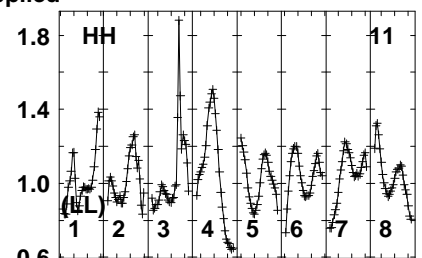
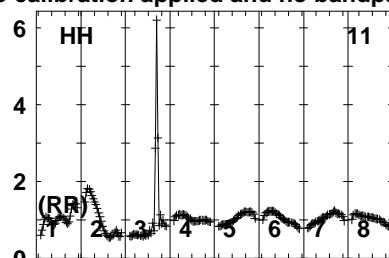
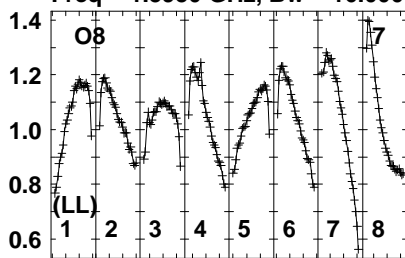
1595 610 1630 645 660 675 1695 710
FREQ MHz

Lower frame: Real Jy
Auto-corr total-power spectrum Antenna: *
Timerange: 00/16:33:21 to 00/16:35:00

Plot file version 561 created 15-NOV-2022 10:55:45

J1722+2815 EB081B 1.UVDATA.1

Freq = 1.5950 GHz, Bw = 16.000 MH No calibration applied and no bandpass applied



1595 610 1630 645 660 675 1695 710
FREQ MHz

1595 610 1630 645 660 675 1695 710
FREQ MHz

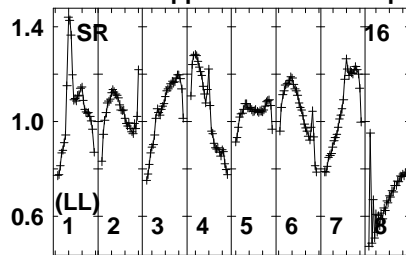
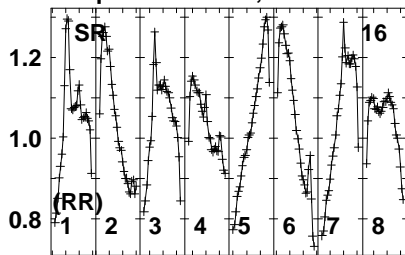
1595 610 1630 645 660 675 1695 710
FREQ MHz

Lower frame: Real Jy
Auto-corr total-power spectrum Antenna: *
Timerange: 00/16:33:21 to 00/16:35:00

Plot file version 562 created 15-NOV-2022 10:55:45

J1722+2815 EB081B 1.UVDATA.1

Freq = 1.5950 GHz, Bw = 16.000 MH No calibration applied and no bandpass applied

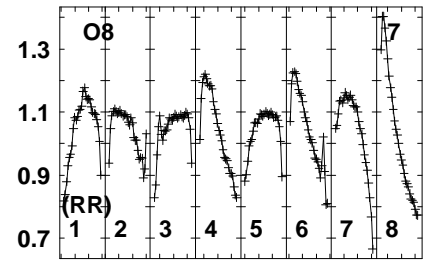
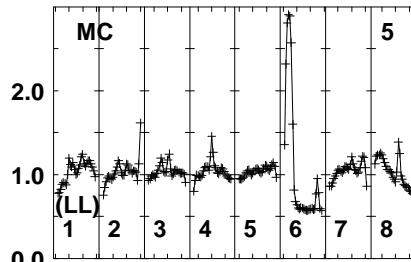
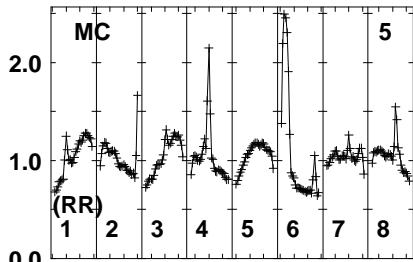
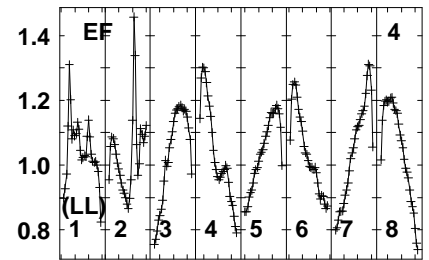
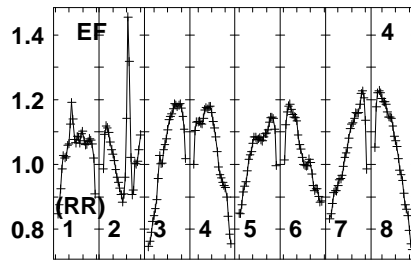
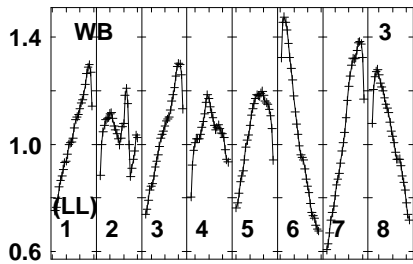
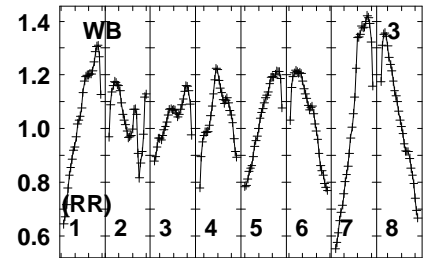
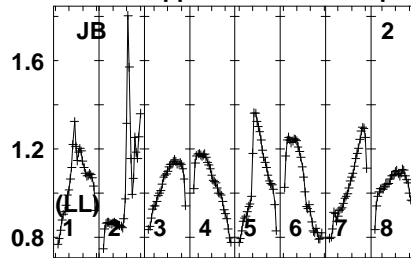
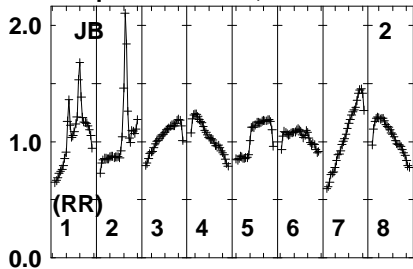


Lower frame: Real Jy
Auto-corr total-power spectrum Antenna: *
Timerange: 00/16:33:21 to 00/16:35:00

Plot file version 563 created 15-NOV-2022 10:55:45

J1716+2616 EB081B 1.UVDATA.1

Freq = 1.5950 GHz, Bw = 16.000 MH No calibration applied and no bandpass applied



1595 610 1630 645 660 675 1695 710
FREQ MHz

1595 610 1630 645 660 675 1695 710
FREQ MHz

1595 610 1630 645 660 675 1695 710
FREQ MHz

Lower frame: Real Jy

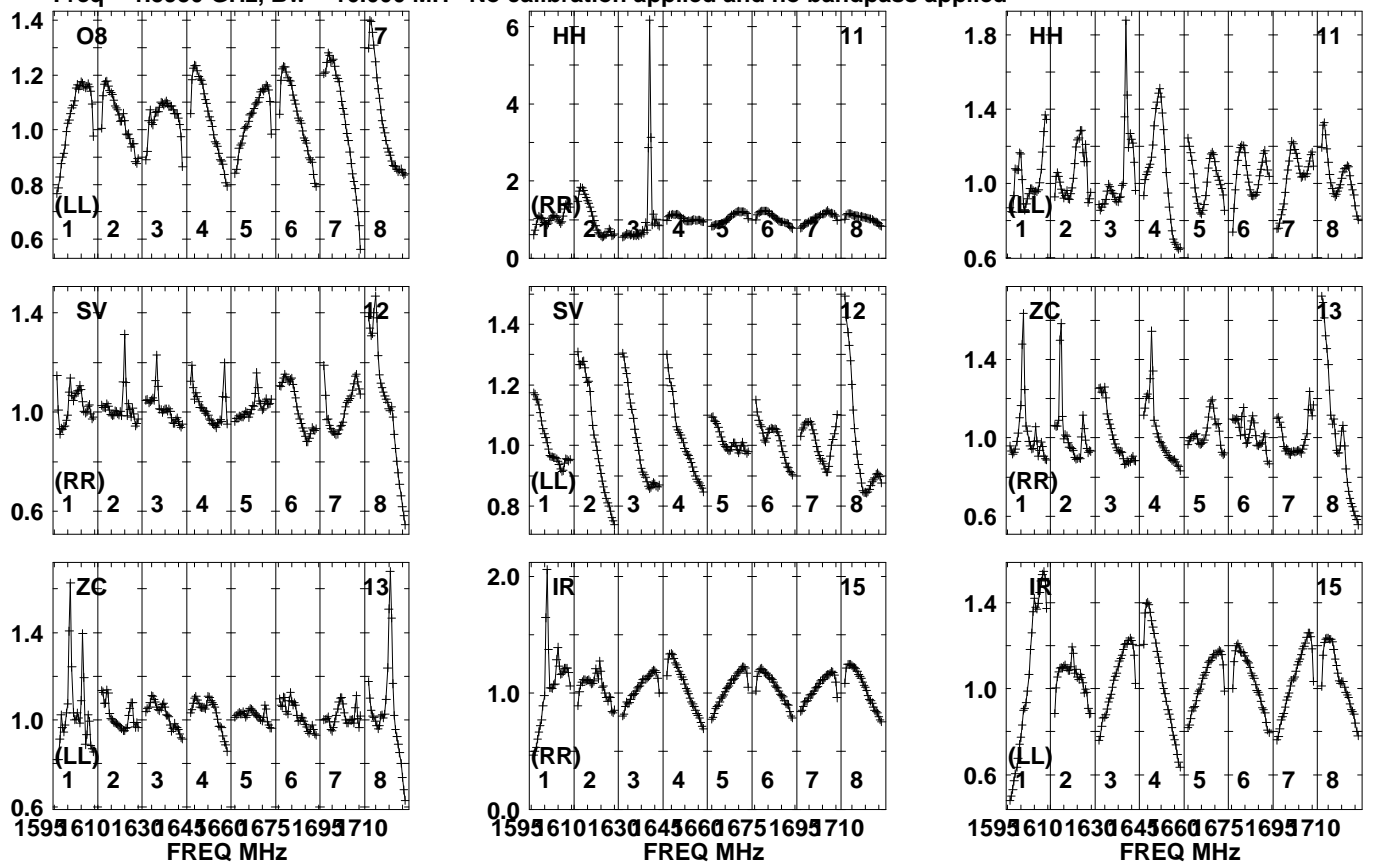
Auto-corr total-power spectrum Antenna: *

Timerange: 00/16:35:00 to 00/16:36:39

Plot file version 564 created 15-NOV-2022 10:55:46

J1716+2616 EB081B 1.UVDATA.1

Freq = 1.5950 GHz, Bw = 16.000 MH No calibration applied and no bandpass applied



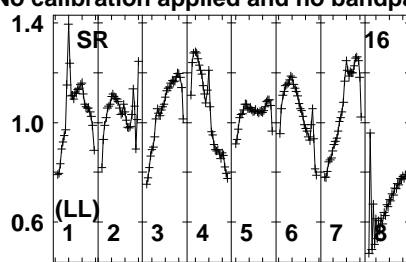
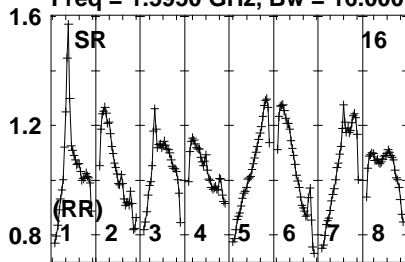
Lower frame: Real Jy
Auto-corr total-power spectrum Antenna: *
Timerange: 00/16:35:00 to 00/16:36:39

Plot file version 565 created 15-NOV-2022 10:55:46

J1716+2616 EB081B 1.UVDATA.1

Freq = 1.5950 GHz, Bw = 16.000 MH

No calibration applied and no bandpass applied

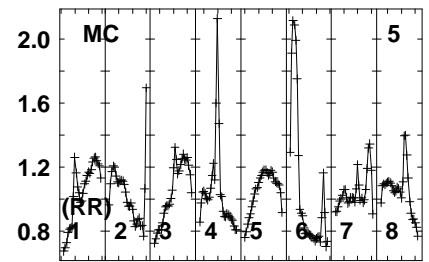
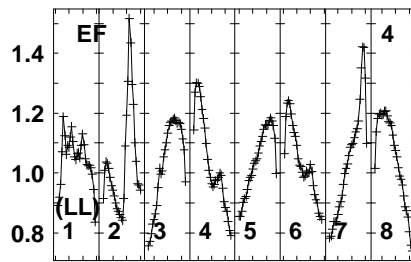
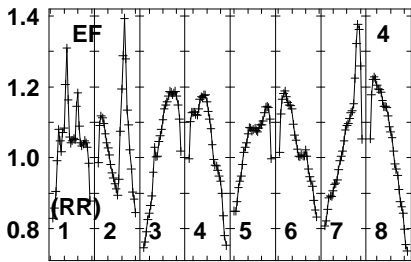
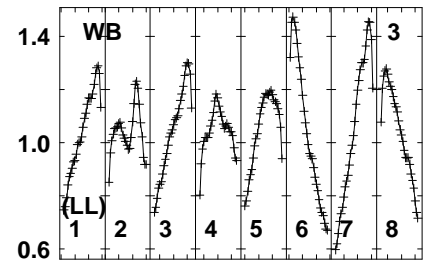
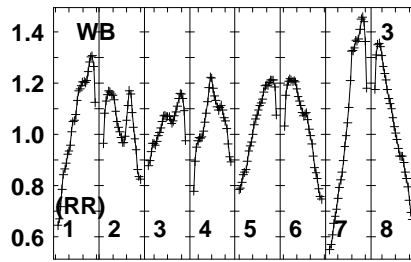
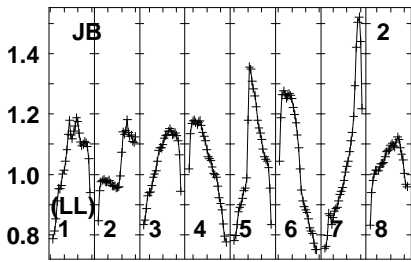
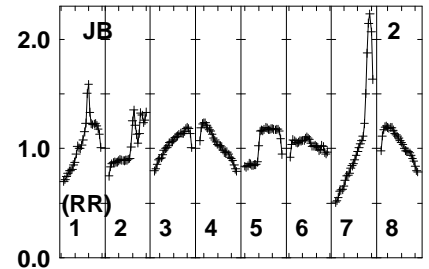
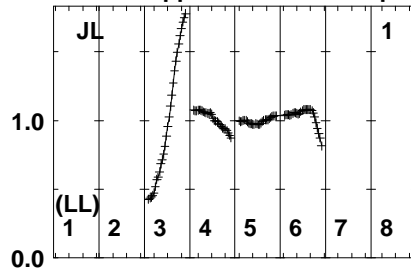
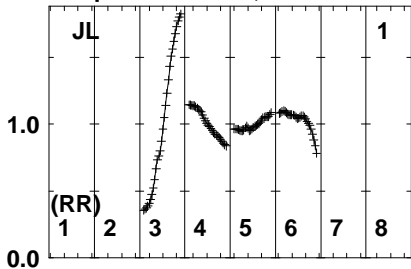


Lower frame: Real Jy
Auto-corr total-power spectrum Antenna: *
Timerange: 00/16:35:00 to 00/16:36:39

Plot file version 566 created 15-NOV-2022 10:55:46

ROSS867 EB081B 1.UVDATA.1

Freq = 1.5950 GHz, Bw = 16.000 MH No calibration applied and no bandpass applied



1595 610 1630 645 660 675 1695 710
FREQ MHz

1595 610 1630 645 660 675 1695 710
FREQ MHz

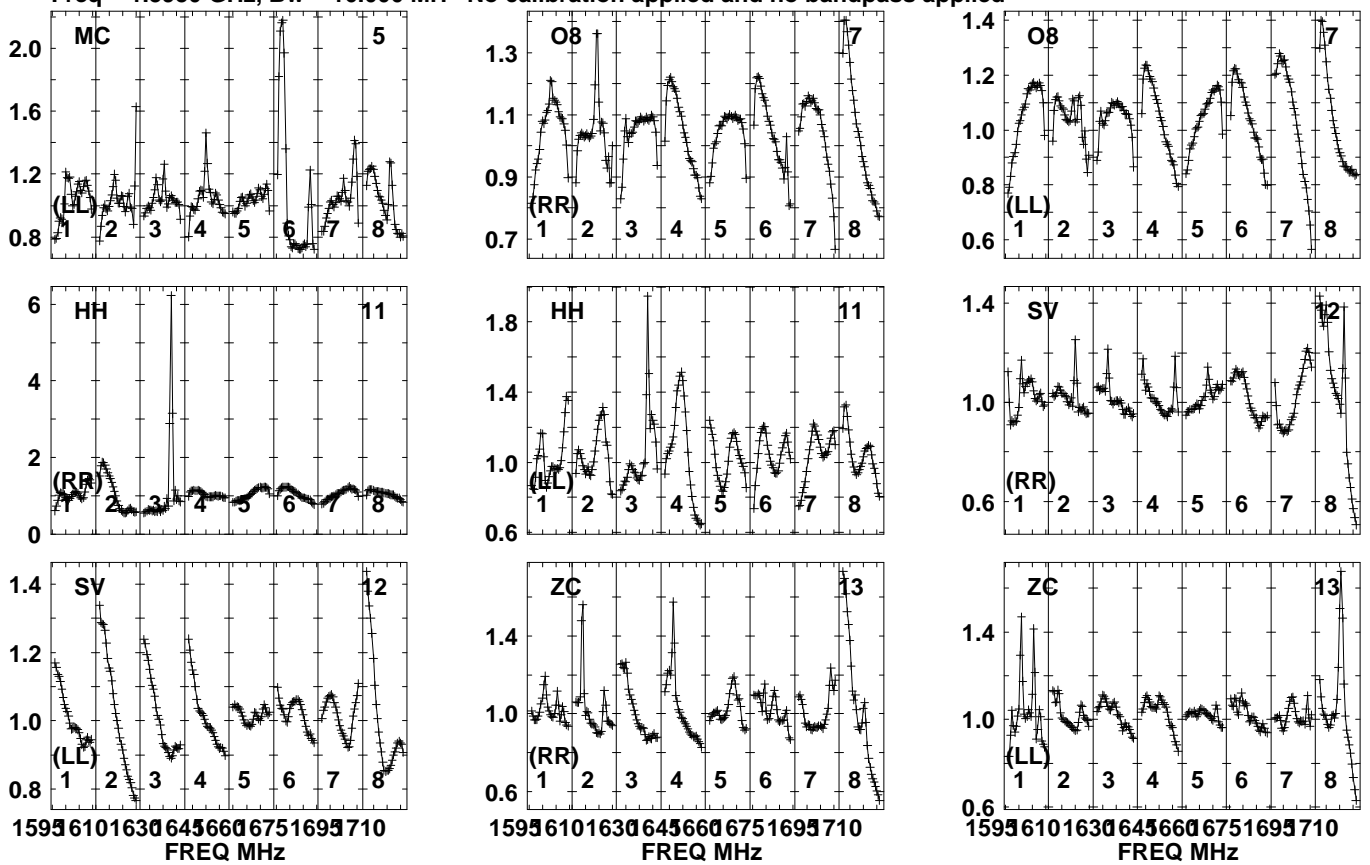
1595 610 1630 645 660 675 1695 710
FREQ MHz

Lower frame: Real Jy
Auto-corr total-power spectrum Antenna: *
Timerange: 00/16:36:40 to 00/16:41:39

Plot file version 567 created 15-NOV-2022 10:55:46

ROSS867 EB081B 1.UVDATA.1

Freq = 1.5950 GHz, Bw = 16.000 MH No calibration applied and no bandpass applied

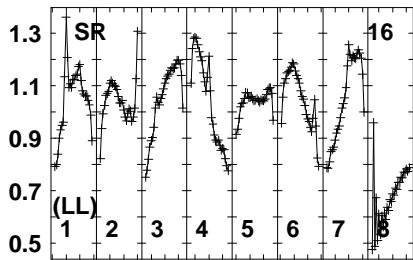
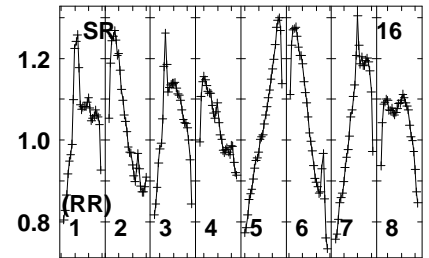
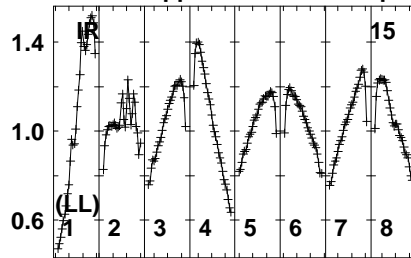
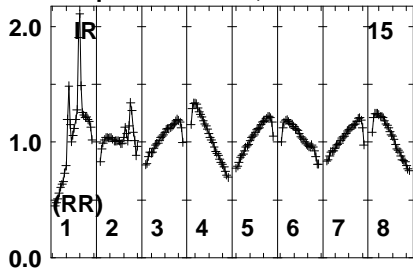


Lower frame: Real Jy
Auto-corr total-power spectrum Antenna: *
Timerange: 00/16:36:40 to 00/16:41:39

Plot file version 568 created 15-NOV-2022 10:55:47

ROSS867 EB081B 1.UVDATA.1

Freq = 1.5950 GHz, Bw = 16.000 MH No calibration applied and no bandpass applied

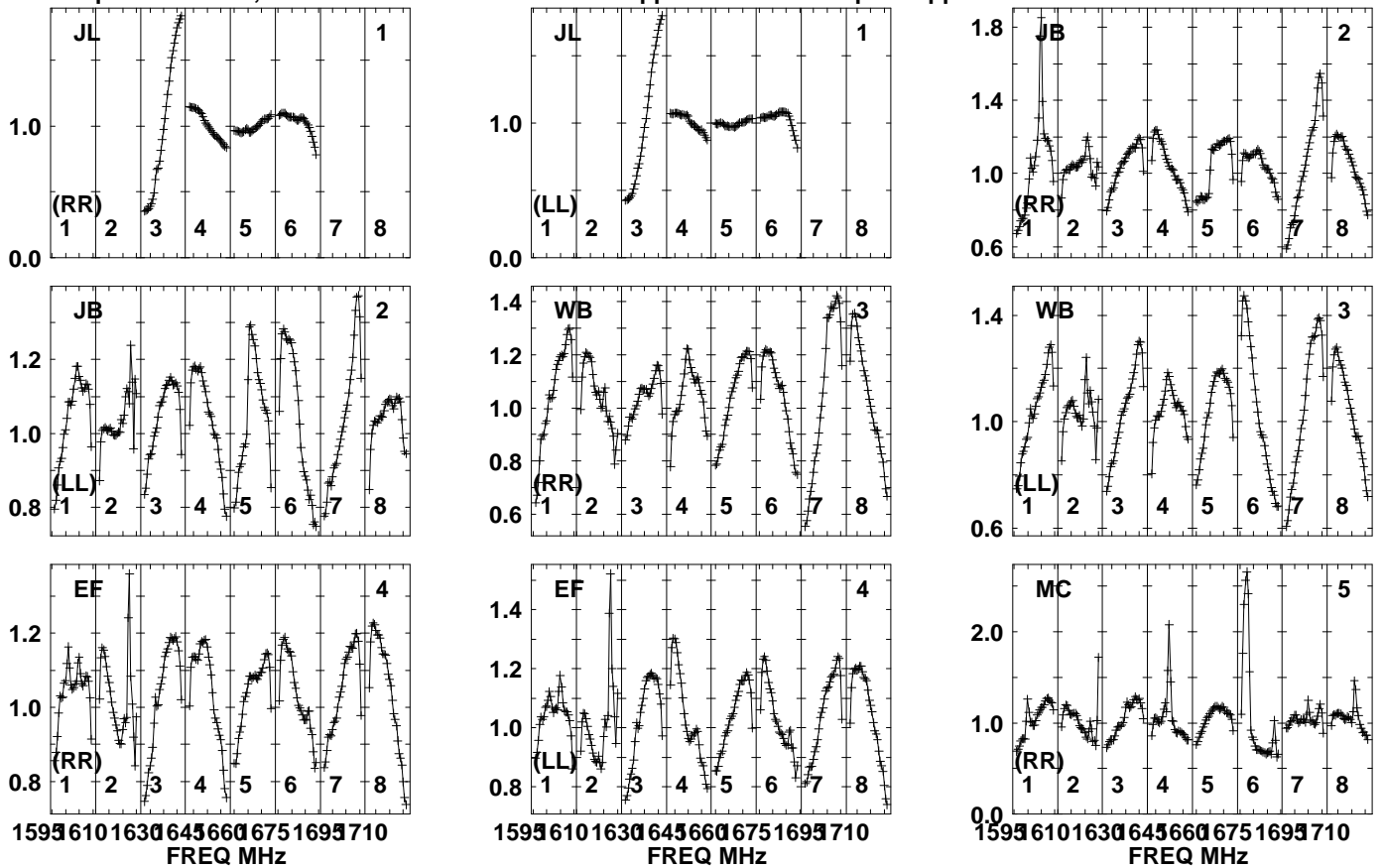


Lower frame: Real Jy
Auto-corr total-power spectrum Antenna: *
Timerange: 00/16:36:40 to 00/16:41:39

Plot file version 569 created 15-NOV-2022 10:55:47

J1722+2458 EB081B 1.UVDATA.1

Freq = 1.5950 GHz, Bw = 16.000 MH No calibration applied and no bandpass applied



Lower frame: Real Jy

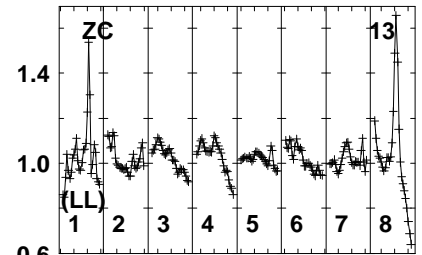
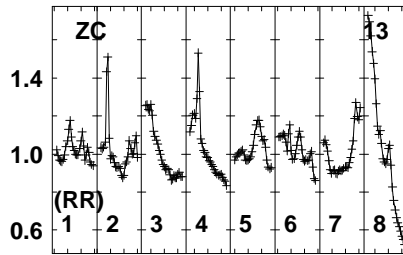
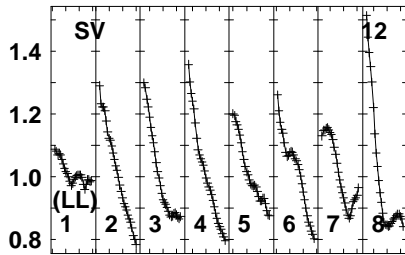
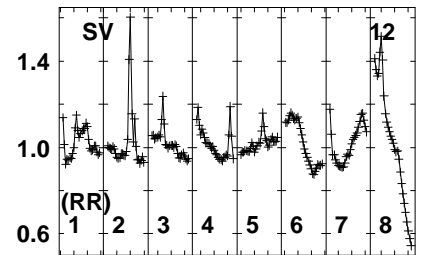
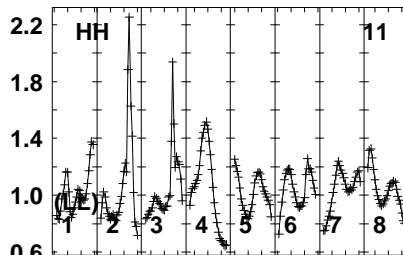
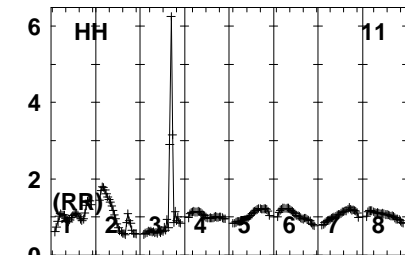
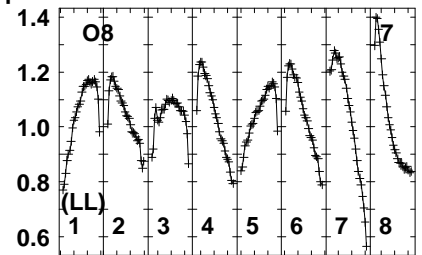
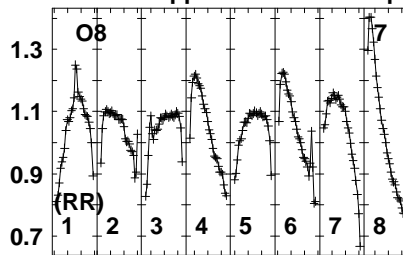
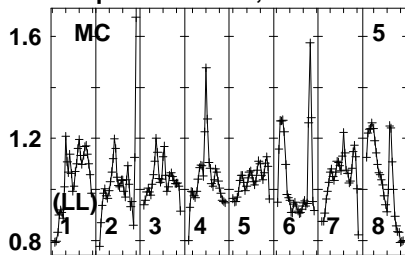
Auto-corr total-power spectrum Antenna: *

Timerange: 00/16:42:10 to 00/16:43:20

Plot file version 570 created 15-NOV-2022 10:55:47

J1722+2458 EB081B 1.UVDATA.1

Freq = 1.5950 GHz, Bw = 16.000 MH No calibration applied and no bandpass applied



1595 610 1630 645 660 675 1695 710
FREQ MHz

1595 610 1630 645 660 675 1695 710
FREQ MHz

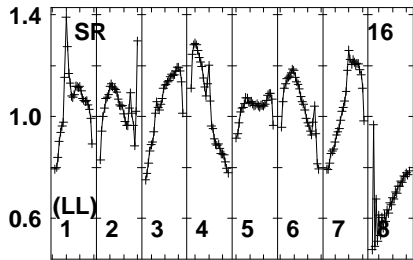
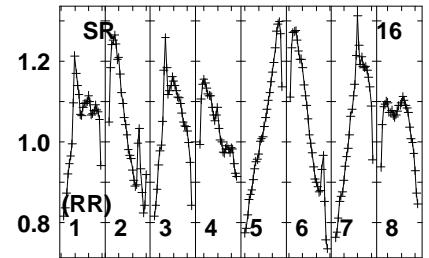
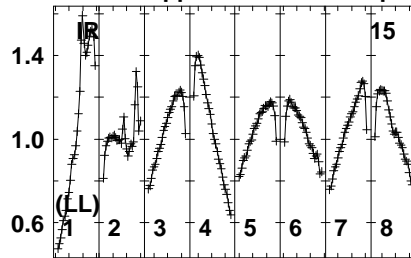
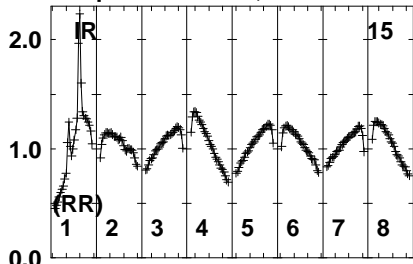
1595 610 1630 645 660 675 1695 710
FREQ MHz

Lower frame: Real Jy
Auto-corr total-power spectrum Antenna: *
Timerange: 00/16:42:10 to 00/16:43:20

Plot file version 571 created 15-NOV-2022 10:55:47

J1722+2458 EB081B 1.UVDATA.1

Freq = 1.5950 GHz, Bw = 16.000 MH No calibration applied and no bandpass applied



Lower frame: Real Jy

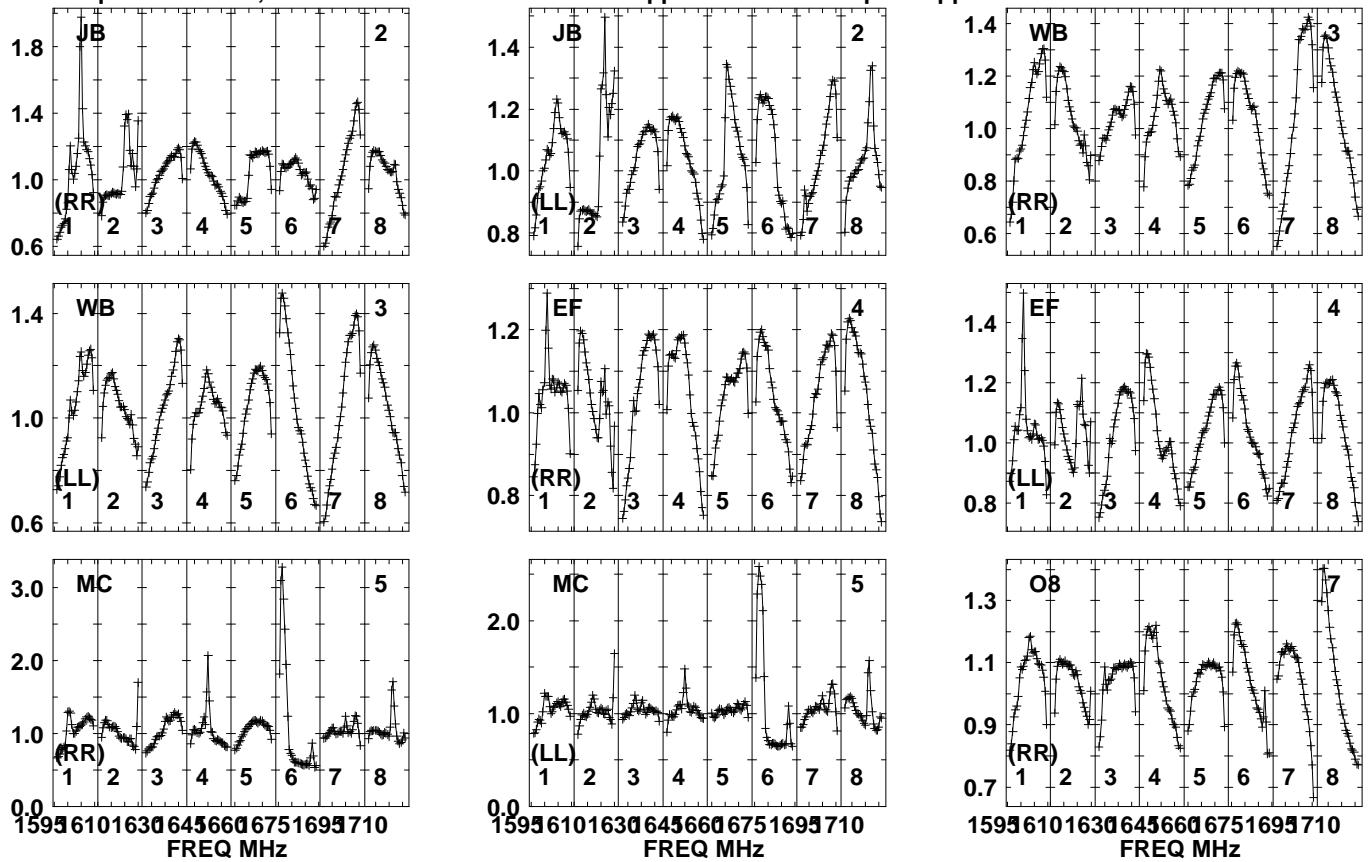
Auto-corr total-power spectrum Antenna: *

Timerange: 00/16:42:10 to 00/16:43:20

Plot file version 572 created 15-NOV-2022 10:55:47

J1722+2815 EB081B 1.UVDATA.1

Freq = 1.5950 GHz, Bw = 16.000 MH No calibration applied and no bandpass applied

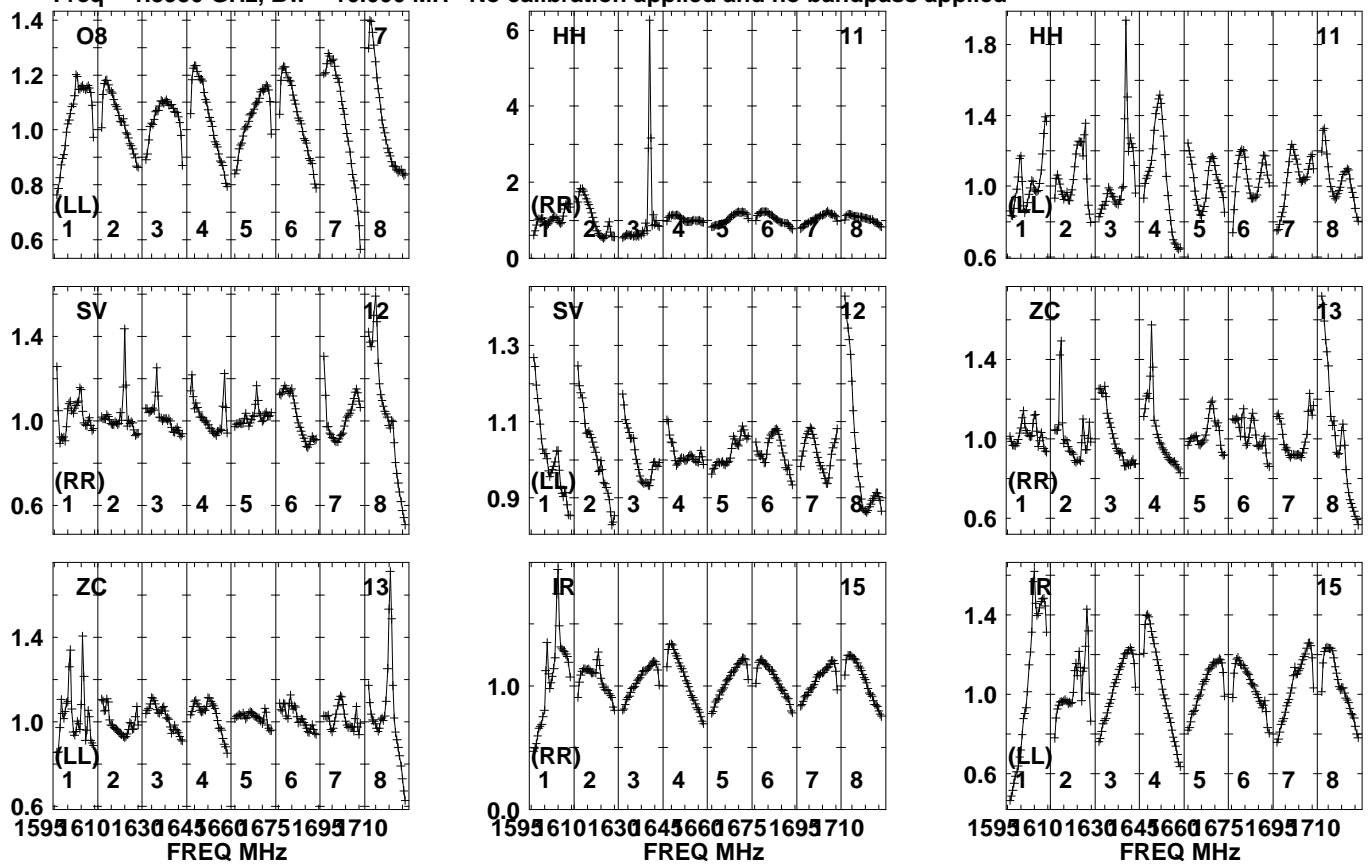


Lower frame: Real Jy
Auto-corr total-power spectrum Antenna: *
Timerange: 00/16:43:21 to 00/16:45:00

Plot file version 573 created 15-NOV-2022 10:55:47

J1722+2815 EB081B 1.UVDATA.1

Freq = 1.5950 GHz, Bw = 16.000 MH No calibration applied and no bandpass applied

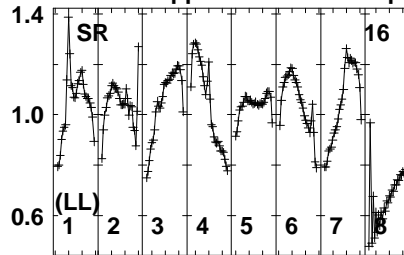
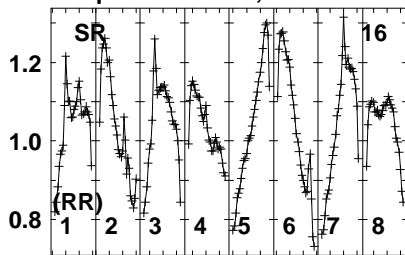


Lower frame: Real Jy
Auto-corr total-power spectrum Antenna: *
Timerange: 00/16:43:21 to 00/16:45:00

Plot file version 574 created 15-NOV-2022 10:55:47

J1722+2815 EB081B 1.UVDATA.1

Freq = 1.5950 GHz, Bw = 16.000 MH No calibration applied and no bandpass applied

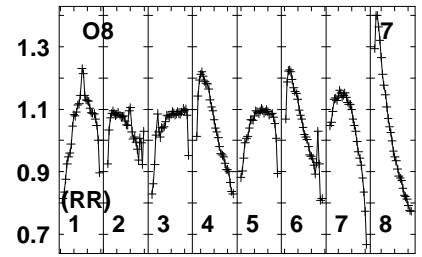
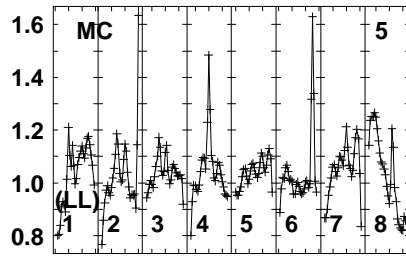
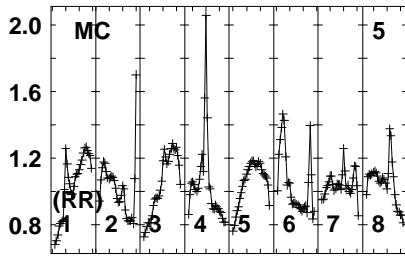
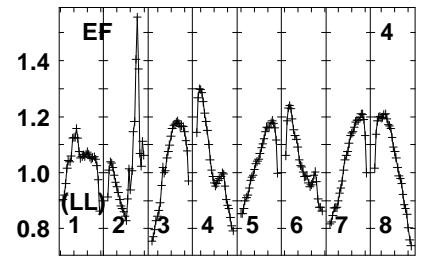
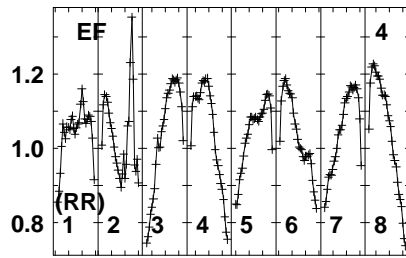
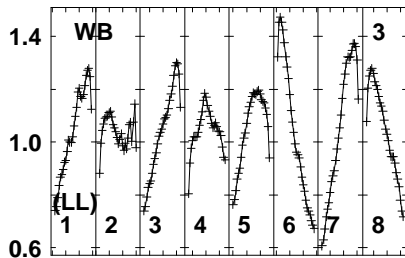
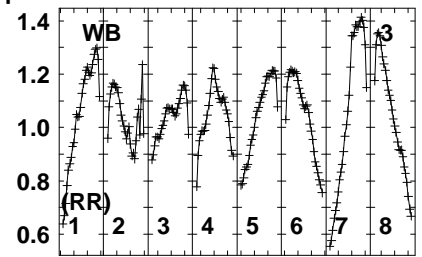
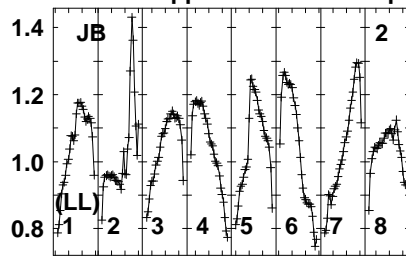
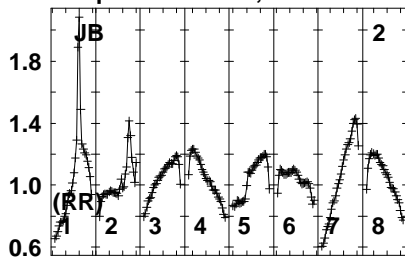


Lower frame: Real Jy
Auto-corr total-power spectrum Antenna: *
Timerange: 00/16:43:21 to 00/16:45:00

Plot file version 575 created 15-NOV-2022 10:55:47

J1716+2616 EB081B 1.UVDATA.1

Freq = 1.5950 GHz, Bw = 16.000 MH No calibration applied and no bandpass applied



1595 610 1630 645 660 675 1695 710
FREQ MHz

1595 610 1630 645 660 675 1695 710
FREQ MHz

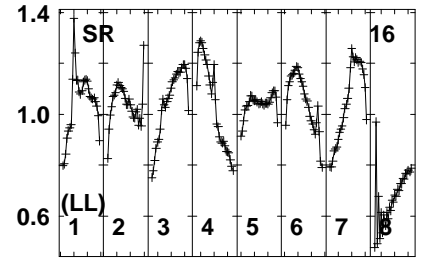
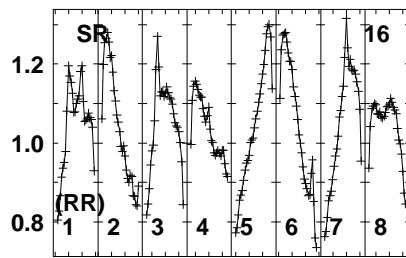
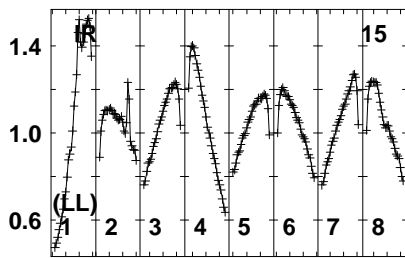
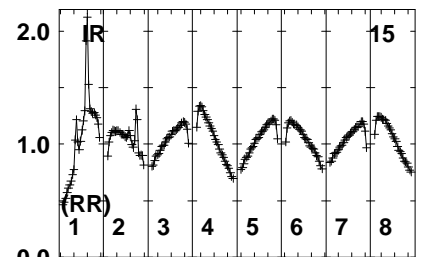
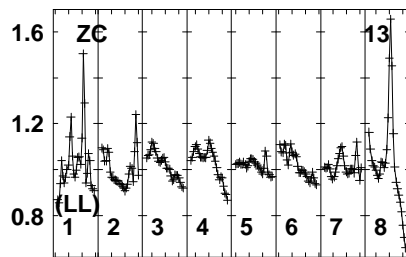
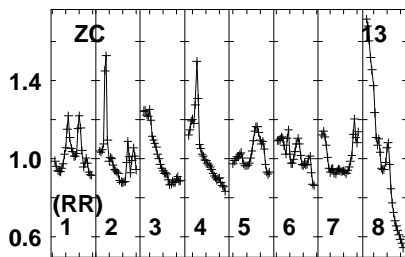
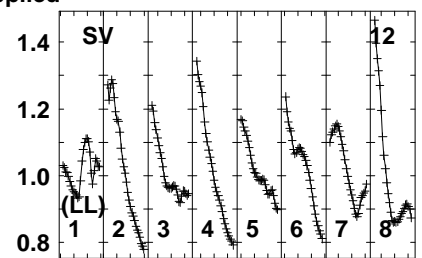
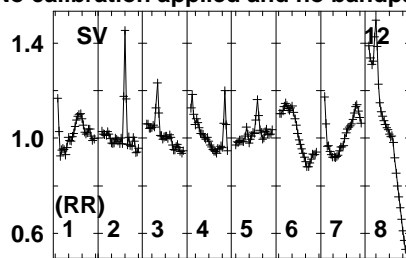
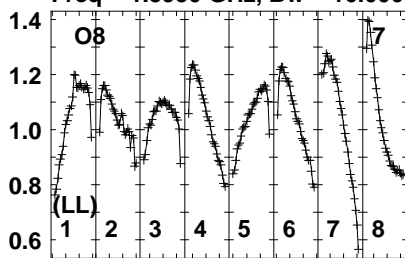
1595 610 1630 645 660 675 1695 710
FREQ MHz

Lower frame: Real Jy
Auto-corr total-power spectrum Antenna: *
Timerange: 00/16:45:01 to 00/16:46:40

Plot file version 576 created 15-NOV-2022 10:55:47

J1716+2616 EB081B 1.UVDATA.1

Freq = 1.5950 GHz, Bw = 16.000 MH No calibration applied and no bandpass applied



1595 610 1630 645 660 675 1695 710
FREQ MHz

1595 610 1630 645 660 675 1695 710
FREQ MHz

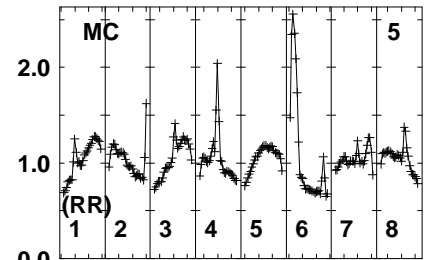
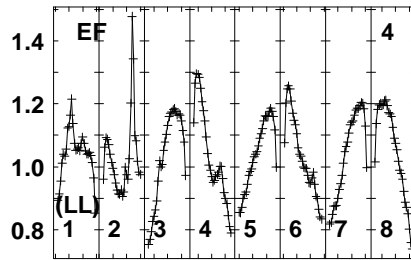
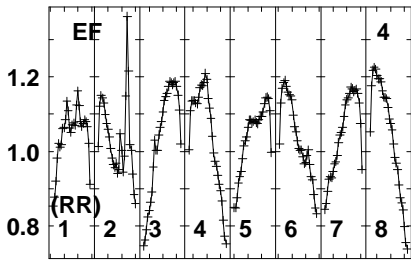
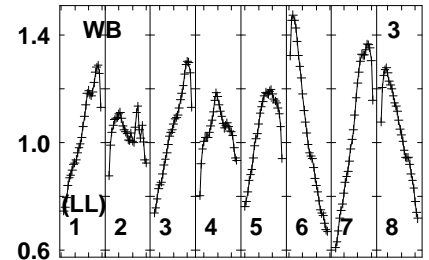
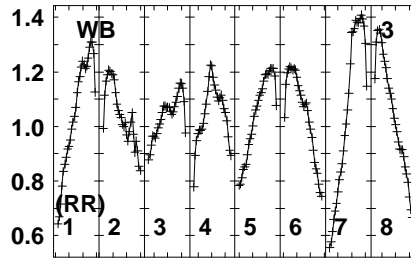
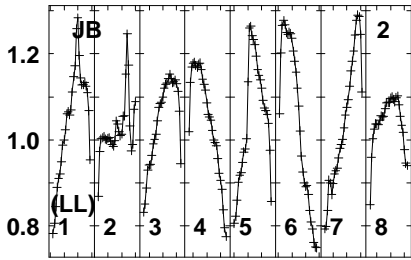
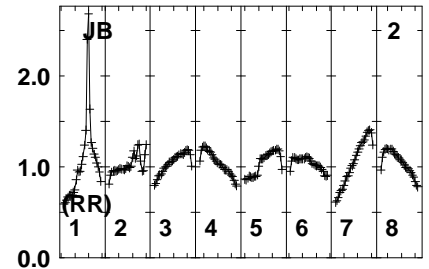
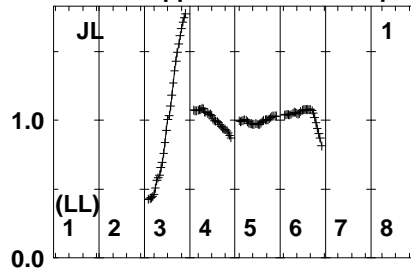
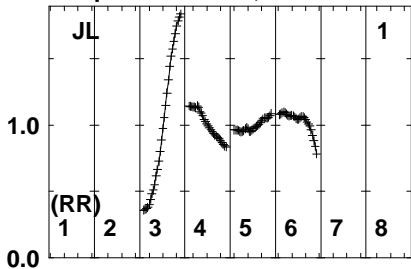
1595 610 1630 645 660 675 1695 710
FREQ MHz

Lower frame: Real Jy
Auto-corr total-power spectrum Antenna: *
Timerange: 00/16:45:01 to 00/16:46:40

Plot file version 577 created 15-NOV-2022 10:55:48

ROSS867 EB081B 1.UVDATA.1

Freq = 1.5950 GHz, Bw = 16.000 MH No calibration applied and no bandpass applied



1595 610 1630 645 660 675 1695 710
FREQ MHz

1595 610 1630 645 660 675 1695 710
FREQ MHz

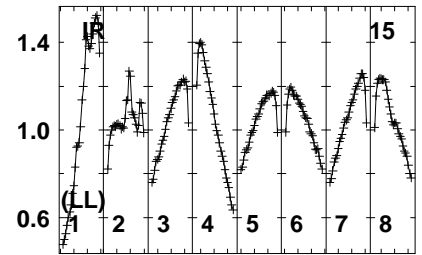
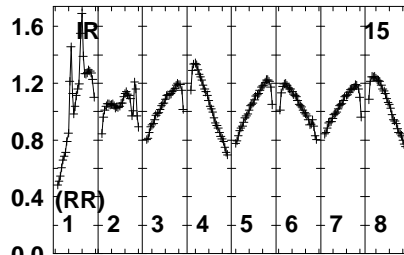
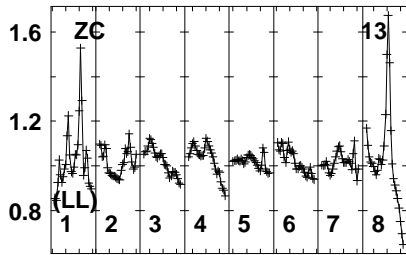
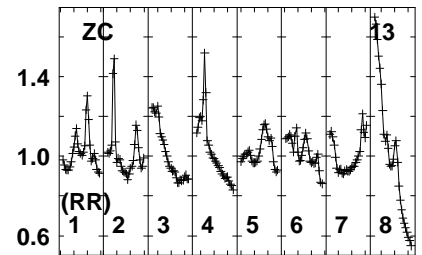
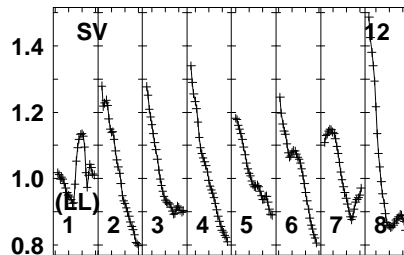
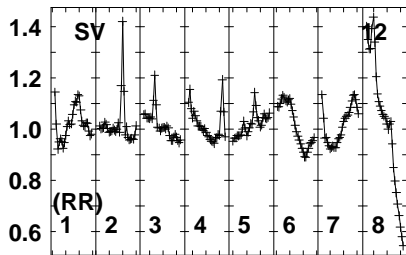
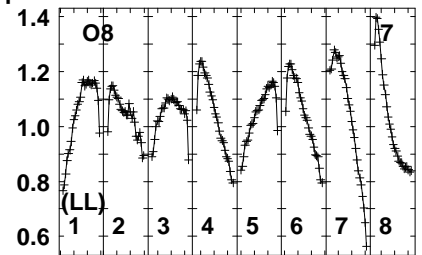
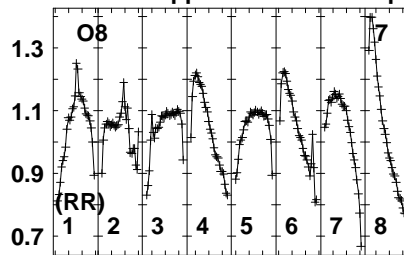
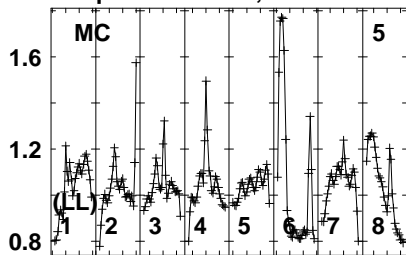
1595 610 1630 645 660 675 1695 710
FREQ MHz

Lower frame: Real Jy
Auto-corr total-power spectrum Antenna: *
Timerange: 00/16:46:40 to 00/16:51:40

Plot file version 578 created 15-NOV-2022 10:55:48

ROSS867 EB081B 1.UVDATA.1

Freq = 1.5950 GHz, Bw = 16.000 MH No calibration applied and no bandpass applied



1595 610 1630 645 660 675 1695 710
FREQ MHz

1595 610 1630 645 660 675 1695 710
FREQ MHz

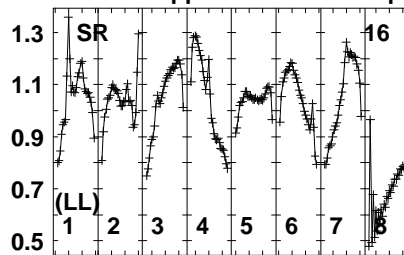
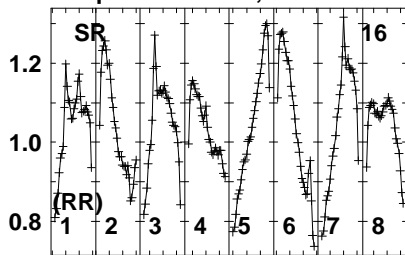
1595 610 1630 645 660 675 1695 710
FREQ MHz

Lower frame: Real Jy
Auto-corr total-power spectrum Antenna: *
Timerange: 00/16:46:40 to 00/16:51:40

Plot file version 579 created 15-NOV-2022 10:55:48

ROSS867 EB081B 1.UVDATA.1

Freq = 1.5950 GHz, Bw = 16.000 MH No calibration applied and no bandpass applied

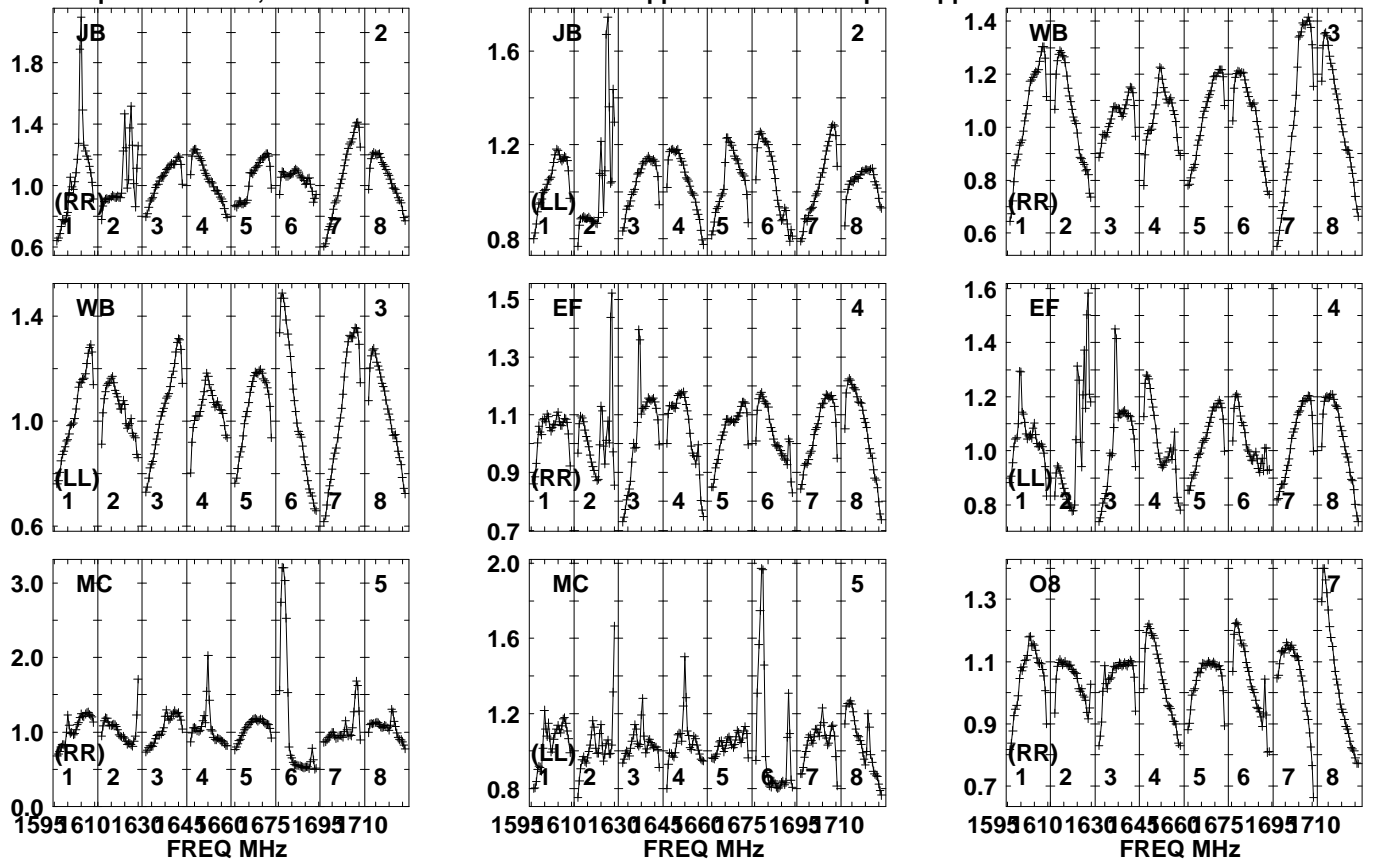


Lower frame: Real Jy
Auto-corr total-power spectrum Antenna: *
Timerange: 00/16:46:40 to 00/16:51:40

Plot file version 580 created 15-NOV-2022 10:55:48

J1722+2458 EB081B 1.UVDATA.1

Freq = 1.5950 GHz, Bw = 16.000 MH No calibration applied and no bandpass applied

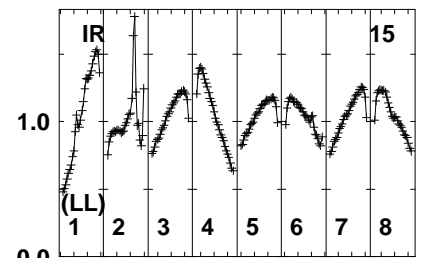
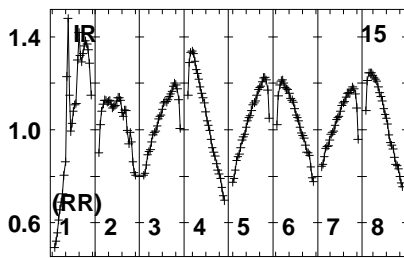
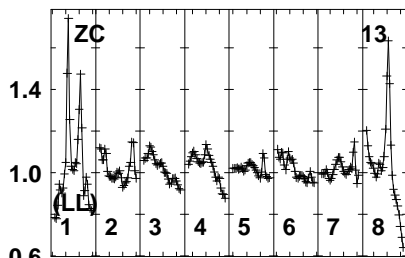
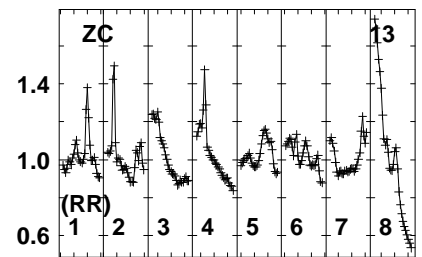
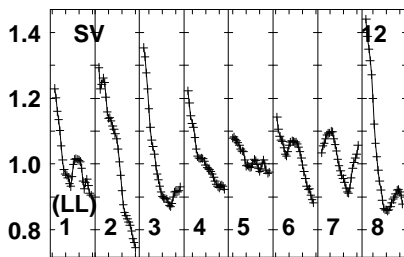
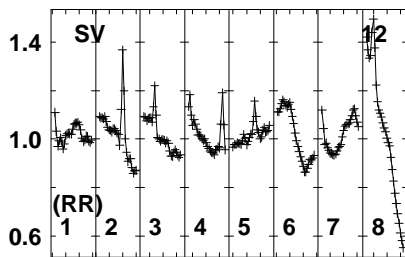
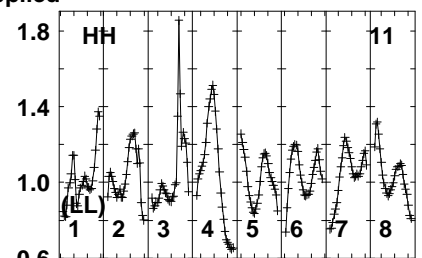
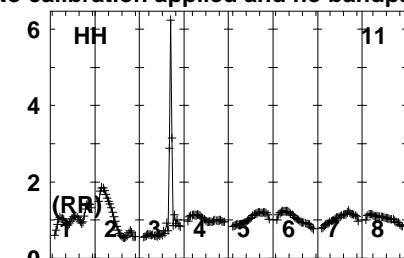
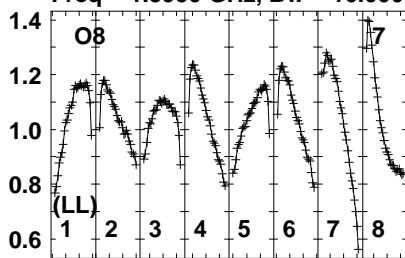


Lower frame: Real Jy
Auto-corr total-power spectrum Antenna: *
Timerange: 00/16:52:10 to 00/16:53:20

Plot file version 581 created 15-NOV-2022 10:55:48

J1722+2458 EB081B 1.UVDATA.1

Freq = 1.5950 GHz, Bw = 16.000 MH No calibration applied and no bandpass applied



1595 610 1630 645 660 675 1695 710
FREQ MHz

1595 610 1630 645 660 675 1695 710
FREQ MHz

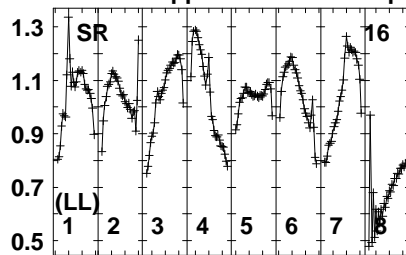
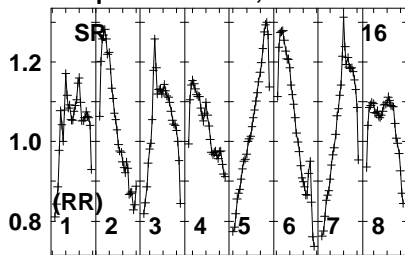
1595 610 1630 645 660 675 1695 710
FREQ MHz

Lower frame: Real Jy
Auto-corr total-power spectrum Antenna: *
Timerange: 00/16:52:10 to 00/16:53:20

Plot file version 582 created 15-NOV-2022 10:55:48

J1722+2458 EB081B 1.UVDATA.1

Freq = 1.5950 GHz, Bw = 16.000 MH No calibration applied and no bandpass applied



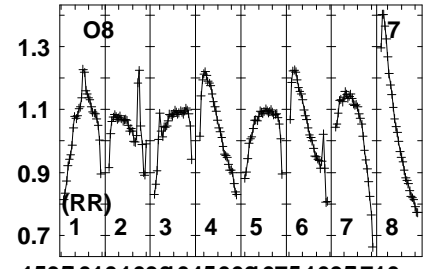
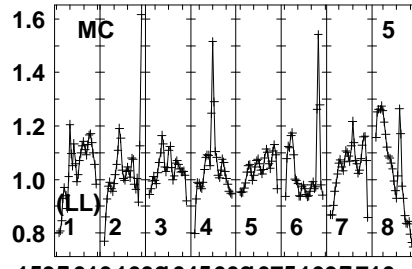
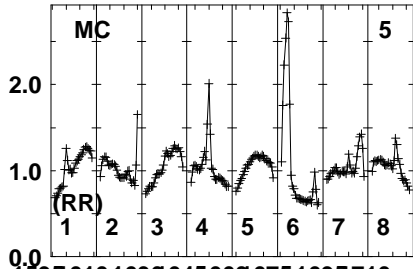
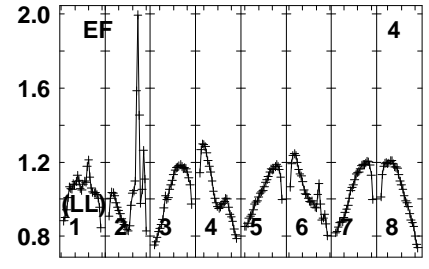
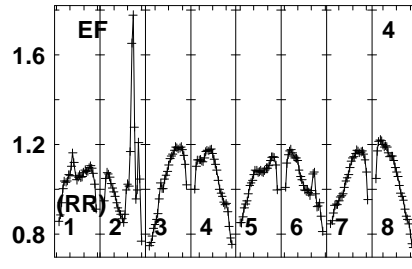
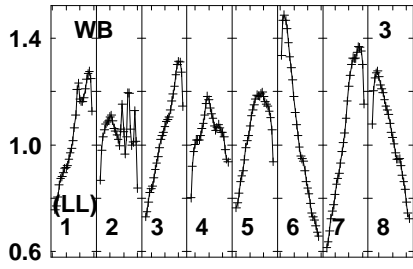
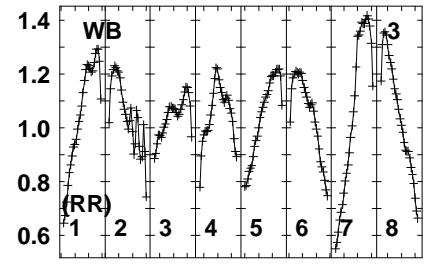
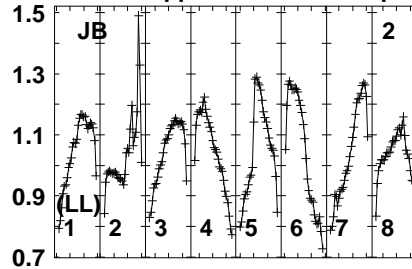
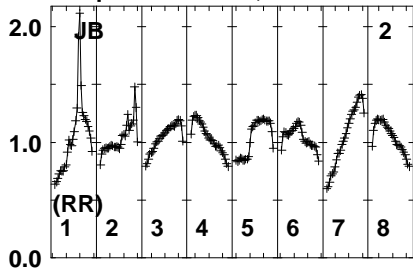
Lower frame: Real Jy
Auto-corr total-power spectrum Antenna: *
Timerange: 00/16:52:10 to 00/16:53:20

Plot file version 583 created 15-NOV-2022 10:55:48

J1722+2815 EB081B 1.UVDATA.1

Freq = 1.5950 GHz, Bw = 16.000 MH

No calibration applied and no bandpass applied



1595 610 1630 645 660 675 1695 710
FREQ MHz

1595 610 1630 645 660 675 1695 710
FREQ MHz

1595 610 1630 645 660 675 1695 710
FREQ MHz

Lower frame: Real Jy

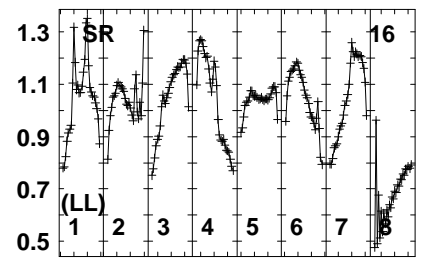
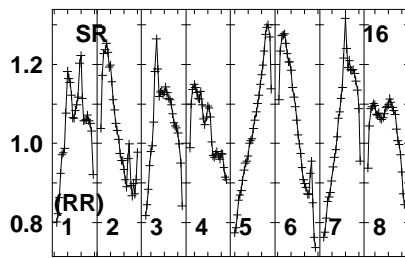
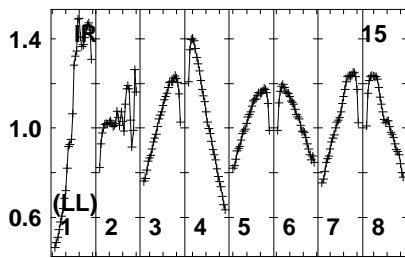
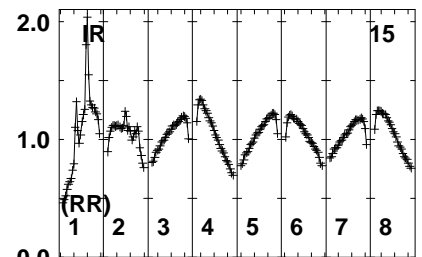
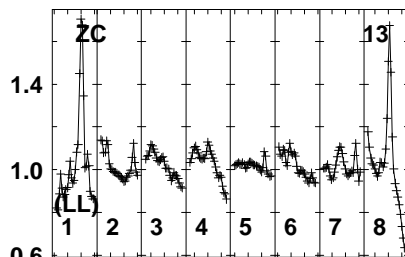
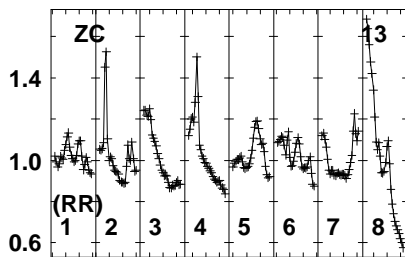
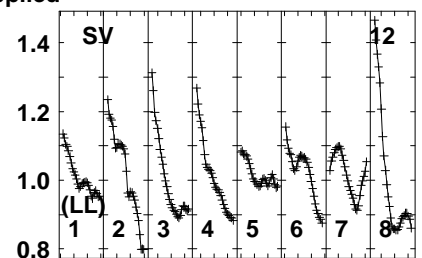
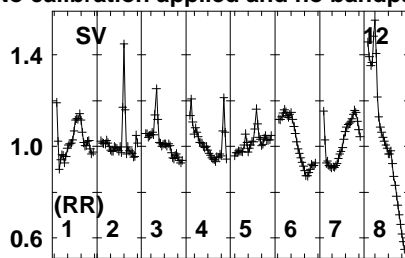
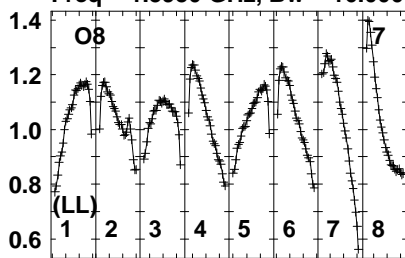
Auto-corr total-power spectrum Antenna: *

Timerange: 00/16:53:20 to 00/16:54:59

Plot file version 584 created 15-NOV-2022 10:55:48

J1722+2815 EB081B 1.UVDATA.1

Freq = 1.5950 GHz, Bw = 16.000 MH No calibration applied and no bandpass applied



1595 610 1630 645 660 675 1695 710
FREQ MHz

1595 610 1630 645 660 675 1695 710
FREQ MHz

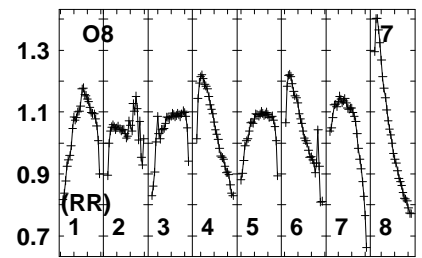
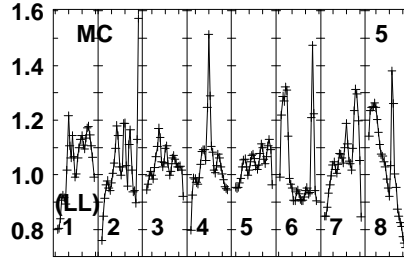
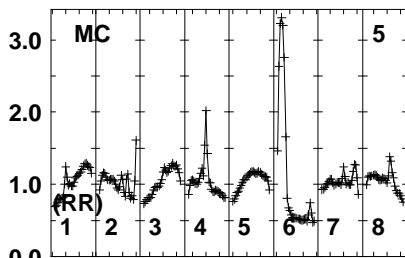
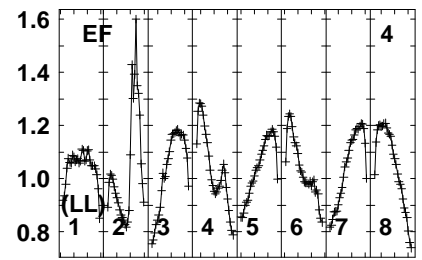
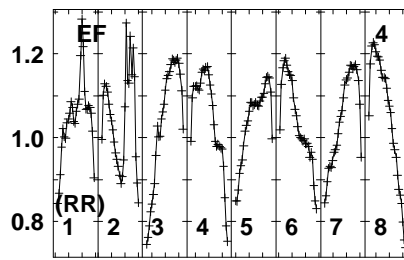
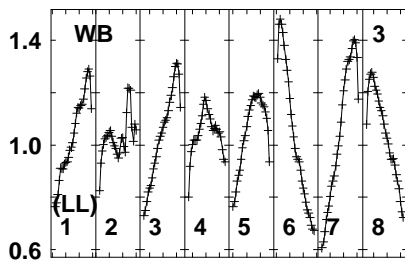
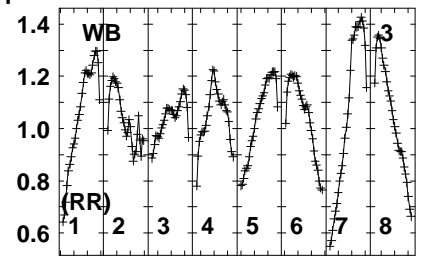
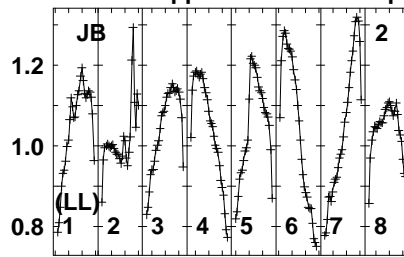
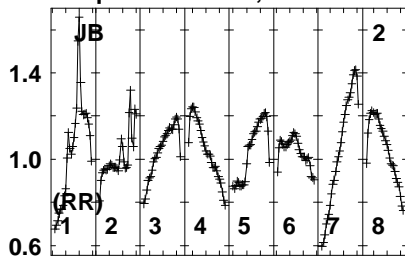
1595 610 1630 645 660 675 1695 710
FREQ MHz

Lower frame: Real Jy
Auto-corr total-power spectrum Antenna: *
Timerange: 00/16:53:20 to 00/16:54:59

Plot file version 585 created 15-NOV-2022 10:55:49

J1716+2616 EB081B 1.UVDATA.1

Freq = 1.5950 GHz, Bw = 16.000 MH No calibration applied and no bandpass applied



1595 610 1630 645 660 675 1695 710
FREQ MHz

1595 610 1630 645 660 675 1695 710
FREQ MHz

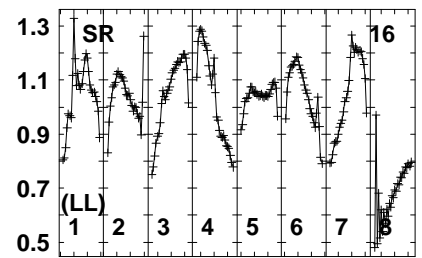
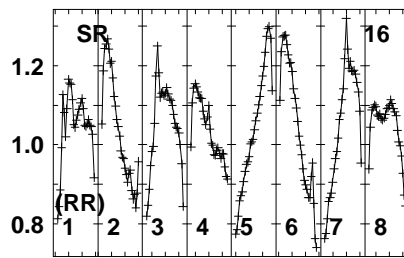
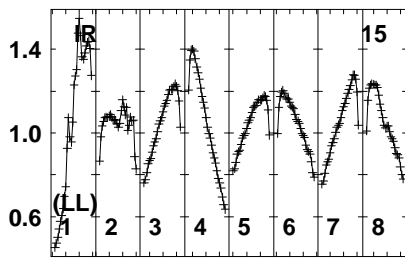
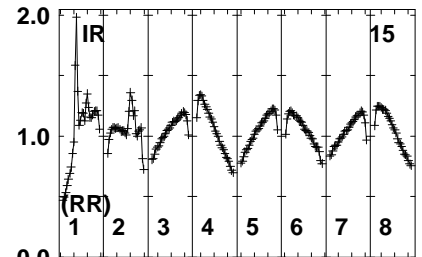
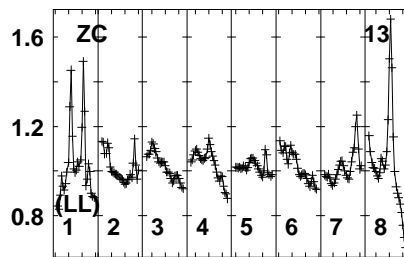
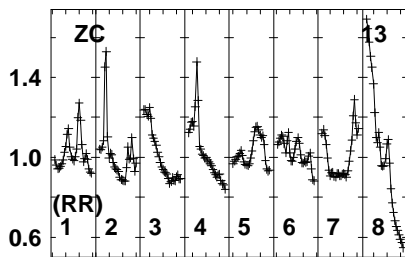
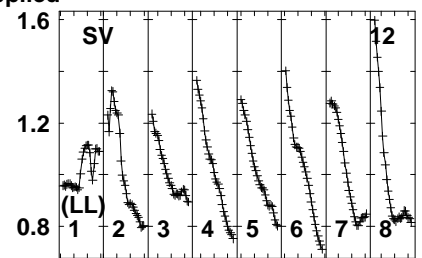
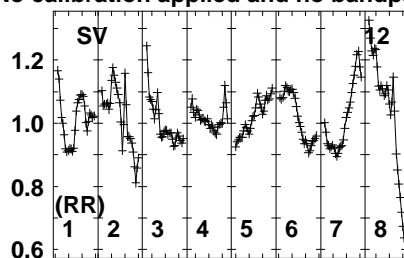
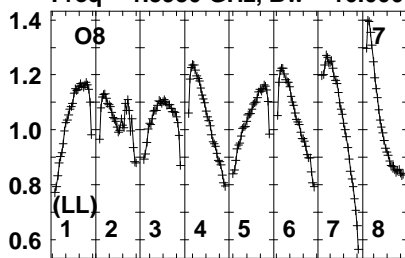
1595 610 1630 645 660 675 1695 710
FREQ MHz

Lower frame: Real Jy
Auto-corr total-power spectrum Antenna: *
Timerange: 00/16:55:00 to 00/16:56:39

Plot file version 586 created 15-NOV-2022 10:55:49

J1716+2616 EB081B 1.UVDATA.1

Freq = 1.5950 GHz, Bw = 16.000 MH No calibration applied and no bandpass applied



1595 610 1630 645 660 675 1695 710
FREQ MHz

1595 610 1630 645 660 675 1695 710
FREQ MHz

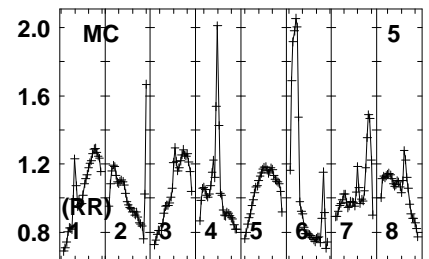
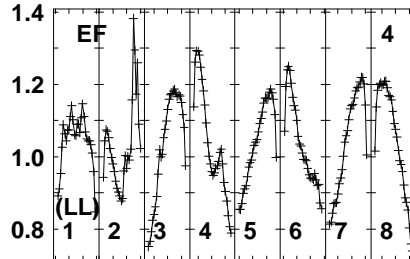
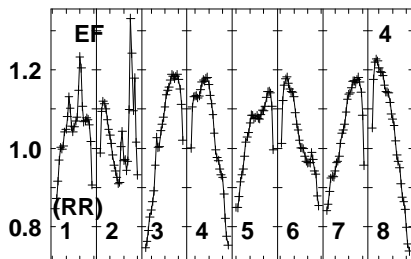
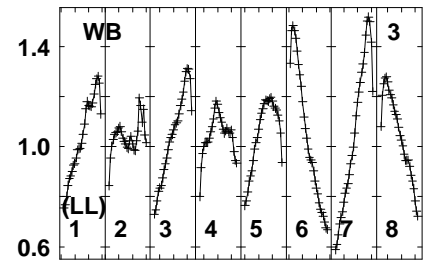
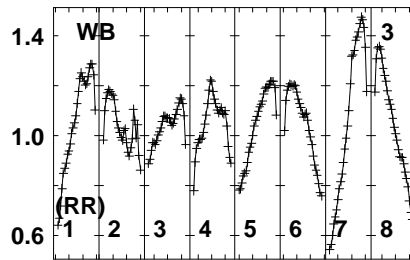
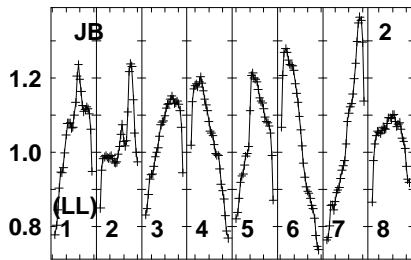
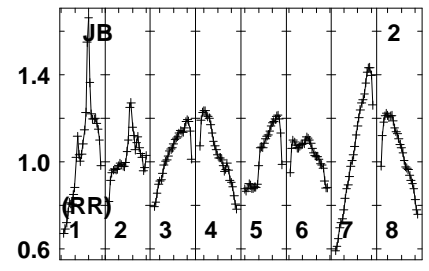
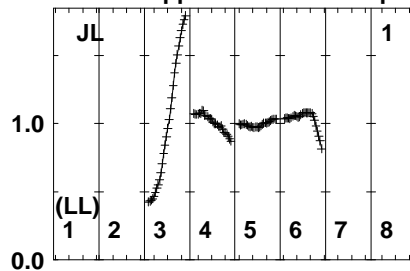
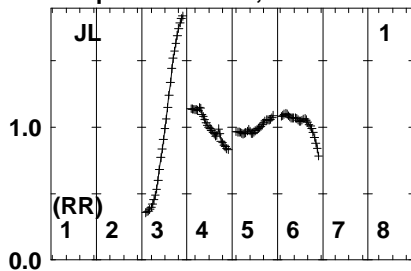
1595 610 1630 645 660 675 1695 710
FREQ MHz

Lower frame: Real Jy
Auto-corr total-power spectrum Antenna: *
Timerange: 00/16:55:00 to 00/16:56:39

Plot file version 587 created 15-NOV-2022 10:55:49

ROSS867 EB081B 1.UVDATA.1

Freq = 1.5950 GHz, Bw = 16.000 MH No calibration applied and no bandpass applied



1595 610 1630 645 660 675 1695 710
FREQ MHz

1595 610 1630 645 660 675 1695 710
FREQ MHz

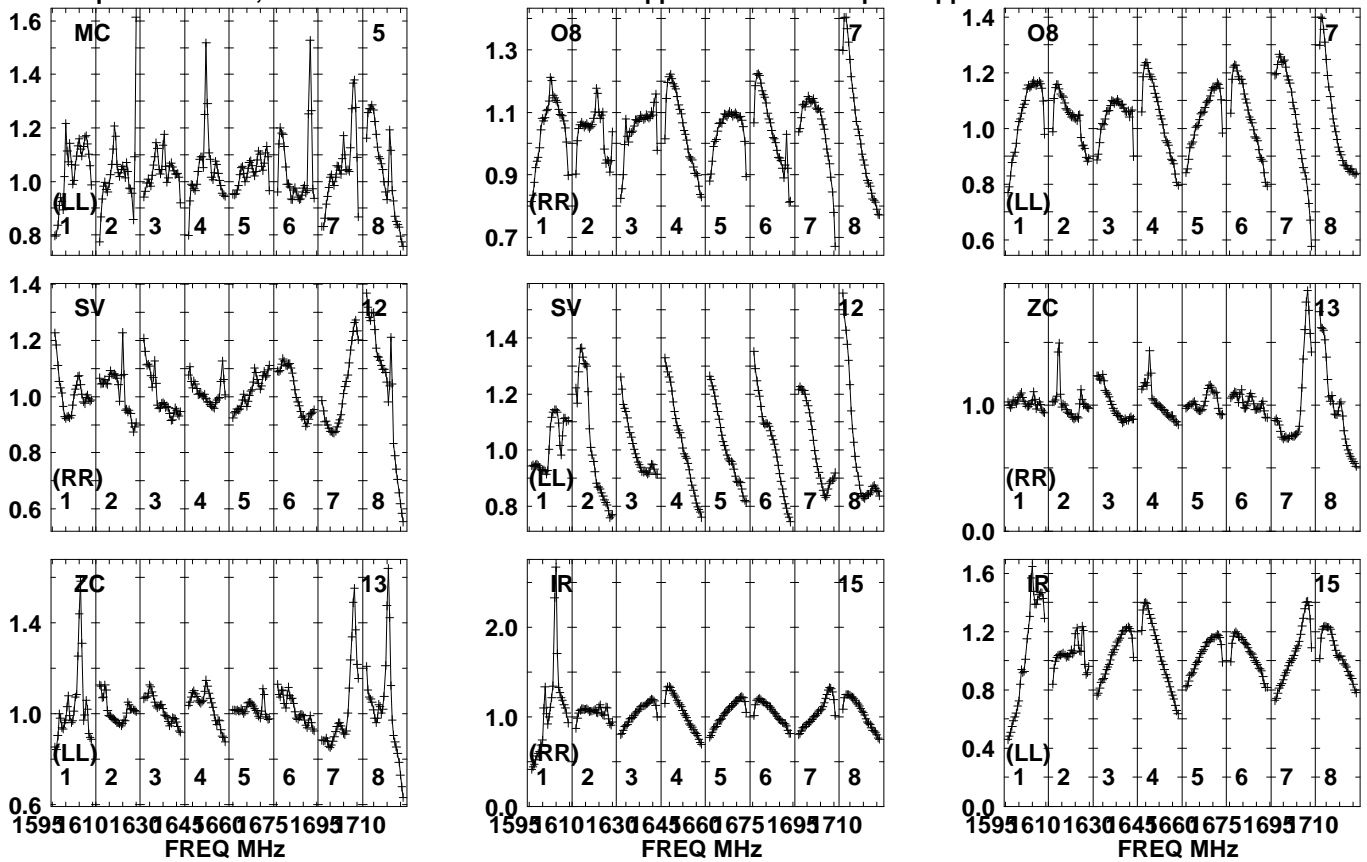
1595 610 1630 645 660 675 1695 710
FREQ MHz

Lower frame: Real Jy
Auto-corr total-power spectrum Antenna: *
Timerange: 00/16:56:41 to 00/17:01:39

Plot file version 588 created 15-NOV-2022 10:55:49

ROSS867 EB081B 1.UVDATA.1

Freq = 1.5950 GHz, Bw = 16.000 MH No calibration applied and no bandpass applied

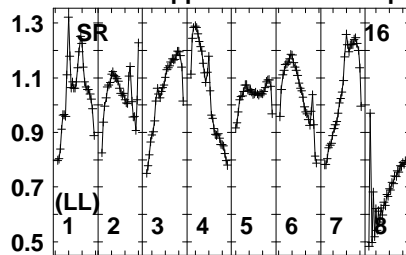
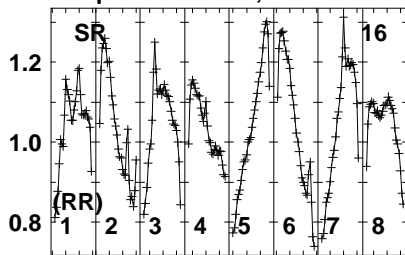


Lower frame: Real Jy
Auto-corr total-power spectrum Antenna: *
Timerange: 00/16:56:41 to 00/17:01:39

Plot file version 589 created 15-NOV-2022 10:55:50

ROSS867 EB081B 1.UVDATA.1

Freq = 1.5950 GHz, Bw = 16.000 MH No calibration applied and no bandpass applied

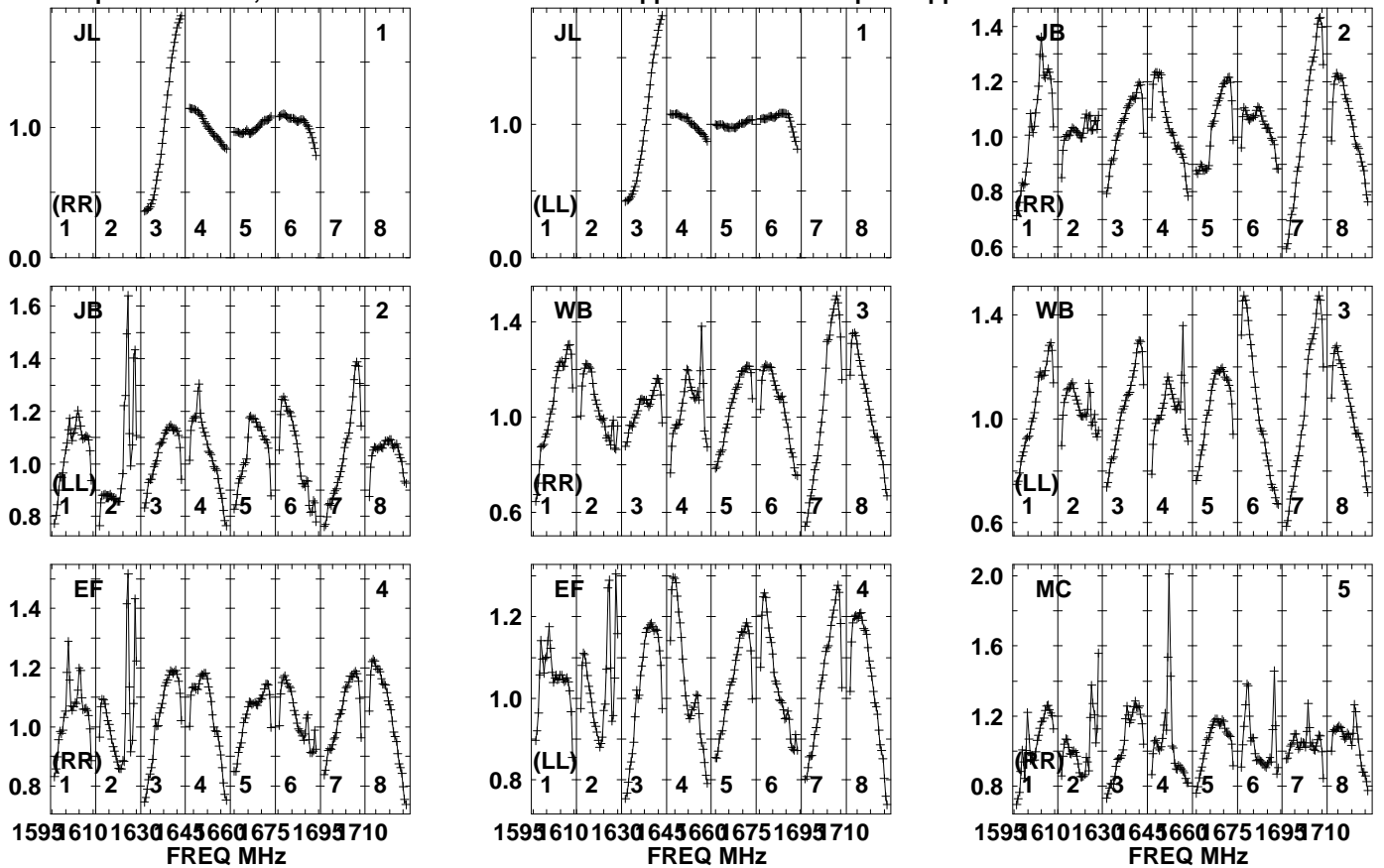


Lower frame: Real Jy
Auto-corr total-power spectrum Antenna: *
Timerange: 00/16:56:41 to 00/17:01:39

Plot file version 590 created 15-NOV-2022 10:55:50

J1722+2458 EB081B 1.UVDATA.1

Freq = 1.5950 GHz, Bw = 16.000 MH No calibration applied and no bandpass applied

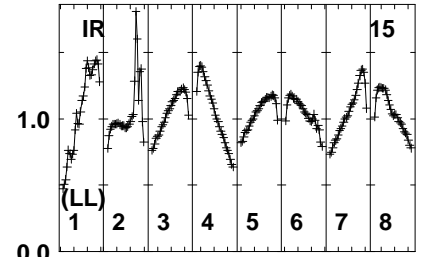
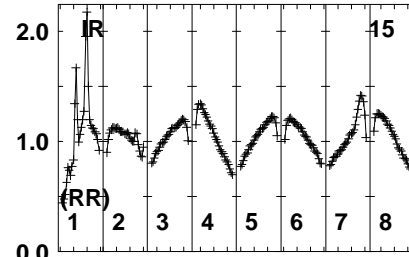
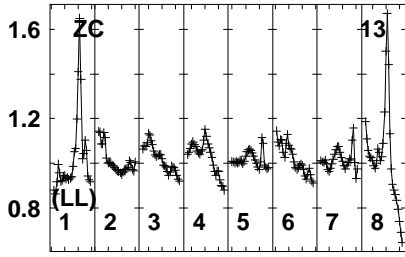
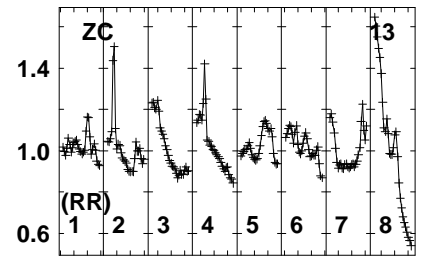
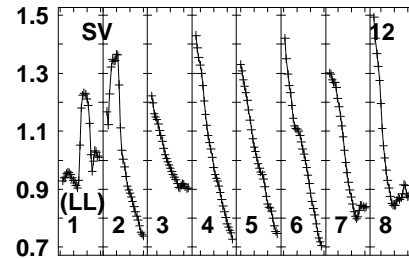
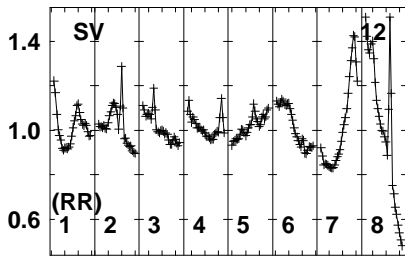
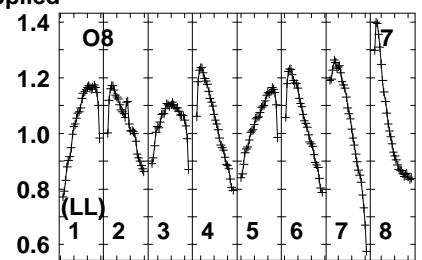
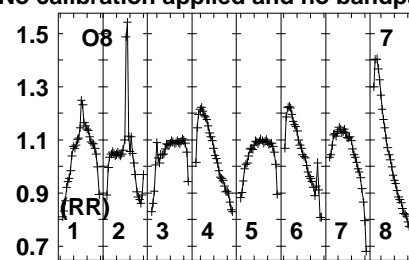
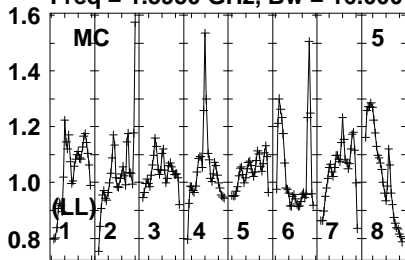


Lower frame: Real Jy
Auto-corr total-power spectrum Antenna: *
Timerange: 00/17:02:11 to 00/17:03:19

Plot file version 591 created 15-NOV-2022 10:55:50

J1722+2458 EB081B 1.UVDATA.1

Freq = 1.5950 GHz, Bw = 16.000 MH No calibration applied and no bandpass applied



1595 610 1630 645 660 675 1695 710
FREQ MHz

1595 610 1630 645 660 675 1695 710
FREQ MHz

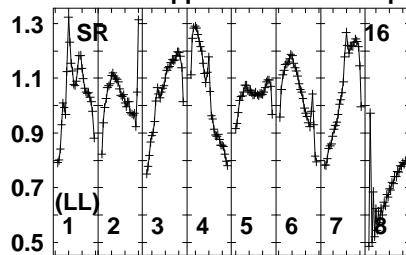
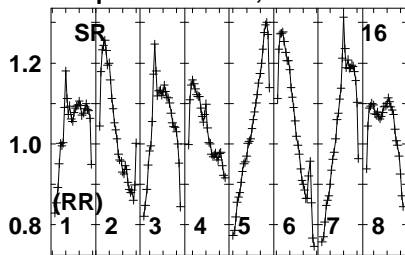
1595 610 1630 645 660 675 1695 710
FREQ MHz

Lower frame: Real Jy
Auto-corr total-power spectrum Antenna: *
Timerange: 00/17:02:11 to 00/17:03:19

Plot file version 592 created 15-NOV-2022 10:55:50

J1722+2458 EB081B 1.UVDATA.1

Freq = 1.5950 GHz, Bw = 16.000 MH No calibration applied and no bandpass applied

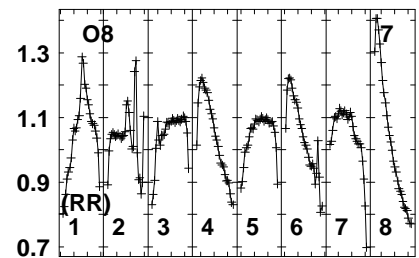
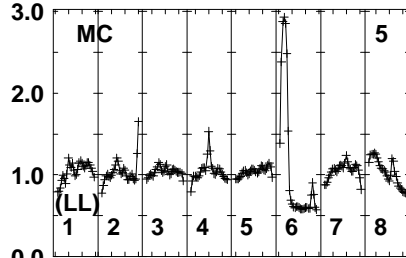
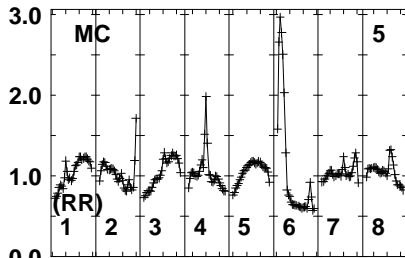
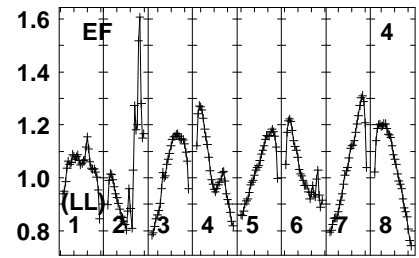
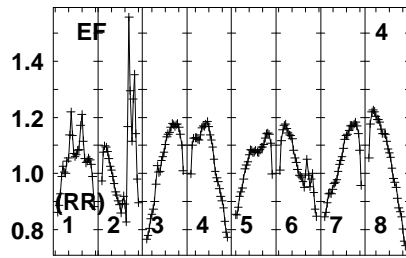
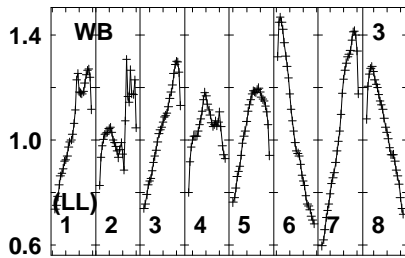
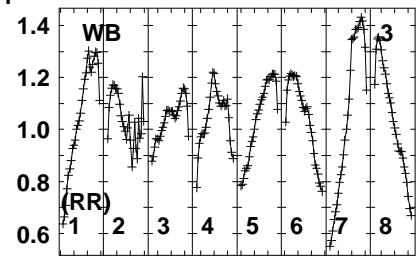
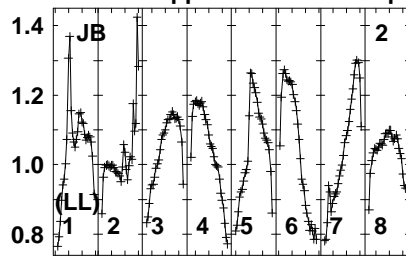
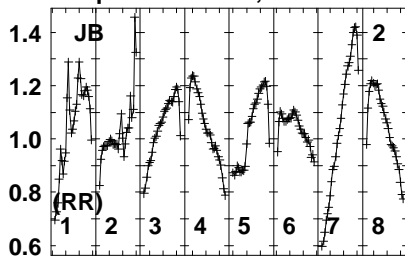


Lower frame: Real Jy
Auto-corr total-power spectrum Antenna: *
Timerange: 00/17:02:11 to 00/17:03:19

Plot file version 593 created 15-NOV-2022 10:55:50

J1722+2815 EB081B 1.UVDATA.1

Freq = 1.5950 GHz, Bw = 16.000 MH No calibration applied and no bandpass applied



1595 610 1630 645 660 675 1695 710
FREQ MHz

1595 610 1630 645 660 675 1695 710
FREQ MHz

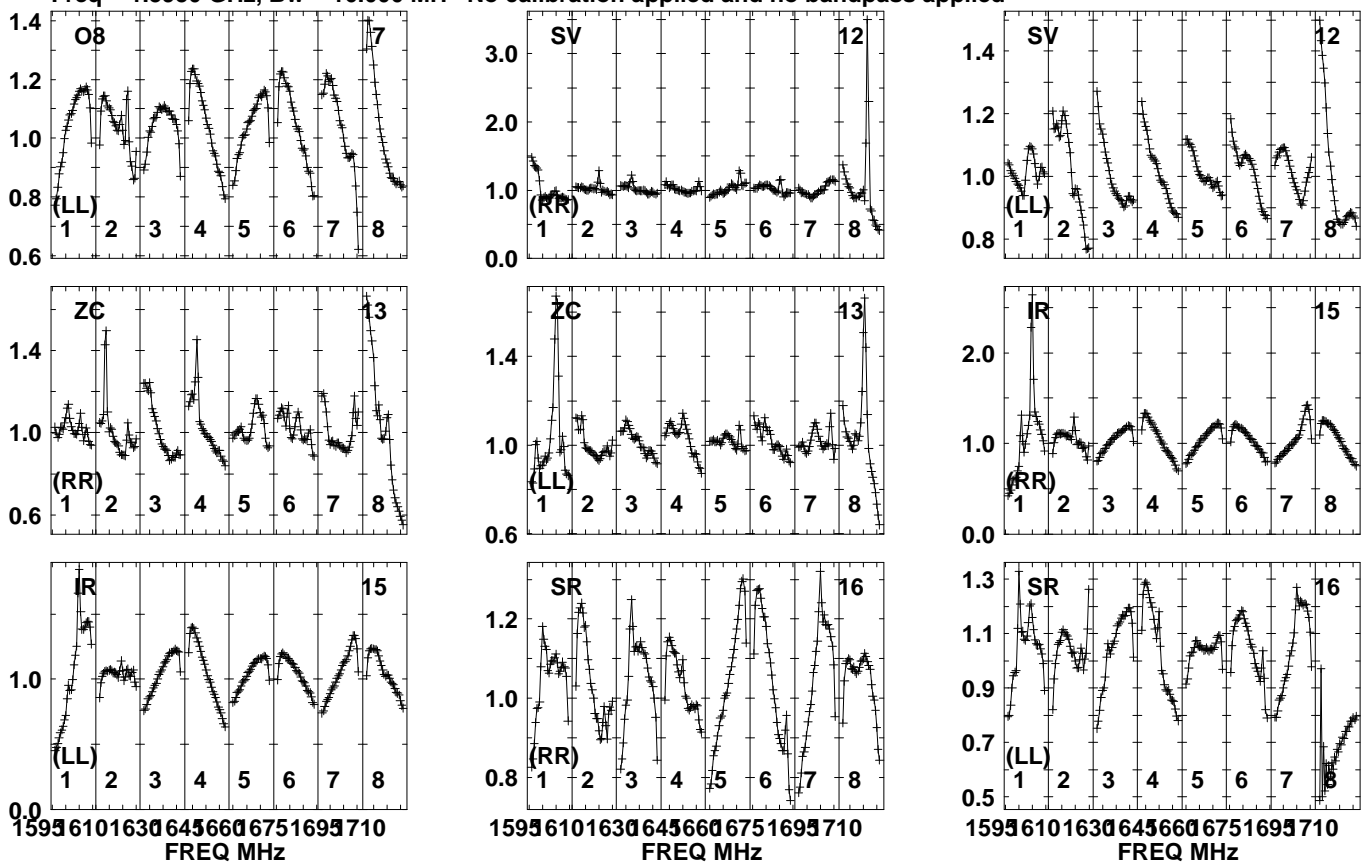
1595 610 1630 645 660 675 1695 710
FREQ MHz

Lower frame: Real Jy
Auto-corr total-power spectrum Antenna: *
Timerange: 00/17:03:21 to 00/17:05:00

Plot file version 594 created 15-NOV-2022 10:55:50

J1722+2815 EB081B 1.UVDATA.1

Freq = 1.5950 GHz, Bw = 16.000 MH No calibration applied and no bandpass applied

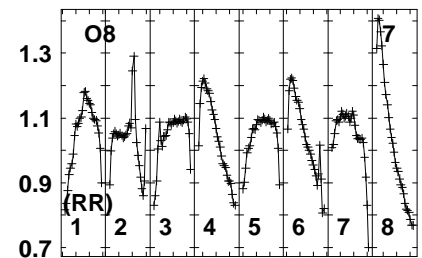
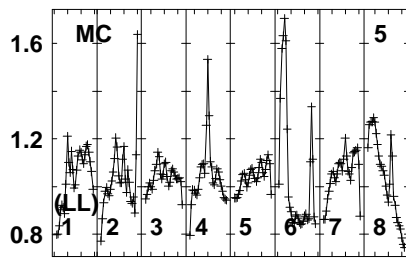
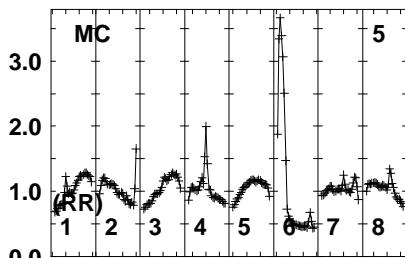
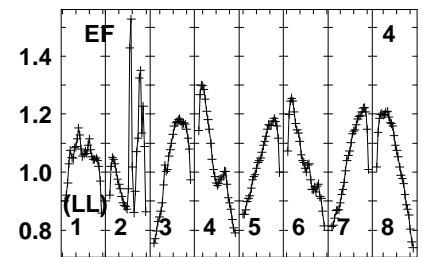
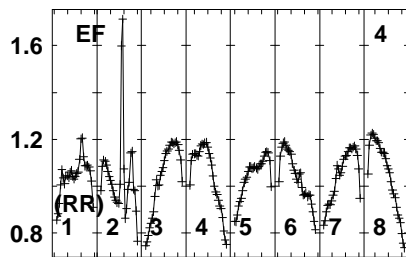
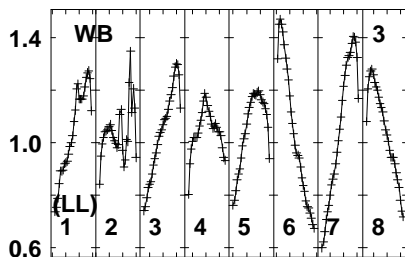
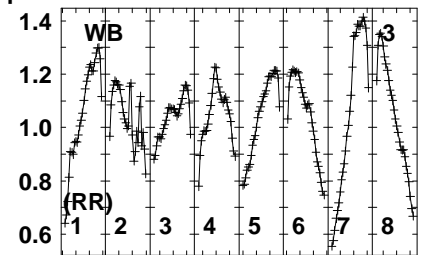
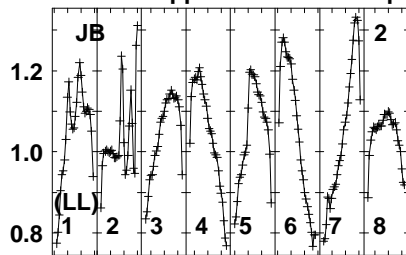
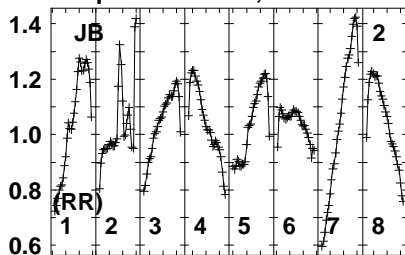


Lower frame: Real Jy
Auto-corr total-power spectrum Antenna: *
Timerange: 00/17:03:21 to 00/17:05:00

Plot file version 595 created 15-NOV-2022 10:55:50

J1716+2616 EB081B 1.UVDATA.1

Freq = 1.5950 GHz, Bw = 16.000 MH No calibration applied and no bandpass applied



1595 610 1630 645 660 675 1695 710
FREQ MHz

1595 610 1630 645 660 675 1695 710
FREQ MHz

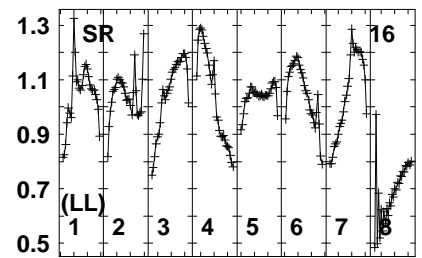
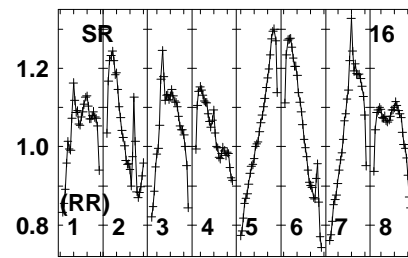
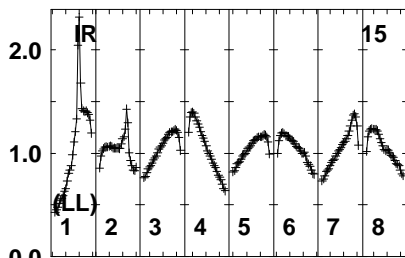
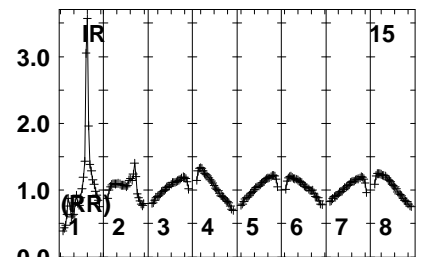
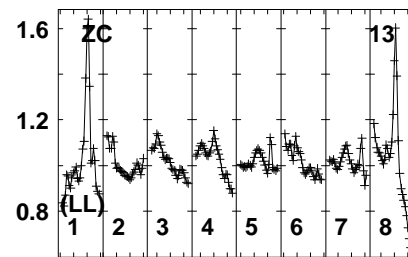
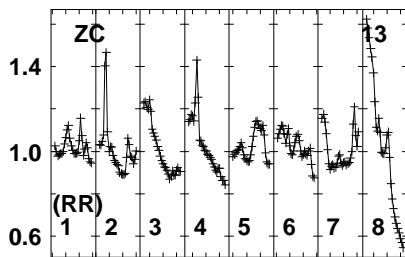
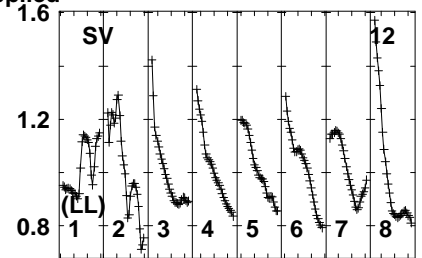
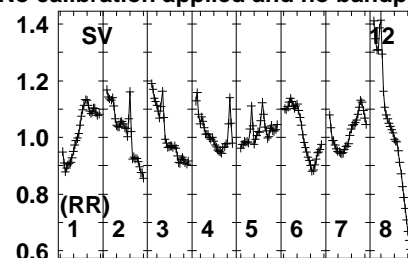
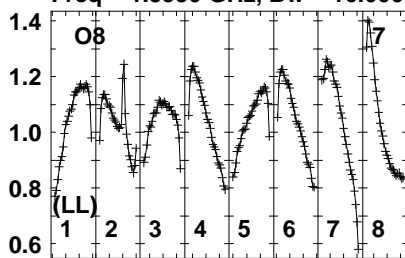
1595 610 1630 645 660 675 1695 710
FREQ MHz

Lower frame: Real Jy
Auto-corr total-power spectrum Antenna: *
Timerange: 00/17:05:01 to 00/17:06:40

Plot file version 596 created 15-NOV-2022 10:55:50

J1716+2616 EB081B 1.UVDATA.1

Freq = 1.5950 GHz, Bw = 16.000 MH No calibration applied and no bandpass applied



1595 610 1630 645 660 675 1695 710
FREQ MHz

1595 610 1630 645 660 675 1695 710
FREQ MHz

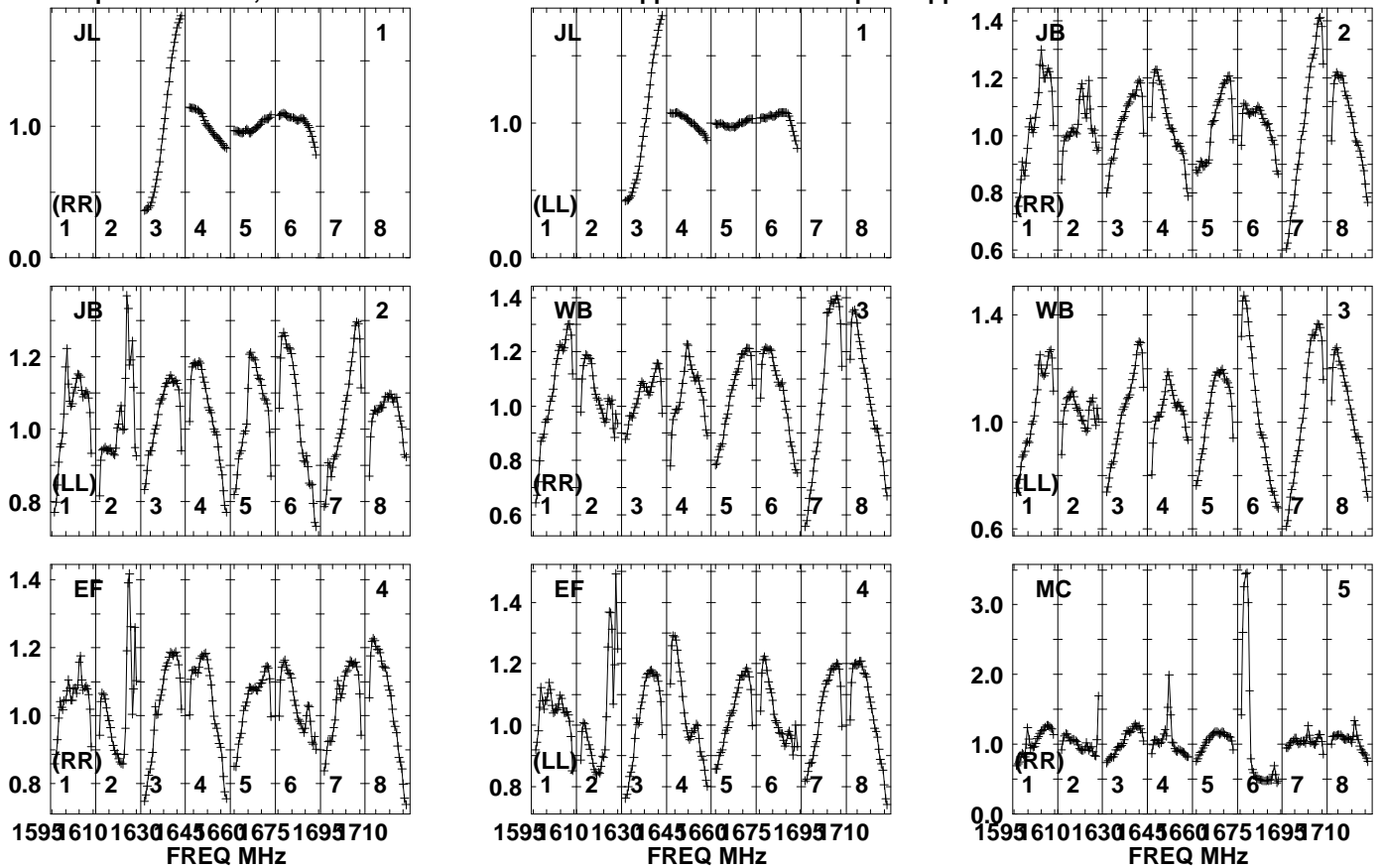
1595 610 1630 645 660 675 1695 710
FREQ MHz

Lower frame: Real Jy
Auto-corr total-power spectrum Antenna: *
Timerange: 00/17:05:01 to 00/17:06:40

Plot file version 597 created 15-NOV-2022 10:55:50

ROSS867 EB081B 1.UVDATA.1

Freq = 1.5950 GHz, Bw = 16.000 MH No calibration applied and no bandpass applied

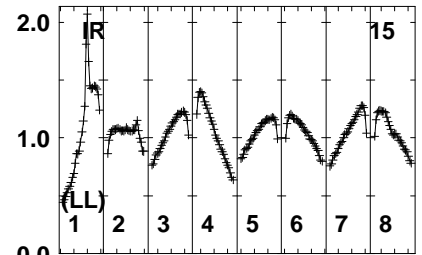
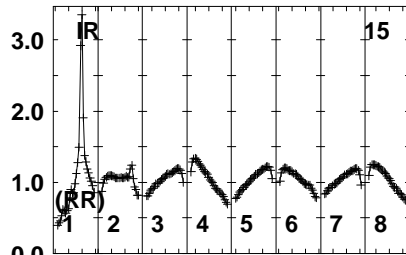
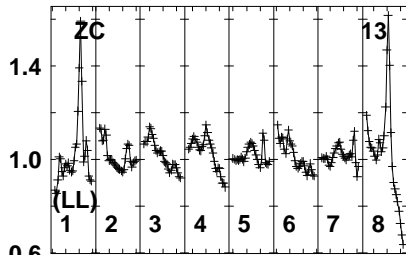
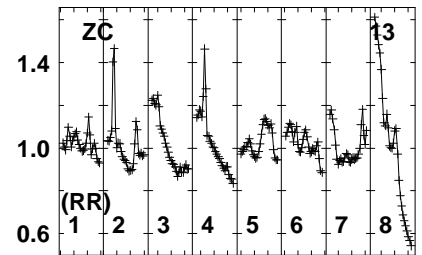
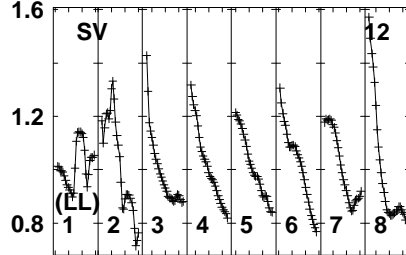
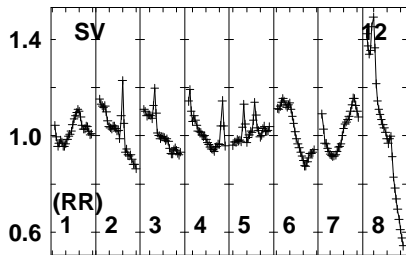
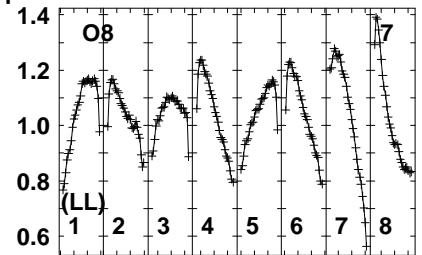
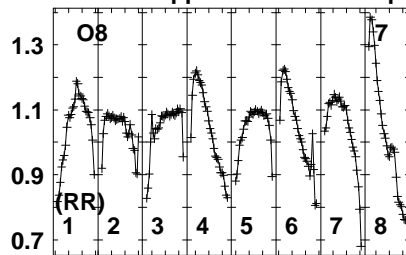
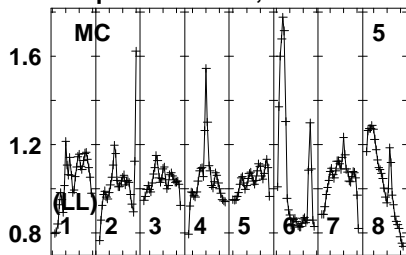


Lower frame: Real Jy
Auto-corr total-power spectrum Antenna: *
Timerange: 00/17:06:40 to 00/17:11:39

Plot file version 598 created 15-NOV-2022 10:55:51

ROSS867 EB081B 1.UVDATA.1

Freq = 1.5950 GHz, Bw = 16.000 MH No calibration applied and no bandpass applied



1595 610 1630 645 660 675 1695 710
FREQ MHz

1595 610 1630 645 660 675 1695 710
FREQ MHz

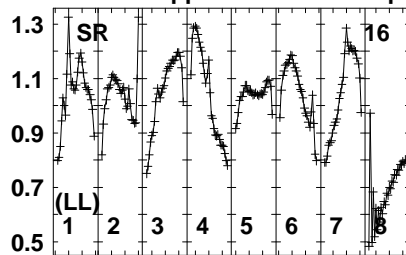
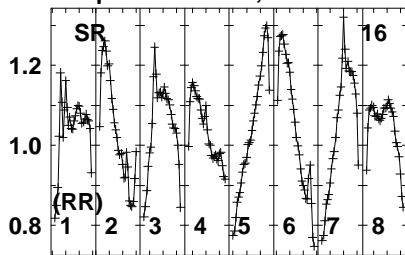
1595 610 1630 645 660 675 1695 710
FREQ MHz

Lower frame: Real Jy
Auto-corr total-power spectrum Antenna: *
Timerange: 00/17:06:40 to 00/17:11:39

Plot file version 599 created 15-NOV-2022 10:55:51

ROSS867 EB081B 1.UVDATA.1

Freq = 1.5950 GHz, Bw = 16.000 MH No calibration applied and no bandpass applied

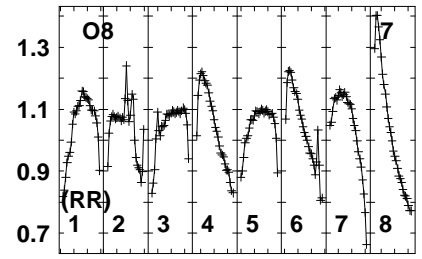
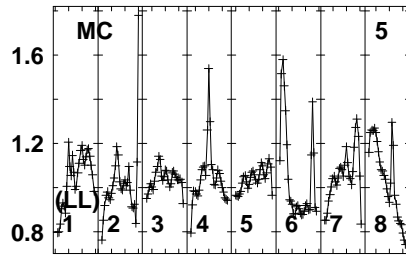
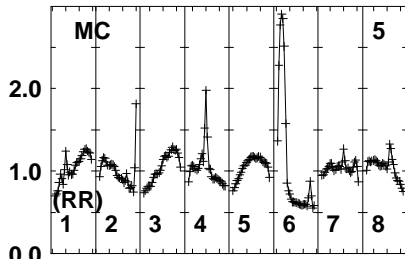
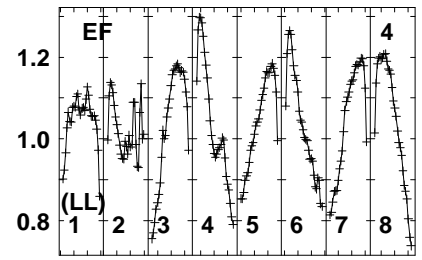
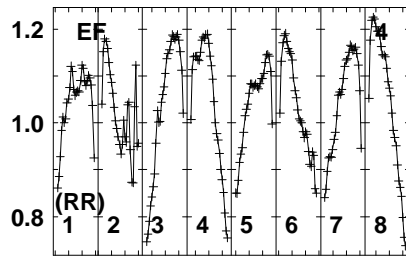
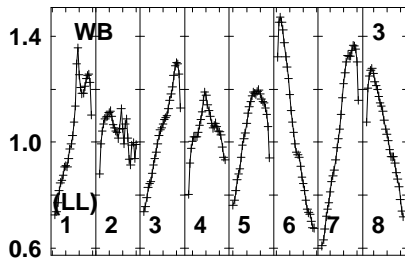
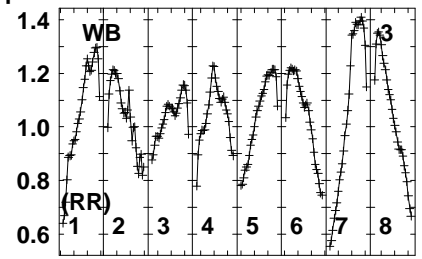
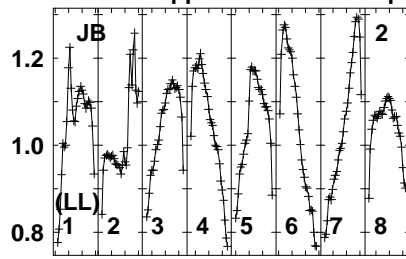
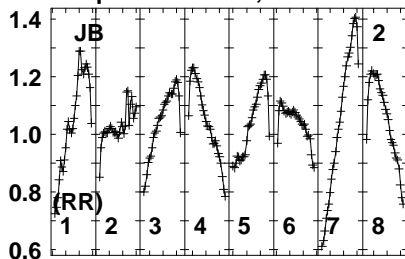


Lower frame: Real Jy
Auto-corr total-power spectrum Antenna: *
Timerange: 00/17:06:40 to 00/17:11:39

Plot file version 600 created 15-NOV-2022 10:55:51

J1722+2458 EB081B 1.UVDATA.1

Freq = 1.5950 GHz, Bw = 16.000 MH No calibration applied and no bandpass applied



1595 610 1630 645 660 675 1695 710
FREQ MHz

1595 610 1630 645 660 675 1695 710
FREQ MHz

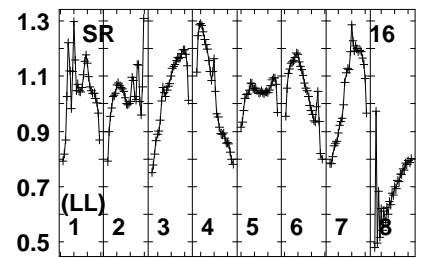
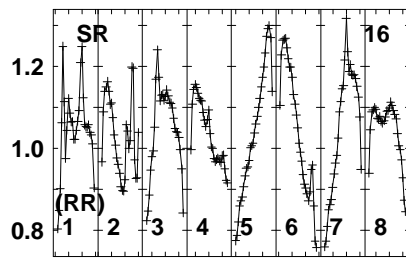
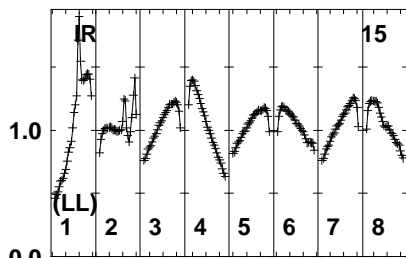
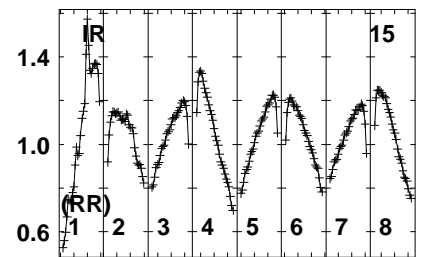
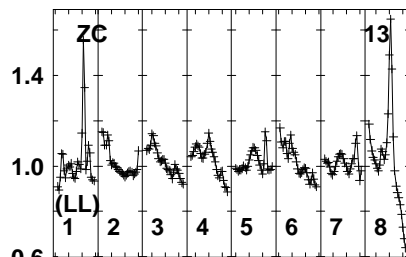
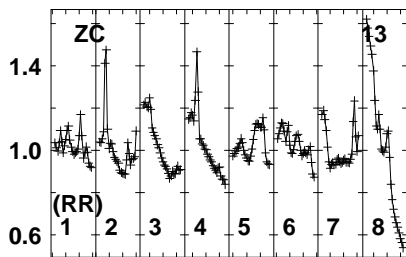
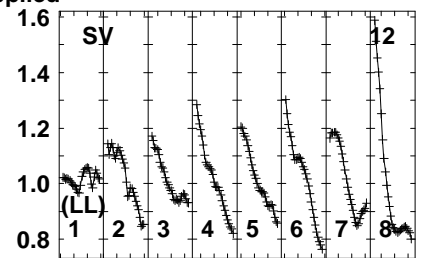
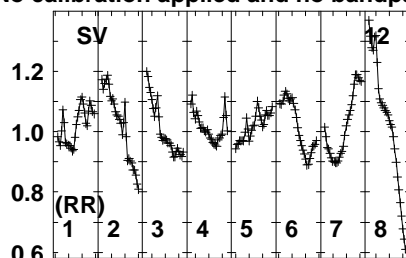
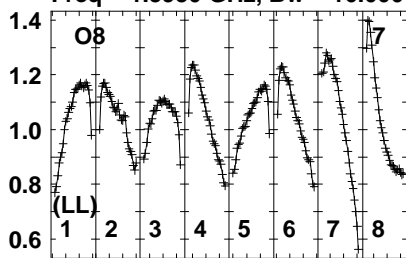
1595 610 1630 645 660 675 1695 710
FREQ MHz

Lower frame: Real Jy
Auto-corr total-power spectrum Antenna: *
Timerange: 00/17:12:10 to 00/17:13:20

Plot file version 601 created 15-NOV-2022 10:55:51

J1722+2458 EB081B 1.UVDATA.1

Freq = 1.5950 GHz, Bw = 16.000 MH No calibration applied and no bandpass applied



1595 610 1630 645 660 675 1695 710
FREQ MHz

1595 610 1630 645 660 675 1695 710
FREQ MHz

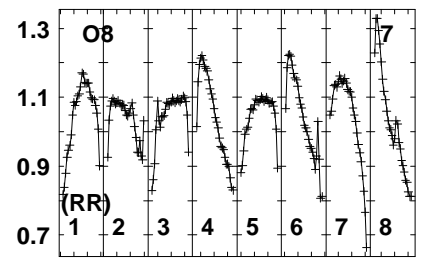
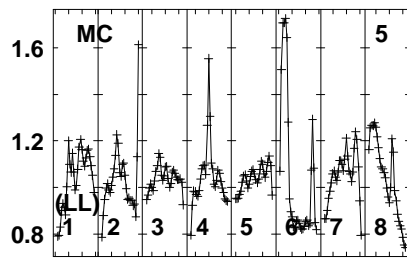
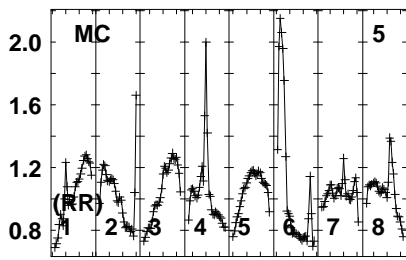
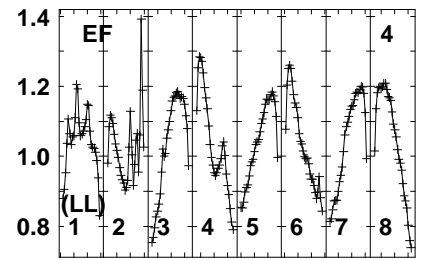
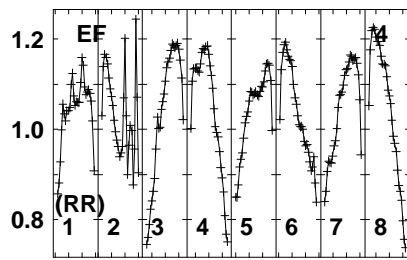
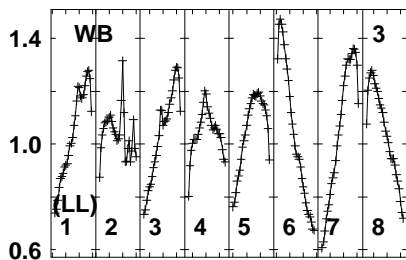
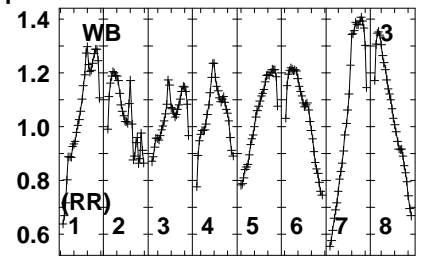
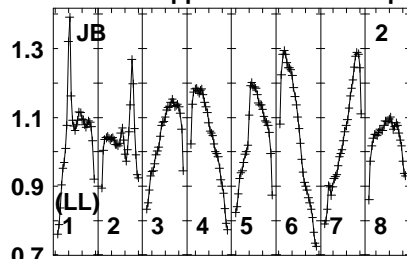
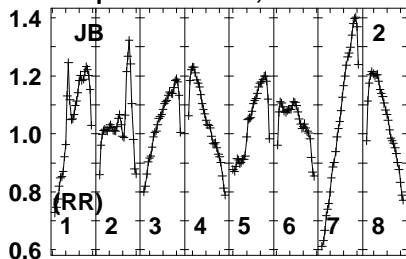
1595 610 1630 645 660 675 1695 710
FREQ MHz

Lower frame: Real Jy
Auto-corr total-power spectrum Antenna: *
Timerange: 00/17:12:10 to 00/17:13:20

Plot file version 602 created 15-NOV-2022 10:55:51

J1722+2815 EB081B 1.UVDATA.1

Freq = 1.5950 GHz, Bw = 16.000 MH No calibration applied and no bandpass applied



1595 610 1630 645 660 675 1695 710
FREQ MHz

1595 610 1630 645 660 675 1695 710
FREQ MHz

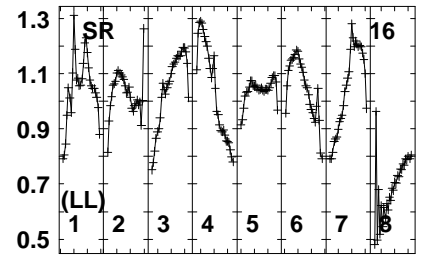
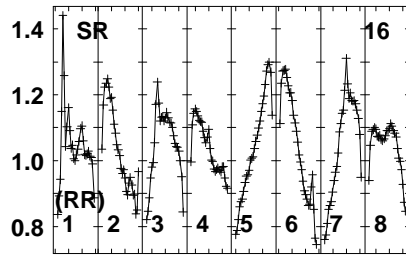
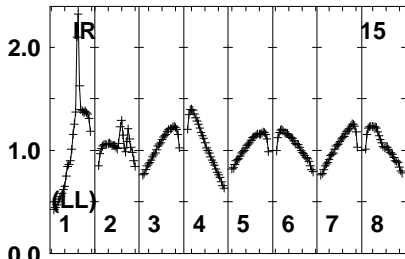
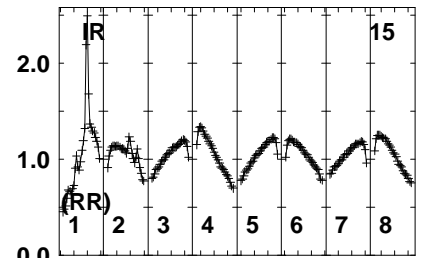
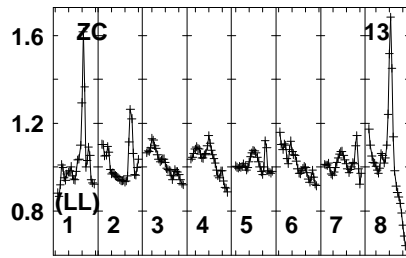
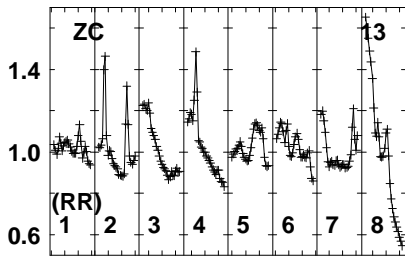
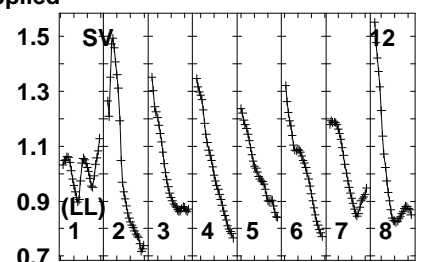
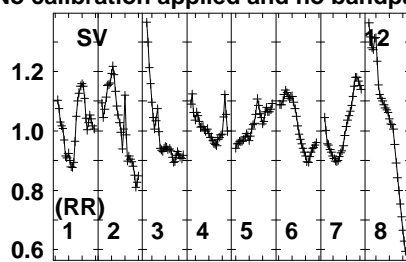
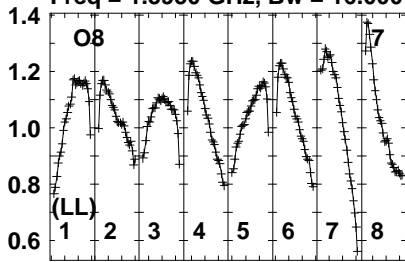
1595 610 1630 645 660 675 1695 710
FREQ MHz

Lower frame: Real Jy
Auto-corr total-power spectrum Antenna: *
Timerange: 00/17:13:20 to 00/17:14:59

Plot file version 603 created 15-NOV-2022 10:55:51

J1722+2815 EB081B 1.UVDATA.1

Freq = 1.5950 GHz, Bw = 16.000 MH No calibration applied and no bandpass applied



1595 610 1630 645 660 675 1695 710
FREQ MHz

1595 610 1630 645 660 675 1695 710
FREQ MHz

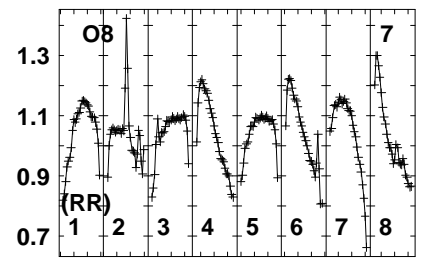
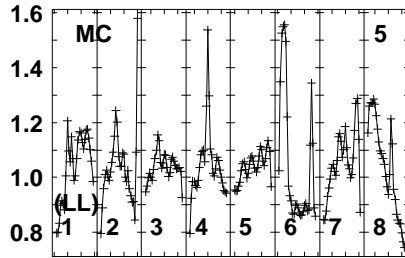
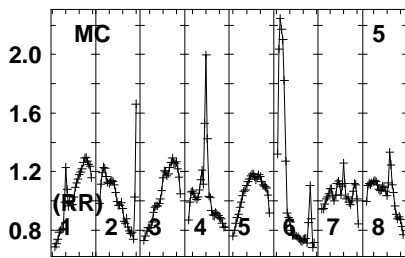
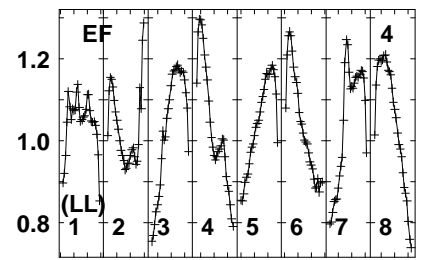
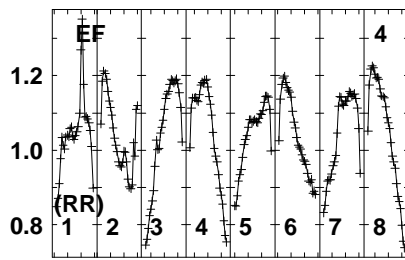
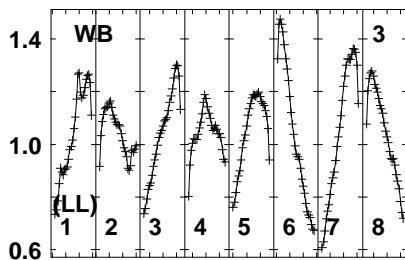
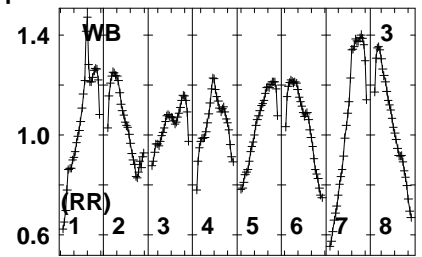
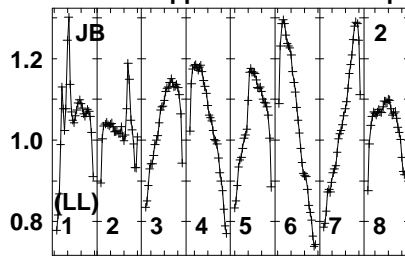
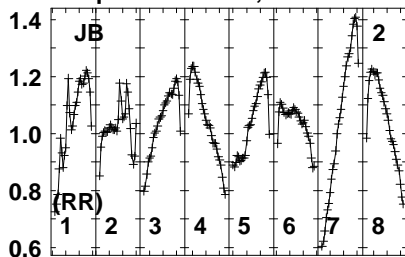
1595 610 1630 645 660 675 1695 710
FREQ MHz

Lower frame: Real Jy
Auto-corr total-power spectrum Antenna: *
Timerange: 00/17:13:20 to 00/17:14:59

Plot file version 604 created 15-NOV-2022 10:55:51

J1716+2616 EB081B 1.UVDATA.1

Freq = 1.5950 GHz, Bw = 16.000 MH No calibration applied and no bandpass applied



1595 610 1630 645 660 675 1695 710
FREQ MHz

1595 610 1630 645 660 675 1695 710
FREQ MHz

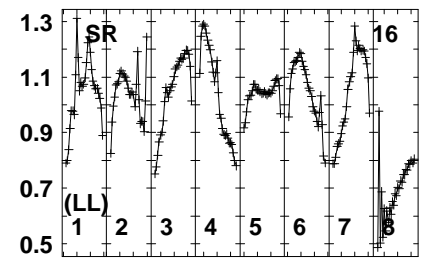
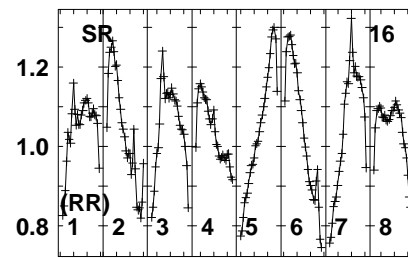
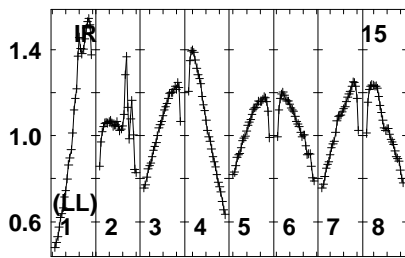
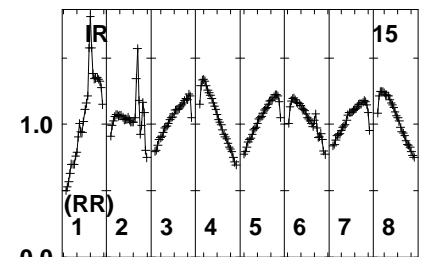
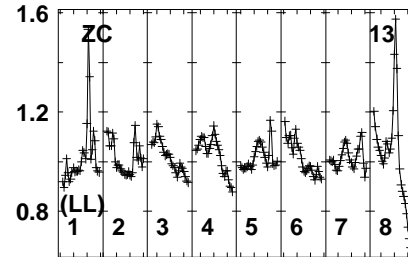
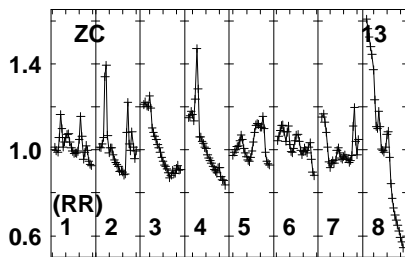
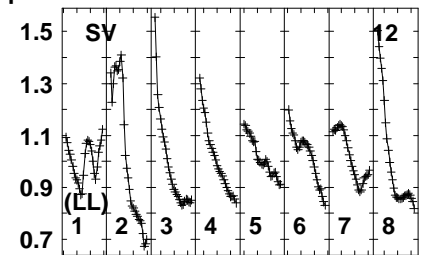
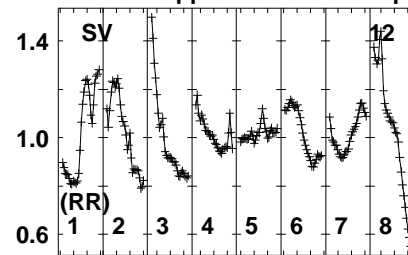
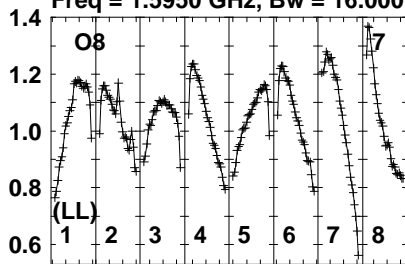
1595 610 1630 645 660 675 1695 710
FREQ MHz

Lower frame: Real Jy
Auto-corr total-power spectrum Antenna: *
Timerange: 00/17:15:01 to 00/17:16:40

Plot file version 605 created 15-NOV-2022 10:55:52

J1716+2616 EB081B 1.UVDATA.1

Freq = 1.5950 GHz, Bw = 16.000 MH No calibration applied and no bandpass applied



1595 610 1630 645 660 675 1695 710
FREQ MHz

1595 610 1630 645 660 675 1695 710
FREQ MHz

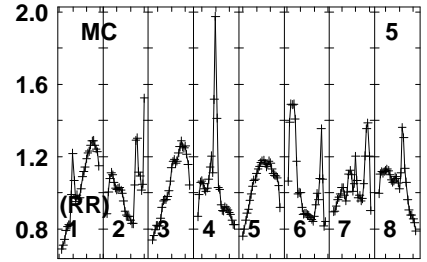
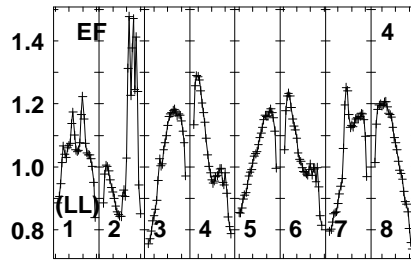
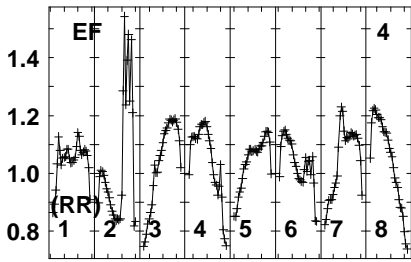
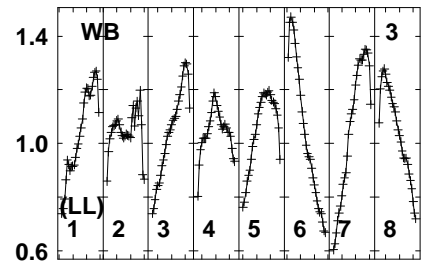
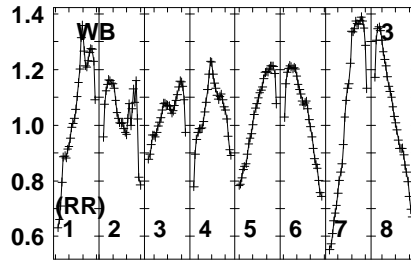
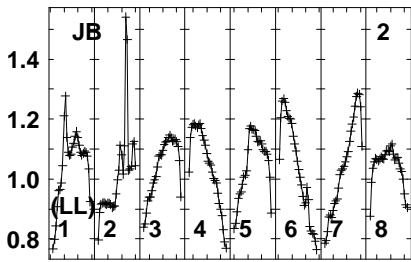
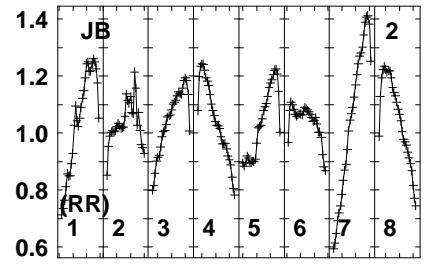
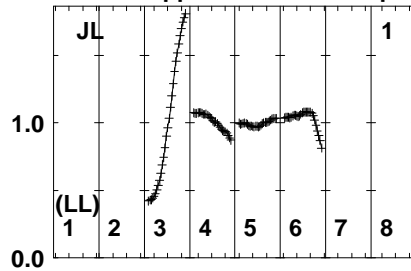
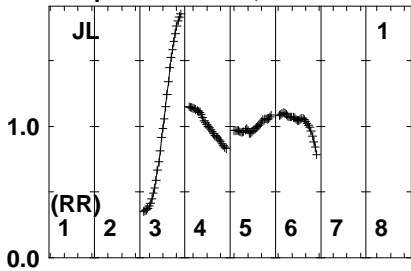
1595 610 1630 645 660 675 1695 710
FREQ MHz

Lower frame: Real Jy
Auto-corr total-power spectrum Antenna: *
Timerange: 00/17:15:01 to 00/17:16:40

Plot file version 606 created 15-NOV-2022 10:55:52

ROSS867 EB081B 1.UVDATA.1

Freq = 1.5950 GHz, Bw = 16.000 MH No calibration applied and no bandpass applied



1595 610 1630 645 660 675 1695 710
FREQ MHz

1595 610 1630 645 660 675 1695 710
FREQ MHz

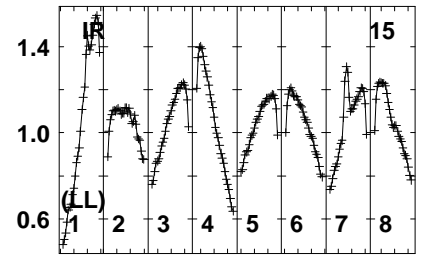
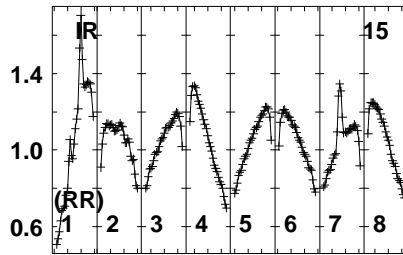
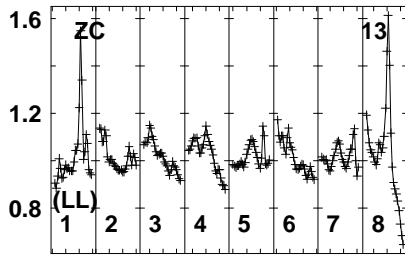
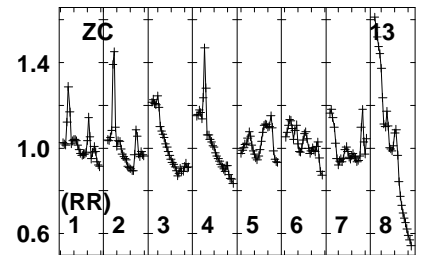
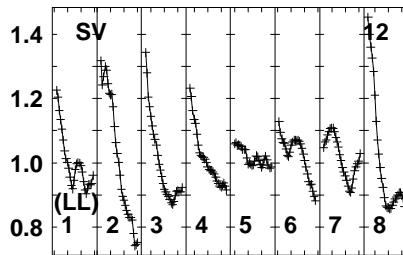
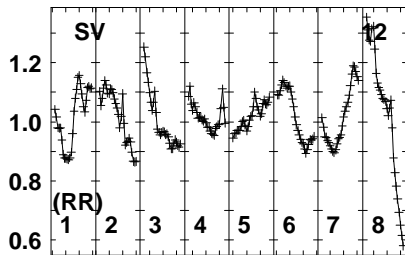
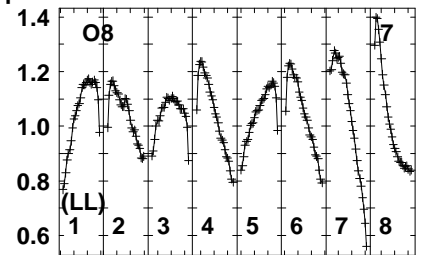
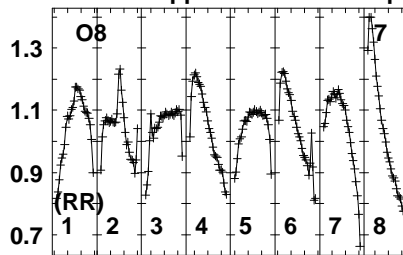
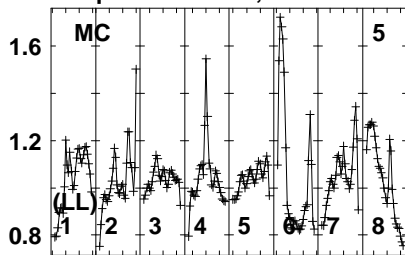
1595 610 1630 645 660 675 1695 710
FREQ MHz

Lower frame: Real Jy
Auto-corr total-power spectrum Antenna: *
Timerange: 00/17:16:40 to 00/17:21:39

Plot file version 607 created 15-NOV-2022 10:55:52

ROSS867 EB081B 1.UVDATA.1

Freq = 1.5950 GHz, Bw = 16.000 MH No calibration applied and no bandpass applied



1595 610 1630 645 660 675 1695 710
FREQ MHz

1595 610 1630 645 660 675 1695 710
FREQ MHz

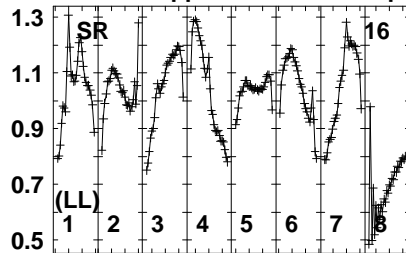
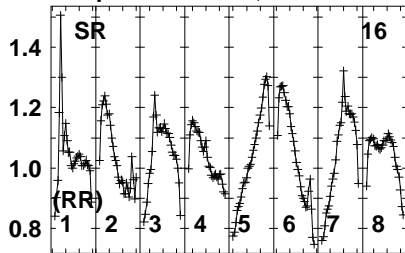
1595 610 1630 645 660 675 1695 710
FREQ MHz

Lower frame: Real Jy
Auto-corr total-power spectrum Antenna: *
Timerange: 00/17:16:40 to 00/17:21:39

Plot file version 608 created 15-NOV-2022 10:55:52

ROSS867 EB081B 1.UVDATA.1

Freq = 1.5950 GHz, Bw = 16.000 MH No calibration applied and no bandpass applied

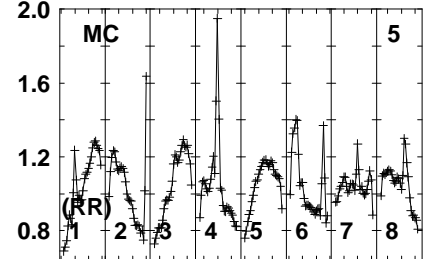
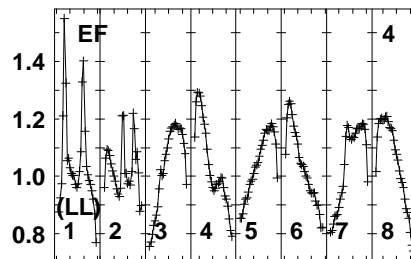
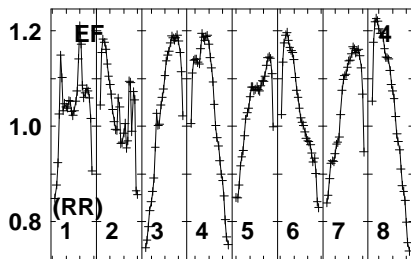
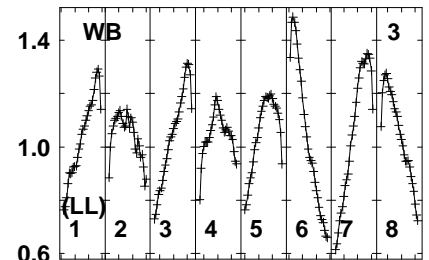
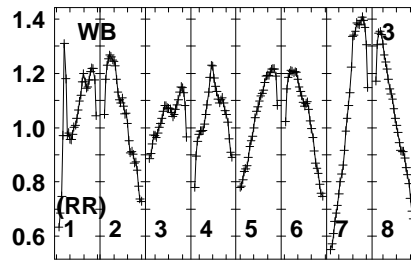
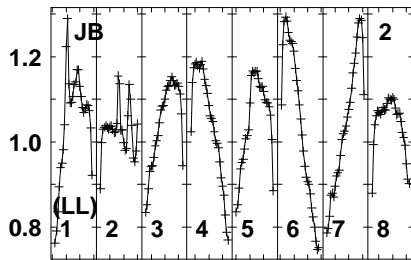
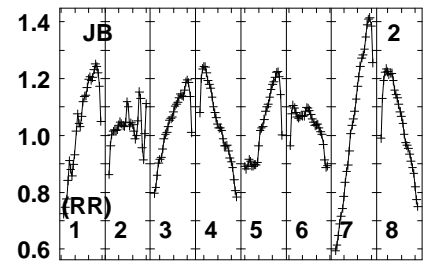
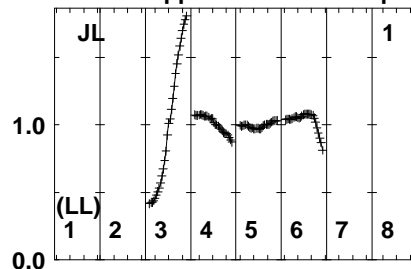
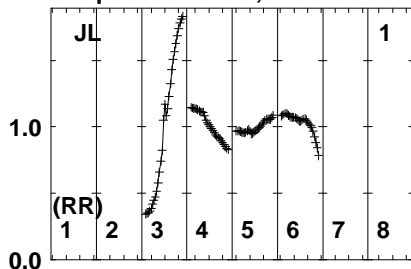


Lower frame: Real Jy
Auto-corr total-power spectrum Antenna: *
Timerange: 00/17:16:40 to 00/17:21:39

Plot file version 609 created 15-NOV-2022 10:55:52

J1722+2458 EB081B 1.UVDATA.1

Freq = 1.5950 GHz, Bw = 16.000 MH No calibration applied and no bandpass applied



1595 610 1630 645 660 675 1695 710
FREQ MHz

1595 610 1630 645 660 675 1695 710
FREQ MHz

1595 610 1630 645 660 675 1695 710
FREQ MHz

Lower frame: Real Jy

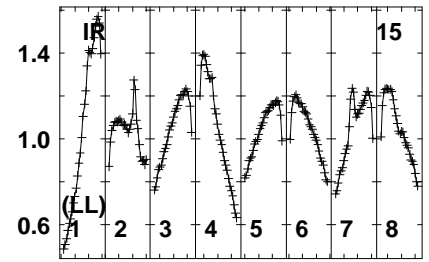
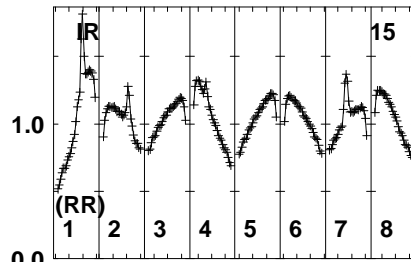
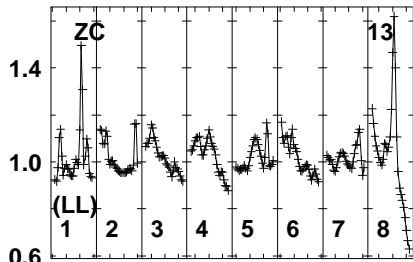
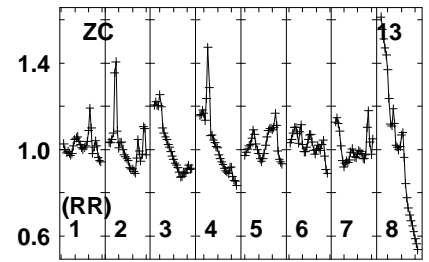
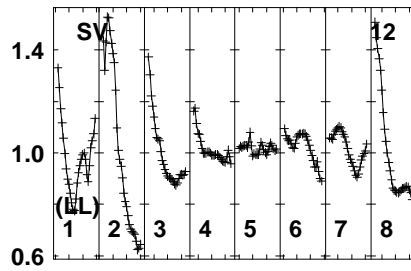
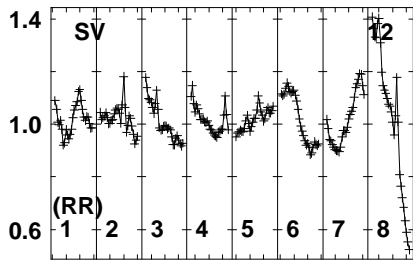
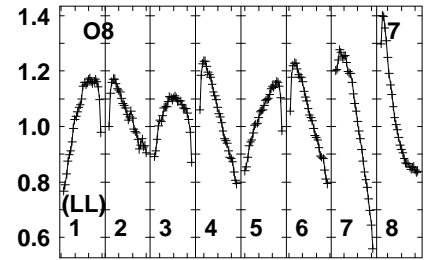
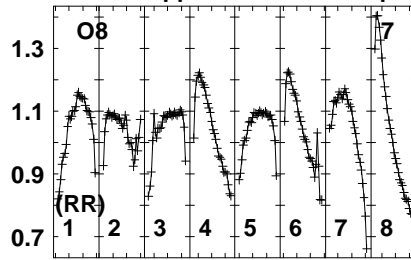
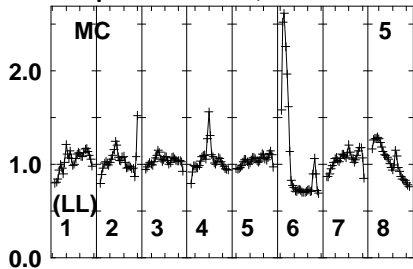
Auto-corr total-power spectrum Antenna: *

Timerange: 00/17:22:10 to 00/17:23:20

Plot file version 610 created 15-NOV-2022 10:55:52

J1722+2458 EB081B 1.UVDATA.1

Freq = 1.5950 GHz, Bw = 16.000 MH No calibration applied and no bandpass applied



1595 610 1630 645 660 675 1695 710
FREQ MHz

1595 610 1630 645 660 675 1695 710
FREQ MHz

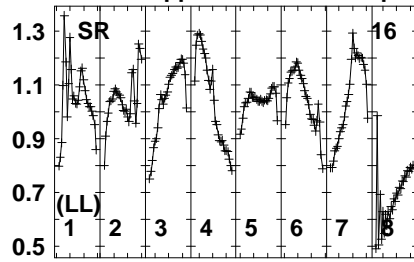
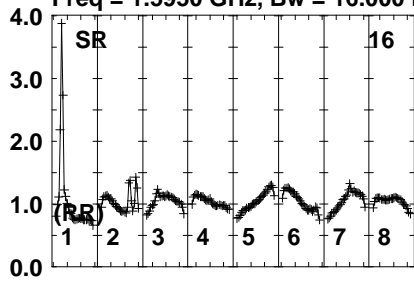
1595 610 1630 645 660 675 1695 710
FREQ MHz

Lower frame: Real Jy
Auto-corr total-power spectrum Antenna: *
Timerange: 00/17:22:10 to 00/17:23:20

Plot file version 611 created 15-NOV-2022 10:55:53

J1722+2458 EB081B 1.UVDATA.1

Freq = 1.5950 GHz, Bw = 16.000 MH No calibration applied and no bandpass applied



Lower frame: Real Jy

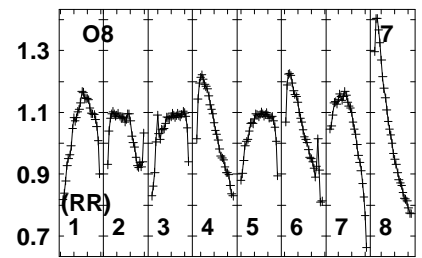
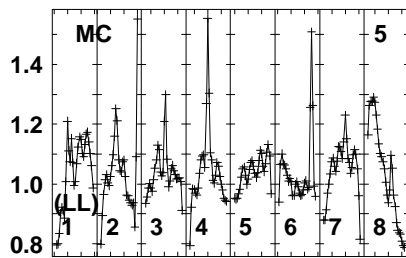
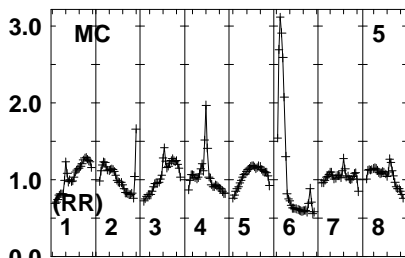
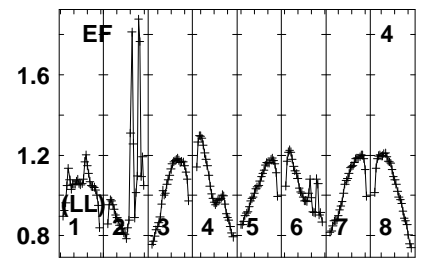
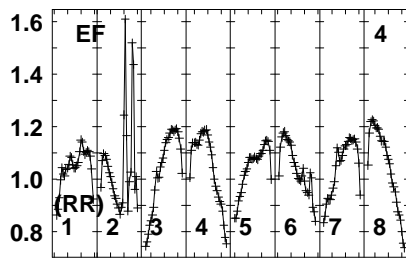
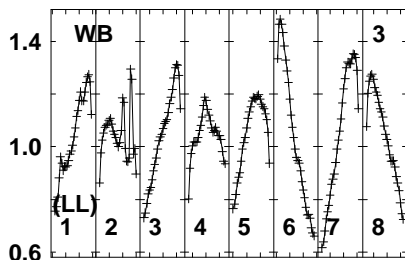
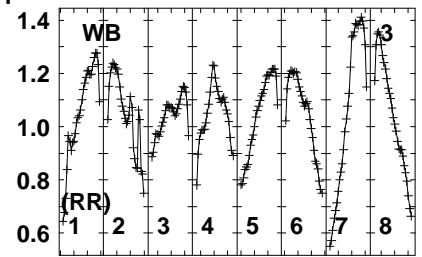
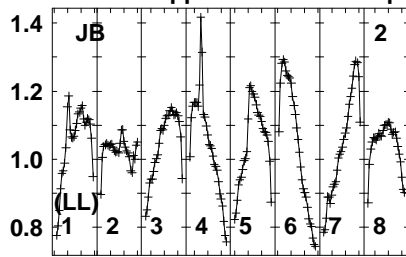
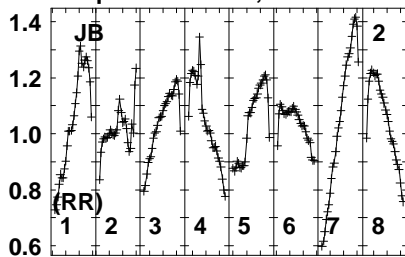
Auto-corr total-power spectrum Antenna: *

Timerange: 00/17:22:10 to 00/17:23:20

Plot file version 612 created 15-NOV-2022 10:55:53

J1722+2815 EB081B 1.UVDATA.1

Freq = 1.5950 GHz, Bw = 16.000 MH No calibration applied and no bandpass applied



1595 610 1630 645 660 675 1695 710
FREQ MHz

1595 610 1630 645 660 675 1695 710
FREQ MHz

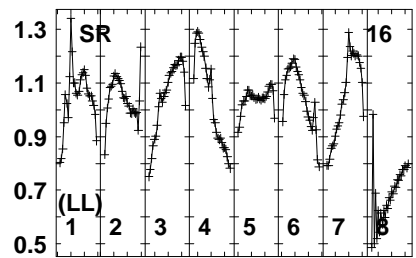
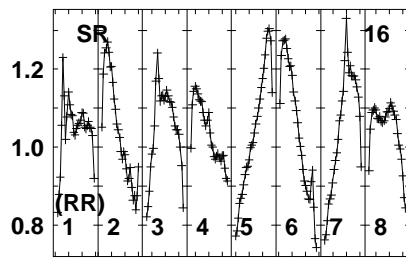
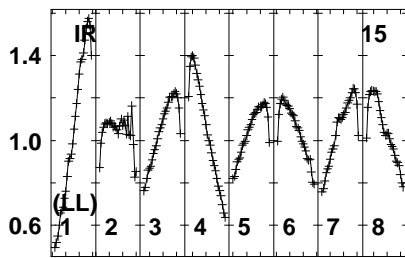
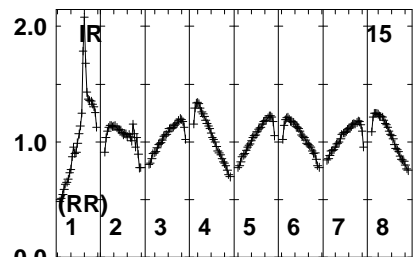
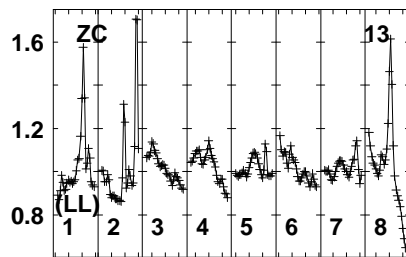
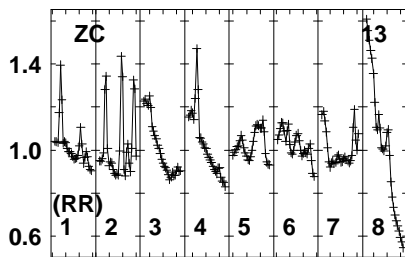
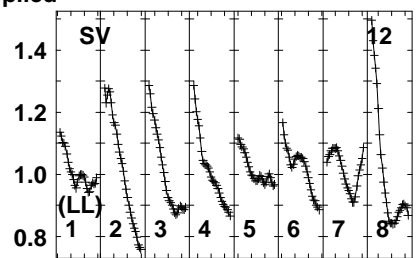
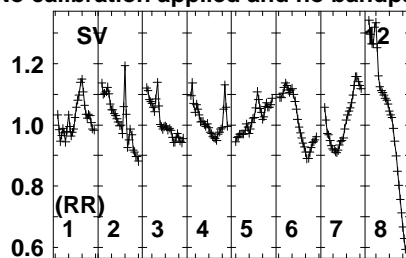
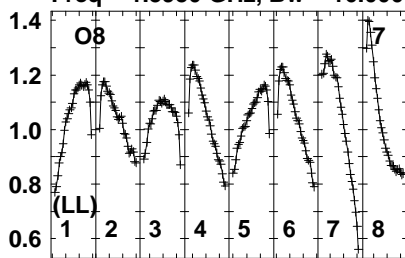
1595 610 1630 645 660 675 1695 710
FREQ MHz

Lower frame: Real Jy
Auto-corr total-power spectrum Antenna: *
Timerange: 00/17:23:20 to 00/17:24:59

Plot file version 613 created 15-NOV-2022 10:55:53

J1722+2815 EB081B 1.UVDATA.1

Freq = 1.5950 GHz, Bw = 16.000 MH No calibration applied and no bandpass applied



1595 610 1630 645 660 675 1695 710
FREQ MHz

1595 610 1630 645 660 675 1695 710
FREQ MHz

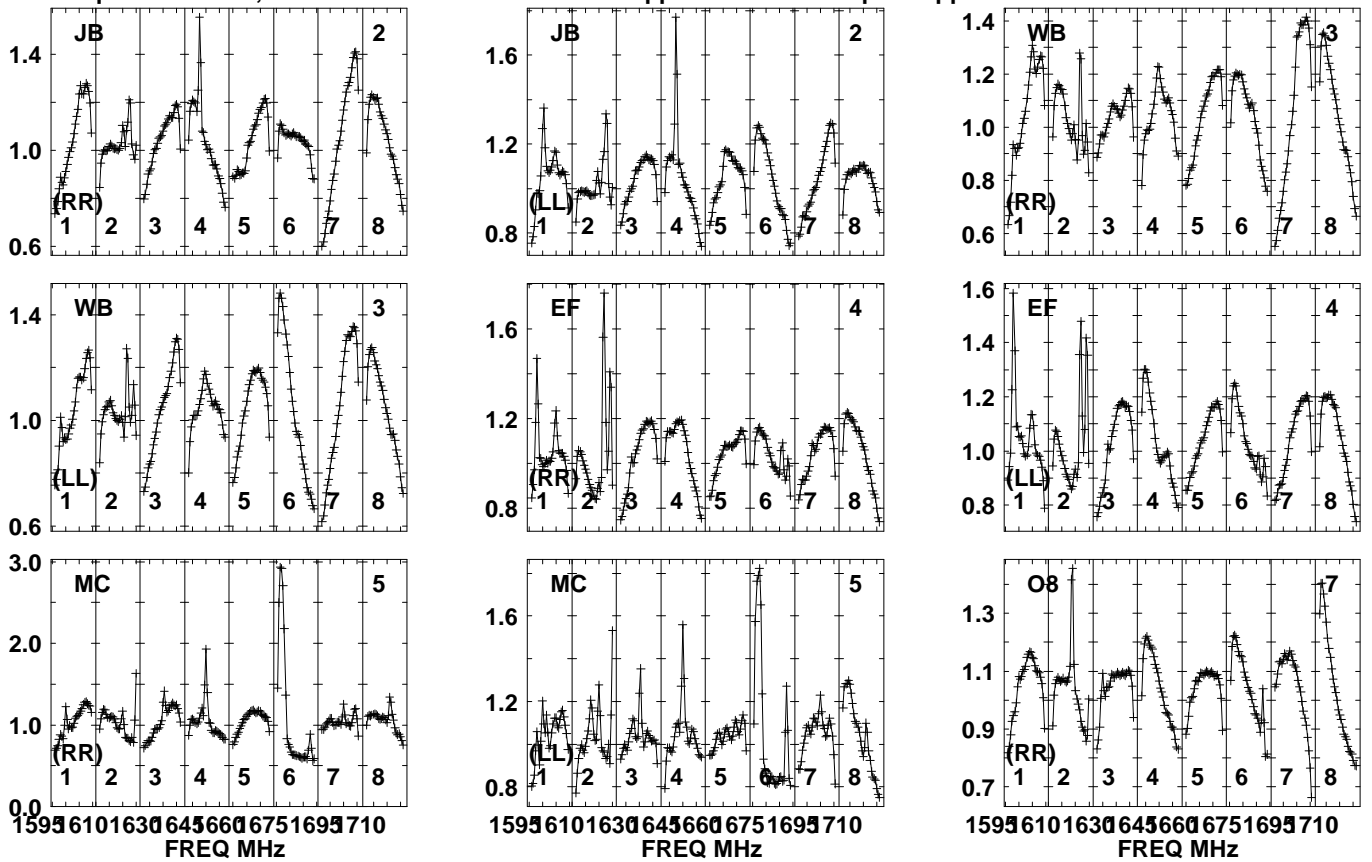
1595 610 1630 645 660 675 1695 710
FREQ MHz

Lower frame: Real Jy
Auto-corr total-power spectrum Antenna: *
Timerange: 00/17:23:20 to 00/17:24:59

Plot file version 614 created 15-NOV-2022 10:55:53

J1716+2616 EB081B 1.UVDATA.1

Freq = 1.5950 GHz, Bw = 16.000 MH No calibration applied and no bandpass applied

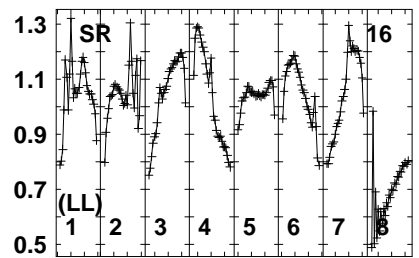
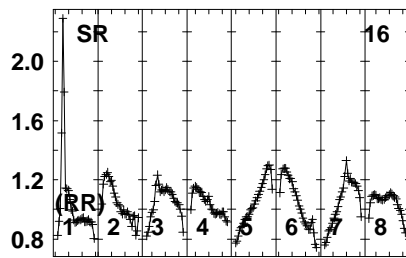
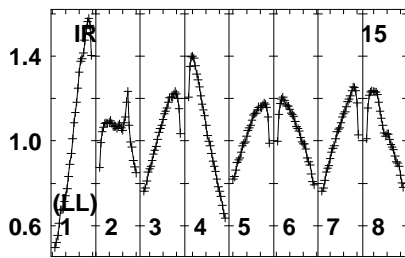
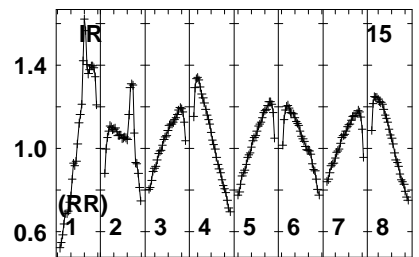
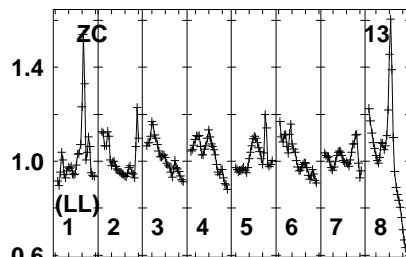
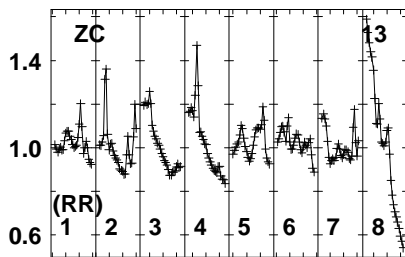
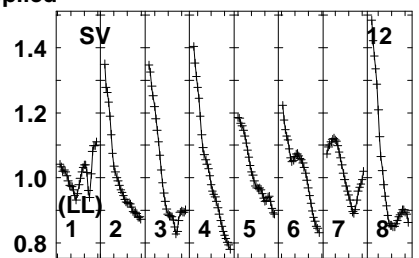
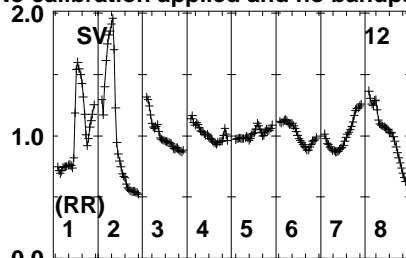
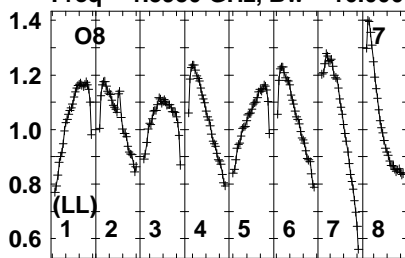


Lower frame: Real Jy
Auto-corr total-power spectrum Antenna: *
Timerange: 00/17:25:00 to 00/17:26:39

Plot file version 615 created 15-NOV-2022 10:55:53

J1716+2616 EB081B 1.UVDATA.1

Freq = 1.5950 GHz, Bw = 16.000 MH No calibration applied and no bandpass applied



1595 610 1630 645 660 675 1695 710
FREQ MHz

1595 610 1630 645 660 675 1695 710
FREQ MHz

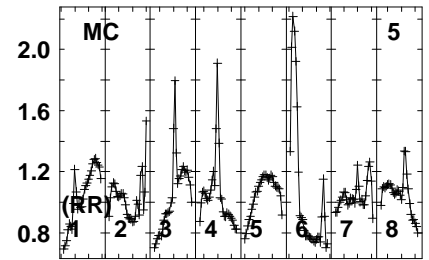
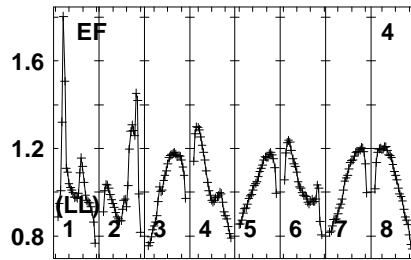
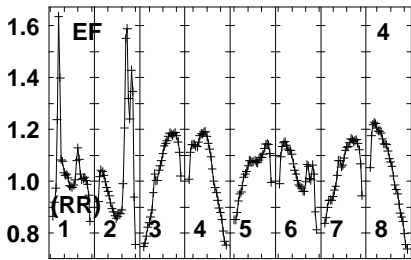
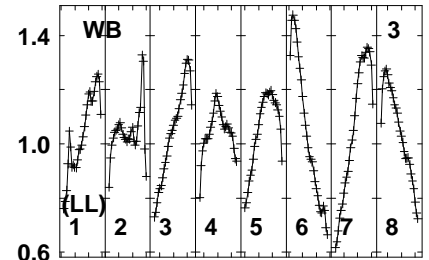
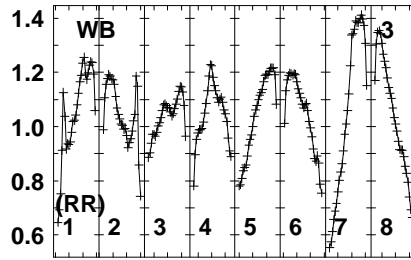
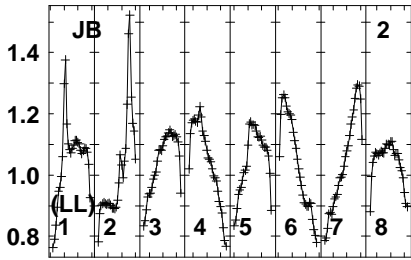
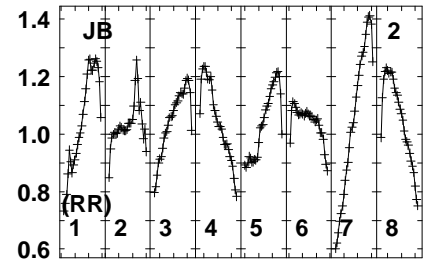
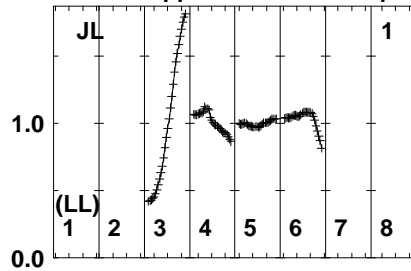
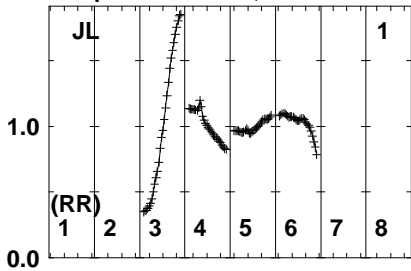
1595 610 1630 645 660 675 1695 710
FREQ MHz

Lower frame: Real Jy
Auto-corr total-power spectrum Antenna: *
Timerange: 00/17:25:00 to 00/17:26:39

Plot file version 616 created 15-NOV-2022 10:55:53

ROSS867 EB081B 1.UVDATA.1

Freq = 1.5950 GHz, Bw = 16.000 MH No calibration applied and no bandpass applied



1595 610 1630 645 660 675 1695 710
FREQ MHz

1595 610 1630 645 660 675 1695 710
FREQ MHz

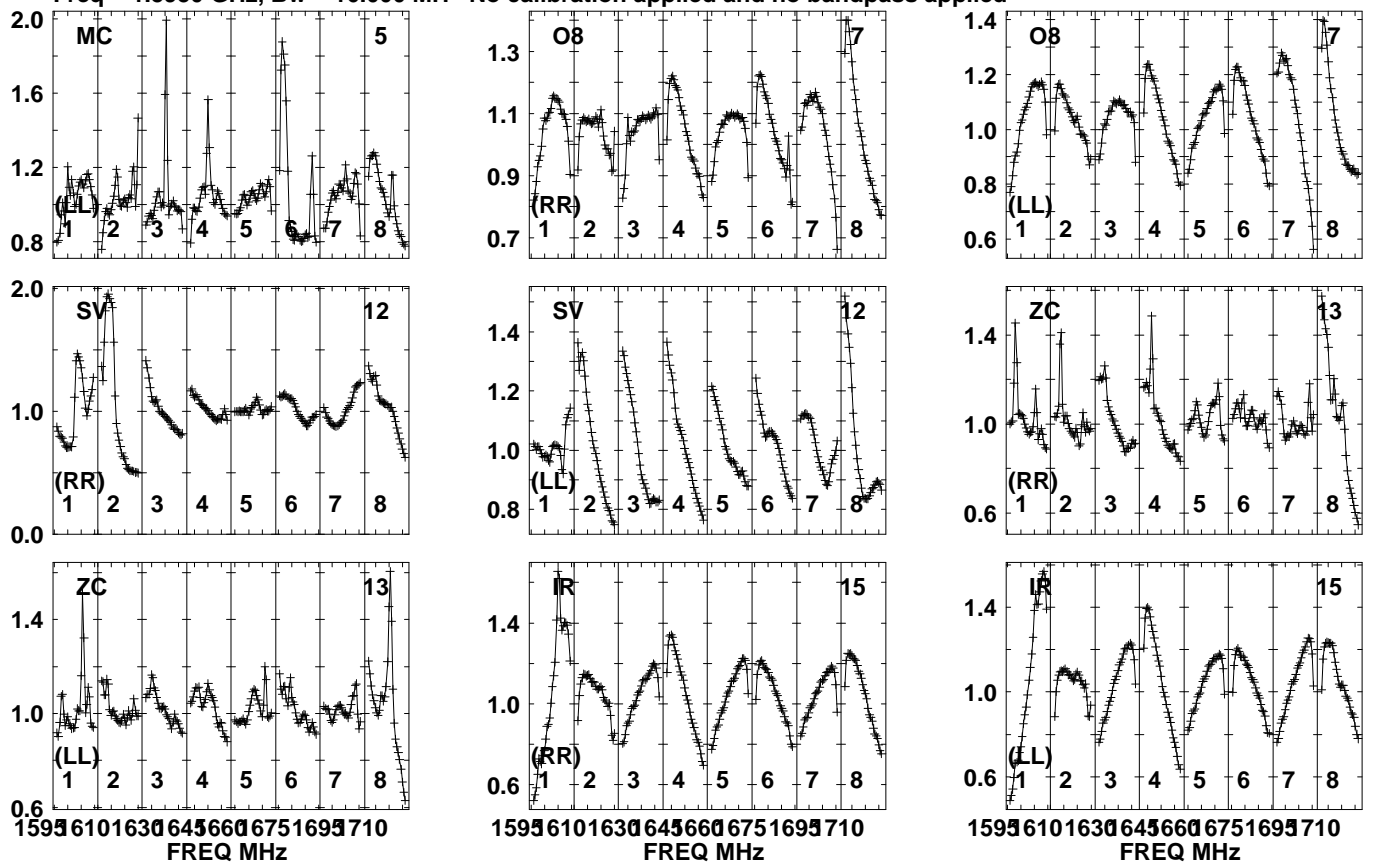
1595 610 1630 645 660 675 1695 710
FREQ MHz

Lower frame: Real Jy
Auto-corr total-power spectrum Antenna: *
Timerange: 00/17:26:41 to 00/17:31:40

Plot file version 617 created 15-NOV-2022 10:55:53

ROSS867 EB081B 1.UVDATA.1

Freq = 1.5950 GHz, Bw = 16.000 MH No calibration applied and no bandpass applied

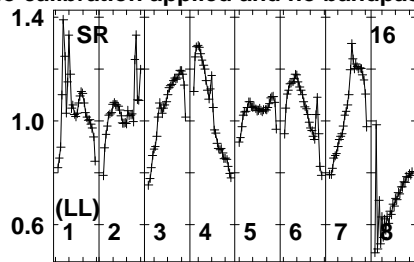
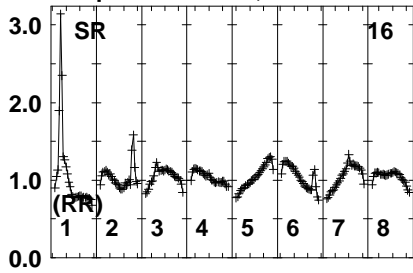


Lower frame: Real Jy
Auto-corr total-power spectrum Antenna: *
Timerange: 00/17:26:41 to 00/17:31:40

Plot file version 618 created 15-NOV-2022 10:55:54

ROSS867 EB081B 1.UVDATA.1

Freq = 1.5950 GHz, Bw = 16.000 MH No calibration applied and no bandpass applied



Lower frame: Real Jy

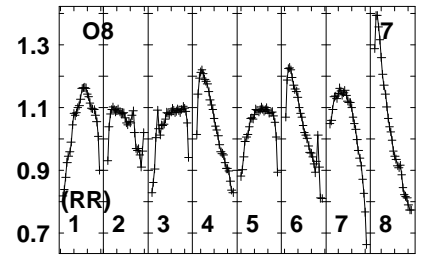
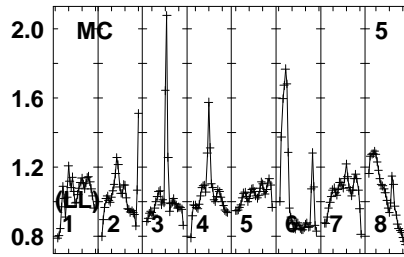
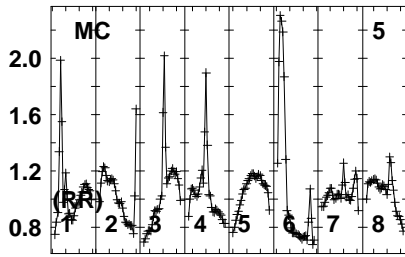
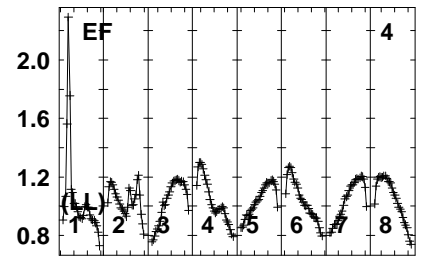
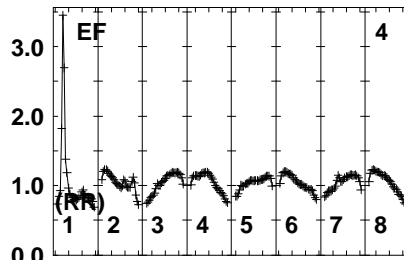
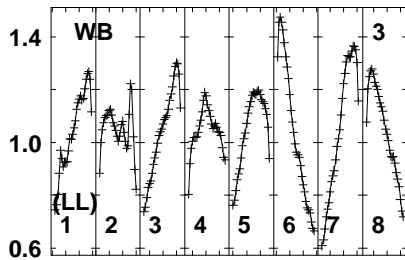
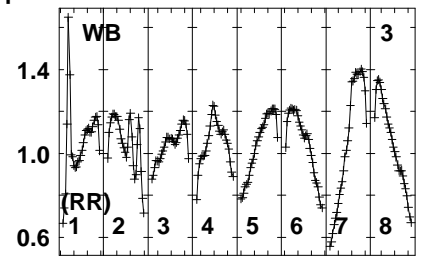
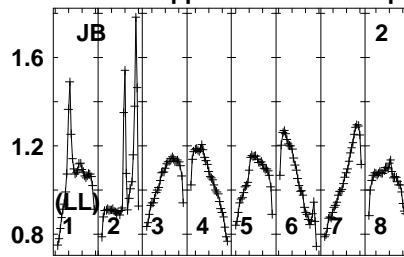
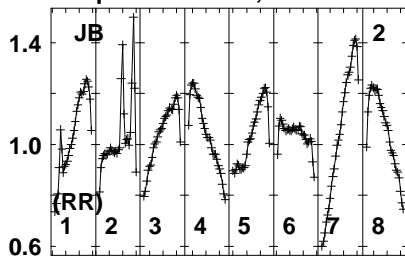
Auto-corr total-power spectrum Antenna: *

Timerange: 00/17:26:41 to 00/17:31:40

Plot file version 619 created 15-NOV-2022 10:55:54

J1722+2458 EB081B 1.UVDATA.1

Freq = 1.5950 GHz, Bw = 16.000 MH No calibration applied and no bandpass applied



1595 610 1630 645 660 675 1695 710
FREQ MHz

1595 610 1630 645 660 675 1695 710
FREQ MHz

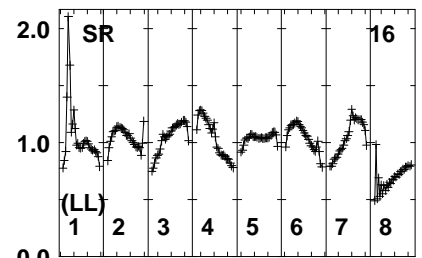
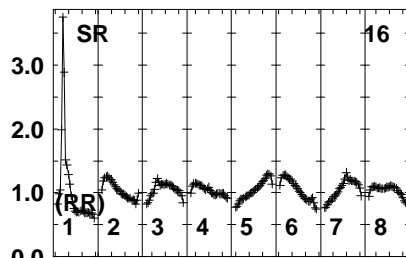
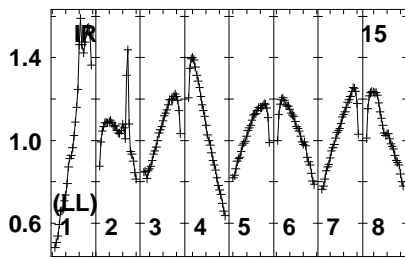
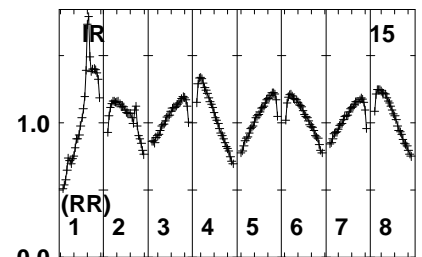
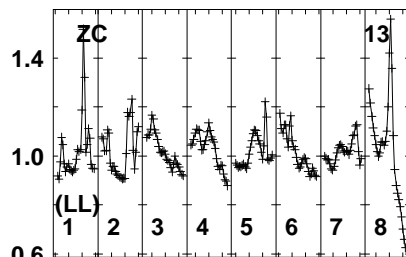
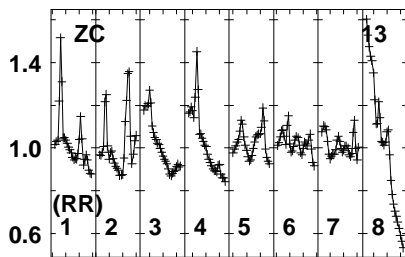
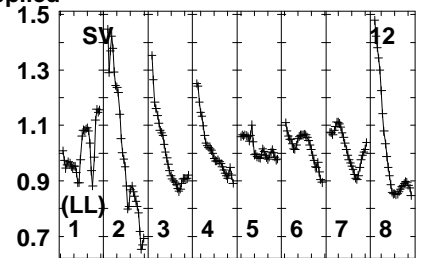
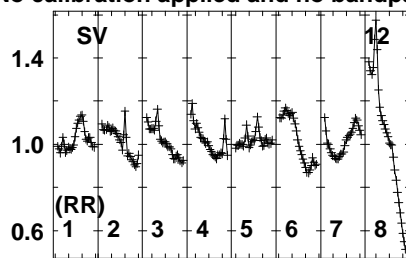
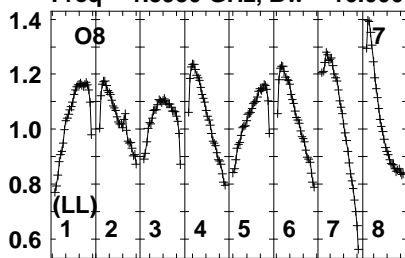
1595 610 1630 645 660 675 1695 710
FREQ MHz

Lower frame: Real Jy
Auto-corr total-power spectrum Antenna: *
Timerange: 00/17:32:10 to 00/17:33:19

Plot file version 620 created 15-NOV-2022 10:55:54

J1722+2458 EB081B 1.UVDATA.1

Freq = 1.5950 GHz, Bw = 16.000 MH No calibration applied and no bandpass applied



1595 610 1630 645 660 675 1695 710
FREQ MHz

1595 610 1630 645 660 675 1695 710
FREQ MHz

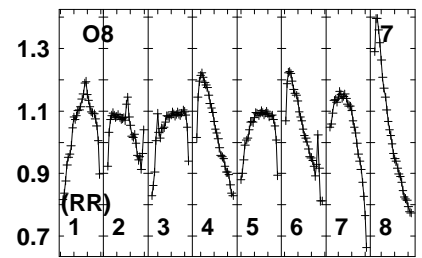
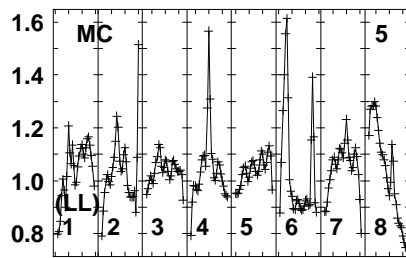
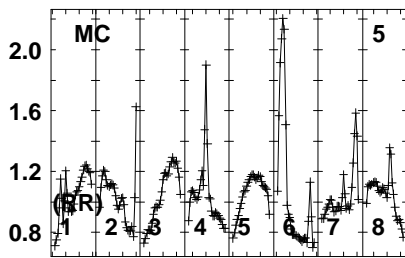
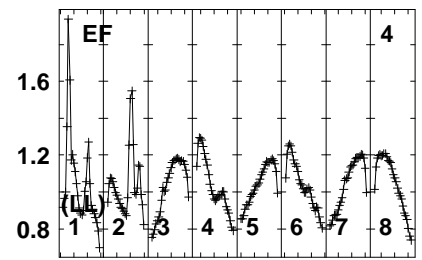
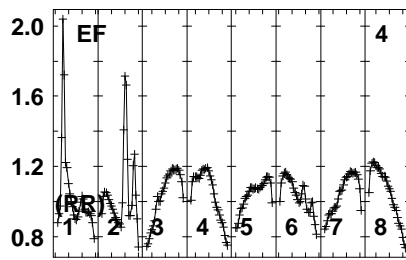
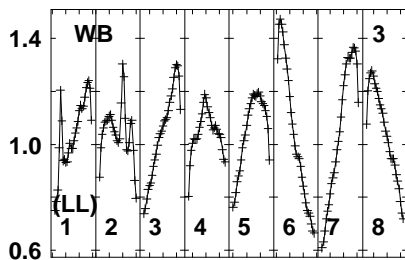
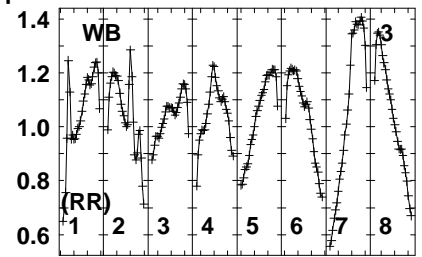
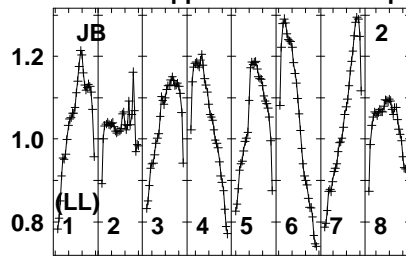
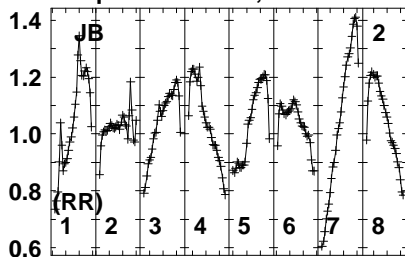
1595 610 1630 645 660 675 1695 710
FREQ MHz

Lower frame: Real Jy
Auto-corr total-power spectrum Antenna: *
Timerange: 00/17:32:10 to 00/17:33:19

Plot file version 621 created 15-NOV-2022 10:55:54

J1722+2815 EB081B 1.UVDATA.1

Freq = 1.5950 GHz, Bw = 16.000 MH No calibration applied and no bandpass applied



1595 610 1630 645 660 675 1695 710
FREQ MHz

1595 610 1630 645 660 675 1695 710
FREQ MHz

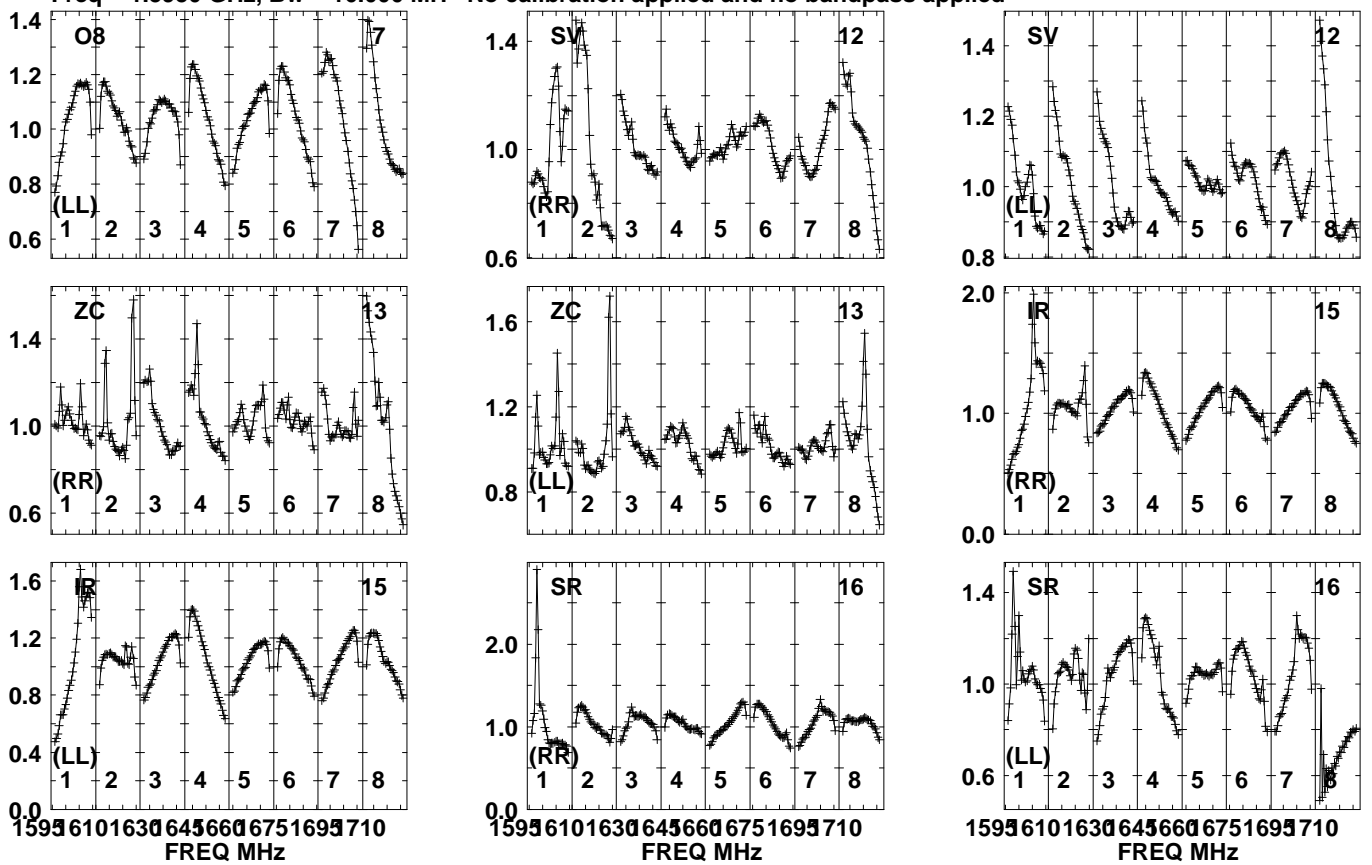
1595 610 1630 645 660 675 1695 710
FREQ MHz

Lower frame: Real Jy
Auto-corr total-power spectrum Antenna: *
Timerange: 00/17:33:21 to 00/17:35:00

Plot file version 622 created 15-NOV-2022 10:55:54

J1722+2815 EB081B 1.UVDATA.1

Freq = 1.5950 GHz, Bw = 16.000 MH No calibration applied and no bandpass applied

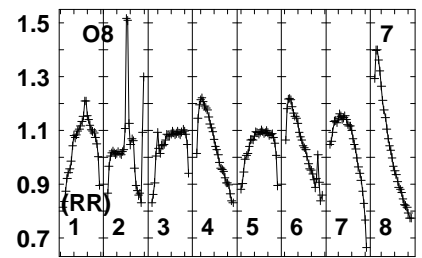
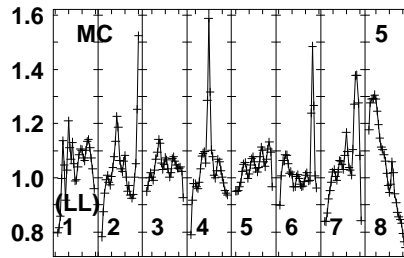
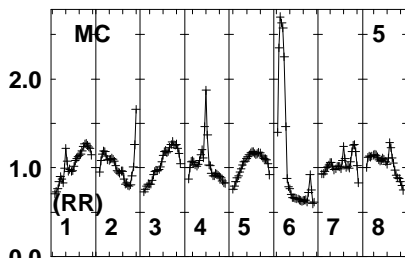
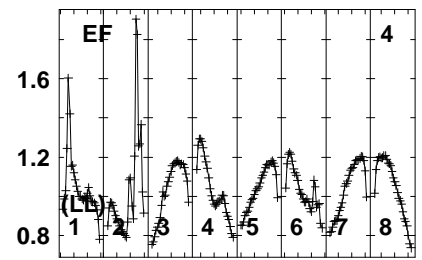
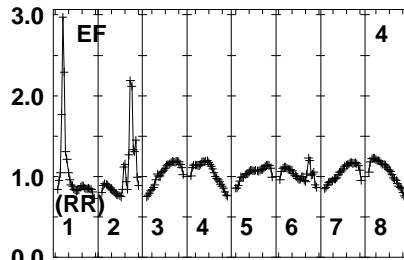
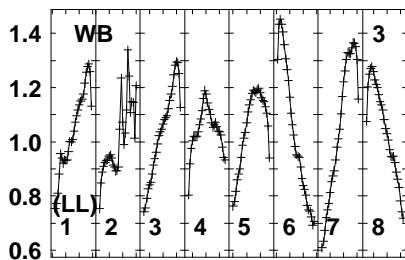
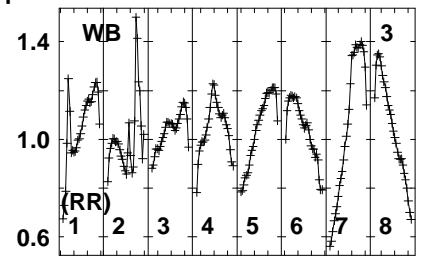
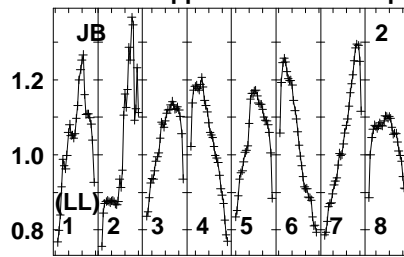
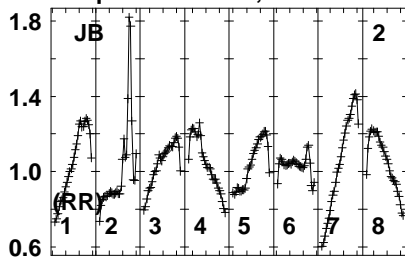


Lower frame: Real Jy
Auto-corr total-power spectrum Antenna: *
Timerange: 00/17:33:21 to 00/17:35:00

Plot file version 623 created 15-NOV-2022 10:55:54

J1716+2616 EB081B 1.UVDATA.1

Freq = 1.5950 GHz, Bw = 16.000 MH No calibration applied and no bandpass applied



1595 610 1630 645 660 675 1695 710
FREQ MHz

1595 610 1630 645 660 675 1695 710
FREQ MHz

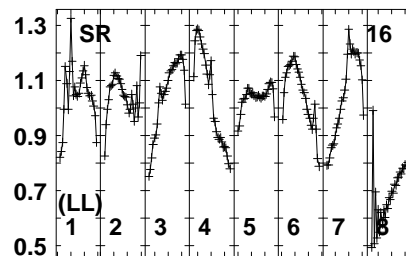
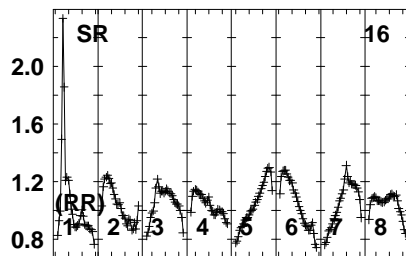
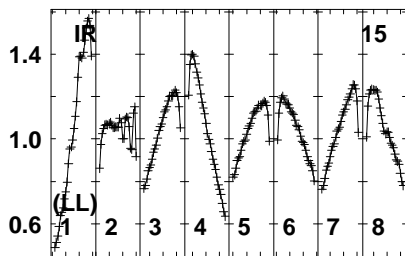
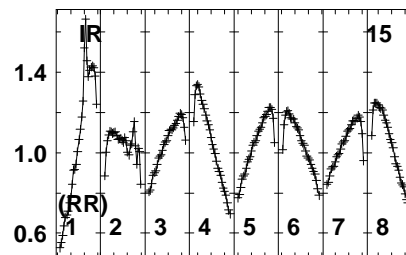
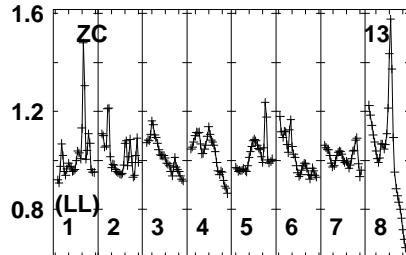
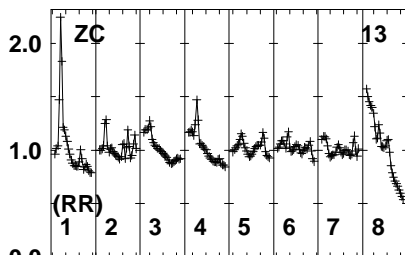
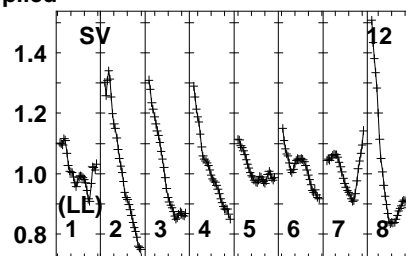
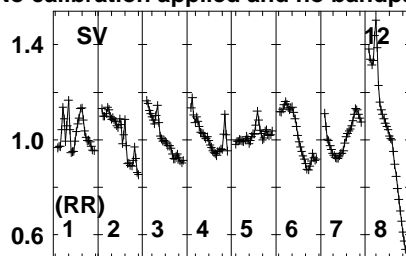
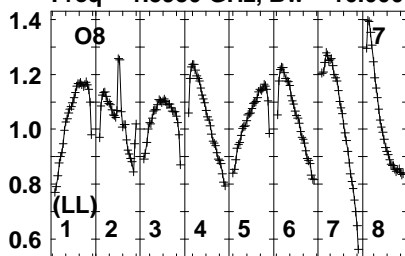
1595 610 1630 645 660 675 1695 710
FREQ MHz

Lower frame: Real Jy
Auto-corr total-power spectrum Antenna: *
Timerange: 00/17:35:01 to 00/17:36:40

Plot file version 624 created 15-NOV-2022 10:55:54

J1716+2616 EB081B 1.UVDATA.1

Freq = 1.5950 GHz, Bw = 16.000 MH No calibration applied and no bandpass applied



1595 610 1630 645 660 675 1695 710
FREQ MHz

1595 610 1630 645 660 675 1695 710
FREQ MHz

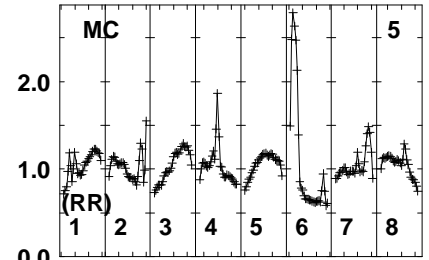
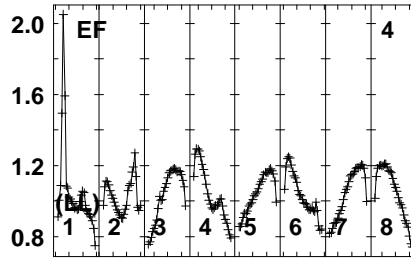
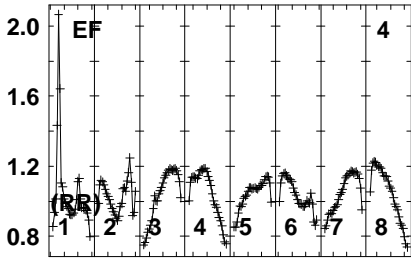
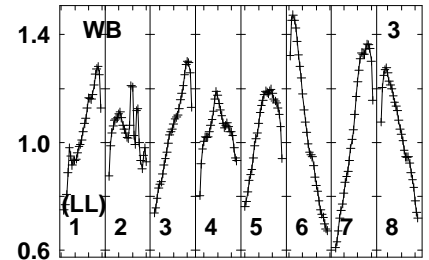
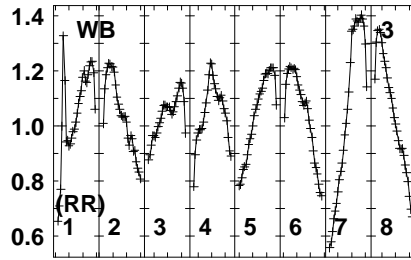
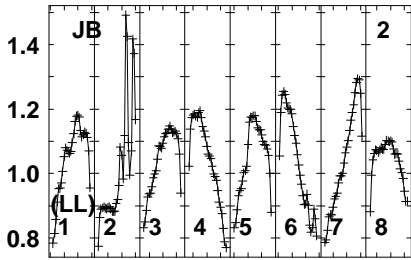
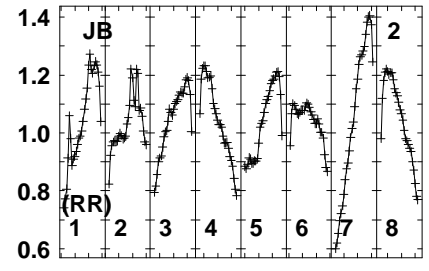
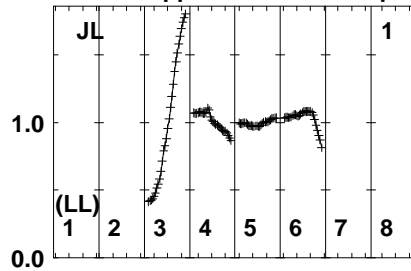
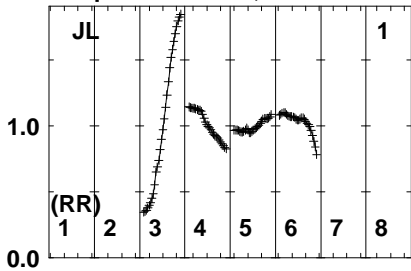
1595 610 1630 645 660 675 1695 710
FREQ MHz

Lower frame: Real Jy
Auto-corr total-power spectrum Antenna: *
Timerange: 00/17:35:01 to 00/17:36:40

Plot file version 625 created 15-NOV-2022 10:55:55

ROSS867 EB081B 1.UVDATA.1

Freq = 1.5950 GHz, Bw = 16.000 MH No calibration applied and no bandpass applied



1595 610 1630 645 660 675 1695 710
FREQ MHz

1595 610 1630 645 660 675 1695 710
FREQ MHz

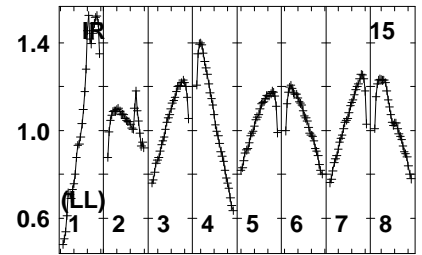
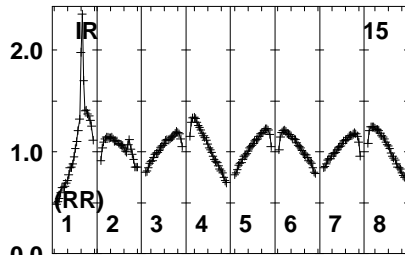
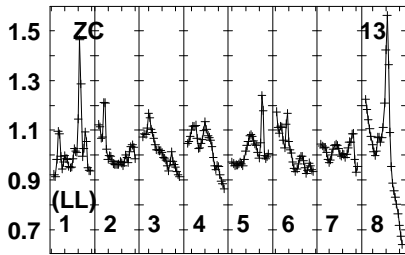
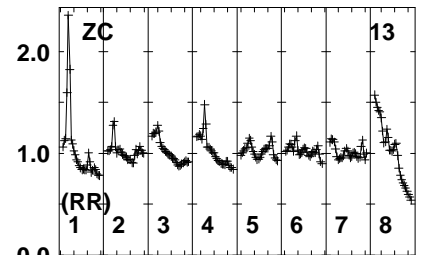
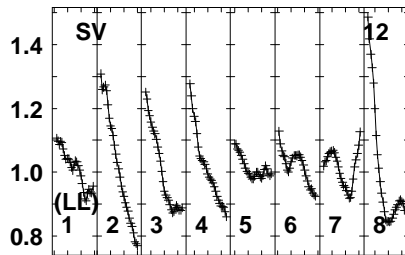
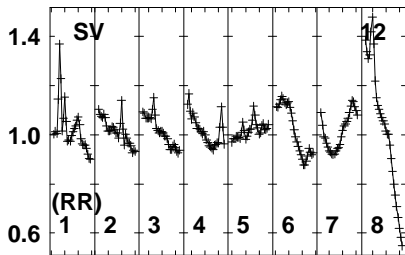
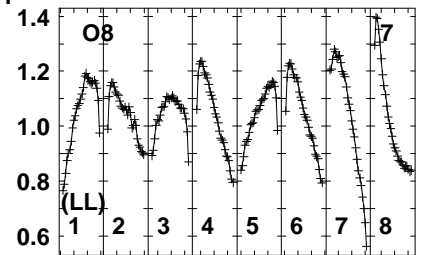
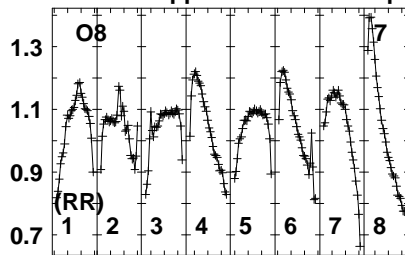
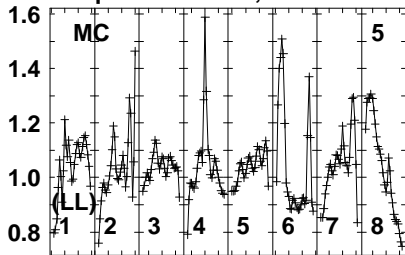
1595 610 1630 645 660 675 1695 710
FREQ MHz

Lower frame: Real Jy
Auto-corr total-power spectrum Antenna: *
Timerange: 00/17:36:40 to 00/17:41:39

Plot file version 626 created 15-NOV-2022 10:55:55

ROSS867 EB081B 1.UVDATA.1

Freq = 1.5950 GHz, Bw = 16.000 MH No calibration applied and no bandpass applied



1595 610 1630 645 660 675 1695 710
FREQ MHz

1595 610 1630 645 660 675 1695 710
FREQ MHz

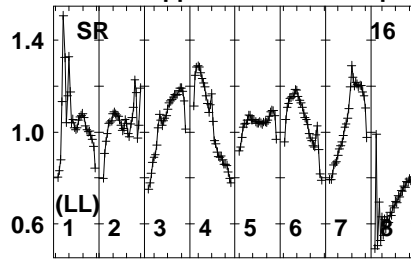
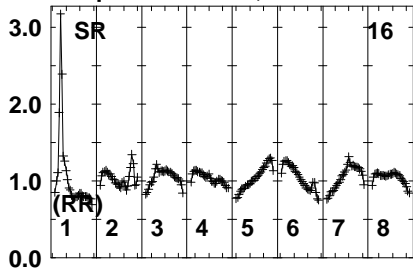
1595 610 1630 645 660 675 1695 710
FREQ MHz

Lower frame: Real Jy
Auto-corr total-power spectrum Antenna: *
Timerange: 00/17:36:40 to 00/17:41:39

Plot file version 627 created 15-NOV-2022 10:55:55

ROSS867 EB081B 1.UVDATA.1

Freq = 1.5950 GHz, Bw = 16.000 MH No calibration applied and no bandpass applied



Lower frame: Real Jy

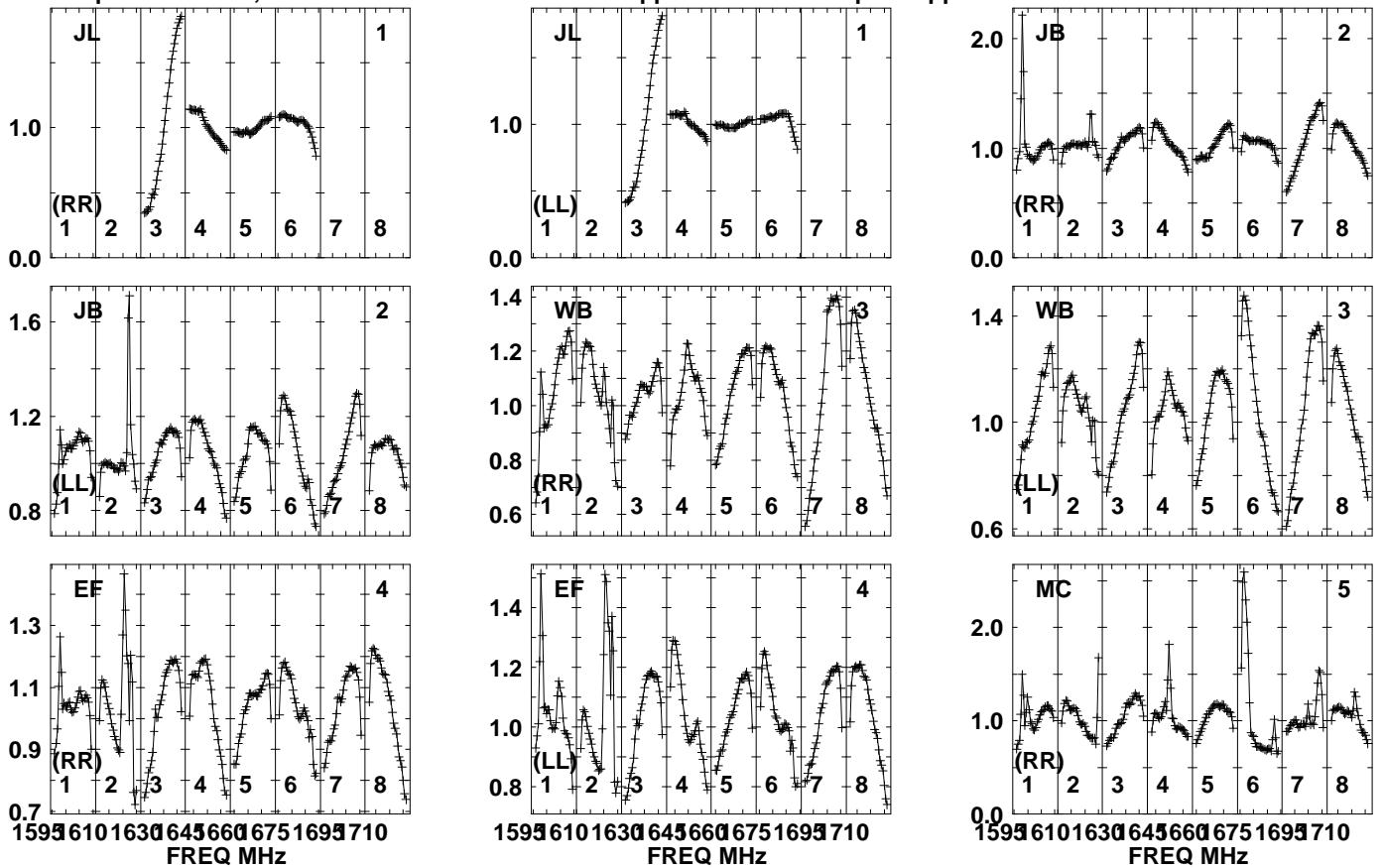
Auto-corr total-power spectrum Antenna: *

Timerange: 00/17:36:40 to 00/17:41:39

Plot file version 628 created 15-NOV-2022 10:55:55

J1722+2458 EB081B 1.UVDATA.1

Freq = 1.5950 GHz, Bw = 16.000 MH No calibration applied and no bandpass applied



Lower frame: Real Jy

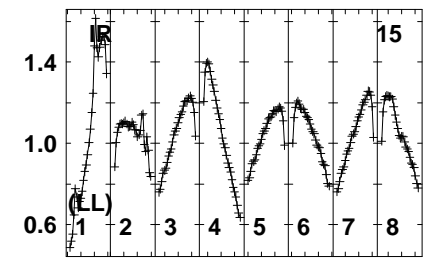
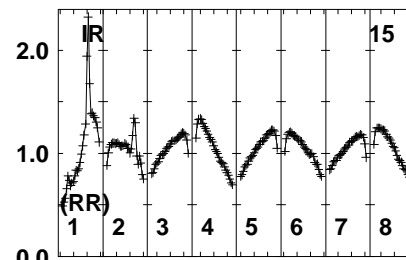
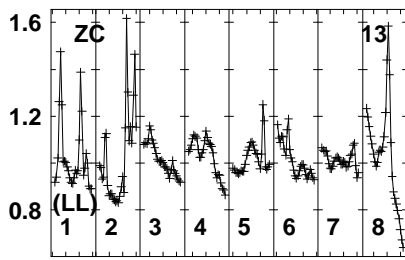
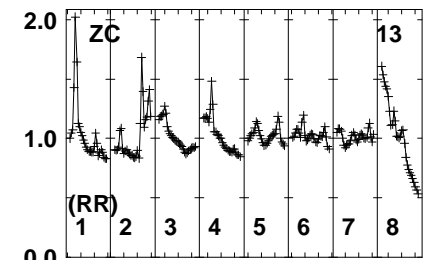
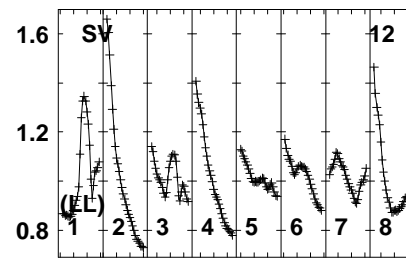
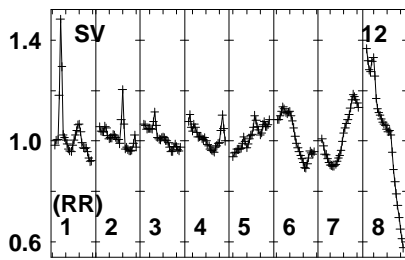
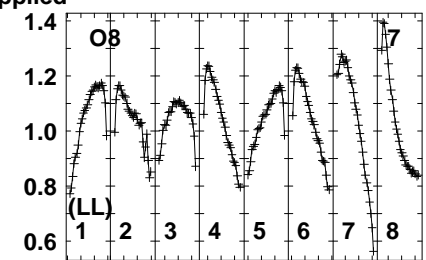
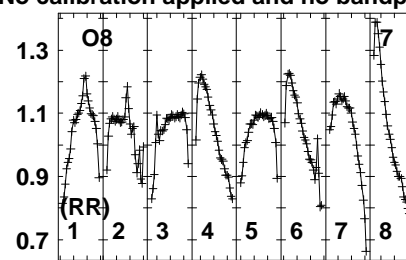
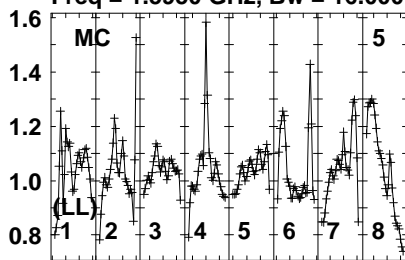
Auto-corr total-power spectrum Antenna: *

Timerange: 00/17:42:11 to 00/17:43:20

Plot file version 629 created 15-NOV-2022 10:55:55

J1722+2458 EB081B 1.UVDATA.1

Freq = 1.5950 GHz, Bw = 16.000 MH No calibration applied and no bandpass applied



1595 610 1630 645 660 675 1695 710
FREQ MHz

1595 610 1630 645 660 675 1695 710
FREQ MHz

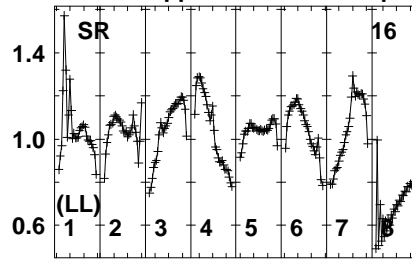
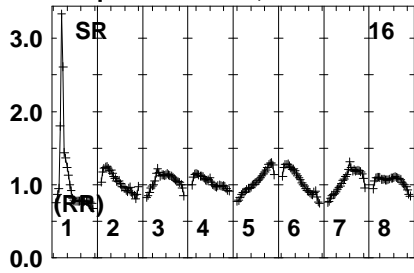
1595 610 1630 645 660 675 1695 710
FREQ MHz

Lower frame: Real Jy
Auto-corr total-power spectrum Antenna: *
Timerange: 00/17:42:11 to 00/17:43:20

Plot file version 630 created 15-NOV-2022 10:55:55

J1722+2458 EB081B 1.UVDATA.1

Freq = 1.5950 GHz, Bw = 16.000 MH No calibration applied and no bandpass applied



Lower frame: Real Jy

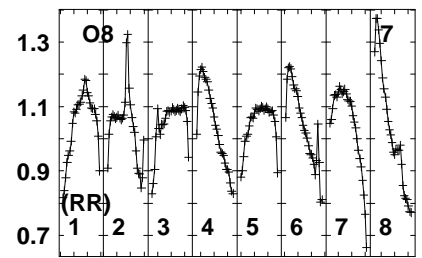
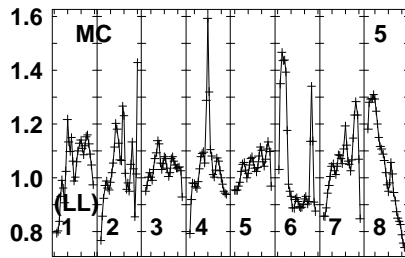
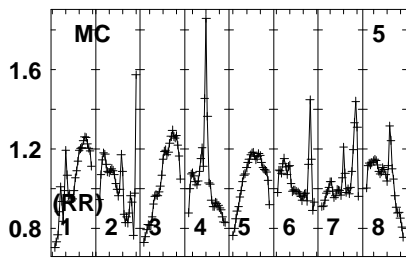
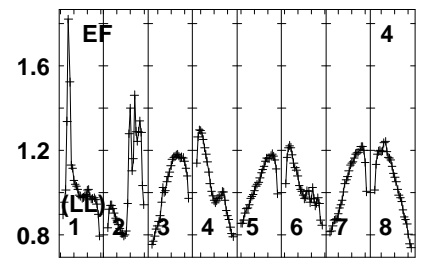
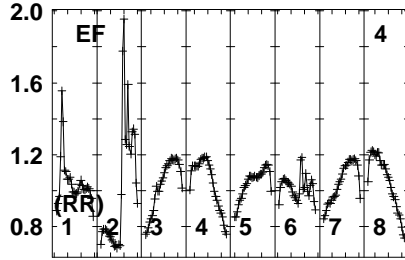
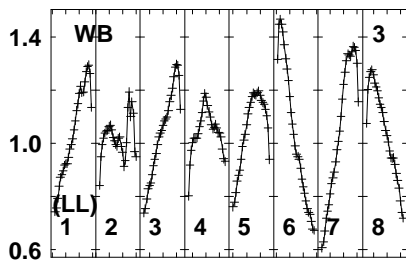
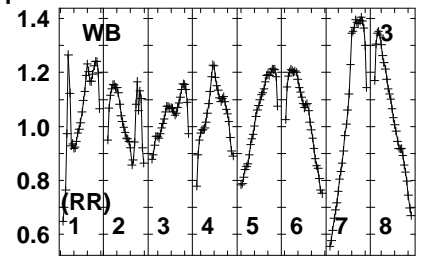
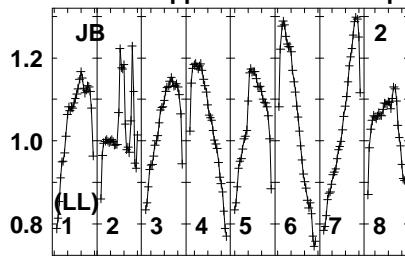
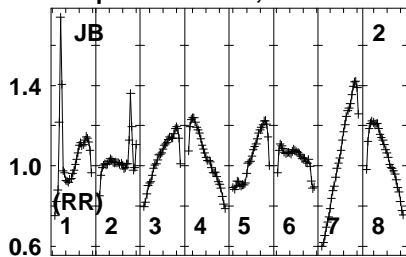
Auto-corr total-power spectrum Antenna: *

Timerange: 00/17:42:11 to 00/17:43:20

Plot file version 631 created 15-NOV-2022 10:55:55

J1722+2815 EB081B 1.UVDATA.1

Freq = 1.5950 GHz, Bw = 16.000 MH No calibration applied and no bandpass applied



1595 610 1630 645 660 675 1695 710
FREQ MHz

1595 610 1630 645 660 675 1695 710
FREQ MHz

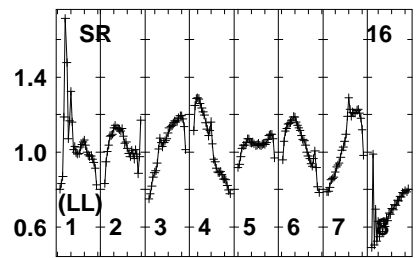
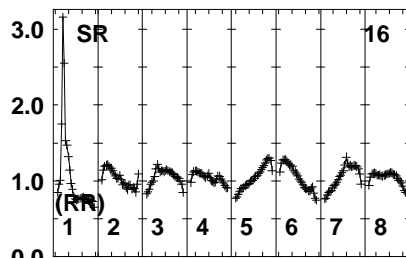
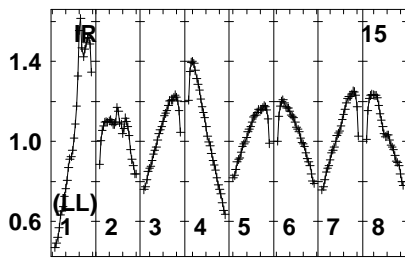
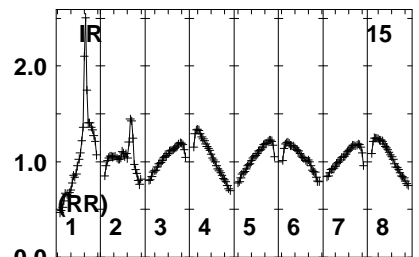
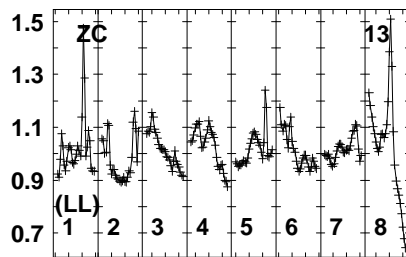
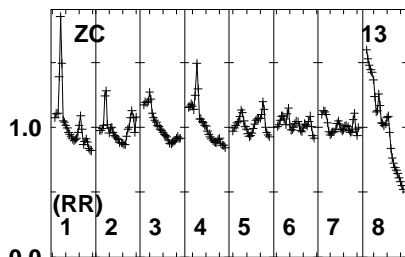
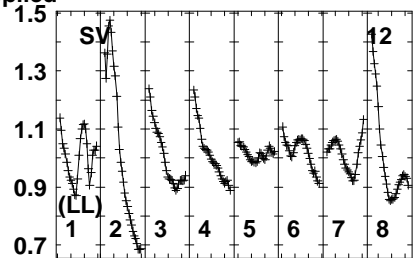
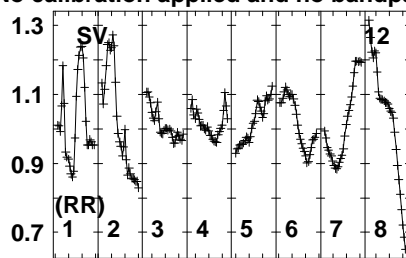
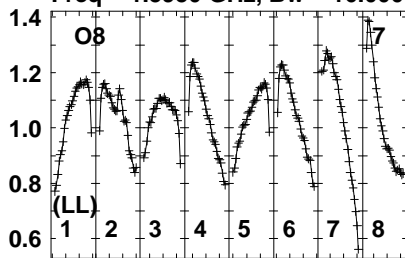
1595 610 1630 645 660 675 1695 710
FREQ MHz

Lower frame: Real Jy
Auto-corr total-power spectrum Antenna: *
Timerange: 00/17:43:20 to 00/17:44:59

Plot file version 632 created 15-NOV-2022 10:55:56

J1722+2815 EB081B 1.UVDATA.1

Freq = 1.5950 GHz, Bw = 16.000 MH No calibration applied and no bandpass applied



1595 610 1630 645 660 675 1695 710
FREQ MHz

1595 610 1630 645 660 675 1695 710
FREQ MHz

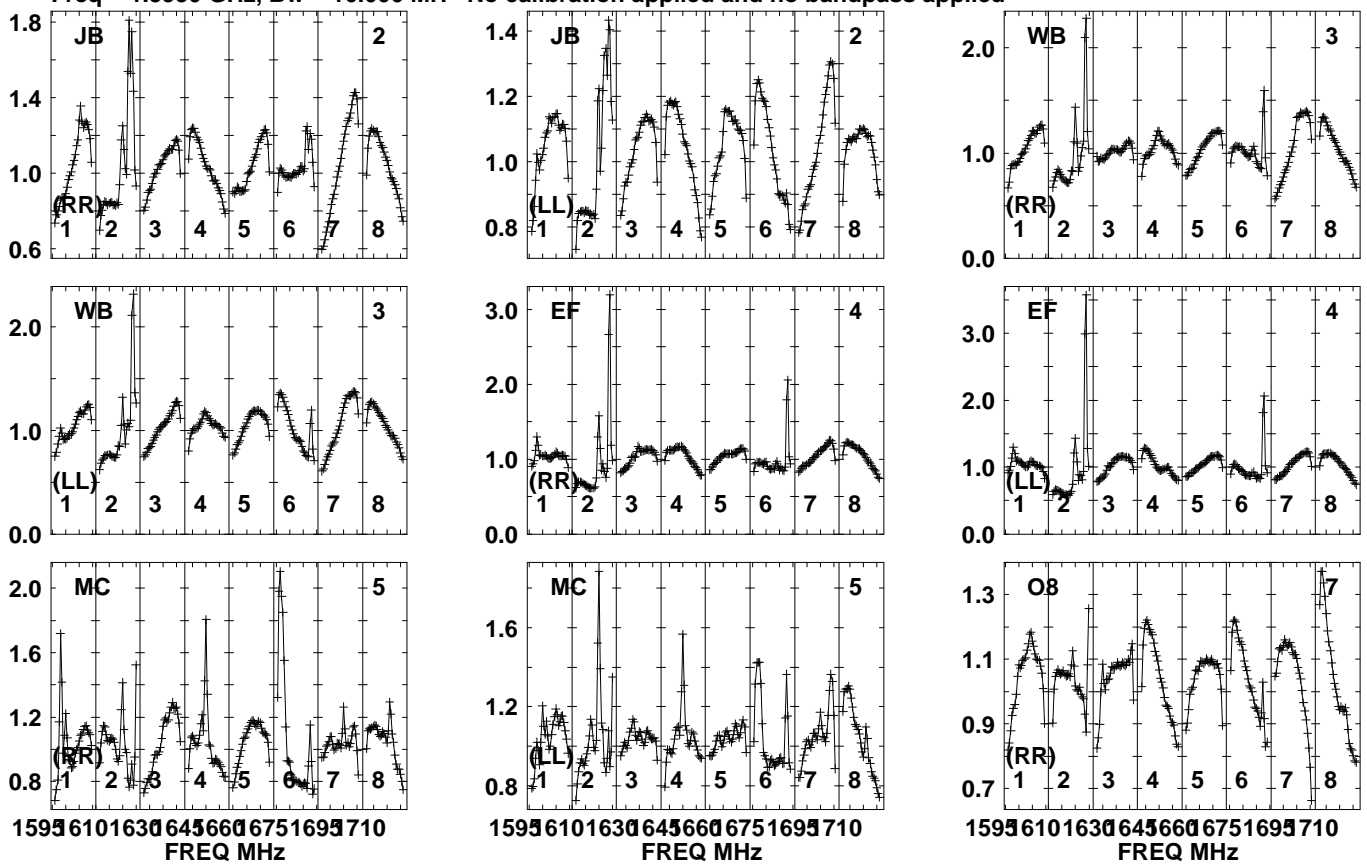
1595 610 1630 645 660 675 1695 710
FREQ MHz

Lower frame: Real Jy
Auto-corr total-power spectrum Antenna: *
Timerange: 00/17:43:20 to 00/17:44:59

Plot file version 633 created 15-NOV-2022 10:55:56

J1716+2616 EB081B 1.UVDATA.1

Freq = 1.5950 GHz, Bw = 16.000 MH No calibration applied and no bandpass applied

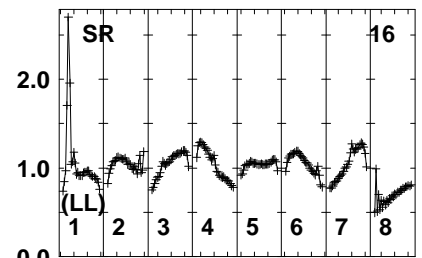
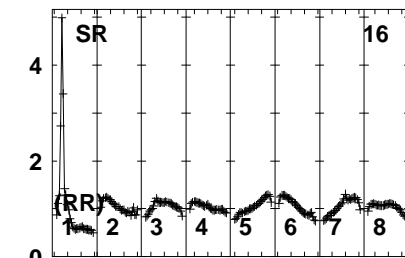
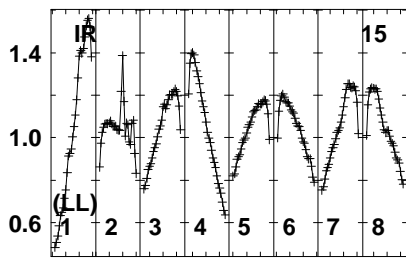
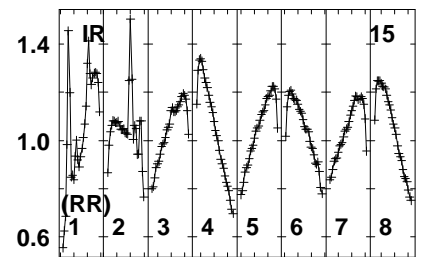
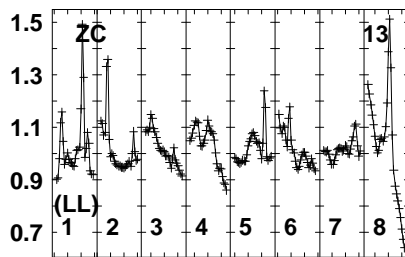
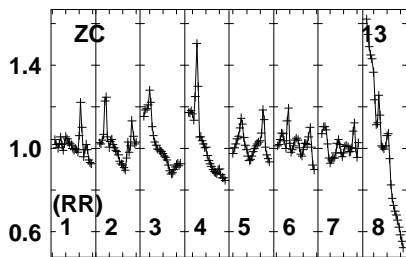
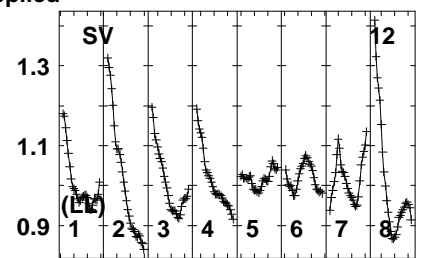
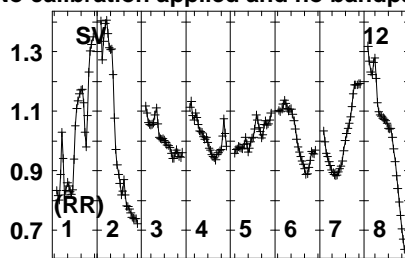
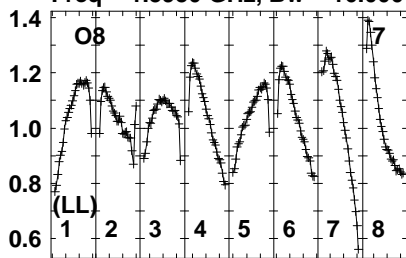


Lower frame: Real Jy
Auto-corr total-power spectrum Antenna: *
Timerange: 00/17:45:00 to 00/17:46:39

Plot file version 634 created 15-NOV-2022 10:55:56

J1716+2616 EB081B 1.UVDATA.1

Freq = 1.5950 GHz, Bw = 16.000 MH No calibration applied and no bandpass applied



1595 610 1630 645 660 675 1695 710
FREQ MHz

1595 610 1630 645 660 675 1695 710
FREQ MHz

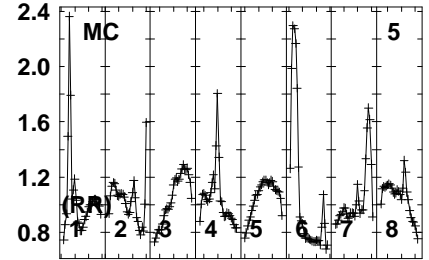
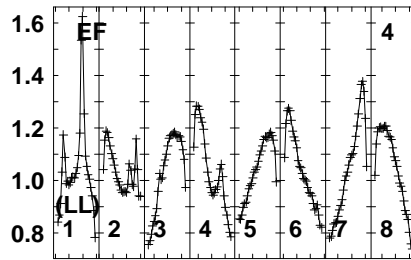
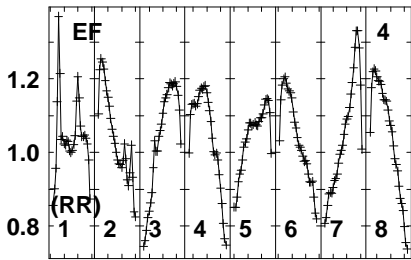
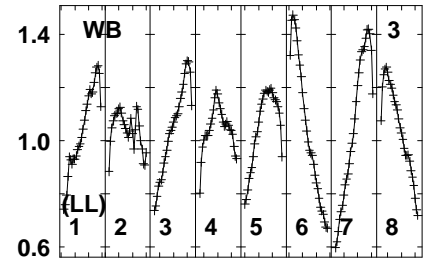
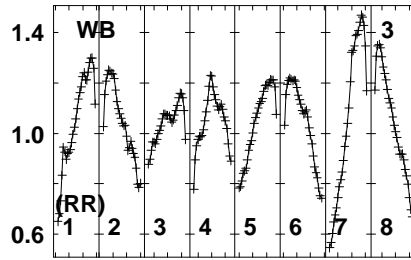
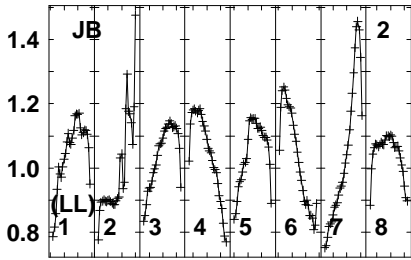
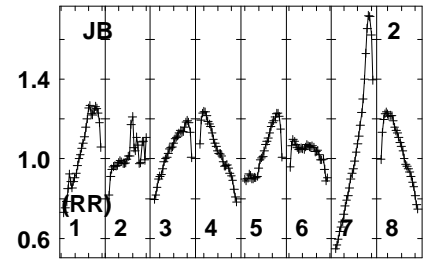
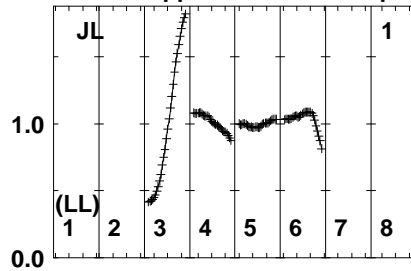
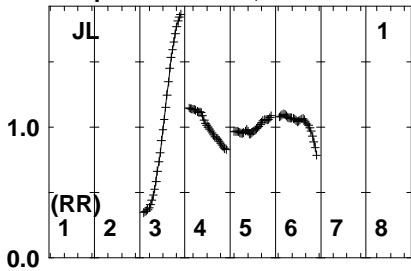
1595 610 1630 645 660 675 1695 710
FREQ MHz

Lower frame: Real Jy
Auto-corr total-power spectrum Antenna: *
Timerange: 00/17:45:00 to 00/17:46:39

Plot file version 635 created 15-NOV-2022 10:55:56

ROSS867 EB081B 1.UVDATA.1

Freq = 1.5950 GHz, Bw = 16.000 MH No calibration applied and no bandpass applied



1595 610 1630 645 660 675 1695 710
FREQ MHz

1595 610 1630 645 660 675 1695 710
FREQ MHz

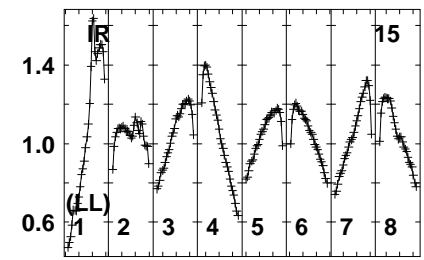
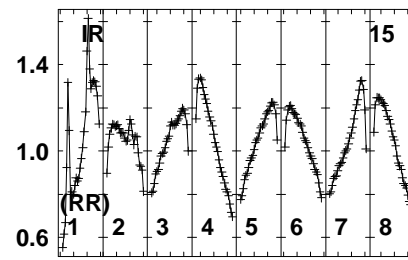
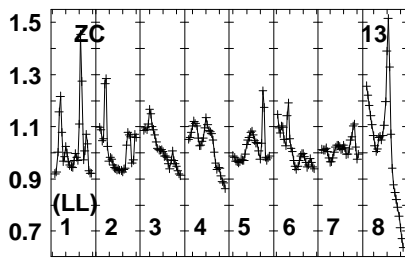
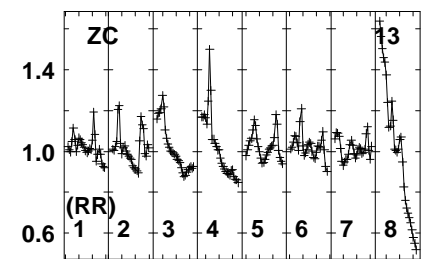
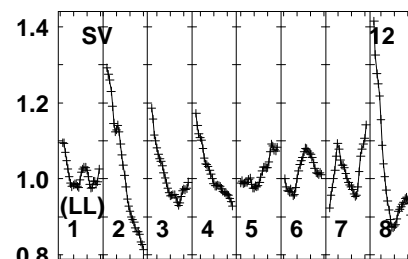
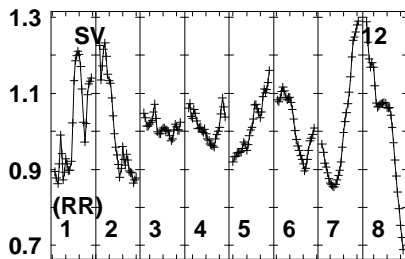
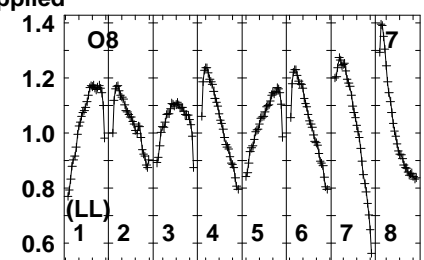
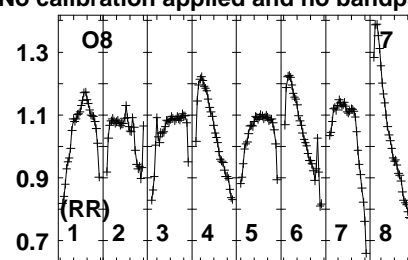
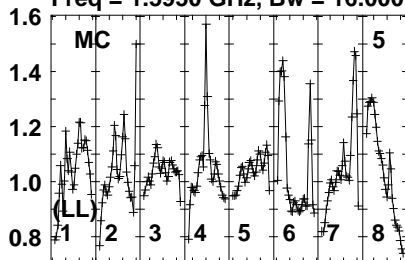
1595 610 1630 645 660 675 1695 710
FREQ MHz

Lower frame: Real Jy
Auto-corr total-power spectrum Antenna: *
Timerange: 00/17:46:40 to 00/17:51:39

Plot file version 636 created 15-NOV-2022 10:55:56

ROSS867 EB081B 1.UVDATA.1

Freq = 1.5950 GHz, Bw = 16.000 MH No calibration applied and no bandpass applied



1595 610 1630 645 660 675 1695 710
FREQ MHz

1595 610 1630 645 660 675 1695 710
FREQ MHz

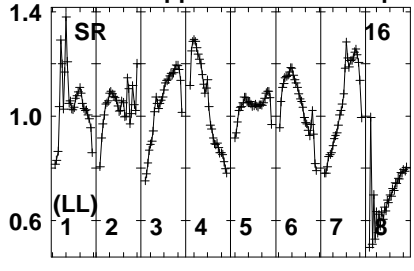
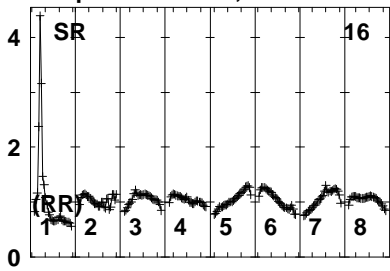
1595 610 1630 645 660 675 1695 710
FREQ MHz

Lower frame: Real Jy
Auto-corr total-power spectrum Antenna: *
Timerange: 00/17:46:40 to 00/17:51:39

Plot file version 637 created 15-NOV-2022 10:55:57

ROSS867 EB081B 1.UVDATA.1

Freq = 1.5950 GHz, Bw = 16.000 MH No calibration applied and no bandpass applied

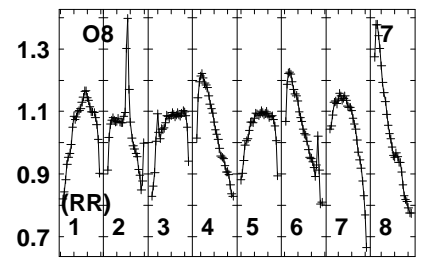
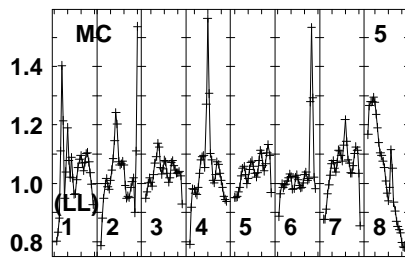
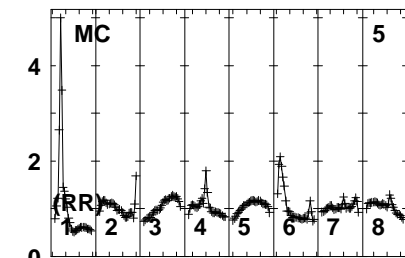
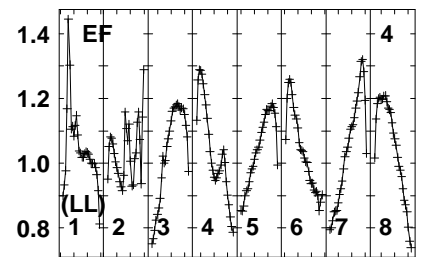
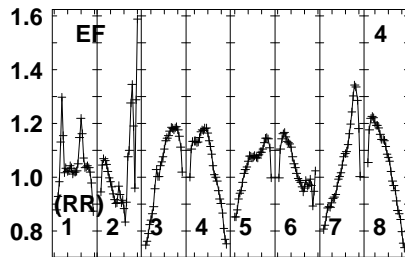
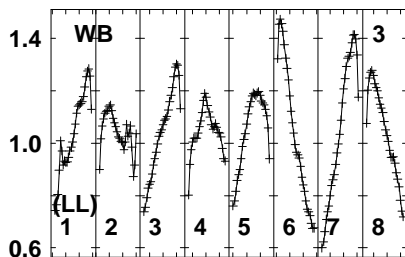
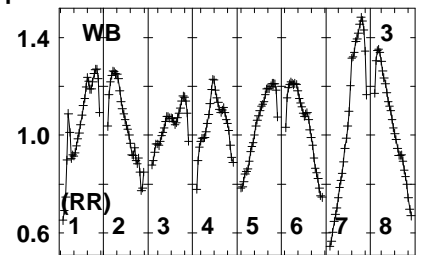
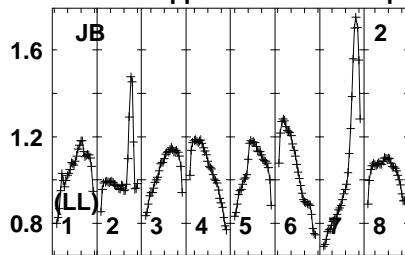
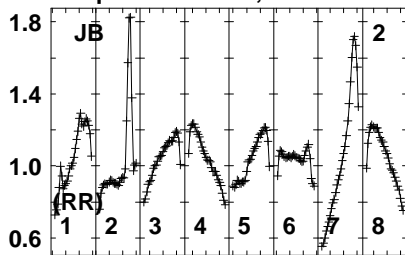


Lower frame: Real Jy
Auto-corr total-power spectrum Antenna: *
Timerange: 00/17:46:40 to 00/17:51:39

Plot file version 638 created 15-NOV-2022 10:55:57

J1722+2458 EB081B 1.UVDATA.1

Freq = 1.5950 GHz, Bw = 16.000 MH No calibration applied and no bandpass applied



1595 610 1630 645 660 675 1695 710
FREQ MHz

1595 610 1630 645 660 675 1695 710
FREQ MHz

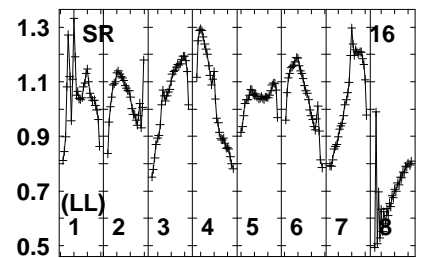
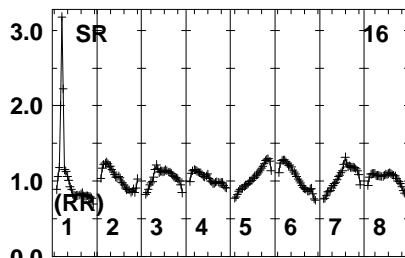
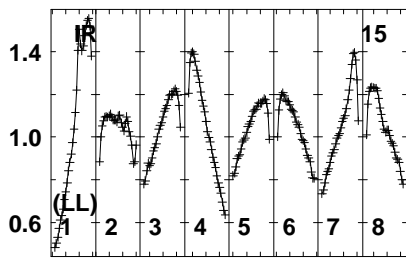
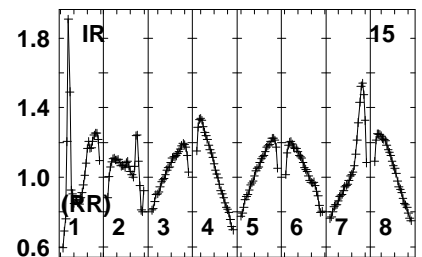
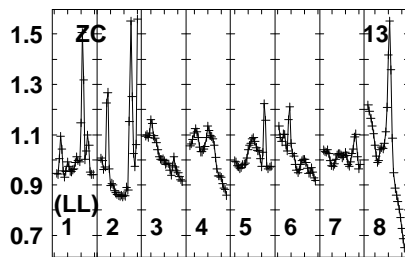
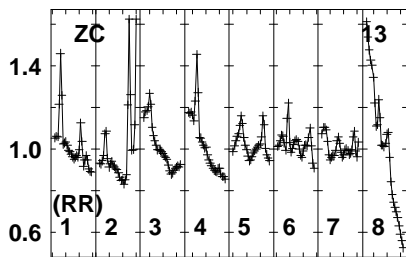
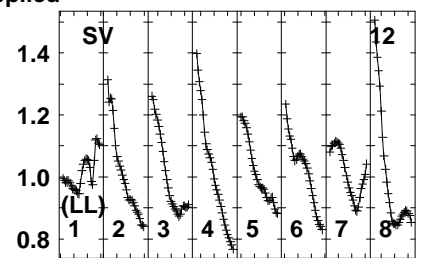
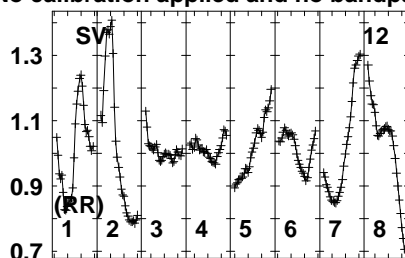
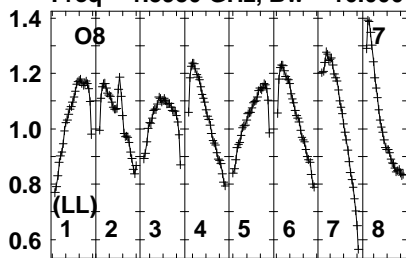
1595 610 1630 645 660 675 1695 710
FREQ MHz

Lower frame: Real Jy
Auto-corr total-power spectrum Antenna: *
Timerange: 00/17:52:10 to 00/17:53:20

Plot file version 639 created 15-NOV-2022 10:55:57

J1722+2458 EB081B 1.UVDATA.1

Freq = 1.5950 GHz, Bw = 16.000 MH No calibration applied and no bandpass applied



1595 610 1630 645 660 675 1695 710
FREQ MHz

1595 610 1630 645 660 675 1695 710
FREQ MHz

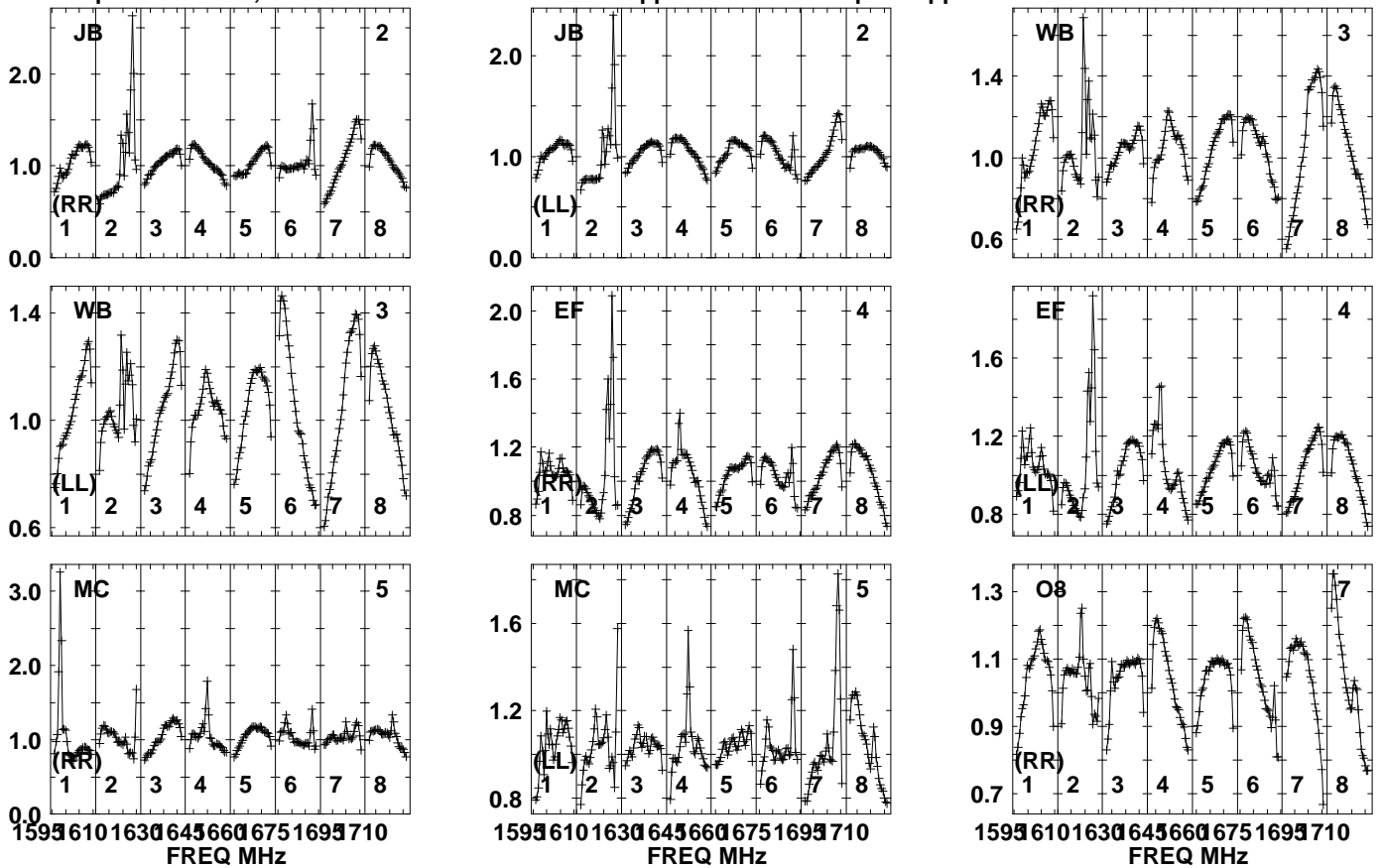
1595 610 1630 645 660 675 1695 710
FREQ MHz

Lower frame: Real Jy
Auto-corr total-power spectrum Antenna: *
Timerange: 00/17:52:10 to 00/17:53:20

Plot file version 640 created 15-NOV-2022 10:55:57

J1722+2815 EB081B 1.UVDATA.1

Freq = 1.5950 GHz, Bw = 16.000 MH No calibration applied and no bandpass applied



Lower frame: Real Jy

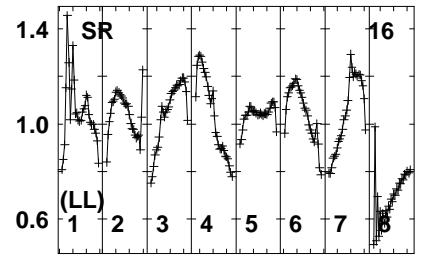
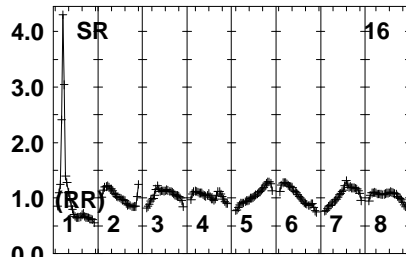
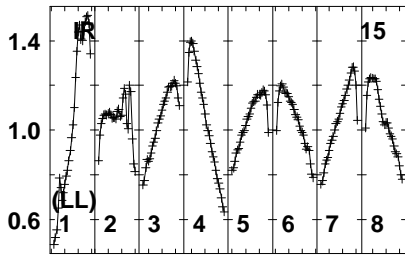
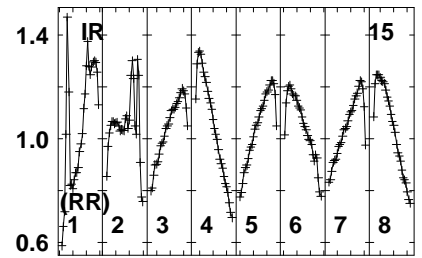
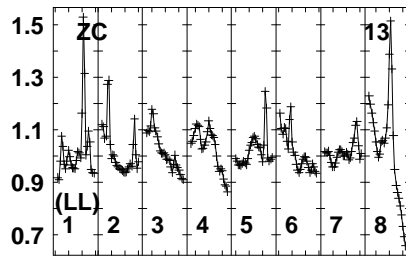
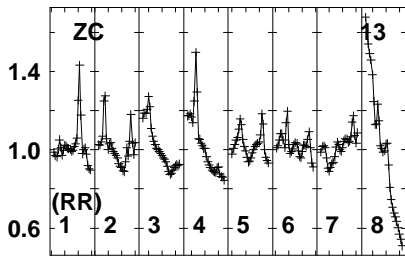
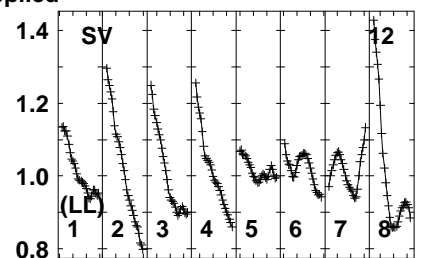
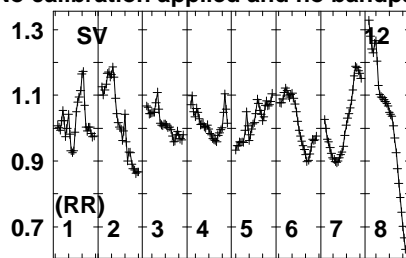
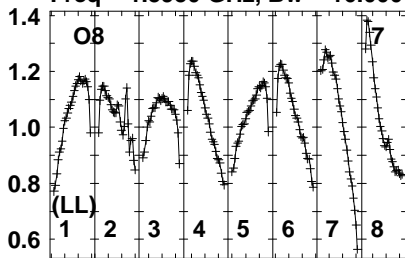
Auto-corr total-power spectrum Antenna: *

Timerange: 00/17:53:21 to 00/17:55:00

Plot file version 641 created 15-NOV-2022 10:55:57

J1722+2815 EB081B 1.UVDATA.1

Freq = 1.5950 GHz, Bw = 16.000 MH No calibration applied and no bandpass applied



1595 610 1630 645 660 675 1695 710
FREQ MHz

1595 610 1630 645 660 675 1695 710
FREQ MHz

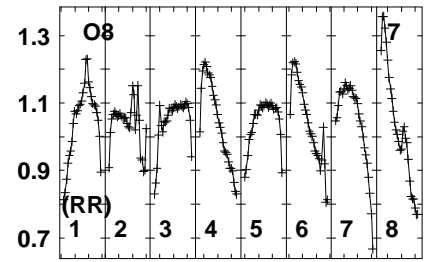
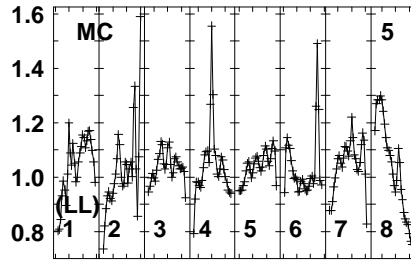
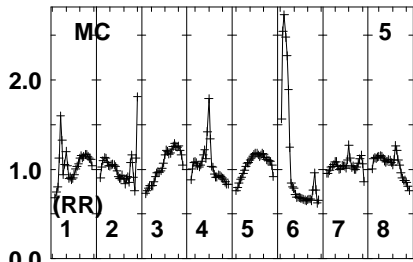
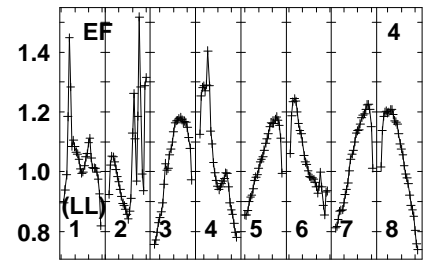
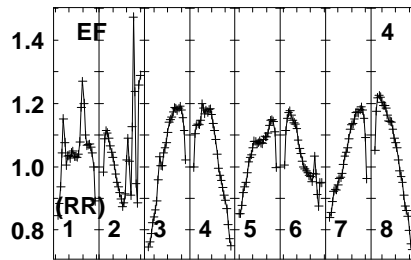
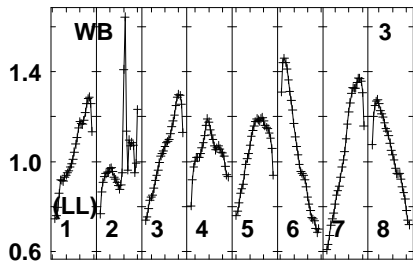
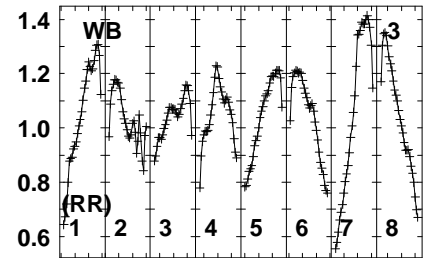
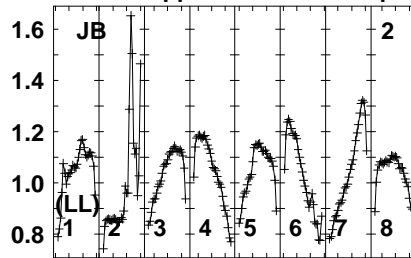
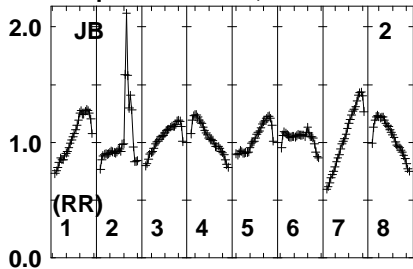
1595 610 1630 645 660 675 1695 710
FREQ MHz

Lower frame: Real Jy
Auto-corr total-power spectrum Antenna: *
Timerange: 00/17:53:21 to 00/17:55:00

Plot file version 642 created 15-NOV-2022 10:55:57

J1716+2616 EB081B 1.UVDATA.1

Freq = 1.5950 GHz, Bw = 16.000 MH No calibration applied and no bandpass applied



1595 610 1630 645 660 675 1695 710
FREQ MHz

1595 610 1630 645 660 675 1695 710
FREQ MHz

1595 610 1630 645 660 675 1695 710
FREQ MHz

Lower frame: Real Jy

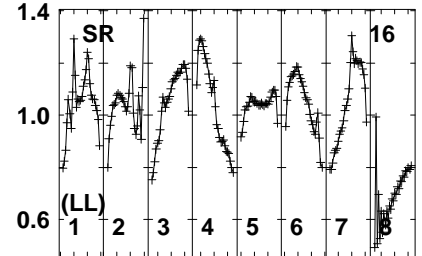
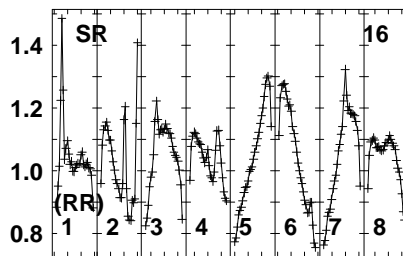
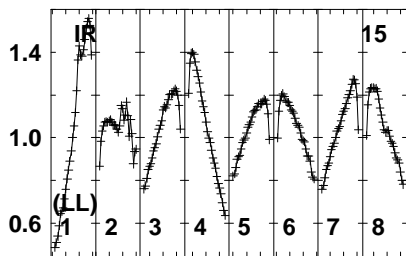
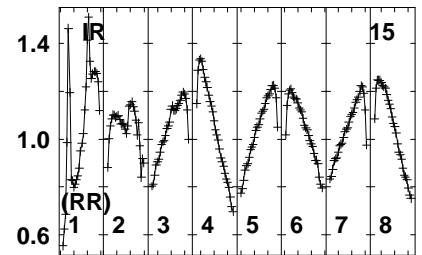
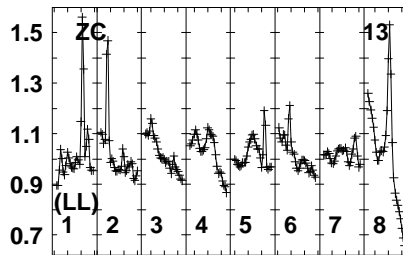
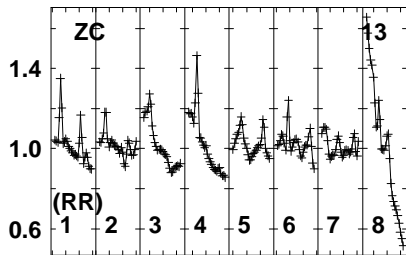
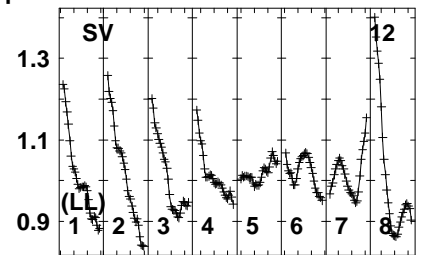
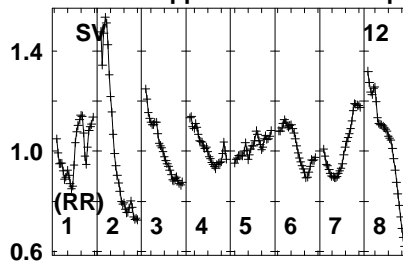
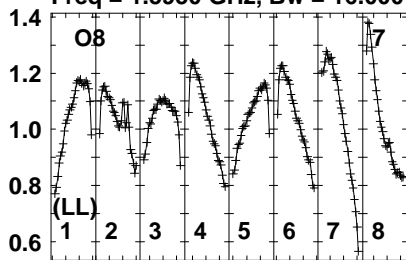
Auto-corr total-power spectrum Antenna: *

Timerange: 00/17:55:00 to 00/17:56:39

Plot file version 643 created 15-NOV-2022 10:55:57

J1716+2616 EB081B 1.UVDATA.1

Freq = 1.5950 GHz, Bw = 16.000 MH No calibration applied and no bandpass applied



1595 610 1630 645 660 675 1695 710
FREQ MHz

1595 610 1630 645 660 675 1695 710
FREQ MHz

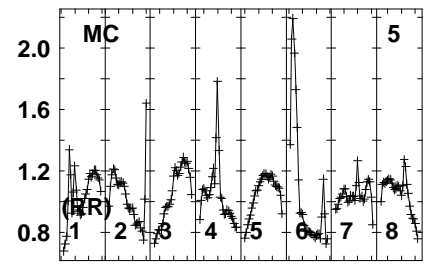
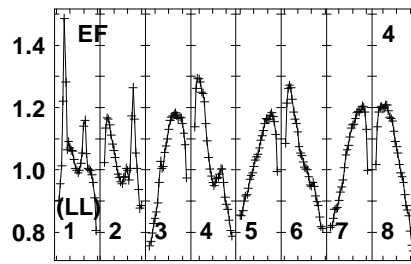
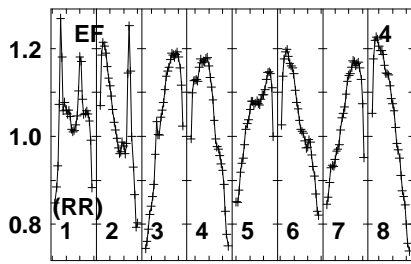
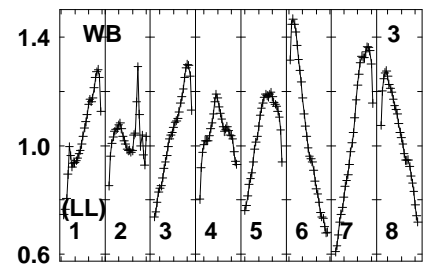
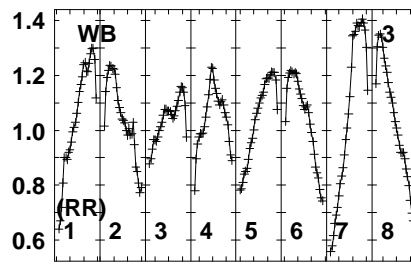
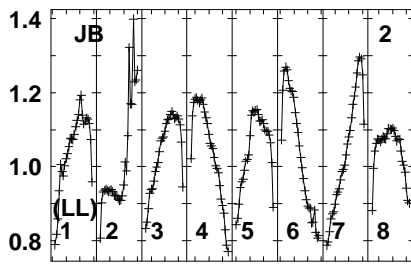
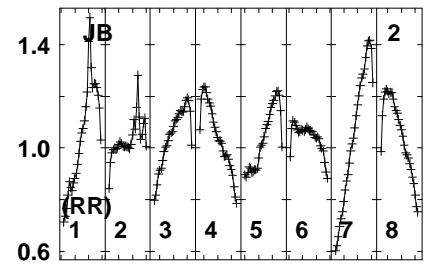
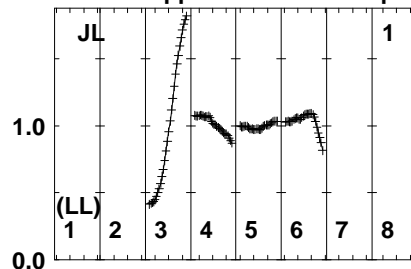
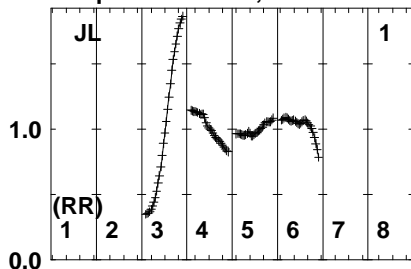
1595 610 1630 645 660 675 1695 710
FREQ MHz

Lower frame: Real Jy
Auto-corr total-power spectrum Antenna: *
Timerange: 00/17:55:00 to 00/17:56:39

Plot file version 644 created 15-NOV-2022 10:55:57

ROSS867 EB081B 1.UVDATA.1

Freq = 1.5950 GHz, Bw = 16.000 MH No calibration applied and no bandpass applied



1595 610 1630 645 660 675 1695 710
FREQ MHz

1595 610 1630 645 660 675 1695 710
FREQ MHz

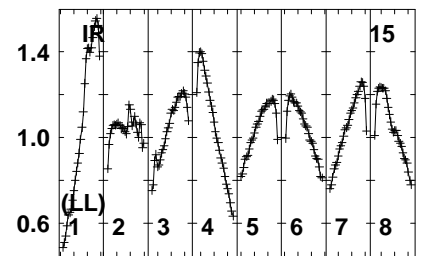
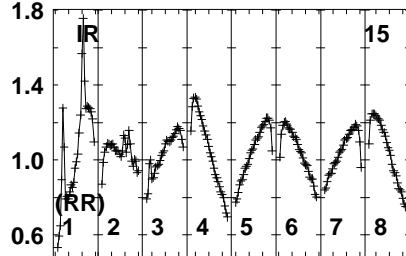
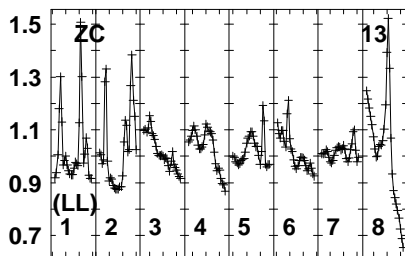
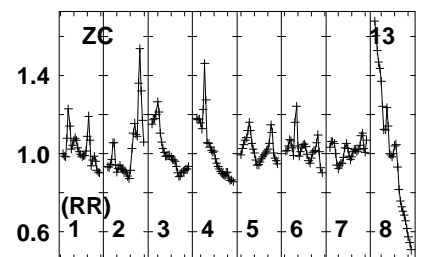
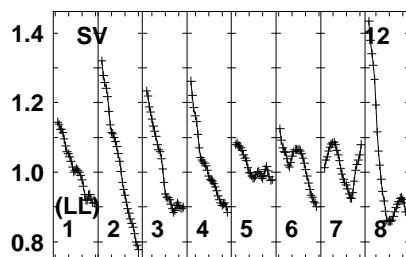
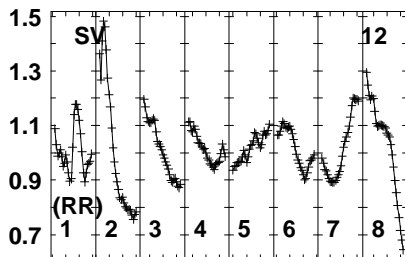
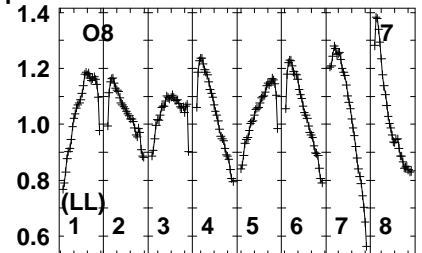
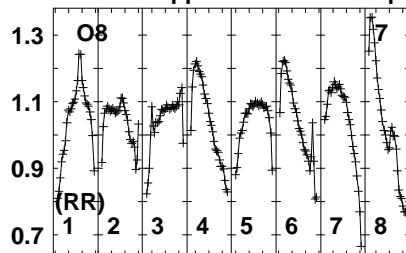
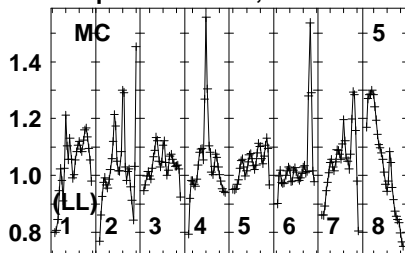
1595 610 1630 645 660 675 1695 710
FREQ MHz

Lower frame: Real Jy
Auto-corr total-power spectrum Antenna: *
Timerange: 00/17:56:41 to 00/18:01:40

Plot file version 645 created 15-NOV-2022 10:55:58

ROSS867 EB081B 1.UVDATA.1

Freq = 1.5950 GHz, Bw = 16.000 MH No calibration applied and no bandpass applied



1595 610 1630 645 660 675 1695 710
FREQ MHz

1595 610 1630 645 660 675 1695 710
FREQ MHz

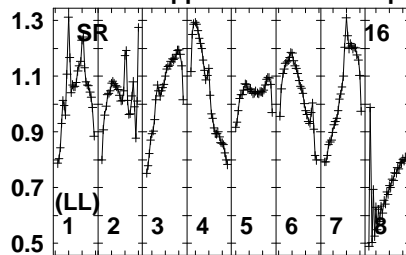
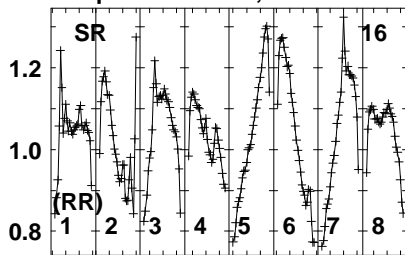
1595 610 1630 645 660 675 1695 710
FREQ MHz

Lower frame: Real Jy
Auto-corr total-power spectrum Antenna: *
Timerange: 00/17:56:41 to 00/18:01:40

Plot file version 646 created 15-NOV-2022 10:55:58

ROSS867 EB081B 1.UVDATA.1

Freq = 1.5950 GHz, Bw = 16.000 MH No calibration applied and no bandpass applied

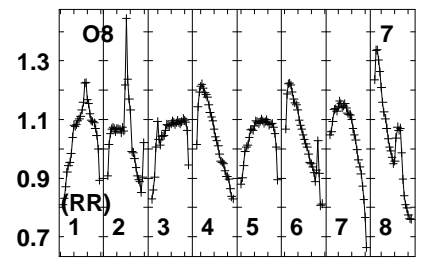
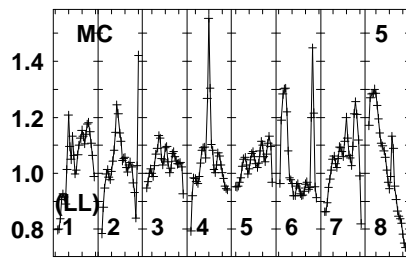
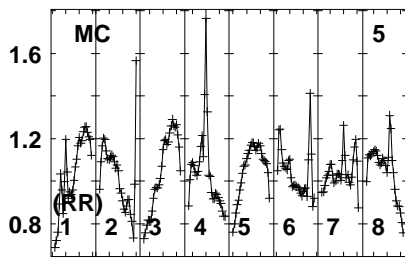
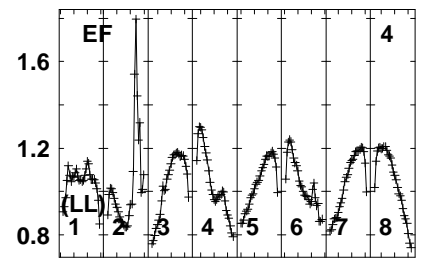
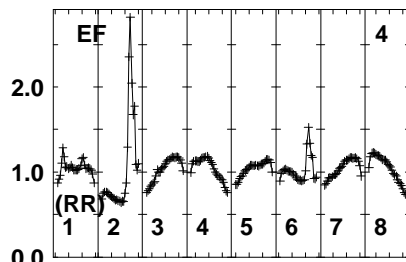
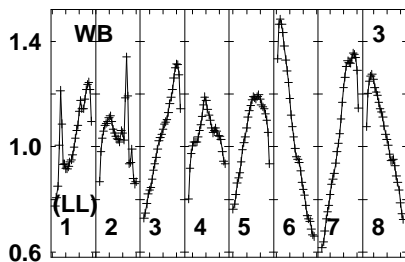
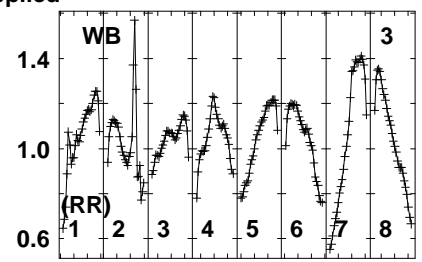
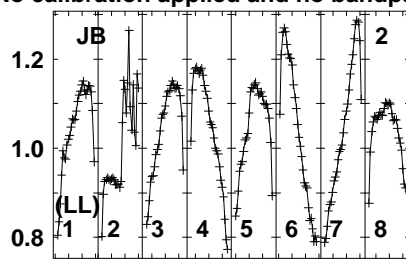
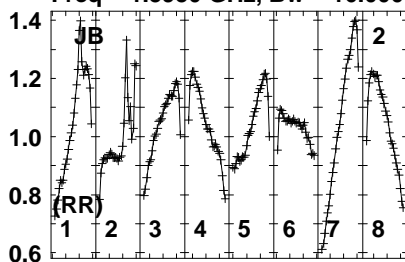


Lower frame: Real Jy
Auto-corr total-power spectrum Antenna: *
Timerange: 00/17:56:41 to 00/18:01:40

Plot file version 647 created 15-NOV-2022 10:55:58

J1722+2458 EB081B 1.UVDATA.1

Freq = 1.5950 GHz, Bw = 16.000 MH No calibration applied and no bandpass applied



1595 610 1630 645 660 675 1695 710
FREQ MHz

1595 610 1630 645 660 675 1695 710
FREQ MHz

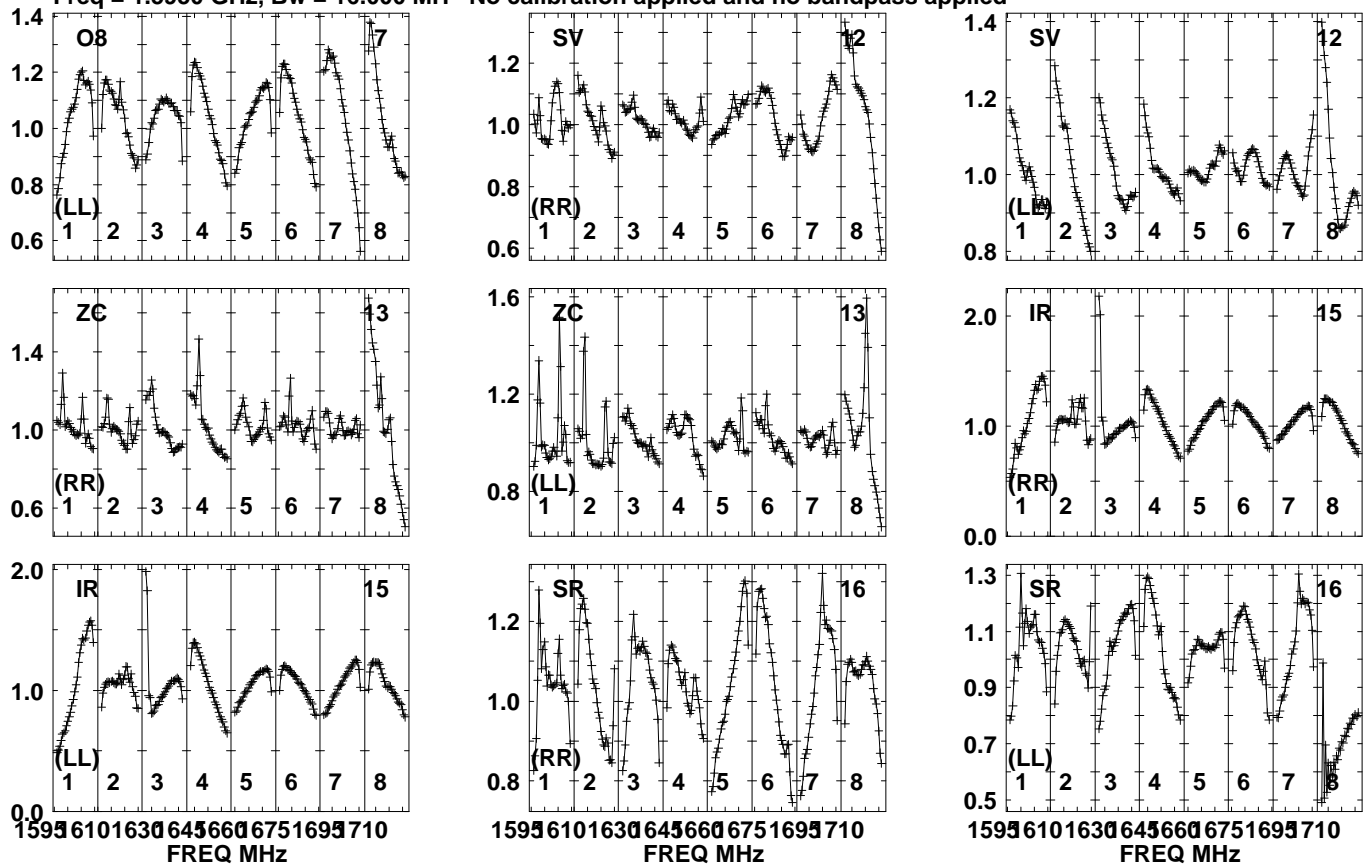
1595 610 1630 645 660 675 1695 710
FREQ MHz

Lower frame: Real Jy
Auto-corr total-power spectrum Antenna: *
Timerange: 00/18:02:11 to 00/18:03:19

Plot file version 648 created 15-NOV-2022 10:55:58

J1722+2458 EB081B 1.UVDATA.1

Freq = 1.5950 GHz, Bw = 16.000 MH No calibration applied and no bandpass applied

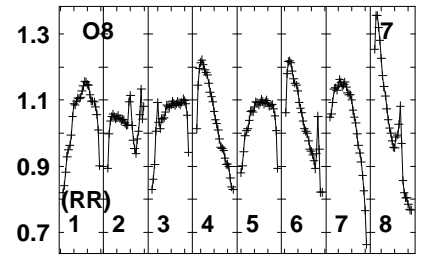
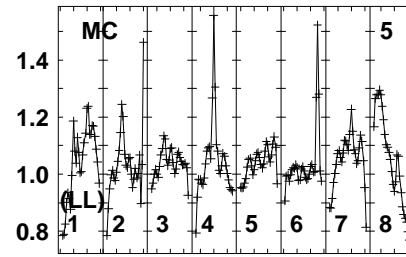
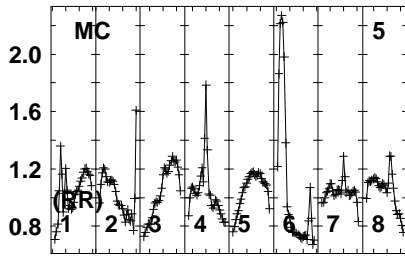
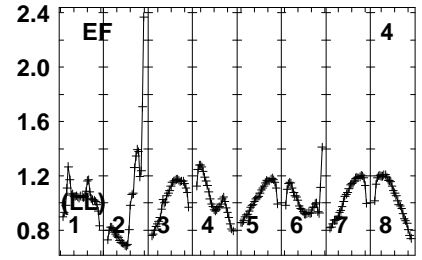
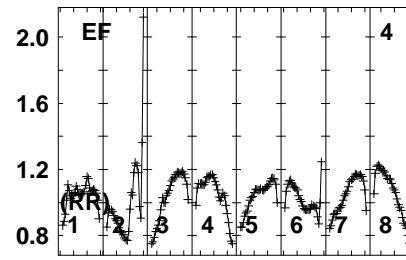
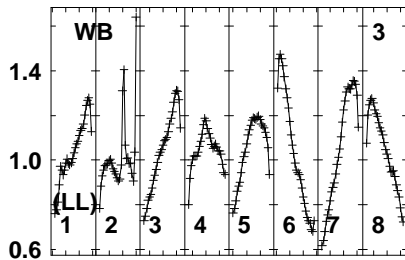
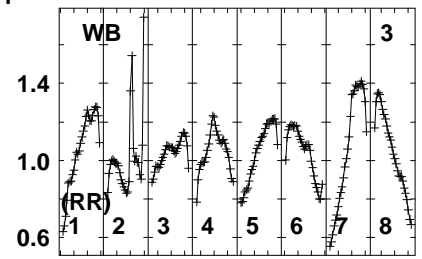
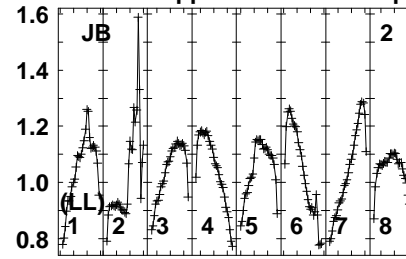
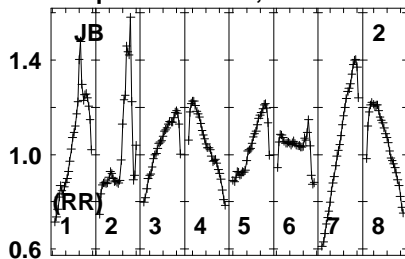


Lower frame: Real Jy
Auto-corr total-power spectrum Antenna: *
Timerange: 00/18:02:11 to 00/18:03:19

Plot file version 649 created 15-NOV-2022 10:55:58

J1722+2815 EB081B 1.UVDATA.1

Freq = 1.5950 GHz, Bw = 16.000 MH No calibration applied and no bandpass applied



1595 610 1630 645 660 675 1695 710
FREQ MHz

1595 610 1630 645 660 675 1695 710
FREQ MHz

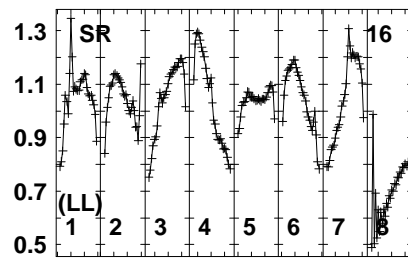
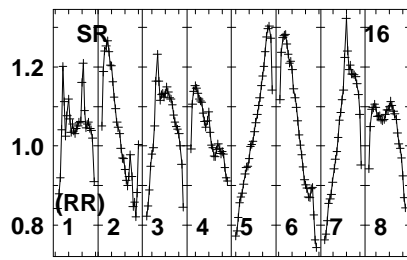
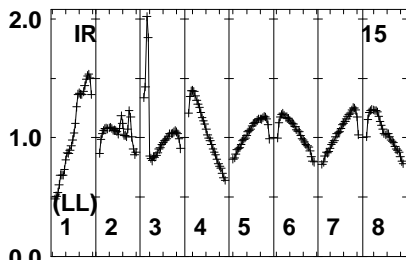
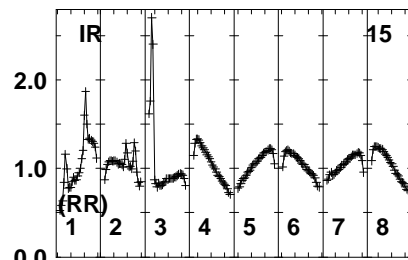
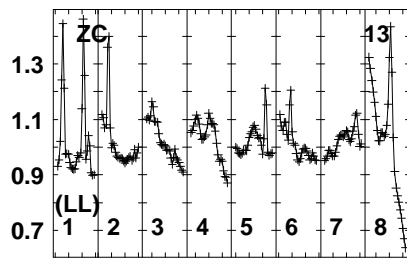
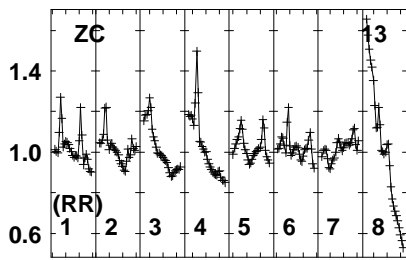
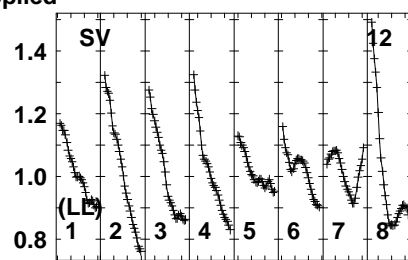
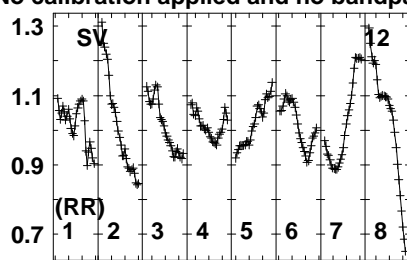
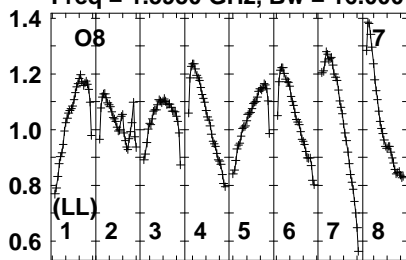
1595 610 1630 645 660 675 1695 710
FREQ MHz

Lower frame: Real Jy
Auto-corr total-power spectrum Antenna: *
Timerange: 00/18:03:21 to 00/18:05:00

Plot file version 650 created 15-NOV-2022 10:55:58

J1722+2815 EB081B 1.UVDATA.1

Freq = 1.5950 GHz, Bw = 16.000 MH No calibration applied and no bandpass applied



1595 610 1630 645 660 675 1695 710
FREQ MHz

1595 610 1630 645 660 675 1695 710
FREQ MHz

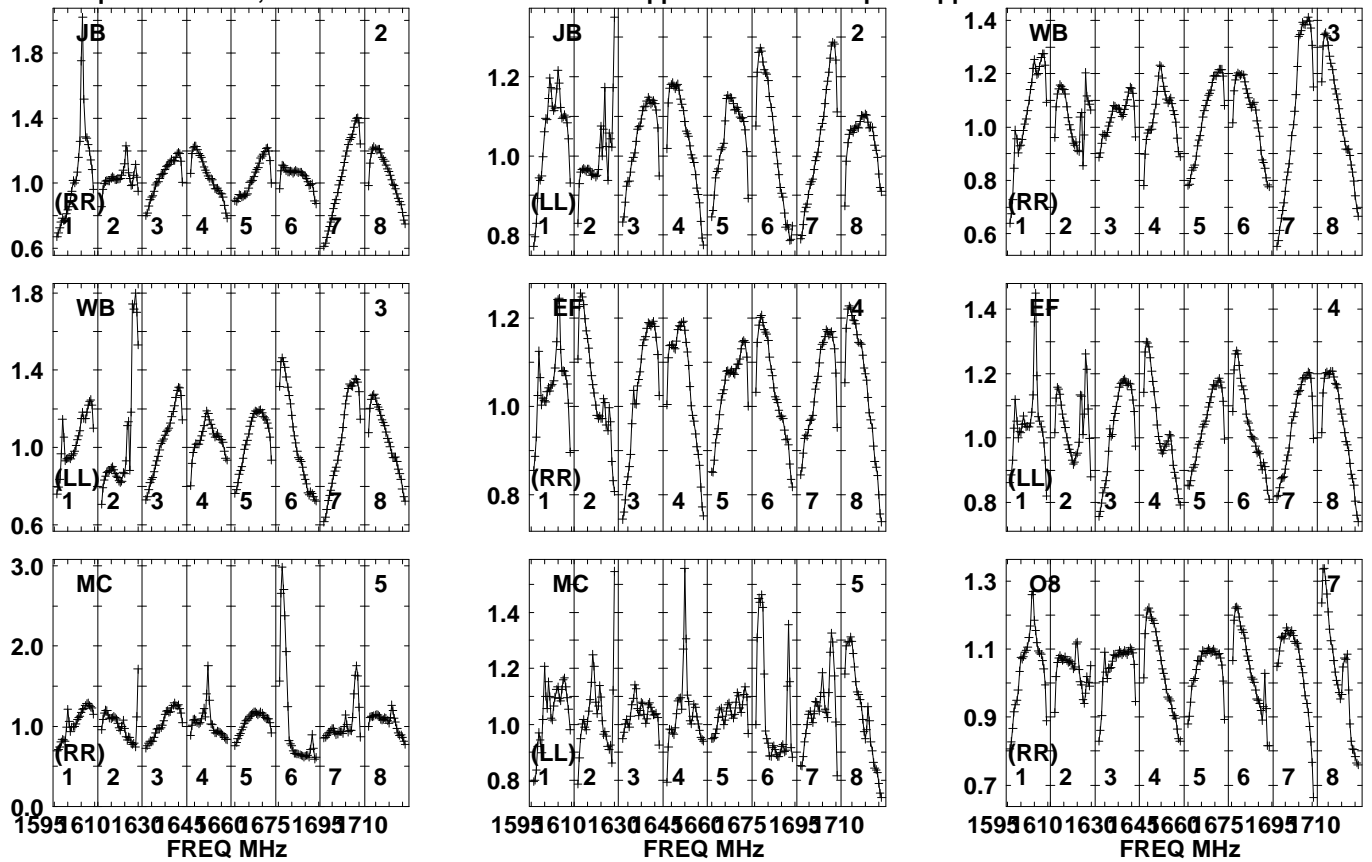
1595 610 1630 645 660 675 1695 710
FREQ MHz

Lower frame: Real Jy
Auto-corr total-power spectrum Antenna: *
Timerange: 00/18:03:21 to 00/18:05:00

Plot file version 651 created 15-NOV-2022 10:55:58

J1716+2616 EB081B 1.UVDATA.1

Freq = 1.5950 GHz, Bw = 16.000 MH No calibration applied and no bandpass applied

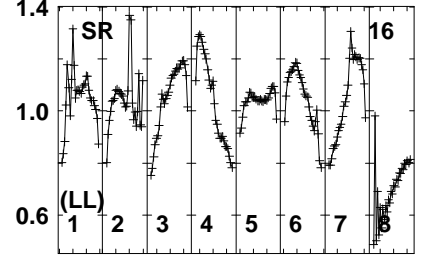
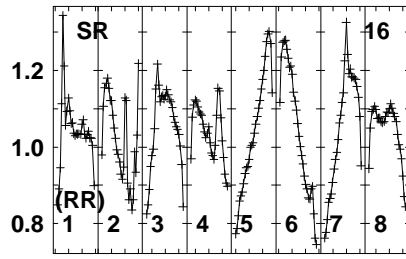
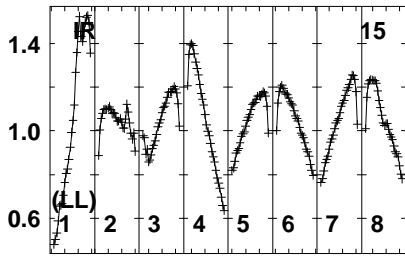
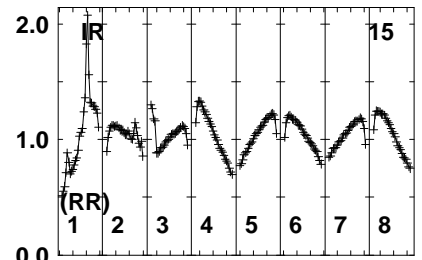
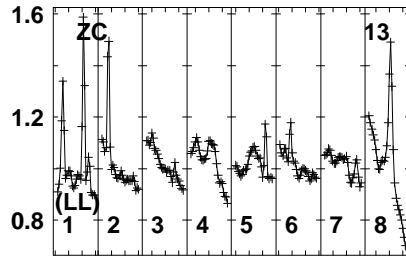
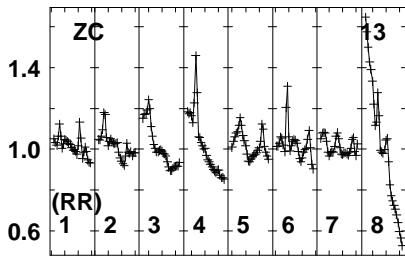
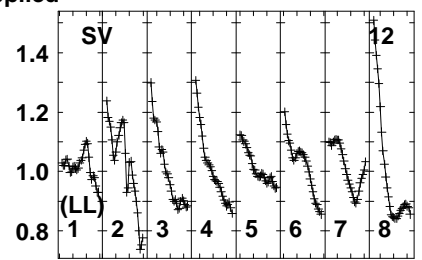
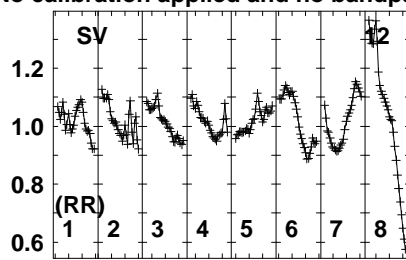
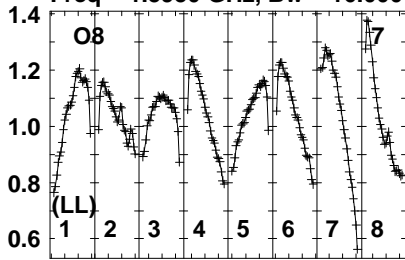


Lower frame: Real Jy
Auto-corr total-power spectrum Antenna: *
Timerange: 00/18:05:00 to 00/18:06:39

Plot file version 652 created 15-NOV-2022 10:55:59

J1716+2616 EB081B 1.UVDATA.1

Freq = 1.5950 GHz, Bw = 16.000 MH No calibration applied and no bandpass applied



1595 610 1630 645 660 675 1695 710
FREQ MHz

1595 610 1630 645 660 675 1695 710
FREQ MHz

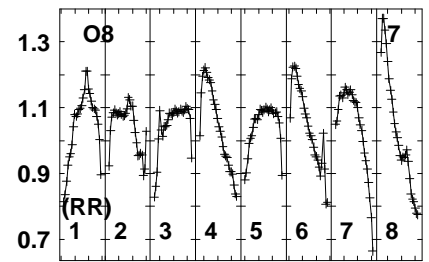
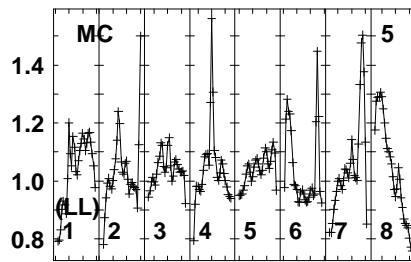
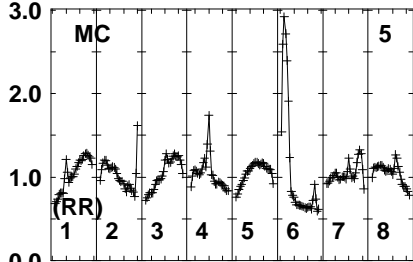
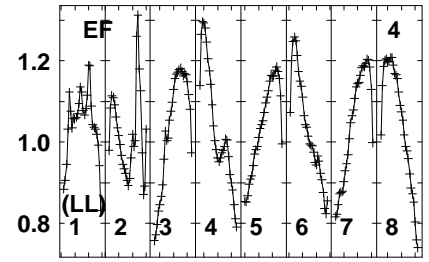
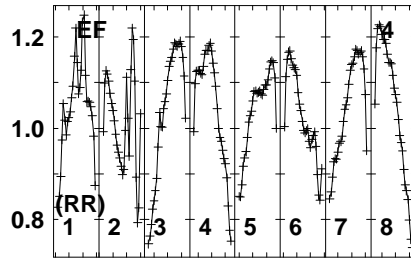
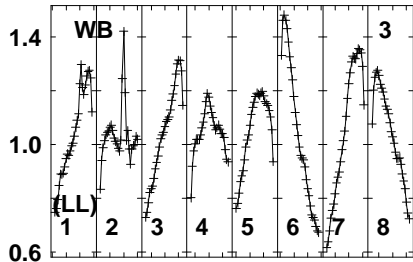
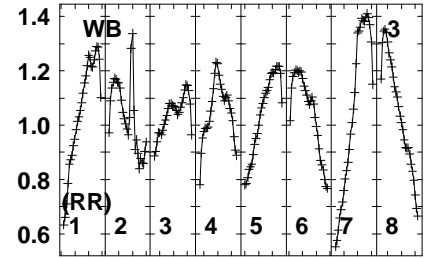
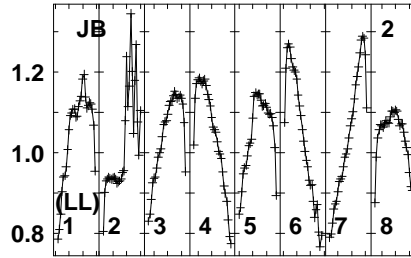
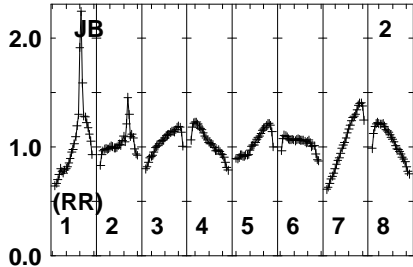
1595 610 1630 645 660 675 1695 710
FREQ MHz

Lower frame: Real Jy
Auto-corr total-power spectrum Antenna: *
Timerange: 00/18:05:00 to 00/18:06:39

Plot file version 653 created 15-NOV-2022 10:55:59

ROSS867 EB081B 1.UVDATA.1

Freq = 1.5950 GHz, Bw = 16.000 MH No calibration applied and no bandpass applied



1595 610 1630 645 660 675 1695 710
FREQ MHz

1595 610 1630 645 660 675 1695 710
FREQ MHz

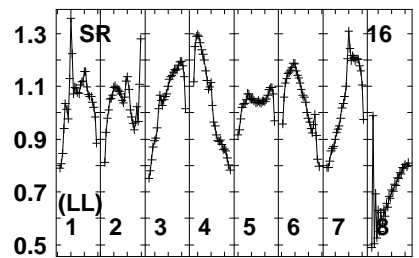
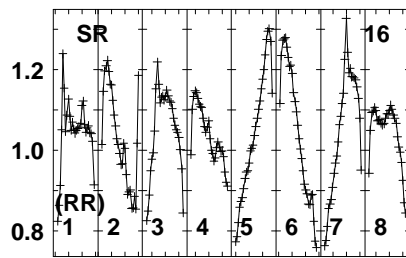
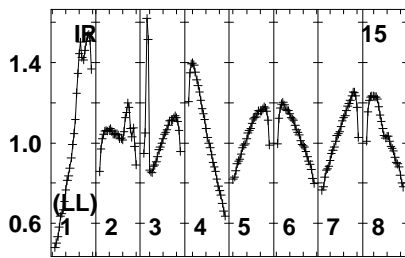
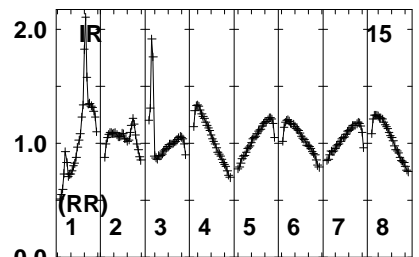
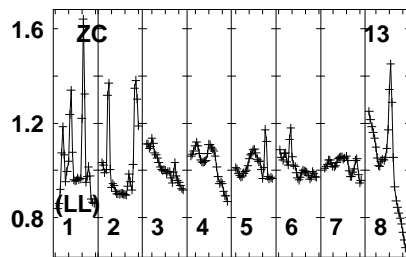
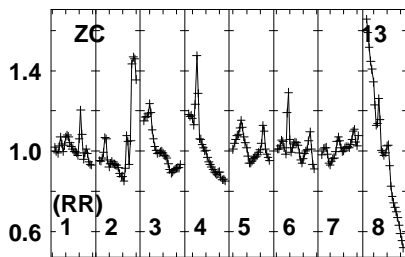
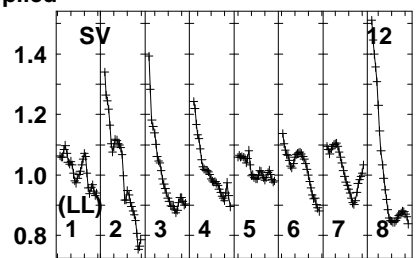
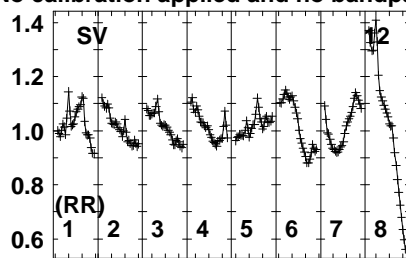
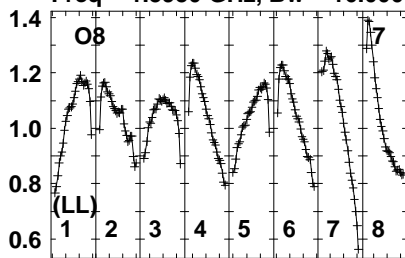
1595 610 1630 645 660 675 1695 710
FREQ MHz

Lower frame: Real Jy
Auto-corr total-power spectrum Antenna: *
Timerange: 00/18:06:40 to 00/18:11:39

Plot file version 654 created 15-NOV-2022 10:55:59

ROSS867 EB081B 1.UVDATA.1

Freq = 1.5950 GHz, Bw = 16.000 MH No calibration applied and no bandpass applied



1595 610 1630 645 660 675 1695 710
FREQ MHz

1595 610 1630 645 660 675 1695 710
FREQ MHz

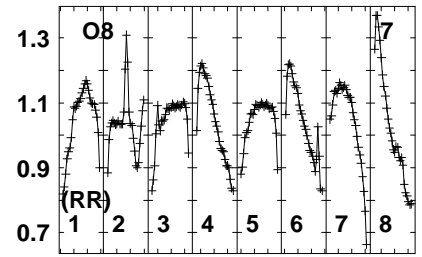
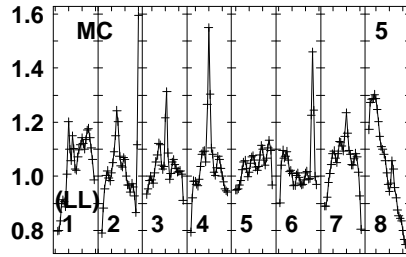
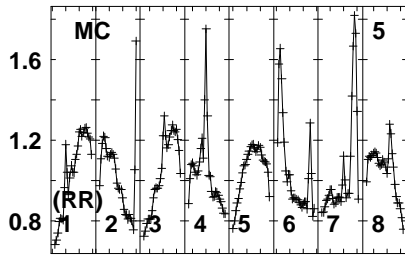
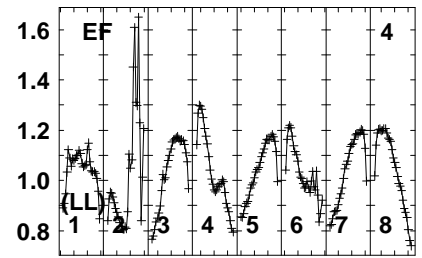
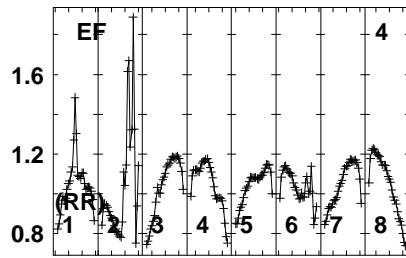
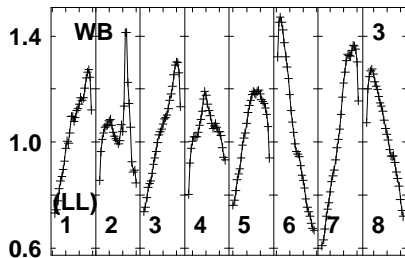
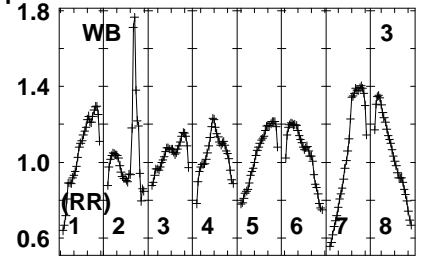
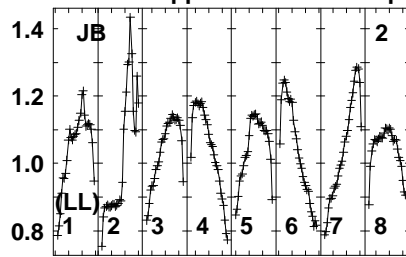
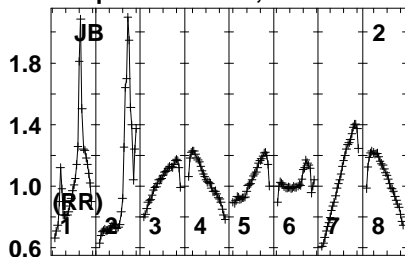
1595 610 1630 645 660 675 1695 710
FREQ MHz

Lower frame: Real Jy
Auto-corr total-power spectrum Antenna: *
Timerange: 00/18:06:40 to 00/18:11:39

Plot file version 655 created 15-NOV-2022 10:55:59

J1722+2458 EB081B 1.UVDATA.1

Freq = 1.5950 GHz, Bw = 16.000 MH No calibration applied and no bandpass applied



1595 610 1630 645 660 675 1695 710
FREQ MHz

1595 610 1630 645 660 675 1695 710
FREQ MHz

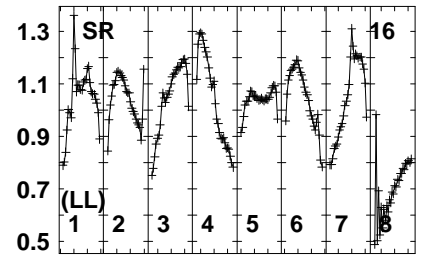
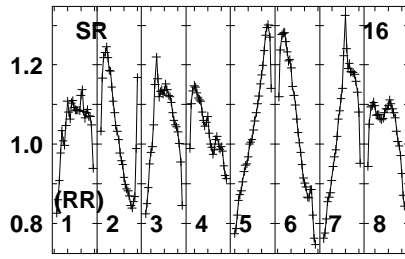
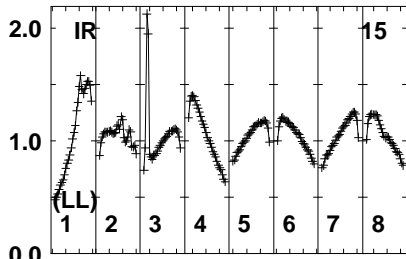
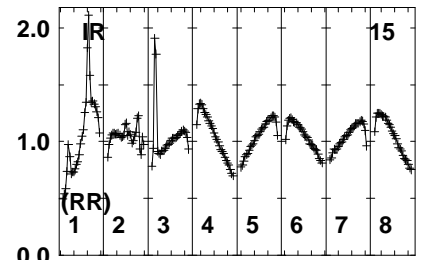
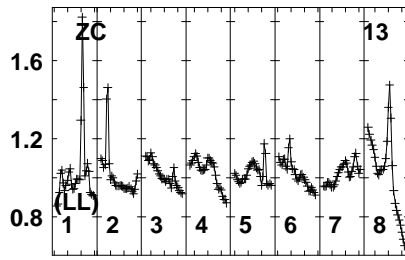
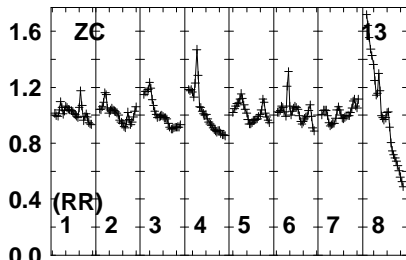
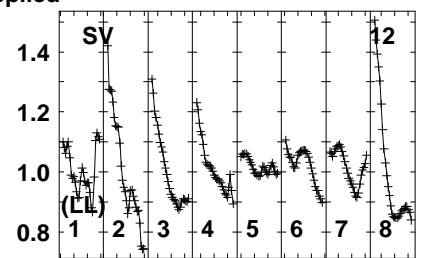
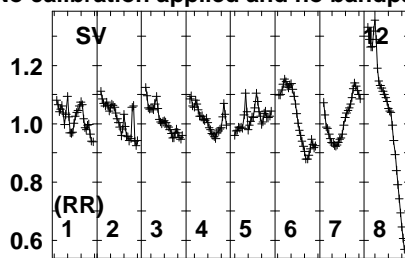
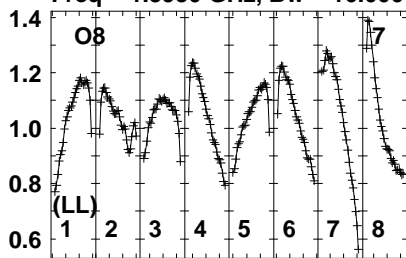
1595 610 1630 645 660 675 1695 710
FREQ MHz

Lower frame: Real Jy
Auto-corr total-power spectrum Antenna: *
Timerange: 00/18:12:12 to 00/18:13:20

Plot file version 656 created 15-NOV-2022 10:55:59

J1722+2458 EB081B 1.UVDATA.1

Freq = 1.5950 GHz, Bw = 16.000 MH No calibration applied and no bandpass applied



1595 610 1630 645 660 675 1695 710
FREQ MHz

1595 610 1630 645 660 675 1695 710
FREQ MHz

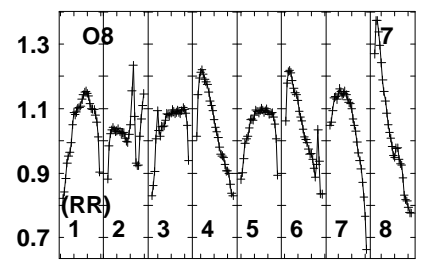
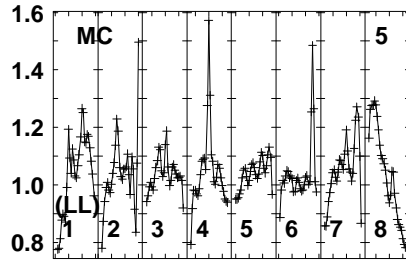
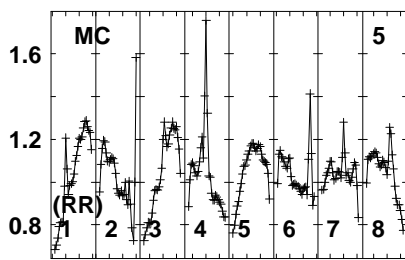
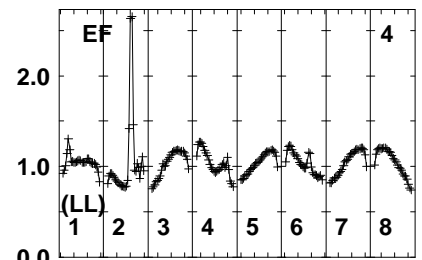
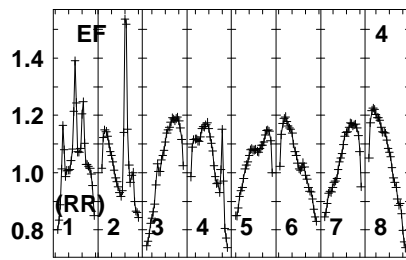
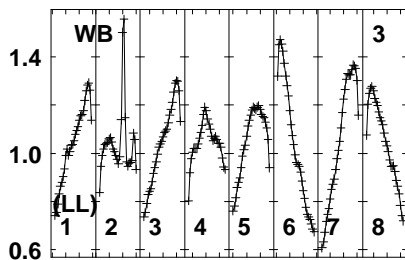
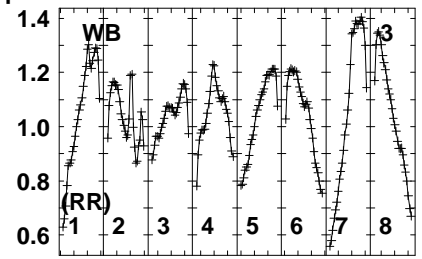
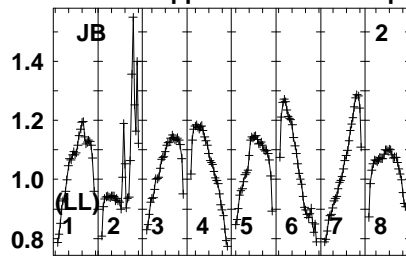
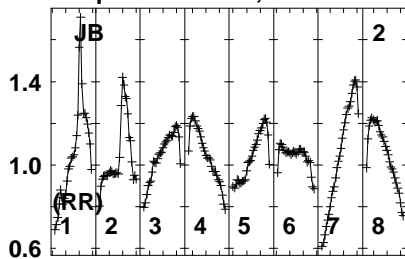
1595 610 1630 645 660 675 1695 710
FREQ MHz

Lower frame: Real Jy
Auto-corr total-power spectrum Antenna: *
Timerange: 00/18:12:12 to 00/18:13:20

Plot file version 657 created 15-NOV-2022 10:55:59

J1722+2815 EB081B 1.UVDATA.1

Freq = 1.5950 GHz, Bw = 16.000 MH No calibration applied and no bandpass applied



1595 610 1630 645 660 675 1695 710
FREQ MHz

1595 610 1630 645 660 675 1695 710
FREQ MHz

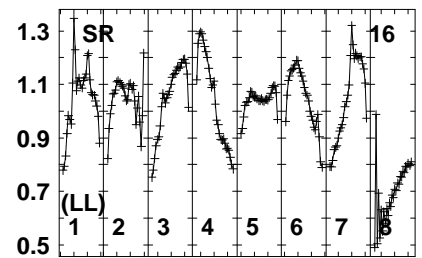
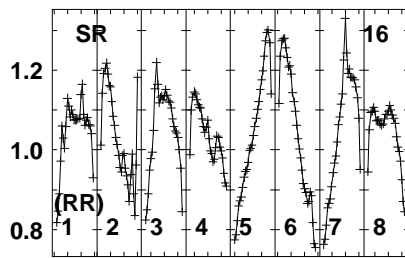
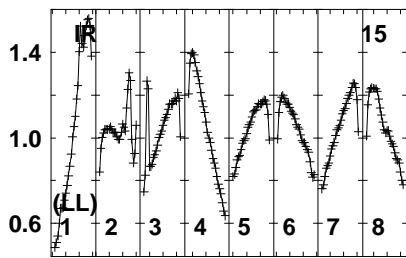
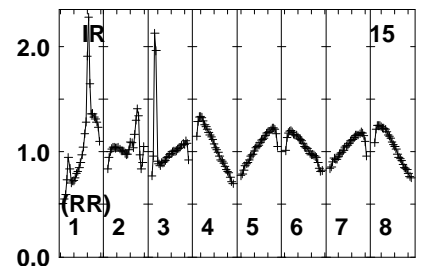
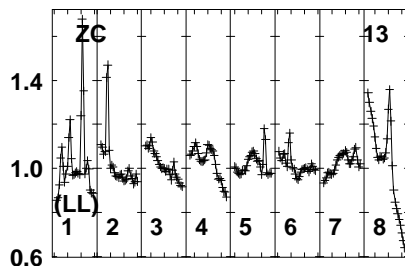
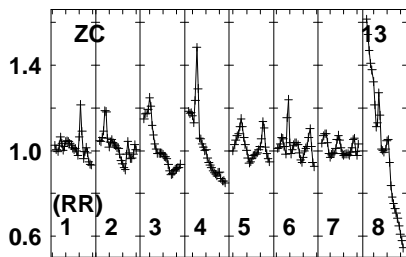
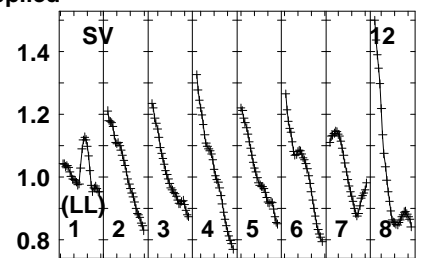
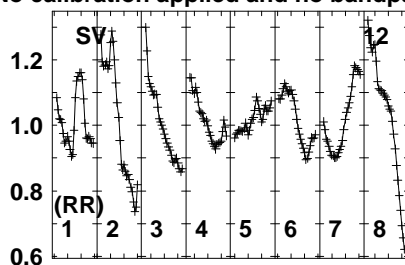
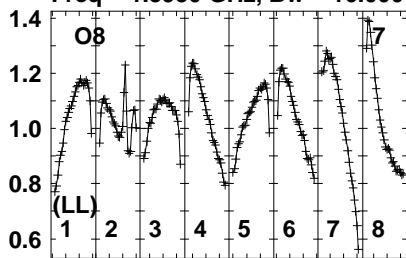
1595 610 1630 645 660 675 1695 710
FREQ MHz

Lower frame: Real Jy
Auto-corr total-power spectrum Antenna: *
Timerange: 00/18:13:21 to 00/18:15:00

Plot file version 658 created 15-NOV-2022 10:55:59

J1722+2815 EB081B 1.UVDATA.1

Freq = 1.5950 GHz, Bw = 16.000 MH No calibration applied and no bandpass applied



1595 610 1630 645 660 675 1695 710
FREQ MHz

1595 610 1630 645 660 675 1695 710
FREQ MHz

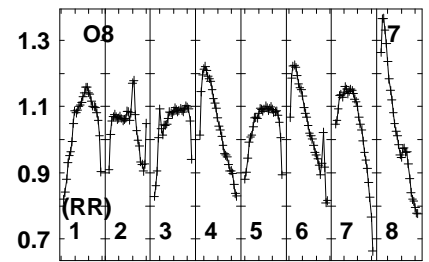
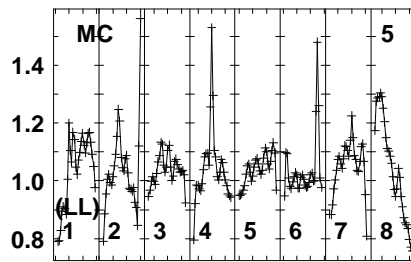
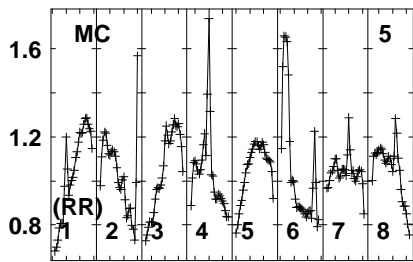
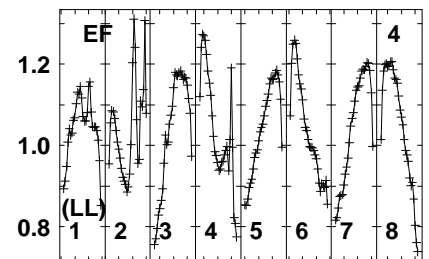
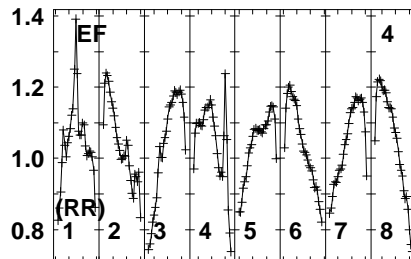
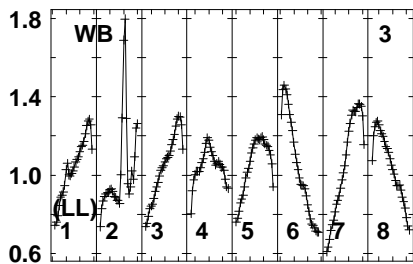
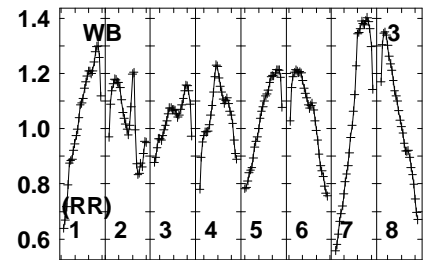
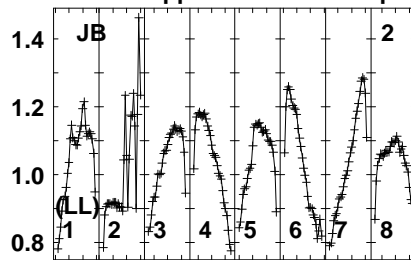
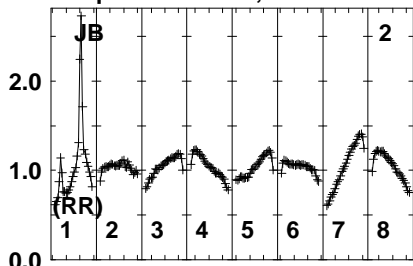
1595 610 1630 645 660 675 1695 710
FREQ MHz

Lower frame: Real Jy
Auto-corr total-power spectrum Antenna: *
Timerange: 00/18:13:21 to 00/18:15:00

Plot file version 659 created 15-NOV-2022 10:56:00

J1716+2616 EB081B 1.UVDATA.1

Freq = 1.5950 GHz, Bw = 16.000 MH No calibration applied and no bandpass applied



1595 610 1630 645 660 675 1695 710
FREQ MHz

1595 610 1630 645 660 675 1695 710
FREQ MHz

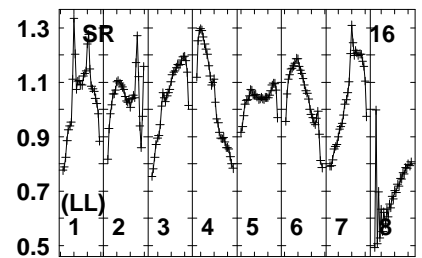
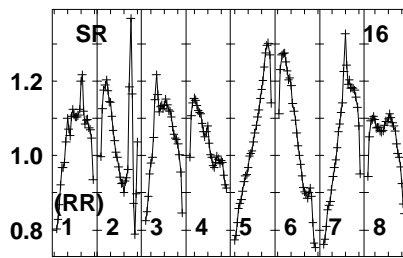
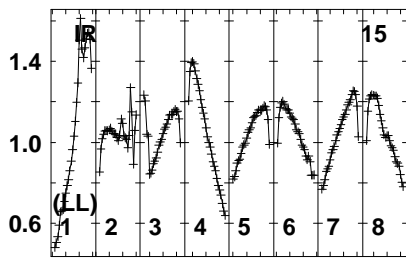
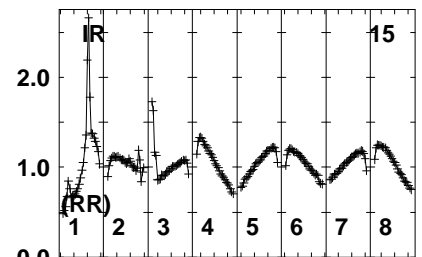
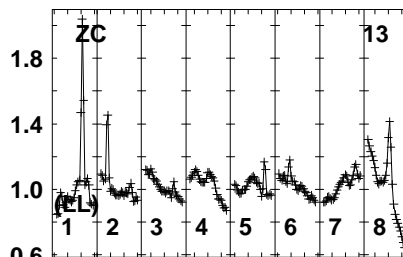
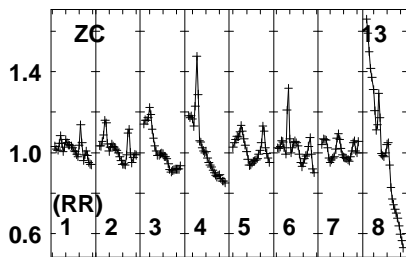
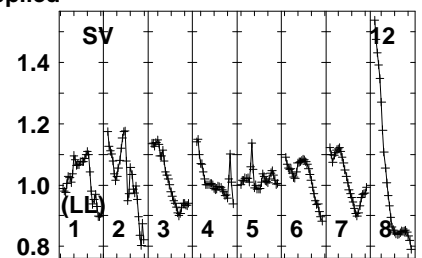
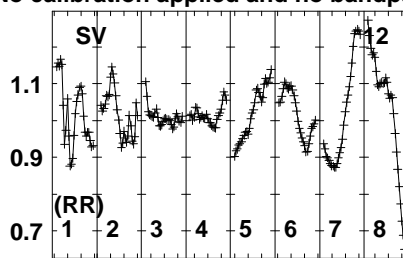
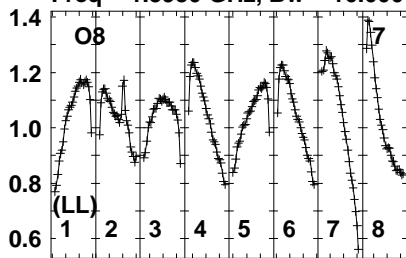
1595 610 1630 645 660 675 1695 710
FREQ MHz

Lower frame: Real Jy
Auto-corr total-power spectrum Antenna: *
Timerange: 00/18:15:01 to 00/18:16:40

Plot file version 660 created 15-NOV-2022 10:56:00

J1716+2616 EB081B 1.UVDATA.1

Freq = 1.5950 GHz, Bw = 16.000 MH No calibration applied and no bandpass applied



1595 610 1630 645 660 675 1695 710
FREQ MHz

1595 610 1630 645 660 675 1695 710
FREQ MHz

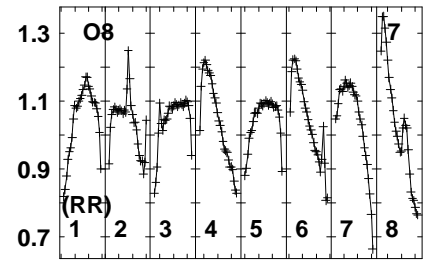
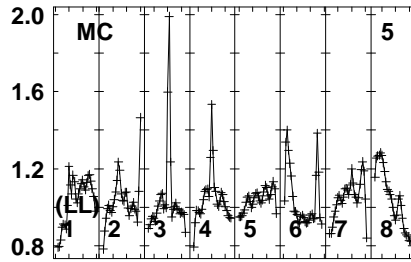
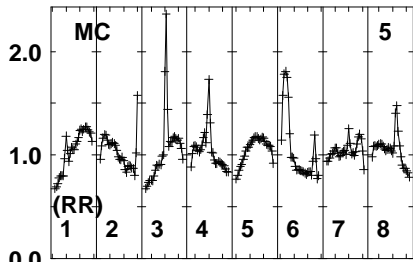
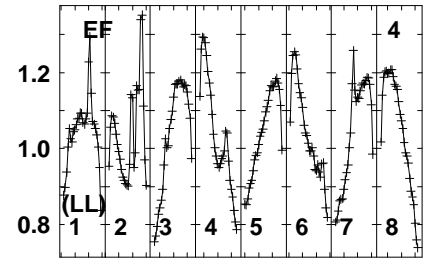
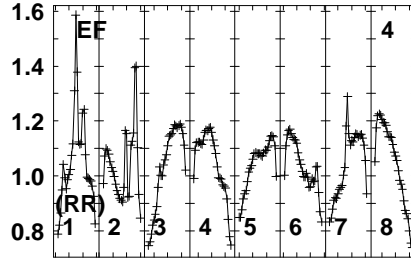
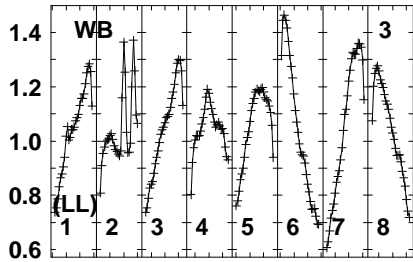
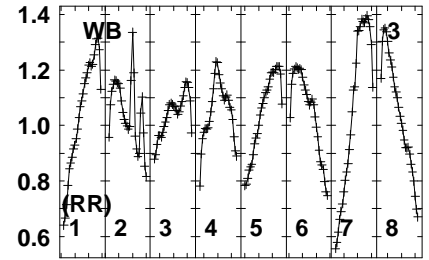
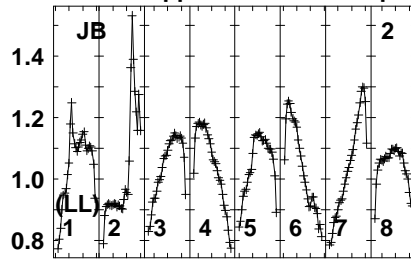
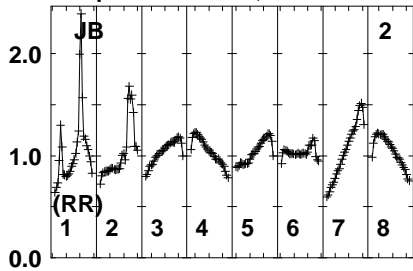
1595 610 1630 645 660 675 1695 710
FREQ MHz

Lower frame: Real Jy
Auto-corr total-power spectrum Antenna: *
Timerange: 00/18:15:01 to 00/18:16:40

Plot file version 661 created 15-NOV-2022 10:56:00

ROSS867 EB081B 1.UVDATA.1

Freq = 1.5950 GHz, Bw = 16.000 MH No calibration applied and no bandpass applied



1595 610 1630 645 660 675 1695 710
FREQ MHz

1595 610 1630 645 660 675 1695 710
FREQ MHz

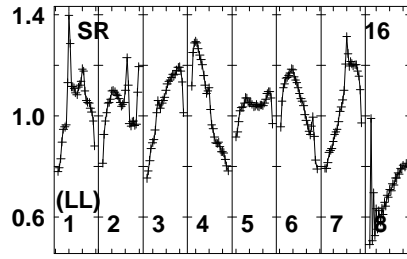
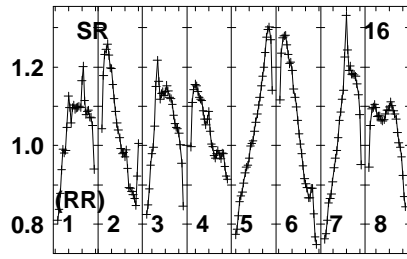
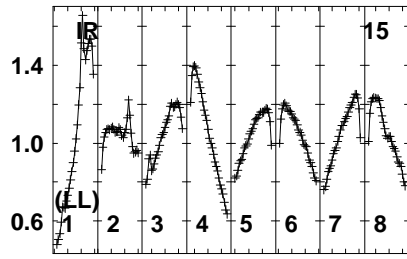
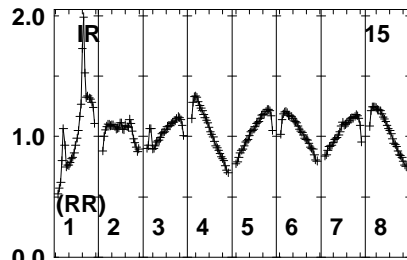
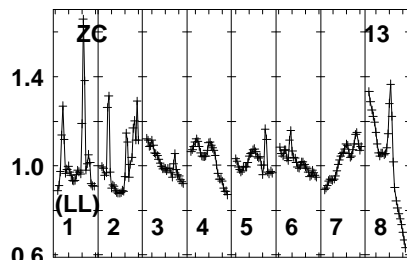
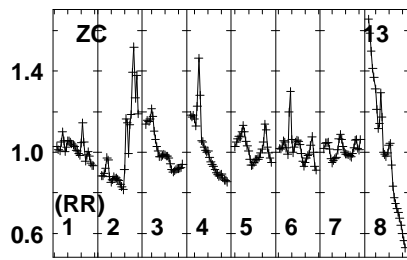
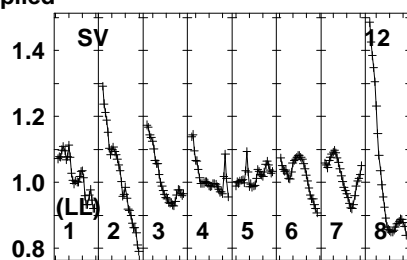
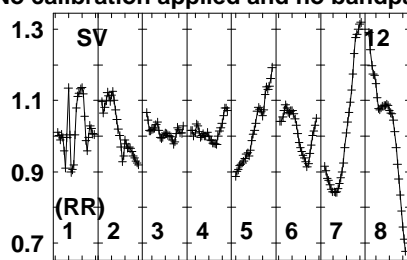
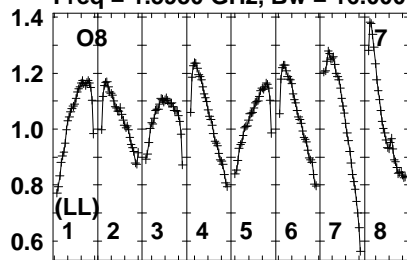
1595 610 1630 645 660 675 1695 710
FREQ MHz

Lower frame: Real Jy
Auto-corr total-power spectrum Antenna: *
Timerange: 00/18:16:40 to 00/18:21:40

Plot file version 662 created 15-NOV-2022 10:56:00

ROSS867 EB081B 1.UVDATA.1

Freq = 1.5950 GHz, Bw = 16.000 MH No calibration applied and no bandpass applied



1595 610 1630 645 660 675 1695 710
FREQ MHz

1595 610 1630 645 660 675 1695 710
FREQ MHz

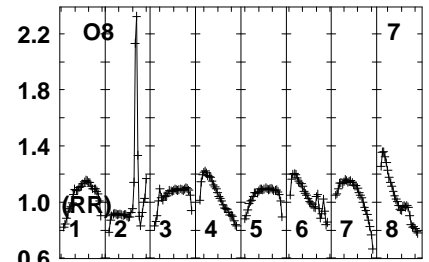
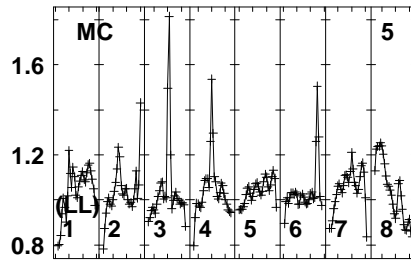
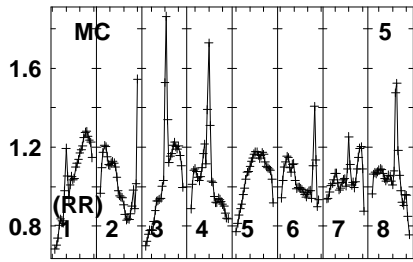
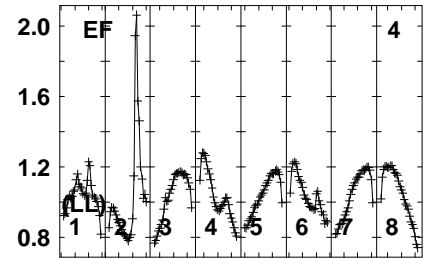
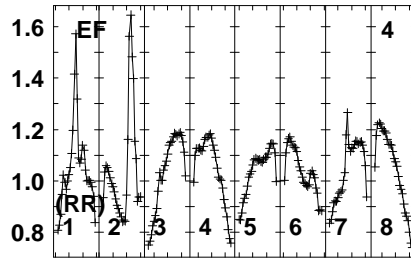
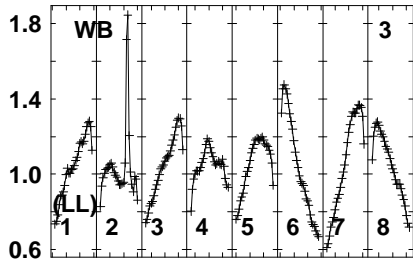
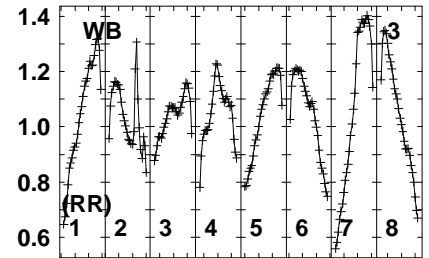
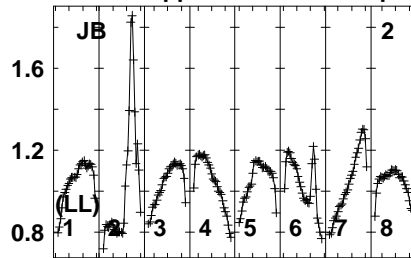
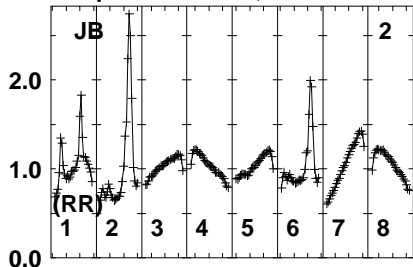
1595 610 1630 645 660 675 1695 710
FREQ MHz

Lower frame: Real Jy
Auto-corr total-power spectrum Antenna: *
Timerange: 00/18:16:40 to 00/18:21:40

Plot file version 663 created 15-NOV-2022 10:56:00

J1722+2458 EB081B 1.UVDATA.1

Freq = 1.5950 GHz, Bw = 16.000 MH No calibration applied and no bandpass applied



1595 610 1630 645 660 675 1695 710
FREQ MHz

1595 610 1630 645 660 675 1695 710
FREQ MHz

1595 610 1630 645 660 675 1695 710
FREQ MHz

Lower frame: Real Jy

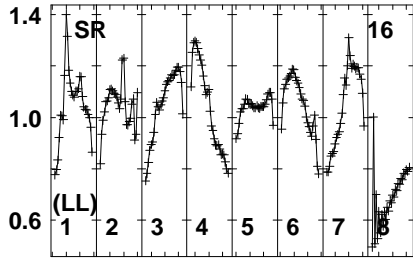
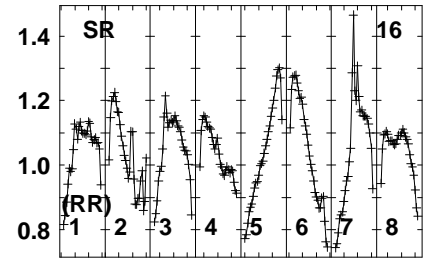
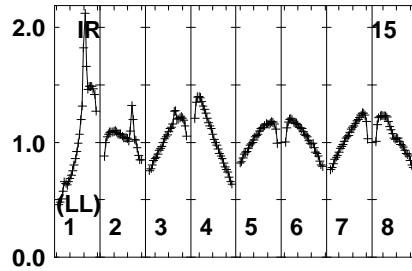
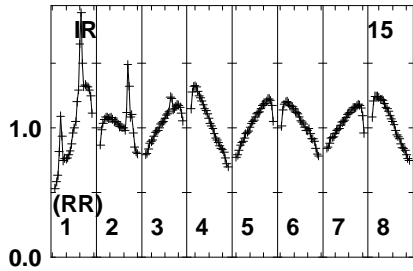
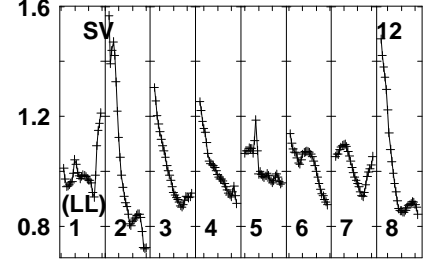
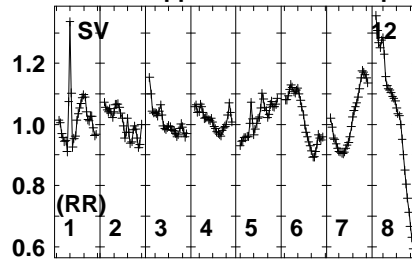
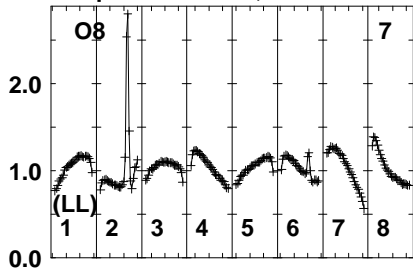
Auto-corr total-power spectrum Antenna: *

Timerange: 00/18:22:12 to 00/18:23:20

Plot file version 664 created 15-NOV-2022 10:56:01

J1722+2458 EB081B 1.UVDATA.1

Freq = 1.5950 GHz, Bw = 16.000 MH No calibration applied and no bandpass applied



1595 610 1630 645 660 675 1695 710

FREQ MHz

Lower frame: Real Jy

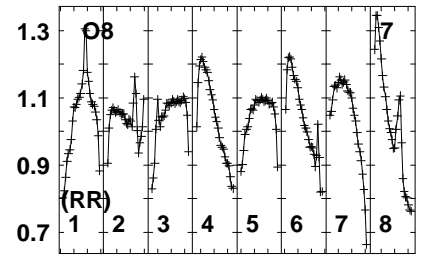
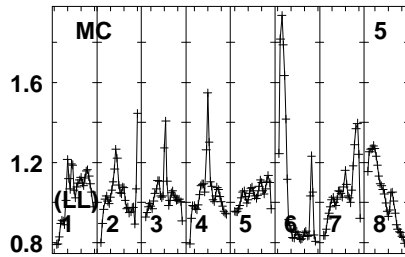
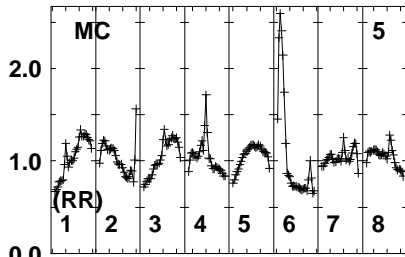
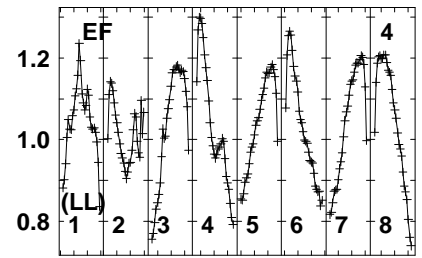
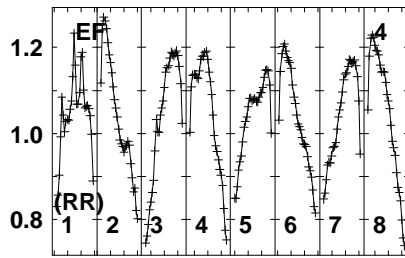
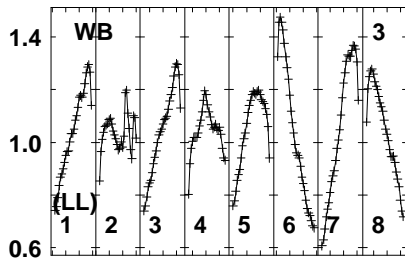
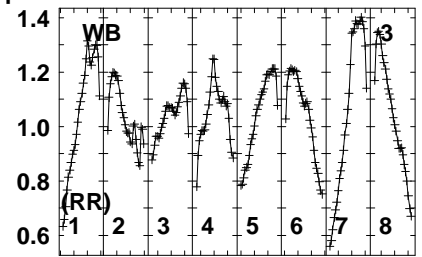
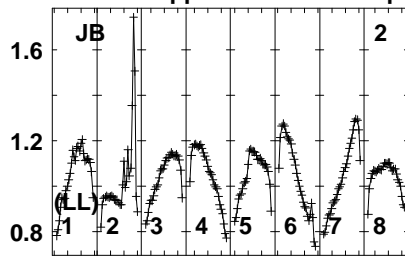
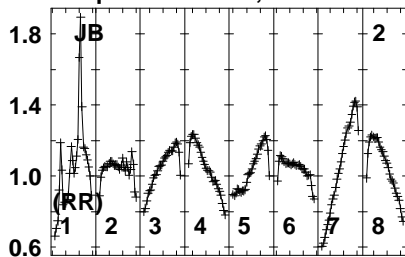
Auto-corr total-power spectrum Antenna: *

Timerange: 00/18:22:12 to 00/18:23:20

Plot file version 665 created 15-NOV-2022 10:56:01

J1722+2815 EB081B 1.UVDATA.1

Freq = 1.5950 GHz, Bw = 16.000 MH No calibration applied and no bandpass applied



1595 610 1630 645 660 675 1695 710
FREQ MHz

1595 610 1630 645 660 675 1695 710
FREQ MHz

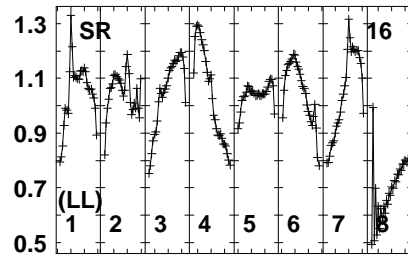
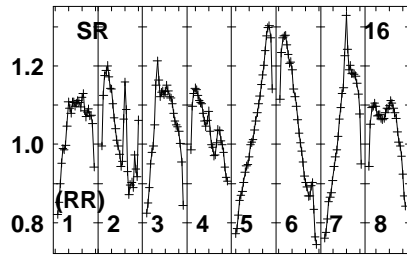
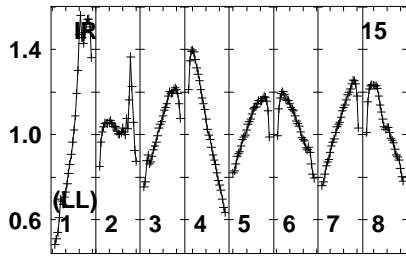
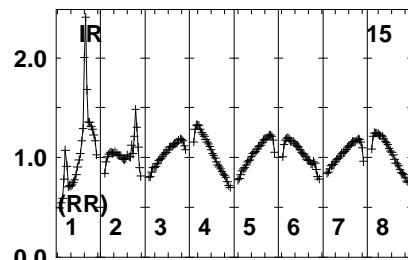
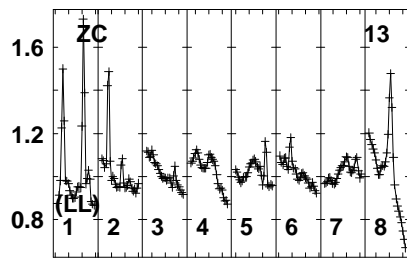
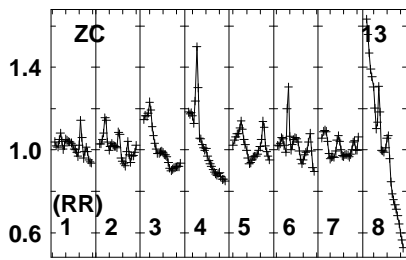
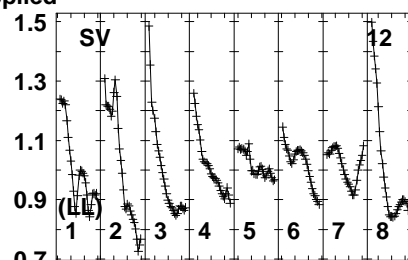
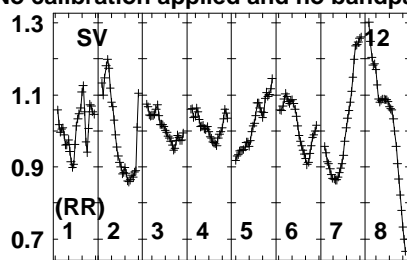
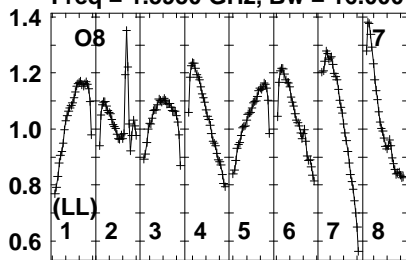
1595 610 1630 645 660 675 1695 710
FREQ MHz

Lower frame: Real Jy
Auto-corr total-power spectrum Antenna: *
Timerange: 00/18:23:20 to 00/18:24:59

Plot file version 666 created 15-NOV-2022 10:56:01

J1722+2815 EB081B 1.UVDATA.1

Freq = 1.5950 GHz, Bw = 16.000 MH No calibration applied and no bandpass applied



1595 610 1630 645 660 675 1695 710
FREQ MHz

1595 610 1630 645 660 675 1695 710
FREQ MHz

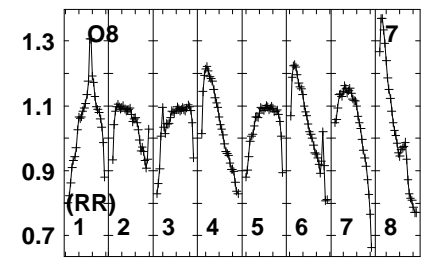
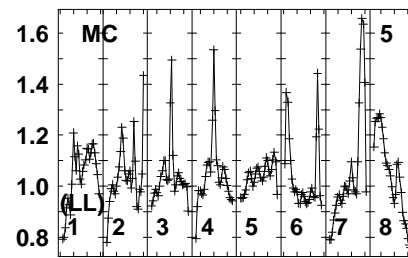
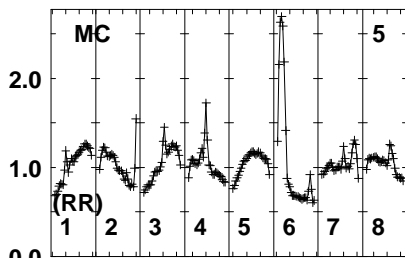
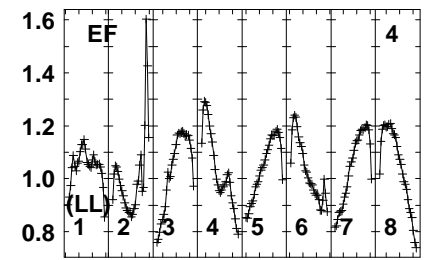
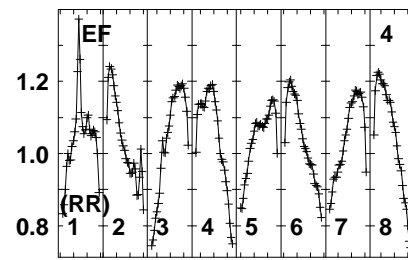
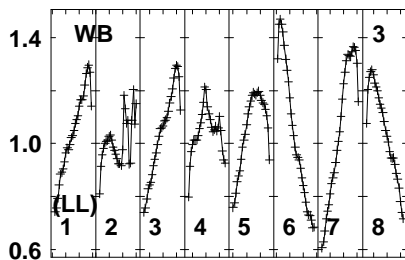
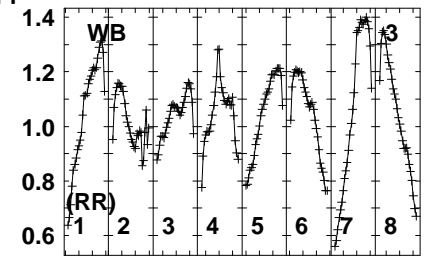
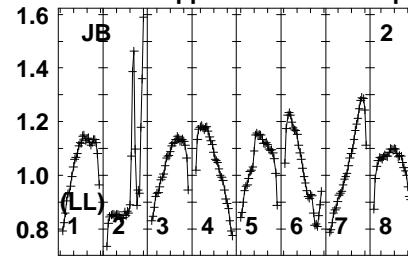
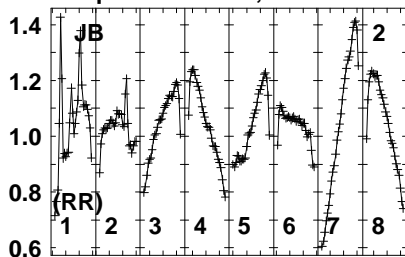
1595 610 1630 645 660 675 1695 710
FREQ MHz

Lower frame: Real Jy
Auto-corr total-power spectrum Antenna: *
Timerange: 00/18:23:20 to 00/18:24:59

Plot file version 667 created 15-NOV-2022 10:56:01

J1716+2616 EB081B 1.UVDATA.1

Freq = 1.5950 GHz, Bw = 16.000 MH No calibration applied and no bandpass applied



1595 610 1630 645 660 675 1695 710
FREQ MHz

1595 610 1630 645 660 675 1695 710
FREQ MHz

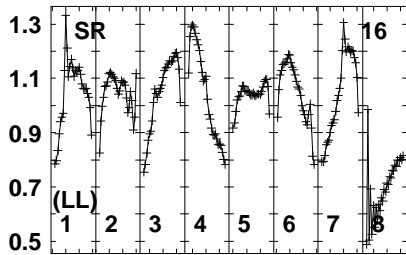
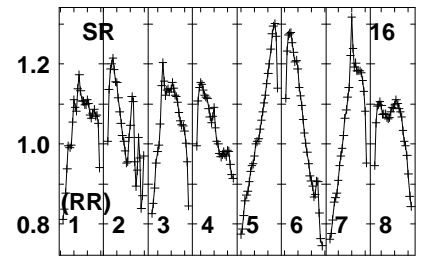
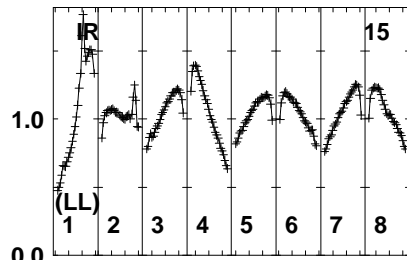
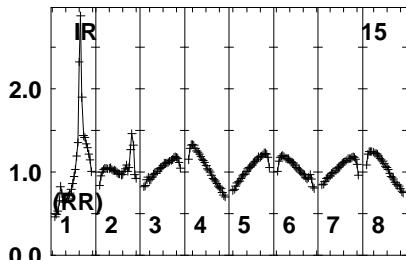
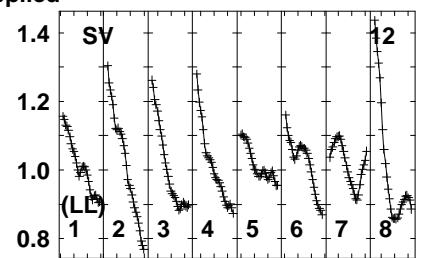
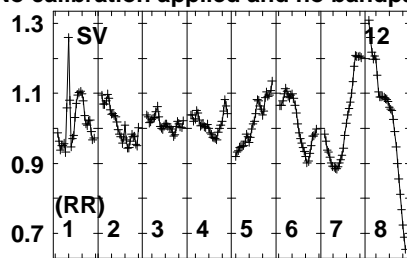
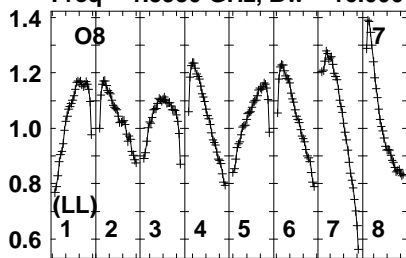
1595 610 1630 645 660 675 1695 710
FREQ MHz

Lower frame: Real Jy
Auto-corr total-power spectrum Antenna: *
Timerange: 00/18:25:00 to 00/18:26:39

Plot file version 668 created 15-NOV-2022 10:56:01

J1716+2616 EB081B 1.UVDATA.1

Freq = 1.5950 GHz, Bw = 16.000 MH No calibration applied and no bandpass applied



1595 610 1630 645 660 675 1695 710

FREQ MHz

Lower frame: Real Jy

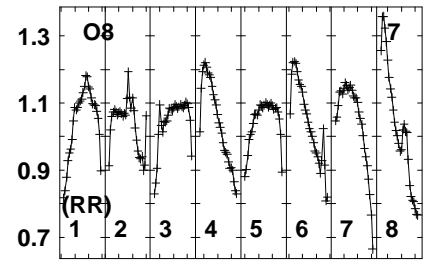
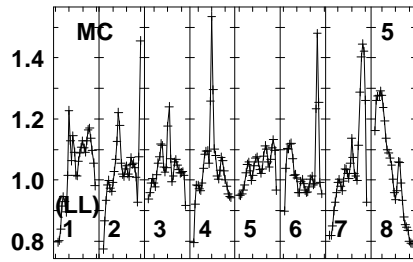
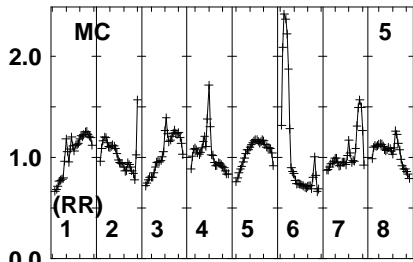
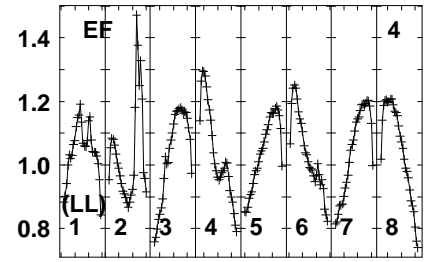
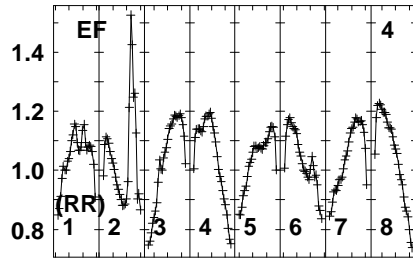
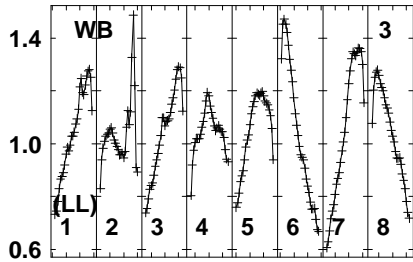
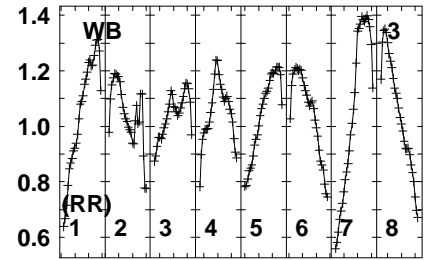
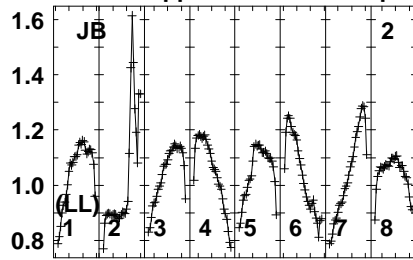
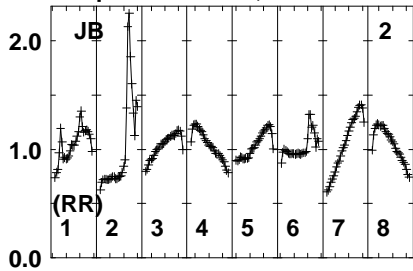
Auto-corr total-power spectrum Antenna: *

Timerange: 00/18:25:00 to 00/18:26:39

Plot file version 669 created 15-NOV-2022 10:56:01

ROSS867 EB081B 1.UVDATA.1

Freq = 1.5950 GHz, Bw = 16.000 MH No calibration applied and no bandpass applied



1595 610 1630 645 660 675 1695 710
FREQ MHz

1595 610 1630 645 660 675 1695 710
FREQ MHz

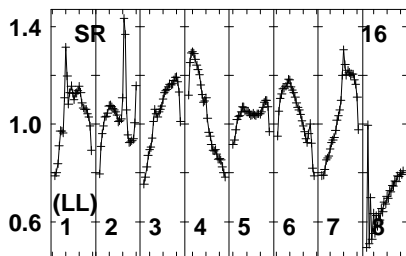
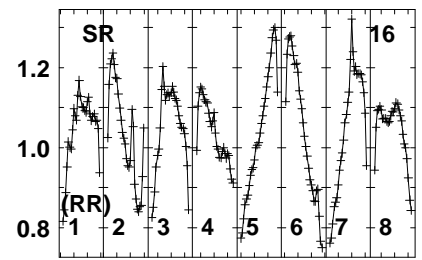
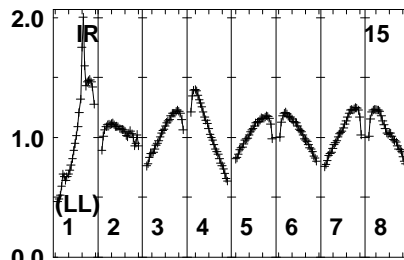
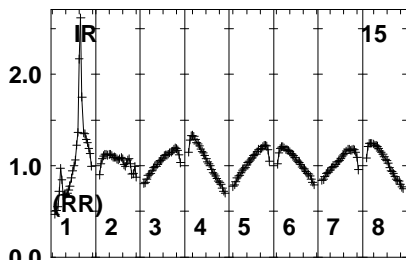
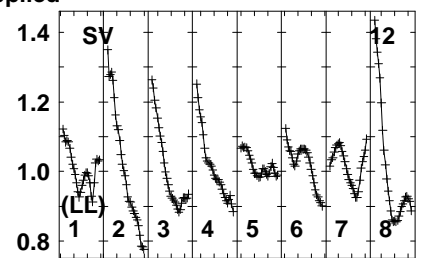
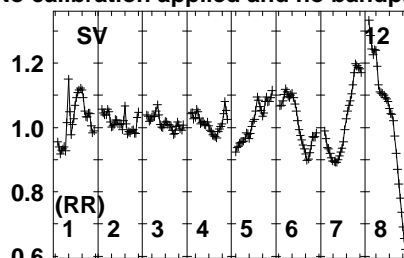
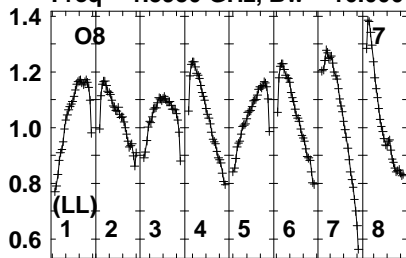
1595 610 1630 645 660 675 1695 710
FREQ MHz

Lower frame: Real Jy
Auto-corr total-power spectrum Antenna: *
Timerange: 00/18:26:41 to 00/18:31:39

Plot file version 670 created 15-NOV-2022 10:56:01

ROSS867 EB081B 1.UVDATA.1

Freq = 1.5950 GHz, Bw = 16.000 MH No calibration applied and no bandpass applied



1595 610 1630 645 660 675 1695 710

FREQ MHz

Lower frame: Real Jy

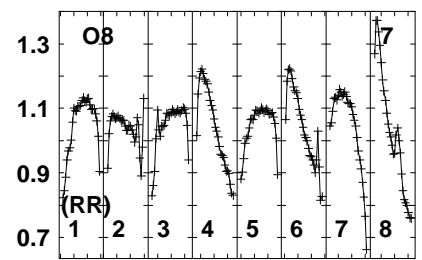
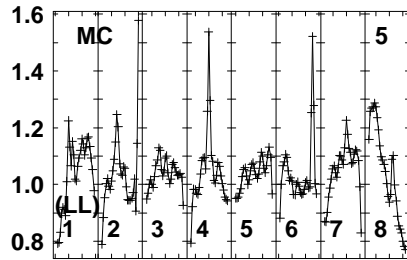
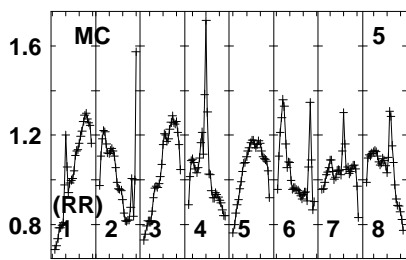
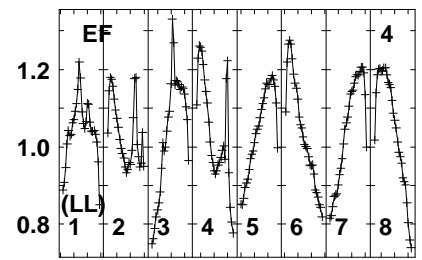
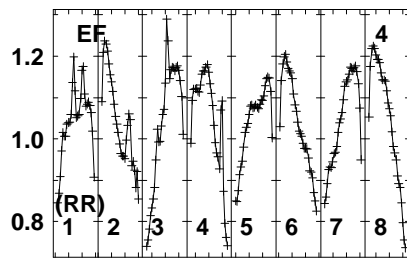
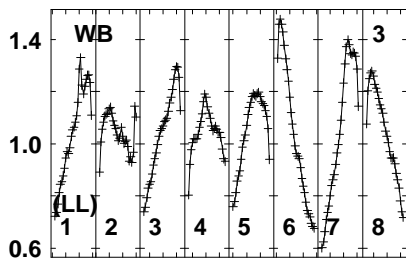
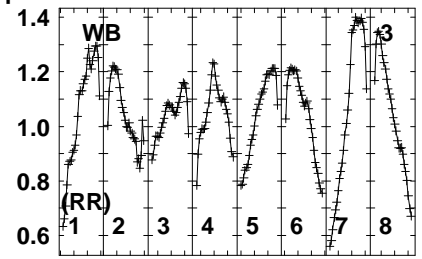
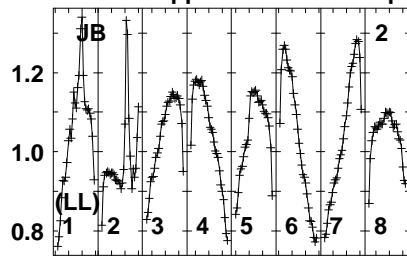
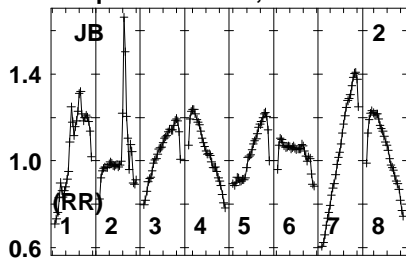
Auto-corr total-power spectrum Antenna: *

Timerange: 00/18:26:41 to 00/18:31:39

Plot file version 671 created 15-NOV-2022 10:56:02

J1722+2458 EB081B 1.UVDATA.1

Freq = 1.5950 GHz, Bw = 16.000 MH No calibration applied and no bandpass applied



1595 610 1630 645 660 675 1695 710
FREQ MHz

1595 610 1630 645 660 675 1695 710
FREQ MHz

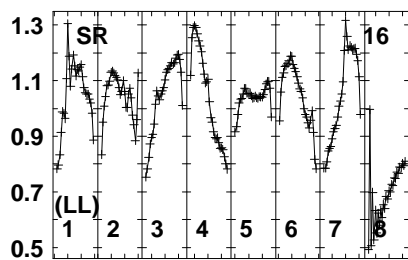
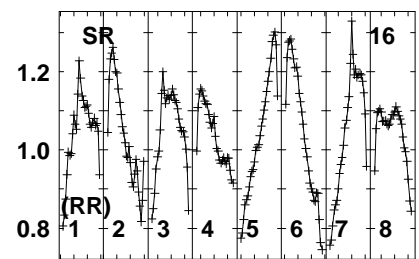
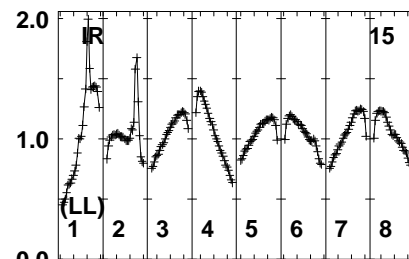
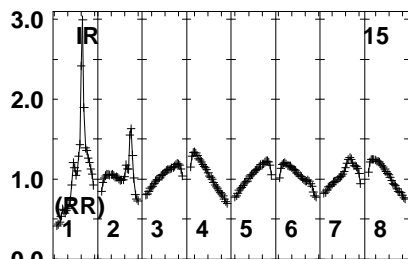
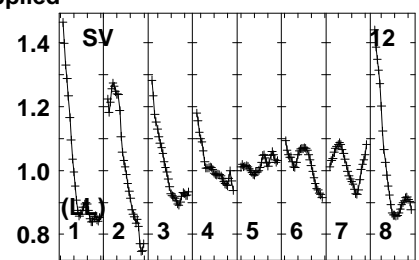
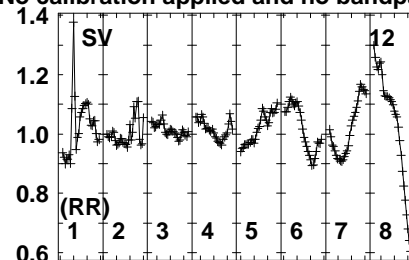
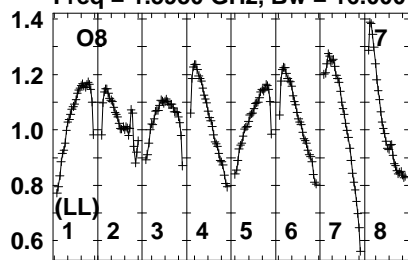
1595 610 1630 645 660 675 1695 710
FREQ MHz

Lower frame: Real Jy
Auto-corr total-power spectrum Antenna: *
Timerange: 00/18:32:11 to 00/18:33:19

Plot file version 672 created 15-NOV-2022 10:56:02

J1722+2458 EB081B 1.UVDATA.1

Freq = 1.5950 GHz, Bw = 16.000 MH No calibration applied and no bandpass applied



1595 610 1630 645 660 675 1695 710

FREQ MHz

Lower frame: Real Jy

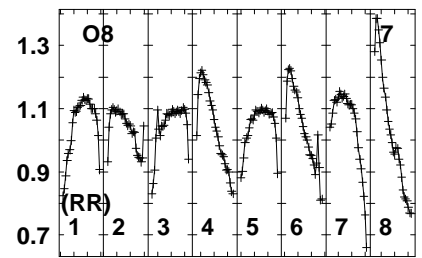
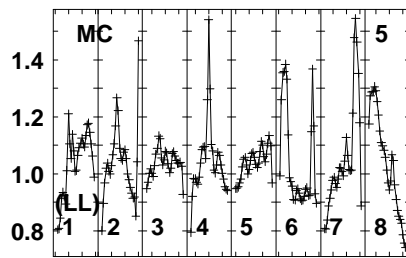
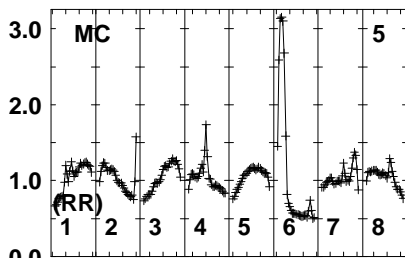
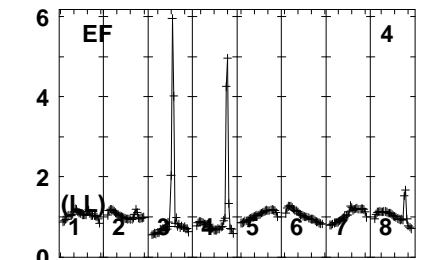
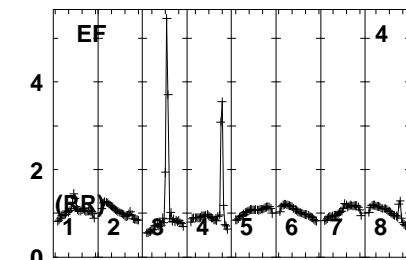
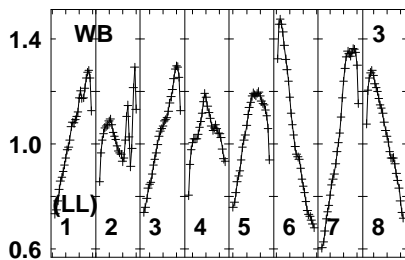
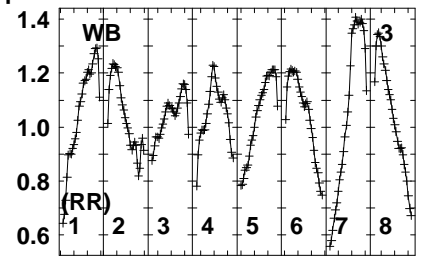
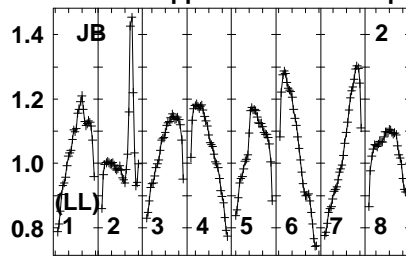
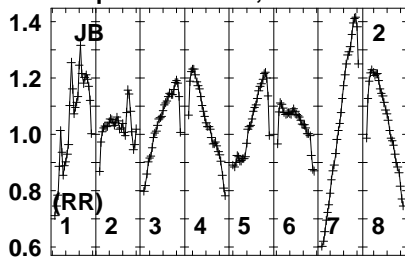
Auto-corr total-power spectrum Antenna: *

Timerange: 00/18:32:11 to 00/18:33:19

Plot file version 673 created 15-NOV-2022 10:56:02

J1722+2815 EB081B 1.UVDATA.1

Freq = 1.5950 GHz, Bw = 16.000 MH No calibration applied and no bandpass applied



1595 610 1630 645 660 675 1695 710
FREQ MHz

1595 610 1630 645 660 675 1695 710
FREQ MHz

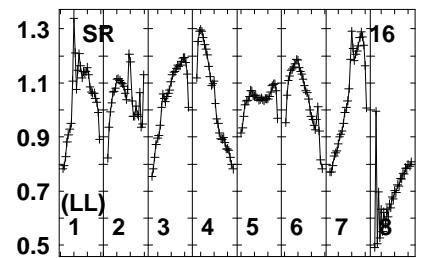
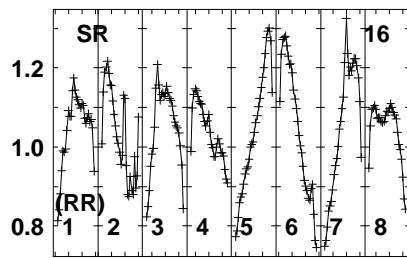
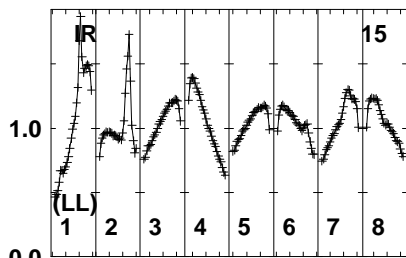
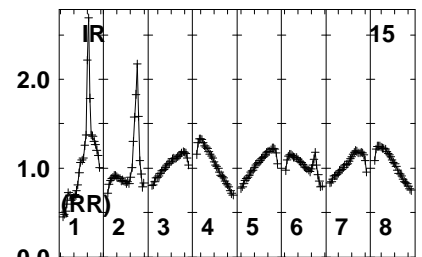
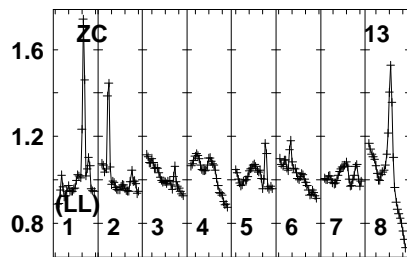
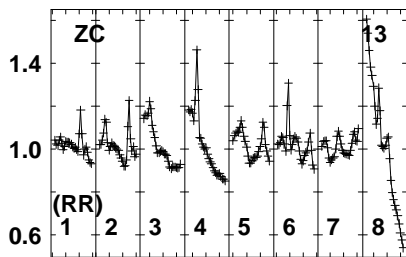
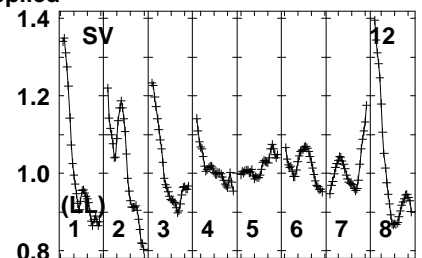
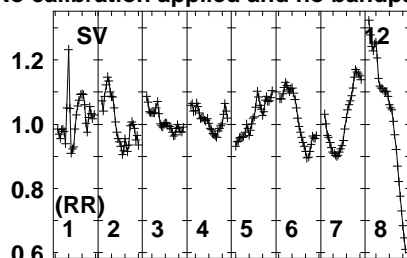
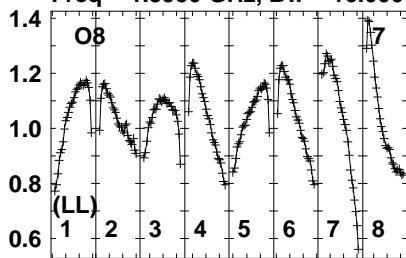
1595 610 1630 645 660 675 1695 710
FREQ MHz

Lower frame: Real Jy
Auto-corr total-power spectrum Antenna: *
Timerange: 00/18:33:21 to 00/18:35:00

Plot file version 674 created 15-NOV-2022 10:56:02

J1722+2815 EB081B 1.UVDATA.1

Freq = 1.5950 GHz, Bw = 16.000 MH No calibration applied and no bandpass applied



1595 610 1630 645 660 675 1695 710
FREQ MHz

1595 610 1630 645 660 675 1695 710
FREQ MHz

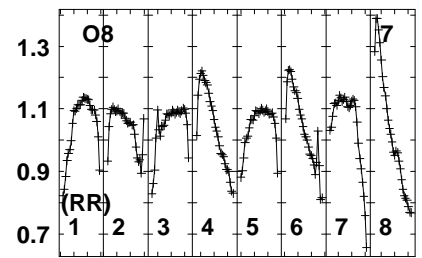
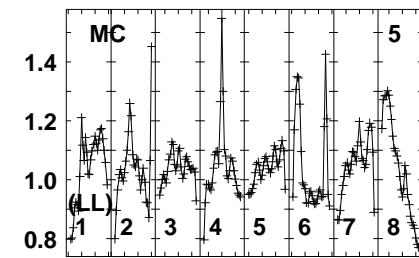
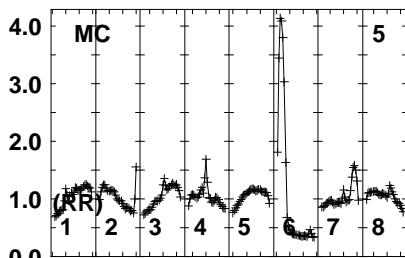
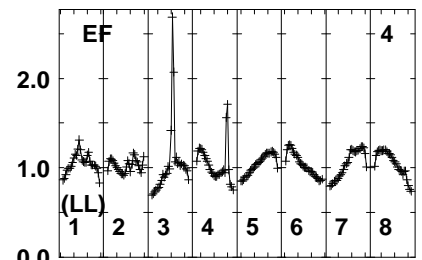
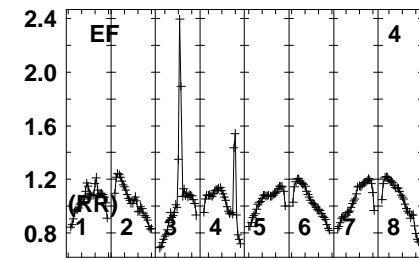
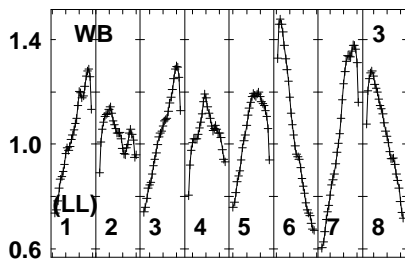
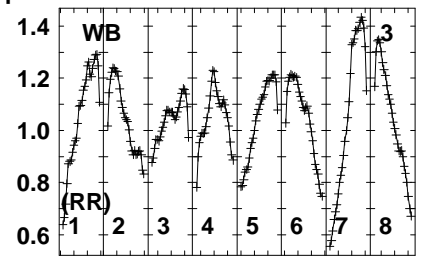
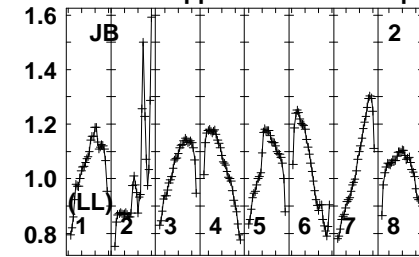
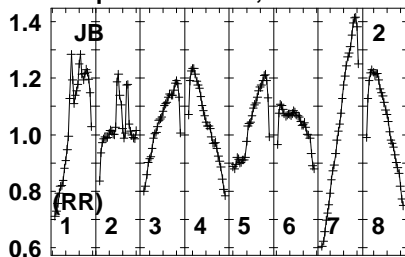
1595 610 1630 645 660 675 1695 710
FREQ MHz

Lower frame: Real Jy
Auto-corr total-power spectrum Antenna: *
Timerange: 00/18:33:21 to 00/18:35:00

Plot file version 675 created 15-NOV-2022 10:56:02

J1716+2616 EB081B 1.UVDATA.1

Freq = 1.5950 GHz, Bw = 16.000 MH No calibration applied and no bandpass applied



1595 610 1630 645 660 675 1695 710
FREQ MHz

1595 610 1630 645 660 675 1695 710
FREQ MHz

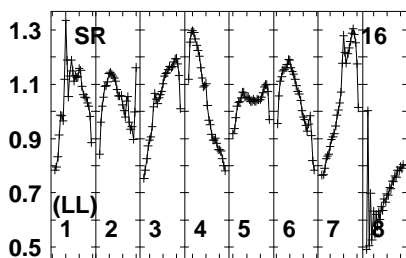
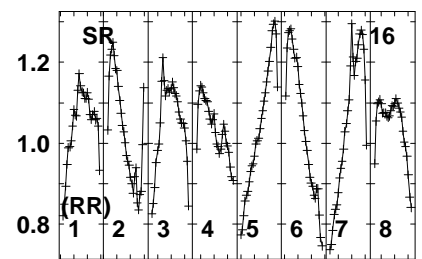
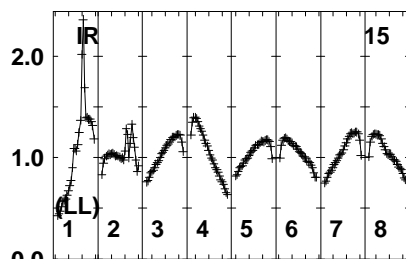
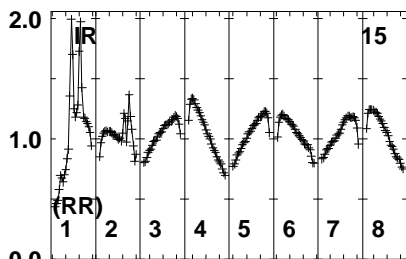
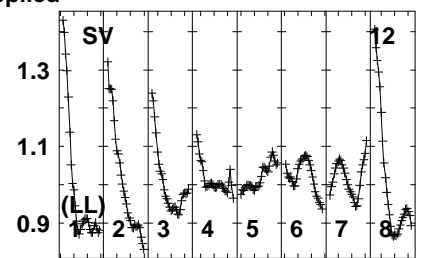
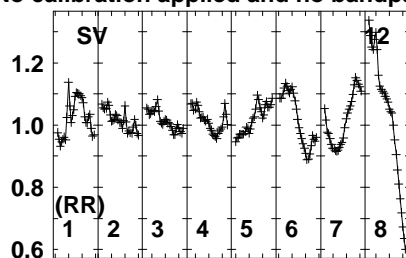
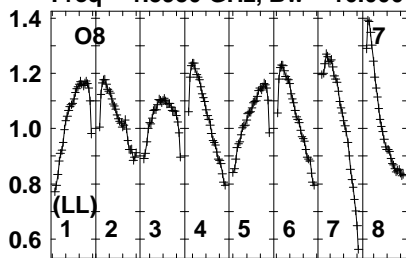
1595 610 1630 645 660 675 1695 710
FREQ MHz

Lower frame: Real Jy
Auto-corr total-power spectrum Antenna: *
Timerange: 00/18:35:01 to 00/18:36:40

Plot file version 676 created 15-NOV-2022 10:56:02

J1716+2616 EB081B 1.UVDATA.1

Freq = 1.5950 GHz, Bw = 16.000 MH No calibration applied and no bandpass applied



1595 610 1630 645 660 675 1695 710

FREQ MHz

Lower frame: Real Jy

Auto-corr total-power spectrum Antenna: *

Timerange: 00/18:35:01 to 00/18:36:40