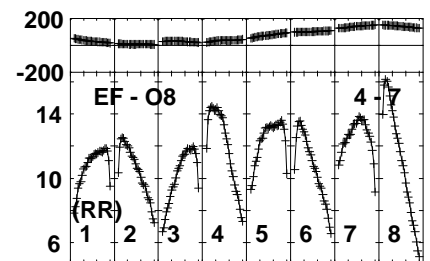
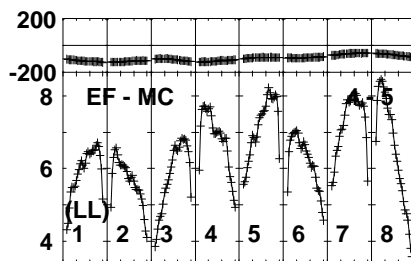
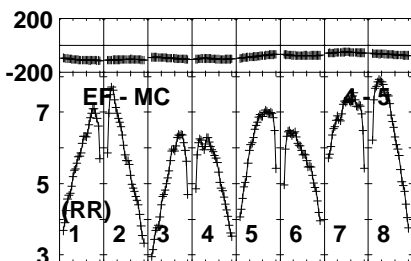
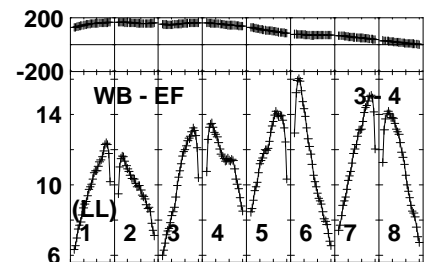
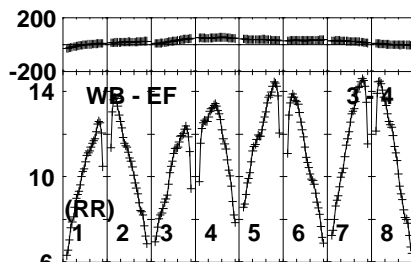
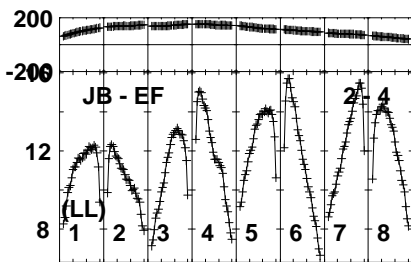
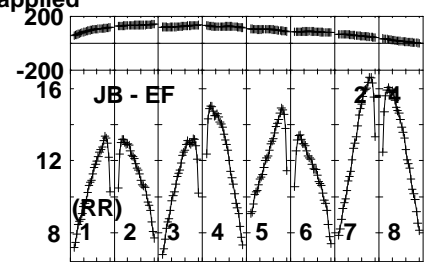
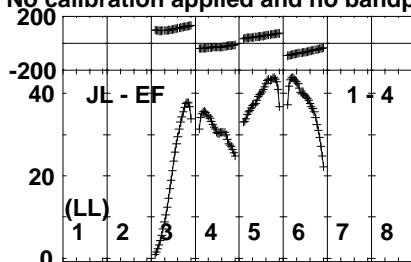
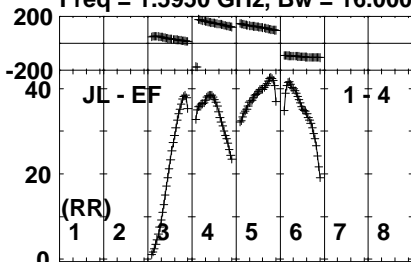


Plot file version 1 created 15-NOV-2022 11:01:13

OQ208 EB081B 1.UVDATA.1

Freq = 1.5950 GHz, Bw = 16.000 MH No calibration applied and no bandpass applied



020020020020020020020020020020
Channels

020020020020020020020020020020
Channels

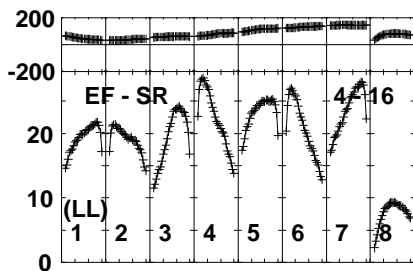
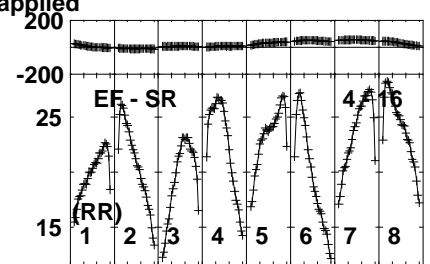
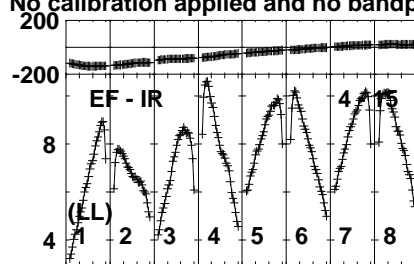
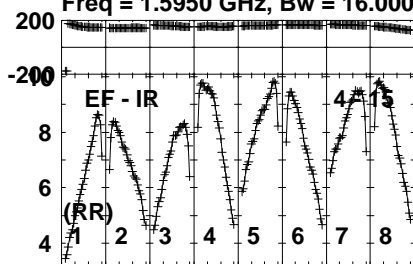
020020020020020020020020020020
Channels

Lower frame: Milli Ampl Jy Top frame: Phas deg
Vector averaged cross-power spectrum Several baselines displayed
Timerange: 00/08:30:01 to 00/08:38:59

Plot file version 3 created 15-NOV-2022 11:01:14

OQ208 EB081B 1.UVDATA.1

Freq = 1.5950 GHz, Bw = 16.000 MH No calibration applied and no bandpass applied



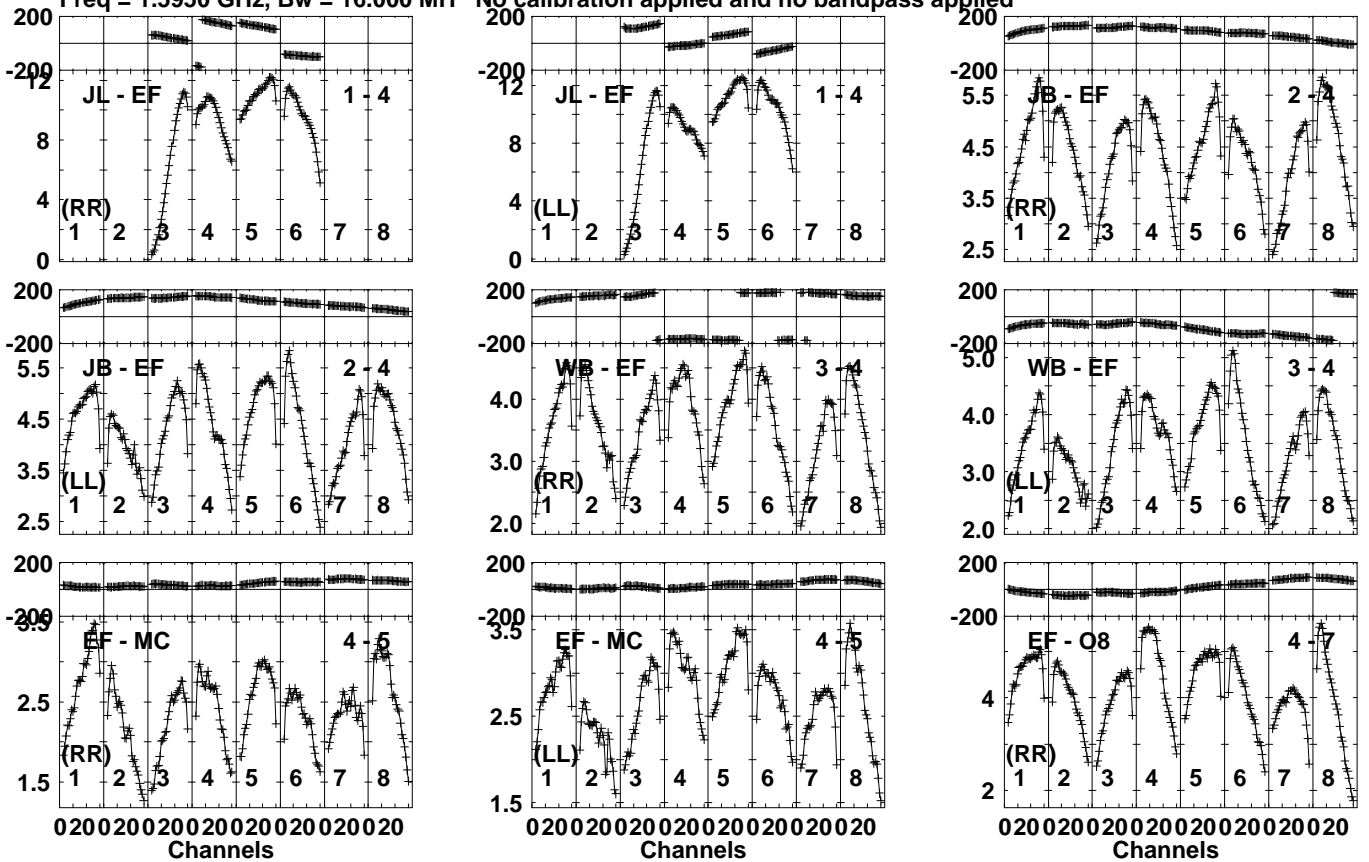
Lower frame: Milli Ampl Jy Top frame: Phas deg
Vector averaged cross-power spectrum Several baselines displayed
Timerange: 00/08:30:01 to 00/08:38:59

Plot file version 4 created 15-NOV-2022 11:01:14

J1722+2458 EB081B 1.UVDATA.1

Freq = 1.5950 GHz, Bw = 16.000 MH

No calibration applied and no bandpass applied



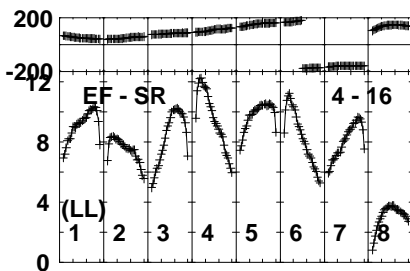
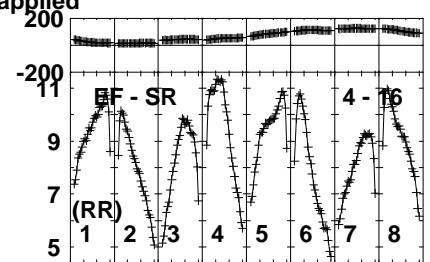
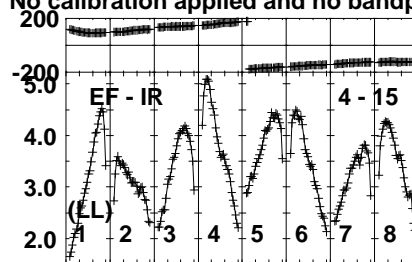
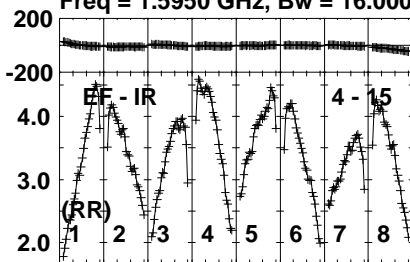
Lower frame: Milli Ampl Jy Top frame: Phas deg
Vector averaged cross-power spectrum Several baselines displayed
Timerange: 00/08:39:00 to 00/08:43:59

Plot file version 6 created 15-NOV-2022 11:01:15

J1722+2458 EB081B 1.UVDATA.1

Freq = 1.5950 GHz, Bw = 16.000 MH

No calibration applied and no bandpass applied



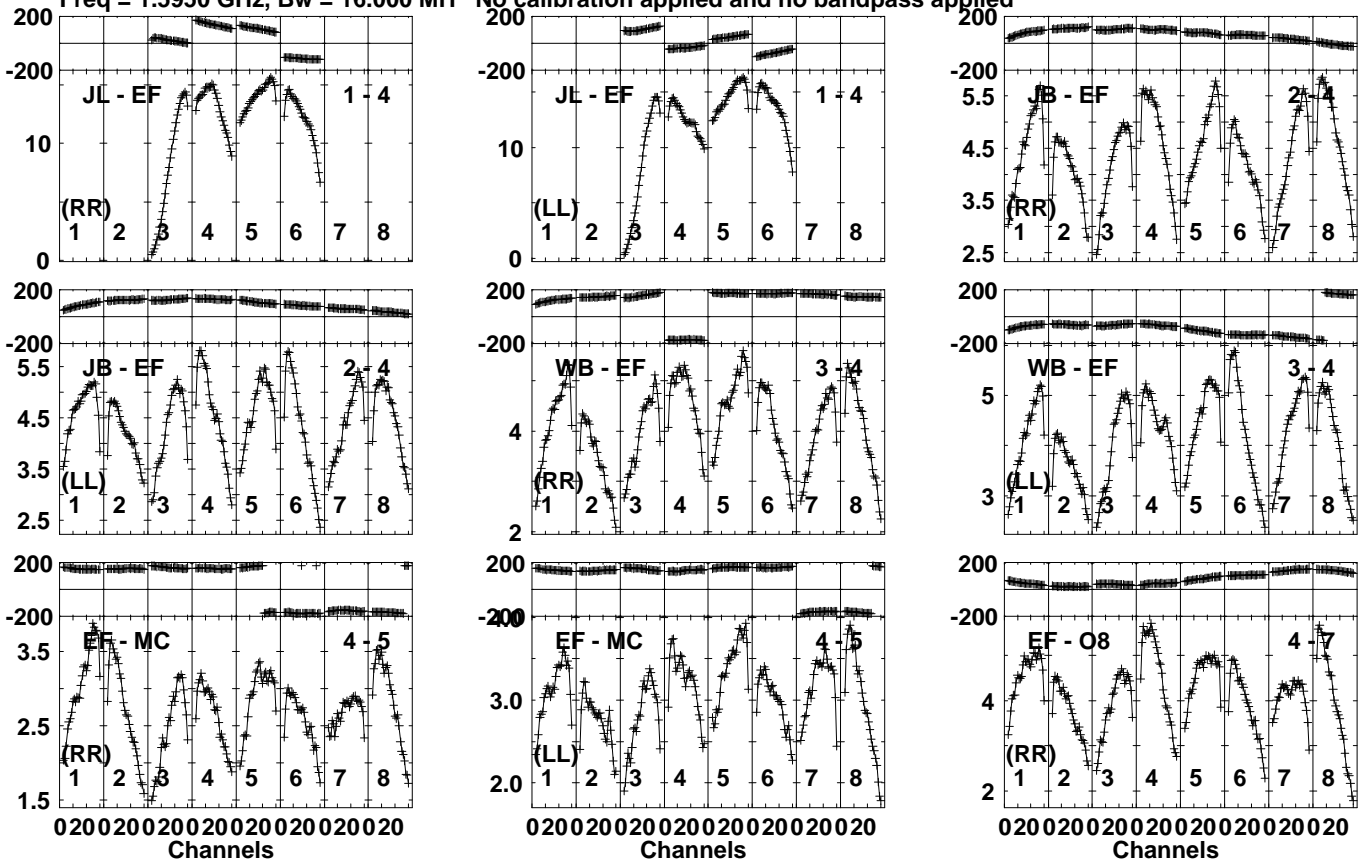
Lower frame: Milli Ampl Jy Top frame: Phas deg
Vector averaged cross-power spectrum Several baselines displayed
Timerange: 00/08:39:00 to 00/08:43:59

Plot file version 7 created 15-NOV-2022 11:01:15

J1722+2458 EB081B 1.UVDATA.1

Freq = 1.5950 GHz, Bw = 16.000 MH

No calibration applied and no bandpass applied



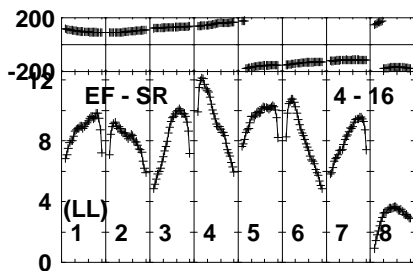
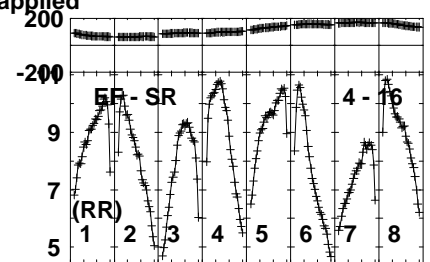
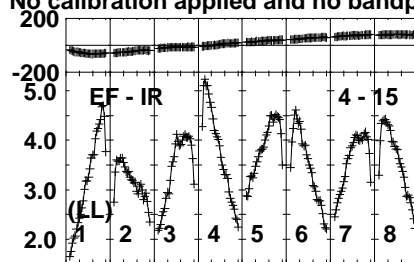
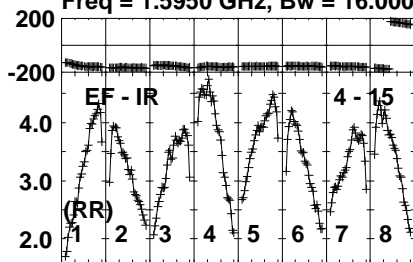
Lower frame: Milli Ampl Jy Top frame: Phas deg
 Vector averaged cross-power spectrum Several baselines displayed
 Timerange: 00/08:44:31 to 00/08:45:39

Plot file version 9 created 15-NOV-2022 11:01:15

J1722+2458 EB081B 1.UVDATA.1

Freq = 1.5950 GHz, Bw = 16.000 MH

No calibration applied and no bandpass applied



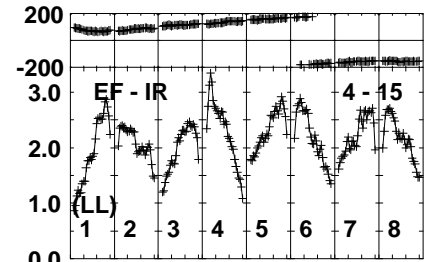
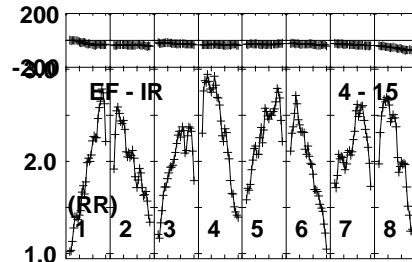
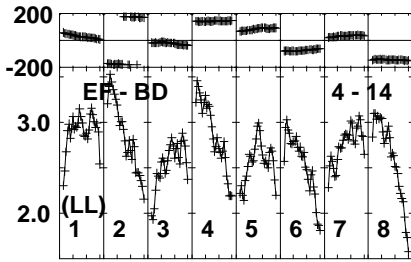
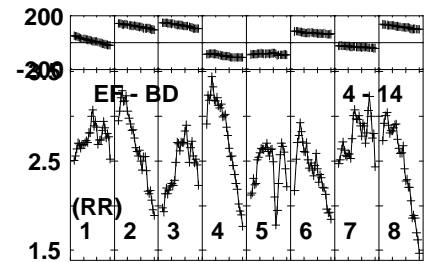
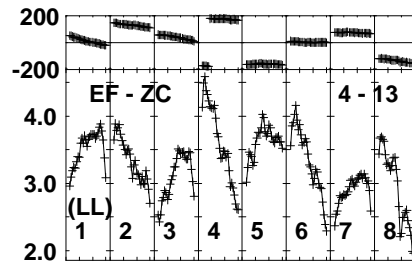
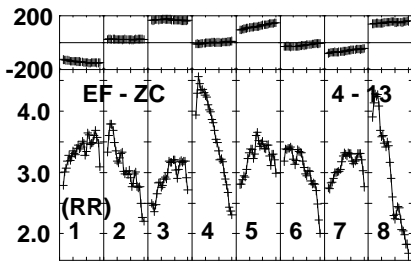
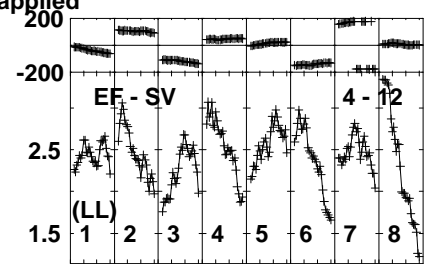
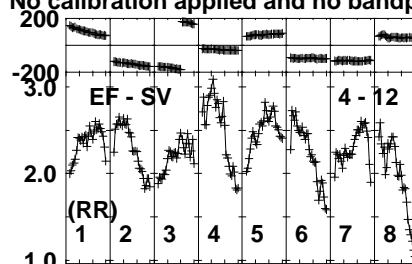
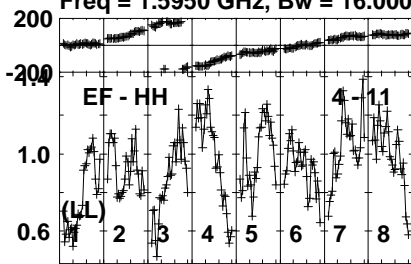
Lower frame: Milli Ampl Jy Top frame: Phas deg
Vector averaged cross-power spectrum Several baselines displayed
Timerange: 00/08:44:31 to 00/08:45:39

Plot file version 11 created 15-NOV-2022 11:01:15

J1722+2815 EB081B 1.UVDATA.1

Freq = 1.5950 GHz, Bw = 16.000 MH

No calibration applied and no bandpass applied



020020020020020020020020020020
Channels

020020020020020020020020020020
Channels

020020020020020020020020020020
Channels

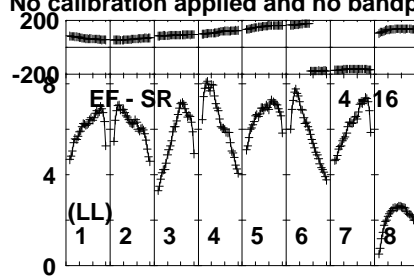
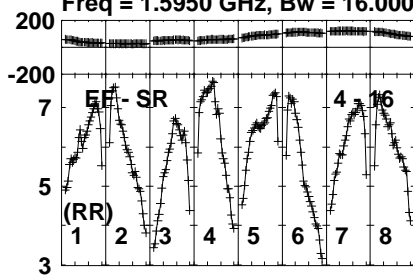
Lower frame: Milli Ampl Jy Top frame: Phas deg
Vector averaged cross-power spectrum Several baselines displayed
Timerange: 00/08:45:40 to 00/08:47:19

Plot file version 12 created 15-NOV-2022 11:01:16

J1722+2815 EB081B 1.UVDATA.1

Freq = 1.5950 GHz, Bw = 16.000 MH

No calibration applied and no bandpass applied



Lower frame: Milli Ampl Jy Top frame: Phas deg

Vector averaged cross-power spectrum Several baselines displayed

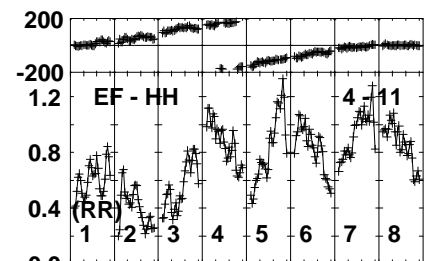
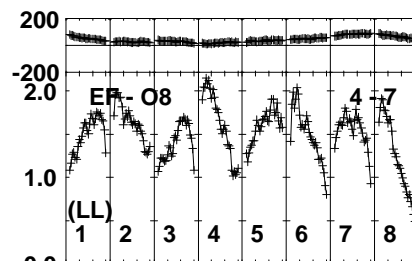
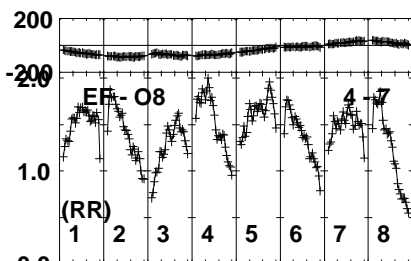
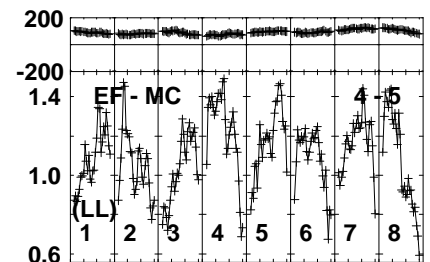
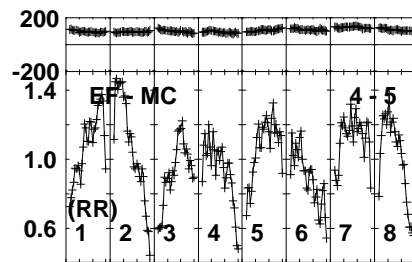
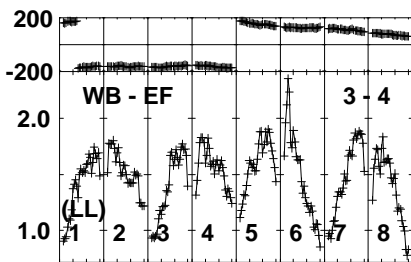
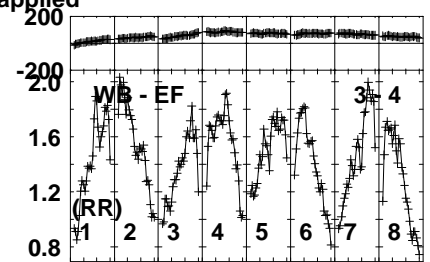
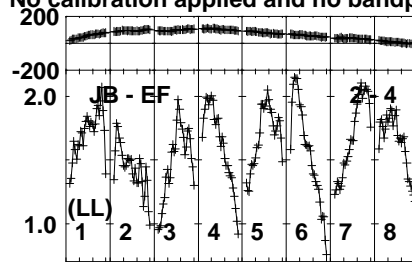
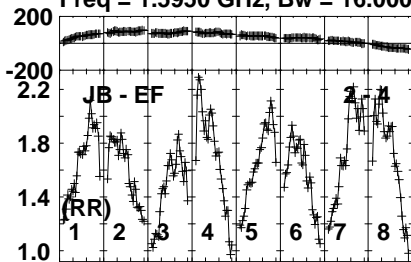
Timerange: 00/08:45:40 to 00/08:47:19

Plot file version 13 created 15-NOV-2022 11:01:16

J1716+2616 EB081B 1.UVDATA.1

Freq = 1.5950 GHz, Bw = 16.000 MH

No calibration applied and no bandpass applied



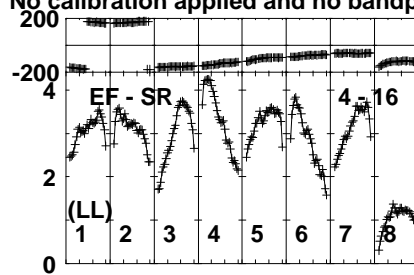
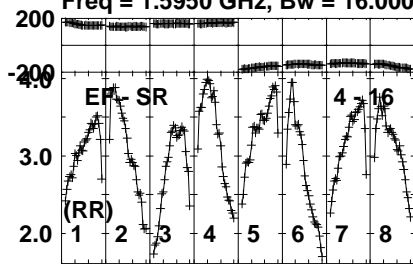
Lower frame: Milli Ampl Jy Top frame: Phas deg
Vector averaged cross-power spectrum Several baselines displayed
Timerange: 00/08:47:20 to 00/08:48:59

Plot file version 15 created 15-NOV-2022 11:01:16

J1716+2616 EB081B 1.UVDATA.1

Freq = 1.5950 GHz, Bw = 16.000 MH

No calibration applied and no bandpass applied



Lower frame: Milli Ampl Jy Top frame: Phas deg

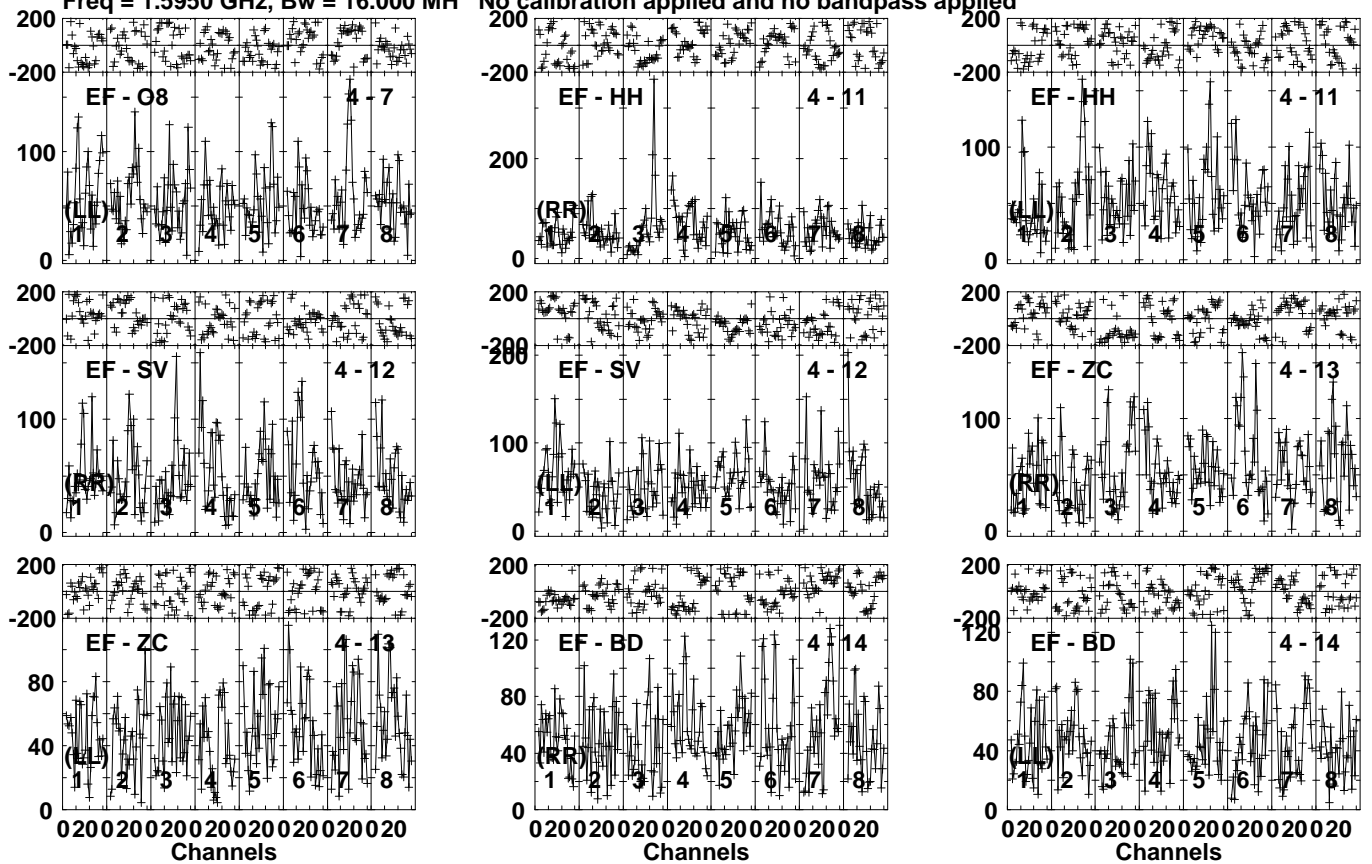
Vector averaged cross-power spectrum Several baselines displayed

Timerange: 00/08:47:20 to 00/08:48:59

Plot file version 17 created 15-NOV-2022 11:01:16

ROSS867 EB081B 1.UVDATA.1

Freq = 1.5950 GHz, Bw = 16.000 MH No calibration applied and no bandpass applied



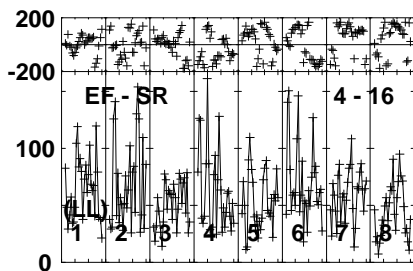
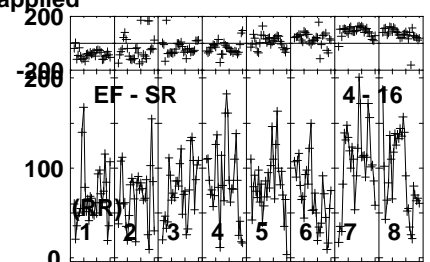
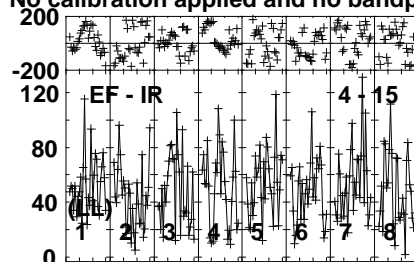
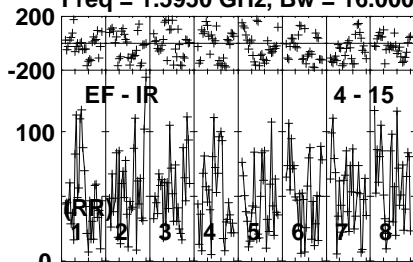
Lower frame: Micro Ampl Jy Top frame: Phas deg
Vector averaged cross-power spectrum Several baselines displayed
Timerange: 00/08:49:01 to 00/08:54:00

Plot file version 18 created 15-NOV-2022 11:01:17

ROSS867 EB081B 1.UVDATA.1

Freq = 1.5950 GHz, Bw = 16.000 MH

No calibration applied and no bandpass applied



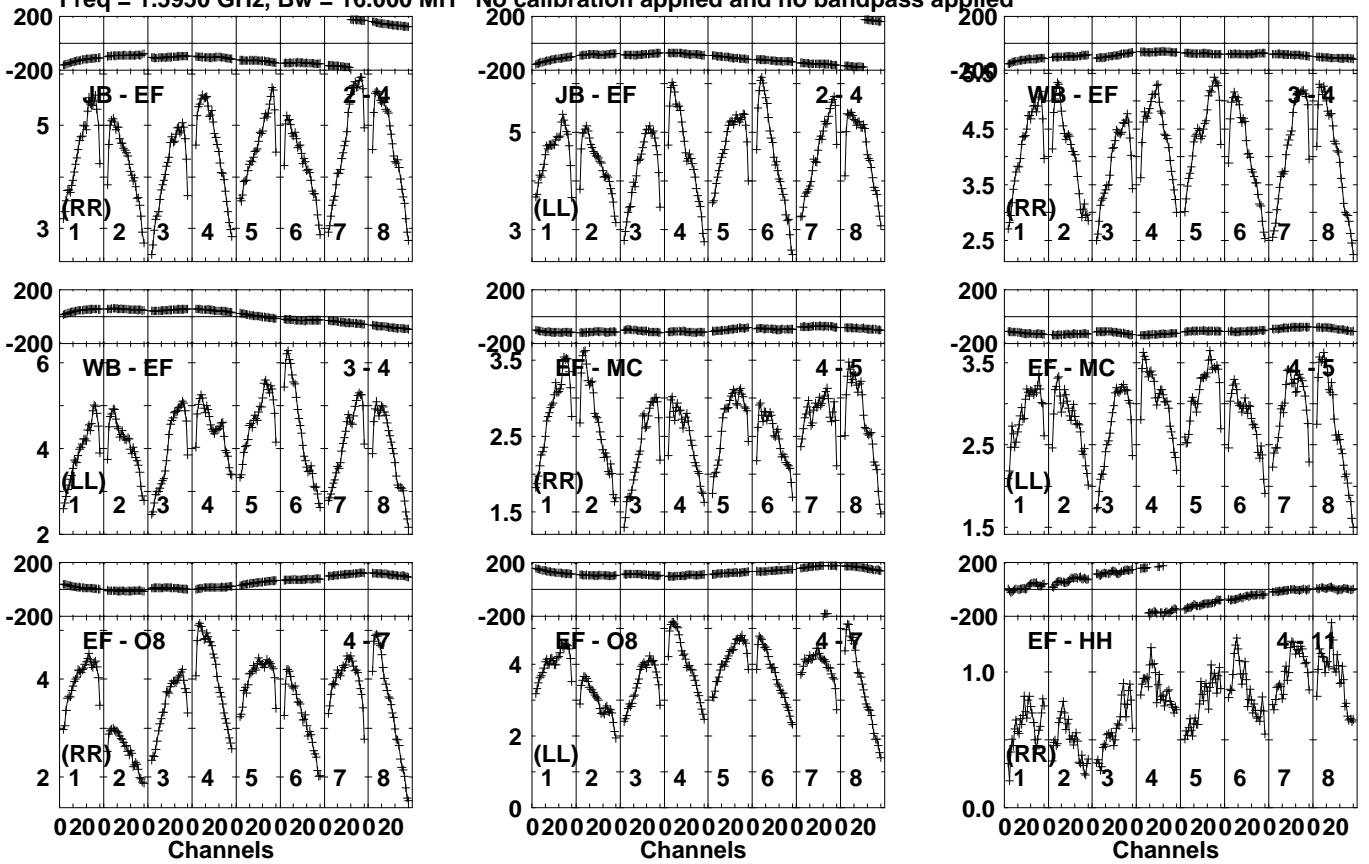
Lower frame: Micro Ampl Jy Top frame: Phas deg
Vector averaged cross-power spectrum Several baselines displayed
Timerange: 00/08:49:01 to 00/08:54:00

Plot file version 19 created 15-NOV-2022 11:01:17

J1722+2458 EB081B 1.UVDATA.1

Freq = 1.5950 GHz, Bw = 16.000 MH

No calibration applied and no bandpass applied



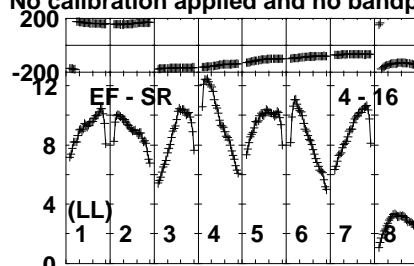
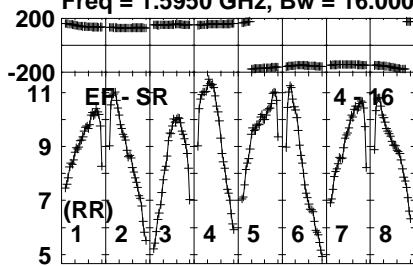
Lower frame: Milli Ampl Jy Top frame: Phas deg
 Vector averaged cross-power spectrum Several baselines displayed
 Timerange: 00/08:54:31 to 00/08:55:40

Plot file version 21 created 15-NOV-2022 11:01:17

J1722+2458 EB081B 1.UVDATA.1

Freq = 1.5950 GHz, Bw = 16.000 MH

No calibration applied and no bandpass applied



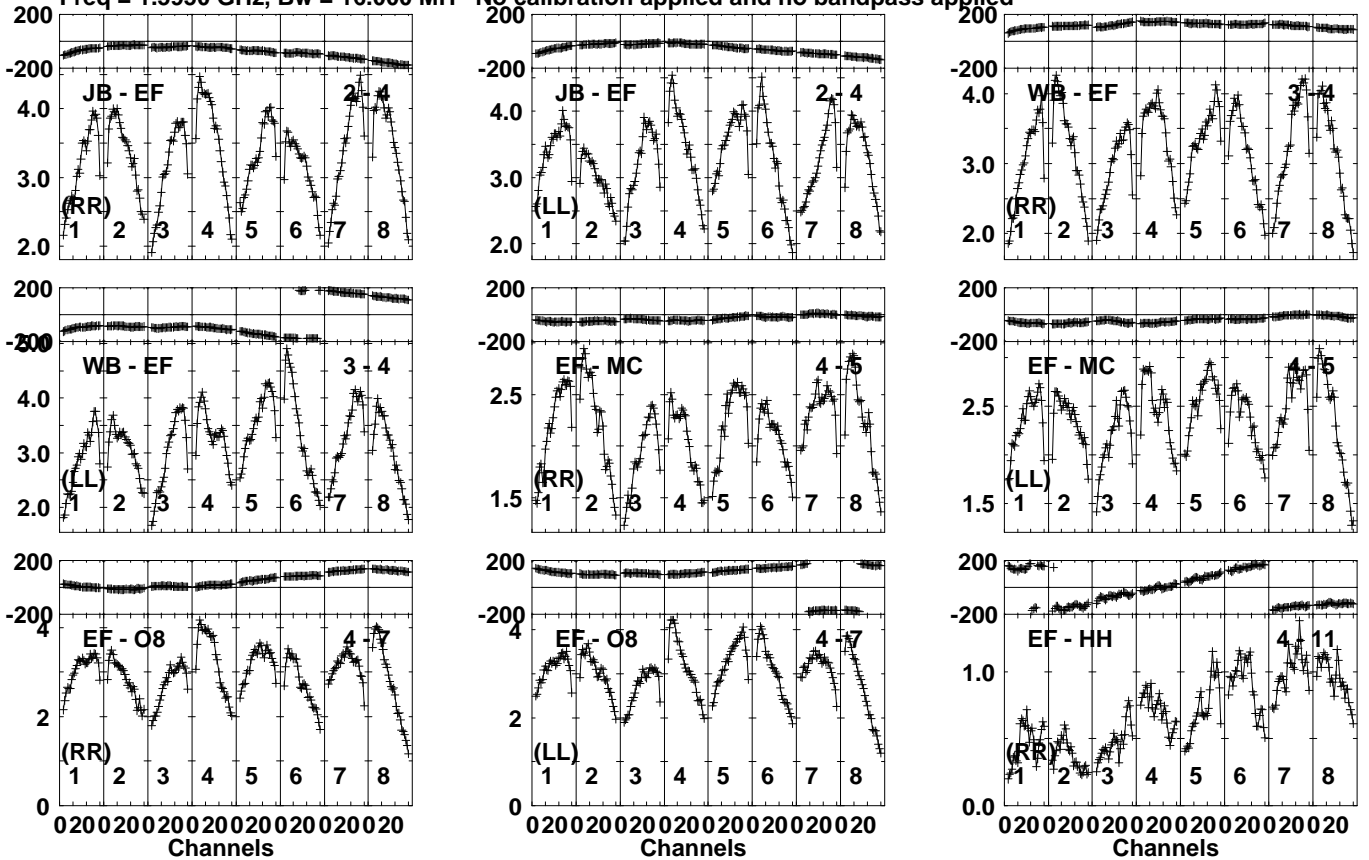
Lower frame: Milli Ampl Jy Top frame: Phas deg
Vector averaged cross-power spectrum Several baselines displayed
Timerange: 00/08:54:31 to 00/08:55:40

Plot file version 22 created 15-NOV-2022 11:01:17

J1722+2815 EB081B 1.UVDATA.1

Freq = 1.5950 GHz, Bw = 16.000 MH

No calibration applied and no bandpass applied



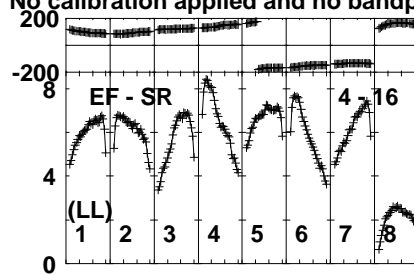
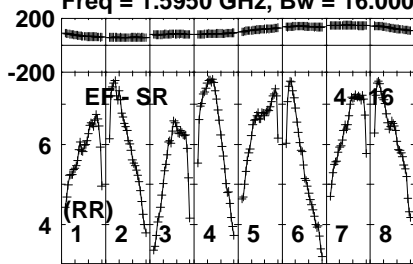
Lower frame: Milli Ampl Jy Top frame: Phas deg
Vector averaged cross-power spectrum Several baselines displayed
Timerange: 00/08:55:40 to 00/08:57:20

Plot file version 24 created 15-NOV-2022 11:01:17

J1722+2815 EB081B 1.UVDATA.1

Freq = 1.5950 GHz, Bw = 16.000 MH

No calibration applied and no bandpass applied



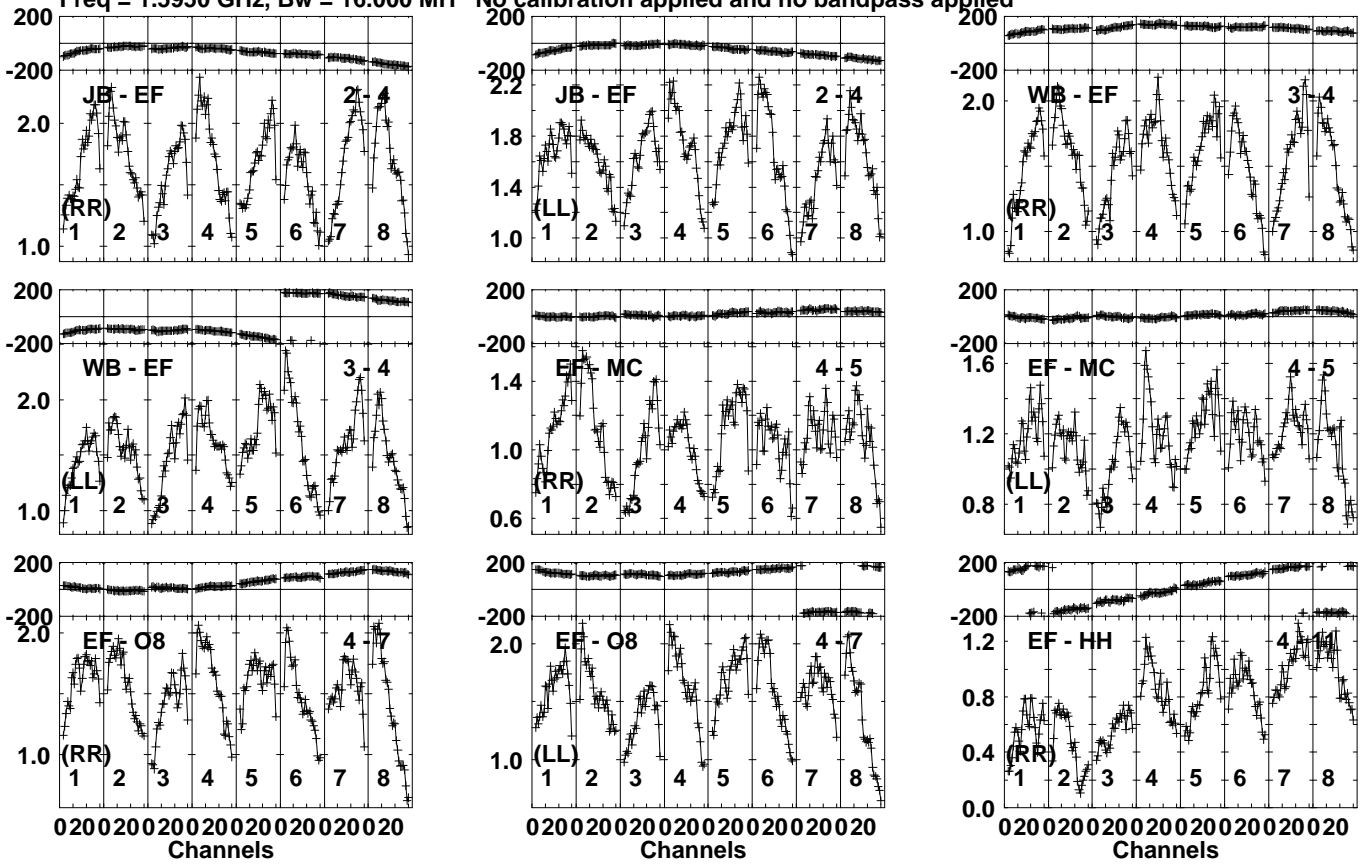
Lower frame: Milli Ampl Jy Top frame: Phas deg
Vector averaged cross-power spectrum Several baselines displayed
Timerange: 00/08:55:40 to 00/08:57:20

Plot file version 25 created 15-NOV-2022 11:01:17

J1716+2616 EB081B 1.UVDATA.1

Freq = 1.5950 GHz, Bw = 16.000 MH

No calibration applied and no bandpass applied



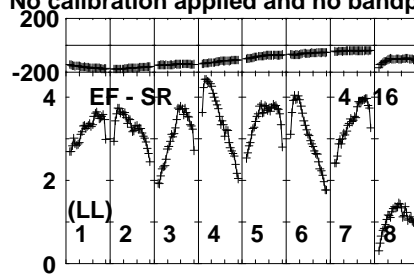
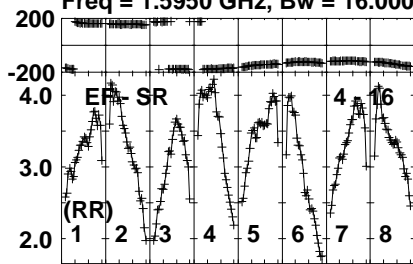
Lower frame: Milli Ampl Jy Top frame: Phas deg
Vector averaged cross-power spectrum Several baselines displayed
Timerange: 00/08:57:20 to 00/08:58:59

Plot file version 27 created 15-NOV-2022 11:01:18

J1716+2616 EB081B 1.UVDATA.1

Freq = 1.5950 GHz, Bw = 16.000 MH

No calibration applied and no bandpass applied

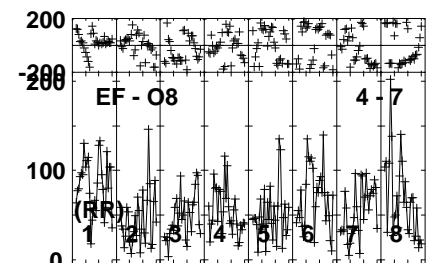
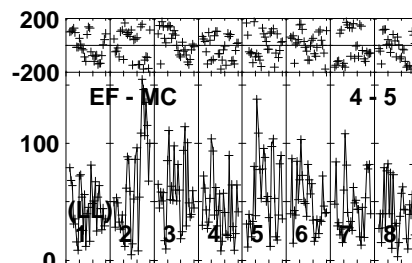
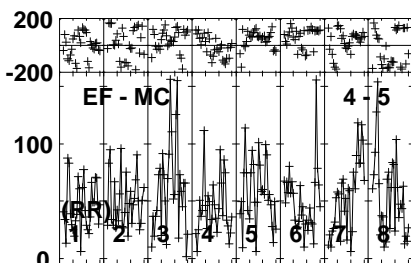
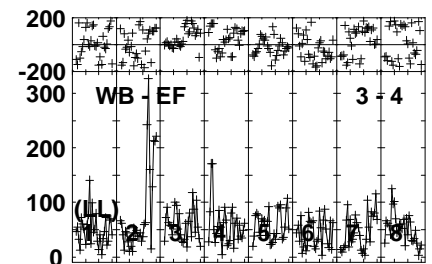
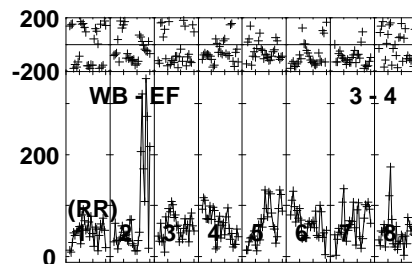
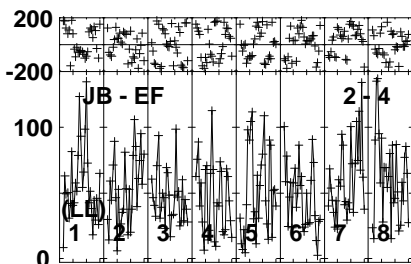
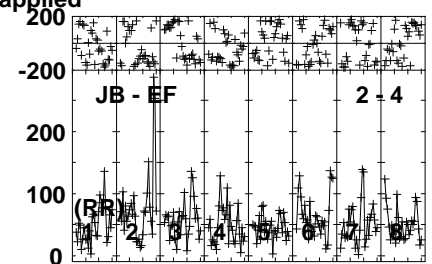
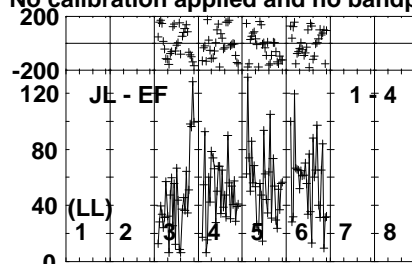
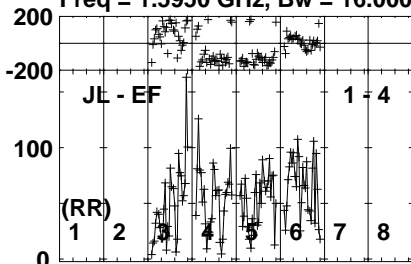


Lower frame: Milli Ampl Jy Top frame: Phas deg
Vector averaged cross-power spectrum Several baselines displayed
Timerange: 00/08:57:20 to 00/08:58:59

Plot file version 28 created 15-NOV-2022 11:01:18

ROSS867 EB081B 1.UVDATA.1

Freq = 1.5950 GHz, Bw = 16.000 MH No calibration applied and no bandpass applied

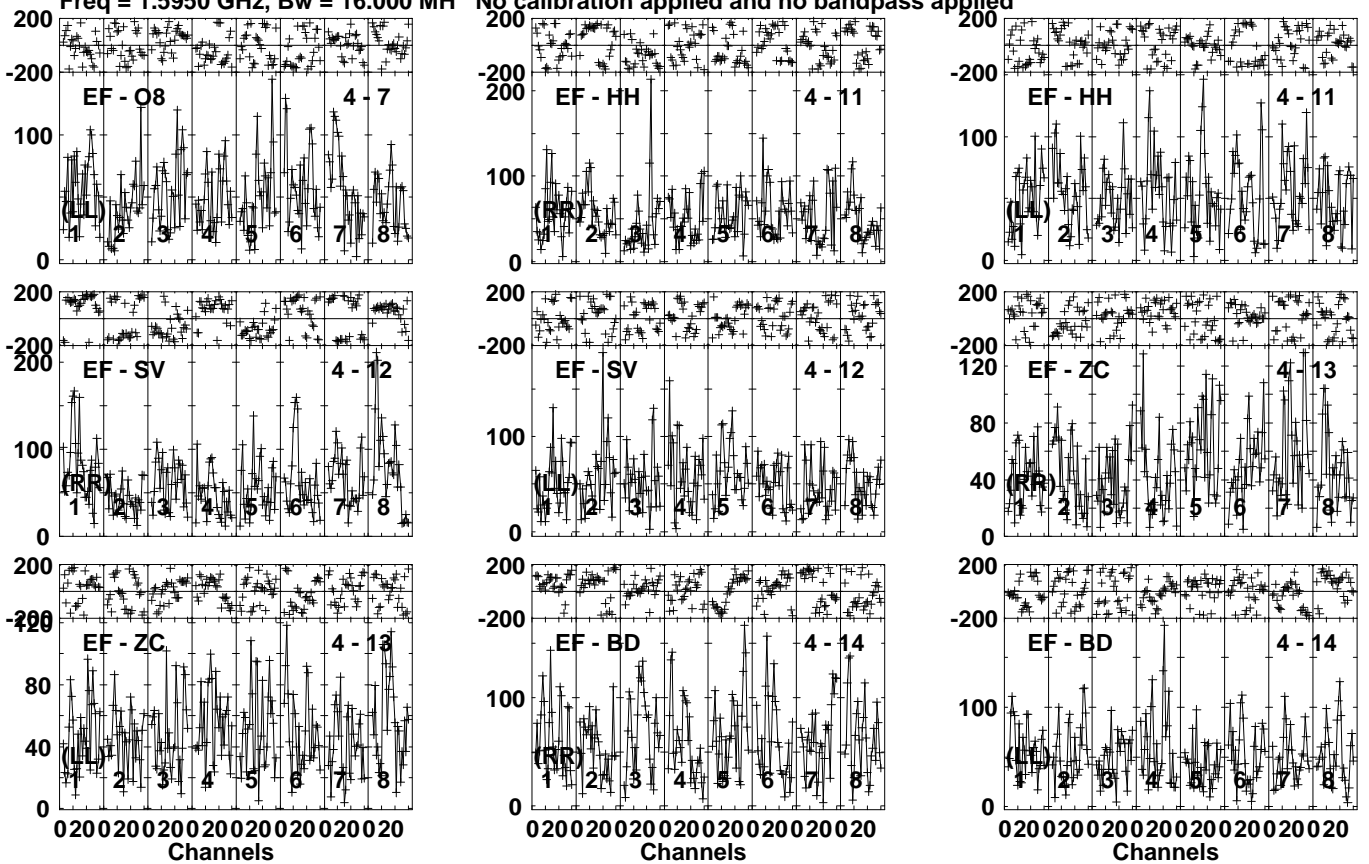


Lower frame: Micro Ampl Jy Top frame: Phas deg
Vector averaged cross-power spectrum Several baselines displayed
Timerange: 00/08:59:00 to 00/09:03:59

Plot file version 29 created 15-NOV-2022 11:01:18

ROSS867 EB081B 1.UVDATA.1

Freq = 1.5950 GHz, Bw = 16.000 MH No calibration applied and no bandpass applied

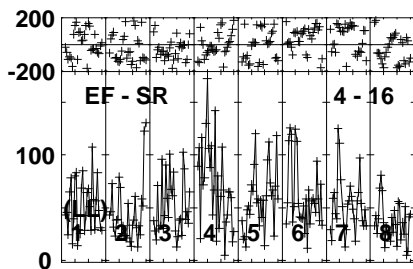
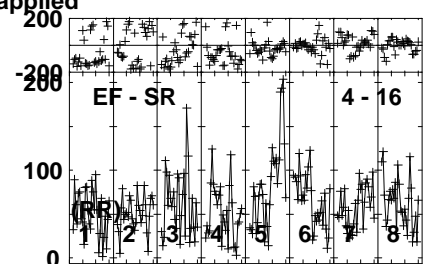
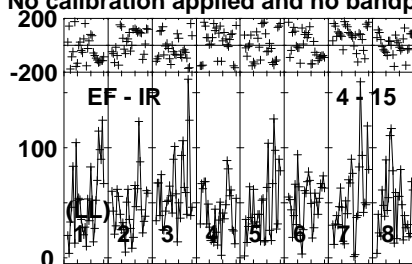
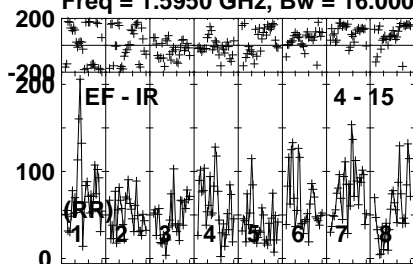


Lower frame: Micro Ampl Jy Top frame: Phas deg
Vector averaged cross-power spectrum Several baselines displayed
Timerange: 00/08:59:00 to 00/09:03:59

Plot file version 30 created 15-NOV-2022 11:01:19

ROSS867 EB081B 1.UVDATA.1

Freq = 1.5950 GHz, Bw = 16.000 MH No calibration applied and no bandpass applied



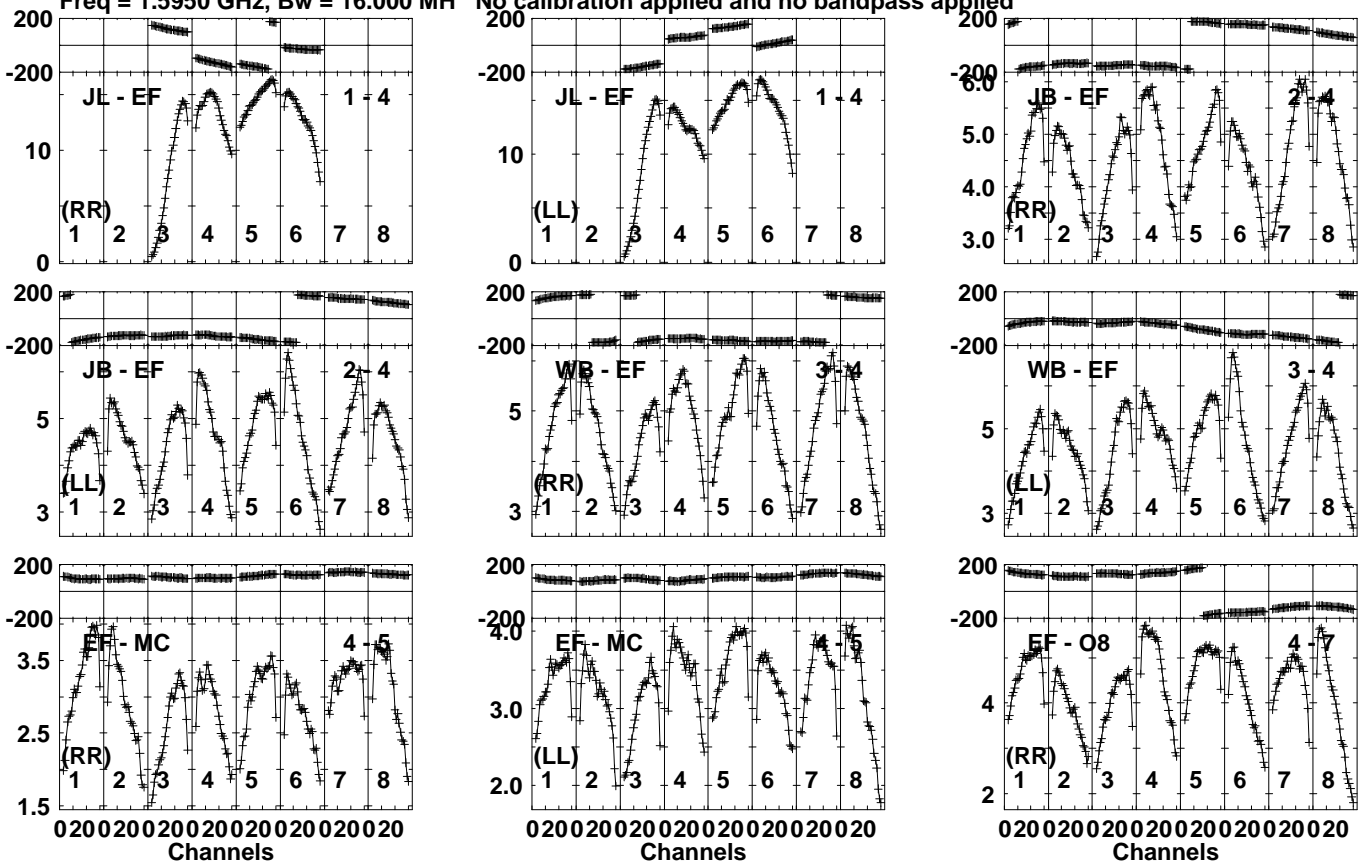
Lower frame: Micro Ampl Jy Top frame: Phas deg
Vector averaged cross-power spectrum Several baselines displayed
Timerange: 00/08:59:00 to 00/09:03:59

Plot file version 31 created 15-NOV-2022 11:01:19

J1722+2458 EB081B 1.UVDATA.1

Freq = 1.5950 GHz, Bw = 16.000 MH

No calibration applied and no bandpass applied



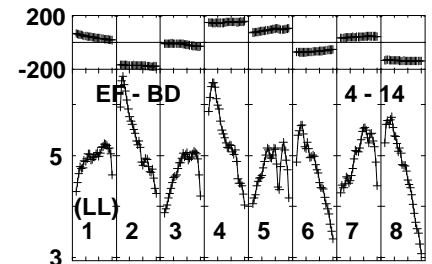
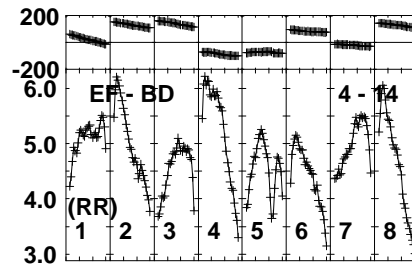
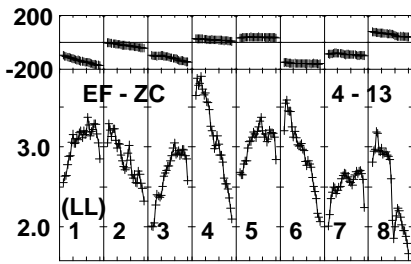
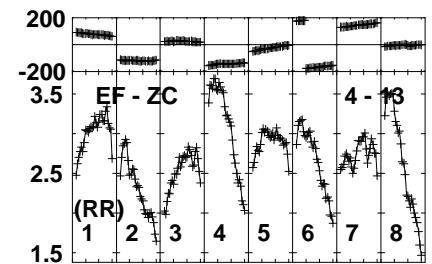
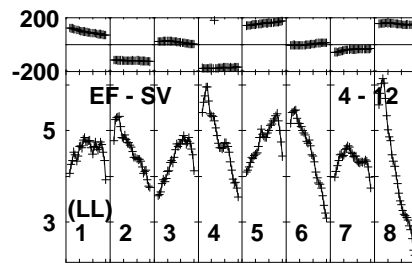
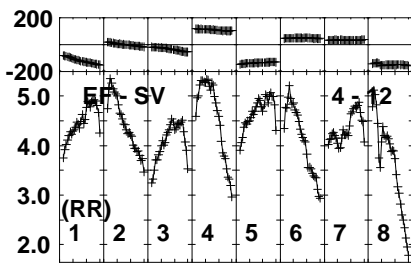
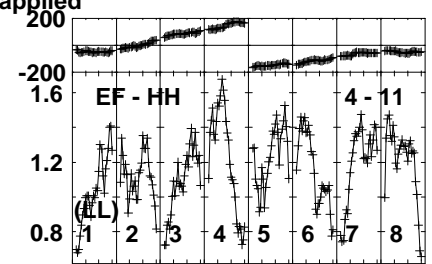
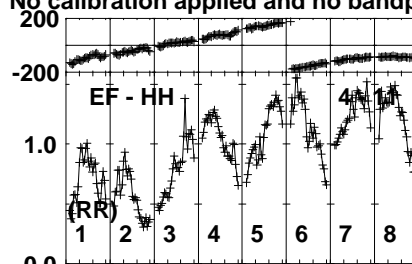
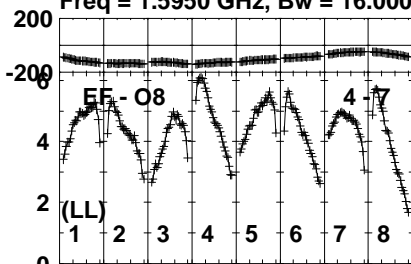
Lower frame: Milli Ampl Jy Top frame: Phas deg
Vector averaged cross-power spectrum Several baselines displayed
Timerange: 00/09:04:31 to 00/09:05:39

Plot file version 32 created 15-NOV-2022 11:01:19

J1722+2458 EB081B 1.UVDATA.1

Freq = 1.5950 GHz, Bw = 16.000 MH

No calibration applied and no bandpass applied



020020020020020020020020020020
Channels

020020020020020020020020020020
Channels

020020020020020020020020020020
Channels

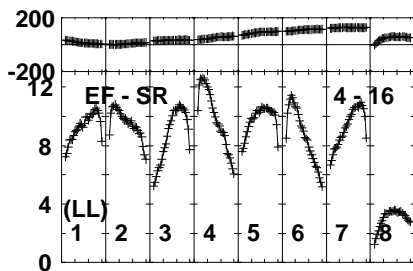
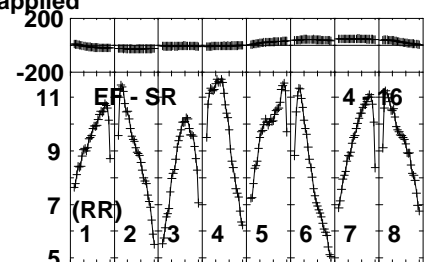
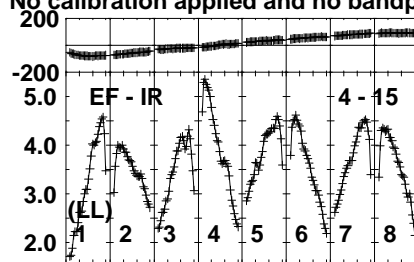
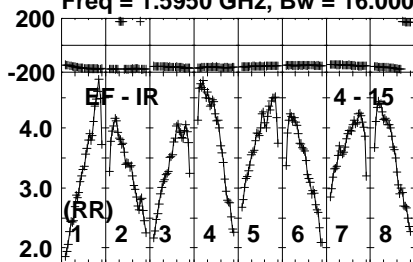
Lower frame: Milli Ampl Jy Top frame: Phas deg
Vector averaged cross-power spectrum Several baselines displayed
Timerange: 00/09:04:31 to 00/09:05:39

Plot file version 33 created 15-NOV-2022 11:01:19

J1722+2458 EB081B 1.UVDATA.1

Freq = 1.5950 GHz, Bw = 16.000 MH

No calibration applied and no bandpass applied



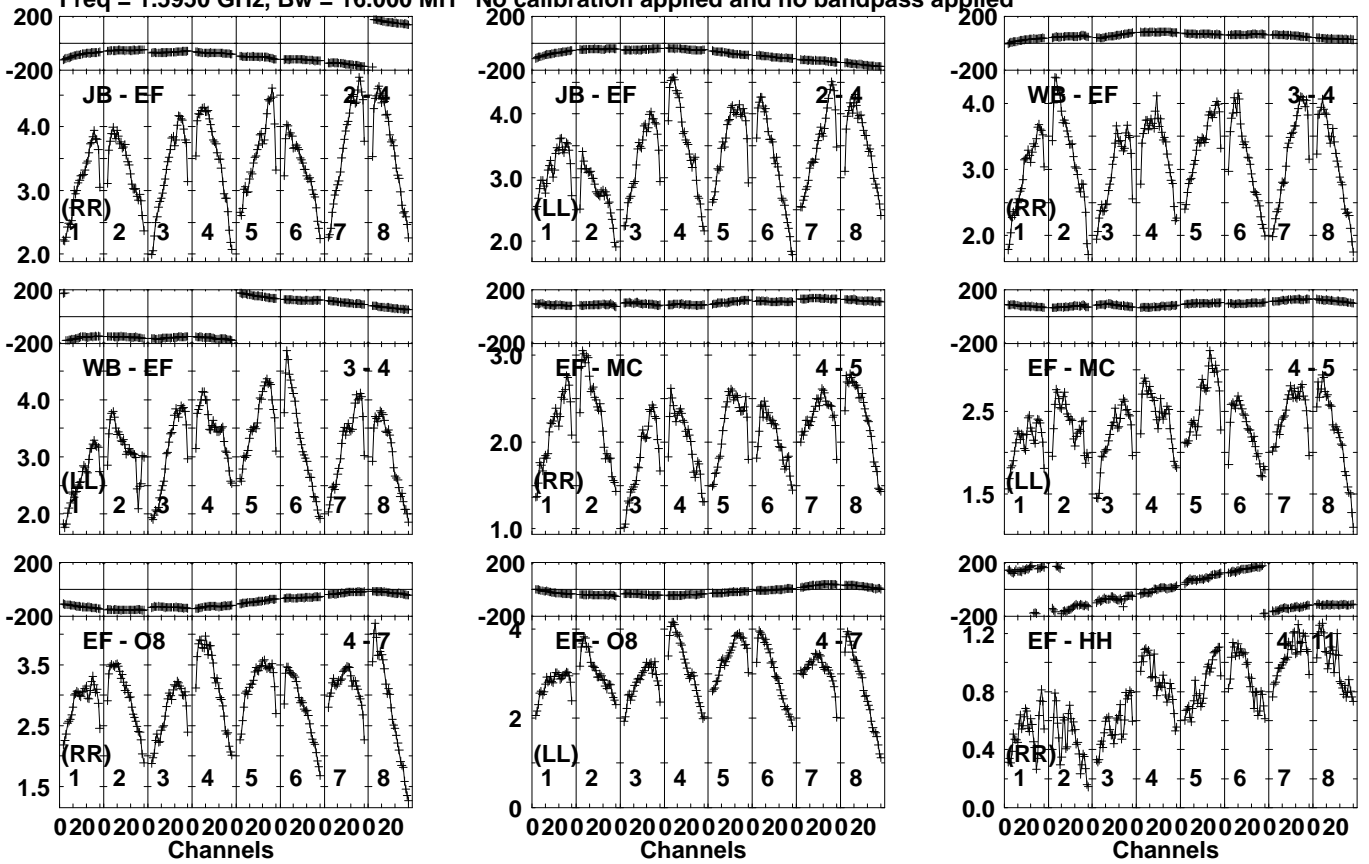
Lower frame: Milli Ampl Jy Top frame: Phas deg
Vector averaged cross-power spectrum Several baselines displayed
Timerange: 00/09:04:31 to 00/09:05:39

Plot file version 34 created 15-NOV-2022 11:01:19

J1722+2815 EB081B 1.UVDATA.1

Freq = 1.5950 GHz, Bw = 16.000 MH

No calibration applied and no bandpass applied



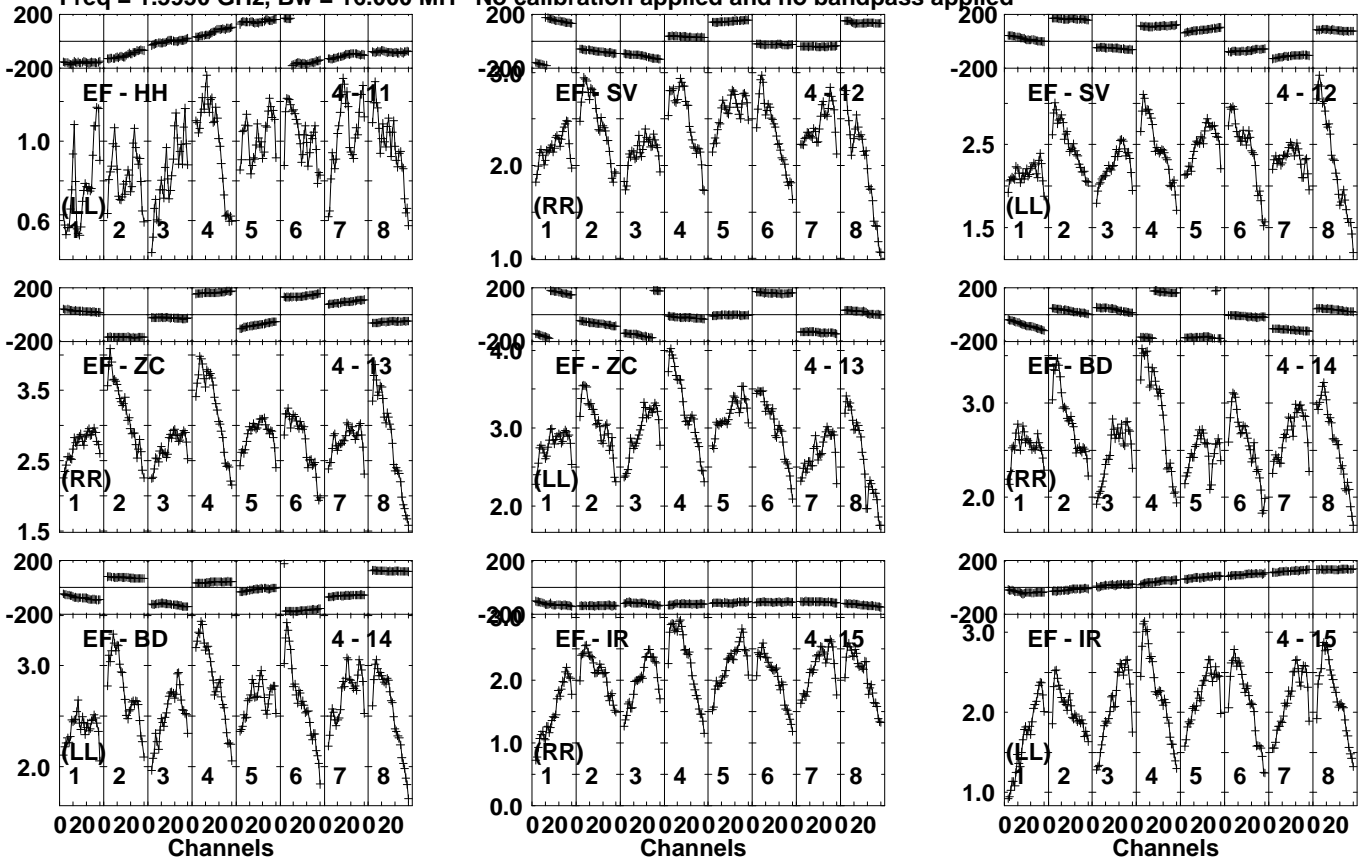
Lower frame: Milli Ampl Jy Top frame: Phas deg
Vector averaged cross-power spectrum Several baselines displayed
Timerange: 00/09:05:41 to 00/09:07:20

Plot file version 35 created 15-NOV-2022 11:01:19

J1722+2815 EB081B 1.UVDATA.1

Freq = 1.5950 GHz, Bw = 16.000 MH

No calibration applied and no bandpass applied



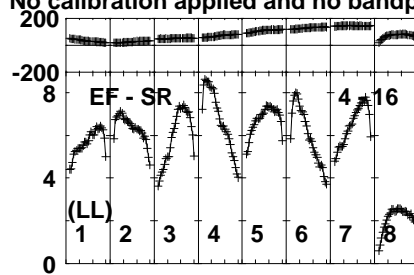
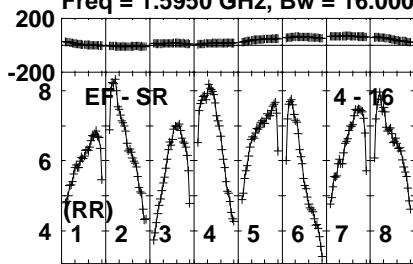
Lower frame: Milli Ampl Jy Top frame: Phas deg
Vector averaged cross-power spectrum Several baselines displayed
Timerange: 00/09:05:41 to 00/09:07:20

Plot file version 36 created 15-NOV-2022 11:01:19

J1722+2815 EB081B 1.UVDATA.1

Freq = 1.5950 GHz, Bw = 16.000 MH

No calibration applied and no bandpass applied



Lower frame: Milli Ampl Jy Top frame: Phas deg

Vector averaged cross-power spectrum Several baselines displayed

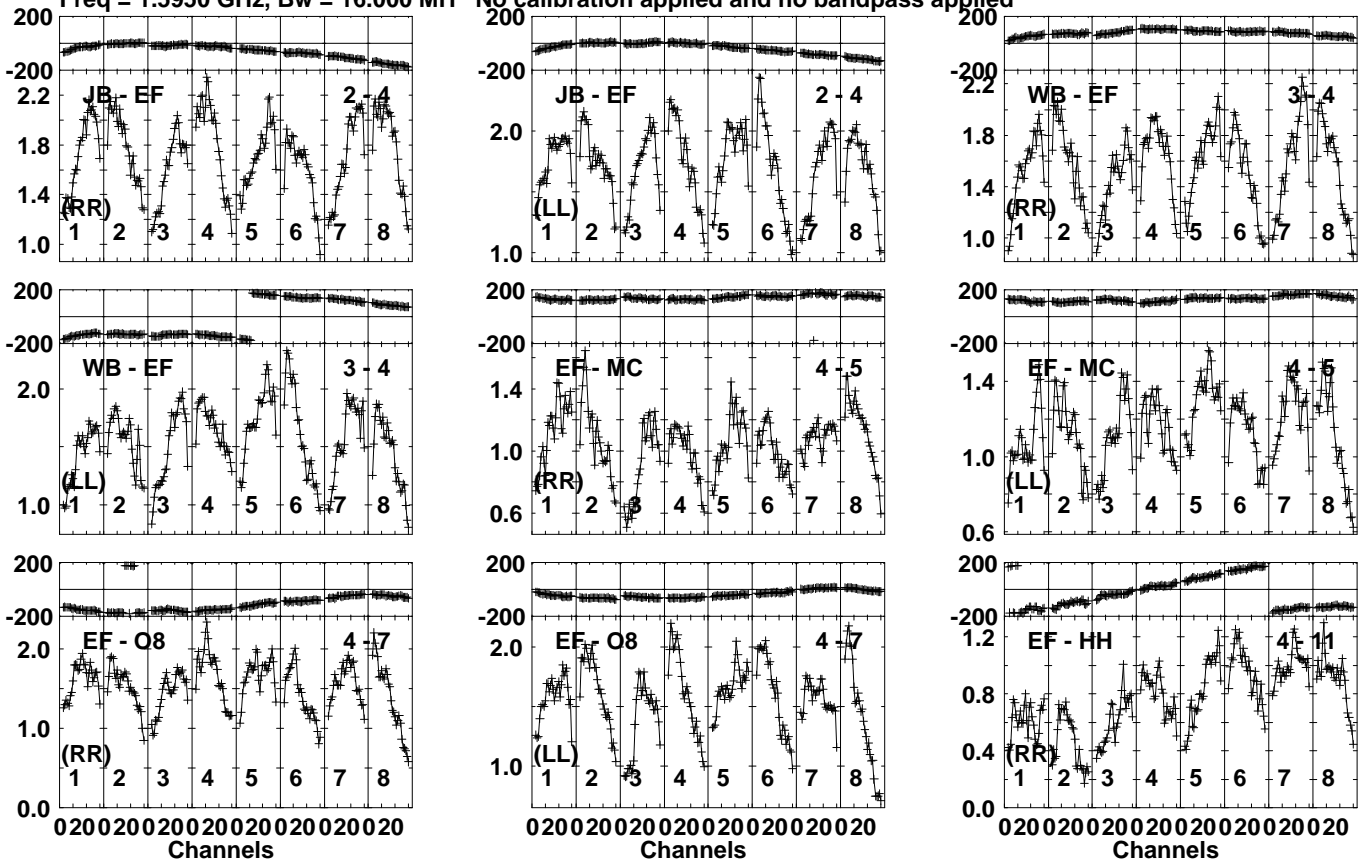
Timerange: 00/09:05:41 to 00/09:07:20

Plot file version 37 created 15-NOV-2022 11:01:19

J1716+2616 EB081B 1.UVDATA.1

Freq = 1.5950 GHz, Bw = 16.000 MH

No calibration applied and no bandpass applied



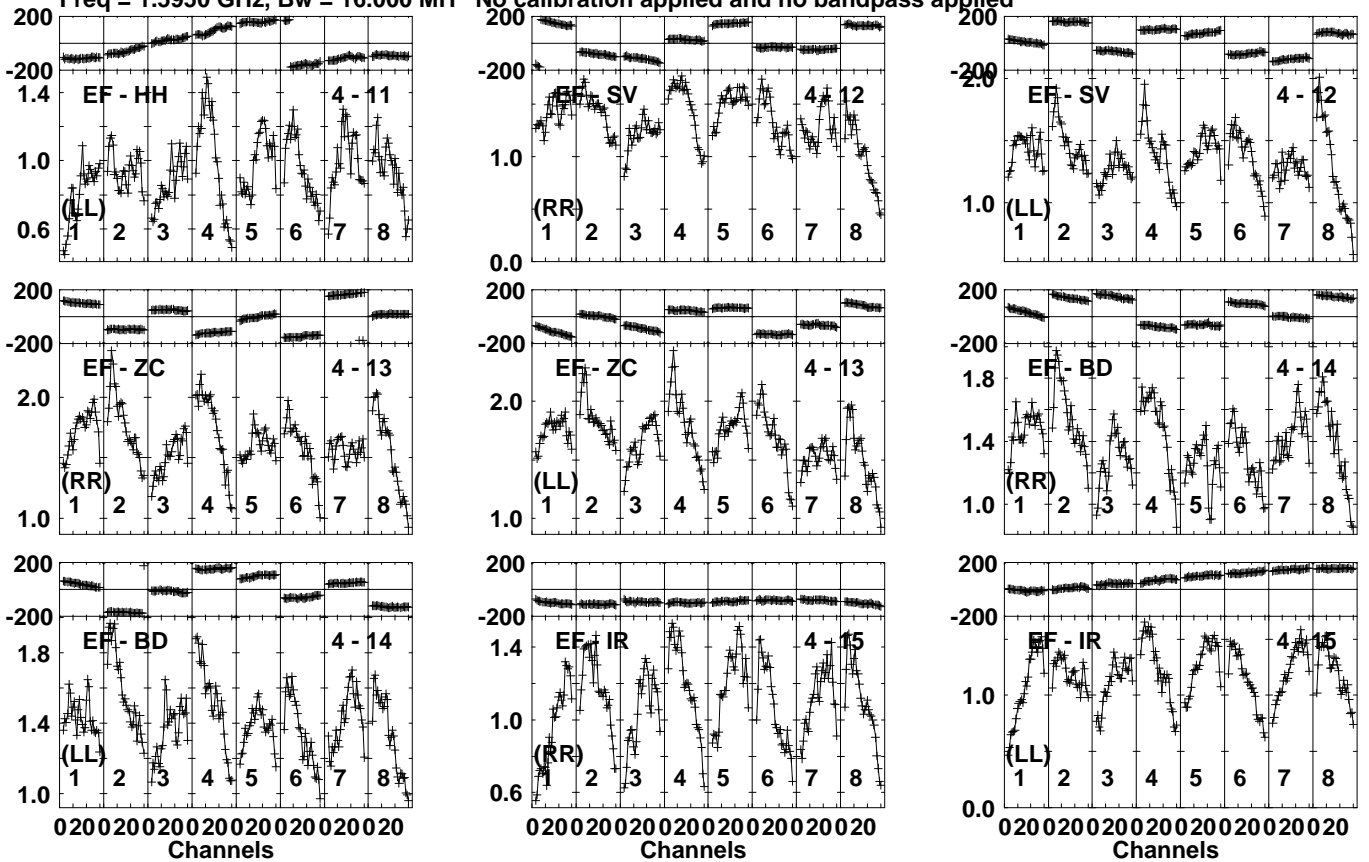
Lower frame: Milli Ampl Jy Top frame: Phas deg
Vector averaged cross-power spectrum Several baselines displayed
Timerange: 00/09:07:21 to 00/09:09:00

Plot file version 38 created 15-NOV-2022 11:01:19

J1716+2616 EB081B 1.UVDATA.1

Freq = 1.5950 GHz, Bw = 16.000 MH

No calibration applied and no bandpass applied



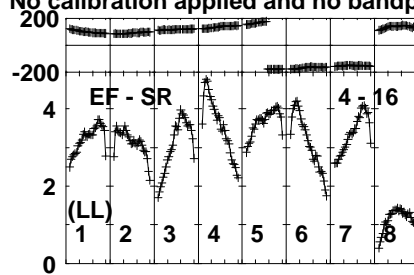
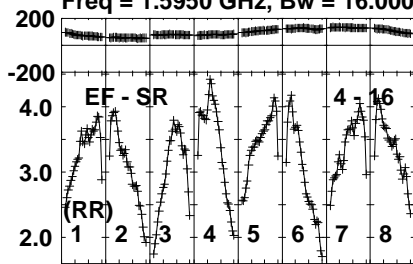
Lower frame: Milli Ampl Jy Top frame: Phas deg
Vector averaged cross-power spectrum Several baselines displayed
Timerange: 00/09:07:21 to 00/09:09:00

Plot file version 39 created 15-NOV-2022 11:01:20

J1716+2616 EB081B 1.UVDATA.1

Freq = 1.5950 GHz, Bw = 16.000 MH

No calibration applied and no bandpass applied



Lower frame: Milli Ampl Jy Top frame: Phas deg

Vector averaged cross-power spectrum Several baselines displayed

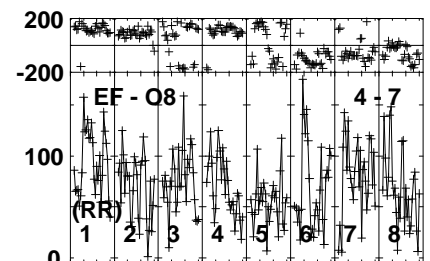
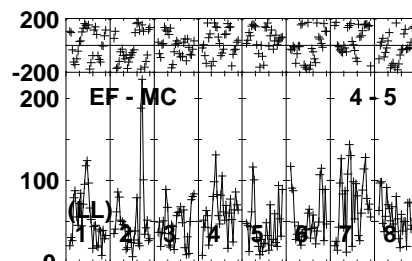
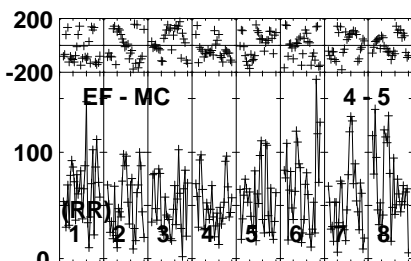
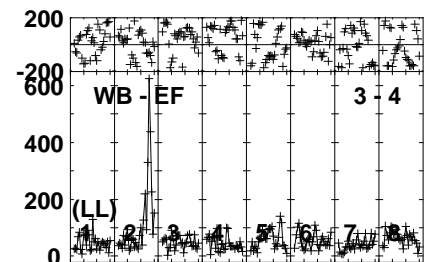
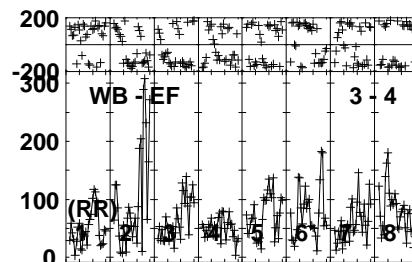
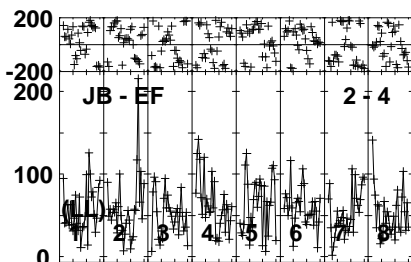
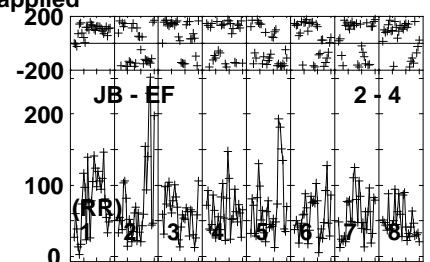
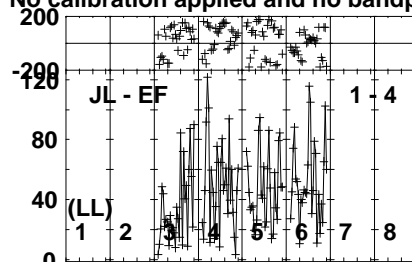
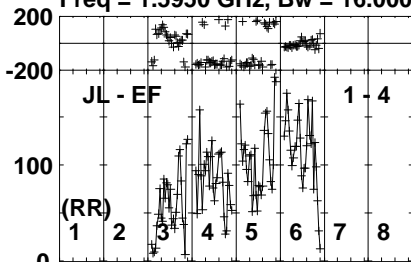
Timerange: 00/09:07:21 to 00/09:09:00

Plot file version 40 created 15-NOV-2022 11:01:20

ROSS867 EB081B 1.UVDATA.1

Freq = 1.5950 GHz, Bw = 16.000 MH

No calibration applied and no bandpass applied



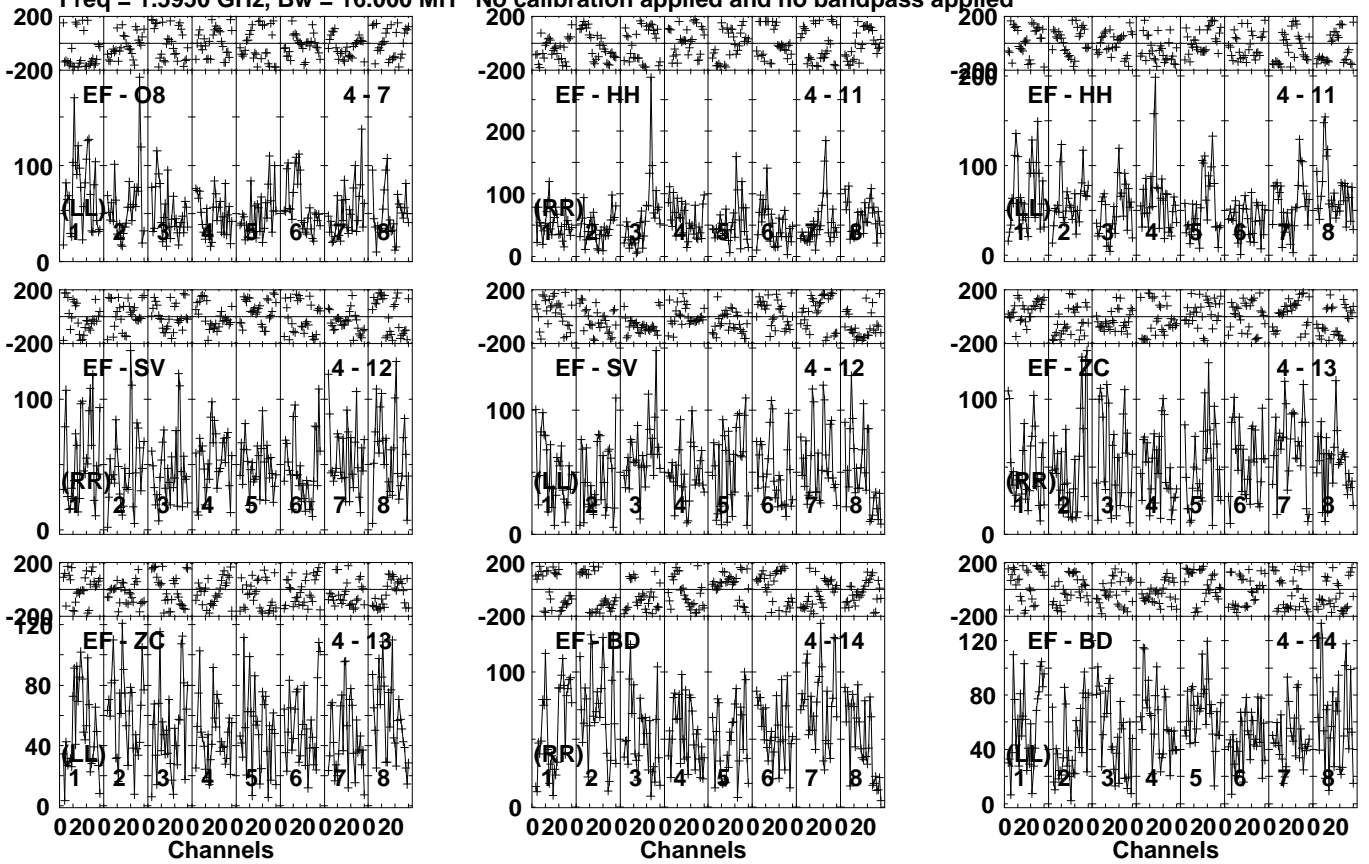
Lower frame: Micro Ampl Jy Top frame: Phas deg
Vector averaged cross-power spectrum Several baselines displayed
Timerange: 00/09:09:00 to 00/09:13:59

Plot file version 41 created 15-NOV-2022 11:01:20

ROSS867 EB081B 1.UVDATA.1

Freq = 1.5950 GHz, Bw = 16.000 MH

No calibration applied and no bandpass applied

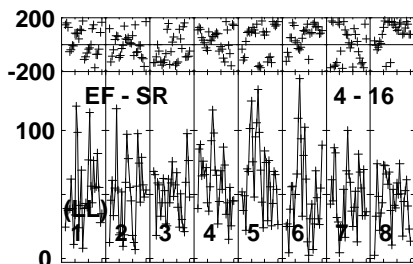
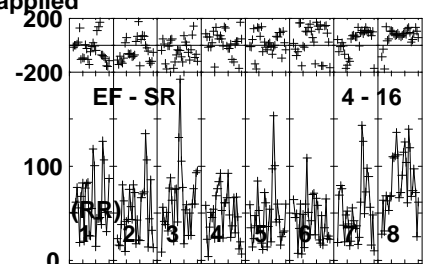
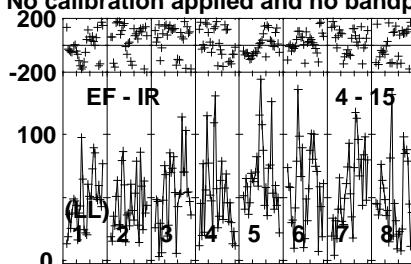
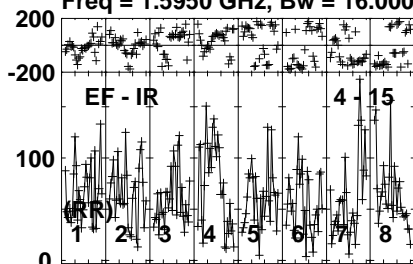


Lower frame: Micro Ampl Jy Top frame: Phas deg
Vector averaged cross-power spectrum Several baselines displayed
Timerange: 00/09:09:00 to 00/09:13:59

Plot file version 42 created 15-NOV-2022 11:01:20

ROSS867 EB081B 1.UVDATA.1

Freq = 1.5950 GHz, Bw = 16.000 MH No calibration applied and no bandpass applied



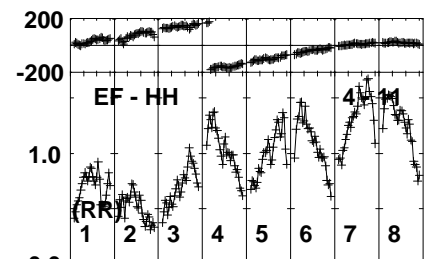
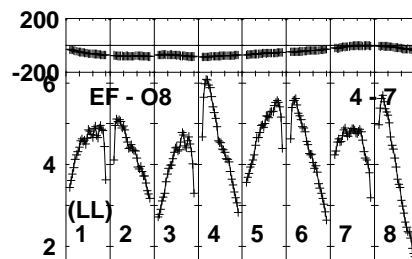
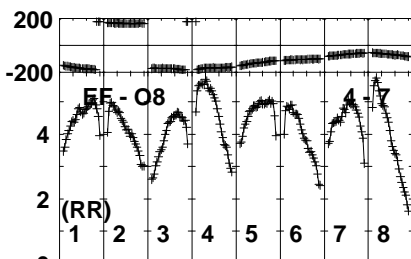
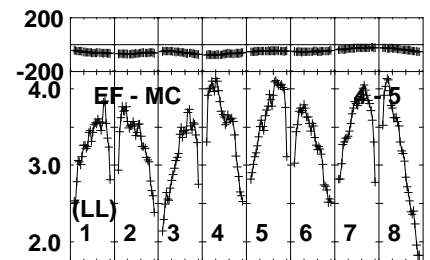
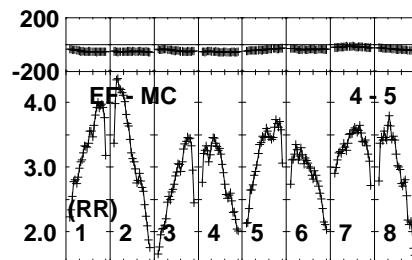
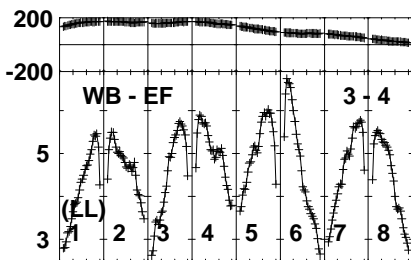
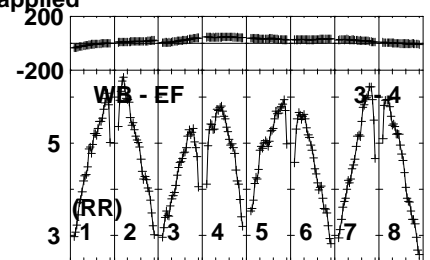
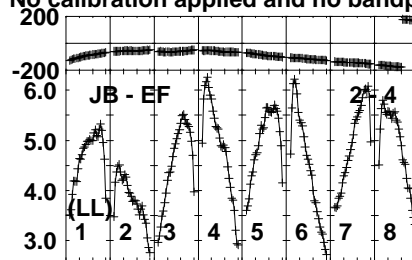
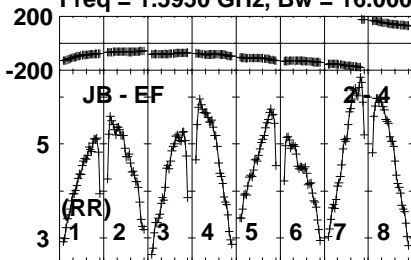
Lower frame: Micro Ampl Jy Top frame: Phas deg
Vector averaged cross-power spectrum Several baselines displayed
Timerange: 00/09:09:00 to 00/09:13:59

Plot file version 43 created 15-NOV-2022 11:01:20

J1722+2458 EB081B 1.UVDATA.1

Freq = 1.5950 GHz, Bw = 16.000 MH

No calibration applied and no bandpass applied



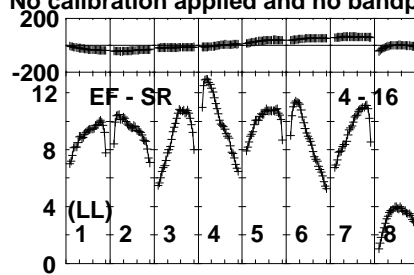
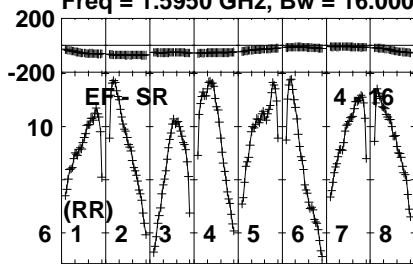
Lower frame: Milli Ampl Jy Top frame: Phas deg
Vector averaged cross-power spectrum Several baselines displayed
Timerange: 00/09:14:31 to 00/09:15:40

Plot file version 45 created 15-NOV-2022 11:01:20

J1722+2458 EB081B 1.UVDATA.1

Freq = 1.5950 GHz, Bw = 16.000 MH

No calibration applied and no bandpass applied



Lower frame: Milli Ampl Jy Top frame: Phas deg

Vector averaged cross-power spectrum Several baselines displayed

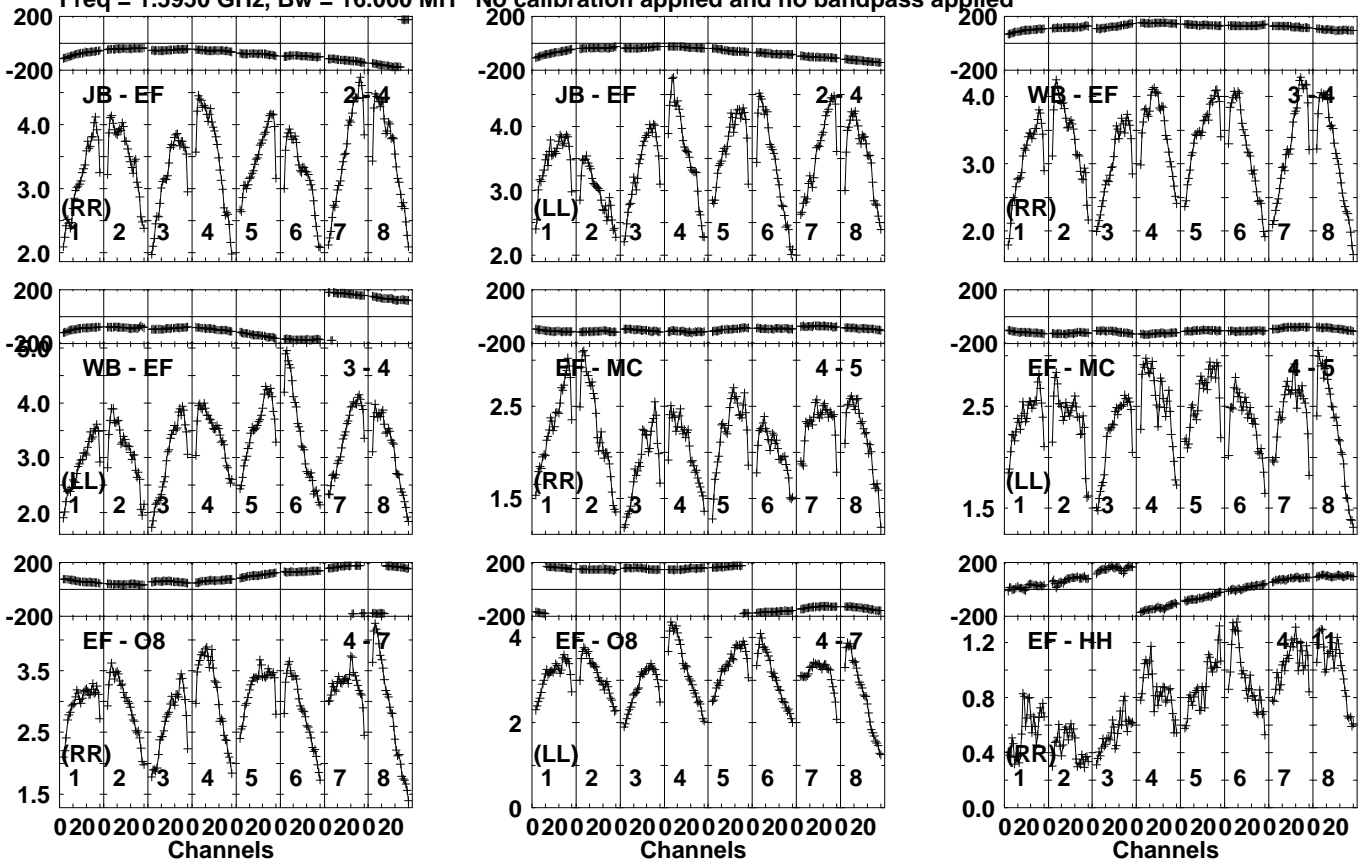
Timerange: 00/09:14:31 to 00/09:15:40

Plot file version 46 created 15-NOV-2022 11:01:21

J1722+2815 EB081B 1.UVDATA.1

Freq = 1.5950 GHz, Bw = 16.000 MH

No calibration applied and no bandpass applied



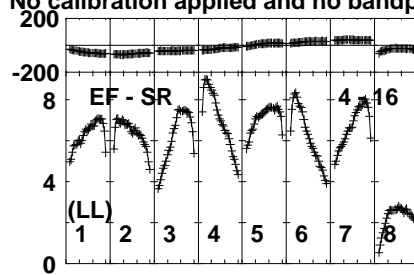
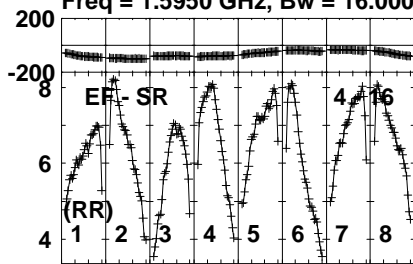
Lower frame: Milli Ampl Jy Top frame: Phas deg
Vector averaged cross-power spectrum Several baselines displayed
Timerange: 00/09:15:40 to 00/09:17:19

Plot file version 48 created 15-NOV-2022 11:01:21

J1722+2815 EB081B 1.UVDATA.1

Freq = 1.5950 GHz, Bw = 16.000 MH

No calibration applied and no bandpass applied



Lower frame: Milli Ampl Jy Top frame: Phas deg

Vector averaged cross-power spectrum Several baselines displayed

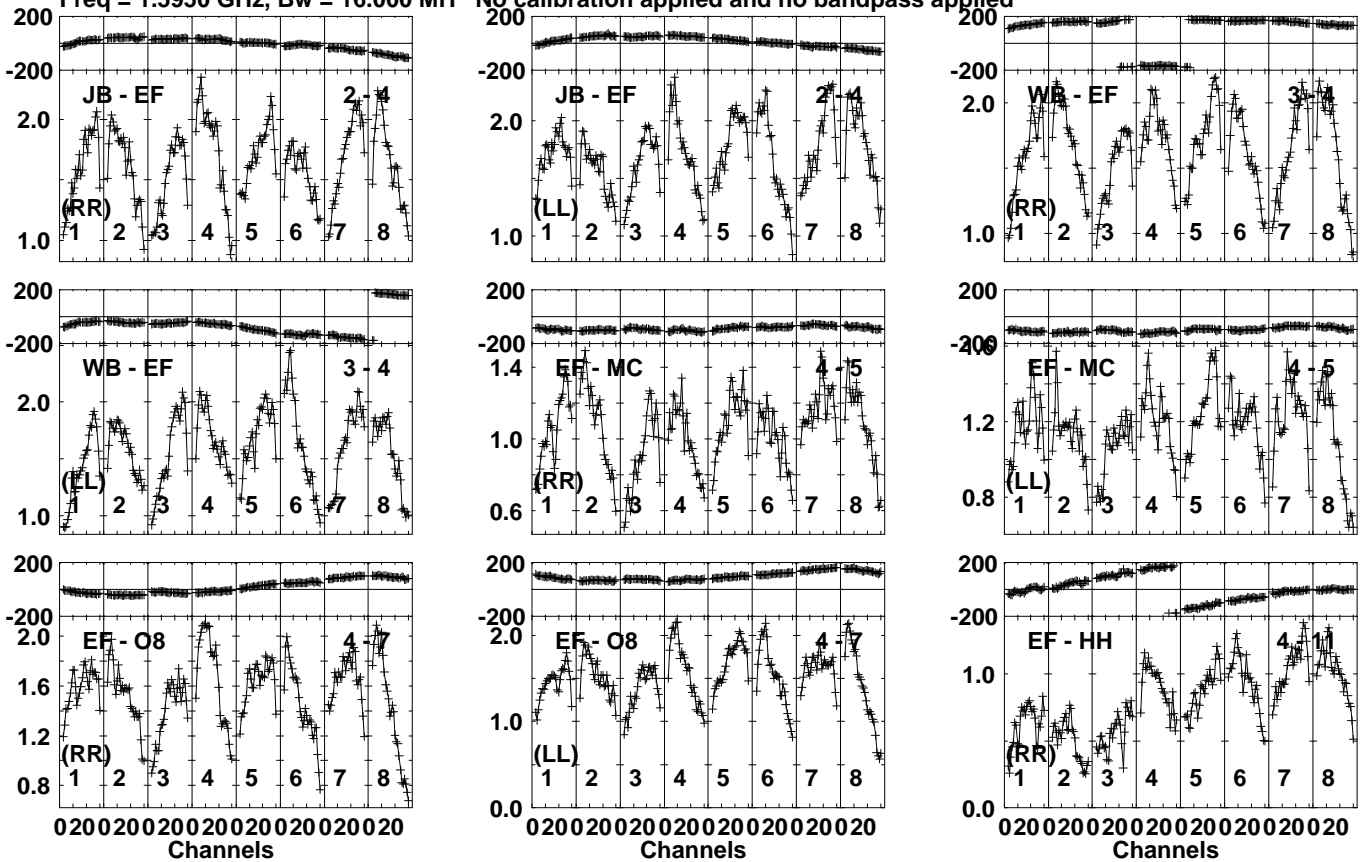
Timerange: 00/09:15:40 to 00/09:17:19

Plot file version 49 created 15-NOV-2022 11:01:21

J1716+2616 EB081B 1.UVDATA.1

Freq = 1.5950 GHz, Bw = 16.000 MH

No calibration applied and no bandpass applied



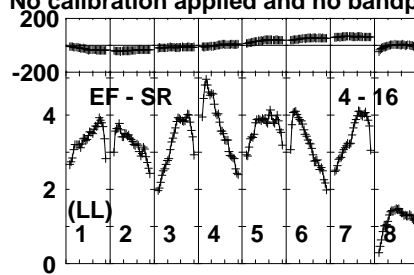
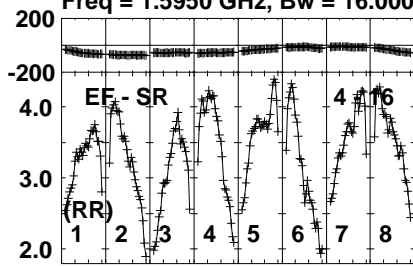
Lower frame: Milli Ampl Jy Top frame: Phas deg
 Vector averaged cross-power spectrum Several baselines displayed
 Timerange: 00/09:17:21 to 00/09:19:00

Plot file version 51 created 15-NOV-2022 11:01:21

J1716+2616 EB081B 1.UVDATA.1

Freq = 1.5950 GHz, Bw = 16.000 MH

No calibration applied and no bandpass applied

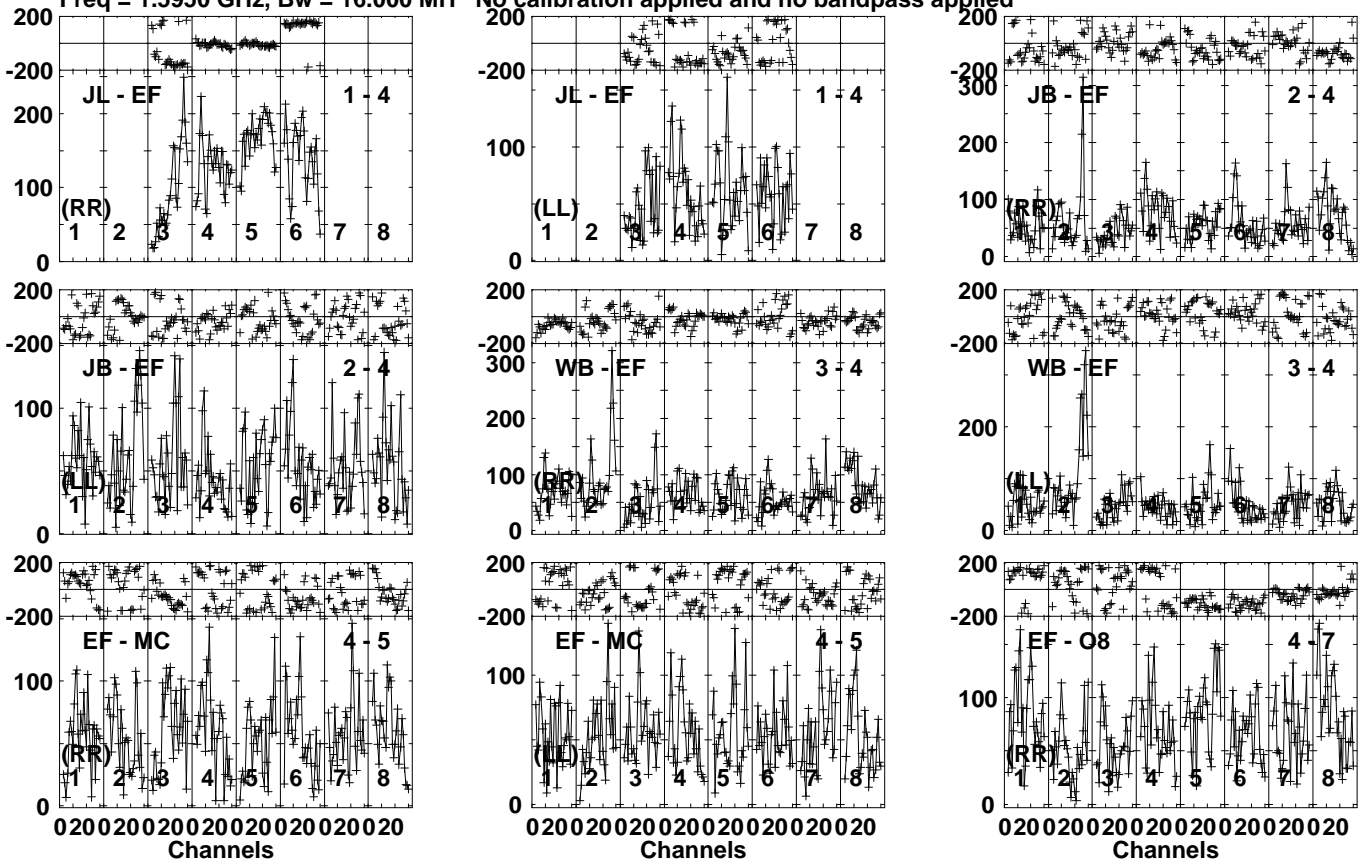


Lower frame: Milli Ampl Jy Top frame: Phas deg
Vector averaged cross-power spectrum Several baselines displayed
Timerange: 00/09:17:21 to 00/09:19:00

Plot file version 52 created 15-NOV-2022 11:01:21

ROSS867 EB081B 1.UVDATA.1

Freq = 1.5950 GHz, Bw = 16.000 MH No calibration applied and no bandpass applied

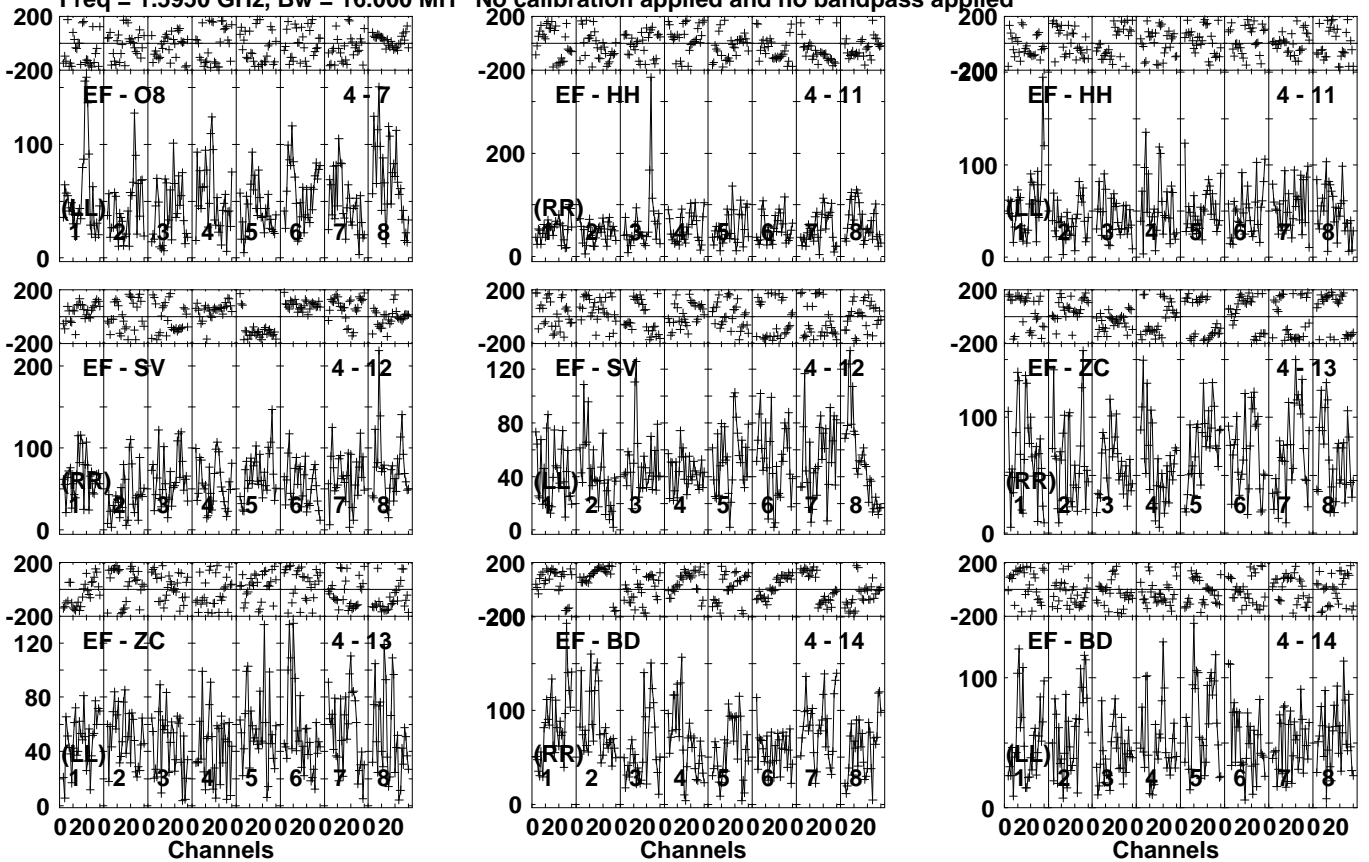


Lower frame: Micro Ampl Jy Top frame: Phas deg
Vector averaged cross-power spectrum Several baselines displayed
Timerange: 00/09:19:00 to 00/09:23:59

Plot file version 53 created 15-NOV-2022 11:01:21

ROSS867 EB081B 1.UVDATA.1

Freq = 1.5950 GHz, Bw = 16.000 MH No calibration applied and no bandpass applied

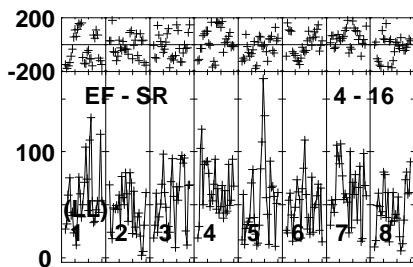
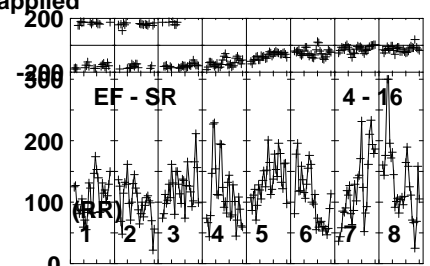
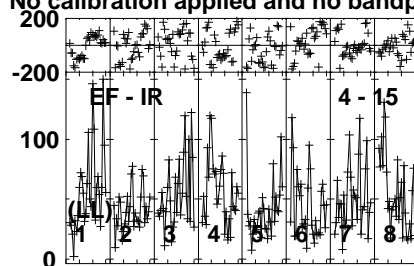
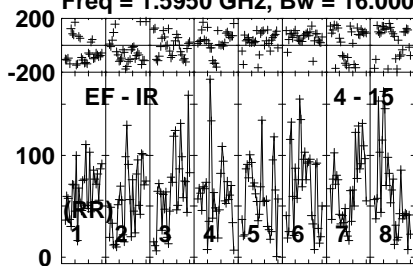


Lower frame: Micro Ampl Jy Top frame: Phas deg
Vector averaged cross-power spectrum Several baselines displayed
Timerange: 00/09:19:00 to 00/09:23:59

Plot file version 54 created 15-NOV-2022 11:01:22

ROSS867 EB081B 1.UVDATA.1

Freq = 1.5950 GHz, Bw = 16.000 MH No calibration applied and no bandpass applied



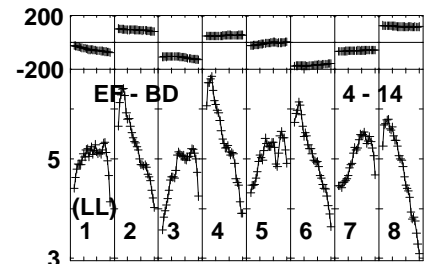
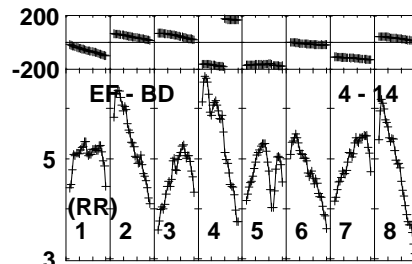
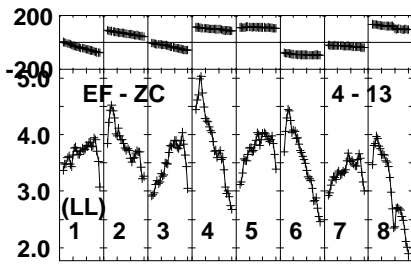
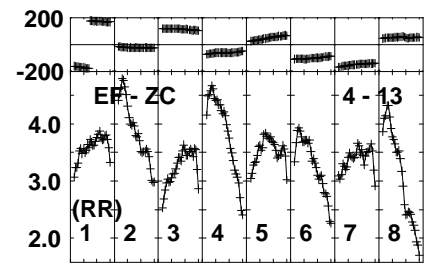
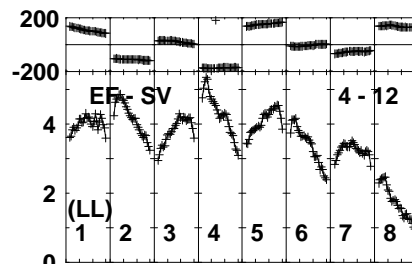
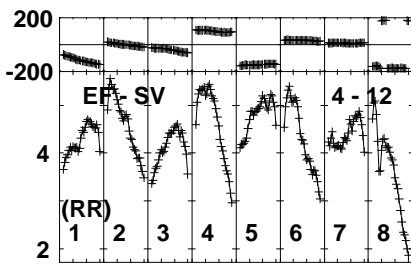
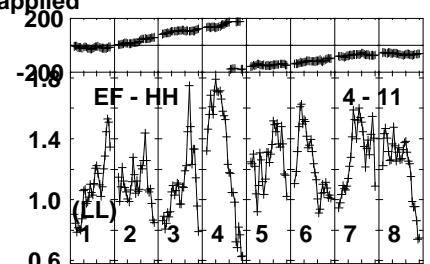
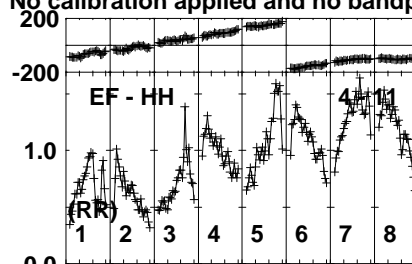
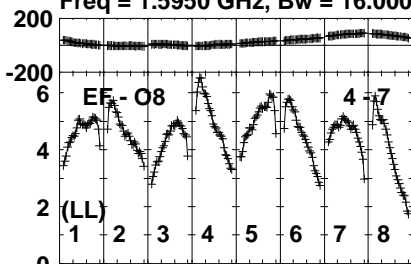
Lower frame: Micro Ampl Jy Top frame: Phas deg
Vector averaged cross-power spectrum Several baselines displayed
Timerange: 00/09:19:00 to 00/09:23:59

Plot file version 56 created 15-NOV-2022 11:01:22

J1722+2458 EB081B 1.UVDATA.1

Freq = 1.5950 GHz, Bw = 16.000 MH

No calibration applied and no bandpass applied



Lower frame: Milli Ampl Jy Top frame: Phas deg

Vector averaged cross-power spectrum Several baselines displayed

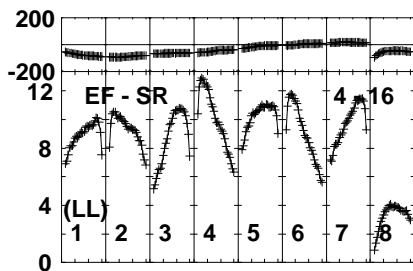
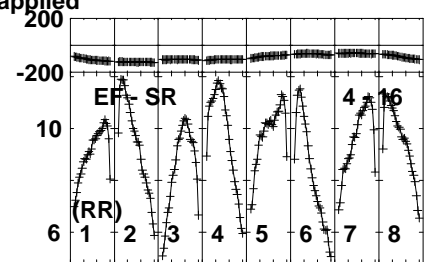
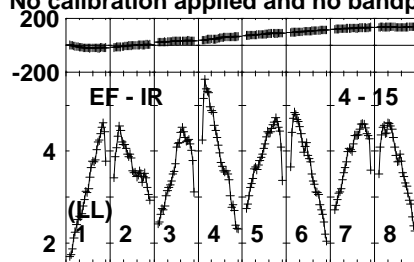
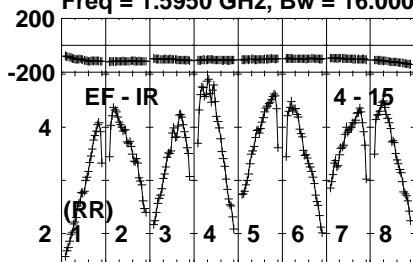
Timerange: 00/09:24:30 to 00/09:25:40

Plot file version 57 created 15-NOV-2022 11:01:22

J1722+2458 EB081B 1.UVDATA.1

Freq = 1.5950 GHz, Bw = 16.000 MH

No calibration applied and no bandpass applied



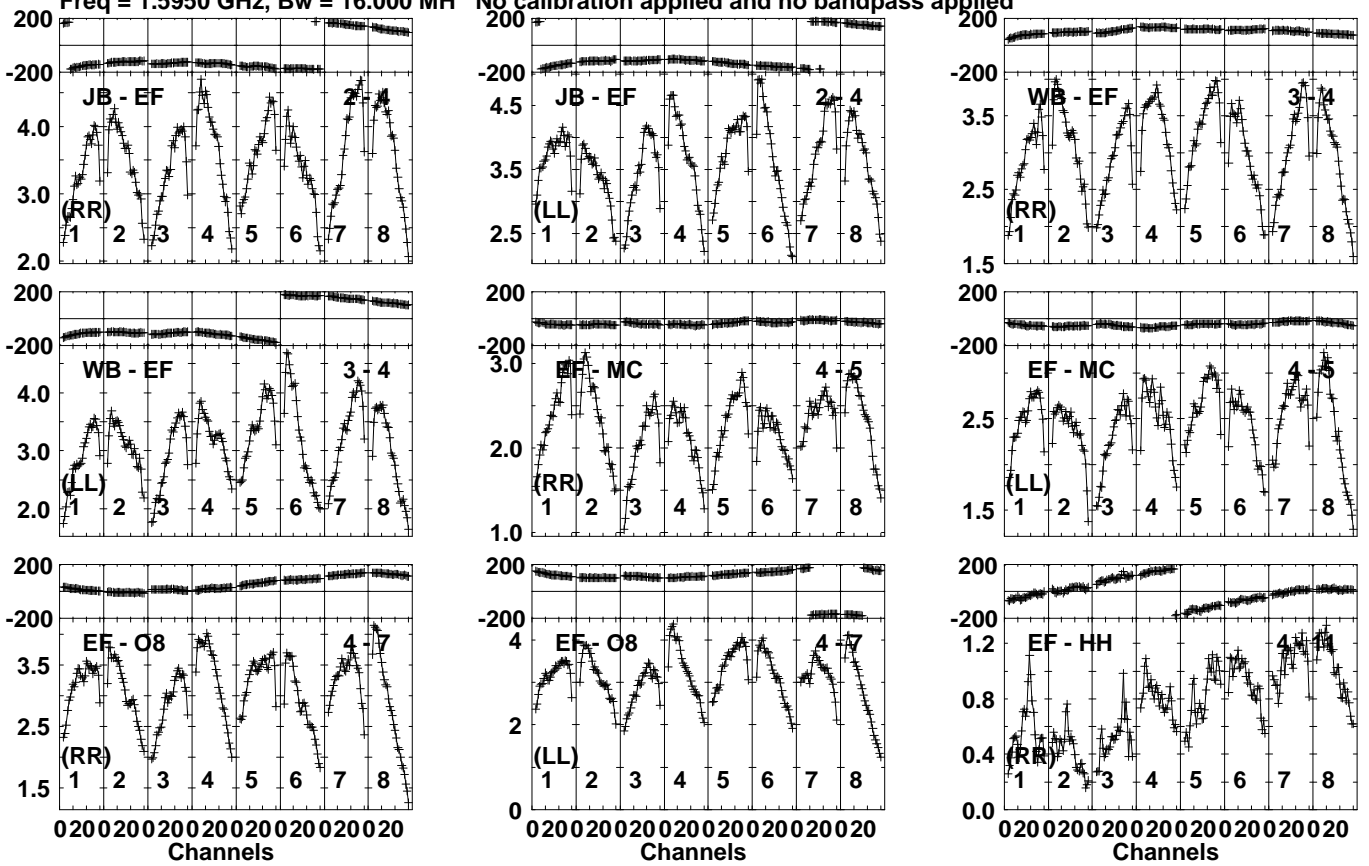
Lower frame: Milli Ampl Jy Top frame: Phas deg
Vector averaged cross-power spectrum Several baselines displayed
Timerange: 00/09:24:30 to 00/09:25:40

Plot file version 58 created 15-NOV-2022 11:01:22

J1722+2815 EB081B 1.UVDATA.1

Freq = 1.5950 GHz, Bw = 16.000 MH

No calibration applied and no bandpass applied



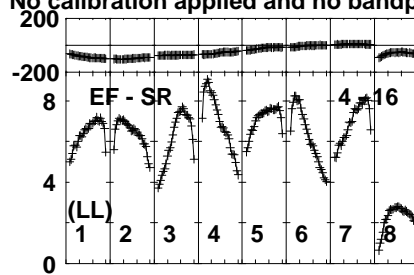
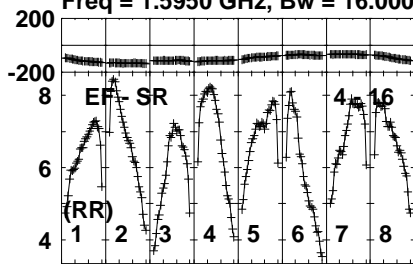
Lower frame: Milli Ampl Jy Top frame: Phas deg
Vector averaged cross-power spectrum Several baselines displayed
Timerange: 00/09:25:40 to 00/09:27:20

Plot file version 60 created 15-NOV-2022 11:01:22

J1722+2815 EB081B 1.UVDATA.1

Freq = 1.5950 GHz, Bw = 16.000 MH

No calibration applied and no bandpass applied



Lower frame: Milli Ampl Jy Top frame: Phas deg

Vector averaged cross-power spectrum Several baselines displayed

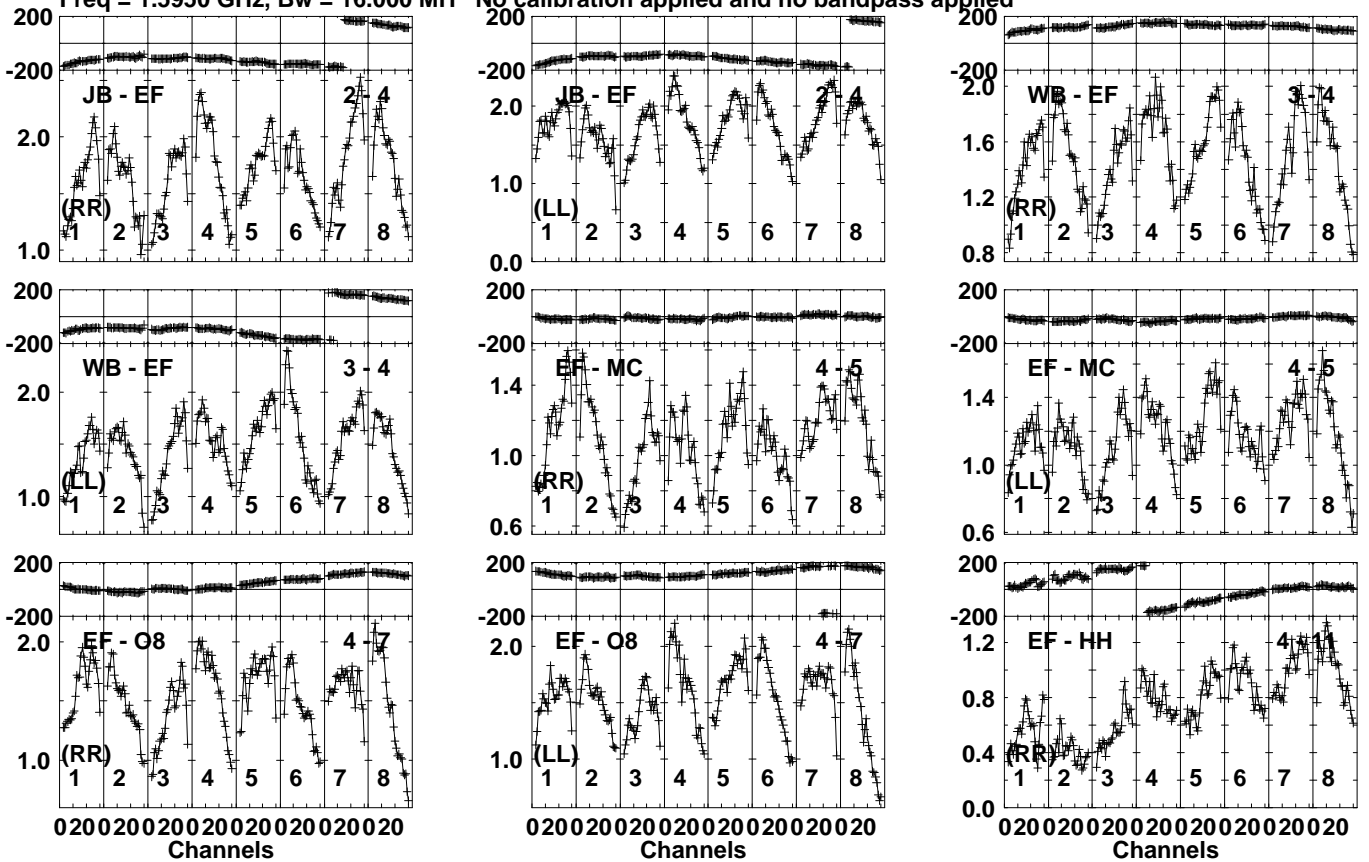
Timerange: 00/09:25:40 to 00/09:27:20

Plot file version 61 created 15-NOV-2022 11:01:22

J1716+2616 EB081B 1.UVDATA.1

Freq = 1.5950 GHz, Bw = 16.000 MH

No calibration applied and no bandpass applied



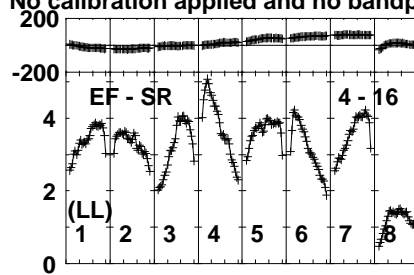
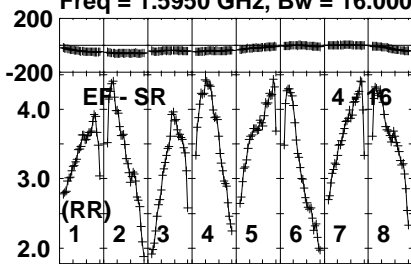
Lower frame: Milli Ampl Jy Top frame: Phas deg
Vector averaged cross-power spectrum Several baselines displayed
Timerange: 00/09:27:20 to 00/09:28:59

Plot file version 63 created 15-NOV-2022 11:01:23

J1716+2616 EB081B 1.UVDATA.1

Freq = 1.5950 GHz, Bw = 16.000 MH

No calibration applied and no bandpass applied



Lower frame: Milli Ampl Jy Top frame: Phas deg

Vector averaged cross-power spectrum Several baselines displayed

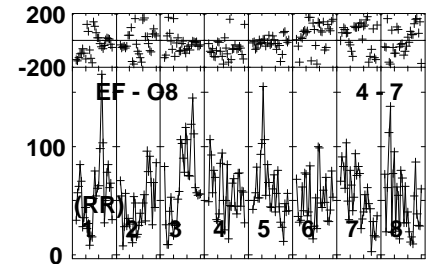
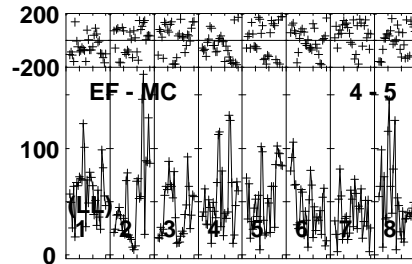
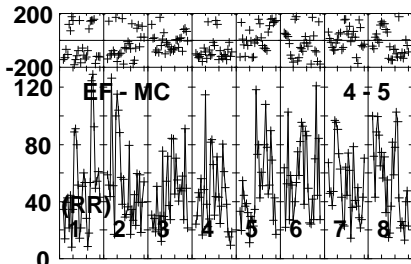
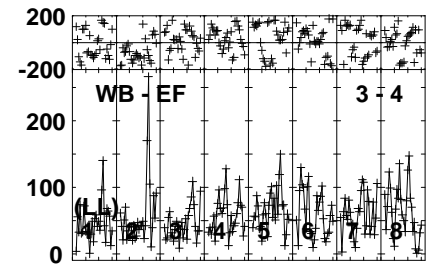
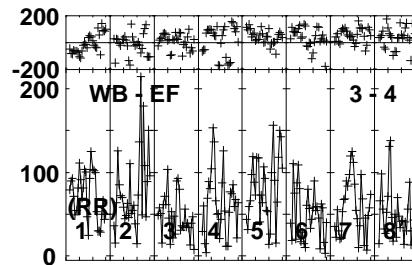
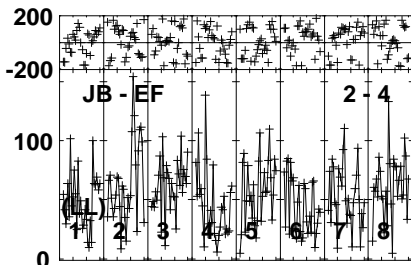
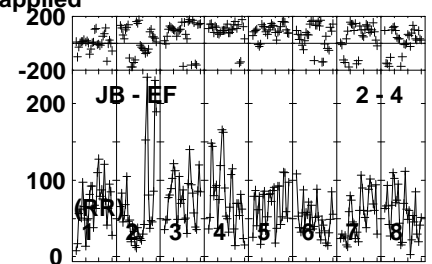
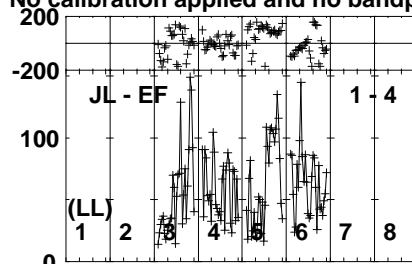
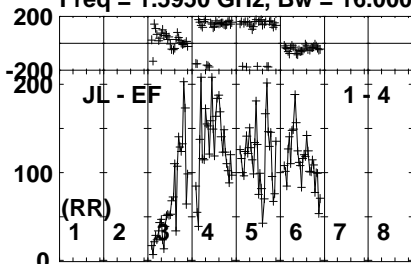
Timerange: 00/09:27:20 to 00/09:28:59

Plot file version 64 created 15-NOV-2022 11:01:23

ROSS867 EB081B 1.UVDATA.1

Freq = 1.5950 GHz, Bw = 16.000 MH

No calibration applied and no bandpass applied

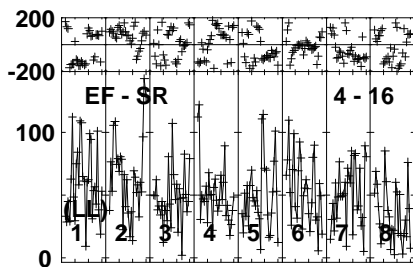
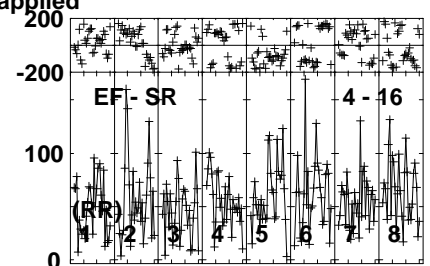
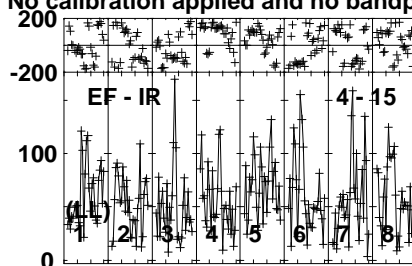
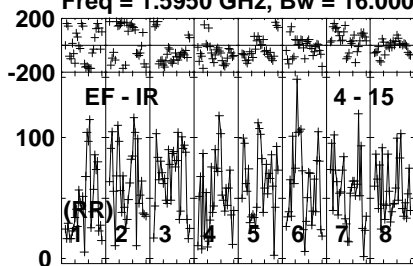


Lower frame: Micro Ampl Jy Top frame: Phas deg
Vector averaged cross-power spectrum Several baselines displayed
Timerange: 00/09:29:00 to 00/09:33:59

Plot file version 66 created 15-NOV-2022 11:01:23

ROSS867 EB081B 1.UVDATA.1

Freq = 1.5950 GHz, Bw = 16.000 MH No calibration applied and no bandpass applied



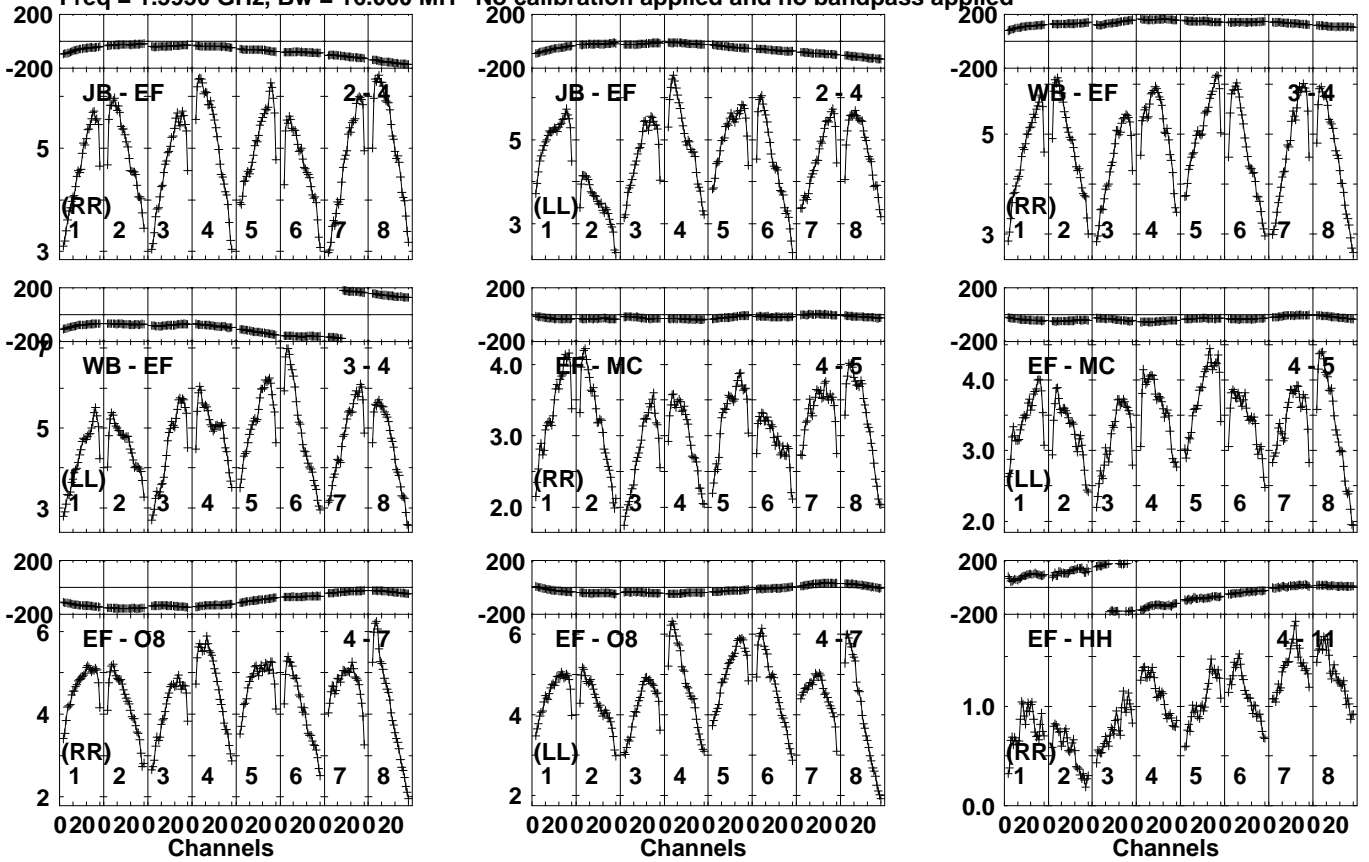
Lower frame: Micro Ampl Jy Top frame: Phas deg
Vector averaged cross-power spectrum Several baselines displayed
Timerange: 00/09:29:00 to 00/09:33:59

Plot file version 67 created 15-NOV-2022 11:01:23

J1722+2458 EB081B 1.UVDATA.1

Freq = 1.5950 GHz, Bw = 16.000 MH

No calibration applied and no bandpass applied



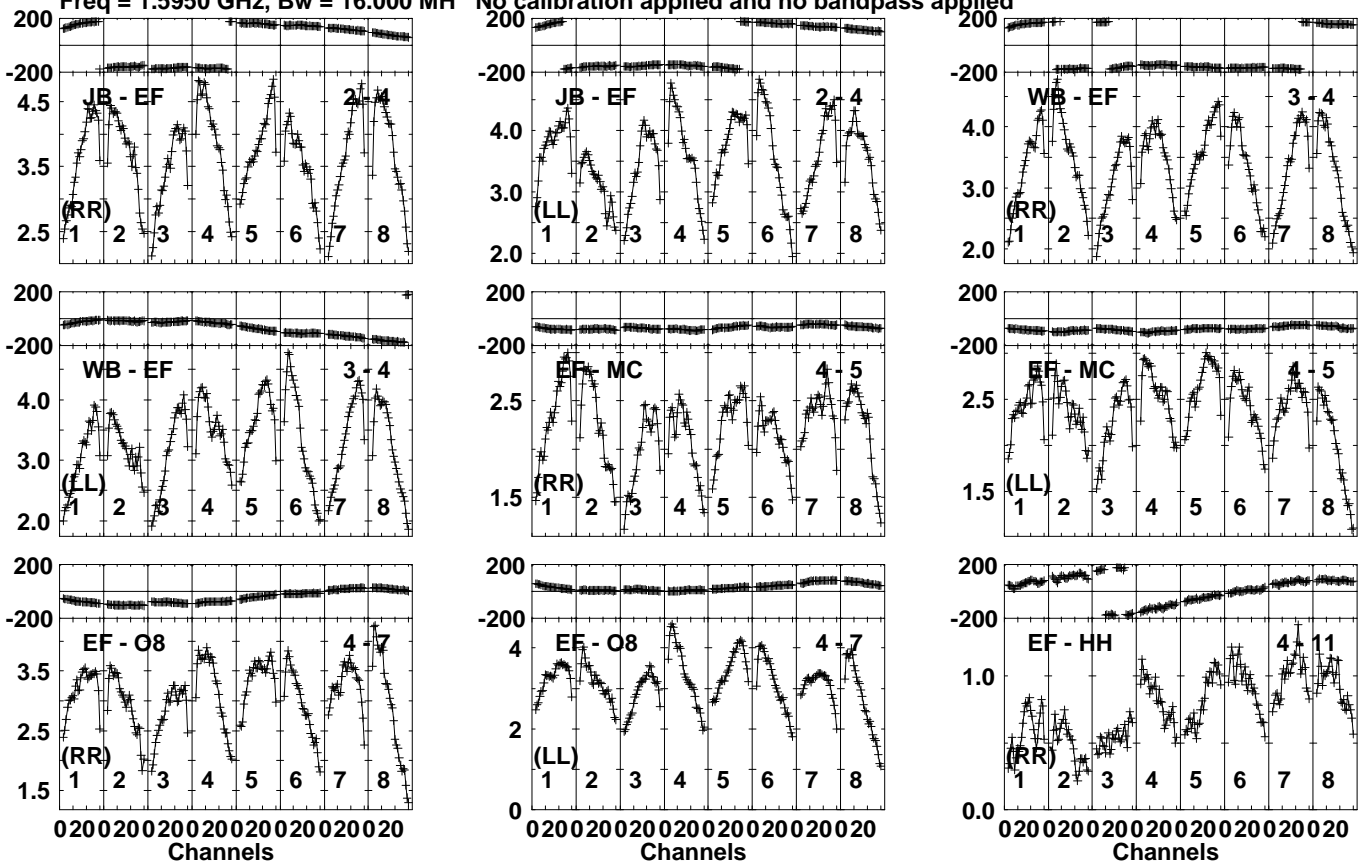
Lower frame: Milli Ampl Jy Top frame: Phas deg
 Vector averaged cross-power spectrum Several baselines displayed
 Timerange: 00/09:34:30 to 00/09:35:39

Plot file version 69 created 15-NOV-2022 11:01:24

J1722+2815 EB081B 1.UVDATA.1

Freq = 1.5950 GHz, Bw = 16.000 MH

No calibration applied and no bandpass applied

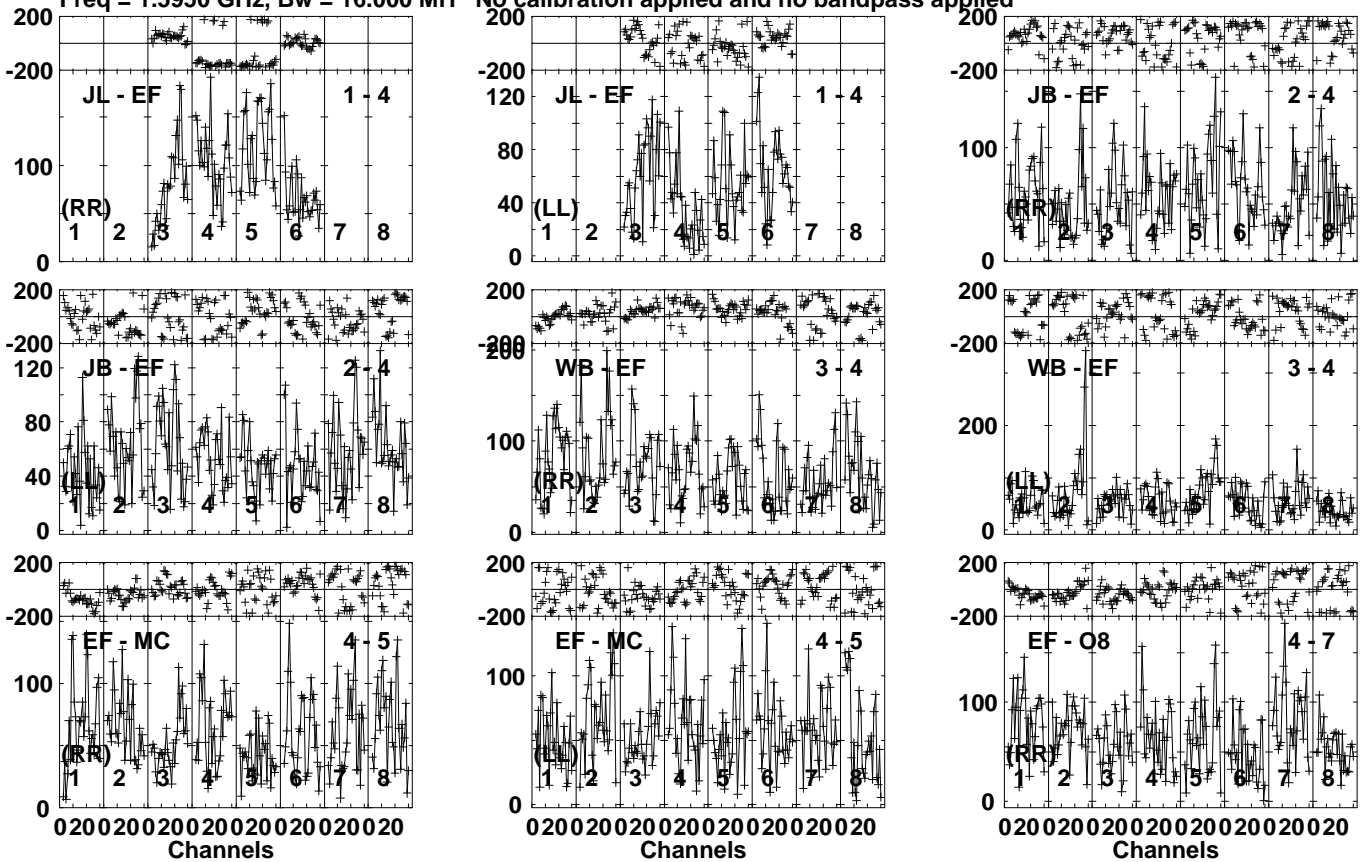


Lower frame: Milli Ampl Jy Top frame: Phas deg
Vector averaged cross-power spectrum Several baselines displayed
Timerange: 00/09:35:41 to 00/09:37:20

Plot file version 73 created 15-NOV-2022 11:01:24

ROSS867 EB081B 1.UVDATA.1

Freq = 1.5950 GHz, Bw = 16.000 MH No calibration applied and no bandpass applied

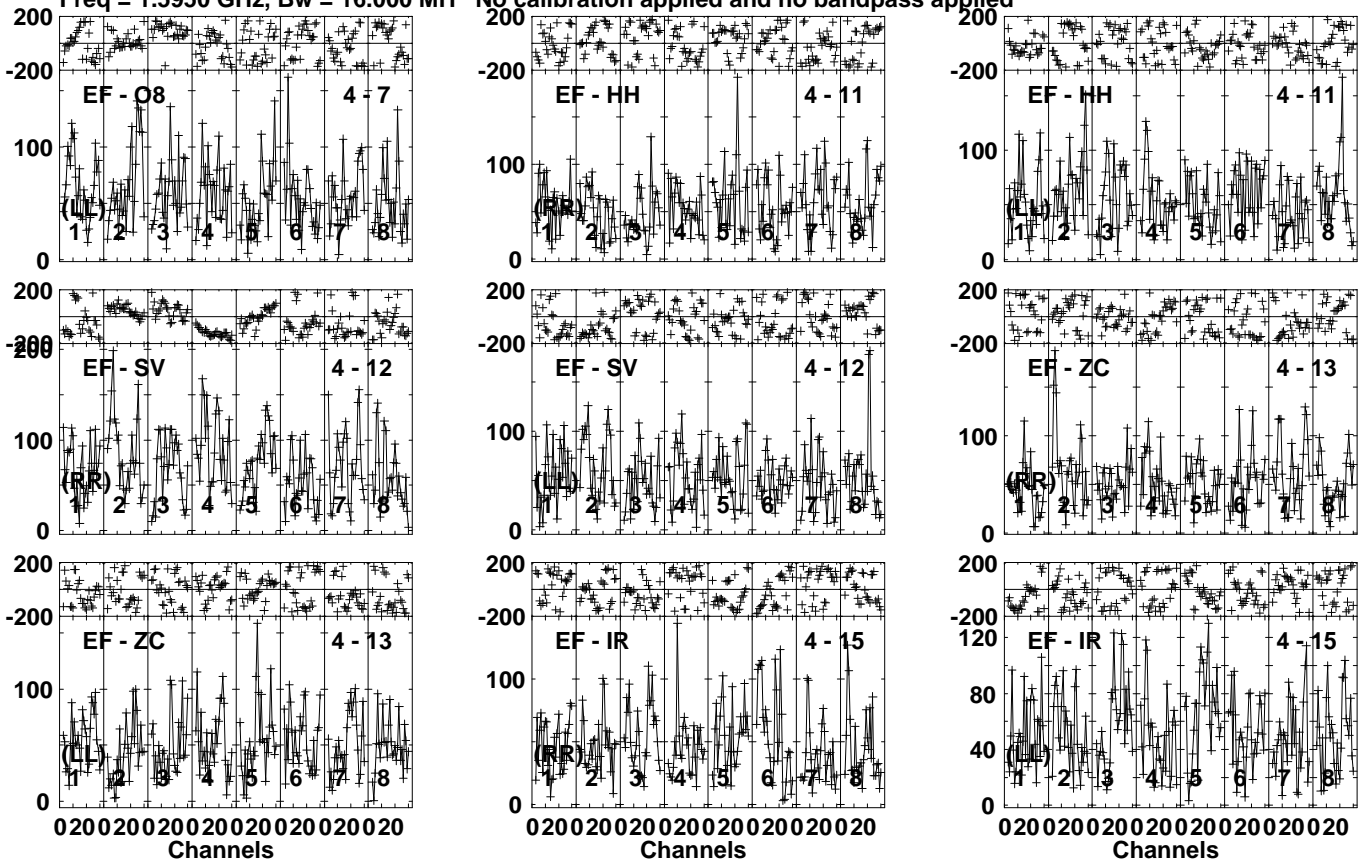


Lower frame: Micro Ampl Jy Top frame: Phas deg
Vector averaged cross-power spectrum Several baselines displayed
Timerange: 00/09:39:00 to 00/09:43:59

Plot file version 74 created 15-NOV-2022 11:01:24

ROSS867 EB081B 1.UVDATA.1

Freq = 1.5950 GHz, Bw = 16.000 MH No calibration applied and no bandpass applied

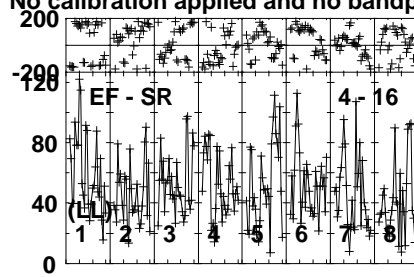
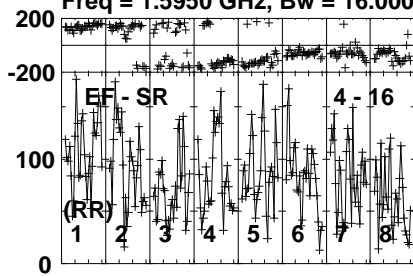


Lower frame: Micro Ampl Jy Top frame: Phas deg
Vector averaged cross-power spectrum Several baselines displayed
Timerange: 00/09:39:00 to 00/09:43:59

Plot file version 75 created 15-NOV-2022 11:01:25

ROSS867 EB081B 1.UVDATA.1

Freq = 1.5950 GHz, Bw = 16.000 MH No calibration applied and no bandpass applied



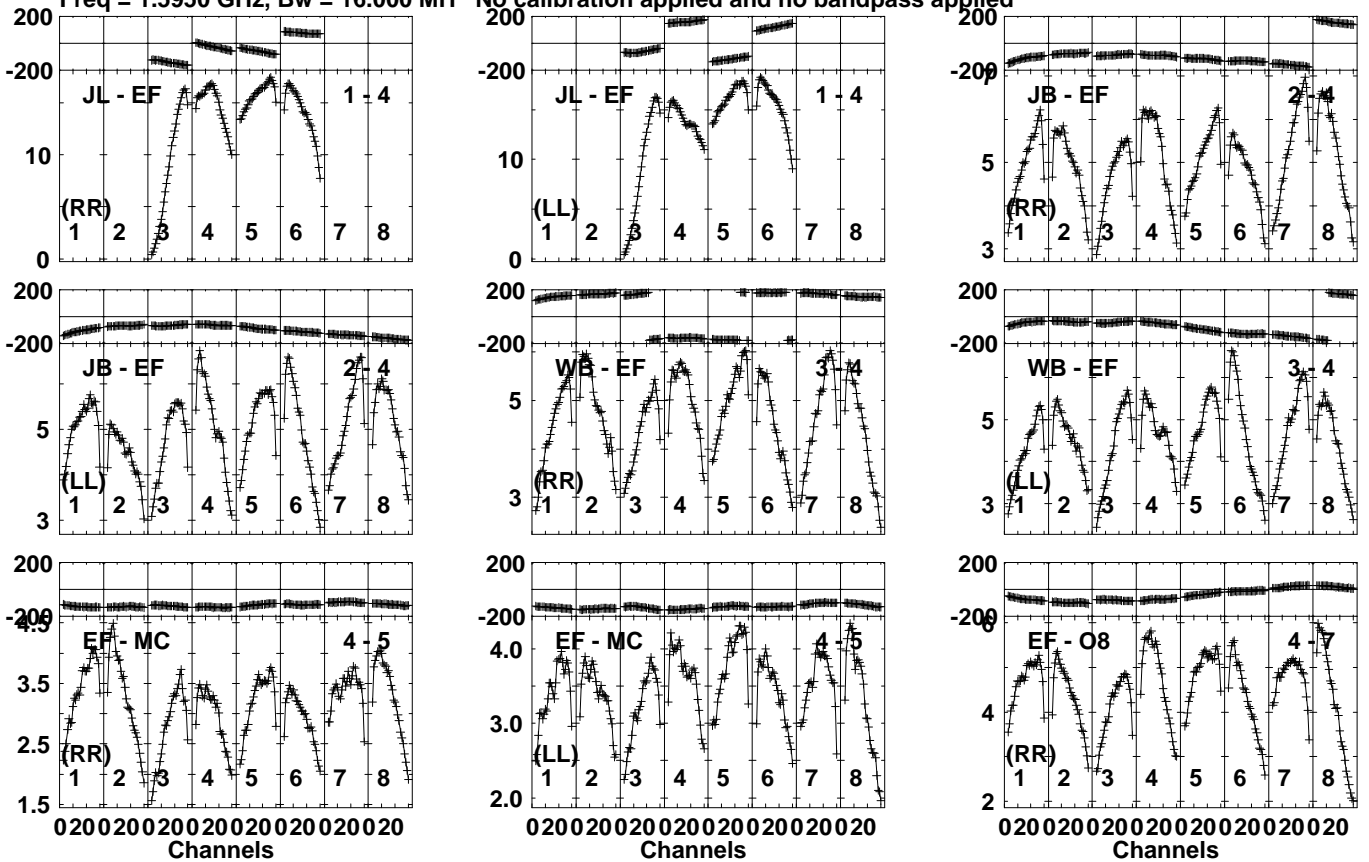
Lower frame: Micro Ampl Jy Top frame: Phas deg
Vector averaged cross-power spectrum Several baselines displayed
Timerange: 00/09:39:00 to 00/09:43:59

Plot file version 76 created 15-NOV-2022 11:01:25

J1722+2458 EB081B 1.UVDATA.1

Freq = 1.5950 GHz, Bw = 16.000 MH

No calibration applied and no bandpass applied



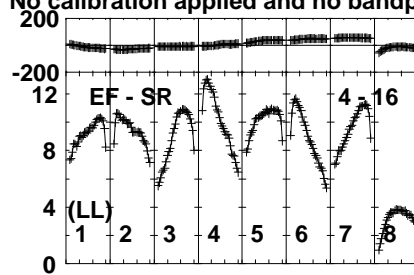
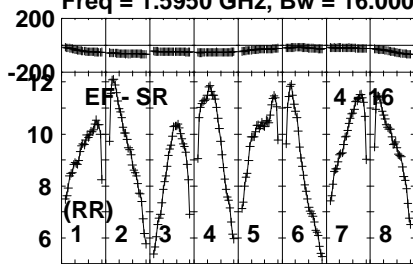
Lower frame: Milli Ampl Jy Top frame: Phas deg
 Vector averaged cross-power spectrum Several baselines displayed
 Timerange: 00/09:44:31 to 00/09:45:39

Plot file version 78 created 15-NOV-2022 11:01:25

J1722+2458 EB081B 1.UVDATA.1

Freq = 1.5950 GHz, Bw = 16.000 MH

No calibration applied and no bandpass applied



Lower frame: Milli Ampl Jy Top frame: Phas deg

Vector averaged cross-power spectrum Several baselines displayed

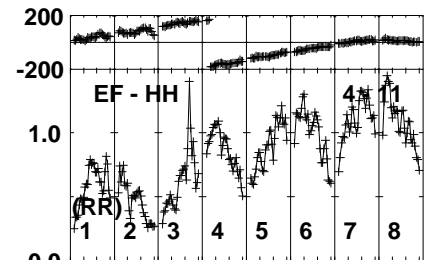
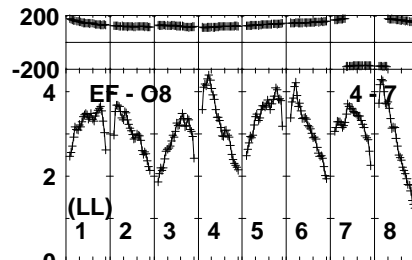
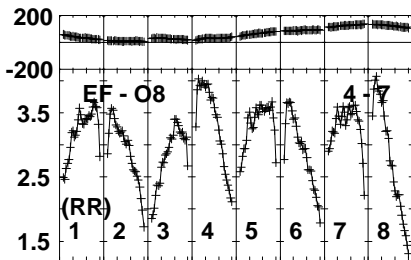
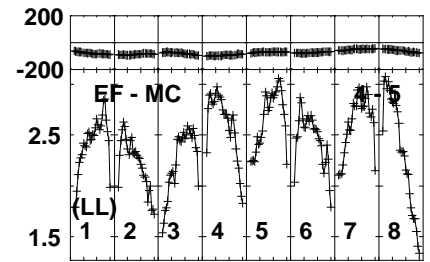
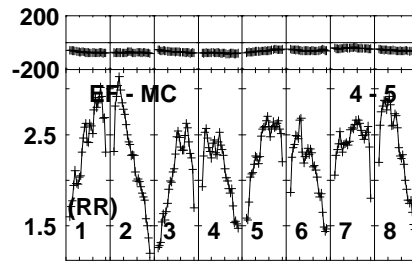
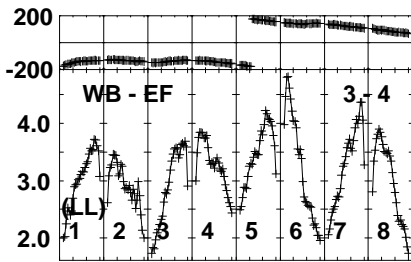
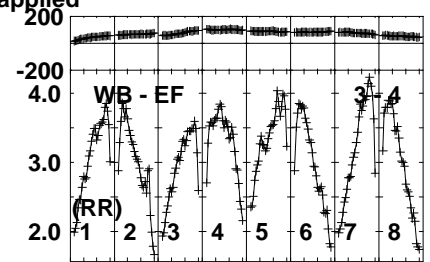
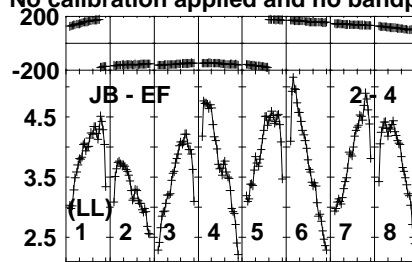
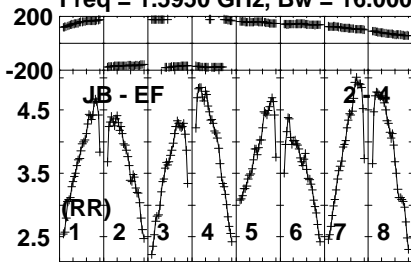
Timerange: 00/09:44:31 to 00/09:45:39

Plot file version 79 created 15-NOV-2022 11:01:25

J1722+2815 EB081B 1.UVDATA.1

Freq = 1.5950 GHz, Bw = 16.000 MH

No calibration applied and no bandpass applied



Lower frame: Milli Ampl Jy Top frame: Phas deg

Vector averaged cross-power spectrum Several baselines displayed

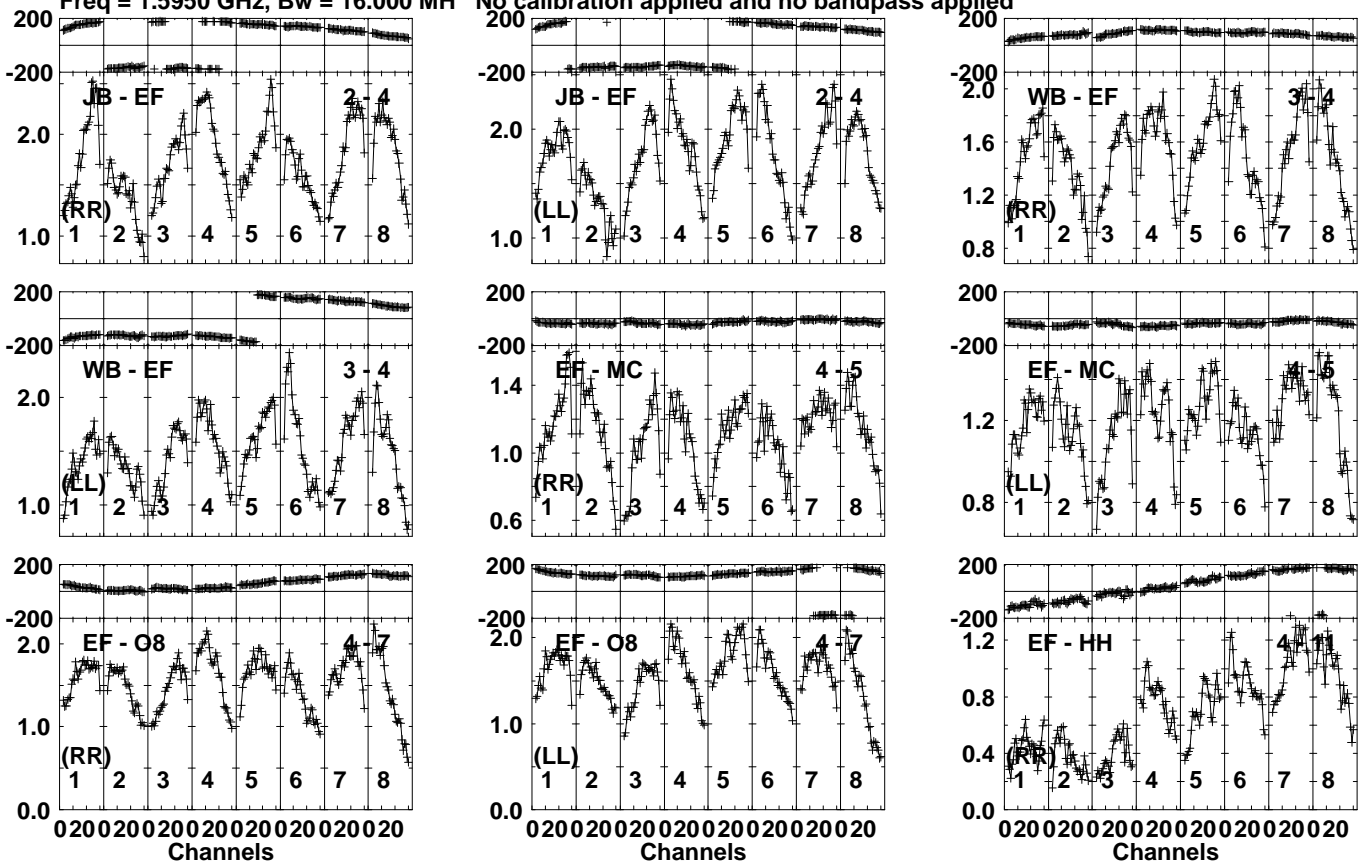
Timerange: 00/09:45:40 to 00/09:47:19

Plot file version 81 created 15-NOV-2022 11:01:25

J1716+2616 EB081B 1.UVDATA.1

Freq = 1.5950 GHz, Bw = 16.000 MH

No calibration applied and no bandpass applied



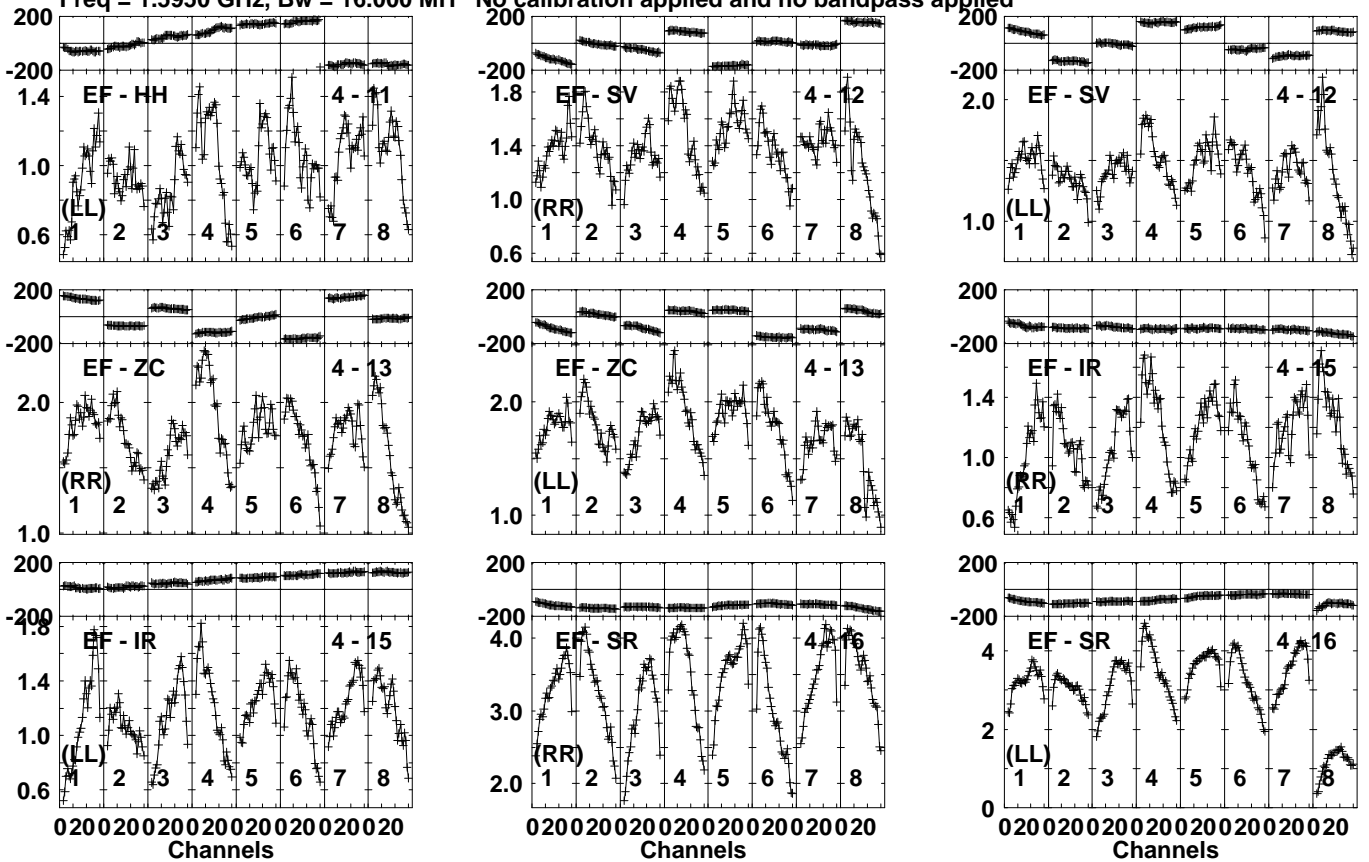
Lower frame: Milli Ampl Jy Top frame: Phas deg
Vector averaged cross-power spectrum Several baselines displayed
Timerange: 00/09:47:21 to 00/09:49:00

Plot file version 82 created 15-NOV-2022 11:01:26

J1716+2616 EB081B 1.UVDATA.1

Freq = 1.5950 GHz, Bw = 16.000 MH

No calibration applied and no bandpass applied

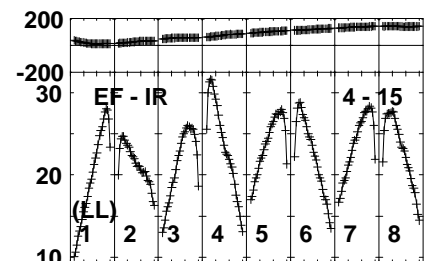
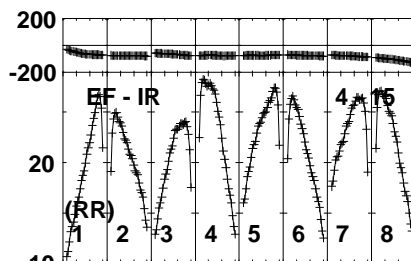
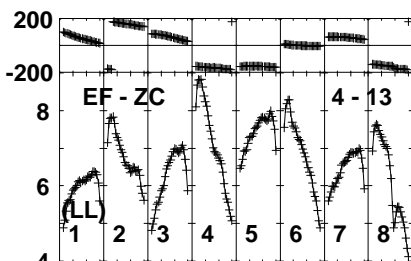
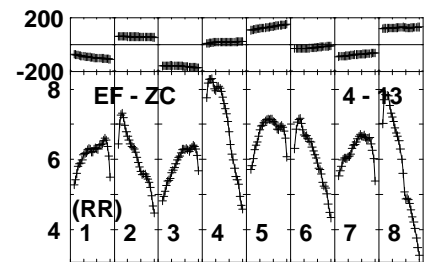
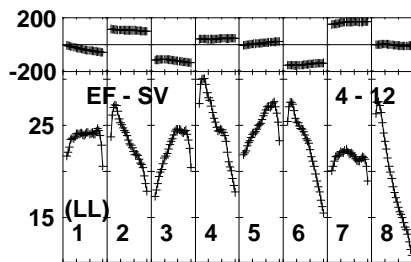
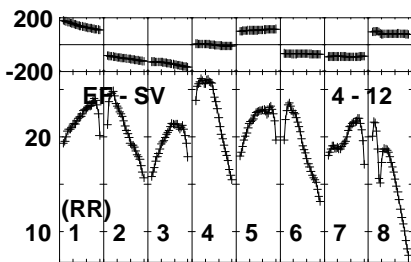
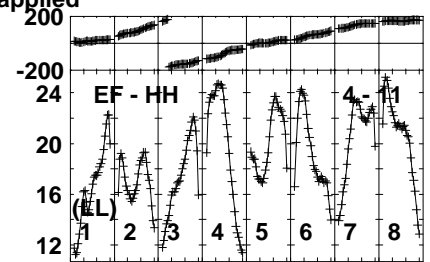
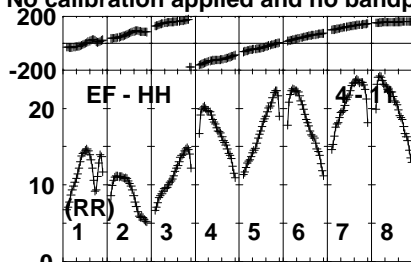
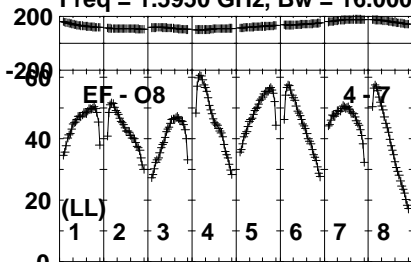


Lower frame: Milli Ampl Jy Top frame: Phas deg
Vector averaged cross-power spectrum Several baselines displayed
Timerange: 00/09:47:21 to 00/09:49:00

Plot file version 84 created 15-NOV-2022 11:01:26

3C345 EB081B 1.UVDATA.1

Freq = 1.5950 GHz, Bw = 16.000 MH No calibration applied and no bandpass applied



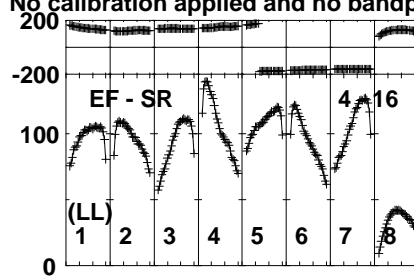
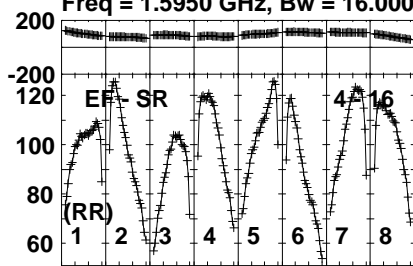
Lower frame: Milli Ampl Jy Top frame: Phas deg
Vector averaged cross-power spectrum Several baselines displayed
Timerange: 00/09:49:02 to 00/10:00:20

Plot file version 85 created 15-NOV-2022 11:01:27

3C345 EB081B 1.UVDATA.1

Freq = 1.5950 GHz, Bw = 16.000 MH

No calibration applied and no bandpass applied

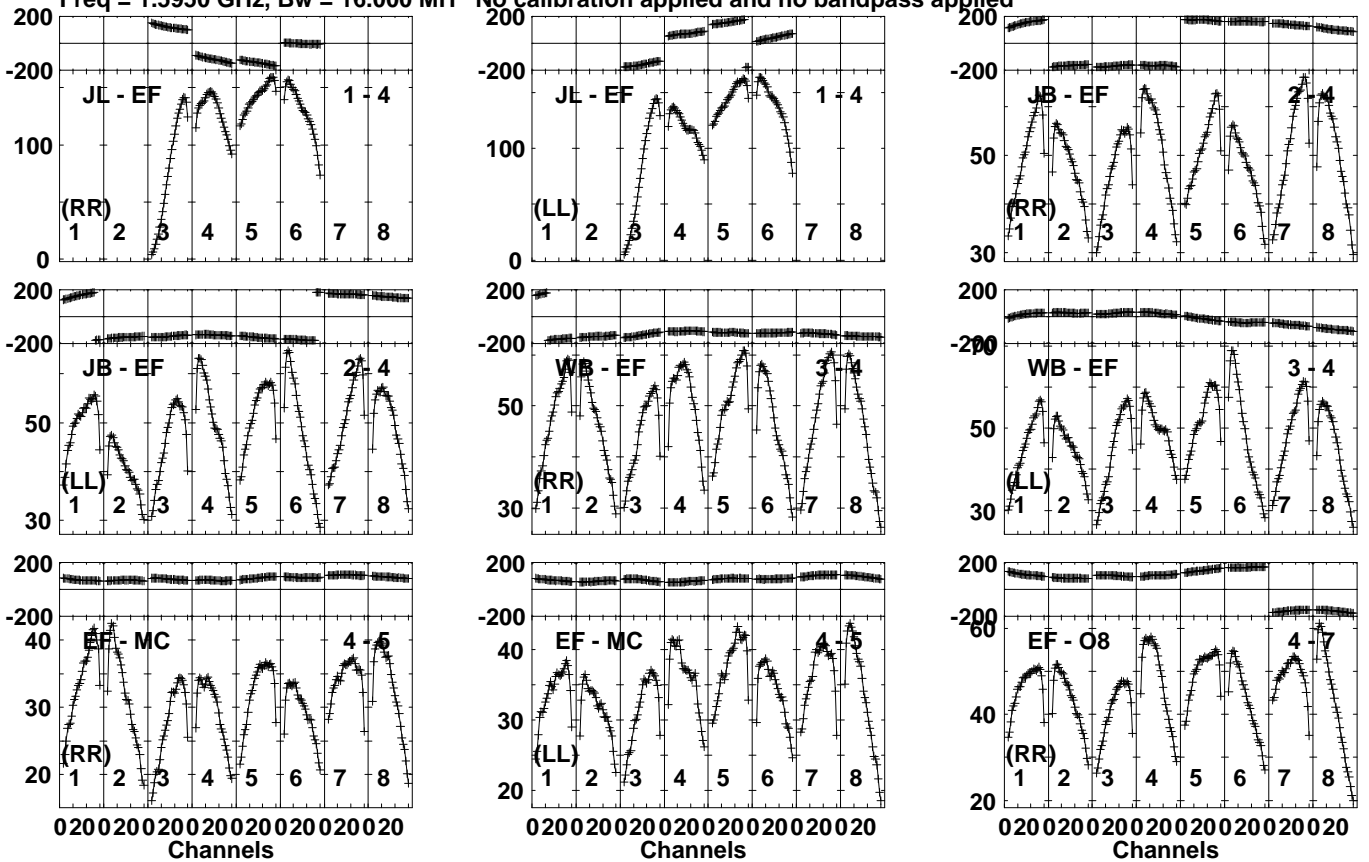


Lower frame: Milli Ampl Jy Top frame: Phas deg
Vector averaged cross-power spectrum Several baselines displayed
Timerange: 00/09:49:02 to 00/10:00:20

Plot file version 86 created 15-NOV-2022 11:01:27

3C345 EB081B 1.UVDATA.1

Freq = 1.5950 GHz, Bw = 16.000 MH No calibration applied and no bandpass applied



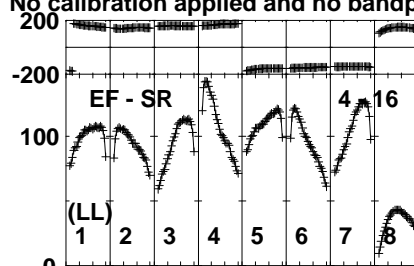
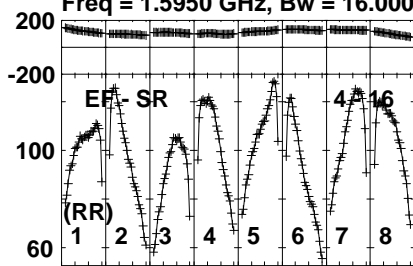
Lower frame: Milli Ampl Jy Top frame: Phas deg
 Vector averaged cross-power spectrum Several baselines displayed
 Timerange: 00/10:00:35 to 00/10:01:19

Plot file version 88 created 15-NOV-2022 11:01:27

3C345 EB081B 1.UVDATA.1

Freq = 1.5950 GHz, Bw = 16.000 MH

No calibration applied and no bandpass applied



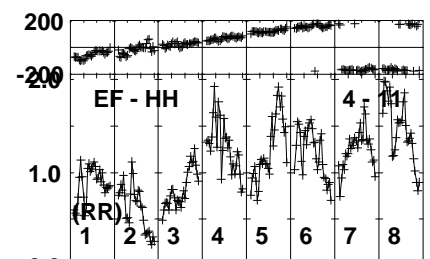
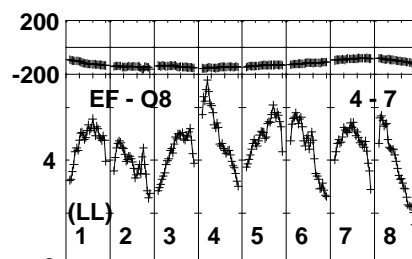
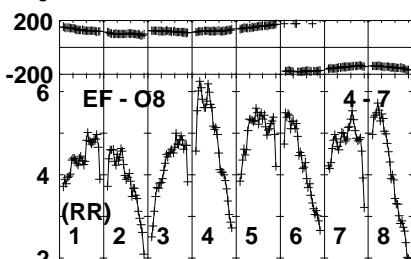
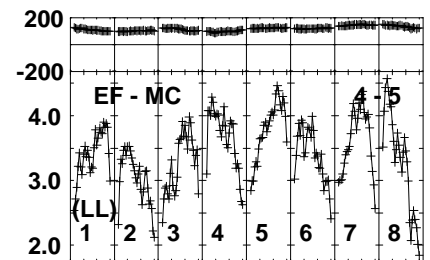
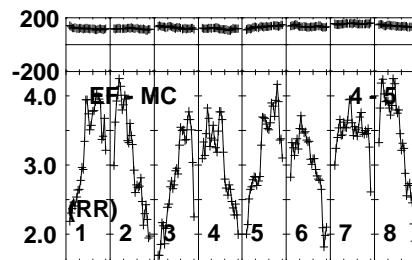
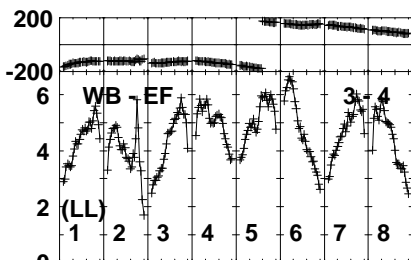
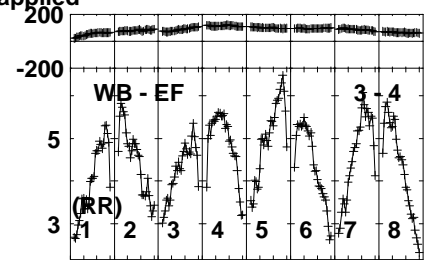
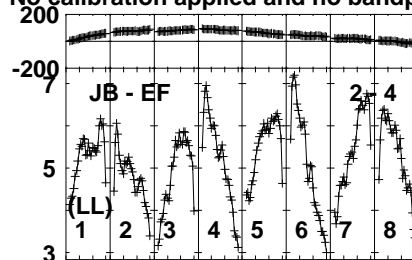
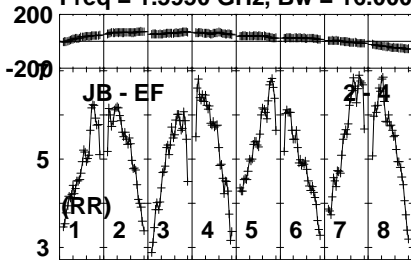
Lower frame: Milli Ampl Jy Top frame: Phas deg
Vector averaged cross-power spectrum Several baselines displayed
Timerange: 00/10:00:35 to 00/10:01:19

Plot file version 89 created 15-NOV-2022 11:01:27

J1722+2458 EB081B 1.UVDATA.1

Freq = 1.5950 GHz, Bw = 16.000 MH

No calibration applied and no bandpass applied



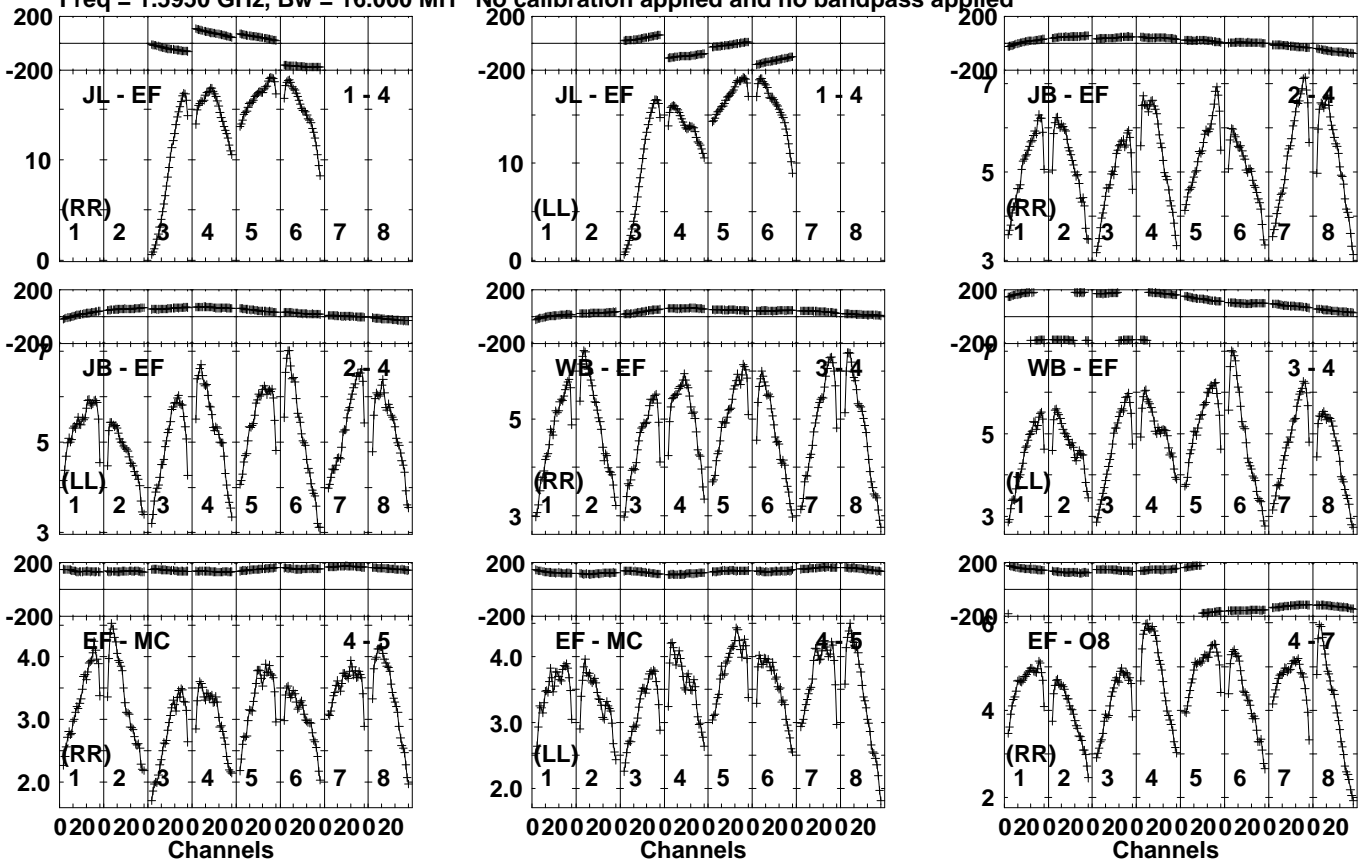
Lower frame: Milli Ampl Jy Top frame: Phas deg
Vector averaged cross-power spectrum Several baselines displayed
Timerange: 00/10:01:20 to 00/10:03:20

Plot file version 91 created 15-NOV-2022 11:01:27

J1722+2458 EB081B 1.UVDATA.1

Freq = 1.5950 GHz, Bw = 16.000 MH

No calibration applied and no bandpass applied



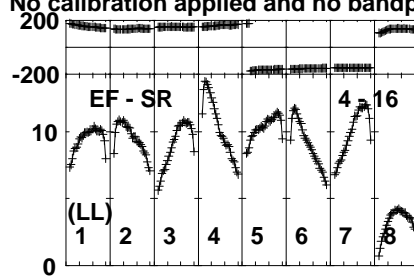
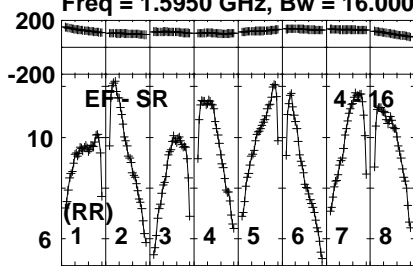
Lower frame: Milli Ampl Jy Top frame: Phas deg
Vector averaged cross-power spectrum Several baselines displayed
Timerange: 00/10:03:51 to 00/10:05:00

Plot file version 93 created 15-NOV-2022 11:01:27

J1722+2458 EB081B 1.UVDATA.1

Freq = 1.5950 GHz, Bw = 16.000 MH

No calibration applied and no bandpass applied



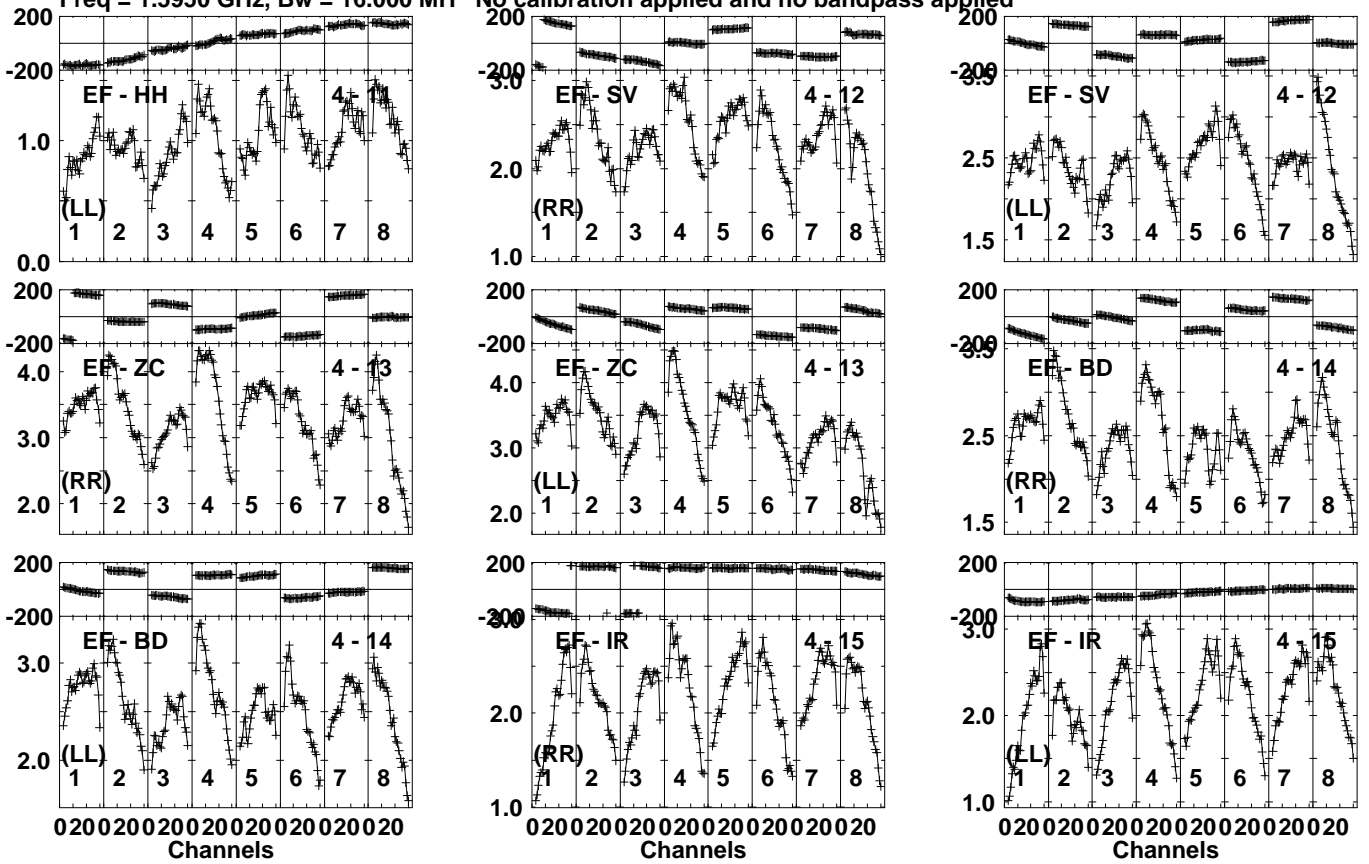
Lower frame: Milli Ampl Jy Top frame: Phas deg
Vector averaged cross-power spectrum Several baselines displayed
Timerange: 00/10:03:51 to 00/10:05:00

Plot file version 95 created 15-NOV-2022 11:01:28

J1722+2815 EB081B 1.UVDATA.1

Freq = 1.5950 GHz, Bw = 16.000 MH

No calibration applied and no bandpass applied



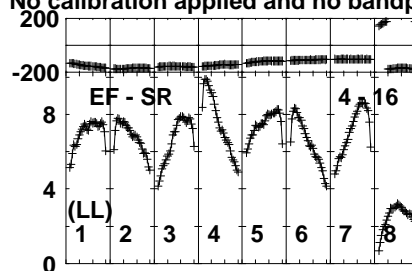
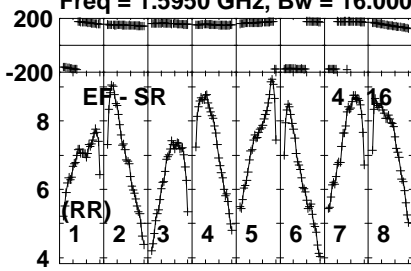
Lower frame: Milli Ampl Jy Top frame: Phas deg
Vector averaged cross-power spectrum Several baselines displayed
Timerange: 00/10:05:01 to 00/10:06:40

Plot file version 96 created 15-NOV-2022 11:01:28

J1722+2815 EB081B 1.UVDATA.1

Freq = 1.5950 GHz, Bw = 16.000 MH

No calibration applied and no bandpass applied



Lower frame: Milli Ampl Jy Top frame: Phas deg

Vector averaged cross-power spectrum Several baselines displayed

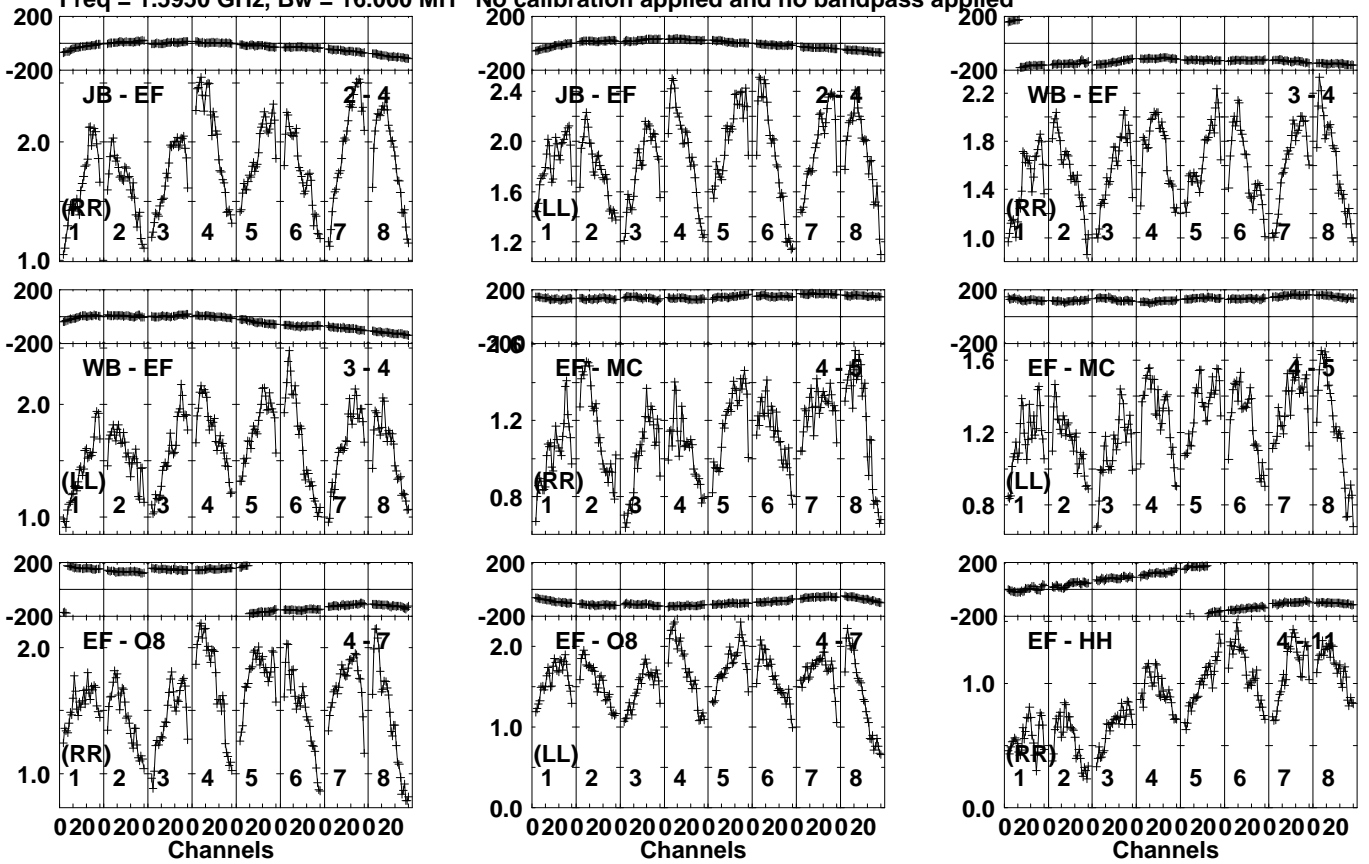
Timerange: 00/10:05:01 to 00/10:06:40

Plot file version 97 created 15-NOV-2022 11:01:28

J1716+2616 EB081B 1.UVDATA.1

Freq = 1.5950 GHz, Bw = 16.000 MH

No calibration applied and no bandpass applied



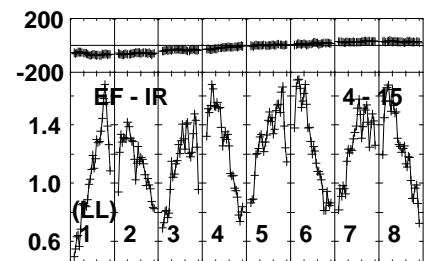
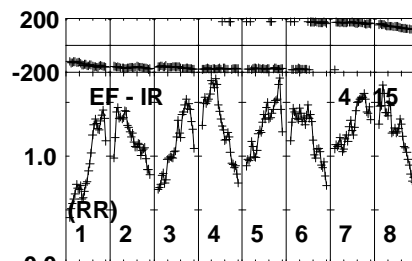
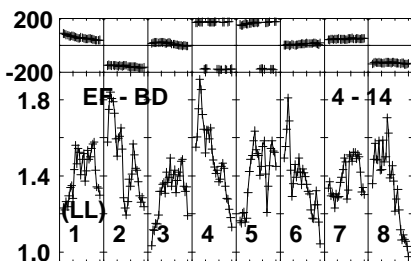
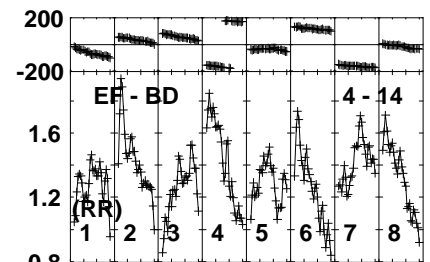
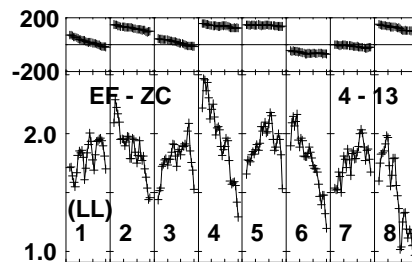
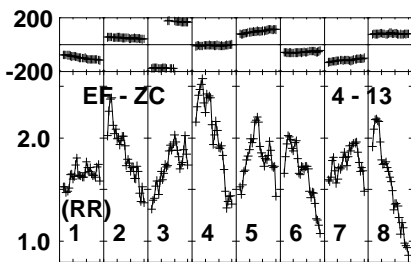
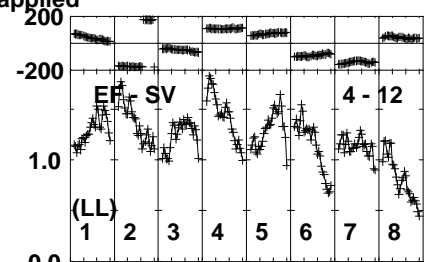
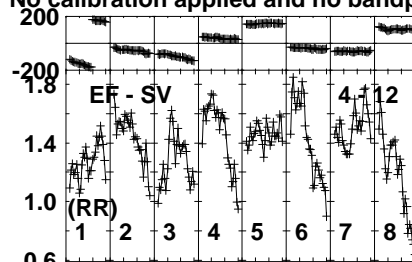
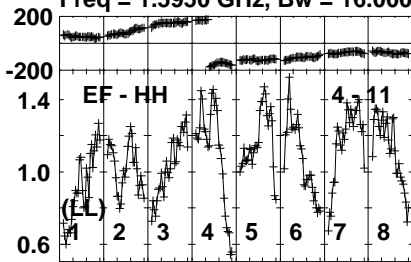
Lower frame: Milli Ampl Jy Top frame: Phas deg
Vector averaged cross-power spectrum Several baselines displayed
Timerange: 00/10:06:40 to 00/10:08:20

Plot file version 98 created 15-NOV-2022 11:01:28

J1716+2616 EB081B 1.UVDATA.1

Freq = 1.5950 GHz, Bw = 16.000 MH

No calibration applied and no bandpass applied



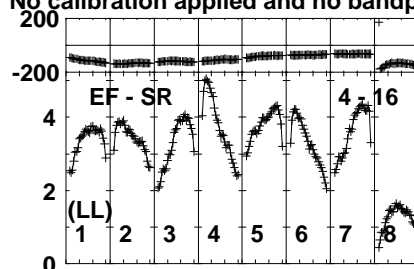
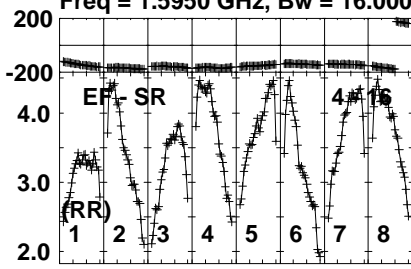
Lower frame: Milli Ampl Jy Top frame: Phas deg
Vector averaged cross-power spectrum Several baselines displayed
Timerange: 00/10:06:40 to 00/10:08:20

Plot file version 99 created 15-NOV-2022 11:01:28

J1716+2616 EB081B 1.UVDATA.1

Freq = 1.5950 GHz, Bw = 16.000 MH

No calibration applied and no bandpass applied

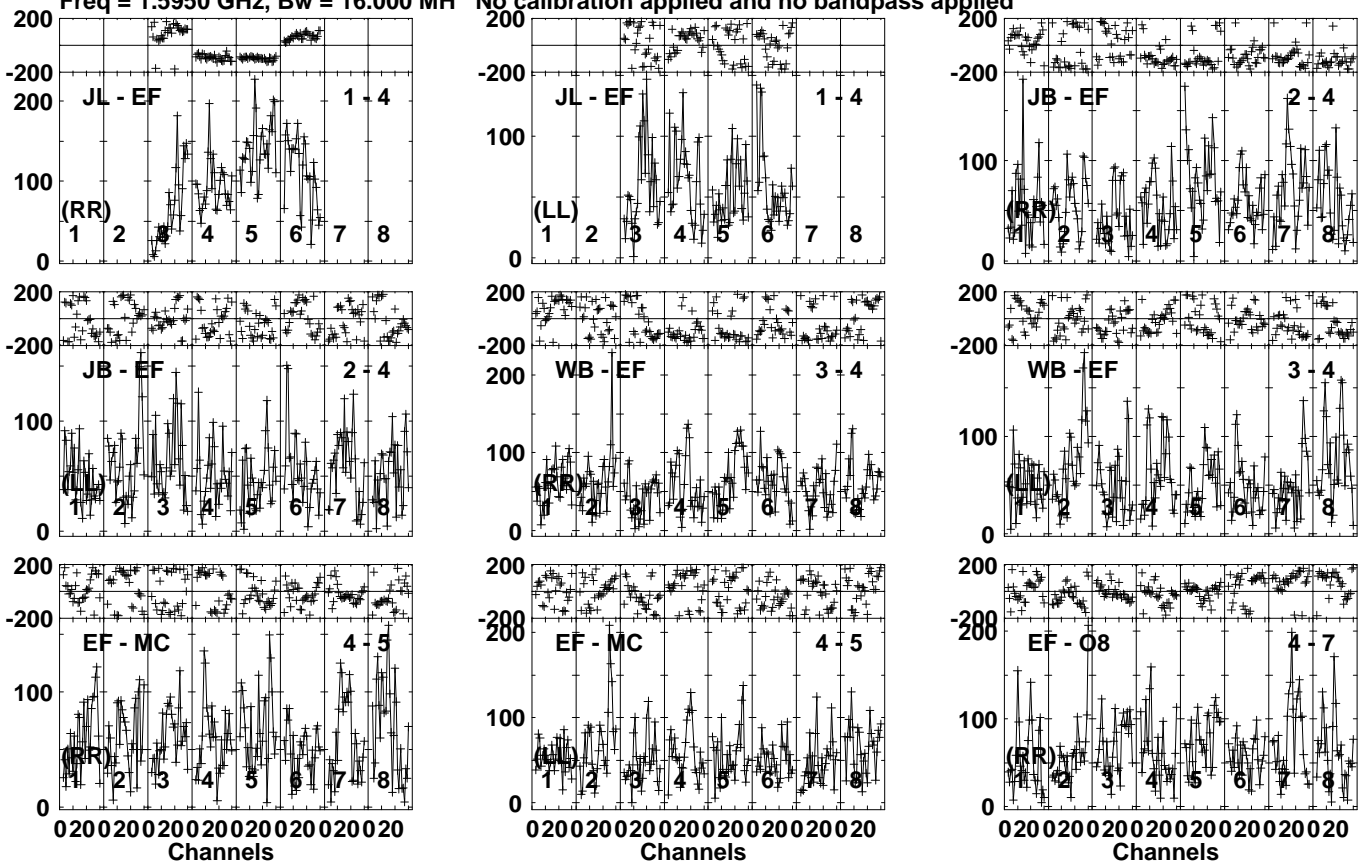


Lower frame: Milli Ampl Jy Top frame: Phas deg
Vector averaged cross-power spectrum Several baselines displayed
Timerange: 00/10:06:40 to 00/10:08:20

Plot file version 100 created 15-NOV-2022 11:01:28

ROSS867 EB081B 1.UVDATA.1

Freq = 1.5950 GHz, Bw = 16.000 MH No calibration applied and no bandpass applied

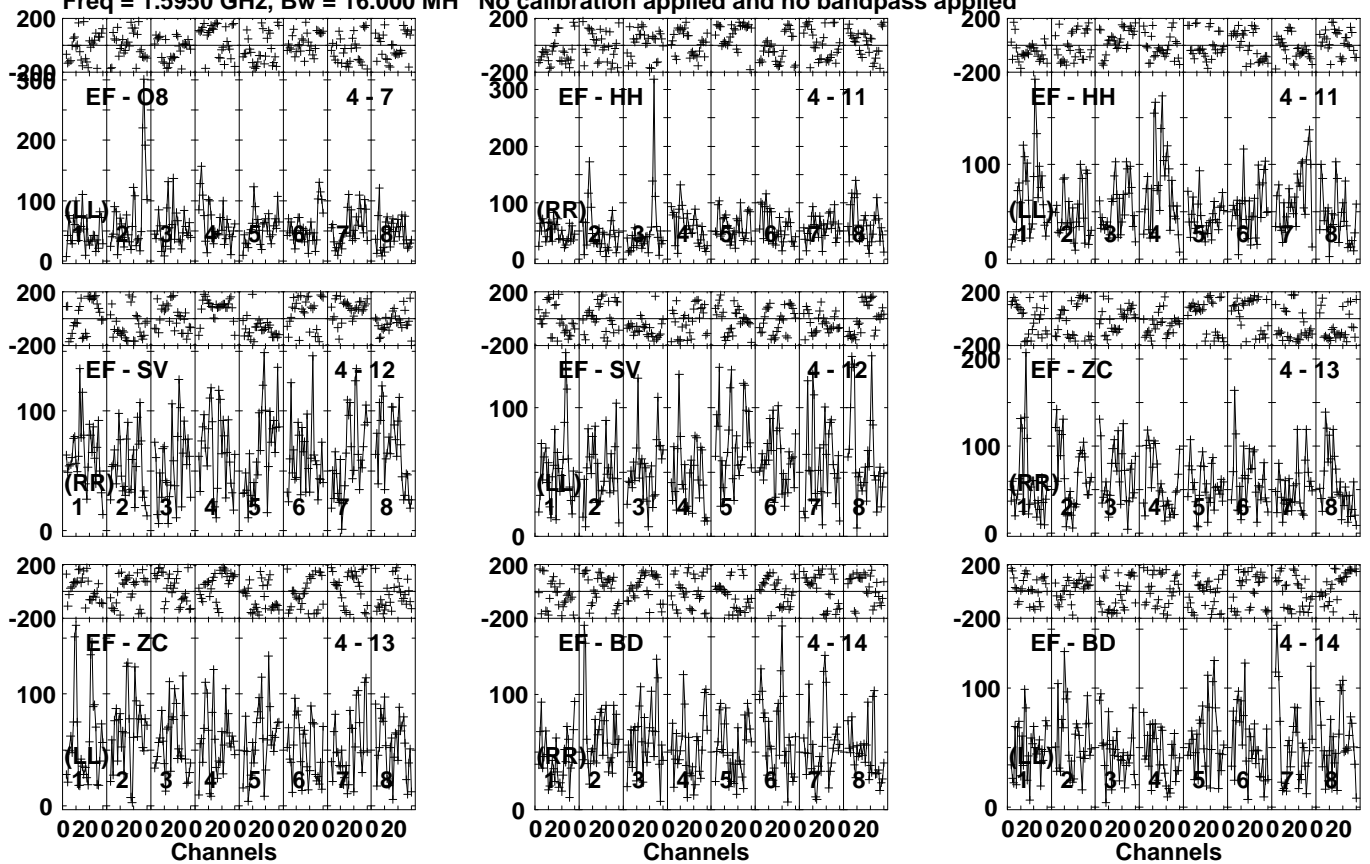


Lower frame: Micro Ampl Jy Top frame: Phas deg
Vector averaged cross-power spectrum Several baselines displayed
Timerange: 00/10:08:20 to 00/10:13:19

Plot file version 101 created 15-NOV-2022 11:01:28

ROSS867 EB081B 1.UVDATA.1

Freq = 1.5950 GHz, Bw = 16.000 MH No calibration applied and no bandpass applied

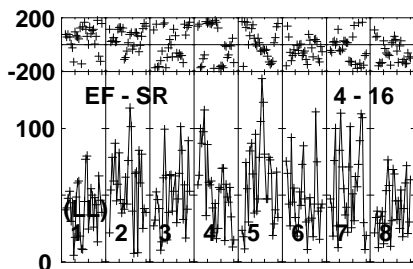
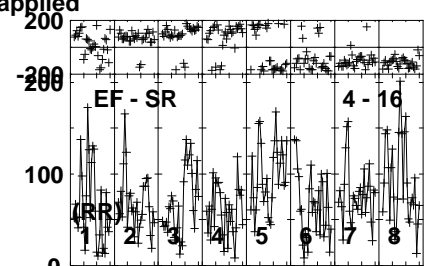
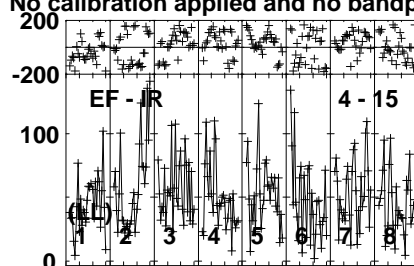
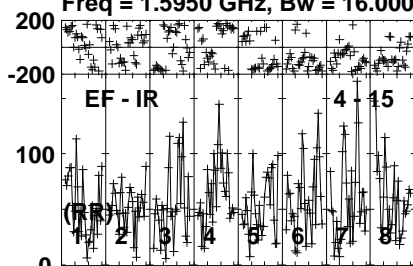


Lower frame: Micro Ampl Jy Top frame: Phas deg
Vector averaged cross-power spectrum Several baselines displayed
Timerange: 00/10:08:20 to 00/10:13:19

Plot file version 102 created 15-NOV-2022 11:01:29

ROSS867 EB081B 1.UVDATA.1

Freq = 1.5950 GHz, Bw = 16.000 MH No calibration applied and no bandpass applied



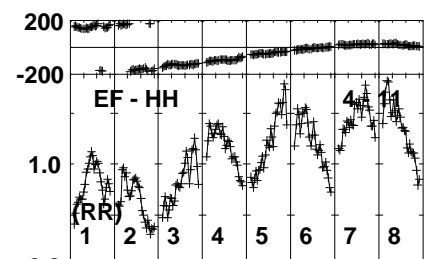
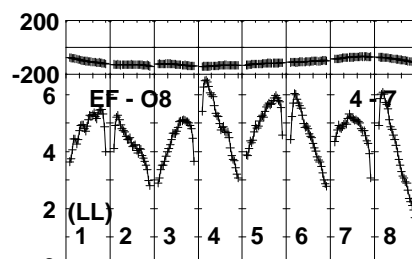
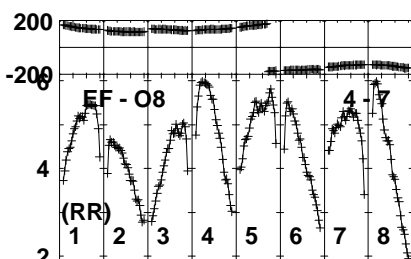
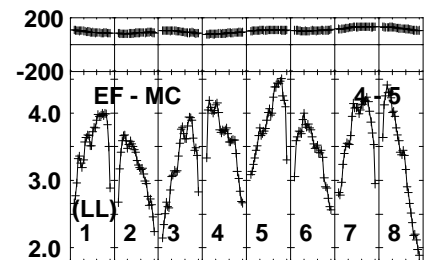
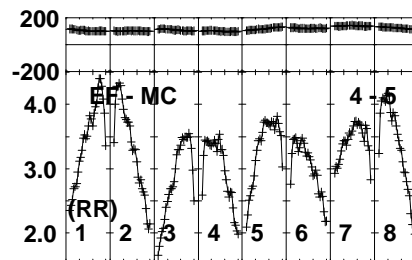
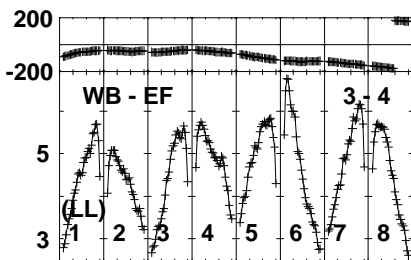
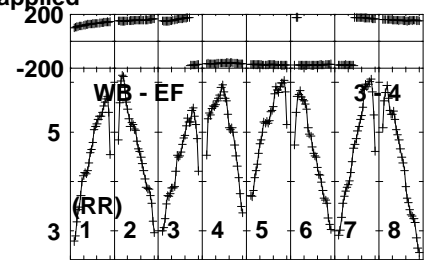
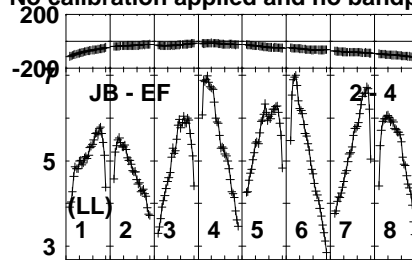
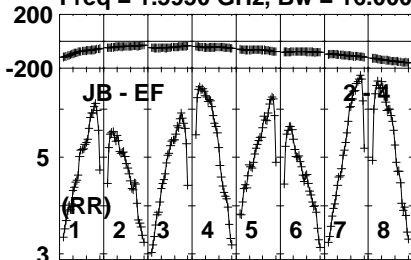
Lower frame: Micro Ampl Jy Top frame: Phas deg
Vector averaged cross-power spectrum Several baselines displayed
Timerange: 00/10:08:20 to 00/10:13:19

Plot file version 103 created 15-NOV-2022 11:01:29

J1722+2458 EB081B 1.UVDATA.1

Freq = 1.5950 GHz, Bw = 16.000 MH

No calibration applied and no bandpass applied



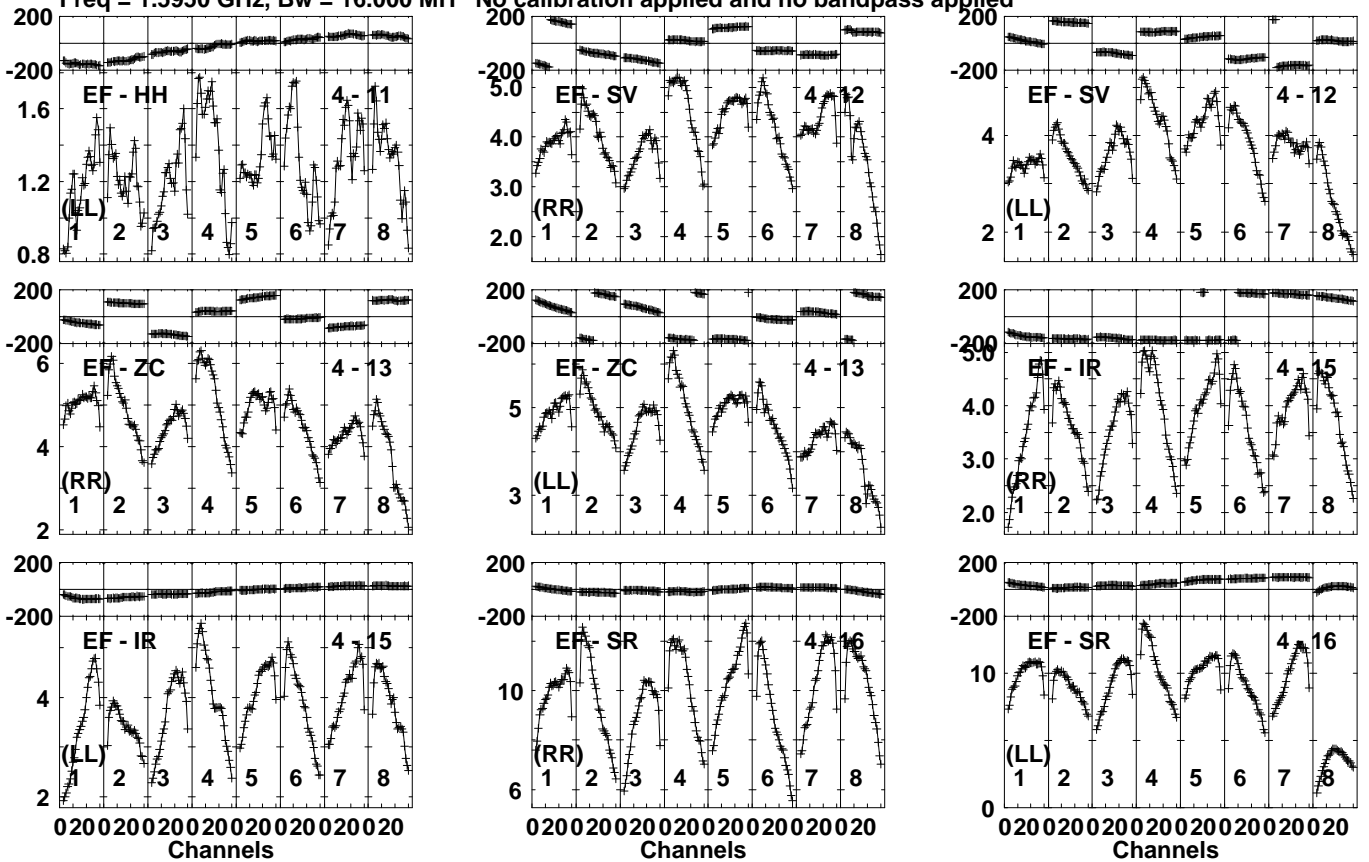
Lower frame: Milli Ampl Jy Top frame: Phas deg
Vector averaged cross-power spectrum Several baselines displayed
Timerange: 00/10:13:51 to 00/10:14:59

Plot file version 104 created 15-NOV-2022 11:01:29

J1722+2458 EB081B 1.UVDATA.1

Freq = 1.5950 GHz, Bw = 16.000 MH

No calibration applied and no bandpass applied



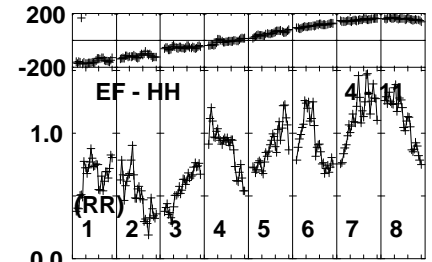
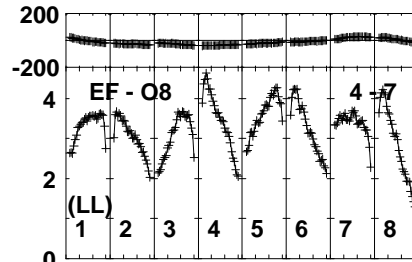
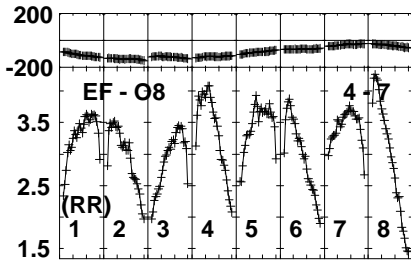
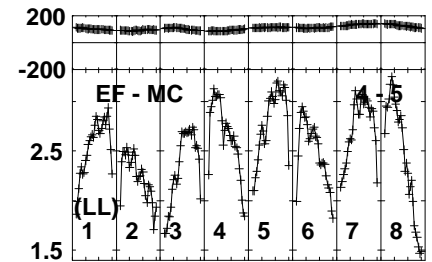
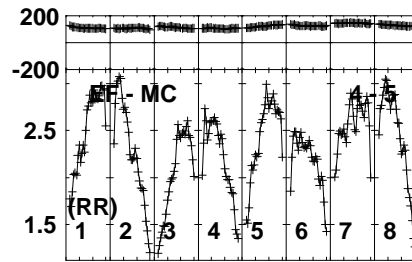
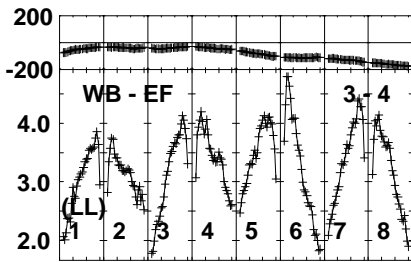
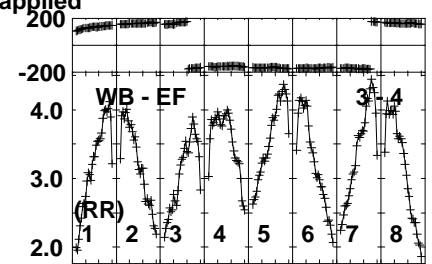
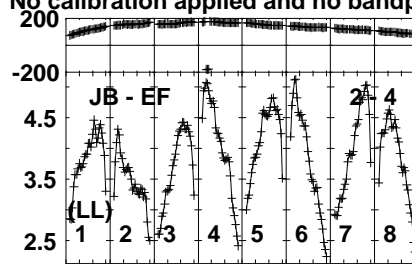
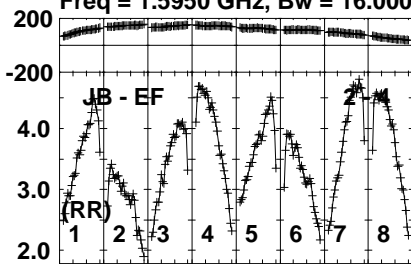
Lower frame: Milli Ampl Jy Top frame: Phas deg
Vector averaged cross-power spectrum Several baselines displayed
Timerange: 00/10:13:51 to 00/10:14:59

Plot file version 105 created 15-NOV-2022 11:01:29

J1722+2815 EB081B 1.UVDATA.1

Freq = 1.5950 GHz, Bw = 16.000 MH

No calibration applied and no bandpass applied



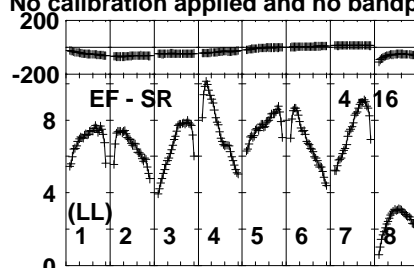
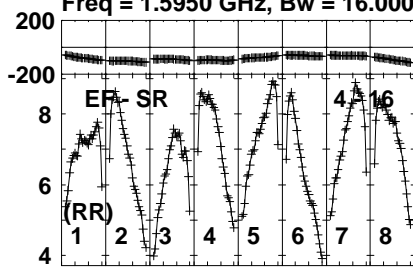
Lower frame: Milli Ampl Jy Top frame: Phas deg
Vector averaged cross-power spectrum Several baselines displayed
Timerange: 00/10:15:01 to 00/10:16:40

Plot file version 107 created 15-NOV-2022 11:01:29

J1722+2815 EB081B 1.UVDATA.1

Freq = 1.5950 GHz, Bw = 16.000 MH

No calibration applied and no bandpass applied



Lower frame: Milli Ampl Jy Top frame: Phas deg

Vector averaged cross-power spectrum Several baselines displayed

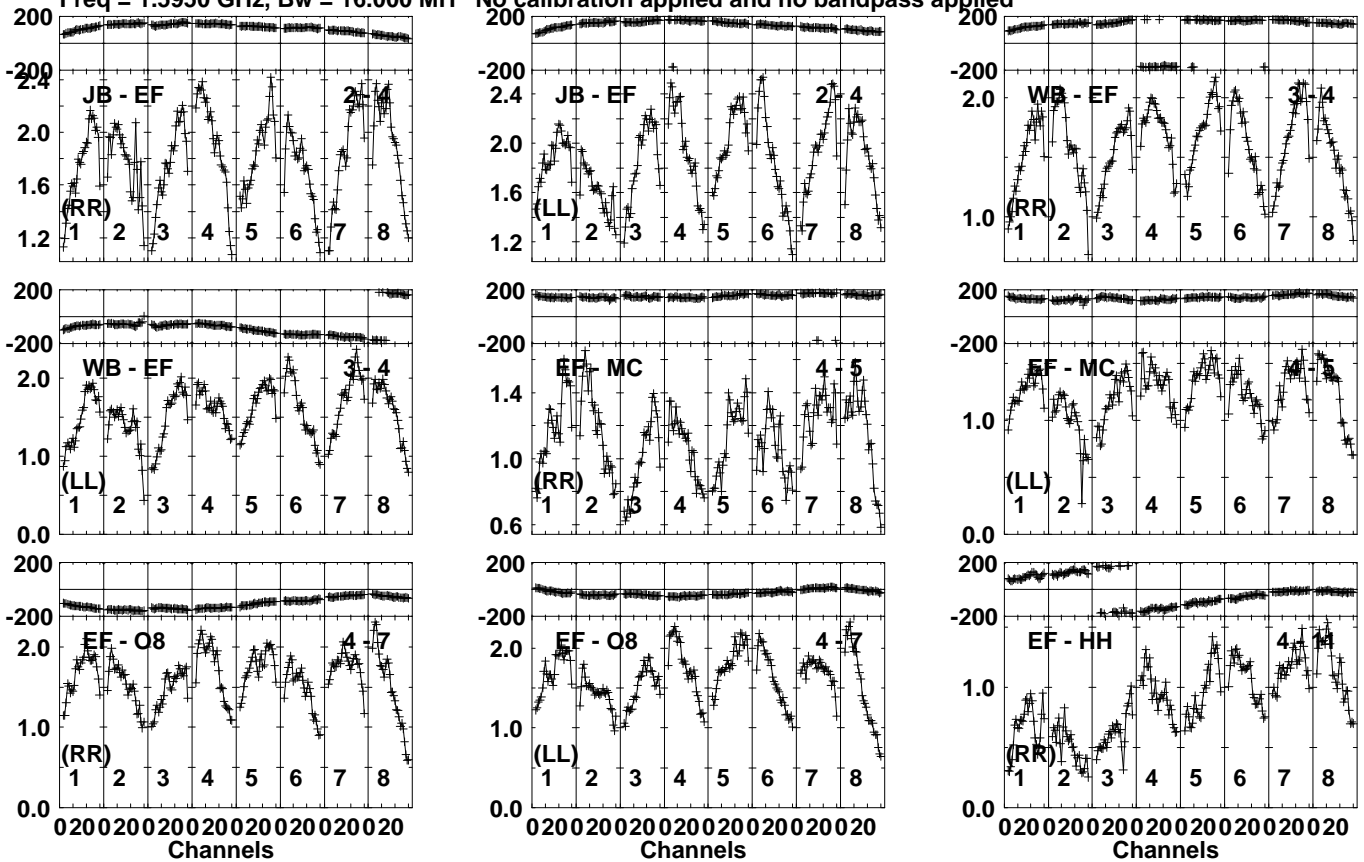
Timerange: 00/10:15:01 to 00/10:16:40

Plot file version 108 created 15-NOV-2022 11:01:29

J1716+2616 EB081B 1.UVDATA.1

Freq = 1.5950 GHz, Bw = 16.000 MH

No calibration applied and no bandpass applied



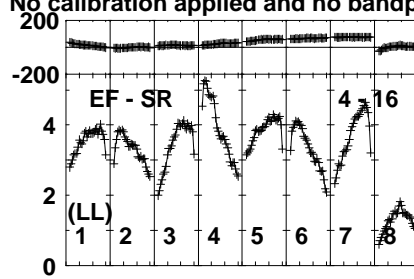
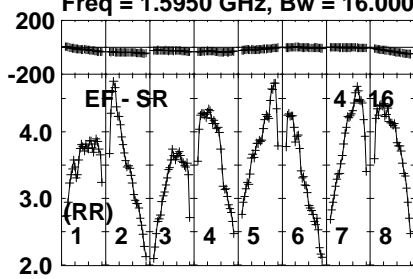
Lower frame: Milli Ampl Jy Top frame: Phas deg
Vector averaged cross-power spectrum Several baselines displayed
Timerange: 00/10:16:41 to 00/10:18:20

Plot file version 110 created 15-NOV-2022 11:01:30

J1716+2616 EB081B 1.UVDATA.1

Freq = 1.5950 GHz, Bw = 16.000 MH

No calibration applied and no bandpass applied



Lower frame: Milli Ampl Jy Top frame: Phas deg

Vector averaged cross-power spectrum Several baselines displayed

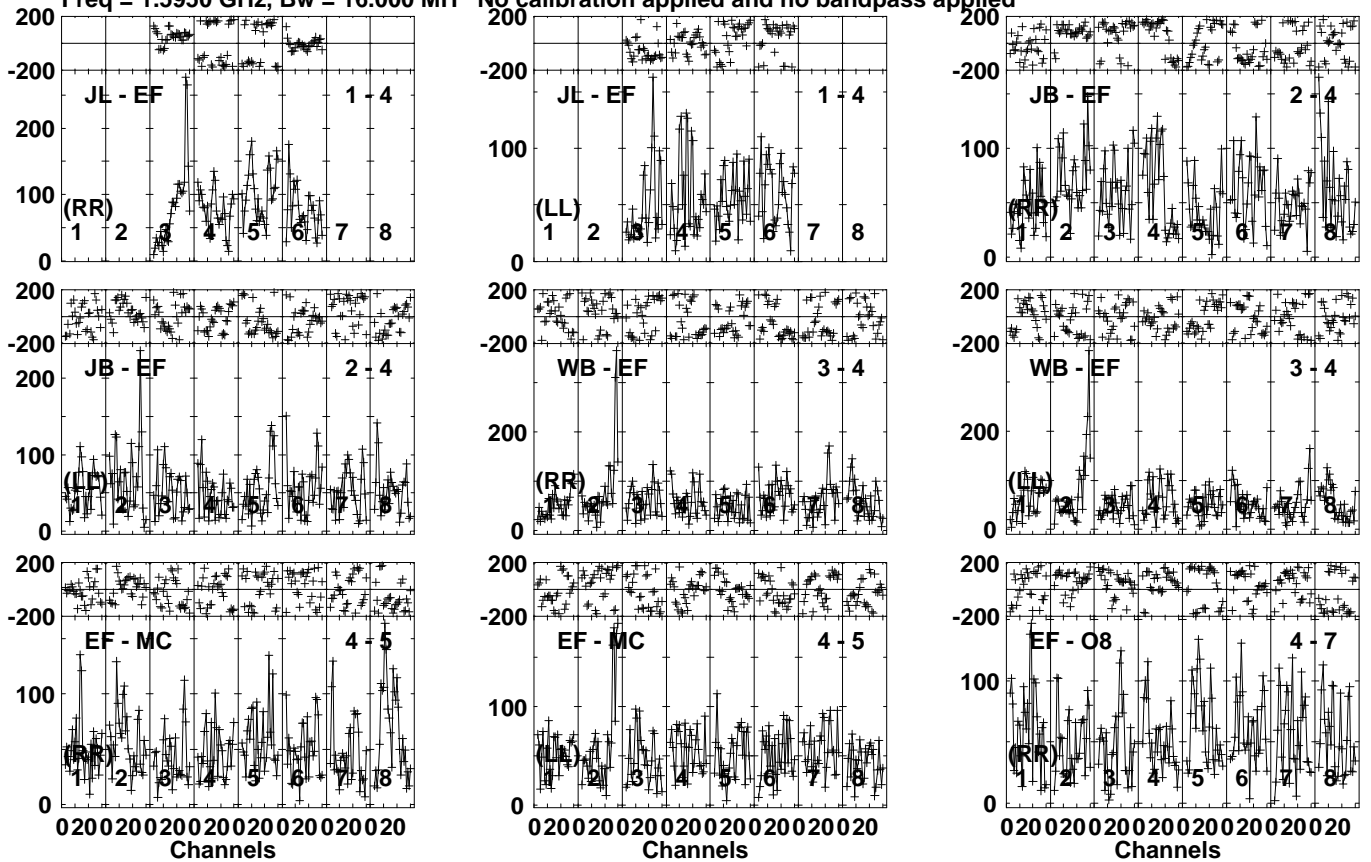
Timerange: 00/10:16:41 to 00/10:18:20

Plot file version 111 created 15-NOV-2022 11:01:30

ROSS867 EB081B 1.UVDATA.1

Freq = 1.5950 GHz, Bw = 16.000 MH

No calibration applied and no bandpass applied

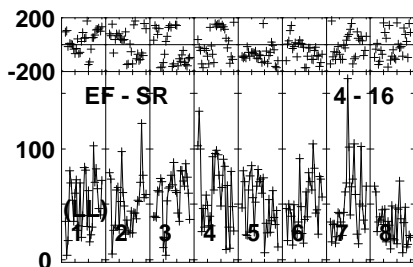
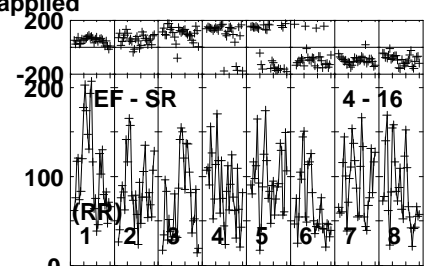
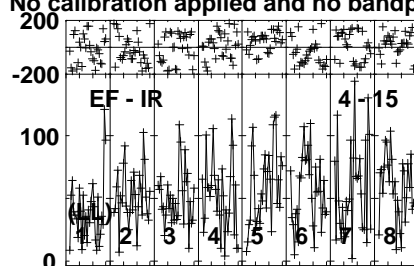
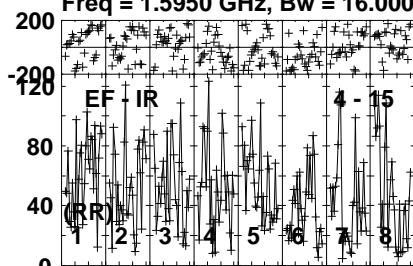


Lower frame: Micro Ampl Jy Top frame: Phas deg
Vector averaged cross-power spectrum Several baselines displayed
Timerange: 00/10:18:21 to 00/10:23:20

Plot file version 113 created 15-NOV-2022 11:01:30

ROSS867 EB081B 1.UVDATA.1

Freq = 1.5950 GHz, Bw = 16.000 MH No calibration applied and no bandpass applied



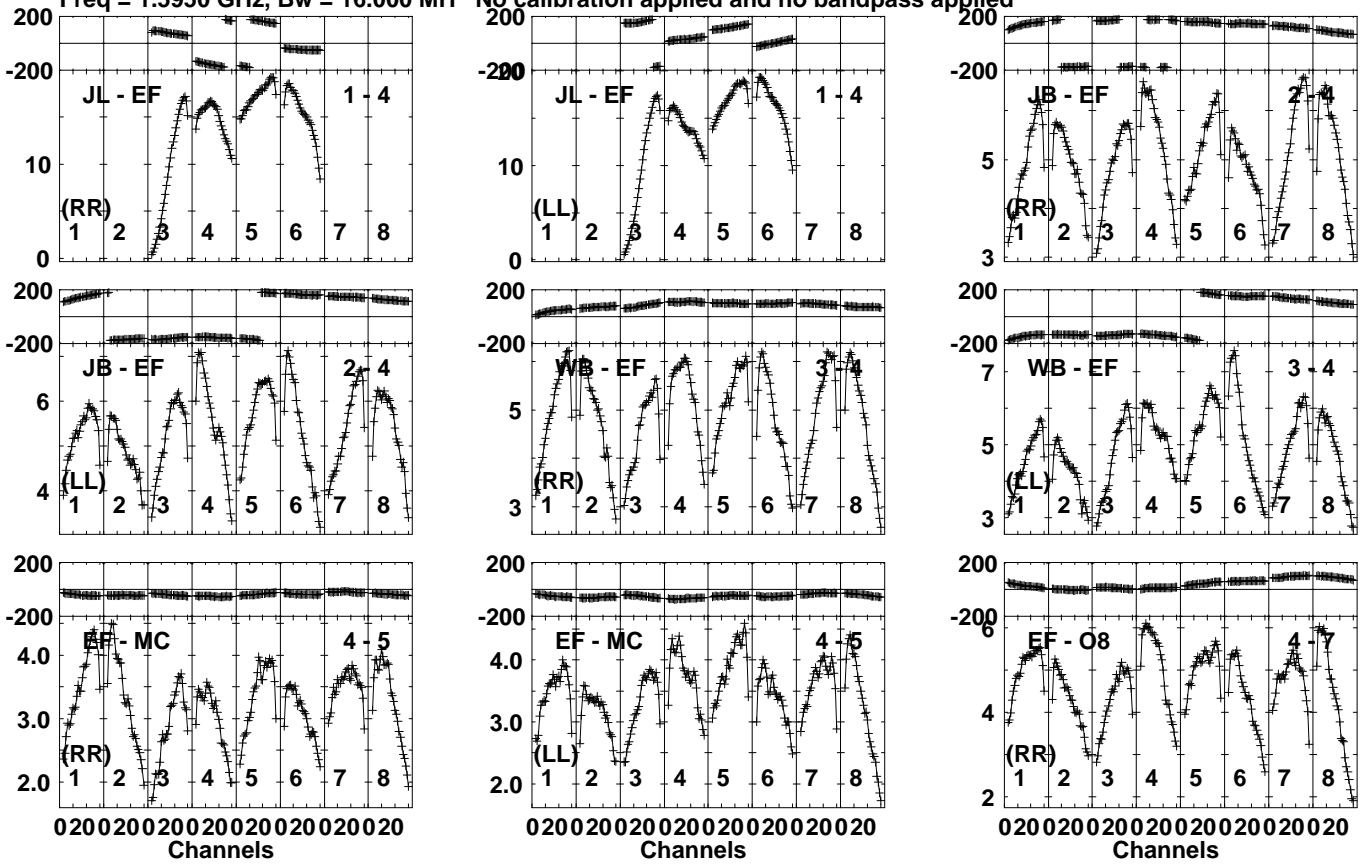
Lower frame: Micro Ampl Jy Top frame: Phas deg
Vector averaged cross-power spectrum Several baselines displayed
Timerange: 00/10:18:21 to 00/10:23:20

Plot file version 114 created 15-NOV-2022 11:01:30

J1722+2458 EB081B 1.UVDATA.1

Freq = 1.5950 GHz, Bw = 16.000 MH

No calibration applied and no bandpass applied



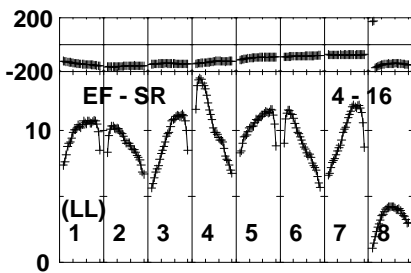
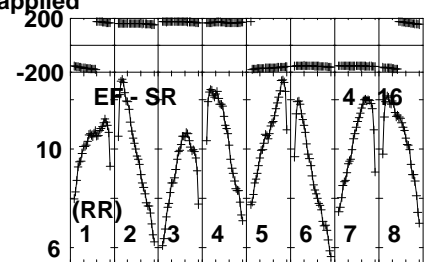
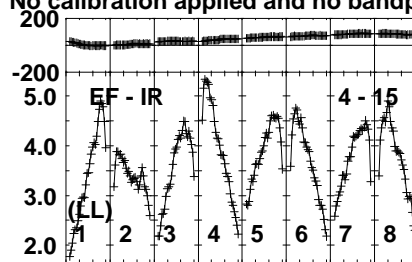
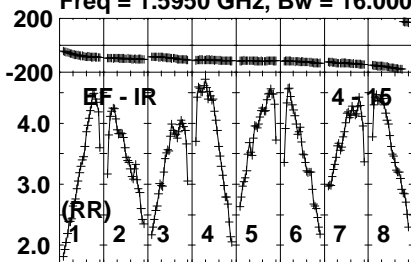
Lower frame: Milli Ampl Jy Top frame: Phas deg
 Vector averaged cross-power spectrum Several baselines displayed
 Timerange: 00/10:23:50 to 00/10:24:59

Plot file version 116 created 15-NOV-2022 11:01:30

J1722+2458 EB081B 1.UVDATA.1

Freq = 1.5950 GHz, Bw = 16.000 MH

No calibration applied and no bandpass applied



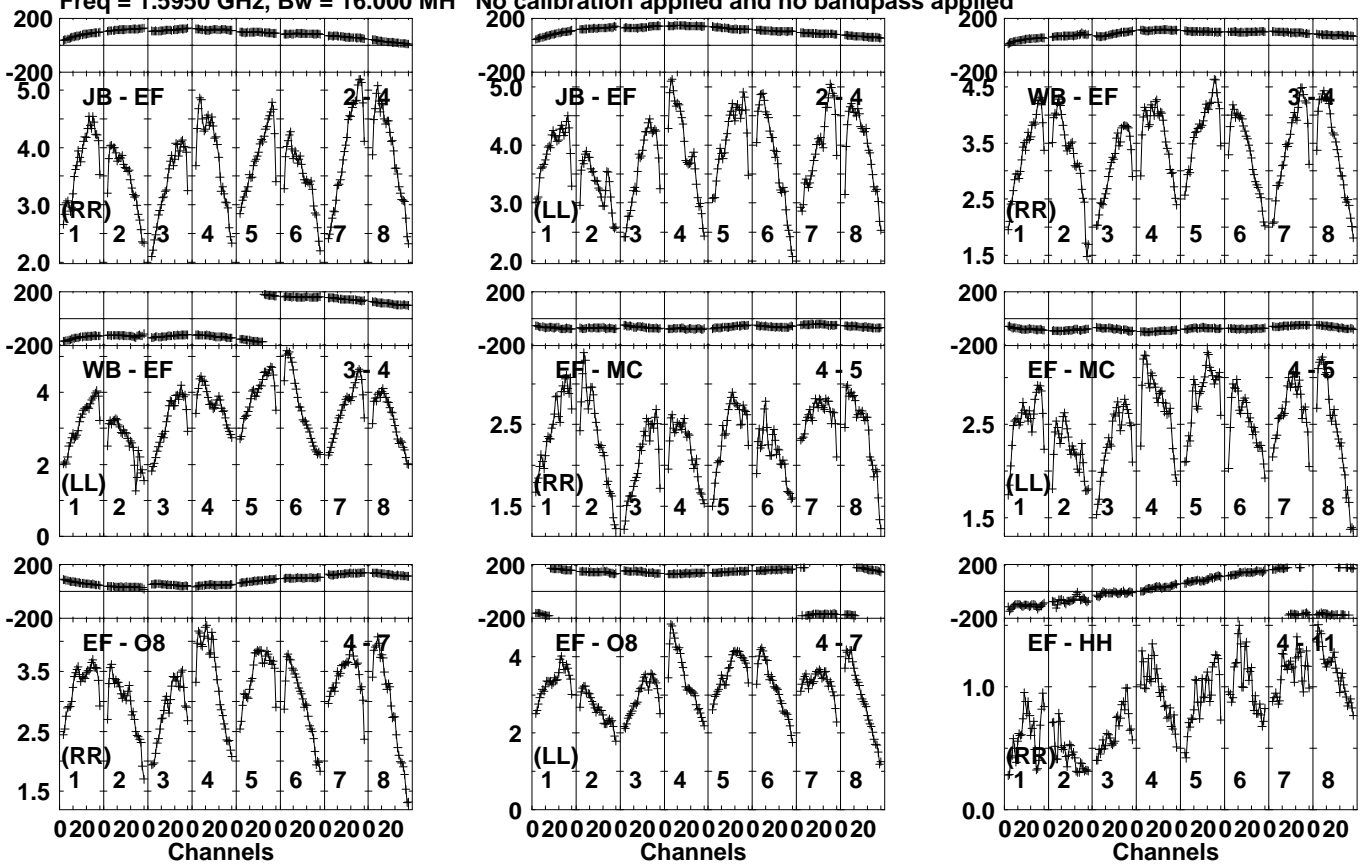
Lower frame: Milli Ampl Jy Top frame: Phas deg
Vector averaged cross-power spectrum Several baselines displayed
Timerange: 00/10:23:50 to 00/10:24:59

Plot file version 117 created 15-NOV-2022 11:01:31

J1722+2815 EB081B 1.UVDATA.1

Freq = 1.5950 GHz, Bw = 16.000 MH

No calibration applied and no bandpass applied



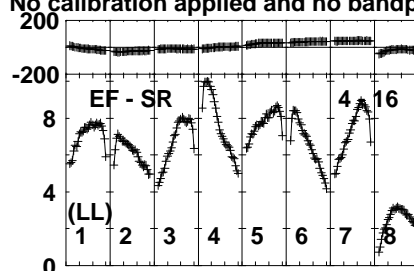
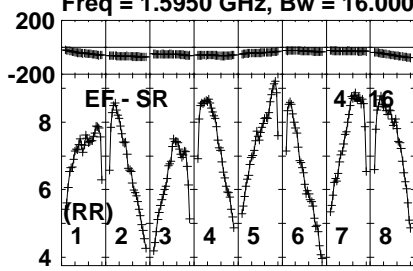
Lower frame: Milli Ampl Jy Top frame: Phas deg
 Vector averaged cross-power spectrum Several baselines displayed
 Timerange: 00/10:25:00 to 00/10:26:39

Plot file version 119 created 15-NOV-2022 11:01:31

J1722+2815 EB081B 1.UVDATA.1

Freq = 1.5950 GHz, Bw = 16.000 MH

No calibration applied and no bandpass applied



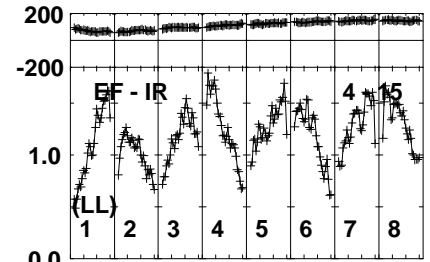
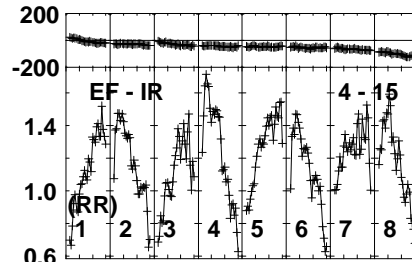
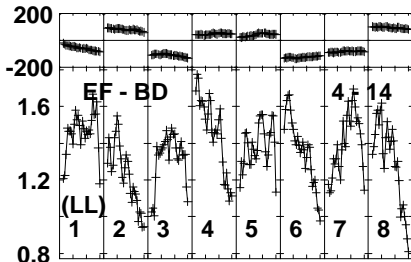
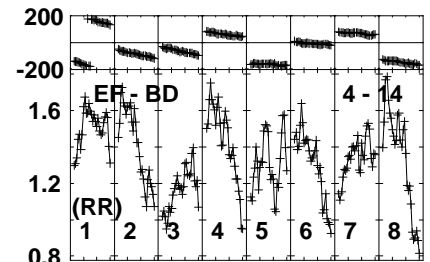
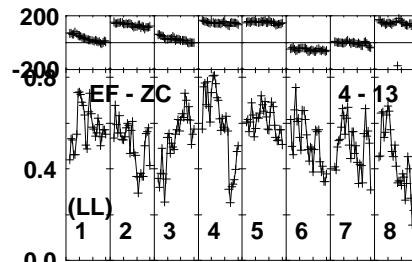
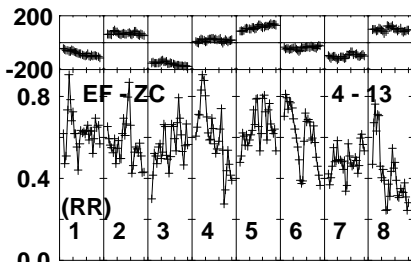
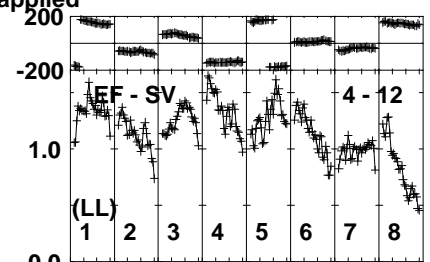
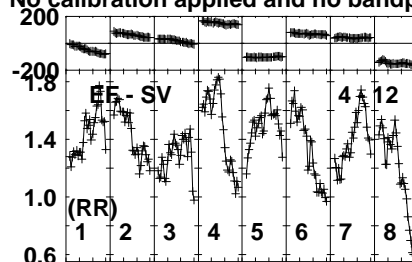
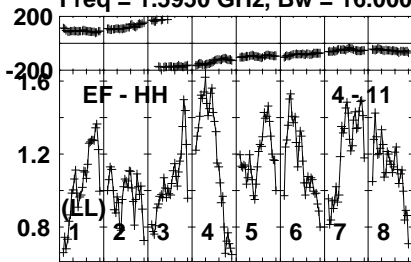
Lower frame: Milli Ampl Jy Top frame: Phas deg
Vector averaged cross-power spectrum Several baselines displayed
Timerange: 00/10:25:00 to 00/10:26:39

Plot file version 121 created 15-NOV-2022 11:01:31

J1716+2616 EB081B 1.UVDATA.1

Freq = 1.5950 GHz, Bw = 16.000 MH

No calibration applied and no bandpass applied



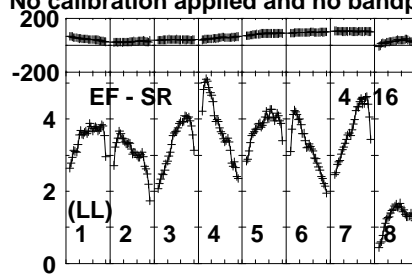
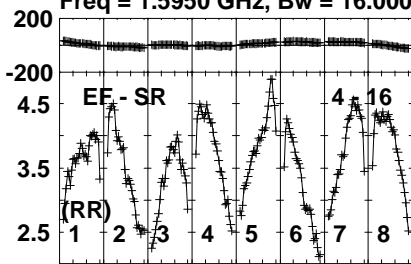
Lower frame: Milli Ampl Jy Top frame: Phas deg
Vector averaged cross-power spectrum Several baselines displayed
Timerange: 00/10:26:41 to 00/10:28:20

Plot file version 122 created 15-NOV-2022 11:01:31

J1716+2616 EB081B 1.UVDATA.1

Freq = 1.5950 GHz, Bw = 16.000 MH

No calibration applied and no bandpass applied



Lower frame: Milli Ampl Jy Top frame: Phas deg

Vector averaged cross-power spectrum Several baselines displayed

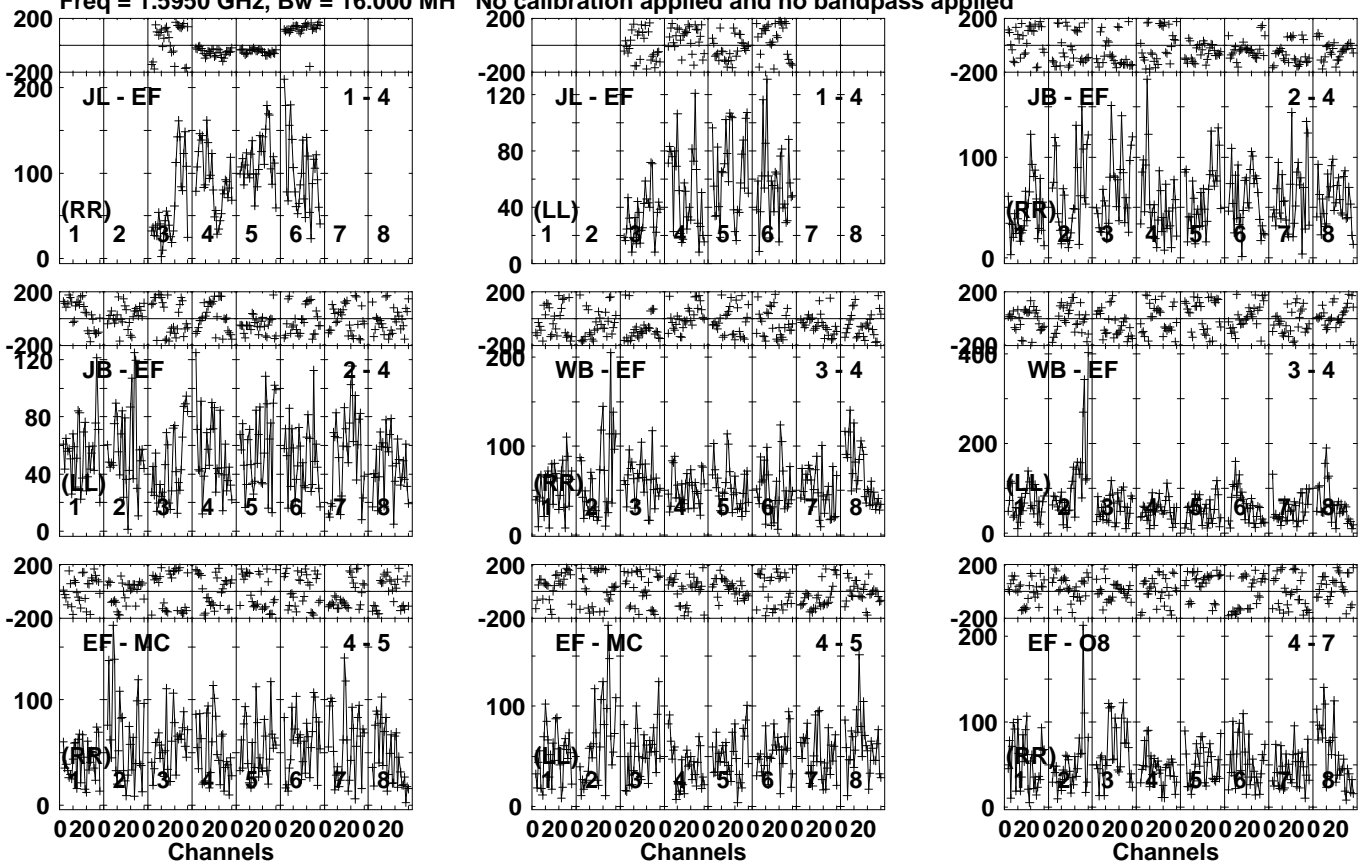
Timerange: 00/10:26:41 to 00/10:28:20

Plot file version 123 created 15-NOV-2022 11:01:31

ROSS867 EB081B 1.UVDATA.1

Freq = 1.5950 GHz, Bw = 16.000 MH

No calibration applied and no bandpass applied



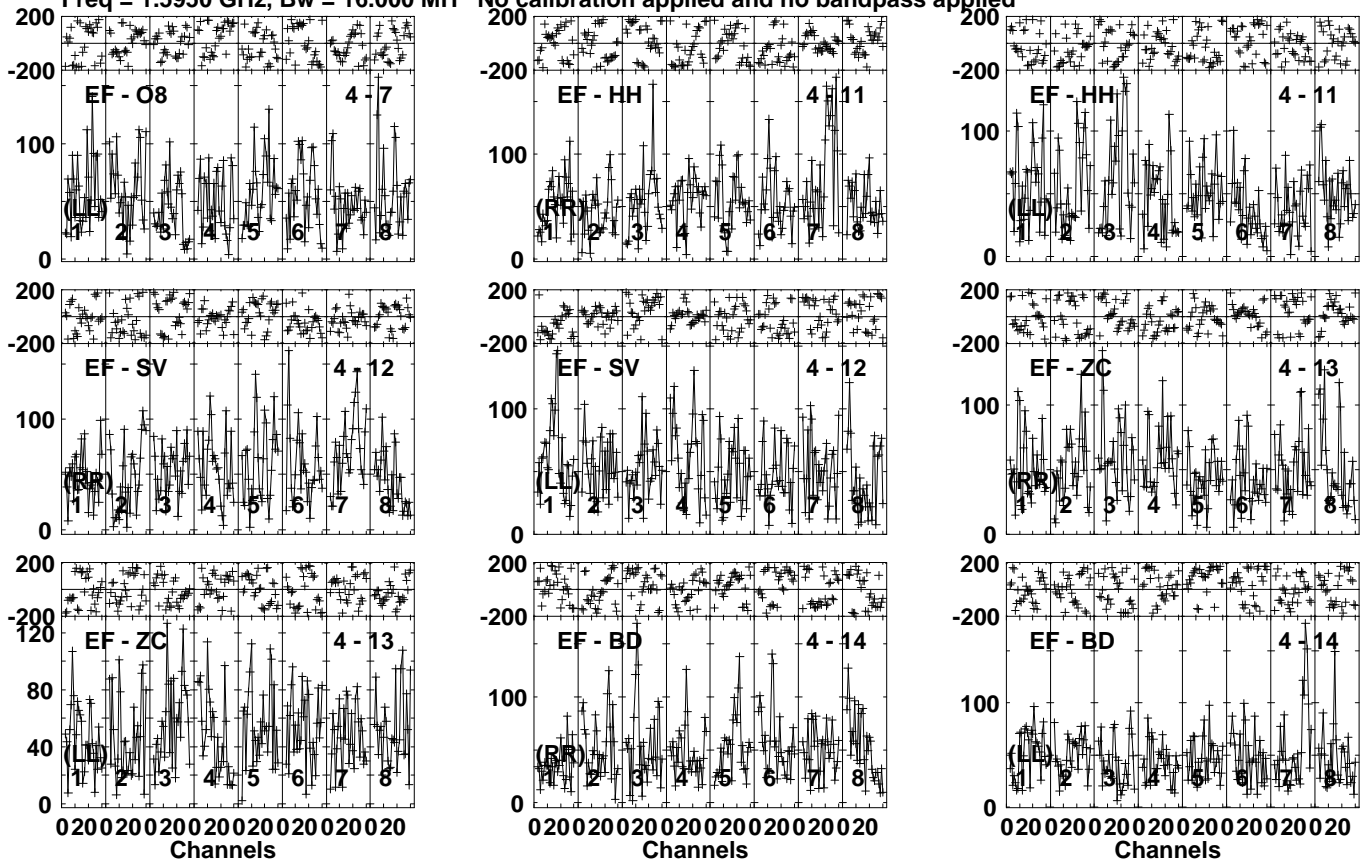
Lower frame: Micro Ampl Jy Top frame: Phas deg
Vector averaged cross-power spectrum Several baselines displayed
Timerange: 00/10:28:20 to 00/10:33:19

Plot file version 124 created 15-NOV-2022 11:01:32

ROSS867 EB081B 1.UVDATA.1

Freq = 1.5950 GHz, Bw = 16.000 MH

No calibration applied and no bandpass applied

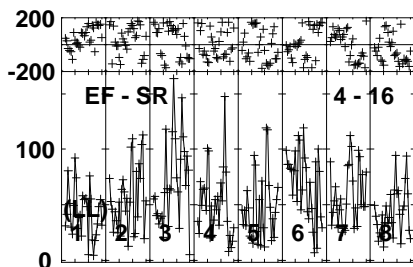
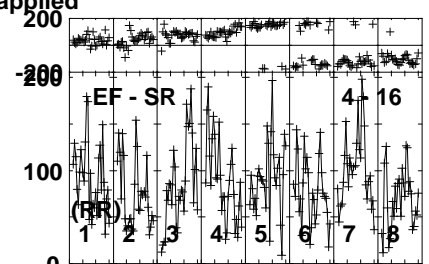
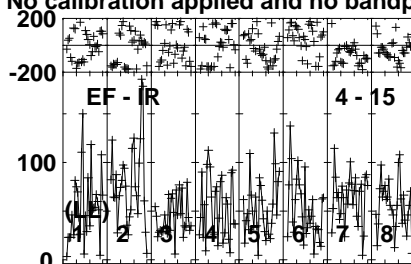
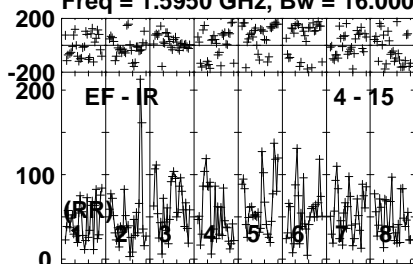


Lower frame: Micro Ampl Jy Top frame: Phas deg
Vector averaged cross-power spectrum Several baselines displayed
Timerange: 00/10:28:20 to 00/10:33:19

Plot file version 125 created 15-NOV-2022 11:01:32

ROSS867 EB081B 1.UVDATA.1

Freq = 1.5950 GHz, Bw = 16.000 MH No calibration applied and no bandpass applied



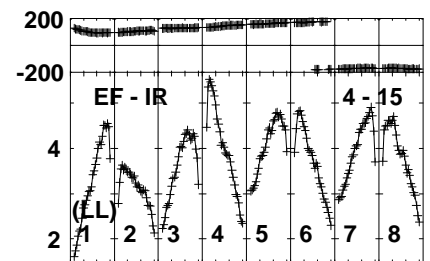
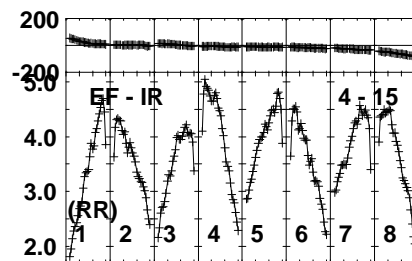
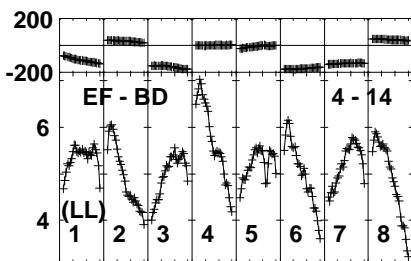
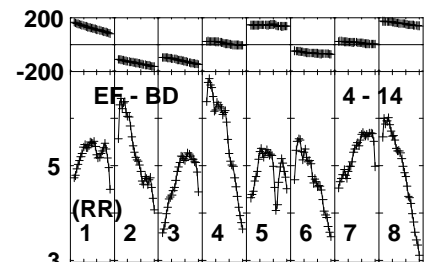
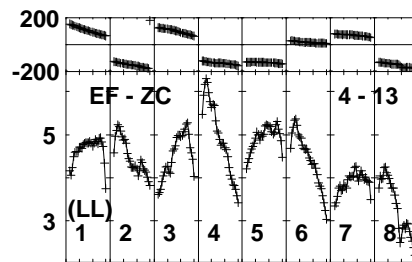
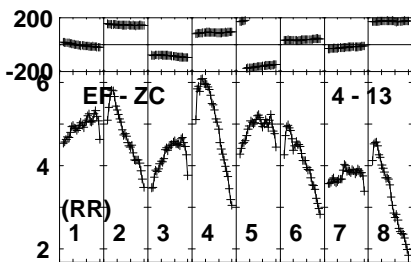
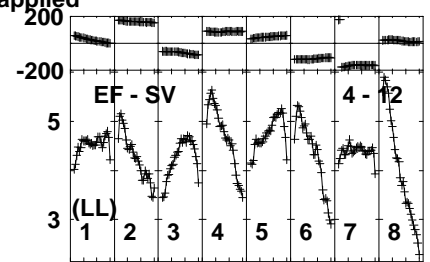
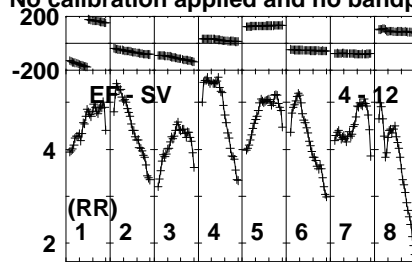
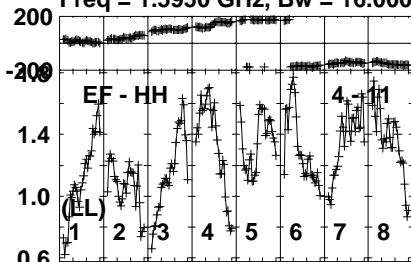
Lower frame: Micro Ampl Jy Top frame: Phas deg
Vector averaged cross-power spectrum Several baselines displayed
Timerange: 00/10:28:20 to 00/10:33:19

Plot file version 127 created 15-NOV-2022 11:01:32

J1722+2458 EB081B 1.UVDATA.1

Freq = 1.5950 GHz, Bw = 16.000 MH

No calibration applied and no bandpass applied



020020020020020020020020020020
Channels

020020020020020020020020020020
Channels

020020020020020020020020020020
Channels

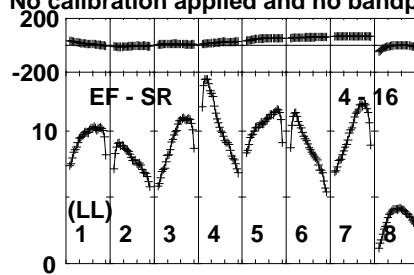
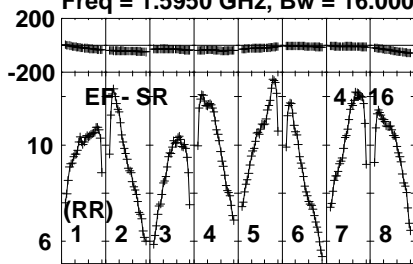
Lower frame: Milli Ampl Jy Top frame: Phas deg
Vector averaged cross-power spectrum Several baselines displayed
Timerange: 00/10:33:51 to 00/10:35:00

Plot file version 128 created 15-NOV-2022 11:01:32

J1722+2458 EB081B 1.UVDATA.1

Freq = 1.5950 GHz, Bw = 16.000 MH

No calibration applied and no bandpass applied



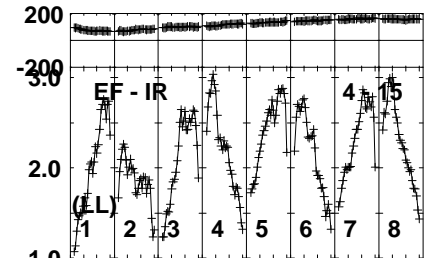
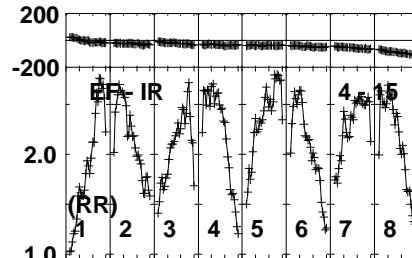
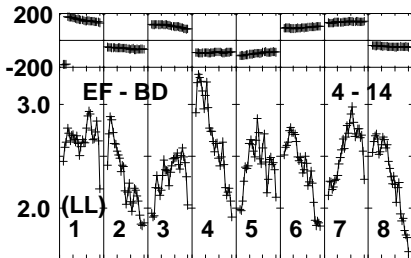
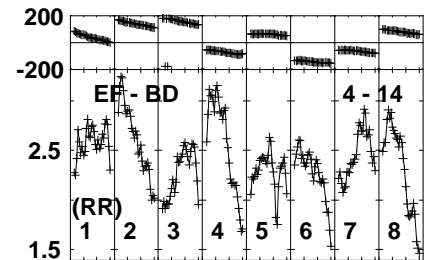
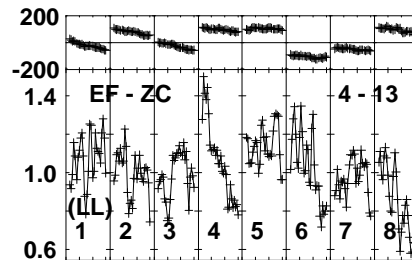
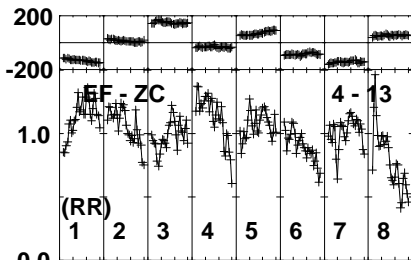
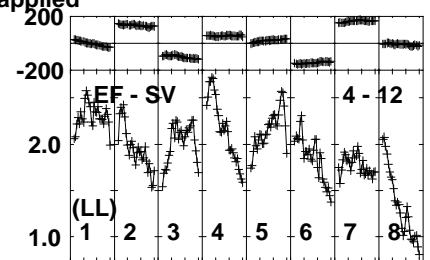
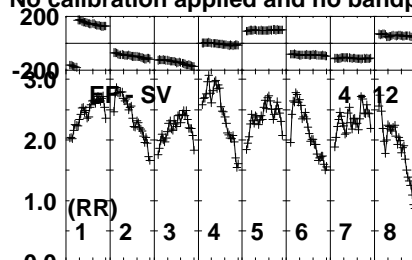
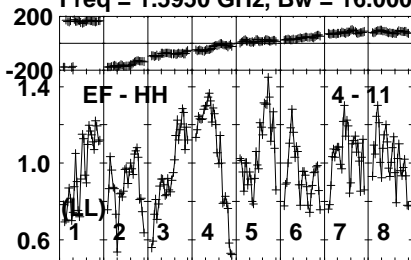
Lower frame: Milli Ampl Jy Top frame: Phas deg
Vector averaged cross-power spectrum Several baselines displayed
Timerange: 00/10:33:51 to 00/10:35:00

Plot file version 130 created 15-NOV-2022 11:01:32

J1722+2815 EB081B 1.UVDATA.1

Freq = 1.5950 GHz, Bw = 16.000 MH

No calibration applied and no bandpass applied



020020020020020020020020020020
Channels

020020020020020020020020020020
Channels

020020020020020020020020020020
Channels

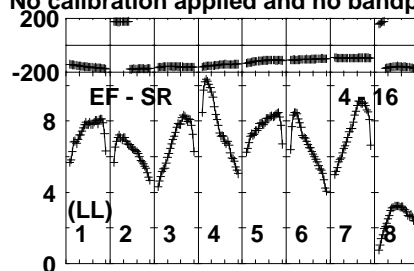
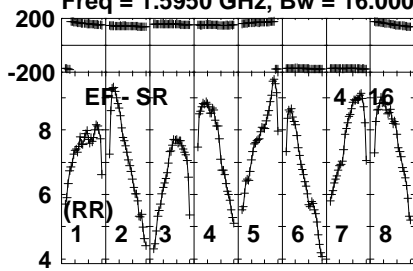
Lower frame: Milli Ampl Jy Top frame: Phas deg
Vector averaged cross-power spectrum Several baselines displayed
Timerange: 00/10:35:00 to 00/10:36:39

Plot file version 131 created 15-NOV-2022 11:01:32

J1722+2815 EB081B 1.UVDATA.1

Freq = 1.5950 GHz, Bw = 16.000 MH

No calibration applied and no bandpass applied



Lower frame: Milli Ampl Jy Top frame: Phas deg

Vector averaged cross-power spectrum Several baselines displayed

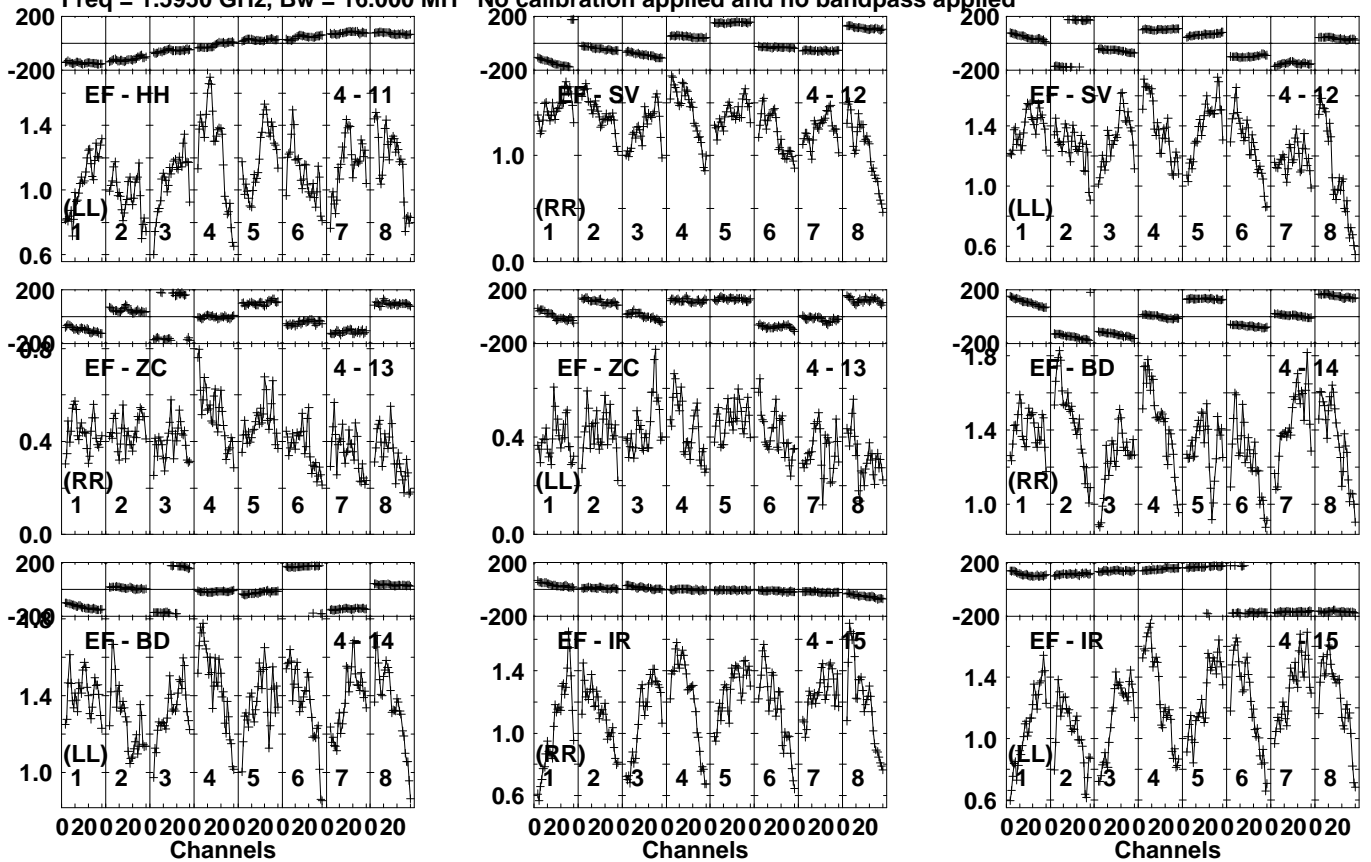
Timerange: 00/10:35:00 to 00/10:36:39

Plot file version 133 created 15-NOV-2022 11:01:33

J1716+2616 EB081B 1.UVDATA.1

Freq = 1.5950 GHz, Bw = 16.000 MH

No calibration applied and no bandpass applied



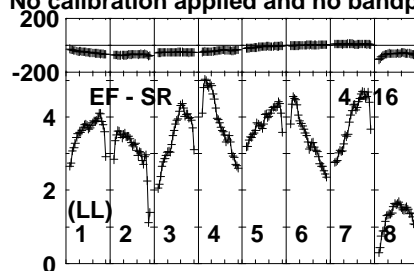
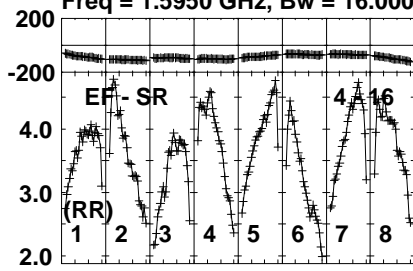
Lower frame: Milli Ampl Jy Top frame: Phas deg
Vector averaged cross-power spectrum Several baselines displayed
Timerange: 00/10:36:40 to 00/10:38:20

Plot file version 134 created 15-NOV-2022 11:01:33

J1716+2616 EB081B 1.UVDATA.1

Freq = 1.5950 GHz, Bw = 16.000 MH

No calibration applied and no bandpass applied



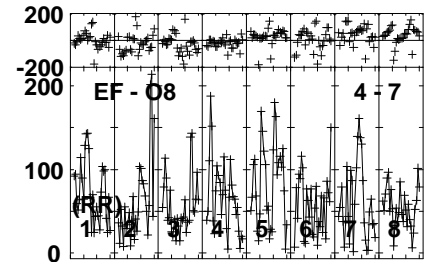
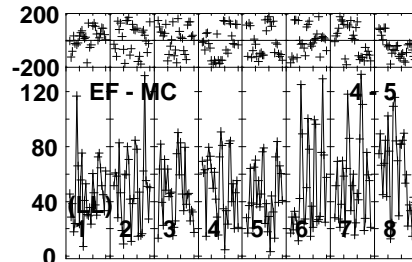
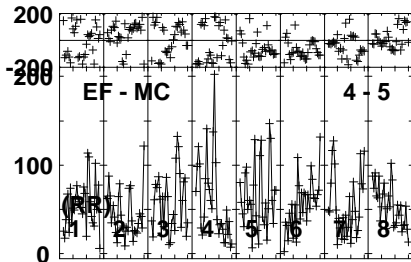
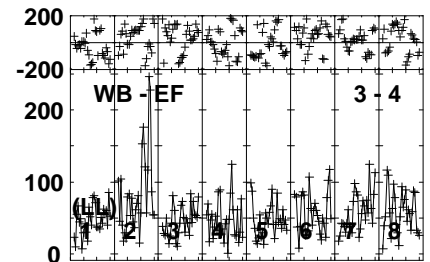
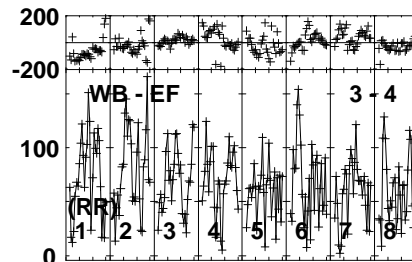
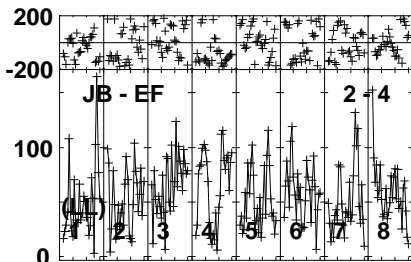
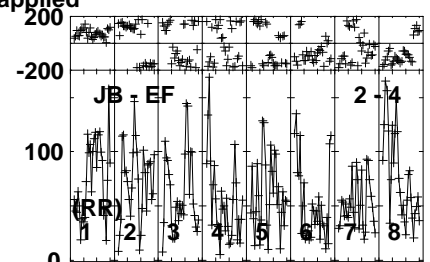
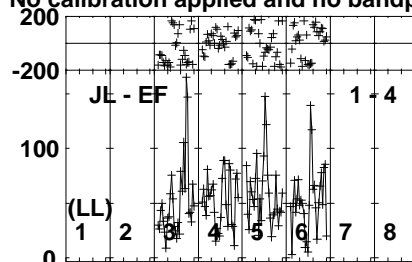
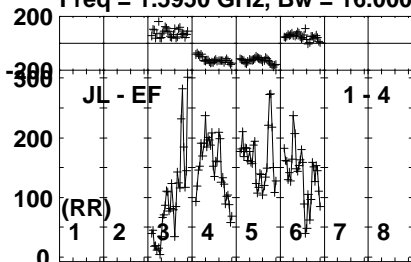
Lower frame: Milli Ampl Jy Top frame: Phas deg
Vector averaged cross-power spectrum Several baselines displayed
Timerange: 00/10:36:40 to 00/10:38:20

Plot file version 135 created 15-NOV-2022 11:01:33

ROSS867 EB081B 1.UVDATA.1

Freq = 1.5950 GHz, Bw = 16.000 MH

No calibration applied and no bandpass applied

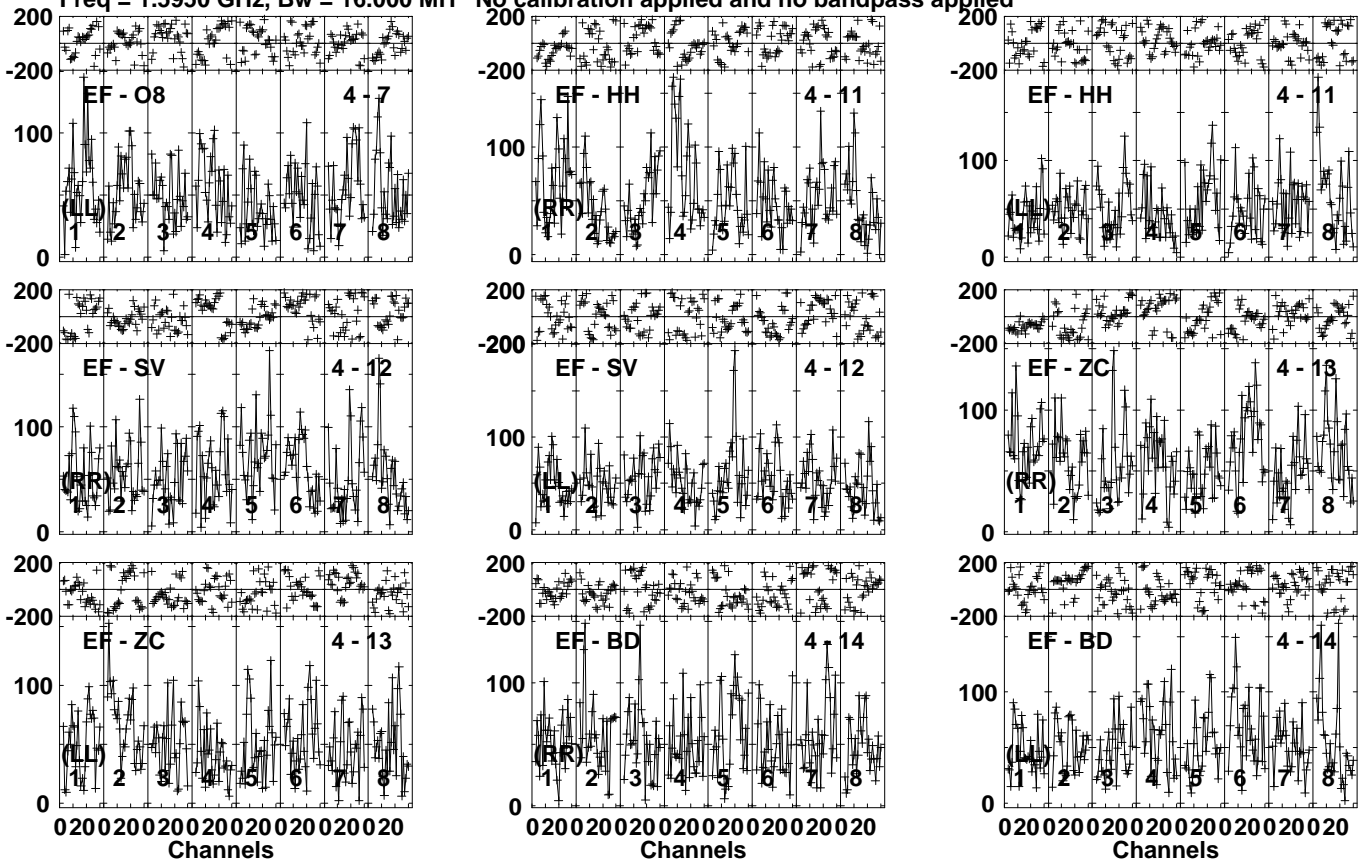


Lower frame: Micro Ampl Jy Top frame: Phas deg
Vector averaged cross-power spectrum Several baselines displayed
Timerange: 00/10:38:20 to 00/10:43:19

Plot file version 136 created 15-NOV-2022 11:01:33

ROSS867 EB081B 1.UVDATA.1

Freq = 1.5950 GHz, Bw = 16.000 MH No calibration applied and no bandpass applied



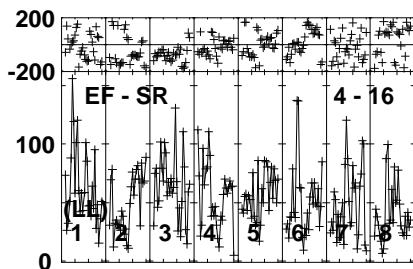
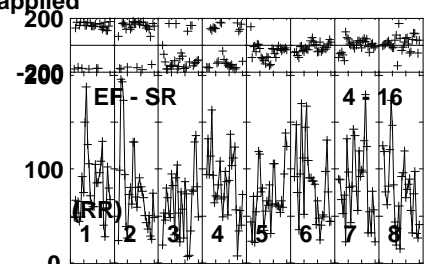
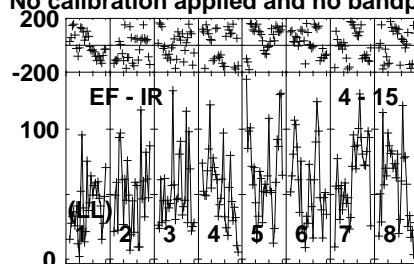
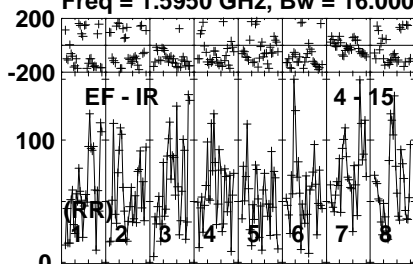
Lower frame: Micro Ampl Jy Top frame: Phas deg
Vector averaged cross-power spectrum Several baselines displayed
Timerange: 00/10:38:20 to 00/10:43:19

Plot file version 137 created 15-NOV-2022 11:01:33

ROSS867 EB081B 1.UVDATA.1

Freq = 1.5950 GHz, Bw = 16.000 MH

No calibration applied and no bandpass applied



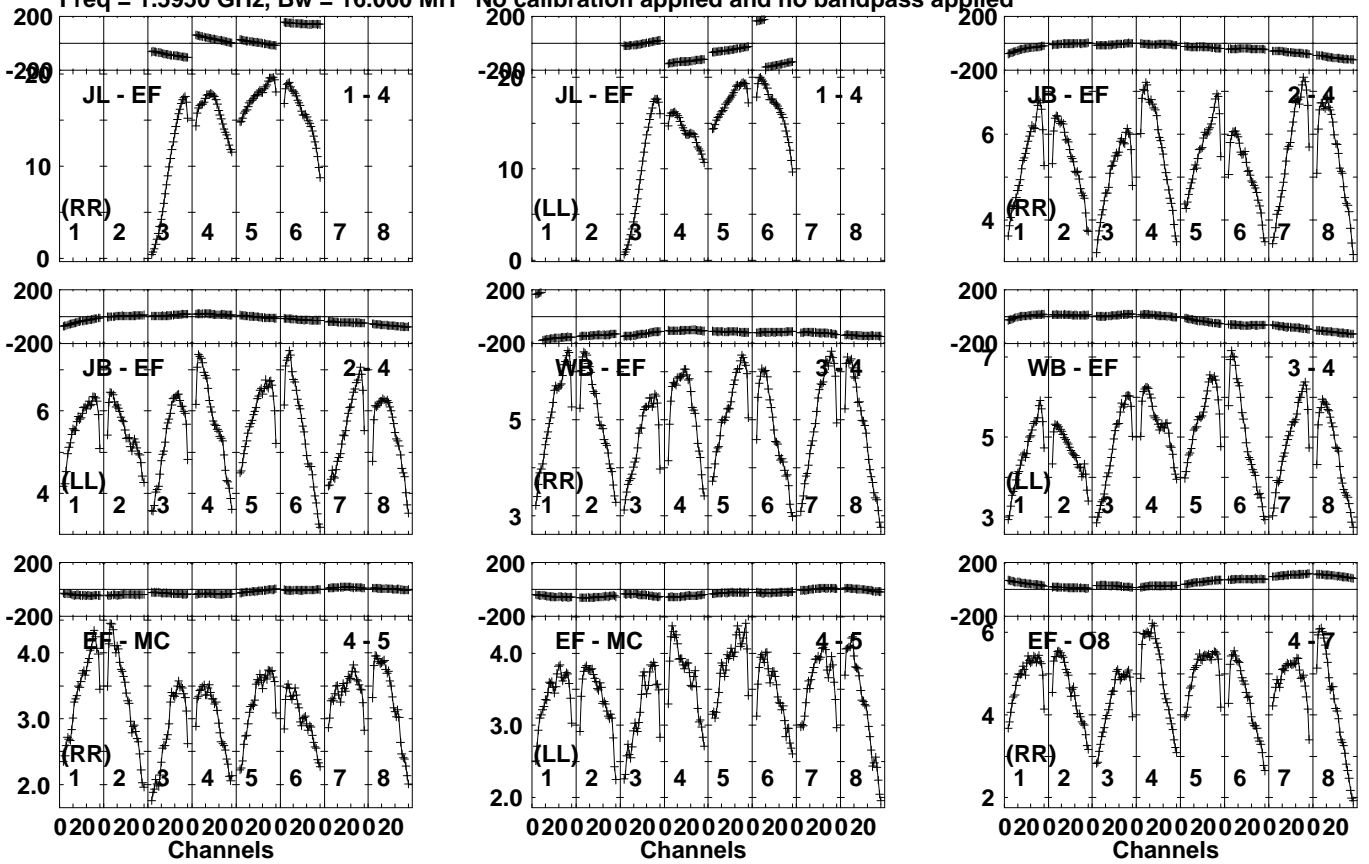
Lower frame: Micro Ampl Jy Top frame: Phas deg
Vector averaged cross-power spectrum Several baselines displayed
Timerange: 00/10:38:20 to 00/10:43:19

Plot file version 138 created 15-NOV-2022 11:01:33

J1722+2458 EB081B 1.UVDATA.1

Freq = 1.5950 GHz, Bw = 16.000 MH

No calibration applied and no bandpass applied



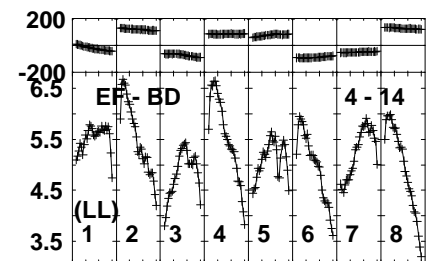
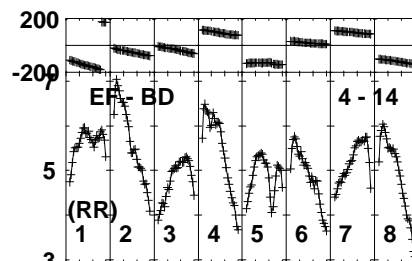
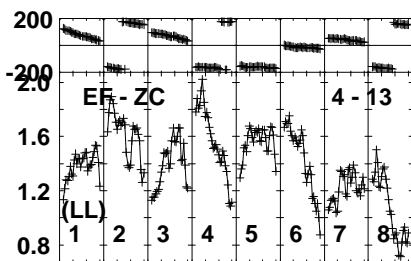
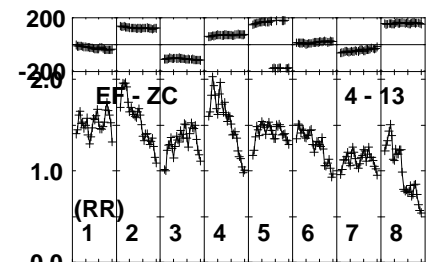
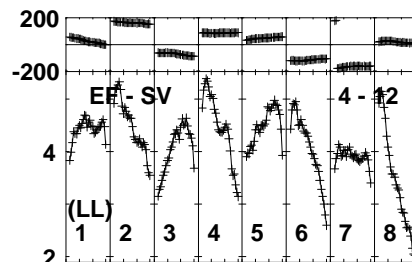
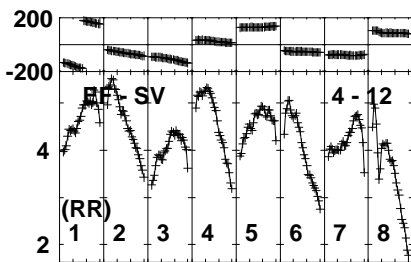
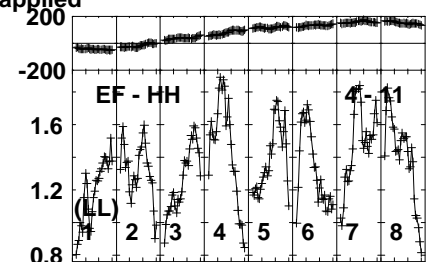
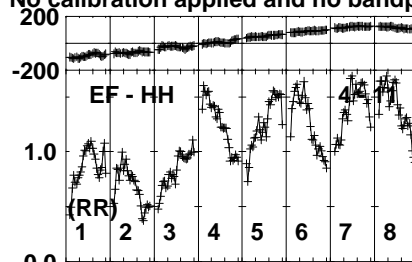
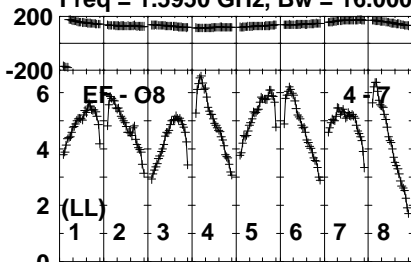
Lower frame: Milli Ampl Jy Top frame: Phas deg
Vector averaged cross-power spectrum Several baselines displayed
Timerange: 00/10:43:50 to 00/10:44:59

Plot file version 139 created 15-NOV-2022 11:01:34

J1722+2458 EB081B 1.UVDATA.1

Freq = 1.5950 GHz, Bw = 16.000 MH

No calibration applied and no bandpass applied



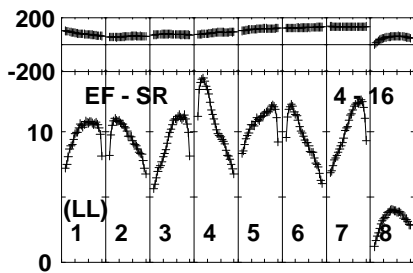
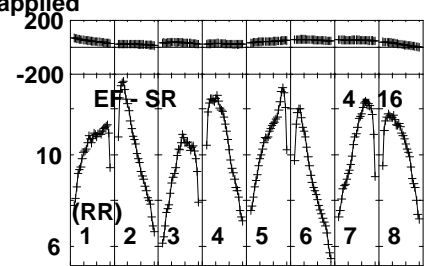
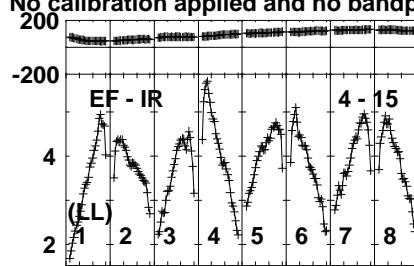
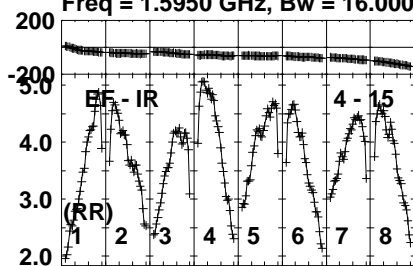
Lower frame: Milli Ampl Jy Top frame: Phas deg
Vector averaged cross-power spectrum Several baselines displayed
Timerange: 00/10:43:50 to 00/10:44:59

Plot file version 140 created 15-NOV-2022 11:01:34

J1722+2458 EB081B 1.UVDATA.1

Freq = 1.5950 GHz, Bw = 16.000 MH

No calibration applied and no bandpass applied



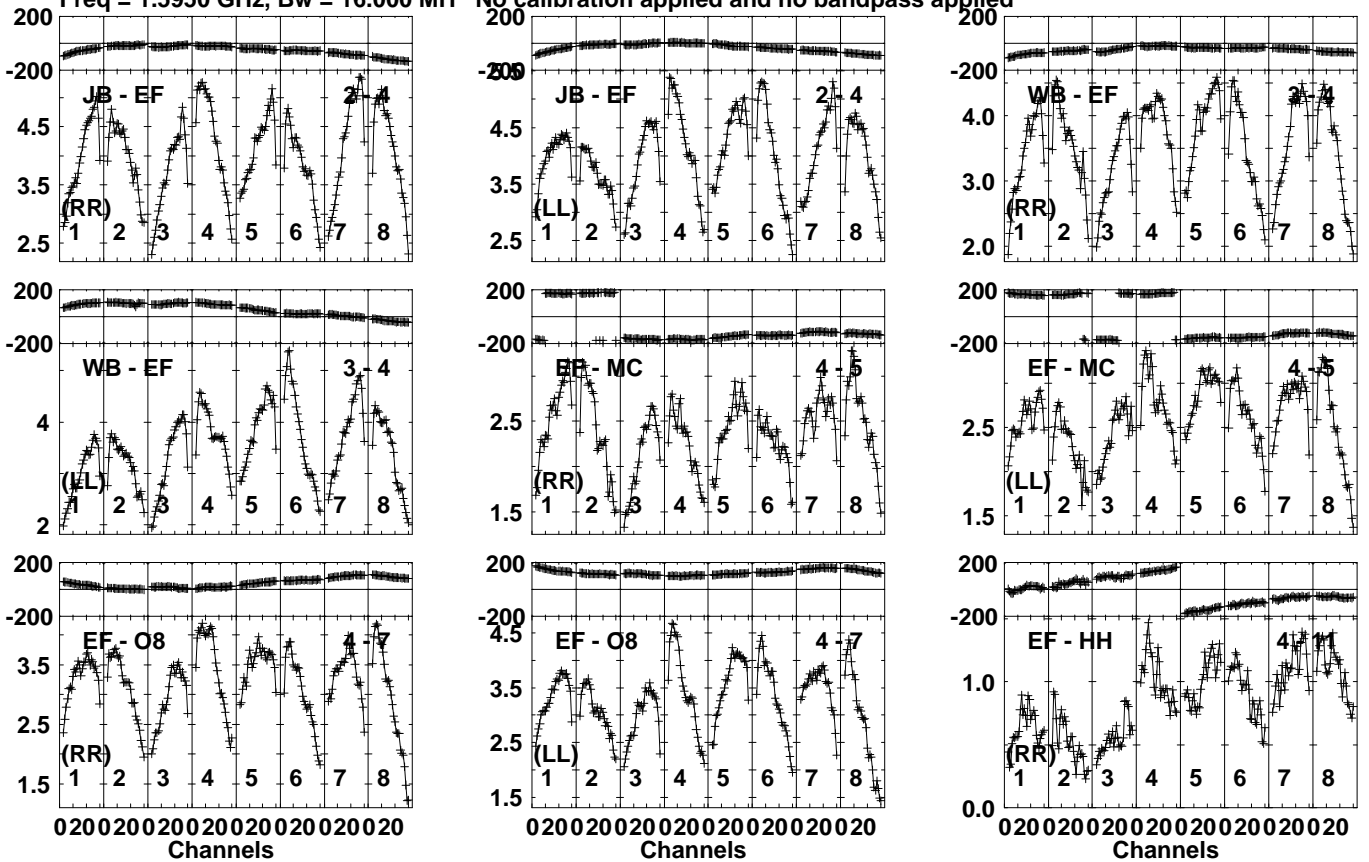
Lower frame: Milli Ampl Jy Top frame: Phas deg
Vector averaged cross-power spectrum Several baselines displayed
Timerange: 00/10:43:50 to 00/10:44:59

Plot file version 141 created 15-NOV-2022 11:01:34

J1722+2815 EB081B 1.UVDATA.1

Freq = 1.5950 GHz, Bw = 16.000 MH

No calibration applied and no bandpass applied



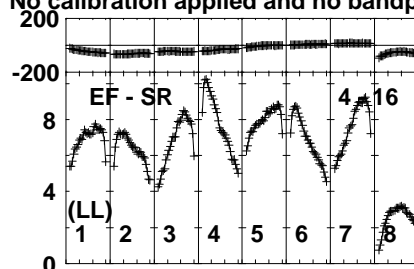
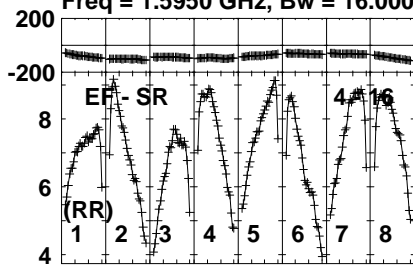
Lower frame: Milli Ampl Jy Top frame: Phas deg
Vector averaged cross-power spectrum Several baselines displayed
Timerange: 00/10:45:01 to 00/10:46:40

Plot file version 143 created 15-NOV-2022 11:01:34

J1722+2815 EB081B 1.UVDATA.1

Freq = 1.5950 GHz, Bw = 16.000 MH

No calibration applied and no bandpass applied



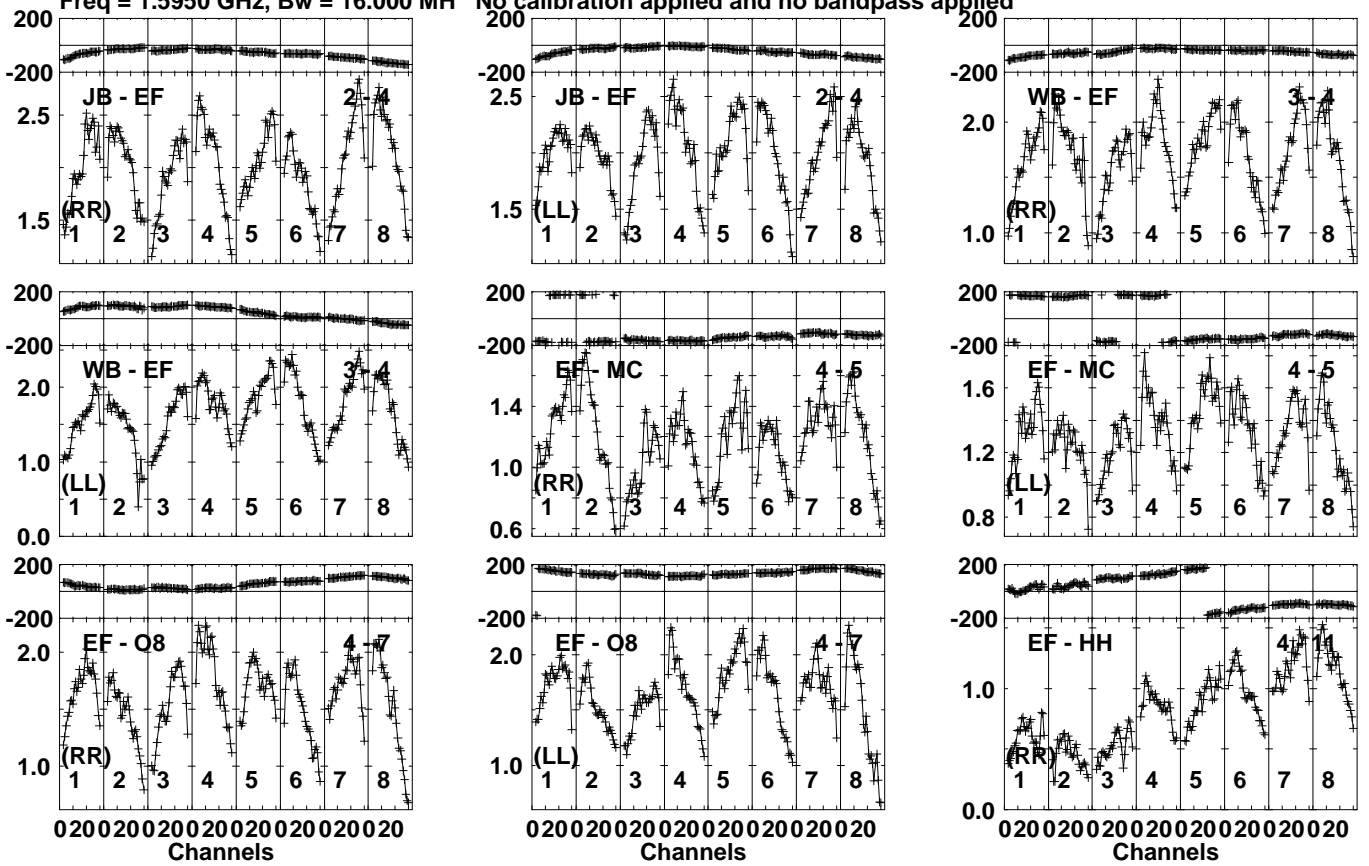
Lower frame: Milli Ampl Jy Top frame: Phas deg
Vector averaged cross-power spectrum Several baselines displayed
Timerange: 00/10:45:01 to 00/10:46:40

Plot file version 144 created 15-NOV-2022 11:01:34

J1716+2616 EB081B 1.UVDATA.1

Freq = 1.5950 GHz, Bw = 16.000 MH

No calibration applied and no bandpass applied



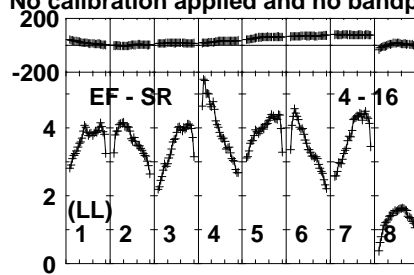
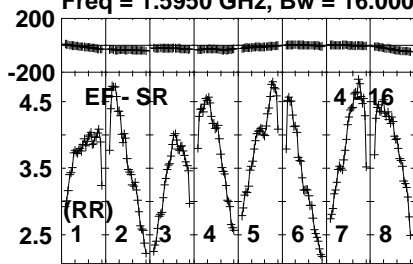
Lower frame: Milli Ampl Jy Top frame: Phas deg
Vector averaged cross-power spectrum Several baselines displayed
Timerange: 00/10:46:41 to 00/10:48:20

Plot file version 146 created 15-NOV-2022 11:01:34

J1716+2616 EB081B 1.UVDATA.1

Freq = 1.5950 GHz, Bw = 16.000 MH

No calibration applied and no bandpass applied



Lower frame: Milli Ampl Jy Top frame: Phas deg

Vector averaged cross-power spectrum Several baselines displayed

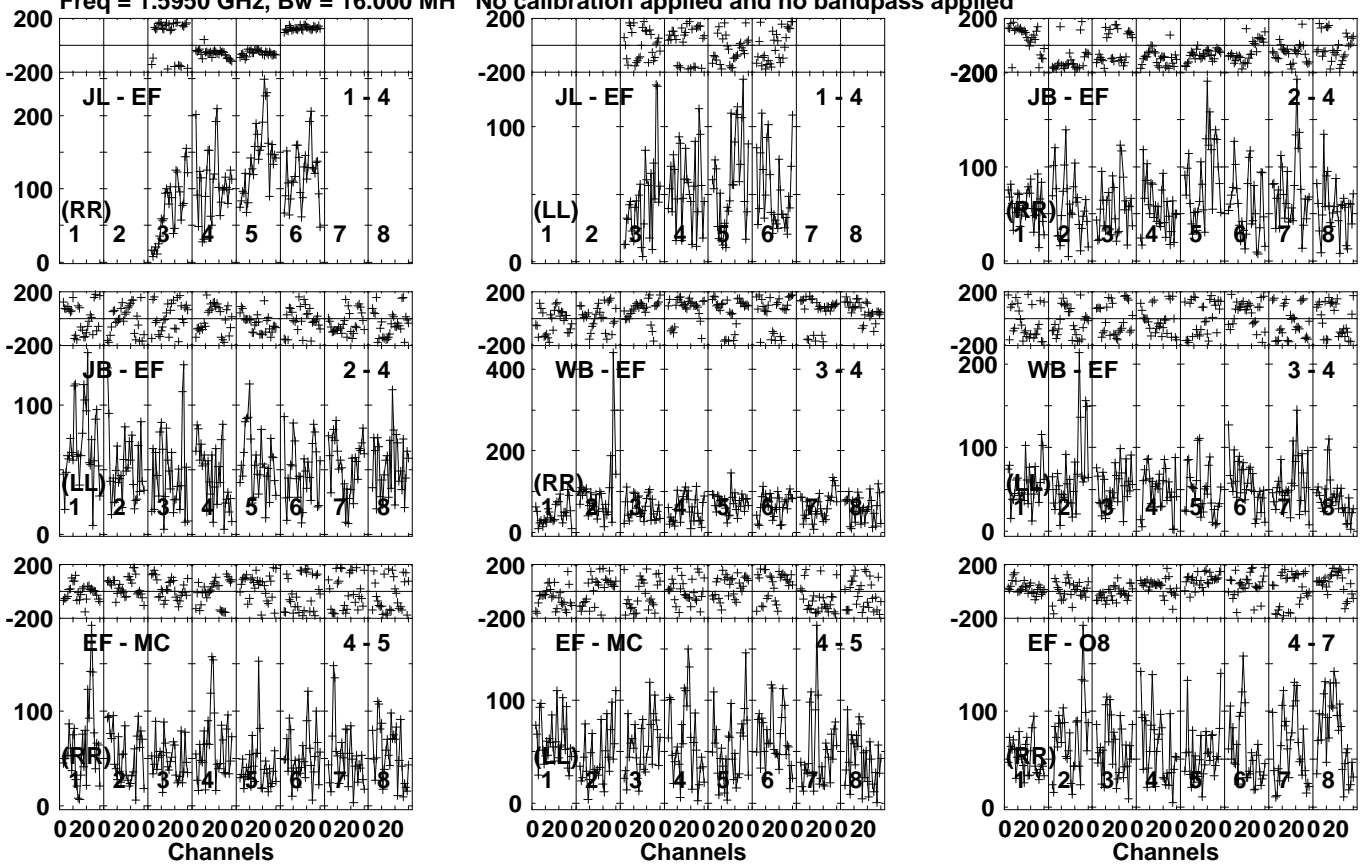
Timerange: 00/10:46:41 to 00/10:48:20

Plot file version 147 created 15-NOV-2022 11:01:34

ROSS867 EB081B 1.UVDATA.1

Freq = 1.5950 GHz, Bw = 16.000 MH

No calibration applied and no bandpass applied



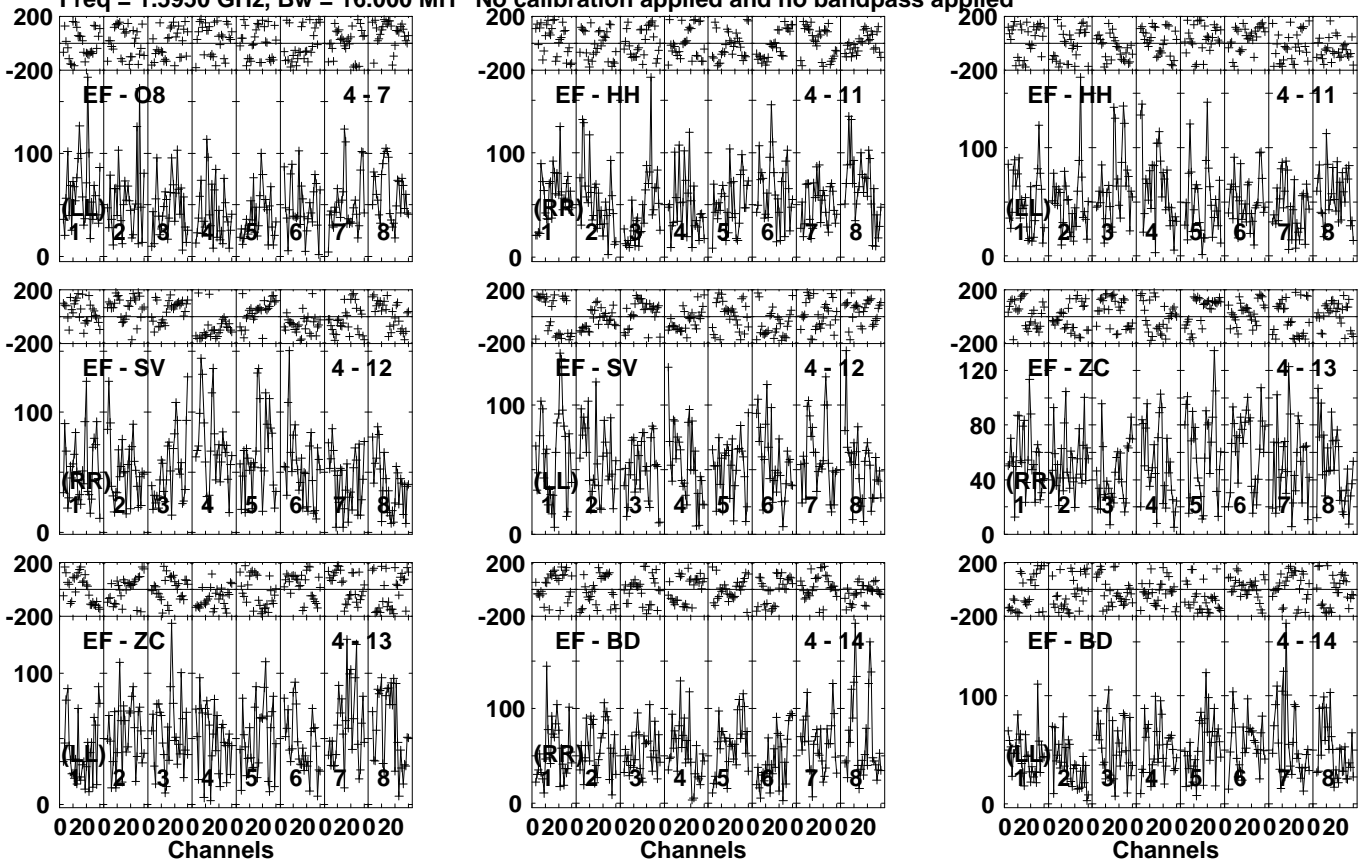
Lower frame: Micro Ampl Jy Top frame: Phas deg
Vector averaged cross-power spectrum Several baselines displayed
Timerange: 00/10:48:21 to 00/10:53:20

Plot file version 148 created 15-NOV-2022 11:01:35

ROSS867 EB081B 1.UVDATA.1

Freq = 1.5950 GHz, Bw = 16.000 MH

No calibration applied and no bandpass applied

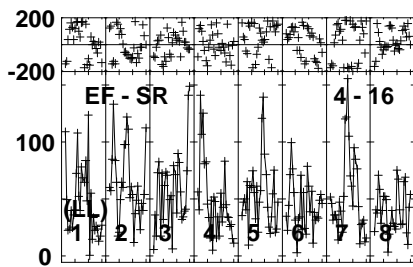
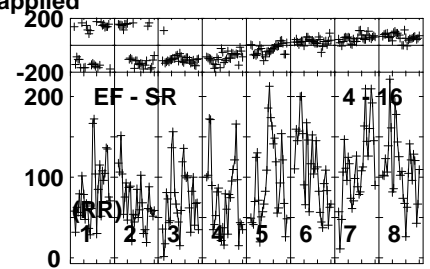
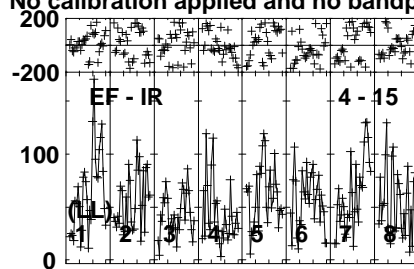
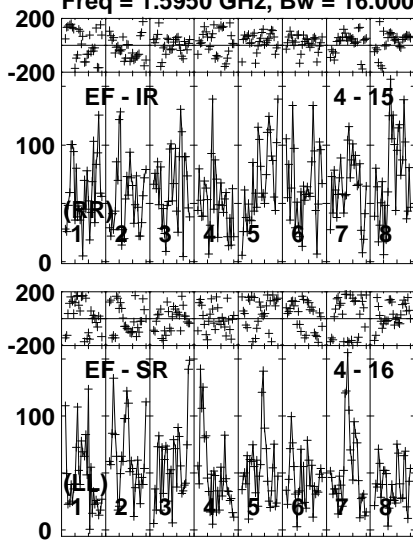


Lower frame: Micro Ampl Jy Top frame: Phas deg
Vector averaged cross-power spectrum Several baselines displayed
Timerange: 00/10:48:21 to 00/10:53:20

Plot file version 149 created 15-NOV-2022 11:01:35

ROSS867 EB081B 1.UVDATA.1

Freq = 1.5950 GHz, Bw = 16.000 MH No calibration applied and no bandpass applied



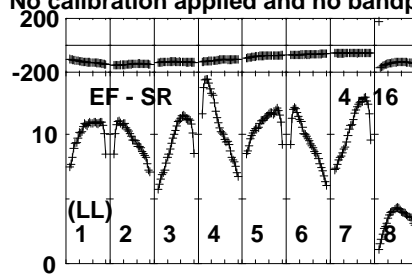
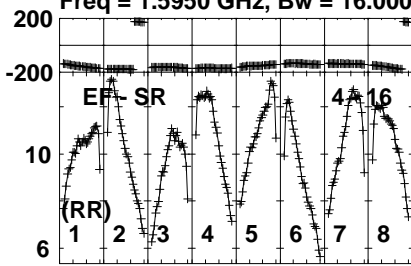
Lower frame: Micro Ampl Jy Top frame: Phas deg
Vector averaged cross-power spectrum Several baselines displayed
Timerange: 00/10:48:21 to 00/10:53:20

Plot file version 152 created 15-NOV-2022 11:01:35

J1722+2458 EB081B 1.UVDATA.1

Freq = 1.5950 GHz, Bw = 16.000 MH

No calibration applied and no bandpass applied



Lower frame: Milli Ampl Jy Top frame: Phas deg

Vector averaged cross-power spectrum Several baselines displayed

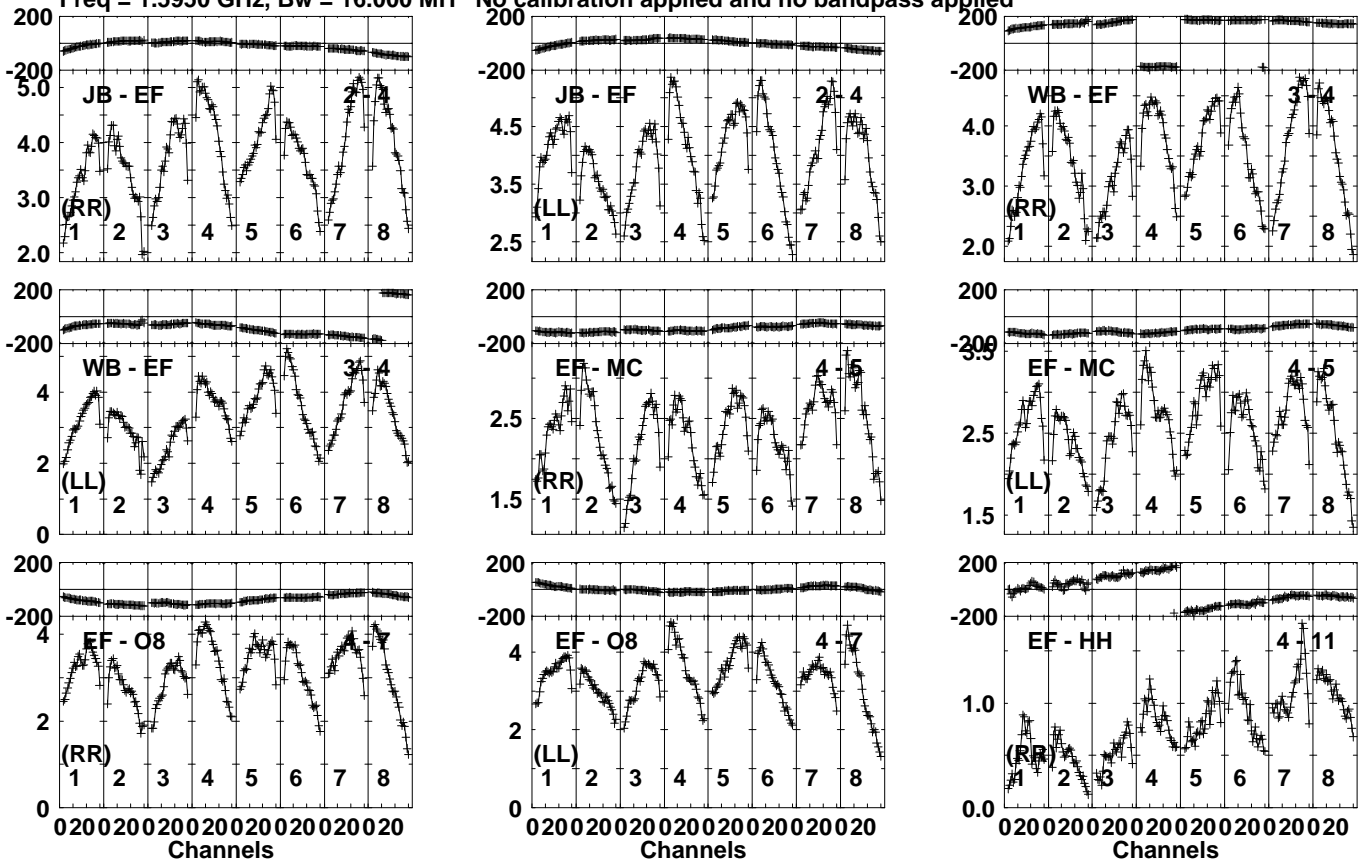
Timerange: 00/10:53:51 to 00/10:54:59

Plot file version 153 created 15-NOV-2022 11:01:35

J1722+2815 EB081B 1.UVDATA.1

Freq = 1.5950 GHz, Bw = 16.000 MH

No calibration applied and no bandpass applied



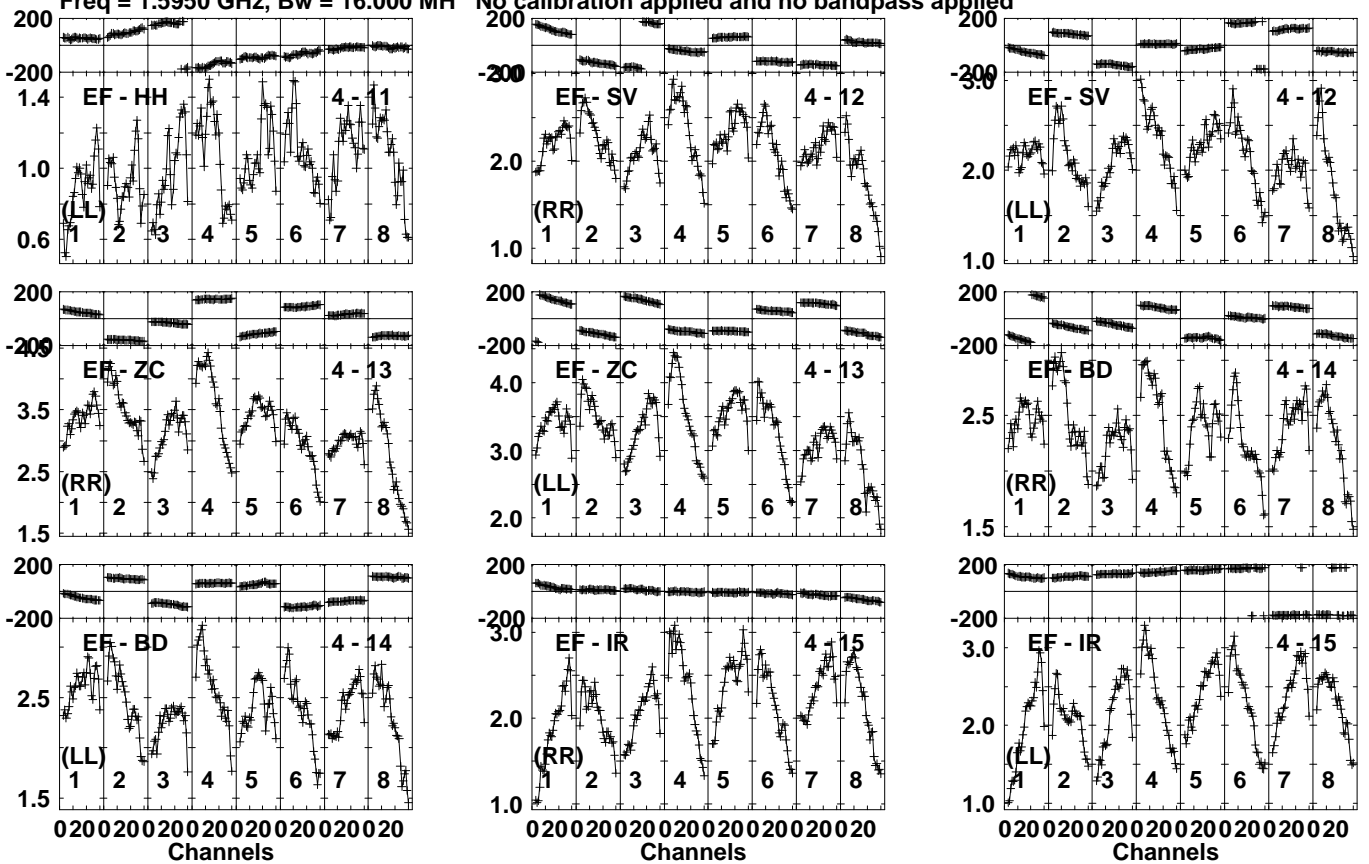
Lower frame: Milli Ampl Jy Top frame: Phas deg
Vector averaged cross-power spectrum Several baselines displayed
Timerange: 00/10:55:00 to 00/10:56:39

Plot file version 154 created 15-NOV-2022 11:01:35

J1722+2815 EB081B 1.UVDATA.1

Freq = 1.5950 GHz, Bw = 16.000 MH

No calibration applied and no bandpass applied



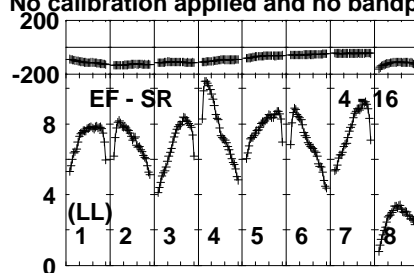
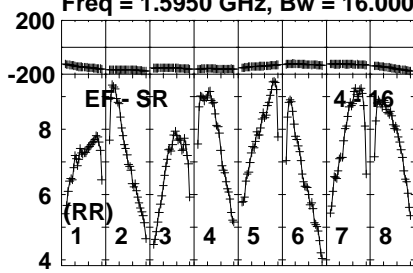
Lower frame: Milli Ampl Jy Top frame: Phas deg
Vector averaged cross-power spectrum Several baselines displayed
Timerange: 00/10:55:00 to 00/10:56:39

Plot file version 155 created 15-NOV-2022 11:01:36

J1722+2815 EB081B 1.UVDATA.1

Freq = 1.5950 GHz, Bw = 16.000 MH

No calibration applied and no bandpass applied



Lower frame: Milli Ampl Jy Top frame: Phas deg

Vector averaged cross-power spectrum Several baselines displayed

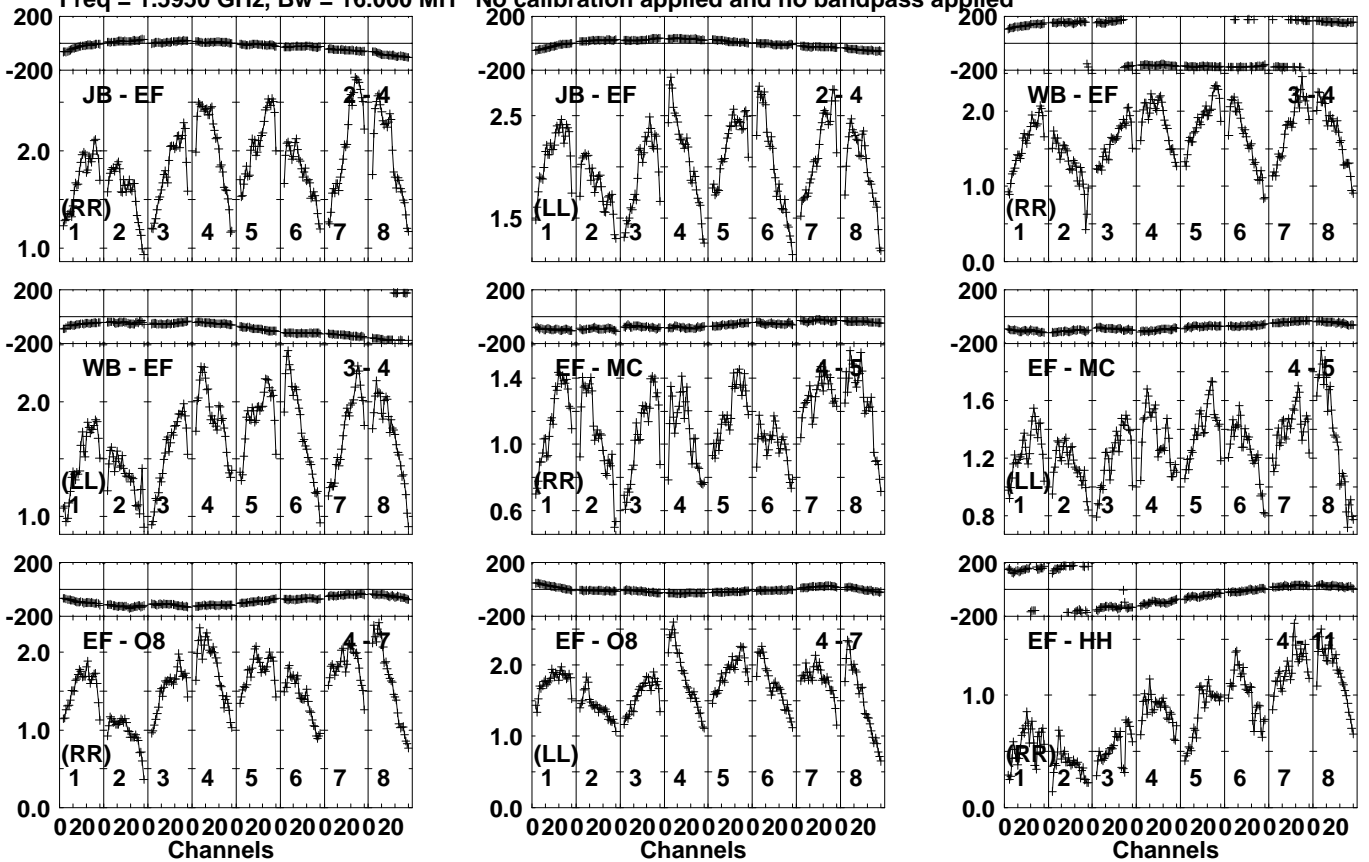
Timerange: 00/10:55:00 to 00/10:56:39

Plot file version 156 created 15-NOV-2022 11:01:36

J1716+2616 EB081B 1.UVDATA.1

Freq = 1.5950 GHz, Bw = 16.000 MH

No calibration applied and no bandpass applied



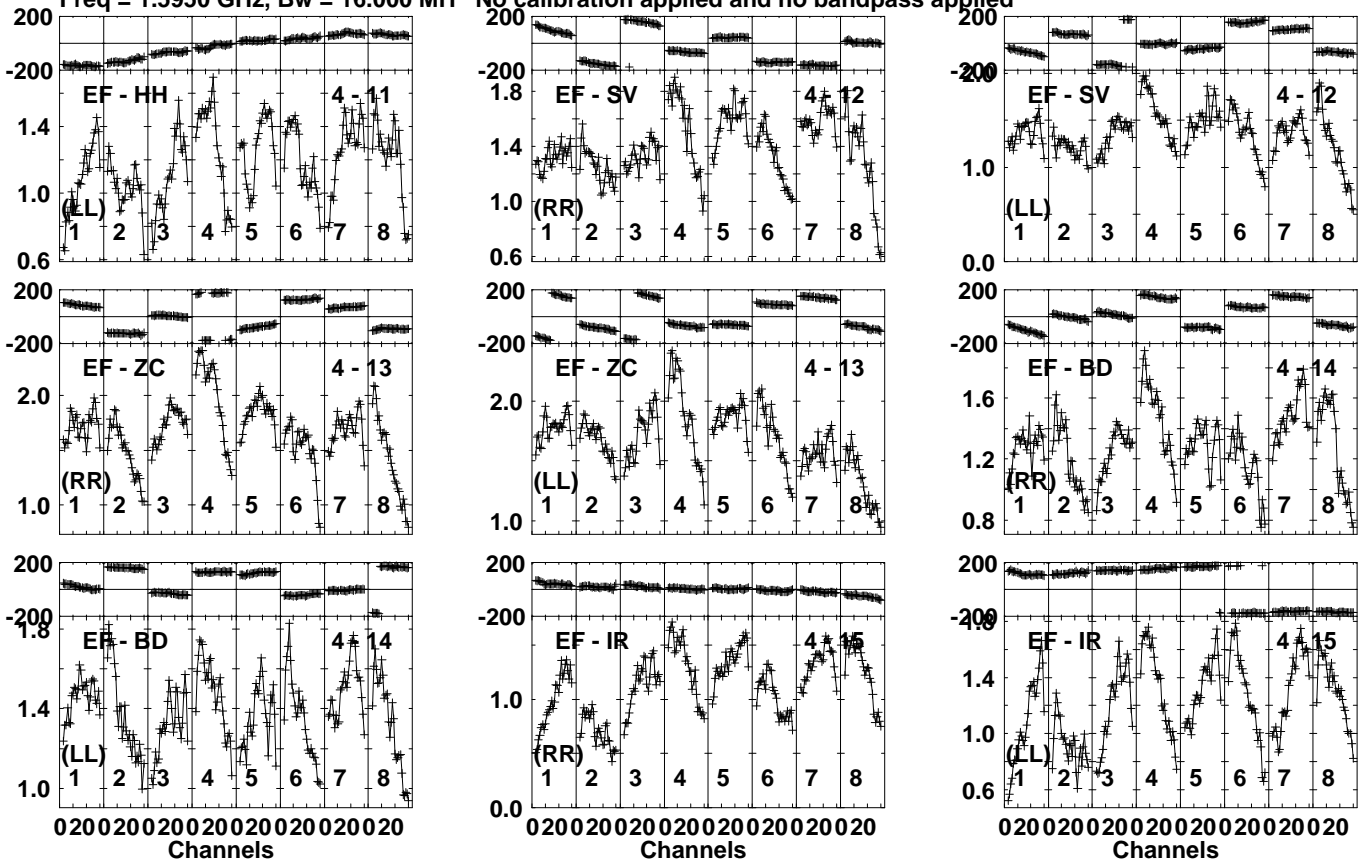
Lower frame: Milli Ampl Jy Top frame: Phas deg
Vector averaged cross-power spectrum Several baselines displayed
Timerange: 00/10:56:40 to 00/10:58:19

Plot file version 157 created 15-NOV-2022 11:01:36

J1716+2616 EB081B 1.UVDATA.1

Freq = 1.5950 GHz, Bw = 16.000 MH

No calibration applied and no bandpass applied



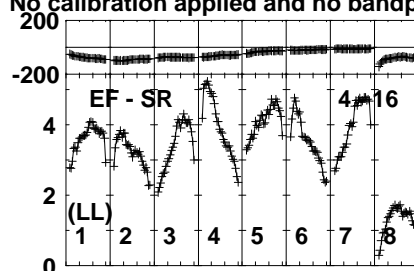
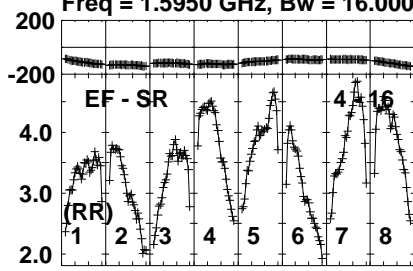
Lower frame: Milli Ampl Jy Top frame: Phas deg
Vector averaged cross-power spectrum Several baselines displayed
Timerange: 00/10:56:40 to 00/10:58:19

Plot file version 158 created 15-NOV-2022 11:01:36

J1716+2616 EB081B 1.UVDATA.1

Freq = 1.5950 GHz, Bw = 16.000 MH

No calibration applied and no bandpass applied



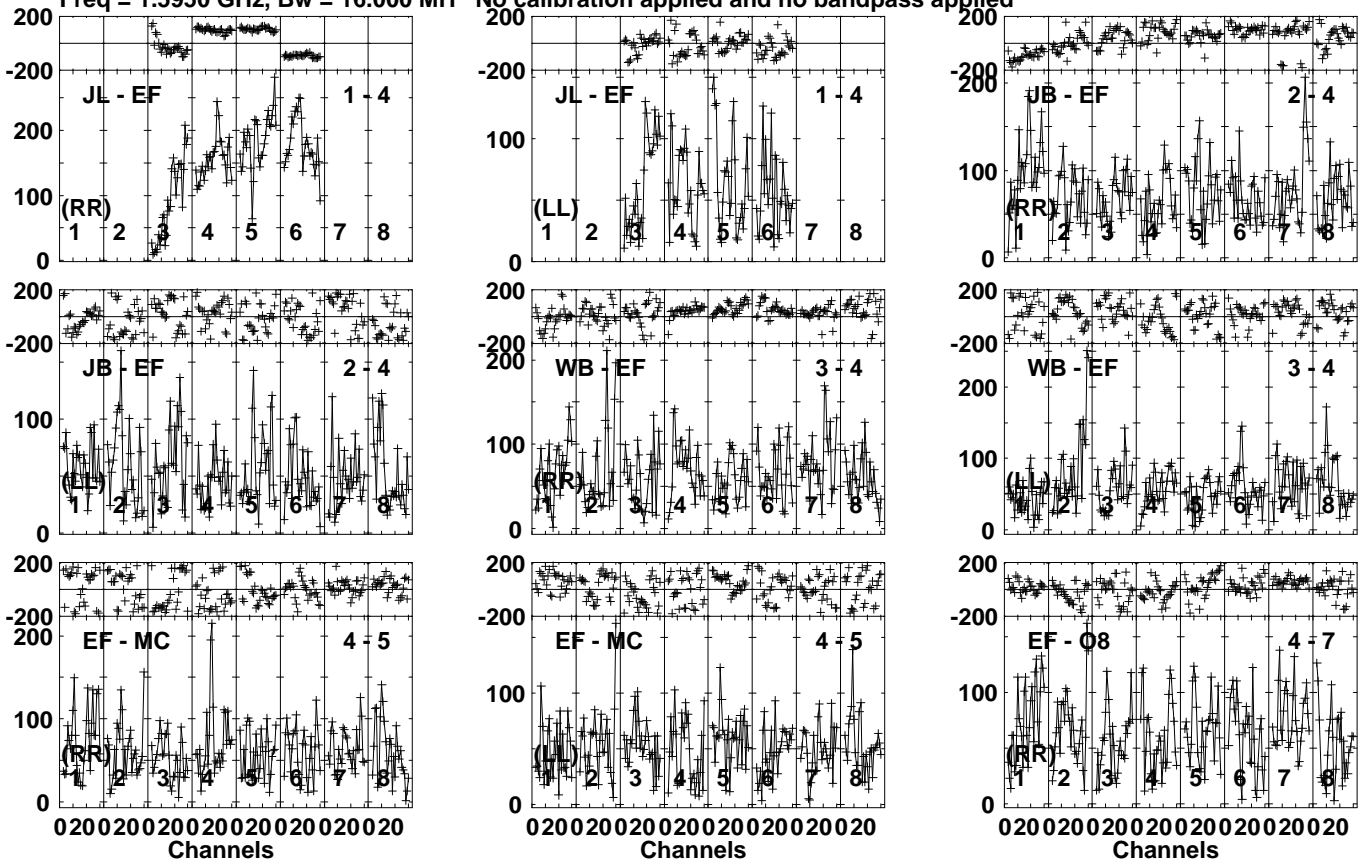
Lower frame: Milli Ampl Jy Top frame: Phas deg
Vector averaged cross-power spectrum Several baselines displayed
Timerange: 00/10:56:40 to 00/10:58:19

Plot file version 159 created 15-NOV-2022 11:01:36

ROSS867 EB081B 1.UVDATA.1

Freq = 1.5950 GHz, Bw = 16.000 MH

No calibration applied and no bandpass applied

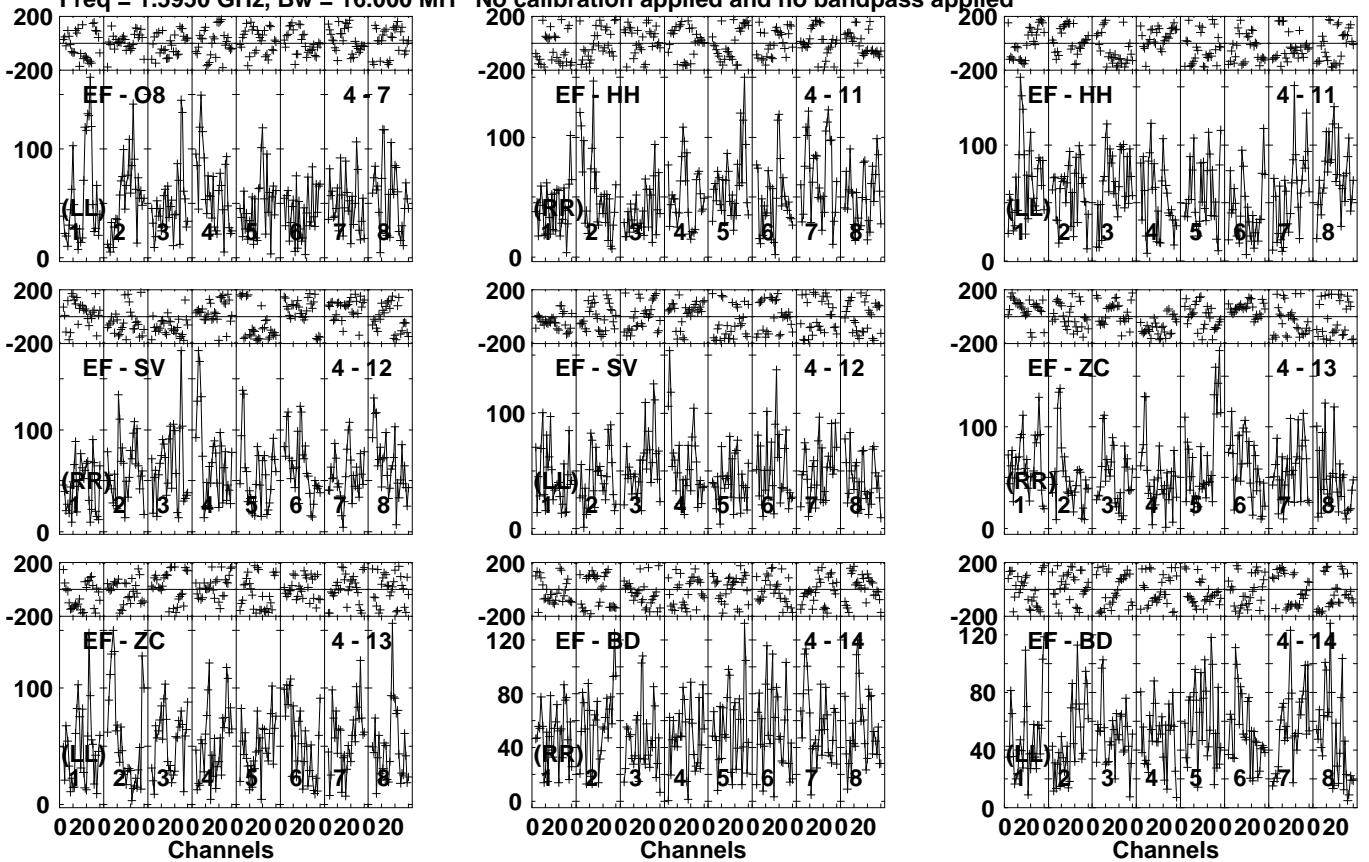


Lower frame: Micro Ampl Jy Top frame: Phas deg
Vector averaged cross-power spectrum Several baselines displayed
Timerange: 00/10:58:21 to 00/11:03:20

Plot file version 160 created 15-NOV-2022 11:01:36

ROSS867 EB081B 1.UVDATA.1

Freq = 1.5950 GHz, Bw = 16.000 MH No calibration applied and no bandpass applied

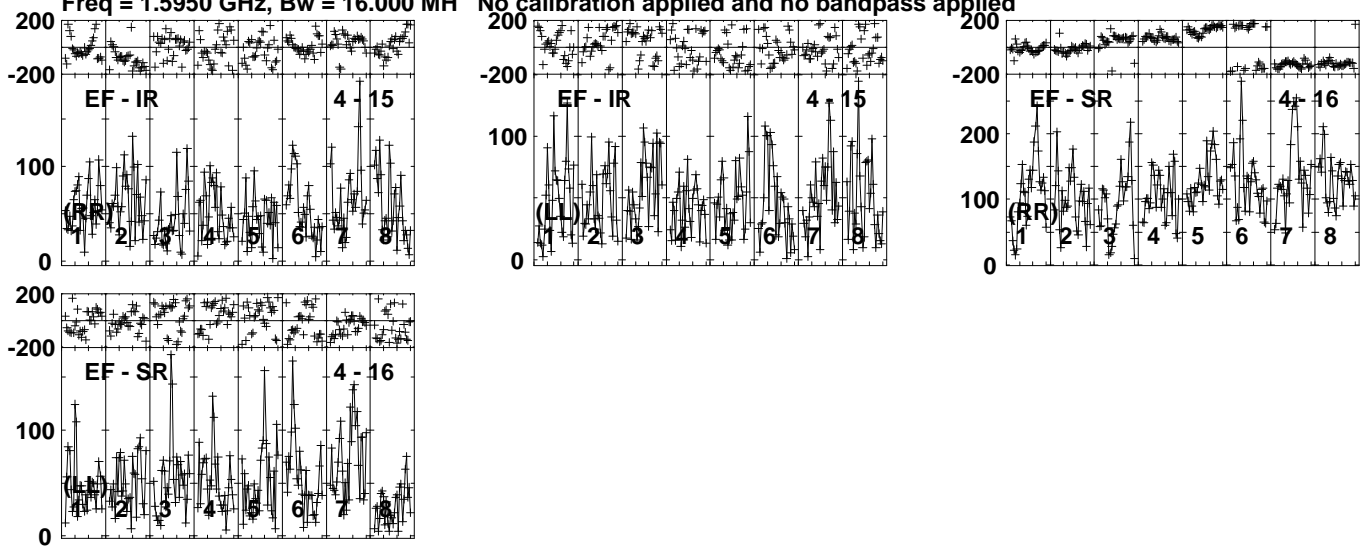


Lower frame: Micro Ampl Jy Top frame: Phas deg
Vector averaged cross-power spectrum Several baselines displayed
Timerange: 00/10:58:21 to 00/11:03:20

Plot file version 161 created 15-NOV-2022 11:01:37

ROSS867 EB081B 1.UVDATA.1

Freq = 1.5950 GHz, Bw = 16.000 MH No calibration applied and no bandpass applied



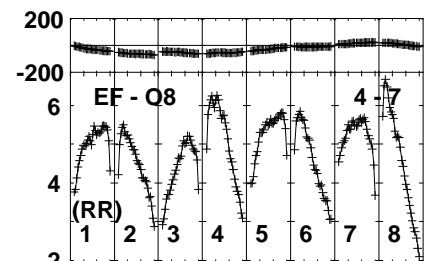
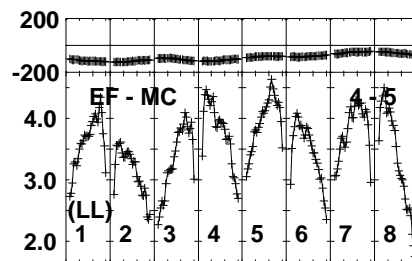
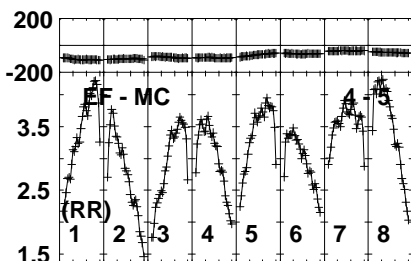
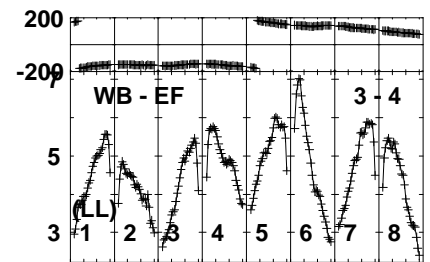
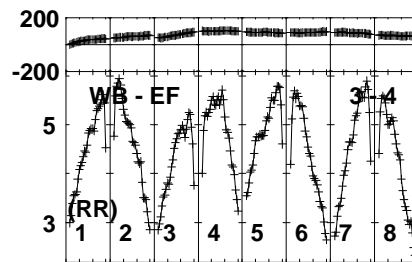
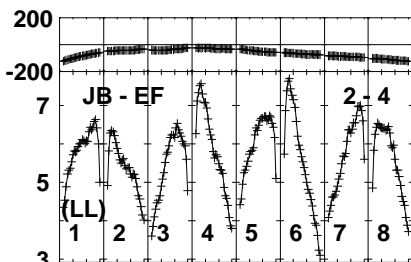
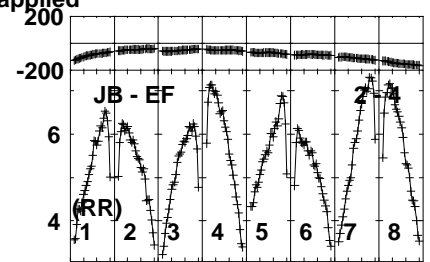
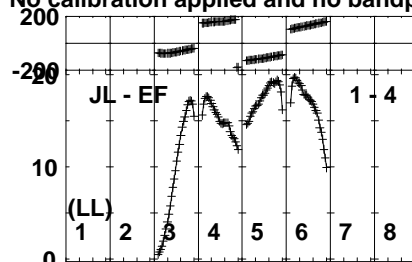
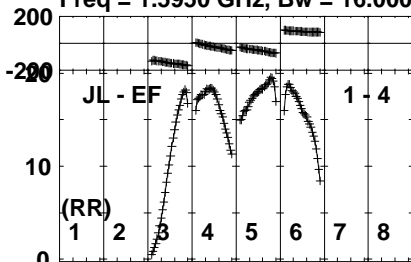
Lower frame: Micro Ampl Jy Top frame: Phas deg
Vector averaged cross-power spectrum Several baselines displayed
Timerange: 00/10:58:21 to 00/11:03:20

Plot file version 162 created 15-NOV-2022 11:01:37

J1722+2458 EB081B 1.UVDATA.1

Freq = 1.5950 GHz, Bw = 16.000 MH

No calibration applied and no bandpass applied



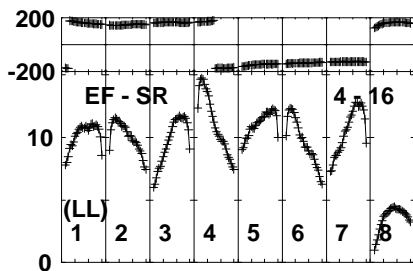
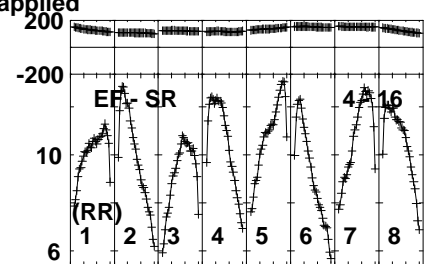
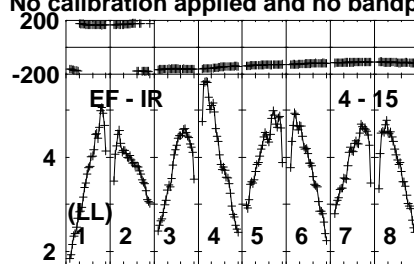
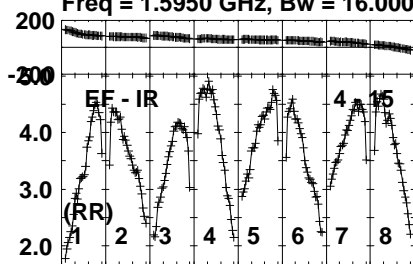
Lower frame: Milli Ampl Jy Top frame: Phas deg
 Vector averaged cross-power spectrum Several baselines displayed
 Timerange: 00/11:03:51 to 00/11:04:59

Plot file version 164 created 15-NOV-2022 11:01:37

J1722+2458 EB081B 1.UVDATA.1

Freq = 1.5950 GHz, Bw = 16.000 MH

No calibration applied and no bandpass applied



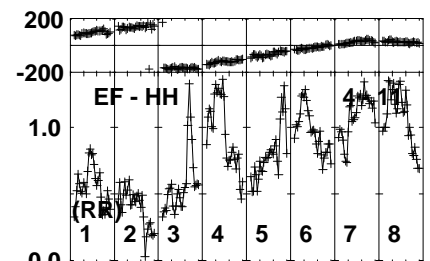
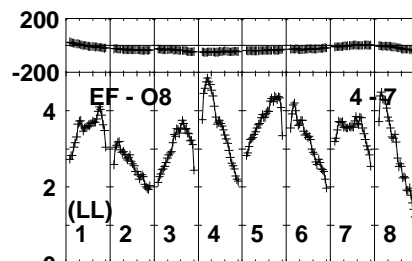
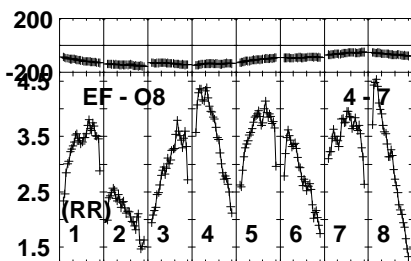
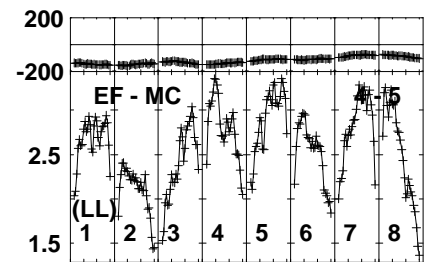
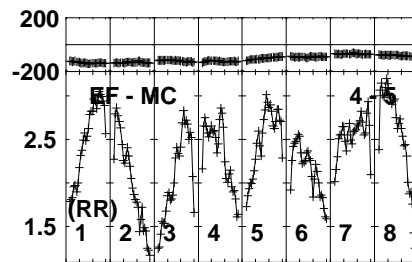
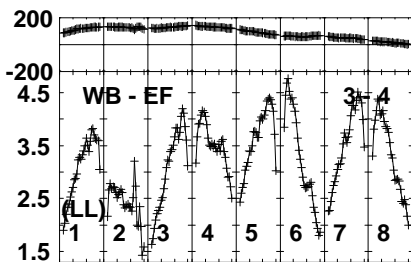
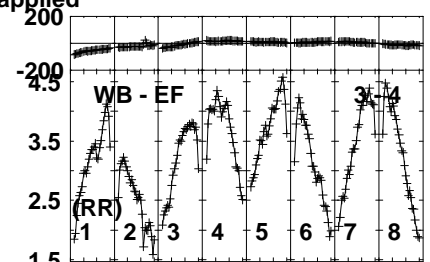
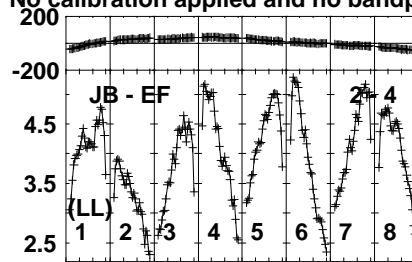
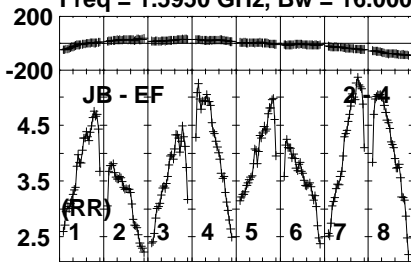
Lower frame: Milli Ampl Jy Top frame: Phas deg
Vector averaged cross-power spectrum Several baselines displayed
Timerange: 00/11:03:51 to 00/11:04:59

Plot file version 165 created 15-NOV-2022 11:01:37

J1722+2815 EB081B 1.UVDATA.1

Freq = 1.5950 GHz, Bw = 16.000 MH

No calibration applied and no bandpass applied



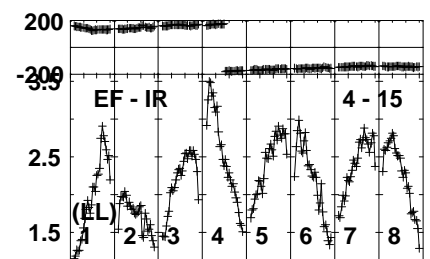
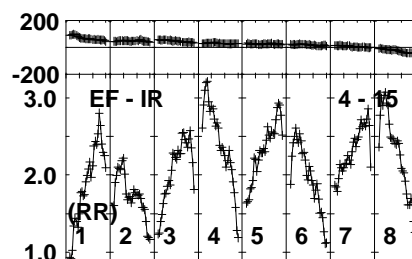
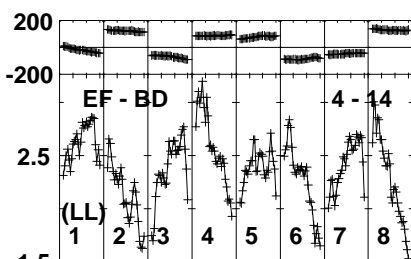
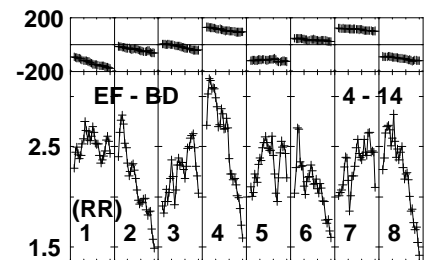
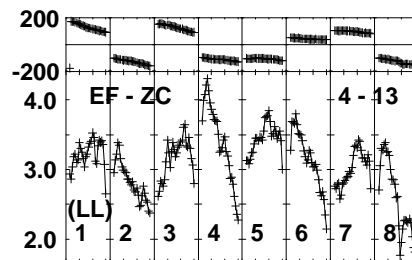
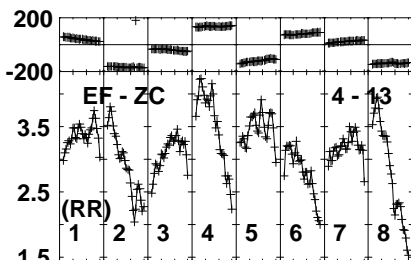
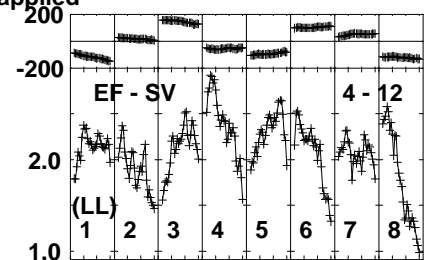
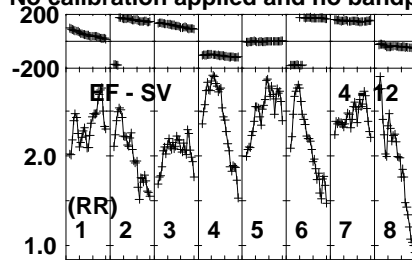
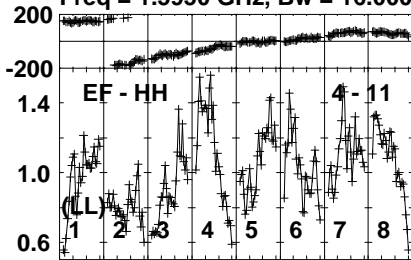
Lower frame: Milli Ampl Jy Top frame: Phas deg
Vector averaged cross-power spectrum Several baselines displayed
Timerange: 00/11:05:01 to 00/11:06:40

Plot file version 166 created 15-NOV-2022 11:01:37

J1722+2815 EB081B 1.UVDATA.1

Freq = 1.5950 GHz, Bw = 16.000 MH

No calibration applied and no bandpass applied



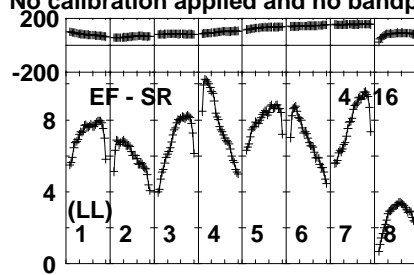
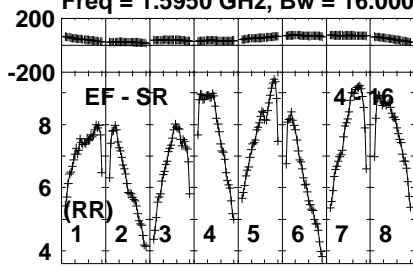
Lower frame: Milli Ampl Jy Top frame: Phas deg
Vector averaged cross-power spectrum Several baselines displayed
Timerange: 00/11:05:01 to 00/11:06:40

Plot file version 167 created 15-NOV-2022 11:01:37

J1722+2815 EB081B 1.UVDATA.1

Freq = 1.5950 GHz, Bw = 16.000 MH

No calibration applied and no bandpass applied



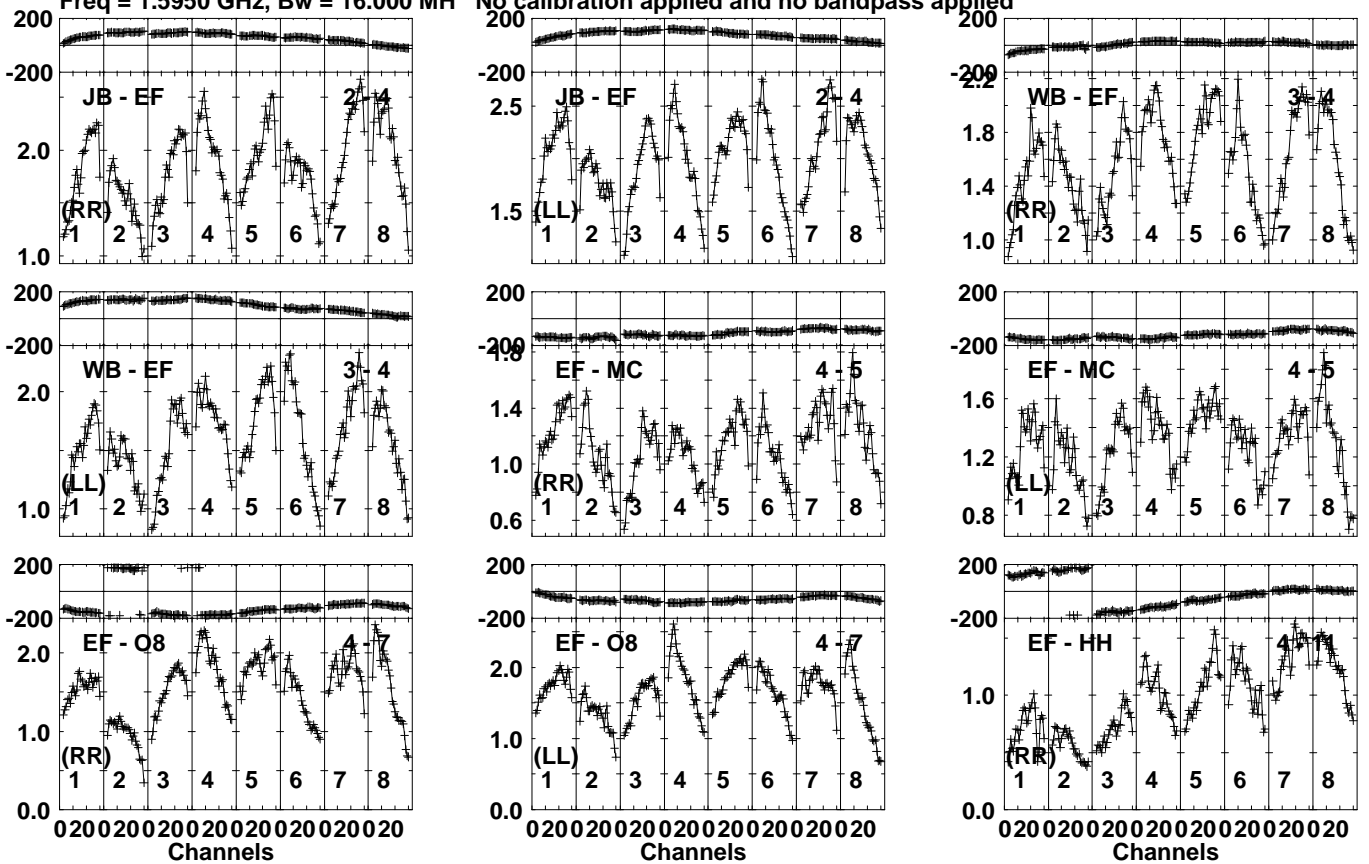
Lower frame: Milli Ampl Jy Top frame: Phas deg
Vector averaged cross-power spectrum Several baselines displayed
Timerange: 00/11:05:01 to 00/11:06:40

Plot file version 168 created 15-NOV-2022 11:01:37

J1716+2616 EB081B 1.UVDATA.1

Freq = 1.5950 GHz, Bw = 16.000 MH

No calibration applied and no bandpass applied



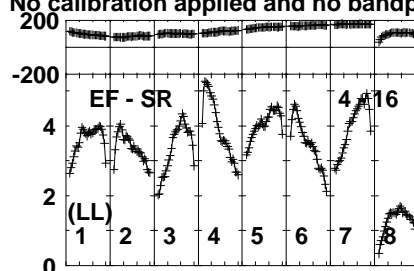
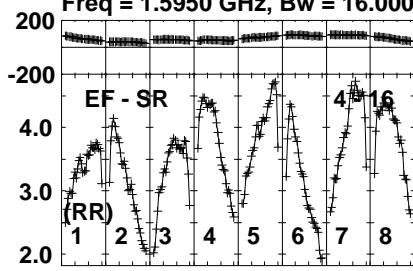
Lower frame: Milli Ampl Jy Top frame: Phas deg
Vector averaged cross-power spectrum Several baselines displayed
Timerange: 00/11:06:40 to 00/11:08:20

Plot file version 170 created 15-NOV-2022 11:01:38

J1716+2616 EB081B 1.UVDATA.1

Freq = 1.5950 GHz, Bw = 16.000 MH

No calibration applied and no bandpass applied

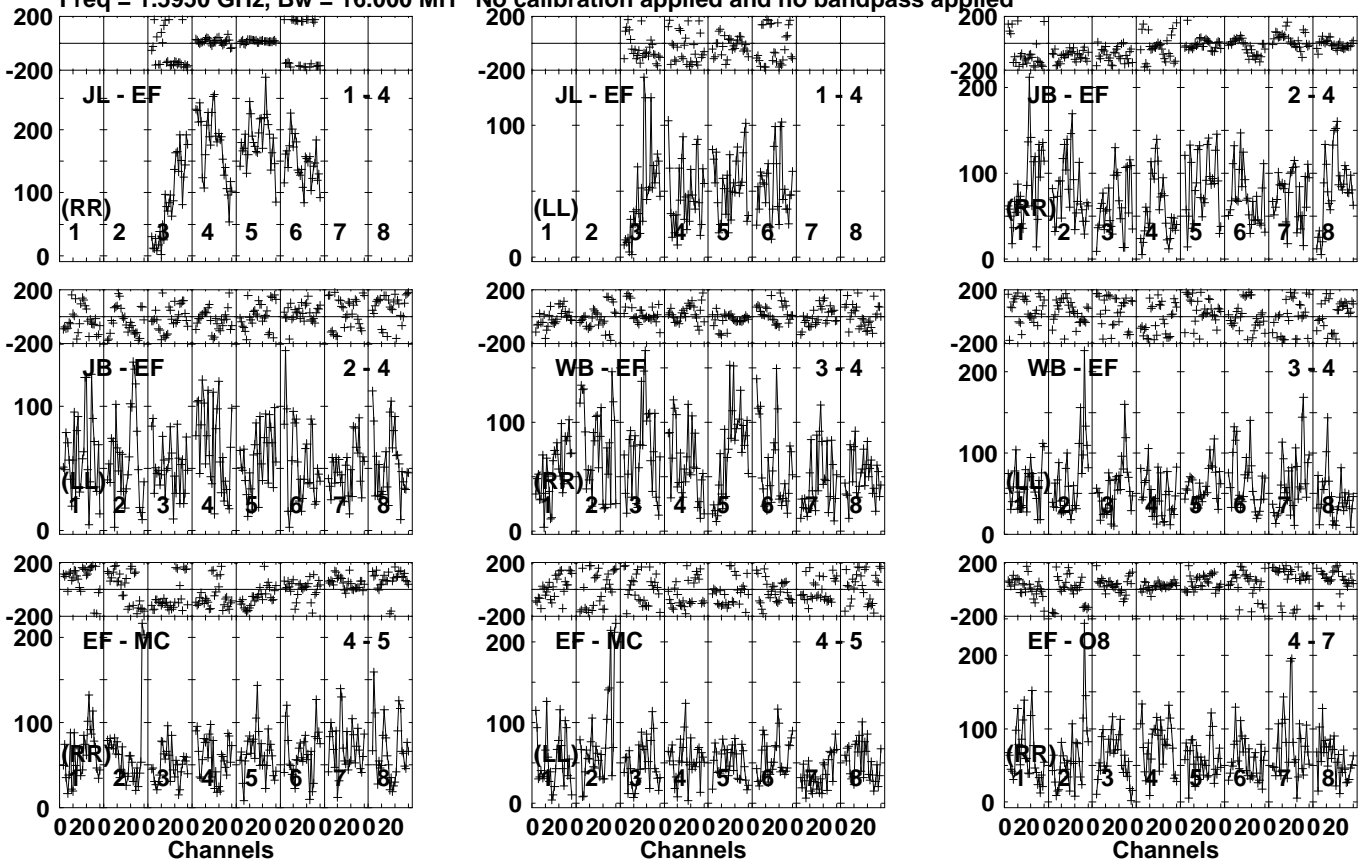


Lower frame: Milli Ampl Jy Top frame: Phas deg
Vector averaged cross-power spectrum Several baselines displayed
Timerange: 00/11:06:40 to 00/11:08:20

Plot file version 171 created 15-NOV-2022 11:01:38

ROSS867 EB081B 1.UVDATA.1

Freq = 1.5950 GHz, Bw = 16.000 MH No calibration applied and no bandpass applied

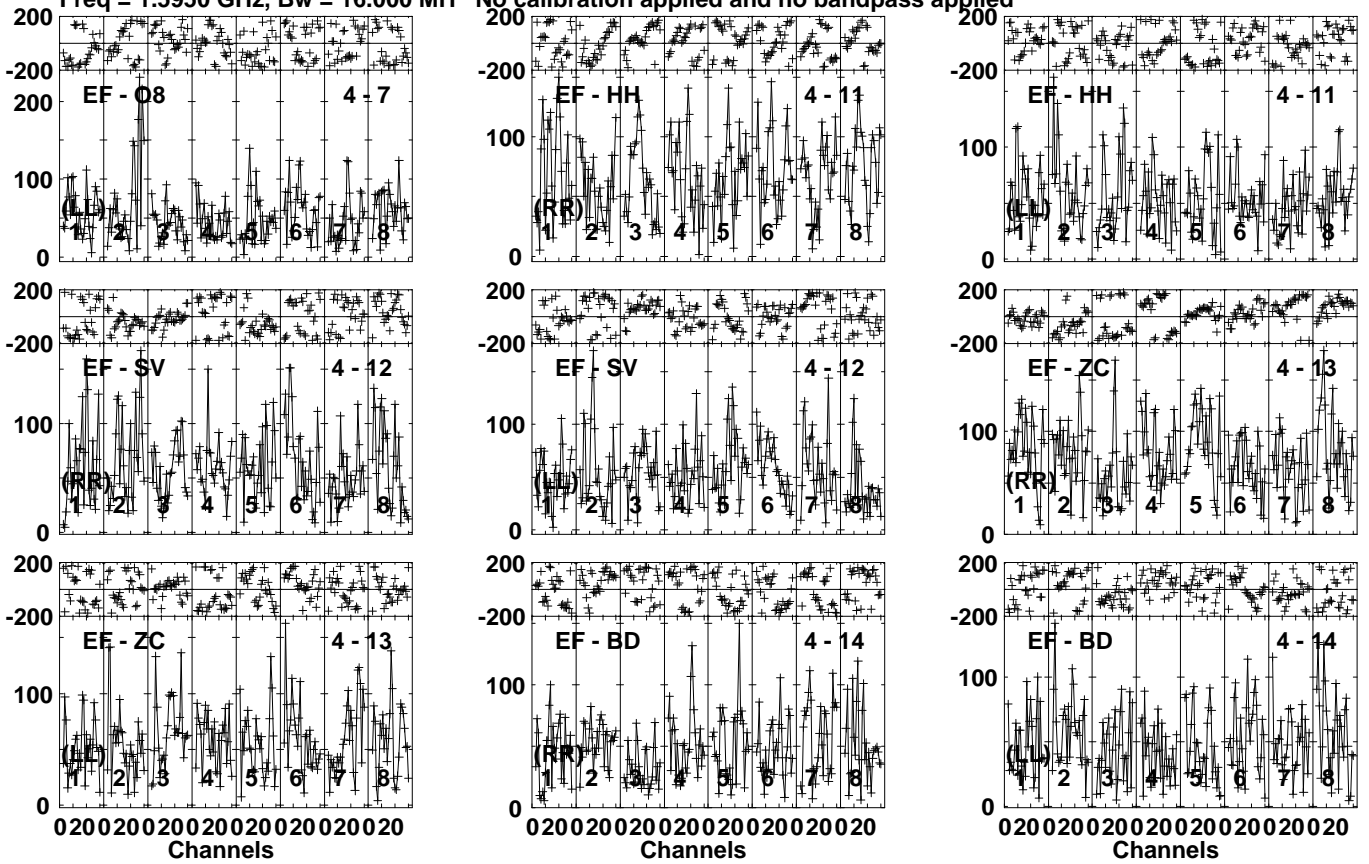


Lower frame: Micro Ampl Jy Top frame: Phas deg
Vector averaged cross-power spectrum Several baselines displayed
Timerange: 00/11:08:21 to 00/11:13:20

Plot file version 172 created 15-NOV-2022 11:01:38

ROSS867 EB081B 1.UVDATA.1

Freq = 1.5950 GHz, Bw = 16.000 MH No calibration applied and no bandpass applied

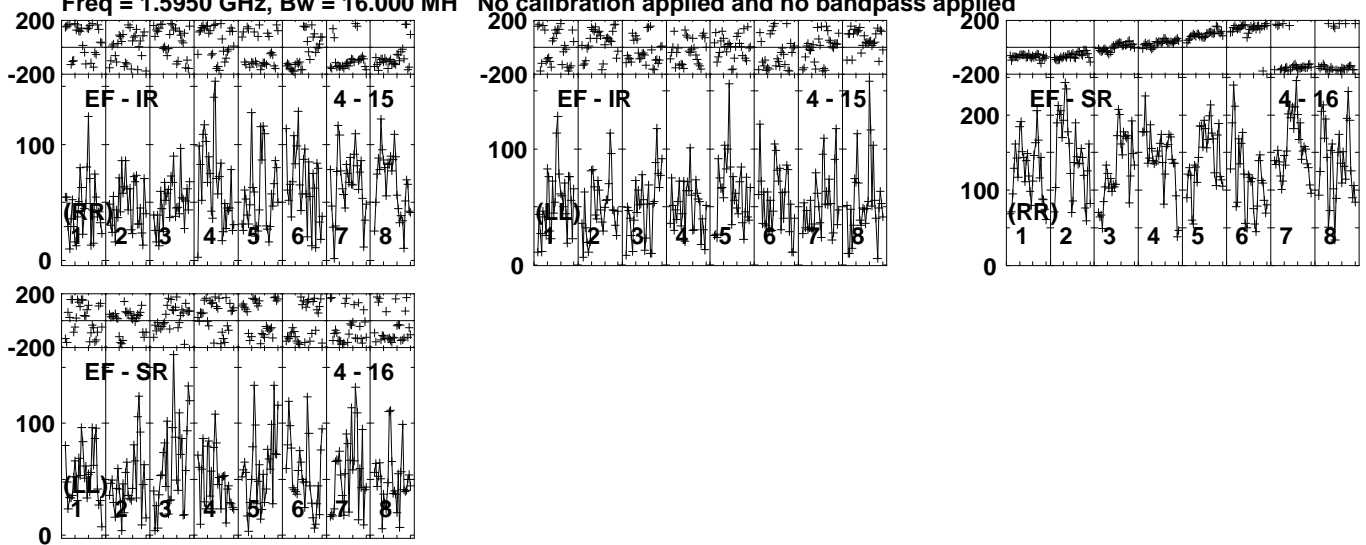


Lower frame: Micro Ampl Jy Top frame: Phas deg
Vector averaged cross-power spectrum Several baselines displayed
Timerange: 00/11:08:21 to 00/11:13:20

Plot file version 173 created 15-NOV-2022 11:01:38

ROSS867 EB081B 1.UVDATA.1

Freq = 1.5950 GHz, Bw = 16.000 MH No calibration applied and no bandpass applied



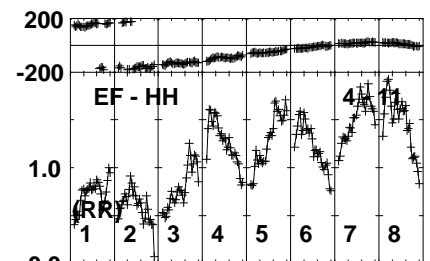
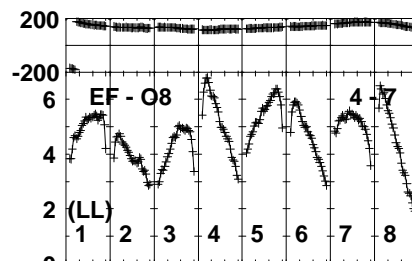
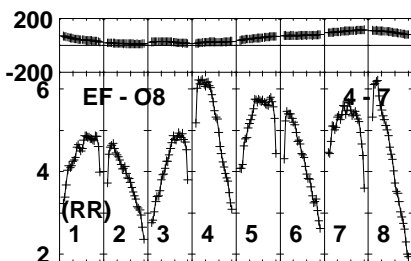
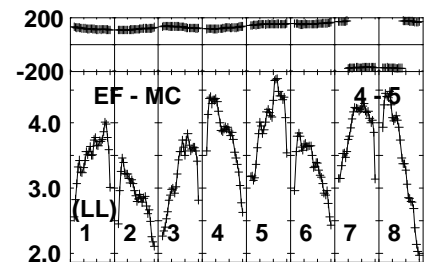
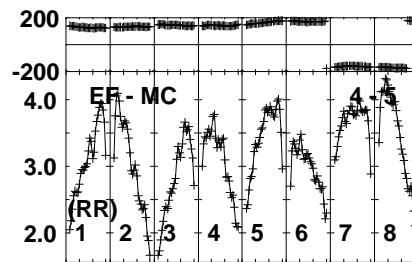
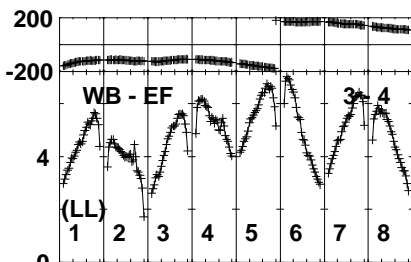
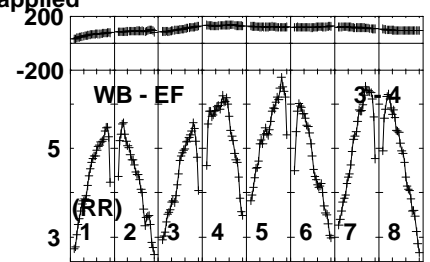
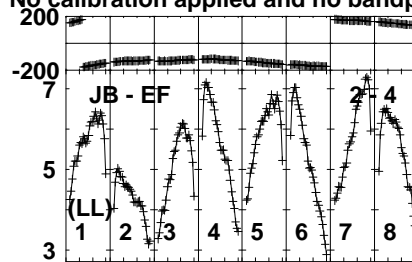
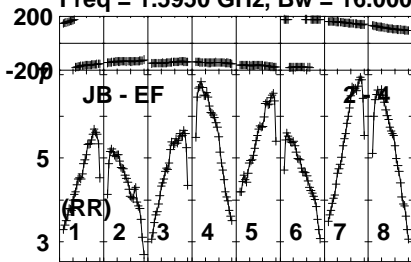
Lower frame: Micro Ampl Jy Top frame: Phas deg
Vector averaged cross-power spectrum Several baselines displayed
Timerange: 00/11:08:21 to 00/11:13:20

Plot file version 174 created 15-NOV-2022 11:01:39

J1722+2458 EB081B 1.UVDATA.1

Freq = 1.5950 GHz, Bw = 16.000 MH

No calibration applied and no bandpass applied



Lower frame: Milli Ampl Jy Top frame: Phas deg

Vector averaged cross-power spectrum Several baselines displayed

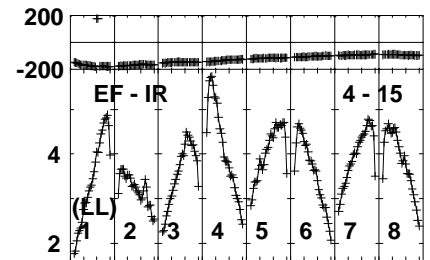
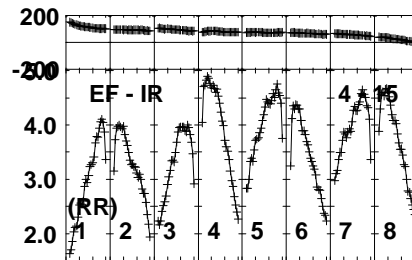
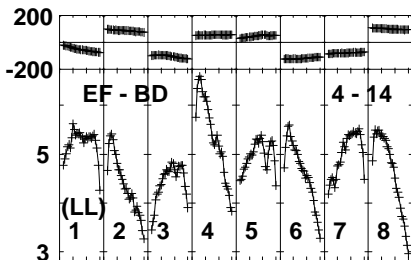
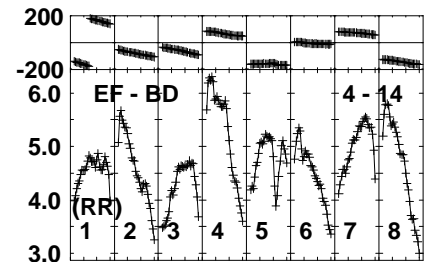
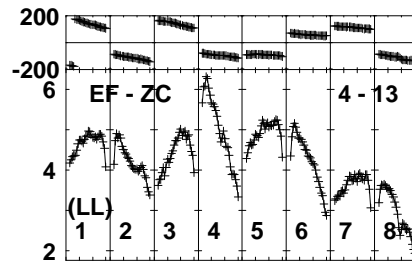
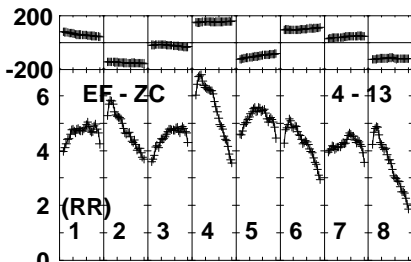
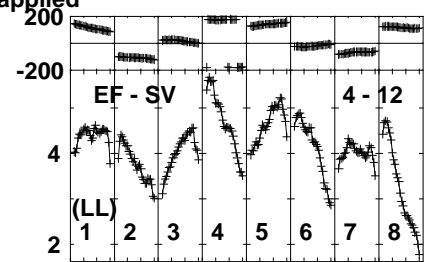
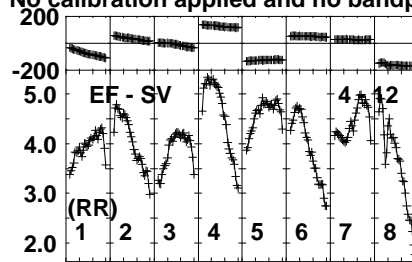
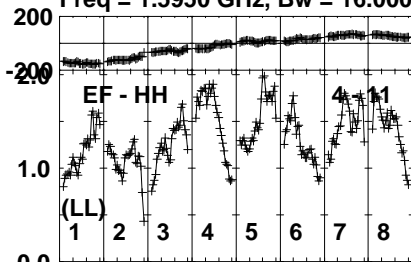
Timerange: 00/11:13:51 to 00/11:14:59

Plot file version 175 created 15-NOV-2022 11:01:39

J1722+2458 EB081B 1.UVDATA.1

Freq = 1.5950 GHz, Bw = 16.000 MH

No calibration applied and no bandpass applied



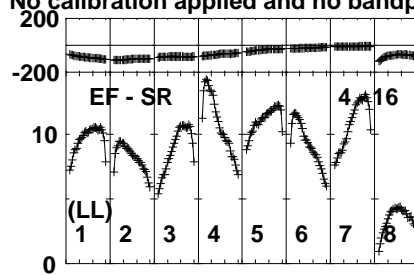
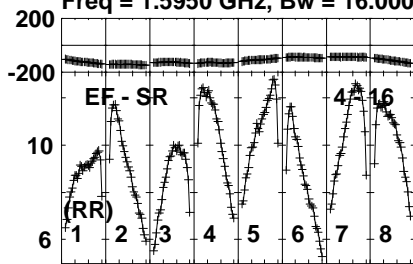
Lower frame: Milli Ampl Jy Top frame: Phas deg
Vector averaged cross-power spectrum Several baselines displayed
Timerange: 00/11:13:51 to 00/11:14:59

Plot file version 176 created 15-NOV-2022 11:01:39

J1722+2458 EB081B 1.UVDATA.1

Freq = 1.5950 GHz, Bw = 16.000 MH

No calibration applied and no bandpass applied



Lower frame: Milli Ampl Jy Top frame: Phas deg

Vector averaged cross-power spectrum Several baselines displayed

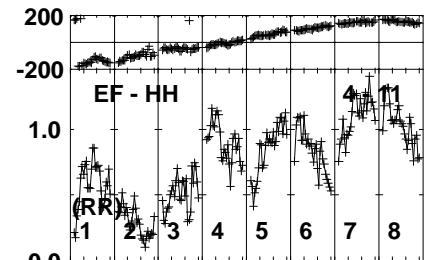
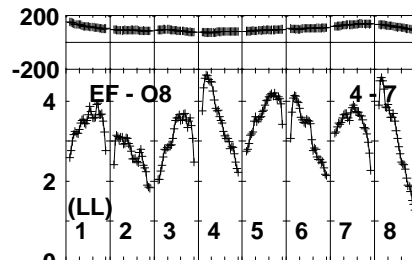
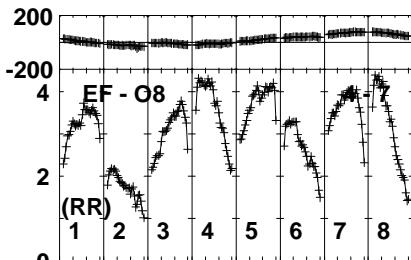
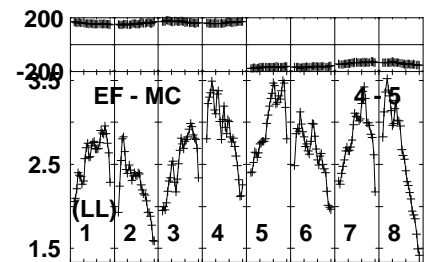
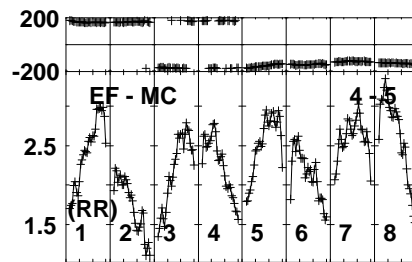
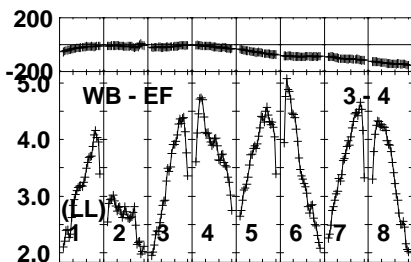
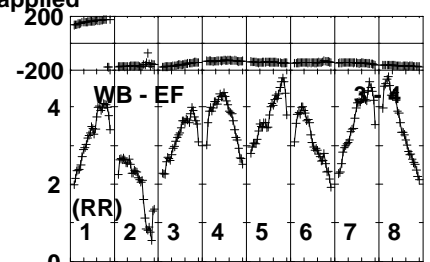
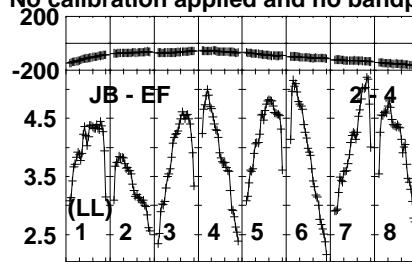
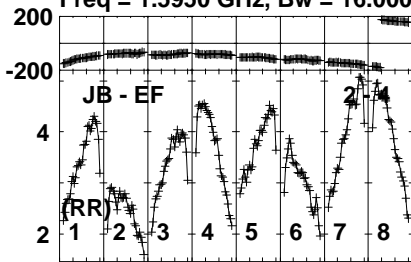
Timerange: 00/11:13:51 to 00/11:14:59

Plot file version 177 created 15-NOV-2022 11:01:39

J1722+2815 EB081B 1.UVDATA.1

Freq = 1.5950 GHz, Bw = 16.000 MH

No calibration applied and no bandpass applied



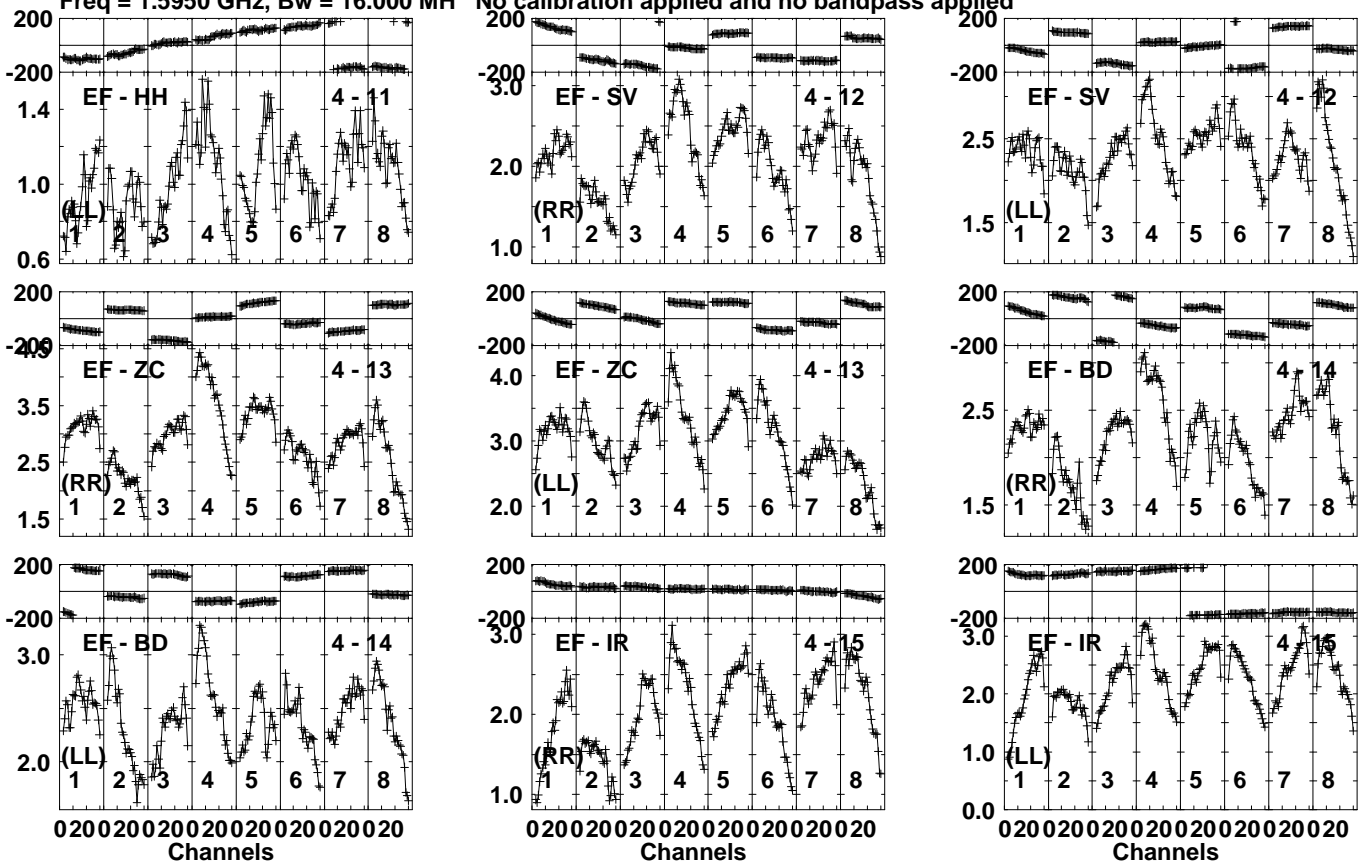
Lower frame: Milli Ampl Jy Top frame: Phas deg
Vector averaged cross-power spectrum Several baselines displayed
Timerange: 00/11:15:01 to 00/11:16:40

Plot file version 178 created 15-NOV-2022 11:01:39

J1722+2815 EB081B 1.UVDATA.1

Freq = 1.5950 GHz, Bw = 16.000 MH

No calibration applied and no bandpass applied



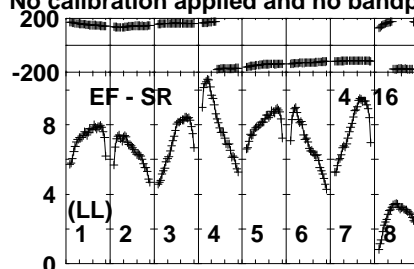
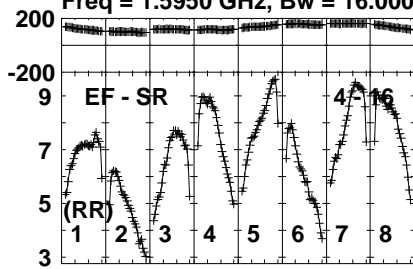
Lower frame: Milli Ampl Jy Top frame: Phas deg
Vector averaged cross-power spectrum Several baselines displayed
Timerange: 00/11:15:01 to 00/11:16:40

Plot file version 179 created 15-NOV-2022 11:01:39

J1722+2815 EB081B 1.UVDATA.1

Freq = 1.5950 GHz, Bw = 16.000 MH

No calibration applied and no bandpass applied



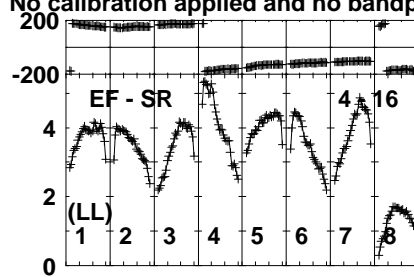
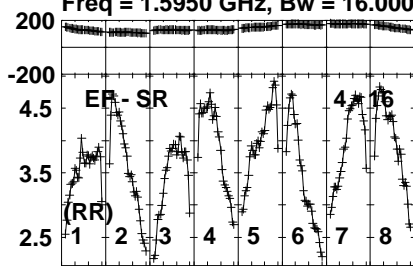
Lower frame: Milli Ampl Jy Top frame: Phas deg
Vector averaged cross-power spectrum Several baselines displayed
Timerange: 00/11:15:01 to 00/11:16:40

Plot file version 182 created 15-NOV-2022 11:01:40

J1716+2616 EB081B 1.UVDATA.1

Freq = 1.5950 GHz, Bw = 16.000 MH

No calibration applied and no bandpass applied



Lower frame: Milli Ampl Jy Top frame: Phas deg

Vector averaged cross-power spectrum Several baselines displayed

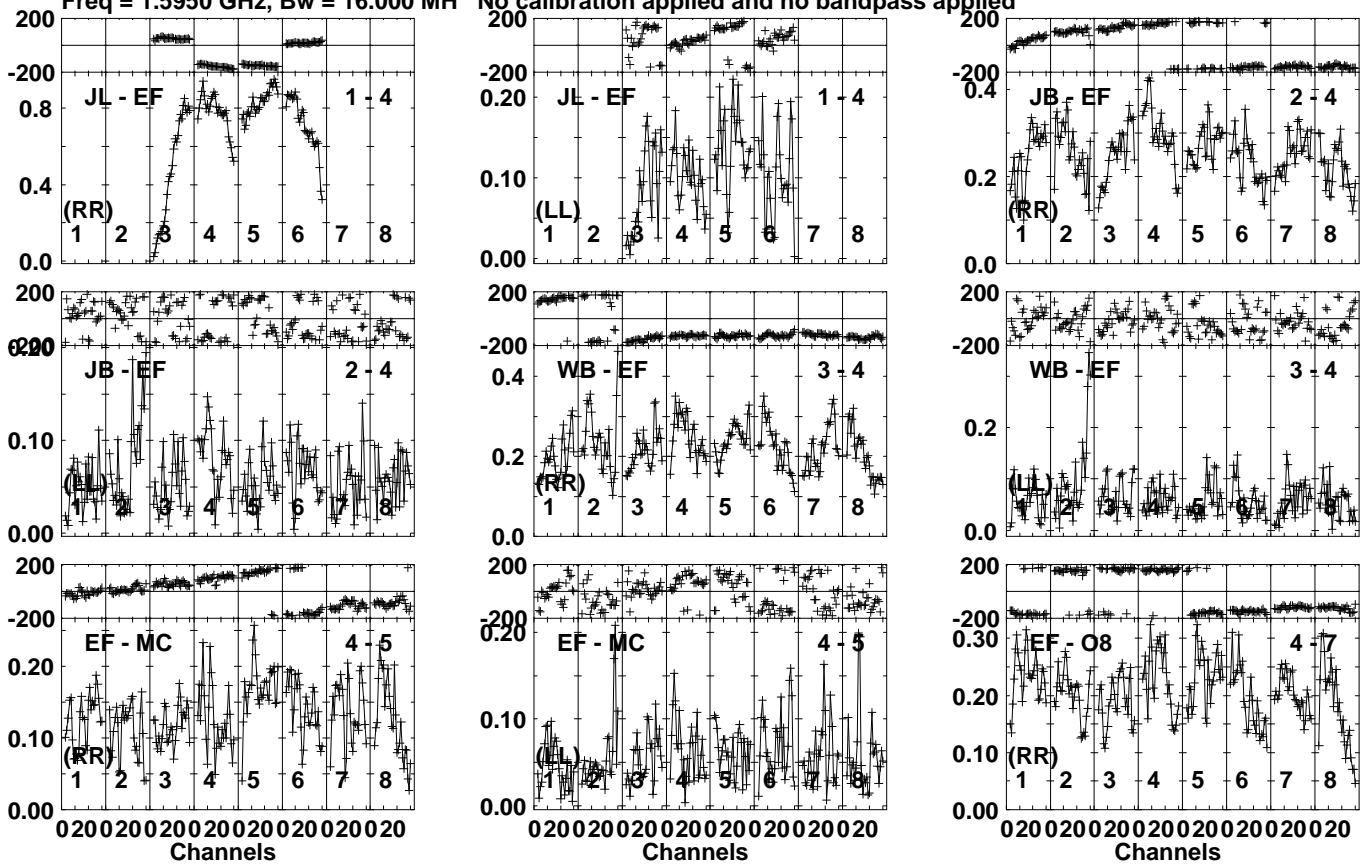
Timerange: 00/11:16:40 to 00/11:18:19

Plot file version 183 created 15-NOV-2022 11:01:40

ROSS867 EB081B 1.UVDATA.1

Freq = 1.5950 GHz, Bw = 16.000 MH

No calibration applied and no bandpass applied

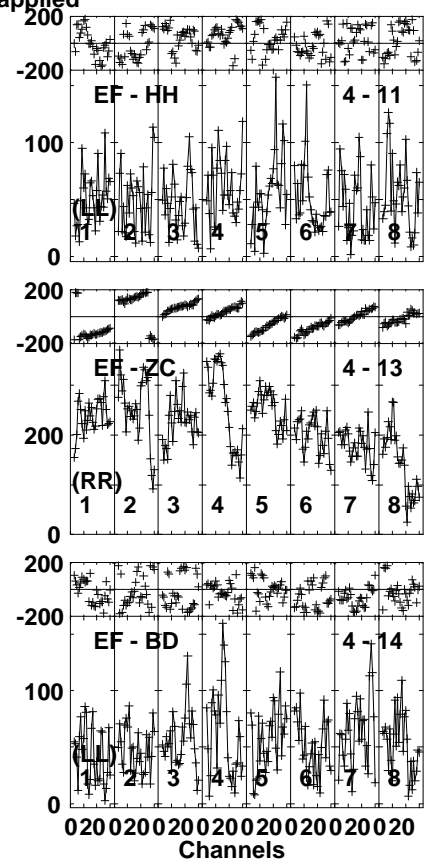
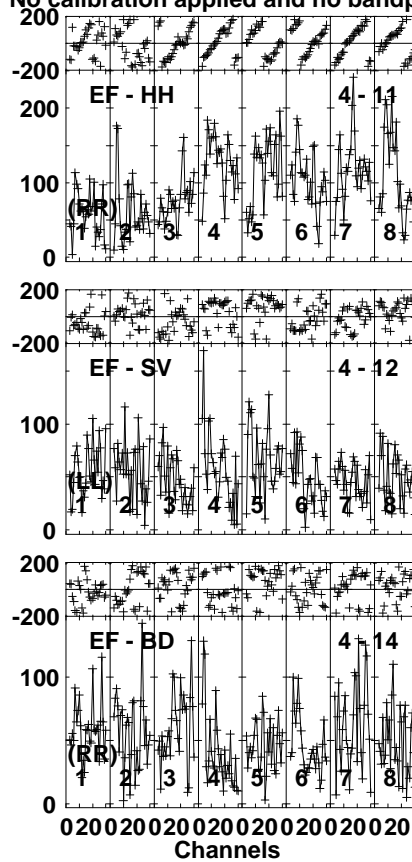
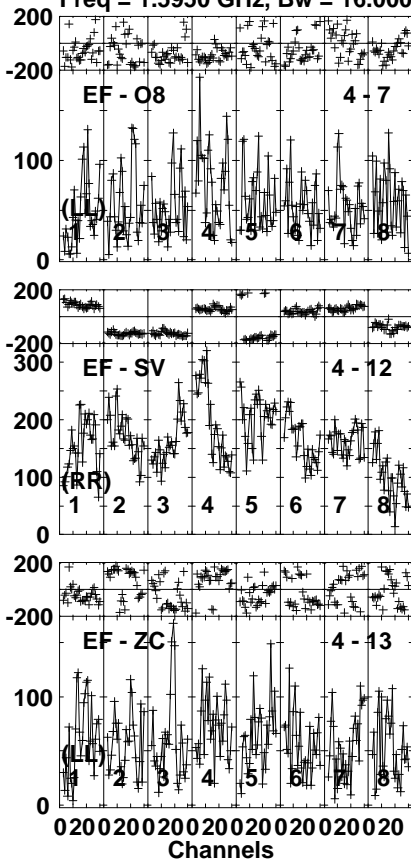


Lower frame: Milli Ampl Jy Top frame: Phas deg
Vector averaged cross-power spectrum Several baselines displayed
Timerange: 00/11:18:21 to 00/11:23:20

Plot file version 184 created 15-NOV-2022 11:01:40

ROSS867 EB081B 1.UVDATA.1

Freq = 1.5950 GHz, Bw = 16.000 MH No calibration applied and no bandpass applied



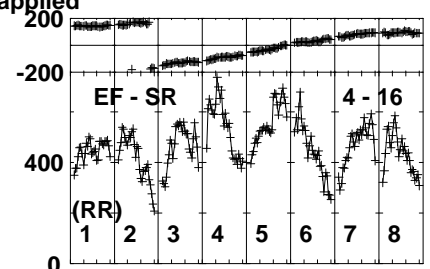
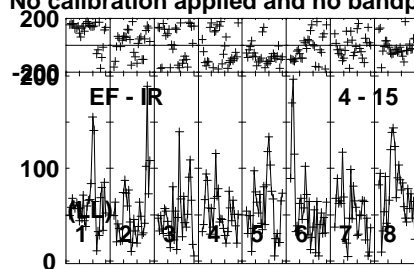
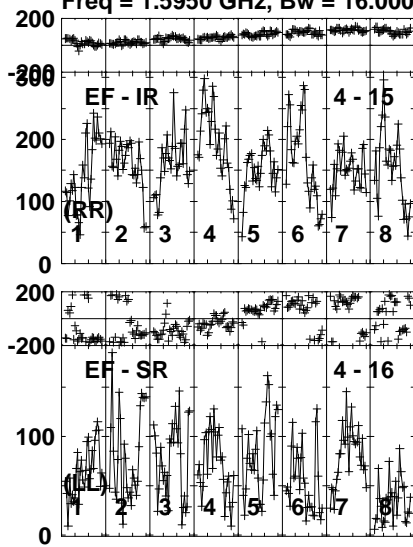
Lower frame: Micro Ampl Jy Top frame: Phas deg
Vector averaged cross-power spectrum Several baselines displayed
Timerange: 00/11:18:21 to 00/11:23:20

Plot file version 185 created 15-NOV-2022 11:01:40

ROSS867 EB081B 1.UVDATA.1

Freq = 1.5950 GHz, Bw = 16.000 MH

No calibration applied and no bandpass applied



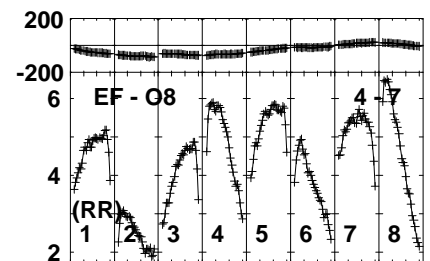
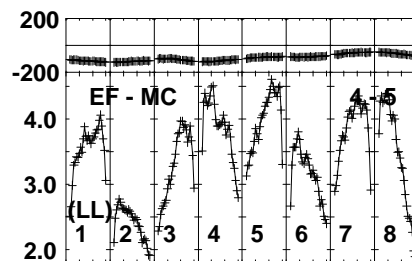
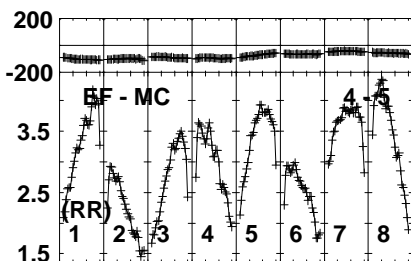
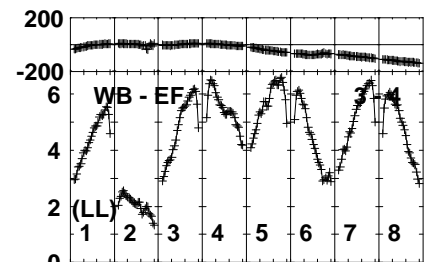
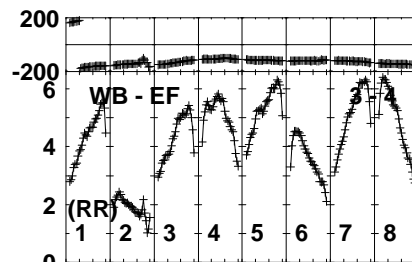
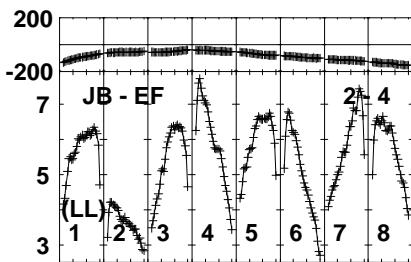
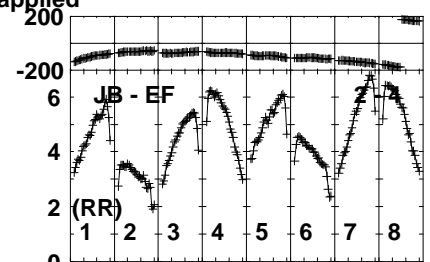
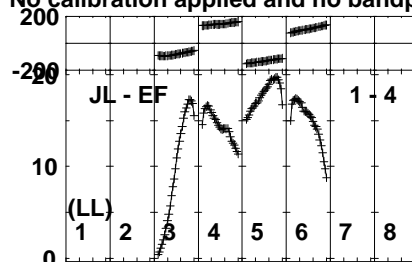
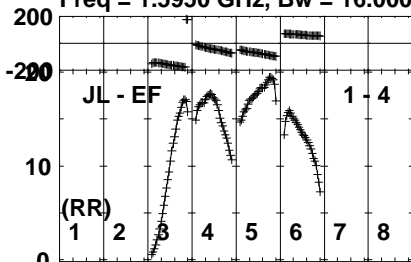
Lower frame: Micro Ampl Jy Top frame: Phas deg
Vector averaged cross-power spectrum Several baselines displayed
Timerange: 00/11:18:21 to 00/11:23:20

Plot file version 186 created 15-NOV-2022 11:01:40

J1722+2458 EB081B 1.UVDATA.1

Freq = 1.5950 GHz, Bw = 16.000 MH

No calibration applied and no bandpass applied



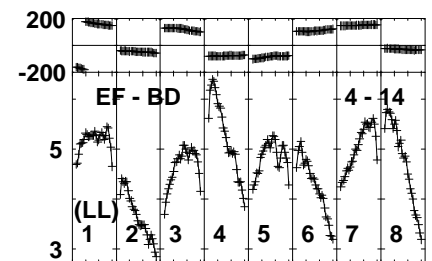
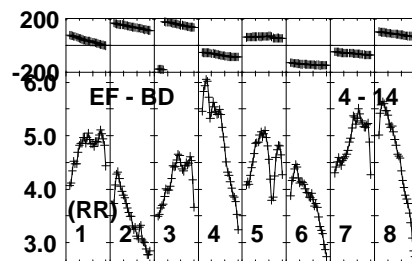
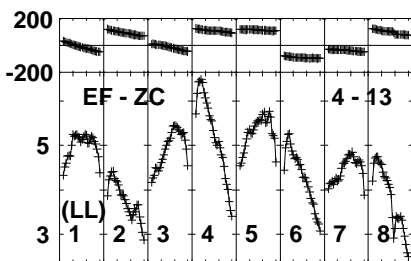
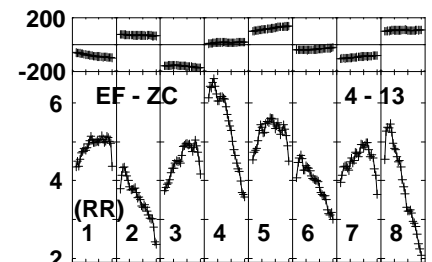
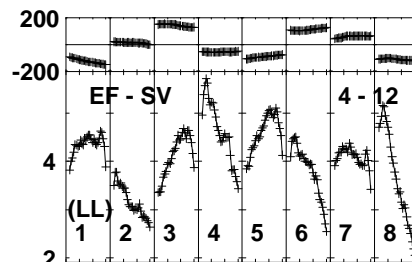
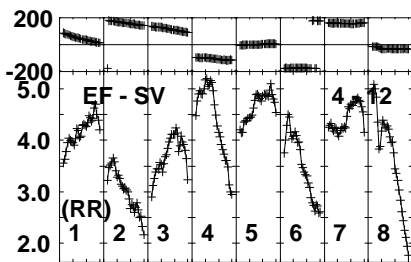
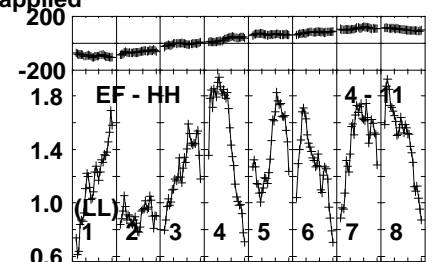
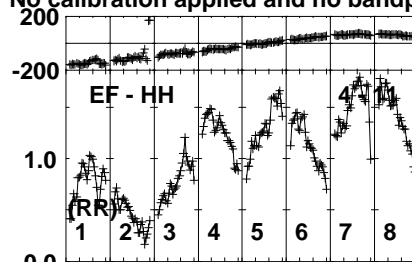
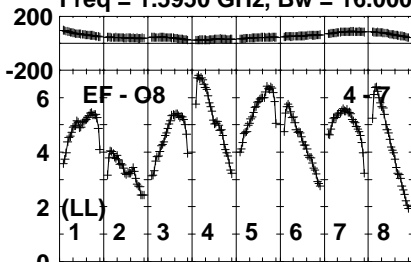
Lower frame: Milli Ampl Jy Top frame: Phas deg
Vector averaged cross-power spectrum Several baselines displayed
Timerange: 00/11:23:51 to 00/11:24:59

Plot file version 187 created 15-NOV-2022 11:01:40

J1722+2458 EB081B 1.UVDATA.1

Freq = 1.5950 GHz, Bw = 16.000 MH

No calibration applied and no bandpass applied



020020020020020020020020020020
Channels

020020020020020020020020020020
Channels

020020020020020020020020020020
Channels

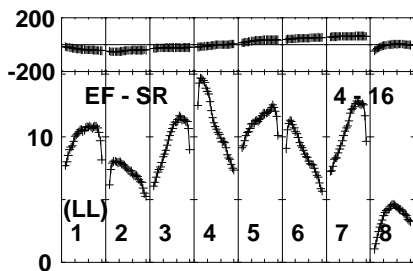
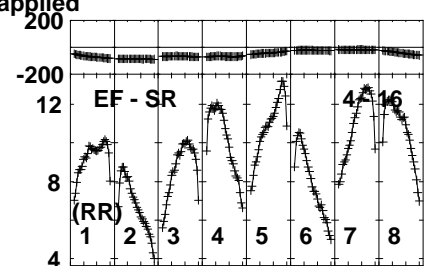
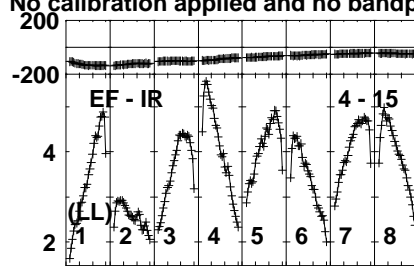
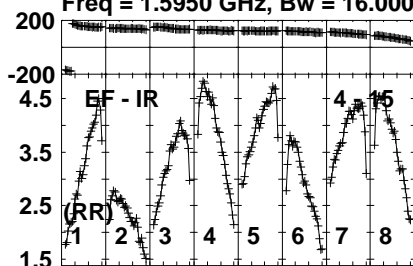
Lower frame: Milli Ampl Jy Top frame: Phas deg
Vector averaged cross-power spectrum Several baselines displayed
Timerange: 00/11:23:51 to 00/11:24:59

Plot file version 188 created 15-NOV-2022 11:01:41

J1722+2458 EB081B 1.UVDATA.1

Freq = 1.5950 GHz, Bw = 16.000 MH

No calibration applied and no bandpass applied



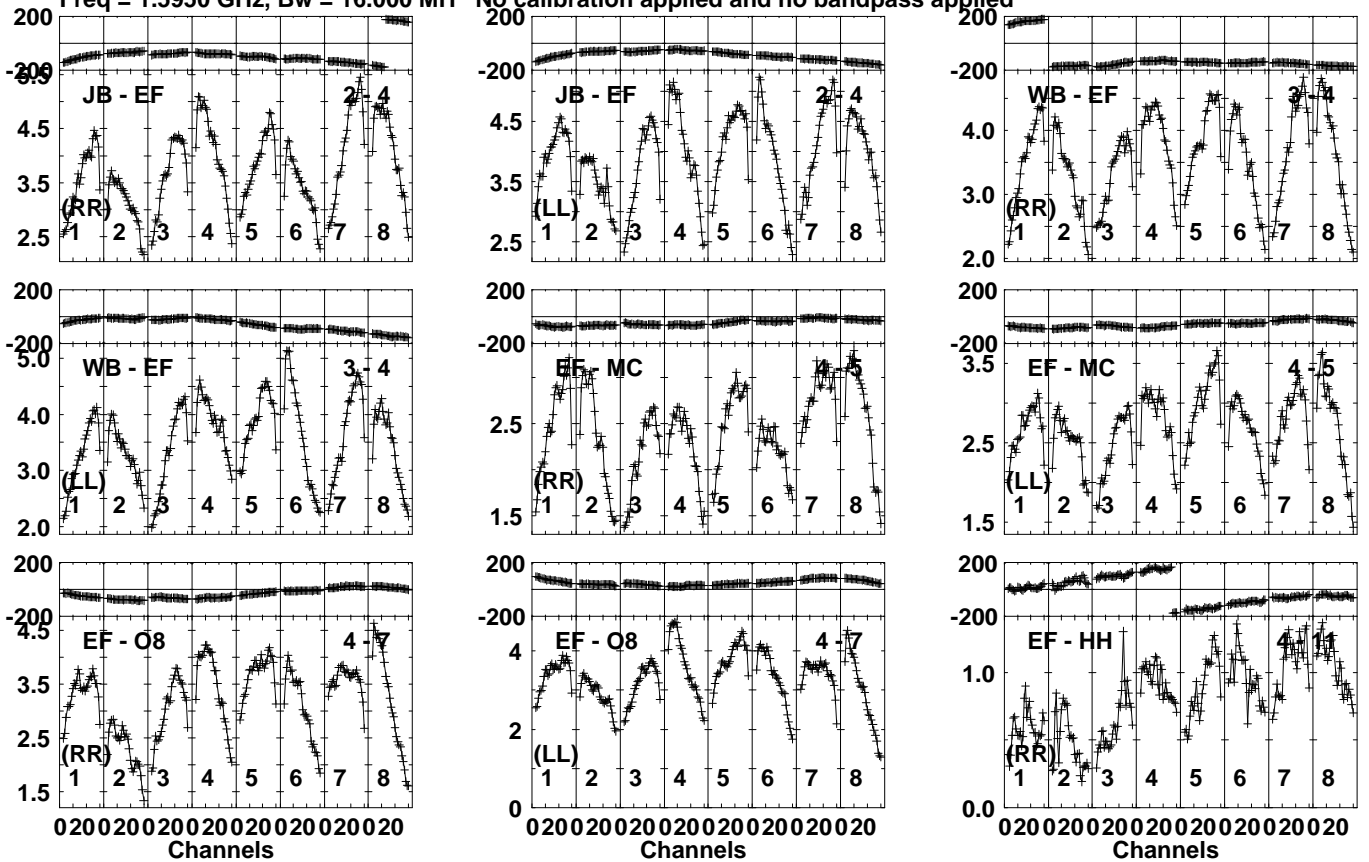
Lower frame: Milli Ampl Jy Top frame: Phas deg
Vector averaged cross-power spectrum Several baselines displayed
Timerange: 00/11:23:51 to 00/11:24:59

Plot file version 189 created 15-NOV-2022 11:01:41

J1722+2815 EB081B 1.UVDATA.1

Freq = 1.5950 GHz, Bw = 16.000 MH

No calibration applied and no bandpass applied



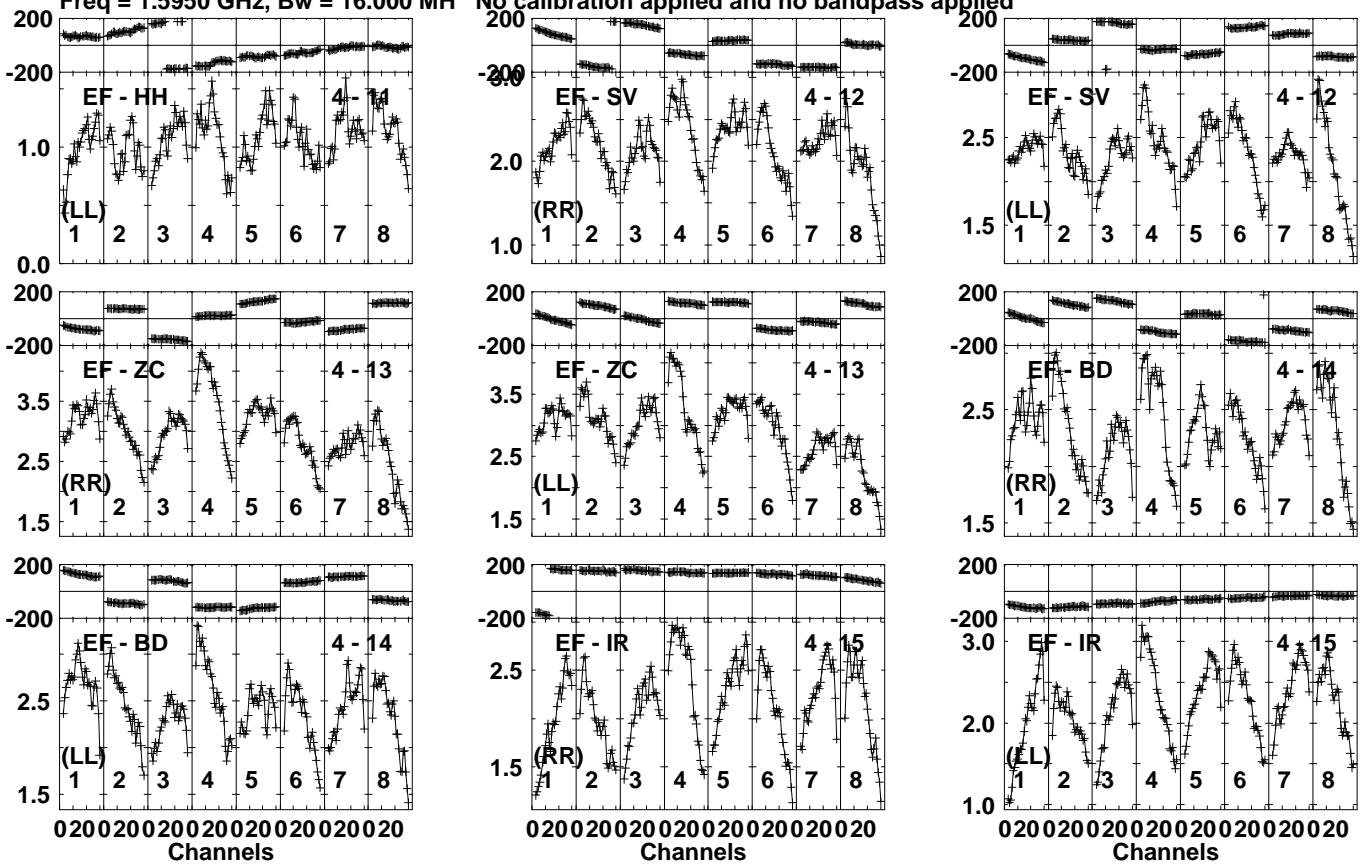
Lower frame: Milli Ampl Jy Top frame: Phas deg
 Vector averaged cross-power spectrum Several baselines displayed
 Timerange: 00/11:25:00 to 00/11:26:39

Plot file version 190 created 15-NOV-2022 11:01:41

J1722+2815 EB081B 1.UVDATA.1

Freq = 1.5950 GHz, Bw = 16.000 MH

No calibration applied and no bandpass applied



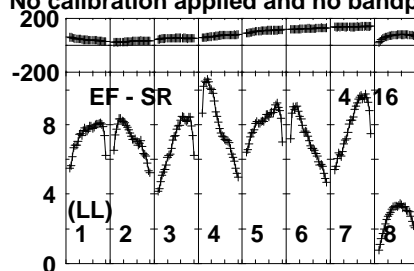
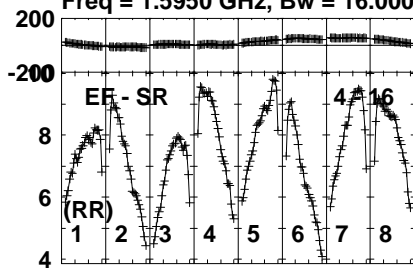
Lower frame: Milli Ampl Jy Top frame: Phas deg
Vector averaged cross-power spectrum Several baselines displayed
Timerange: 00/11:25:00 to 00/11:26:39

Plot file version 191 created 15-NOV-2022 11:01:41

J1722+2815 EB081B 1.UVDATA.1

Freq = 1.5950 GHz, Bw = 16.000 MH

No calibration applied and no bandpass applied



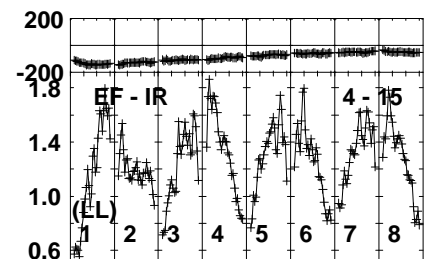
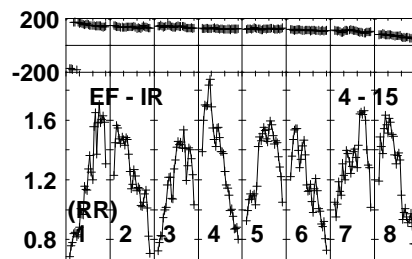
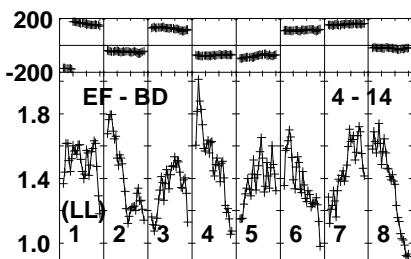
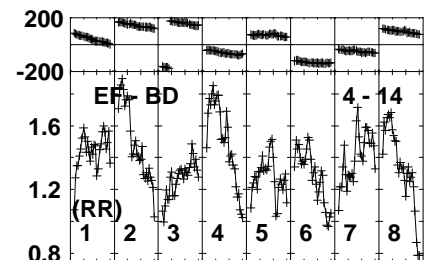
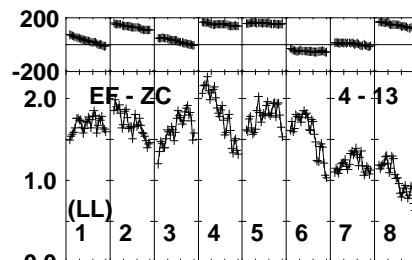
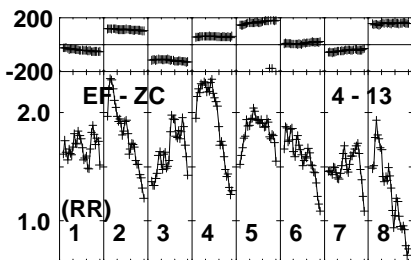
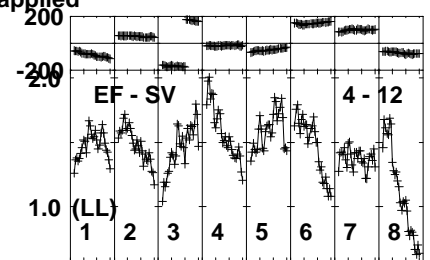
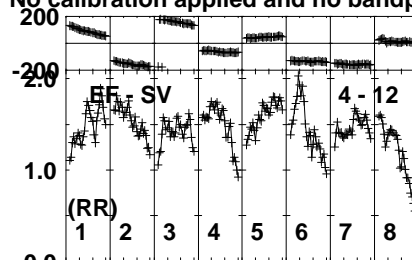
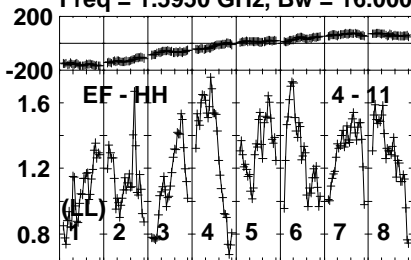
Lower frame: Milli Ampl Jy Top frame: Phas deg
Vector averaged cross-power spectrum Several baselines displayed
Timerange: 00/11:25:00 to 00/11:26:39

Plot file version 193 created 15-NOV-2022 11:01:41

J1716+2616 EB081B 1.UVDATA.1

Freq = 1.5950 GHz, Bw = 16.000 MH

No calibration applied and no bandpass applied



020020020020020020020020020020
Channels

020020020020020020020020020020
Channels

020020020020020020020020020020
Channels

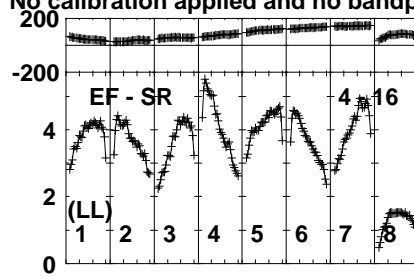
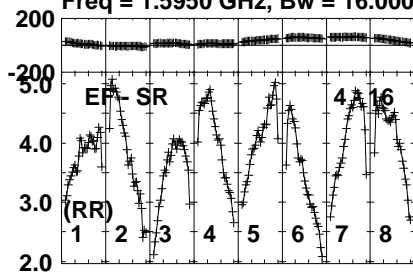
Lower frame: Milli Ampl Jy Top frame: Phas deg
Vector averaged cross-power spectrum Several baselines displayed
Timerange: 00/11:26:40 to 00/11:28:19

Plot file version 194 created 15-NOV-2022 11:01:41

J1716+2616 EB081B 1.UVDATA.1

Freq = 1.5950 GHz, Bw = 16.000 MH

No calibration applied and no bandpass applied



Lower frame: Milli Ampl Jy Top frame: Phas deg

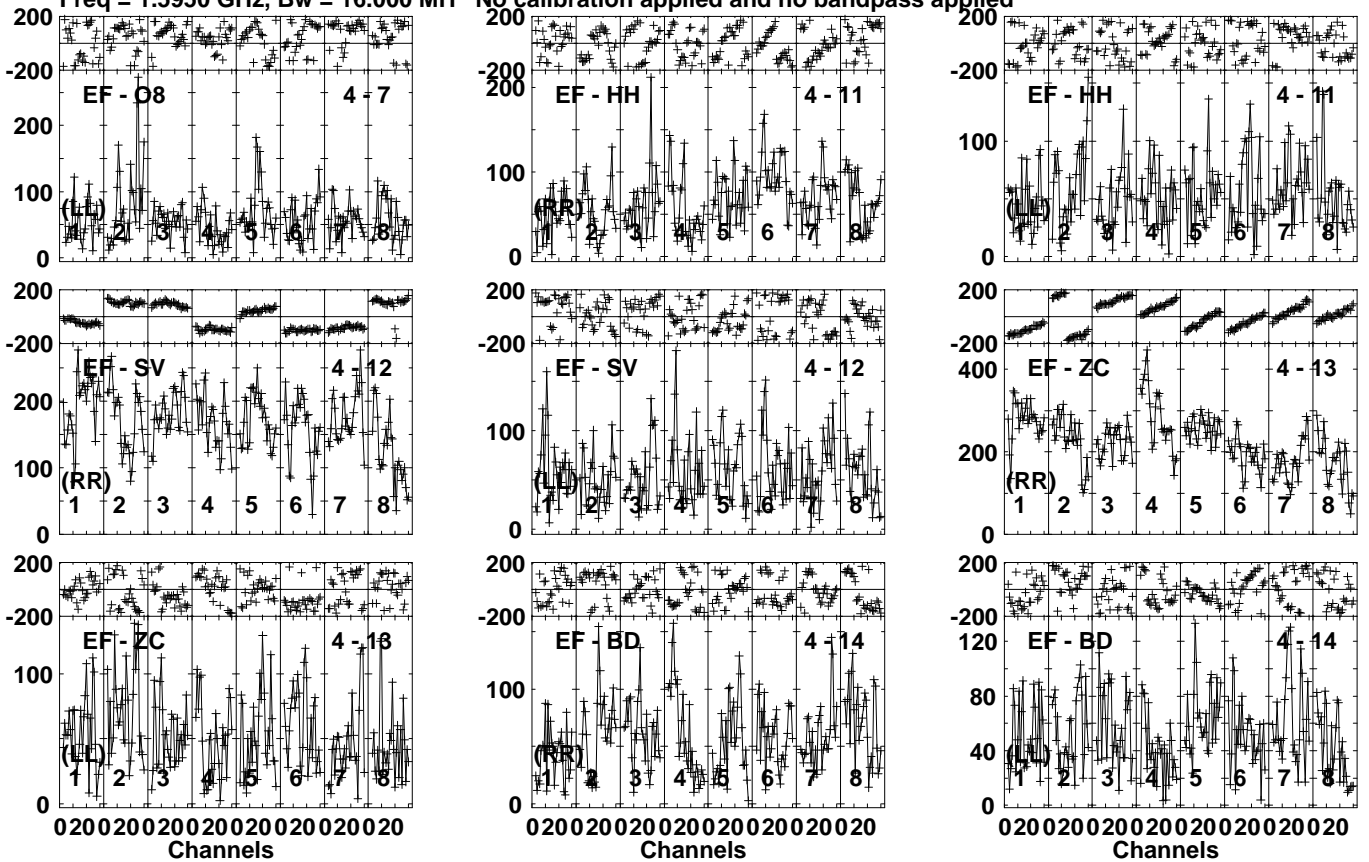
Vector averaged cross-power spectrum Several baselines displayed

Timerange: 00/11:26:40 to 00/11:28:19

Plot file version 196 created 15-NOV-2022 11:01:42

ROSS867 EB081B 1.UVDATA.1

Freq = 1.5950 GHz, Bw = 16.000 MH No calibration applied and no bandpass applied

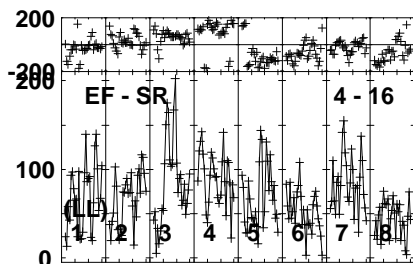
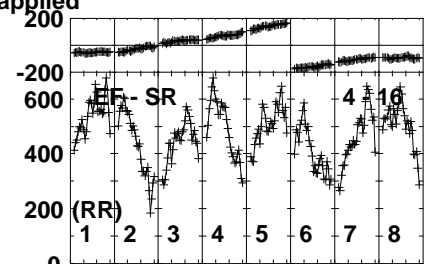
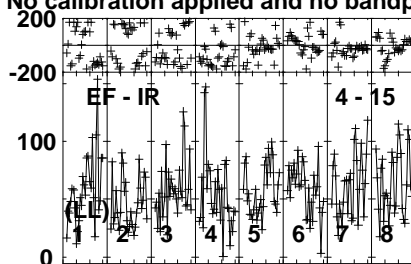
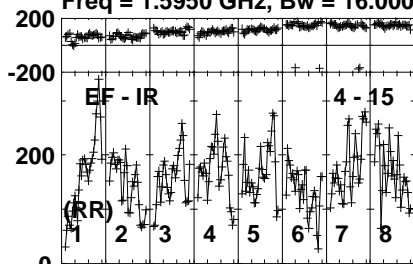


Lower frame: Micro Ampl Jy Top frame: Phas deg
Vector averaged cross-power spectrum Several baselines displayed
Timerange: 00/11:28:20 to 00/11:33:19

Plot file version 197 created 15-NOV-2022 11:01:42

ROSS867 EB081B 1.UVDATA.1

Freq = 1.5950 GHz, Bw = 16.000 MH No calibration applied and no bandpass applied



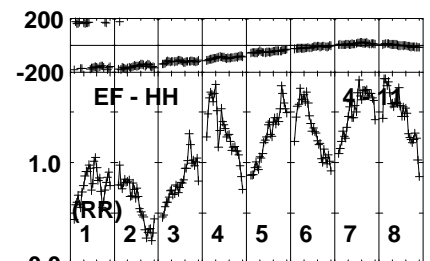
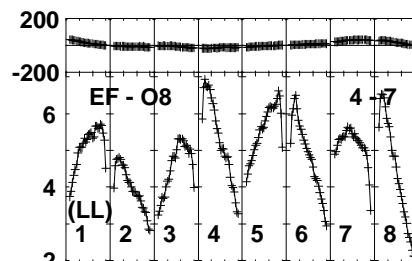
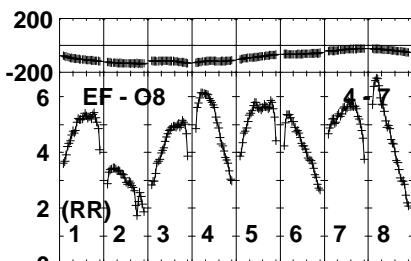
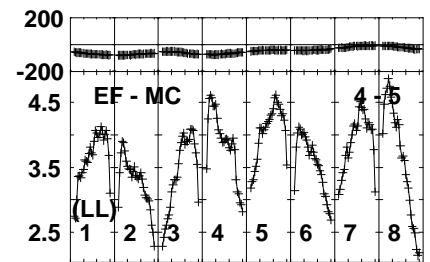
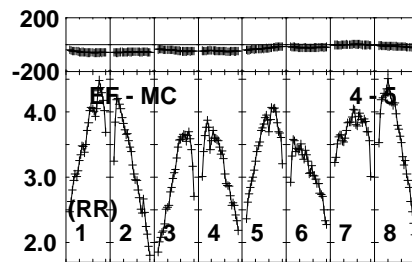
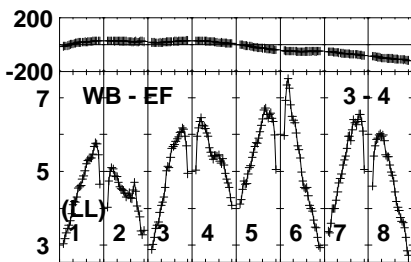
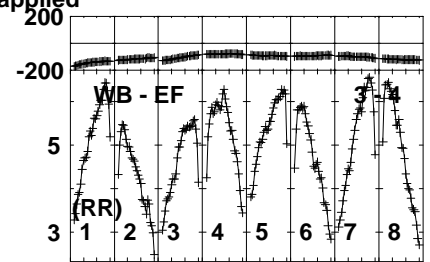
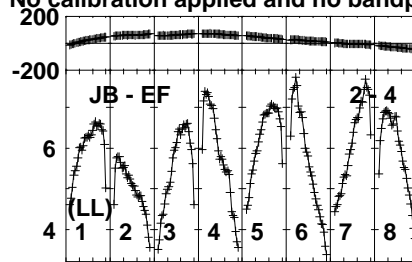
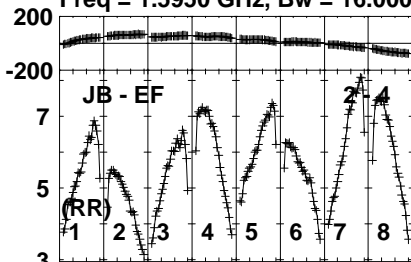
Lower frame: Micro Ampl Jy Top frame: Phas deg
Vector averaged cross-power spectrum Several baselines displayed
Timerange: 00/11:28:20 to 00/11:33:19

Plot file version 198 created 15-NOV-2022 11:01:42

J1722+2458 EB081B 1.UVDATA.1

Freq = 1.5950 GHz, Bw = 16.000 MH

No calibration applied and no bandpass applied



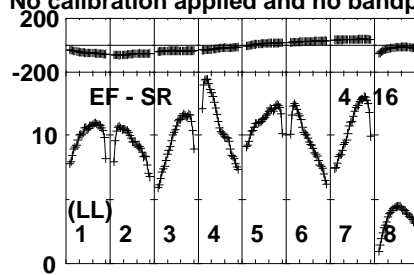
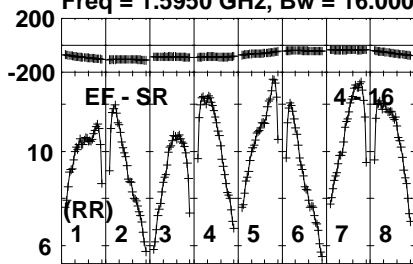
Lower frame: Milli Ampl Jy Top frame: Phas deg
Vector averaged cross-power spectrum Several baselines displayed
Timerange: 00/11:33:51 to 00/11:35:00

Plot file version 200 created 15-NOV-2022 11:01:42

J1722+2458 EB081B 1.UVDATA.1

Freq = 1.5950 GHz, Bw = 16.000 MH

No calibration applied and no bandpass applied



Lower frame: Milli Ampl Jy Top frame: Phas deg

Vector averaged cross-power spectrum Several baselines displayed

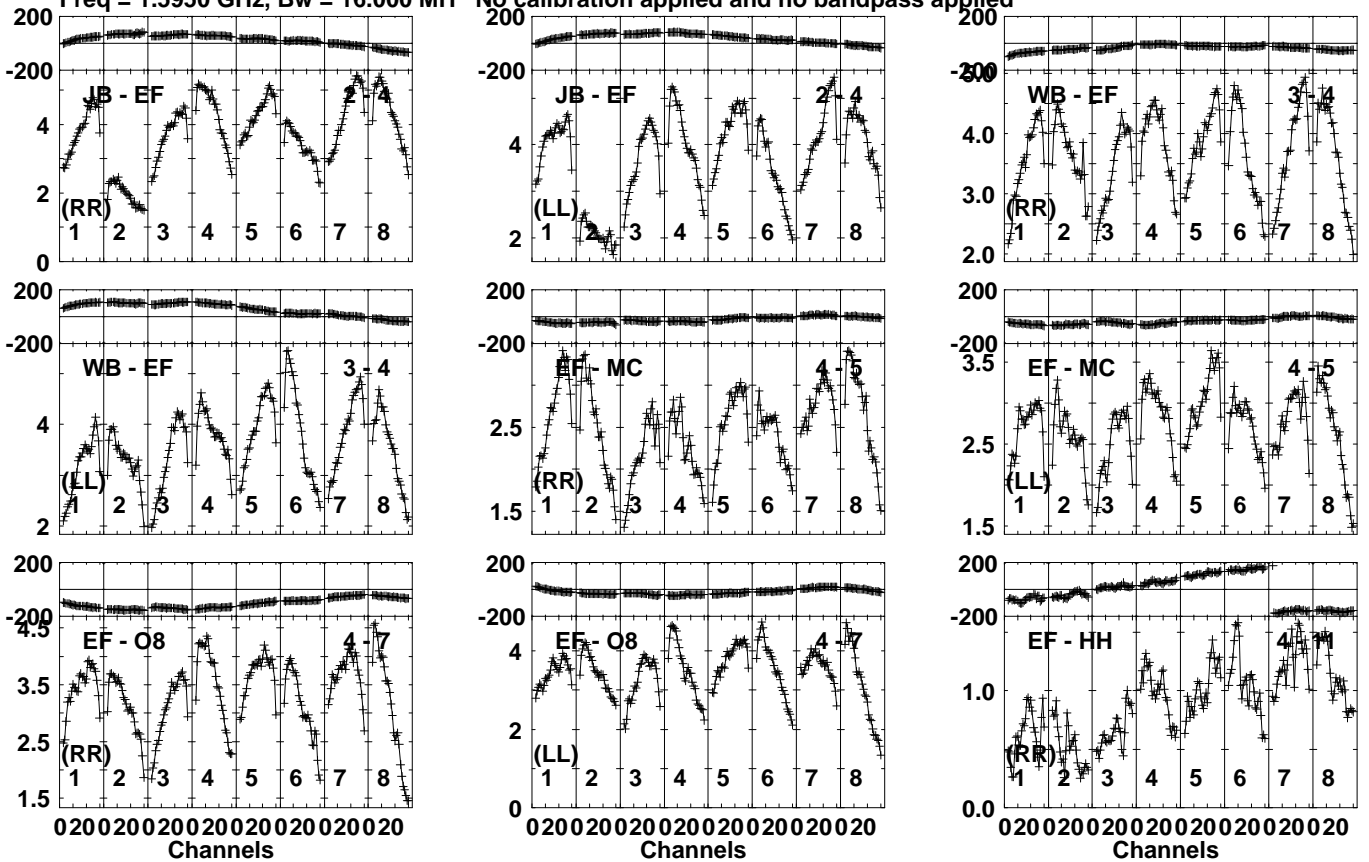
Timerange: 00/11:33:51 to 00/11:35:00

Plot file version 201 created 15-NOV-2022 11:01:42

J1722+2815 EB081B 1.UVDATA.1

Freq = 1.5950 GHz, Bw = 16.000 MH

No calibration applied and no bandpass applied



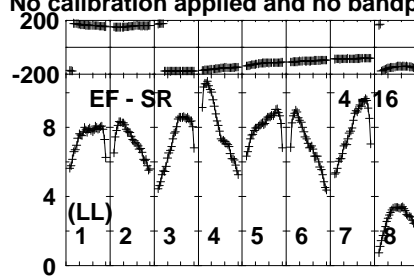
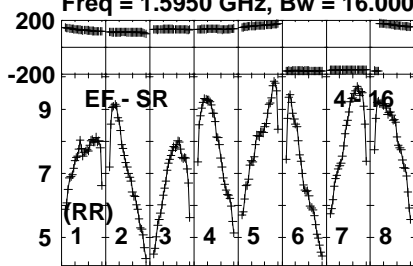
Lower frame: Milli Amp Jy Top frame: Phas deg
Vector averaged cross-power spectrum Several baselines displayed
Timerange: 00/11:35:01 to 00/11:36:40

Plot file version 203 created 15-NOV-2022 11:01:43

J1722+2815 EB081B 1.UVDATA.1

Freq = 1.5950 GHz, Bw = 16.000 MH

No calibration applied and no bandpass applied



Lower frame: Milli Ampl Jy Top frame: Phas deg

Vector averaged cross-power spectrum Several baselines displayed

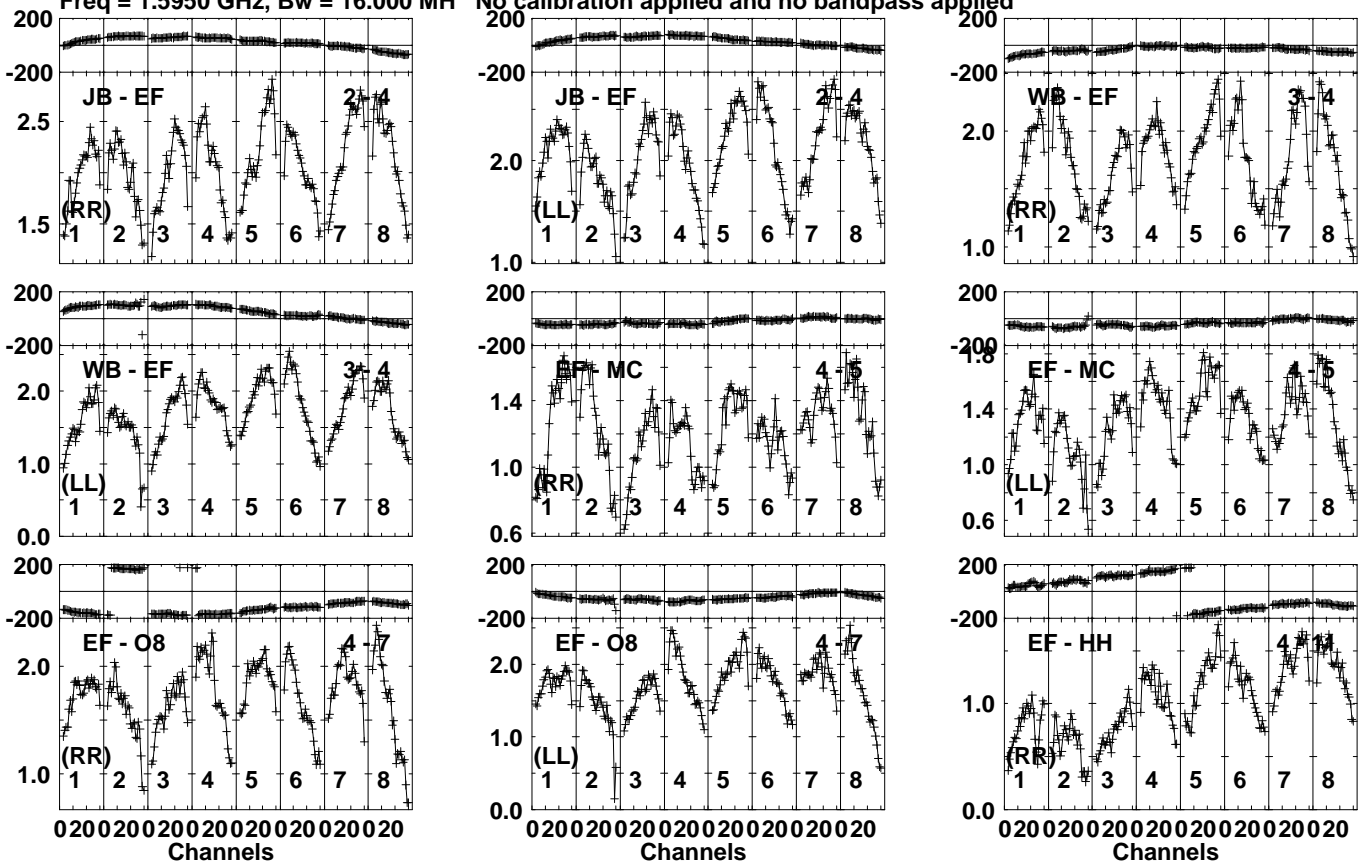
Timerange: 00/11:35:01 to 00/11:36:40

Plot file version 204 created 15-NOV-2022 11:01:43

J1716+2616 EB081B 1.UVDATA.1

Freq = 1.5950 GHz, Bw = 16.000 MH

No calibration applied and no bandpass applied



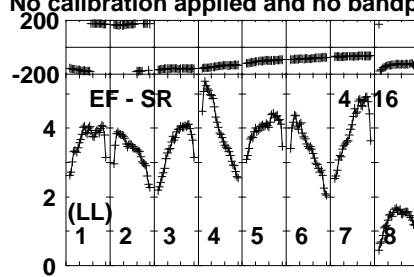
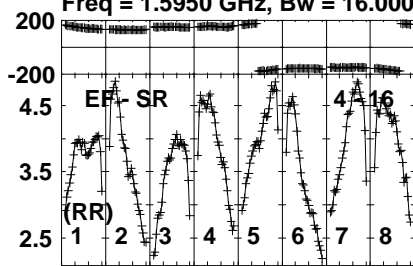
Lower frame: Milli Ampl Jy Top frame: Phas deg
Vector averaged cross-power spectrum Several baselines displayed
Timerange: 00/11:36:40 to 00/11:38:20

Plot file version 206 created 15-NOV-2022 11:01:43

J1716+2616 EB081B 1.UVDATA.1

Freq = 1.5950 GHz, Bw = 16.000 MH

No calibration applied and no bandpass applied



Lower frame: Milli Ampl Jy Top frame: Phas deg

Vector averaged cross-power spectrum Several baselines displayed

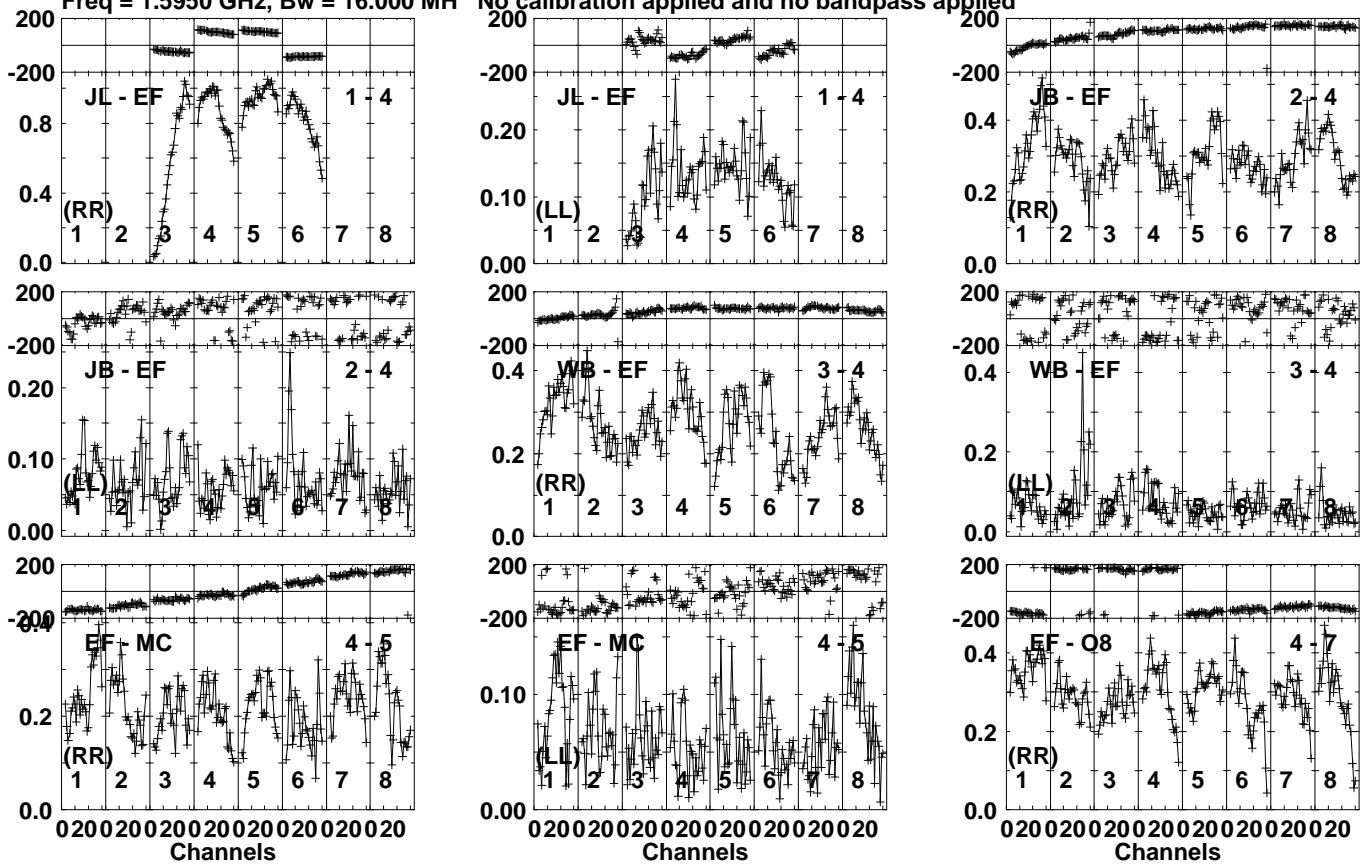
Timerange: 00/11:36:40 to 00/11:38:20

Plot file version 207 created 15-NOV-2022 11:01:43

ROSS867 EB081B 1.UVDATA.1

Freq = 1.5950 GHz, Bw = 16.000 MH

No calibration applied and no bandpass applied

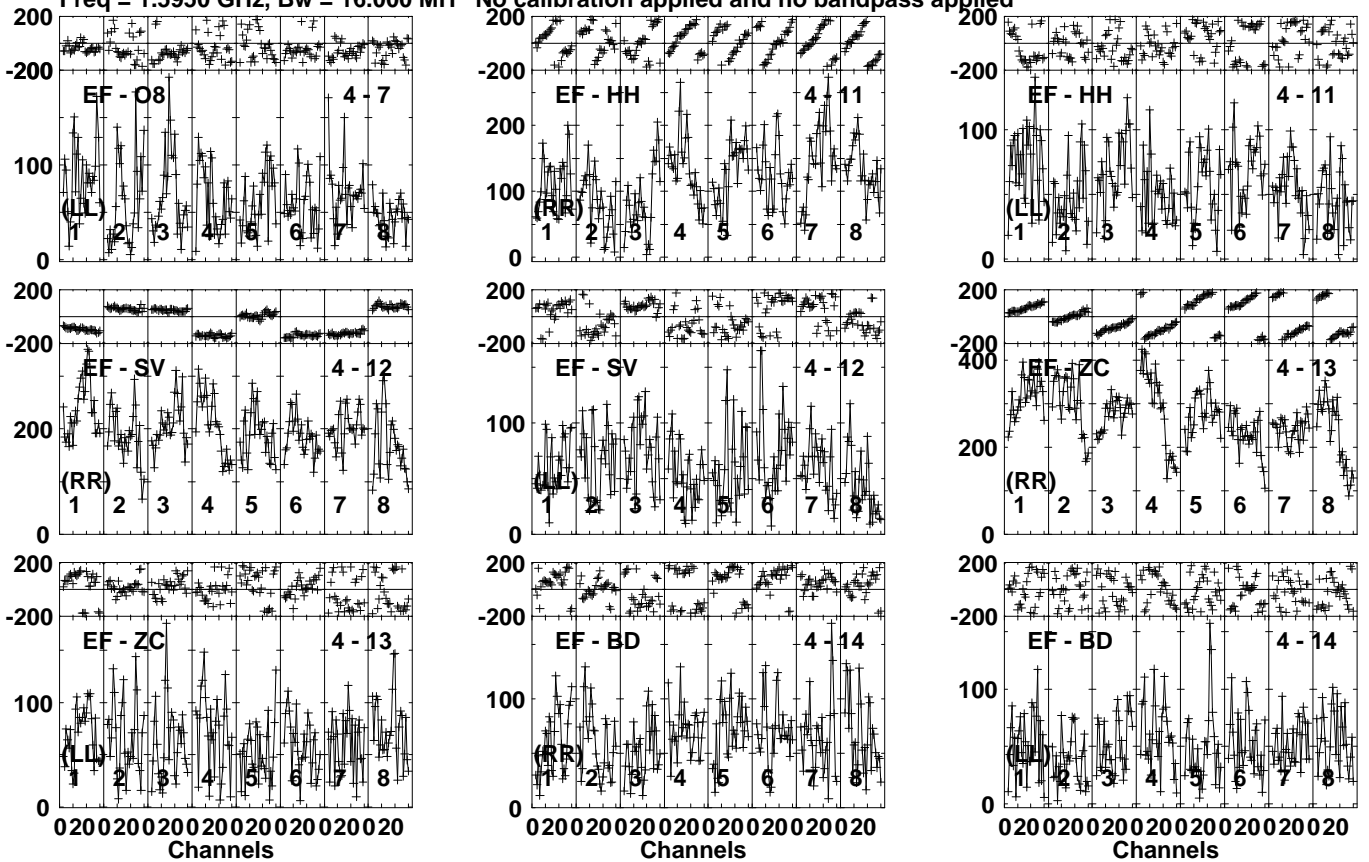


Lower frame: Milli Ampl Jy Top frame: Phas deg
Vector averaged cross-power spectrum Several baselines displayed
Timerange: 00/11:38:20 to 00/11:43:19

Plot file version 208 created 15-NOV-2022 11:01:44

ROSS867 EB081B 1.UVDATA.1

Freq = 1.5950 GHz, Bw = 16.000 MH No calibration applied and no bandpass applied

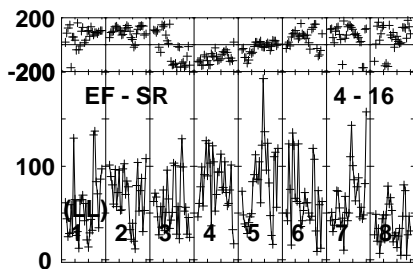
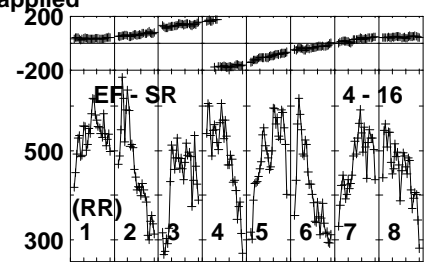
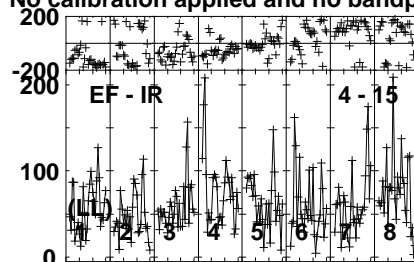
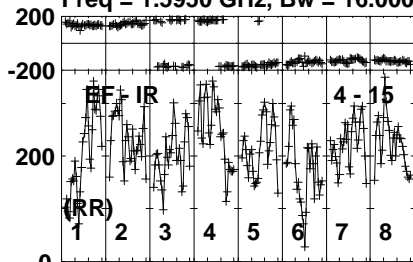


Lower frame: Micro Ampl Jy Top frame: Phas deg
Vector averaged cross-power spectrum Several baselines displayed
Timerange: 00/11:38:20 to 00/11:43:19

Plot file version 209 created 15-NOV-2022 11:01:44

ROSS867 EB081B 1.UVDATA.1

Freq = 1.5950 GHz, Bw = 16.000 MH No calibration applied and no bandpass applied



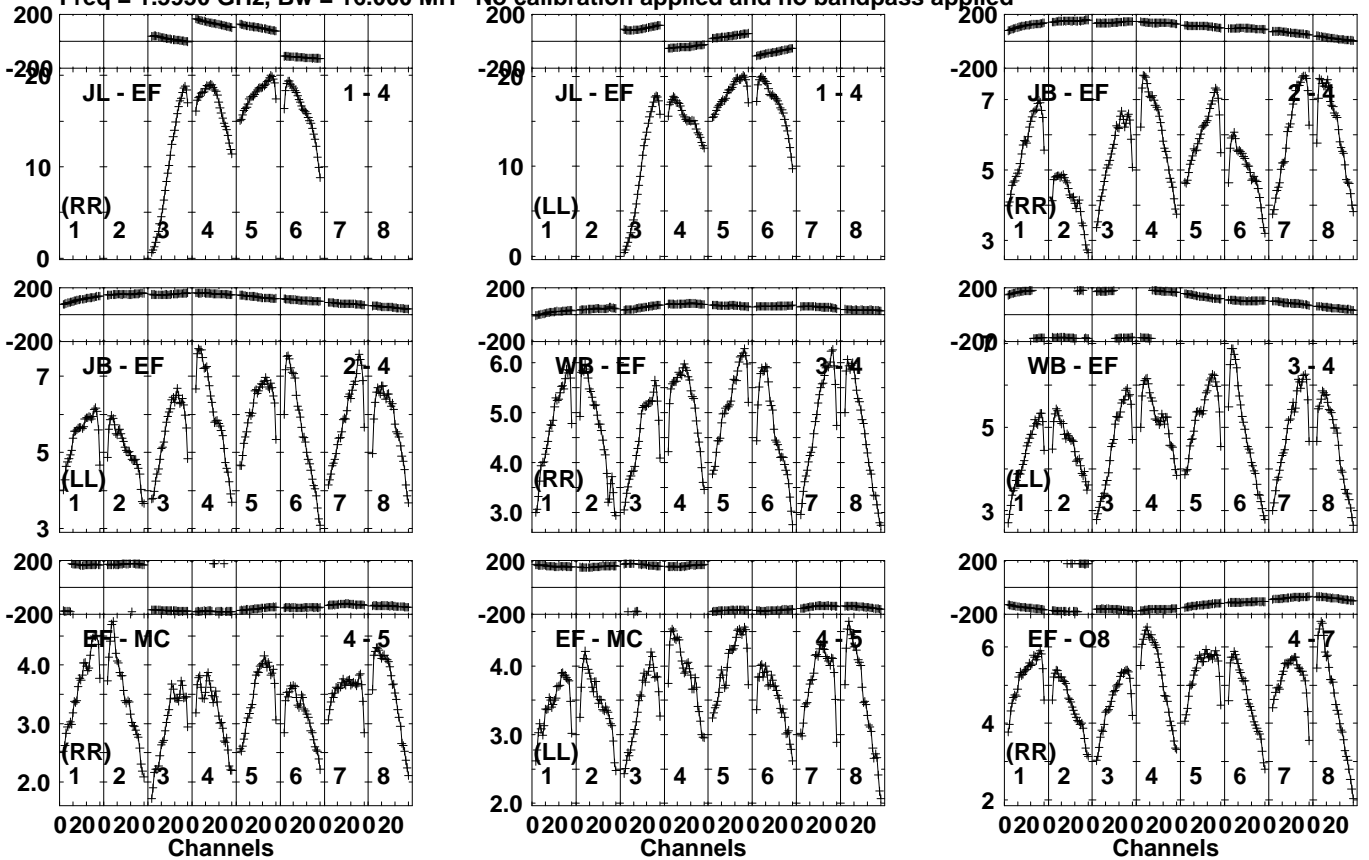
Lower frame: Micro Ampl Jy Top frame: Phas deg
Vector averaged cross-power spectrum Several baselines displayed
Timerange: 00/11:38:20 to 00/11:43:19

Plot file version 210 created 15-NOV-2022 11:01:44

J1722+2458 EB081B 1.UVDATA.1

Freq = 1.5950 GHz, Bw = 16.000 MH

No calibration applied and no bandpass applied



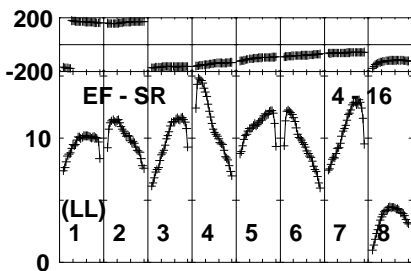
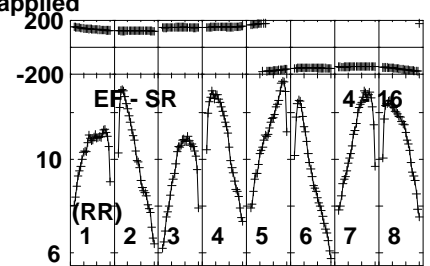
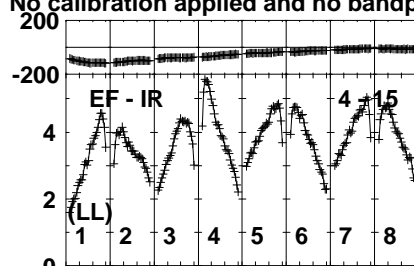
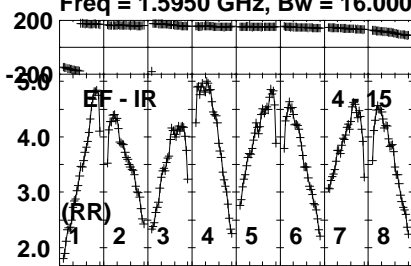
Lower frame: Milli Ampl Jy Top frame: Phas deg
 Vector averaged cross-power spectrum Several baselines displayed
 Timerange: 00/11:43:51 to 00/11:44:59

Plot file version 212 created 15-NOV-2022 11:01:44

J1722+2458 EB081B 1.UVDATA.1

Freq = 1.5950 GHz, Bw = 16.000 MH

No calibration applied and no bandpass applied



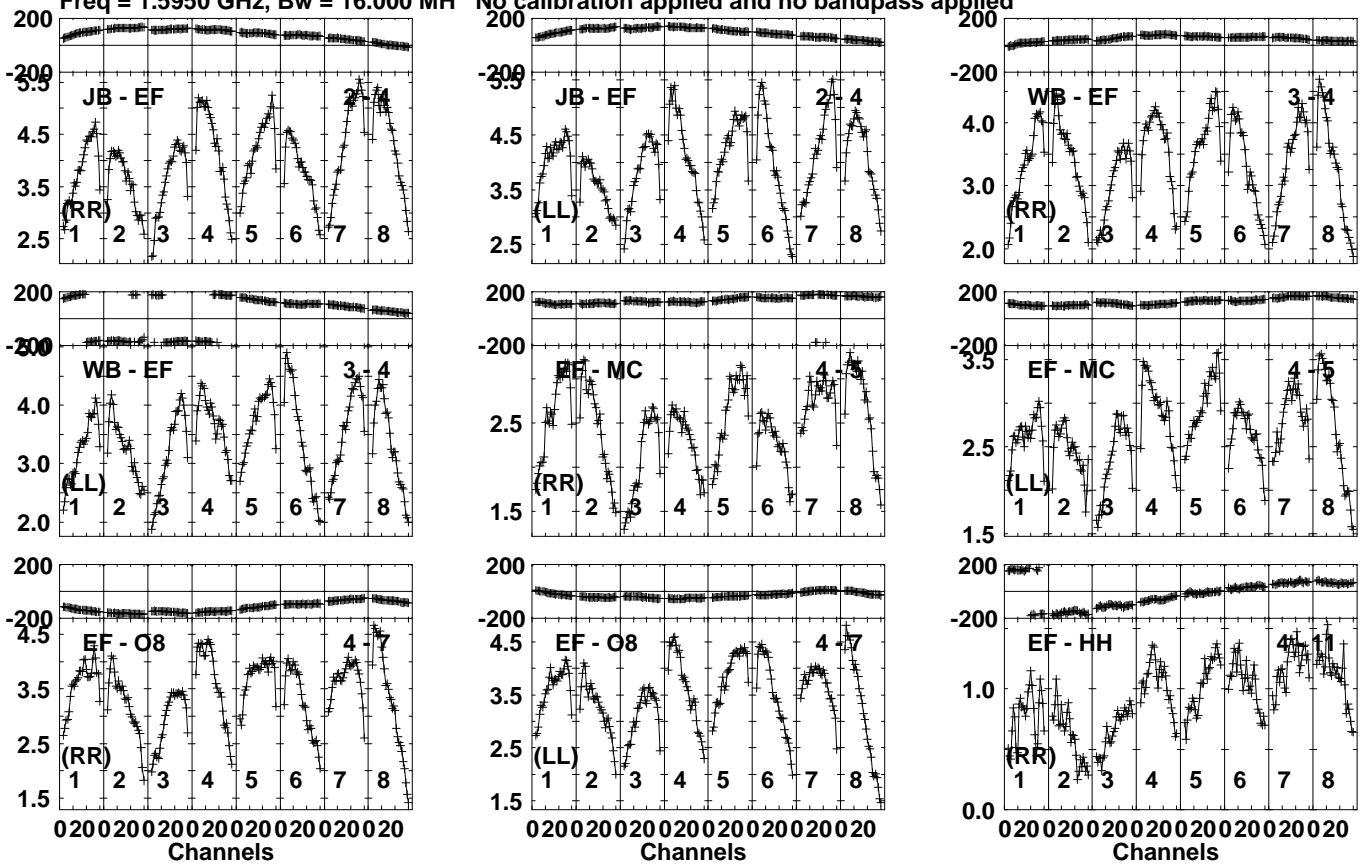
Lower frame: Milli Ampl Jy Top frame: Phas deg
Vector averaged cross-power spectrum Several baselines displayed
Timerange: 00/11:43:51 to 00/11:44:59

Plot file version 213 created 15-NOV-2022 11:01:44

J1722+2815 EB081B 1.UVDATA.1

Freq = 1.5950 GHz, Bw = 16.000 MH

No calibration applied and no bandpass applied



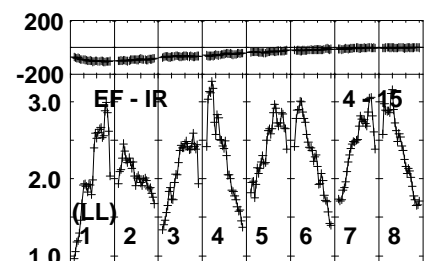
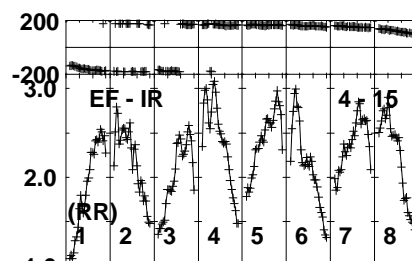
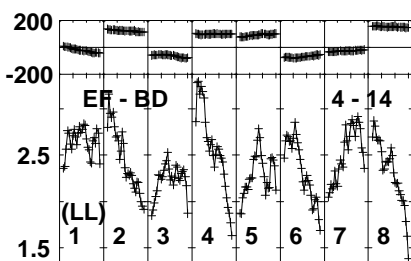
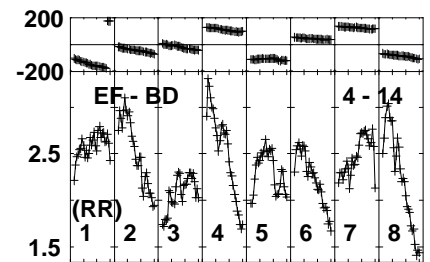
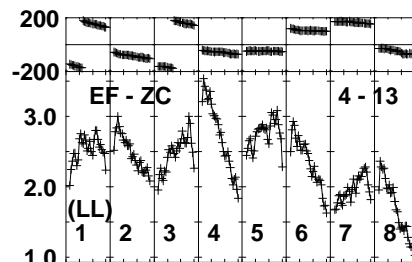
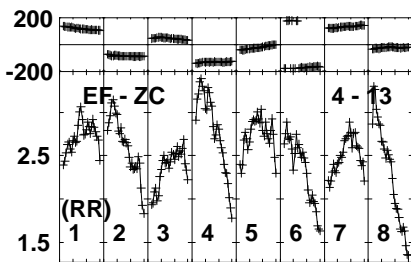
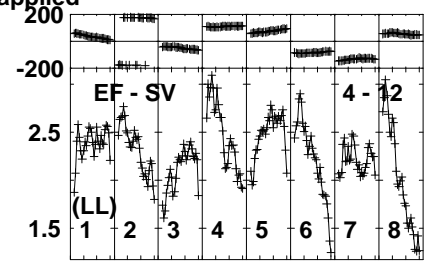
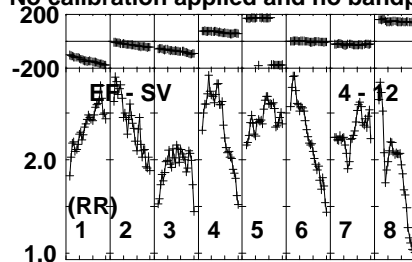
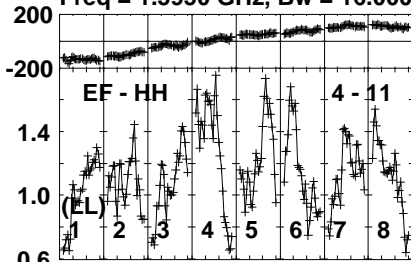
Lower frame: Milli Ampl Jy Top frame: Phas deg
Vector averaged cross-power spectrum Several baselines displayed
Timerange: 00/11:45:01 to 00/11:46:40

Plot file version 214 created 15-NOV-2022 11:01:44

J1722+2815 EB081B 1.UVDATA.1

Freq = 1.5950 GHz, Bw = 16.000 MH

No calibration applied and no bandpass applied



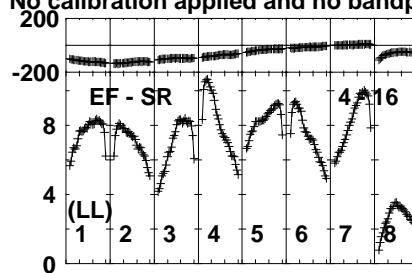
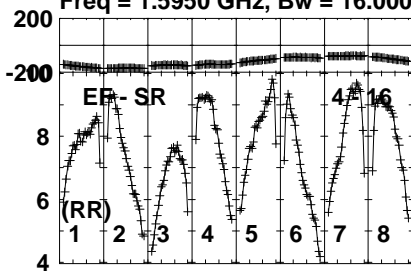
Lower frame: Milli Ampl Jy Top frame: Phas deg
Vector averaged cross-power spectrum Several baselines displayed
Timerange: 00/11:45:01 to 00/11:46:40

Plot file version 215 created 15-NOV-2022 11:01:44

J1722+2815 EB081B 1.UVDATA.1

Freq = 1.5950 GHz, Bw = 16.000 MH

No calibration applied and no bandpass applied



Lower frame: Milli Ampl Jy Top frame: Phas deg

Vector averaged cross-power spectrum Several baselines displayed

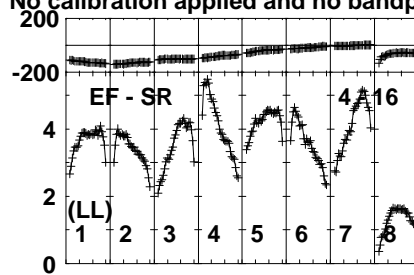
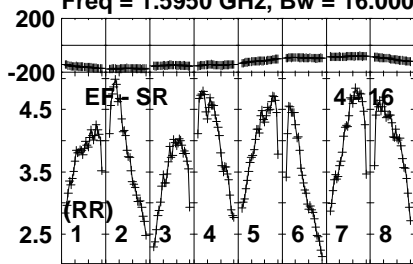
Timerange: 00/11:45:01 to 00/11:46:40

Plot file version 218 created 15-NOV-2022 11:01:45

J1716+2616 EB081B 1.UVDATA.1

Freq = 1.5950 GHz, Bw = 16.000 MH

No calibration applied and no bandpass applied



Lower frame: Milli Ampl Jy Top frame: Phas deg

Vector averaged cross-power spectrum Several baselines displayed

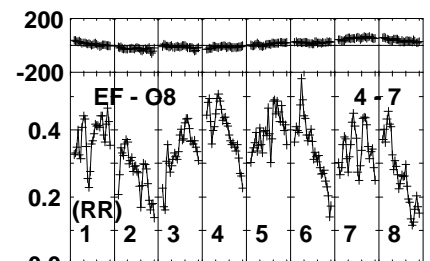
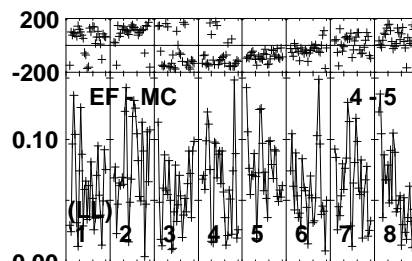
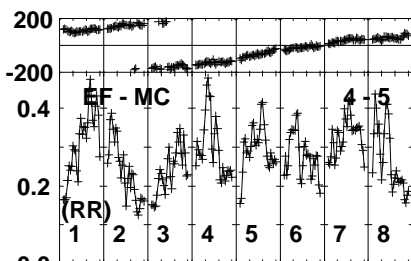
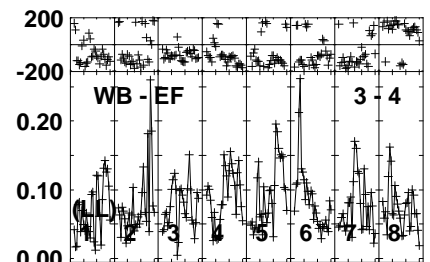
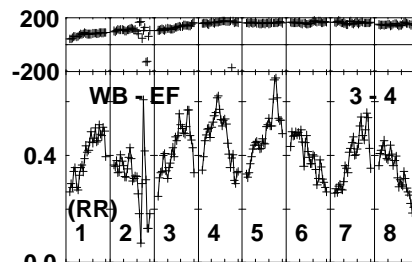
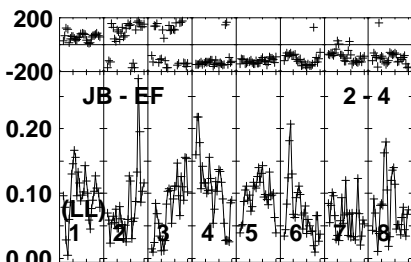
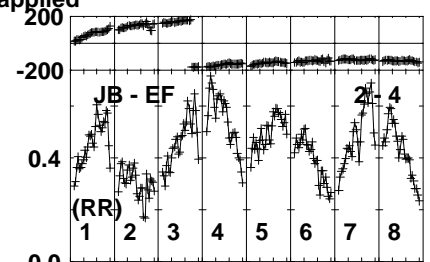
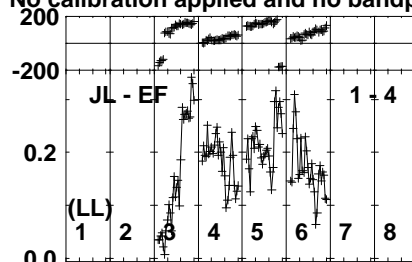
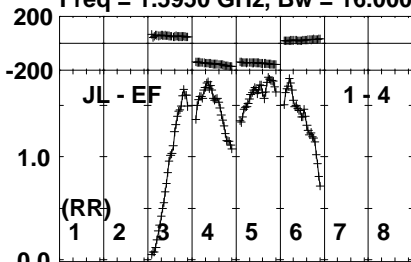
Timerange: 00/11:46:41 to 00/11:48:20

Plot file version 219 created 15-NOV-2022 11:01:45

ROSS867 EB081B 1.UVDATA.1

Freq = 1.5950 GHz, Bw = 16.000 MH

No calibration applied and no bandpass applied



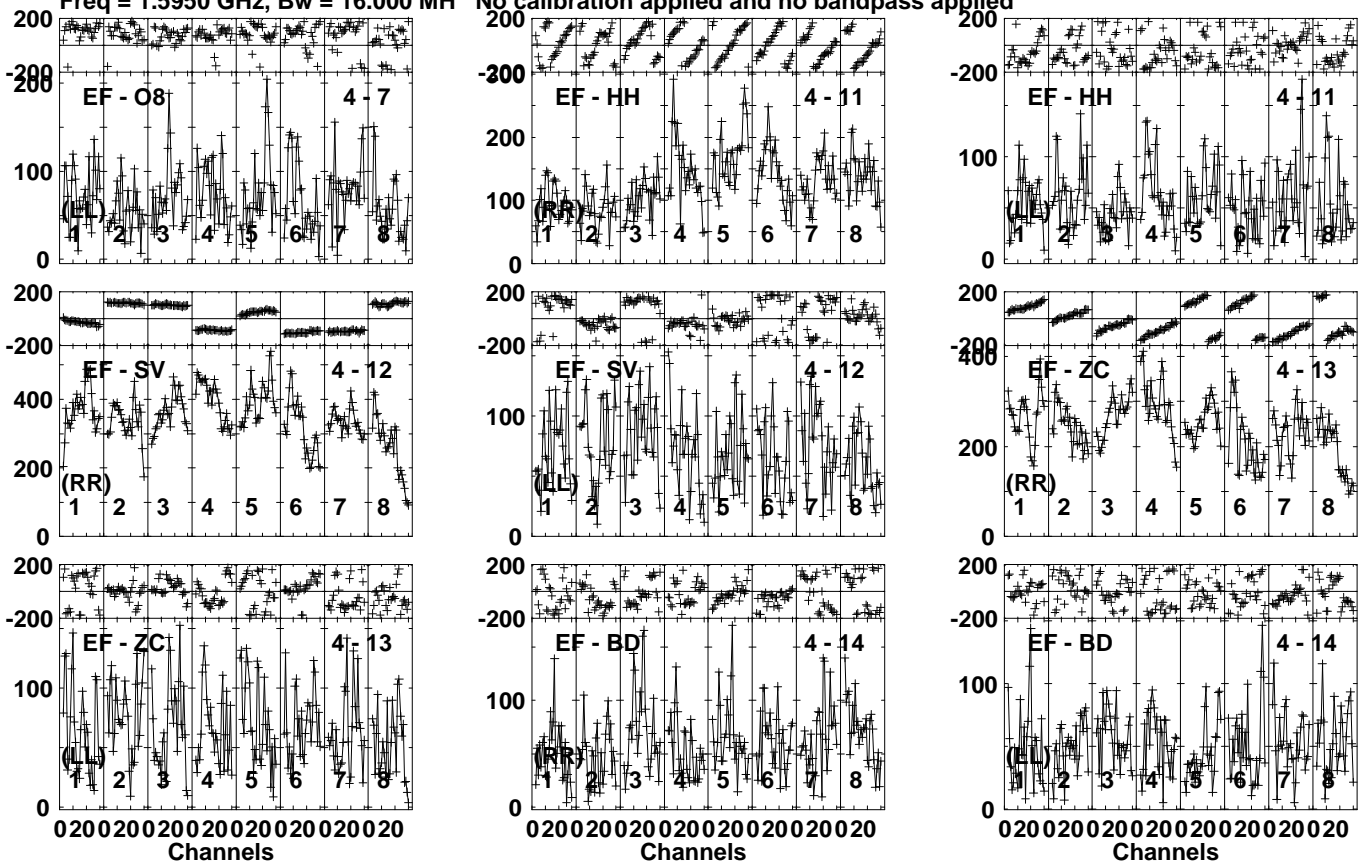
Lower frame: Milli Ampl Jy Top frame: Phas deg
Vector averaged cross-power spectrum Several baselines displayed
Timerange: 00/11:48:21 to 00/11:53:20

Plot file version 220 created 15-NOV-2022 11:01:45

ROSS867 EB081B 1.UVDATA.1

Freq = 1.5950 GHz, Bw = 16.000 MH

No calibration applied and no bandpass applied

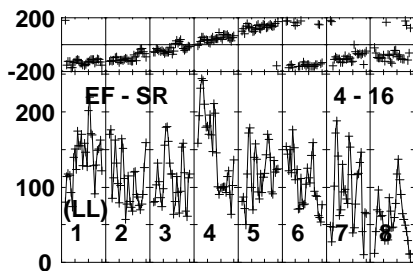
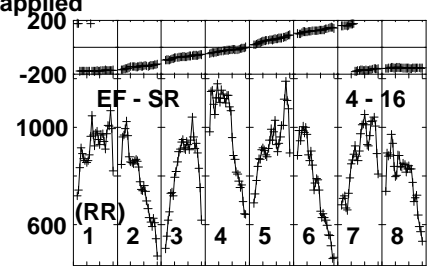
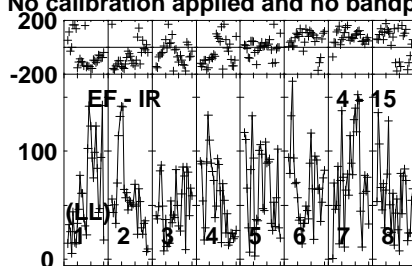
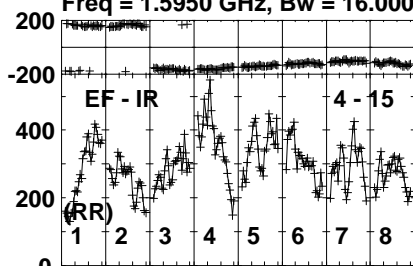


Lower frame: Micro Ampl Jy Top frame: Phas deg
Vector averaged cross-power spectrum Several baselines displayed
Timerange: 00/11:48:21 to 00/11:53:20

Plot file version 221 created 15-NOV-2022 11:01:46

ROSS867 EB081B 1.UVDATA.1

Freq = 1.5950 GHz, Bw = 16.000 MH No calibration applied and no bandpass applied



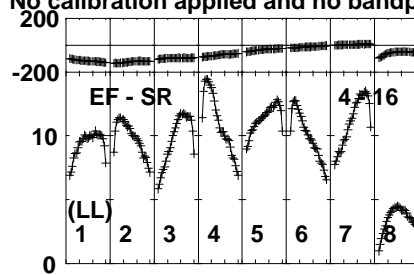
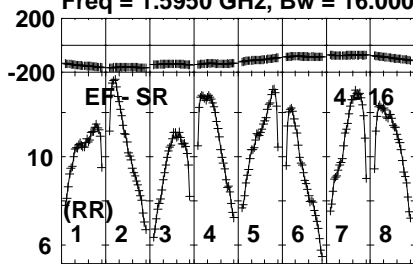
Lower frame: Micro Ampl Jy Top frame: Phas deg
Vector averaged cross-power spectrum Several baselines displayed
Timerange: 00/11:48:21 to 00/11:53:20

Plot file version 224 created 15-NOV-2022 11:01:46

J1722+2458 EB081B 1.UVDATA.1

Freq = 1.5950 GHz, Bw = 16.000 MH

No calibration applied and no bandpass applied



Lower frame: Milli Ampl Jy Top frame: Phas deg

Vector averaged cross-power spectrum Several baselines displayed

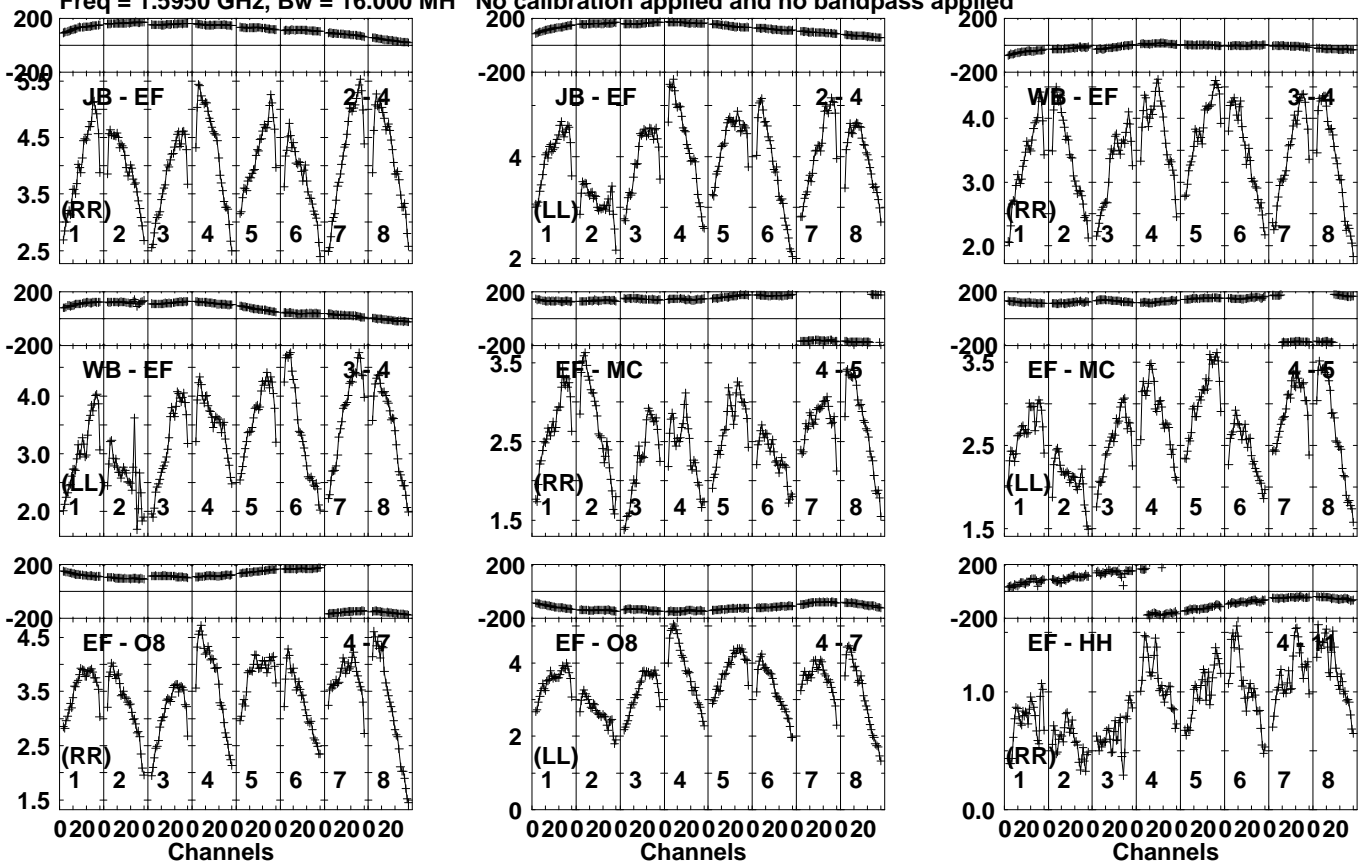
Timerange: 00/11:53:50 to 00/11:54:59

Plot file version 225 created 15-NOV-2022 11:01:46

J1722+2815 EB081B 1.UVDATA.1

Freq = 1.5950 GHz, Bw = 16.000 MH

No calibration applied and no bandpass applied



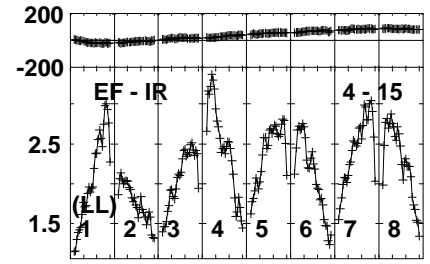
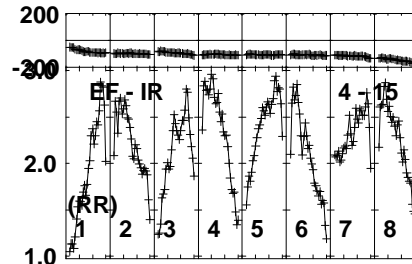
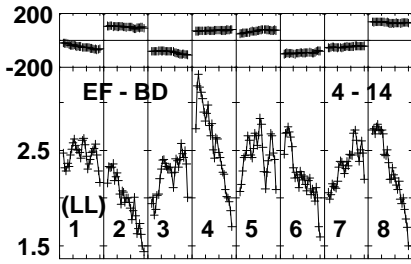
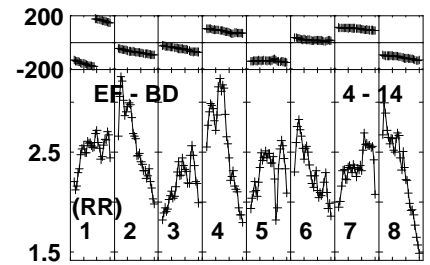
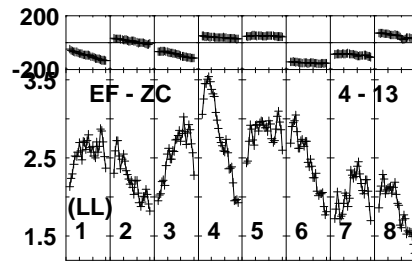
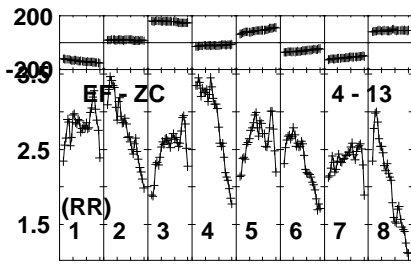
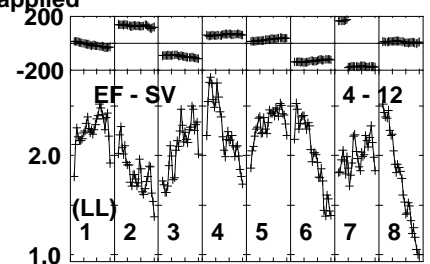
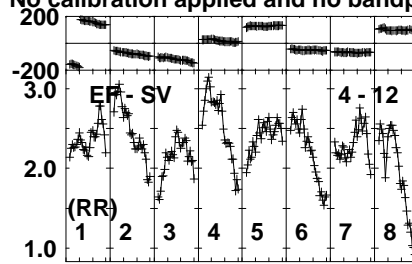
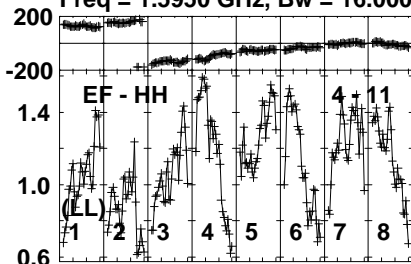
Lower frame: Milli Ampl Jy Top frame: Phas deg
 Vector averaged cross-power spectrum Several baselines displayed
 Timerange: 00/11:55:00 to 00/11:56:39

Plot file version 226 created 15-NOV-2022 11:01:46

J1722+2815 EB081B 1.UVDATA.1

Freq = 1.5950 GHz, Bw = 16.000 MH

No calibration applied and no bandpass applied



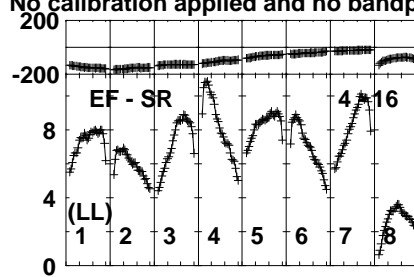
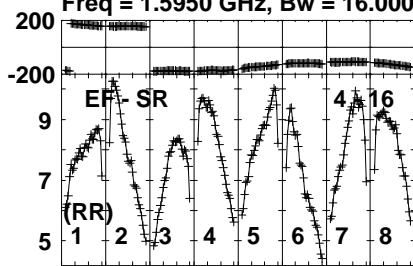
Lower frame: Milli Ampl Jy Top frame: Phas deg
Vector averaged cross-power spectrum Several baselines displayed
Timerange: 00/11:55:00 to 00/11:56:39

Plot file version 227 created 15-NOV-2022 11:01:46

J1722+2815 EB081B 1.UVDATA.1

Freq = 1.5950 GHz, Bw = 16.000 MH

No calibration applied and no bandpass applied



Lower frame: Milli Ampl Jy Top frame: Phas deg

Vector averaged cross-power spectrum Several baselines displayed

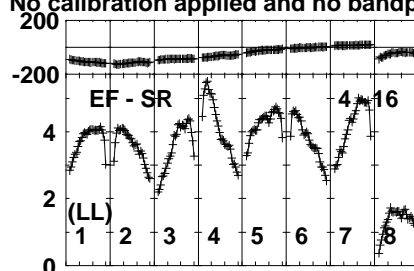
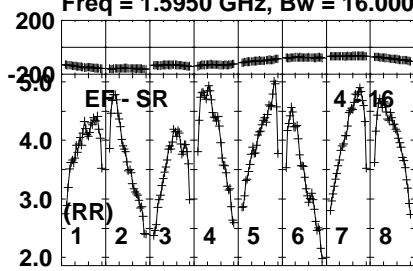
Timerange: 00/11:55:00 to 00/11:56:39

Plot file version 230 created 15-NOV-2022 11:01:47

J1716+2616 EB081B 1.UVDATA.1

Freq = 1.5950 GHz, Bw = 16.000 MH

No calibration applied and no bandpass applied



Lower frame: Milli Ampl Jy Top frame: Phas deg

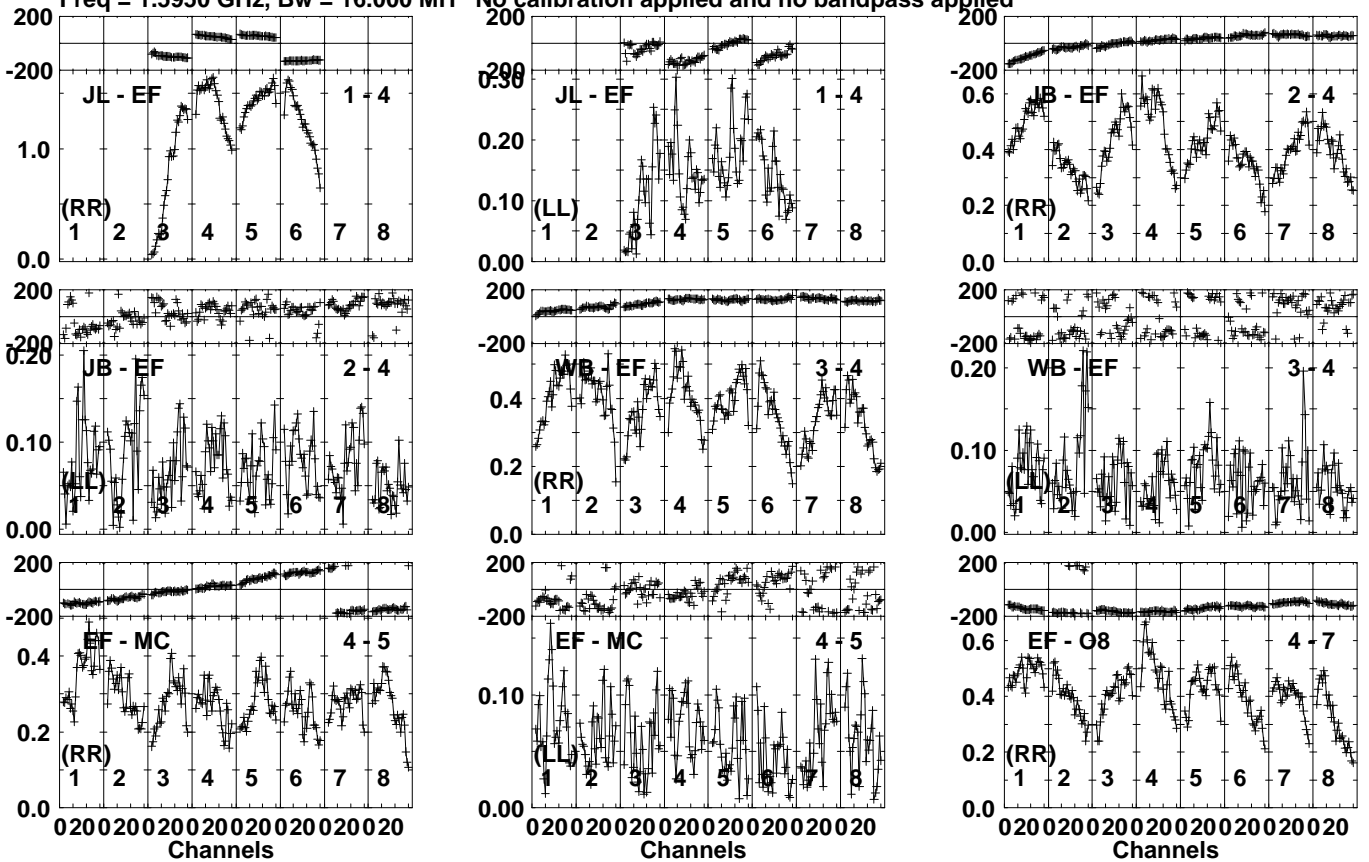
Vector averaged cross-power spectrum Several baselines displayed

Timerange: 00/11:56:41 to 00/11:58:20

Plot file version 231 created 15-NOV-2022 11:01:47

ROSS867 EB081B 1.UVDATA.1

Freq = 1.5950 GHz, Bw = 16.000 MH No calibration applied and no bandpass applied



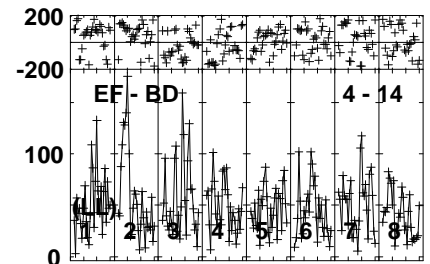
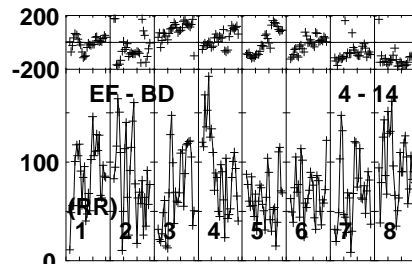
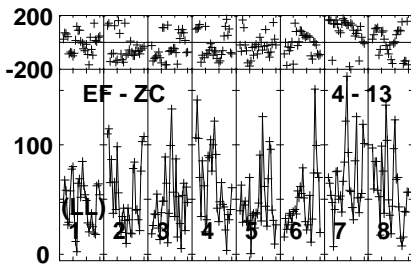
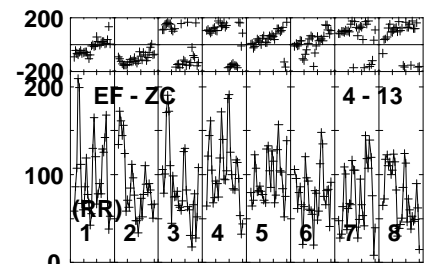
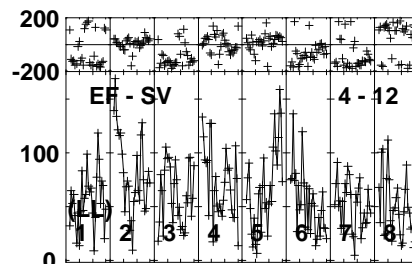
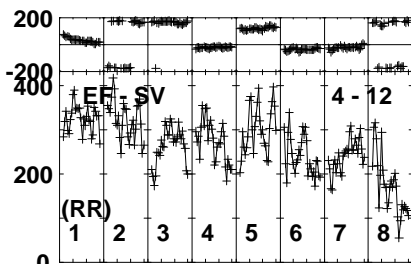
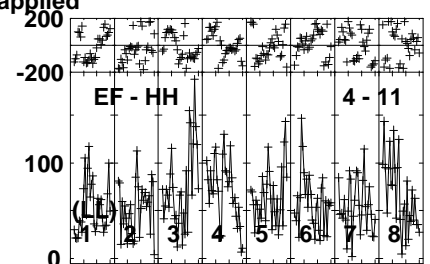
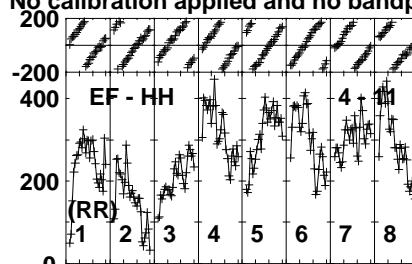
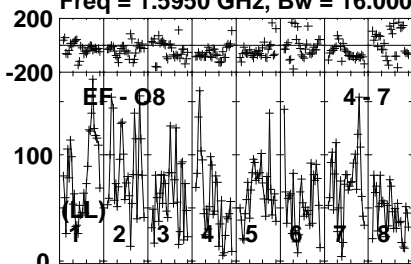
Lower frame: Milli Ampl Jy Top frame: Phas deg
Vector averaged cross-power spectrum Several baselines displayed
Timerange: 00/11:58:20 to 00/12:03:19

Plot file version 232 created 15-NOV-2022 11:01:47

ROSS867 EB081B 1.UVDATA.1

Freq = 1.5950 GHz, Bw = 16.000 MH

No calibration applied and no bandpass applied

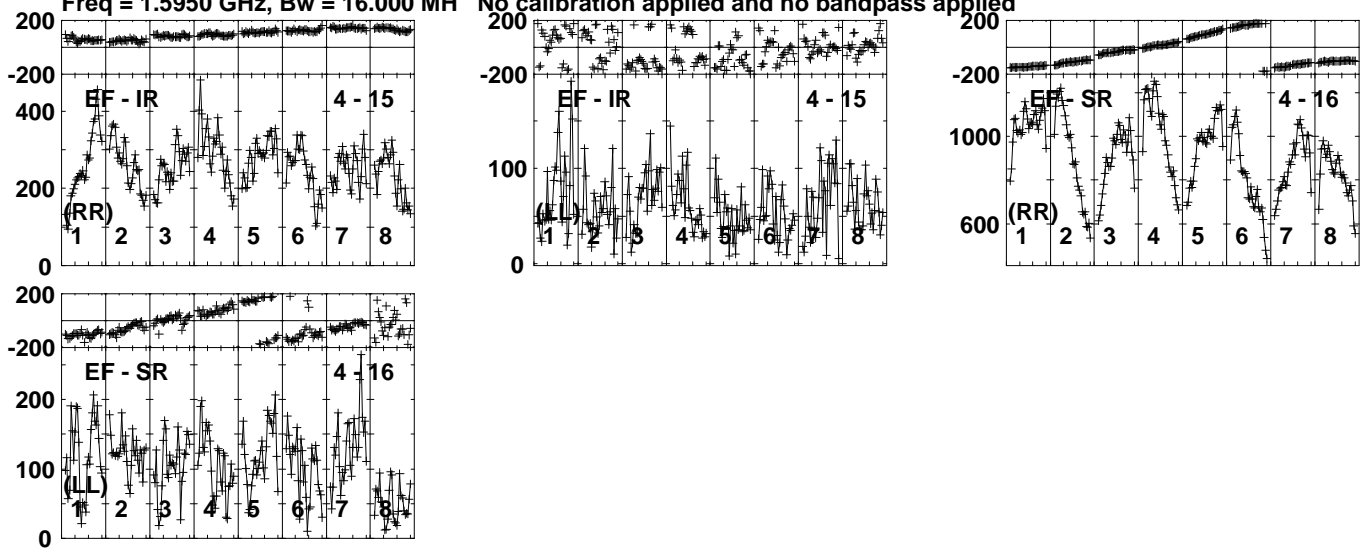


Lower frame: Micro Ampl Jy Top frame: Phas deg
Vector averaged cross-power spectrum Several baselines displayed
Timerange: 00/11:58:20 to 00/12:03:19

Plot file version 233 created 15-NOV-2022 11:01:47

ROSS867 EB081B 1.UVDATA.1

Freq = 1.5950 GHz, Bw = 16.000 MH No calibration applied and no bandpass applied



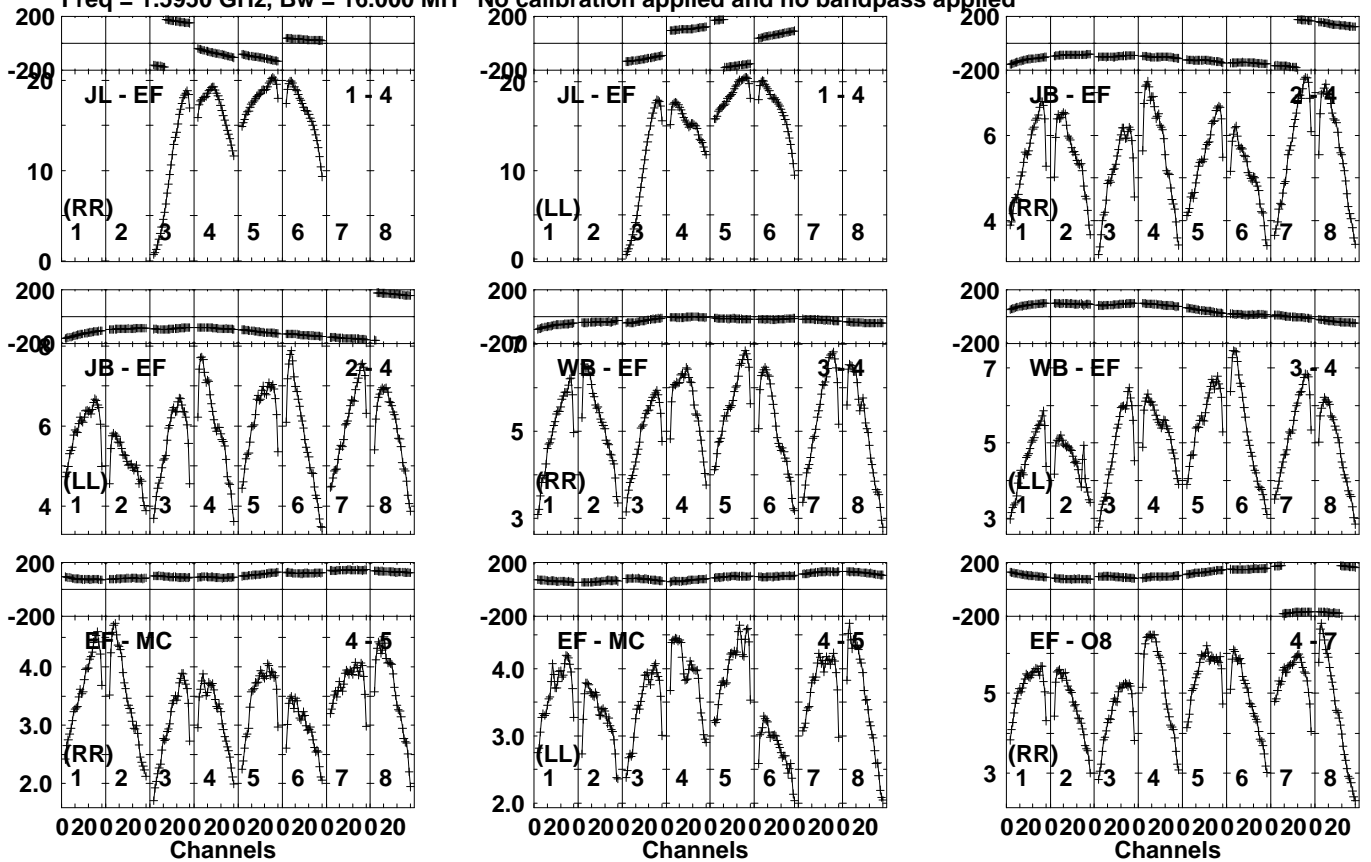
Lower frame: Micro Ampl Jy Top frame: Phas deg
Vector averaged cross-power spectrum Several baselines displayed
Timerange: 00/11:58:20 to 00/12:03:19

Plot file version 234 created 15-NOV-2022 11:01:47

J1722+2458 EB081B 1.UVDATA.1

Freq = 1.5950 GHz, Bw = 16.000 MH

No calibration applied and no bandpass applied



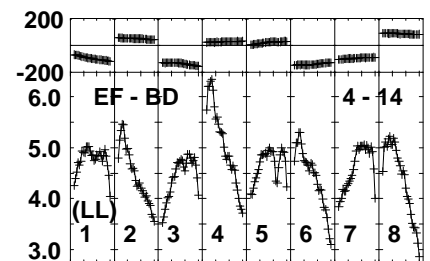
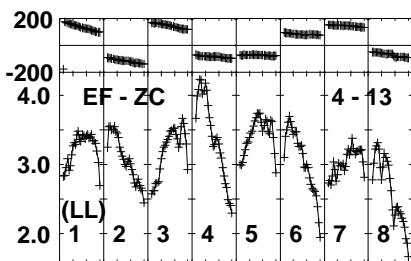
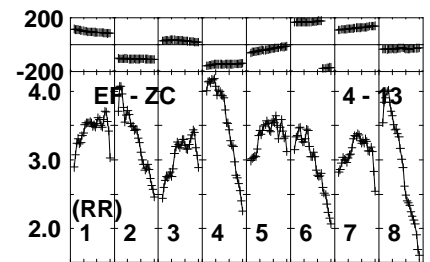
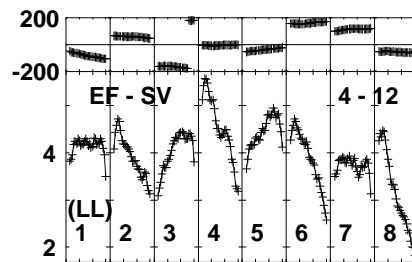
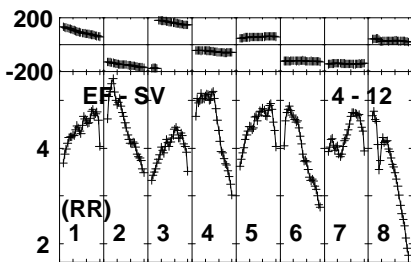
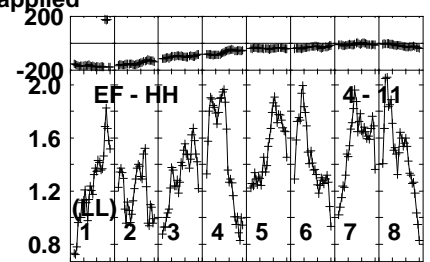
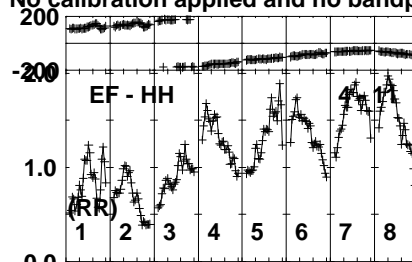
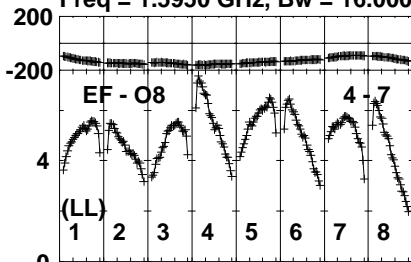
Lower frame: Milli Ampl Jy Top frame: Phas deg
 Vector averaged cross-power spectrum Several baselines displayed
 Timerange: 00/12:03:51 to 00/12:05:00

Plot file version 235 created 15-NOV-2022 11:01:47

J1722+2458 EB081B 1.UVDATA.1

Freq = 1.5950 GHz, Bw = 16.000 MH

No calibration applied and no bandpass applied



020020020020020020020020020020
Channels

020020020020020020020020020020
Channels

020020020020020020020020020020
Channels

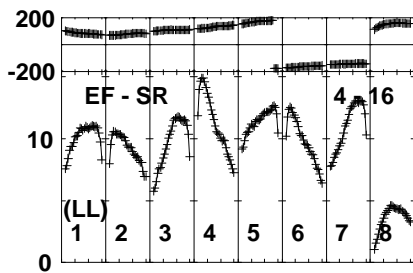
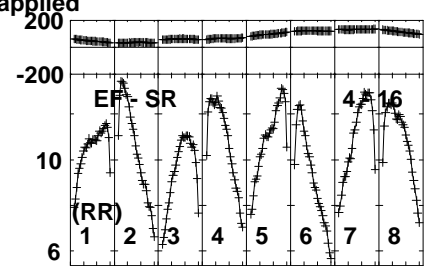
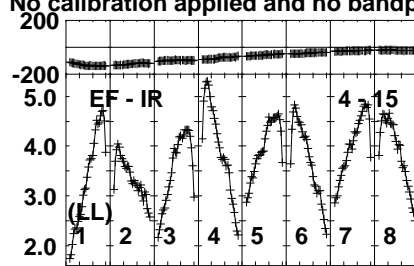
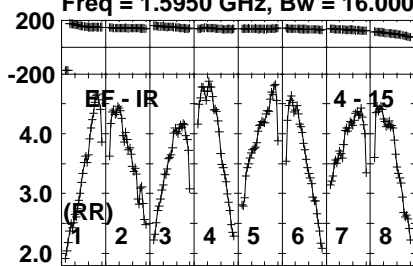
Lower frame: Milli Ampl Jy Top frame: Phas deg
Vector averaged cross-power spectrum Several baselines displayed
Timerange: 00/12:03:51 to 00/12:05:00

Plot file version 236 created 15-NOV-2022 11:01:48

J1722+2458 EB081B 1.UVDATA.1

Freq = 1.5950 GHz, Bw = 16.000 MH

No calibration applied and no bandpass applied



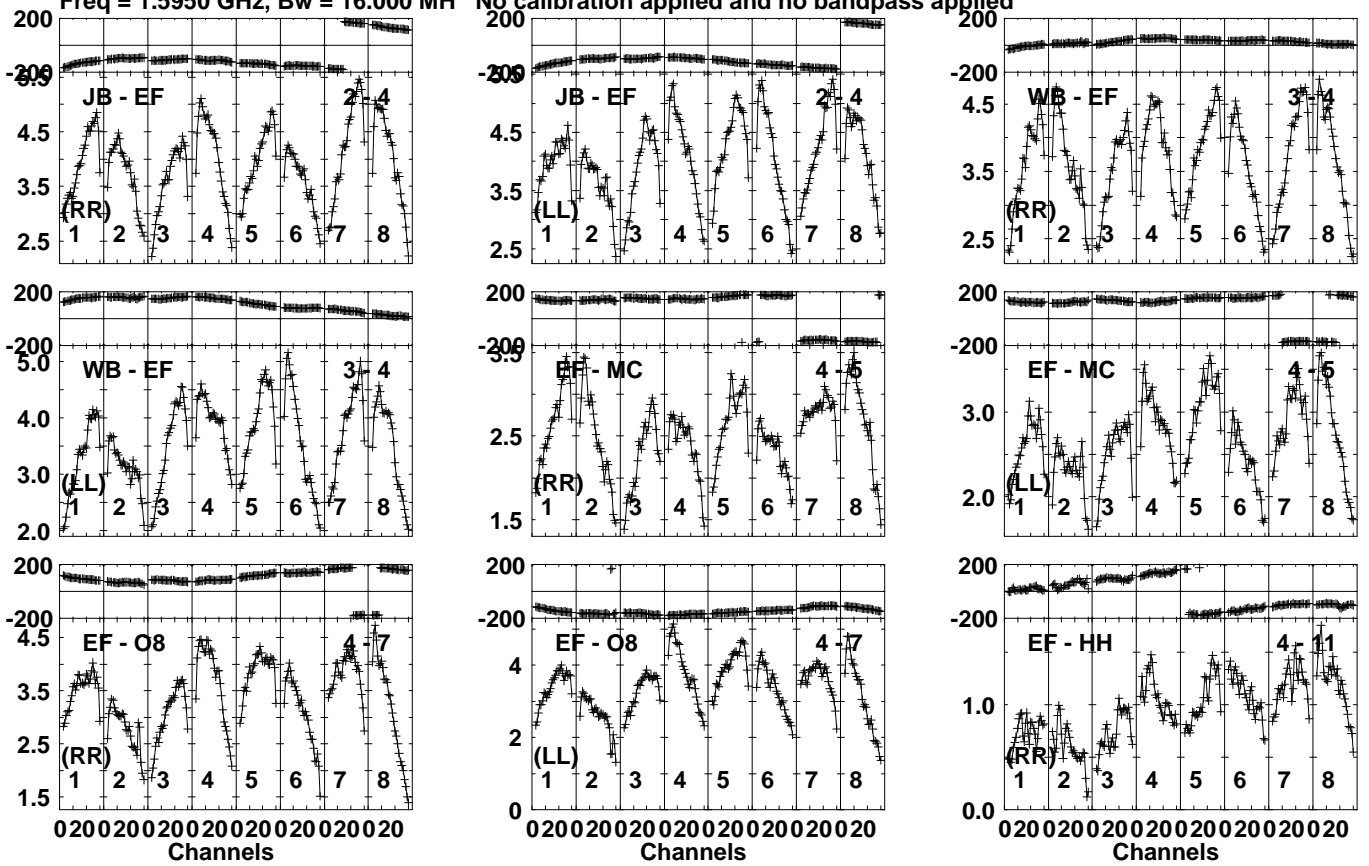
Lower frame: Milli Ampl Jy Top frame: Phas deg
Vector averaged cross-power spectrum Several baselines displayed
Timerange: 00/12:03:51 to 00/12:05:00

Plot file version 237 created 15-NOV-2022 11:01:48

J1722+2815 EB081B 1.UVDATA.1

Freq = 1.5950 GHz, Bw = 16.000 MH

No calibration applied and no bandpass applied



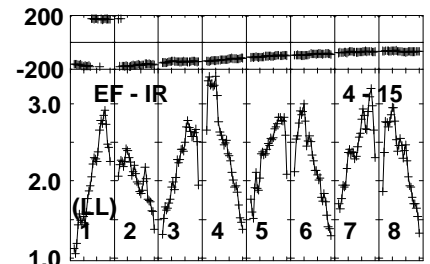
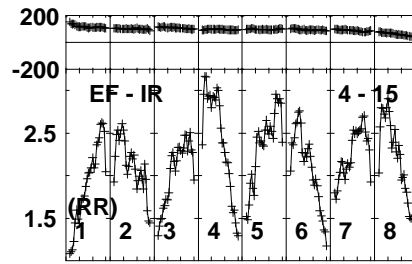
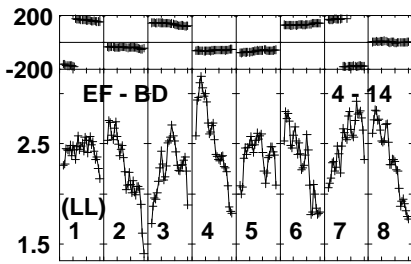
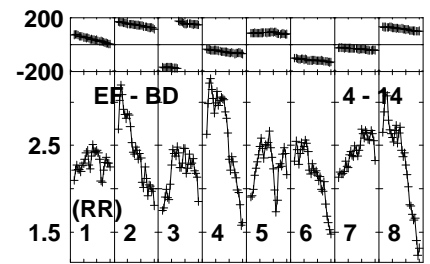
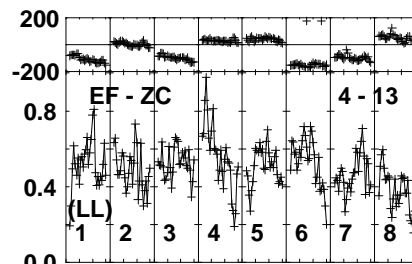
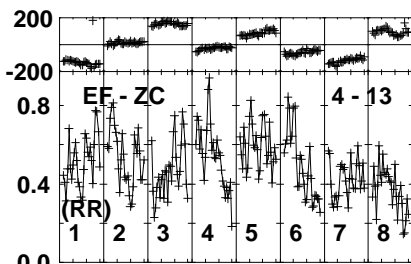
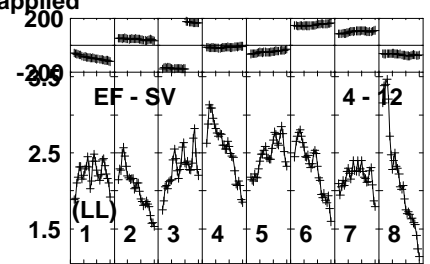
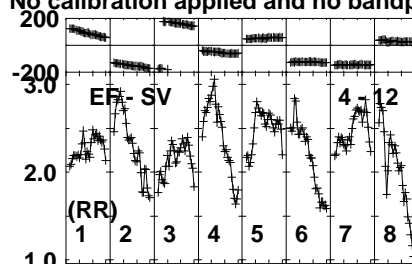
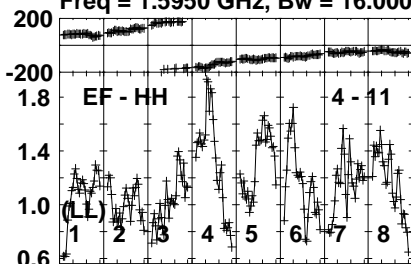
Lower frame: Milli Ampl Jy Top frame: Phas deg
Vector averaged cross-power spectrum Several baselines displayed
Timerange: 00/12:05:00 to 00/12:06:39

Plot file version 238 created 15-NOV-2022 11:01:48

J1722+2815 EB081B 1.UVDATA.1

Freq = 1.5950 GHz, Bw = 16.000 MH

No calibration applied and no bandpass applied



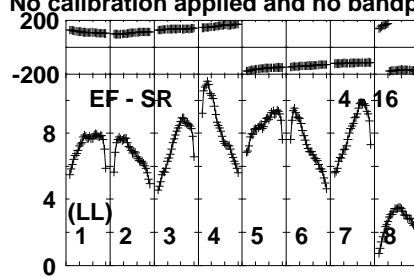
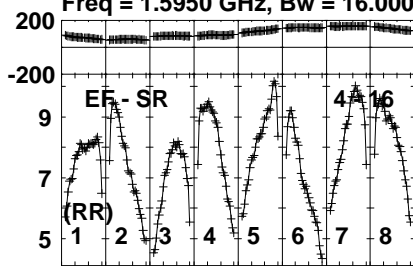
Lower frame: Milli Ampl Jy Top frame: Phas deg
Vector averaged cross-power spectrum Several baselines displayed
Timerange: 00/12:05:00 to 00/12:06:39

Plot file version 239 created 15-NOV-2022 11:01:48

J1722+2815 EB081B 1.UVDATA.1

Freq = 1.5950 GHz, Bw = 16.000 MH

No calibration applied and no bandpass applied



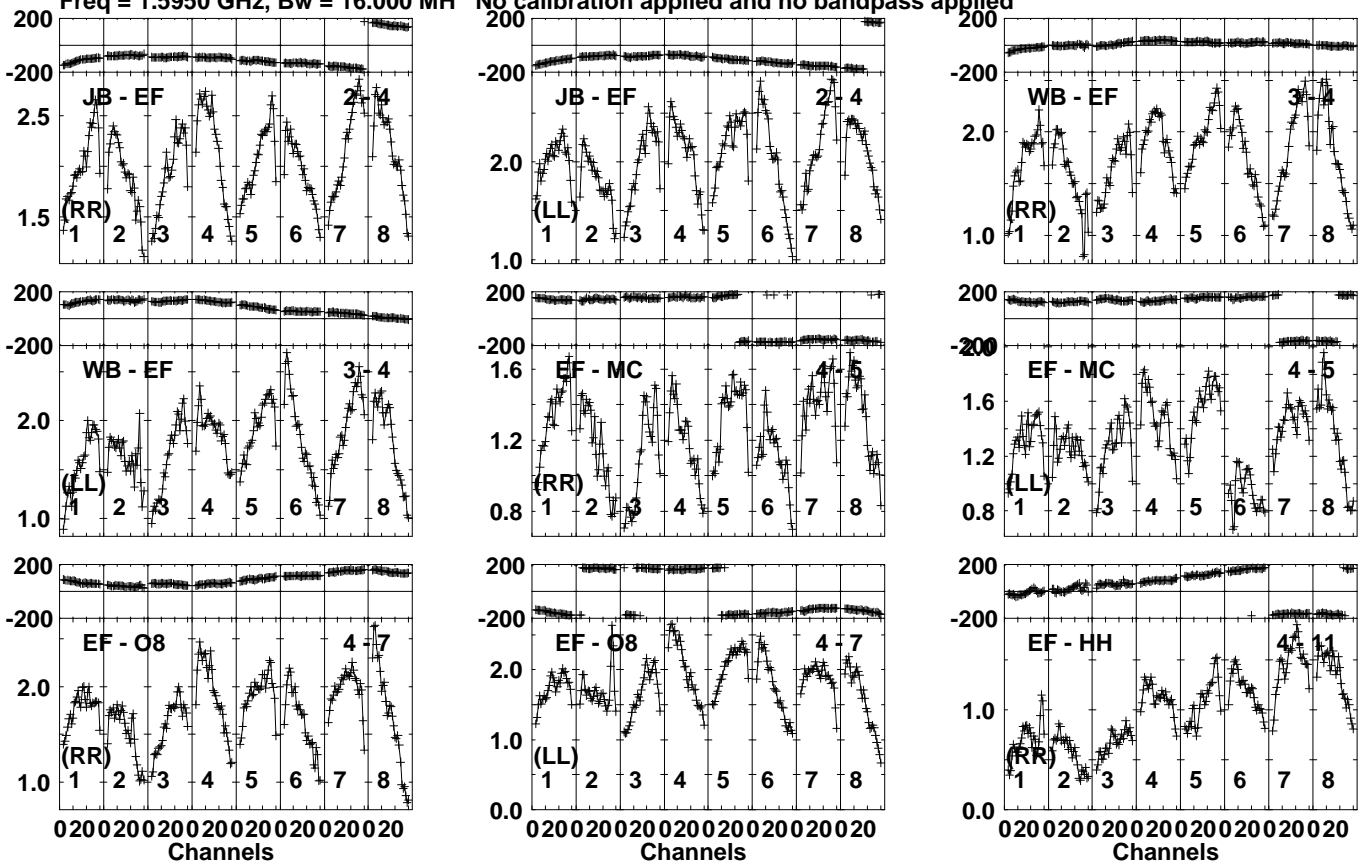
Lower frame: Milli Ampl Jy Top frame: Phas deg
Vector averaged cross-power spectrum Several baselines displayed
Timerange: 00/12:05:00 to 00/12:06:39

Plot file version 240 created 15-NOV-2022 11:01:48

J1716+2616 EB081B 1.UVDATA.1

Freq = 1.5950 GHz, Bw = 16.000 MH

No calibration applied and no bandpass applied



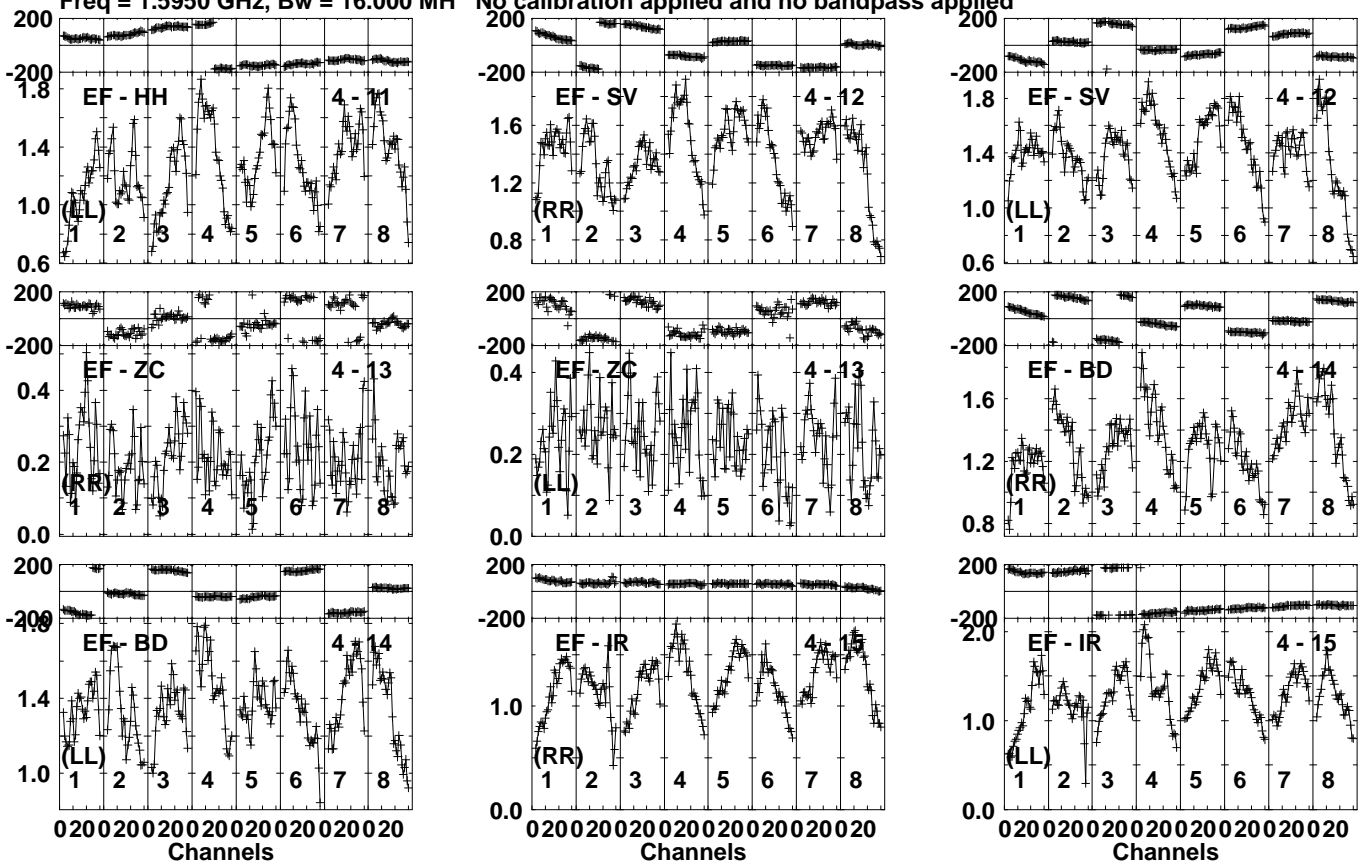
Lower frame: Milli Ampl Jy Top frame: Phas deg
Vector averaged cross-power spectrum Several baselines displayed
Timerange: 00/12:06:40 to 00/12:08:20

Plot file version 241 created 15-NOV-2022 11:01:48

J1716+2616 EB081B 1.UVDATA.1

Freq = 1.5950 GHz, Bw = 16.000 MH

No calibration applied and no bandpass applied



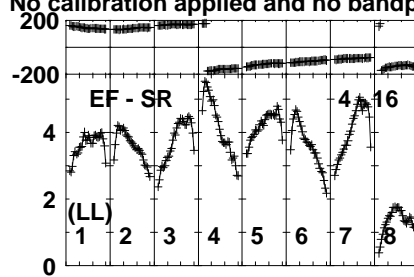
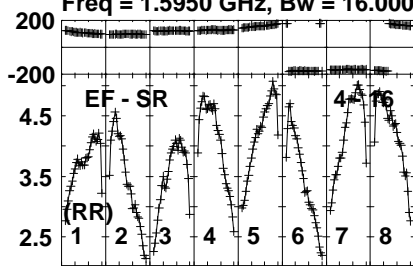
Lower frame: Milli Ampl Jy Top frame: Phas deg
Vector averaged cross-power spectrum Several baselines displayed
Timerange: 00/12:06:40 to 00/12:08:20

Plot file version 242 created 15-NOV-2022 11:01:48

J1716+2616 EB081B 1.UVDATA.1

Freq = 1.5950 GHz, Bw = 16.000 MH

No calibration applied and no bandpass applied



Lower frame: Milli Ampl Jy Top frame: Phas deg

Vector averaged cross-power spectrum Several baselines displayed

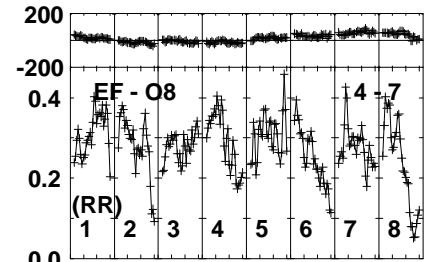
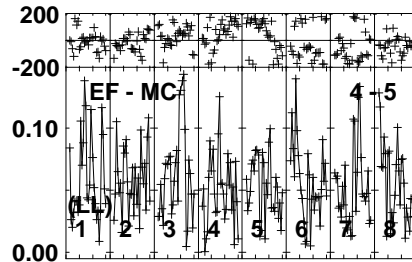
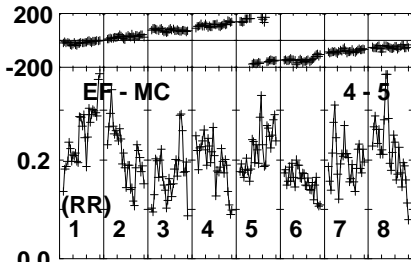
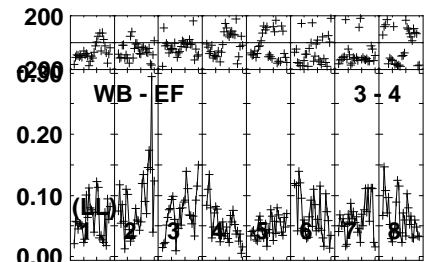
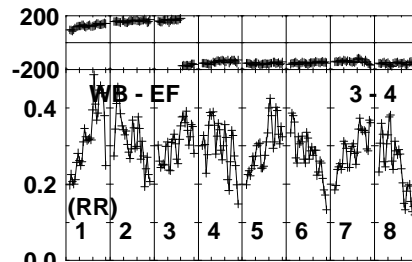
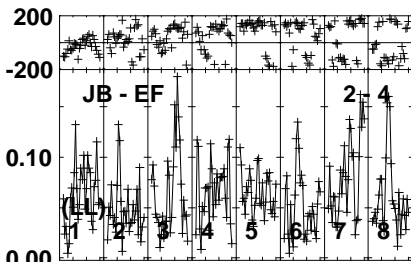
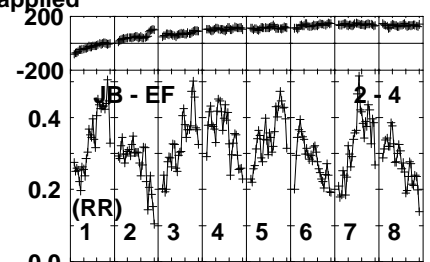
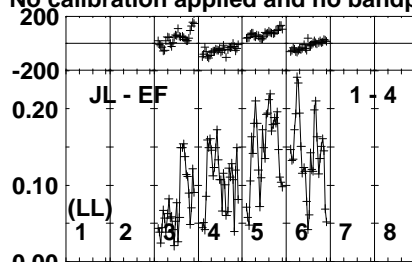
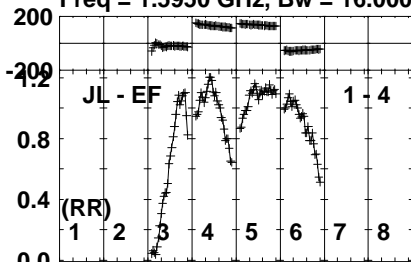
Timerange: 00/12:06:40 to 00/12:08:20

Plot file version 243 created 15-NOV-2022 11:01:48

ROSS867 EB081B 1.UVDATA.1

Freq = 1.5950 GHz, Bw = 16.000 MH

No calibration applied and no bandpass applied



Lower frame: Milli Ampl Jy Top frame: Phas deg

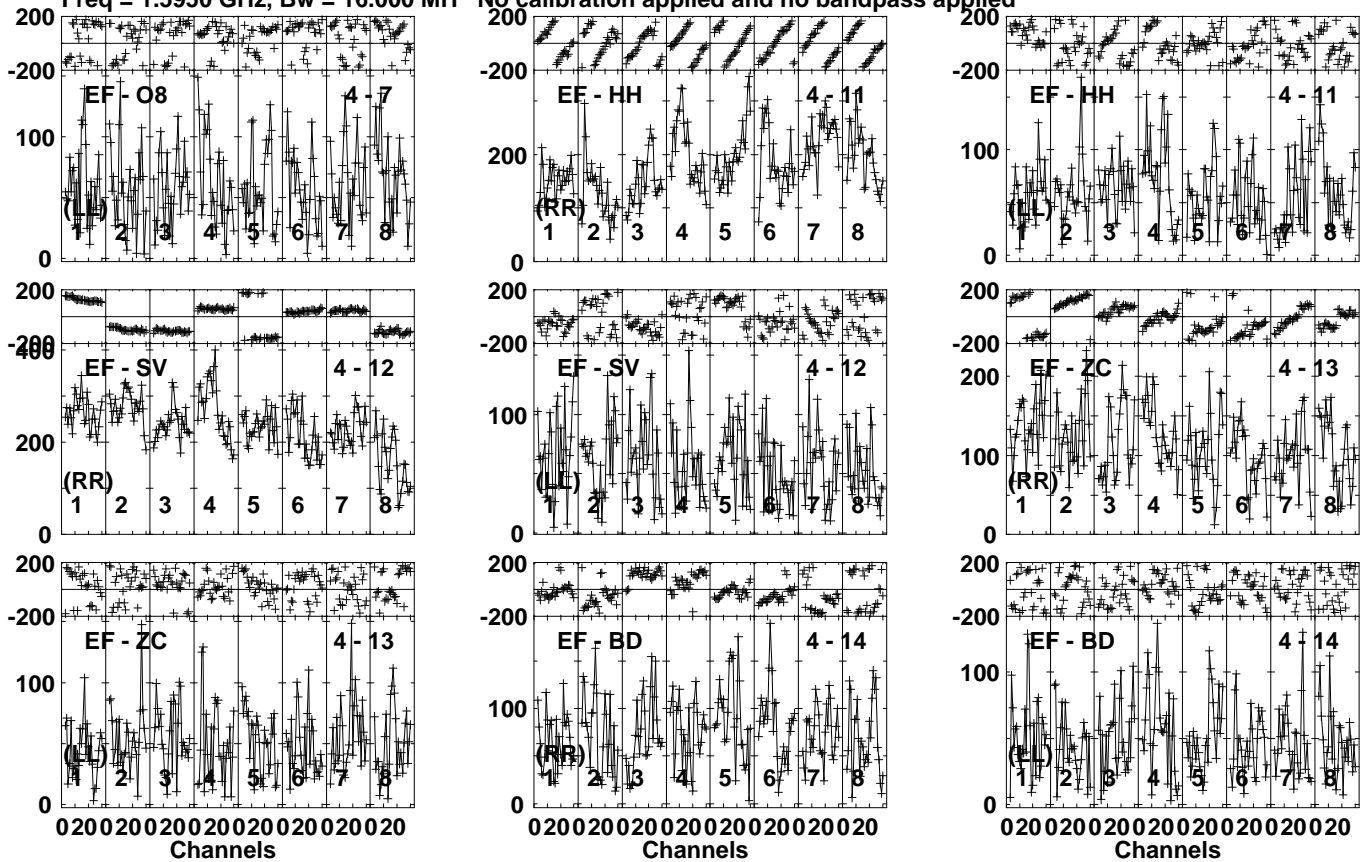
Vector averaged cross-power spectrum Several baselines displayed

Timerange: 00/12:08:21 to 00/12:13:20

Plot file version 244 created 15-NOV-2022 11:01:49

ROSS867 EB081B 1.UVDATA.1

Freq = 1.5950 GHz, Bw = 16.000 MH No calibration applied and no bandpass applied

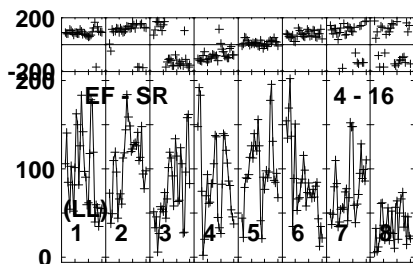
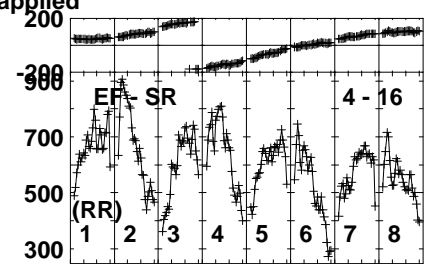
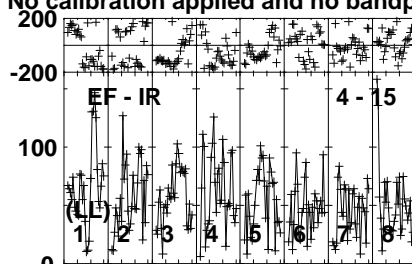
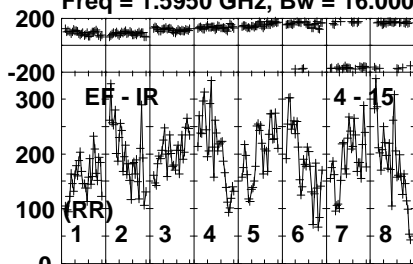


Lower frame: Micro Ampl Jy Top frame: Phas deg
Vector averaged cross-power spectrum Several baselines displayed
Timerange: 00:12:08:21 to 00:12:13:20

Plot file version 245 created 15-NOV-2022 11:01:49

ROSS867 EB081B 1.UVDATA.1

Freq = 1.5950 GHz, Bw = 16.000 MH No calibration applied and no bandpass applied



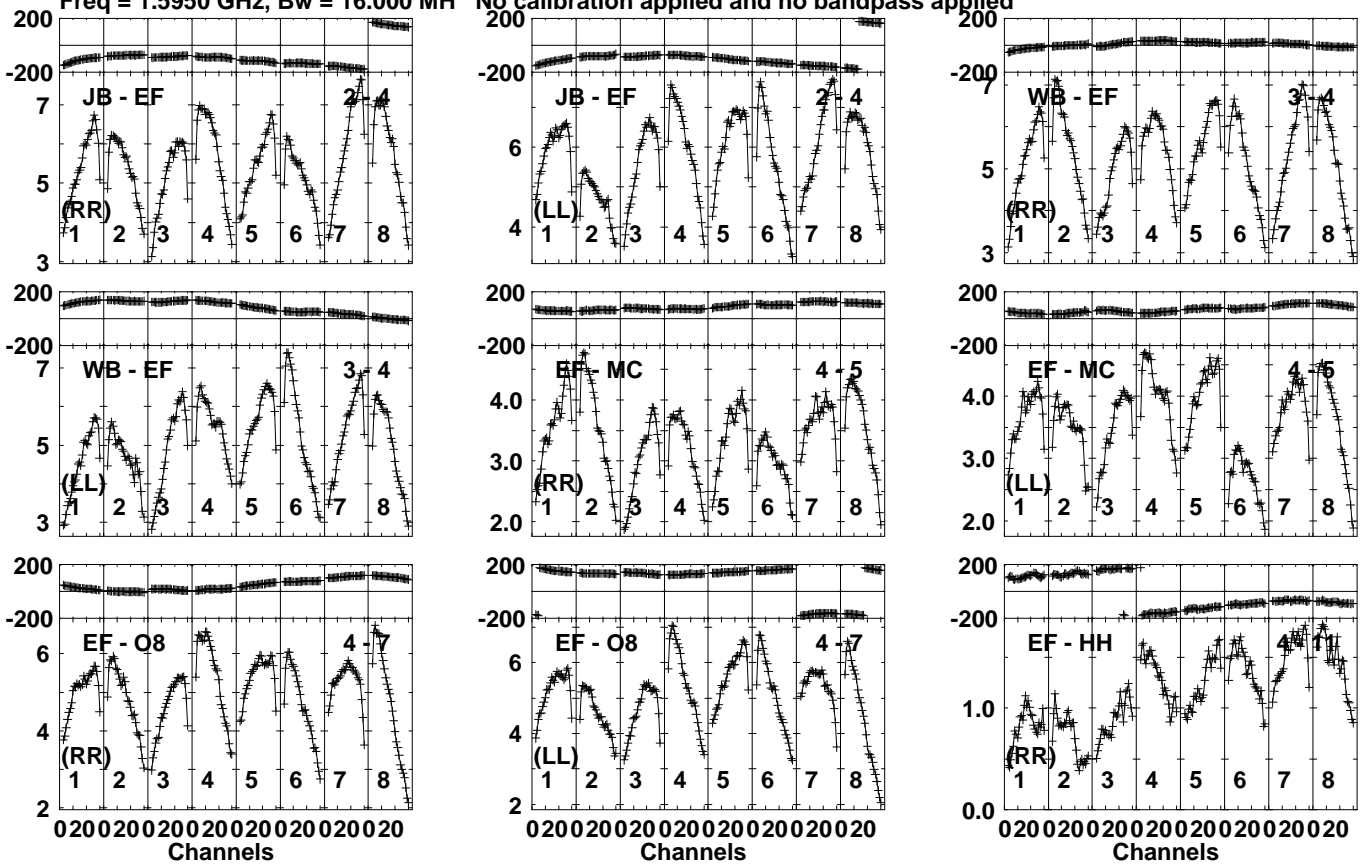
Lower frame: Micro Ampl Jy Top frame: Phas deg
Vector averaged cross-power spectrum Several baselines displayed
Timerange: 00/12:08:21 to 00/12:13:20

Plot file version 246 created 15-NOV-2022 11:01:49

J1722+2458 EB081B 1.UVDATA.1

Freq = 1.5950 GHz, Bw = 16.000 MH

No calibration applied and no bandpass applied



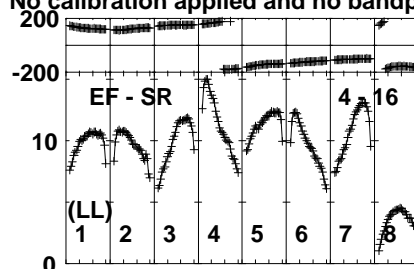
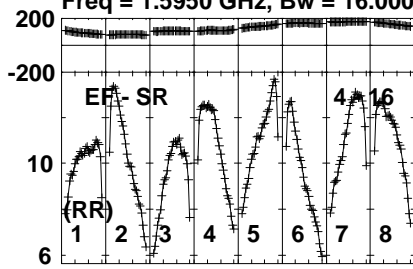
Lower frame: Milli Ampl Jy Top frame: Phas deg
Vector averaged cross-power spectrum Several baselines displayed
Timerange: 00/12:13:50 to 00/12:15:00

Plot file version 248 created 15-NOV-2022 11:01:49

J1722+2458 EB081B 1.UVDATA.1

Freq = 1.5950 GHz, Bw = 16.000 MH

No calibration applied and no bandpass applied



Lower frame: Milli Ampl Jy Top frame: Phas deg

Vector averaged cross-power spectrum Several baselines displayed

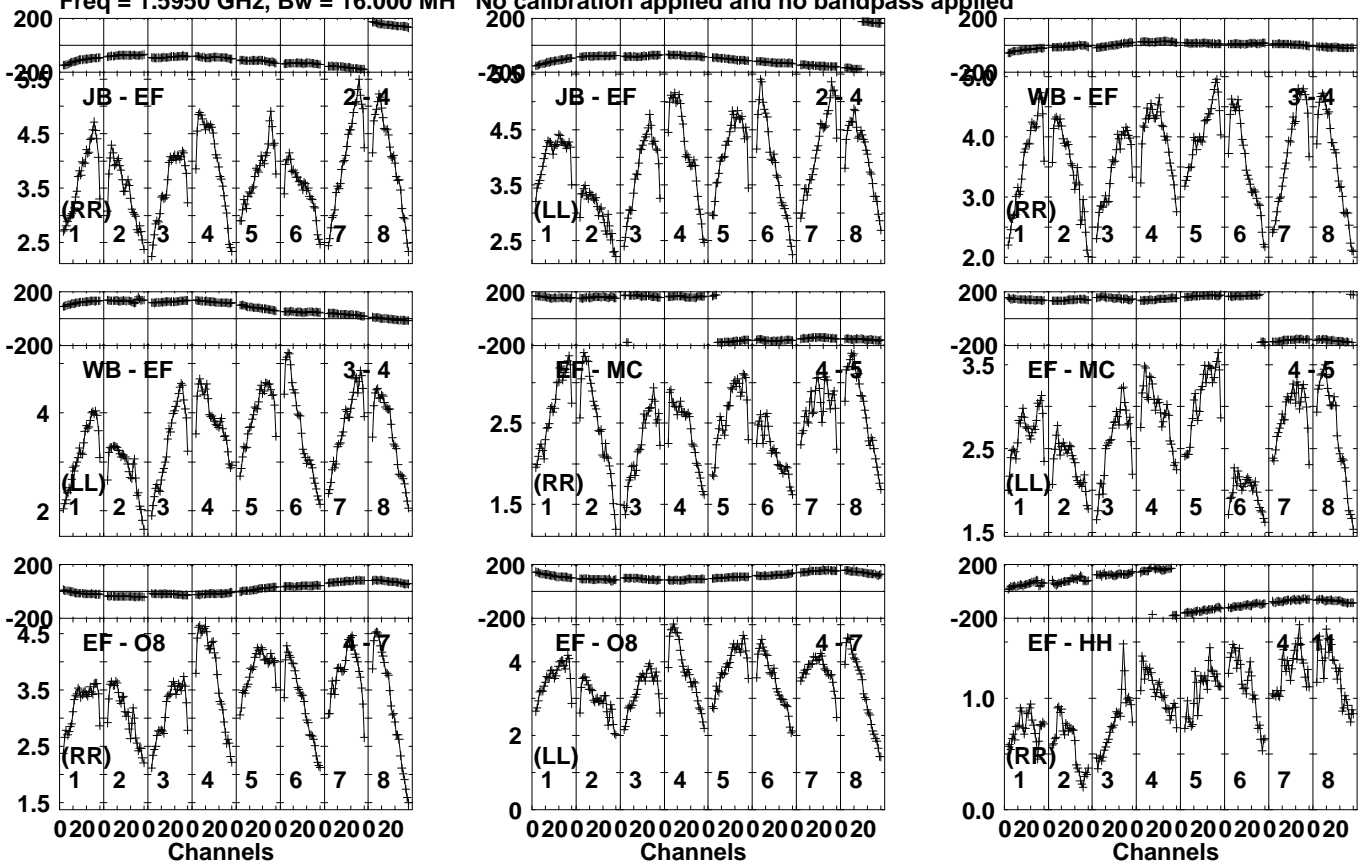
Timerange: 00/12:13:50 to 00/12:15:00

Plot file version 249 created 15-NOV-2022 11:01:49

J1722+2815 EB081B 1.UVDATA.1

Freq = 1.5950 GHz, Bw = 16.000 MH

No calibration applied and no bandpass applied



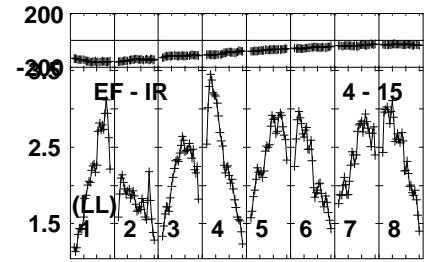
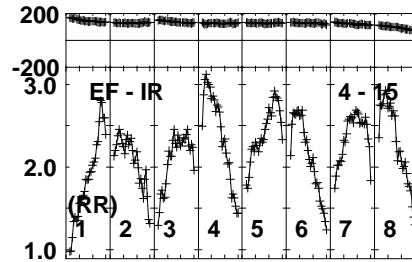
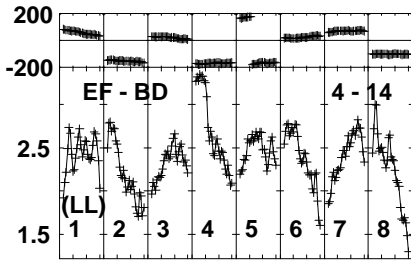
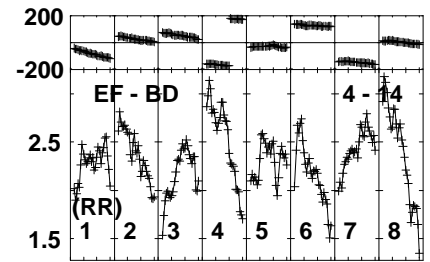
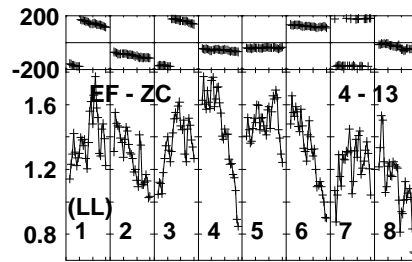
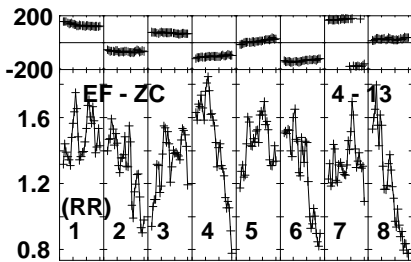
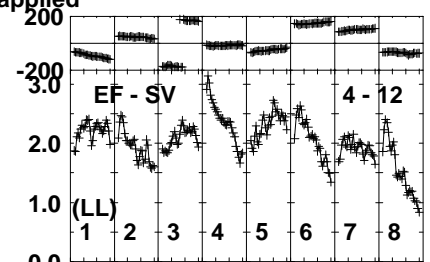
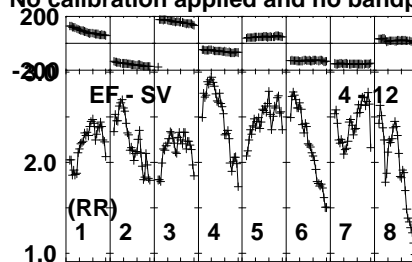
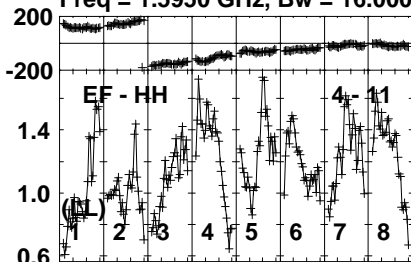
Lower frame: Milli Ampl Jy Top frame: Phas deg
 Vector averaged cross-power spectrum Several baselines displayed
 Timerange: 00/12:15:01 to 00/12:16:40

Plot file version 250 created 15-NOV-2022 11:01:49

J1722+2815 EB081B 1.UVDATA.1

Freq = 1.5950 GHz, Bw = 16.000 MH

No calibration applied and no bandpass applied



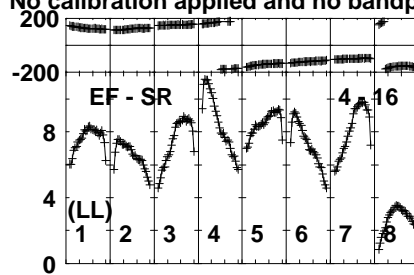
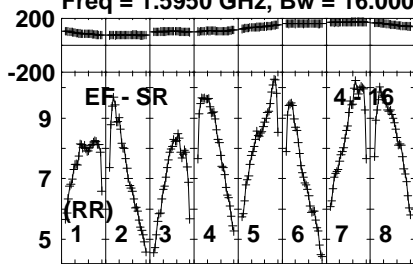
Lower frame: Milli Ampl Jy Top frame: Phas deg
Vector averaged cross-power spectrum Several baselines displayed
Timerange: 00/12:15:01 to 00/12:16:40

Plot file version 251 created 15-NOV-2022 11:01:50

J1722+2815 EB081B 1.UVDATA.1

Freq = 1.5950 GHz, Bw = 16.000 MH

No calibration applied and no bandpass applied



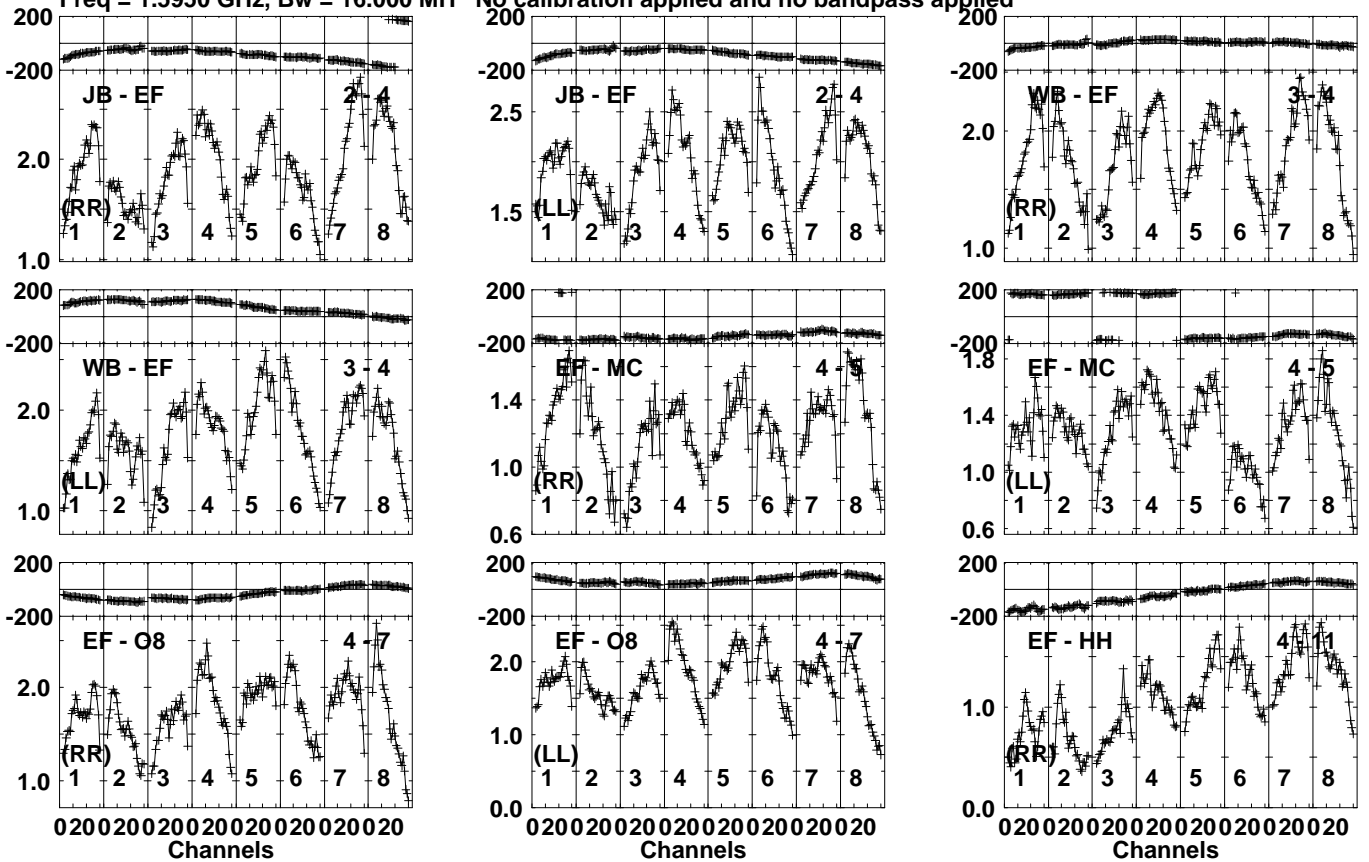
Lower frame: Milli Ampl Jy Top frame: Phas deg
Vector averaged cross-power spectrum Several baselines displayed
Timerange: 00/12:15:01 to 00/12:16:40

Plot file version 252 created 15-NOV-2022 11:01:50

J1716+2616 EB081B 1.UVDATA.1

Freq = 1.5950 GHz, Bw = 16.000 MH

No calibration applied and no bandpass applied



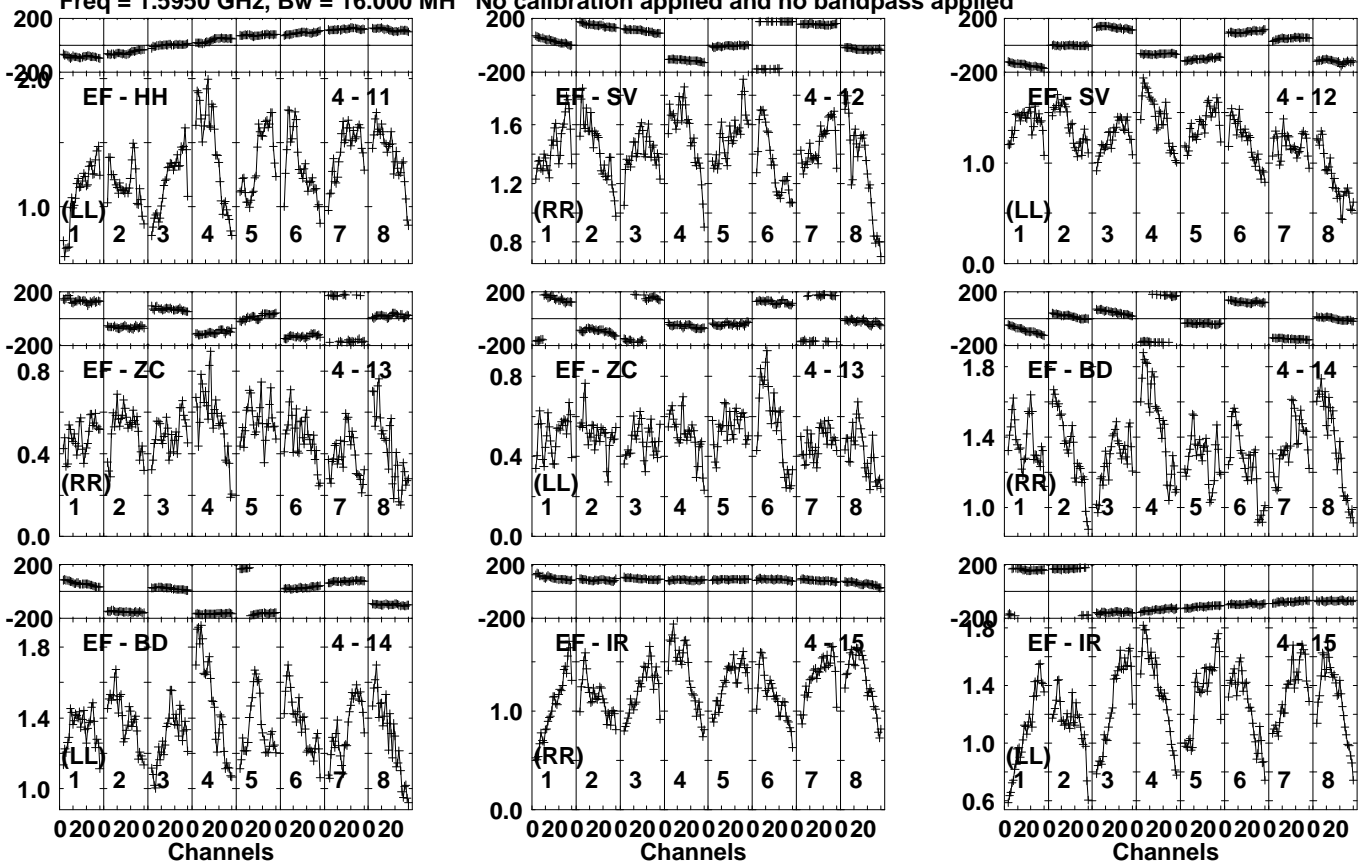
Lower frame: Milli Ampl Jy Top frame: Phas deg
Vector averaged cross-power spectrum Several baselines displayed
Timerange: 00/12:16:41 to 00/12:18:20

Plot file version 253 created 15-NOV-2022 11:01:50

J1716+2616 EB081B 1.UVDATA.1

Freq = 1.5950 GHz, Bw = 16.000 MH

No calibration applied and no bandpass applied



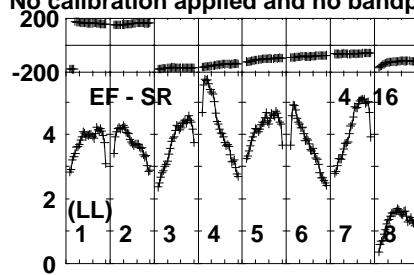
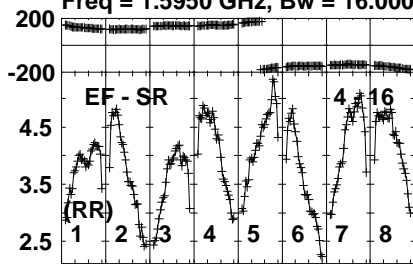
Lower frame: Milli Ampl Jy Top frame: Phas deg
Vector averaged cross-power spectrum Several baselines displayed
Timerange: 00/12:16:41 to 00/12:18:20

Plot file version 254 created 15-NOV-2022 11:01:50

J1716+2616 EB081B 1.UVDATA.1

Freq = 1.5950 GHz, Bw = 16.000 MH

No calibration applied and no bandpass applied



Lower frame: Milli Ampl Jy Top frame: Phas deg

Vector averaged cross-power spectrum Several baselines displayed

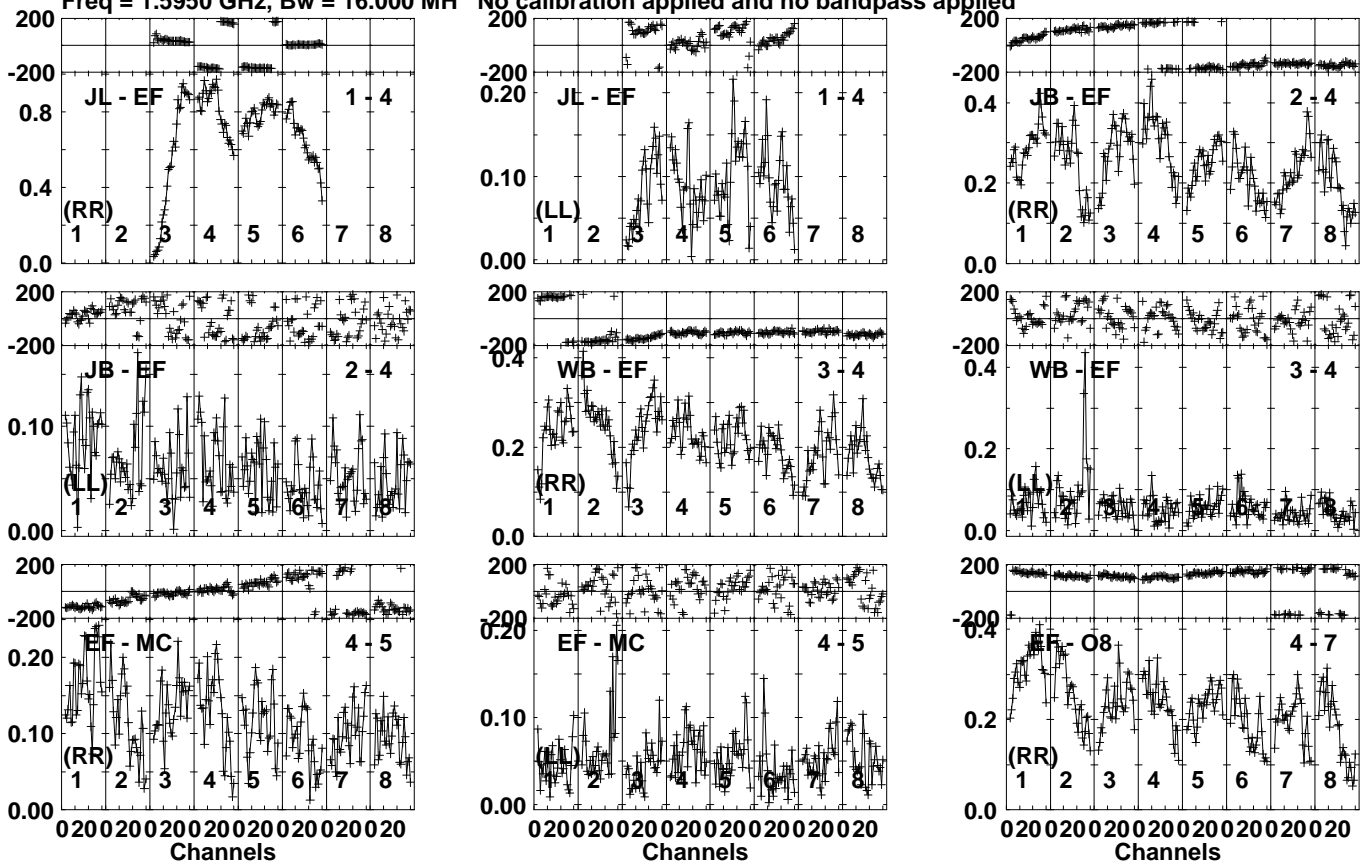
Timerange: 00/12:16:41 to 00/12:18:20

Plot file version 255 created 15-NOV-2022 11:01:50

ROSS867 EB081B 1.UVDATA.1

Freq = 1.5950 GHz, Bw = 16.000 MH

No calibration applied and no bandpass applied

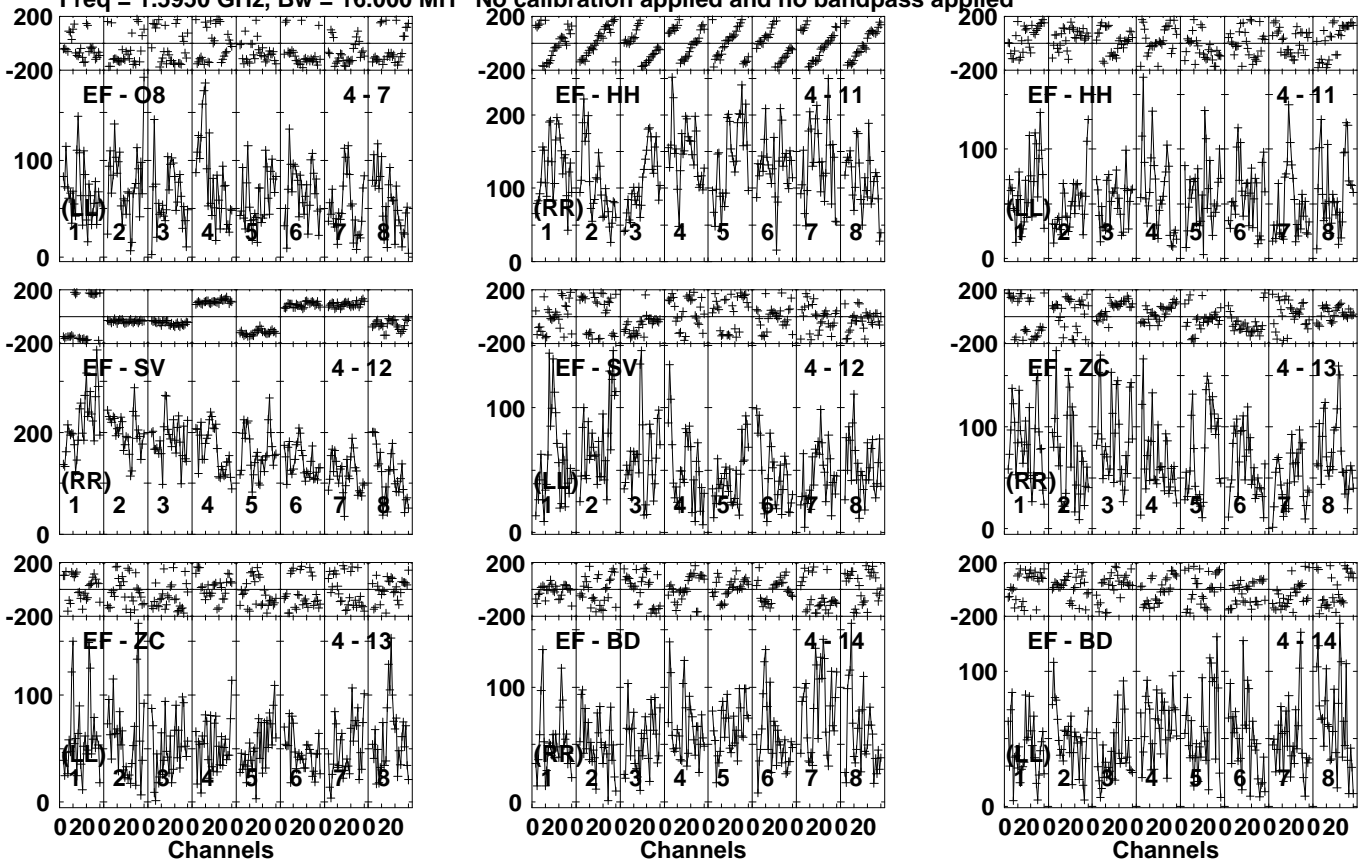


Lower frame: Milli Ampl Jy Top frame: Phas deg
Vector averaged cross-power spectrum Several baselines displayed
Timerange: 00/12:18:21 to 00/12:23:20

Plot file version 256 created 15-NOV-2022 11:01:50

ROSS867 EB081B 1.UVDATA.1

Freq = 1.5950 GHz, Bw = 16.000 MH No calibration applied and no bandpass applied



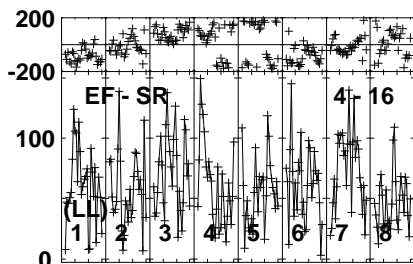
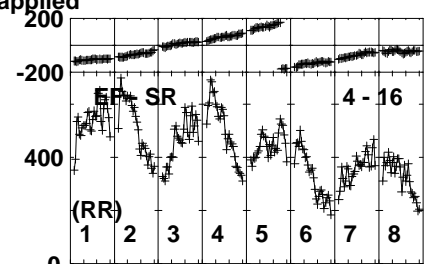
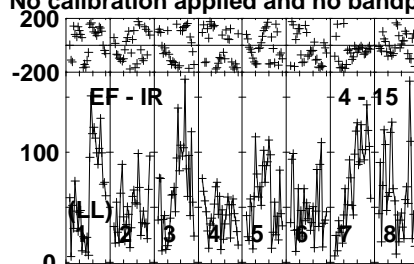
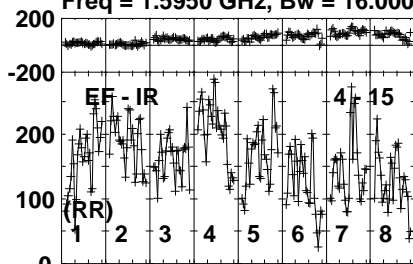
Lower frame: Micro Ampl Jy Top frame: Phas deg
Vector averaged cross-power spectrum Several baselines displayed
Timerange: 00/12:18:21 to 00/12:23:20

Plot file version 257 created 15-NOV-2022 11:01:51

ROSS867 EB081B 1.UVDATA.1

Freq = 1.5950 GHz, Bw = 16.000 MH

No calibration applied and no bandpass applied



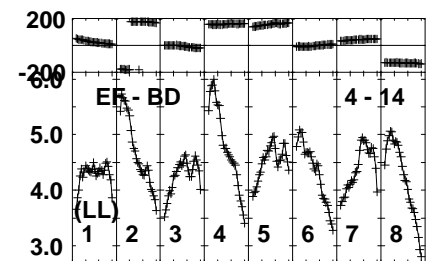
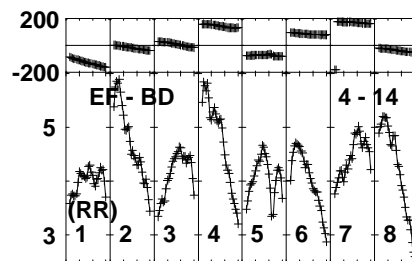
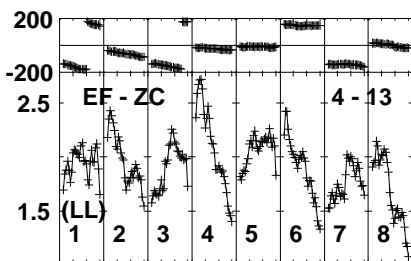
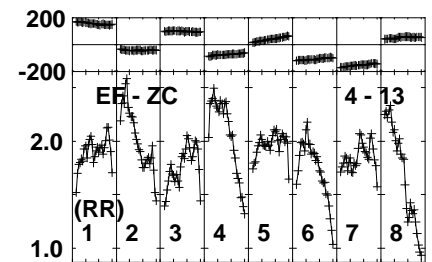
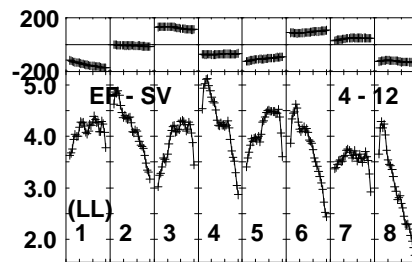
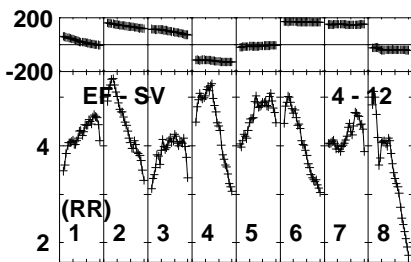
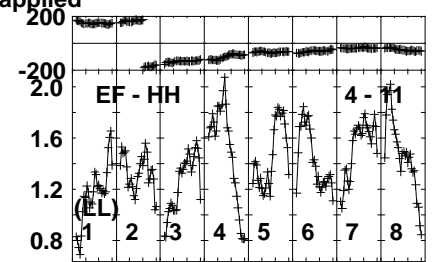
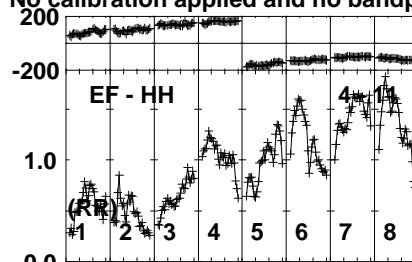
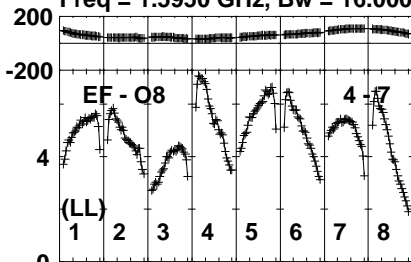
Lower frame: Micro Ampl Jy Top frame: Phas deg
Vector averaged cross-power spectrum Several baselines displayed
Timerange: 00/12:18:21 to 00/12:23:20

Plot file version 259 created 15-NOV-2022 11:01:51

J1722+2458 EB081B 1.UVDATA.1

Freq = 1.5950 GHz, Bw = 16.000 MH

No calibration applied and no bandpass applied



020020020020020020020020020020
Channels

020020020020020020020020020020
Channels

020020020020020020020020020020
Channels

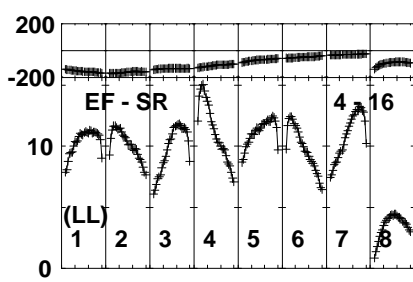
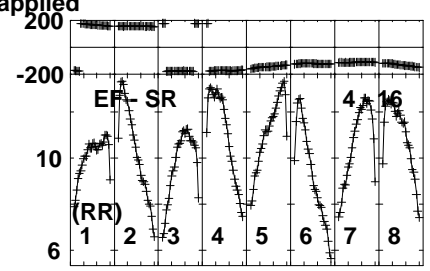
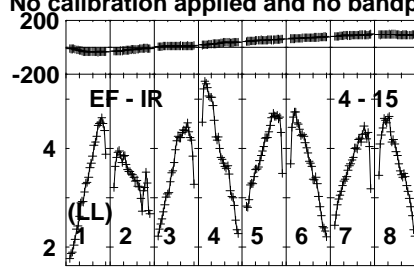
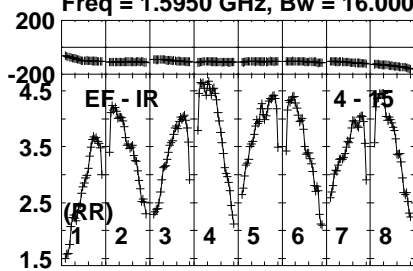
Lower frame: Milli Ampl Jy Top frame: Phas deg
Vector averaged cross-power spectrum Several baselines displayed
Timerange: 00/12:23:51 to 00/12:24:59

Plot file version 260 created 15-NOV-2022 11:01:51

J1722+2458 EB081B 1.UVDATA.1

Freq = 1.5950 GHz, Bw = 16.000 MH

No calibration applied and no bandpass applied



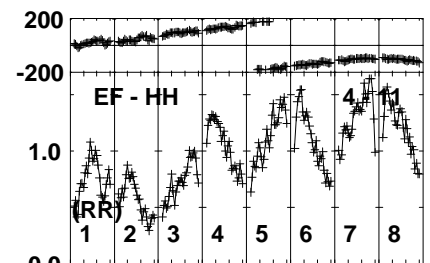
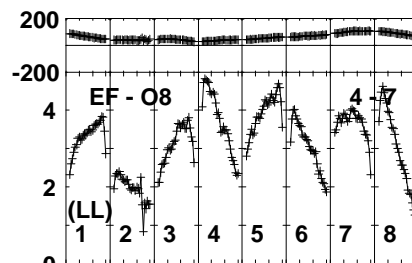
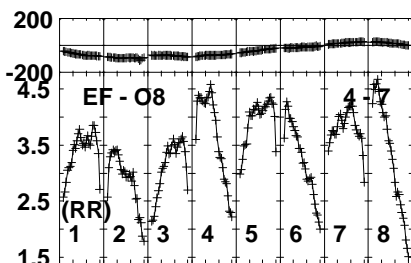
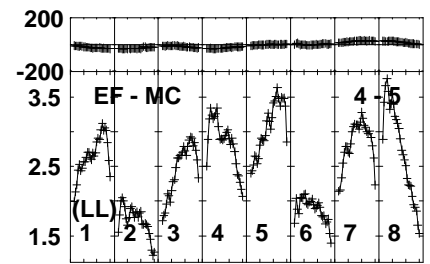
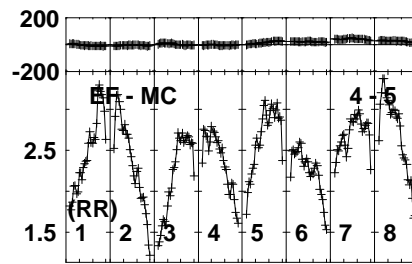
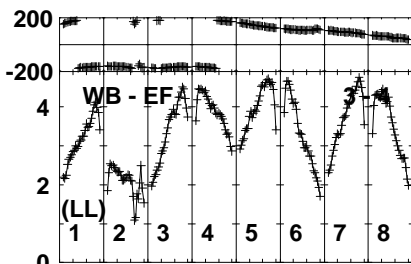
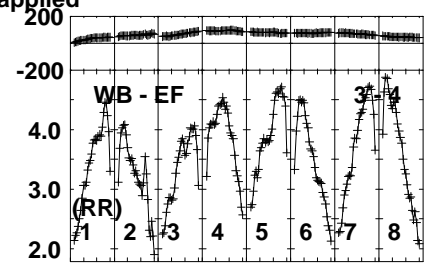
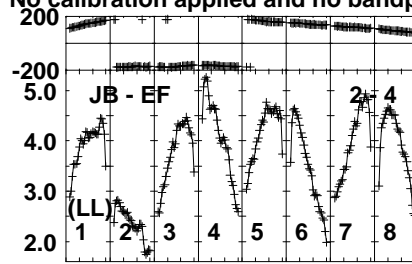
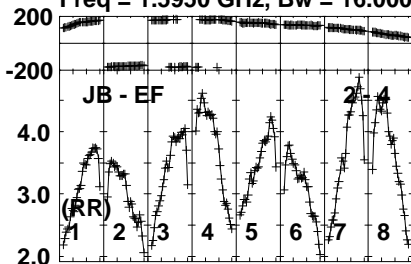
Lower frame: Milli Ampl Jy Top frame: Phas deg
Vector averaged cross-power spectrum Several baselines displayed
Timerange: 00/12:23:51 to 00/12:24:59

Plot file version 261 created 15-NOV-2022 11:01:51

J1722+2815 EB081B 1.UVDATA.1

Freq = 1.5950 GHz, Bw = 16.000 MH

No calibration applied and no bandpass applied



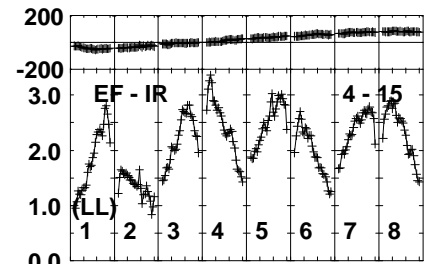
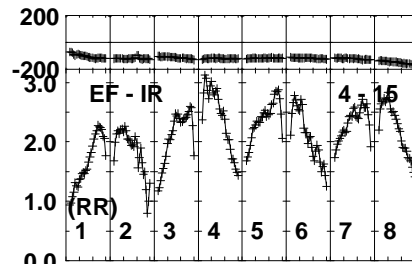
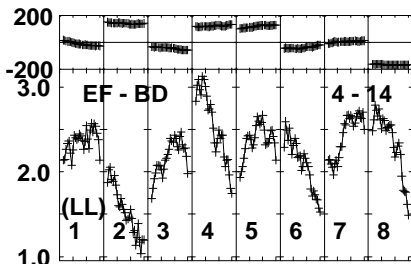
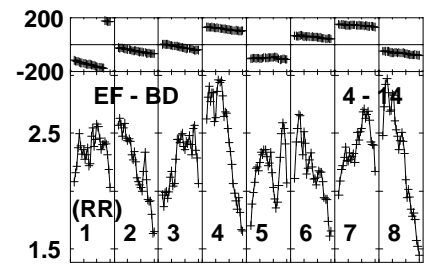
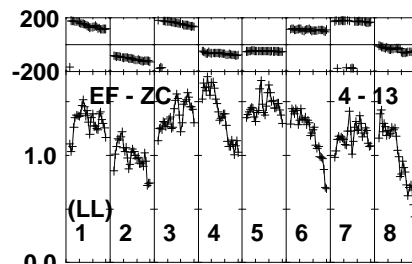
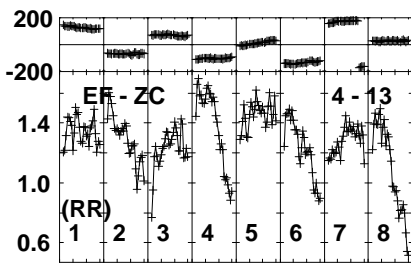
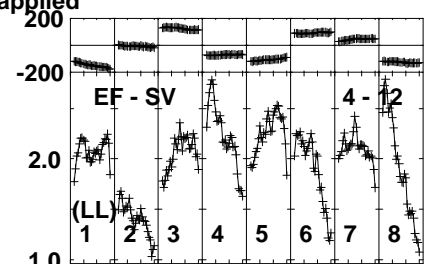
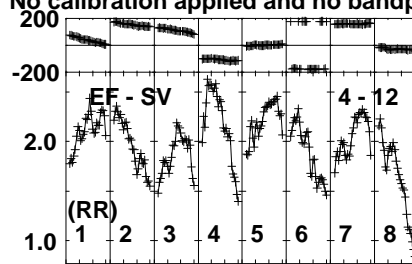
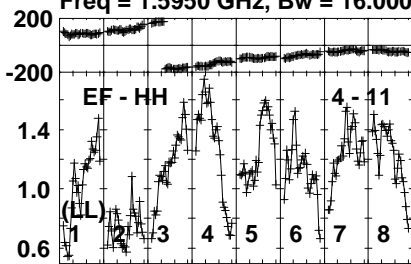
Lower frame: Milli Ampl Jy Top frame: Phas deg
Vector averaged cross-power spectrum Several baselines displayed
Timerange: 00/12:25:00 to 00/12:26:39

Plot file version 262 created 15-NOV-2022 11:01:51

J1722+2815 EB081B 1.UVDATA.1

Freq = 1.5950 GHz, Bw = 16.000 MH

No calibration applied and no bandpass applied



Lower frame: Milli Ampl Jy Top frame: Phas deg

Vector averaged cross-power spectrum Several baselines displayed

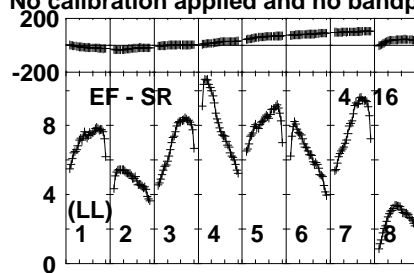
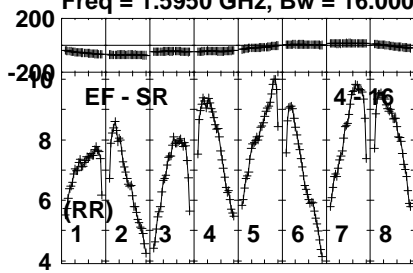
Timerange: 00/12:25:00 to 00/12:26:39

Plot file version 263 created 15-NOV-2022 11:01:51

J1722+2815 EB081B 1.UVDATA.1

Freq = 1.5950 GHz, Bw = 16.000 MH

No calibration applied and no bandpass applied



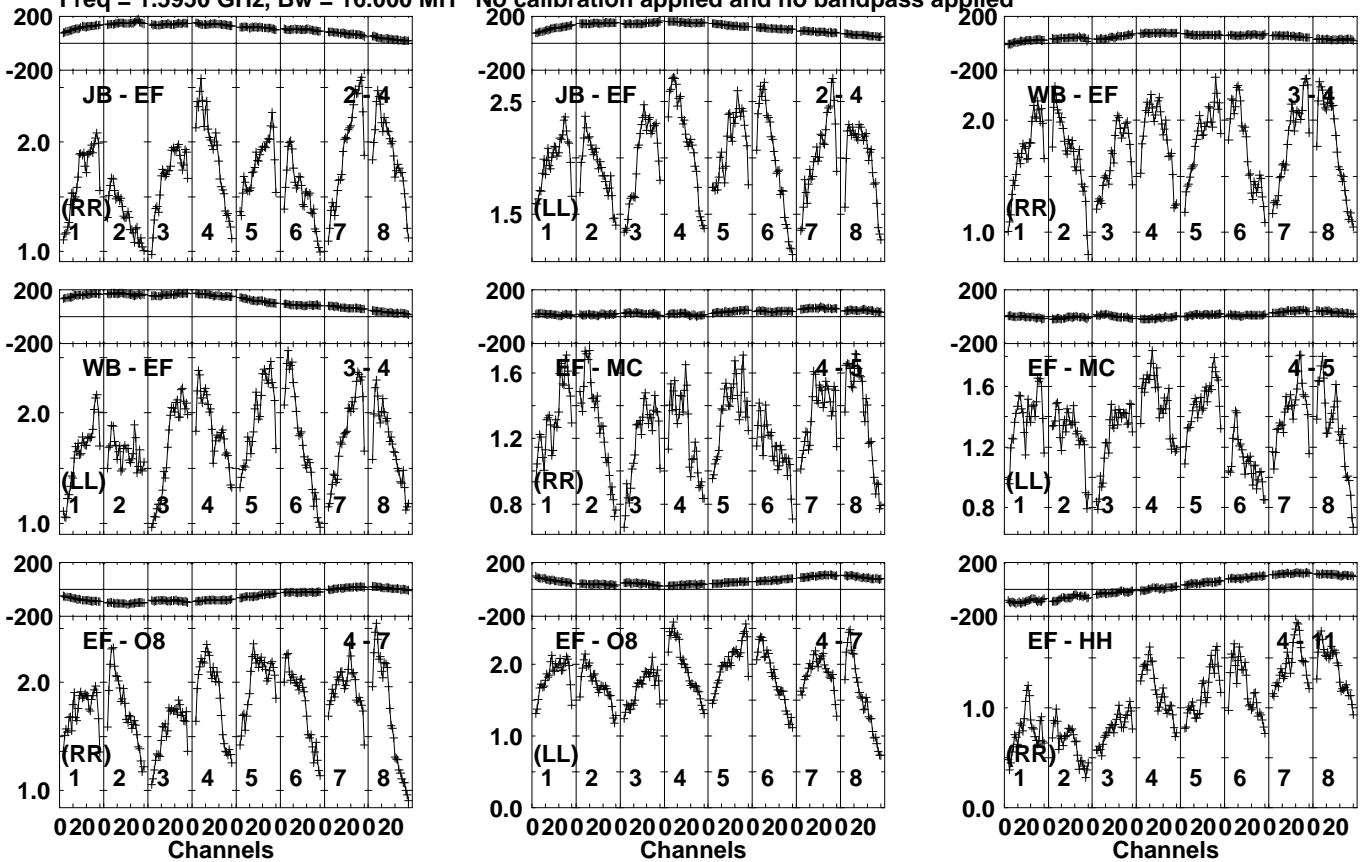
Lower frame: Milli Ampl Jy Top frame: Phas deg
Vector averaged cross-power spectrum Several baselines displayed
Timerange: 00/12:25:00 to 00/12:26:39

Plot file version 264 created 15-NOV-2022 11:01:51

J1716+2616 EB081B 1.UVDATA.1

Freq = 1.5950 GHz, Bw = 16.000 MH

No calibration applied and no bandpass applied



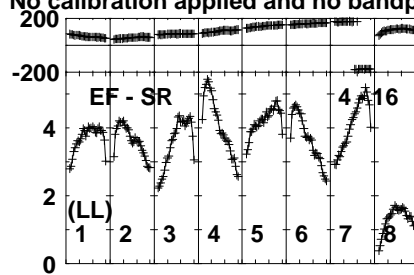
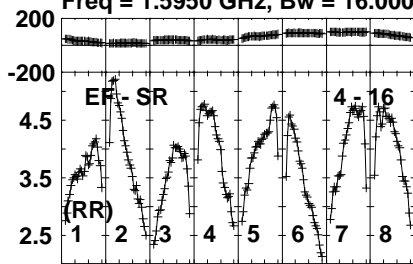
Lower frame: Milli Ampl Jy Top frame: Phas deg
 Vector averaged cross-power spectrum Several baselines displayed
 Timerange: 00/12:26:40 to 00/12:28:19

Plot file version 266 created 15-NOV-2022 11:01:52

J1716+2616 EB081B 1.UVDATA.1

Freq = 1.5950 GHz, Bw = 16.000 MH

No calibration applied and no bandpass applied



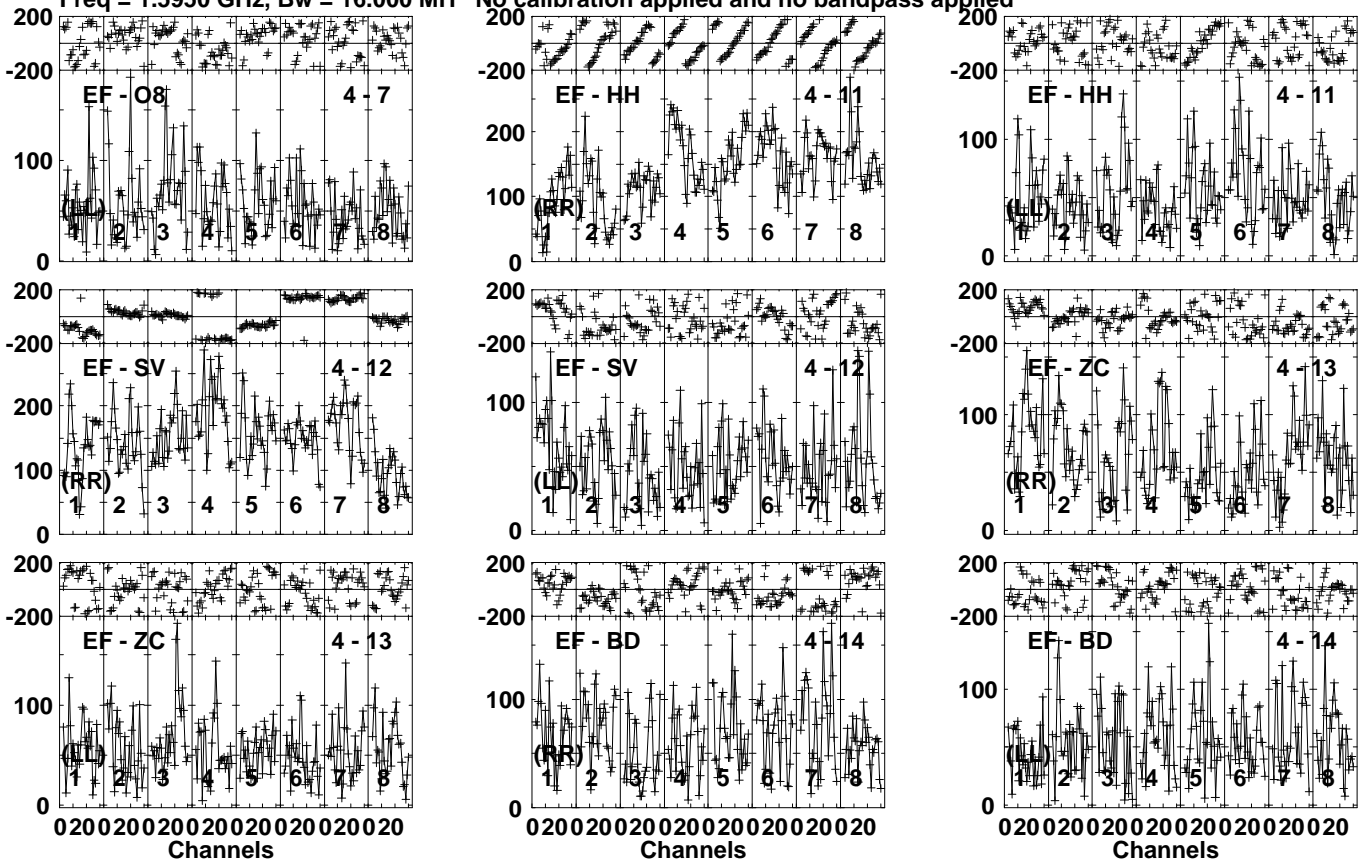
Lower frame: Milli Ampl Jy Top frame: Phas deg
Vector averaged cross-power spectrum Several baselines displayed
Timerange: 00/12:26:40 to 00/12:28:19

Plot file version 268 created 15-NOV-2022 11:01:52

ROSS867 EB081B 1.UVDATA.1

Freq = 1.5950 GHz, Bw = 16.000 MH

No calibration applied and no bandpass applied



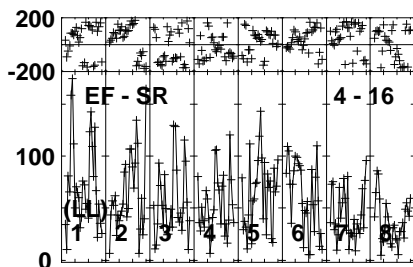
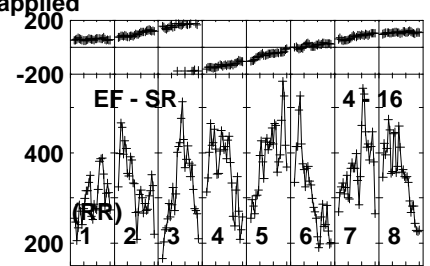
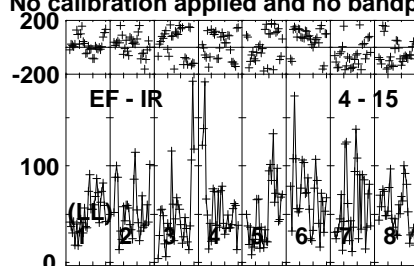
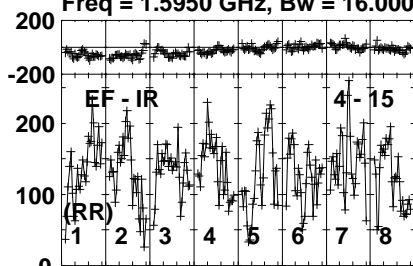
Lower frame: Micro Ampl Jy Top frame: Phas deg
Vector averaged cross-power spectrum Several baselines displayed
Timerange: 00/12:28:20 to 00/12:33:19

Plot file version 269 created 15-NOV-2022 11:01:52

ROSS867 EB081B 1.UVDATA.1

Freq = 1.5950 GHz, Bw = 16.000 MH

No calibration applied and no bandpass applied



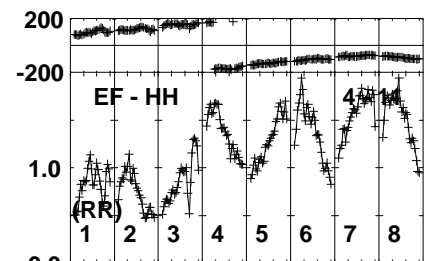
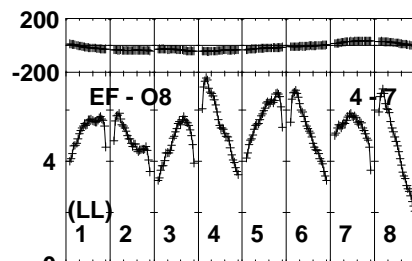
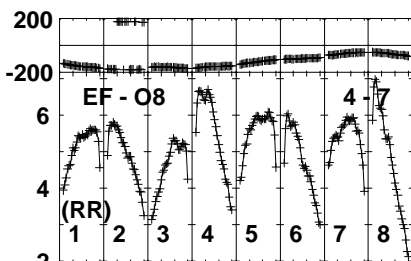
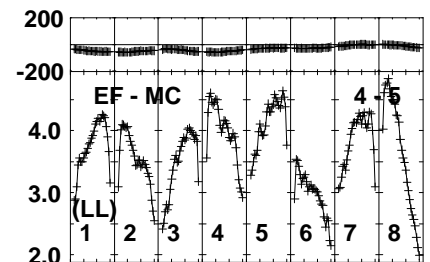
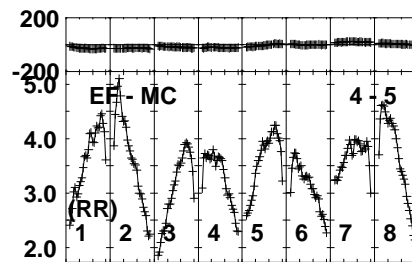
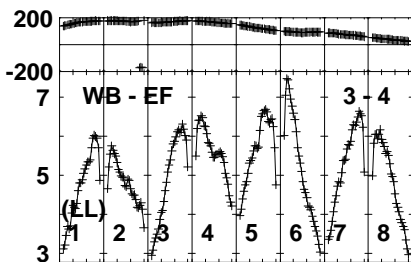
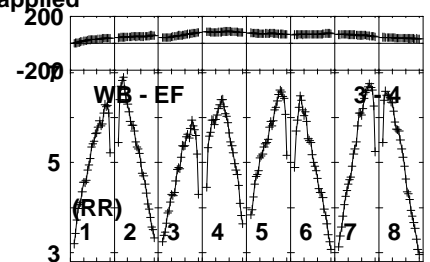
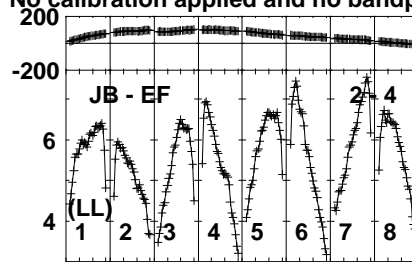
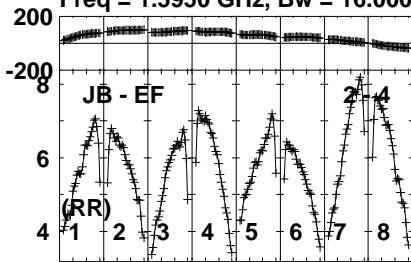
Lower frame: Micro Ampl Jy Top frame: Phas deg
Vector averaged cross-power spectrum Several baselines displayed
Timerange: 00/12:28:20 to 00/12:33:19

Plot file version 270 created 15-NOV-2022 11:01:53

J1722+2458 EB081B 1.UVDATA.1

Freq = 1.5950 GHz, Bw = 16.000 MH

No calibration applied and no bandpass applied



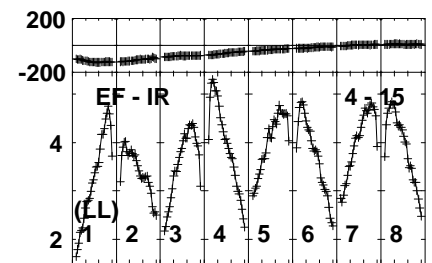
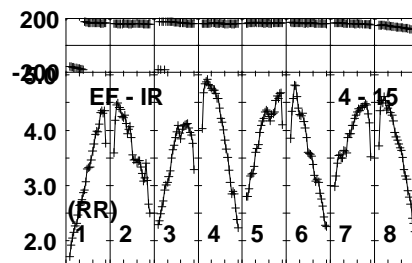
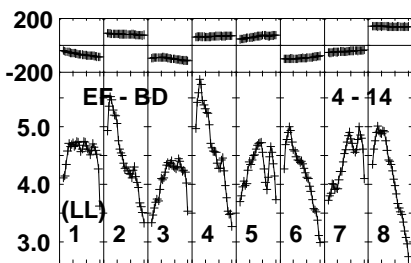
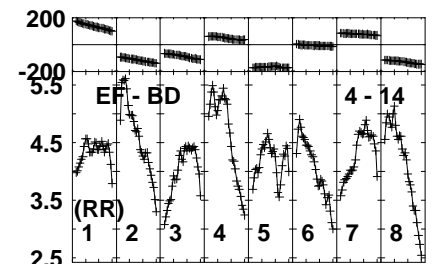
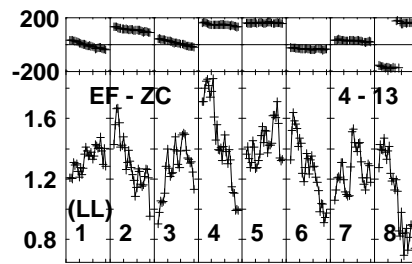
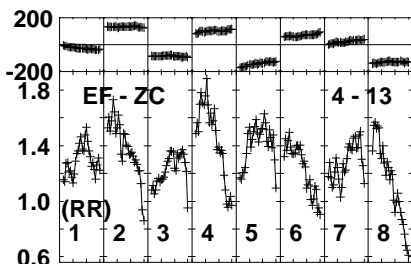
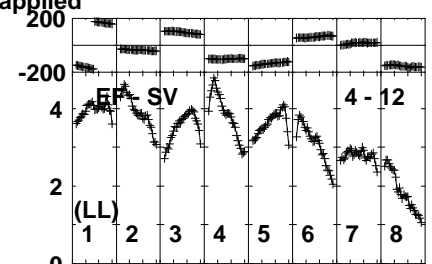
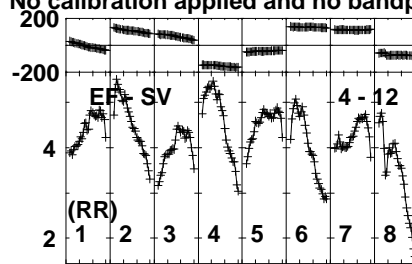
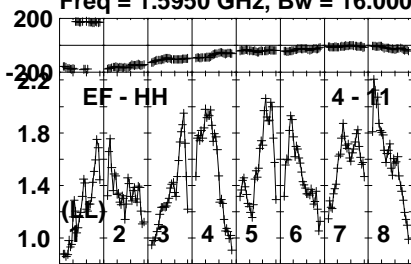
Lower frame: Milli Ampl Jy Top frame: Phas deg
Vector averaged cross-power spectrum Several baselines displayed
Timerange: 00/12:33:51 to 00/12:34:59

Plot file version 271 created 15-NOV-2022 11:01:53

J1722+2458 EB081B 1.UVDATA.1

Freq = 1.5950 GHz, Bw = 16.000 MH

No calibration applied and no bandpass applied



020020020020020020020020020020
Channels

020020020020020020020020020020
Channels

020020020020020020020020020020
Channels

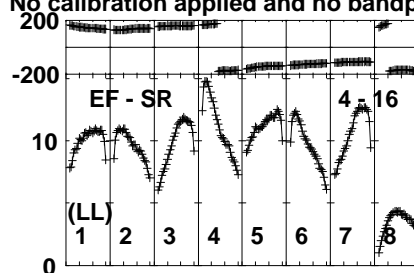
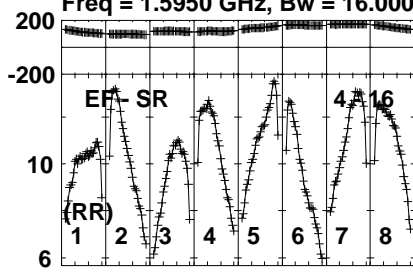
Lower frame: Milli Ampl Jy Top frame: Phas deg
Vector averaged cross-power spectrum Several baselines displayed
Timerange: 00/12:33:51 to 00/12:34:59

Plot file version 272 created 15-NOV-2022 11:01:53

J1722+2458 EB081B 1.UVDATA.1

Freq = 1.5950 GHz, Bw = 16.000 MH

No calibration applied and no bandpass applied



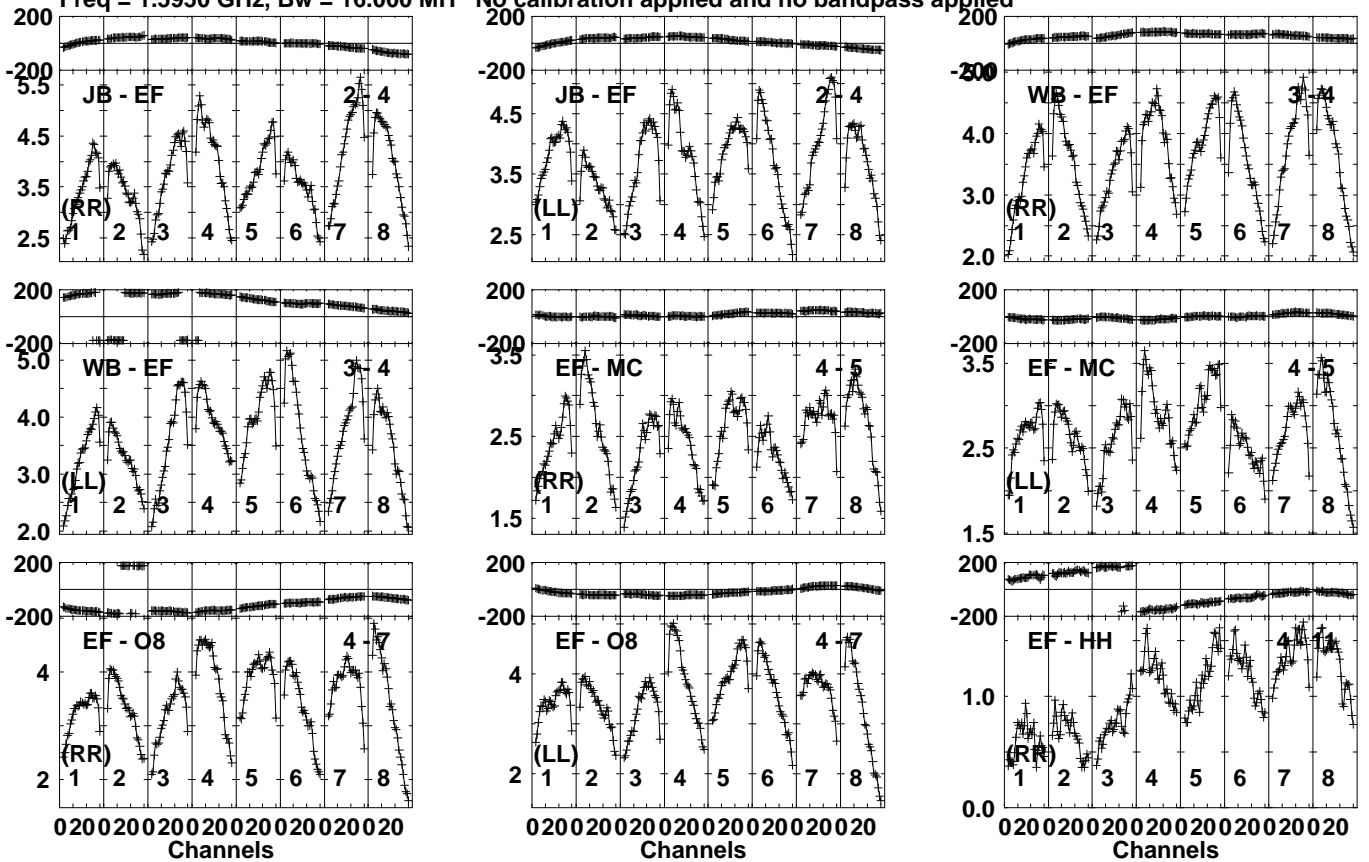
Lower frame: Milli Ampl Jy Top frame: Phas deg
Vector averaged cross-power spectrum Several baselines displayed
Timerange: 00/12:33:51 to 00/12:34:59

Plot file version 273 created 15-NOV-2022 11:01:53

J1722+2815 EB081B 1.UVDATA.1

Freq = 1.5950 GHz, Bw = 16.000 MH

No calibration applied and no bandpass applied



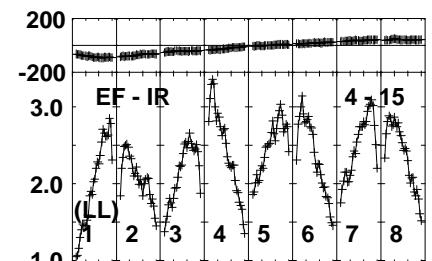
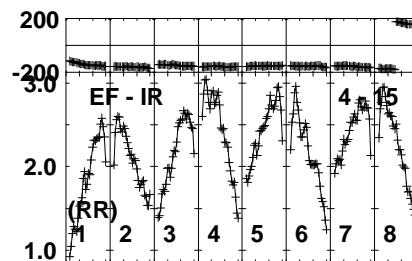
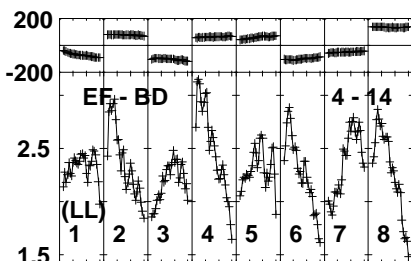
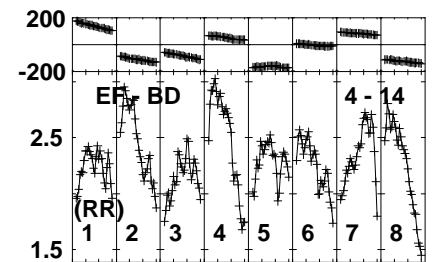
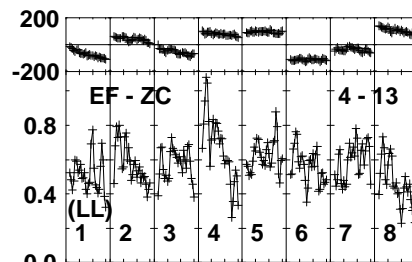
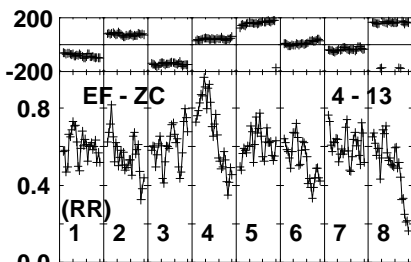
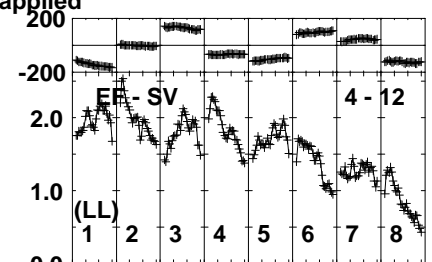
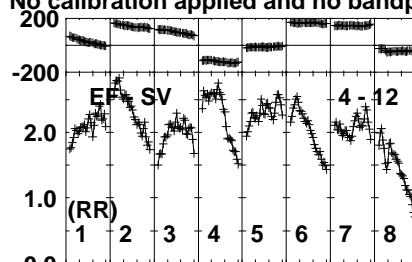
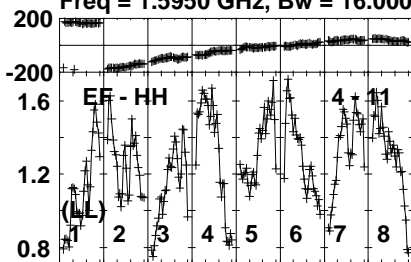
Lower frame: Milli Ampl Jy Top frame: Phas deg
Vector averaged cross-power spectrum Several baselines displayed
Timerange: 00/12:35:01 to 00/12:36:40

Plot file version 274 created 15-NOV-2022 11:01:53

J1722+2815 EB081B 1.UVDATA.1

Freq = 1.5950 GHz, Bw = 16.000 MH

No calibration applied and no bandpass applied



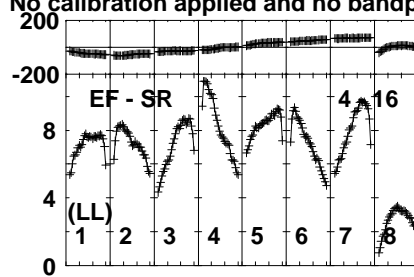
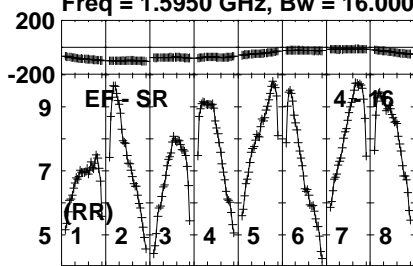
Lower frame: Milli Ampl Jy Top frame: Phas deg
Vector averaged cross-power spectrum Several baselines displayed
Timerange: 00/12:35:01 to 00/12:36:40

Plot file version 275 created 15-NOV-2022 11:01:53

J1722+2815 EB081B 1.UVDATA.1

Freq = 1.5950 GHz, Bw = 16.000 MH

No calibration applied and no bandpass applied



Lower frame: Milli Ampl Jy Top frame: Phas deg

Vector averaged cross-power spectrum Several baselines displayed

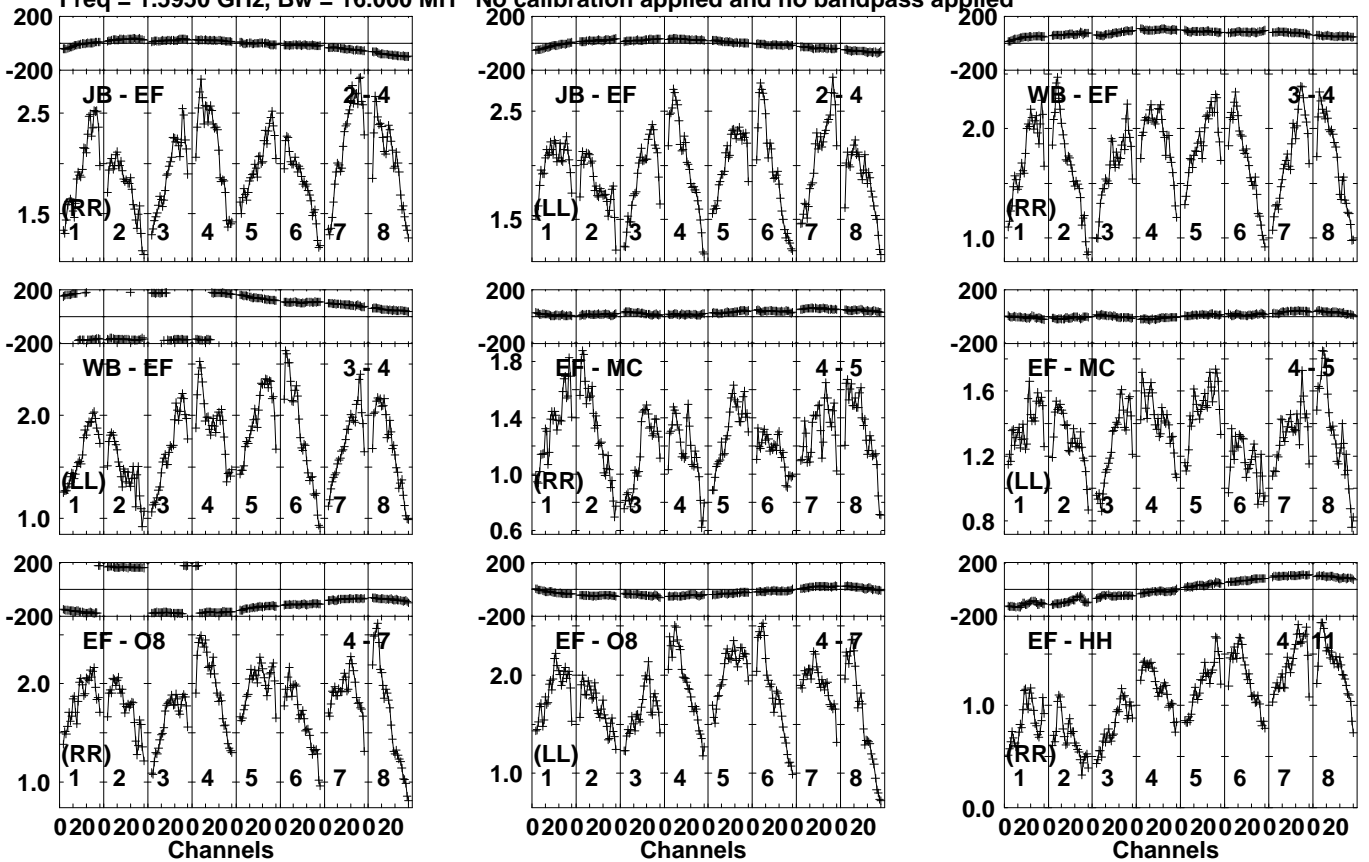
Timerange: 00/12:35:01 to 00/12:36:40

Plot file version 276 created 15-NOV-2022 11:01:53

J1716+2616 EB081B 1.UVDATA.1

Freq = 1.5950 GHz, Bw = 16.000 MH

No calibration applied and no bandpass applied



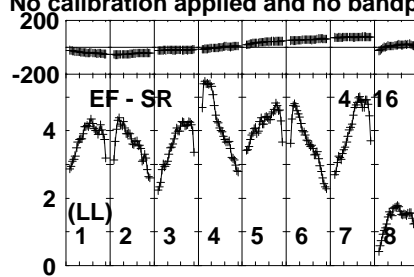
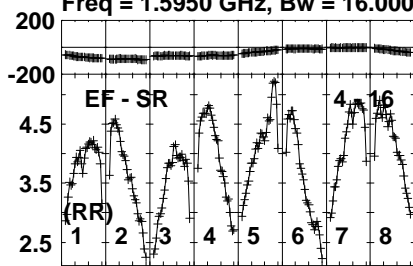
Lower frame: Milli Ampl Jy Top frame: Phas deg
Vector averaged cross-power spectrum Several baselines displayed
Timerange: 00/12:36:40 to 00/12:38:20

Plot file version 278 created 15-NOV-2022 11:01:54

J1716+2616 EB081B 1.UVDATA.1

Freq = 1.5950 GHz, Bw = 16.000 MH

No calibration applied and no bandpass applied



Lower frame: Milli Ampl Jy Top frame: Phas deg

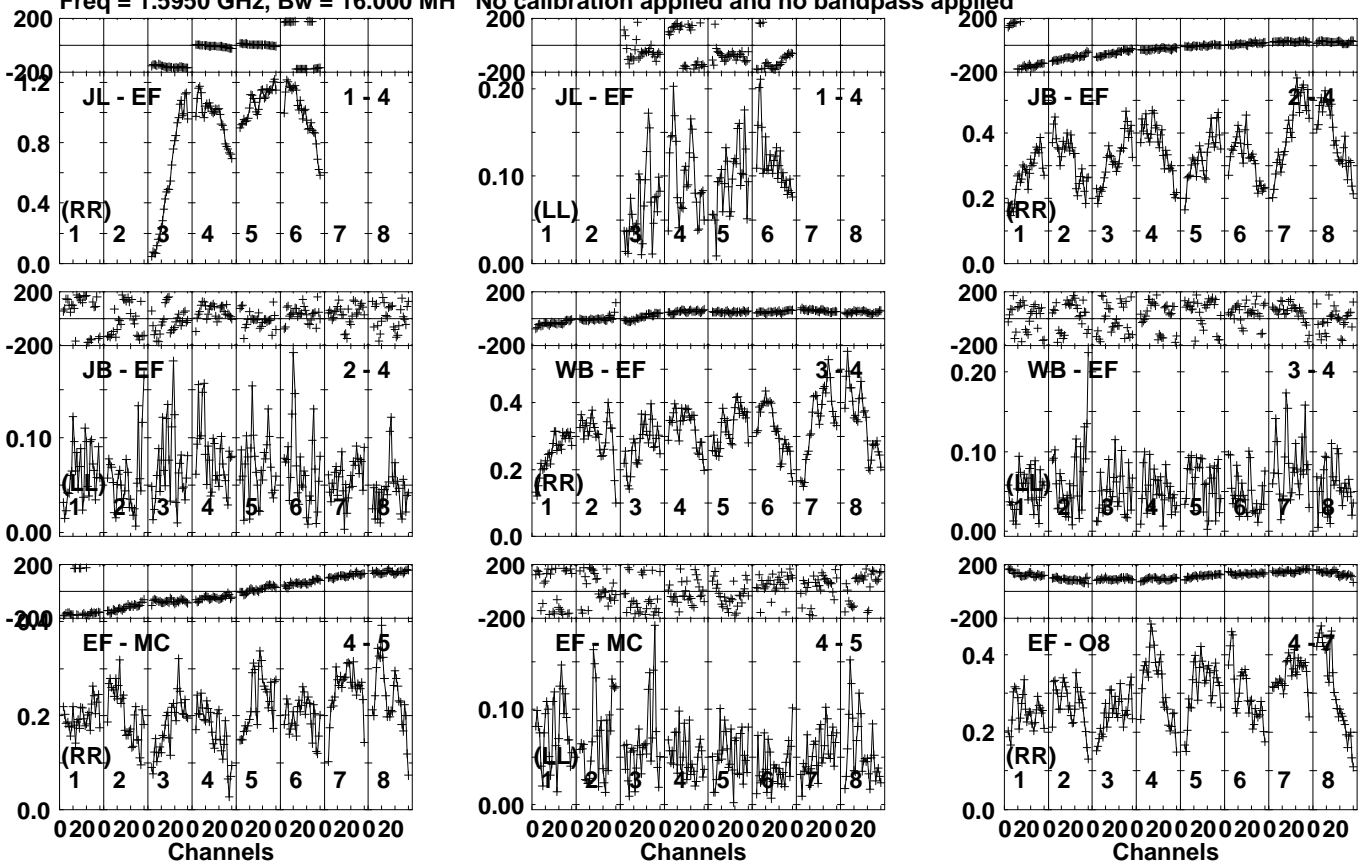
Vector averaged cross-power spectrum Several baselines displayed

Timerange: 00/12:36:40 to 00/12:38:20

Plot file version 279 created 15-NOV-2022 11:01:54

ROSS867 EB081B 1.UVDATA.1

Freq = 1.5950 GHz, Bw = 16.000 MH No calibration applied and no bandpass applied



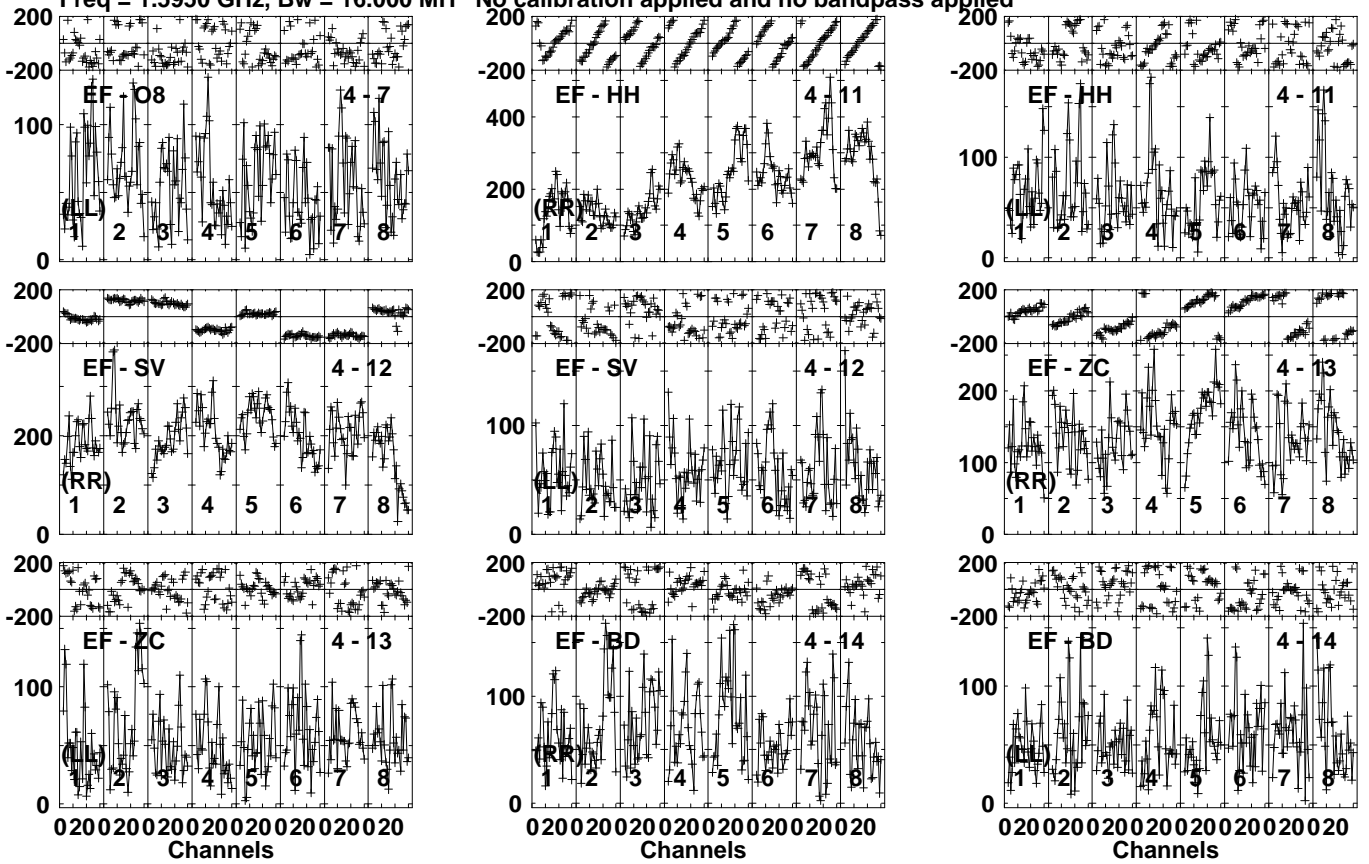
Lower frame: Milli Ampl Jy Top frame: Phas deg
Vector averaged cross-power spectrum Several baselines displayed
Timerange: 00/12:38:21 to 00/12:43:20

Plot file version 280 created 15-NOV-2022 11:01:54

ROSS867 EB081B 1.UVDATA.1

Freq = 1.5950 GHz, Bw = 16.000 MH

No calibration applied and no bandpass applied

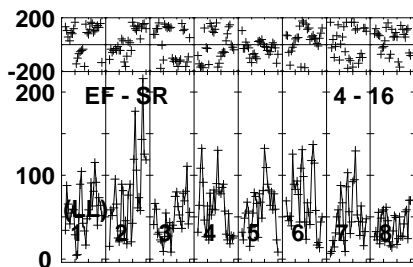
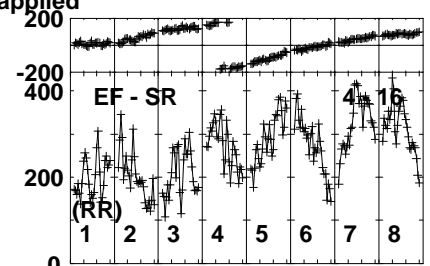
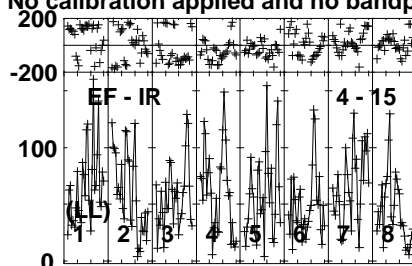
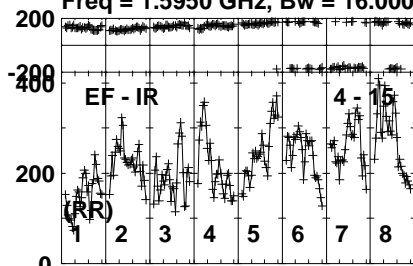


Lower frame: Micro Ampl Jy Top frame: Phas deg
Vector averaged cross-power spectrum Several baselines displayed
Timerange: 00/12:38:21 to 00/12:43:20

Plot file version 281 created 15-NOV-2022 11:01:54

ROSS867 EB081B 1.UVDATA.1

Freq = 1.5950 GHz, Bw = 16.000 MH No calibration applied and no bandpass applied



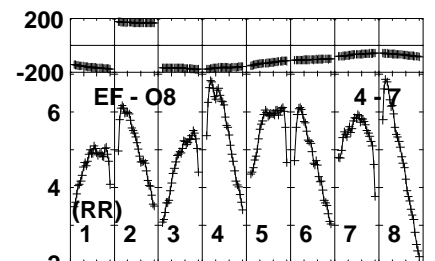
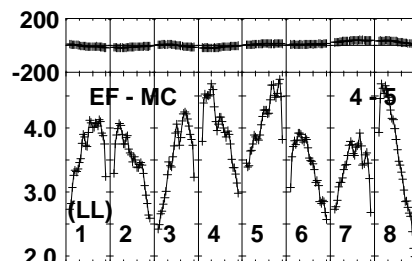
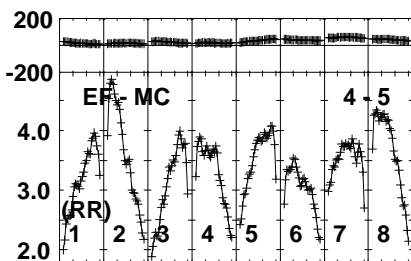
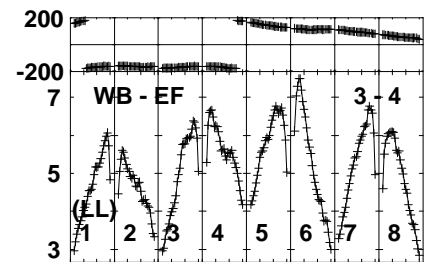
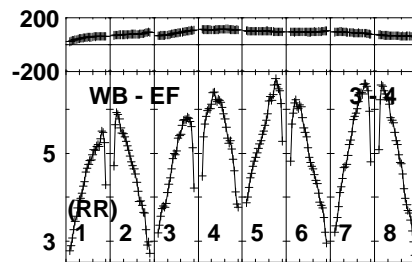
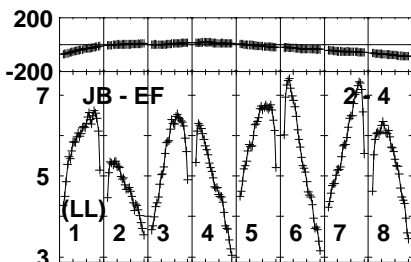
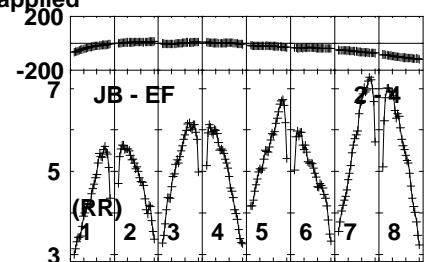
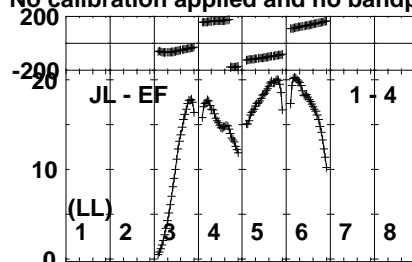
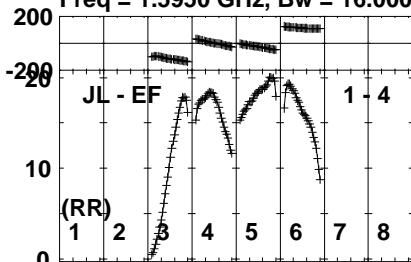
Lower frame: Micro Ampl Jy Top frame: Phas deg
Vector averaged cross-power spectrum Several baselines displayed
Timerange: 00/12:38:21 to 00/12:43:20

Plot file version 282 created 15-NOV-2022 11:01:54

J1722+2458 EB081B 1.UVDATA.1

Freq = 1.5950 GHz, Bw = 16.000 MH

No calibration applied and no bandpass applied



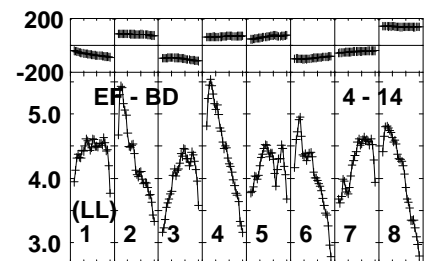
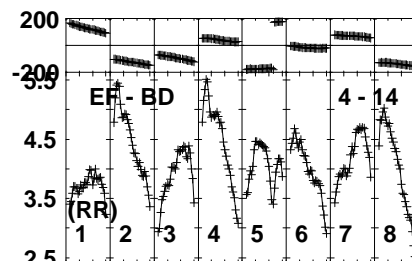
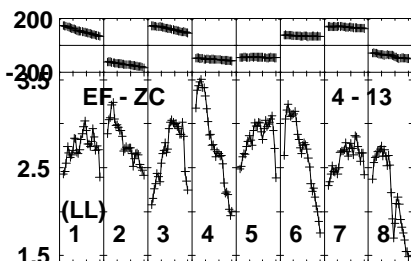
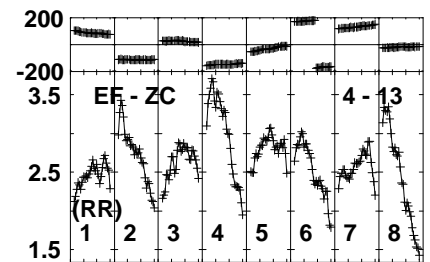
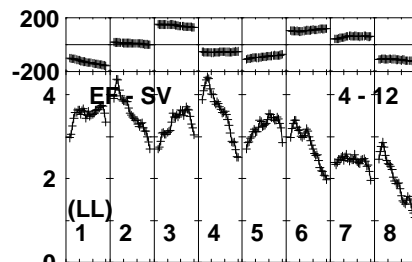
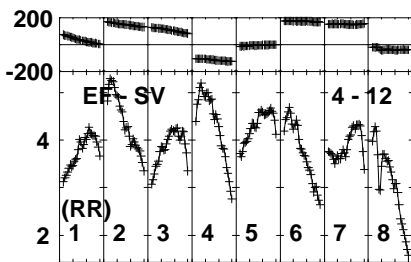
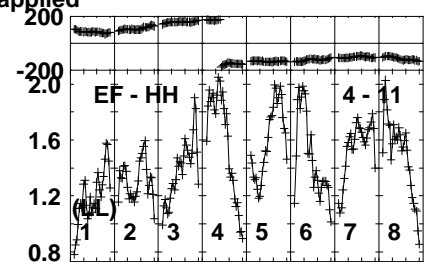
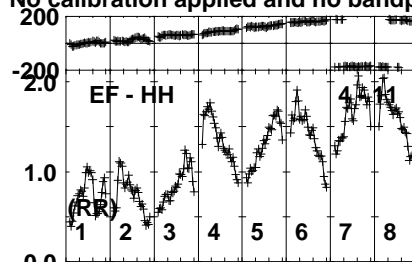
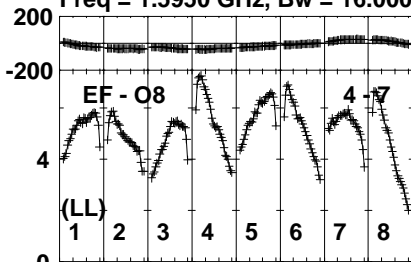
Lower frame: Milli Ampl Jy Top frame: Phas deg
Vector averaged cross-power spectrum Several baselines displayed
Timerange: 00/12:43:50 to 00/12:45:00

Plot file version 283 created 15-NOV-2022 11:01:54

J1722+2458 EB081B 1.UVDATA.1

Freq = 1.5950 GHz, Bw = 16.000 MH

No calibration applied and no bandpass applied



Lower frame: Milli Ampl Jy Top frame: Phas deg

Vector averaged cross-power spectrum Several baselines displayed

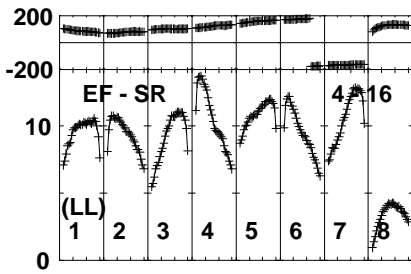
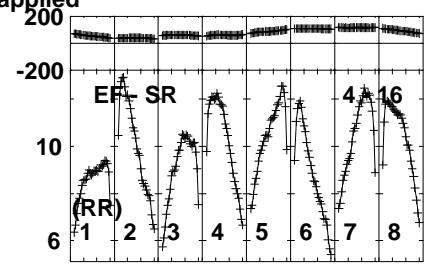
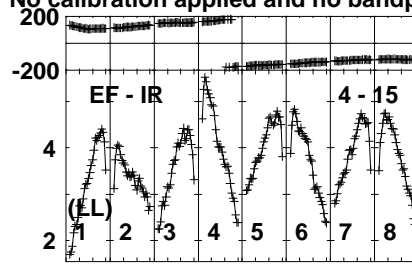
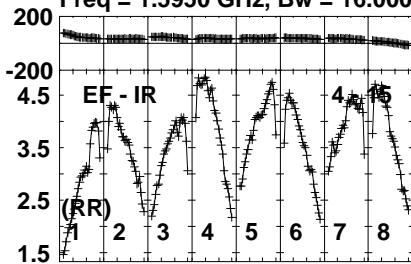
Timerange: 00/12:43:50 to 00/12:45:00

Plot file version 284 created 15-NOV-2022 11:01:55

J1722+2458 EB081B 1.UVDATA.1

Freq = 1.5950 GHz, Bw = 16.000 MH

No calibration applied and no bandpass applied



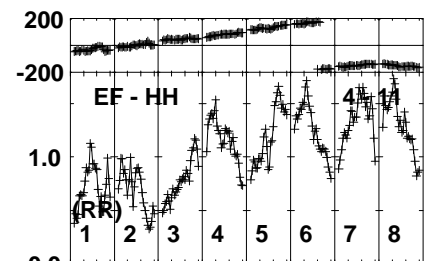
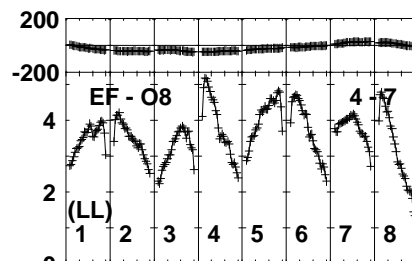
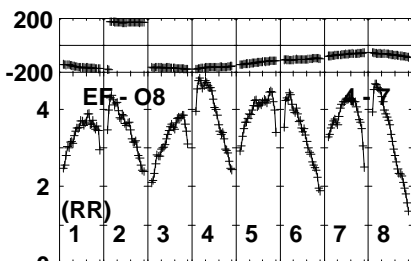
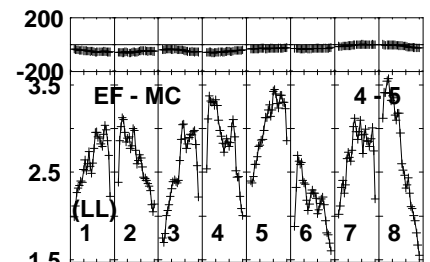
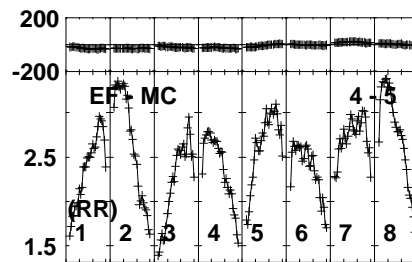
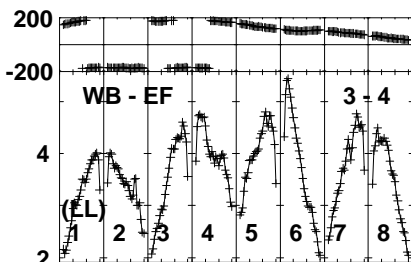
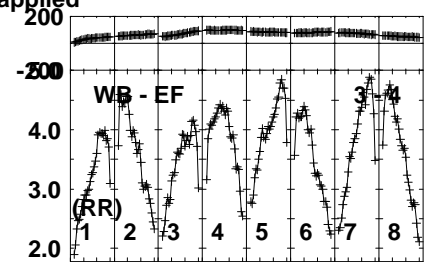
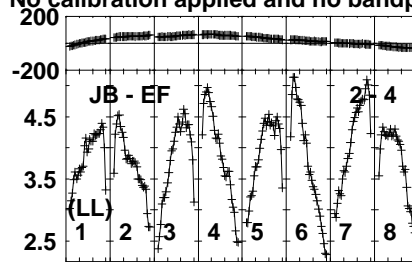
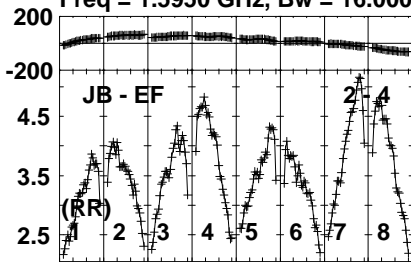
Lower frame: Milli Ampl Jy Top frame: Phas deg
Vector averaged cross-power spectrum Several baselines displayed
Timerange: 00/12:43:50 to 00/12:45:00

Plot file version 285 created 15-NOV-2022 11:01:55

J1722+2815 EB081B 1.UVDATA.1

Freq = 1.5950 GHz, Bw = 16.000 MH

No calibration applied and no bandpass applied



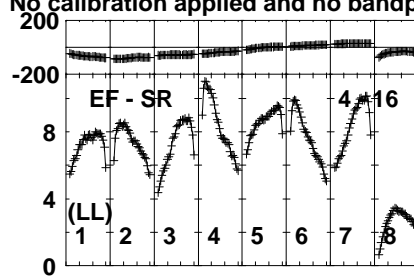
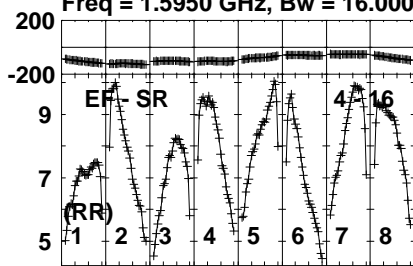
Lower frame: Milli Ampl Jy Top frame: Phas deg
Vector averaged cross-power spectrum Several baselines displayed
Timerange: 00/12:45:01 to 00/12:46:40

Plot file version 287 created 15-NOV-2022 11:01:55

J1722+2815 EB081B 1.UVDATA.1

Freq = 1.5950 GHz, Bw = 16.000 MH

No calibration applied and no bandpass applied



Lower frame: Milli Ampl Jy Top frame: Phas deg

Vector averaged cross-power spectrum Several baselines displayed

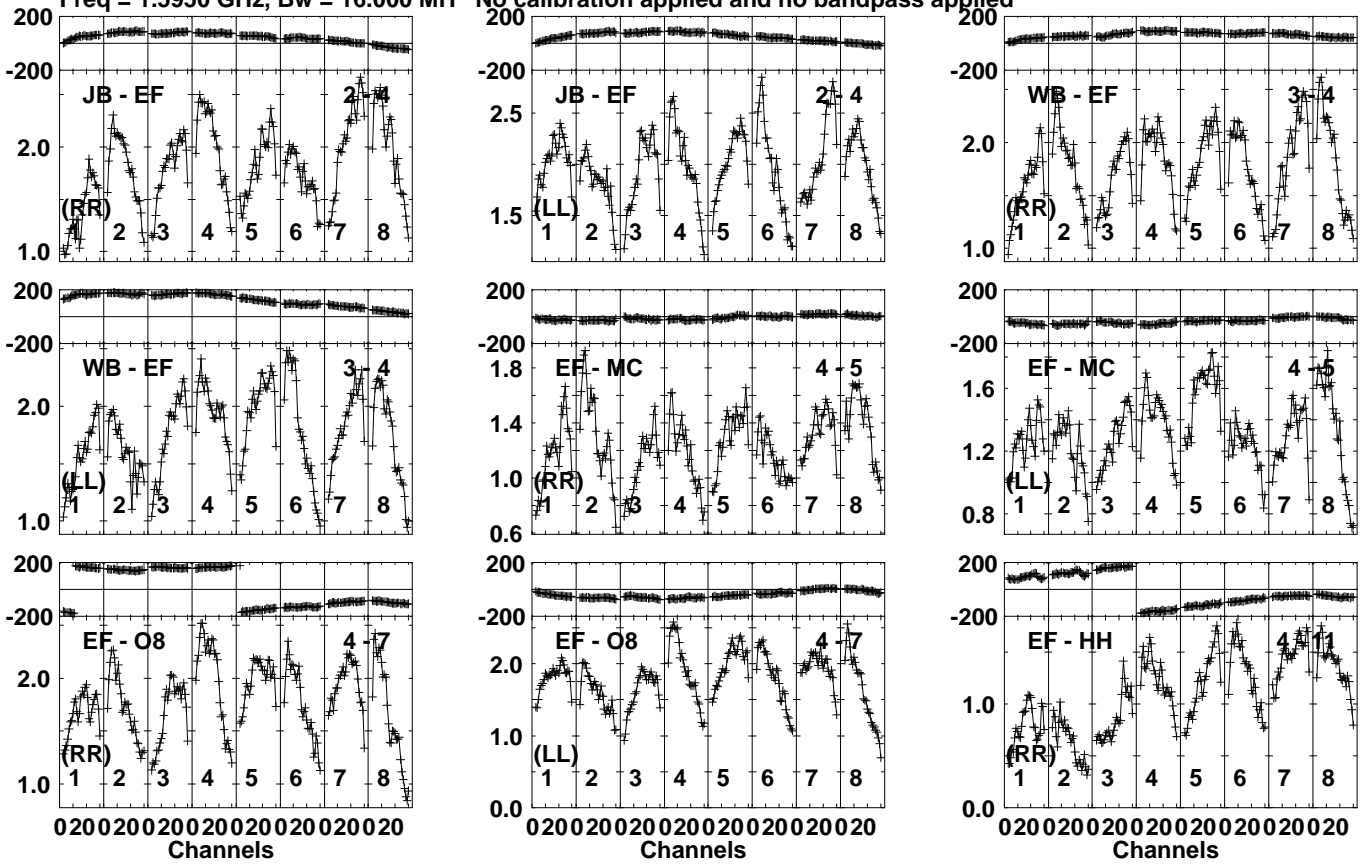
Timerange: 00/12:45:01 to 00/12:46:40

Plot file version 288 created 15-NOV-2022 11:01:55

J1716+2616 EB081B 1.UVDATA.1

Freq = 1.5950 GHz, Bw = 16.000 MH

No calibration applied and no bandpass applied



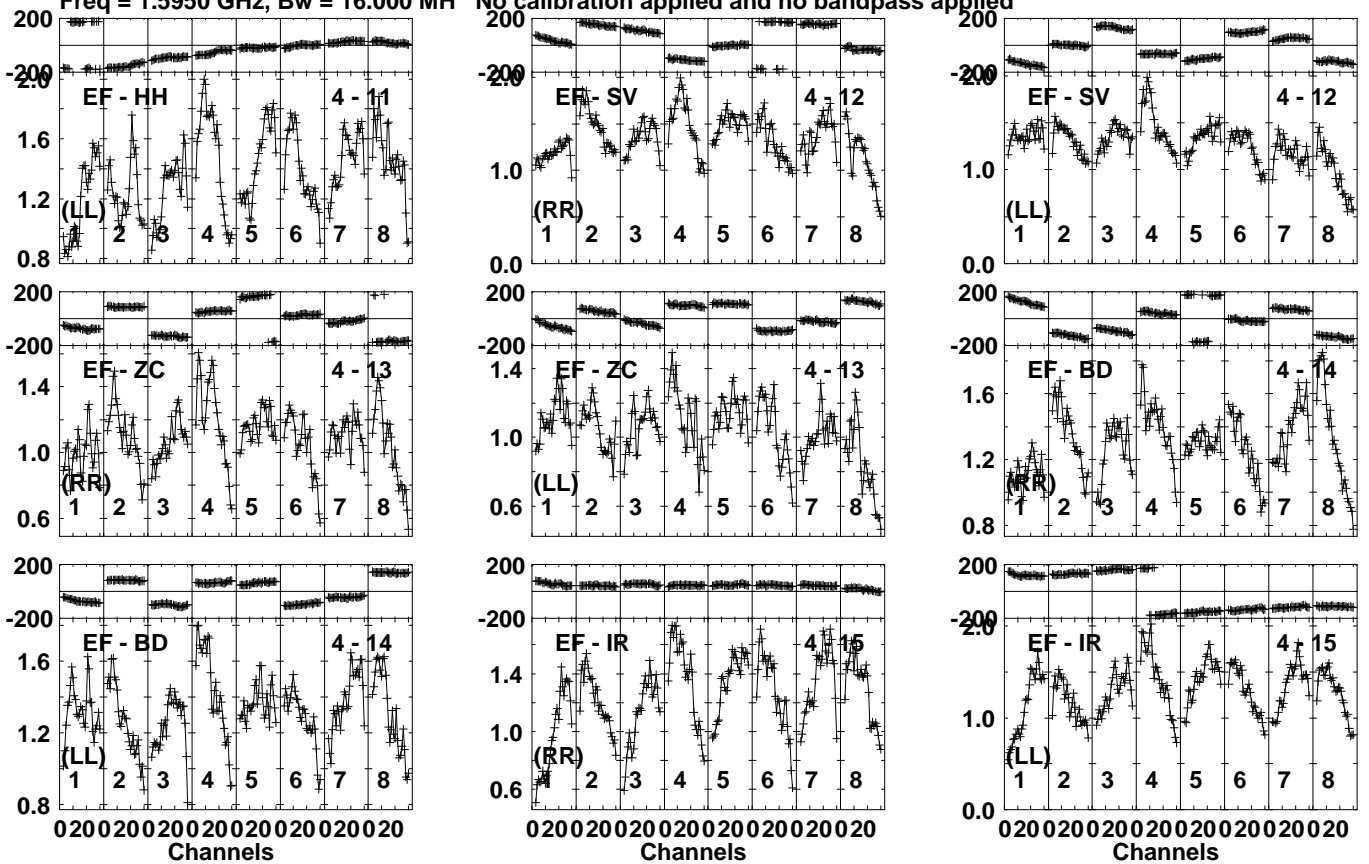
Lower frame: Milli Ampl Jy Top frame: Phas deg
 Vector averaged cross-power spectrum Several baselines displayed
 Timerange: 00/12:46:40 to 00/12:48:19

Plot file version 289 created 15-NOV-2022 11:01:55

J1716+2616 EB081B 1.UVDATA.1

Freq = 1.5950 GHz, Bw = 16.000 MH

No calibration applied and no bandpass applied



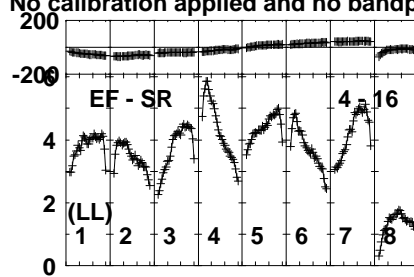
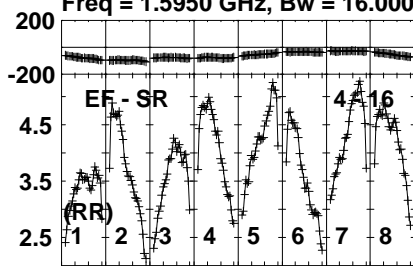
Lower frame: Milli Ampl Jy Top frame: Phas deg
Vector averaged cross-power spectrum Several baselines displayed
Timerange: 00/12:46:40 to 00/12:48:19

Plot file version 290 created 15-NOV-2022 11:01:55

J1716+2616 EB081B 1.UVDATA.1

Freq = 1.5950 GHz, Bw = 16.000 MH

No calibration applied and no bandpass applied



Lower frame: Milli Ampl Jy Top frame: Phas deg

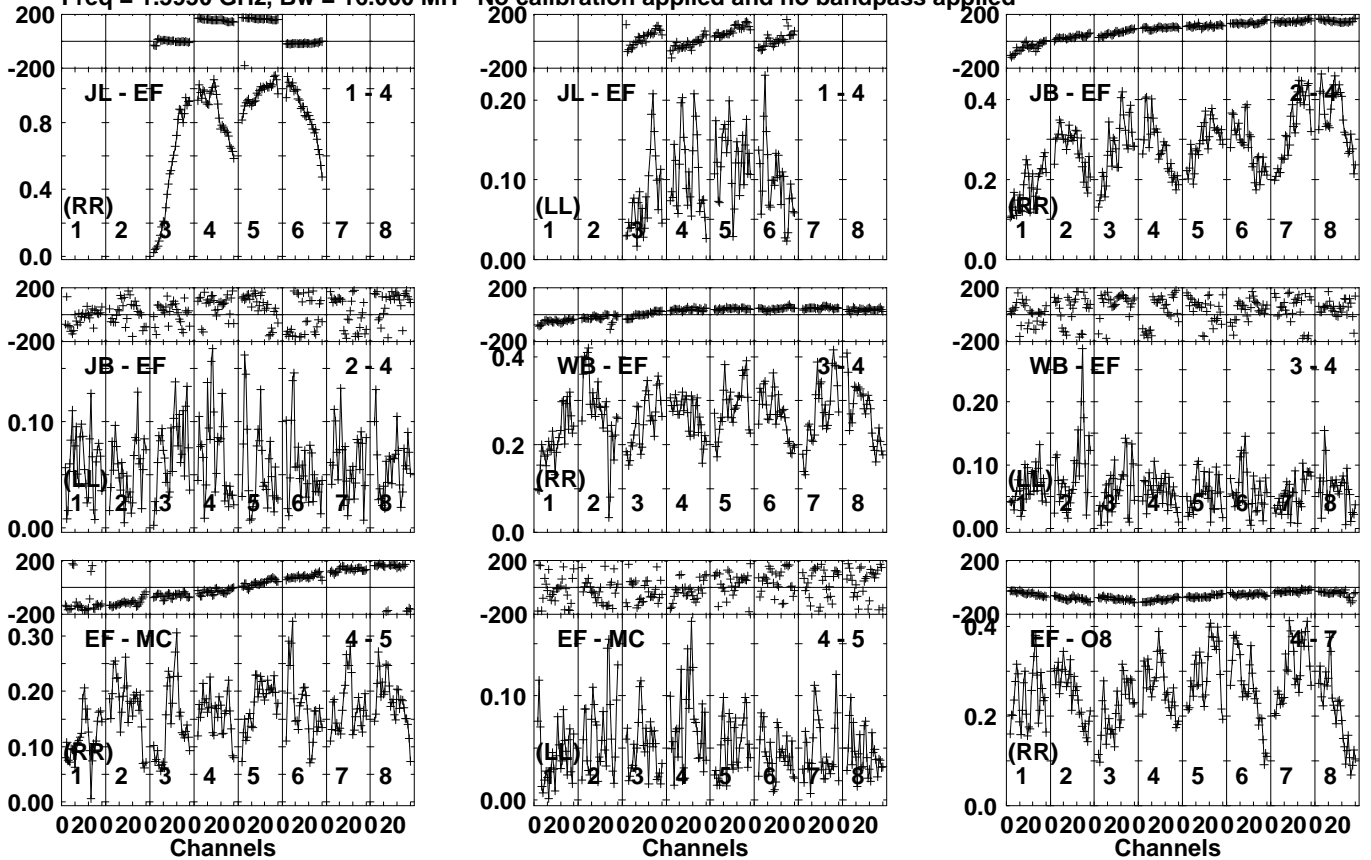
Vector averaged cross-power spectrum Several baselines displayed

Timerange: 00/12:46:40 to 00/12:48:19

Plot file version 291 created 15-NOV-2022 11:01:55

ROSS867 EB081B 1.UVDATA.1

Freq = 1.5950 GHz, Bw = 16.000 MH No calibration applied and no bandpass applied



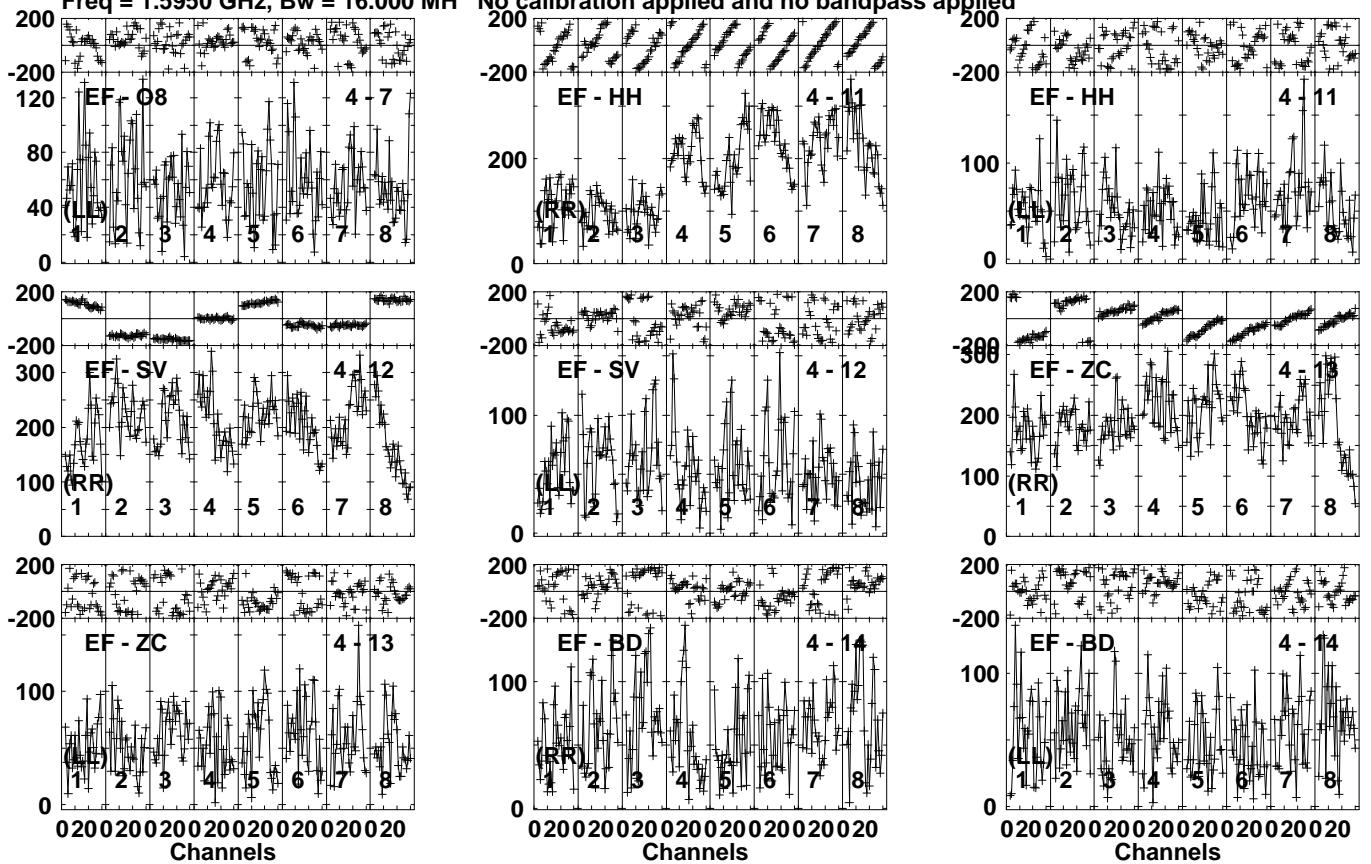
Lower frame: Milli Ampl Jy Top frame: Phas deg
Vector averaged cross-power spectrum Several baselines displayed
Timerange: 00/12:48:21 to 00/12:53:20

Plot file version 292 created 15-NOV-2022 11:01:56

ROSS867 EB081B 1.UVDATA.1

Freq = 1.5950 GHz, Bw = 16.000 MH

No calibration applied and no bandpass applied



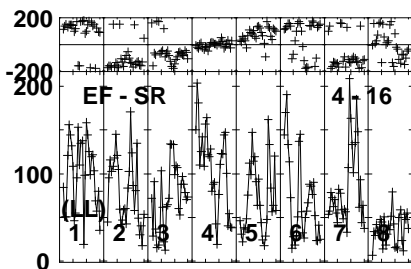
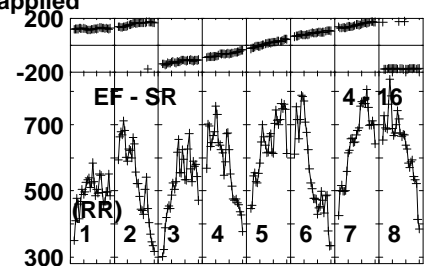
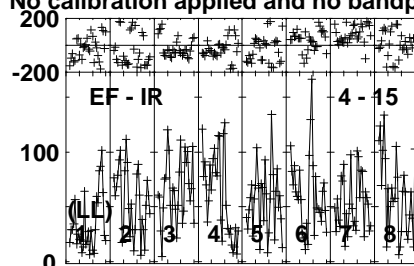
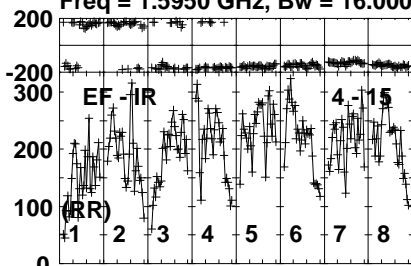
Lower frame: Micro Ampl Jy Top frame: Phas deg
Vector averaged cross-power spectrum Several baselines displayed
Timerange: 00/12:48:21 to 00/12:53:20

Plot file version 293 created 15-NOV-2022 11:01:56

ROSS867 EB081B 1.UVDATA.1

Freq = 1.5950 GHz, Bw = 16.000 MH

No calibration applied and no bandpass applied



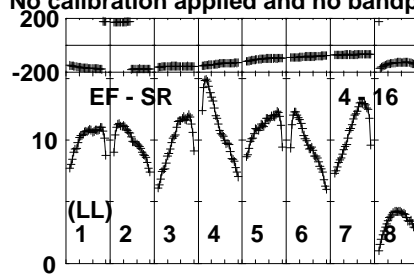
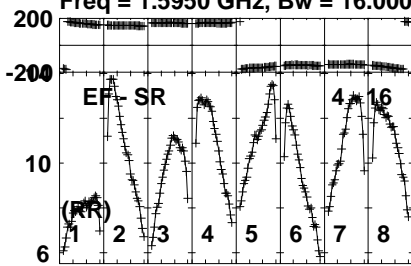
Lower frame: Micro Ampl Jy Top frame: Phas deg
Vector averaged cross-power spectrum Several baselines displayed
Timerange: 00/12:48:21 to 00/12:53:20

Plot file version 296 created 15-NOV-2022 11:01:56

J1722+2458 EB081B 1.UVDATA.1

Freq = 1.5950 GHz, Bw = 16.000 MH

No calibration applied and no bandpass applied



Lower frame: Milli Ampl Jy Top frame: Phas deg

Vector averaged cross-power spectrum Several baselines displayed

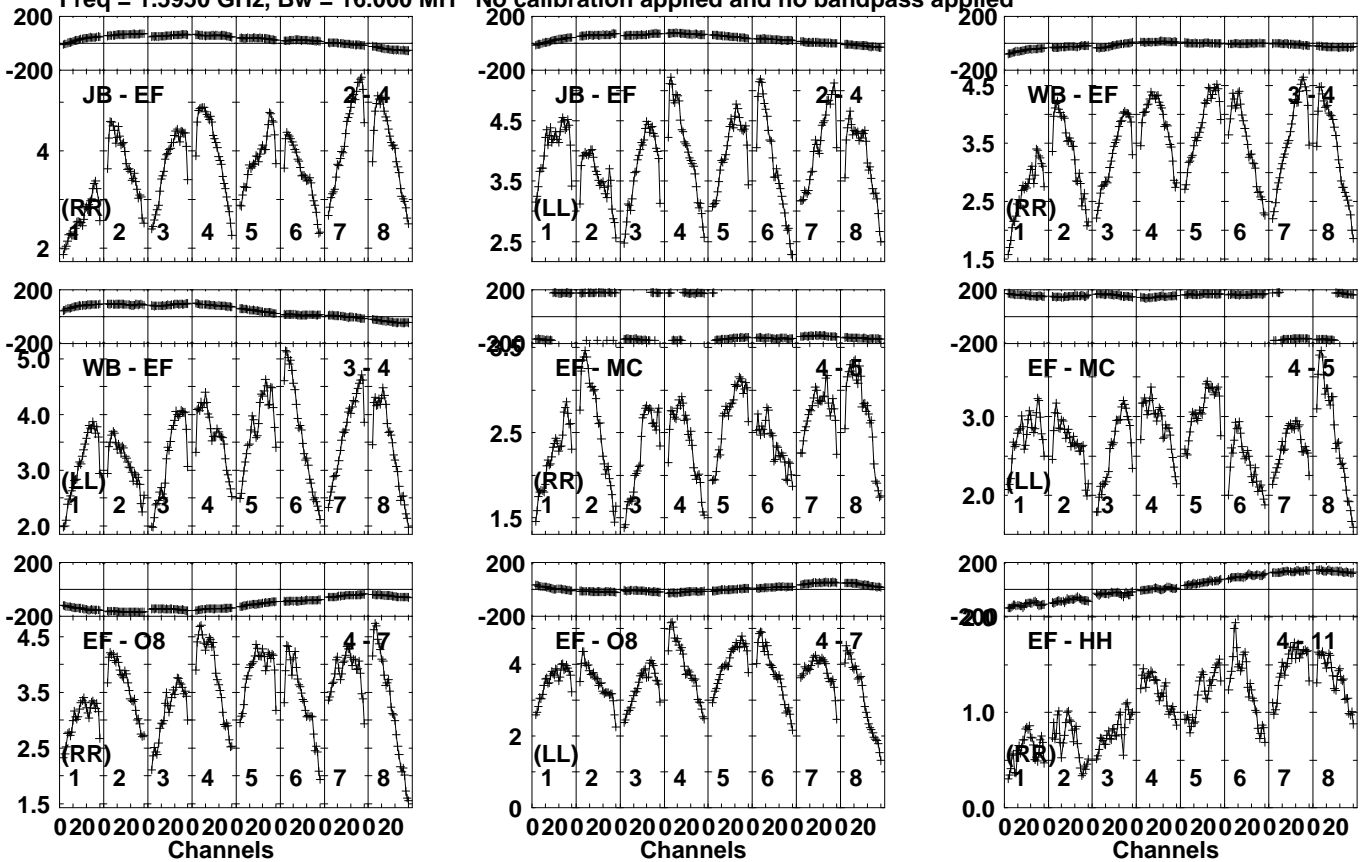
Timerange: 00/12:53:51 to 00/12:54:59

Plot file version 297 created 15-NOV-2022 11:01:56

J1722+2815 EB081B 1.UVDATA.1

Freq = 1.5950 GHz, Bw = 16.000 MH

No calibration applied and no bandpass applied



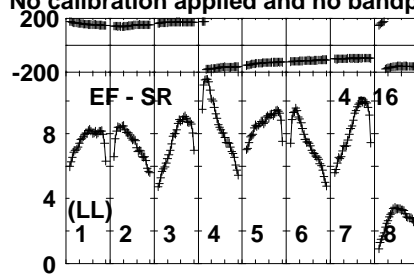
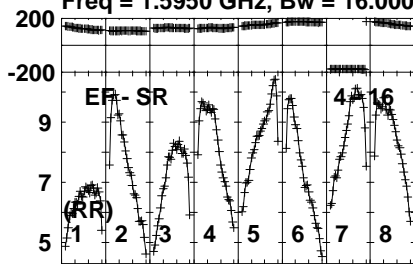
Lower frame: Milli Ampl Jy Top frame: Phas deg
Vector averaged cross-power spectrum Several baselines displayed
Timerange: 00/12:55:01 to 00/12:56:40

Plot file version 299 created 15-NOV-2022 11:01:57

J1722+2815 EB081B 1.UVDATA.1

Freq = 1.5950 GHz, Bw = 16.000 MH

No calibration applied and no bandpass applied



Lower frame: Milli Ampl Jy Top frame: Phas deg

Vector averaged cross-power spectrum Several baselines displayed

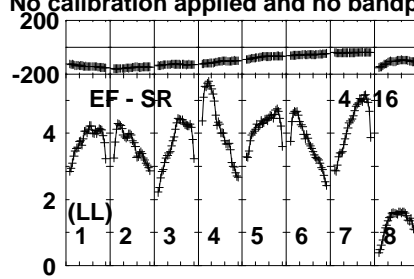
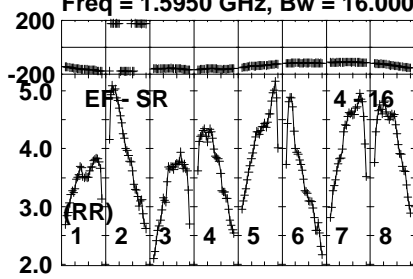
Timerange: 00/12:55:01 to 00/12:56:40

Plot file version 302 created 15-NOV-2022 11:01:57

J1716+2616 EB081B 1.UVDATA.1

Freq = 1.5950 GHz, Bw = 16.000 MH

No calibration applied and no bandpass applied



Lower frame: Milli Ampl Jy Top frame: Phas deg

Vector averaged cross-power spectrum Several baselines displayed

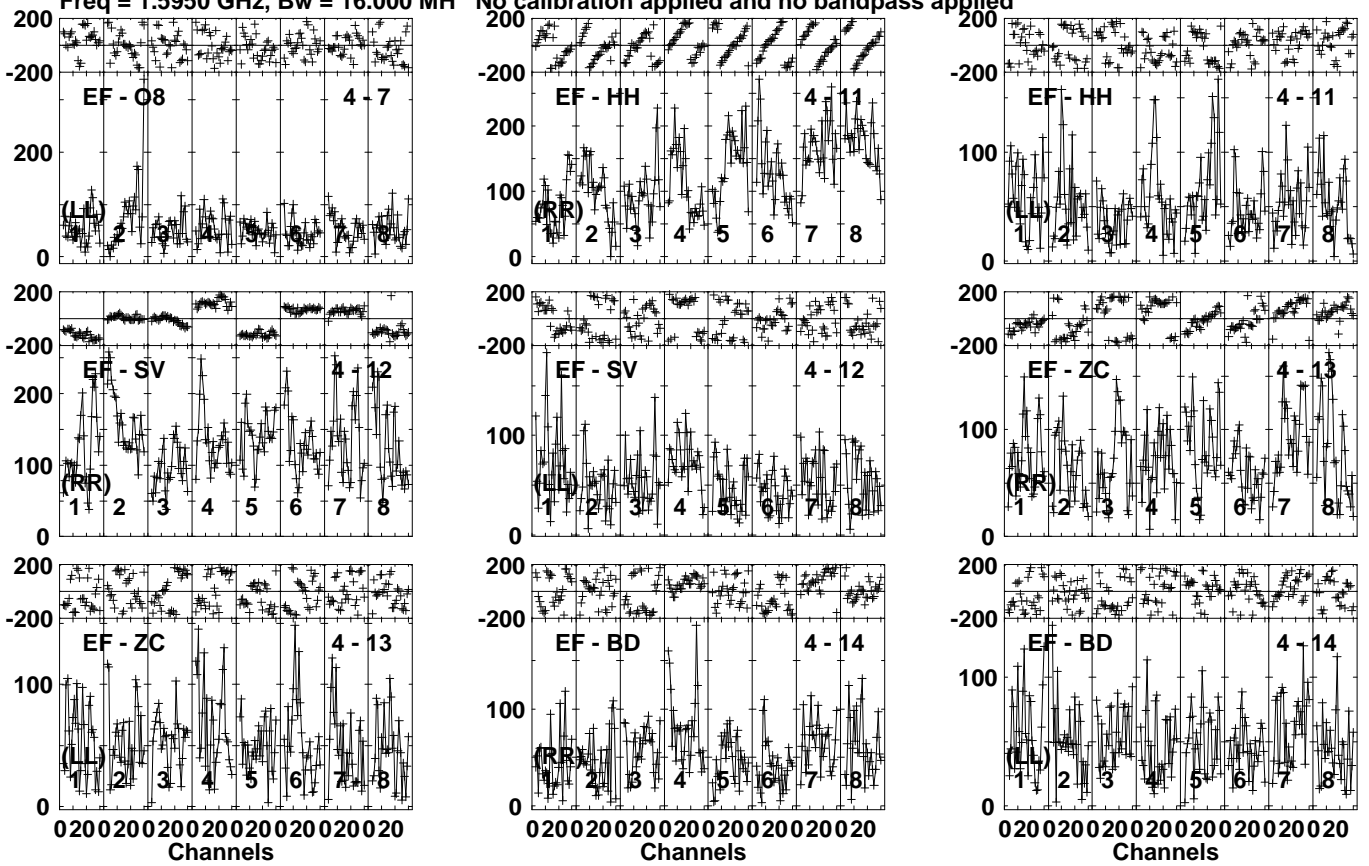
Timerange: 00/12:56:41 to 00/12:58:20

Plot file version 304 created 15-NOV-2022 11:01:57

ROSS867 EB081B 1.UVDATA.1

Freq = 1.5950 GHz, Bw = 16.000 MH

No calibration applied and no bandpass applied

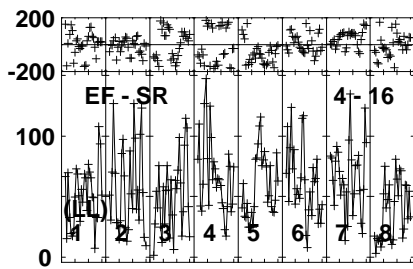
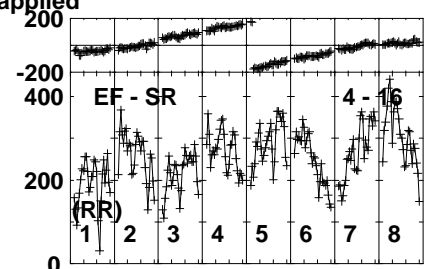
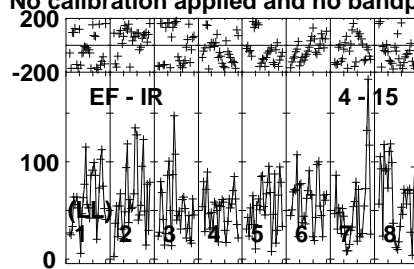
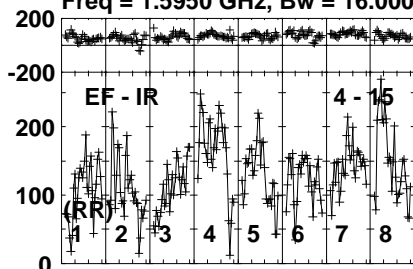


Lower frame: Micro Ampl Jy Top frame: Phas deg
Vector averaged cross-power spectrum Several baselines displayed
Timerange: 00:12:58:21 to 00:13:03:20

Plot file version 305 created 15-NOV-2022 11:01:58

ROSS867 EB081B 1.UVDATA.1

Freq = 1.5950 GHz, Bw = 16.000 MH No calibration applied and no bandpass applied



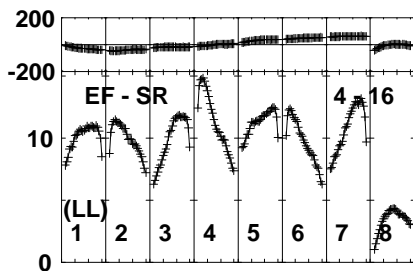
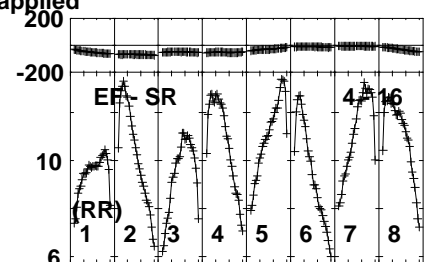
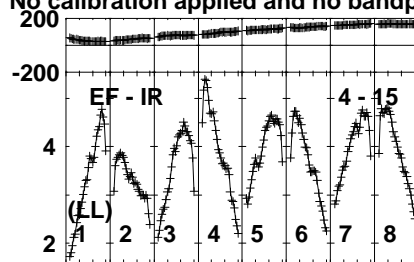
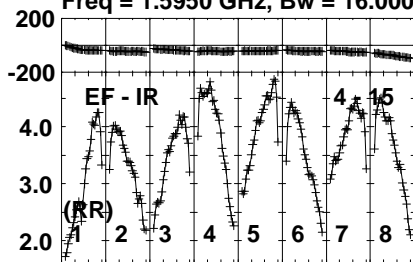
Lower frame: Micro Ampl Jy Top frame: Phas deg
Vector averaged cross-power spectrum Several baselines displayed
Timerange: 00/12:58:21 to 00/13:03:20

Plot file version 308 created 15-NOV-2022 11:01:58

J1722+2458 EB081B 1.UVDATA.1

Freq = 1.5950 GHz, Bw = 16.000 MH

No calibration applied and no bandpass applied



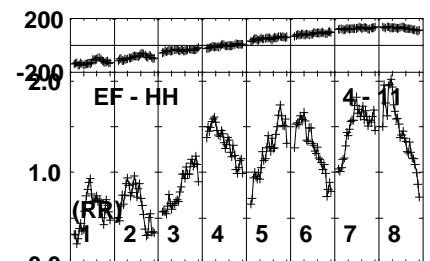
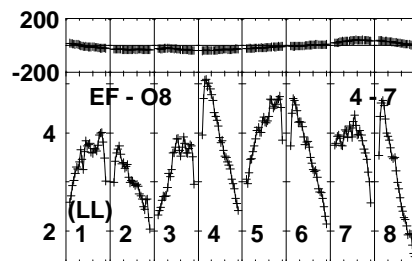
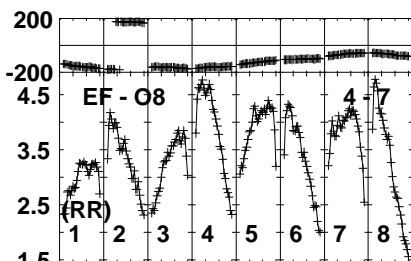
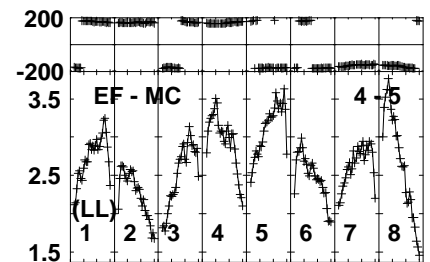
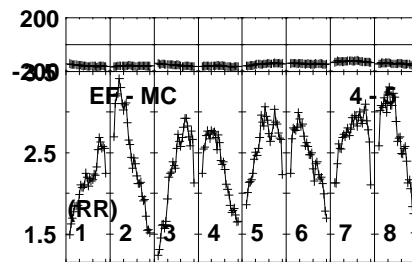
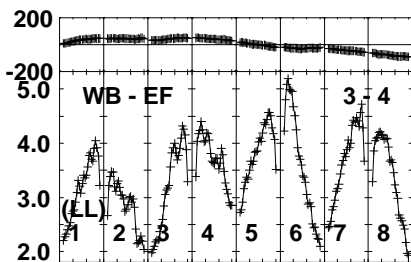
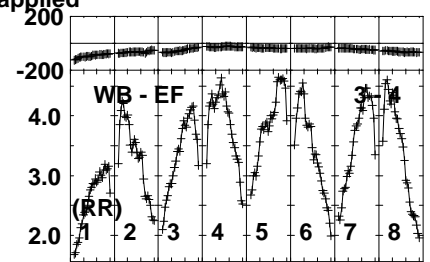
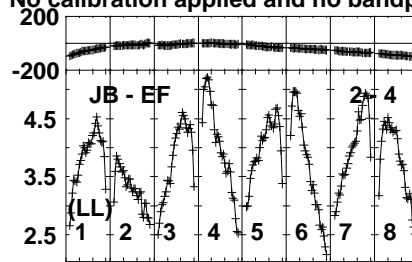
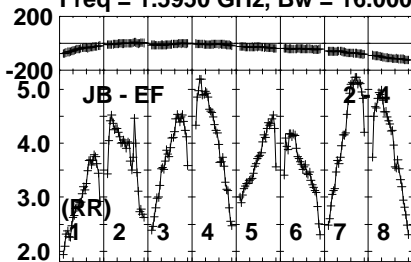
Lower frame: Milli Ampl Jy Top frame: Phas deg
Vector averaged cross-power spectrum Several baselines displayed
Timerange: 00/13:03:50 to 00/13:05:00

Plot file version 309 created 15-NOV-2022 11:01:58

J1722+2815 EB081B 1.UVDATA.1

Freq = 1.5950 GHz, Bw = 16.000 MH

No calibration applied and no bandpass applied



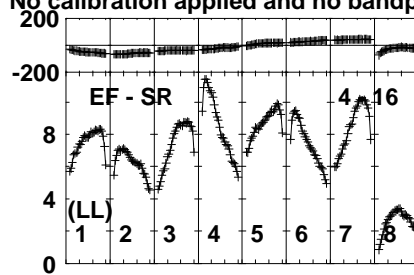
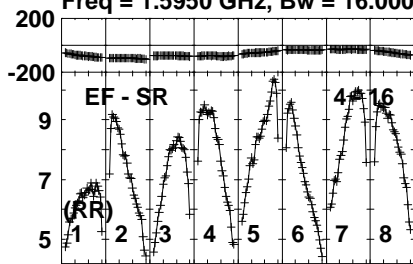
Lower frame: Milli Ampl Jy Top frame: Phas deg
Vector averaged cross-power spectrum Several baselines displayed
Timerange: 00/13:05:01 to 00/13:06:40

Plot file version 311 created 15-NOV-2022 11:01:58

J1722+2815 EB081B 1.UVDATA.1

Freq = 1.5950 GHz, Bw = 16.000 MH

No calibration applied and no bandpass applied



Lower frame: Milli Ampl Jy Top frame: Phas deg

Vector averaged cross-power spectrum Several baselines displayed

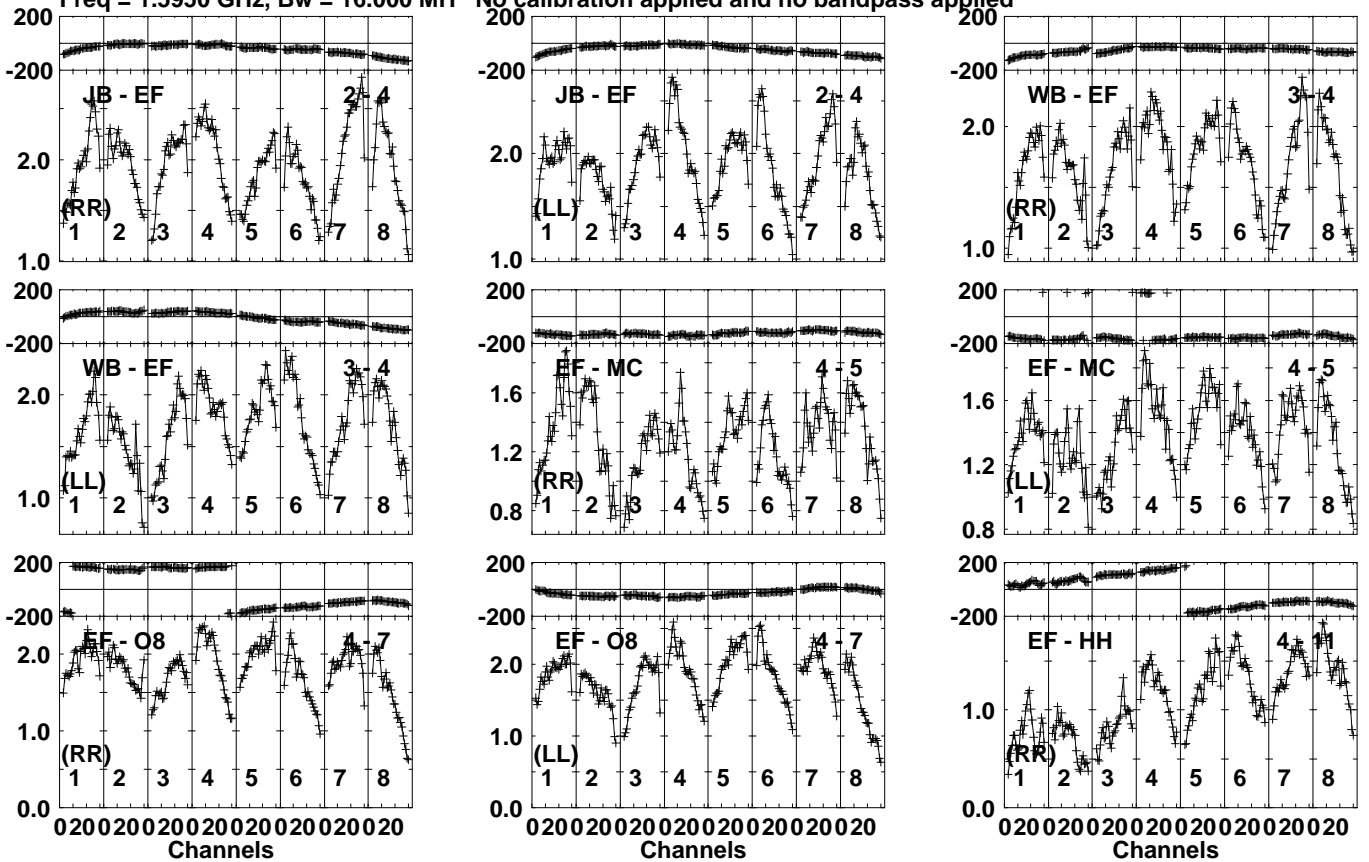
Timerange: 00/13:05:01 to 00/13:06:40

Plot file version 312 created 15-NOV-2022 11:01:58

J1716+2616 EB081B 1.UVDATA.1

Freq = 1.5950 GHz, Bw = 16.000 MH

No calibration applied and no bandpass applied



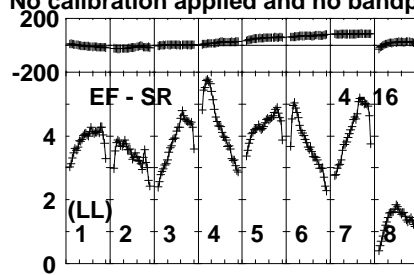
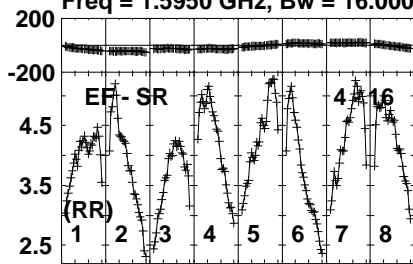
Lower frame: Milli Ampl Jy Top frame: Phas deg
 Vector averaged cross-power spectrum Several baselines displayed
 Timerange: 00/13:06:40 to 00/13:08:20

Plot file version 314 created 15-NOV-2022 11:01:59

J1716+2616 EB081B 1.UVDATA.1

Freq = 1.5950 GHz, Bw = 16.000 MH

No calibration applied and no bandpass applied



Lower frame: Milli Ampl Jy Top frame: Phas deg

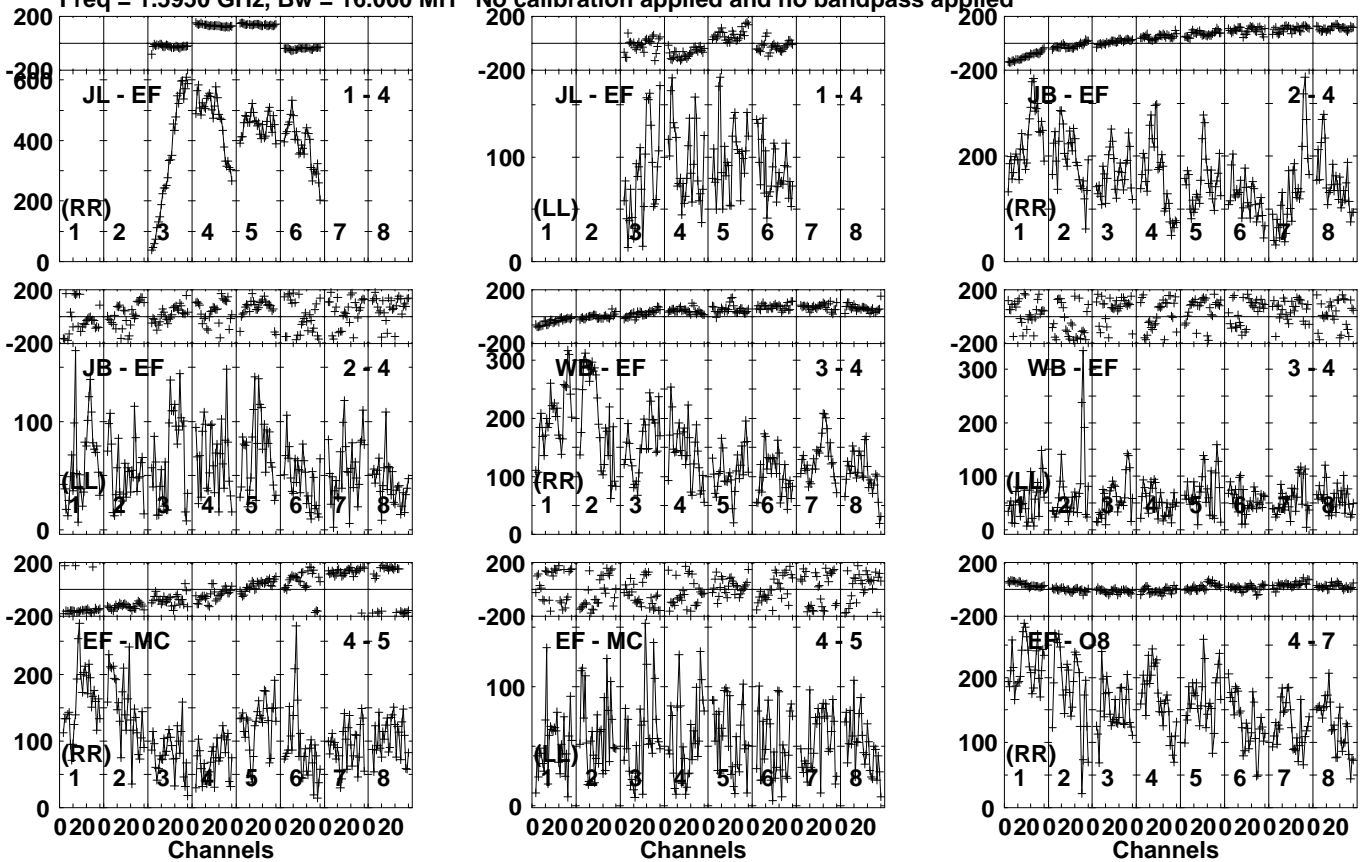
Vector averaged cross-power spectrum Several baselines displayed

Timerange: 00/13:06:40 to 00/13:08:20

Plot file version 315 created 15-NOV-2022 11:01:59

ROSS867 EB081B 1.UVDATA.1

Freq = 1.5950 GHz, Bw = 16.000 MH No calibration applied and no bandpass applied

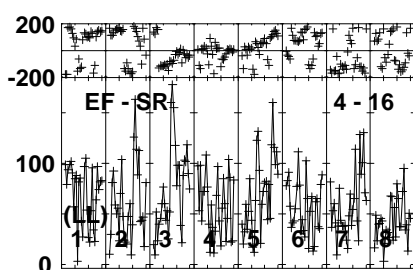
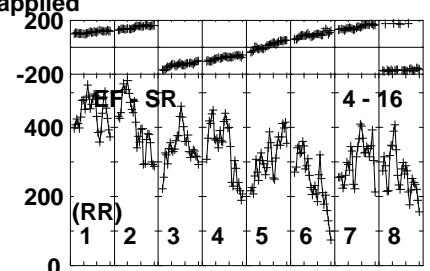
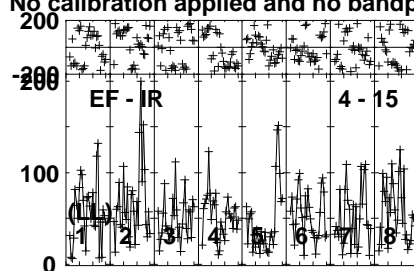
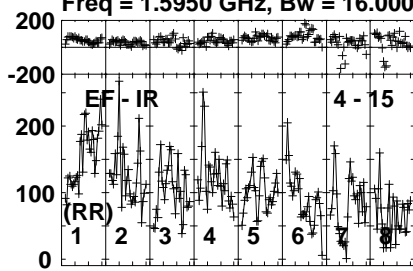


Lower frame: Micro Ampl Jy Top frame: Phas deg
Vector averaged cross-power spectrum Several baselines displayed
Timerange: 00/13:08:20 to 00/13:13:19

Plot file version 317 created 15-NOV-2022 11:01:59

ROSS867 EB081B 1.UVDATA.1

Freq = 1.5950 GHz, Bw = 16.000 MH No calibration applied and no bandpass applied



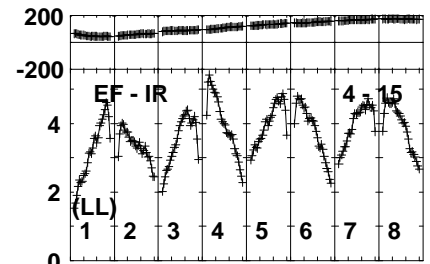
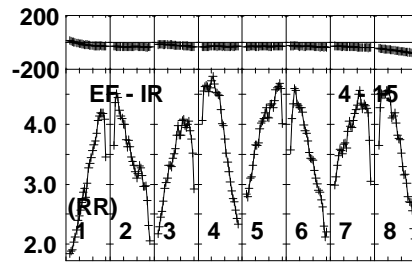
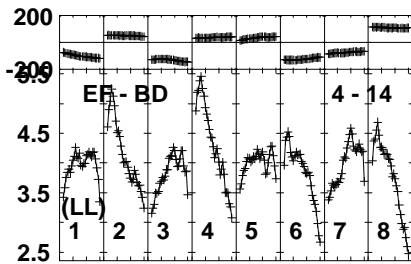
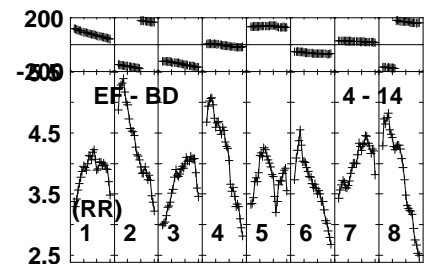
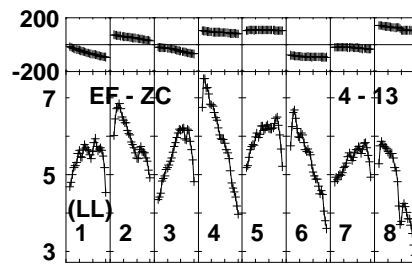
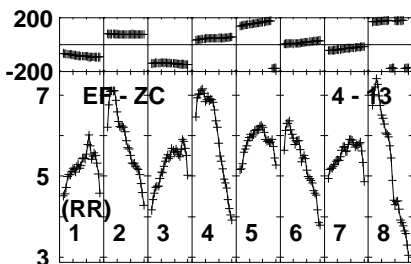
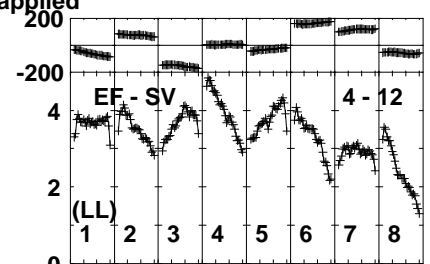
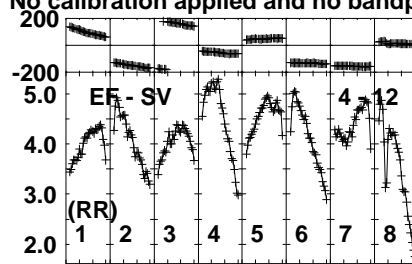
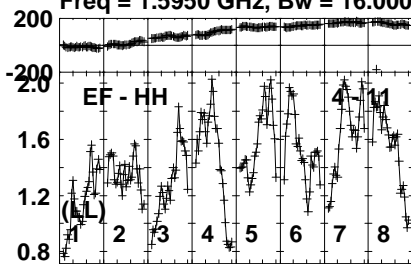
Lower frame: Micro Ampl Jy Top frame: Phas deg
Vector averaged cross-power spectrum Several baselines displayed
Timerange: 00/13:08:20 to 00/13:13:19

Plot file version 319 created 15-NOV-2022 11:02:00

J1722+2458 EB081B 1.UVDATA.1

Freq = 1.5950 GHz, Bw = 16.000 MH

No calibration applied and no bandpass applied



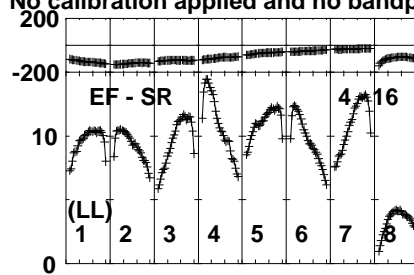
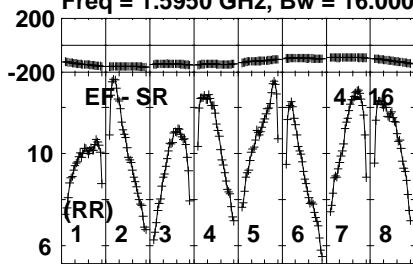
Lower frame: Milli Ampl Jy Top frame: Phas deg
Vector averaged cross-power spectrum Several baselines displayed
Timerange: 00/13:13:51 to 00/13:14:59

Plot file version 320 created 15-NOV-2022 11:02:00

J1722+2458 EB081B 1.UVDATA.1

Freq = 1.5950 GHz, Bw = 16.000 MH

No calibration applied and no bandpass applied



Lower frame: Milli Ampl Jy Top frame: Phas deg

Vector averaged cross-power spectrum Several baselines displayed

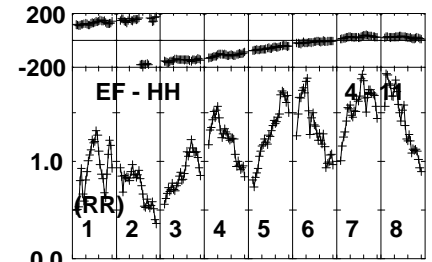
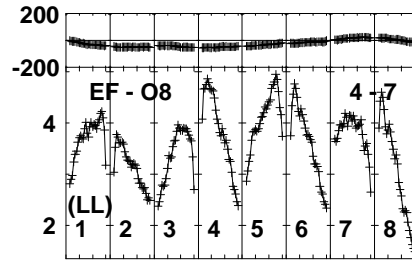
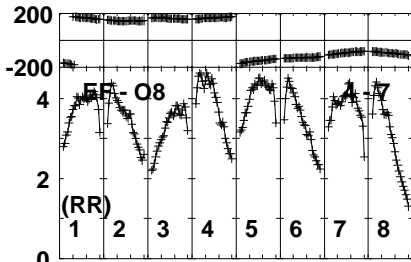
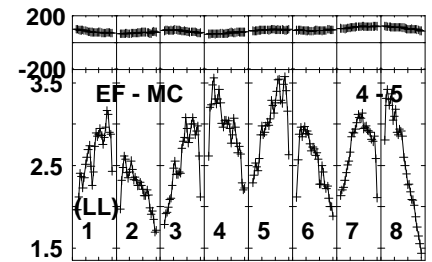
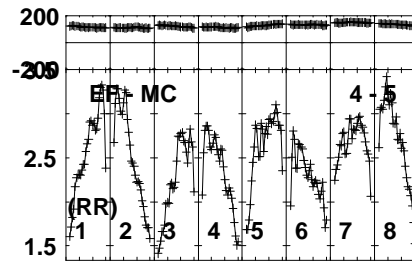
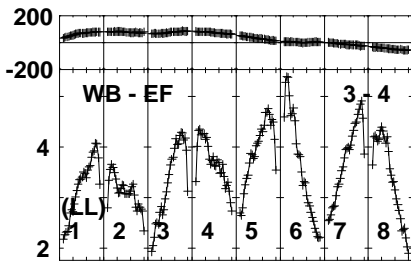
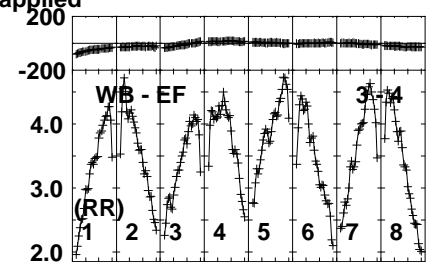
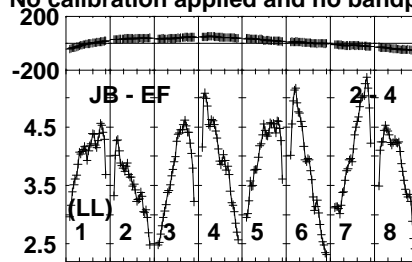
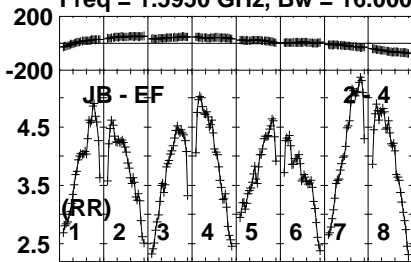
Timerange: 00/13:13:51 to 00/13:14:59

Plot file version 321 created 15-NOV-2022 11:02:00

J1722+2815 EB081B 1.UVDATA.1

Freq = 1.5950 GHz, Bw = 16.000 MH

No calibration applied and no bandpass applied



Lower frame: Milli Ampl Jy Top frame: Phas deg

Vector averaged cross-power spectrum Several baselines displayed

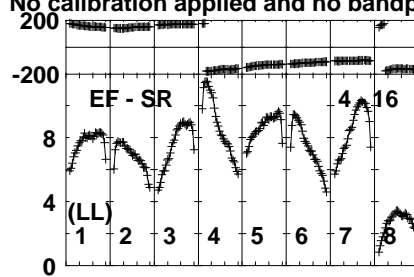
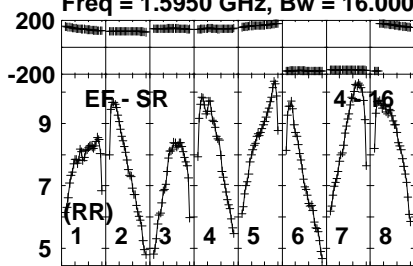
Timerange: 00/13:15:00 to 00/13:16:39

Plot file version 323 created 15-NOV-2022 11:02:00

J1722+2815 EB081B 1.UVDATA.1

Freq = 1.5950 GHz, Bw = 16.000 MH

No calibration applied and no bandpass applied



Lower frame: Milli Ampl Jy Top frame: Phas deg

Vector averaged cross-power spectrum Several baselines displayed

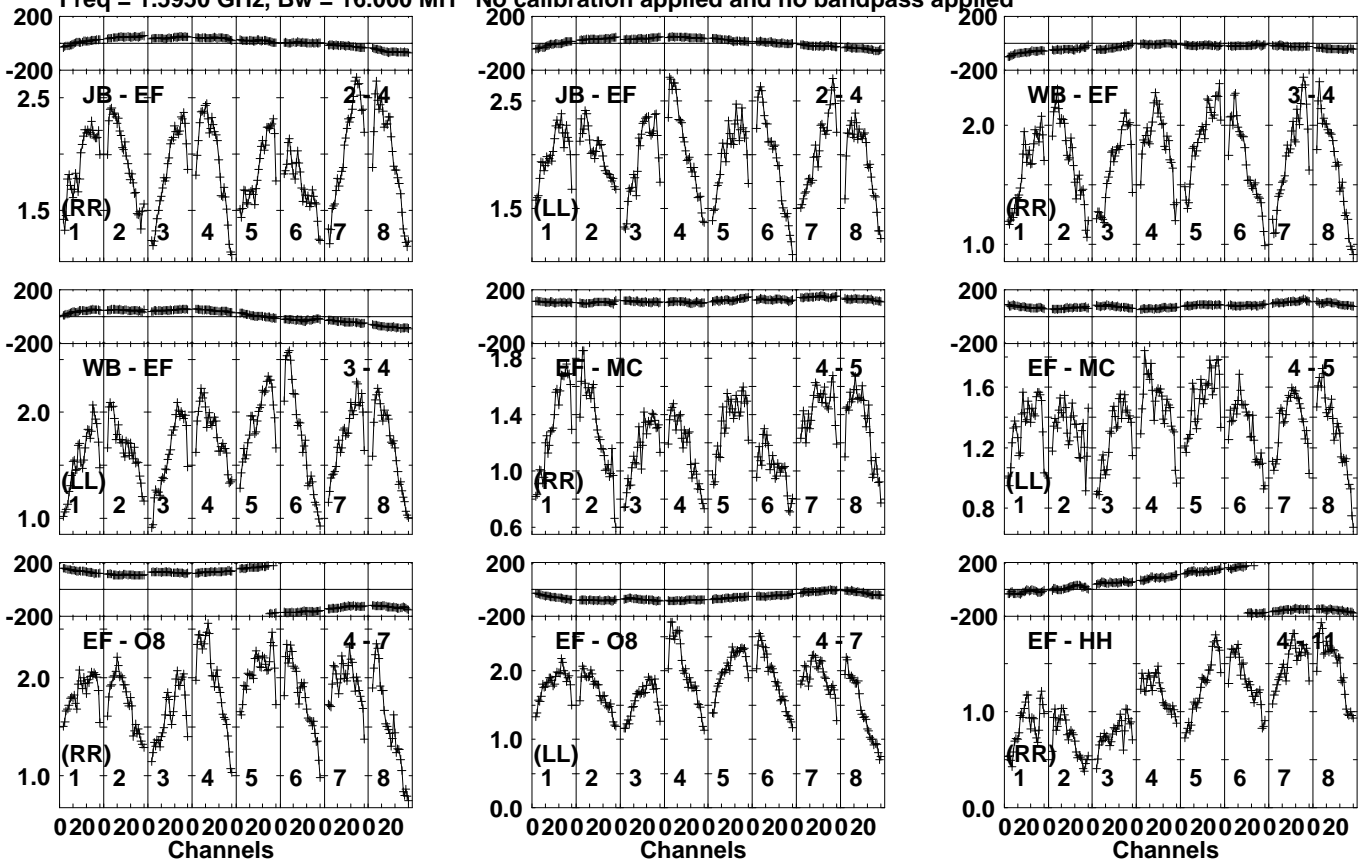
Timerange: 00/13:15:00 to 00/13:16:39

Plot file version 324 created 15-NOV-2022 11:02:00

J1716+2616 EB081B 1.UVDATA.1

Freq = 1.5950 GHz, Bw = 16.000 MH

No calibration applied and no bandpass applied



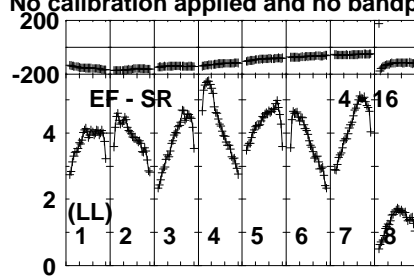
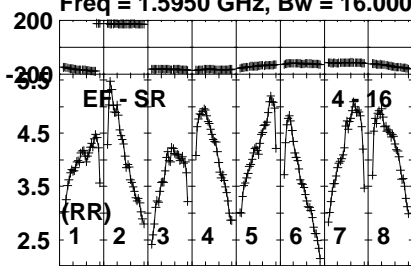
Lower frame: Milli Ampl Jy Top frame: Phas deg
Vector averaged cross-power spectrum Several baselines displayed
Timerange: 00/13:16:40 to 00/13:18:19

Plot file version 326 created 15-NOV-2022 11:02:01

J1716+2616 EB081B 1.UVDATA.1

Freq = 1.5950 GHz, Bw = 16.000 MH

No calibration applied and no bandpass applied



Lower frame: Milli Ampl Jy Top frame: Phas deg

Vector averaged cross-power spectrum Several baselines displayed

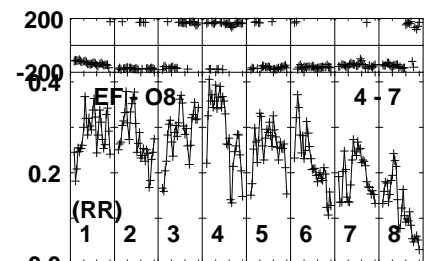
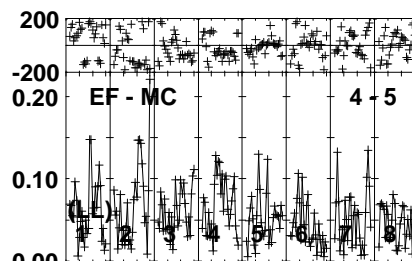
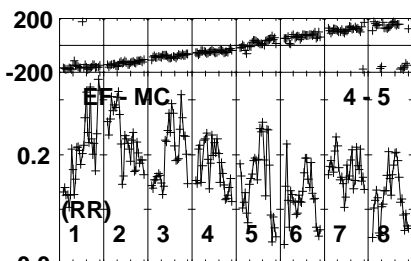
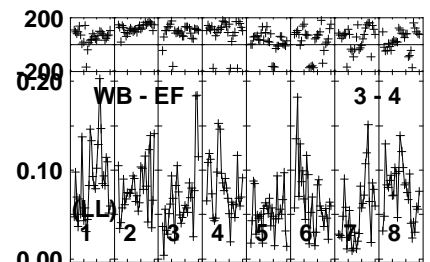
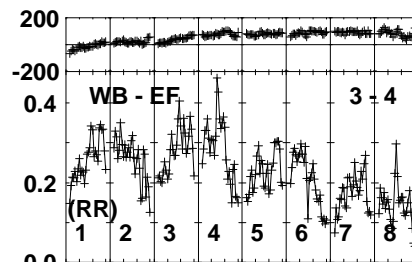
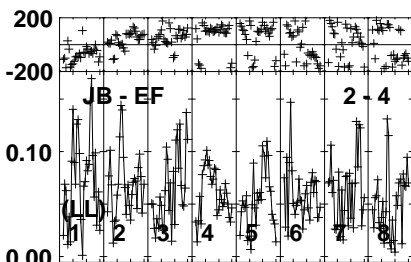
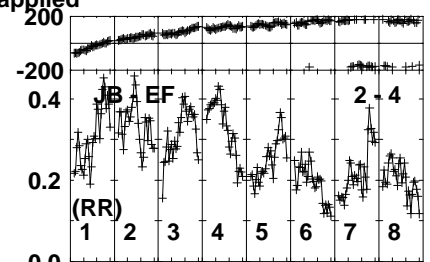
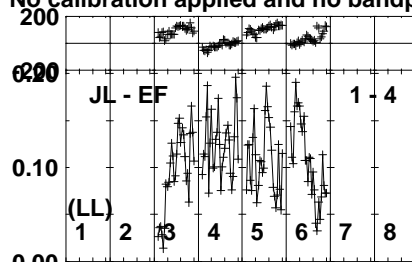
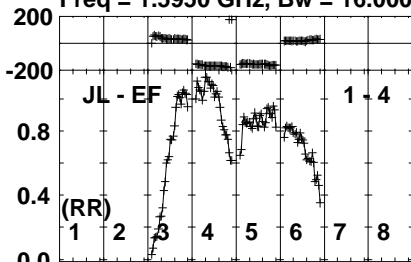
Timerange: 00/13:16:40 to 00/13:18:19

Plot file version 327 created 15-NOV-2022 11:02:01

ROSS867 EB081B 1.UVDATA.1

Freq = 1.5950 GHz, Bw = 16.000 MH

No calibration applied and no bandpass applied

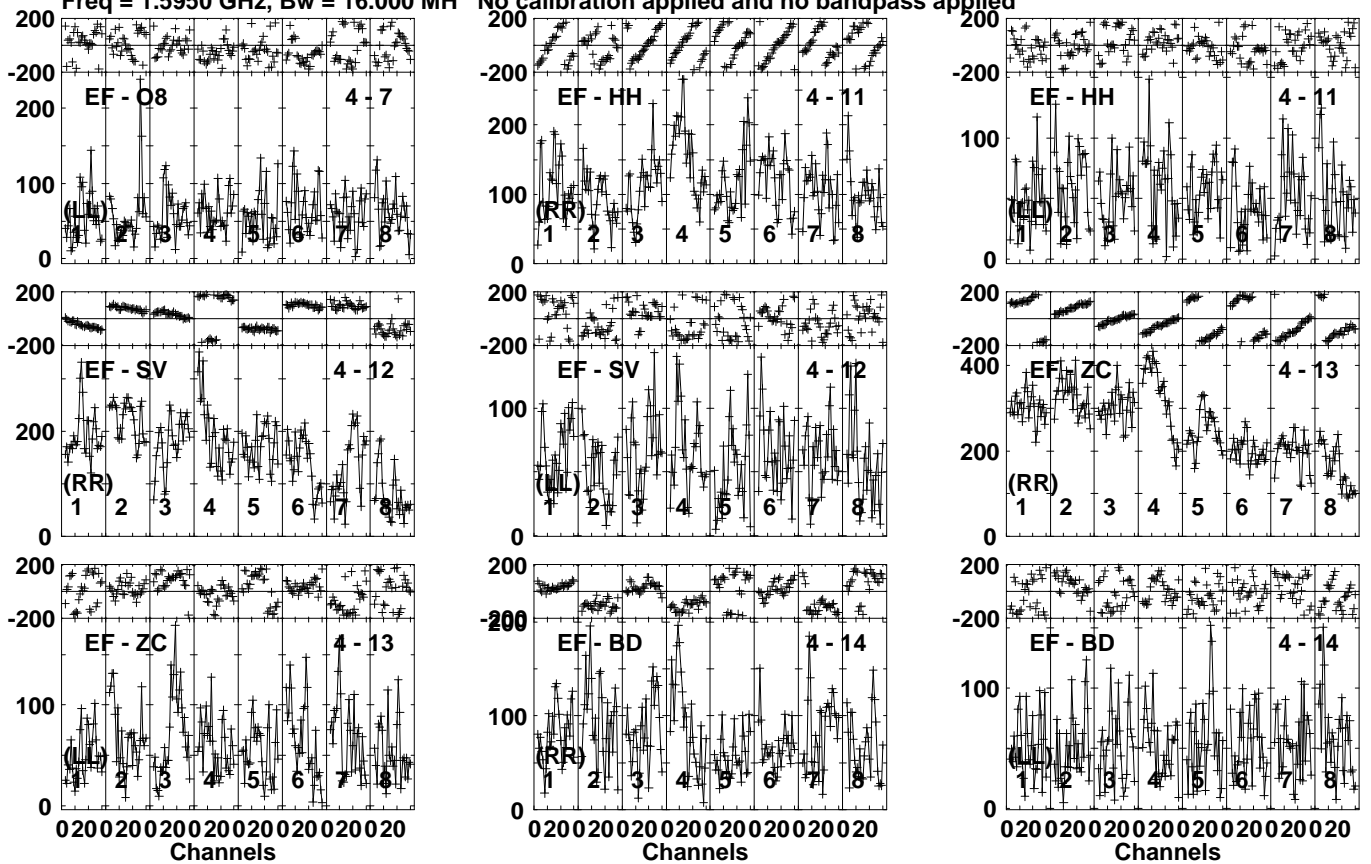


Lower frame: Milli Ampl Jy Top frame: Phas deg
Vector averaged cross-power spectrum Several baselines displayed
Timerange: 00/13:18:21 to 00/13:23:20

Plot file version 328 created 15-NOV-2022 11:02:01

ROSS867 EB081B 1.UVDATA.1

Freq = 1.5950 GHz, Bw = 16.000 MH No calibration applied and no bandpass applied

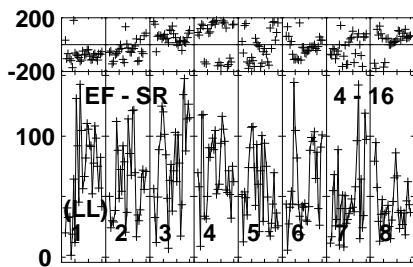
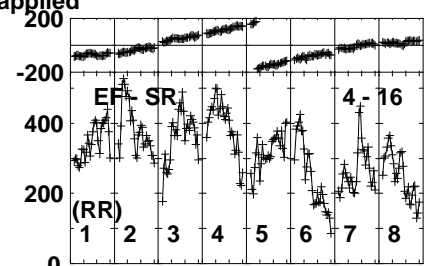
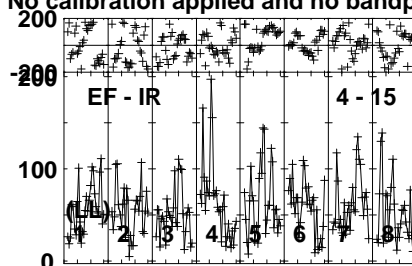
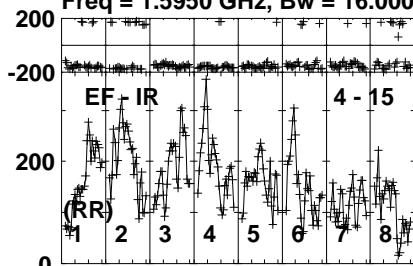


Lower frame: Micro Ampl Jy Top frame: Phas deg
 Vector averaged cross-power spectrum Several baselines displayed
 Timerange: 00/13:18:21 to 00/13:23:20

Plot file version 329 created 15-NOV-2022 11:02:01

ROSS867 EB081B 1.UVDATA.1

Freq = 1.5950 GHz, Bw = 16.000 MH No calibration applied and no bandpass applied



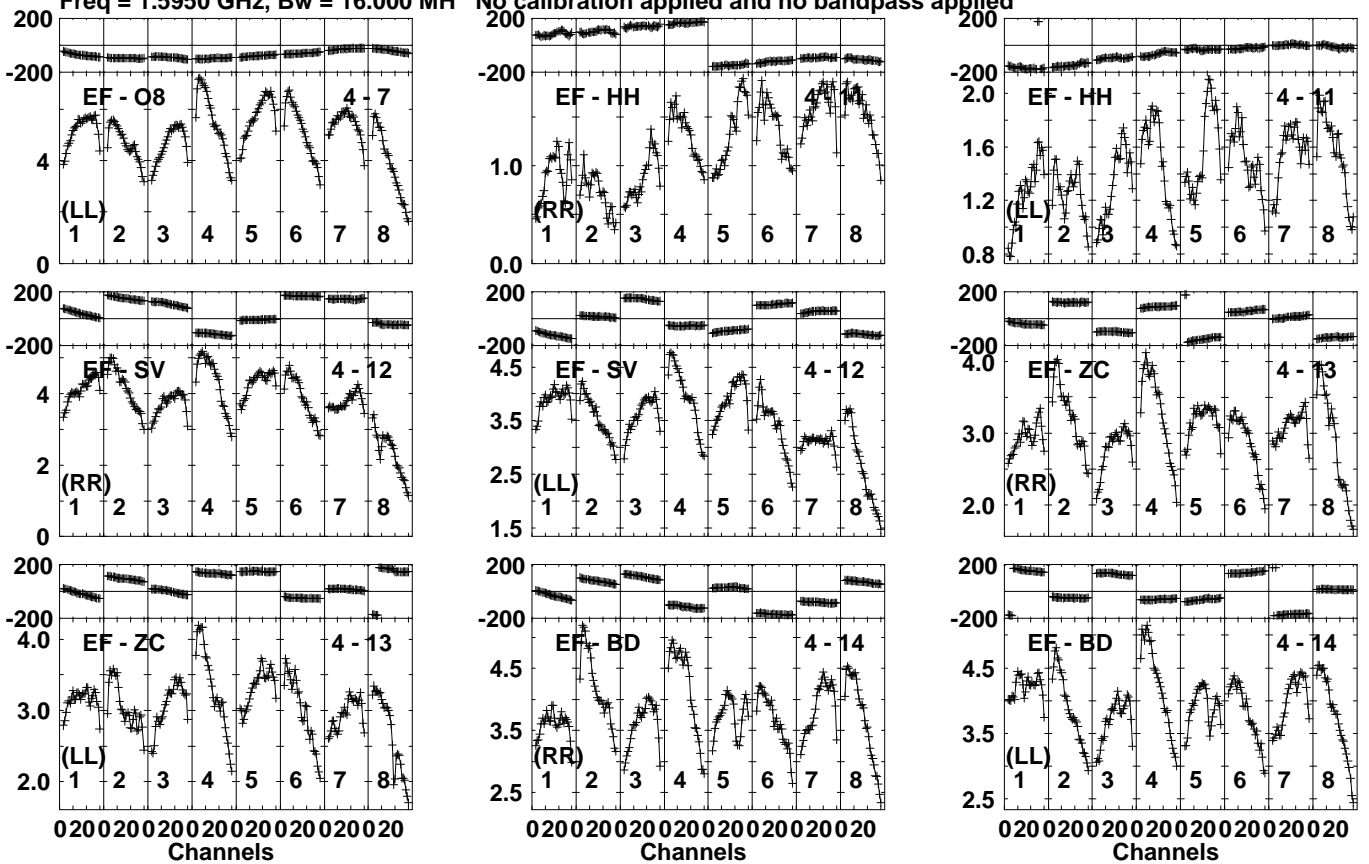
Lower frame: Micro Ampl Jy Top frame: Phas deg
Vector averaged cross-power spectrum Several baselines displayed
Timerange: 00/13:18:21 to 00/13:23:20

Plot file version 331 created 15-NOV-2022 11:02:01

J1722+2458 EB081B 1.UVDATA.1

Freq = 1.5950 GHz, Bw = 16.000 MH

No calibration applied and no bandpass applied



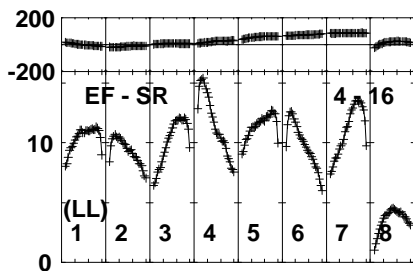
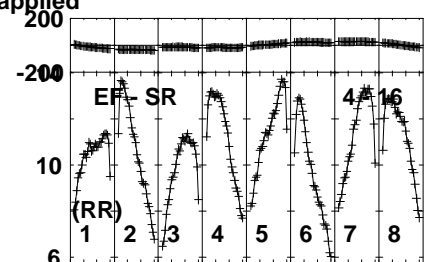
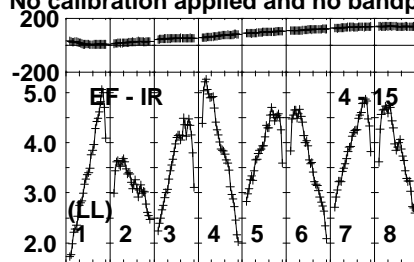
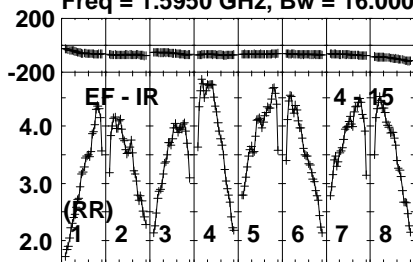
Lower frame: Milli Ampl Jy Top frame: Phas deg
Vector averaged cross-power spectrum Several baselines displayed
Timerange: 00/13:23:50 to 00/13:25:00

Plot file version 332 created 15-NOV-2022 11:02:02

J1722+2458 EB081B 1.UVDATA.1

Freq = 1.5950 GHz, Bw = 16.000 MH

No calibration applied and no bandpass applied



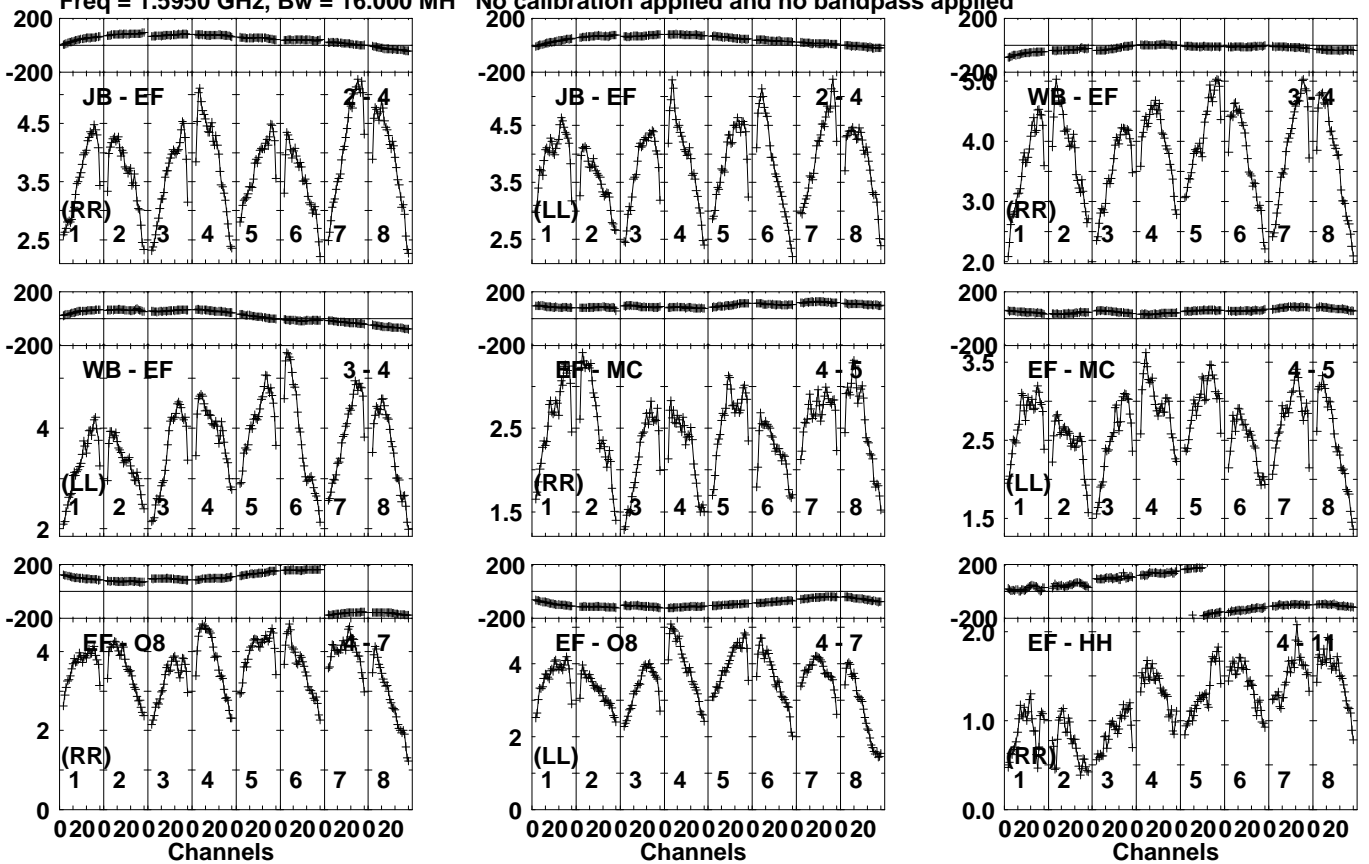
Lower frame: Milli Ampl Jy Top frame: Phas deg
Vector averaged cross-power spectrum Several baselines displayed
Timerange: 00/13:23:50 to 00/13:25:00

Plot file version 333 created 15-NOV-2022 11:02:02

J1722+2815 EB081B 1.UVDATA.1

Freq = 1.5950 GHz, Bw = 16.000 MH

No calibration applied and no bandpass applied



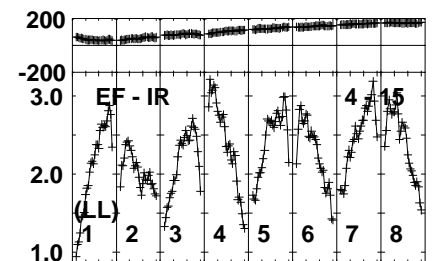
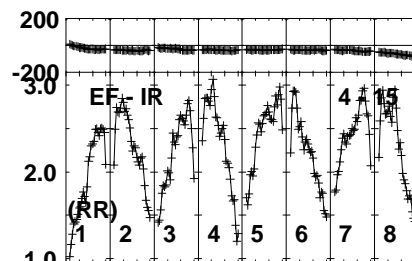
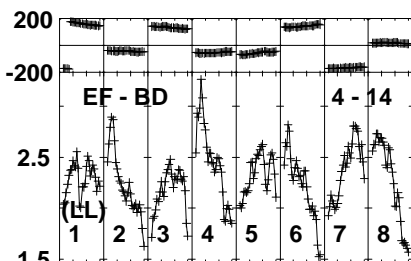
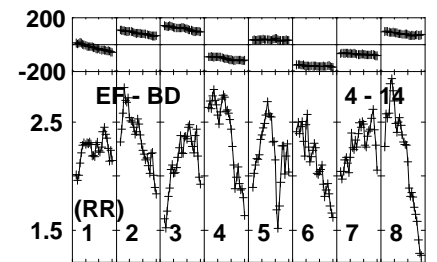
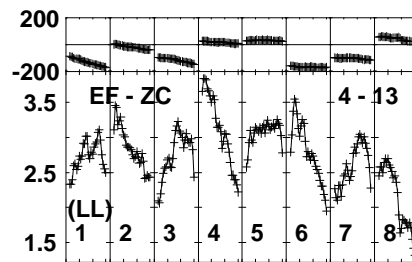
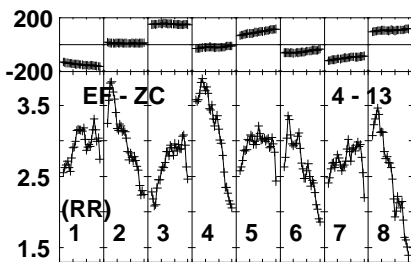
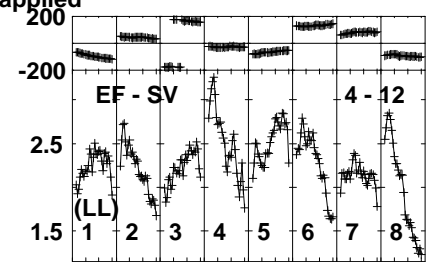
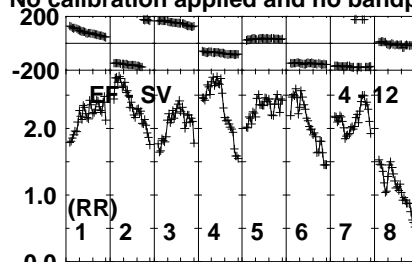
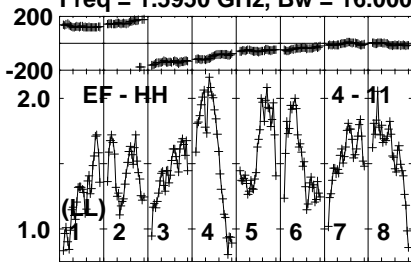
Lower frame: Milli Ampl Jy Top frame: Phas deg
Vector averaged cross-power spectrum Several baselines displayed
Timerange: 00/13:25:00 to 00/13:26:39

Plot file version 334 created 15-NOV-2022 11:02:02

J1722+2815 EB081B 1.UVDATA.1

Freq = 1.5950 GHz, Bw = 16.000 MH

No calibration applied and no bandpass applied



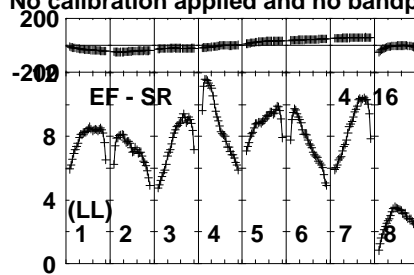
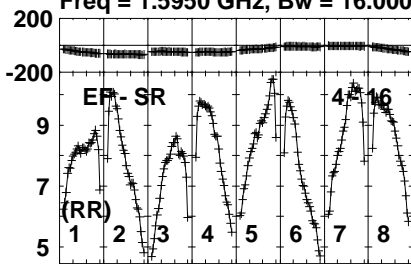
Lower frame: Milli Ampl Jy Top frame: Phas deg
Vector averaged cross-power spectrum Several baselines displayed
Timerange: 00/13:25:00 to 00/13:26:39

Plot file version 335 created 15-NOV-2022 11:02:02

J1722+2815 EB081B 1.UVDATA.1

Freq = 1.5950 GHz, Bw = 16.000 MH

No calibration applied and no bandpass applied



Lower frame: Milli Ampl Jy Top frame: Phas deg

Vector averaged cross-power spectrum Several baselines displayed

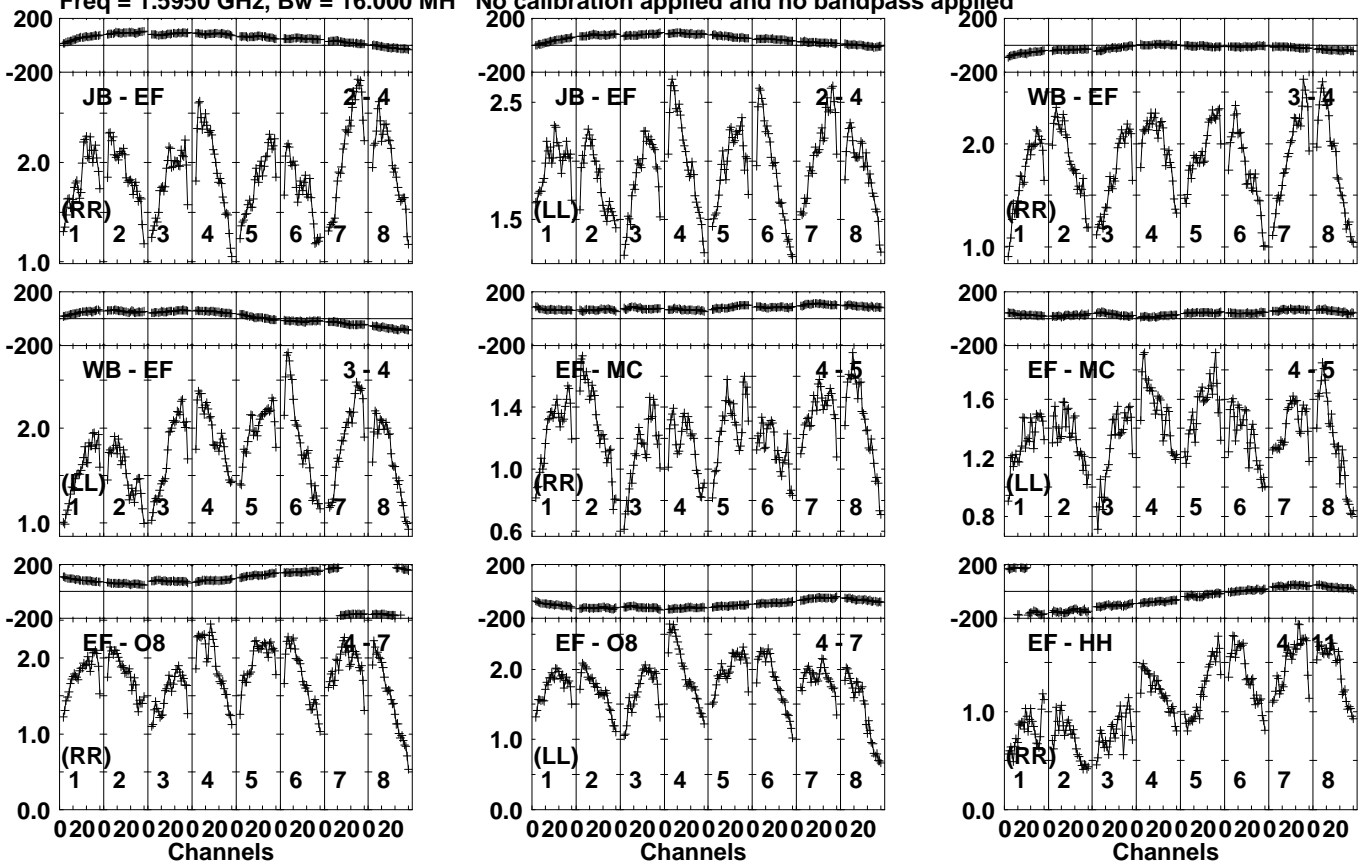
Timerange: 00/13:25:00 to 00/13:26:39

Plot file version 336 created 15-NOV-2022 11:02:02

J1716+2616 EB081B 1.UVDATA.1

Freq = 1.5950 GHz, Bw = 16.000 MH

No calibration applied and no bandpass applied



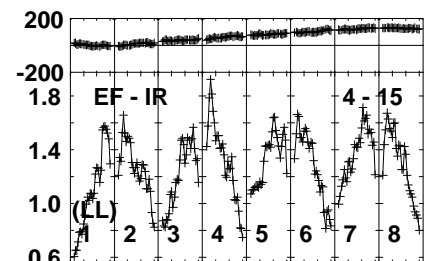
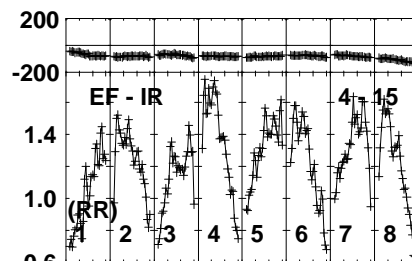
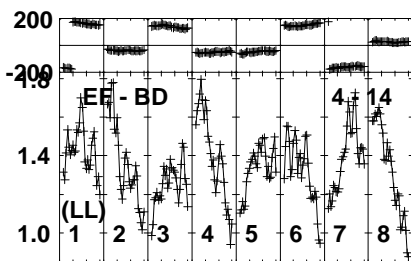
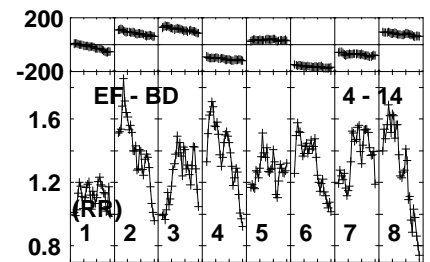
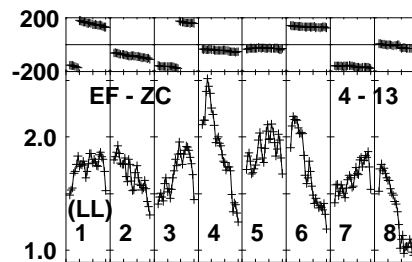
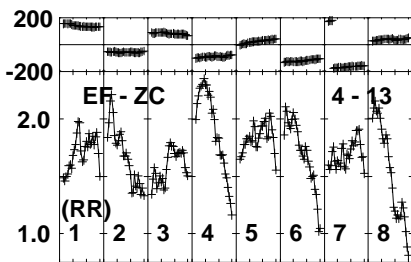
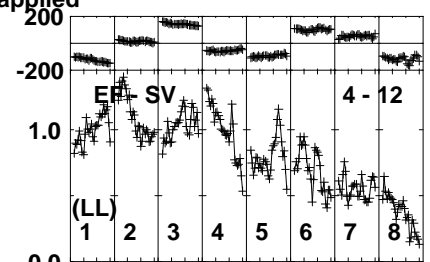
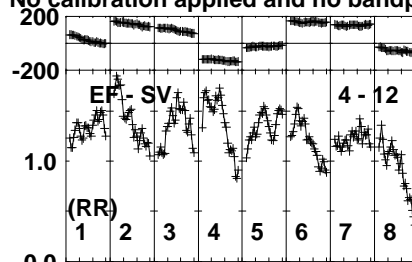
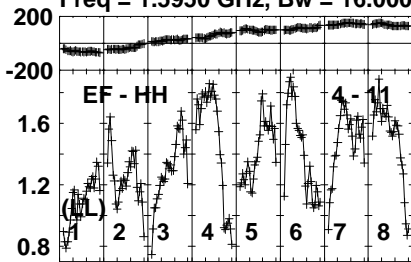
Lower frame: Milli Ampl Jy Top frame: Phas deg
Vector averaged cross-power spectrum Several baselines displayed
Timerange: 00/13:26:41 to 00/13:28:20

Plot file version 337 created 15-NOV-2022 11:02:02

J1716+2616 EB081B 1.UVDATA.1

Freq = 1.5950 GHz, Bw = 16.000 MH

No calibration applied and no bandpass applied



020020020020020020020020020020
Channels

020020020020020020020020020020
Channels

020020020020020020020020020020
Channels

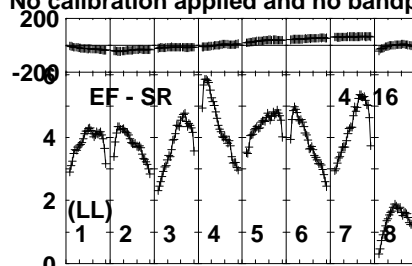
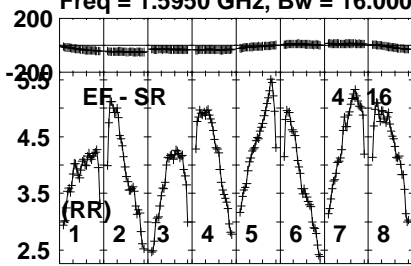
Lower frame: Milli Ampl Jy Top frame: Phas deg
Vector averaged cross-power spectrum Several baselines displayed
Timerange: 00/13:26:41 to 00/13:28:20

Plot file version 338 created 15-NOV-2022 11:02:03

J1716+2616 EB081B 1.UVDATA.1

Freq = 1.5950 GHz, Bw = 16.000 MH

No calibration applied and no bandpass applied



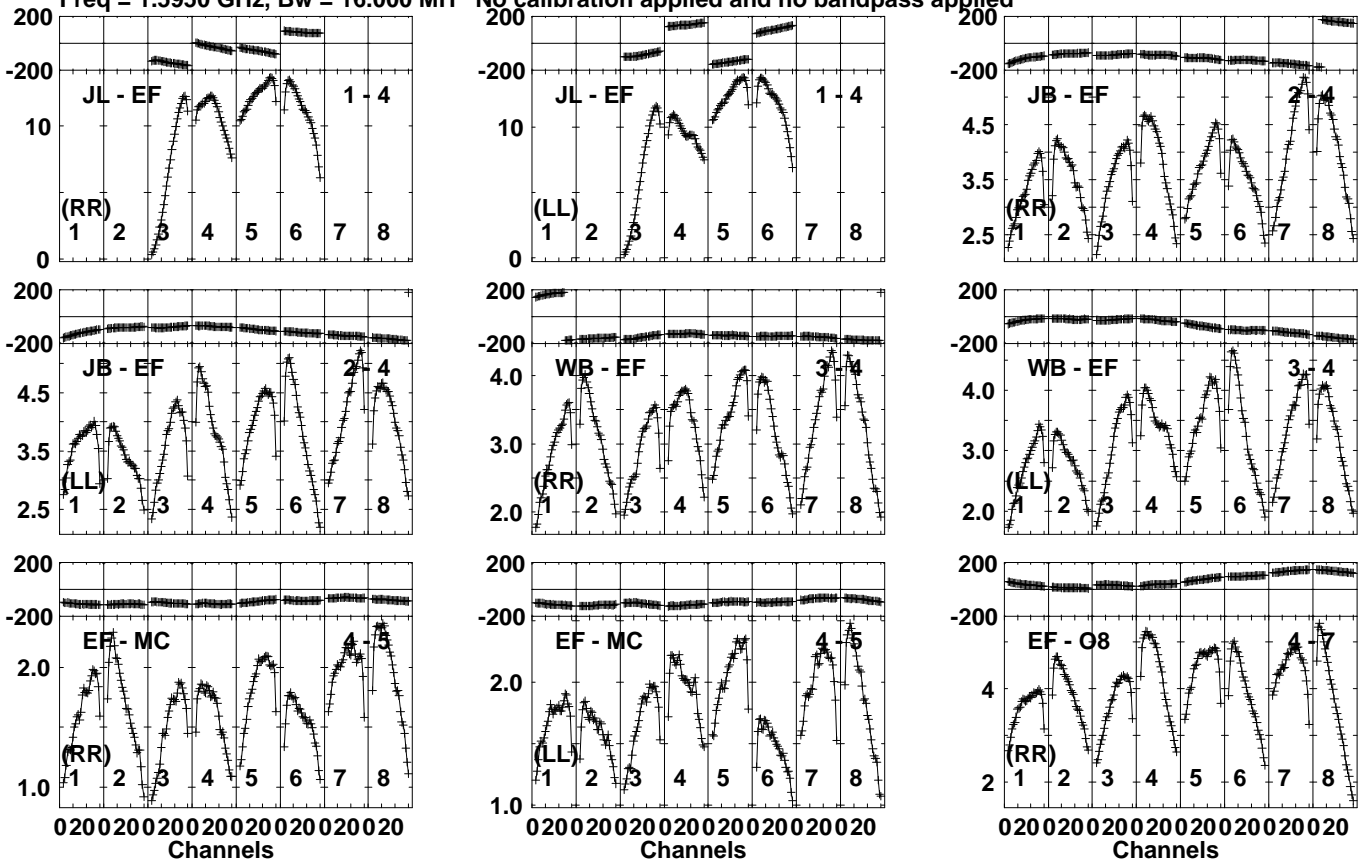
Lower frame: Milli Ampl Jy Top frame: Phas deg
Vector averaged cross-power spectrum Several baselines displayed
Timerange: 00/13:26:41 to 00/13:28:20

Plot file version 339 created 15-NOV-2022 11:02:03

J1800+3848 EB081B 1.UVDATA.1

Freq = 1.5950 GHz, Bw = 16.000 MH

No calibration applied and no bandpass applied



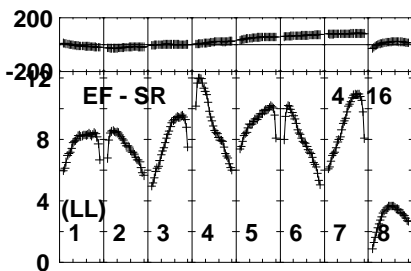
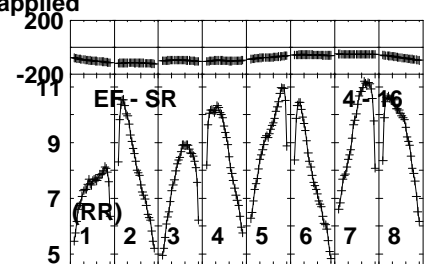
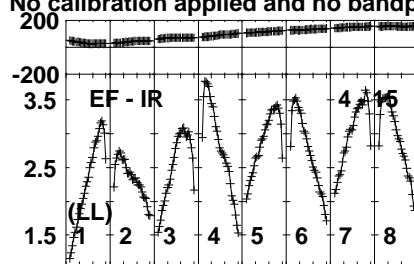
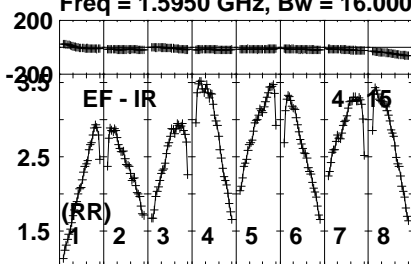
Lower frame: Milli Ampl Jy Top frame: Phas deg
Vector averaged cross-power spectrum Several baselines displayed
Timerange: 00/13:28:21 to 00/13:39:40

Plot file version 341 created 15-NOV-2022 11:02:04

J1800+3848 EB081B 1.UVDATA.1

Freq = 1.5950 GHz, Bw = 16.000 MH

No calibration applied and no bandpass applied



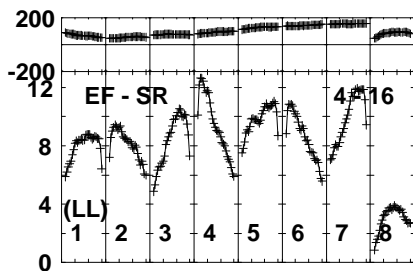
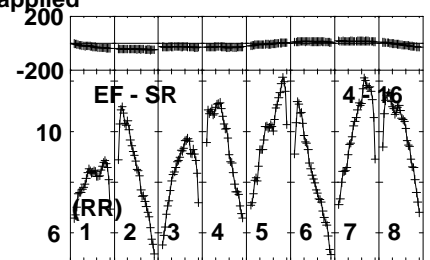
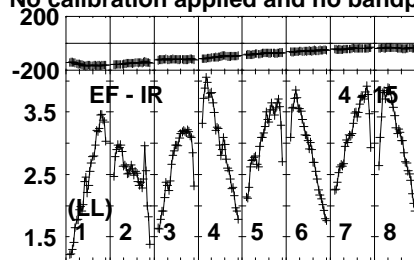
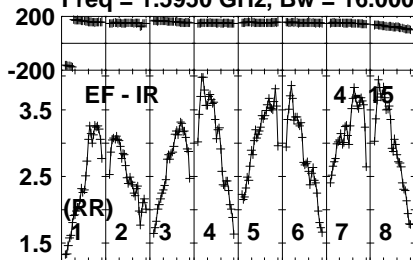
Lower frame: Milli Ampl Jy Top frame: Phas deg
Vector averaged cross-power spectrum Several baselines displayed
Timerange: 00/13:28:21 to 00/13:39:40

Plot file version 344 created 15-NOV-2022 11:02:04

J1800+3848 EB081B 1.UVDATA.1

Freq = 1.5950 GHz, Bw = 16.000 MH

No calibration applied and no bandpass applied



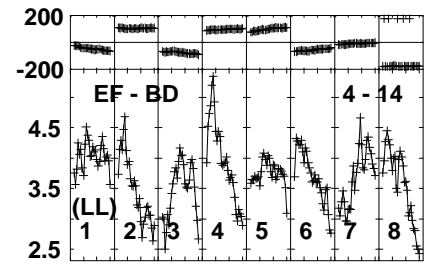
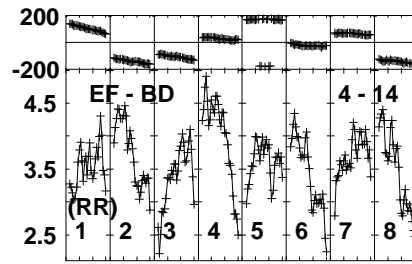
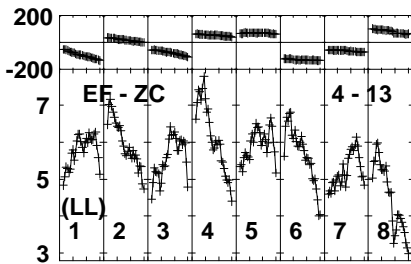
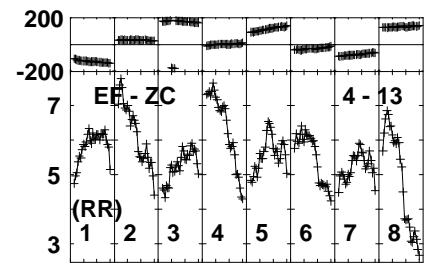
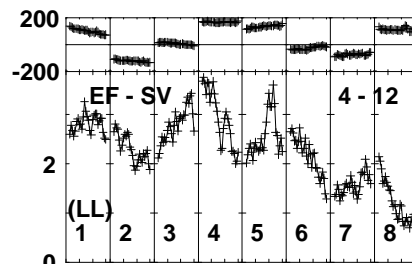
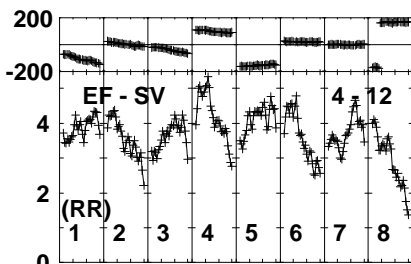
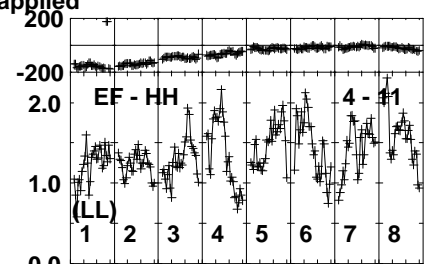
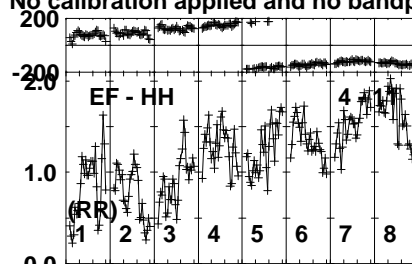
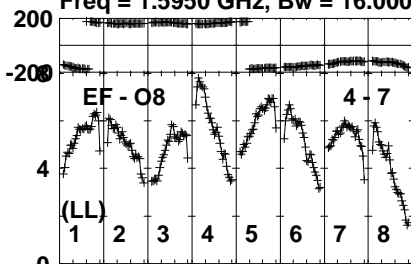
Lower frame: Milli Ampl Jy Top frame: Phas deg
Vector averaged cross-power spectrum Several baselines displayed
Timerange: 00/13:39:56 to 00/13:40:40

Plot file version 346 created 15-NOV-2022 11:02:04

J1722+2458 EB081B 1.UVDATA.1

Freq = 1.5950 GHz, Bw = 16.000 MH

No calibration applied and no bandpass applied



Lower frame: Milli Ampl Jy Top frame: Phas deg

Vector averaged cross-power spectrum Several baselines displayed

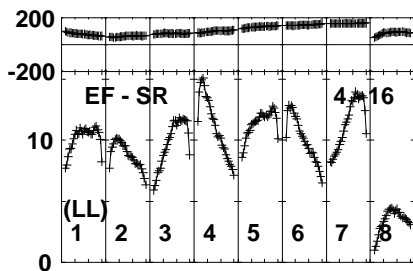
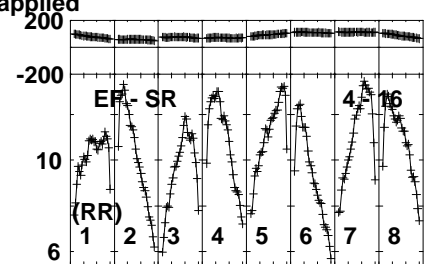
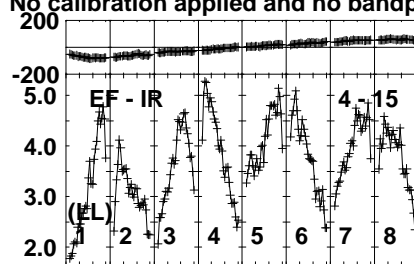
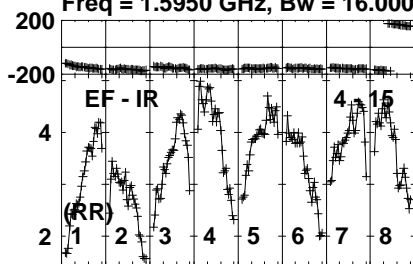
Timerange: 00/13:42:10 to 00/13:43:20

Plot file version 347 created 15-NOV-2022 11:02:04

J1722+2458 EB081B 1.UVDATA.1

Freq = 1.5950 GHz, Bw = 16.000 MH

No calibration applied and no bandpass applied



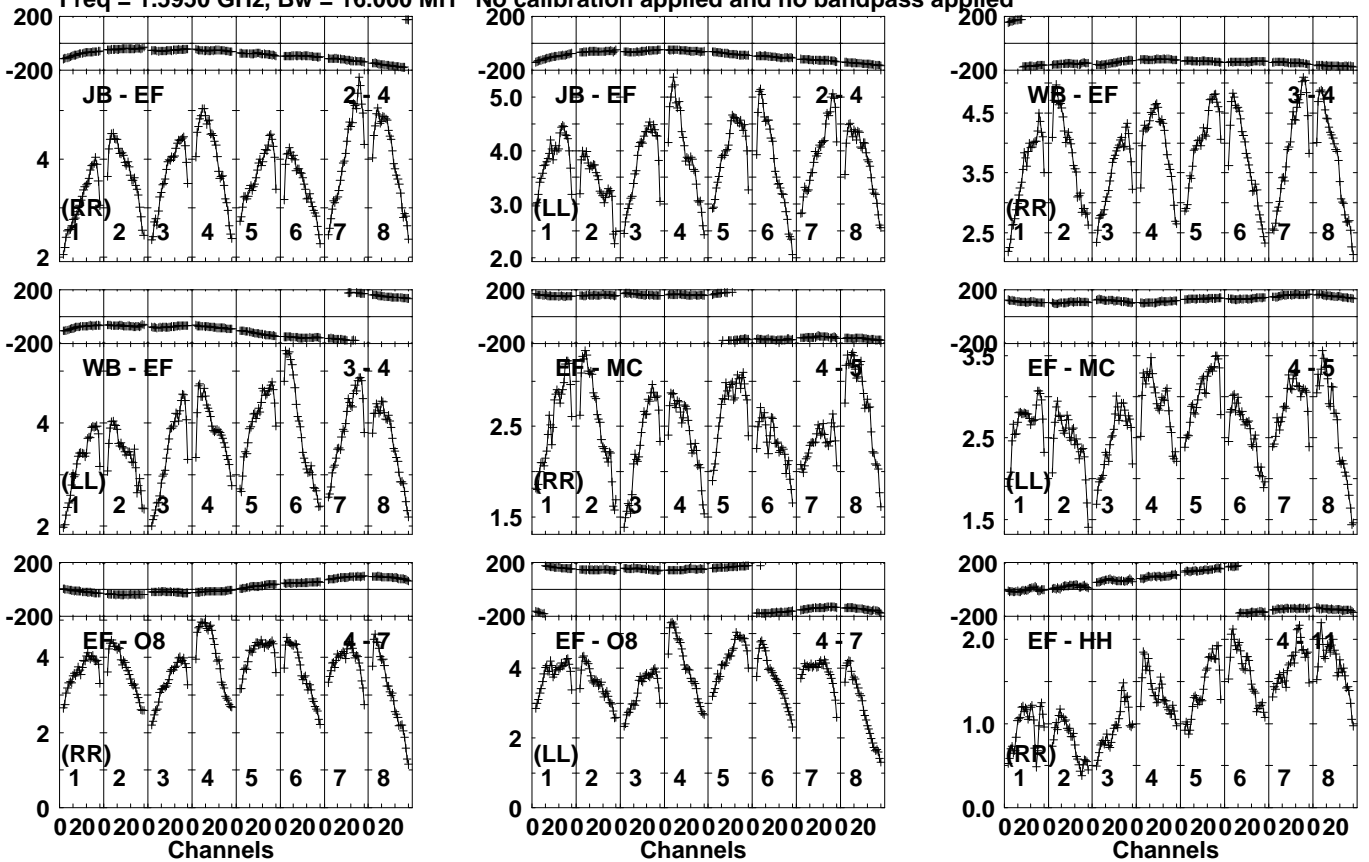
Lower frame: Milli Ampl Jy Top frame: Phas deg
Vector averaged cross-power spectrum Several baselines displayed
Timerange: 00/13:42:10 to 00/13:43:20

Plot file version 348 created 15-NOV-2022 11:02:04

J1722+2815 EB081B 1.UVDATA.1

Freq = 1.5950 GHz, Bw = 16.000 MH

No calibration applied and no bandpass applied



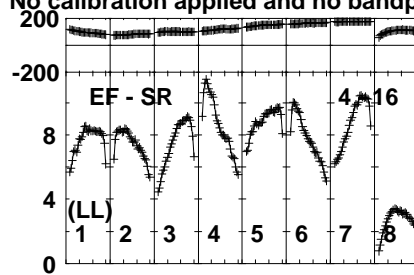
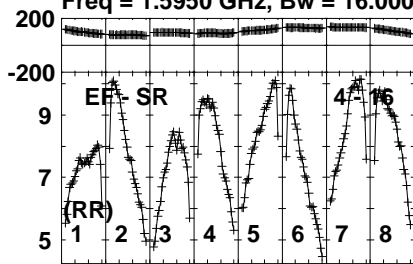
Lower frame: Milli Ampl Jy Top frame: Phas deg
Vector averaged cross-power spectrum Several baselines displayed
Timerange: 00/13:43:21 to 00/13:45:00

Plot file version 350 created 15-NOV-2022 11:02:04

J1722+2815 EB081B 1.UVDATA.1

Freq = 1.5950 GHz, Bw = 16.000 MH

No calibration applied and no bandpass applied



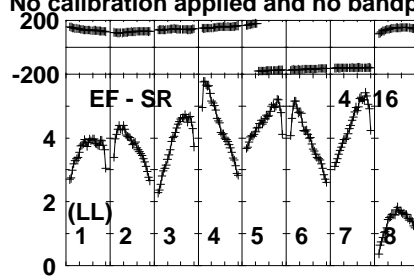
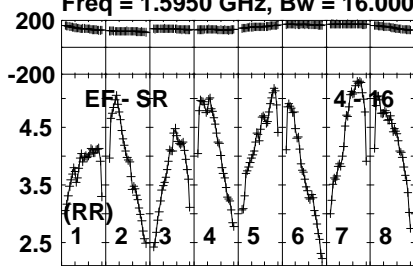
Lower frame: Milli Ampl Jy Top frame: Phas deg
Vector averaged cross-power spectrum Several baselines displayed
Timerange: 00/13:43:21 to 00/13:45:00

Plot file version 353 created 15-NOV-2022 11:02:05

J1716+2616 EB081B 1.UVDATA.1

Freq = 1.5950 GHz, Bw = 16.000 MH

No calibration applied and no bandpass applied



Lower frame: Milli Ampl Jy Top frame: Phas deg

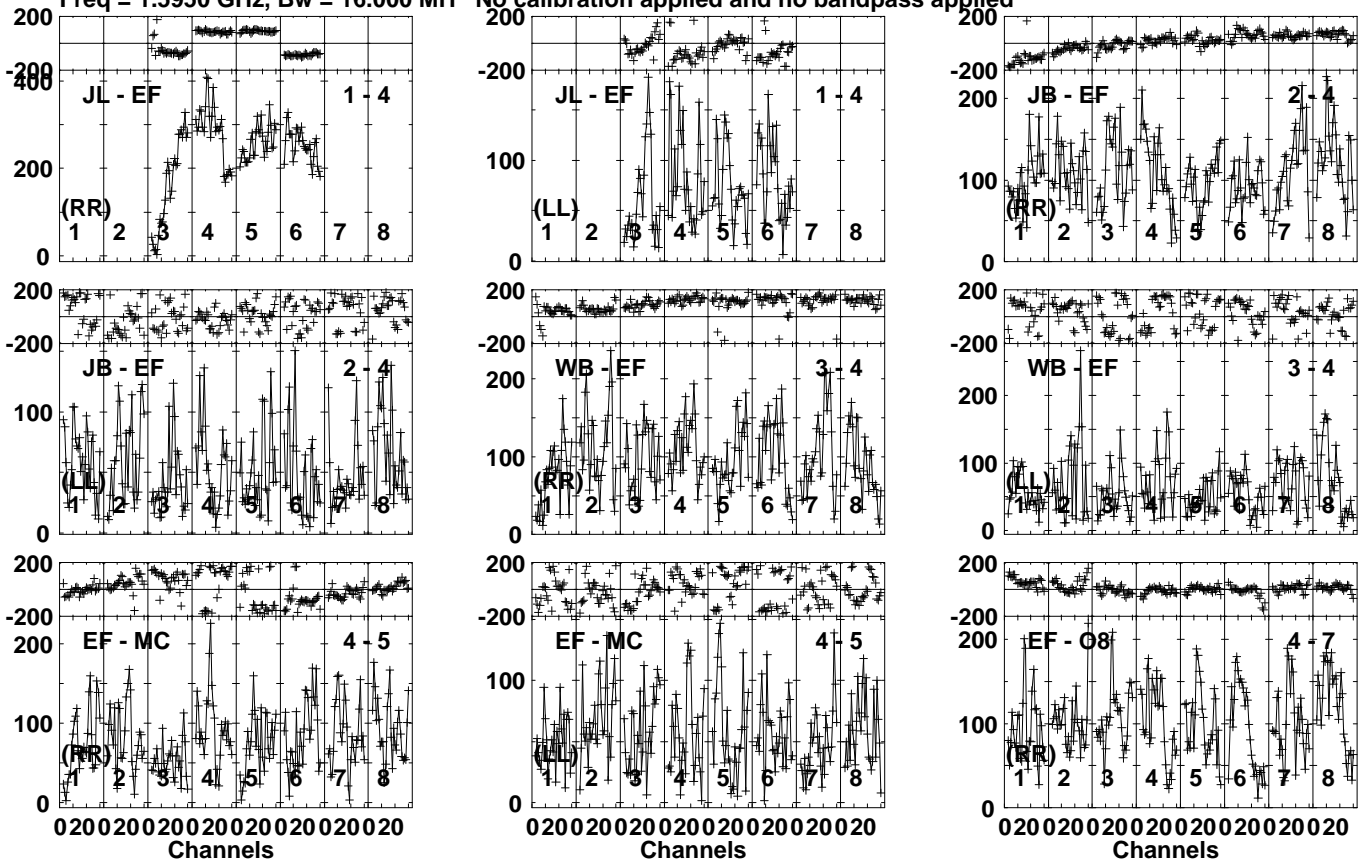
Vector averaged cross-power spectrum Several baselines displayed

Timerange: 00/13:45:01 to 00/13:46:40

Plot file version 354 created 15-NOV-2022 11:02:05

ROSS867 EB081B 1.UVDATA.1

Freq = 1.5950 GHz, Bw = 16.000 MH No calibration applied and no bandpass applied



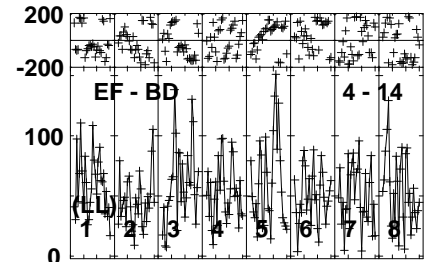
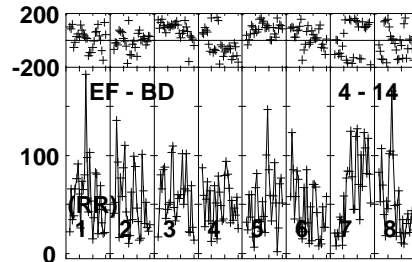
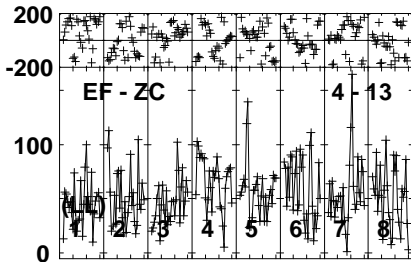
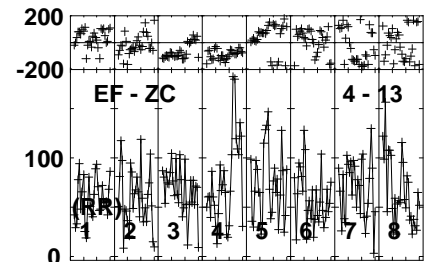
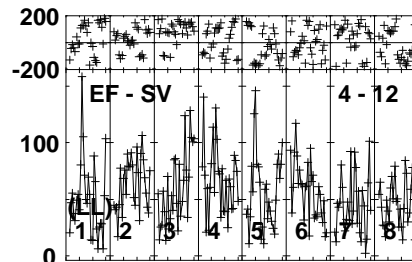
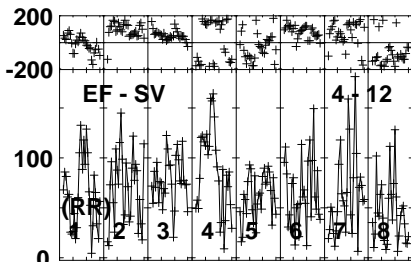
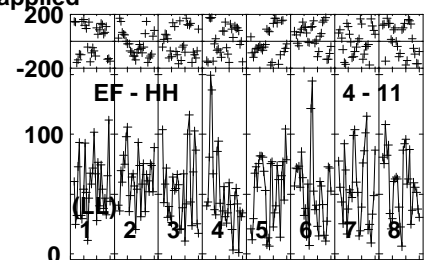
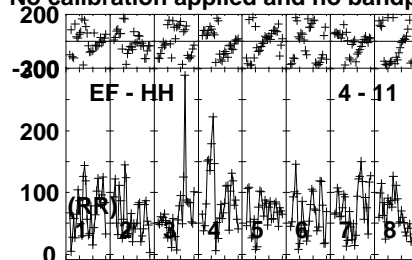
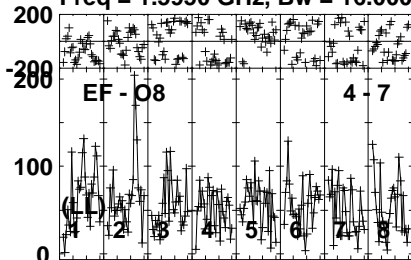
Lower frame: Micro Ampl Jy Top frame: Phas deg
Vector averaged cross-power spectrum Several baselines displayed
Timerange: 00/13:46:41 to 00/13:51:40

Plot file version 355 created 15-NOV-2022 11:02:05

ROSS867 EB081B 1.UVDATA.1

Freq = 1.5950 GHz, Bw = 16.000 MH

No calibration applied and no bandpass applied



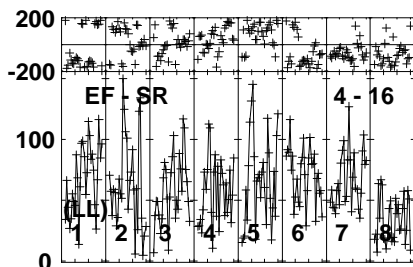
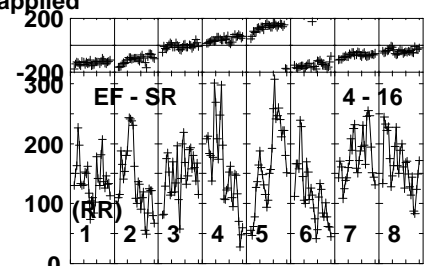
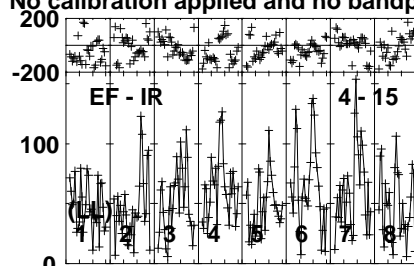
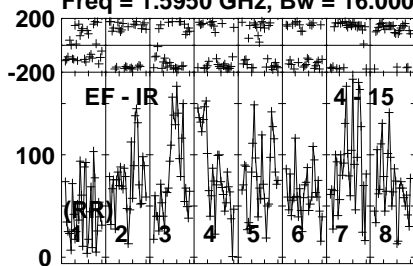
Lower frame: Micro Ampl Jy Top frame: Phas deg
Vector averaged cross-power spectrum Several baselines displayed
Timerange: 00/13:46:41 to 00/13:51:40

Plot file version 356 created 15-NOV-2022 11:02:06

ROSS867 EB081B 1.UVDATA.1

Freq = 1.5950 GHz, Bw = 16.000 MH

No calibration applied and no bandpass applied



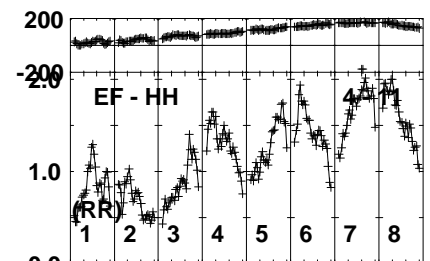
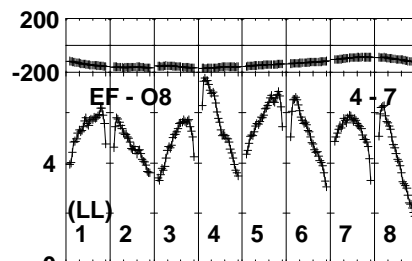
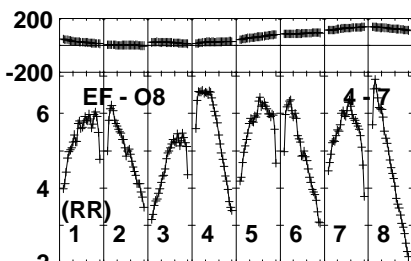
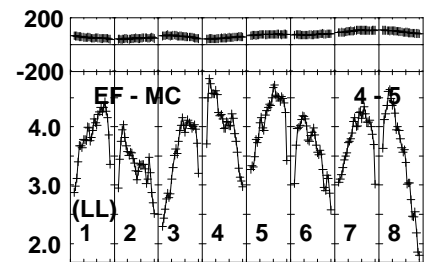
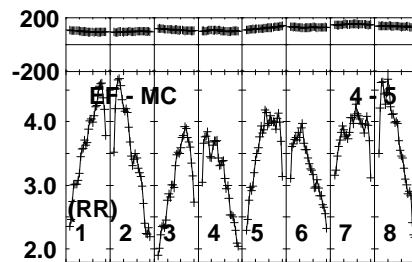
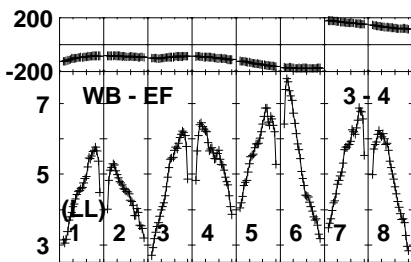
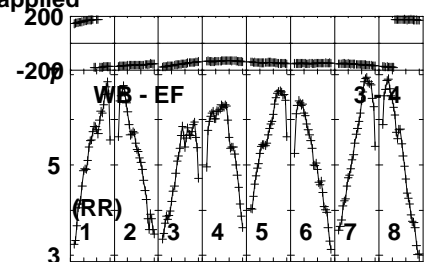
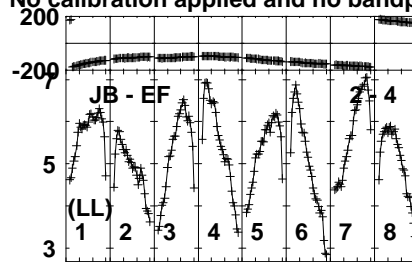
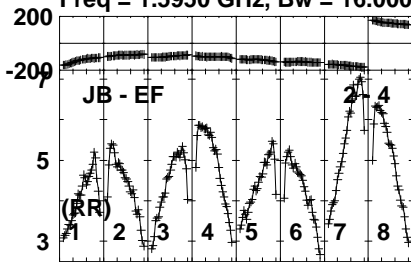
Lower frame: Micro Ampl Jy Top frame: Phas deg
Vector averaged cross-power spectrum Several baselines displayed
Timerange: 00/13:46:41 to 00/13:51:40

Plot file version 357 created 15-NOV-2022 11:02:06

J1722+2458 EB081B 1.UVDATA.1

Freq = 1.5950 GHz, Bw = 16.000 MH

No calibration applied and no bandpass applied



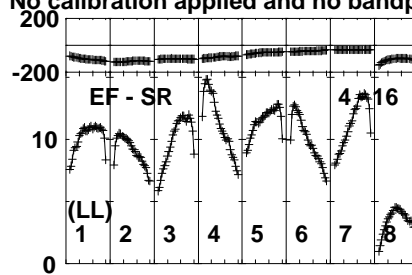
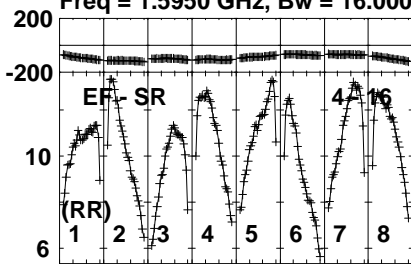
Lower frame: Milli Ampl Jy Top frame: Phas deg
Vector averaged cross-power spectrum Several baselines displayed
Timerange: 00/13:52:10 to 00/13:53:20

Plot file version 359 created 15-NOV-2022 11:02:06

J1722+2458 EB081B 1.UVDATA.1

Freq = 1.5950 GHz, Bw = 16.000 MH

No calibration applied and no bandpass applied



Lower frame: Milli Ampl Jy Top frame: Phas deg

Vector averaged cross-power spectrum Several baselines displayed

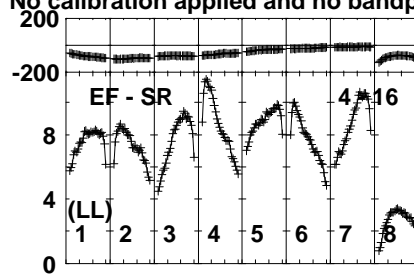
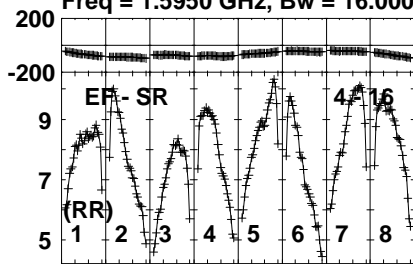
Timerange: 00/13:52:10 to 00/13:53:20

Plot file version 362 created 15-NOV-2022 11:02:06

J1722+2815 EB081B 1.UVDATA.1

Freq = 1.5950 GHz, Bw = 16.000 MH

No calibration applied and no bandpass applied



Lower frame: Milli Ampl Jy Top frame: Phas deg

Vector averaged cross-power spectrum Several baselines displayed

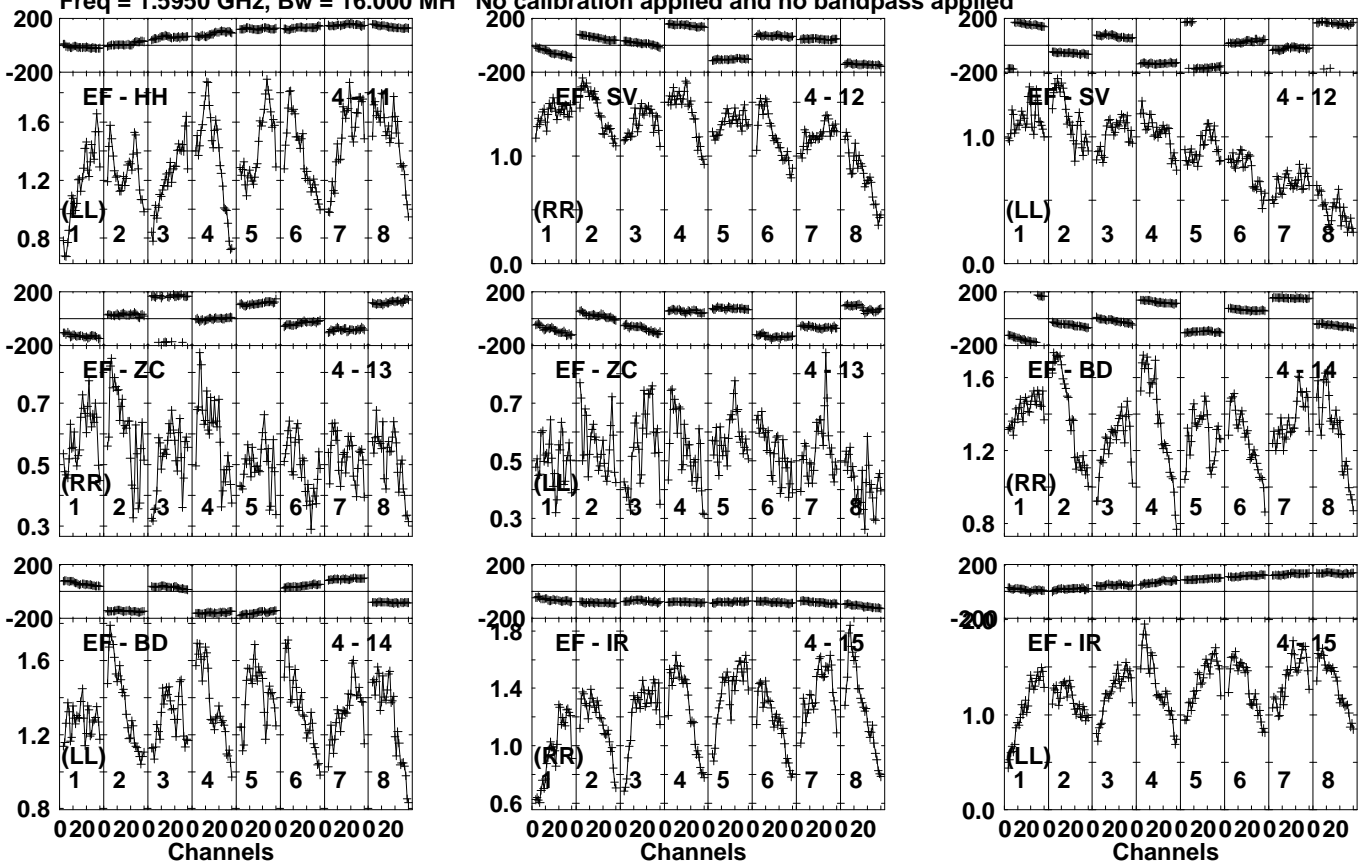
Timerange: 00/13:53:20 to 00/13:54:59

Plot file version 364 created 15-NOV-2022 11:02:06

J1716+2616 EB081B 1.UVDATA.1

Freq = 1.5950 GHz, Bw = 16.000 MH

No calibration applied and no bandpass applied



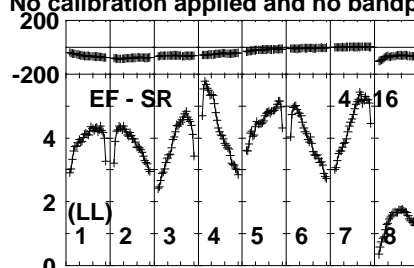
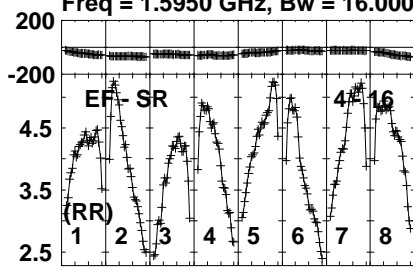
Lower frame: Milli Ampl Jy Top frame: Phas deg
Vector averaged cross-power spectrum Several baselines displayed
Timerange: 00/13:55:00 to 00/13:56:39

Plot file version 365 created 15-NOV-2022 11:02:07

J1716+2616 EB081B 1.UVDATA.1

Freq = 1.5950 GHz, Bw = 16.000 MH

No calibration applied and no bandpass applied



Lower frame: Milli Ampl Jy Top frame: Phas deg

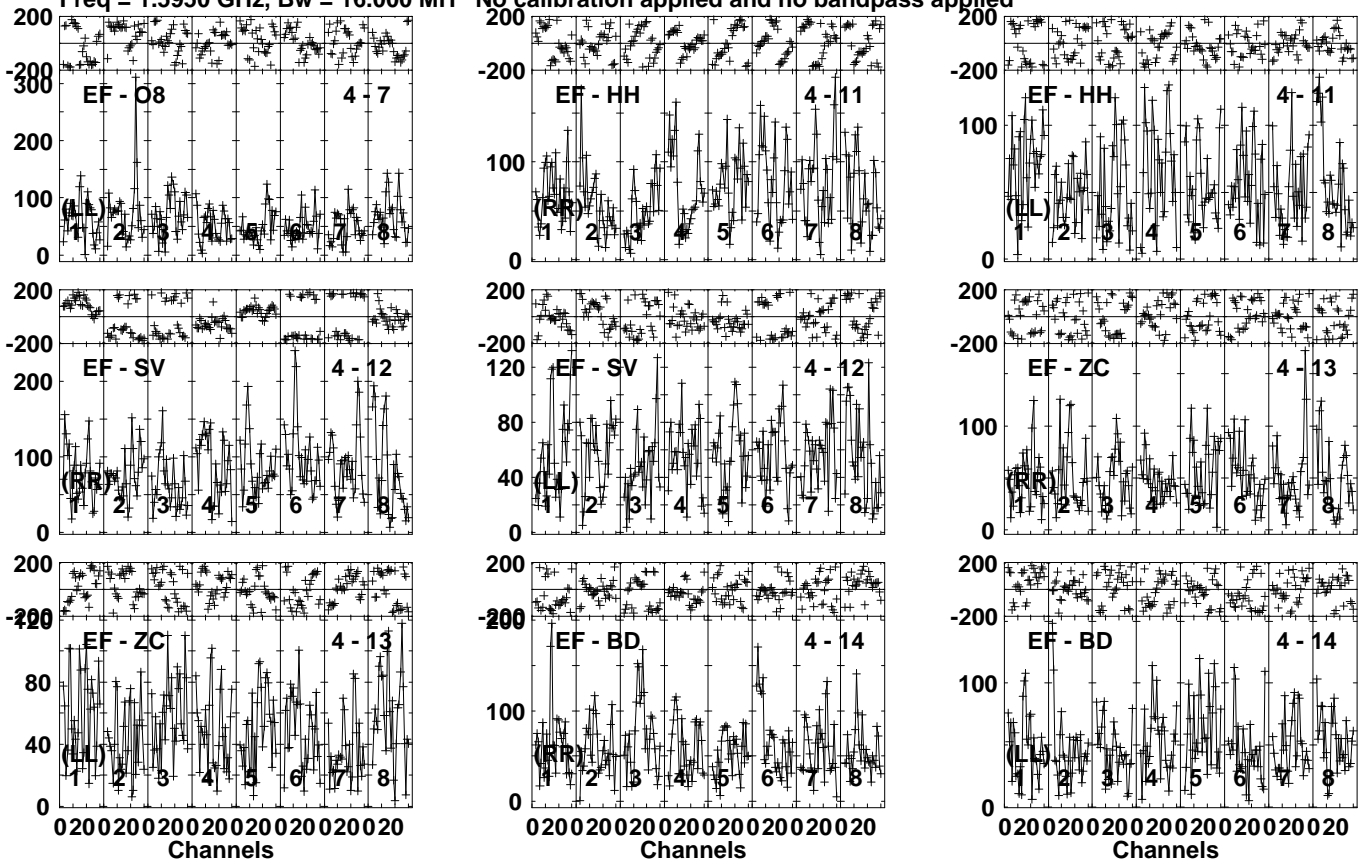
Vector averaged cross-power spectrum Several baselines displayed

Timerange: 00/13:55:00 to 00/13:56:39

Plot file version 367 created 15-NOV-2022 11:02:07

ROSS867 EB081B 1.UVDATA.1

Freq = 1.5950 GHz, Bw = 16.000 MH No calibration applied and no bandpass applied

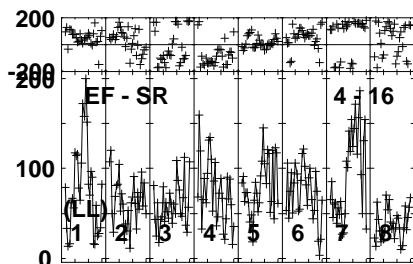
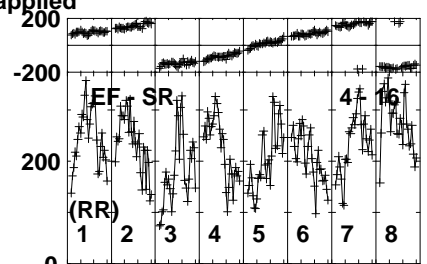
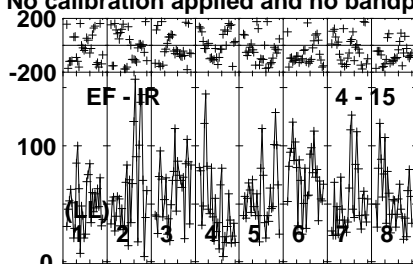
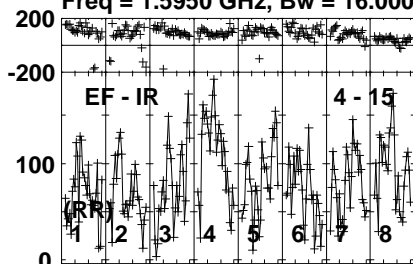


Lower frame: Micro Ampl Jy Top frame: Phas deg
Vector averaged cross-power spectrum Several baselines displayed
Timerange: 00/13:56:40 to 00/14:01:39

Plot file version 368 created 15-NOV-2022 11:02:07

ROSS867 EB081B 1.UVDATA.1

Freq = 1.5950 GHz, Bw = 16.000 MH No calibration applied and no bandpass applied



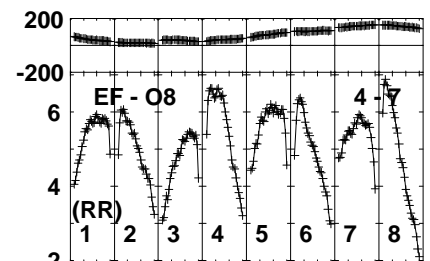
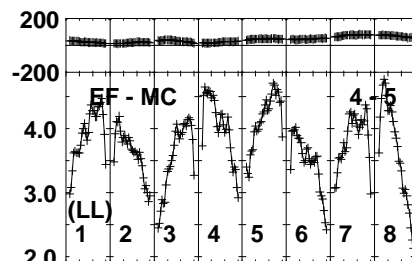
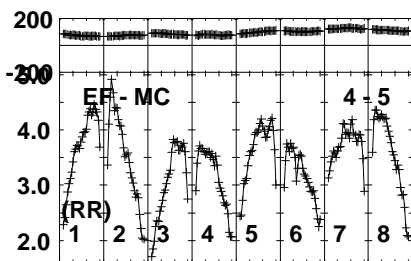
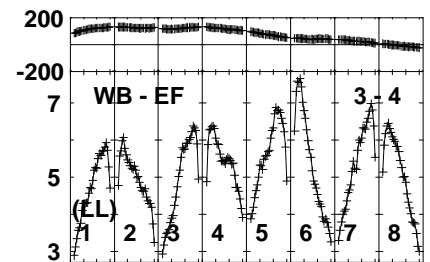
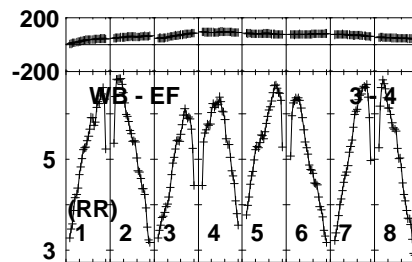
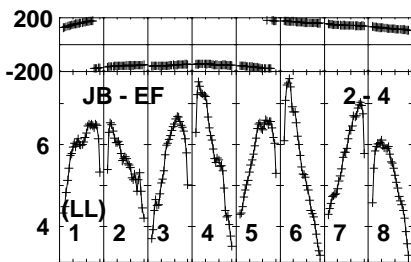
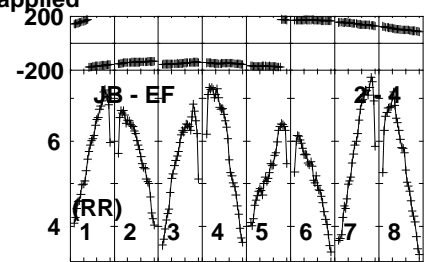
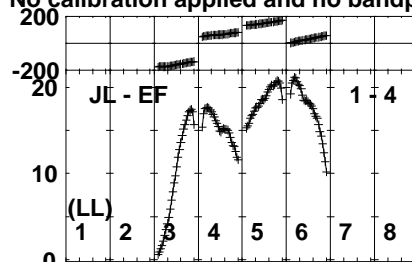
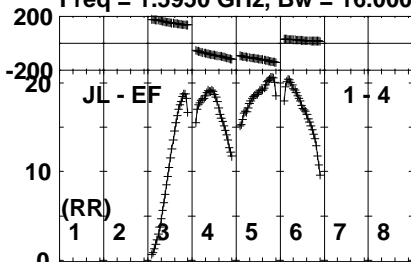
Lower frame: Micro Ampl Jy Top frame: Phas deg
Vector averaged cross-power spectrum Several baselines displayed
Timerange: 00/13:56:40 to 00/14:01:39

Plot file version 369 created 15-NOV-2022 11:02:07

J1722+2458 EB081B 1.UVDATA.1

Freq = 1.5950 GHz, Bw = 16.000 MH

No calibration applied and no bandpass applied



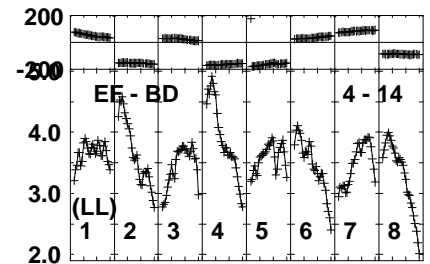
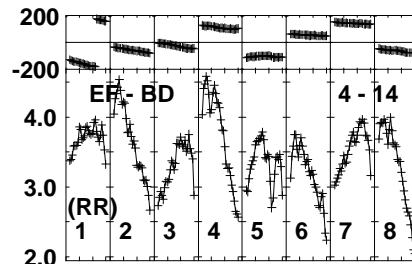
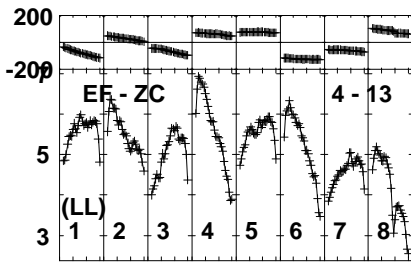
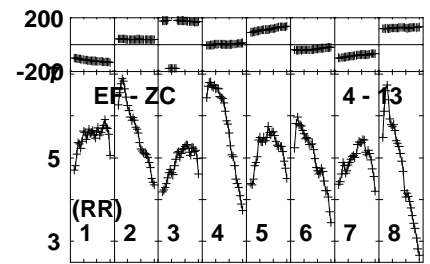
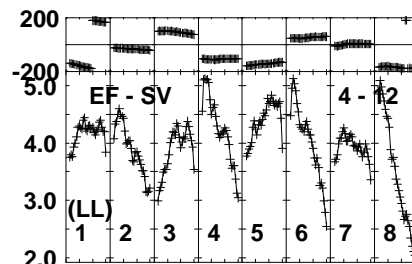
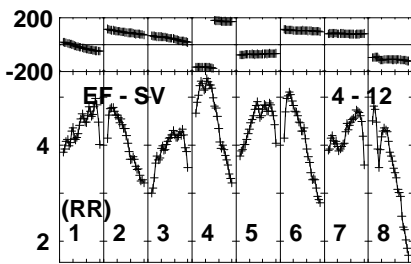
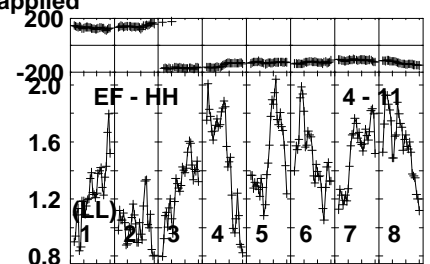
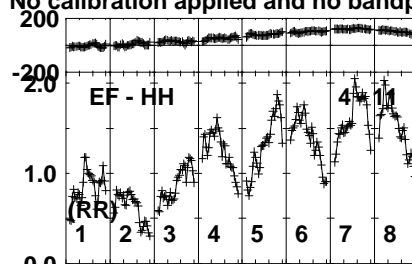
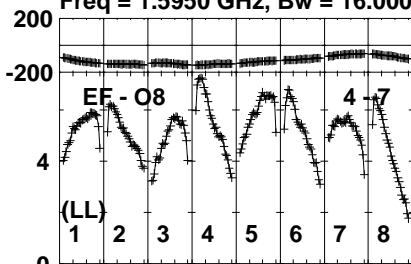
Lower frame: Milli Ampl Jy Top frame: Phas deg
Vector averaged cross-power spectrum Several baselines displayed
Timerange: 00/14:02:11 to 00/14:03:19

Plot file version 370 created 15-NOV-2022 11:02:07

J1722+2458 EB081B 1.UVDATA.1

Freq = 1.5950 GHz, Bw = 16.000 MH

No calibration applied and no bandpass applied



020020020020020020020020020020
Channels

020020020020020020020020020020
Channels

020020020020020020020020020020
Channels

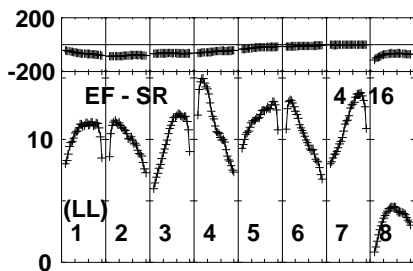
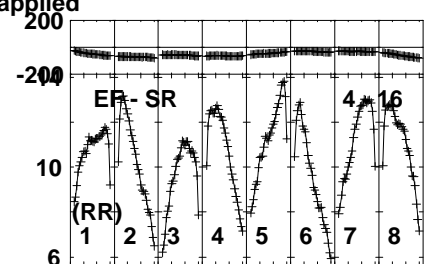
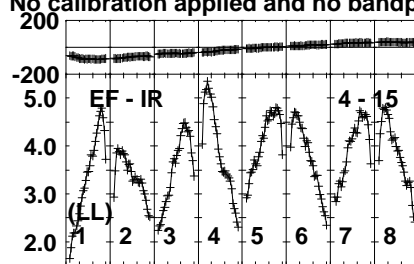
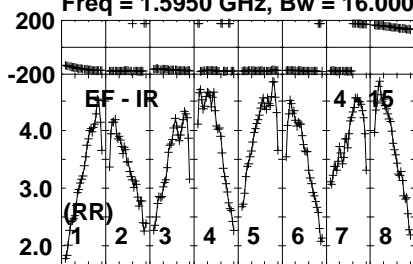
Lower frame: Milli Ampl Jy Top frame: Phas deg
Vector averaged cross-power spectrum Several baselines displayed
Timerange: 00/14:02:11 to 00/14:03:19

Plot file version 371 created 15-NOV-2022 11:02:08

J1722+2458 EB081B 1.UVDATA.1

Freq = 1.5950 GHz, Bw = 16.000 MH

No calibration applied and no bandpass applied



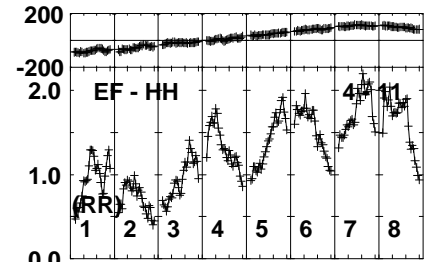
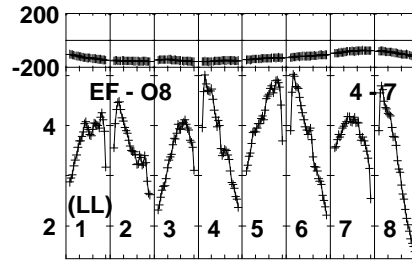
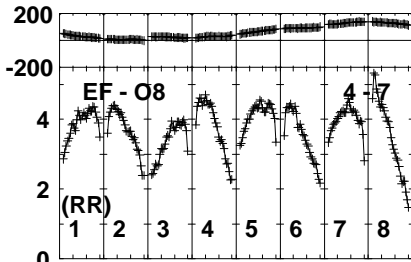
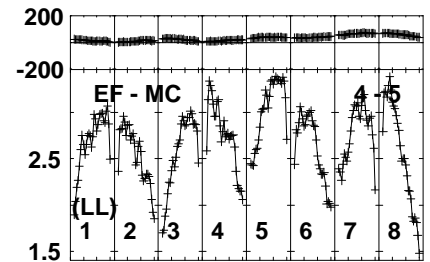
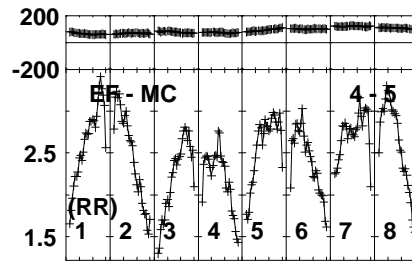
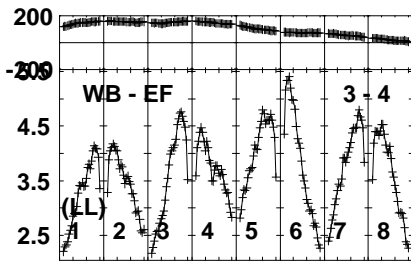
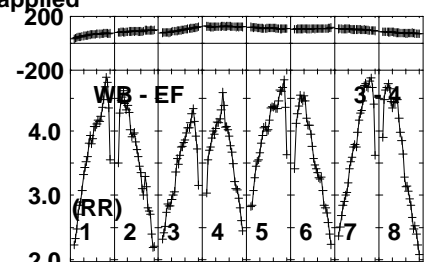
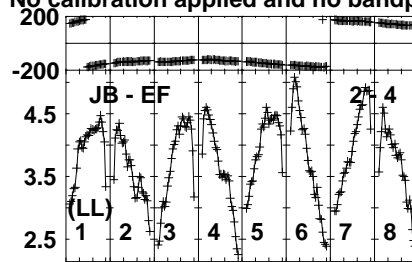
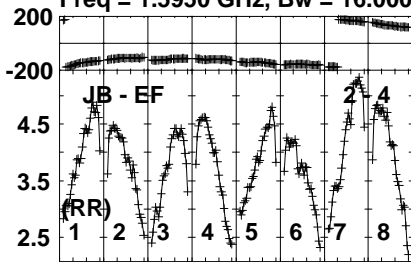
Lower frame: Milli Ampl Jy Top frame: Phas deg
Vector averaged cross-power spectrum Several baselines displayed
Timerange: 00/14:02:11 to 00/14:03:19

Plot file version 372 created 15-NOV-2022 11:02:08

J1722+2815 EB081B 1.UVDATA.1

Freq = 1.5950 GHz, Bw = 16.000 MH

No calibration applied and no bandpass applied



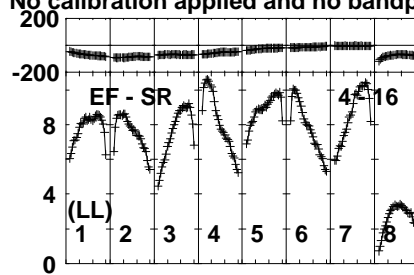
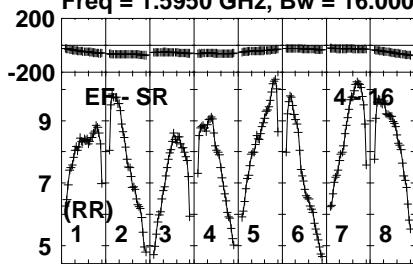
Lower frame: Milli Ampl Jy Top frame: Phas deg
Vector averaged cross-power spectrum Several baselines displayed
Timerange: 00/14:03:20 to 00/14:04:59

Plot file version 374 created 15-NOV-2022 11:02:08

J1722+2815 EB081B 1.UVDATA.1

Freq = 1.5950 GHz, Bw = 16.000 MH

No calibration applied and no bandpass applied



Lower frame: Milli Ampl Jy Top frame: Phas deg

Vector averaged cross-power spectrum Several baselines displayed

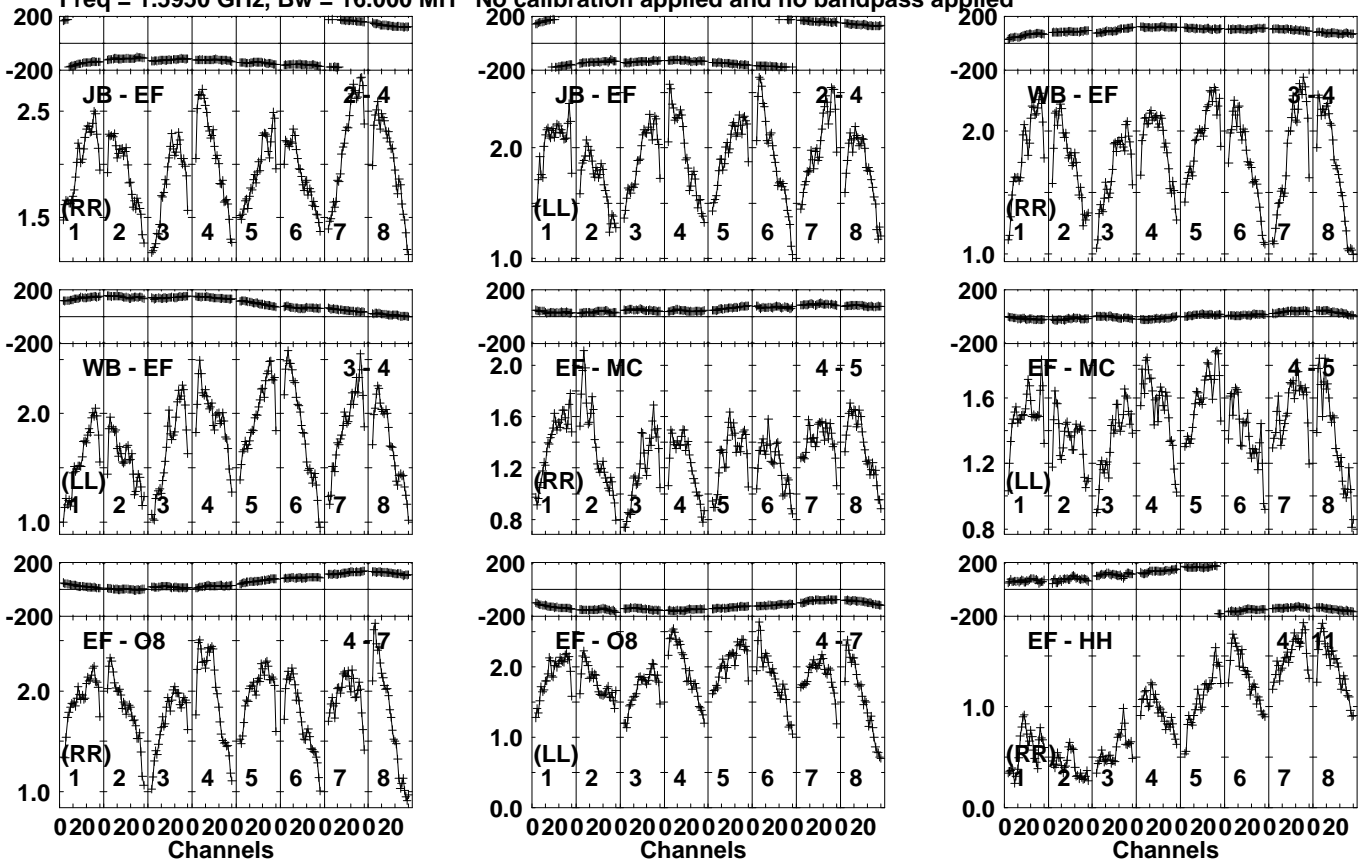
Timerange: 00/14:03:20 to 00/14:04:59

Plot file version 375 created 15-NOV-2022 11:02:08

J1716+2616 EB081B 1.UVDATA.1

Freq = 1.5950 GHz, Bw = 16.000 MH

No calibration applied and no bandpass applied



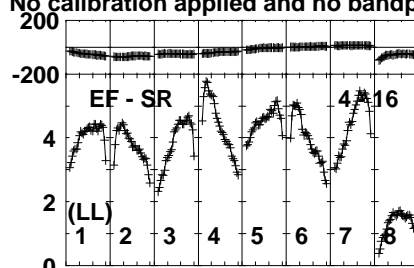
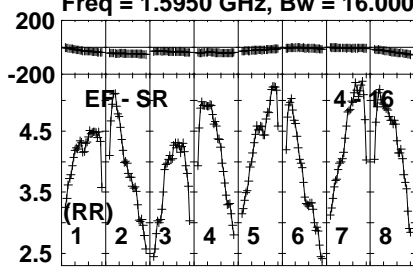
Lower frame: Milli Ampl Jy Top frame: Phas deg
Vector averaged cross-power spectrum Several baselines displayed
Timerange: 00/14:05:01 to 00/14:06:40

Plot file version 377 created 15-NOV-2022 11:02:08

J1716+2616 EB081B 1.UVDATA.1

Freq = 1.5950 GHz, Bw = 16.000 MH

No calibration applied and no bandpass applied



Lower frame: Milli Ampl Jy Top frame: Phas deg

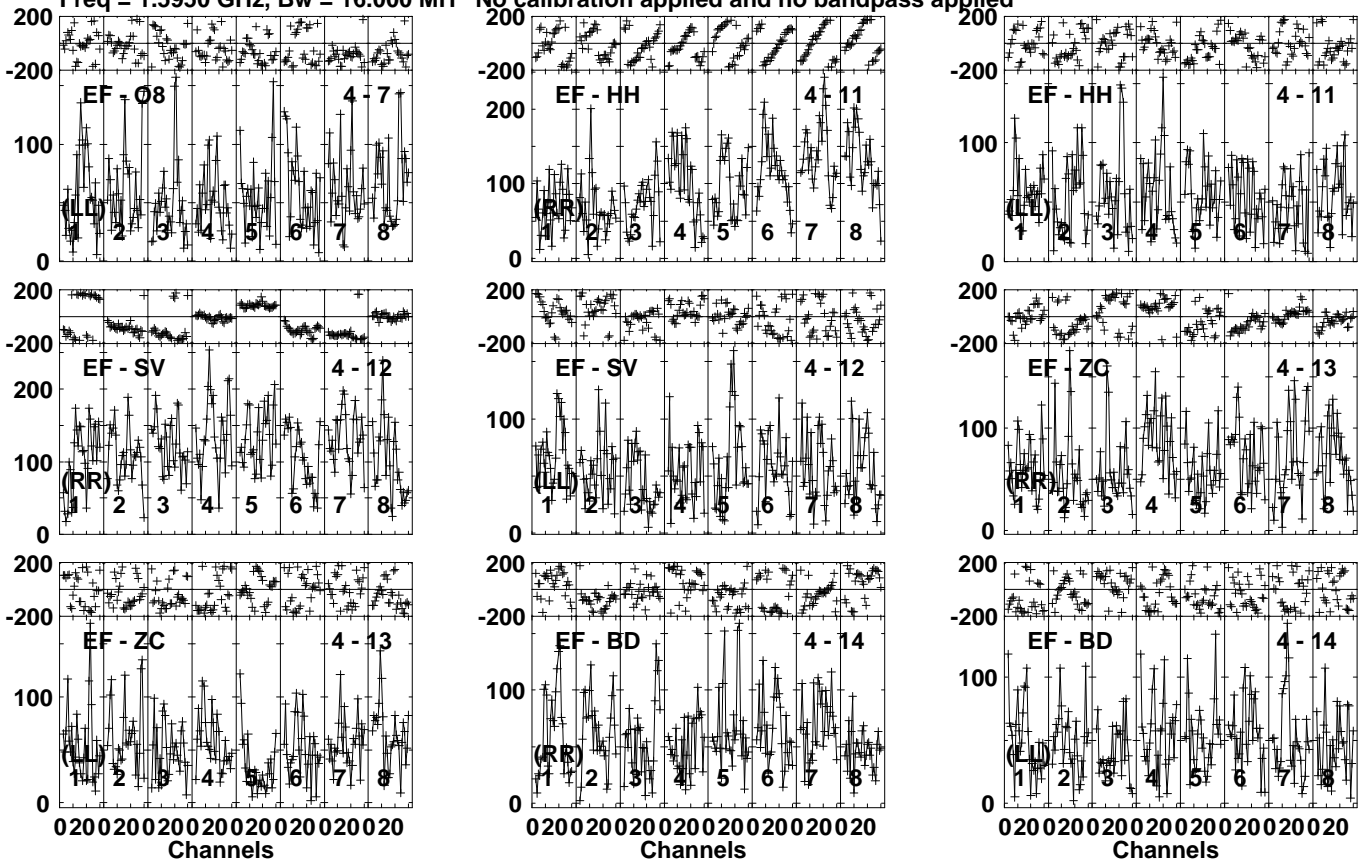
Vector averaged cross-power spectrum Several baselines displayed

Timerange: 00/14:05:01 to 00/14:06:40

Plot file version 379 created 15-NOV-2022 11:02:09

ROSS867 EB081B 1.UVDATA.1

Freq = 1.5950 GHz, Bw = 16.000 MH No calibration applied and no bandpass applied

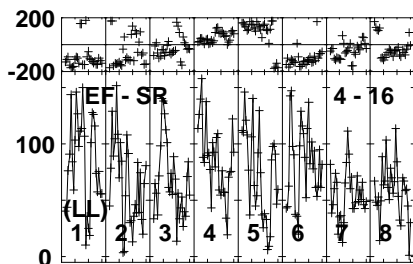
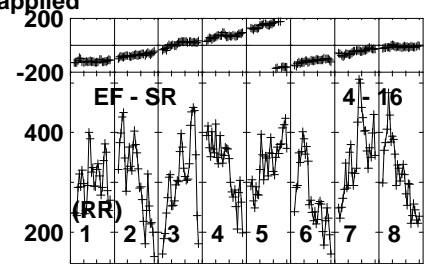
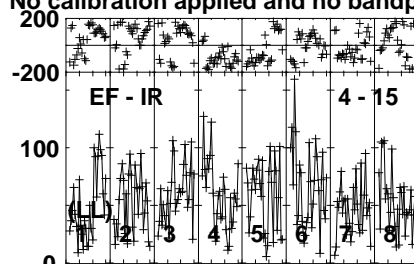
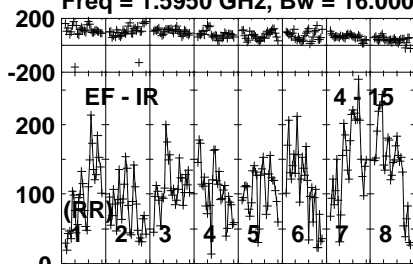


Lower frame: Micro Ampl Jy Top frame: Phas deg
Vector averaged cross-power spectrum Several baselines displayed
Timerange: 00:14:06:40 to 00:14:11:39

Plot file version 380 created 15-NOV-2022 11:02:09

ROSS867 EB081B 1.UVDATA.1

Freq = 1.5950 GHz, Bw = 16.000 MH No calibration applied and no bandpass applied



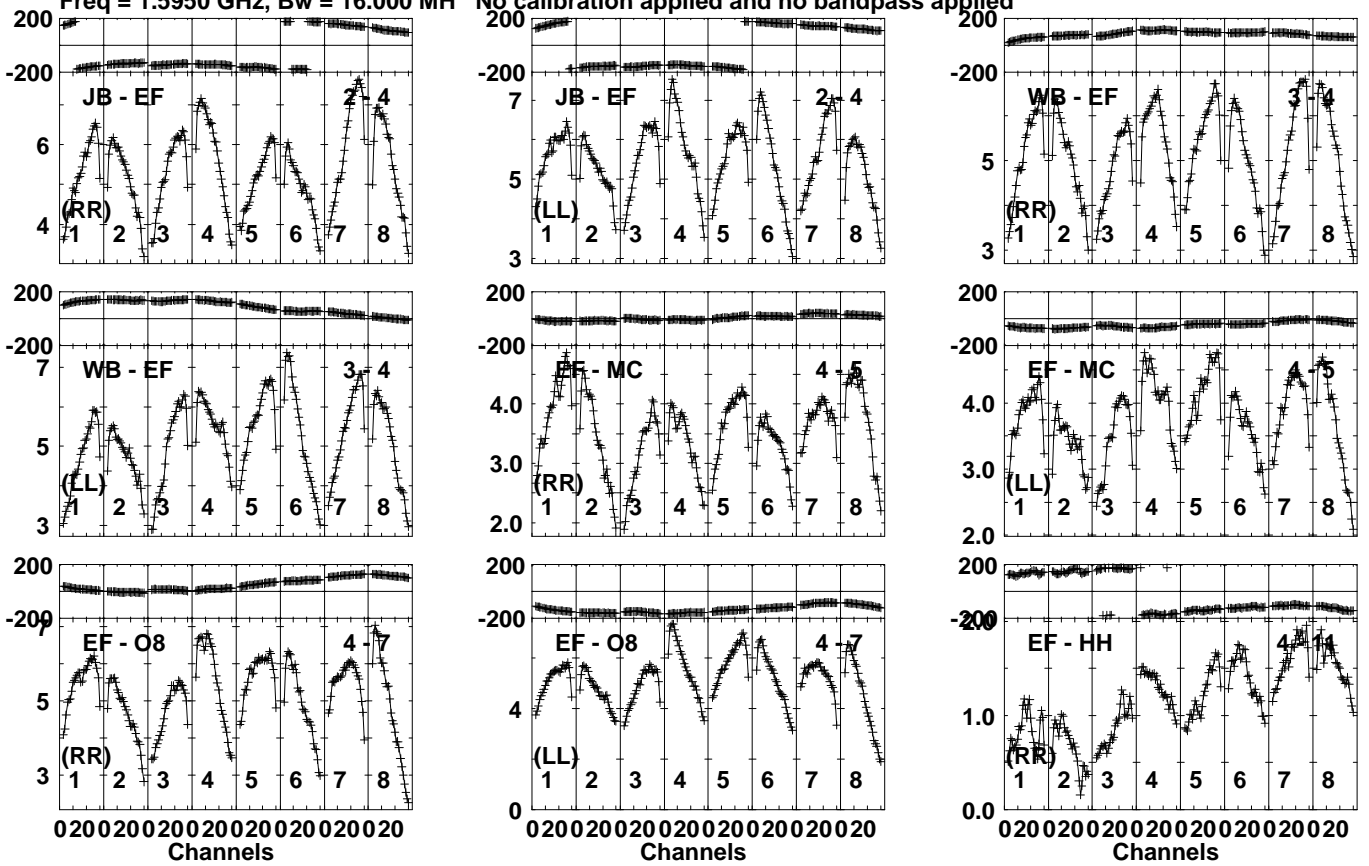
Lower frame: Micro Ampl Jy Top frame: Phas deg
Vector averaged cross-power spectrum Several baselines displayed
Timerange: 00/14:06:40 to 00/14:11:39

Plot file version 381 created 15-NOV-2022 11:02:09

J1722+2458 EB081B 1.UVDATA.1

Freq = 1.5950 GHz, Bw = 16.000 MH

No calibration applied and no bandpass applied



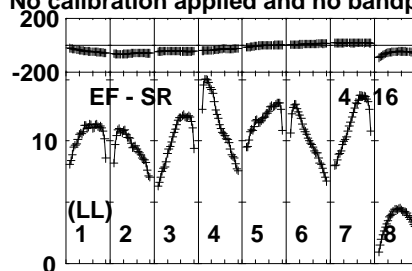
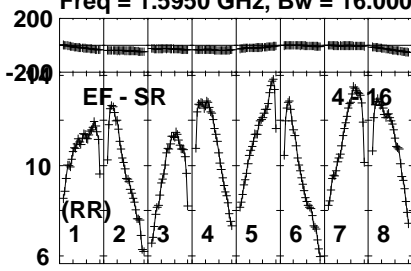
Lower frame: Milli Ampl Jy Top frame: Phas deg
Vector averaged cross-power spectrum Several baselines displayed
Timerange: 00/14:12:10 to 00/14:13:20

Plot file version 383 created 15-NOV-2022 11:02:09

J1722+2458 EB081B 1.UVDATA.1

Freq = 1.5950 GHz, Bw = 16.000 MH

No calibration applied and no bandpass applied



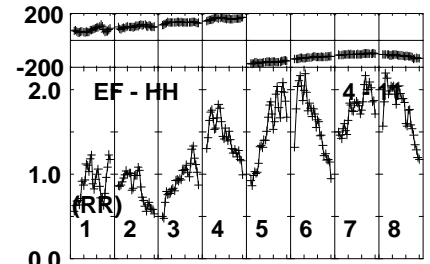
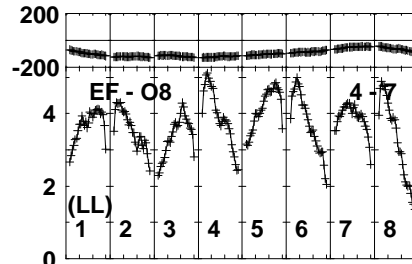
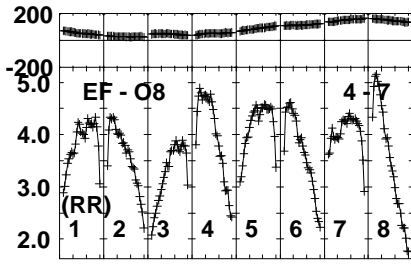
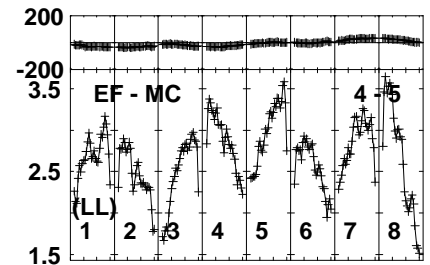
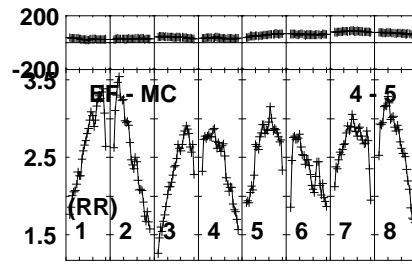
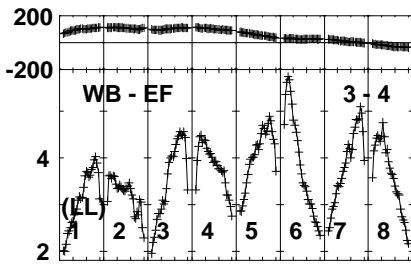
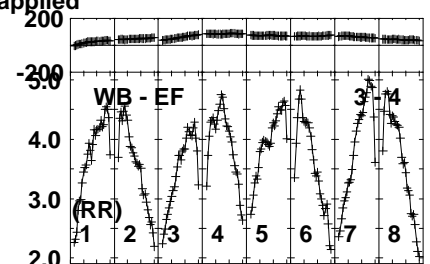
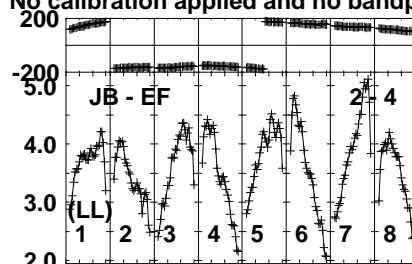
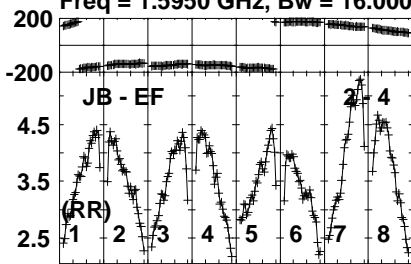
Lower frame: Milli Ampl Jy Top frame: Phas deg
Vector averaged cross-power spectrum Several baselines displayed
Timerange: 00/14:12:10 to 00/14:13:20

Plot file version 384 created 15-NOV-2022 11:02:09

J1722+2815 EB081B 1.UVDATA.1

Freq = 1.5950 GHz, Bw = 16.000 MH

No calibration applied and no bandpass applied



Lower frame: Milli Ampl Jy Top frame: Phas deg

Vector averaged cross-power spectrum Several baselines displayed

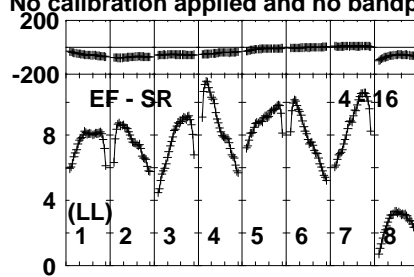
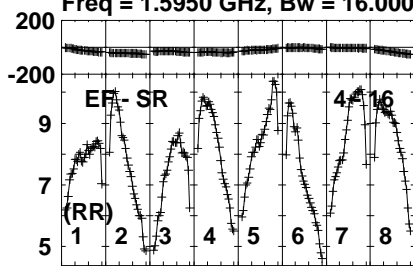
Timerange: 00/14:13:20 to 00/14:14:59

Plot file version 386 created 15-NOV-2022 11:02:10

J1722+2815 EB081B 1.UVDATA.1

Freq = 1.5950 GHz, Bw = 16.000 MH

No calibration applied and no bandpass applied



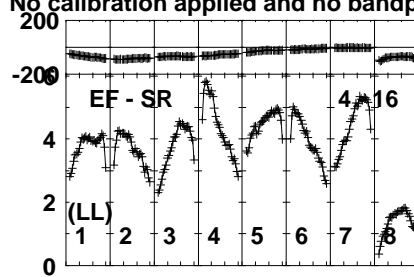
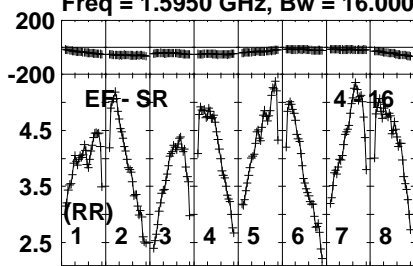
Lower frame: Milli Ampl Jy Top frame: Phas deg
Vector averaged cross-power spectrum Several baselines displayed
Timerange: 00/14:13:20 to 00/14:14:59

Plot file version 389 created 15-NOV-2022 11:02:10

J1716+2616 EB081B 1.UVDATA.1

Freq = 1.5950 GHz, Bw = 16.000 MH

No calibration applied and no bandpass applied



Lower frame: Milli Ampl Jy Top frame: Phas deg

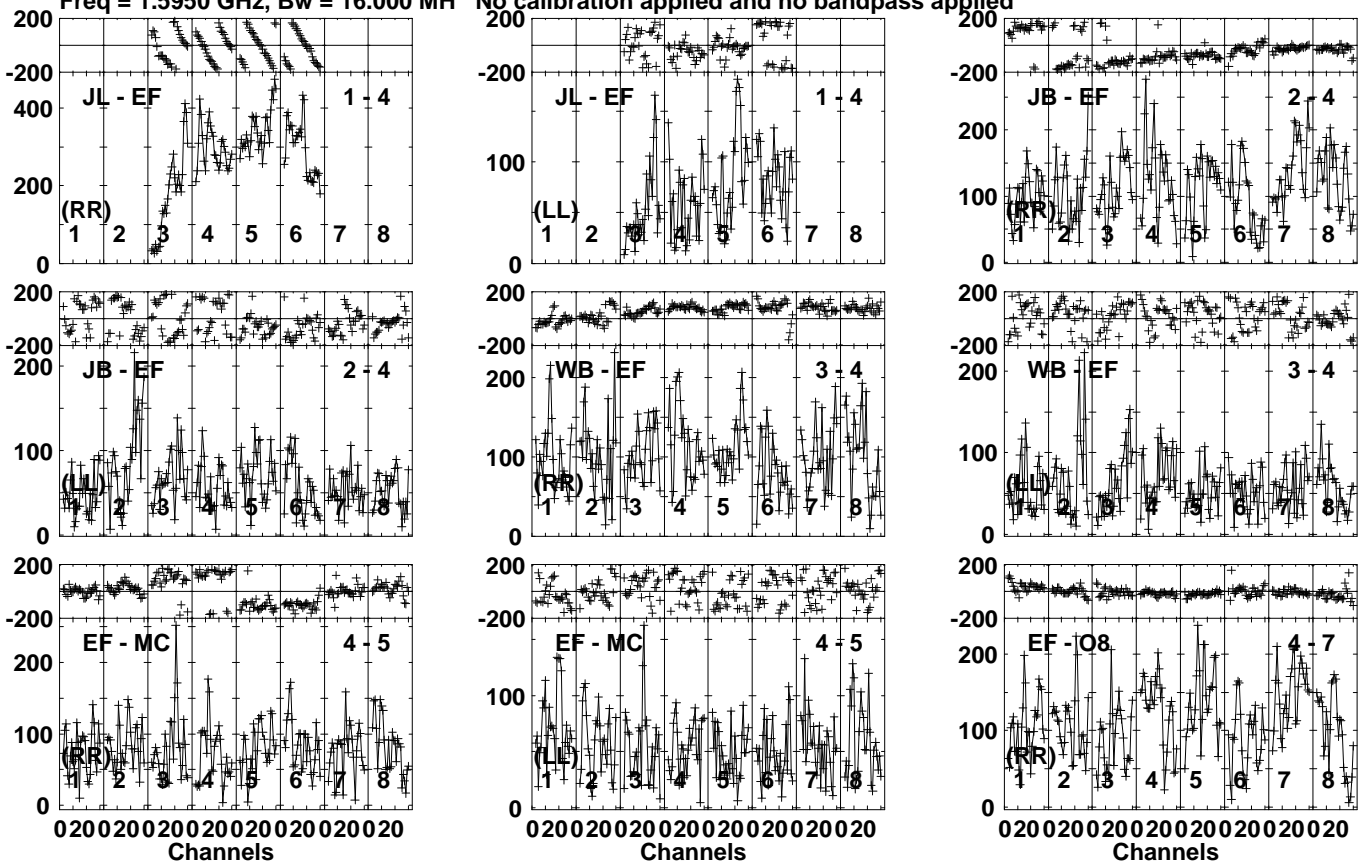
Vector averaged cross-power spectrum Several baselines displayed

Timerange: 00/14:15:01 to 00/14:16:40

Plot file version 390 created 15-NOV-2022 11:02:10

ROSS867 EB081B 1.UVDATA.1

Freq = 1.5950 GHz, Bw = 16.000 MH No calibration applied and no bandpass applied

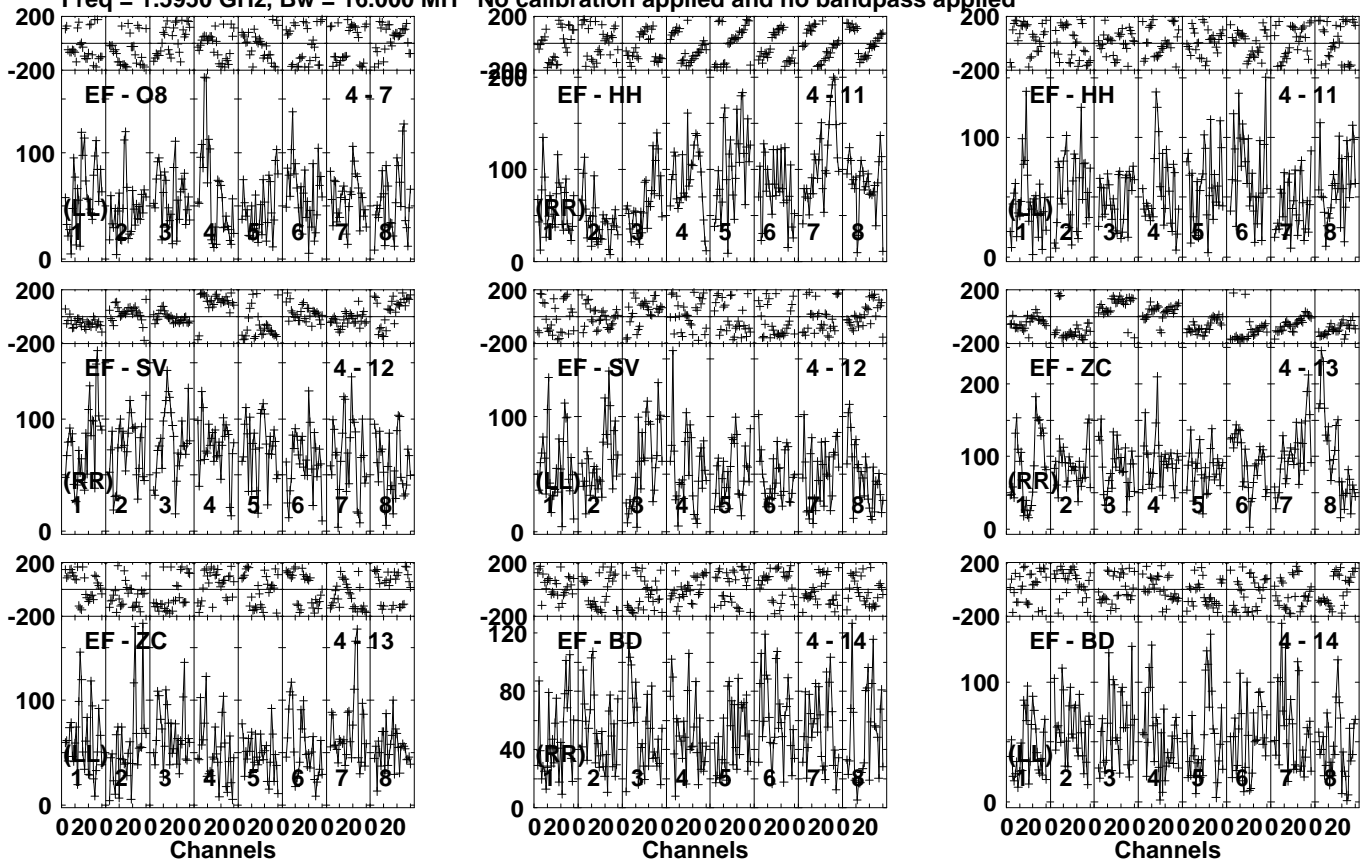


Lower frame: Micro Ampl Jy Top frame: Phas deg
Vector averaged cross-power spectrum Several baselines displayed
Timerange: 00/14:16:40 to 00/14:21:39

Plot file version 391 created 15-NOV-2022 11:02:10

ROSS867 EB081B 1.UVDATA.1

Freq = 1.5950 GHz, Bw = 16.000 MH No calibration applied and no bandpass applied



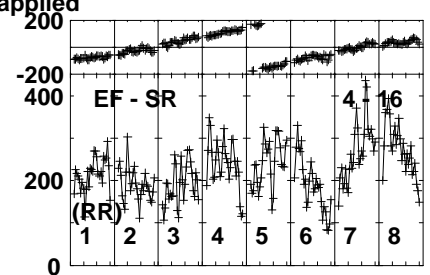
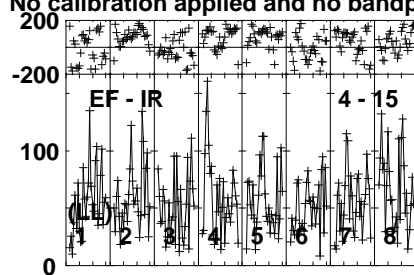
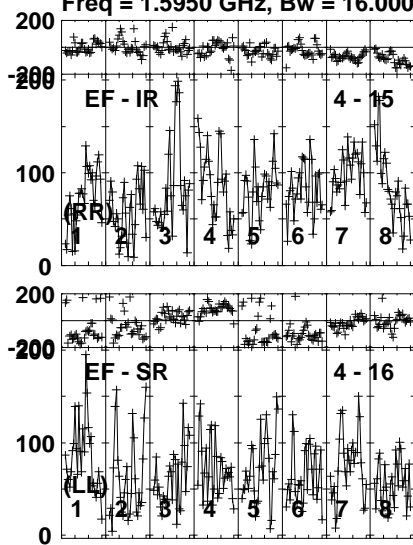
Lower frame: Micro Ampl Jy Top frame: Phas deg
Vector averaged cross-power spectrum Several baselines displayed
Timerange: 00/14:16:40 to 00/14:21:39

Plot file version 392 created 15-NOV-2022 11:02:11

ROSS867 EB081B 1.UVDATA.1

Freq = 1.5950 GHz, Bw = 16.000 MH

No calibration applied and no bandpass applied



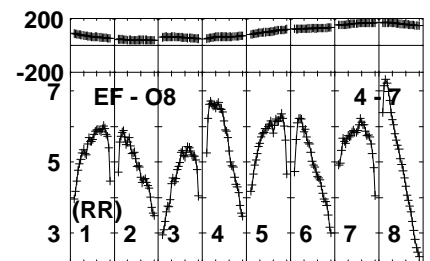
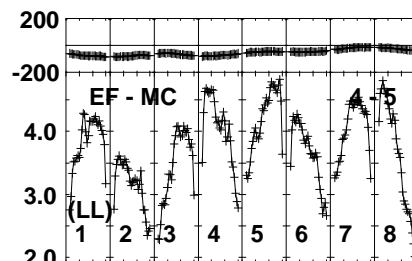
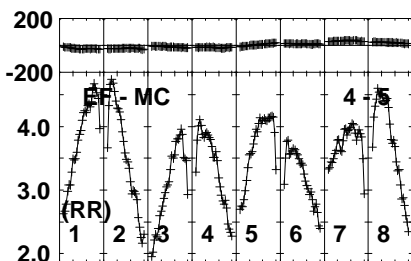
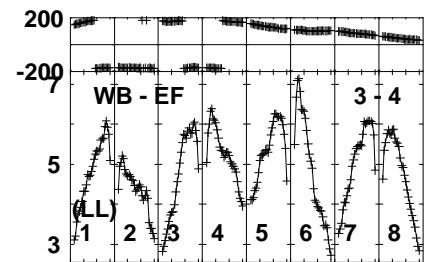
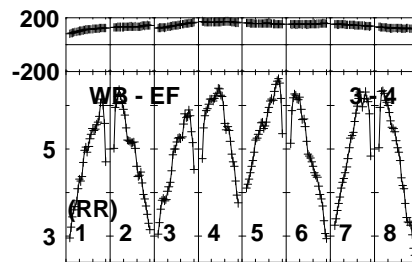
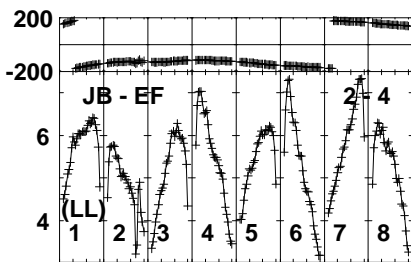
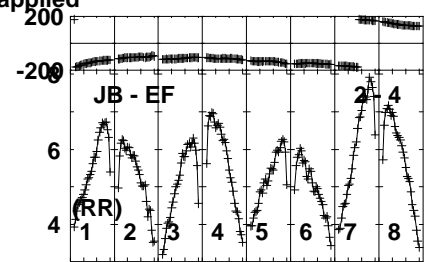
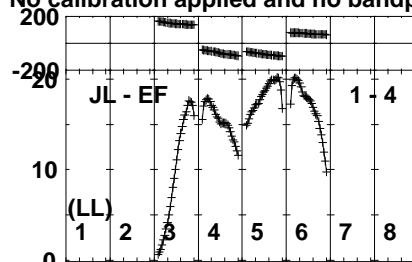
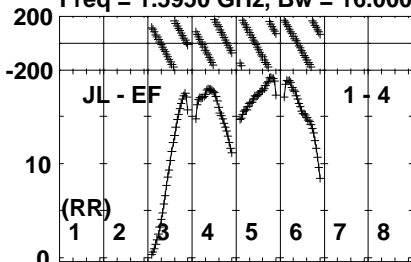
Lower frame: Micro Ampl Jy Top frame: Phas deg
Vector averaged cross-power spectrum Several baselines displayed
Timerange: 00/14:16:40 to 00/14:21:39

Plot file version 393 created 15-NOV-2022 11:02:11

J1722+2458 EB081B 1.UVDATA.1

Freq = 1.5950 GHz, Bw = 16.000 MH

No calibration applied and no bandpass applied



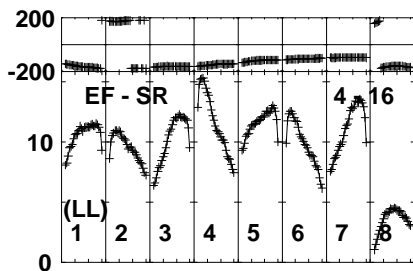
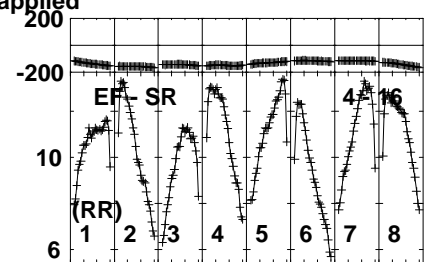
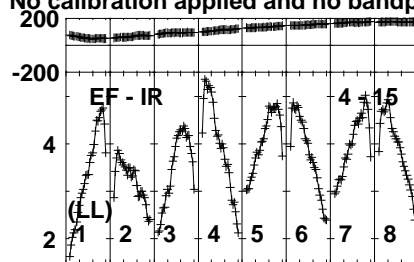
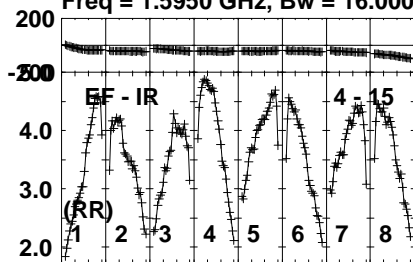
Lower frame: Milli Ampl Jy Top frame: Phas deg
 Vector averaged cross-power spectrum Several baselines displayed
 Timerange: 00/14:22:10 to 00/14:23:20

Plot file version 395 created 15-NOV-2022 11:02:11

J1722+2458 EB081B 1.UVDATA.1

Freq = 1.5950 GHz, Bw = 16.000 MH

No calibration applied and no bandpass applied



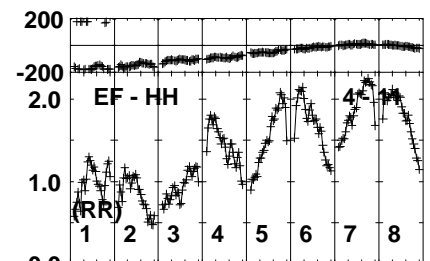
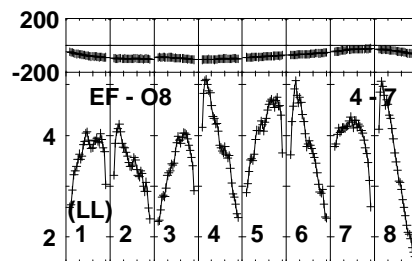
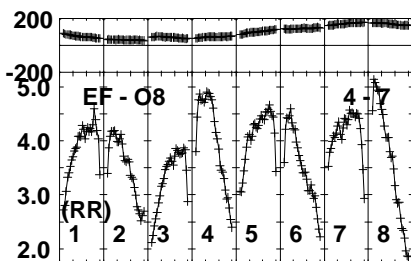
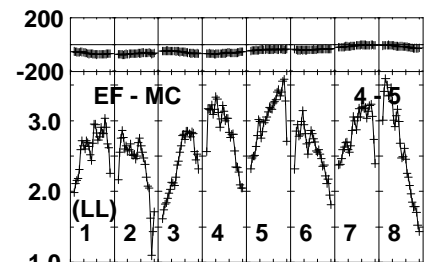
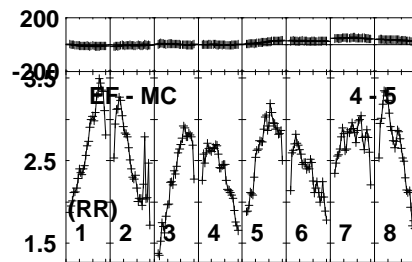
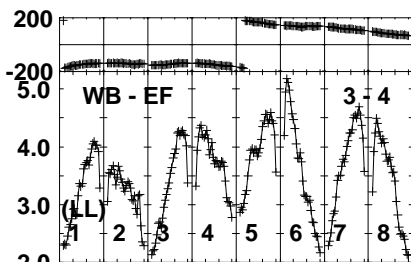
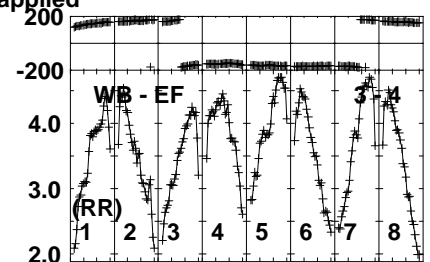
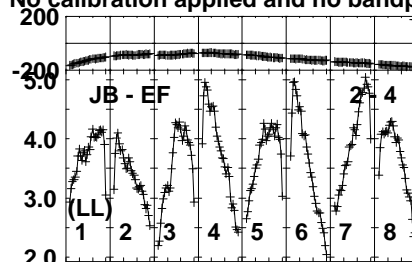
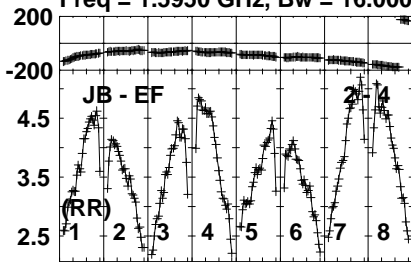
Lower frame: Milli Ampl Jy Top frame: Phas deg
Vector averaged cross-power spectrum Several baselines displayed
Timerange: 00/14:22:10 to 00/14:23:20

Plot file version 396 created 15-NOV-2022 11:02:11

J1722+2815 EB081B 1.UVDATA.1

Freq = 1.5950 GHz, Bw = 16.000 MH

No calibration applied and no bandpass applied



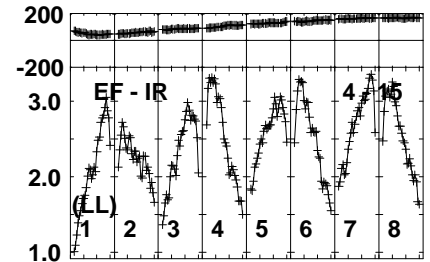
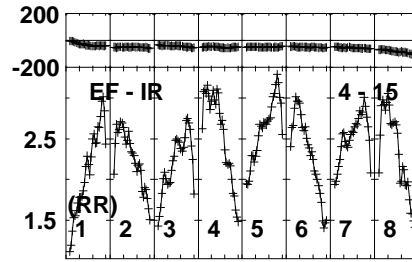
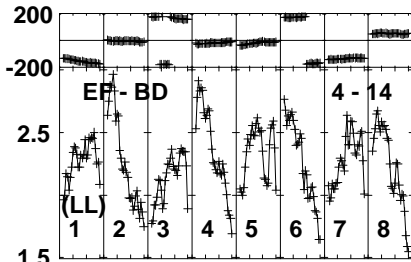
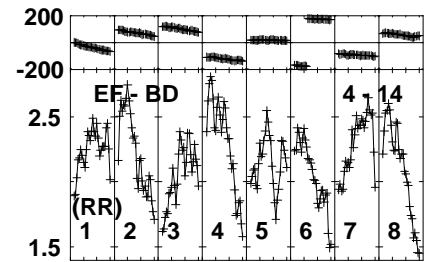
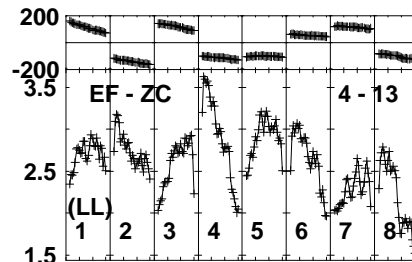
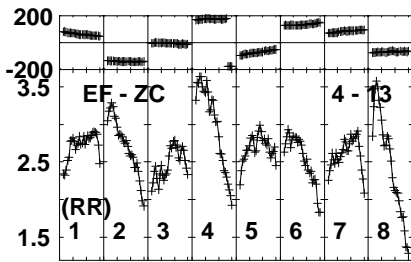
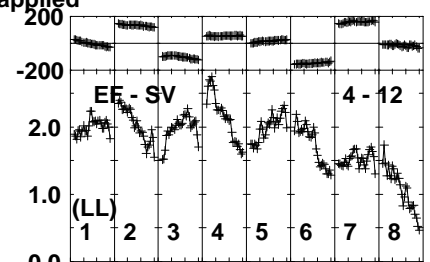
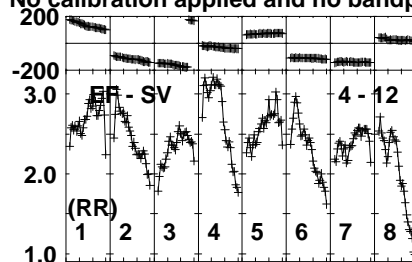
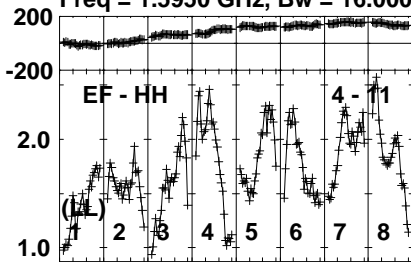
Lower frame: Milli Ampl Jy Top frame: Phas deg
Vector averaged cross-power spectrum Several baselines displayed
Timerange: 00/14:23:20 to 00/14:24:59

Plot file version 397 created 15-NOV-2022 11:02:11

J1722+2815 EB081B 1.UVDATA.1

Freq = 1.5950 GHz, Bw = 16.000 MH

No calibration applied and no bandpass applied



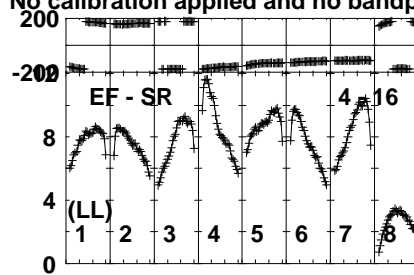
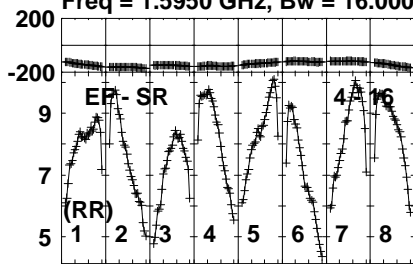
Lower frame: Milli Ampl Jy Top frame: Phas deg
Vector averaged cross-power spectrum Several baselines displayed
Timerange: 00/14:23:20 to 00/14:24:59

Plot file version 398 created 15-NOV-2022 11:02:11

J1722+2815 EB081B 1.UVDATA.1

Freq = 1.5950 GHz, Bw = 16.000 MH

No calibration applied and no bandpass applied



Lower frame: Milli Ampl Jy Top frame: Phas deg

Vector averaged cross-power spectrum Several baselines displayed

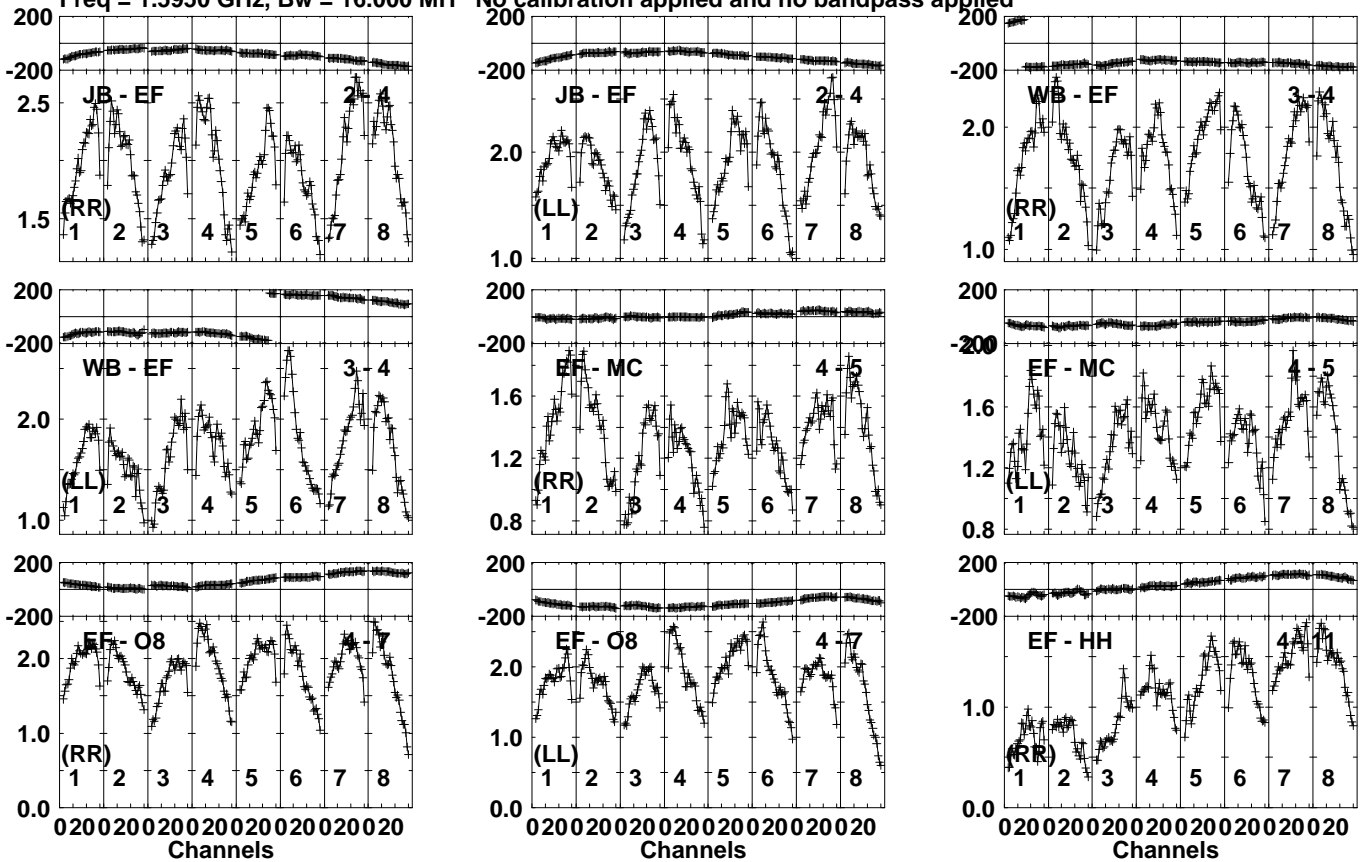
Timerange: 00/14:23:20 to 00/14:24:59

Plot file version 399 created 15-NOV-2022 11:02:11

J1716+2616 EB081B 1.UVDATA.1

Freq = 1.5950 GHz, Bw = 16.000 MH

No calibration applied and no bandpass applied



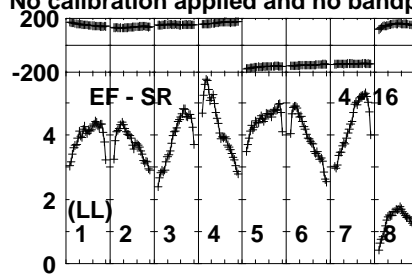
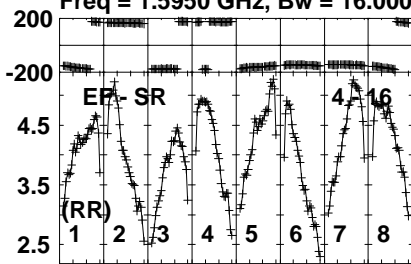
Lower frame: Milli Ampl Jy Top frame: Phas deg
Vector averaged cross-power spectrum Several baselines displayed
Timerange: 00/14:25:01 to 00/14:26:40

Plot file version 401 created 15-NOV-2022 11:02:12

J1716+2616 EB081B 1.UVDATA.1

Freq = 1.5950 GHz, Bw = 16.000 MH

No calibration applied and no bandpass applied



Lower frame: Milli Ampl Jy Top frame: Phas deg

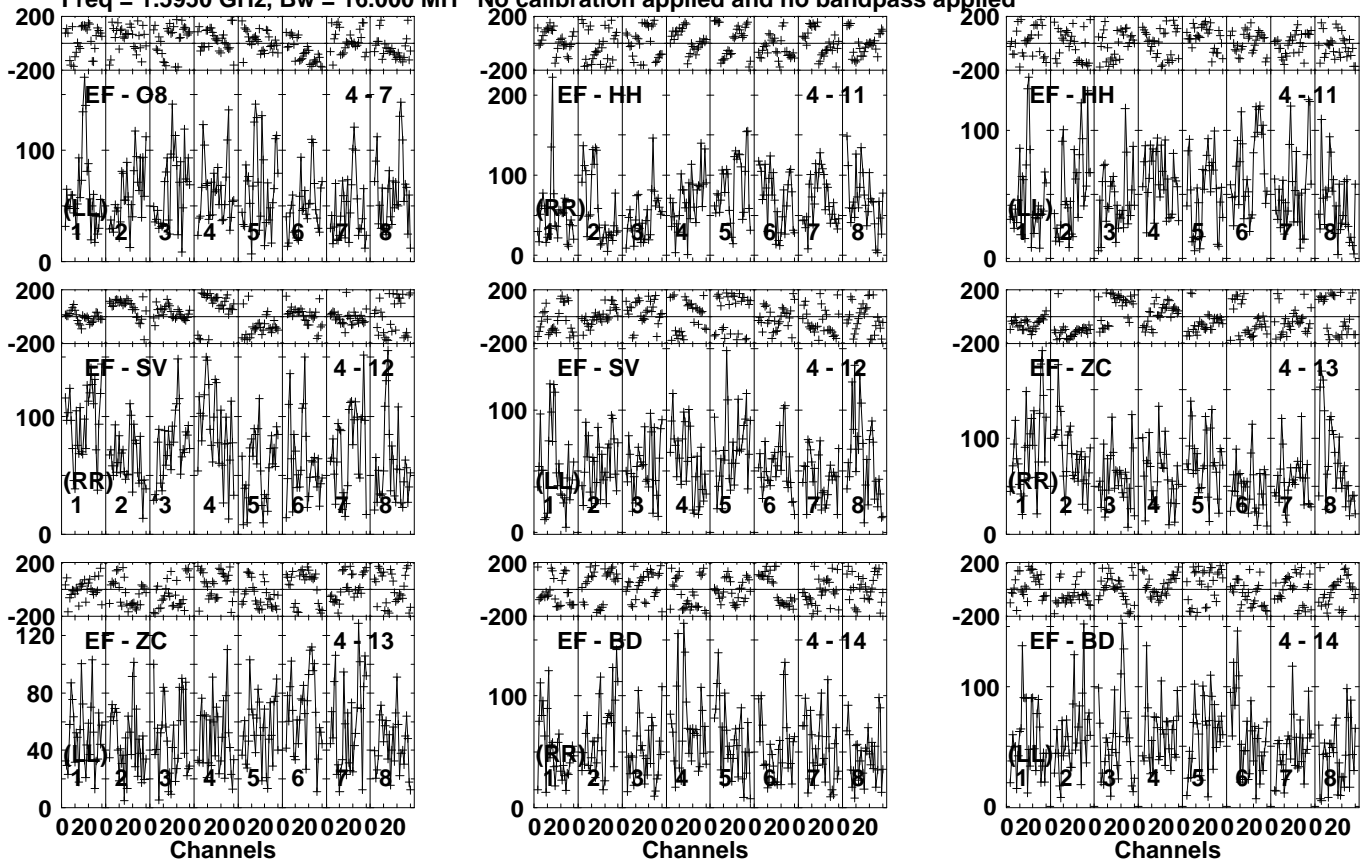
Vector averaged cross-power spectrum Several baselines displayed

Timerange: 00/14:25:01 to 00/14:26:40

Plot file version 403 created 15-NOV-2022 11:02:12

ROSS867 EB081B 1.UVDATA.1

Freq = 1.5950 GHz, Bw = 16.000 MH No calibration applied and no bandpass applied

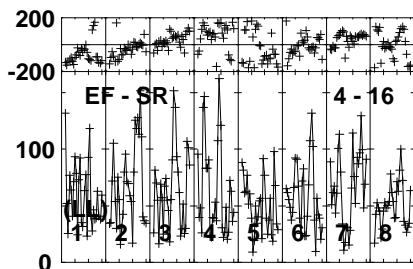
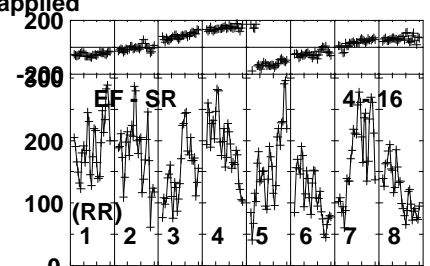
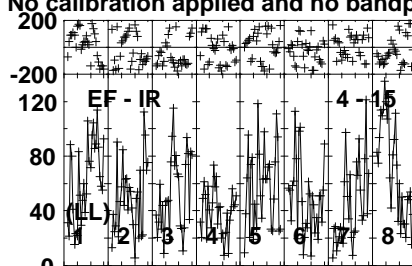
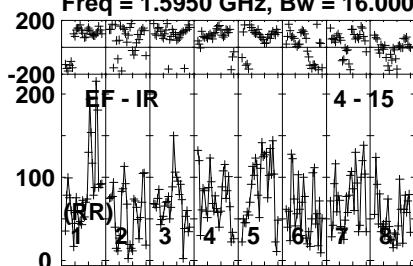


Lower frame: Micro Ampl Jy Top frame: Phas deg
Vector averaged cross-power spectrum Several baselines displayed
Timerange: 00/14:26:41 to 00/14:31:40

Plot file version 404 created 15-NOV-2022 11:02:13

ROSS867 EB081B 1.UVDATA.1

Freq = 1.5950 GHz, Bw = 16.000 MH No calibration applied and no bandpass applied



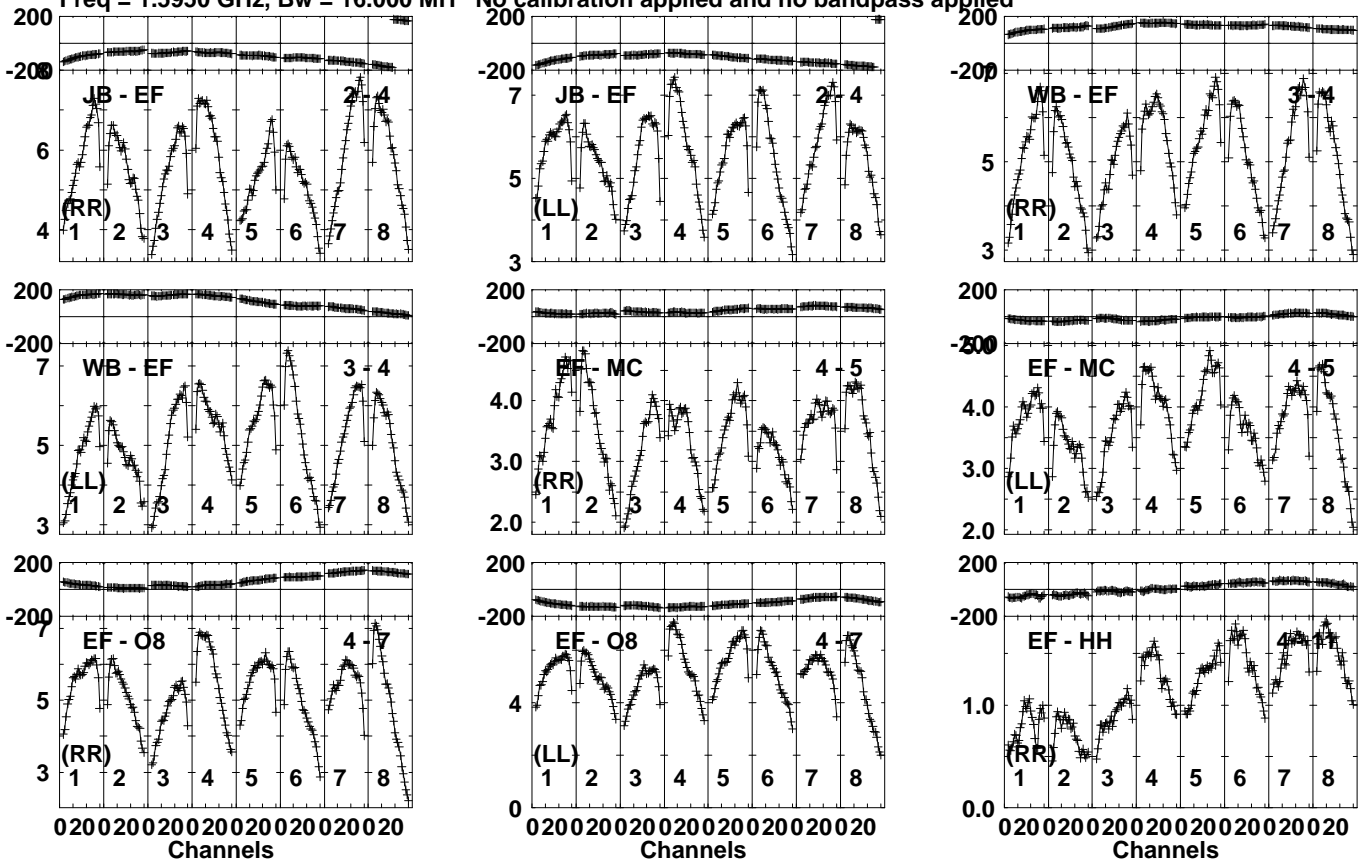
Lower frame: Micro Ampl Jy Top frame: Phas deg
Vector averaged cross-power spectrum Several baselines displayed
Timerange: 00/14:26:41 to 00/14:31:40

Plot file version 405 created 15-NOV-2022 11:02:13

J1722+2458 EB081B 1.UVDATA.1

Freq = 1.5950 GHz, Bw = 16.000 MH

No calibration applied and no bandpass applied



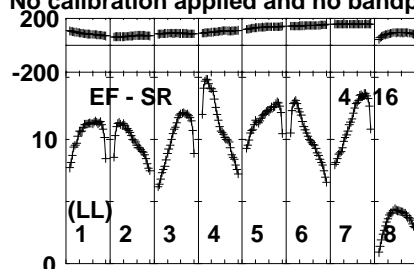
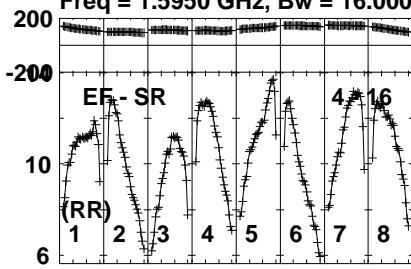
Lower frame: Milli Ampl Jy Top frame: Phas deg
 Vector averaged cross-power spectrum Several baselines displayed
 Timerange: 00/14:32:10 to 00/14:33:20

Plot file version 407 created 15-NOV-2022 11:02:13

J1722+2458 EB081B 1.UVDATA.1

Freq = 1.5950 GHz, Bw = 16.000 MH

No calibration applied and no bandpass applied



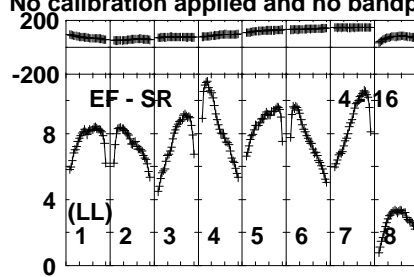
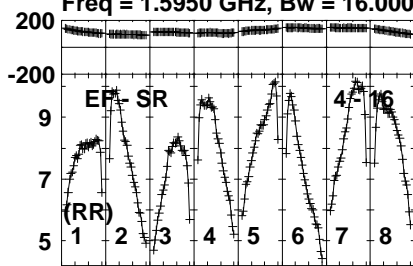
Lower frame: Milli Ampl Jy Top frame: Phas deg
Vector averaged cross-power spectrum Several baselines displayed
Timerange: 00/14:32:10 to 00/14:33:20

Plot file version 410 created 15-NOV-2022 11:02:13

J1722+2815 EB081B 1.UVDATA.1

Freq = 1.5950 GHz, Bw = 16.000 MH

No calibration applied and no bandpass applied



Lower frame: Milli Ampl Jy Top frame: Phas deg

Vector averaged cross-power spectrum Several baselines displayed

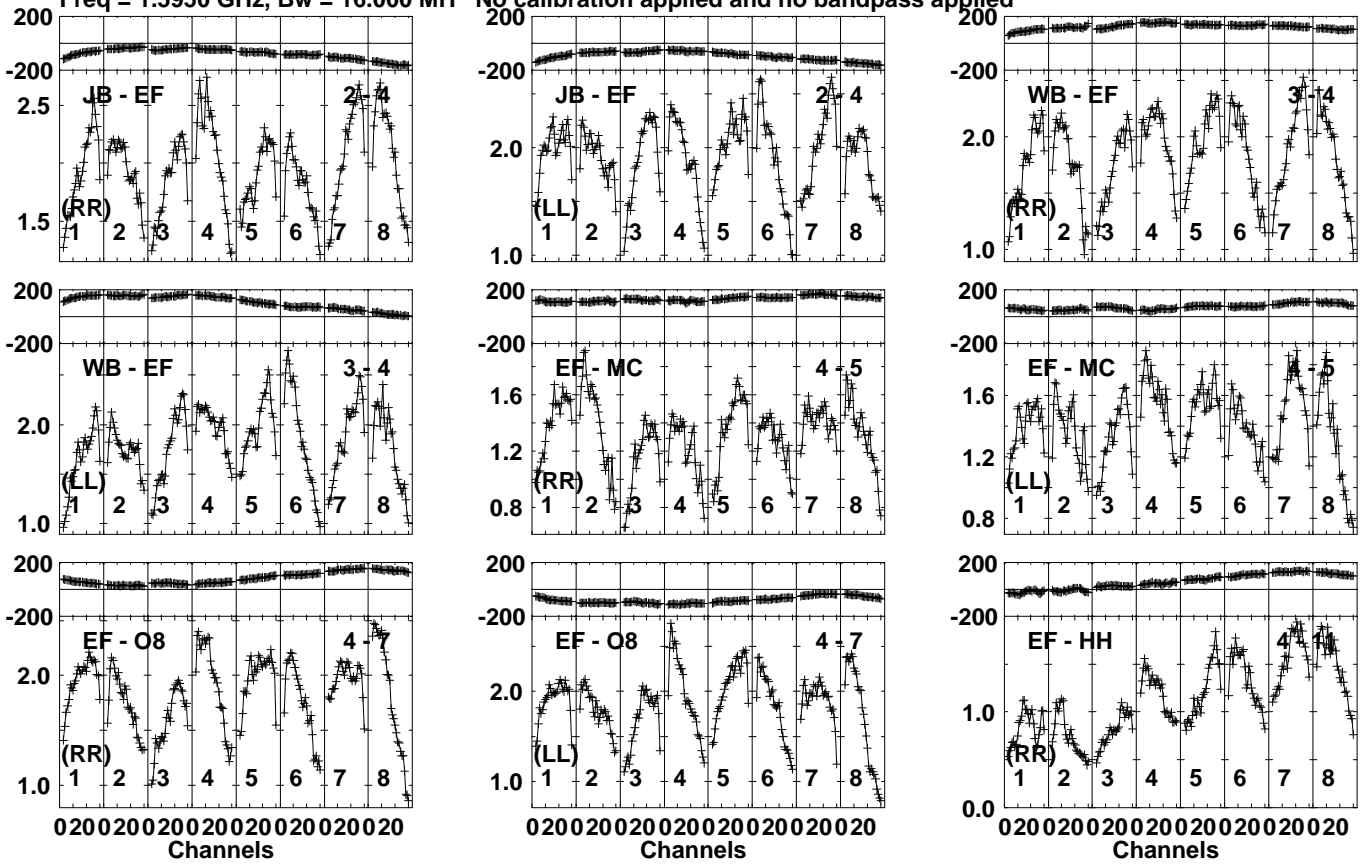
Timerange: 00/14:33:21 to 00/14:35:00

Plot file version 411 created 15-NOV-2022 11:02:13

J1716+2616 EB081B 1.UVDATA.1

Freq = 1.5950 GHz, Bw = 16.000 MH

No calibration applied and no bandpass applied



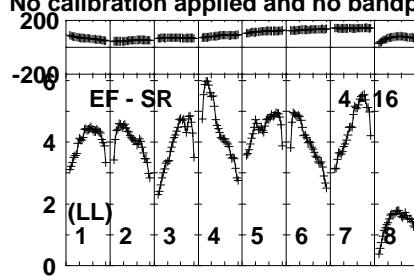
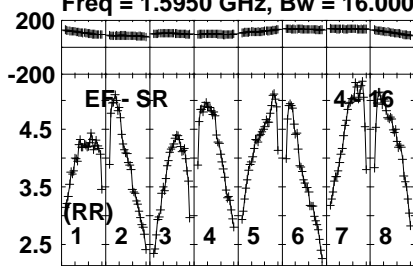
Lower frame: Milli Ampl Jy Top frame: Phas deg
Vector averaged cross-power spectrum Several baselines displayed
Timerange: 00/14:35:01 to 00/14:36:40

Plot file version 413 created 15-NOV-2022 11:02:14

J1716+2616 EB081B 1.UVDATA.1

Freq = 1.5950 GHz, Bw = 16.000 MH

No calibration applied and no bandpass applied



Lower frame: Milli Ampl Jy Top frame: Phas deg

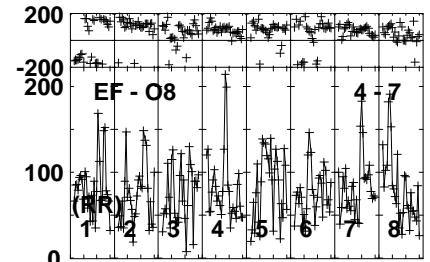
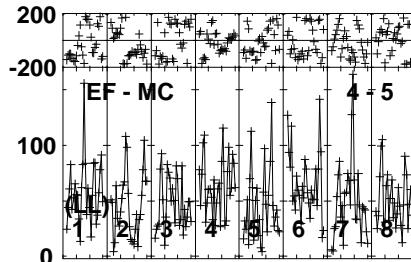
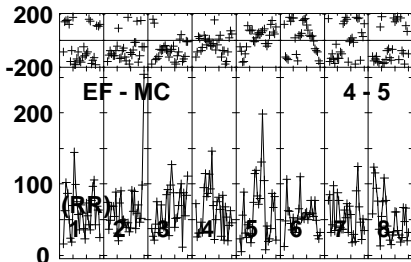
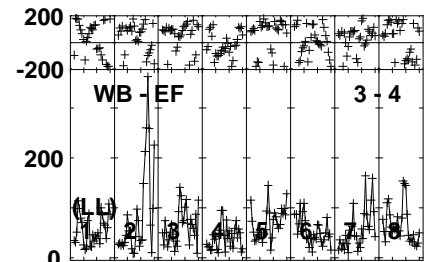
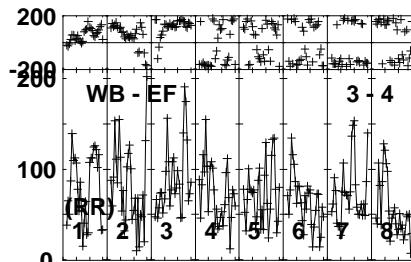
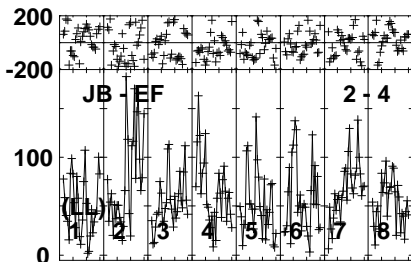
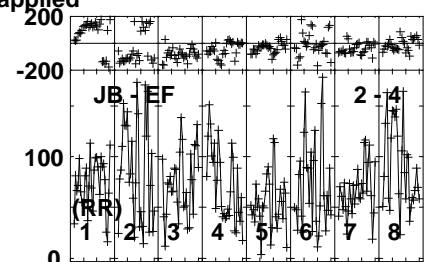
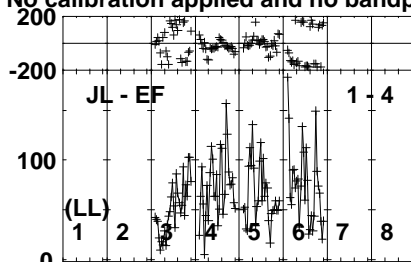
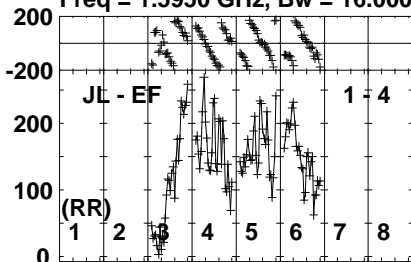
Vector averaged cross-power spectrum Several baselines displayed

Timerange: 00/14:35:01 to 00/14:36:40

Plot file version 414 created 15-NOV-2022 11:02:14

ROSS867 EB081B 1.UVDATA.1

Freq = 1.5950 GHz, Bw = 16.000 MH No calibration applied and no bandpass applied

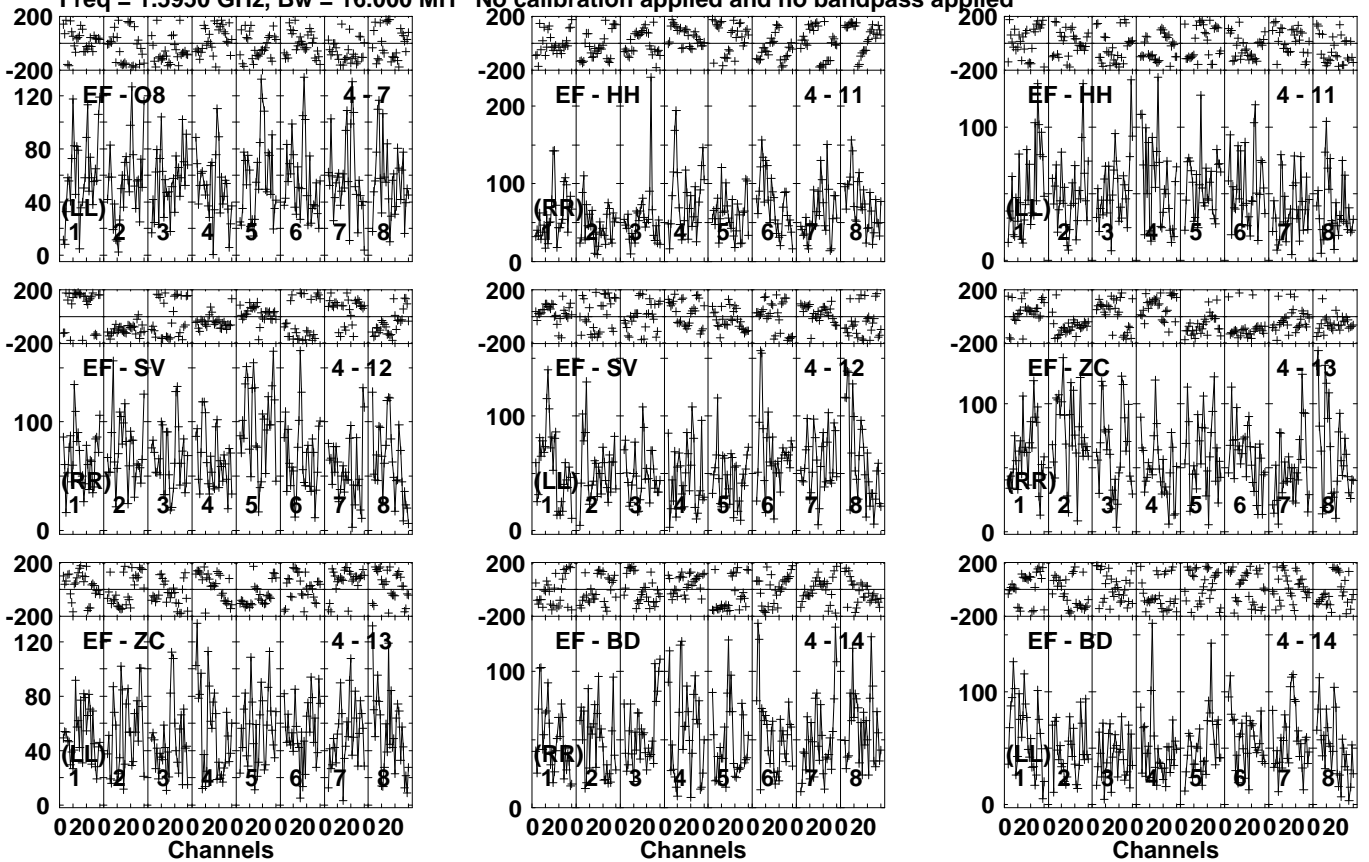


Lower frame: Micro Ampl Jy Top frame: Phas deg
Vector averaged cross-power spectrum Several baselines displayed
Timerange: 00/14:36:40 to 00/14:41:39

Plot file version 415 created 15-NOV-2022 11:02:14

ROSS867 EB081B 1.UVDATA.1

Freq = 1.5950 GHz, Bw = 16.000 MH No calibration applied and no bandpass applied

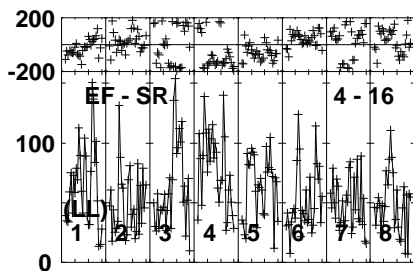
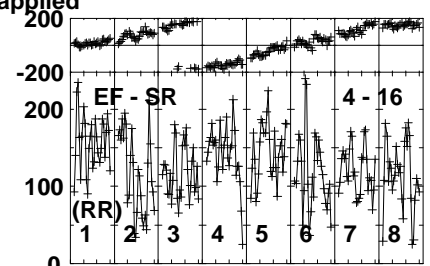
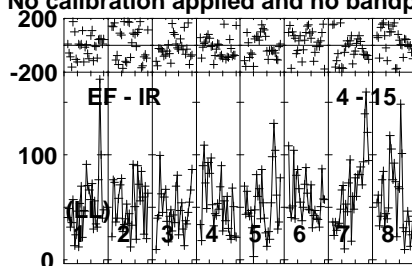
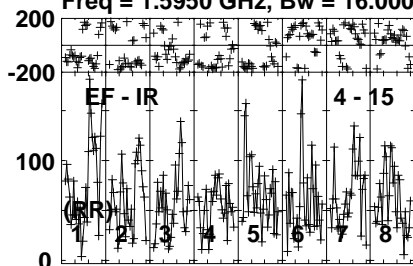


Lower frame: Micro Ampl Jy Top frame: Phas deg
Vector averaged cross-power spectrum Several baselines displayed
Timerange: 00/14:36:40 to 00/14:41:39

Plot file version 416 created 15-NOV-2022 11:02:14

ROSS867 EB081B 1.UVDATA.1

Freq = 1.5950 GHz, Bw = 16.000 MH No calibration applied and no bandpass applied



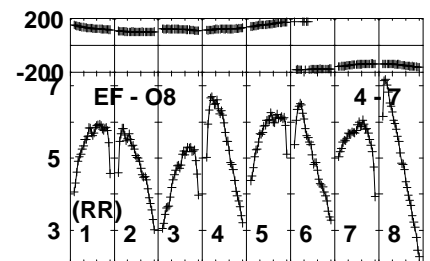
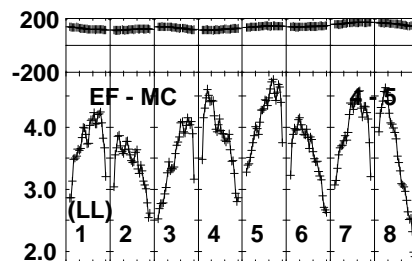
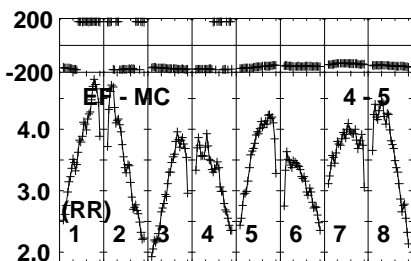
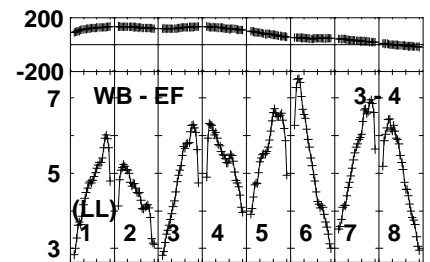
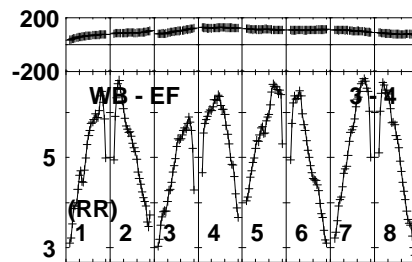
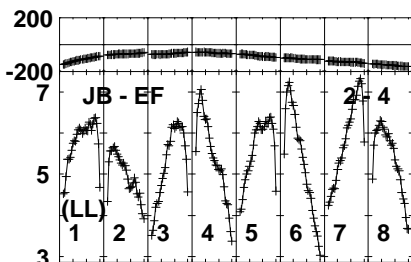
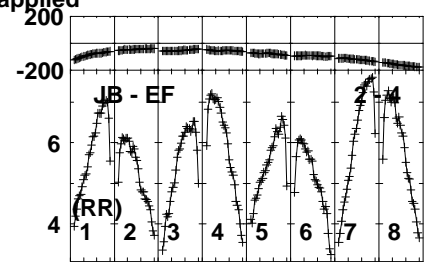
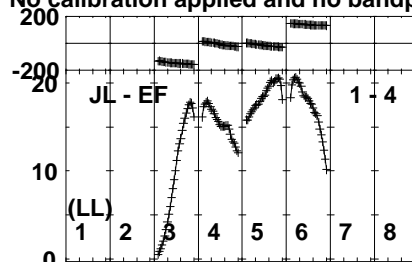
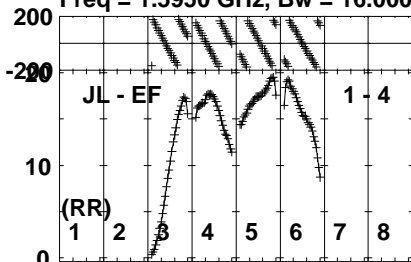
Lower frame: Micro Ampl Jy Top frame: Phas deg
Vector averaged cross-power spectrum Several baselines displayed
Timerange: 00/14:36:40 to 00/14:41:39

Plot file version 417 created 15-NOV-2022 11:02:14

J1722+2458 EB081B 1.UVDATA.1

Freq = 1.5950 GHz, Bw = 16.000 MH

No calibration applied and no bandpass applied



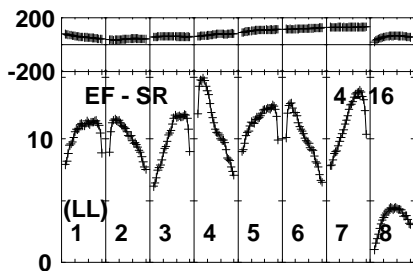
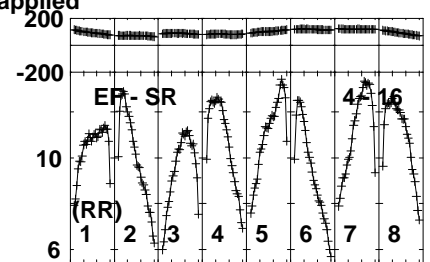
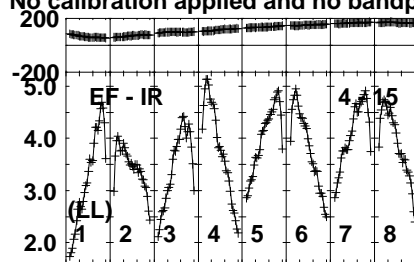
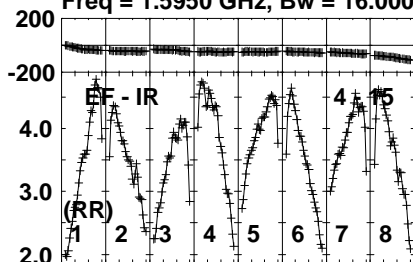
Lower frame: Milli Ampl Jy Top frame: Phas deg
 Vector averaged cross-power spectrum Several baselines displayed
 Timerange: 00/14:42:11 to 00/14:43:19

Plot file version 419 created 15-NOV-2022 11:02:15

J1722+2458 EB081B 1.UVDATA.1

Freq = 1.5950 GHz, Bw = 16.000 MH

No calibration applied and no bandpass applied



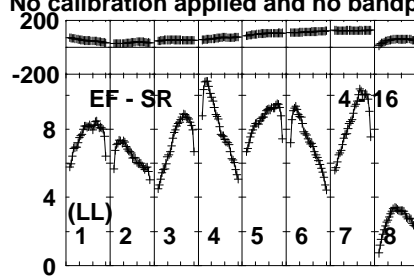
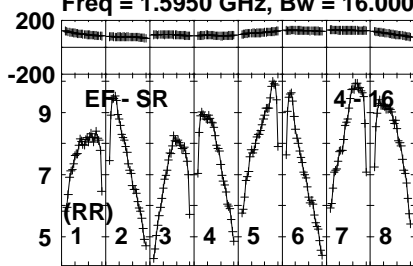
Lower frame: Milli Ampl Jy Top frame: Phas deg
Vector averaged cross-power spectrum Several baselines displayed
Timerange: 00/14:42:11 to 00/14:43:19

Plot file version 422 created 15-NOV-2022 11:02:15

J1722+2815 EB081B 1.UVDATA.1

Freq = 1.5950 GHz, Bw = 16.000 MH

No calibration applied and no bandpass applied



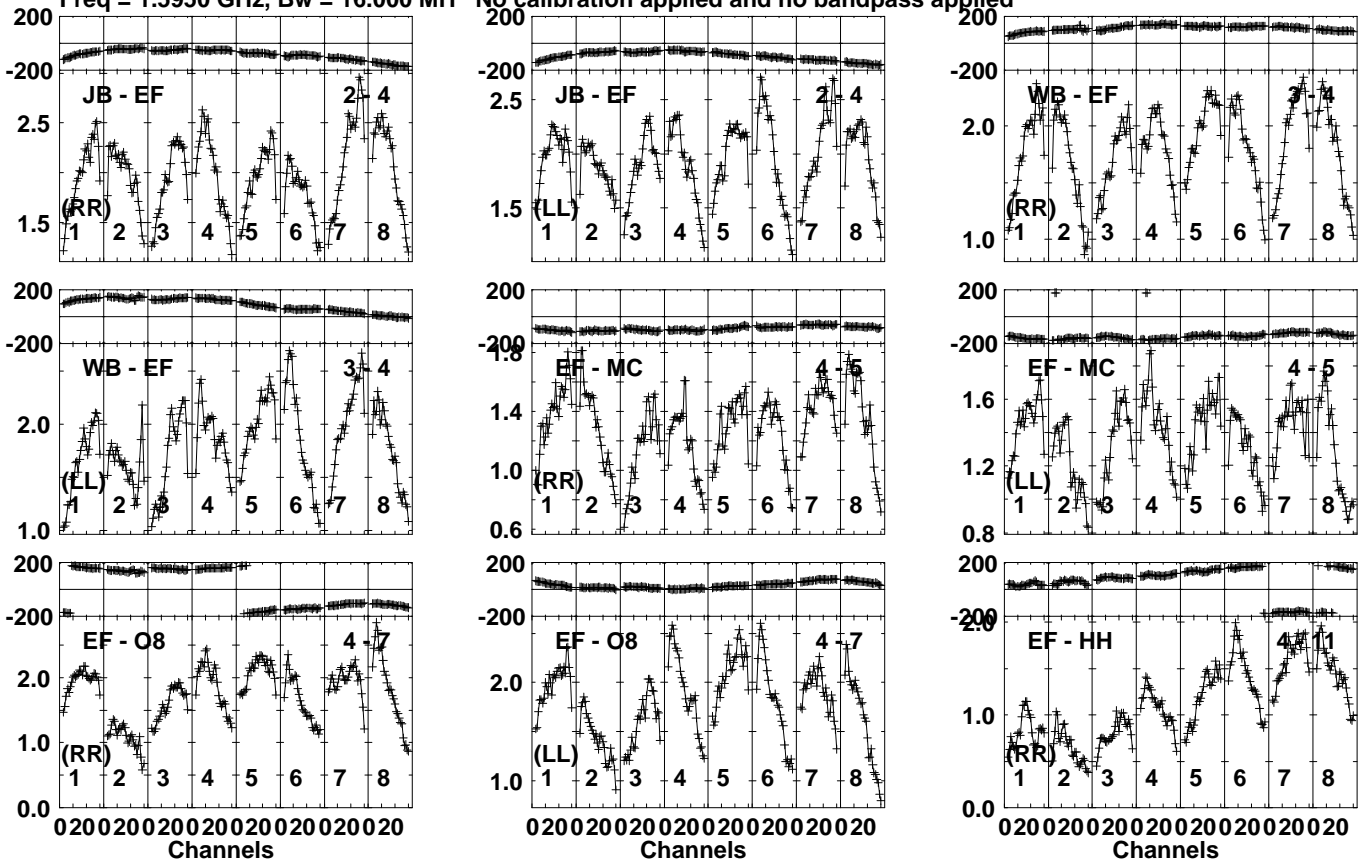
Lower frame: Milli Ampl Jy Top frame: Phas deg
Vector averaged cross-power spectrum Several baselines displayed
Timerange: 00/14:43:20 to 00/14:44:59

Plot file version 423 created 15-NOV-2022 11:02:15

J1716+2616 EB081B 1.UVDATA.1

Freq = 1.5950 GHz, Bw = 16.000 MH

No calibration applied and no bandpass applied

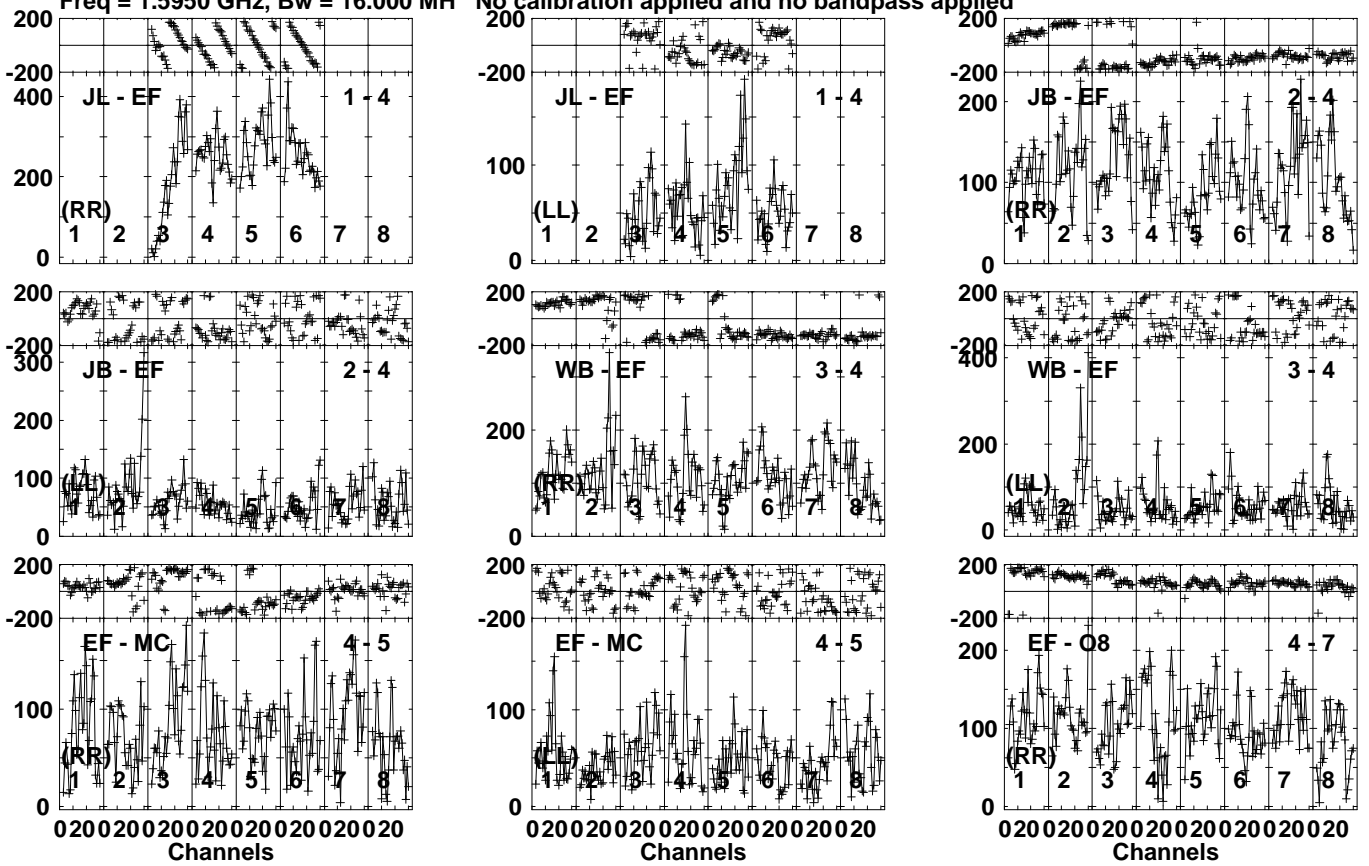


Lower frame: Milli Ampl Jy Top frame: Phas deg
Vector averaged cross-power spectrum Several baselines displayed
Timerange: 00/14:45:00 to 00/14:46:39

Plot file version 425 created 15-NOV-2022 11:02:16

ROSS867 EB081B 1.UVDATA.1

Freq = 1.5950 GHz, Bw = 16.000 MH No calibration applied and no bandpass applied



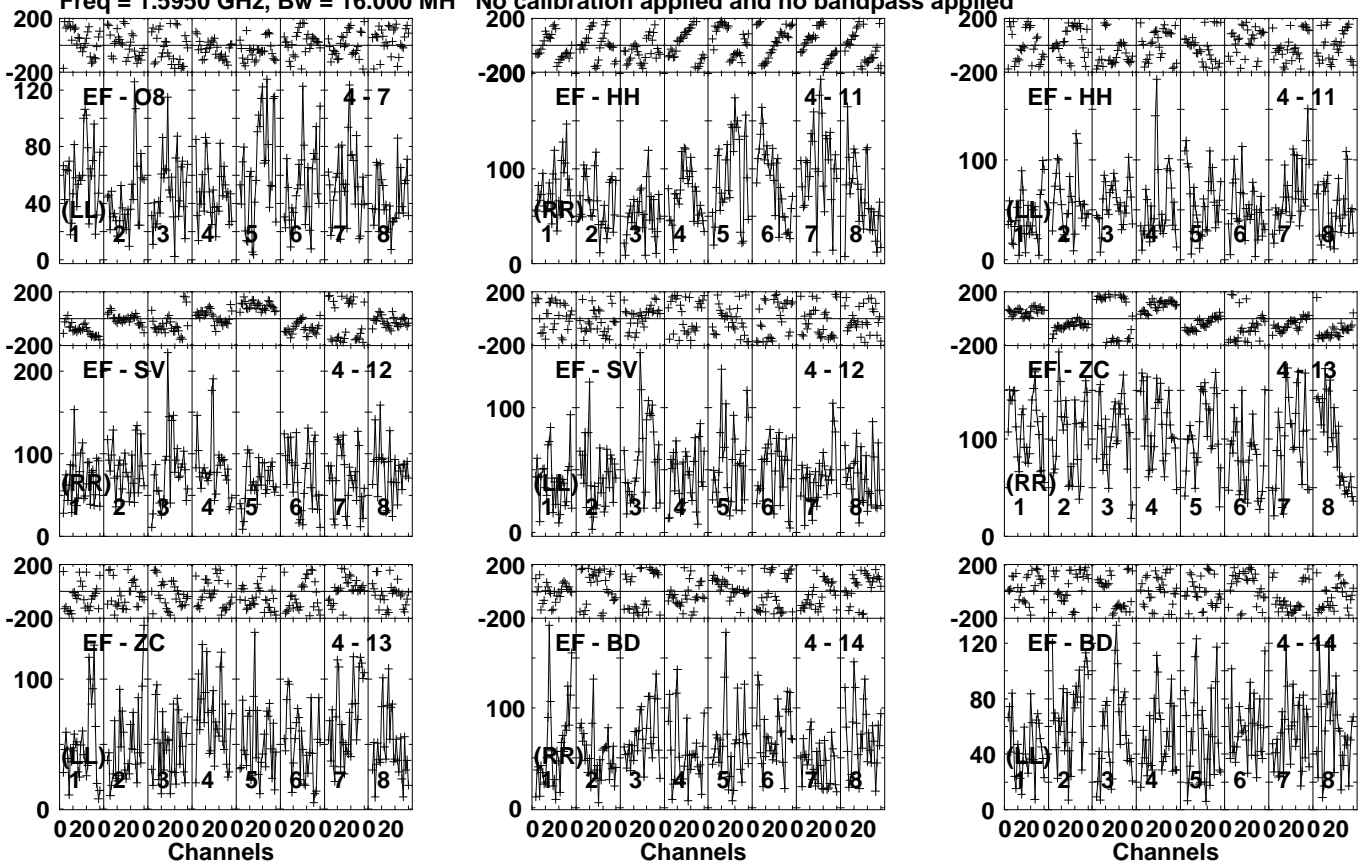
Lower frame: Micro Ampl Jy Top frame: Phas deg
Vector averaged cross-power spectrum Several baselines displayed
Timerange: 00/14:46:40 to 00/14:51:39

Plot file version 426 created 15-NOV-2022 11:02:16

ROSS867 EB081B 1.UVDATA.1

Freq = 1.5950 GHz, Bw = 16.000 MH

No calibration applied and no bandpass applied

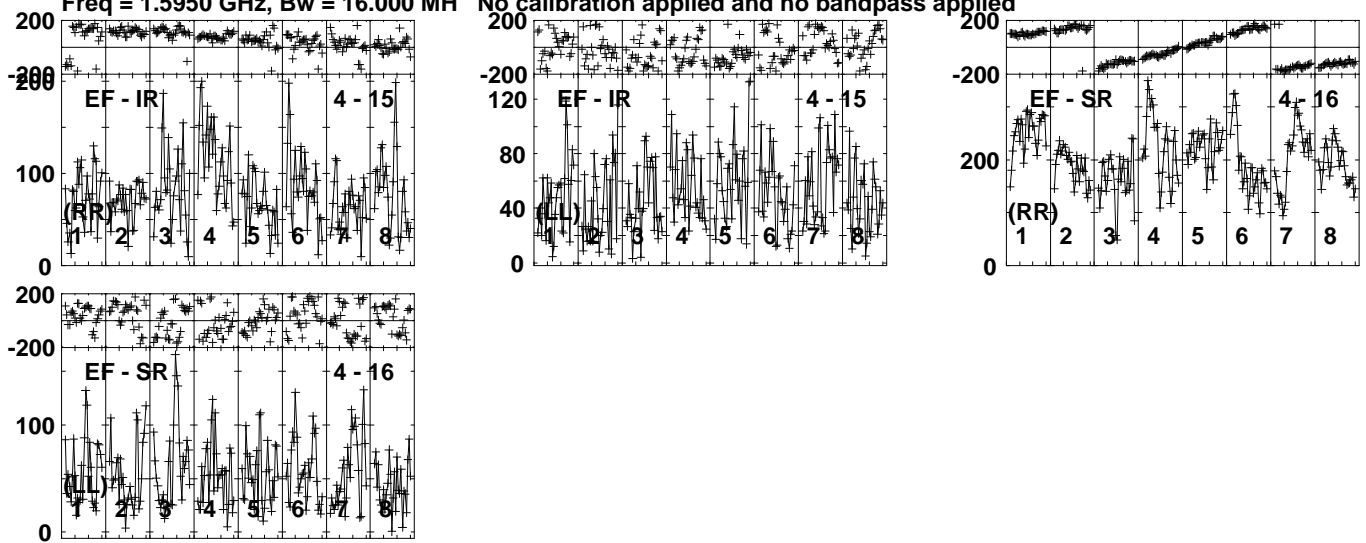


Lower frame: Micro Ampl Jy Top frame: Phas deg
Vector averaged cross-power spectrum Several baselines displayed
Timerange: 00:14:46:40 to 00:14:51:39

Plot file version 427 created 15-NOV-2022 11:02:16

ROSS867 EB081B 1.UVDATA.1

Freq = 1.5950 GHz, Bw = 16.000 MH No calibration applied and no bandpass applied



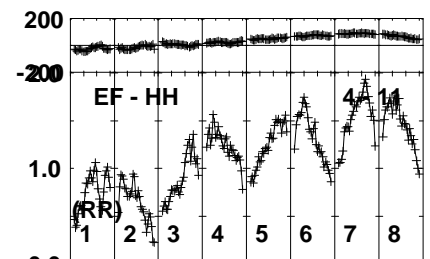
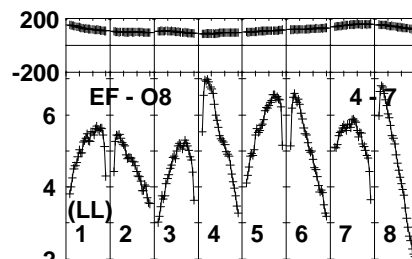
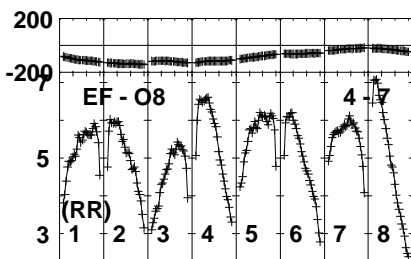
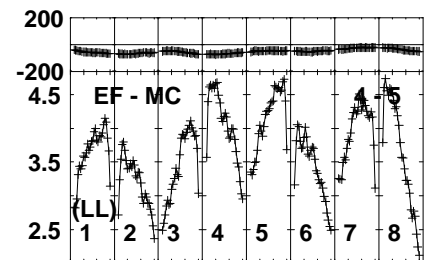
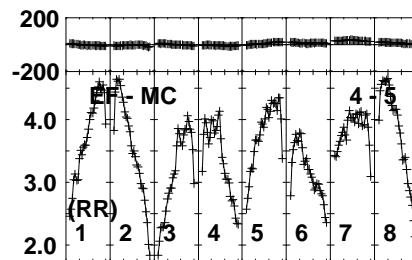
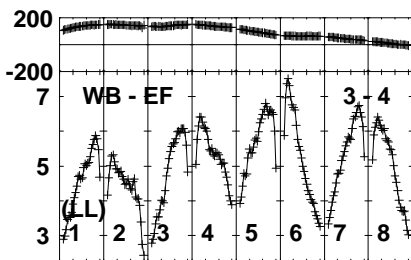
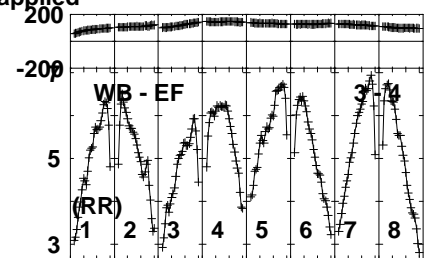
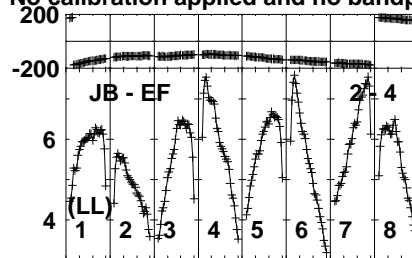
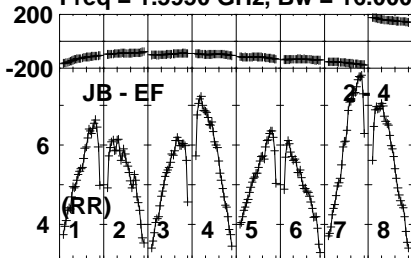
Lower frame: Micro Ampl Jy Top frame: Phas deg
Vector averaged cross-power spectrum Several baselines displayed
Timerange: 00/14:46:40 to 00/14:51:39

Plot file version 428 created 15-NOV-2022 11:02:16

J1722+2458 EB081B 1.UVDATA.1

Freq = 1.5950 GHz, Bw = 16.000 MH

No calibration applied and no bandpass applied



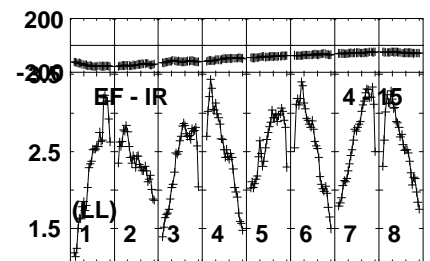
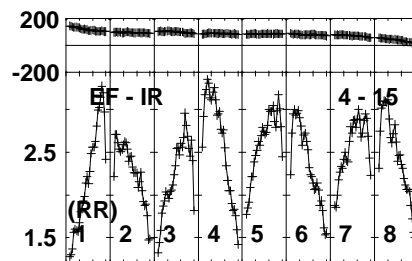
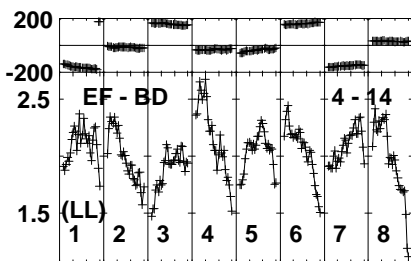
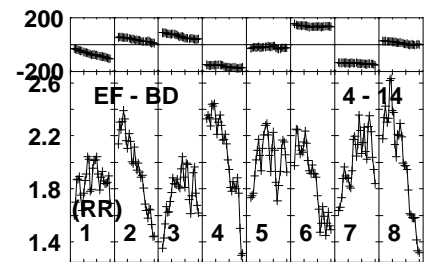
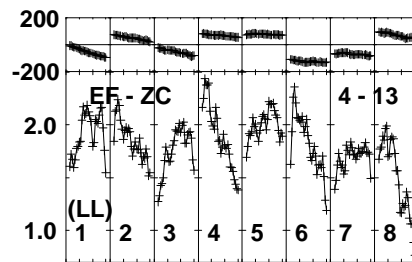
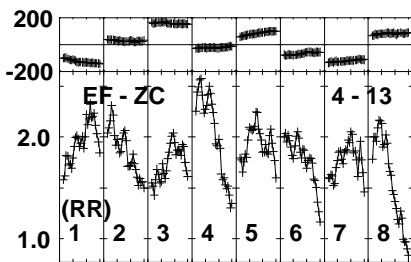
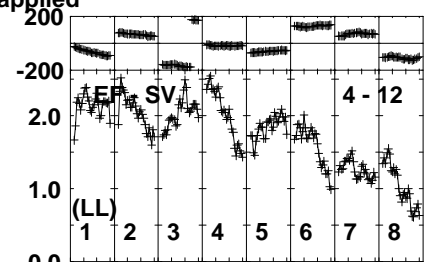
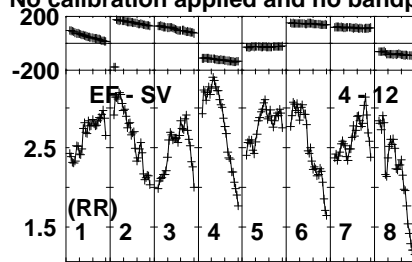
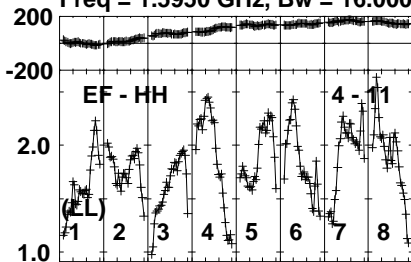
Lower frame: Milli Ampl Jy Top frame: Phas deg
Vector averaged cross-power spectrum Several baselines displayed
Timerange: 00/14:52:10 to 00/14:53:20

Plot file version 431 created 15-NOV-2022 11:02:17

J1722+2815 EB081B 1.UVDATA.1

Freq = 1.5950 GHz, Bw = 16.000 MH

No calibration applied and no bandpass applied



020020020020020020020020020020
Channels

020020020020020020020020020020
Channels

020020020020020020020020020020
Channels

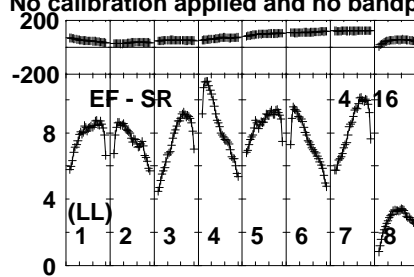
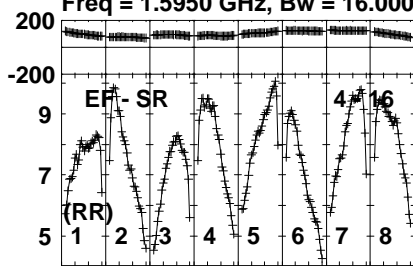
Lower frame: Milli Ampl Jy Top frame: Phas deg
Vector averaged cross-power spectrum Several baselines displayed
Timerange: 00/14:53:21 to 00/14:55:00

Plot file version 432 created 15-NOV-2022 11:02:17

J1722+2815 EB081B 1.UVDATA.1

Freq = 1.5950 GHz, Bw = 16.000 MH

No calibration applied and no bandpass applied

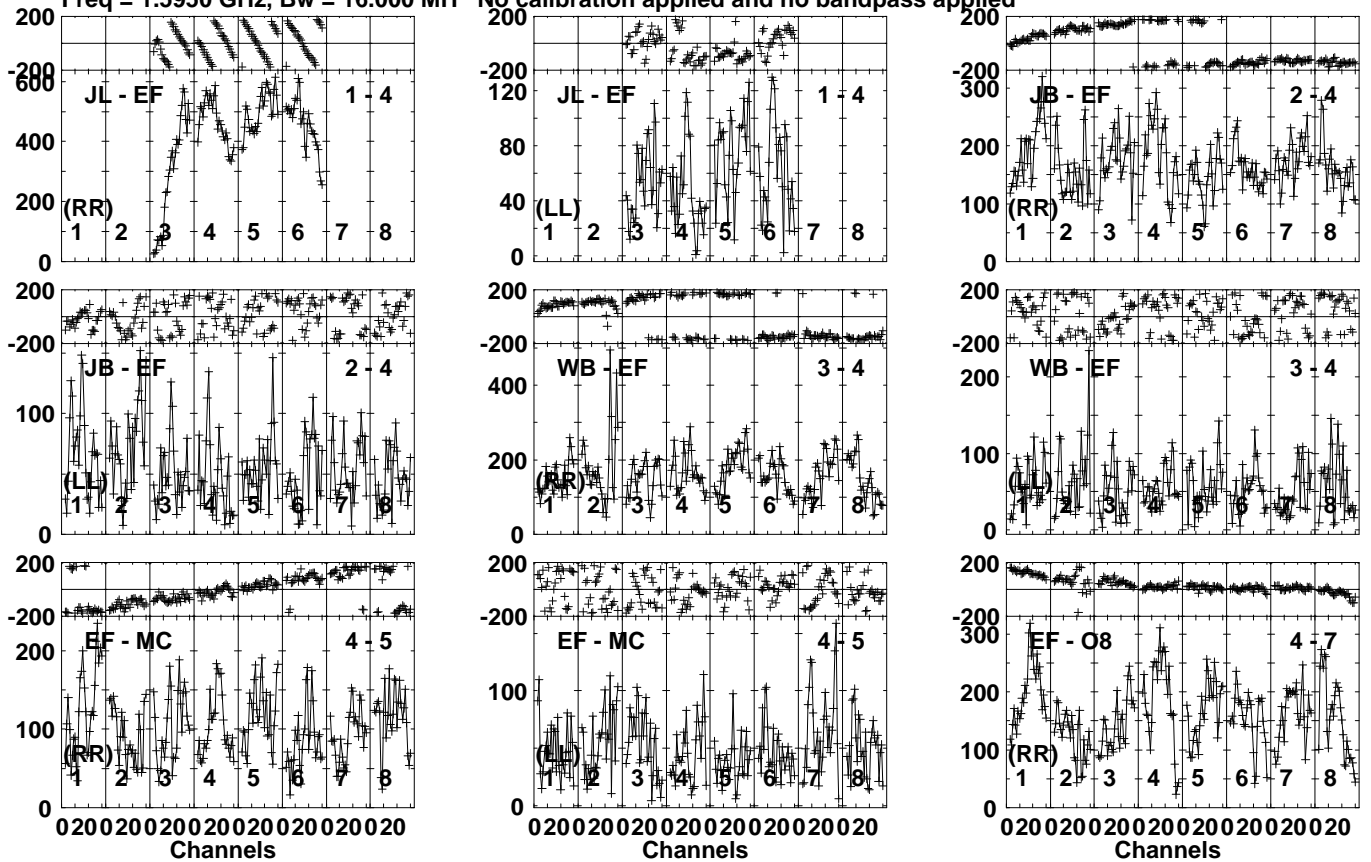


Lower frame: Milli Ampl Jy Top frame: Phas deg
Vector averaged cross-power spectrum Several baselines displayed
Timerange: 00/14:53:21 to 00/14:55:00

Plot file version 435 created 15-NOV-2022 11:02:17

ROSS867 EB081B 1.UVDATA.1

Freq = 1.5950 GHz, Bw = 16.000 MH No calibration applied and no bandpass applied

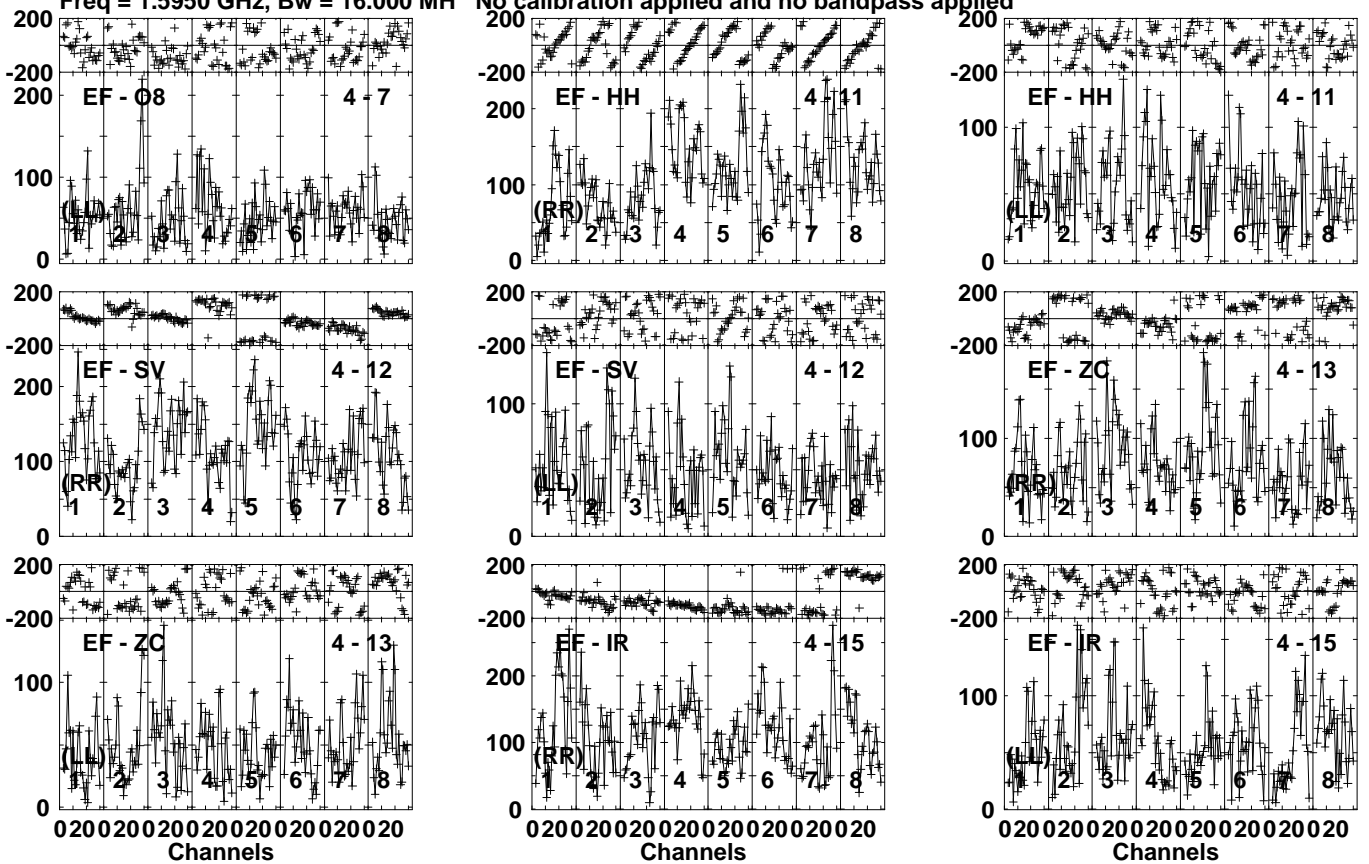


Lower frame: Micro Ampl Jy Top frame: Phas deg
Vector averaged cross-power spectrum Several baselines displayed
Timerange: 00/14:56:41 to 00/15:01:40

Plot file version 436 created 15-NOV-2022 11:02:18

ROSS867 EB081B 1.UVDATA.1

Freq = 1.5950 GHz, Bw = 16.000 MH No calibration applied and no bandpass applied



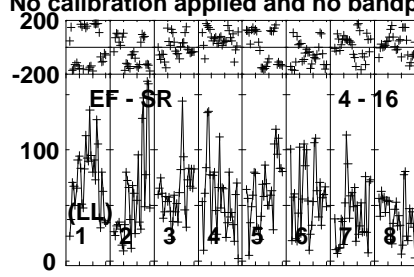
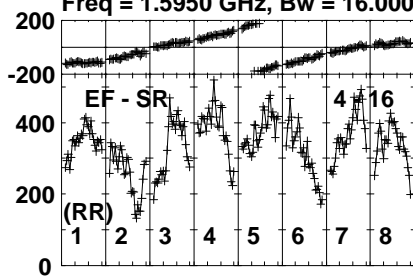
Lower frame: Micro Ampl Jy Top frame: Phas deg
Vector averaged cross-power spectrum Several baselines displayed
Timerange: 00/14:56:41 to 00/15:01:40

Plot file version 437 created 15-NOV-2022 11:02:18

ROSS867 EB081B 1.UVDATA.1

Freq = 1.5950 GHz, Bw = 16.000 MH

No calibration applied and no bandpass applied



Lower frame: Micro Ampl Jy Top frame: Phas deg

Vector averaged cross-power spectrum Several baselines displayed

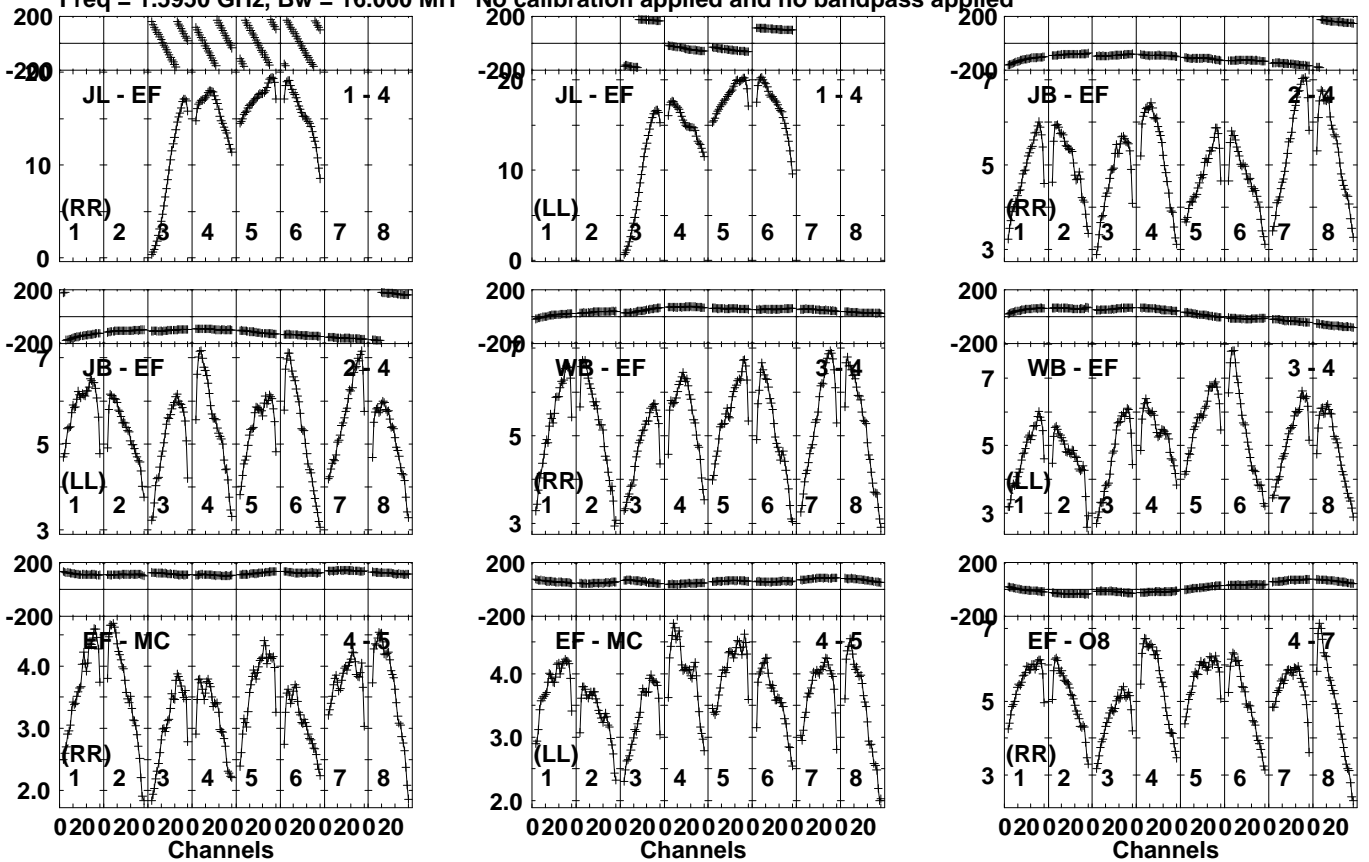
Timerange: 00/14:56:41 to 00/15:01:40

Plot file version 438 created 15-NOV-2022 11:02:18

J1722+2458 EB081B 1.UVDATA.1

Freq = 1.5950 GHz, Bw = 16.000 MH

No calibration applied and no bandpass applied



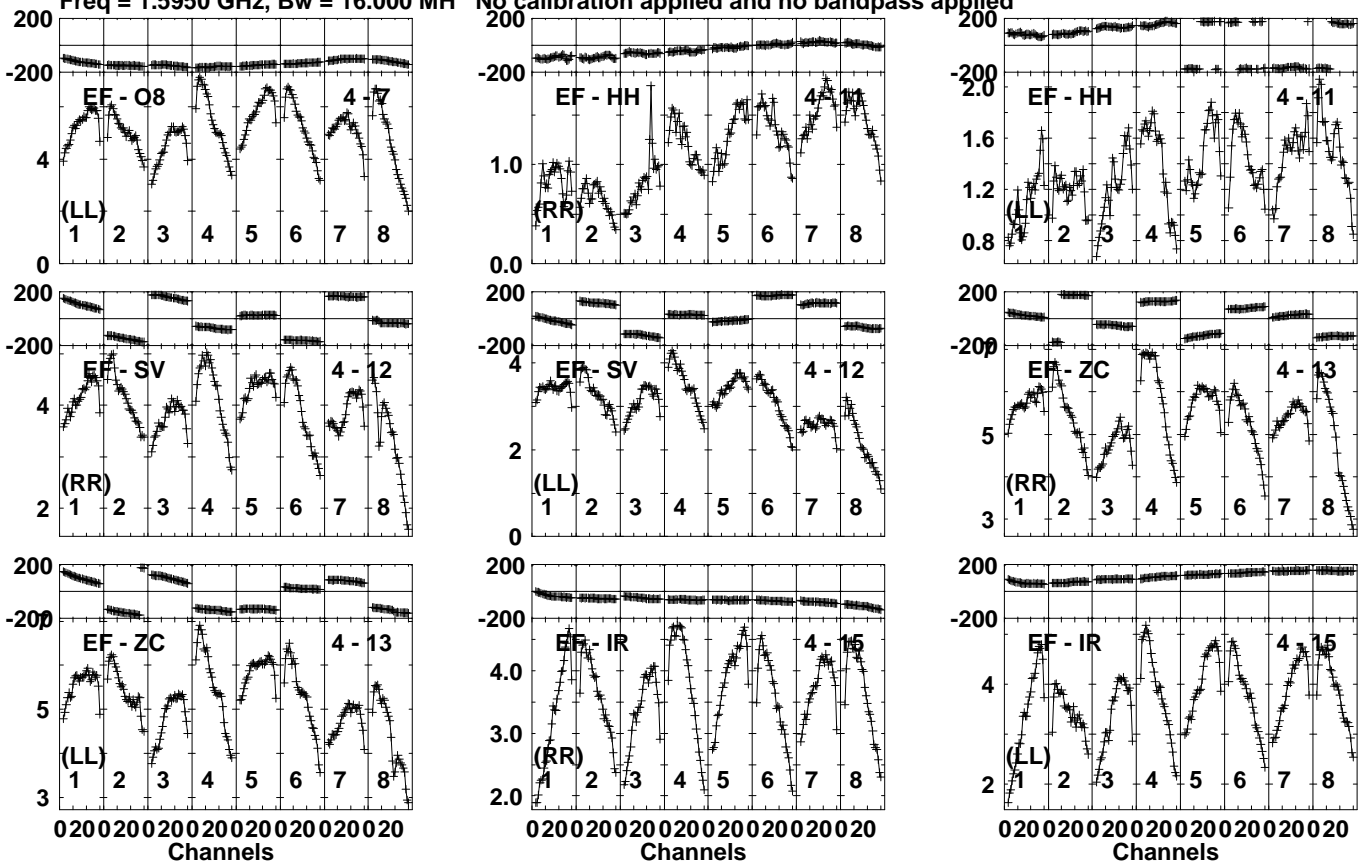
Lower frame: Milli Ampl Jy Top frame: Phas deg
 Vector averaged cross-power spectrum Several baselines displayed
 Timerange: 00/15:02:11 to 00/15:03:19

Plot file version 439 created 15-NOV-2022 11:02:18

J1722+2458 EB081B 1.UVDATA.1

Freq = 1.5950 GHz, Bw = 16.000 MH

No calibration applied and no bandpass applied



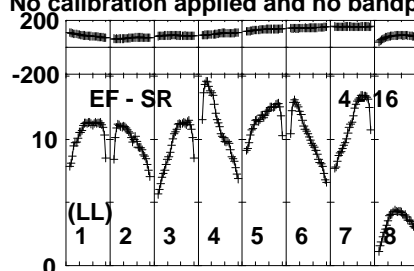
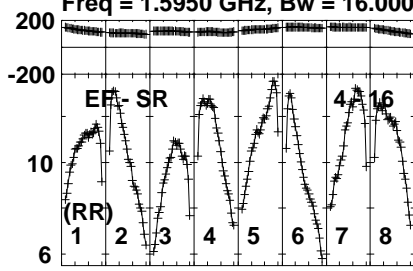
Lower frame: Milli Ampl Jy Top frame: Phas deg
Vector averaged cross-power spectrum Several baselines displayed
Timerange: 00/15:02:11 to 00/15:03:19

Plot file version 440 created 15-NOV-2022 11:02:18

J1722+2458 EB081B 1.UVDATA.1

Freq = 1.5950 GHz, Bw = 16.000 MH

No calibration applied and no bandpass applied



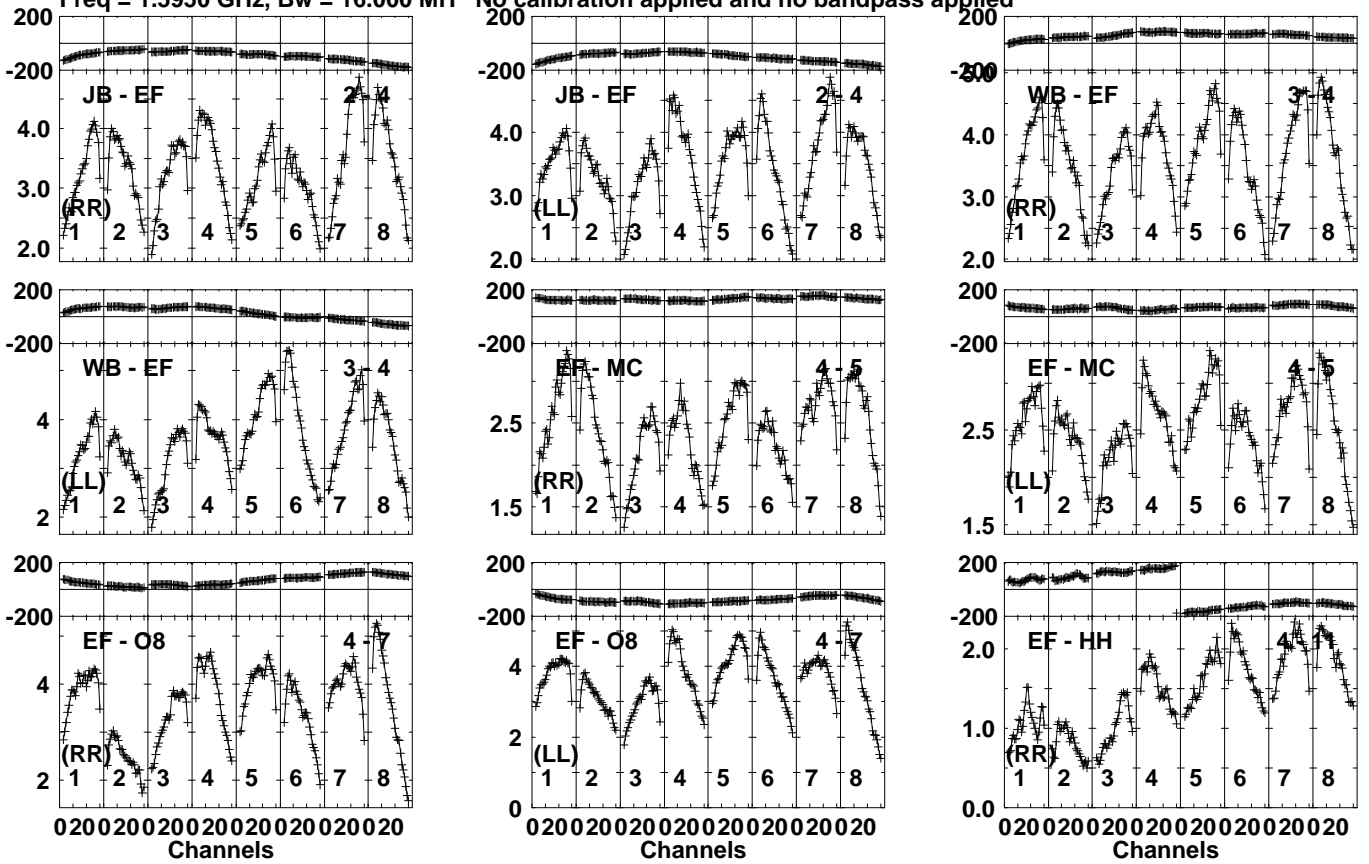
Lower frame: Milli Ampl Jy Top frame: Phas deg
Vector averaged cross-power spectrum Several baselines displayed
Timerange: 00/15:02:11 to 00/15:03:19

Plot file version 441 created 15-NOV-2022 11:02:18

J1722+2815 EB081B 1.UVDATA.1

Freq = 1.5950 GHz, Bw = 16.000 MH

No calibration applied and no bandpass applied



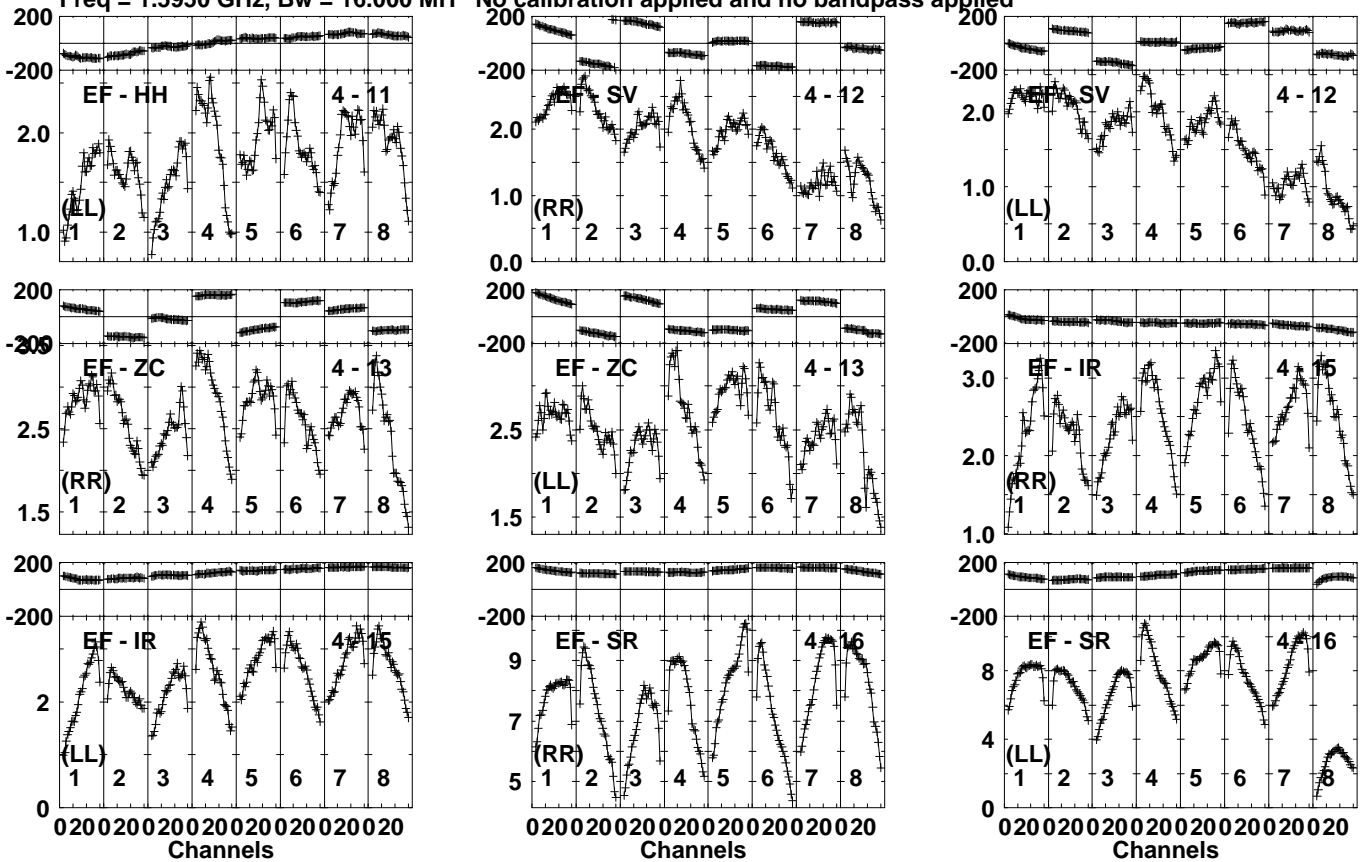
Lower frame: Milli Ampl Jy Top frame: Phas deg
Vector averaged cross-power spectrum Several baselines displayed
Timerange: 00/15:03:21 to 00/15:05:00

Plot file version 442 created 15-NOV-2022 11:02:18

J1722+2815 EB081B 1.UVDATA.1

Freq = 1.5950 GHz, Bw = 16.000 MH

No calibration applied and no bandpass applied



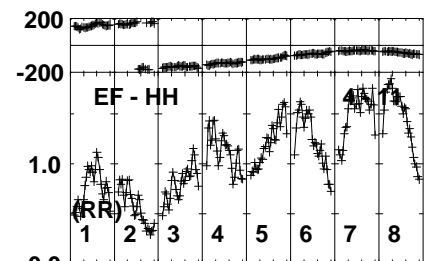
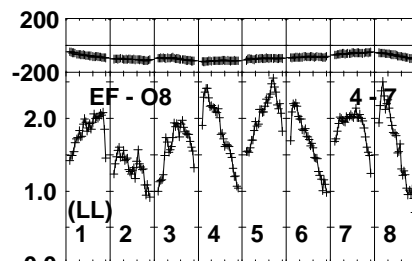
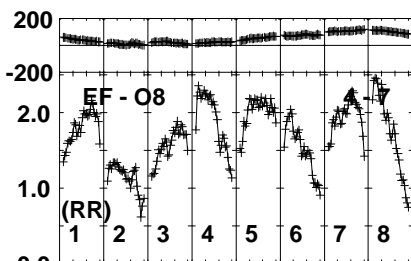
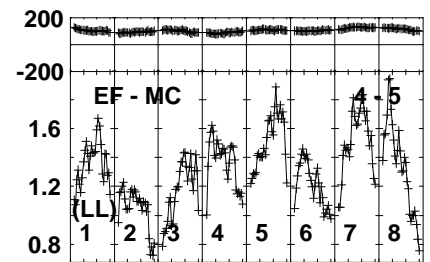
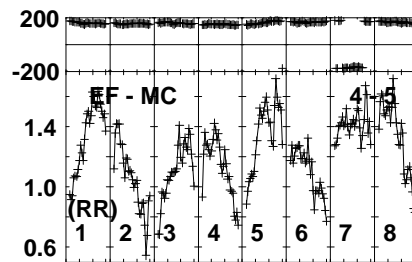
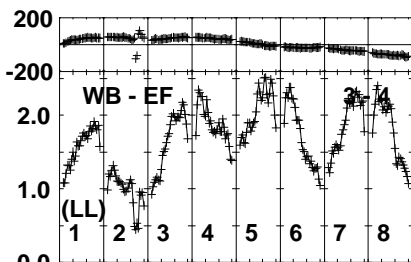
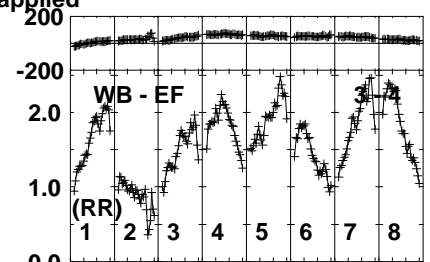
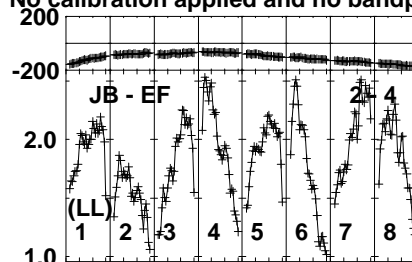
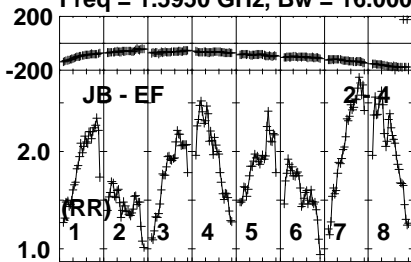
Lower frame: Milli Ampl Jy Top frame: Phas deg
Vector averaged cross-power spectrum Several baselines displayed
Timerange: 00/15:03:21 to 00/15:05:00

Plot file version 443 created 15-NOV-2022 11:02:18

J1716+2616 EB081B 1.UVDATA.1

Freq = 1.5950 GHz, Bw = 16.000 MH

No calibration applied and no bandpass applied



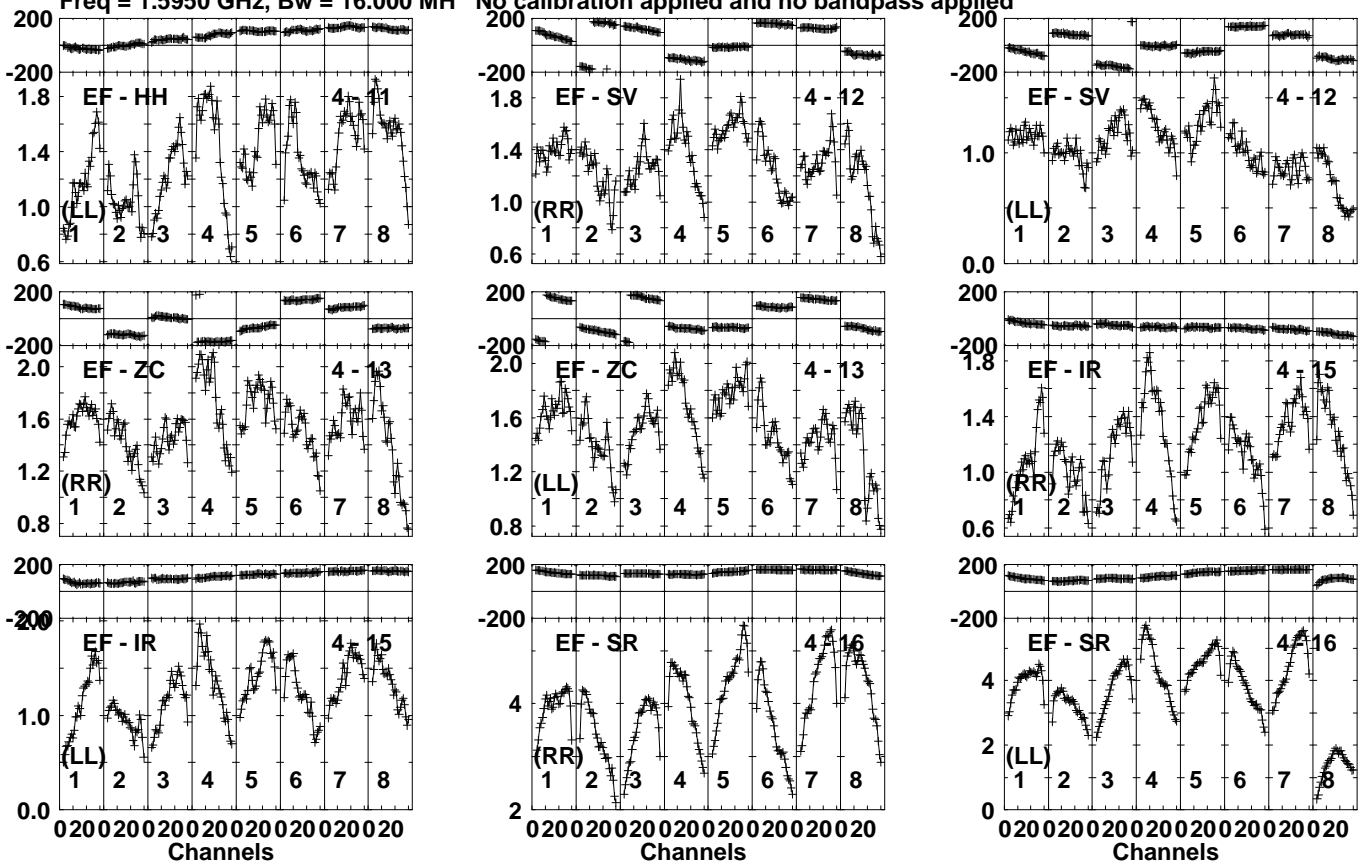
Lower frame: Milli Ampl Jy Top frame: Phas deg
Vector averaged cross-power spectrum Several baselines displayed
Timerange: 00/15:05:00 to 00/15:06:39

Plot file version 444 created 15-NOV-2022 11:02:19

J1716+2616 EB081B 1.UVDATA.1

Freq = 1.5950 GHz, Bw = 16.000 MH

No calibration applied and no bandpass applied

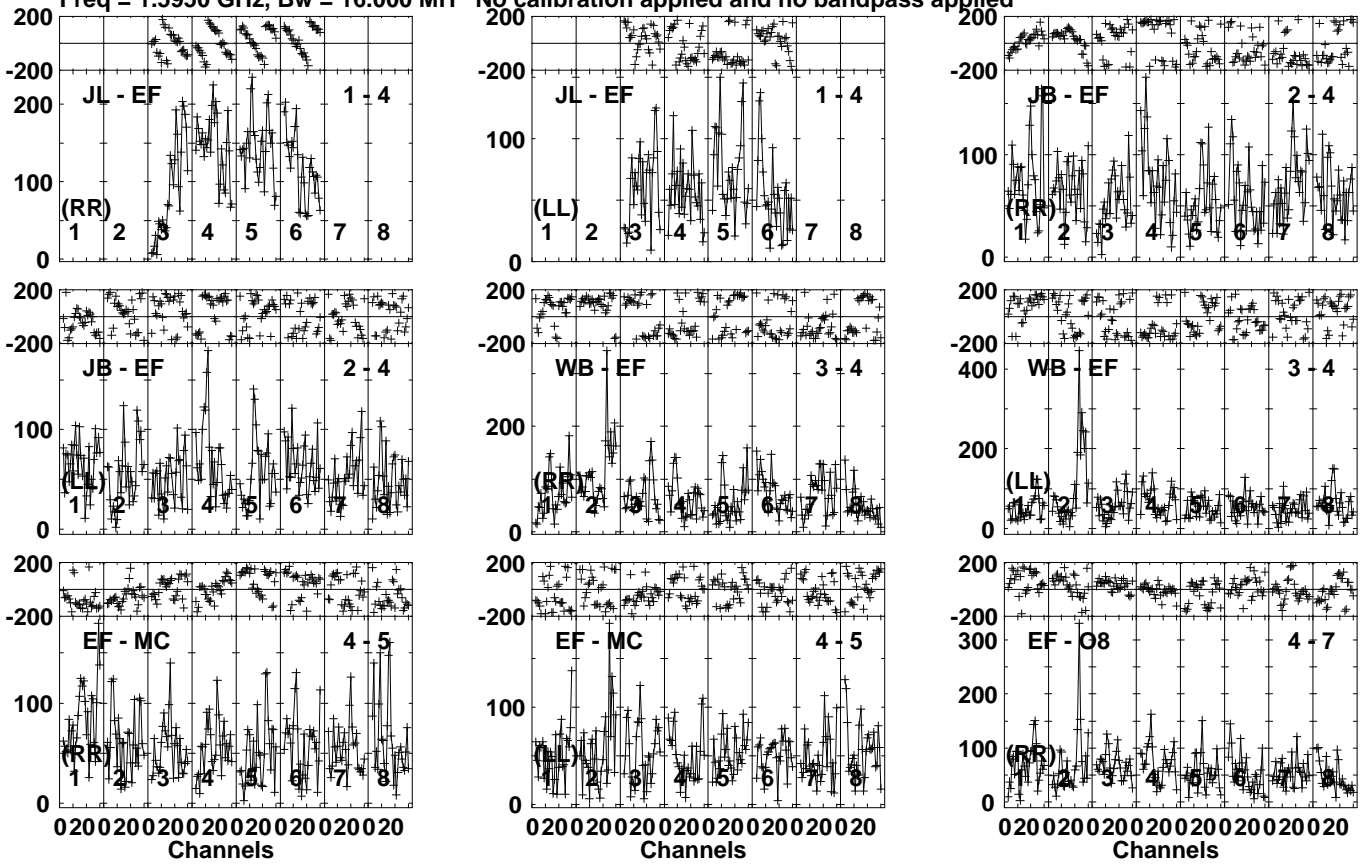


Lower frame: Milli Ampl Jy Top frame: Phas deg
Vector averaged cross-power spectrum Several baselines displayed
Timerange: 00/15:05:00 to 00/15:06:39

Plot file version 445 created 15-NOV-2022 11:02:19

ROSS867 EB081B 1.UVDATA.1

Freq = 1.5950 GHz, Bw = 16.000 MH No calibration applied and no bandpass applied

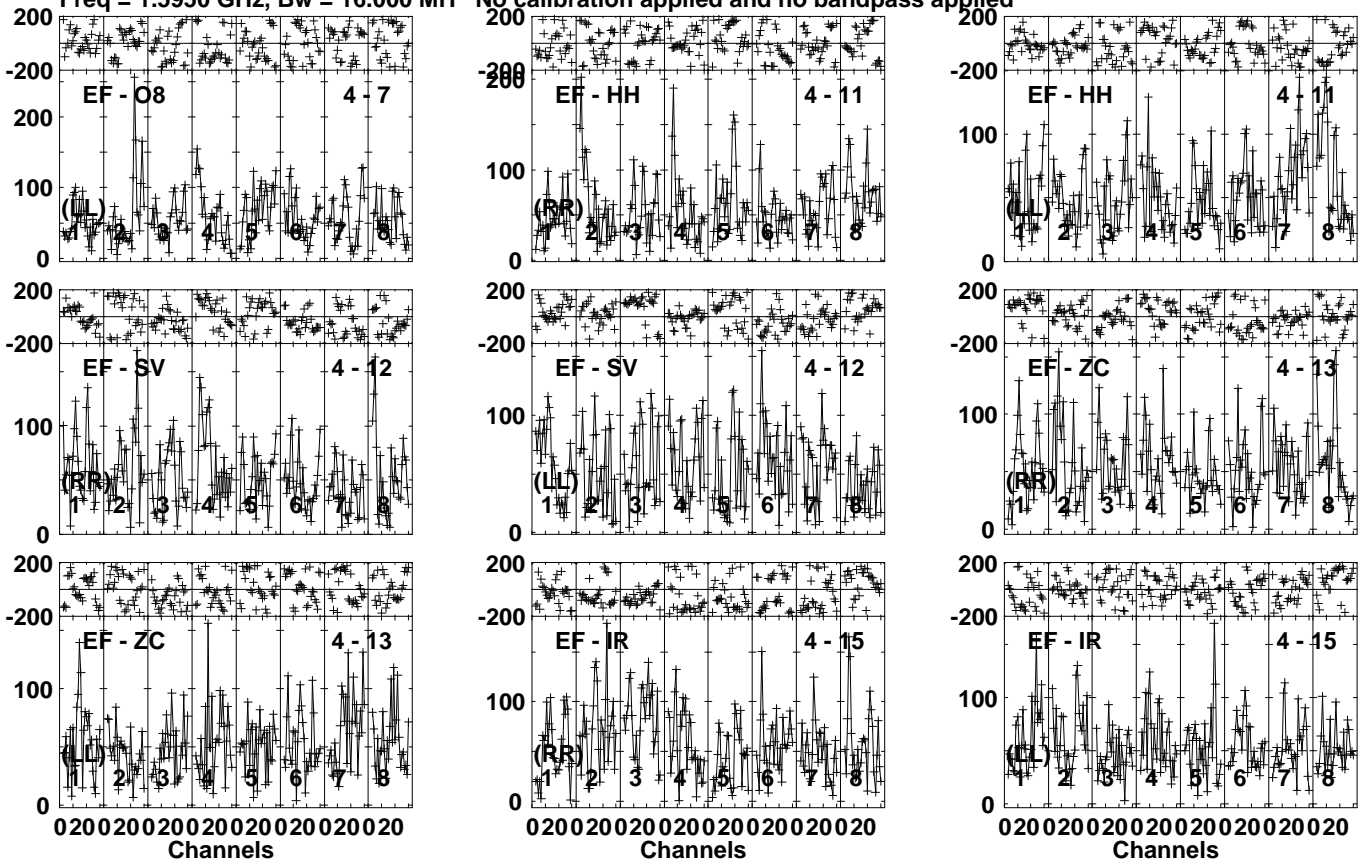


Lower frame: Micro Ampl Jy Top frame: Phas deg
Vector averaged cross-power spectrum Several baselines displayed
Timerange: 00/15:06:40 to 00/15:11:39

Plot file version 446 created 15-NOV-2022 11:02:19

ROSS867 EB081B 1.UVDATA.1

Freq = 1.5950 GHz, Bw = 16.000 MH No calibration applied and no bandpass applied



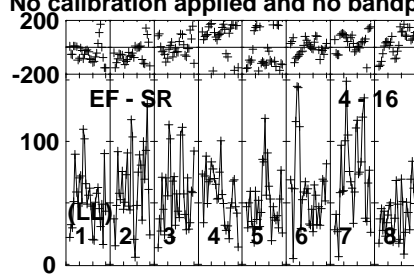
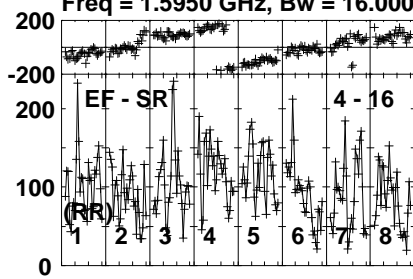
Lower frame: Micro Ampl Jy Top frame: Phas deg
Vector averaged cross-power spectrum Several baselines displayed
Timerange: 00/15:06:40 to 00/15:11:39

Plot file version 447 created 15-NOV-2022 11:02:19

ROSS867 EB081B 1.UVDATA.1

Freq = 1.5950 GHz, Bw = 16.000 MH

No calibration applied and no bandpass applied



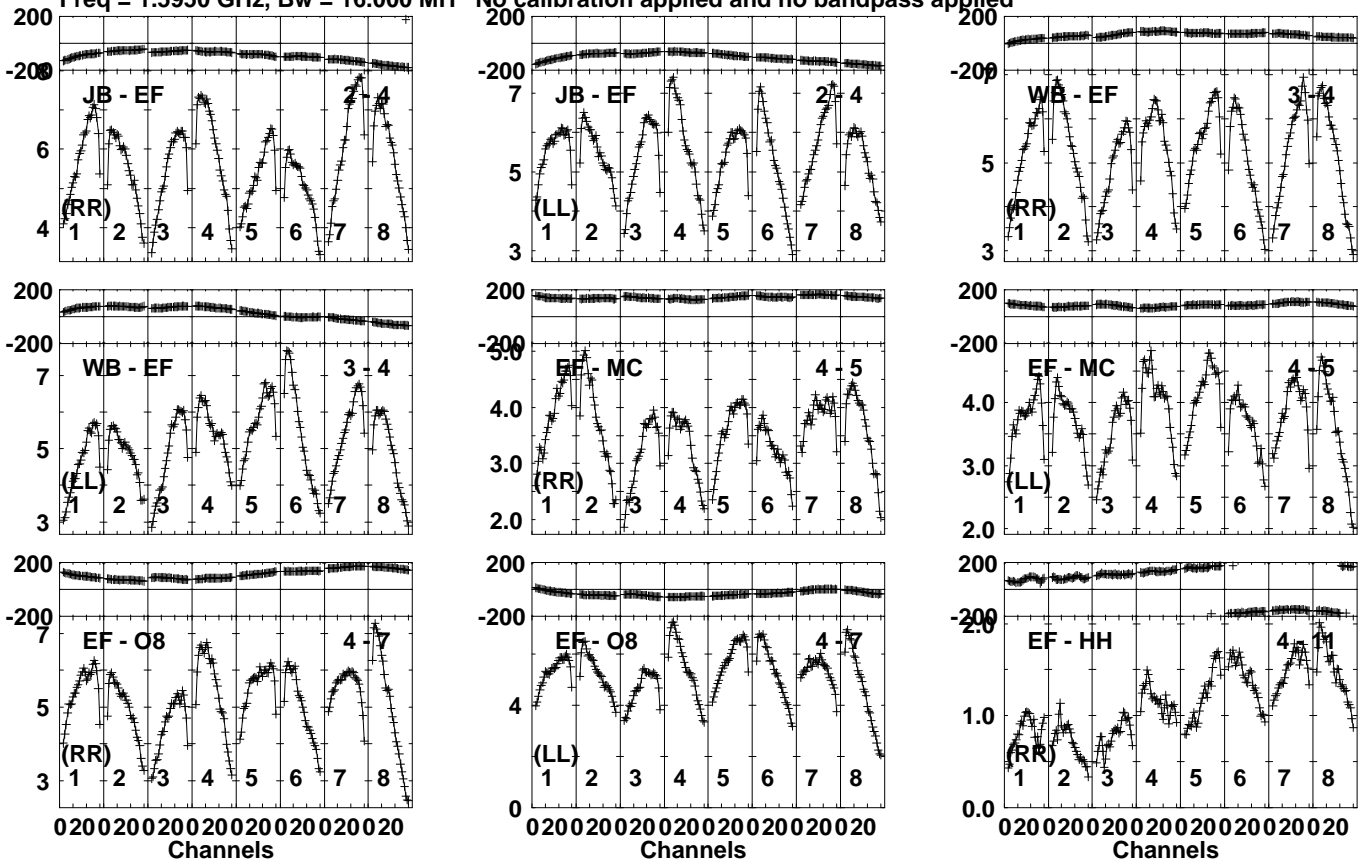
Lower frame: Micro Ampl Jy Top frame: Phas deg
Vector averaged cross-power spectrum Several baselines displayed
Timerange: 00/15:06:40 to 00/15:11:39

Plot file version 448 created 15-NOV-2022 11:02:20

J1722+2458 EB081B 1.UVDATA.1

Freq = 1.5950 GHz, Bw = 16.000 MH

No calibration applied and no bandpass applied



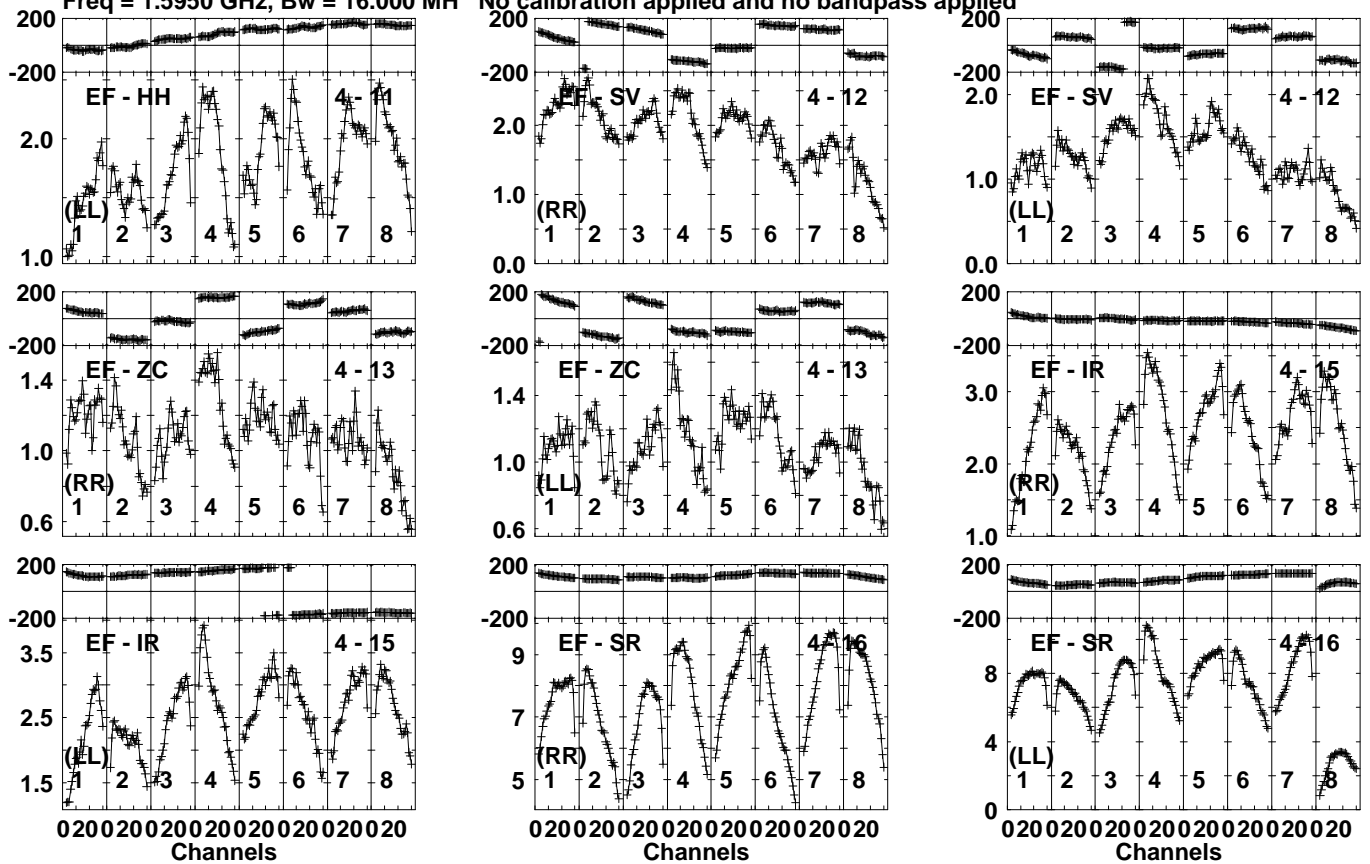
Lower frame: Milli Ampl Jy Top frame: Phas deg
 Vector averaged cross-power spectrum Several baselines displayed
 Timerange: 00/15:12:10 to 00/15:13:20

Plot file version 451 created 15-NOV-2022 11:02:20

J1722+2815 EB081B 1.UVDATA.1

Freq = 1.5950 GHz, Bw = 16.000 MH

No calibration applied and no bandpass applied



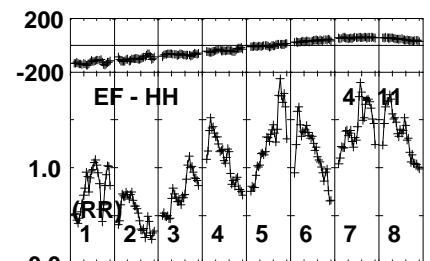
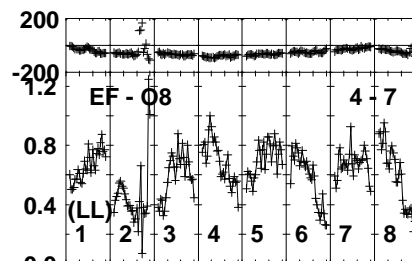
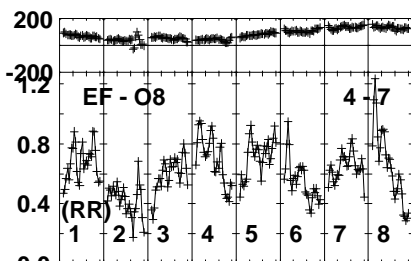
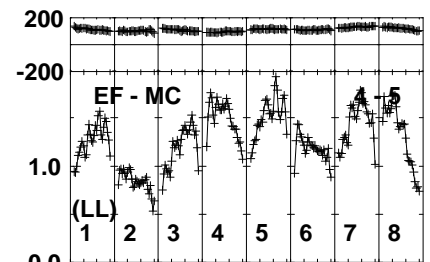
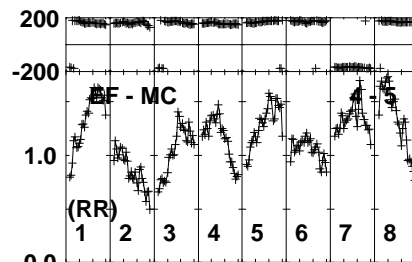
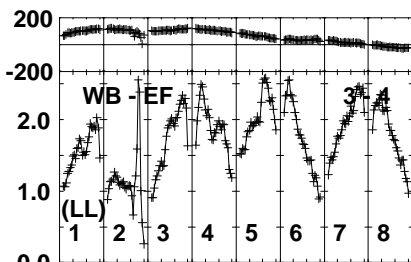
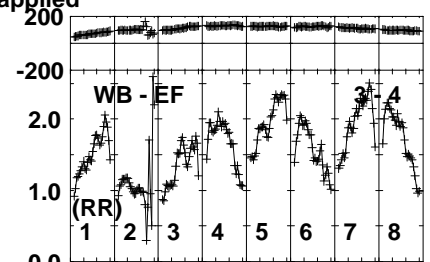
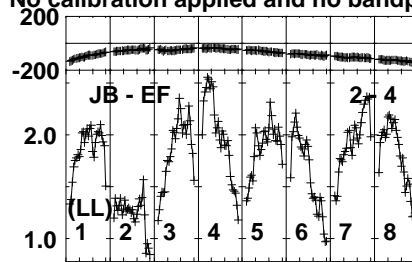
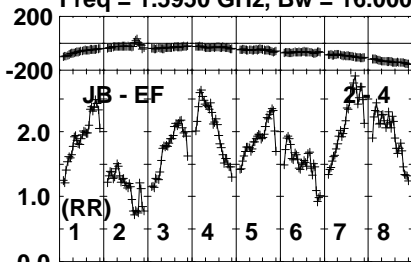
Lower frame: Milli Ampl Jy Top frame: Phas deg
Vector averaged cross-power spectrum Several baselines displayed
Timerange: 00/15:13:21 to 00/15:15:00

Plot file version 452 created 15-NOV-2022 11:02:20

J1716+2616 EB081B 1.UVDATA.1

Freq = 1.5950 GHz, Bw = 16.000 MH

No calibration applied and no bandpass applied



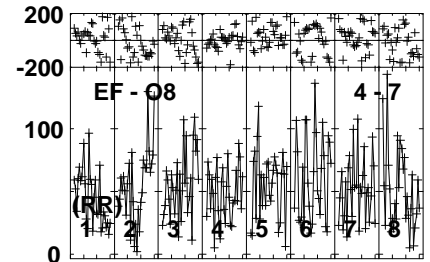
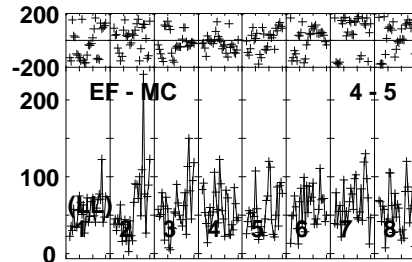
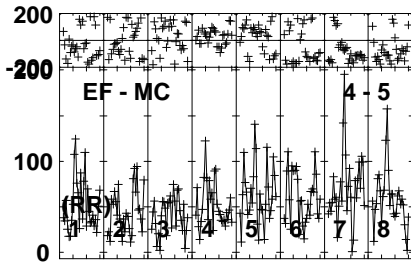
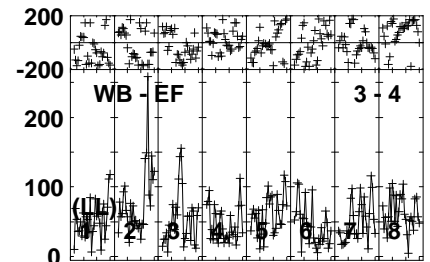
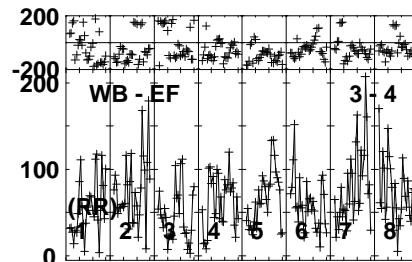
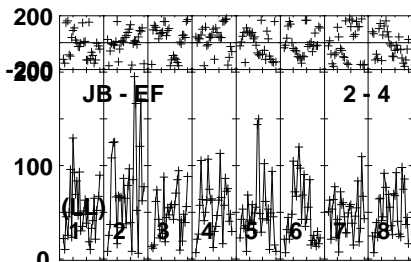
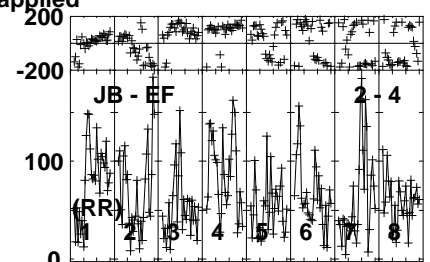
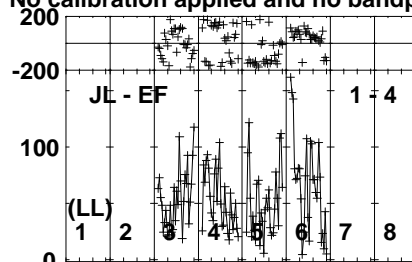
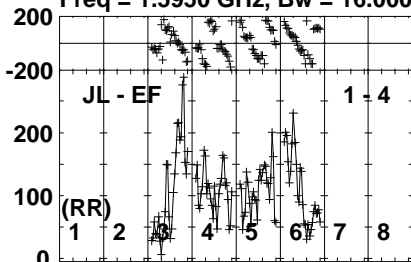
Lower frame: Milli Ampl Jy Top frame: Phas deg
Vector averaged cross-power spectrum Several baselines displayed
Timerange: 00/15:15:01 to 00/15:16:40

Plot file version 454 created 15-NOV-2022 11:02:20

ROSS867 EB081B 1.UVDATA.1

Freq = 1.5950 GHz, Bw = 16.000 MH

No calibration applied and no bandpass applied



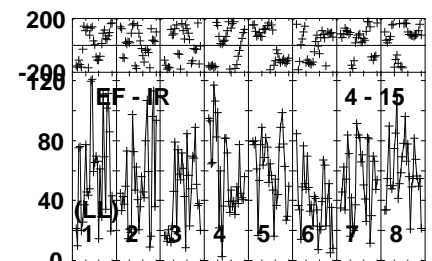
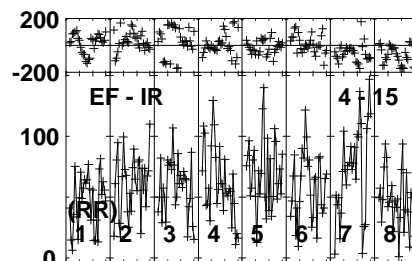
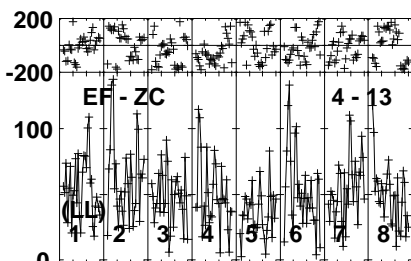
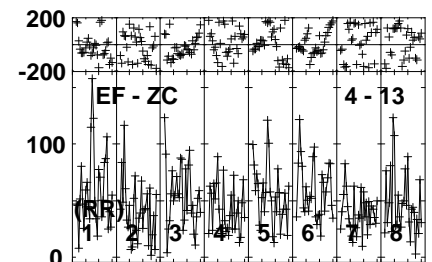
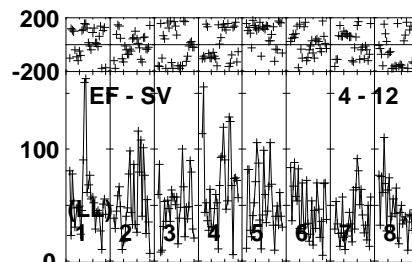
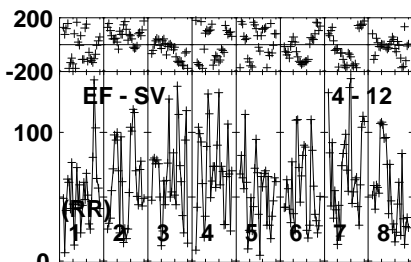
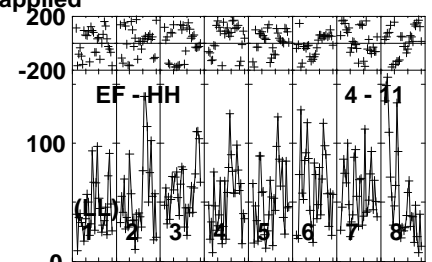
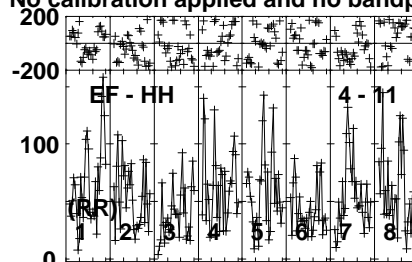
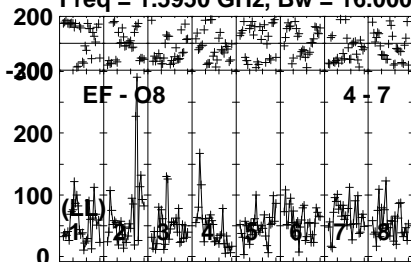
Lower frame: Micro Ampl Jy Top frame: Phas deg
Vector averaged cross-power spectrum Several baselines displayed
Timerange: 00/15:16:41 to 00/15:21:40

Plot file version 455 created 15-NOV-2022 11:02:21

ROSS867 EB081B 1.UVDATA.1

Freq = 1.5950 GHz, Bw = 16.000 MH

No calibration applied and no bandpass applied



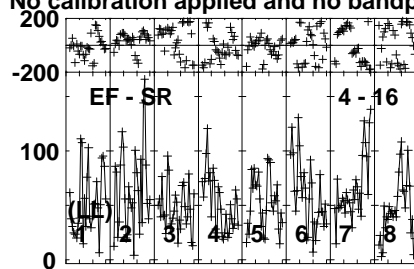
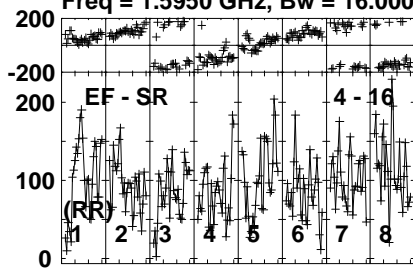
Lower frame: Micro Ampl Jy Top frame: Phas deg
Vector averaged cross-power spectrum Several baselines displayed
Timerange: 00/15:16:41 to 00/15:21:40

Plot file version 456 created 15-NOV-2022 11:02:21

ROSS867 EB081B 1.UVDATA.1

Freq = 1.5950 GHz, Bw = 16.000 MH

No calibration applied and no bandpass applied



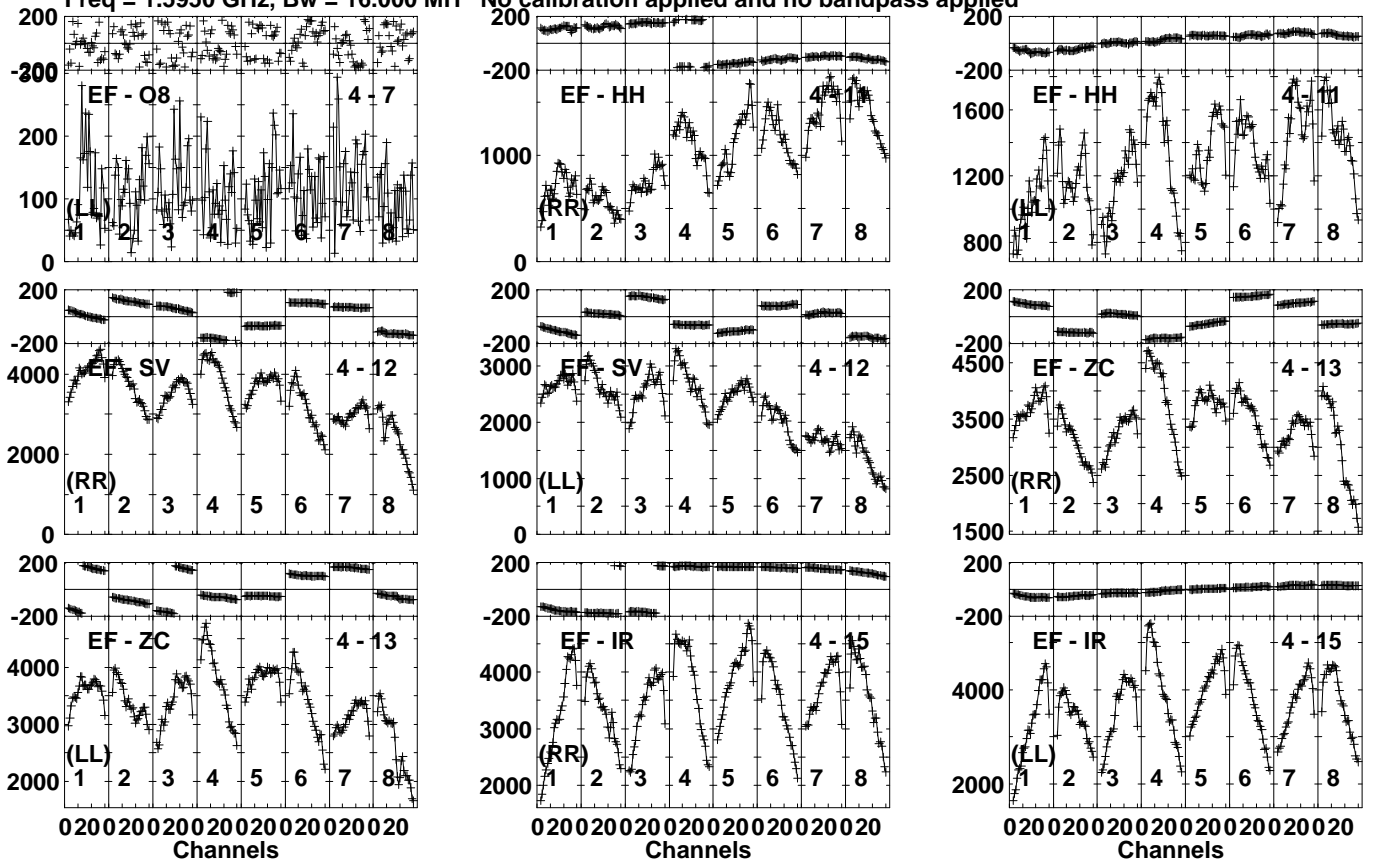
Lower frame: Micro Ampl Jy Top frame: Phas deg
Vector averaged cross-power spectrum Several baselines displayed
Timerange: 00/15:16:41 to 00/15:21:40

Plot file version 458 created 15-NOV-2022 11:02:21

J1722+2458 EB081B 1.UVDATA.1

Freq = 1.5950 GHz, Bw = 16.000 MH

No calibration applied and no bandpass applied



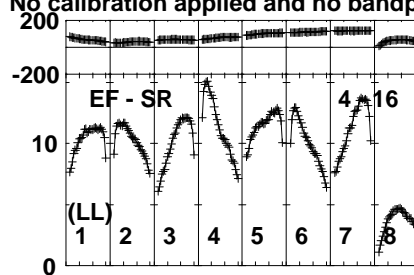
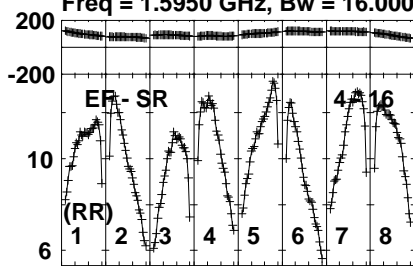
Lower frame: Micro Ampl Jy Top frame: Phas deg
Vector averaged cross-power spectrum Several baselines displayed
Timerange: 00/15:22:12 to 00/15:23:20

Plot file version 459 created 15-NOV-2022 11:02:21

J1722+2458 EB081B 1.UVDATA.1

Freq = 1.5950 GHz, Bw = 16.000 MH

No calibration applied and no bandpass applied



Lower frame: Milli Ampl Jy Top frame: Phas deg

Vector averaged cross-power spectrum Several baselines displayed

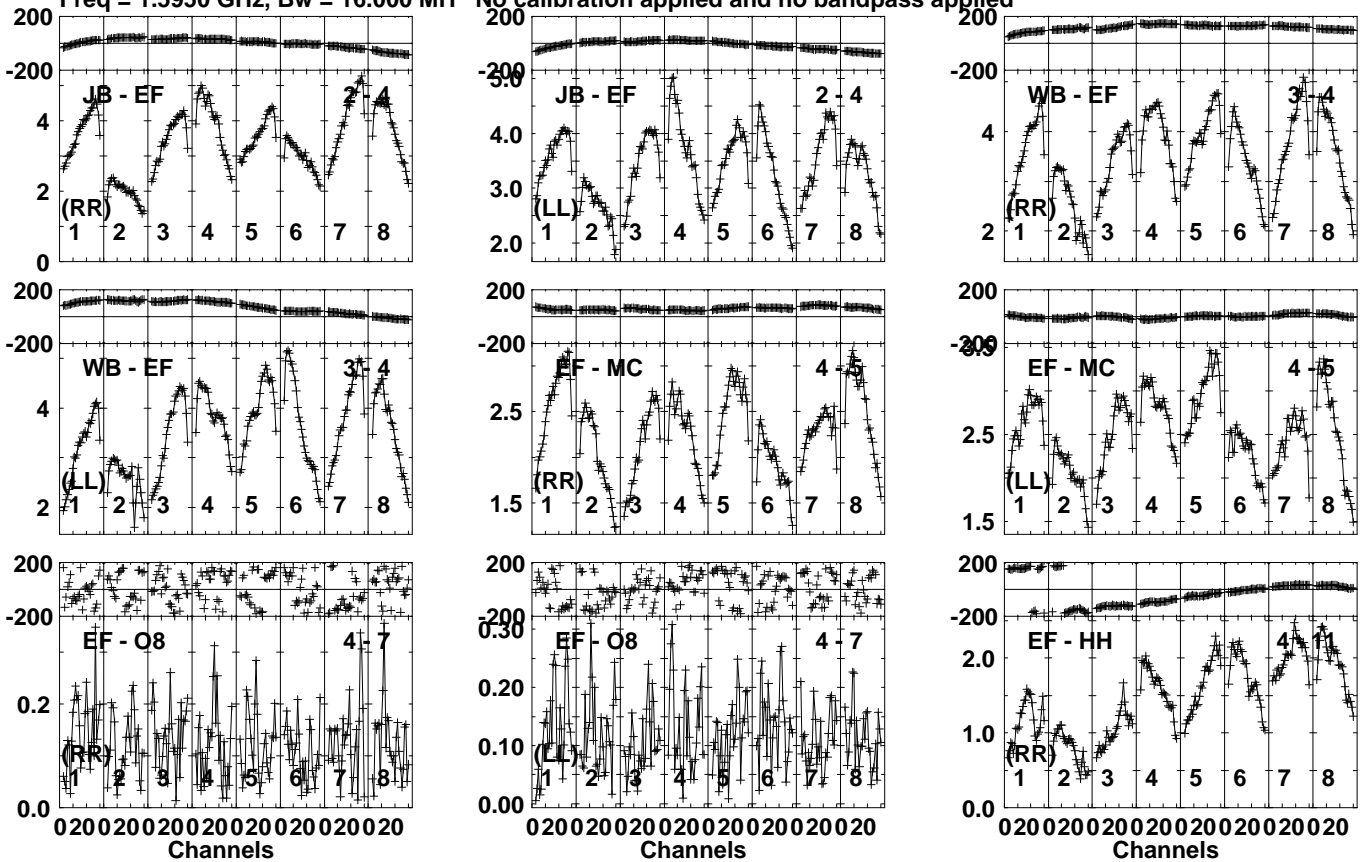
Timerange: 00/15:22:12 to 00/15:23:20

Plot file version 460 created 15-NOV-2022 11:02:21

J1722+2815 EB081B 1.UVDATA.1

Freq = 1.5950 GHz, Bw = 16.000 MH

No calibration applied and no bandpass applied



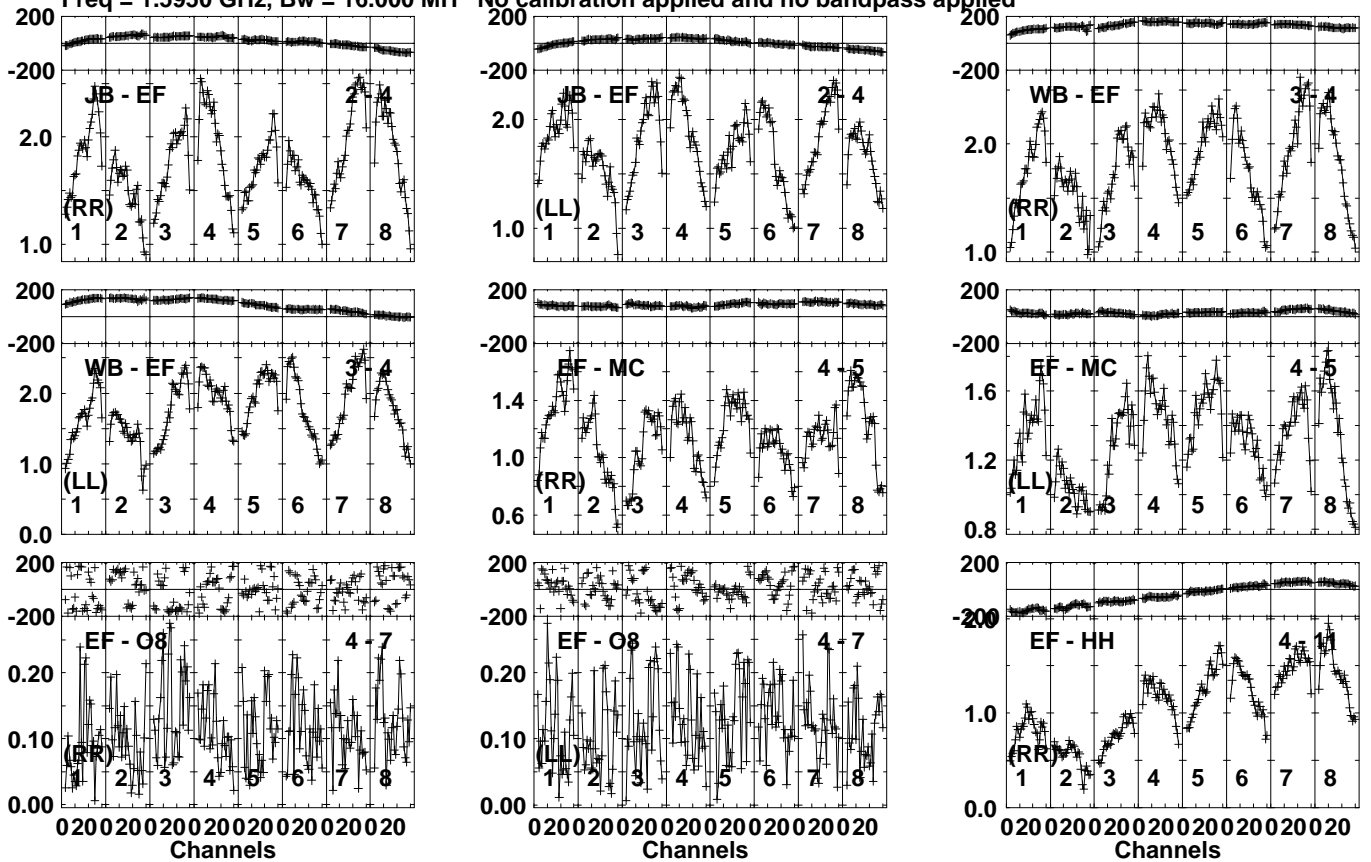
Lower frame: Milli Ampl Jy Top frame: Phas deg
Vector averaged cross-power spectrum Several baselines displayed
Timerange: 00/15:23:20 to 00/15:24:59

Plot file version 462 created 15-NOV-2022 11:02:22

J1716+2616 EB081B 1.UVDATA.1

Freq = 1.5950 GHz, Bw = 16.000 MH

No calibration applied and no bandpass applied

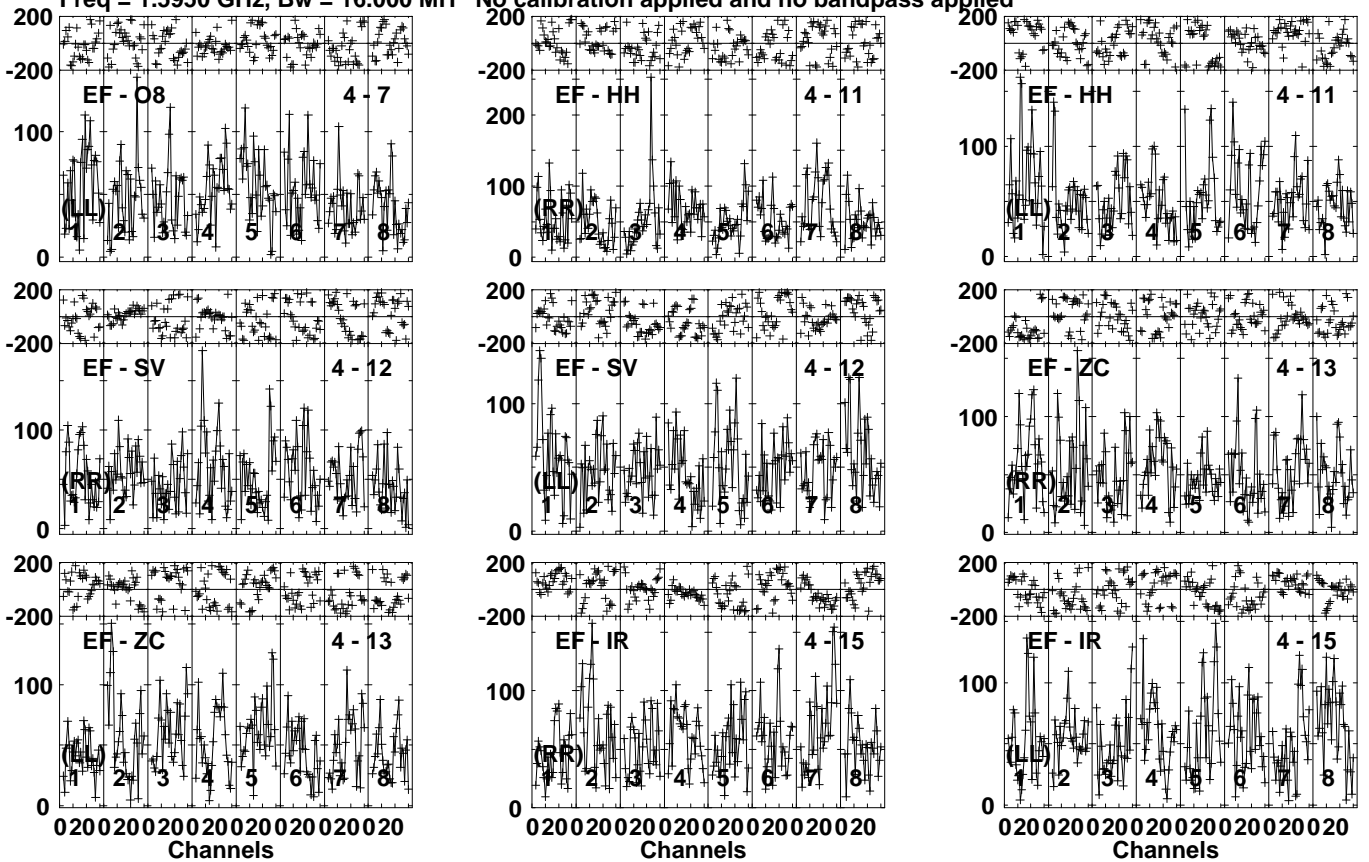


Lower frame: Milli Ampl Jy Top frame: Phas deg
Vector averaged cross-power spectrum Several baselines displayed
Timerange: 00/15:25:00 to 00/15:26:39

Plot file version 465 created 15-NOV-2022 11:02:22

ROSS867 EB081B 1.UVDATA.1

Freq = 1.5950 GHz, Bw = 16.000 MH No calibration applied and no bandpass applied

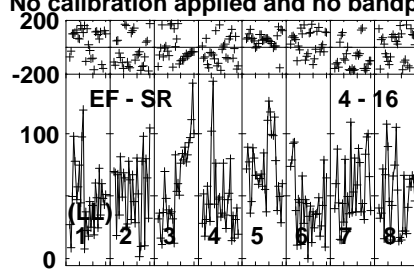
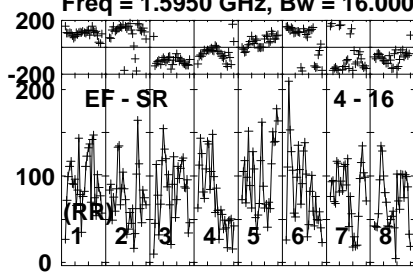


Lower frame: Micro Ampl Jy Top frame: Phas deg
Vector averaged cross-power spectrum Several baselines displayed
Timerange: 00/15:26:40 to 00/15:31:39

Plot file version 466 created 15-NOV-2022 11:02:23

ROSS867 EB081B 1.UVDATA.1

Freq = 1.5950 GHz, Bw = 16.000 MH No calibration applied and no bandpass applied



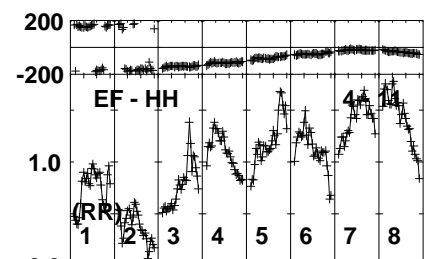
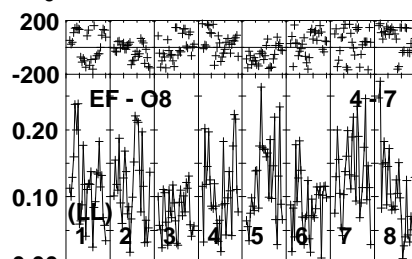
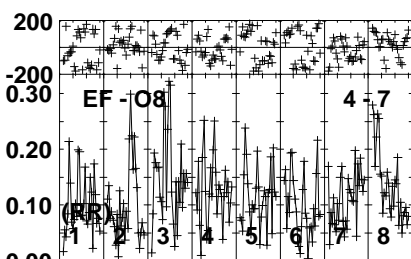
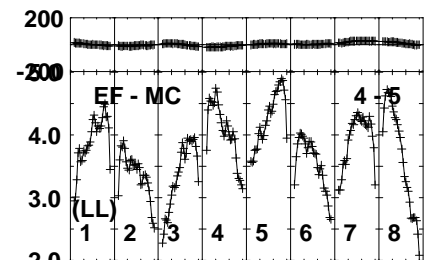
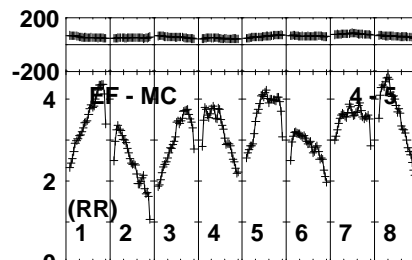
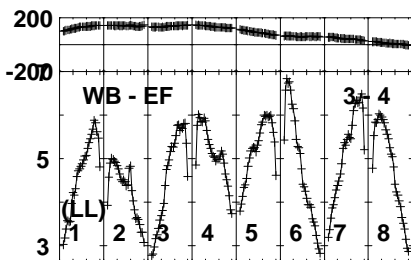
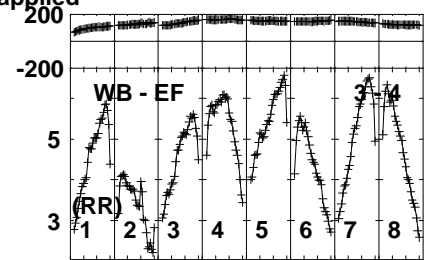
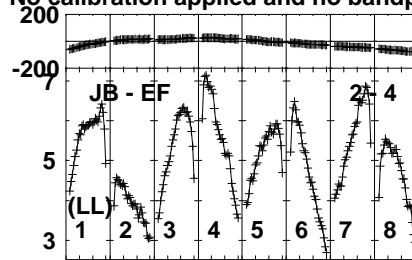
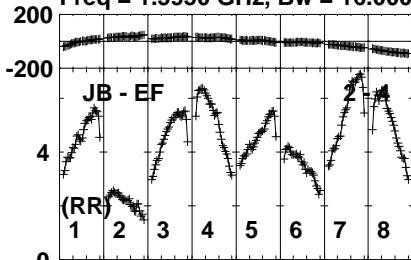
Lower frame: Micro Ampl Jy Top frame: Phas deg
Vector averaged cross-power spectrum Several baselines displayed
Timerange: 00/15:26:40 to 00/15:31:39

Plot file version 467 created 15-NOV-2022 11:02:23

J1722+2458 EB081B 1.UVDATA.1

Freq = 1.5950 GHz, Bw = 16.000 MH

No calibration applied and no bandpass applied



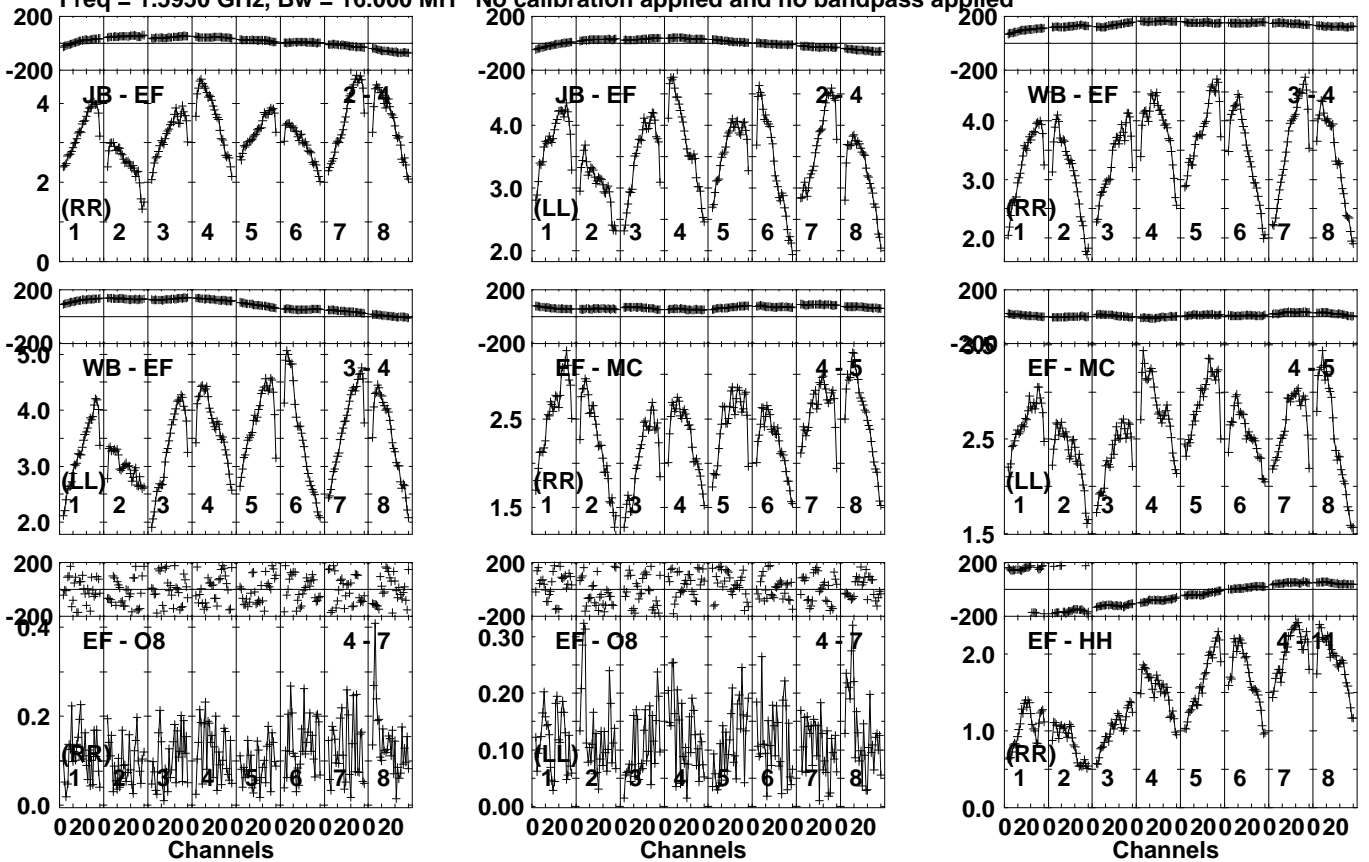
Lower frame: Milli Ampl Jy Top frame: Phas deg
Vector averaged cross-power spectrum Several baselines displayed
Timerange: 00/15:32:11 to 00/15:33:19

Plot file version 469 created 15-NOV-2022 11:02:23

J1722+2815 EB081B 1.UVDATA.1

Freq = 1.5950 GHz, Bw = 16.000 MH

No calibration applied and no bandpass applied



Lower frame: Milli Ampl Jy Top frame: Phas deg

Vector averaged cross-power spectrum Several baselines displayed

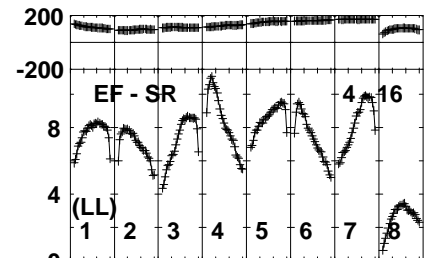
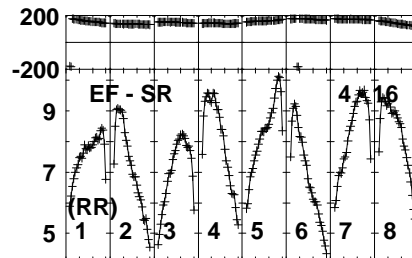
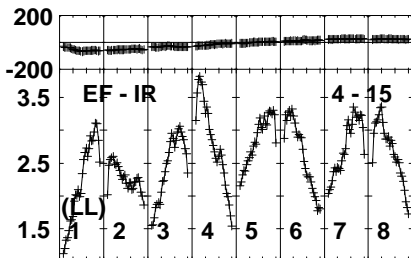
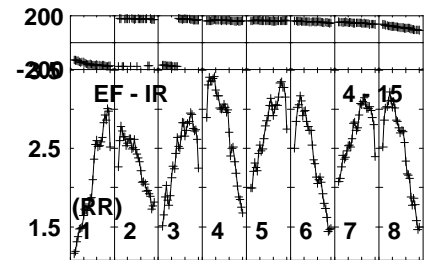
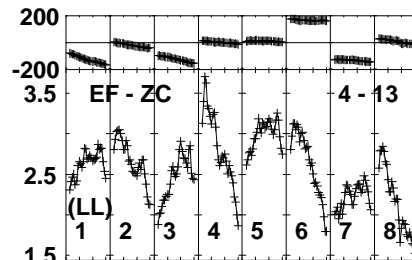
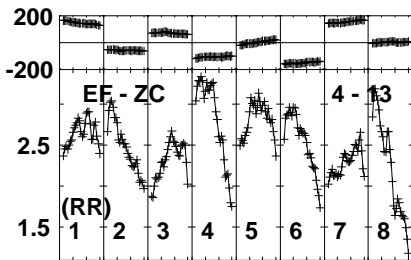
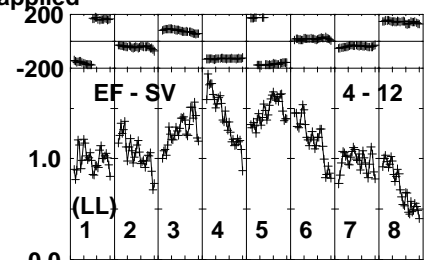
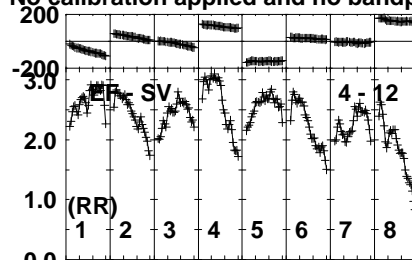
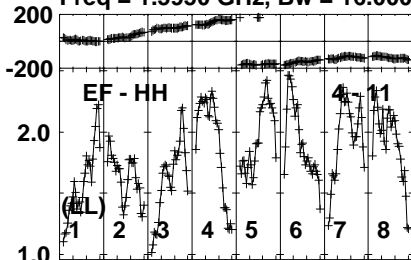
Timerange: 00/15:33:20 to 00/15:34:59

Plot file version 470 created 15-NOV-2022 11:02:23

J1722+2815 EB081B 1.UVDATA.1

Freq = 1.5950 GHz, Bw = 16.000 MH

No calibration applied and no bandpass applied



020020020020020020020020020020
Channels

020020020020020020020020020020
Channels

020020020020020020020020020020
Channels

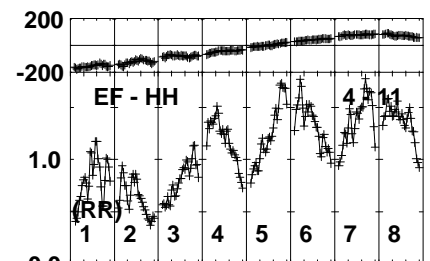
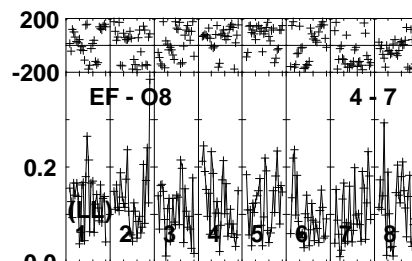
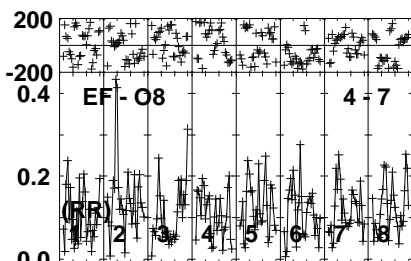
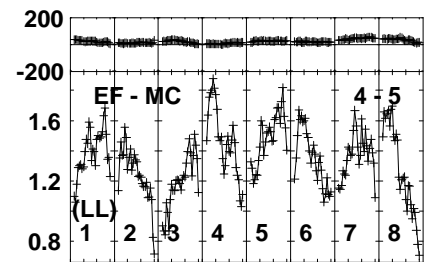
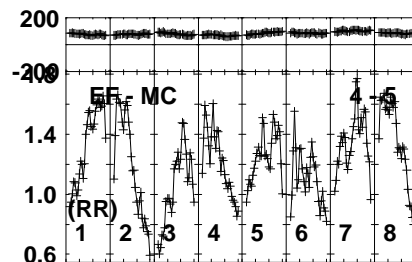
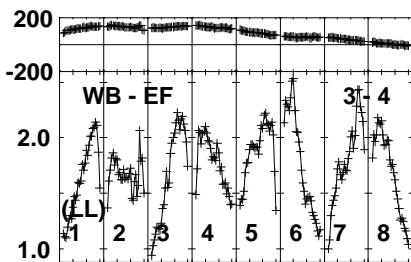
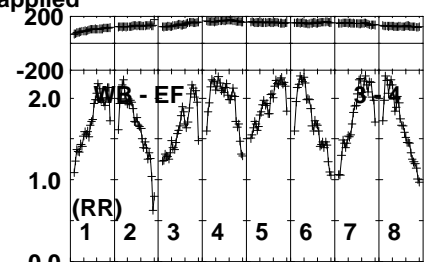
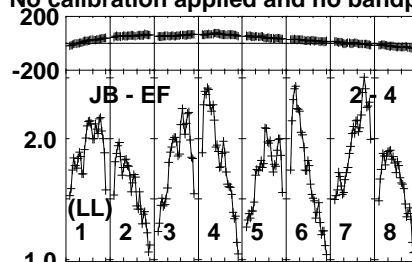
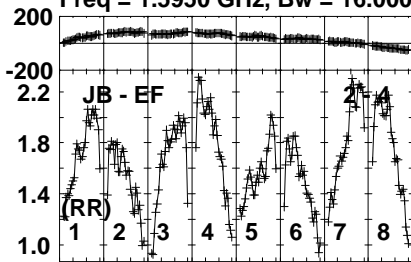
Lower frame: Milli Ampl Jy Top frame: Phas deg
Vector averaged cross-power spectrum Several baselines displayed
Timerange: 00/15:33:20 to 00/15:34:59

Plot file version 471 created 15-NOV-2022 11:02:23

J1716+2616 EB081B 1.UVDATA.1

Freq = 1.5950 GHz, Bw = 16.000 MH

No calibration applied and no bandpass applied



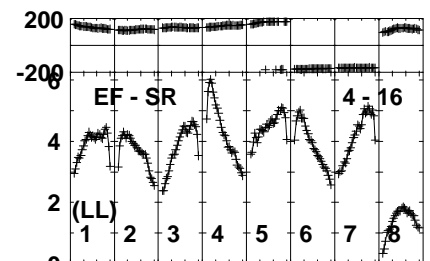
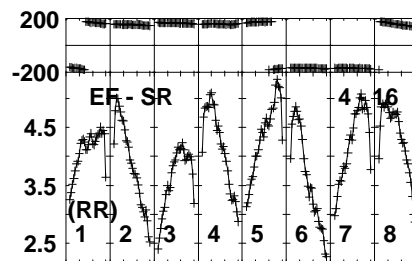
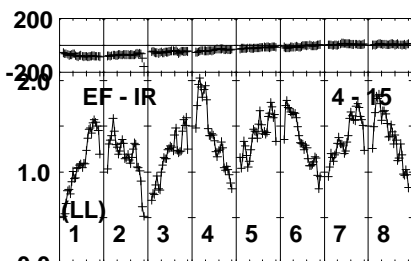
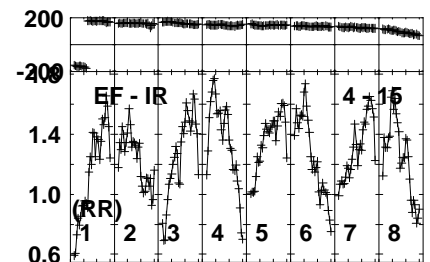
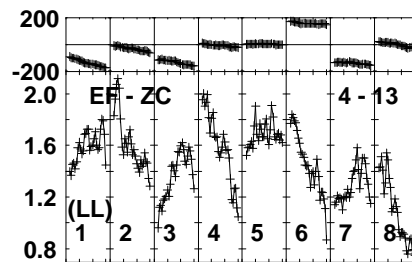
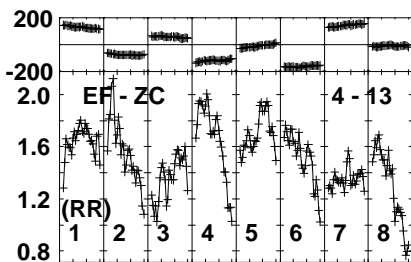
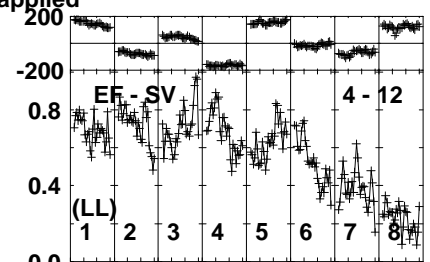
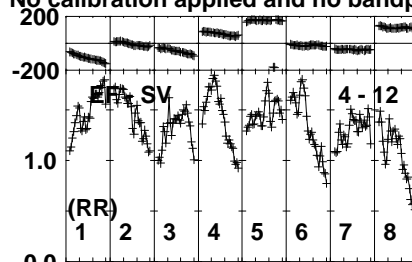
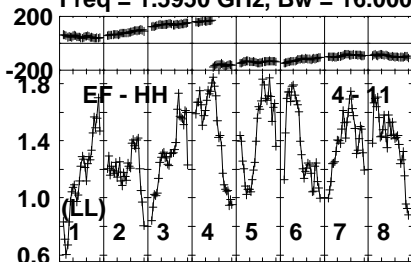
Lower frame: Milli Ampl Jy Top frame: Phas deg
Vector averaged cross-power spectrum Several baselines displayed
Timerange: 00/15:35:01 to 00/15:36:40

Plot file version 472 created 15-NOV-2022 11:02:23

J1716+2616 EB081B 1.UVDATA.1

Freq = 1.5950 GHz, Bw = 16.000 MH

No calibration applied and no bandpass applied



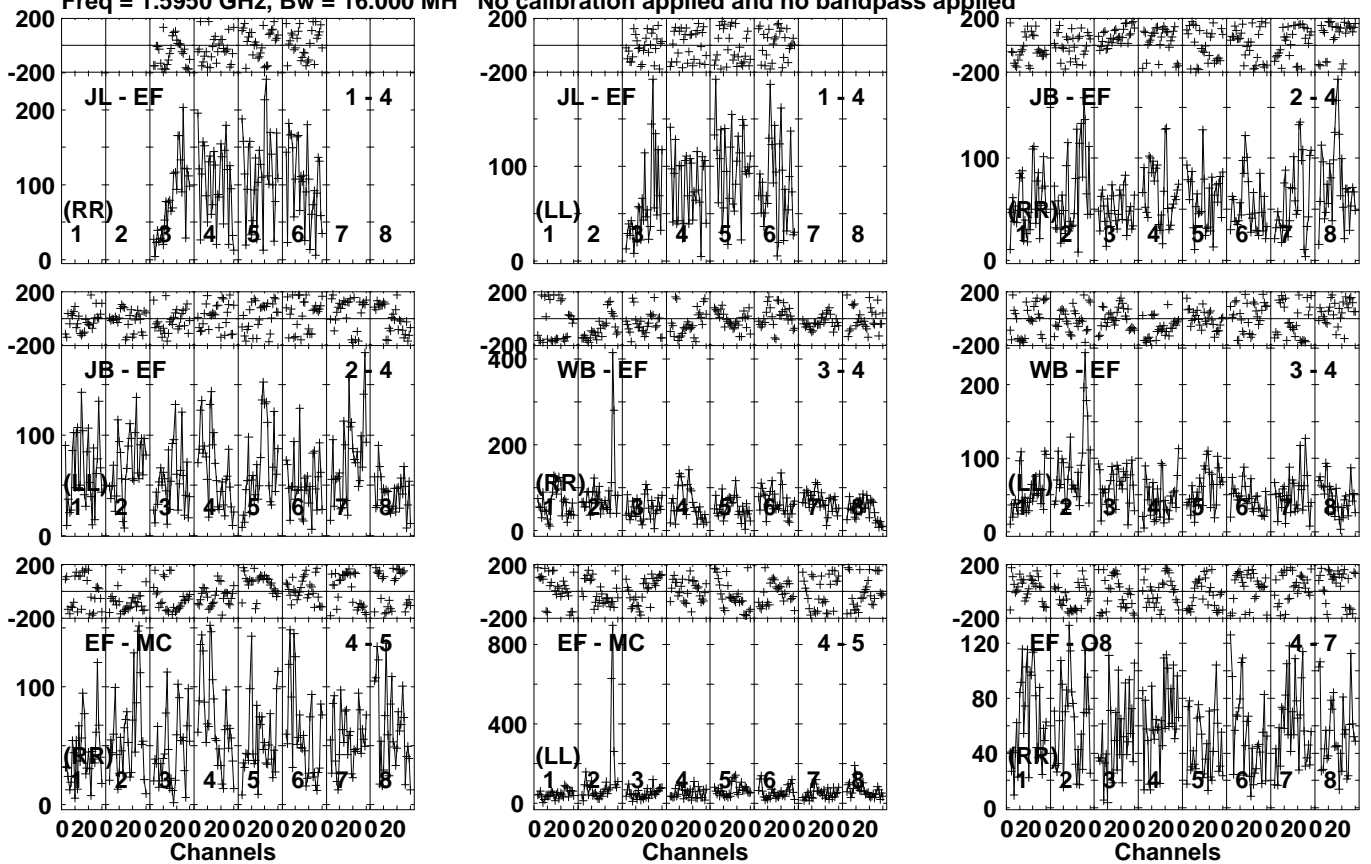
Lower frame: Milli Ampl Jy Top frame: Phas deg
Vector averaged cross-power spectrum Several baselines displayed
Timerange: 00/15:35:01 to 00/15:36:40

Plot file version 473 created 15-NOV-2022 11:02:23

ROSS867 EB081B 1.UVDATA.1

Freq = 1.5950 GHz, Bw = 16.000 MH

No calibration applied and no bandpass applied

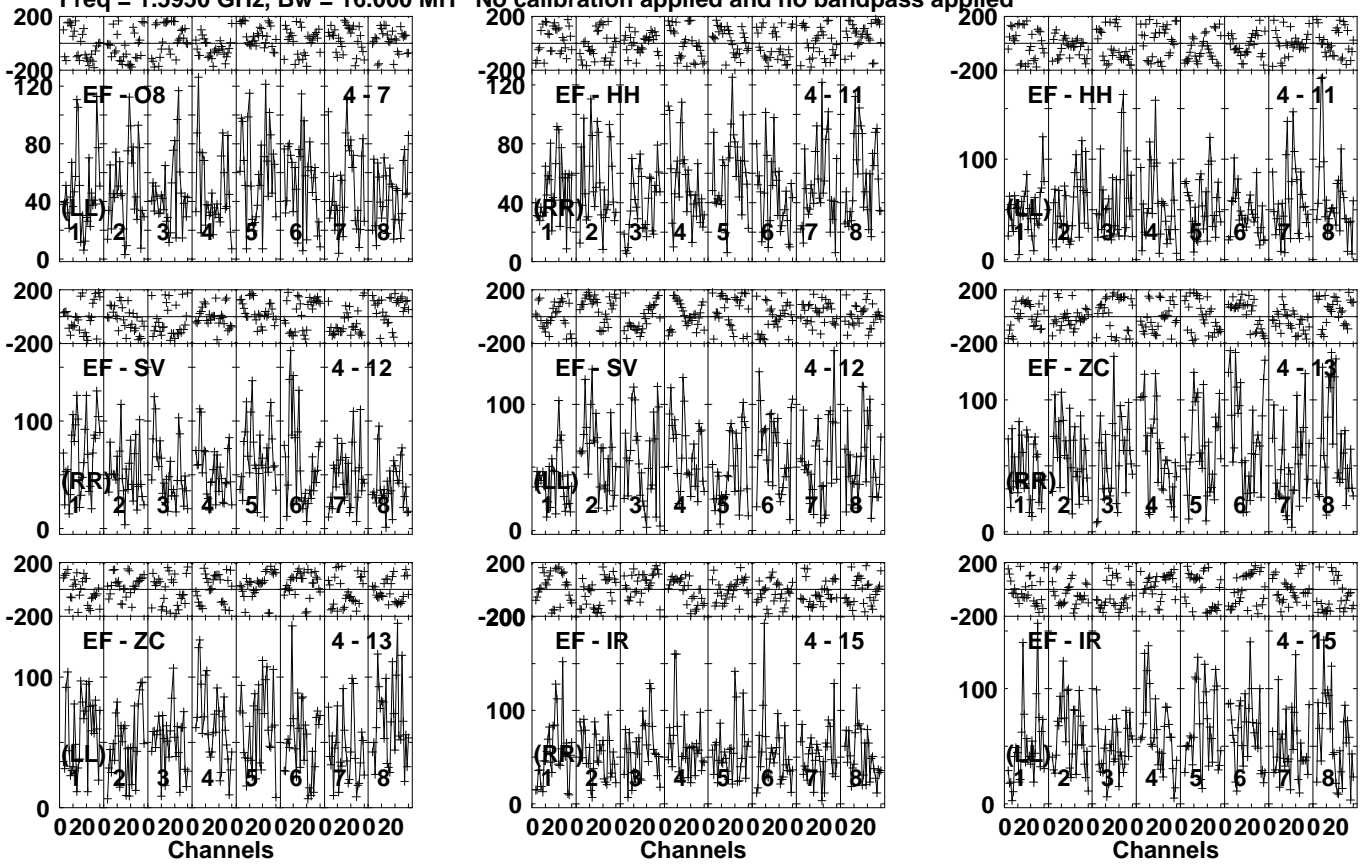


Lower frame: Micro Ampl Jy Top frame: Phas deg
Vector averaged cross-power spectrum Several baselines displayed
Timerange: 00/15:36:40 to 00/15:41:39

Plot file version 474 created 15-NOV-2022 11:02:24

ROSS867 EB081B 1.UVDATA.1

Freq = 1.5950 GHz, Bw = 16.000 MH No calibration applied and no bandpass applied



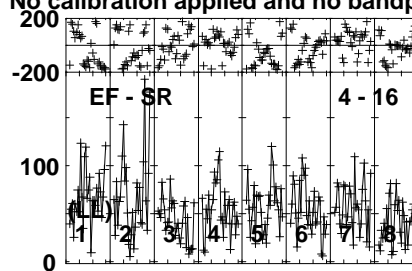
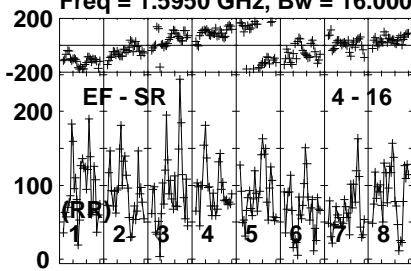
Lower frame: Micro Ampl Jy Top frame: Phas deg
Vector averaged cross-power spectrum Several baselines displayed
Timerange: 00/15:36:40 to 00/15:41:39

Plot file version 475 created 15-NOV-2022 11:02:24

ROSS867 EB081B 1.UVDATA.1

Freq = 1.5950 GHz, Bw = 16.000 MH

No calibration applied and no bandpass applied



Lower frame: Micro Ampl Jy Top frame: Phas deg

Vector averaged cross-power spectrum Several baselines displayed

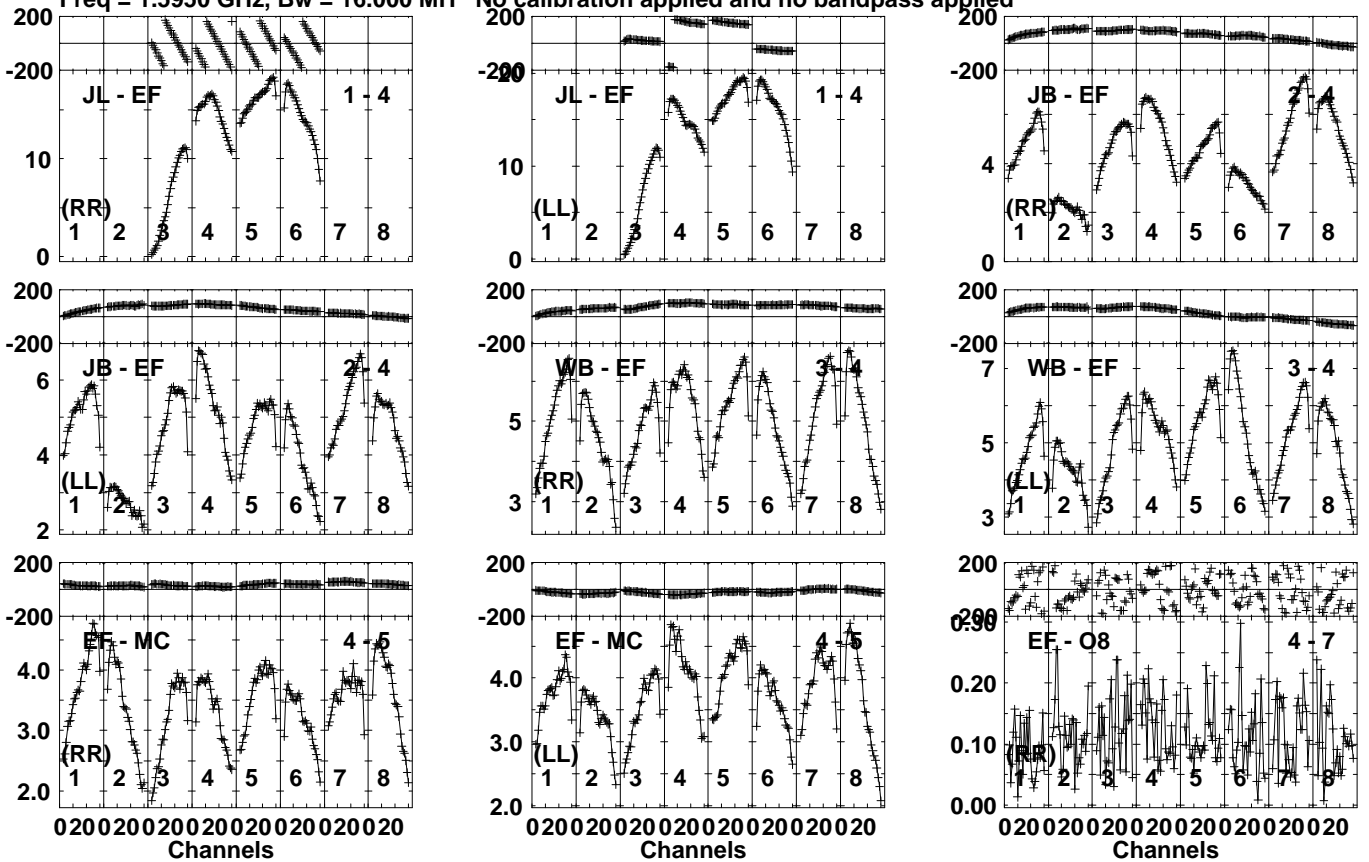
Timerange: 00/15:36:40 to 00/15:41:39

Plot file version 476 created 15-NOV-2022 11:02:24

J1722+2458 EB081B 1.UVDATA.1

Freq = 1.5950 GHz, Bw = 16.000 MH

No calibration applied and no bandpass applied



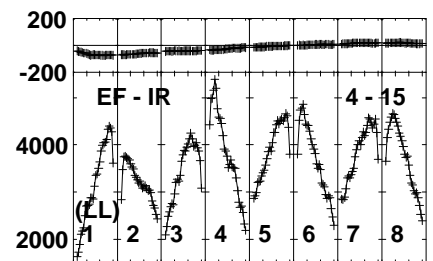
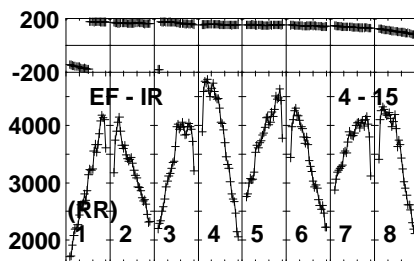
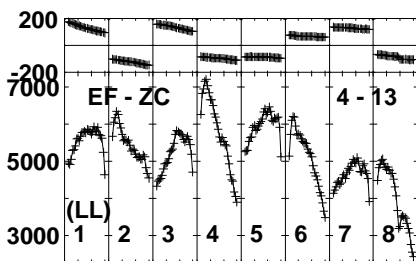
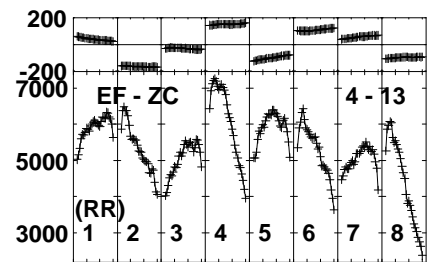
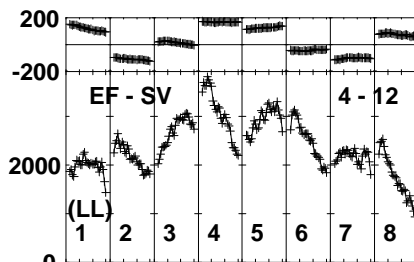
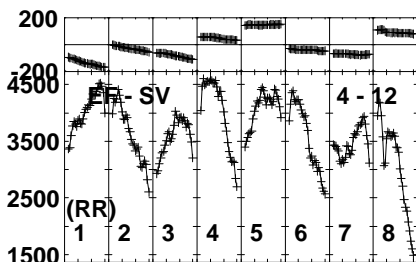
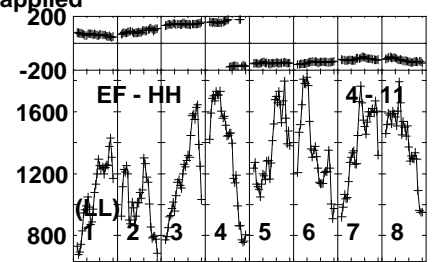
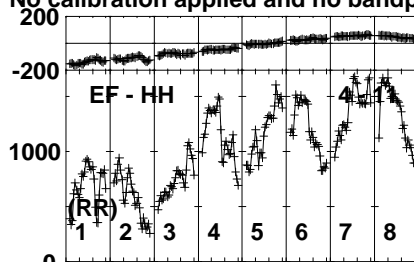
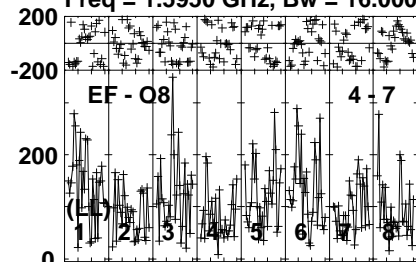
Lower frame: Milli Ampl Jy Top frame: Phas deg
Vector averaged cross-power spectrum Several baselines displayed
Timerange: 00/15:42:10 to 00/15:43:20

Plot file version 477 created 15-NOV-2022 11:02:24

J1722+2458 EB081B 1.UVDATA.1

Freq = 1.5950 GHz, Bw = 16.000 MH

No calibration applied and no bandpass applied



020020020020020020020020020020
Channels

020020020020020020020020020020
Channels

020020020020020020020020020020
Channels

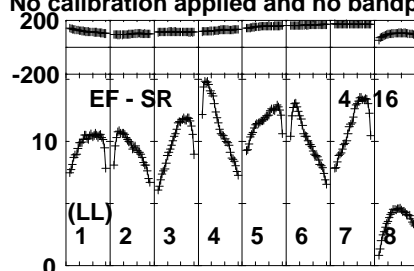
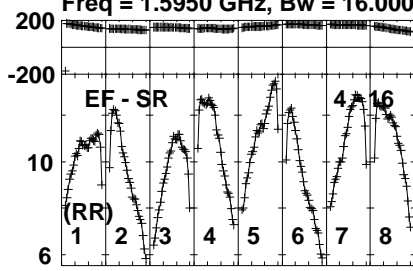
Lower frame: Micro Ampl Jy Top frame: Phas deg
Vector averaged cross-power spectrum Several baselines displayed
Timerange: 00/15:42:10 to 00/15:43:20

Plot file version 478 created 15-NOV-2022 11:02:24

J1722+2458 EB081B 1.UVDATA.1

Freq = 1.5950 GHz, Bw = 16.000 MH

No calibration applied and no bandpass applied



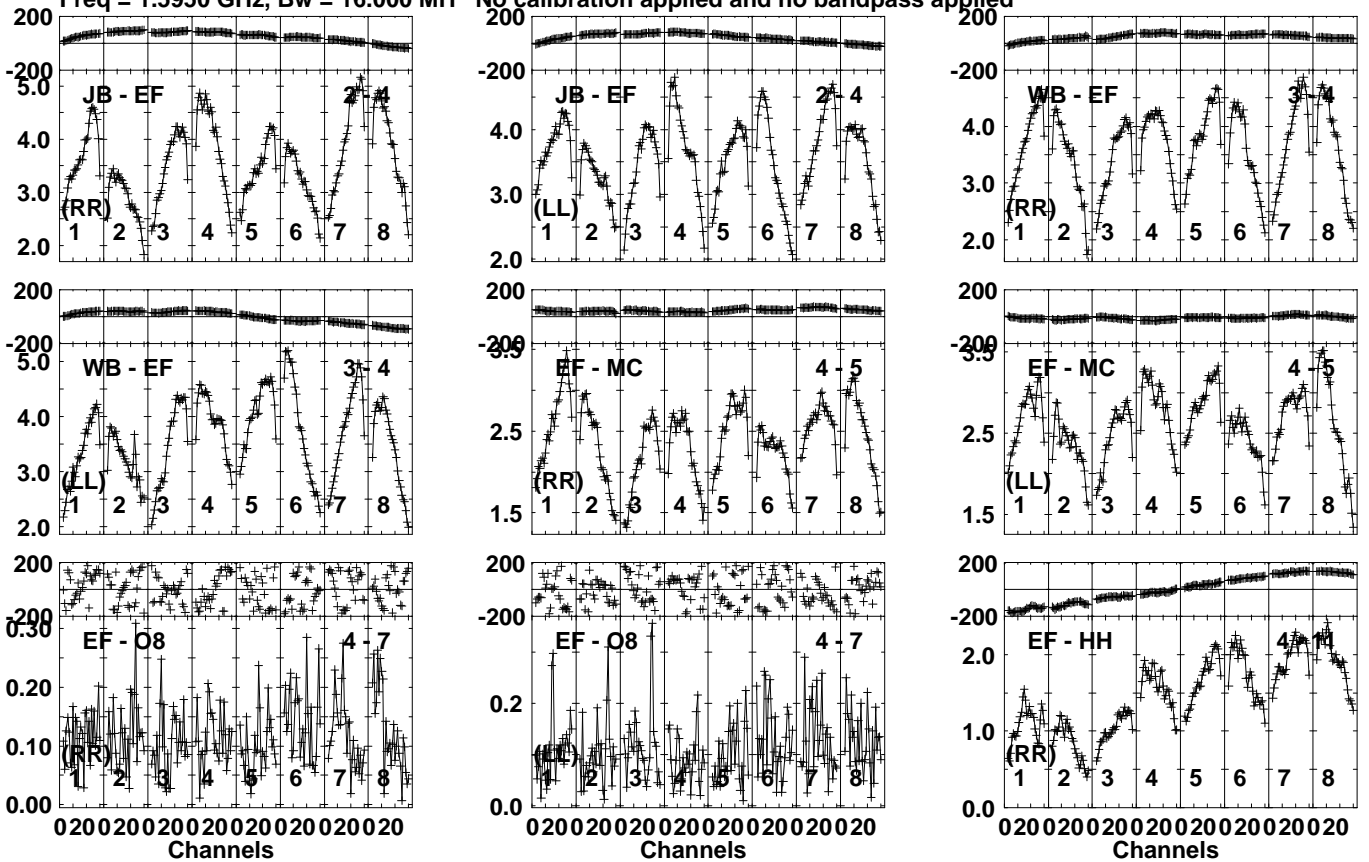
Lower frame: Milli Ampl Jy Top frame: Phas deg
Vector averaged cross-power spectrum Several baselines displayed
Timerange: 00/15:42:10 to 00/15:43:20

Plot file version 479 created 15-NOV-2022 11:02:24

J1722+2815 EB081B 1.UVDATA.1

Freq = 1.5950 GHz, Bw = 16.000 MH

No calibration applied and no bandpass applied



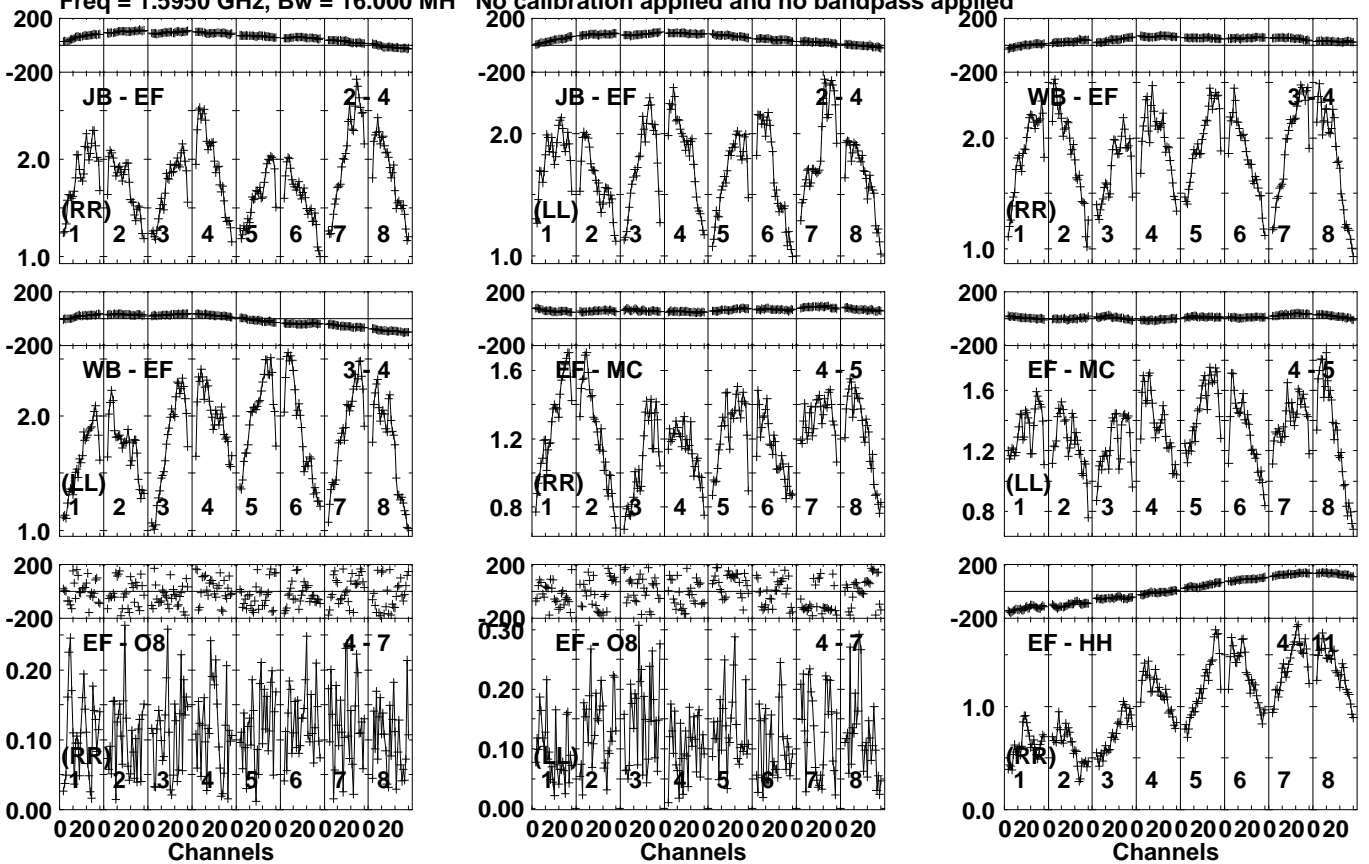
Lower frame: Milli Ampl Jy Top frame: Phas deg
Vector averaged cross-power spectrum Several baselines displayed
Timerange: 00/15:43:20 to 00/15:44:59

Plot file version 481 created 15-NOV-2022 11:02:25

J1716+2616 EB081B 1.UVDATA.1

Freq = 1.5950 GHz, Bw = 16.000 MH

No calibration applied and no bandpass applied

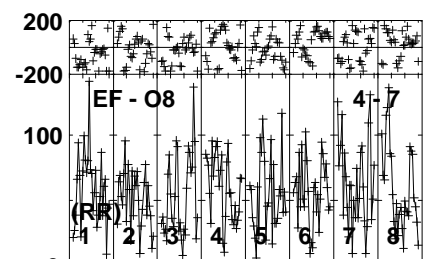
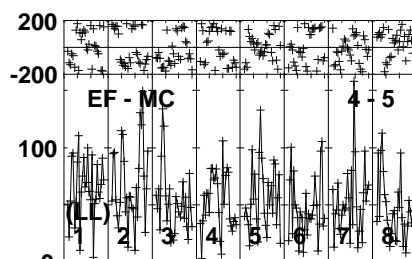
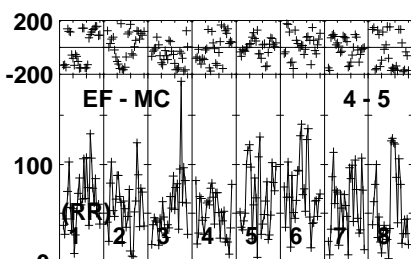
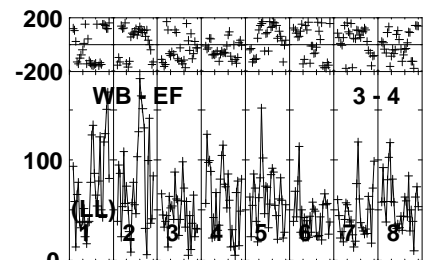
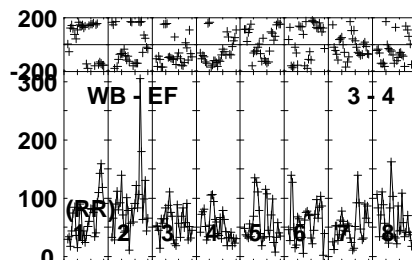
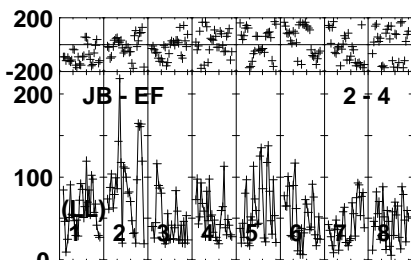
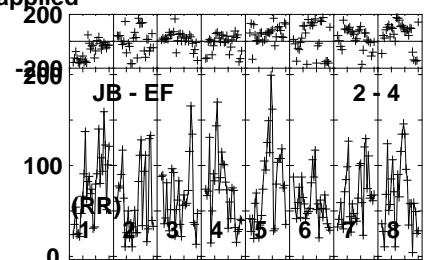
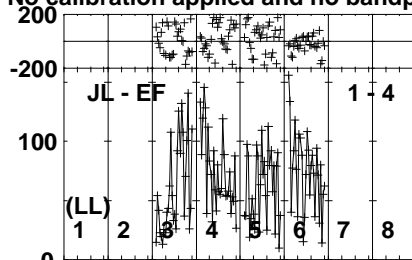
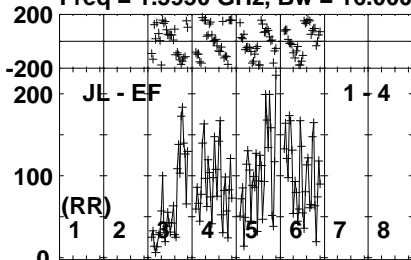


Lower frame: Milli Ampl Jy Top frame: Phas deg
 Vector averaged cross-power spectrum Several baselines displayed
 Timerange: 00:15:45:01 to 00:15:46:40

Plot file version 483 created 15-NOV-2022 11:02:25

ROSS867 EB081B 1.UVDATA.1

Freq = 1.5950 GHz, Bw = 16.000 MH No calibration applied and no bandpass applied



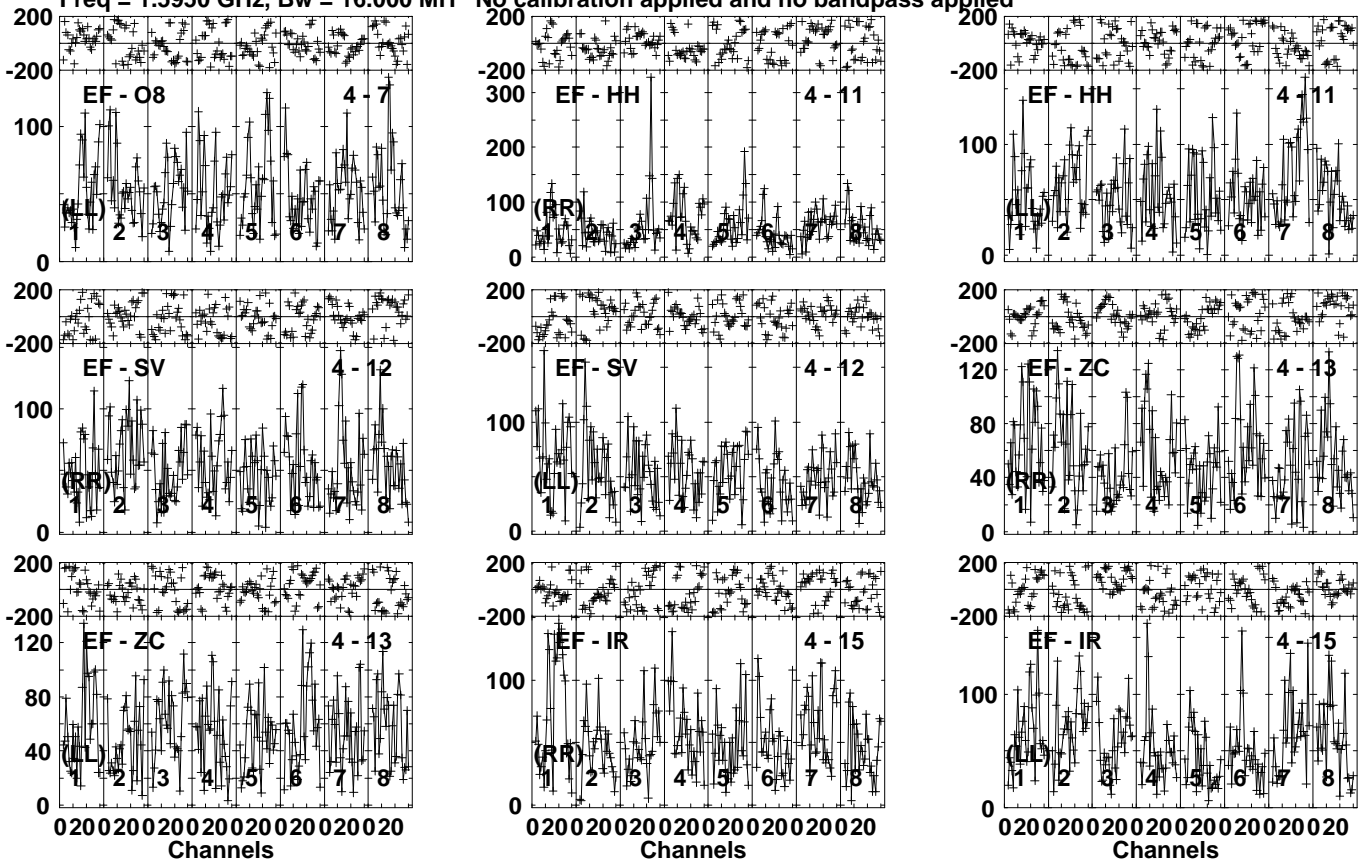
Lower frame: Micro Ampl Jy Top frame: Phas deg
Vector averaged cross-power spectrum Several baselines displayed
Timerange: 00/15:46:40 to 00/15:51:39

Plot file version 484 created 15-NOV-2022 11:02:25

ROSS867 EB081B 1.UVDATA.1

Freq = 1.5950 GHz, Bw = 16.000 MH

No calibration applied and no bandpass applied

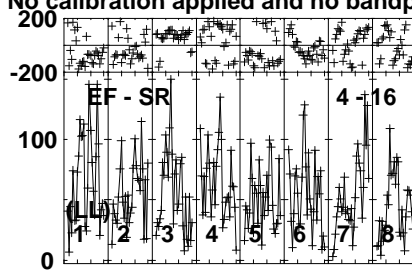
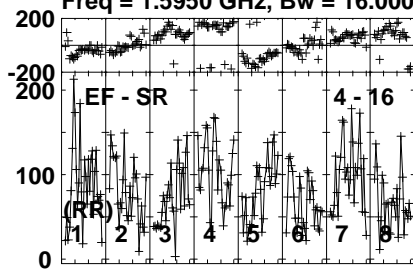


Lower frame: Micro Ampl Jy Top frame: Phas deg
Vector averaged cross-power spectrum Several baselines displayed
Timerange: 00/15:46:40 to 00/15:51:39

Plot file version 485 created 15-NOV-2022 11:02:26

ROSS867 EB081B 1.UVDATA.1

Freq = 1.5950 GHz, Bw = 16.000 MH No calibration applied and no bandpass applied



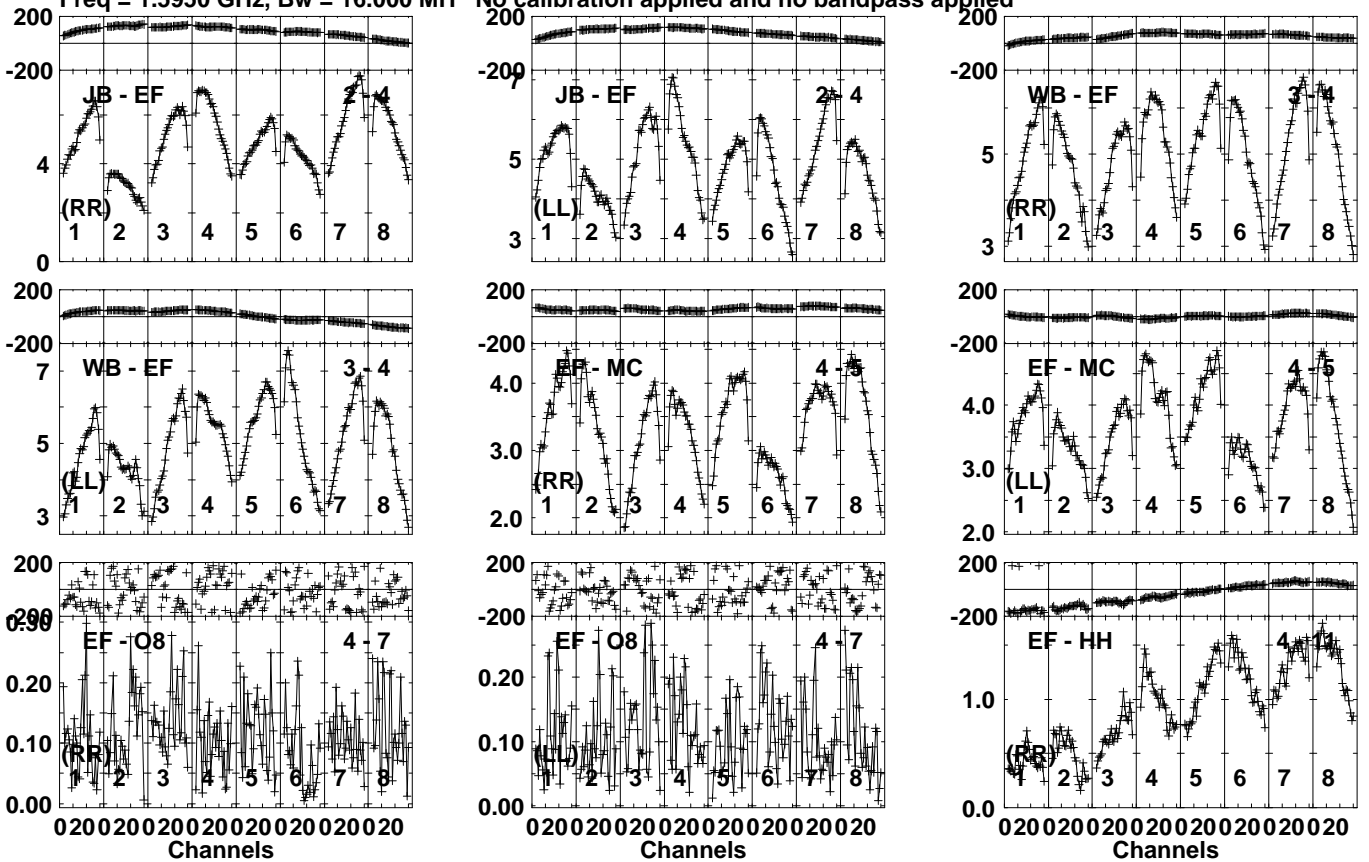
Lower frame: Micro Ampl Jy Top frame: Phas deg
Vector averaged cross-power spectrum Several baselines displayed
Timerange: 00/15:46:40 to 00/15:51:39

Plot file version 486 created 15-NOV-2022 11:02:26

J1722+2458 EB081B 1.UVDATA.1

Freq = 1.5950 GHz, Bw = 16.000 MH

No calibration applied and no bandpass applied



Lower frame: Milli Ampl Jy Top frame: Phas deg

Vector averaged cross-power spectrum Several baselines displayed

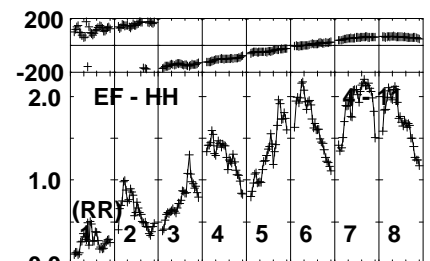
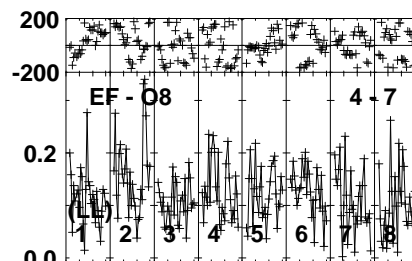
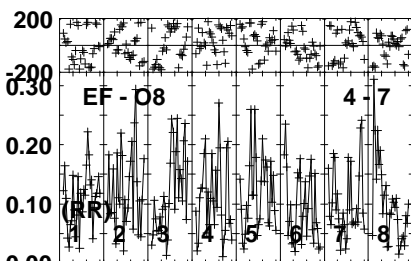
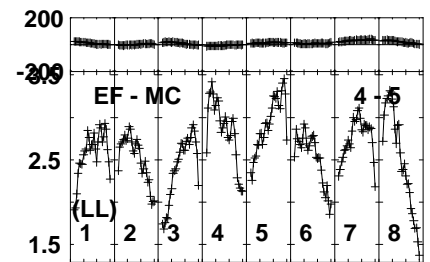
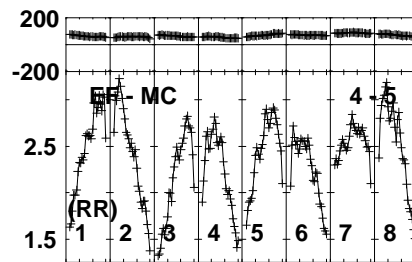
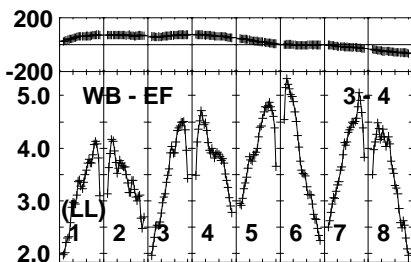
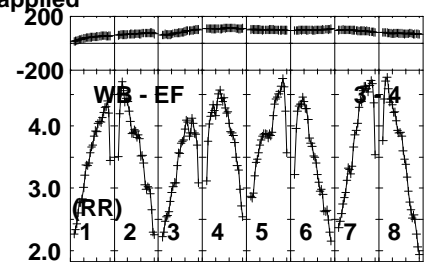
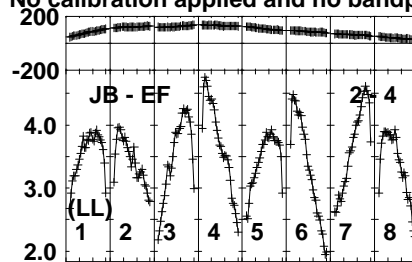
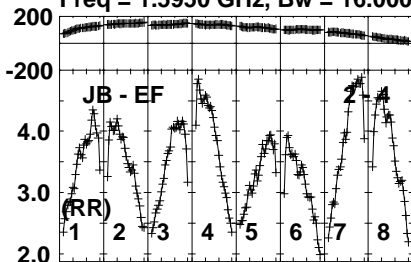
Timerange: 00/15:52:10 to 00/15:53:20

Plot file version 488 created 15-NOV-2022 11:02:26

J1722+2815 EB081B 1.UVDATA.1

Freq = 1.5950 GHz, Bw = 16.000 MH

No calibration applied and no bandpass applied



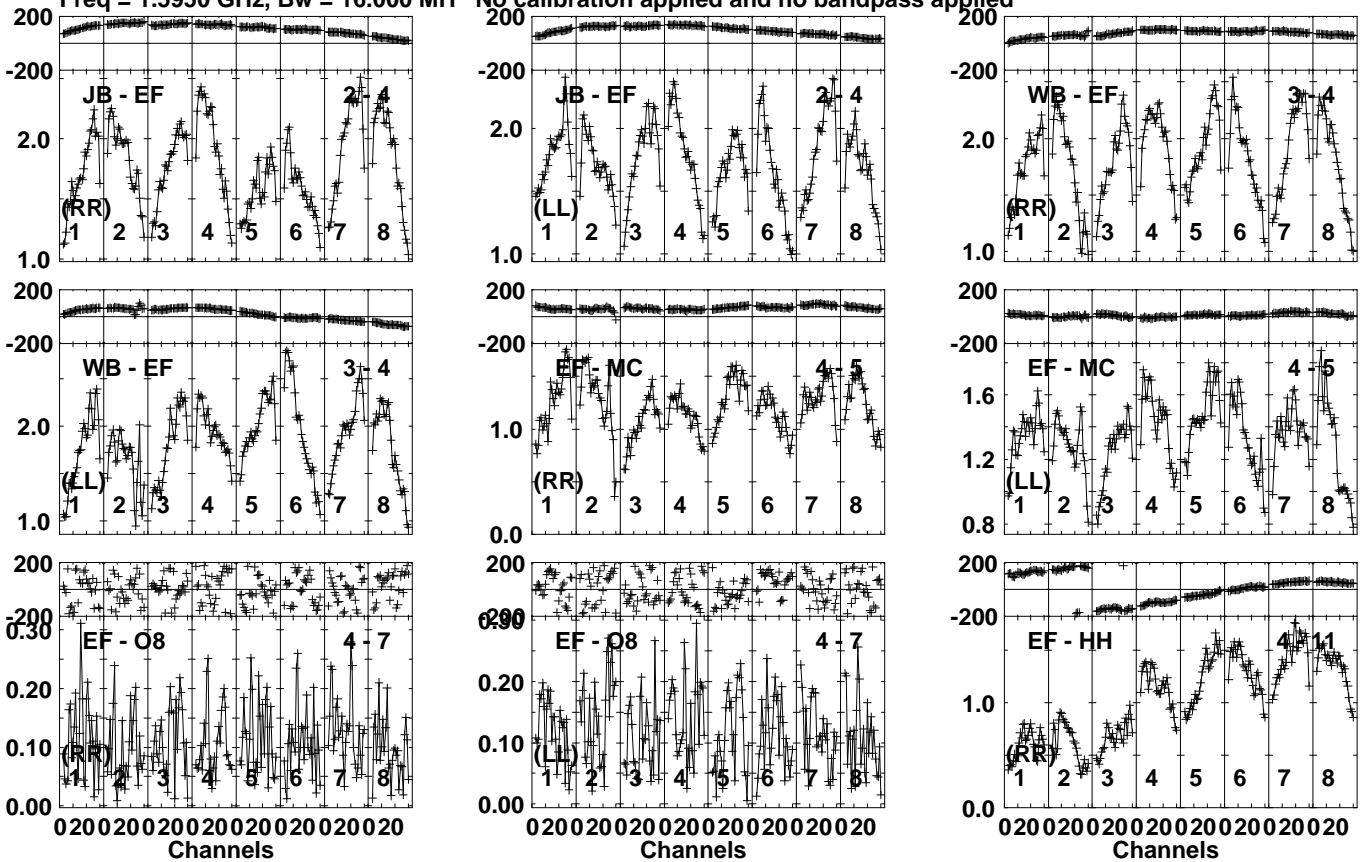
Lower frame: Milli Ampl Jy Top frame: Phas deg
Vector averaged cross-power spectrum Several baselines displayed
Timerange: 00/15:53:20 to 00/15:54:59

Plot file version 490 created 15-NOV-2022 11:02:26

J1716+2616 EB081B 1.UVDATA.1

Freq = 1.5950 GHz, Bw = 16.000 MH

No calibration applied and no bandpass applied



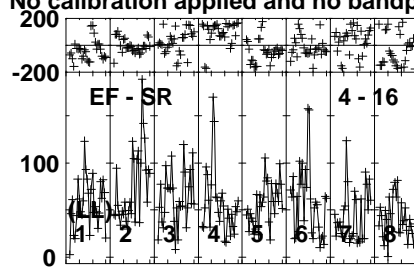
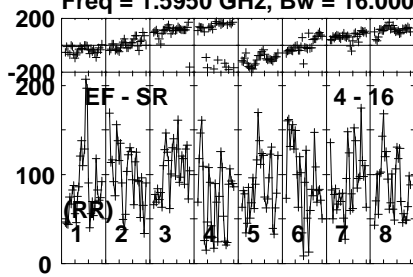
Lower frame: Milli Ampl Jy Top frame: Phas deg
Vector averaged cross-power spectrum Several baselines displayed
Timerange: 00/15:55:01 to 00/15:56:40

Plot file version 494 created 15-NOV-2022 11:02:27

ROSS867 EB081B 1.UVDATA.1

Freq = 1.5950 GHz, Bw = 16.000 MH

No calibration applied and no bandpass applied



Lower frame: Micro Ampl Jy Top frame: Phas deg

Vector averaged cross-power spectrum Several baselines displayed

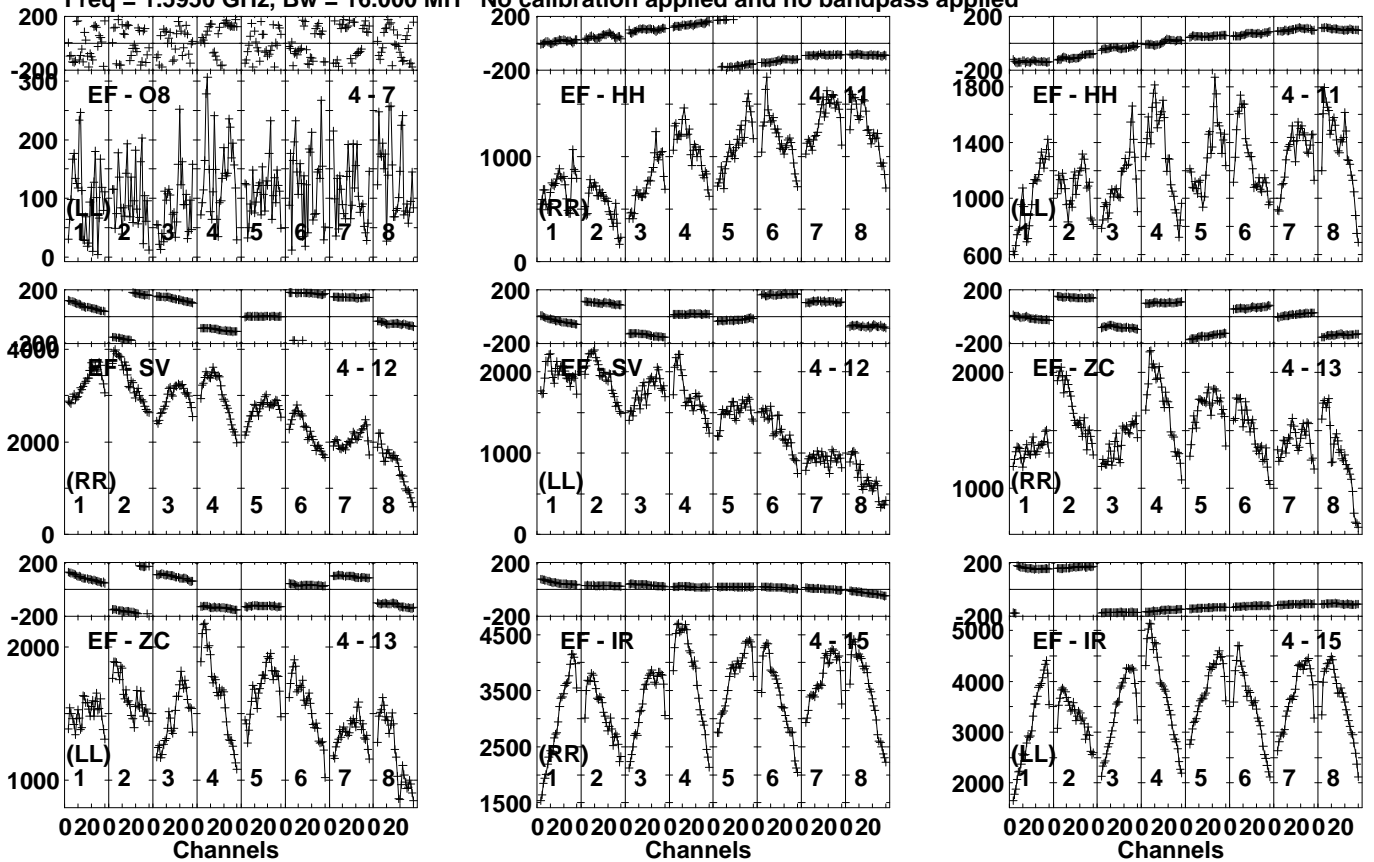
Timerange: 00/15:56:41 to 00/16:01:40

Plot file version 496 created 15-NOV-2022 11:02:27

J1722+2458 EB081B 1.UVDATA.1

Freq = 1.5950 GHz, Bw = 16.000 MH

No calibration applied and no bandpass applied



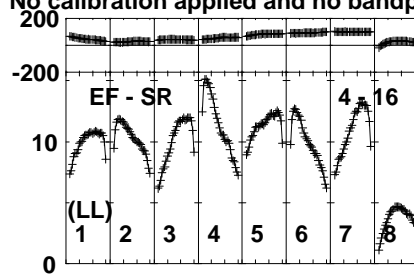
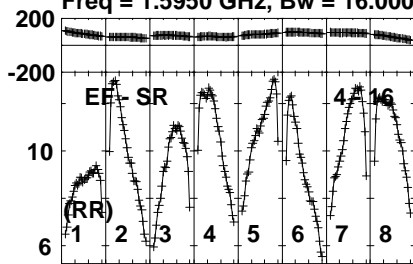
Lower frame: Micro Ampl Jy Top frame: Phas deg
 Vector averaged cross-power spectrum Several baselines displayed
 Timerange: 00/16:02:10 to 00/16:03:19

Plot file version 497 created 15-NOV-2022 11:02:27

J1722+2458 EB081B 1.UVDATA.1

Freq = 1.5950 GHz, Bw = 16.000 MH

No calibration applied and no bandpass applied



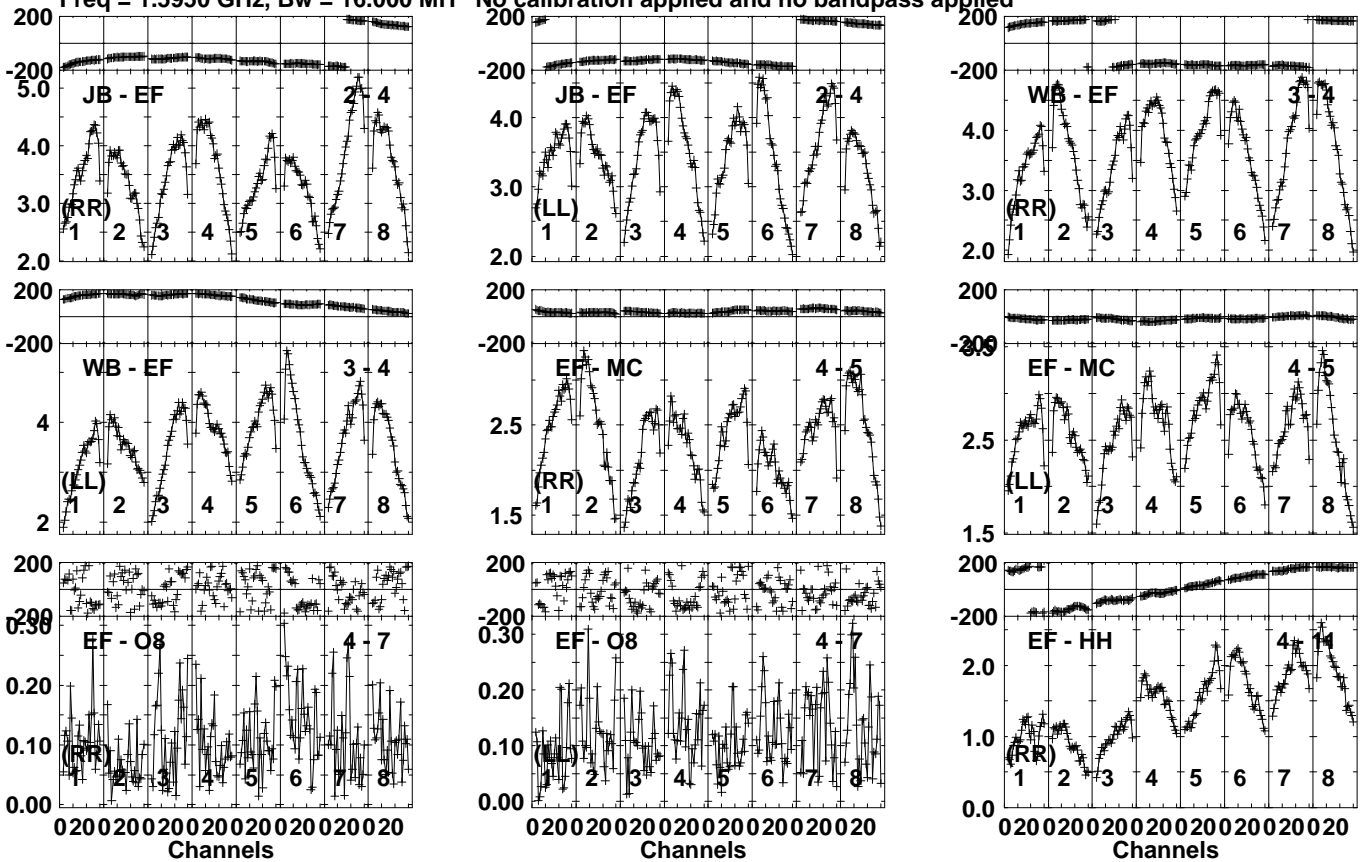
Lower frame: Milli Ampl Jy Top frame: Phas deg
Vector averaged cross-power spectrum Several baselines displayed
Timerange: 00/16:02:10 to 00/16:03:19

Plot file version 498 created 15-NOV-2022 11:02:27

J1722+2815 EB081B 1.UVDATA.1

Freq = 1.5950 GHz, Bw = 16.000 MH

No calibration applied and no bandpass applied



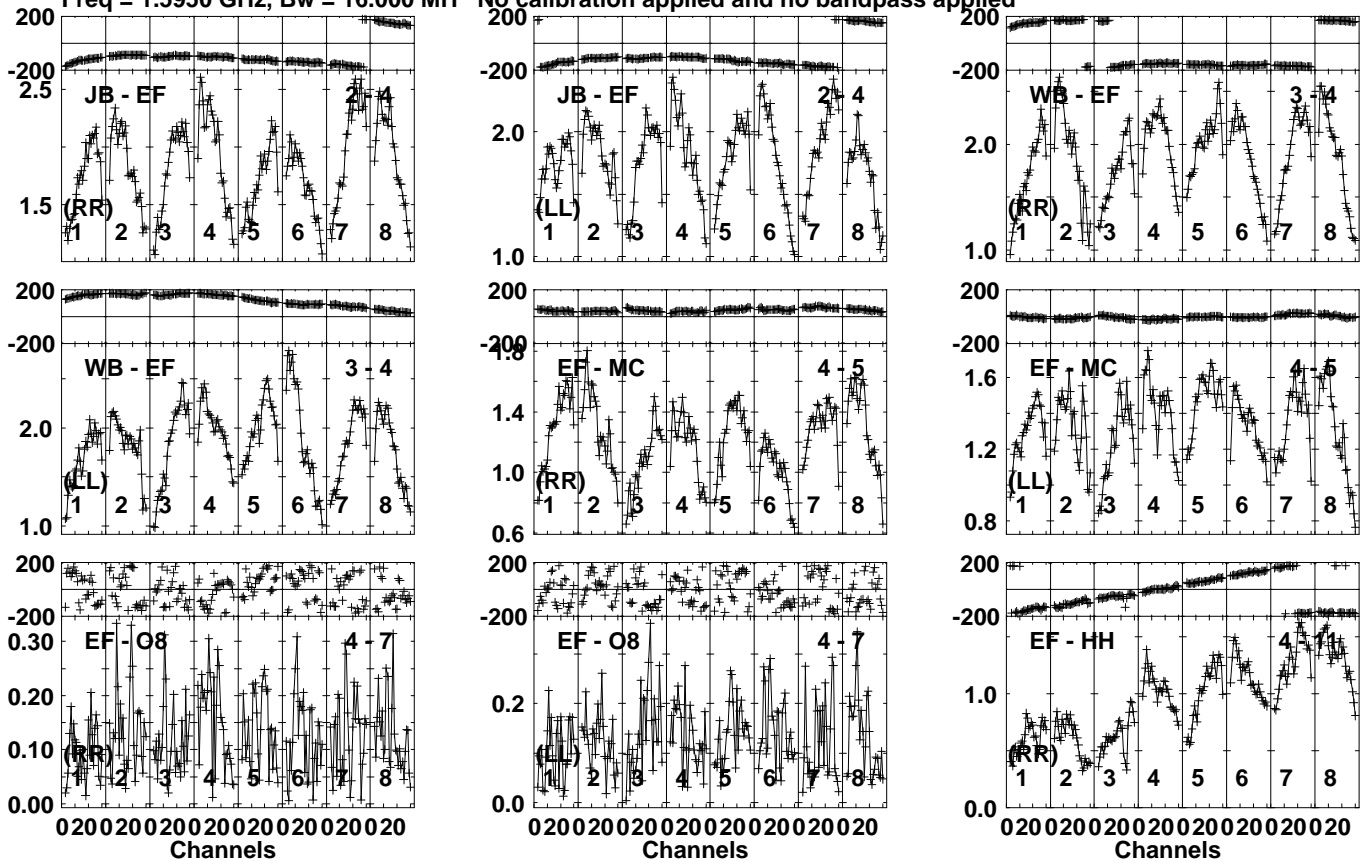
Lower frame: Milli Ampl Jy Top frame: Phas deg
Vector averaged cross-power spectrum Several baselines displayed
Timerange: 00/16:03:21 to 00/16:05:00

Plot file version 500 created 15-NOV-2022 11:02:28

J1716+2616 EB081B 1.UVDATA.1

Freq = 1.5950 GHz, Bw = 16.000 MH

No calibration applied and no bandpass applied



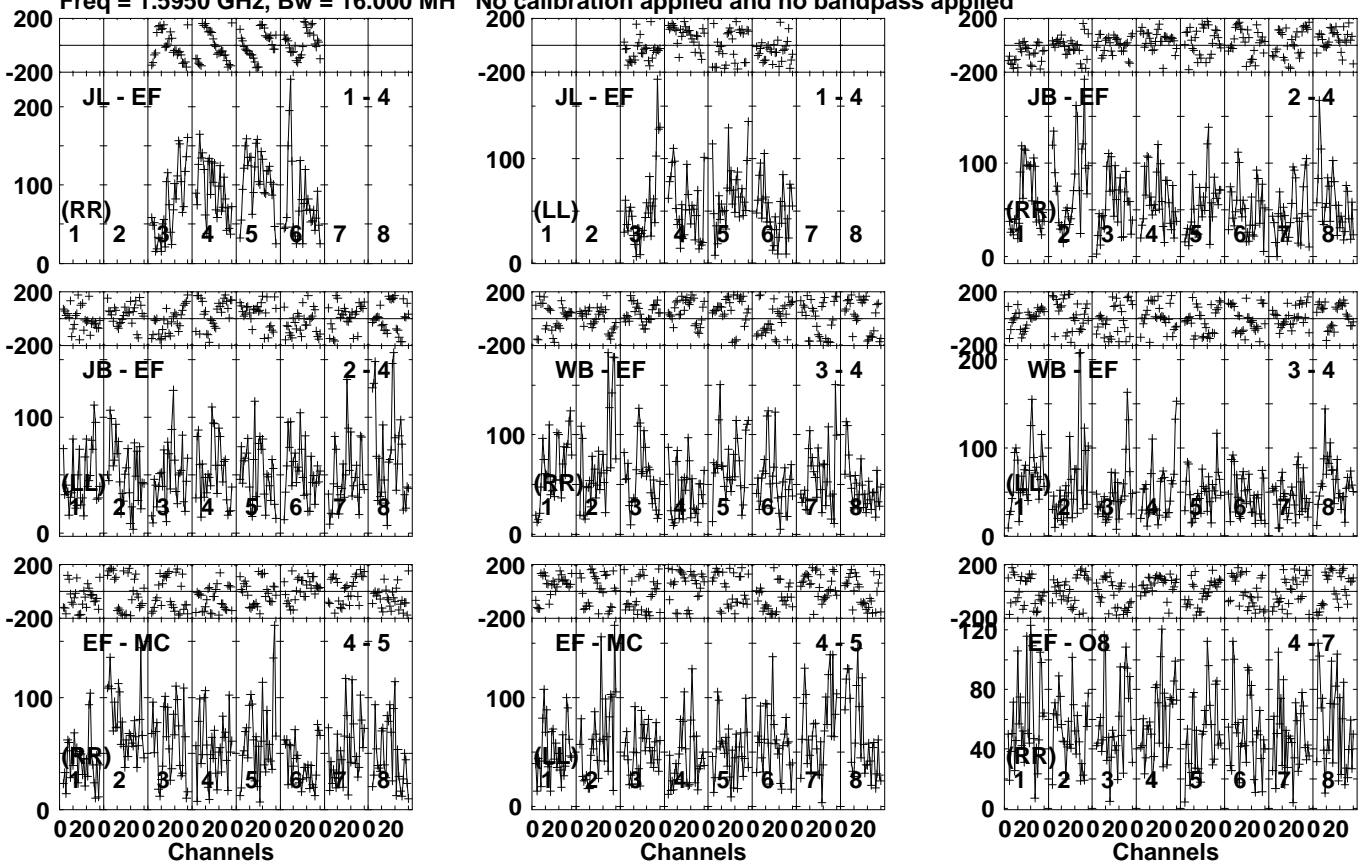
Lower frame: Milli Ampl Jy Top frame: Phas deg
Vector averaged cross-power spectrum Several baselines displayed
Timerange: 00/16:05:01 to 00/16:06:40

Plot file version 502 created 15-NOV-2022 11:02:28

ROSS867 EB081B 1.UVDATA.1

Freq = 1.5950 GHz, Bw = 16.000 MH

No calibration applied and no bandpass applied

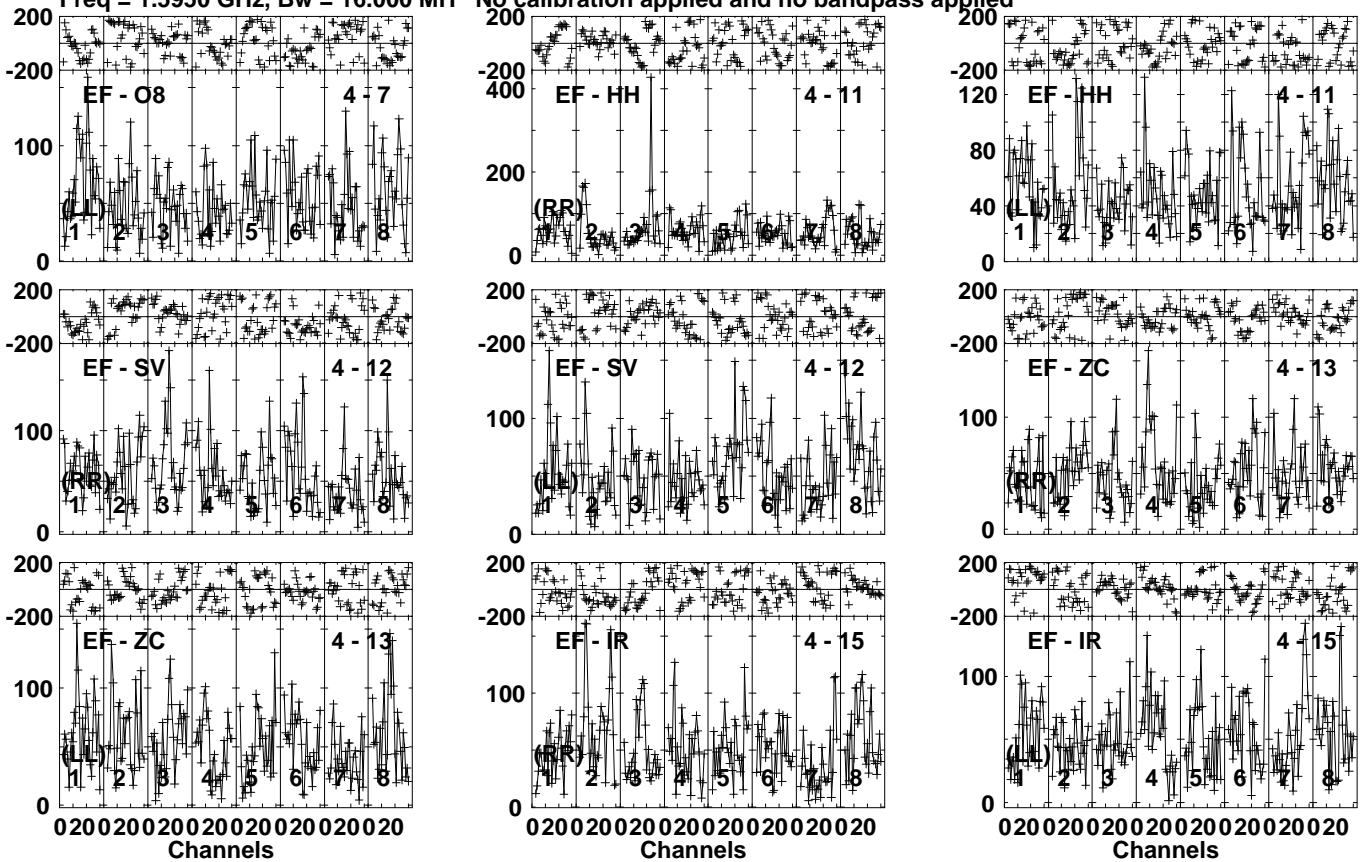


Lower frame: Micro Ampl Jy Top frame: Phas deg
Vector averaged cross-power spectrum Several baselines displayed
Timerange: 00/16:06:40 to 00/16:11:39

Plot file version 503 created 15-NOV-2022 11:02:28

ROSS867 EB081B 1.UVDATA.1

Freq = 1.5950 GHz, Bw = 16.000 MH No calibration applied and no bandpass applied

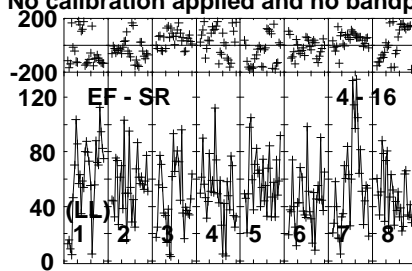
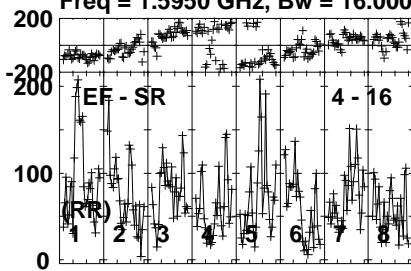


Lower frame: Micro Ampl Jy Top frame: Phas deg
Vector averaged cross-power spectrum Several baselines displayed
Timerange: 00/16:06:40 to 00/16:11:39

Plot file version 504 created 15-NOV-2022 11:02:29

ROSS867 EB081B 1.UVDATA.1

Freq = 1.5950 GHz, Bw = 16.000 MH No calibration applied and no bandpass applied



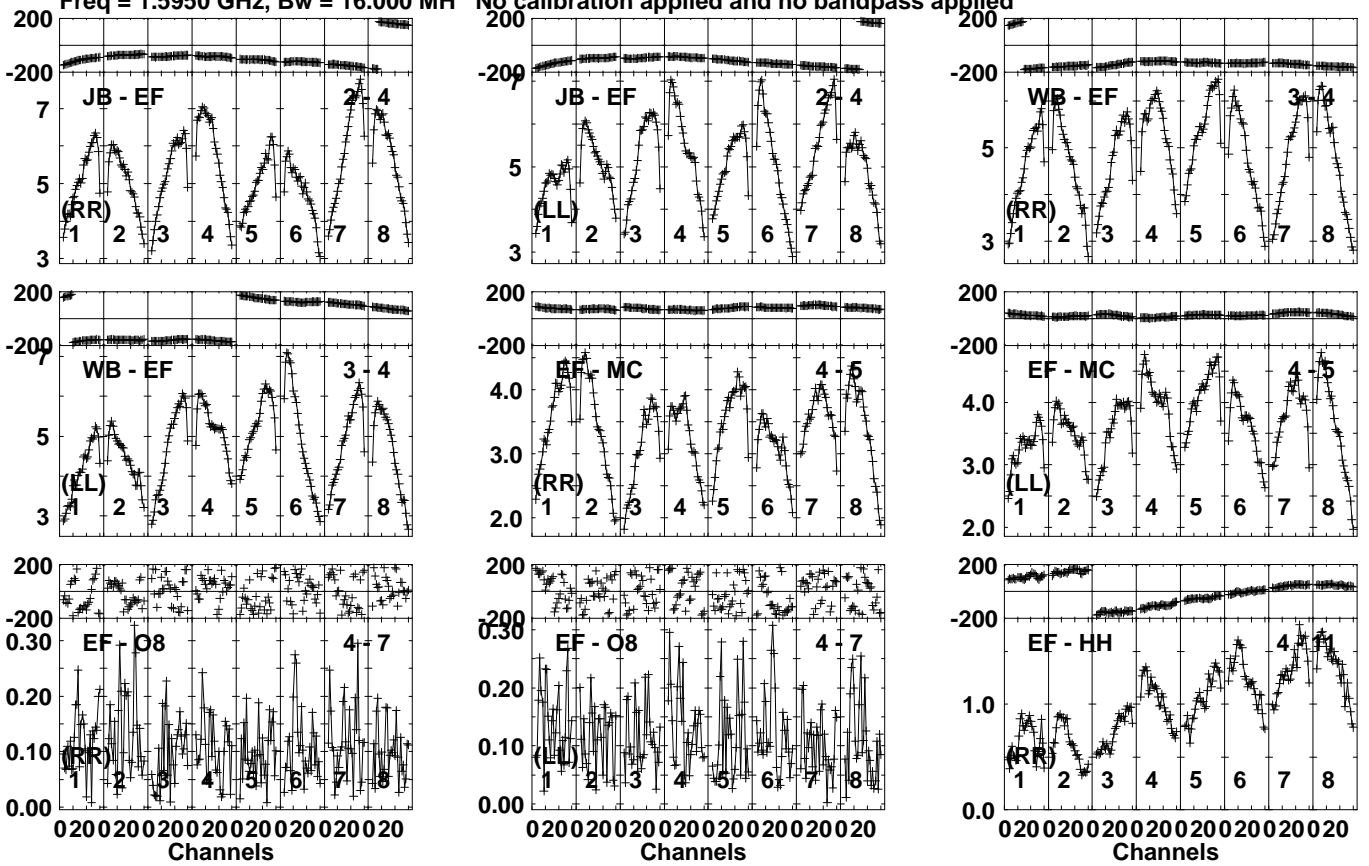
Lower frame: Micro Ampl Jy Top frame: Phas deg
Vector averaged cross-power spectrum Several baselines displayed
Timerange: 00/16:06:40 to 00/16:11:39

Plot file version 505 created 15-NOV-2022 11:02:29

J1722+2458 EB081B 1.UVDATA.1

Freq = 1.5950 GHz, Bw = 16.000 MH

No calibration applied and no bandpass applied



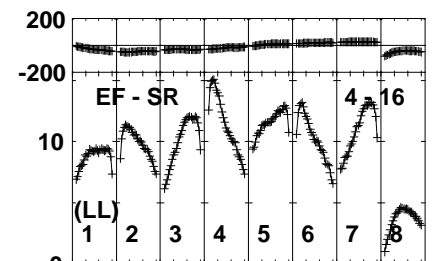
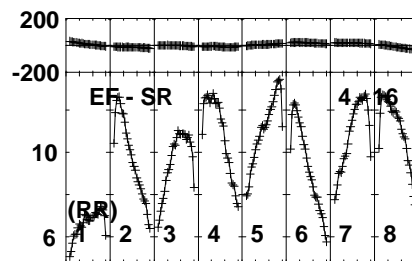
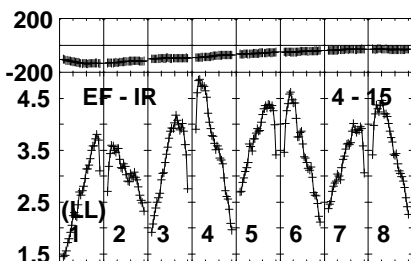
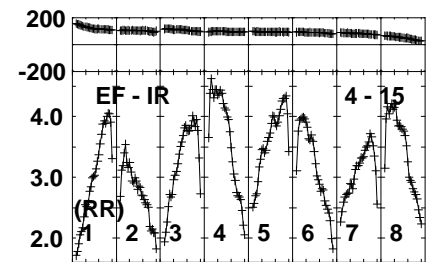
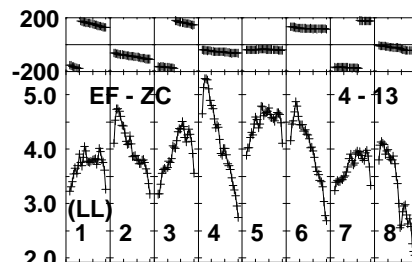
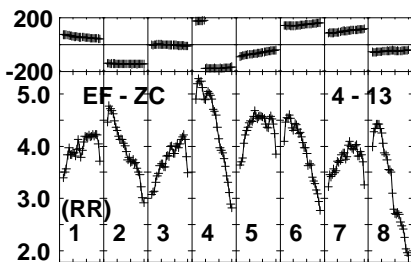
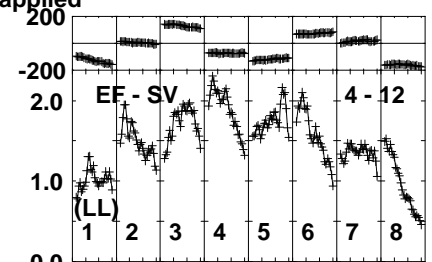
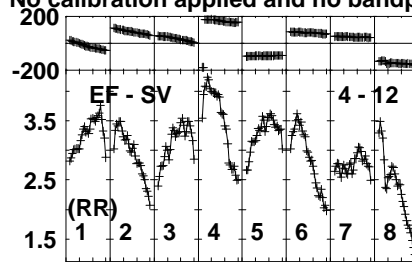
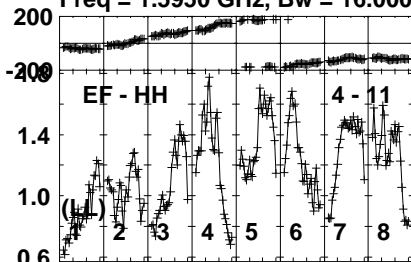
Lower frame: Milli Ampl Jy Top frame: Phas deg
Vector averaged cross-power spectrum Several baselines displayed
Timerange: 00/16:12:11 to 00/16:13:20

Plot file version 506 created 15-NOV-2022 11:02:29

J1722+2458 EB081B 1.UVDATA.1

Freq = 1.5950 GHz, Bw = 16.000 MH

No calibration applied and no bandpass applied



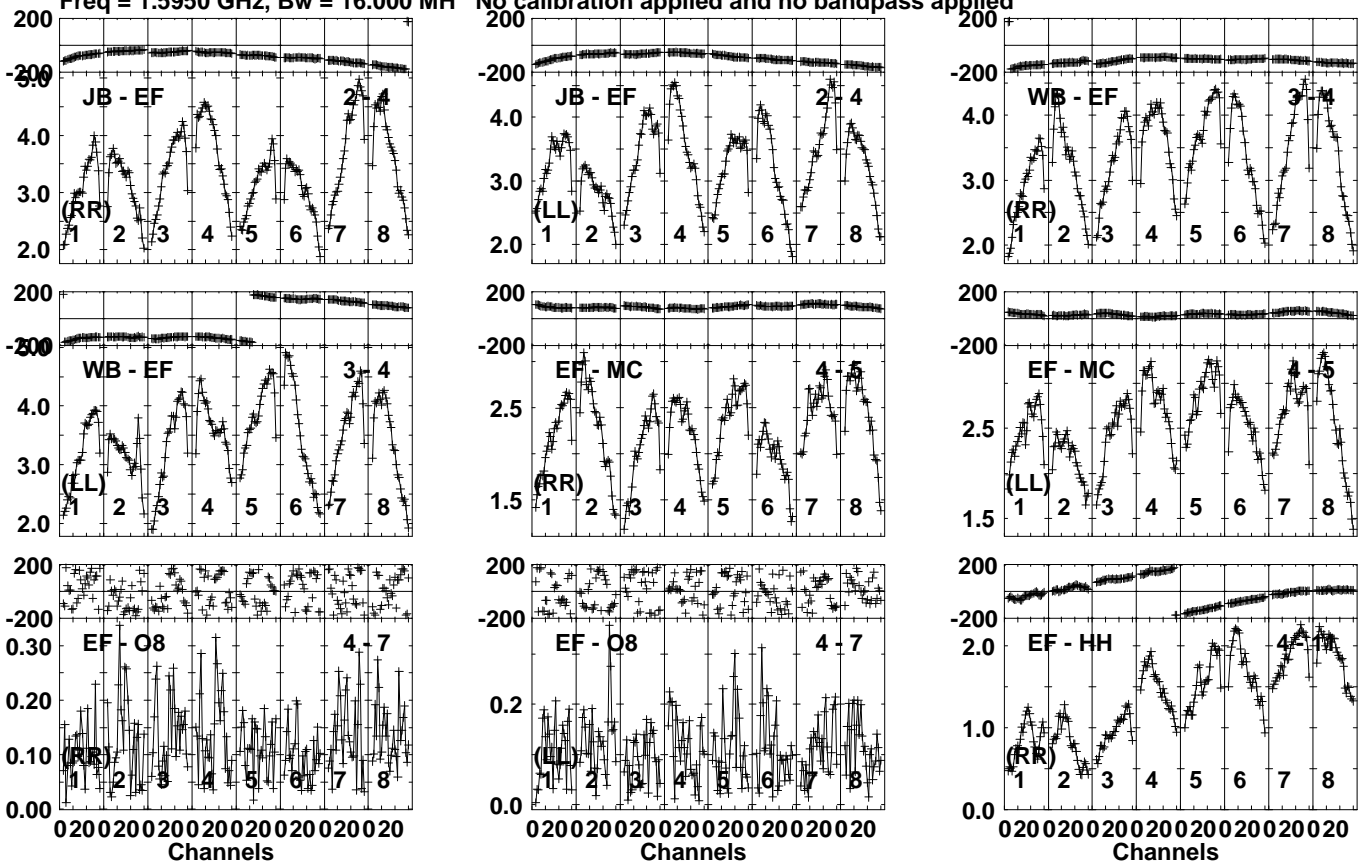
Lower frame: Milli Ampl Jy Top frame: Phas deg
 Vector averaged cross-power spectrum Several baselines displayed
 Timerange: 00/16:12:11 to 00/16:13:20

Plot file version 507 created 15-NOV-2022 11:02:29

J1722+2815 EB081B 1.UVDATA.1

Freq = 1.5950 GHz, Bw = 16.000 MH

No calibration applied and no bandpass applied



Lower frame: Milli Ampl Jy Top frame: Phas deg

Vector averaged cross-power spectrum Several baselines displayed

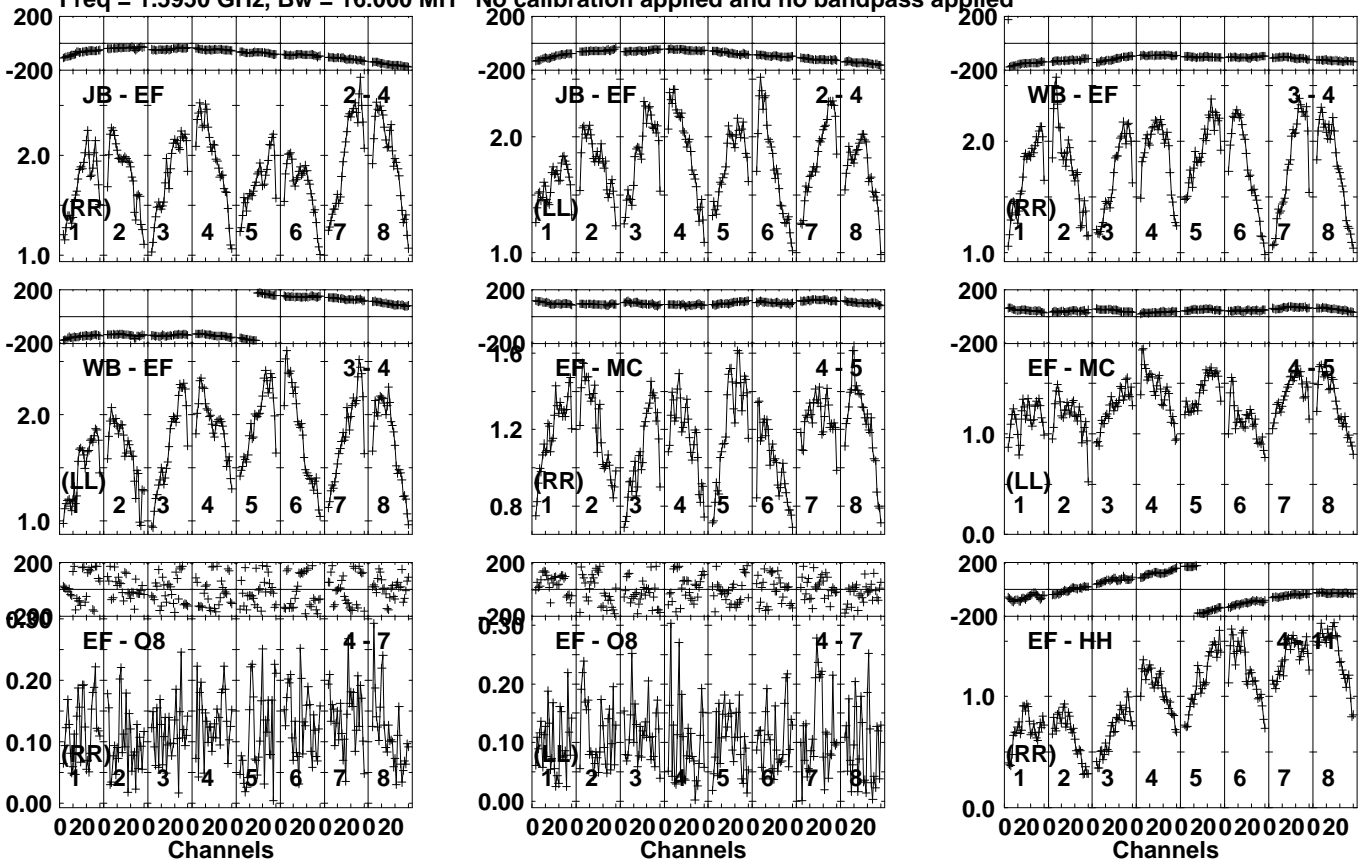
Timerange: 00/16:13:20 to 00/16:14:59

Plot file version 509 created 15-NOV-2022 11:02:29

J1716+2616 EB081B 1.UVDATA.1

Freq = 1.5950 GHz, Bw = 16.000 MH

No calibration applied and no bandpass applied



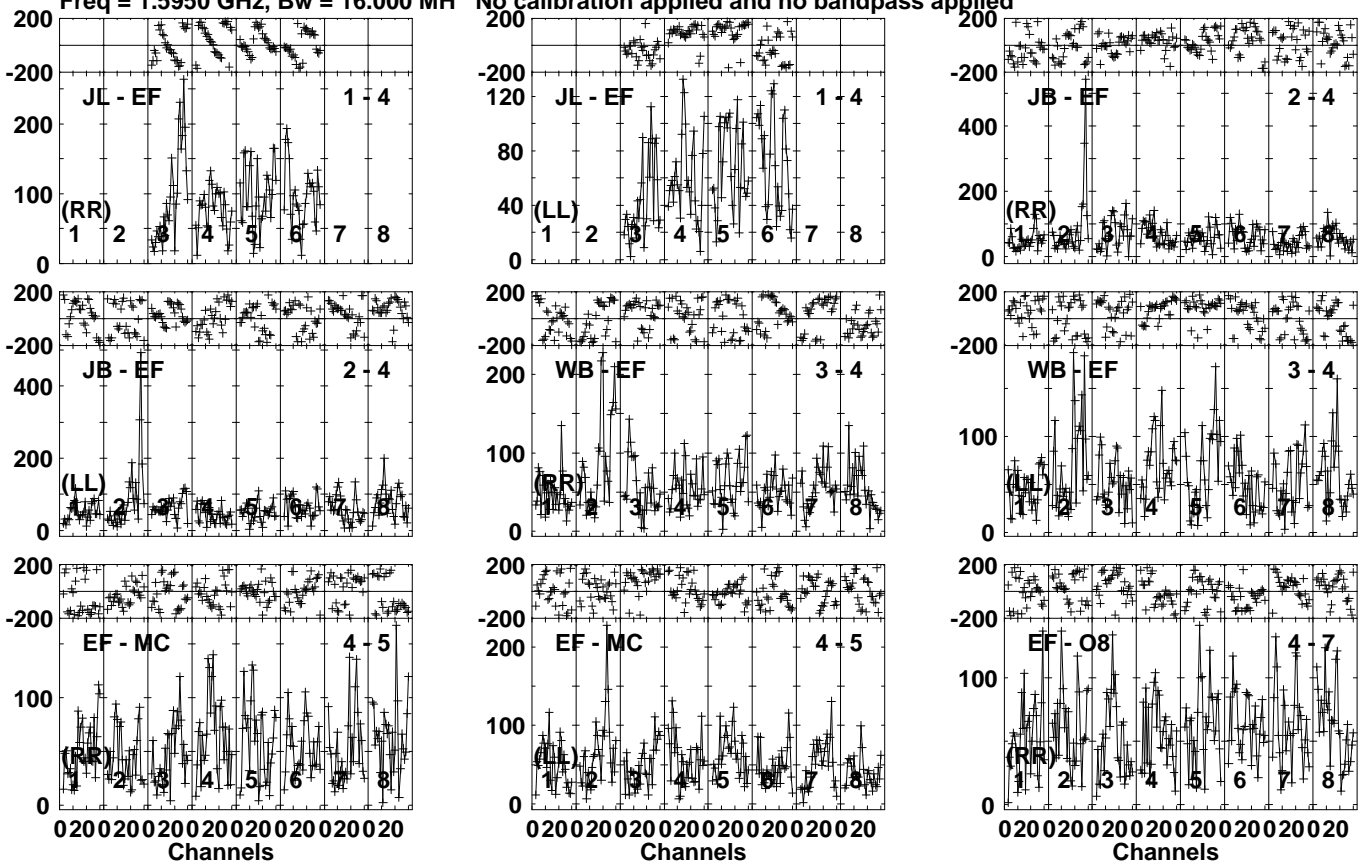
Lower frame: Milli Ampl Jy Top frame: Phas deg
Vector averaged cross-power spectrum Several baselines displayed
Timerange: 00/16:15:00 to 00/16:16:39

Plot file version 511 created 15-NOV-2022 11:02:30

ROSS867 EB081B 1.UVDATA.1

Freq = 1.5950 GHz, Bw = 16.000 MH

No calibration applied and no bandpass applied

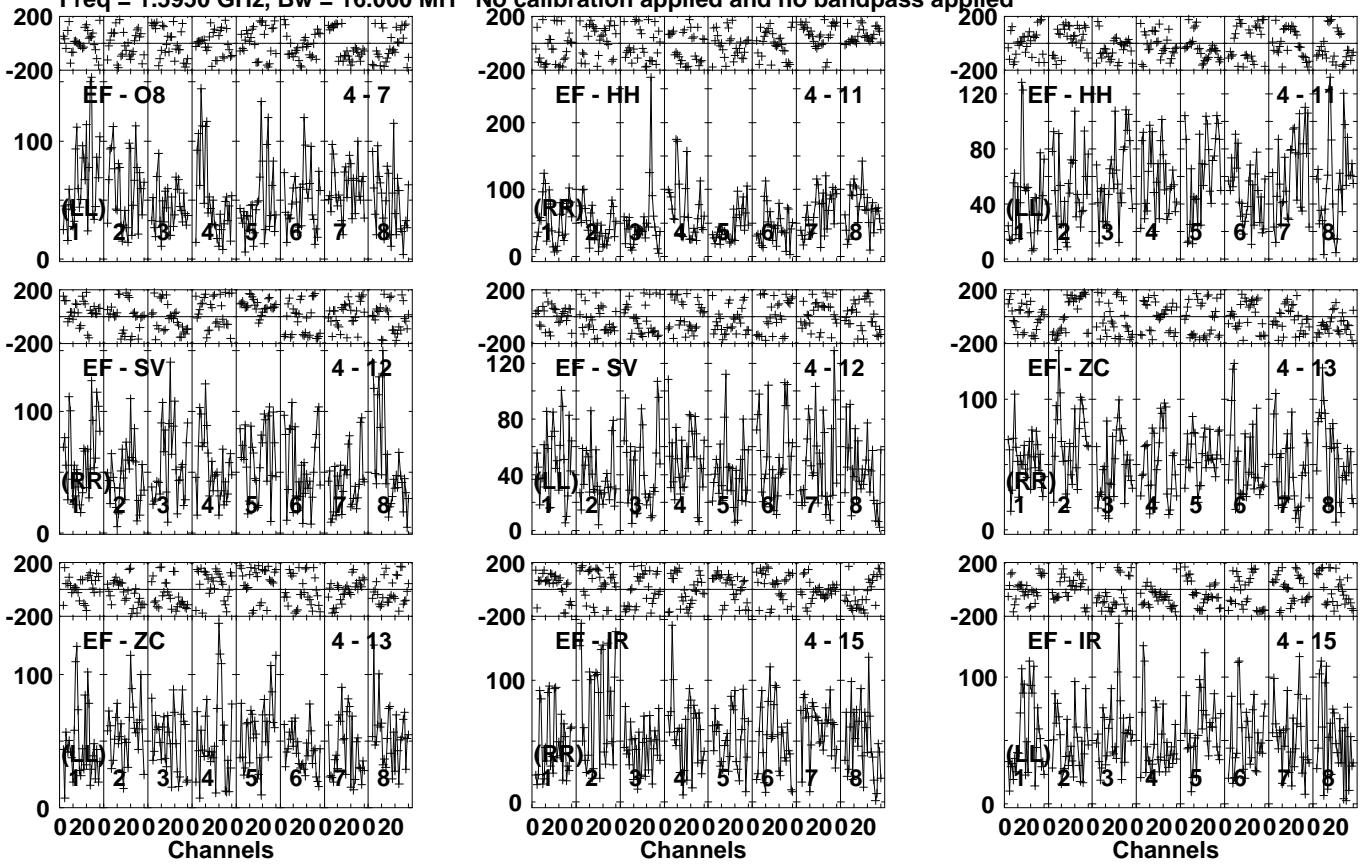


Lower frame: Micro Ampl Jy Top frame: Phas deg
Vector averaged cross-power spectrum Several baselines displayed
Timerange: 00/16:16:40 to 00/16:21:39

Plot file version 512 created 15-NOV-2022 11:02:30

ROSS867 EB081B 1.UVDATA.1

Freq = 1.5950 GHz, Bw = 16.000 MH No calibration applied and no bandpass applied



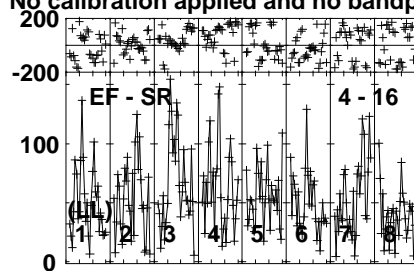
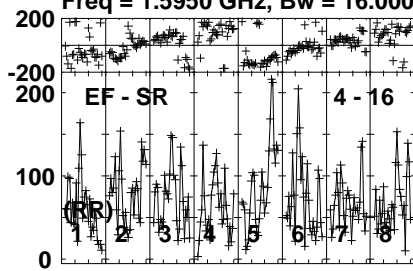
Lower frame: Micro Ampl Jy Top frame: Phas deg
Vector averaged cross-power spectrum Several baselines displayed
Timerange: 00/16:16:40 to 00/16:21:39

Plot file version 513 created 15-NOV-2022 11:02:30

ROSS867 EB081B 1.UVDATA.1

Freq = 1.5950 GHz, Bw = 16.000 MH

No calibration applied and no bandpass applied



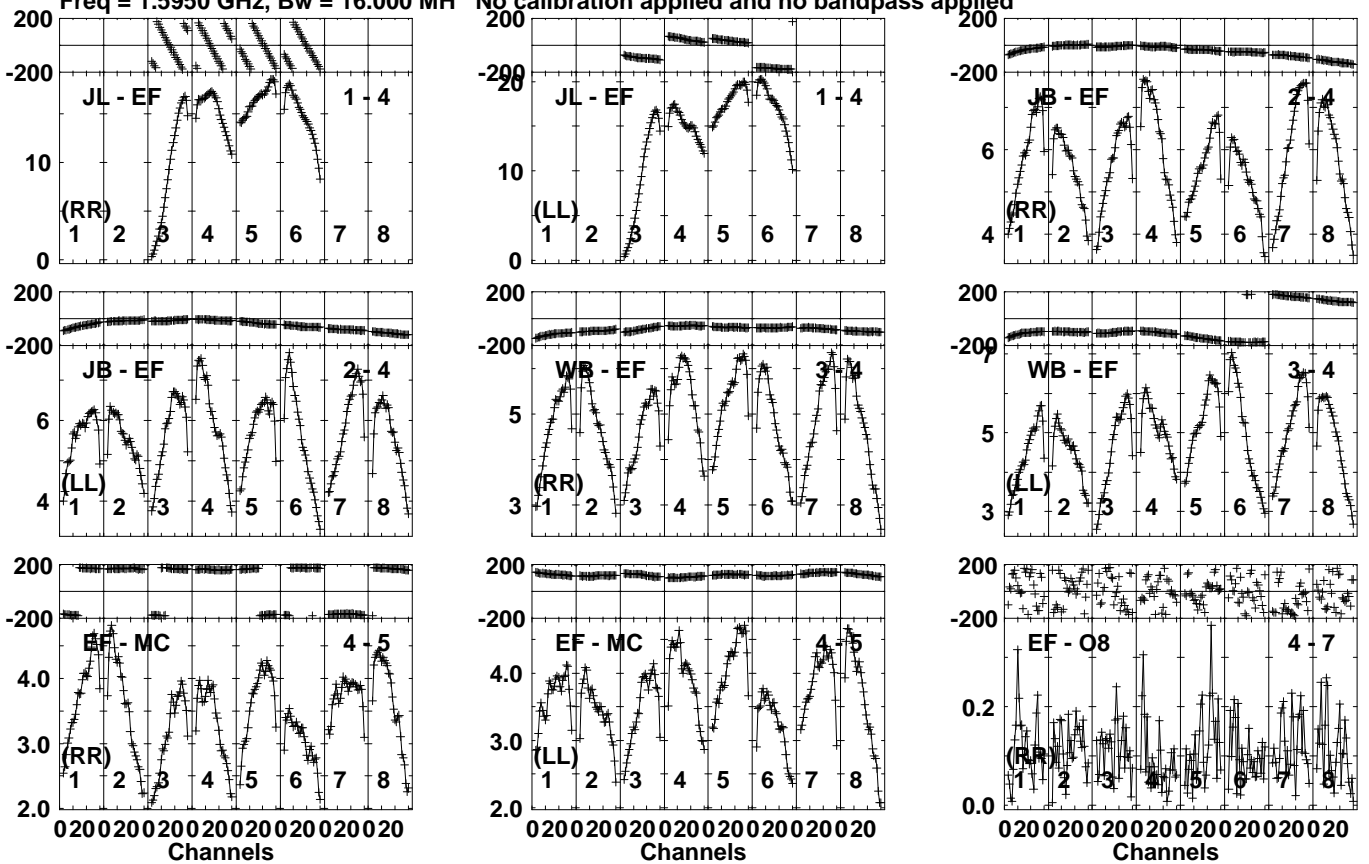
Lower frame: Micro Ampl Jy Top frame: Phas deg
Vector averaged cross-power spectrum Several baselines displayed
Timerange: 00/16:16:40 to 00/16:21:39

Plot file version 514 created 15-NOV-2022 11:02:30

J1722+2458 EB081B 1.UVDATA.1

Freq = 1.5950 GHz, Bw = 16.000 MH

No calibration applied and no bandpass applied



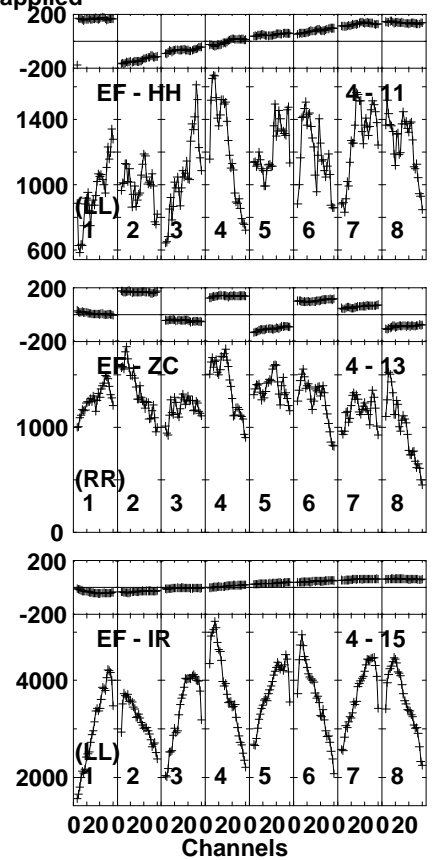
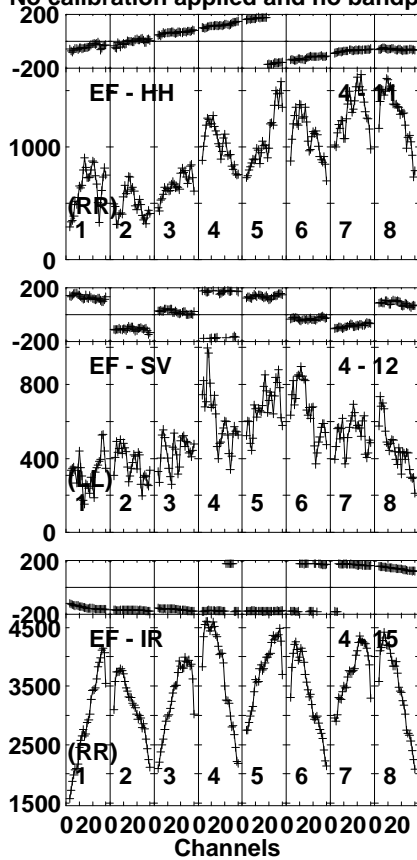
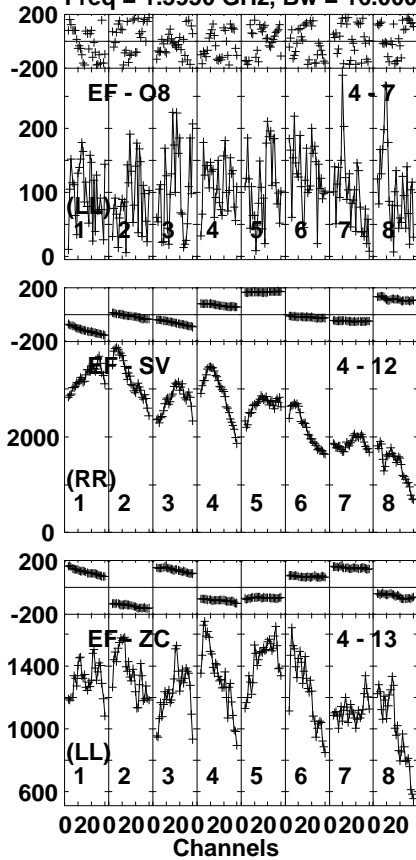
Lower frame: Milli Ampl Jy Top frame: Phas deg
Vector averaged cross-power spectrum Several baselines displayed
Timerange: 00/16:22:10 to 00/16:23:20

Plot file version 515 created 15-NOV-2022 11:02:30

J1722+2458 EB081B 1.UVDATA.1

Freq = 1.5950 GHz, Bw = 16.000 MH

No calibration applied and no bandpass applied



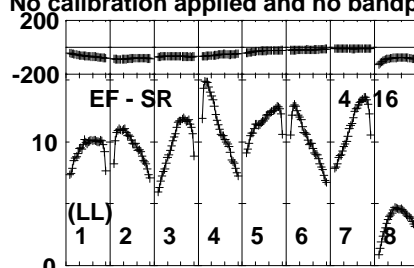
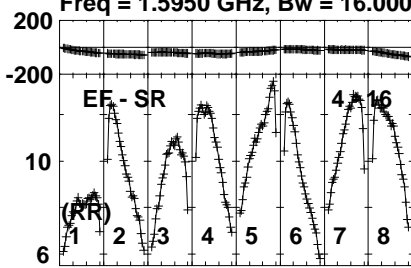
Lower frame: Micro Ampl Jy Top frame: Phas deg
Vector averaged cross-power spectrum Several baselines displayed
Timerange: 00/16:22:10 to 00/16:23:20

Plot file version 516 created 15-NOV-2022 11:02:31

J1722+2458 EB081B 1.UVDATA.1

Freq = 1.5950 GHz, Bw = 16.000 MH

No calibration applied and no bandpass applied



Lower frame: Milli Ampl Jy Top frame: Phas deg

Vector averaged cross-power spectrum Several baselines displayed

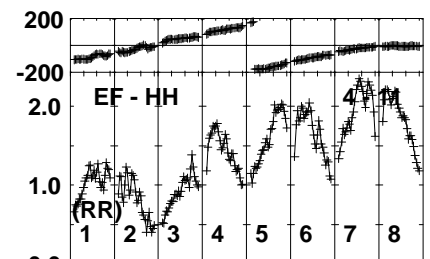
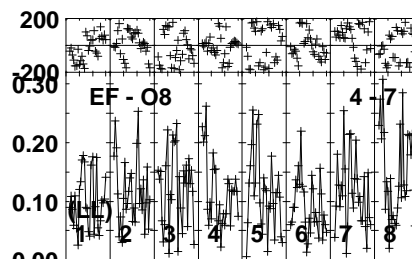
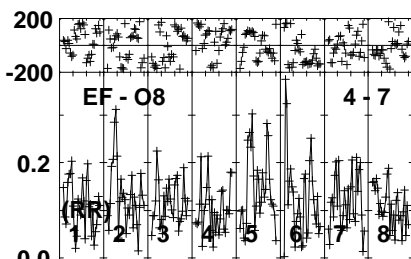
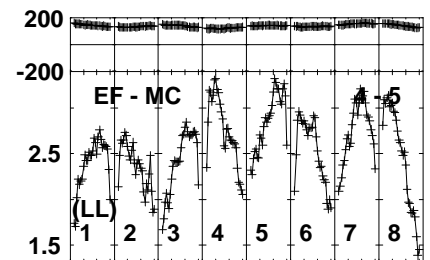
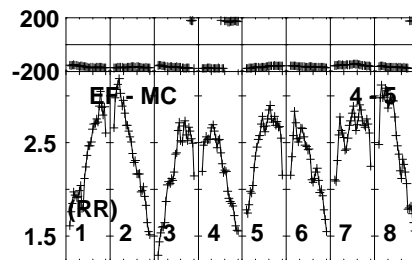
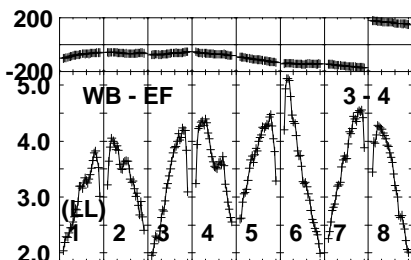
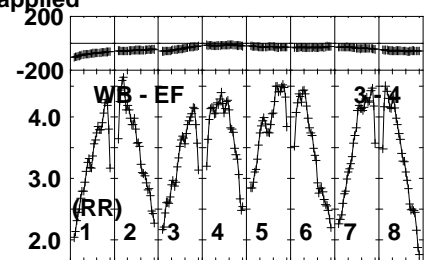
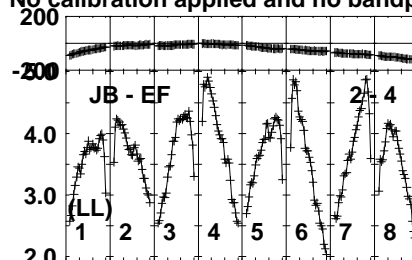
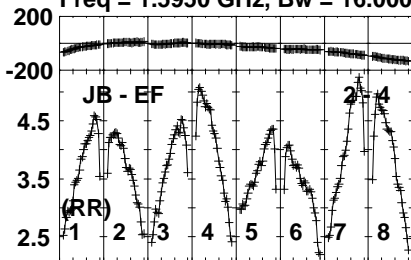
Timerange: 00/16:22:10 to 00/16:23:20

Plot file version 517 created 15-NOV-2022 11:02:31

J1722+2815 EB081B 1.UVDATA.1

Freq = 1.5950 GHz, Bw = 16.000 MH

No calibration applied and no bandpass applied



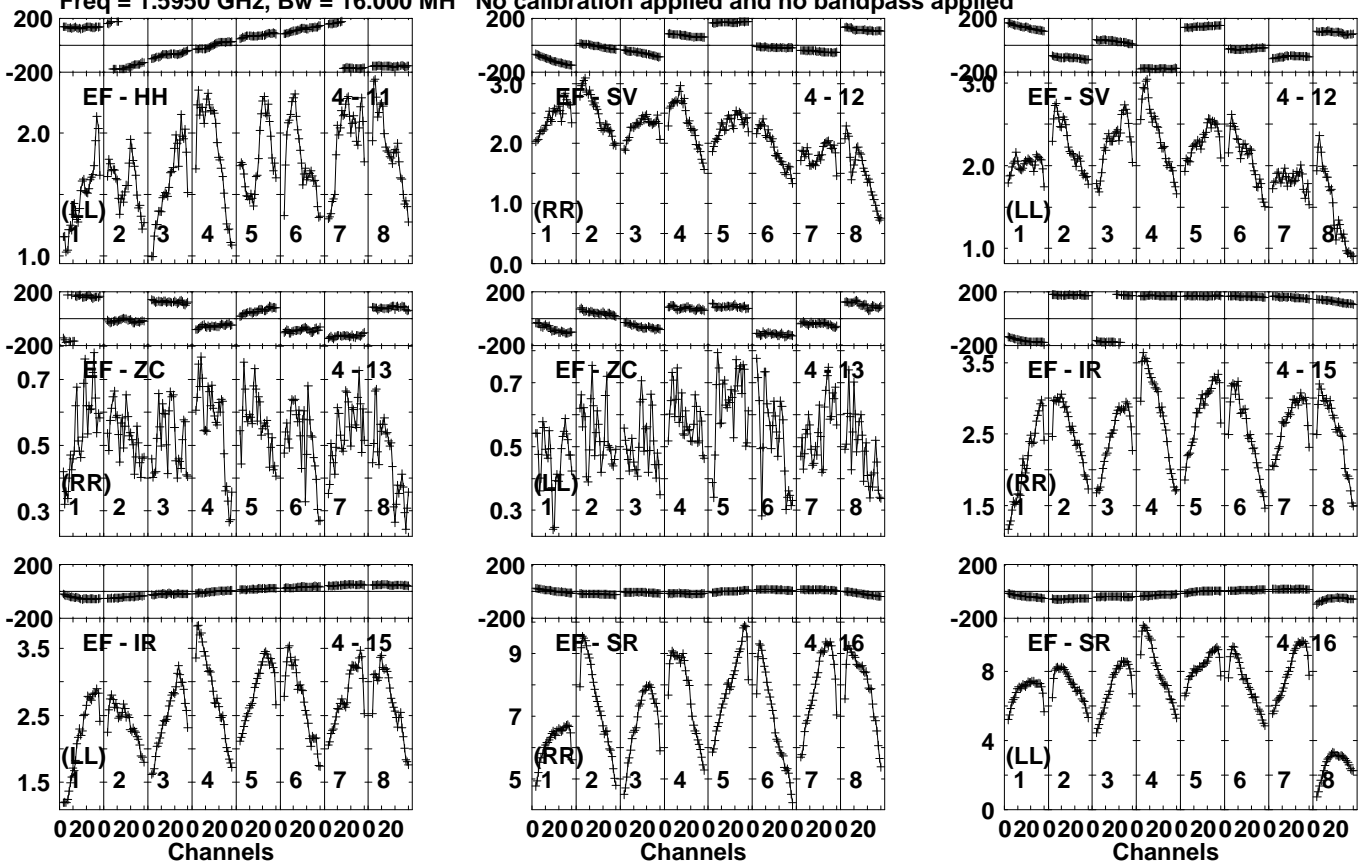
Lower frame: Milli Ampl Jy Top frame: Phas deg
Vector averaged cross-power spectrum Several baselines displayed
Timerange: 00/16:23:21 to 00/16:25:00

Plot file version 518 created 15-NOV-2022 11:02:31

J1722+2815 EB081B 1.UVDATA.1

Freq = 1.5950 GHz, Bw = 16.000 MH

No calibration applied and no bandpass applied



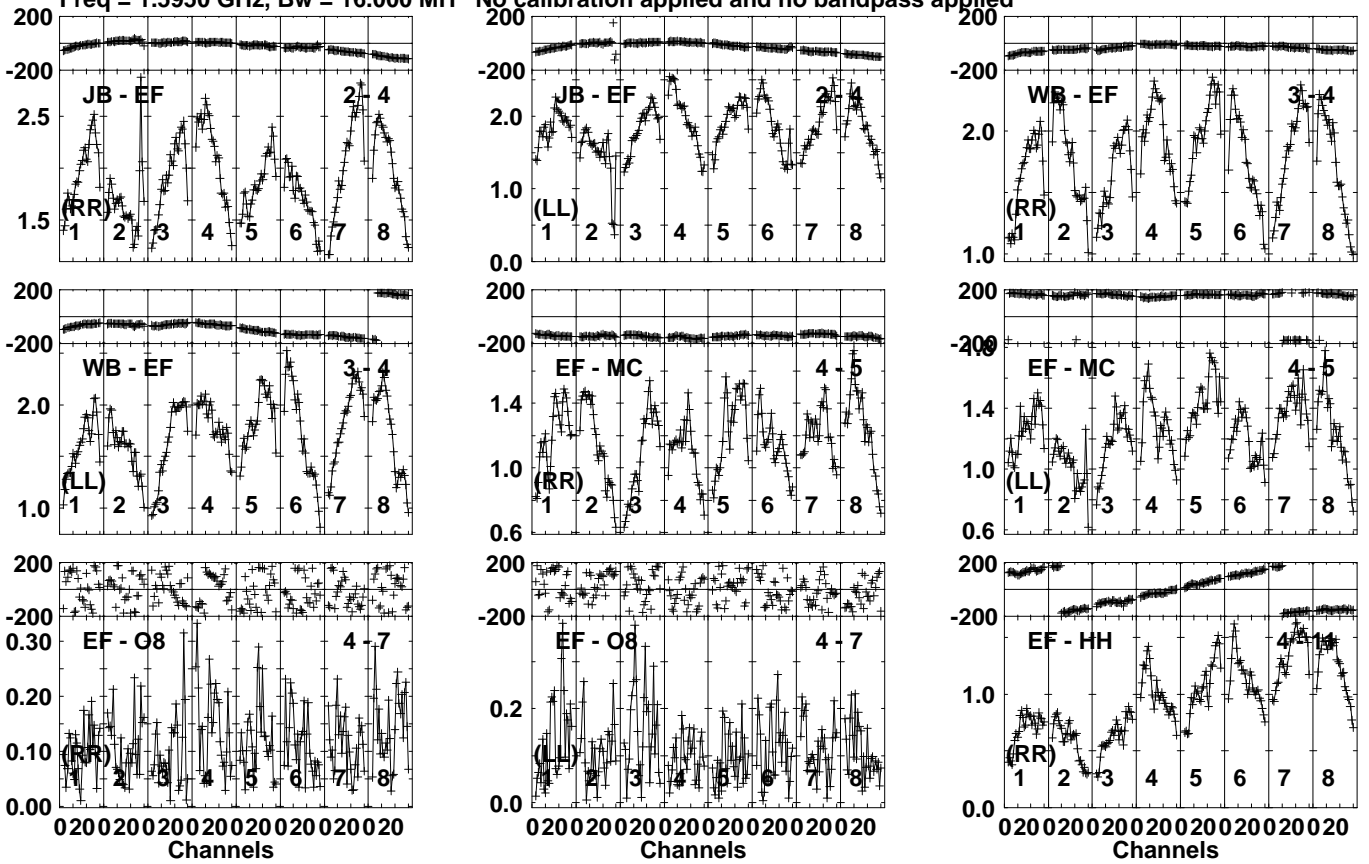
Lower frame: Milli Ampl Jy Top frame: Phas deg
 Vector averaged cross-power spectrum Several baselines displayed
 Timerange: 00/16:23:21 to 00/16:25:00

Plot file version 519 created 15-NOV-2022 11:02:31

J1716+2616 EB081B 1.UVDATA.1

Freq = 1.5950 GHz, Bw = 16.000 MH

No calibration applied and no bandpass applied



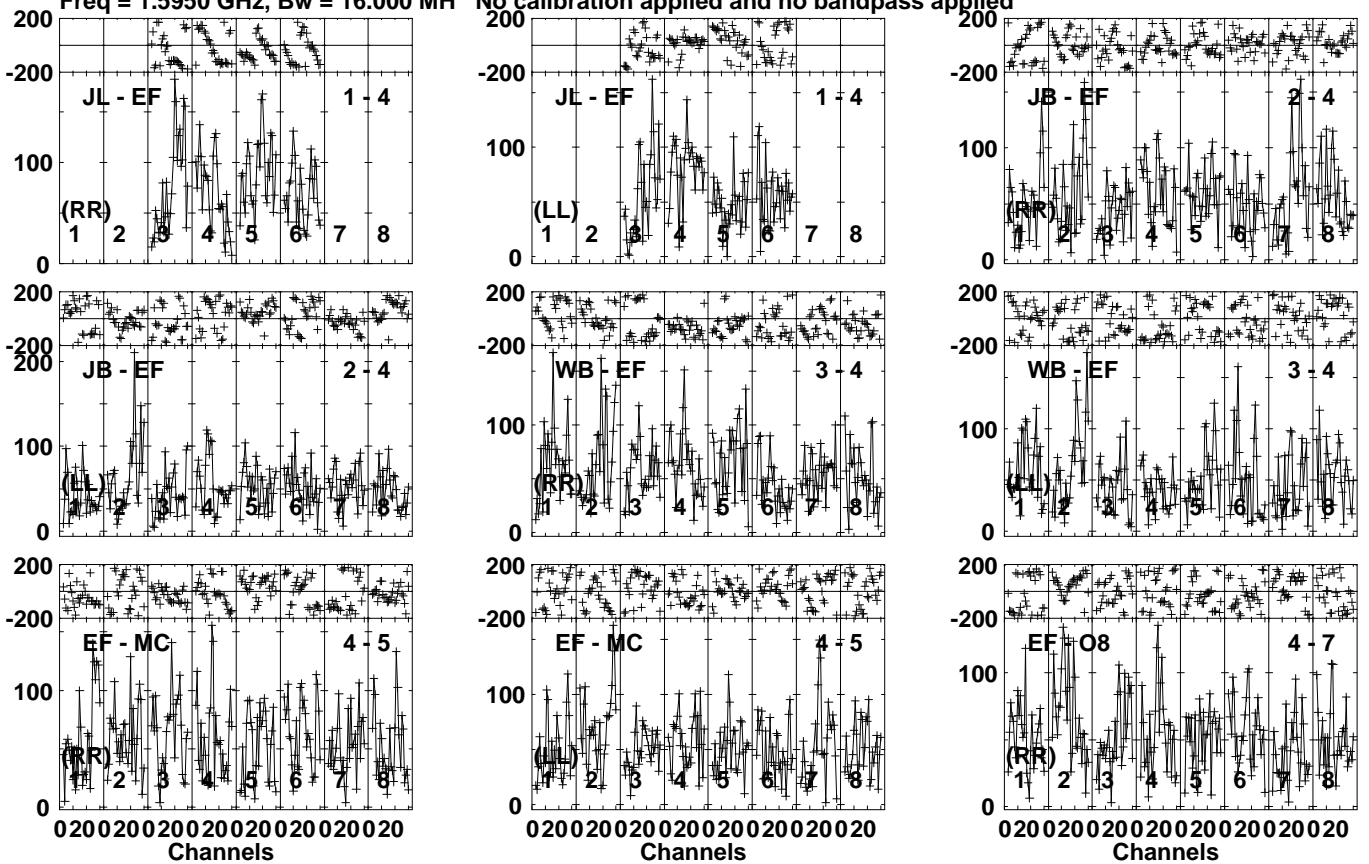
Lower frame: Milli Ampl Jy Top frame: Phas deg
 Vector averaged cross-power spectrum Several baselines displayed
 Timerange: 00/16:25:00 to 00/16:26:39

Plot file version 521 created 15-NOV-2022 11:02:31

ROSS867 EB081B 1.UVDATA.1

Freq = 1.5950 GHz, Bw = 16.000 MH

No calibration applied and no bandpass applied



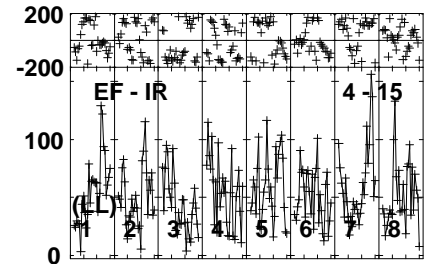
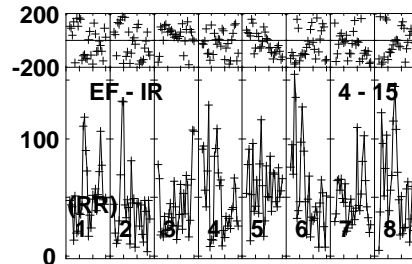
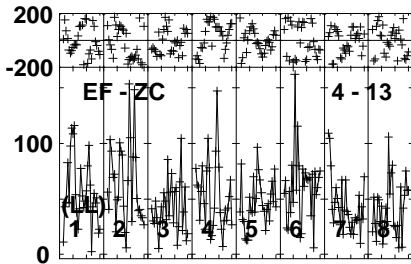
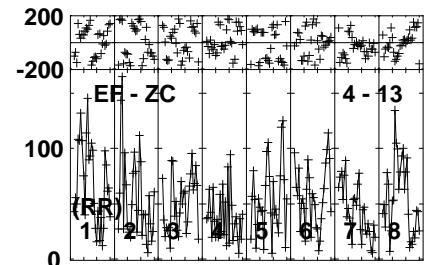
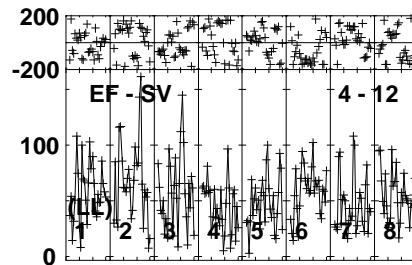
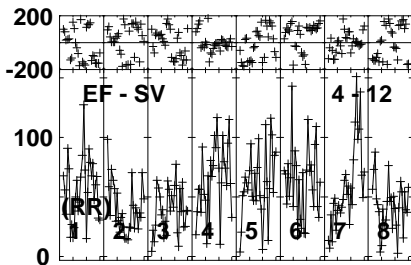
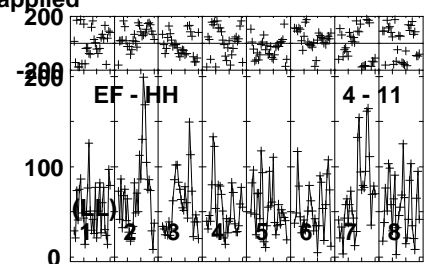
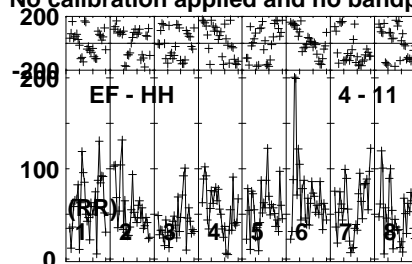
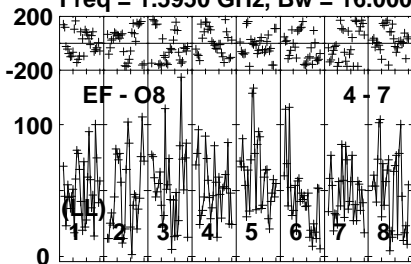
Lower frame: Micro Ampl Jy Top frame: Phas deg
Vector averaged cross-power spectrum Several baselines displayed
Timerange: 00/16:26:41 to 00/16:31:40

Plot file version 522 created 15-NOV-2022 11:02:32

ROSS867 EB081B 1.UVDATA.1

Freq = 1.5950 GHz, Bw = 16.000 MH

No calibration applied and no bandpass applied

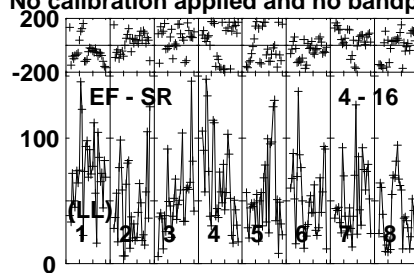
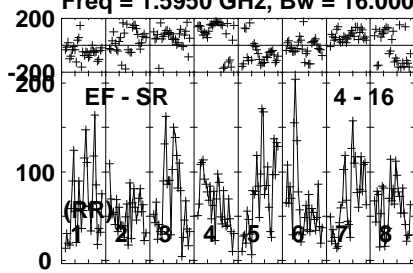


Lower frame: Micro Ampl Jy Top frame: Phas deg
Vector averaged cross-power spectrum Several baselines displayed
Timerange: 00/16:26:41 to 00/16:31:40

Plot file version 523 created 15-NOV-2022 11:02:32

ROSS867 EB081B 1.UVDATA.1

Freq = 1.5950 GHz, Bw = 16.000 MH No calibration applied and no bandpass applied



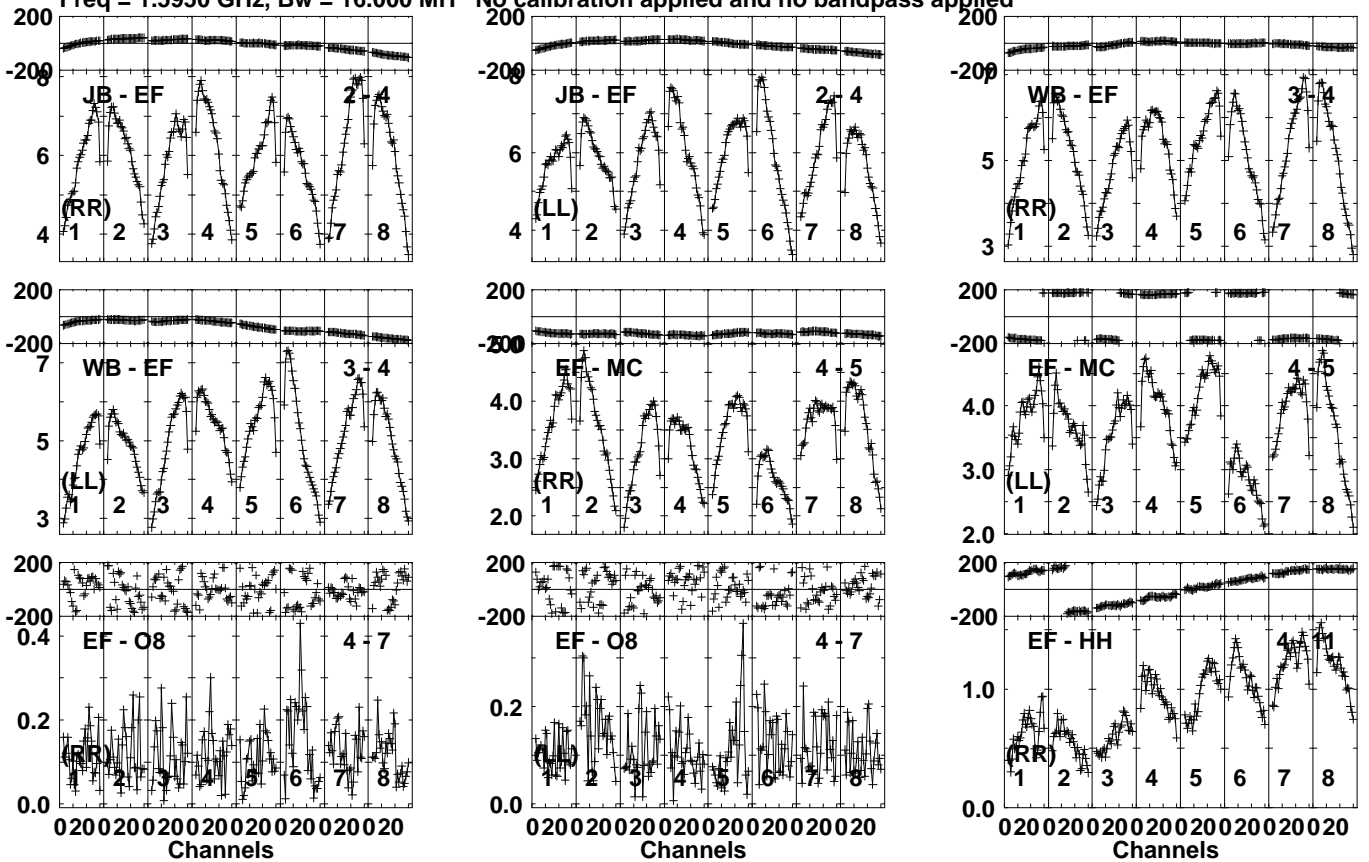
Lower frame: Micro Ampl Jy Top frame: Phas deg
Vector averaged cross-power spectrum Several baselines displayed
Timerange: 00/16:26:41 to 00/16:31:40

Plot file version 524 created 15-NOV-2022 11:02:32

J1722+2458 EB081B 1.UVDATA.1

Freq = 1.5950 GHz, Bw = 16.000 MH

No calibration applied and no bandpass applied



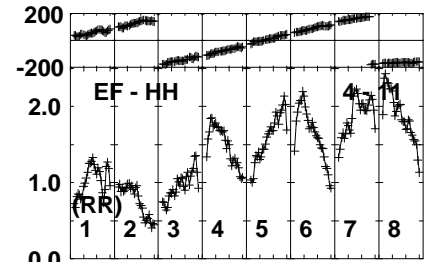
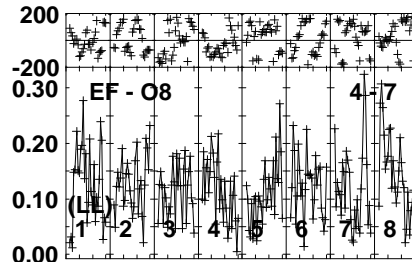
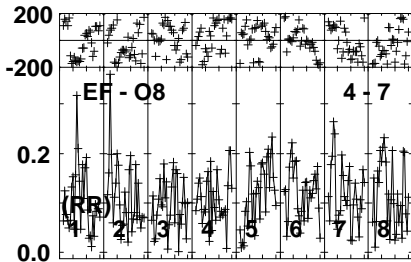
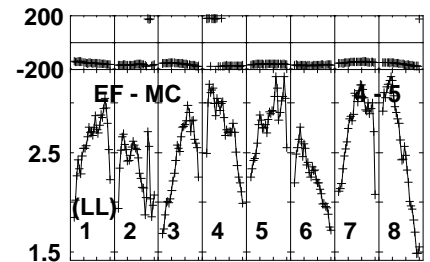
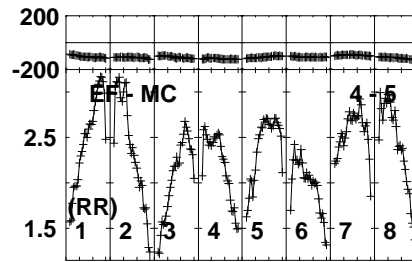
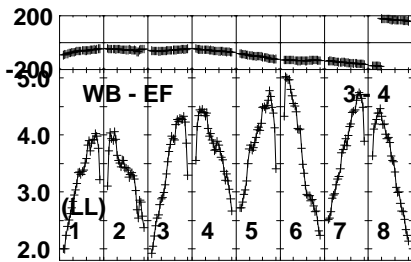
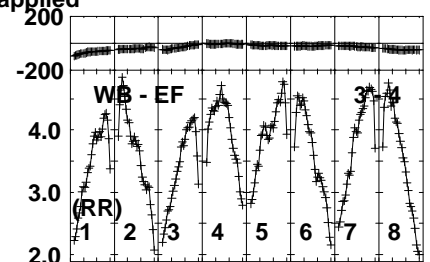
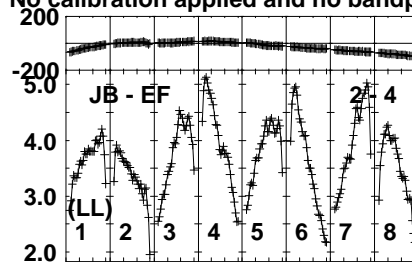
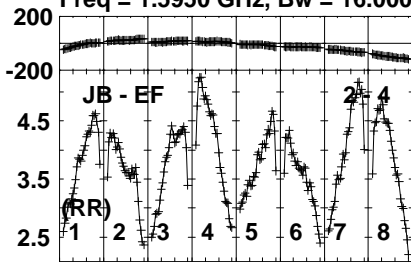
Lower frame: Milli Ampl Jy Top frame: Phas deg
 Vector averaged cross-power spectrum Several baselines displayed
 Timerange: 00/16:32:11 to 00/16:33:19

Plot file version 526 created 15-NOV-2022 11:02:32

J1722+2815 EB081B 1.UVDATA.1

Freq = 1.5950 GHz, Bw = 16.000 MH

No calibration applied and no bandpass applied



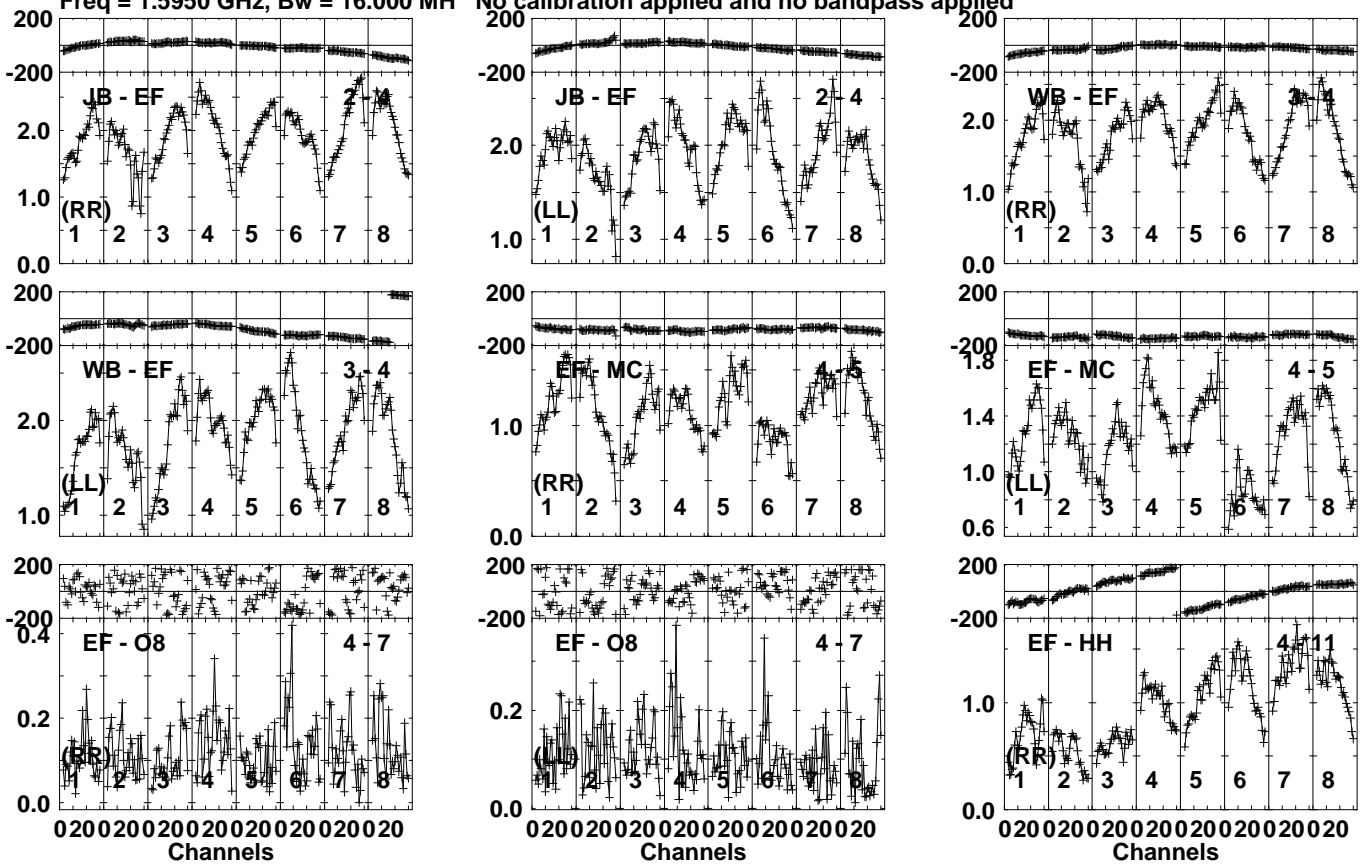
Lower frame: Milli Ampl Jy Top frame: Phas deg
Vector averaged cross-power spectrum Several baselines displayed
Timerange: 00/16:33:21 to 00/16:35:00

Plot file version 528 created 15-NOV-2022 11:02:32

J1716+2616 EB081B 1.UVDATA.1

Freq = 1.5950 GHz, Bw = 16.000 MH

No calibration applied and no bandpass applied

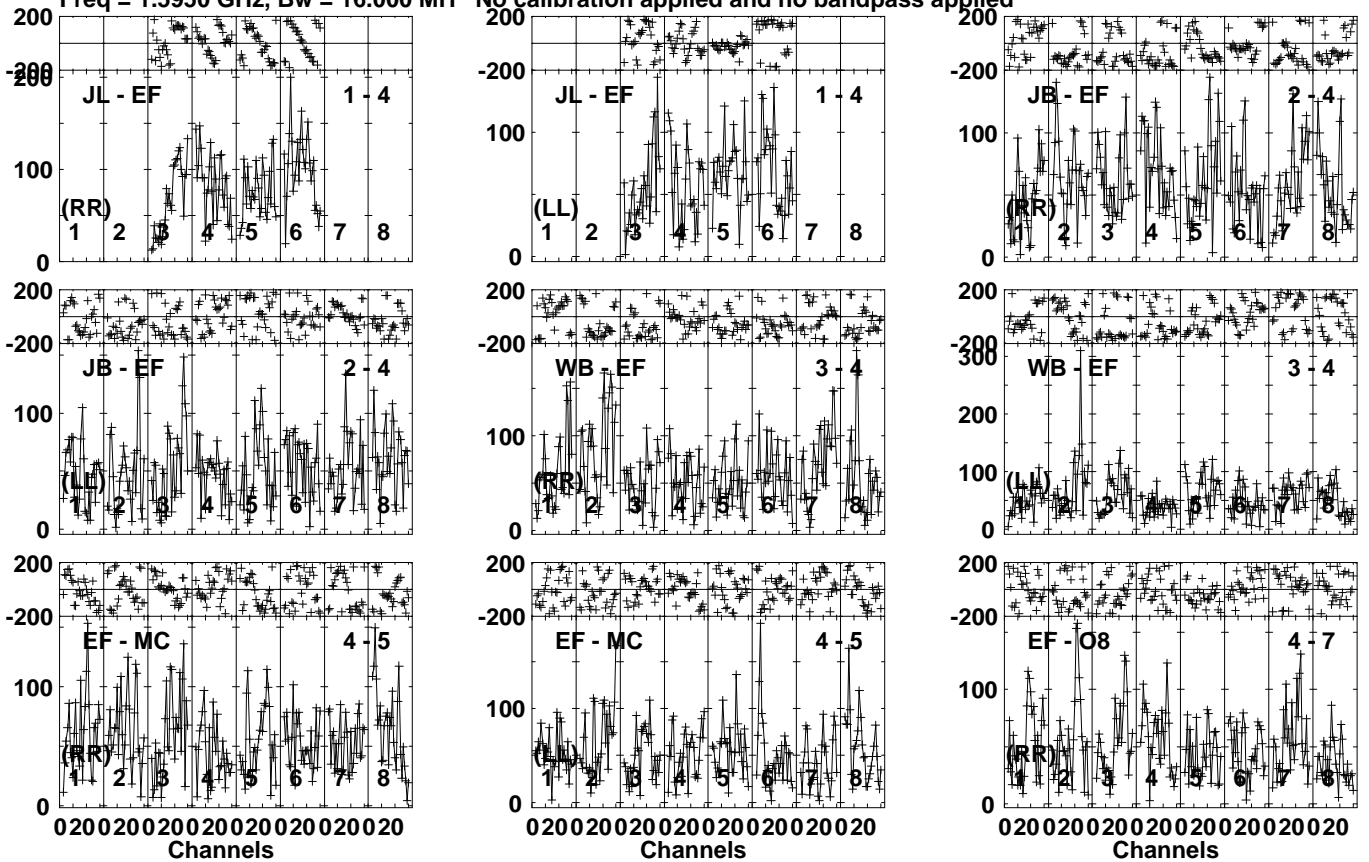


Lower frame: Milli Ampl Jy Top frame: Phas deg
Vector averaged cross-power spectrum Several baselines displayed
Timerange: 00/16:35:00 to 00/16:36:39

Plot file version 530 created 15-NOV-2022 11:02:33

ROSS867 EB081B 1.UVDATA.1

Freq = 1.5950 GHz, Bw = 16.000 MH No calibration applied and no bandpass applied

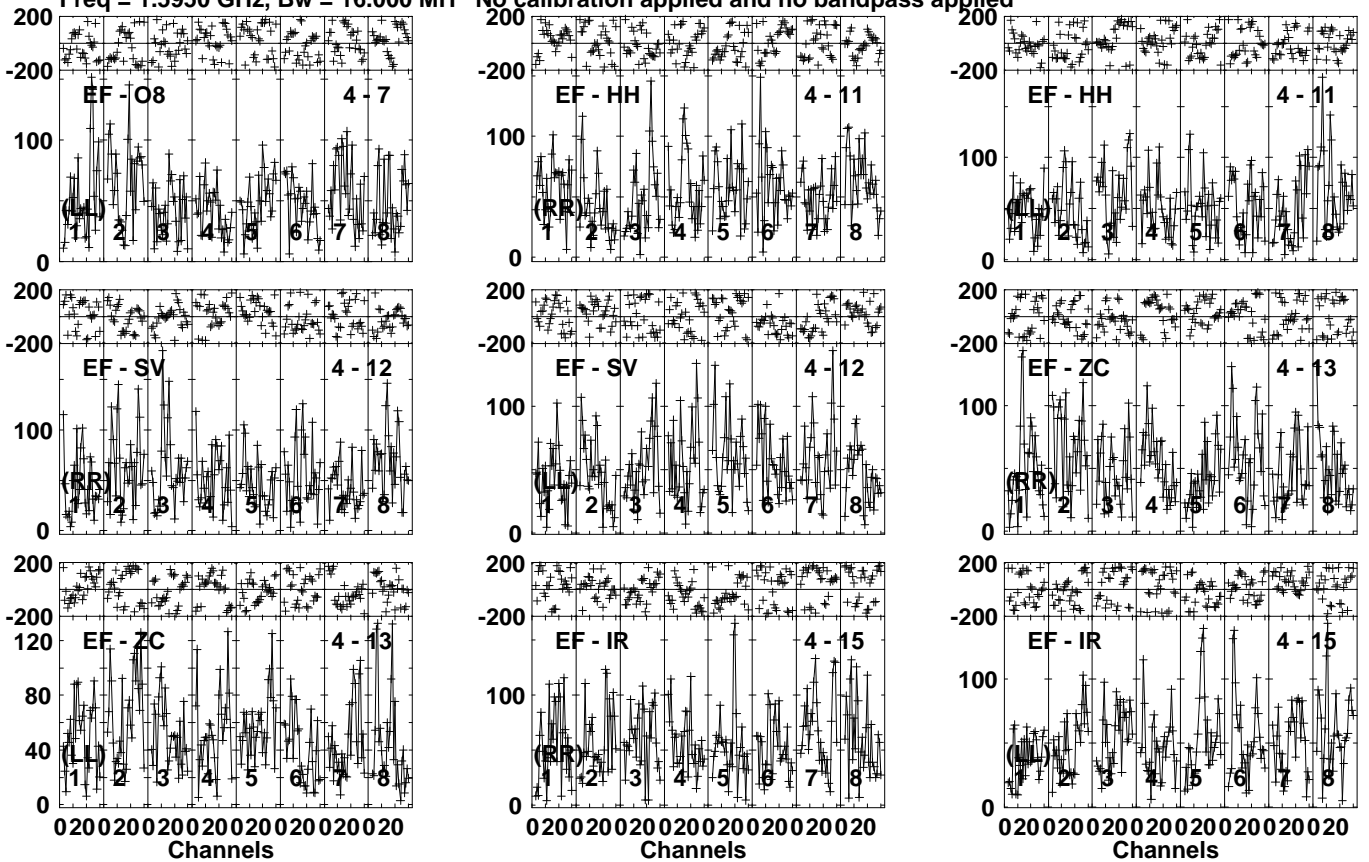


Lower frame: Micro Ampl Jy Top frame: Phas deg
Vector averaged cross-power spectrum Several baselines displayed
Timerange: 00/16:36:40 to 00/16:41:39

Plot file version 531 created 15-NOV-2022 11:02:33

ROSS867 EB081B 1.UVDATA.1

Freq = 1.5950 GHz, Bw = 16.000 MH No calibration applied and no bandpass applied

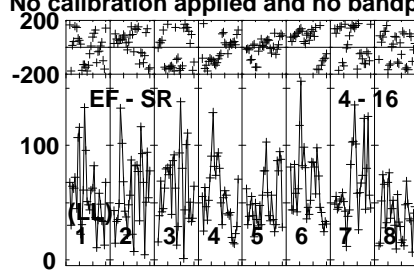
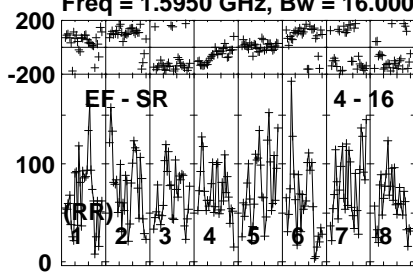


Lower frame: Micro Ampl Jy Top frame: Phas deg
Vector averaged cross-power spectrum Several baselines displayed
Timerange: 00/16:36:40 to 00/16:41:39

Plot file version 532 created 15-NOV-2022 11:02:33

ROSS867 EB081B 1.UVDATA.1

Freq = 1.5950 GHz, Bw = 16.000 MH No calibration applied and no bandpass applied



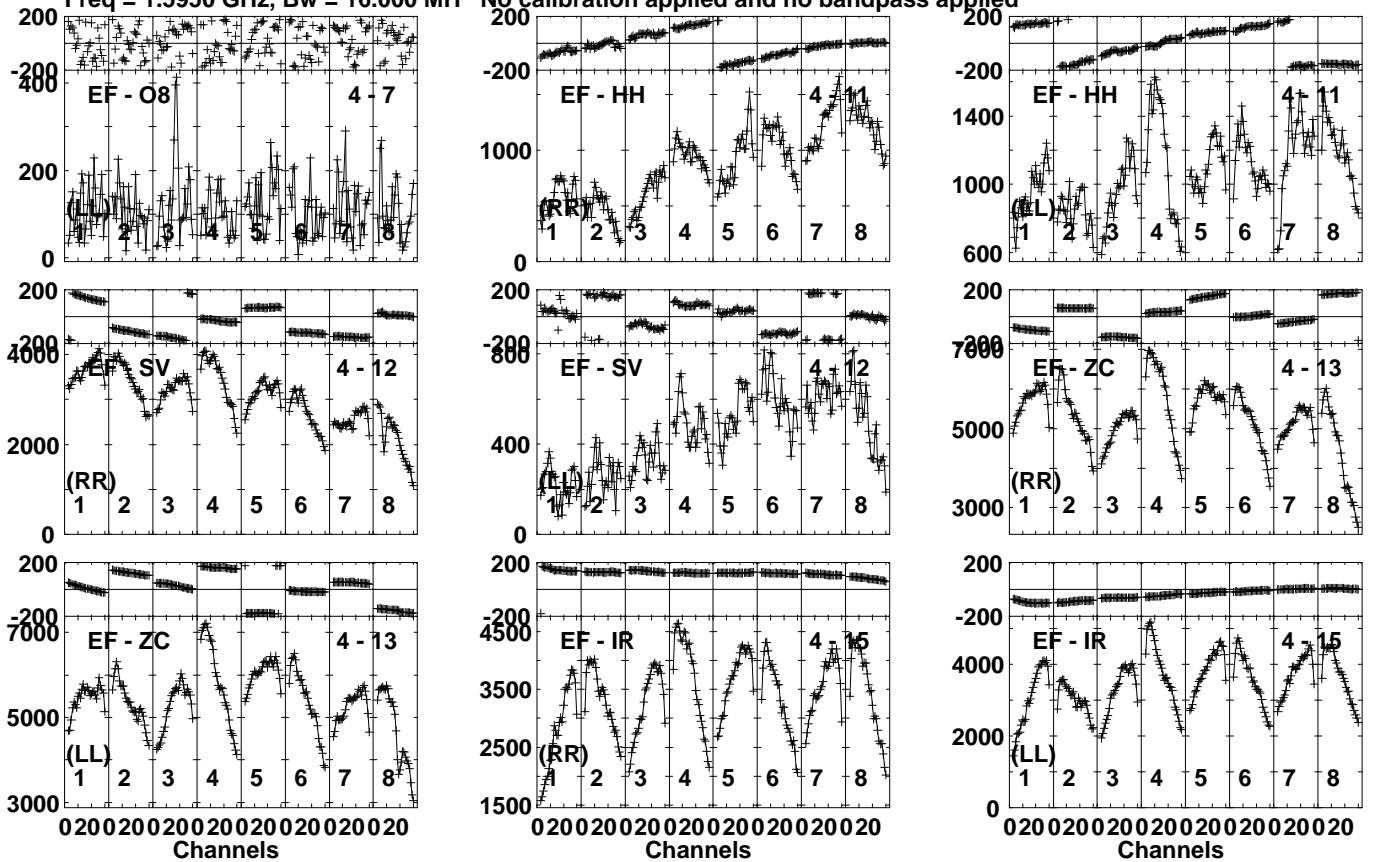
Lower frame: Micro Ampl Jy Top frame: Phas deg
Vector averaged cross-power spectrum Several baselines displayed
Timerange: 00/16:36:40 to 00/16:41:39

Plot file version 534 created 15-NOV-2022 11:02:33

J1722+2458 EB081B 1.UVDATA.1

Freq = 1.5950 GHz, Bw = 16.000 MH

No calibration applied and no bandpass applied



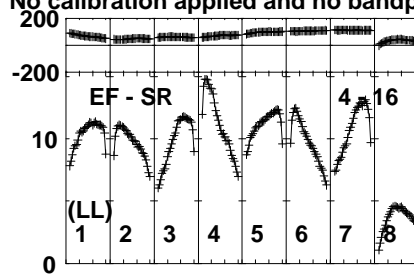
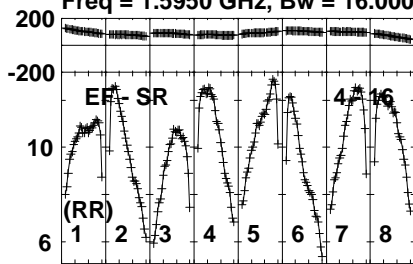
Lower frame: Micro Ampl Jy Top frame: Phas deg
Vector averaged cross-power spectrum Several baselines displayed
Timerange: 00/16:42:10 to 00/16:43:20

Plot file version 535 created 15-NOV-2022 11:02:34

J1722+2458 EB081B 1.UVDATA.1

Freq = 1.5950 GHz, Bw = 16.000 MH

No calibration applied and no bandpass applied



Lower frame: Milli Ampl Jy Top frame: Phas deg

Vector averaged cross-power spectrum Several baselines displayed

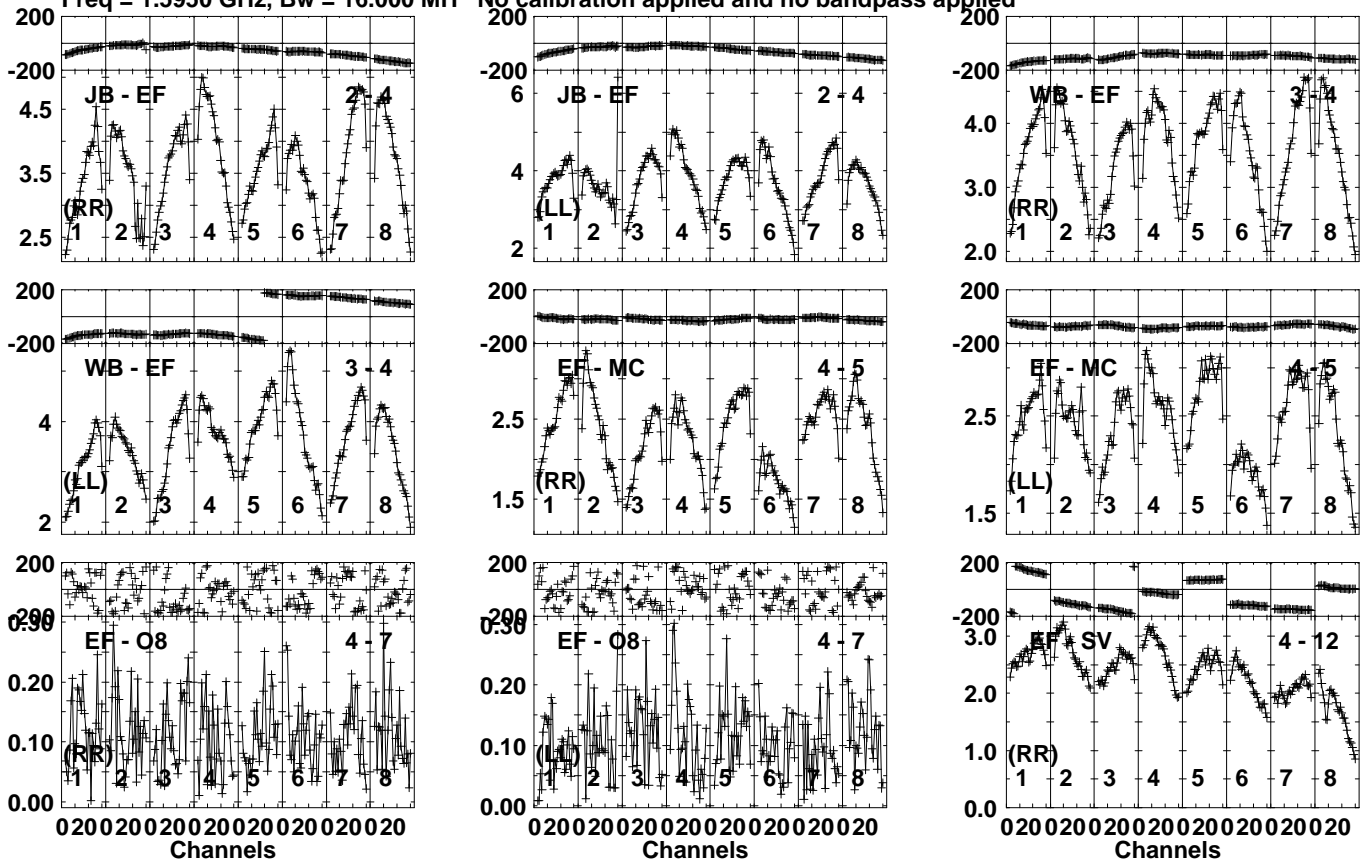
Timerange: 00/16:42:10 to 00/16:43:20

Plot file version 536 created 15-NOV-2022 11:02:34

J1722+2815 EB081B 1.UVDATA.1

Freq = 1.5950 GHz, Bw = 16.000 MH

No calibration applied and no bandpass applied



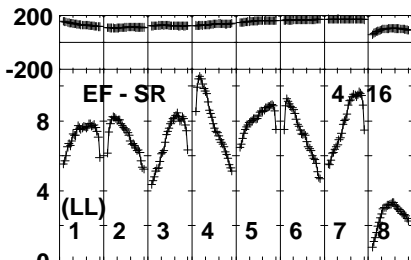
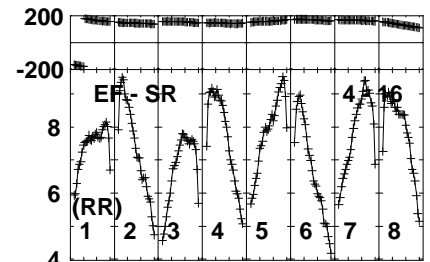
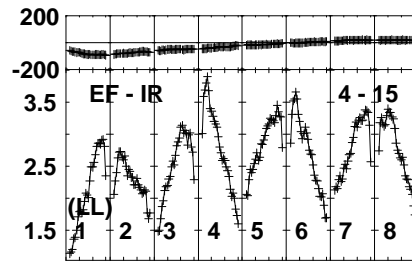
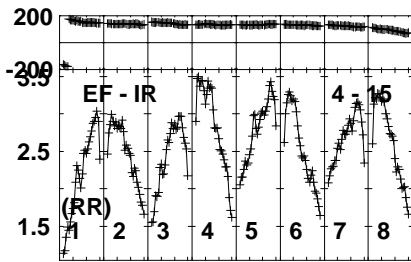
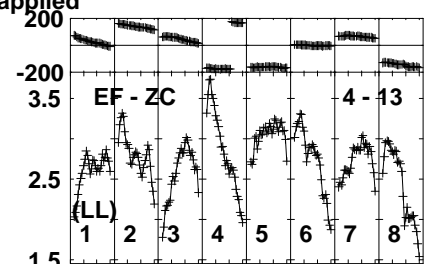
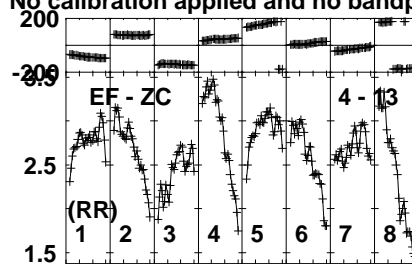
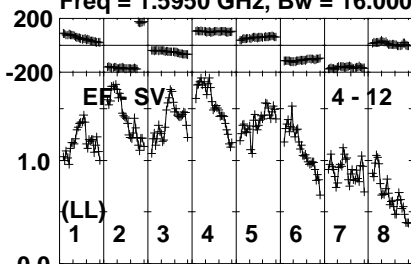
Lower frame: Milli Ampl Jy Top frame: Phas deg
Vector averaged cross-power spectrum Several baselines displayed
Timerange: 00/16:43:21 to 00/16:45:00

Plot file version 537 created 15-NOV-2022 11:02:34

J1722+2815 EB081B 1.UVDATA.1

Freq = 1.5950 GHz, Bw = 16.000 MH

No calibration applied and no bandpass applied



020020020020020020020020020020

Channels

Lower frame: Milli Ampl Jy Top frame: Phas deg

Vector averaged cross-power spectrum Several baselines displayed

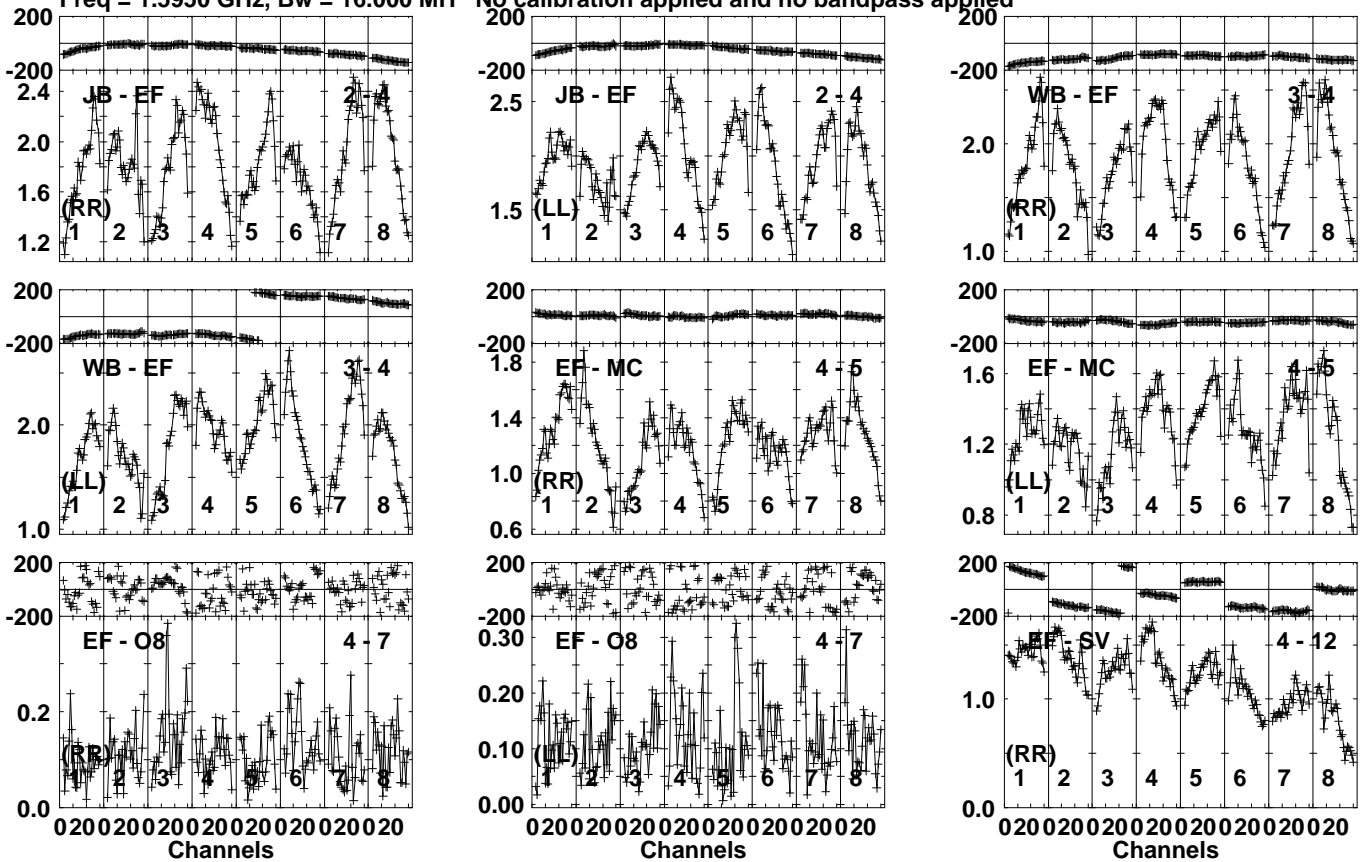
Timerange: 00/16:43:21 to 00/16:45:00

Plot file version 538 created 15-NOV-2022 11:02:34

J1716+2616 EB081B 1.UVDATA.1

Freq = 1.5950 GHz, Bw = 16.000 MH

No calibration applied and no bandpass applied



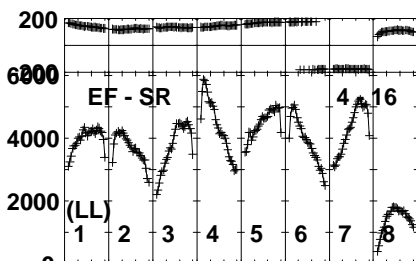
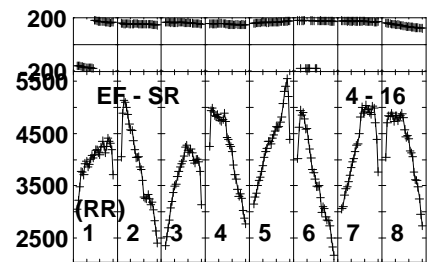
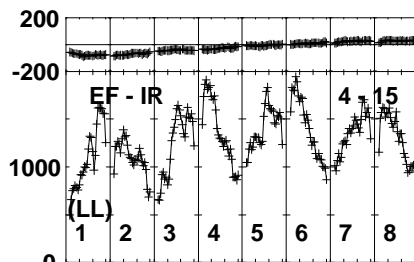
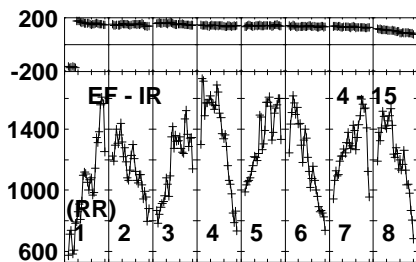
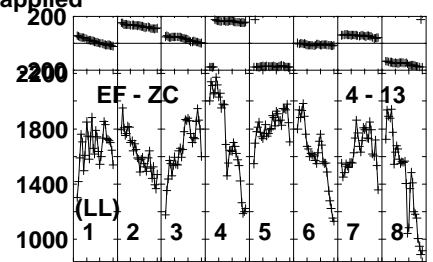
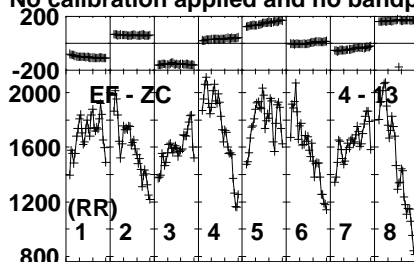
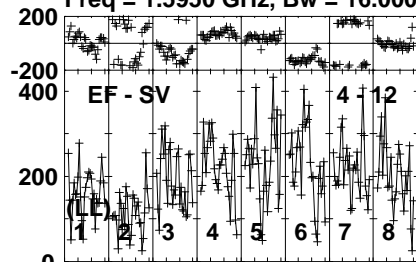
Lower frame: Milli Ampl Jy Top frame: Phas deg
Vector averaged cross-power spectrum Several baselines displayed
Timerange: 00/16:45:01 to 00/16:46:40

Plot file version 539 created 15-NOV-2022 11:02:34

J1716+2616 EB081B 1.UVDATA.1

Freq = 1.5950 GHz, Bw = 16.000 MH

No calibration applied and no bandpass applied



020020020020020020020020

Channels

Lower frame: Micro Ampl Jy Top frame: Phas deg

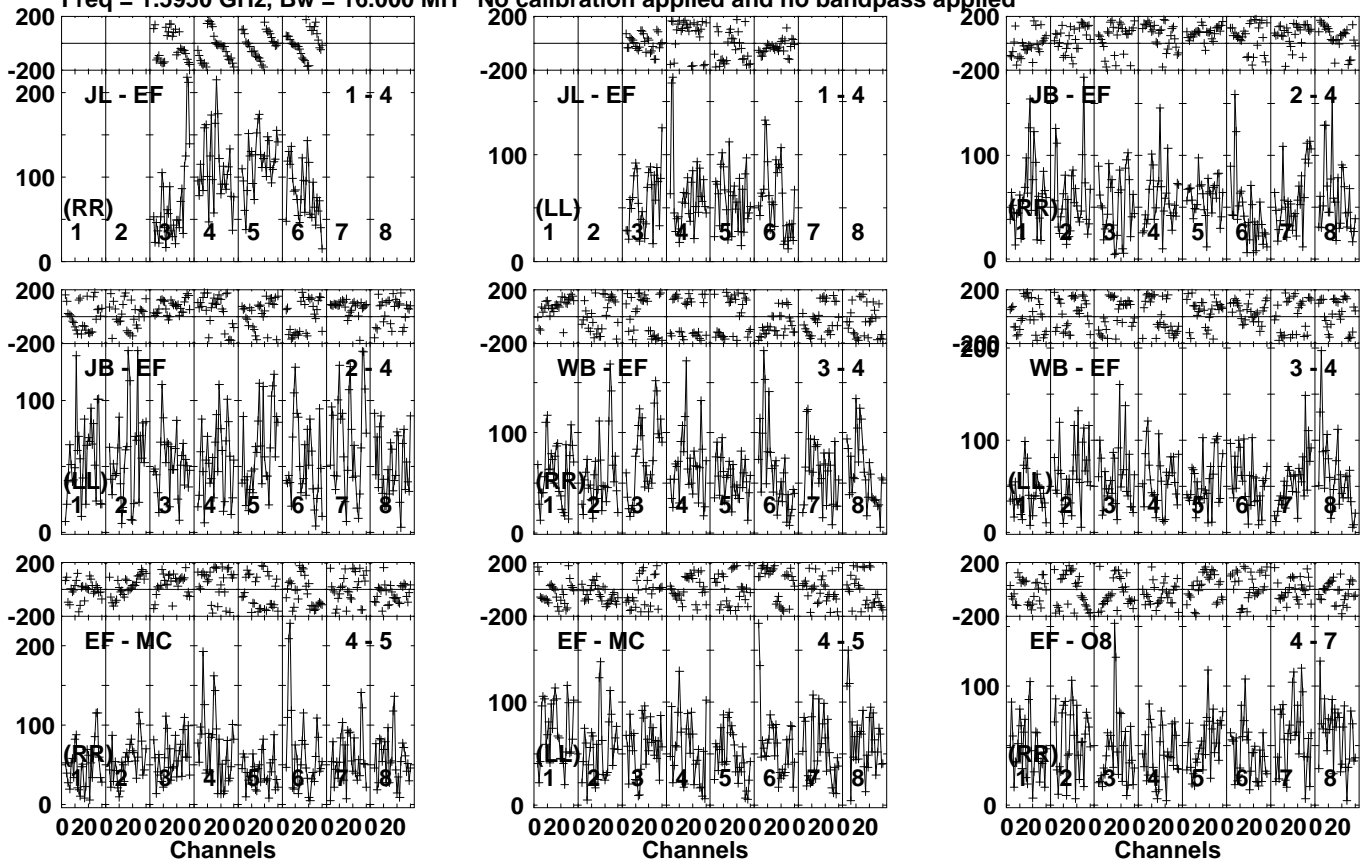
Vector averaged cross-power spectrum Several baselines displayed

Timerange: 00/16:45:01 to 00/16:46:40

Plot file version 540 created 15-NOV-2022 11:02:34

ROSS867 EB081B 1.UVDATA.1

Freq = 1.5950 GHz, Bw = 16.000 MH No calibration applied and no bandpass applied



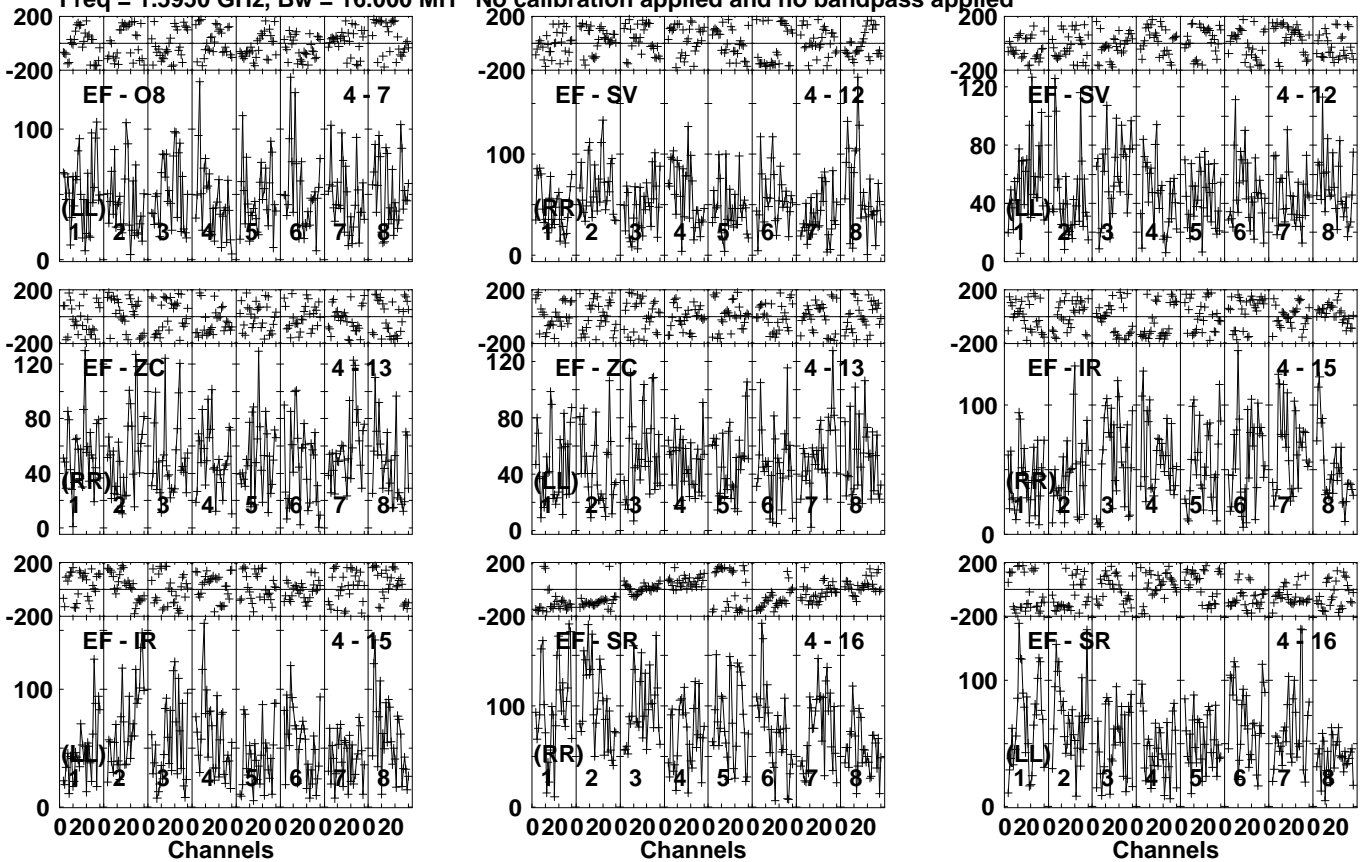
Lower frame: Micro Ampl Jy Top frame: Phas deg
Vector averaged cross-power spectrum Several baselines displayed
Timerange: 00/16:46:40 to 00/16:51:40

Plot file version 541 created 15-NOV-2022 11:02:35

ROSS867 EB081B 1.UVDATA.1

Freq = 1.5950 GHz, Bw = 16.000 MH

No calibration applied and no bandpass applied



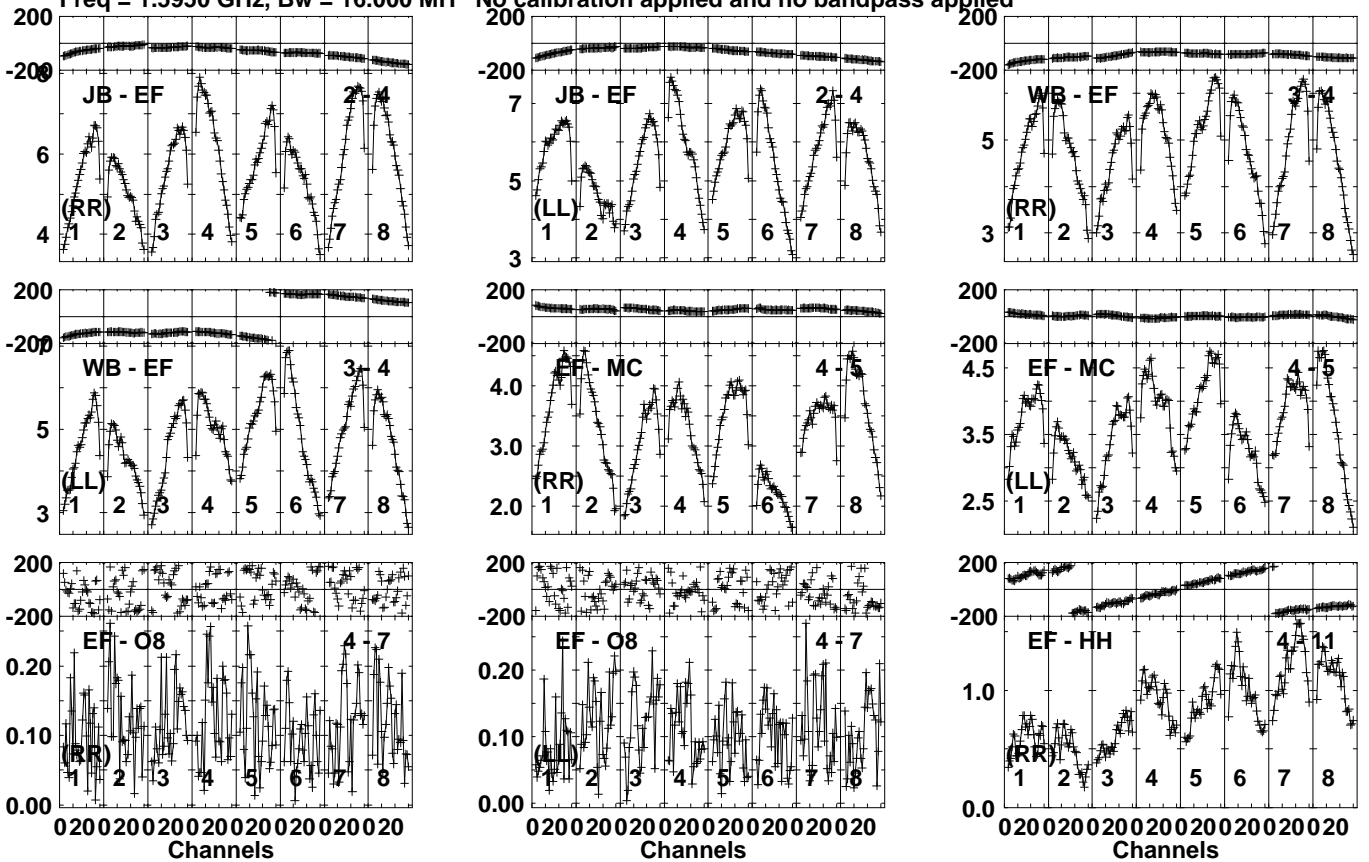
Lower frame: Micro Ampl Jy Top frame: Phas deg
Vector averaged cross-power spectrum Several baselines displayed
Timerange: 00/16:46:40 to 00/16:51:40

Plot file version 542 created 15-NOV-2022 11:02:35

J1722+2458 EB081B 1.UVDATA.1

Freq = 1.5950 GHz, Bw = 16.000 MH

No calibration applied and no bandpass applied



Lower frame: Milli Ampl Jy Top frame: Phas deg

Vector averaged cross-power spectrum Several baselines displayed

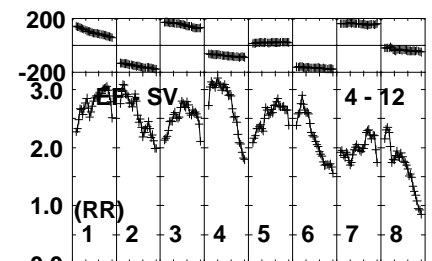
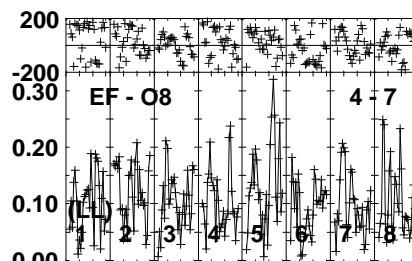
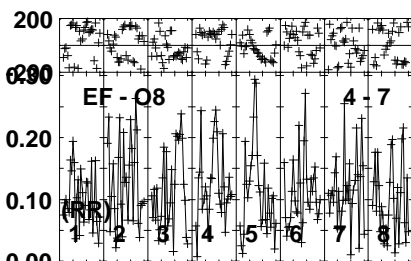
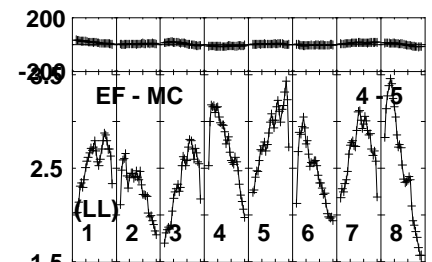
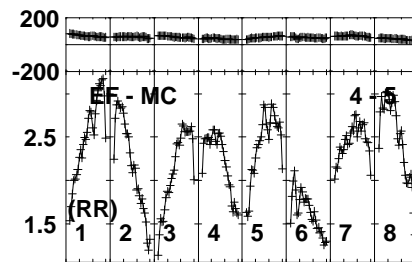
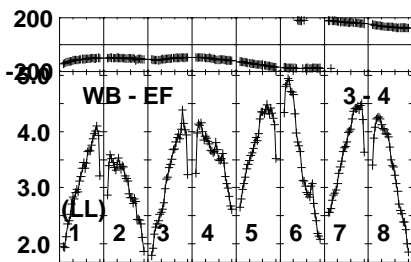
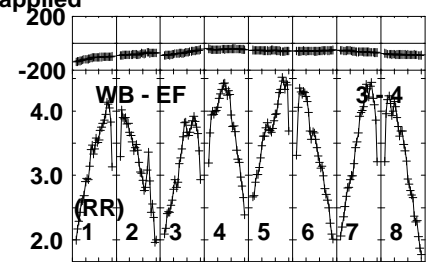
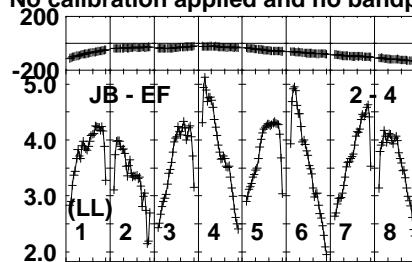
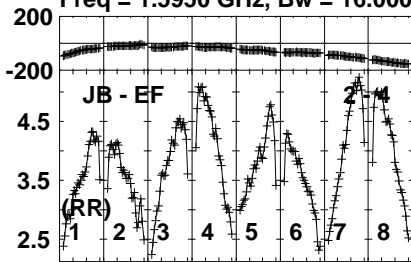
Timerange: 00/16:52:10 to 00/16:53:20

Plot file version 544 created 15-NOV-2022 11:02:35

J1722+2815 EB081B 1.UVDATA.1

Freq = 1.5950 GHz, Bw = 16.000 MH

No calibration applied and no bandpass applied



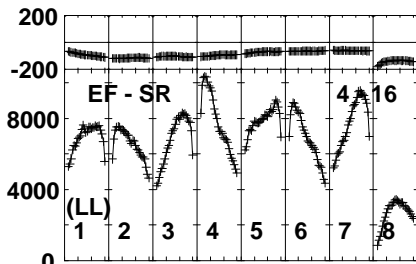
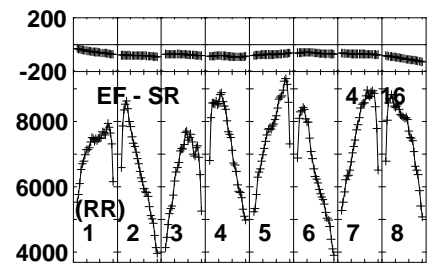
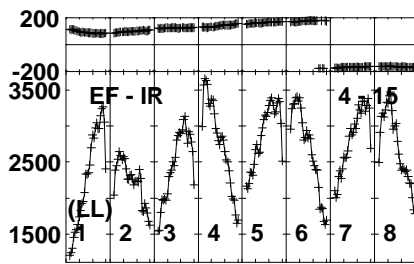
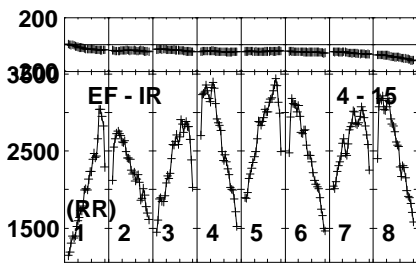
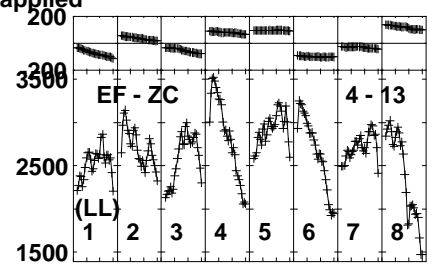
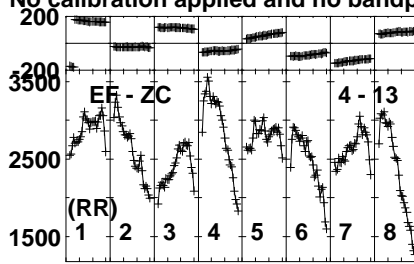
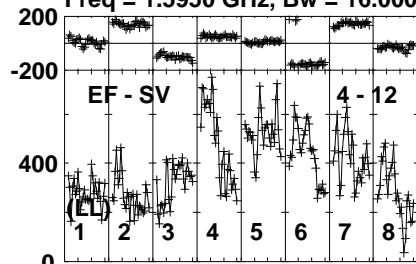
Lower frame: Milli Ampl Jy Top frame: Phas deg
Vector averaged cross-power spectrum Several baselines displayed
Timerange: 00/16:53:20 to 00/16:54:59

Plot file version 545 created 15-NOV-2022 11:02:35

J1722+2815 EB081B 1.UVDATA.1

Freq = 1.5950 GHz, Bw = 16.000 MH

No calibration applied and no bandpass applied



020020020020020020020020
Channels

Lower frame: Micro Ampl Jy Top frame: Phas deg

Vector averaged cross-power spectrum Several baselines displayed

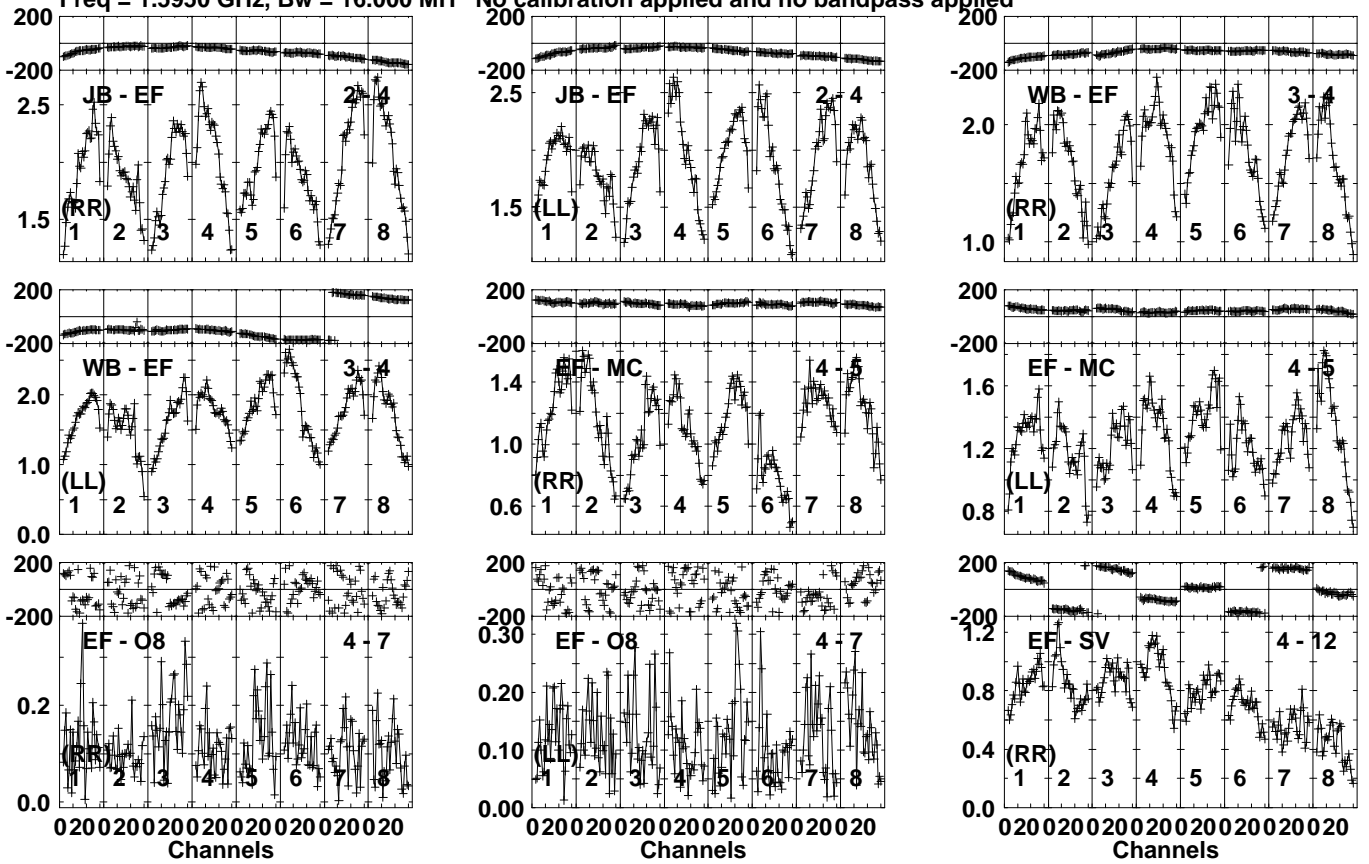
Timerange: 00/16:53:20 to 00/16:54:59

Plot file version 546 created 15-NOV-2022 11:02:35

J1716+2616 EB081B 1.UVDATA.1

Freq = 1.5950 GHz, Bw = 16.000 MH

No calibration applied and no bandpass applied

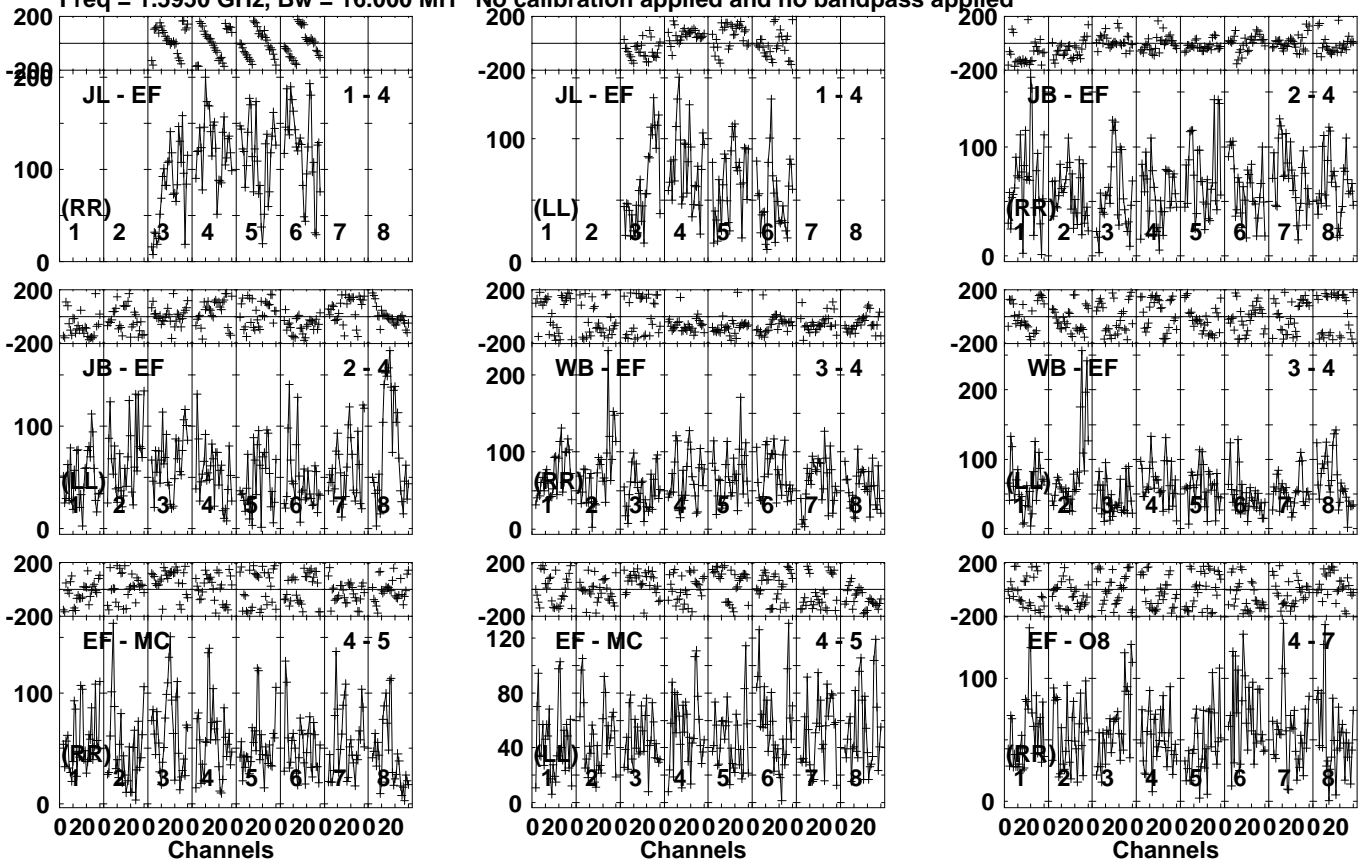


Lower frame: Milli Ampl Jy Top frame: Phas deg
 Vector averaged cross-power spectrum Several baselines displayed
 Timerange: 00/16:55:00 to 00/16:56:39

Plot file version 548 created 15-NOV-2022 11:02:36

ROSS867 EB081B 1.UVDATA.1

Freq = 1.5950 GHz, Bw = 16.000 MH No calibration applied and no bandpass applied

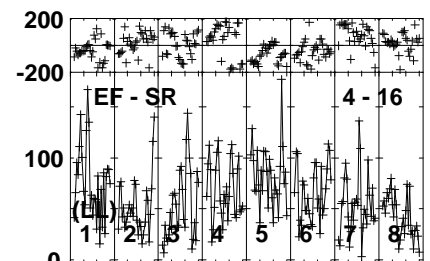
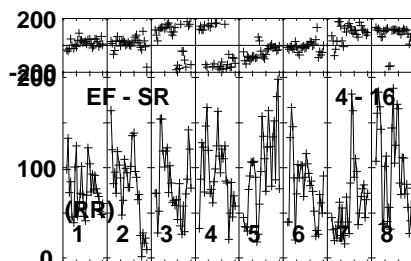
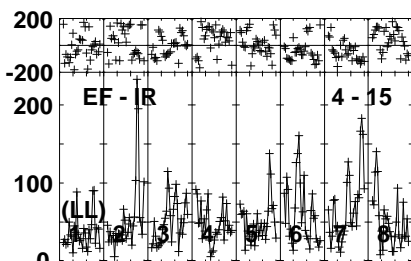
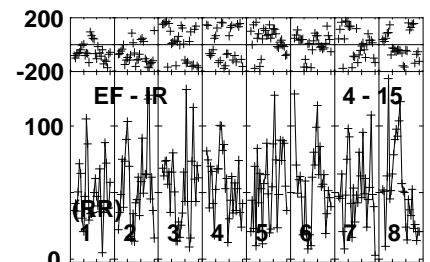
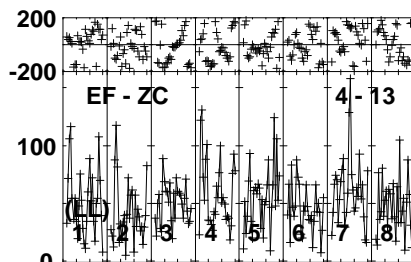
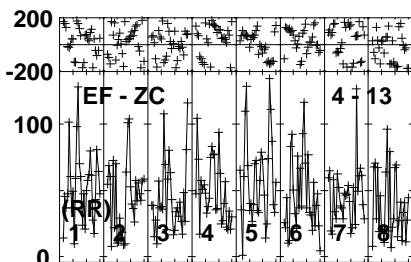
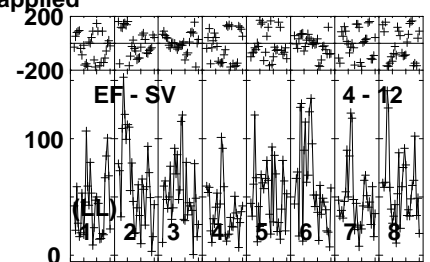
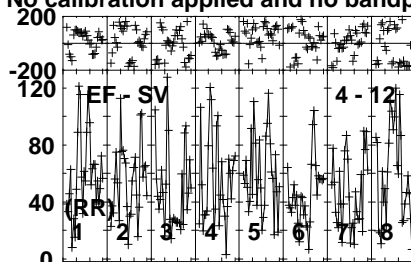
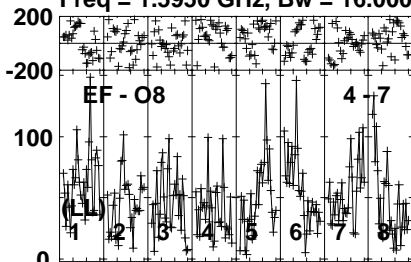


Lower frame: Micro Ampl Jy Top frame: Phas deg
Vector averaged cross-power spectrum Several baselines displayed
Timerange: 00:16:56:41 to 00:17:01:39

Plot file version 549 created 15-NOV-2022 11:02:36

ROSS867 EB081B 1.UVDATA.1

Freq = 1.5950 GHz, Bw = 16.000 MH No calibration applied and no bandpass applied



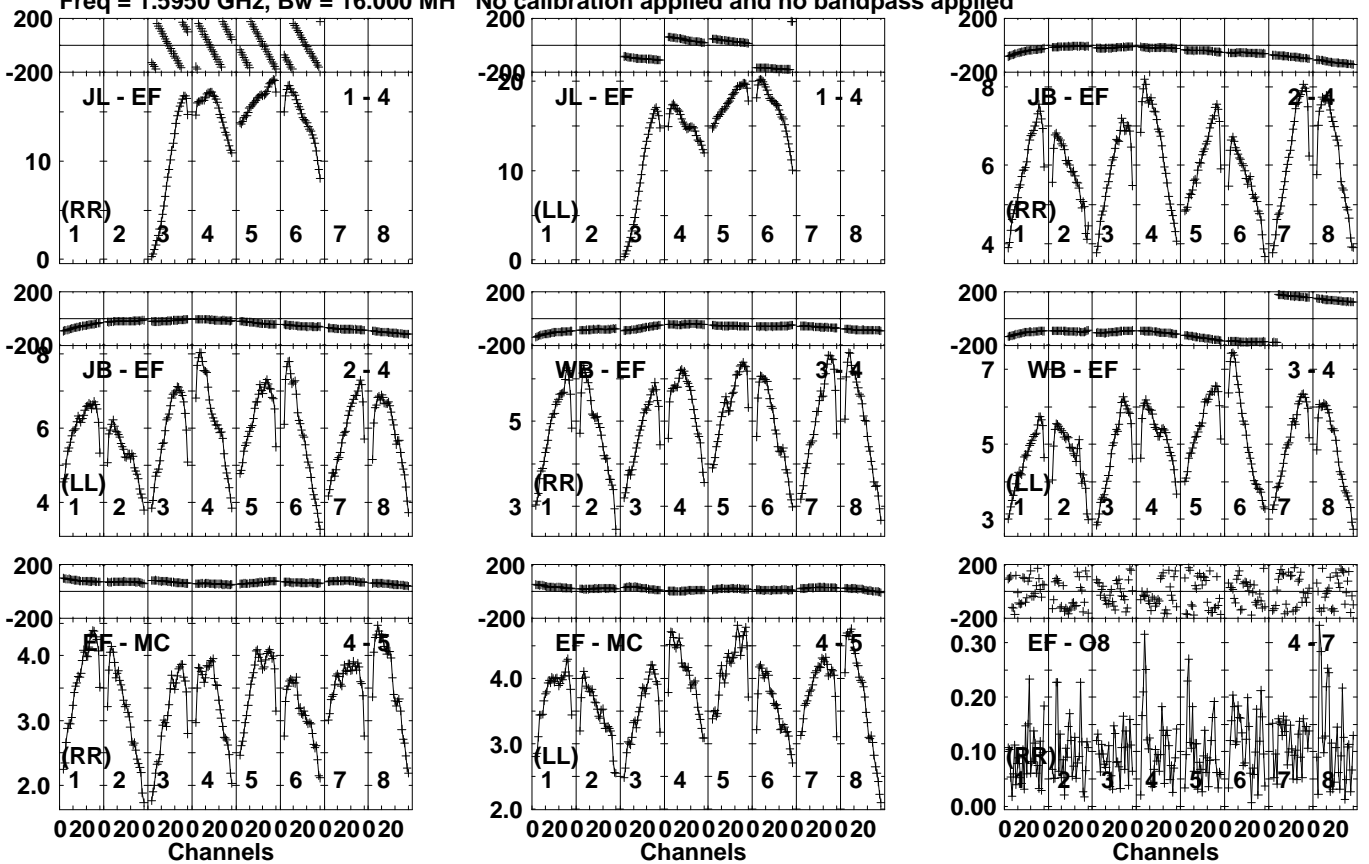
Lower frame: Micro Ampl Jy Top frame: Phas deg
Vector averaged cross-power spectrum Several baselines displayed
Timerange: 00:16:56:41 to 00:17:01:39

Plot file version 550 created 15-NOV-2022 11:02:36

J1722+2458 EB081B 1.UVDATA.1

Freq = 1.5950 GHz, Bw = 16.000 MH

No calibration applied and no bandpass applied



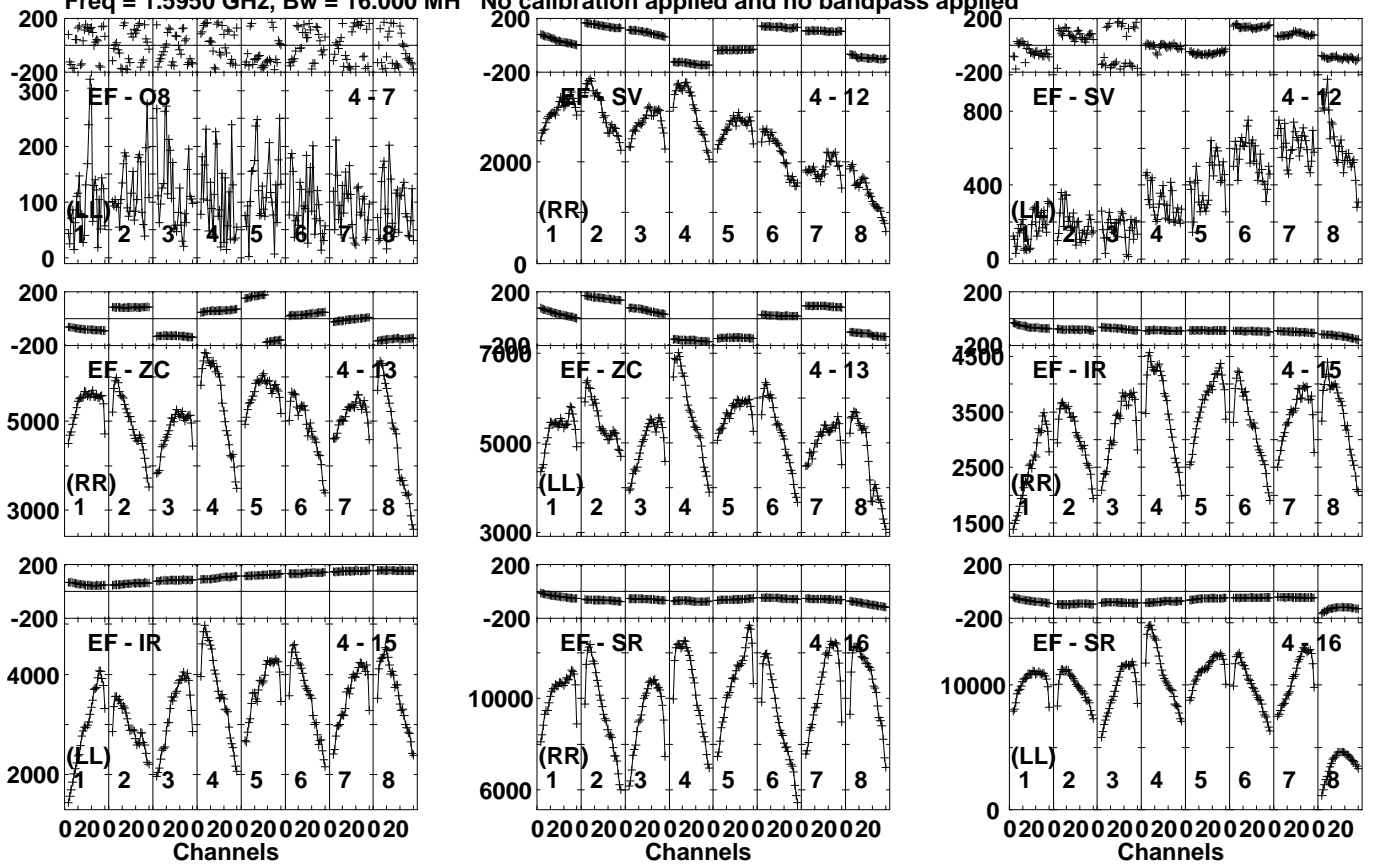
Lower frame: Milli Ampl Jy Top frame: Phas deg
Vector averaged cross-power spectrum Several baselines displayed
Timerange: 00/17:02:11 to 00/17:03:19

Plot file version 551 created 15-NOV-2022 11:02:36

J1722+2458 EB081B 1.UVDATA.1

Freq = 1.5950 GHz, Bw = 16.000 MH

No calibration applied and no bandpass applied



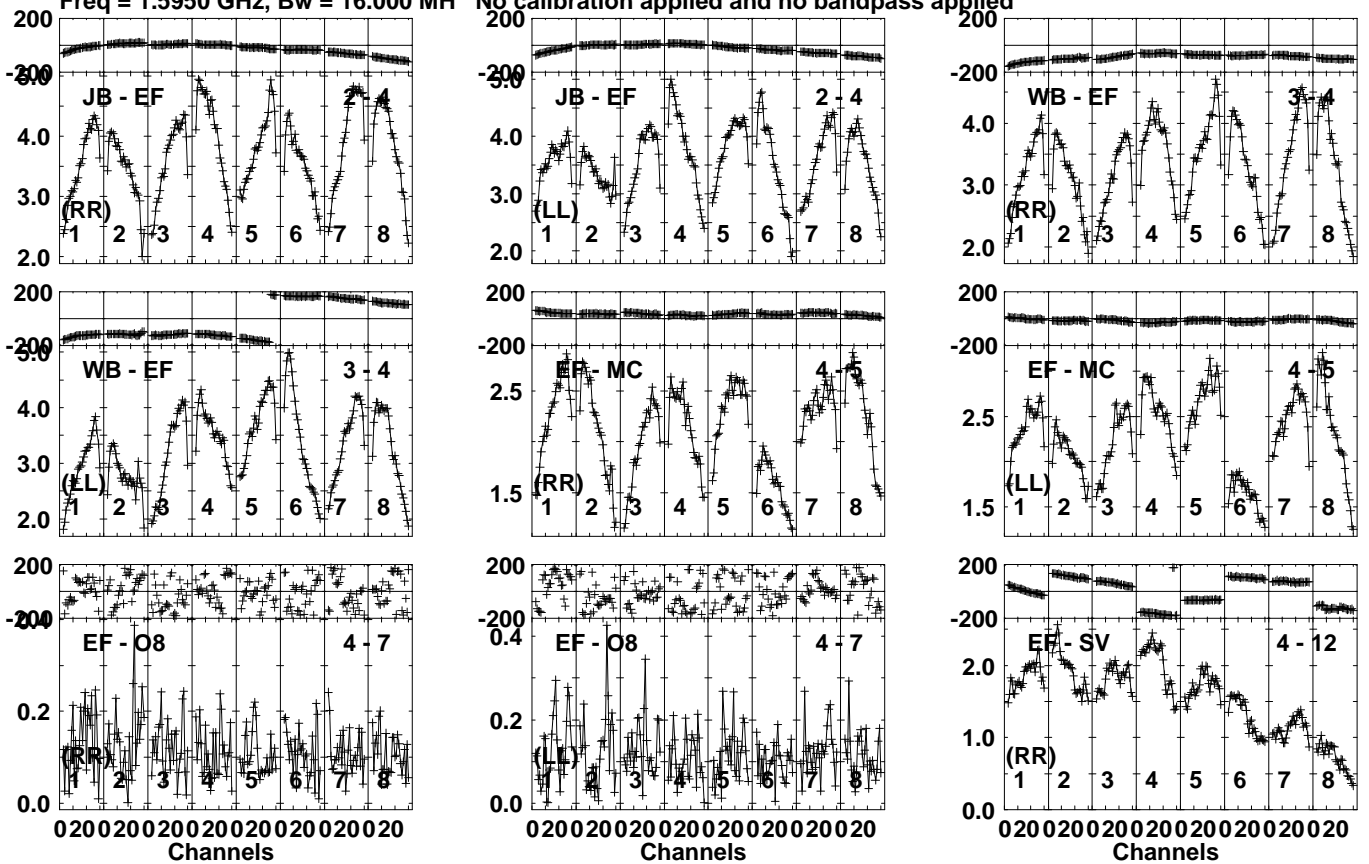
Lower frame: Micro Ampl Jy Top frame: Phas deg
Vector averaged cross-power spectrum Several baselines displayed
Timerange: 00/17:02:11 to 00/17:03:19

Plot file version 552 created 15-NOV-2022 11:02:37

J1722+2815 EB081B 1.UVDATA.1

Freq = 1.5950 GHz, Bw = 16.000 MH

No calibration applied and no bandpass applied



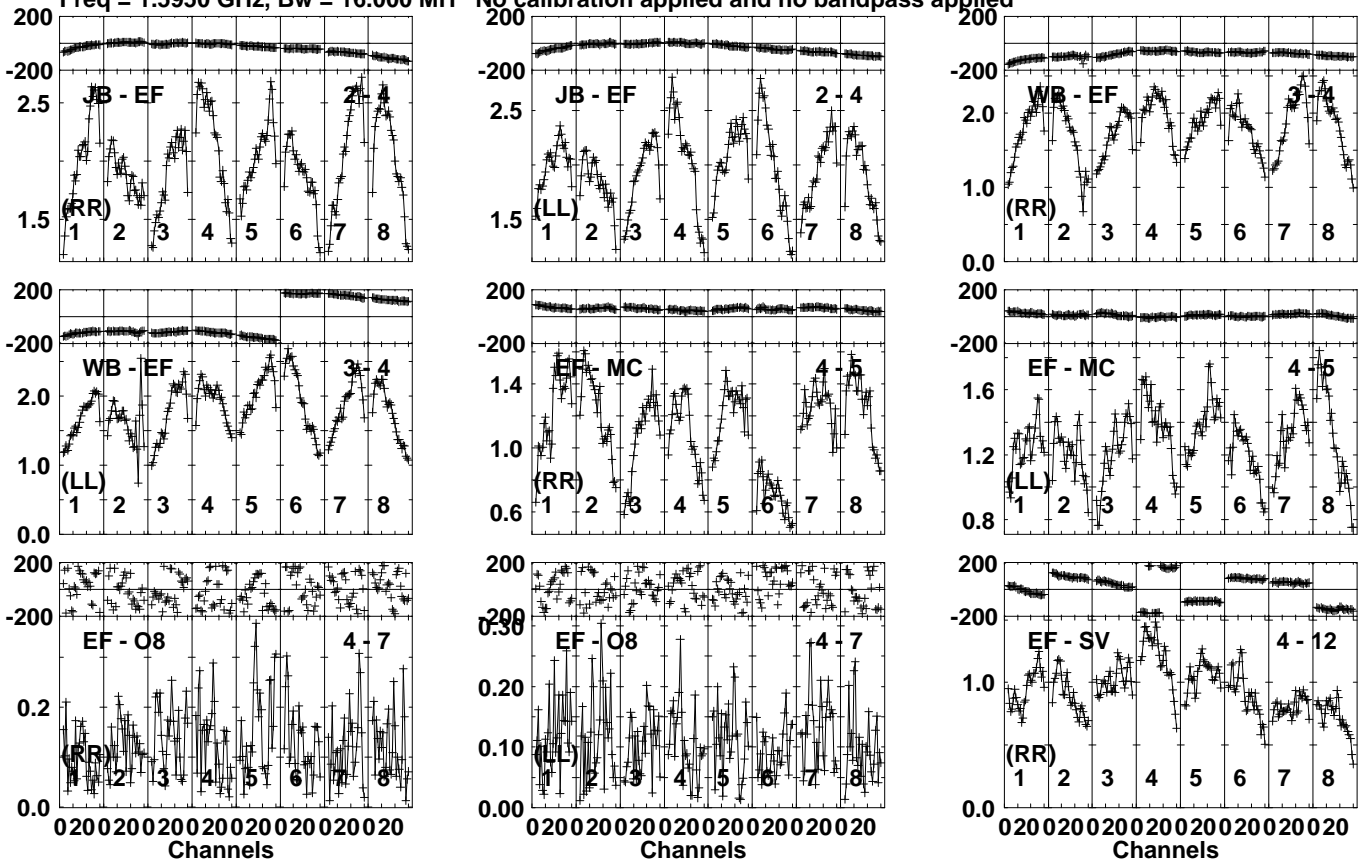
Lower frame: Milli Ampl Jy Top frame: Phas deg
Vector averaged cross-power spectrum Several baselines displayed
Timerange: 00/17:03:21 to 00/17:05:00

Plot file version 554 created 15-NOV-2022 11:02:37

J1716+2616 EB081B 1.UVDATA.1

Freq = 1.5950 GHz, Bw = 16.000 MH

No calibration applied and no bandpass applied



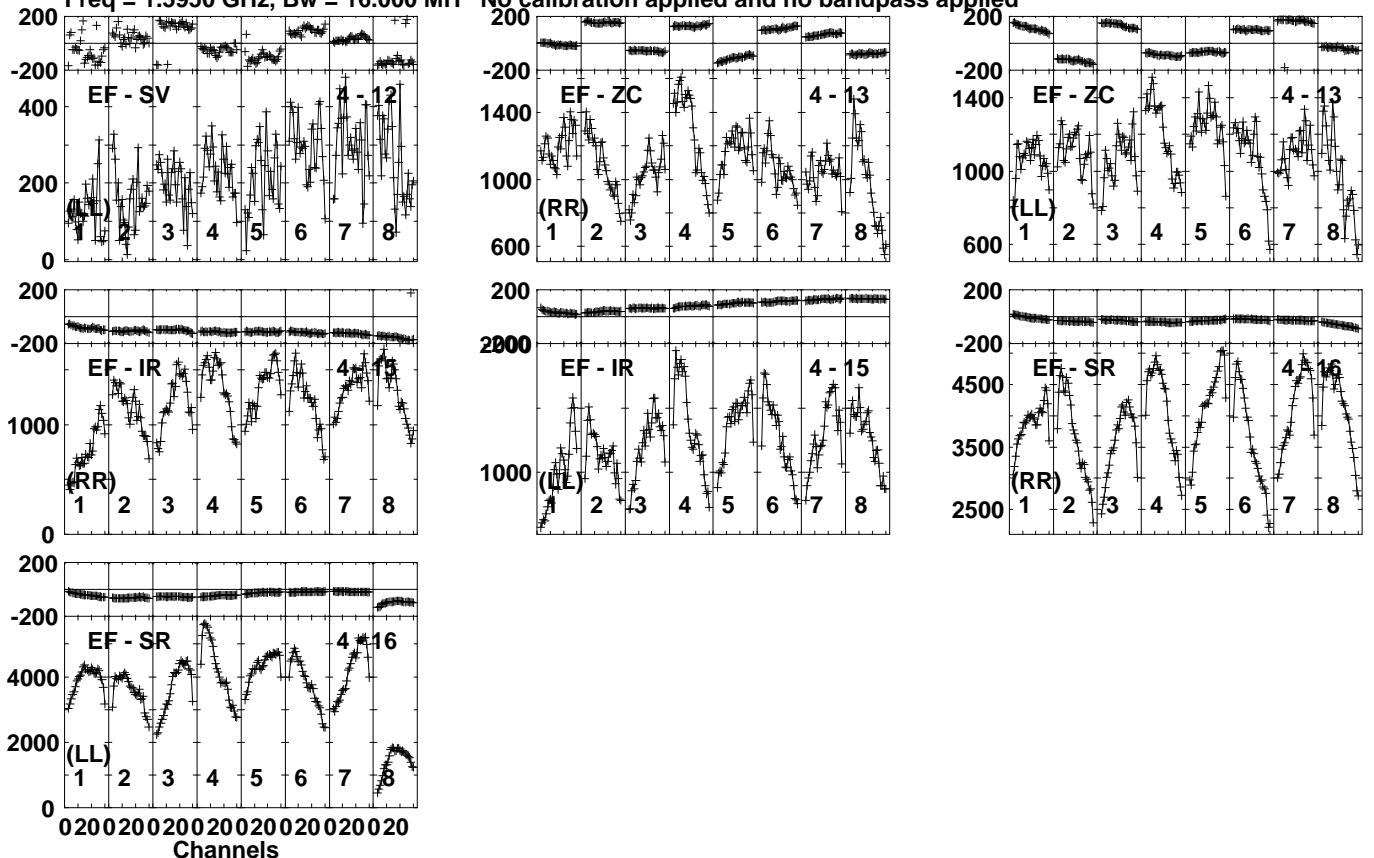
Lower frame: Milli Ampl Jy Top frame: Phas deg
 Vector averaged cross-power spectrum Several baselines displayed
 Timerange: 00/17:05:01 to 00/17:06:40

Plot file version 555 created 15-NOV-2022 11:02:37

J1716+2616 EB081B 1.UVDATA.1

Freq = 1.5950 GHz, Bw = 16.000 MH

No calibration applied and no bandpass applied

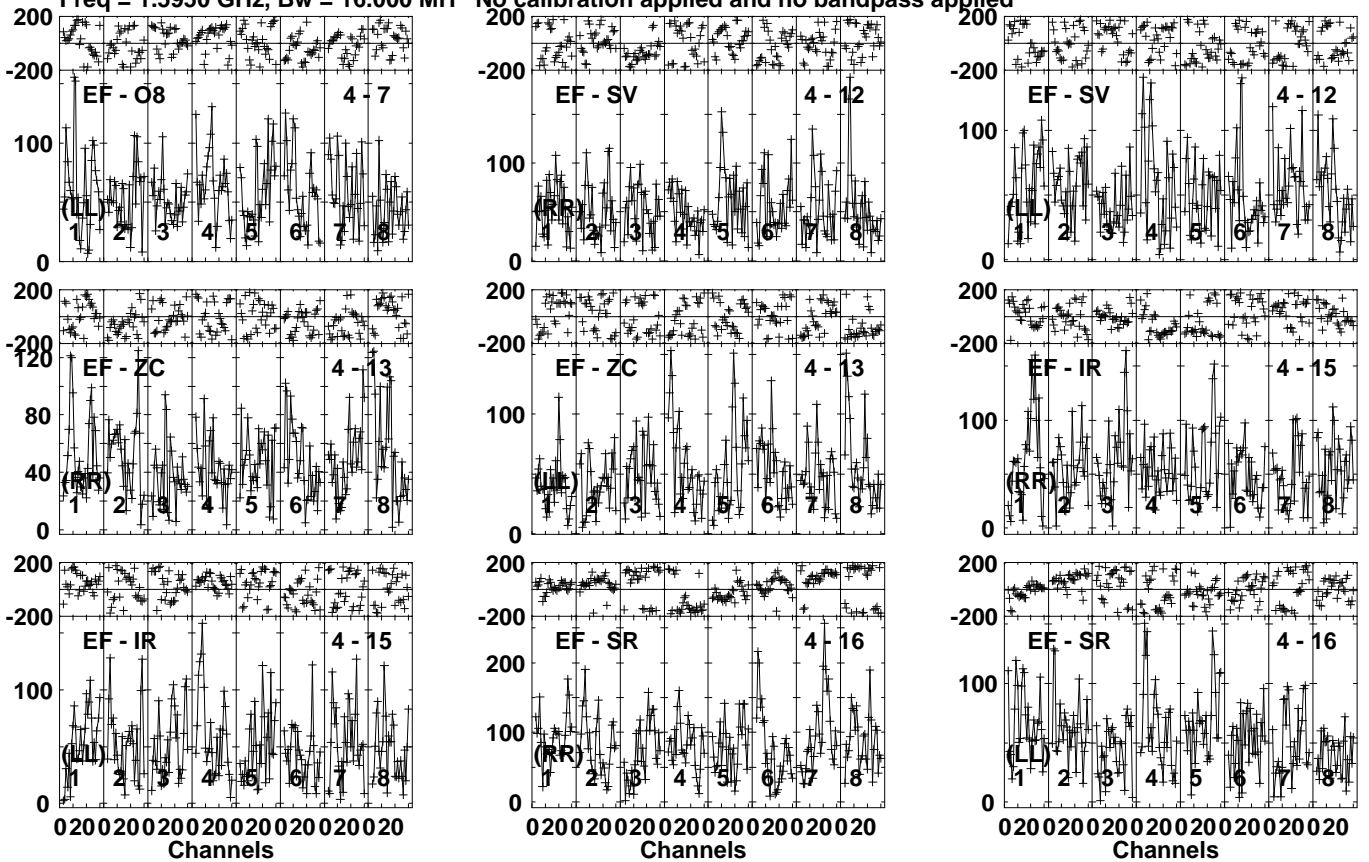


Lower frame: Micro Ampl Jy Top frame: Phas deg
Vector averaged cross-power spectrum Several baselines displayed
Timerange: 00/17:05:01 to 00/17:06:40

Plot file version 557 created 15-NOV-2022 11:02:37

ROSS867 EB081B 1.UVDATA.1

Freq = 1.5950 GHz, Bw = 16.000 MH No calibration applied and no bandpass applied



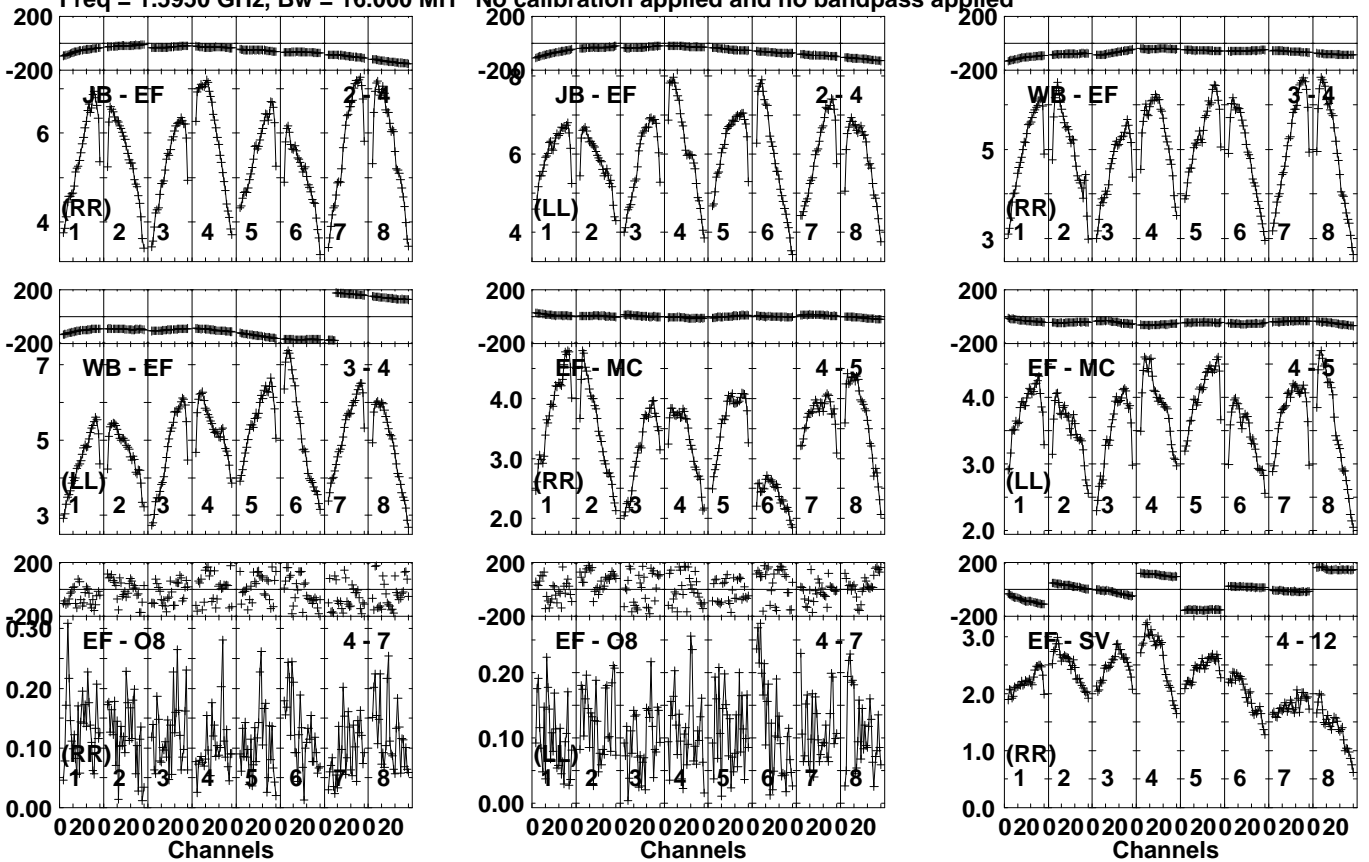
Lower frame: Micro Ampl Jy Top frame: Phas deg
Vector averaged cross-power spectrum Several baselines displayed
Timerange: 00/17:06:40 to 00/17:11:39

Plot file version 558 created 15-NOV-2022 11:02:38

J1722+2458 EB081B 1.UVDATA.1

Freq = 1.5950 GHz, Bw = 16.000 MH

No calibration applied and no bandpass applied



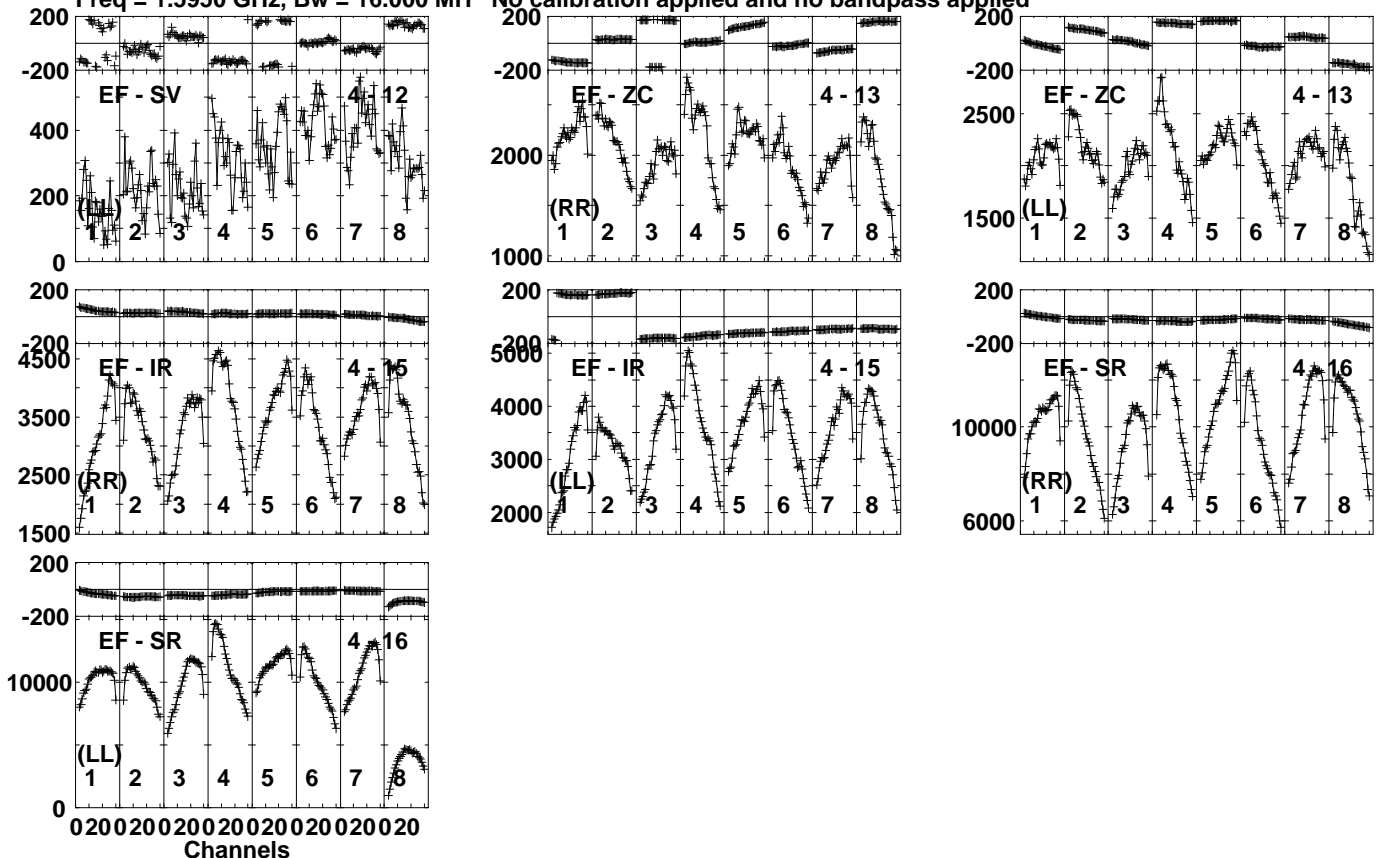
Lower frame: Milli Ampl Jy Top frame: Phas deg
 Vector averaged cross-power spectrum Several baselines displayed
 Timerange: 00/17:12:10 to 00/17:13:20

Plot file version 559 created 15-NOV-2022 11:02:38

J1722+2458 EB081B 1.UVDATA.1

Freq = 1.5950 GHz, Bw = 16.000 MH

No calibration applied and no bandpass applied



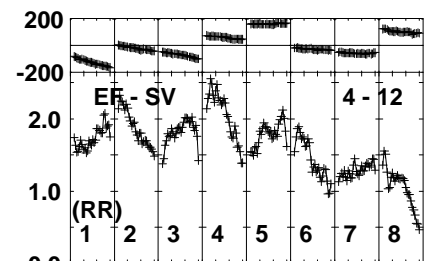
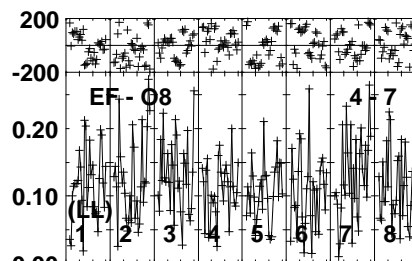
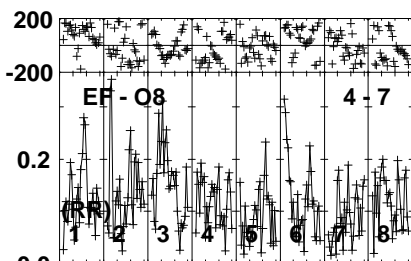
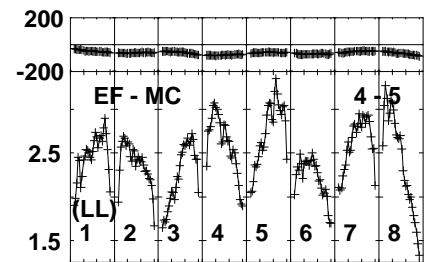
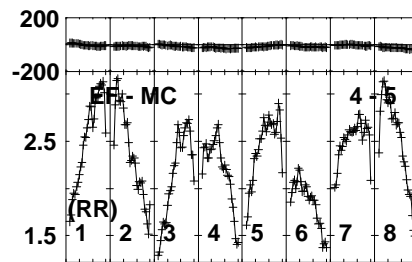
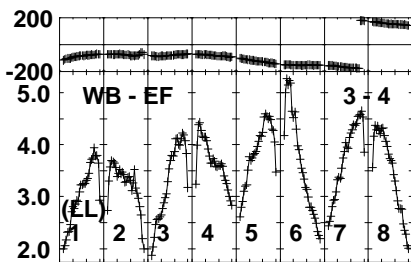
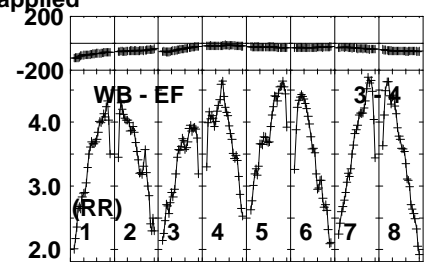
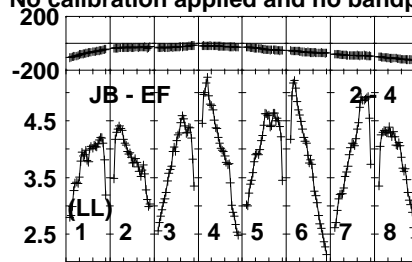
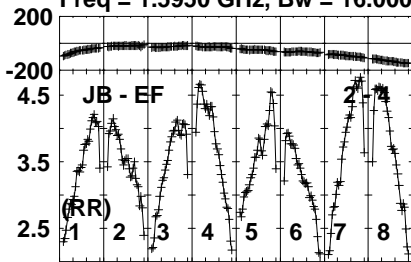
Lower frame: Micro Ampl Jy Top frame: Phas deg
Vector averaged cross-power spectrum Several baselines displayed
Timerange: 00/17:12:10 to 00/17:13:20

Plot file version 560 created 15-NOV-2022 11:02:38

J1722+2815 EB081B 1.UVDATA.1

Freq = 1.5950 GHz, Bw = 16.000 MH

No calibration applied and no bandpass applied



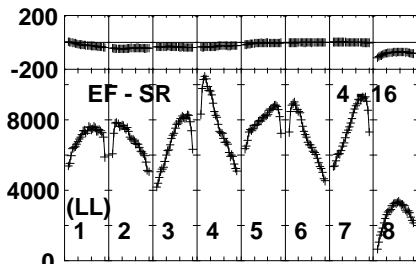
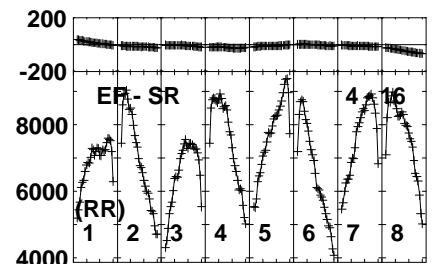
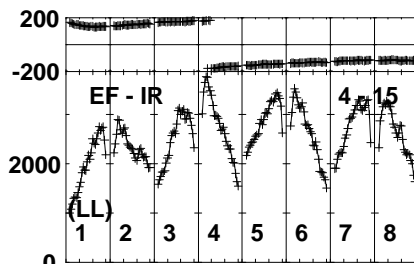
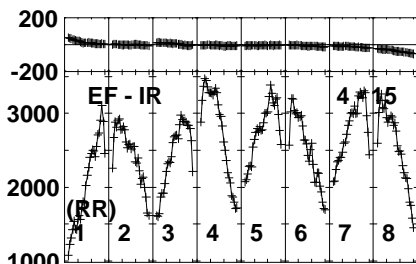
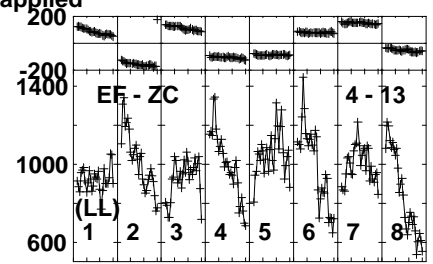
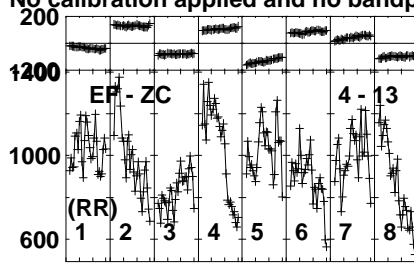
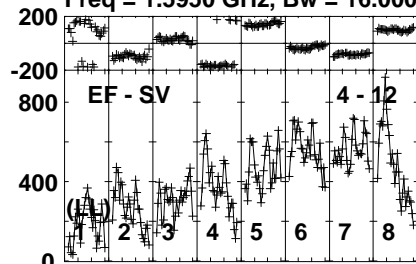
Lower frame: Milli Ampl Jy Top frame: Phas deg
Vector averaged cross-power spectrum Several baselines displayed
Timerange: 00/17:13:20 to 00/17:14:59

Plot file version 561 created 15-NOV-2022 11:02:38

J1722+2815 EB081B 1.UVDATA.1

Freq = 1.5950 GHz, Bw = 16.000 MH

No calibration applied and no bandpass applied



020020020020020020020020

Channels

Lower frame: Micro Ampl Jy Top frame: Phas deg

Vector averaged cross-power spectrum Several baselines displayed

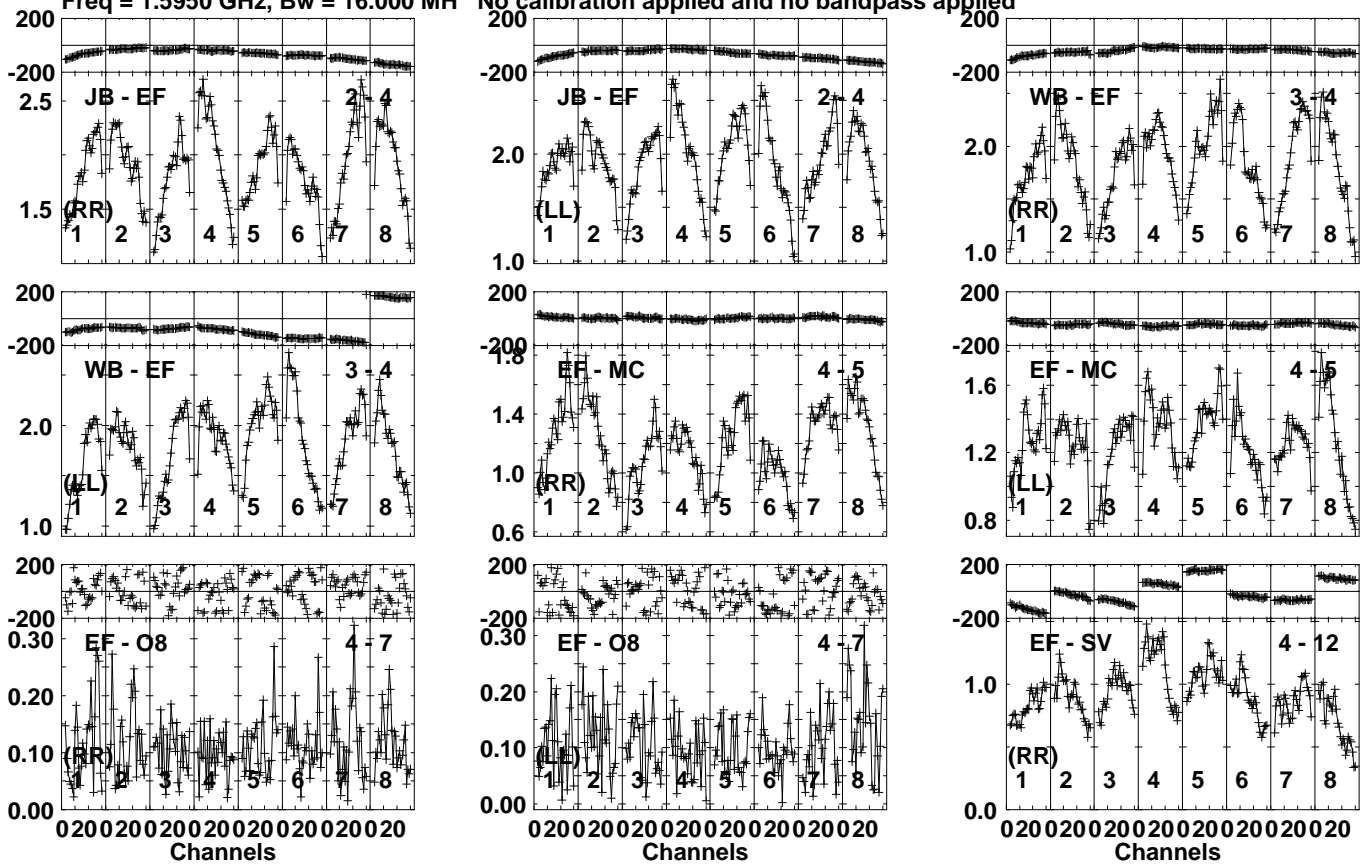
Timerange: 00/17:13:20 to 00/17:14:59

Plot file version 562 created 15-NOV-2022 11:02:38

J1716+2616 EB081B 1.UVDATA.1

Freq = 1.5950 GHz, Bw = 16.000 MH

No calibration applied and no bandpass applied



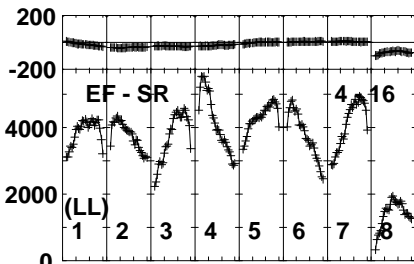
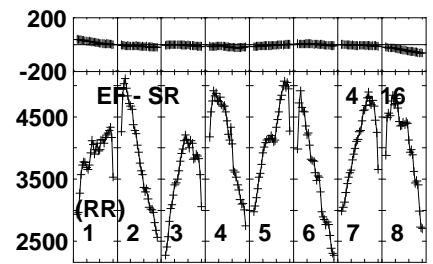
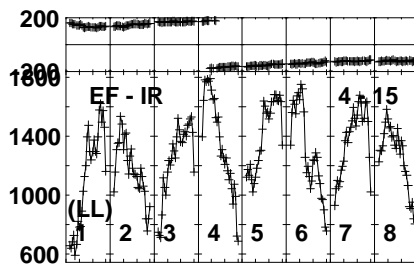
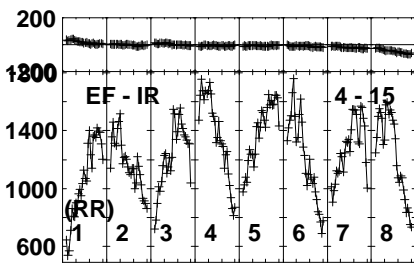
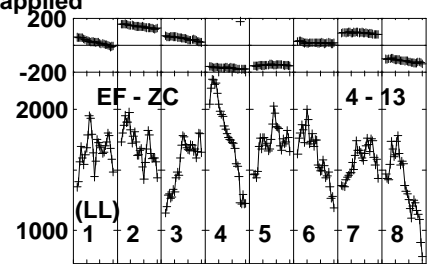
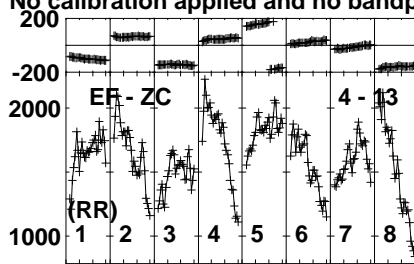
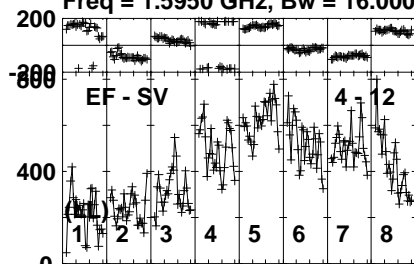
Lower frame: Milli Ampl Jy Top frame: Phas deg
 Vector averaged cross-power spectrum Several baselines displayed
 Timerange: 00/17:15:01 to 00/17:16:40

Plot file version 563 created 15-NOV-2022 11:02:38

J1716+2616 EB081B 1.UVDATA.1

Freq = 1.5950 GHz, Bw = 16.000 MH

No calibration applied and no bandpass applied



020020020020020020020020

Channels

Lower frame: Micro Ampl Jy Top frame: Phas deg

Vector averaged cross-power spectrum Several baselines displayed

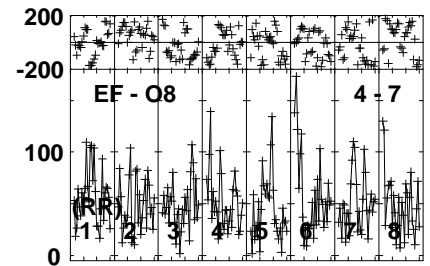
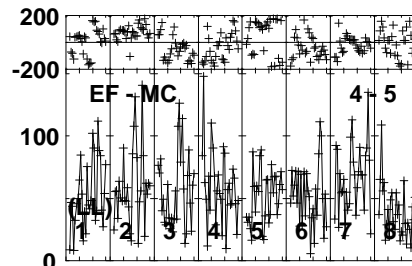
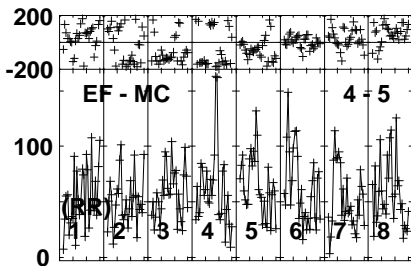
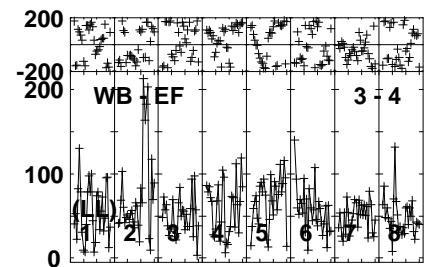
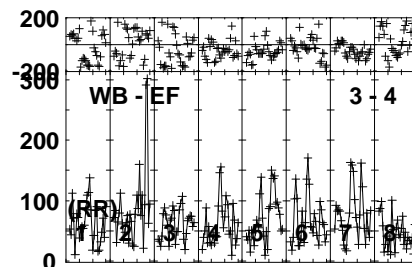
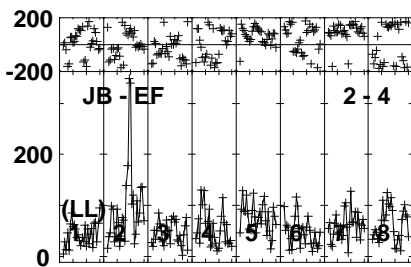
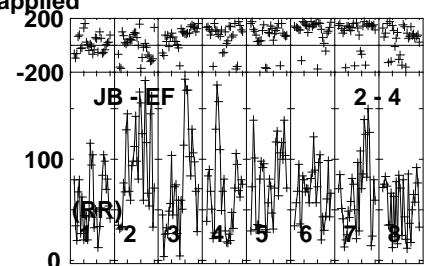
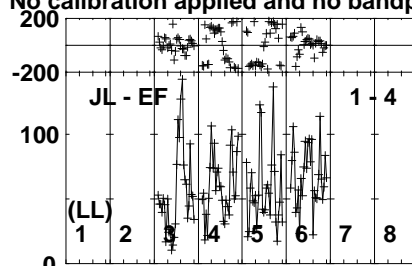
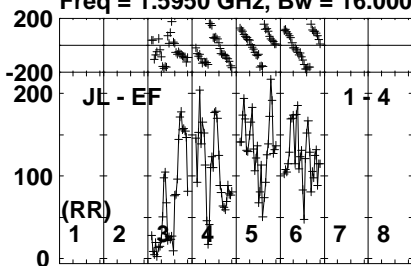
Timerange: 00/17:15:01 to 00/17:16:40

Plot file version 564 created 15-NOV-2022 11:02:38

ROSS867 EB081B 1.UVDATA.1

Freq = 1.5950 GHz, Bw = 16.000 MH

No calibration applied and no bandpass applied



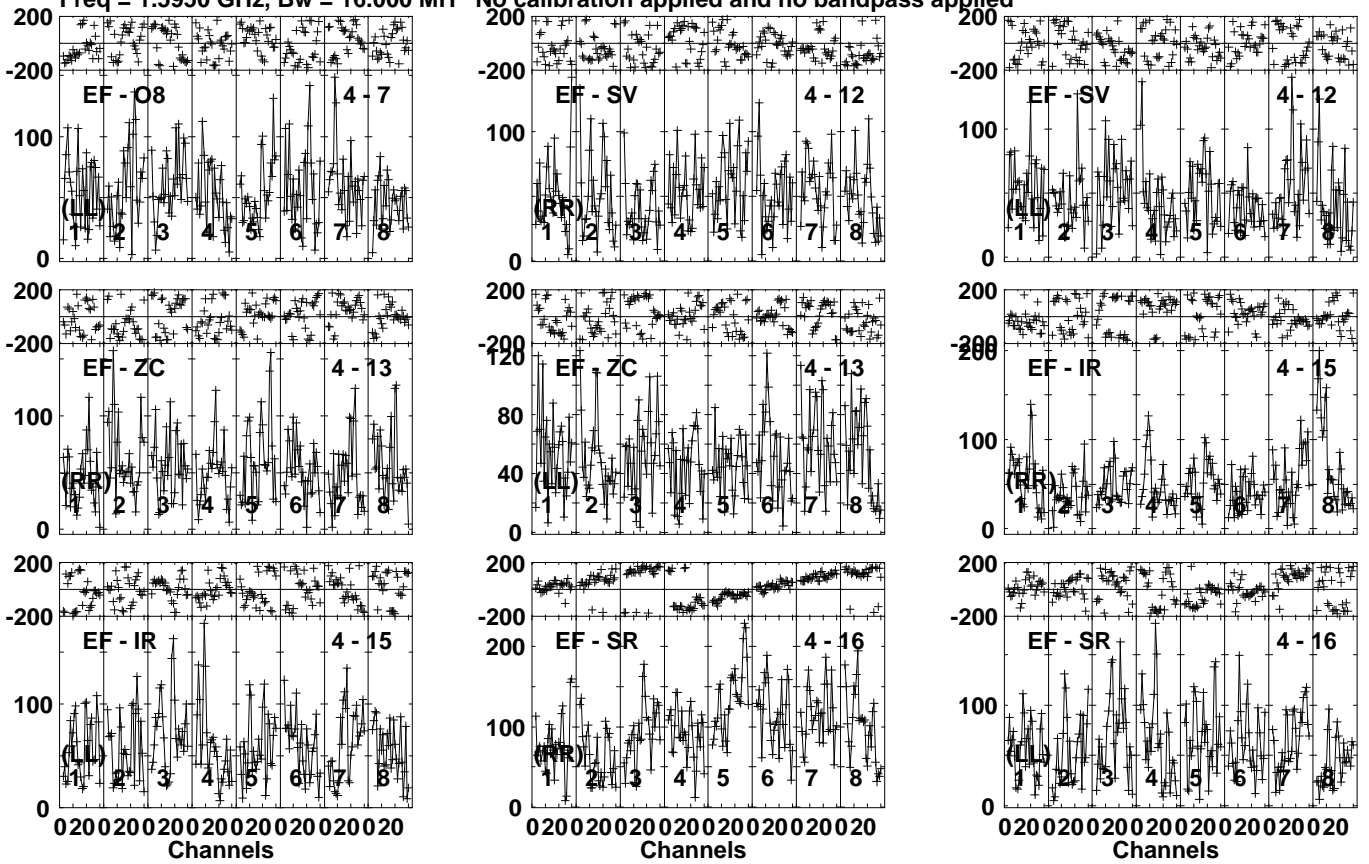
Lower frame: Micro Ampl Jy Top frame: Phas deg
Vector averaged cross-power spectrum Several baselines displayed
Timerange: 00/17:16:40 to 00/17:21:39

Plot file version 565 created 15-NOV-2022 11:02:39

ROSS867 EB081B 1.UVDATA.1

Freq = 1.5950 GHz, Bw = 16.000 MH

No calibration applied and no bandpass applied



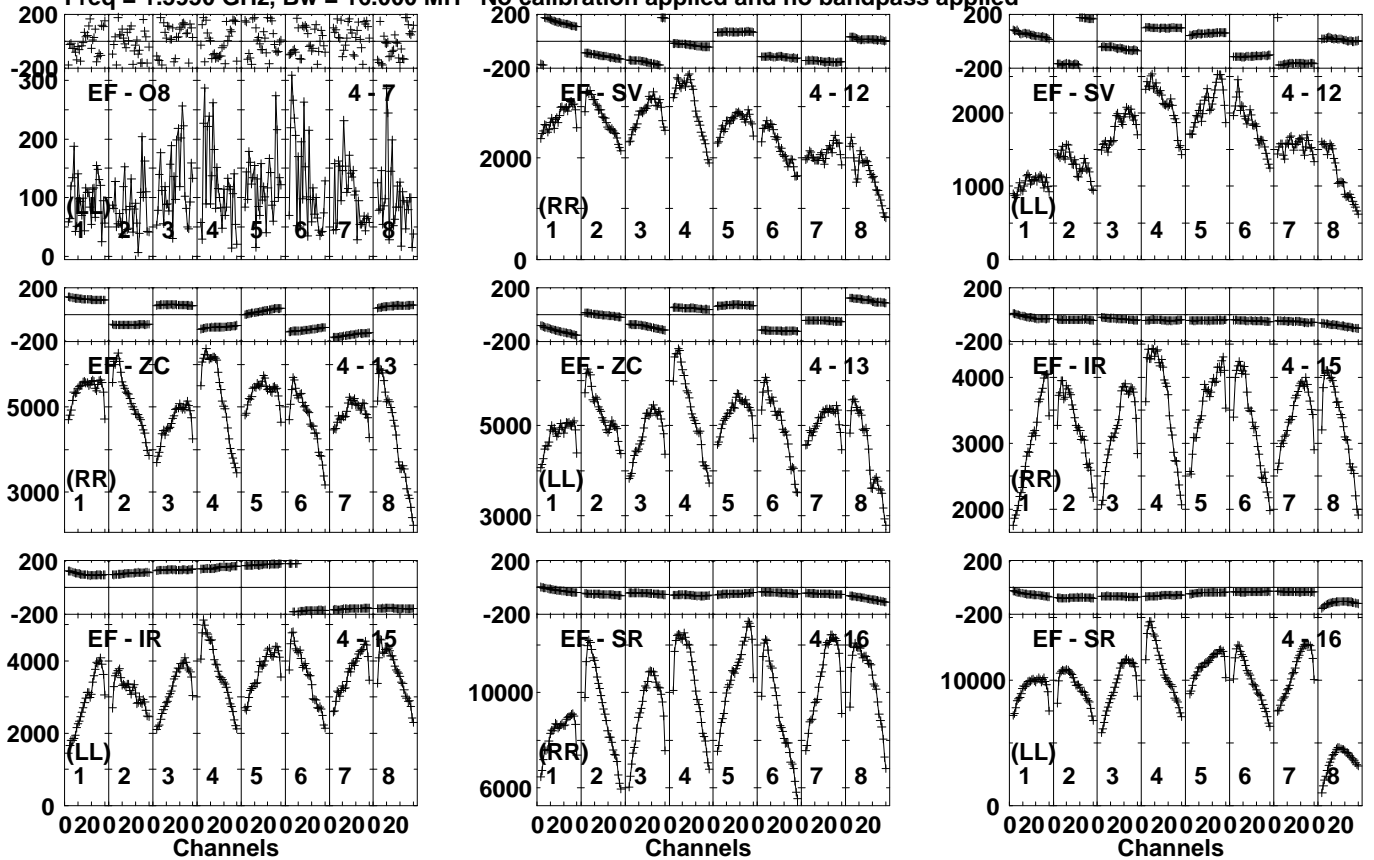
Lower frame: Micro Ampl Jy Top frame: Phas deg
Vector averaged cross-power spectrum Several baselines displayed
Timerange: 00/17:16:40 to 00/17:21:39

Plot file version 567 created 15-NOV-2022 11:02:39

J1722+2458 EB081B 1.UVDATA.1

Freq = 1.5950 GHz, Bw = 16.000 MH

No calibration applied and no bandpass applied



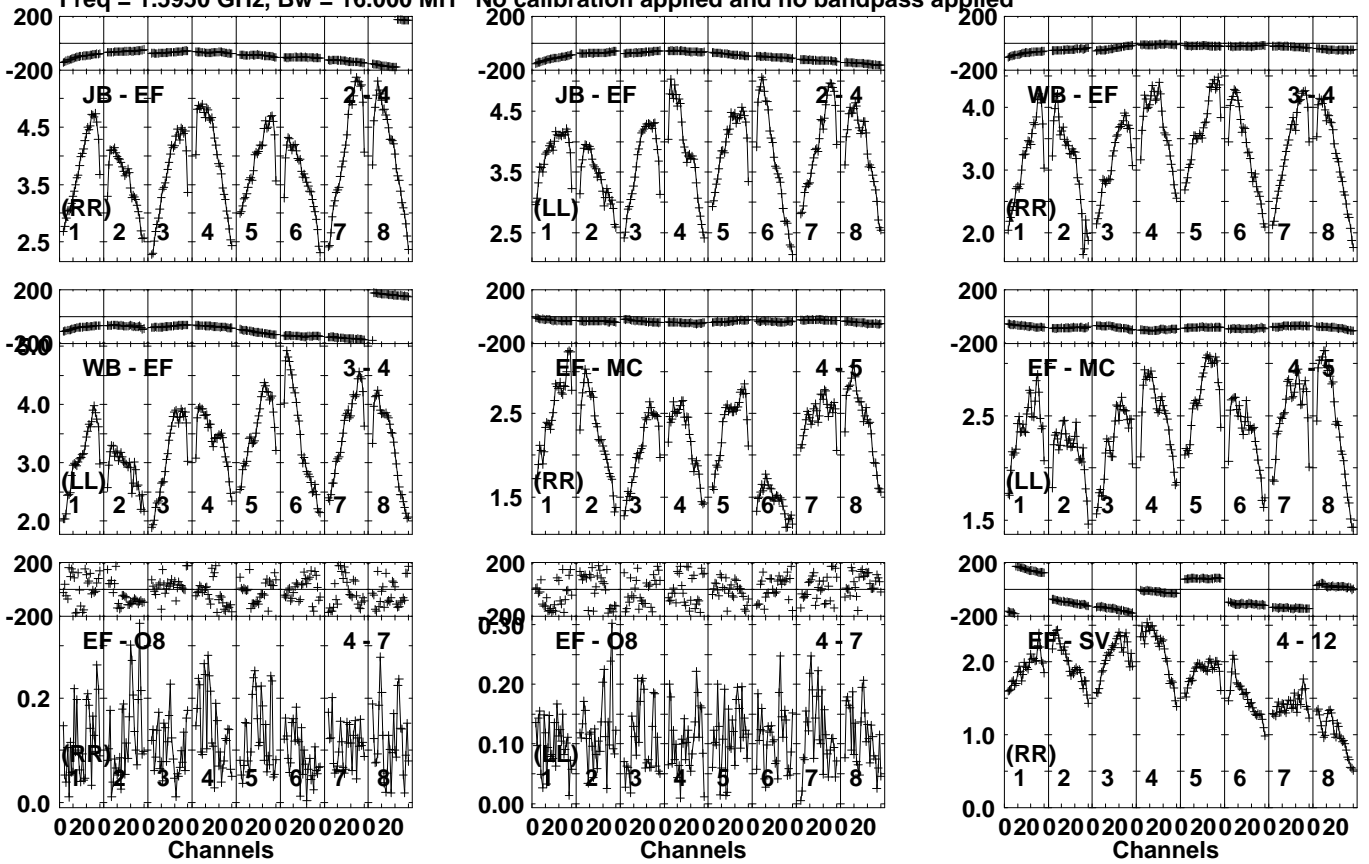
Lower frame: Micro Ampl Jy Top frame: Phas deg
Vector averaged cross-power spectrum Several baselines displayed
Timerange: 00/17:22:10 to 00/17:23:20

Plot file version 568 created 15-NOV-2022 11:02:39

J1722+2815 EB081B 1.UVDATA.1

Freq = 1.5950 GHz, Bw = 16.000 MH

No calibration applied and no bandpass applied



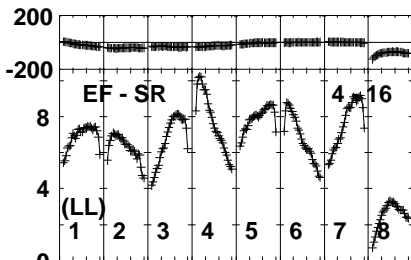
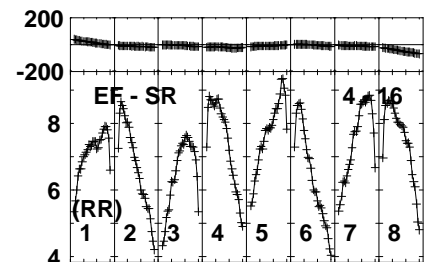
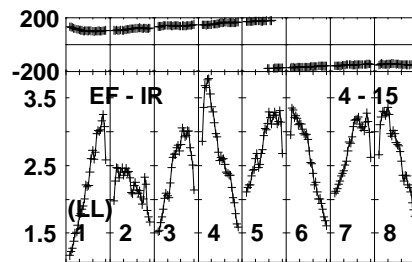
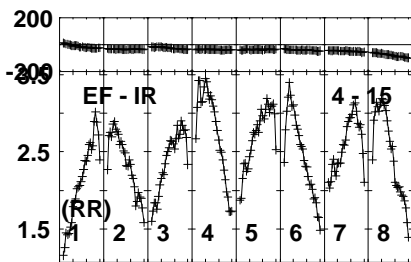
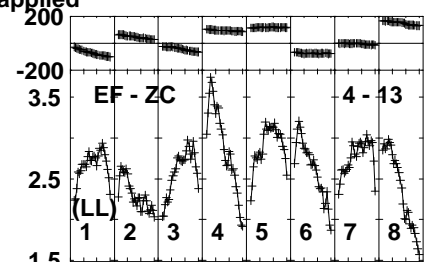
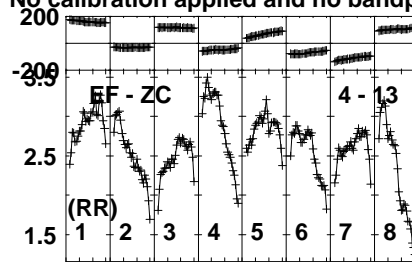
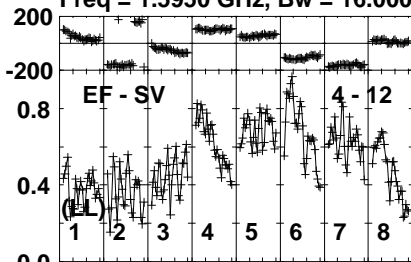
Lower frame: Milli Ampl Jy Top frame: Phas deg
 Vector averaged cross-power spectrum Several baselines displayed
 Timerange: 00/17:23:20 to 00/17:24:59

Plot file version 569 created 15-NOV-2022 11:02:39

J1722+2815 EB081B 1.UVDATA.1

Freq = 1.5950 GHz, Bw = 16.000 MH

No calibration applied and no bandpass applied



020020020020020020020020

Channels

Lower frame: Milli Ampl Jy Top frame: Phas deg

Vector averaged cross-power spectrum Several baselines displayed

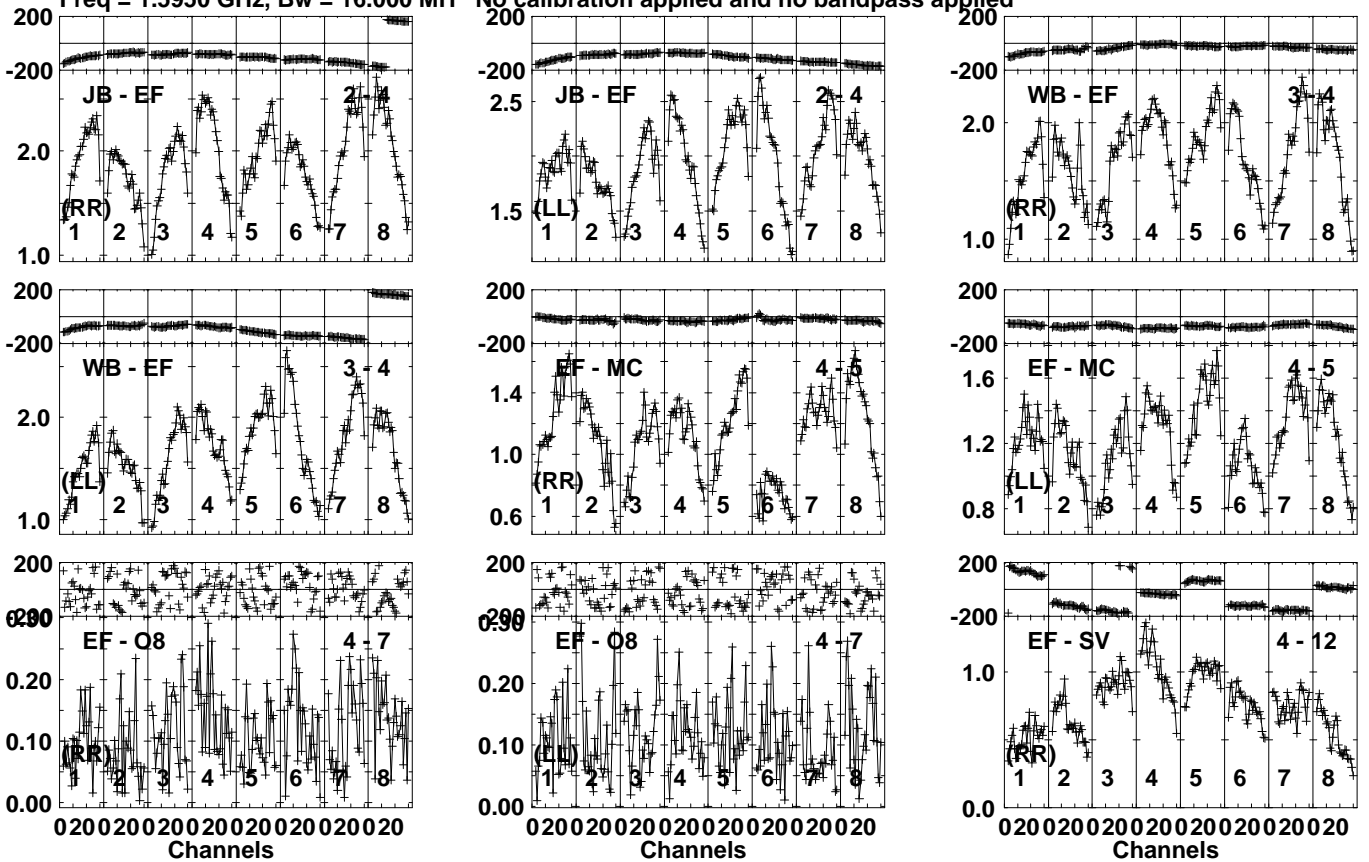
Timerange: 00/17:23:20 to 00/17:24:59

Plot file version 570 created 15-NOV-2022 11:02:39

J1716+2616 EB081B 1.UVDATA.1

Freq = 1.5950 GHz, Bw = 16.000 MH

No calibration applied and no bandpass applied



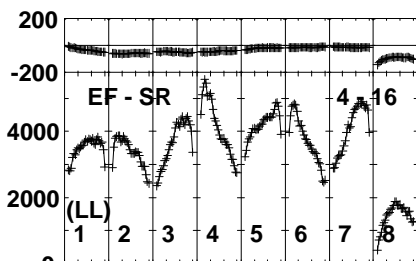
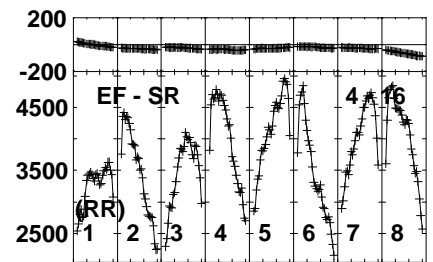
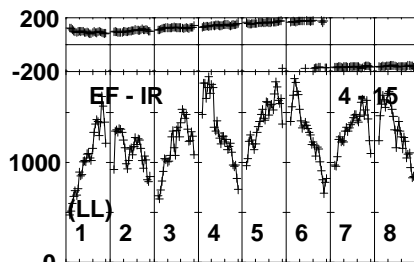
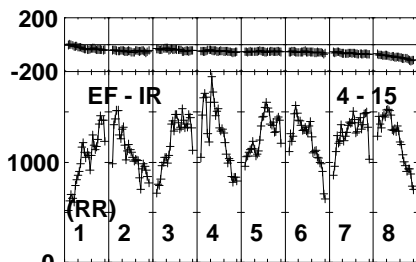
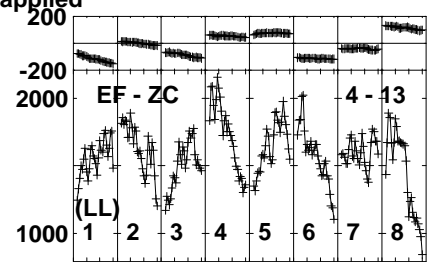
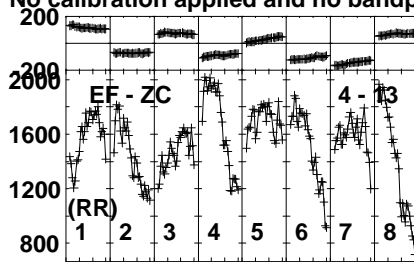
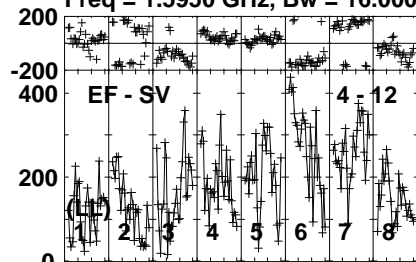
Lower frame: Milli Ampl Jy Top frame: Phas deg
 Vector averaged cross-power spectrum Several baselines displayed
 Timerange: 00/17:25:00 to 00/17:26:39

Plot file version 571 created 15-NOV-2022 11:02:40

J1716+2616 EB081B 1.UVDATA.1

Freq = 1.5950 GHz, Bw = 16.000 MH

No calibration applied and no bandpass applied



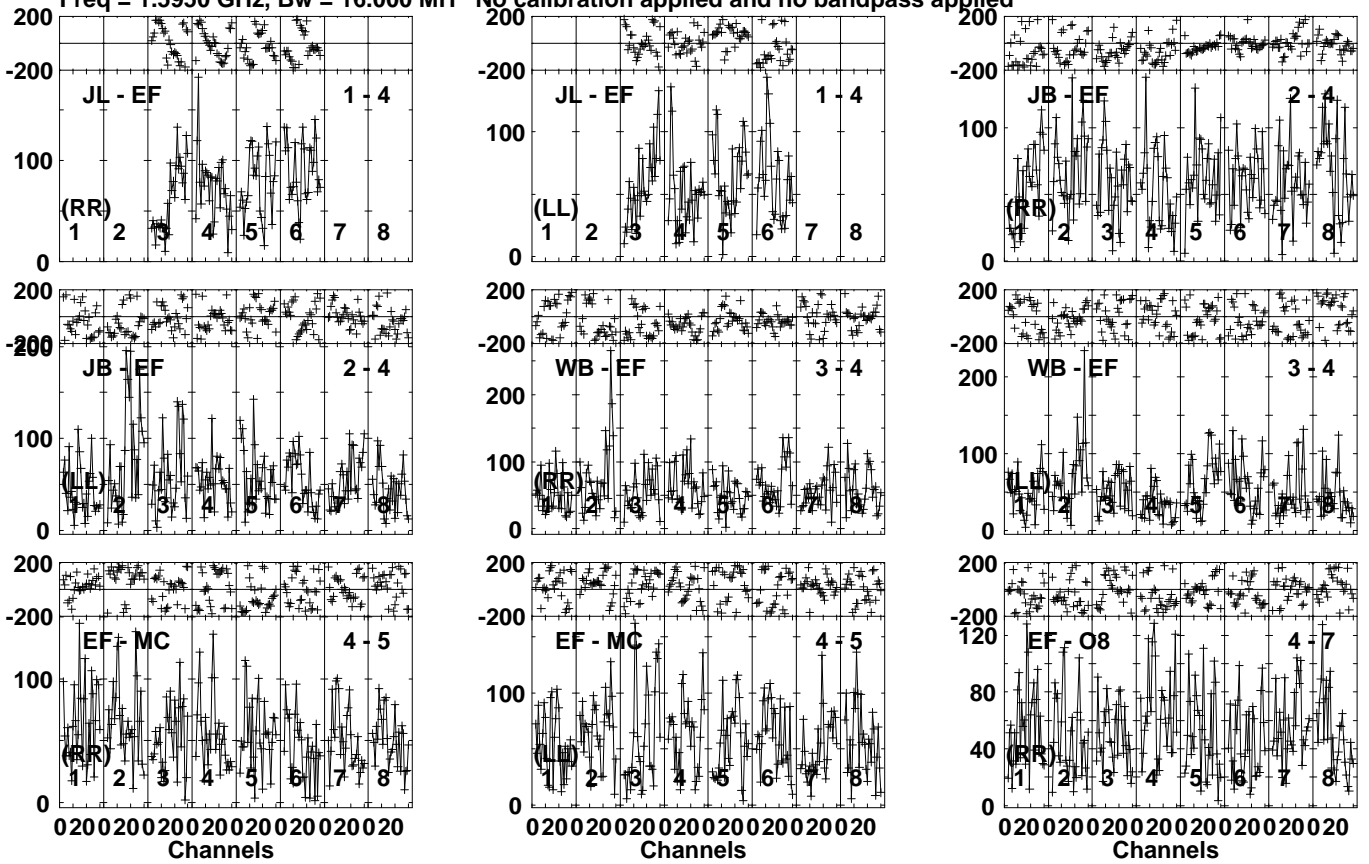
020020020020020020020020020020
Channels

Lower frame: Micro Ampl Jy Top frame: Phas deg
Vector averaged cross-power spectrum Several baselines displayed
Timerange: 00/17:25:00 to 00/17:26:39

Plot file version 572 created 15-NOV-2022 11:02:40

ROSS867 EB081B 1.UVDATA.1

Freq = 1.5950 GHz, Bw = 16.000 MH No calibration applied and no bandpass applied



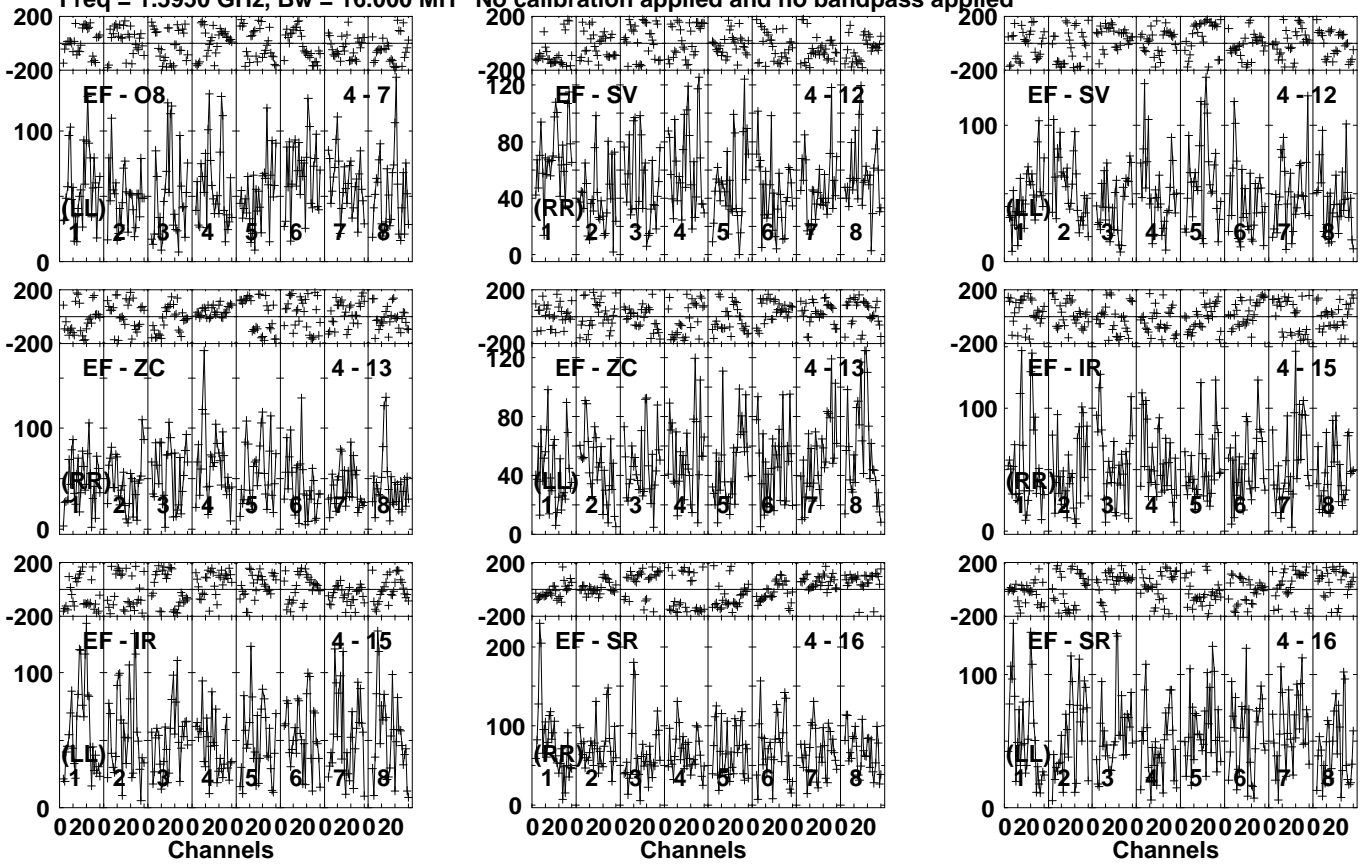
Lower frame: Micro Ampl Jy Top frame: Phas deg
Vector averaged cross-power spectrum Several baselines displayed
Timerange: 00/17:26:41 to 00/17:31:40

Plot file version 573 created 15-NOV-2022 11:02:40

ROSS867 EB081B 1.UVDATA.1

Freq = 1.5950 GHz, Bw = 16.000 MH

No calibration applied and no bandpass applied



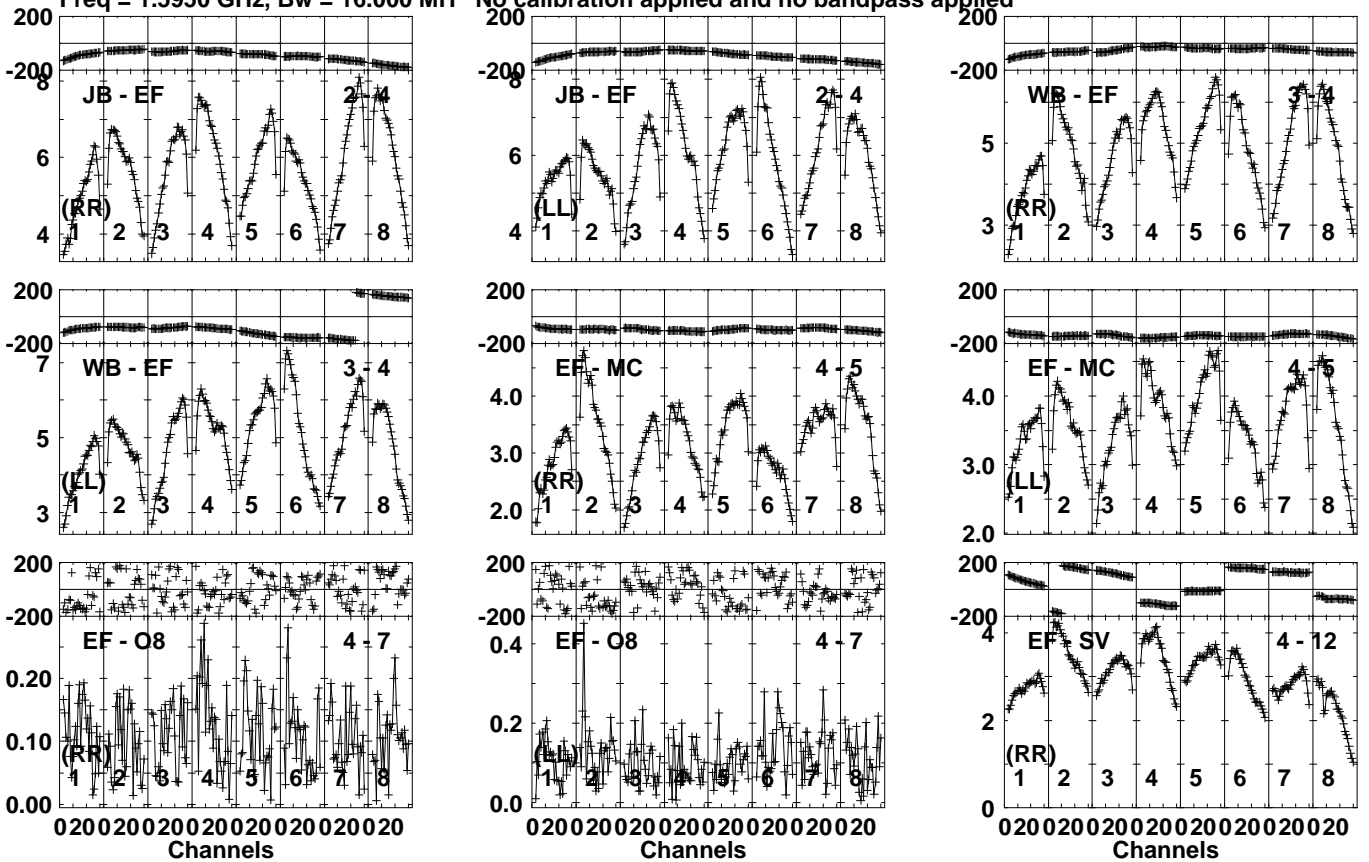
Lower frame: Micro Ampl Jy Top frame: Phas deg
Vector averaged cross-power spectrum Several baselines displayed
Timerange: 00/17:26:41 to 00/17:31:40

Plot file version 574 created 15-NOV-2022 11:02:40

J1722+2458 EB081B 1.UVDATA.1

Freq = 1.5950 GHz, Bw = 16.000 MH

No calibration applied and no bandpass applied



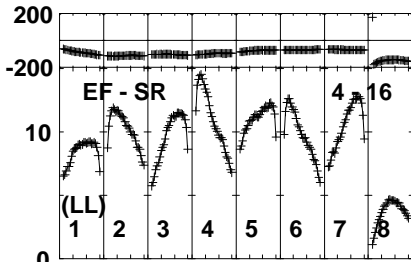
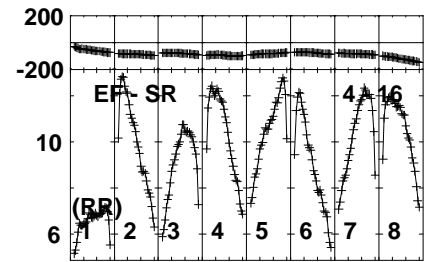
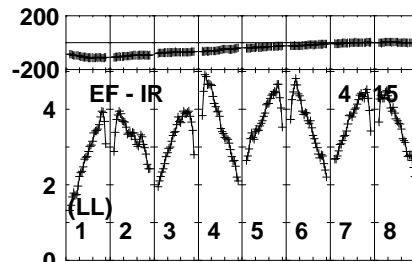
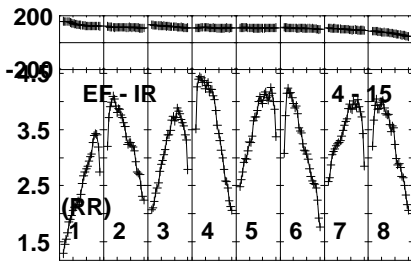
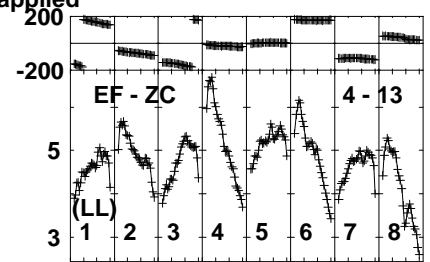
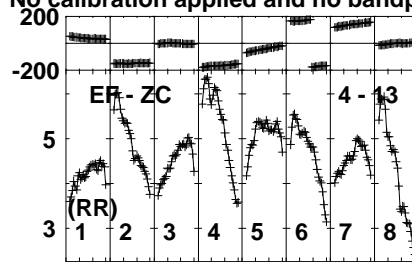
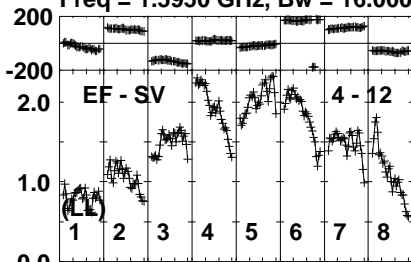
Lower frame: Milli Ampl Jy Top frame: Phas deg
Vector averaged cross-power spectrum Several baselines displayed
Timerange: 00/17:32:10 to 00/17:33:19

Plot file version 575 created 15-NOV-2022 11:02:40

J1722+2458 EB081B 1.UVDATA.1

Freq = 1.5950 GHz, Bw = 16.000 MH

No calibration applied and no bandpass applied



020020020020020020020020020

Channels

Lower frame: Milli Ampl Jy Top frame: Phas deg

Vector averaged cross-power spectrum Several baselines displayed

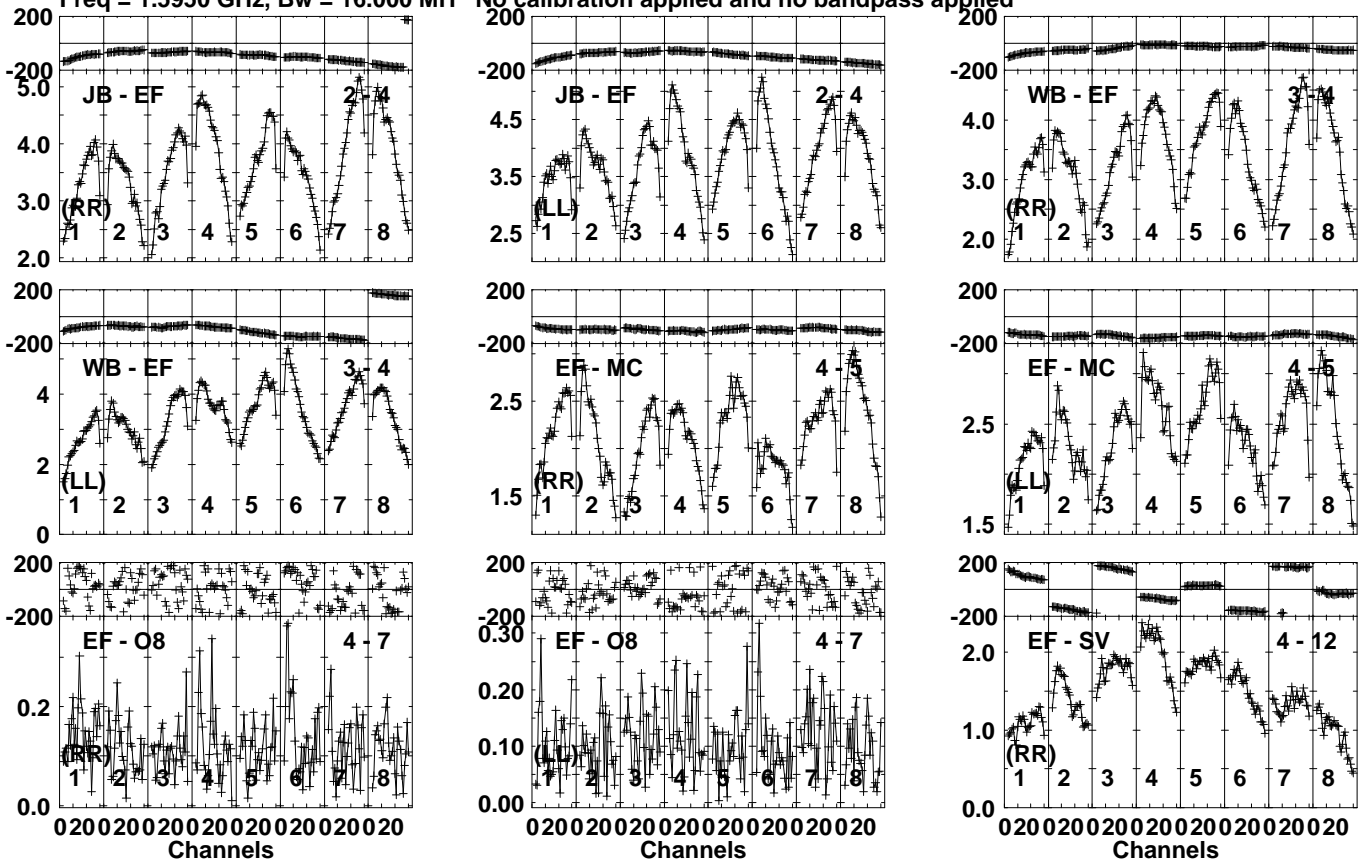
Timerange: 00/17:32:10 to 00/17:33:19

Plot file version 576 created 15-NOV-2022 11:02:40

J1722+2815 EB081B 1.UVDATA.1

Freq = 1.5950 GHz, Bw = 16.000 MH

No calibration applied and no bandpass applied



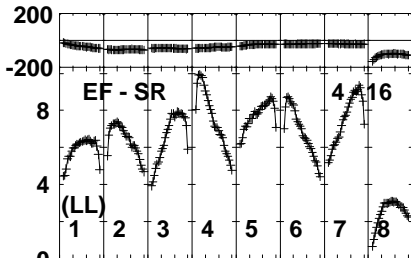
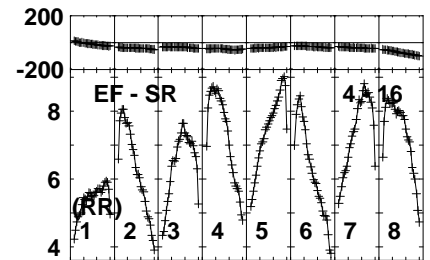
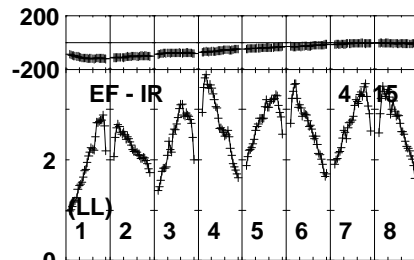
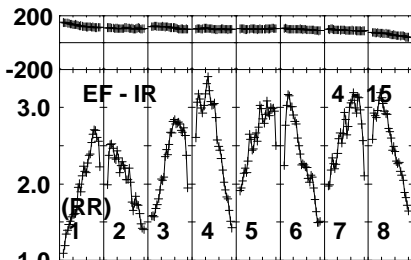
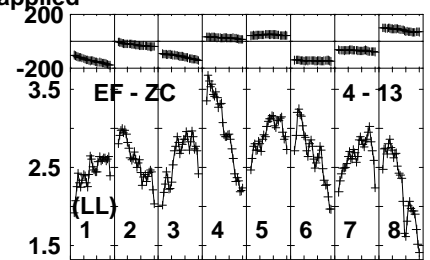
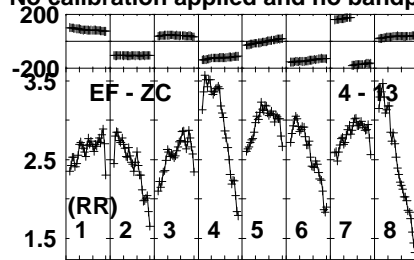
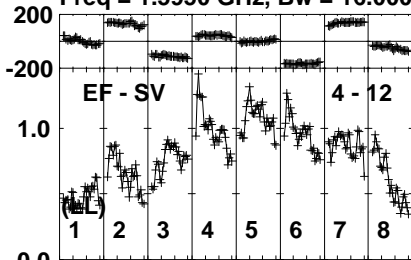
Lower frame: Milli Ampl Jy Top frame: Phas deg
Vector averaged cross-power spectrum Several baselines displayed
Timerange: 00:17:33:21 to 00:17:35:00

Plot file version 577 created 15-NOV-2022 11:02:41

J1722+2815 EB081B 1.UVDATA.1

Freq = 1.5950 GHz, Bw = 16.000 MH

No calibration applied and no bandpass applied



020020020020020020020020

Channels

Lower frame: Milli Ampl Jy Top frame: Phas deg

Vector averaged cross-power spectrum Several baselines displayed

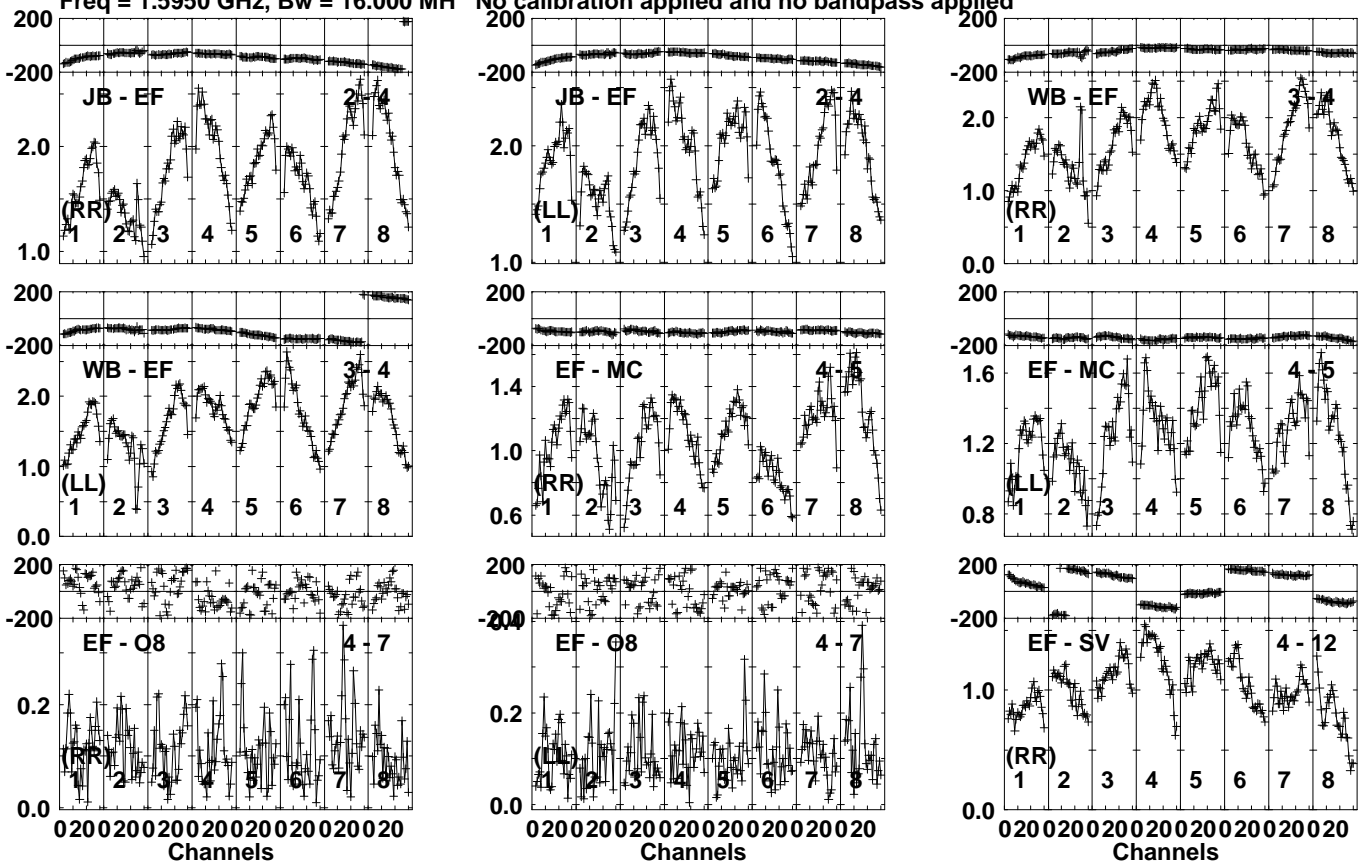
Timerange: 00/17:33:21 to 00/17:35:00

Plot file version 578 created 15-NOV-2022 11:02:41

J1716+2616 EB081B 1.UVDATA.1

Freq = 1.5950 GHz, Bw = 16.000 MH

No calibration applied and no bandpass applied



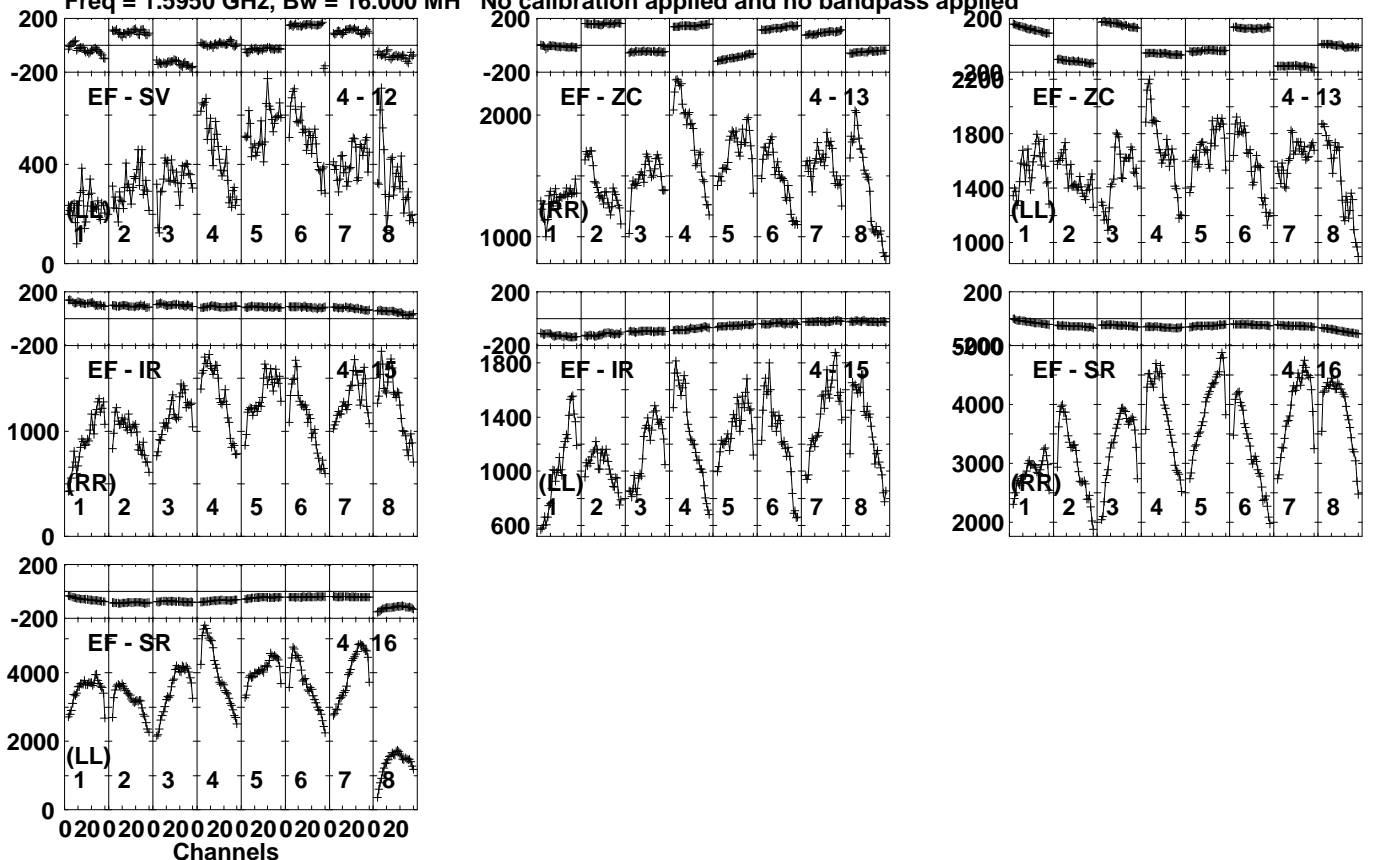
Lower frame: Milli Ampl Jy Top frame: Phas deg
 Vector averaged cross-power spectrum Several baselines displayed
 Timerange: 00/17:35:01 to 00/17:36:40

Plot file version 579 created 15-NOV-2022 11:02:41

J1716+2616 EB081B 1.UVDATA.1

Freq = 1.5950 GHz, Bw = 16.000 MH

No calibration applied and no bandpass applied



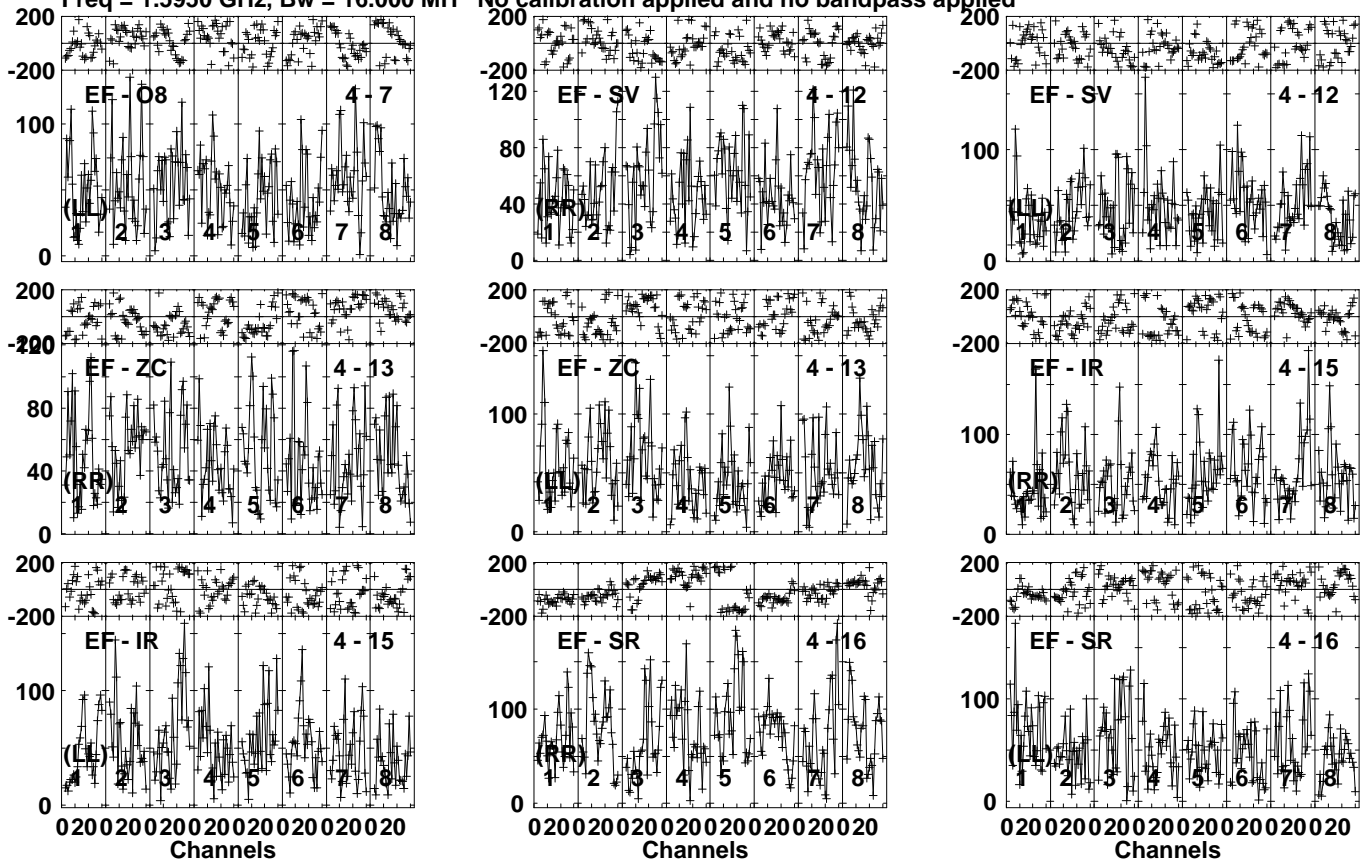
Lower frame: Micro Ampl Jy Top frame: Phas deg
Vector averaged cross-power spectrum Several baselines displayed
Timerange: 00/17:35:01 to 00/17:36:40

Plot file version 581 created 15-NOV-2022 11:02:41

ROSS867 EB081B 1.UVDATA.1

Freq = 1.5950 GHz, Bw = 16.000 MH

No calibration applied and no bandpass applied



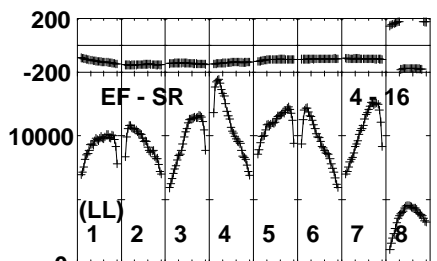
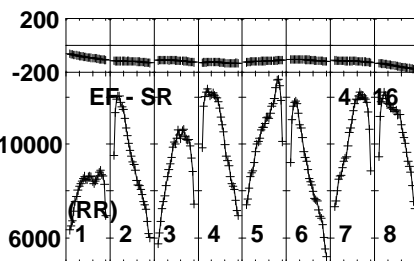
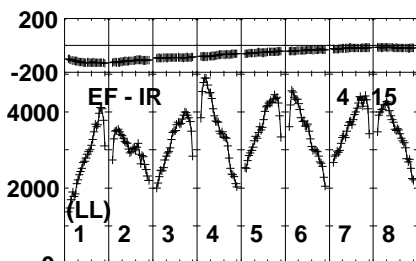
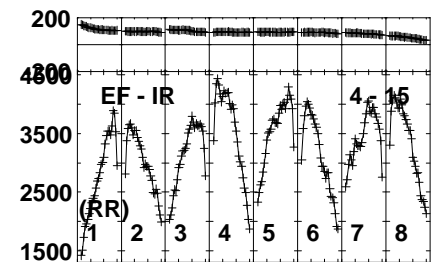
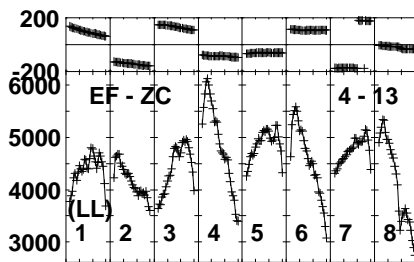
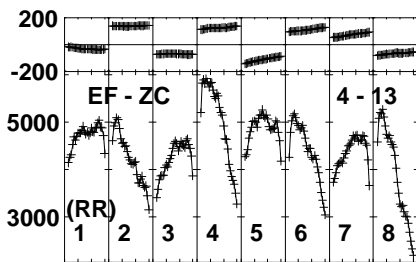
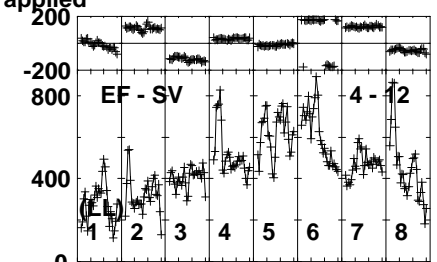
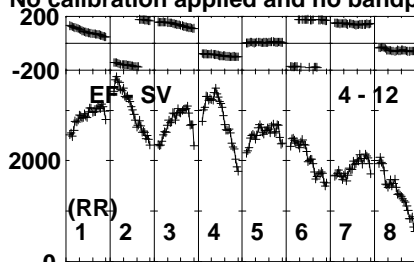
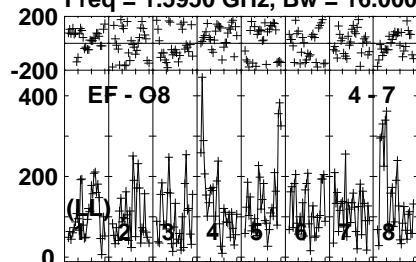
Lower frame: Micro Ampl Jy Top frame: Phas deg
Vector averaged cross-power spectrum Several baselines displayed
Timerange: 00/17:36:40 to 00/17:41:39

Plot file version 583 created 15-NOV-2022 11:02:42

J1722+2458 EB081B 1.UVDATA.1

Freq = 1.5950 GHz, Bw = 16.000 MH

No calibration applied and no bandpass applied



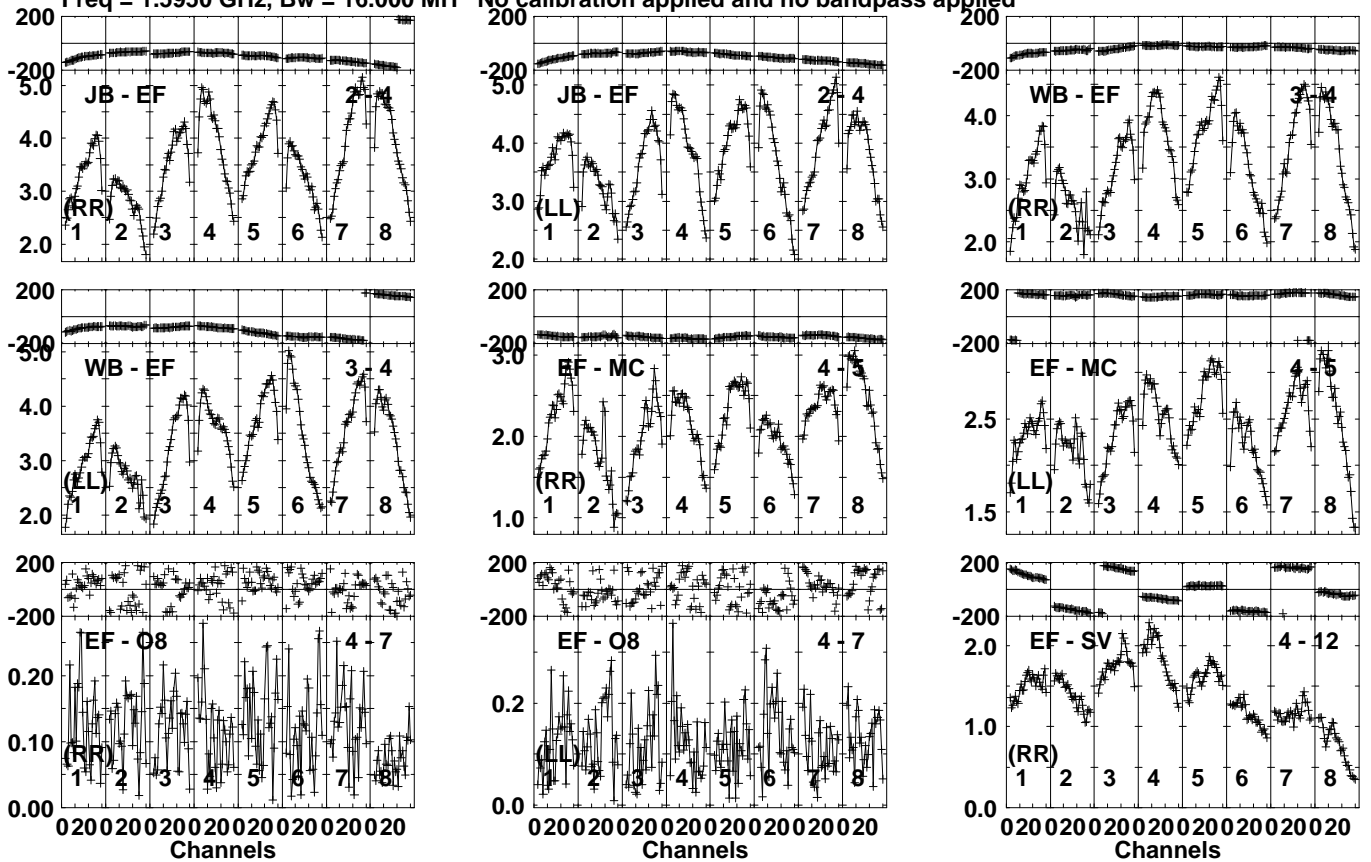
Lower frame: Micro Ampl Jy Top frame: Phas deg
Vector averaged cross-power spectrum Several baselines displayed
Timerange: 00/17:42:11 to 00/17:43:20

Plot file version 584 created 15-NOV-2022 11:02:42

J1722+2815 EB081B 1.UVDATA.1

Freq = 1.5950 GHz, Bw = 16.000 MH

No calibration applied and no bandpass applied



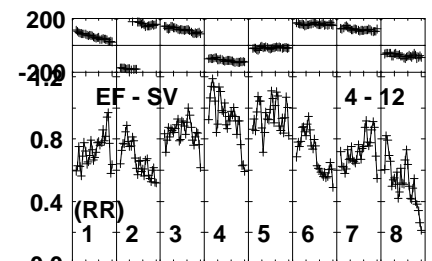
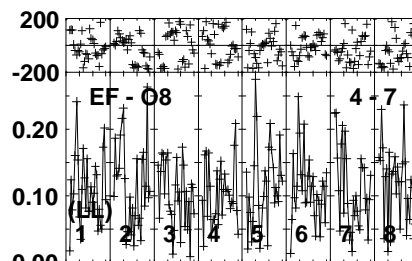
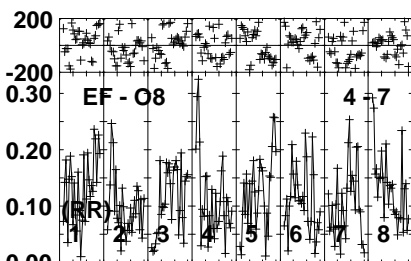
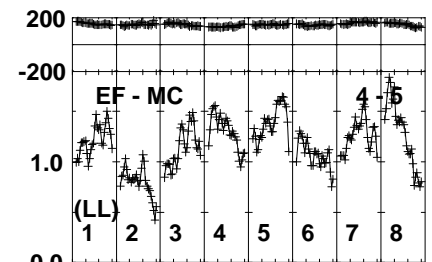
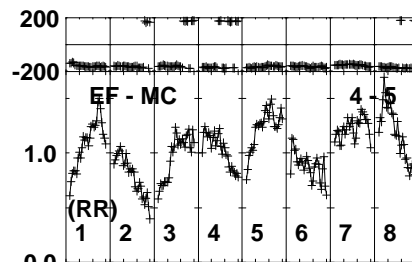
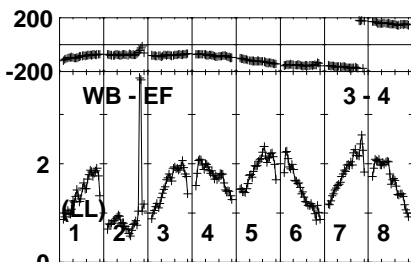
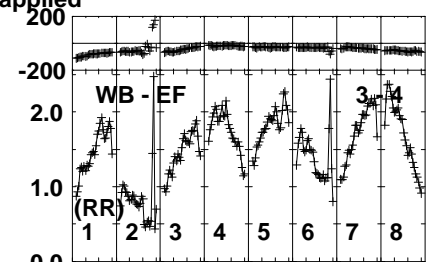
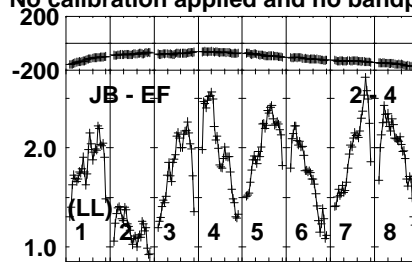
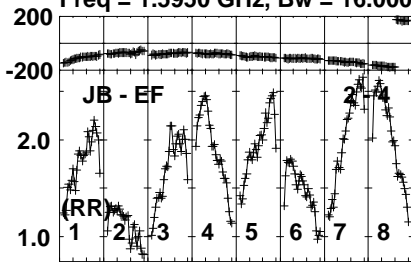
Lower frame: Milli Ampl Jy Top frame: Phas deg
Vector averaged cross-power spectrum Several baselines displayed
Timerange: 00/17:43:20 to 00/17:44:59

Plot file version 586 created 15-NOV-2022 11:02:42

J1716+2616 EB081B 1.UVDATA.1

Freq = 1.5950 GHz, Bw = 16.000 MH

No calibration applied and no bandpass applied



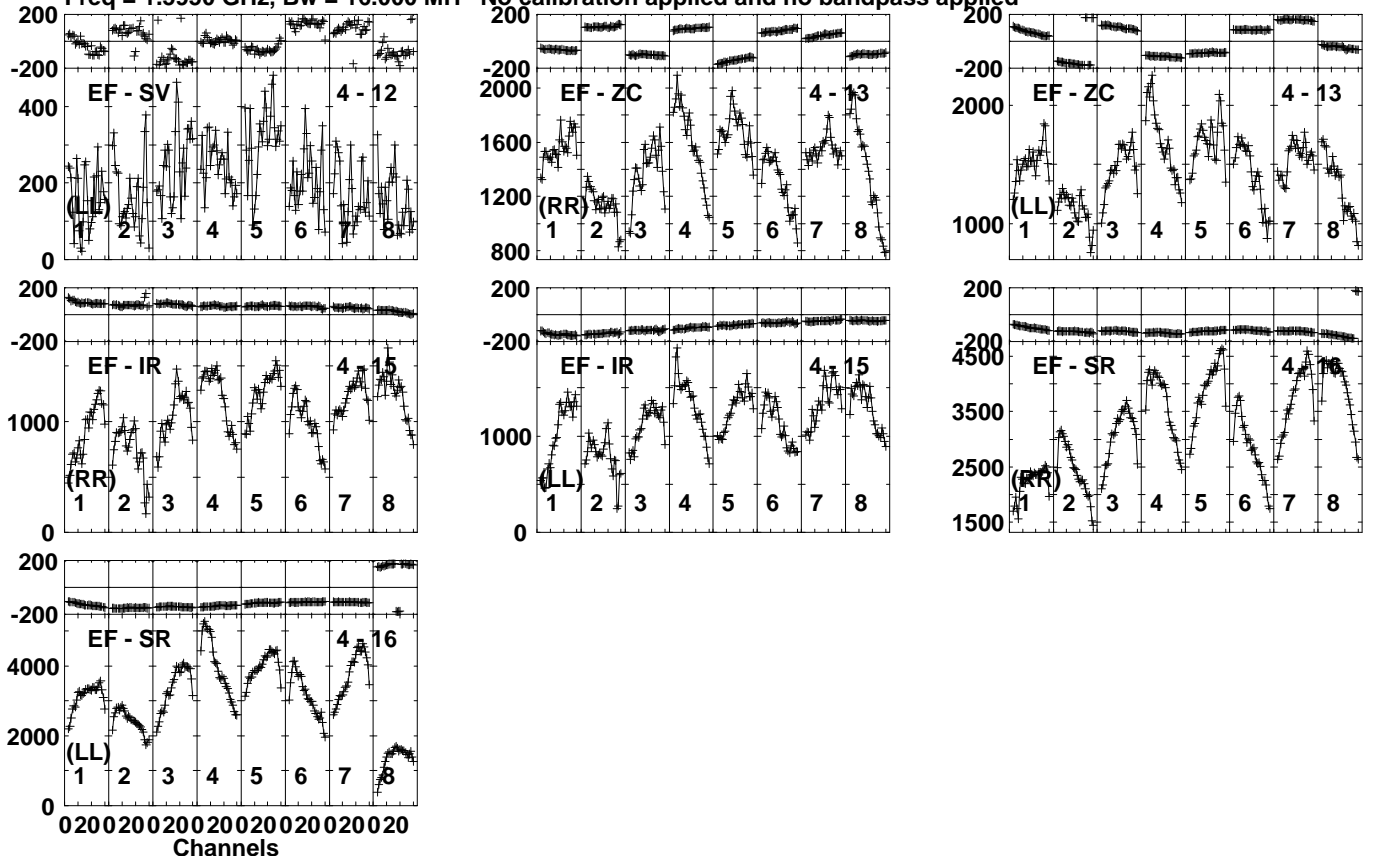
Lower frame: Milli Ampl Jy Top frame: Phas deg
Vector averaged cross-power spectrum Several baselines displayed
Timerange: 00/17:45:00 to 00/17:46:39

Plot file version 587 created 15-NOV-2022 11:02:42

J1716+2616 EB081B 1.UVDATA.1

Freq = 1.5950 GHz, Bw = 16.000 MH

No calibration applied and no bandpass applied

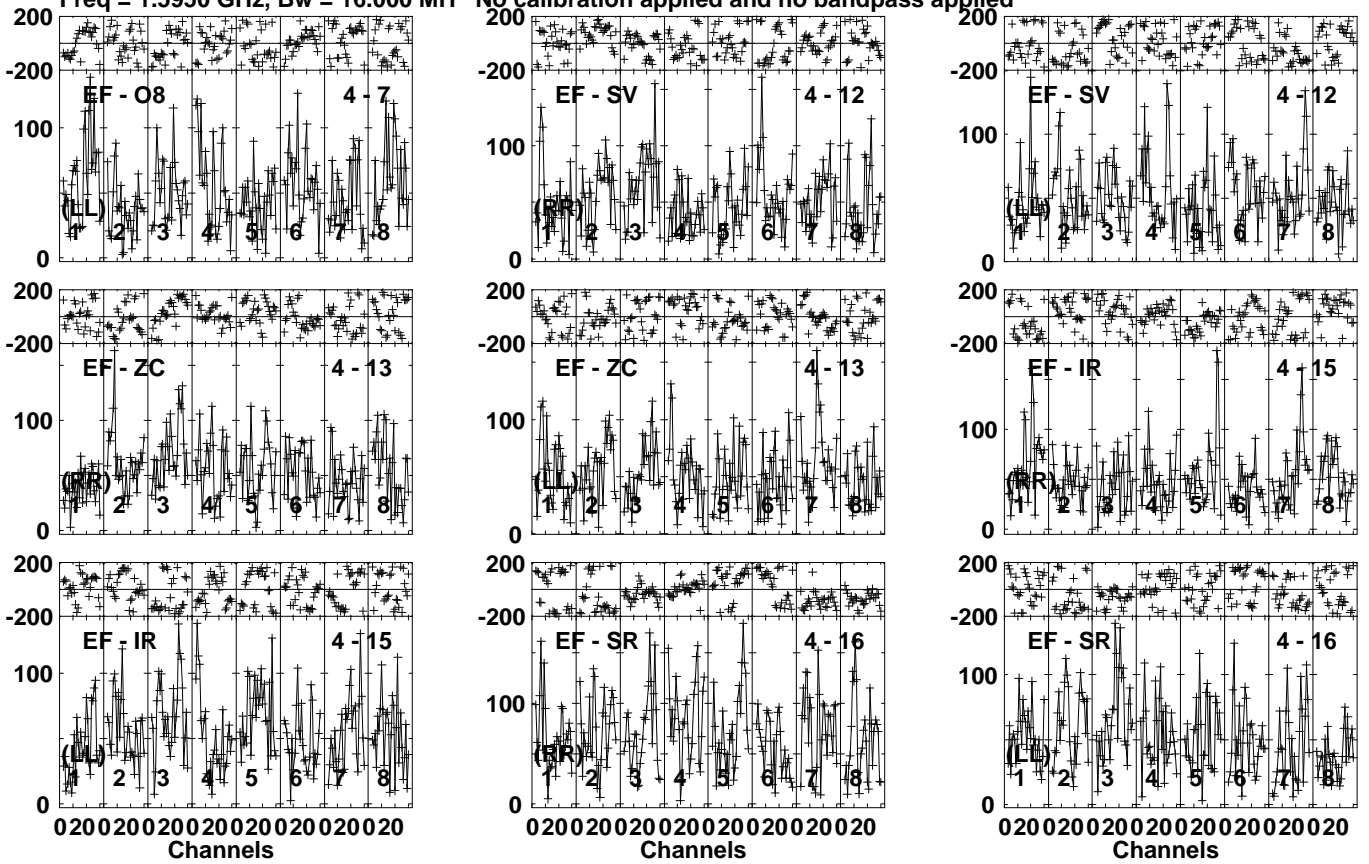


Lower frame: Micro Ampl Jy Top frame: Phas deg
Vector averaged cross-power spectrum Several baselines displayed
Timerange: 00/17:45:00 to 00/17:46:39

Plot file version 589 created 15-NOV-2022 11:02:42

ROSS867 EB081B 1.UVDATA.1

Freq = 1.5950 GHz, Bw = 16.000 MH No calibration applied and no bandpass applied



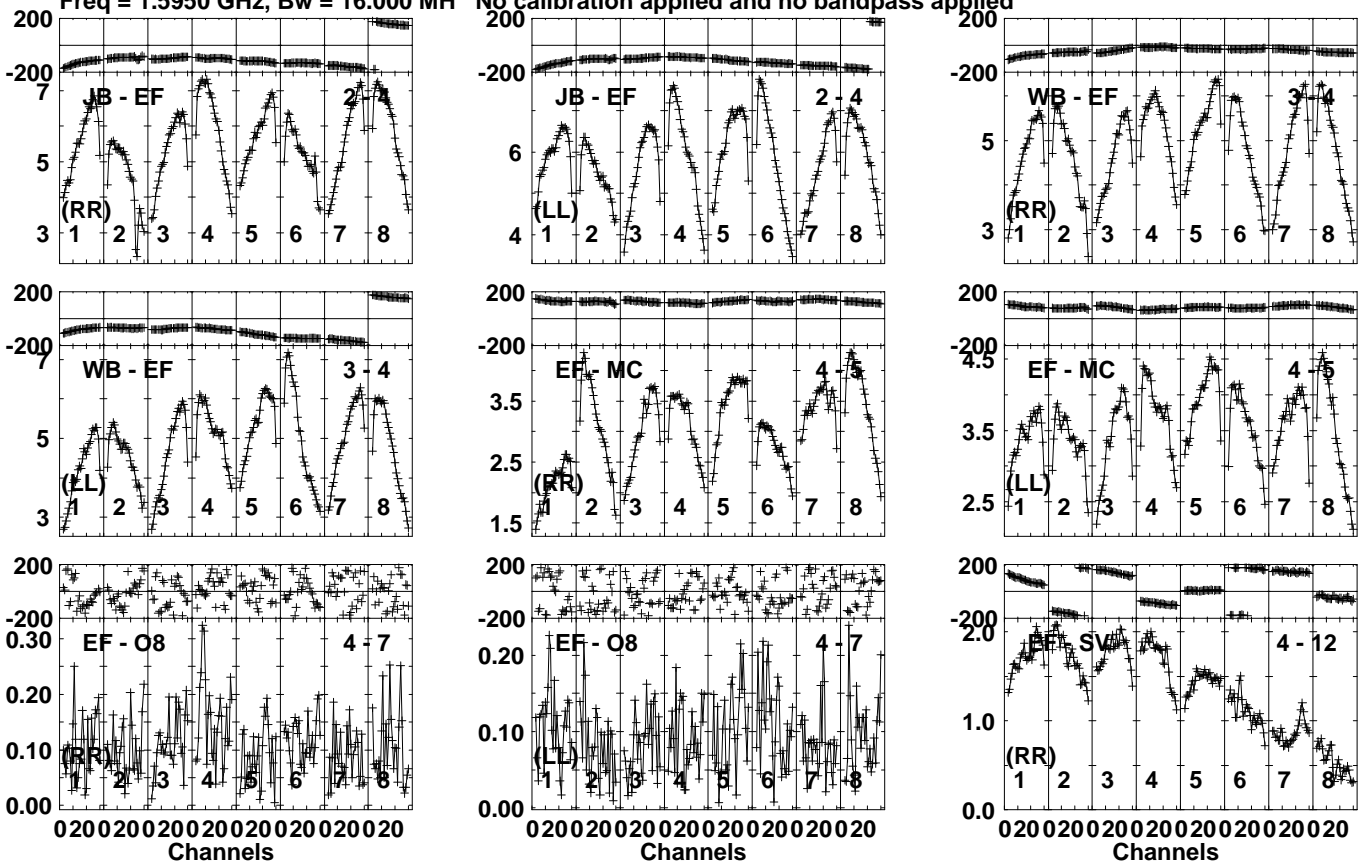
Lower frame: Micro Ampl Jy Top frame: Phas deg
Vector averaged cross-power spectrum Several baselines displayed
Timerange: 00/17:46:40 to 00/17:51:39

Plot file version 590 created 15-NOV-2022 11:02:43

J1722+2458 EB081B 1.UVDATA.1

Freq = 1.5950 GHz, Bw = 16.000 MH

No calibration applied and no bandpass applied



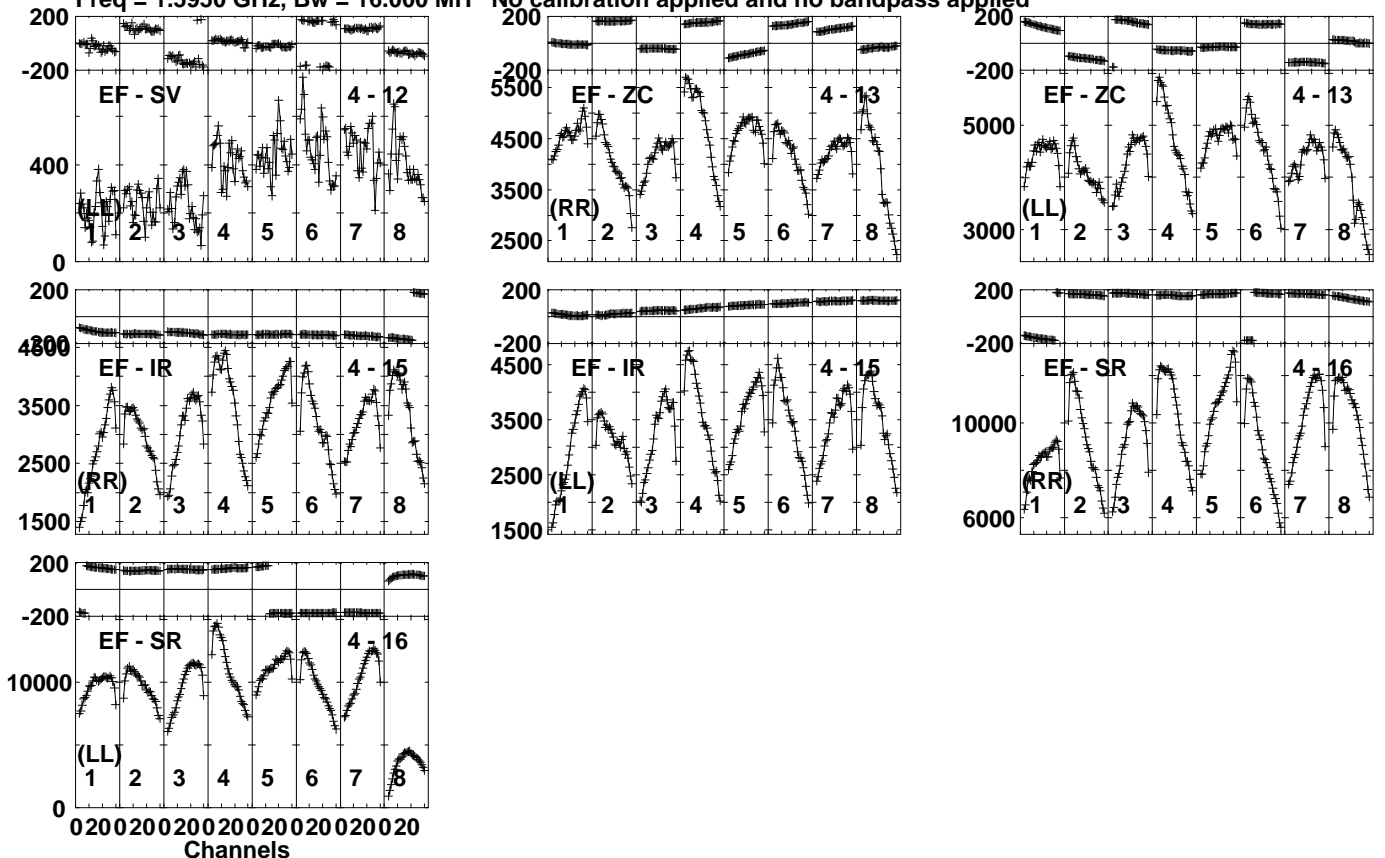
Lower frame: Milli Ampl Jy Top frame: Phas deg
Vector averaged cross-power spectrum Several baselines displayed
Timerange: 00/17:52:10 to 00/17:53:20

Plot file version 591 created 15-NOV-2022 11:02:43

J1722+2458 EB081B 1.UVDATA.1

Freq = 1.5950 GHz, Bw = 16.000 MH

No calibration applied and no bandpass applied



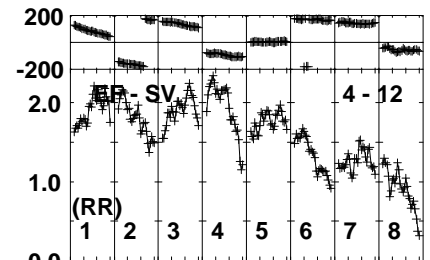
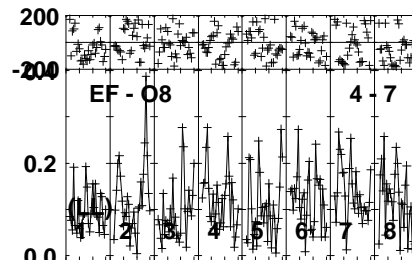
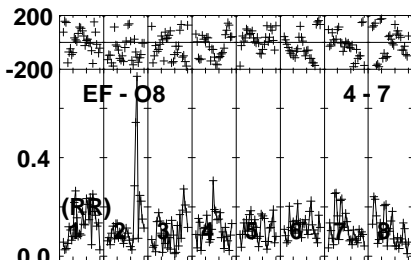
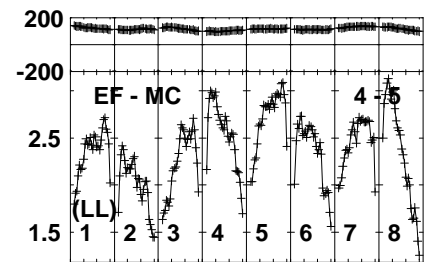
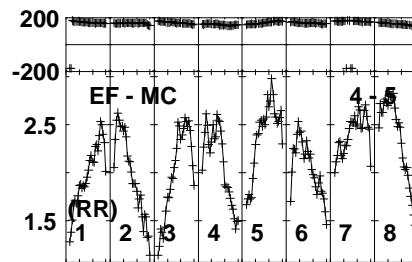
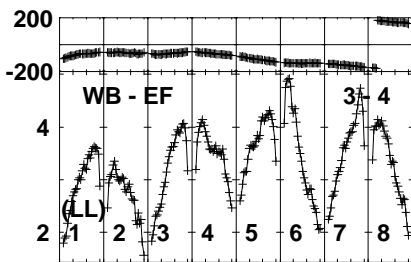
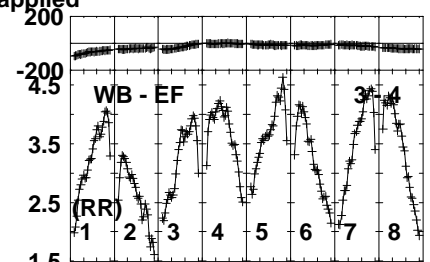
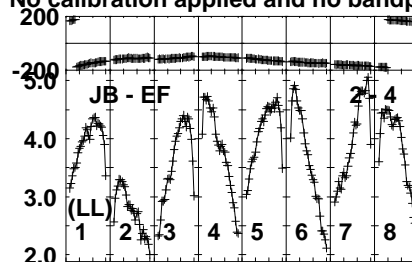
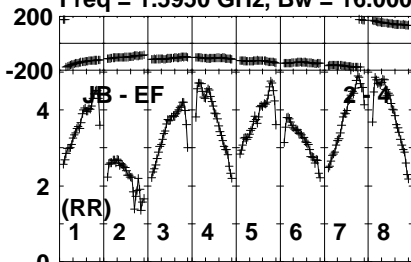
Lower frame: Micro Ampl Jy Top frame: Phas deg
Vector averaged cross-power spectrum Several baselines displayed
Timerange: 00/17:52:10 to 00/17:53:20

Plot file version 592 created 15-NOV-2022 11:02:43

J1722+2815 EB081B 1.UVDATA.1

Freq = 1.5950 GHz, Bw = 16.000 MH

No calibration applied and no bandpass applied



Lower frame: Milli Ampl Jy Top frame: Phas deg

Vector averaged cross-power spectrum Several baselines displayed

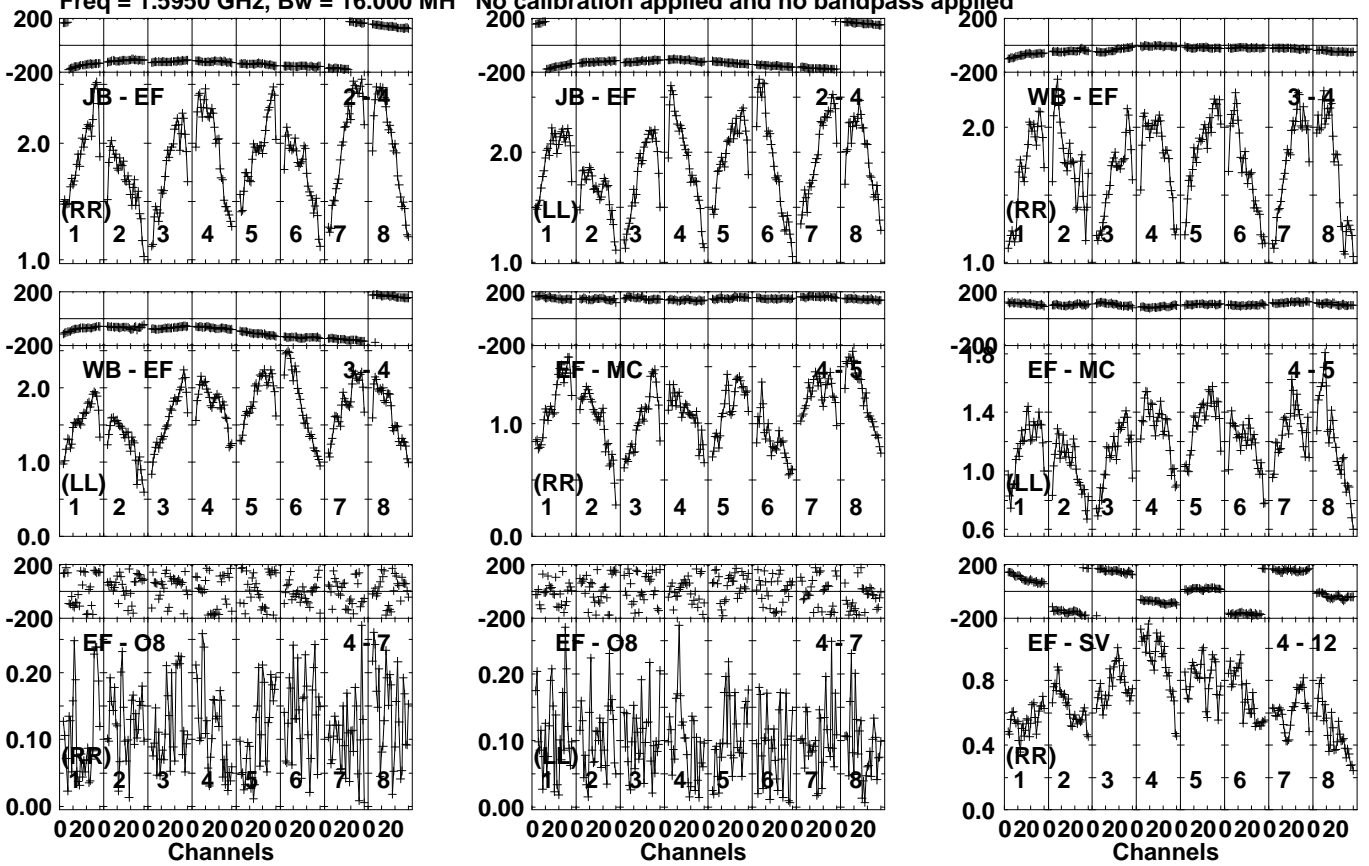
Timerange: 00/17:53:21 to 00/17:55:00

Plot file version 594 created 15-NOV-2022 11:02:43

J1716+2616 EB081B 1.UVDATA.1

Freq = 1.5950 GHz, Bw = 16.000 MH

No calibration applied and no bandpass applied

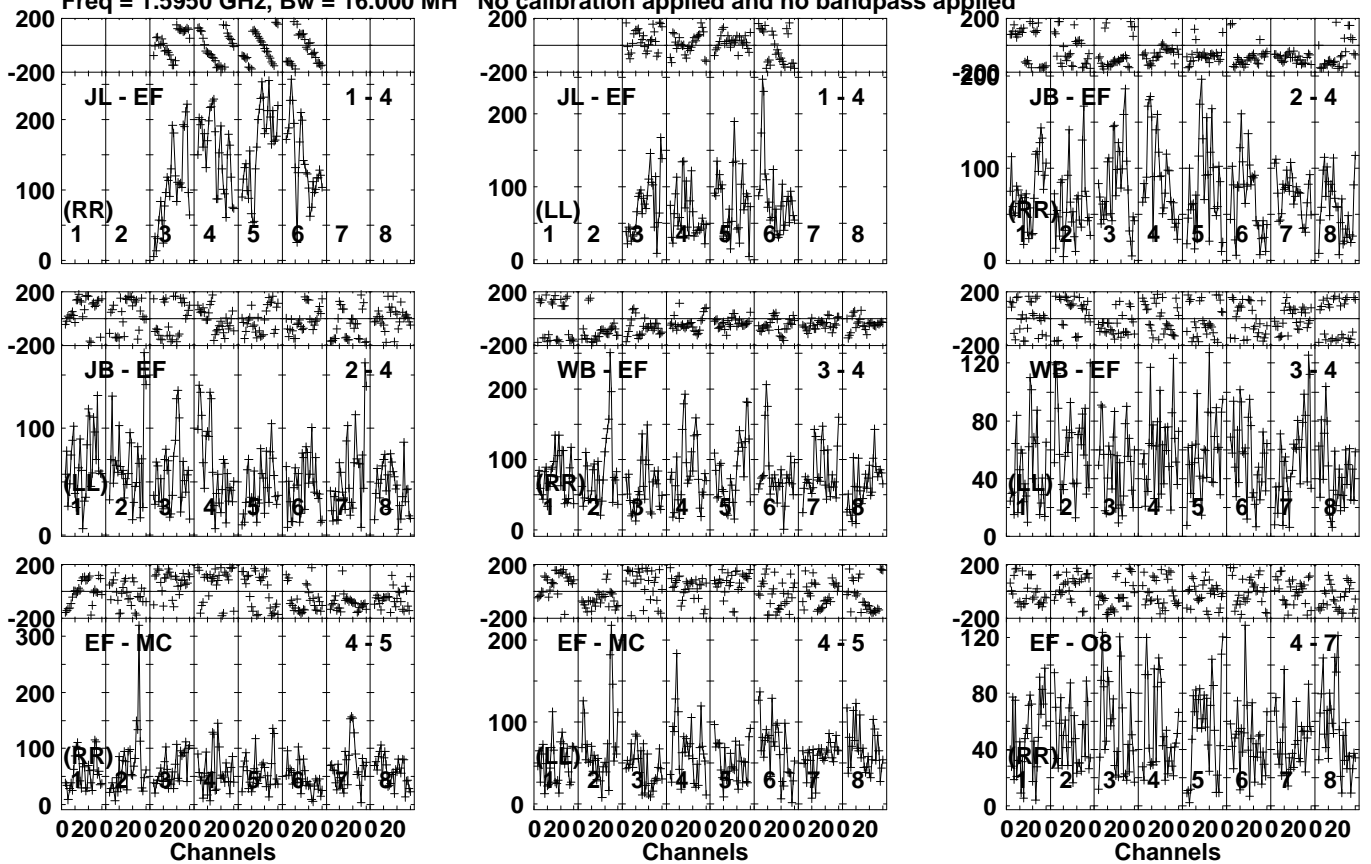


Lower frame: Milli Ampl Jy Top frame: Phas deg
Vector averaged cross-power spectrum Several baselines displayed
Timerange: 00/17:55:00 to 00/17:56:39

Plot file version 596 created 15-NOV-2022 11:02:44

ROSS867 EB081B 1.UVDATA.1

Freq = 1.5950 GHz, Bw = 16.000 MH No calibration applied and no bandpass applied



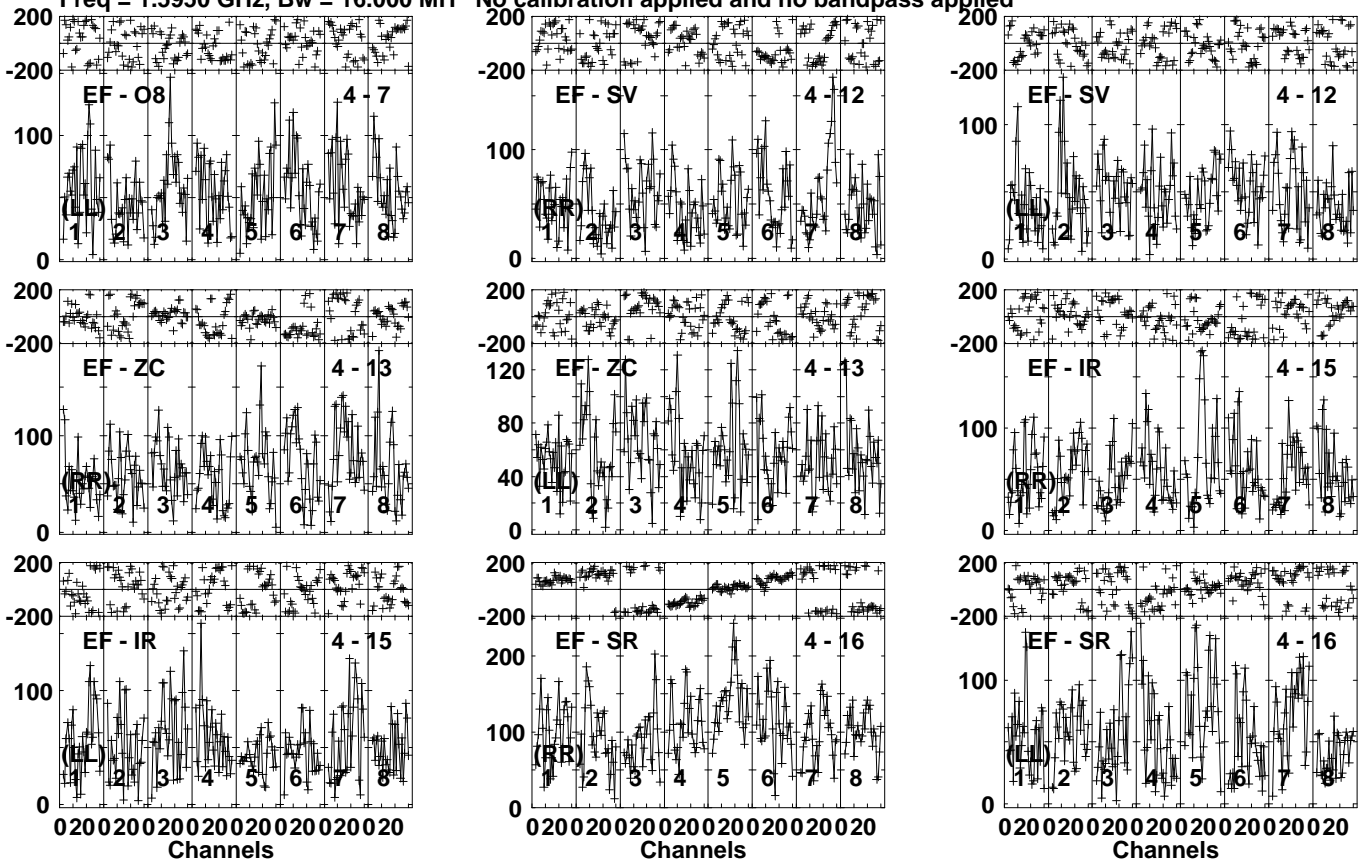
Lower frame: Micro Ampl Jy Top frame: Phas deg
Vector averaged cross-power spectrum Several baselines displayed
Timerange: 00:17:56:41 to 00:18:01:40

Plot file version 597 created 15-NOV-2022 11:02:44

ROSS867 EB081B 1.UVDATA.1

Freq = 1.5950 GHz, Bw = 16.000 MH

No calibration applied and no bandpass applied

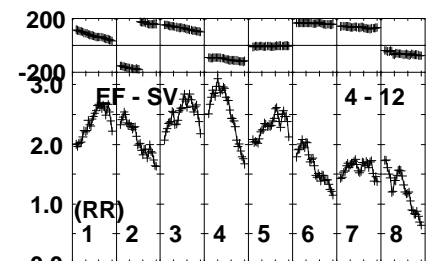
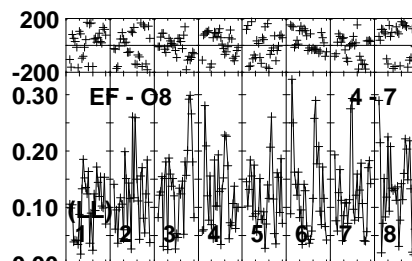
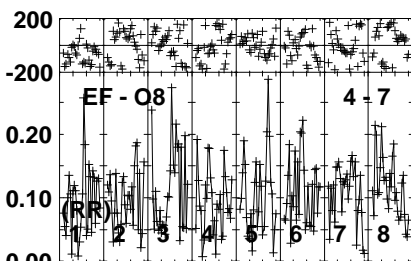
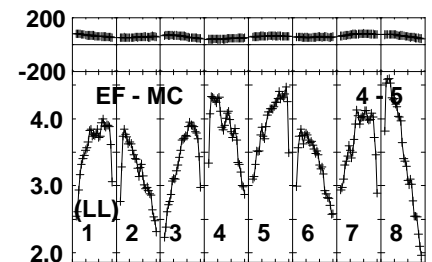
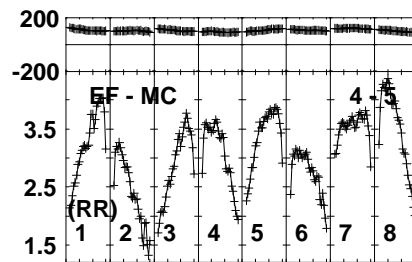
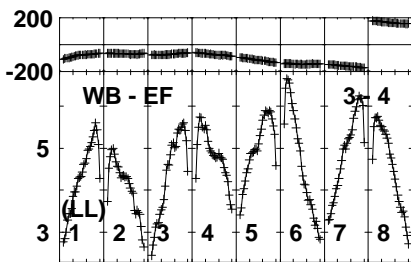
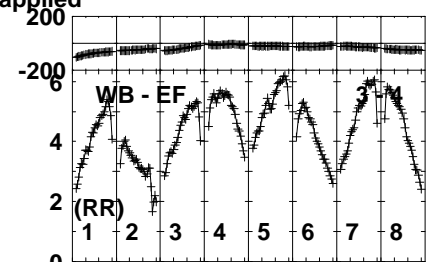
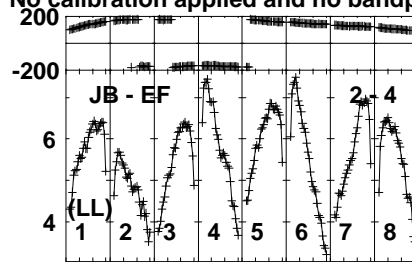
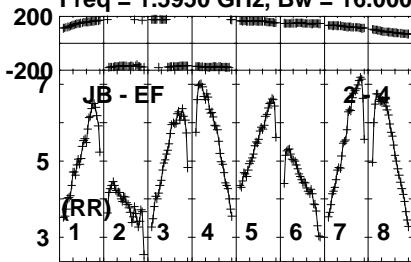


Plot file version 598 created 15-NOV-2022 11:02:44

J1722+2458 EB081B 1.UVDATA.1

Freq = 1.5950 GHz, Bw = 16.000 MH

No calibration applied and no bandpass applied



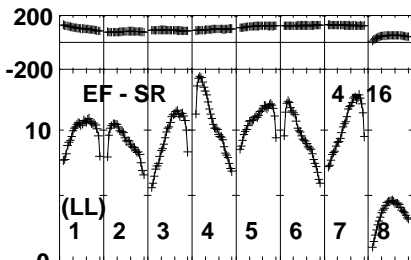
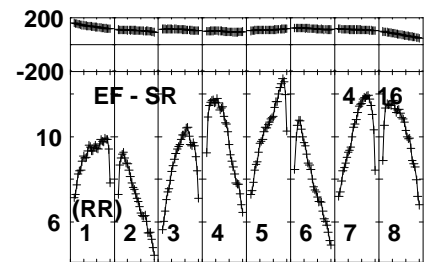
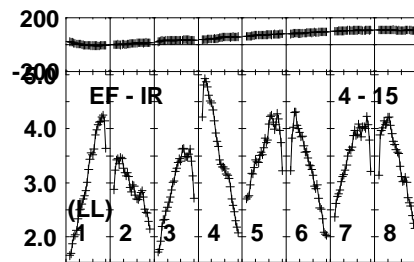
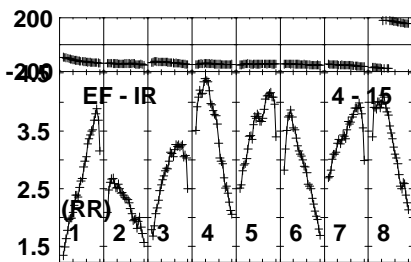
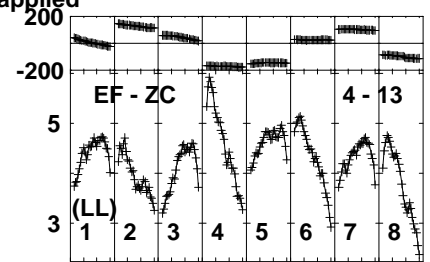
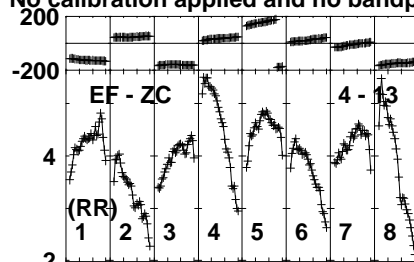
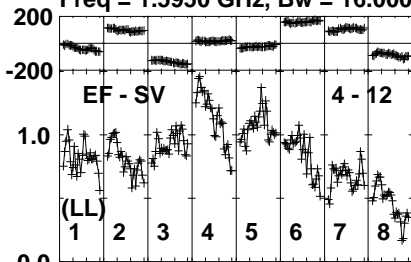
Lower frame: Milli Ampl Jy Top frame: Phas deg
Vector averaged cross-power spectrum Several baselines displayed
Timerange: 00:18:02:11 to 00:18:03:19

Plot file version 599 created 15-NOV-2022 11:02:44

J1722+2458 EB081B 1.UVDATA.1

Freq = 1.5950 GHz, Bw = 16.000 MH

No calibration applied and no bandpass applied



020020020020020020020020

Channels

Lower frame: Milli Ampl Jy Top frame: Phas deg

Vector averaged cross-power spectrum Several baselines displayed

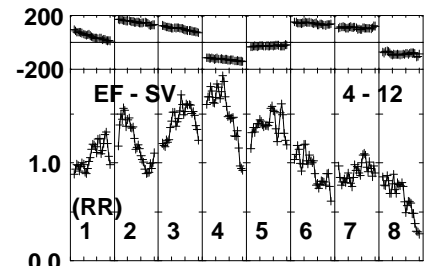
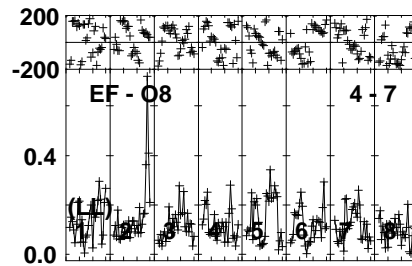
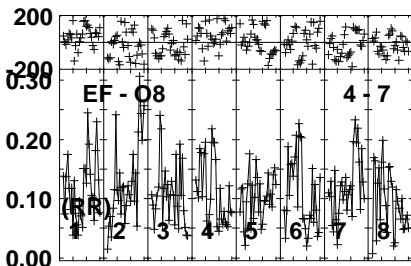
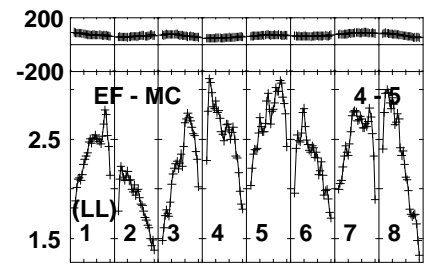
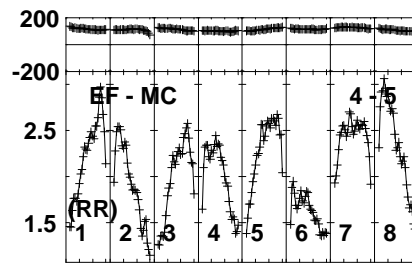
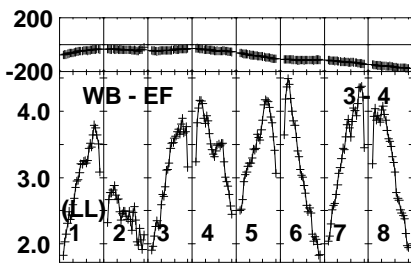
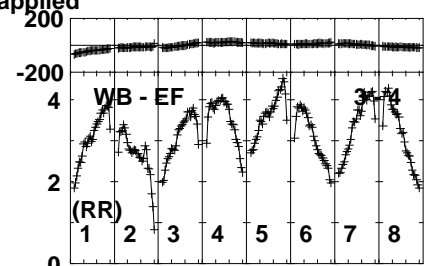
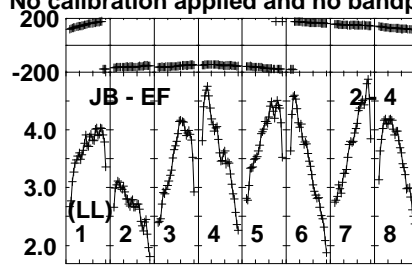
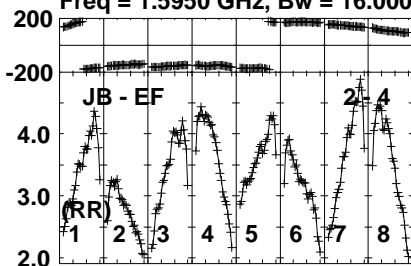
Timerange: 00/18:02:11 to 00/18:03:19

Plot file version 600 created 15-NOV-2022 11:02:44

J1722+2815 EB081B 1.UVDATA.1

Freq = 1.5950 GHz, Bw = 16.000 MH

No calibration applied and no bandpass applied



Lower frame: Milli Ampl Jy Top frame: Phas deg

Vector averaged cross-power spectrum Several baselines displayed

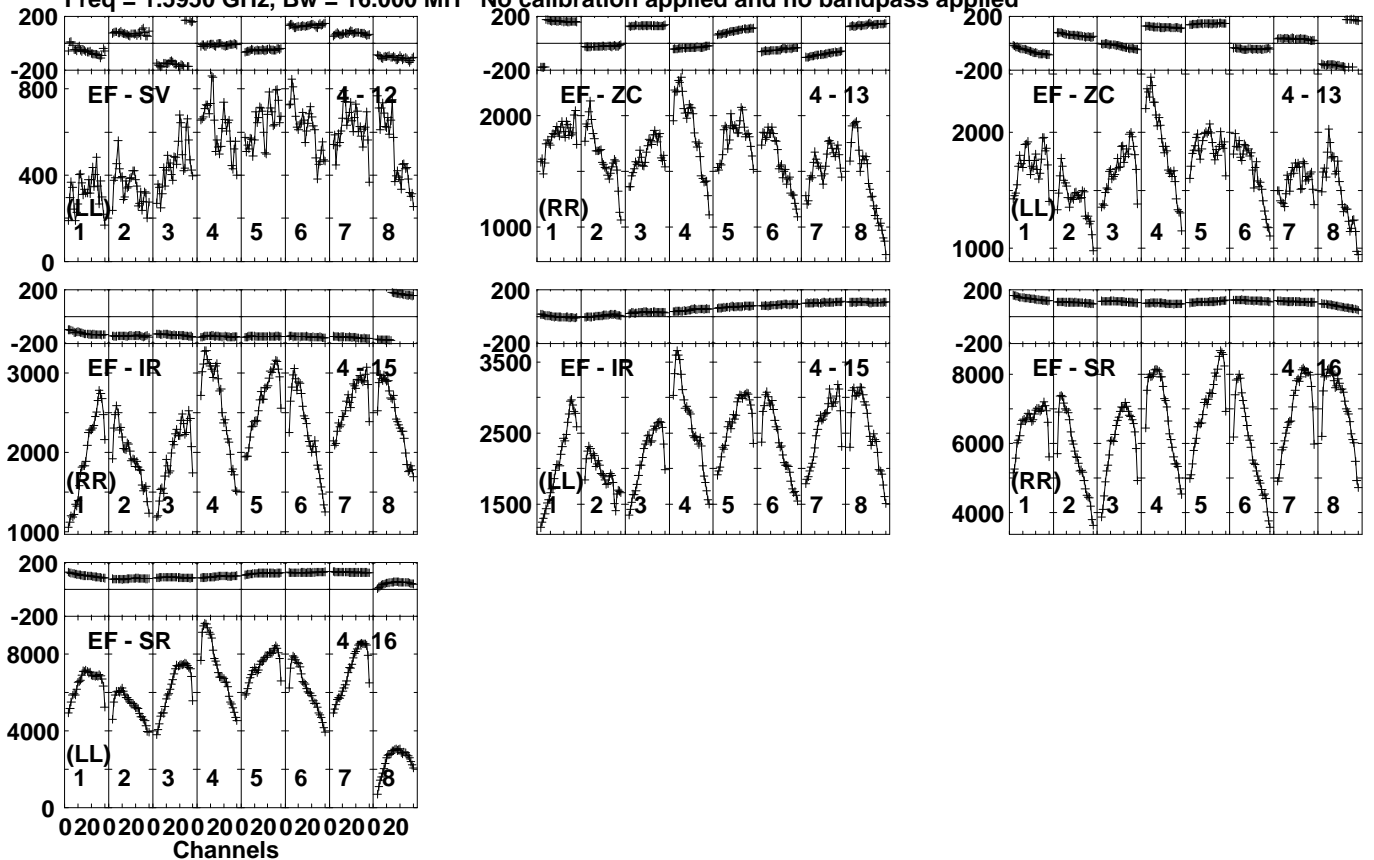
Timerange: 00/18:03:21 to 00/18:05:00

Plot file version 601 created 15-NOV-2022 11:02:44

J1722+2815 EB081B 1.UVDATA.1

Freq = 1.5950 GHz, Bw = 16.000 MH

No calibration applied and no bandpass applied



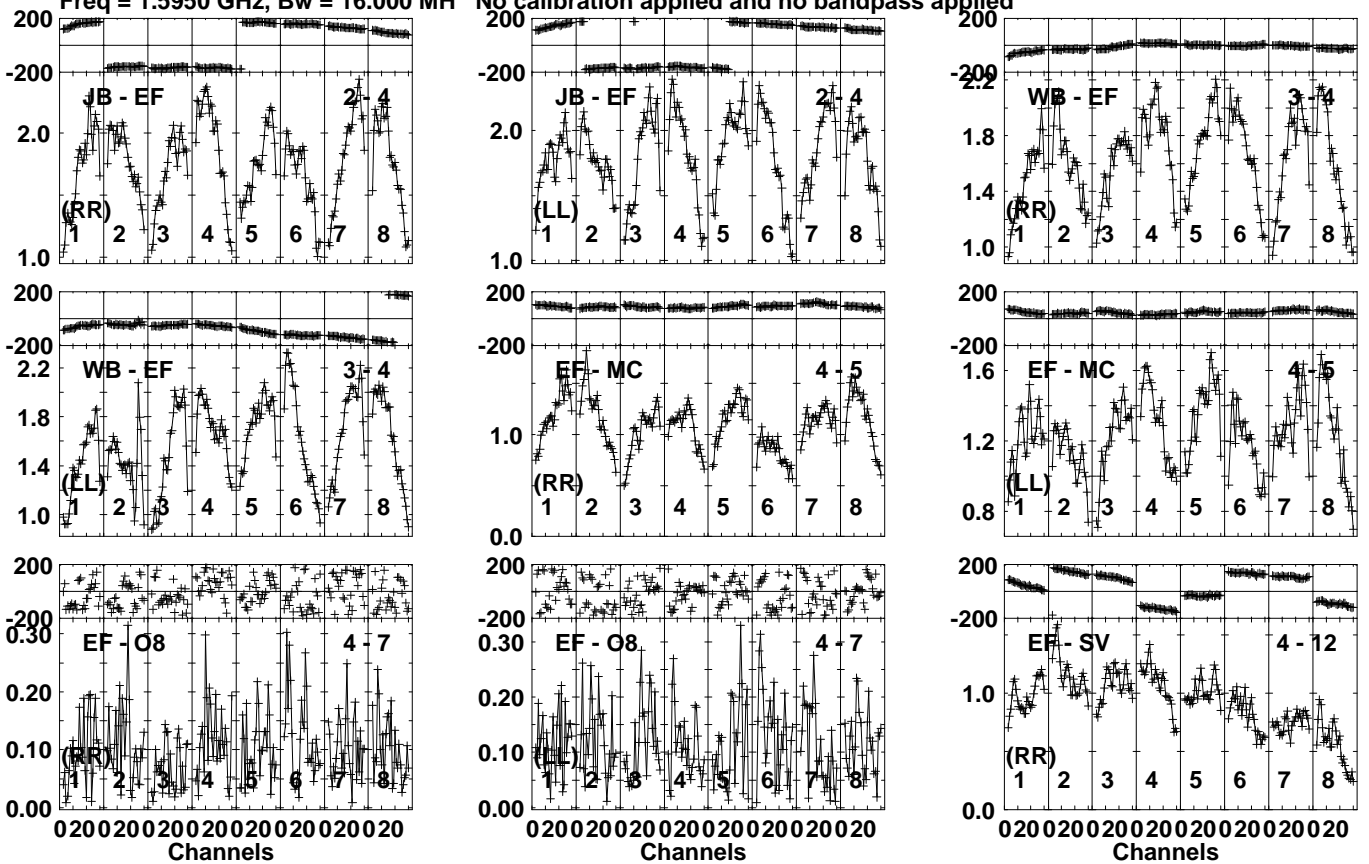
Lower frame: Micro Ampl Jy Top frame: Phas deg
Vector averaged cross-power spectrum Several baselines displayed
Timerange: 00/18:03:21 to 00/18:05:00

Plot file version 602 created 15-NOV-2022 11:02:44

J1716+2616 EB081B 1.UVDATA.1

Freq = 1.5950 GHz, Bw = 16.000 MH

No calibration applied and no bandpass applied



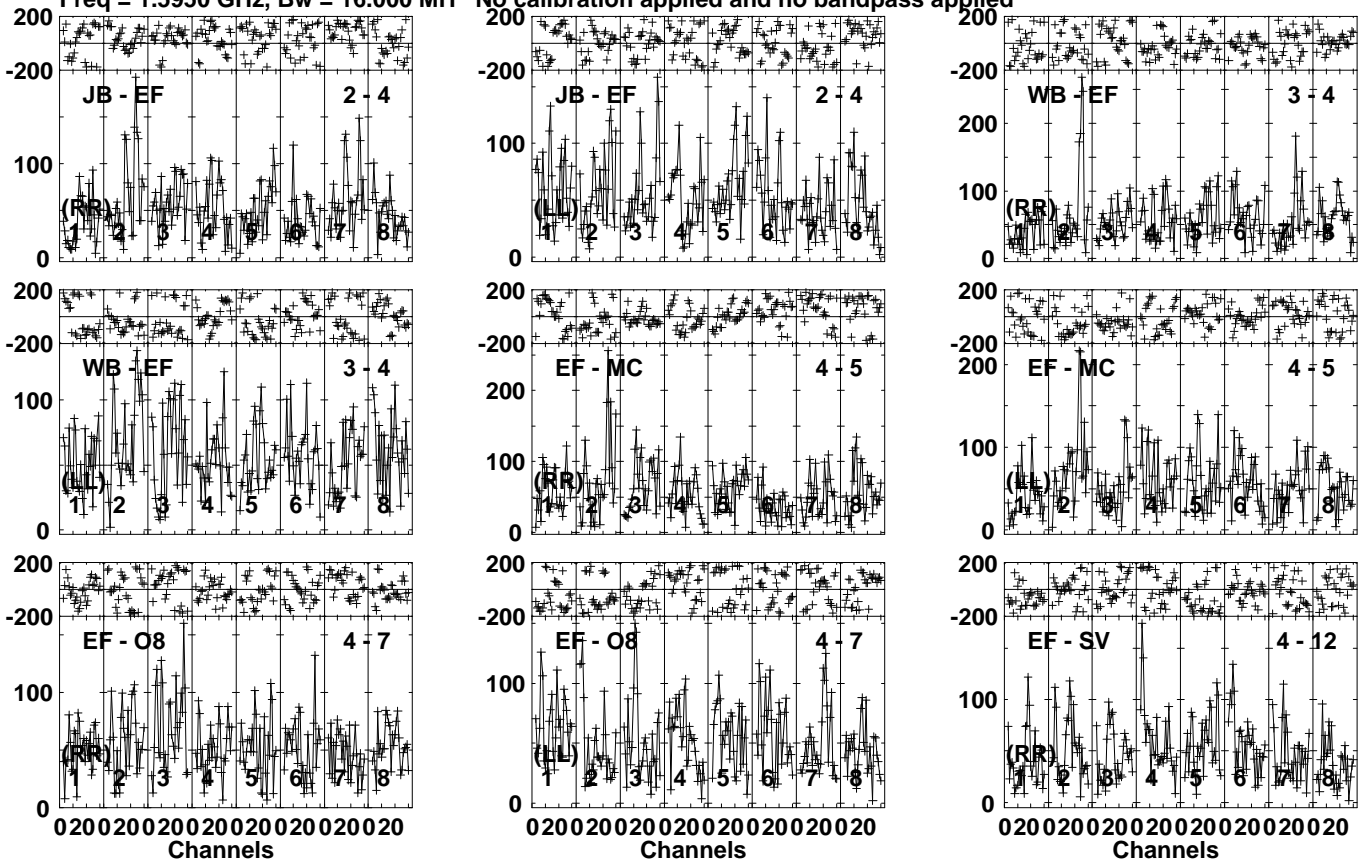
Lower frame: Milli Ampl Jy Top frame: Phas deg
Vector averaged cross-power spectrum Several baselines displayed
Timerange: 00/18:05:00 to 00/18:06:39

Plot file version 604 created 15-NOV-2022 11:02:45

ROSS867 EB081B 1.UVDATA.1

Freq = 1.5950 GHz, Bw = 16.000 MH

No calibration applied and no bandpass applied



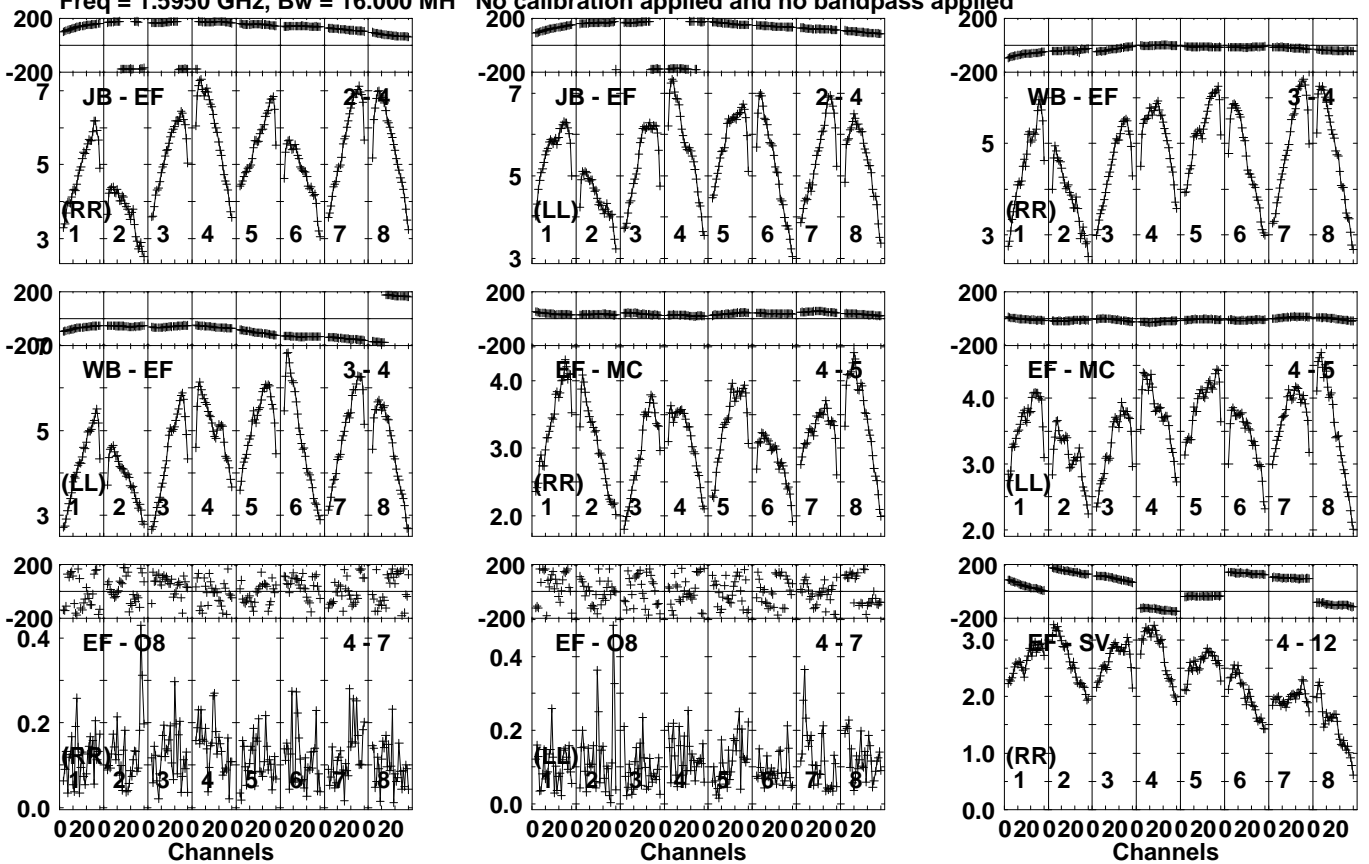
Lower frame: Micro Ampl Jy Top frame: Phas deg
Vector averaged cross-power spectrum Several baselines displayed
Timerange: 00/18:06:40 to 00/18:11:39

Plot file version 606 created 15-NOV-2022 11:02:45

J1722+2458 EB081B 1.UVDATA.1

Freq = 1.5950 GHz, Bw = 16.000 MH

No calibration applied and no bandpass applied



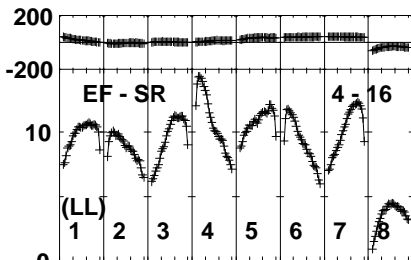
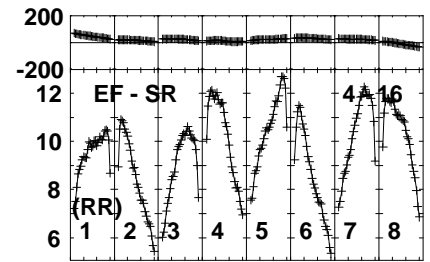
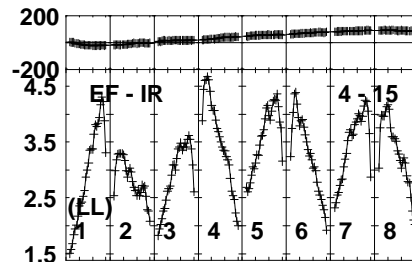
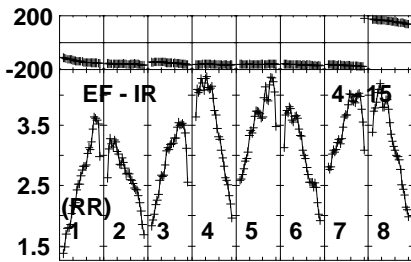
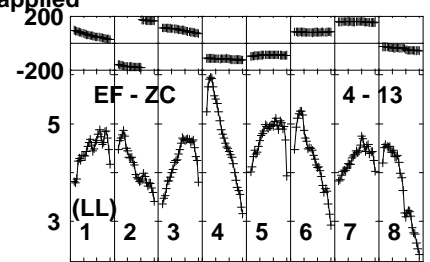
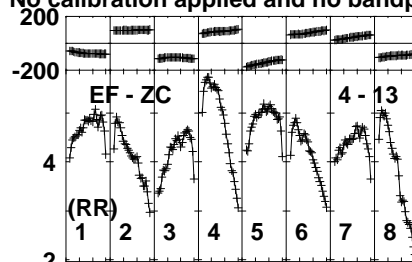
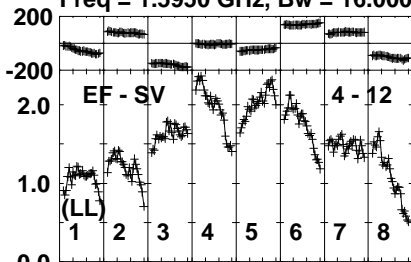
Lower frame: Milli Ampl Jy Top frame: Phas deg
Vector averaged cross-power spectrum Several baselines displayed
Timerange: 00/18:12:12 to 00/18:13:20

Plot file version 607 created 15-NOV-2022 11:02:45

J1722+2458 EB081B 1.UVDATA.1

Freq = 1.5950 GHz, Bw = 16.000 MH

No calibration applied and no bandpass applied



020020020020020020020020020
Channels

Lower frame: Milli Ampl Jy Top frame: Phas deg

Vector averaged cross-power spectrum Several baselines displayed

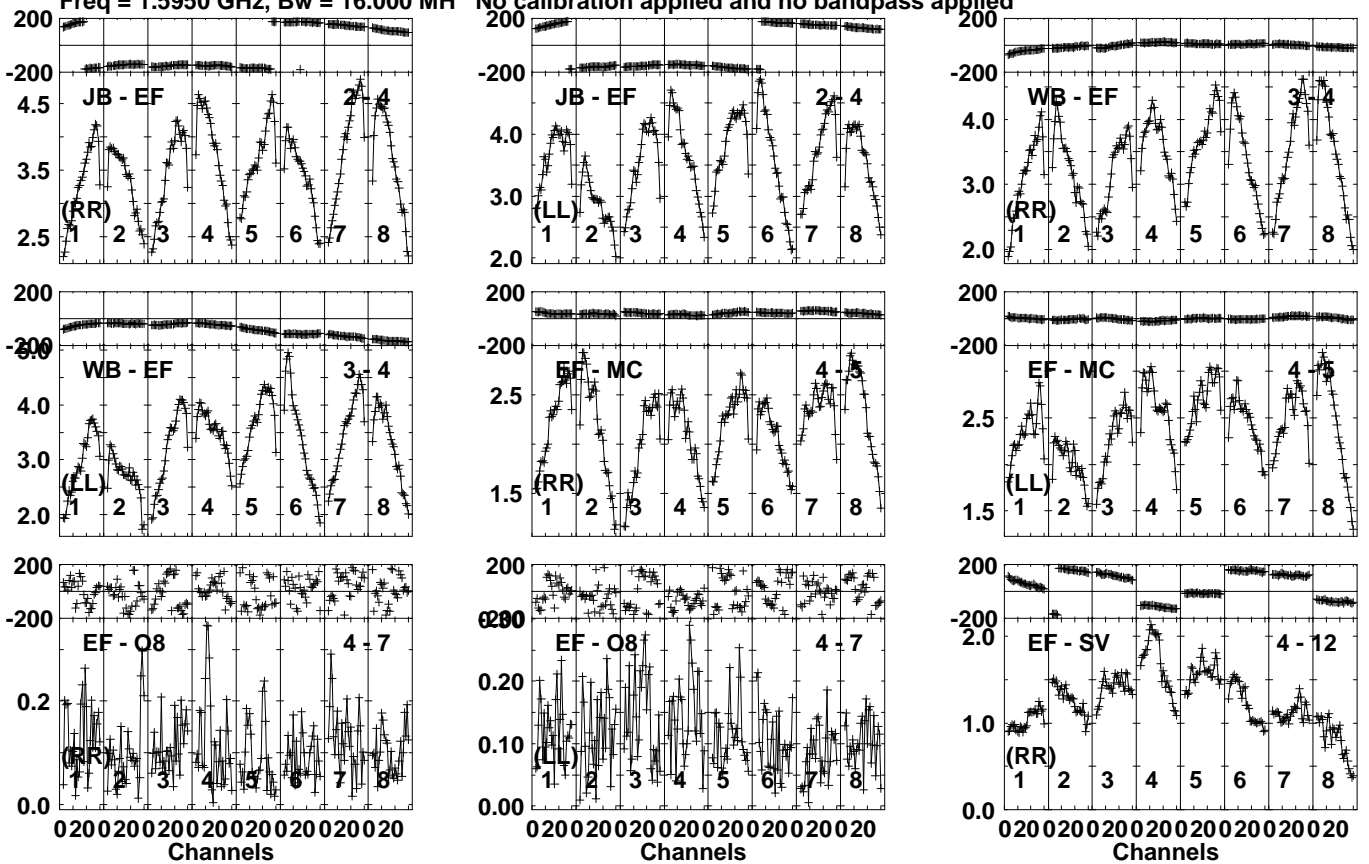
Timerange: 00/18:12:12 to 00/18:13:20

Plot file version 608 created 15-NOV-2022 11:02:45

J1722+2815 EB081B 1.UVDATA.1

Freq = 1.5950 GHz, Bw = 16.000 MH

No calibration applied and no bandpass applied



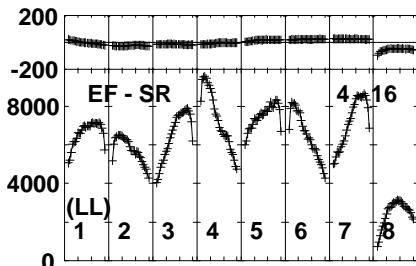
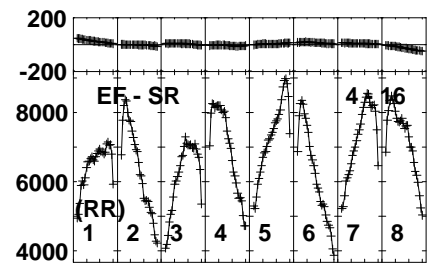
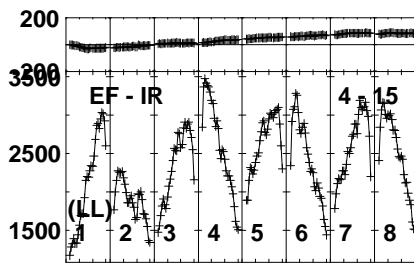
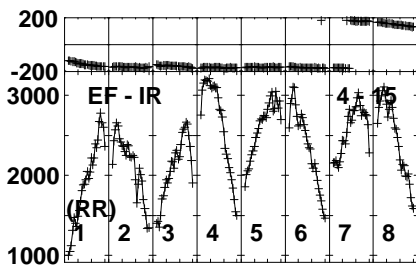
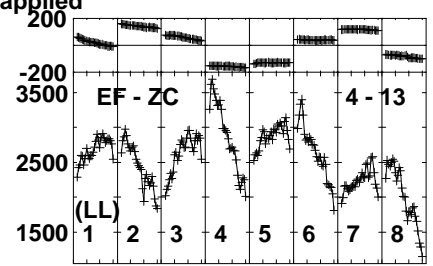
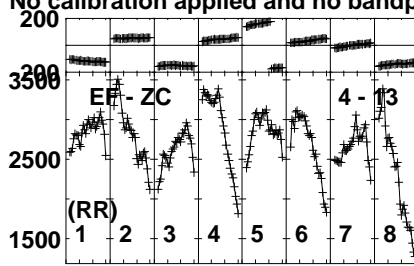
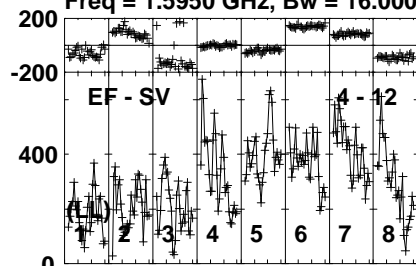
Lower frame: Milli Ampl Jy Top frame: Phas deg
Vector averaged cross-power spectrum Several baselines displayed
Timerange: 00/18:13:21 to 00/18:15:00

Plot file version 609 created 15-NOV-2022 11:02:45

J1722+2815 EB081B 1.UVDATA.1

Freq = 1.5950 GHz, Bw = 16.000 MH

No calibration applied and no bandpass applied



020020020020020020020020

Channels

Lower frame: Micro Ampl Jy Top frame: Phas deg

Vector averaged cross-power spectrum Several baselines displayed

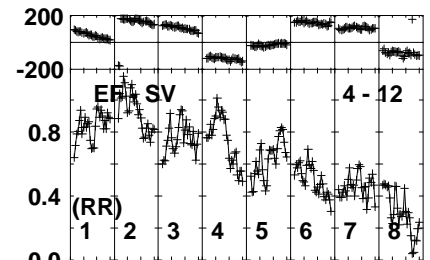
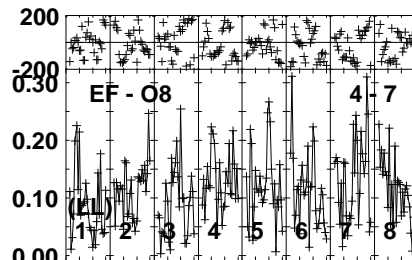
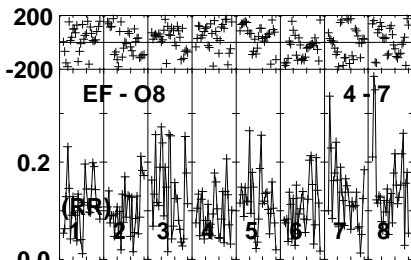
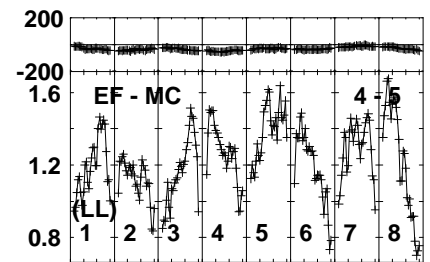
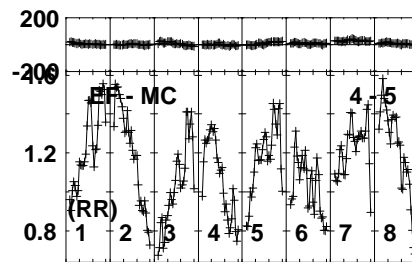
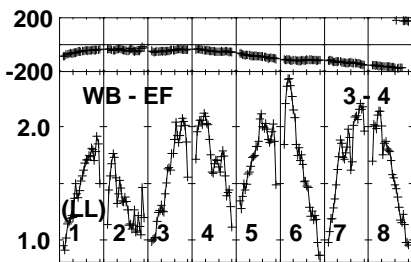
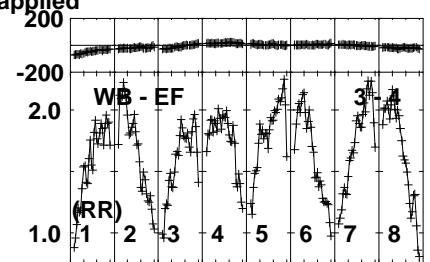
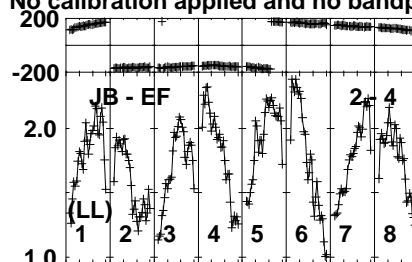
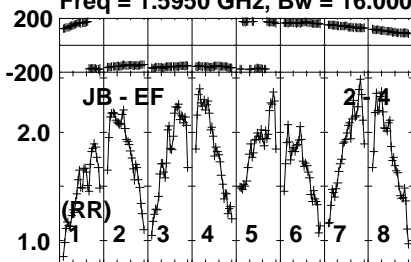
Timerange: 00/18:13:21 to 00/18:15:00

Plot file version 610 created 15-NOV-2022 11:02:46

J1716+2616 EB081B 1.UVDATA.1

Freq = 1.5950 GHz, Bw = 16.000 MH

No calibration applied and no bandpass applied



Lower frame: Milli Ampl Jy Top frame: Phas deg

Vector averaged cross-power spectrum Several baselines displayed

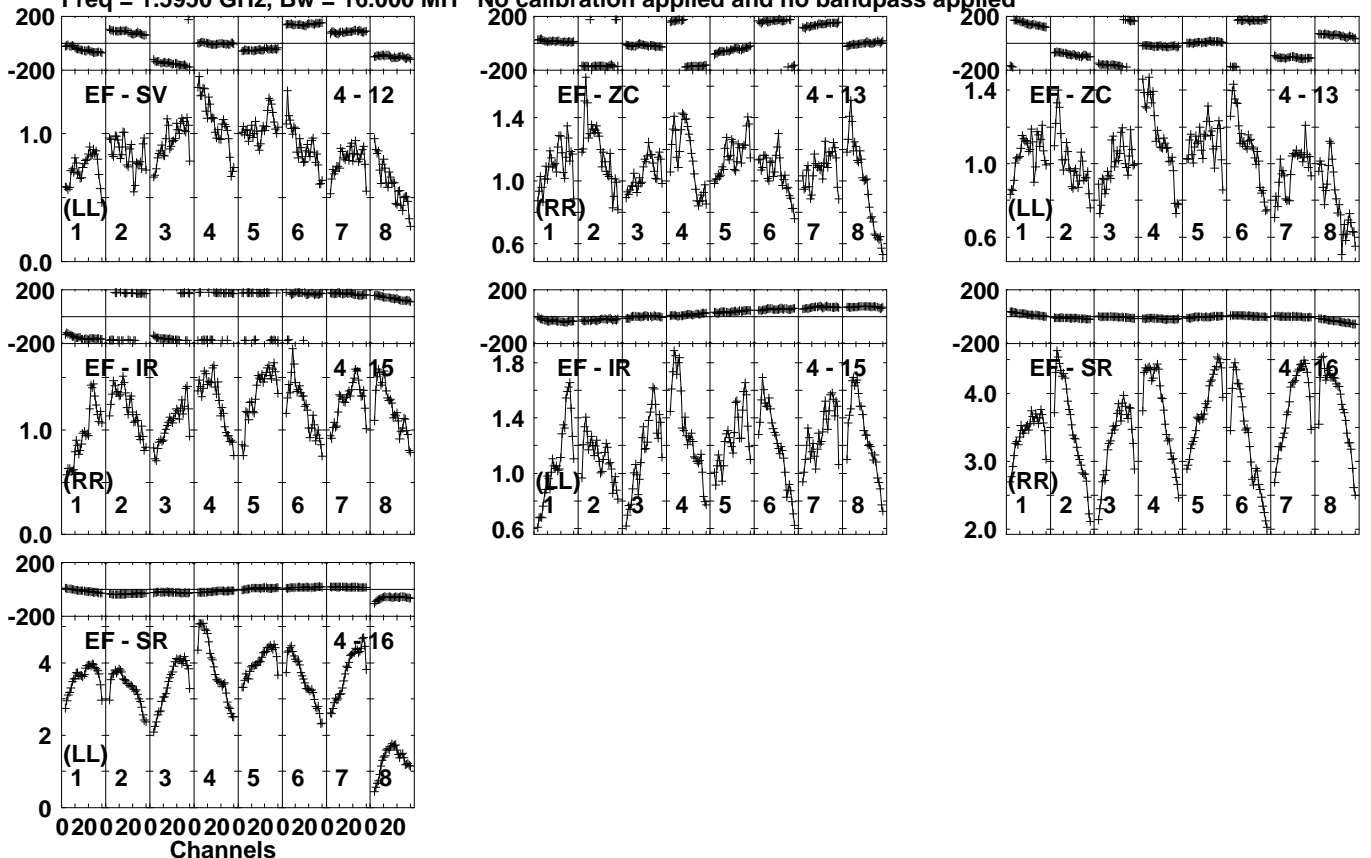
Timerange: 00/18:15:01 to 00/18:16:40

Plot file version 611 created 15-NOV-2022 11:02:46

J1716+2616 EB081B 1.UVDATA.1

Freq = 1.5950 GHz, Bw = 16.000 MH

No calibration applied and no bandpass applied



Lower frame: Milli Ampl Jy Top frame: Phas deg

Vector averaged cross-power spectrum Several baselines displayed

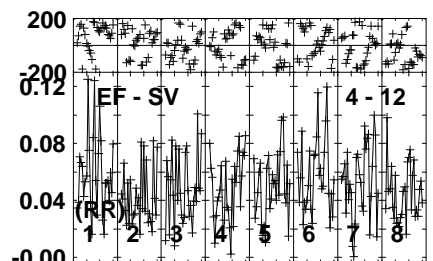
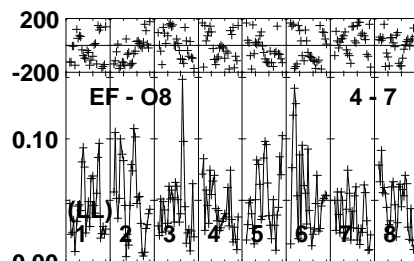
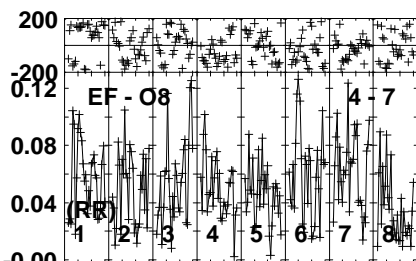
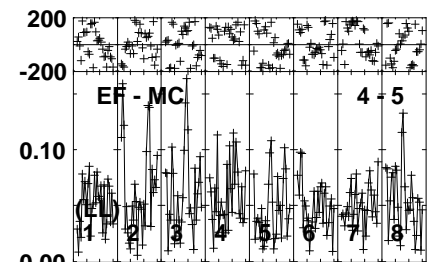
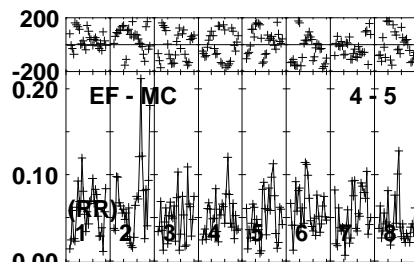
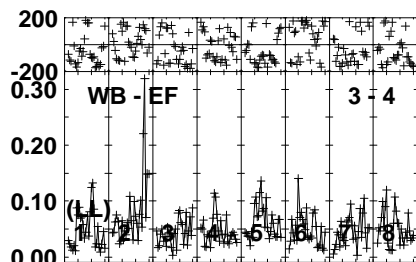
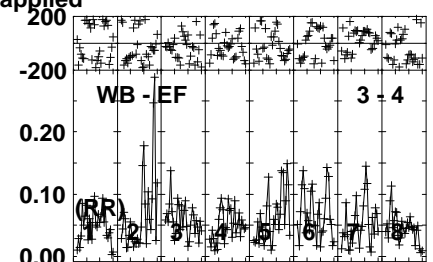
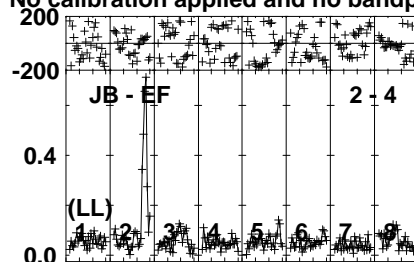
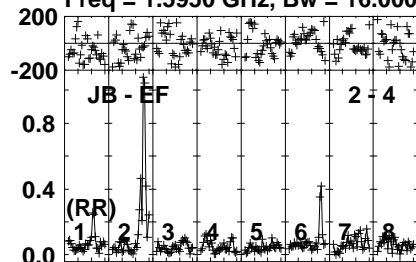
Timerange: 00/18:15:01 to 00/18:16:40

Plot file version 612 created 15-NOV-2022 11:02:46

ROSS867 EB081B 1.UVDATA.1

Freq = 1.5950 GHz, Bw = 16.000 MH

No calibration applied and no bandpass applied




Lower frame: Milli Ampl Jy Top frame: Phas deg
Vector averaged cross-power spectrum Several baselines displayed
Timerange: 00/18:16:40 to 00/18:21:40

Plot file version 613 created 15-NOV-2022 11:02:46

ROSS867 EB081B 1.UVDATA.1

Freq = 1.5950 GHz, Bw = 16.000 MH No calibration applied and no bandpass applied



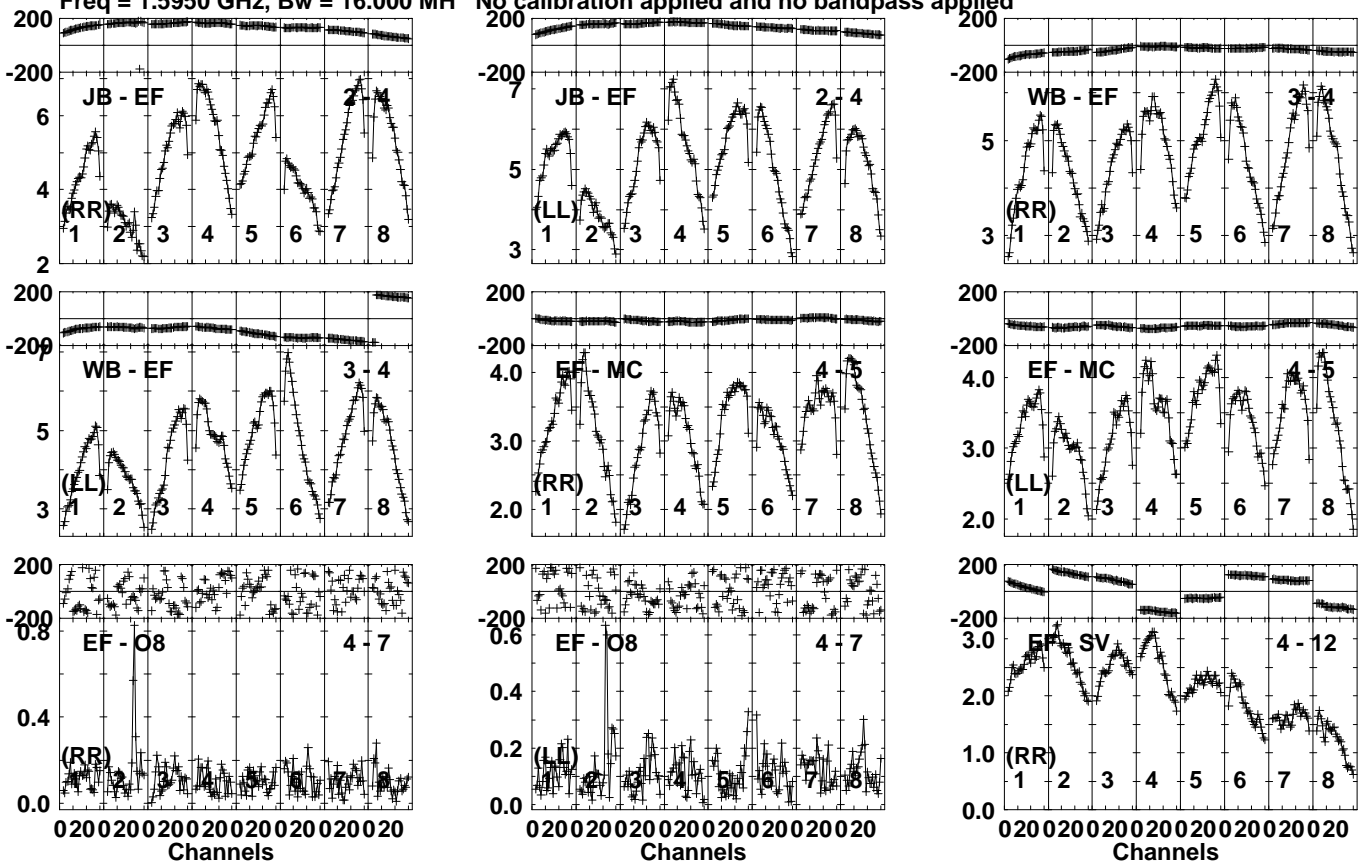
Lower frame: Micro Ampl Jy Top frame: Phas deg
Vector averaged cross-power spectrum Several baselines displayed
Timerange: 00/18:16:40 to 00/18:21:40

Plot file version 614 created 15-NOV-2022 11:02:46

J1722+2458 EB081B 1.UVDATA.1

Freq = 1.5950 GHz, Bw = 16.000 MH

No calibration applied and no bandpass applied



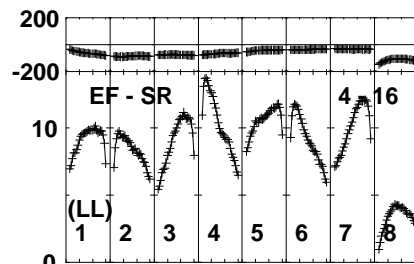
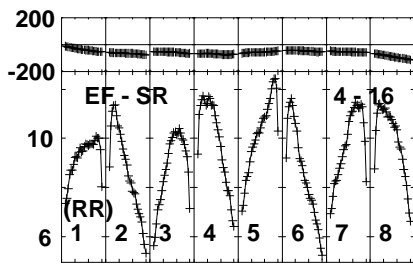
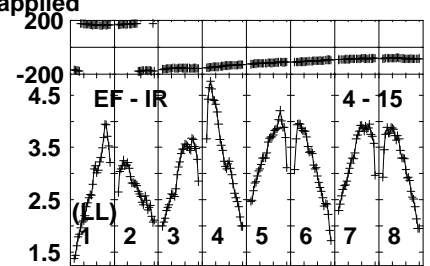
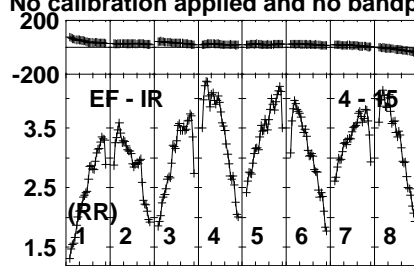
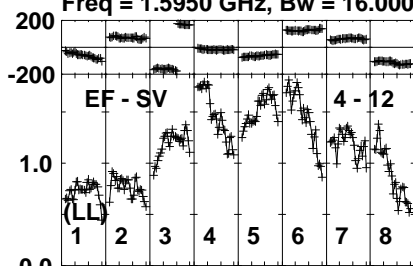
Lower frame: Milli Ampl Jy Top frame: Phas deg
Vector averaged cross-power spectrum Several baselines displayed
Timerange: 00/18:22:12 to 00/18:23:20

Plot file version 615 created 15-NOV-2022 11:02:46

J1722+2458 EB081B 1.UVDATA.1

Freq = 1.5950 GHz, Bw = 16.000 MH

No calibration applied and no bandpass applied



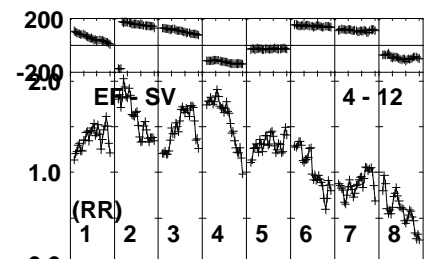
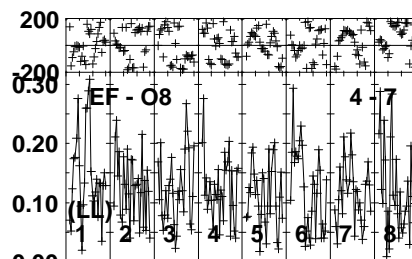
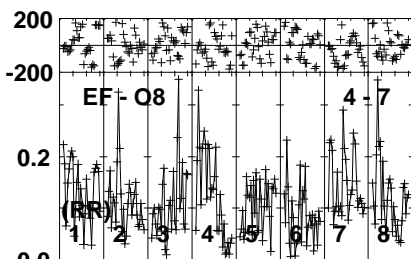
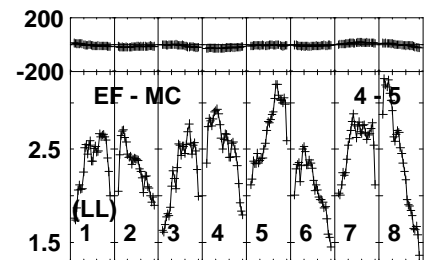
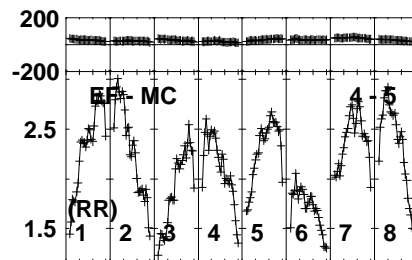
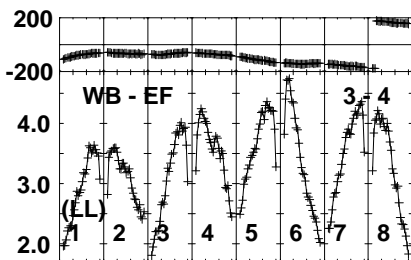
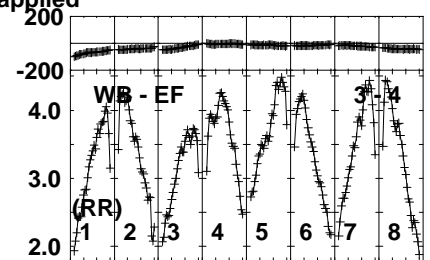
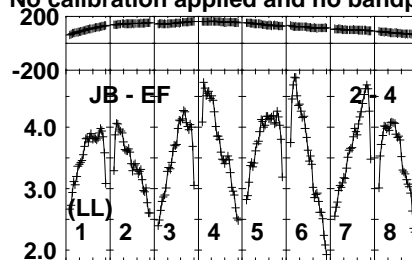
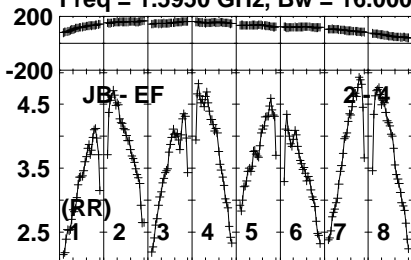
Lower frame: Milli Ampl Jy Top frame: Phas deg
Vector averaged cross-power spectrum Several baselines displayed
Timerange: 00/18:22:12 to 00/18:23:20

Plot file version 616 created 15-NOV-2022 11:02:47

J1722+2815 EB081B 1.UVDATA.1

Freq = 1.5950 GHz, Bw = 16.000 MH

No calibration applied and no bandpass applied



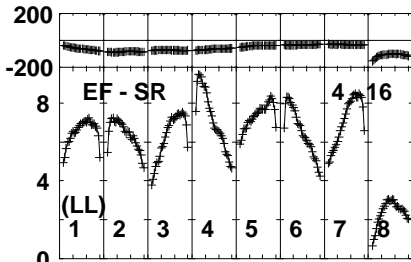
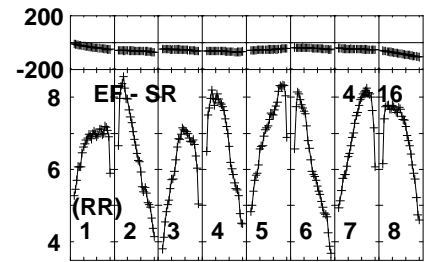
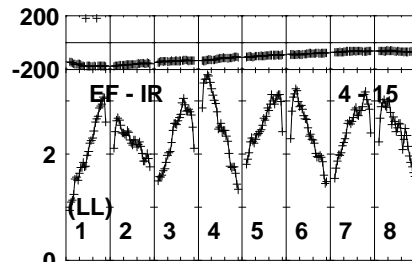
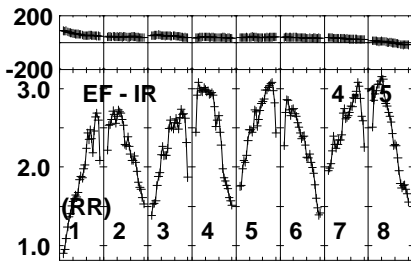
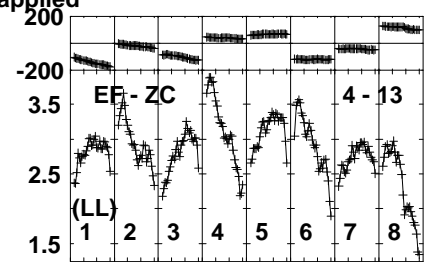
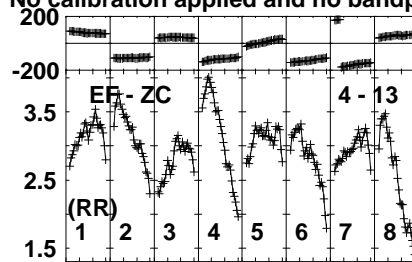
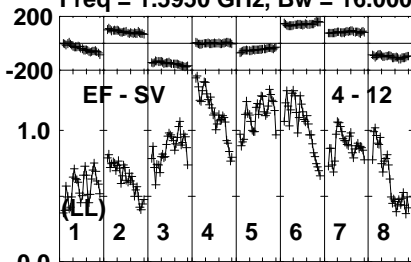
Lower frame: Milli Ampl Jy Top frame: Phas deg
Vector averaged cross-power spectrum Several baselines displayed
Timerange: 00:18:23:20 to 00:18:24:59

Plot file version 617 created 15-NOV-2022 11:02:47

J1722+2815 EB081B 1.UVDATA.1

Freq = 1.5950 GHz, Bw = 16.000 MH

No calibration applied and no bandpass applied



020020020020020020020020

Channels

Lower frame: Milli Ampl Jy Top frame: Phas deg

Vector averaged cross-power spectrum Several baselines displayed

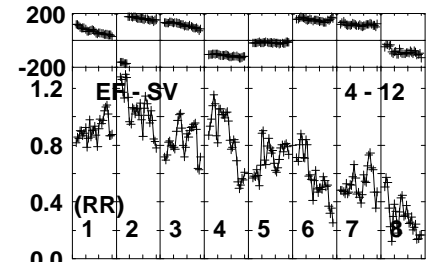
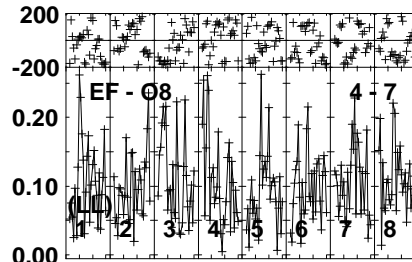
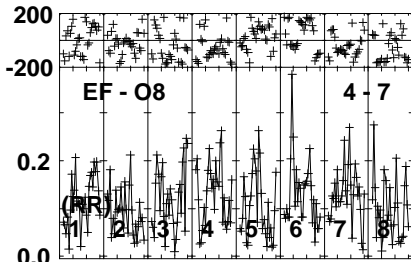
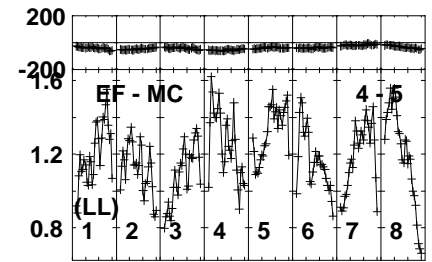
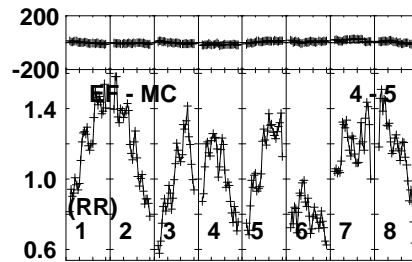
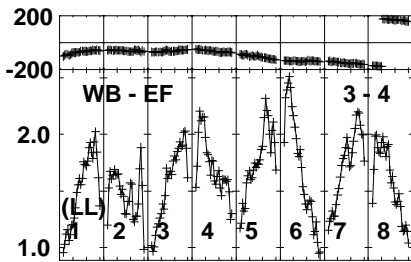
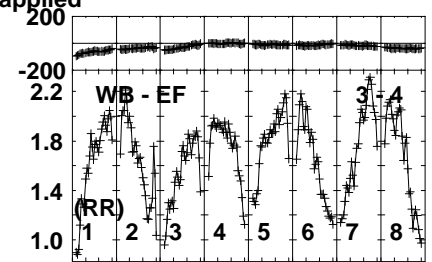
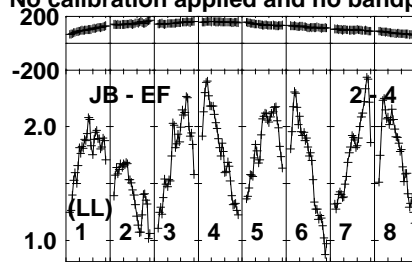
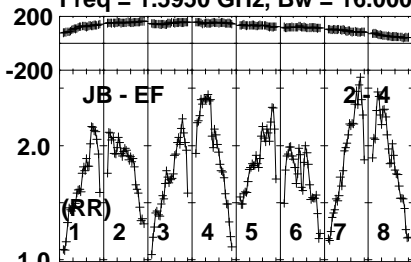
Timerange: 00/18:23:20 to 00/18:24:59

Plot file version 618 created 15-NOV-2022 11:02:47

J1716+2616 EB081B 1.UVDATA.1

Freq = 1.5950 GHz, Bw = 16.000 MH

No calibration applied and no bandpass applied



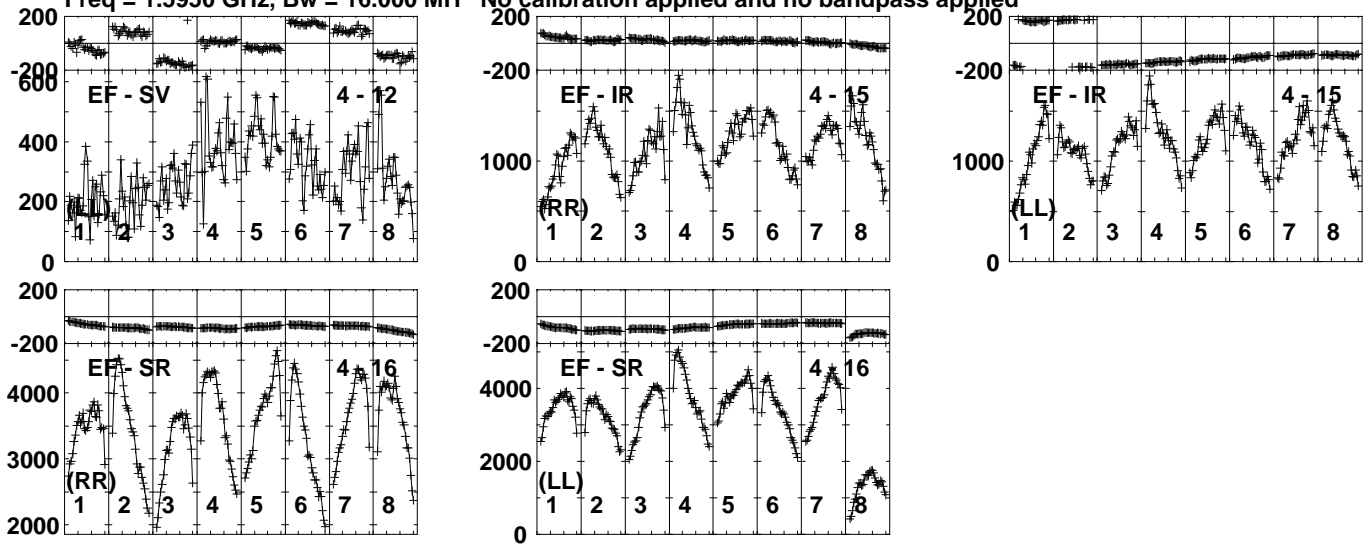
Lower frame: Milli Ampl Jy Top frame: Phas deg
Vector averaged cross-power spectrum Several baselines displayed
Timerange: 00/18:25:00 to 00/18:26:39

Plot file version 619 created 15-NOV-2022 11:02:47

J1716+2616 EB081B 1.UVDATA.1

Freq = 1.5950 GHz, Bw = 16.000 MH

No calibration applied and no bandpass applied

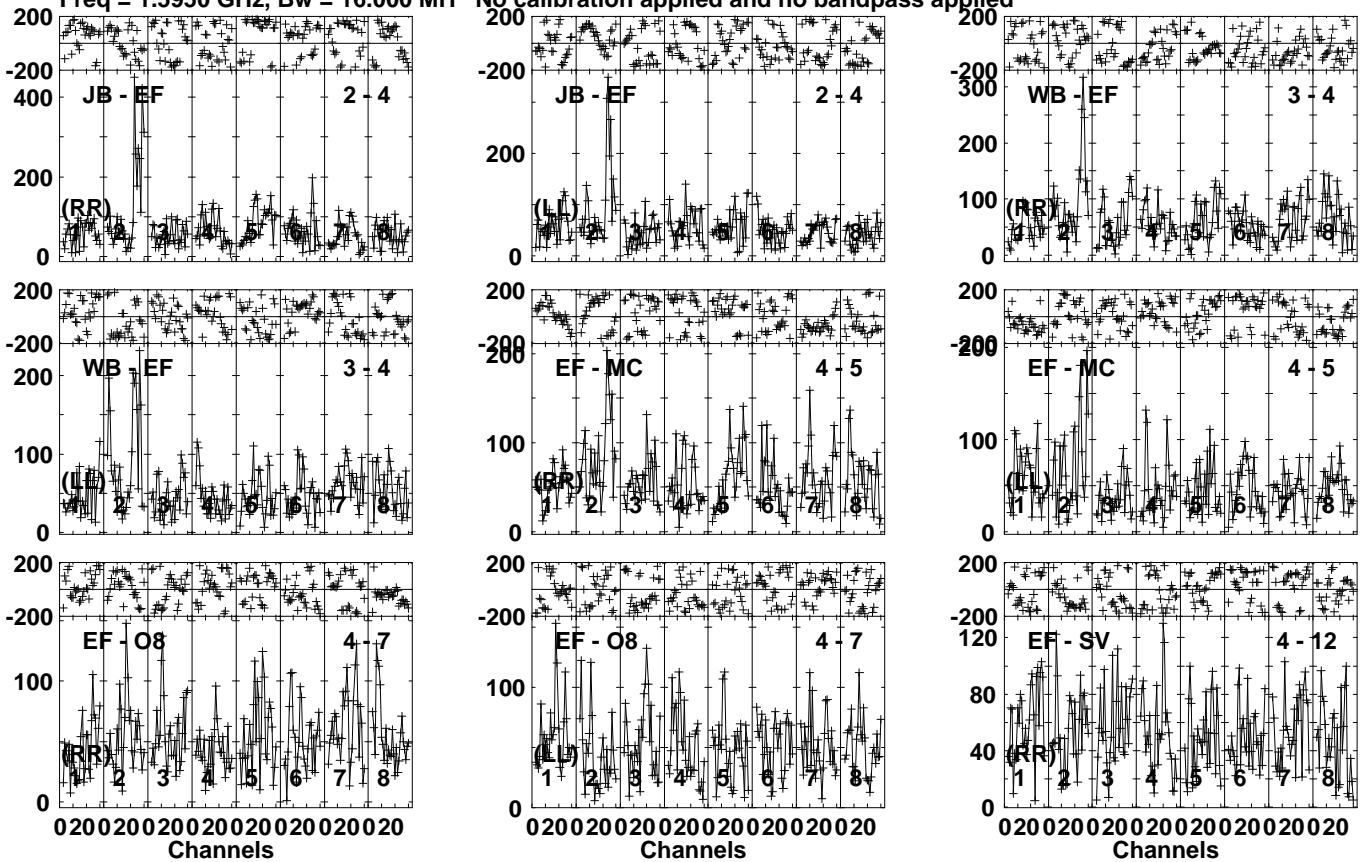


Lower frame: Micro Ampl Jy Top frame: Phas deg
Vector averaged cross-power spectrum Several baselines displayed
Timerange: 00/18:25:00 to 00/18:26:39

Plot file version 620 created 15-NOV-2022 11:02:47

ROSS867 EB081B 1.UVDATA.1

Freq = 1.5950 GHz, Bw = 16.000 MH No calibration applied and no bandpass applied

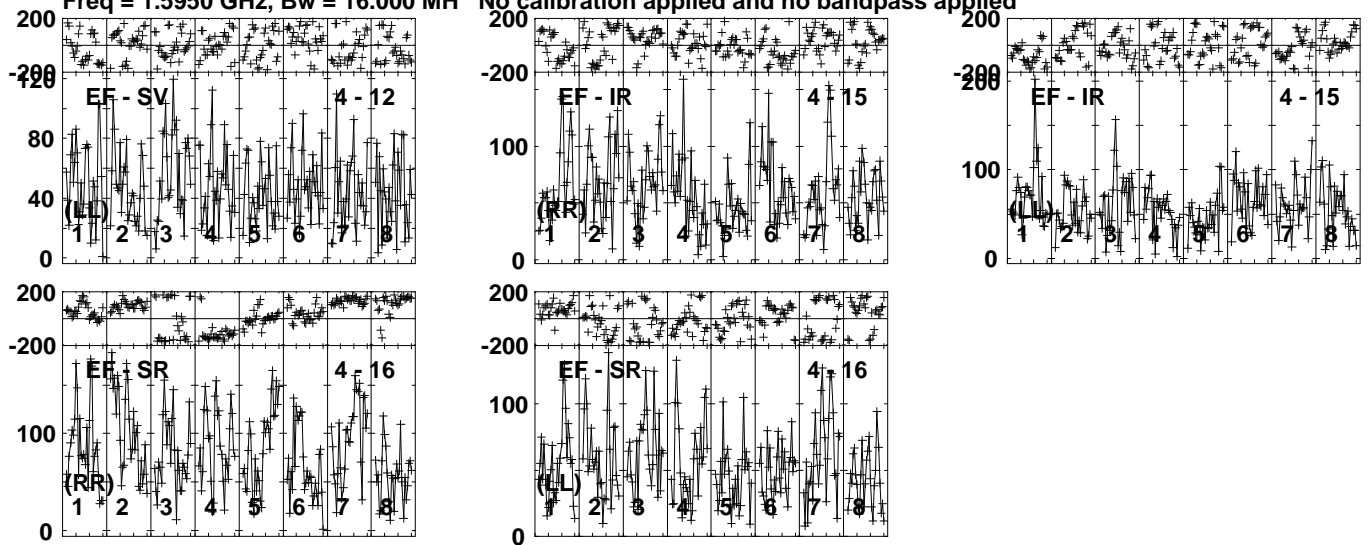


Lower frame: Micro Ampl Jy Top frame: Phas deg
Vector averaged cross-power spectrum Several baselines displayed
Timerange: 00/18:26:41 to 00/18:31:39

Plot file version 621 created 15-NOV-2022 11:02:47

ROSS867 EB081B 1.UVDATA.1

Freq = 1.5950 GHz, Bw = 16.000 MH No calibration applied and no bandpass applied



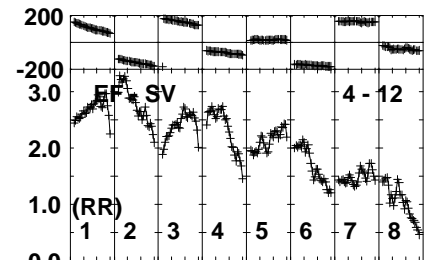
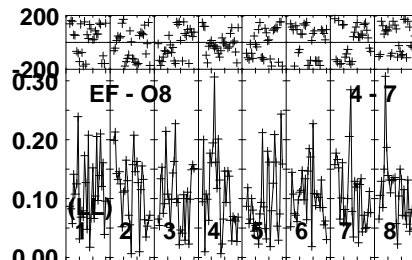
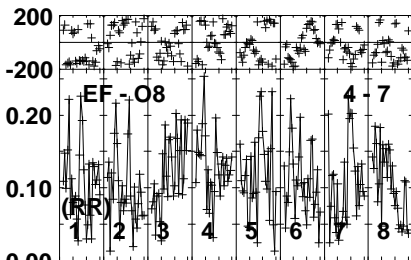
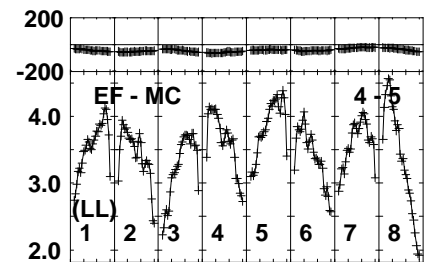
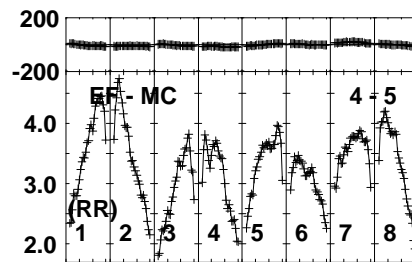
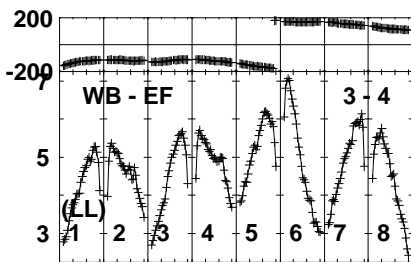
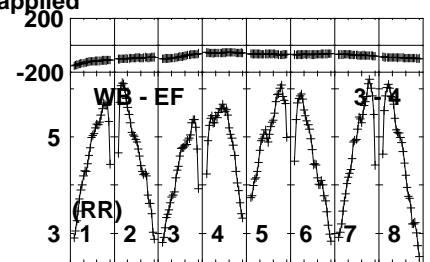
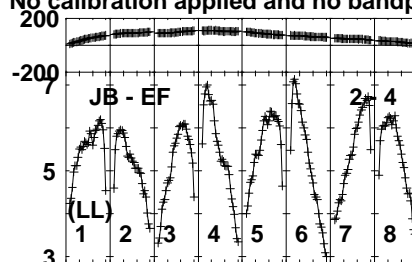
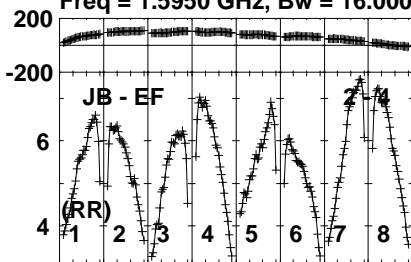
Lower frame: Micro Ampl Jy Top frame: Phas deg
Vector averaged cross-power spectrum Several baselines displayed
Timerange: 00/18:26:41 to 00/18:31:39

Plot file version 622 created 15-NOV-2022 11:02:47

J1722+2458 EB081B 1.UVDATA.1

Freq = 1.5950 GHz, Bw = 16.000 MH

No calibration applied and no bandpass applied



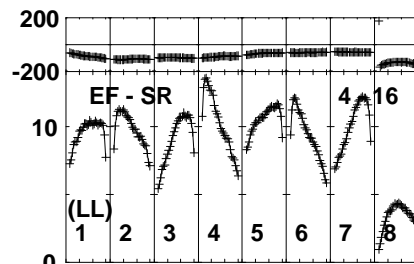
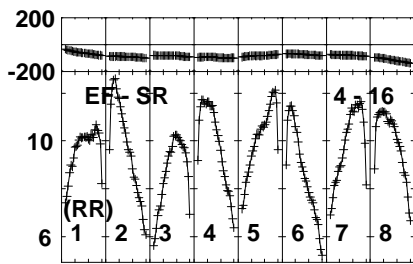
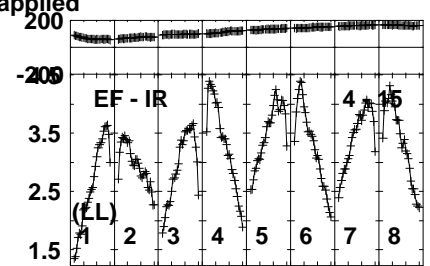
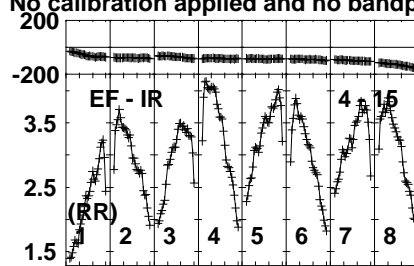
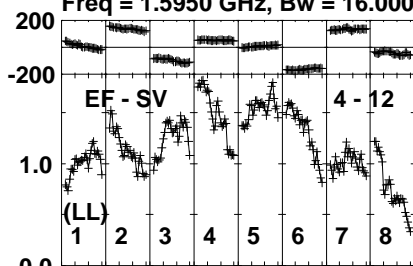
Lower frame: Milli Ampl Jy Top frame: Phas deg
Vector averaged cross-power spectrum Several baselines displayed
Timerange: 00/18:32:11 to 00/18:33:19

Plot file version 623 created 15-NOV-2022 11:02:48

J1722+2458 EB081B 1.UVDATA.1

Freq = 1.5950 GHz, Bw = 16.000 MH

No calibration applied and no bandpass applied



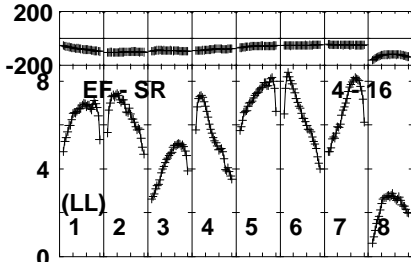
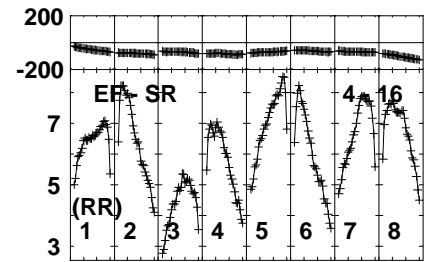
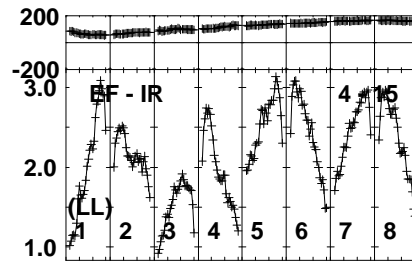
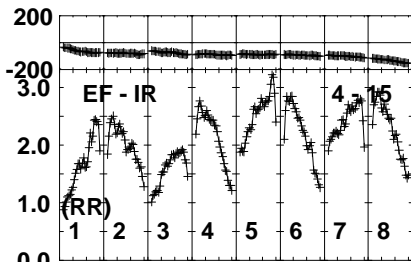
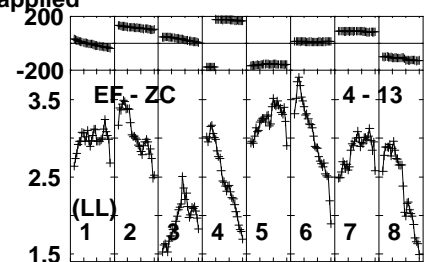
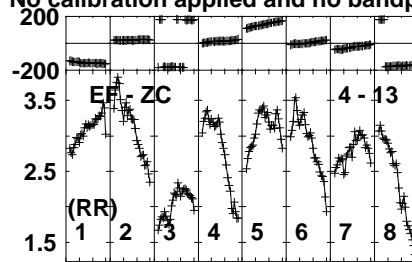
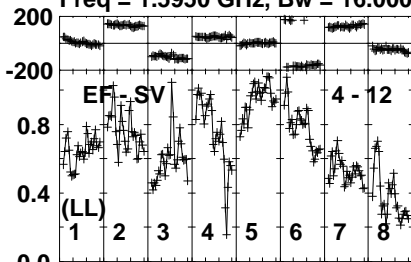
Lower frame: Milli Ampl Jy Top frame: Phas deg
Vector averaged cross-power spectrum Several baselines displayed
Timerange: 00/18:32:11 to 00/18:33:19

Plot file version 625 created 15-NOV-2022 11:02:48

J1722+2815 EB081B 1.UVDATA.1

Freq = 1.5950 GHz, Bw = 16.000 MH

No calibration applied and no bandpass applied



020020020020020020020020020020

Channels

Lower frame: Milli Ampl Jy Top frame: Phas deg

Vector averaged cross-power spectrum Several baselines displayed

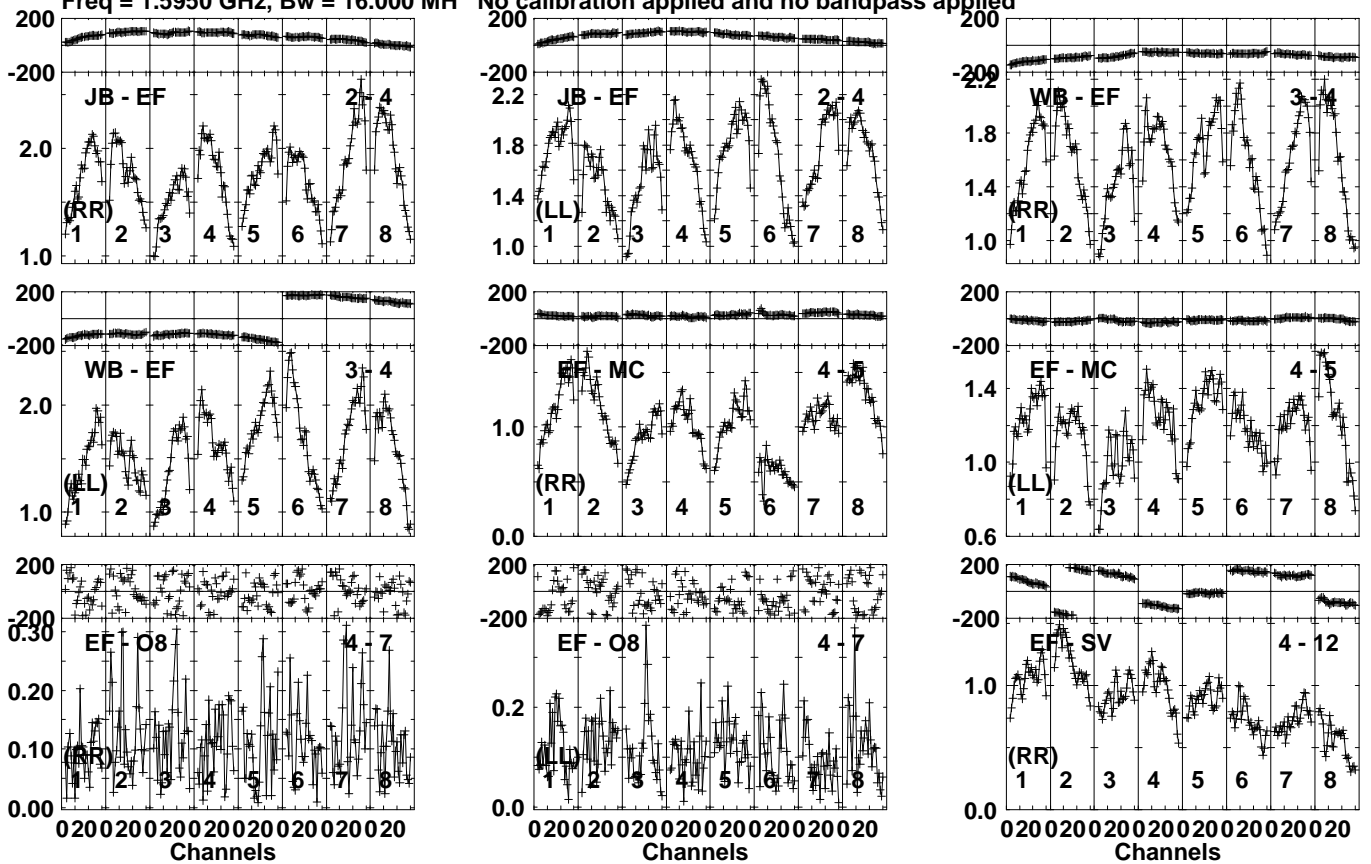
Timerange: 00/18:33:21 to 00/18:35:00

Plot file version 626 created 15-NOV-2022 11:02:48

J1716+2616 EB081B 1.UVDATA.1

Freq = 1.5950 GHz, Bw = 16.000 MH

No calibration applied and no bandpass applied



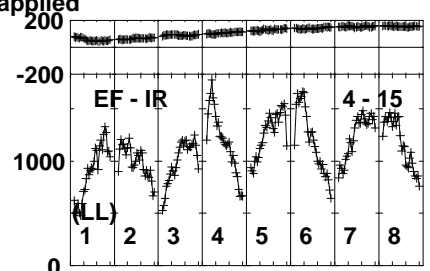
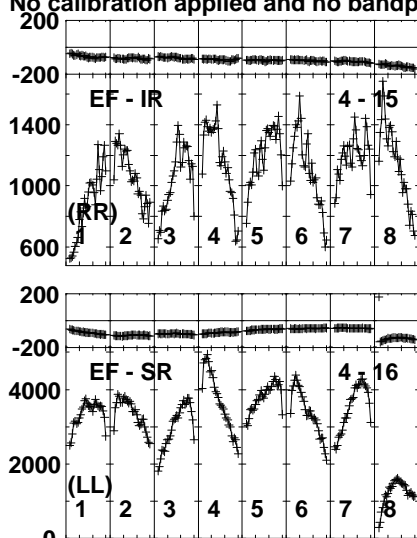
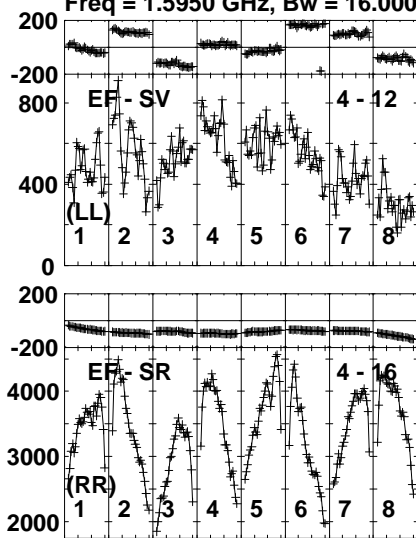
Lower frame: Milli Ampl Jy Top frame: Phas deg
 Vector averaged cross-power spectrum Several baselines displayed
 Timerange: 00/18:35:01 to 00/18:36:40

Plot file version 627 created 15-NOV-2022 11:02:48

J1716+2616 EB081B 1.UVDATA.1

Freq = 1.5950 GHz, Bw = 16.000 MH

No calibration applied and no bandpass applied



Lower frame: Micro Ampl Jy Top frame: Phas deg
Vector averaged cross-power spectrum Several baselines displayed
Timerange: 00/18:35:01 to 00/18:36:40