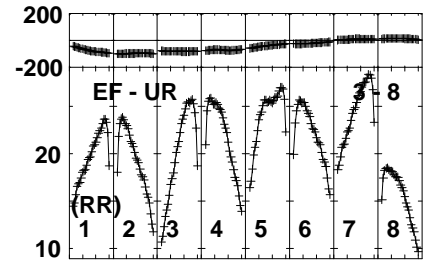
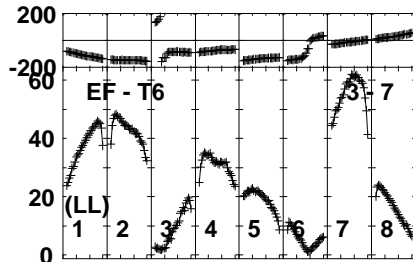
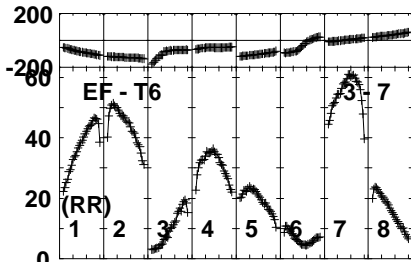
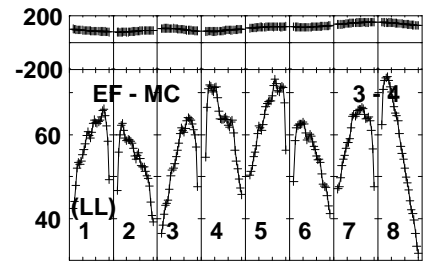
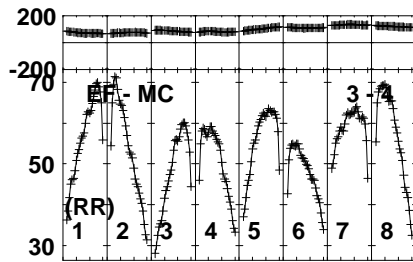
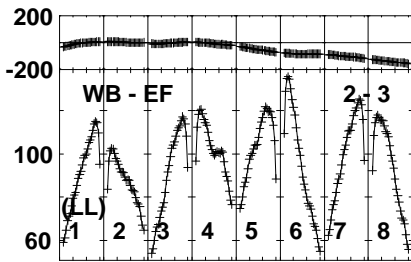
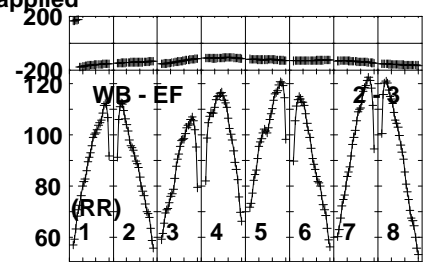
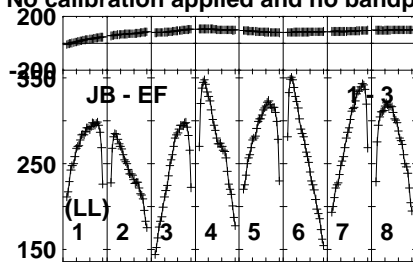
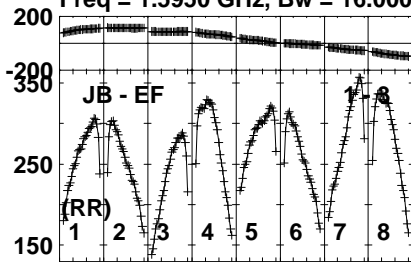


Plot file version 1 created 18-MAR-2021 11:19:28

3C84 EB082 1.UVDATA.1

Freq = 1.5950 GHz, Bw = 16.000 MH No calibration applied and no bandpass applied

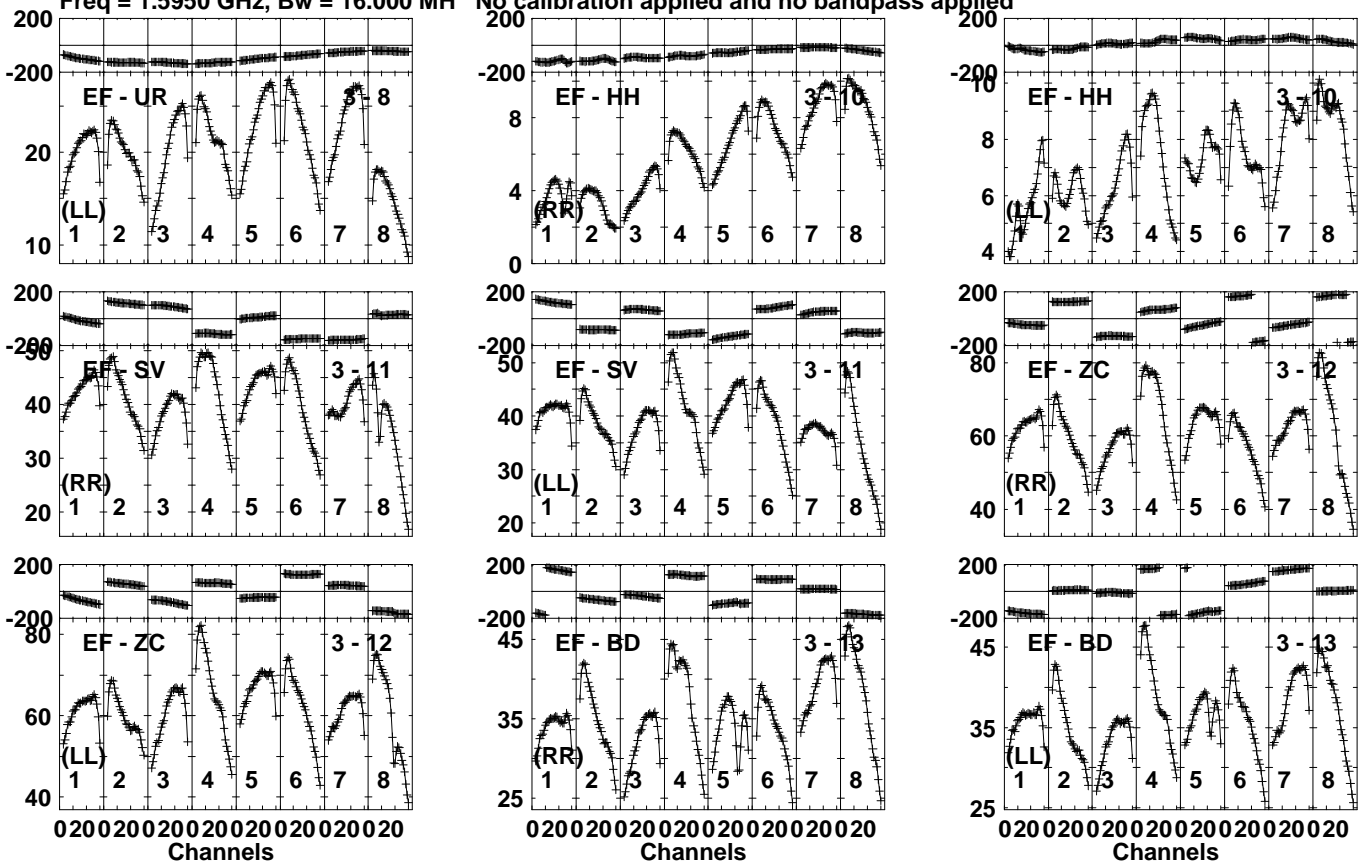


Lower frame: Milli Ampl Jy Top frame: Phas deg
 Vector averaged cross-power spectrum Several baselines displayed
 Timerange: 00/23:00:00 to 00/23:08:59

Plot file version 2 created 18-MAR-2021 11:19:28

3C84 EB082 1.UVDATA.1

Freq = 1.5950 GHz, Bw = 16.000 MH No calibration applied and no bandpass applied

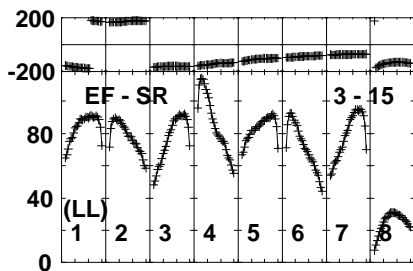
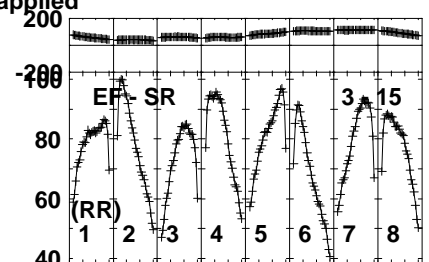
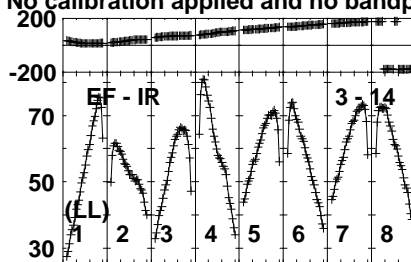
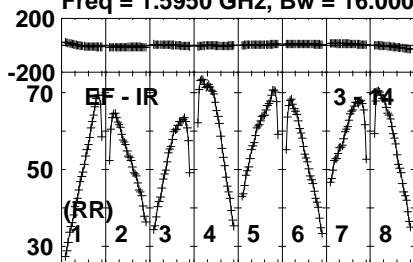


Lower frame: Milli Ampl Jy Top frame: Phas deg
Vector averaged cross-power spectrum Several baselines displayed
Timerange: 00/23:00:00 to 00/23:08:59

Plot file version 3 created 18-MAR-2021 11:19:29

3C84 EB082 1.UVDATA.1

Freq = 1.5950 GHz, Bw = 16.000 MH No calibration applied and no bandpass applied

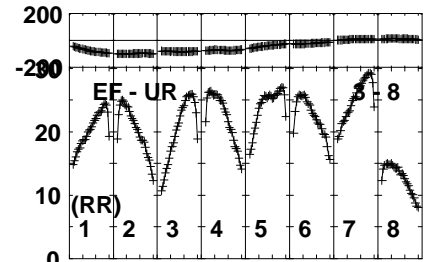
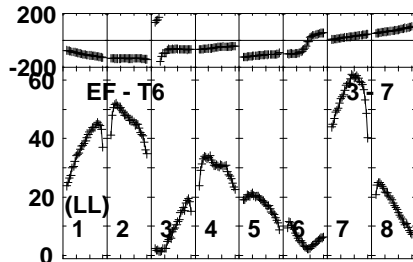
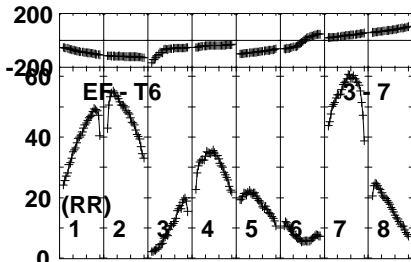
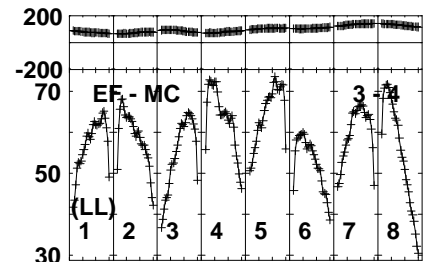
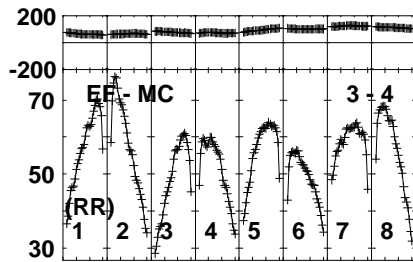
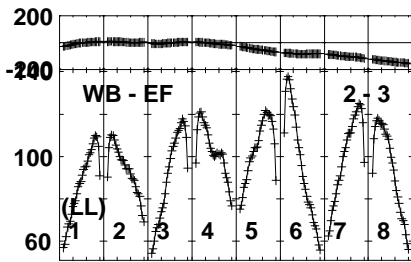
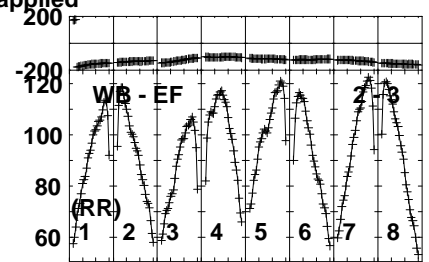
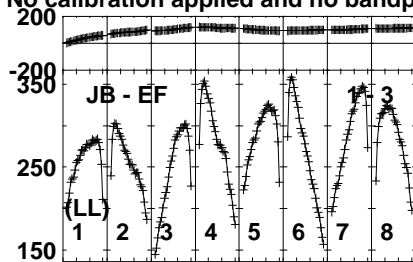
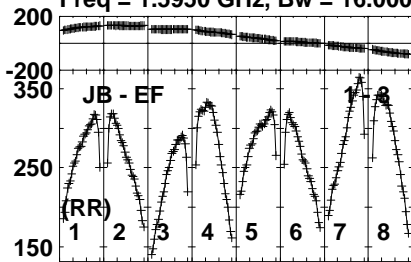


Lower frame: Milli Ampl Jy Top frame: Phas deg
Vector averaged cross-power spectrum Several baselines displayed
Timerange: 00/23:00:00 to 00/23:08:59

Plot file version 4 created 18-MAR-2021 11:19:29

3C84 EB082 1.UVDATA.1

Freq = 1.5950 GHz, Bw = 16.000 MH No calibration applied and no bandpass applied

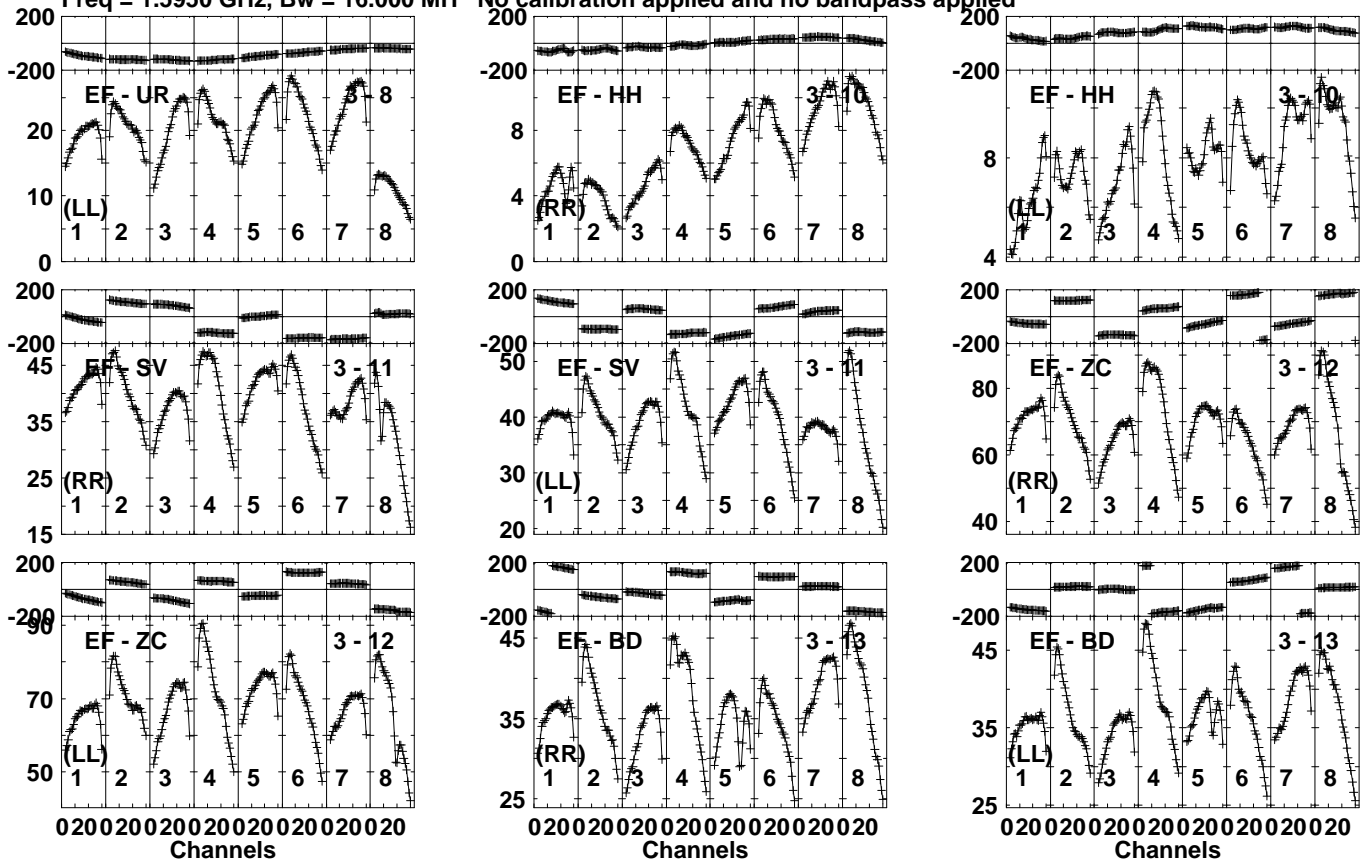


Lower frame: Milli Ampl Jy Top frame: Phas deg
 Vector averaged cross-power spectrum Several baselines displayed
 Timerange: 00/23:09:30 to 00/23:10:00

Plot file version 5 created 18-MAR-2021 11:19:29

3C84 EB082 1.UVDATA.1

Freq = 1.5950 GHz, Bw = 16.000 MH No calibration applied and no bandpass applied

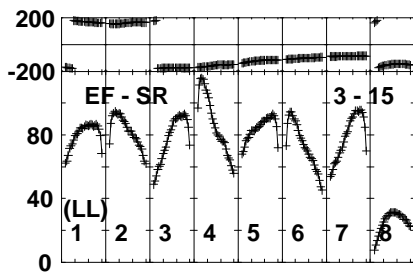
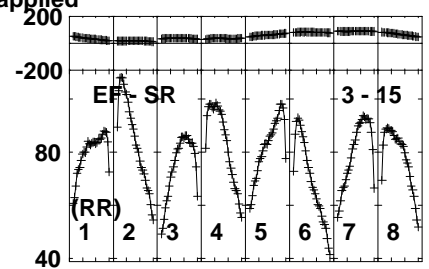
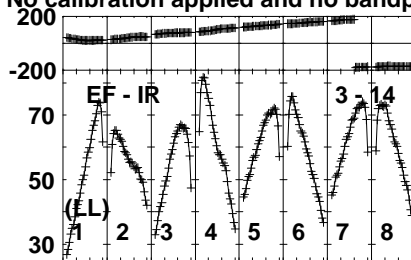
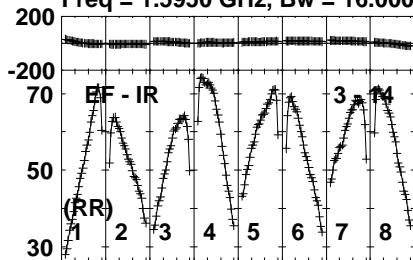


Lower frame: Milli Ampl Jy Top frame: Phas deg
Vector averaged cross-power spectrum Several baselines displayed
Timerange: 00/23:09:30 to 00/23:10:00

Plot file version 6 created 18-MAR-2021 11:19:29

3C84 EB082 1.UVDATA.1

Freq = 1.5950 GHz, Bw = 16.000 MH No calibration applied and no bandpass applied



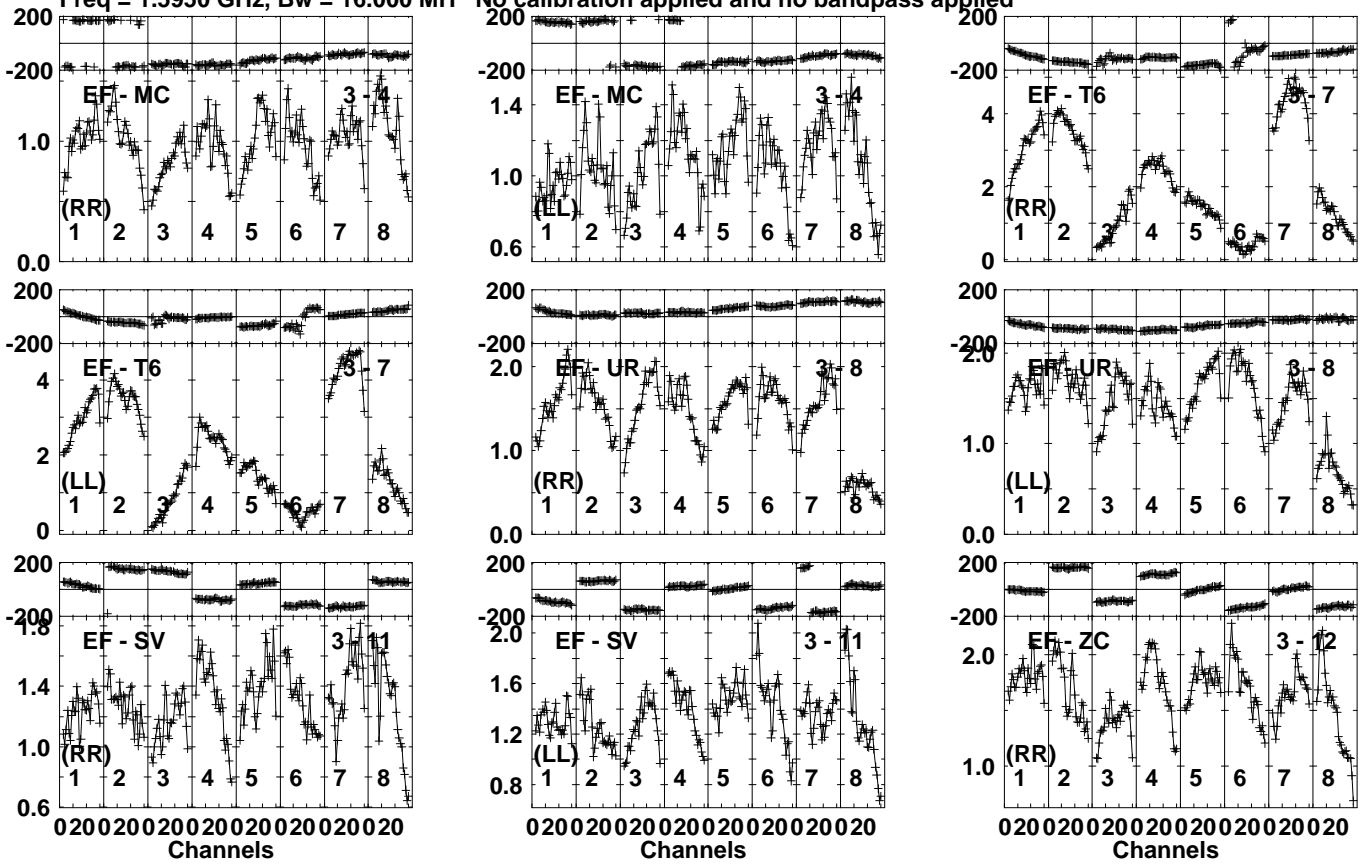
Lower frame: Milli Ampl Jy Top frame: Phas deg
Vector averaged cross-power spectrum Several baselines displayed
Timerange: 00/23:09:30 to 00/23:10:00

Plot file version 7 created 18-MAR-2021 11:19:29

J1020+4320 EB082 1.UVDATA.1

Freq = 1.5950 GHz, Bw = 16.000 MH

No calibration applied and no bandpass applied



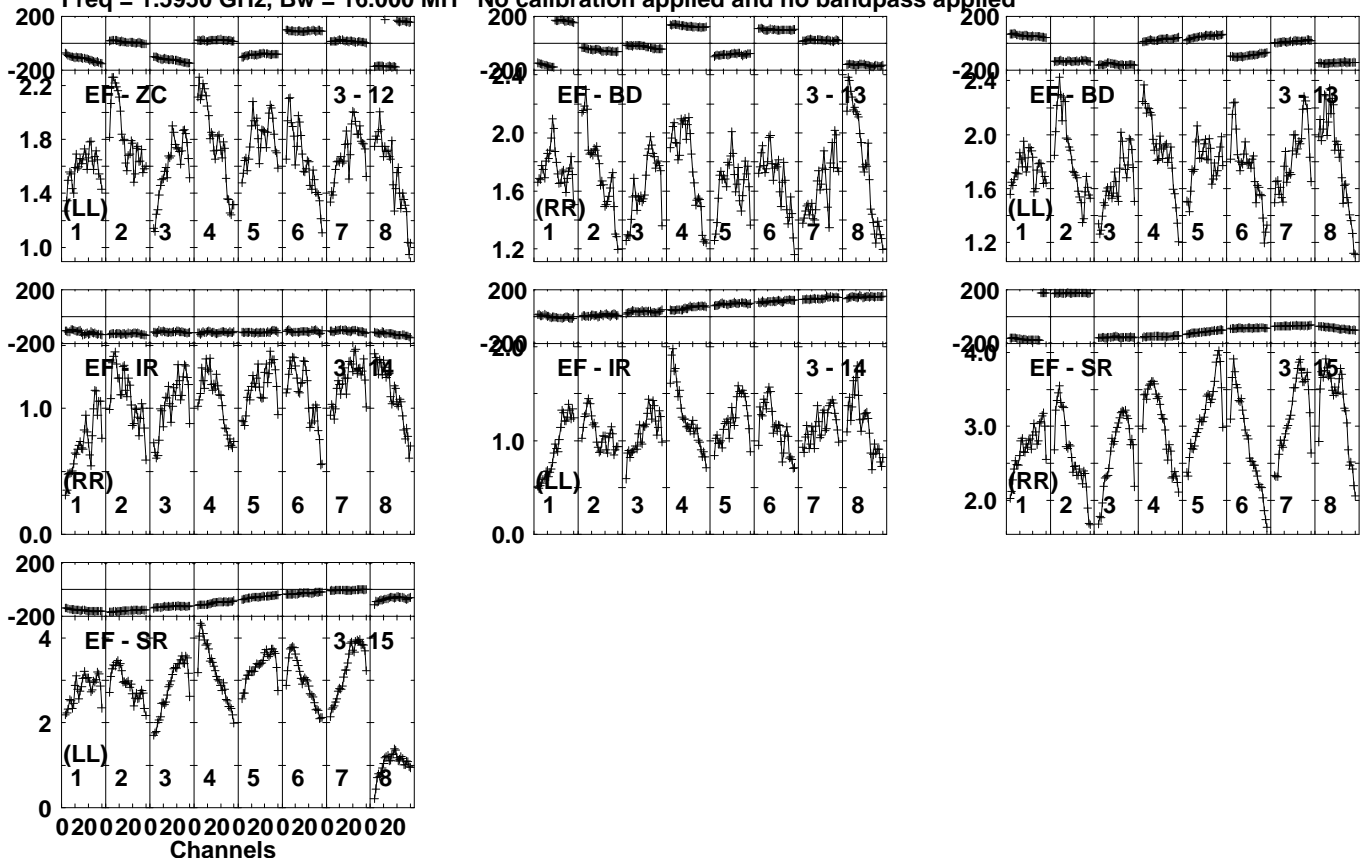
Lower frame: Milli Ampl Jy Top frame: Phas deg
Vector averaged cross-power spectrum Several baselines displayed
Timerange: 00/23:13:31 to 00/23:14:59

Plot file version 8 created 18-MAR-2021 11:19:30

J1020+4320 EB082 1.UVDATA.1

Freq = 1.5950 GHz, Bw = 16.000 MH

No calibration applied and no bandpass applied



Lower frame: Milli Ampl Jy Top frame: Phas deg

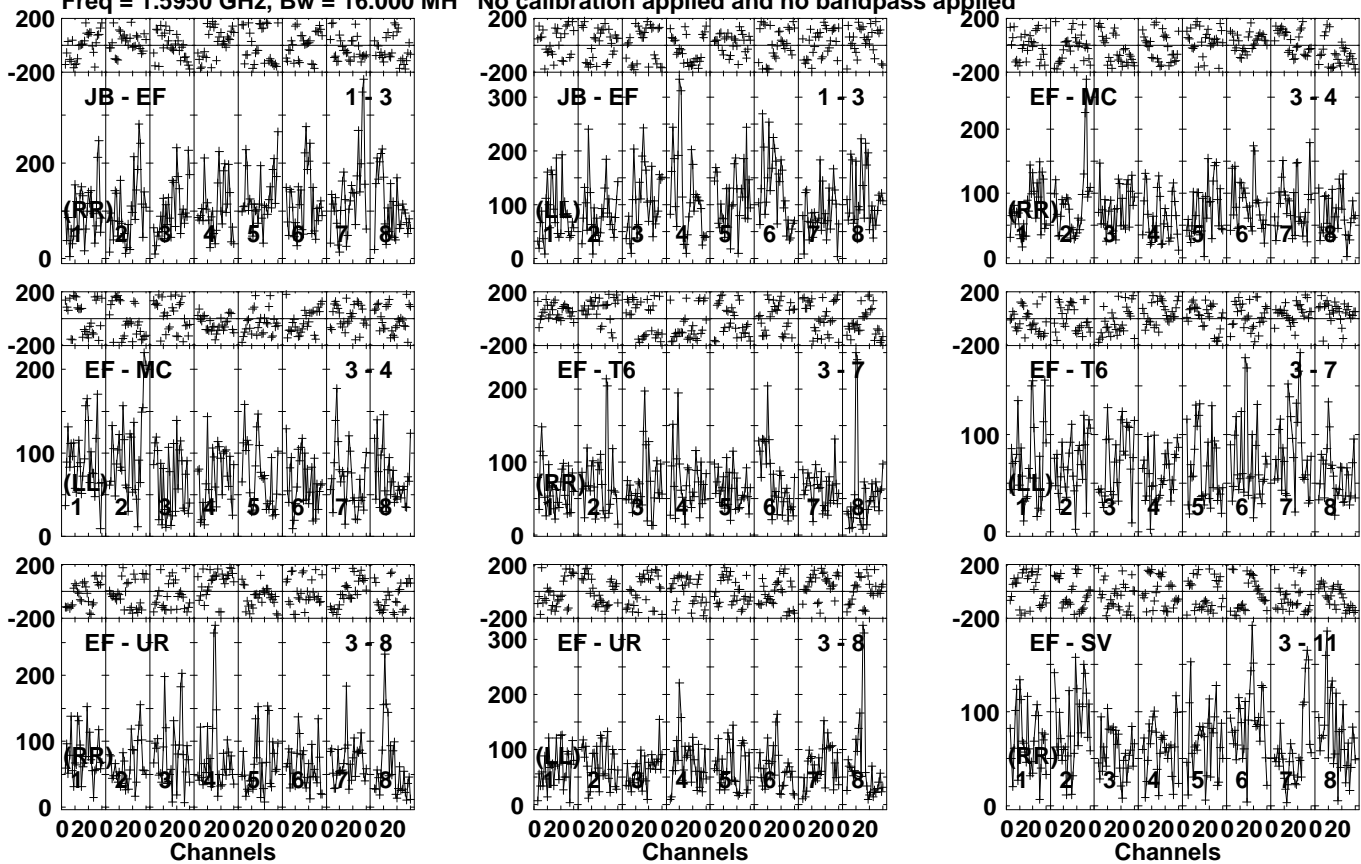
Vector averaged cross-power spectrum Several baselines displayed

Timerange: 00/23:13:31 to 00/23:14:59

Plot file version 9 created 18-MAR-2021 11:19:30

LP212-62 EB082 1.UVDATA.1

Freq = 1.5950 GHz, Bw = 16.000 MH No calibration applied and no bandpass applied

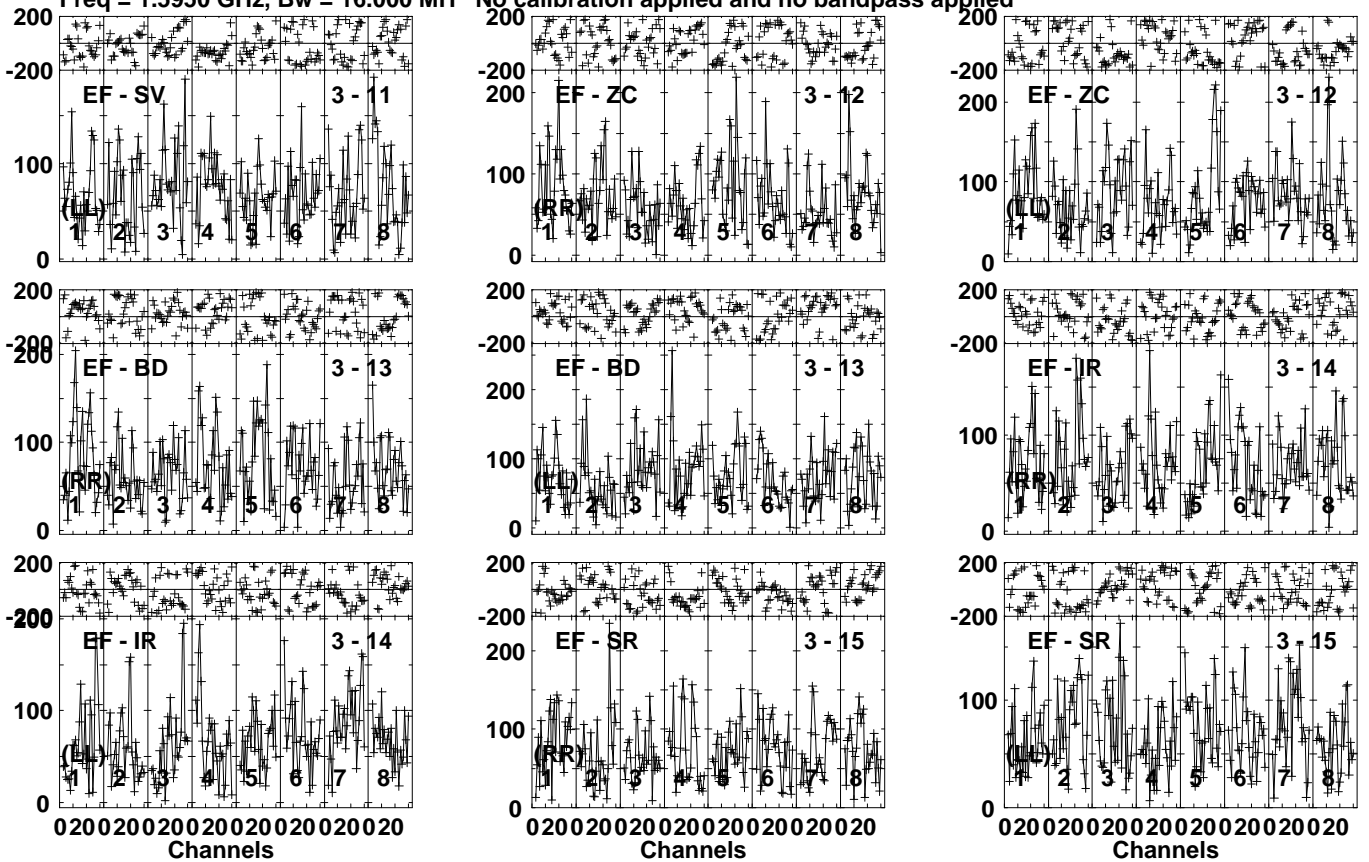


Lower frame: Micro Ampl Jy Top frame: Phas deg
 Vector averaged cross-power spectrum Several baselines displayed
 Timerange: 00/23:15:01 to 00/23:17:59

Plot file version 10 created 18-MAR-2021 11:19:30

LP212-62 EB082 1.UVDATA.1

Freq = 1.5950 GHz, Bw = 16.000 MH No calibration applied and no bandpass applied



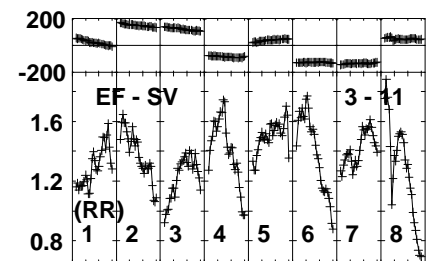
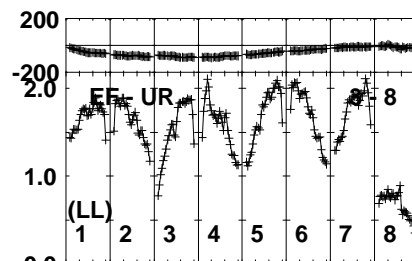
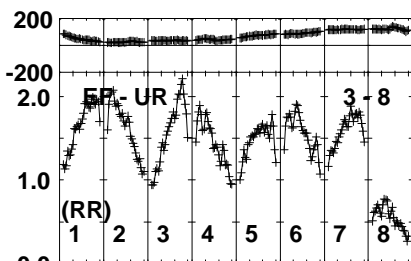
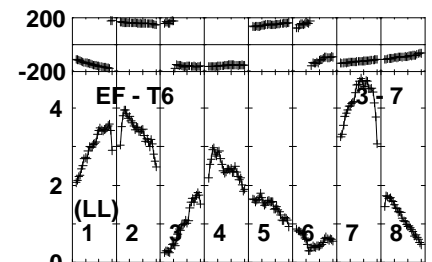
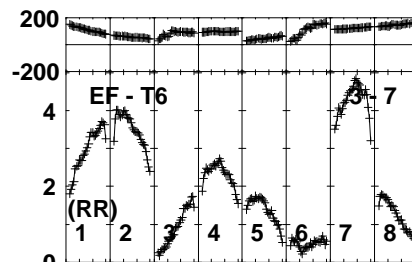
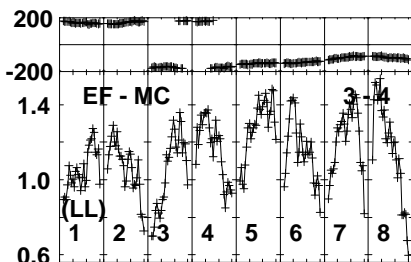
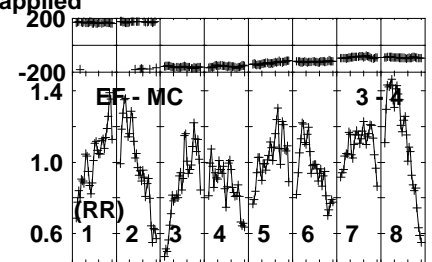
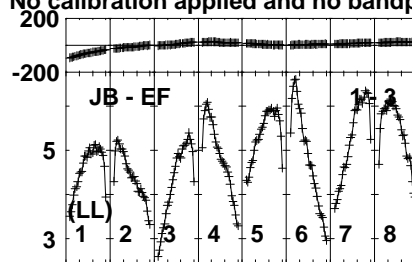
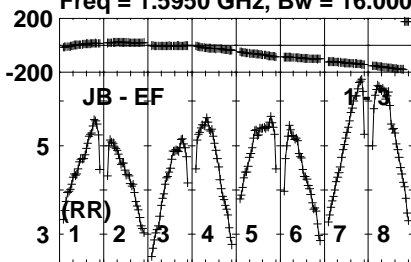
Lower frame: Micro Ampl Jy Top frame: Phas deg
Vector averaged cross-power spectrum Several baselines displayed
Timerange: 00/23:15:01 to 00/23:17:59

Plot file version 11 created 18-MAR-2021 11:19:30

J1020+4320 EB082 1.UVDATA.1

Freq = 1.5950 GHz, Bw = 16.000 MH

No calibration applied and no bandpass applied



Lower frame: Milli Ampl Jy Top frame: Phas deg

Vector averaged cross-power spectrum Several baselines displayed

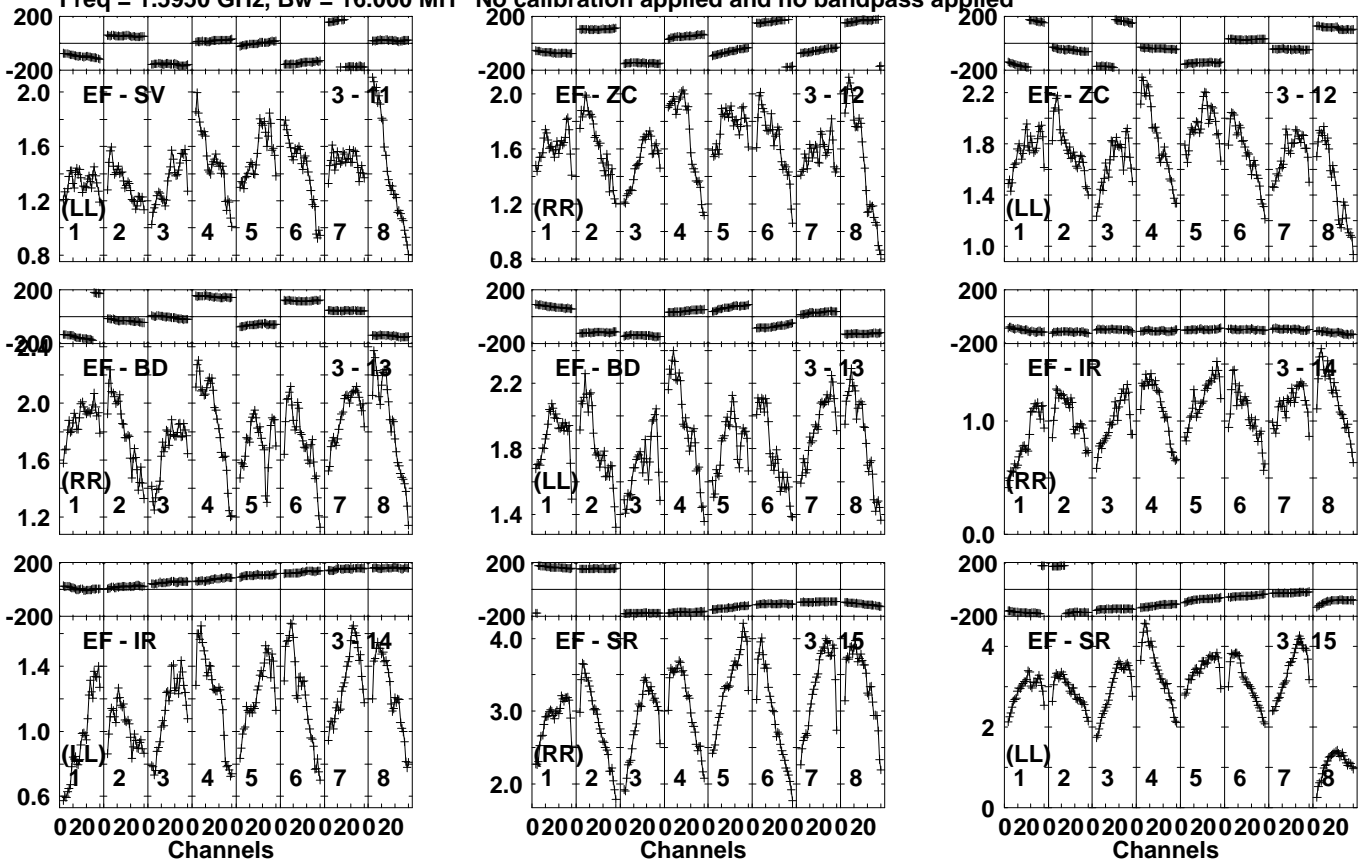
Timerange: 00/23:18:01 to 00/23:20:00

Plot file version 12 created 18-MAR-2021 11:19:30

J1020+4320 EB082 1.UVDATA.1

Freq = 1.5950 GHz, Bw = 16.000 MH

No calibration applied and no bandpass applied

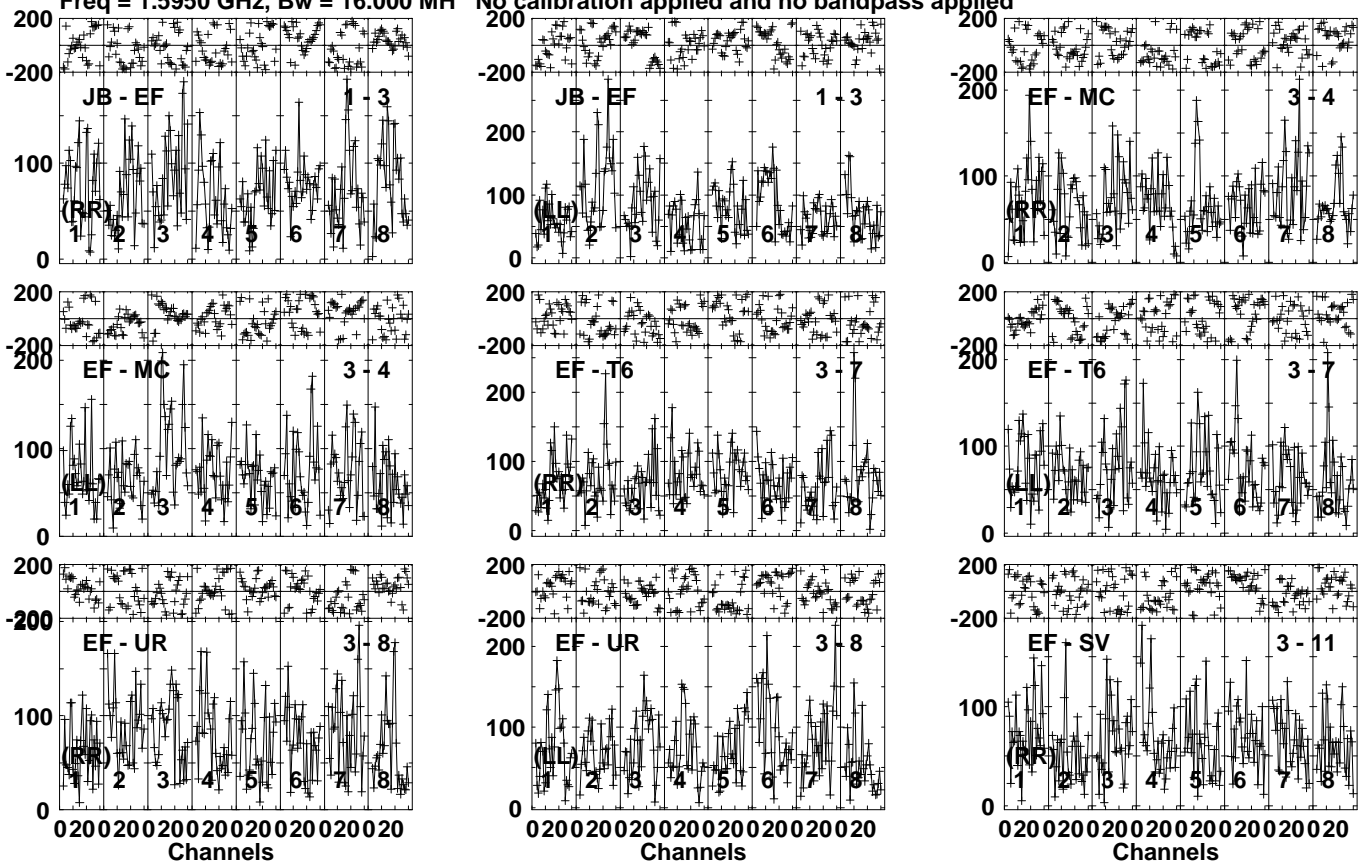


Lower frame: Milli Ampl Jy Top frame: Phas deg
 Vector averaged cross-power spectrum Several baselines displayed
 Timerange: 00/23:18:01 to 00/23:20:00

Plot file version 13 created 18-MAR-2021 11:19:30

LP212-62 EB082 1.UVDATA.1

Freq = 1.5950 GHz, Bw = 16.000 MH No calibration applied and no bandpass applied

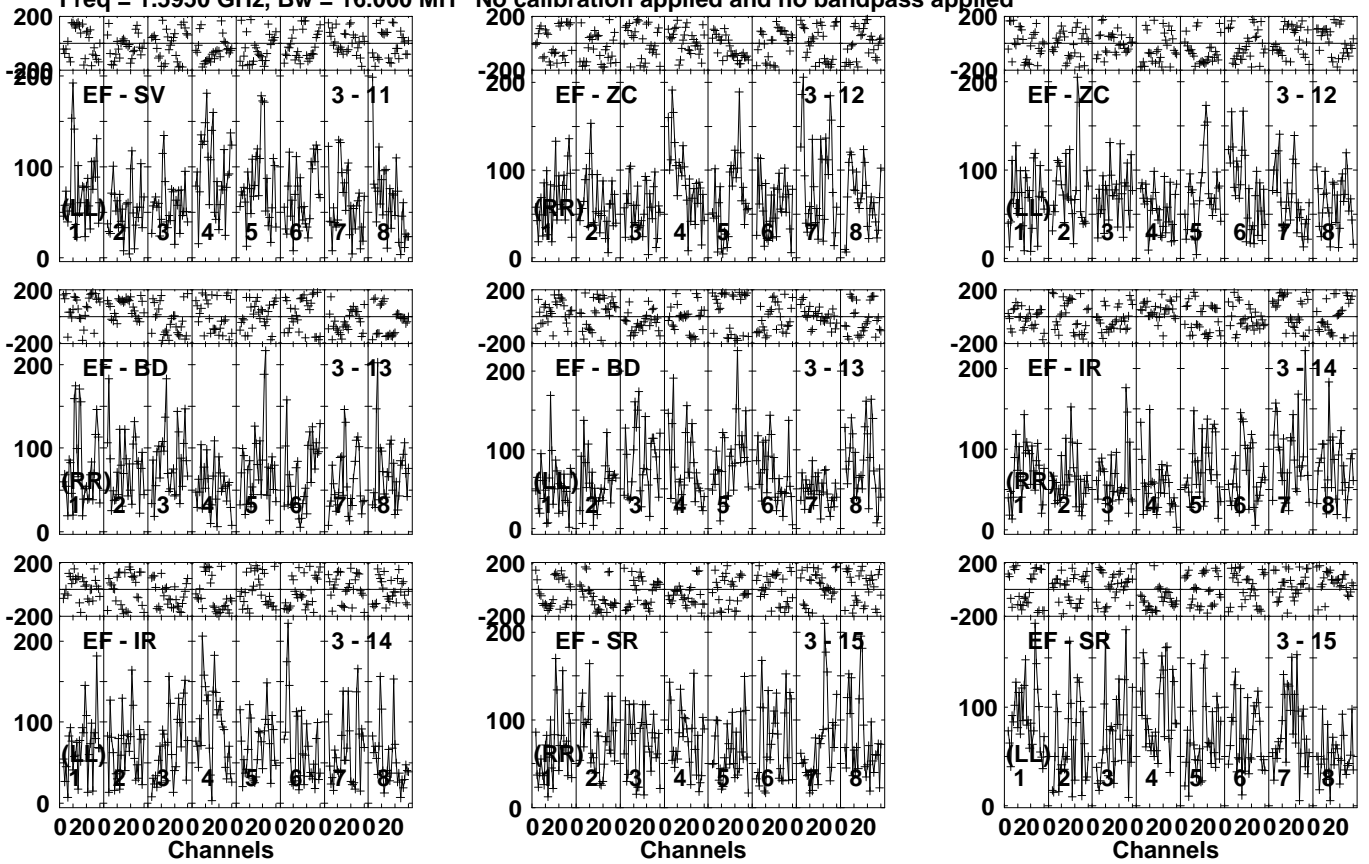


Lower frame: Micro Ampl Jy Top frame: Phas deg
Vector averaged cross-power spectrum Several baselines displayed
Timerange: 00/23:20:00 to 00/23:22:59

Plot file version 14 created 18-MAR-2021 11:19:31

LP212-62 EB082 1.UVDATA.1

Freq = 1.5950 GHz, Bw = 16.000 MH No calibration applied and no bandpass applied



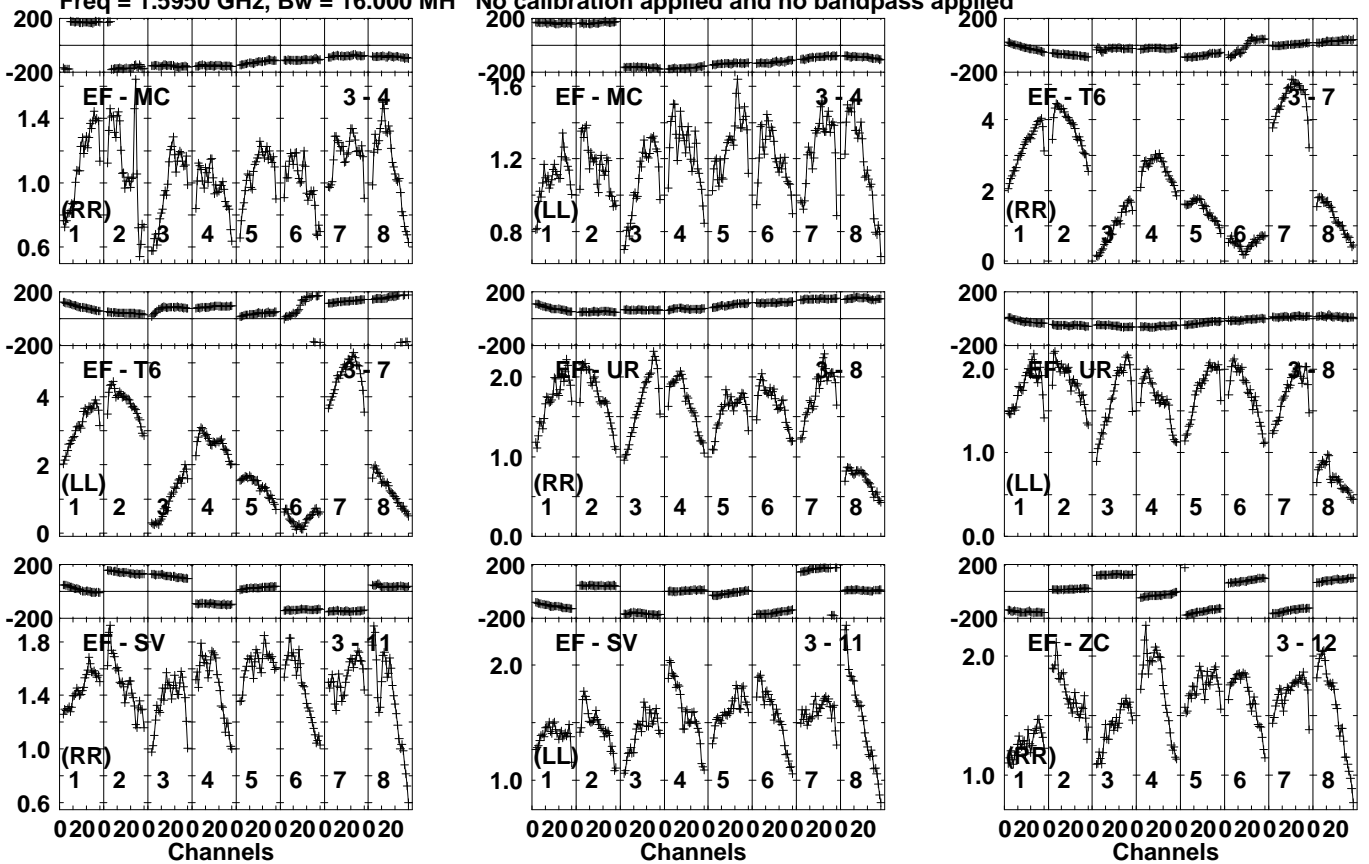
Lower frame: Micro Ampl Jy Top frame: Phas deg
Vector averaged cross-power spectrum Several baselines displayed
Timerange: 00/23:20:00 to 00/23:22:59

Plot file version 15 created 18-MAR-2021 11:19:31

J1020+4320 EB082 1.UVDATA.1

Freq = 1.5950 GHz, Bw = 16.000 MH

No calibration applied and no bandpass applied



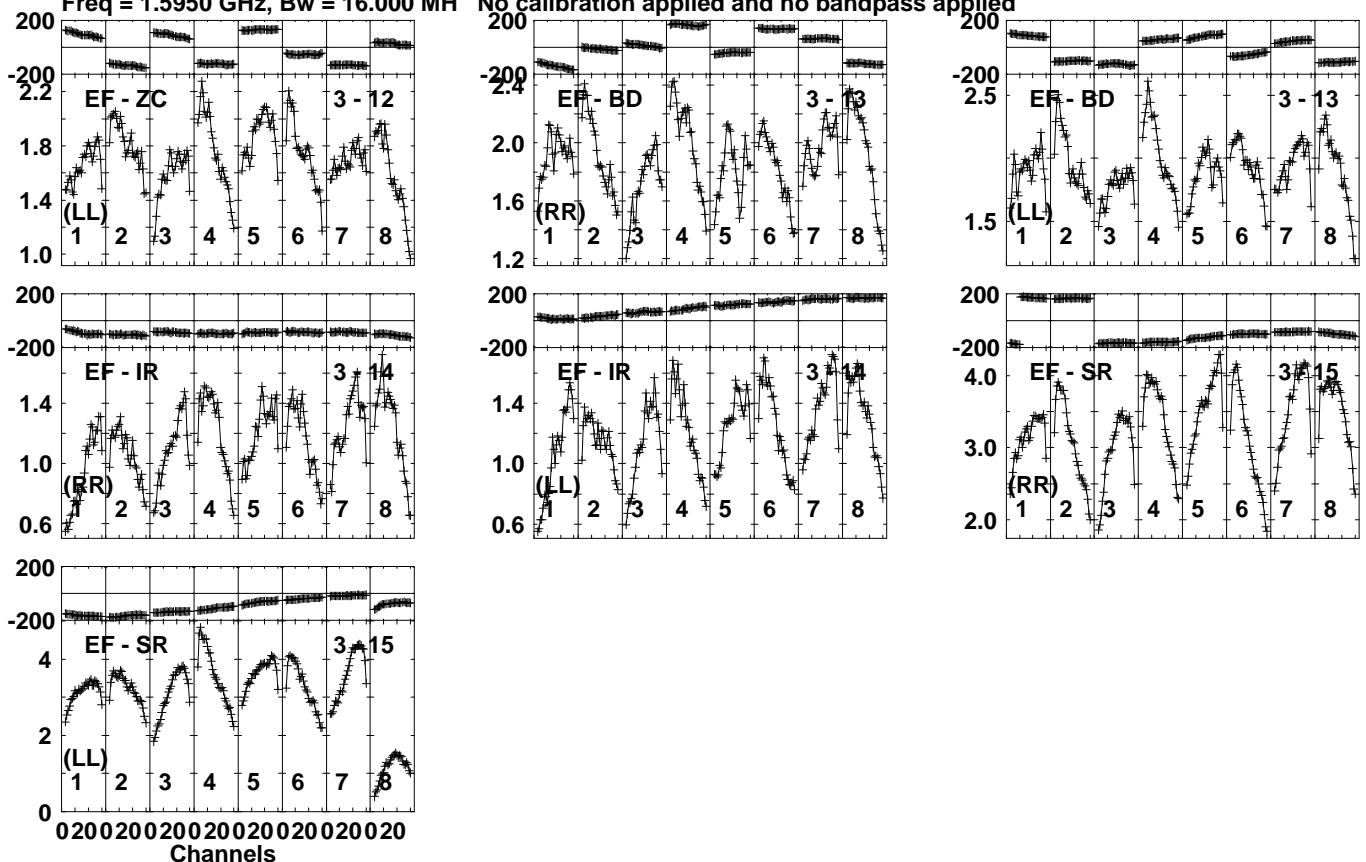
Lower frame: Milli Ampl Jy Top frame: Phas deg
Vector averaged cross-power spectrum Several baselines displayed
Timerange: 00/23:23:31 to 00/23:24:59

Plot file version 16 created 18-MAR-2021 11:19:31

J1020+4320 EB082 1.UVDATA.1

Freq = 1.5950 GHz, Bw = 16.000 MH

No calibration applied and no bandpass applied



Lower frame: Milli Ampl Jy Top frame: Phas deg

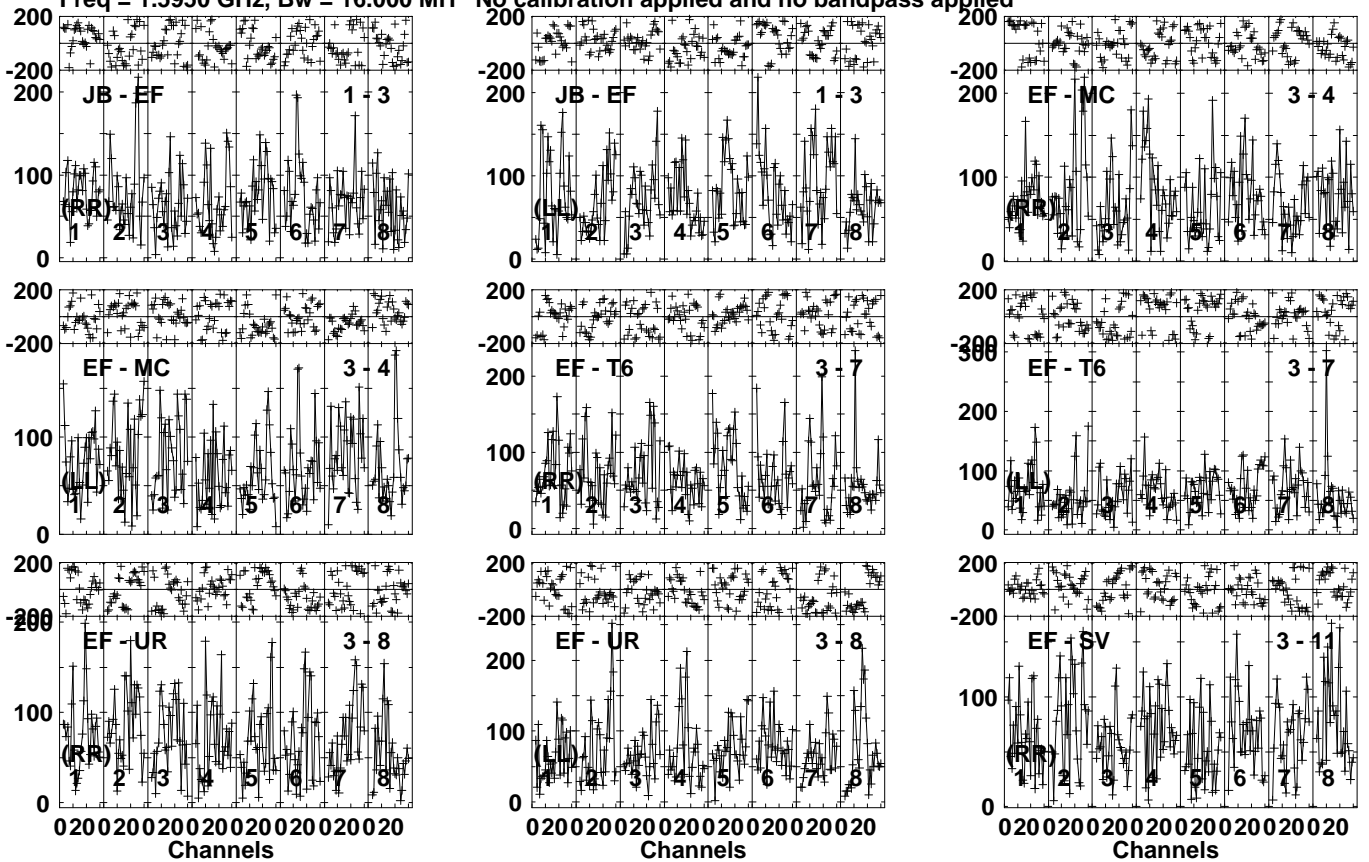
Vector averaged cross-power spectrum Several baselines displayed

Timerange: 00/23:23:31 to 00/23:24:59

Plot file version 17 created 18-MAR-2021 11:19:31

LP212-62 EB082 1.UVDATA.1

Freq = 1.5950 GHz, Bw = 16.000 MH No calibration applied and no bandpass applied

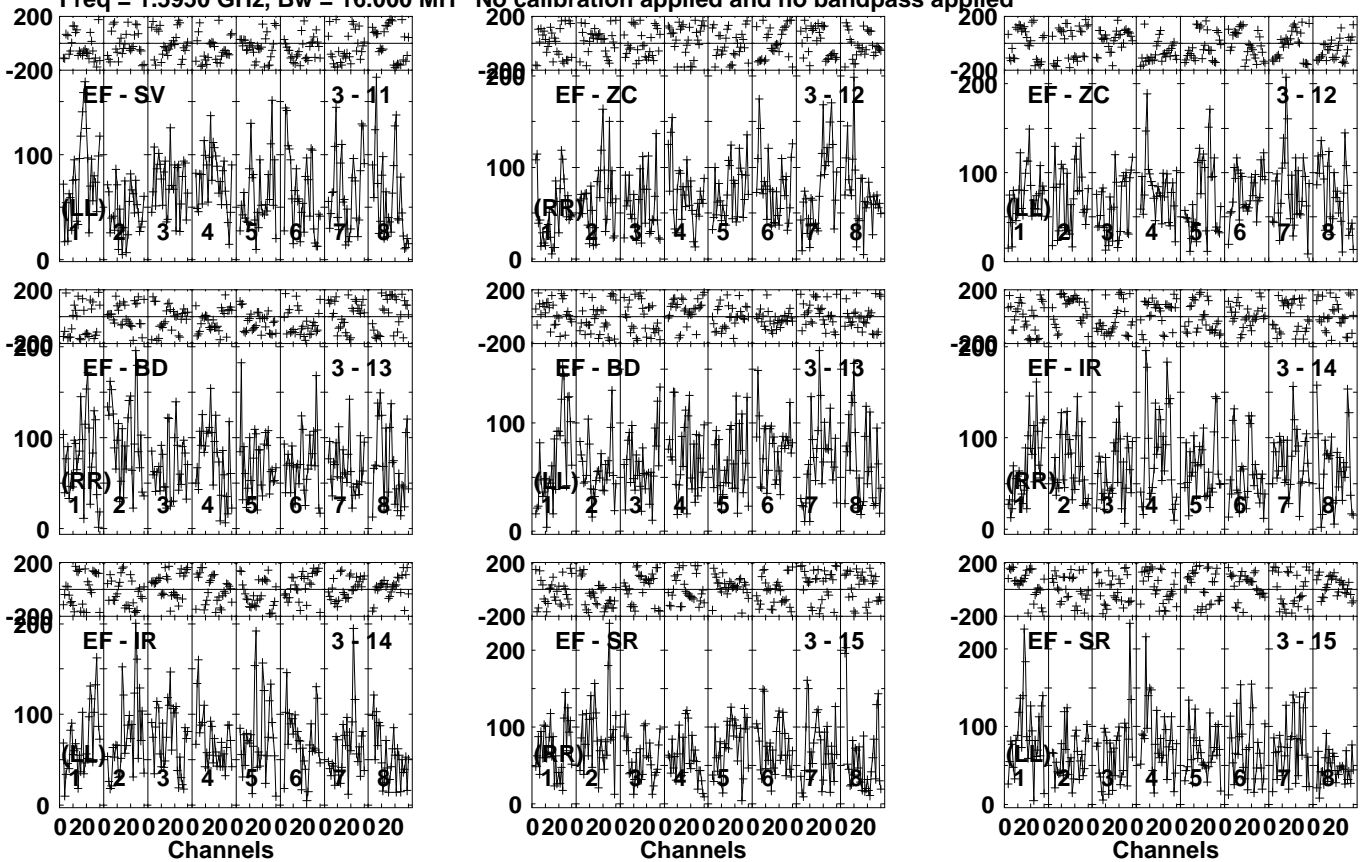


Lower frame: Micro Ampl Jy Top frame: Phas deg
Vector averaged cross-power spectrum Several baselines displayed
Timerange: 00/23:25:00 to 00/23:28:00

Plot file version 18 created 18-MAR-2021 11:19:31

LP212-62 EB082 1.UVDATA.1

Freq = 1.5950 GHz, Bw = 16.000 MH No calibration applied and no bandpass applied

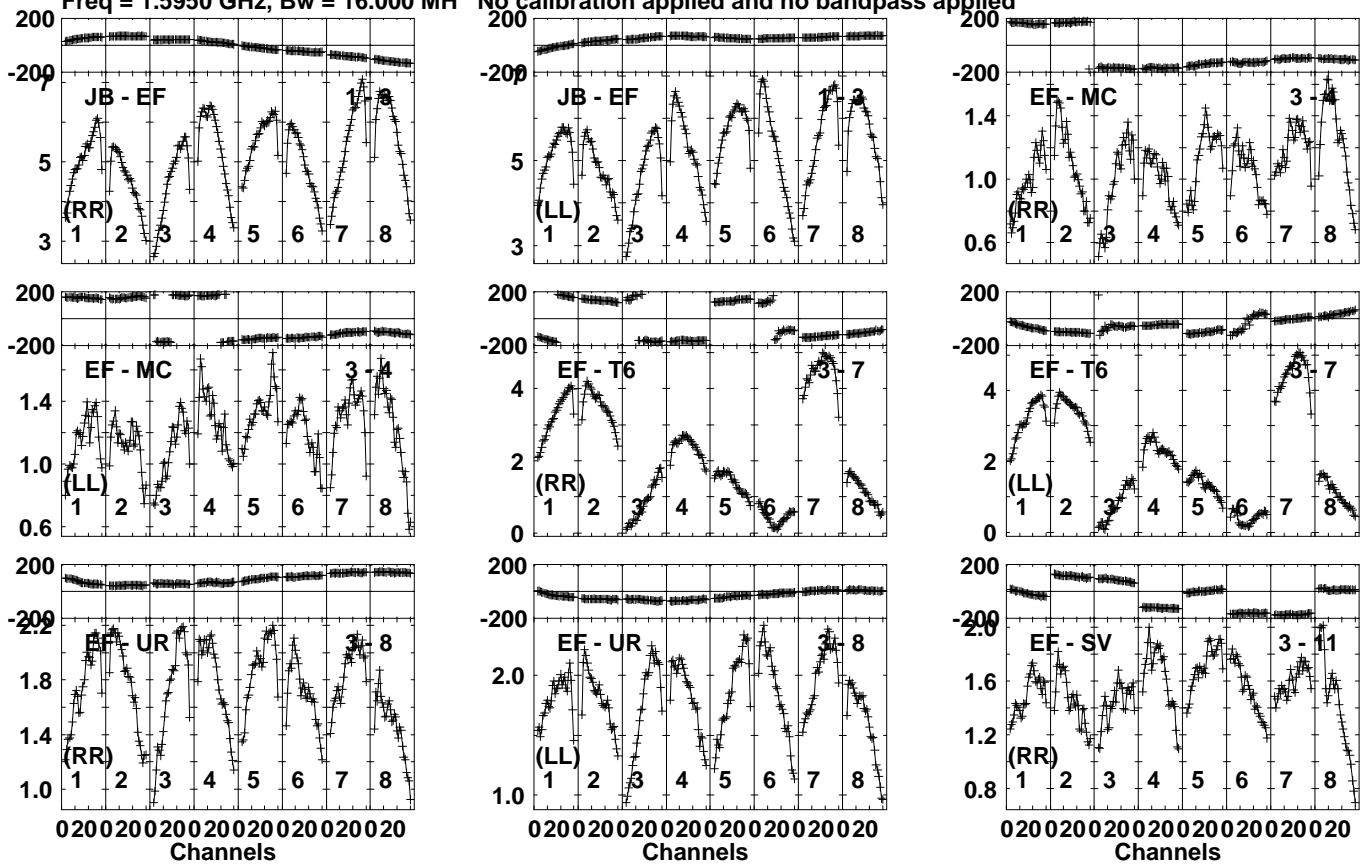


Lower frame: Micro Ampl Jy Top frame: Phas deg
Vector averaged cross-power spectrum Several baselines displayed
Timerange: 00/23:25:00 to 00/23:28:00

Plot file version 19 created 18-MAR-2021 11:19:32

J1020+4320 EB082 1.UVDATA.1

Freq = 1.5950 GHz, Bw = 16.000 MH No calibration applied and no bandpass applied



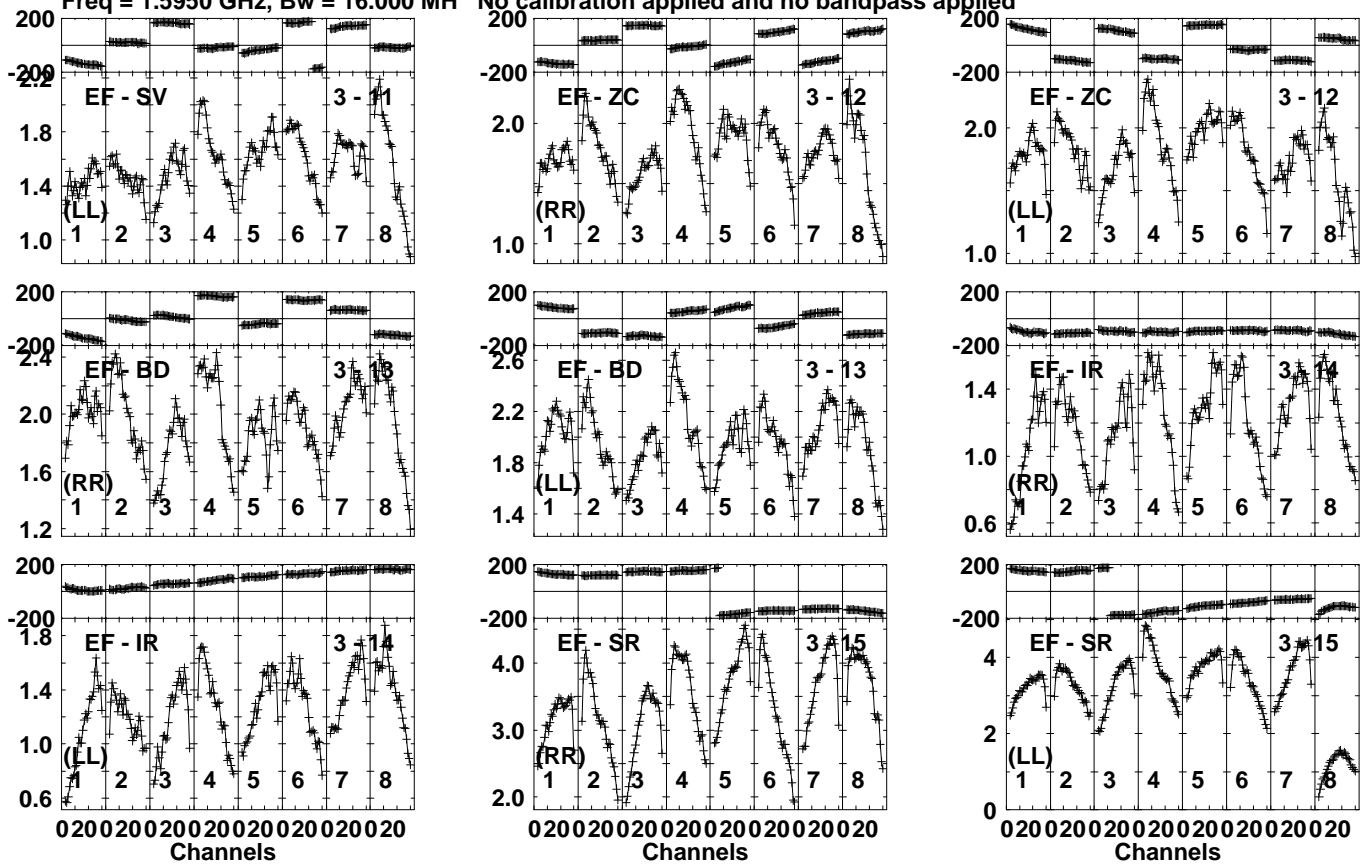
Lower frame: Milli Ampl Jy Top frame: Phas deg
Vector averaged cross-power spectrum Several baselines displayed
Timerange: 00/23:28:00 to 00/23:30:00

Plot file version 20 created 18-MAR-2021 11:19:32

J1020+4320 EB082 1.UVDATA.1

Freq = 1.5950 GHz, Bw = 16.000 MH

No calibration applied and no bandpass applied

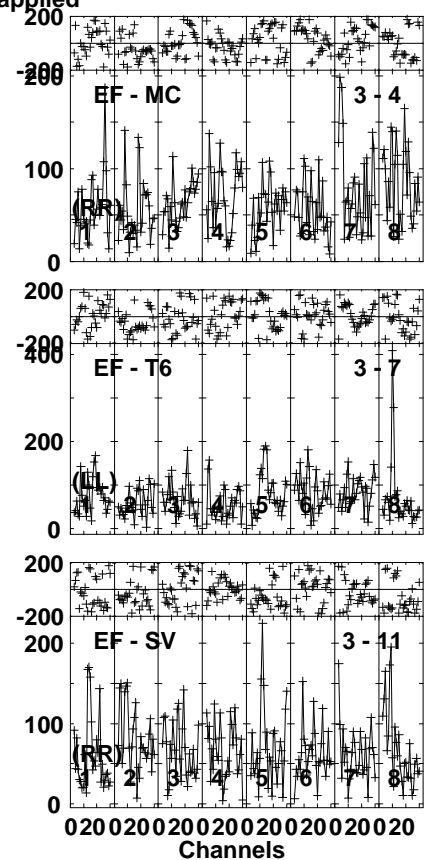
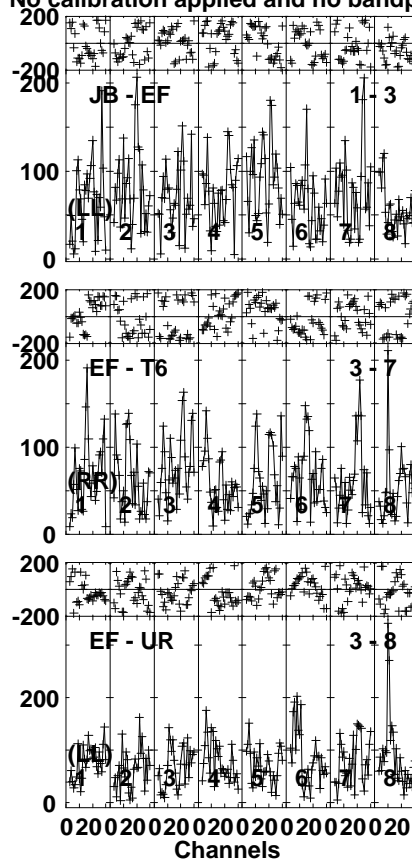
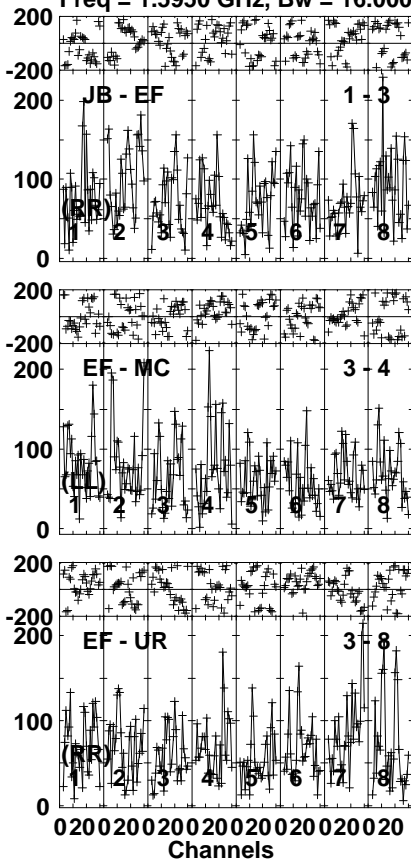


Lower frame: Milli Ampl Jy Top frame: Phas deg
Vector averaged cross-power spectrum Several baselines displayed
Timerange: 00/23:28:00 to 00/23:30:00

Plot file version 21 created 18-MAR-2021 11:19:32

LP212-62 EB082 1.UVDATA.1

Freq = 1.5950 GHz, Bw = 16.000 MH No calibration applied and no bandpass applied

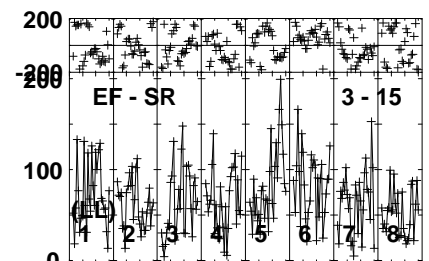
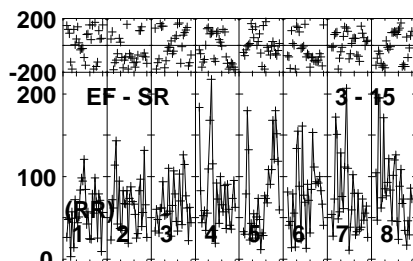
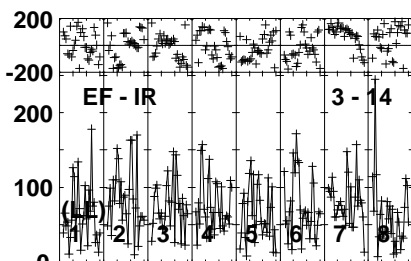
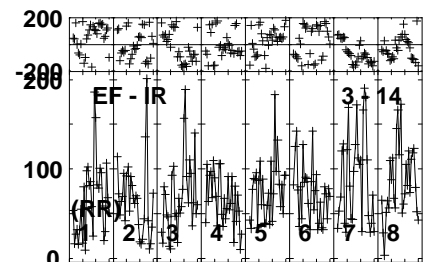
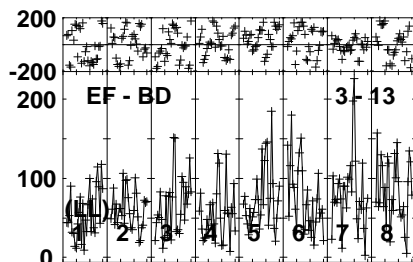
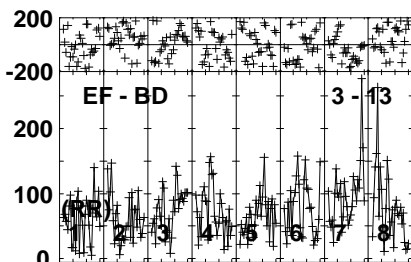
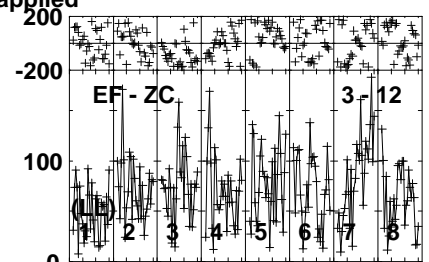
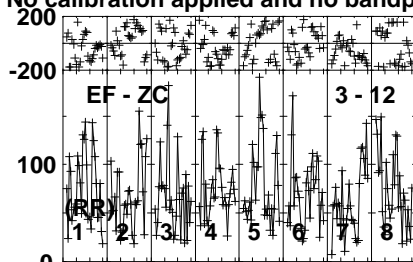
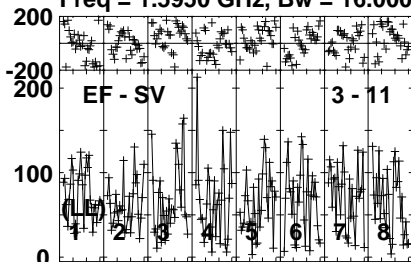


Lower frame: Micro Ampl Jy Top frame: Phas deg
Vector averaged cross-power spectrum Several baselines displayed
Timerange: 00/23:30:01 to 00/23:33:00

Plot file version 22 created 18-MAR-2021 11:19:32

LP212-62 EB082 1.UVDATA.1

Freq = 1.5950 GHz, Bw = 16.000 MH No calibration applied and no bandpass applied



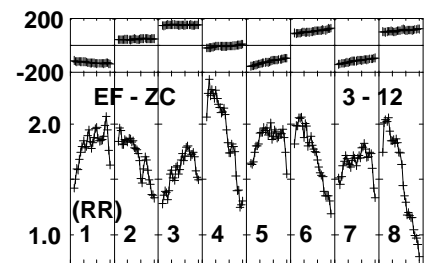
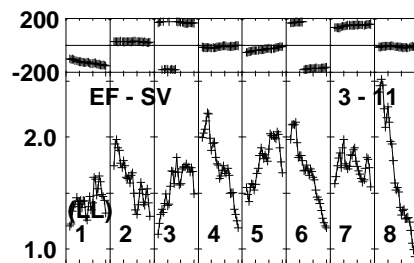
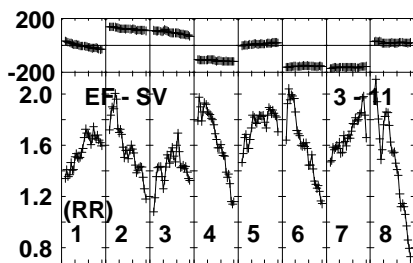
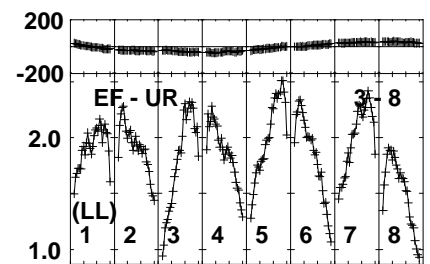
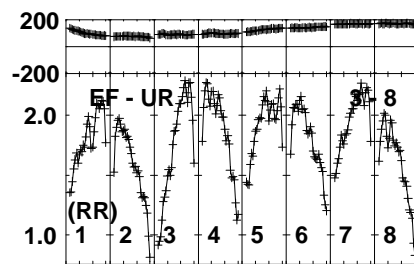
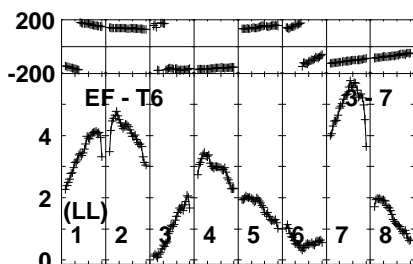
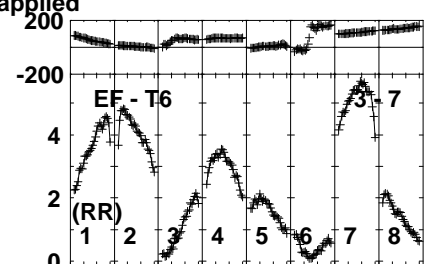
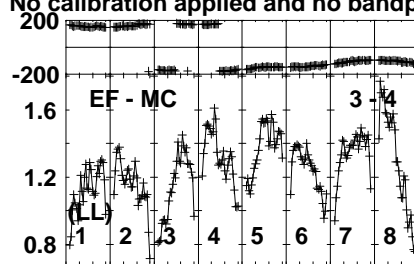
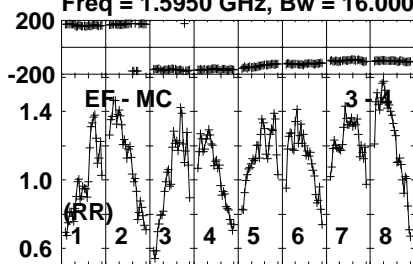
Lower frame: Micro Ampl Jy Top frame: Phas deg
Vector averaged cross-power spectrum Several baselines displayed
Timerange: 00/23:30:01 to 00/23:33:00

Plot file version 23 created 18-MAR-2021 11:19:32

J1020+4320 EB082 1.UVDATA.1

Freq = 1.5950 GHz, Bw = 16.000 MH

No calibration applied and no bandpass applied



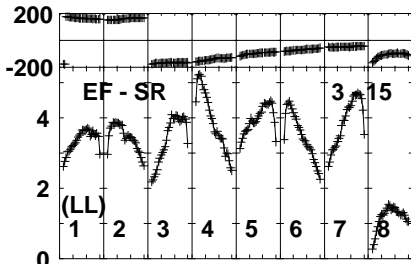
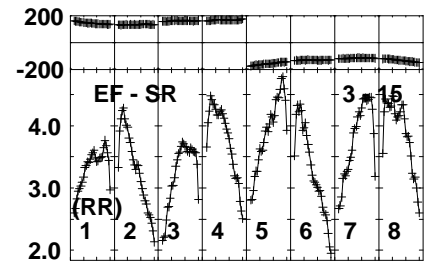
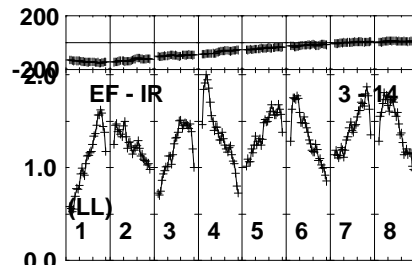
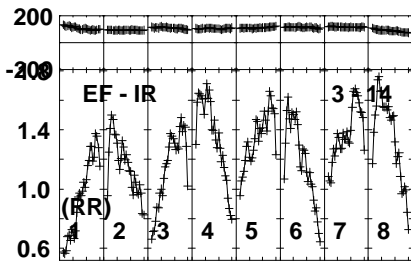
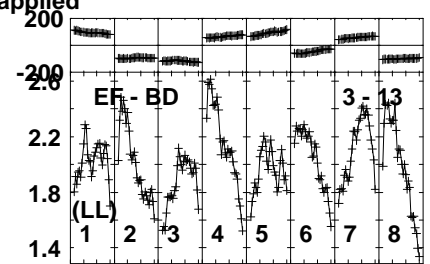
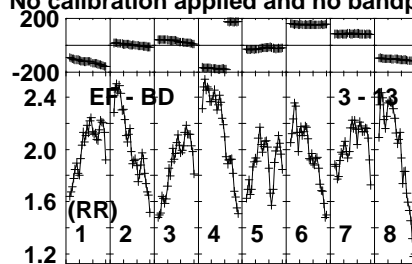
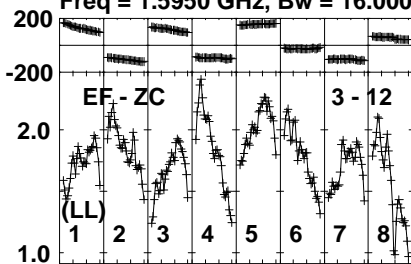
Lower frame: Milli Ampl Jy Top frame: Phas deg
Vector averaged cross-power spectrum Several baselines displayed
Timerange: 00/23:33:30 to 00/23:35:00

Plot file version 24 created 18-MAR-2021 11:19:32

J1020+4320 EB082 1.UVDATA.1

Freq = 1.5950 GHz, Bw = 16.000 MH

No calibration applied and no bandpass applied



020020020020020020020020020020

Channels

Lower frame: Milli Ampl Jy Top frame: Phas deg

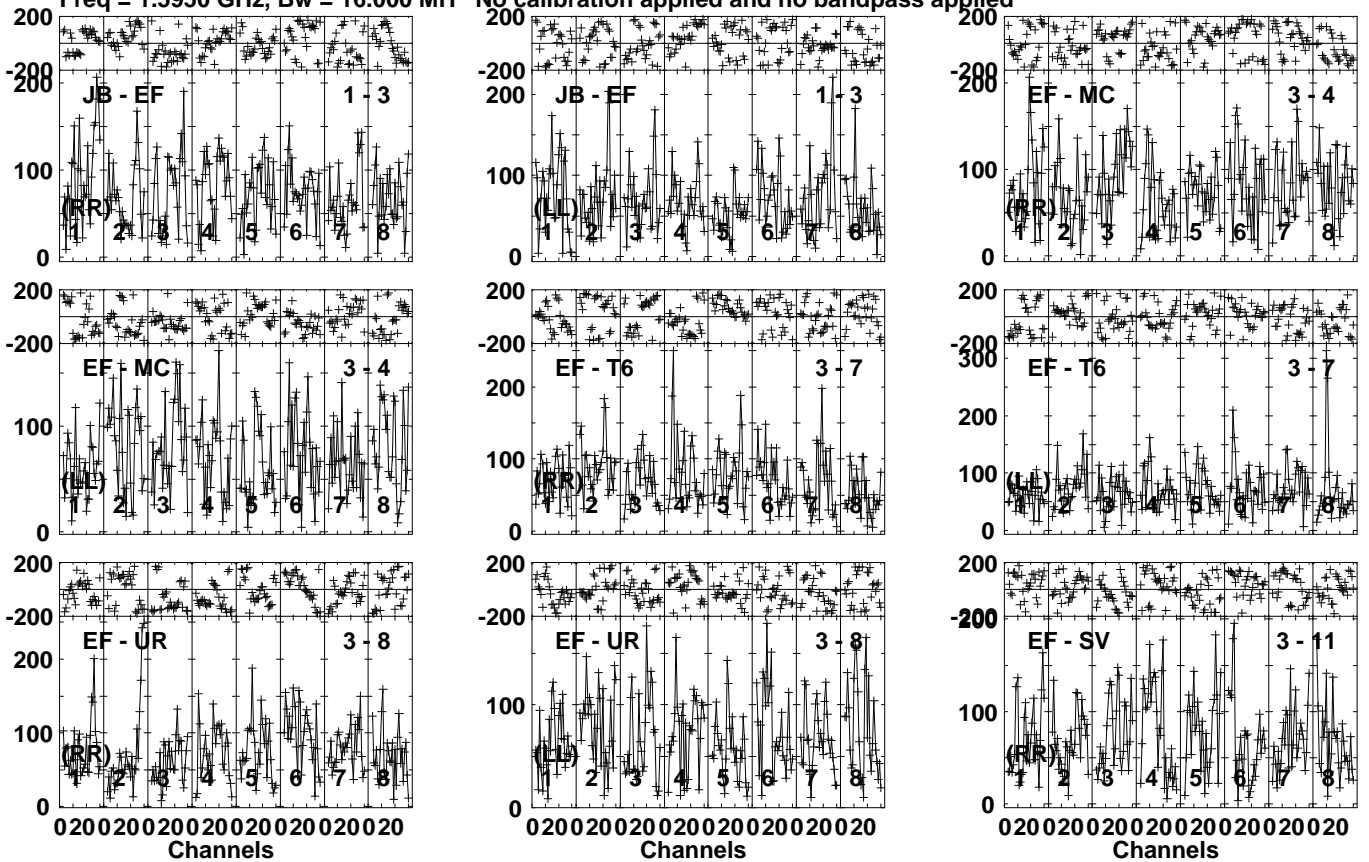
Vector averaged cross-power spectrum Several baselines displayed

Timerange: 00/23:33:30 to 00/23:35:00

Plot file version 25 created 18-MAR-2021 11:19:33

LP212-62 EB082 1.UVDATA.1

Freq = 1.5950 GHz, Bw = 16.000 MH No calibration applied and no bandpass applied

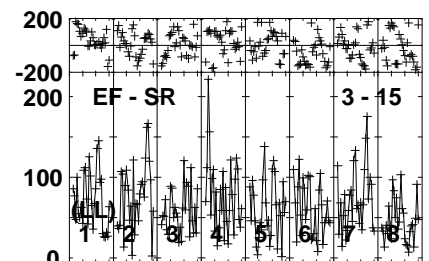
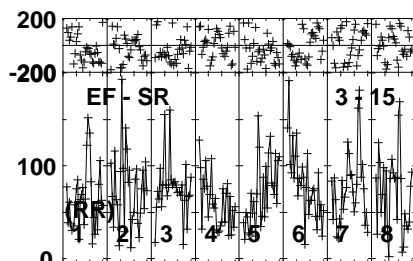
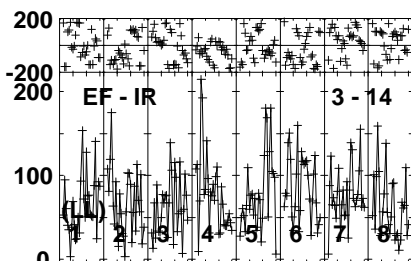
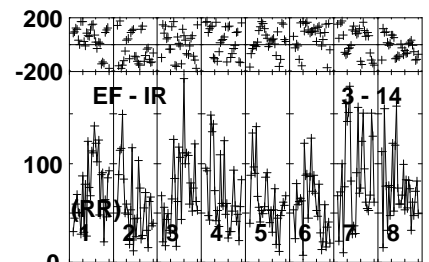
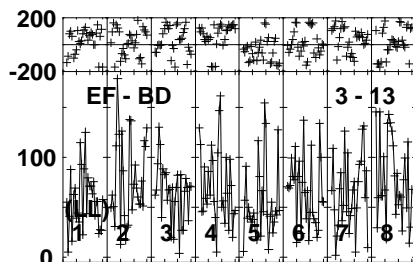
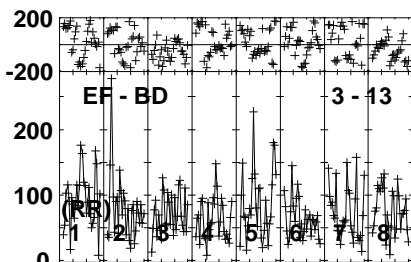
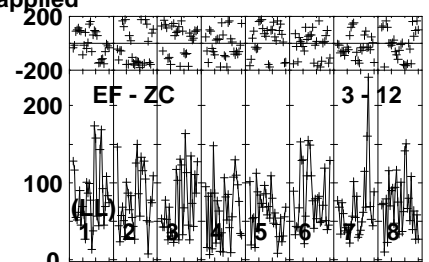
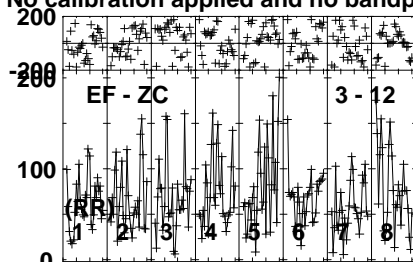
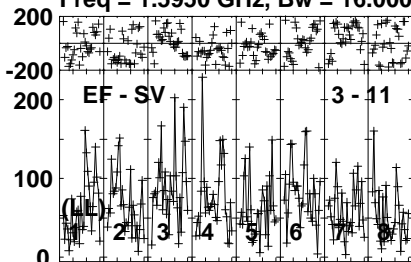


Lower frame: Micro Ampl Jy Top frame: Phas deg
Vector averaged cross-power spectrum Several baselines displayed
Timerange: 00/23:35:01 to 00/23:37:59

Plot file version 26 created 18-MAR-2021 11:19:33

LP212-62 EB082 1.UVDATA.1

Freq = 1.5950 GHz, Bw = 16.000 MH No calibration applied and no bandpass applied



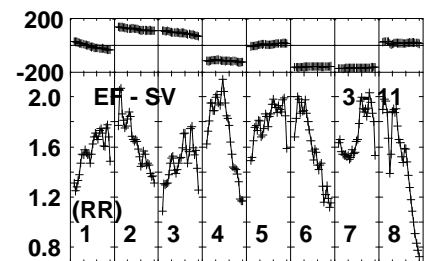
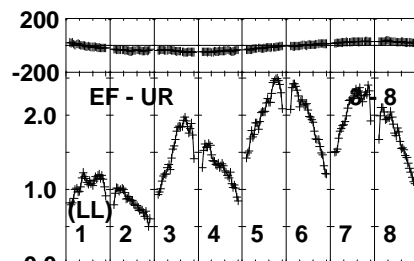
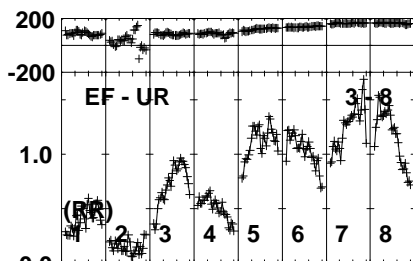
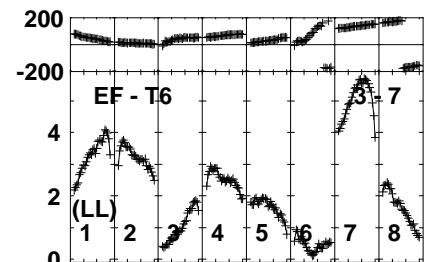
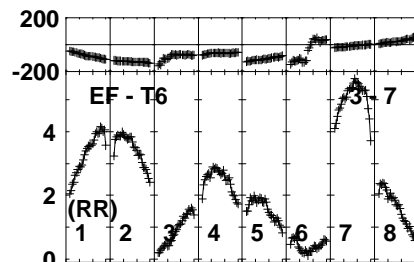
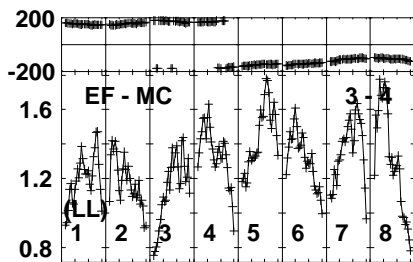
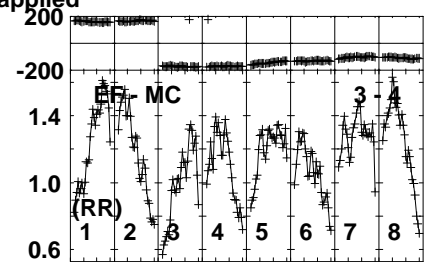
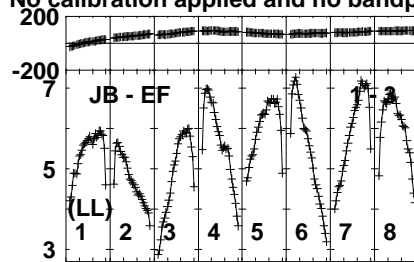
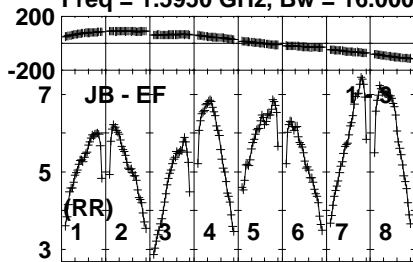
Lower frame: Micro Ampl Jy Top frame: Phas deg
Vector averaged cross-power spectrum Several baselines displayed
Timerange: 00/23:35:01 to 00/23:37:59

Plot file version 27 created 18-MAR-2021 11:19:33

J1020+4320 EB082 1.UVDATA.1

Freq = 1.5950 GHz, Bw = 16.000 MH

No calibration applied and no bandpass applied

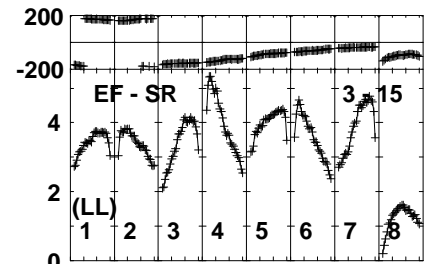
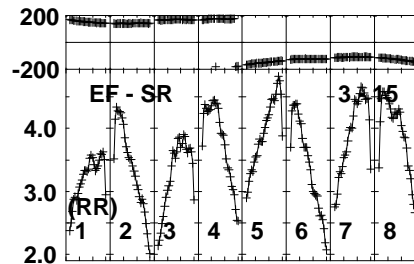
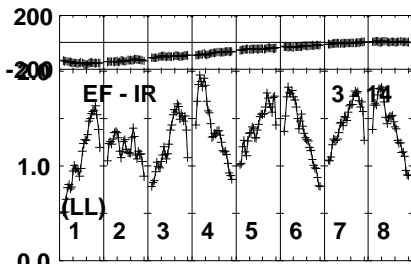
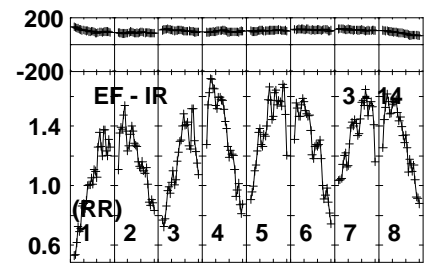
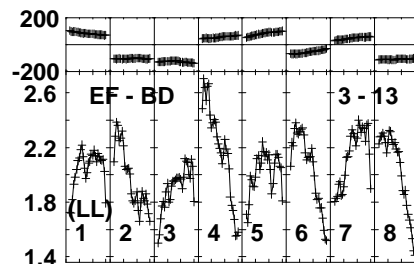
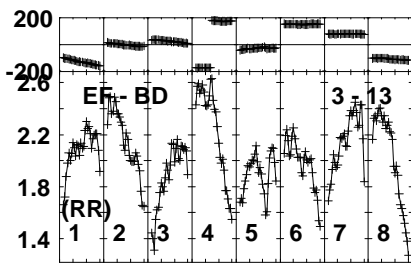
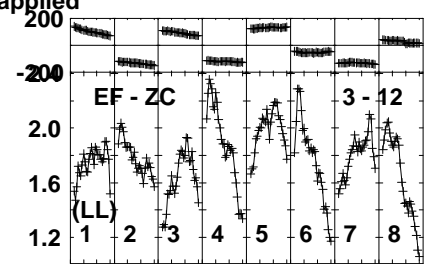
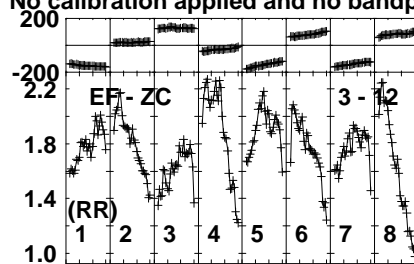
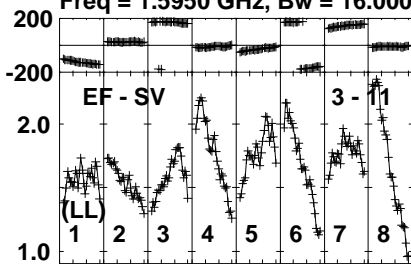


Lower frame: Milli Ampl Jy Top frame: Phas deg
Vector averaged cross-power spectrum Several baselines displayed
Timerange: 00/23:38:01 to 00/23:39:59

Plot file version 28 created 18-MAR-2021 11:19:33
J1020+4320 EB082 1.UVDATA.1

Freq = 1.5950 GHz, Bw = 16.000 MH

No calibration applied and no bandpass applied



Lower frame: Milli Ampl Jy Top frame: Phas deg

Vector averaged cross-power spectrum Several baselines displayed

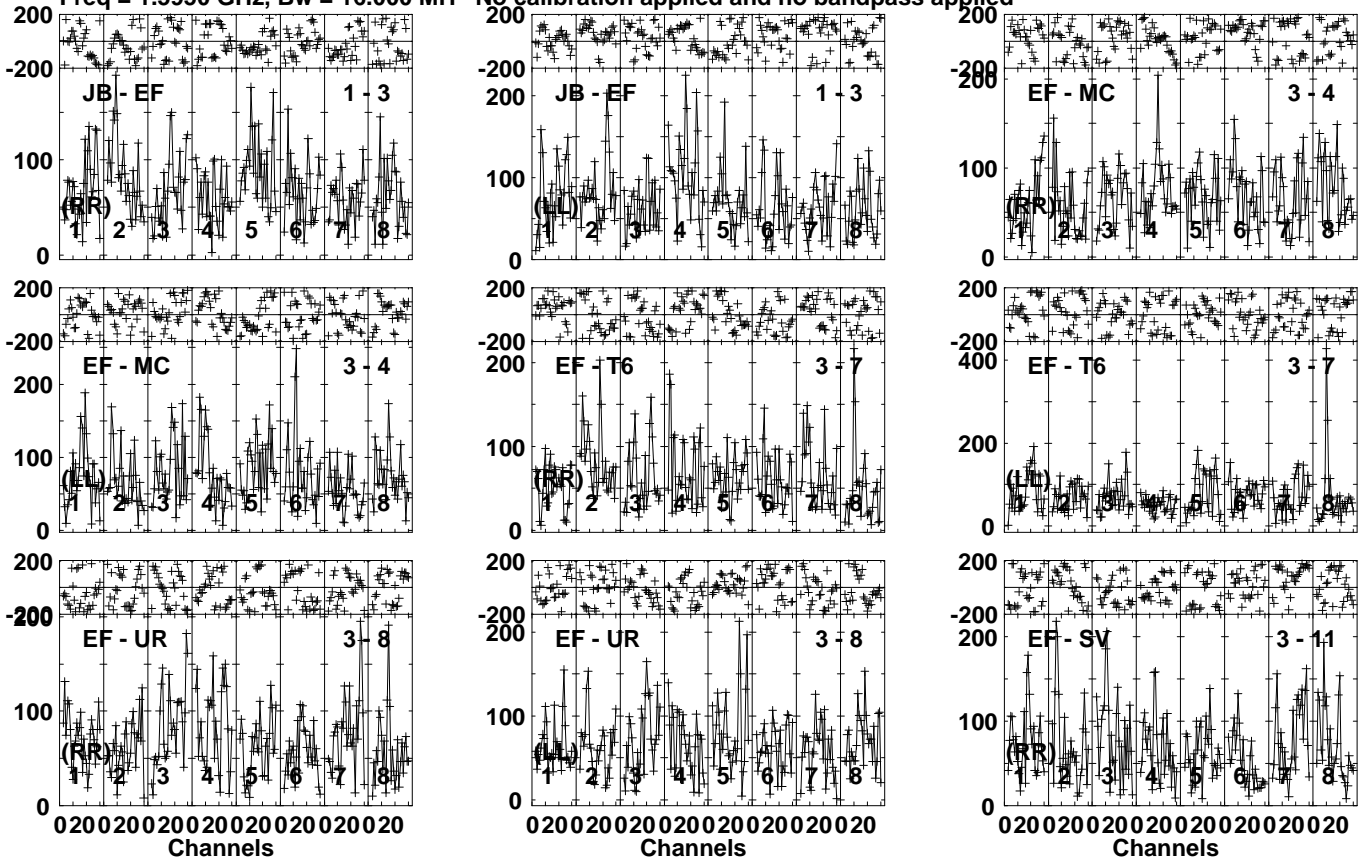
Timerange: 00/23:38:01 to 00/23:39:59

Plot file version 29 created 18-MAR-2021 11:19:33

LP212-62 EB082 1.UVDATA.1

Freq = 1.5950 GHz, Bw = 16.000 MH

No calibration applied and no bandpass applied

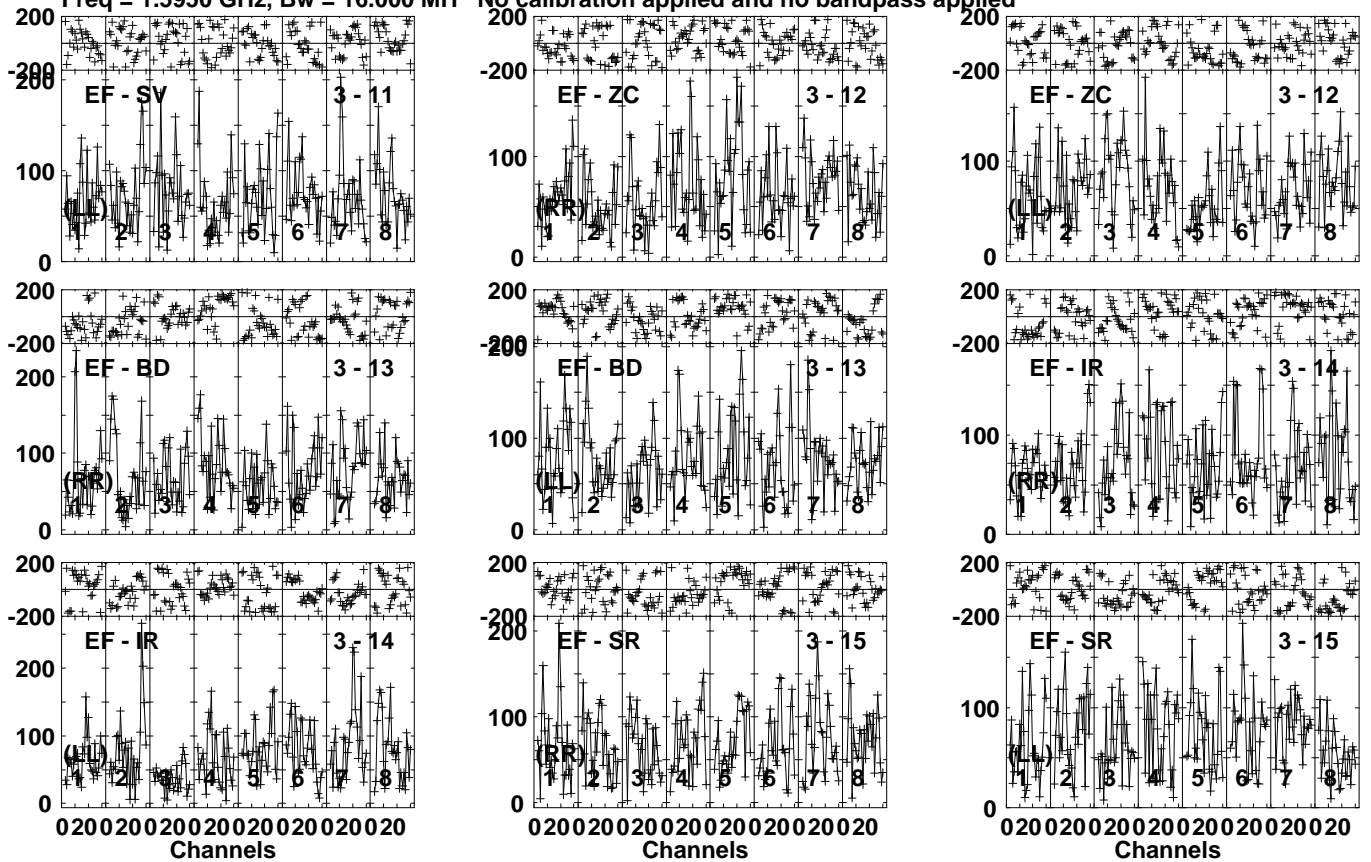


Lower frame: Micro Ampl Jy Top frame: Phas deg
Vector averaged cross-power spectrum Several baselines displayed
Timerange: 00/23:40:00 to 00/23:43:00

Plot file version 30 created 18-MAR-2021 11:19:34

LP212-62 EB082 1.UVDATA.1

Freq = 1.5950 GHz, Bw = 16.000 MH No calibration applied and no bandpass applied



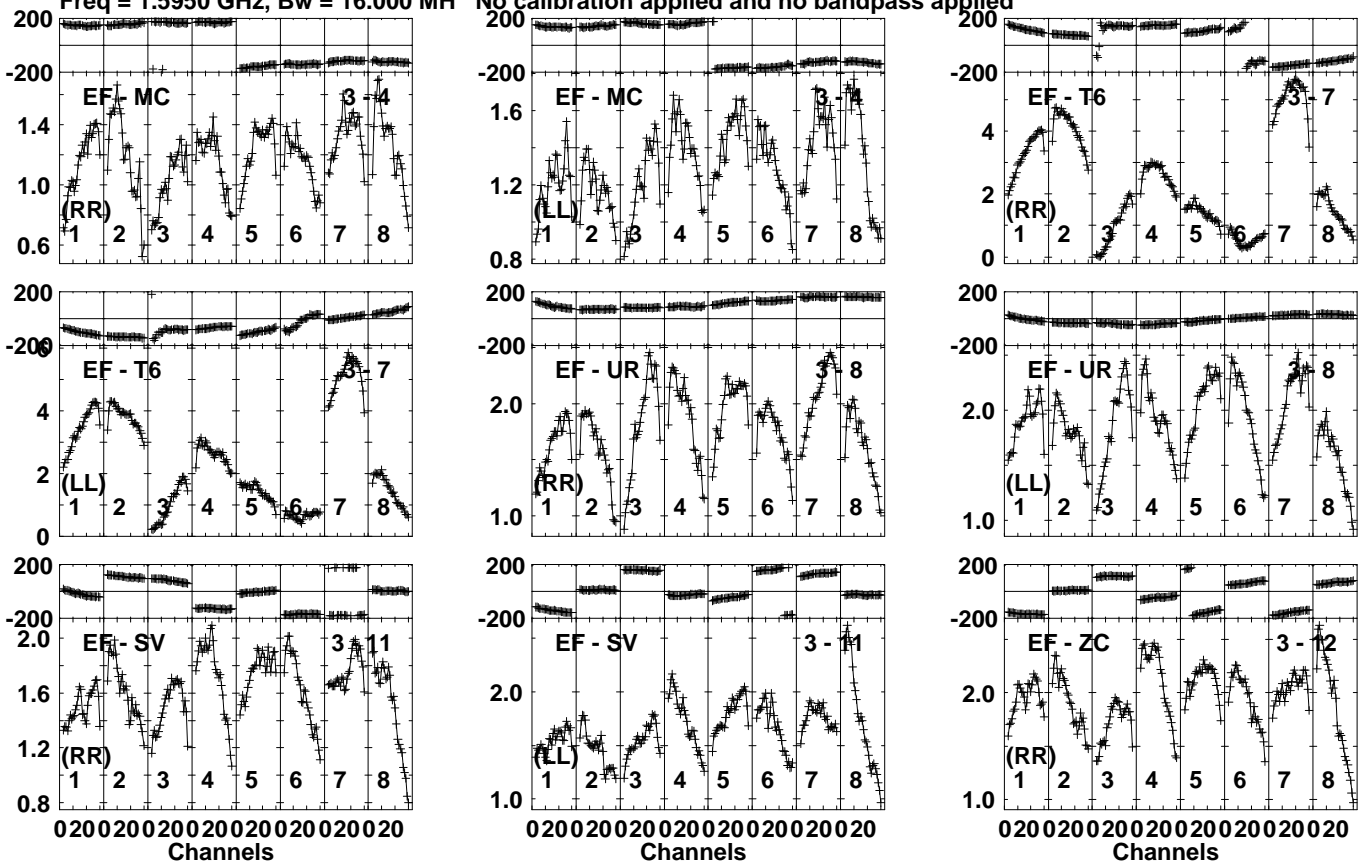
Lower frame: Micro Ampl Jy Top frame: Phas deg
Vector averaged cross-power spectrum Several baselines displayed
Timerange: 00/23:40:00 to 00/23:43:00

Plot file version 31 created 18-MAR-2021 11:19:34

J1020+4320 EB082 1.UVDATA.1

Freq = 1.5950 GHz, Bw = 16.000 MH

No calibration applied and no bandpass applied



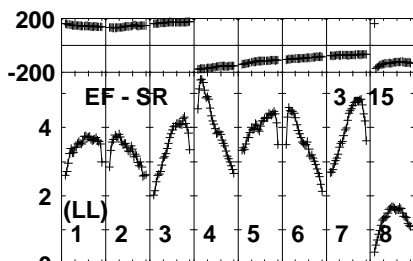
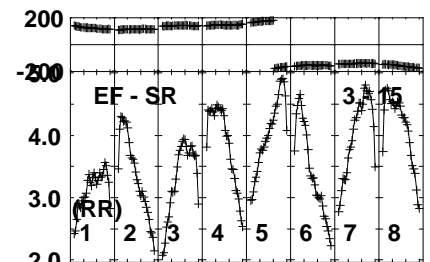
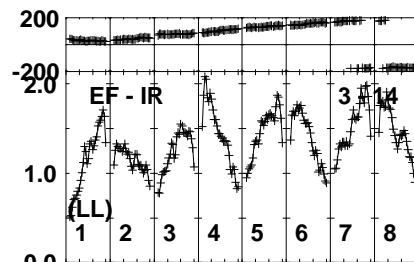
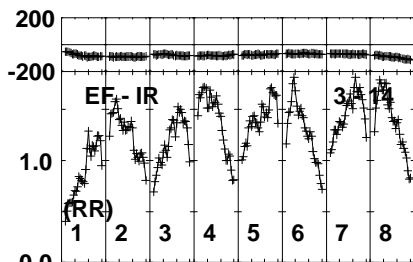
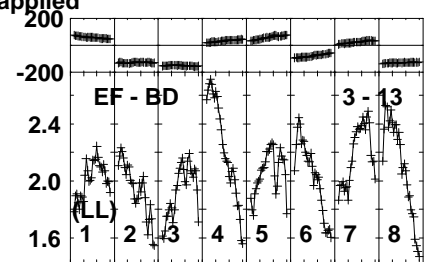
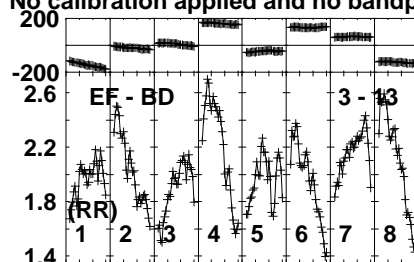
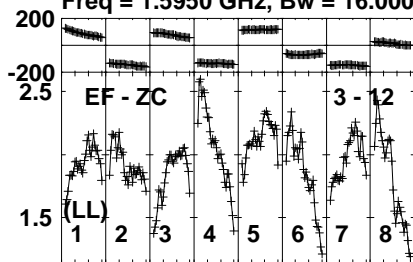
Lower frame: Milli Ampl Jy Top frame: Phas deg
Vector averaged cross-power spectrum Several baselines displayed
Timerange: 00/23:43:31 to 00/23:44:59

Plot file version 32 created 18-MAR-2021 11:19:34

J1020+4320 EB082 1.UVDATA.1

Freq = 1.5950 GHz, Bw = 16.000 MH

No calibration applied and no bandpass applied



020020020020020020020020
Channels

Lower frame: Milli Ampl Jy Top frame: Phas deg

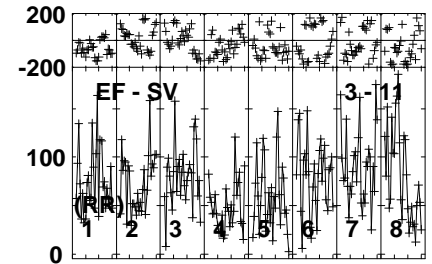
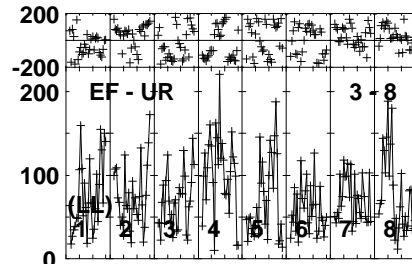
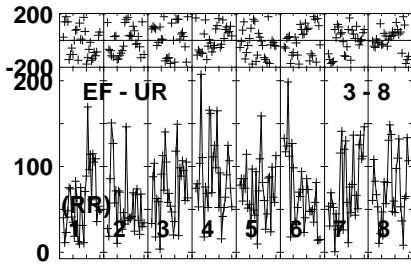
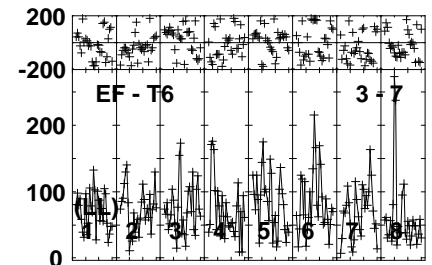
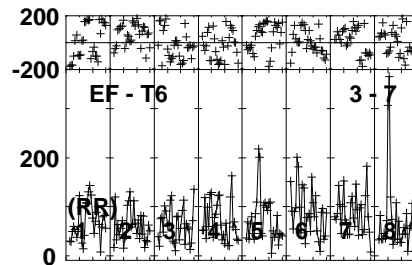
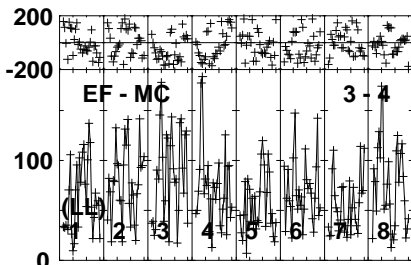
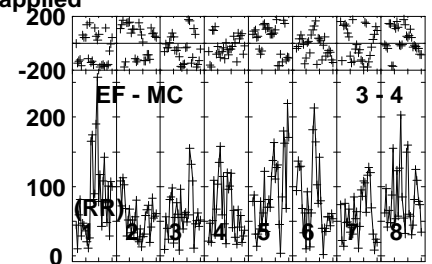
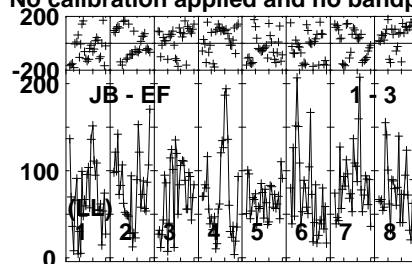
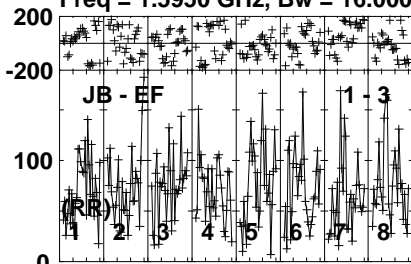
Vector averaged cross-power spectrum Several baselines displayed

Timerange: 00/23:43:31 to 00/23:44:59

Plot file version 33 created 18-MAR-2021 11:19:34

LP212-62 EB082 1.UVDATA.1

Freq = 1.5950 GHz, Bw = 16.000 MH No calibration applied and no bandpass applied

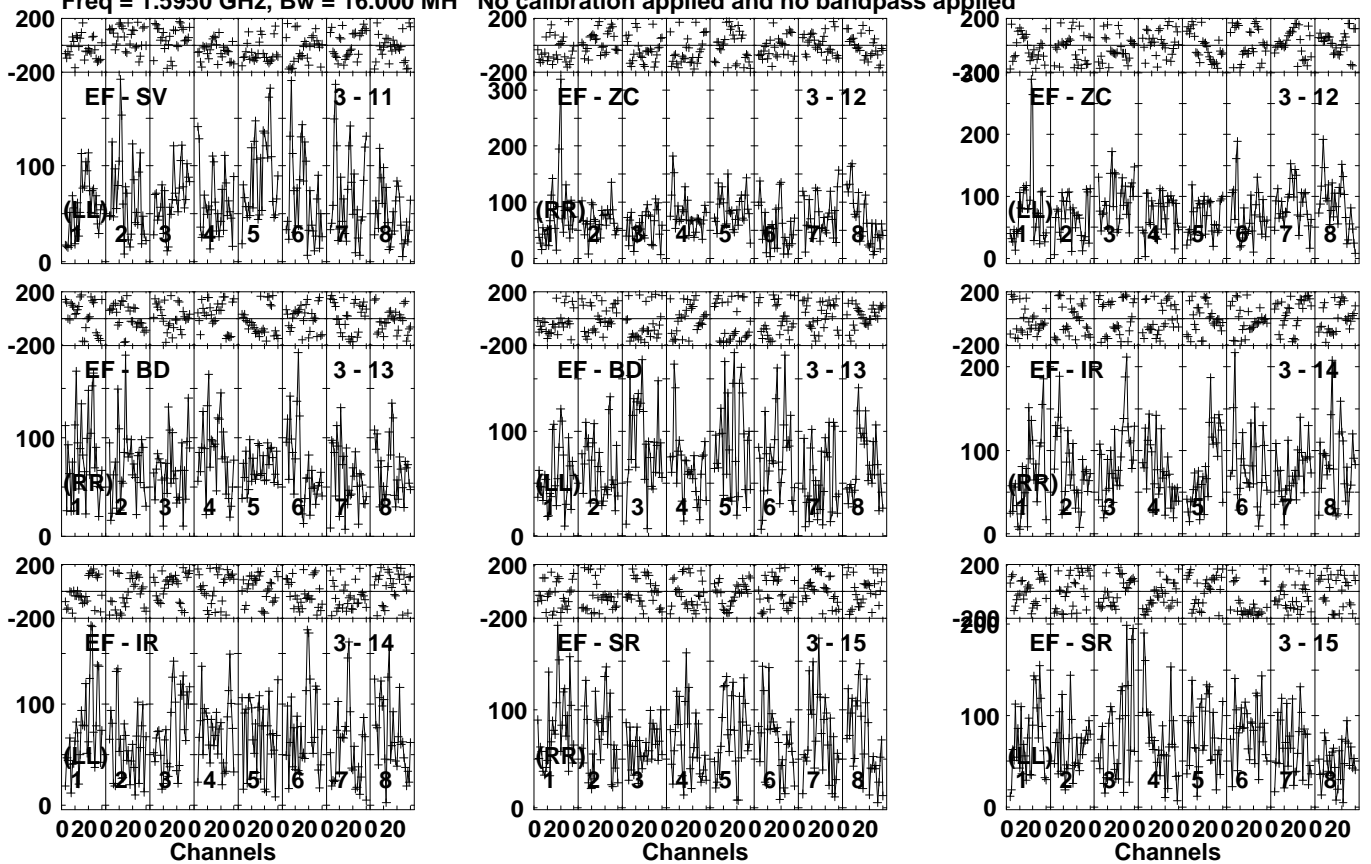


Lower frame: Micro Ampl Jy Top frame: Phas deg
Vector averaged cross-power spectrum Several baselines displayed
Timerange: 00/23:45:00 to 00/23:48:00

Plot file version 34 created 18-MAR-2021 11:19:34

LP212-62 EB082 1.UVDATA.1

Freq = 1.5950 GHz, Bw = 16.000 MH No calibration applied and no bandpass applied



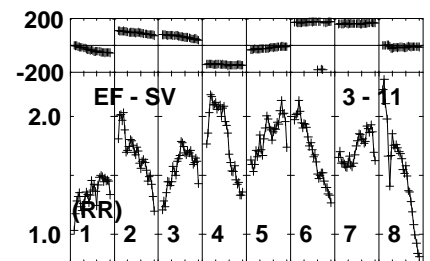
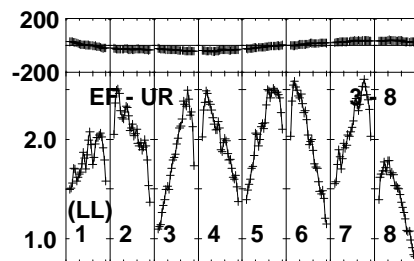
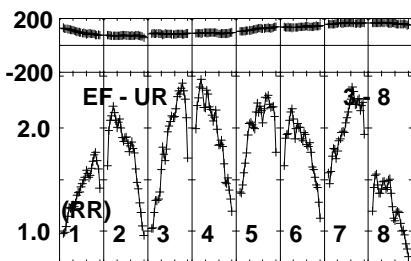
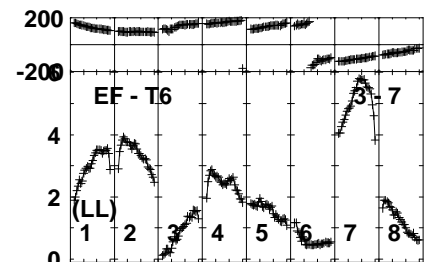
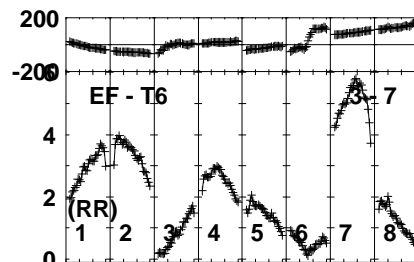
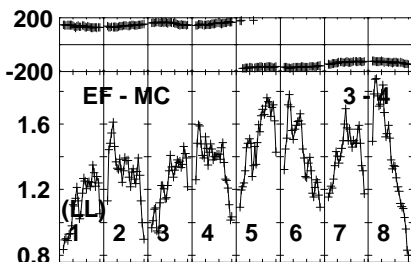
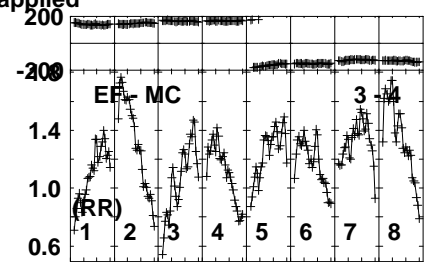
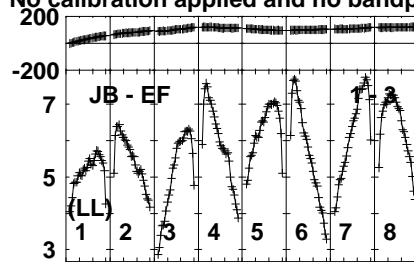
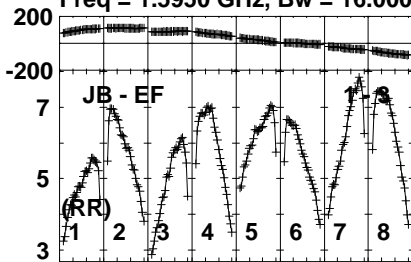
Lower frame: Micro Ampl Jy Top frame: Phas deg
Vector averaged cross-power spectrum Several baselines displayed
Timerange: 00/23:45:00 to 00/23:48:00

Plot file version 35 created 18-MAR-2021 11:19:34

J1020+4320 EB082 1.UVDATA.1

Freq = 1.5950 GHz, Bw = 16.000 MH

No calibration applied and no bandpass applied



020020020020020020020020020
Channels

020020020020020020020020020
Channels

020020020020020020020020020
Channels

Lower frame: Milli Ampl Jy Top frame: Phas deg

Vector averaged cross-power spectrum Several baselines displayed

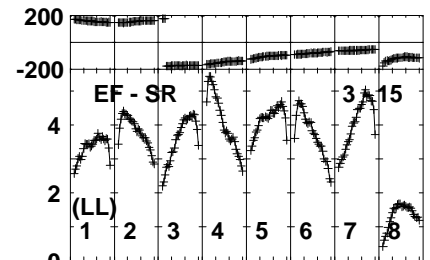
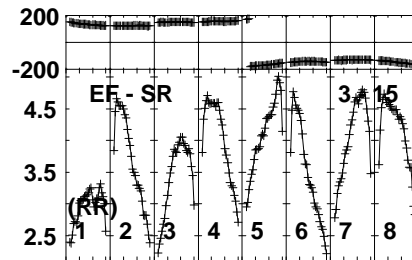
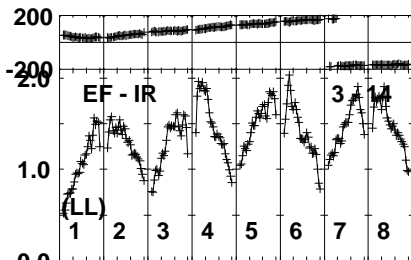
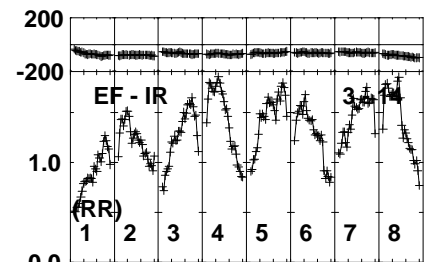
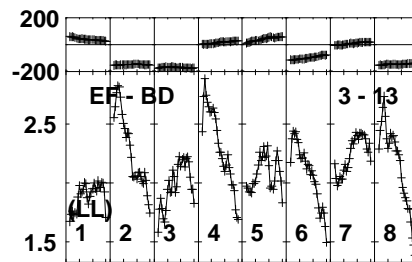
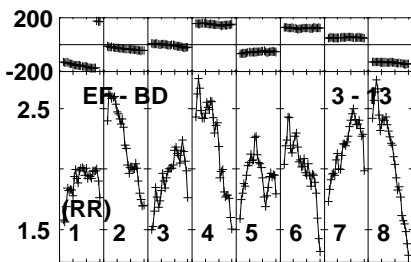
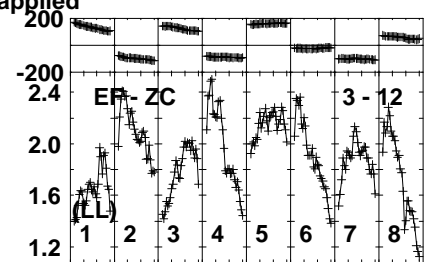
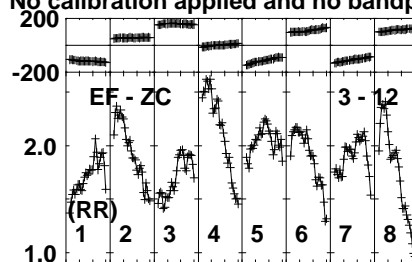
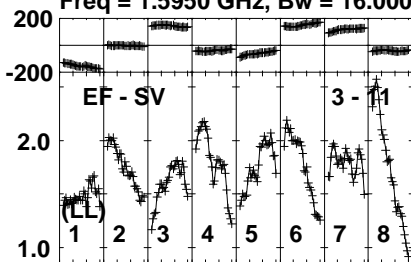
Timerange: 00/23:48:00 to 00/23:50:00

Plot file version 36 created 18-MAR-2021 11:19:35

J1020+4320 EB082 1.UVDATA.1

Freq = 1.5950 GHz, Bw = 16.000 MH

No calibration applied and no bandpass applied



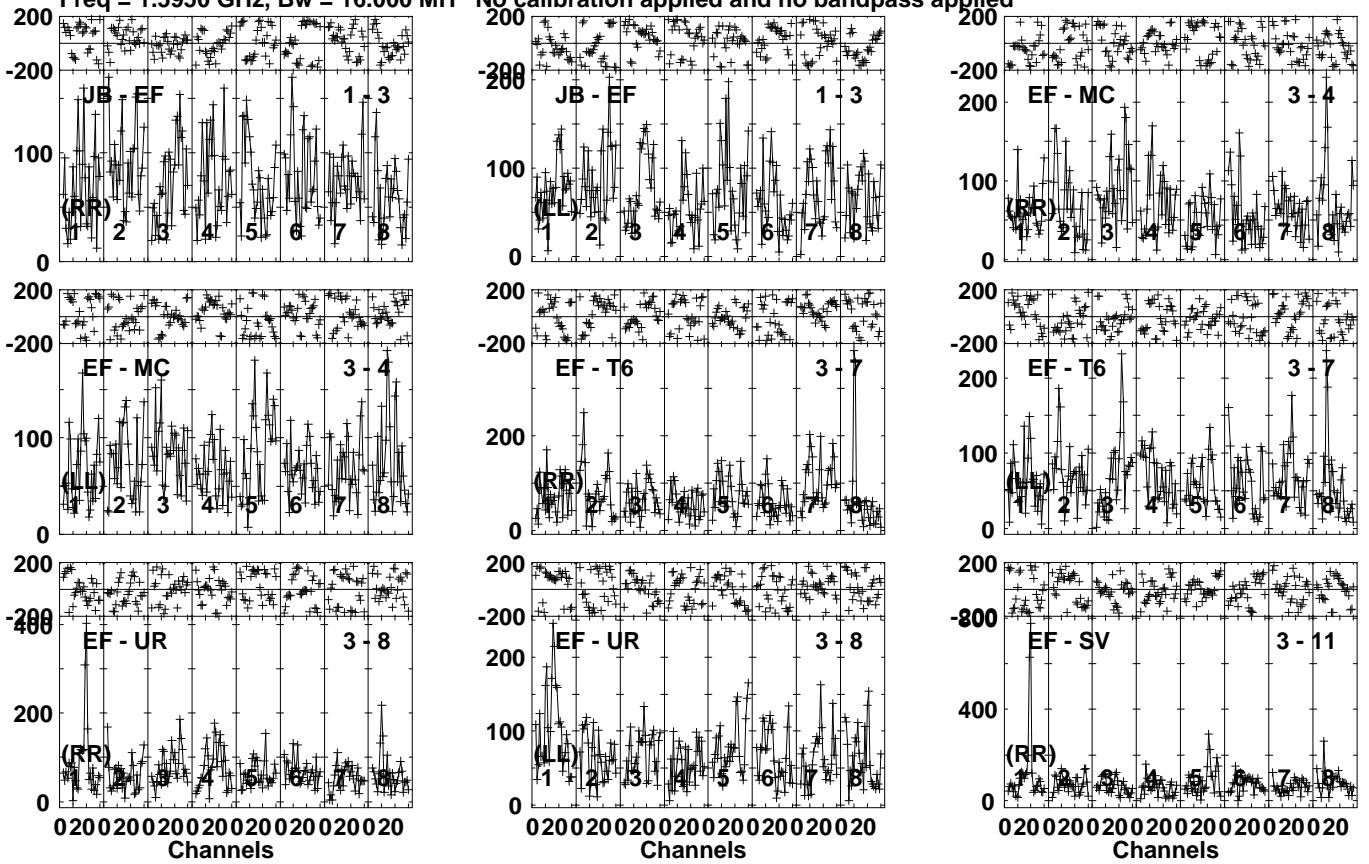
Lower frame: Milli Ampl Jy Top frame: Phas deg
Vector averaged cross-power spectrum Several baselines displayed
Timerange: 00/23:48:00 to 00/23:50:00

Plot file version 37 created 18-MAR-2021 11:19:35

LP212-62 EB082 1.UVDATA.1

Freq = 1.5950 GHz, Bw = 16.000 MH

No calibration applied and no bandpass applied

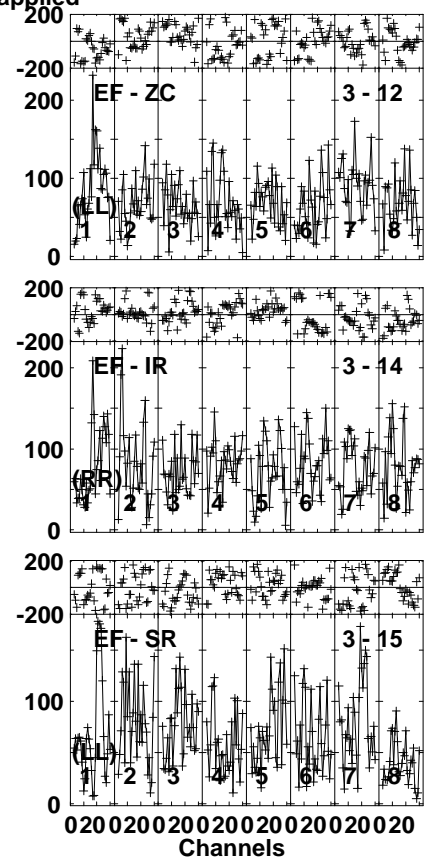
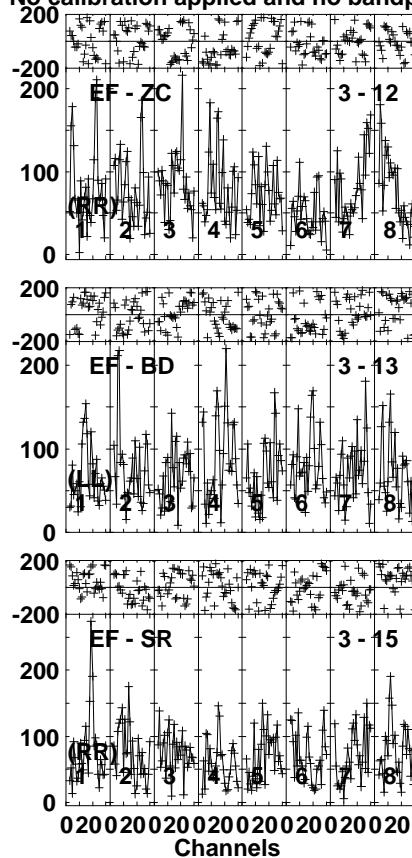
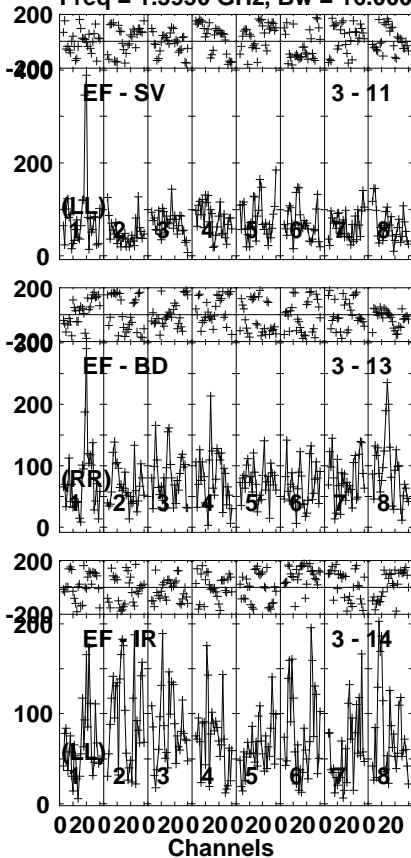


Lower frame: Micro Ampl Jy Top frame: Phas deg
Vector averaged cross-power spectrum Several baselines displayed
Timerange: 00/23:50:01 to 00/23:52:59

Plot file version 38 created 18-MAR-2021 11:19:35

LP212-62 EB082 1.UVDATA.1

Freq = 1.5950 GHz, Bw = 16.000 MH No calibration applied and no bandpass applied



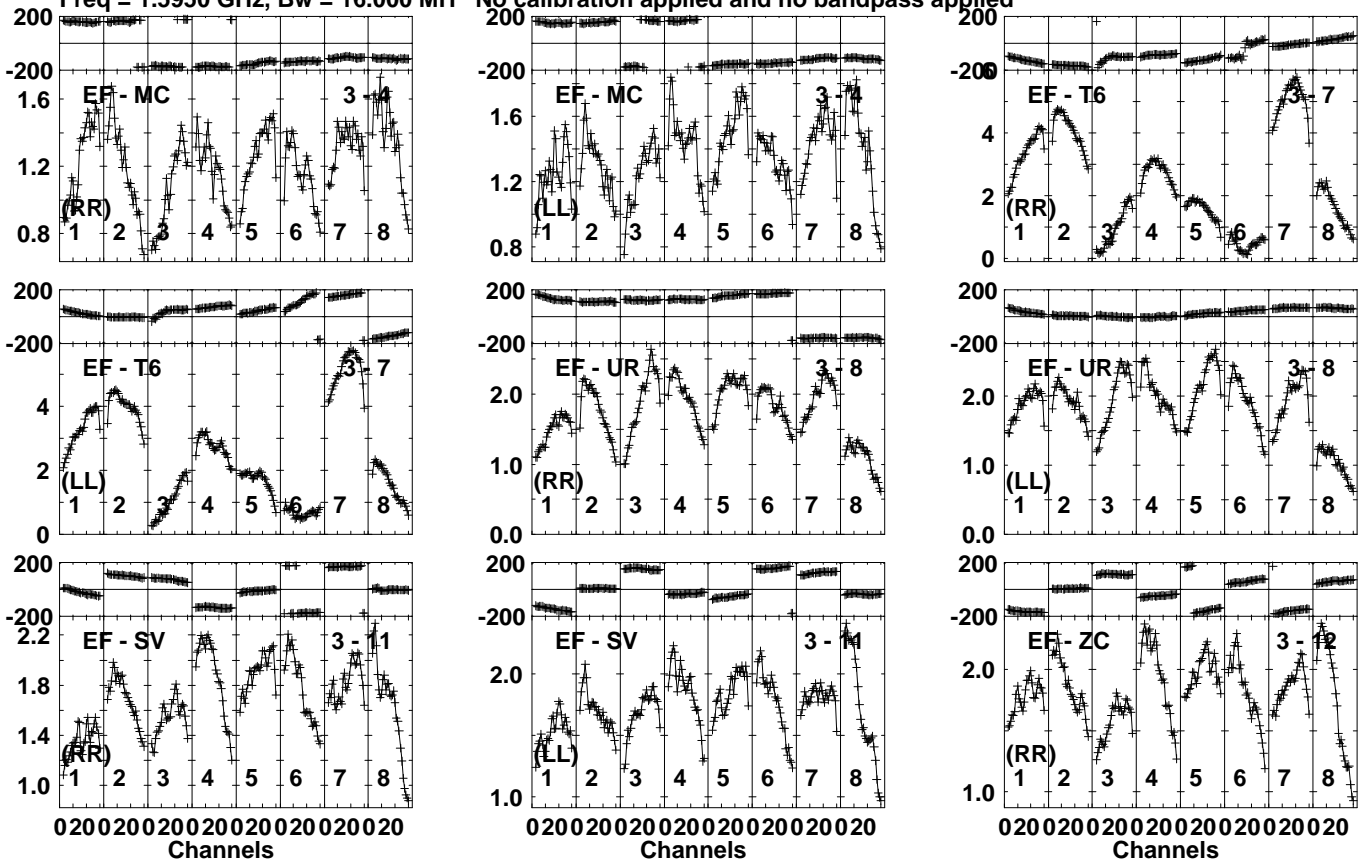
Lower frame: Micro Ampl Jy Top frame: Phas deg
Vector averaged cross-power spectrum Several baselines displayed
Timerange: 00/23:50:01 to 00/23:52:59

Plot file version 39 created 18-MAR-2021 11:19:35

J1020+4320 EB082 1.UVDATA.1

Freq = 1.5950 GHz, Bw = 16.000 MH

No calibration applied and no bandpass applied



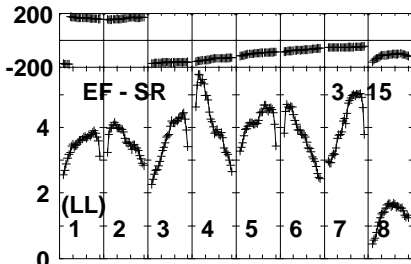
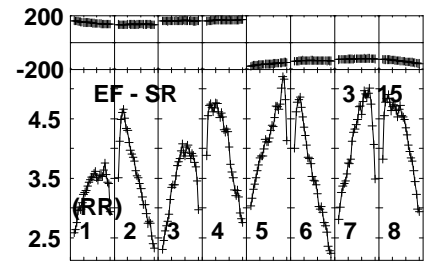
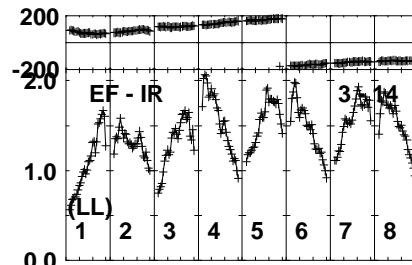
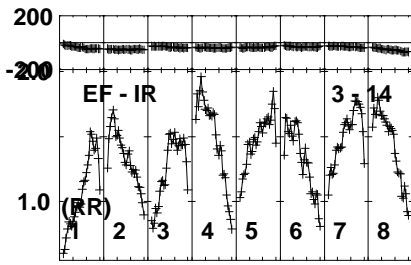
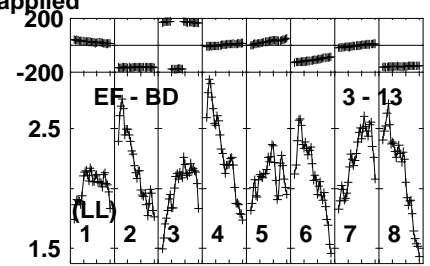
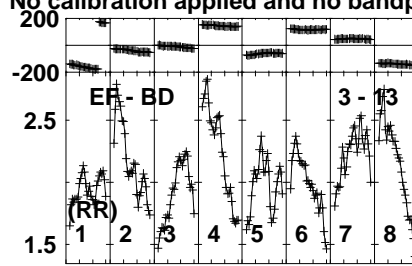
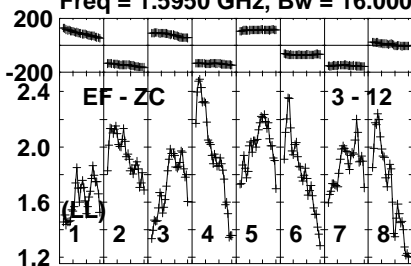
Lower frame: Milli Ampl Jy Top frame: Phas deg
 Vector averaged cross-power spectrum Several baselines displayed
 Timerange: 00/23:53:31 to 00/23:55:00

Plot file version 40 created 18-MAR-2021 11:19:35

J1020+4320 EB082 1.UVDATA.1

Freq = 1.5950 GHz, Bw = 16.000 MH

No calibration applied and no bandpass applied



020020020020020020020020

Channels

Lower frame: Milli Ampl Jy Top frame: Phas deg

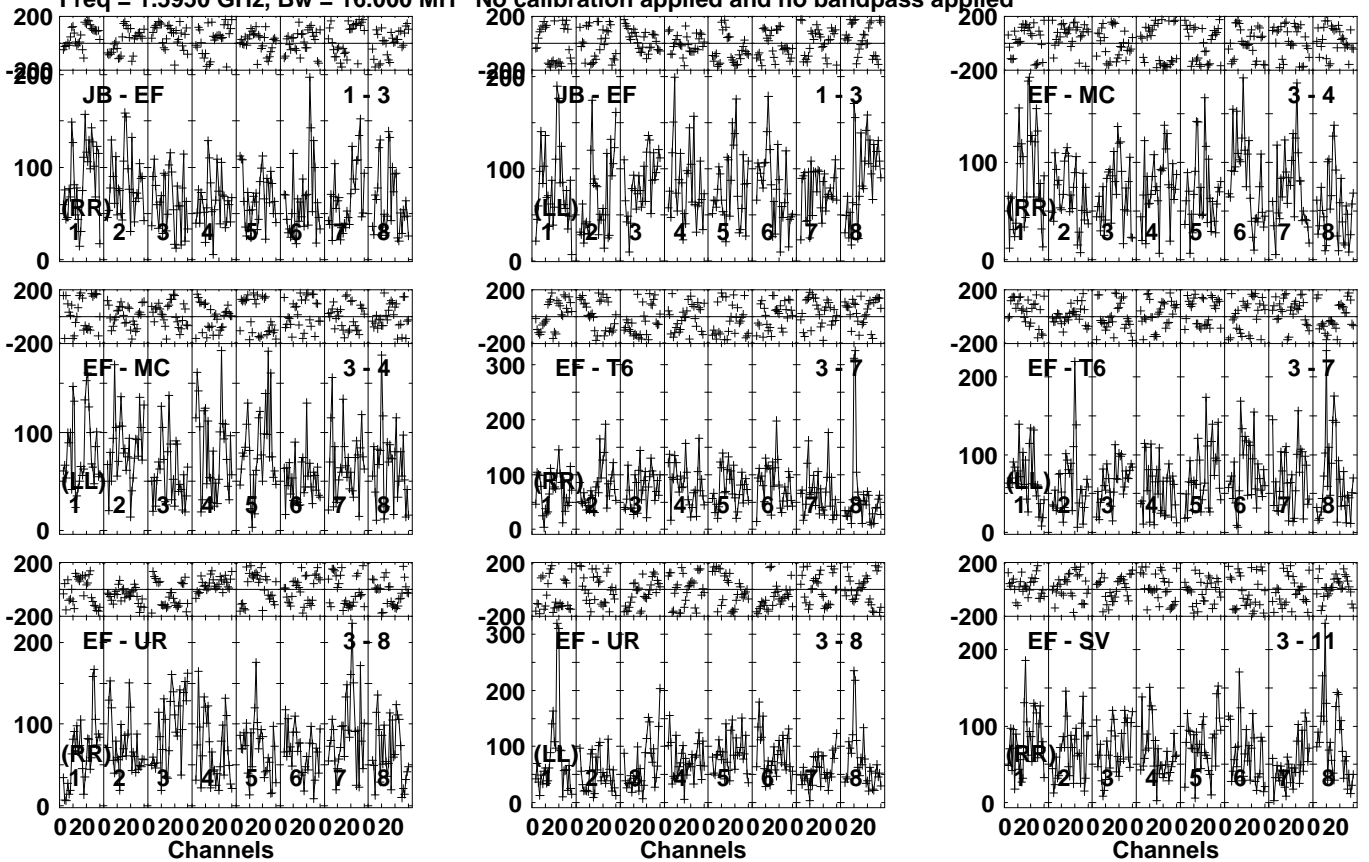
Vector averaged cross-power spectrum Several baselines displayed

Timerange: 00/23:53:31 to 00/23:55:00

Plot file version 41 created 18-MAR-2021 11:19:35

LP212-62 EB082 1.UVDATA.1

Freq = 1.5950 GHz, Bw = 16.000 MH No calibration applied and no bandpass applied

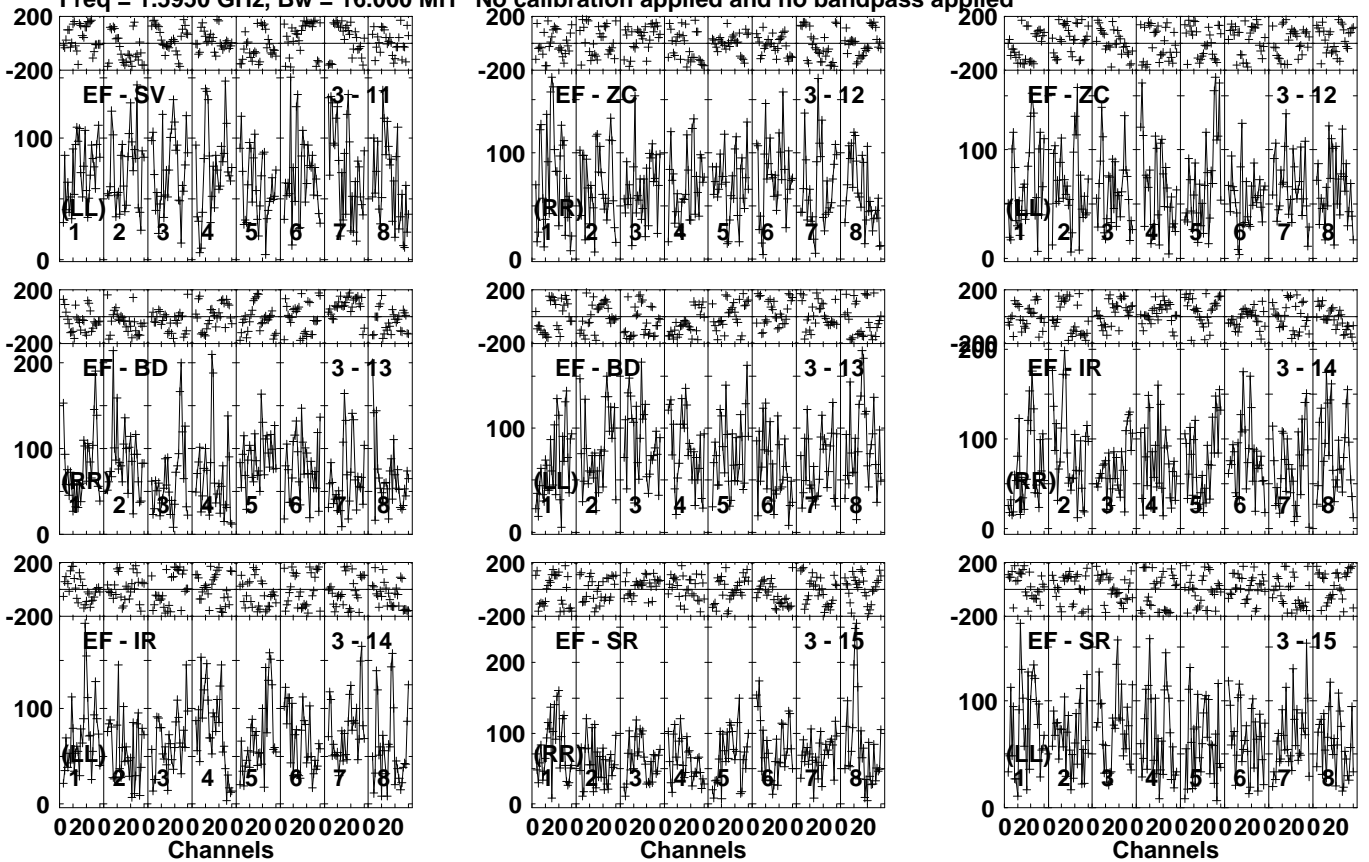


Lower frame: Micro Ampl Jy Top frame: Phas deg
Vector averaged cross-power spectrum Several baselines displayed
Timerange: 00/23:55:00 to 00/23:58:00

Plot file version 42 created 18-MAR-2021 11:19:36

LP212-62 EB082 1.UVDATA.1

Freq = 1.5950 GHz, Bw = 16.000 MH No calibration applied and no bandpass applied



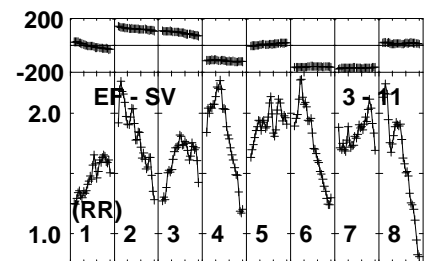
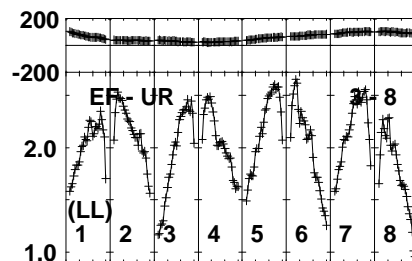
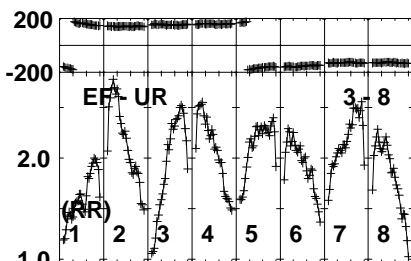
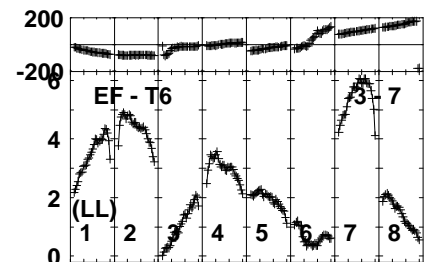
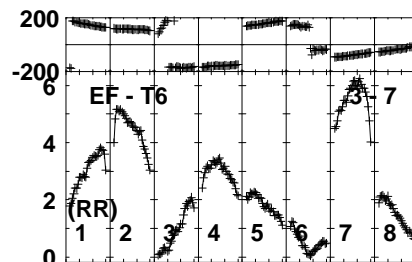
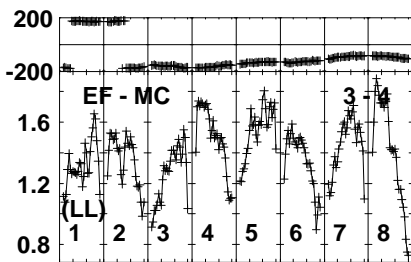
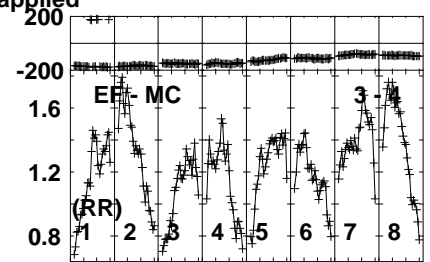
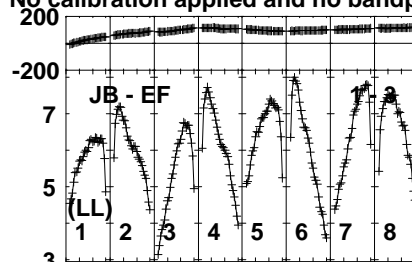
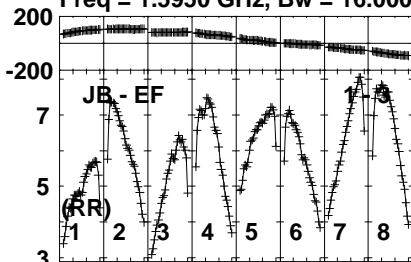
Lower frame: Micro Ampl Jy Top frame: Phas deg
Vector averaged cross-power spectrum Several baselines displayed
Timerange: 00/23:55:00 to 00/23:58:00

Plot file version 43 created 18-MAR-2021 11:19:36

J1020+4320 EB082 1.UVDATA.1

Freq = 1.5950 GHz, Bw = 16.000 MH

No calibration applied and no bandpass applied



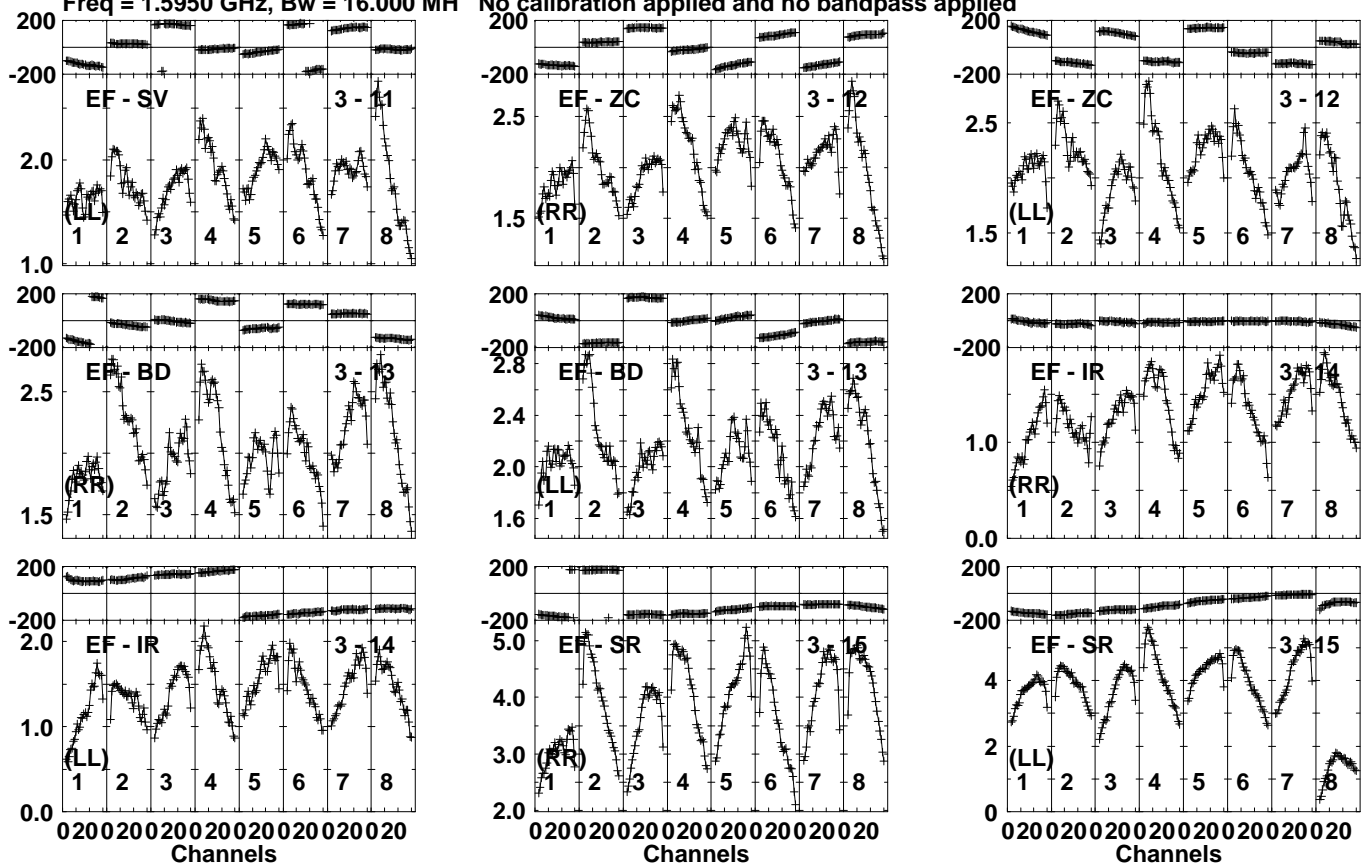
Lower frame: Milli Ampl Jy Top frame: Phas deg
Vector averaged cross-power spectrum Several baselines displayed
Timerange: 00/23:58:00 to 00/23:59:59

Plot file version 44 created 18-MAR-2021 11:19:36

J1020+4320 EB082 1.UVDATA.1

Freq = 1.5950 GHz, Bw = 16.000 MH

No calibration applied and no bandpass applied

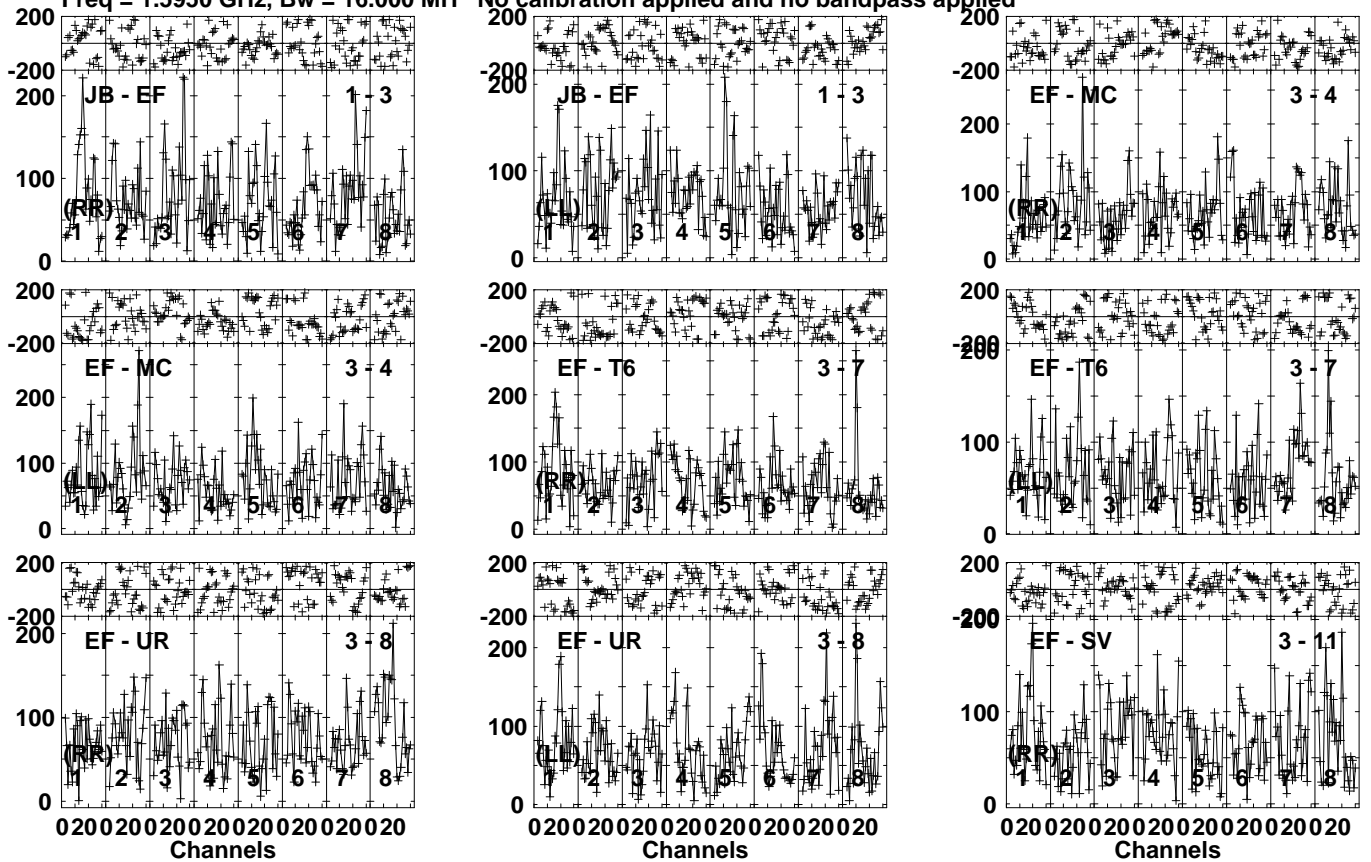


Lower frame: Milli Ampl Jy Top frame: Phas deg
Vector averaged cross-power spectrum Several baselines displayed
Timerange: 00/23:58:00 to 00/23:59:59

Plot file version 45 created 18-MAR-2021 11:19:36

LP212-62 EB082 1.UVDATA.1

Freq = 1.5950 GHz, Bw = 16.000 MH No calibration applied and no bandpass applied



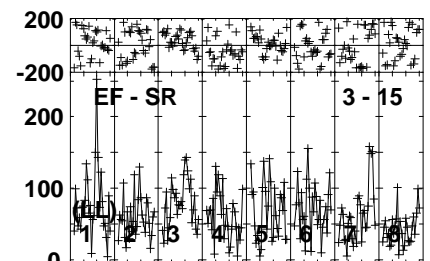
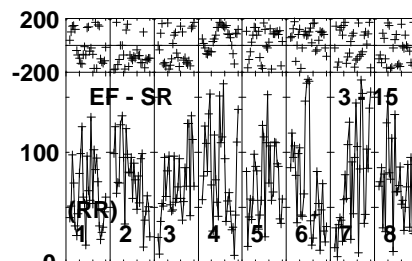
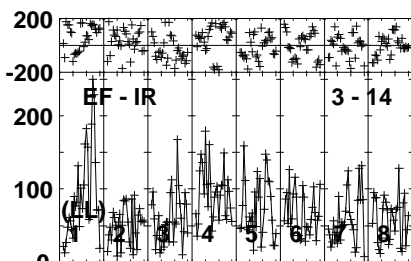
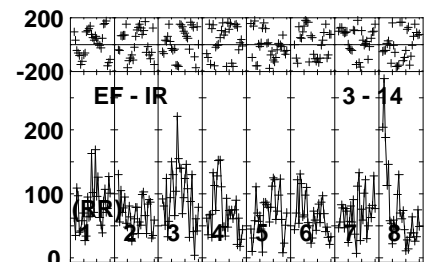
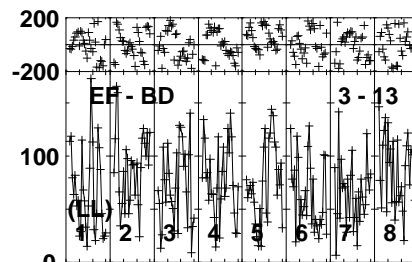
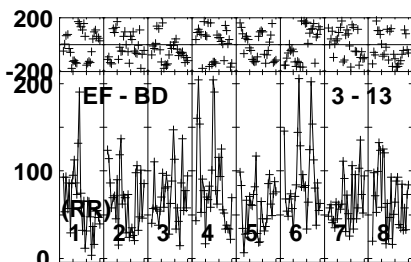
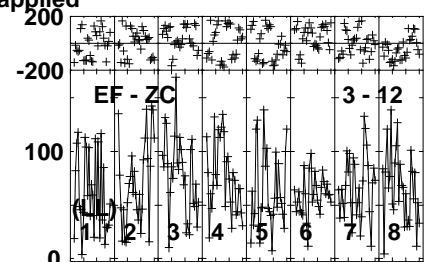
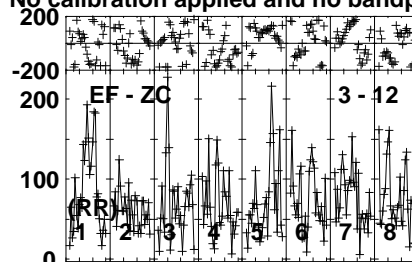
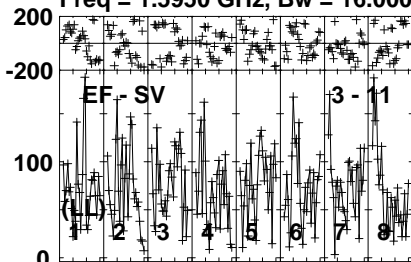
Lower frame: Micro Ampl Jy Top frame: Phas deg
Vector averaged cross-power spectrum Several baselines displayed
Timerange: 01/00:00:00 to 01/00:03:00

Plot file version 46 created 18-MAR-2021 11:19:36

LP212-62 EB082 1.UVDATA.1

Freq = 1.5950 GHz, Bw = 16.000 MH

No calibration applied and no bandpass applied



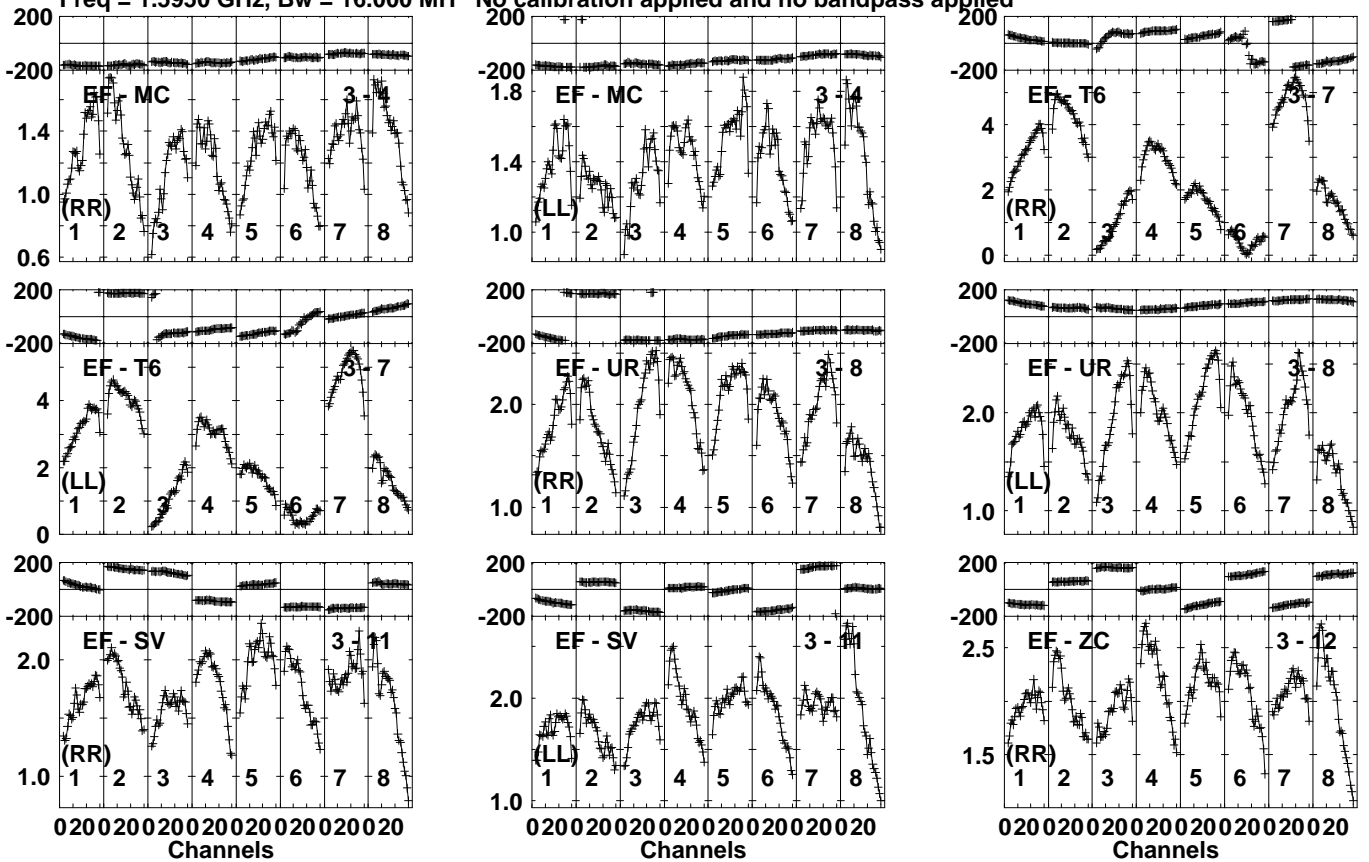
Lower frame: Micro Ampl Jy Top frame: Phas deg
Vector averaged cross-power spectrum Several baselines displayed
Timerange: 01/00:00:00 to 01/00:03:00

Plot file version 47 created 18-MAR-2021 11:19:36

J1020+4320 EB082 1.UVDATA.1

Freq = 1.5950 GHz, Bw = 16.000 MH

No calibration applied and no bandpass applied



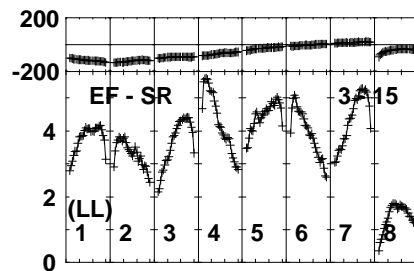
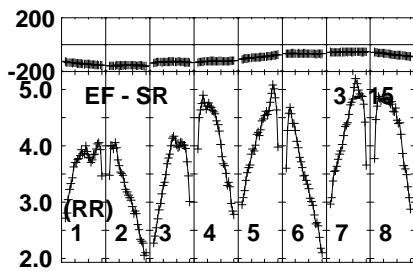
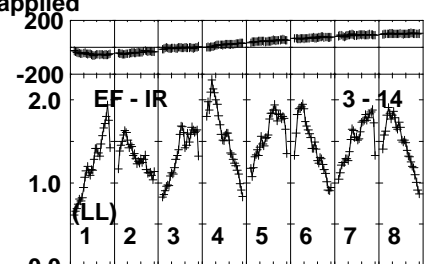
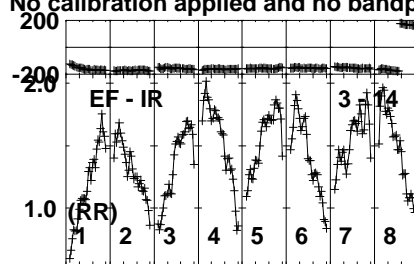
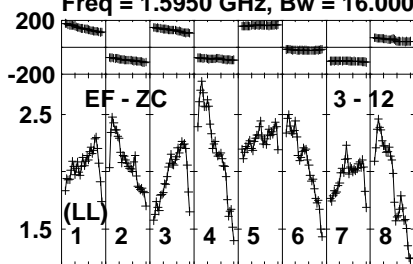
Lower frame: Milli Ampl Jy Top frame: Phas deg
 Vector averaged cross-power spectrum Several baselines displayed
 Timerange: 01/00:03:31 to 01/00:04:59

Plot file version 48 created 18-MAR-2021 11:19:37

J1020+4320 EB082 1.UVDATA.1

Freq = 1.5950 GHz, Bw = 16.000 MH

No calibration applied and no bandpass applied



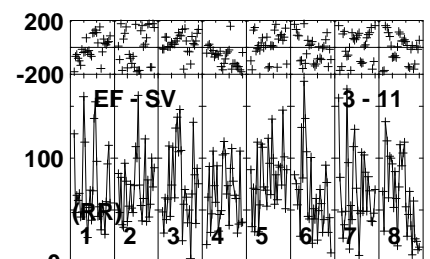
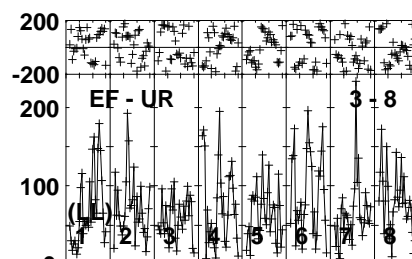
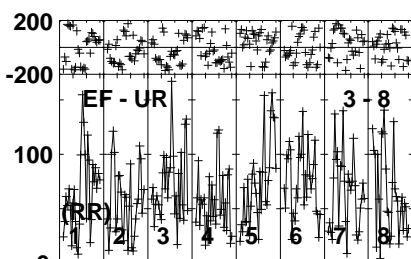
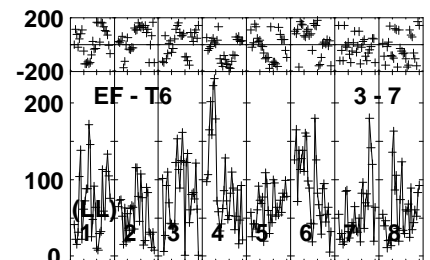
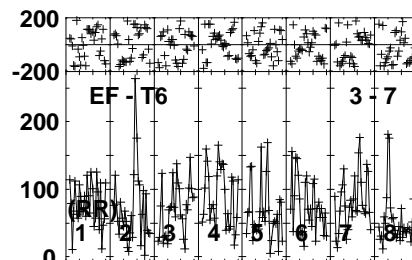
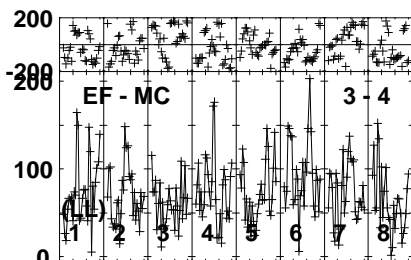
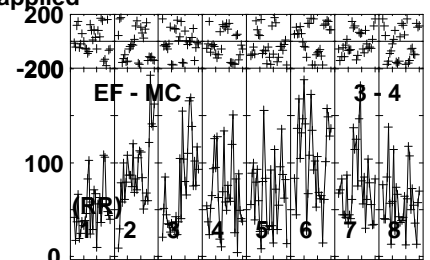
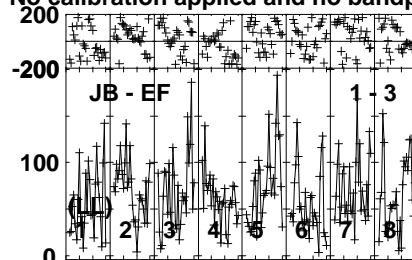
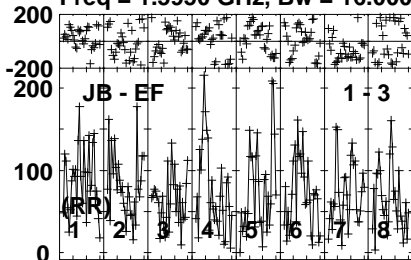
Lower frame: Milli Ampl Jy Top frame: Phas deg
Vector averaged cross-power spectrum Several baselines displayed
Timerange: 01/00:03:31 to 01/00:04:59

Plot file version 49 created 18-MAR-2021 11:19:37

LP212-62 EB082 1.UVDATA.1

Freq = 1.5950 GHz, Bw = 16.000 MH

No calibration applied and no bandpass applied



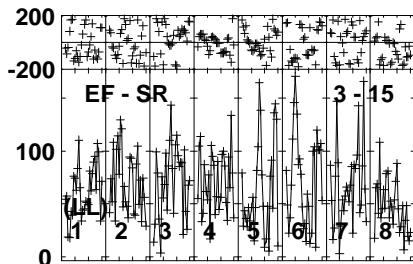
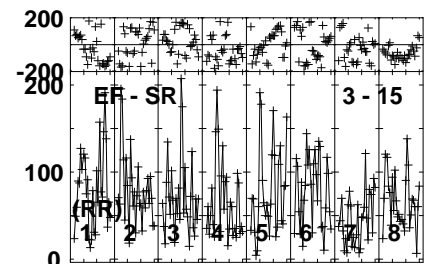
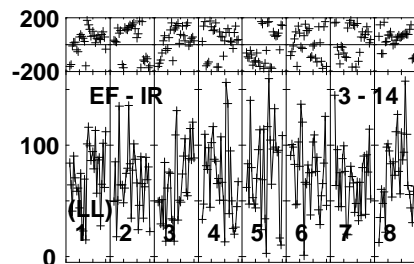
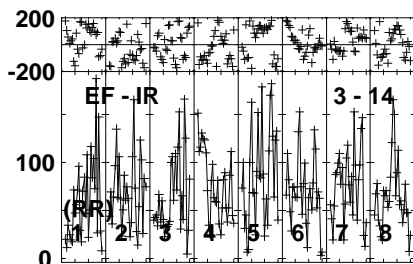
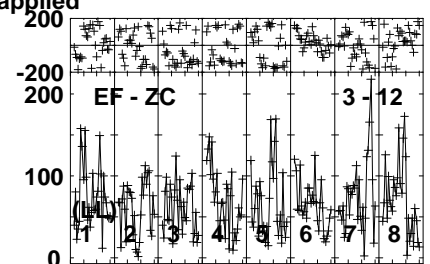
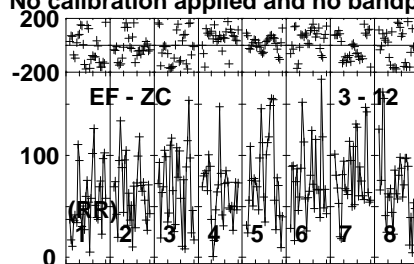
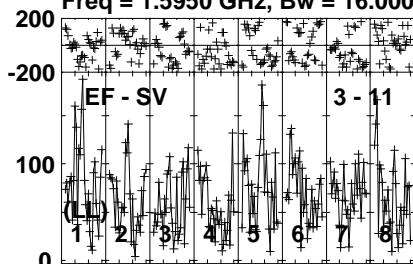
Lower frame: Micro Ampl Jy Top frame: Phas deg
Vector averaged cross-power spectrum Several baselines displayed
Timerange: 01/00:05:01 to 01/00:08:00

Plot file version 50 created 18-MAR-2021 11:19:37

LP212-62 EB082 1.UVDATA.1

Freq = 1.5950 GHz, Bw = 16.000 MH

No calibration applied and no bandpass applied



020020020020020020020020

Channels

Lower frame: Micro Ampl Jy Top frame: Phas deg

Vector averaged cross-power spectrum Several baselines displayed

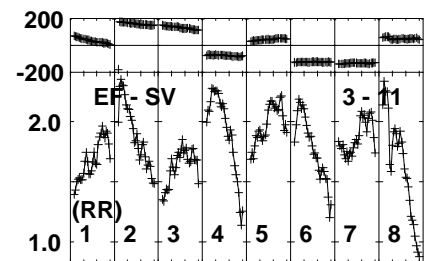
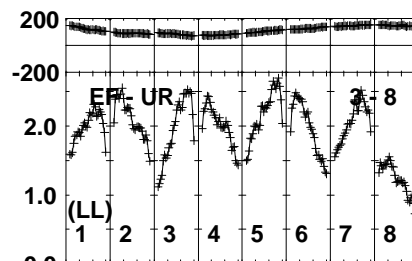
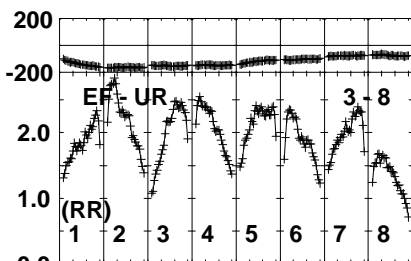
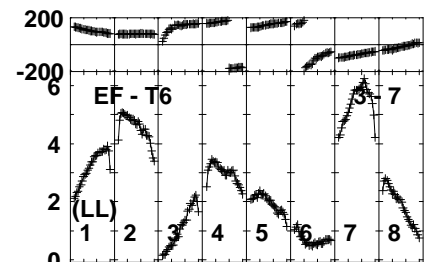
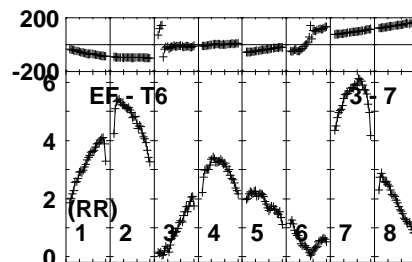
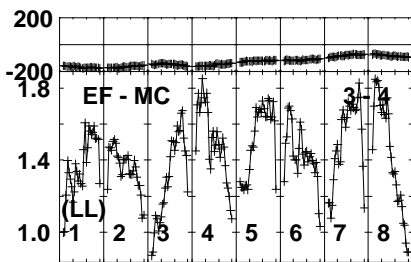
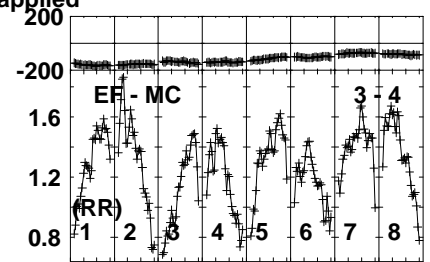
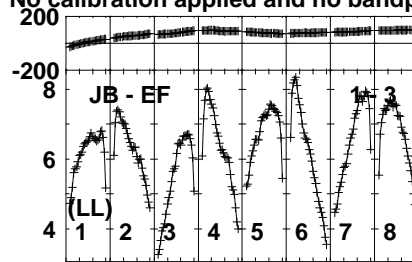
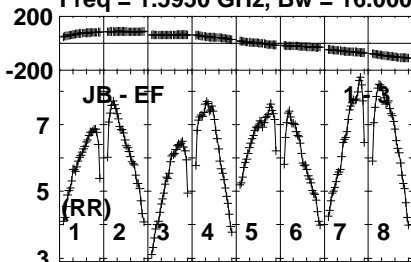
Timerange: 01/00:05:01 to 01/00:08:00

Plot file version 51 created 18-MAR-2021 11:19:37

J1020+4320 EB082 1.UVDATA.1

Freq = 1.5950 GHz, Bw = 16.000 MH

No calibration applied and no bandpass applied



Lower frame: Milli Ampl Jy Top frame: Phas deg

Vector averaged cross-power spectrum Several baselines displayed

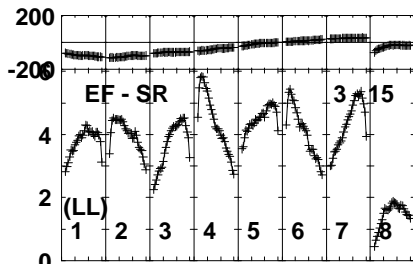
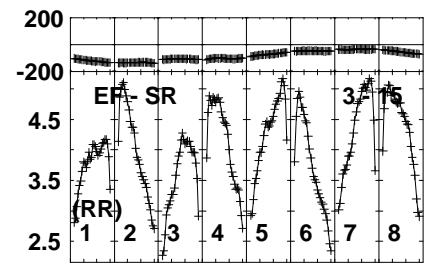
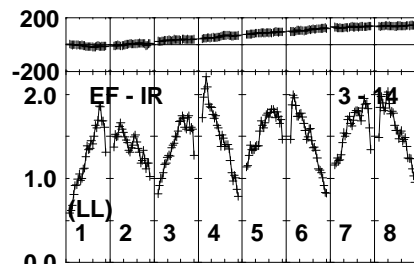
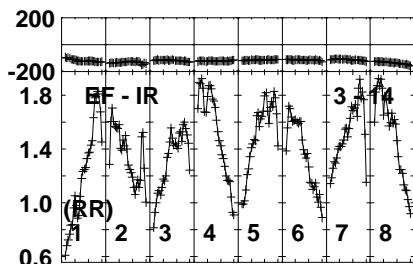
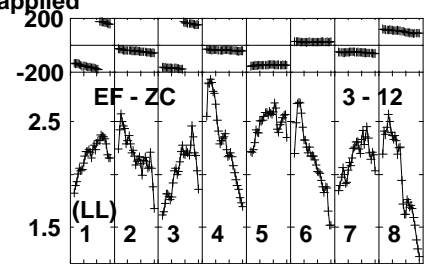
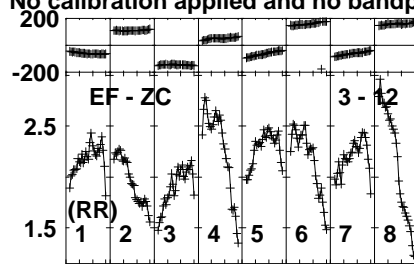
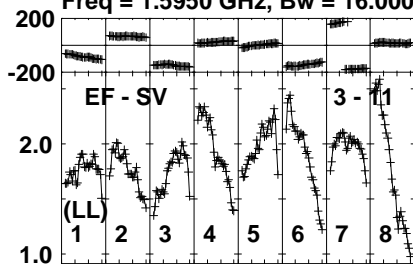
Timerange: 01/00:08:01 to 01/00:10:00

Plot file version 52 created 18-MAR-2021 11:19:37

J1020+4320 EB082 1.UVDATA.1

Freq = 1.5950 GHz, Bw = 16.000 MH

No calibration applied and no bandpass applied



020020020020020020020020020020

Channels

Lower frame: Milli Ampl Jy Top frame: Phas deg

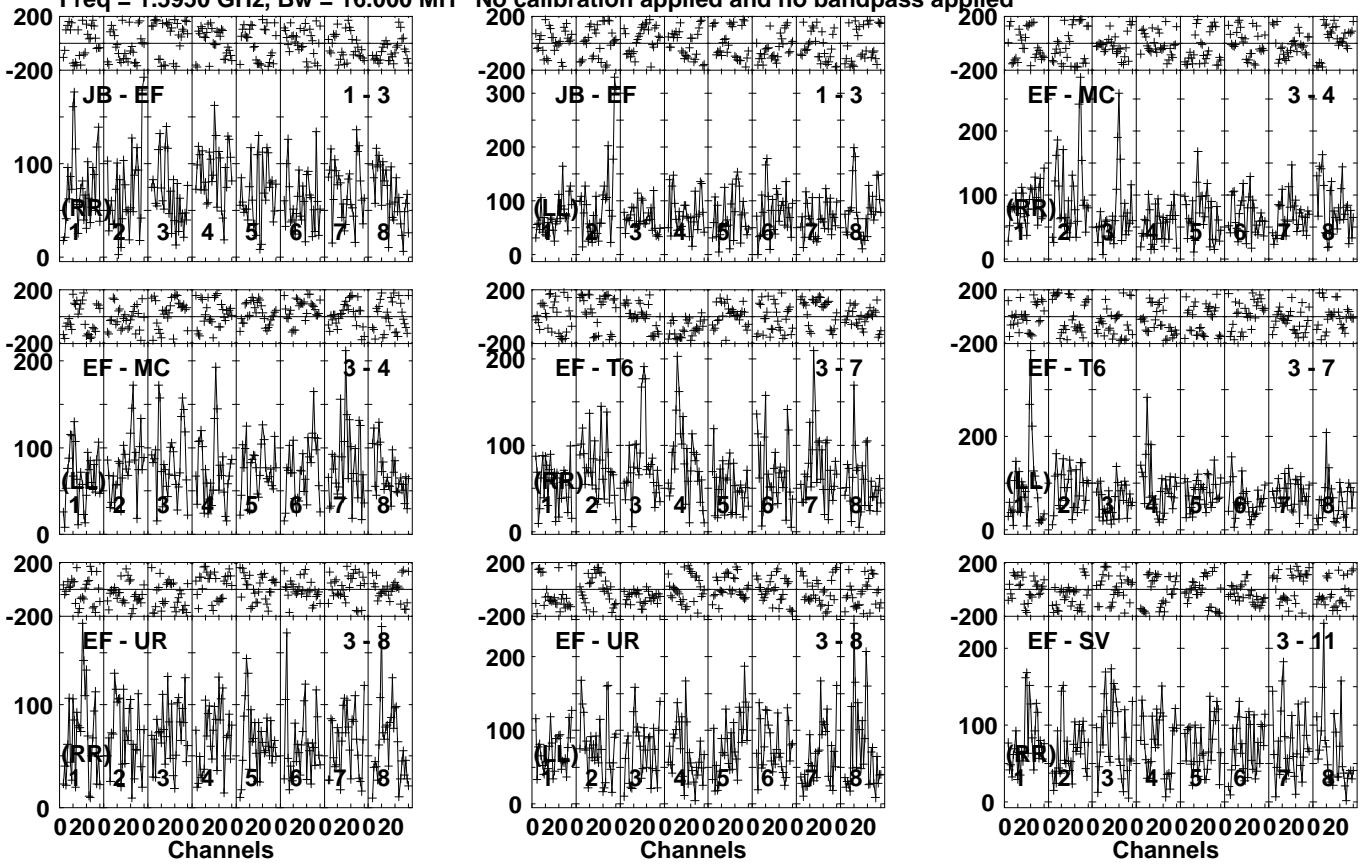
Vector averaged cross-power spectrum Several baselines displayed

Timerange: 01/00:08:01 to 01/00:10:00

Plot file version 53 created 18-MAR-2021 11:19:37

LP212-62 EB082 1.UVDATA.1

Freq = 1.5950 GHz, Bw = 16.000 MH No calibration applied and no bandpass applied

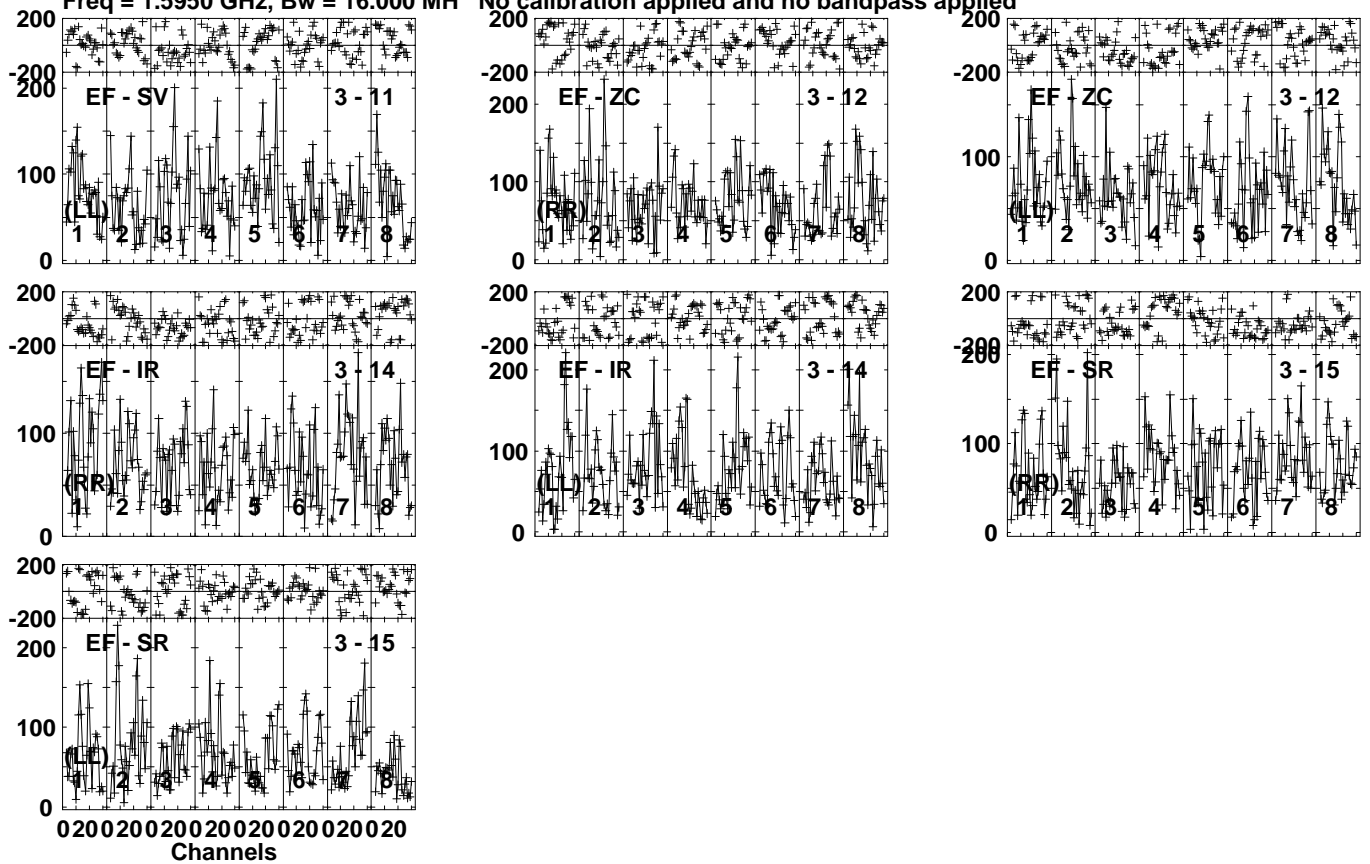


Lower frame: Micro Ampl Jy Top frame: Phas deg
Vector averaged cross-power spectrum Several baselines displayed
Timerange: 01/00:10:00 to 01/00:13:00

Plot file version 54 created 18-MAR-2021 11:19:37

LP212-62 EB082 1.UVDATA.1

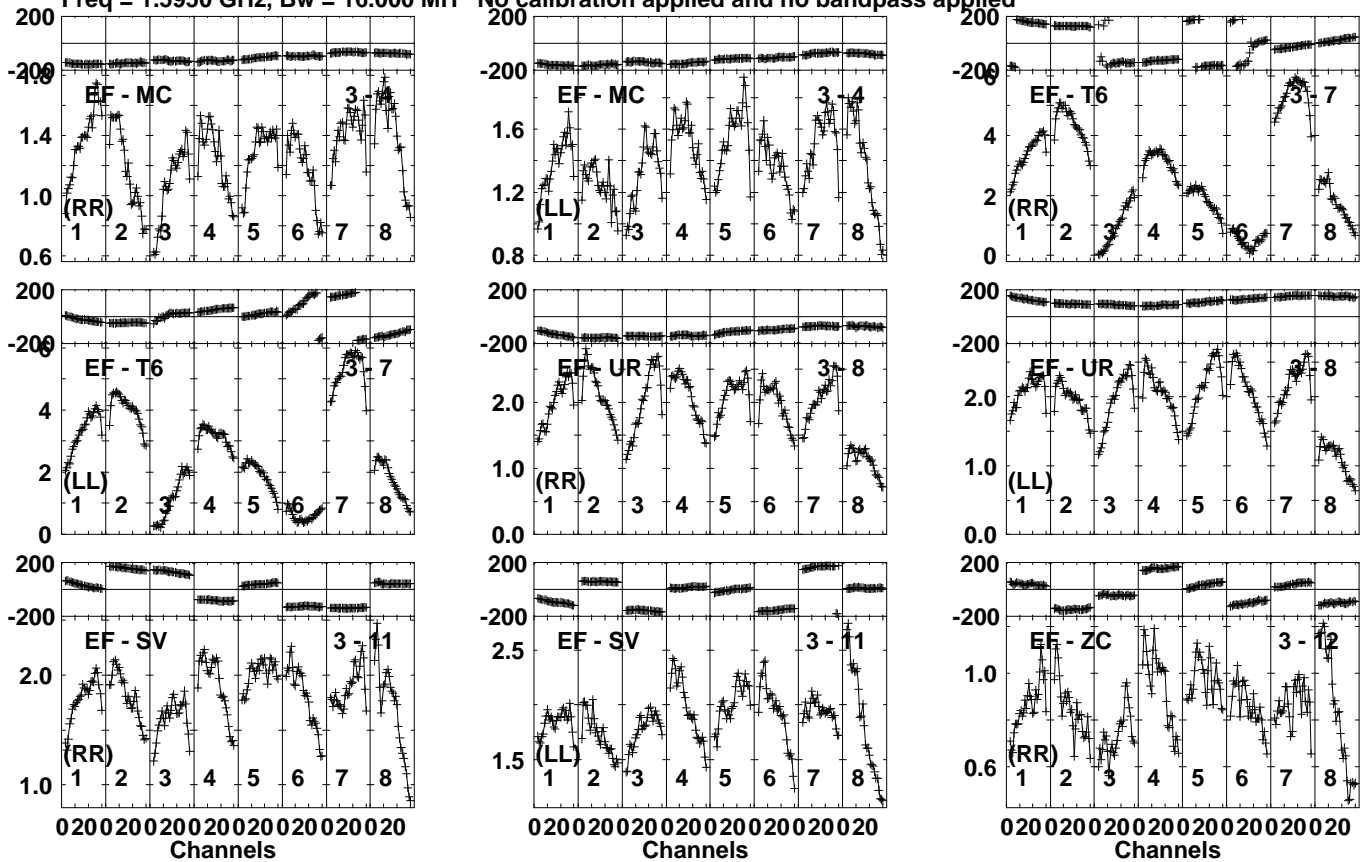
Freq = 1.5950 GHz, Bw = 16.000 MH No calibration applied and no bandpass applied



Lower frame: Micro Ampl Jy Top frame: Phas deg
Vector averaged cross-power spectrum Several baselines displayed
Timerange: 01/00:10:00 to 01/00:13:00

Plot file version 55 created 18-MAR-2021 11:19:38
 J1020+4320 EB082 1.UVDATA.1

Freq = 1.5950 GHz, Bw = 16.000 MH No calibration applied and no bandpass applied



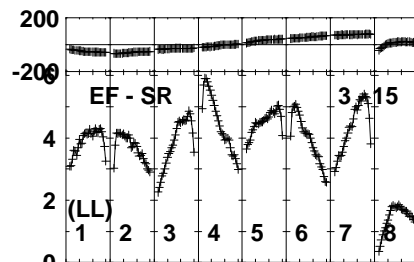
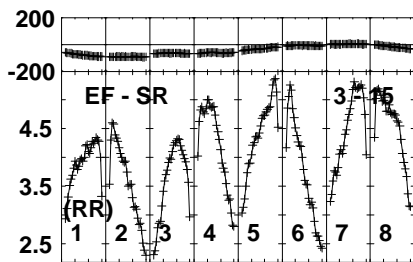
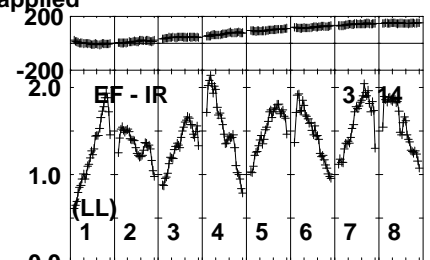
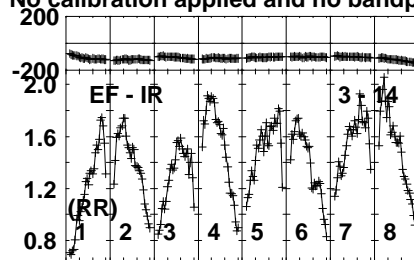
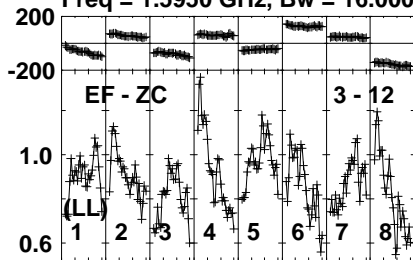
Lower frame: Milli Ampl Jy Top frame: Phas deg
 Vector averaged cross-power spectrum Several baselines displayed
 Timerange: 01/00:13:31 to 01/00:14:59

Plot file version 56 created 18-MAR-2021 11:19:38

J1020+4320 EB082 1.UVDATA.1

Freq = 1.5950 GHz, Bw = 16.000 MH

No calibration applied and no bandpass applied

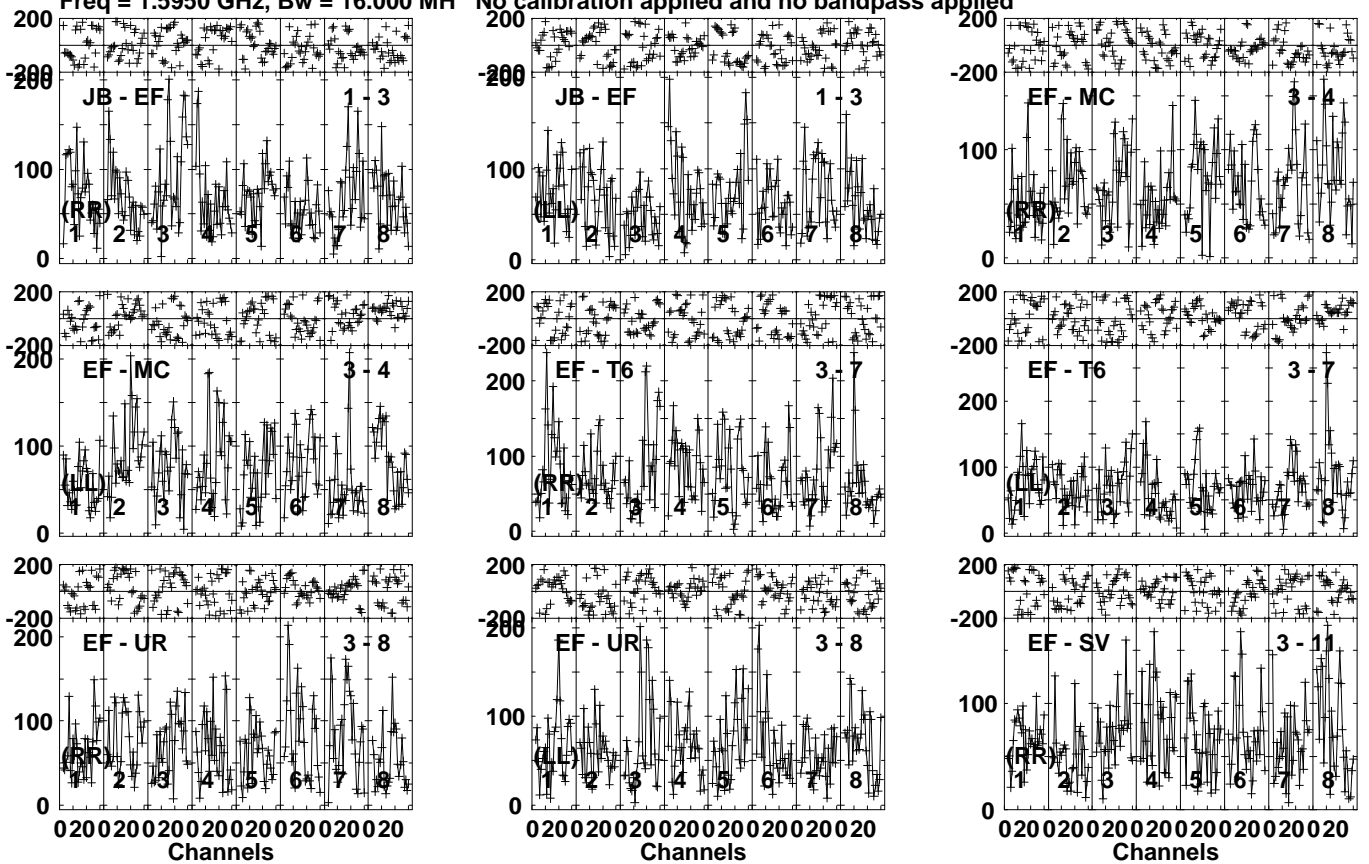


Lower frame: Milli Ampl Jy Top frame: Phas deg
Vector averaged cross-power spectrum Several baselines displayed
Timerange: 01/00:13:31 to 01/00:14:59

Plot file version 57 created 18-MAR-2021 11:19:38

LP212-62 EB082 1.UVDATA.1

Freq = 1.5950 GHz, Bw = 16.000 MH No calibration applied and no bandpass applied

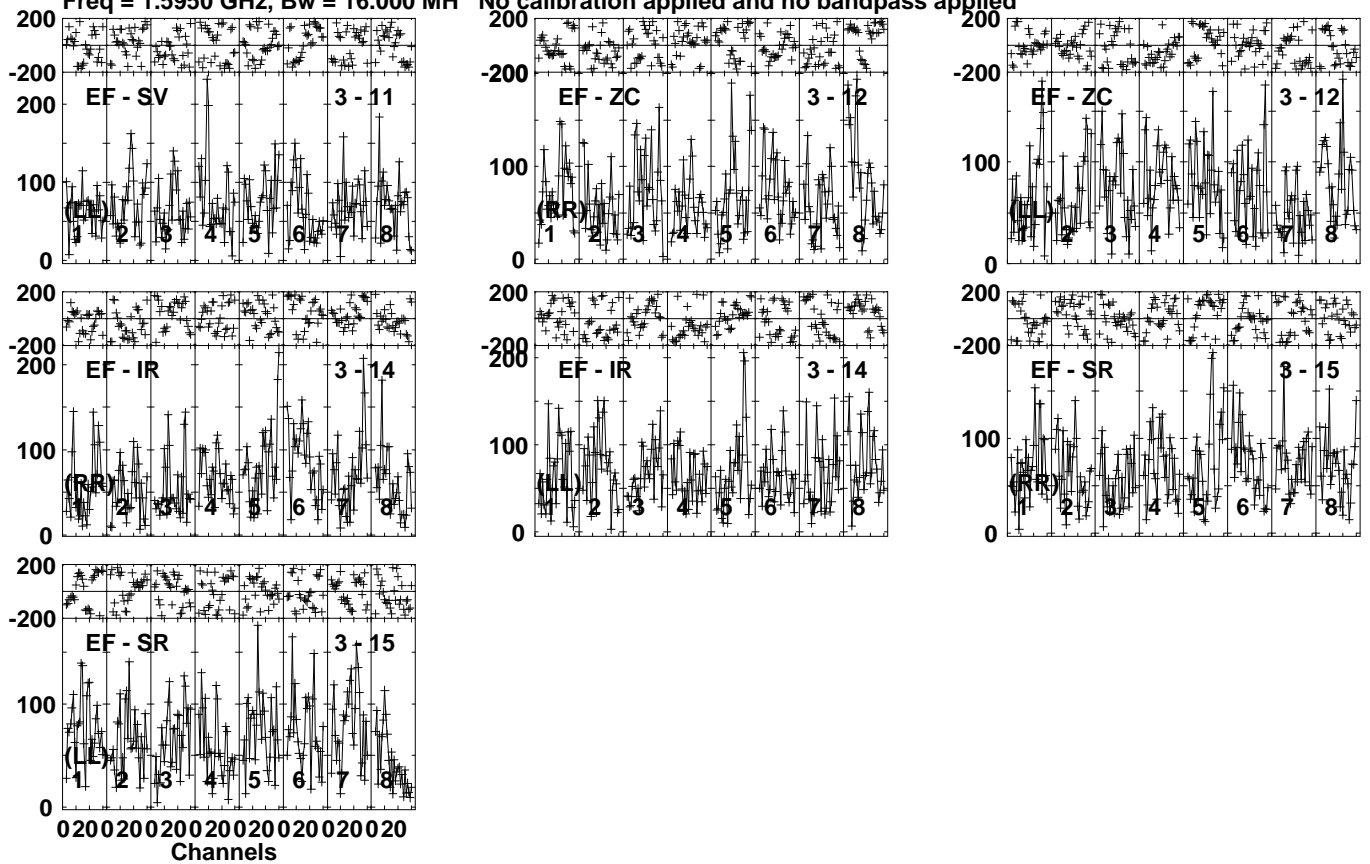


Lower frame: Micro Ampl Jy Top frame: Phas deg
Vector averaged cross-power spectrum Several baselines displayed
Timerange: 01/00:15:01 to 01/00:18:00

Plot file version 58 created 18-MAR-2021 11:19:38

LP212-62 EB082 1.UVDATA.1

Freq = 1.5950 GHz, Bw = 16.000 MH No calibration applied and no bandpass applied



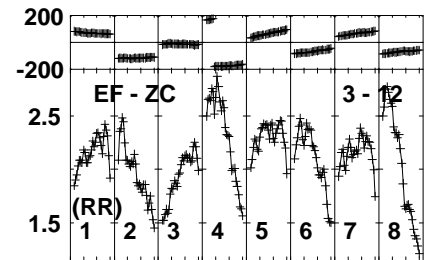
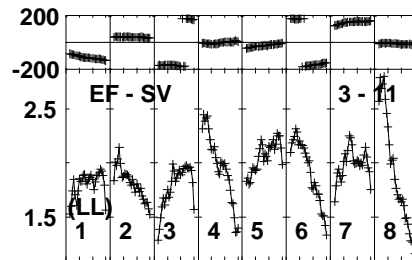
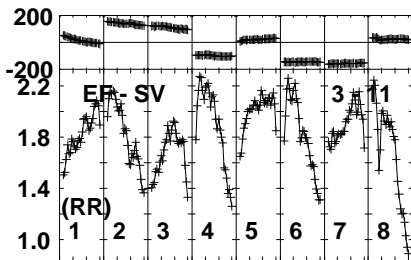
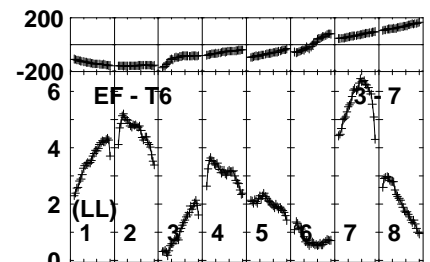
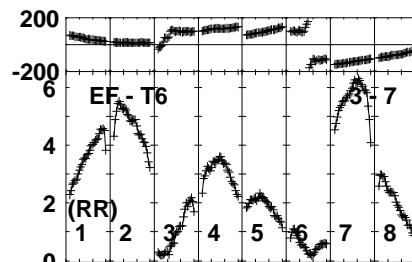
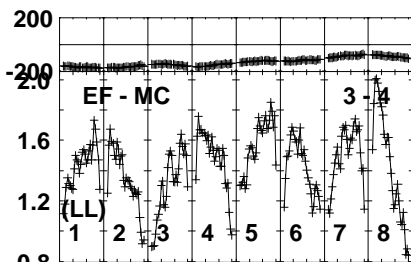
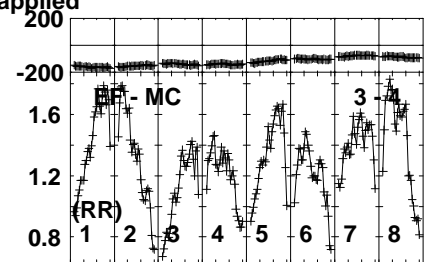
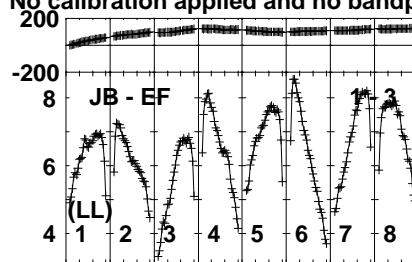
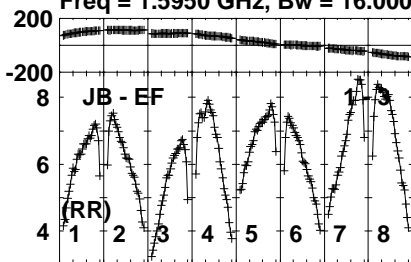
Lower frame: Micro Ampl Jy Top frame: Phas deg
Vector averaged cross-power spectrum Several baselines displayed
Timerange: 01/00:15:01 to 01/00:18:00

Plot file version 59 created 18-MAR-2021 11:19:38

J1020+4320 EB082 1.UVDATA.1

Freq = 1.5950 GHz, Bw = 16.000 MH

No calibration applied and no bandpass applied



020020020020020020020020020020
Channels

020020020020020020020020020020
Channels

020020020020020020020020020020
Channels

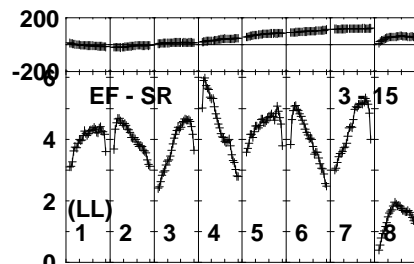
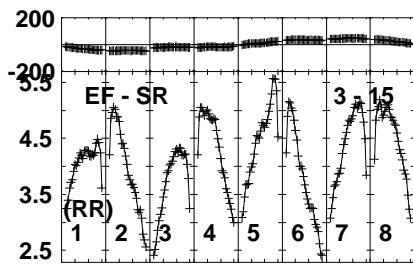
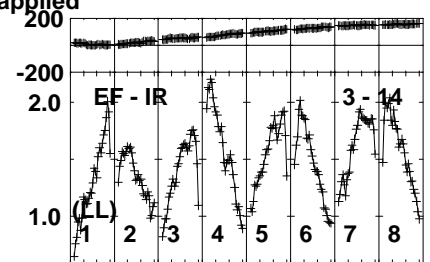
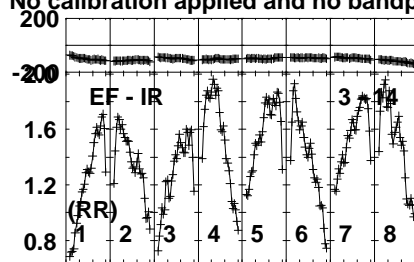
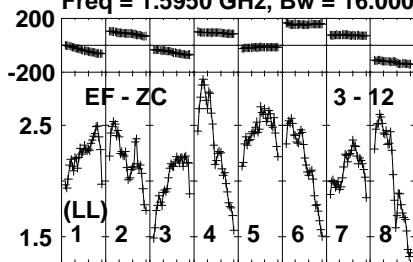
Lower frame: Milli Ampl Jy Top frame: Phas deg
Vector averaged cross-power spectrum Several baselines displayed
Timerange: 01/00:18:00 to 01/00:20:00

Plot file version 60 created 18-MAR-2021 11:19:38

J1020+4320 EB082 1.UVDATA.1

Freq = 1.5950 GHz, Bw = 16.000 MH

No calibration applied and no bandpass applied

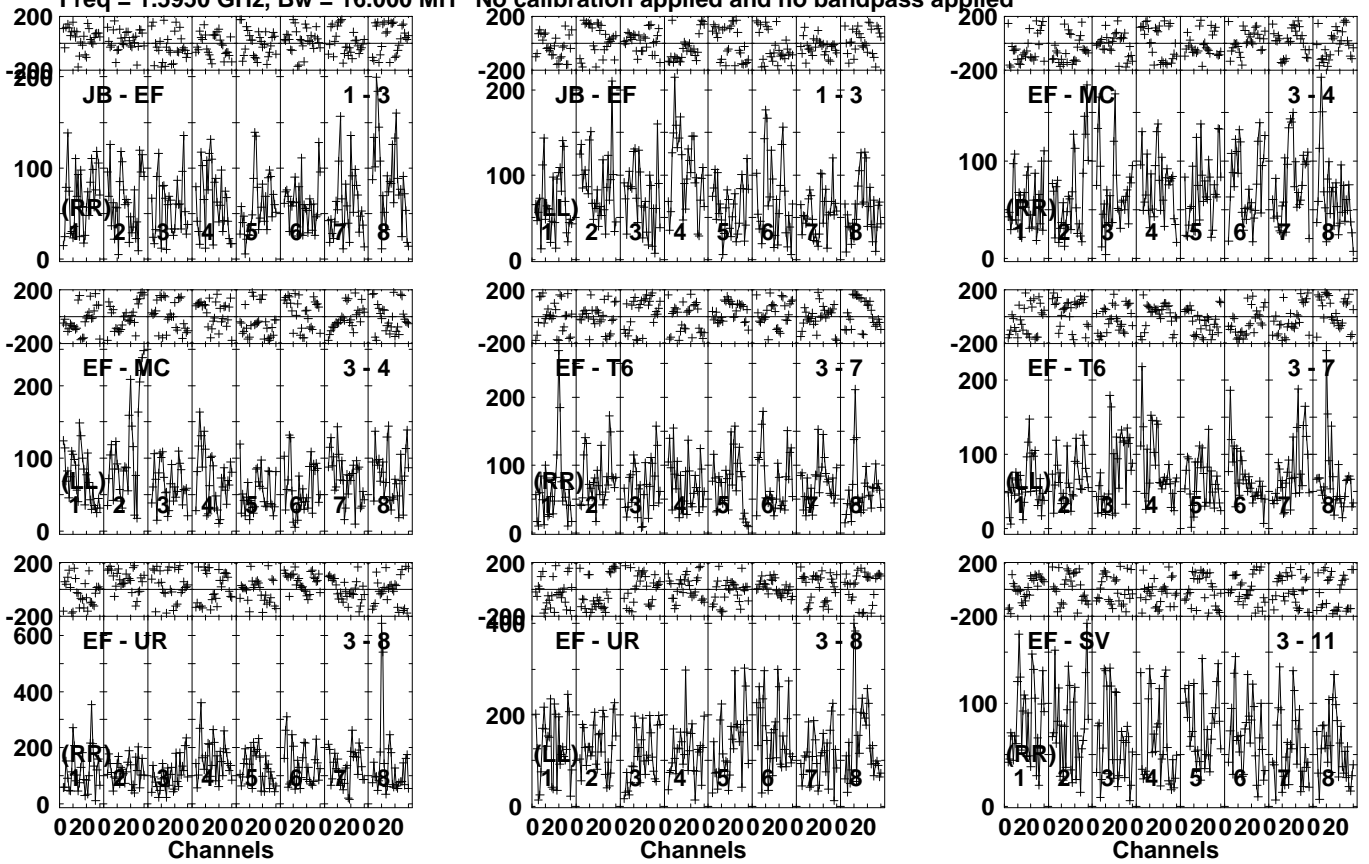


Lower frame: Milli Ampl Jy Top frame: Phas deg
Vector averaged cross-power spectrum Several baselines displayed
Timerange: 01/00:18:00 to 01/00:20:00

Plot file version 61 created 18-MAR-2021 11:19:38

LP212-62 EB082 1.UVDATA.1

Freq = 1.5950 GHz, Bw = 16.000 MH No calibration applied and no bandpass applied

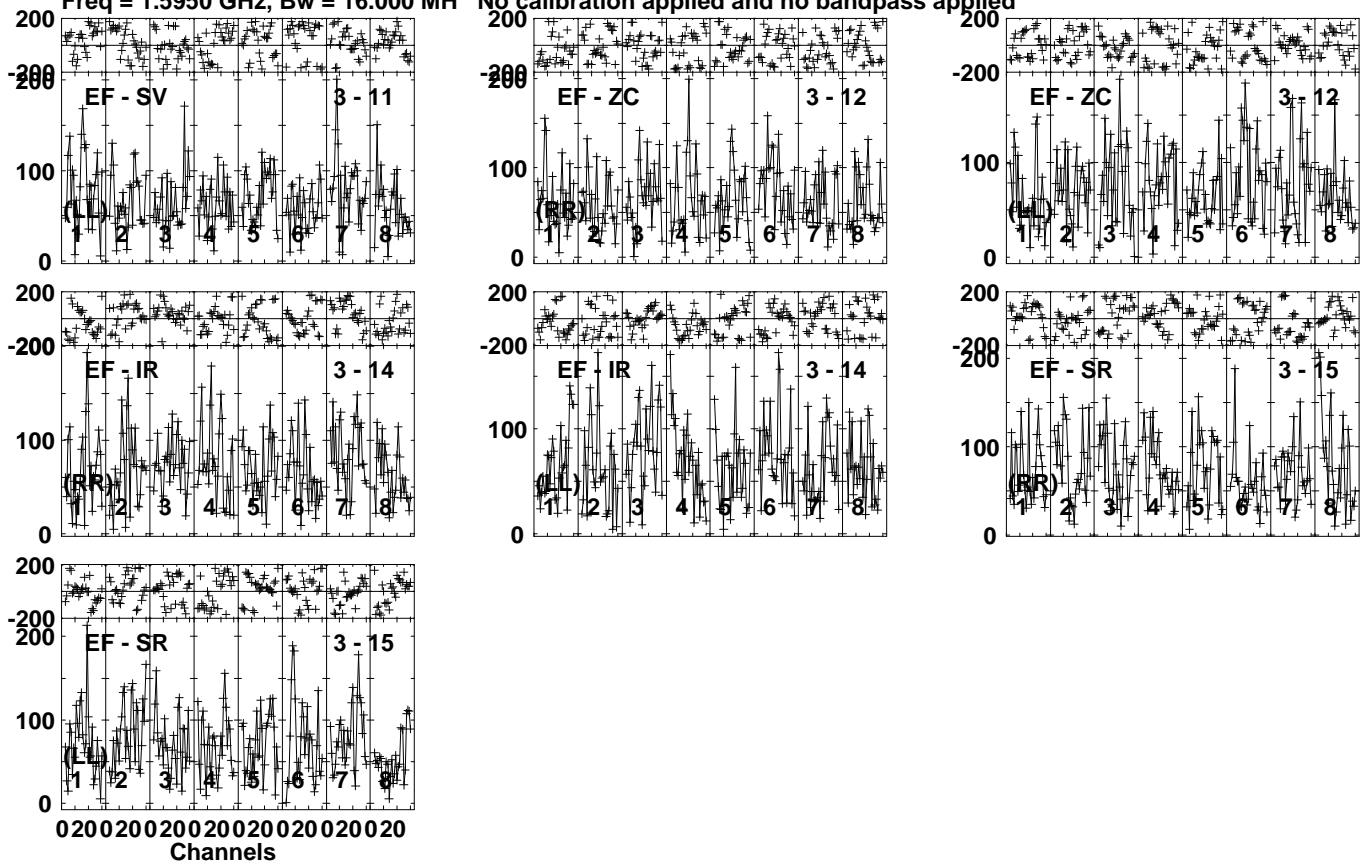


Lower frame: Micro Ampl Jy Top frame: Phas deg
Vector averaged cross-power spectrum Several baselines displayed
Timerange: 01/00:20:00 to 01/00:22:59

Plot file version 62 created 18-MAR-2021 11:19:39

LP212-62 EB082 1.UVDATA.1

Freq = 1.5950 GHz, Bw = 16.000 MH No calibration applied and no bandpass applied



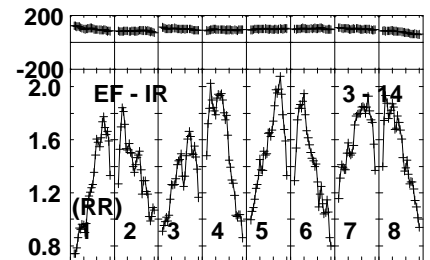
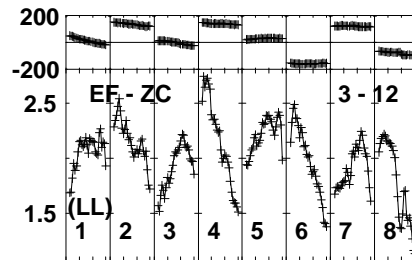
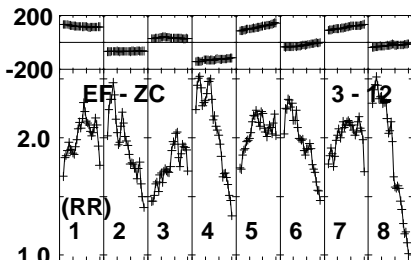
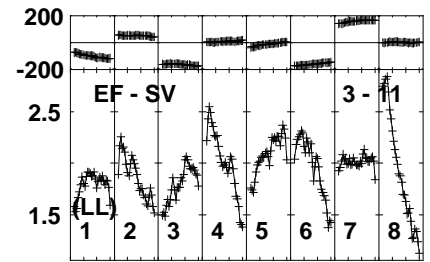
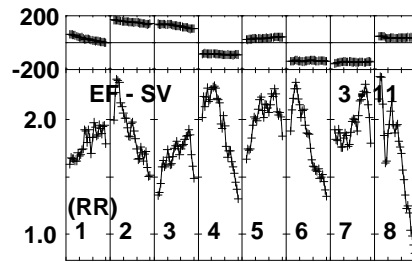
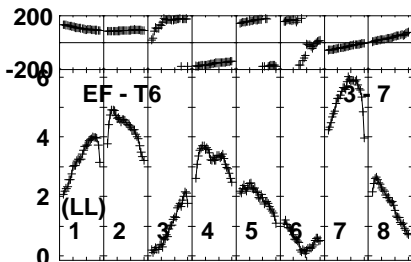
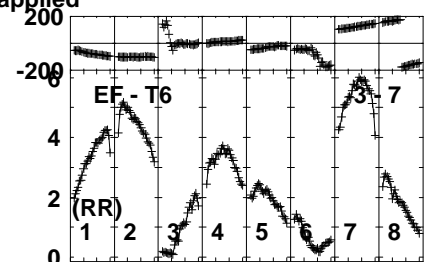
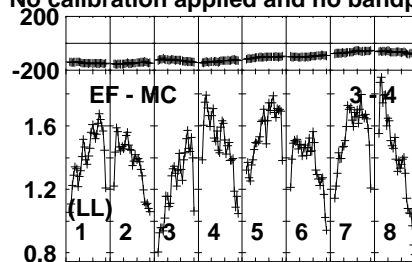
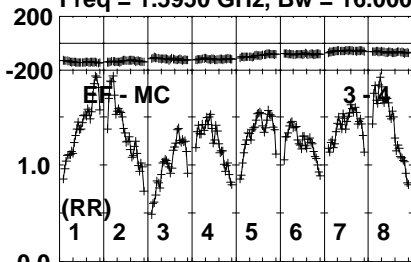
Lower frame: Micro Ampl Jy Top frame: Phas deg
Vector averaged cross-power spectrum Several baselines displayed
Timerange: 01/00:20:00 to 01/00:22:59

Plot file version 63 created 18-MAR-2021 11:19:39

J1020+4320 EB082 1.UVDATA.1

Freq = 1.5950 GHz, Bw = 16.000 MH

No calibration applied and no bandpass applied



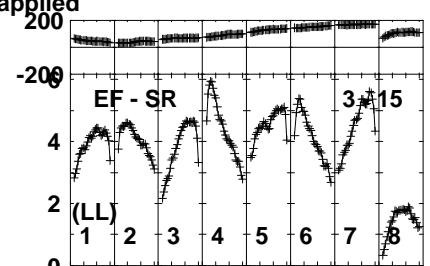
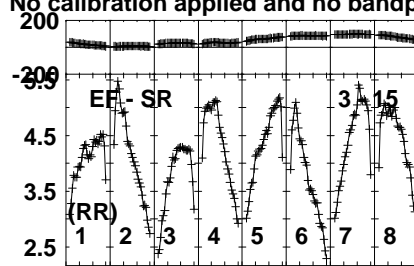
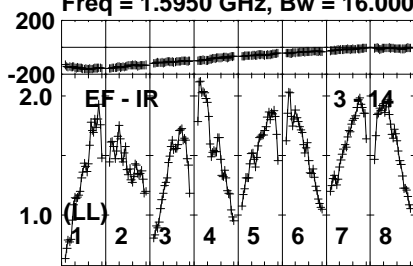
Lower frame: Milli Ampl Jy Top frame: Phas deg
Vector averaged cross-power spectrum Several baselines displayed
Timerange: 01/00:23:31 to 01/00:24:59

Plot file version 64 created 18-MAR-2021 11:19:39

J1020+4320 EB082 1.UVDATA.1

Freq = 1.5950 GHz, Bw = 16.000 MH

No calibration applied and no bandpass applied

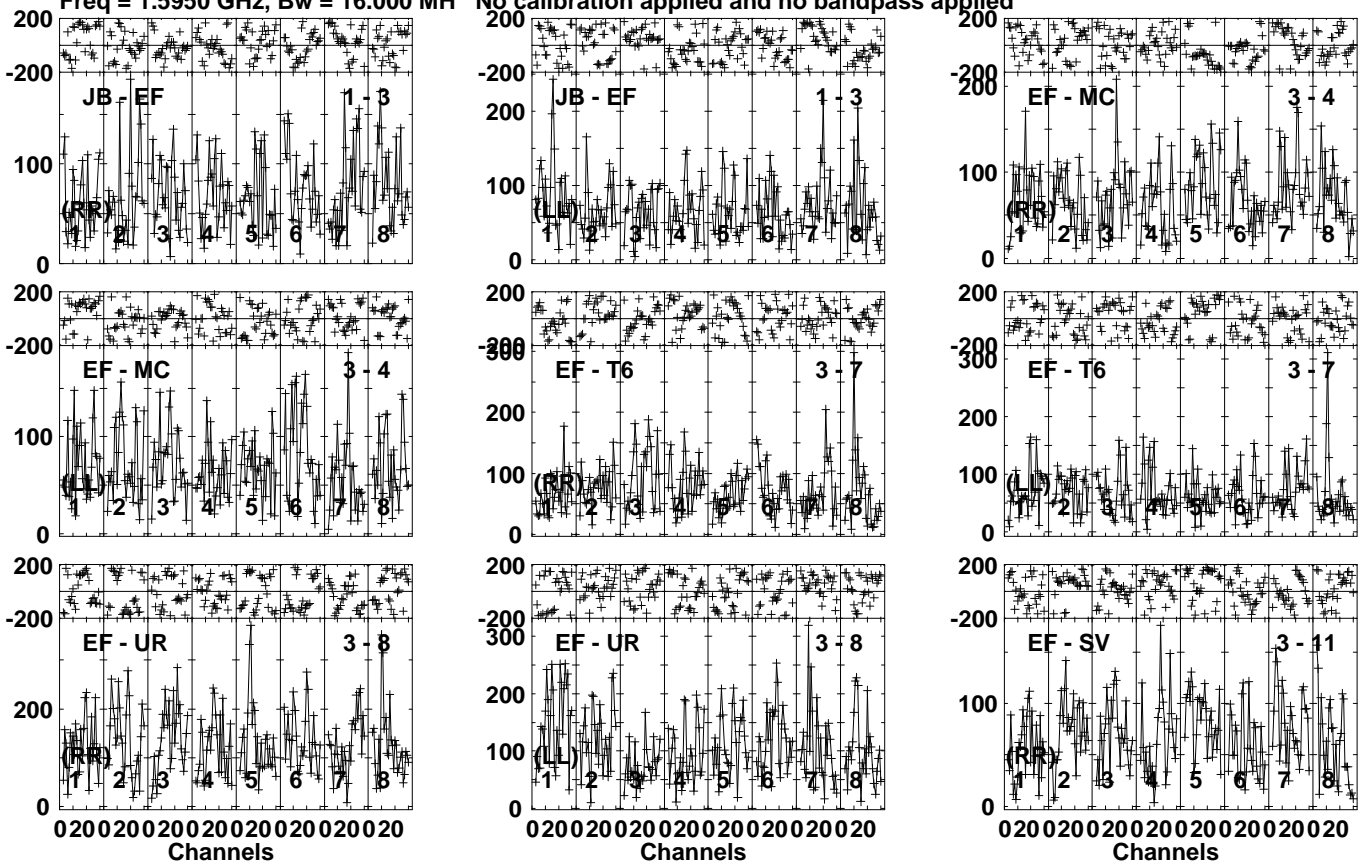


Lower frame: Milli Ampl Jy Top frame: Phas deg
Vector averaged cross-power spectrum Several baselines displayed
Timerange: 01/00:23:31 to 01/00:24:59

Plot file version 65 created 18-MAR-2021 11:19:39

LP212-62 EB082 1.UVDATA.1

Freq = 1.5950 GHz, Bw = 16.000 MH No calibration applied and no bandpass applied

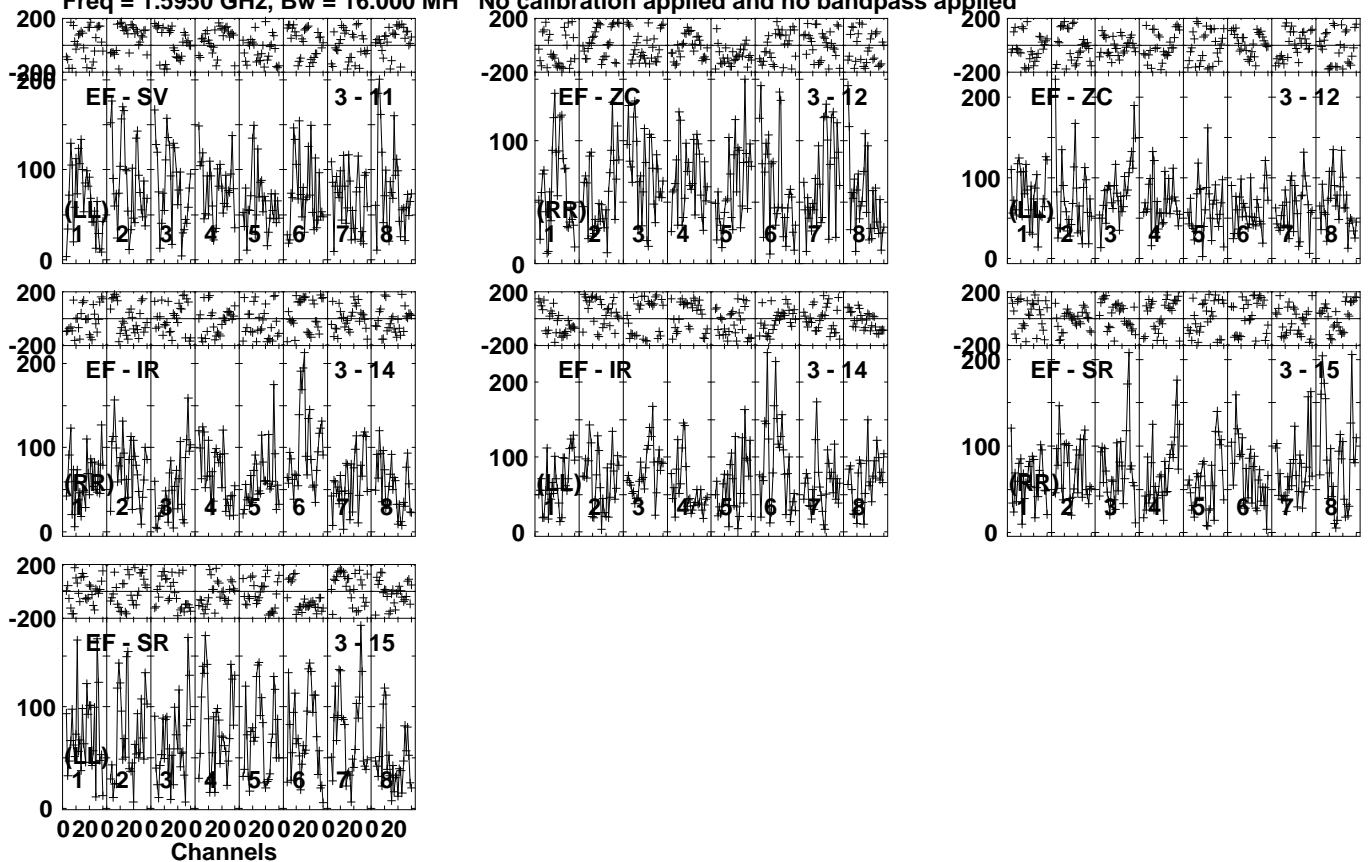


Lower frame: Micro Ampl Jy Top frame: Phas deg
Vector averaged cross-power spectrum Several baselines displayed
Timerange: 01/00:25:00 to 01/00:28:00

Plot file version 66 created 18-MAR-2021 11:19:39

LP212-62 EB082 1.UVDATA.1

Freq = 1.5950 GHz, Bw = 16.000 MH No calibration applied and no bandpass applied

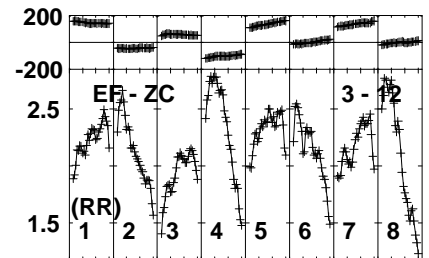
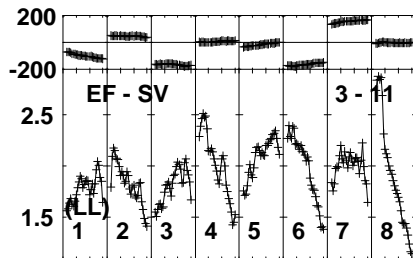
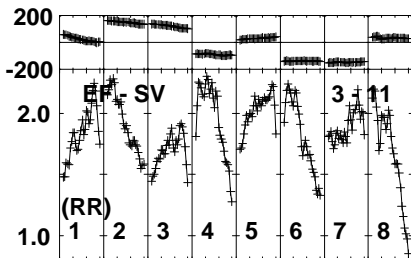
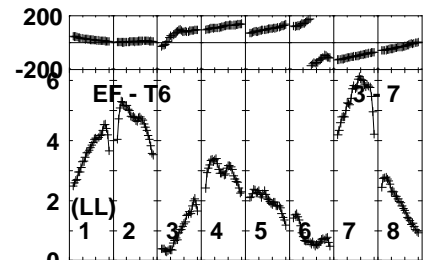
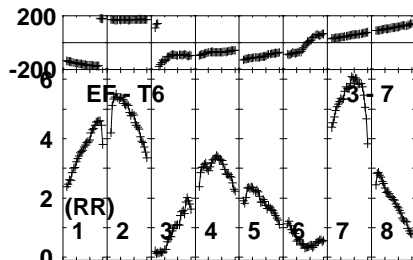
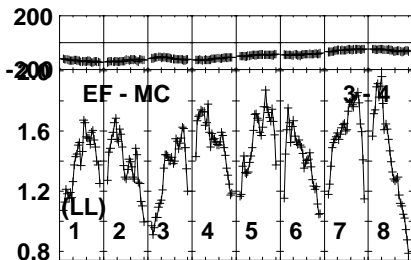
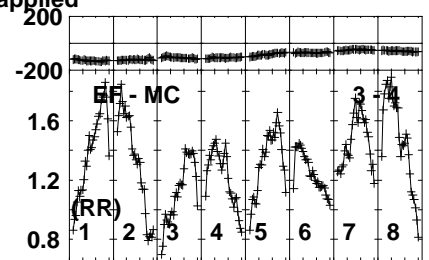
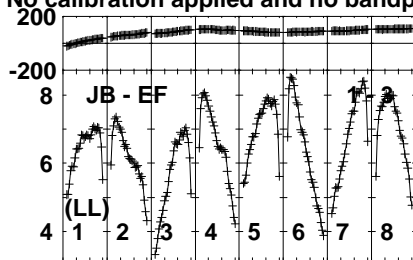
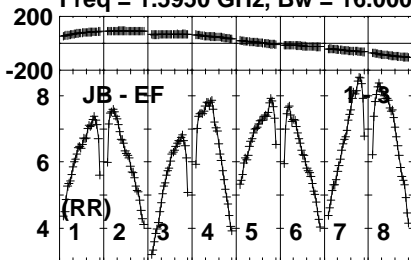


Lower frame: Micro Ampl Jy Top frame: Phas deg
Vector averaged cross-power spectrum Several baselines displayed
Timerange: 01/00:25:00 to 01/00:28:00

Plot file version 67 created 18-MAR-2021 11:19:39

J1020+4320 EB082 1.UVDATA.1

Freq = 1.5950 GHz, Bw = 16.000 MH No calibration applied and no bandpass applied



0200200200200200200200200200200200
Channels

0200200200200200200200200200200200
Channels

0200200200200200200200200200200200
Channels

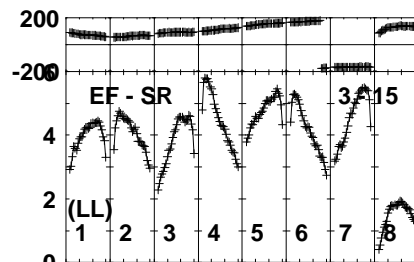
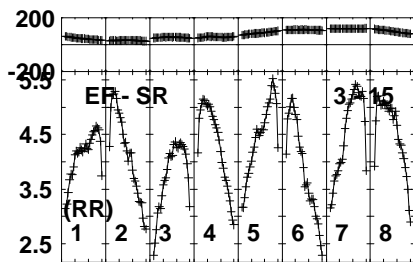
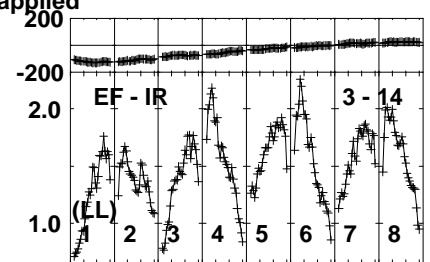
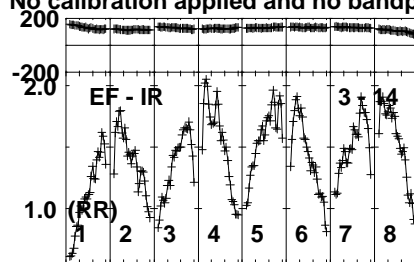
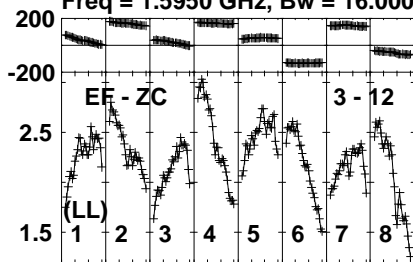
Lower frame: Milli Ampl Jy Top frame: Phas deg
Vector averaged cross-power spectrum Several baselines displayed
Timerange: 01/00:28:00 to 01/00:29:59

Plot file version 68 created 18-MAR-2021 11:19:39

J1020+4320 EB082 1.UVDATA.1

Freq = 1.5950 GHz, Bw = 16.000 MH

No calibration applied and no bandpass applied



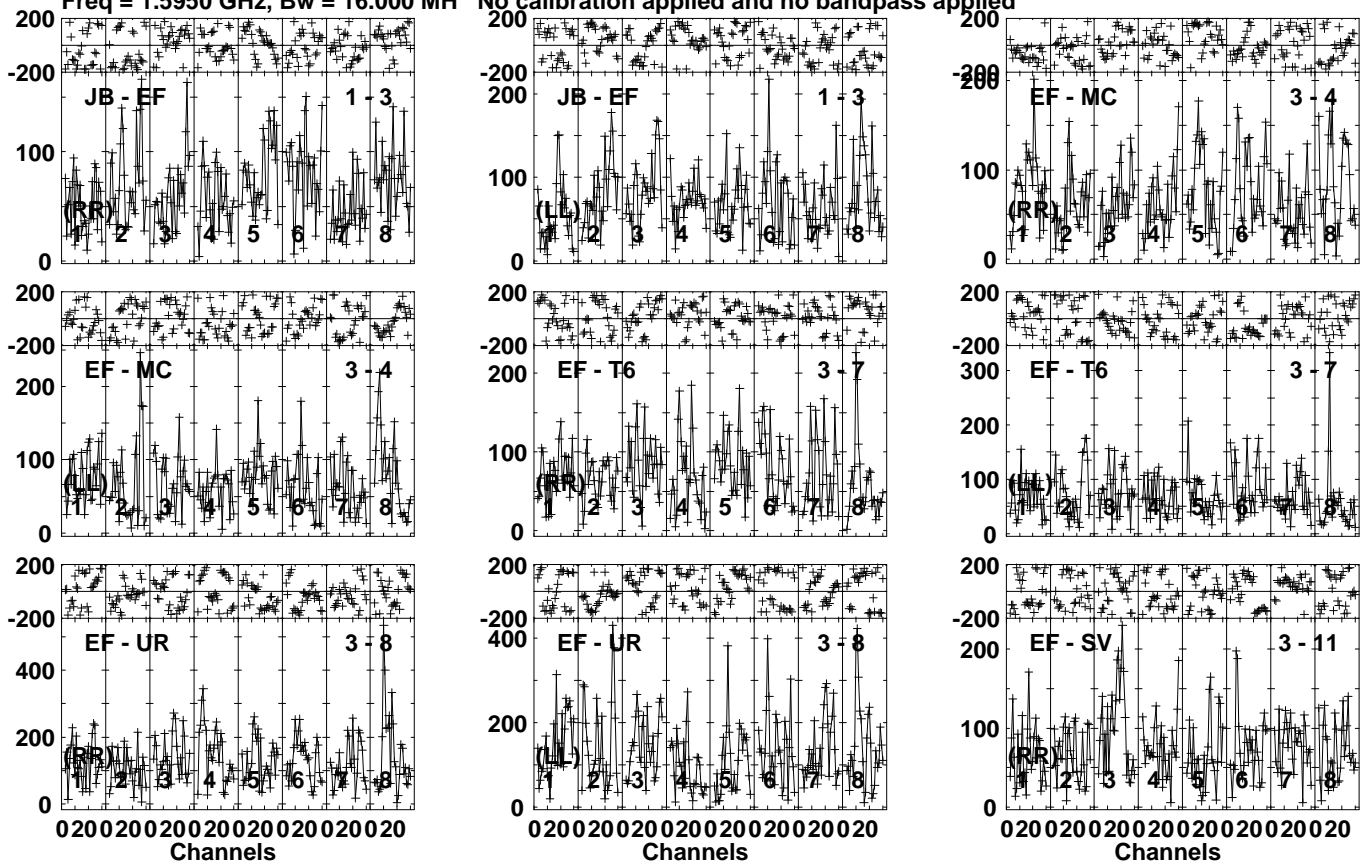
Lower frame: Milli Ampl Jy Top frame: Phas deg
Vector averaged cross-power spectrum Several baselines displayed
Timerange: 01/00:28:00 to 01/00:29:59

Plot file version 69 created 18-MAR-2021 11:19:40

LP212-62 EB082 1.UVDATA.1

Freq = 1.5950 GHz, Bw = 16.000 MH

No calibration applied and no bandpass applied

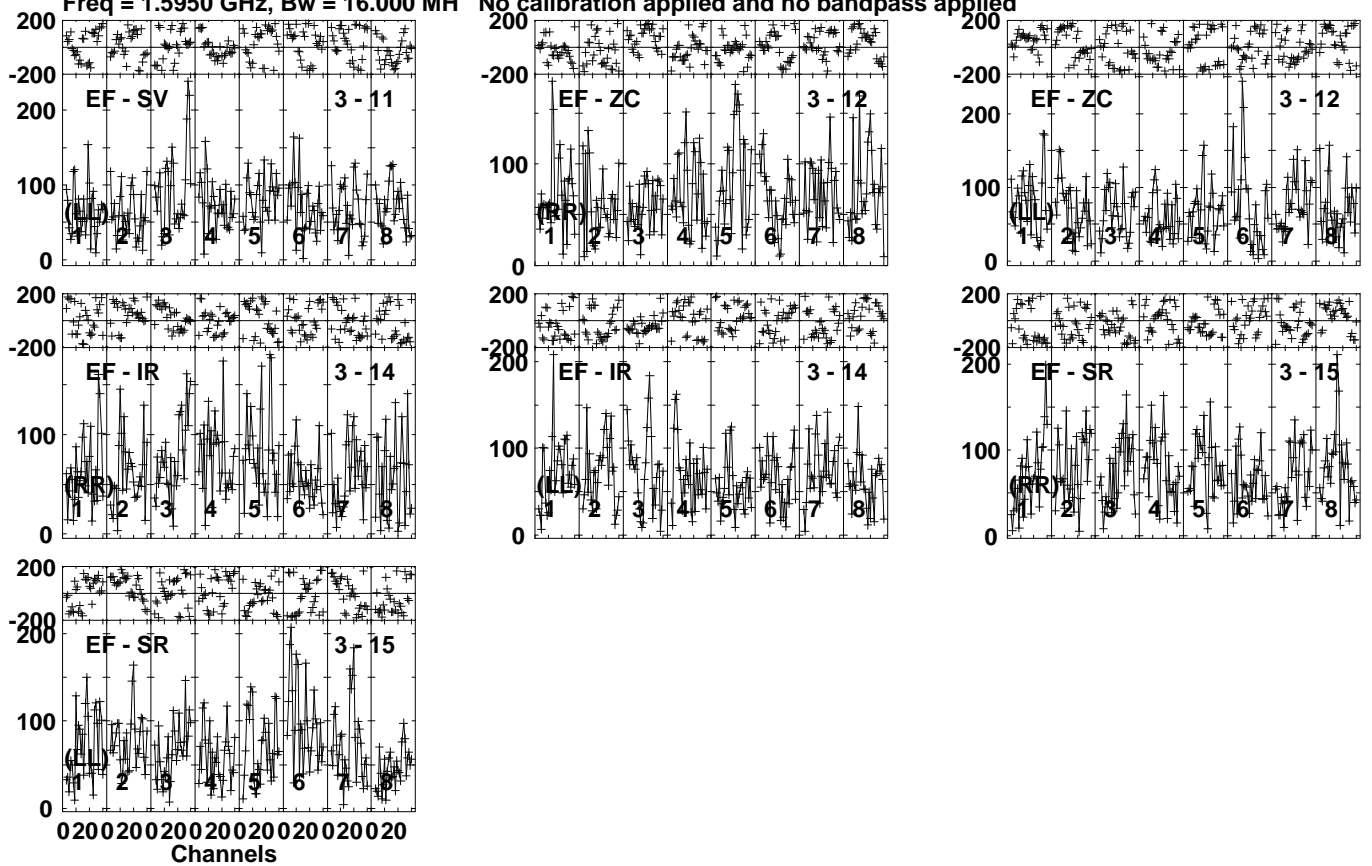


Lower frame: Micro Ampl Jy Top frame: Phas deg
 Vector averaged cross-power spectrum Several baselines displayed
 Timerange: 01/00:30:00 to 01/00:32:59

Plot file version 70 created 18-MAR-2021 11:19:40

LP212-62 EB082 1.UVDATA.1

Freq = 1.5950 GHz, Bw = 16.000 MH No calibration applied and no bandpass applied



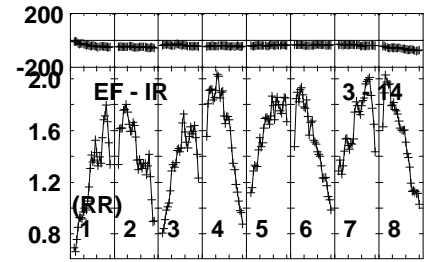
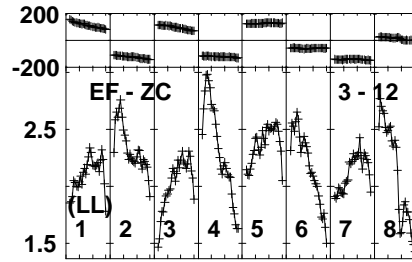
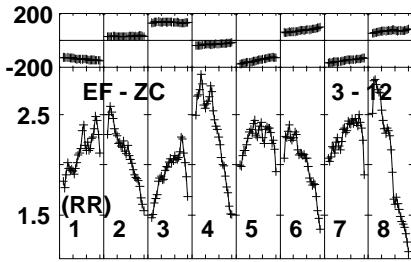
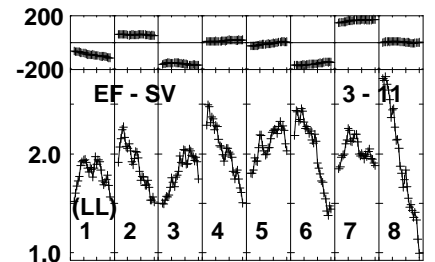
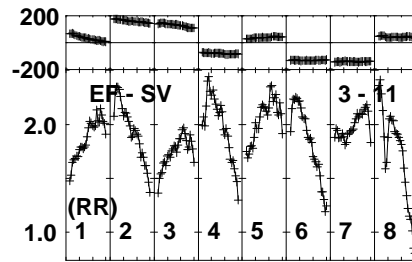
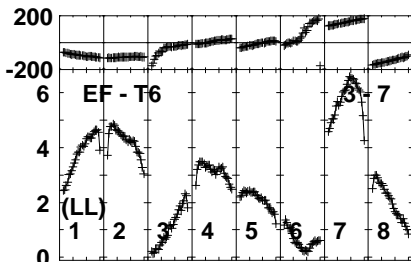
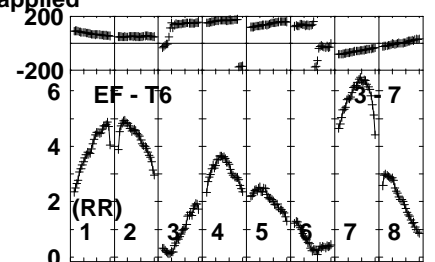
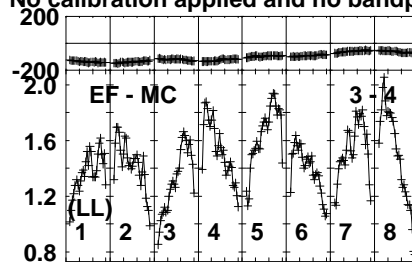
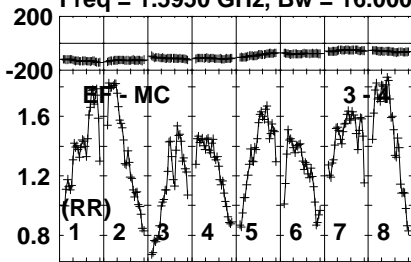
Lower frame: Micro Ampl Jy Top frame: Phas deg
Vector averaged cross-power spectrum Several baselines displayed
Timerange: 01/00:30:00 to 01/00:32:59

Plot file version 71 created 18-MAR-2021 11:19:40

J1020+4320 EB082 1.UVDATA.1

Freq = 1.5950 GHz, Bw = 16.000 MH

No calibration applied and no bandpass applied



020020020020020020020020020020020
Channels

020020020020020020020020020020020
Channels

020020020020020020020020020020020
Channels

Lower frame: Milli Ampl Jy Top frame: Phas deg

Vector averaged cross-power spectrum Several baselines displayed

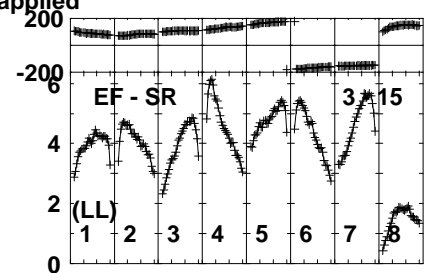
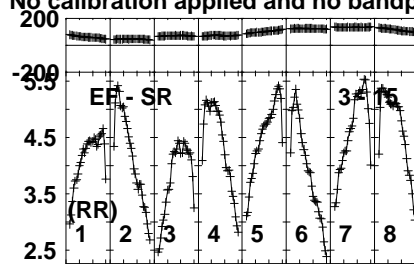
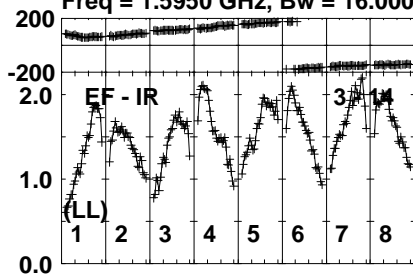
Timerange: 01/00:33:30 to 01/00:34:59

Plot file version 72 created 18-MAR-2021 11:19:40

J1020+4320 EB082 1.UVDATA.1

Freq = 1.5950 GHz, Bw = 16.000 MH

No calibration applied and no bandpass applied

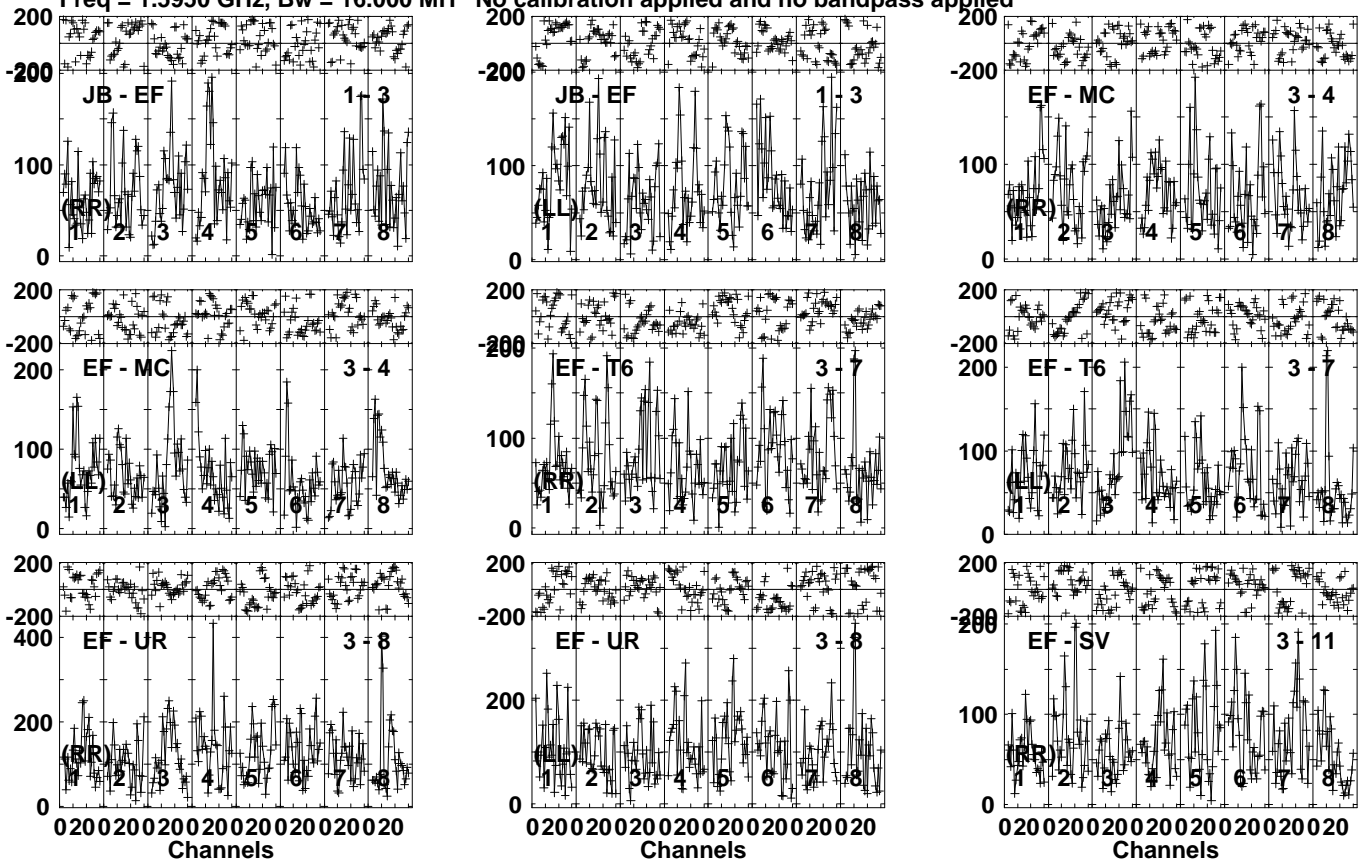


Lower frame: Milli Ampl Jy Top frame: Phas deg
Vector averaged cross-power spectrum Several baselines displayed
Timerange: 01/00:33:30 to 01/00:34:59

Plot file version 73 created 18-MAR-2021 11:19:40

LP212-62 EB082 1.UVDATA.1

Freq = 1.5950 GHz, Bw = 16.000 MH No calibration applied and no bandpass applied

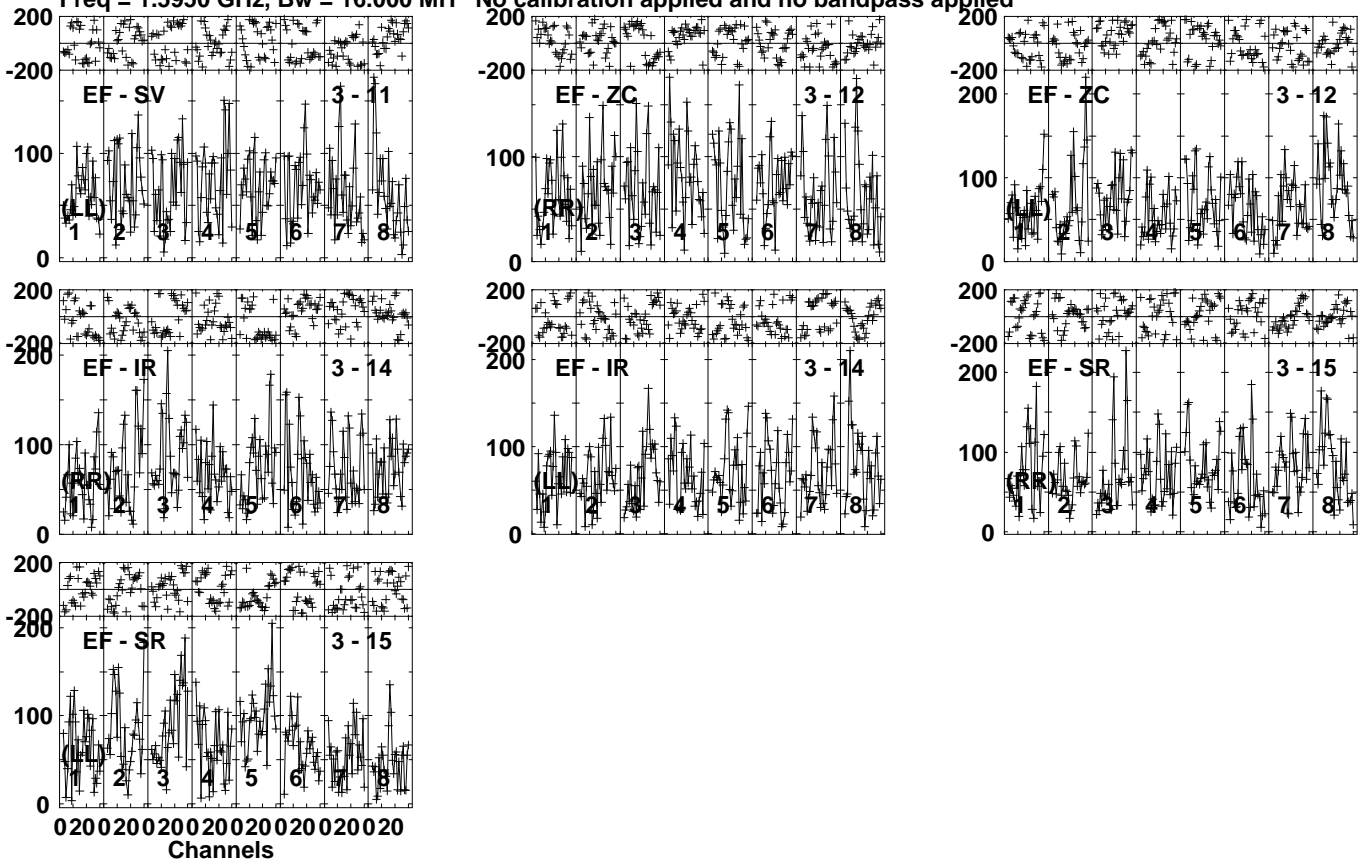


Lower frame: Micro Ampl Jy Top frame: Phas deg
Vector averaged cross-power spectrum Several baselines displayed
Timerange: 01/00:35:00 to 01/00:38:00

Plot file version 74 created 18-MAR-2021 11:19:40

LP212-62 EB082 1.UVDATA.1

Freq = 1.5950 GHz, Bw = 16.000 MH No calibration applied and no bandpass applied



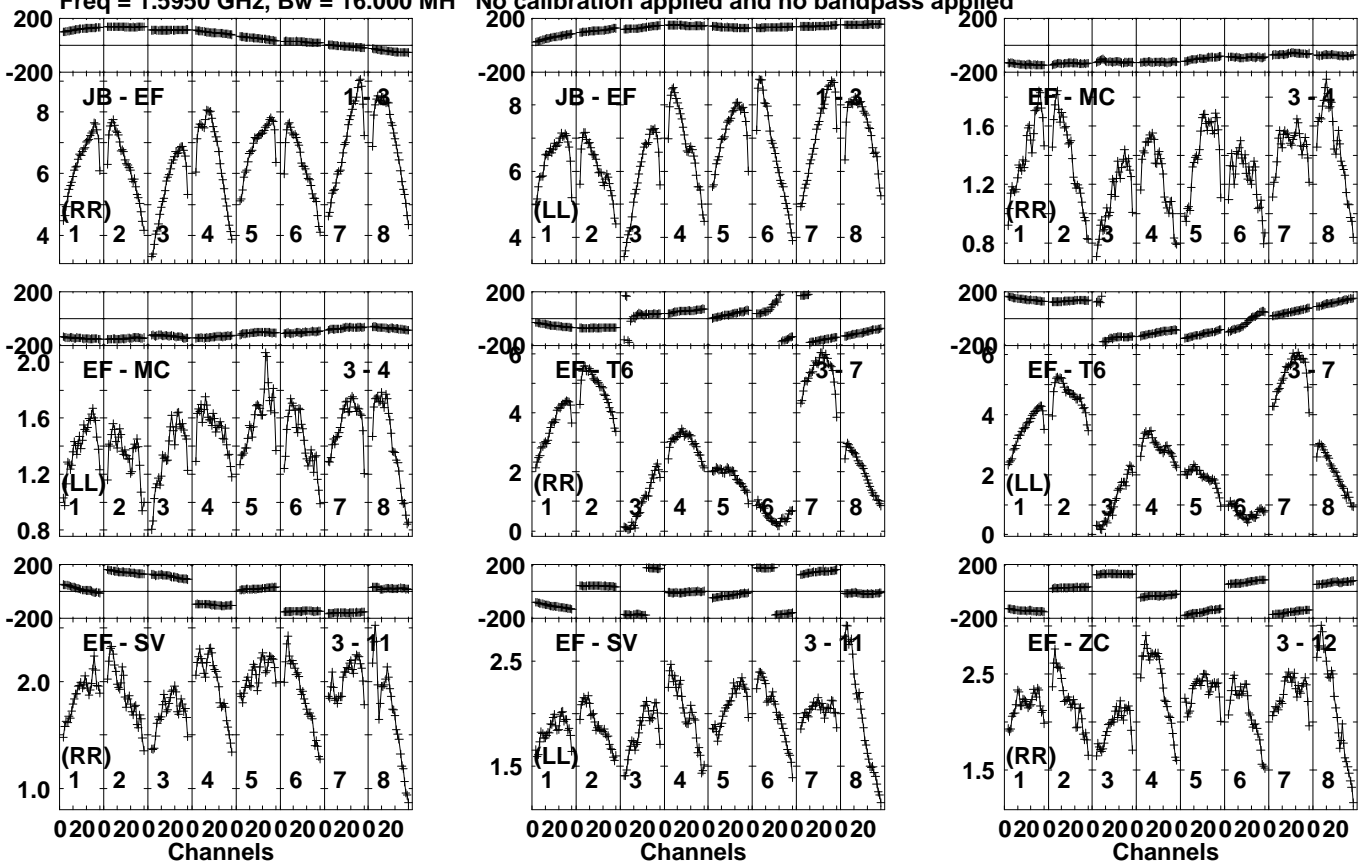
Lower frame: Micro Ampl Jy Top frame: Phas deg
Vector averaged cross-power spectrum Several baselines displayed
Timerange: 01/00:35:00 to 01/00:38:00

Plot file version 75 created 18-MAR-2021 11:19:40

J1020+4320 EB082 1.UVDATA.1

Freq = 1.5950 GHz, Bw = 16.000 MH

No calibration applied and no bandpass applied



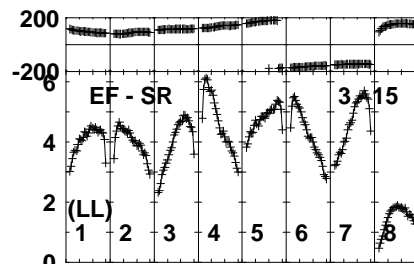
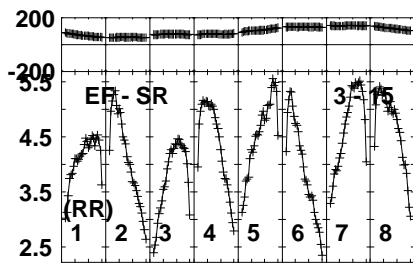
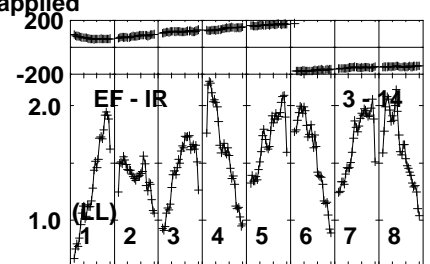
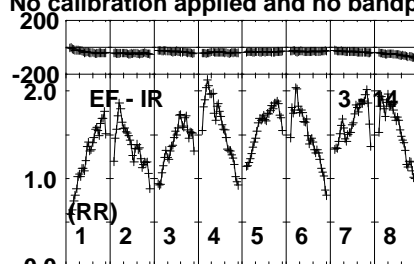
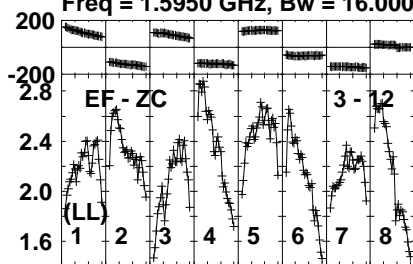
Lower frame: Milli Ampl Jy Top frame: Phas deg
Vector averaged cross-power spectrum Several baselines displayed
Timerange: 01/00:38:01 to 01/00:39:59

Plot file version 76 created 18-MAR-2021 11:19:41

J1020+4320 EB082 1.UVDATA.1

Freq = 1.5950 GHz, Bw = 16.000 MH

No calibration applied and no bandpass applied

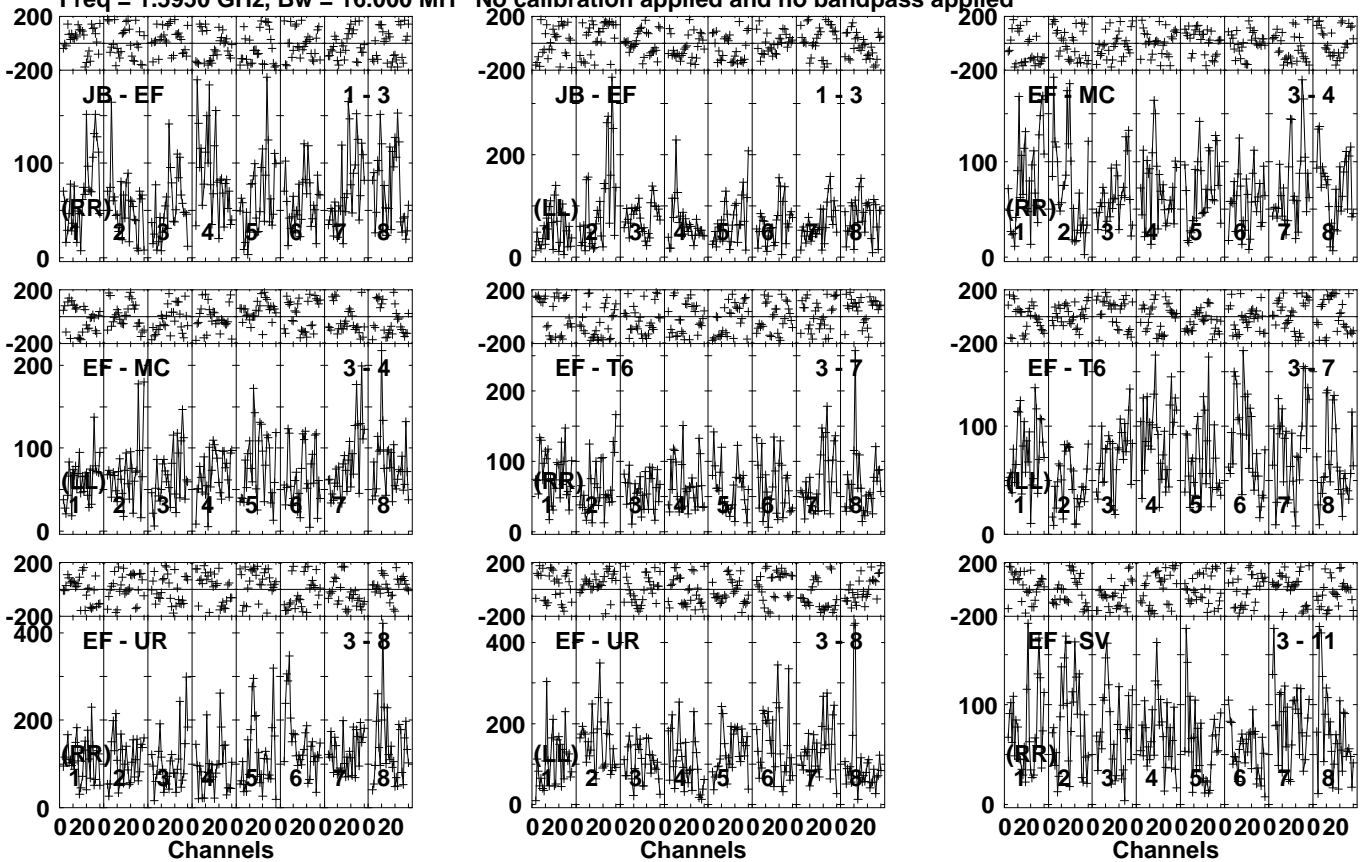


Lower frame: Milli Ampl Jy Top frame: Phas deg
Vector averaged cross-power spectrum Several baselines displayed
Timerange: 01/00:38:01 to 01/00:39:59

Plot file version 77 created 18-MAR-2021 11:19:41

LP212-62 EB082 1.UVDATA.1

Freq = 1.5950 GHz, Bw = 16.000 MH No calibration applied and no bandpass applied

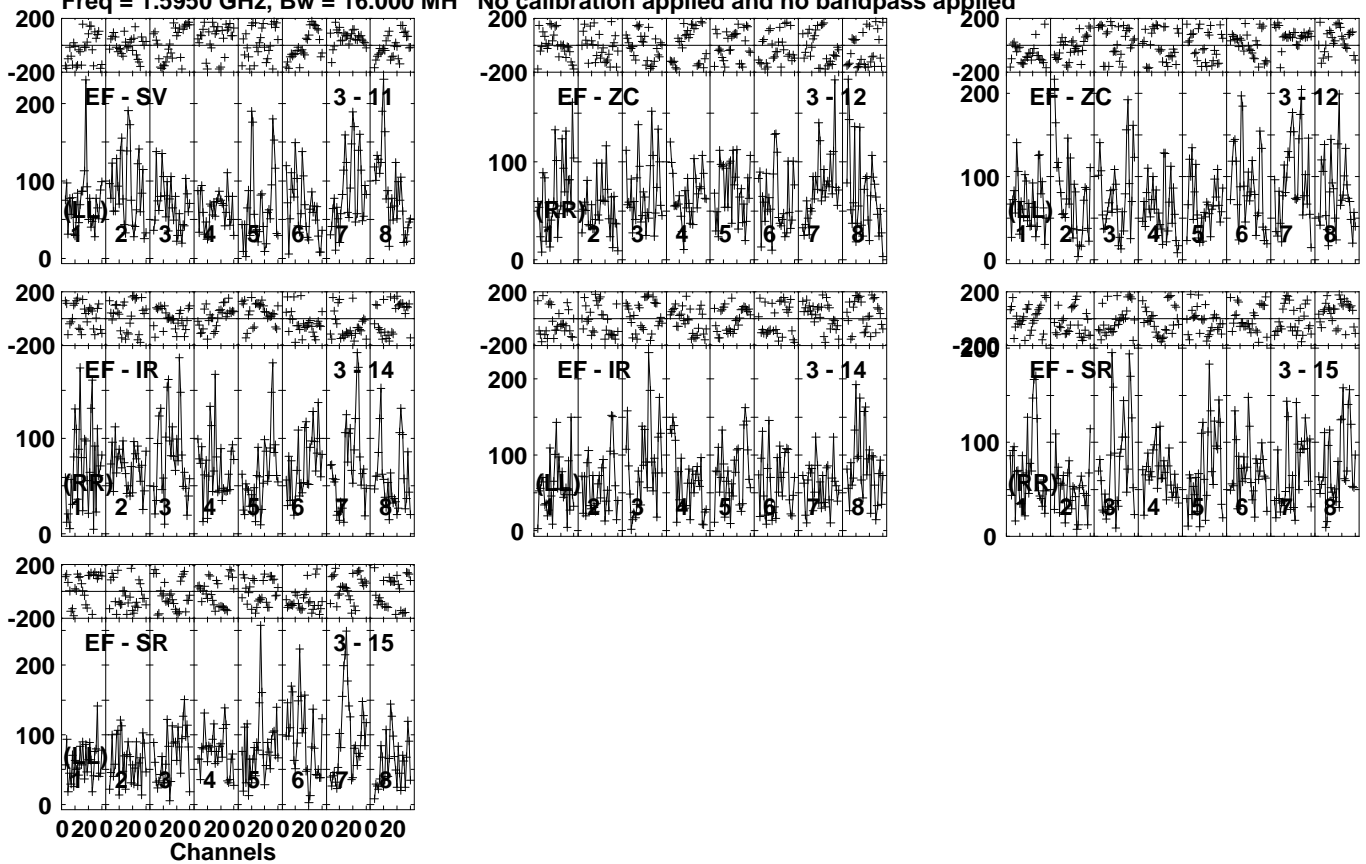


Lower frame: Micro Ampl Jy Top frame: Phas deg
Vector averaged cross-power spectrum Several baselines displayed
Timerange: 01/00:40:00 to 01/00:43:00

Plot file version 78 created 18-MAR-2021 11:19:41

LP212-62 EB082 1.UVDATA.1

Freq = 1.5950 GHz, Bw = 16.000 MH No calibration applied and no bandpass applied



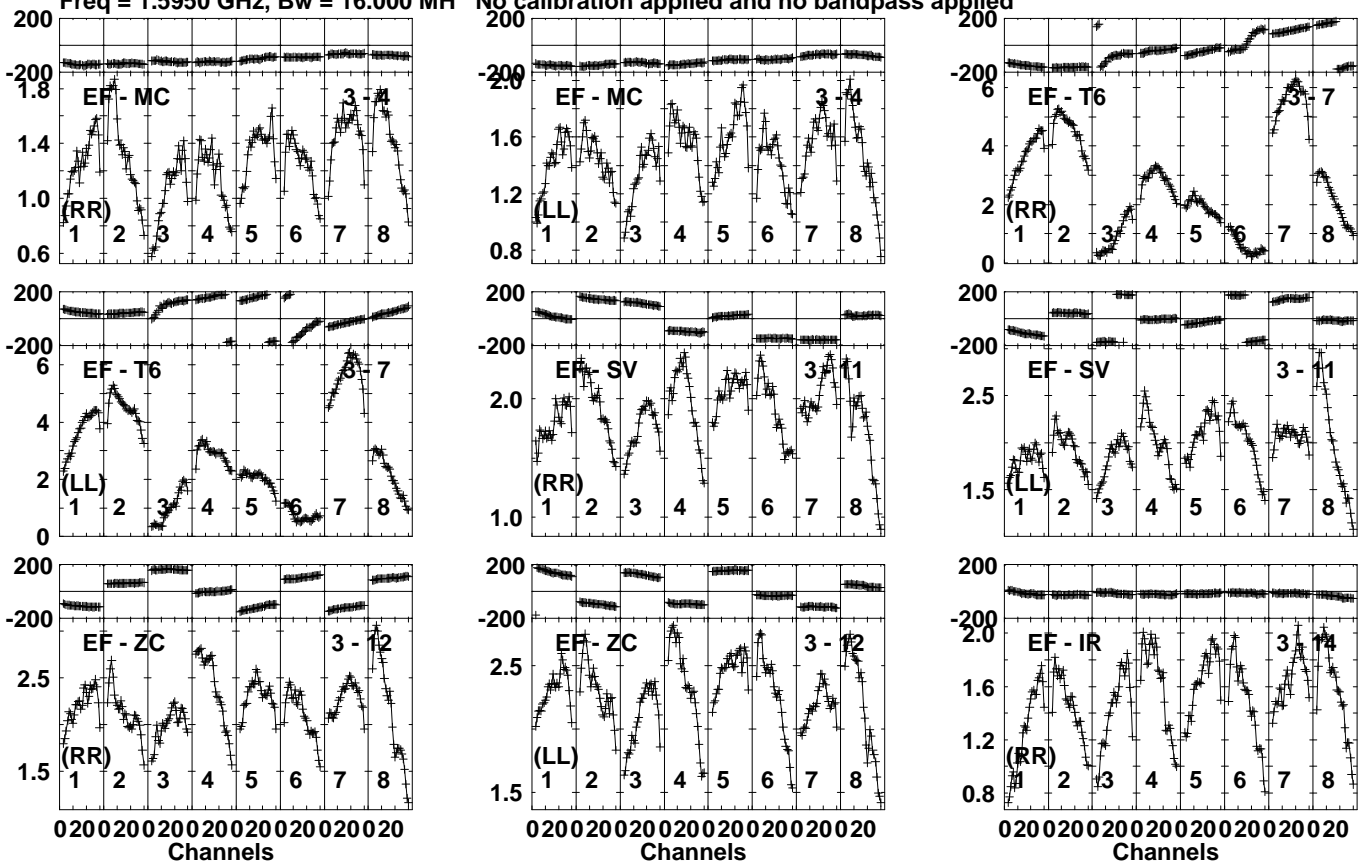
Lower frame: Micro Ampl Jy Top frame: Phas deg
Vector averaged cross-power spectrum Several baselines displayed
Timerange: 01/00:40:00 to 01/00:43:00

Plot file version 79 created 18-MAR-2021 11:19:41

J1020+4320 EB082 1.UVDATA.1

Freq = 1.5950 GHz, Bw = 16.000 MH

No calibration applied and no bandpass applied



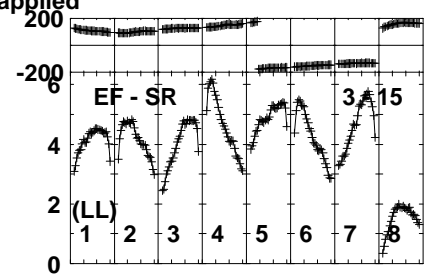
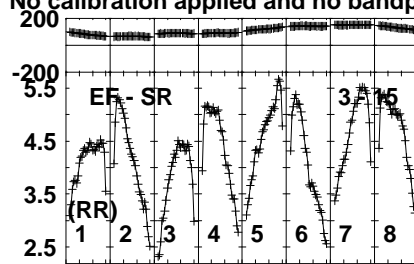
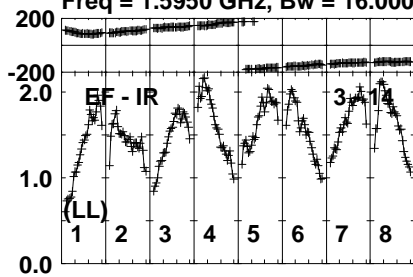
Lower frame: Milli Ampl Jy Top frame: Phas deg
Vector averaged cross-power spectrum Several baselines displayed
Timerange: 01/00:43:32 to 01/00:45:00

Plot file version 80 created 18-MAR-2021 11:19:41

J1020+4320 EB082 1.UVDATA.1

Freq = 1.5950 GHz, Bw = 16.000 MH

No calibration applied and no bandpass applied

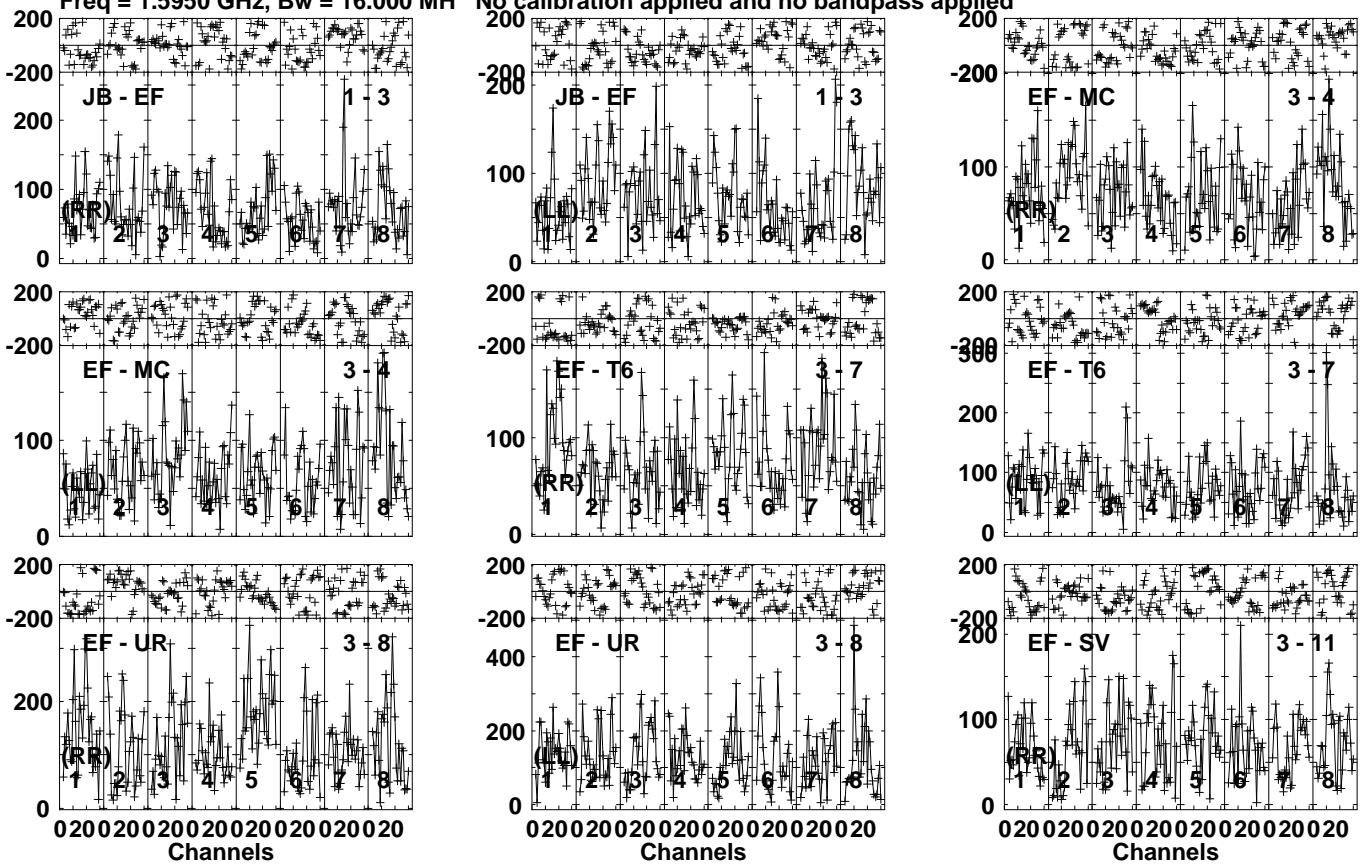


Lower frame: Milli Ampl Jy Top frame: Phas deg
Vector averaged cross-power spectrum Several baselines displayed
Timerange: 01/00:43:32 to 01/00:45:00

Plot file version 81 created 18-MAR-2021 11:19:41

LP212-62 EB082 1.UVDATA.1

Freq = 1.5950 GHz, Bw = 16.000 MH No calibration applied and no bandpass applied

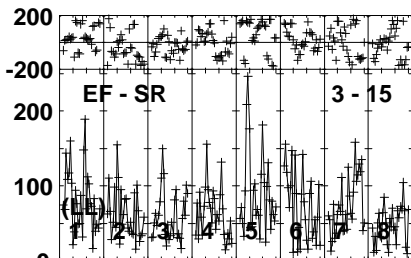
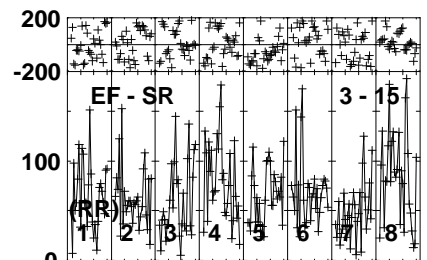
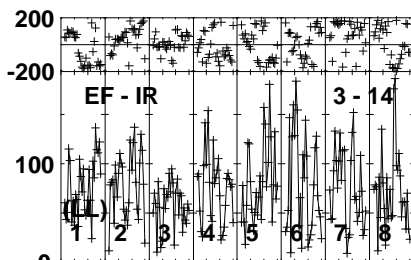
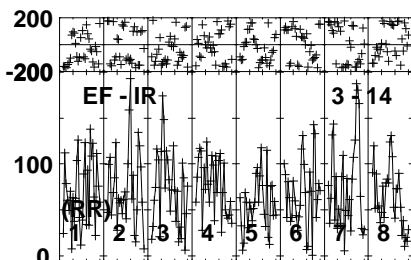
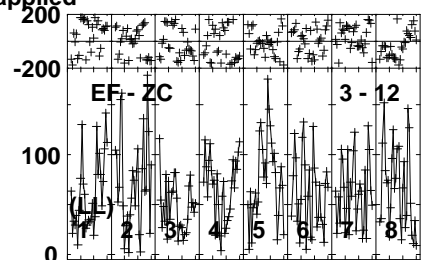
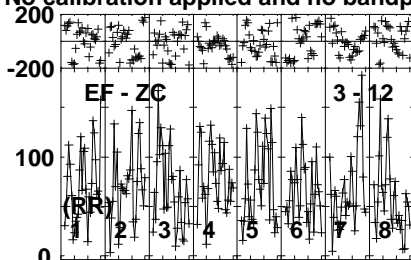
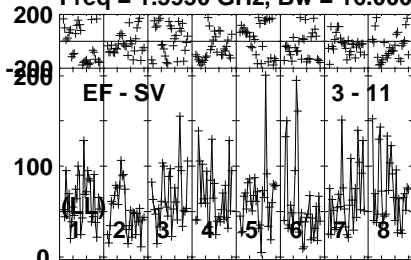


Lower frame: Micro Ampl Jy Top frame: Phas deg
Vector averaged cross-power spectrum Several baselines displayed
Timerange: 01/00:45:00 to 01/00:48:00

Plot file version 82 created 18-MAR-2021 11:19:41

LP212-62 EB082 1.UVDATA.1

Freq = 1.5950 GHz, Bw = 16.000 MH No calibration applied and no bandpass applied



020020020020020020020020

Channels

Lower frame: Micro Ampl Jy Top frame: Phas deg

Vector averaged cross-power spectrum Several baselines displayed

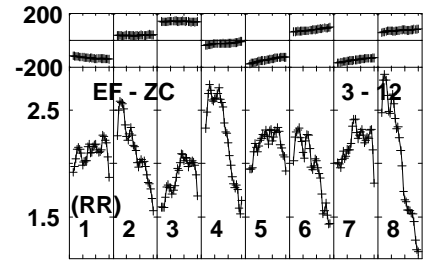
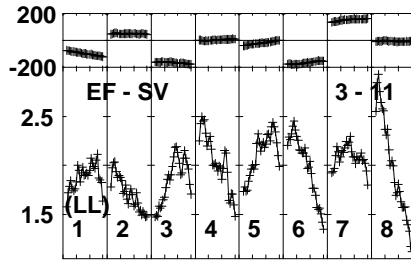
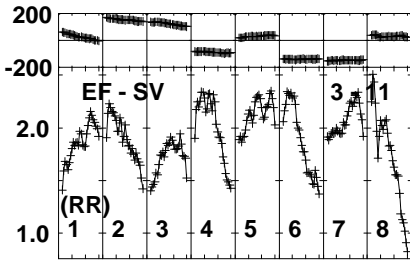
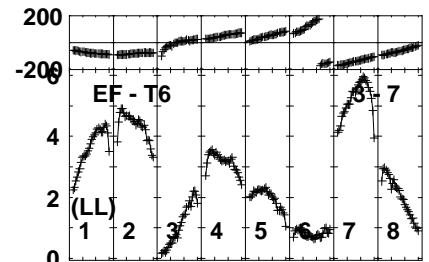
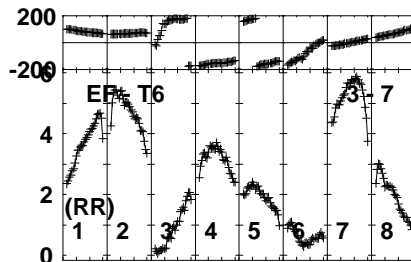
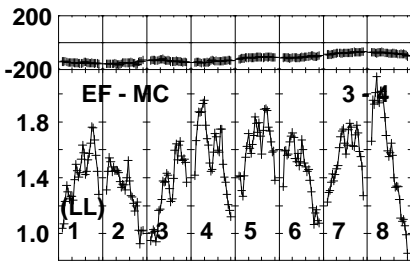
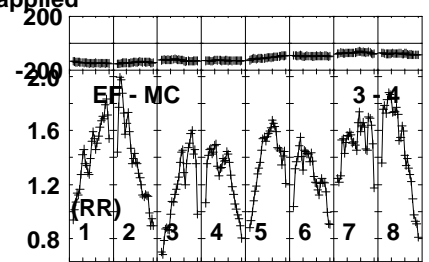
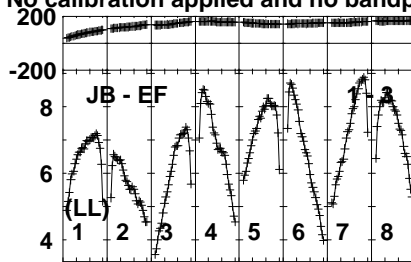
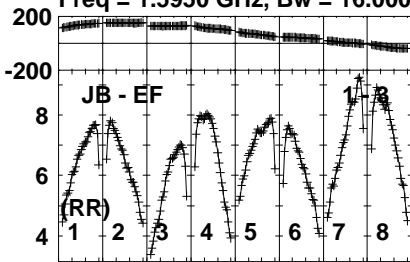
Timerange: 01/00:45:00 to 01/00:48:00

Plot file version 83 created 18-MAR-2021 11:19:42

J1020+4320 EB082 1.UVDATA.1

Freq = 1.5950 GHz, Bw = 16.000 MH

No calibration applied and no bandpass applied



0200200200200200200200200200200200
Channels

0200200200200200200200200200200200
Channels

0200200200200200200200200200200200
Channels

Lower frame: Milli Ampl Jy Top frame: Phas deg

Vector averaged cross-power spectrum Several baselines displayed

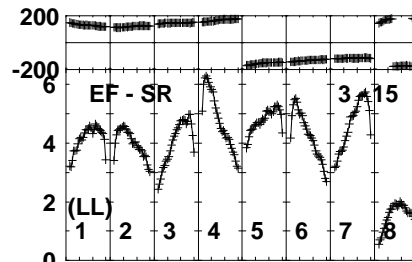
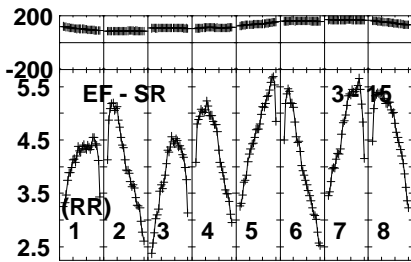
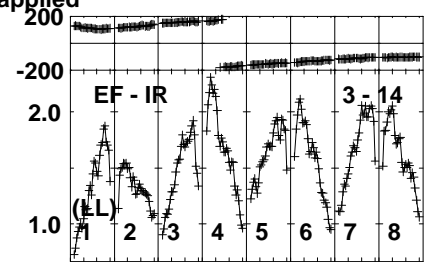
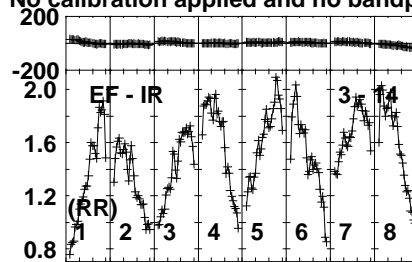
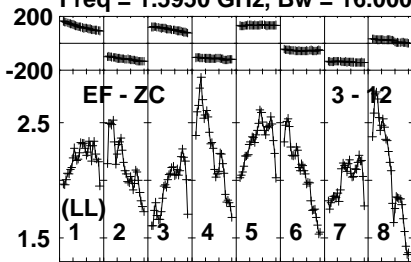
Timerange: 01/00:48:01 to 01/00:50:00

Plot file version 84 created 18-MAR-2021 11:19:42

J1020+4320 EB082 1.UVDATA.1

Freq = 1.5950 GHz, Bw = 16.000 MH

No calibration applied and no bandpass applied

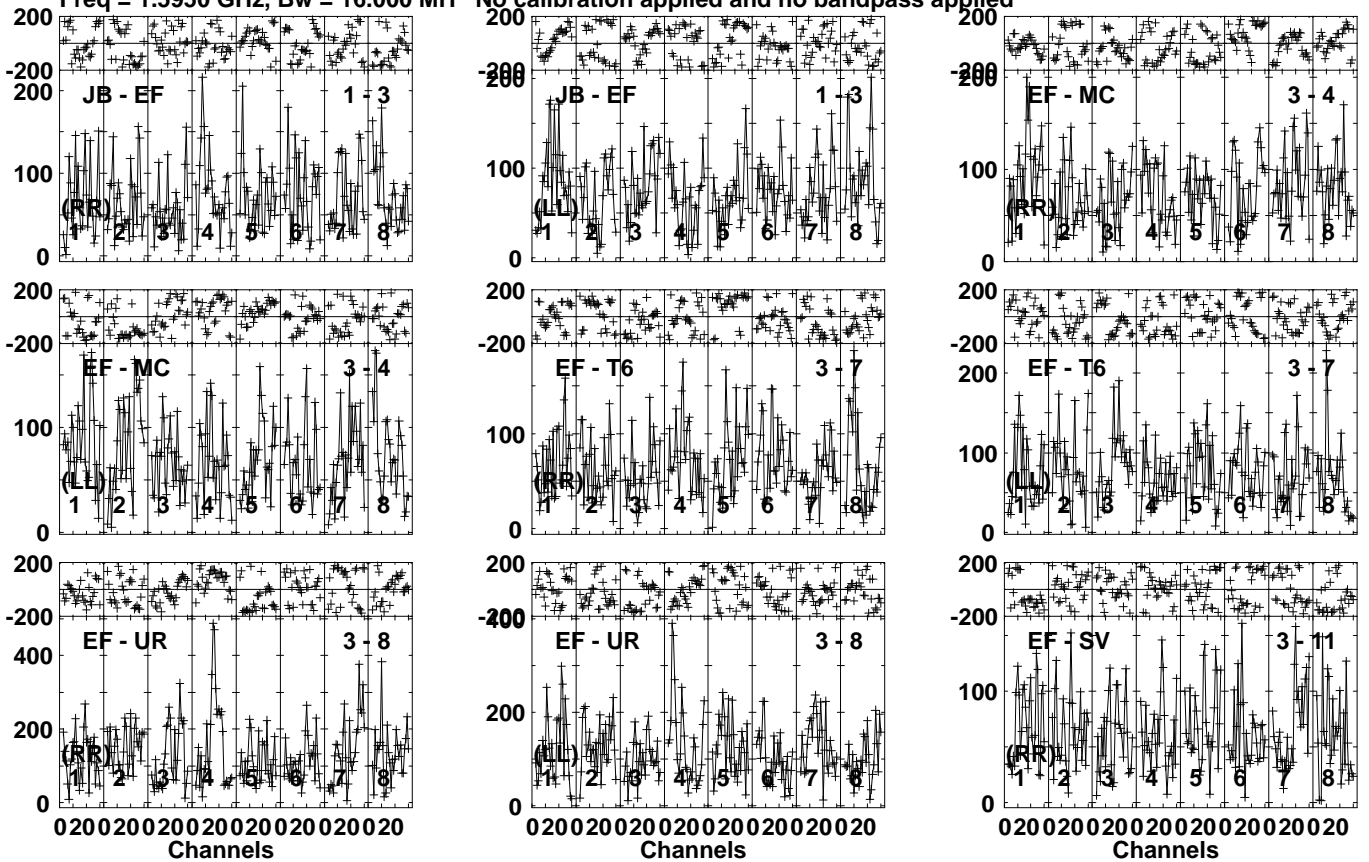


Lower frame: Milli Ampl Jy Top frame: Phas deg
Vector averaged cross-power spectrum Several baselines displayed
Timerange: 01/00:48:01 to 01/00:50:00

Plot file version 85 created 18-MAR-2021 11:19:42

LP212-62 EB082 1.UVDATA.1

Freq = 1.5950 GHz, Bw = 16.000 MH No calibration applied and no bandpass applied

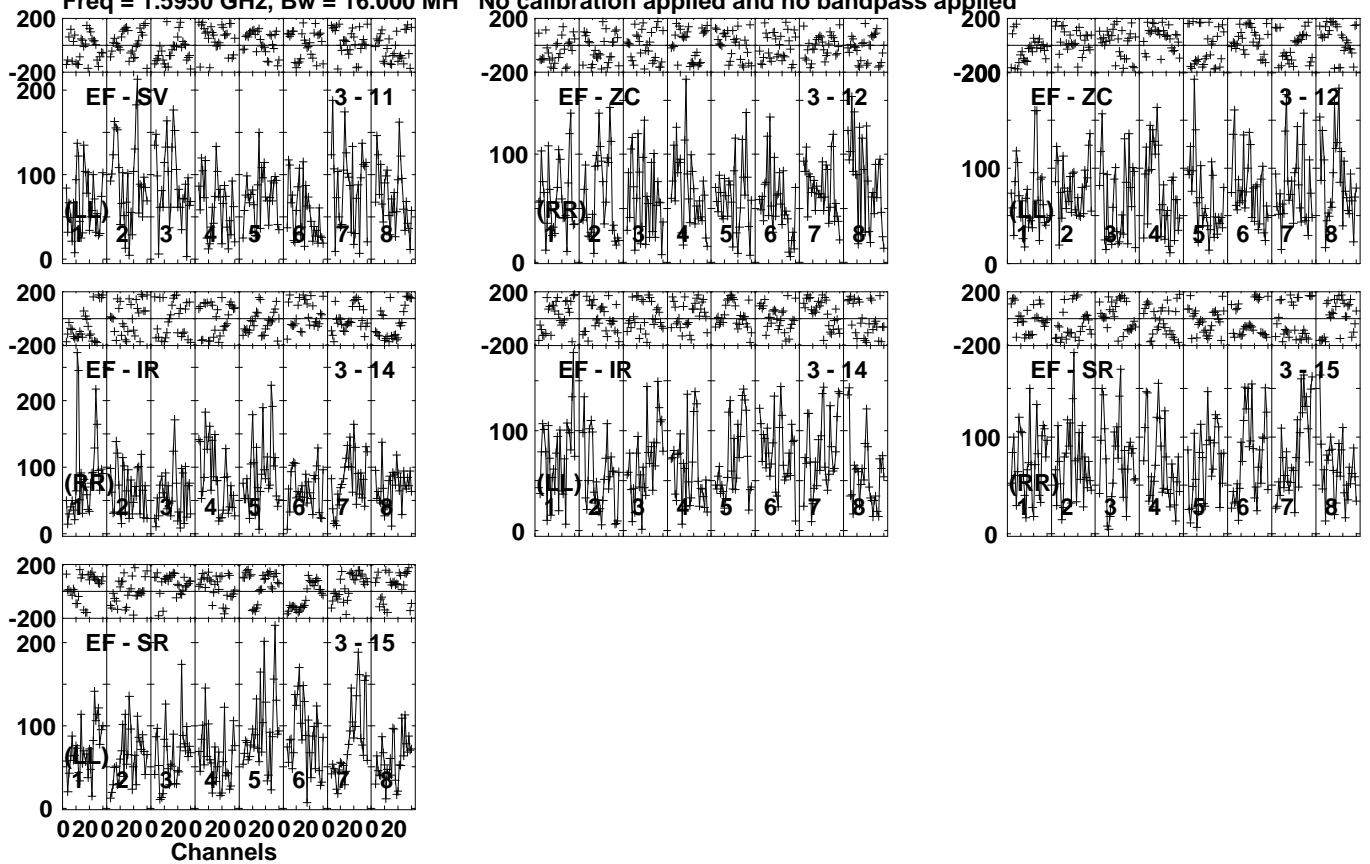


Lower frame: Micro Ampl Jy Top frame: Phas deg
Vector averaged cross-power spectrum Several baselines displayed
Timerange: 01/00:50:01 to 01/00:53:00

Plot file version 86 created 18-MAR-2021 11:19:42

LP212-62 EB082 1.UVDATA.1

Freq = 1.5950 GHz, Bw = 16.000 MH No calibration applied and no bandpass applied



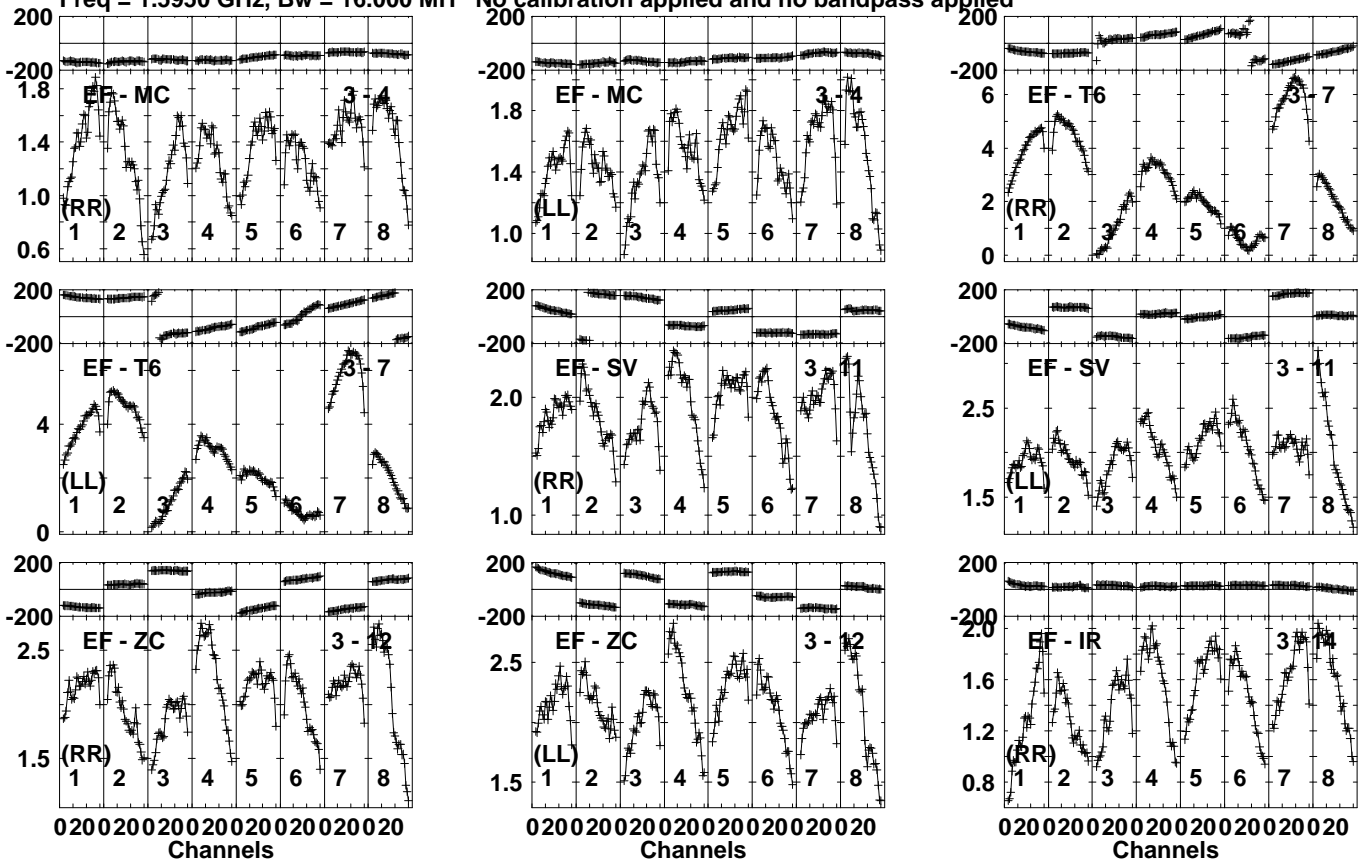
Lower frame: Micro Ampl Jy Top frame: Phas deg
Vector averaged cross-power spectrum Several baselines displayed
Timerange: 01/00:50:01 to 01/00:53:00

Plot file version 87 created 18-MAR-2021 11:19:42

J1020+4320 EB082 1.UVDATA.1

Freq = 1.5950 GHz, Bw = 16.000 MH

No calibration applied and no bandpass applied



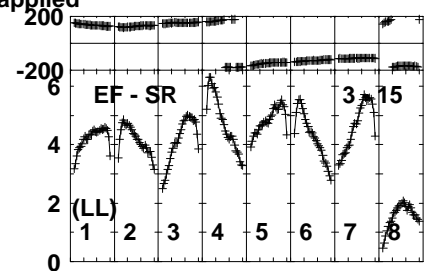
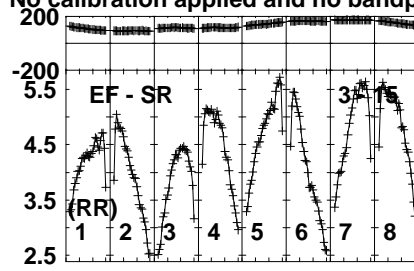
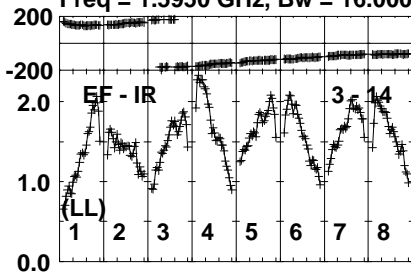
Lower frame: Milli Ampl Jy Top frame: Phas deg
 Vector averaged cross-power spectrum Several baselines displayed
 Timerange: 01/00:53:31 to 01/00:55:00

Plot file version 88 created 18-MAR-2021 11:19:42

J1020+4320 EB082 1.UVDATA.1

Freq = 1.5950 GHz, Bw = 16.000 MH

No calibration applied and no bandpass applied

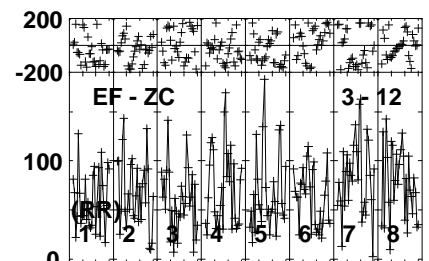
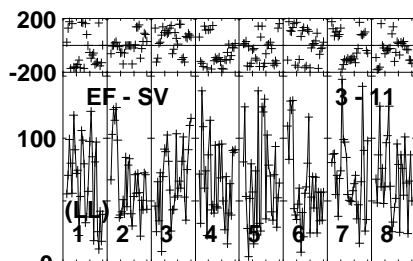
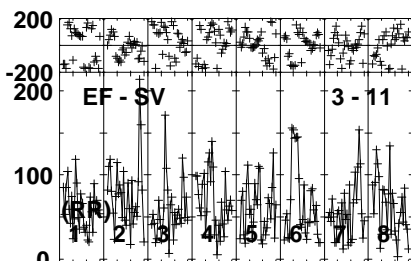
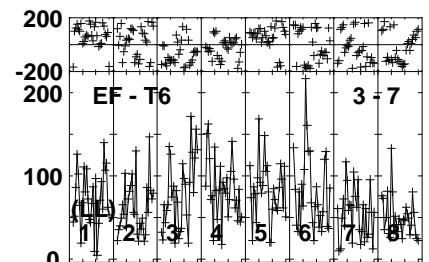
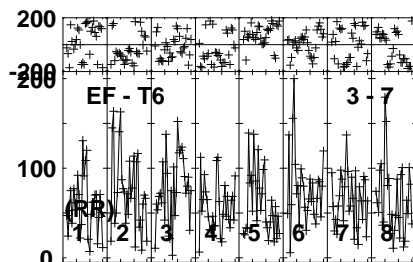
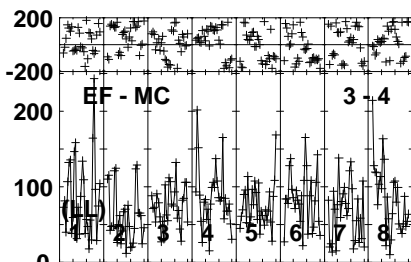
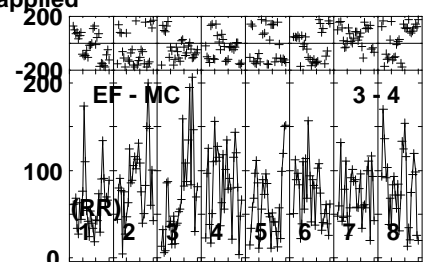
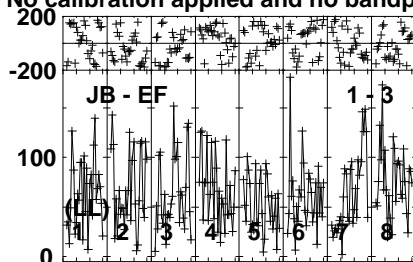
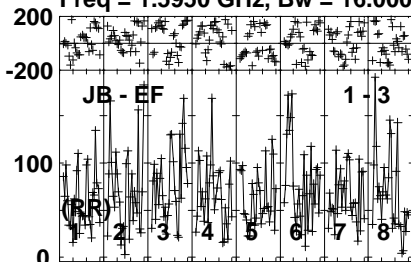


Lower frame: Milli Ampl Jy Top frame: Phas deg
Vector averaged cross-power spectrum Several baselines displayed
Timerange: 01/00:53:31 to 01/00:55:00

Plot file version 89 created 18-MAR-2021 11:19:42

LP212-62 EB082 1.UVDATA.1

Freq = 1.5950 GHz, Bw = 16.000 MH No calibration applied and no bandpass applied

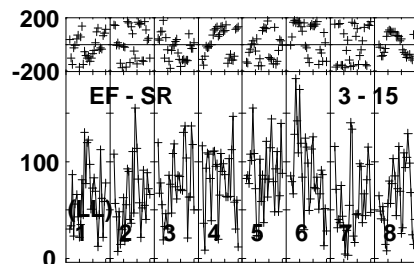
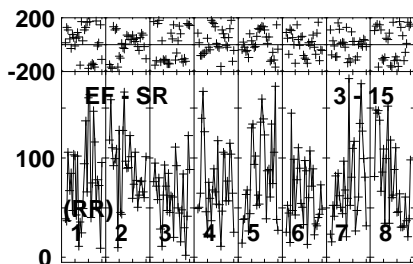
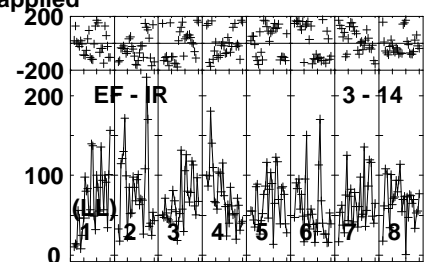
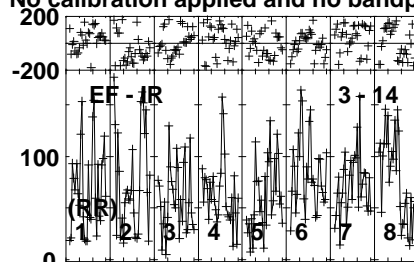
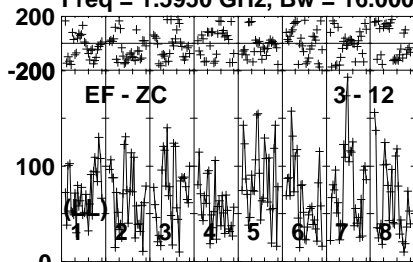


Lower frame: Micro Ampl Jy Top frame: Phas deg
Vector averaged cross-power spectrum Several baselines displayed
Timerange: 01/00:55:00 to 01/00:58:00

Plot file version 90 created 18-MAR-2021 11:19:43

LP212-62 EB082 1.UVDATA.1

Freq = 1.5950 GHz, Bw = 16.000 MH No calibration applied and no bandpass applied



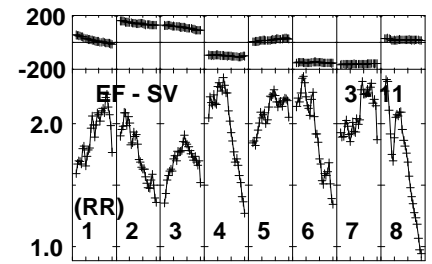
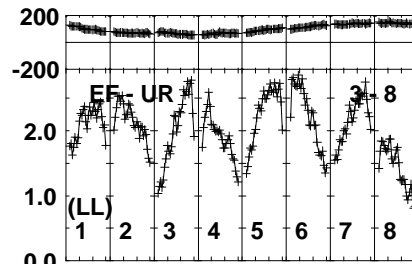
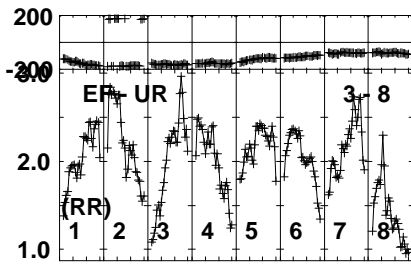
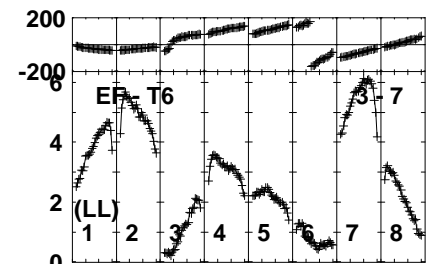
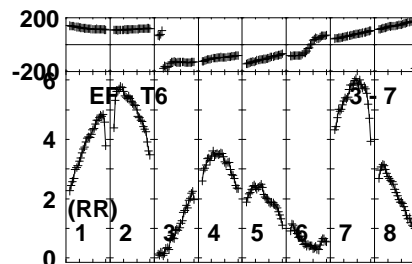
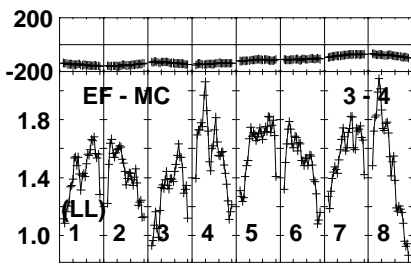
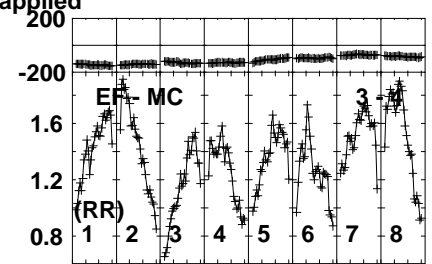
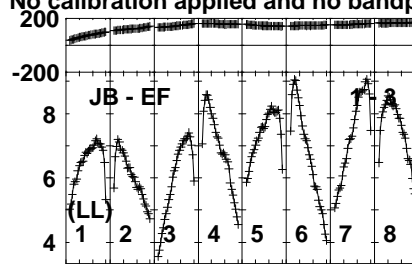
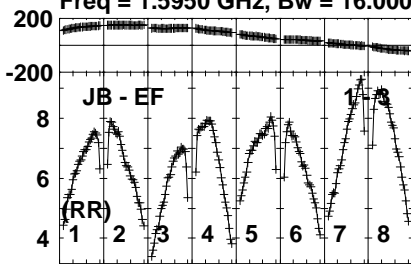
Lower frame: Micro Ampl Jy Top frame: Phas deg
Vector averaged cross-power spectrum Several baselines displayed
Timerange: 01/00:55:00 to 01/00:58:00

Plot file version 91 created 18-MAR-2021 11:19:43

J1020+4320 EB082 1.UVDATA.1

Freq = 1.5950 GHz, Bw = 16.000 MH

No calibration applied and no bandpass applied



Lower frame: Milli Ampl Jy Top frame: Phas deg

Vector averaged cross-power spectrum Several baselines displayed

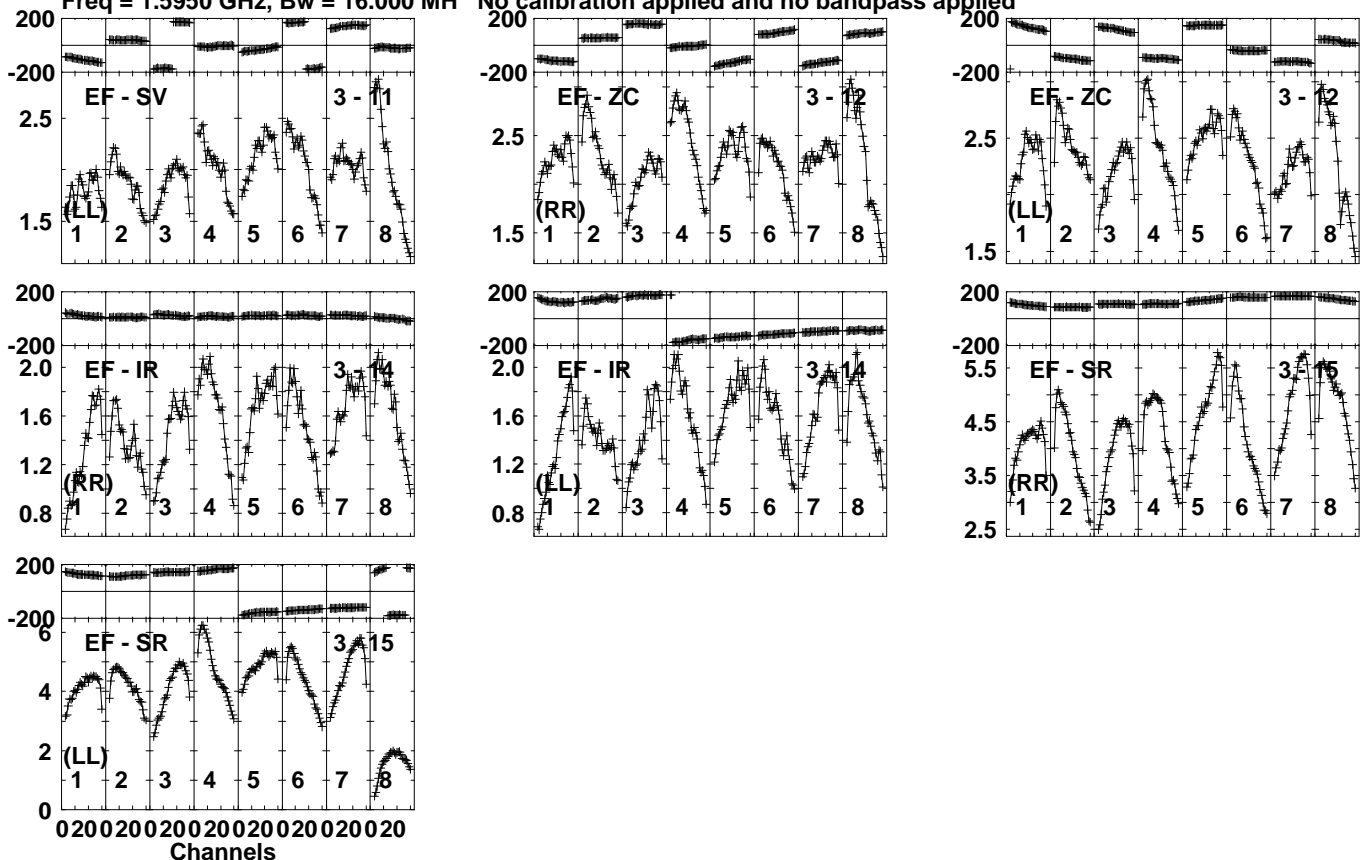
Timerange: 01/00:58:00 to 01/01:00:00

Plot file version 92 created 18-MAR-2021 11:19:43

J1020+4320 EB082 1.UVDATA.1

Freq = 1.5950 GHz, Bw = 16.000 MH

No calibration applied and no bandpass applied



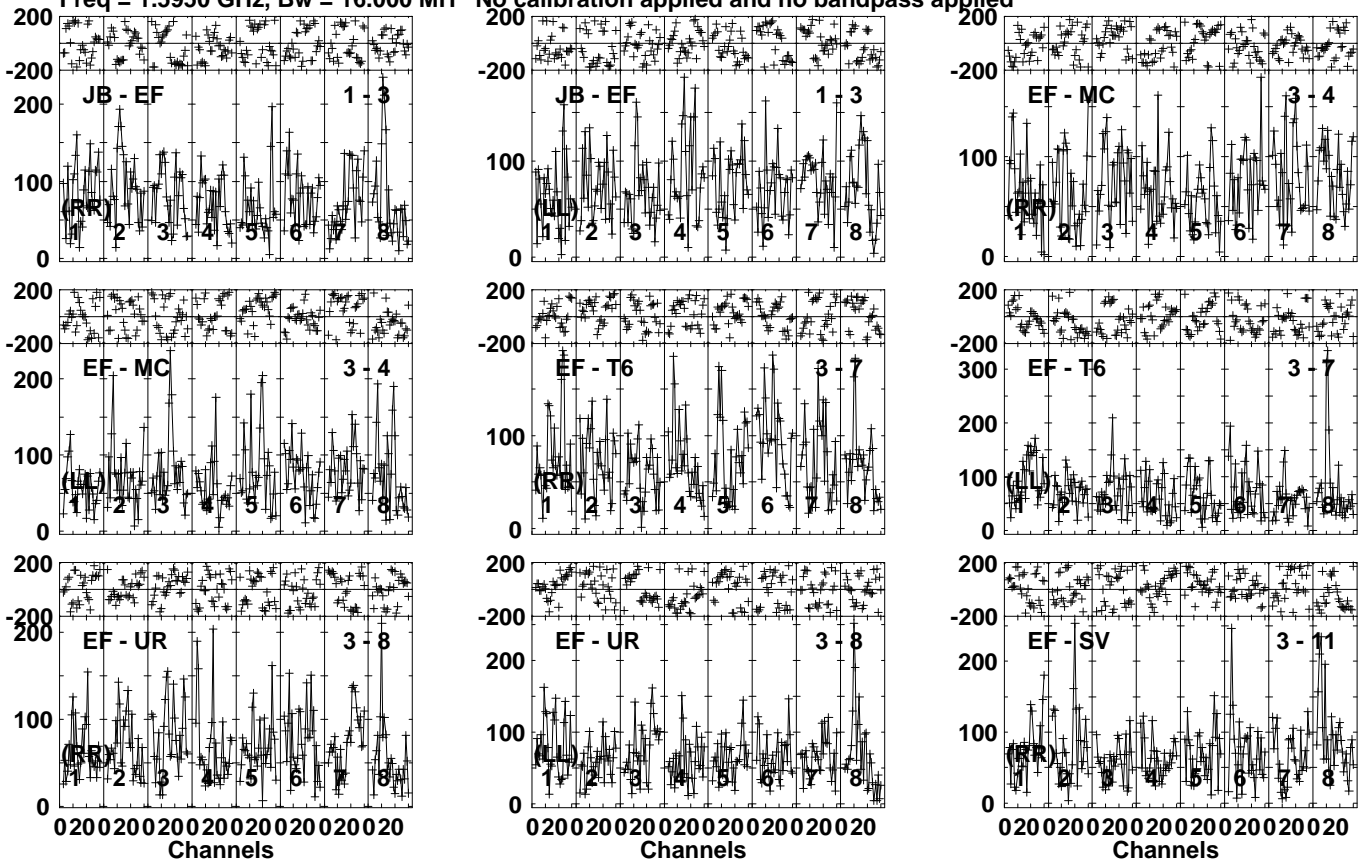
Lower frame: Milli Ampl Jy Top frame: Phas deg
Vector averaged cross-power spectrum Several baselines displayed
Timerange: 01/00:58:00 to 01/01:00:00

Plot file version 93 created 18-MAR-2021 11:19:43

LP212-62 EB082 1.UVDATA.1

Freq = 1.5950 GHz, Bw = 16.000 MH

No calibration applied and no bandpass applied

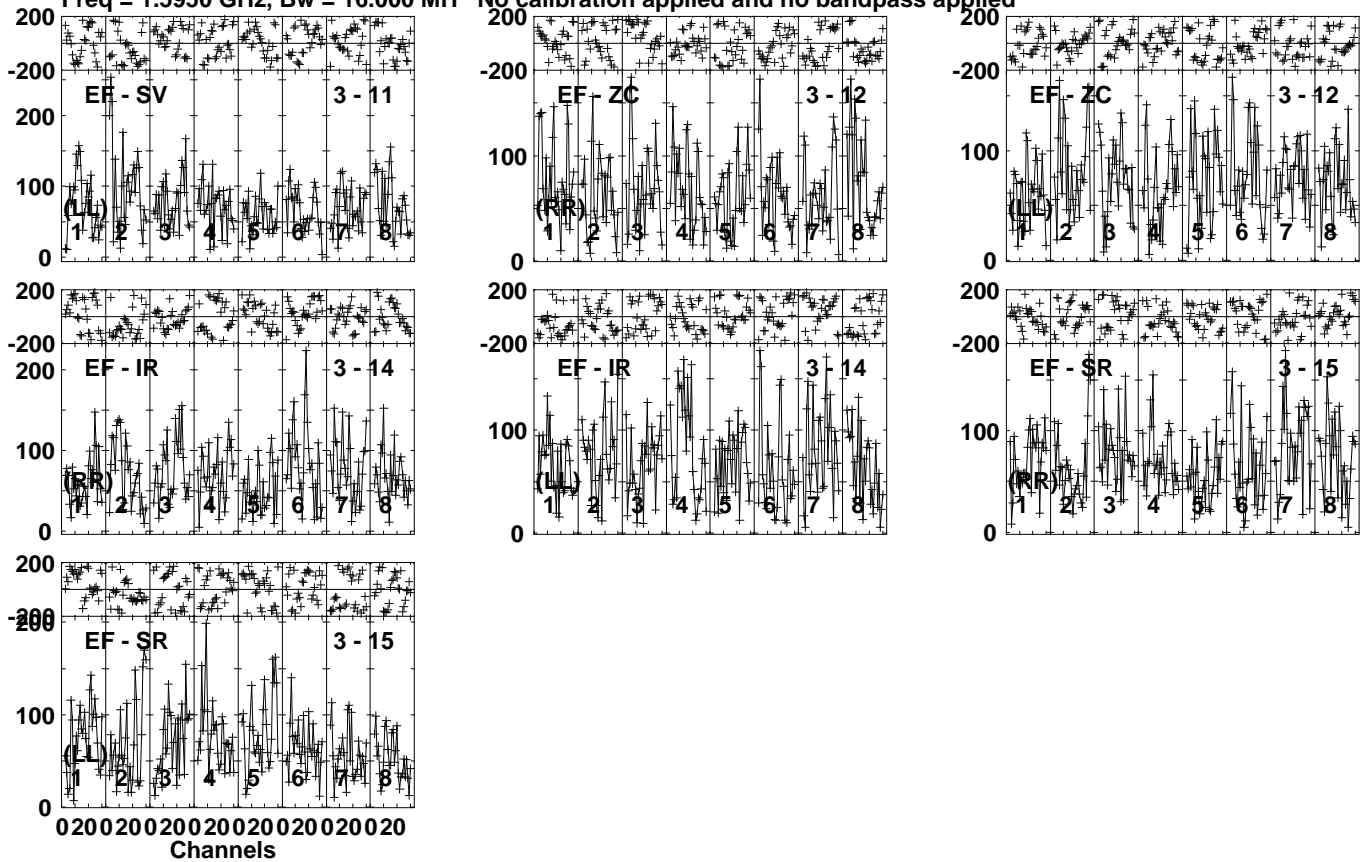


Lower frame: Micro Ampl Jy Top frame: Phas deg
Vector averaged cross-power spectrum Several baselines displayed
Timerange: 01/01:00:01 to 01/01:03:00

Plot file version 94 created 18-MAR-2021 11:19:43

LP212-62 EB082 1.UVDATA.1

Freq = 1.5950 GHz, Bw = 16.000 MH No calibration applied and no bandpass applied



Lower frame: Micro Ampl Jy Top frame: Phas deg

Vector averaged cross-power spectrum Several baselines displayed

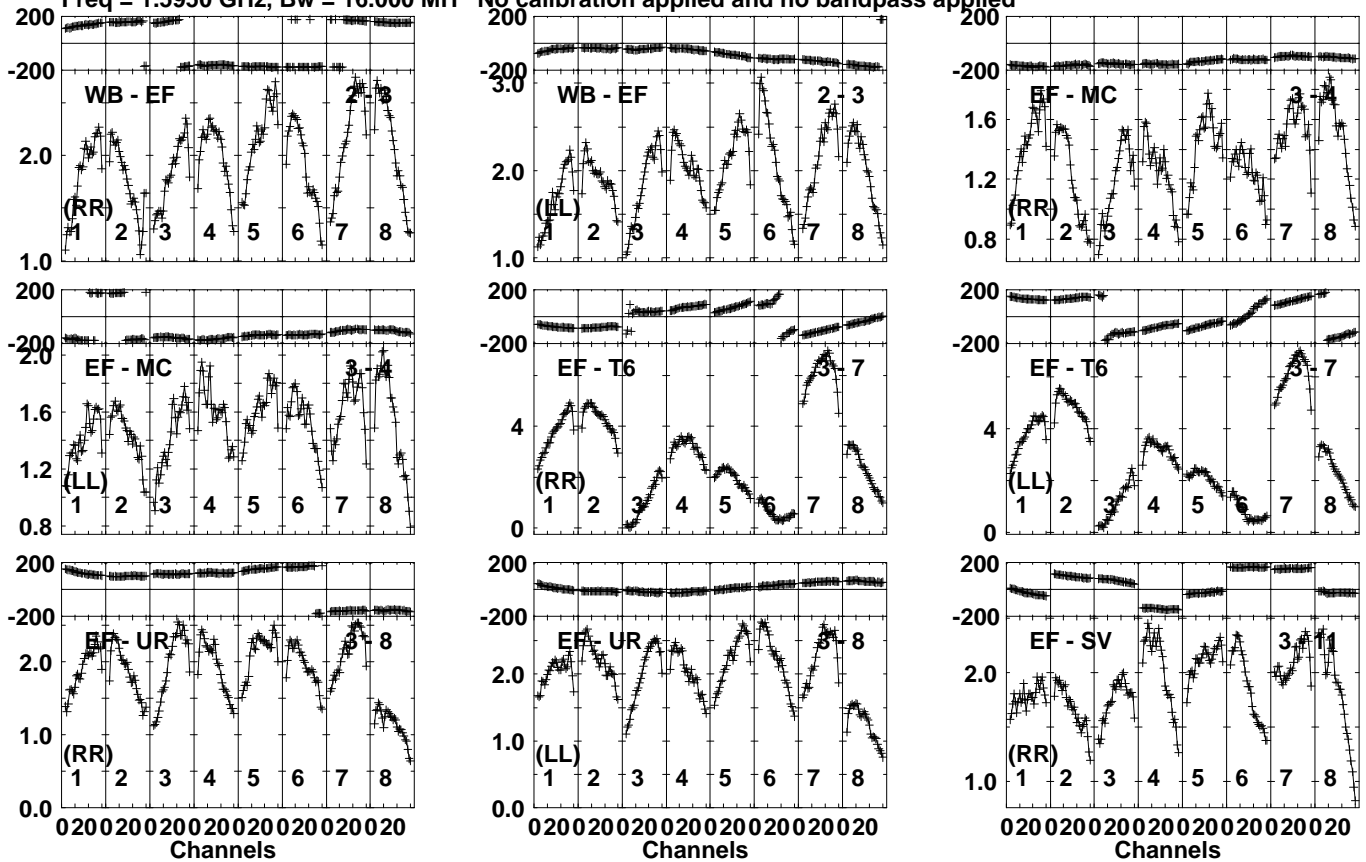
Timerange: 01/01:00:01 to 01/01:03:00

Plot file version 95 created 18-MAR-2021 11:19:44

J1020+4320 EB082 1.UVDATA.1

Freq = 1.5950 GHz, Bw = 16.000 MH

No calibration applied and no bandpass applied



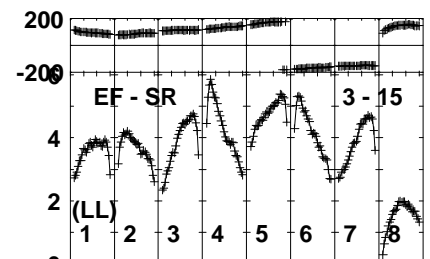
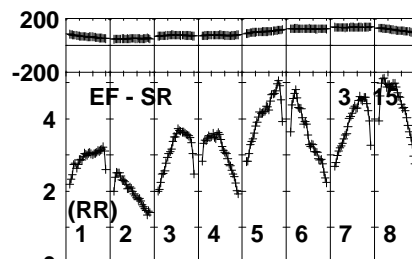
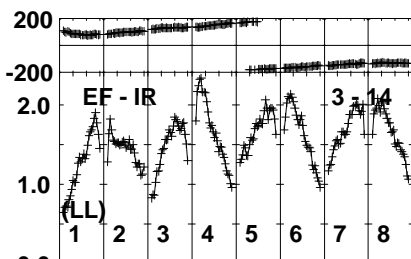
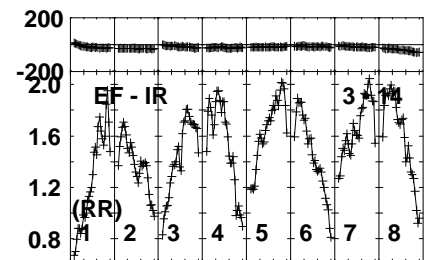
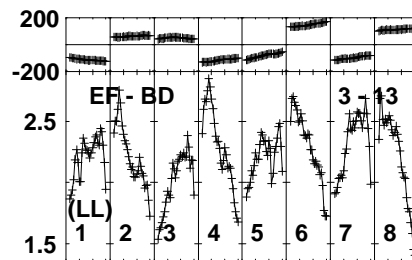
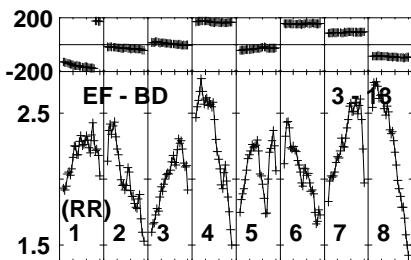
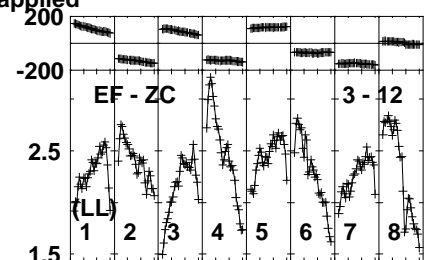
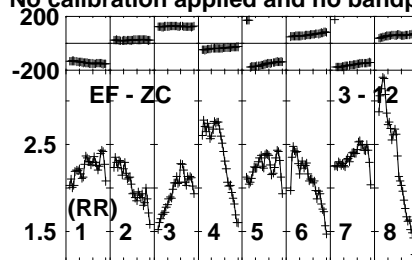
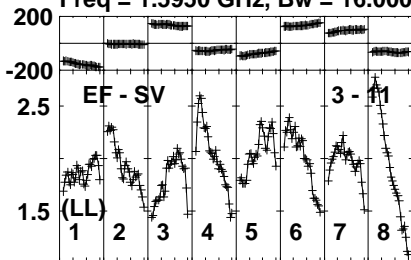
Lower frame: Milli Ampl Jy Top frame: Phas deg
Vector averaged cross-power spectrum Several baselines displayed
Timerange: 01/01:03:31 to 01/01:05:00

Plot file version 96 created 18-MAR-2021 11:19:44

J1020+4320 EB082 1.UVDATA.1

Freq = 1.5950 GHz, Bw = 16.000 MH

No calibration applied and no bandpass applied

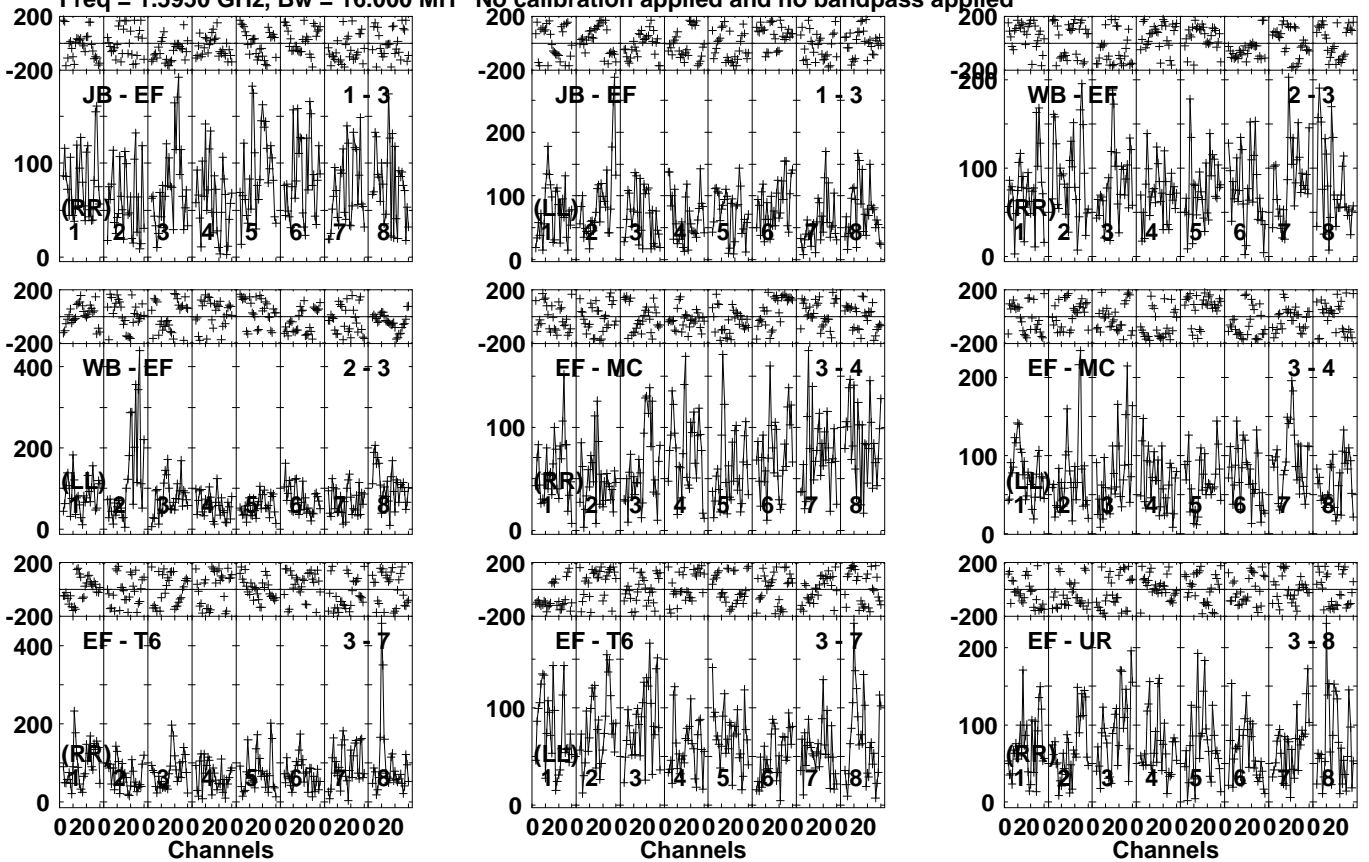


Lower frame: Milli Ampl Jy Top frame: Phas deg
Vector averaged cross-power spectrum Several baselines displayed
Timerange: 01/01:03:31 to 01/01:05:00

Plot file version 97 created 18-MAR-2021 11:19:44

LP212-62 EB082 1.UVDATA.1

Freq = 1.5950 GHz, Bw = 16.000 MH No calibration applied and no bandpass applied

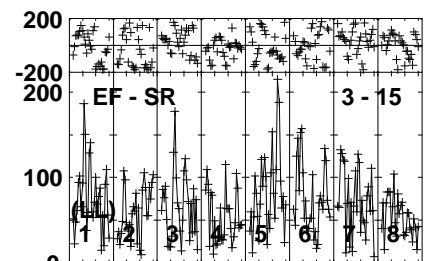
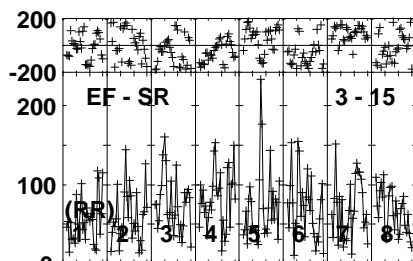
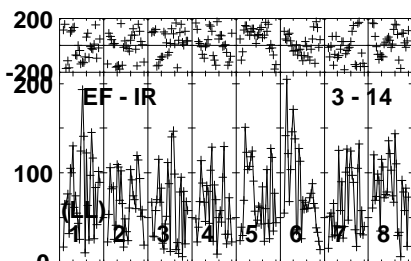
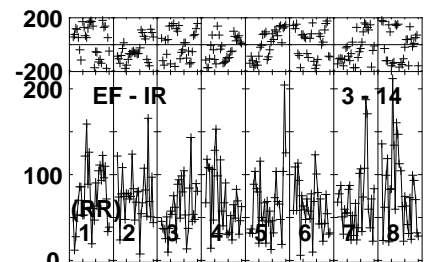
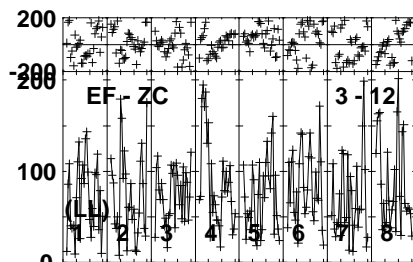
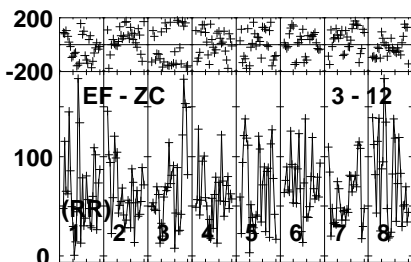
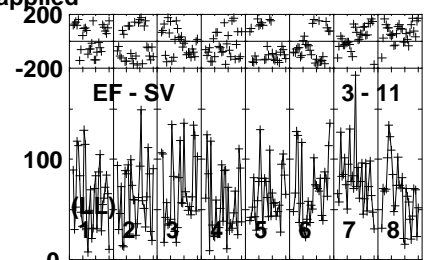
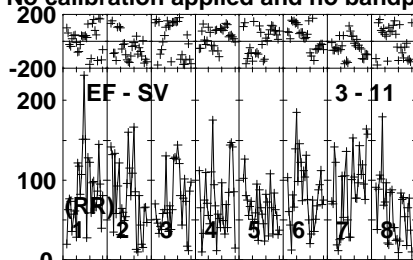
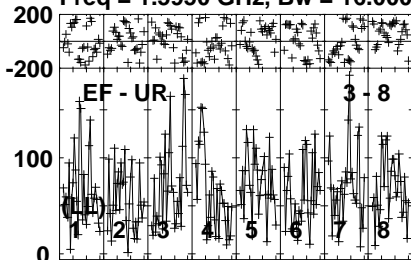


Lower frame: Micro Ampl Jy Top frame: Phas deg
Vector averaged cross-power spectrum Several baselines displayed
Timerange: 01/01:05:00 to 01/01:07:59

Plot file version 98 created 18-MAR-2021 11:19:44

LP212-62 EB082 1.UVDATA.1

Freq = 1.5950 GHz, Bw = 16.000 MH No calibration applied and no bandpass applied



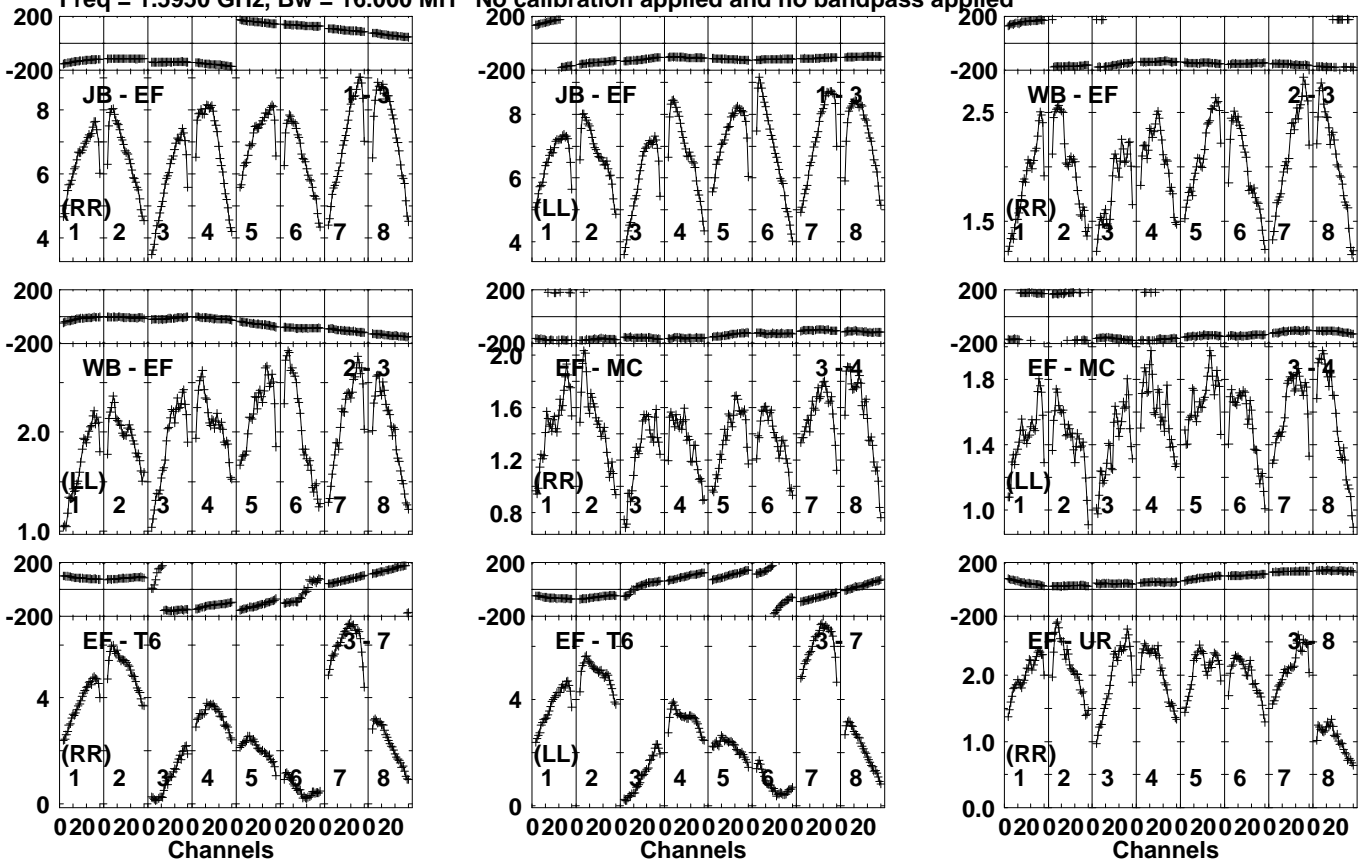
Lower frame: Micro Ampl Jy Top frame: Phas deg
Vector averaged cross-power spectrum Several baselines displayed
Timerange: 01/01:05:00 to 01/01:07:59

Plot file version 99 created 18-MAR-2021 11:19:44

J1020+4320 EB082 1.UVDATA.1

Freq = 1.5950 GHz, Bw = 16.000 MH

No calibration applied and no bandpass applied



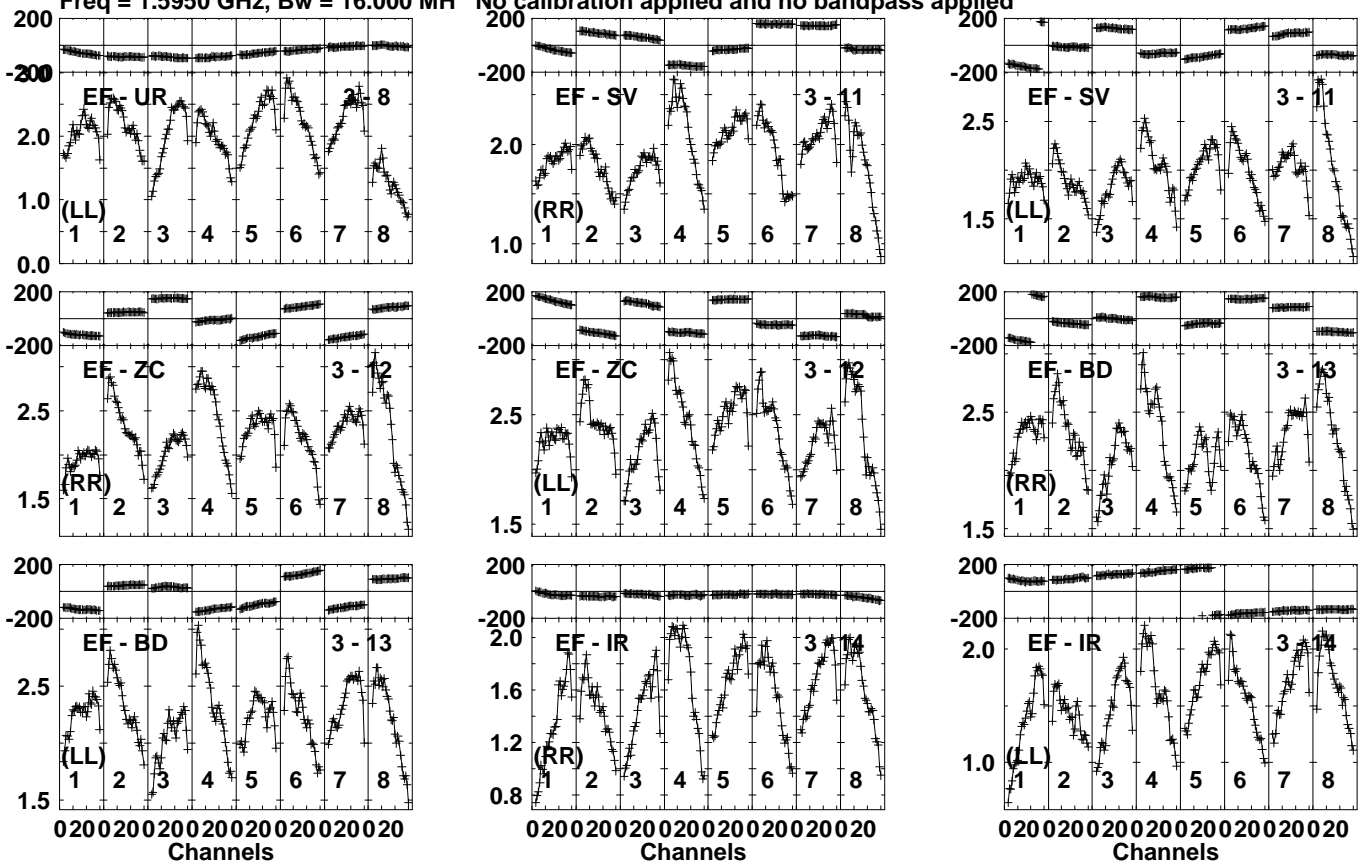
Lower frame: Milli Ampl Jy Top frame: Phas deg
Vector averaged cross-power spectrum Several baselines displayed
Timerange: 01/01:08:00 to 01/01:09:59

Plot file version 100 created 18-MAR-2021 11:19:45

J1020+4320 EB082 1.UVDATA.1

Freq = 1.5950 GHz, Bw = 16.000 MH

No calibration applied and no bandpass applied



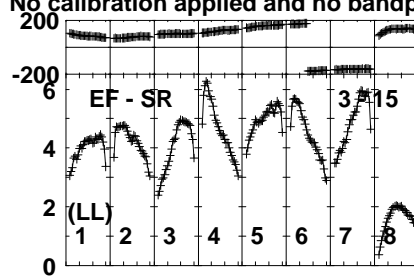
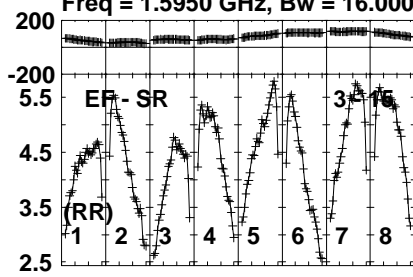
Lower frame: Milli Ampl Jy Top frame: Phas deg
Vector averaged cross-power spectrum Several baselines displayed
Timerange: 01/01:08:00 to 01/01:09:59

Plot file version 101 created 18-MAR-2021 11:19:45

J1020+4320 EB082 1.UVDATA.1

Freq = 1.5950 GHz, Bw = 16.000 MH

No calibration applied and no bandpass applied



Lower frame: Milli Ampl Jy Top frame: Phas deg

Vector averaged cross-power spectrum Several baselines displayed

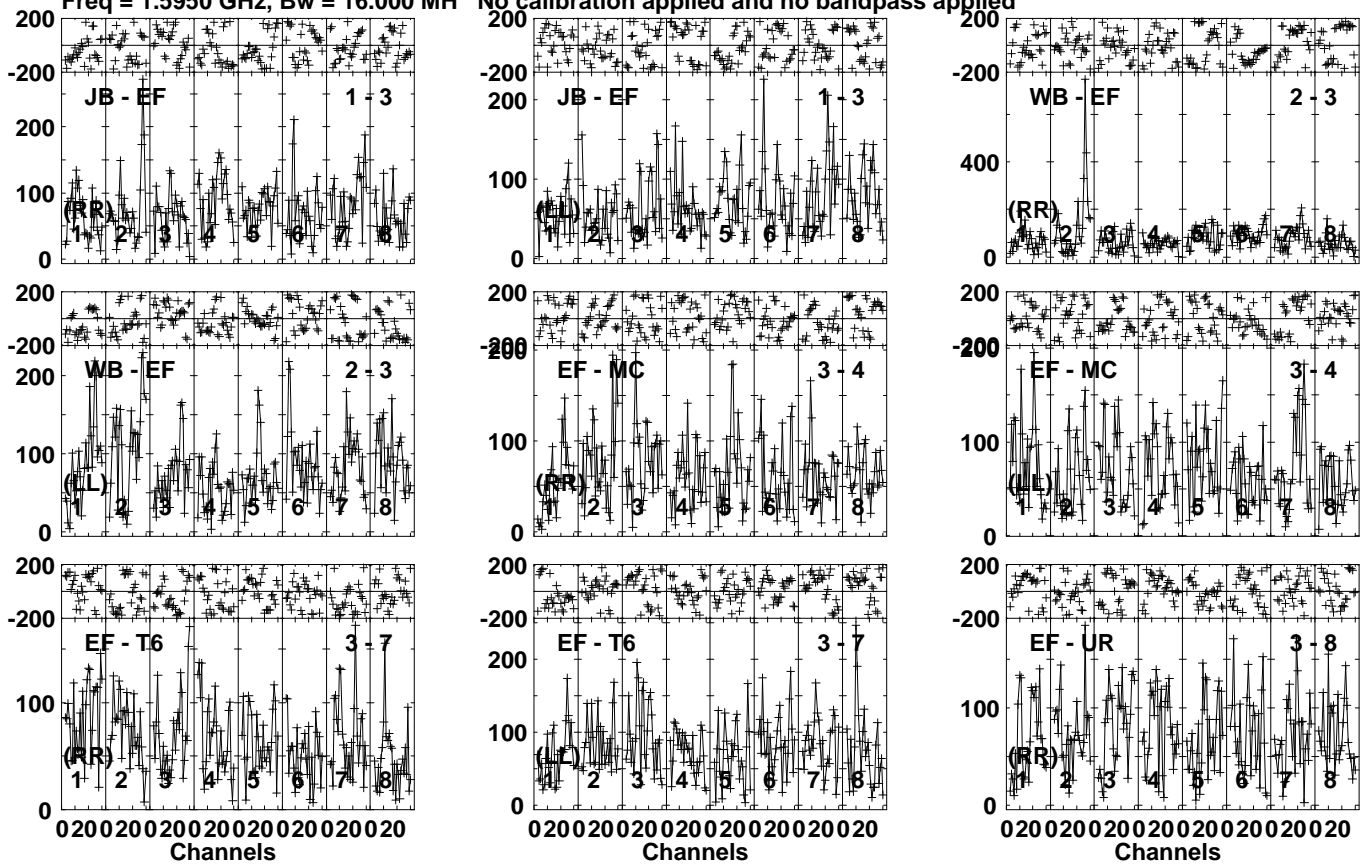
Timerange: 01/01:08:00 to 01/01:09:59

Plot file version 102 created 18-MAR-2021 11:19:45

LP212-62 EB082 1.UVDATA.1

Freq = 1.5950 GHz, Bw = 16.000 MH

No calibration applied and no bandpass applied



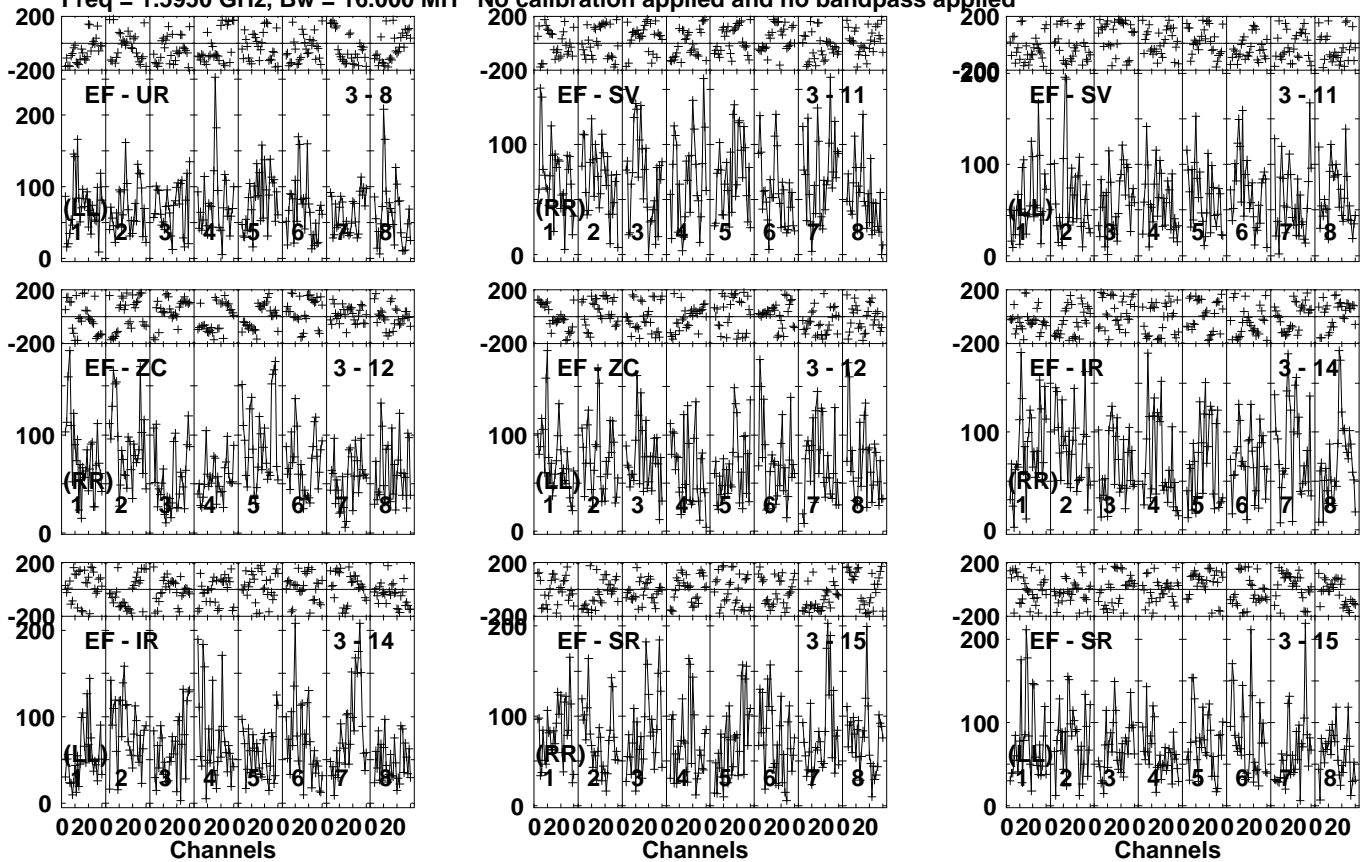
Lower frame: Micro Ampl Jy Top frame: Phas deg
Vector averaged cross-power spectrum Several baselines displayed
Timerange: 01/01:10:00 to 01/01:13:00

Plot file version 103 created 18-MAR-2021 11:19:45

LP212-62 EB082 1.UVDATA.1

Freq = 1.5950 GHz, Bw = 16.000 MH

No calibration applied and no bandpass applied



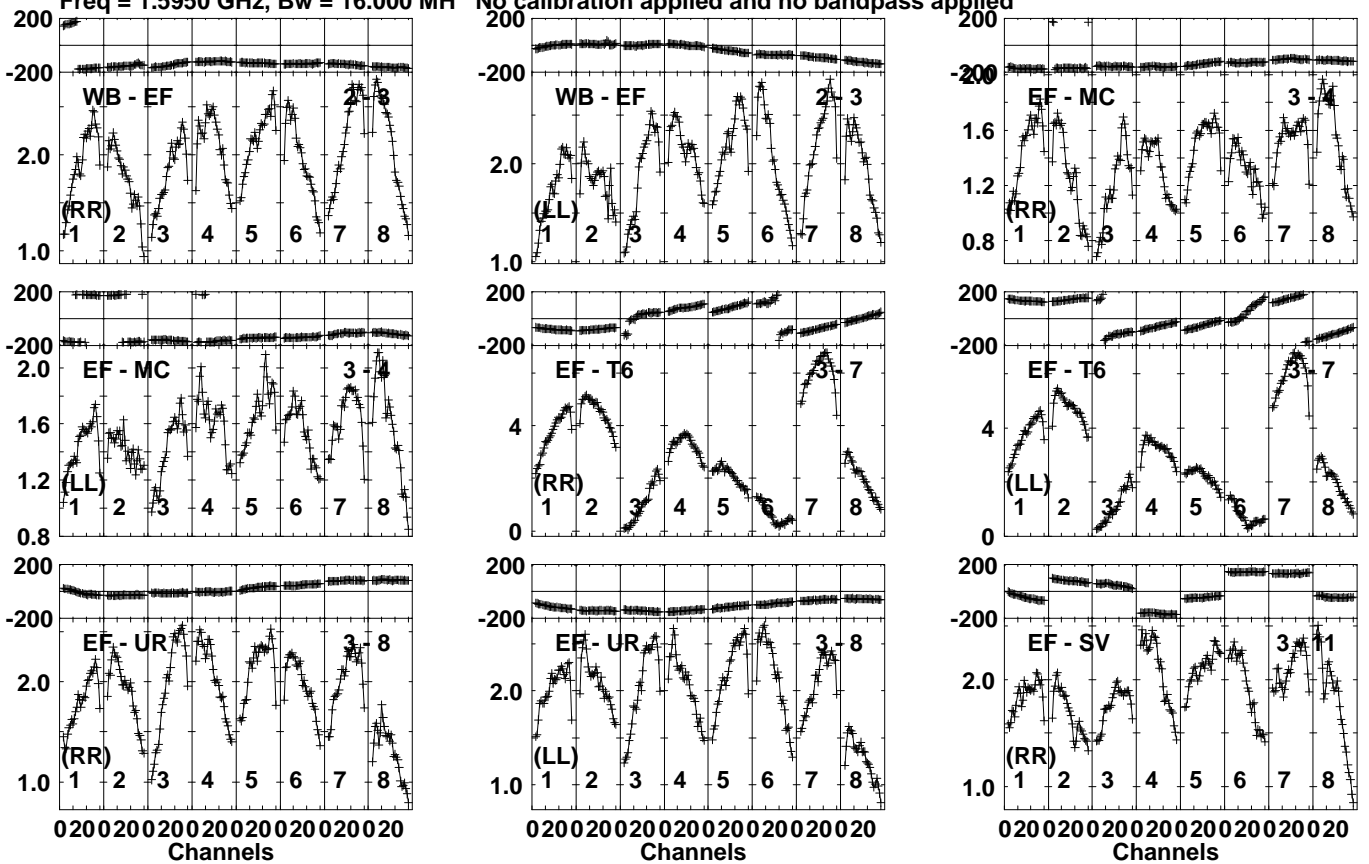
Lower frame: Micro Ampl Jy Top frame: Phas deg
Vector averaged cross-power spectrum Several baselines displayed
Timerange: 01/01:10:00 to 01/01:13:00

Plot file version 104 created 18-MAR-2021 11:19:45

J1020+4320 EB082 1.UVDATA.1

Freq = 1.5950 GHz, Bw = 16.000 MH

No calibration applied and no bandpass applied



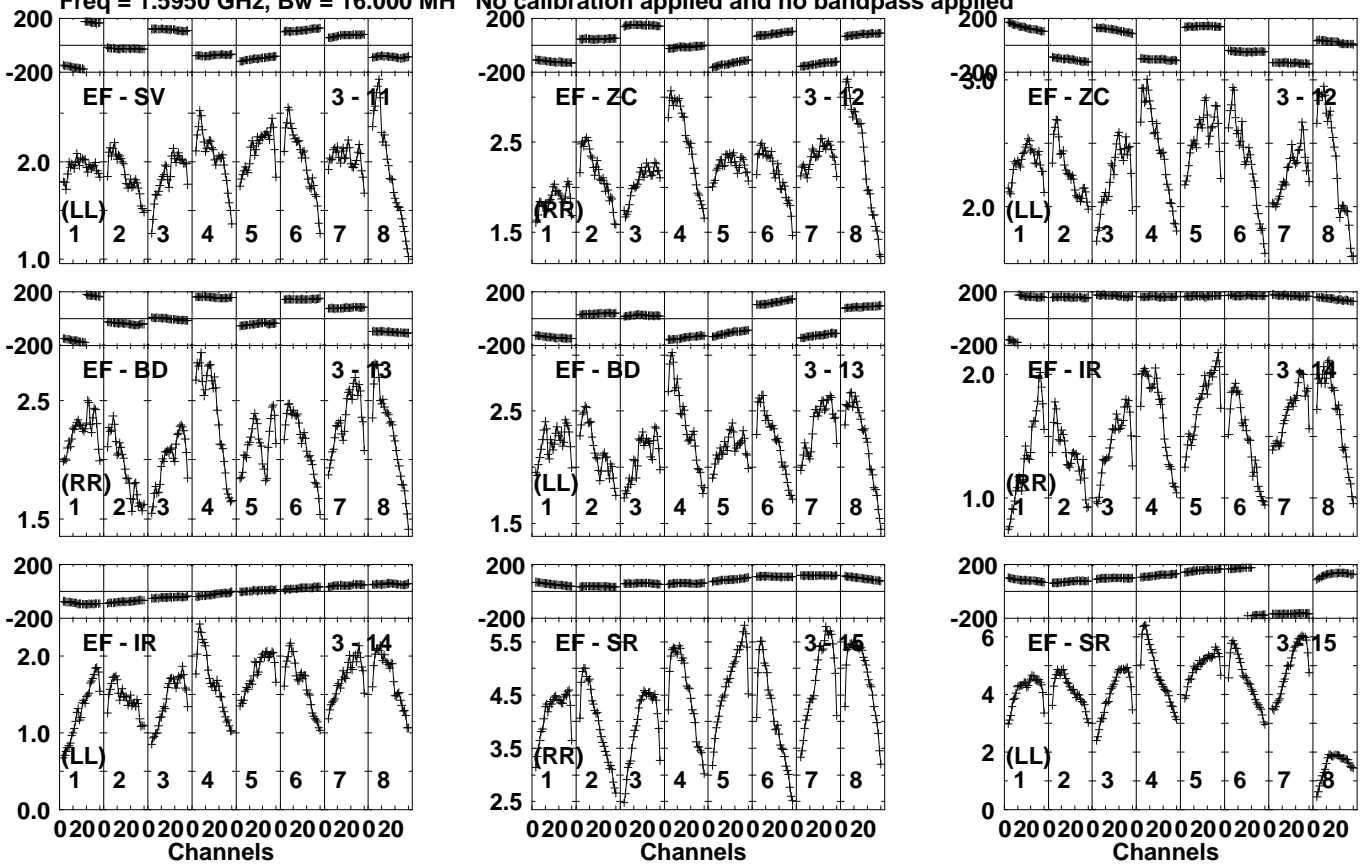
Lower frame: Milli Ampl Jy Top frame: Phas deg
 Vector averaged cross-power spectrum Several baselines displayed
 Timerange: 01/01:13:31 to 01/01:14:59

Plot file version 105 created 18-MAR-2021 11:19:45

J1020+4320 EB082 1.UVDATA.1

Freq = 1.5950 GHz, Bw = 16.000 MH

No calibration applied and no bandpass applied



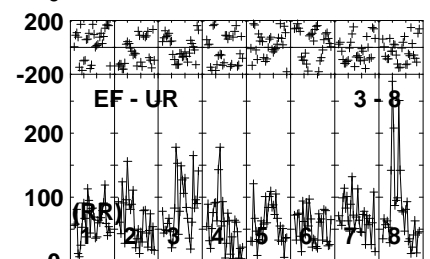
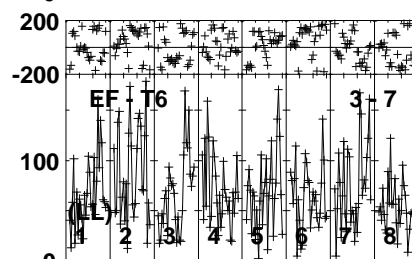
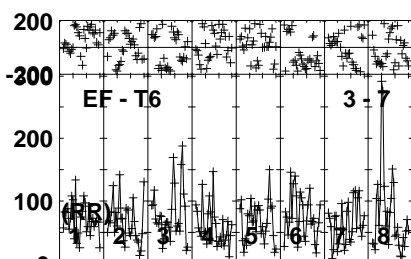
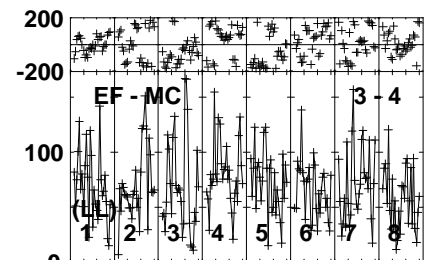
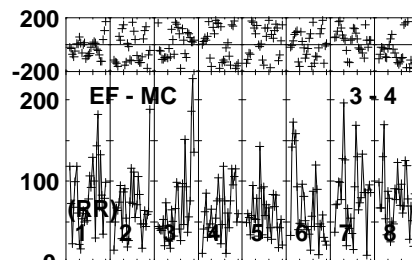
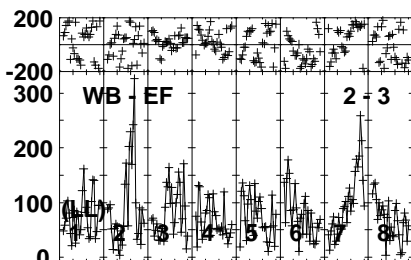
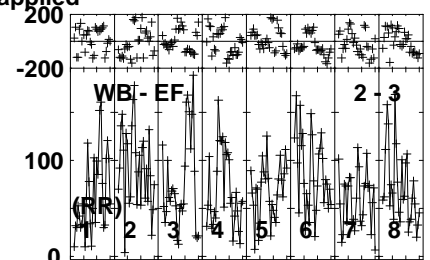
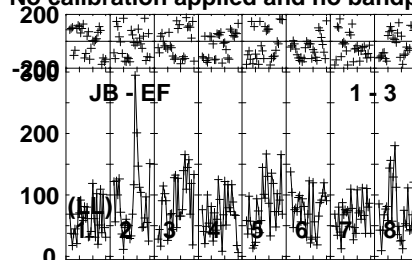
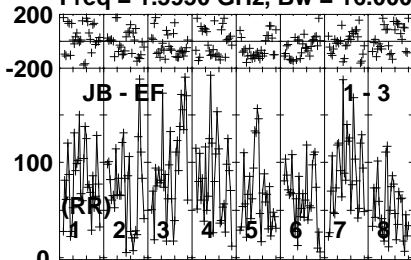
Lower frame: Milli Ampl Jy Top frame: Phas deg
Vector averaged cross-power spectrum Several baselines displayed
Timerange: 01/01:13:31 to 01/01:14:59

Plot file version 106 created 18-MAR-2021 11:19:45

LP212-62 EB082 1.UVDATA.1

Freq = 1.5950 GHz, Bw = 16.000 MH

No calibration applied and no bandpass applied

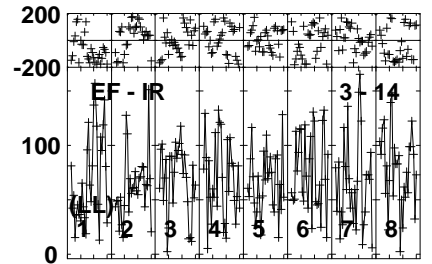
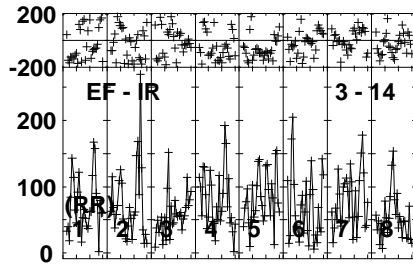
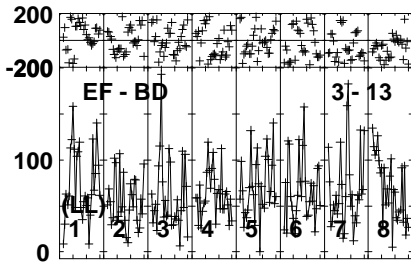
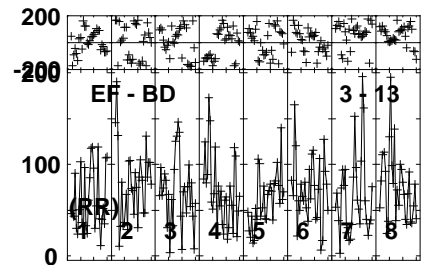
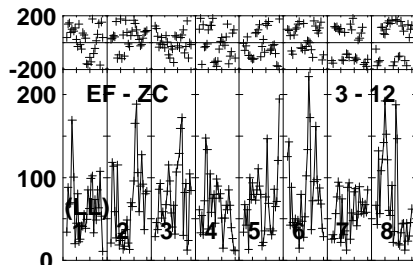
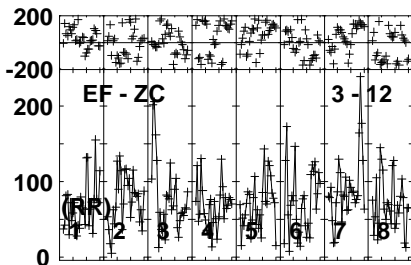
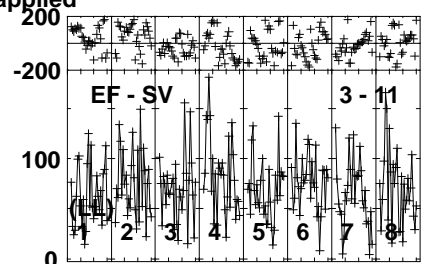
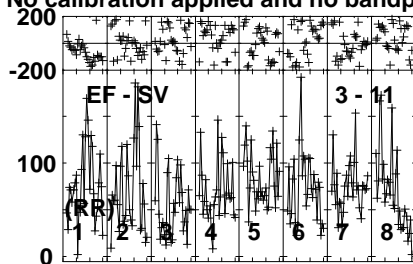
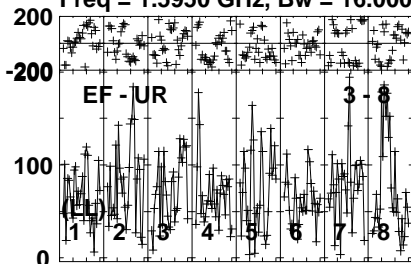


Lower frame: Micro Ampl Jy Top frame: Phas deg
Vector averaged cross-power spectrum Several baselines displayed
Timerange: 01/01:15:00 to 01/01:17:59

Plot file version 107 created 18-MAR-2021 11:19:46

LP212-62 EB082 1.UVDATA.1

Freq = 1.5950 GHz, Bw = 16.000 MH No calibration applied and no bandpass applied



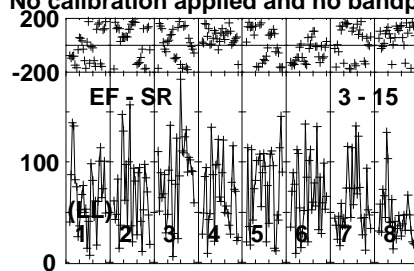
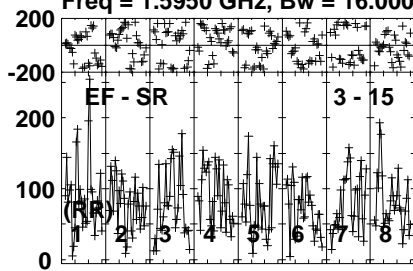
Lower frame: Micro Ampl Jy Top frame: Phas deg
 Vector averaged cross-power spectrum Several baselines displayed
 Timerange: 01/01:15:00 to 01/01:17:59

Plot file version 108 created 18-MAR-2021 11:19:46

LP212-62 EB082 1.UVDATA.1

Freq = 1.5950 GHz, Bw = 16.000 MH

No calibration applied and no bandpass applied



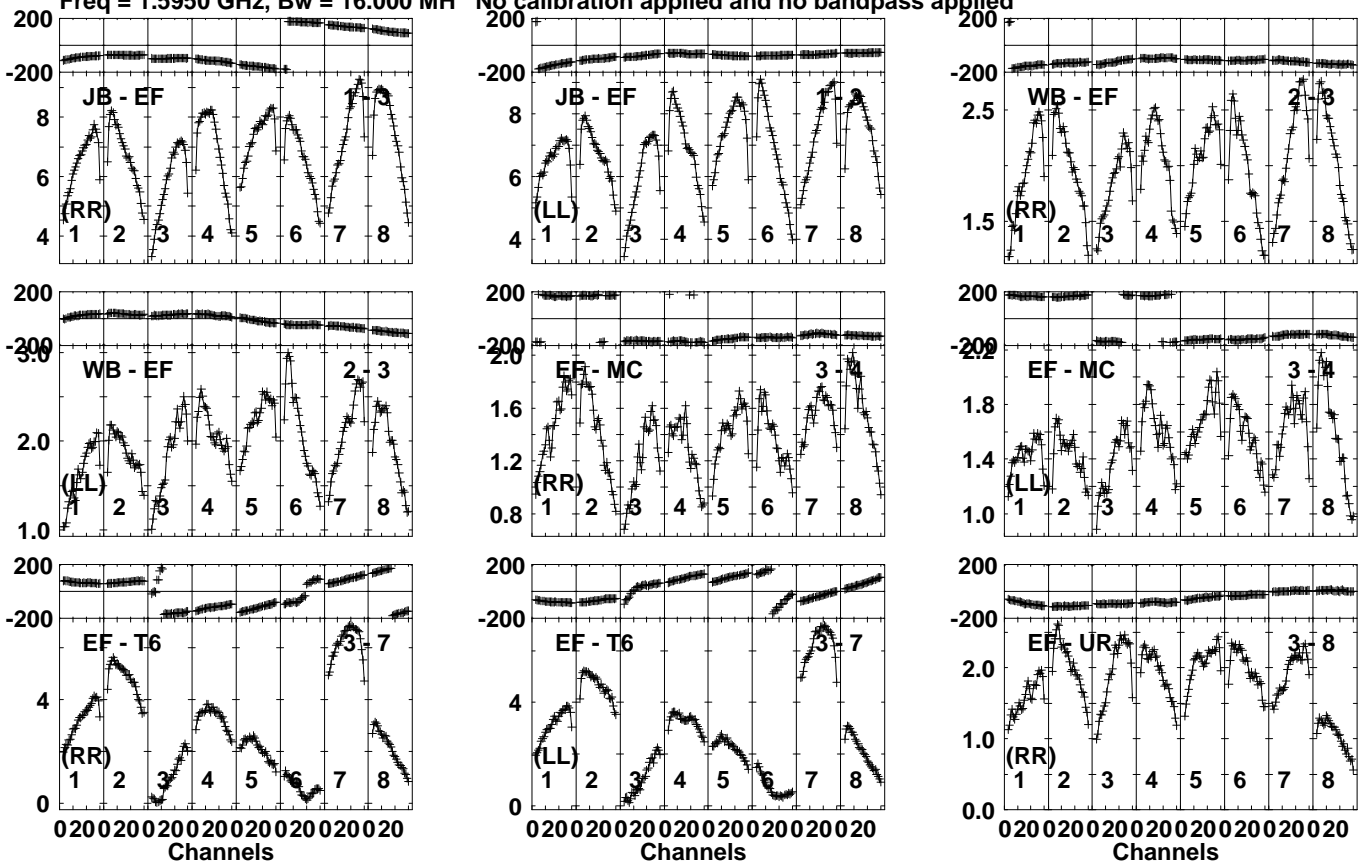
Lower frame: Micro Ampl Jy Top frame: Phas deg
Vector averaged cross-power spectrum Several baselines displayed
Timerange: 01/01:15:00 to 01/01:17:59

Plot file version 109 created 18-MAR-2021 11:19:46

J1020+4320 EB082 1.UVDATA.1

Freq = 1.5950 GHz, Bw = 16.000 MH

No calibration applied and no bandpass applied



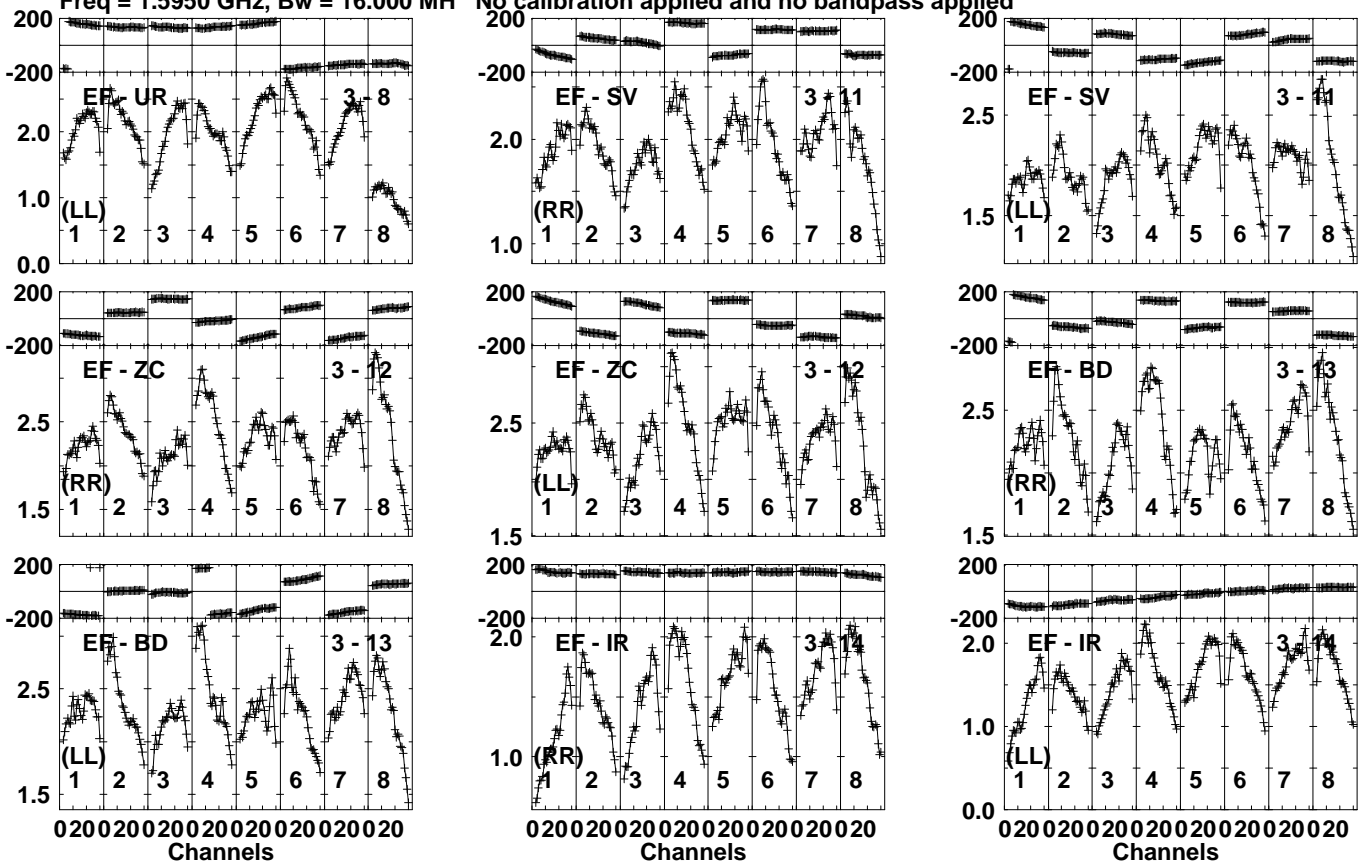
Lower frame: Milli Ampl Jy Top frame: Phas deg
Vector averaged cross-power spectrum Several baselines displayed
Timerange: 01/01:18:00 to 01/01:19:59

Plot file version 110 created 18-MAR-2021 11:19:46

J1020+4320 EB082 1.UVDATA.1

Freq = 1.5950 GHz, Bw = 16.000 MH

No calibration applied and no bandpass applied



Lower frame: Milli Ampl Jy Top frame: Phas deg

Vector averaged cross-power spectrum Several baselines displayed

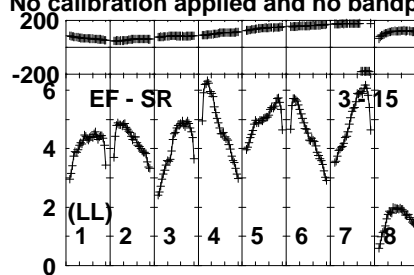
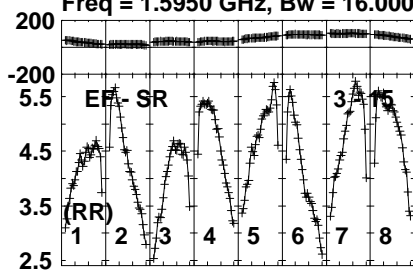
Timerange: 01/01:18:00 to 01/01:19:59

Plot file version 111 created 18-MAR-2021 11:19:46

J1020+4320 EB082 1.UVDATA.1

Freq = 1.5950 GHz, Bw = 16.000 MH

No calibration applied and no bandpass applied



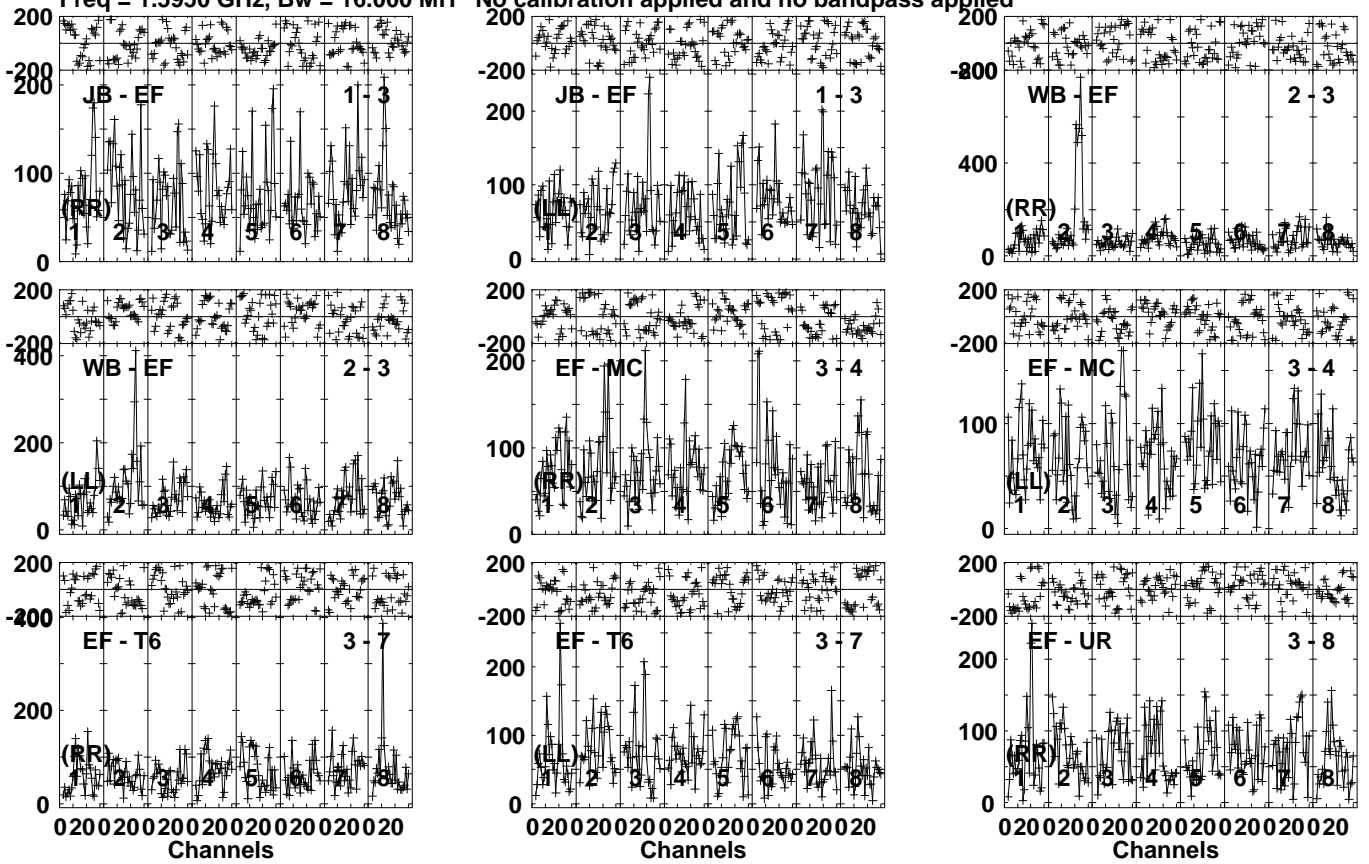
Lower frame: Milli Ampl Jy Top frame: Phas deg
Vector averaged cross-power spectrum Several baselines displayed
Timerange: 01/01:18:00 to 01/01:19:59

Plot file version 112 created 18-MAR-2021 11:19:46

LP212-62 EB082 1.UVDATA.1

Freq = 1.5950 GHz, Bw = 16.000 MH

No calibration applied and no bandpass applied

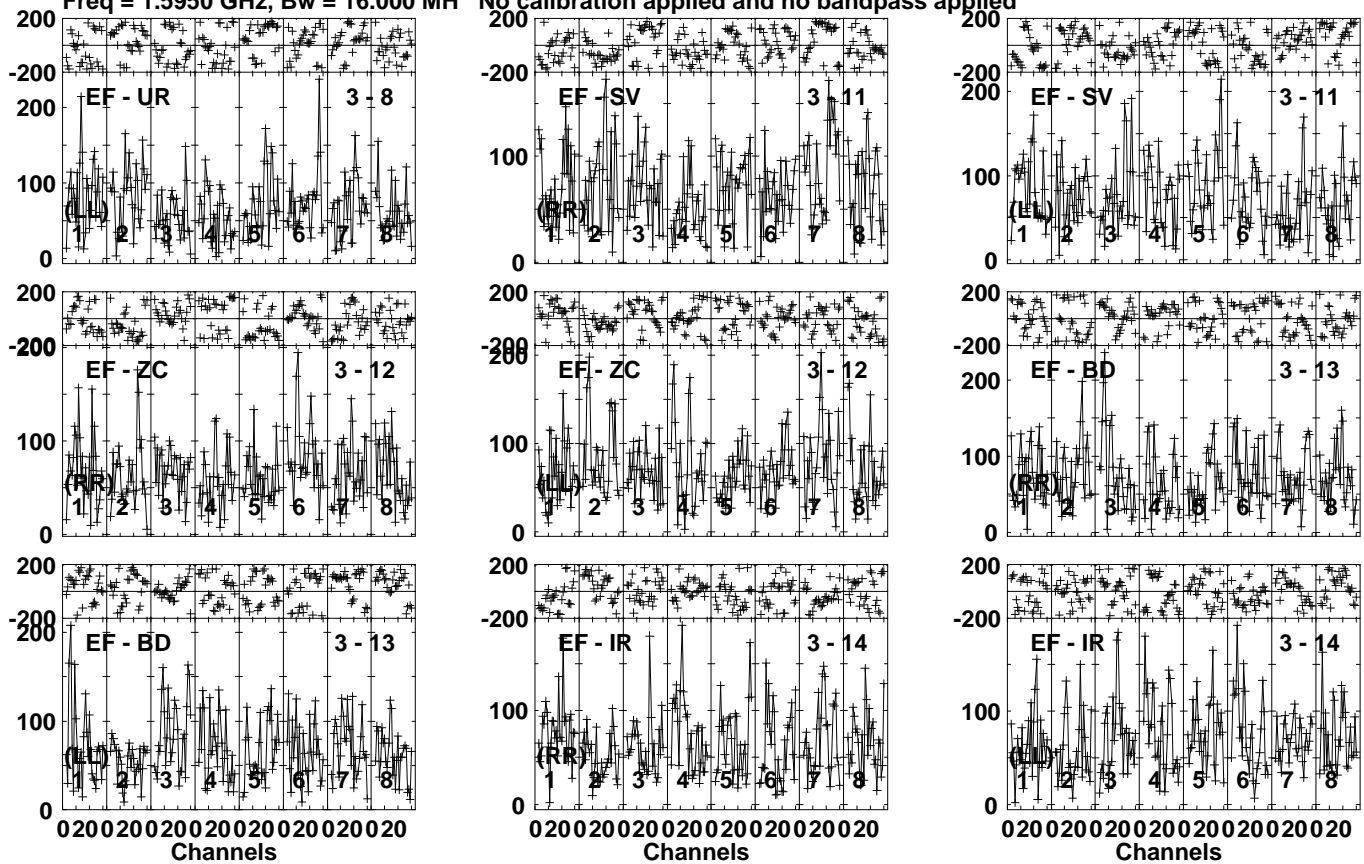


Lower frame: Micro Ampl Jy Top frame: Phas deg
Vector averaged cross-power spectrum Several baselines displayed
Timerange: 01/01:20:00 to 01/01:23:00

Plot file version 113 created 18-MAR-2021 11:19:47

LP212-62 EB082 1.UVDATA.1

Freq = 1.5950 GHz, Bw = 16.000 MH No calibration applied and no bandpass applied



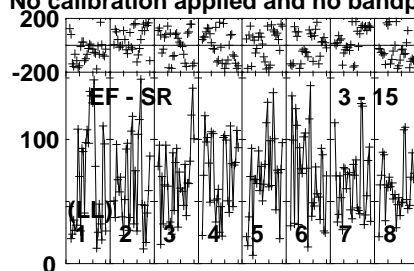
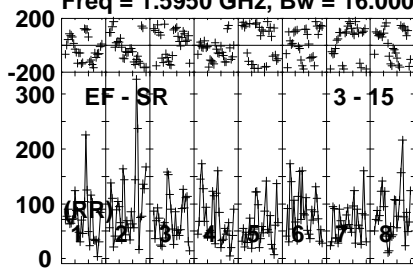
Lower frame: Micro Ampl Jy Top frame: Phas deg
Vector averaged cross-power spectrum Several baselines displayed
Timerange: 01/01:20:00 to 01/01:23:00

Plot file version 114 created 18-MAR-2021 11:19:47

LP212-62 EB082 1.UVDATA.1

Freq = 1.5950 GHz, Bw = 16.000 MH

No calibration applied and no bandpass applied



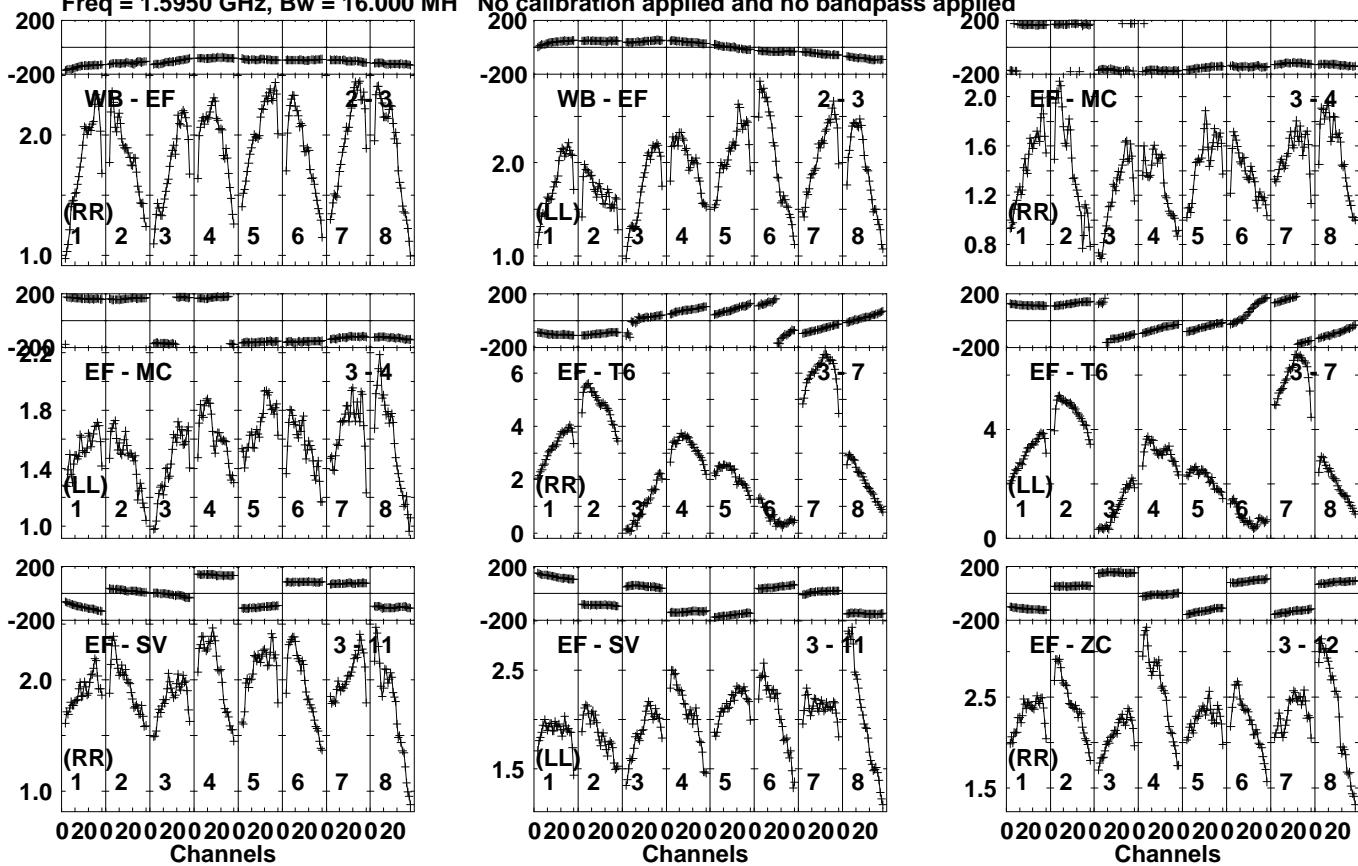
Lower frame: Micro Ampl Jy Top frame: Phas deg
Vector averaged cross-power spectrum Several baselines displayed
Timerange: 01/01:20:00 to 01/01:23:00

Plot file version 115 created 18-MAR-2021 11:19:47

J1020+4320 EB082 1.UVDATA.1

Freq = 1.5950 GHz, Bw = 16.000 MH

No calibration applied and no bandpass applied



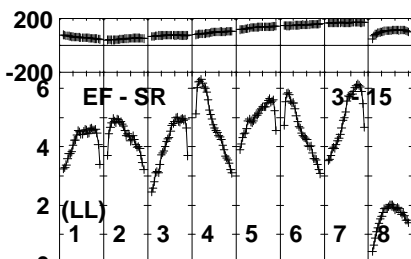
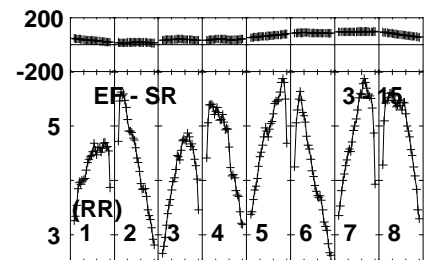
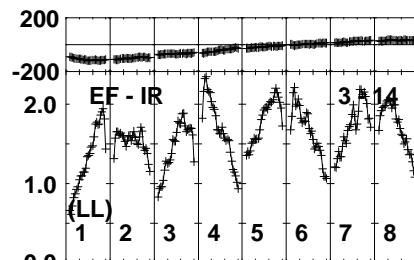
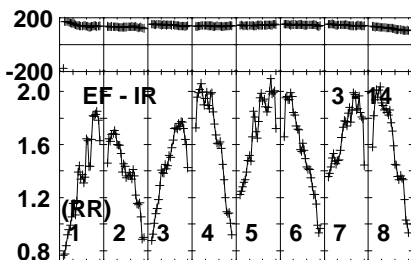
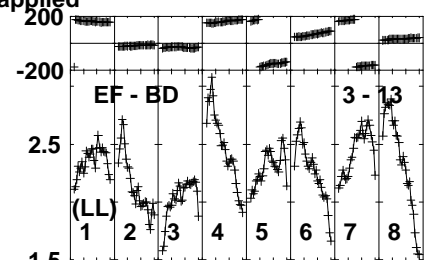
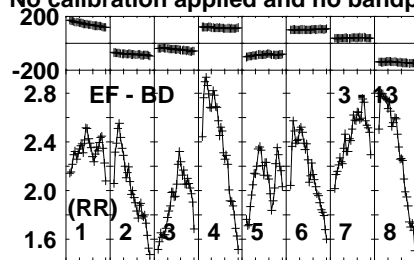
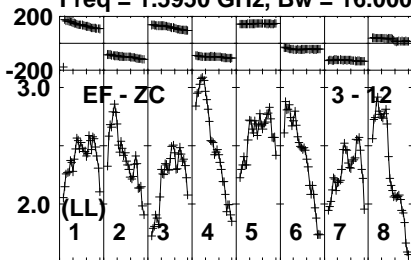
Lower frame: Milli Ampl Jy Top frame: Phas deg
 Vector averaged cross-power spectrum Several baselines displayed
 Timerange: 01/01:23:31 to 01/01:24:59

Plot file version 116 created 18-MAR-2021 11:19:47

J1020+4320 EB082 1.UVDATA.1

Freq = 1.5950 GHz, Bw = 16.000 MH

No calibration applied and no bandpass applied



020020020020020020020020020020

Channels

Lower frame: Milli Ampl Jy Top frame: Phas deg

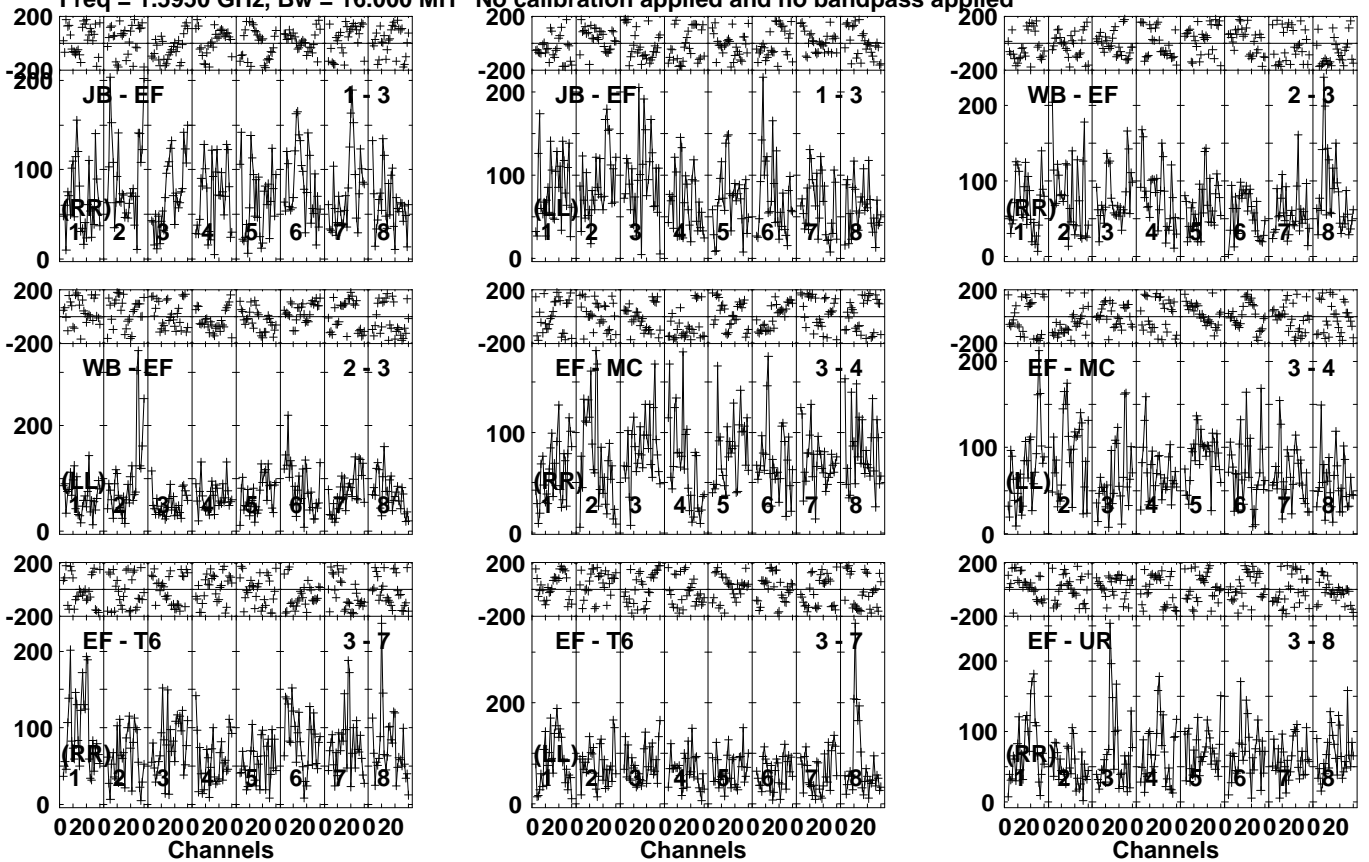
Vector averaged cross-power spectrum Several baselines displayed

Timerange: 01/01:23:31 to 01/01:24:59

Plot file version 117 created 18-MAR-2021 11:19:47

LP212-62 EB082 1.UVDATA.1

Freq = 1.5950 GHz, Bw = 16.000 MH No calibration applied and no bandpass applied



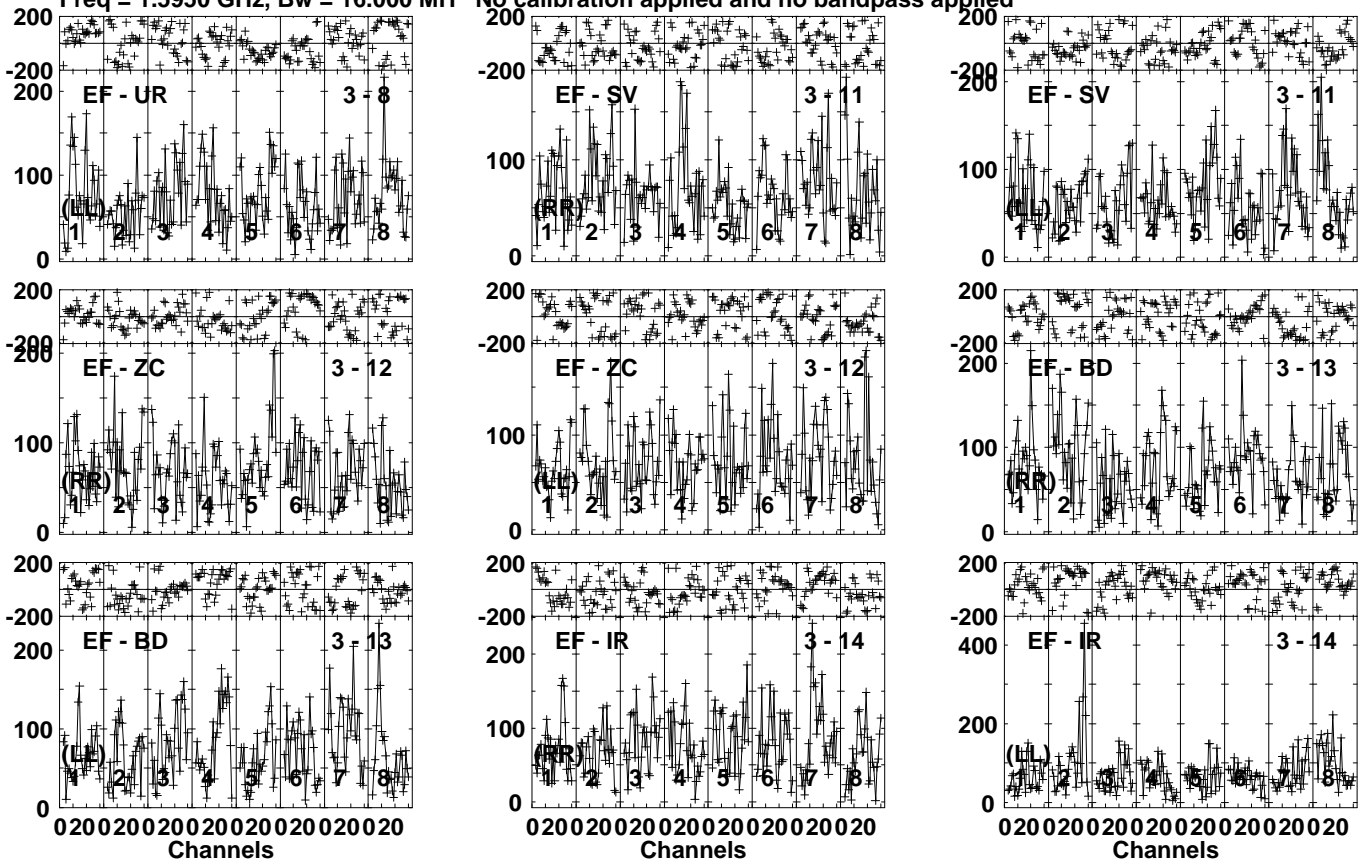
Lower frame: Micro Ampl Jy Top frame: Phas deg
Vector averaged cross-power spectrum Several baselines displayed
Timerange: 01/01:25:00 to 01/01:28:00

Plot file version 118 created 18-MAR-2021 11:19:47

LP212-62 EB082 1.UVDATA.1

Freq = 1.5950 GHz, Bw = 16.000 MH

No calibration applied and no bandpass applied



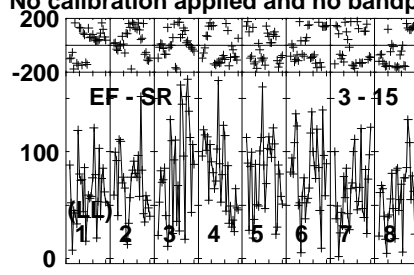
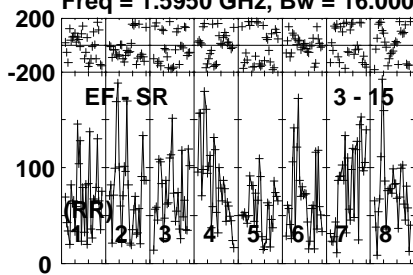
Lower frame: Micro Ampl Jy Top frame: Phas deg
Vector averaged cross-power spectrum Several baselines displayed
Timerange: 01/01:25:00 to 01/01:28:00

Plot file version 119 created 18-MAR-2021 11:19:47

LP212-62 EB082 1.UVDATA.1

Freq = 1.5950 GHz, Bw = 16.000 MH

No calibration applied and no bandpass applied



Lower frame: Micro Ampl Jy Top frame: Phas deg

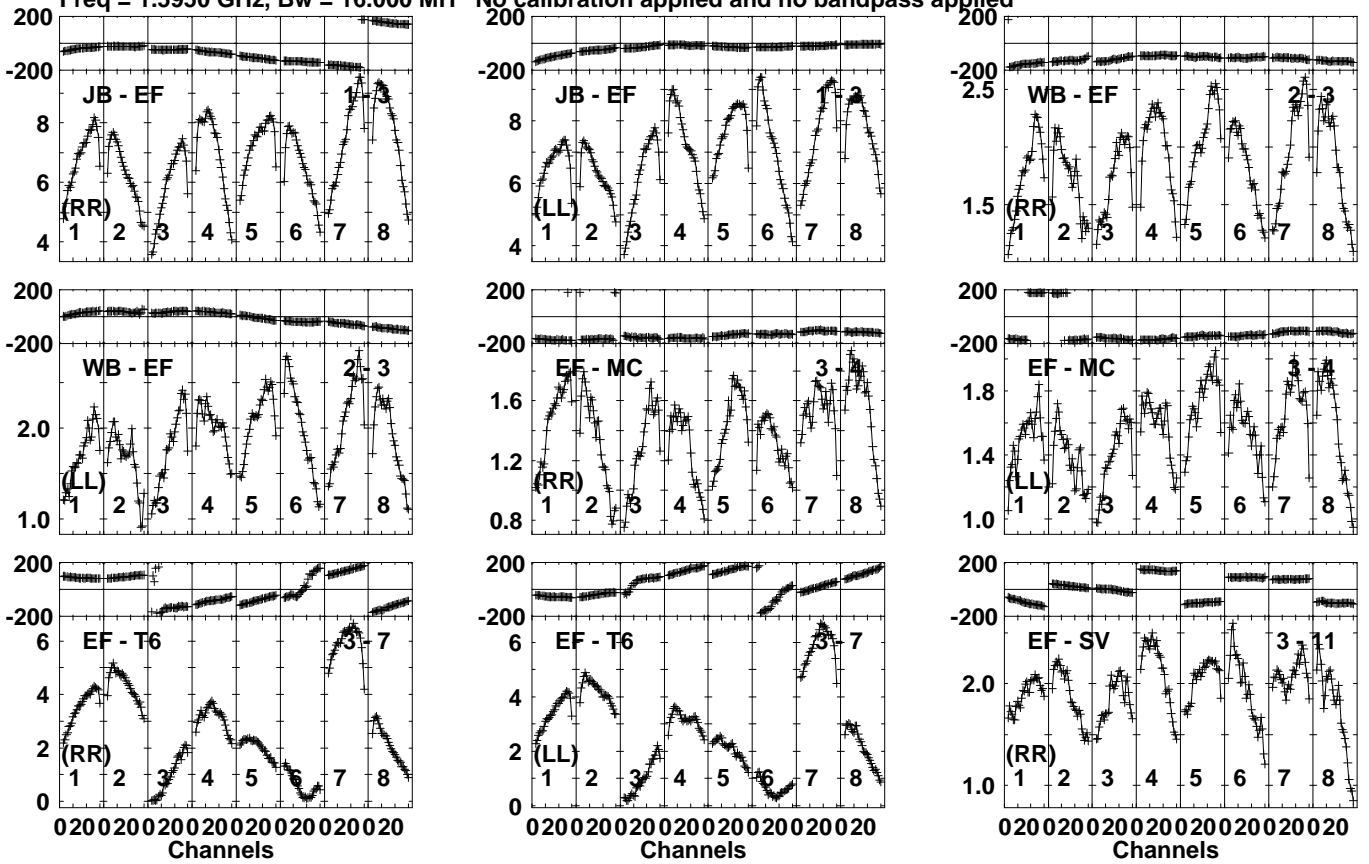
Vector averaged cross-power spectrum Several baselines displayed

Timerange: 01/01:25:00 to 01/01:28:00

Plot file version 120 created 18-MAR-2021 11:19:47

J1020+4320 EB082 1.UVDATA.1

Freq = 1.5950 GHz, Bw = 16.000 MH No calibration applied and no bandpass applied



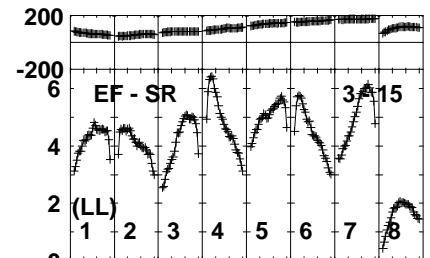
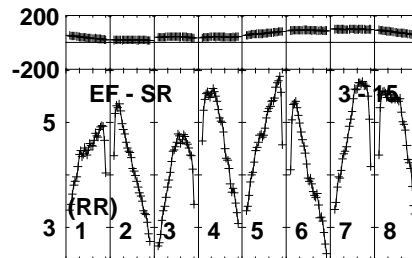
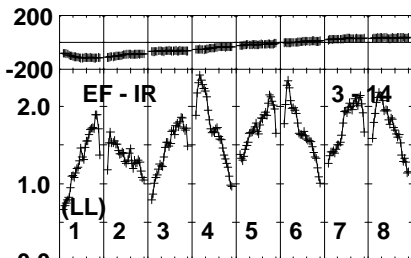
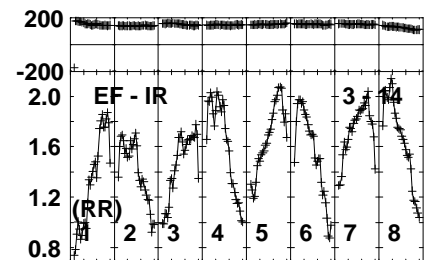
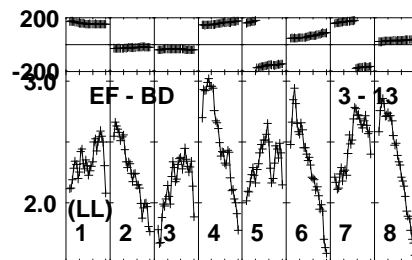
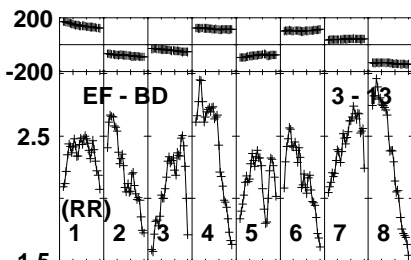
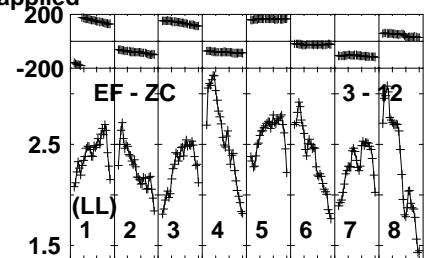
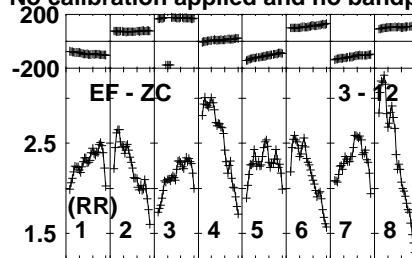
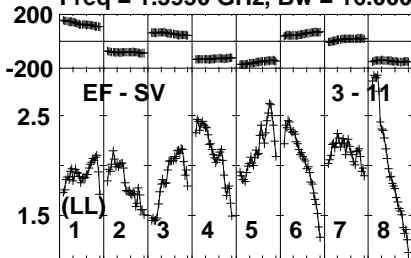
Lower frame: Milli Ampl Jy Top frame: Phas deg
Vector averaged cross-power spectrum Several baselines displayed
Timerange: 01/01:28:01 to 01/01:29:59

Plot file version 121 created 18-MAR-2021 11:19:48

J1020+4320 EB082 1.UVDATA.1

Freq = 1.5950 GHz, Bw = 16.000 MH

No calibration applied and no bandpass applied



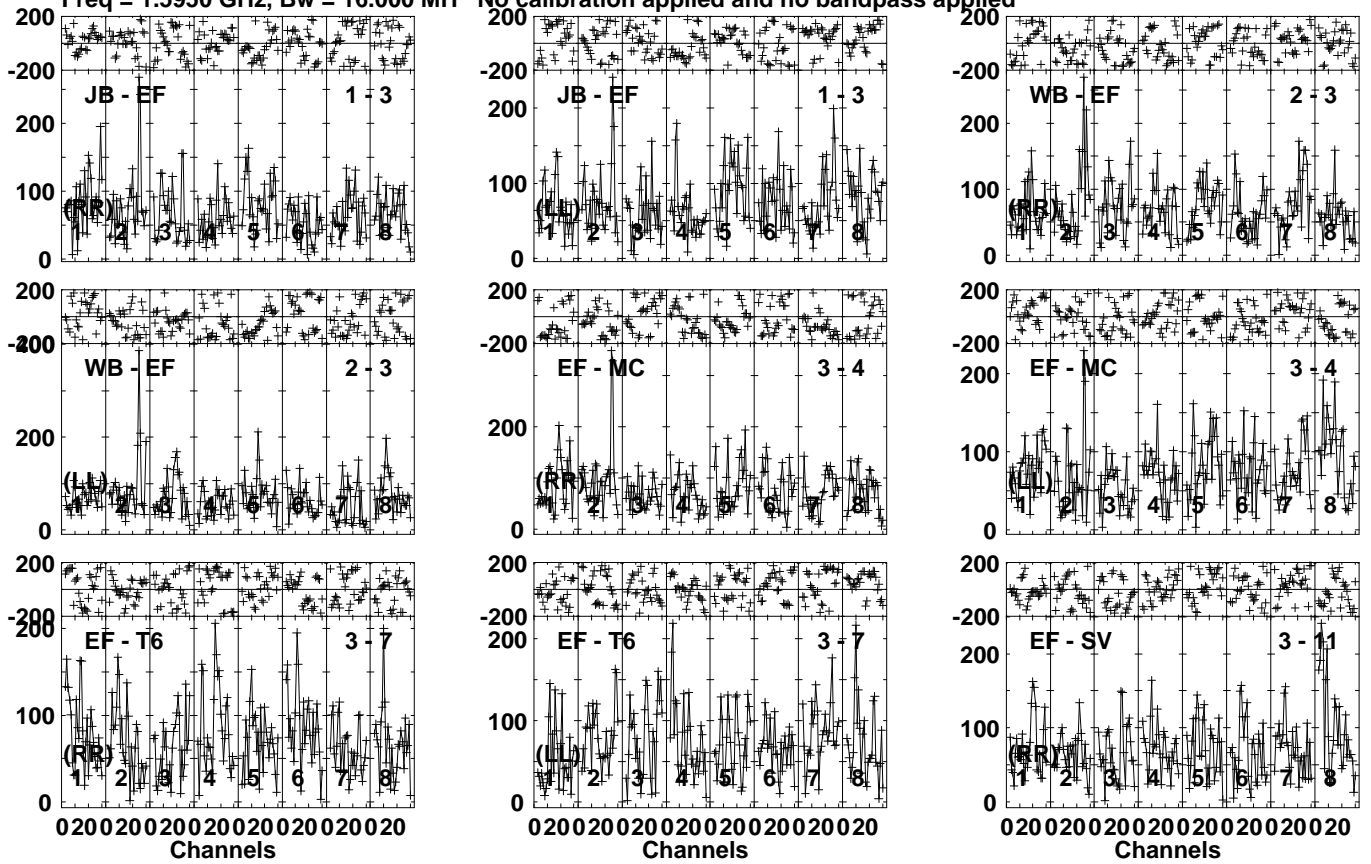
Lower frame: Milli Ampl Jy Top frame: Phas deg
Vector averaged cross-power spectrum Several baselines displayed
Timerange: 01/01:28:01 to 01/01:29:59

Plot file version 122 created 18-MAR-2021 11:19:48

LP212-62 EB082 1.UVDATA.1

Freq = 1.5950 GHz, Bw = 16.000 MH

No calibration applied and no bandpass applied



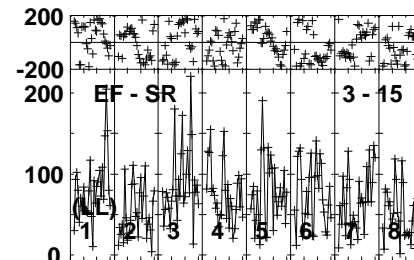
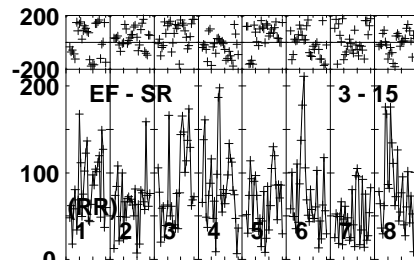
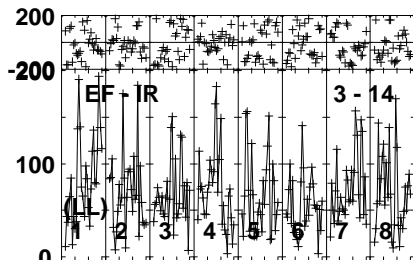
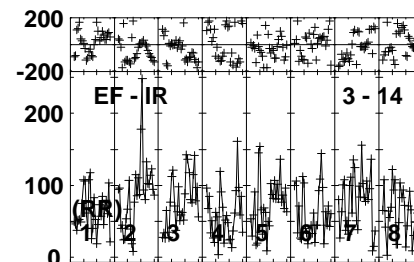
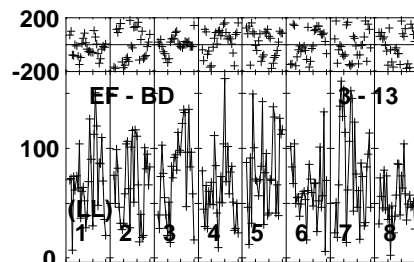
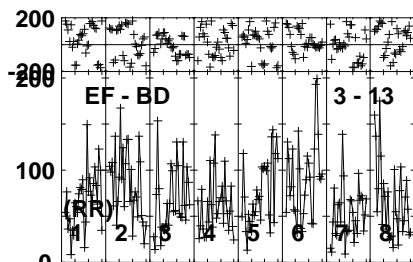
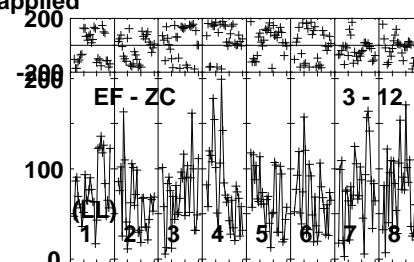
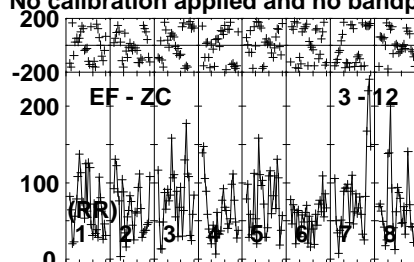
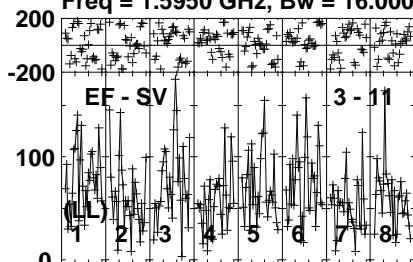
Lower frame: Micro Ampl Jy Top frame: Phas deg
Vector averaged cross-power spectrum Several baselines displayed
Timerange: 01/01:30:00 to 01/01:33:00

Plot file version 123 created 18-MAR-2021 11:19:48

LP212-62 EB082 1.UVDATA.1

Freq = 1.5950 GHz, Bw = 16.000 MH

No calibration applied and no bandpass applied



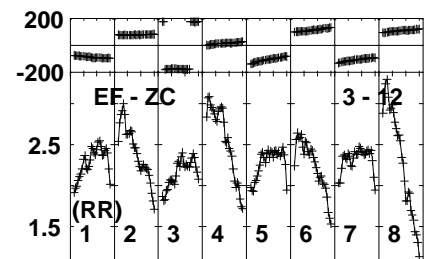
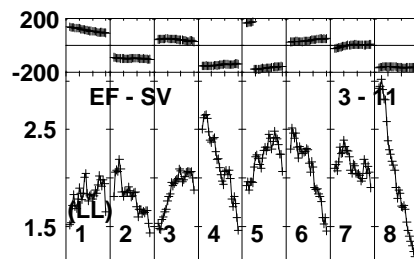
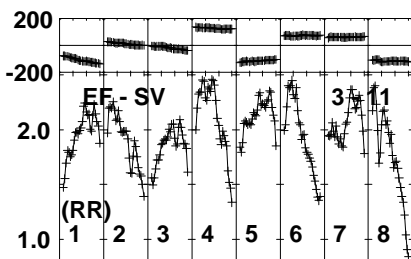
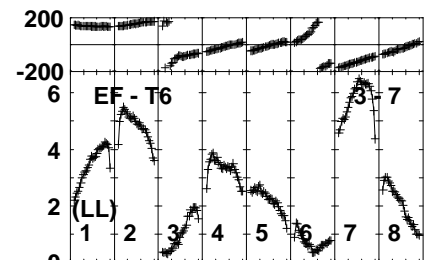
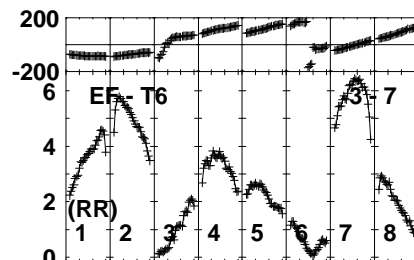
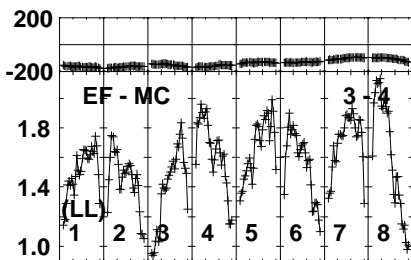
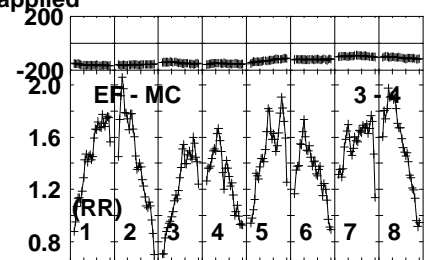
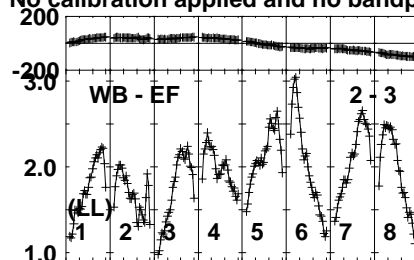
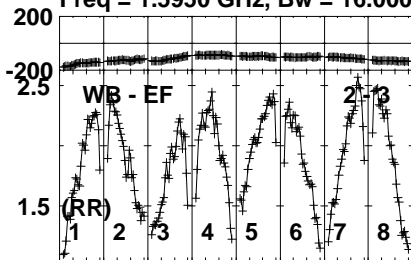
Lower frame: Micro Ampl Jy Top frame: Phas deg
Vector averaged cross-power spectrum Several baselines displayed
Timerange: 01/01:30:00 to 01/01:33:00

Plot file version 124 created 18-MAR-2021 11:19:48

J1020+4320 EB082 1.UVDATA.1

Freq = 1.5950 GHz, Bw = 16.000 MH

No calibration applied and no bandpass applied



020020020020020020020020020020
Channels

020020020020020020020020020020
Channels

020020020020020020020020020020
Channels

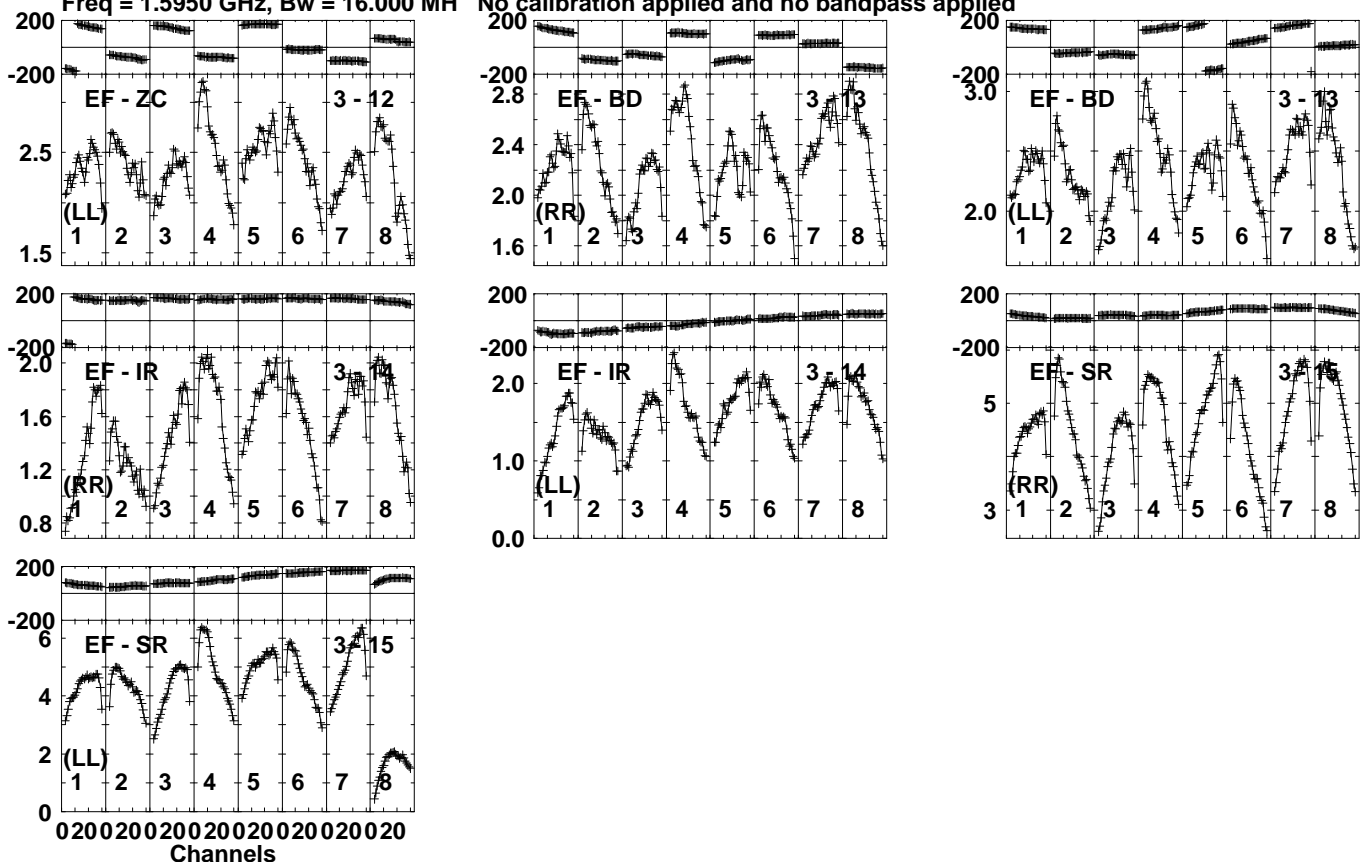
Lower frame: Milli Ampl Jy Top frame: Phas deg
Vector averaged cross-power spectrum Several baselines displayed
Timerange: 01/01:33:31 to 01/01:34:59

Plot file version 125 created 18-MAR-2021 11:19:48

J1020+4320 EB082 1.UVDATA.1

Freq = 1.5950 GHz, Bw = 16.000 MH

No calibration applied and no bandpass applied



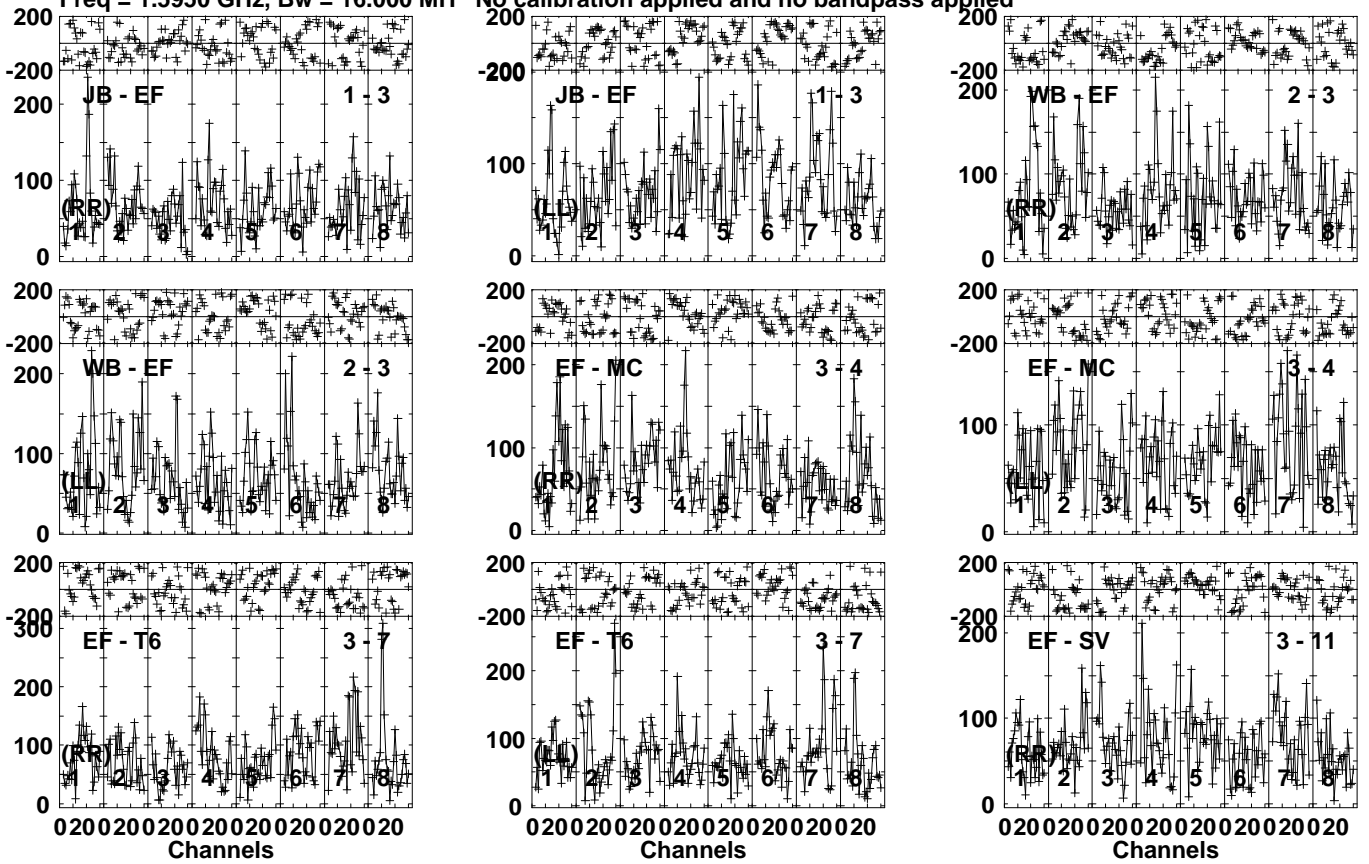
Lower frame: Milli Ampl Jy Top frame: Phas deg
Vector averaged cross-power spectrum Several baselines displayed
Timerange: 01/01:33:31 to 01/01:34:59

Plot file version 126 created 18-MAR-2021 11:19:48

LP212-62 EB082 1.UVDATA.1

Freq = 1.5950 GHz, Bw = 16.000 MH

No calibration applied and no bandpass applied



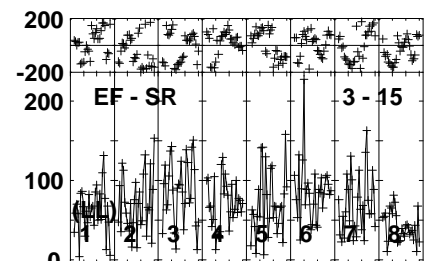
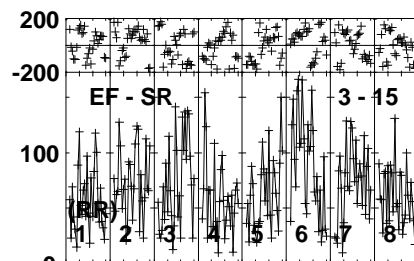
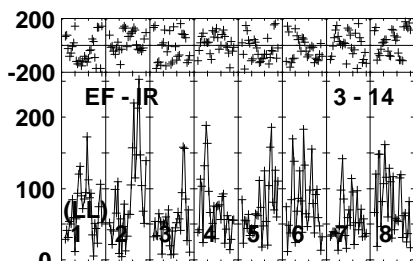
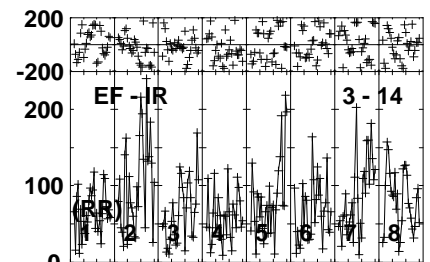
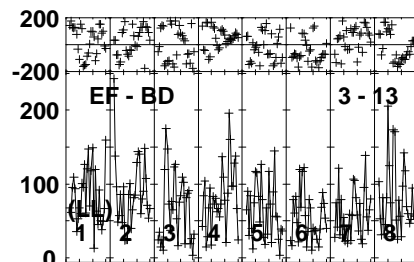
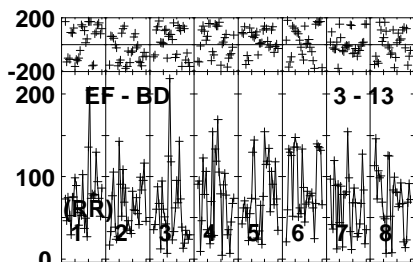
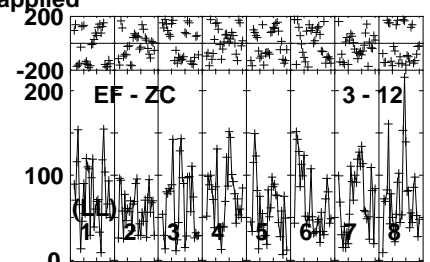
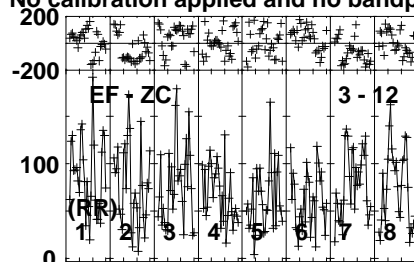
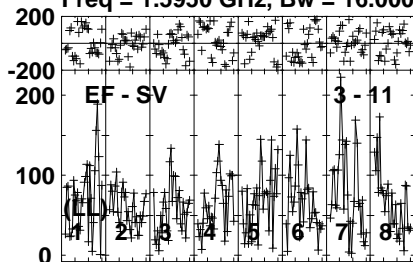
Lower frame: Micro Ampl Jy Top frame: Phas deg
Vector averaged cross-power spectrum Several baselines displayed
Timerange: 01/01:35:01 to 01/01:38:00

Plot file version 127 created 18-MAR-2021 11:19:49

LP212-62 EB082 1.UVDATA.1

Freq = 1.5950 GHz, Bw = 16.000 MH

No calibration applied and no bandpass applied



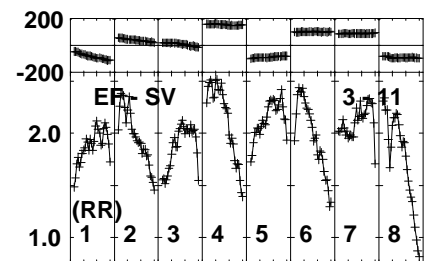
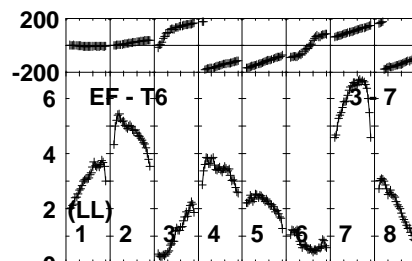
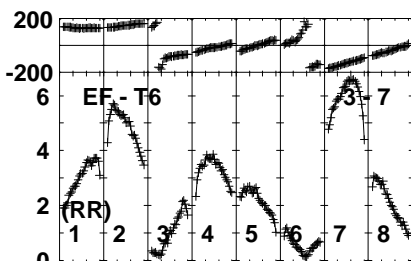
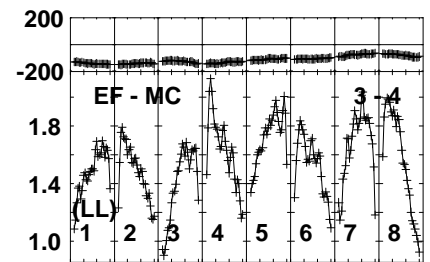
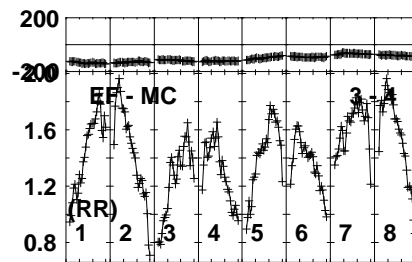
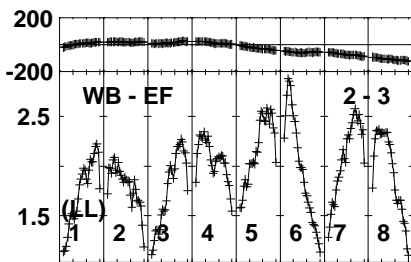
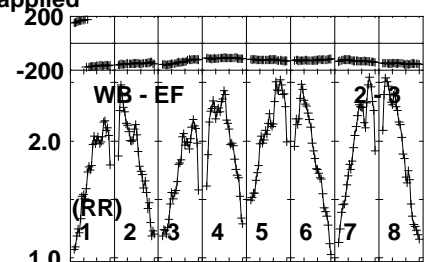
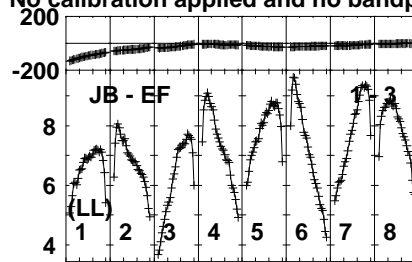
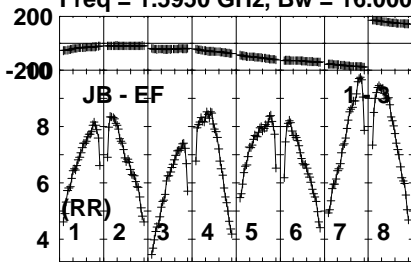
Lower frame: Micro Ampl Jy Top frame: Phas deg
Vector averaged cross-power spectrum Several baselines displayed
Timerange: 01/01:35:01 to 01/01:38:00

Plot file version 128 created 18-MAR-2021 11:19:49

J1020+4320 EB082 1.UVDATA.1

Freq = 1.5950 GHz, Bw = 16.000 MH

No calibration applied and no bandpass applied



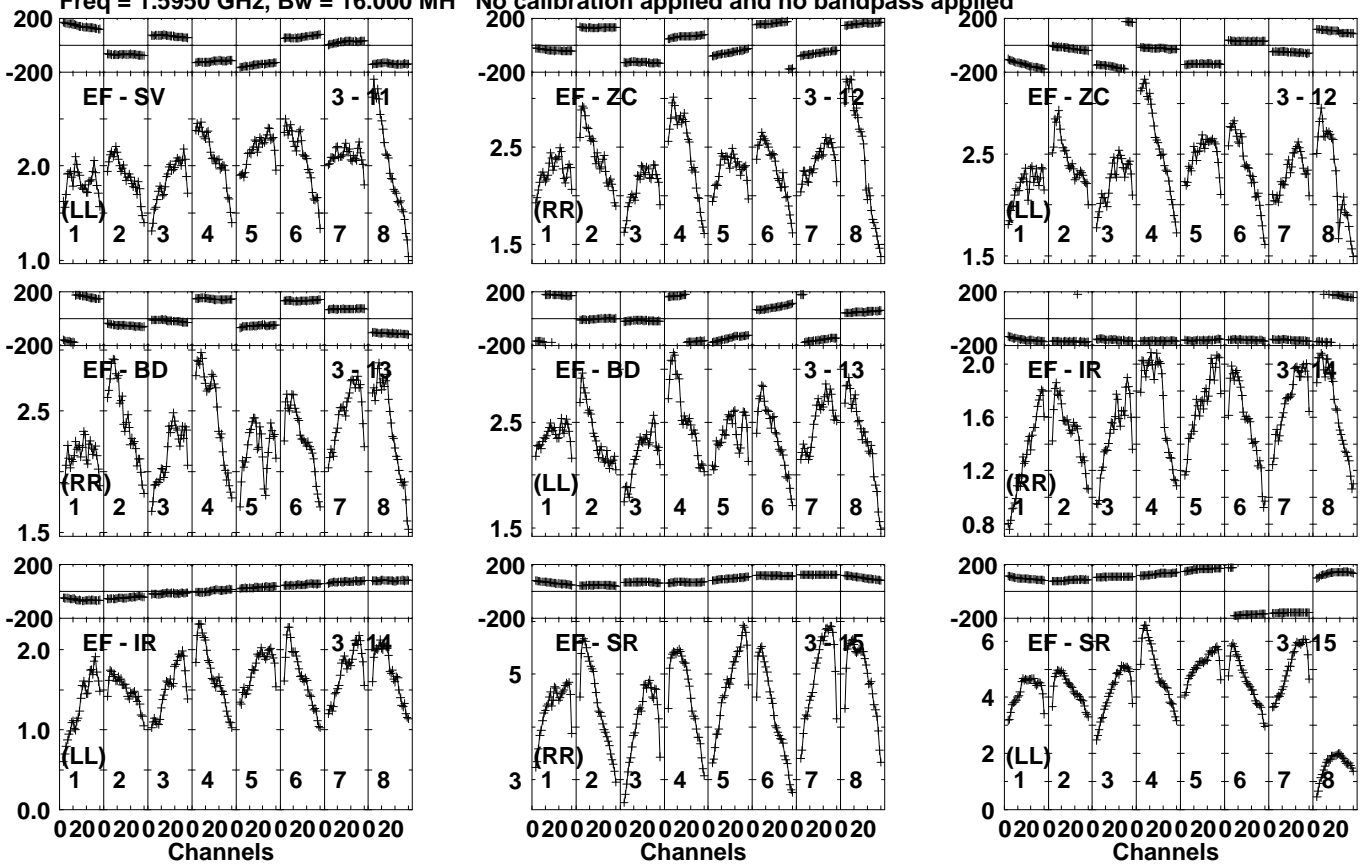
Lower frame: Milli Ampl Jy Top frame: Phas deg
Vector averaged cross-power spectrum Several baselines displayed
Timerange: 01/01:38:01 to 01/01:40:00

Plot file version 129 created 18-MAR-2021 11:19:49

J1020+4320 EB082 1.UVDATA.1

Freq = 1.5950 GHz, Bw = 16.000 MH

No calibration applied and no bandpass applied

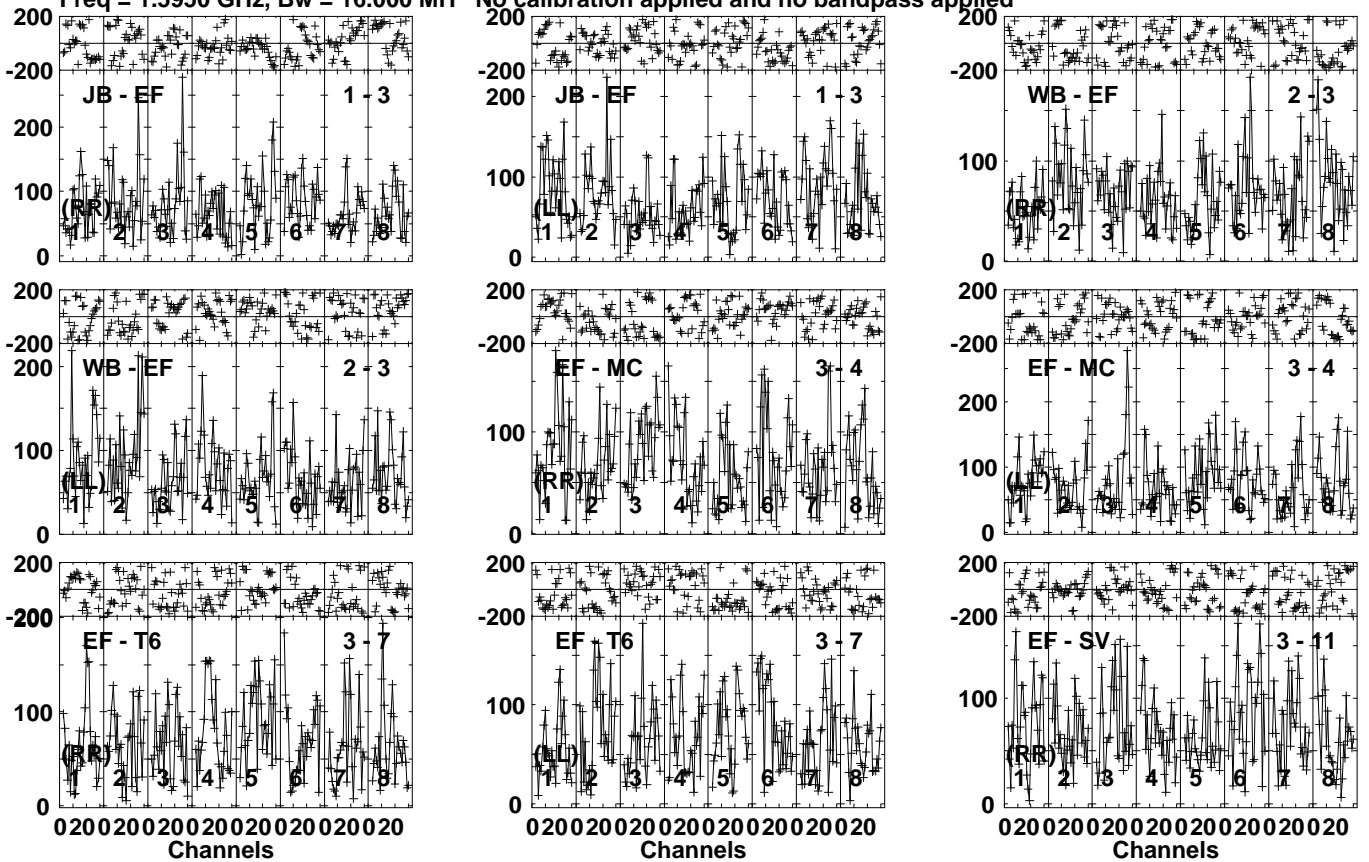


Lower frame: Milli Ampl Jy Top frame: Phas deg
Vector averaged cross-power spectrum Several baselines displayed
Timerange: 01/01:38:01 to 01/01:40:00

Plot file version 130 created 18-MAR-2021 11:19:49

LP212-62 EB082 1.UVDATA.1

Freq = 1.5950 GHz, Bw = 16.000 MH No calibration applied and no bandpass applied



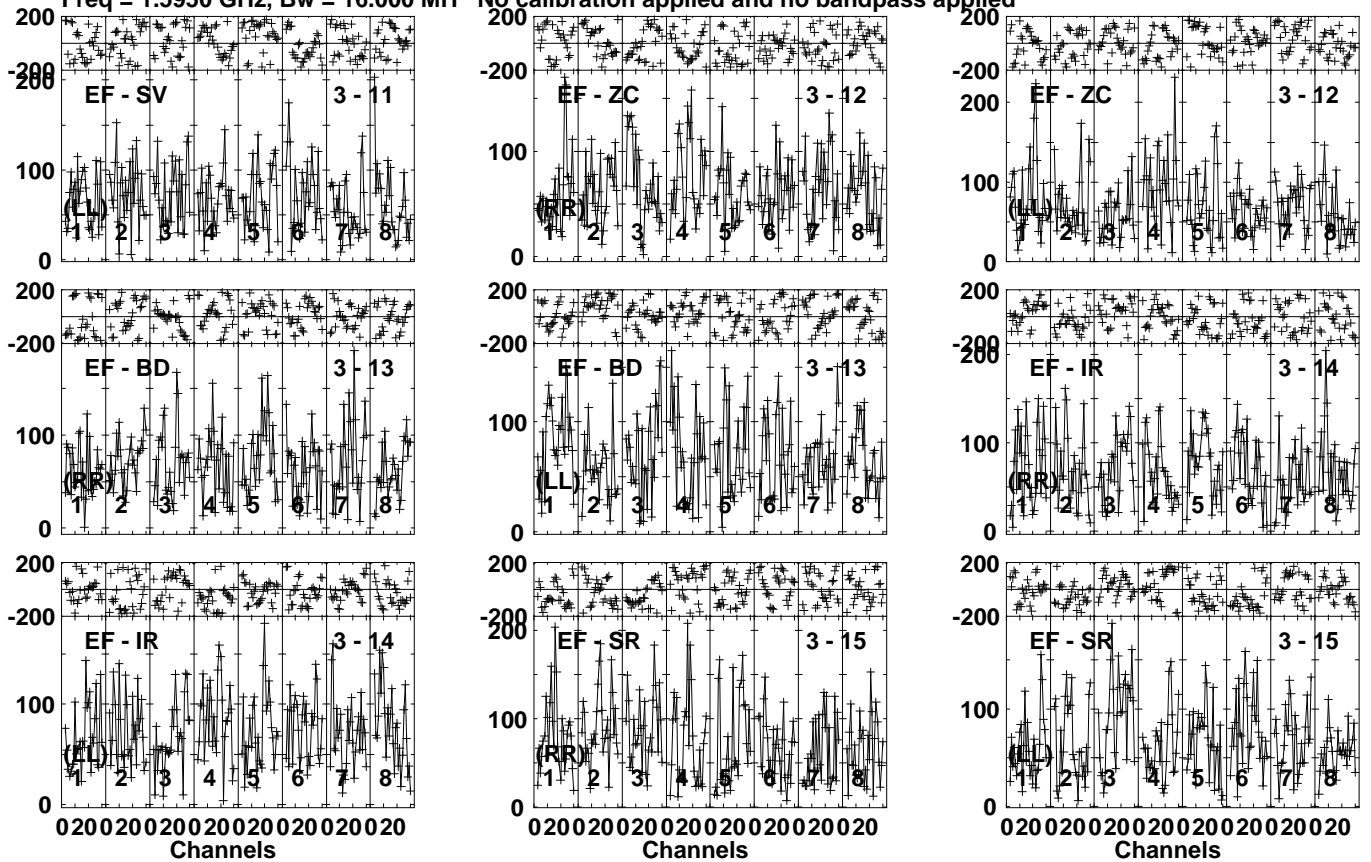
Lower frame: Micro Ampl Jy Top frame: Phas deg
Vector averaged cross-power spectrum Several baselines displayed
Timerange: 01/01:40:00 to 01/01:43:00

Plot file version 131 created 18-MAR-2021 11:19:49

LP212-62 EB082 1.UVDATA.1

Freq = 1.5950 GHz, Bw = 16.000 MH

No calibration applied and no bandpass applied



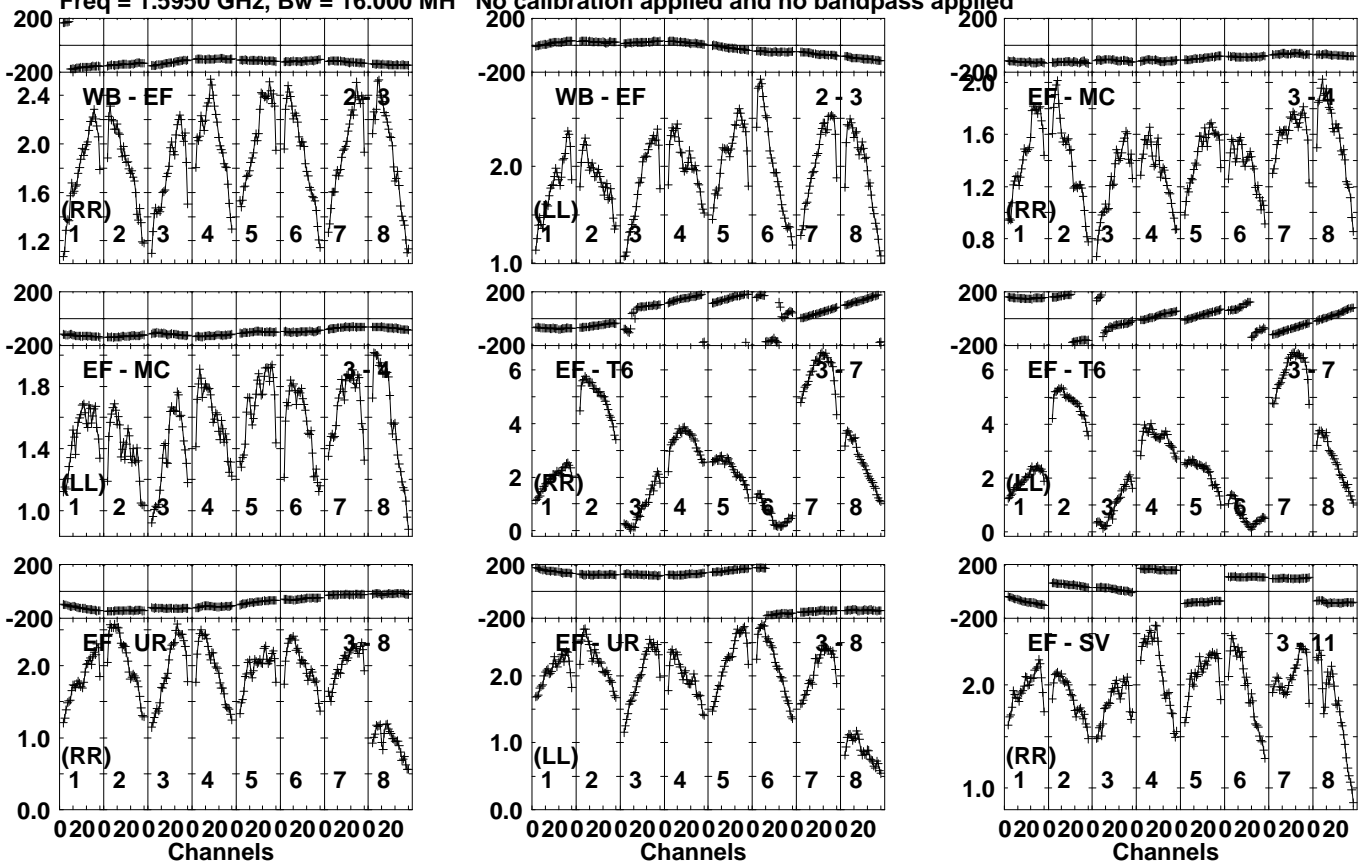
Lower frame: Micro Ampl Jy Top frame: Phas deg
Vector averaged cross-power spectrum Several baselines displayed
Timerange: 01/01:40:00 to 01/01:43:00

Plot file version 132 created 18-MAR-2021 11:19:49

J1020+4320 EB082 1.UVDATA.1

Freq = 1.5950 GHz, Bw = 16.000 MH

No calibration applied and no bandpass applied



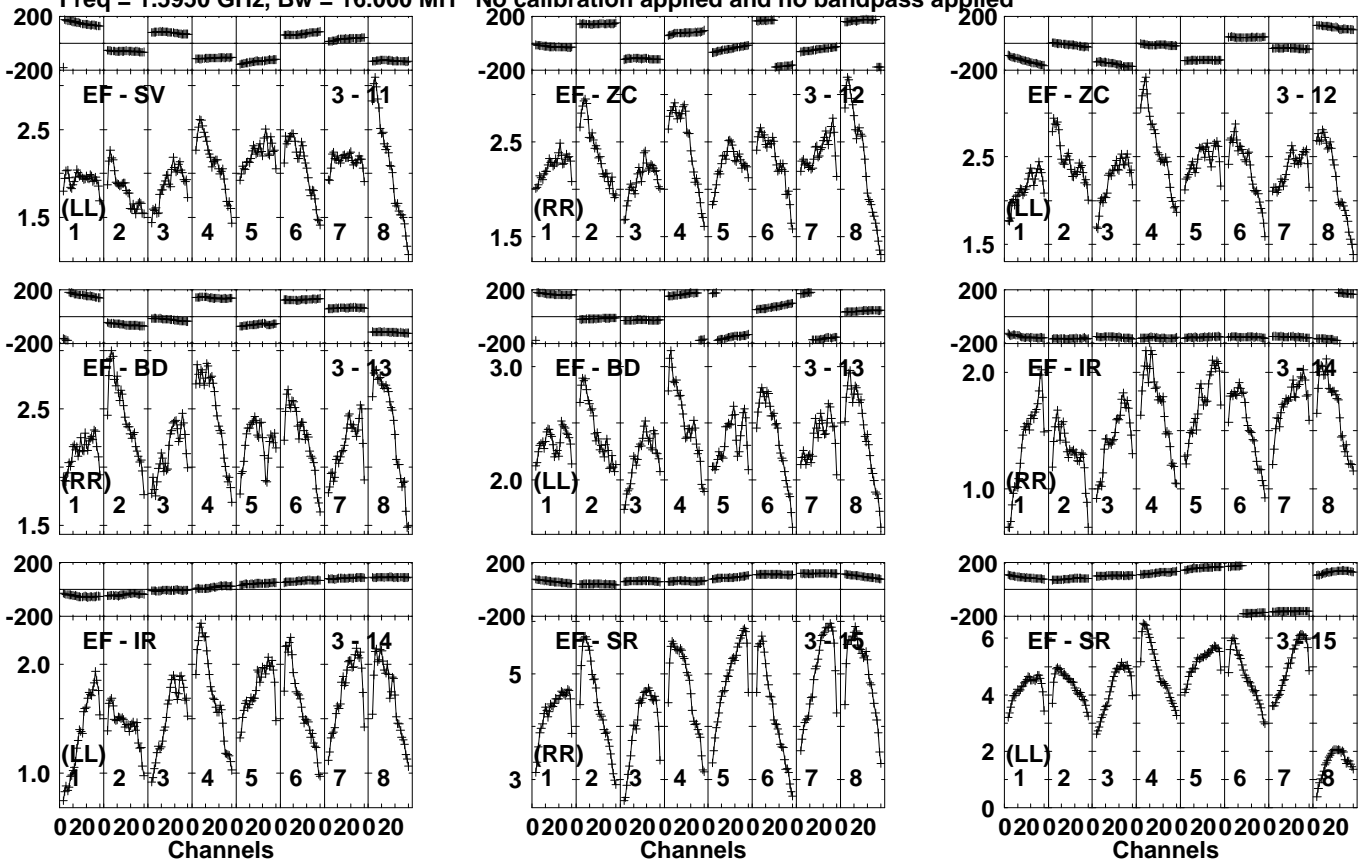
Lower frame: Milli Ampl Jy Top frame: Phas deg
Vector averaged cross-power spectrum Several baselines displayed
Timerange: 01/01:43:31 to 01/01:44:59

Plot file version 133 created 18-MAR-2021 11:19:50

J1020+4320 EB082 1.UVDATA.1

Freq = 1.5950 GHz, Bw = 16.000 MH

No calibration applied and no bandpass applied



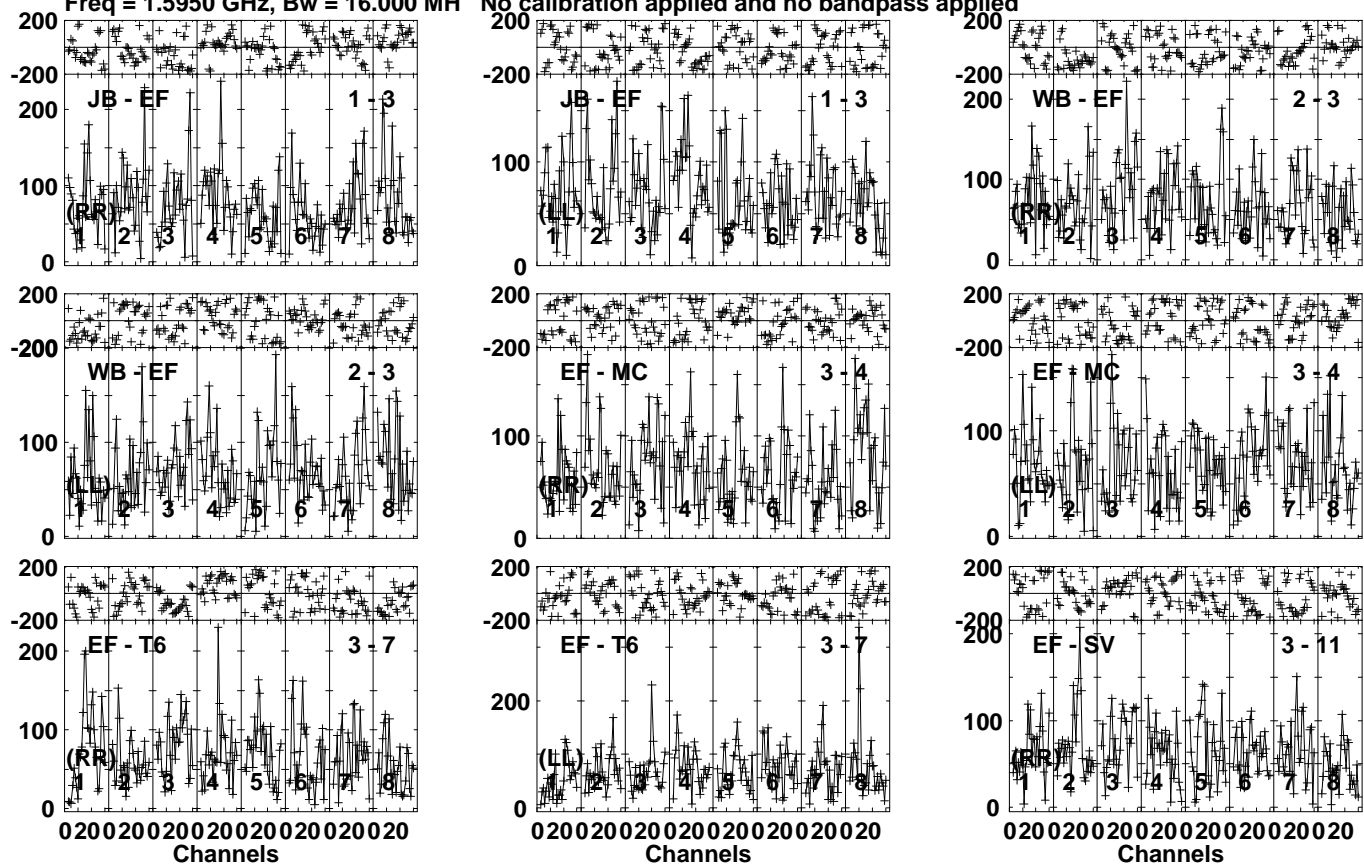
Lower frame: Milli Ampl Jy Top frame: Phas deg
Vector averaged cross-power spectrum Several baselines displayed
Timerange: 01/01:43:31 to 01/01:44:59

Plot file version 134 created 18-MAR-2021 11:19:50

LP212-62 EB082 1.UVDATA.1

Freq = 1.5950 GHz, Bw = 16.000 MH

No calibration applied and no bandpass applied



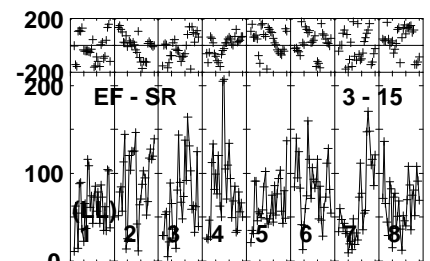
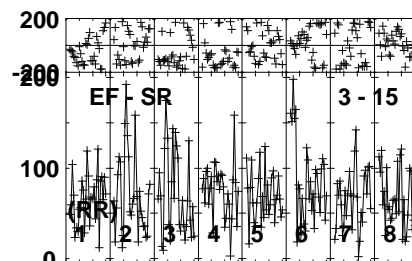
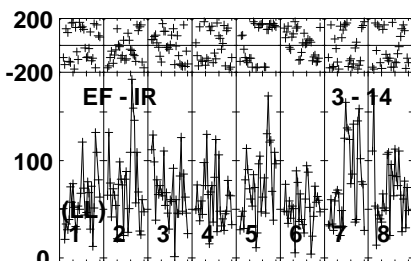
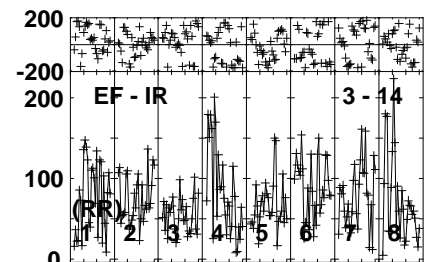
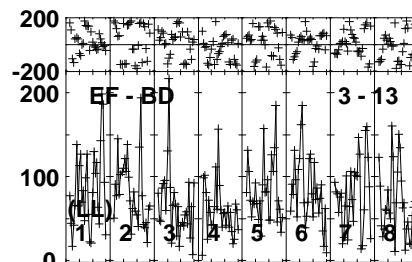
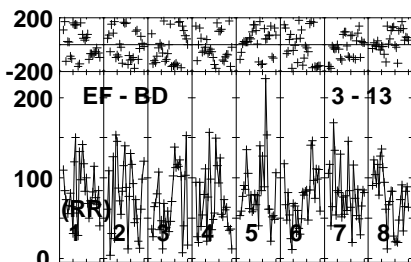
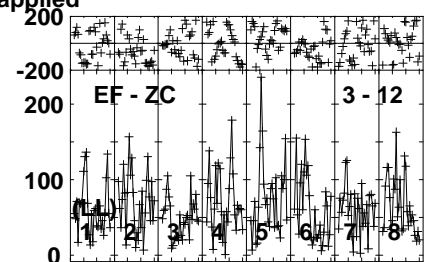
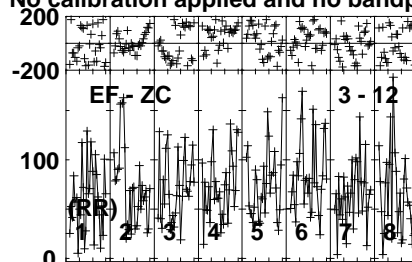
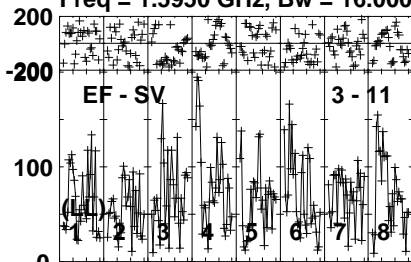
Lower frame: Micro Ampl Jy Top frame: Phas deg
Vector averaged cross-power spectrum Several baselines displayed
Timerange: 01/01:45:01 to 01/01:48:00

Plot file version 135 created 18-MAR-2021 11:19:50

LP212-62 EB082 1.UVDATA.1

Freq = 1.5950 GHz, Bw = 16.000 MH

No calibration applied and no bandpass applied



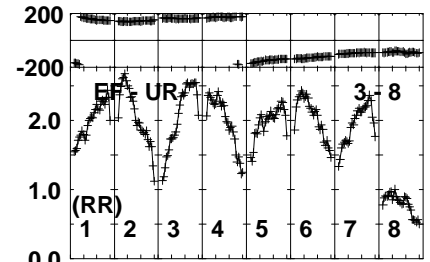
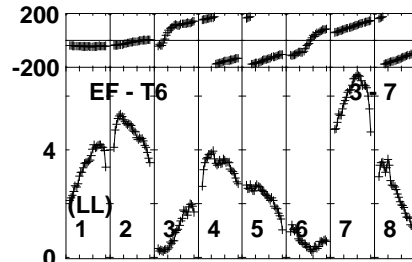
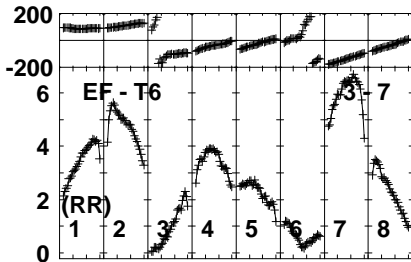
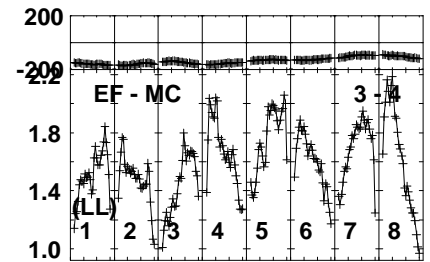
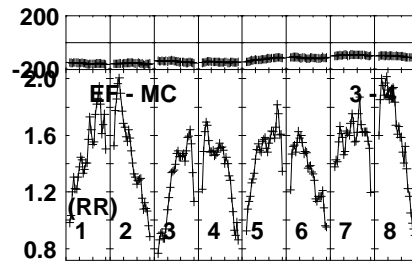
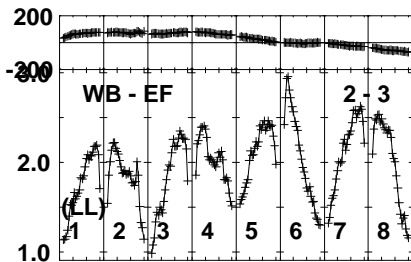
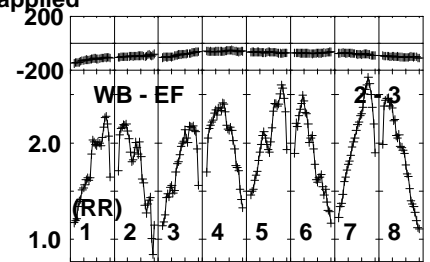
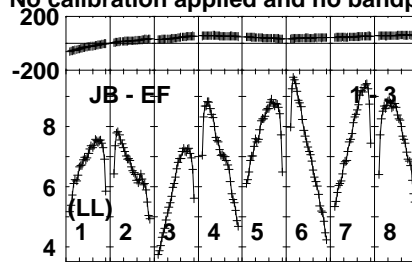
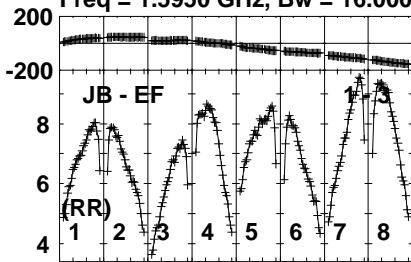
Lower frame: Micro Ampl Jy Top frame: Phas deg
Vector averaged cross-power spectrum Several baselines displayed
Timerange: 01/01:45:01 to 01/01:48:00

Plot file version 136 created 18-MAR-2021 11:19:50

J1020+4320 EB082 1.UVDATA.1

Freq = 1.5950 GHz, Bw = 16.000 MH

No calibration applied and no bandpass applied



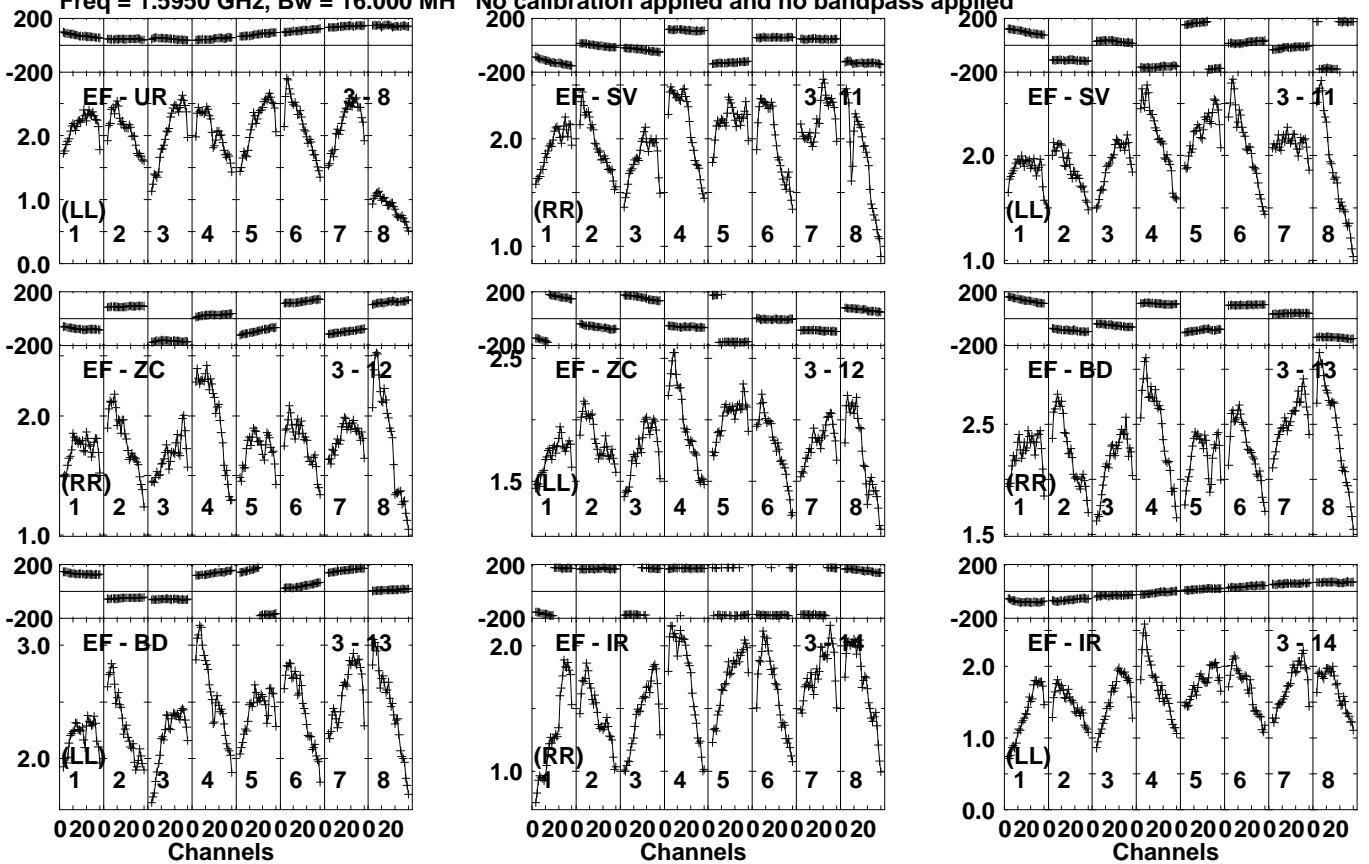
Lower frame: Milli Ampl Jy Top frame: Phas deg
Vector averaged cross-power spectrum Several baselines displayed
Timerange: 01/01:48:00 to 01/01:50:00

Plot file version 137 created 18-MAR-2021 11:19:50

J1020+4320 EB082 1.UVDATA.1

Freq = 1.5950 GHz, Bw = 16.000 MH

No calibration applied and no bandpass applied



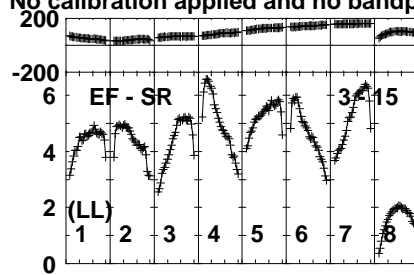
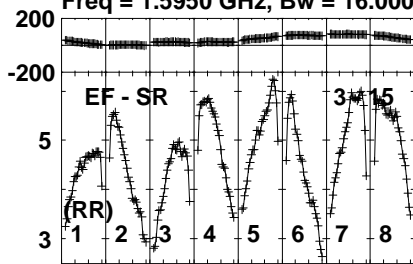
Lower frame: Milli Ampl Jy Top frame: Phas deg
Vector averaged cross-power spectrum Several baselines displayed
Timerange: 01/01:48:00 to 01/01:50:00

Plot file version 138 created 18-MAR-2021 11:19:51

J1020+4320 EB082 1.UVDATA.1

Freq = 1.5950 GHz, Bw = 16.000 MH

No calibration applied and no bandpass applied

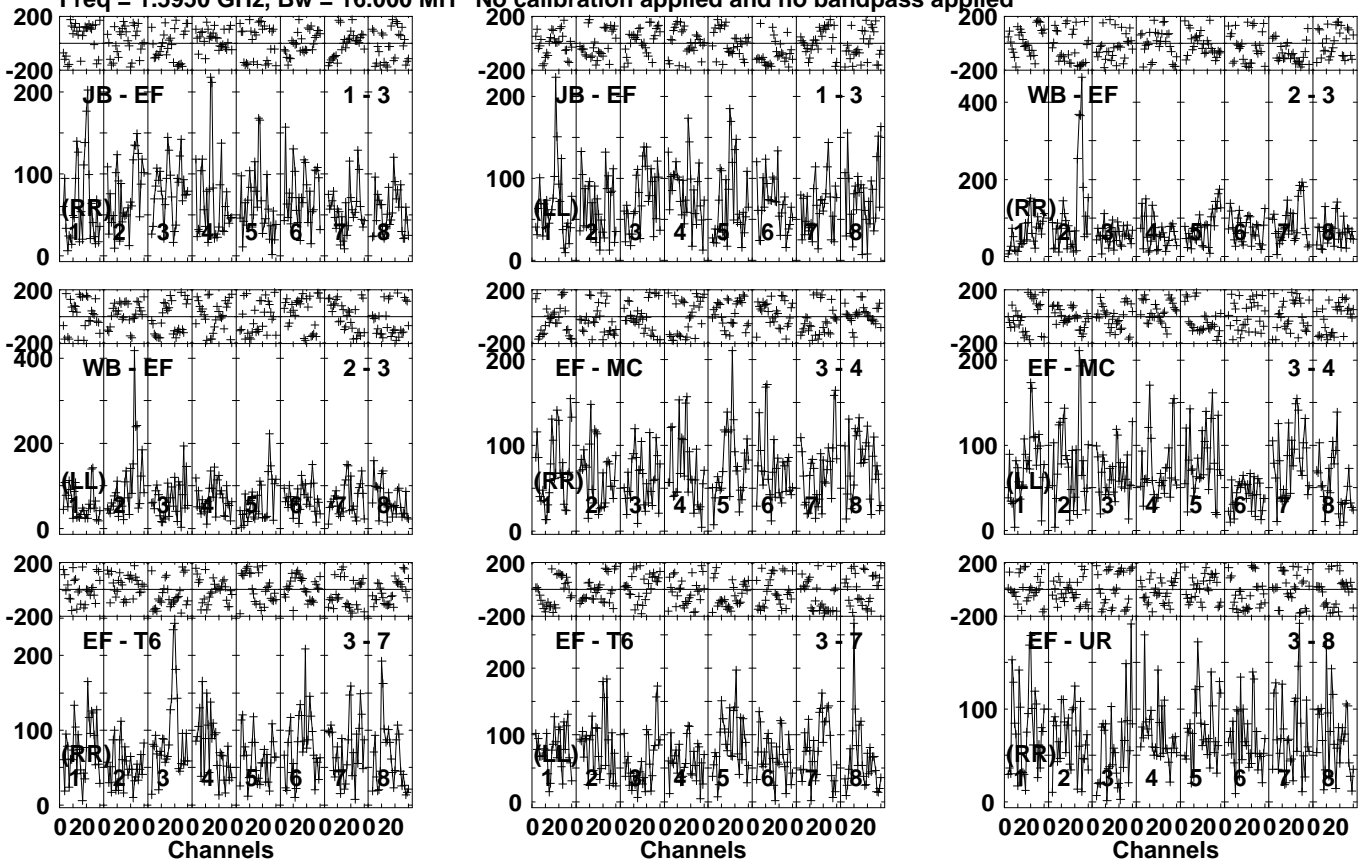


Lower frame: Milli Ampl Jy Top frame: Phas deg
Vector averaged cross-power spectrum Several baselines displayed
Timerange: 01/01:48:00 to 01/01:50:00

Plot file version 139 created 18-MAR-2021 11:19:51

LP212-62 EB082 1.UVDATA.1

Freq = 1.5950 GHz, Bw = 16.000 MH No calibration applied and no bandpass applied

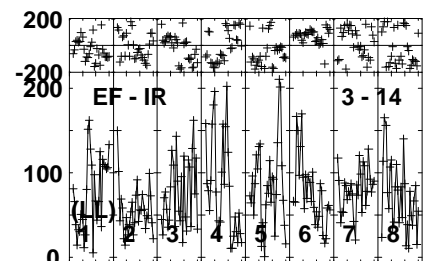
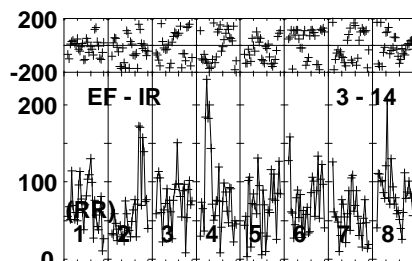
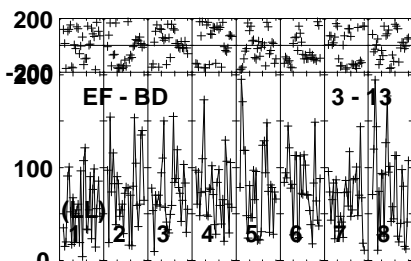
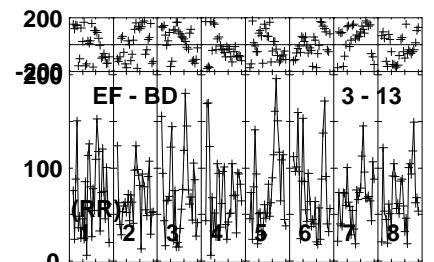
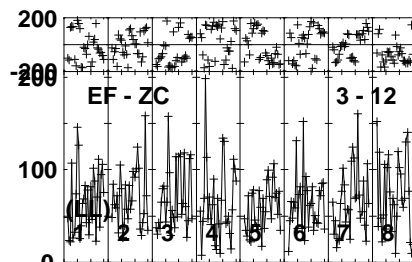
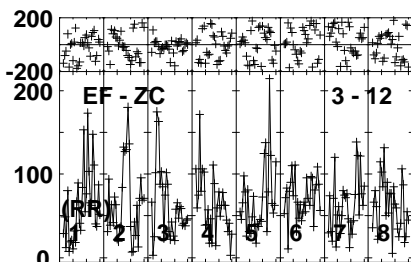
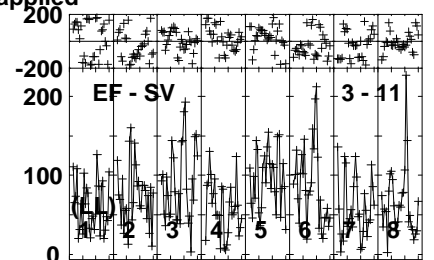
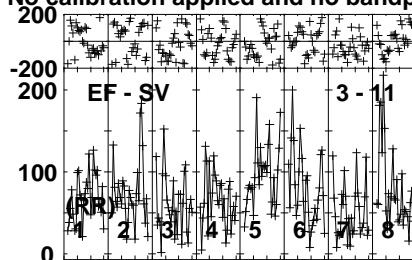
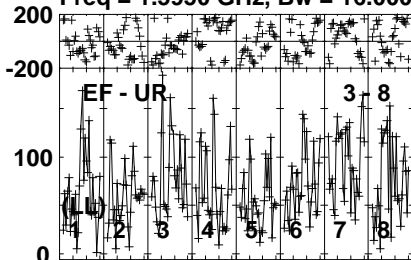


Lower frame: Micro Ampl Jy Top frame: Phas deg
Vector averaged cross-power spectrum Several baselines displayed
Timerange: 01/01:50:00 to 01/01:52:59

Plot file version 140 created 18-MAR-2021 11:19:51

LP212-62 EB082 1.UVDATA.1

Freq = 1.5950 GHz, Bw = 16.000 MH No calibration applied and no bandpass applied

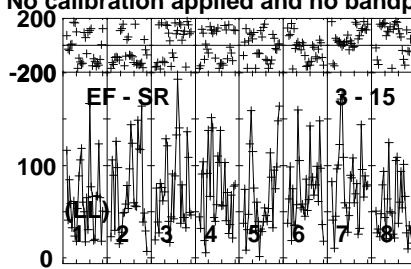
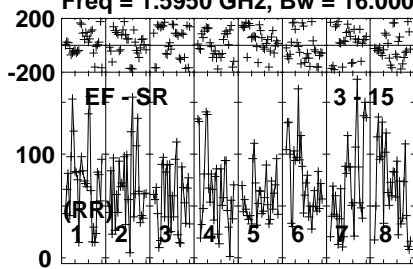


Lower frame: Micro Ampl Jy Top frame: Phas deg
Vector averaged cross-power spectrum Several baselines displayed
Timerange: 01/01:50:00 to 01/01:52:59

Plot file version 141 created 18-MAR-2021 11:19:51

LP212-62 EB082 1.UVDATA.1

Freq = 1.5950 GHz, Bw = 16.000 MH No calibration applied and no bandpass applied



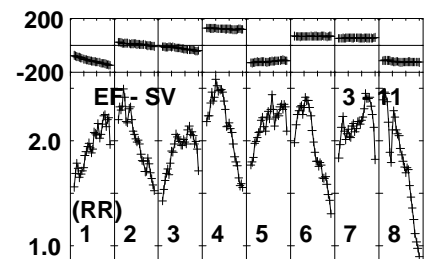
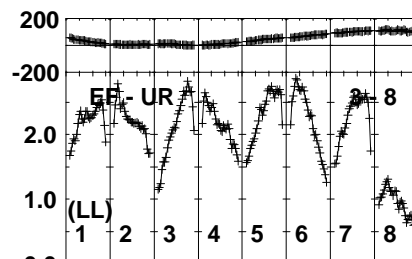
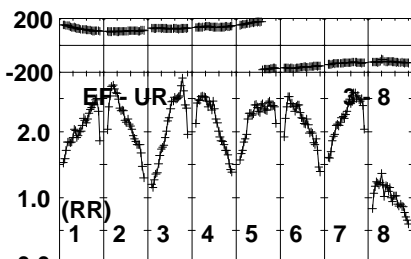
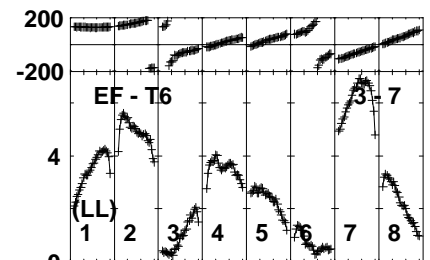
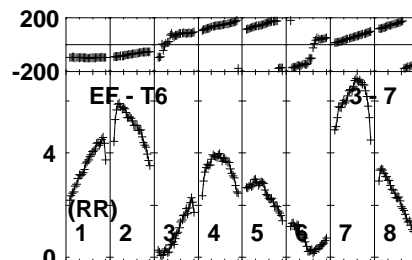
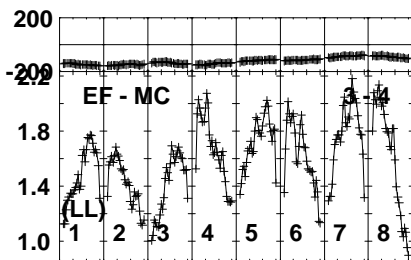
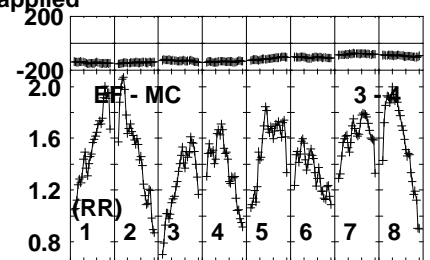
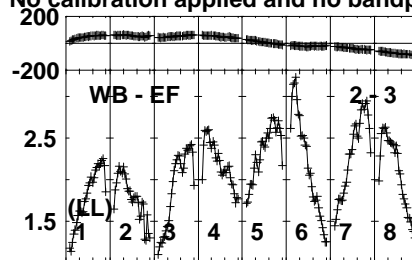
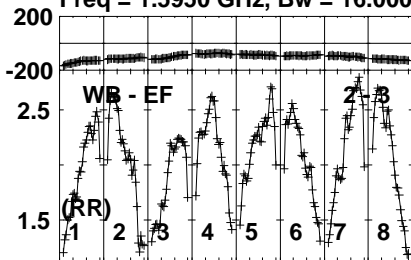
Lower frame: Micro Ampl Jy Top frame: Phas deg
Vector averaged cross-power spectrum Several baselines displayed
Timerange: 01/01:50:00 to 01/01:52:59

Plot file version 142 created 18-MAR-2021 11:19:51

J1020+4320 EB082 1.UVDATA.1

Freq = 1.5950 GHz, Bw = 16.000 MH

No calibration applied and no bandpass applied



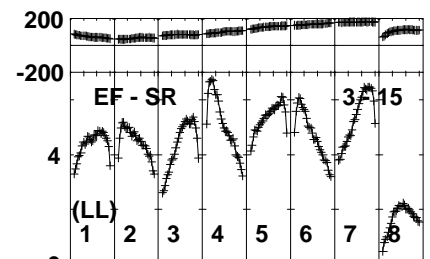
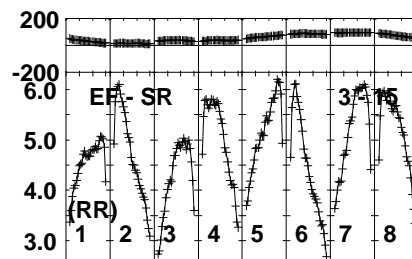
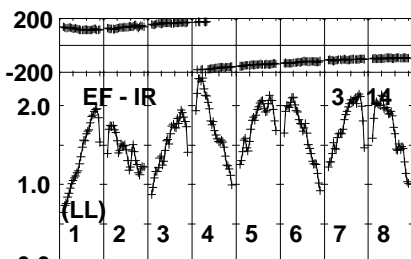
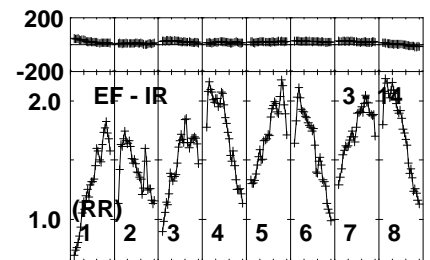
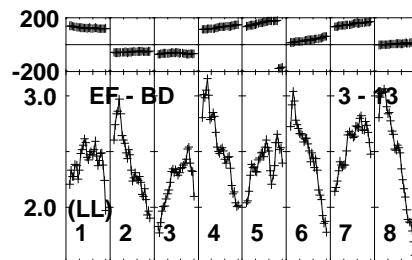
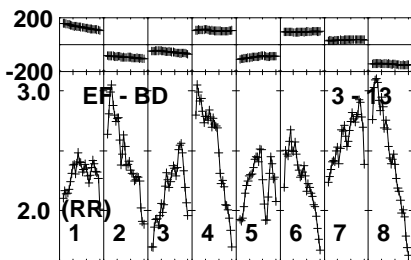
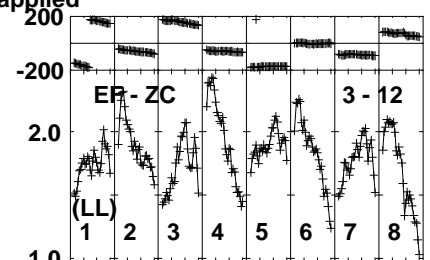
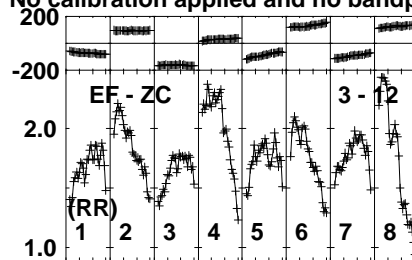
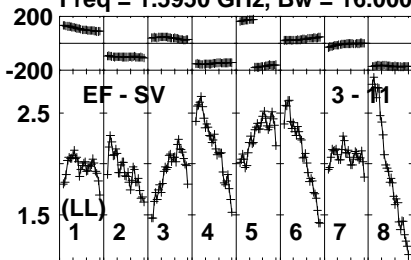
Lower frame: Milli Ampl Jy Top frame: Phas deg
Vector averaged cross-power spectrum Several baselines displayed
Timerange: 01/01:53:31 to 01/01:54:59

Plot file version 143 created 18-MAR-2021 11:19:51

J1020+4320 EB082 1.UVDATA.1

Freq = 1.5950 GHz, Bw = 16.000 MH

No calibration applied and no bandpass applied

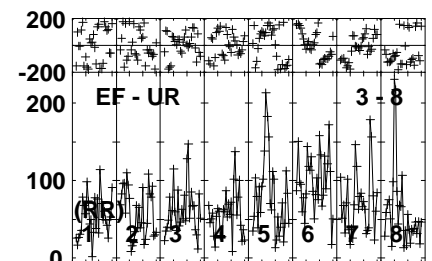
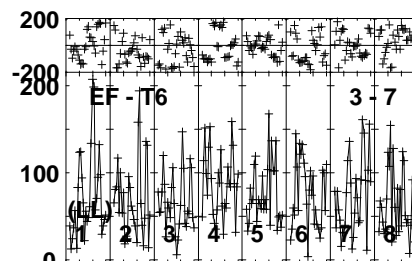
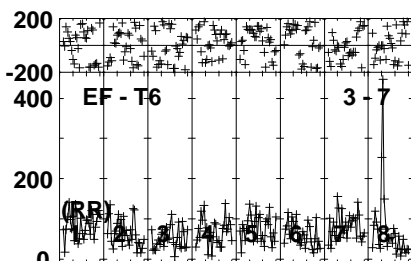
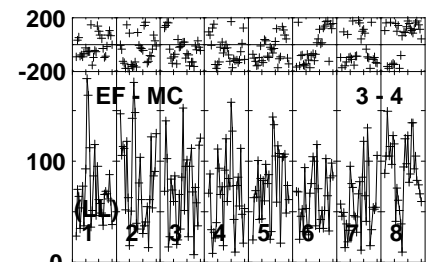
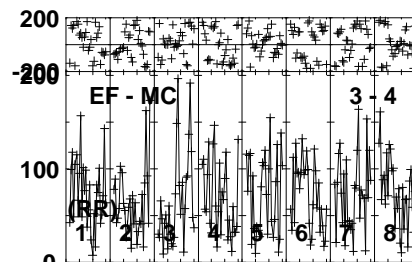
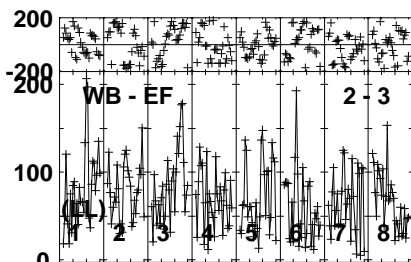
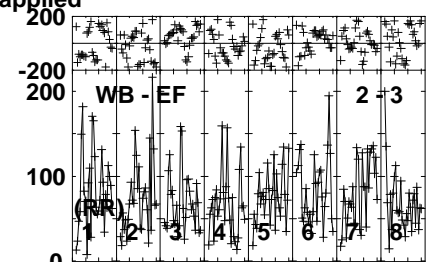
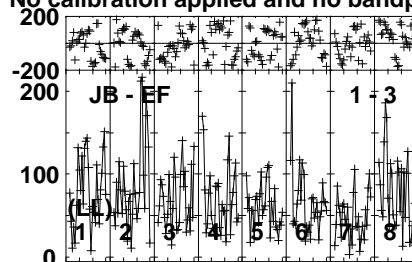
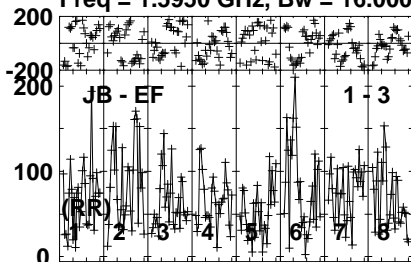


Lower frame: Milli Ampl Jy Top frame: Phas deg
Vector averaged cross-power spectrum Several baselines displayed
Timerange: 01/01:53:31 to 01/01:54:59

Plot file version 144 created 18-MAR-2021 11:19:51

LP212-62 EB082 1.UVDATA.1

Freq = 1.5950 GHz, Bw = 16.000 MH No calibration applied and no bandpass applied



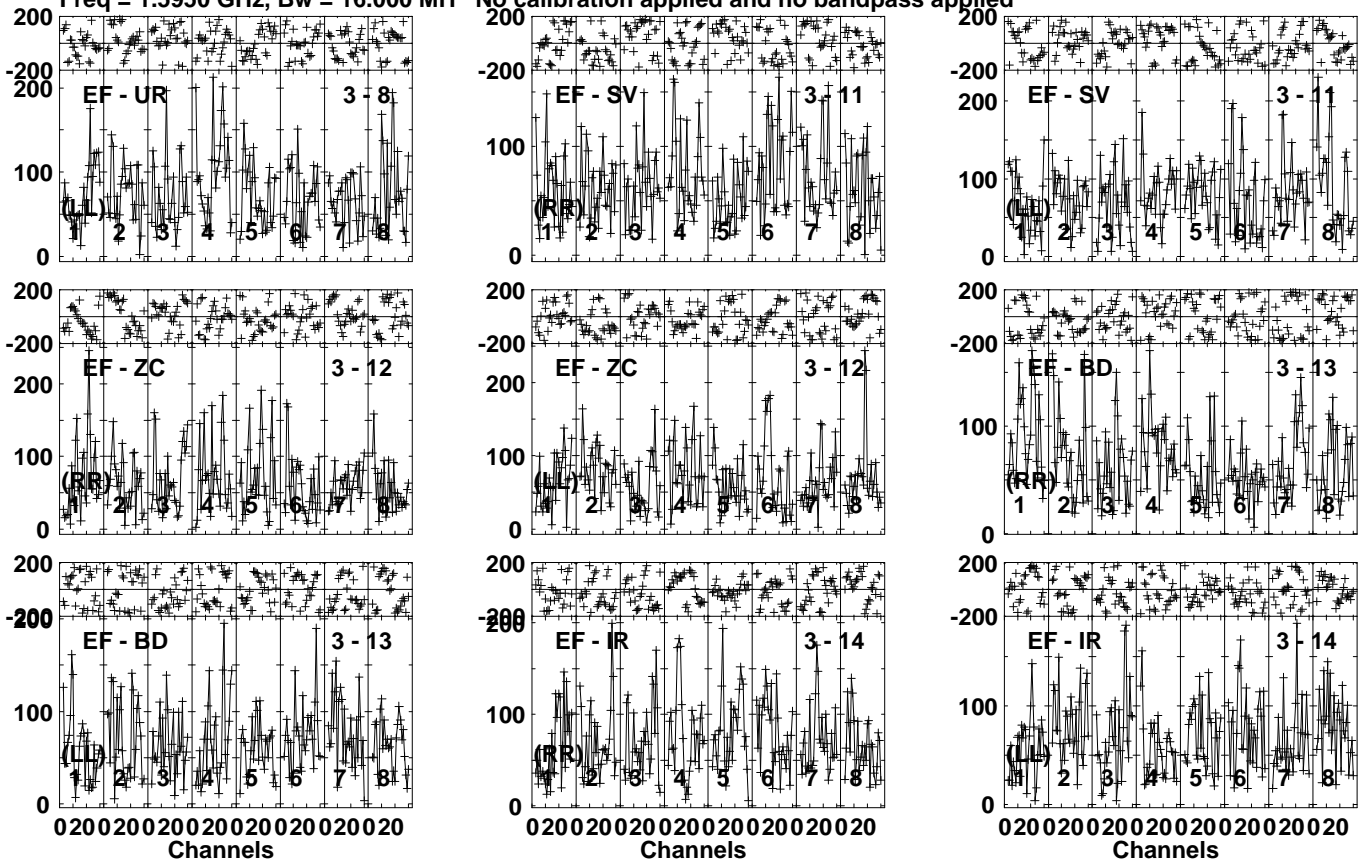
Lower frame: Micro Ampl Jy Top frame: Phas deg
Vector averaged cross-power spectrum Several baselines displayed
Timerange: 01/01:55:00 to 01/01:58:00

Plot file version 145 created 18-MAR-2021 11:19:51

LP212-62 EB082 1.UVDATA.1

Freq = 1.5950 GHz, Bw = 16.000 MH

No calibration applied and no bandpass applied



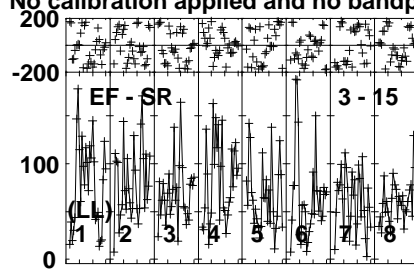
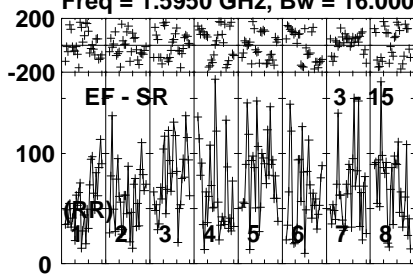
Lower frame: Micro Ampl Jy Top frame: Phas deg
Vector averaged cross-power spectrum Several baselines displayed
Timerange: 01/01:55:00 to 01/01:58:00

Plot file version 146 created 18-MAR-2021 11:19:52

LP212-62 EB082 1.UVDATA.1

Freq = 1.5950 GHz, Bw = 16.000 MH

No calibration applied and no bandpass applied



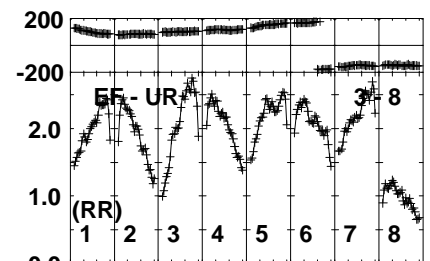
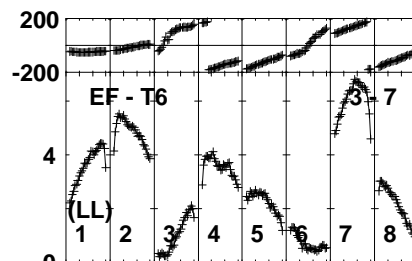
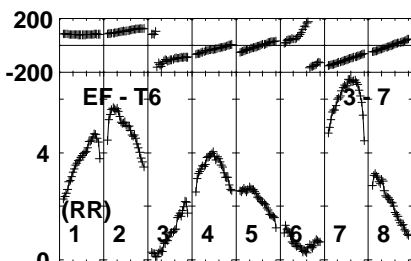
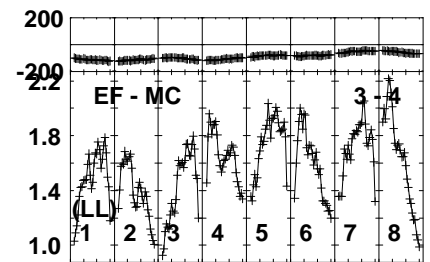
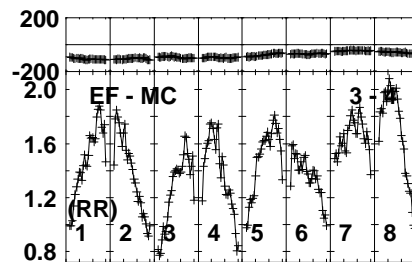
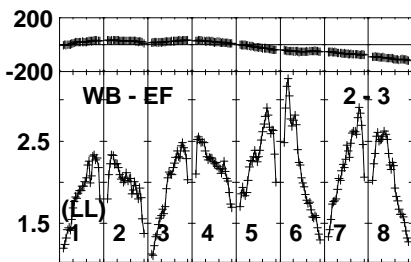
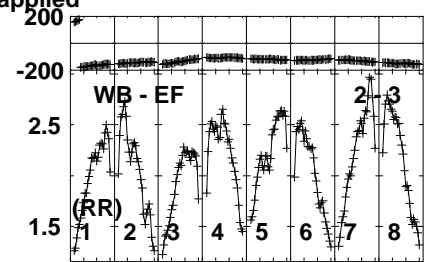
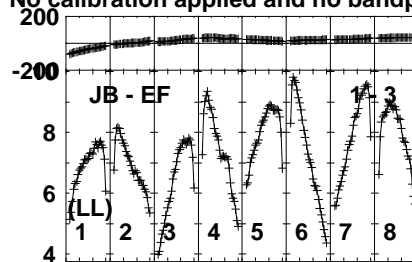
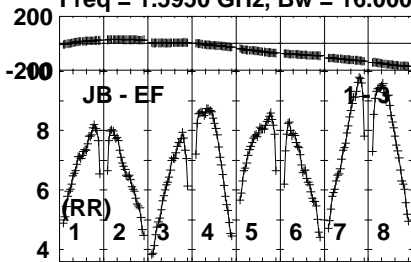
Lower frame: Micro Ampl Jy Top frame: Phas deg
Vector averaged cross-power spectrum Several baselines displayed
Timerange: 01/01:55:00 to 01/01:58:00

Plot file version 147 created 18-MAR-2021 11:19:52

J1020+4320 EB082 1.UVDATA.1

Freq = 1.5950 GHz, Bw = 16.000 MH

No calibration applied and no bandpass applied



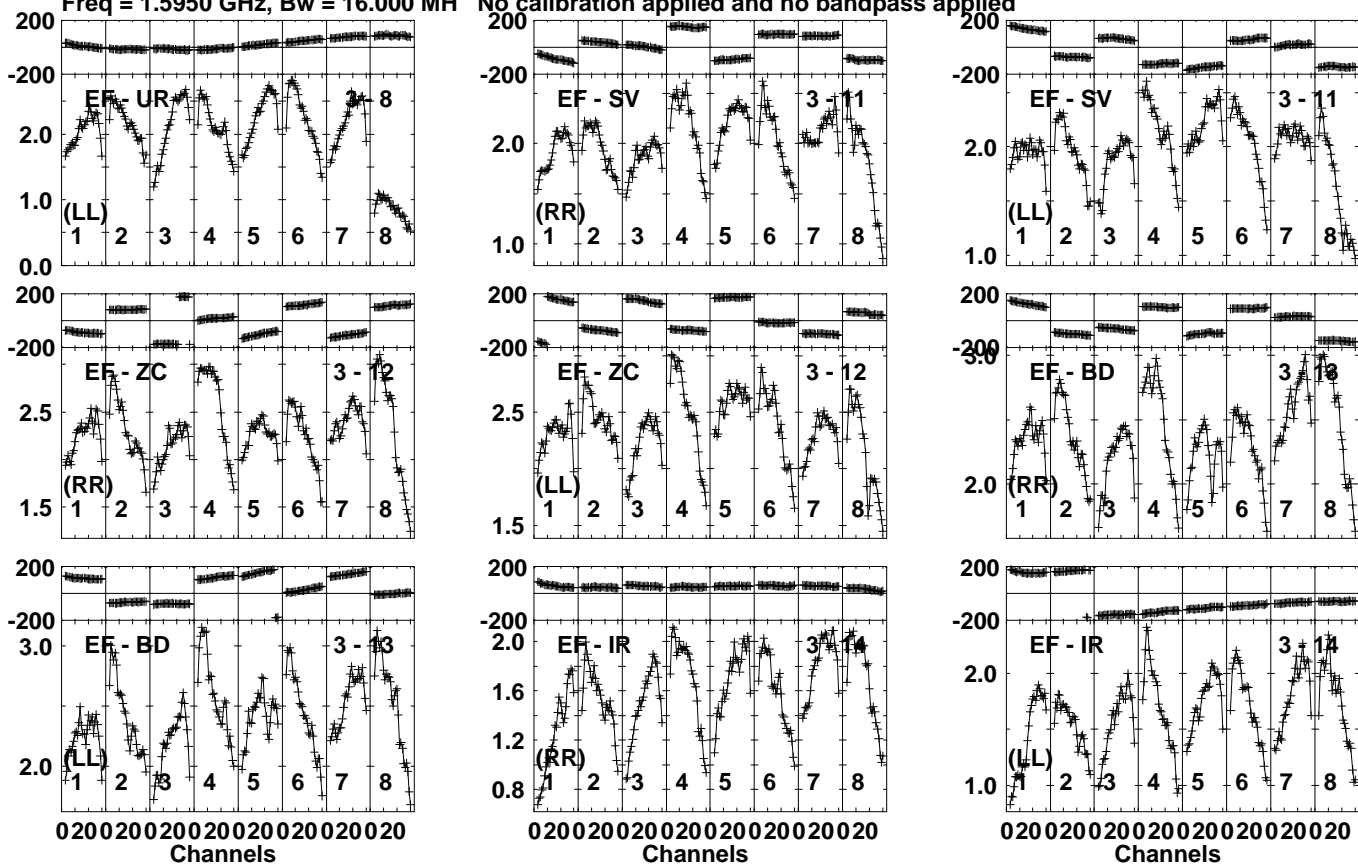
Lower frame: Milli Ampl Jy Top frame: Phas deg
Vector averaged cross-power spectrum Several baselines displayed
Timerange: 01/01:58:00 to 01/01:59:59

Plot file version 148 created 18-MAR-2021 11:19:52

J1020+4320 EB082 1.UVDATA.1

Freq = 1.5950 GHz, Bw = 16.000 MH

No calibration applied and no bandpass applied



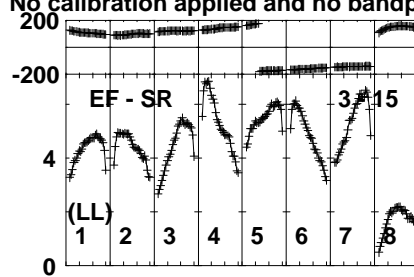
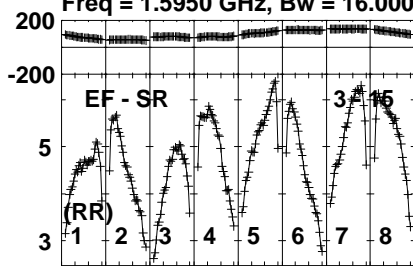
Lower frame: Milli Ampl Jy Top frame: Phas deg
Vector averaged cross-power spectrum Several baselines displayed
Timerange: 01/01:58:00 to 01/01:59:59

Plot file version 149 created 18-MAR-2021 11:19:52

J1020+4320 EB082 1.UVDATA.1

Freq = 1.5950 GHz, Bw = 16.000 MH

No calibration applied and no bandpass applied

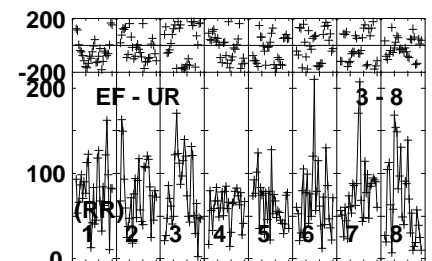
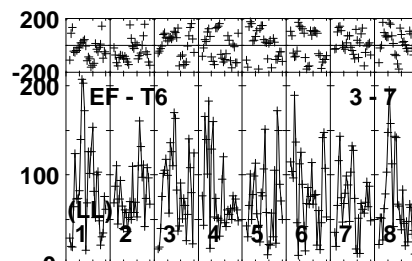
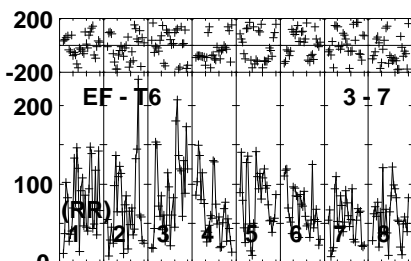
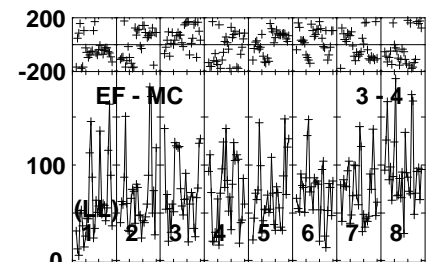
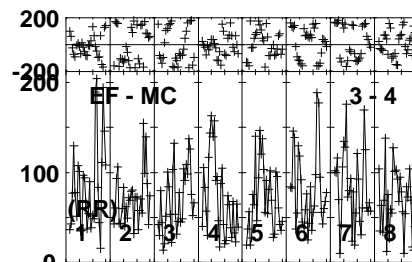
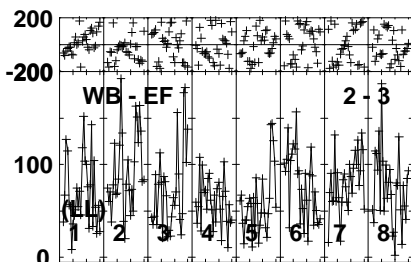
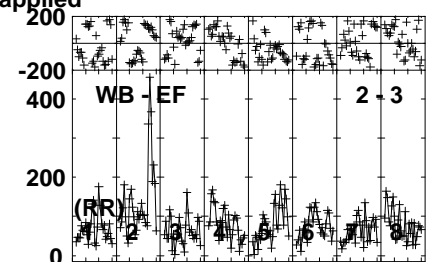
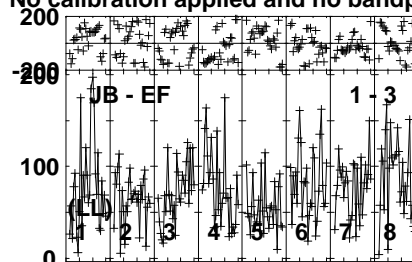
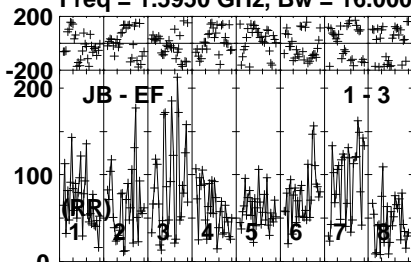


Lower frame: Milli Ampl Jy Top frame: Phas deg
Vector averaged cross-power spectrum Several baselines displayed
Timerange: 01/01:58:00 to 01/01:59:59

Plot file version 150 created 18-MAR-2021 11:19:52

LP212-62 EB082 1.UVDATA.1

Freq = 1.5950 GHz, Bw = 16.000 MH No calibration applied and no bandpass applied

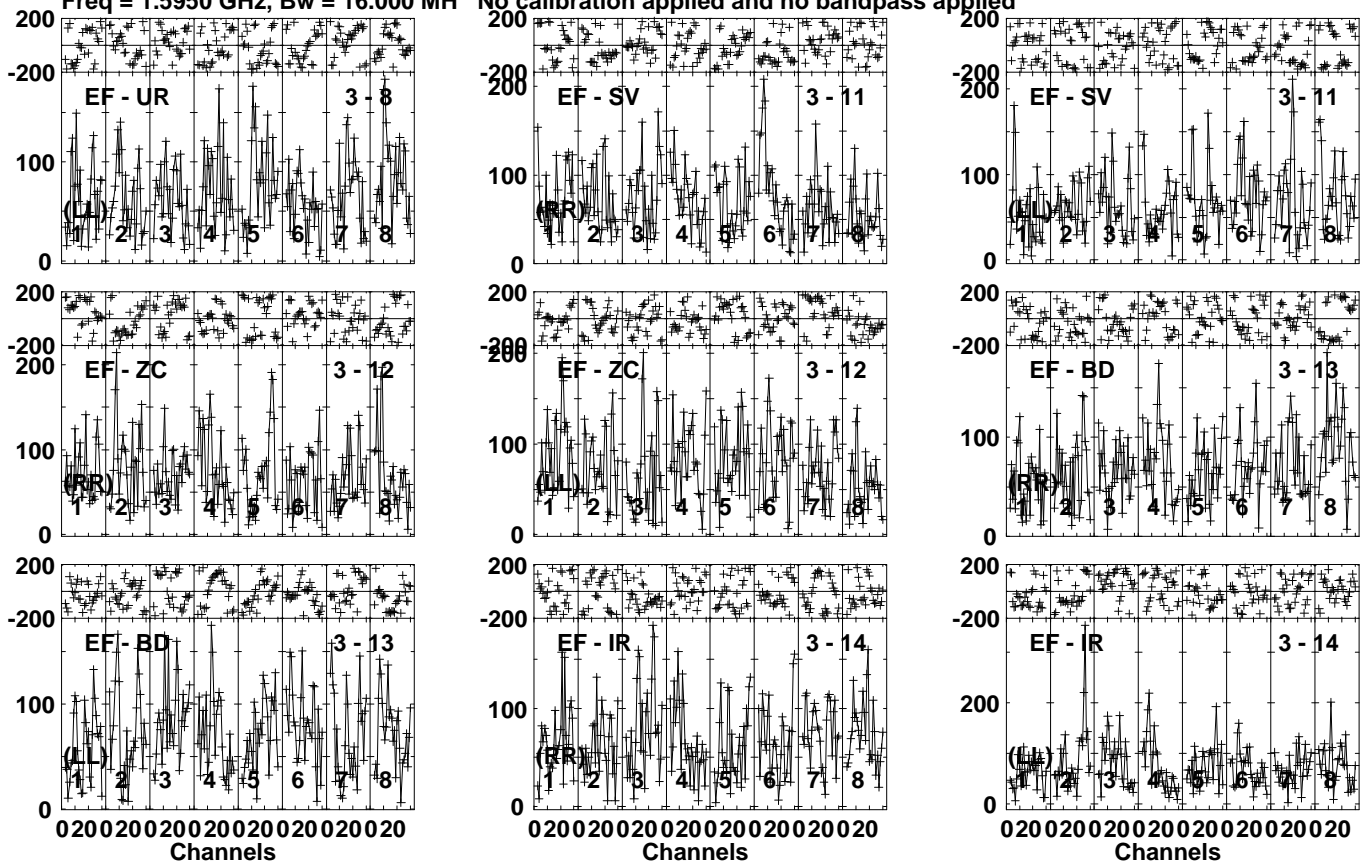


Lower frame: Micro Ampl Jy Top frame: Phas deg
Vector averaged cross-power spectrum Several baselines displayed
Timerange: 01/02:00:00 to 01/02:02:59

Plot file version 151 created 18-MAR-2021 11:19:52

LP212-62 EB082 1.UVDATA.1

Freq = 1.5950 GHz, Bw = 16.000 MH No calibration applied and no bandpass applied



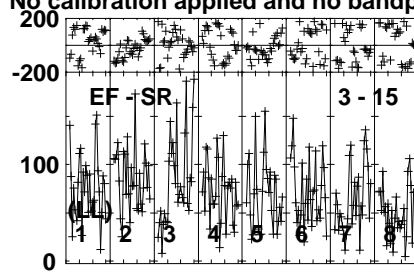
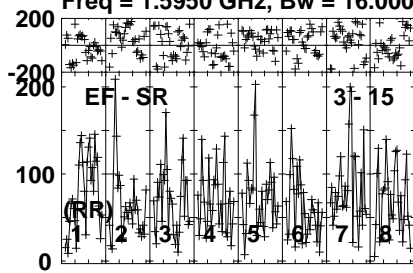
Lower frame: Micro Ampl Jy Top frame: Phas deg
Vector averaged cross-power spectrum Several baselines displayed
Timerange: 01/02:00:00 to 01/02:02:59

Plot file version 152 created 18-MAR-2021 11:19:52

LP212-62 EB082 1.UVDATA.1

Freq = 1.5950 GHz, Bw = 16.000 MH

No calibration applied and no bandpass applied



Lower frame: Micro Ampl Jy Top frame: Phas deg

Vector averaged cross-power spectrum Several baselines displayed

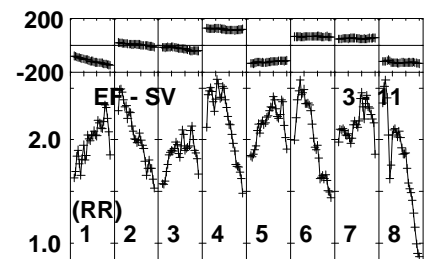
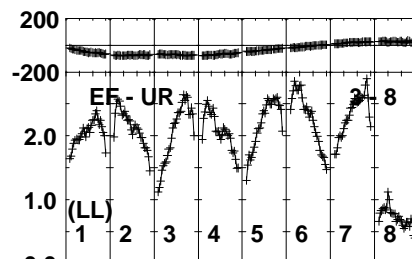
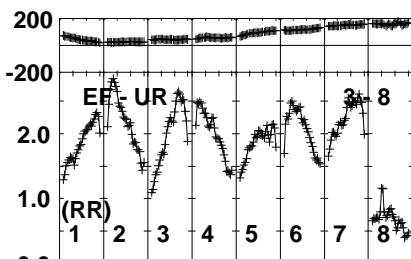
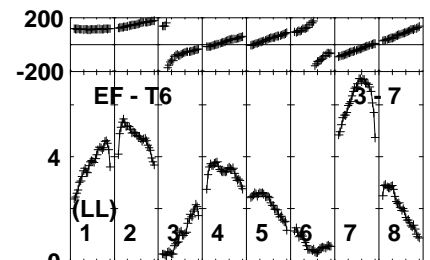
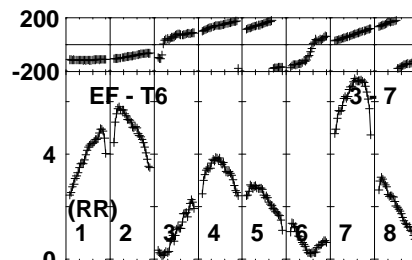
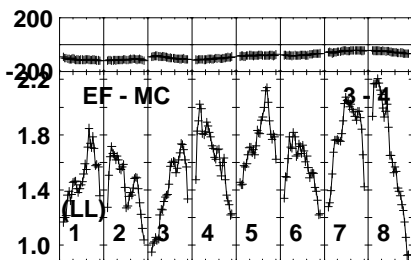
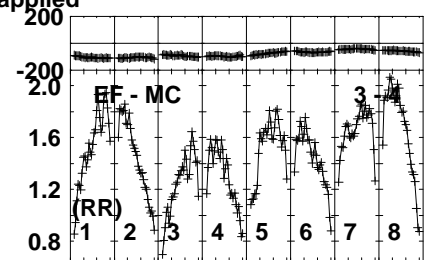
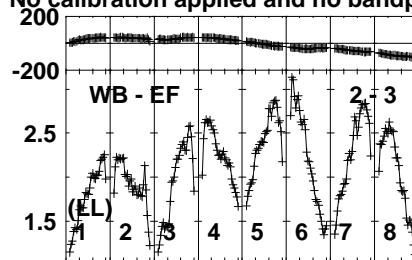
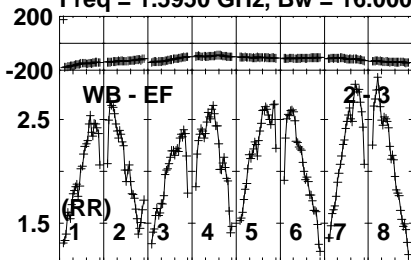
Timerange: 01/02:00:00 to 01/02:02:59

Plot file version 153 created 18-MAR-2021 11:19:52

J1020+4320 EB082 1.UVDATA.1

Freq = 1.5950 GHz, Bw = 16.000 MH

No calibration applied and no bandpass applied



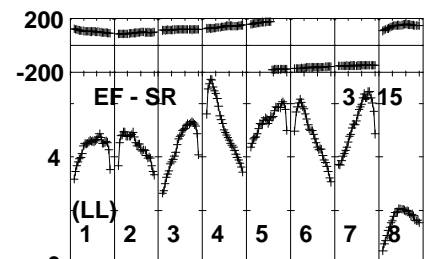
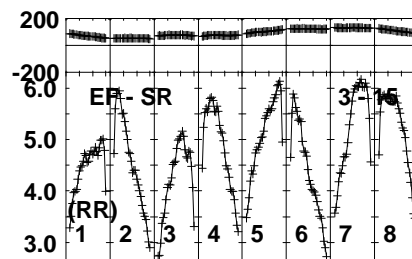
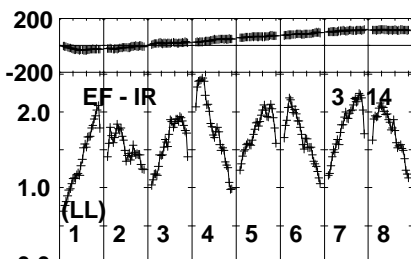
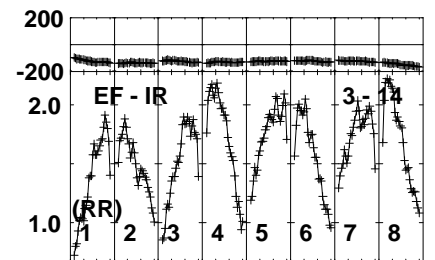
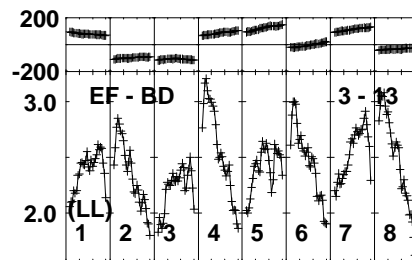
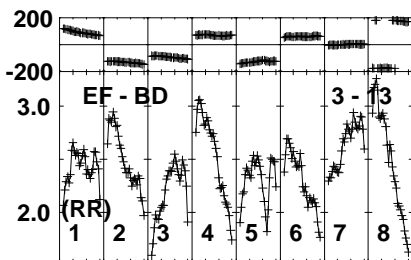
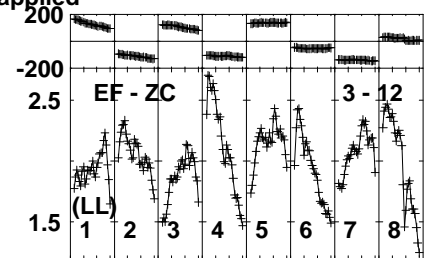
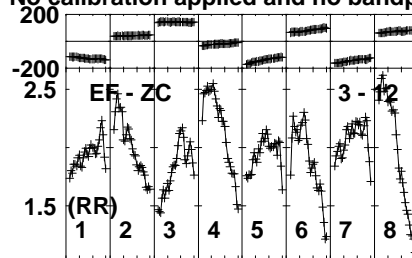
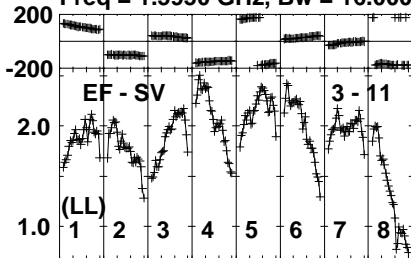
Lower frame: Milli Ampl Jy Top frame: Phas deg
Vector averaged cross-power spectrum Several baselines displayed
Timerange: 01/02:03:30 to 01/02:04:59

Plot file version 154 created 18-MAR-2021 11:19:53

J1020+4320 EB082 1.UVDATA.1

Freq = 1.5950 GHz, Bw = 16.000 MH

No calibration applied and no bandpass applied



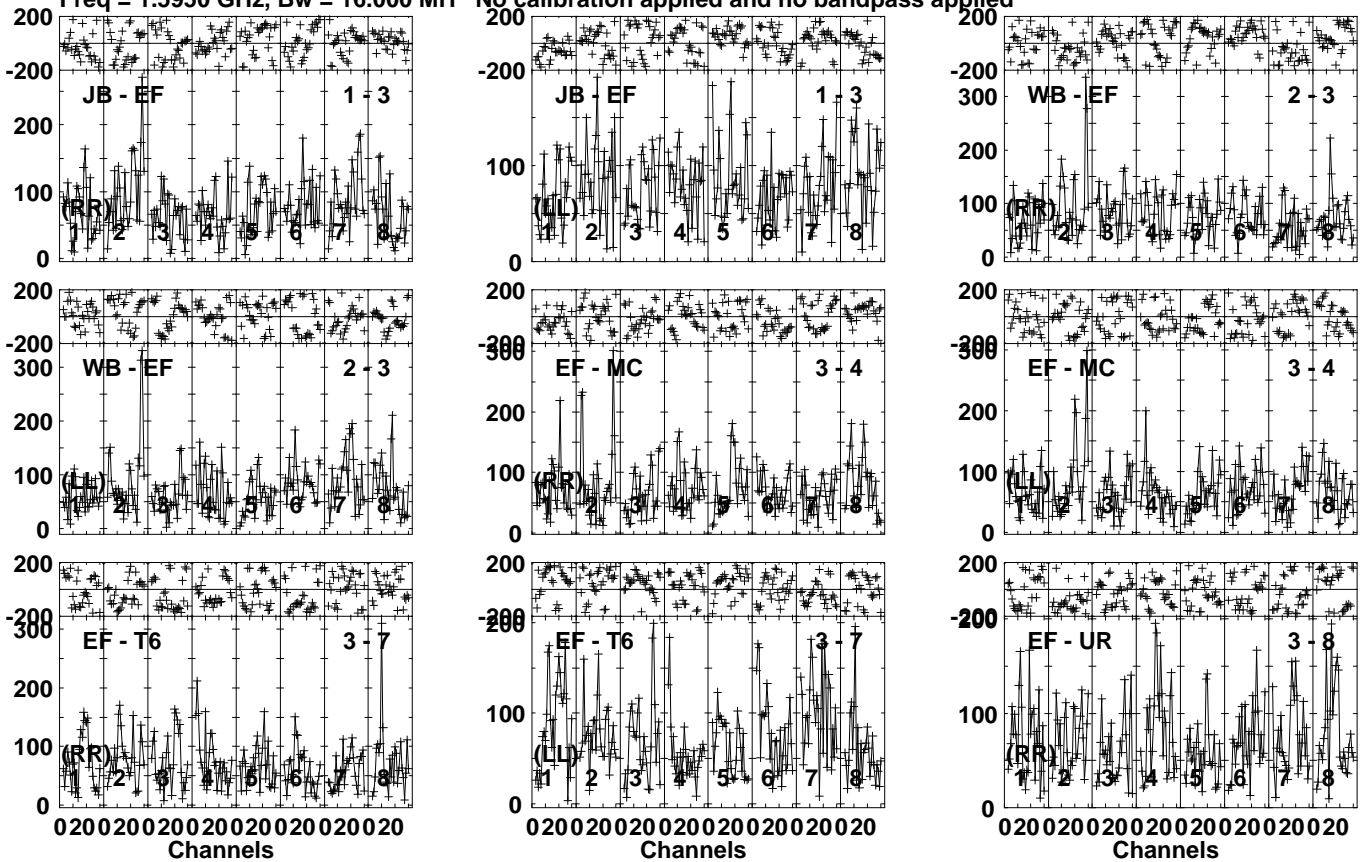
Lower frame: Milli Ampl Jy Top frame: Phas deg
Vector averaged cross-power spectrum Several baselines displayed
Timerange: 01/02:03:30 to 01/02:04:59

Plot file version 155 created 18-MAR-2021 11:19:53

LP212-62 EB082 1.UVDATA.1

Freq = 1.5950 GHz, Bw = 16.000 MH

No calibration applied and no bandpass applied



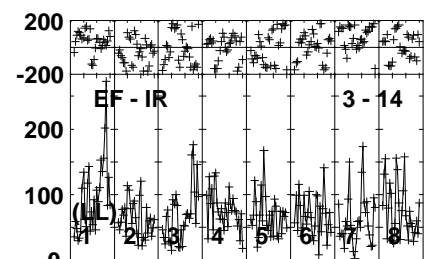
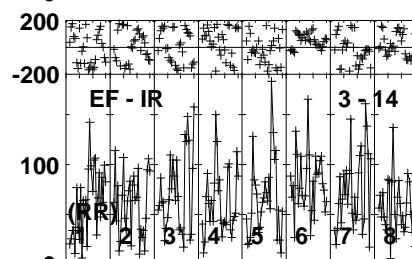
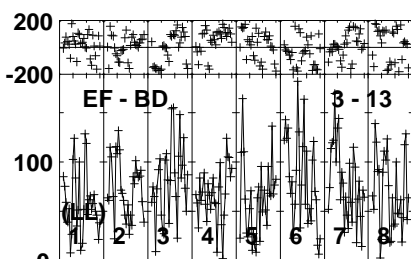
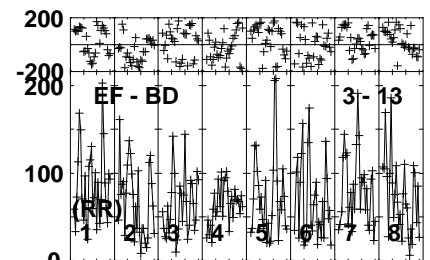
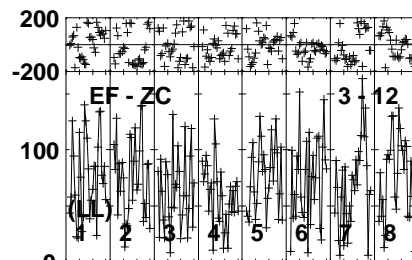
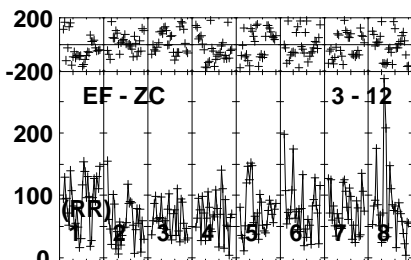
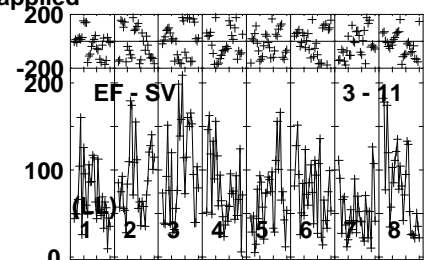
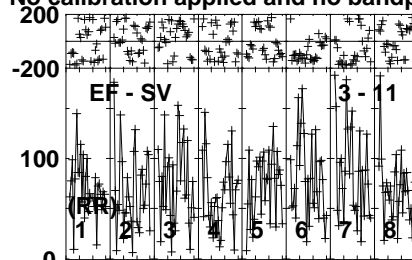
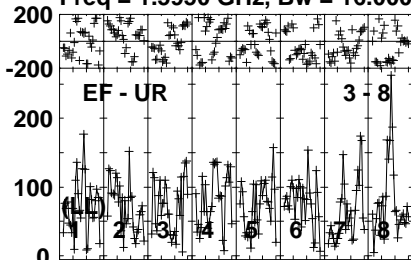
Lower frame: Micro Ampl Jy Top frame: Phas deg
Vector averaged cross-power spectrum Several baselines displayed
Timerange: 01/02:05:00 to 01/02:08:00

Plot file version 156 created 18-MAR-2021 11:19:53

LP212-62 EB082 1.UVDATA.1

Freq = 1.5950 GHz, Bw = 16.000 MH

No calibration applied and no bandpass applied

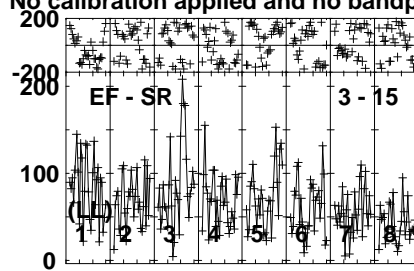
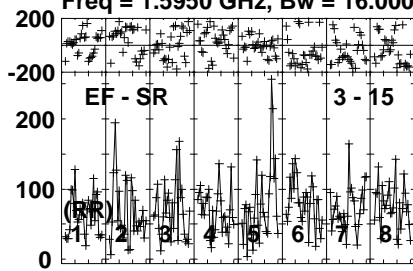


Lower frame: Micro Ampl Jy Top frame: Phas deg
Vector averaged cross-power spectrum Several baselines displayed
Timerange: 01/02:05:00 to 01/02:08:00

Plot file version 157 created 18-MAR-2021 11:19:53

LP212-62 EB082 1.UVDATA.1

Freq = 1.5950 GHz, Bw = 16.000 MH No calibration applied and no bandpass applied



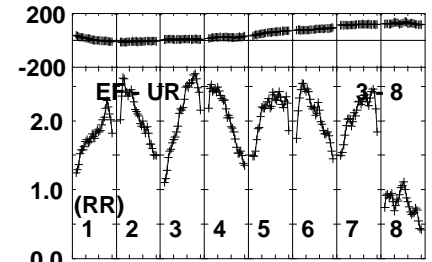
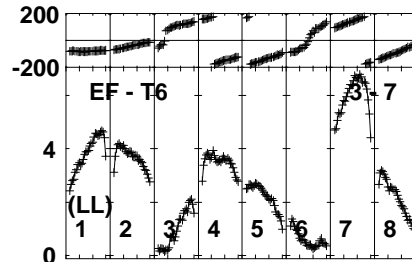
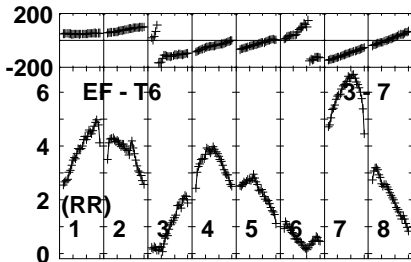
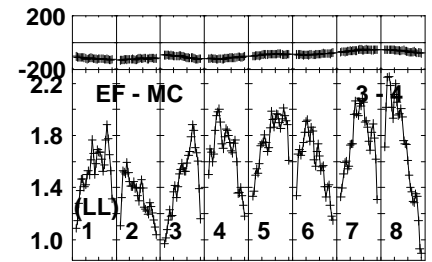
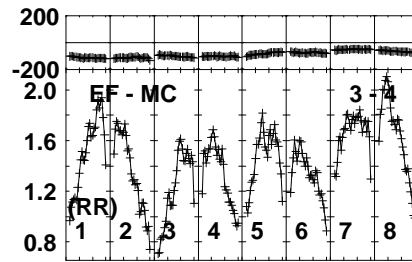
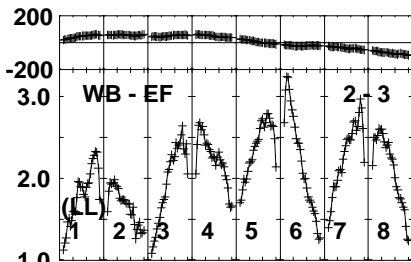
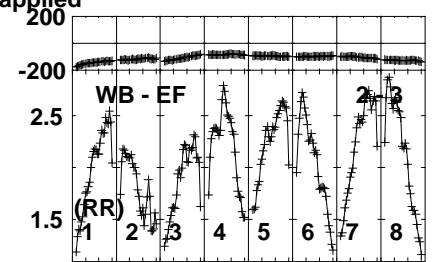
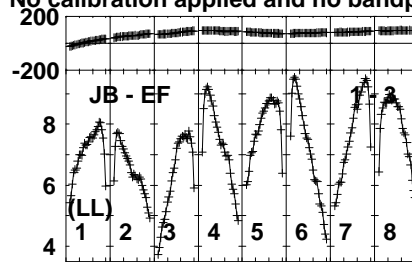
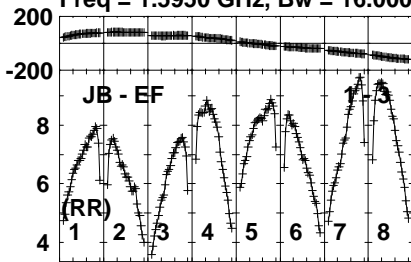
Lower frame: Micro Ampl Jy Top frame: Phas deg
Vector averaged cross-power spectrum Several baselines displayed
Timerange: 01/02:05:00 to 01/02:08:00

Plot file version 158 created 18-MAR-2021 11:19:53

J1020+4320 EB082 1.UVDATA.1

Freq = 1.5950 GHz, Bw = 16.000 MH

No calibration applied and no bandpass applied



Lower frame: Milli Ampl Jy Top frame: Phas deg

Vector averaged cross-power spectrum Several baselines displayed

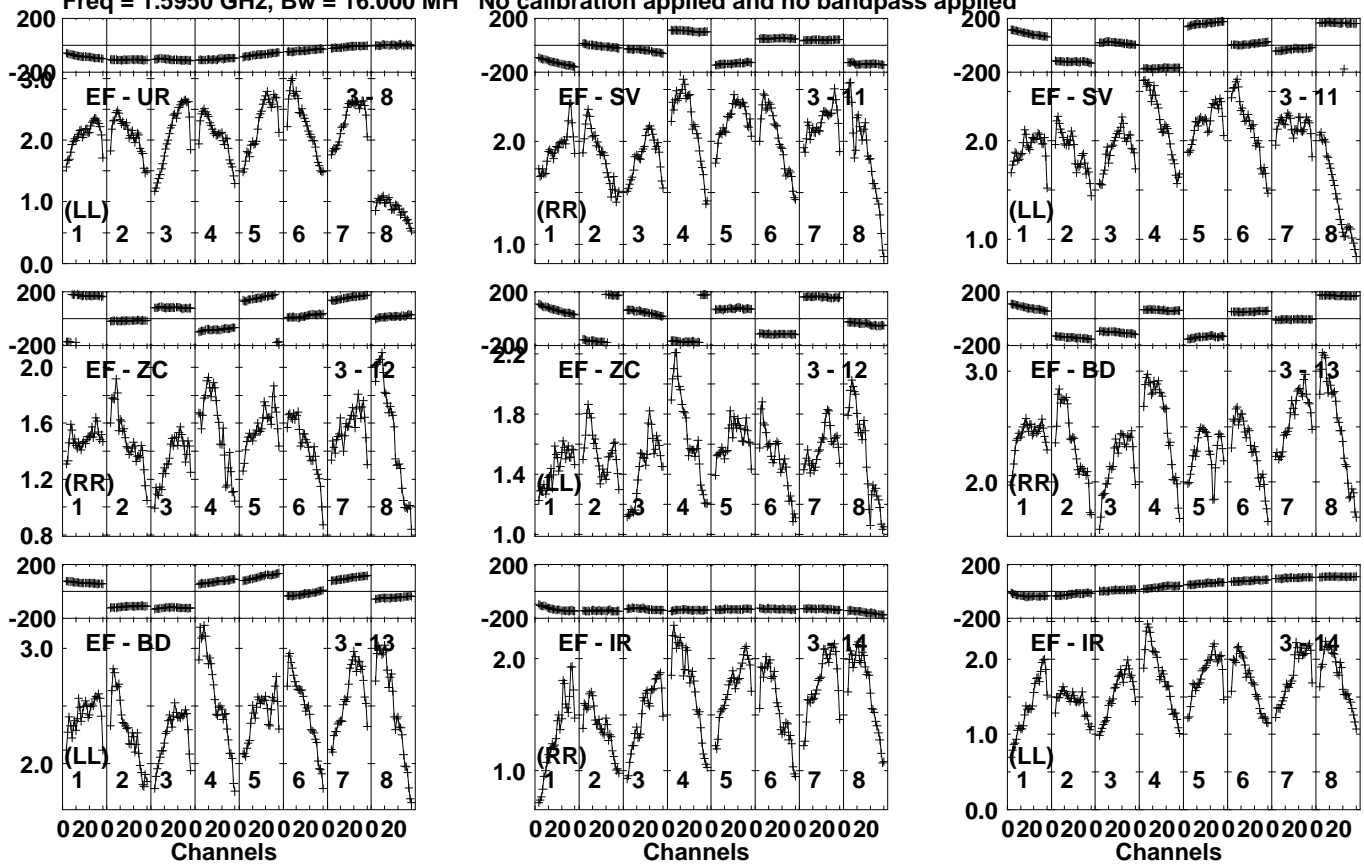
Timerange: 01/02:08:01 to 01/02:09:59

Plot file version 159 created 18-MAR-2021 11:19:53

J1020+4320 EB082 1.UVDATA.1

Freq = 1.5950 GHz, Bw = 16.000 MH

No calibration applied and no bandpass applied



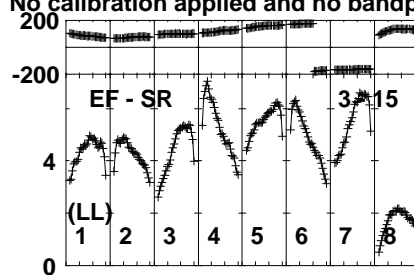
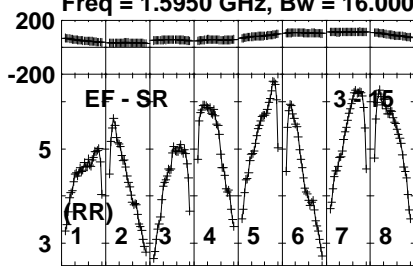
Lower frame: Milli Ampl Jy Top frame: Phas deg
 Vector averaged cross-power spectrum Several baselines displayed
 Timerange: 01/02:08:01 to 01/02:09:59

Plot file version 160 created 18-MAR-2021 11:19:53

J1020+4320 EB082 1.UVDATA.1

Freq = 1.5950 GHz, Bw = 16.000 MH

No calibration applied and no bandpass applied



Lower frame: Milli Ampl Jy Top frame: Phas deg

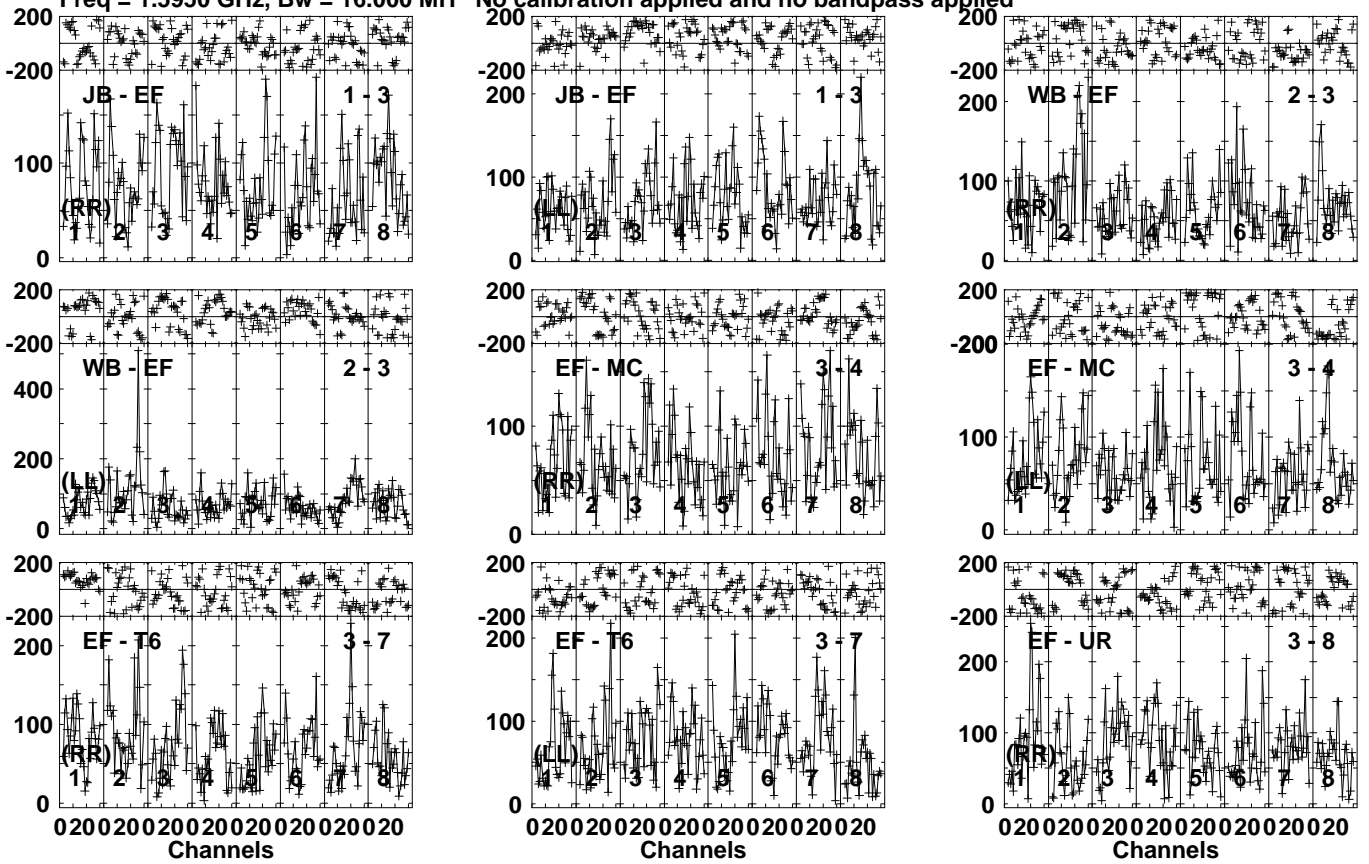
Vector averaged cross-power spectrum Several baselines displayed

Timerange: 01/02:08:01 to 01/02:09:59

Plot file version 161 created 18-MAR-2021 11:19:54

LP212-62 EB082 1.UVDATA.1

Freq = 1.5950 GHz, Bw = 16.000 MH No calibration applied and no bandpass applied



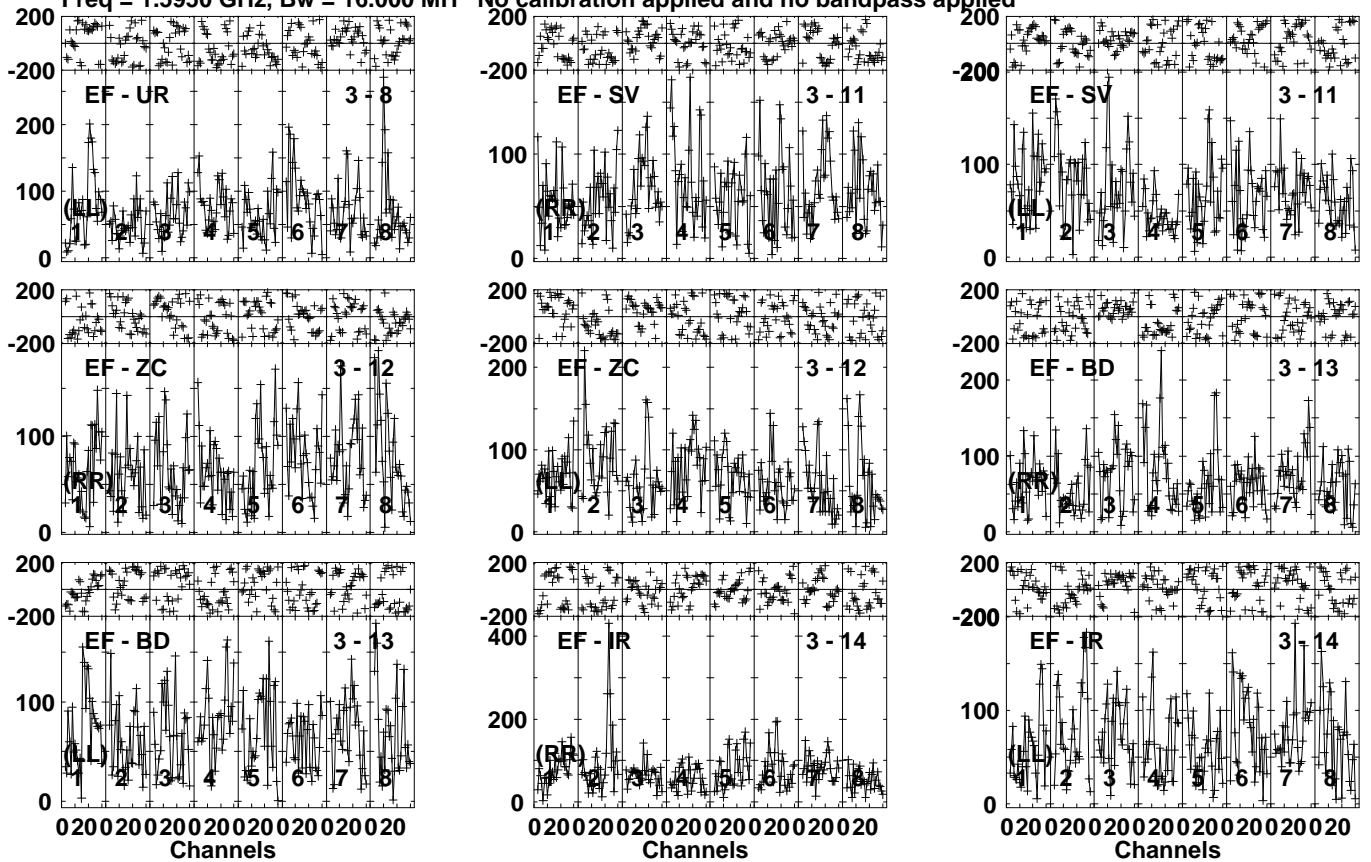
Lower frame: Micro Ampl Jy Top frame: Phas deg
Vector averaged cross-power spectrum Several baselines displayed
Timerange: 01/02:10:00 to 01/02:13:00

Plot file version 162 created 18-MAR-2021 11:19:54

LP212-62 EB082 1.UVDATA.1

Freq = 1.5950 GHz, Bw = 16.000 MH

No calibration applied and no bandpass applied

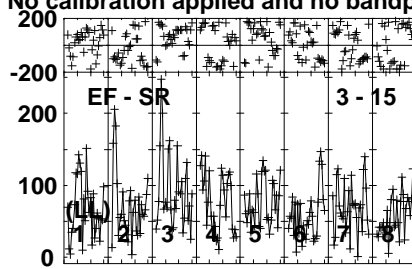
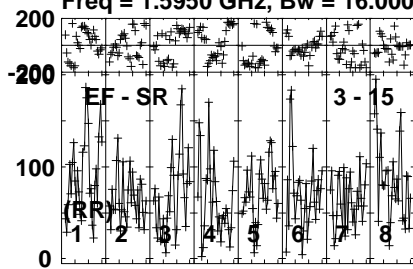


Lower frame: Micro Ampl Jy Top frame: Phas deg
Vector averaged cross-power spectrum Several baselines displayed
Timerange: 01/02:10:00 to 01/02:13:00

Plot file version 163 created 18-MAR-2021 11:19:54

LP212-62 EB082 1.UVDATA.1

Freq = 1.5950 GHz, Bw = 16.000 MH No calibration applied and no bandpass applied



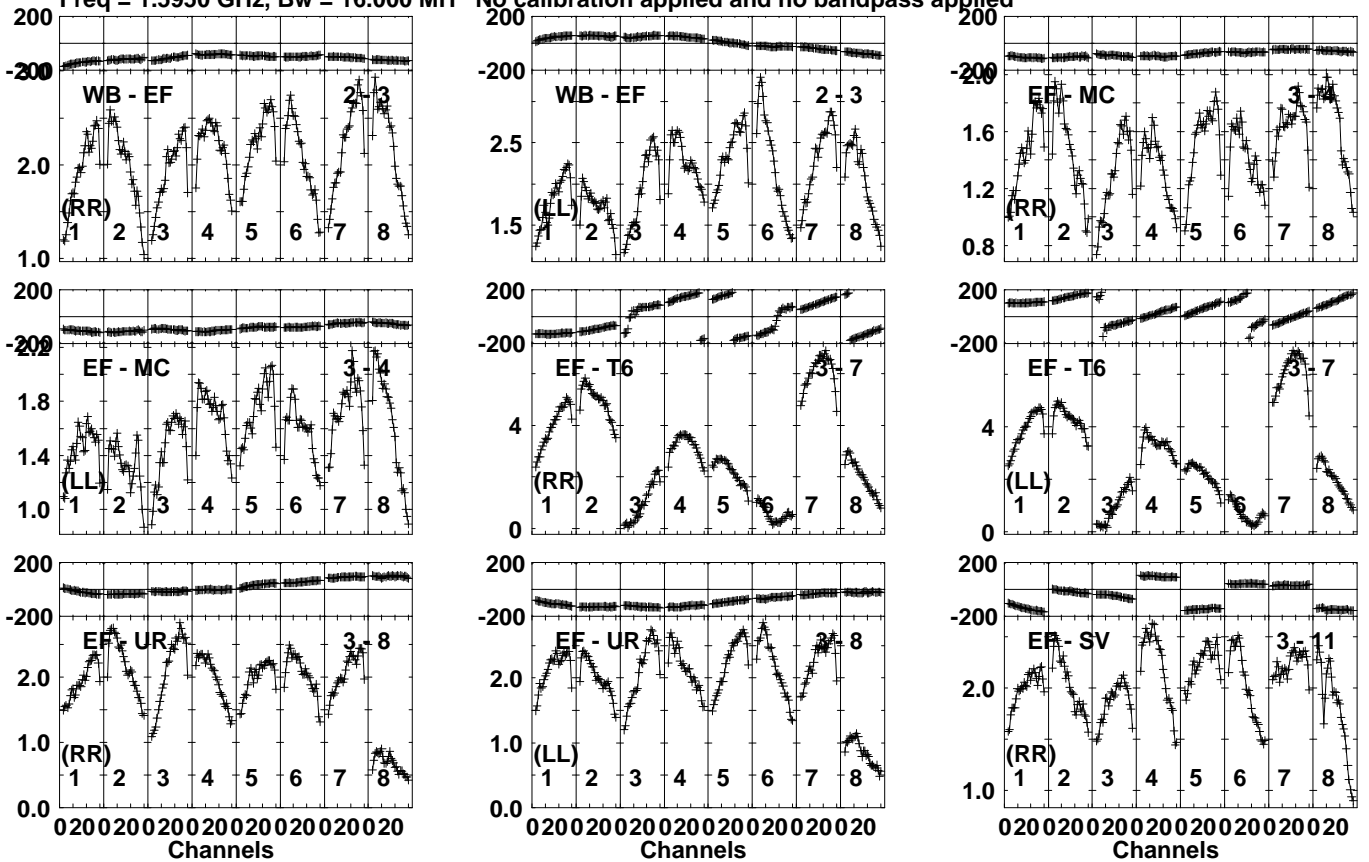
Lower frame: Micro Ampl Jy Top frame: Phas deg
Vector averaged cross-power spectrum Several baselines displayed
Timerange: 01/02:10:00 to 01/02:13:00

Plot file version 164 created 18-MAR-2021 11:19:54

J1020+4320 EB082 1.UVDATA.1

Freq = 1.5950 GHz, Bw = 16.000 MH

No calibration applied and no bandpass applied



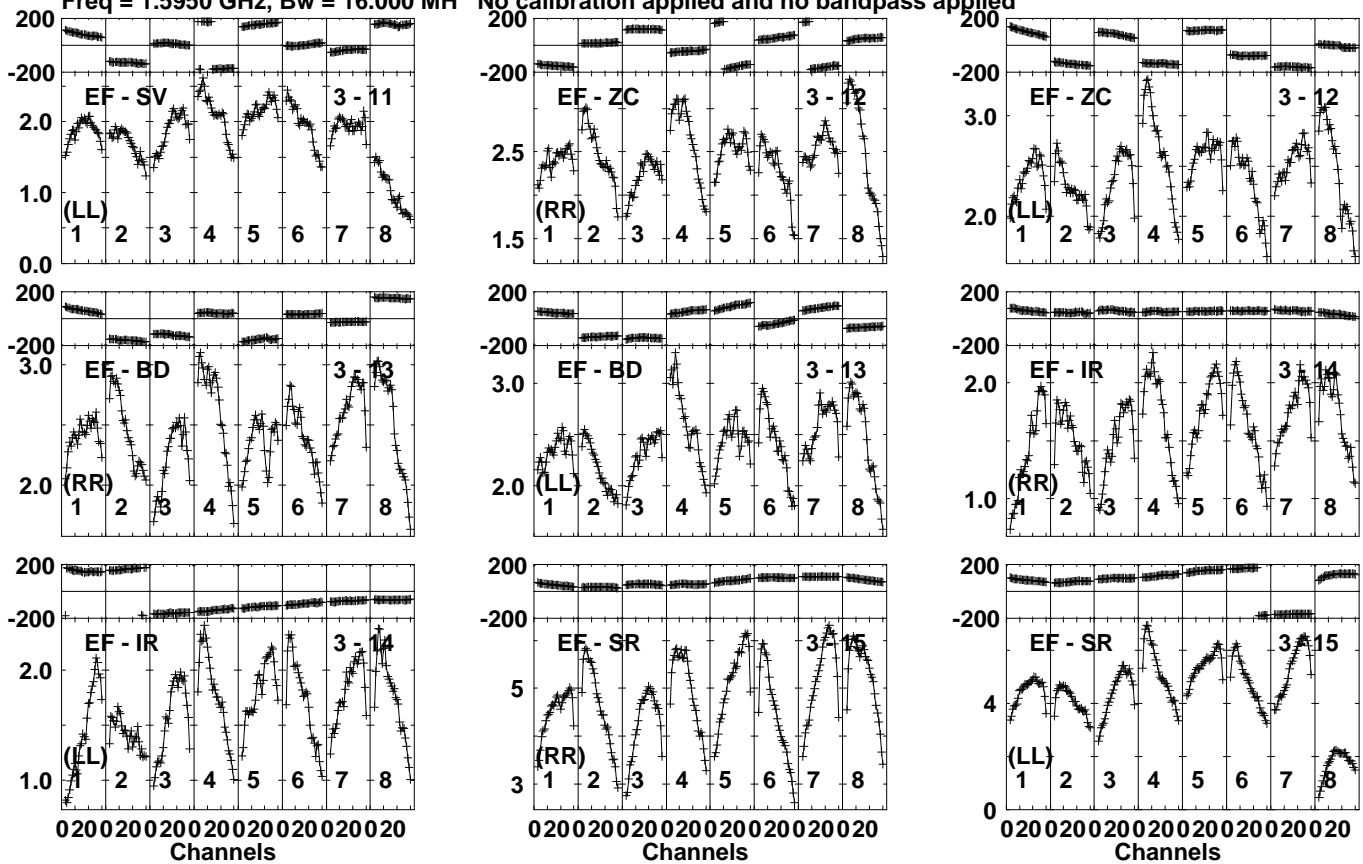
Lower frame: Milli Ampl Jy Top frame: Phas deg
 Vector averaged cross-power spectrum Several baselines displayed
 Timerange: 01/02:13:30 to 01/02:14:59

Plot file version 165 created 18-MAR-2021 11:19:54

J1020+4320 EB082 1.UVDATA.1

Freq = 1.5950 GHz, Bw = 16.000 MH

No calibration applied and no bandpass applied



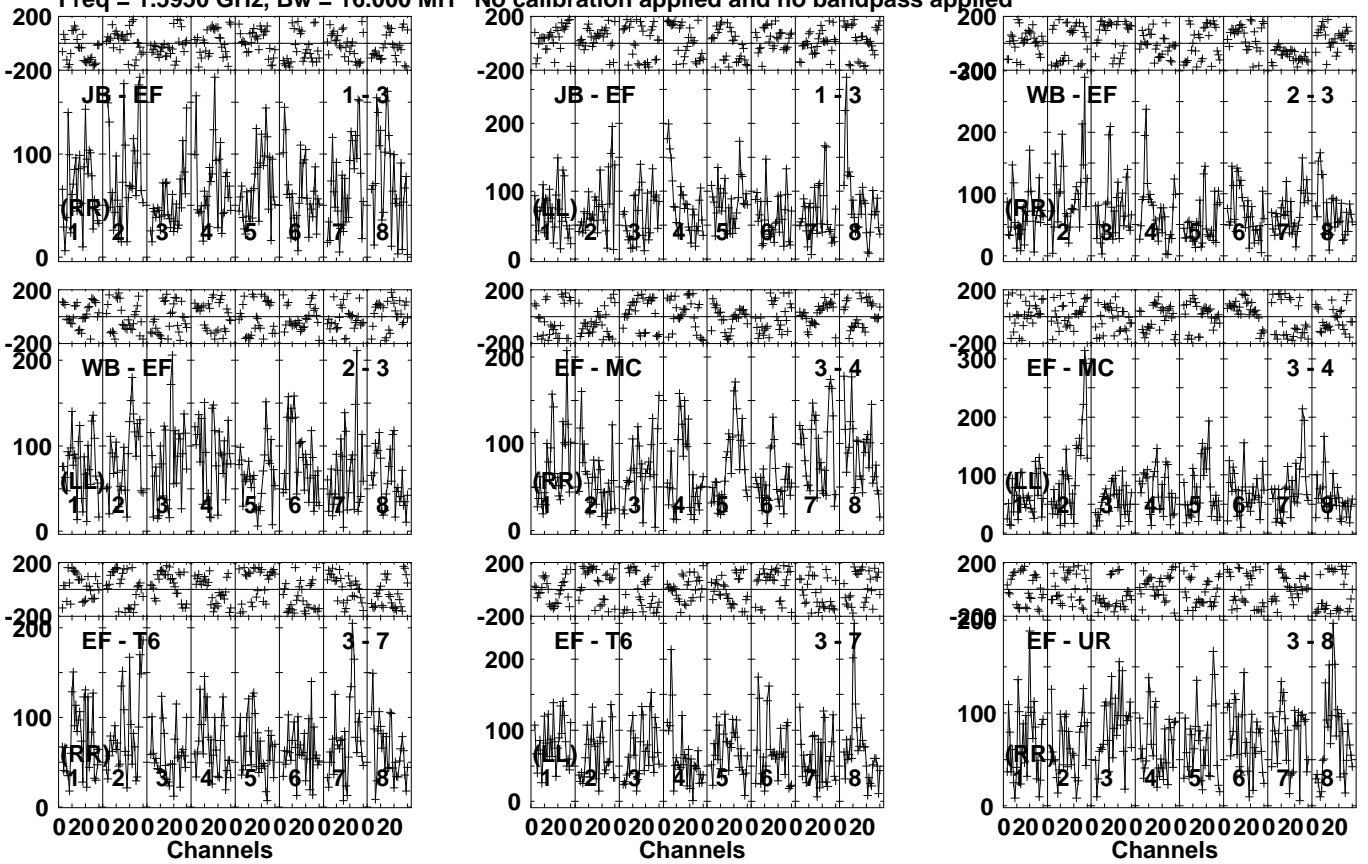
Lower frame: Milli Ampl Jy Top frame: Phas deg
Vector averaged cross-power spectrum Several baselines displayed
Timerange: 01/02:13:30 to 01/02:14:59

Plot file version 166 created 18-MAR-2021 11:19:54

LP212-62 EB082 1.UVDATA.1

Freq = 1.5950 GHz, Bw = 16.000 MH

No calibration applied and no bandpass applied



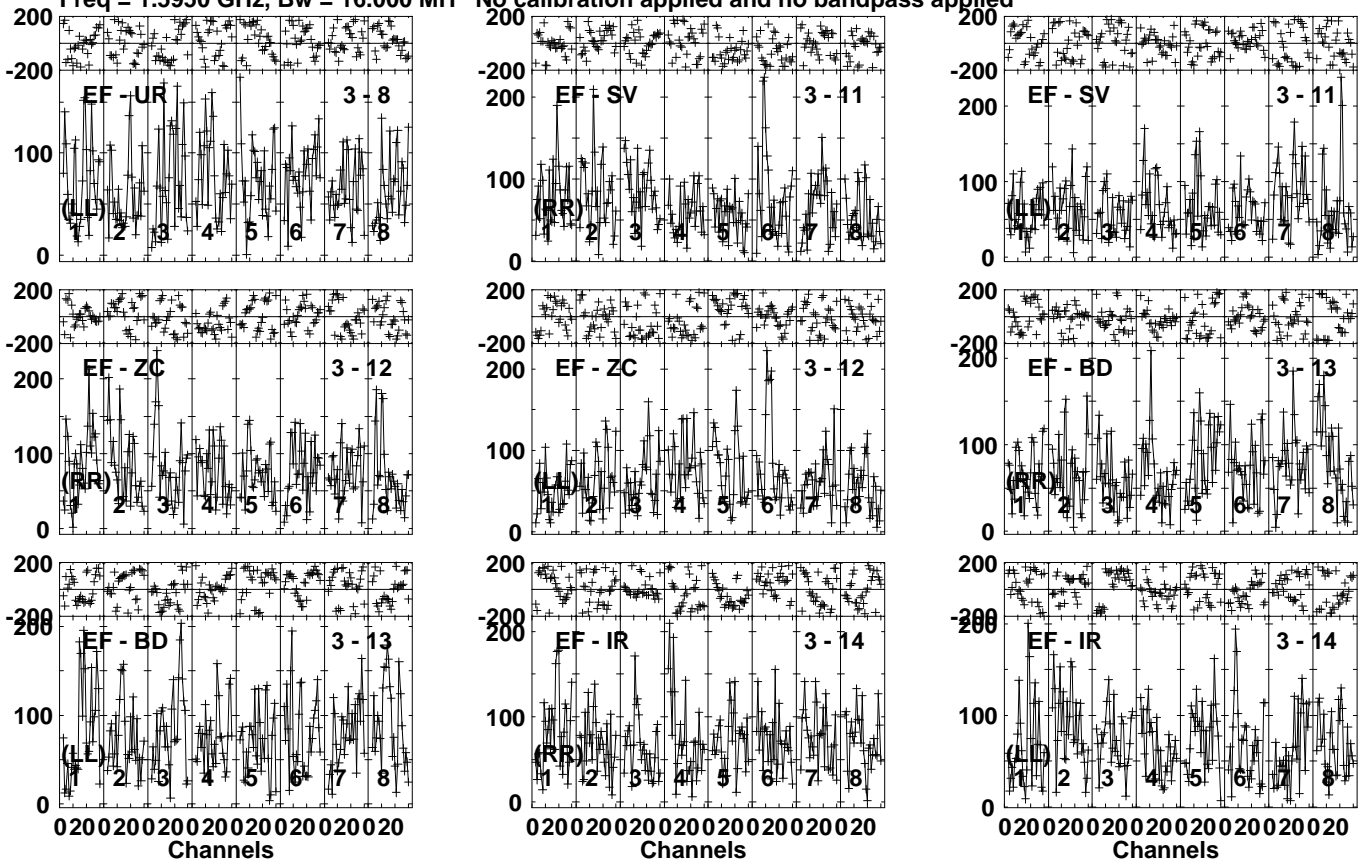
Lower frame: Micro Ampl Jy Top frame: Phas deg
Vector averaged cross-power spectrum Several baselines displayed
Timerange: 01/02:15:00 to 01/02:18:00

Plot file version 167 created 18-MAR-2021 11:19:55

LP212-62 EB082 1.UVDATA.1

Freq = 1.5950 GHz, Bw = 16.000 MH

No calibration applied and no bandpass applied



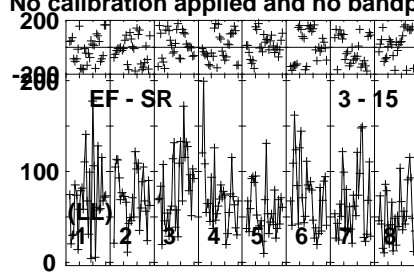
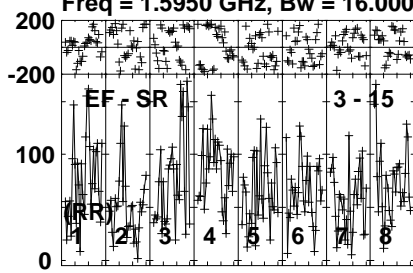
Lower frame: Micro Ampl Jy Top frame: Phas deg
Vector averaged cross-power spectrum Several baselines displayed
Timerange: 01/02:15:00 to 01/02:18:00

Plot file version 168 created 18-MAR-2021 11:19:55

LP212-62 EB082 1.UVDATA.1

Freq = 1.5950 GHz, Bw = 16.000 MH

No calibration applied and no bandpass applied



Lower frame: Micro Ampl Jy Top frame: Phas deg

Vector averaged cross-power spectrum Several baselines displayed

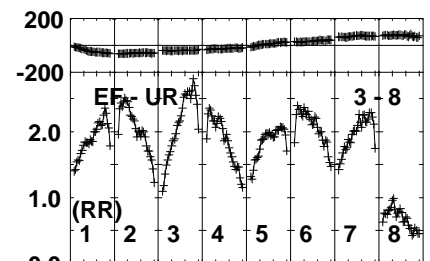
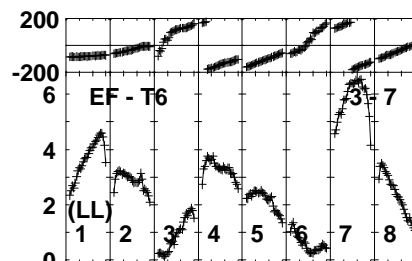
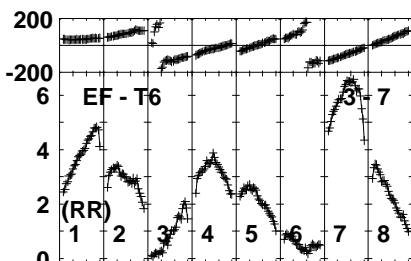
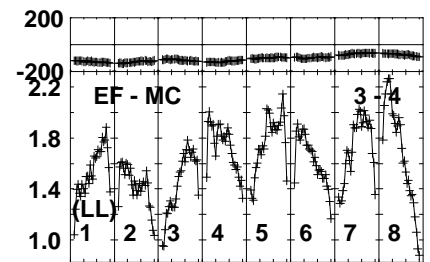
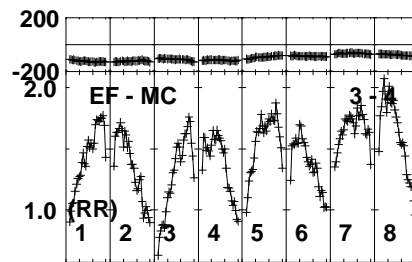
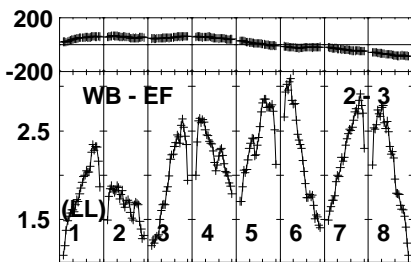
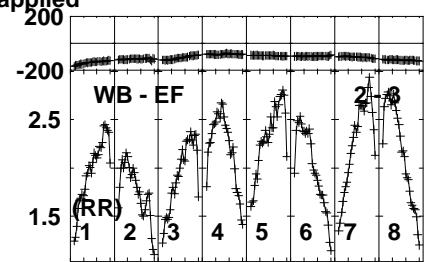
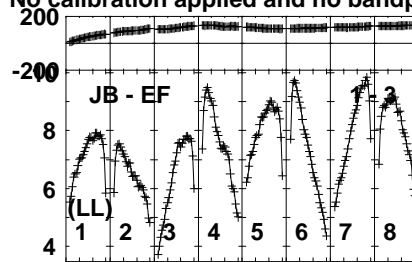
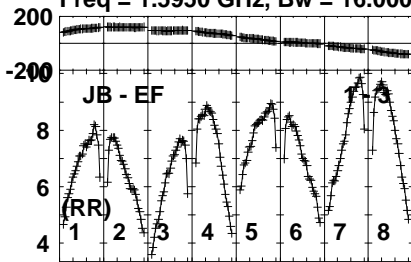
Timerange: 01/02:15:00 to 01/02:18:00

Plot file version 169 created 18-MAR-2021 11:19:55

J1020+4320 EB082 1.UVDATA.1

Freq = 1.5950 GHz, Bw = 16.000 MH

No calibration applied and no bandpass applied



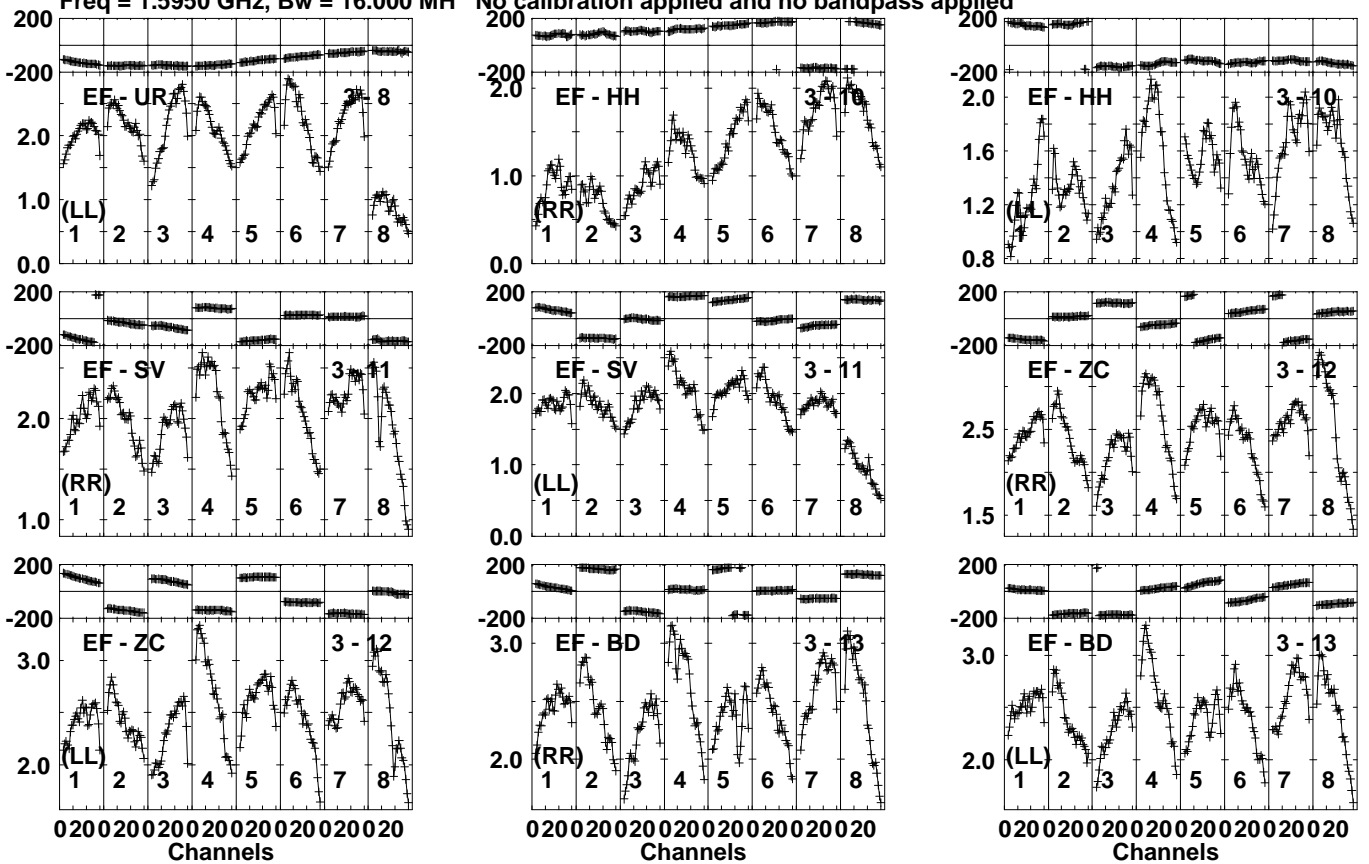
Lower frame: Milli Ampl Jy Top frame: Phas deg
Vector averaged cross-power spectrum Several baselines displayed
Timerange: 01/02:18:01 to 01/02:20:00

Plot file version 170 created 18-MAR-2021 11:19:55

J1020+4320 EB082 1.UVDATA.1

Freq = 1.5950 GHz, Bw = 16.000 MH

No calibration applied and no bandpass applied



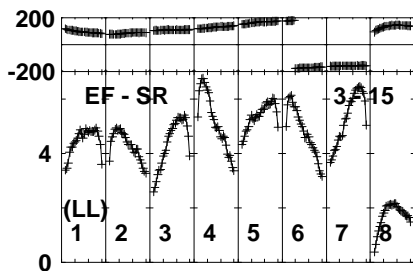
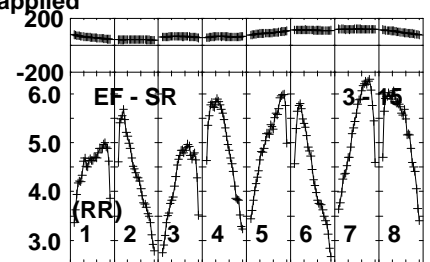
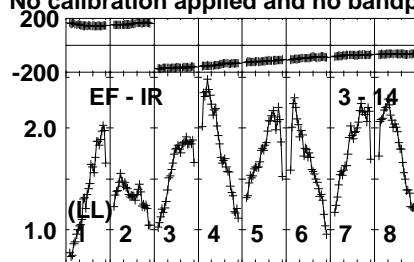
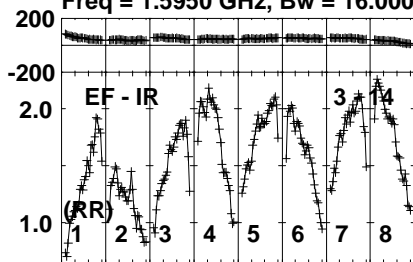
Lower frame: Milli Ampl Jy Top frame: Phas deg
 Vector averaged cross-power spectrum Several baselines displayed
 Timerange: 01/02:18:01 to 01/02:20:00

Plot file version 171 created 18-MAR-2021 11:19:55

J1020+4320 EB082 1.UVDATA.1

Freq = 1.5950 GHz, Bw = 16.000 MH

No calibration applied and no bandpass applied

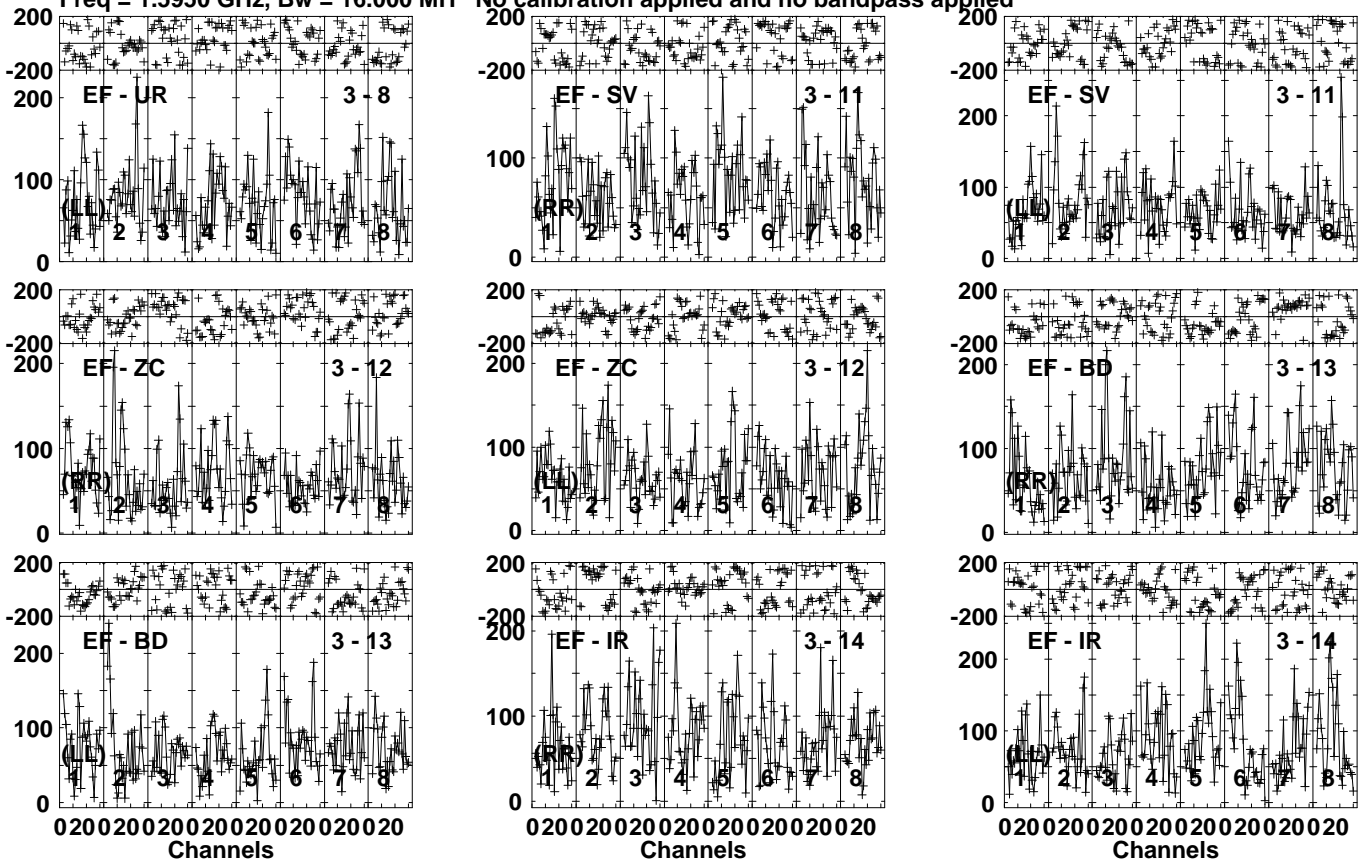


Lower frame: Milli Ampl Jy Top frame: Phas deg
Vector averaged cross-power spectrum Several baselines displayed
Timerange: 01/02:18:01 to 01/02:20:00

Plot file version 173 created 18-MAR-2021 11:19:56

LP212-62 EB082 1.UVDATA.1

Freq = 1.5950 GHz, Bw = 16.000 MH No calibration applied and no bandpass applied



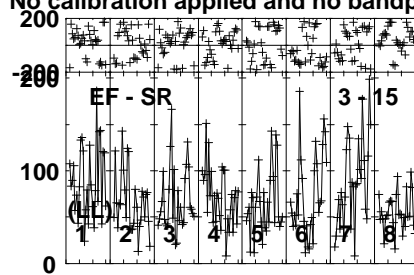
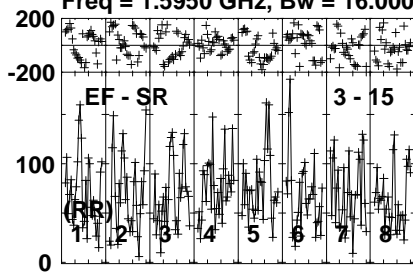
Lower frame: Micro Ampl Jy Top frame: Phas deg
Vector averaged cross-power spectrum Several baselines displayed
Timerange: 01/02:20:01 to 01/02:23:00

Plot file version 174 created 18-MAR-2021 11:19:56

LP212-62 EB082 1.UVDATA.1

Freq = 1.5950 GHz, Bw = 16.000 MH

No calibration applied and no bandpass applied



Lower frame: Micro Ampl Jy Top frame: Phas deg

Vector averaged cross-power spectrum Several baselines displayed

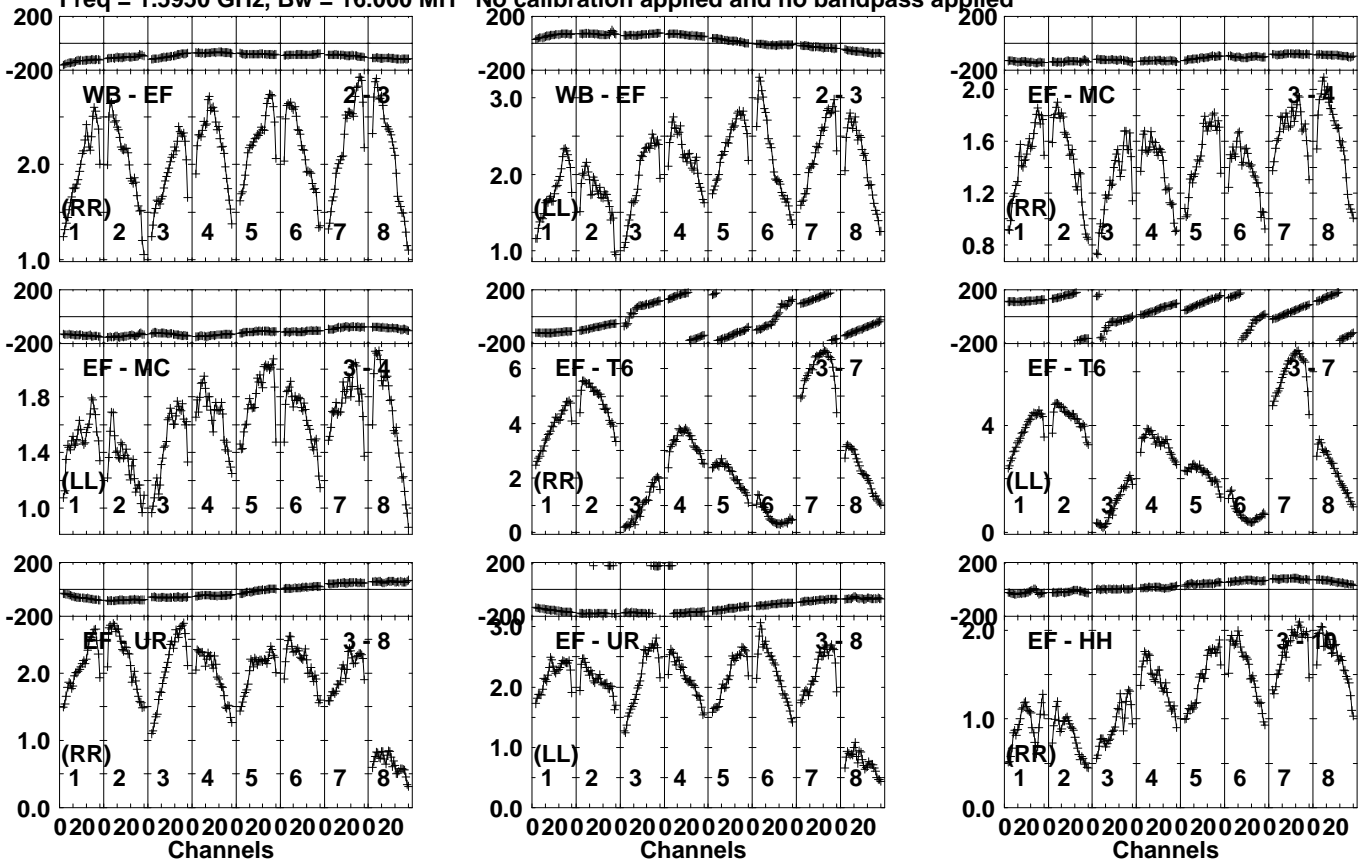
Timerange: 01/02:20:01 to 01/02:23:00

Plot file version 175 created 18-MAR-2021 11:19:56

J1020+4320 EB082 1.UVDATA.1

Freq = 1.5950 GHz, Bw = 16.000 MH

No calibration applied and no bandpass applied



Lower frame: Milli Ampl Jy Top frame: Phas deg

Vector averaged cross-power spectrum Several baselines displayed

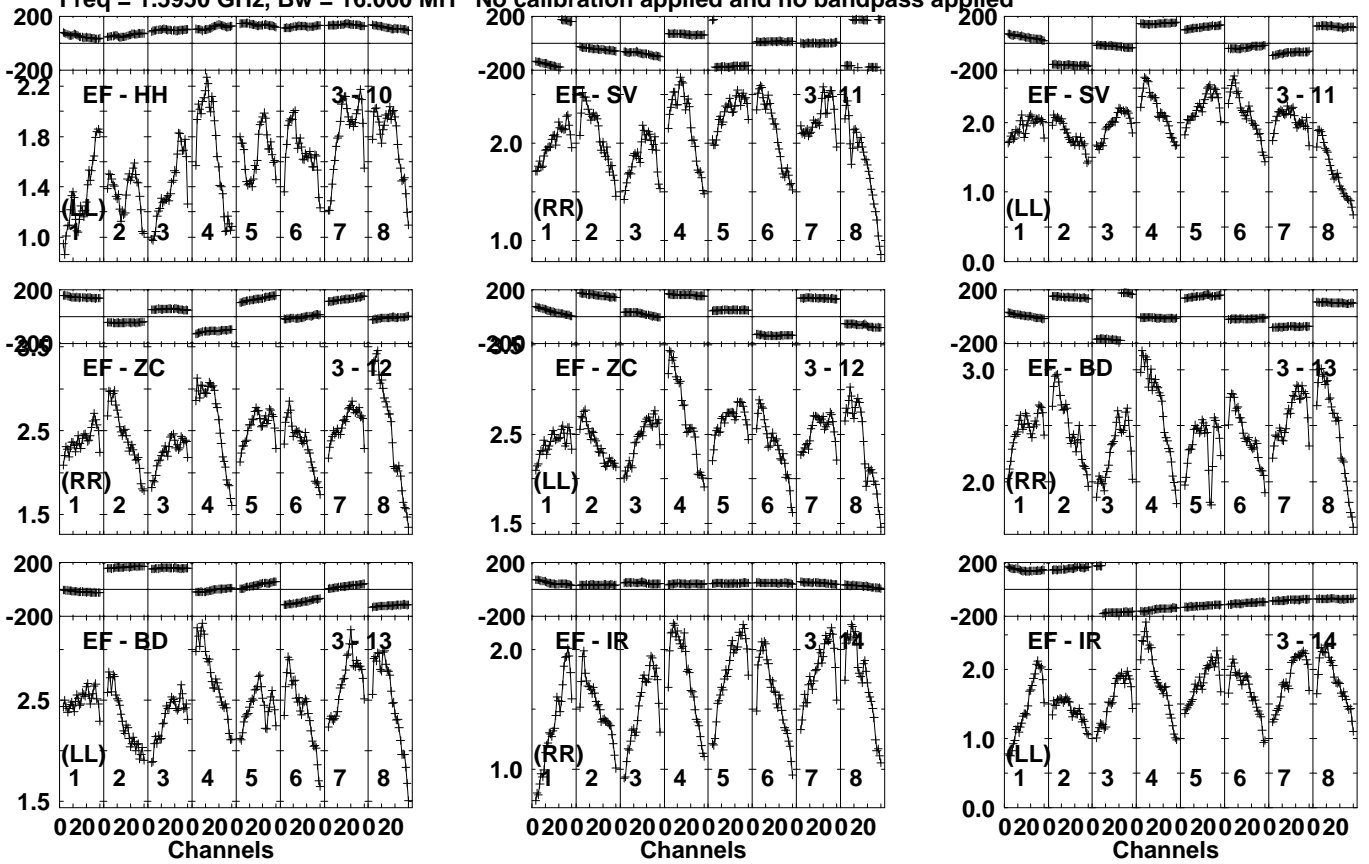
Timerange: 01/02:23:31 to 01/02:25:00

Plot file version 176 created 18-MAR-2021 11:19:56

J1020+4320 EB082 1.UVDATA.1

Freq = 1.5950 GHz, Bw = 16.000 MH

No calibration applied and no bandpass applied



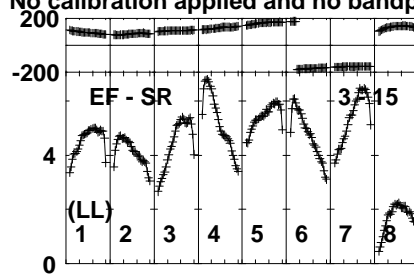
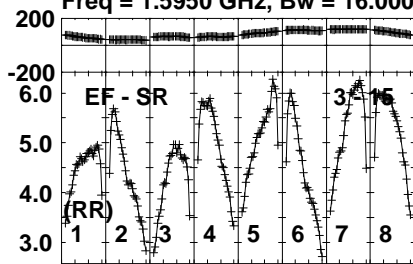
Lower frame: Milli Ampl Jy Top frame: Phas deg
Vector averaged cross-power spectrum Several baselines displayed
Timerange: 01/02:23:31 to 01/02:25:00

Plot file version 177 created 18-MAR-2021 11:19:56

J1020+4320 EB082 1.UVDATA.1

Freq = 1.5950 GHz, Bw = 16.000 MH

No calibration applied and no bandpass applied



Lower frame: Milli Ampl Jy Top frame: Phas deg

Vector averaged cross-power spectrum Several baselines displayed

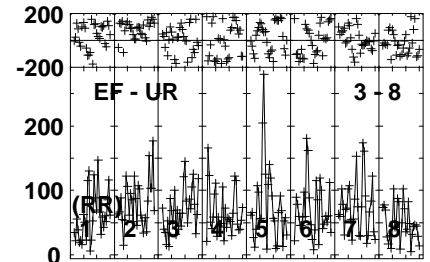
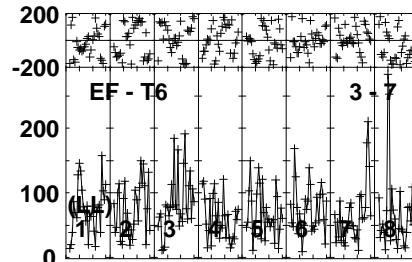
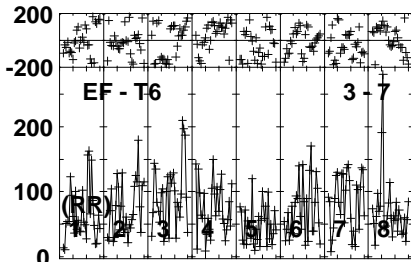
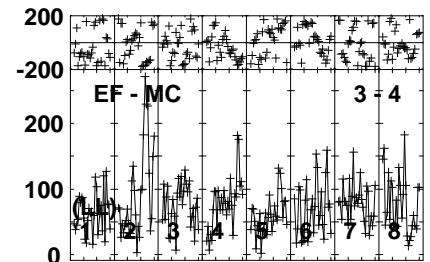
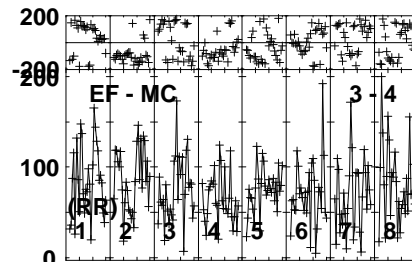
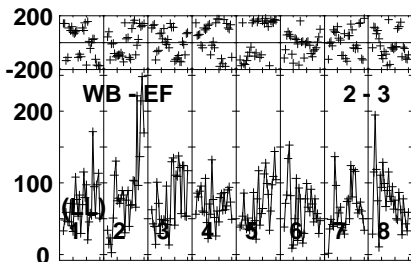
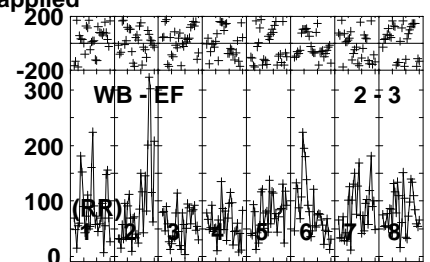
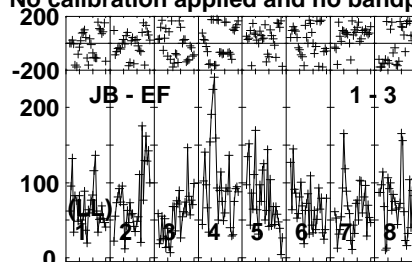
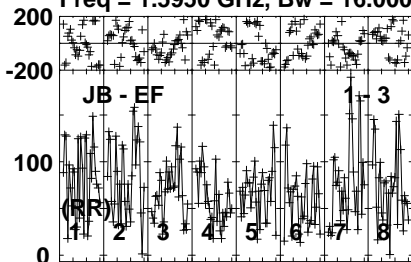
Timerange: 01/02:23:31 to 01/02:25:00

Plot file version 178 created 18-MAR-2021 11:19:56

LP212-62 EB082 1.UVDATA.1

Freq = 1.5950 GHz, Bw = 16.000 MH

No calibration applied and no bandpass applied

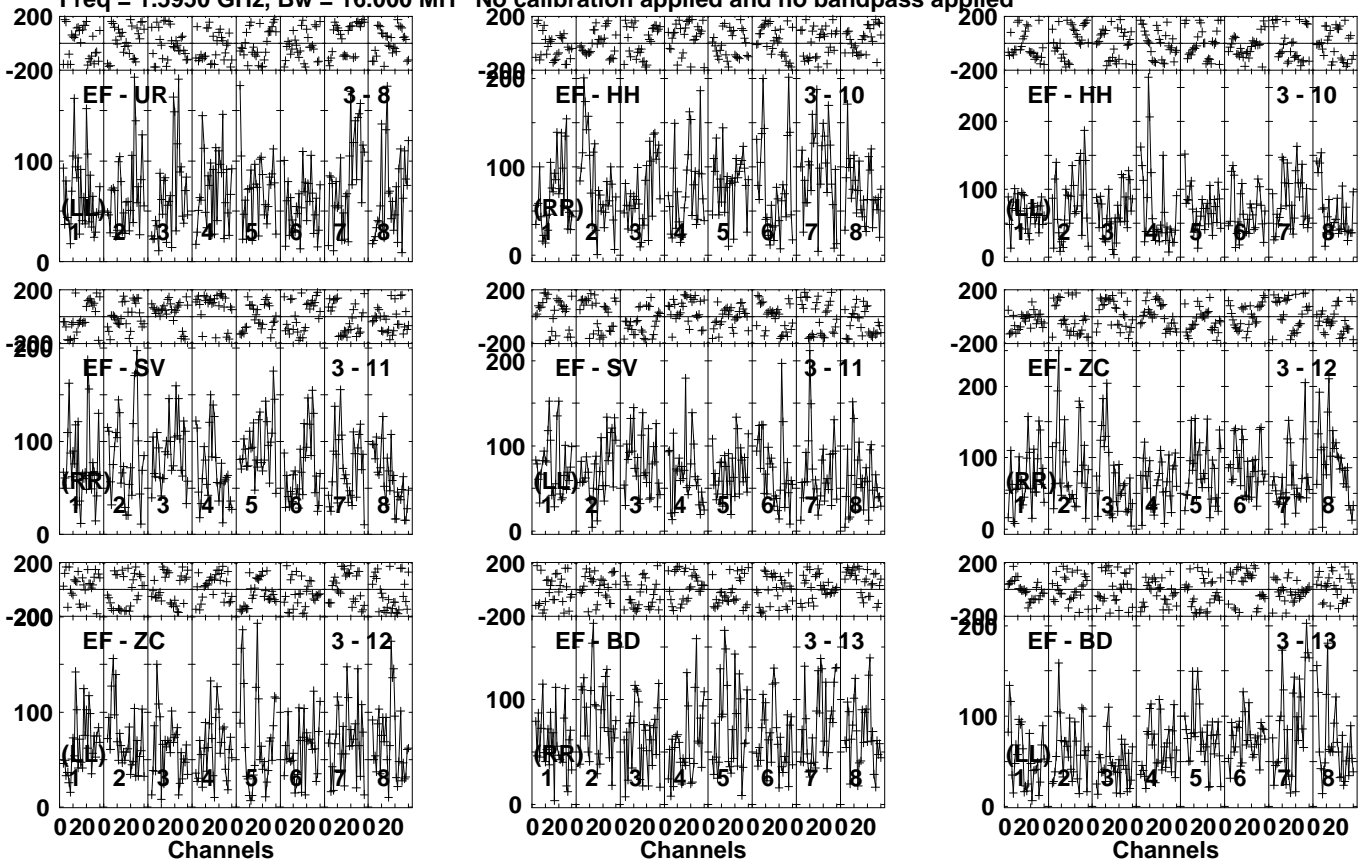


Lower frame: Micro Ampl Jy Top frame: Phas deg
Vector averaged cross-power spectrum Several baselines displayed
Timerange: 01/02:25:00 to 01/02:28:00

Plot file version 179 created 18-MAR-2021 11:19:57

LP212-62 EB082 1.UVDATA.1

Freq = 1.5950 GHz, Bw = 16.000 MH No calibration applied and no bandpass applied

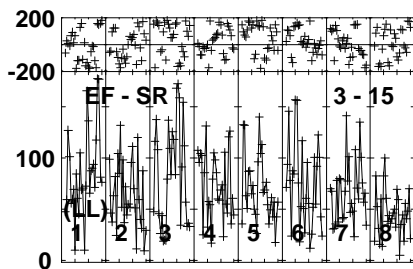
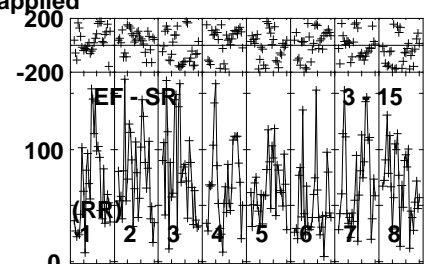
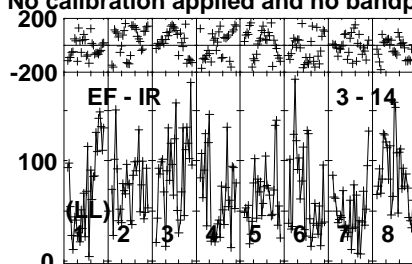
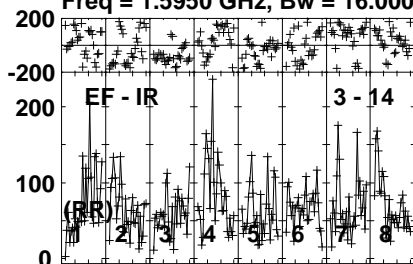


Lower frame: Micro Ampl Jy Top frame: Phas deg
Vector averaged cross-power spectrum Several baselines displayed
Timerange: 01/02:25:00 to 01/02:28:00

Plot file version 180 created 18-MAR-2021 11:19:57

LP212-62 EB082 1.UVDATA.1

Freq = 1.5950 GHz, Bw = 16.000 MH No calibration applied and no bandpass applied



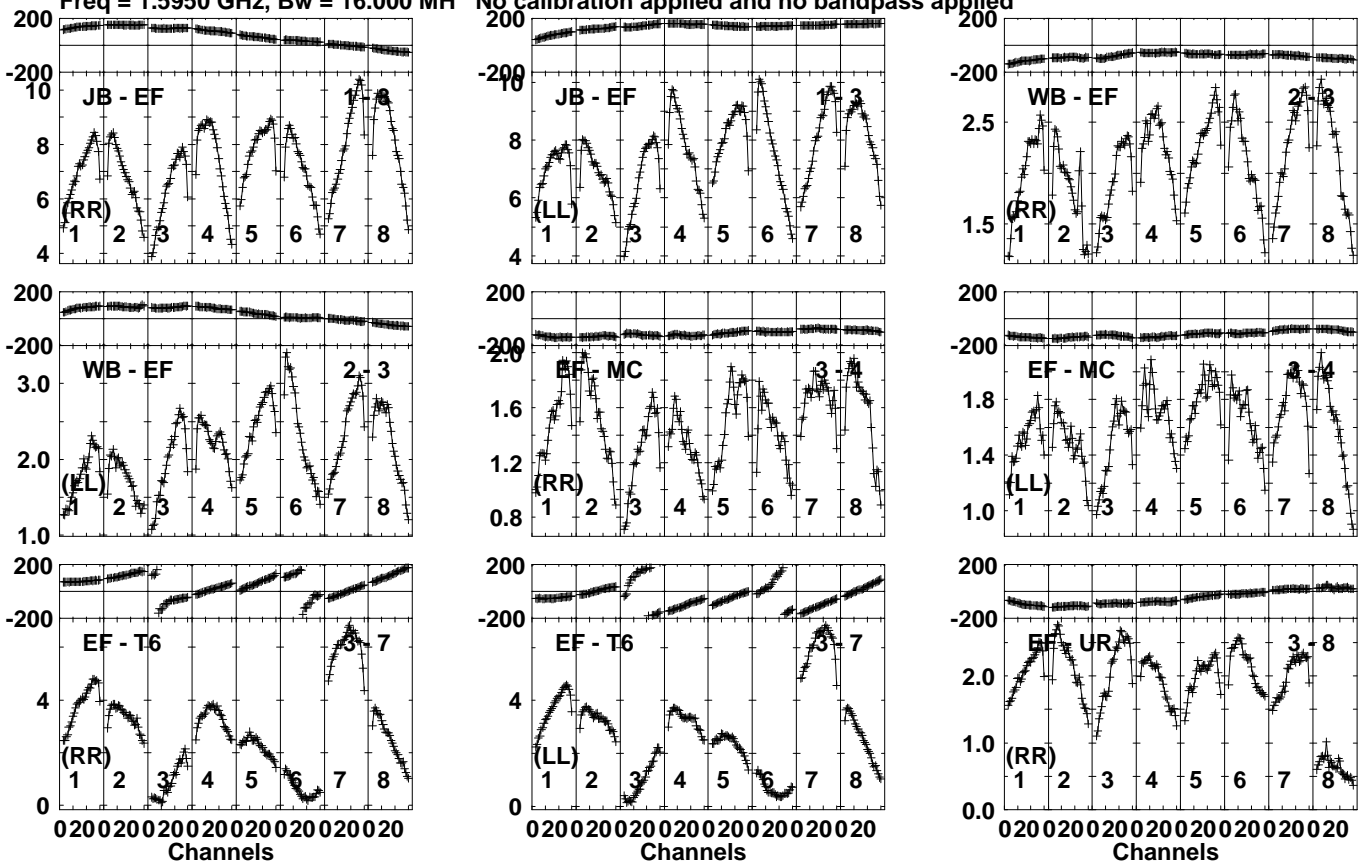
Lower frame: Micro Ampl Jy Top frame: Phas deg
Vector averaged cross-power spectrum Several baselines displayed
Timerange: 01/02:25:00 to 01/02:28:00

Plot file version 181 created 18-MAR-2021 11:19:57

J1020+4320 EB082 1.UVDATA.1

Freq = 1.5950 GHz, Bw = 16.000 MH

No calibration applied and no bandpass applied



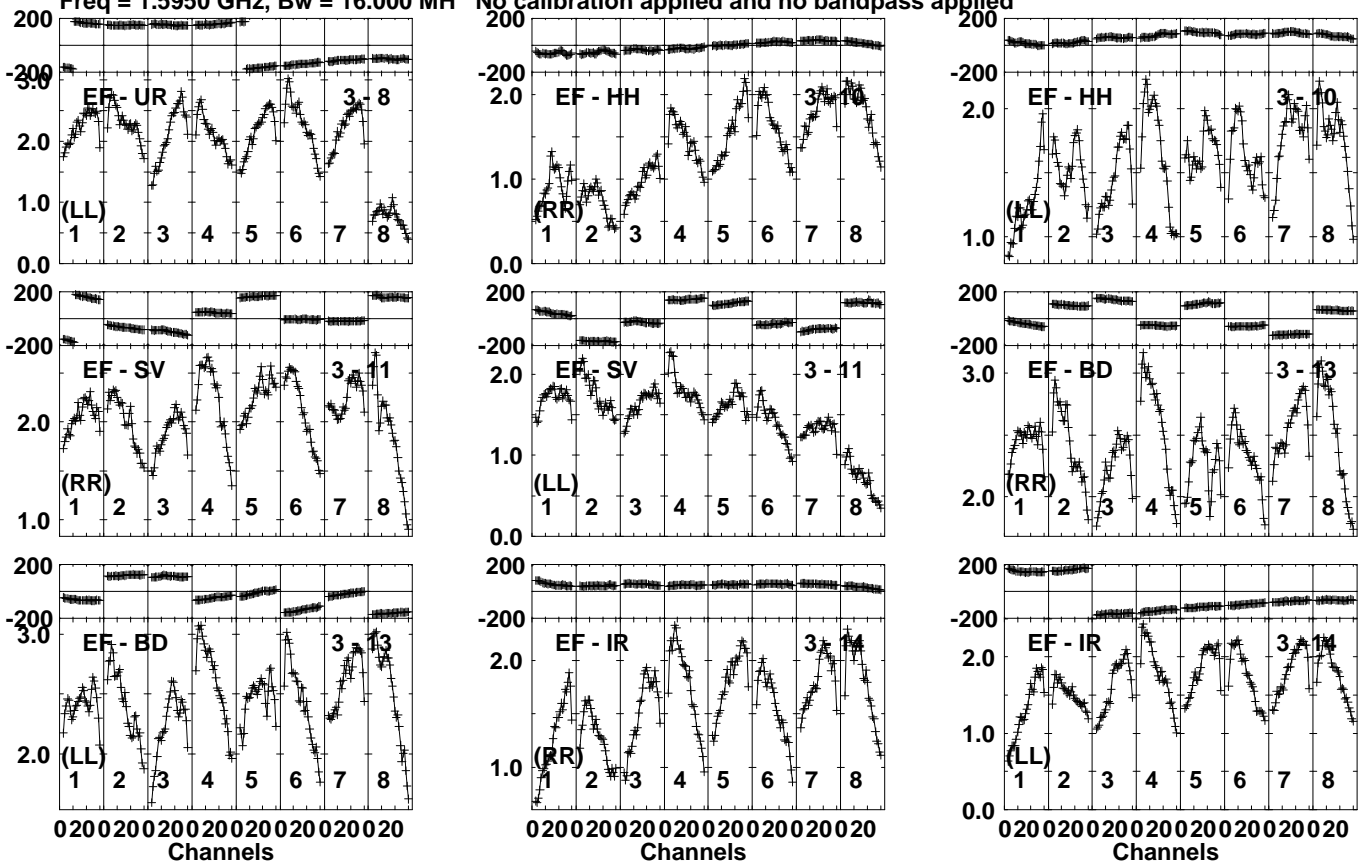
Lower frame: Milli Ampl Jy Top frame: Phas deg
Vector averaged cross-power spectrum Several baselines displayed
Timerange: 01/02:28:00 to 01/02:30:00

Plot file version 182 created 18-MAR-2021 11:19:57

J1020+4320 EB082 1.UVDATA.1

Freq = 1.5950 GHz, Bw = 16.000 MH

No calibration applied and no bandpass applied



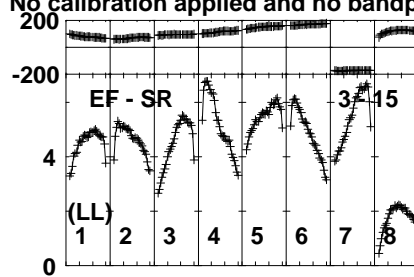
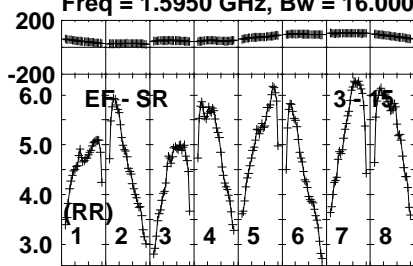
Lower frame: Milli Ampl Jy Top frame: Phas deg
Vector averaged cross-power spectrum Several baselines displayed
Timerange: 01/02:28:00 to 01/02:30:00

Plot file version 183 created 18-MAR-2021 11:19:57

J1020+4320 EB082 1.UVDATA.1

Freq = 1.5950 GHz, Bw = 16.000 MH

No calibration applied and no bandpass applied



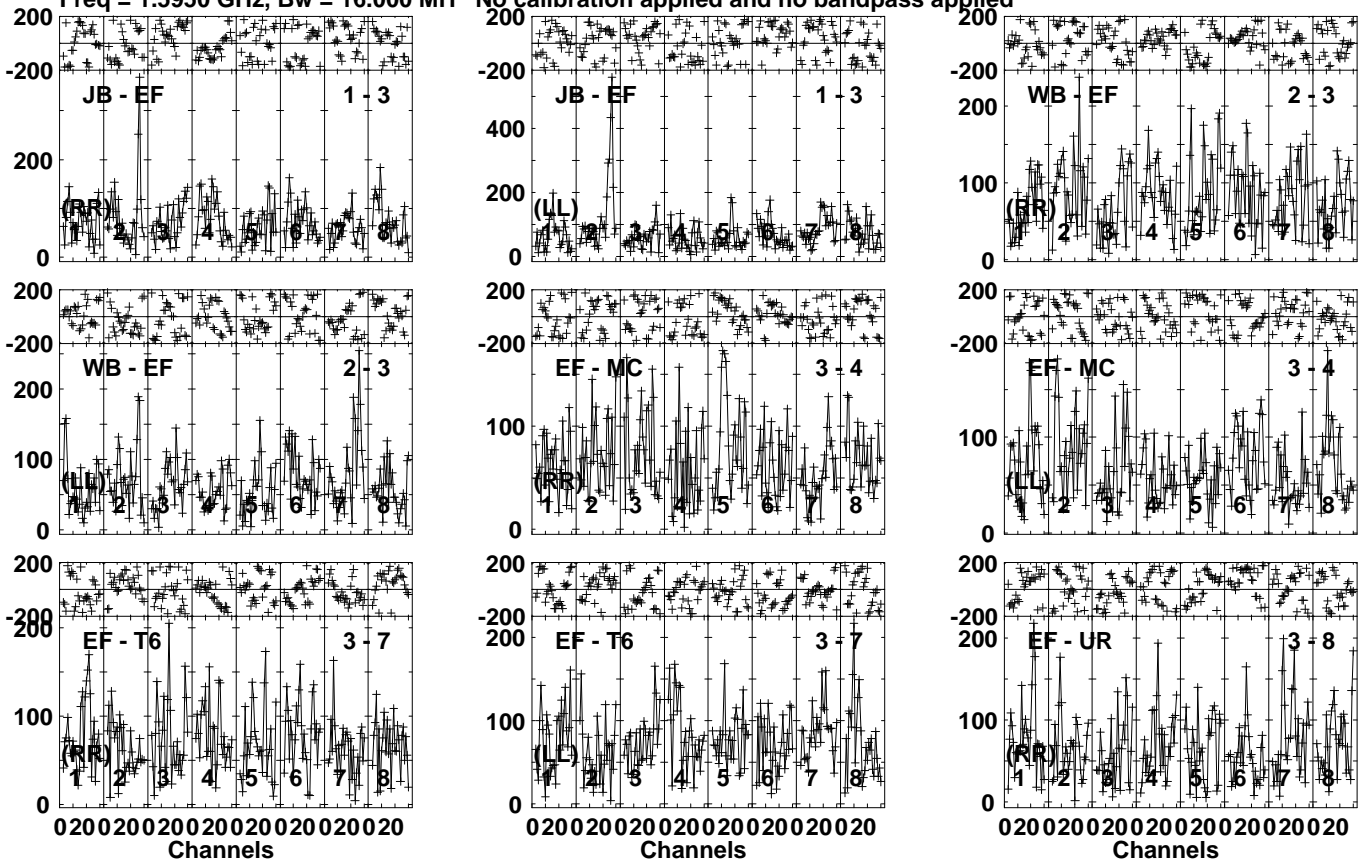
Lower frame: Milli Ampl Jy Top frame: Phas deg
Vector averaged cross-power spectrum Several baselines displayed
Timerange: 01/02:28:00 to 01/02:30:00

Plot file version 184 created 18-MAR-2021 11:19:57

LP212-62 EB082 1.UVDATA.1

Freq = 1.5950 GHz, Bw = 16.000 MH

No calibration applied and no bandpass applied



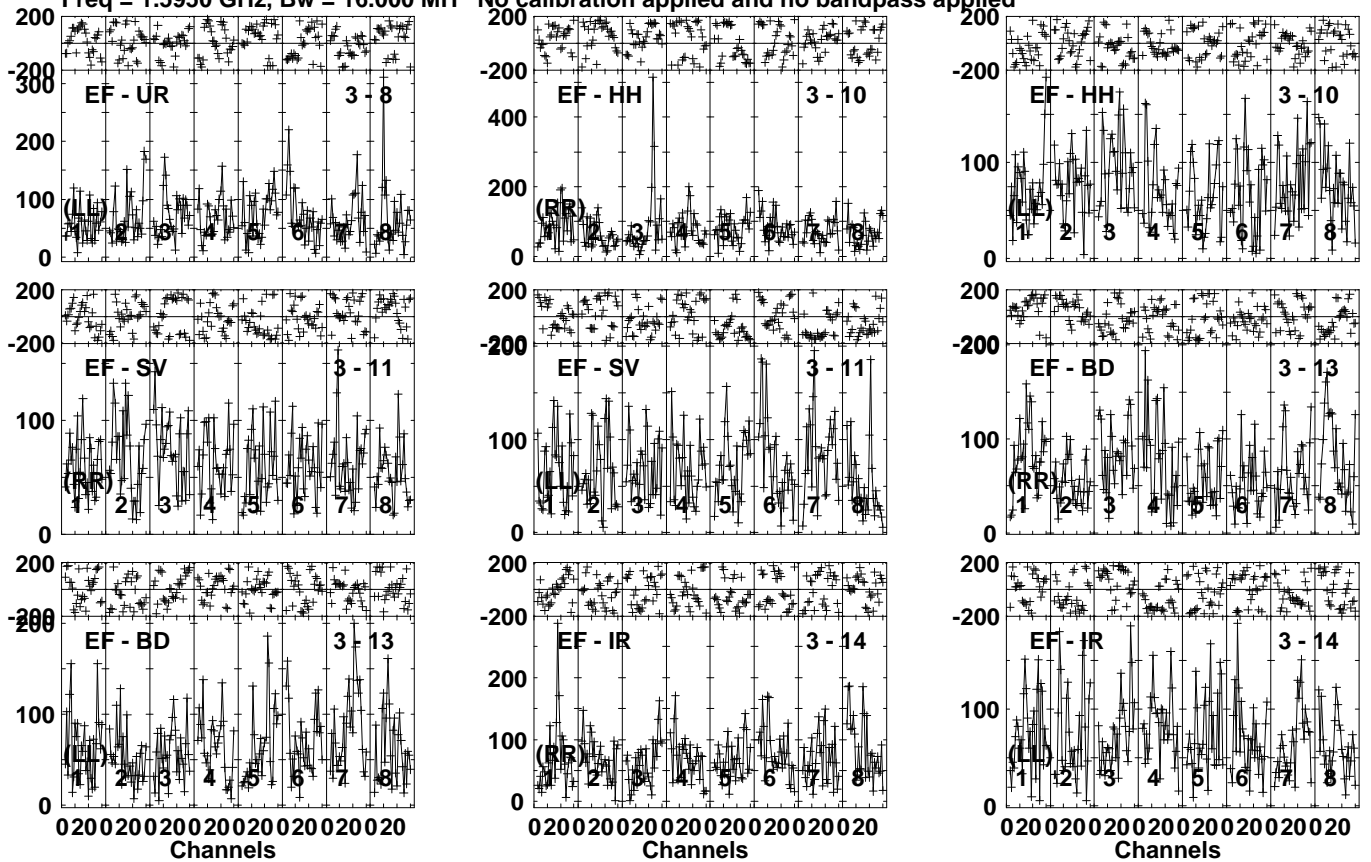
Lower frame: Micro Ampl Jy Top frame: Phas deg
 Vector averaged cross-power spectrum Several baselines displayed
 Timerange: 01/02:30:01 to 01/02:33:00

Plot file version 185 created 18-MAR-2021 11:19:58

LP212-62 EB082 1.UVDATA.1

Freq = 1.5950 GHz, Bw = 16.000 MH

No calibration applied and no bandpass applied



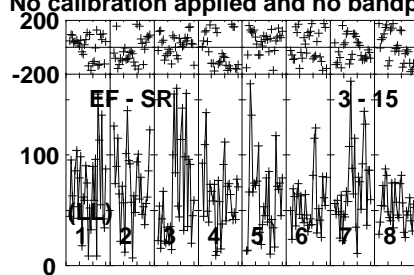
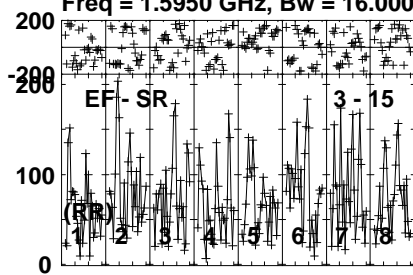
Lower frame: Micro Ampl Jy Top frame: Phas deg
Vector averaged cross-power spectrum Several baselines displayed
Timerange: 01/02:30:01 to 01/02:33:00

Plot file version 186 created 18-MAR-2021 11:19:58

LP212-62 EB082 1.UVDATA.1

Freq = 1.5950 GHz, Bw = 16.000 MH

No calibration applied and no bandpass applied



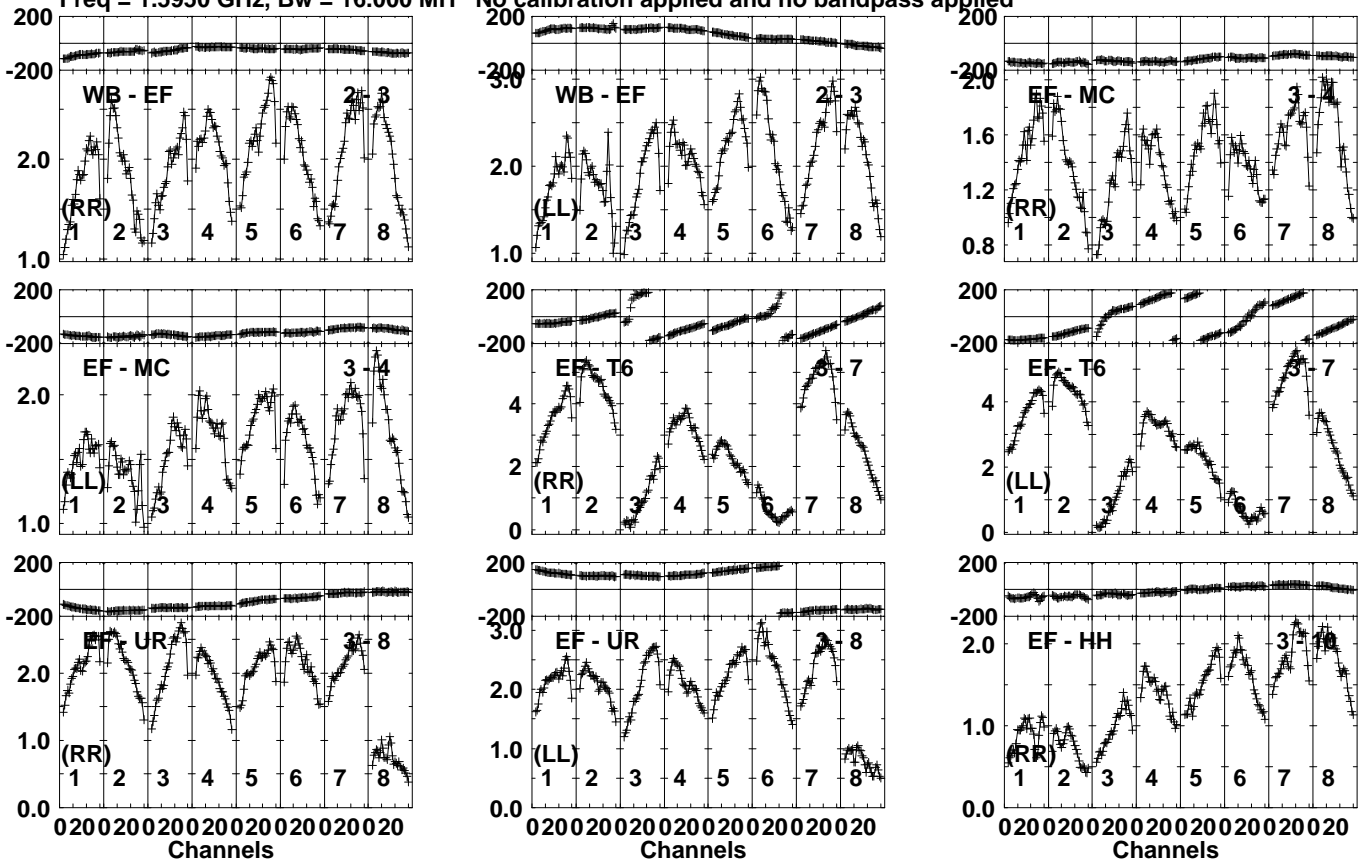
Lower frame: Micro Ampl Jy Top frame: Phas deg
Vector averaged cross-power spectrum Several baselines displayed
Timerange: 01/02:30:01 to 01/02:33:00

Plot file version 187 created 18-MAR-2021 11:19:58

J1020+4320 EB082 1.UVDATA.1

Freq = 1.5950 GHz, Bw = 16.000 MH

No calibration applied and no bandpass applied



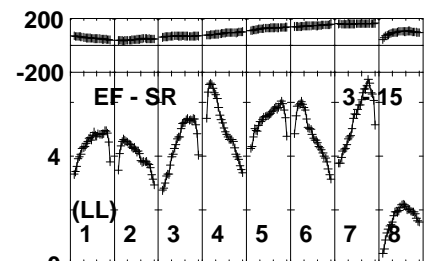
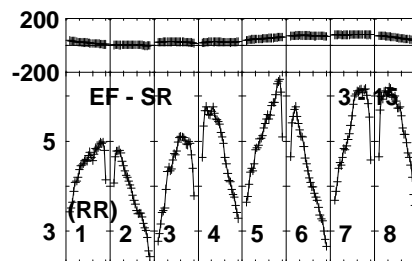
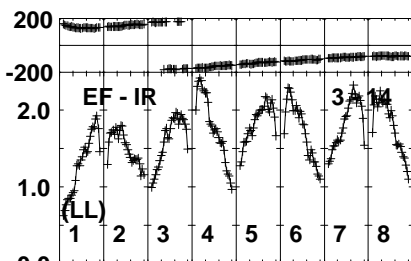
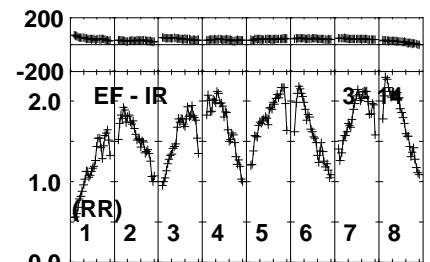
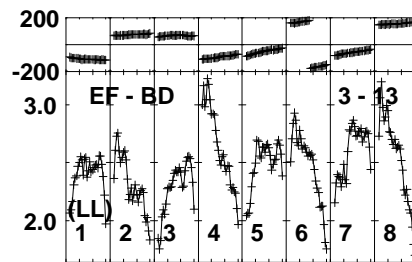
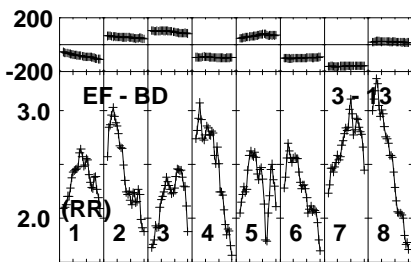
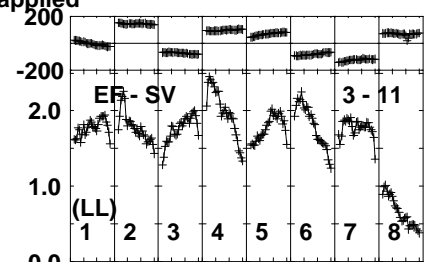
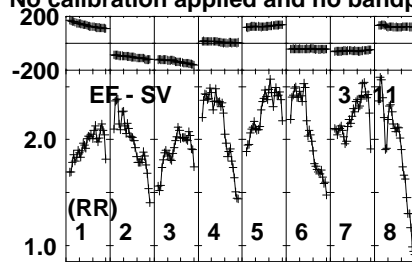
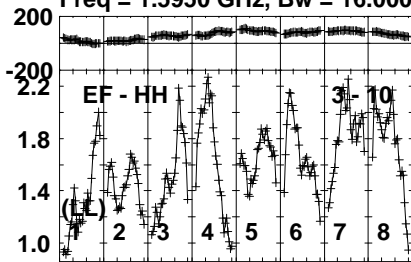
Lower frame: Milli Ampl Jy Top frame: Phas deg
Vector averaged cross-power spectrum Several baselines displayed
Timerange: 01/02:33:31 to 01/02:35:00

Plot file version 188 created 18-MAR-2021 11:19:58

J1020+4320 EB082 1.UVDATA.1

Freq = 1.5950 GHz, Bw = 16.000 MH

No calibration applied and no bandpass applied



Lower frame: Milli Ampl Jy Top frame: Phas deg

Vector averaged cross-power spectrum Several baselines displayed

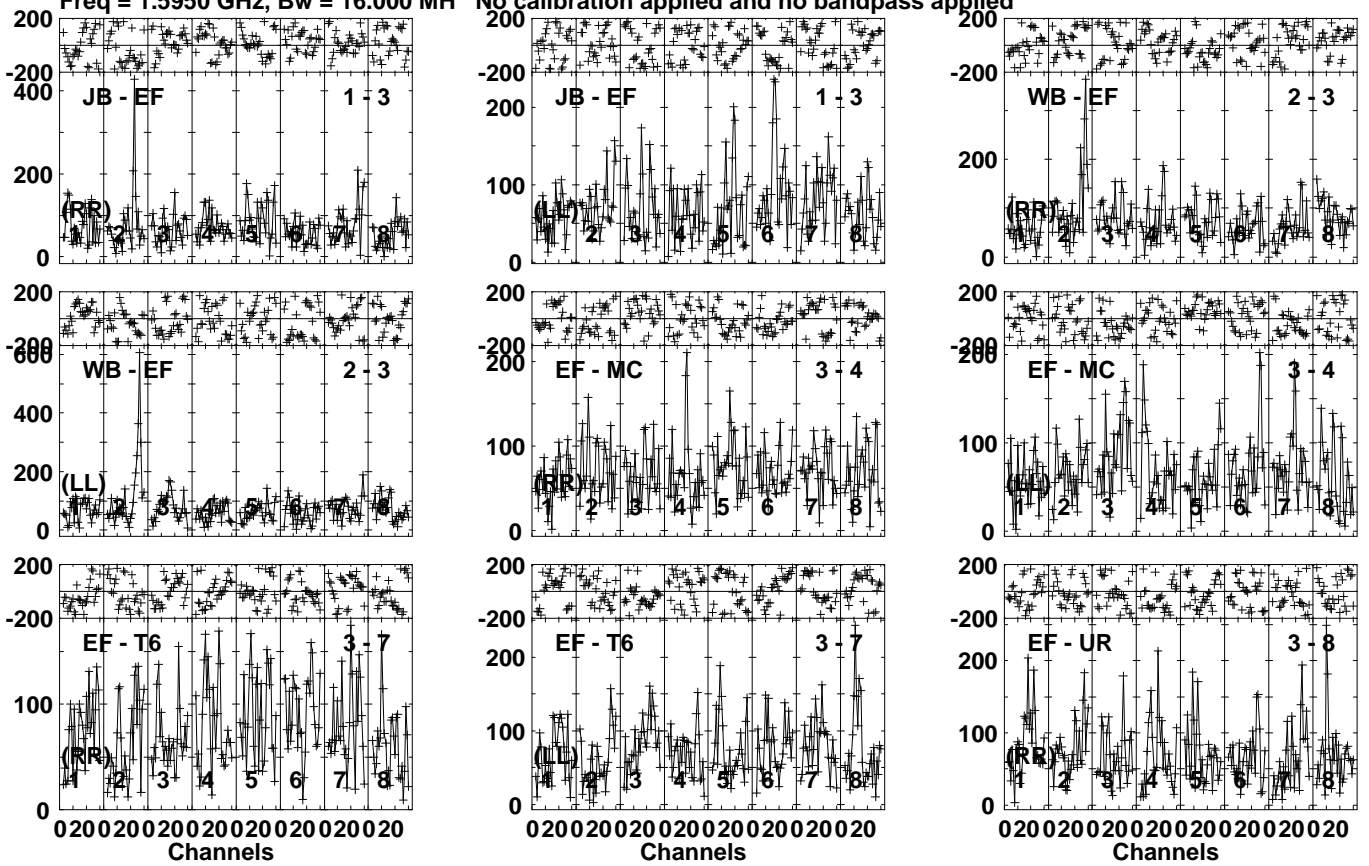
Timerange: 01/02:33:31 to 01/02:35:00

Plot file version 189 created 18-MAR-2021 11:19:58

LP212-62 EB082 1.UVDATA.1

Freq = 1.5950 GHz, Bw = 16.000 MH

No calibration applied and no bandpass applied



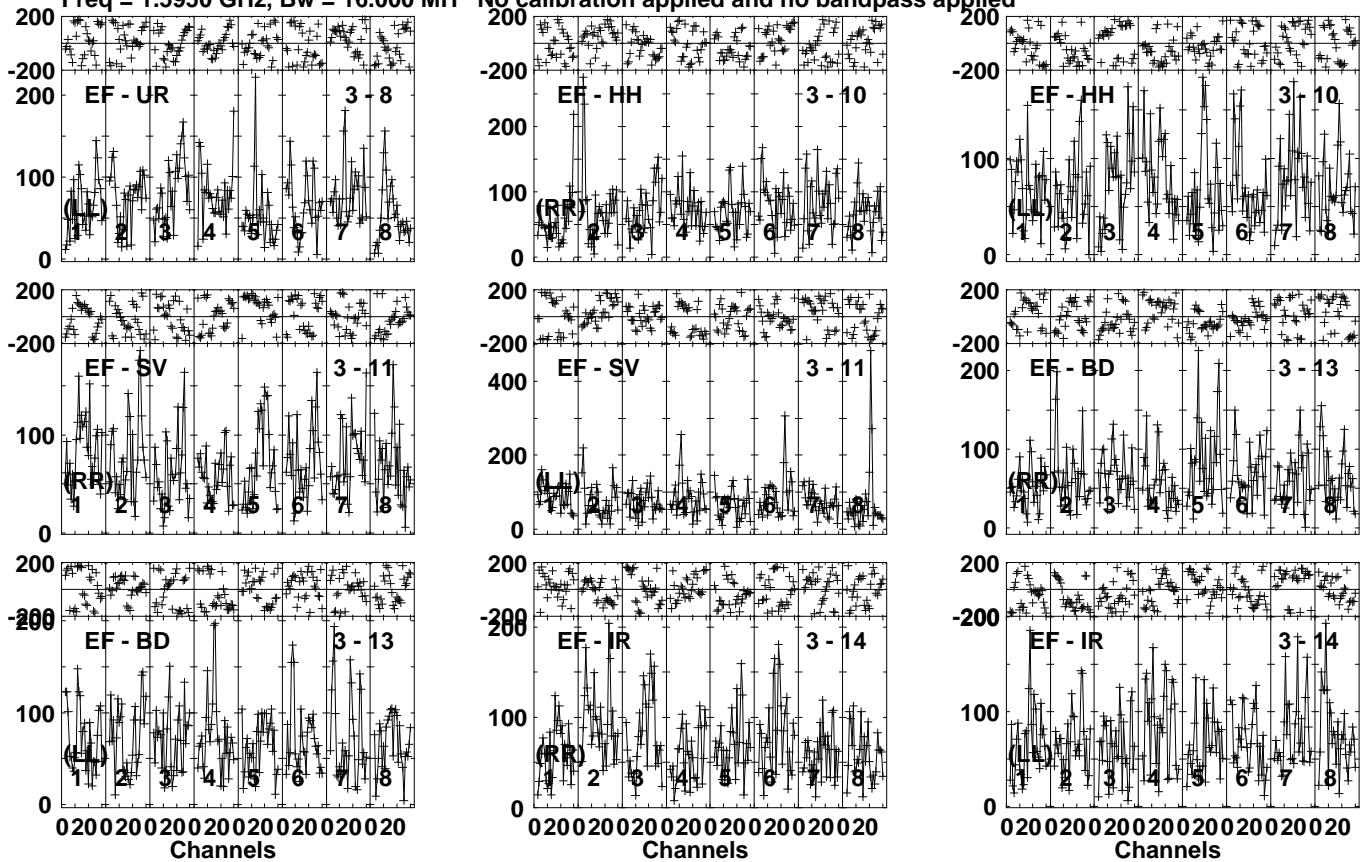
Lower frame: Micro Ampl Jy Top frame: Phas deg
Vector averaged cross-power spectrum Several baselines displayed
Timerange: 01/02:35:00 to 01/02:37:59

Plot file version 190 created 18-MAR-2021 11:19:59

LP212-62 EB082 1.UVDATA.1

Freq = 1.5950 GHz, Bw = 16.000 MH

No calibration applied and no bandpass applied



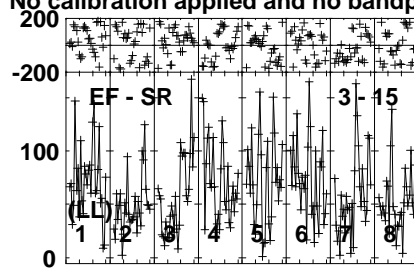
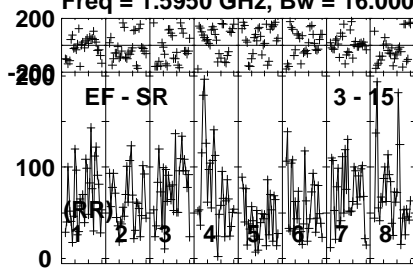
Lower frame: Micro Ampl Jy Top frame: Phas deg
Vector averaged cross-power spectrum Several baselines displayed
Timerange: 01/02:35:00 to 01/02:37:59

Plot file version 191 created 18-MAR-2021 11:19:59

LP212-62 EB082 1.UVDATA.1

Freq = 1.5950 GHz, Bw = 16.000 MH

No calibration applied and no bandpass applied



Lower frame: Micro Ampl Jy Top frame: Phas deg

Vector averaged cross-power spectrum Several baselines displayed

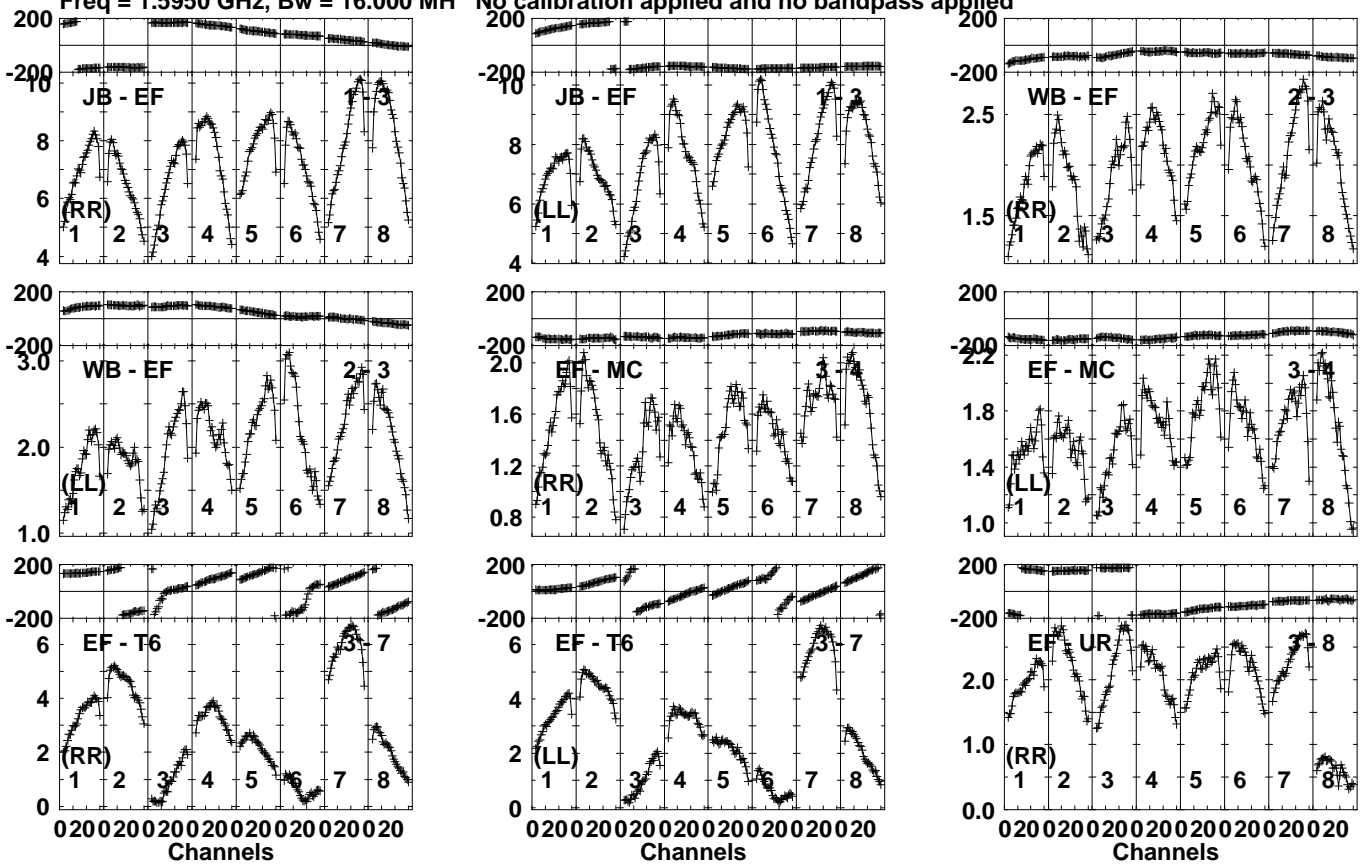
Timerange: 01/02:35:00 to 01/02:37:59

Plot file version 192 created 18-MAR-2021 11:19:59

J1020+4320 EB082 1.UVDATA.1

Freq = 1.5950 GHz, Bw = 16.000 MH

No calibration applied and no bandpass applied



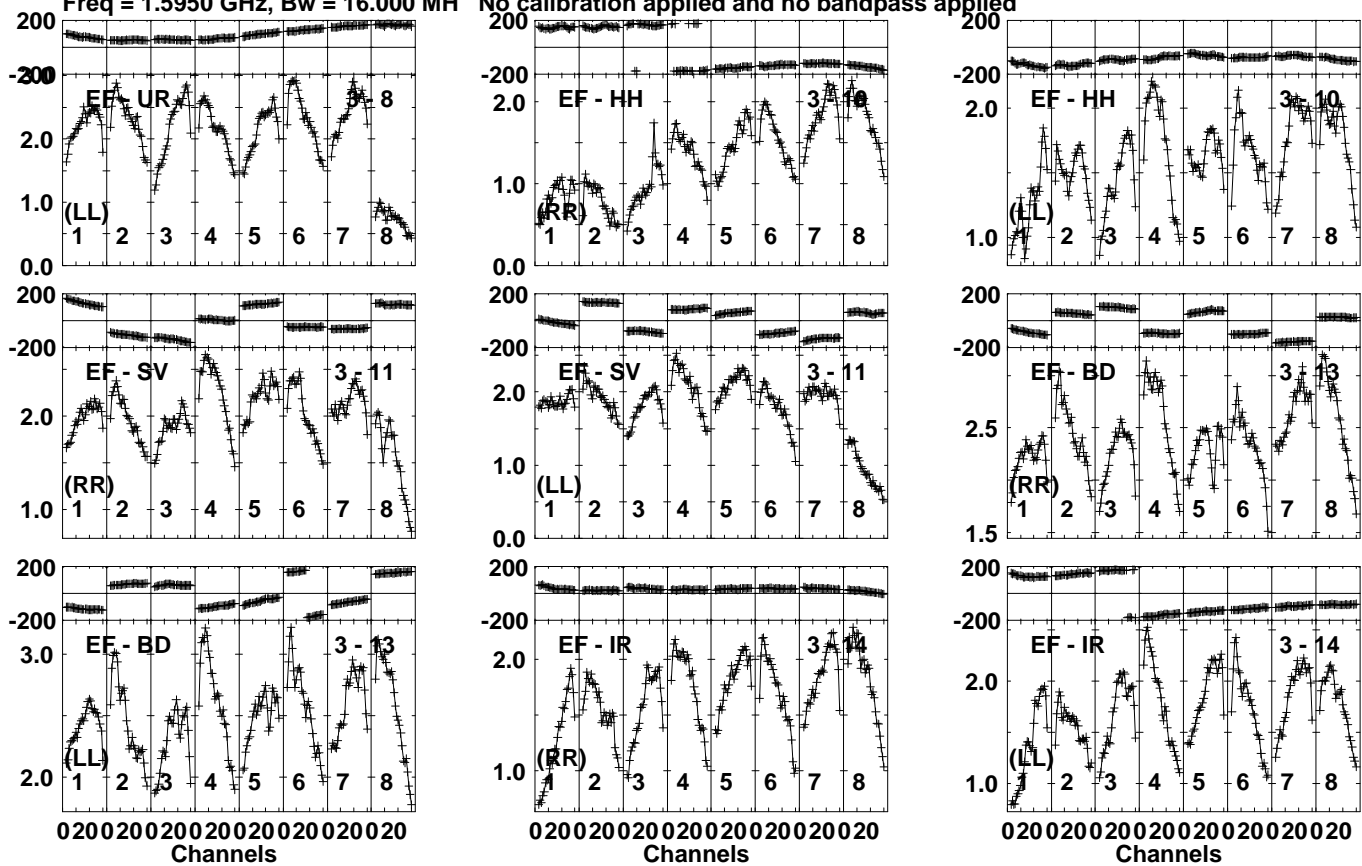
Lower frame: Milli Ampl Jy Top frame: Phas deg
Vector averaged cross-power spectrum Several baselines displayed
Timerange: 01/02:38:00 to 01/02:39:59

Plot file version 193 created 18-MAR-2021 11:19:59

J1020+4320 EB082 1.UVDATA.1

Freq = 1.5950 GHz, Bw = 16.000 MH

No calibration applied and no bandpass applied



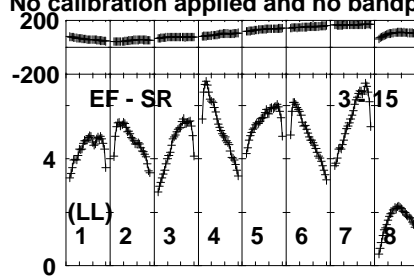
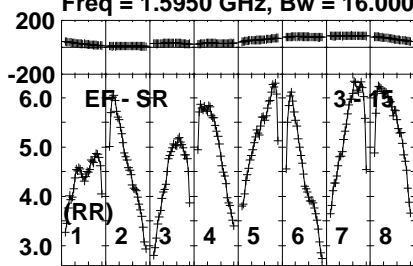
Lower frame: Milli Ampl Jy Top frame: Phas deg
Vector averaged cross-power spectrum Several baselines displayed
Timerange: 01/02:38:00 to 01/02:39:59

Plot file version 194 created 18-MAR-2021 11:19:59

J1020+4320 EB082 1.UVDATA.1

Freq = 1.5950 GHz, Bw = 16.000 MH

No calibration applied and no bandpass applied

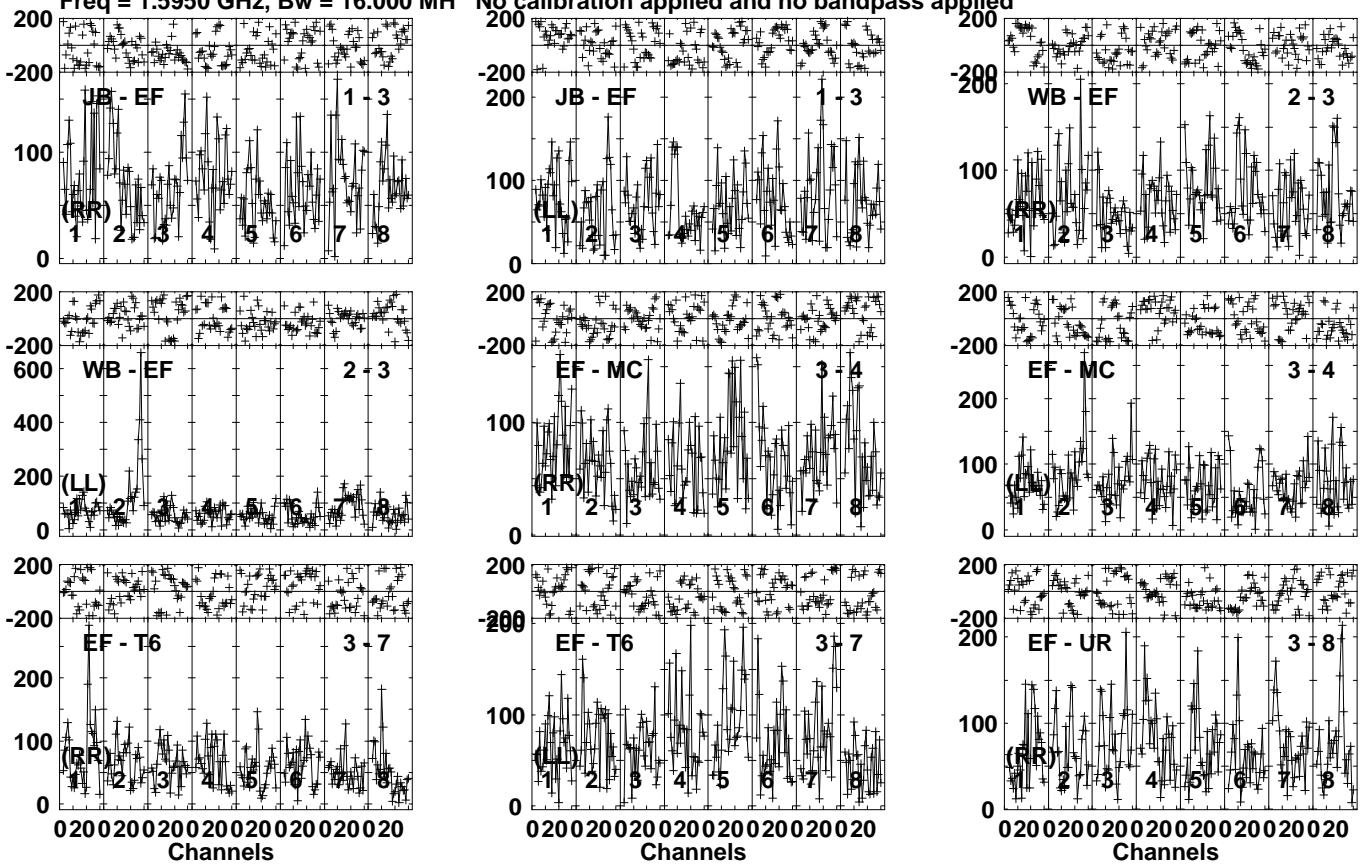


Lower frame: Milli Ampl Jy Top frame: Phas deg
Vector averaged cross-power spectrum Several baselines displayed
Timerange: 01/02:38:00 to 01/02:39:59

Plot file version 195 created 18-MAR-2021 11:19:59

LP212-62 EB082 1.UVDATA.1

Freq = 1.5950 GHz, Bw = 16.000 MH No calibration applied and no bandpass applied

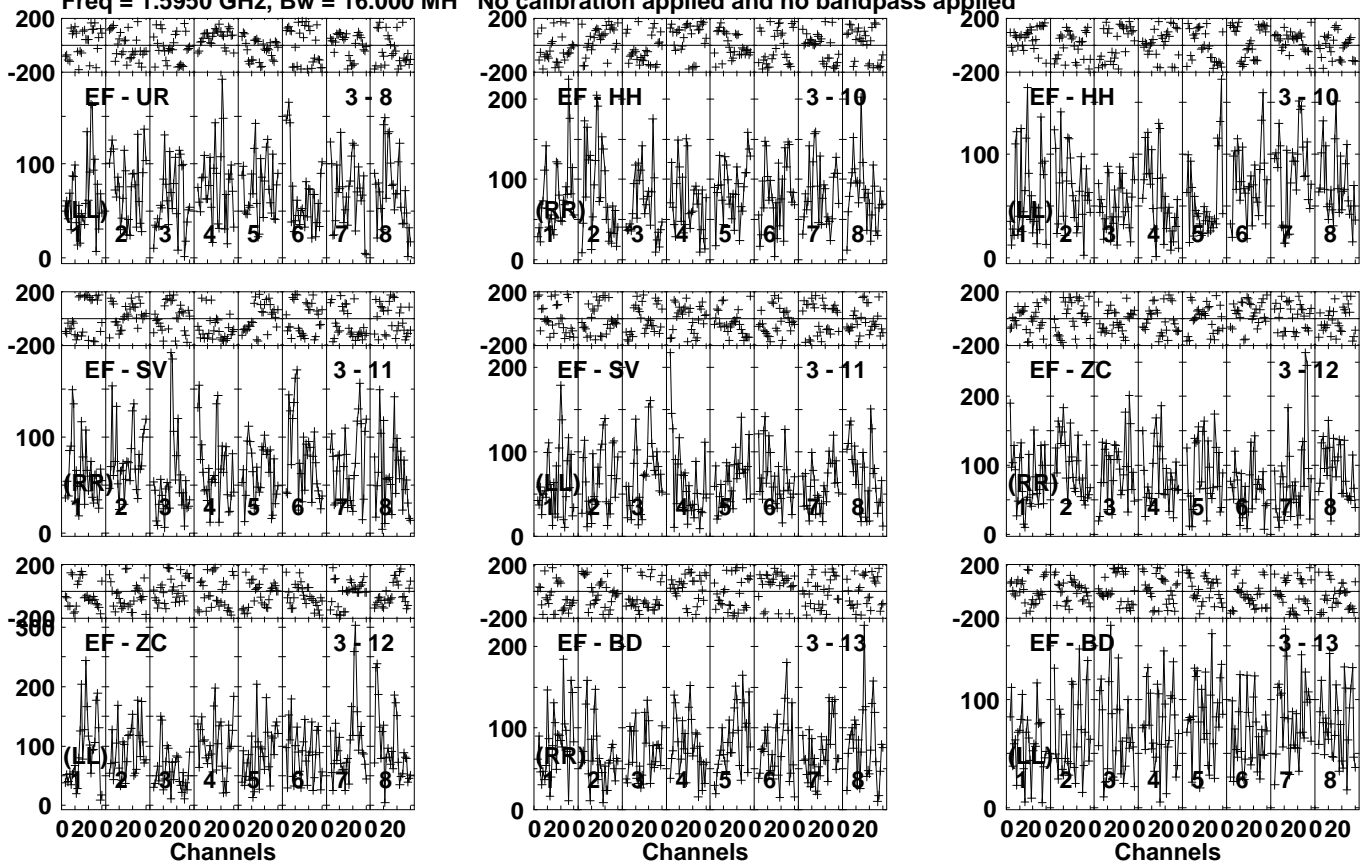


Lower frame: Micro Ampl Jy Top frame: Phas deg
Vector averaged cross-power spectrum Several baselines displayed
Timerange: 01/02:40:00 to 01/02:43:00

Plot file version 196 created 18-MAR-2021 11:20:00

LP212-62 EB082 1.UVDATA.1

Freq = 1.5950 GHz, Bw = 16.000 MH No calibration applied and no bandpass applied

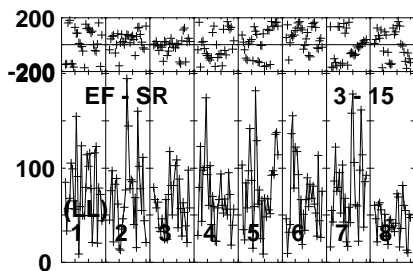
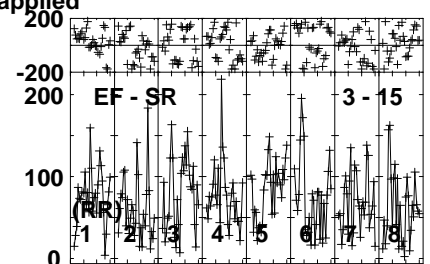
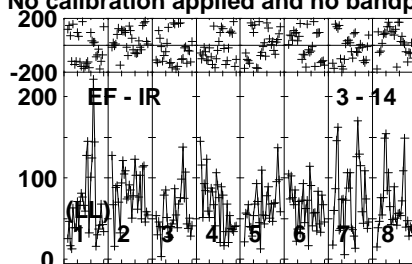
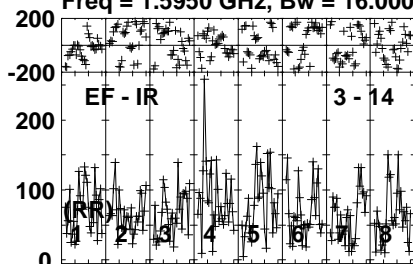


Lower frame: Micro Ampl Jy Top frame: Phas deg
 Vector averaged cross-power spectrum Several baselines displayed
 Timerange: 01/02:40:00 to 01/02:43:00

Plot file version 197 created 18-MAR-2021 11:20:00

LP212-62 EB082 1.UVDATA.1

Freq = 1.5950 GHz, Bw = 16.000 MH No calibration applied and no bandpass applied



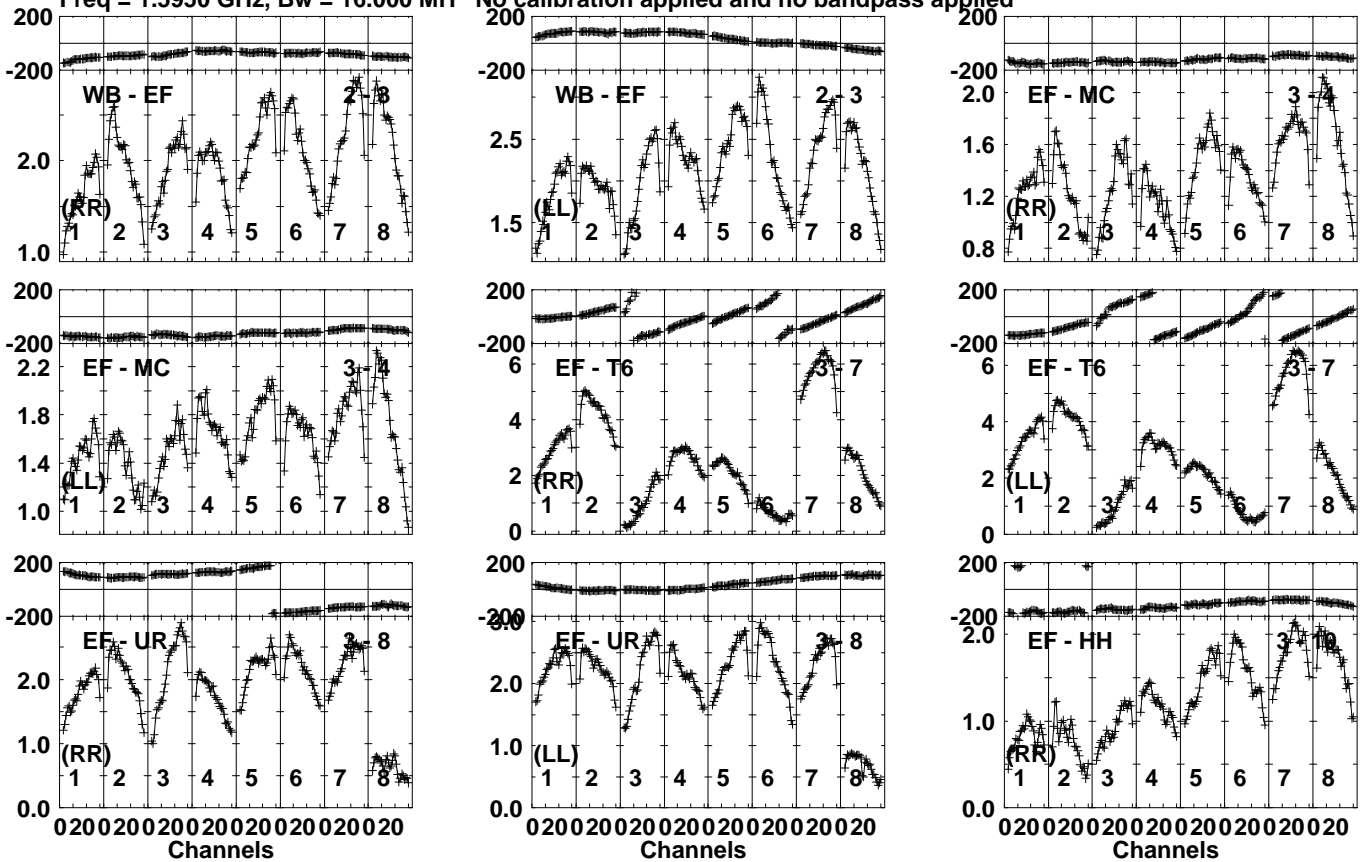
Lower frame: Micro Ampl Jy Top frame: Phas deg
Vector averaged cross-power spectrum Several baselines displayed
Timerange: 01/02:40:00 to 01/02:43:00

Plot file version 198 created 18-MAR-2021 11:20:00

J1020+4320 EB082 1.UVDATA.1

Freq = 1.5950 GHz, Bw = 16.000 MH

No calibration applied and no bandpass applied



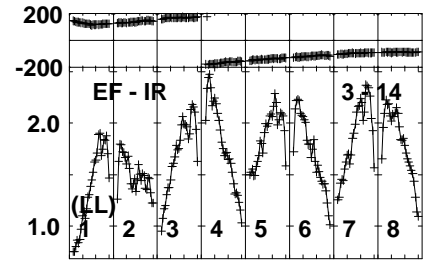
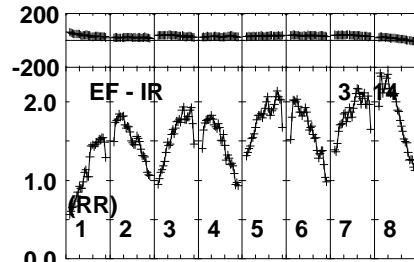
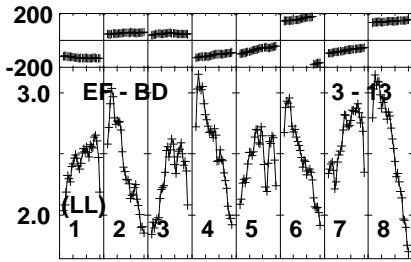
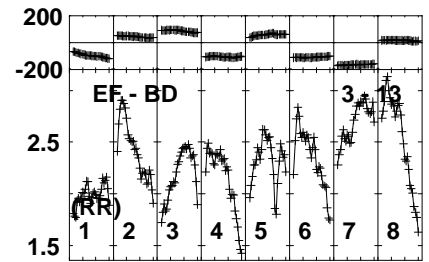
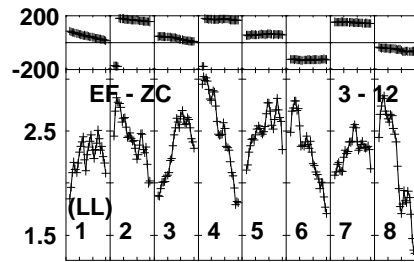
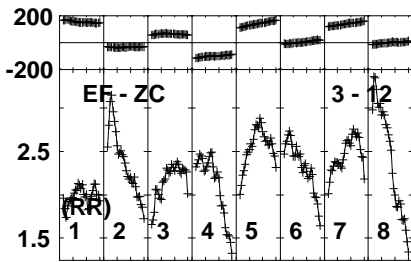
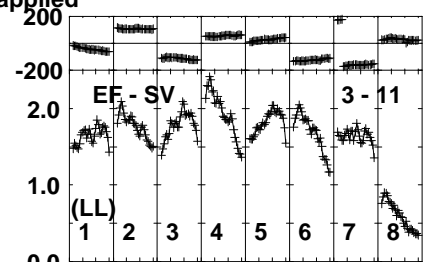
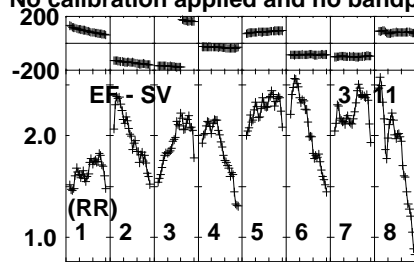
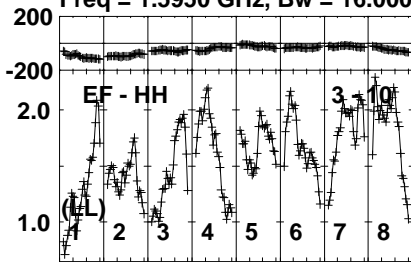
Lower frame: Milli Ampl Jy Top frame: Phas deg
Vector averaged cross-power spectrum Several baselines displayed
Timerange: 01/02:43:31 to 01/02:44:59

Plot file version 199 created 18-MAR-2021 11:20:00

J1020+4320 EB082 1.UVDATA.1

Freq = 1.5950 GHz, Bw = 16.000 MH

No calibration applied and no bandpass applied



020020020020020020020020

Channels

020020020020020020020020

Channels

020020020020020020020020

Channels

Lower frame: Milli Ampl Jy Top frame: Phas deg

Vector averaged cross-power spectrum Several baselines displayed

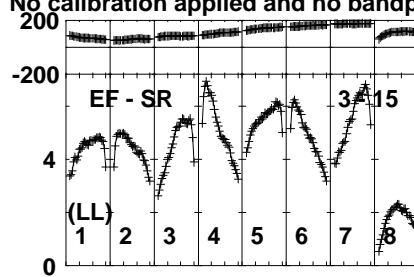
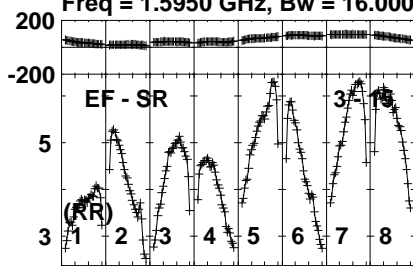
Timerange: 01/02:43:31 to 01/02:44:59

Plot file version 200 created 18-MAR-2021 11:20:00

J1020+4320 EB082 1.UVDATA.1

Freq = 1.5950 GHz, Bw = 16.000 MH

No calibration applied and no bandpass applied

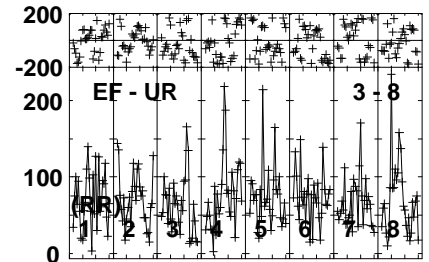
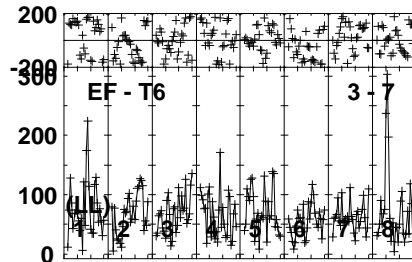
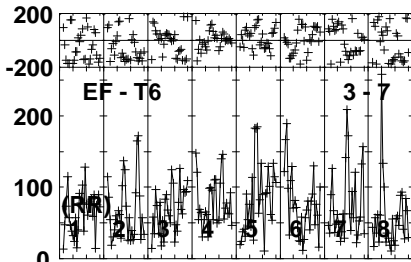
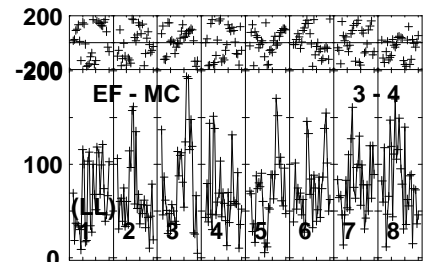
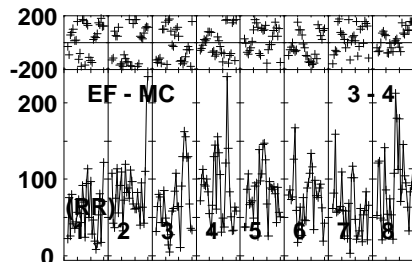
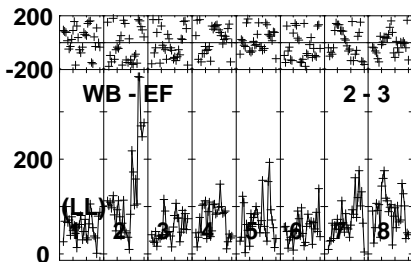
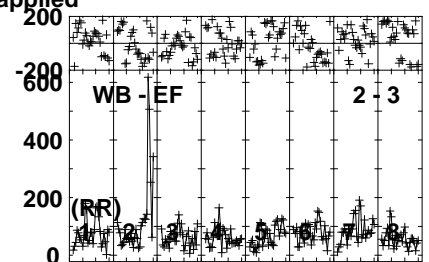
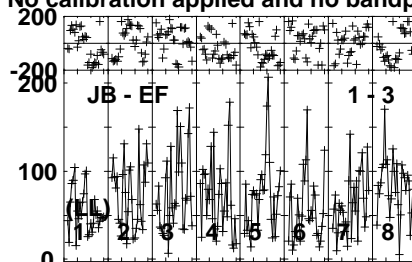
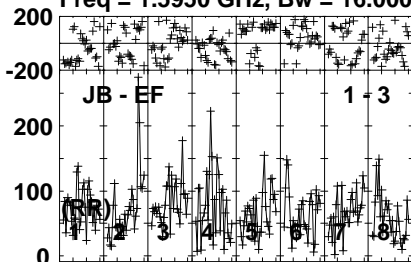


Lower frame: Milli Ampl Jy Top frame: Phas deg
Vector averaged cross-power spectrum Several baselines displayed
Timerange: 01/02:43:31 to 01/02:44:59

Plot file version 201 created 18-MAR-2021 11:20:00

LP212-62 EB082 1.UVDATA.1

Freq = 1.5950 GHz, Bw = 16.000 MH No calibration applied and no bandpass applied

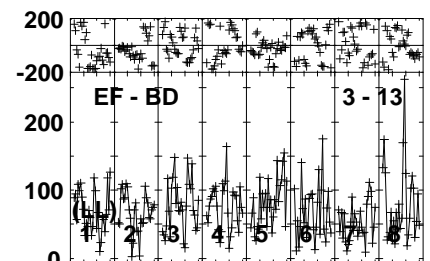
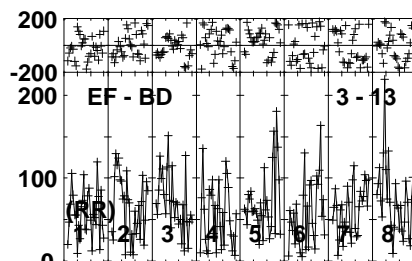
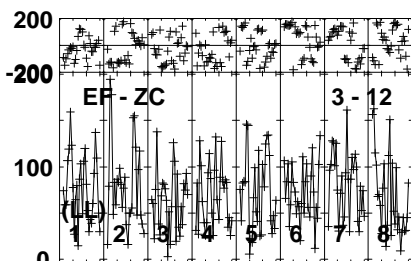
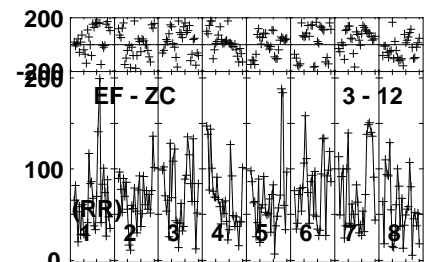
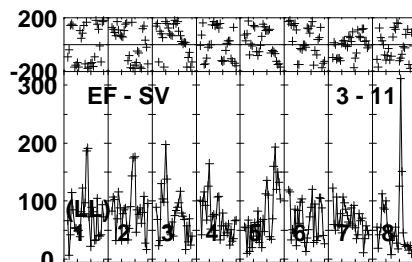
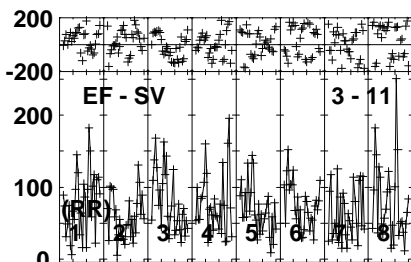
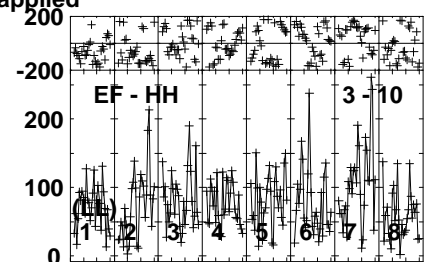
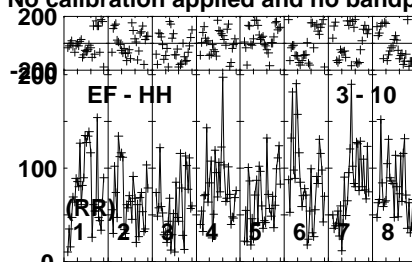
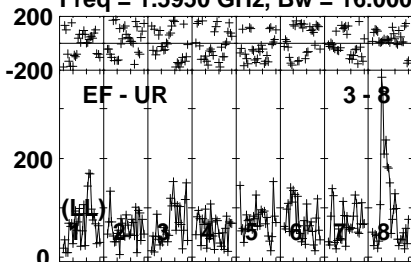


Lower frame: Micro Ampl Jy Top frame: Phas deg
Vector averaged cross-power spectrum Several baselines displayed
Timerange: 01/02:45:00 to 01/02:47:59

Plot file version 202 created 18-MAR-2021 11:20:01

LP212-62 EB082 1.UVDATA.1

Freq = 1.5950 GHz, Bw = 16.000 MH No calibration applied and no bandpass applied

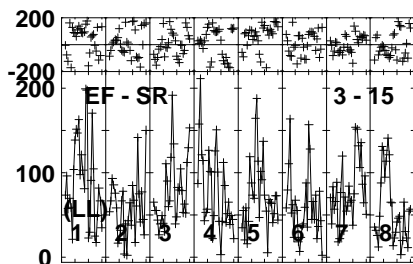
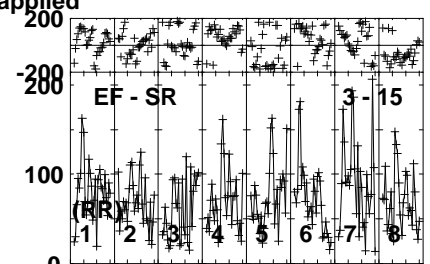
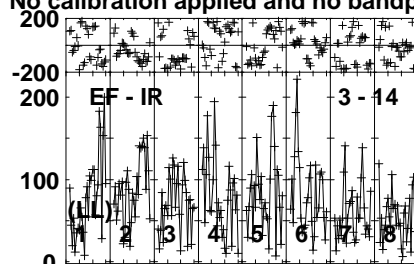
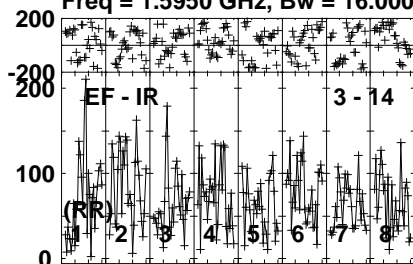


Lower frame: Micro Ampl Jy Top frame: Phas deg
Vector averaged cross-power spectrum Several baselines displayed
Timerange: 01/02:45:00 to 01/02:47:59

Plot file version 203 created 18-MAR-2021 11:20:01

LP212-62 EB082 1.UVDATA.1

Freq = 1.5950 GHz, Bw = 16.000 MH No calibration applied and no bandpass applied



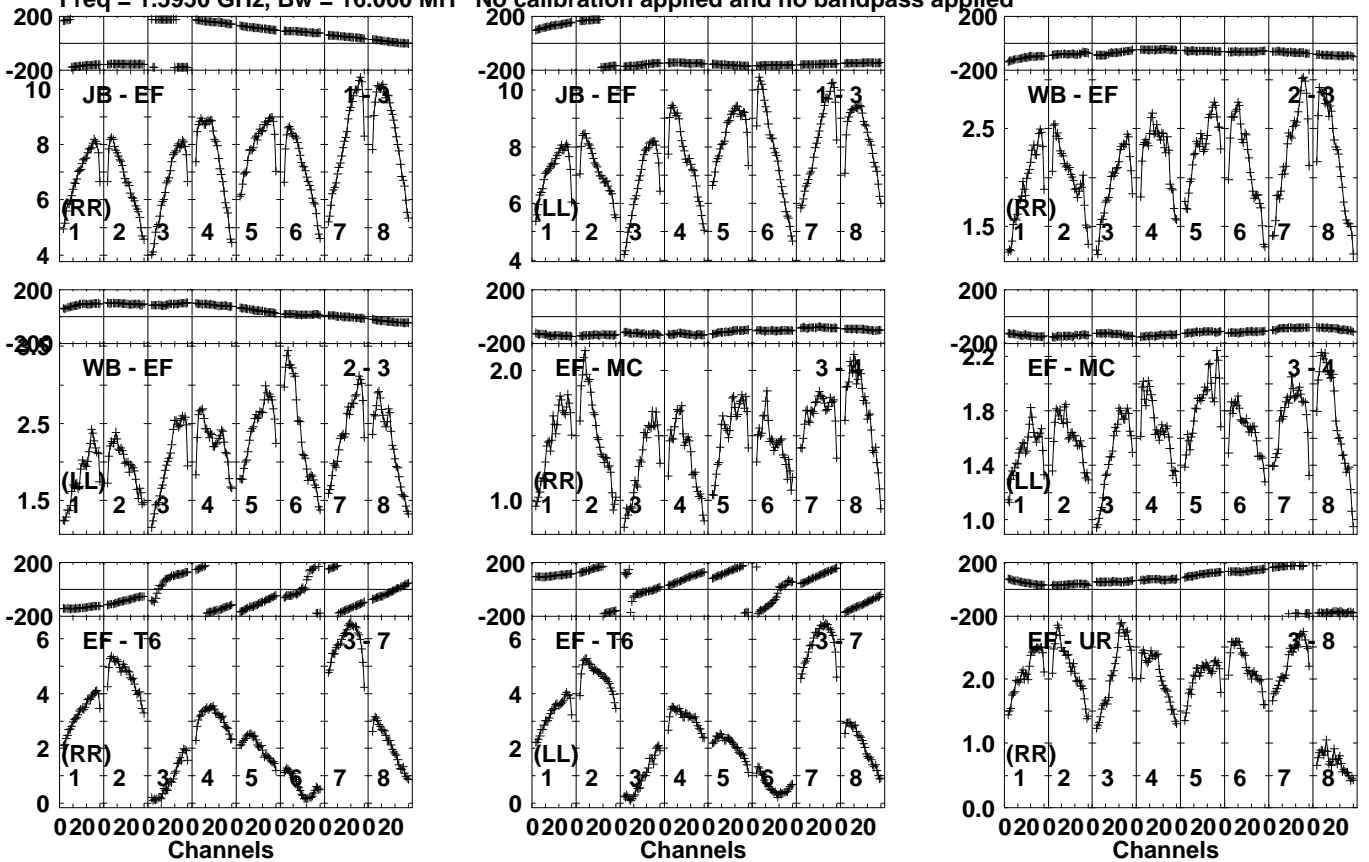
Lower frame: Micro Ampl Jy Top frame: Phas deg
Vector averaged cross-power spectrum Several baselines displayed
Timerange: 01/02:45:00 to 01/02:47:59

Plot file version 204 created 18-MAR-2021 11:20:01

J1020+4320 EB082 1.UVDATA.1

Freq = 1.5950 GHz, Bw = 16.000 MH

No calibration applied and no bandpass applied



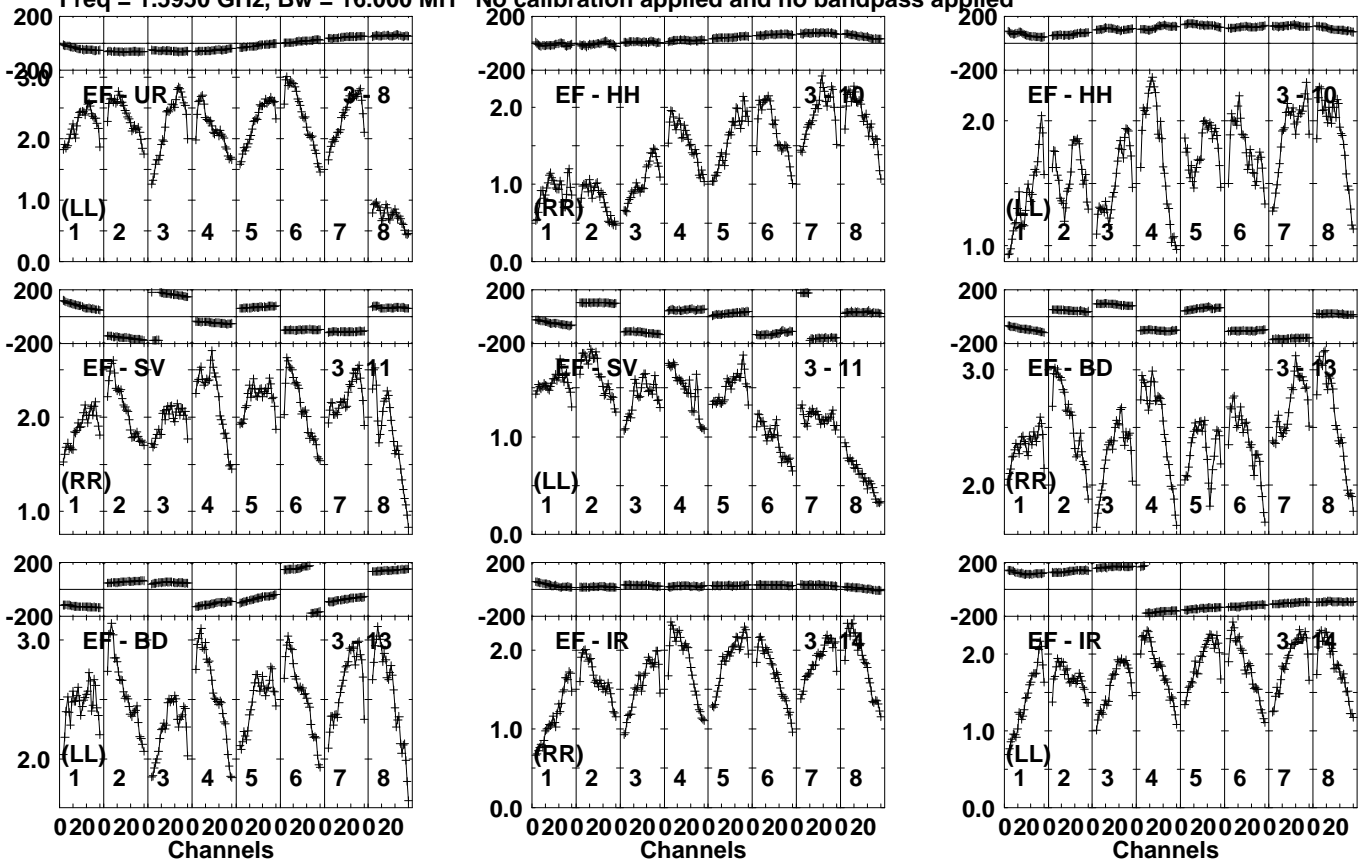
Lower frame: Milli Ampl Jy Top frame: Phas deg
Vector averaged cross-power spectrum Several baselines displayed
Timerange: 01/02:48:01 to 01/02:49:59

Plot file version 205 created 18-MAR-2021 11:20:01

J1020+4320 EB082 1.UVDATA.1

Freq = 1.5950 GHz, Bw = 16.000 MH

No calibration applied and no bandpass applied



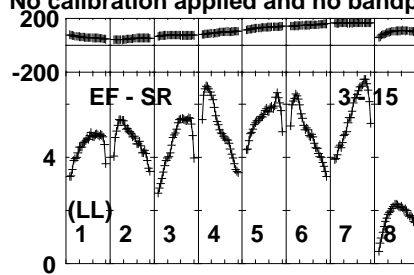
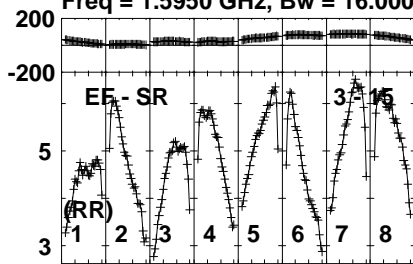
Lower frame: Milli Ampl Jy Top frame: Phas deg
Vector averaged cross-power spectrum Several baselines displayed
Timerange: 01/02:48:01 to 01/02:49:59

Plot file version 206 created 18-MAR-2021 11:20:01

J1020+4320 EB082 1.UVDATA.1

Freq = 1.5950 GHz, Bw = 16.000 MH

No calibration applied and no bandpass applied



Lower frame: Milli Ampl Jy Top frame: Phas deg

Vector averaged cross-power spectrum Several baselines displayed

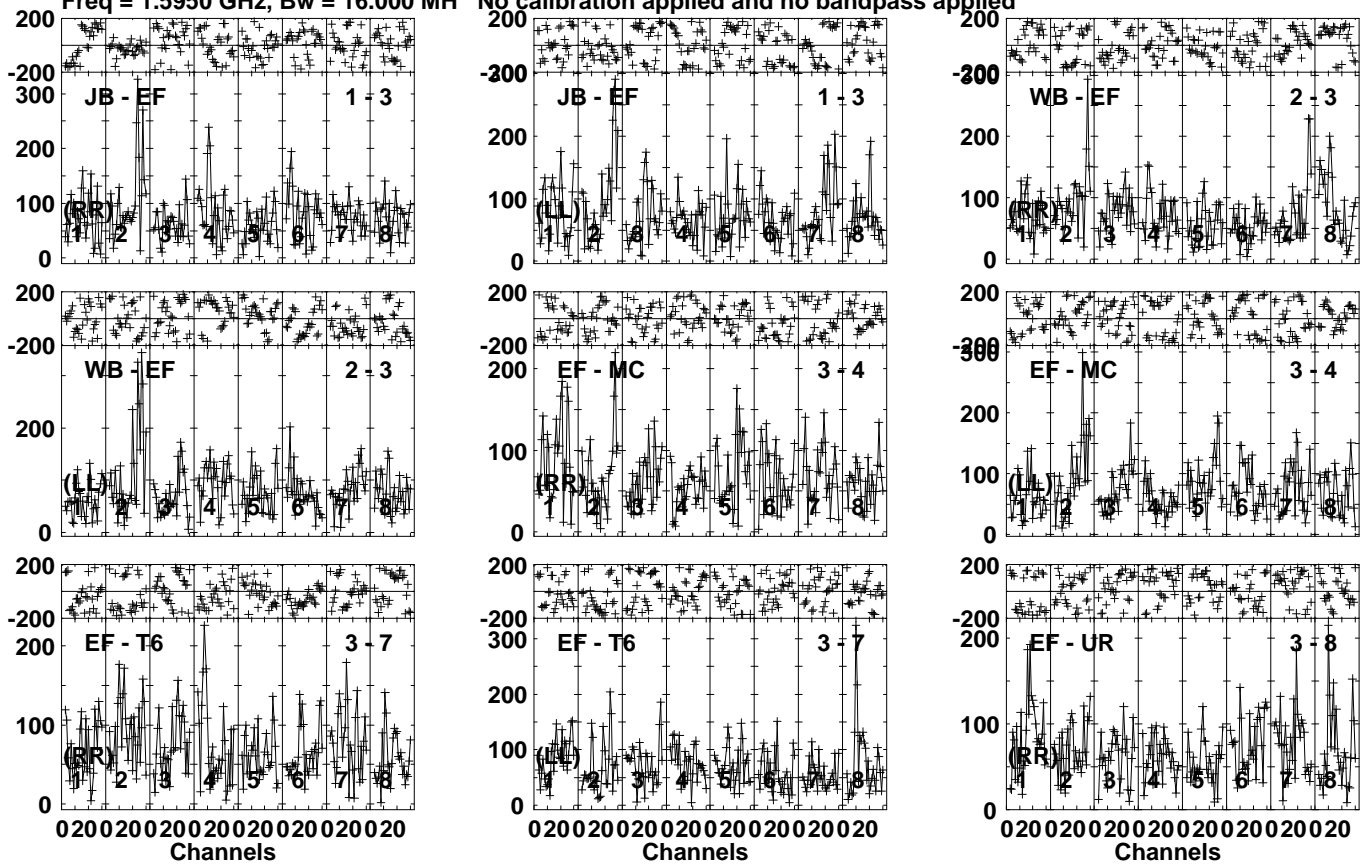
Timerange: 01/02:48:01 to 01/02:49:59

Plot file version 207 created 18-MAR-2021 11:20:01

LP212-62 EB082 1.UVDATA.1

Freq = 1.5950 GHz, Bw = 16.000 MH

No calibration applied and no bandpass applied

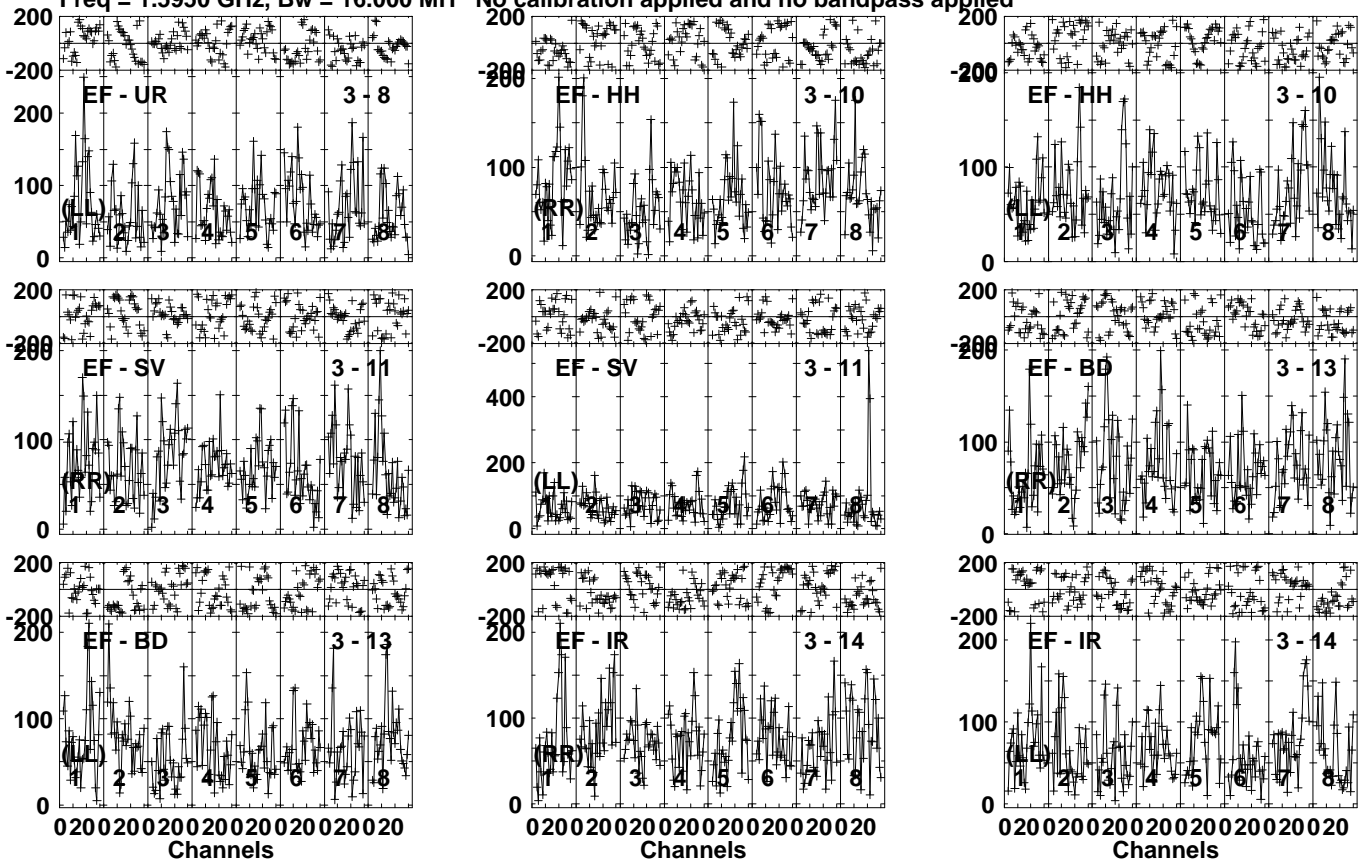


Lower frame: Micro Ampl Jy Top frame: Phas deg
Vector averaged cross-power spectrum Several baselines displayed
Timerange: 01/02:50:00 to 01/02:53:00

Plot file version 208 created 18-MAR-2021 11:20:01

LP212-62 EB082 1.UVDATA.1

Freq = 1.5950 GHz, Bw = 16.000 MH No calibration applied and no bandpass applied

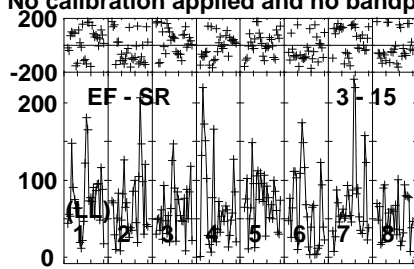
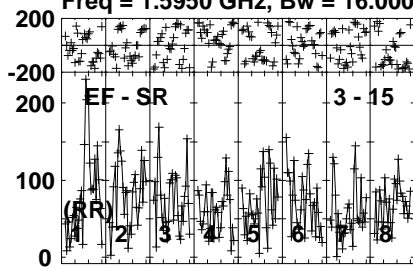


Lower frame: Micro Ampl Jy Top frame: Phas deg
Vector averaged cross-power spectrum Several baselines displayed
Timerange: 01/02:50:00 to 01/02:53:00

Plot file version 209 created 18-MAR-2021 11:20:02

LP212-62 EB082 1.UVDATA.1

Freq = 1.5950 GHz, Bw = 16.000 MH No calibration applied and no bandpass applied



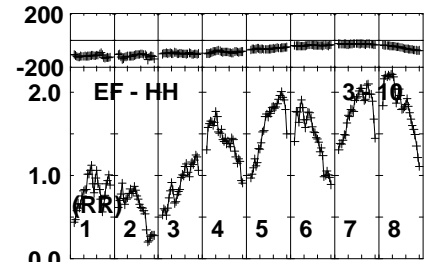
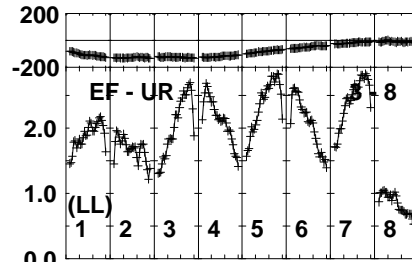
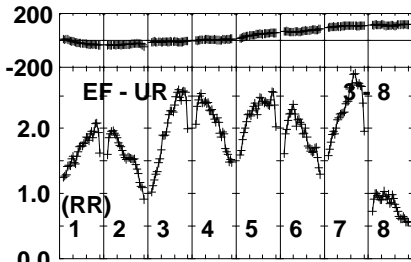
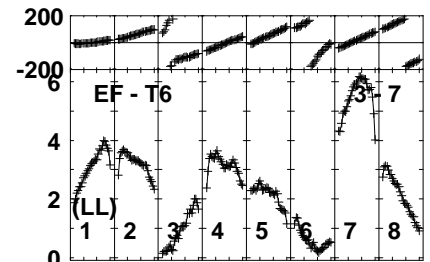
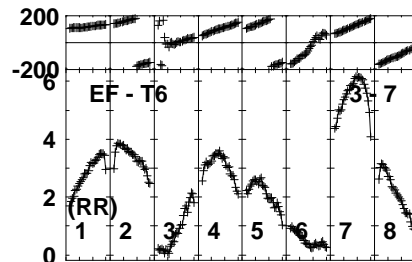
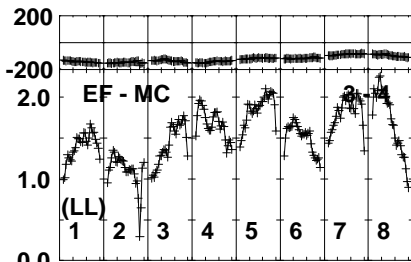
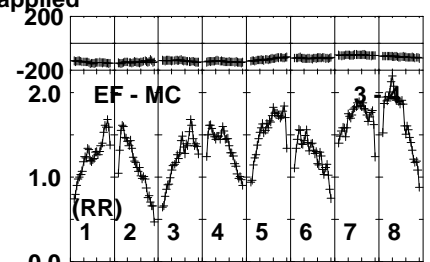
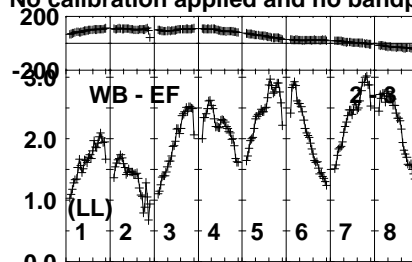
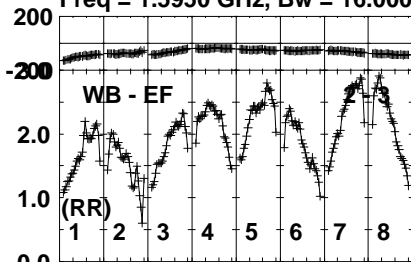
Lower frame: Micro Ampl Jy Top frame: Phas deg
Vector averaged cross-power spectrum Several baselines displayed
Timerange: 01/02:50:00 to 01/02:53:00

Plot file version 210 created 18-MAR-2021 11:20:02

J1020+4320 EB082 1.UVDATA.1

Freq = 1.5950 GHz, Bw = 16.000 MH

No calibration applied and no bandpass applied



Lower frame: Milli Ampl Jy Top frame: Phas deg

Vector averaged cross-power spectrum Several baselines displayed

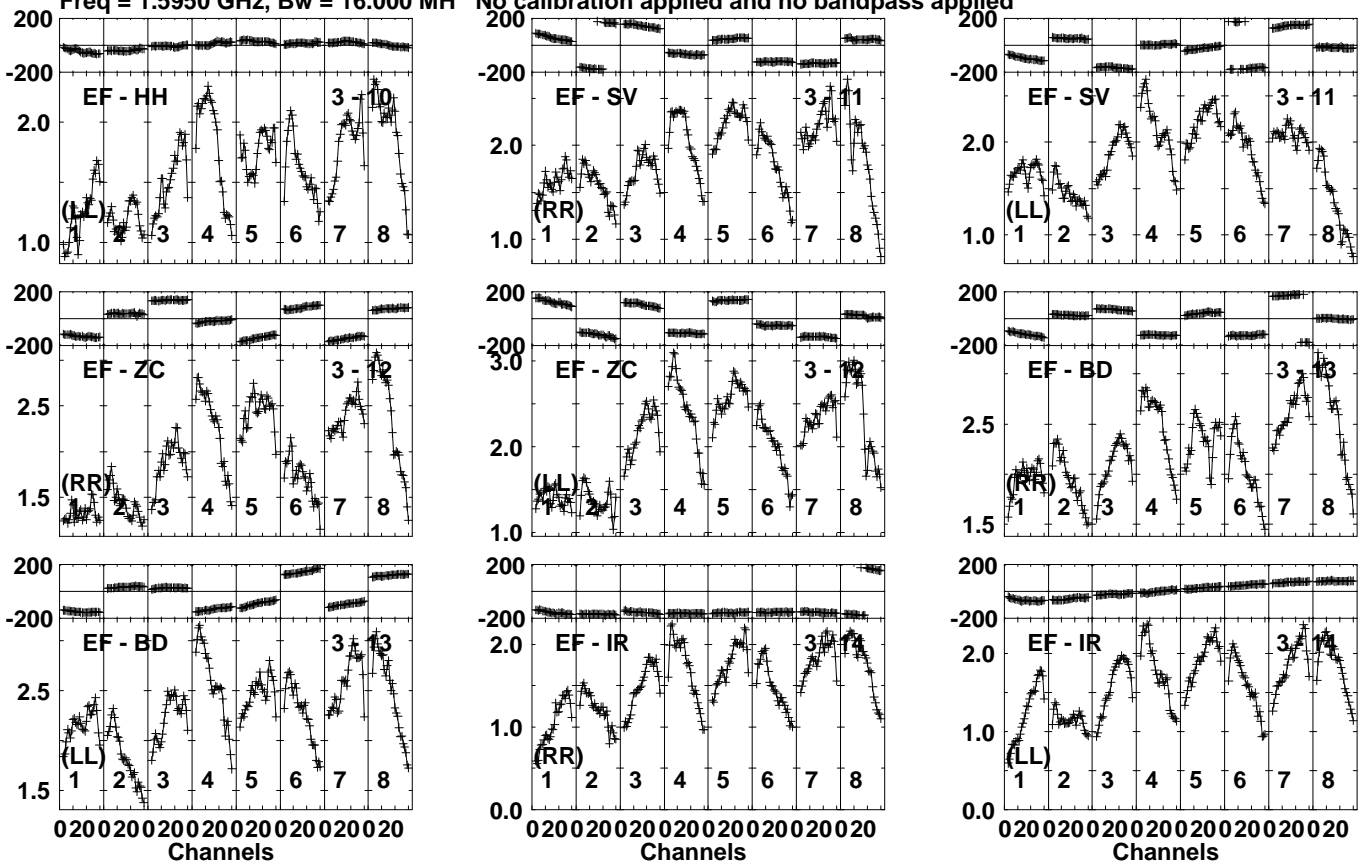
Timerange: 01/02:53:31 to 01/02:54:59

Plot file version 211 created 18-MAR-2021 11:20:02

J1020+4320 EB082 1.UVDATA.1

Freq = 1.5950 GHz, Bw = 16.000 MH

No calibration applied and no bandpass applied



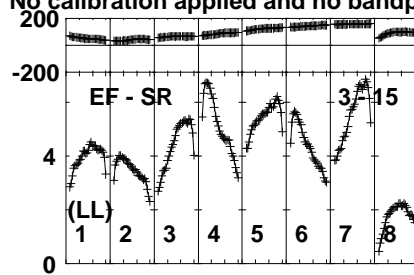
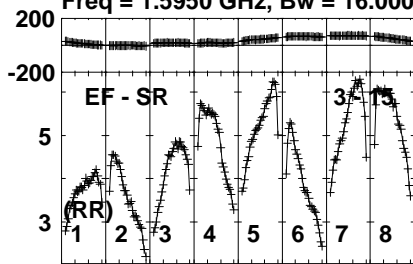
Lower frame: Milli Ampl Jy Top frame: Phas deg
Vector averaged cross-power spectrum Several baselines displayed
Timerange: 01/02:53:31 to 01/02:54:59

Plot file version 212 created 18-MAR-2021 11:20:02

J1020+4320 EB082 1.UVDATA.1

Freq = 1.5950 GHz, Bw = 16.000 MH

No calibration applied and no bandpass applied



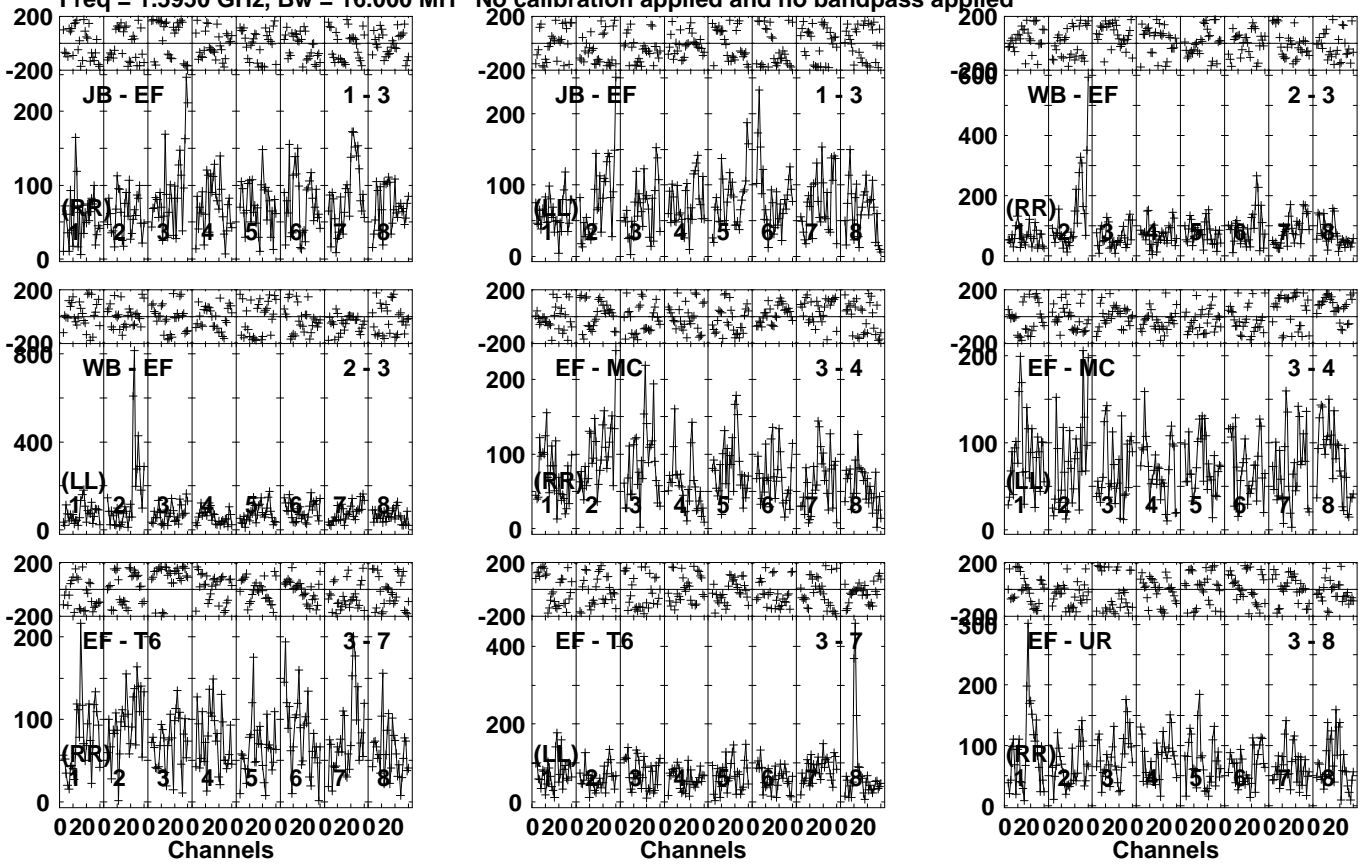
Lower frame: Milli Ampl Jy Top frame: Phas deg
Vector averaged cross-power spectrum Several baselines displayed
Timerange: 01/02:53:31 to 01/02:54:59

Plot file version 213 created 18-MAR-2021 11:20:02

LP212-62 EB082 1.UVDATA.1

Freq = 1.5950 GHz, Bw = 16.000 MH

No calibration applied and no bandpass applied



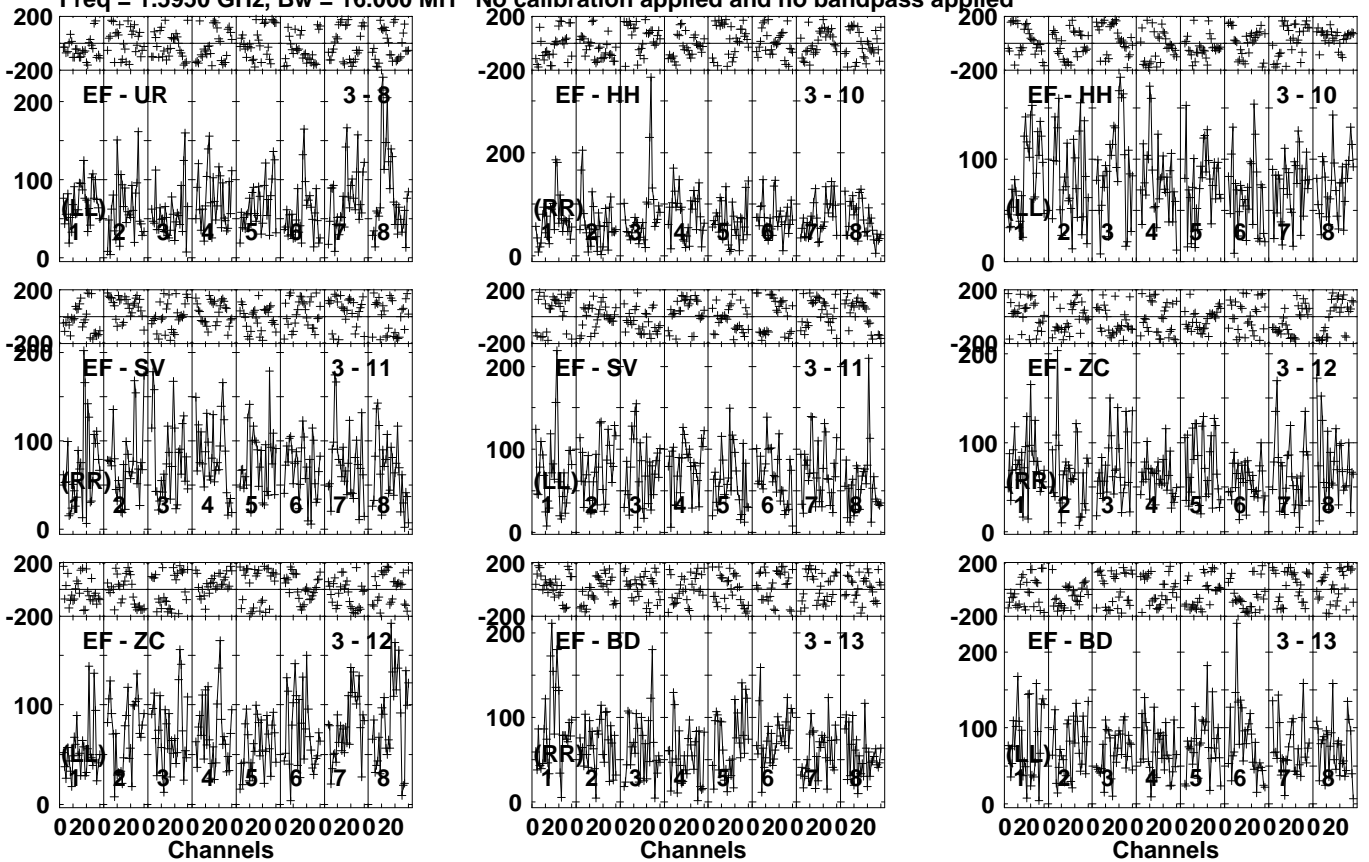
Lower frame: Micro Ampl Jy Top frame: Phas deg
Vector averaged cross-power spectrum Several baselines displayed
Timerange: 01/02:55:00 to 01/02:58:00

Plot file version 214 created 18-MAR-2021 11:20:02

LP212-62 EB082 1.UVDATA.1

Freq = 1.5950 GHz, Bw = 16.000 MH

No calibration applied and no bandpass applied

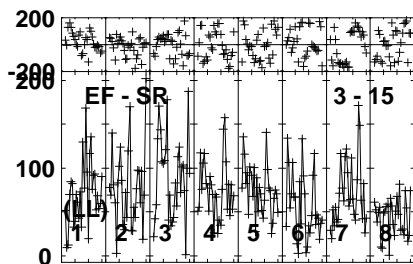
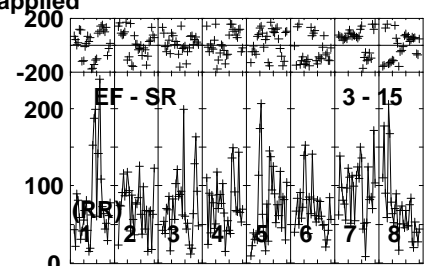
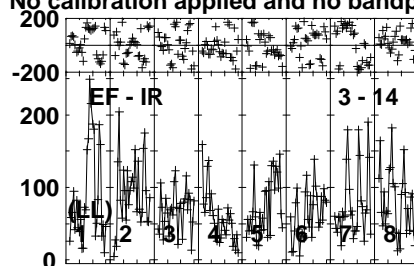
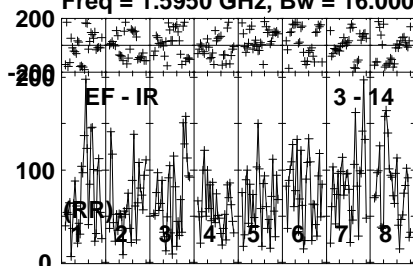


Lower frame: Micro Ampl Jy Top frame: Phas deg
Vector averaged cross-power spectrum Several baselines displayed
Timerange: 01/02:55:00 to 01/02:58:00

Plot file version 215 created 18-MAR-2021 11:20:03

LP212-62 EB082 1.UVDATA.1

Freq = 1.5950 GHz, Bw = 16.000 MH No calibration applied and no bandpass applied



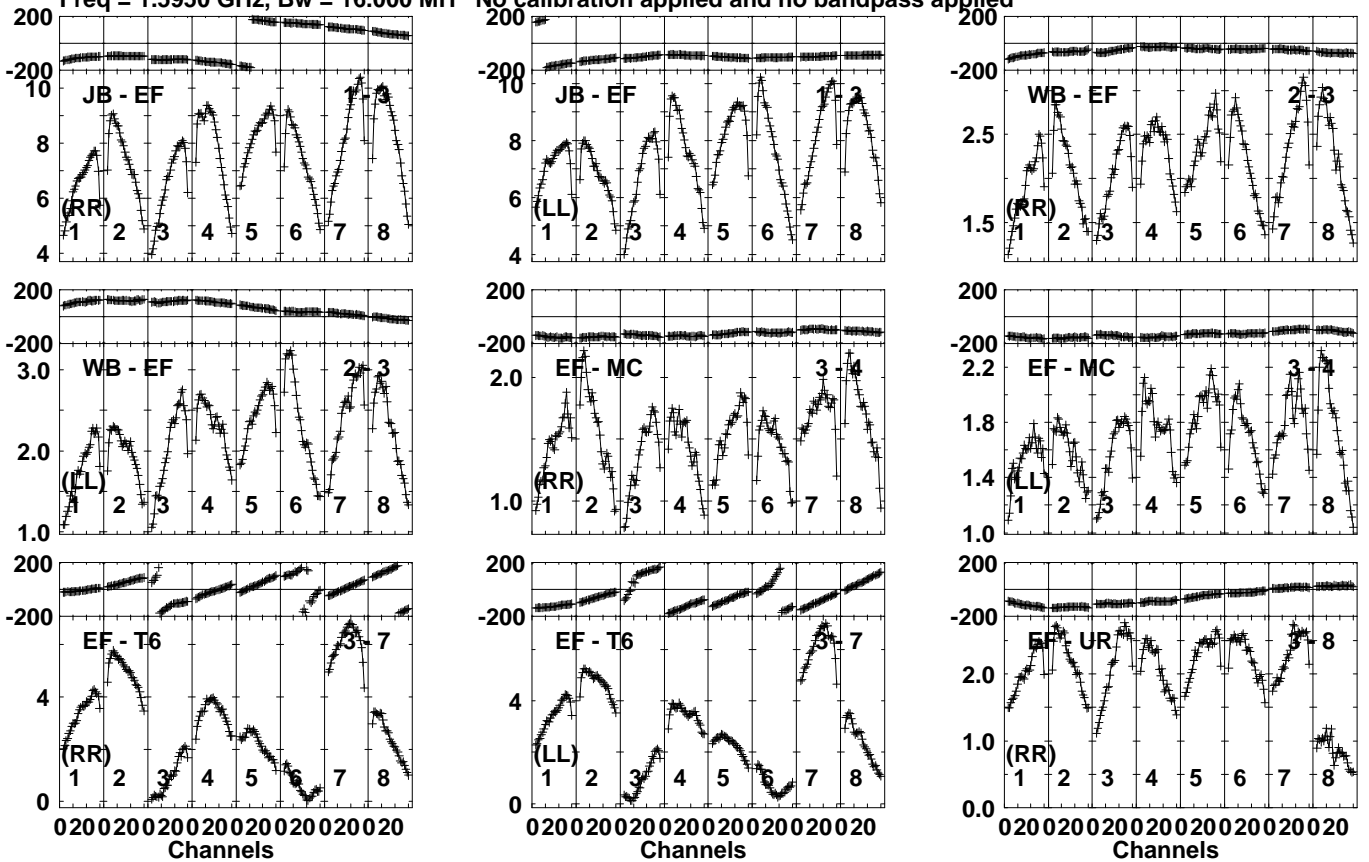
Lower frame: Micro Ampl Jy Top frame: Phas deg
Vector averaged cross-power spectrum Several baselines displayed
Timerange: 01/02:55:00 to 01/02:58:00

Plot file version 216 created 18-MAR-2021 11:20:03

J1020+4320 EB082 1.UVDATA.1

Freq = 1.5950 GHz, Bw = 16.000 MH

No calibration applied and no bandpass applied



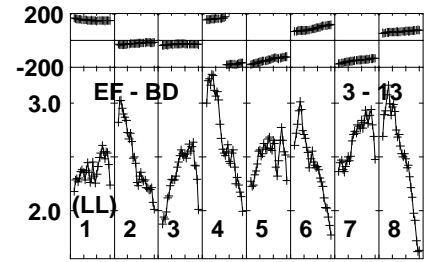
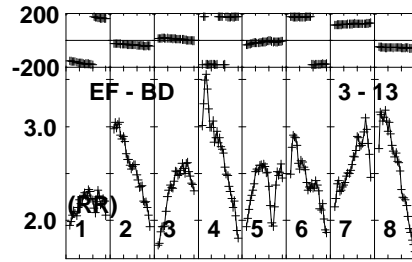
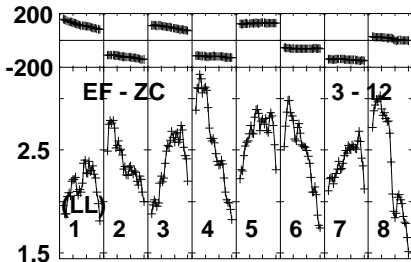
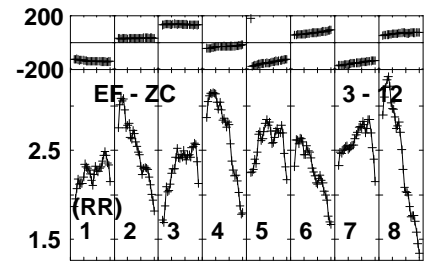
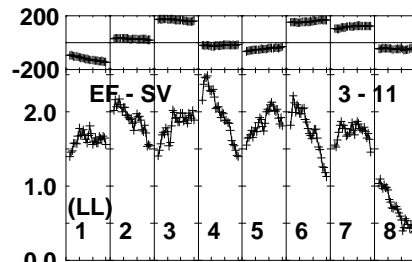
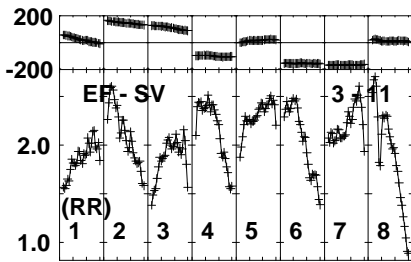
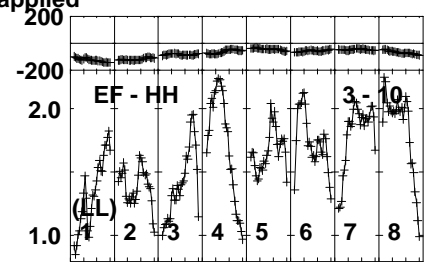
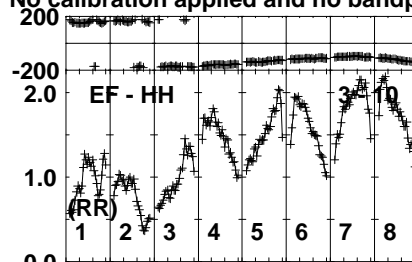
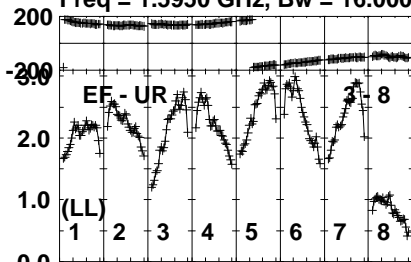
Lower frame: Milli Ampl Jy Top frame: Phas deg
Vector averaged cross-power spectrum Several baselines displayed
Timerange: 01/02:58:01 to 01/02:59:59

Plot file version 217 created 18-MAR-2021 11:20:03

J1020+4320 EB082 1.UVDATA.1

Freq = 1.5950 GHz, Bw = 16.000 MH

No calibration applied and no bandpass applied



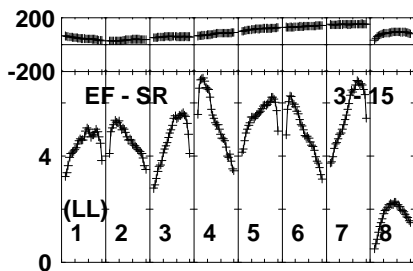
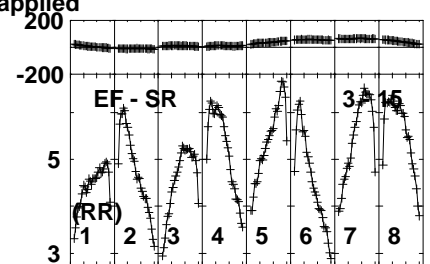
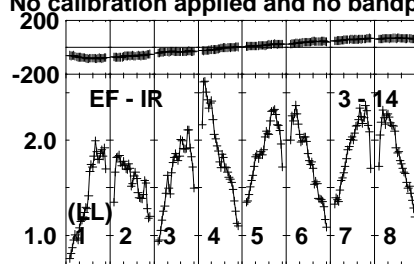
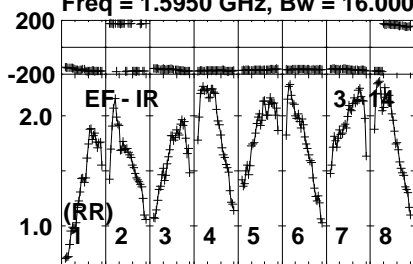
Lower frame: Milli Ampl Jy Top frame: Phas deg
Vector averaged cross-power spectrum Several baselines displayed
Timerange: 01/02:58:01 to 01/02:59:59

Plot file version 218 created 18-MAR-2021 11:20:03

J1020+4320 EB082 1.UVDATA.1

Freq = 1.5950 GHz, Bw = 16.000 MH

No calibration applied and no bandpass applied

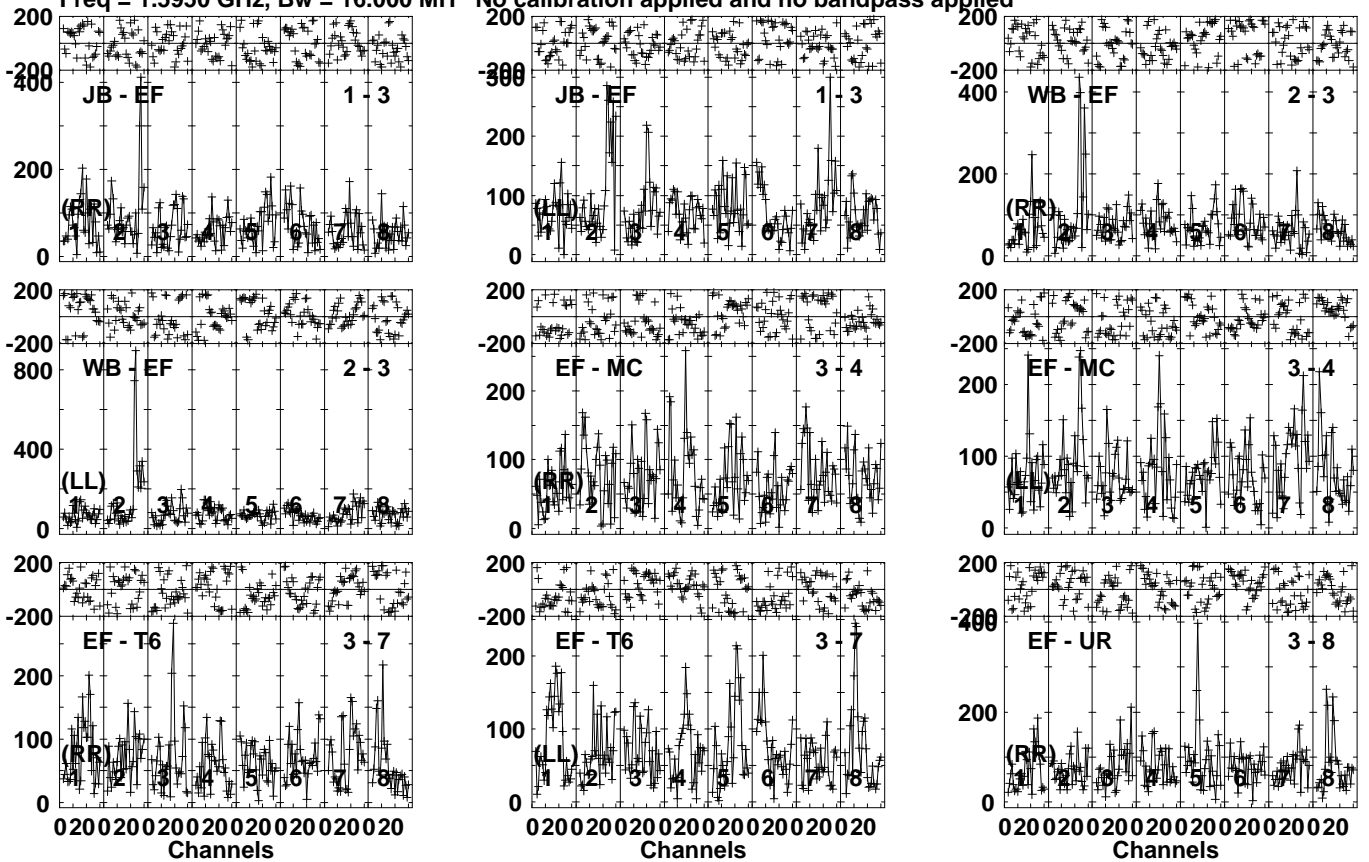


Lower frame: Milli Ampl Jy Top frame: Phas deg
Vector averaged cross-power spectrum Several baselines displayed
Timerange: 01/02:58:01 to 01/02:59:59

Plot file version 219 created 18-MAR-2021 11:20:03

LP212-62 EB082 1.UVDATA.1

Freq = 1.5950 GHz, Bw = 16.000 MH No calibration applied and no bandpass applied



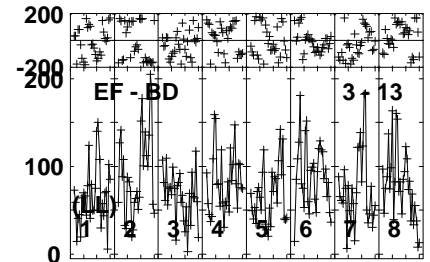
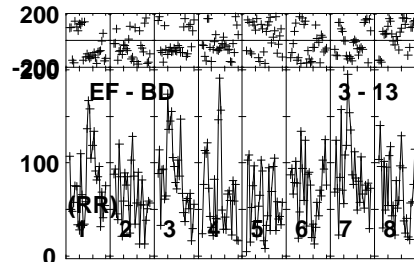
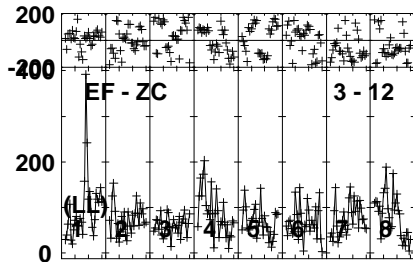
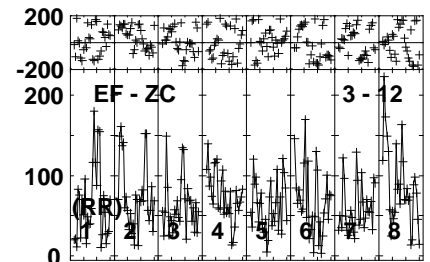
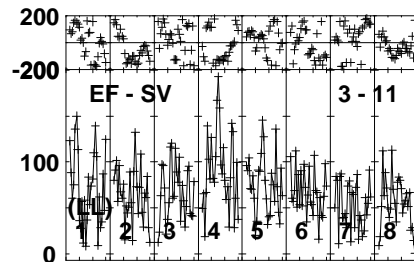
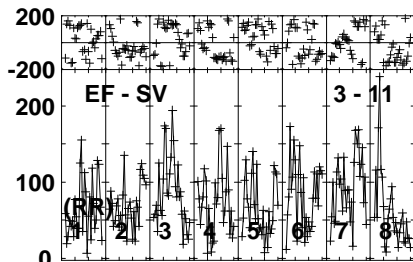
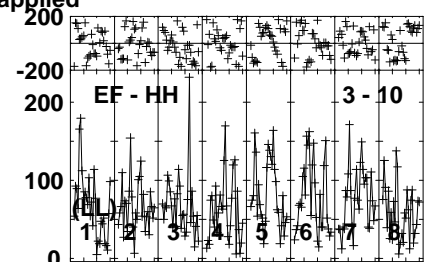
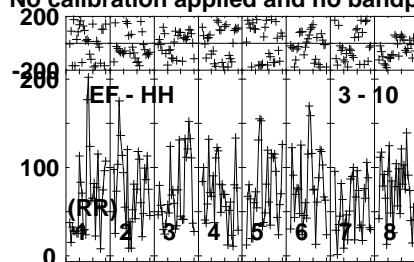
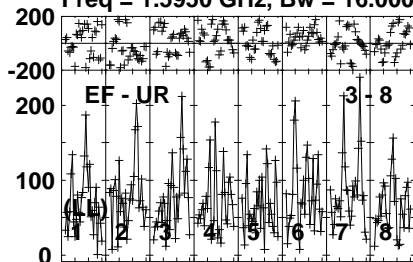
Lower frame: Micro Ampl Jy Top frame: Phas deg
 Vector averaged cross-power spectrum Several baselines displayed
 Timerange: 01/03:00:00 to 01/03:03:00

Plot file version 220 created 18-MAR-2021 11:20:03

LP212-62 EB082 1.UVDATA.1

Freq = 1.5950 GHz, Bw = 16.000 MH

No calibration applied and no bandpass applied

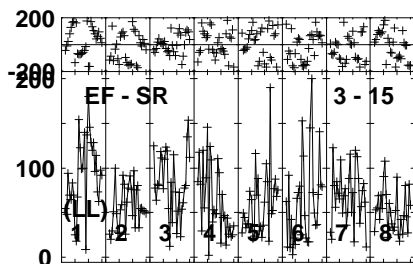
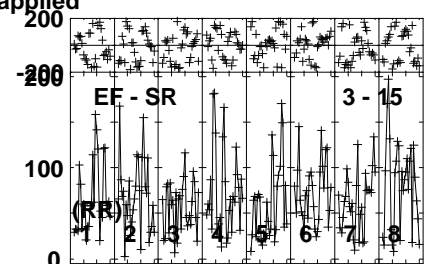
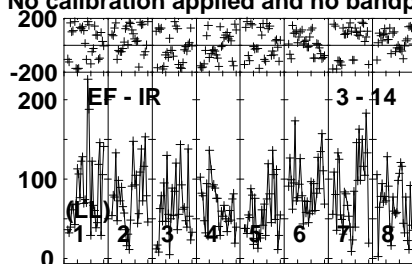
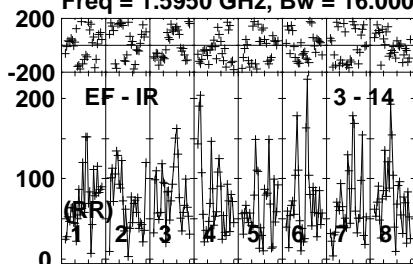


Lower frame: Micro Ampl Jy Top frame: Phas deg
Vector averaged cross-power spectrum Several baselines displayed
Timerange: 01/03:00:00 to 01/03:03:00

Plot file version 221 created 18-MAR-2021 11:20:03

LP212-62 EB082 1.UVDATA.1

Freq = 1.5950 GHz, Bw = 16.000 MH No calibration applied and no bandpass applied



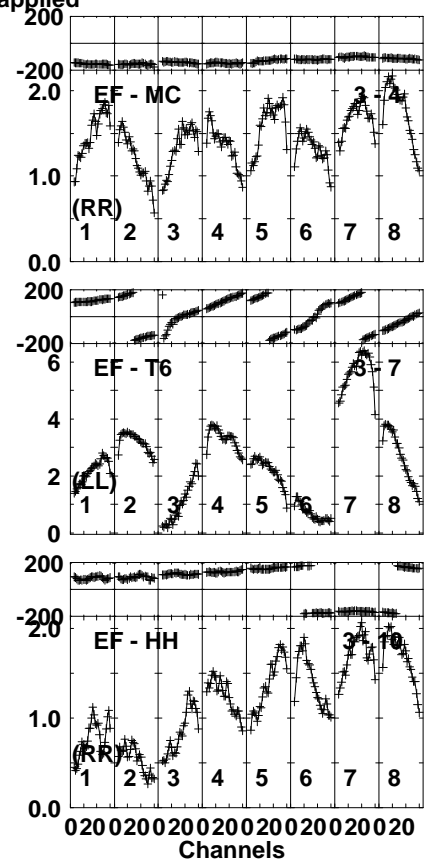
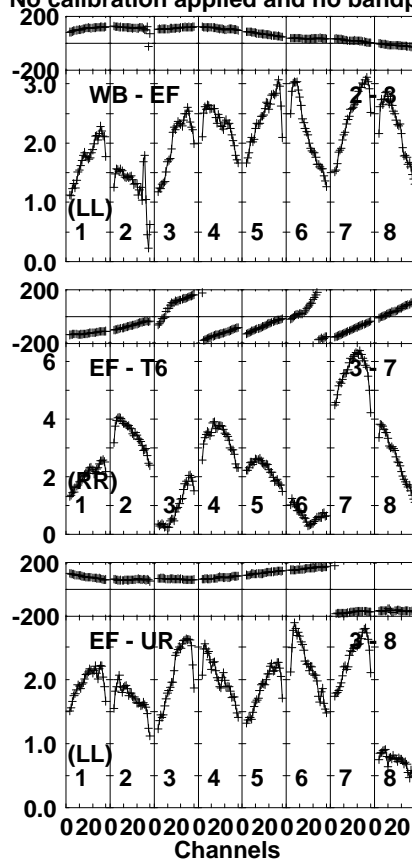
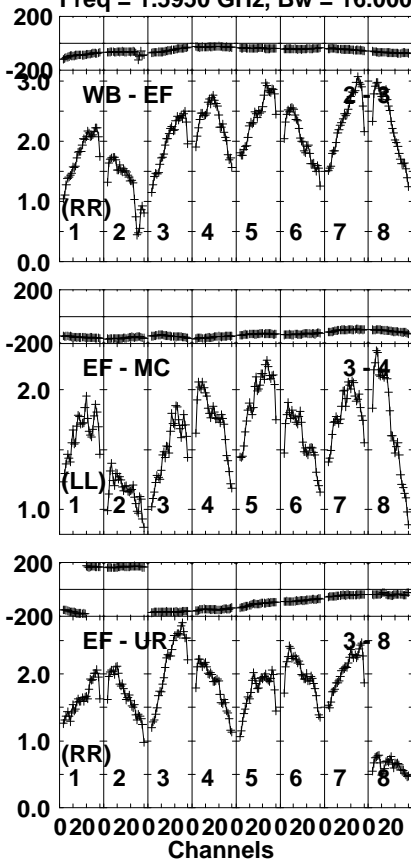
Lower frame: Micro Ampl Jy Top frame: Phas deg
Vector averaged cross-power spectrum Several baselines displayed
Timerange: 01/03:00:00 to 01/03:03:00

Plot file version 222 created 18-MAR-2021 11:20:04

J1020+4320 EB082 1.UVDATA.1

Freq = 1.5950 GHz, Bw = 16.000 MH

No calibration applied and no bandpass applied



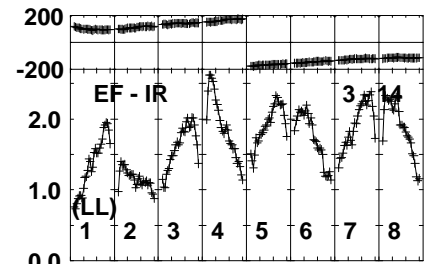
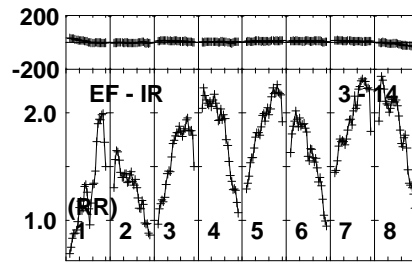
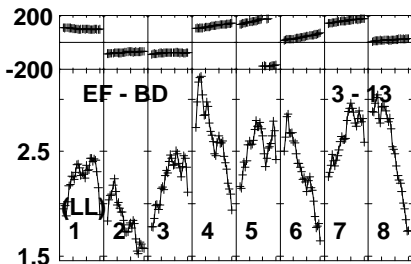
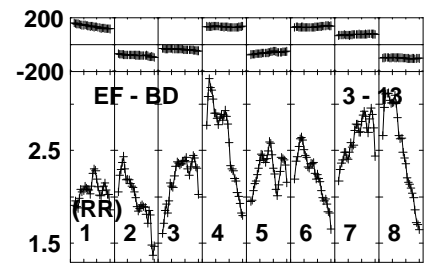
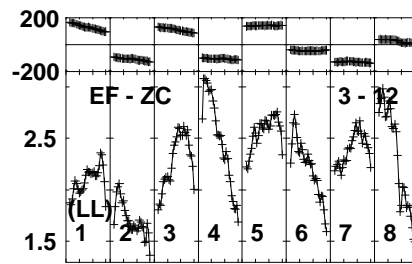
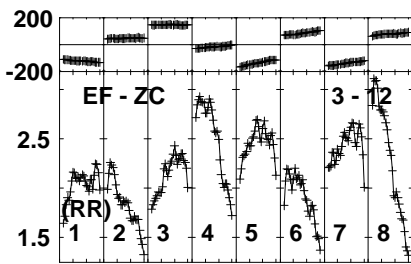
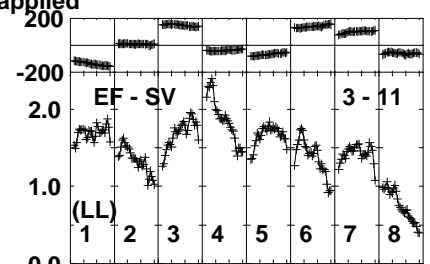
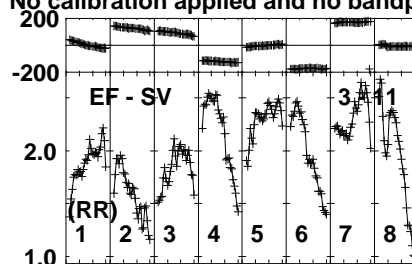
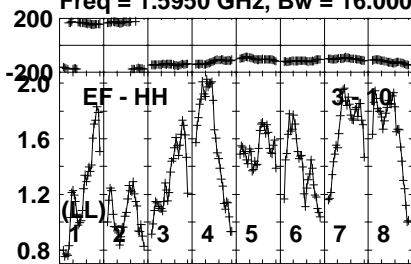
Lower frame: Milli Ampl Jy Top frame: Phas deg
Vector averaged cross-power spectrum Several baselines displayed
Timerange: 01/03:03:31 to 01/03:04:59

Plot file version 223 created 18-MAR-2021 11:20:04

J1020+4320 EB082 1.UVDATA.1

Freq = 1.5950 GHz, Bw = 16.000 MH

No calibration applied and no bandpass applied



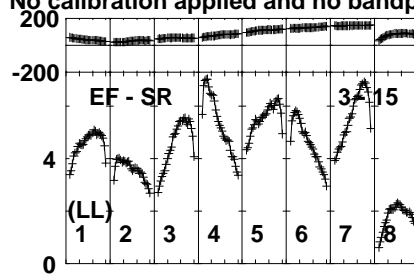
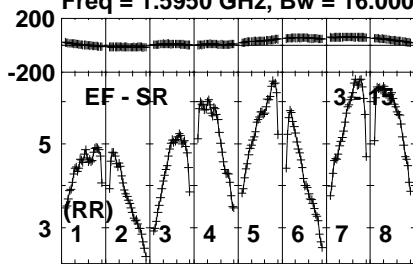
Lower frame: Milli Ampl Jy Top frame: Phas deg
Vector averaged cross-power spectrum Several baselines displayed
Timerange: 01/03:03:31 to 01/03:04:59

Plot file version 224 created 18-MAR-2021 11:20:04

J1020+4320 EB082 1.UVDATA.1

Freq = 1.5950 GHz, Bw = 16.000 MH

No calibration applied and no bandpass applied



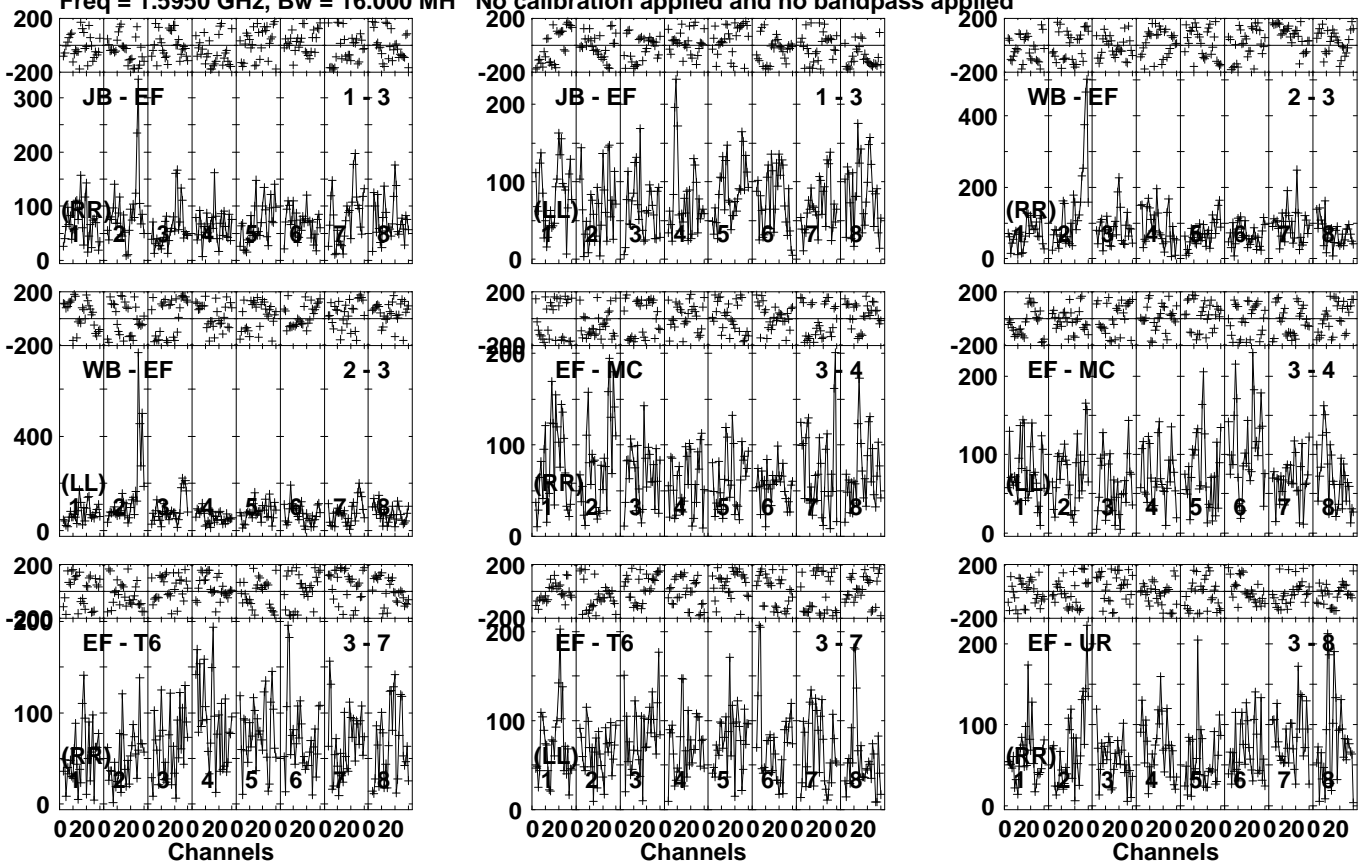
Lower frame: Milli Ampl Jy Top frame: Phas deg
Vector averaged cross-power spectrum Several baselines displayed
Timerange: 01/03:03:31 to 01/03:04:59

Plot file version 225 created 18-MAR-2021 11:20:04

LP212-62 EB082 1.UVDATA.1

Freq = 1.5950 GHz, Bw = 16.000 MH

No calibration applied and no bandpass applied



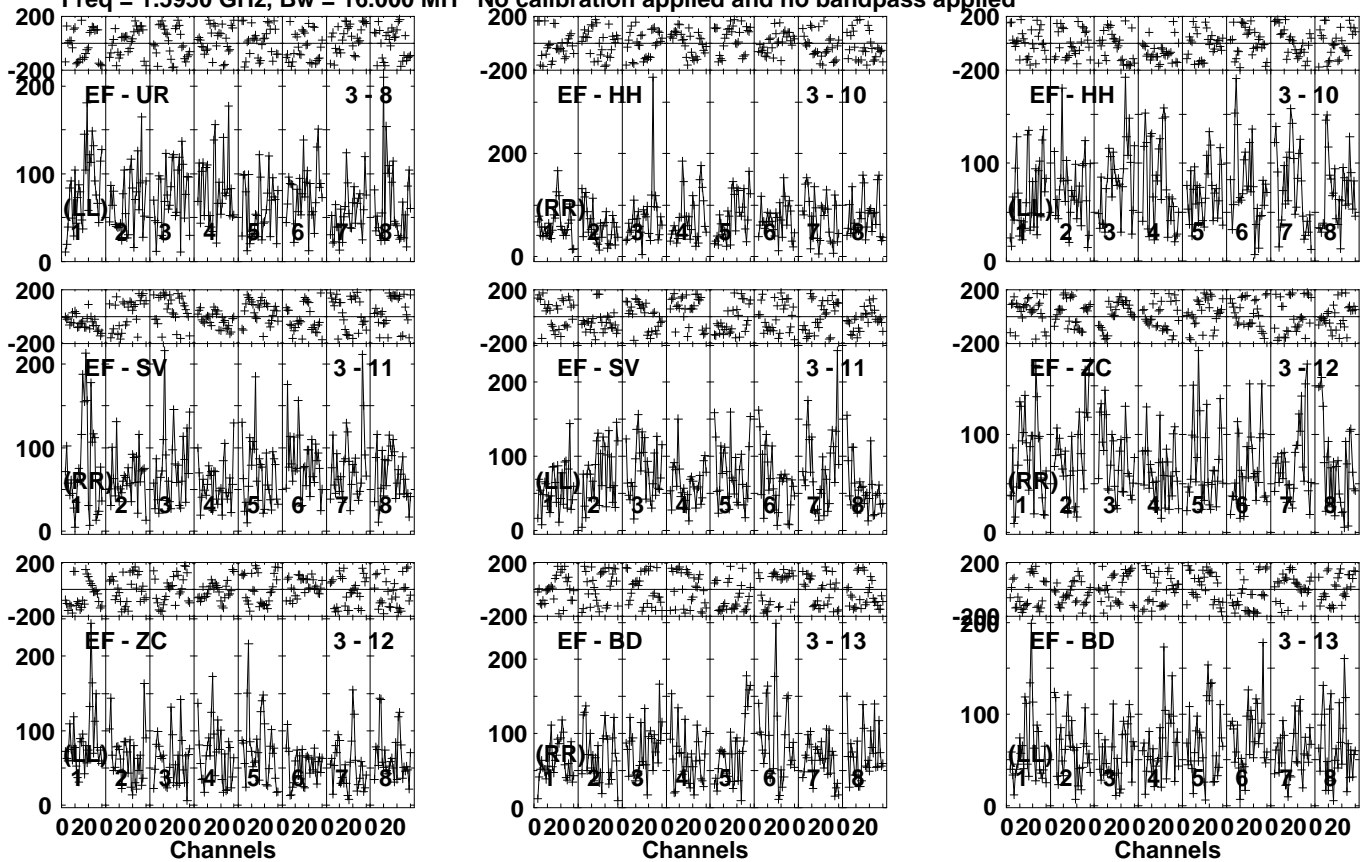
Lower frame: Micro Ampl Jy Top frame: Phas deg
Vector averaged cross-power spectrum Several baselines displayed
Timerange: 01/03:05:01 to 01/03:08:00

Plot file version 226 created 18-MAR-2021 11:20:04

LP212-62 EB082 1.UVDATA.1

Freq = 1.5950 GHz, Bw = 16.000 MH

No calibration applied and no bandpass applied

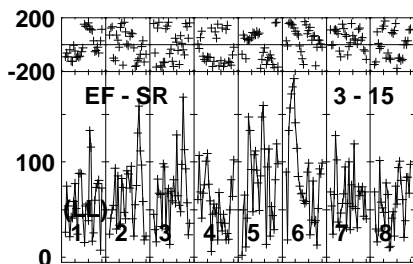
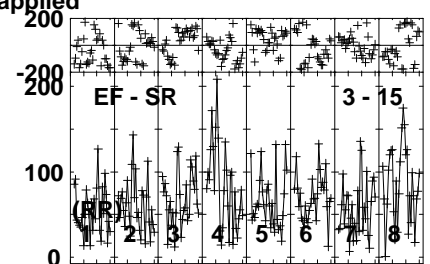
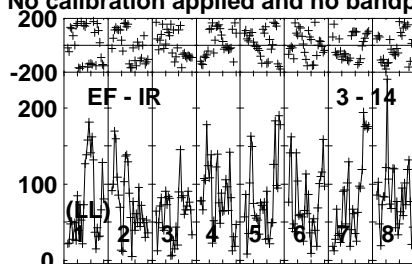
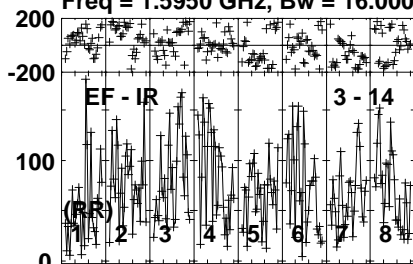


Lower frame: Micro Ampl Jy Top frame: Phas deg
Vector averaged cross-power spectrum Several baselines displayed
Timerange: 01/03:05:01 to 01/03:08:00

Plot file version 227 created 18-MAR-2021 11:20:04

LP212-62 EB082 1.UVDATA.1

Freq = 1.5950 GHz, Bw = 16.000 MH No calibration applied and no bandpass applied



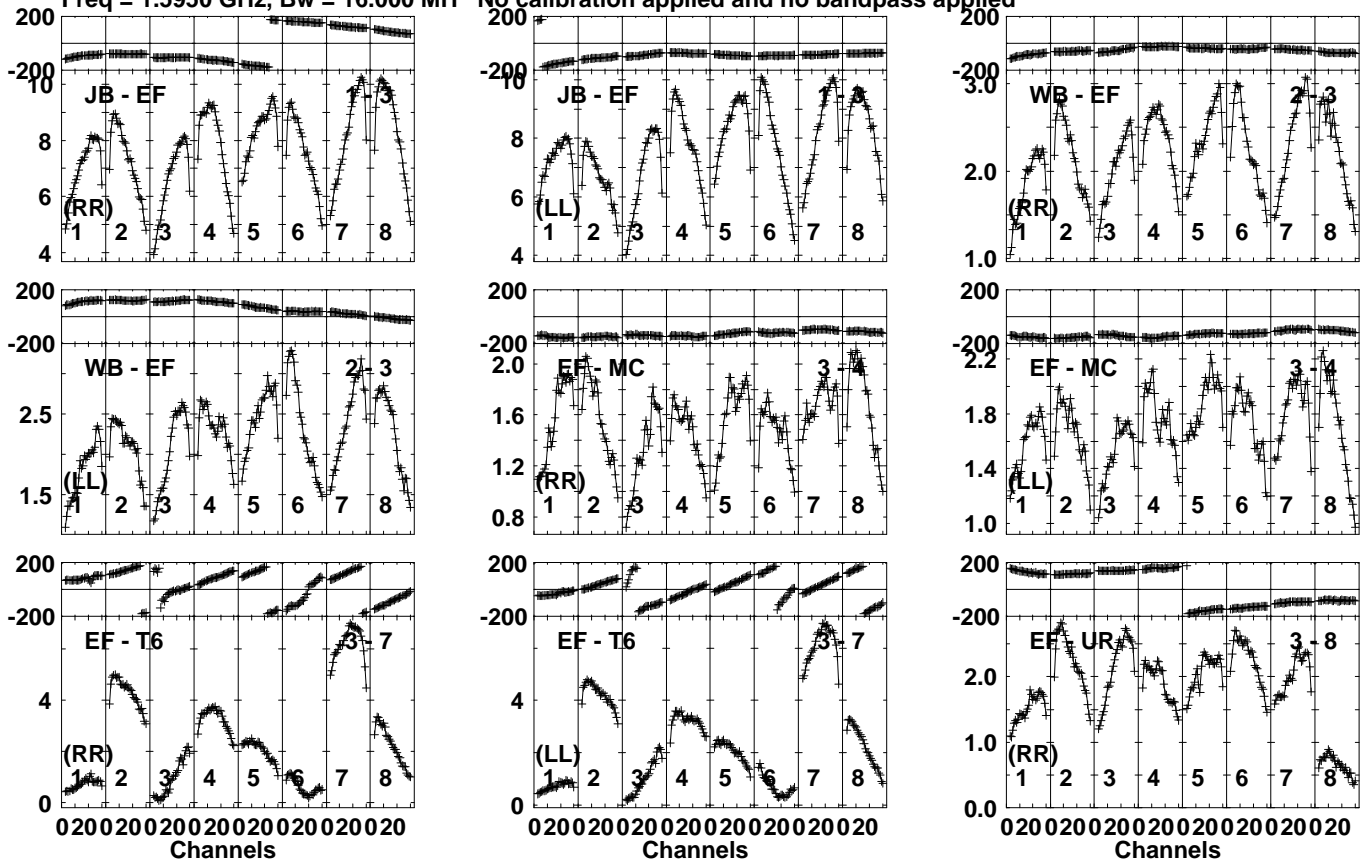
Lower frame: Micro Ampl Jy Top frame: Phas deg
Vector averaged cross-power spectrum Several baselines displayed
Timerange: 01/03:05:01 to 01/03:08:00

Plot file version 228 created 18-MAR-2021 11:20:04

J1020+4320 EB082 1.UVDATA.1

Freq = 1.5950 GHz, Bw = 16.000 MH

No calibration applied and no bandpass applied



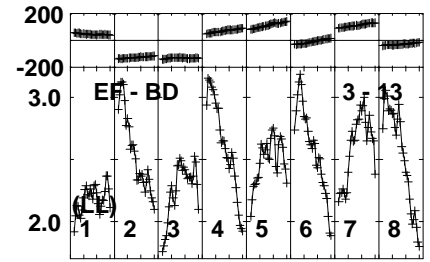
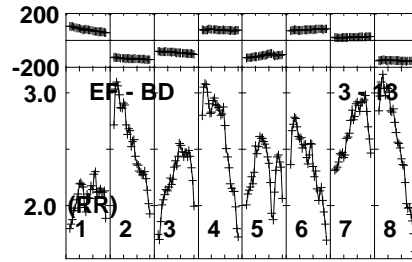
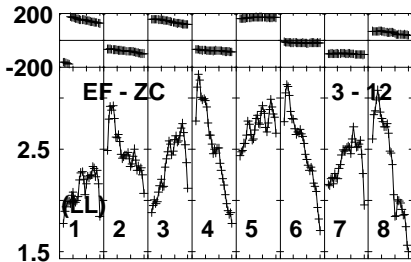
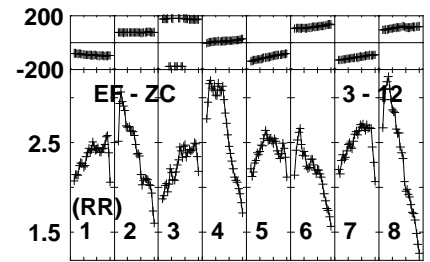
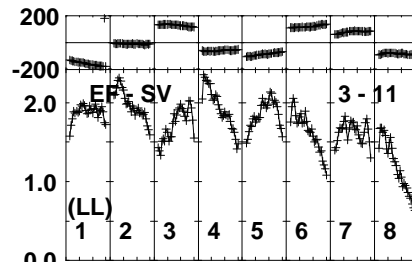
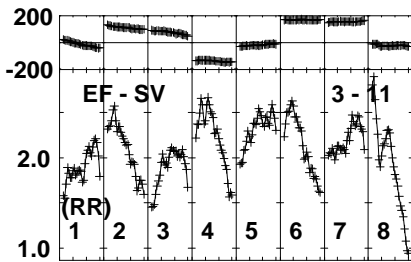
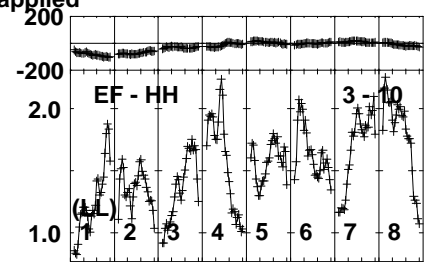
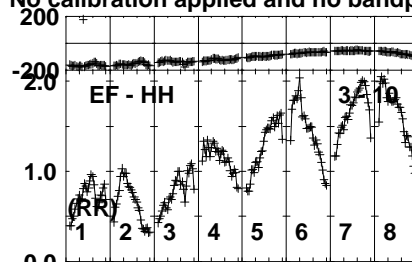
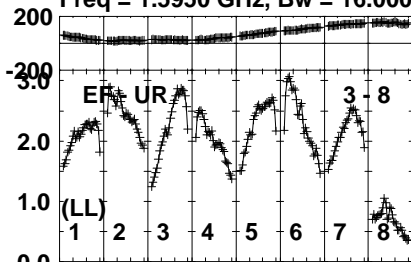
Lower frame: Milli Ampl Jy Top frame: Phas deg
Vector averaged cross-power spectrum Several baselines displayed
Timerange: 01/03:08:01 to 01/03:10:00

Plot file version 229 created 18-MAR-2021 11:20:05

J1020+4320 EB082 1.UVDATA.1

Freq = 1.5950 GHz, Bw = 16.000 MH

No calibration applied and no bandpass applied



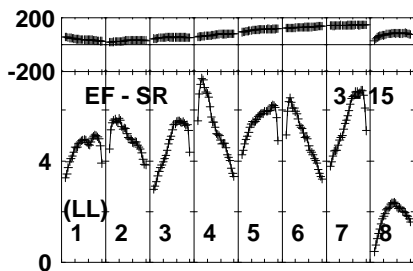
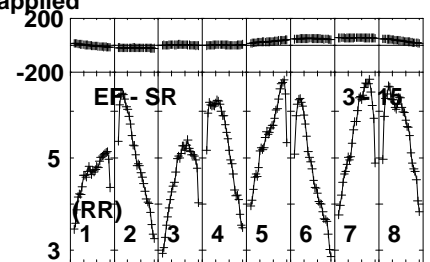
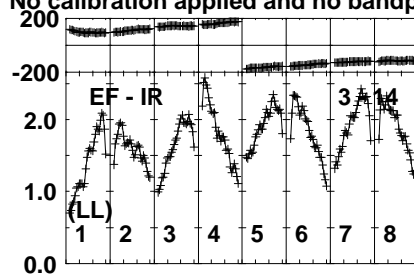
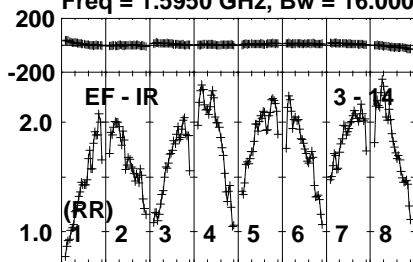
Lower frame: Milli Ampl Jy Top frame: Phas deg
Vector averaged cross-power spectrum Several baselines displayed
Timerange: 01/03:08:01 to 01/03:10:00

Plot file version 230 created 18-MAR-2021 11:20:05

J1020+4320 EB082 1.UVDATA.1

Freq = 1.5950 GHz, Bw = 16.000 MH

No calibration applied and no bandpass applied



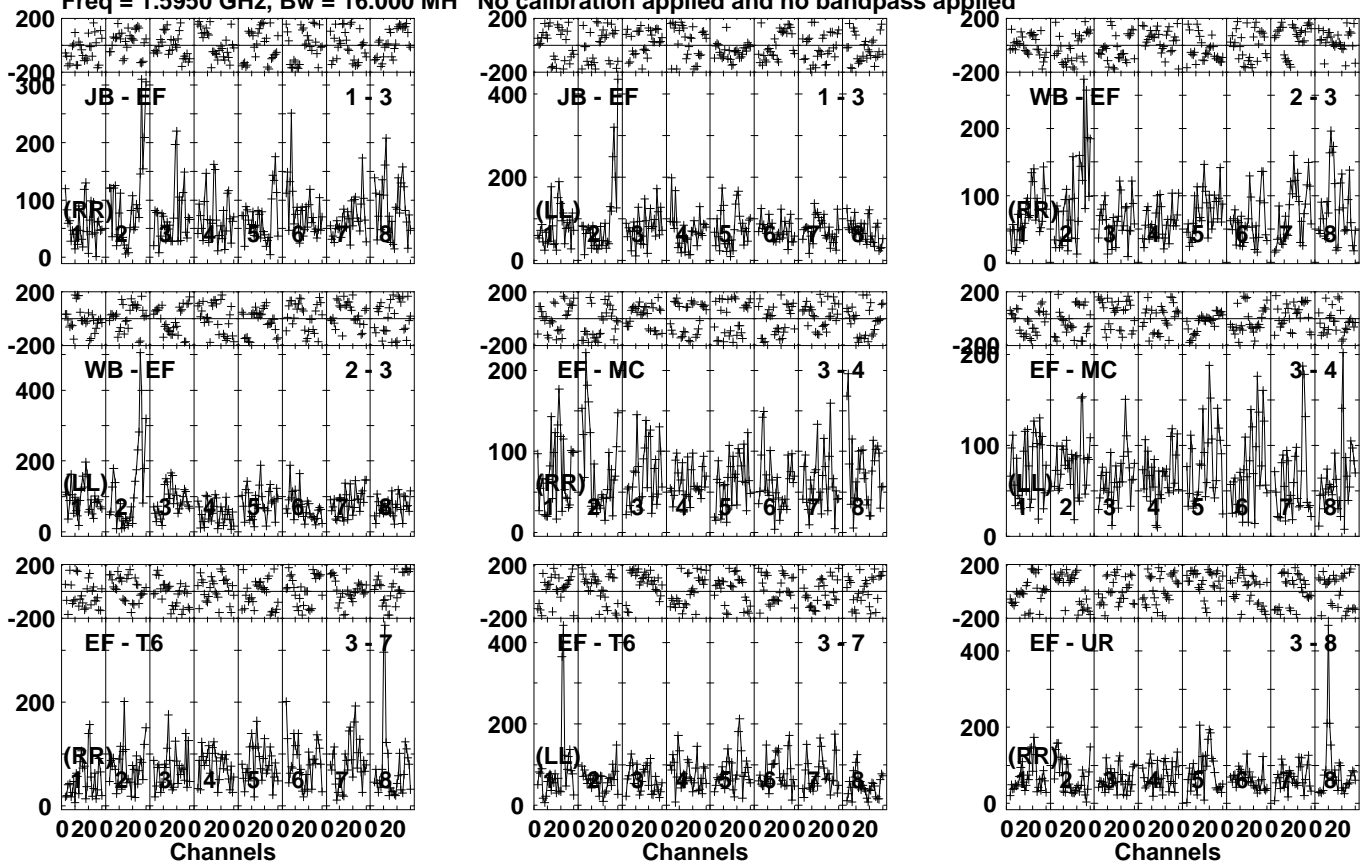
Lower frame: Milli Ampl Jy Top frame: Phas deg
Vector averaged cross-power spectrum Several baselines displayed
Timerange: 01/03:08:01 to 01/03:10:00

Plot file version 231 created 18-MAR-2021 11:20:05

LP212-62 EB082 1.UVDATA.1

Freq = 1.5950 GHz, Bw = 16.000 MH

No calibration applied and no bandpass applied

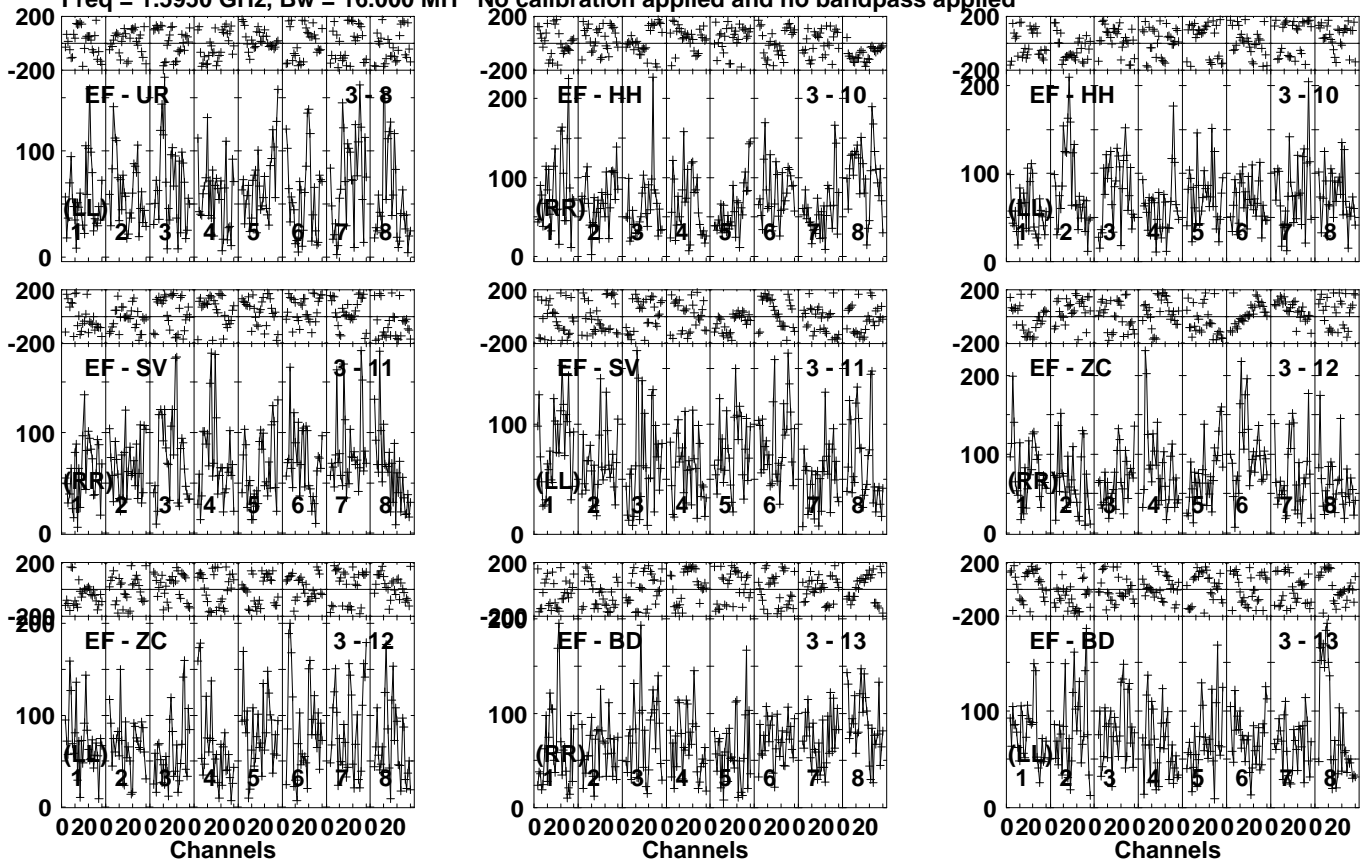


Lower frame: Micro Ampl Jy Top frame: Phas deg
Vector averaged cross-power spectrum Several baselines displayed
Timerange: 01/03:10:00 to 01/03:13:00

Plot file version 232 created 18-MAR-2021 11:20:05

LP212-62 EB082 1.UVDATA.1

Freq = 1.5950 GHz, Bw = 16.000 MH No calibration applied and no bandpass applied



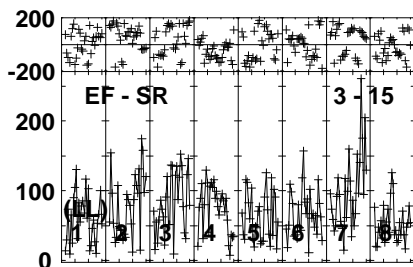
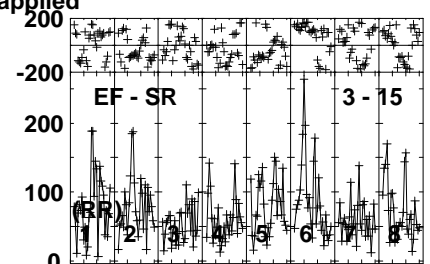
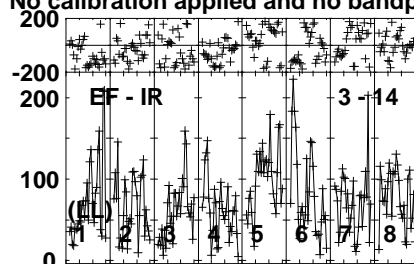
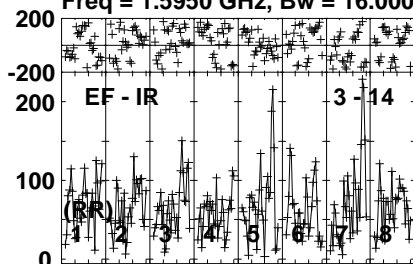
Lower frame: Micro Ampl Jy Top frame: Phas deg
Vector averaged cross-power spectrum Several baselines displayed
Timerange: 01/03:10:00 to 01/03:13:00

Plot file version 233 created 18-MAR-2021 11:20:05

LP212-62 EB082 1.UVDATA.1

Freq = 1.5950 GHz, Bw = 16.000 MH

No calibration applied and no bandpass applied



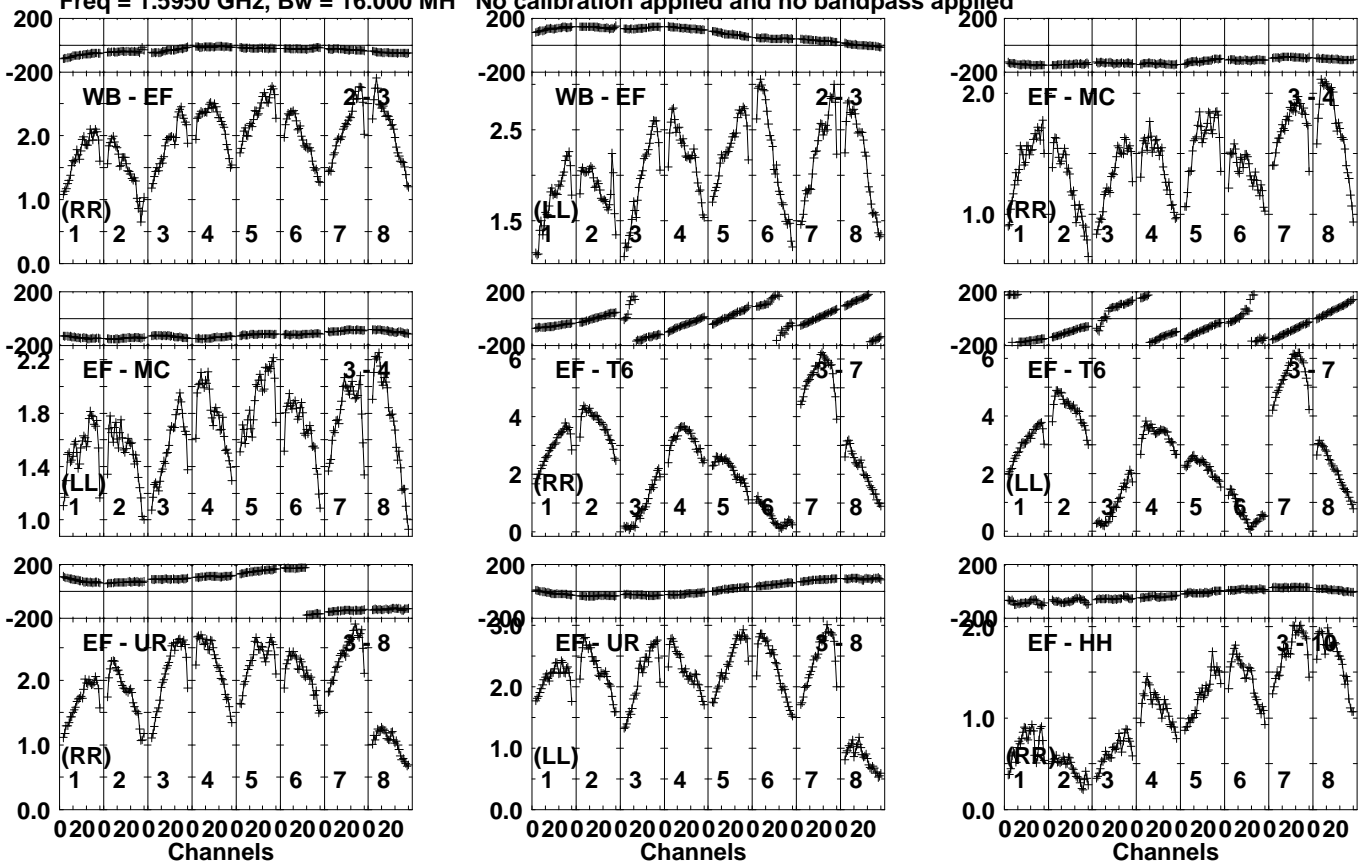
Lower frame: Micro Ampl Jy Top frame: Phas deg
Vector averaged cross-power spectrum Several baselines displayed
Timerange: 01/03:10:00 to 01/03:13:00

Plot file version 234 created 18-MAR-2021 11:20:05

J1020+4320 EB082 1.UVDATA.1

Freq = 1.5950 GHz, Bw = 16.000 MH

No calibration applied and no bandpass applied



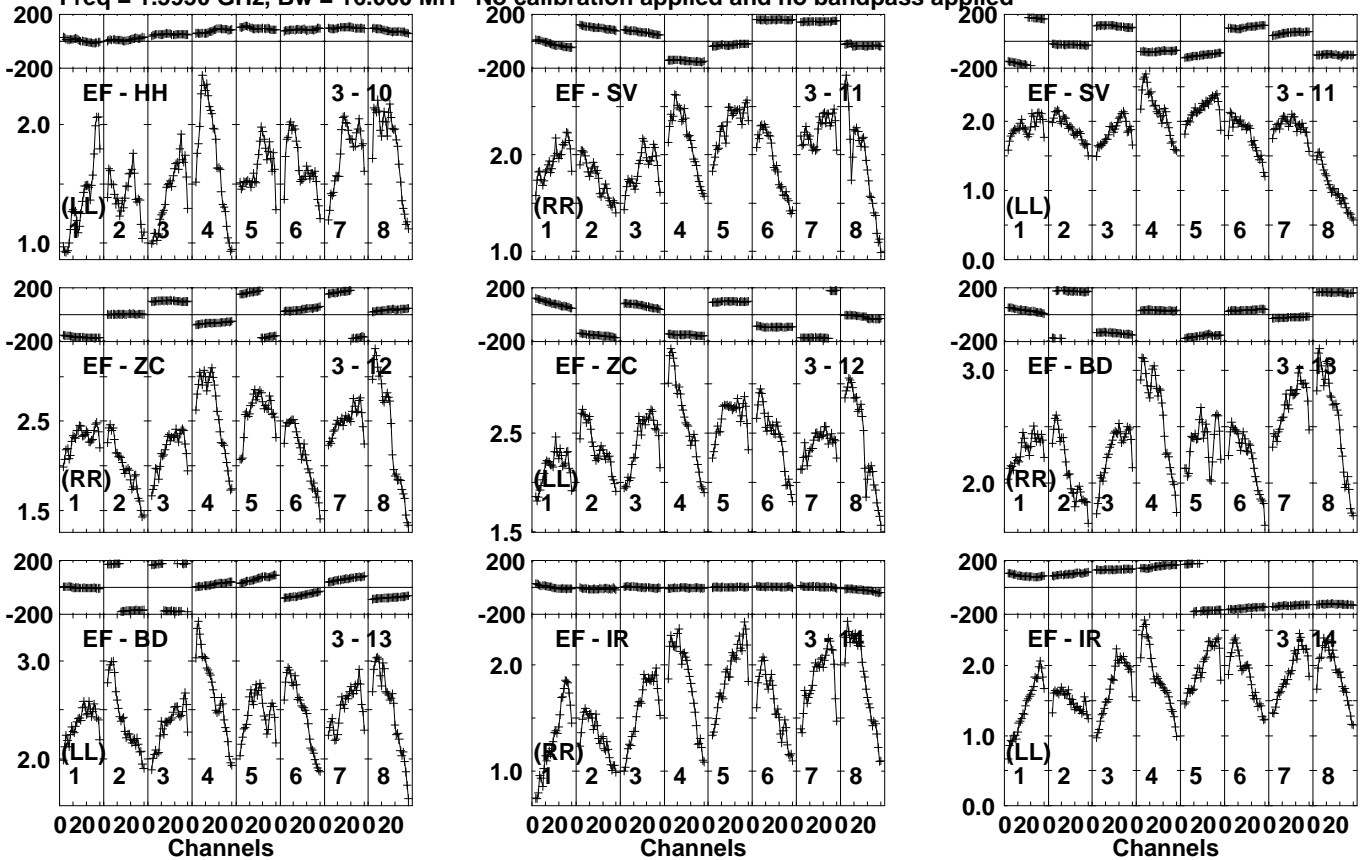
Lower frame: Milli Ampl Jy Top frame: Phas deg
Vector averaged cross-power spectrum Several baselines displayed
Timerange: 01/03:13:31 to 01/03:14:59

Plot file version 235 created 18-MAR-2021 11:20:05

J1020+4320 EB082 1.UVDATA.1

Freq = 1.5950 GHz, Bw = 16.000 MH

No calibration applied and no bandpass applied



Lower frame: Milli Ampl Jy Top frame: Phas deg

Vector averaged cross-power spectrum Several baselines displayed

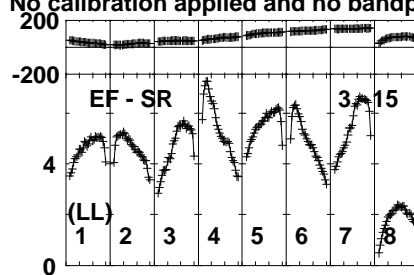
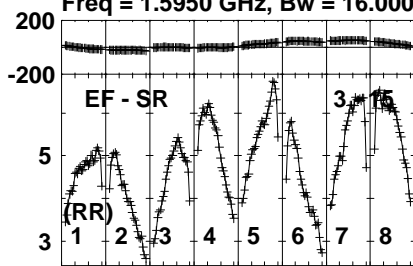
Timerange: 01/03:13:31 to 01/03:14:59

Plot file version 236 created 18-MAR-2021 11:20:06

J1020+4320 EB082 1.UVDATA.1

Freq = 1.5950 GHz, Bw = 16.000 MH

No calibration applied and no bandpass applied



Lower frame: Milli Ampl Jy Top frame: Phas deg

Vector averaged cross-power spectrum Several baselines displayed

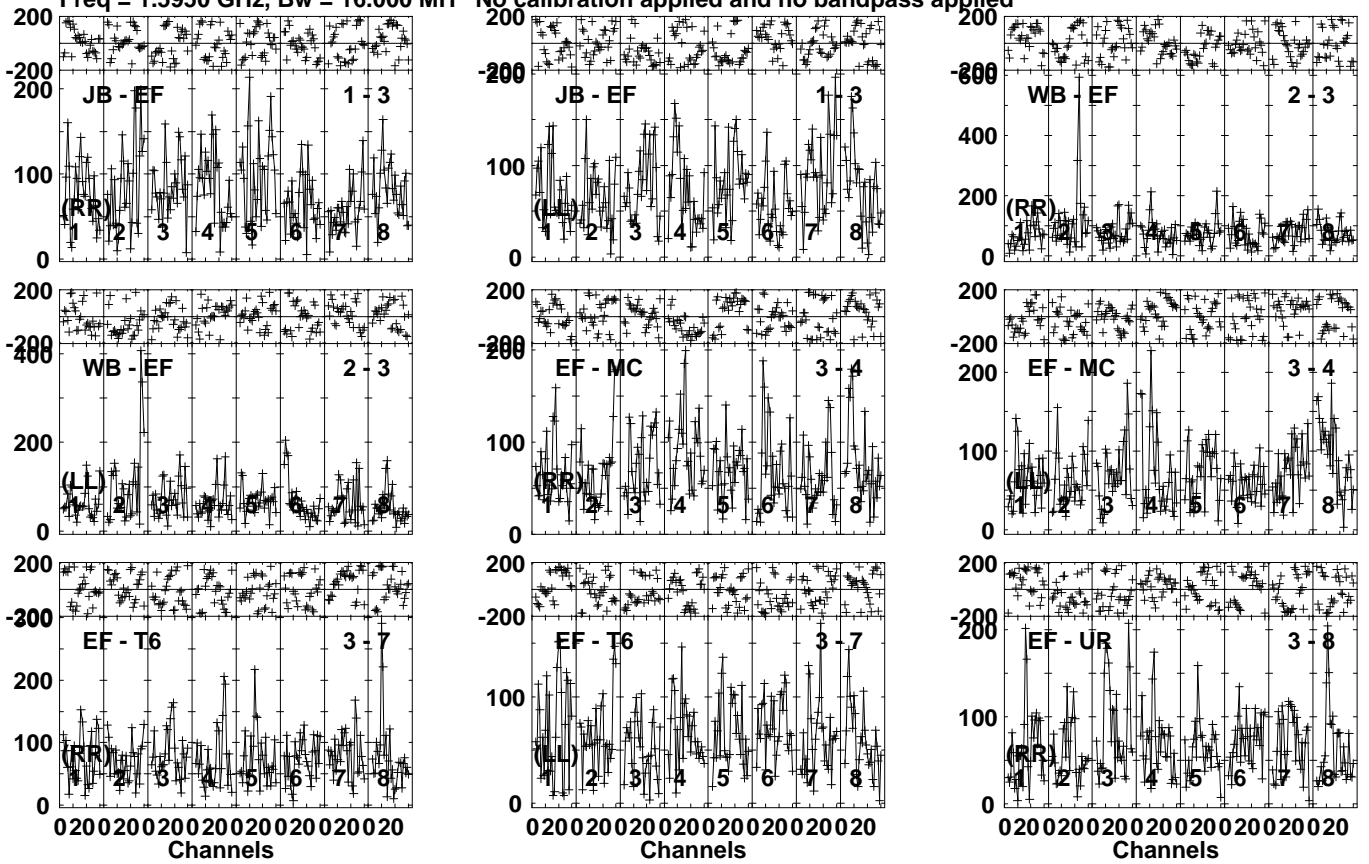
Timerange: 01/03:13:31 to 01/03:14:59

Plot file version 237 created 18-MAR-2021 11:20:06

LP212-62 EB082 1.UVDATA.1

Freq = 1.5950 GHz, Bw = 16.000 MH

No calibration applied and no bandpass applied

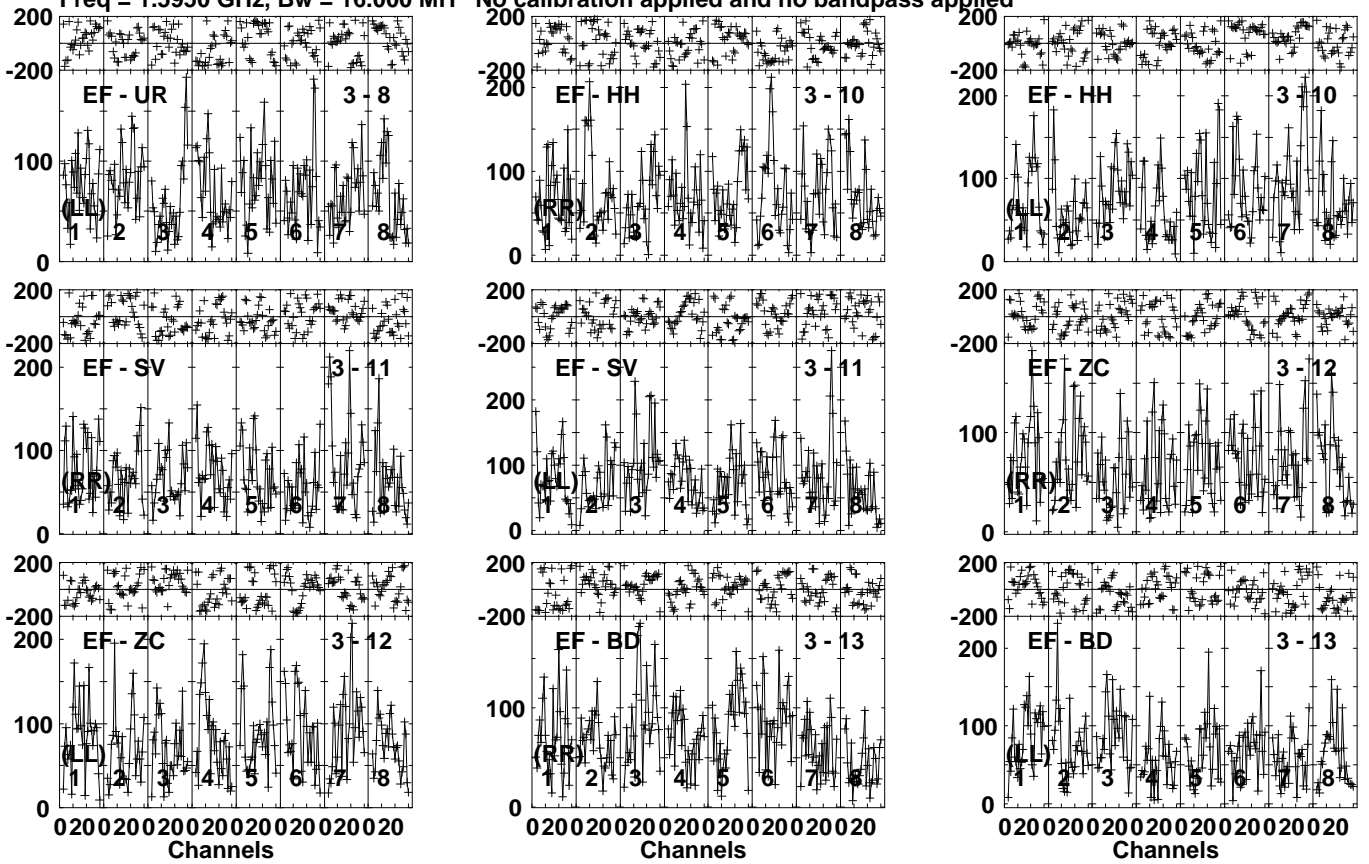


Lower frame: Micro Ampl Jy Top frame: Phas deg
Vector averaged cross-power spectrum Several baselines displayed
Timerange: 01/03:15:01 to 01/03:18:00

Plot file version 238 created 18-MAR-2021 11:20:06

LP212-62 EB082 1.UVDATA.1

Freq = 1.5950 GHz, Bw = 16.000 MH No calibration applied and no bandpass applied

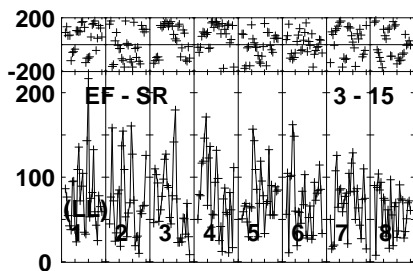
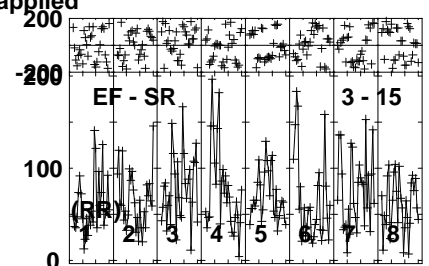
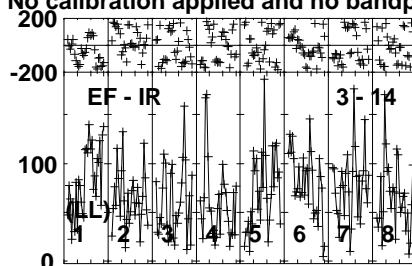
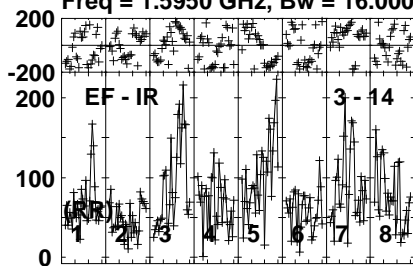


Lower frame: Micro Ampl Jy Top frame: Phas deg
Vector averaged cross-power spectrum Several baselines displayed
Timerange: 01/03:15:01 to 01/03:18:00

Plot file version 239 created 18-MAR-2021 11:20:06

LP212-62 EB082 1.UVDATA.1

Freq = 1.5950 GHz, Bw = 16.000 MH No calibration applied and no bandpass applied



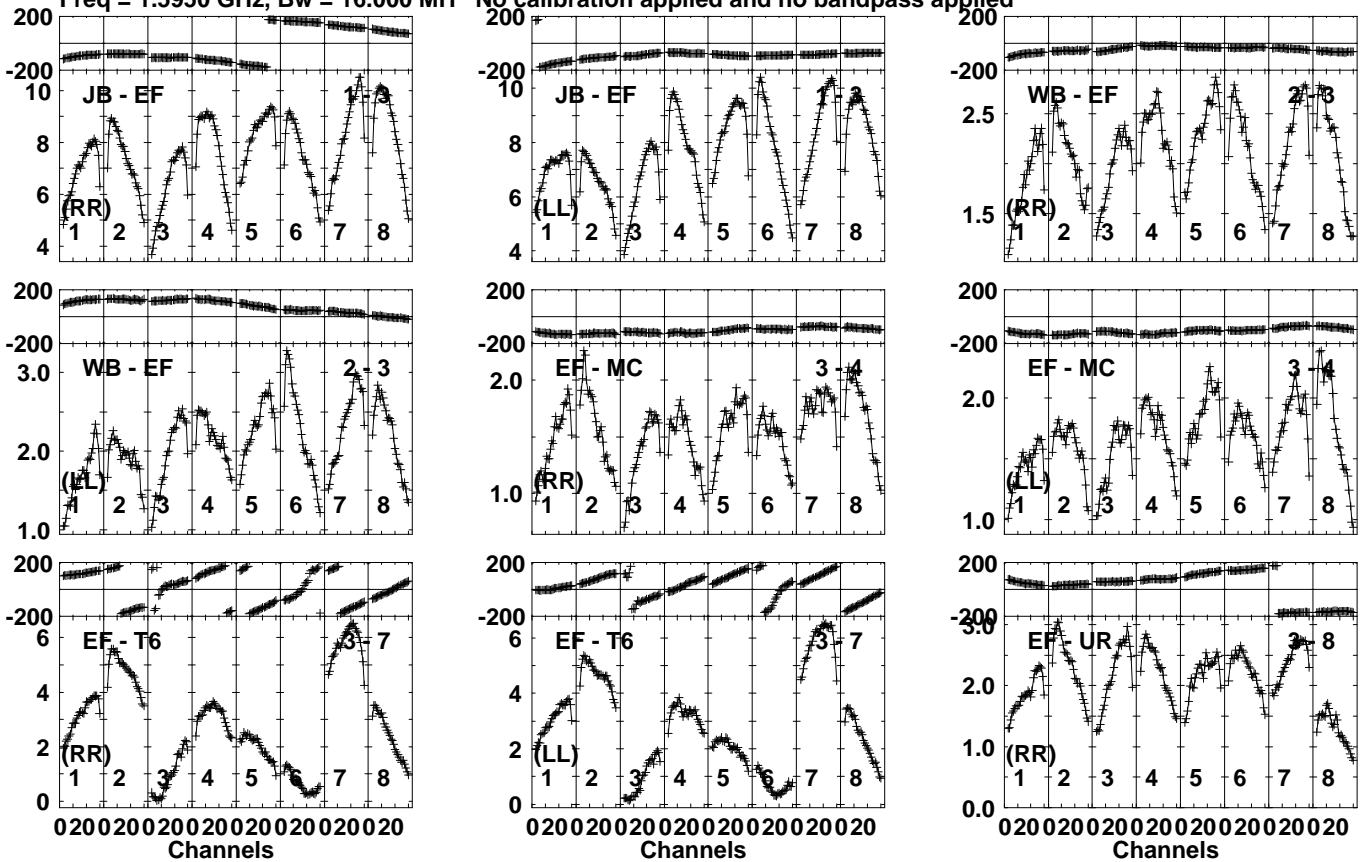
Lower frame: Micro Ampl Jy Top frame: Phas deg
Vector averaged cross-power spectrum Several baselines displayed
Timerange: 01/03:15:01 to 01/03:18:00

Plot file version 240 created 18-MAR-2021 11:20:06

J1020+4320 EB082 1.UVDATA.1

Freq = 1.5950 GHz, Bw = 16.000 MH

No calibration applied and no bandpass applied



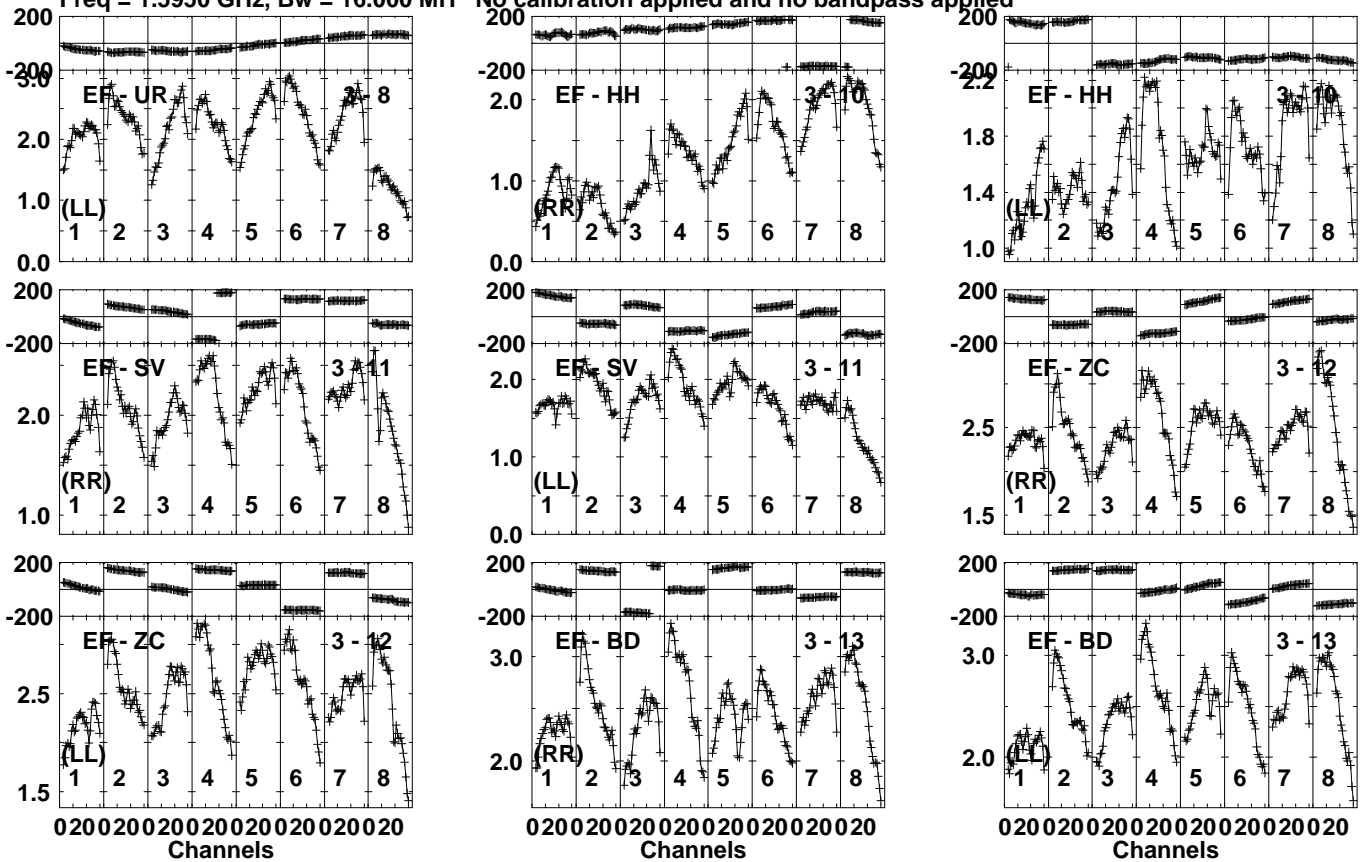
Lower frame: Milli Ampl Jy Top frame: Phas deg
 Vector averaged cross-power spectrum Several baselines displayed
 Timerange: 01/03:18:00 to 01/03:20:00

Plot file version 241 created 18-MAR-2021 11:20:06

J1020+4320 EB082 1.UVDATA.1

Freq = 1.5950 GHz, Bw = 16.000 MH

No calibration applied and no bandpass applied



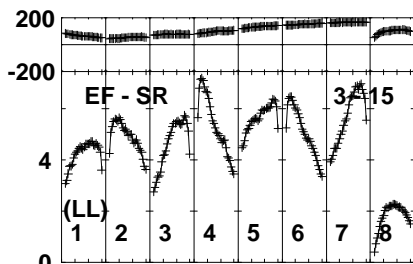
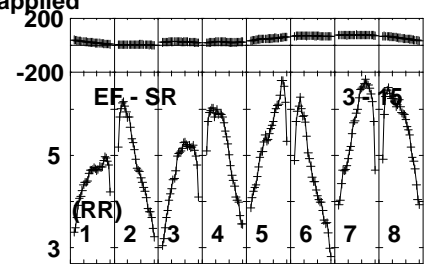
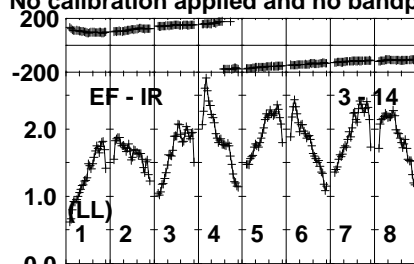
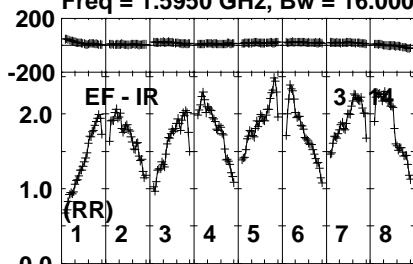
Lower frame: Milli Ampl Jy Top frame: Phas deg
Vector averaged cross-power spectrum Several baselines displayed
Timerange: 01/03:18:00 to 01/03:20:00

Plot file version 242 created 18-MAR-2021 11:20:07

J1020+4320 EB082 1.UVDATA.1

Freq = 1.5950 GHz, Bw = 16.000 MH

No calibration applied and no bandpass applied

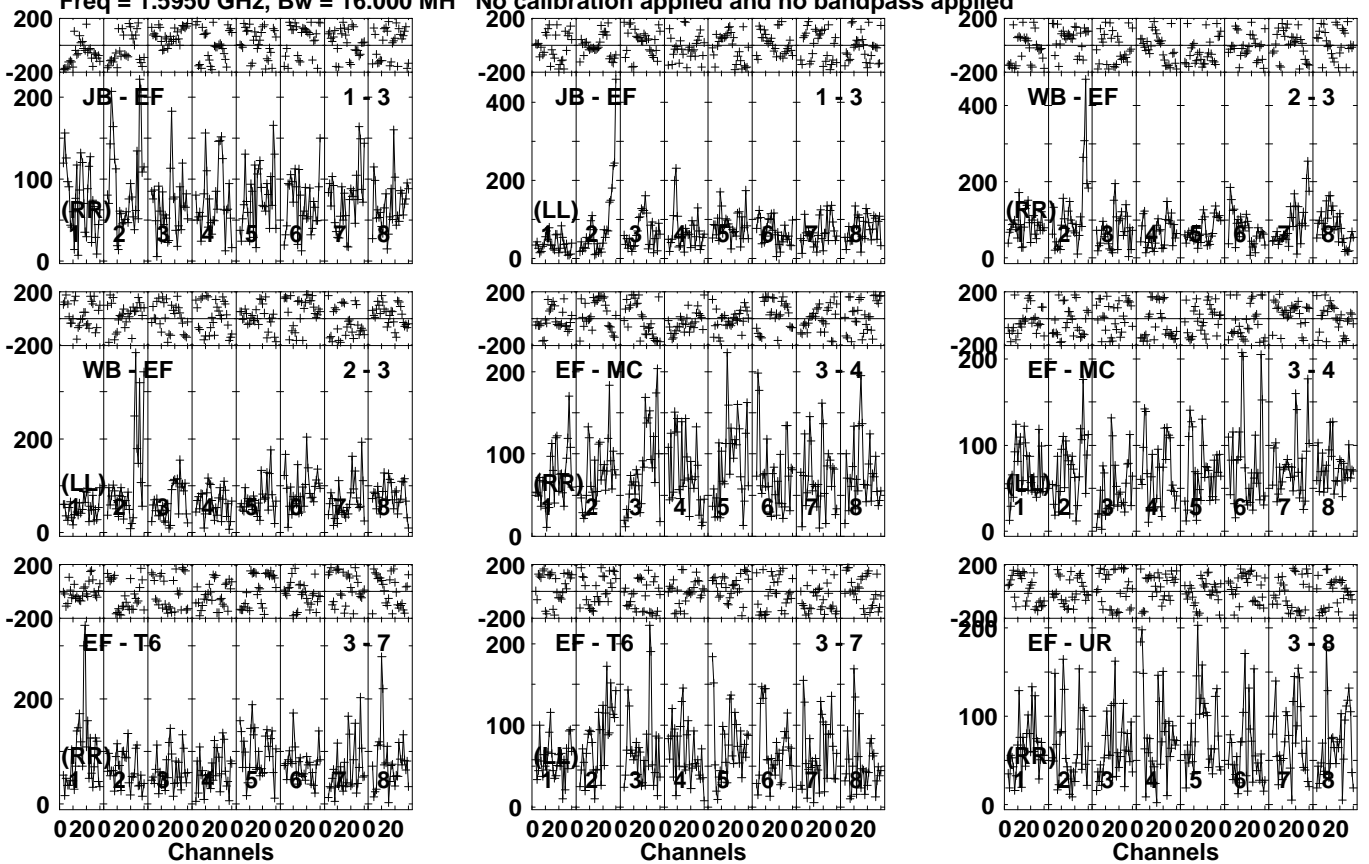


Lower frame: Milli Ampl Jy Top frame: Phas deg
Vector averaged cross-power spectrum Several baselines displayed
Timerange: 01/03:18:00 to 01/03:20:00

Plot file version 243 created 18-MAR-2021 11:20:07

LP212-62 EB082 1.UVDATA.1

Freq = 1.5950 GHz, Bw = 16.000 MH No calibration applied and no bandpass applied

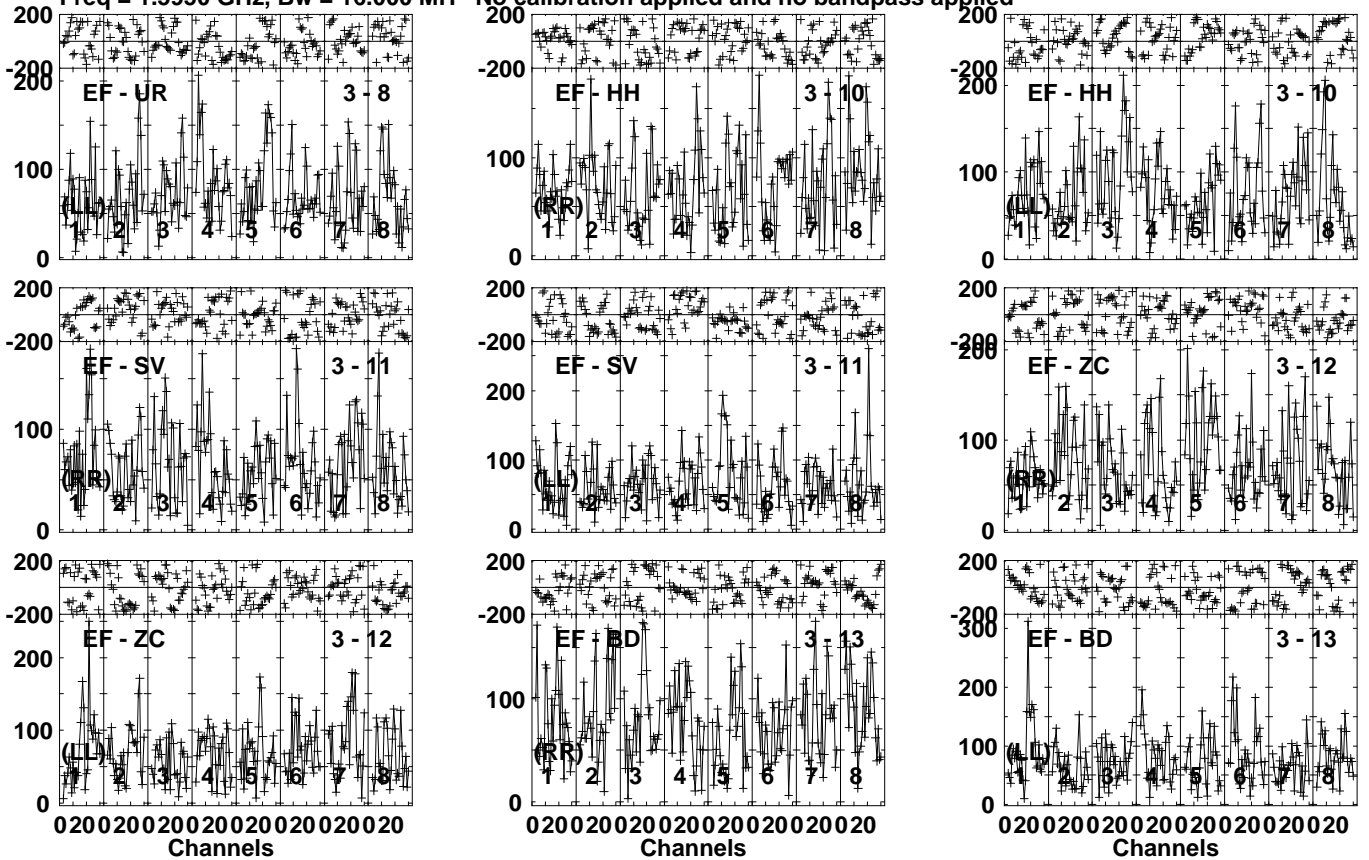


Lower frame: Micro Ampl Jy Top frame: Phas deg
Vector averaged cross-power spectrum Several baselines displayed
Timerange: 01/03:20:00 to 01/03:22:59

Plot file version 244 created 18-MAR-2021 11:20:07

LP212-62 EB082 1.UVDATA.1

Freq = 1.5950 GHz, Bw = 16.000 MH No calibration applied and no bandpass applied

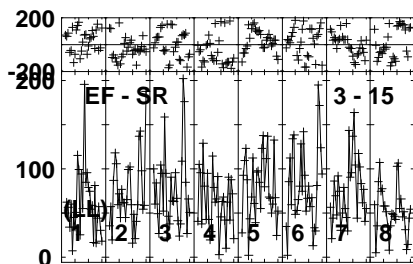
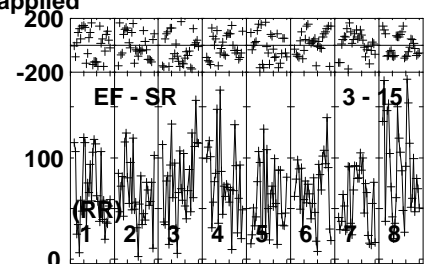
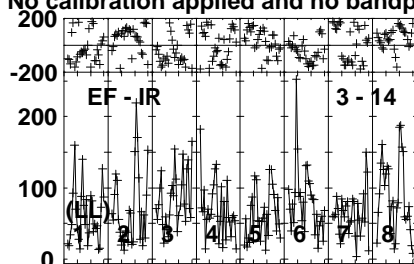
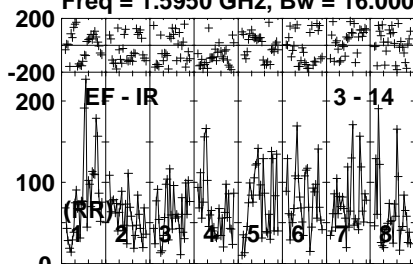


Lower frame: Micro Ampl Jy Top frame: Phas deg
Vector averaged cross-power spectrum Several baselines displayed
Timerange: 01/03:20:00 to 01/03:22:59

Plot file version 245 created 18-MAR-2021 11:20:07

LP212-62 EB082 1.UVDATA.1

Freq = 1.5950 GHz, Bw = 16.000 MH No calibration applied and no bandpass applied



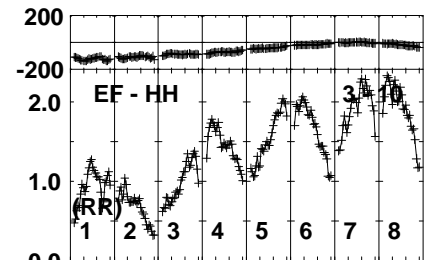
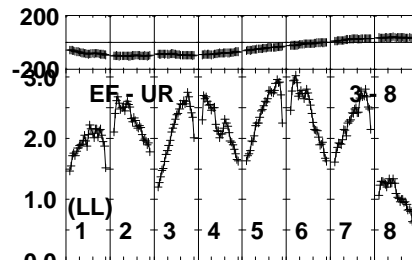
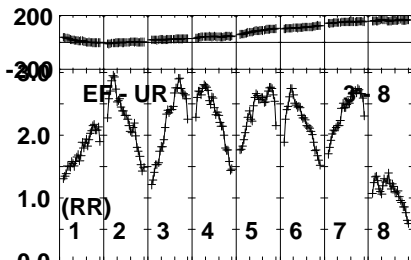
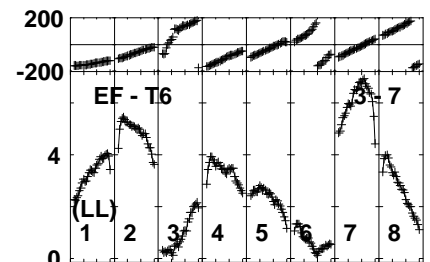
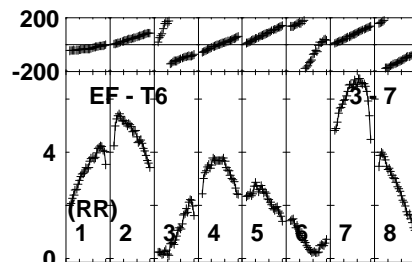
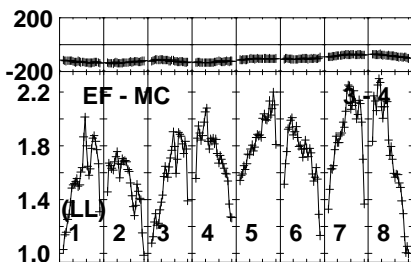
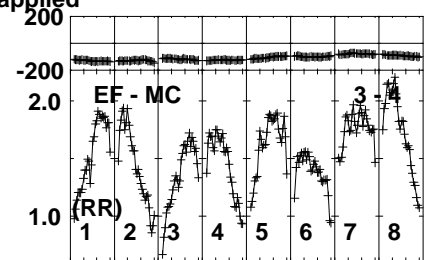
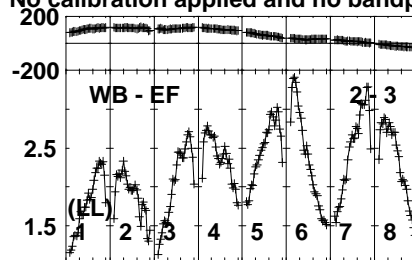
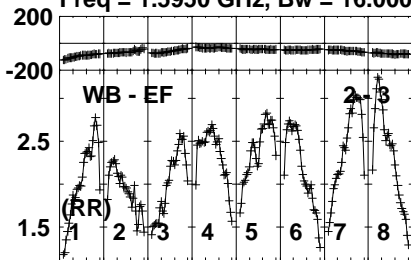
Lower frame: Micro Ampl Jy Top frame: Phas deg
Vector averaged cross-power spectrum Several baselines displayed
Timerange: 01/03:20:00 to 01/03:22:59

Plot file version 246 created 18-MAR-2021 11:20:07

J1020+4320 EB082 1.UVDATA.1

Freq = 1.5950 GHz, Bw = 16.000 MH

No calibration applied and no bandpass applied



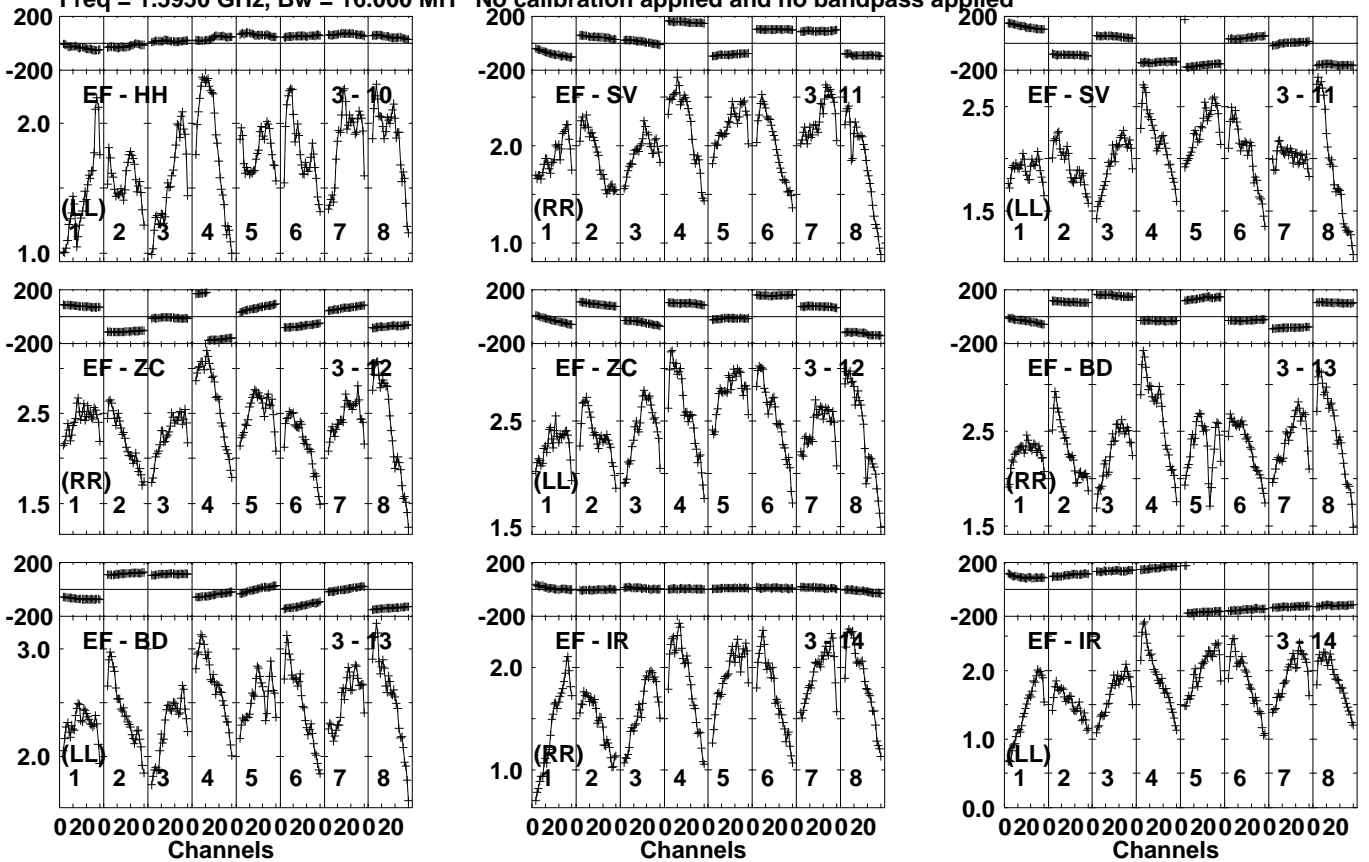
Lower frame: Milli Ampl Jy Top frame: Phas deg
Vector averaged cross-power spectrum Several baselines displayed
Timerange: 01/03:23:31 to 01/03:24:59

Plot file version 247 created 18-MAR-2021 11:20:07

J1020+4320 EB082 1.UVDATA.1

Freq = 1.5950 GHz, Bw = 16.000 MH

No calibration applied and no bandpass applied



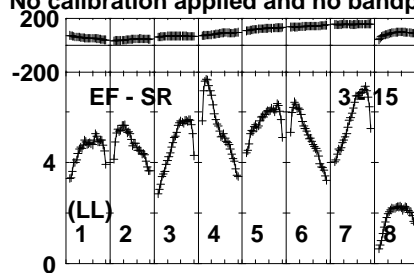
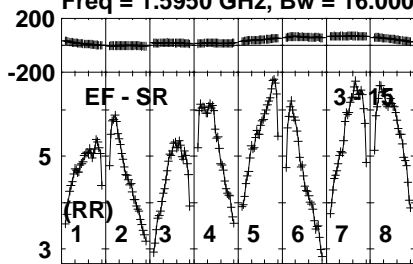
Lower frame: Milli Ampl Jy Top frame: Phas deg
 Vector averaged cross-power spectrum Several baselines displayed
 Timerange: 01/03:23:31 to 01/03:24:59

Plot file version 248 created 18-MAR-2021 11:20:07

J1020+4320 EB082 1.UVDATA.1

Freq = 1.5950 GHz, Bw = 16.000 MH

No calibration applied and no bandpass applied



Lower frame: Milli Ampl Jy Top frame: Phas deg

Vector averaged cross-power spectrum Several baselines displayed

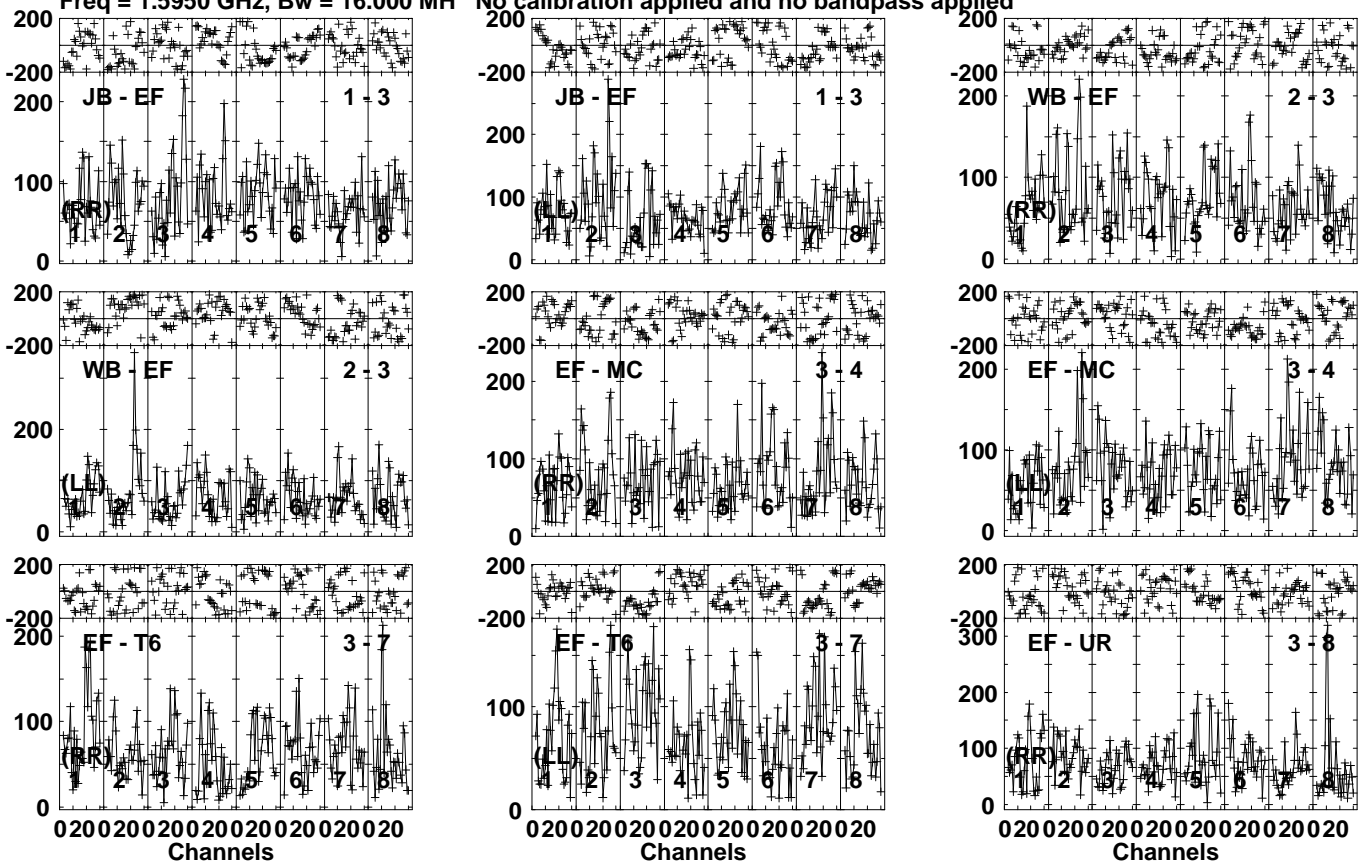
Timerange: 01/03:23:31 to 01/03:24:59

Plot file version 249 created 18-MAR-2021 11:20:08

LP212-62 EB082 1.UVDATA.1

Freq = 1.5950 GHz, Bw = 16.000 MH

No calibration applied and no bandpass applied

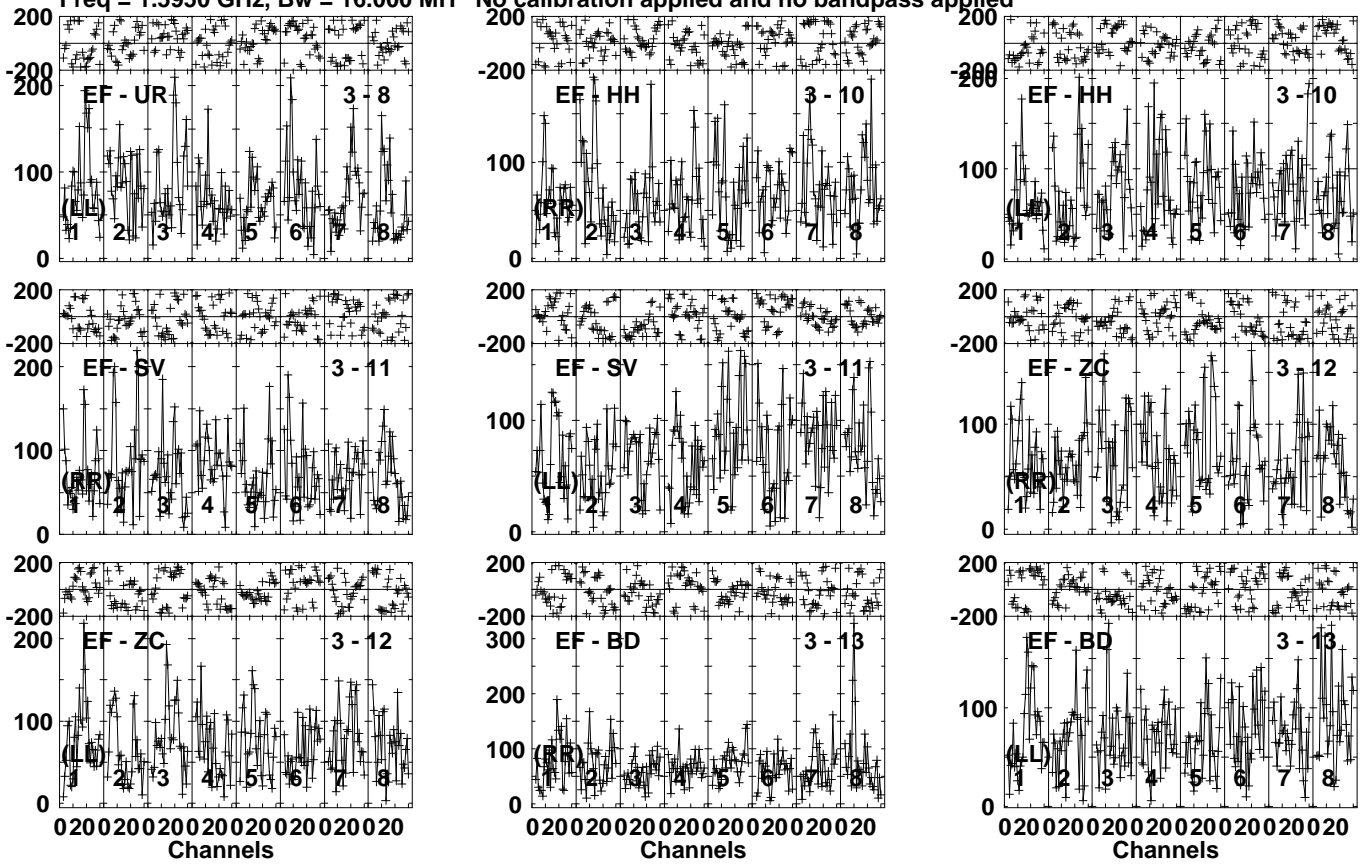


Lower frame: Micro Ampl Jy Top frame: Phas deg
Vector averaged cross-power spectrum Several baselines displayed
Timerange: 01/03:25:00 to 01/03:28:00

Plot file version 250 created 18-MAR-2021 11:20:08

LP212-62 EB082 1.UVDATA.1

Freq = 1.5950 GHz, Bw = 16.000 MH No calibration applied and no bandpass applied

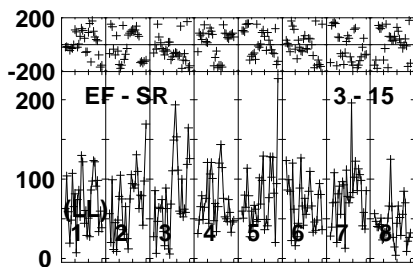
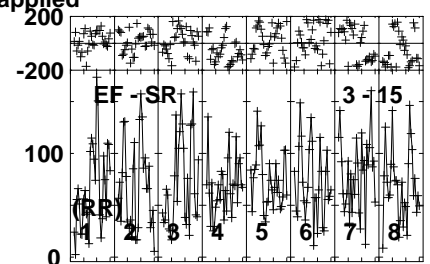
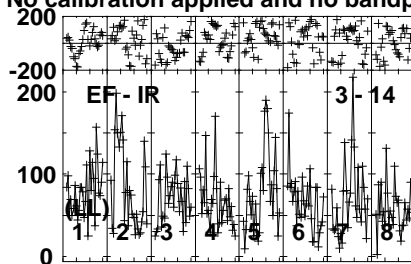
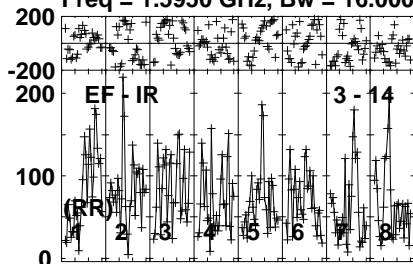


Lower frame: Micro Ampl Jy Top frame: Phas deg
Vector averaged cross-power spectrum Several baselines displayed
Timerange: 01/03:25:00 to 01/03:28:00

Plot file version 251 created 18-MAR-2021 11:20:08

LP212-62 EB082 1.UVDATA.1

Freq = 1.5950 GHz, Bw = 16.000 MH No calibration applied and no bandpass applied



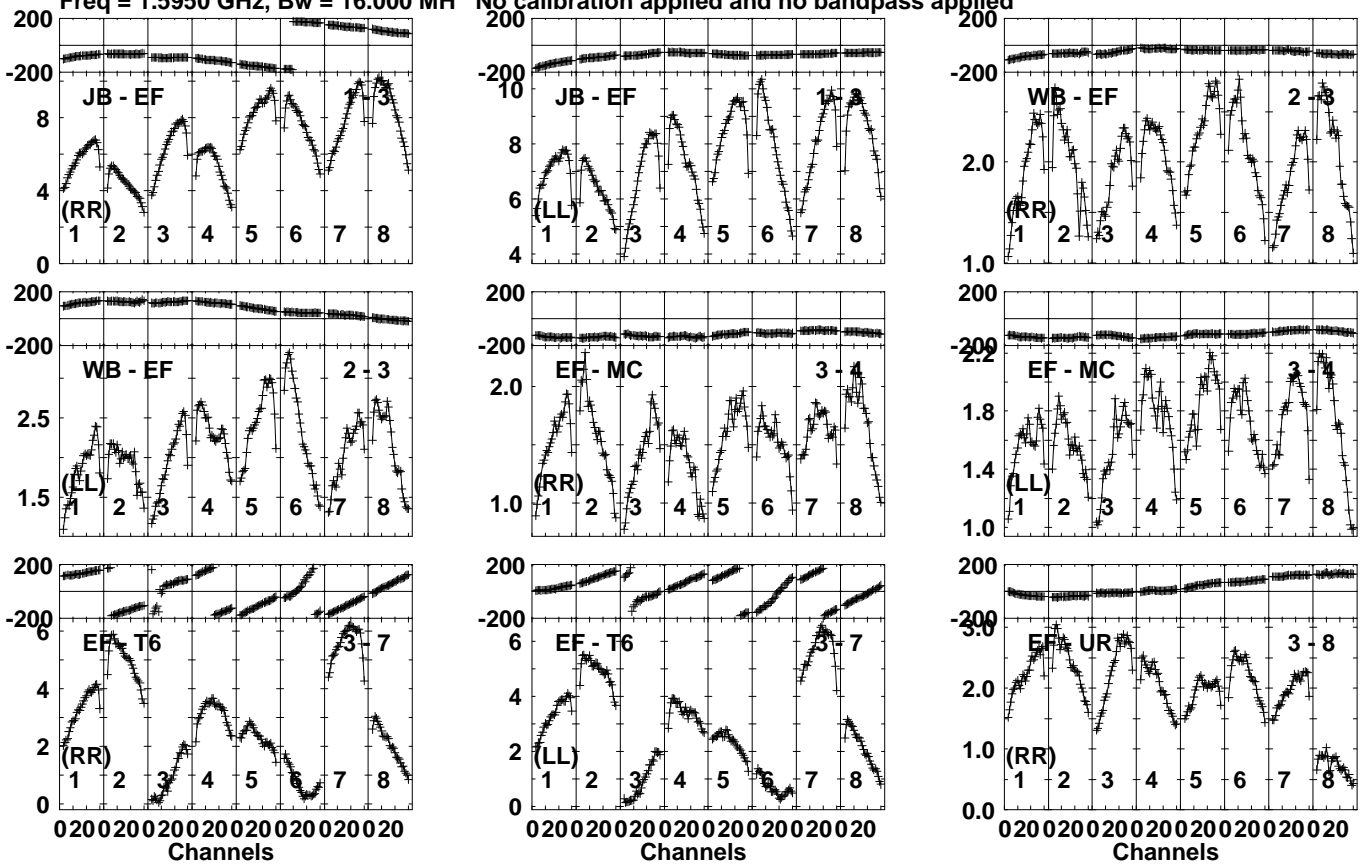
Lower frame: Micro Ampl Jy Top frame: Phas deg
Vector averaged cross-power spectrum Several baselines displayed
Timerange: 01/03:25:00 to 01/03:28:00

Plot file version 252 created 18-MAR-2021 11:20:08

J1020+4320 EB082 1.UVDATA.1

Freq = 1.5950 GHz, Bw = 16.000 MH

No calibration applied and no bandpass applied

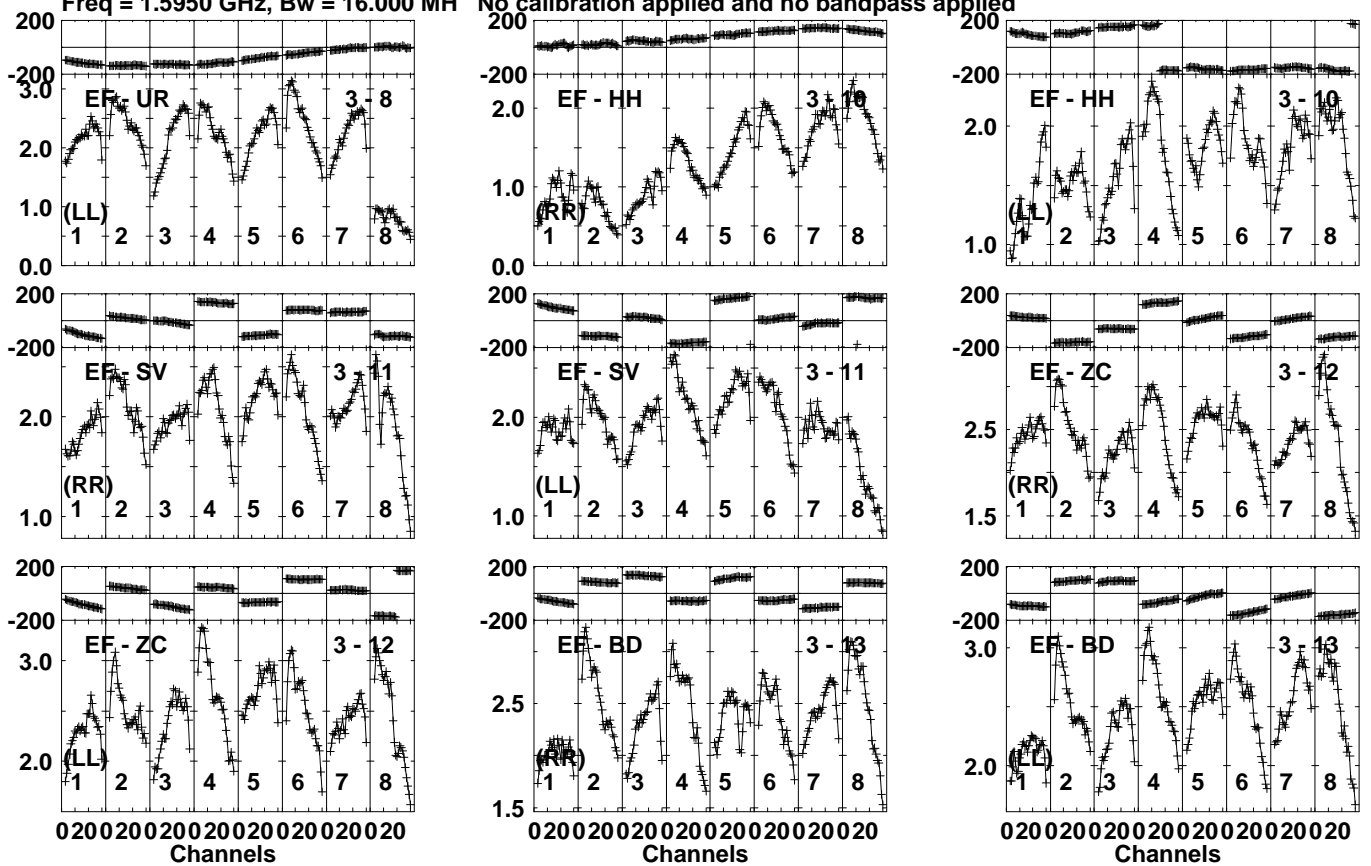


Lower frame: Milli Ampl Jy Top frame: Phas deg
Vector averaged cross-power spectrum Several baselines displayed
Timerange: 01/03:28:00 to 01/03:29:59

Plot file version 253 created 18-MAR-2021 11:20:08

J1020+4320 EB082 1.UVDATA.1

Freq = 1.5950 GHz, Bw = 16.000 MH No calibration applied and no bandpass applied



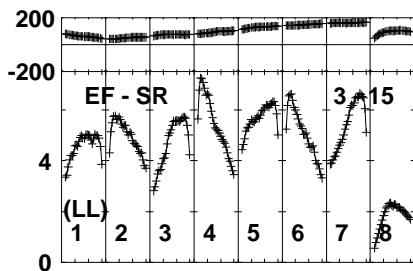
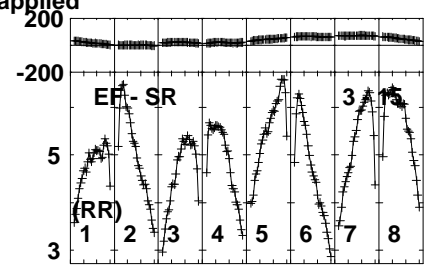
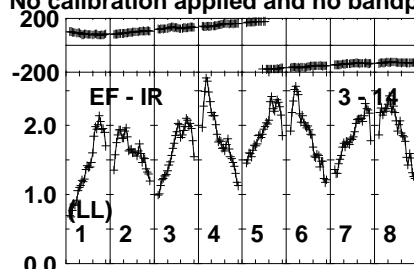
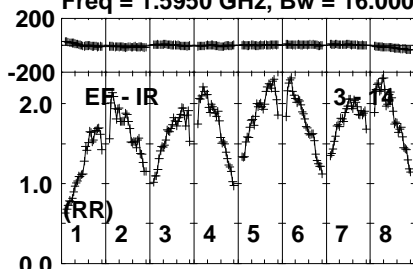
Lower frame: Milli Ampl Jy Top frame: Phas deg
Vector averaged cross-power spectrum Several baselines displayed
Timerange: 01/03:28:00 to 01/03:29:59

Plot file version 254 created 18-MAR-2021 11:20:08

J1020+4320 EB082 1.UVDATA.1

Freq = 1.5950 GHz, Bw = 16.000 MH

No calibration applied and no bandpass applied



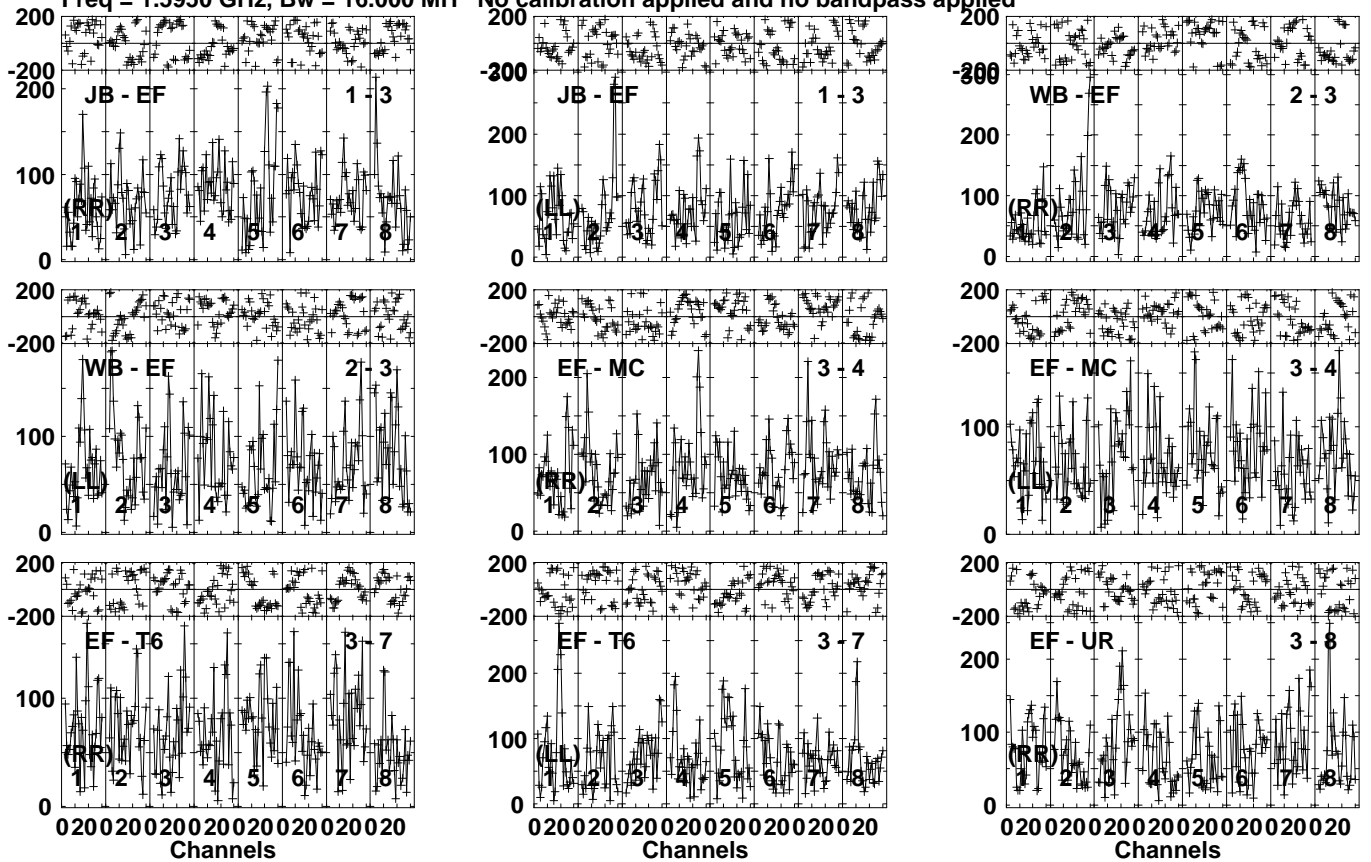
Lower frame: Milli Ampl Jy Top frame: Phas deg
Vector averaged cross-power spectrum Several baselines displayed
Timerange: 01/03:28:00 to 01/03:29:59

Plot file version 255 created 18-MAR-2021 11:20:09

LP212-62 EB082 1.UVDATA.1

Freq = 1.5950 GHz, Bw = 16.000 MH

No calibration applied and no bandpass applied

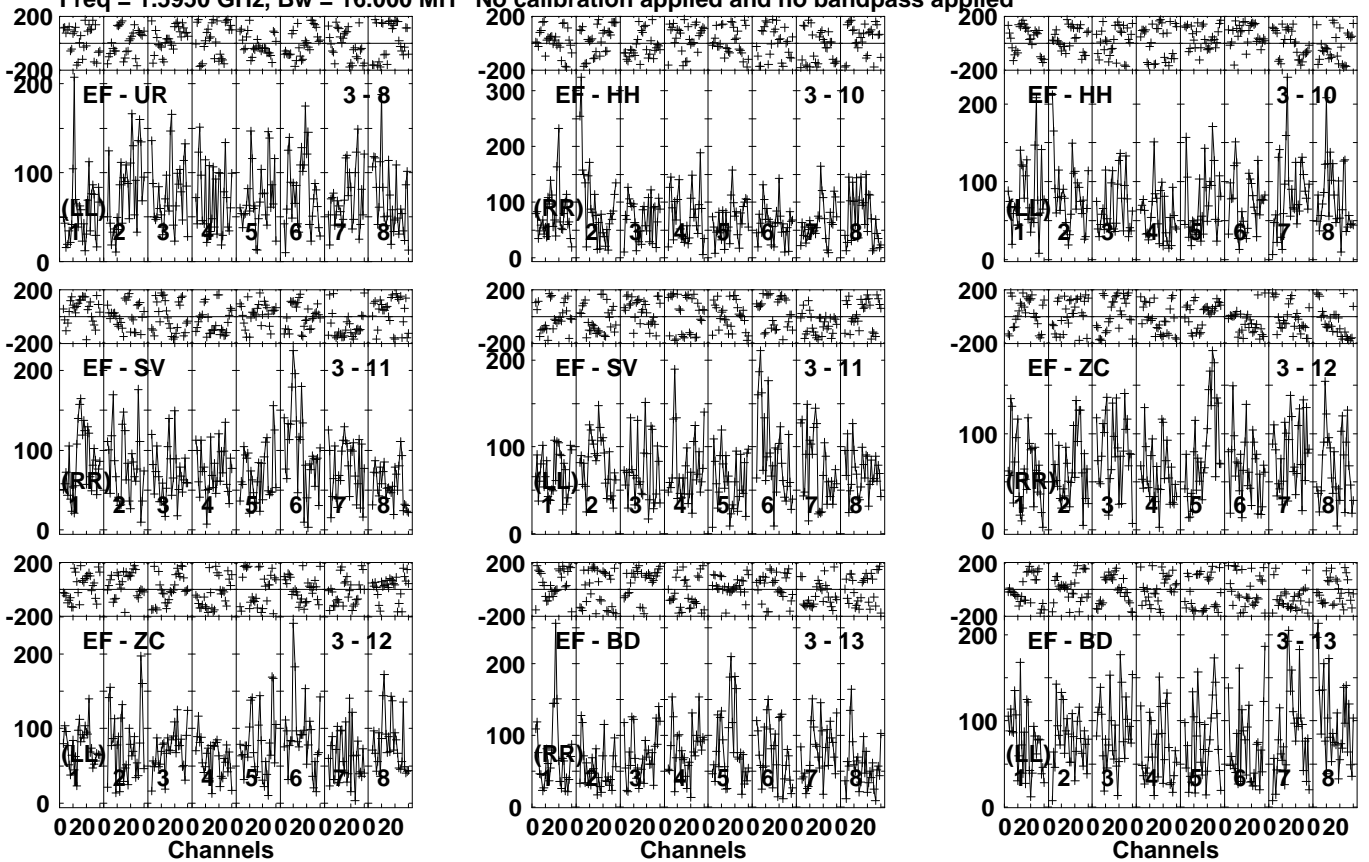


Lower frame: Micro Ampl Jy Top frame: Phas deg
Vector averaged cross-power spectrum Several baselines displayed
Timerange: 01/03:30:00 to 01/03:32:59

Plot file version 256 created 18-MAR-2021 11:20:09

LP212-62 EB082 1.UVDATA.1

Freq = 1.5950 GHz, Bw = 16.000 MH No calibration applied and no bandpass applied

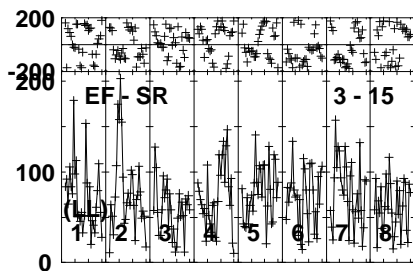
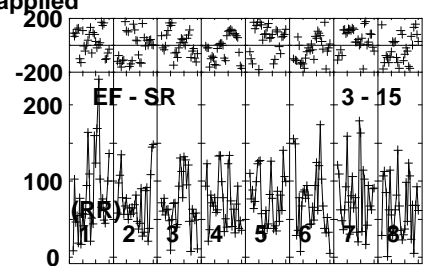
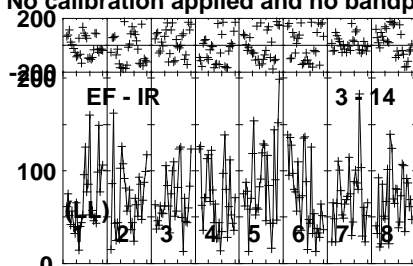
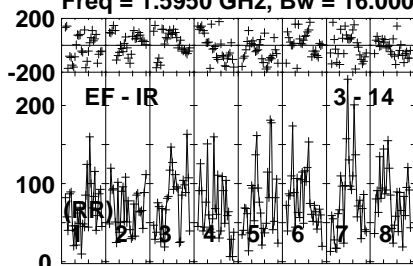


Lower frame: Micro Ampl Jy Top frame: Phas deg
Vector averaged cross-power spectrum Several baselines displayed
Timerange: 01/03:30:00 to 01/03:32:59

Plot file version 257 created 18-MAR-2021 11:20:09

LP212-62 EB082 1.UVDATA.1

Freq = 1.5950 GHz, Bw = 16.000 MH No calibration applied and no bandpass applied



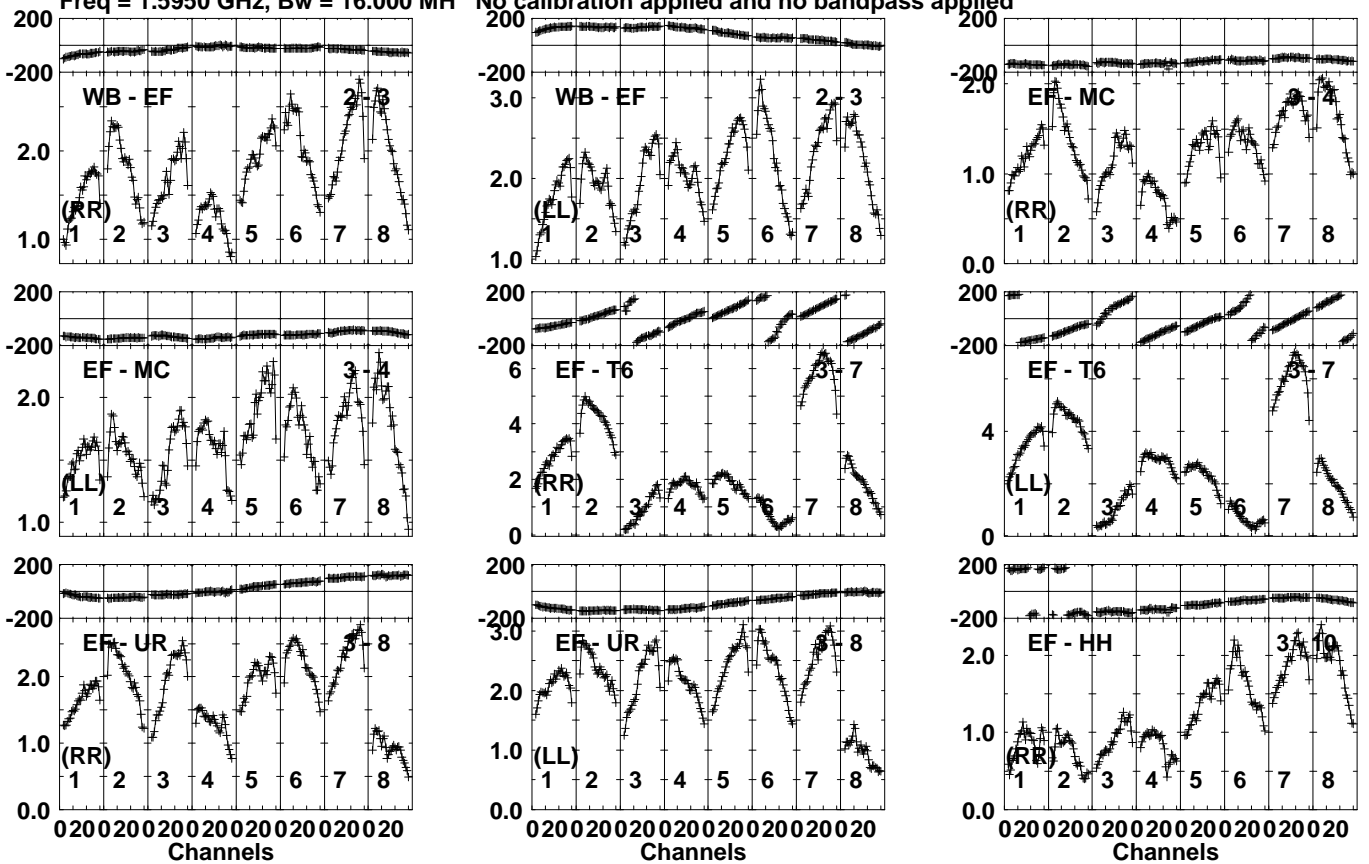
Lower frame: Micro Ampl Jy Top frame: Phas deg
Vector averaged cross-power spectrum Several baselines displayed
Timerange: 01/03:30:00 to 01/03:32:59

Plot file version 258 created 18-MAR-2021 11:20:09

J1020+4320 EB082 1.UVDATA.1

Freq = 1.5950 GHz, Bw = 16.000 MH

No calibration applied and no bandpass applied



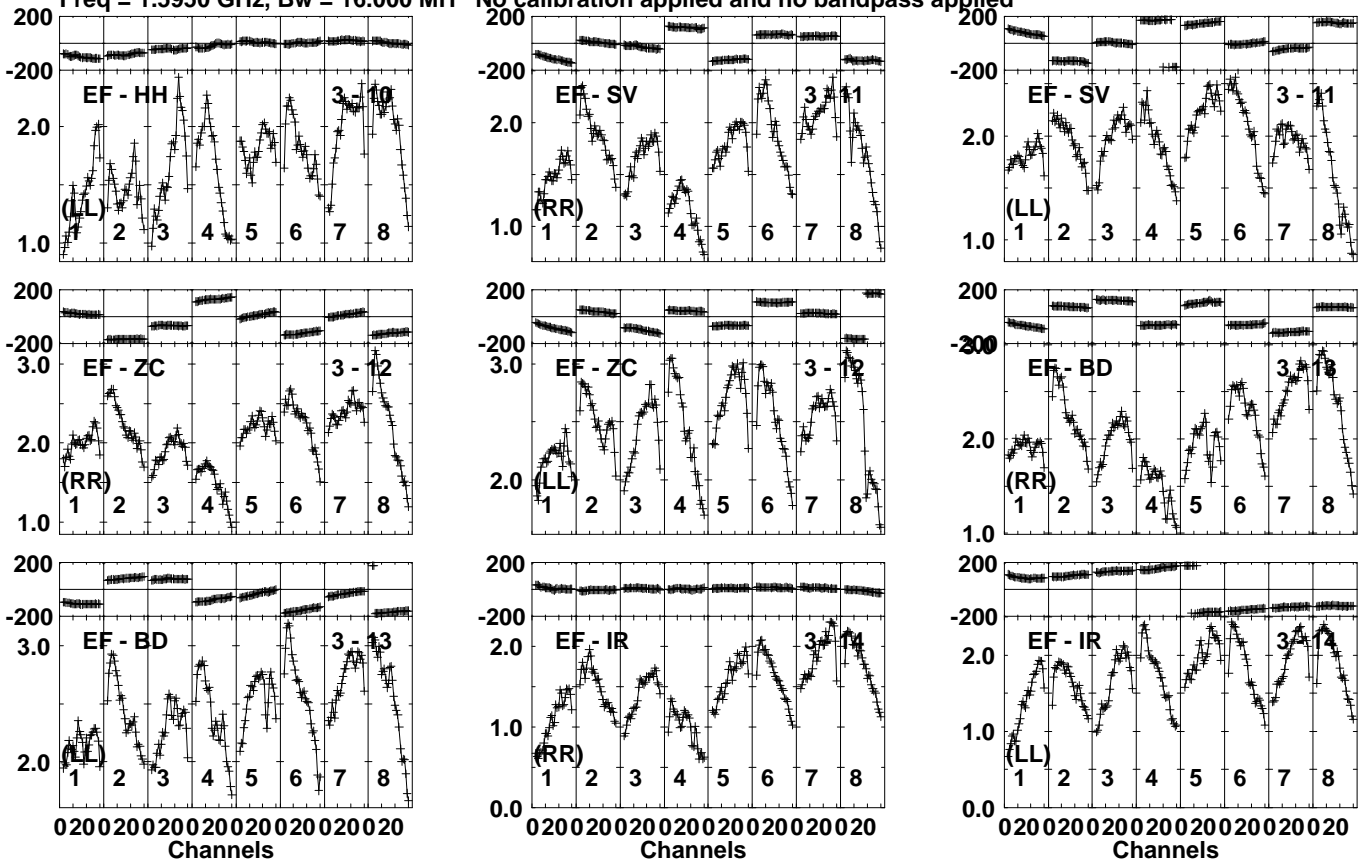
Lower frame: Milli Ampl Jy Top frame: Phas deg
Vector averaged cross-power spectrum Several baselines displayed
Timerange: 01/03:33:30 to 01/03:34:59

Plot file version 259 created 18-MAR-2021 11:20:09

J1020+4320 EB082 1.UVDATA.1

Freq = 1.5950 GHz, Bw = 16.000 MH

No calibration applied and no bandpass applied



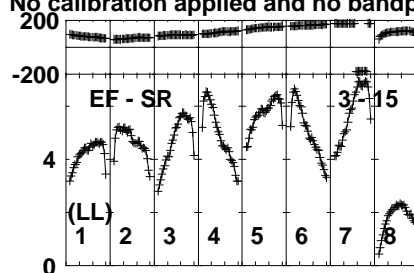
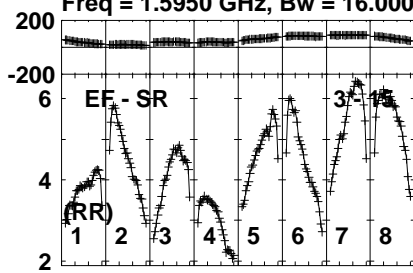
Lower frame: Milli Ampl Jy Top frame: Phas deg
Vector averaged cross-power spectrum Several baselines displayed
Timerange: 01/03:33:30 to 01/03:34:59

Plot file version 260 created 18-MAR-2021 11:20:09

J1020+4320 EB082 1.UVDATA.1

Freq = 1.5950 GHz, Bw = 16.000 MH

No calibration applied and no bandpass applied



Lower frame: Milli Ampl Jy Top frame: Phas deg

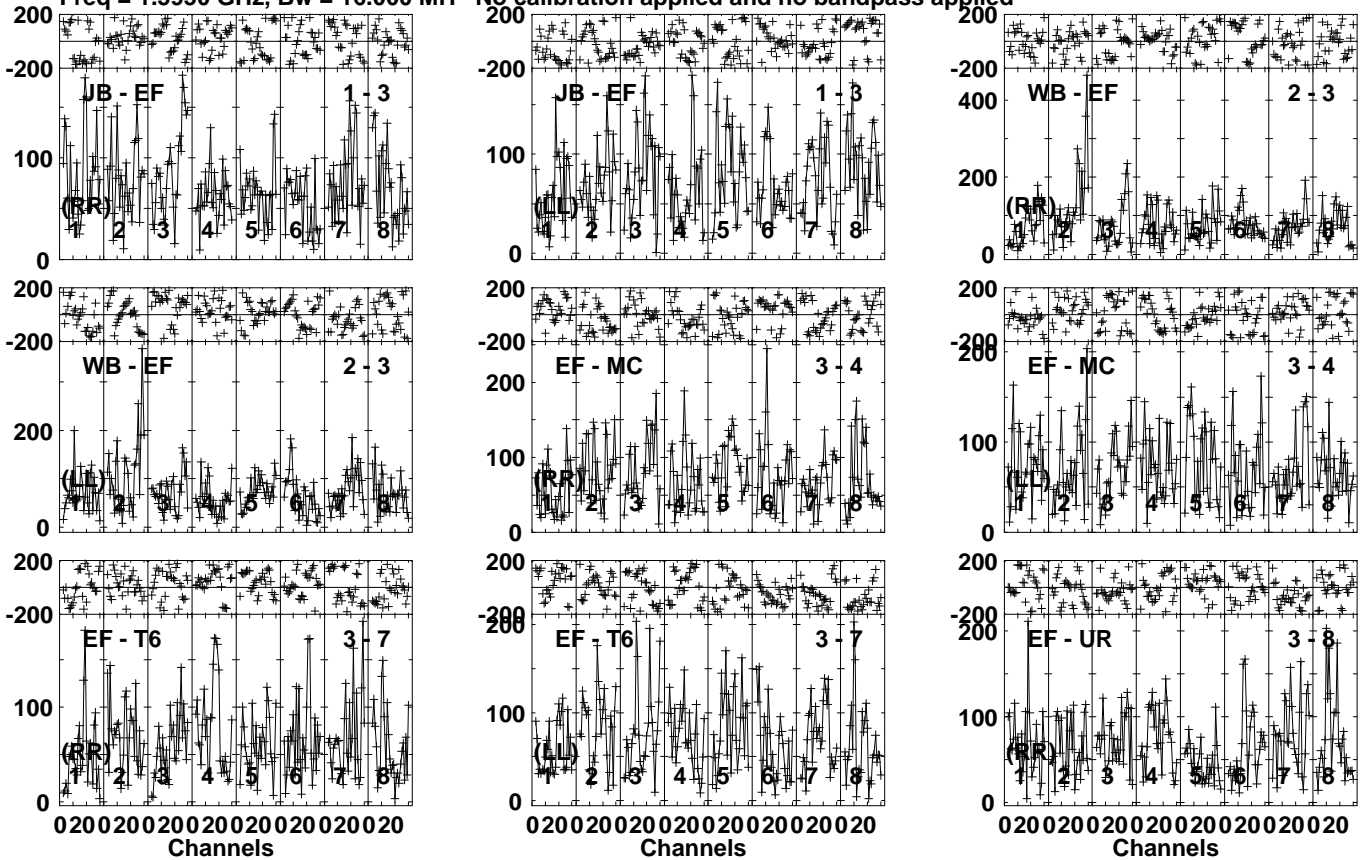
Vector averaged cross-power spectrum Several baselines displayed

Timerange: 01/03:33:30 to 01/03:34:59

Plot file version 261 created 18-MAR-2021 11:20:09

LP212-62 EB082 1.UVDATA.1

Freq = 1.5950 GHz, Bw = 16.000 MH No calibration applied and no bandpass applied

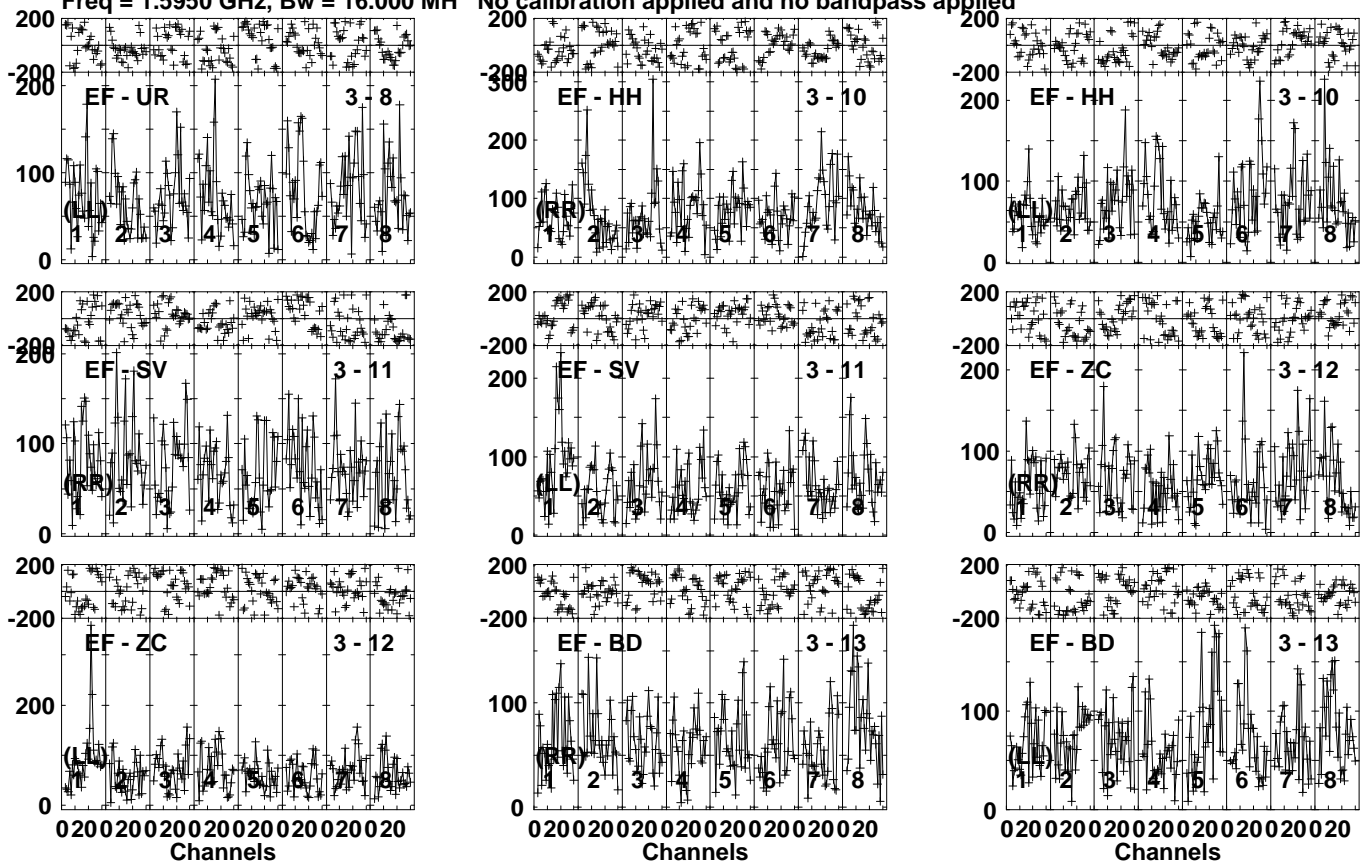


Lower frame: Micro Ampl Jy Top frame: Phas deg
Vector averaged cross-power spectrum Several baselines displayed
Timerange: 01/03:35:00 to 01/03:38:00

Plot file version 262 created 18-MAR-2021 11:20:10

LP212-62 EB082 1.UVDATA.1

Freq = 1.5950 GHz, Bw = 16.000 MH No calibration applied and no bandpass applied

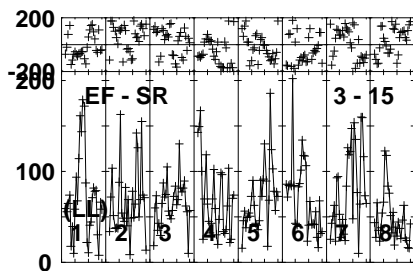
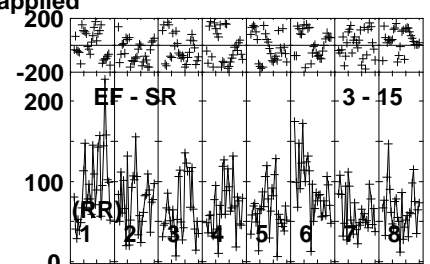
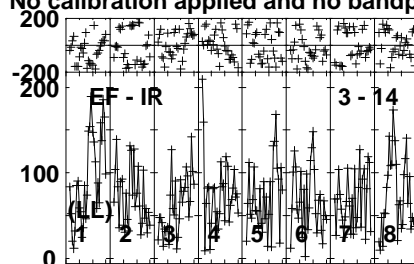
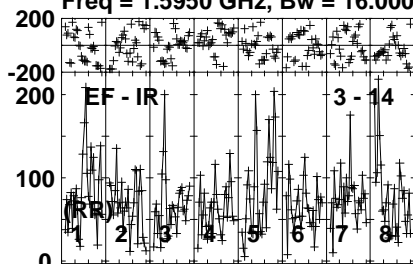


Lower frame: Micro Ampl Jy Top frame: Phas deg
Vector averaged cross-power spectrum Several baselines displayed
Timerange: 01/03:35:00 to 01/03:38:00

Plot file version 263 created 18-MAR-2021 11:20:10

LP212-62 EB082 1.UVDATA.1

Freq = 1.5950 GHz, Bw = 16.000 MH No calibration applied and no bandpass applied



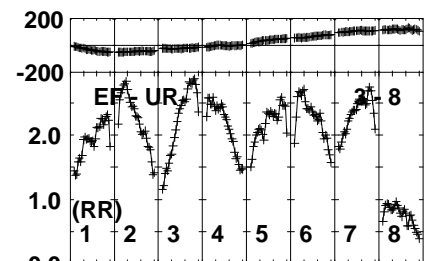
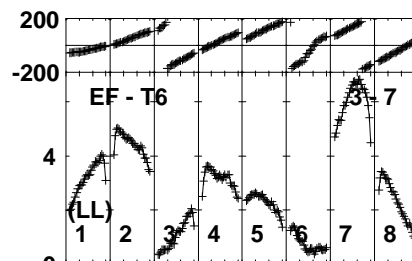
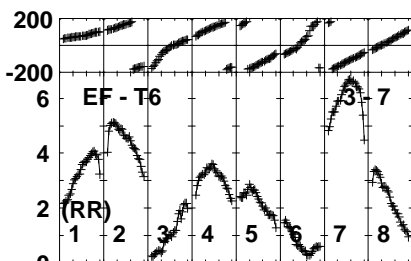
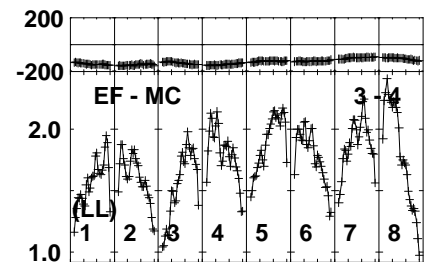
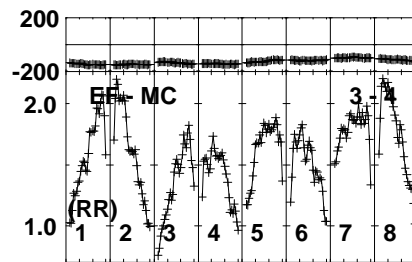
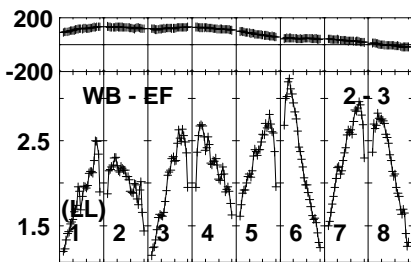
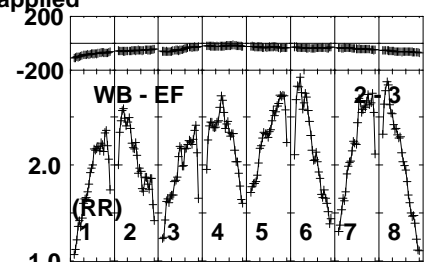
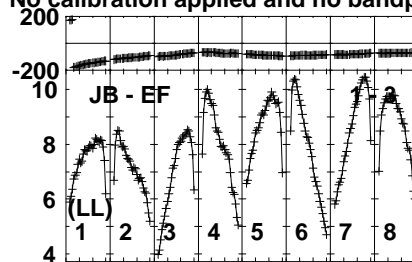
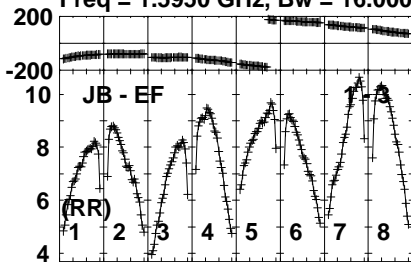
Lower frame: Micro Ampl Jy Top frame: Phas deg
Vector averaged cross-power spectrum Several baselines displayed
Timerange: 01/03:35:00 to 01/03:38:00

Plot file version 264 created 18-MAR-2021 11:20:10

J1020+4320 EB082 1.UVDATA.1

Freq = 1.5950 GHz, Bw = 16.000 MH

No calibration applied and no bandpass applied



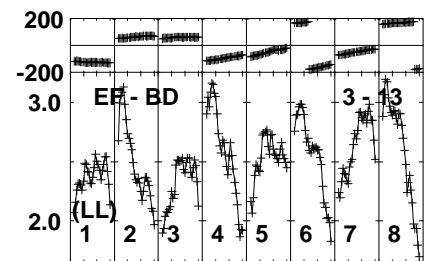
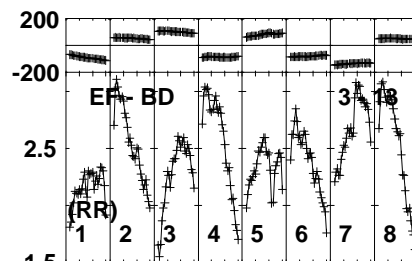
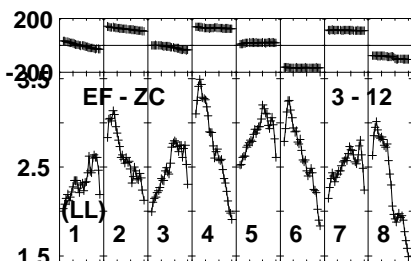
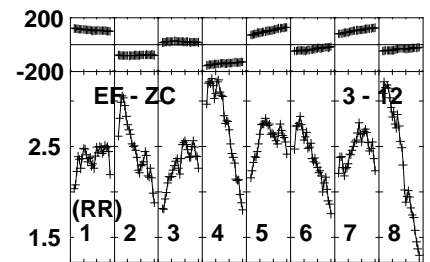
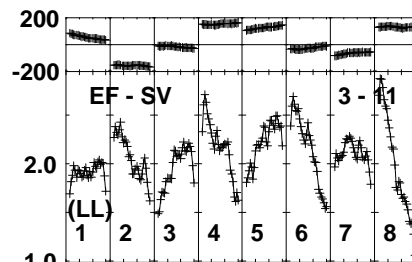
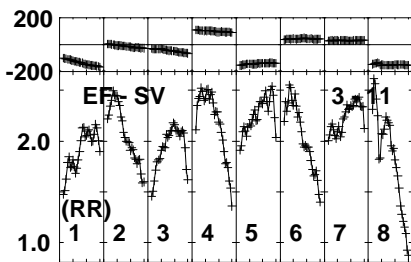
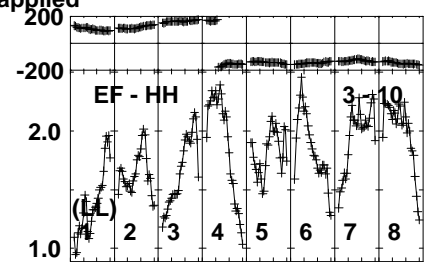
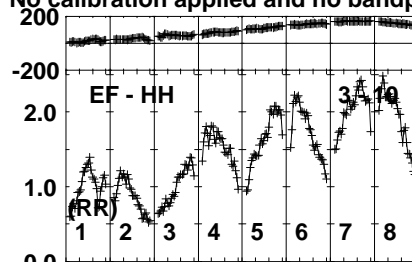
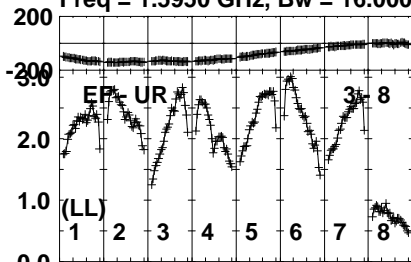
Lower frame: Milli Ampl Jy Top frame: Phas deg
Vector averaged cross-power spectrum Several baselines displayed
Timerange: 01/03:38:01 to 01/03:39:59

Plot file version 265 created 18-MAR-2021 11:20:10

J1020+4320 EB082 1.UVDATA.1

Freq = 1.5950 GHz, Bw = 16.000 MH

No calibration applied and no bandpass applied



Lower frame: Milli Ampl Jy Top frame: Phas deg

Vector averaged cross-power spectrum Several baselines displayed

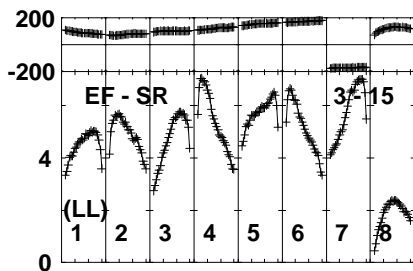
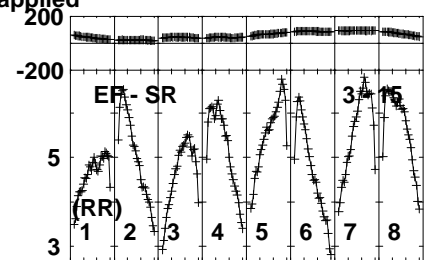
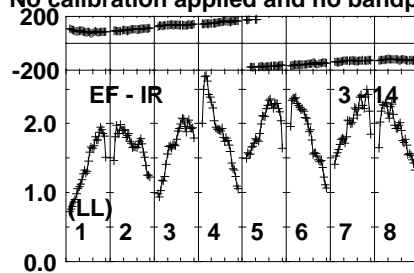
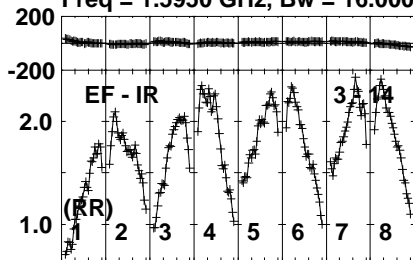
Timerange: 01/03:38:01 to 01/03:39:59

Plot file version 266 created 18-MAR-2021 11:20:10

J1020+4320 EB082 1.UVDATA.1

Freq = 1.5950 GHz, Bw = 16.000 MH

No calibration applied and no bandpass applied



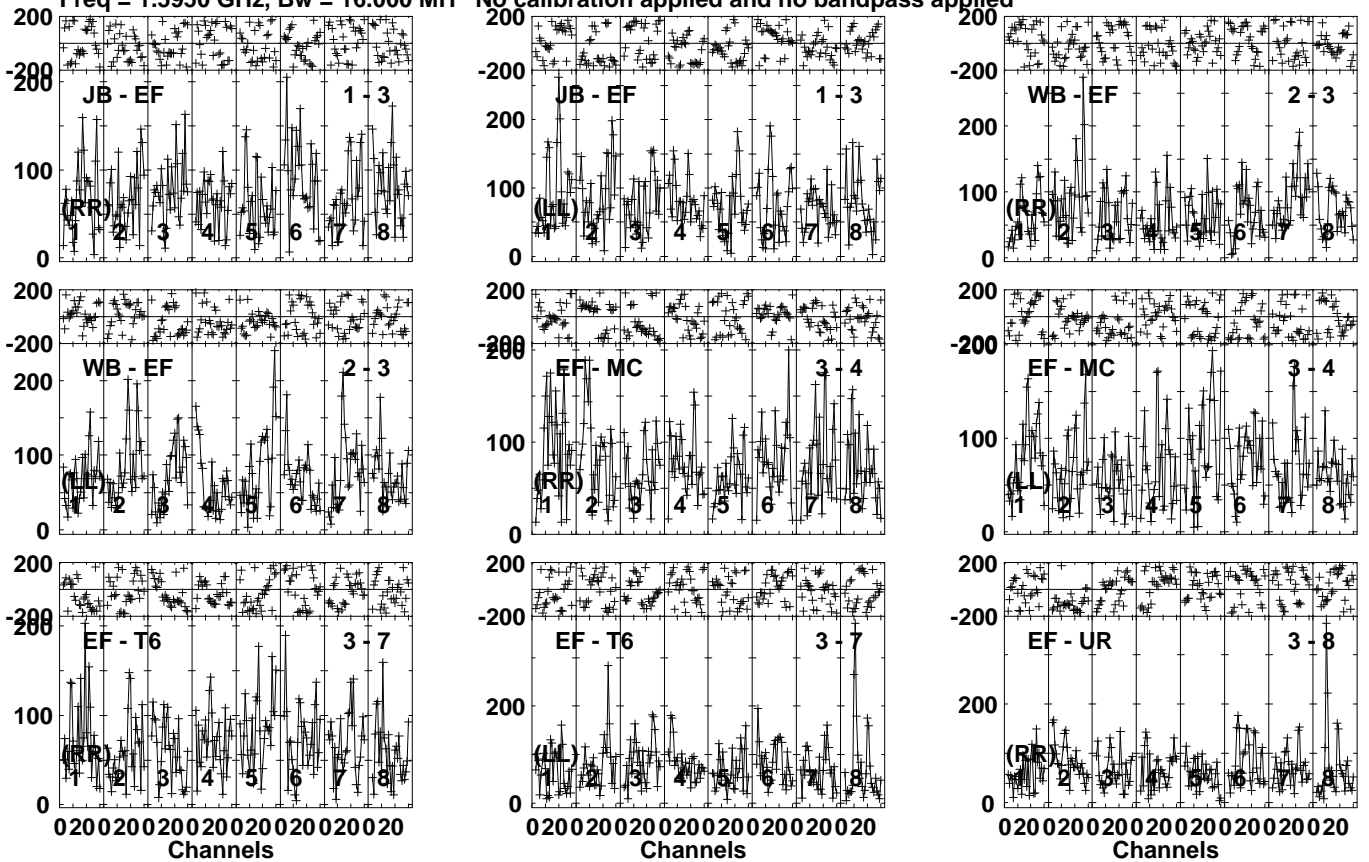
Lower frame: Milli Ampl Jy Top frame: Phas deg
Vector averaged cross-power spectrum Several baselines displayed
Timerange: 01/03:38:01 to 01/03:39:59

Plot file version 267 created 18-MAR-2021 11:20:11

LP212-62 EB082 1.UVDATA.1

Freq = 1.5950 GHz, Bw = 16.000 MH

No calibration applied and no bandpass applied



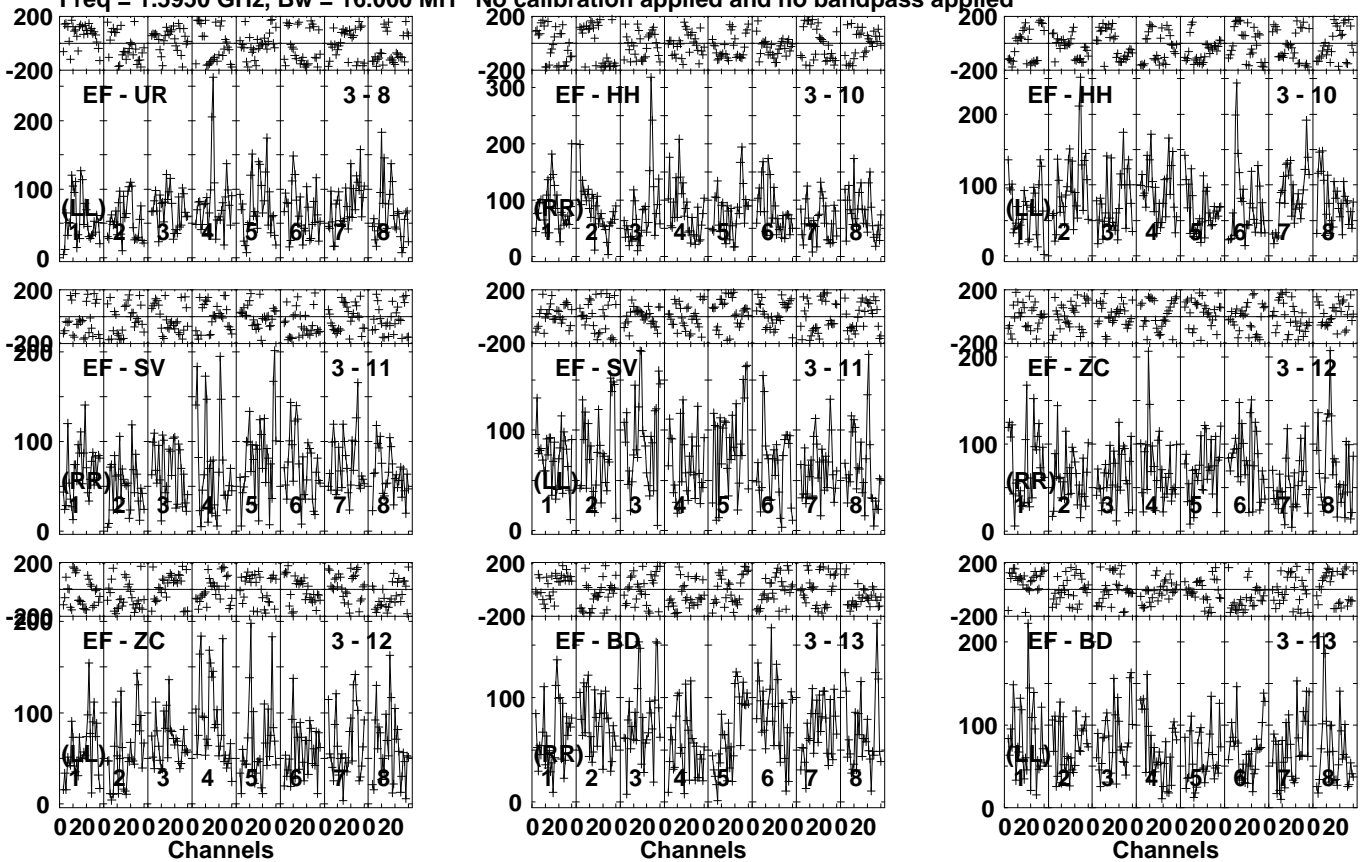
Lower frame: Micro Ampl Jy Top frame: Phas deg
 Vector averaged cross-power spectrum Several baselines displayed
 Timerange: 01/03:40:00 to 01/03:43:00

Plot file version 268 created 18-MAR-2021 11:20:11

LP212-62 EB082 1.UVDATA.1

Freq = 1.5950 GHz, Bw = 16.000 MH

No calibration applied and no bandpass applied

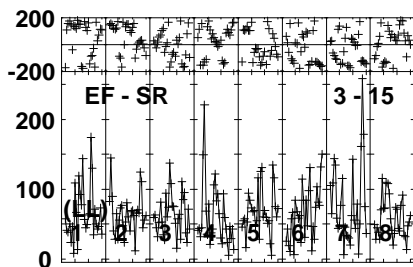
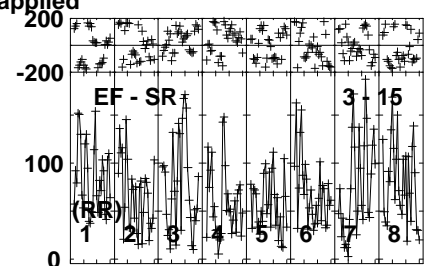
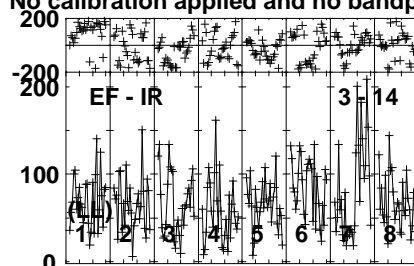
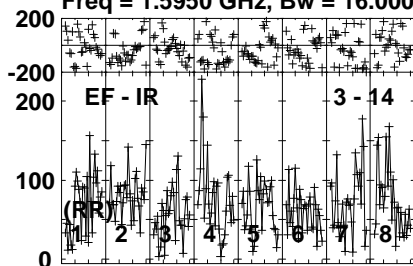


Lower frame: Micro Ampl Jy Top frame: Phas deg
Vector averaged cross-power spectrum Several baselines displayed
Timerange: 01/03:40:00 to 01/03:43:00

Plot file version 269 created 18-MAR-2021 11:20:11

LP212-62 EB082 1.UVDATA.1

Freq = 1.5950 GHz, Bw = 16.000 MH No calibration applied and no bandpass applied



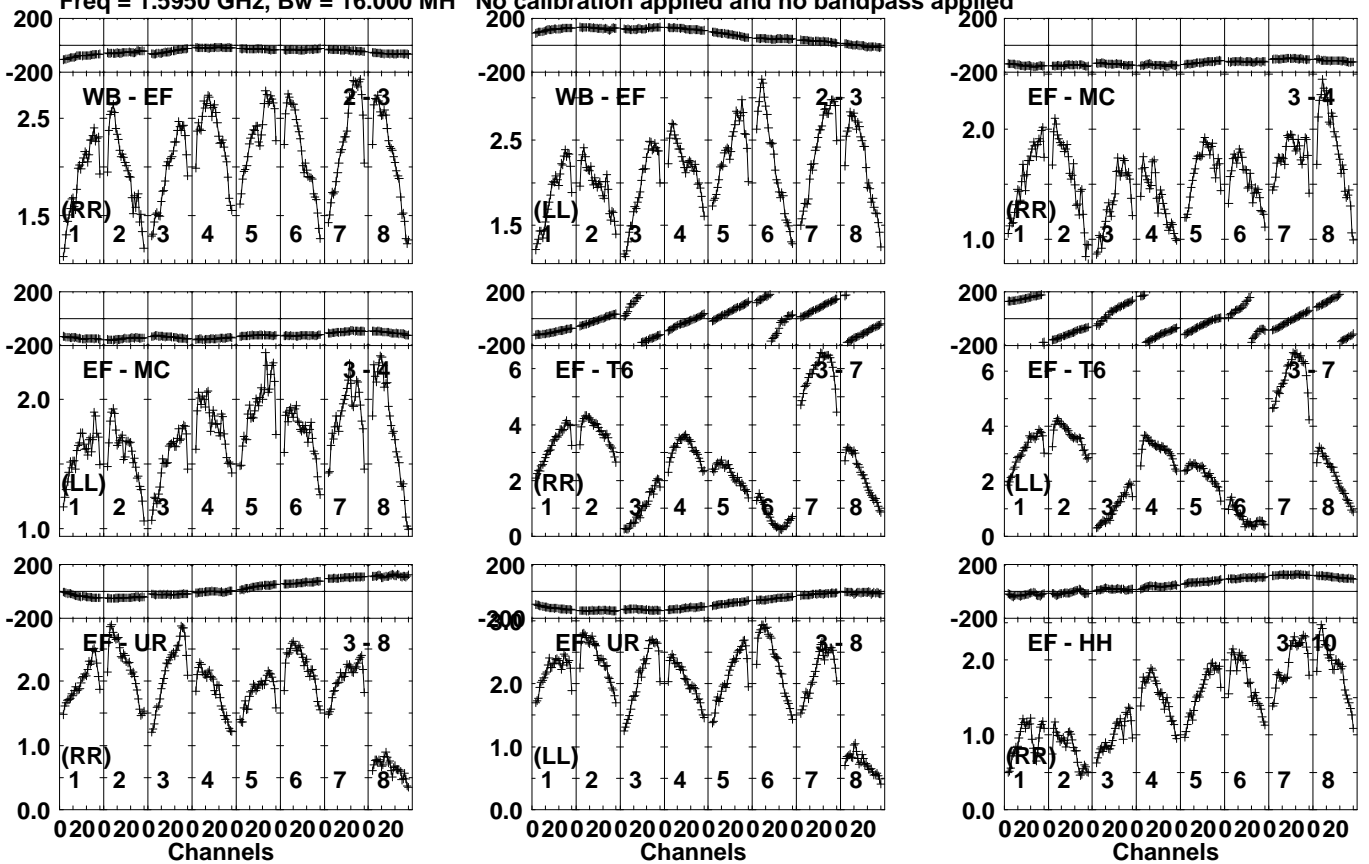
Lower frame: Micro Ampl Jy Top frame: Phas deg
Vector averaged cross-power spectrum Several baselines displayed
Timerange: 01/03:40:00 to 01/03:43:00

Plot file version 270 created 18-MAR-2021 11:20:11

J1020+4320 EB082 1.UVDATA.1

Freq = 1.5950 GHz, Bw = 16.000 MH

No calibration applied and no bandpass applied



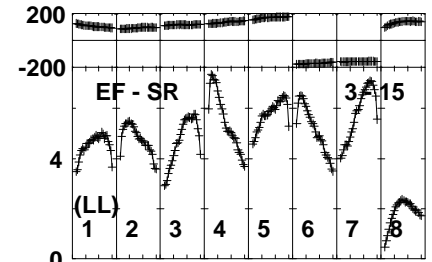
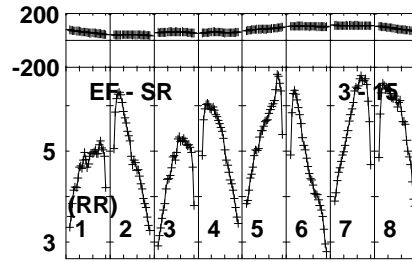
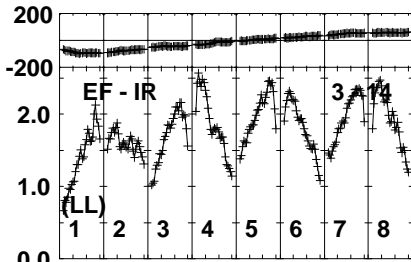
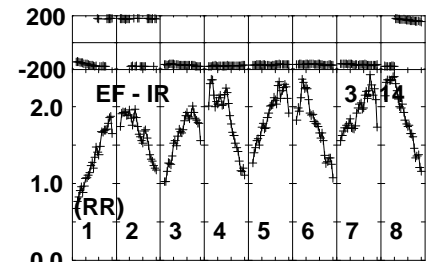
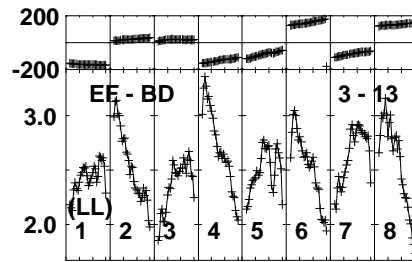
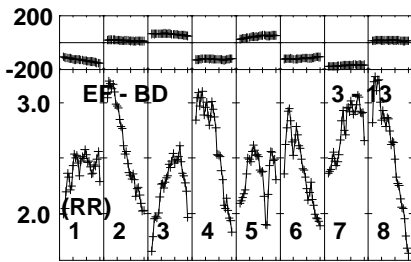
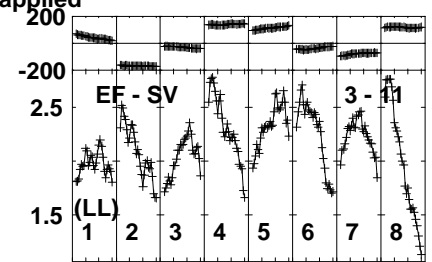
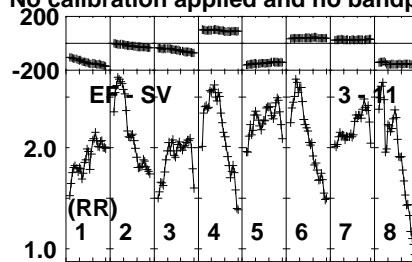
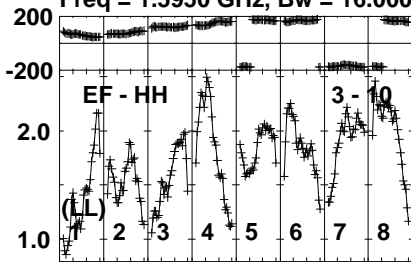
Lower frame: Milli Ampl Jy Top frame: Phas deg
 Vector averaged cross-power spectrum Several baselines displayed
 Timerange: 01/03:43:30 to 01/03:45:00

Plot file version 271 created 18-MAR-2021 11:20:11

J1020+4320 EB082 1.UVDATA.1

Freq = 1.5950 GHz, Bw = 16.000 MH

No calibration applied and no bandpass applied



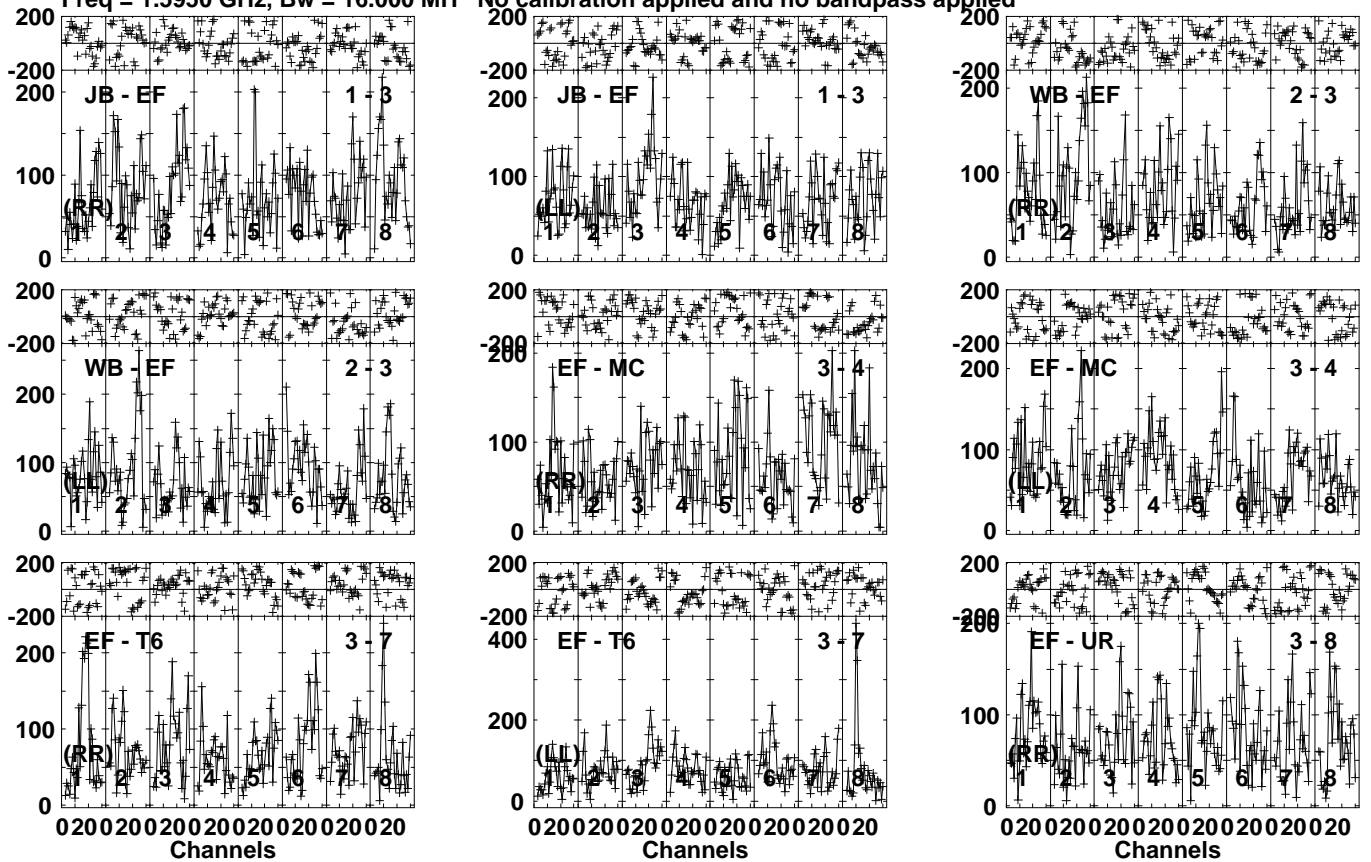
Lower frame: Milli Ampl Jy Top frame: Phas deg
Vector averaged cross-power spectrum Several baselines displayed
Timerange: 01/03:43:30 to 01/03:45:00

Plot file version 272 created 18-MAR-2021 11:20:11

LP212-62 EB082 1.UVDATA.1

Freq = 1.5950 GHz, Bw = 16.000 MH

No calibration applied and no bandpass applied

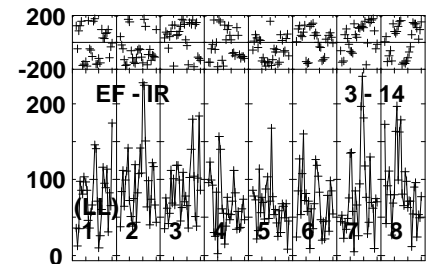
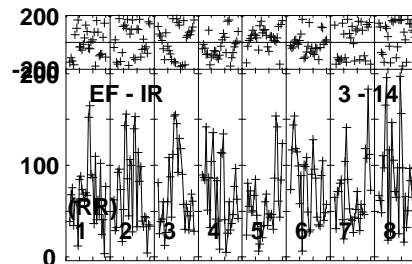
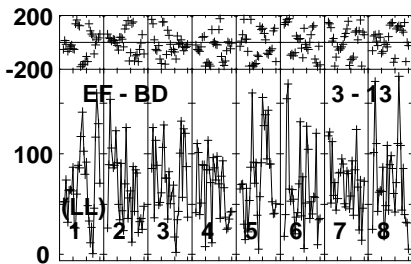
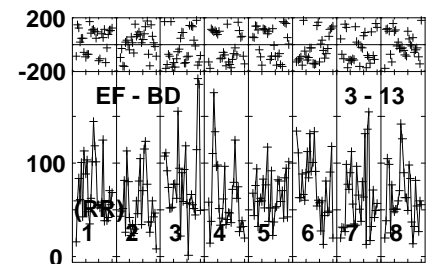
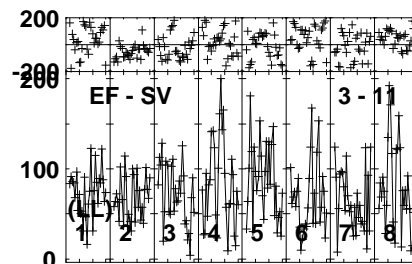
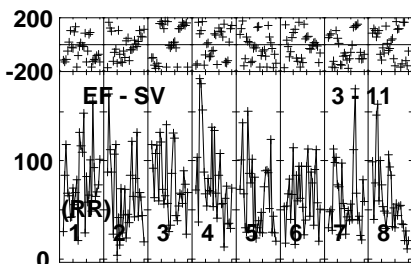
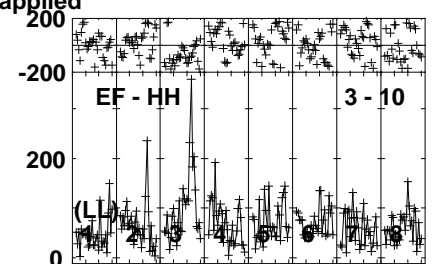
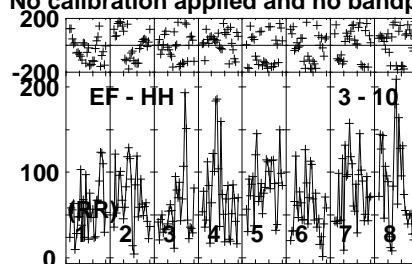
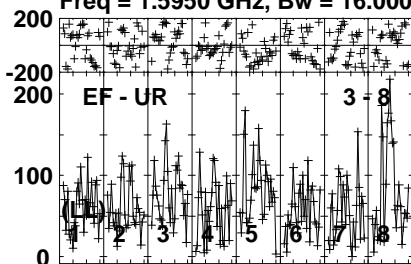


Lower frame: Micro Ampl Jy Top frame: Phas deg
Vector averaged cross-power spectrum Several baselines displayed
Timerange: 01/03:45:00 to 01/03:48:00

Plot file version 273 created 18-MAR-2021 11:20:12

LP212-62 EB082 1.UVDATA.1

Freq = 1.5950 GHz, Bw = 16.000 MH No calibration applied and no bandpass applied



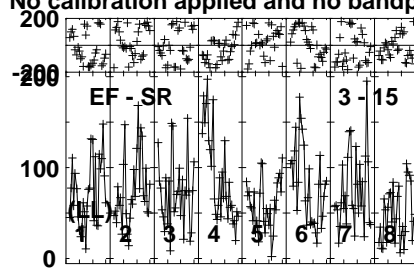
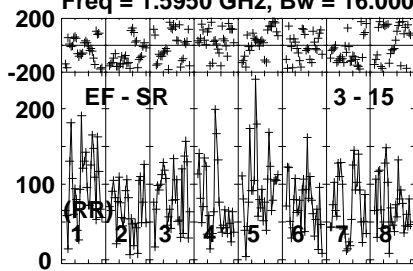
Lower frame: Micro Ampl Jy Top frame: Phas deg
Vector averaged cross-power spectrum Several baselines displayed
Timerange: 01/03:45:00 to 01/03:48:00

Plot file version 274 created 18-MAR-2021 11:20:12

LP212-62 EB082 1.UVDATA.1

Freq = 1.5950 GHz, Bw = 16.000 MH

No calibration applied and no bandpass applied



Lower frame: Micro Ampl Jy Top frame: Phas deg

Vector averaged cross-power spectrum Several baselines displayed

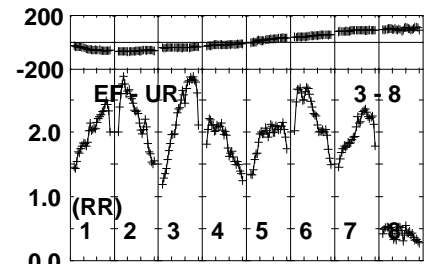
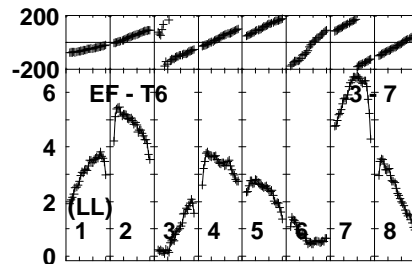
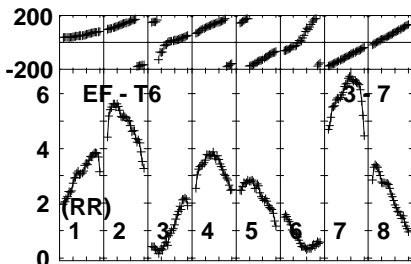
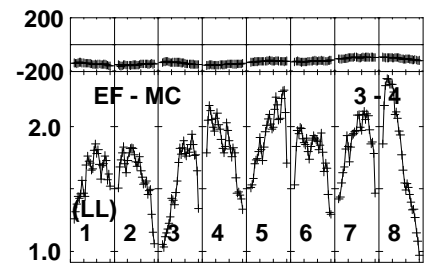
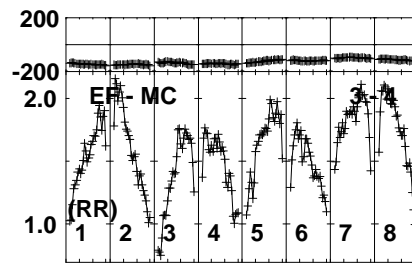
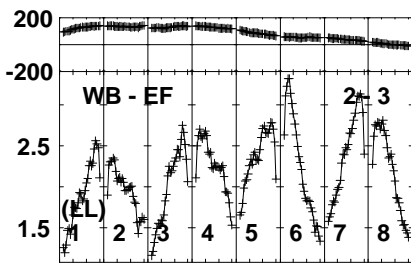
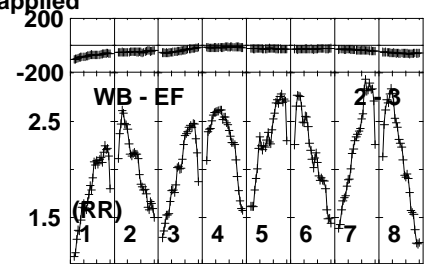
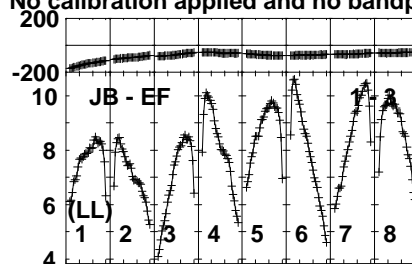
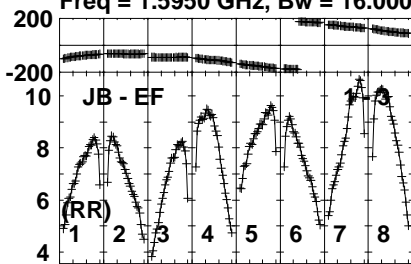
Timerange: 01/03:45:00 to 01/03:48:00

Plot file version 275 created 18-MAR-2021 11:20:12

J1020+4320 EB082 1.UVDATA.1

Freq = 1.5950 GHz, Bw = 16.000 MH

No calibration applied and no bandpass applied



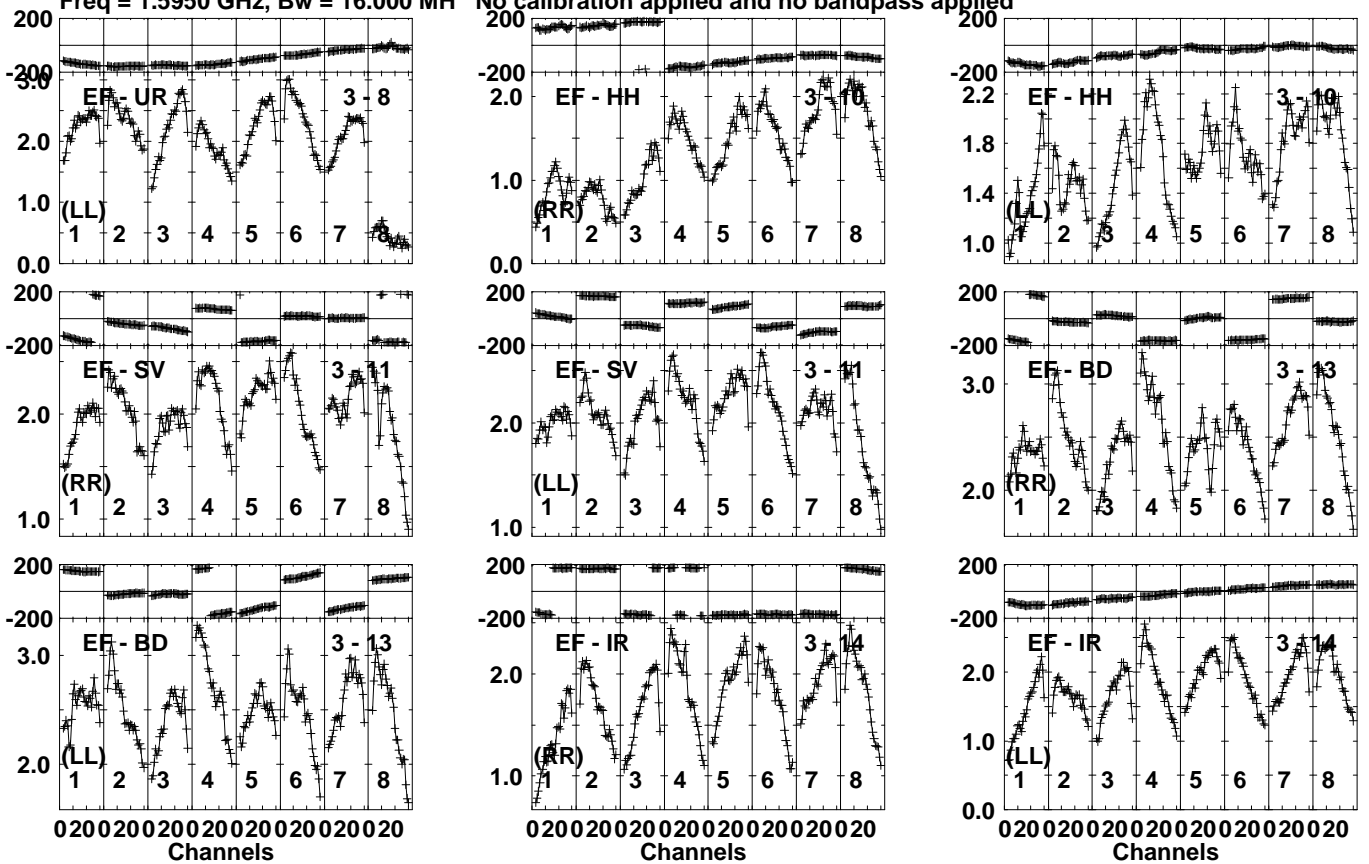
Lower frame: Milli Ampl Jy Top frame: Phas deg
Vector averaged cross-power spectrum Several baselines displayed
Timerange: 01/03:48:01 to 01/03:50:00

Plot file version 276 created 18-MAR-2021 11:20:12

J1020+4320 EB082 1.UVDATA.1

Freq = 1.5950 GHz, Bw = 16.000 MH

No calibration applied and no bandpass applied



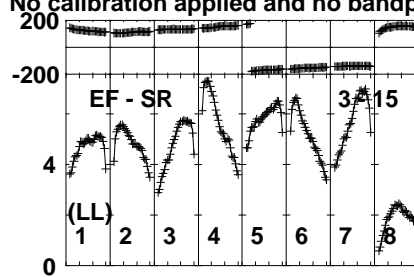
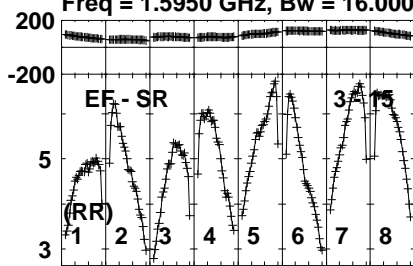
Lower frame: Milli Ampl Jy Top frame: Phas deg
Vector averaged cross-power spectrum Several baselines displayed
Timerange: 01/03:48:01 to 01/03:50:00

Plot file version 277 created 18-MAR-2021 11:20:12

J1020+4320 EB082 1.UVDATA.1

Freq = 1.5950 GHz, Bw = 16.000 MH

No calibration applied and no bandpass applied



Lower frame: Milli Ampl Jy Top frame: Phas deg

Vector averaged cross-power spectrum Several baselines displayed

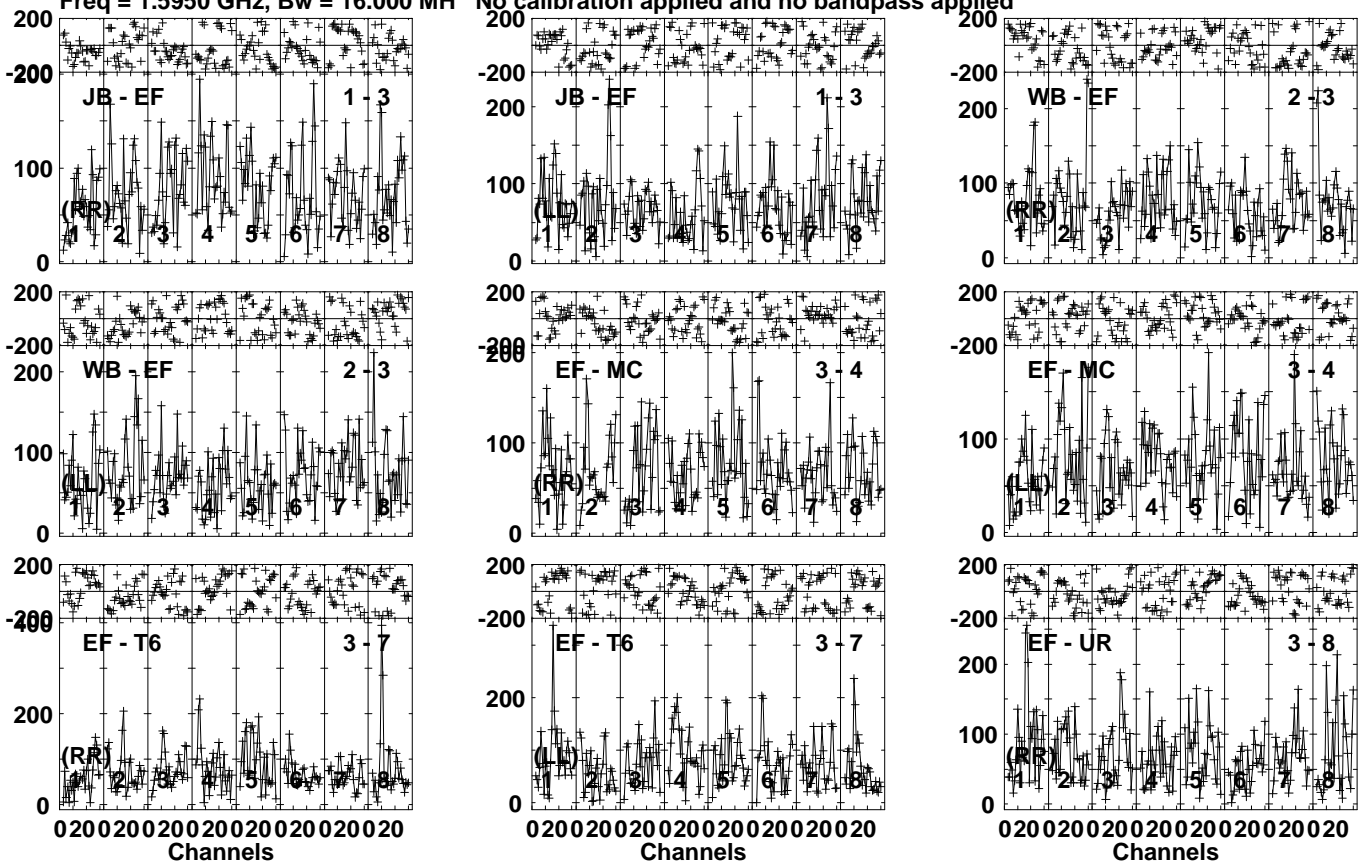
Timerange: 01/03:48:01 to 01/03:50:00

Plot file version 278 created 18-MAR-2021 11:20:12

LP212-62 EB082 1.UVDATA.1

Freq = 1.5950 GHz, Bw = 16.000 MH

No calibration applied and no bandpass applied

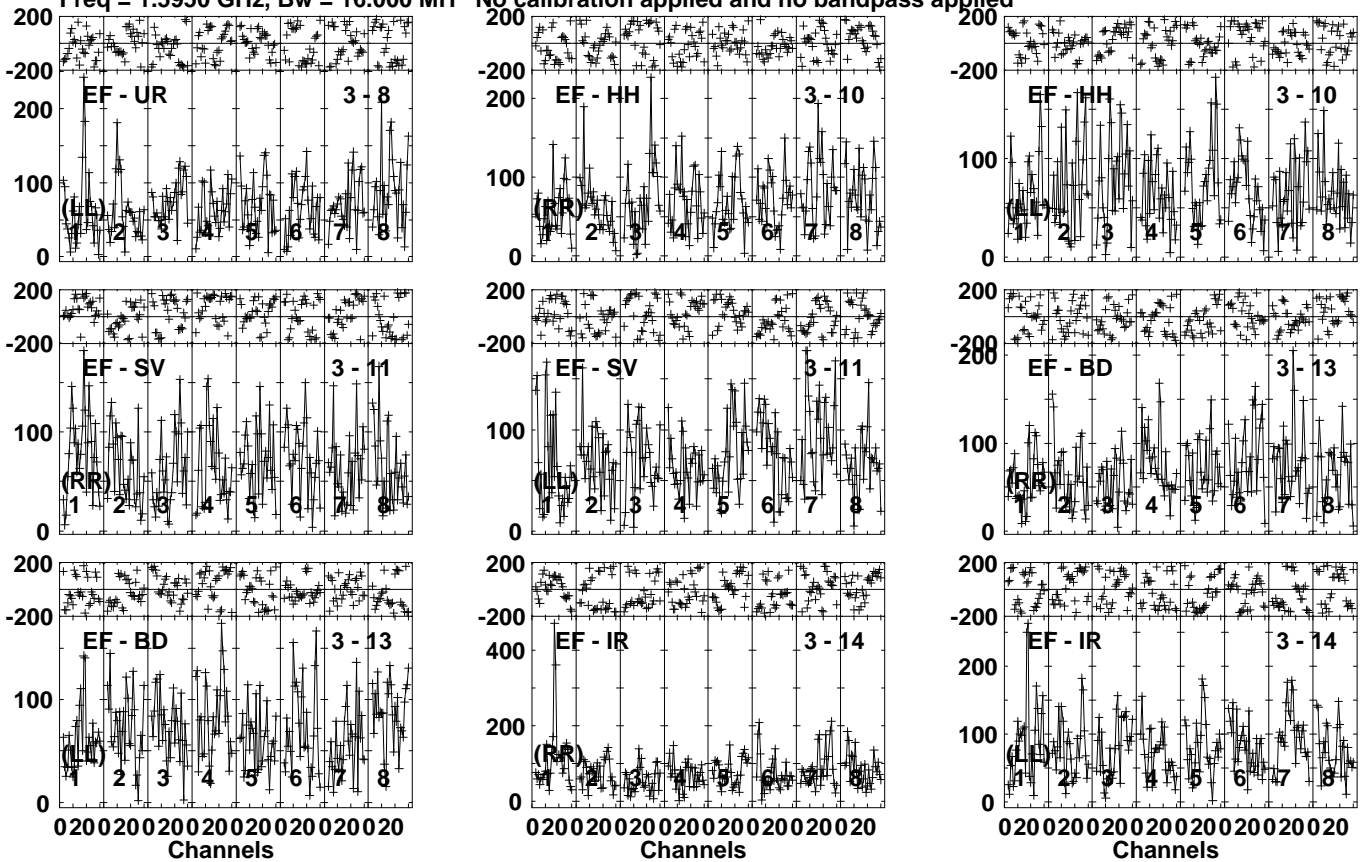


Lower frame: Micro Ampl Jy Top frame: Phas deg
Vector averaged cross-power spectrum Several baselines displayed
Timerange: 01/03:50:01 to 01/03:53:00

Plot file version 279 created 18-MAR-2021 11:20:12

LP212-62 EB082 1.UVDATA.1

Freq = 1.5950 GHz, Bw = 16.000 MH No calibration applied and no bandpass applied



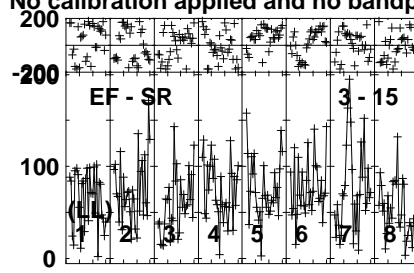
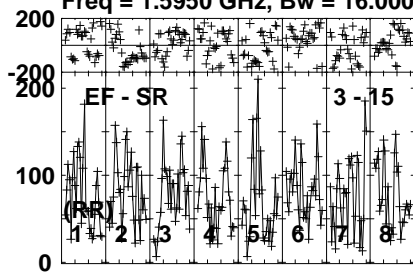
Lower frame: Micro Ampl Jy Top frame: Phas deg
Vector averaged cross-power spectrum Several baselines displayed
Timerange: 01/03:50:01 to 01/03:53:00

Plot file version 280 created 18-MAR-2021 11:20:13

LP212-62 EB082 1.UVDATA.1

Freq = 1.5950 GHz, Bw = 16.000 MH

No calibration applied and no bandpass applied



Lower frame: Micro Ampl Jy Top frame: Phas deg

Vector averaged cross-power spectrum Several baselines displayed

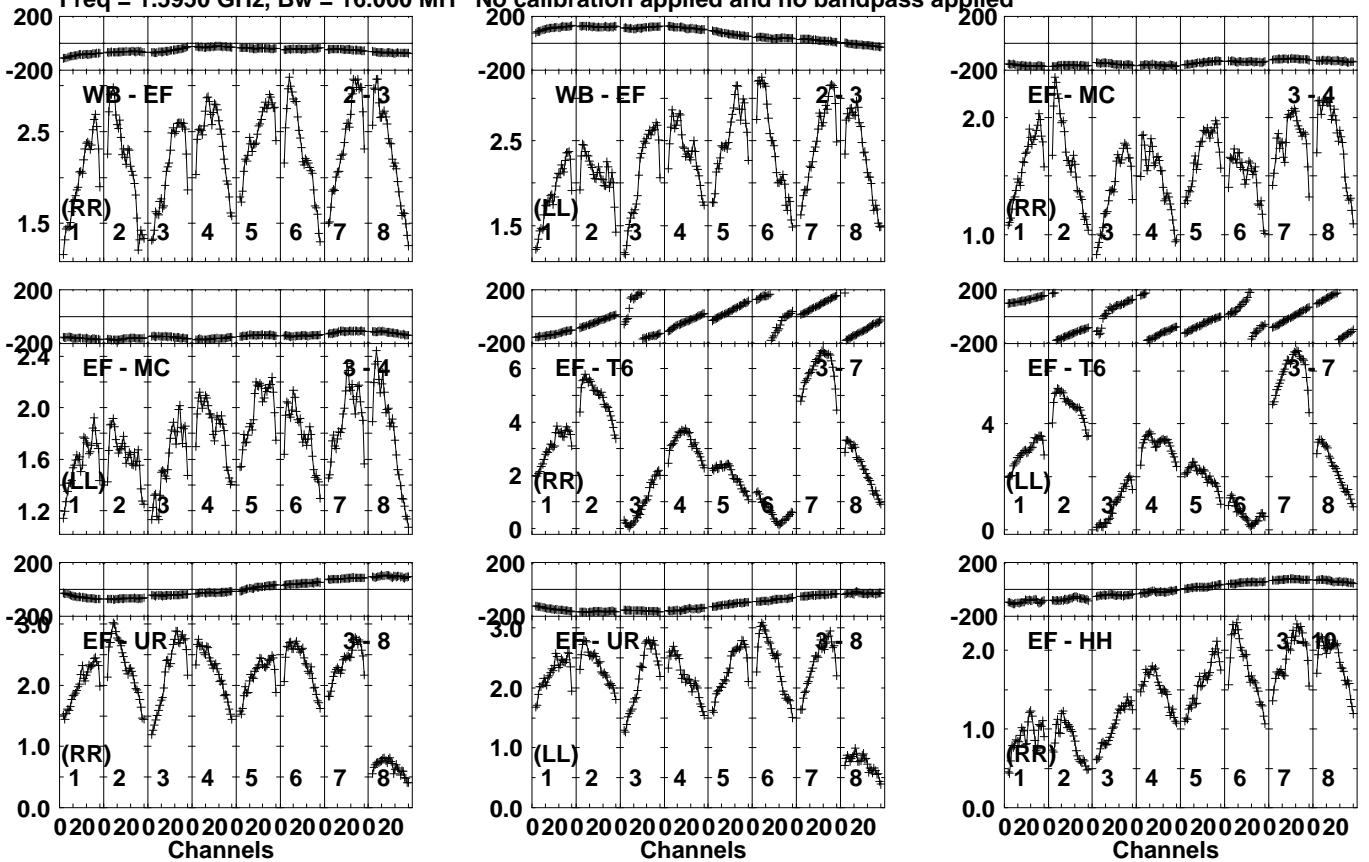
Timerange: 01/03:50:01 to 01/03:53:00

Plot file version 281 created 18-MAR-2021 11:20:13

J1020+4320 EB082 1.UVDATA.1

Freq = 1.5950 GHz, Bw = 16.000 MH

No calibration applied and no bandpass applied



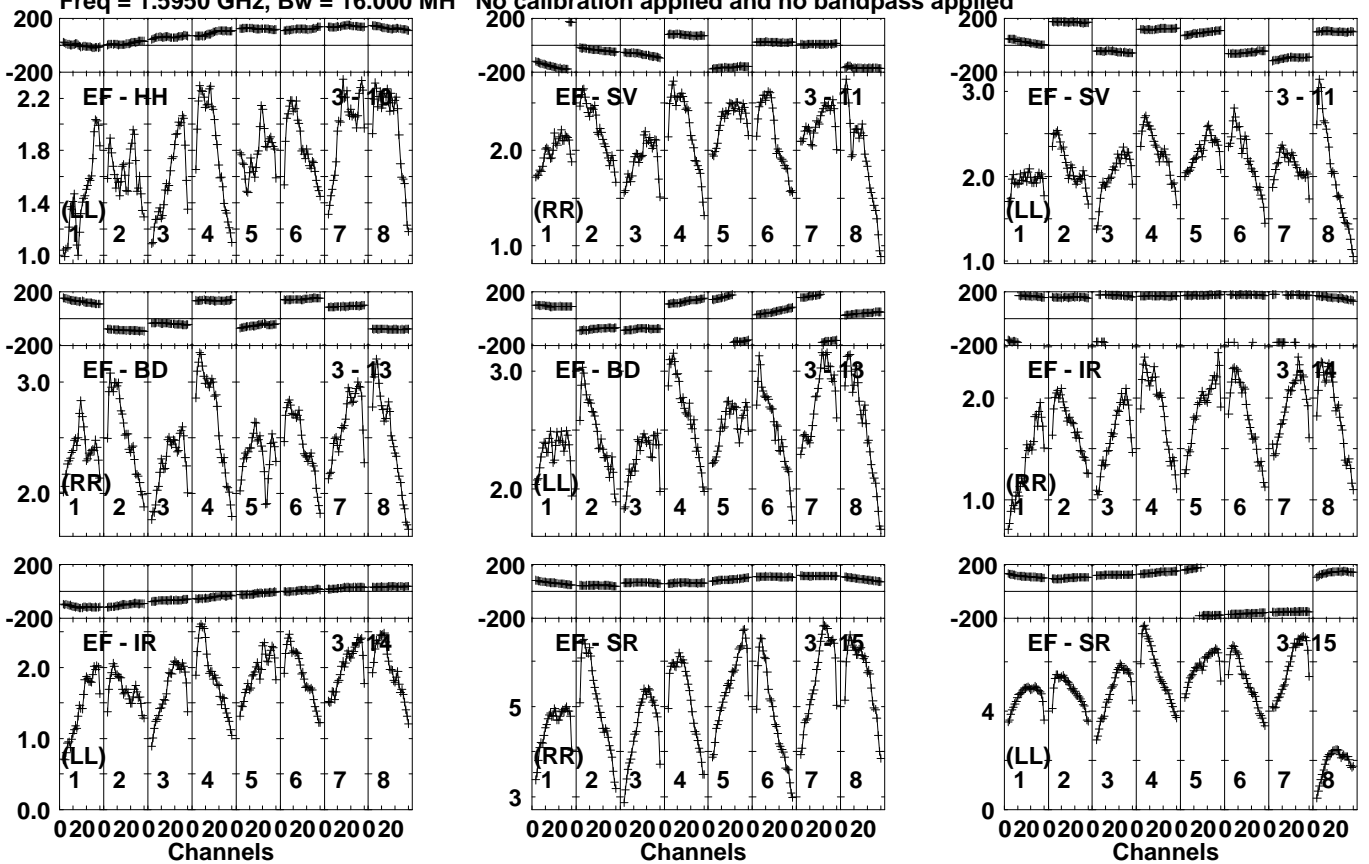
Lower frame: Milli Ampl Jy Top frame: Phas deg
 Vector averaged cross-power spectrum Several baselines displayed
 Timerange: 01/03:53:31 to 01/03:55:00

Plot file version 282 created 18-MAR-2021 11:20:13

J1020+4320 EB082 1.UVDATA.1

Freq = 1.5950 GHz, Bw = 16.000 MH

No calibration applied and no bandpass applied



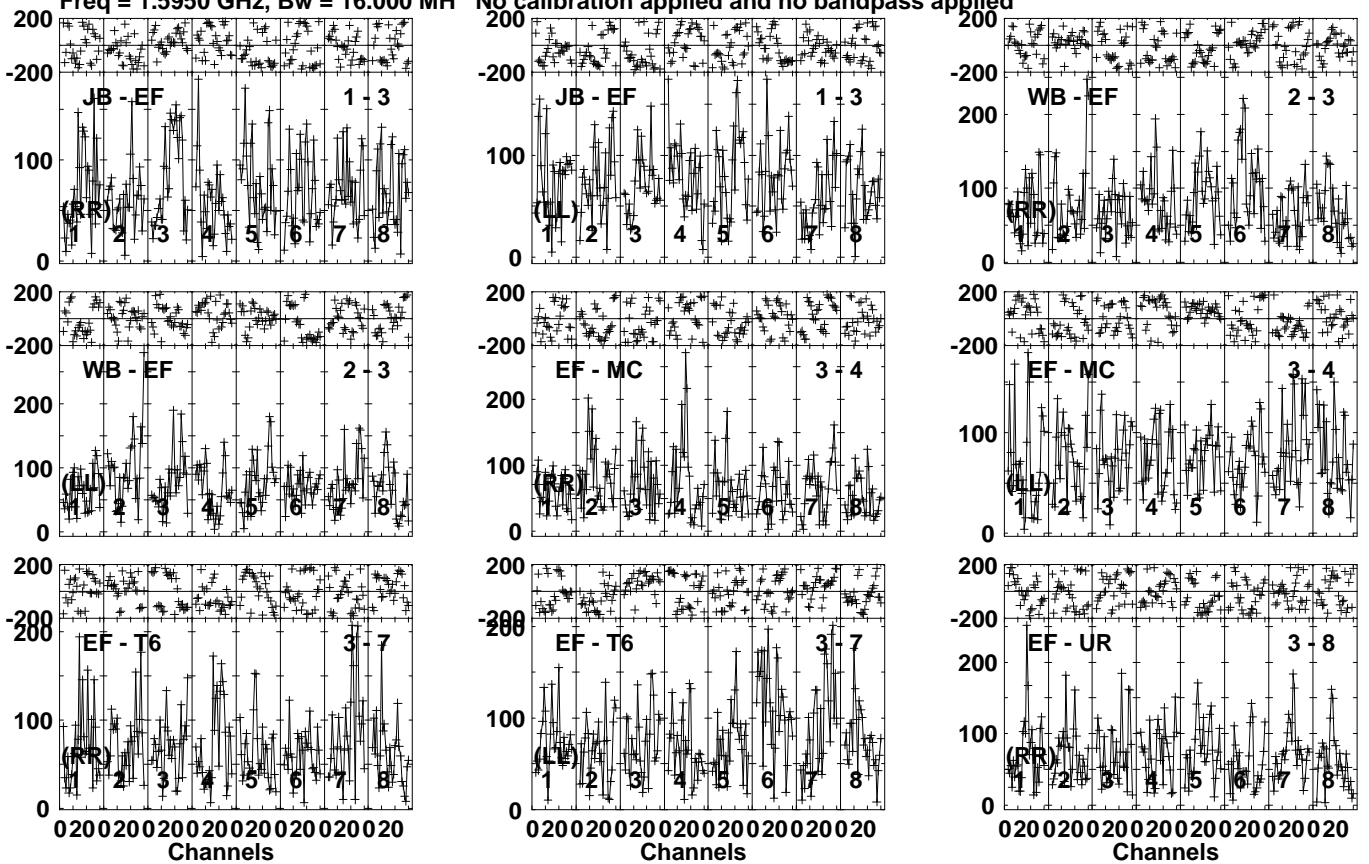
Lower frame: Milli Ampl Jy Top frame: Phas deg
Vector averaged cross-power spectrum Several baselines displayed
Timerange: 01/03:53:31 to 01/03:55:00

Plot file version 283 created 18-MAR-2021 11:20:13

LP212-62 EB082 1.UVDATA.1

Freq = 1.5950 GHz, Bw = 16.000 MH

No calibration applied and no bandpass applied

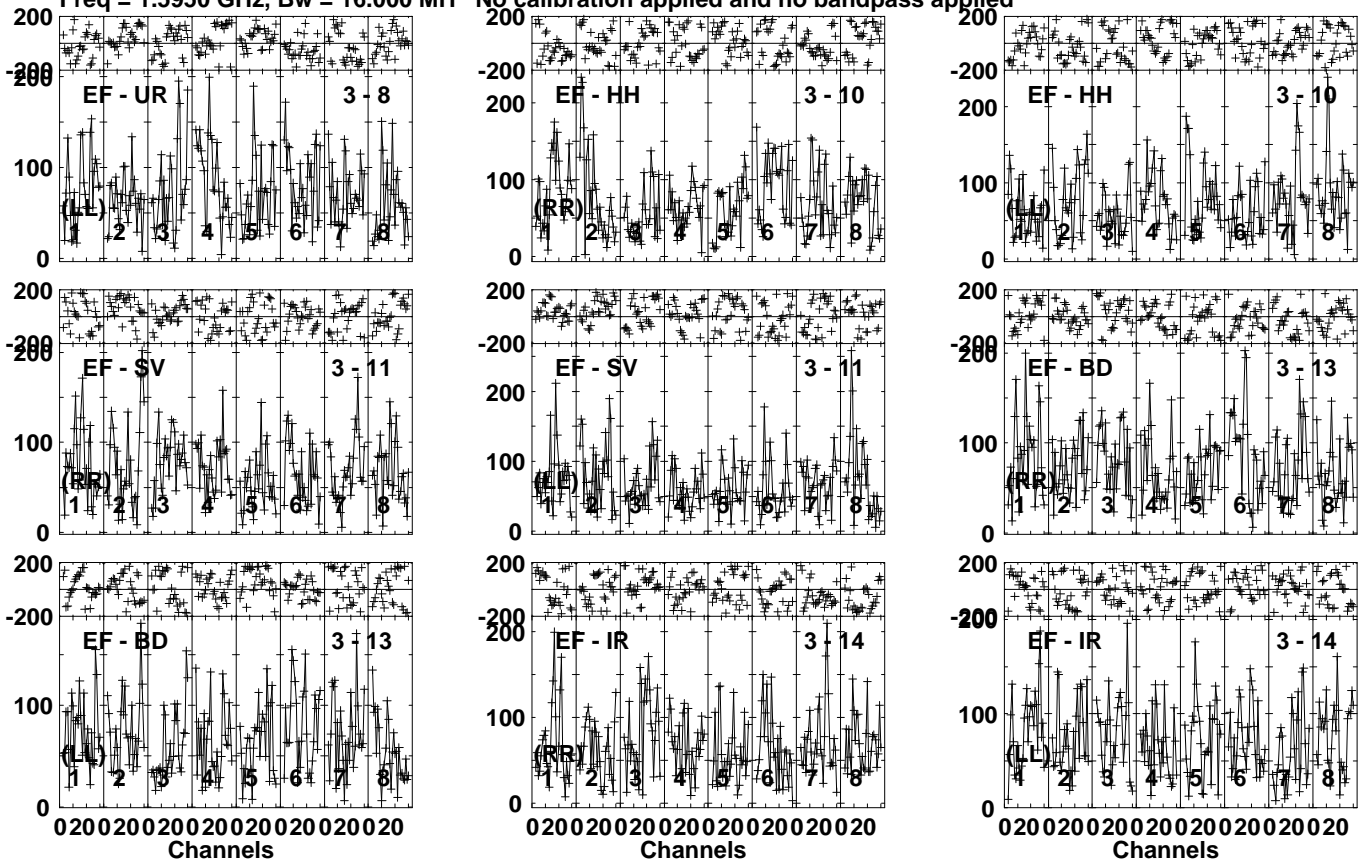


Lower frame: Micro Ampl Jy Top frame: Phas deg
Vector averaged cross-power spectrum Several baselines displayed
Timerange: 01/03:55:00 to 01/03:58:00

Plot file version 284 created 18-MAR-2021 11:20:13

LP212-62 EB082 1.UVDATA.1

Freq = 1.5950 GHz, Bw = 16.000 MH No calibration applied and no bandpass applied



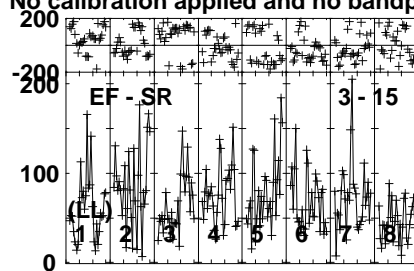
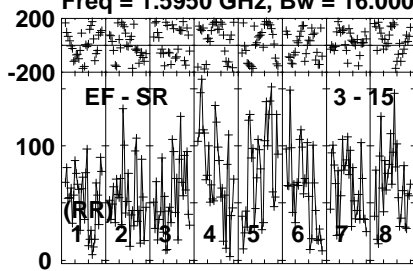
Lower frame: Micro Ampl Jy Top frame: Phas deg
Vector averaged cross-power spectrum Several baselines displayed
Timerange: 01/03:55:00 to 01/03:58:00

Plot file version 285 created 18-MAR-2021 11:20:13

LP212-62 EB082 1.UVDATA.1

Freq = 1.5950 GHz, Bw = 16.000 MH

No calibration applied and no bandpass applied



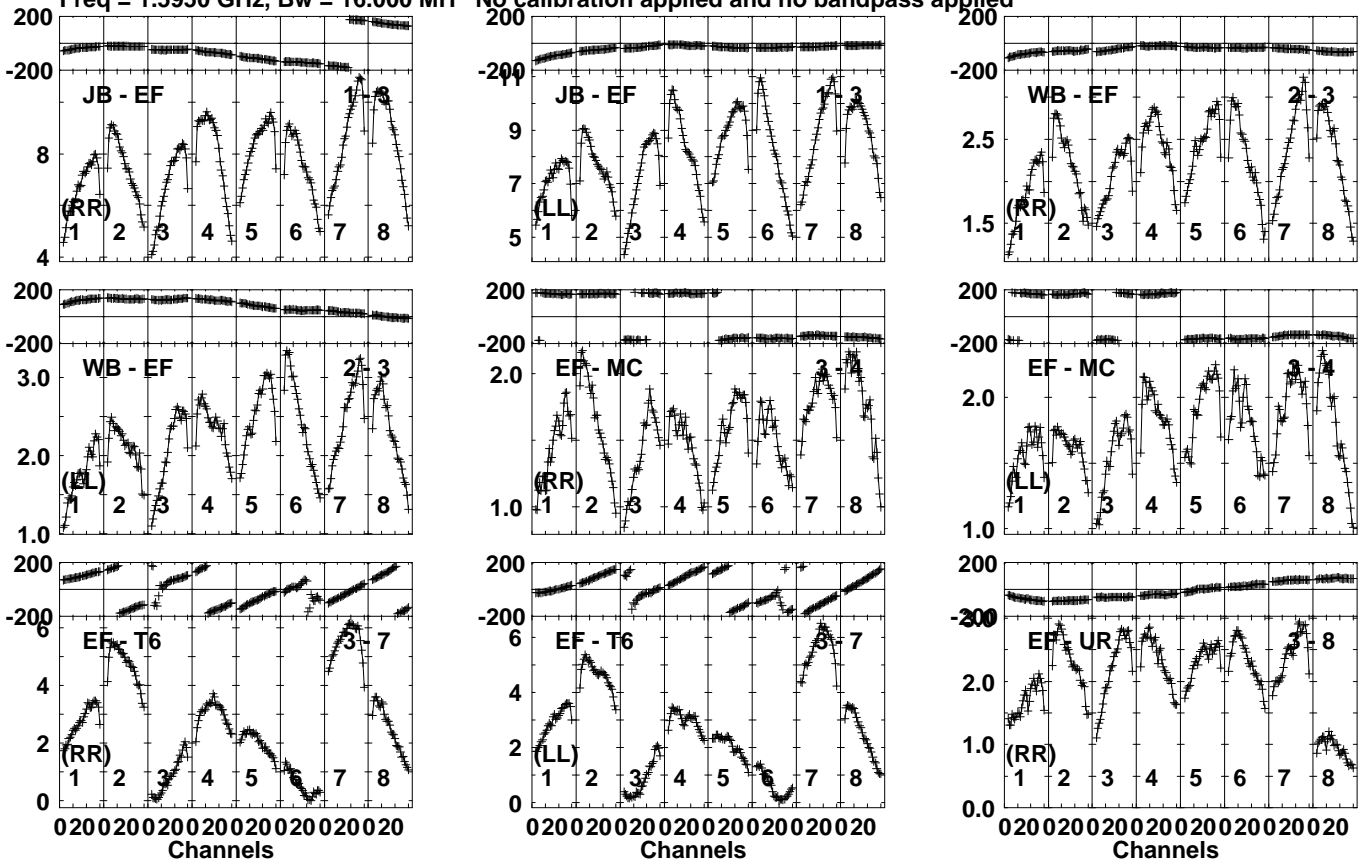
Lower frame: Micro Ampl Jy Top frame: Phas deg
Vector averaged cross-power spectrum Several baselines displayed
Timerange: 01/03:55:00 to 01/03:58:00

Plot file version 286 created 18-MAR-2021 11:20:14

J1020+4320 EB082 1.UVDATA.1

Freq = 1.5950 GHz, Bw = 16.000 MH

No calibration applied and no bandpass applied



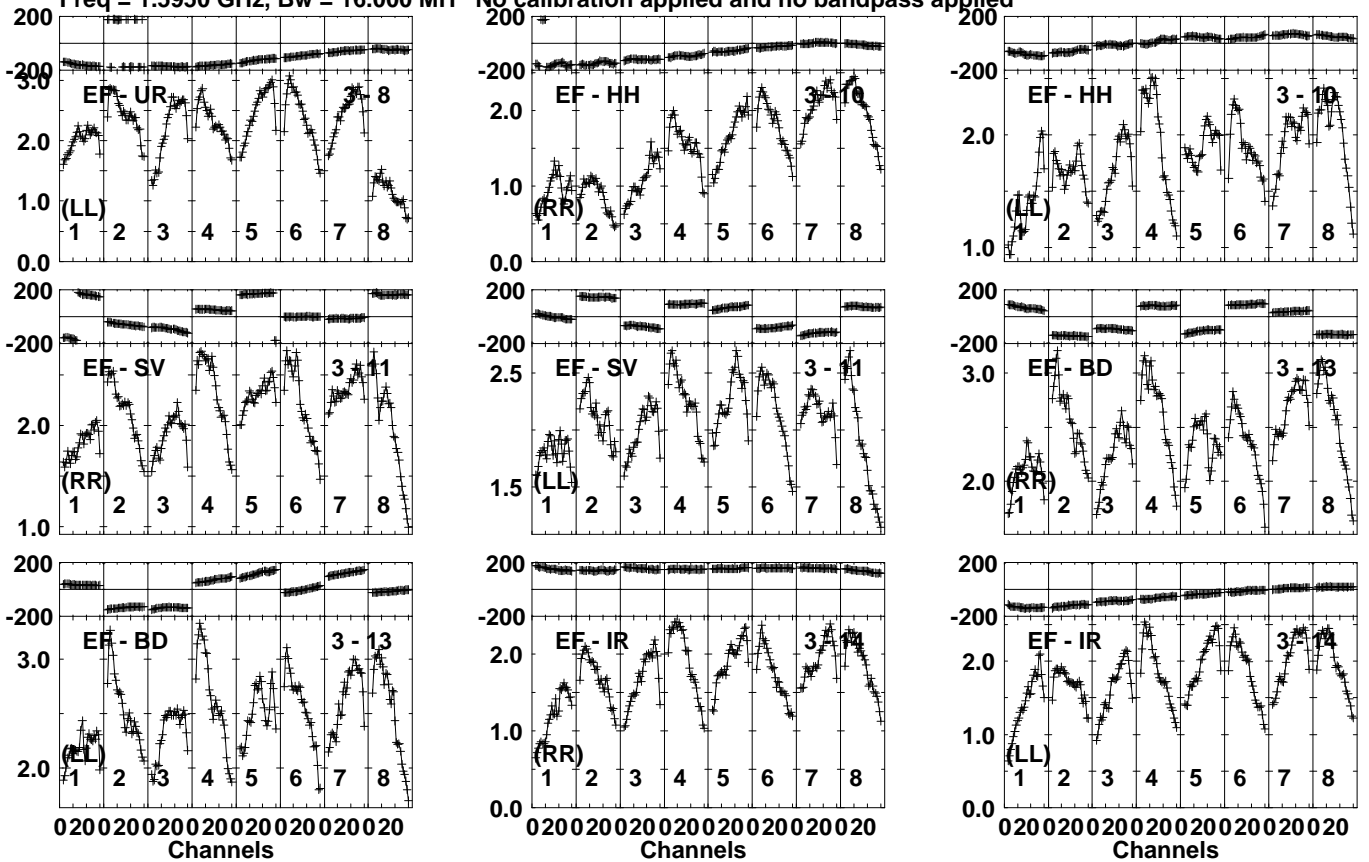
Lower frame: Milli Ampl Jy Top frame: Phas deg
Vector averaged cross-power spectrum Several baselines displayed
Timerange: 01/03:58:00 to 01/04:00:00

Plot file version 287 created 18-MAR-2021 11:20:14

J1020+4320 EB082 1.UVDATA.1

Freq = 1.5950 GHz, Bw = 16.000 MH

No calibration applied and no bandpass applied



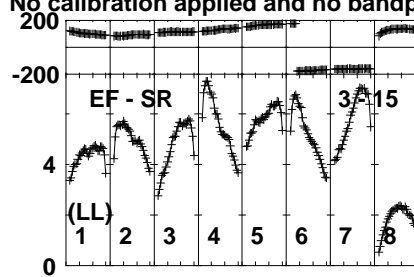
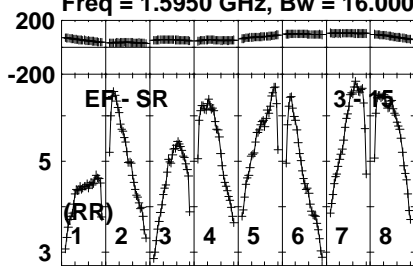
Lower frame: Milli Ampl Jy Top frame: Phas deg
Vector averaged cross-power spectrum Several baselines displayed
Timerange: 01/03:58:00 to 01/04:00:00

Plot file version 288 created 18-MAR-2021 11:20:14

J1020+4320 EB082 1.UVDATA.1

Freq = 1.5950 GHz, Bw = 16.000 MH

No calibration applied and no bandpass applied

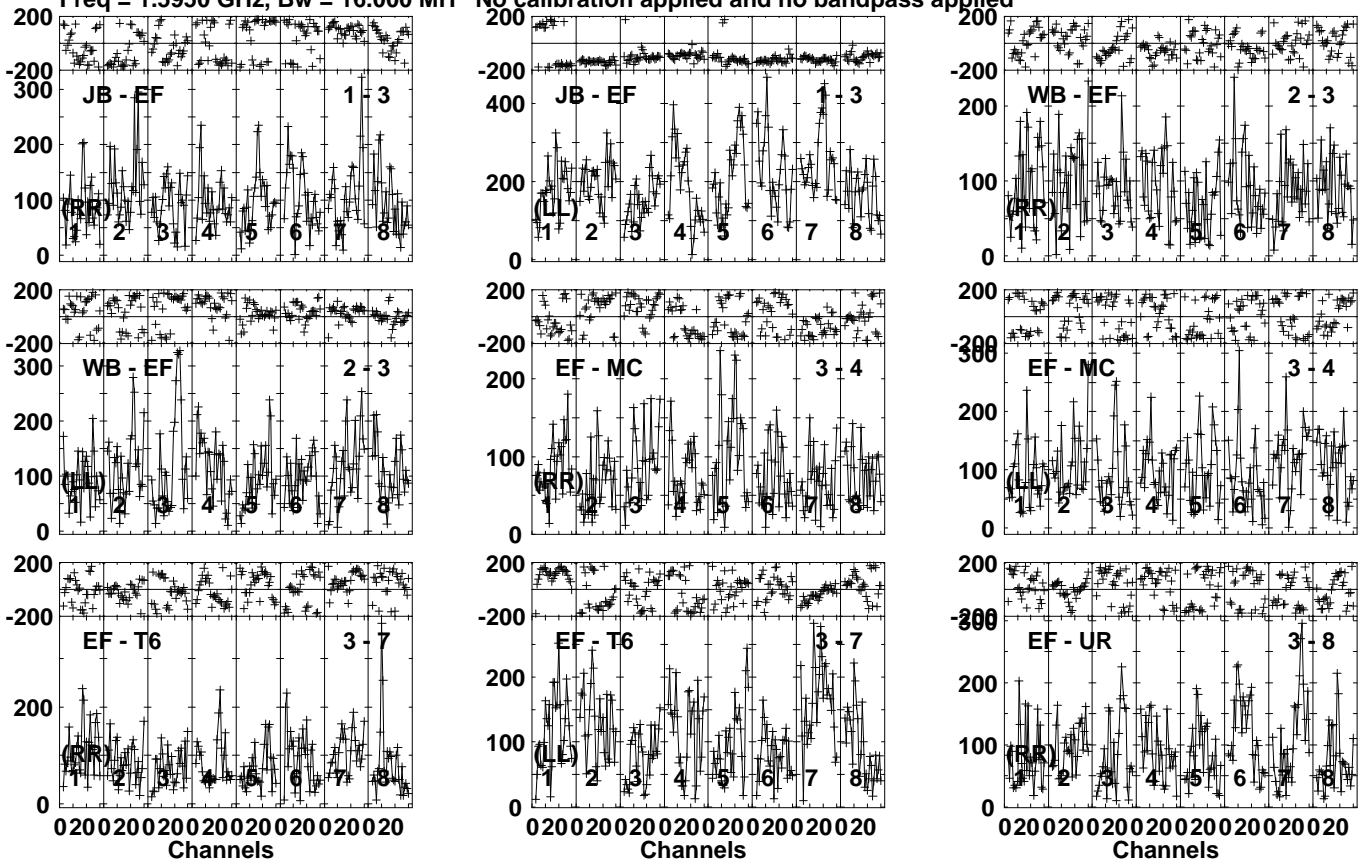


Lower frame: Milli Ampl Jy Top frame: Phas deg
Vector averaged cross-power spectrum Several baselines displayed
Timerange: 01/03:58:00 to 01/04:00:00

Plot file version 289 created 18-MAR-2021 11:20:14

WXUMA EB082 1.UVDATA.1

Freq = 1.5950 GHz, Bw = 16.000 MH No calibration applied and no bandpass applied

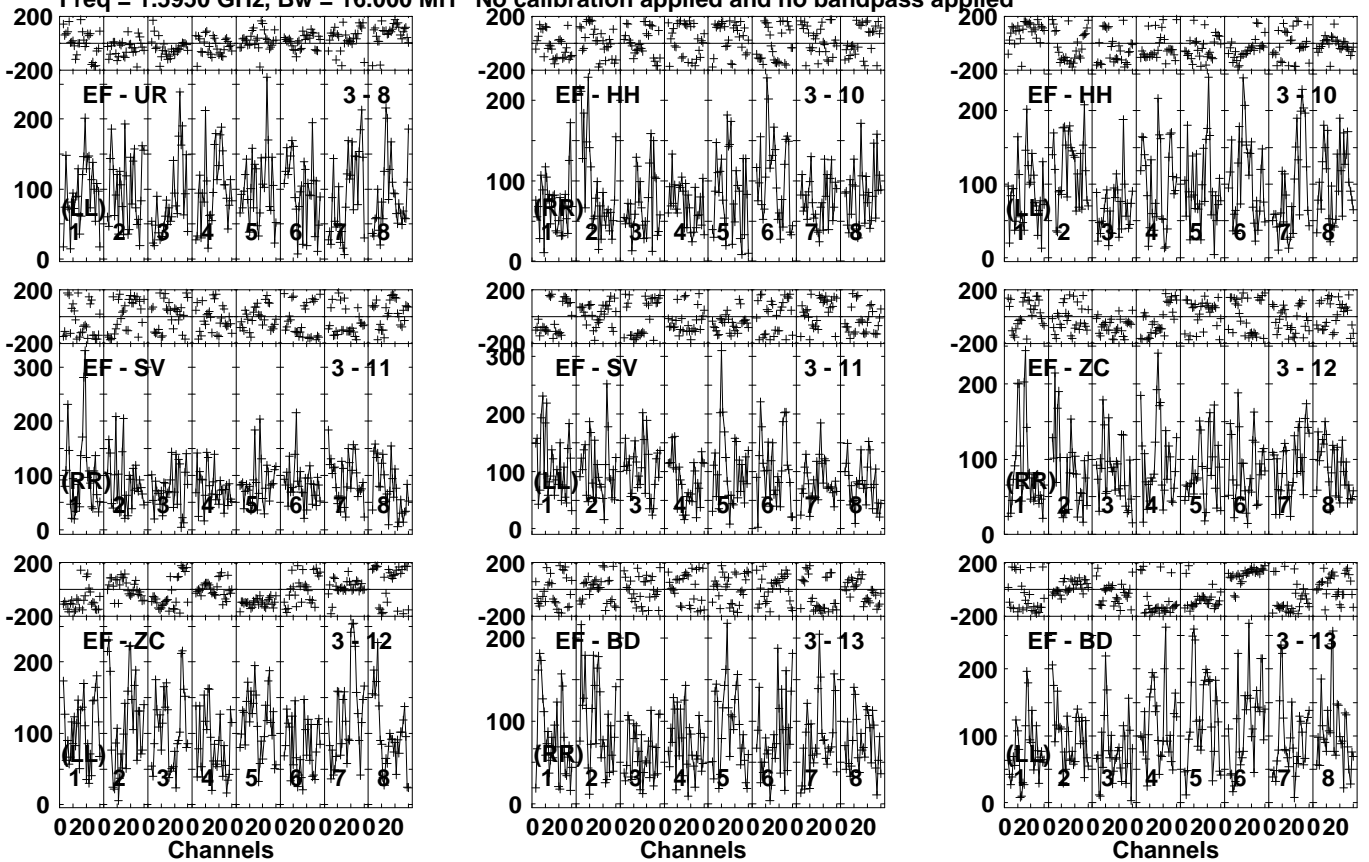


Lower frame: Micro Ampl Jy Top frame: Phas deg
Vector averaged cross-power spectrum Several baselines displayed
Timerange: 01/04:00:01 to 01/04:03:00

Plot file version 290 created 18-MAR-2021 11:20:14

WXUMA EB082 1.UVDATA.1

Freq = 1.5950 GHz, Bw = 16.000 MH No calibration applied and no bandpass applied

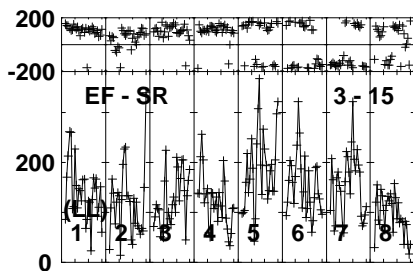
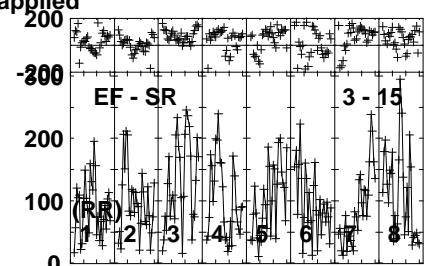
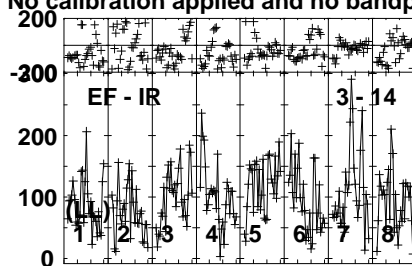
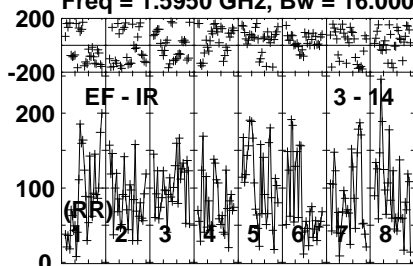


Lower frame: Micro Ampl Jy Top frame: Phas deg
Vector averaged cross-power spectrum Several baselines displayed
Timerange: 01/04:00:01 to 01/04:03:00

Plot file version 291 created 18-MAR-2021 11:20:15

WXUMA EB082 1.UVDATA.1

Freq = 1.5950 GHz, Bw = 16.000 MH No calibration applied and no bandpass applied



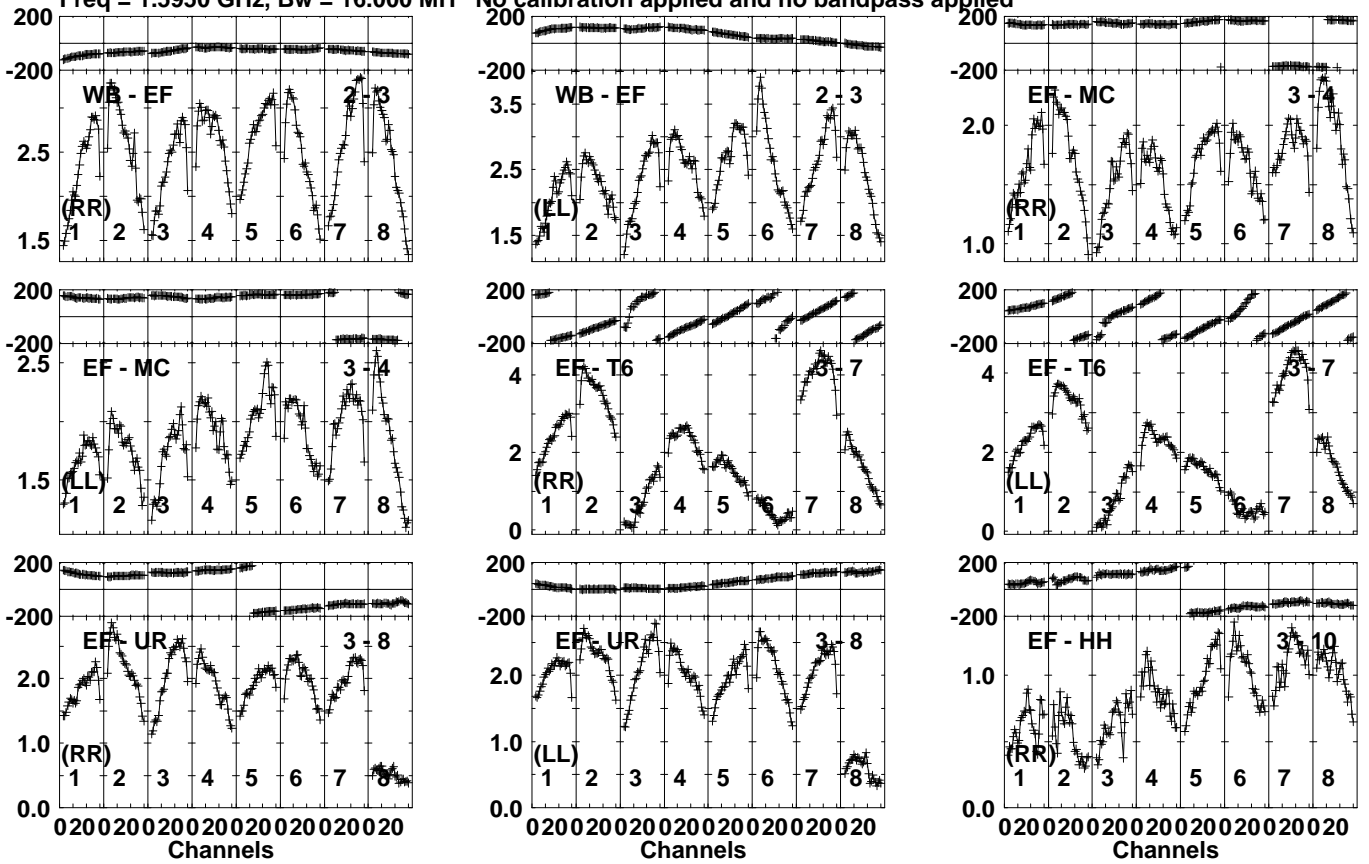
Lower frame: Micro Ampl Jy Top frame: Phas deg
Vector averaged cross-power spectrum Several baselines displayed
Timerange: 01/04:00:01 to 01/04:03:00

Plot file version 292 created 18-MAR-2021 11:20:15

J1108+4330 EB082 1.UVDATA.1

Freq = 1.5950 GHz, Bw = 16.000 MH

No calibration applied and no bandpass applied



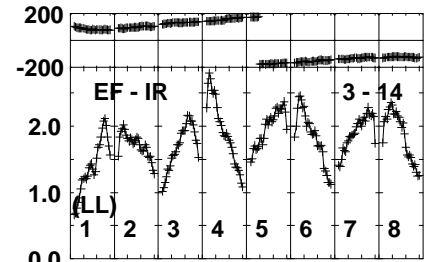
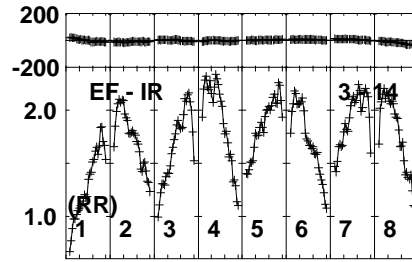
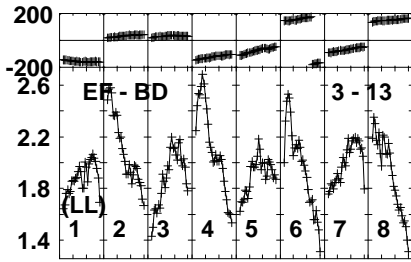
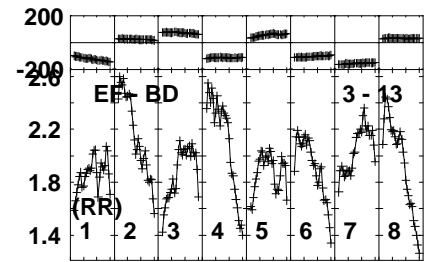
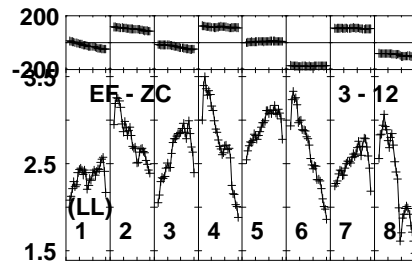
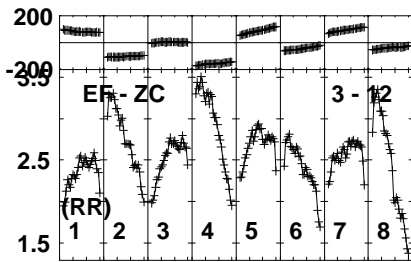
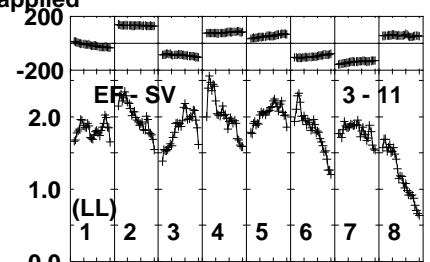
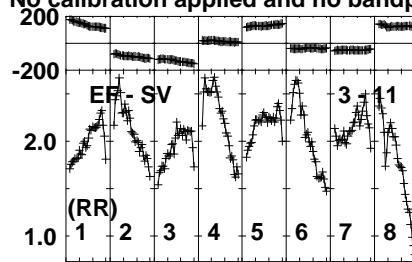
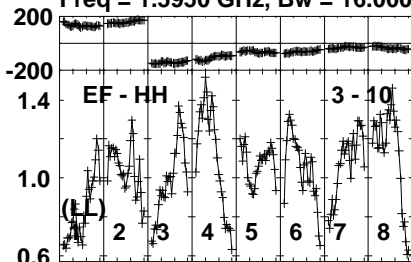
Lower frame: Milli Ampl Jy Top frame: Phas deg
Vector averaged cross-power spectrum Several baselines displayed
Timerange: 01/04:03:31 to 01/04:05:00

Plot file version 293 created 18-MAR-2021 11:20:15

J1108+4330 EB082 1.UVDATA.1

Freq = 1.5950 GHz, Bw = 16.000 MH

No calibration applied and no bandpass applied



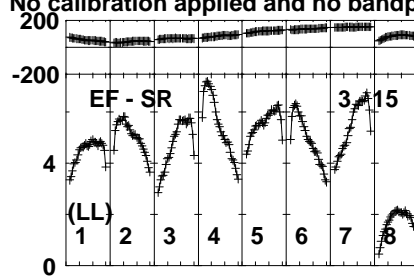
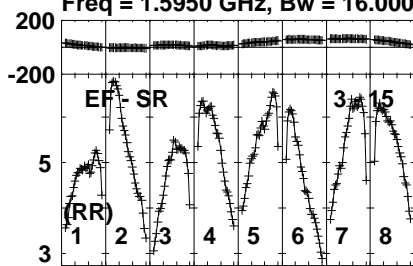
Lower frame: Milli Ampl Jy Top frame: Phas deg
Vector averaged cross-power spectrum Several baselines displayed
Timerange: 01/04:03:31 to 01/04:05:00

Plot file version 294 created 18-MAR-2021 11:20:15

J1108+4330 EB082 1.UVDATA.1

Freq = 1.5950 GHz, Bw = 16.000 MH

No calibration applied and no bandpass applied



Lower frame: Milli Ampl Jy Top frame: Phas deg

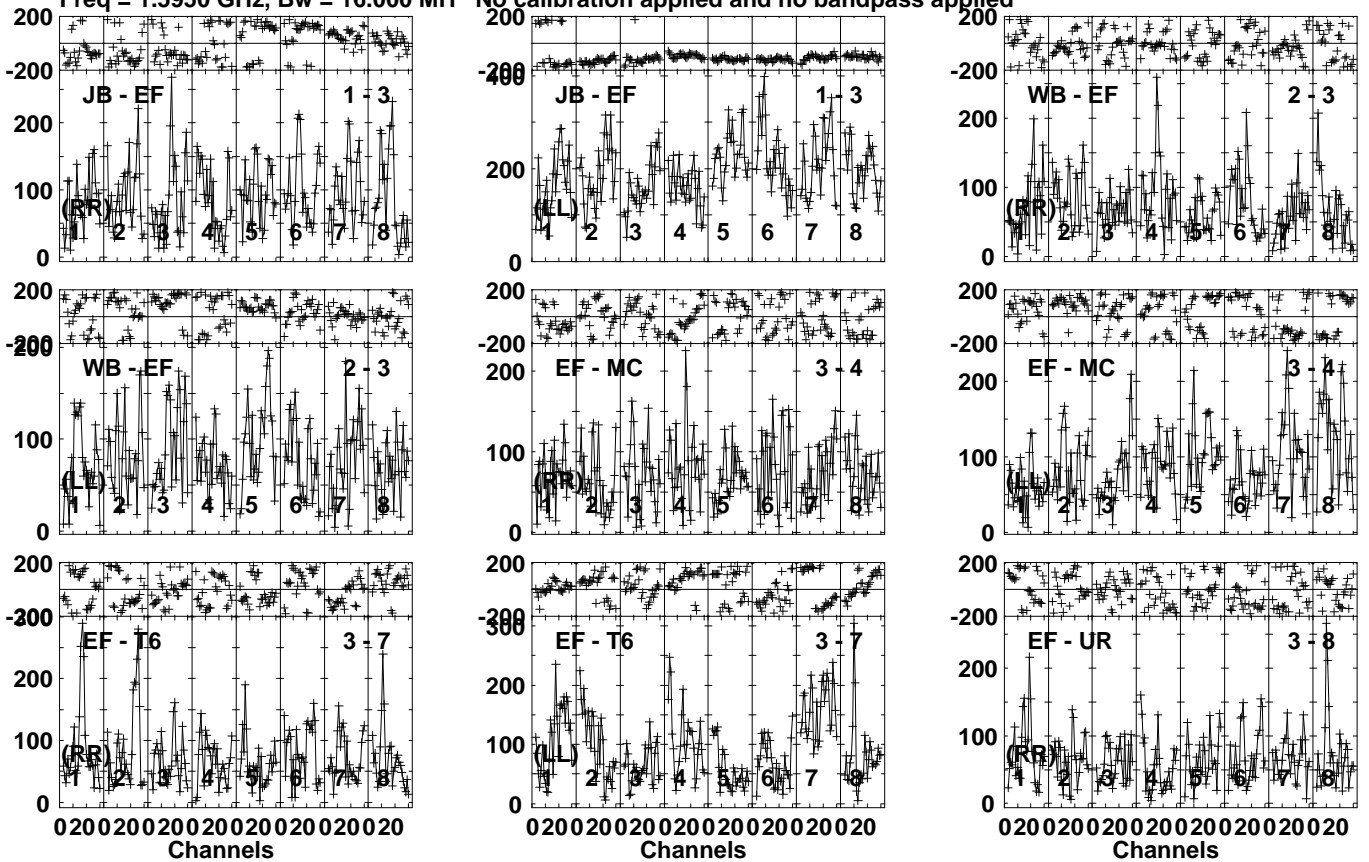
Vector averaged cross-power spectrum Several baselines displayed

Timerange: 01/04:03:31 to 01/04:05:00

Plot file version 295 created 18-MAR-2021 11:20:15

WXUMA EB082 1.UVDATA.1

Freq = 1.5950 GHz, Bw = 16.000 MH No calibration applied and no bandpass applied

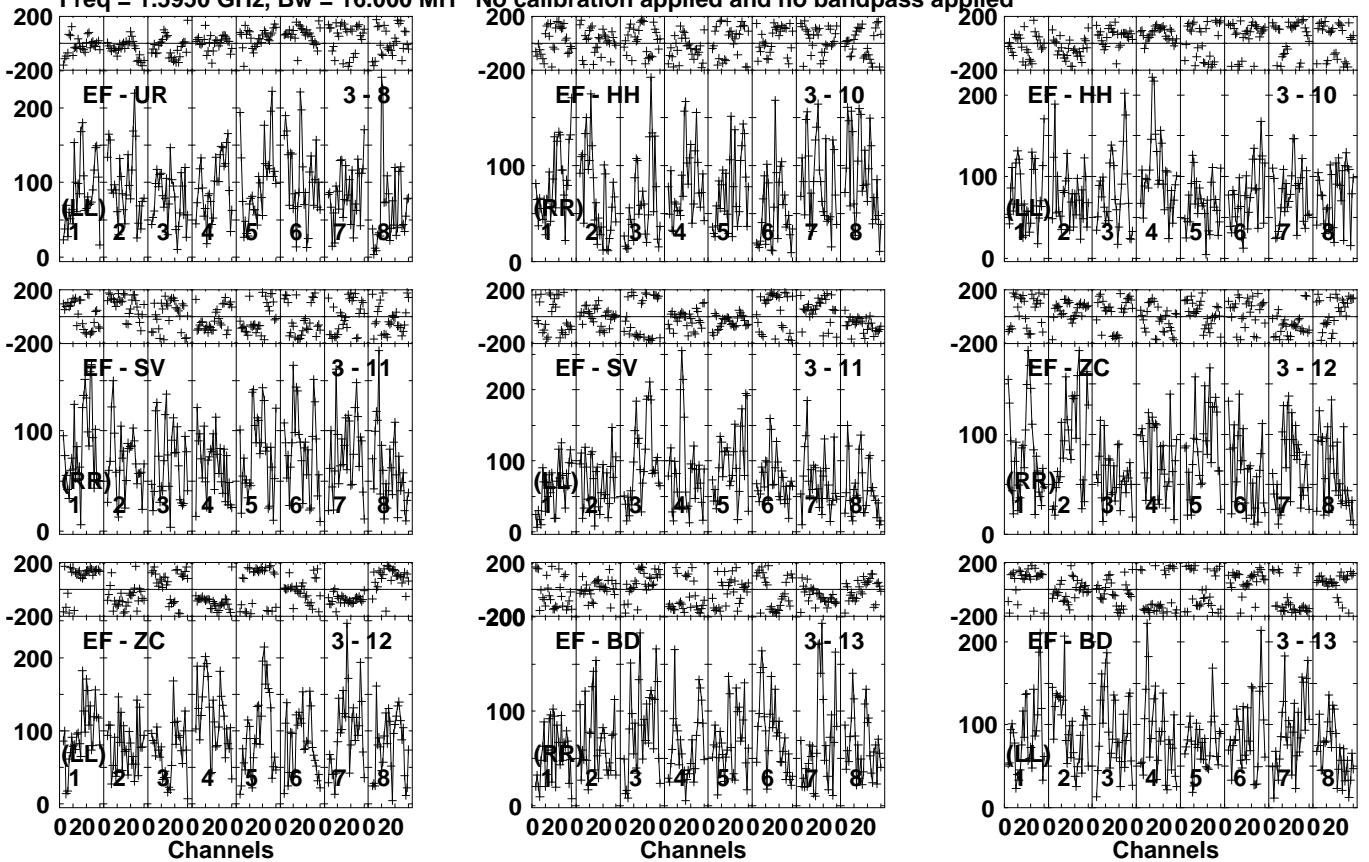


Lower frame: Micro Ampl Jy Top frame: Phas deg
Vector averaged cross-power spectrum Several baselines displayed
Timerange: 01/04:05:00 to 01/04:07:59

Plot file version 296 created 18-MAR-2021 11:20:15

WXUMA EB082 1.UVDATA.1

Freq = 1.5950 GHz, Bw = 16.000 MH No calibration applied and no bandpass applied

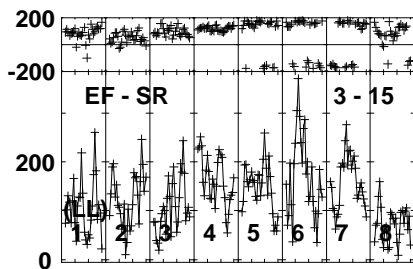
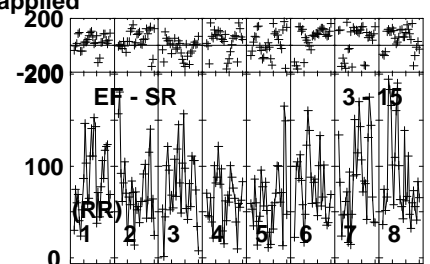
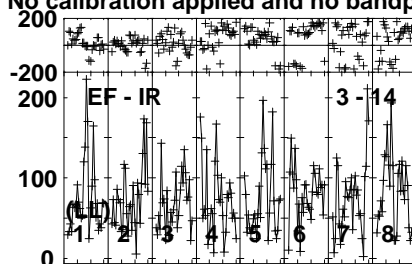
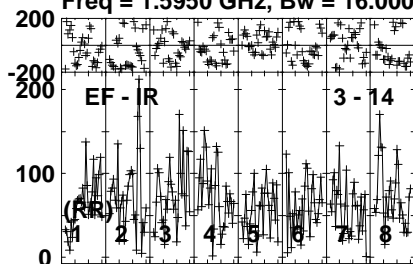


Lower frame: Micro Ampl Jy Top frame: Phas deg
Vector averaged cross-power spectrum Several baselines displayed
Timerange: 01/04:05:00 to 01/04:07:59

Plot file version 297 created 18-MAR-2021 11:20:16

WXUMA EB082 1.UVDATA.1

Freq = 1.5950 GHz, Bw = 16.000 MH No calibration applied and no bandpass applied



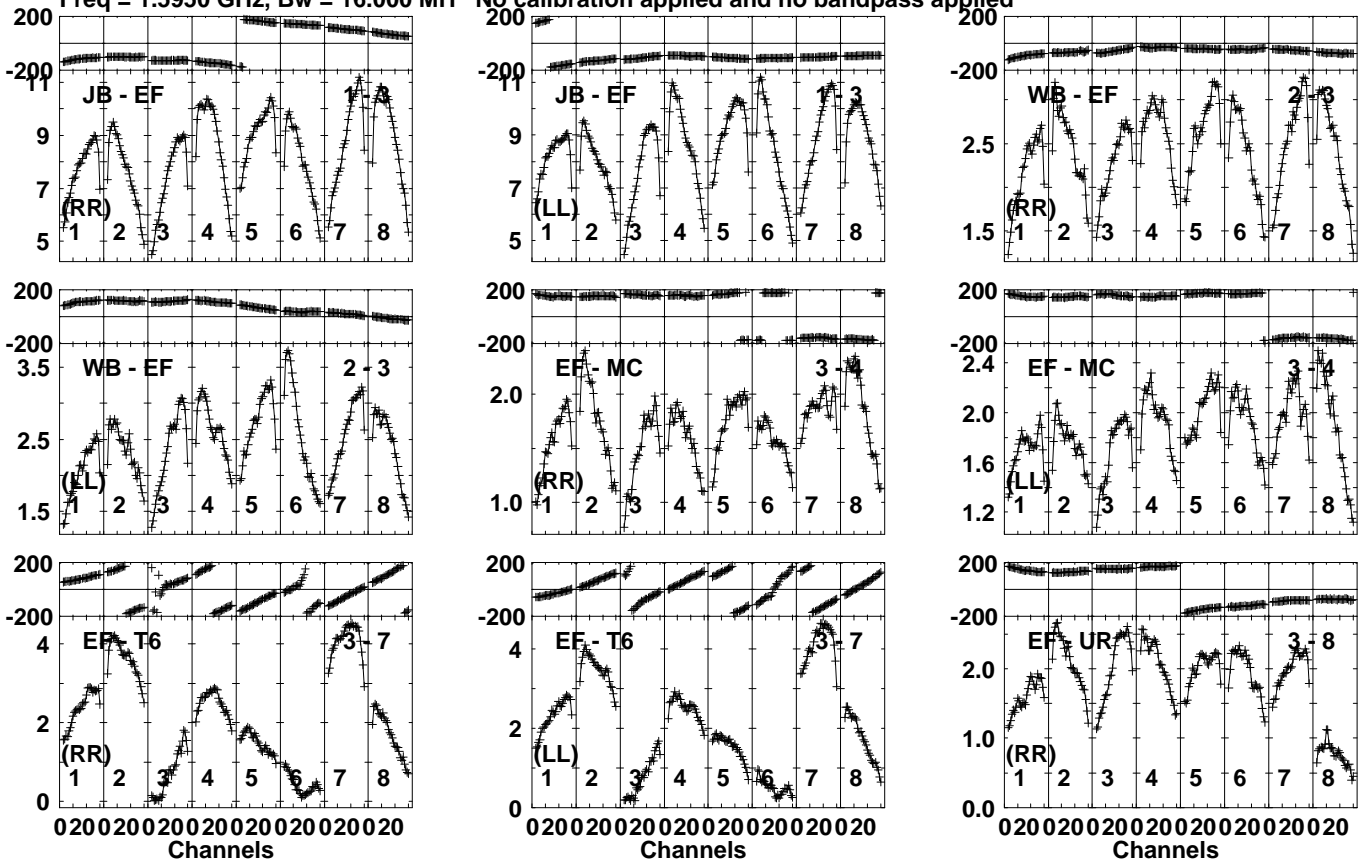
Lower frame: Micro Ampl Jy Top frame: Phas deg
Vector averaged cross-power spectrum Several baselines displayed
Timerange: 01/04:05:00 to 01/04:07:59

Plot file version 298 created 18-MAR-2021 11:20:16

J1108+4330 EB082 1.UVDATA.1

Freq = 1.5950 GHz, Bw = 16.000 MH

No calibration applied and no bandpass applied



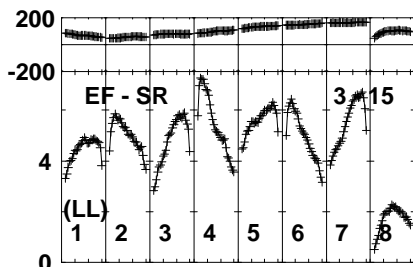
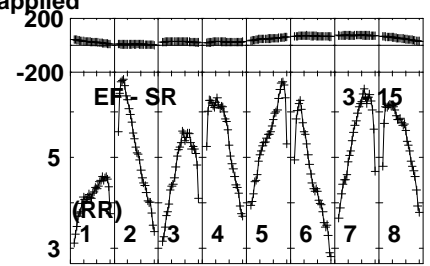
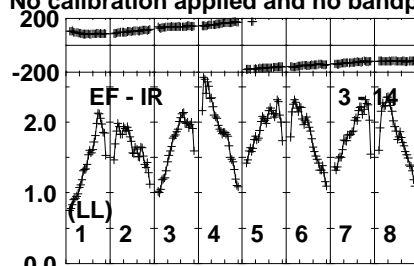
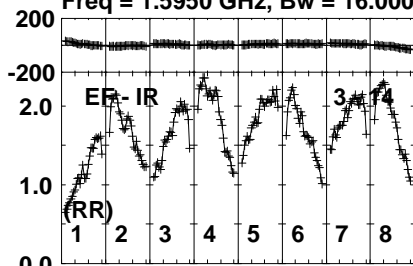
Lower frame: Milli Ampl Jy Top frame: Phas deg
Vector averaged cross-power spectrum Several baselines displayed
Timerange: 01/04:08:00 to 01/04:09:59

Plot file version 300 created 18-MAR-2021 11:20:16

J1108+4330 EB082 1.UVDATA.1

Freq = 1.5950 GHz, Bw = 16.000 MH

No calibration applied and no bandpass applied

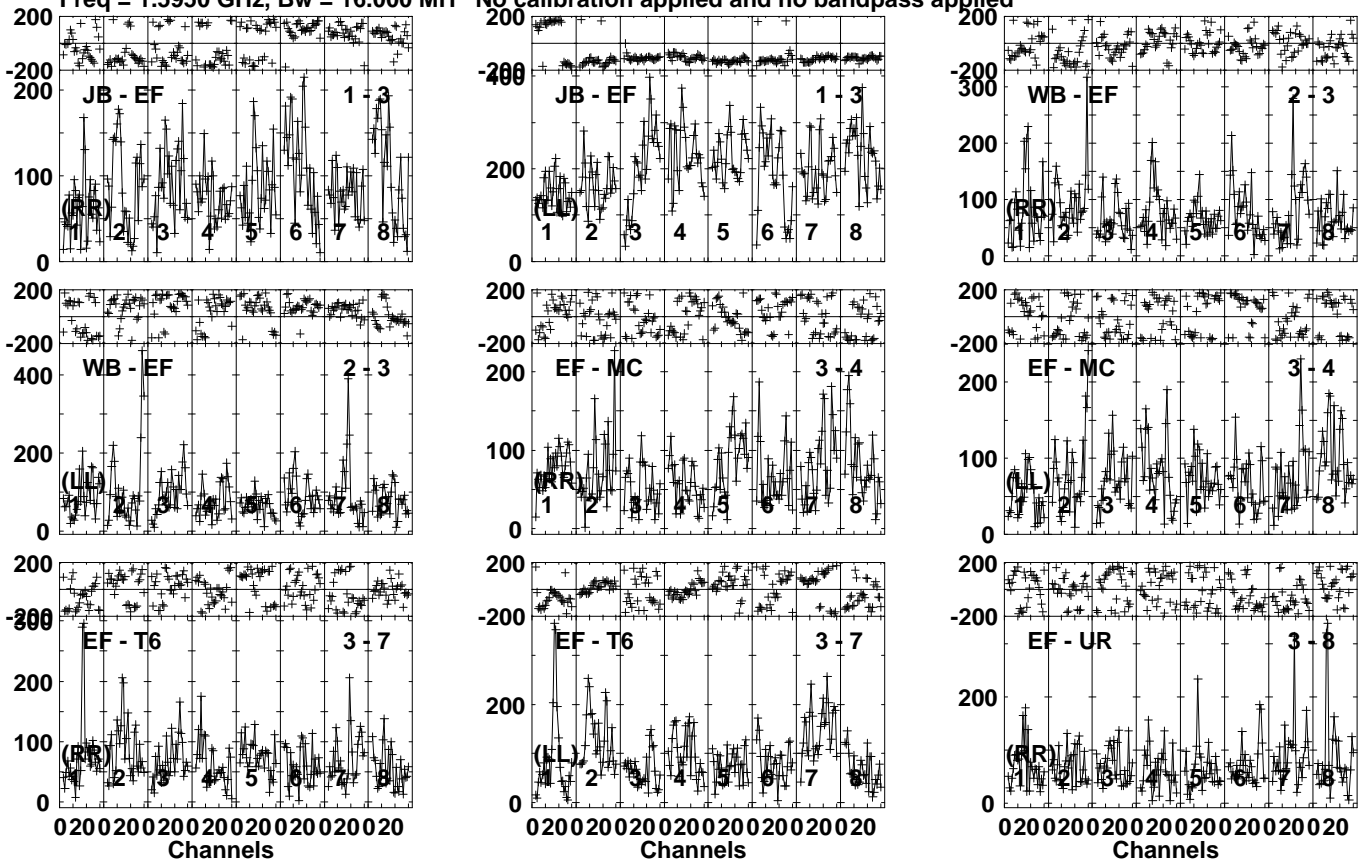


Lower frame: Milli Ampl Jy Top frame: Phas deg
Vector averaged cross-power spectrum Several baselines displayed
Timerange: 01/04:08:00 to 01/04:09:59

Plot file version 301 created 18-MAR-2021 11:20:16

WXUMA EB082 1.UVDATA.1

Freq = 1.5950 GHz, Bw = 16.000 MH No calibration applied and no bandpass applied

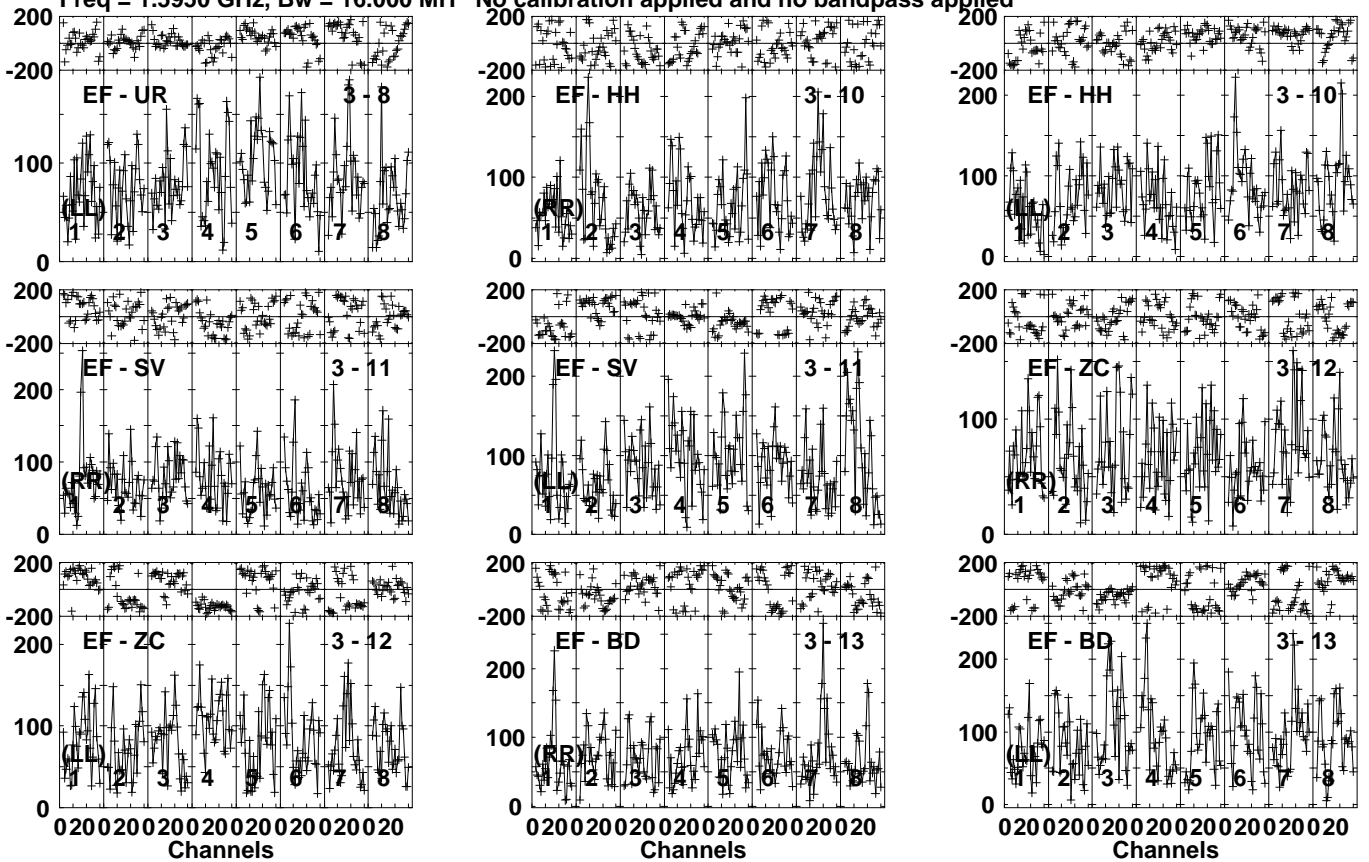


Lower frame: Micro Ampl Jy Top frame: Phas deg
Vector averaged cross-power spectrum Several baselines displayed
Timerange: 01/04:10:00 to 01/04:13:00

Plot file version 302 created 18-MAR-2021 11:20:17

WXUMA EB082 1.UVDATA.1

Freq = 1.5950 GHz, Bw = 16.000 MH No calibration applied and no bandpass applied

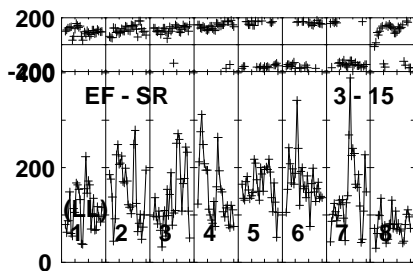
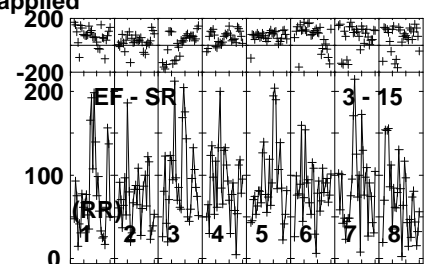
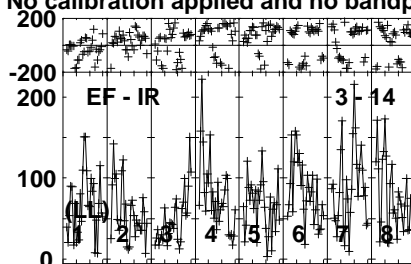
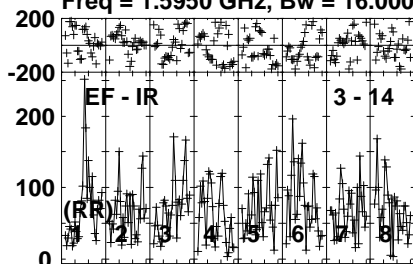


Lower frame: Micro Ampl Jy Top frame: Phas deg
Vector averaged cross-power spectrum Several baselines displayed
Timerange: 01/04:10:00 to 01/04:13:00

Plot file version 303 created 18-MAR-2021 11:20:17

WXUMA EB082 1.UVDATA.1

Freq = 1.5950 GHz, Bw = 16.000 MH No calibration applied and no bandpass applied



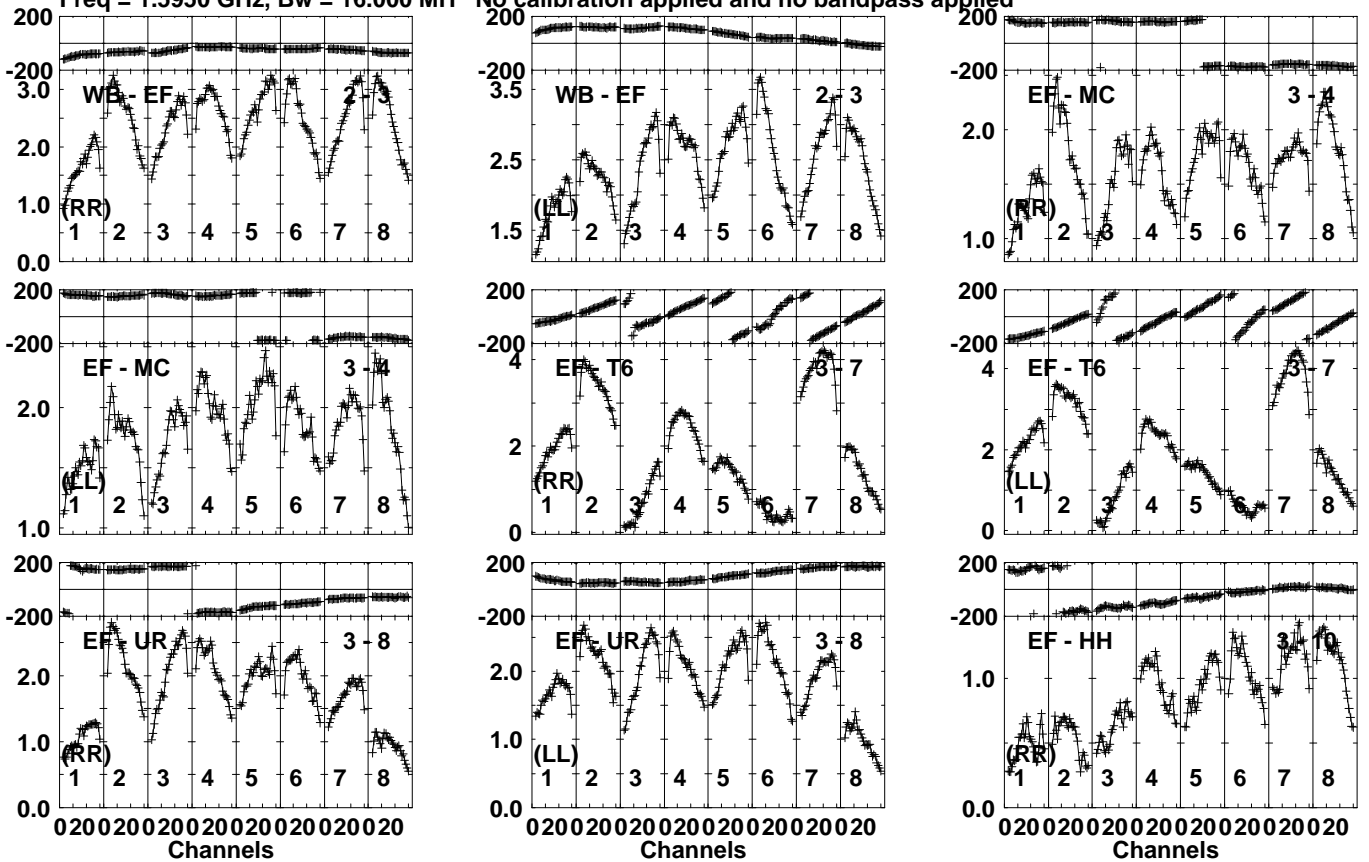
Lower frame: Micro Ampl Jy Top frame: Phas deg
Vector averaged cross-power spectrum Several baselines displayed
Timerange: 01/04:10:00 to 01/04:13:00

Plot file version 304 created 18-MAR-2021 11:20:17

J1108+4330 EB082 1.UVDATA.1

Freq = 1.5950 GHz, Bw = 16.000 MH

No calibration applied and no bandpass applied



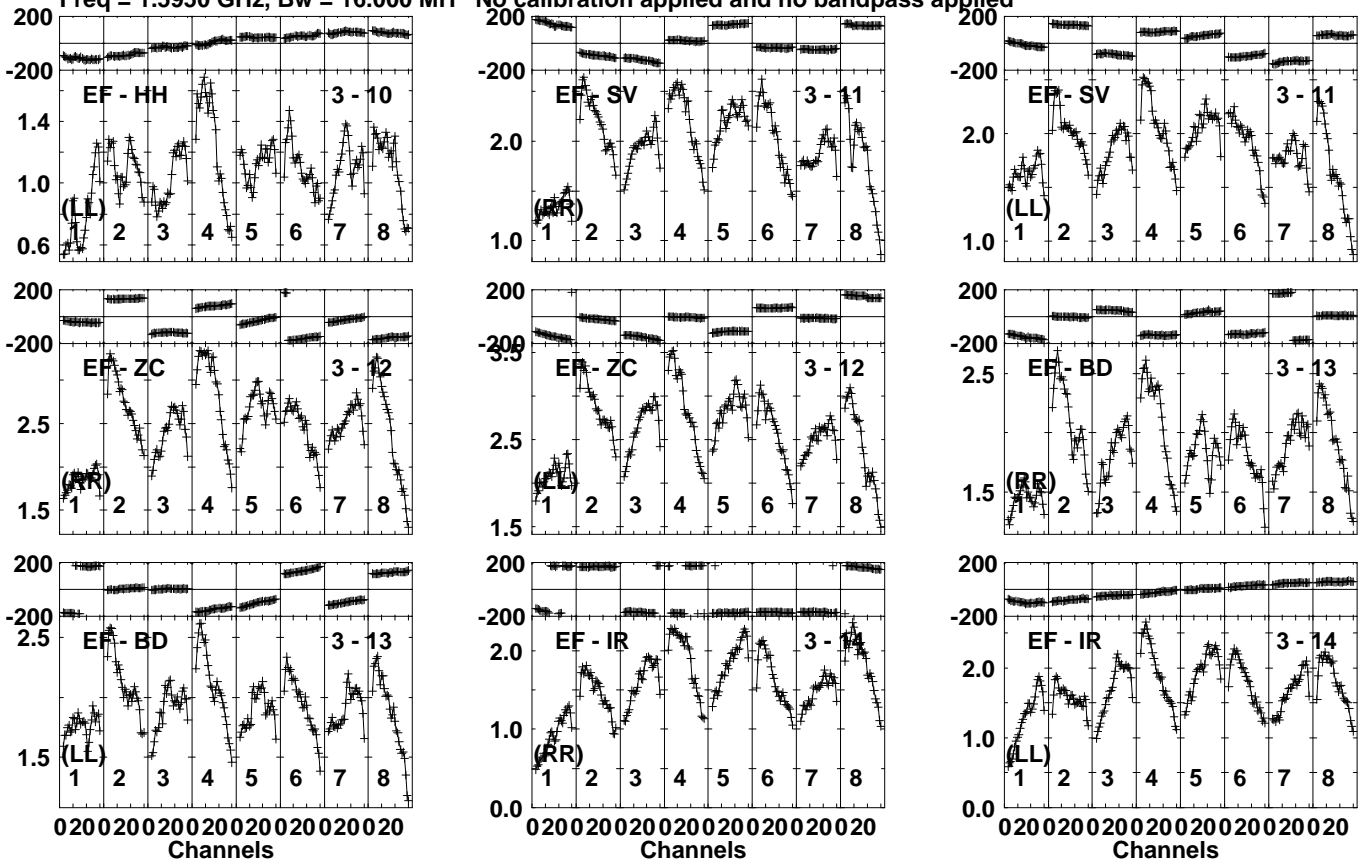
Lower frame: Milli Ampl Jy Top frame: Phas deg
Vector averaged cross-power spectrum Several baselines displayed
Timerange: 01/04:13:31 to 01/04:14:59

Plot file version 305 created 18-MAR-2021 11:20:17

J1108+4330 EB082 1.UVDATA.1

Freq = 1.5950 GHz, Bw = 16.000 MH

No calibration applied and no bandpass applied



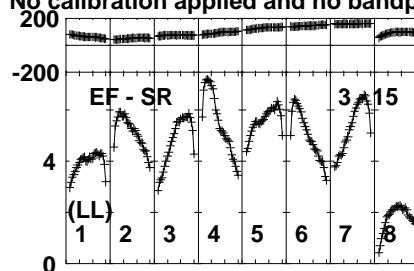
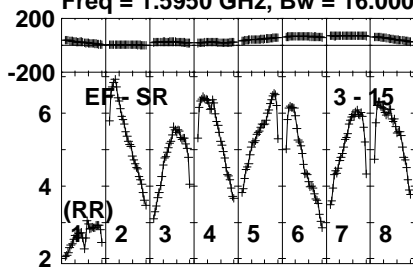
Lower frame: Milli Ampl Jy Top frame: Phas deg
Vector averaged cross-power spectrum Several baselines displayed
Timerange: 01/04:13:31 to 01/04:14:59

Plot file version 306 created 18-MAR-2021 11:20:17

J1108+4330 EB082 1.UVDATA.1

Freq = 1.5950 GHz, Bw = 16.000 MH

No calibration applied and no bandpass applied

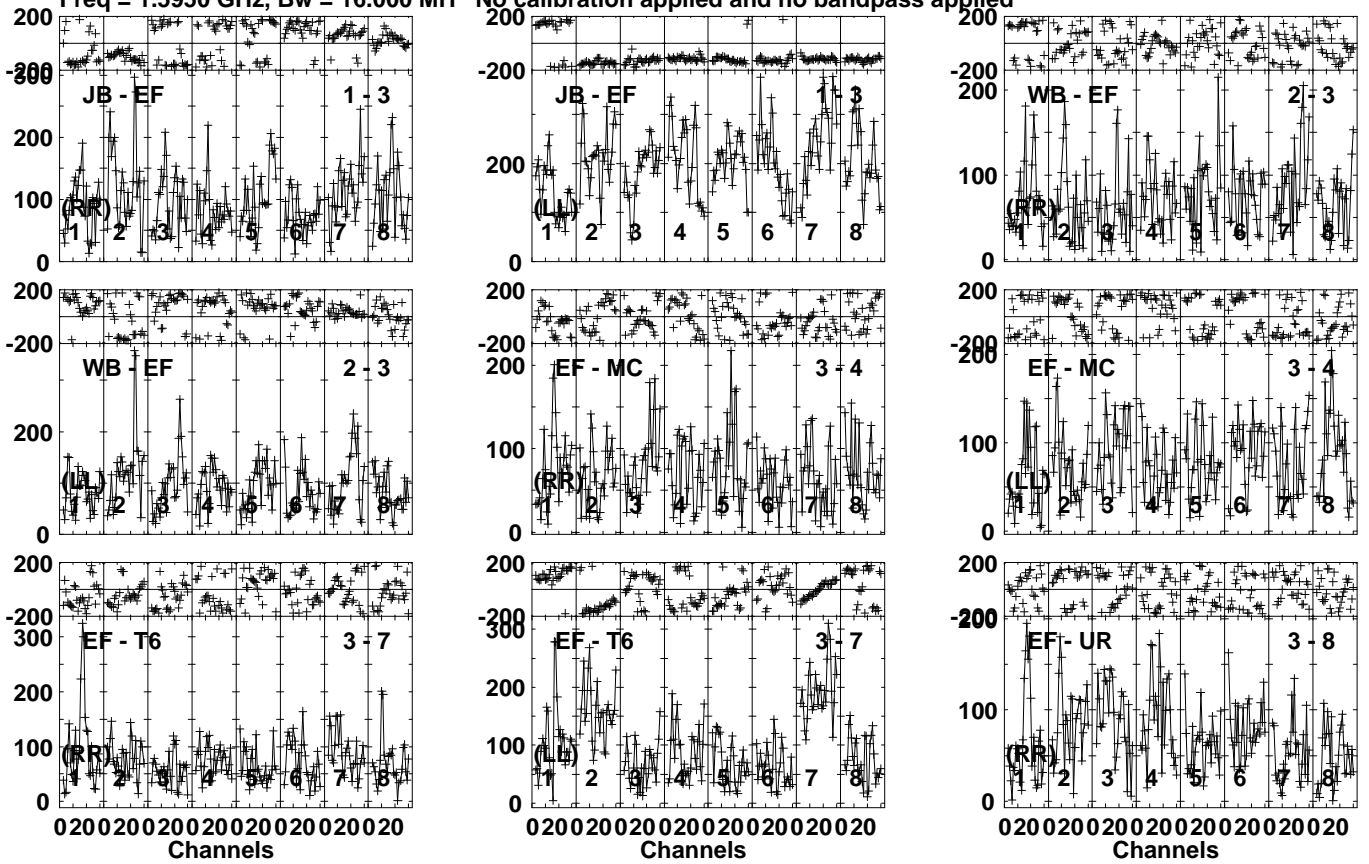


Lower frame: Milli Ampl Jy Top frame: Phas deg
Vector averaged cross-power spectrum Several baselines displayed
Timerange: 01/04:13:31 to 01/04:14:59

Plot file version 307 created 18-MAR-2021 11:20:17

WXUMA EB082 1.UVDATA.1

Freq = 1.5950 GHz, Bw = 16.000 MH No calibration applied and no bandpass applied

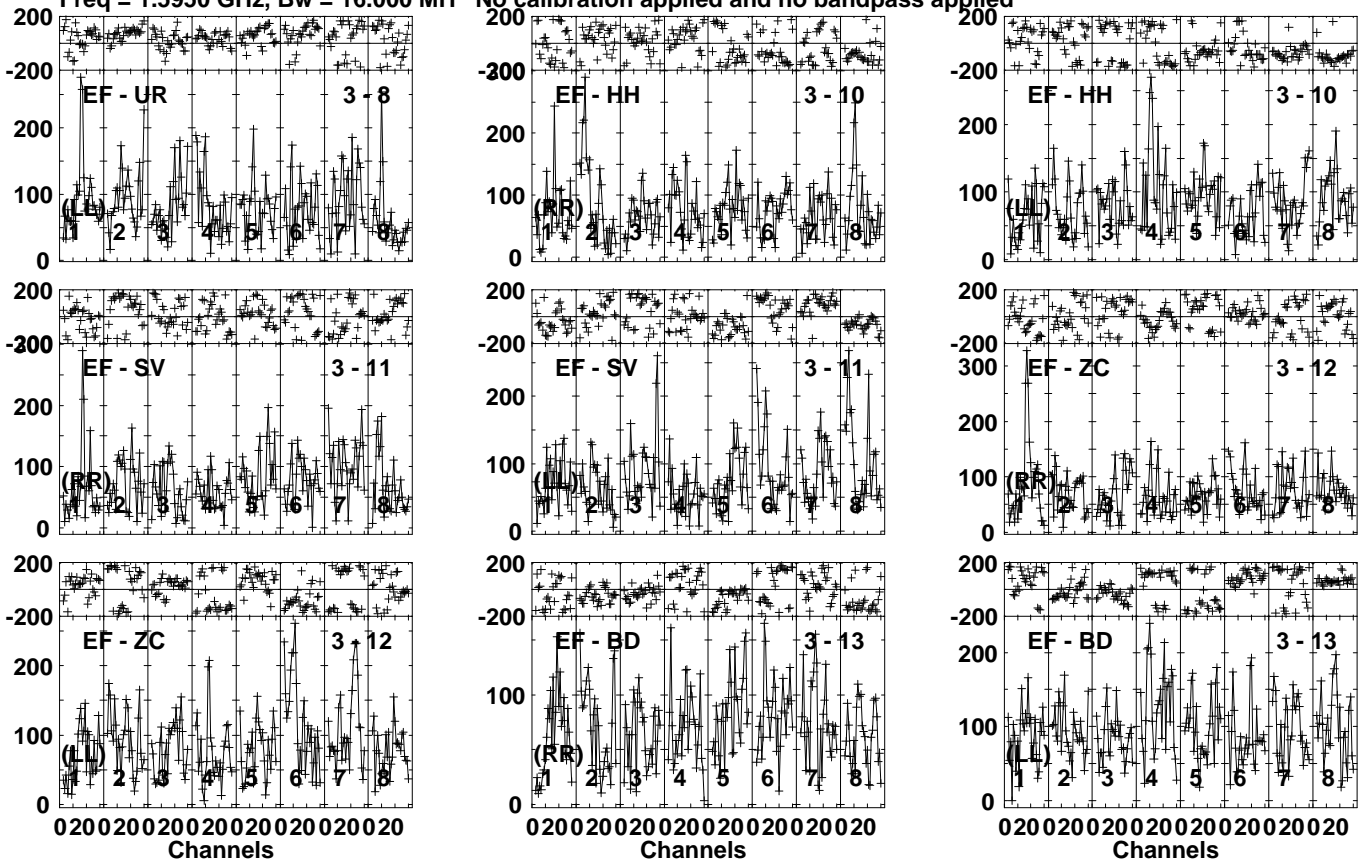


Lower frame: Micro Ampl Jy Top frame: Phas deg
Vector averaged cross-power spectrum Several baselines displayed
Timerange: 01/04:15:00 to 01/04:17:59

Plot file version 308 created 18-MAR-2021 11:20:18

WXUMA EB082 1.UVDATA.1

Freq = 1.5950 GHz, Bw = 16.000 MH No calibration applied and no bandpass applied

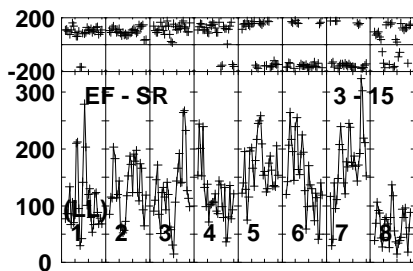
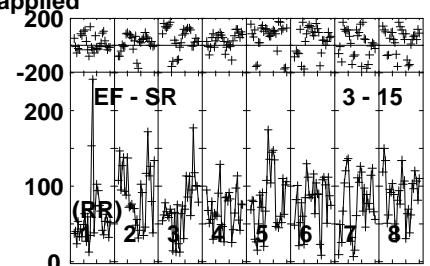
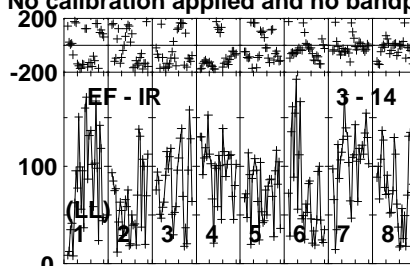
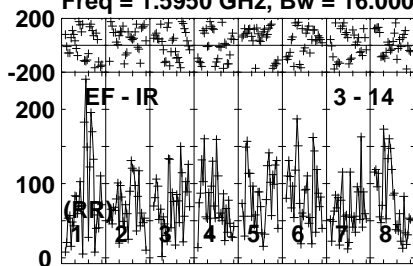


Lower frame: Micro Ampl Jy Top frame: Phas deg
Vector averaged cross-power spectrum Several baselines displayed
Timerange: 01/04:15:00 to 01/04:17:59

Plot file version 309 created 18-MAR-2021 11:20:18

WXUMA EB082 1.UVDATA.1

Freq = 1.5950 GHz, Bw = 16.000 MH No calibration applied and no bandpass applied



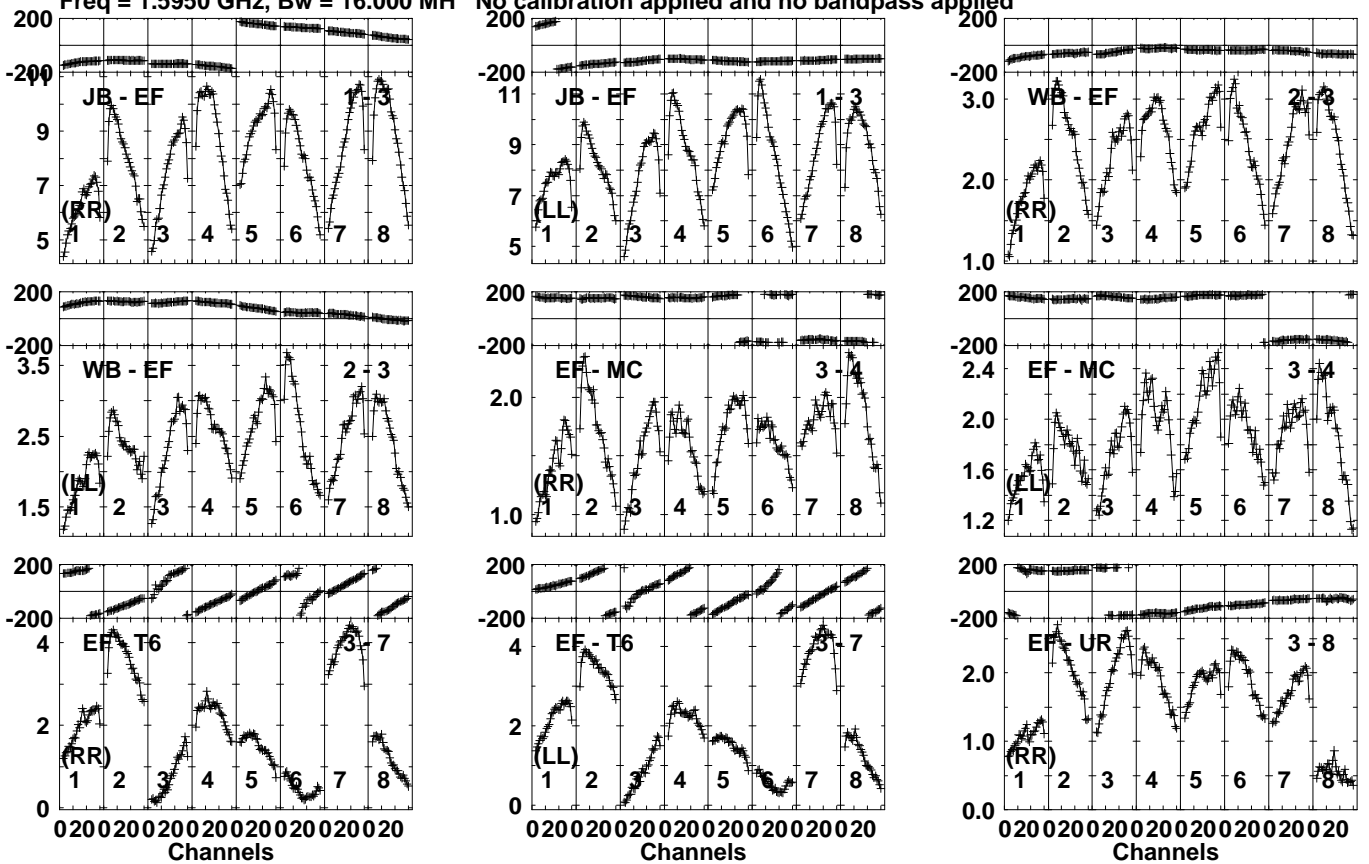
Lower frame: Micro Ampl Jy Top frame: Phas deg
Vector averaged cross-power spectrum Several baselines displayed
Timerange: 01/04:15:00 to 01/04:17:59

Plot file version 310 created 18-MAR-2021 11:20:18

J1108+4330 EB082 1.UVDATA.1

Freq = 1.5950 GHz, Bw = 16.000 MH

No calibration applied and no bandpass applied



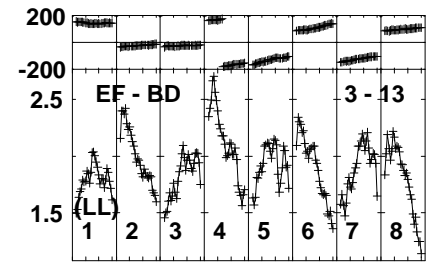
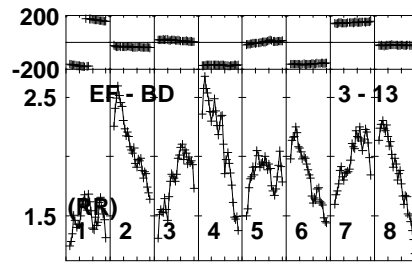
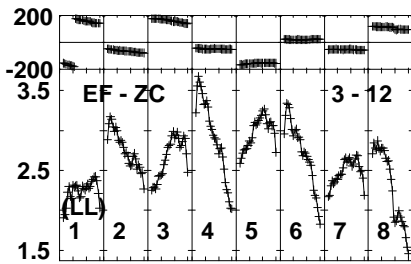
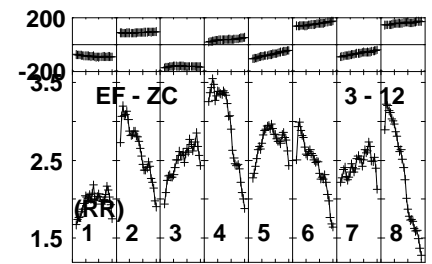
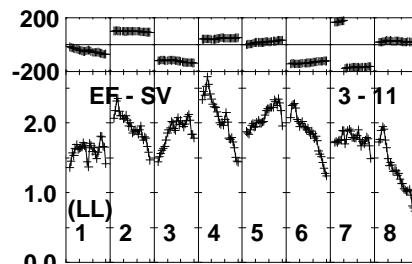
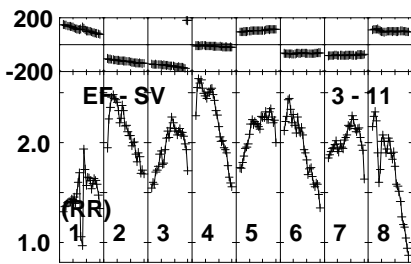
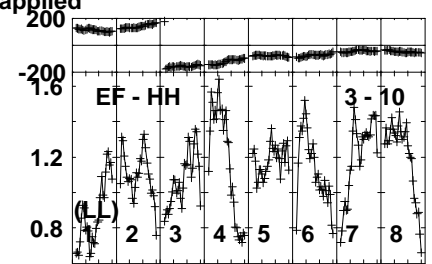
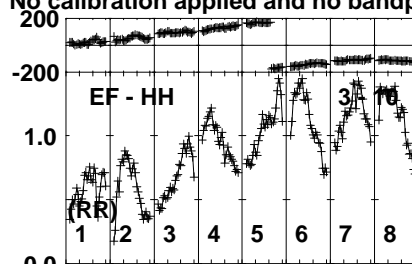
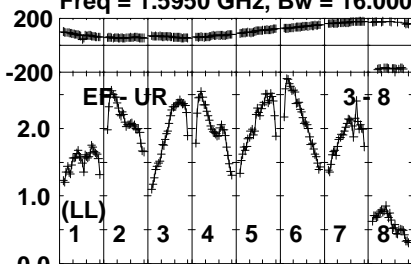
Lower frame: Milli Ampl Jy Top frame: Phas deg
Vector averaged cross-power spectrum Several baselines displayed
Timerange: 01/04:18:01 to 01/04:19:59

Plot file version 311 created 18-MAR-2021 11:20:18

J1108+4330 EB082 1.UVDATA.1

Freq = 1.5950 GHz, Bw = 16.000 MH

No calibration applied and no bandpass applied



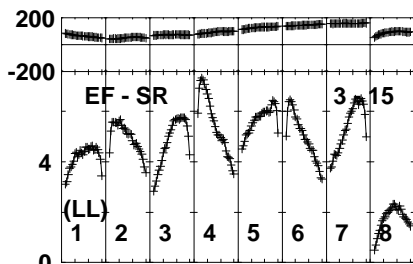
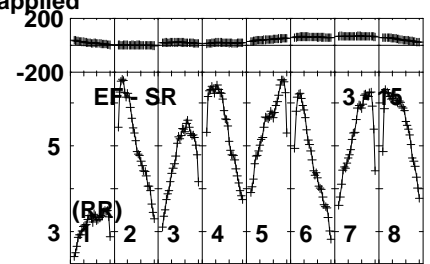
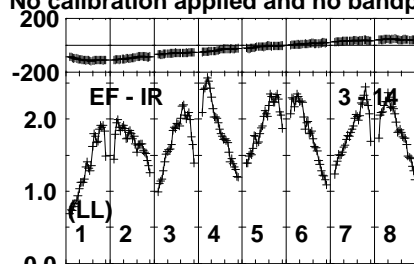
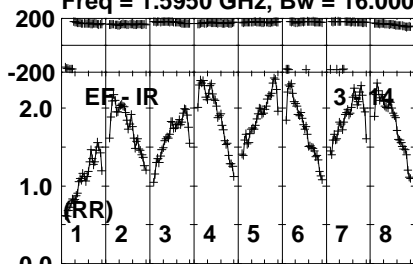
Lower frame: Milli Ampl Jy Top frame: Phas deg
Vector averaged cross-power spectrum Several baselines displayed
Timerange: 01/04:18:01 to 01/04:19:59

Plot file version 312 created 18-MAR-2021 11:20:18

J1108+4330 EB082 1.UVDATA.1

Freq = 1.5950 GHz, Bw = 16.000 MH

No calibration applied and no bandpass applied

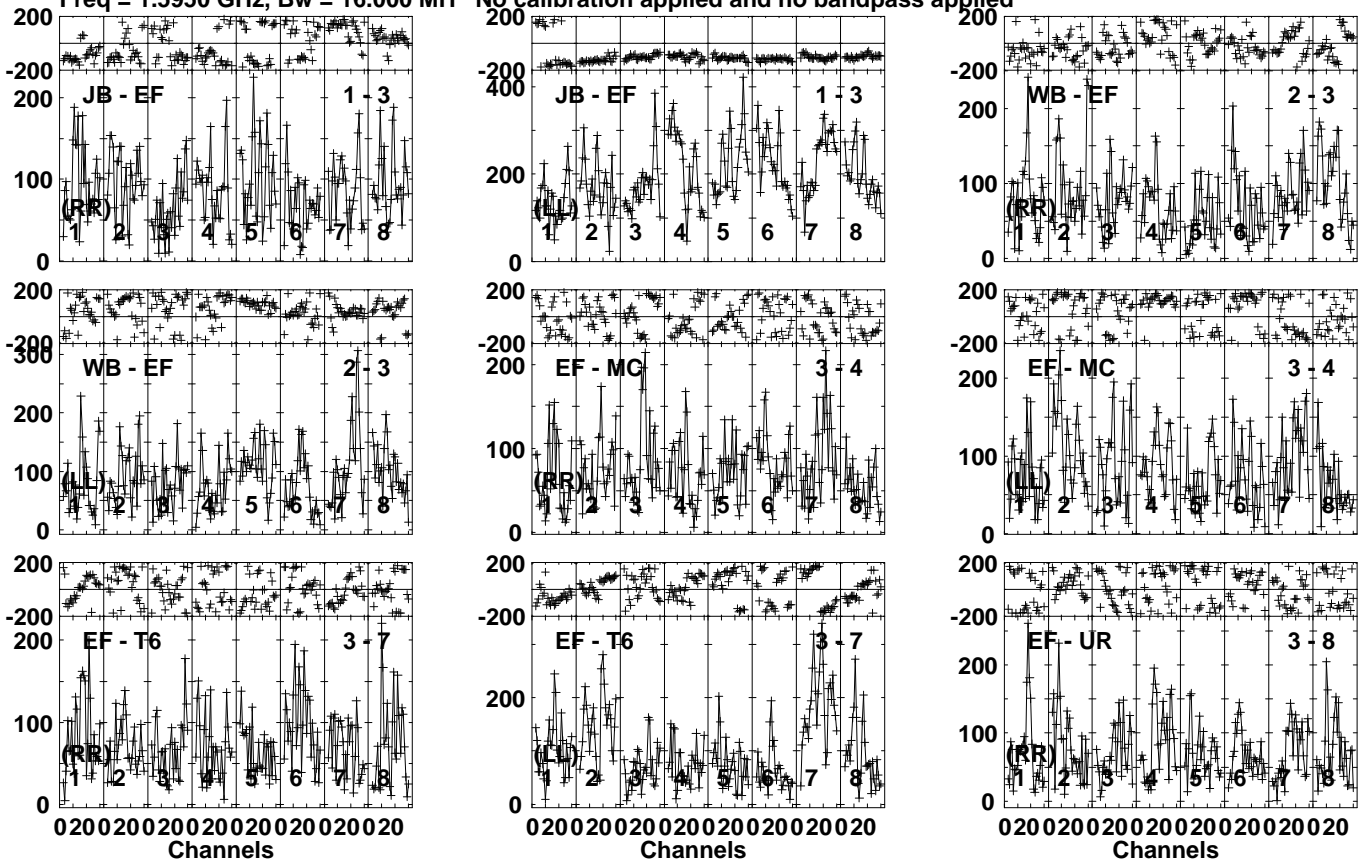


Lower frame: Milli Ampl Jy Top frame: Phas deg
Vector averaged cross-power spectrum Several baselines displayed
Timerange: 01/04:18:01 to 01/04:19:59

Plot file version 313 created 18-MAR-2021 11:20:19

WXUMA EB082 1.UVDATA.1

Freq = 1.5950 GHz, Bw = 16.000 MH No calibration applied and no bandpass applied

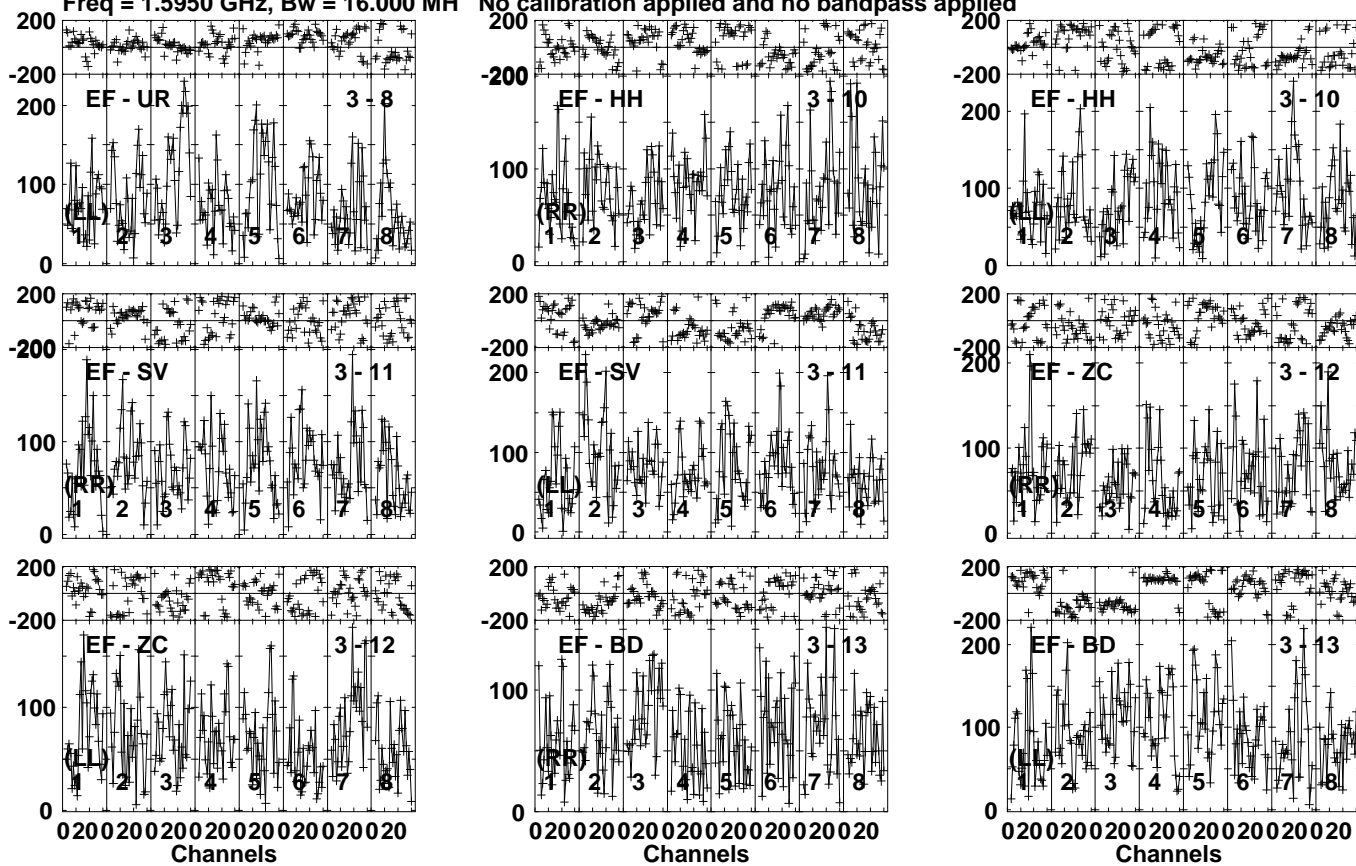


Lower frame: Micro Ampl Jy Top frame: Phas deg
Vector averaged cross-power spectrum Several baselines displayed
Timerange: 01/04:20:00 to 01/04:23:00

Plot file version 314 created 18-MAR-2021 11:20:19

WXUMA EB082 1.UVDATA.1

Freq = 1.5950 GHz, Bw = 16.000 MH No calibration applied and no bandpass applied

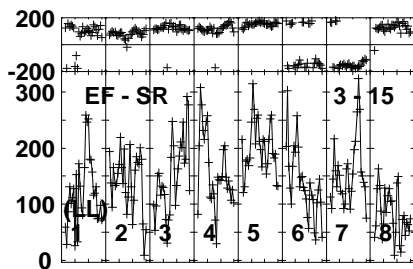
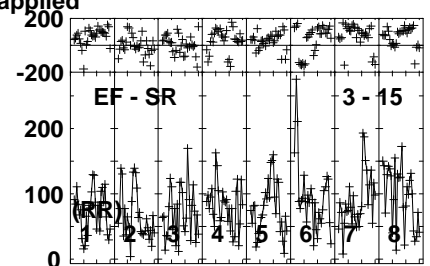
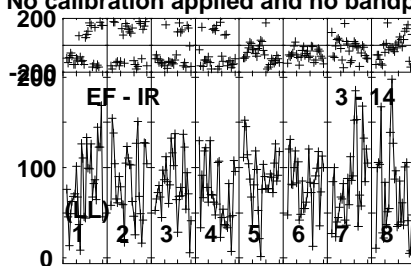
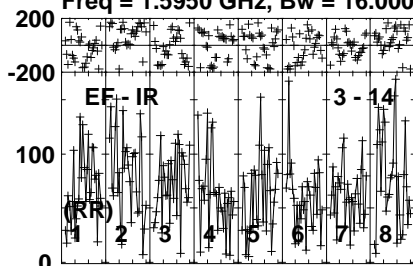


Lower frame: Micro Ampl Jy Top frame: Phas deg
Vector averaged cross-power spectrum Several baselines displayed
Timerange: 01/04:20:00 to 01/04:23:00

Plot file version 315 created 18-MAR-2021 11:20:19

WXUMA EB082 1.UVDATA.1

Freq = 1.5950 GHz, Bw = 16.000 MH No calibration applied and no bandpass applied



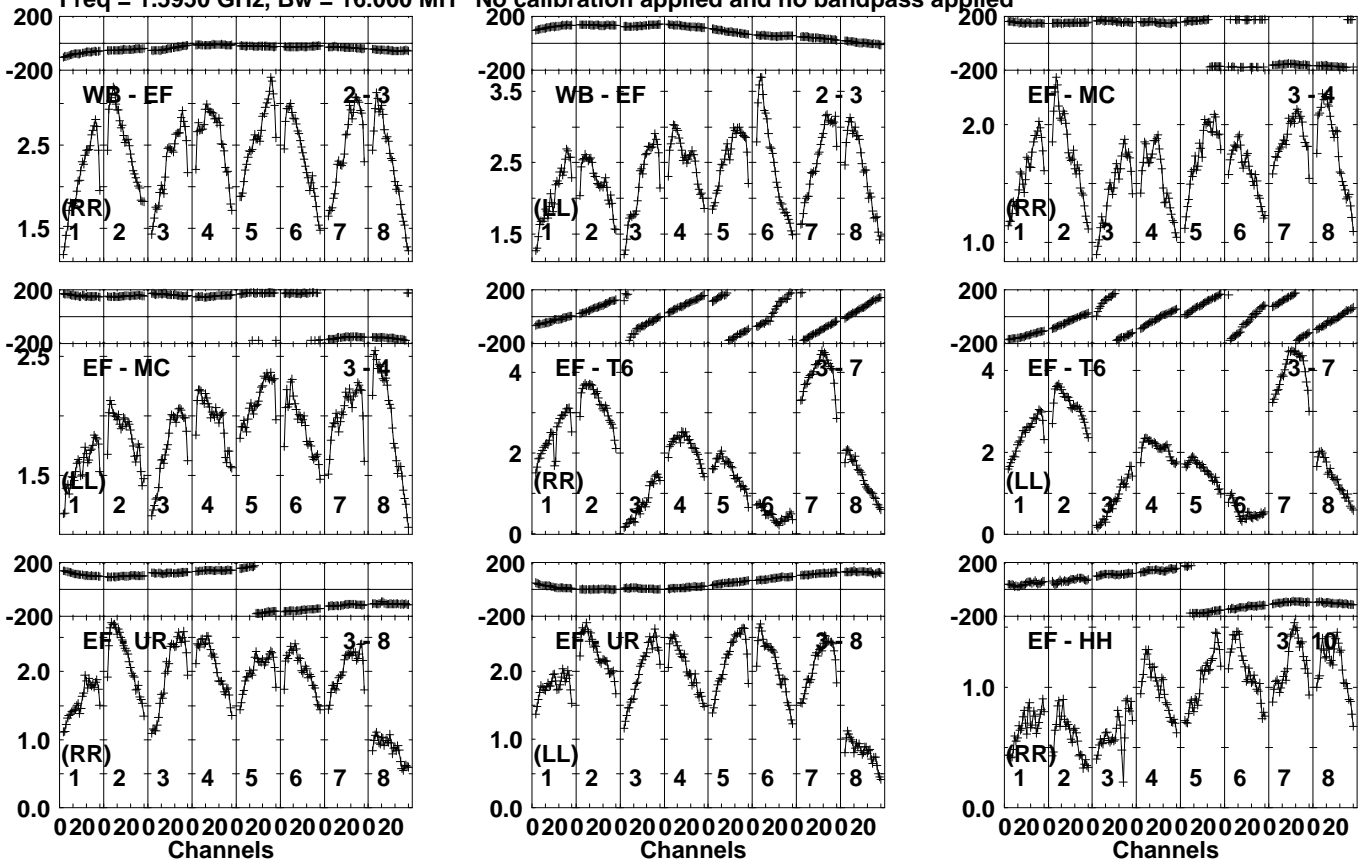
Lower frame: Micro Ampl Jy Top frame: Phas deg
Vector averaged cross-power spectrum Several baselines displayed
Timerange: 01/04:20:00 to 01/04:23:00

Plot file version 316 created 18-MAR-2021 11:20:19

J1108+4330 EB082 1.UVDATA.1

Freq = 1.5950 GHz, Bw = 16.000 MH

No calibration applied and no bandpass applied



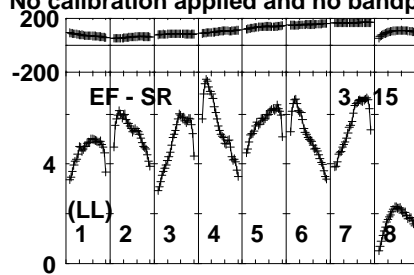
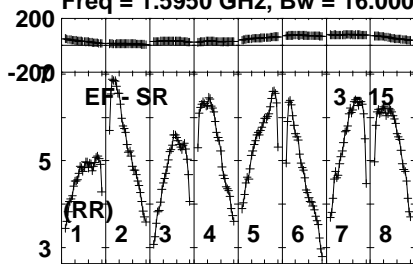
Lower frame: Milli Ampl Jy Top frame: Phas deg
Vector averaged cross-power spectrum Several baselines displayed
Timerange: 01/04:23:31 to 01/04:24:59

Plot file version 318 created 18-MAR-2021 11:20:19

J1108+4330 EB082 1.UVDATA.1

Freq = 1.5950 GHz, Bw = 16.000 MH

No calibration applied and no bandpass applied



Lower frame: Milli Ampl Jy Top frame: Phas deg

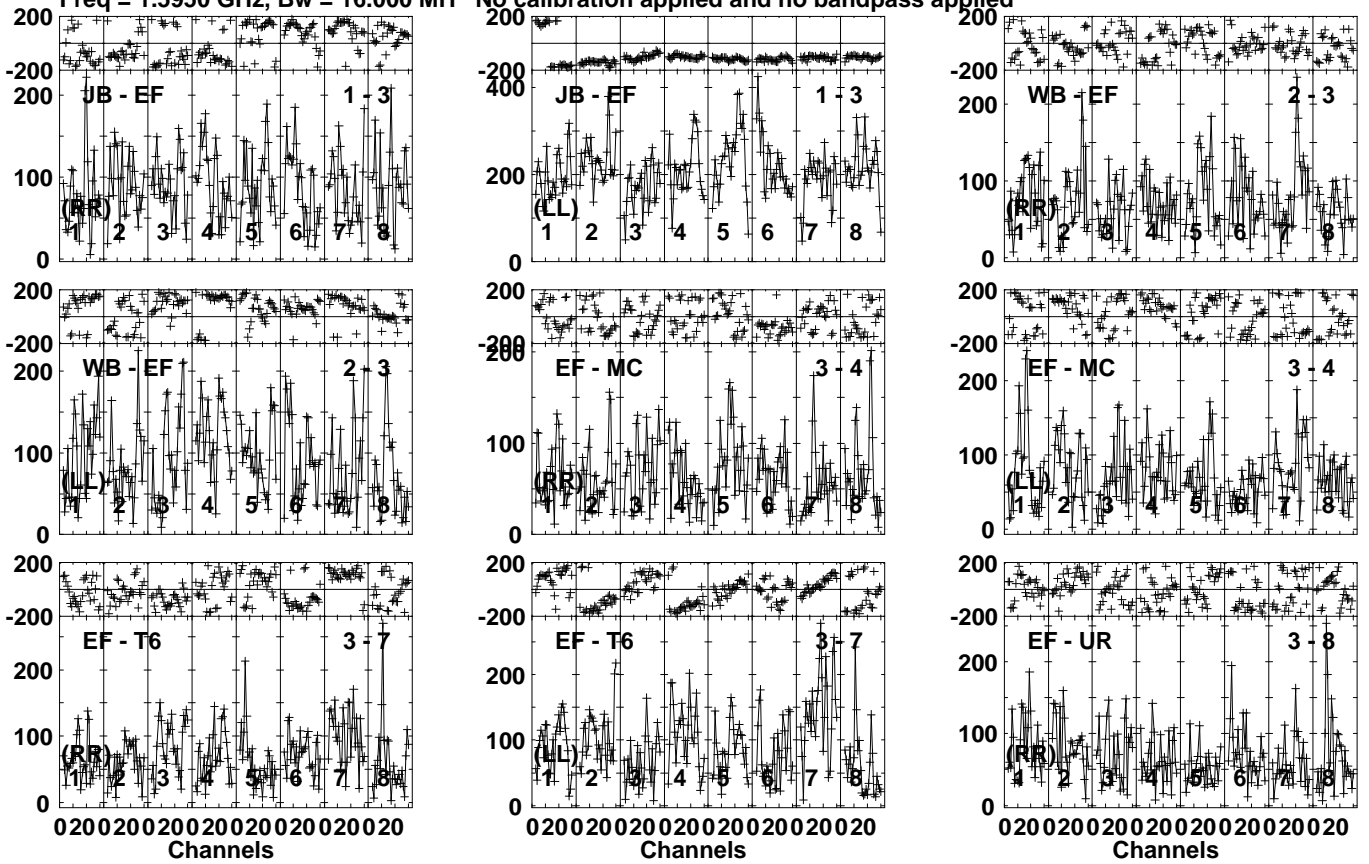
Vector averaged cross-power spectrum Several baselines displayed

Timerange: 01/04:23:31 to 01/04:24:59

Plot file version 319 created 18-MAR-2021 11:20:19

WXUMA EB082 1.UVDATA.1

Freq = 1.5950 GHz, Bw = 16.000 MH No calibration applied and no bandpass applied

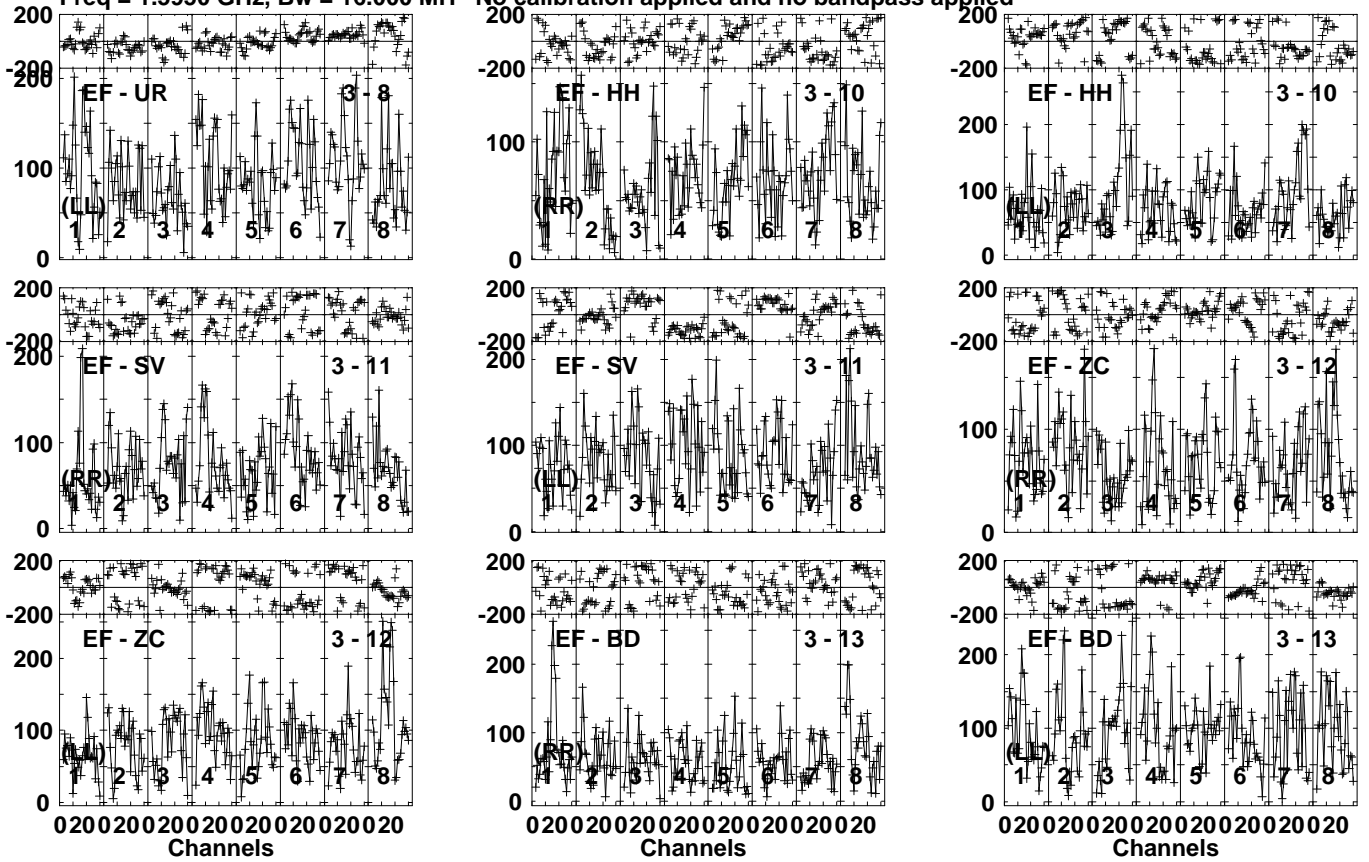


Lower frame: Micro Ampl Jy Top frame: Phas deg
Vector averaged cross-power spectrum Several baselines displayed
Timerange: 01/04:25:00 to 01/04:28:00

Plot file version 320 created 18-MAR-2021 11:20:20

WXUMA EB082 1.UVDATA.1

Freq = 1.5950 GHz, Bw = 16.000 MH No calibration applied and no bandpass applied

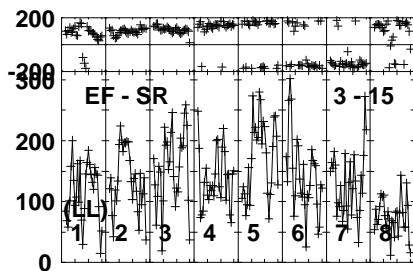
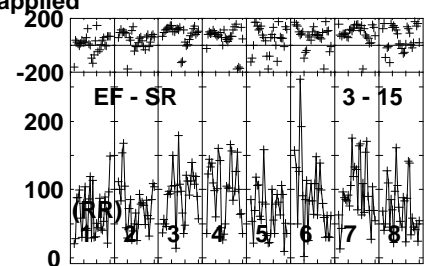
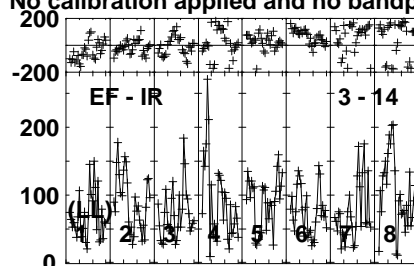
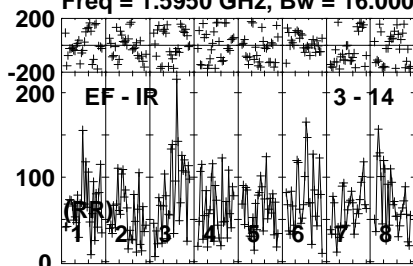


Lower frame: Micro Ampl Jy Top frame: Phas deg
Vector averaged cross-power spectrum Several baselines displayed
Timerange: 01/04:25:00 to 01/04:28:00

Plot file version 321 created 18-MAR-2021 11:20:20

WXUMA EB082 1.UVDATA.1

Freq = 1.5950 GHz, Bw = 16.000 MH No calibration applied and no bandpass applied



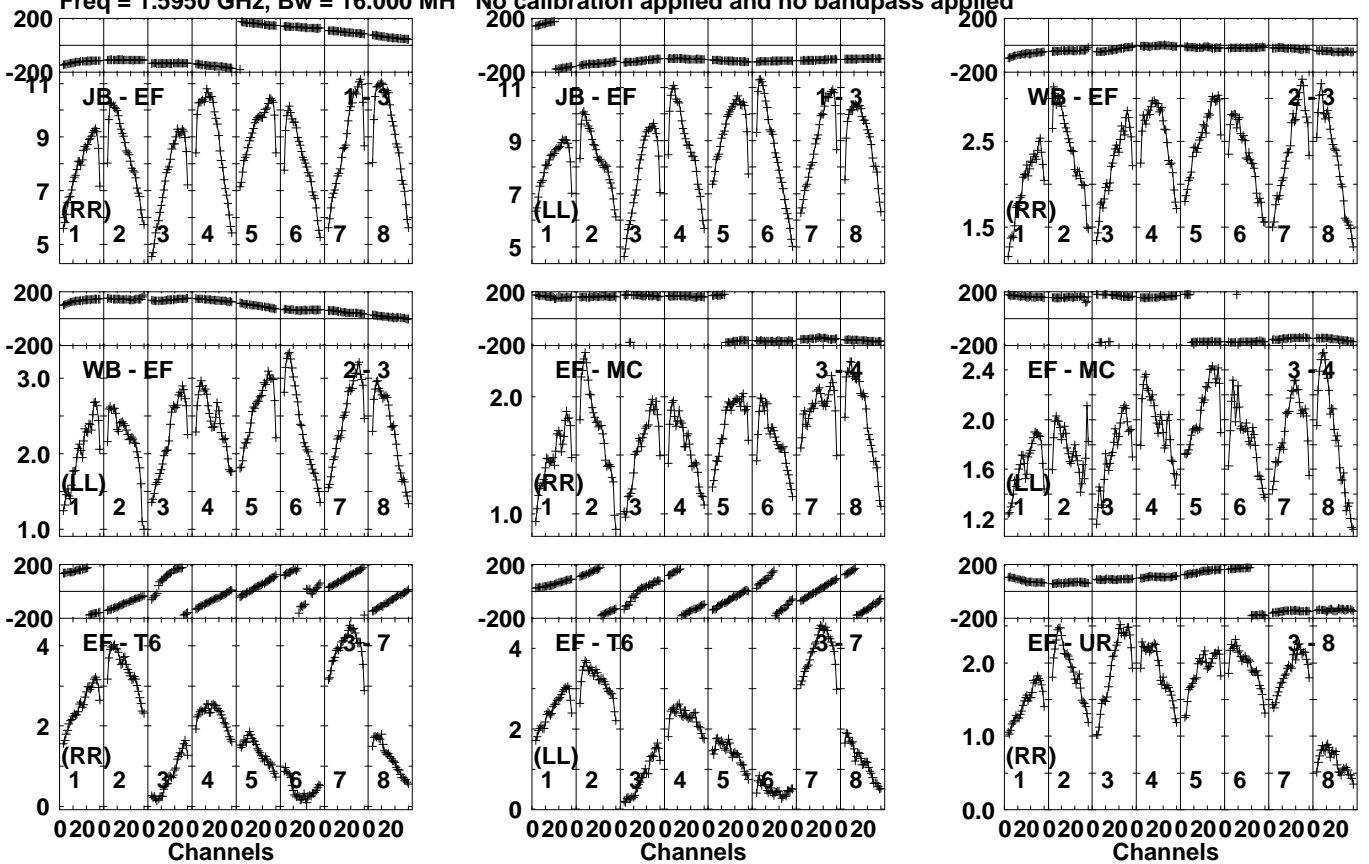
Lower frame: Micro Ampl Jy Top frame: Phas deg
Vector averaged cross-power spectrum Several baselines displayed
Timerange: 01/04:25:00 to 01/04:28:00

Plot file version 322 created 18-MAR-2021 11:20:20

J1108+4330 EB082 1.UVDATA.1

Freq = 1.5950 GHz, Bw = 16.000 MH

No calibration applied and no bandpass applied



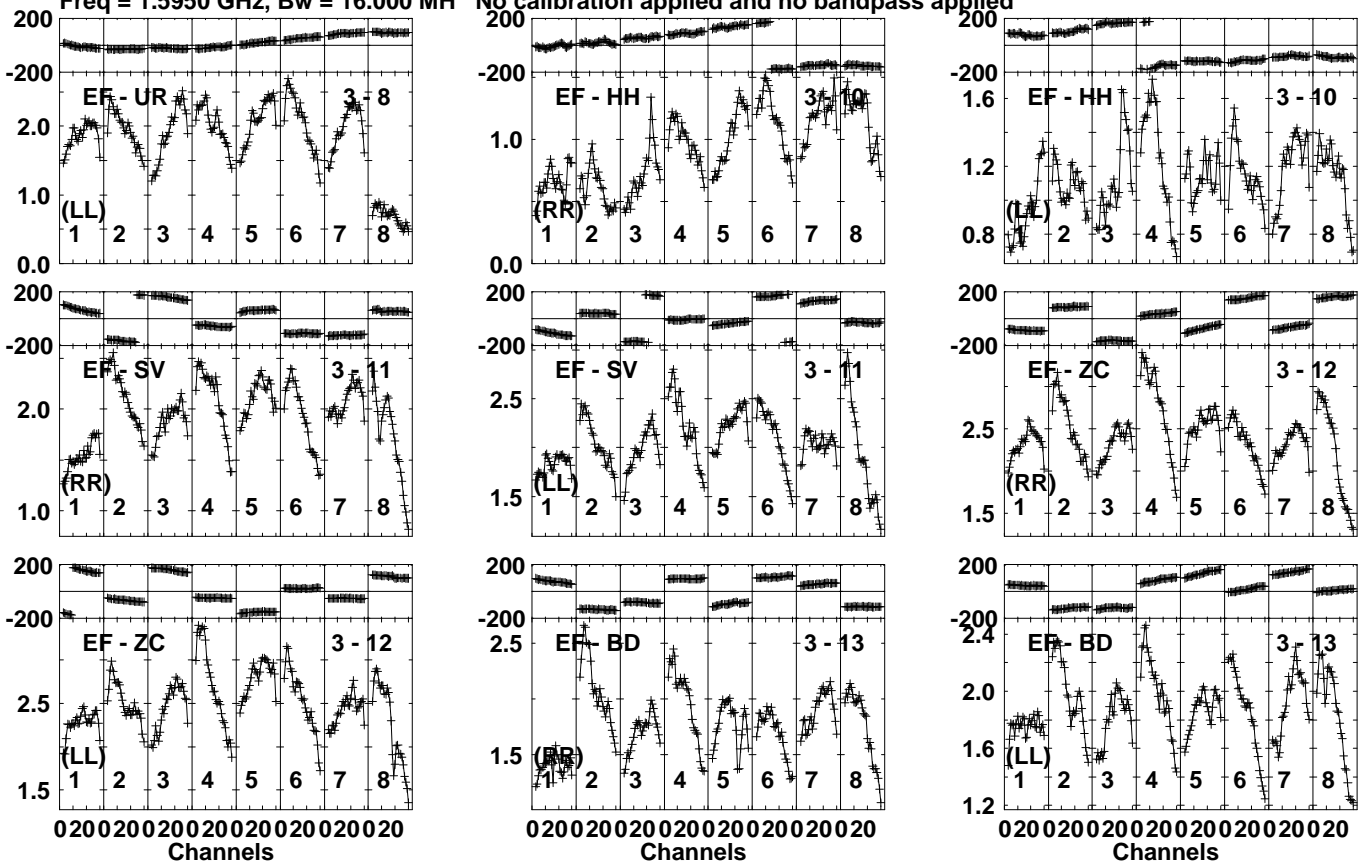
Lower frame: Milli Ampl Jy Top frame: Phas deg
Vector averaged cross-power spectrum Several baselines displayed
Timerange: 01/04:28:01 to 01/04:30:00

Plot file version 323 created 18-MAR-2021 11:20:20

J1108+4330 EB082 1.UVDATA.1

Freq = 1.5950 GHz, Bw = 16.000 MH

No calibration applied and no bandpass applied



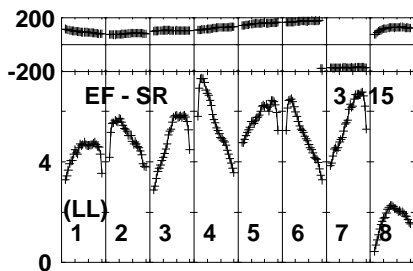
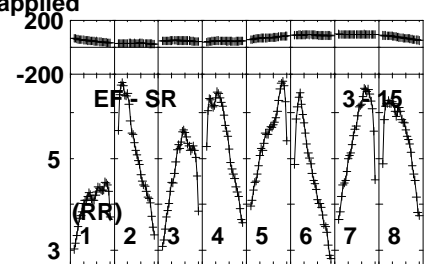
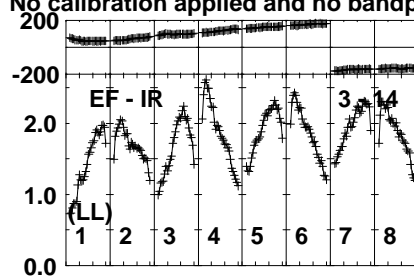
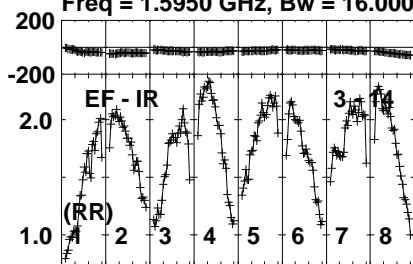
Lower frame: Milli Ampl Jy Top frame: Phas deg
Vector averaged cross-power spectrum Several baselines displayed
Timerange: 01/04:28:01 to 01/04:30:00

Plot file version 324 created 18-MAR-2021 11:20:20

J1108+4330 EB082 1.UVDATA.1

Freq = 1.5950 GHz, Bw = 16.000 MH

No calibration applied and no bandpass applied

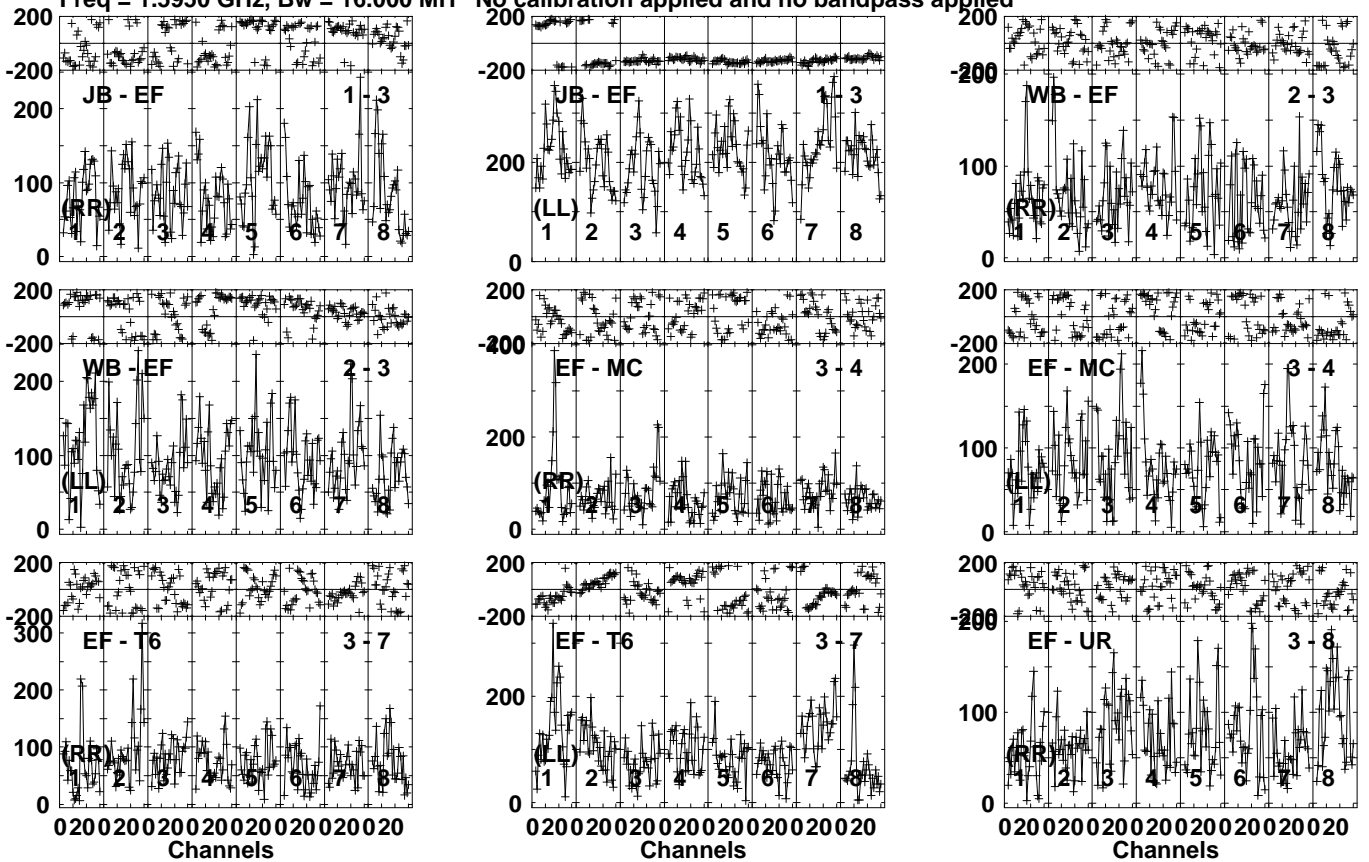


Lower frame: Milli Ampl Jy Top frame: Phas deg
Vector averaged cross-power spectrum Several baselines displayed
Timerange: 01/04:28:01 to 01/04:30:00

Plot file version 325 created 18-MAR-2021 11:20:20

WXUMA EB082 1.UVDATA.1

Freq = 1.5950 GHz, Bw = 16.000 MH No calibration applied and no bandpass applied

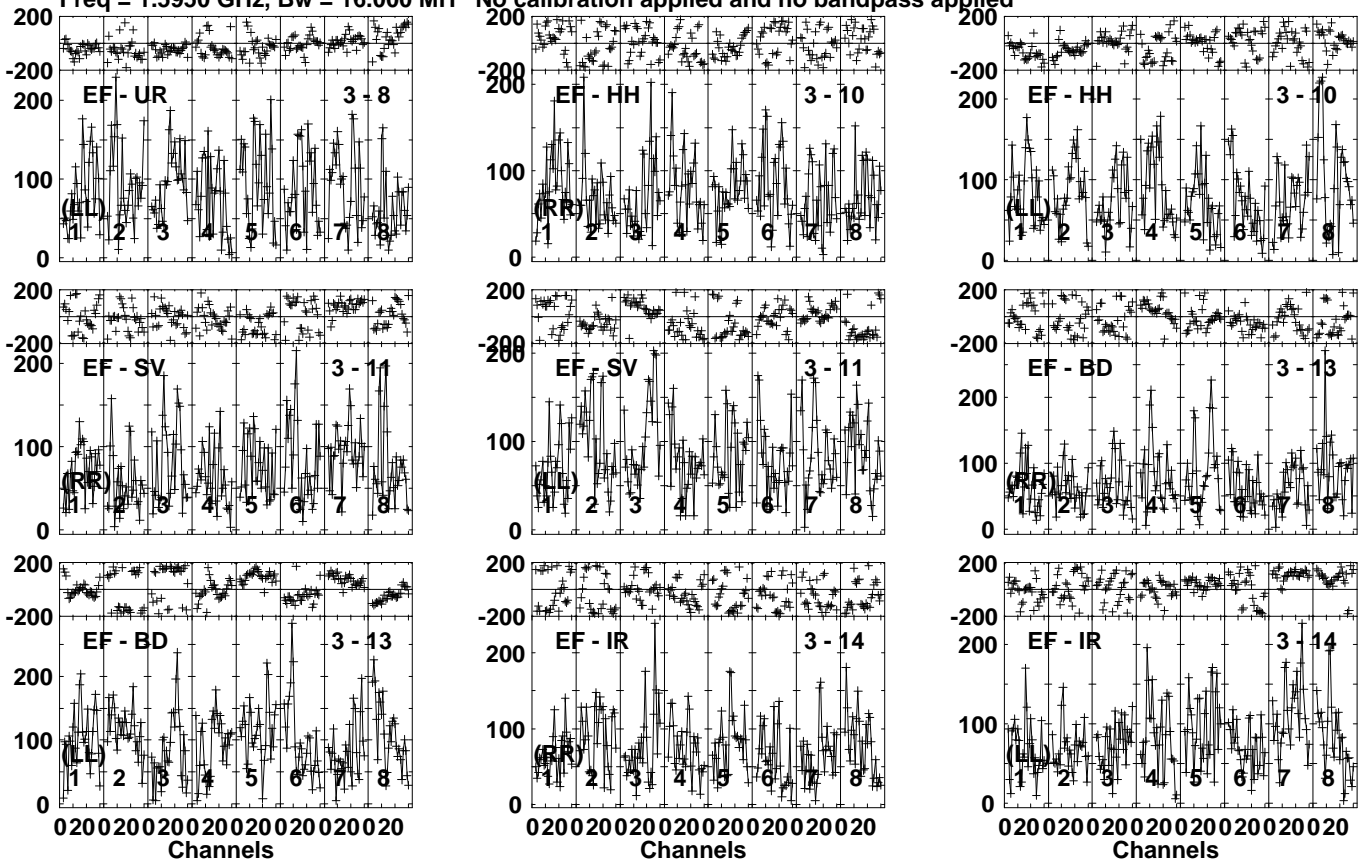


Lower frame: Micro Ampl Jy Top frame: Phas deg
Vector averaged cross-power spectrum Several baselines displayed
Timerange: 01/04:30:00 to 01/04:33:00

Plot file version 326 created 18-MAR-2021 11:20:21

WXUMA EB082 1.UVDATA.1

Freq = 1.5950 GHz, Bw = 16.000 MH No calibration applied and no bandpass applied

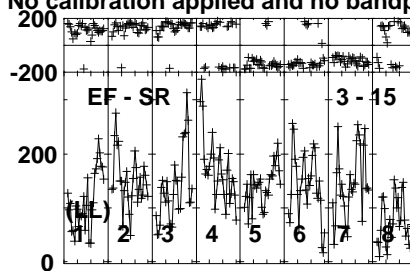
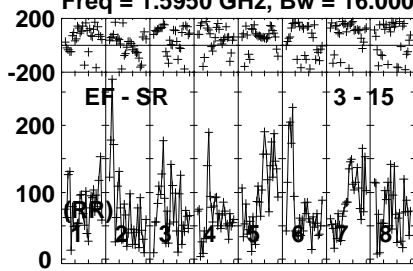


Lower frame: Micro Ampl Jy Top frame: Phas deg
Vector averaged cross-power spectrum Several baselines displayed
Timerange: 01/04:30:00 to 01/04:33:00

Plot file version 327 created 18-MAR-2021 11:20:21

WXUMA EB082 1.UVDATA.1

Freq = 1.5950 GHz, Bw = 16.000 MH No calibration applied and no bandpass applied



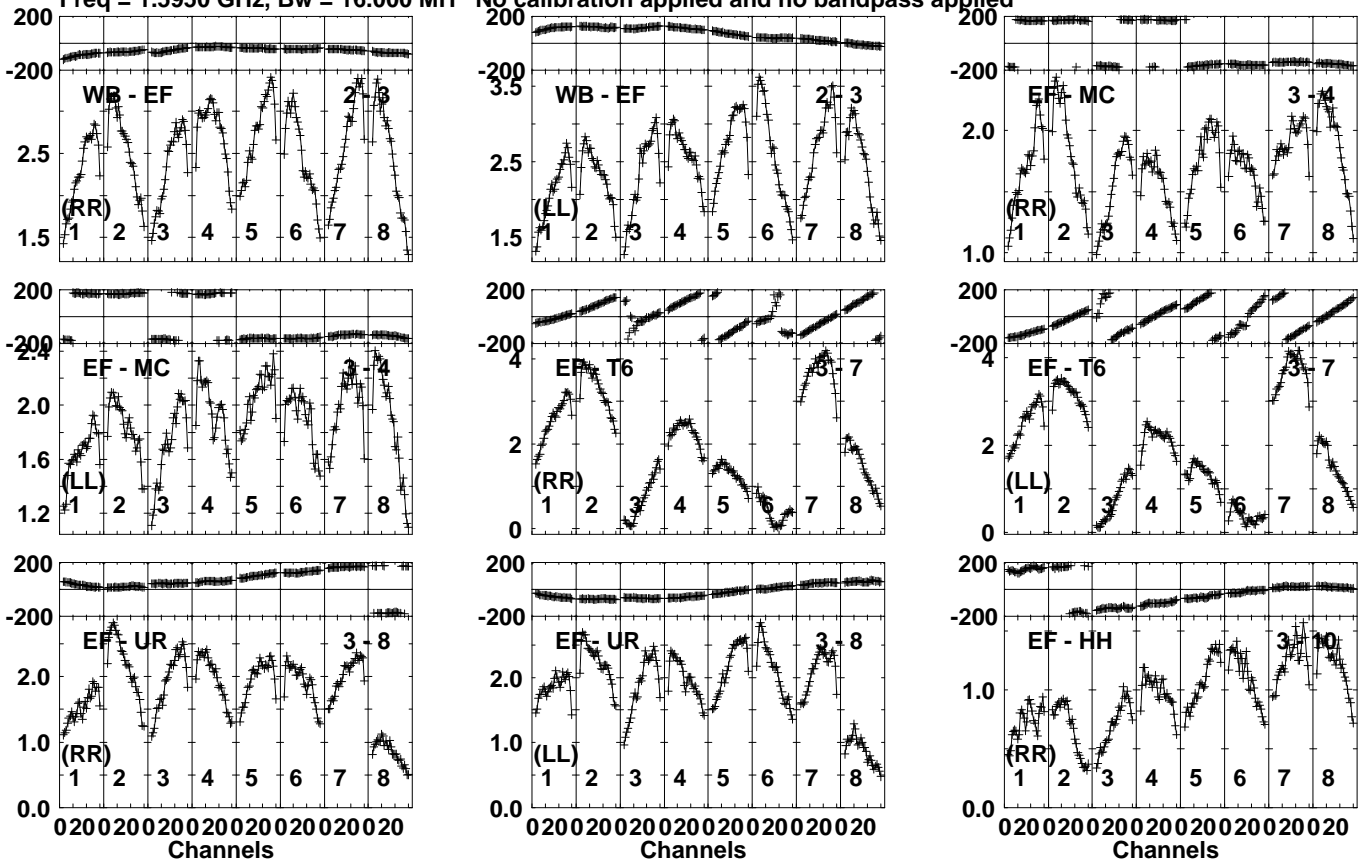
Lower frame: Micro Ampl Jy Top frame: Phas deg
Vector averaged cross-power spectrum Several baselines displayed
Timerange: 01/04:30:00 to 01/04:33:00

Plot file version 328 created 18-MAR-2021 11:20:21

J1108+4330 EB082 1.UVDATA.1

Freq = 1.5950 GHz, Bw = 16.000 MH

No calibration applied and no bandpass applied



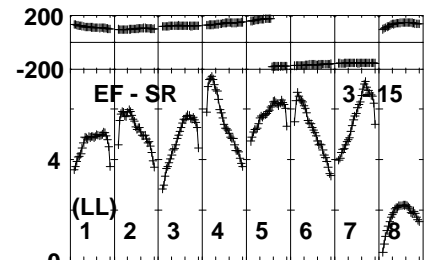
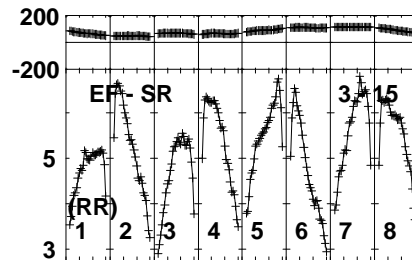
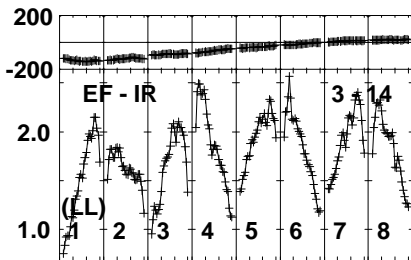
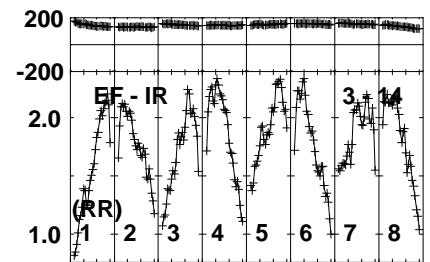
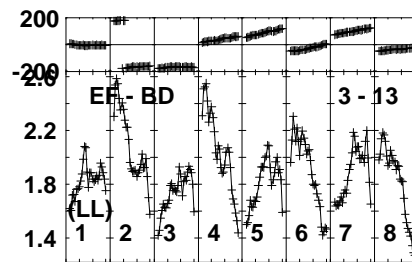
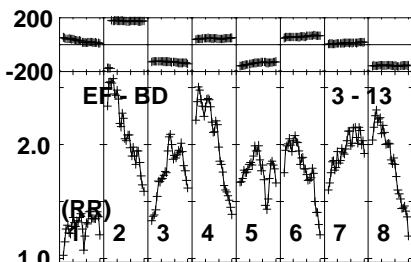
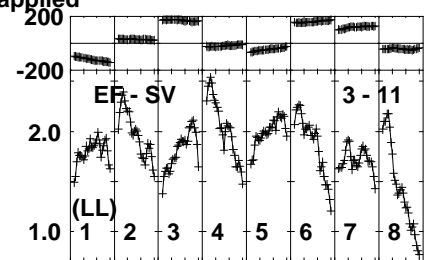
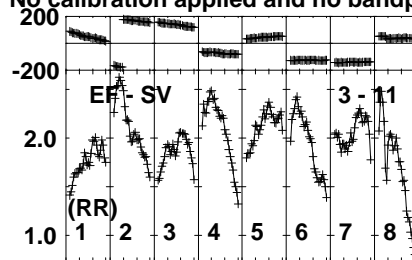
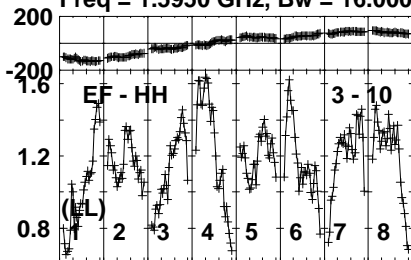
Lower frame: Milli Ampl Jy Top frame: Phas deg
Vector averaged cross-power spectrum Several baselines displayed
Timerange: 01/04:33:31 to 01/04:34:59

Plot file version 329 created 18-MAR-2021 11:20:21

J1108+4330 EB082 1.UVDATA.1

Freq = 1.5950 GHz, Bw = 16.000 MH

No calibration applied and no bandpass applied

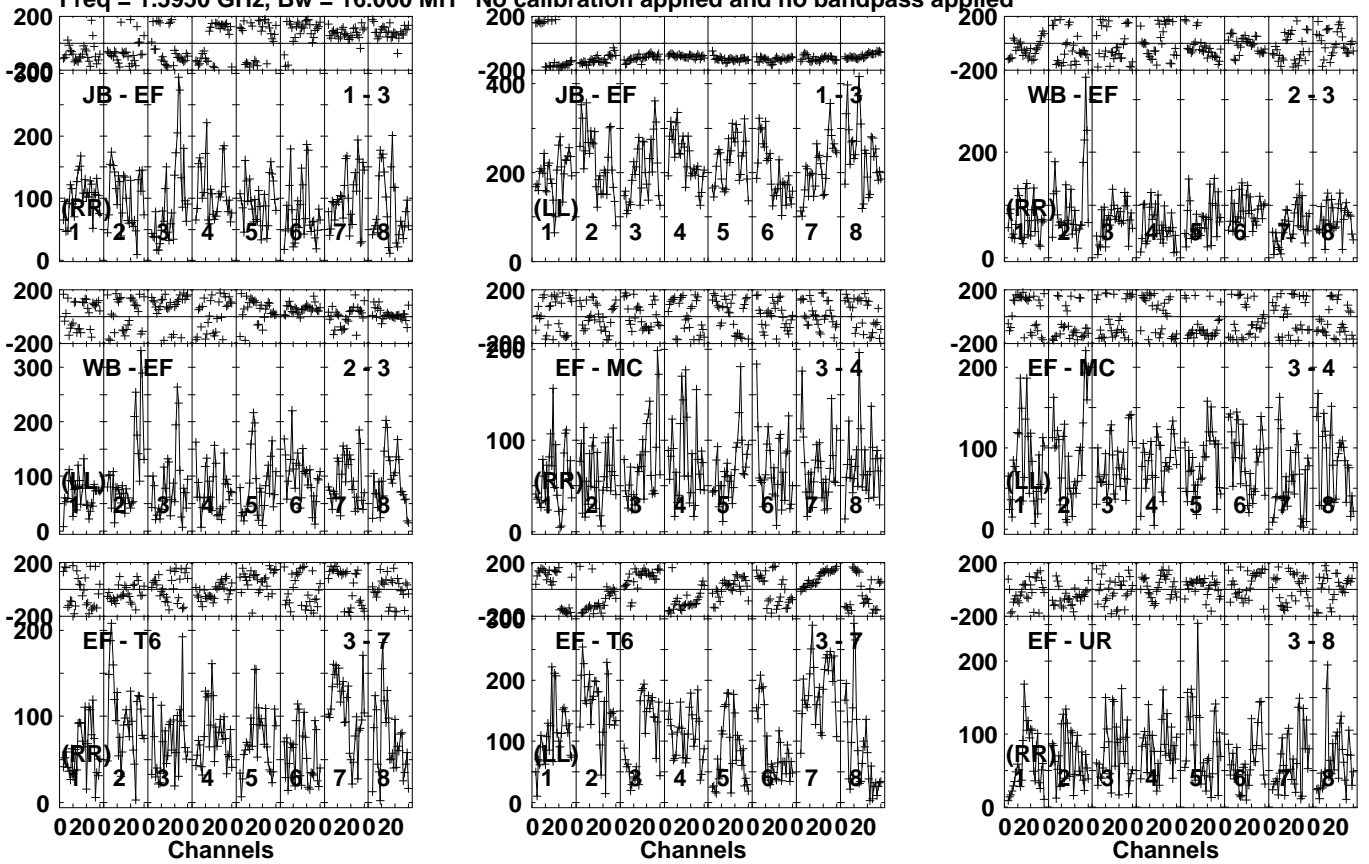


Lower frame: Milli Ampl Jy Top frame: Phas deg
Vector averaged cross-power spectrum Several baselines displayed
Timerange: 01/04:33:31 to 01/04:34:59

Plot file version 330 created 18-MAR-2021 11:20:21

WXUMA EB082 1.UVDATA.1

Freq = 1.5950 GHz, Bw = 16.000 MH No calibration applied and no bandpass applied

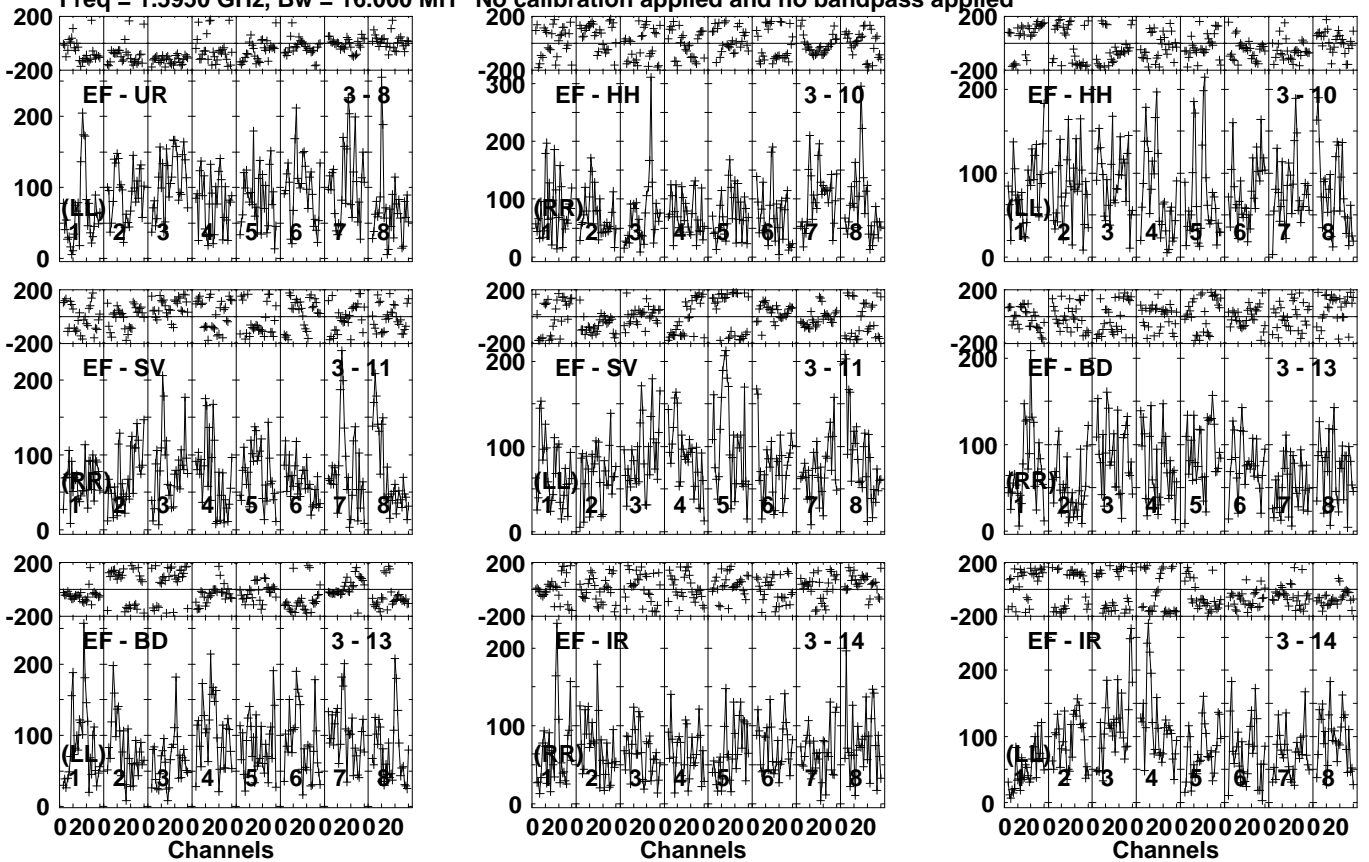


Lower frame: Micro Ampl Jy Top frame: Phas deg
Vector averaged cross-power spectrum Several baselines displayed
Timerange: 01/04:35:01 to 01/04:38:00

Plot file version 331 created 18-MAR-2021 11:20:21

WXUMA EB082 1.UVDATA.1

Freq = 1.5950 GHz, Bw = 16.000 MH No calibration applied and no bandpass applied

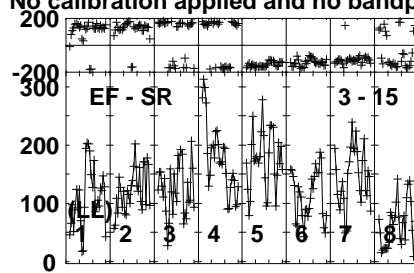
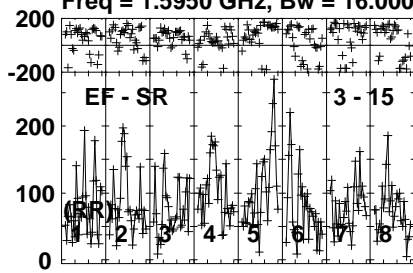


Lower frame: Micro Ampl Jy Top frame: Phas deg
Vector averaged cross-power spectrum Several baselines displayed
Timerange: 01/04:35:01 to 01/04:38:00

Plot file version 332 created 18-MAR-2021 11:20:22

WXUMA EB082 1.UVDATA.1

Freq = 1.5950 GHz, Bw = 16.000 MH No calibration applied and no bandpass applied



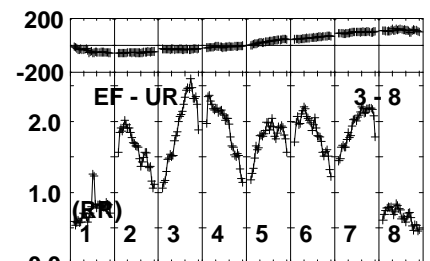
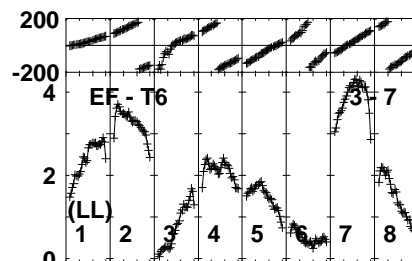
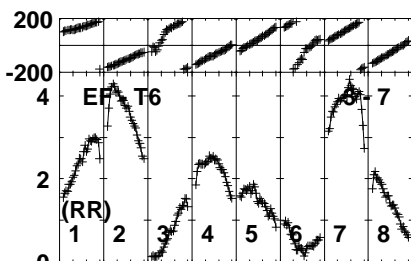
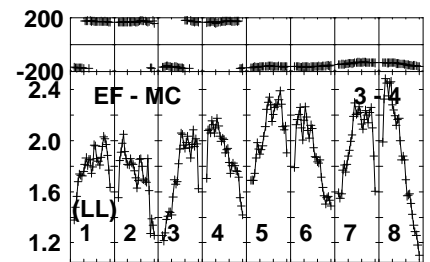
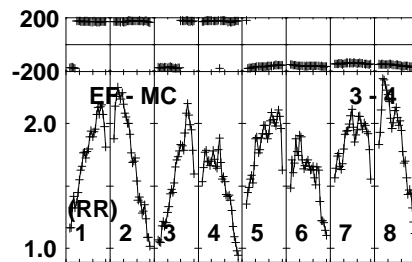
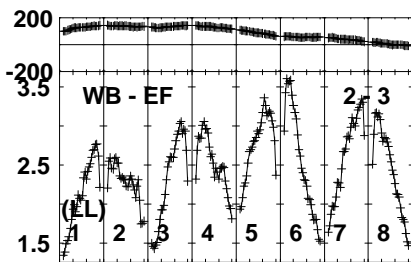
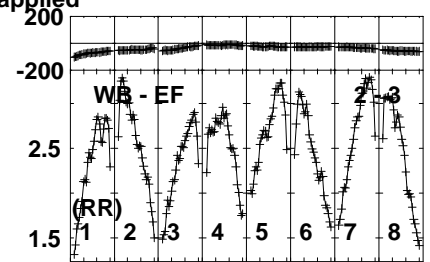
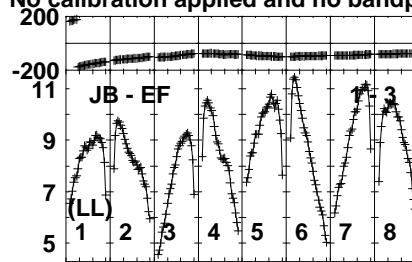
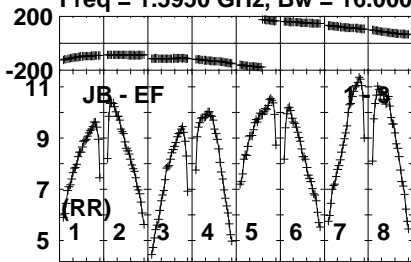
Lower frame: Micro Ampl Jy Top frame: Phas deg
Vector averaged cross-power spectrum Several baselines displayed
Timerange: 01/04:35:01 to 01/04:38:00

Plot file version 333 created 18-MAR-2021 11:20:22

J1108+4330 EB082 1.UVDATA.1

Freq = 1.5950 GHz, Bw = 16.000 MH

No calibration applied and no bandpass applied



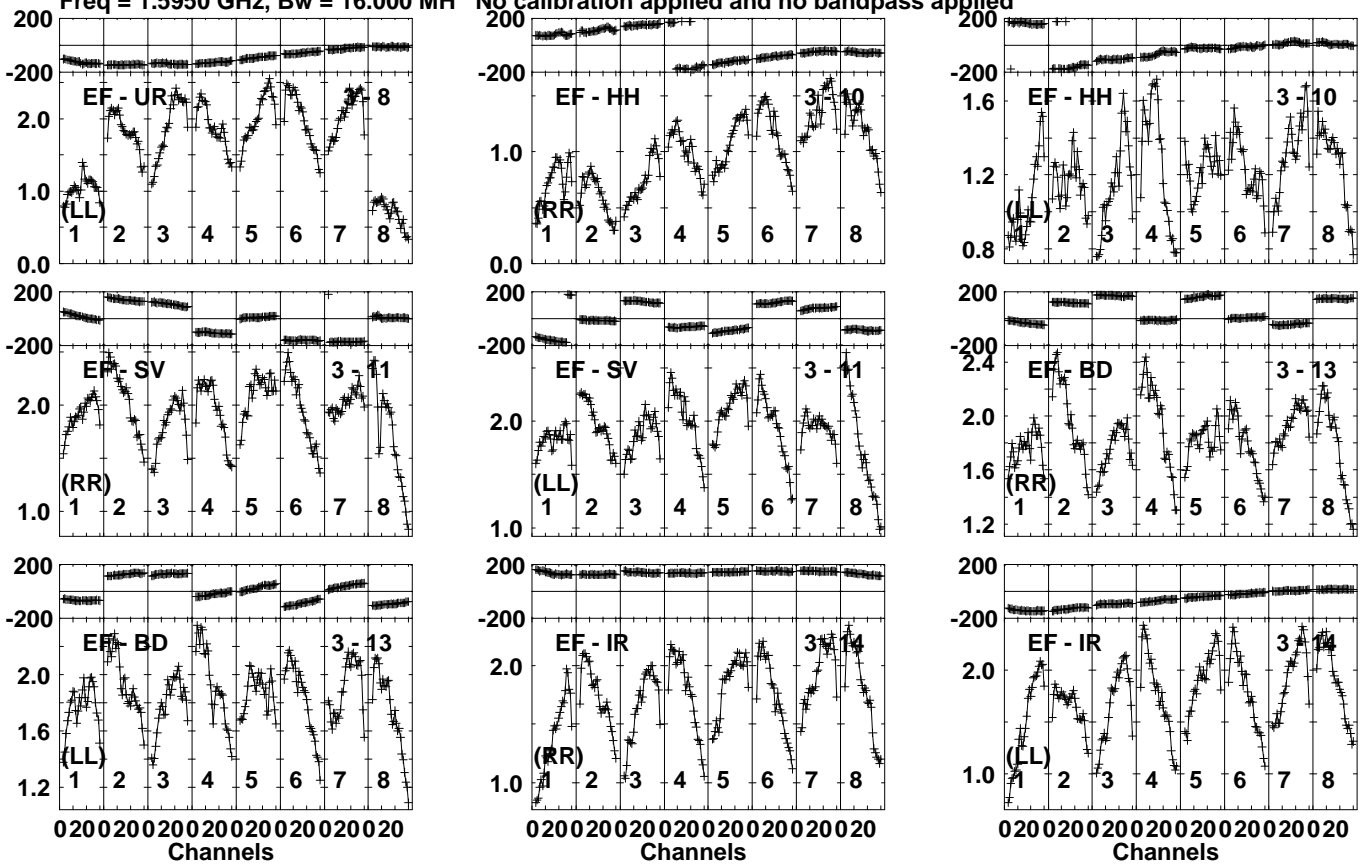
Lower frame: Milli Ampl Jy Top frame: Phas deg
Vector averaged cross-power spectrum Several baselines displayed
Timerange: 01/04:38:01 to 01/04:40:00

Plot file version 334 created 18-MAR-2021 11:20:22

J1108+4330 EB082 1.UVDATA.1

Freq = 1.5950 GHz, Bw = 16.000 MH

No calibration applied and no bandpass applied



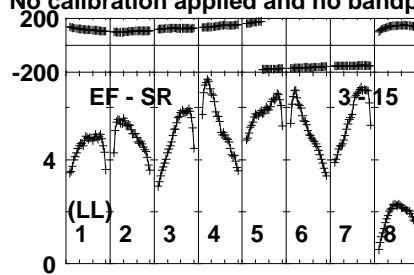
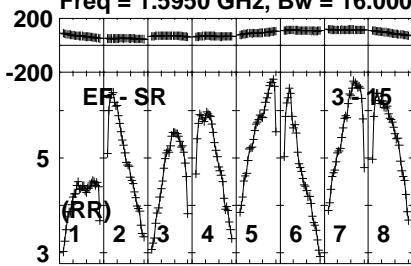
Lower frame: Milli Ampl Jy Top frame: Phas deg
Vector averaged cross-power spectrum Several baselines displayed
Timerange: 01/04:38:01 to 01/04:40:00

Plot file version 335 created 18-MAR-2021 11:20:22

J1108+4330 EB082 1.UVDATA.1

Freq = 1.5950 GHz, Bw = 16.000 MH

No calibration applied and no bandpass applied



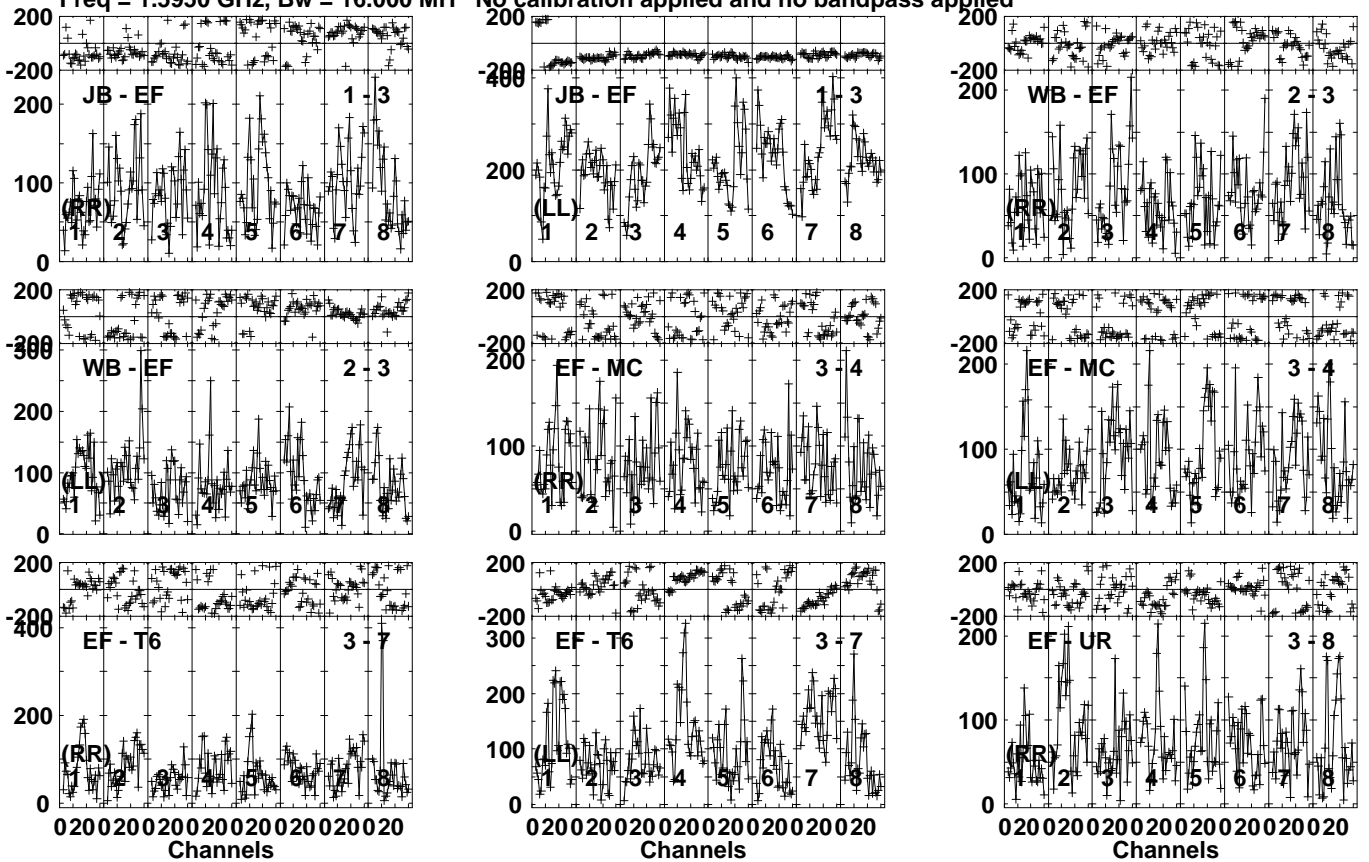
Lower frame: Milli Ampl Jy Top frame: Phas deg
Vector averaged cross-power spectrum Several baselines displayed
Timerange: 01/04:38:01 to 01/04:40:00

Plot file version 336 created 18-MAR-2021 11:20:22

WXUMA EB082 1.UVDATA.1

Freq = 1.5950 GHz, Bw = 16.000 MH

No calibration applied and no bandpass applied

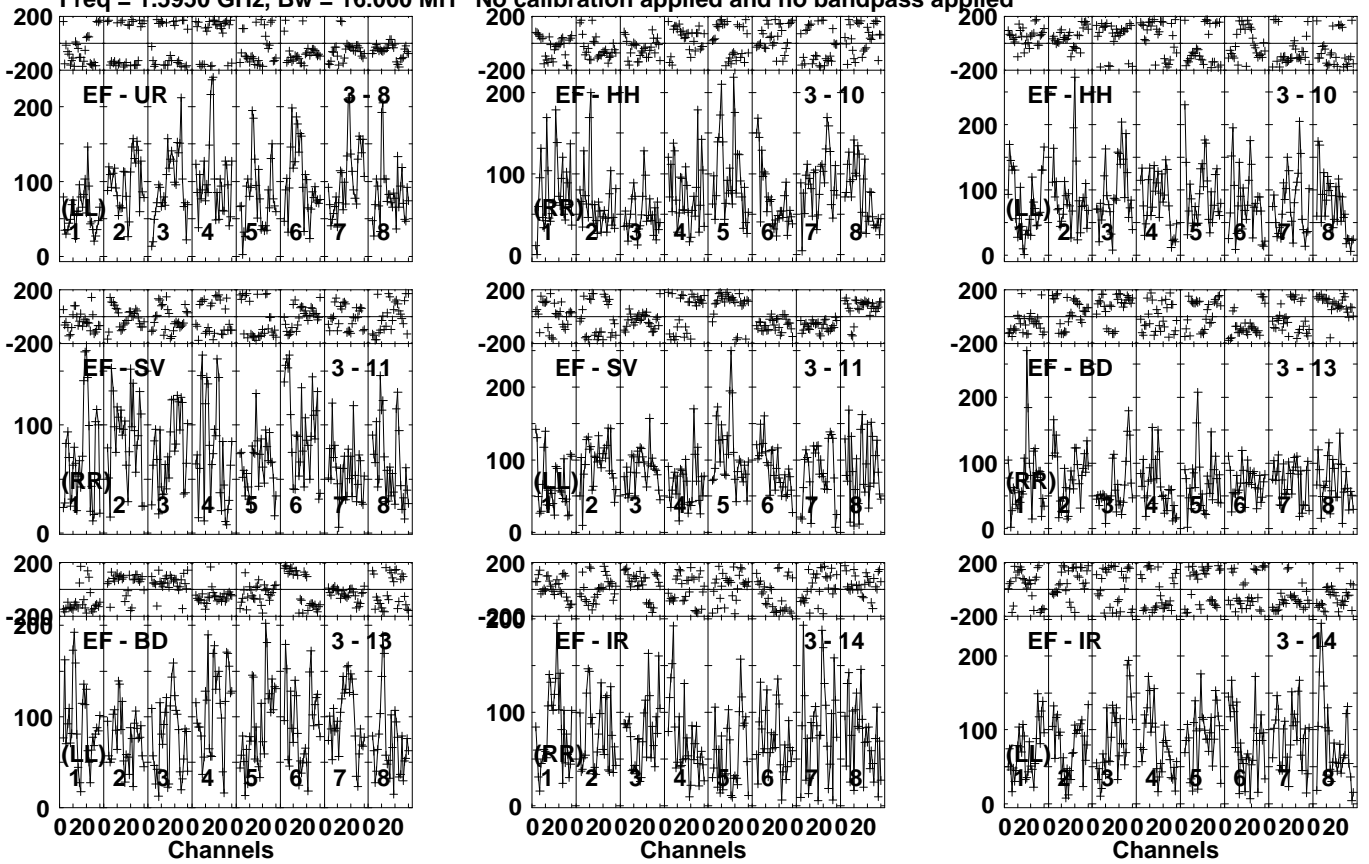


Lower frame: Micro Ampl Jy Top frame: Phas deg
Vector averaged cross-power spectrum Several baselines displayed
Timerange: 01/04:40:00 to 01/04:43:00

Plot file version 337 created 18-MAR-2021 11:20:22

WXUMA EB082 1.UVDATA.1

Freq = 1.5950 GHz, Bw = 16.000 MH No calibration applied and no bandpass applied

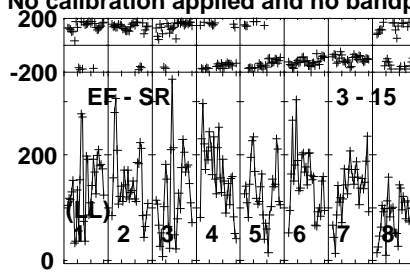
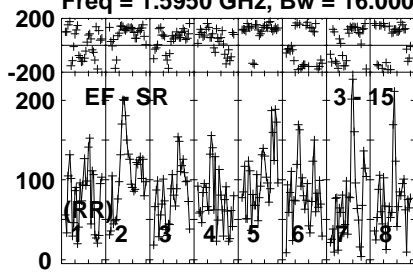


Lower frame: Micro Ampl Jy Top frame: Phas deg
Vector averaged cross-power spectrum Several baselines displayed
Timerange: 01/04:40:00 to 01/04:43:00

Plot file version 338 created 18-MAR-2021 11:20:23

WXUMA EB082 1.UVDATA.1

Freq = 1.5950 GHz, Bw = 16.000 MH No calibration applied and no bandpass applied



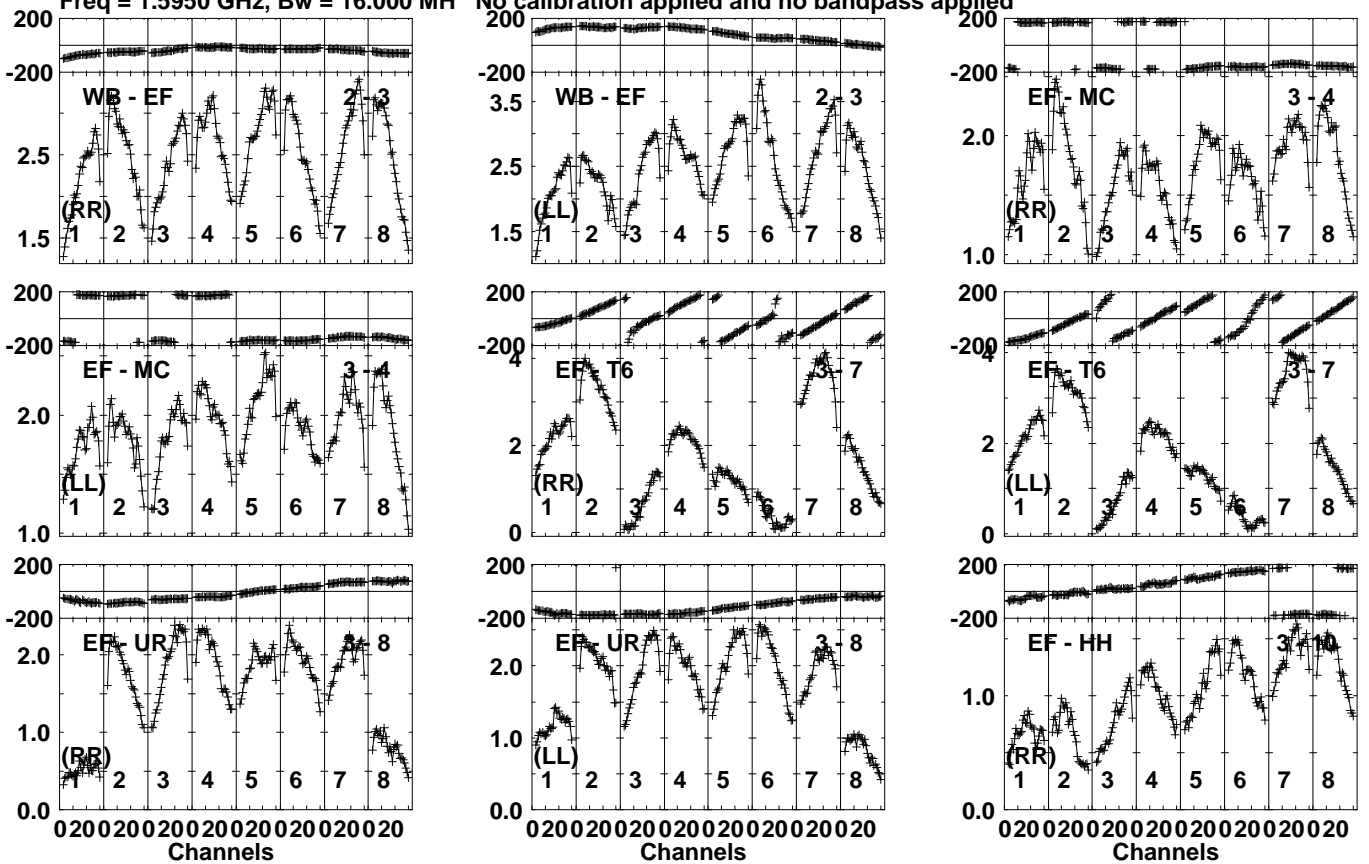
Lower frame: Micro Ampl Jy Top frame: Phas deg
Vector averaged cross-power spectrum Several baselines displayed
Timerange: 01/04:40:00 to 01/04:43:00

Plot file version 339 created 18-MAR-2021 11:20:23

J1108+4330 EB082 1.UVDATA.1

Freq = 1.5950 GHz, Bw = 16.000 MH

No calibration applied and no bandpass applied

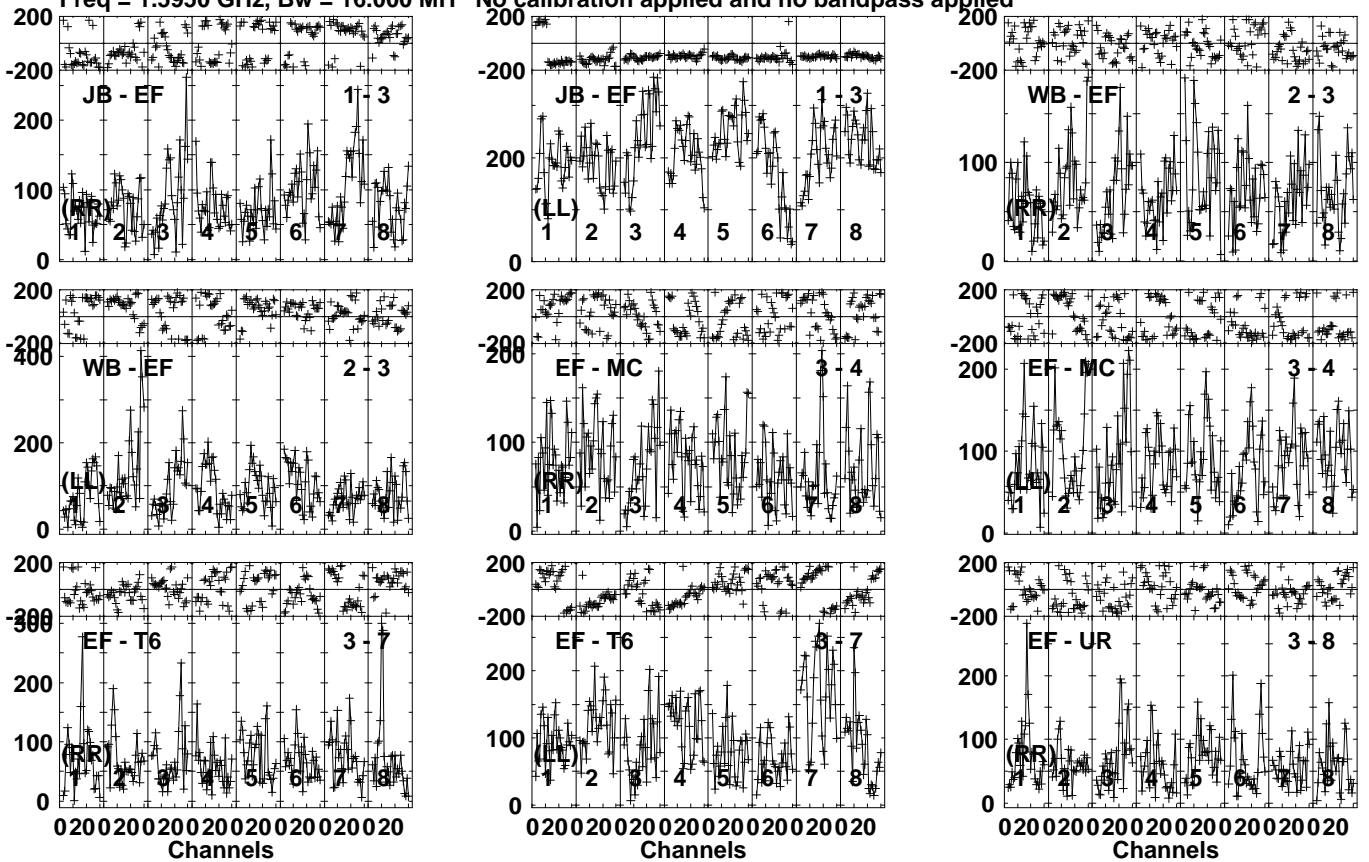


Lower frame: Milli Ampl Jy Top frame: Phas deg
Vector averaged cross-power spectrum Several baselines displayed
Timerange: 01/04:43:31 to 01/04:44:59

Plot file version 341 created 18-MAR-2021 11:20:23

WXUMA EB082 1.UVDATA.1

Freq = 1.5950 GHz, Bw = 16.000 MH No calibration applied and no bandpass applied

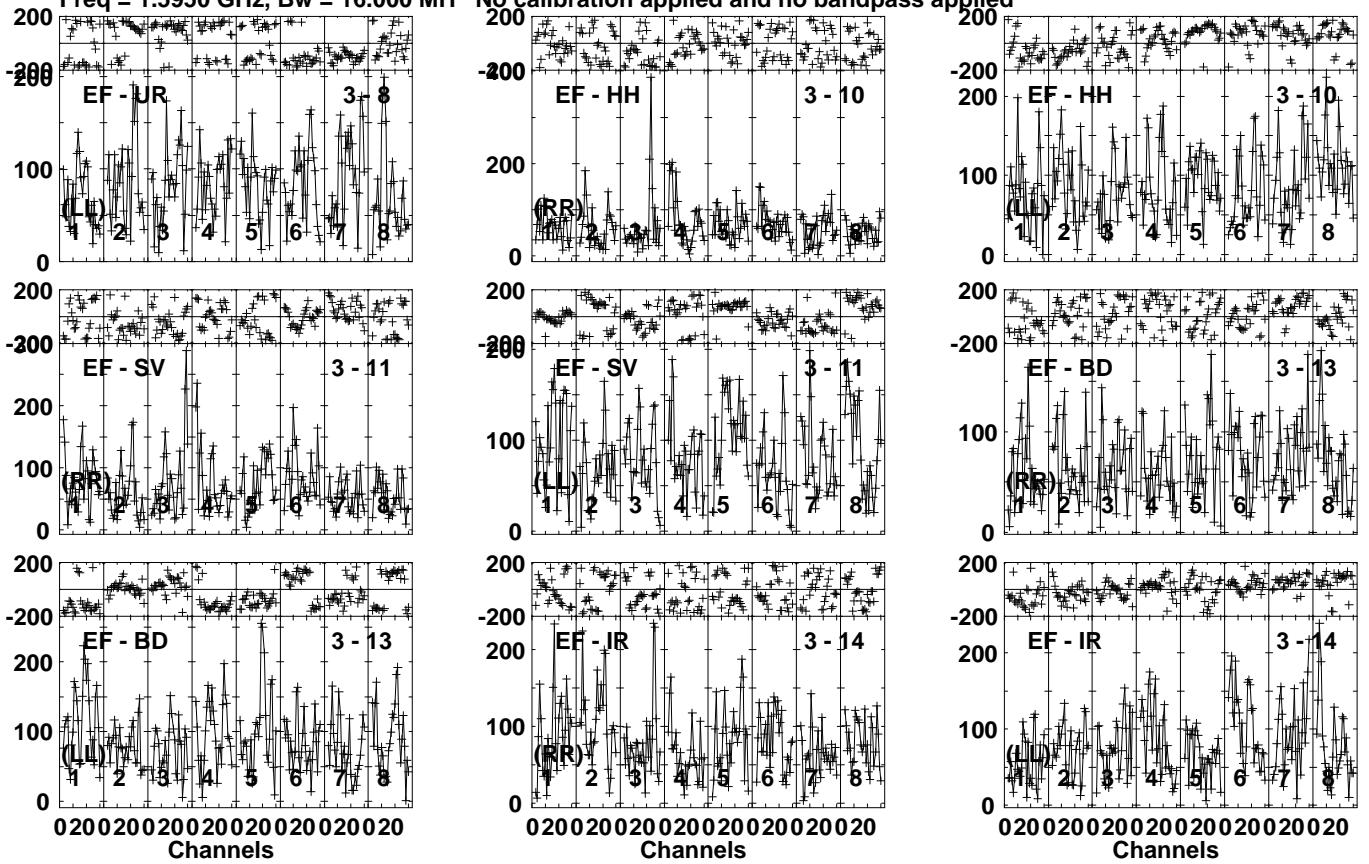


Lower frame: Micro Ampl Jy Top frame: Phas deg
Vector averaged cross-power spectrum Several baselines displayed
Timerange: 01/04:45:01 to 01/04:48:00

Plot file version 342 created 18-MAR-2021 11:20:23

WXUMA EB082 1.UVDATA.1

Freq = 1.5950 GHz, Bw = 16.000 MH No calibration applied and no bandpass applied

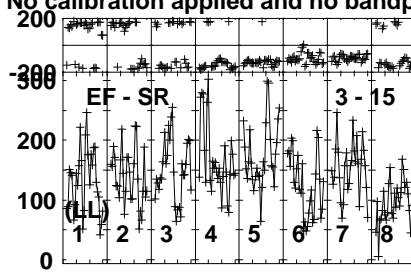
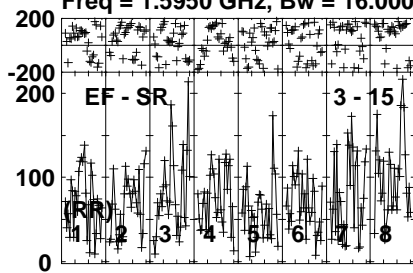


Lower frame: Micro Ampl Jy Top frame: Phas deg
Vector averaged cross-power spectrum Several baselines displayed
Timerange: 01/04:45:01 to 01/04:48:00

Plot file version 343 created 18-MAR-2021 11:20:23

WXUMA EB082 1.UVDATA.1

Freq = 1.5950 GHz, Bw = 16.000 MH No calibration applied and no bandpass applied



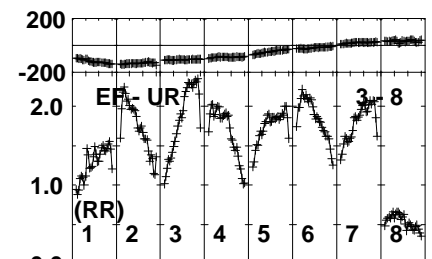
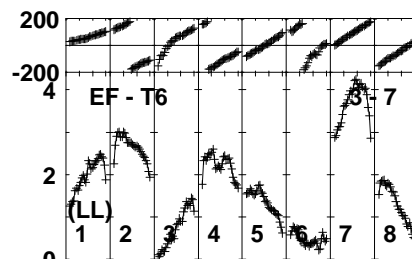
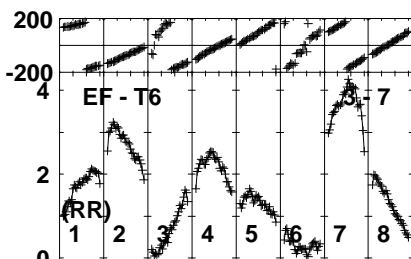
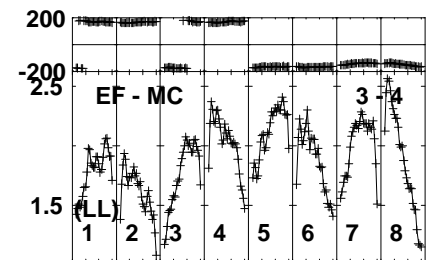
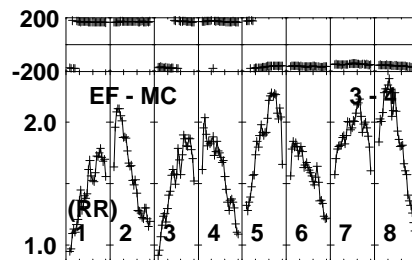
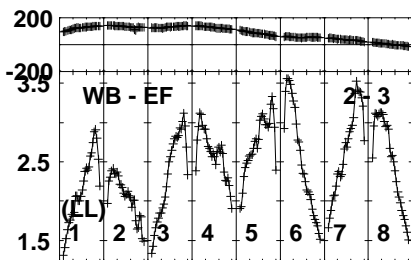
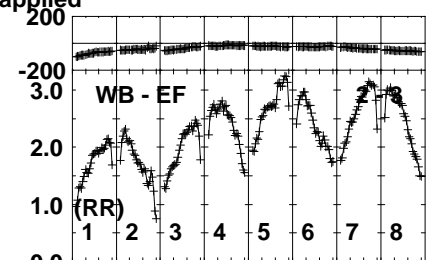
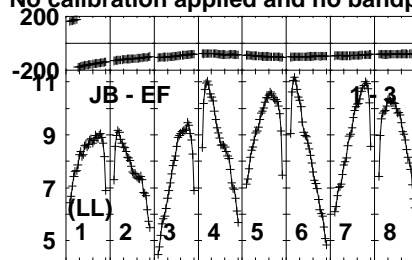
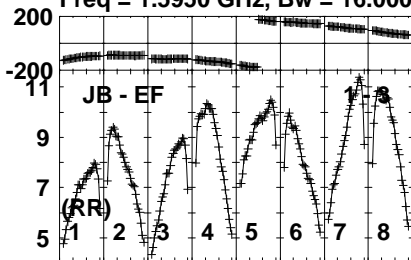
Lower frame: Micro Ampl Jy Top frame: Phas deg
Vector averaged cross-power spectrum Several baselines displayed
Timerange: 01/04:45:01 to 01/04:48:00

Plot file version 344 created 18-MAR-2021 11:20:23

J1108+4330 EB082 1.UVDATA.1

Freq = 1.5950 GHz, Bw = 16.000 MH

No calibration applied and no bandpass applied



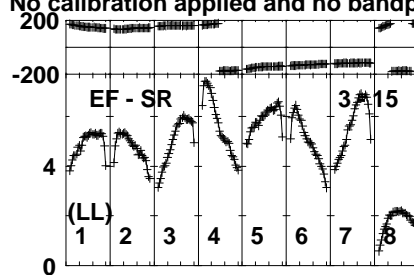
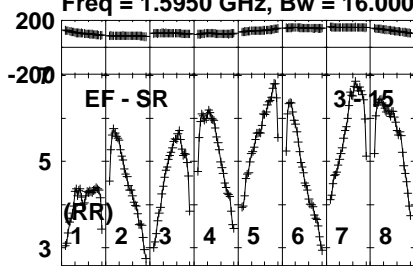
Lower frame: Milli Ampl Jy Top frame: Phas deg
Vector averaged cross-power spectrum Several baselines displayed
Timerange: 01/04:48:00 to 01/04:50:00

Plot file version 346 created 18-MAR-2021 11:20:24

J1108+4330 EB082 1.UVDATA.1

Freq = 1.5950 GHz, Bw = 16.000 MH

No calibration applied and no bandpass applied



Lower frame: Milli Ampl Jy Top frame: Phas deg

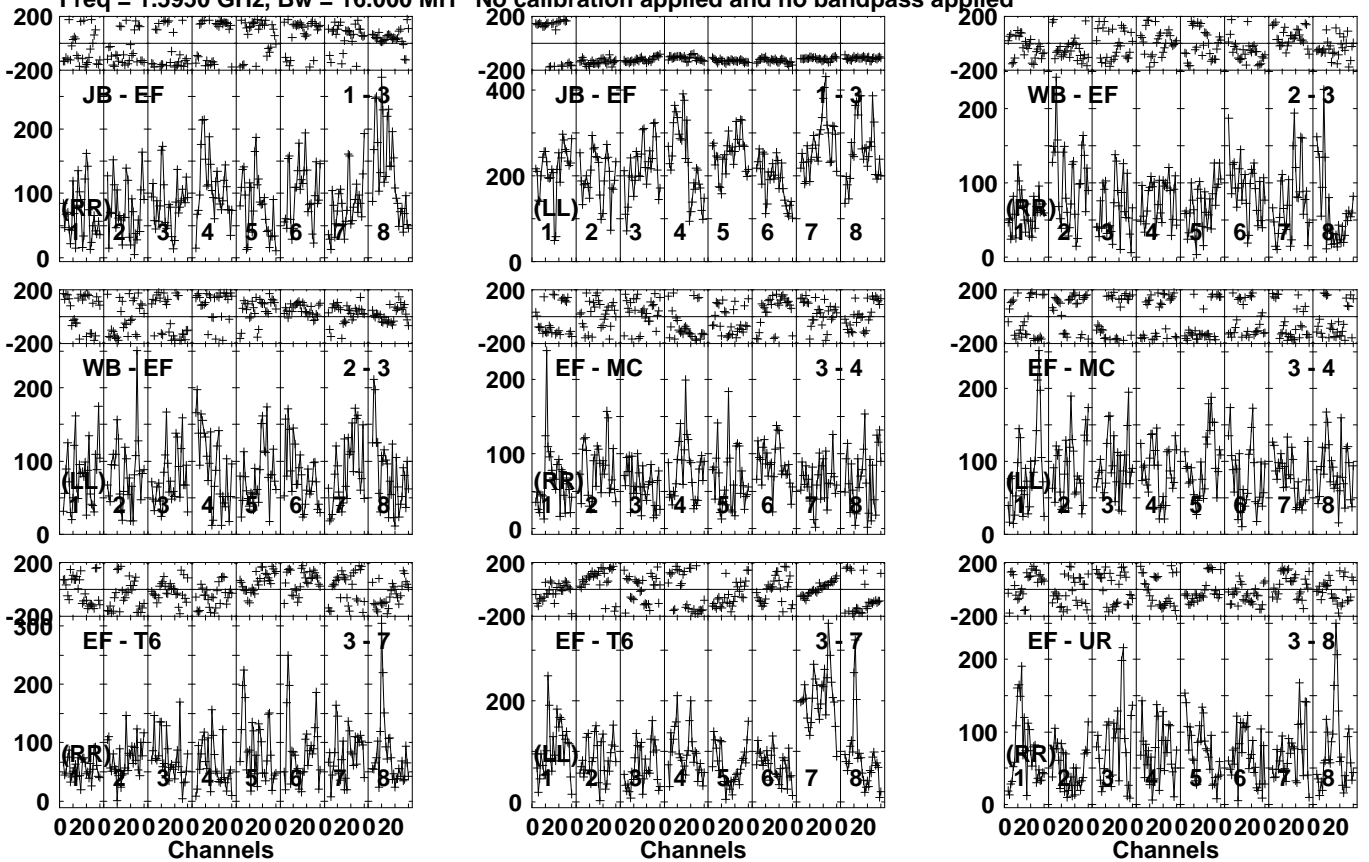
Vector averaged cross-power spectrum Several baselines displayed

Timerange: 01/04:48:00 to 01/04:50:00

Plot file version 347 created 18-MAR-2021 11:20:24

WXUMA EB082 1.UVDATA.1

Freq = 1.5950 GHz, Bw = 16.000 MH No calibration applied and no bandpass applied

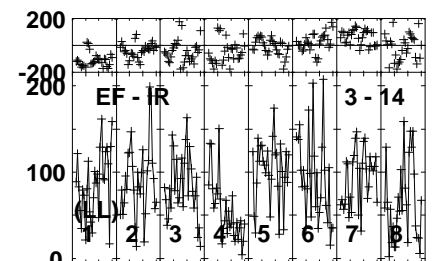
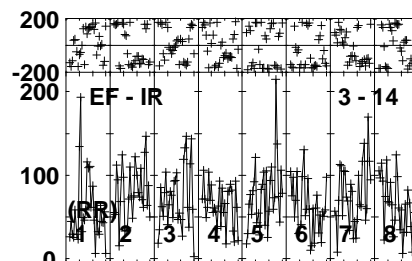
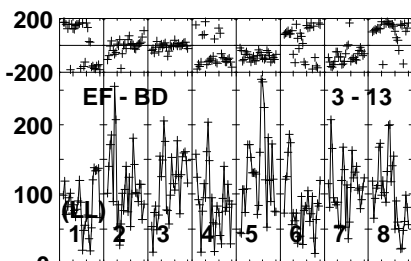
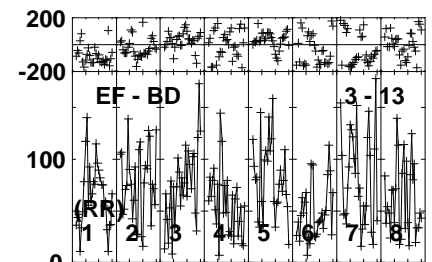
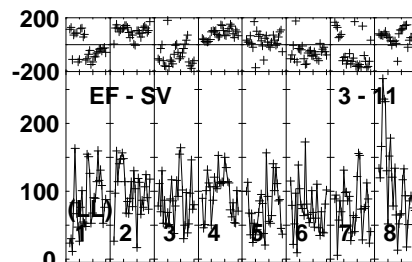
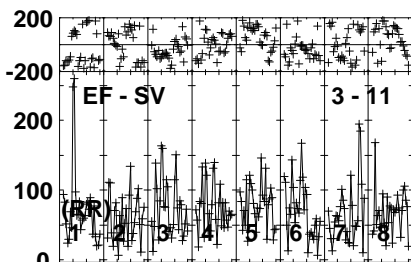
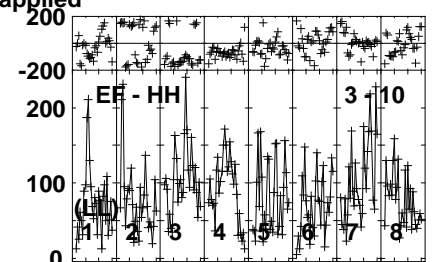
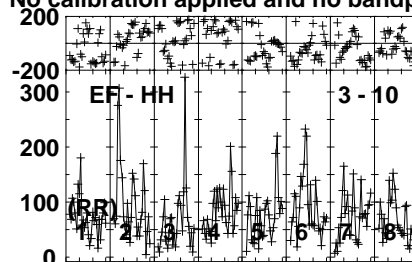
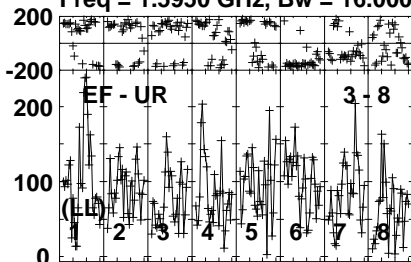


Lower frame: Micro Ampl Jy Top frame: Phas deg
Vector averaged cross-power spectrum Several baselines displayed
Timerange: 01/04:50:00 to 01/04:52:59

Plot file version 348 created 18-MAR-2021 11:20:24

WXUMA EB082 1.UVDATA.1

Freq = 1.5950 GHz, Bw = 16.000 MH No calibration applied and no bandpass applied

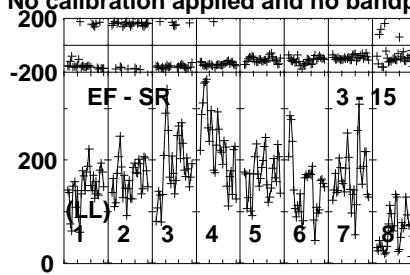
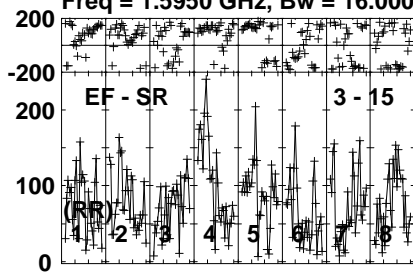


Lower frame: Micro Ampl Jy Top frame: Phas deg
Vector averaged cross-power spectrum Several baselines displayed
Timerange: 01/04:50:00 to 01/04:52:59

Plot file version 349 created 18-MAR-2021 11:20:24

WXUMA EB082 1.UVDATA.1

Freq = 1.5950 GHz, Bw = 16.000 MH No calibration applied and no bandpass applied



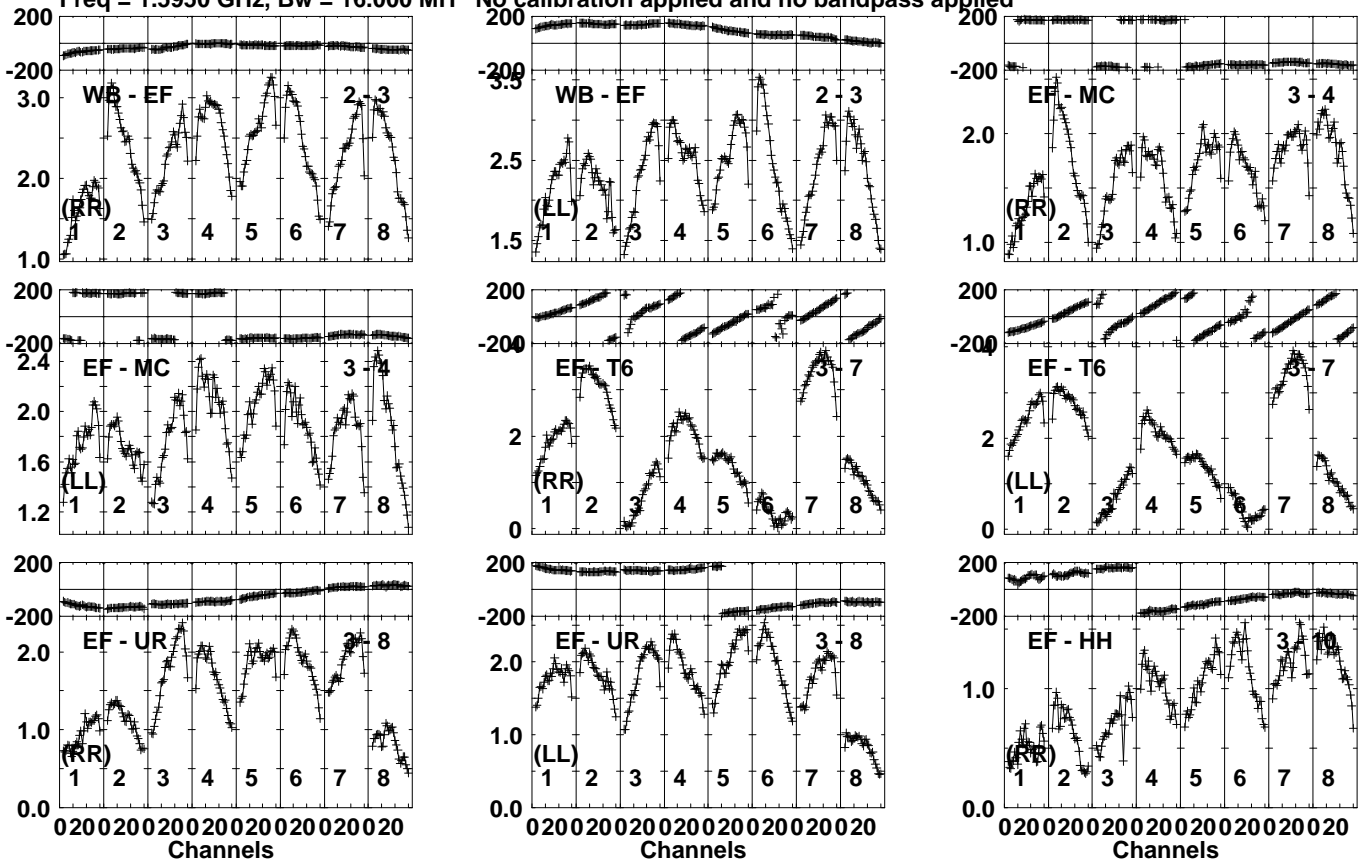
Lower frame: Micro Ampl Jy Top frame: Phas deg
Vector averaged cross-power spectrum Several baselines displayed
Timerange: 01/04:50:00 to 01/04:52:59

Plot file version 350 created 18-MAR-2021 11:20:24

J1108+4330 EB082 1.UVDATA.1

Freq = 1.5950 GHz, Bw = 16.000 MH

No calibration applied and no bandpass applied



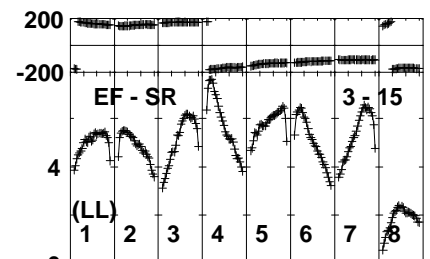
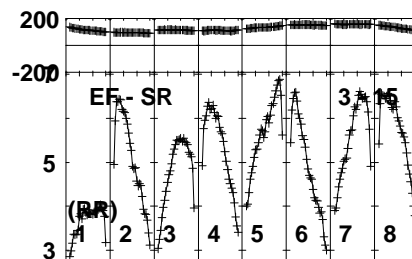
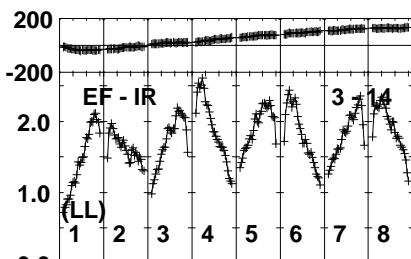
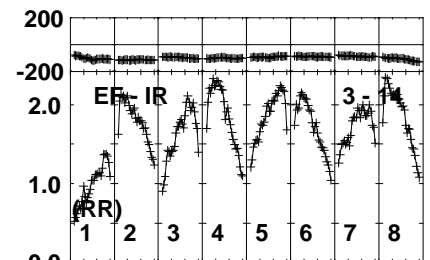
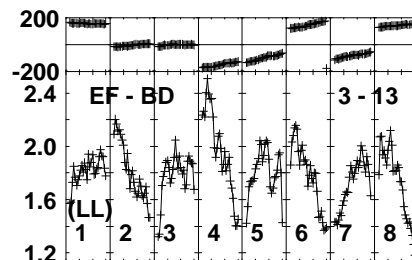
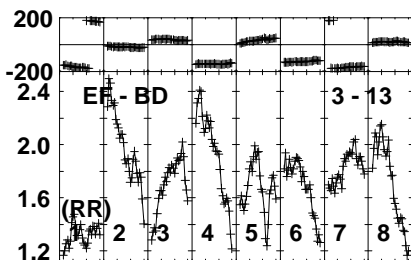
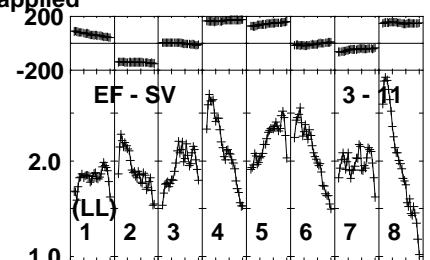
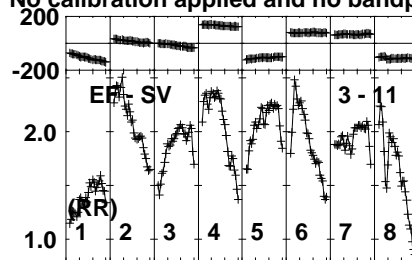
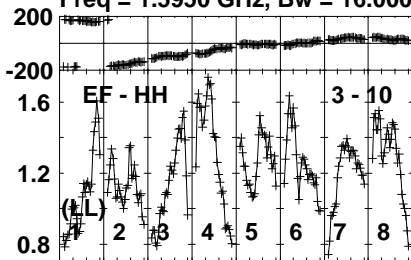
Lower frame: Milli Ampl Jy Top frame: Phas deg
Vector averaged cross-power spectrum Several baselines displayed
Timerange: 01/04:53:31 to 01/04:54:59

Plot file version 351 created 18-MAR-2021 11:20:24

J1108+4330 EB082 1.UVDATA.1

Freq = 1.5950 GHz, Bw = 16.000 MH

No calibration applied and no bandpass applied

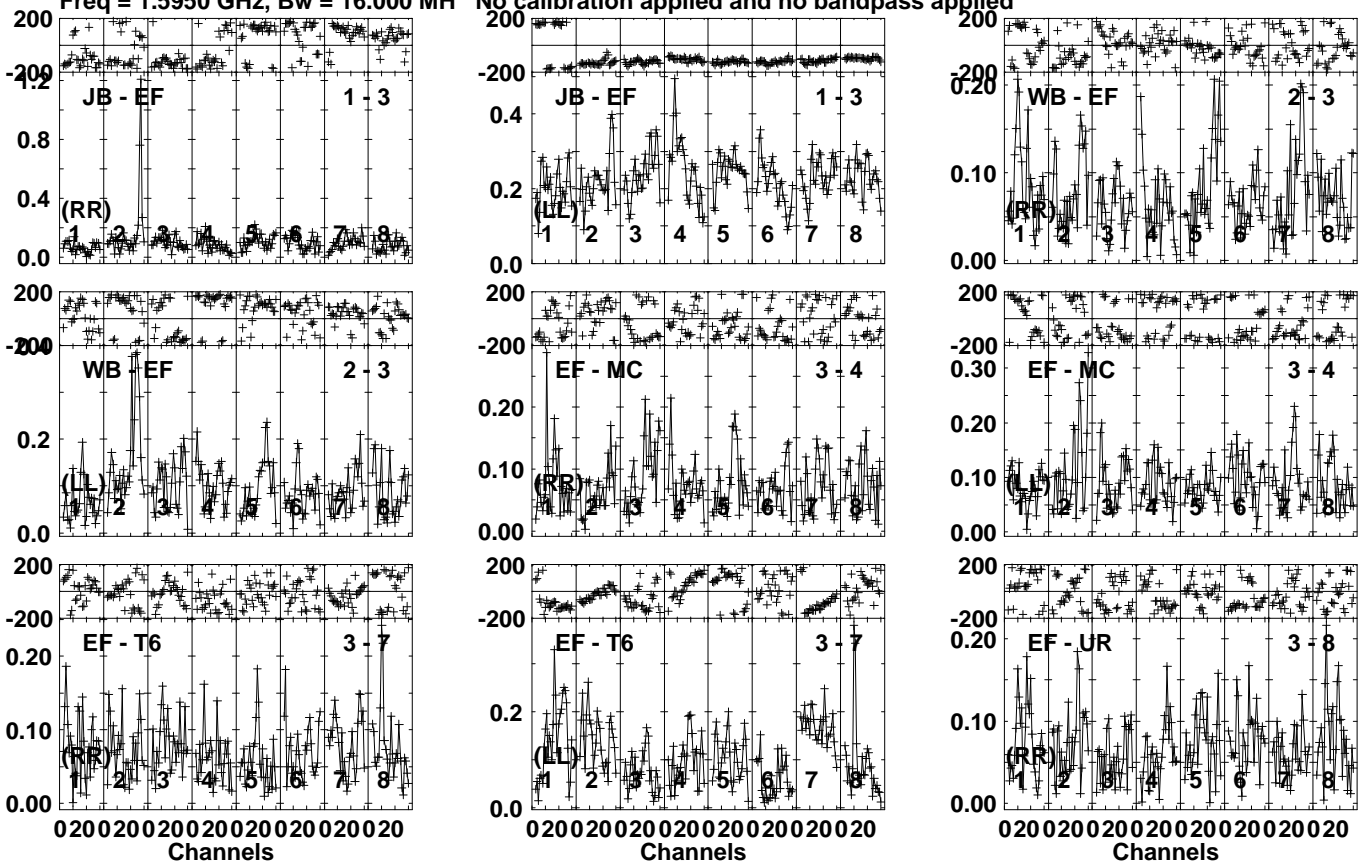


Lower frame: Milli Ampl Jy Top frame: Phas deg
Vector averaged cross-power spectrum Several baselines displayed
Timerange: 01/04:53:31 to 01/04:54:59

Plot file version 352 created 18-MAR-2021 11:20:25

WXUMA EB082 1.UVDATA.1

Freq = 1.5950 GHz, Bw = 16.000 MH No calibration applied and no bandpass applied

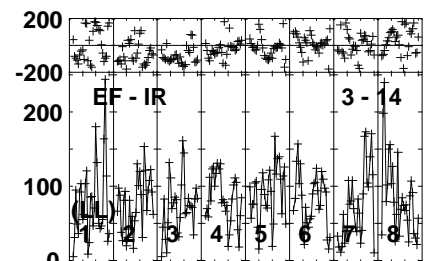
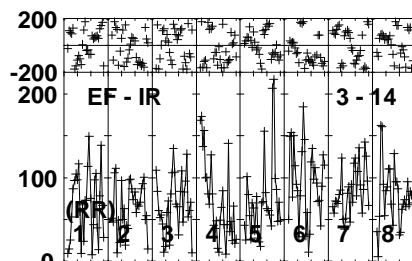
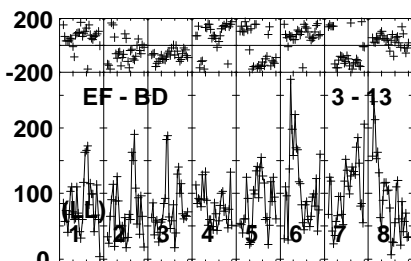
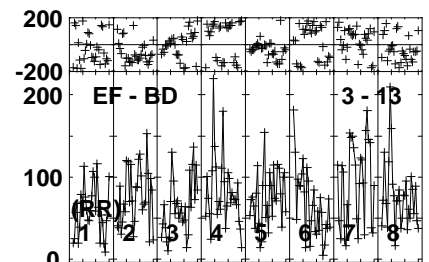
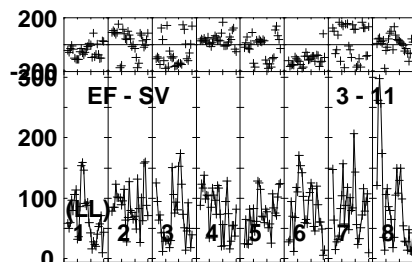
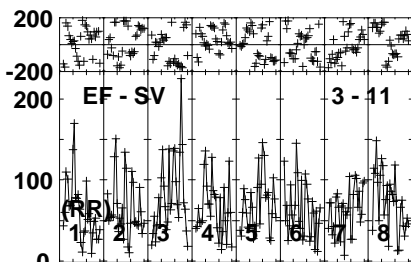
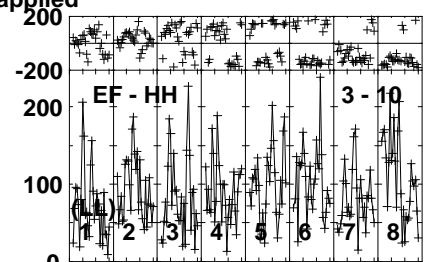
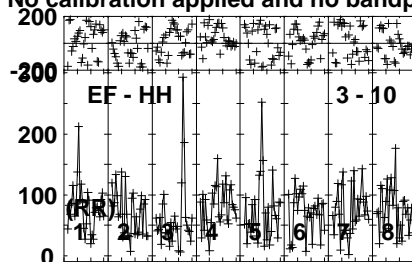
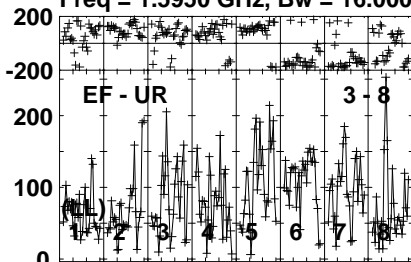


Lower frame: Milli Ampl Jy Top frame: Phas deg
Vector averaged cross-power spectrum Several baselines displayed
Timerange: 01/04:55:00 to 01/04:58:00

Plot file version 353 created 18-MAR-2021 11:20:25

WXUMA EB082 1.UVDATA.1

Freq = 1.5950 GHz, Bw = 16.000 MH No calibration applied and no bandpass applied

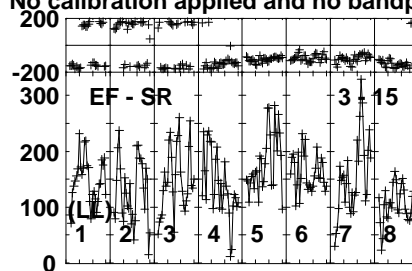
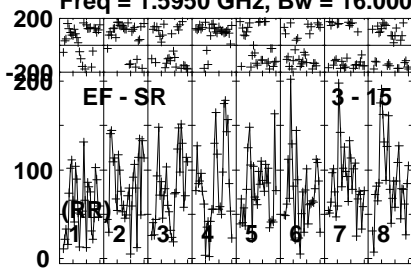


Lower frame: Micro Ampl Jy Top frame: Phas deg
Vector averaged cross-power spectrum Several baselines displayed
Timerange: 01/04:55:00 to 01/04:58:00

Plot file version 354 created 18-MAR-2021 11:20:25

WXUMA EB082 1.UVDATA.1

Freq = 1.5950 GHz, Bw = 16.000 MH No calibration applied and no bandpass applied



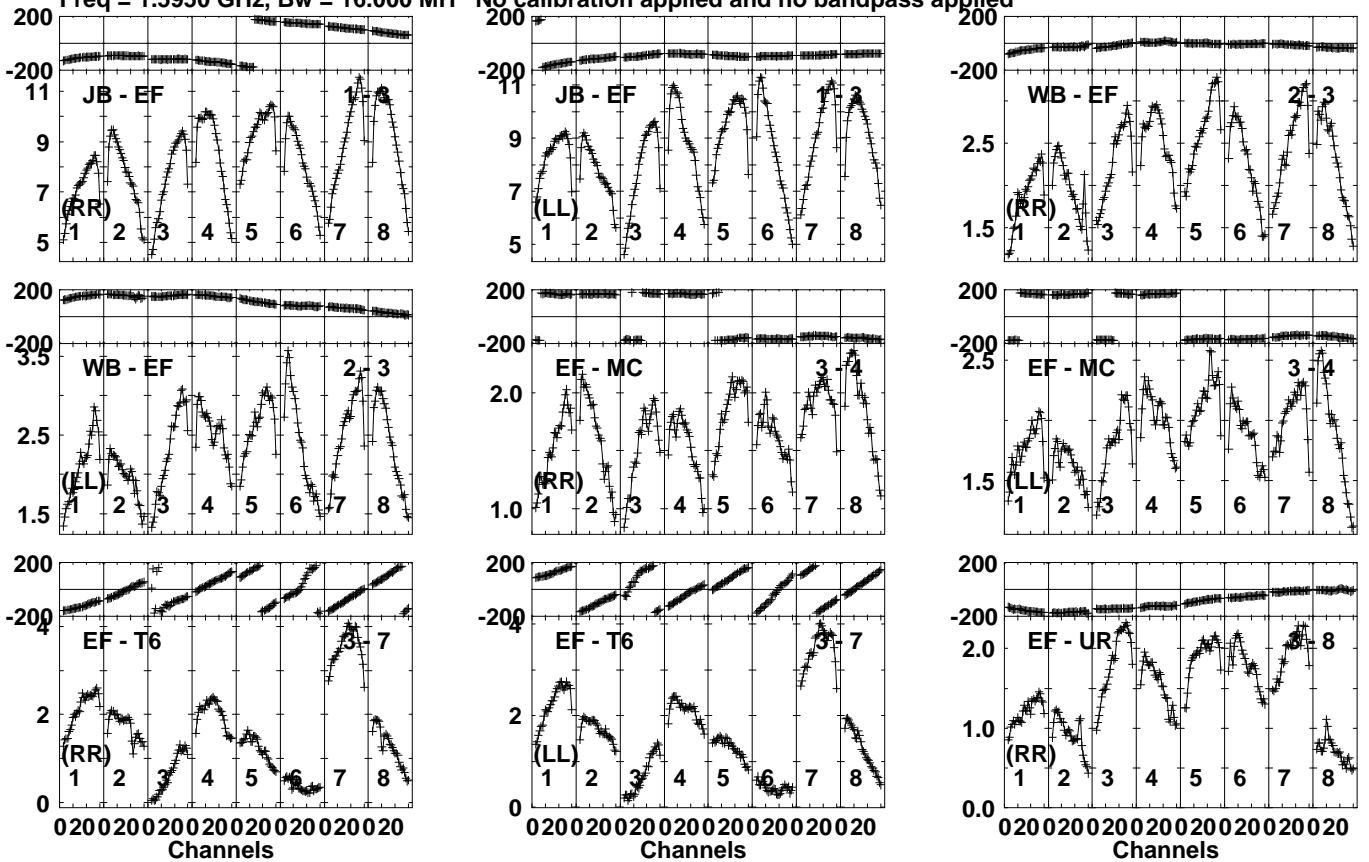
Lower frame: Micro Ampl Jy Top frame: Phas deg
Vector averaged cross-power spectrum Several baselines displayed
Timerange: 01/04:55:00 to 01/04:58:00

Plot file version 355 created 18-MAR-2021 11:20:25

J1108+4330 EB082 1.UVDATA.1

Freq = 1.5950 GHz, Bw = 16.000 MH

No calibration applied and no bandpass applied



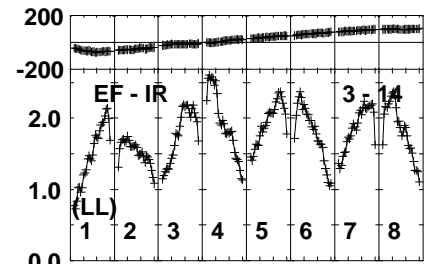
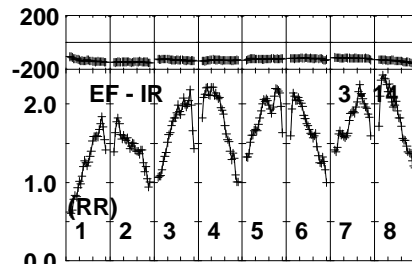
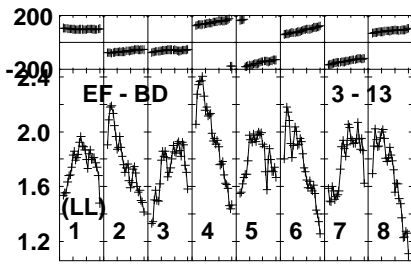
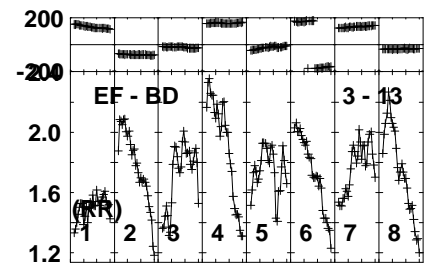
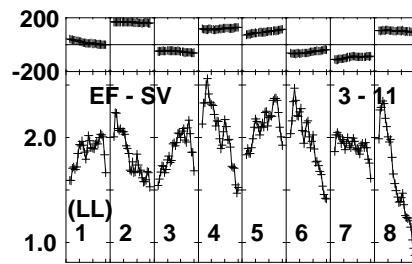
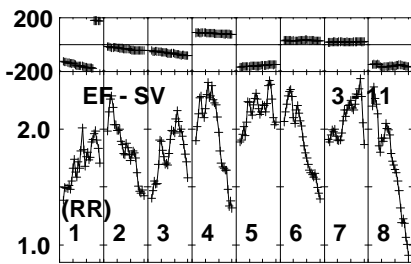
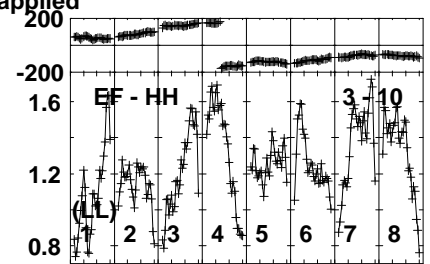
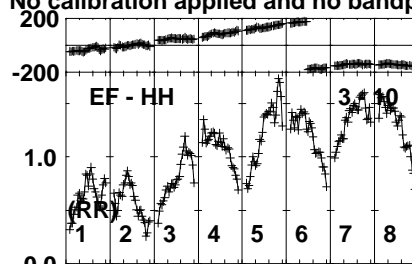
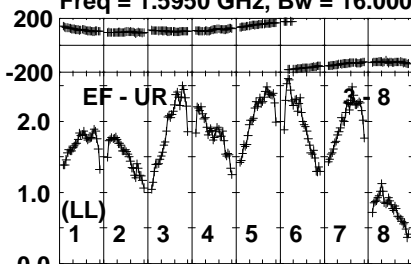
Lower frame: Milli Ampl Jy Top frame: Phas deg
Vector averaged cross-power spectrum Several baselines displayed
Timerange: 01/04:58:00 to 01/04:59:59

Plot file version 356 created 18-MAR-2021 11:20:25

J1108+4330 EB082 1.UVDATA.1

Freq = 1.5950 GHz, Bw = 16.000 MH

No calibration applied and no bandpass applied



020020020020020020020020020020
Channels

020020020020020020020020020020
Channels

020020020020020020020020020020
Channels

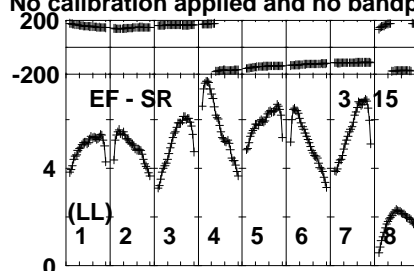
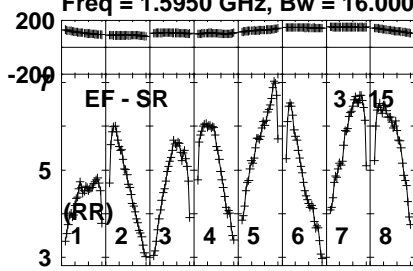
Lower frame: Milli Ampl Jy Top frame: Phas deg
Vector averaged cross-power spectrum Several baselines displayed
Timerange: 01/04:58:00 to 01/04:59:59

Plot file version 357 created 18-MAR-2021 11:20:25

J1108+4330 EB082 1.UVDATA.1

Freq = 1.5950 GHz, Bw = 16.000 MH

No calibration applied and no bandpass applied

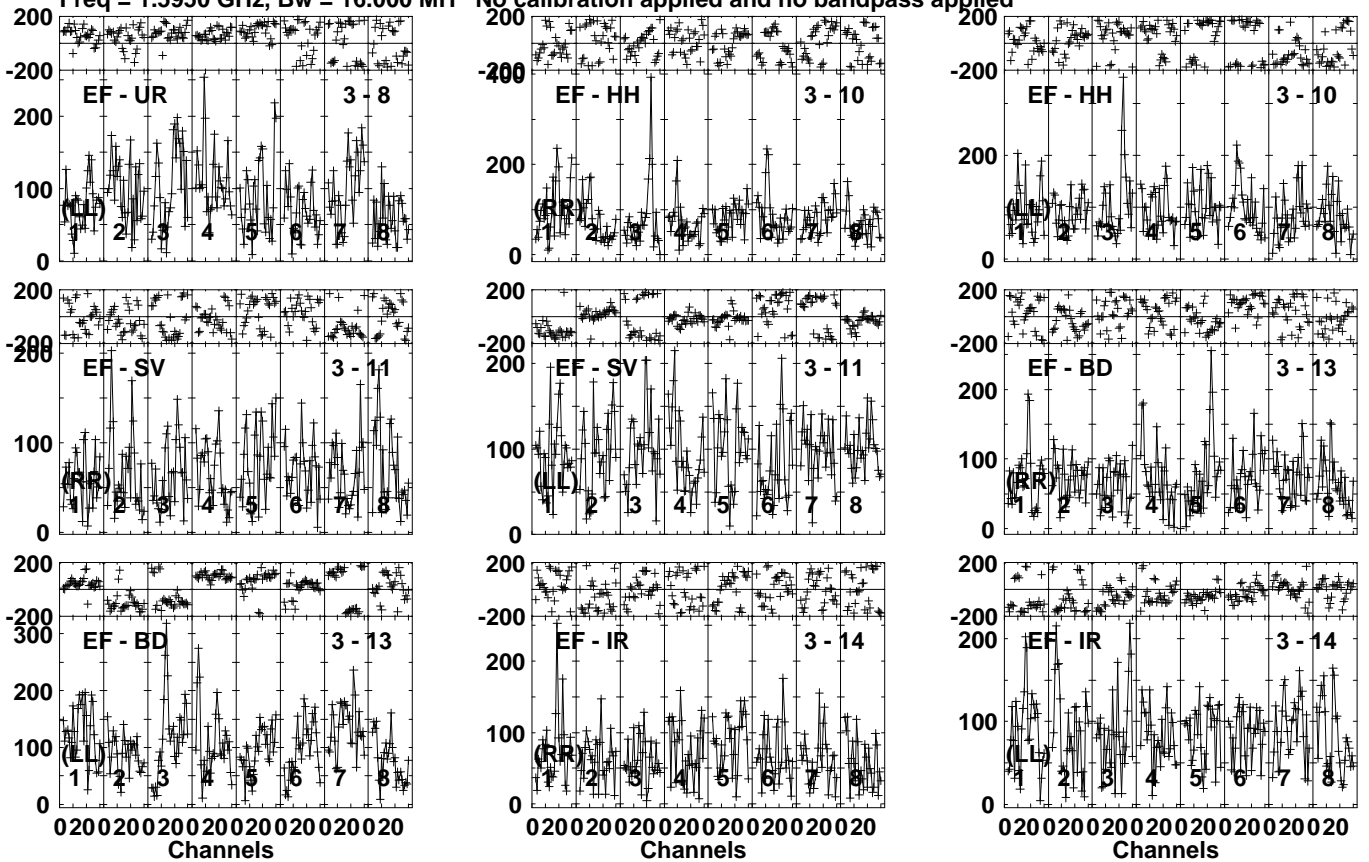


Lower frame: Milli Ampl Jy Top frame: Phas deg
Vector averaged cross-power spectrum Several baselines displayed
Timerange: 01/04:58:00 to 01/04:59:59

Plot file version 359 created 18-MAR-2021 11:20:26

WXUMA EB082 1.UVDATA.1

Freq = 1.5950 GHz, Bw = 16.000 MH No calibration applied and no bandpass applied

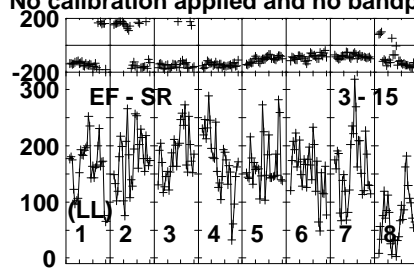
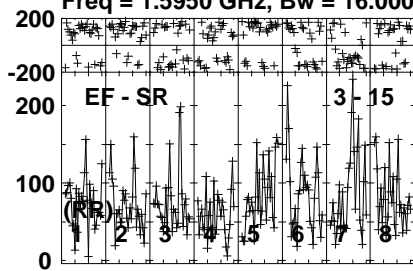


Lower frame: Micro Ampl Jy Top frame: Phas deg
Vector averaged cross-power spectrum Several baselines displayed
Timerange: 01/05:00:00 to 01/05:02:59

Plot file version 360 created 18-MAR-2021 11:20:26

WXUMA EB082 1.UVDATA.1

Freq = 1.5950 GHz, Bw = 16.000 MH No calibration applied and no bandpass applied



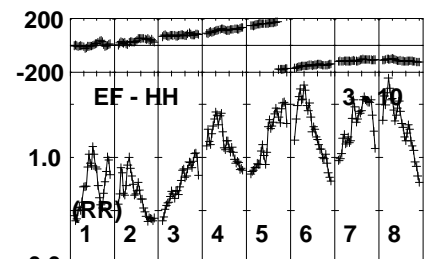
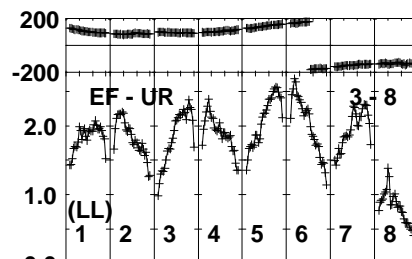
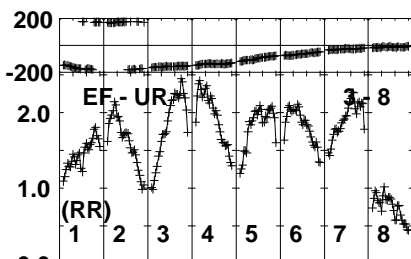
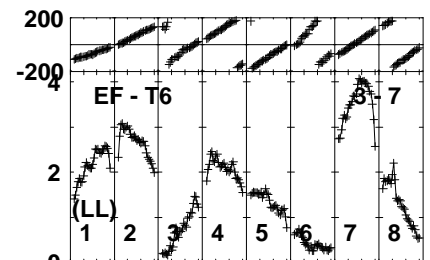
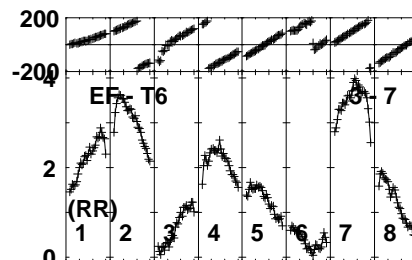
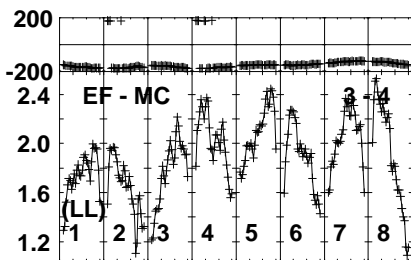
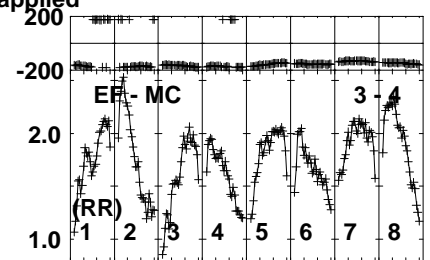
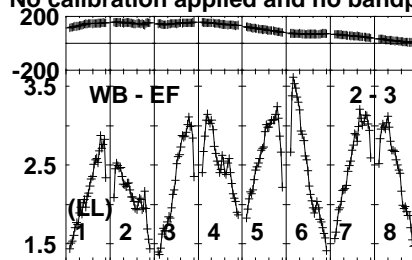
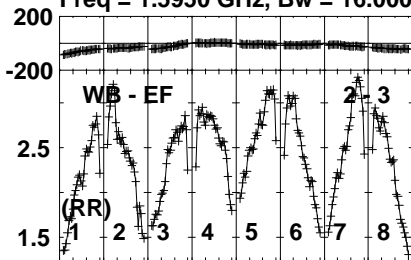
Lower frame: Micro Ampl Jy Top frame: Phas deg
Vector averaged cross-power spectrum Several baselines displayed
Timerange: 01/05:00:00 to 01/05:02:59

Plot file version 361 created 18-MAR-2021 11:20:26

J1108+4330 EB082 1.UVDATA.1

Freq = 1.5950 GHz, Bw = 16.000 MH

No calibration applied and no bandpass applied



Lower frame: Milli Ampl Jy Top frame: Phas deg

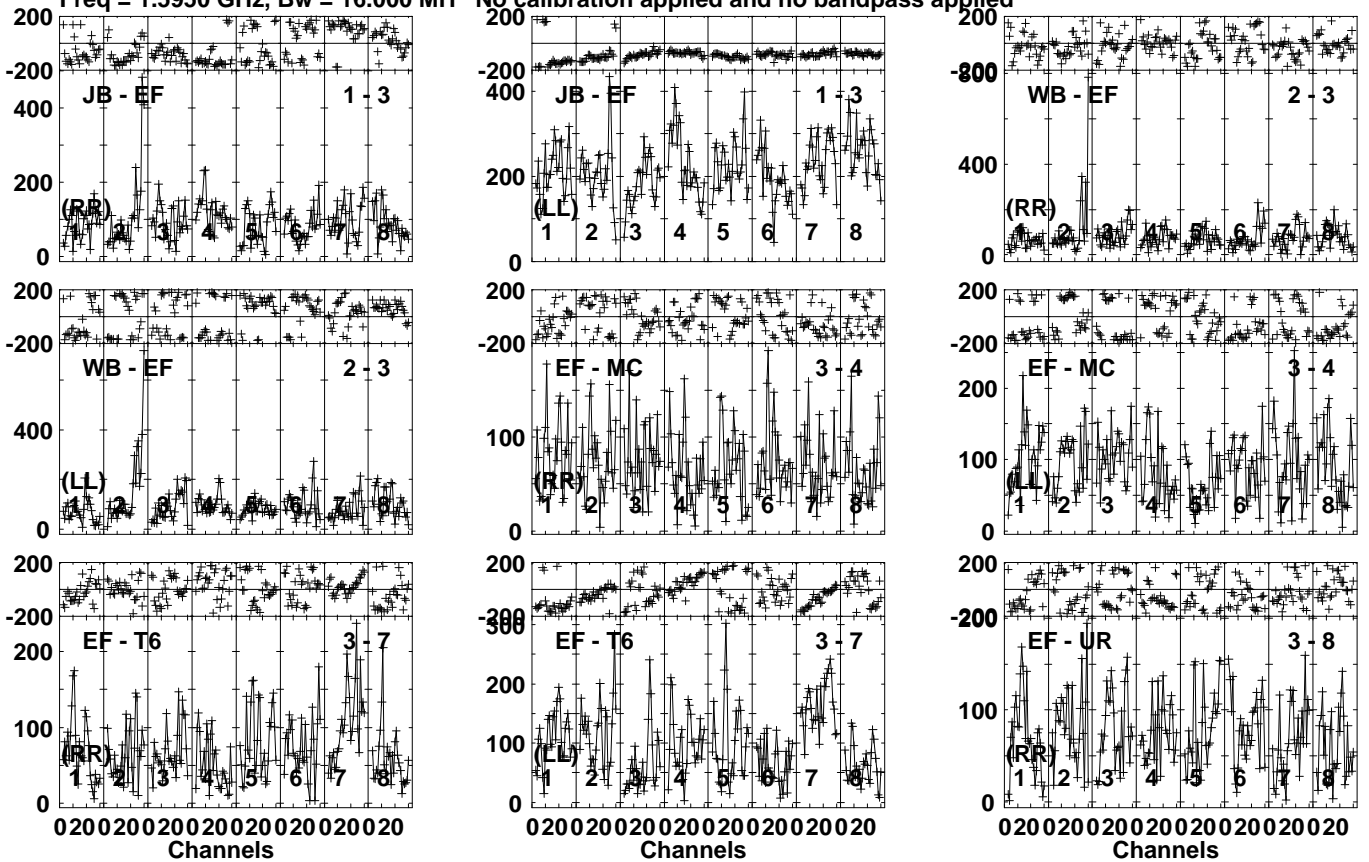
Vector averaged cross-power spectrum Several baselines displayed

Timerange: 01/05:03:30 to 01/05:04:59

Plot file version 363 created 18-MAR-2021 11:20:26

WXUMA EB082 1.UVDATA.1

Freq = 1.5950 GHz, Bw = 16.000 MH No calibration applied and no bandpass applied

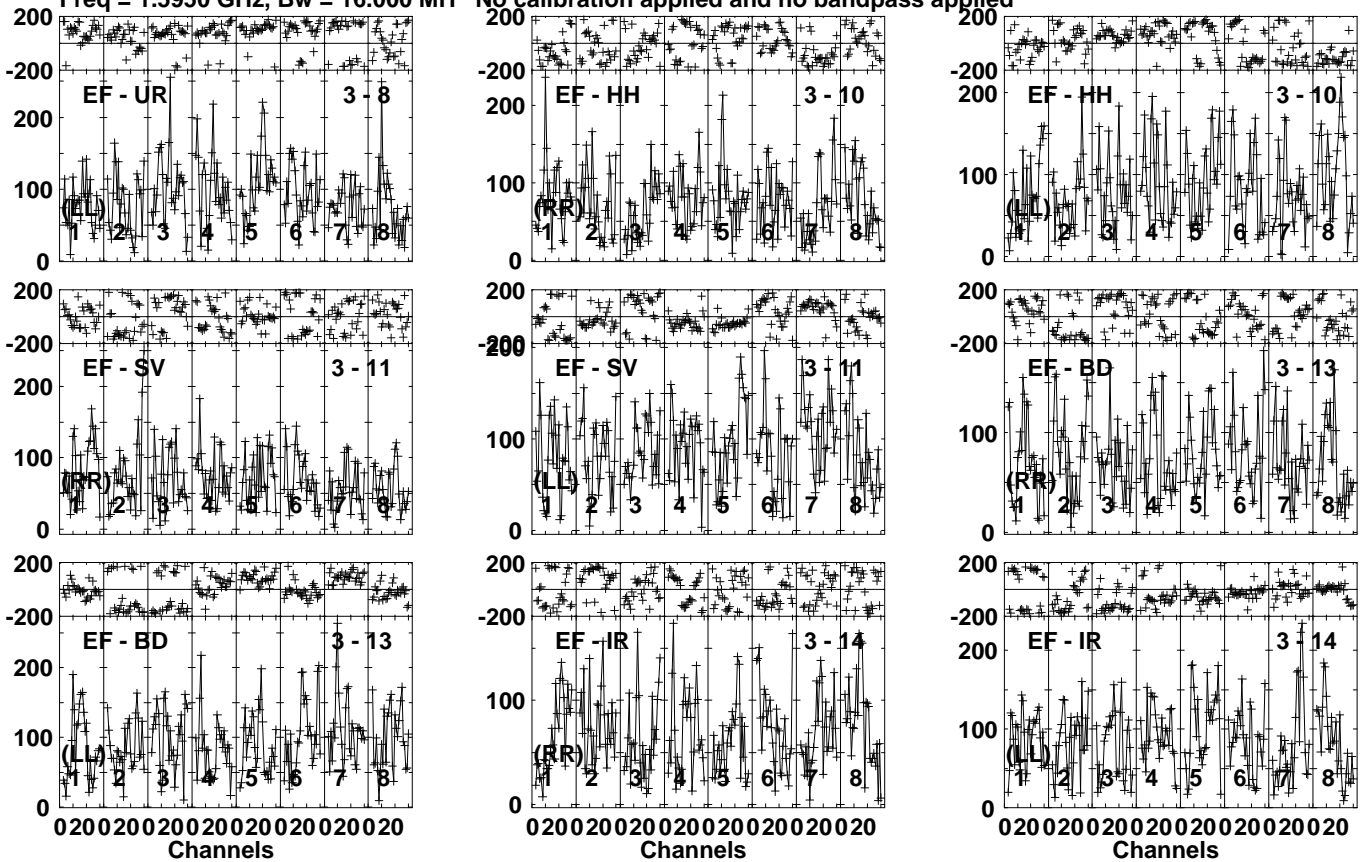


Lower frame: Micro Ampl Jy Top frame: Phas deg
Vector averaged cross-power spectrum Several baselines displayed
Timerange: 01/05:05:00 to 01/05:08:00

Plot file version 364 created 18-MAR-2021 11:20:26

WXUMA EB082 1.UVDATA.1

Freq = 1.5950 GHz, Bw = 16.000 MH No calibration applied and no bandpass applied

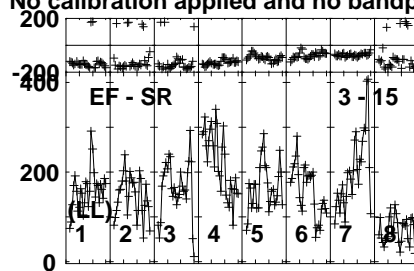
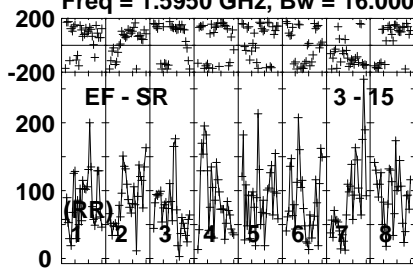


Lower frame: Micro Ampl Jy Top frame: Phas deg
Vector averaged cross-power spectrum Several baselines displayed
Timerange: 01/05:05:00 to 01/05:08:00

Plot file version 365 created 18-MAR-2021 11:20:27

WXUMA EB082 1.UVDATA.1

Freq = 1.5950 GHz, Bw = 16.000 MH No calibration applied and no bandpass applied



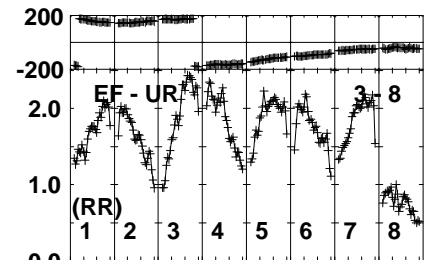
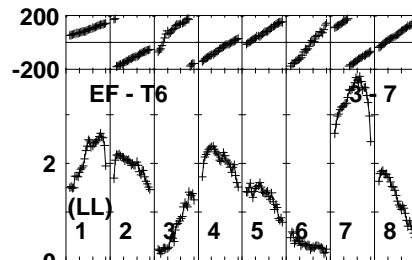
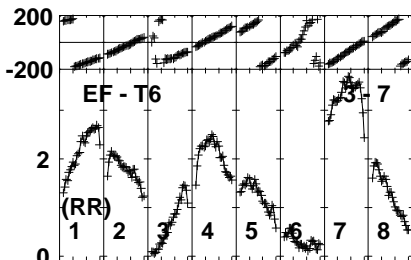
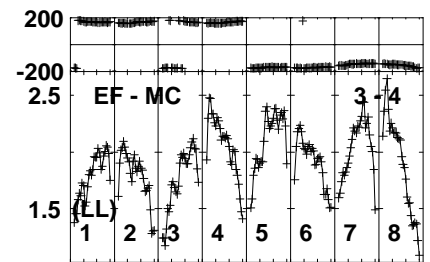
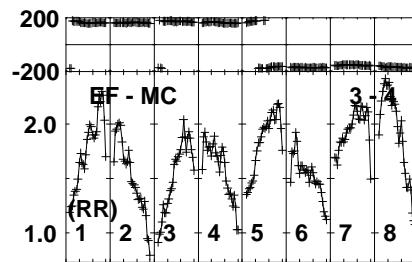
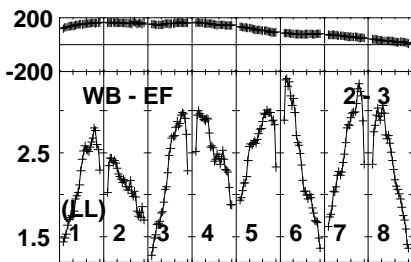
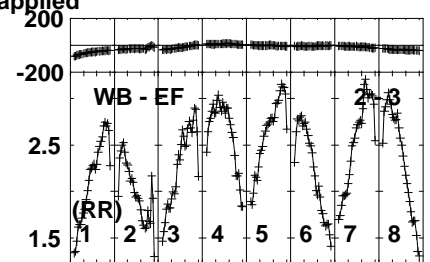
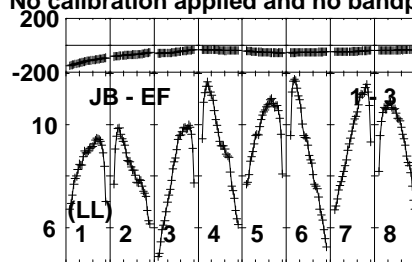
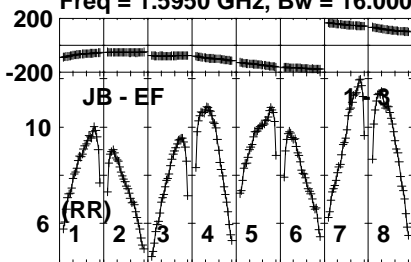
Lower frame: Micro Ampl Jy Top frame: Phas deg
Vector averaged cross-power spectrum Several baselines displayed
Timerange: 01/05:05:00 to 01/05:08:00

Plot file version 366 created 18-MAR-2021 11:20:27

J1108+4330 EB082 1.UVDATA.1

Freq = 1.5950 GHz, Bw = 16.000 MH

No calibration applied and no bandpass applied



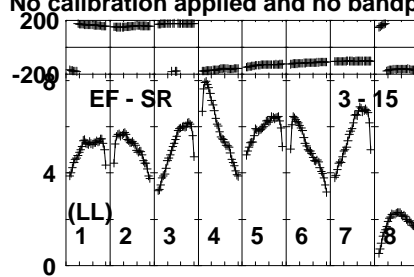
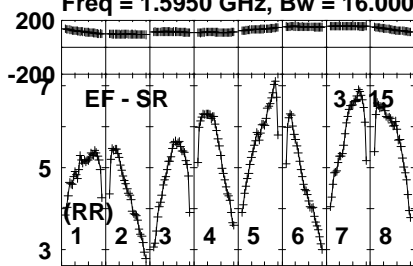
Lower frame: Milli Ampl Jy Top frame: Phas deg
Vector averaged cross-power spectrum Several baselines displayed
Timerange: 01/05:08:01 to 01/05:09:59

Plot file version 368 created 18-MAR-2021 11:20:27

J1108+4330 EB082 1.UVDATA.1

Freq = 1.5950 GHz, Bw = 16.000 MH

No calibration applied and no bandpass applied



Lower frame: Milli Ampl Jy Top frame: Phas deg

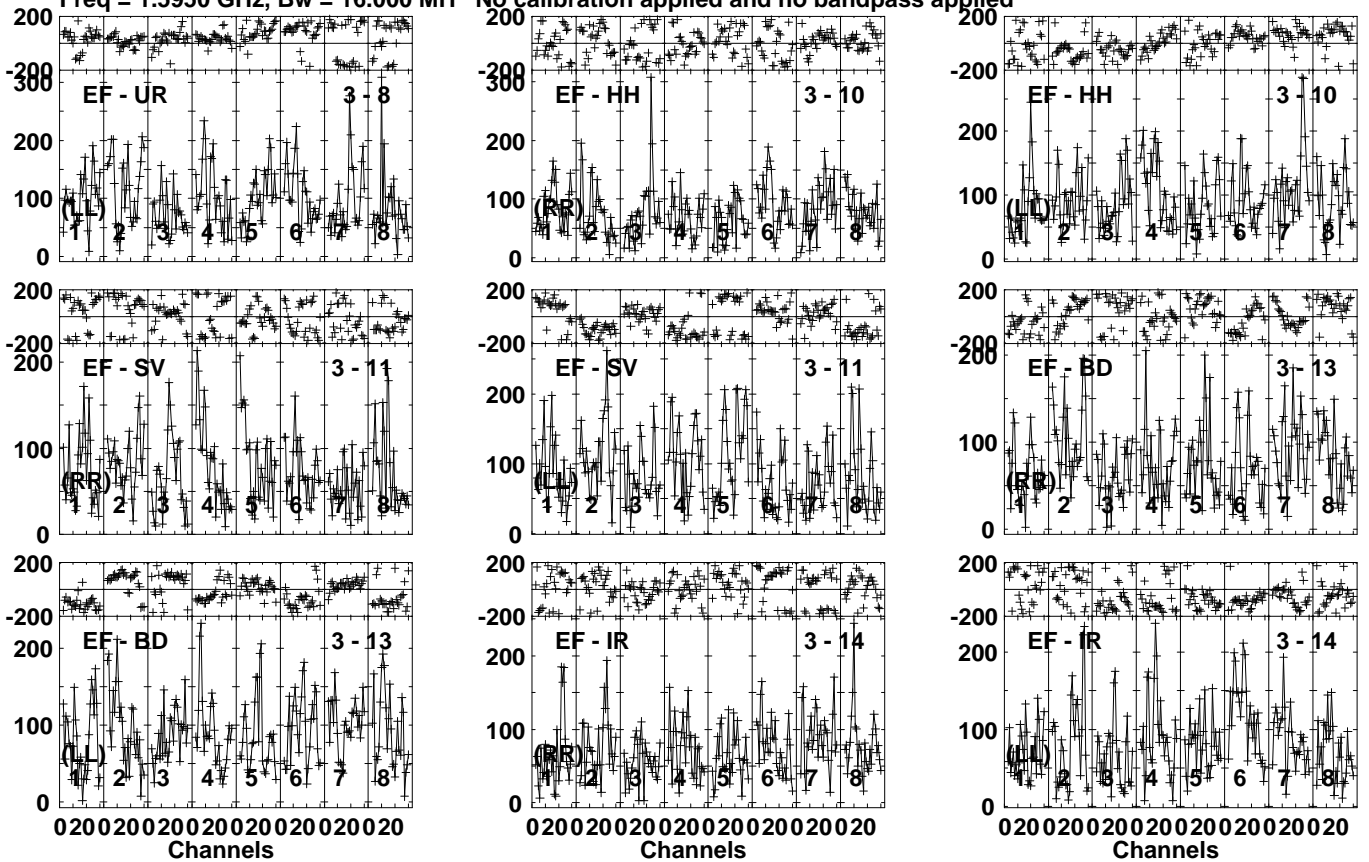
Vector averaged cross-power spectrum Several baselines displayed

Timerange: 01/05:08:01 to 01/05:09:59

Plot file version 370 created 18-MAR-2021 11:20:27

WXUMA EB082 1.UVDATA.1

Freq = 1.5950 GHz, Bw = 16.000 MH No calibration applied and no bandpass applied

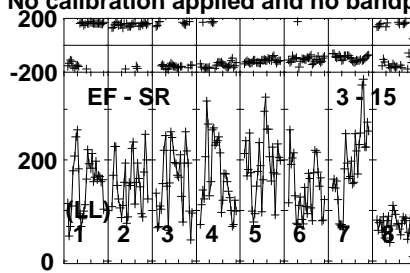
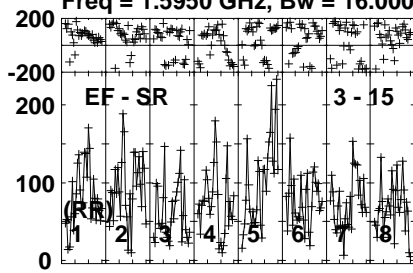


Lower frame: Micro Ampl Jy Top frame: Phas deg
Vector averaged cross-power spectrum Several baselines displayed
Timerange: 01/05:10:00 to 01/05:13:00

Plot file version 371 created 18-MAR-2021 11:20:28

WXUMA EB082 1.UVDATA.1

Freq = 1.5950 GHz, Bw = 16.000 MH No calibration applied and no bandpass applied



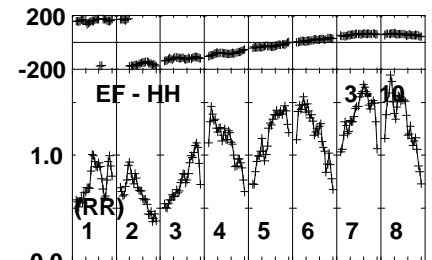
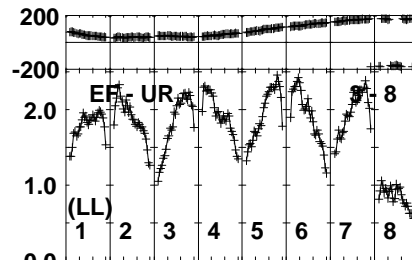
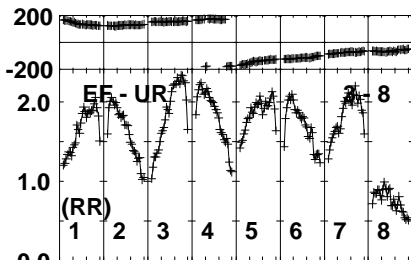
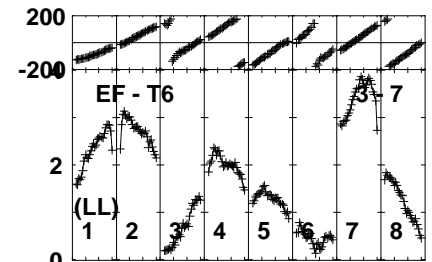
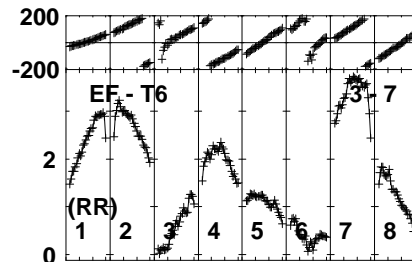
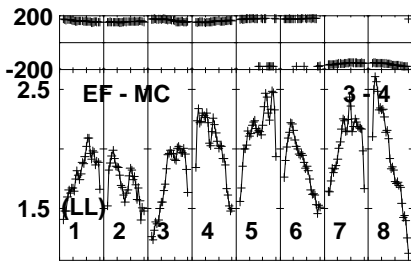
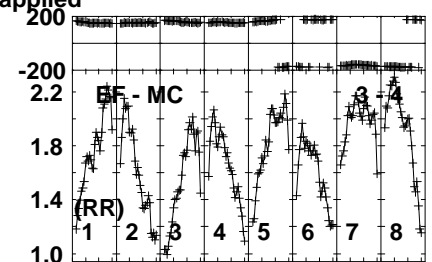
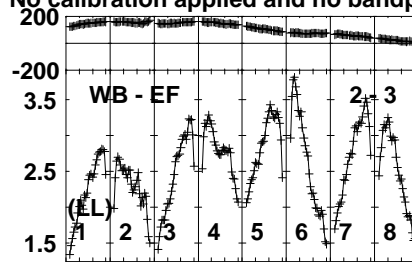
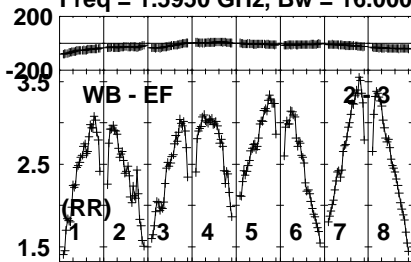
Lower frame: Micro Ampl Jy Top frame: Phas deg
Vector averaged cross-power spectrum Several baselines displayed
Timerange: 01/05:10:00 to 01/05:13:00

Plot file version 372 created 18-MAR-2021 11:20:28

J1108+4330 EB082 1.UVDATA.1

Freq = 1.5950 GHz, Bw = 16.000 MH

No calibration applied and no bandpass applied



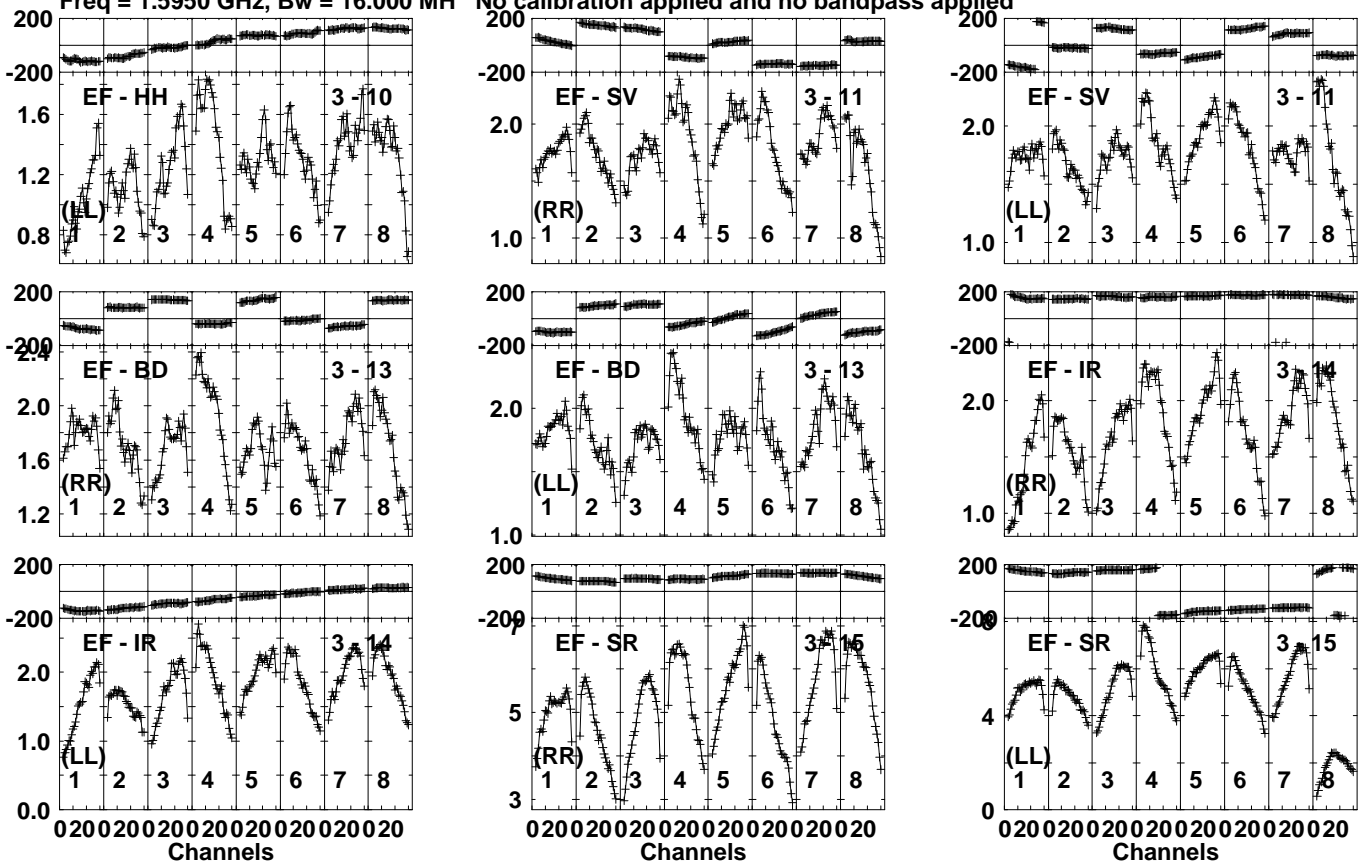
Lower frame: Milli Ampl Jy Top frame: Phas deg
Vector averaged cross-power spectrum Several baselines displayed
Timerange: 01/05:13:30 to 01/05:15:00

Plot file version 373 created 18-MAR-2021 11:20:28

J1108+4330 EB082 1.UVDATA.1

Freq = 1.5950 GHz, Bw = 16.000 MH

No calibration applied and no bandpass applied

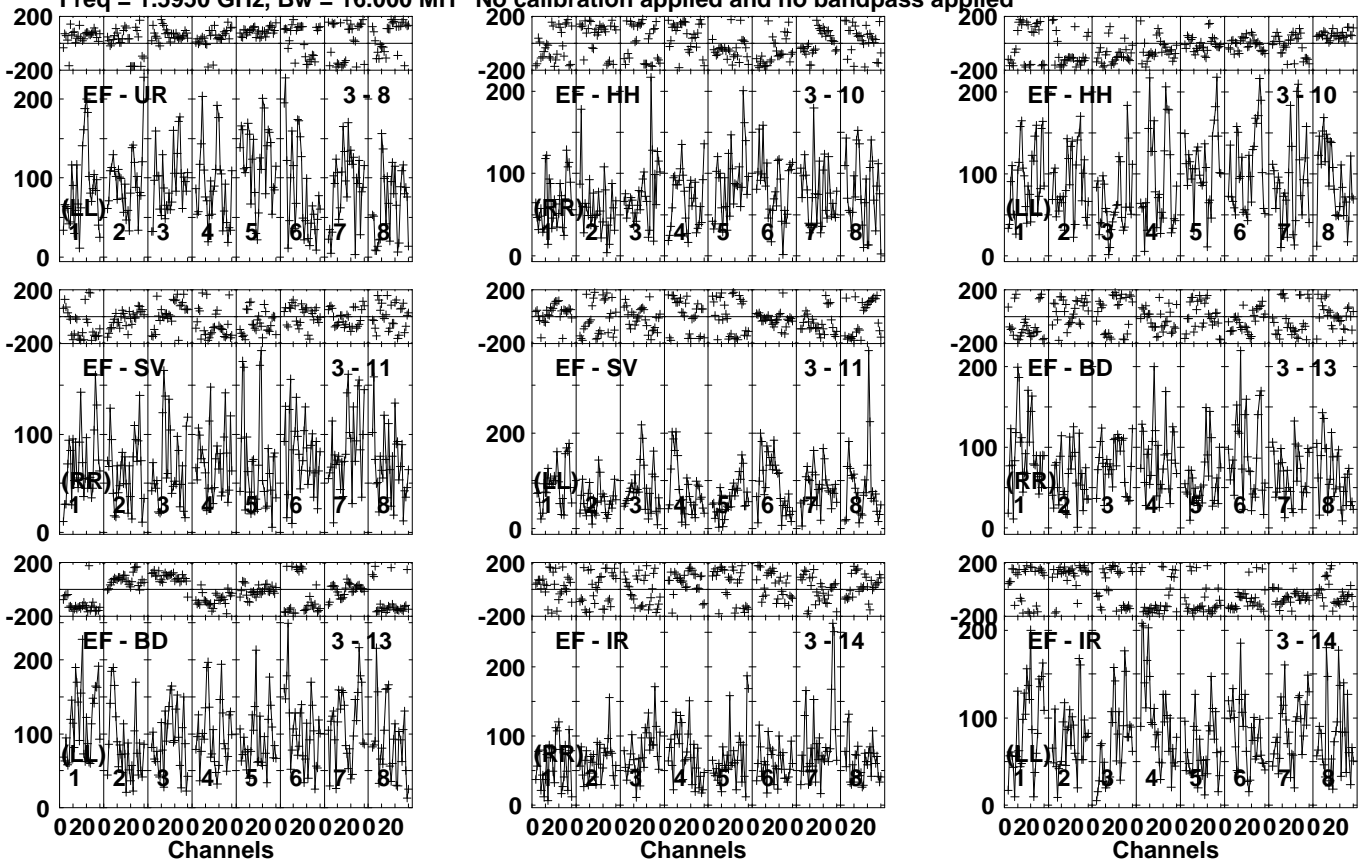


Lower frame: Milli Ampl Jy Top frame: Phas deg
Vector averaged cross-power spectrum Several baselines displayed
Timerange: 01/05:13:30 to 01/05:15:00

Plot file version 375 created 18-MAR-2021 11:20:28

WXUMA EB082 1.UVDATA.1

Freq = 1.5950 GHz, Bw = 16.000 MH No calibration applied and no bandpass applied

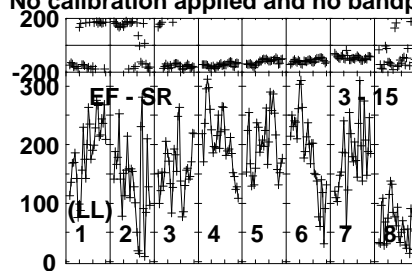
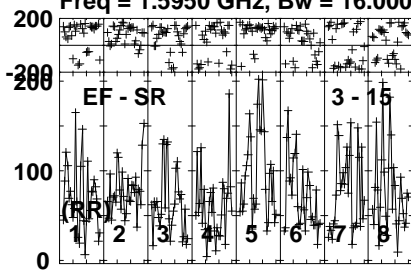


Lower frame: Micro Ampl Jy Top frame: Phas deg
Vector averaged cross-power spectrum Several baselines displayed
Timerange: 01/05:15:00 to 01/05:18:00

Plot file version 376 created 18-MAR-2021 11:20:29

WXUMA EB082 1.UVDATA.1

Freq = 1.5950 GHz, Bw = 16.000 MH No calibration applied and no bandpass applied



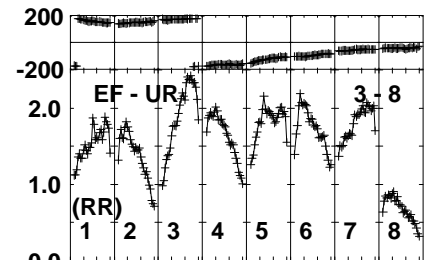
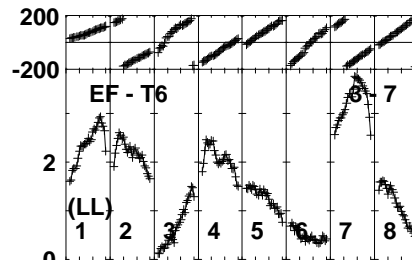
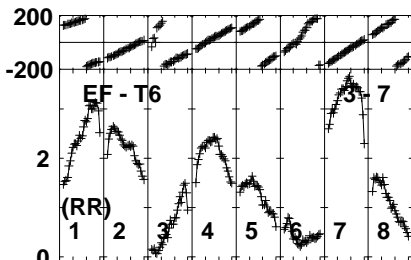
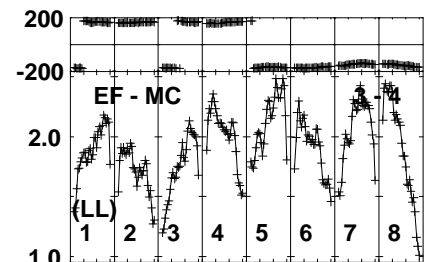
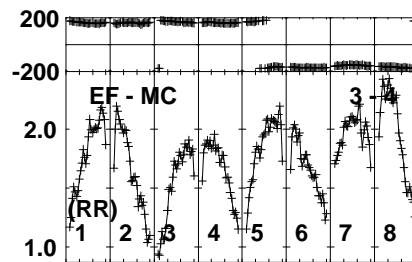
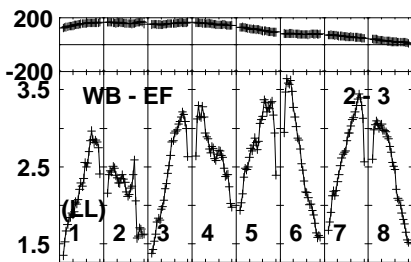
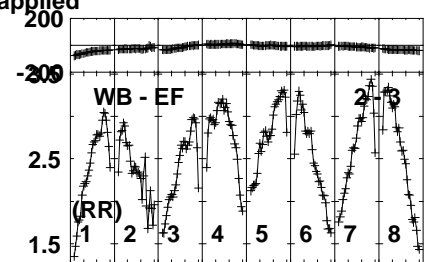
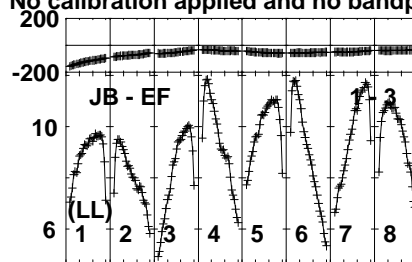
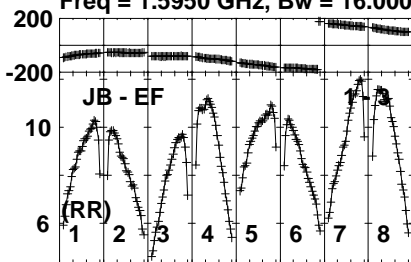
Lower frame: Micro Ampl Jy Top frame: Phas deg
Vector averaged cross-power spectrum Several baselines displayed
Timerange: 01/05:15:00 to 01/05:18:00

Plot file version 377 created 18-MAR-2021 11:20:29

J1108+4330 EB082 1.UVDATA.1

Freq = 1.5950 GHz, Bw = 16.000 MH

No calibration applied and no bandpass applied



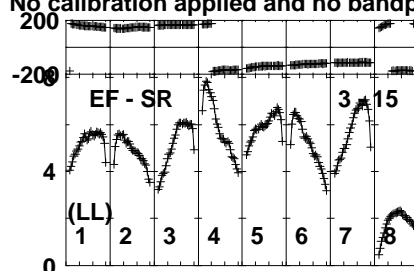
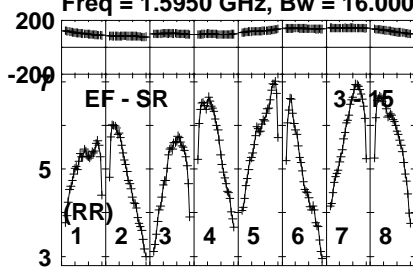
Lower frame: Milli Ampl Jy Top frame: Phas deg
Vector averaged cross-power spectrum Several baselines displayed
Timerange: 01/05:18:01 to 01/05:20:00

Plot file version 379 created 18-MAR-2021 11:20:29

J1108+4330 EB082 1.UVDATA.1

Freq = 1.5950 GHz, Bw = 16.000 MH

No calibration applied and no bandpass applied



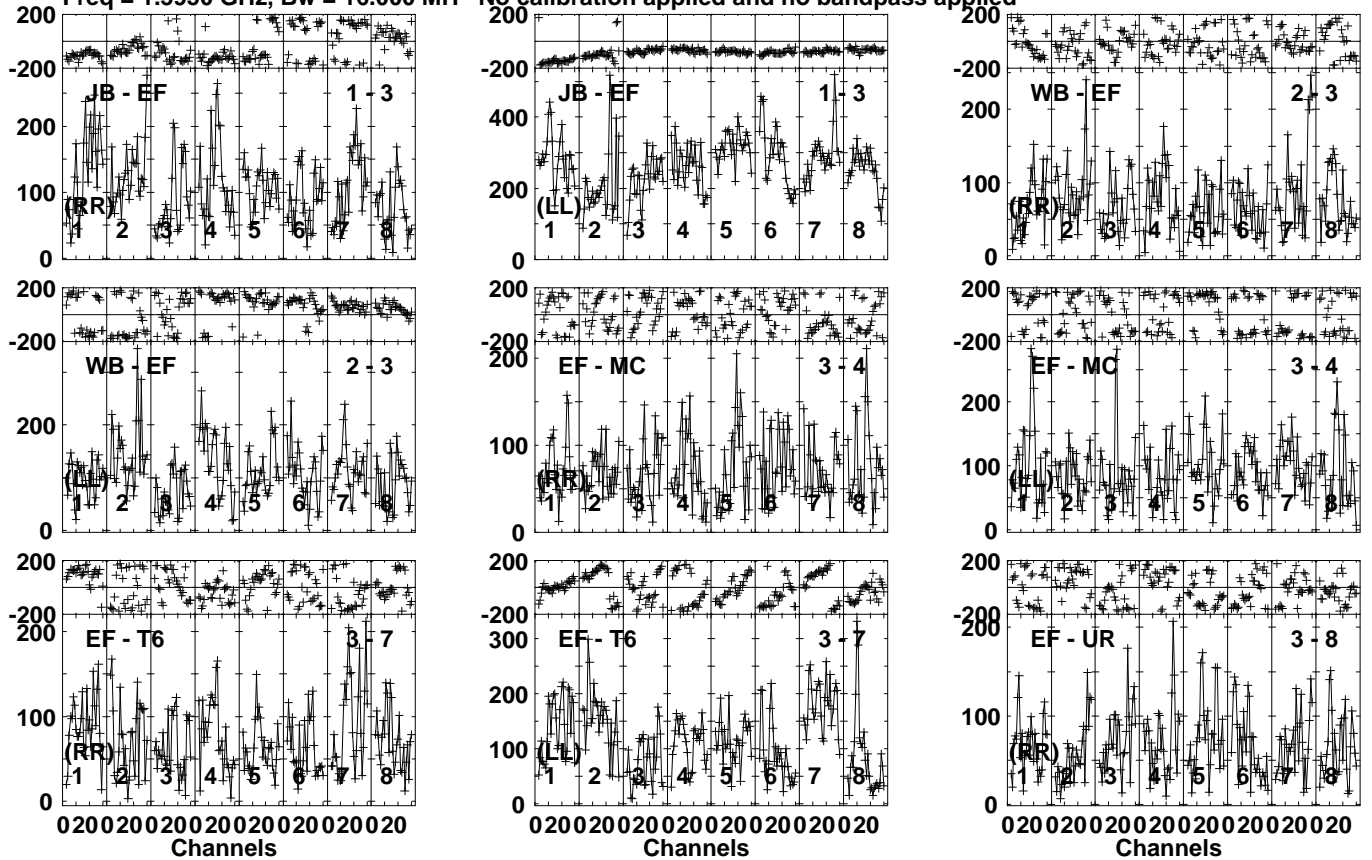
Lower frame: Milli Ampl Jy Top frame: Phas deg
Vector averaged cross-power spectrum Several baselines displayed
Timerange: 01/05:18:01 to 01/05:20:00

Plot file version 380 created 18-MAR-2021 11:20:29

WXUMA EB082 1.UVDATA.1

Freq = 1.5950 GHz, Bw = 16.000 MH

No calibration applied and no bandpass applied

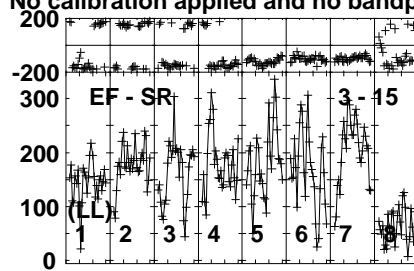
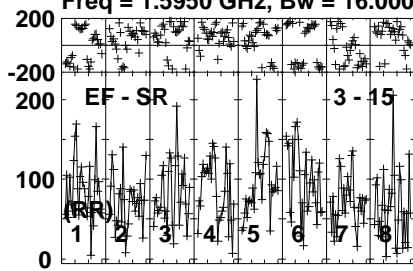


Lower frame: Micro Ampl Jy Top frame: Phas deg
Vector averaged cross-power spectrum Several baselines displayed
Timerange: 01/05:20:01 to 01/05:23:00

Plot file version 382 created 18-MAR-2021 11:20:29

WXUMA EB082 1.UVDATA.1

Freq = 1.5950 GHz, Bw = 16.000 MH No calibration applied and no bandpass applied

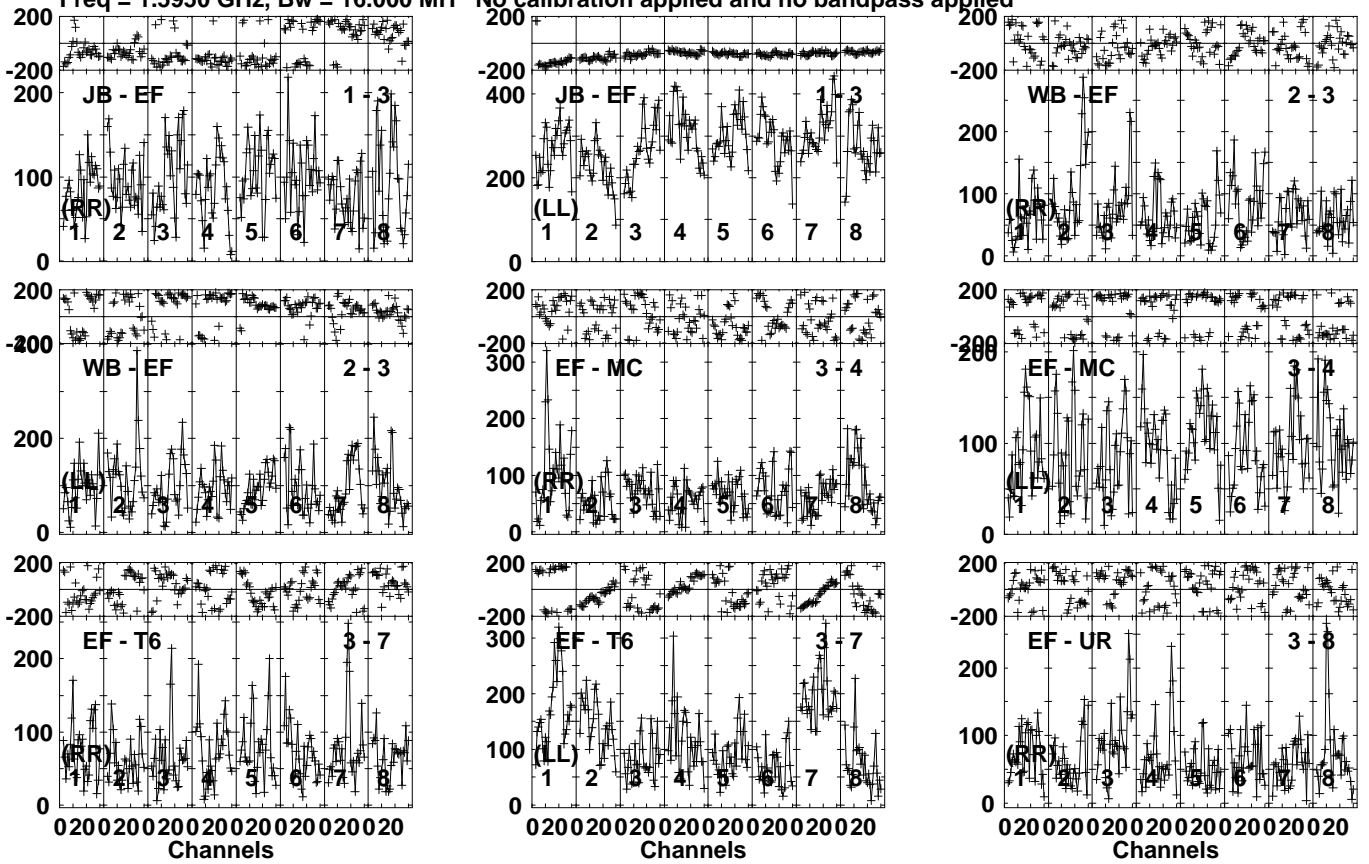


Lower frame: Micro Ampl Jy Top frame: Phas deg
Vector averaged cross-power spectrum Several baselines displayed
Timerange: 01/05:20:01 to 01/05:23:00

Plot file version 385 created 18-MAR-2021 11:20:30

WXUMA EB082 1.UVDATA.1

Freq = 1.5950 GHz, Bw = 16.000 MH No calibration applied and no bandpass applied

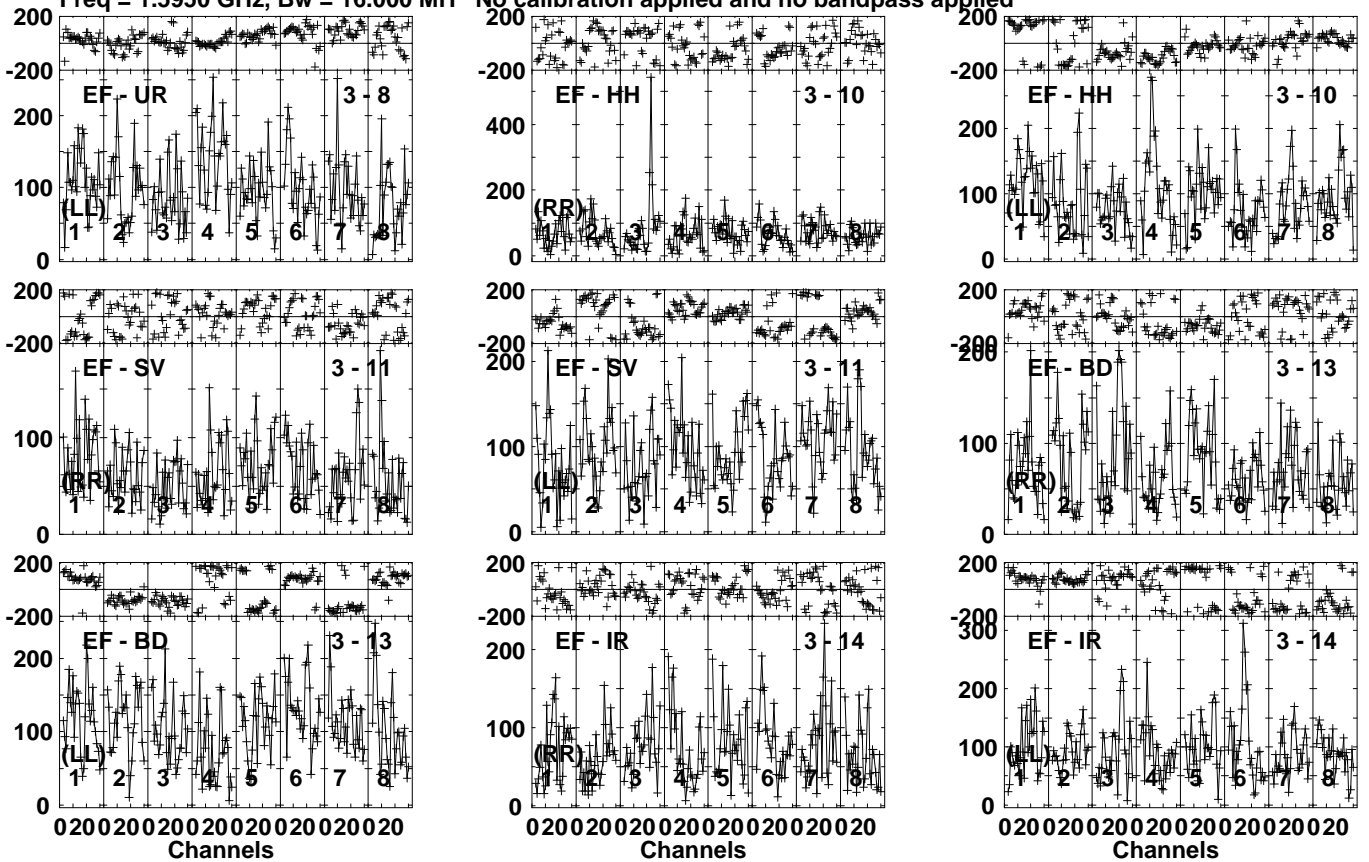


Lower frame: Micro Ampl Jy Top frame: Phas deg
Vector averaged cross-power spectrum Several baselines displayed
Timerange: 01/05:25:00 to 01/05:28:00

Plot file version 386 created 18-MAR-2021 11:20:30

WXUMA EB082 1.UVDATA.1

Freq = 1.5950 GHz, Bw = 16.000 MH No calibration applied and no bandpass applied

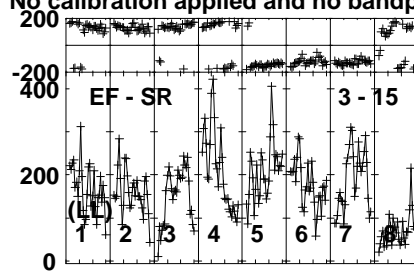
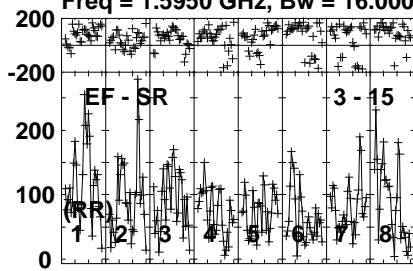


Lower frame: Micro Ampl Jy Top frame: Phas deg
Vector averaged cross-power spectrum Several baselines displayed
Timerange: 01/05:25:00 to 01/05:28:00

Plot file version 387 created 18-MAR-2021 11:20:31

WXUMA EB082 1.UVDATA.1

Freq = 1.5950 GHz, Bw = 16.000 MH No calibration applied and no bandpass applied



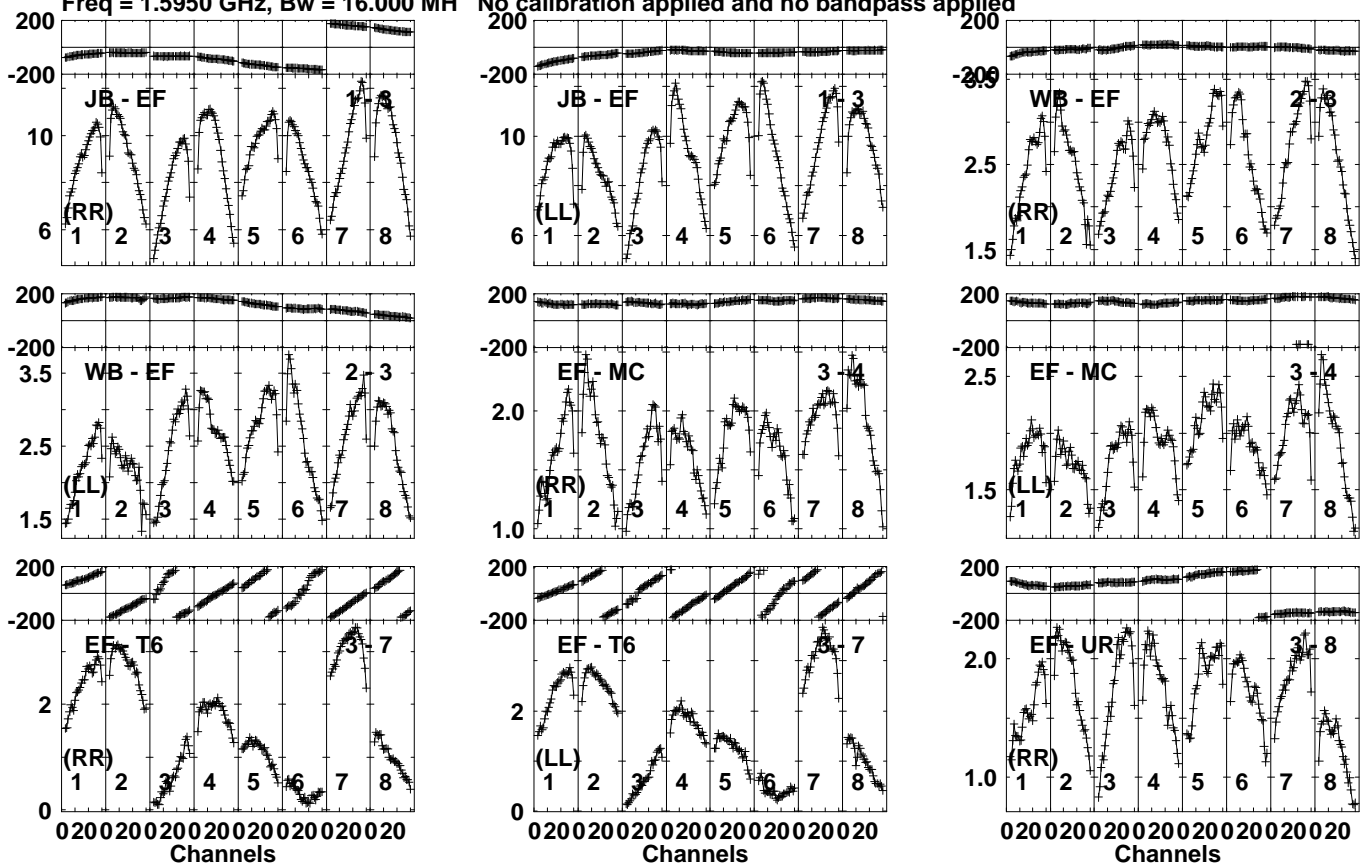
Lower frame: Micro Ampl Jy Top frame: Phas deg
Vector averaged cross-power spectrum Several baselines displayed
Timerange: 01/05:25:00 to 01/05:28:00

Plot file version 388 created 18-MAR-2021 11:20:31

J1108+4330 EB082 1.UVDATA.1

Freq = 1.5950 GHz, Bw = 16.000 MH

No calibration applied and no bandpass applied



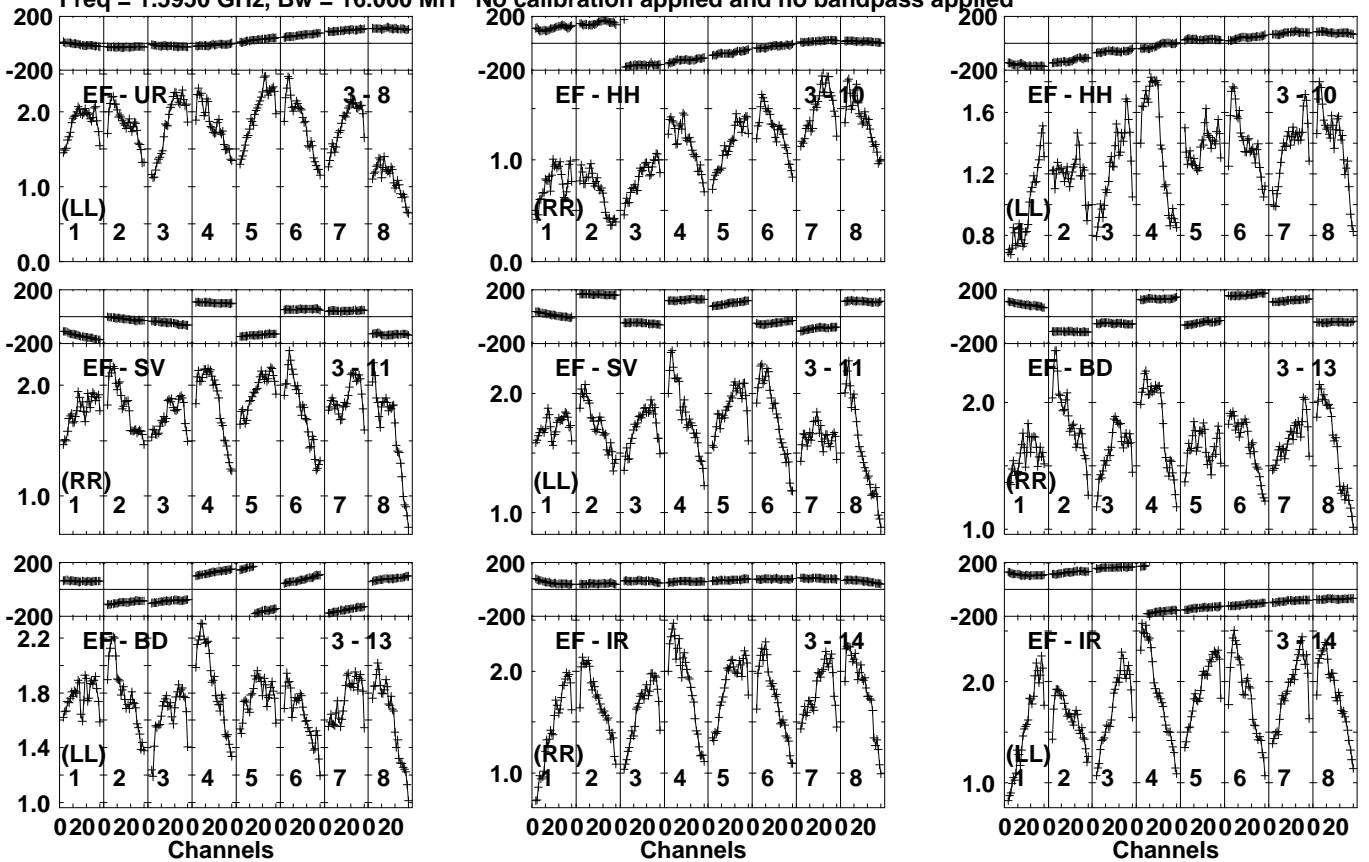
Lower frame: Milli Ampl Jy Top frame: Phas deg
 Vector averaged cross-power spectrum Several baselines displayed
 Timerange: 01/05:28:00 to 01/05:30:00

Plot file version 389 created 18-MAR-2021 11:20:31

J1108+4330 EB082 1.UVDATA.1

Freq = 1.5950 GHz, Bw = 16.000 MH

No calibration applied and no bandpass applied



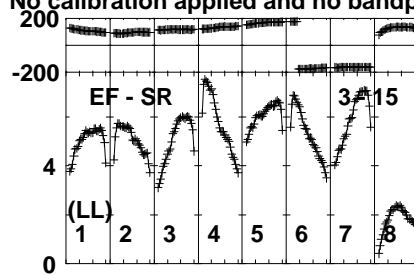
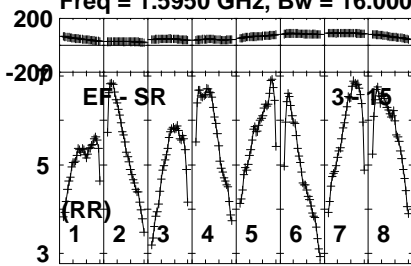
Lower frame: Milli Ampl Jy Top frame: Phas deg
Vector averaged cross-power spectrum Several baselines displayed
Timerange: 01/05:28:00 to 01/05:30:00

Plot file version 390 created 18-MAR-2021 11:20:31

J1108+4330 EB082 1.UVDATA.1

Freq = 1.5950 GHz, Bw = 16.000 MH

No calibration applied and no bandpass applied



Lower frame: Milli Ampl Jy Top frame: Phas deg

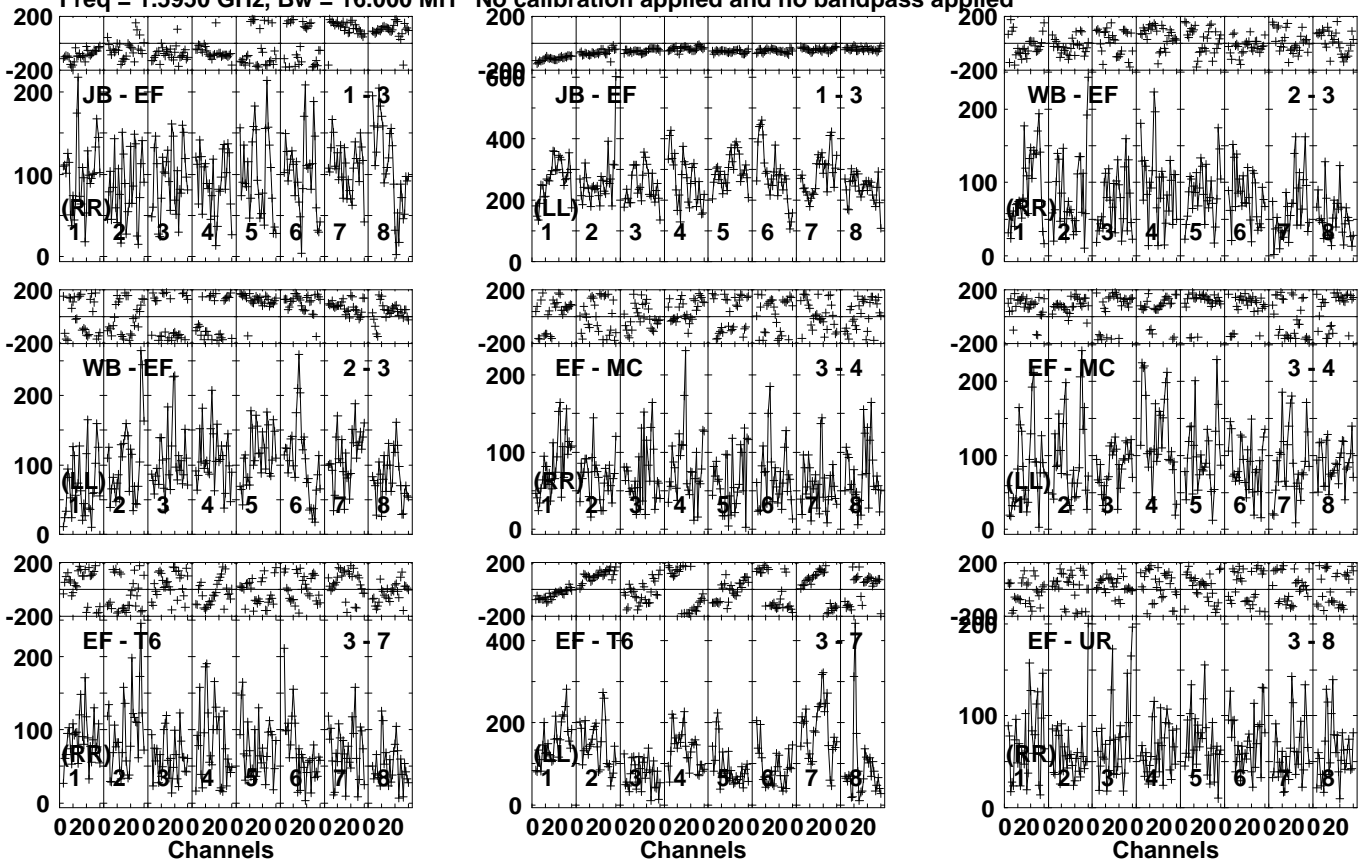
Vector averaged cross-power spectrum Several baselines displayed

Timerange: 01/05:28:00 to 01/05:30:00

Plot file version 391 created 18-MAR-2021 11:20:31

WXUMA EB082 1.UVDATA.1

Freq = 1.5950 GHz, Bw = 16.000 MH No calibration applied and no bandpass applied



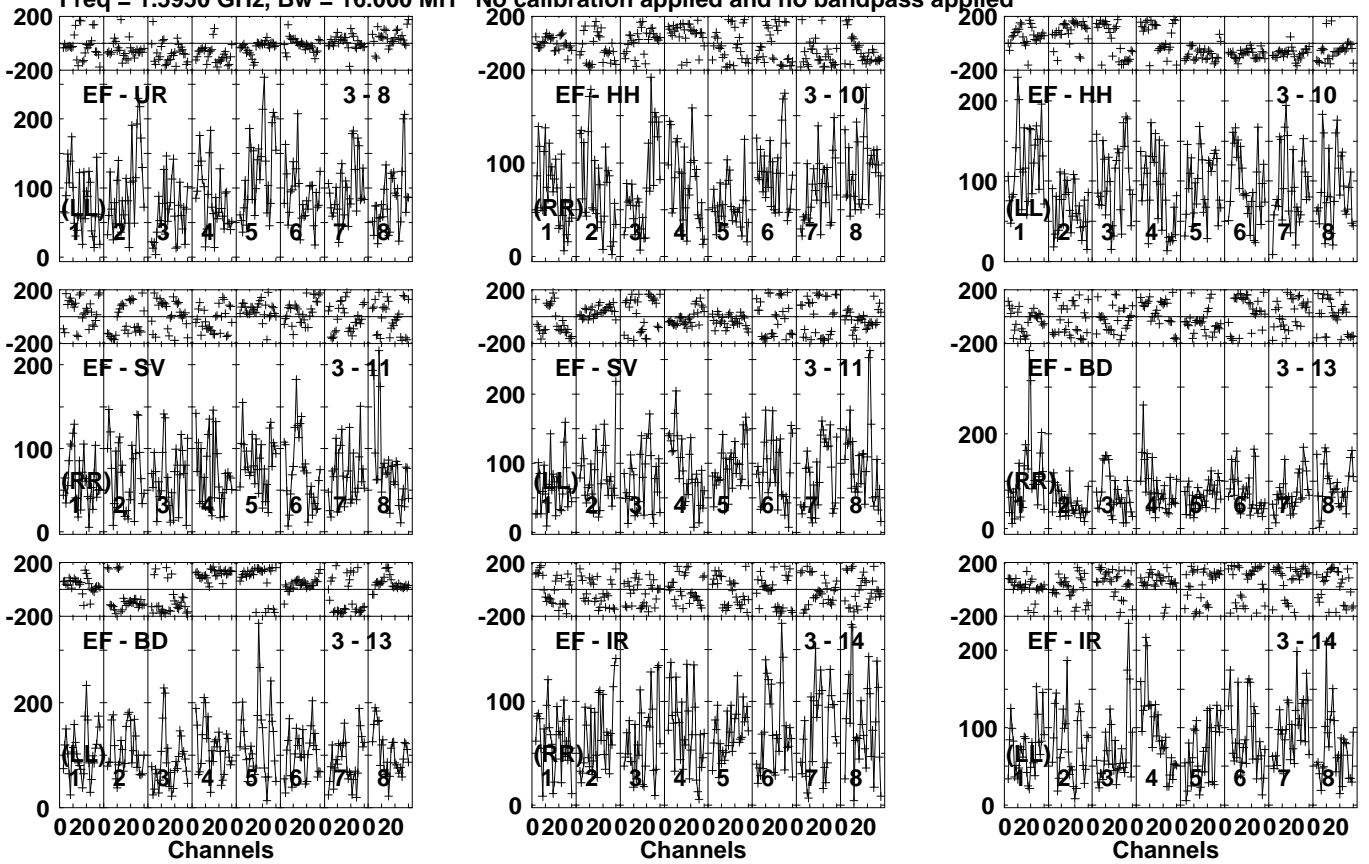
Lower frame: Micro Ampl Jy Top frame: Phas deg
Vector averaged cross-power spectrum Several baselines displayed
Timerange: 01/05:30:01 to 01/05:33:00

Plot file version 392 created 18-MAR-2021 11:20:31

WXUMA EB082 1.UVDATA.1

Freq = 1.5950 GHz, Bw = 16.000 MH

No calibration applied and no bandpass applied

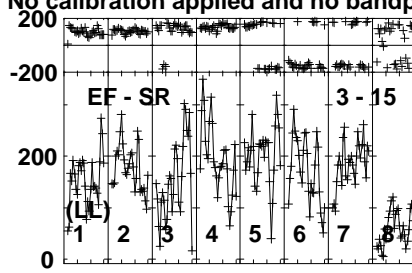
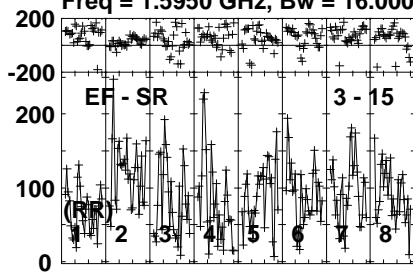


Lower frame: Micro Ampl Jy Top frame: Phas deg
Vector averaged cross-power spectrum Several baselines displayed
Timerange: 01/05:30:01 to 01/05:33:00

Plot file version 393 created 18-MAR-2021 11:20:31

WXUMA EB082 1.UVDATA.1

Freq = 1.5950 GHz, Bw = 16.000 MH No calibration applied and no bandpass applied



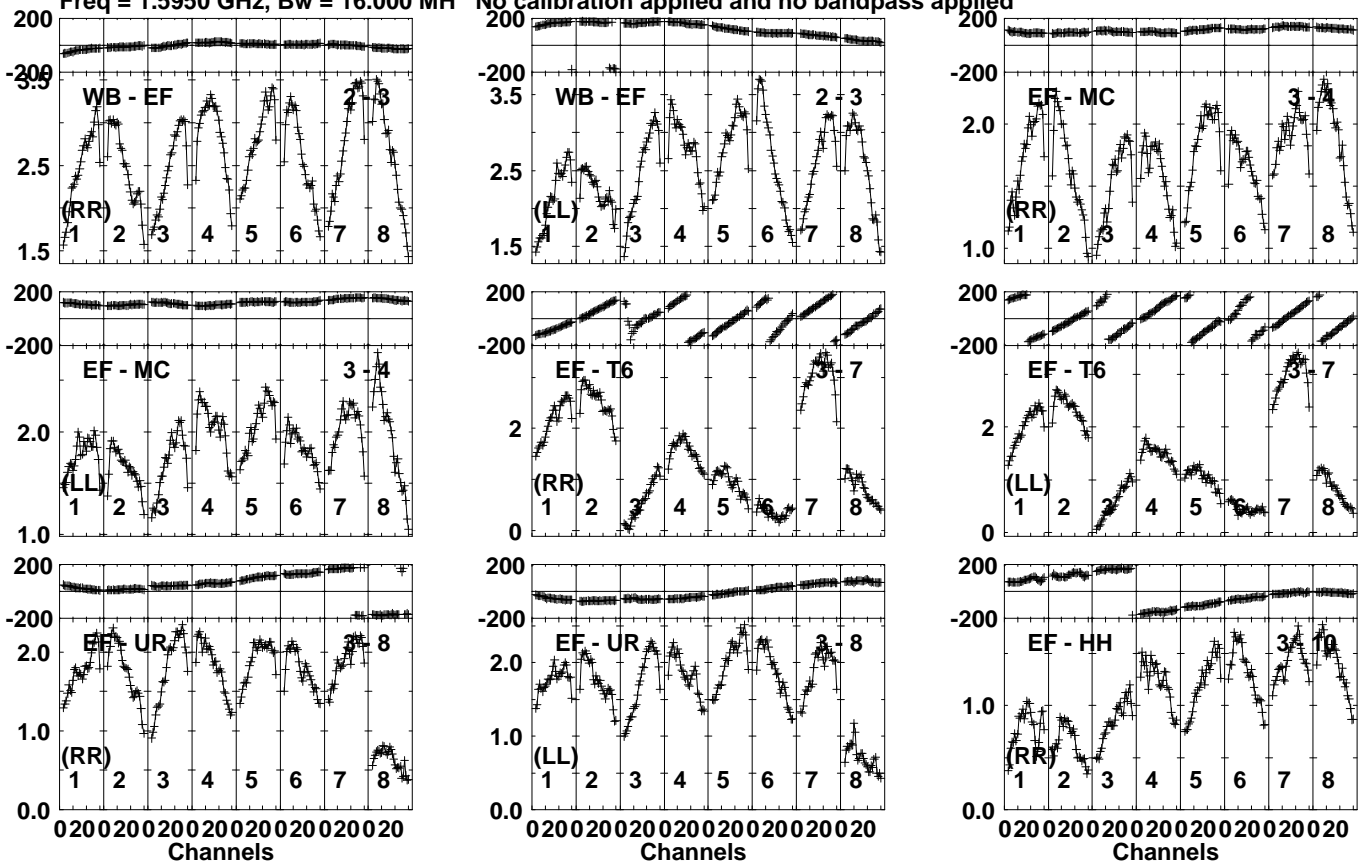
Lower frame: Micro Ampl Jy Top frame: Phas deg
Vector averaged cross-power spectrum Several baselines displayed
Timerange: 01/05:30:01 to 01/05:33:00

Plot file version 394 created 18-MAR-2021 11:20:32

J1108+4330 EB082 1.UVDATA.1

Freq = 1.5950 GHz, Bw = 16.000 MH

No calibration applied and no bandpass applied

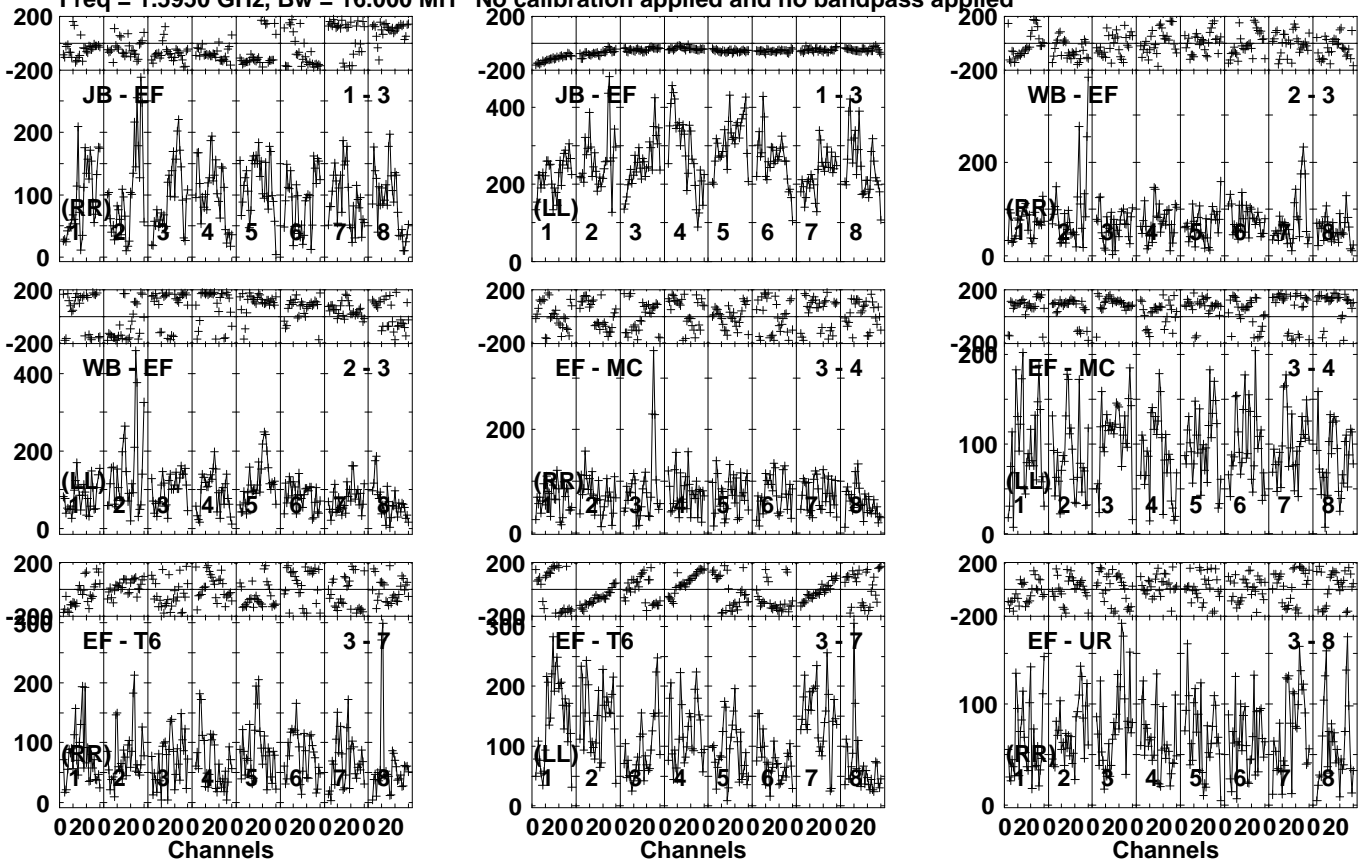


Lower frame: Milli Ampl Jy Top frame: Phas deg
Vector averaged cross-power spectrum Several baselines displayed
Timerange: 01/05:33:31 to 01/05:35:00

Plot file version 396 created 18-MAR-2021 11:20:32

WXUMA EB082 1.UVDATA.1

Freq = 1.5950 GHz, Bw = 16.000 MH No calibration applied and no bandpass applied

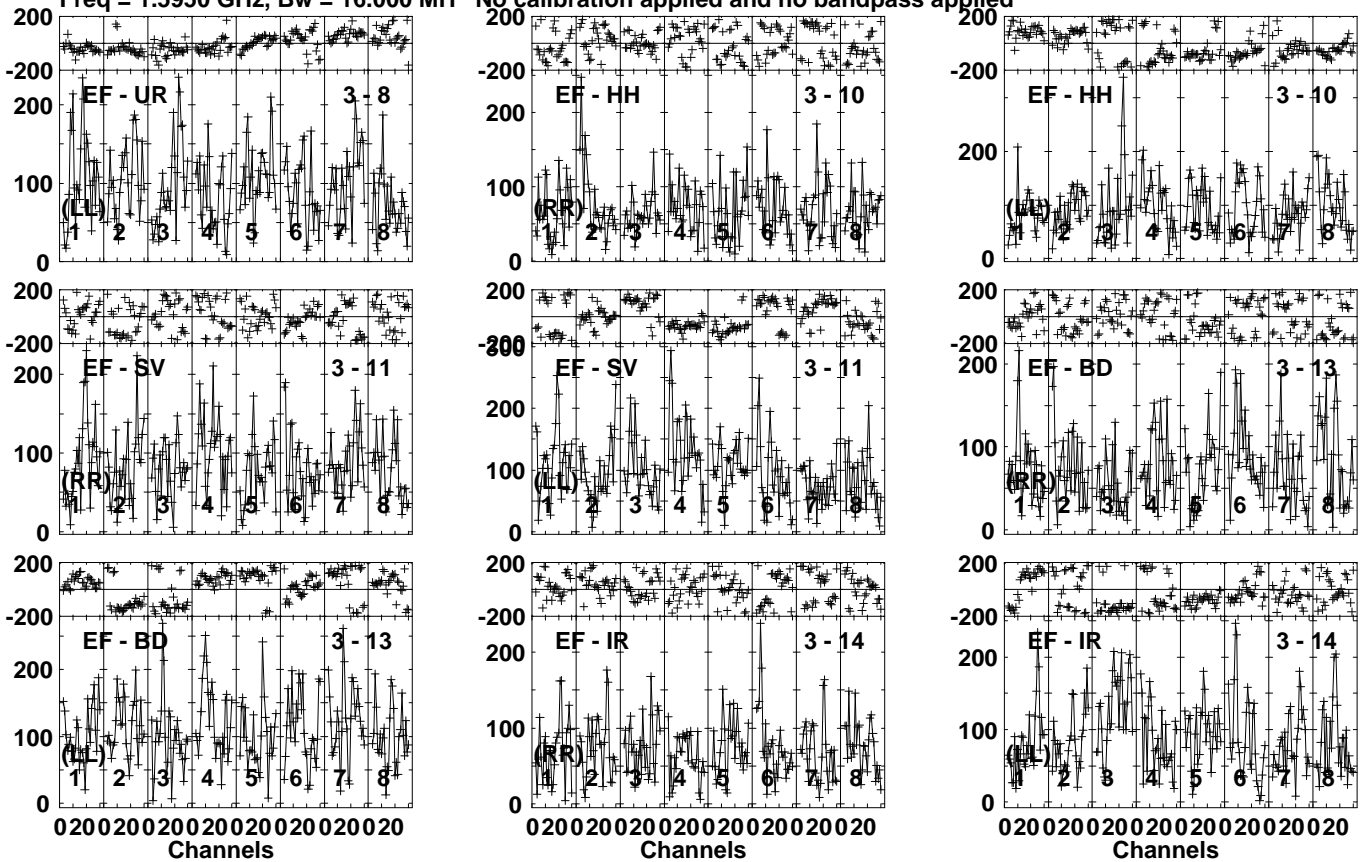


Lower frame: Micro Ampl Jy Top frame: Phas deg
Vector averaged cross-power spectrum Several baselines displayed
Timerange: 01/05:35:00 to 01/05:37:59

Plot file version 397 created 18-MAR-2021 11:20:32

WXUMA EB082 1.UVDATA.1

Freq = 1.5950 GHz, Bw = 16.000 MH No calibration applied and no bandpass applied

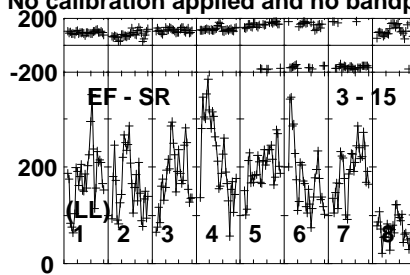
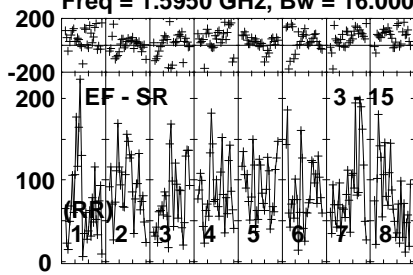


Lower frame: Micro Ampl Jy Top frame: Phas deg
Vector averaged cross-power spectrum Several baselines displayed
Timerange: 01/05:35:00 to 01/05:37:59

Plot file version 398 created 18-MAR-2021 11:20:32

WXUMA EB082 1.UVDATA.1

Freq = 1.5950 GHz, Bw = 16.000 MH No calibration applied and no bandpass applied



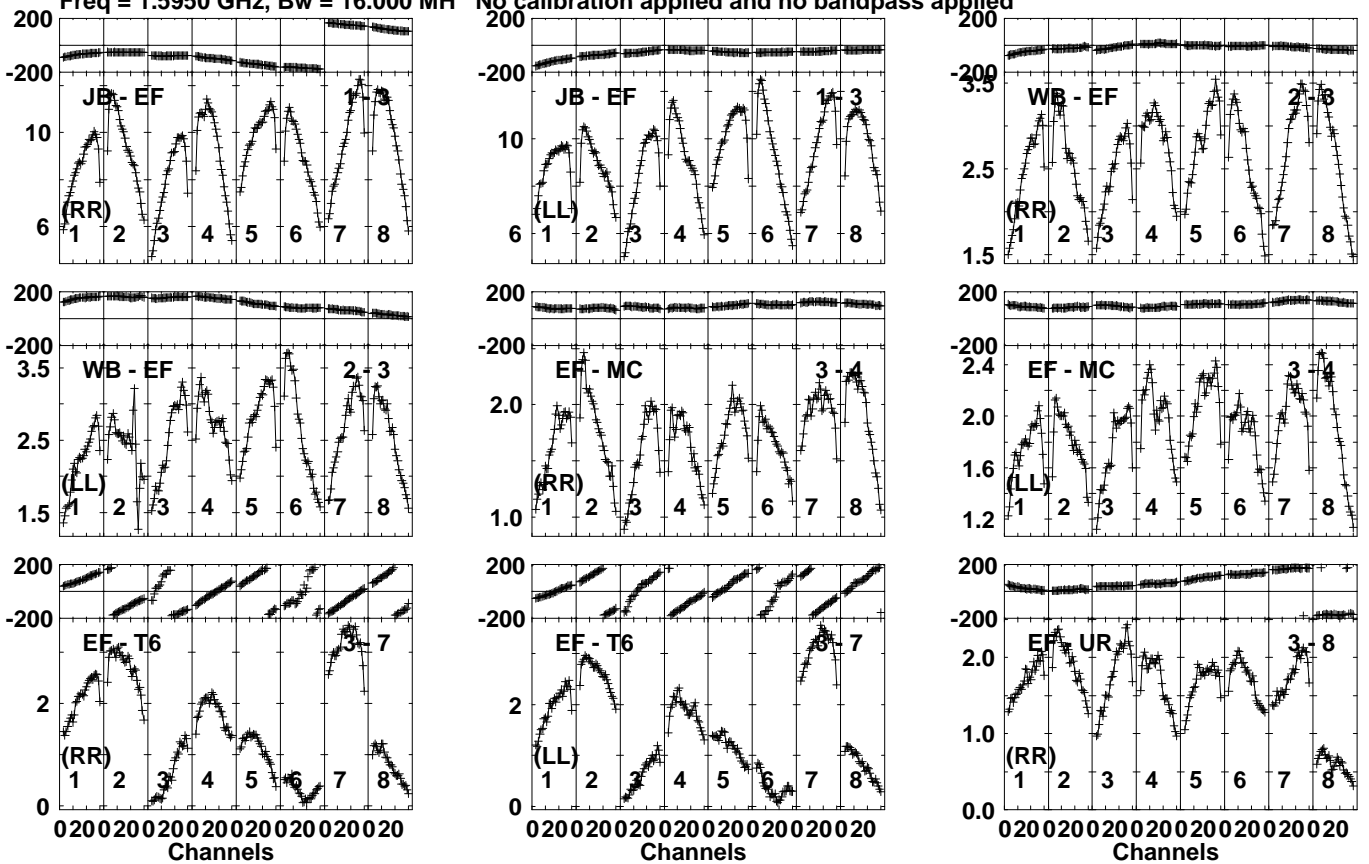
Lower frame: Micro Ampl Jy Top frame: Phas deg
Vector averaged cross-power spectrum Several baselines displayed
Timerange: 01/05:35:00 to 01/05:37:59

Plot file version 399 created 18-MAR-2021 11:20:32

J1108+4330 EB082 1.UVDATA.1

Freq = 1.5950 GHz, Bw = 16.000 MH

No calibration applied and no bandpass applied



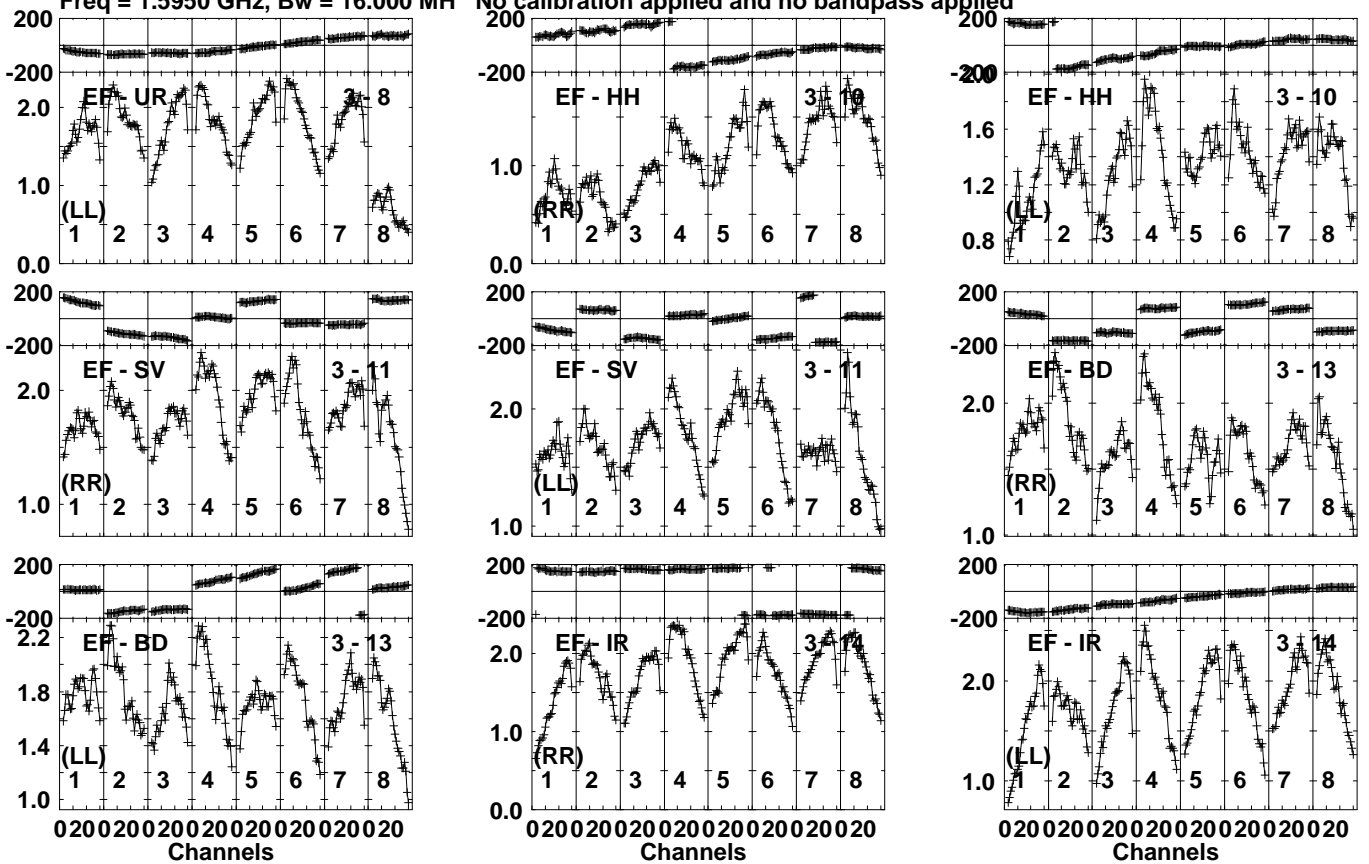
Lower frame: Milli Ampl Jy Top frame: Phas deg
 Vector averaged cross-power spectrum Several baselines displayed
 Timerange: 01/05:38:00 to 01/05:39:59

Plot file version 400 created 18-MAR-2021 11:20:33

J1108+4330 EB082 1.UVDATA.1

Freq = 1.5950 GHz, Bw = 16.000 MH

No calibration applied and no bandpass applied



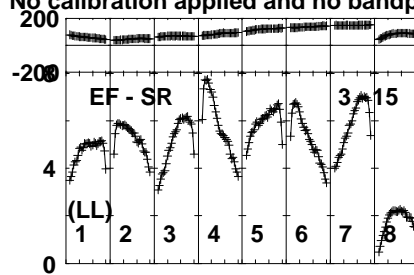
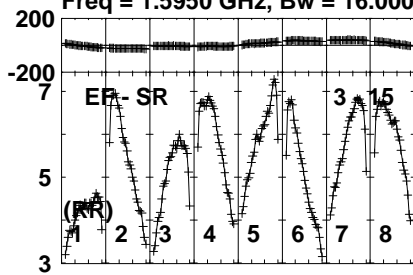
Lower frame: Milli Ampl Jy Top frame: Phas deg
Vector averaged cross-power spectrum Several baselines displayed
Timerange: 01/05:38:00 to 01/05:39:59

Plot file version 401 created 18-MAR-2021 11:20:33

J1108+4330 EB082 1.UVDATA.1

Freq = 1.5950 GHz, Bw = 16.000 MH

No calibration applied and no bandpass applied

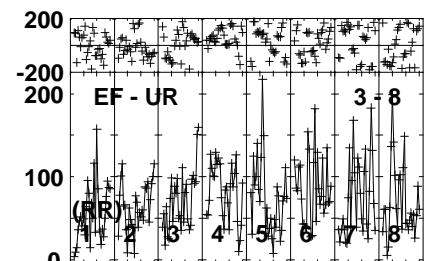
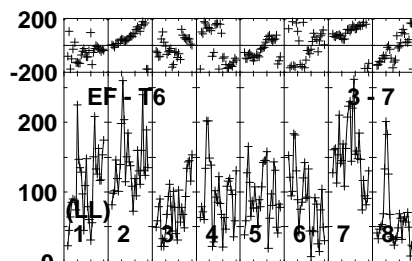
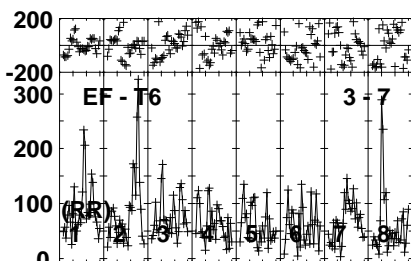
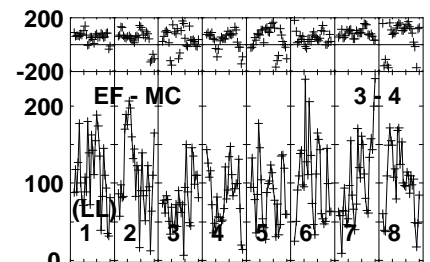
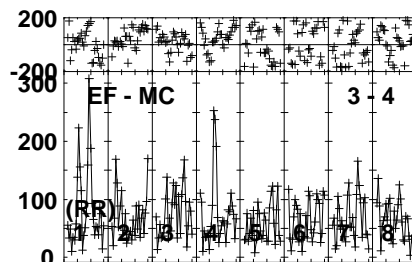
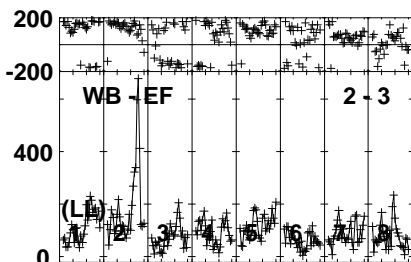
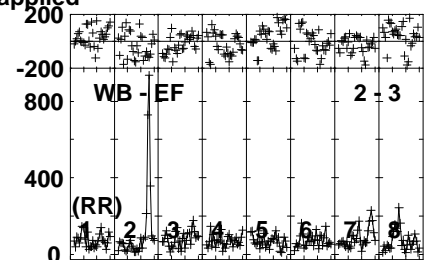
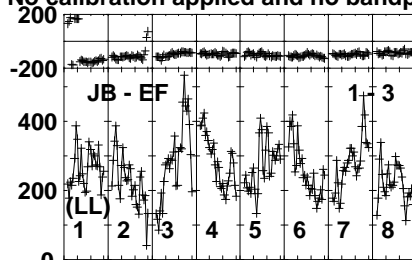
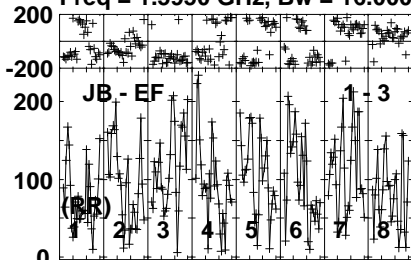


Lower frame: Milli Ampl Jy Top frame: Phas deg
Vector averaged cross-power spectrum Several baselines displayed
Timerange: 01/05:38:00 to 01/05:39:59

Plot file version 402 created 18-MAR-2021 11:20:33

WXUMA EB082 1.UVDATA.1

Freq = 1.5950 GHz, Bw = 16.000 MH No calibration applied and no bandpass applied

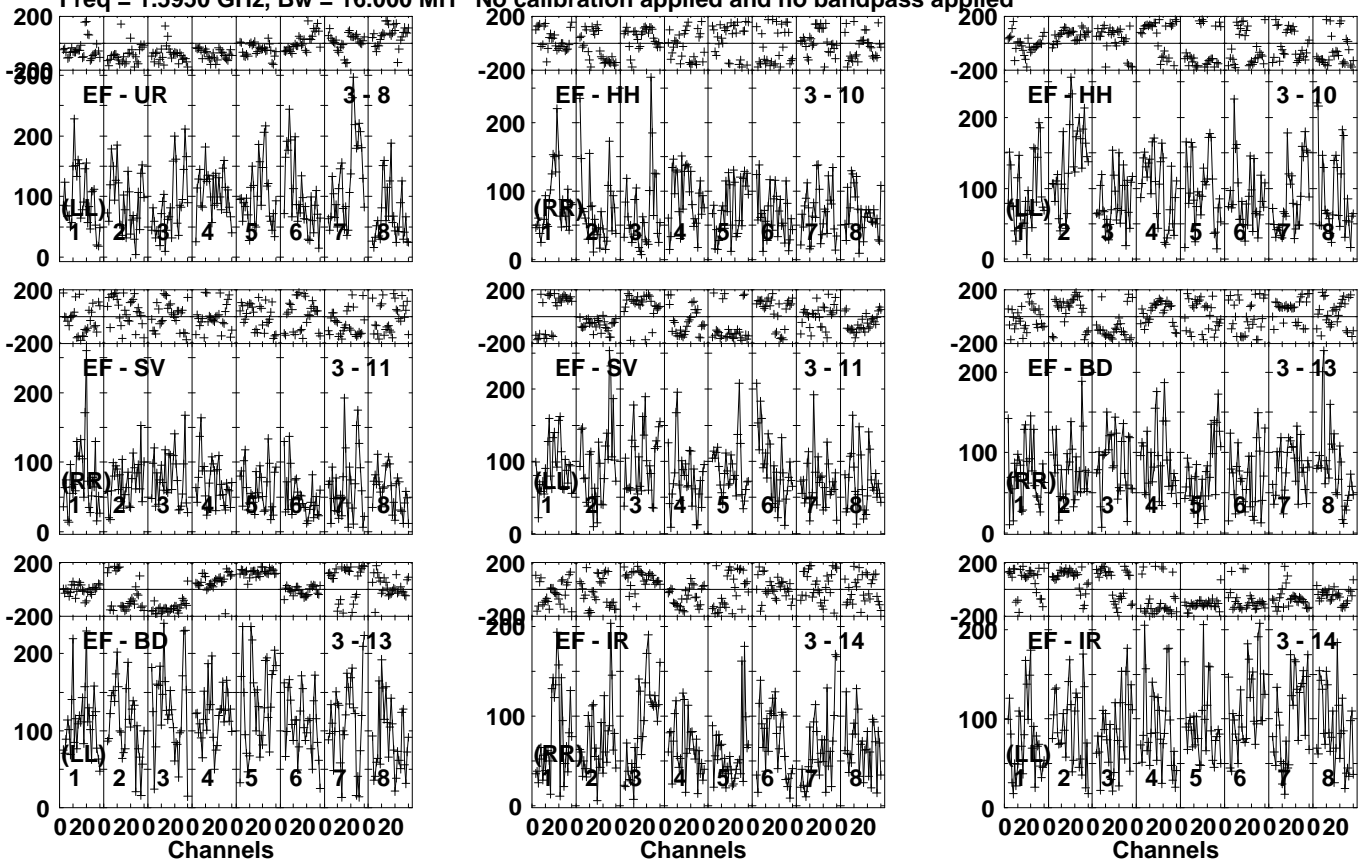


Lower frame: Micro Ampl Jy Top frame: Phas deg
Vector averaged cross-power spectrum Several baselines displayed
Timerange: 01/05:40:00 to 01/05:43:00

Plot file version 403 created 18-MAR-2021 11:20:33

WXUMA EB082 1.UVDATA.1

Freq = 1.5950 GHz, Bw = 16.000 MH No calibration applied and no bandpass applied

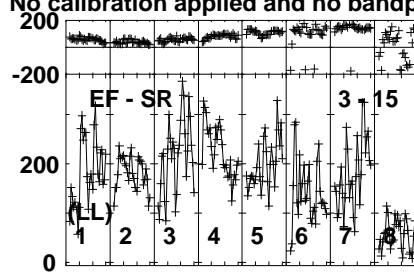
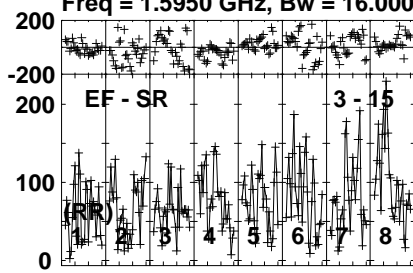


Lower frame: Micro Ampl Jy Top frame: Phas deg
Vector averaged cross-power spectrum Several baselines displayed
Timerange: 01/05:40:00 to 01/05:43:00

Plot file version 404 created 18-MAR-2021 11:20:33

WXUMA EB082 1.UVDATA.1

Freq = 1.5950 GHz, Bw = 16.000 MH No calibration applied and no bandpass applied



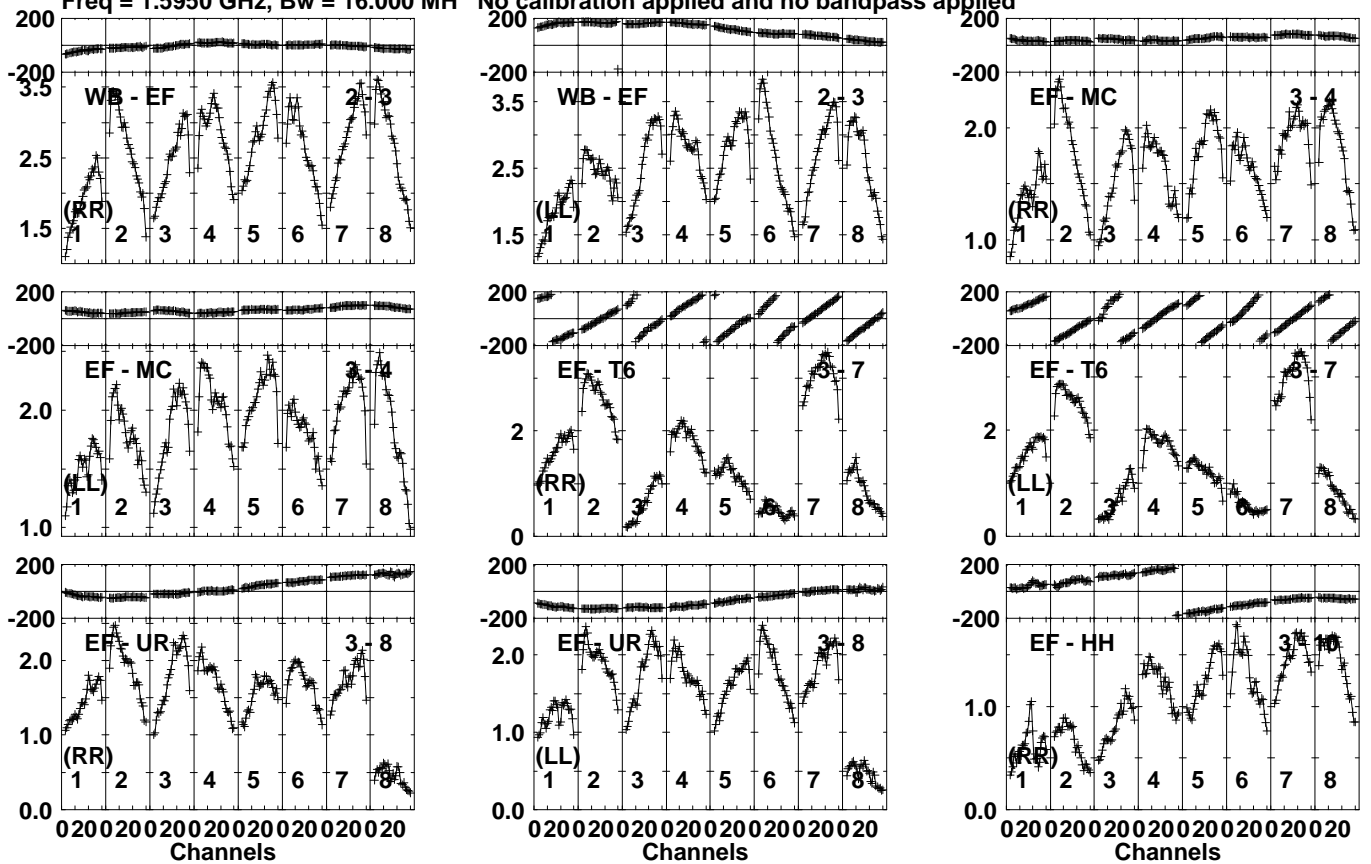
Lower frame: Micro Ampl Jy Top frame: Phas deg
Vector averaged cross-power spectrum Several baselines displayed
Timerange: 01/05:40:00 to 01/05:43:00

Plot file version 405 created 18-MAR-2021 11:20:33

J1108+4330 EB082 1.UVDATA.1

Freq = 1.5950 GHz, Bw = 16.000 MH

No calibration applied and no bandpass applied

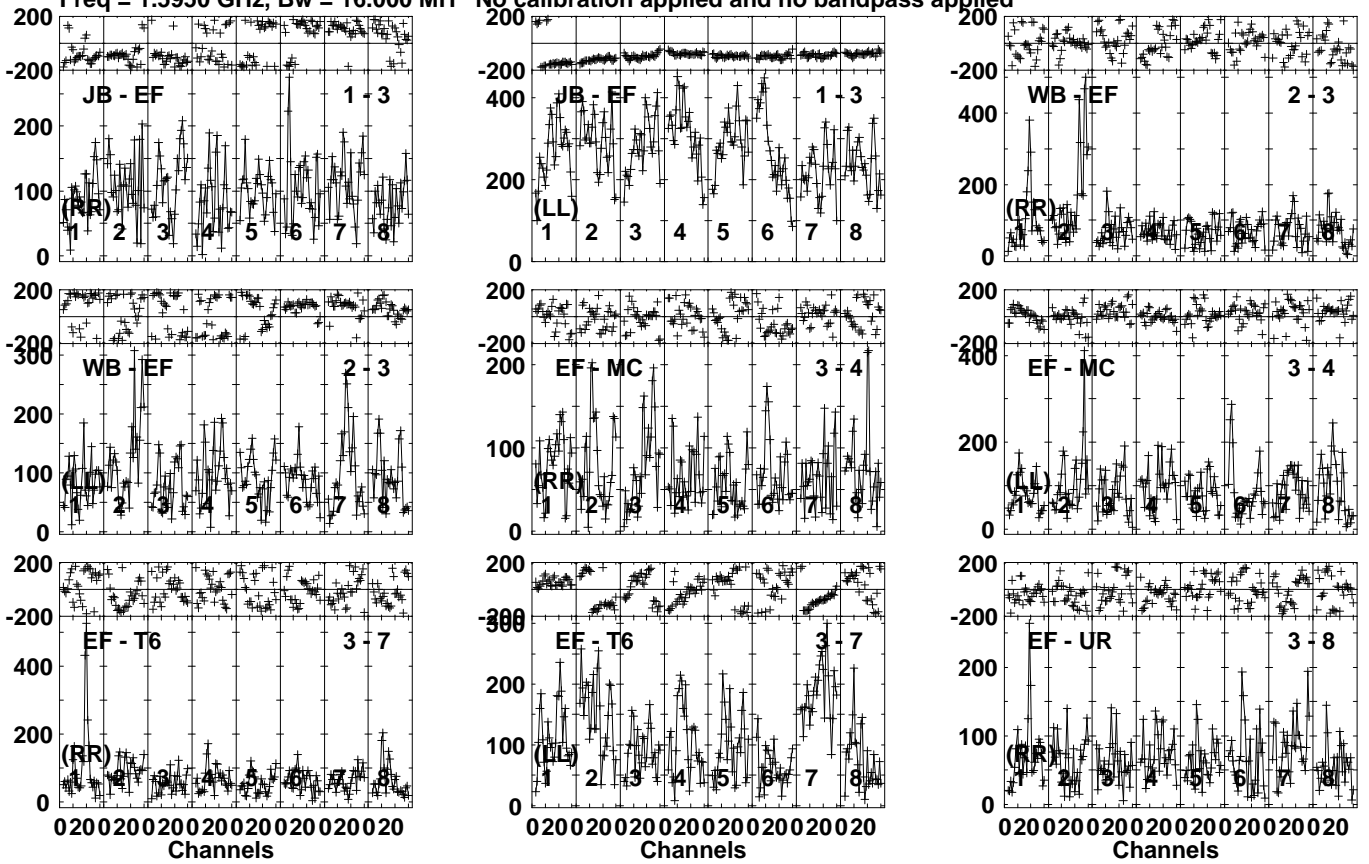


Lower frame: Milli Ampl Jy Top frame: Phas deg
Vector averaged cross-power spectrum Several baselines displayed
Timerange: 01/05:43:31 to 01/05:44:59

Plot file version 407 created 18-MAR-2021 11:20:34

WXUMA EB082 1.UVDATA.1

Freq = 1.5950 GHz, Bw = 16.000 MH No calibration applied and no bandpass applied



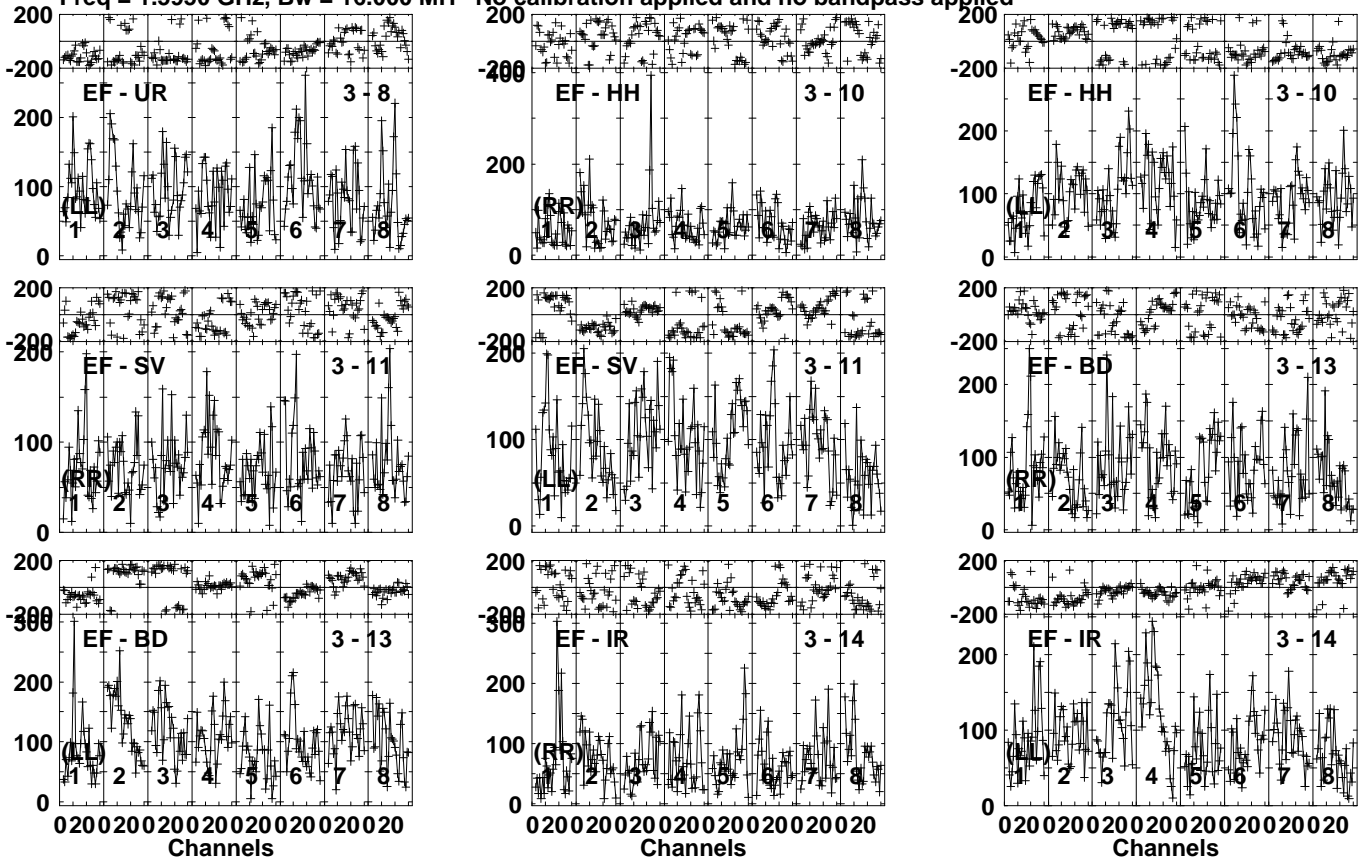
Lower frame: Micro Ampl Jy Top frame: Phas deg
Vector averaged cross-power spectrum Several baselines displayed
Timerange: 01/05:45:00 to 01/05:47:59

Plot file version 408 created 18-MAR-2021 11:20:34

WXUMA EB082 1.UVDATA.1

Freq = 1.5950 GHz, Bw = 16.000 MH

No calibration applied and no bandpass applied

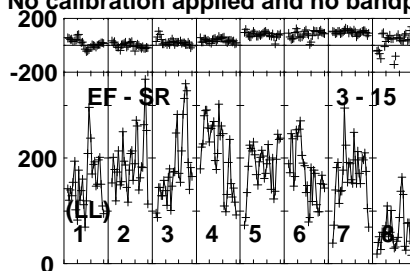
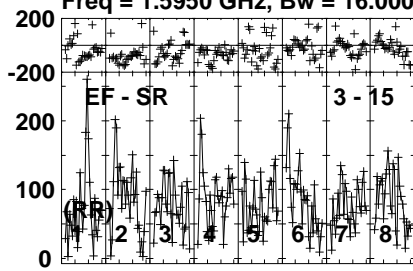


Lower frame: Micro Ampl Jy Top frame: Phas deg
Vector averaged cross-power spectrum Several baselines displayed
Timerange: 01/05:45:00 to 01/05:47:59

Plot file version 409 created 18-MAR-2021 11:20:34

WXUMA EB082 1.UVDATA.1

Freq = 1.5950 GHz, Bw = 16.000 MH No calibration applied and no bandpass applied



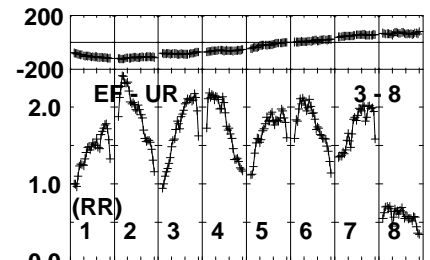
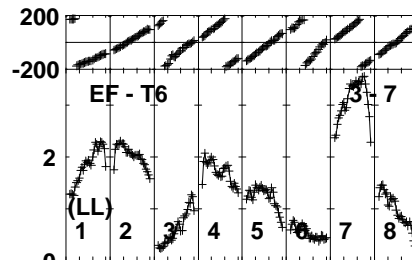
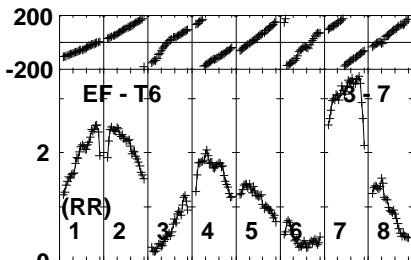
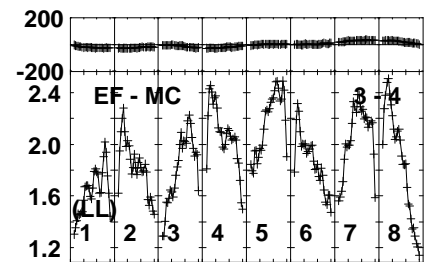
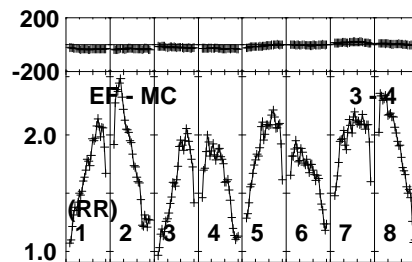
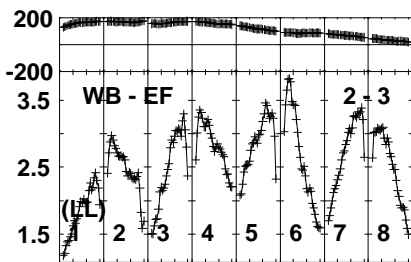
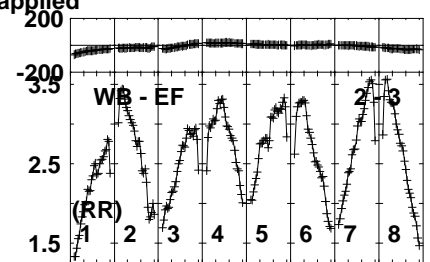
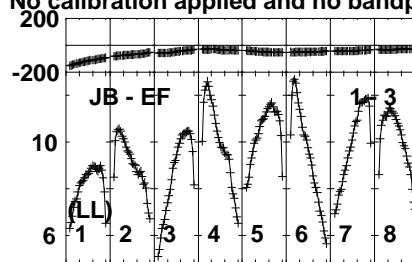
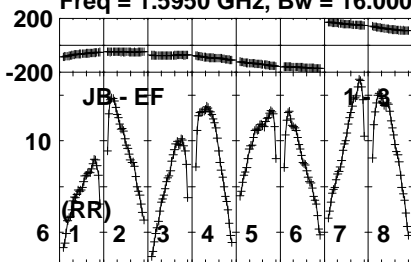
Lower frame: Micro Ampl Jy Top frame: Phas deg
Vector averaged cross-power spectrum Several baselines displayed
Timerange: 01/05:45:00 to 01/05:47:59

Plot file version 410 created 18-MAR-2021 11:20:34

J1108+4330 EB082 1.UVDATA.1

Freq = 1.5950 GHz, Bw = 16.000 MH

No calibration applied and no bandpass applied



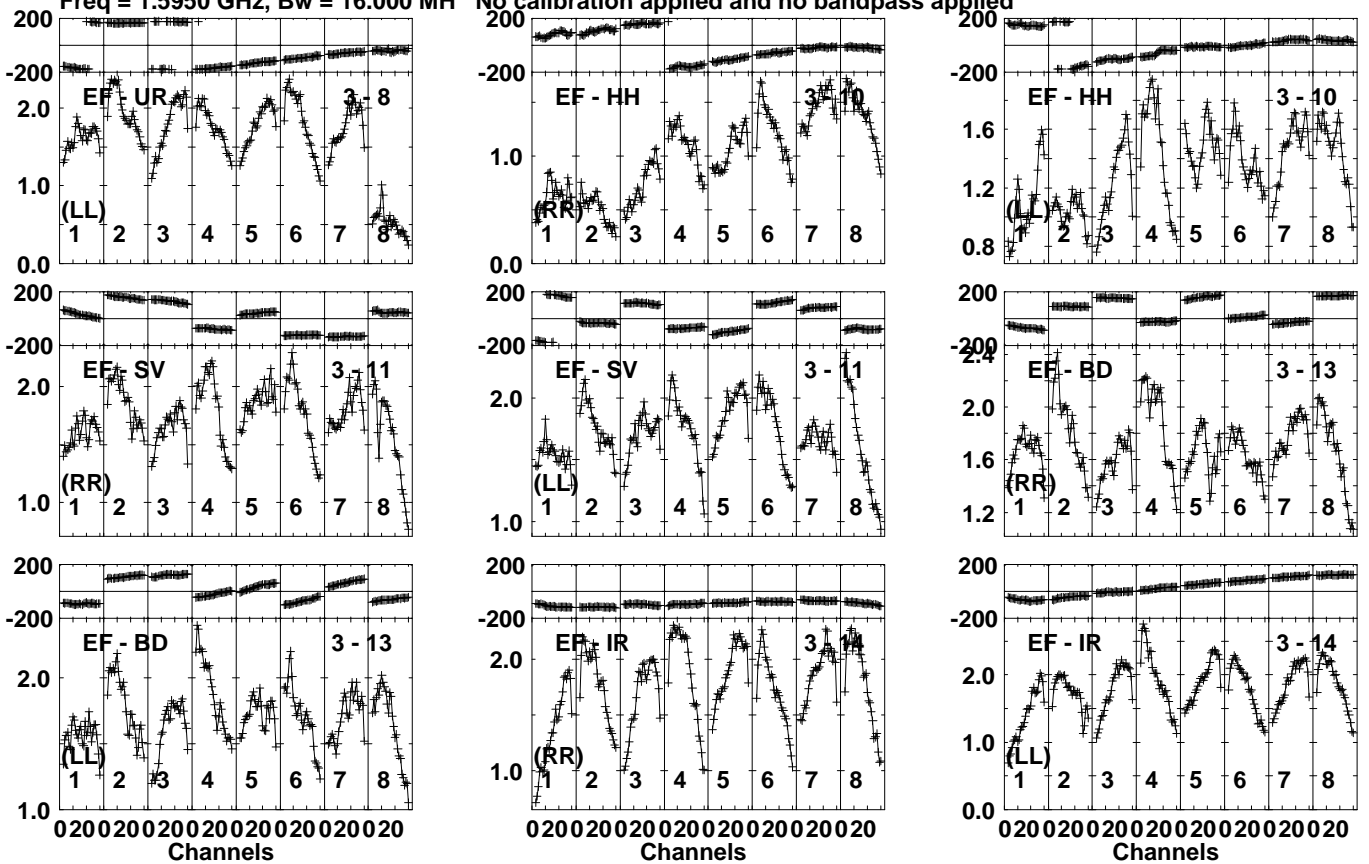
Lower frame: Milli Ampl Jy Top frame: Phas deg
Vector averaged cross-power spectrum Several baselines displayed
Timerange: 01/05:48:01 to 01/05:49:59

Plot file version 411 created 18-MAR-2021 11:20:34

J1108+4330 EB082 1.UVDATA.1

Freq = 1.5950 GHz, Bw = 16.000 MH

No calibration applied and no bandpass applied



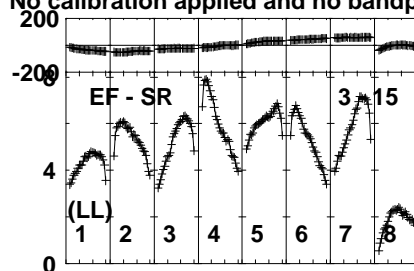
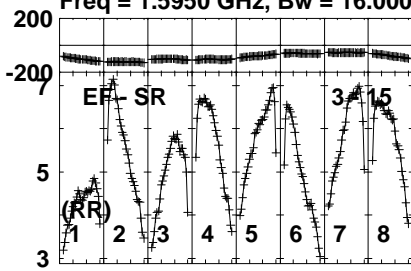
Lower frame: Milli Ampl Jy Top frame: Phas deg
Vector averaged cross-power spectrum Several baselines displayed
Timerange: 01/05:48:01 to 01/05:49:59

Plot file version 412 created 18-MAR-2021 11:20:34

J1108+4330 EB082 1.UVDATA.1

Freq = 1.5950 GHz, Bw = 16.000 MH

No calibration applied and no bandpass applied



Lower frame: Milli Ampl Jy Top frame: Phas deg

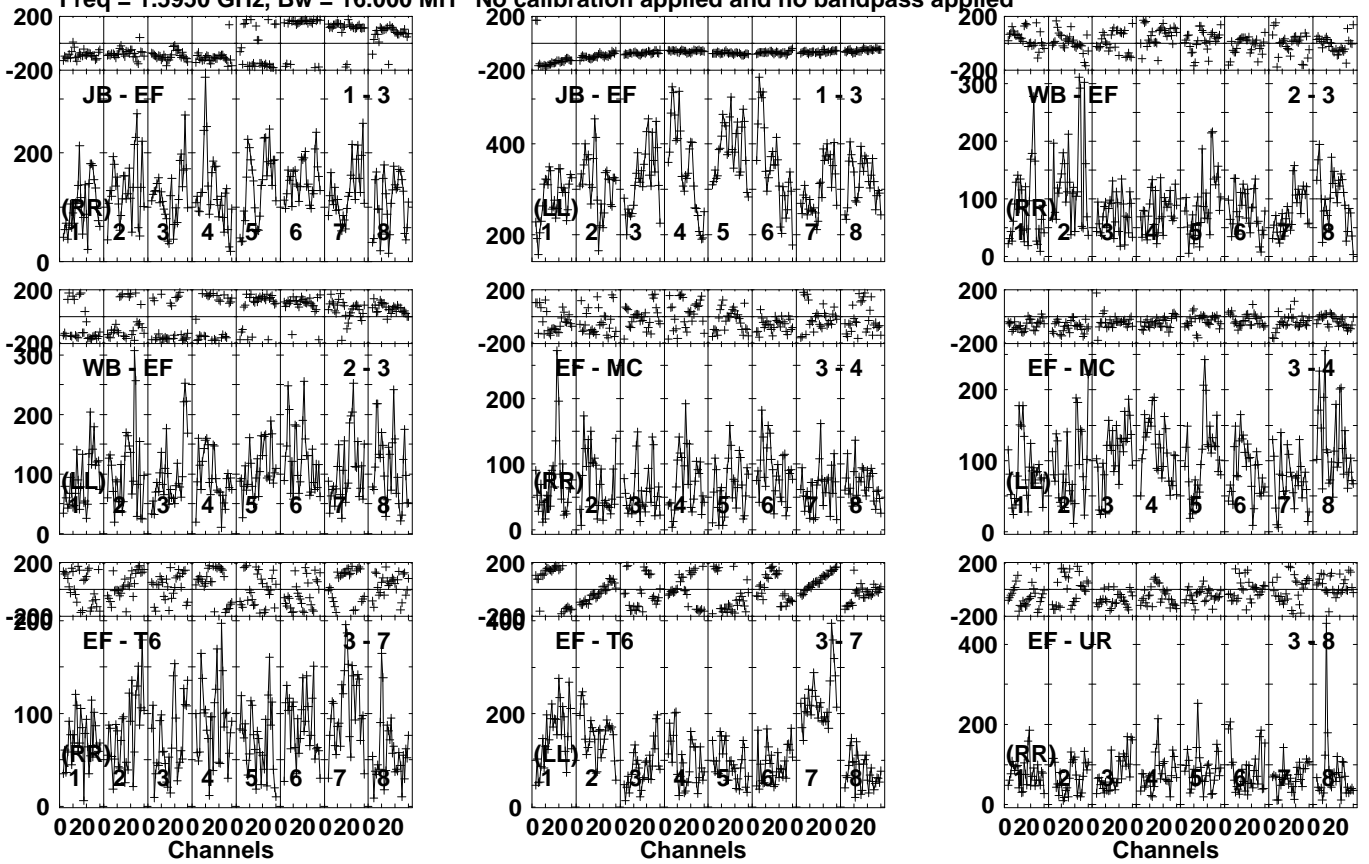
Vector averaged cross-power spectrum Several baselines displayed

Timerange: 01/05:48:01 to 01/05:49:59

Plot file version 413 created 18-MAR-2021 11:20:35

WXUMA EB082 1.UVDATA.1

Freq = 1.5950 GHz, Bw = 16.000 MH No calibration applied and no bandpass applied

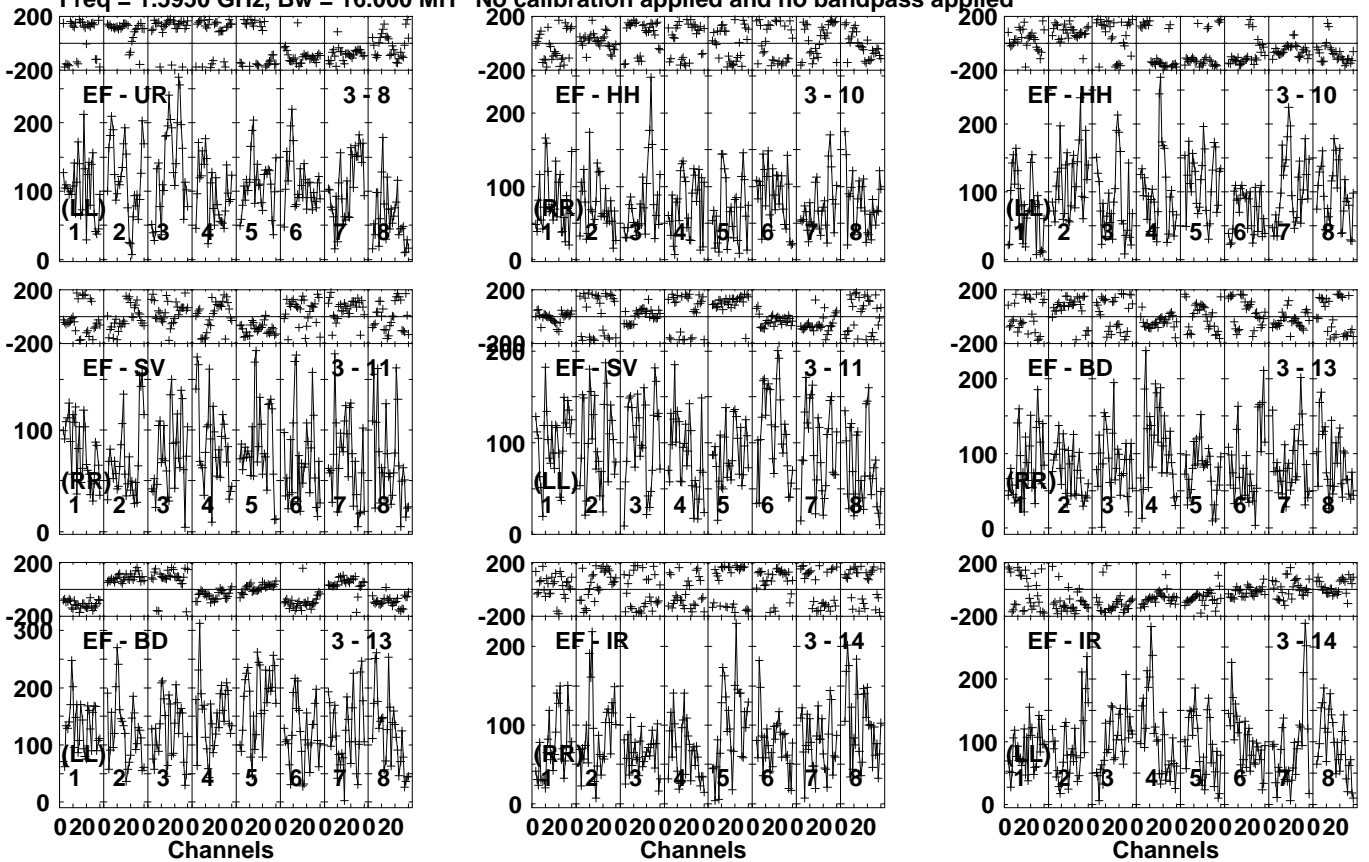


Lower frame: Micro Ampl Jy Top frame: Phas deg
Vector averaged cross-power spectrum Several baselines displayed
Timerange: 01/05:50:00 to 01/05:53:00

Plot file version 414 created 18-MAR-2021 11:20:35

WXUMA EB082 1.UVDATA.1

Freq = 1.5950 GHz, Bw = 16.000 MH No calibration applied and no bandpass applied

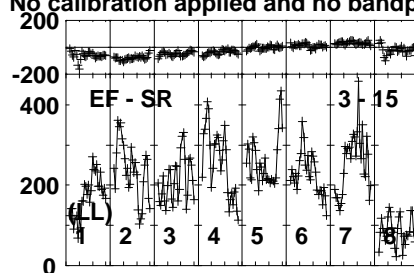
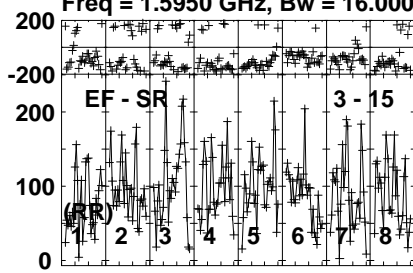


Lower frame: Micro Ampl Jy Top frame: Phas deg
Vector averaged cross-power spectrum Several baselines displayed
Timerange: 01/05:50:00 to 01/05:53:00

Plot file version 415 created 18-MAR-2021 11:20:35

WXUMA EB082 1.UVDATA.1

Freq = 1.5950 GHz, Bw = 16.000 MH No calibration applied and no bandpass applied



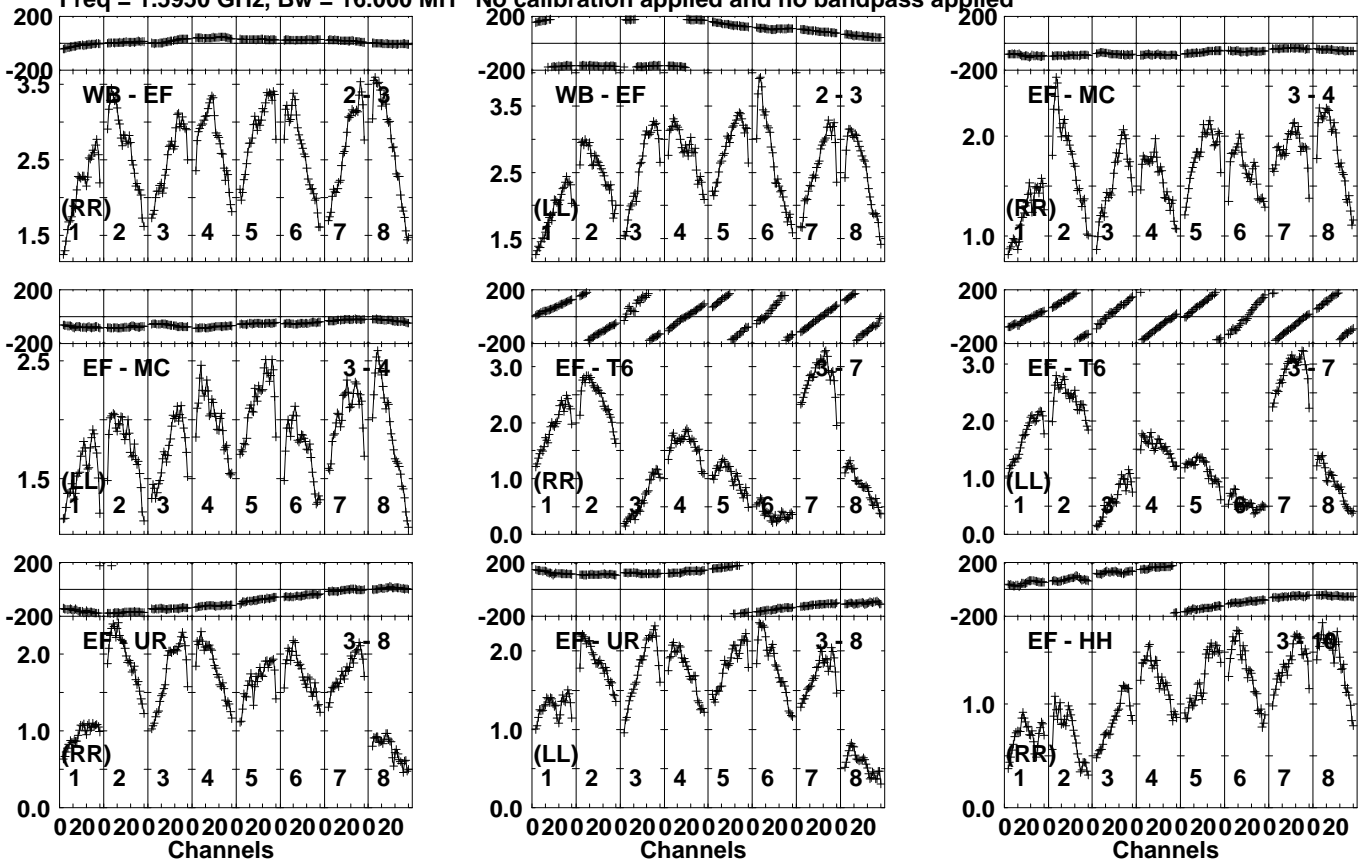
Lower frame: Micro Ampl Jy Top frame: Phas deg
Vector averaged cross-power spectrum Several baselines displayed
Timerange: 01/05:50:00 to 01/05:53:00

Plot file version 416 created 18-MAR-2021 11:20:35

J1108+4330 EB082 1.UVDATA.1

Freq = 1.5950 GHz, Bw = 16.000 MH

No calibration applied and no bandpass applied



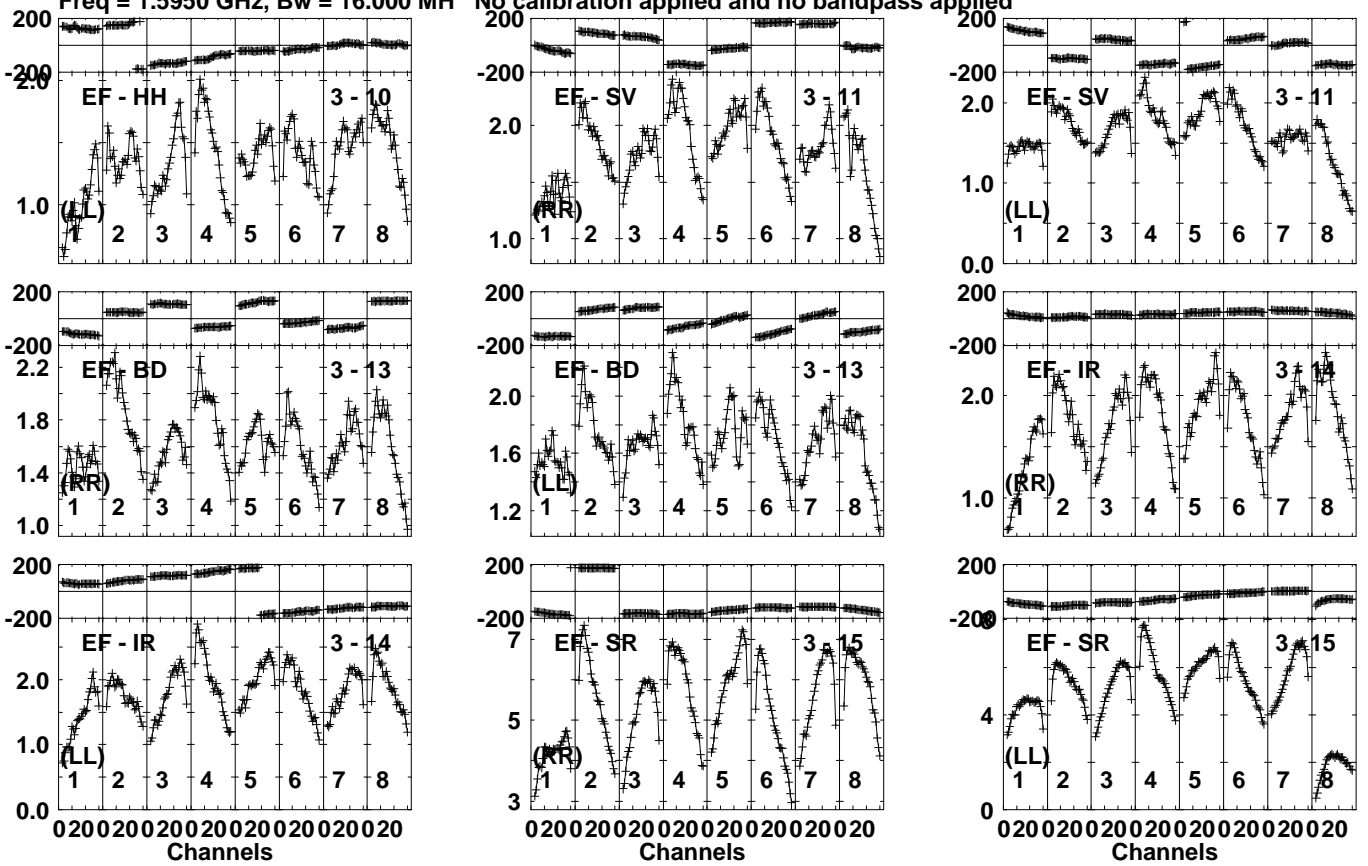
Lower frame: Milli Ampl Jy Top frame: Phas deg
 Vector averaged cross-power spectrum Several baselines displayed
 Timerange: 01/05:53:31 to 01/05:54:59

Plot file version 417 created 18-MAR-2021 11:20:35

J1108+4330 EB082 1.UVDATA.1

Freq = 1.5950 GHz, Bw = 16.000 MH

No calibration applied and no bandpass applied

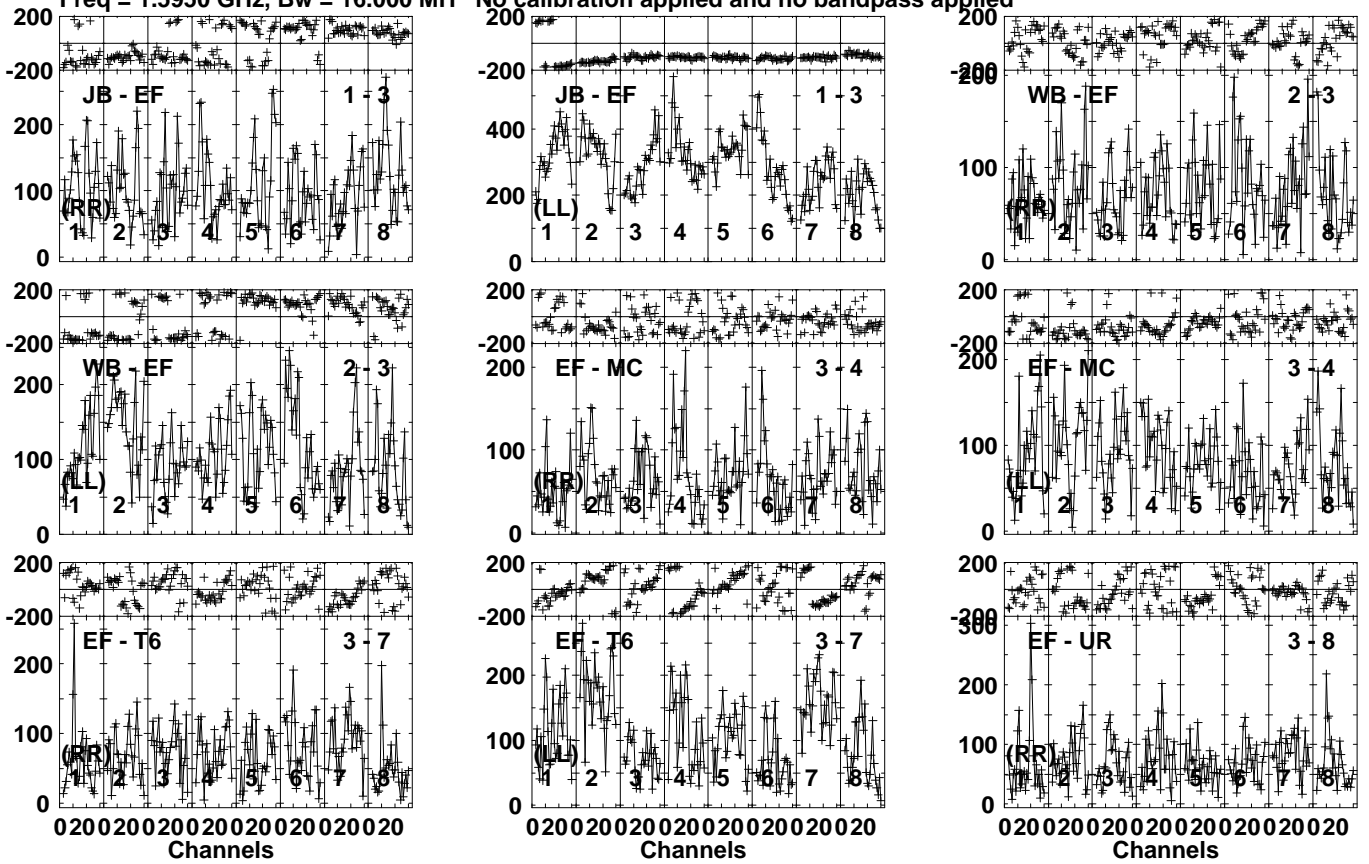


Lower frame: Milli Ampl Jy Top frame: Phas deg
Vector averaged cross-power spectrum Several baselines displayed
Timerange: 01/05:53:31 to 01/05:54:59

Plot file version 418 created 18-MAR-2021 11:20:35

WXUMA EB082 1.UVDATA.1

Freq = 1.5950 GHz, Bw = 16.000 MH No calibration applied and no bandpass applied



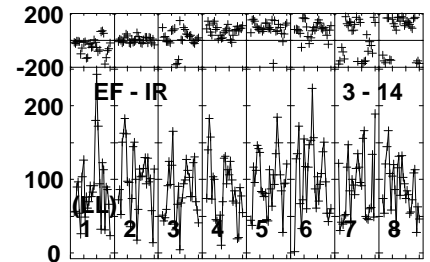
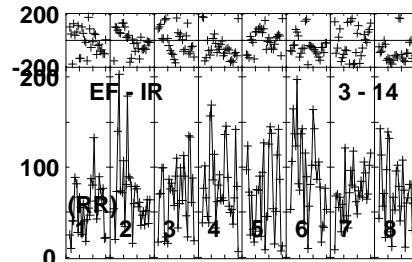
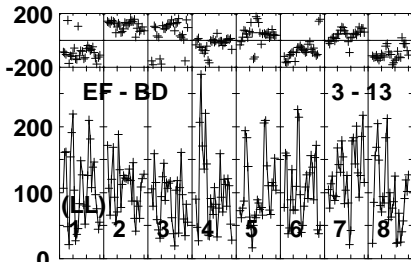
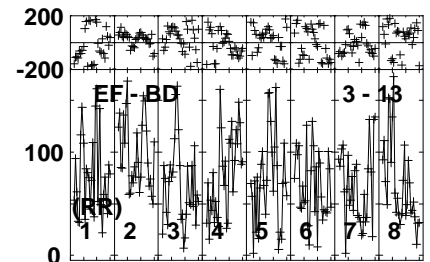
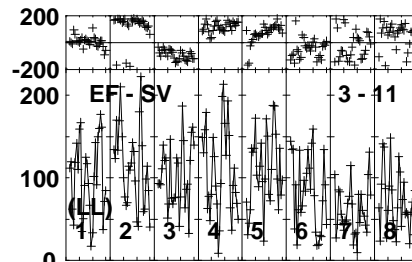
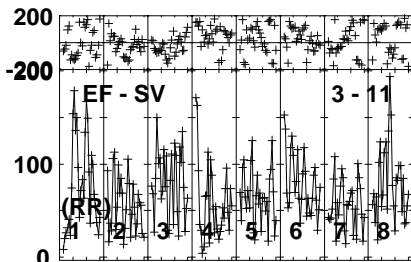
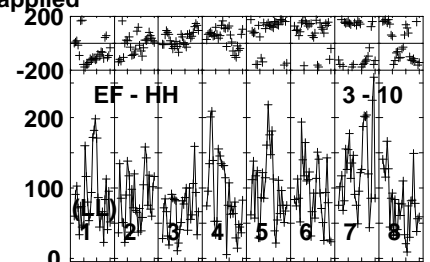
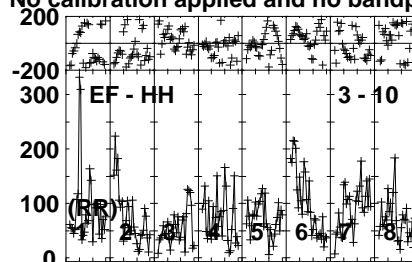
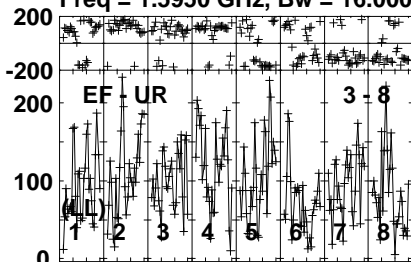
Lower frame: Micro Ampl Jy Top frame: Phas deg
Vector averaged cross-power spectrum Several baselines displayed
Timerange: 01/05:55:00 to 01/05:58:00

Plot file version 419 created 18-MAR-2021 11:20:36

WXUMA EB082 1.UVDATA.1

Freq = 1.5950 GHz, Bw = 16.000 MH

No calibration applied and no bandpass applied

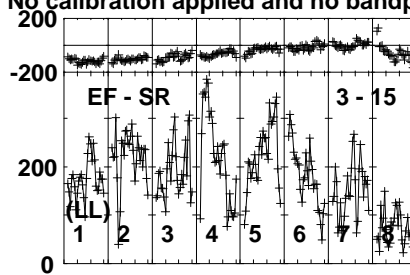
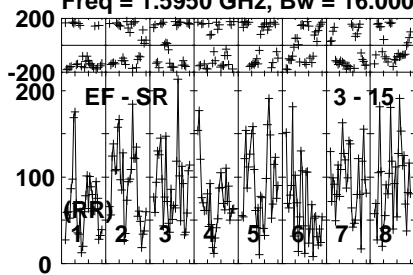


Lower frame: Micro Ampl Jy Top frame: Phas deg
Vector averaged cross-power spectrum Several baselines displayed
Timerange: 01/05:55:00 to 01/05:58:00

Plot file version 420 created 18-MAR-2021 11:20:36

WXUMA EB082 1.UVDATA.1

Freq = 1.5950 GHz, Bw = 16.000 MH No calibration applied and no bandpass applied



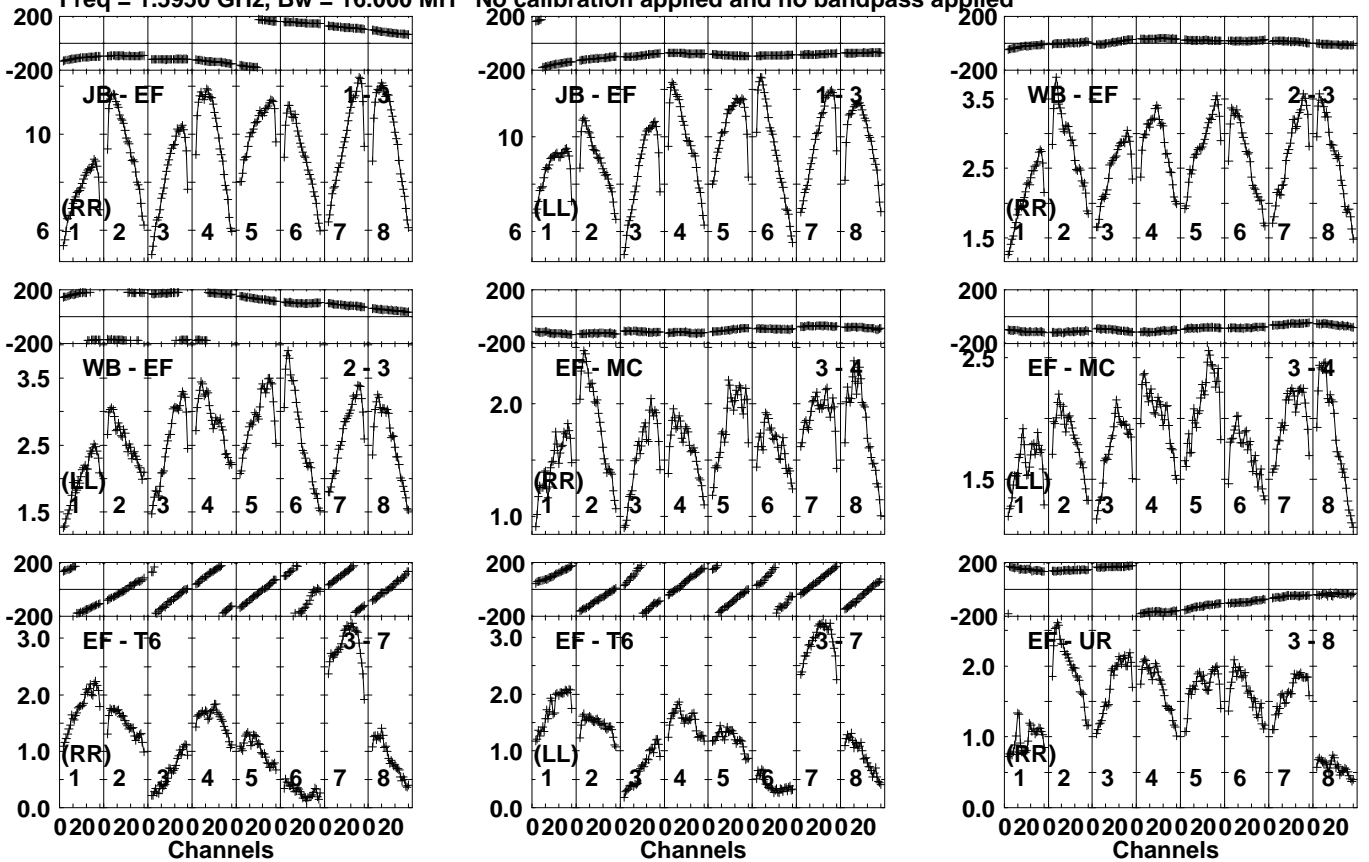
Lower frame: Micro Ampl Jy Top frame: Phas deg
Vector averaged cross-power spectrum Several baselines displayed
Timerange: 01/05:55:00 to 01/05:58:00

Plot file version 421 created 18-MAR-2021 11:20:36

J1108+4330 EB082 1.UVDATA.1

Freq = 1.5950 GHz, Bw = 16.000 MH

No calibration applied and no bandpass applied



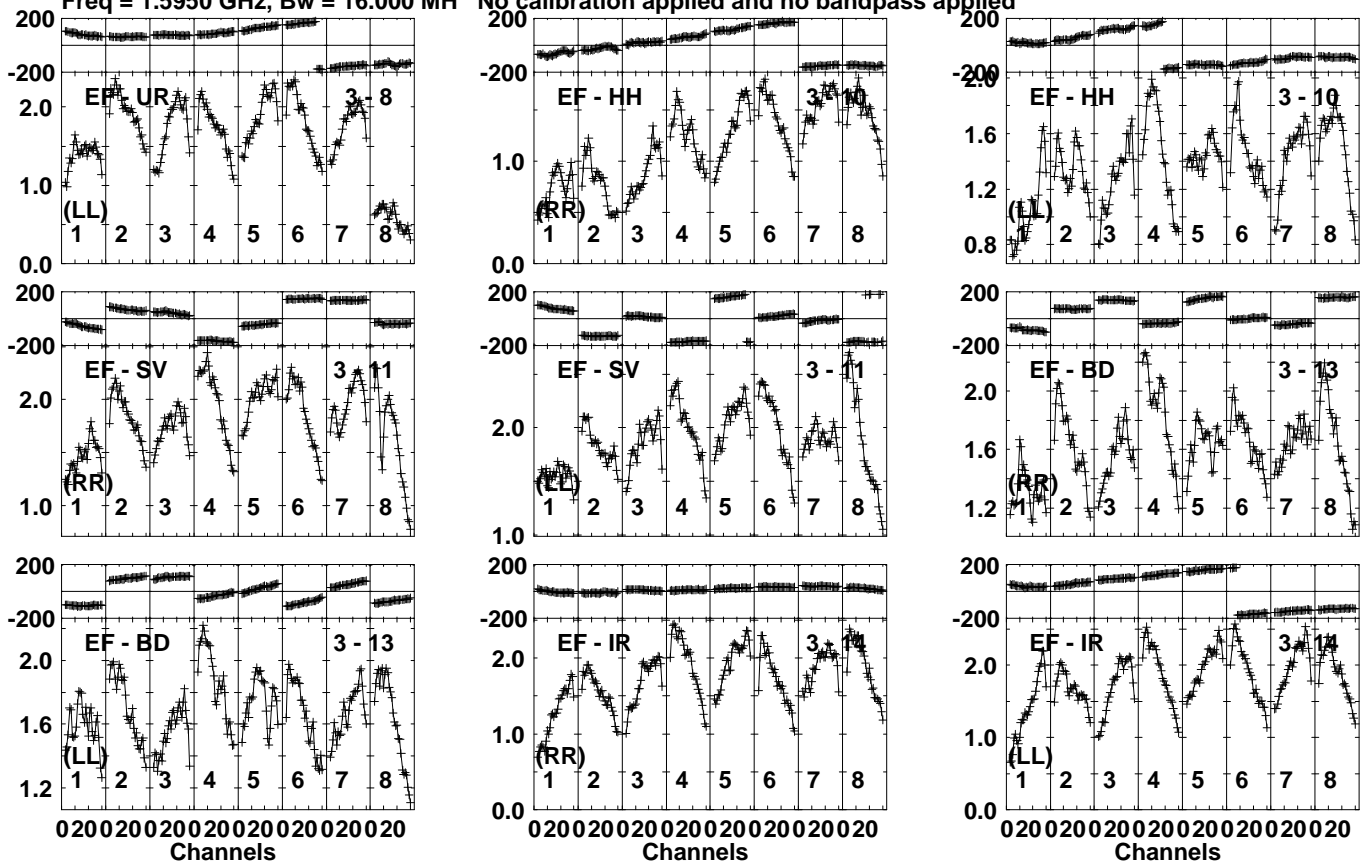
Lower frame: Milli Ampl Jy Top frame: Phas deg
 Vector averaged cross-power spectrum Several baselines displayed
 Timerange: 01/05:58:01 to 01/06:00:00

Plot file version 422 created 18-MAR-2021 11:20:36

J1108+4330 EB082 1.UVDATA.1

Freq = 1.5950 GHz, Bw = 16.000 MH

No calibration applied and no bandpass applied



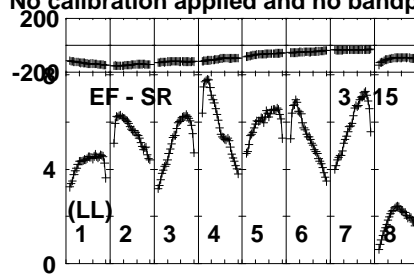
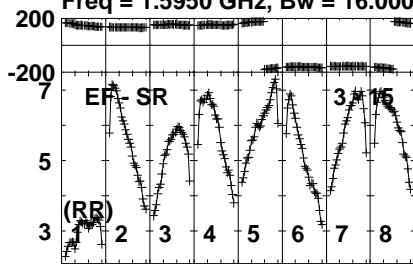
Lower frame: Milli Ampl Jy Top frame: Phas deg
Vector averaged cross-power spectrum Several baselines displayed
Timerange: 01/05:58:01 to 01/06:00:00

Plot file version 423 created 18-MAR-2021 11:20:36

J1108+4330 EB082 1.UVDATA.1

Freq = 1.5950 GHz, Bw = 16.000 MH

No calibration applied and no bandpass applied



Lower frame: Milli Ampl Jy Top frame: Phas deg

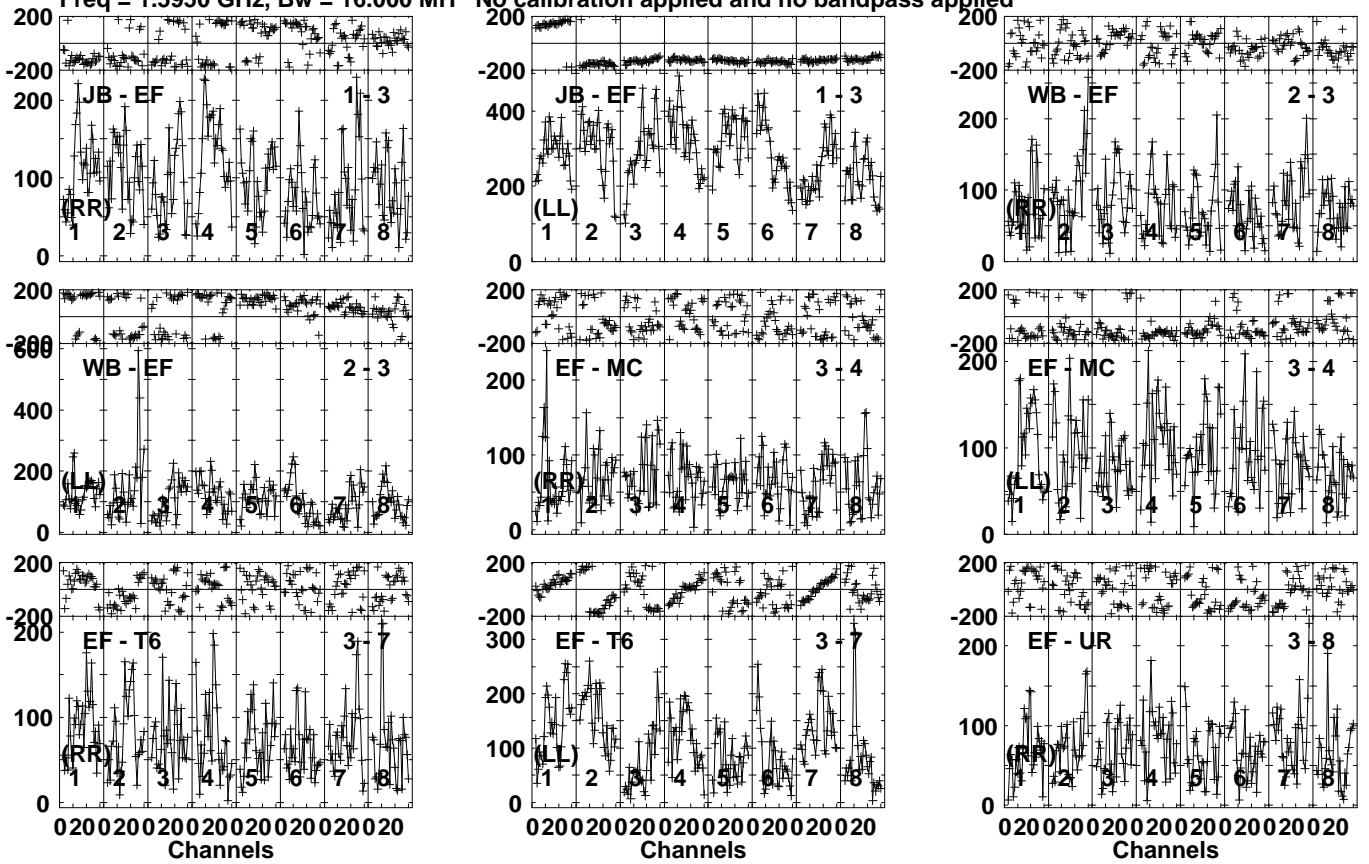
Vector averaged cross-power spectrum Several baselines displayed

Timerange: 01/05:58:01 to 01/06:00:00

Plot file version 424 created 18-MAR-2021 11:20:36

WXUMA EB082 1.UVDATA.1

Freq = 1.5950 GHz, Bw = 16.000 MH No calibration applied and no bandpass applied

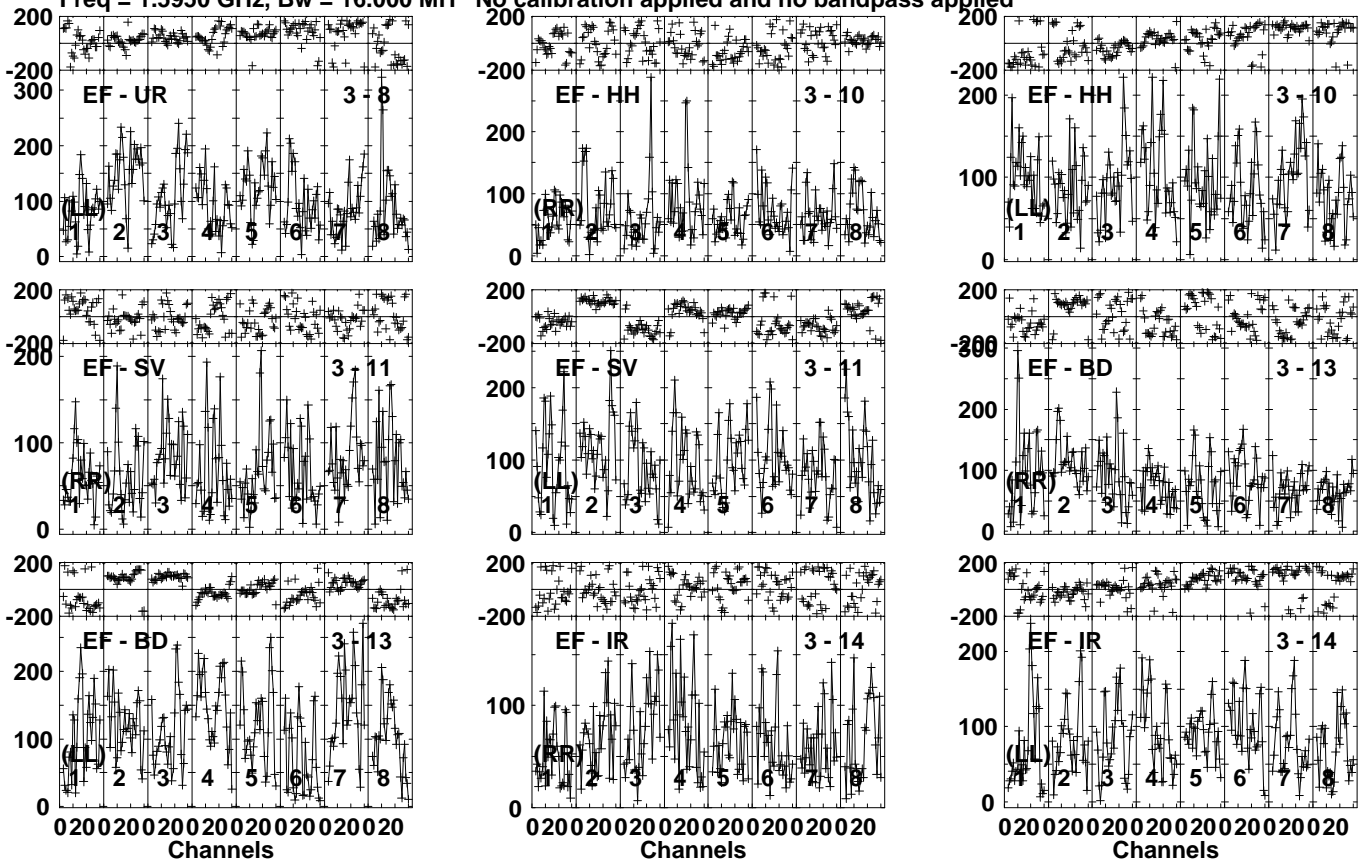


Lower frame: Micro Ampl Jy Top frame: Phas deg
Vector averaged cross-power spectrum Several baselines displayed
Timerange: 01/06:00:00 to 01/06:03:00

Plot file version 425 created 18-MAR-2021 11:20:37

WXUMA EB082 1.UVDATA.1

Freq = 1.5950 GHz, Bw = 16.000 MH No calibration applied and no bandpass applied

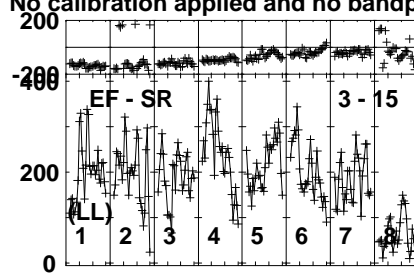
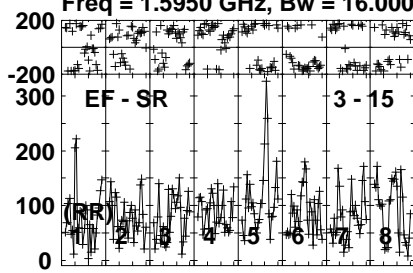


Lower frame: Micro Ampl Jy Top frame: Phas deg
Vector averaged cross-power spectrum Several baselines displayed
Timerange: 01/06:00:00 to 01/06:03:00

Plot file version 426 created 18-MAR-2021 11:20:37

WXUMA EB082 1.UVDATA.1

Freq = 1.5950 GHz, Bw = 16.000 MH No calibration applied and no bandpass applied



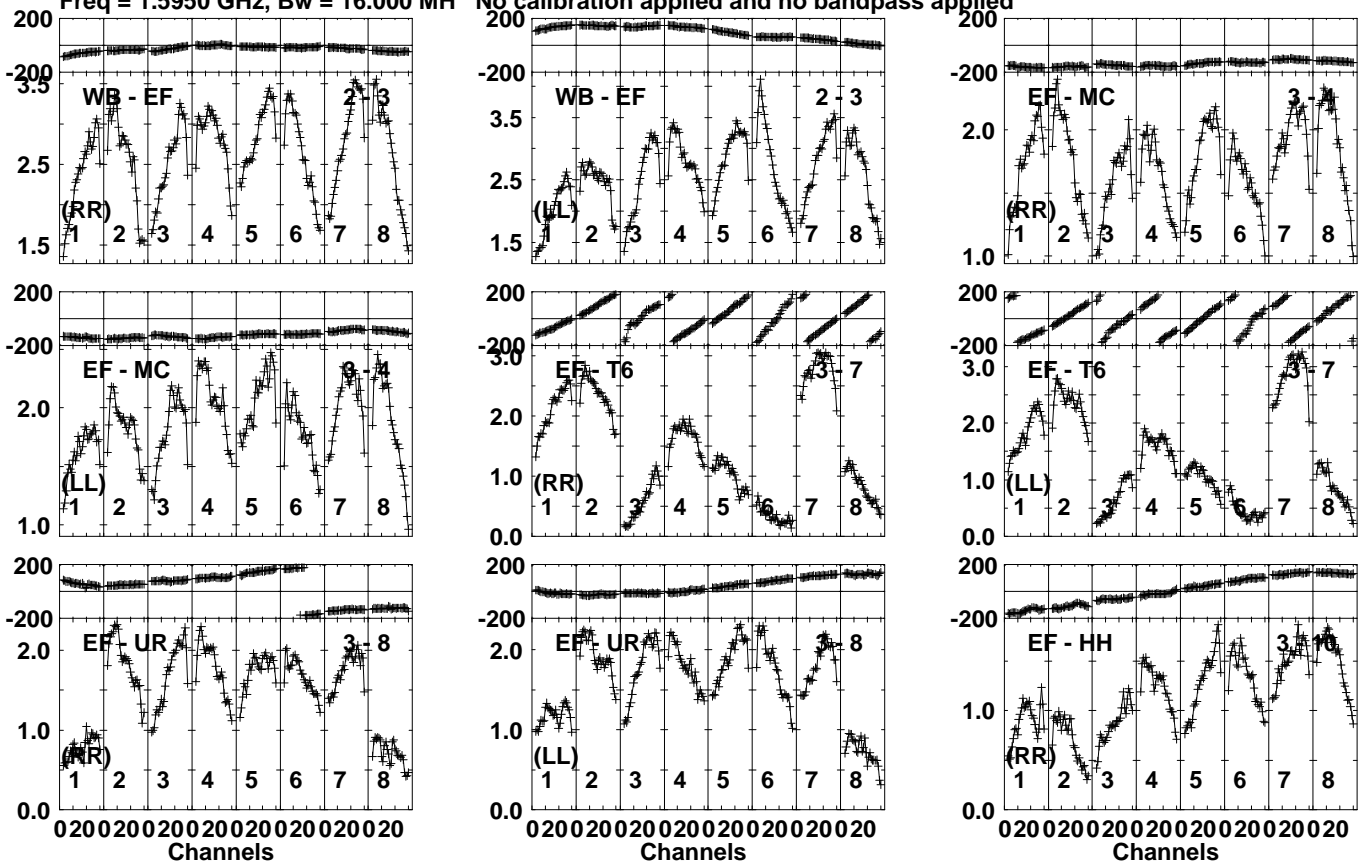
Lower frame: Micro Ampl Jy Top frame: Phas deg
Vector averaged cross-power spectrum Several baselines displayed
Timerange: 01/06:00:00 to 01/06:03:00

Plot file version 427 created 18-MAR-2021 11:20:37

J1108+4330 EB082 1.UVDATA.1

Freq = 1.5950 GHz, Bw = 16.000 MH

No calibration applied and no bandpass applied



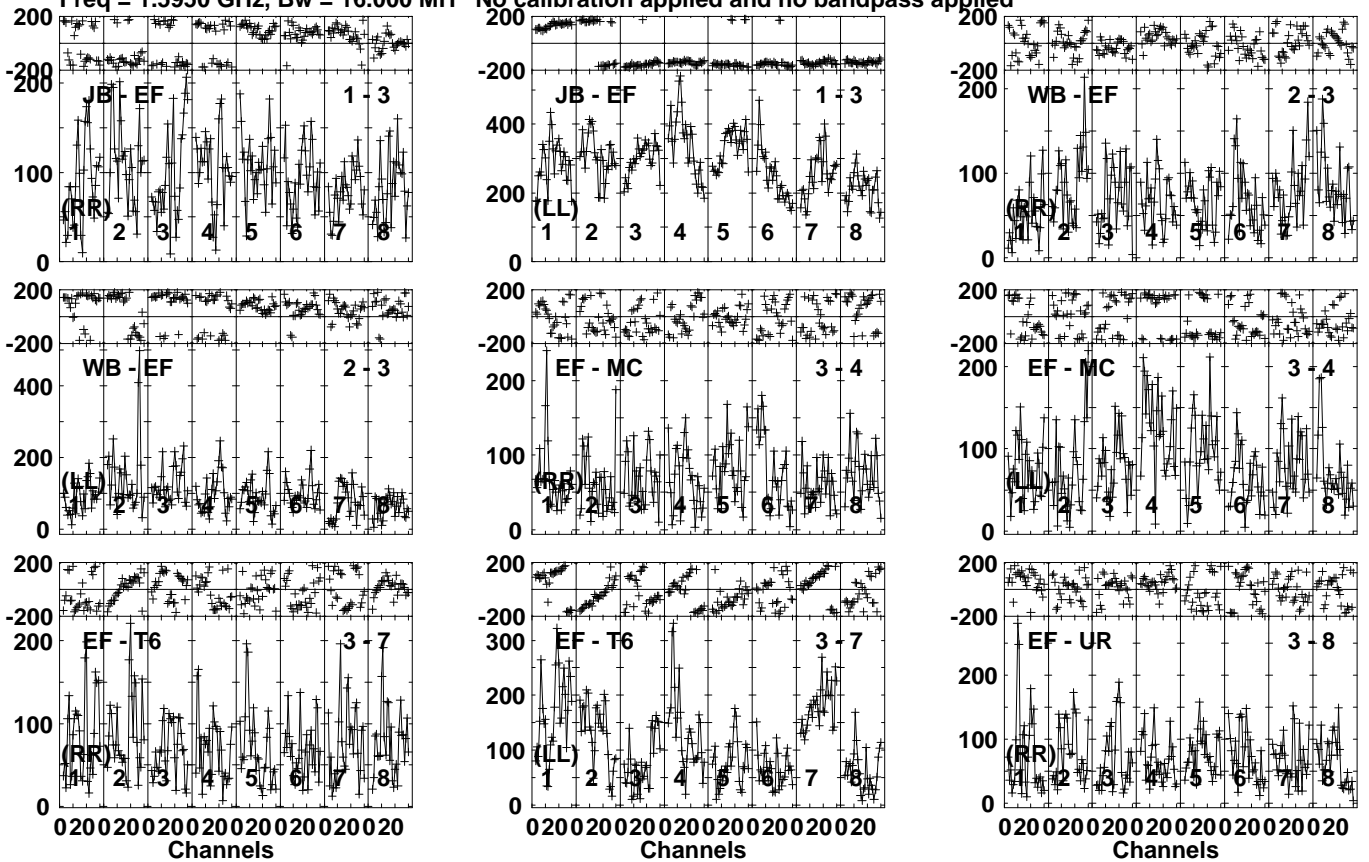
Lower frame: Milli Ampl Jy Top frame: Phas deg
 Vector averaged cross-power spectrum Several baselines displayed
 Timerange: 01/06:03:31 to 01/06:04:59

Plot file version 429 created 18-MAR-2021 11:20:37

WXUMA EB082 1.UVDATA.1

Freq = 1.5950 GHz, Bw = 16.000 MH

No calibration applied and no bandpass applied

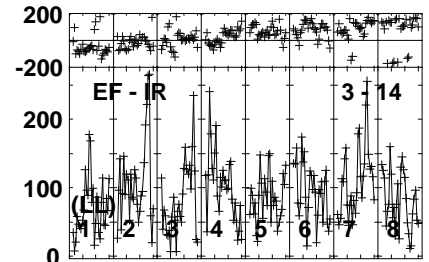
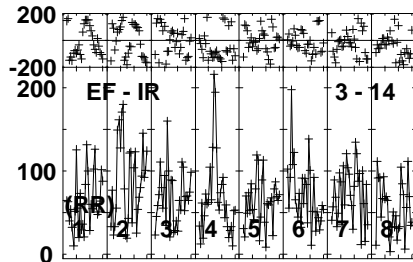
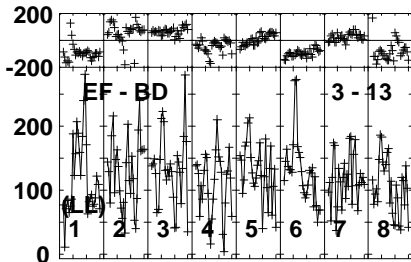
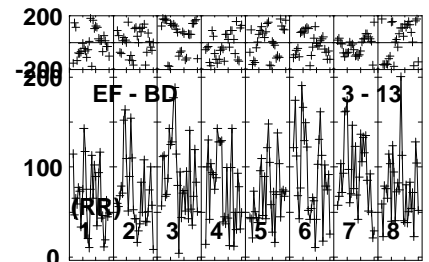
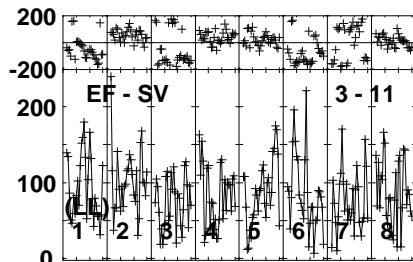
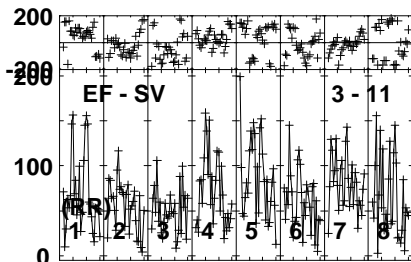
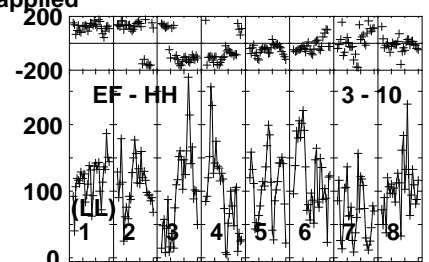
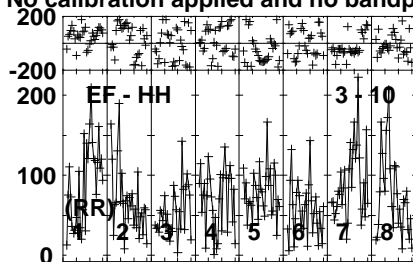
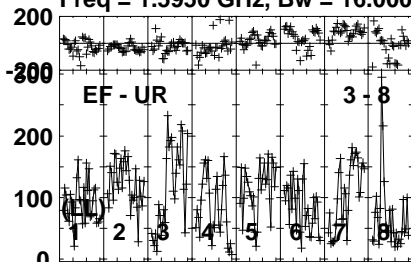


Lower frame: Micro Ampl Jy Top frame: Phas deg
Vector averaged cross-power spectrum Several baselines displayed
Timerange: 01/06:05:01 to 01/06:08:00

Plot file version 430 created 18-MAR-2021 11:20:37

WXUMA EB082 1.UVDATA.1

Freq = 1.5950 GHz, Bw = 16.000 MH No calibration applied and no bandpass applied

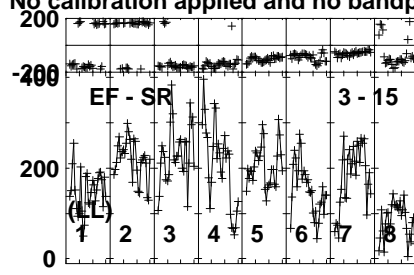
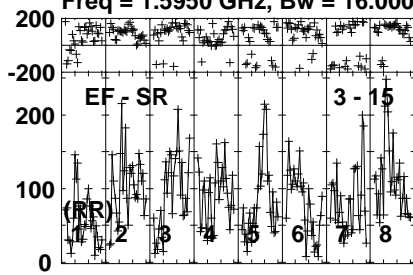


Lower frame: Micro Ampl Jy Top frame: Phas deg
Vector averaged cross-power spectrum Several baselines displayed
Timerange: 01/06:05:01 to 01/06:08:00

Plot file version 431 created 18-MAR-2021 11:20:38

WXUMA EB082 1.UVDATA.1

Freq = 1.5950 GHz, Bw = 16.000 MH No calibration applied and no bandpass applied



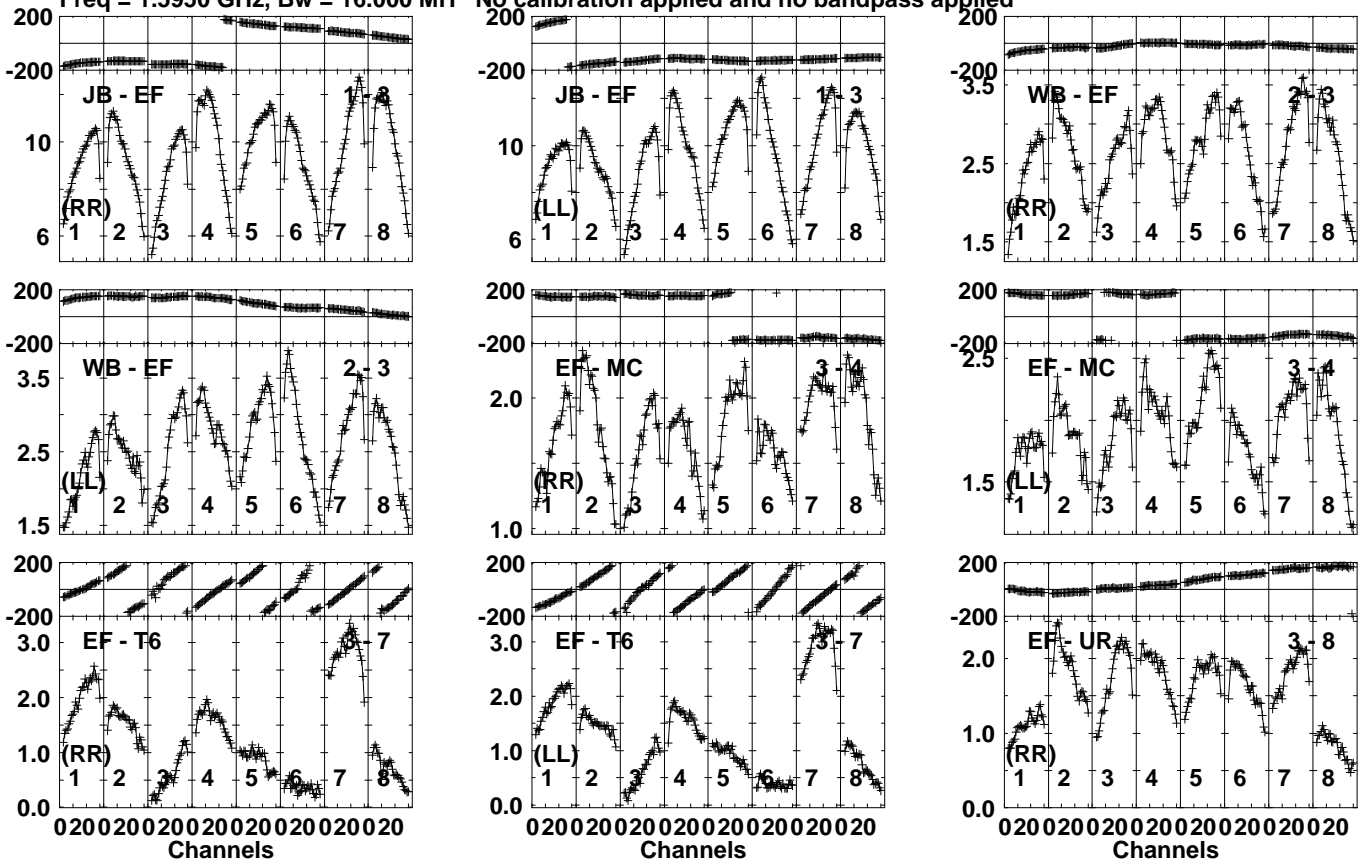
Lower frame: Micro Ampl Jy Top frame: Phas deg
Vector averaged cross-power spectrum Several baselines displayed
Timerange: 01/06:05:01 to 01/06:08:00

Plot file version 432 created 18-MAR-2021 11:20:38

J1108+4330 EB082 1.UVDATA.1

Freq = 1.5950 GHz, Bw = 16.000 MH

No calibration applied and no bandpass applied



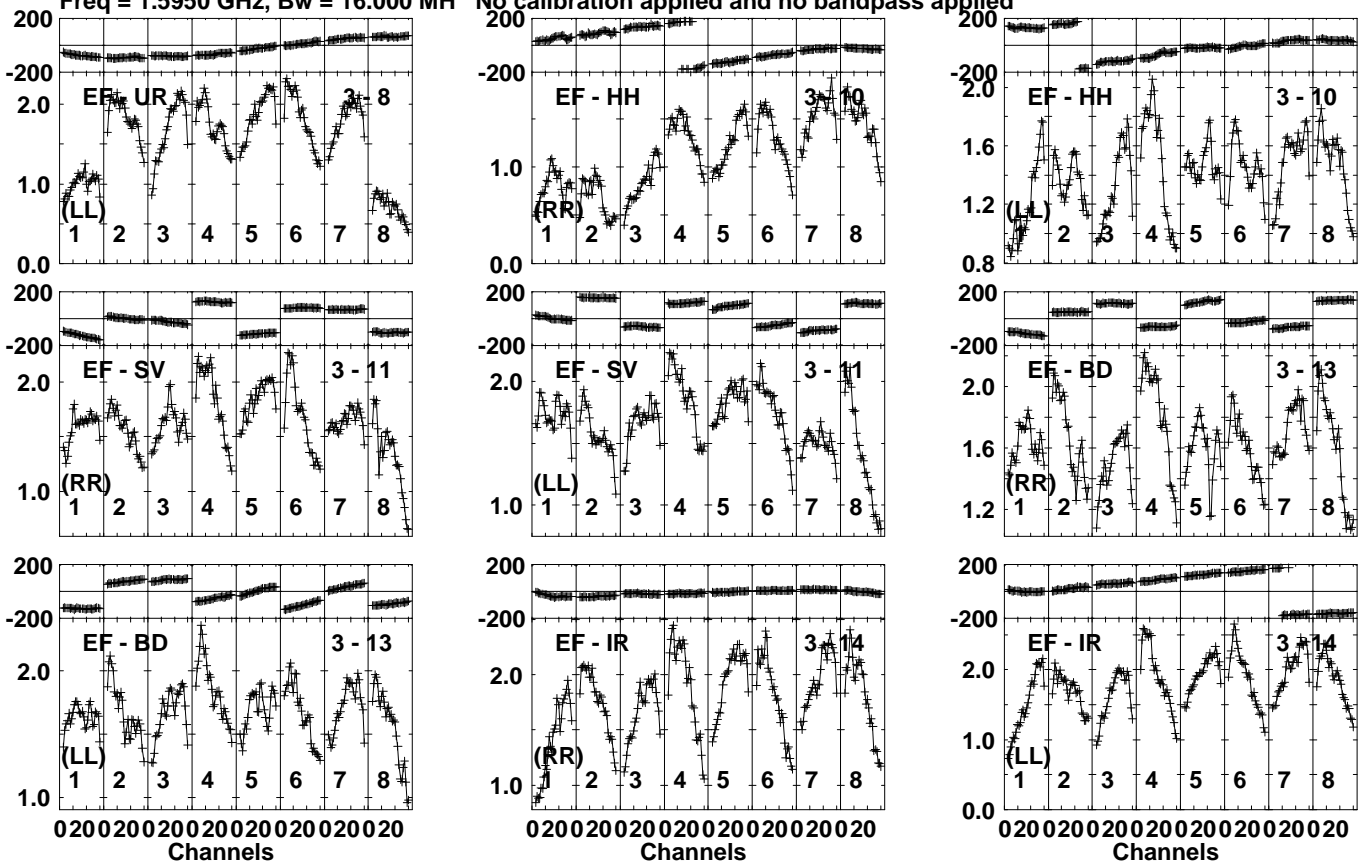
Lower frame: Milli Ampl Jy Top frame: Phas deg
 Vector averaged cross-power spectrum Several baselines displayed
 Timerange: 01/06:08:01 to 01/06:10:00

Plot file version 433 created 18-MAR-2021 11:20:38

J1108+4330 EB082 1.UVDATA.1

Freq = 1.5950 GHz, Bw = 16.000 MH

No calibration applied and no bandpass applied



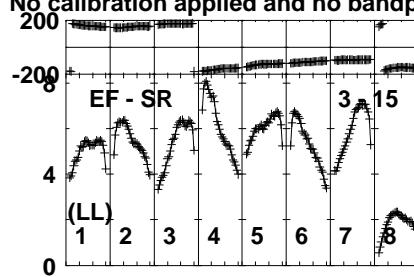
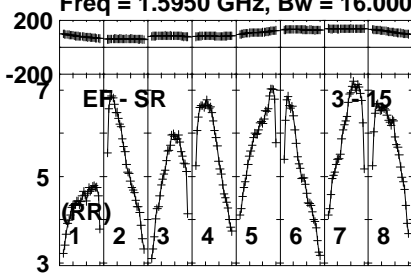
Lower frame: Milli Ampl Jy Top frame: Phas deg
Vector averaged cross-power spectrum Several baselines displayed
Timerange: 01/06:08:01 to 01/06:10:00

Plot file version 434 created 18-MAR-2021 11:20:38

J1108+4330 EB082 1.UVDATA.1

Freq = 1.5950 GHz, Bw = 16.000 MH

No calibration applied and no bandpass applied

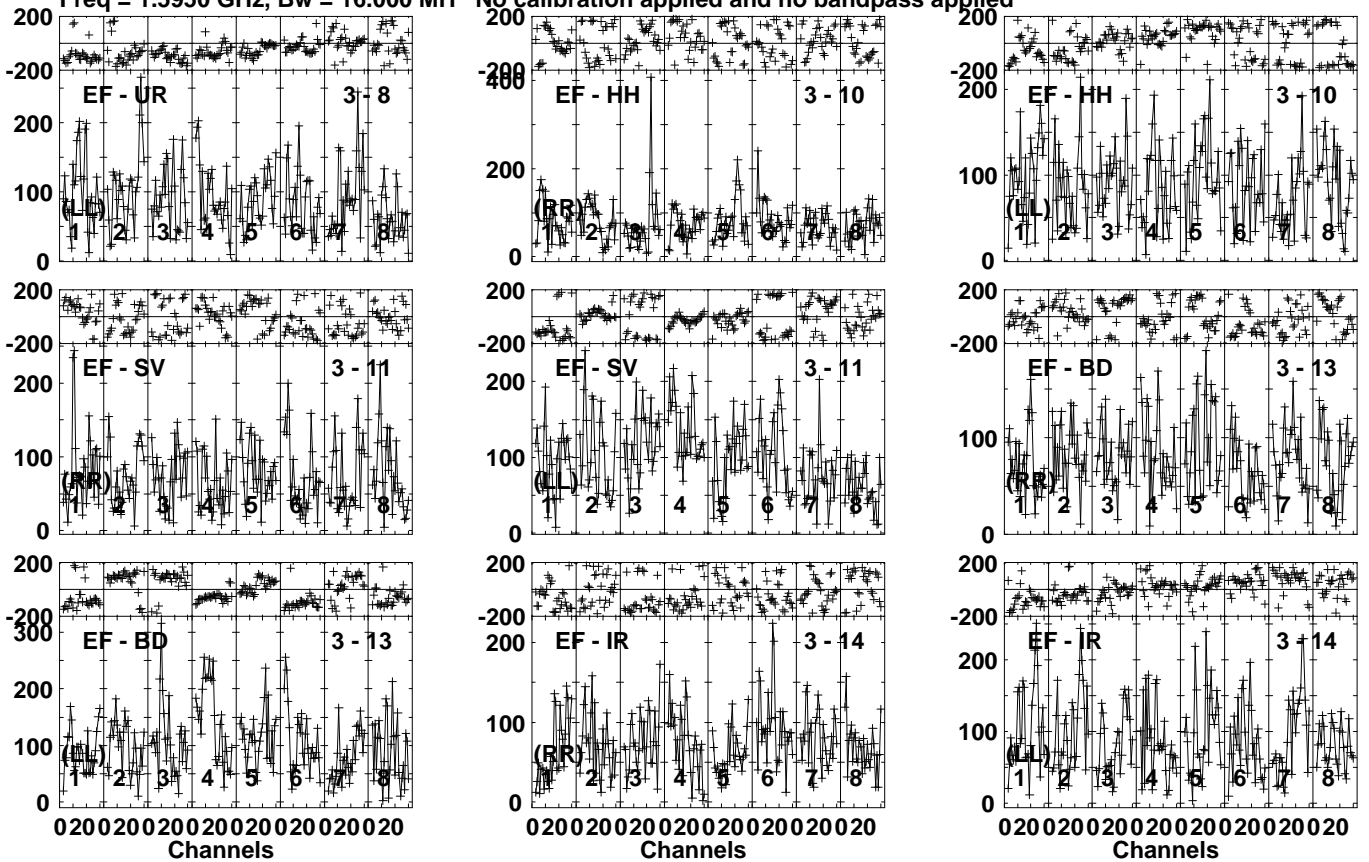


Lower frame: Milli Ampl Jy Top frame: Phas deg
Vector averaged cross-power spectrum Several baselines displayed
Timerange: 01/06:08:01 to 01/06:10:00

Plot file version 436 created 18-MAR-2021 11:20:38

WXUMA EB082 1.UVDATA.1

Freq = 1.5950 GHz, Bw = 16.000 MH No calibration applied and no bandpass applied

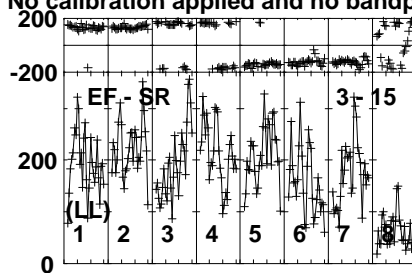
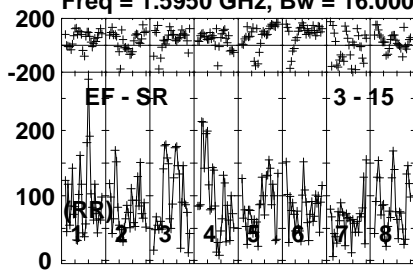


Lower frame: Micro Ampl Jy Top frame: Phas deg
Vector averaged cross-power spectrum Several baselines displayed
Timerange: 01/06:10:00 to 01/06:13:00

Plot file version 437 created 18-MAR-2021 11:20:39

WXUMA EB082 1.UVDATA.1

Freq = 1.5950 GHz, Bw = 16.000 MH No calibration applied and no bandpass applied



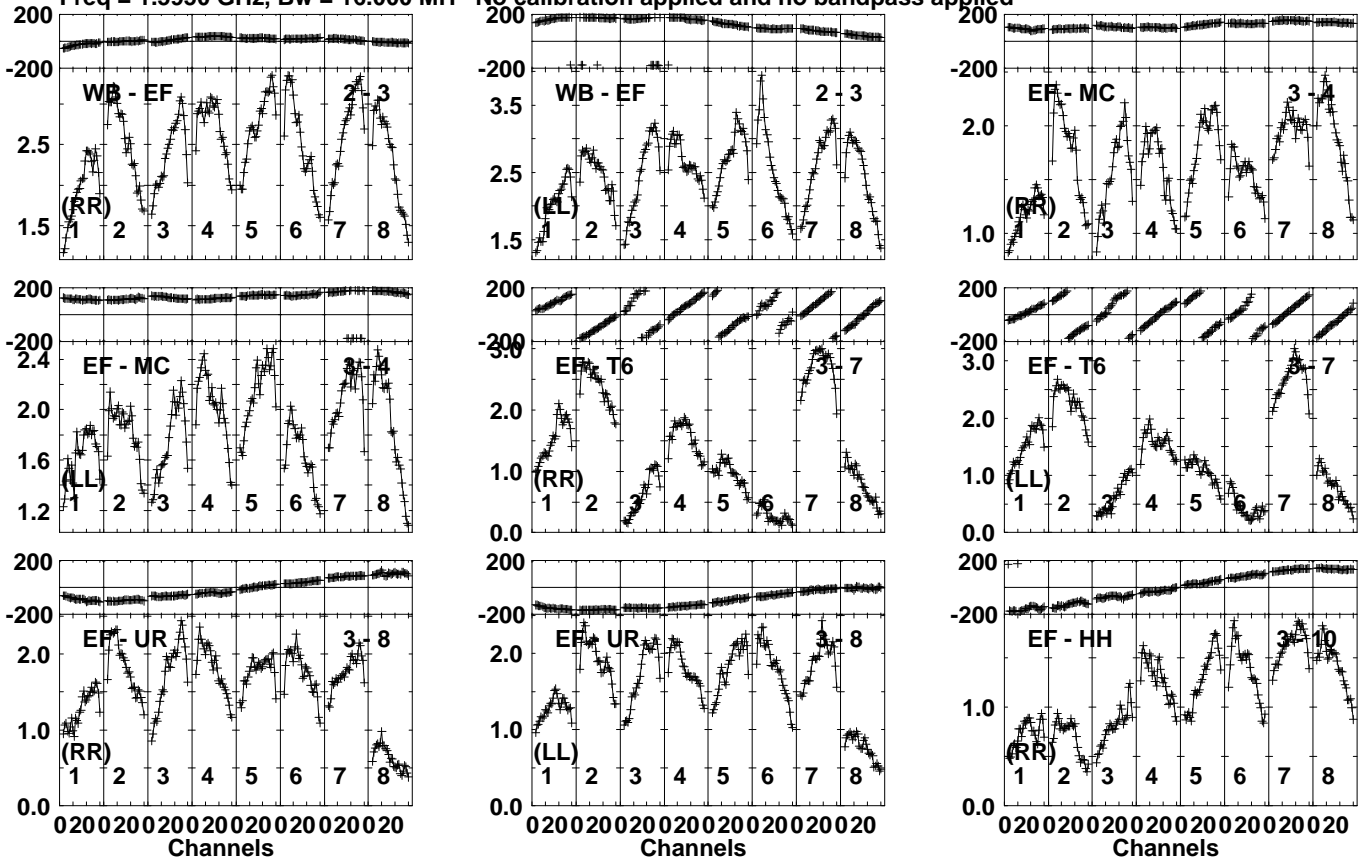
Lower frame: Micro Ampl Jy Top frame: Phas deg
Vector averaged cross-power spectrum Several baselines displayed
Timerange: 01/06:10:00 to 01/06:13:00

Plot file version 438 created 18-MAR-2021 11:20:39

J1108+4330 EB082 1.UVDATA.1

Freq = 1.5950 GHz, Bw = 16.000 MH

No calibration applied and no bandpass applied

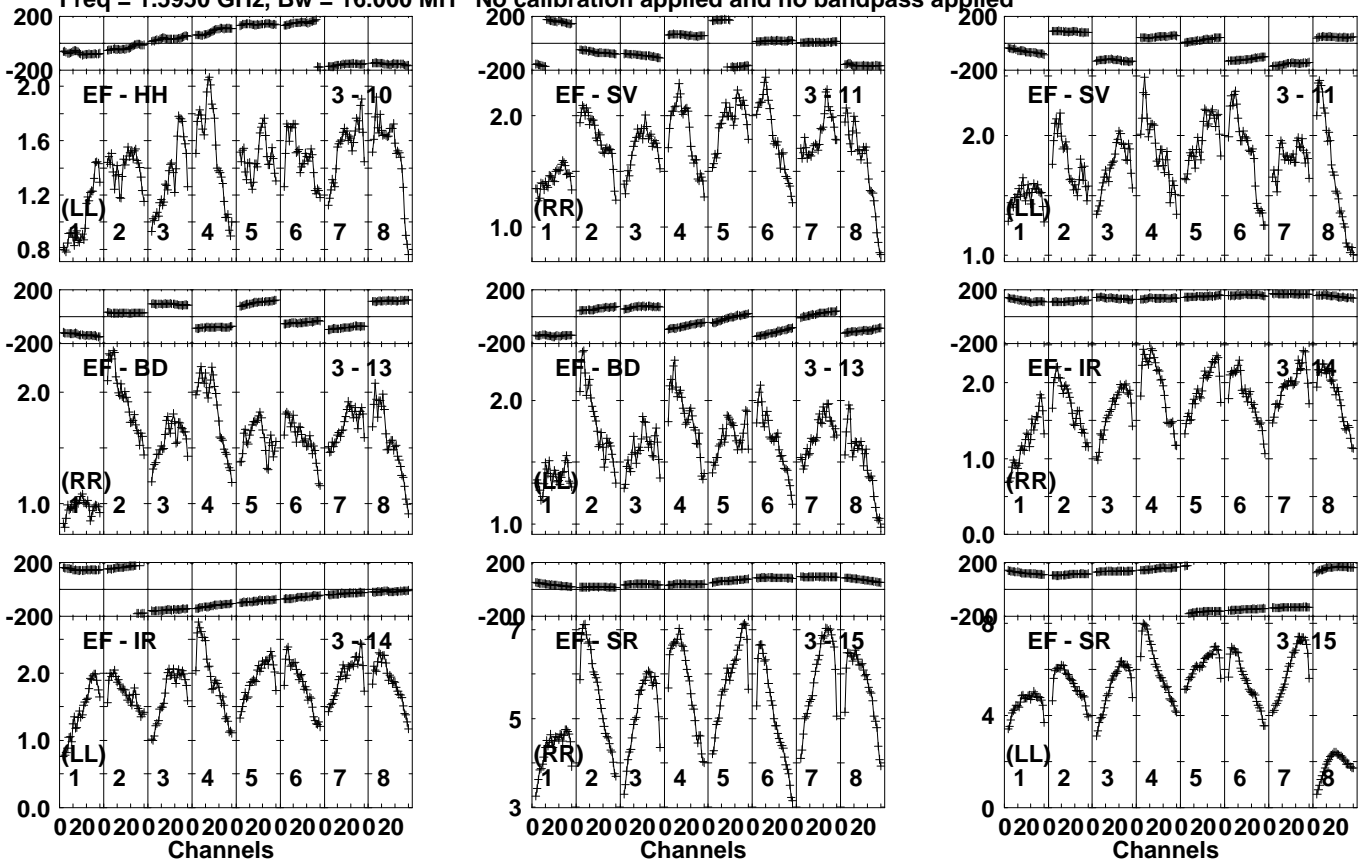


Lower frame: Milli Ampl Jy Top frame: Phas deg
Vector averaged cross-power spectrum Several baselines displayed
Timerange: 01/06:13:31 to 01/06:14:59

Plot file version 439 created 18-MAR-2021 11:20:39

J1108+4330 EB082 1.UVDATA.1

Freq = 1.5950 GHz, Bw = 16.000 MH No calibration applied and no bandpass applied

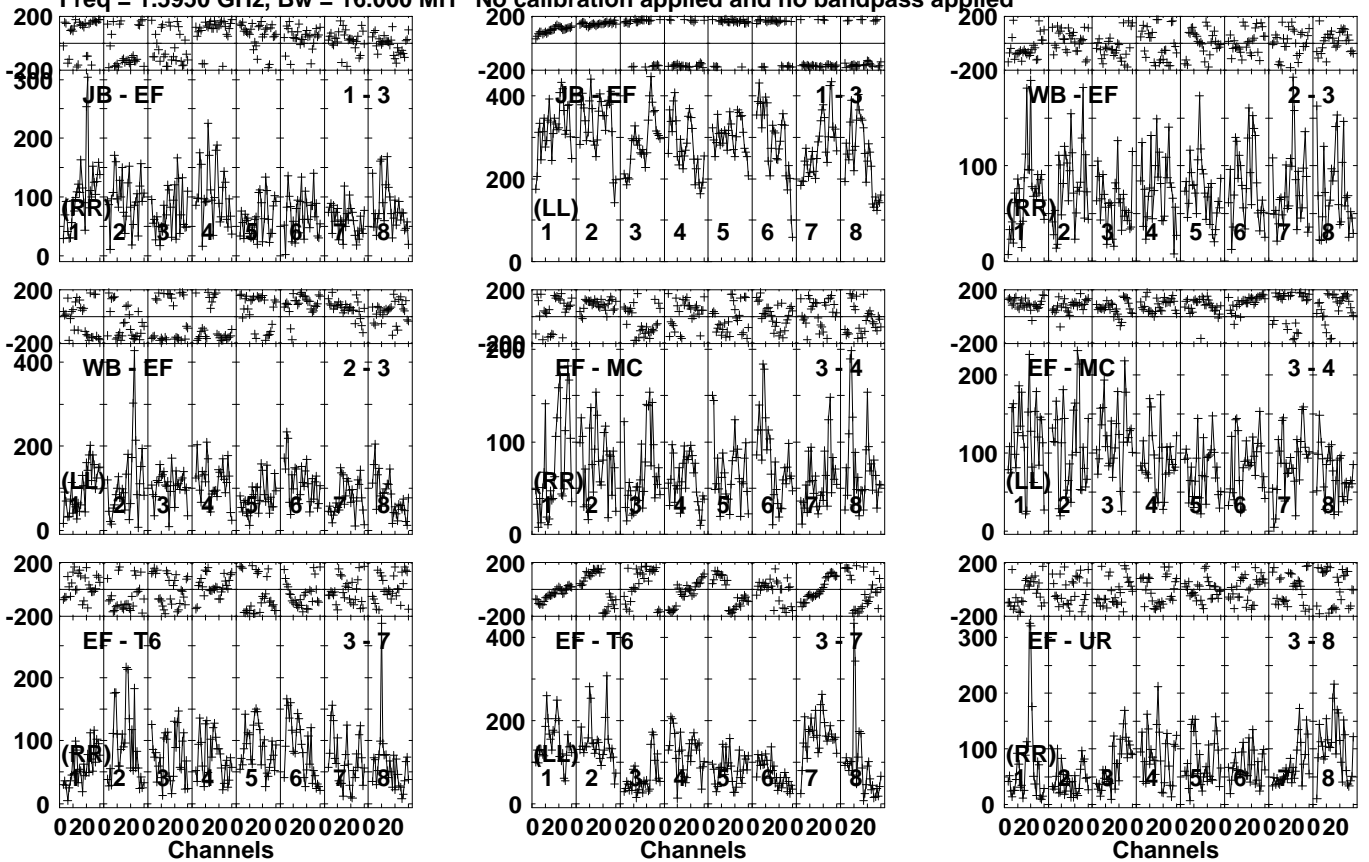


Lower frame: Milli Ampl Jy Top frame: Phas deg
Vector averaged cross-power spectrum Several baselines displayed
Timerange: 01/06:13:31 to 01/06:14:59

Plot file version 440 created 18-MAR-2021 11:20:39

WXUMA EB082 1.UVDATA.1

Freq = 1.5950 GHz, Bw = 16.000 MH No calibration applied and no bandpass applied

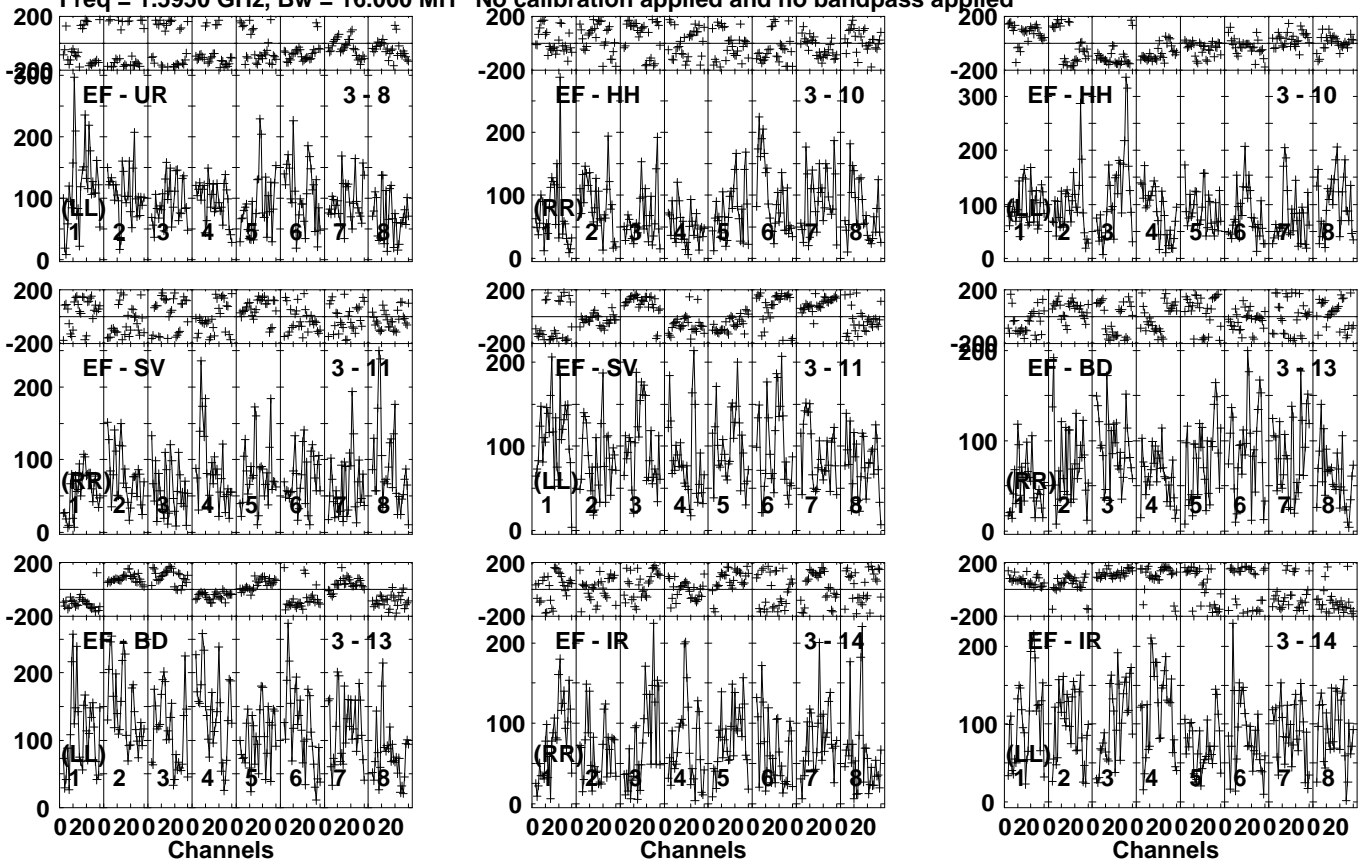


Lower frame: Micro Ampl Jy Top frame: Phas deg
Vector averaged cross-power spectrum Several baselines displayed
Timerange: 01/06:15:01 to 01/06:18:00

Plot file version 441 created 18-MAR-2021 11:20:39

WXUMA EB082 1.UVDATA.1

Freq = 1.5950 GHz, Bw = 16.000 MH No calibration applied and no bandpass applied

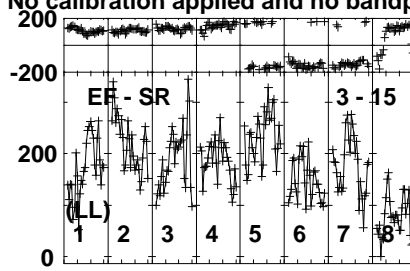
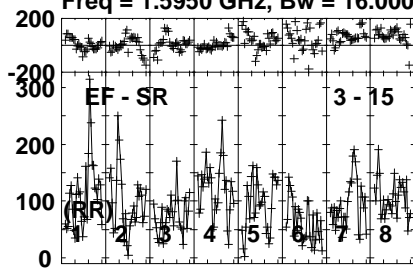


Lower frame: Micro Ampl Jy Top frame: Phas deg
Vector averaged cross-power spectrum Several baselines displayed
Timerange: 01/06:15:01 to 01/06:18:00

Plot file version 442 created 18-MAR-2021 11:20:39

WXUMA EB082 1.UVDATA.1

Freq = 1.5950 GHz, Bw = 16.000 MH No calibration applied and no bandpass applied



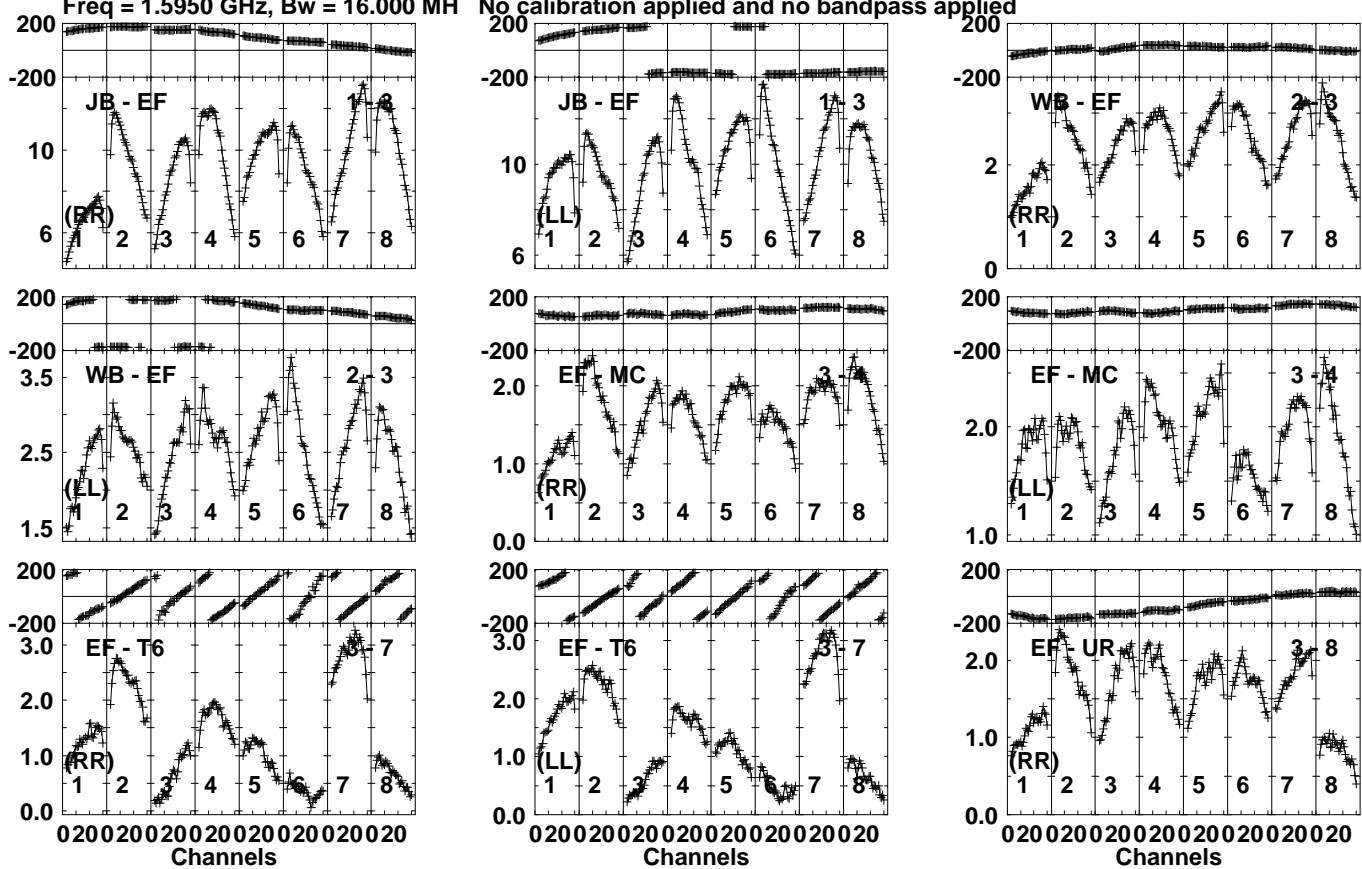
Lower frame: Micro Ampl Jy Top frame: Phas deg
Vector averaged cross-power spectrum Several baselines displayed
Timerange: 01/06:15:01 to 01/06:18:00

Plot file version 443 created 18-MAR-2021 11:20:39

J1108+4330 EB082 1.UVDATA.1

Freq = 1.5950 GHz, Bw = 16.000 MH

No calibration applied and no bandpass applied



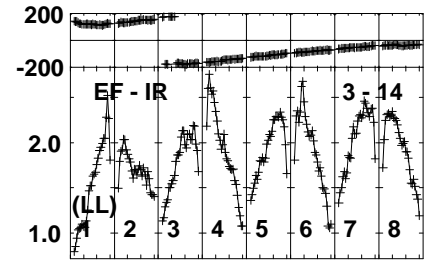
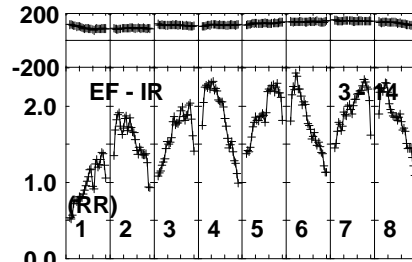
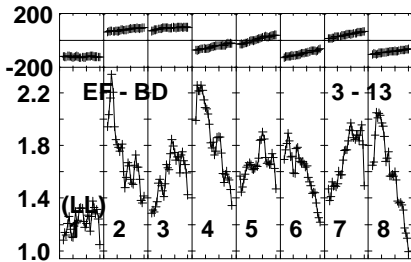
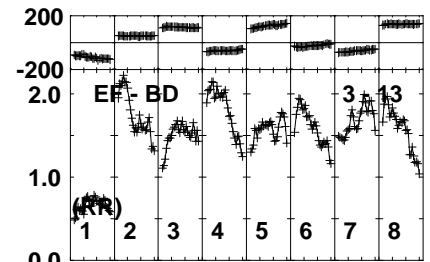
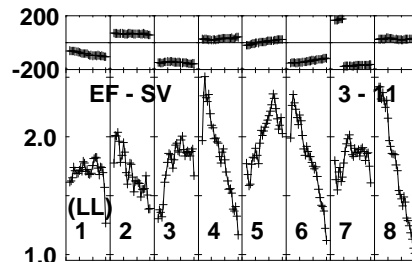
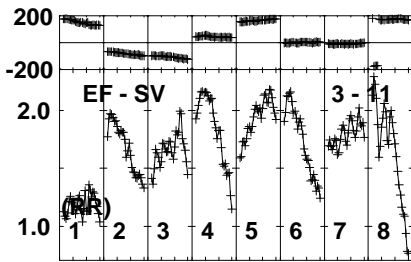
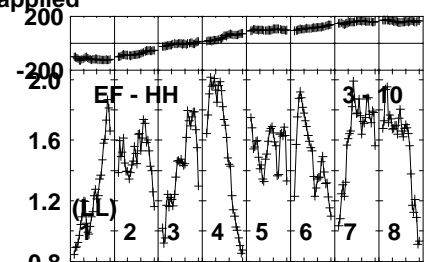
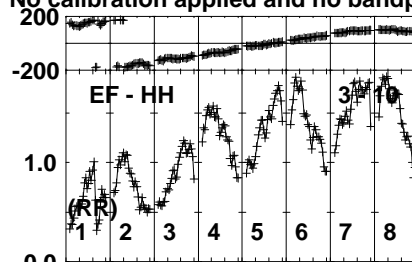
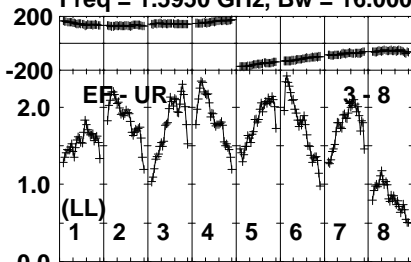
Lower frame: Milli Ampl Jy Top frame: Phas deg
Vector averaged cross-power spectrum Several baselines displayed
Timerange: 01/06:18:00 to 01/06:20:00

Plot file version 444 created 18-MAR-2021 11:20:40

J1108+4330 EB082 1.UVDATA.1

Freq = 1.5950 GHz, Bw = 16.000 MH

No calibration applied and no bandpass applied



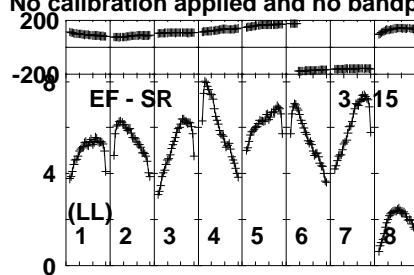
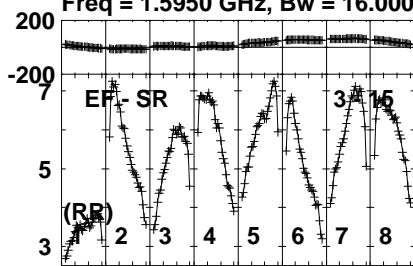
Lower frame: Milli Ampl Jy Top frame: Phas deg
Vector averaged cross-power spectrum Several baselines displayed
Timerange: 01/06:18:00 to 01/06:20:00

Plot file version 445 created 18-MAR-2021 11:20:40

J1108+4330 EB082 1.UVDATA.1

Freq = 1.5950 GHz, Bw = 16.000 MH

No calibration applied and no bandpass applied



Lower frame: Milli Ampl Jy Top frame: Phas deg

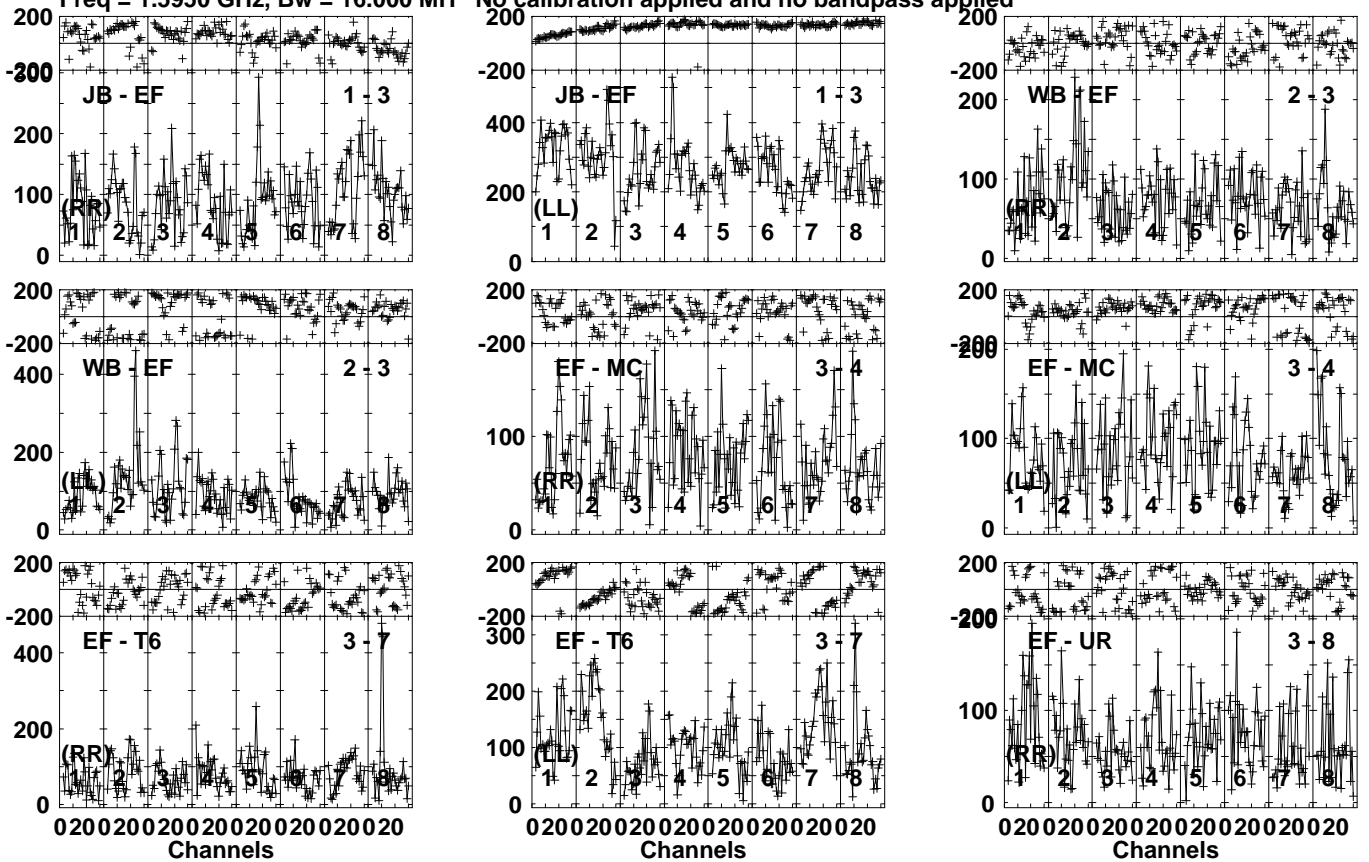
Vector averaged cross-power spectrum Several baselines displayed

Timerange: 01/06:18:00 to 01/06:20:00

Plot file version 446 created 18-MAR-2021 11:20:40

WXUMA EB082 1.UVDATA.1

Freq = 1.5950 GHz, Bw = 16.000 MH No calibration applied and no bandpass applied

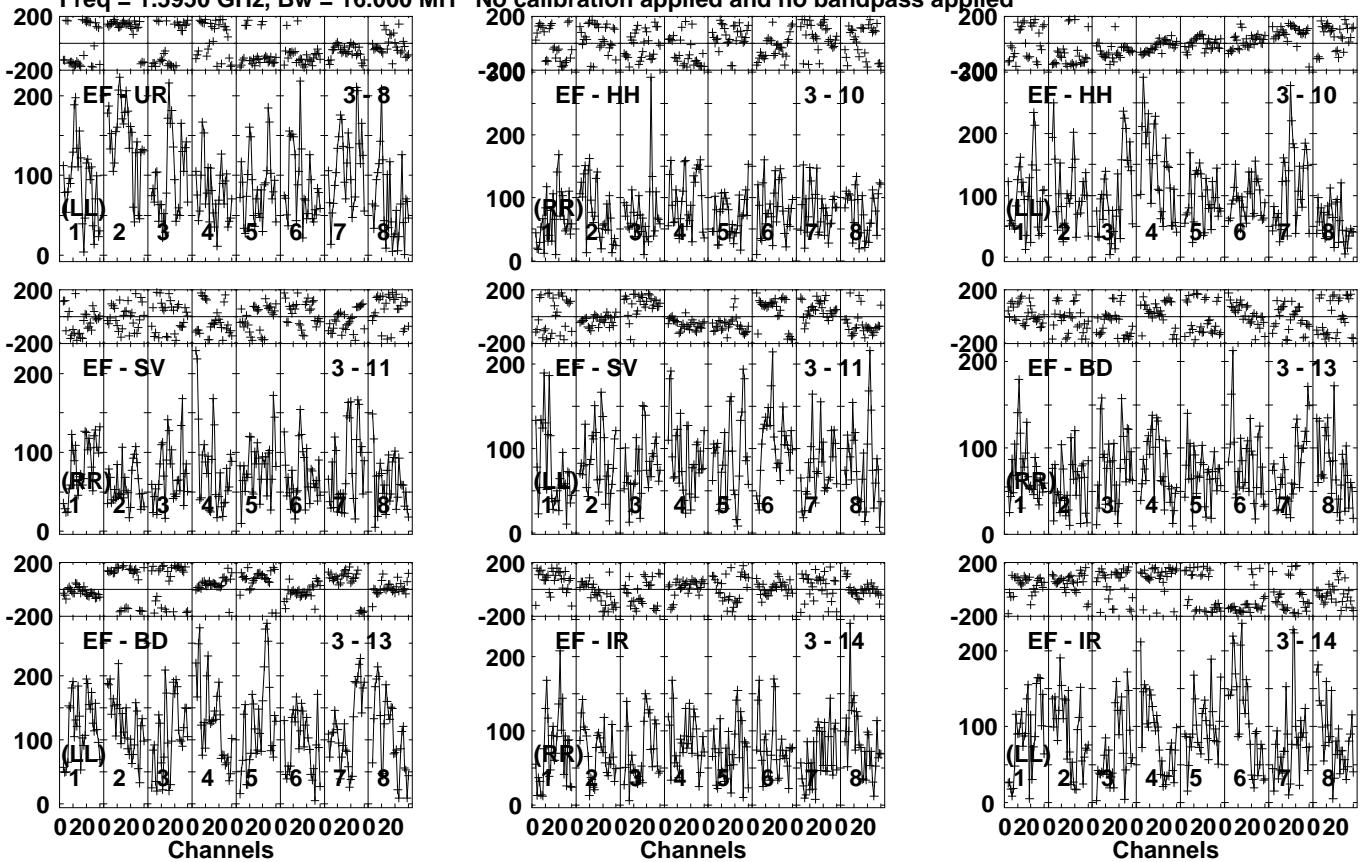


Lower frame: Micro Ampl Jy Top frame: Phas deg
Vector averaged cross-power spectrum Several baselines displayed
Timerange: 01/06:20:00 to 01/06:22:59

Plot file version 447 created 18-MAR-2021 11:20:40

WXUMA EB082 1.UVDATA.1

Freq = 1.5950 GHz, Bw = 16.000 MH No calibration applied and no bandpass applied

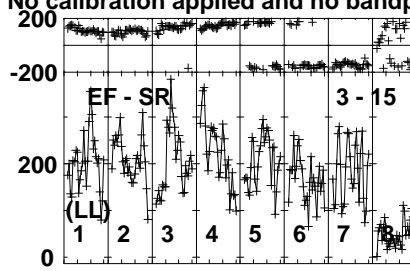
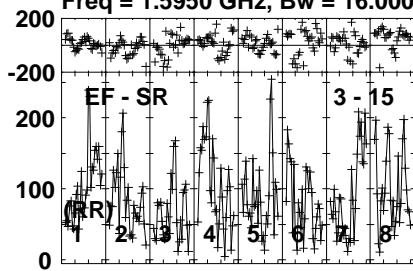


Lower frame: Micro Ampl Jy Top frame: Phas deg
Vector averaged cross-power spectrum Several baselines displayed
Timerange: 01/06:20:00 to 01/06:22:59

Plot file version 448 created 18-MAR-2021 11:20:40

WXUMA EB082 1.UVDATA.1

Freq = 1.5950 GHz, Bw = 16.000 MH No calibration applied and no bandpass applied



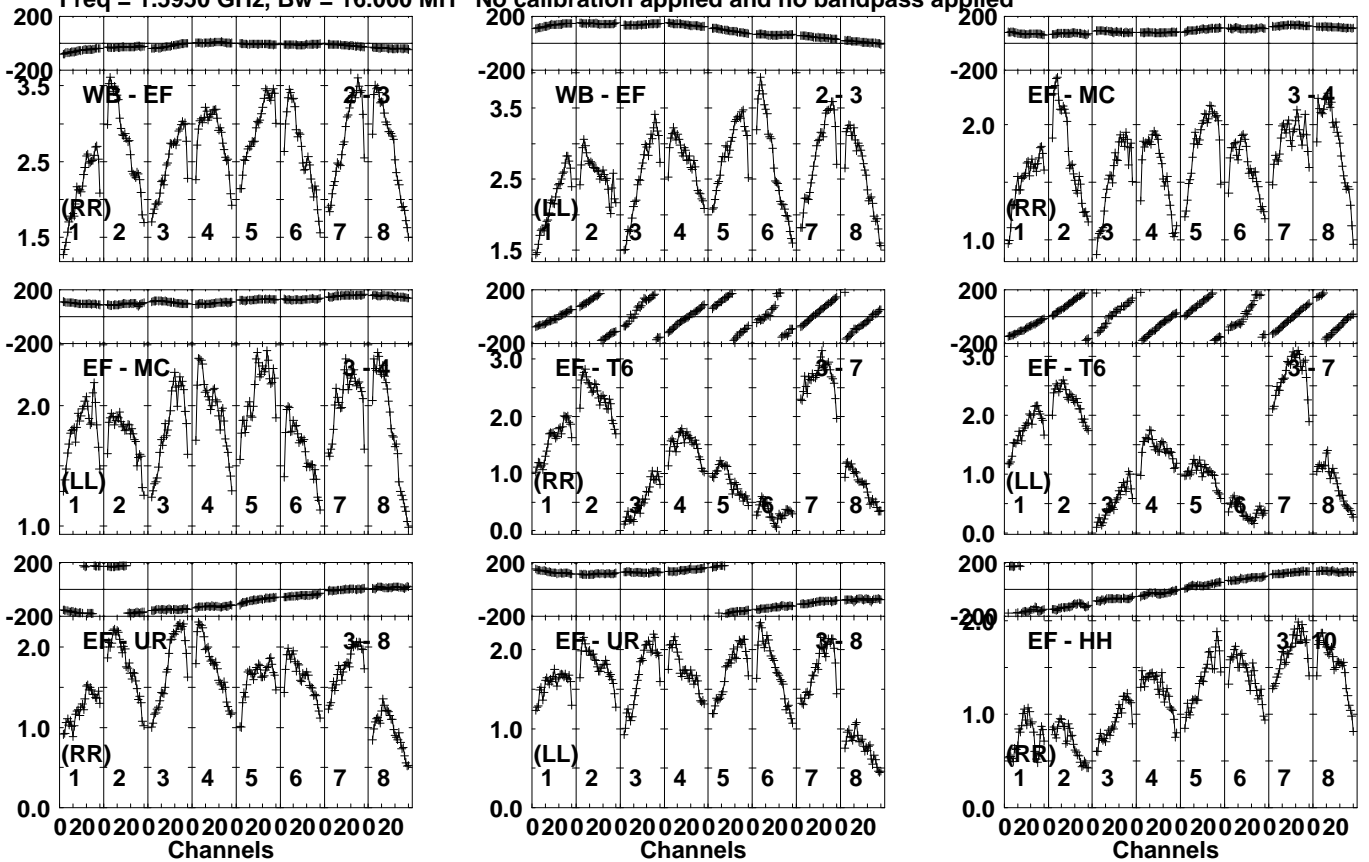
Lower frame: Micro Ampl Jy Top frame: Phas deg
Vector averaged cross-power spectrum Several baselines displayed
Timerange: 01/06:20:00 to 01/06:22:59

Plot file version 449 created 18-MAR-2021 11:20:40

J1108+4330 EB082 1.UVDATA.1

Freq = 1.5950 GHz, Bw = 16.000 MH

No calibration applied and no bandpass applied

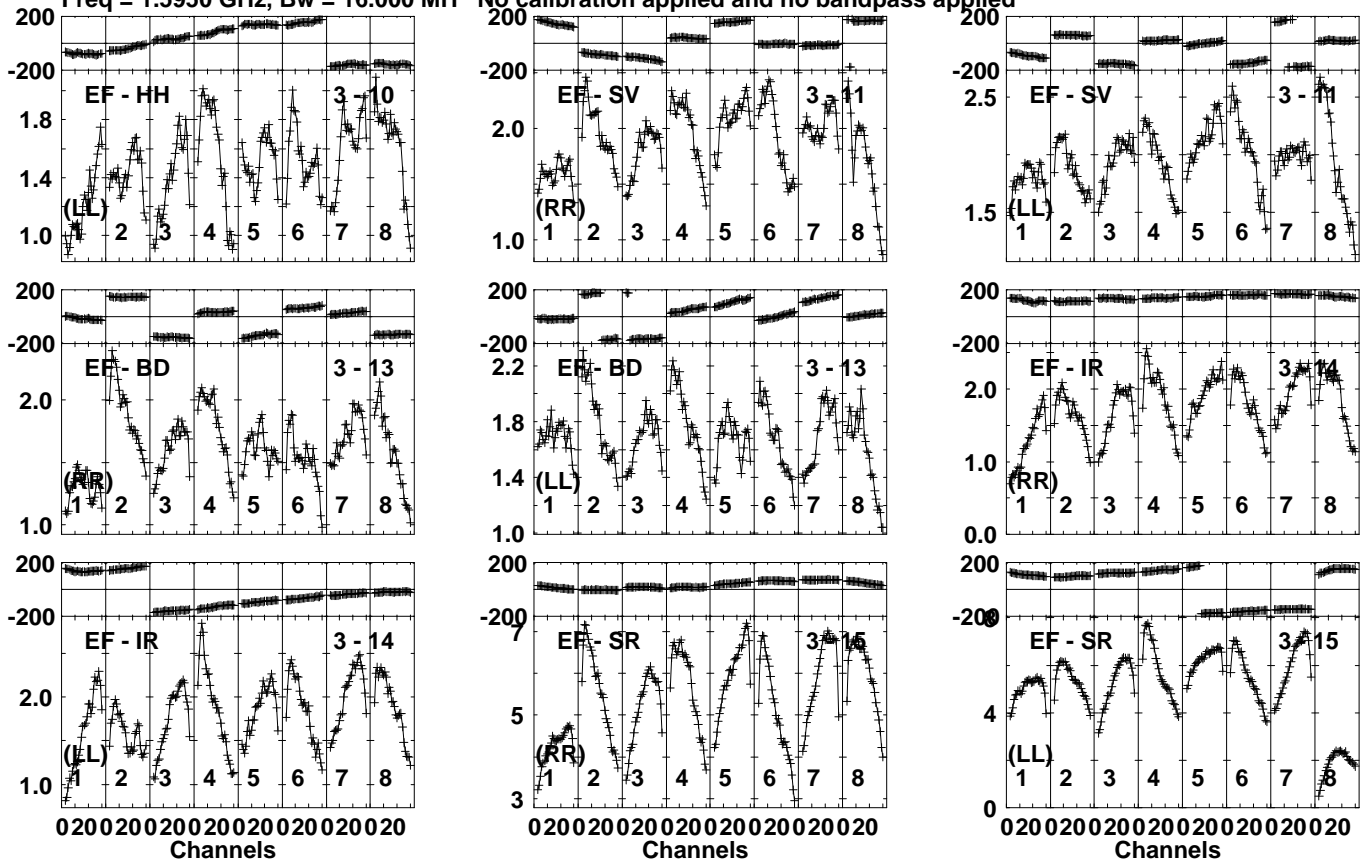


Lower frame: Milli Ampl Jy Top frame: Phas deg
 Vector averaged cross-power spectrum Several baselines displayed
 Timerange: 01/06:23:31 to 01/06:24:59

Plot file version 450 created 18-MAR-2021 11:20:40

J1108+4330 EB082 1.UVDATA.1

Freq = 1.5950 GHz, Bw = 16.000 MH No calibration applied and no bandpass applied



Lower frame: Milli Ampl Jy Top frame: Phas deg

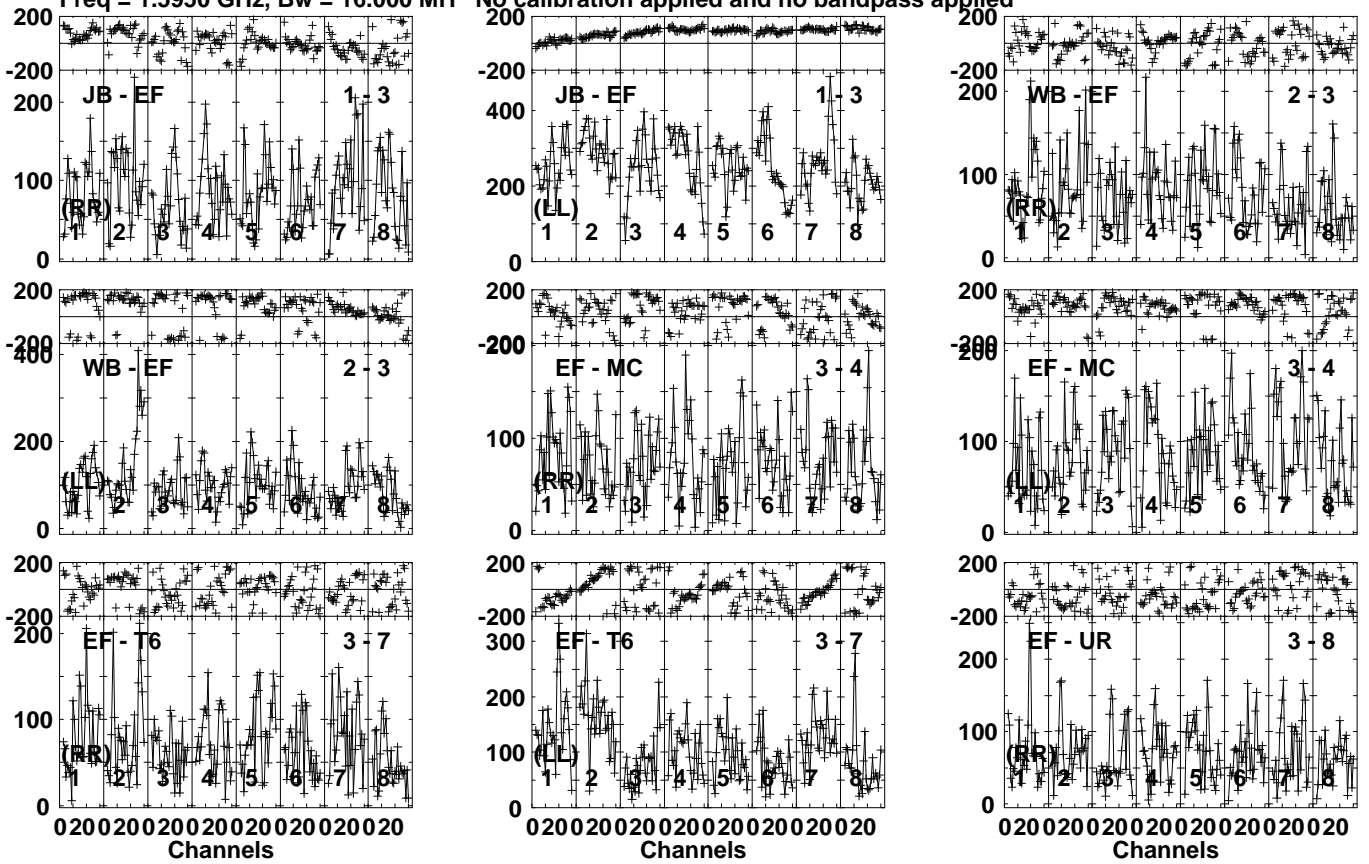
Vector averaged cross-power spectrum Several baselines displayed

Timerange: 01/06:23:31 to 01/06:24:59

Plot file version 451 created 18-MAR-2021 11:20:41

WXUMA EB082 1.UVDATA.1

Freq = 1.5950 GHz, Bw = 16.000 MH No calibration applied and no bandpass applied



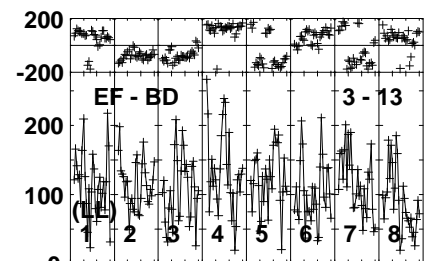
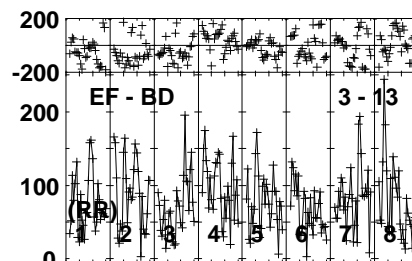
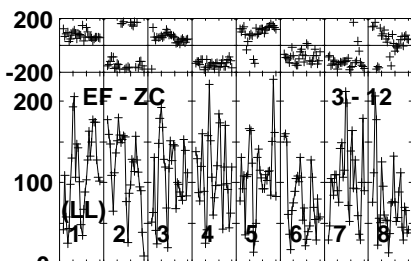
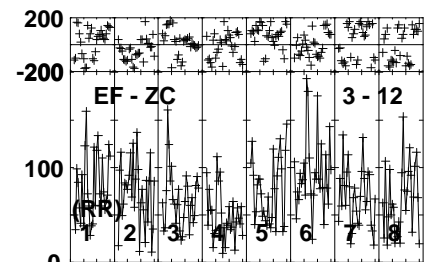
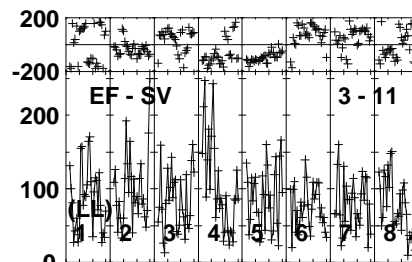
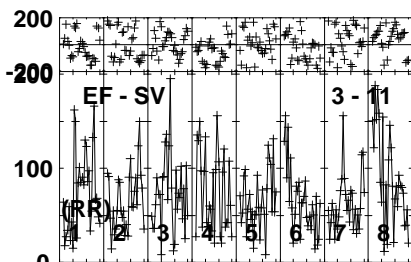
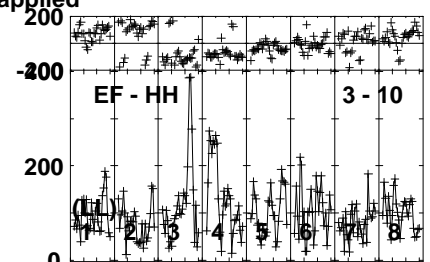
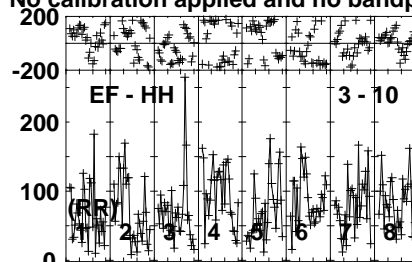
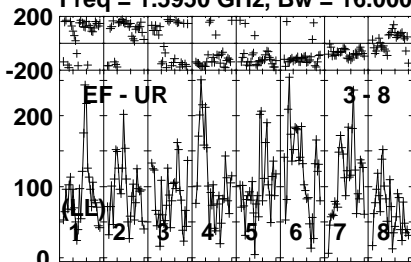
Lower frame: Micro Ampl Jy Top frame: Phas deg
Vector averaged cross-power spectrum Several baselines displayed
Timerange: 01/06:25:00 to 01/06:28:00

Plot file version 452 created 18-MAR-2021 11:20:41

WXUMA EB082 1.UVDATA.1

Freq = 1.5950 GHz, Bw = 16.000 MH

No calibration applied and no bandpass applied

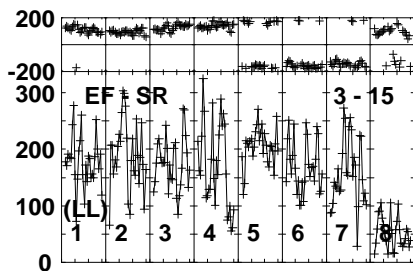
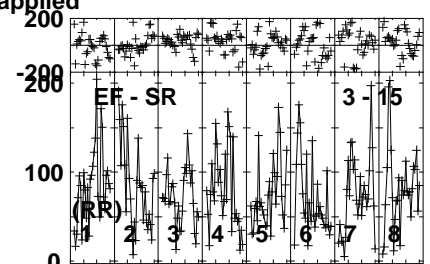
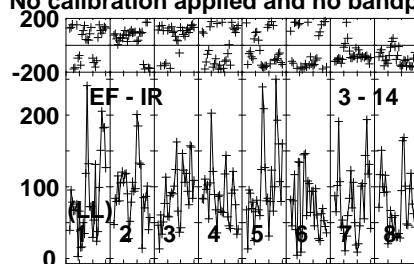
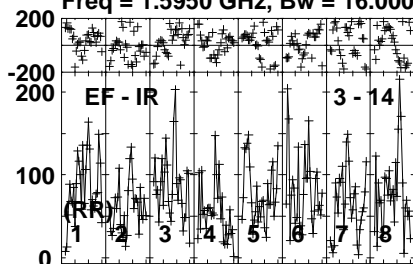


Lower frame: Micro Ampl Jy Top frame: Phas deg
Vector averaged cross-power spectrum Several baselines displayed
Timerange: 01/06:25:00 to 01/06:28:00

Plot file version 453 created 18-MAR-2021 11:20:41

WXUMA EB082 1.UVDATA.1

Freq = 1.5950 GHz, Bw = 16.000 MH No calibration applied and no bandpass applied



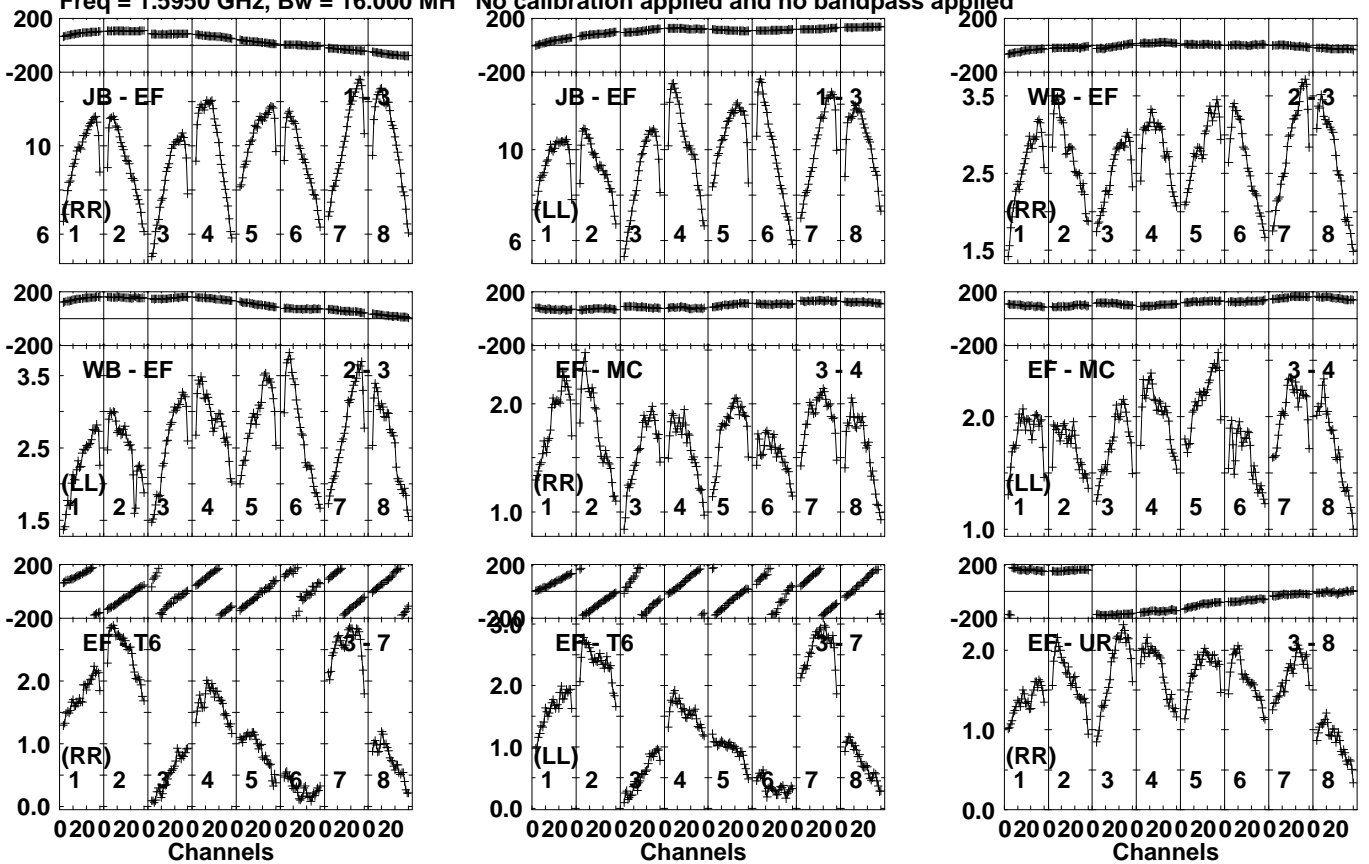
Lower frame: Micro Ampl Jy Top frame: Phas deg
Vector averaged cross-power spectrum Several baselines displayed
Timerange: 01/06:25:00 to 01/06:28:00

Plot file version 454 created 18-MAR-2021 11:20:41

J1108+4330 EB082 1.UVDATA.1

Freq = 1.5950 GHz, Bw = 16.000 MH

No calibration applied and no bandpass applied



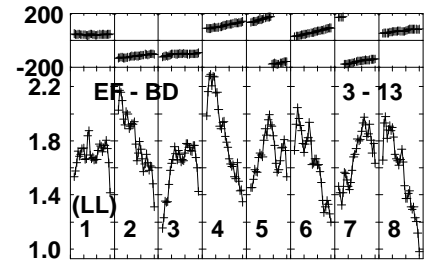
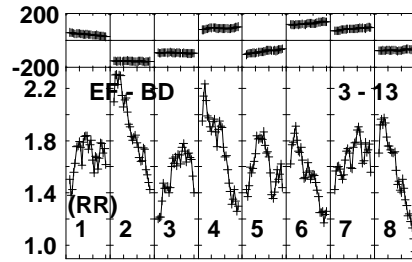
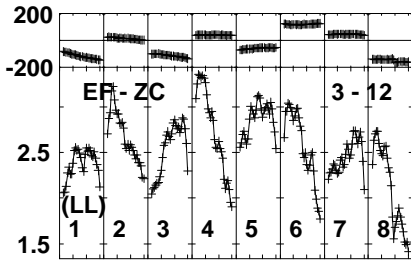
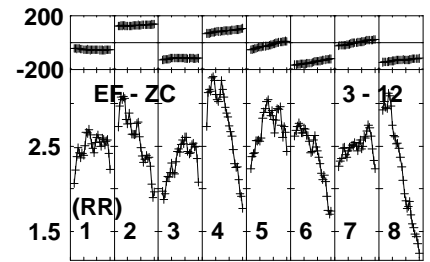
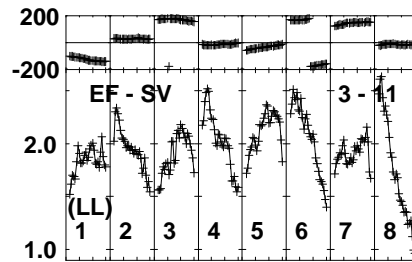
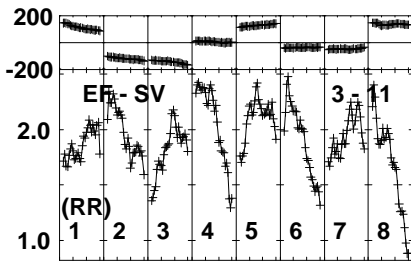
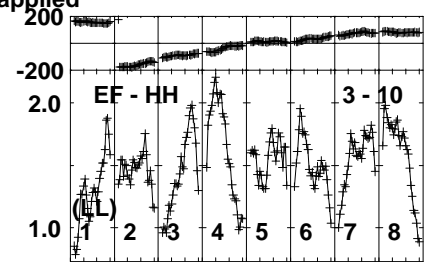
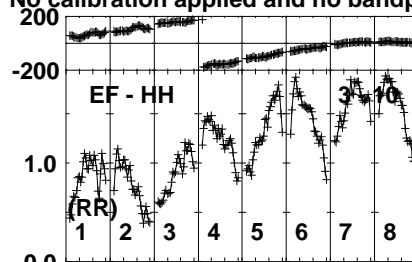
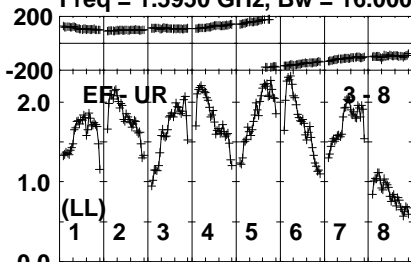
Lower frame: Milli Ampl Jy Top frame: Phas deg
Vector averaged cross-power spectrum Several baselines displayed
Timerange: 01/06:28:00 to 01/06:29:59

Plot file version 455 created 18-MAR-2021 11:20:41

J1108+4330 EB082 1.UVDATA.1

Freq = 1.5950 GHz, Bw = 16.000 MH

No calibration applied and no bandpass applied



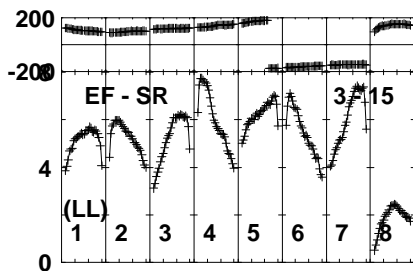
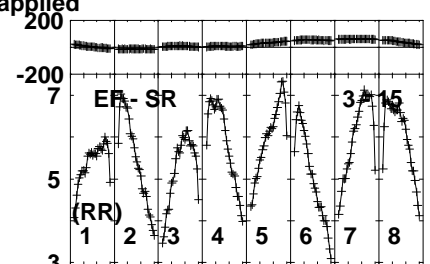
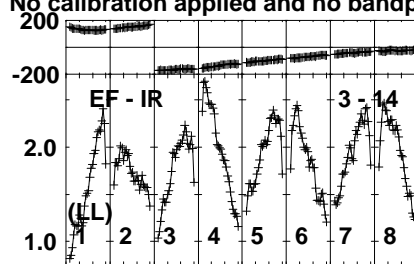
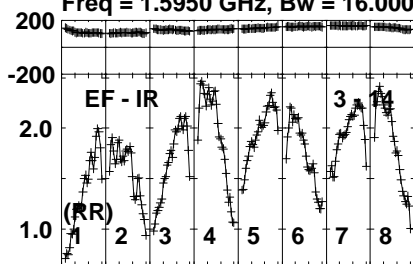
Lower frame: Milli Ampl Jy Top frame: Phas deg
Vector averaged cross-power spectrum Several baselines displayed
Timerange: 01/06:28:00 to 01/06:29:59

Plot file version 456 created 18-MAR-2021 11:20:42

J1108+4330 EB082 1.UVDATA.1

Freq = 1.5950 GHz, Bw = 16.000 MH

No calibration applied and no bandpass applied



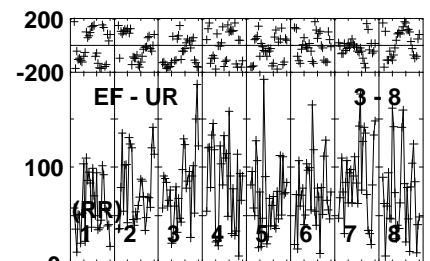
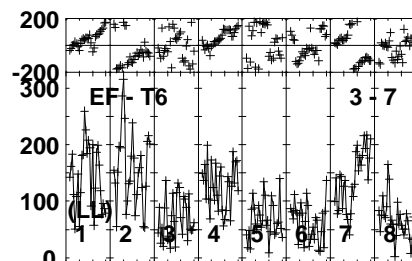
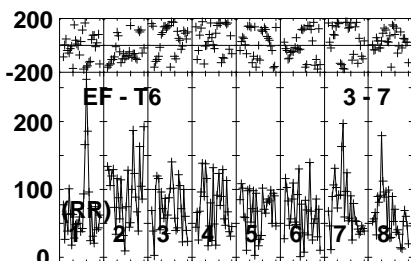
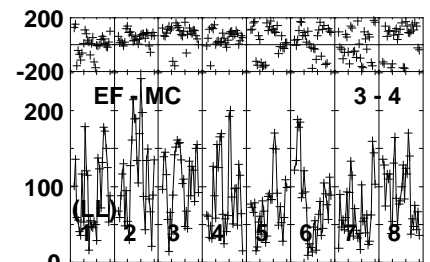
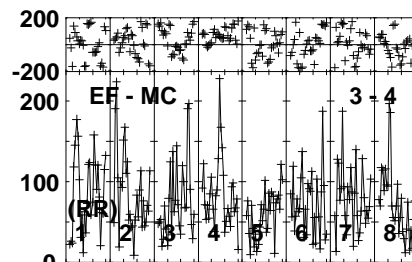
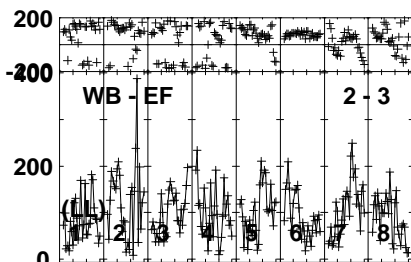
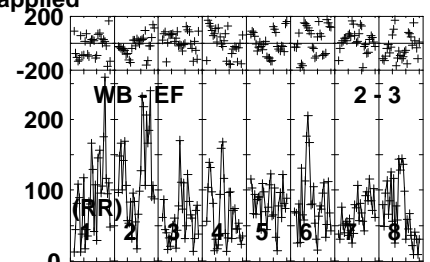
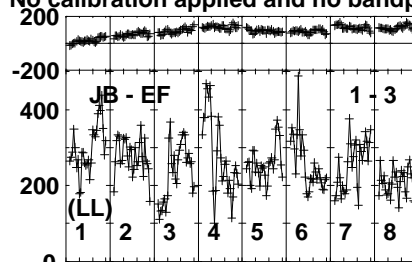
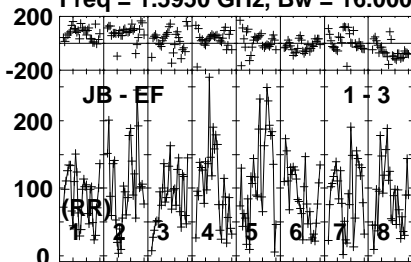
Lower frame: Milli Ampl Jy Top frame: Phas deg
Vector averaged cross-power spectrum Several baselines displayed
Timerange: 01/06:28:00 to 01/06:29:59

Plot file version 457 created 18-MAR-2021 11:20:42

WXUMA EB082 1.UVDATA.1

Freq = 1.5950 GHz, Bw = 16.000 MH

No calibration applied and no bandpass applied

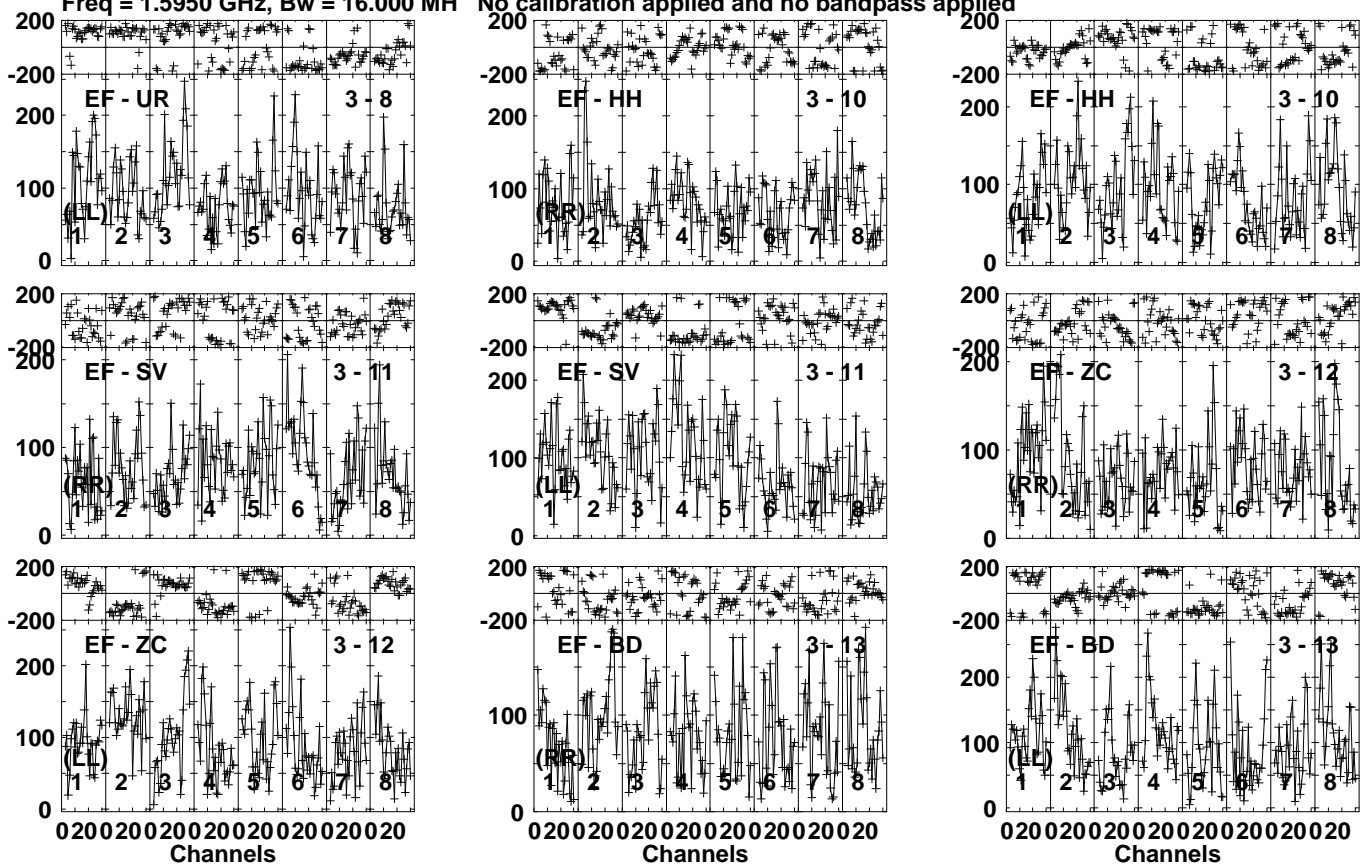


Lower frame: Micro Ampl Jy Top frame: Phas deg
Vector averaged cross-power spectrum Several baselines displayed
Timerange: 01/06:30:00 to 01/06:32:59

Plot file version 458 created 18-MAR-2021 11:20:42

WXUMA EB082 1.UVDATA.1

Freq = 1.5950 GHz, Bw = 16.000 MH No calibration applied and no bandpass applied

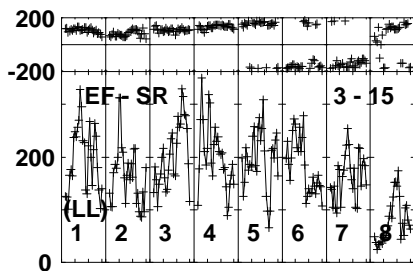
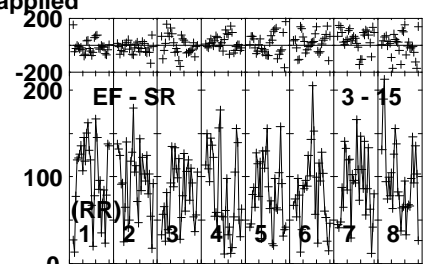
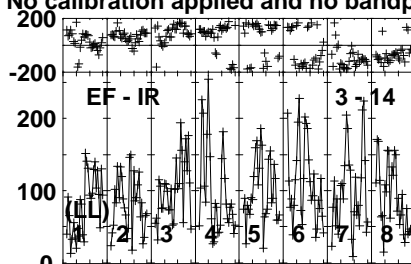
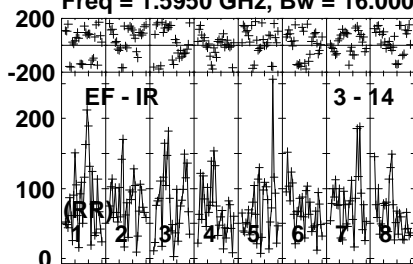


Lower frame: Micro Ampl Jy Top frame: Phas deg
Vector averaged cross-power spectrum Several baselines displayed
Timerange: 01/06:30:00 to 01/06:32:59

Plot file version 459 created 18-MAR-2021 11:20:42

WXUMA EB082 1.UVDATA.1

Freq = 1.5950 GHz, Bw = 16.000 MH No calibration applied and no bandpass applied



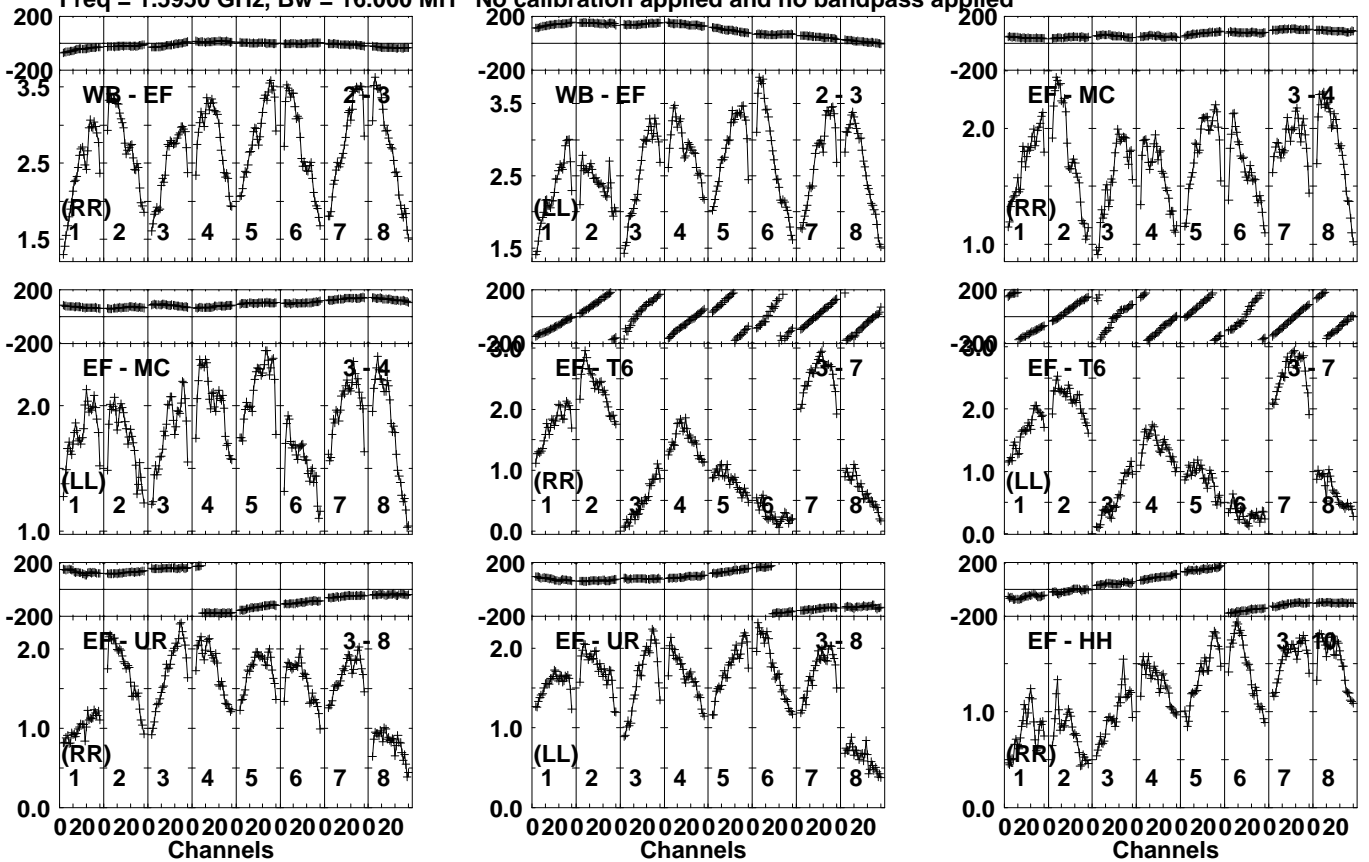
Lower frame: Micro Ampl Jy Top frame: Phas deg
Vector averaged cross-power spectrum Several baselines displayed
Timerange: 01/06:30:00 to 01/06:32:59

Plot file version 460 created 18-MAR-2021 11:20:42

J1108+4330 EB082 1.UVDATA.1

Freq = 1.5950 GHz, Bw = 16.000 MH

No calibration applied and no bandpass applied



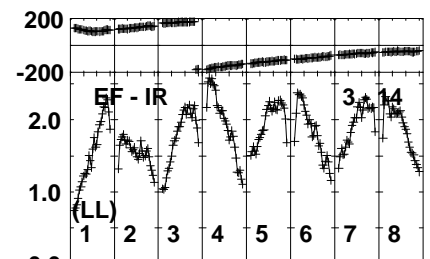
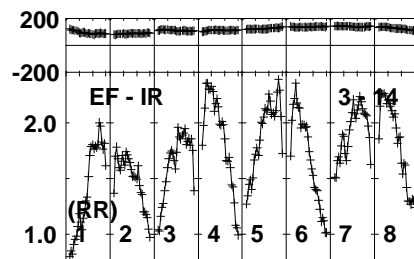
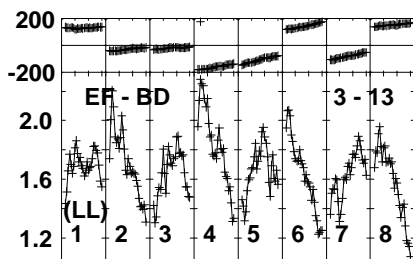
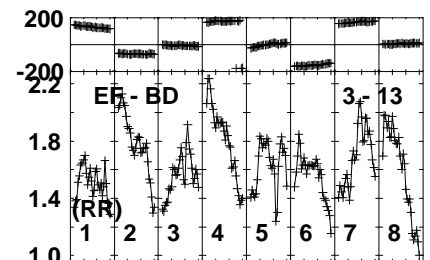
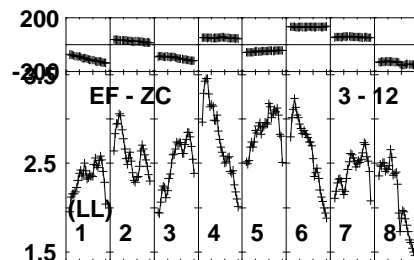
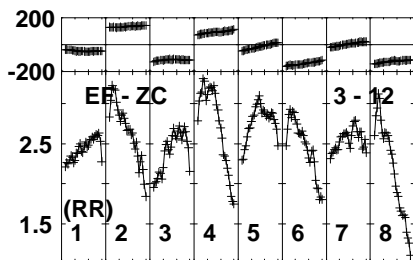
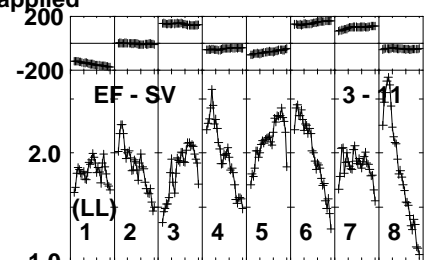
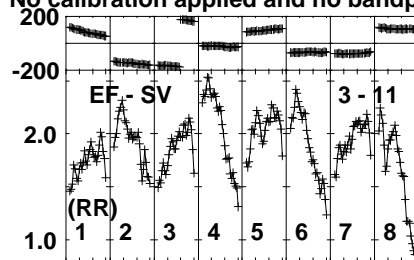
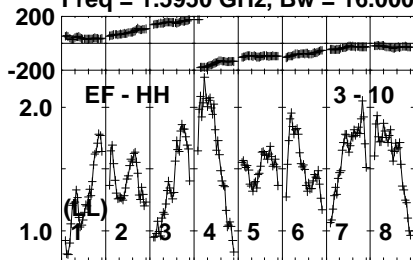
Lower frame: Milli Ampl Jy Top frame: Phas deg
 Vector averaged cross-power spectrum Several baselines displayed
 Timerange: 01/06:33:30 to 01/06:34:59

Plot file version 461 created 18-MAR-2021 11:20:42

J1108+4330 EB082 1.UVDATA.1

Freq = 1.5950 GHz, Bw = 16.000 MH

No calibration applied and no bandpass applied



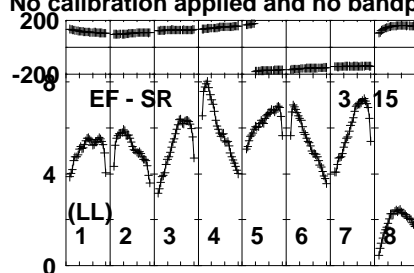
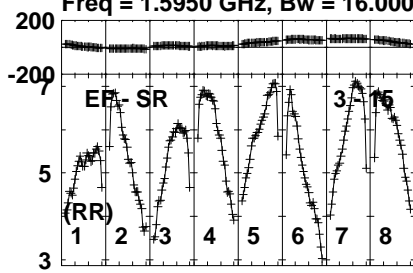
Lower frame: Milli Ampl Jy Top frame: Phas deg
Vector averaged cross-power spectrum Several baselines displayed
Timerange: 01/06:33:30 to 01/06:34:59

Plot file version 462 created 18-MAR-2021 11:20:43

J1108+4330 EB082 1.UVDATA.1

Freq = 1.5950 GHz, Bw = 16.000 MH

No calibration applied and no bandpass applied



Lower frame: Milli Ampl Jy Top frame: Phas deg

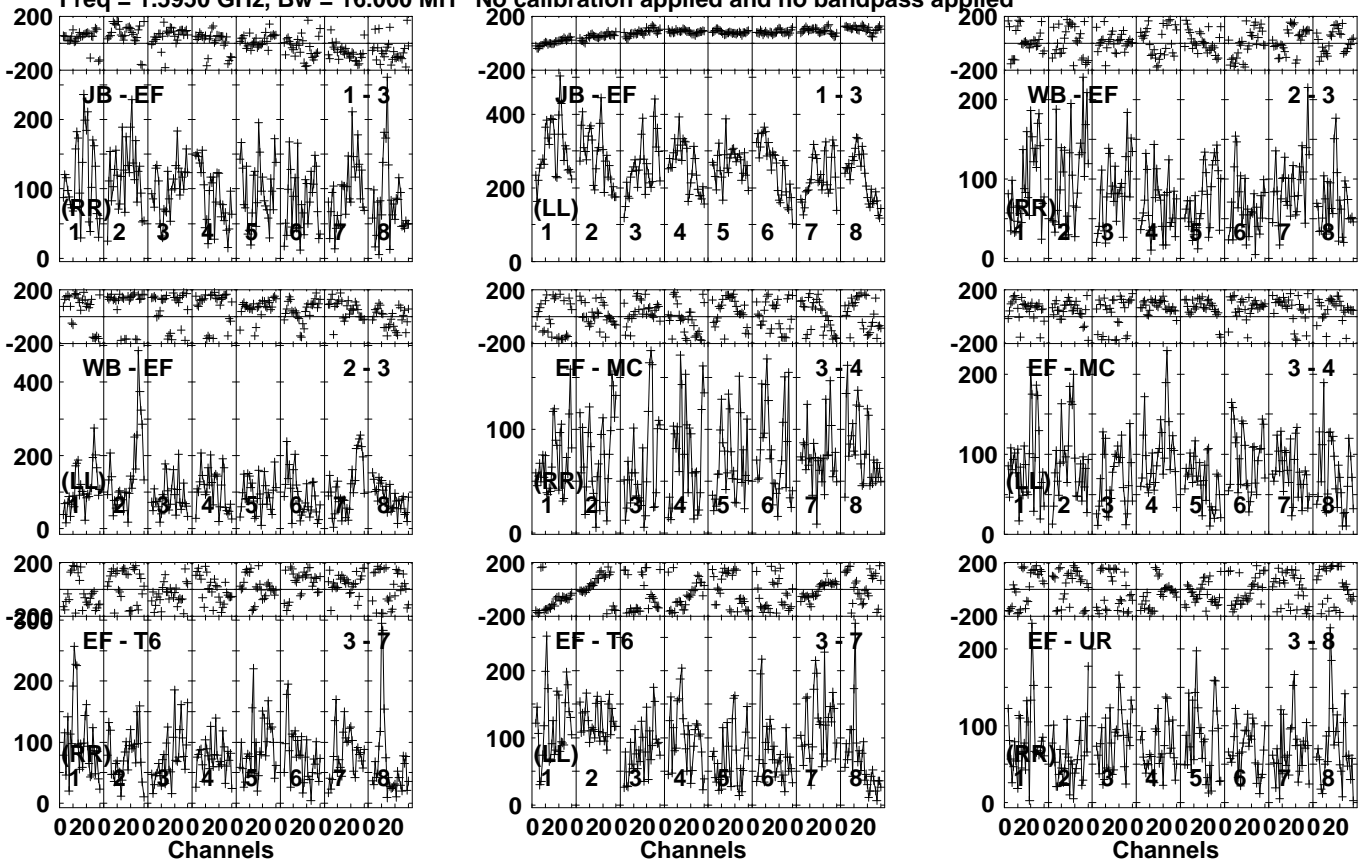
Vector averaged cross-power spectrum Several baselines displayed

Timerange: 01/06:33:30 to 01/06:34:59

Plot file version 463 created 18-MAR-2021 11:20:43

WXUMA EB082 1.UVDATA.1

Freq = 1.5950 GHz, Bw = 16.000 MH No calibration applied and no bandpass applied

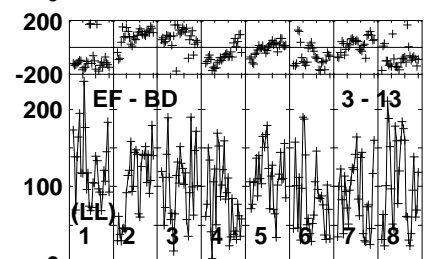
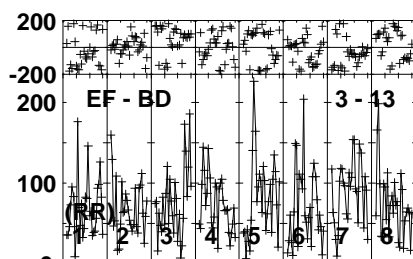
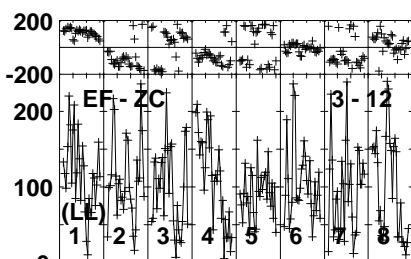
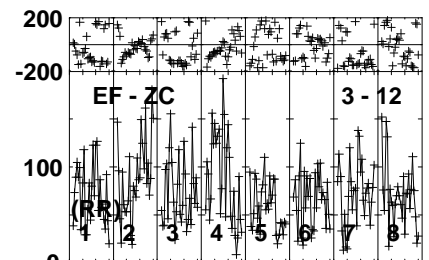
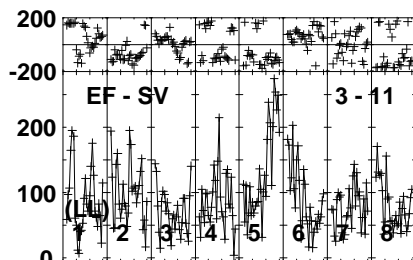
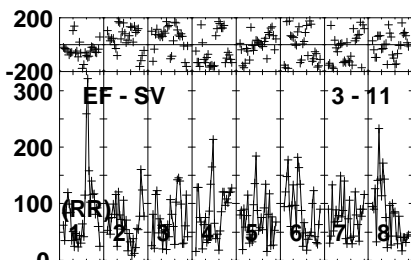
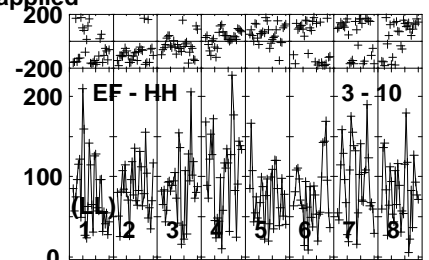
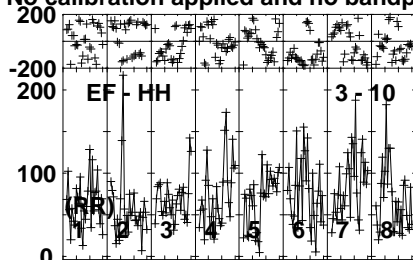
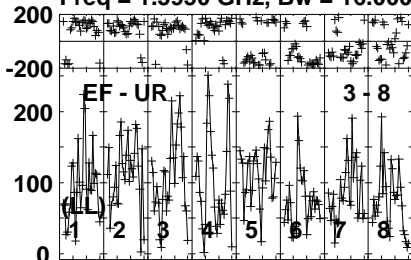


Lower frame: Micro Ampl Jy Top frame: Phas deg
Vector averaged cross-power spectrum Several baselines displayed
Timerange: 01/06:35:00 to 01/06:38:00

Plot file version 464 created 18-MAR-2021 11:20:43

WXUMA EB082 1.UVDATA.1

Freq = 1.5950 GHz, Bw = 16.000 MH No calibration applied and no bandpass applied

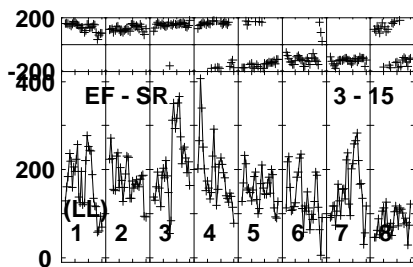
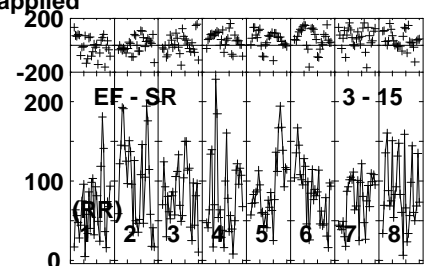
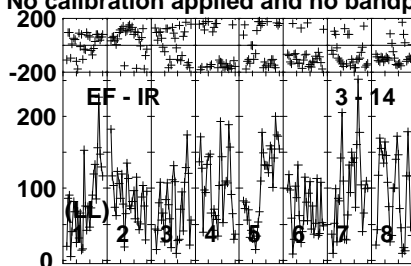
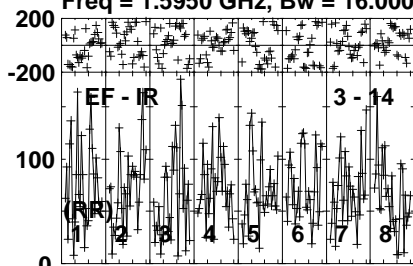


Lower frame: Micro Ampl Jy Top frame: Phas deg
Vector averaged cross-power spectrum Several baselines displayed
Timerange: 01/06:35:00 to 01/06:38:00

Plot file version 465 created 18-MAR-2021 11:20:43

WXUMA EB082 1.UVDATA.1

Freq = 1.5950 GHz, Bw = 16.000 MH No calibration applied and no bandpass applied



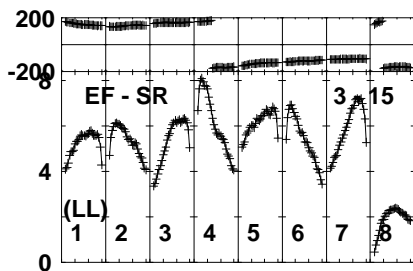
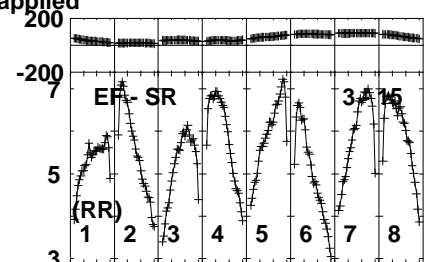
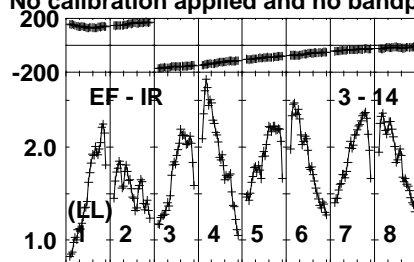
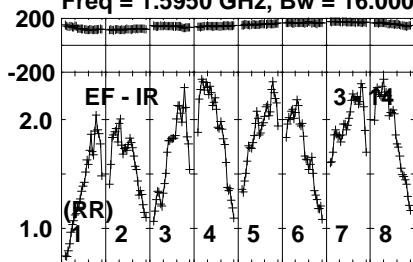
Lower frame: Micro Ampl Jy Top frame: Phas deg
Vector averaged cross-power spectrum Several baselines displayed
Timerange: 01/06:35:00 to 01/06:38:00

Plot file version 468 created 18-MAR-2021 11:20:44

J1108+4330 EB082 1.UVDATA.1

Freq = 1.5950 GHz, Bw = 16.000 MH

No calibration applied and no bandpass applied

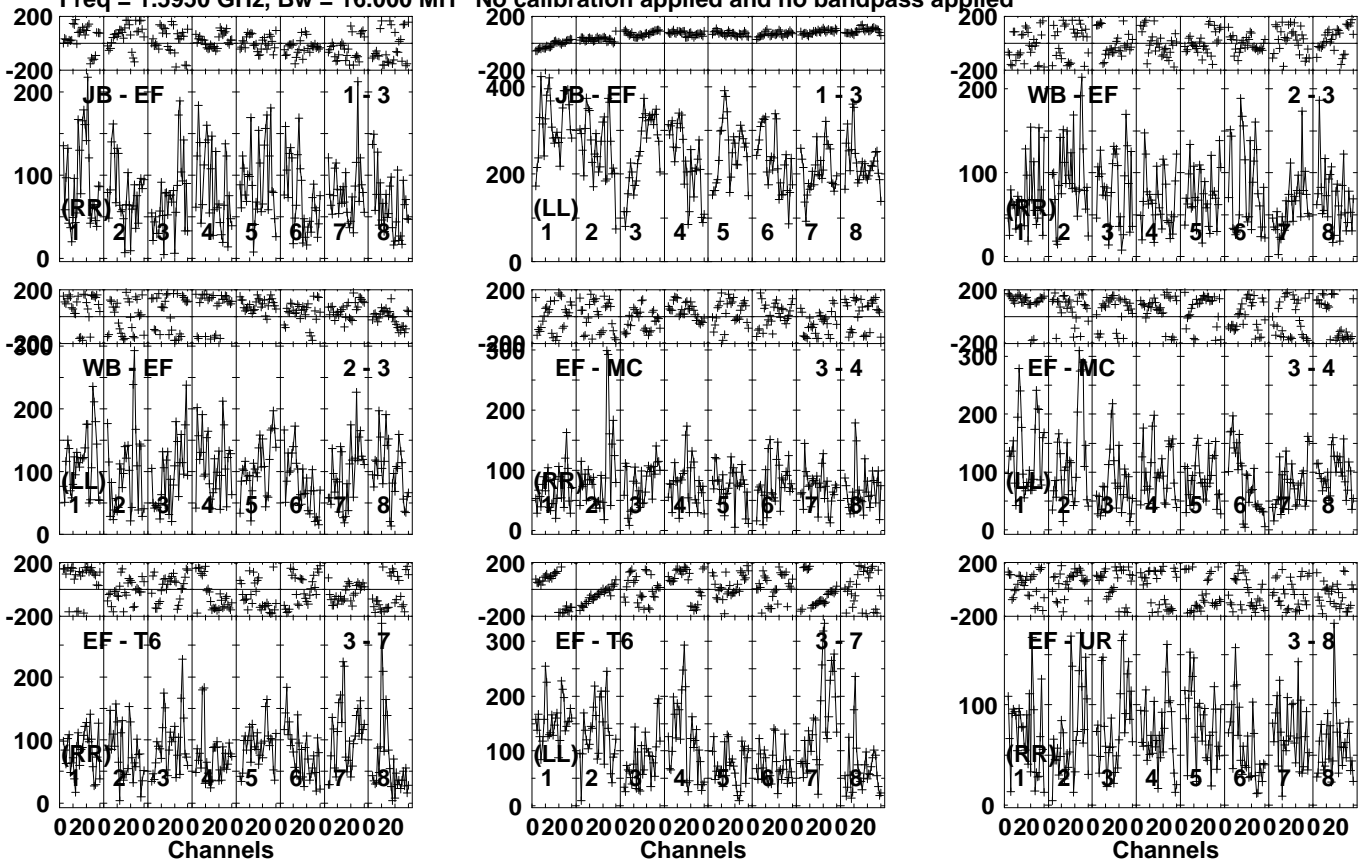


Lower frame: Milli Ampl Jy Top frame: Phas deg
Vector averaged cross-power spectrum Several baselines displayed
Timerange: 01/06:38:00 to 01/06:39:59

Plot file version 469 created 18-MAR-2021 11:20:44

WXUMA EB082 1.UVDATA.1

Freq = 1.5950 GHz, Bw = 16.000 MH No calibration applied and no bandpass applied

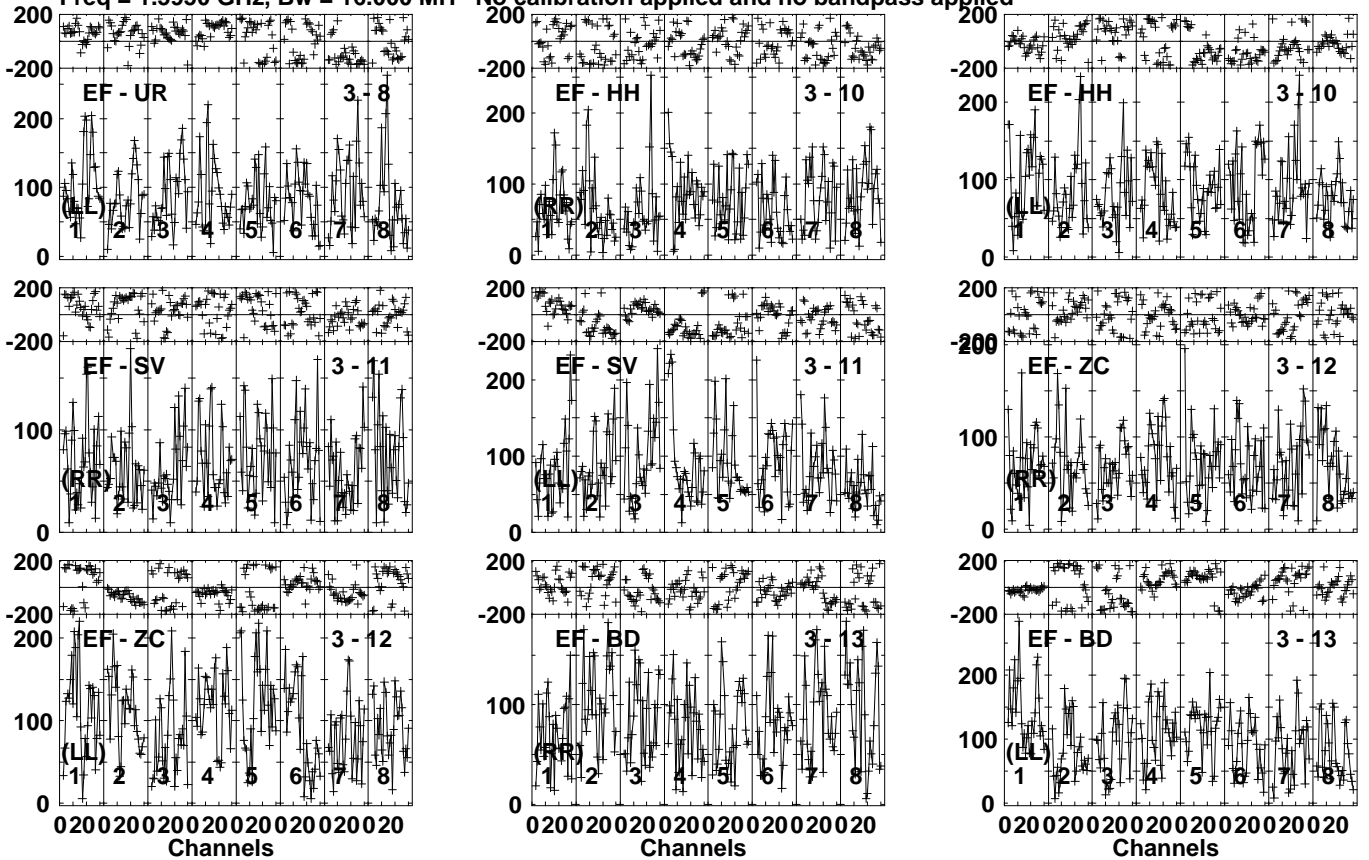


Lower frame: Micro Ampl Jy Top frame: Phas deg
Vector averaged cross-power spectrum Several baselines displayed
Timerange: 01/06:40:01 to 01/06:42:59

Plot file version 470 created 18-MAR-2021 11:20:44

WXUMA EB082 1.UVDATA.1

Freq = 1.5950 GHz, Bw = 16.000 MH No calibration applied and no bandpass applied

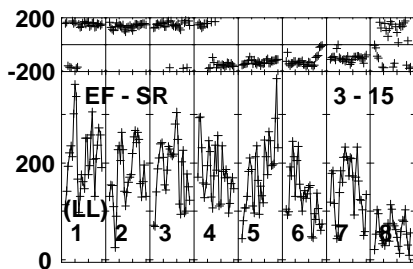
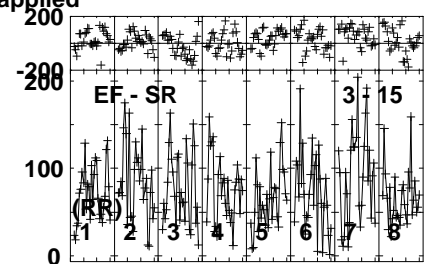
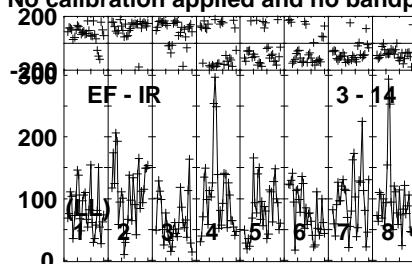
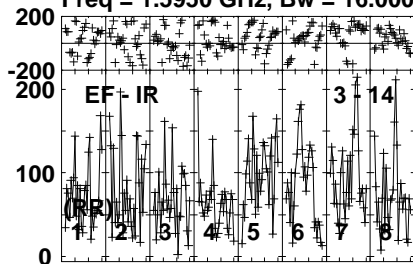


Lower frame: Micro Ampl Jy Top frame: Phas deg
Vector averaged cross-power spectrum Several baselines displayed
Timerange: 01/06:40:01 to 01/06:42:59

Plot file version 471 created 18-MAR-2021 11:20:44

WXUMA EB082 1.UVDATA.1

Freq = 1.5950 GHz, Bw = 16.000 MH No calibration applied and no bandpass applied



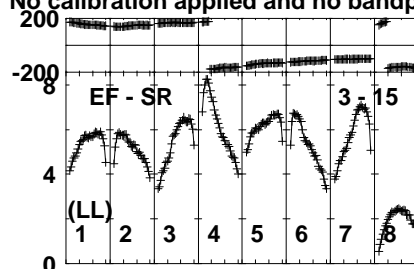
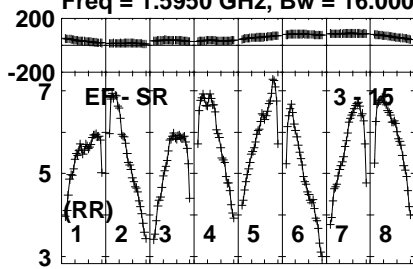
Lower frame: Micro Ampl Jy Top frame: Phas deg
Vector averaged cross-power spectrum Several baselines displayed
Timerange: 01/06:40:01 to 01/06:42:59

Plot file version 474 created 18-MAR-2021 11:20:45

J1108+4330 EB082 1.UVDATA.1

Freq = 1.5950 GHz, Bw = 16.000 MH

No calibration applied and no bandpass applied



Lower frame: Milli Ampl Jy Top frame: Phas deg

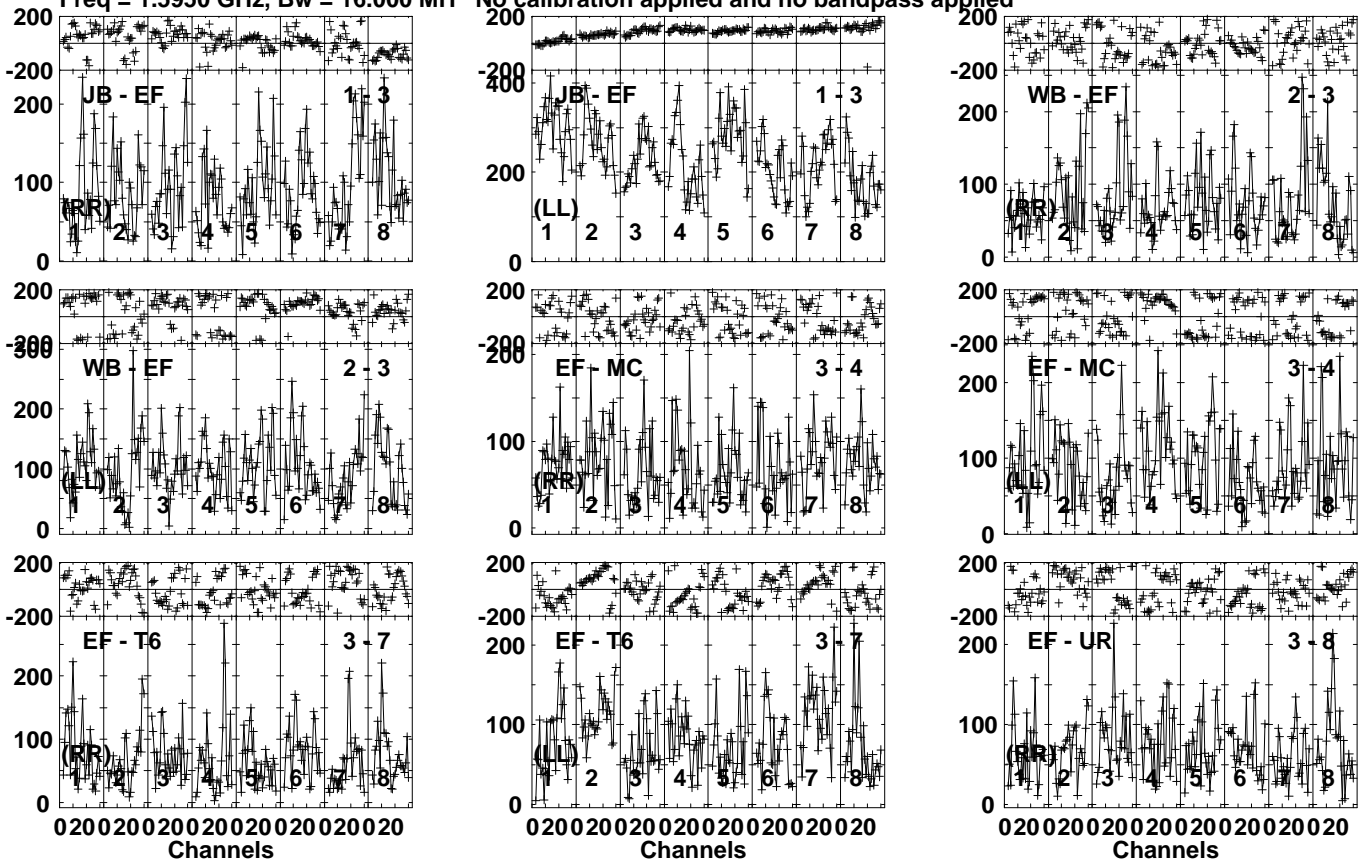
Vector averaged cross-power spectrum Several baselines displayed

Timerange: 01/06:43:30 to 01/06:45:00

Plot file version 475 created 18-MAR-2021 11:20:45

WXUMA EB082 1.UVDATA.1

Freq = 1.5950 GHz, Bw = 16.000 MH No calibration applied and no bandpass applied

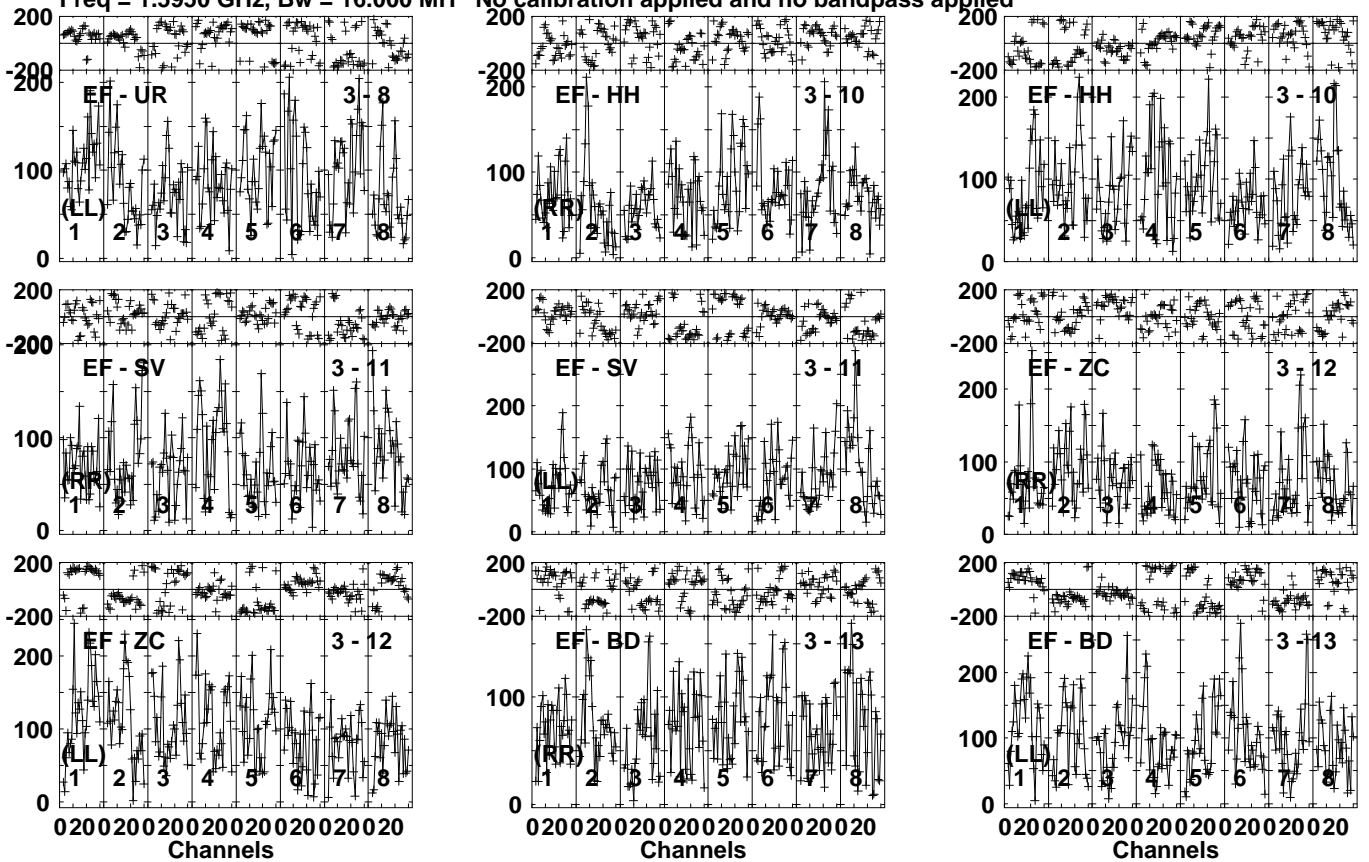


Lower frame: Micro Ampl Jy Top frame: Phas deg
Vector averaged cross-power spectrum Several baselines displayed
Timerange: 01/06:45:00 to 01/06:48:00

Plot file version 476 created 18-MAR-2021 11:20:45

WXUMA EB082 1.UVDATA.1

Freq = 1.5950 GHz, Bw = 16.000 MH No calibration applied and no bandpass applied

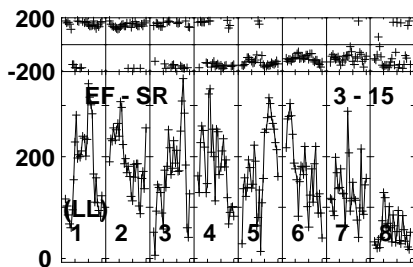
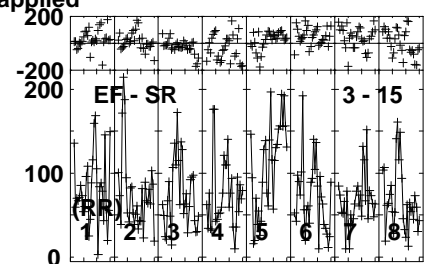
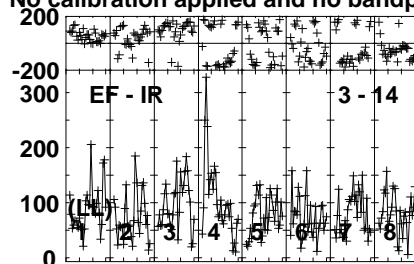
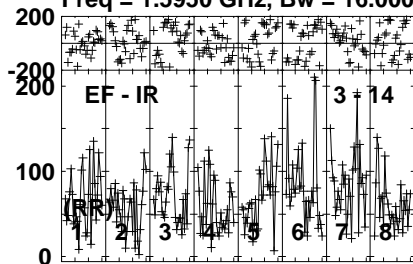


Lower frame: Micro Ampl Jy Top frame: Phas deg
Vector averaged cross-power spectrum Several baselines displayed
Timerange: 01/06:45:00 to 01/06:48:00

Plot file version 477 created 18-MAR-2021 11:20:45

WXUMA EB082 1.UVDATA.1

Freq = 1.5950 GHz, Bw = 16.000 MH No calibration applied and no bandpass applied



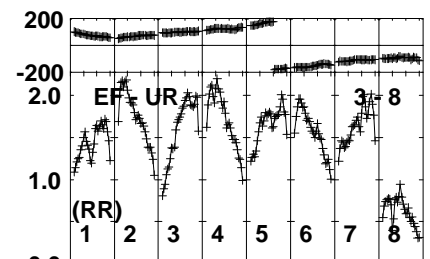
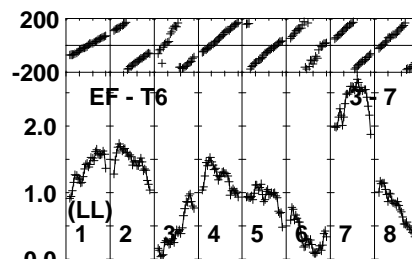
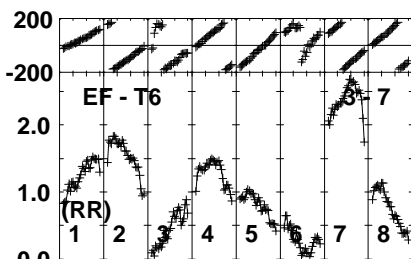
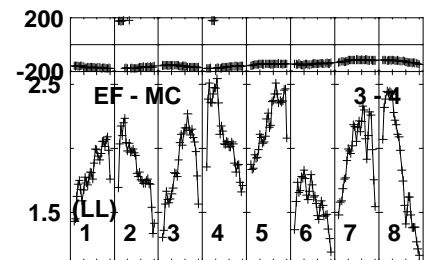
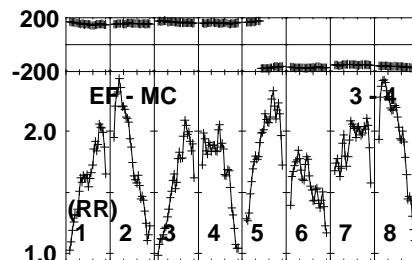
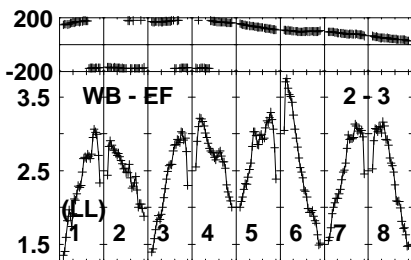
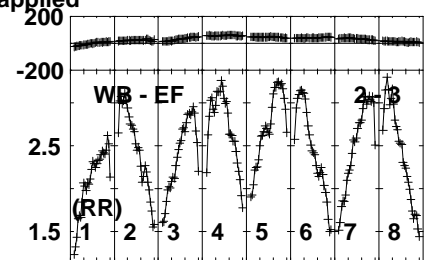
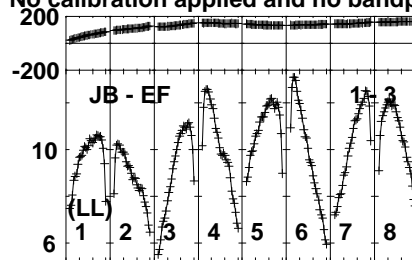
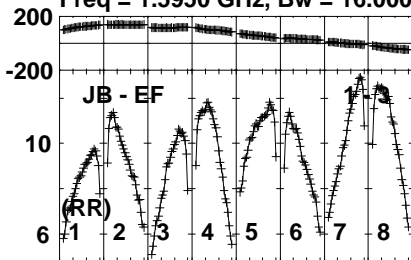
Lower frame: Micro Ampl Jy Top frame: Phas deg
Vector averaged cross-power spectrum Several baselines displayed
Timerange: 01/06:45:00 to 01/06:48:00

Plot file version 478 created 18-MAR-2021 11:20:45

J1108+4330 EB082 1.UVDATA.1

Freq = 1.5950 GHz, Bw = 16.000 MH

No calibration applied and no bandpass applied



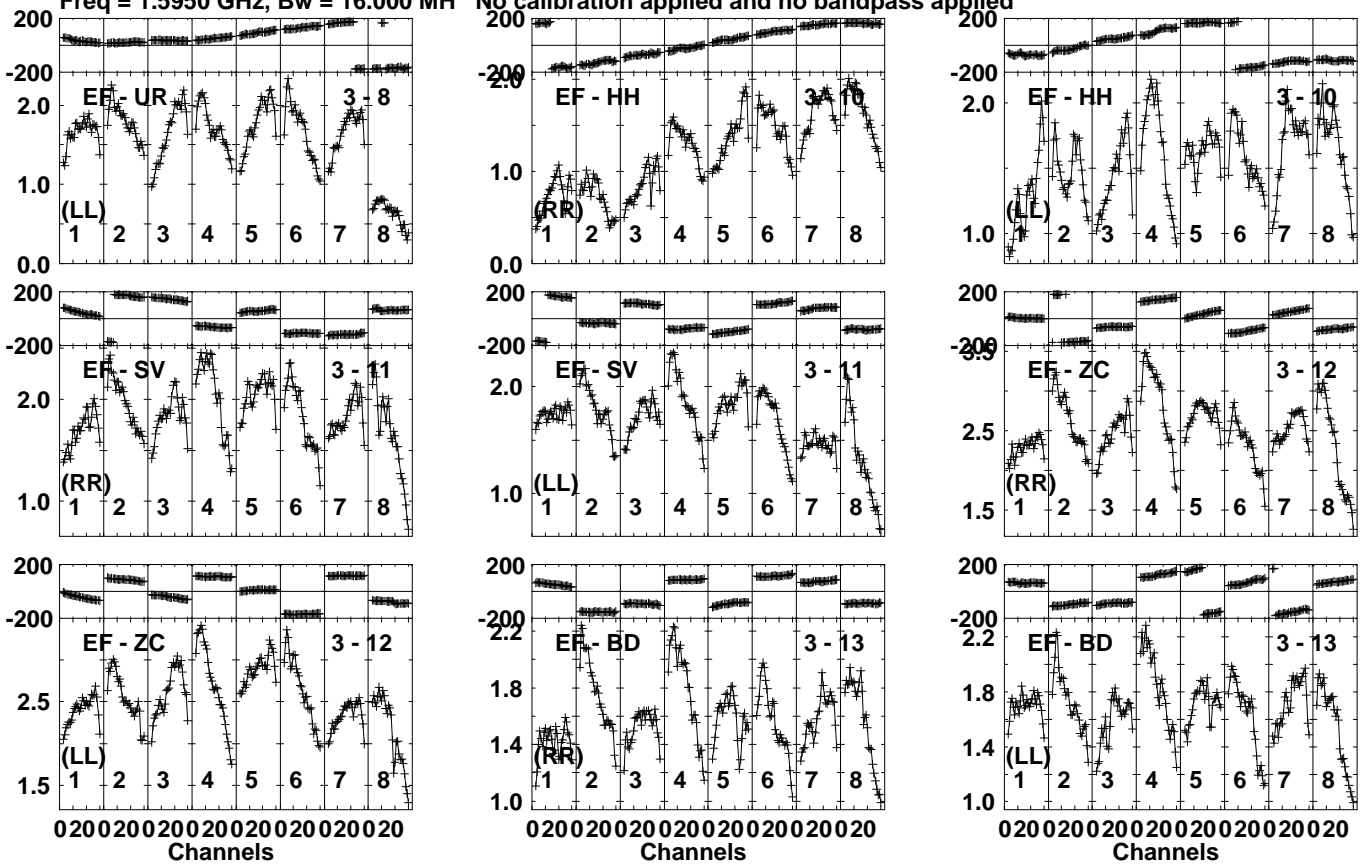
Lower frame: Milli Ampl Jy Top frame: Phas deg
Vector averaged cross-power spectrum Several baselines displayed
Timerange: 01/06:48:01 to 01/06:49:59

Plot file version 479 created 18-MAR-2021 11:20:45

J1108+4330 EB082 1.UVDATA.1

Freq = 1.5950 GHz, Bw = 16.000 MH

No calibration applied and no bandpass applied



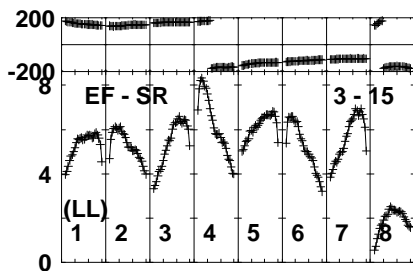
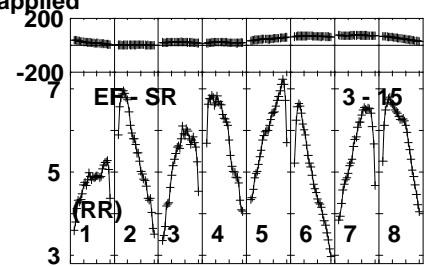
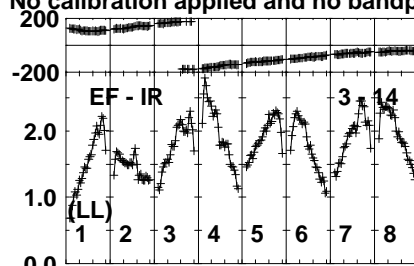
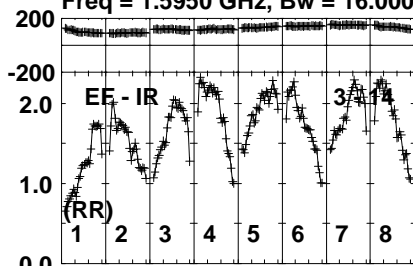
Lower frame: Milli Ampl Jy Top frame: Phas deg
Vector averaged cross-power spectrum Several baselines displayed
Timerange: 01/06:48:01 to 01/06:49:59

Plot file version 480 created 18-MAR-2021 11:20:46

J1108+4330 EB082 1.UVDATA.1

Freq = 1.5950 GHz, Bw = 16.000 MH

No calibration applied and no bandpass applied

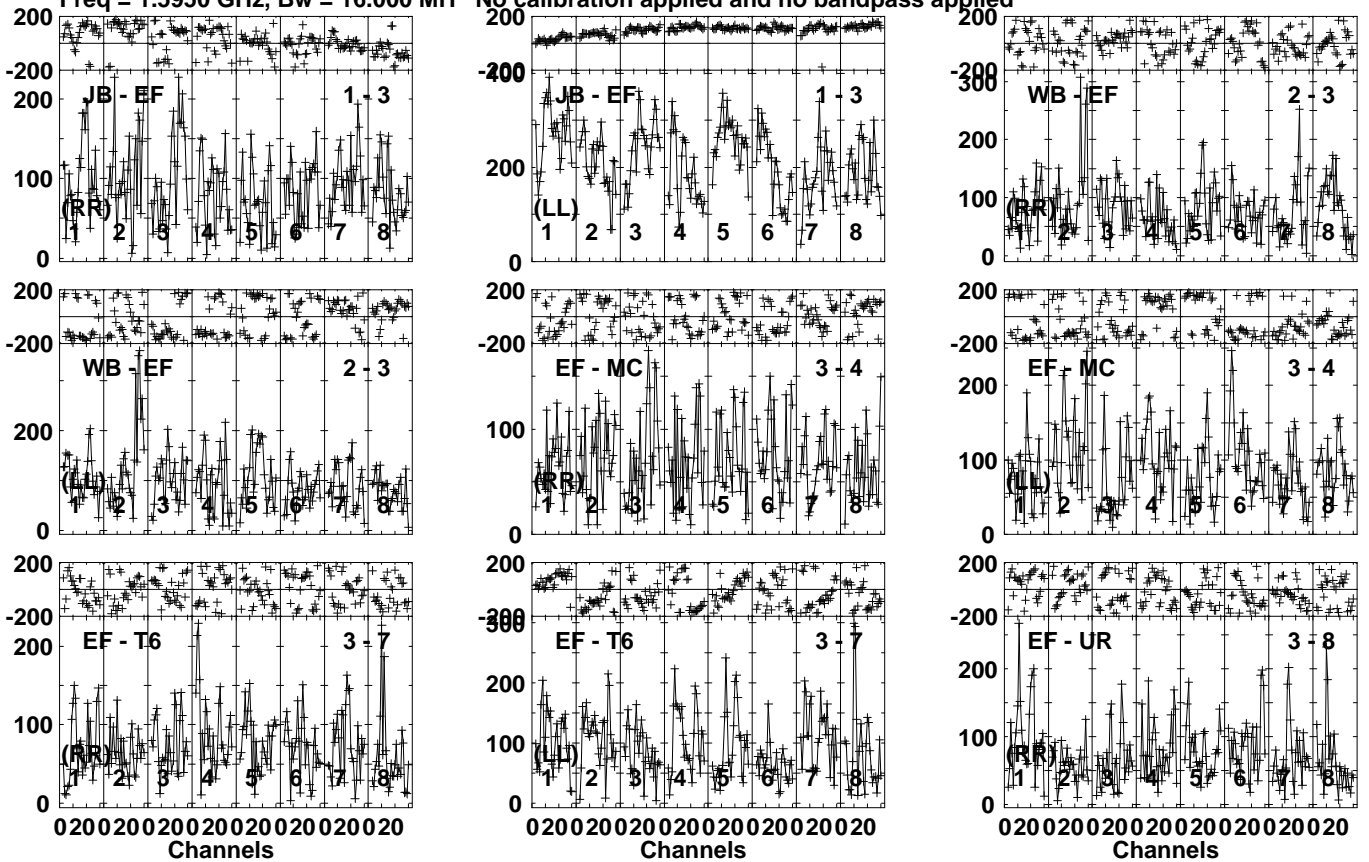


Lower frame: Milli Ampl Jy Top frame: Phas deg
Vector averaged cross-power spectrum Several baselines displayed
Timerange: 01/06:48:01 to 01/06:49:59

Plot file version 481 created 18-MAR-2021 11:20:46

WXUMA EB082 1.UVDATA.1

Freq = 1.5950 GHz, Bw = 16.000 MH No calibration applied and no bandpass applied

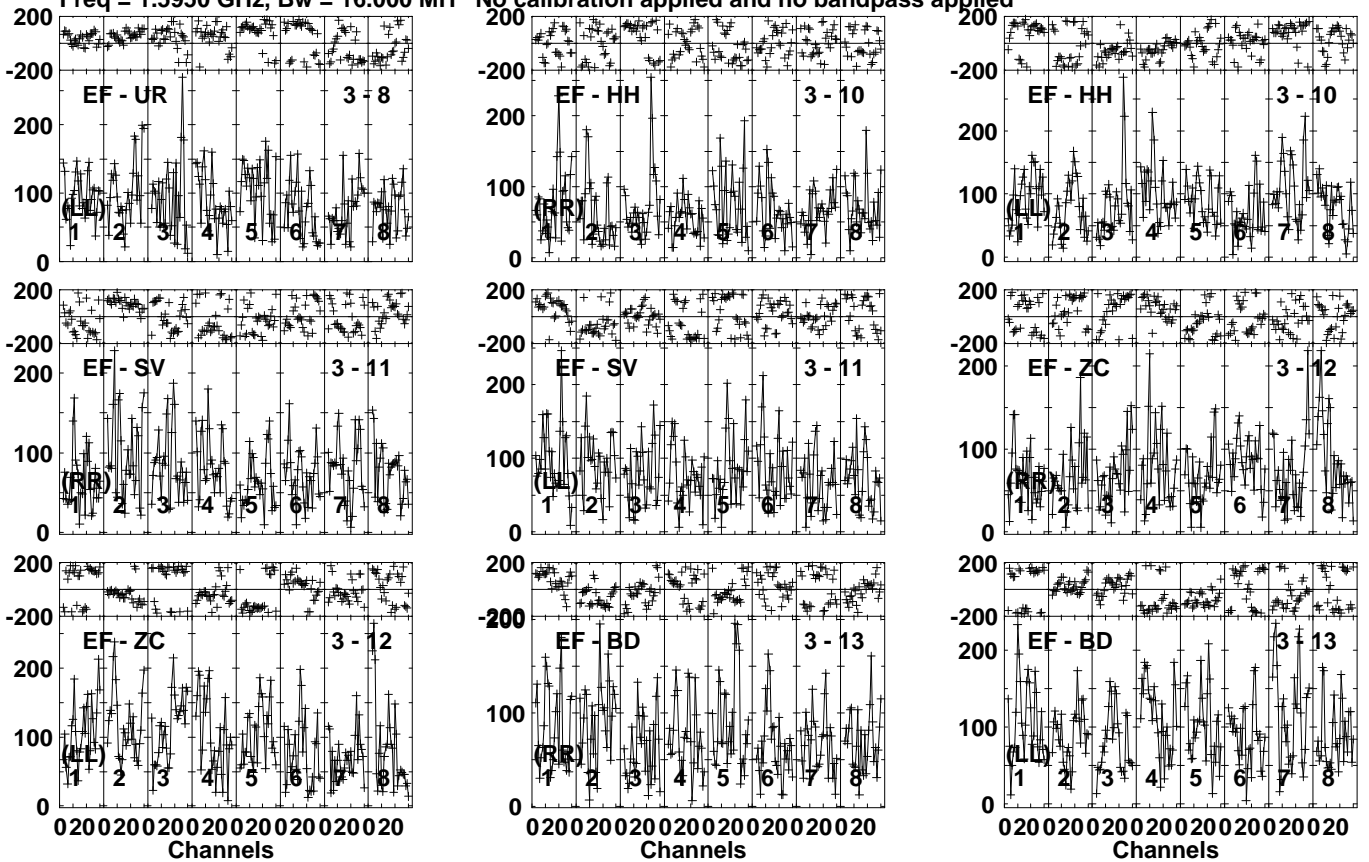


Lower frame: Micro Ampl Jy Top frame: Phas deg
Vector averaged cross-power spectrum Several baselines displayed
Timerange: 01/06:50:01 to 01/06:53:00

Plot file version 482 created 18-MAR-2021 11:20:46

WXUMA EB082 1.UVDATA.1

Freq = 1.5950 GHz, Bw = 16.000 MH No calibration applied and no bandpass applied

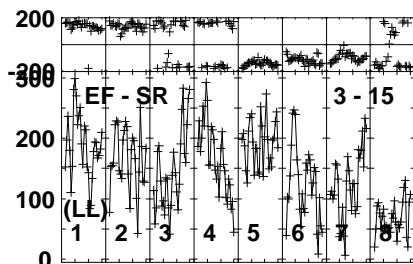
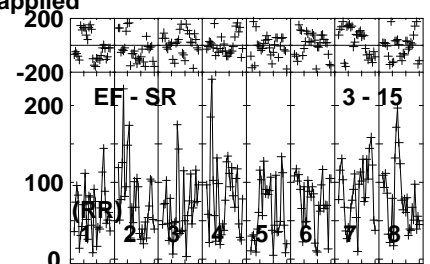
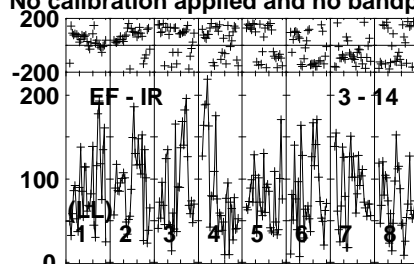
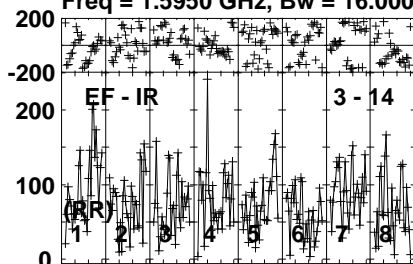


Lower frame: Micro Ampl Jy Top frame: Phas deg
Vector averaged cross-power spectrum Several baselines displayed
Timerange: 01/06:50:01 to 01/06:53:00

Plot file version 483 created 18-MAR-2021 11:20:46

WXUMA EB082 1.UVDATA.1

Freq = 1.5950 GHz, Bw = 16.000 MH No calibration applied and no bandpass applied



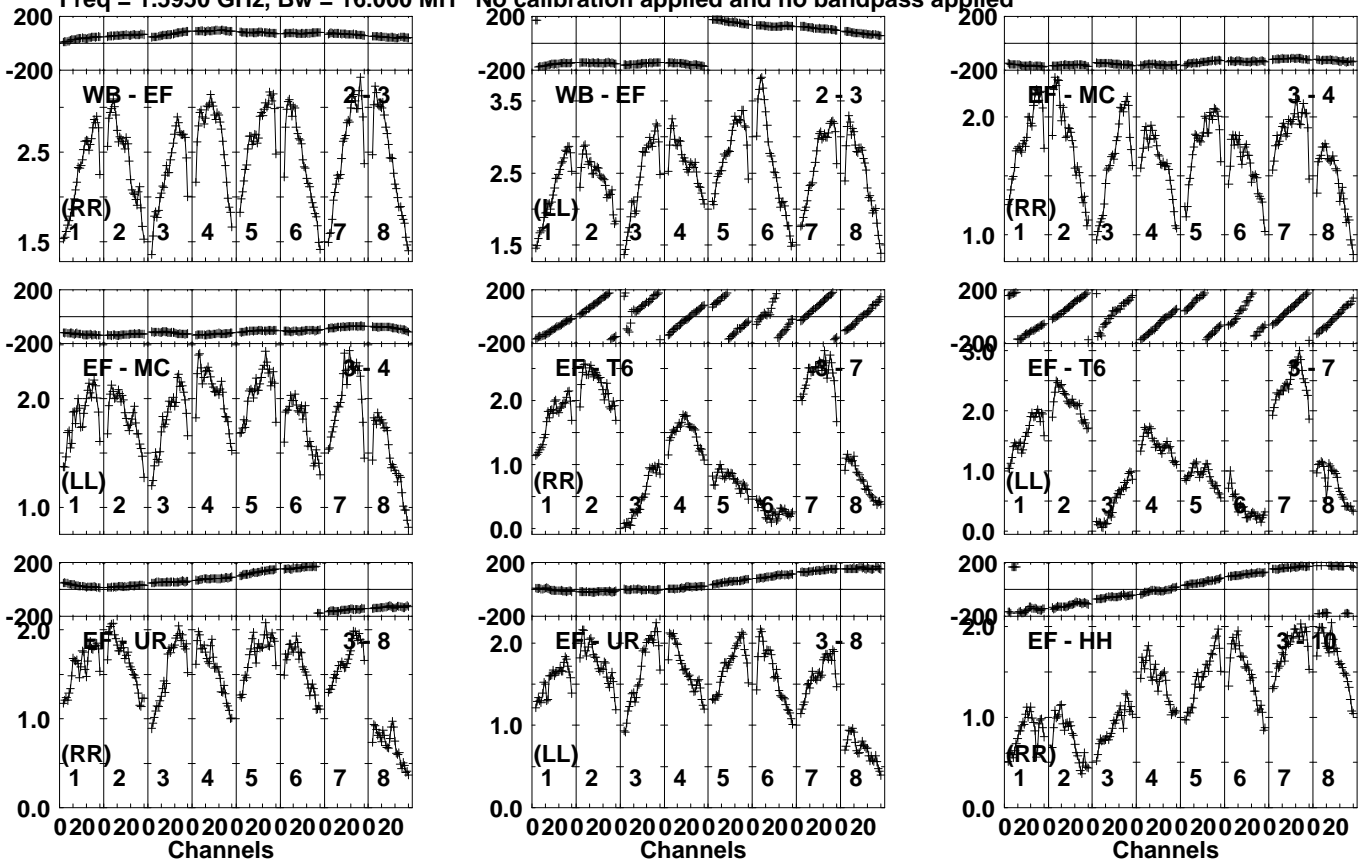
Lower frame: Micro Ampl Jy Top frame: Phas deg
Vector averaged cross-power spectrum Several baselines displayed
Timerange: 01/06:50:01 to 01/06:53:00

Plot file version 484 created 18-MAR-2021 11:20:46

J1108+4330 EB082 1.UVDATA.1

Freq = 1.5950 GHz, Bw = 16.000 MH

No calibration applied and no bandpass applied



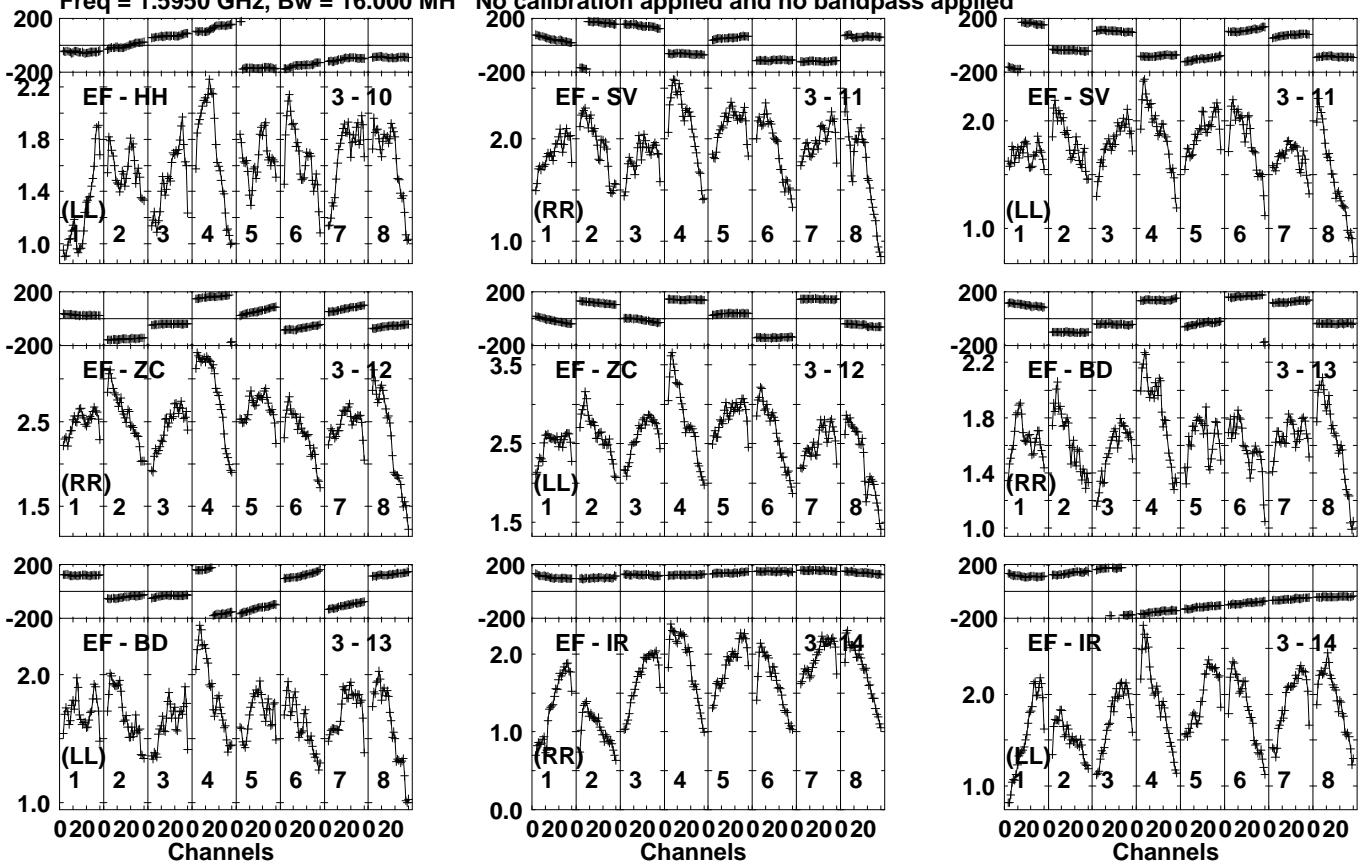
Lower frame: Milli Ampl Jy Top frame: Phas deg
Vector averaged cross-power spectrum Several baselines displayed
Timerange: 01/06:53:31 to 01/06:55:00

Plot file version 485 created 18-MAR-2021 11:20:47

J1108+4330 EB082 1.UVDATA.1

Freq = 1.5950 GHz, Bw = 16.000 MH

No calibration applied and no bandpass applied



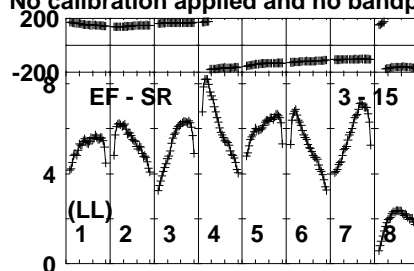
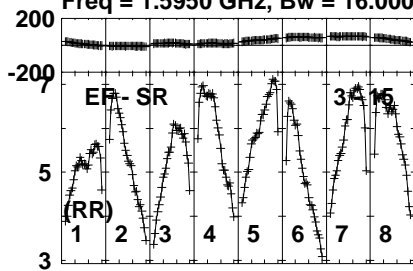
Lower frame: Milli Ampl Jy Top frame: Phas deg
Vector averaged cross-power spectrum Several baselines displayed
Timerange: 01/06:53:31 to 01/06:55:00

Plot file version 486 created 18-MAR-2021 11:20:47

J1108+4330 EB082 1.UVDATA.1

Freq = 1.5950 GHz, Bw = 16.000 MH

No calibration applied and no bandpass applied



Lower frame: Milli Ampl Jy Top frame: Phas deg

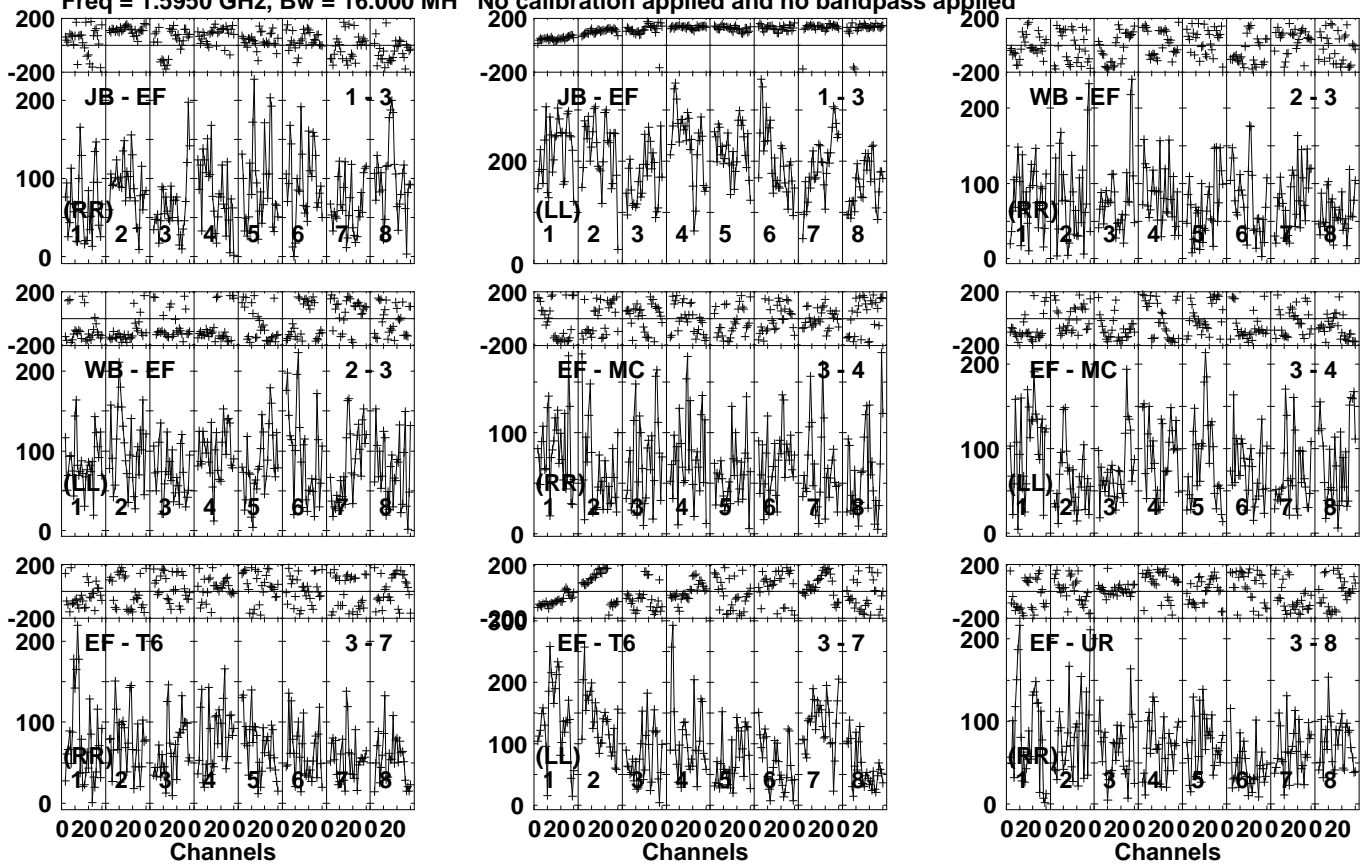
Vector averaged cross-power spectrum Several baselines displayed

Timerange: 01/06:53:31 to 01/06:55:00

Plot file version 487 created 18-MAR-2021 11:20:47

WXUMA EB082 1.UVDATA.1

Freq = 1.5950 GHz, Bw = 16.000 MH No calibration applied and no bandpass applied



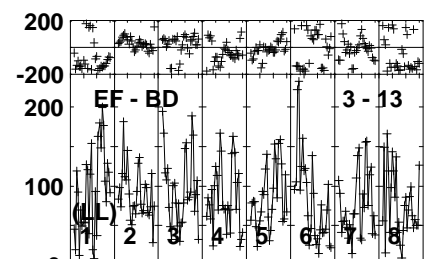
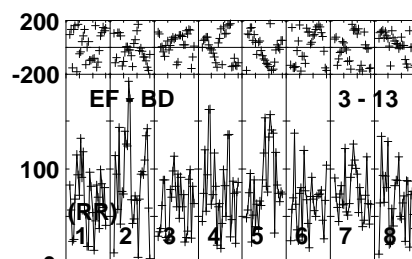
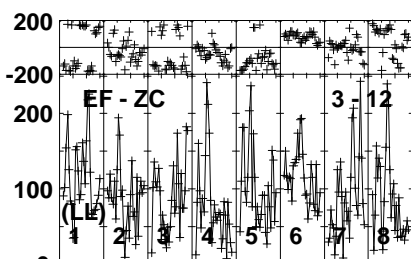
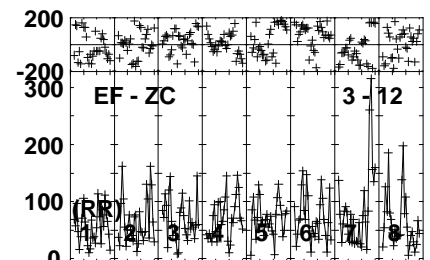
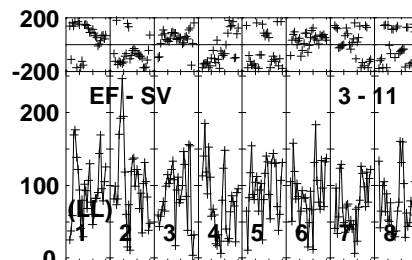
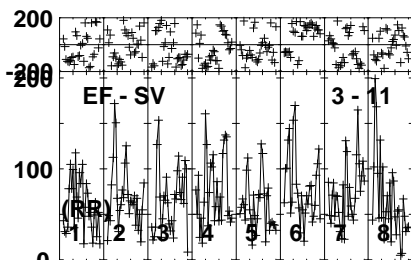
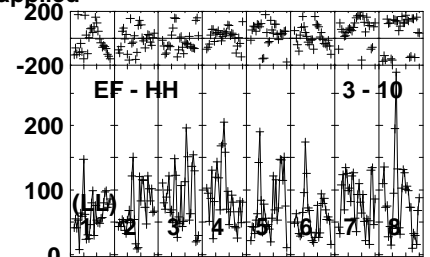
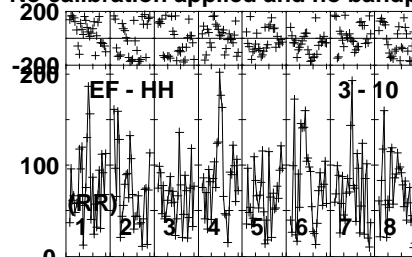
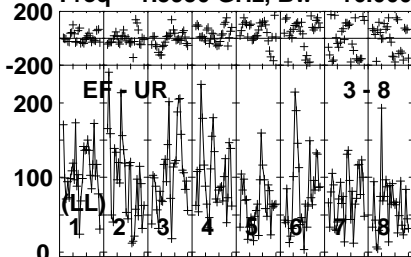
Lower frame: Micro Ampl Jy Top frame: Phas deg
Vector averaged cross-power spectrum Several baselines displayed
Timerange: 01/06:55:00 to 01/06:58:00

Plot file version 488 created 18-MAR-2021 11:20:47

WXUMA EB082 1.UVDATA.1

Freq = 1.5950 GHz, Bw = 16.000 MH

No calibration applied and no bandpass applied

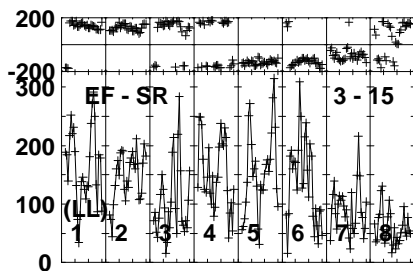
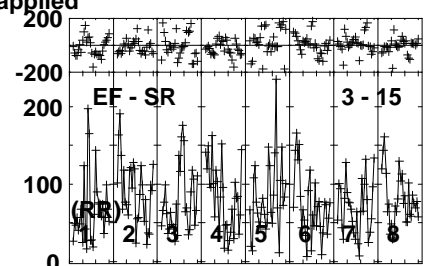
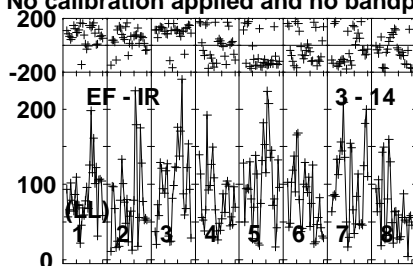
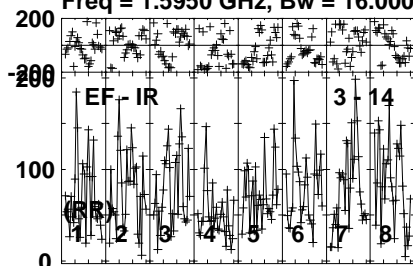


Lower frame: Micro Ampl Jy Top frame: Phas deg
Vector averaged cross-power spectrum Several baselines displayed
Timerange: 01/06:55:00 to 01/06:58:00

Plot file version 489 created 18-MAR-2021 11:20:47

WXUMA EB082 1.UVDATA.1

Freq = 1.5950 GHz, Bw = 16.000 MH No calibration applied and no bandpass applied



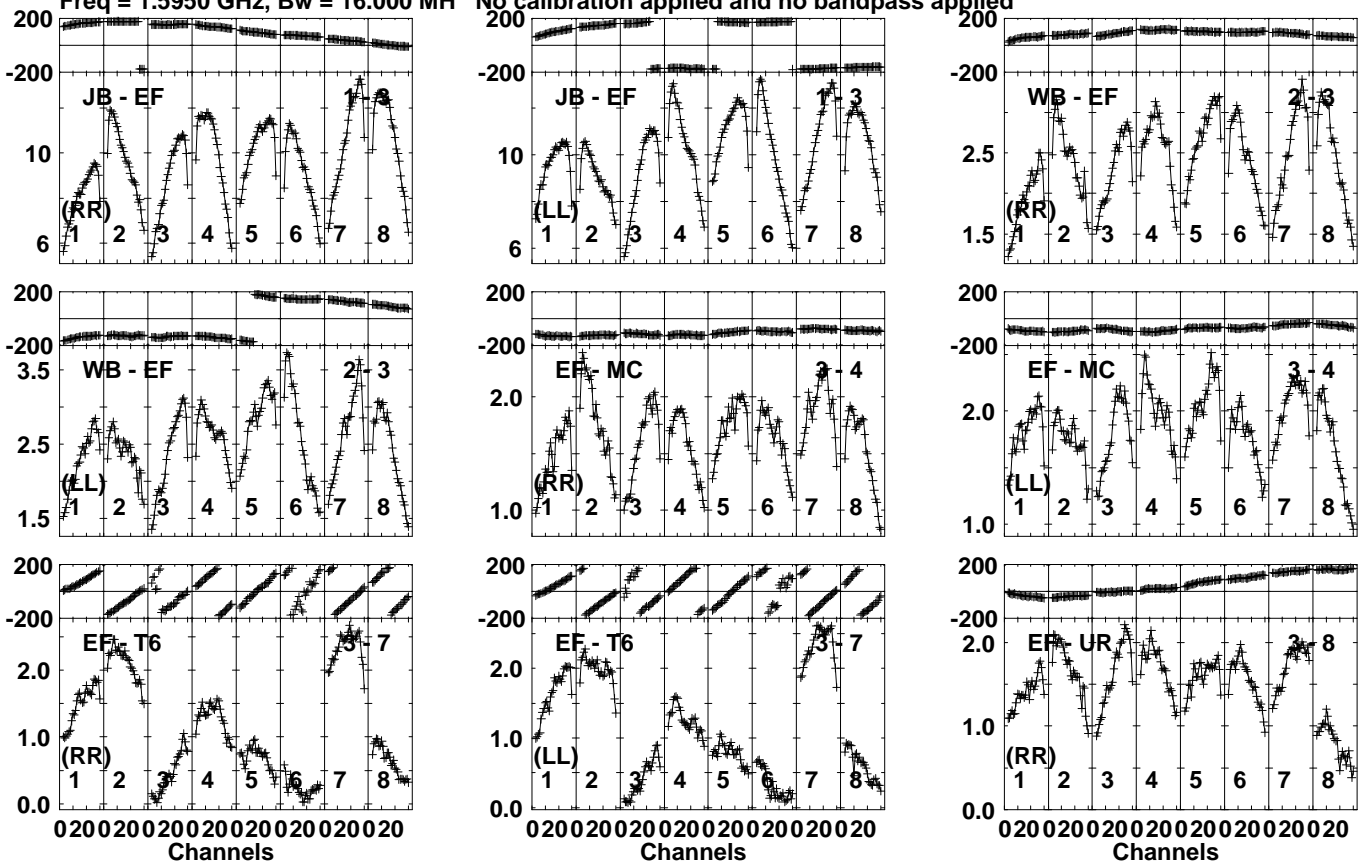
Lower frame: Micro Ampl Jy Top frame: Phas deg
Vector averaged cross-power spectrum Several baselines displayed
Timerange: 01/06:55:00 to 01/06:58:00

Plot file version 490 created 18-MAR-2021 11:20:47

J1108+4330 EB082 1.UVDATA.1

Freq = 1.5950 GHz, Bw = 16.000 MH

No calibration applied and no bandpass applied



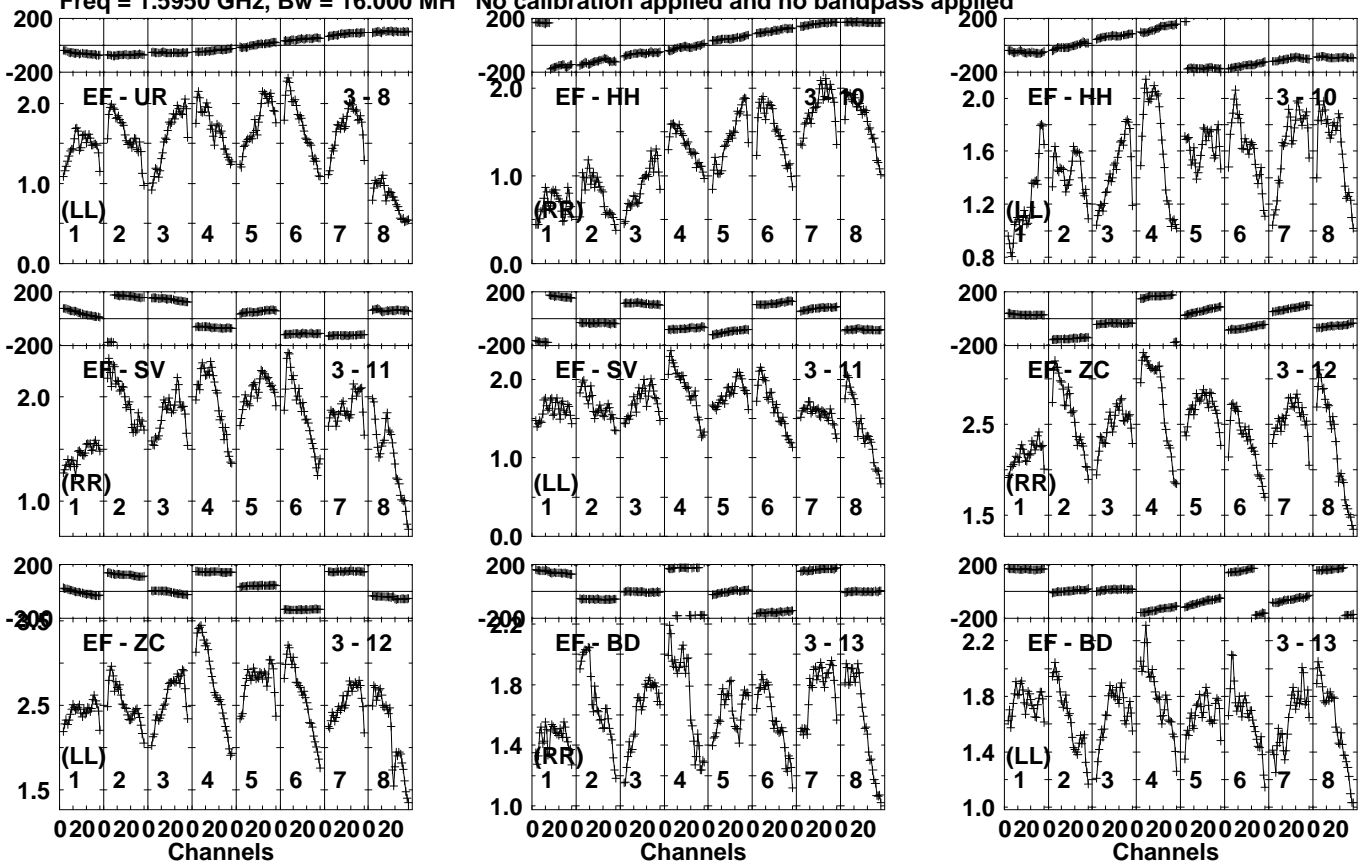
Lower frame: Milli Ampl Jy Top frame: Phas deg
Vector averaged cross-power spectrum Several baselines displayed
Timerange: 01/06:58:00 to 01/07:00:00

Plot file version 491 created 18-MAR-2021 11:20:48

J1108+4330 EB082 1.UVDATA.1

Freq = 1.5950 GHz, Bw = 16.000 MH

No calibration applied and no bandpass applied



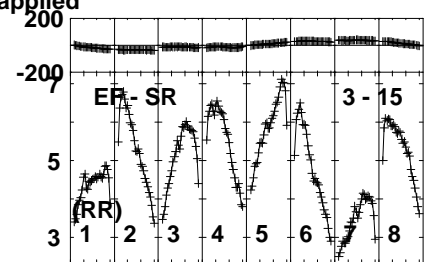
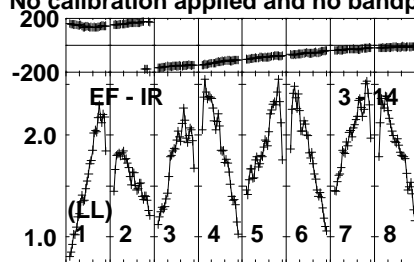
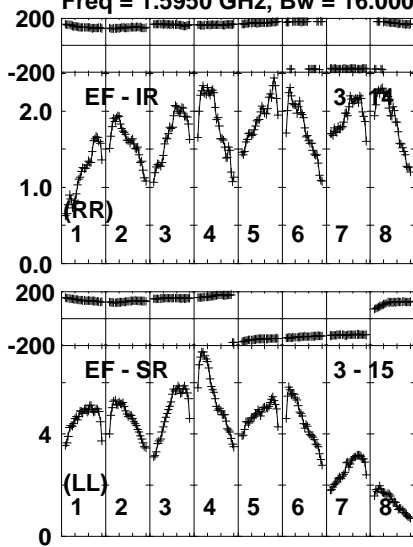
Lower frame: Milli Ampl Jy Top frame: Phas deg
Vector averaged cross-power spectrum Several baselines displayed
Timerange: 01/06:58:00 to 01/07:00:00

Plot file version 492 created 18-MAR-2021 11:20:48

J1108+4330 EB082 1.UVDATA.1

Freq = 1.5950 GHz, Bw = 16.000 MH

No calibration applied and no bandpass applied

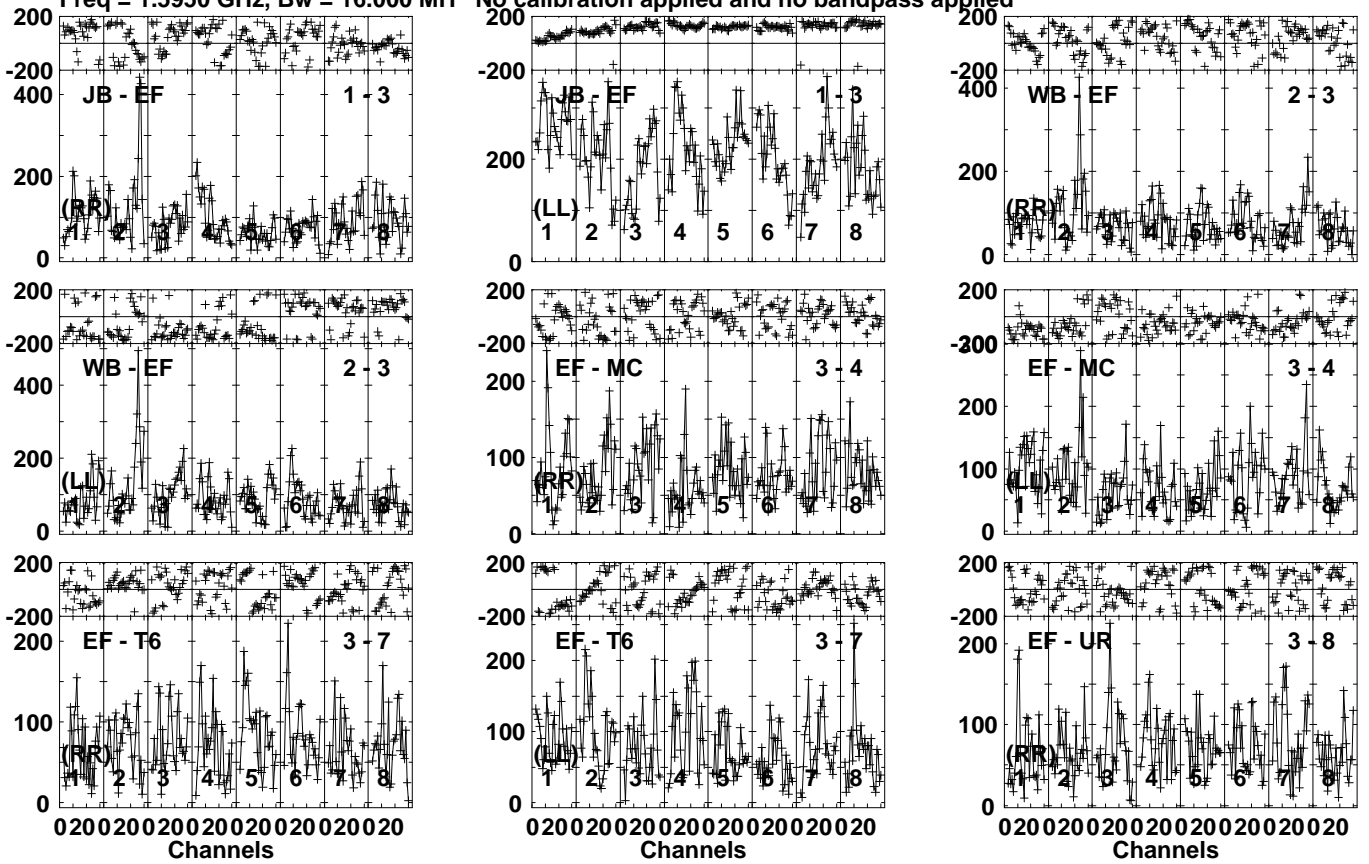


Lower frame: Milli Ampl Jy Top frame: Phas deg
Vector averaged cross-power spectrum Several baselines displayed
Timerange: 01/06:58:00 to 01/07:00:00

Plot file version 493 created 18-MAR-2021 11:20:48

WXUMA EB082 1.UVDATA.1

Freq = 1.5950 GHz, Bw = 16.000 MH No calibration applied and no bandpass applied

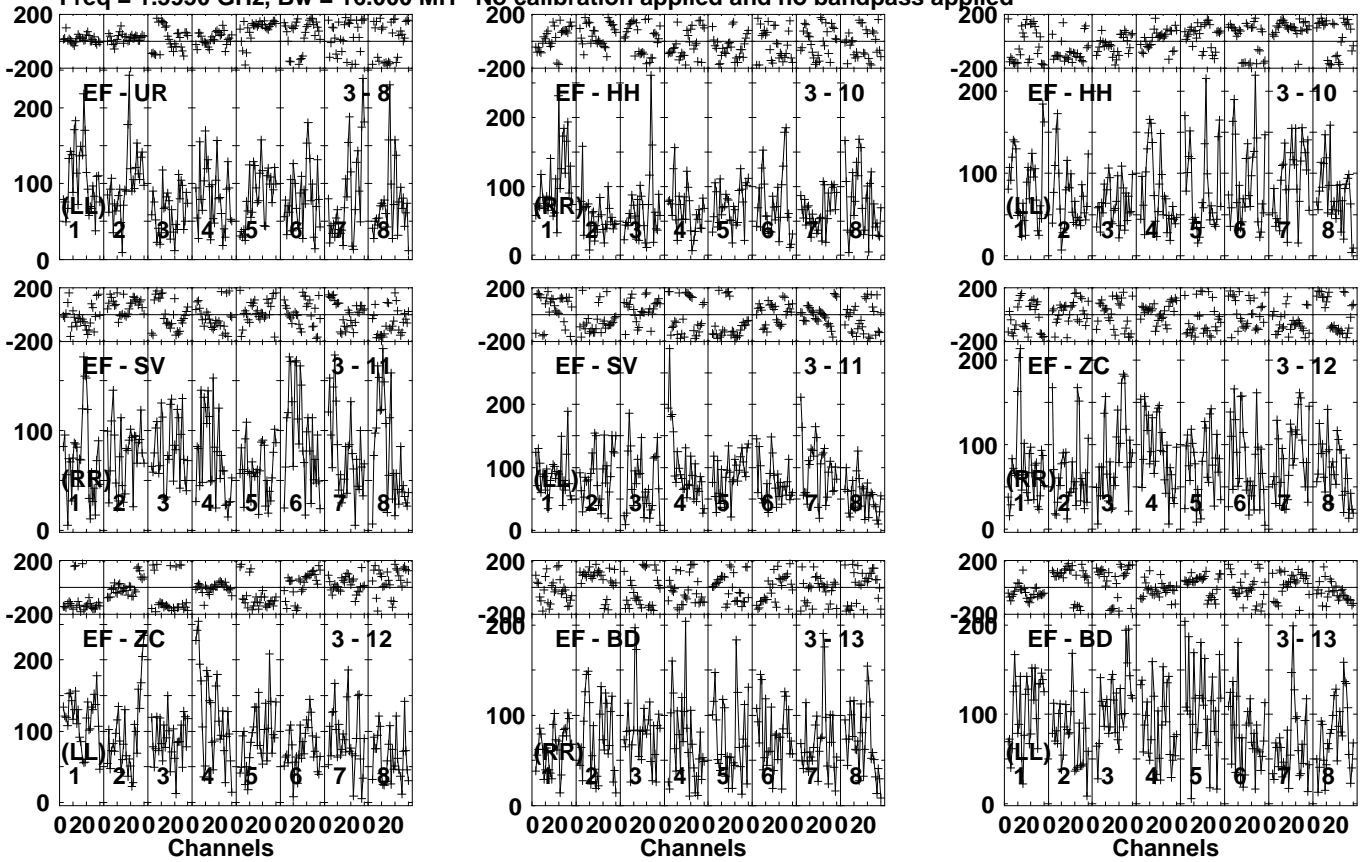


Lower frame: Micro Ampl Jy Top frame: Phas deg
Vector averaged cross-power spectrum Several baselines displayed
Timerange: 01/07:00:01 to 01/07:03:00

Plot file version 494 created 18-MAR-2021 11:20:48

WXUMA EB082 1.UVDATA.1

Freq = 1.5950 GHz, Bw = 16.000 MH No calibration applied and no bandpass applied

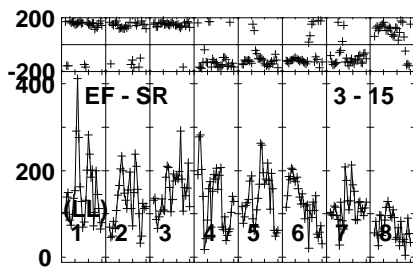
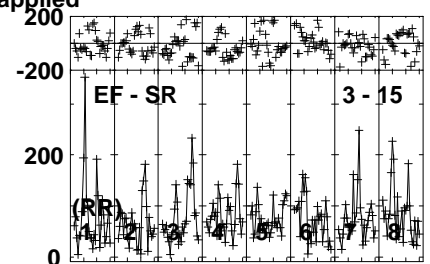
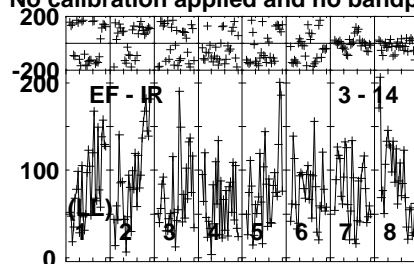
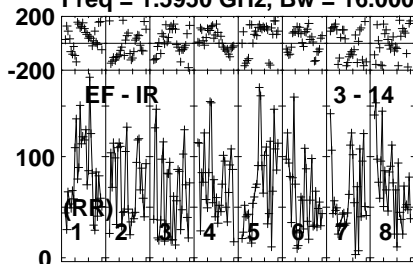


Lower frame: Micro Ampl Jy Top frame: Phas deg
Vector averaged cross-power spectrum Several baselines displayed
Timerange: 01/07:00:01 to 01/07:03:00

Plot file version 495 created 18-MAR-2021 11:20:48

WXUMA EB082 1.UVDATA.1

Freq = 1.5950 GHz, Bw = 16.000 MH No calibration applied and no bandpass applied



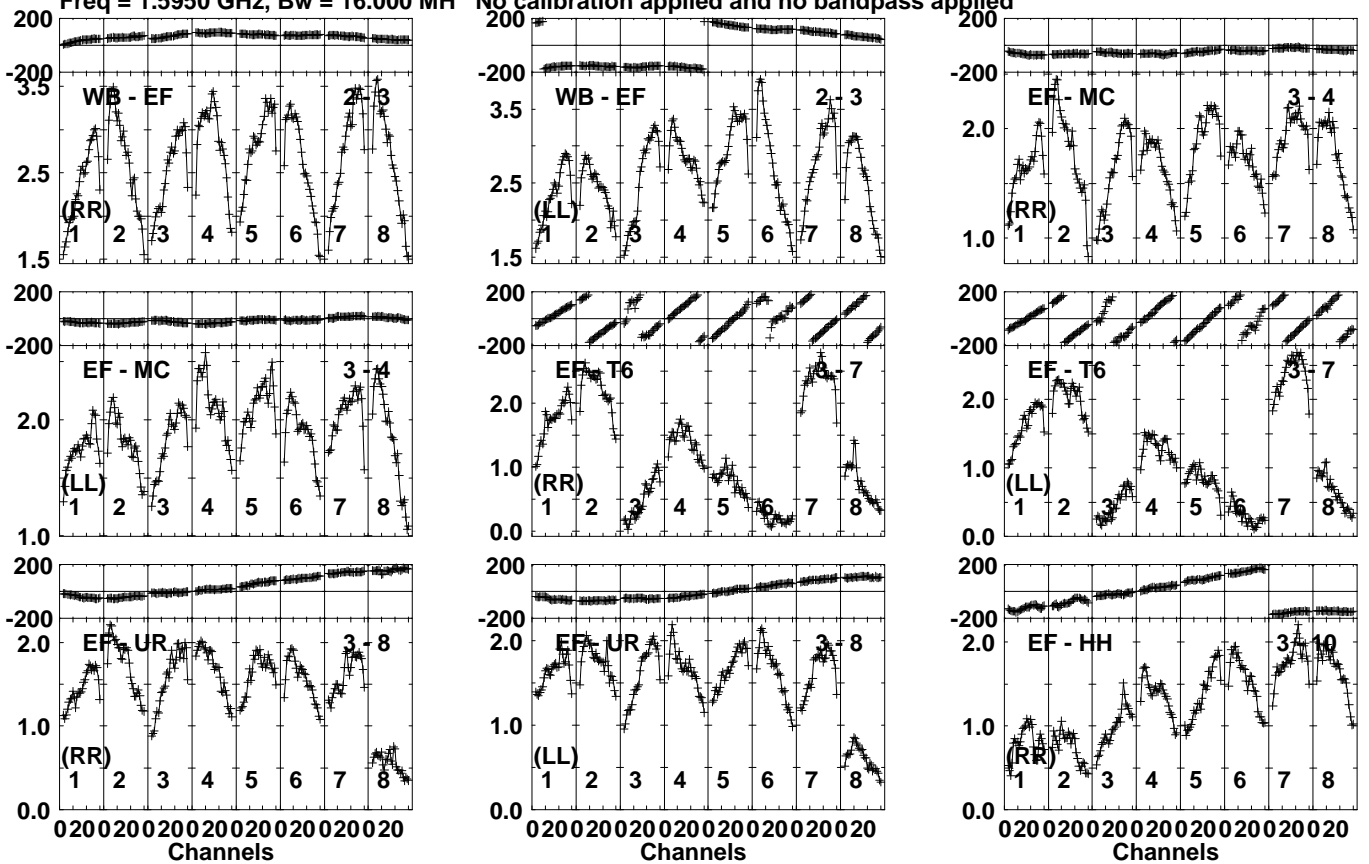
Lower frame: Micro Ampl Jy Top frame: Phas deg
Vector averaged cross-power spectrum Several baselines displayed
Timerange: 01/07:00:01 to 01/07:03:00

Plot file version 496 created 18-MAR-2021 11:20:48

J1108+4330 EB082 1.UVDATA.1

Freq = 1.5950 GHz, Bw = 16.000 MH

No calibration applied and no bandpass applied



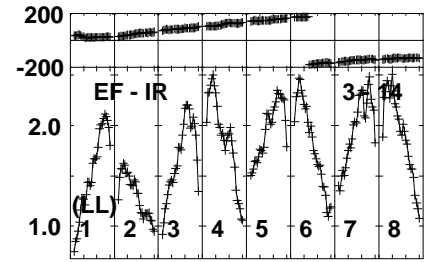
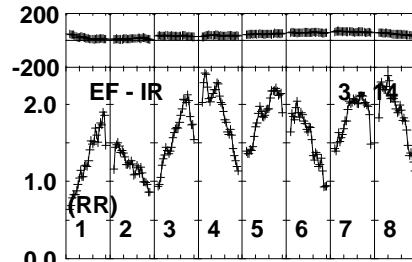
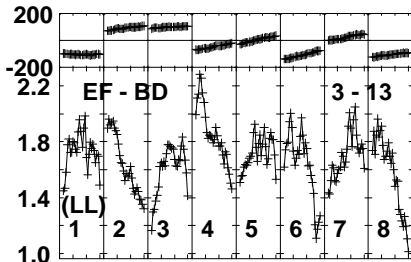
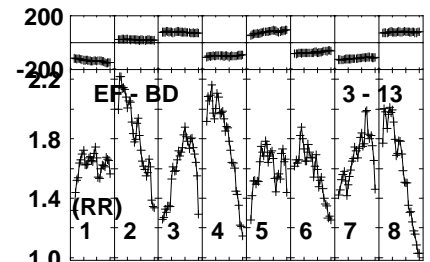
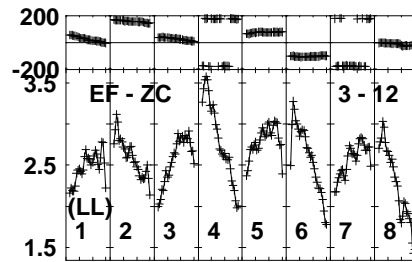
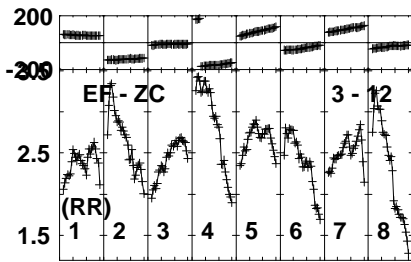
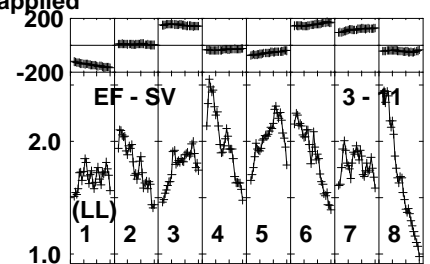
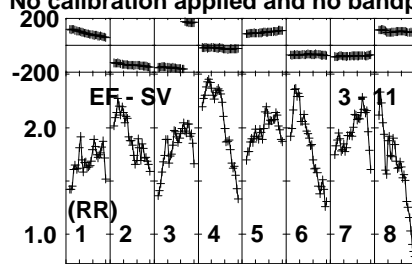
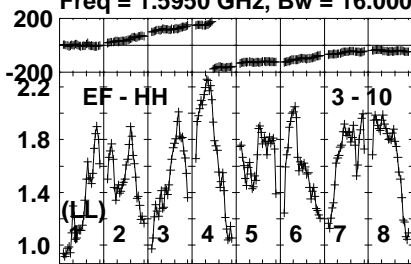
Lower frame: Milli Ampl Jy Top frame: Phas deg
 Vector averaged cross-power spectrum Several baselines displayed
 Timerange: 01/07:03:31 to 01/07:05:00

Plot file version 497 created 18-MAR-2021 11:20:49

J1108+4330 EB082 1.UVDATA.1

Freq = 1.5950 GHz, Bw = 16.000 MH

No calibration applied and no bandpass applied



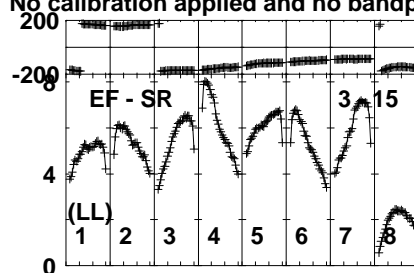
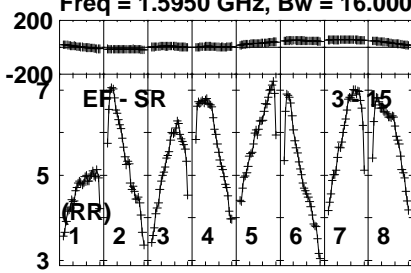
Lower frame: Milli Ampl Jy Top frame: Phas deg
Vector averaged cross-power spectrum Several baselines displayed
Timerange: 01/07:03:31 to 01/07:05:00

Plot file version 498 created 18-MAR-2021 11:20:49

J1108+4330 EB082 1.UVDATA.1

Freq = 1.5950 GHz, Bw = 16.000 MH

No calibration applied and no bandpass applied



Lower frame: Milli Ampl Jy Top frame: Phas deg

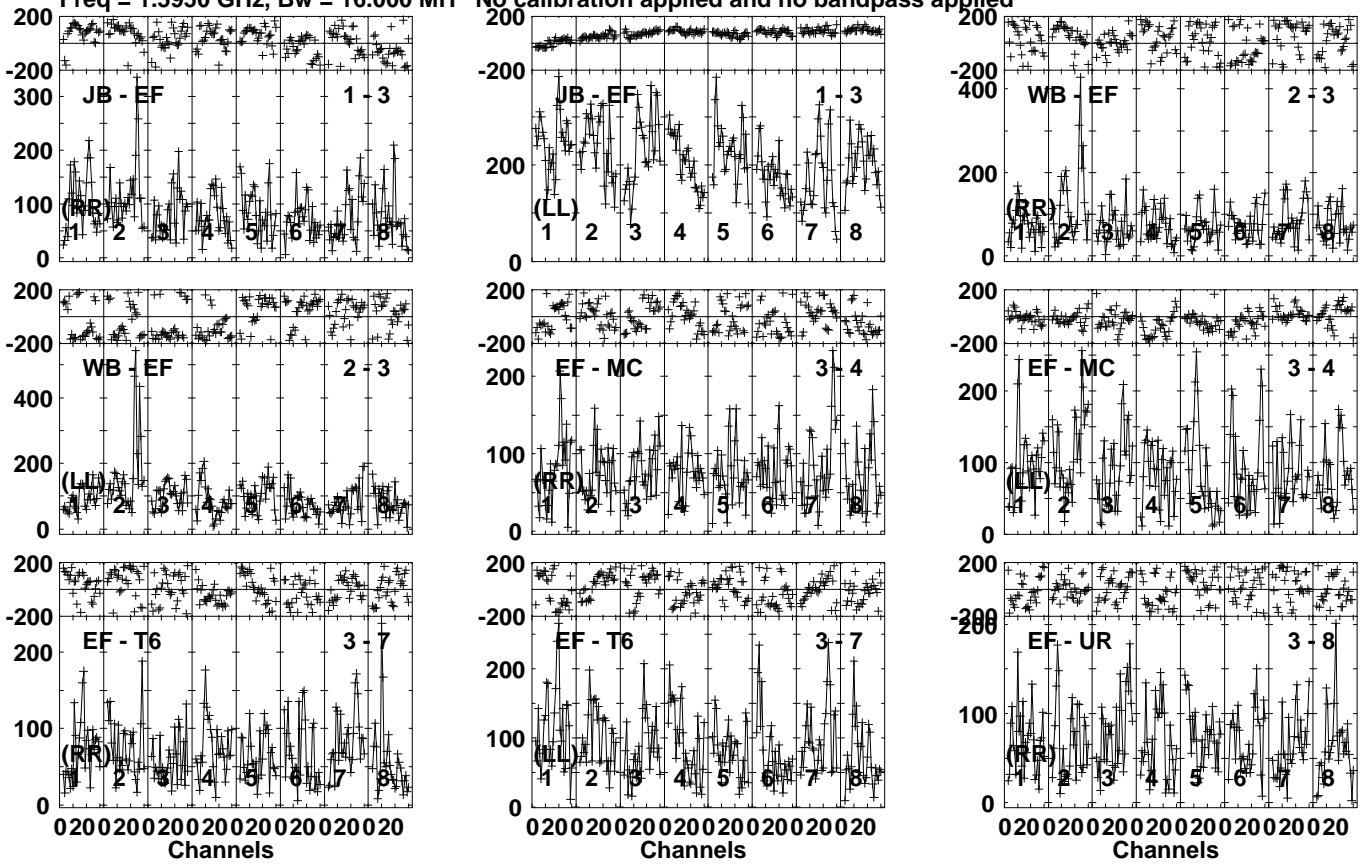
Vector averaged cross-power spectrum Several baselines displayed

Timerange: 01/07:03:31 to 01/07:05:00

Plot file version 499 created 18-MAR-2021 11:20:49

WXUMA EB082 1.UVDATA.1

Freq = 1.5950 GHz, Bw = 16.000 MH No calibration applied and no bandpass applied

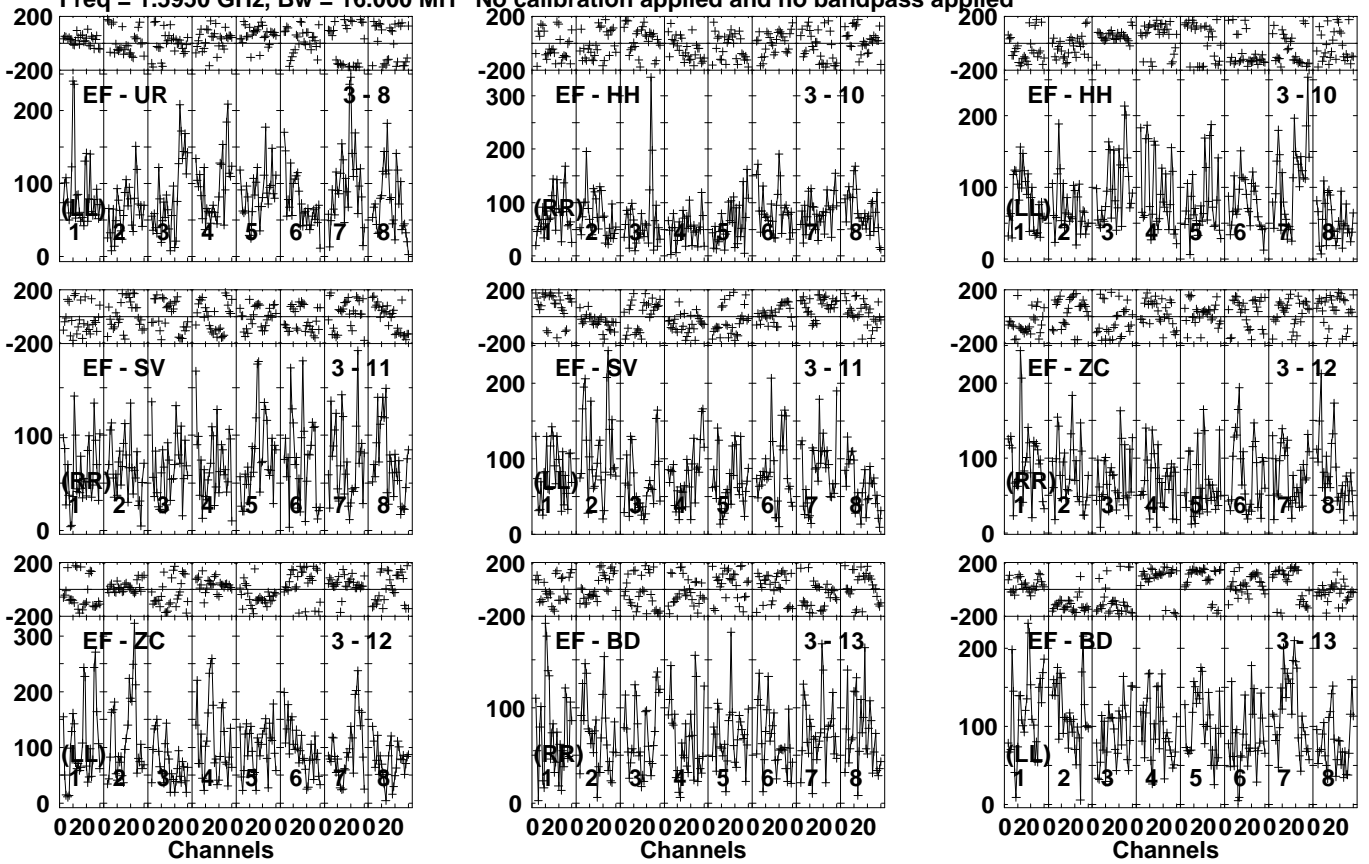


Lower frame: Micro Ampl Jy Top frame: Phas deg
Vector averaged cross-power spectrum Several baselines displayed
Timerange: 01/07:05:00 to 01/07:07:59

Plot file version 500 created 18-MAR-2021 11:20:49

WXUMA EB082 1.UVDATA.1

Freq = 1.5950 GHz, Bw = 16.000 MH No calibration applied and no bandpass applied

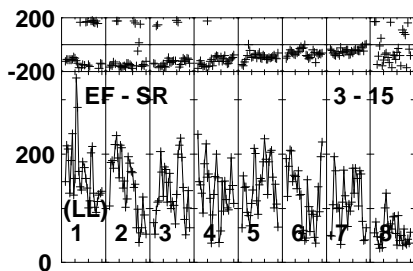
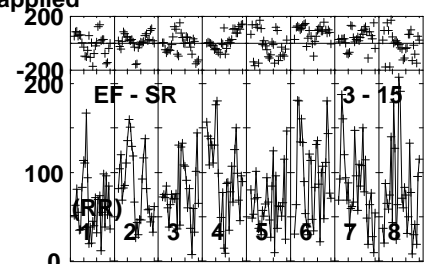
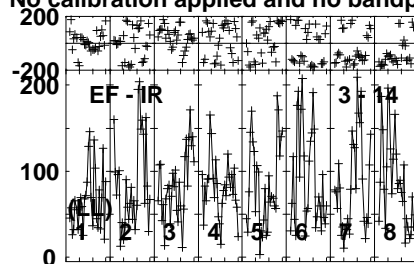
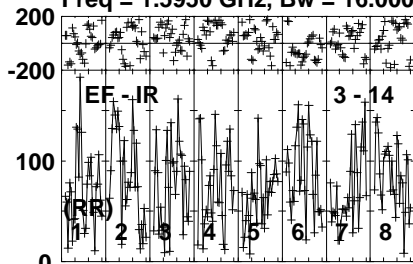


Lower frame: Micro Ampl Jy Top frame: Phas deg
Vector averaged cross-power spectrum Several baselines displayed
Timerange: 01/07:05:00 to 01/07:07:59

Plot file version 501 created 18-MAR-2021 11:20:49

WXUMA EB082 1.UVDATA.1

Freq = 1.5950 GHz, Bw = 16.000 MH No calibration applied and no bandpass applied



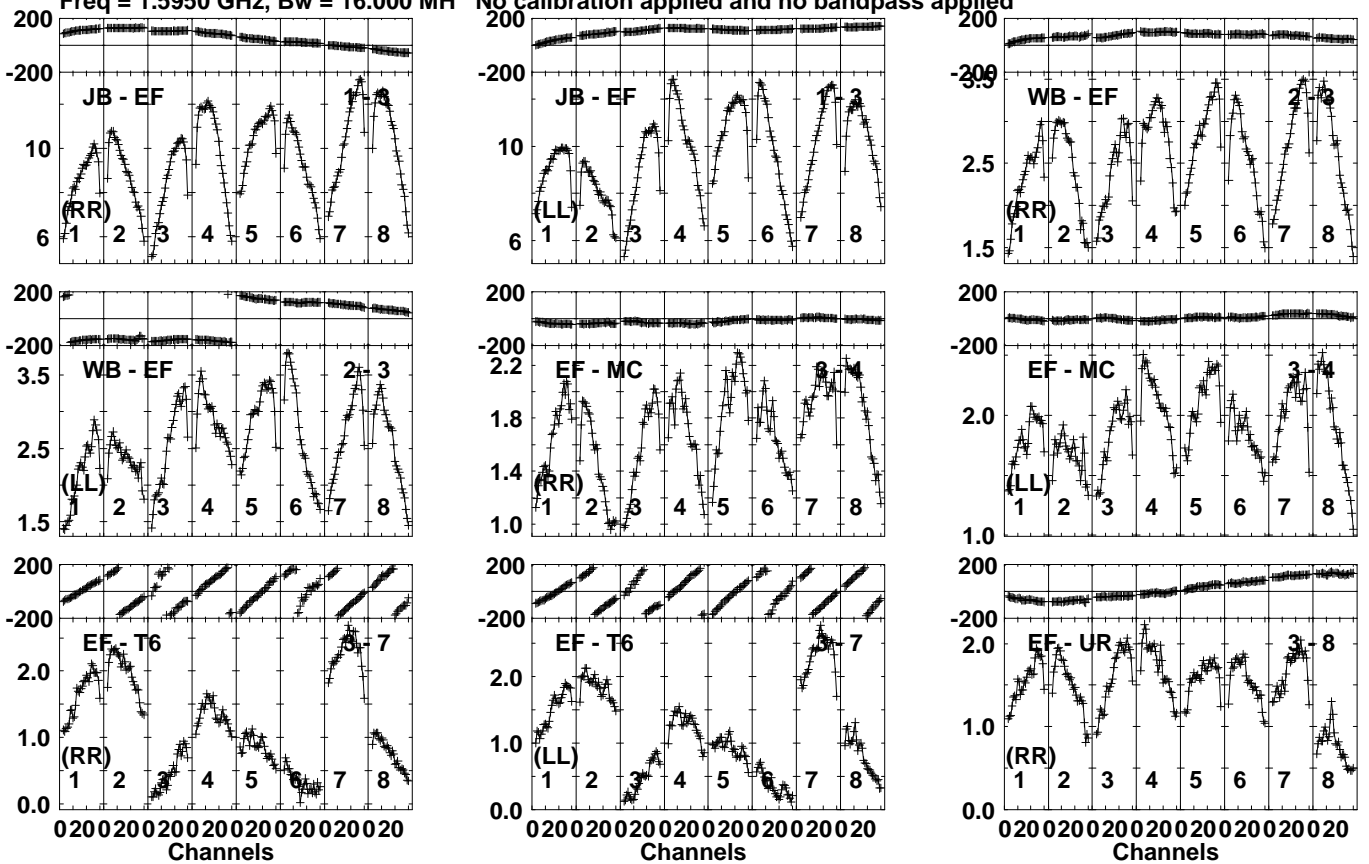
Lower frame: Micro Ampl Jy Top frame: Phas deg
Vector averaged cross-power spectrum Several baselines displayed
Timerange: 01/07:05:00 to 01/07:07:59

Plot file version 502 created 18-MAR-2021 11:20:49

J1108+4330 EB082 1.UVDATA.1

Freq = 1.5950 GHz, Bw = 16.000 MH

No calibration applied and no bandpass applied



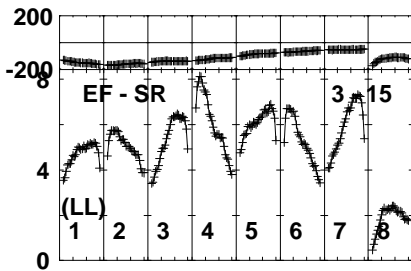
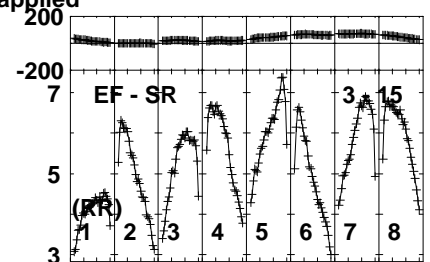
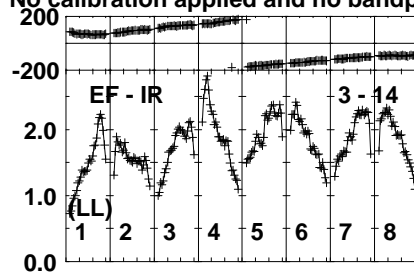
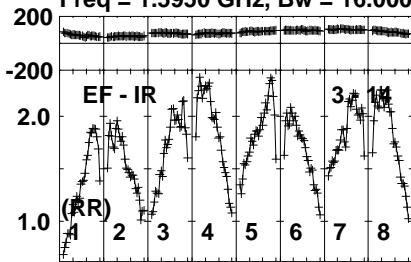
Lower frame: Milli Ampl Jy Top frame: Phas deg
Vector averaged cross-power spectrum Several baselines displayed
Timerange: 01/07:08:00 to 01/07:09:59

Plot file version 504 created 18-MAR-2021 11:20:50

J1108+4330 EB082 1.UVDATA.1

Freq = 1.5950 GHz, Bw = 16.000 MH

No calibration applied and no bandpass applied

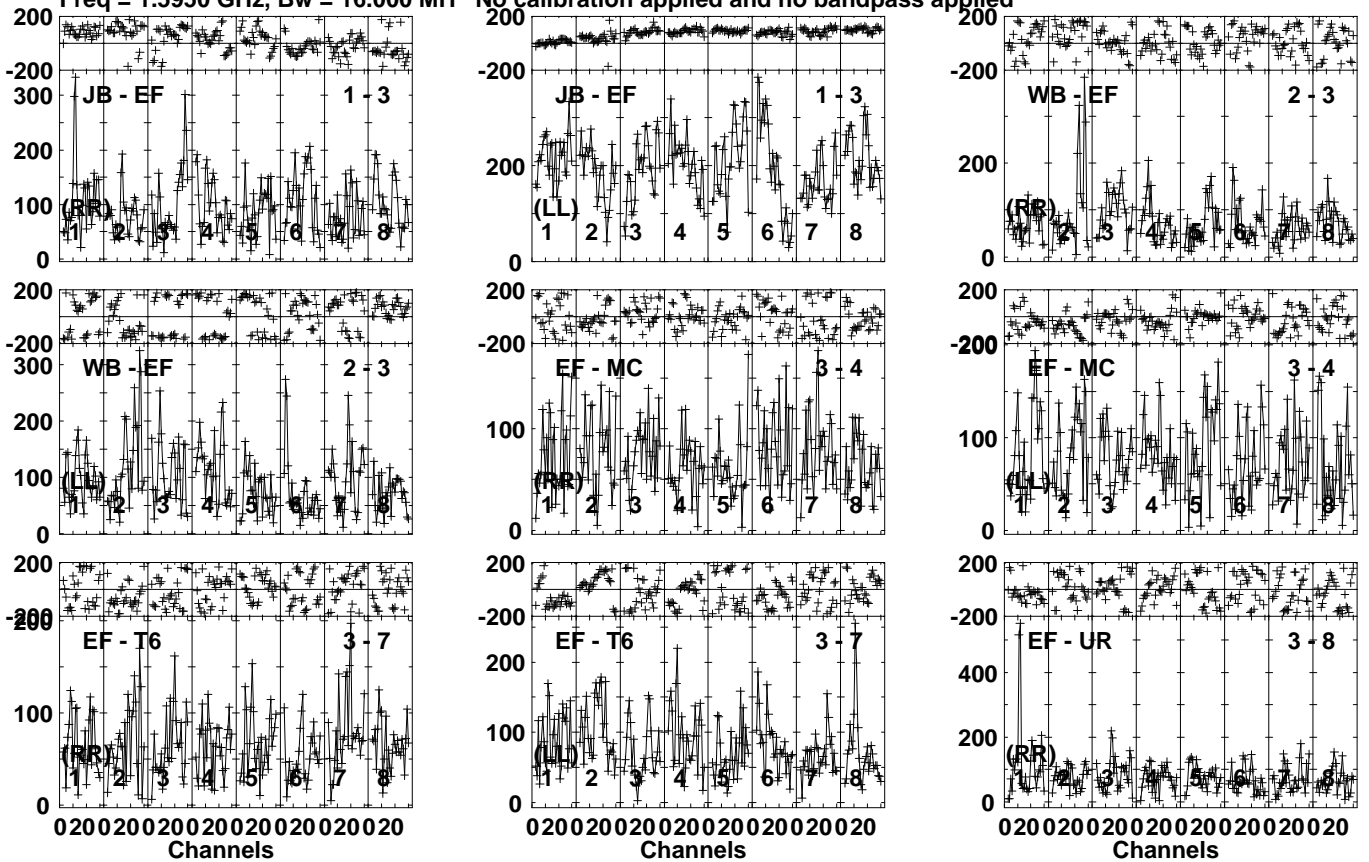


Lower frame: Milli Ampl Jy Top frame: Phas deg
Vector averaged cross-power spectrum Several baselines displayed
Timerange: 01/07:08:00 to 01/07:09:59

Plot file version 505 created 18-MAR-2021 11:20:50

WXUMA EB082 1.UVDATA.1

Freq = 1.5950 GHz, Bw = 16.000 MH No calibration applied and no bandpass applied

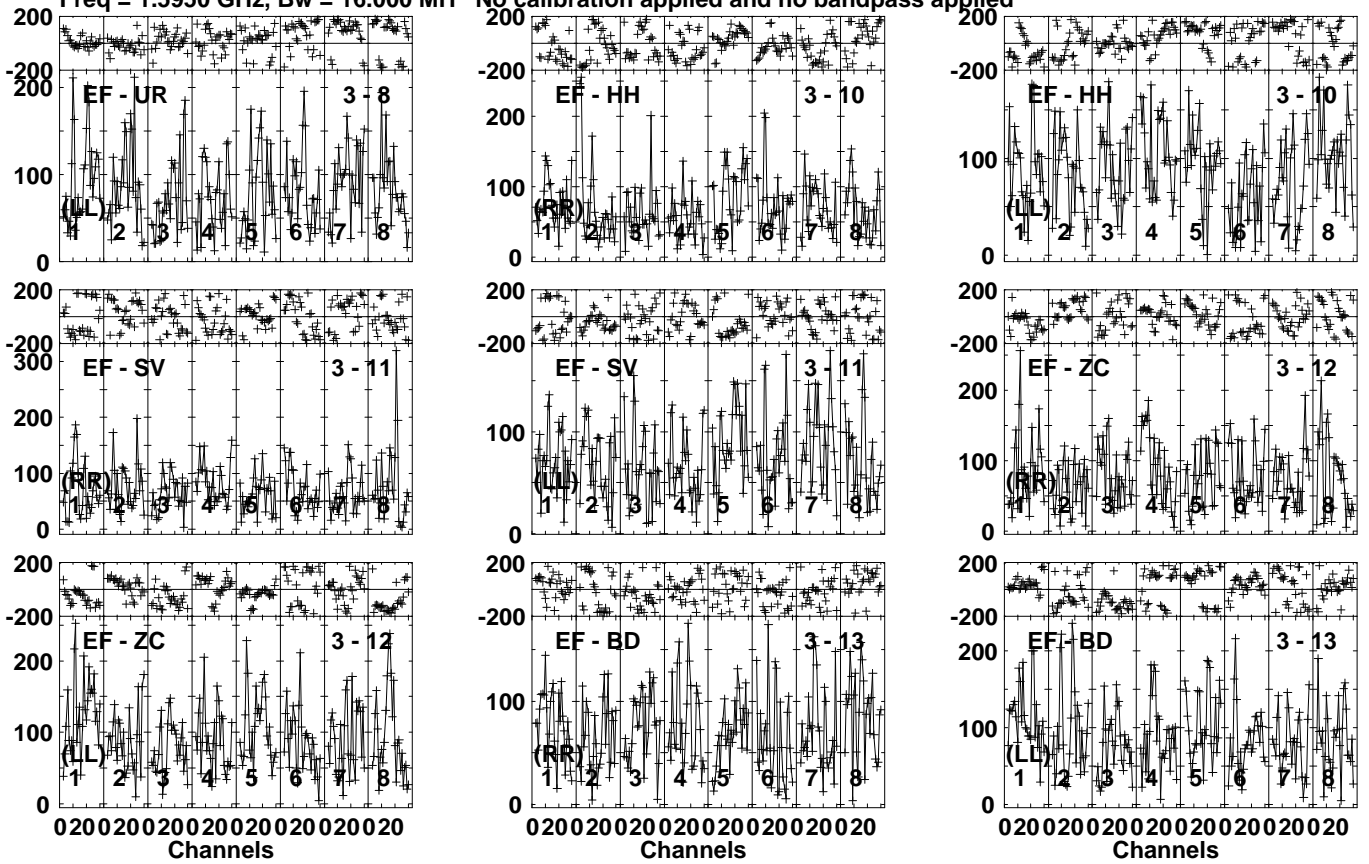


Lower frame: Micro Ampl Jy Top frame: Phas deg
Vector averaged cross-power spectrum Several baselines displayed
Timerange: 01/07:10:00 to 01/07:13:00

Plot file version 506 created 18-MAR-2021 11:20:50

WXUMA EB082 1.UVDATA.1

Freq = 1.5950 GHz, Bw = 16.000 MH No calibration applied and no bandpass applied

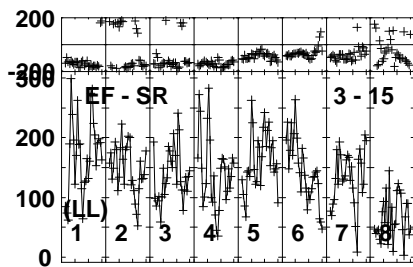
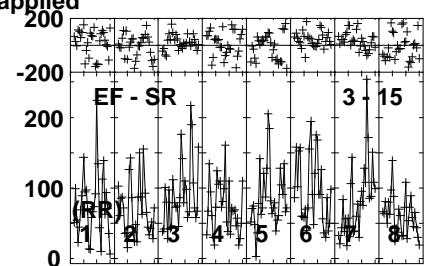
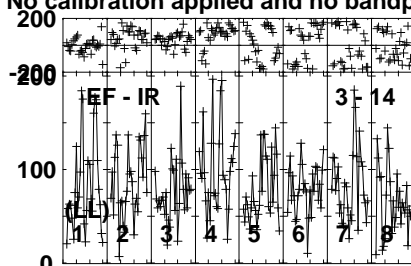
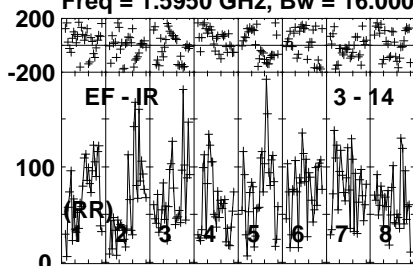


Lower frame: Micro Ampl Jy Top frame: Phas deg
Vector averaged cross-power spectrum Several baselines displayed
Timerange: 01/07:10:00 to 01/07:13:00

Plot file version 507 created 18-MAR-2021 11:20:50

WXUMA EB082 1.UVDATA.1

Freq = 1.5950 GHz, Bw = 16.000 MH No calibration applied and no bandpass applied



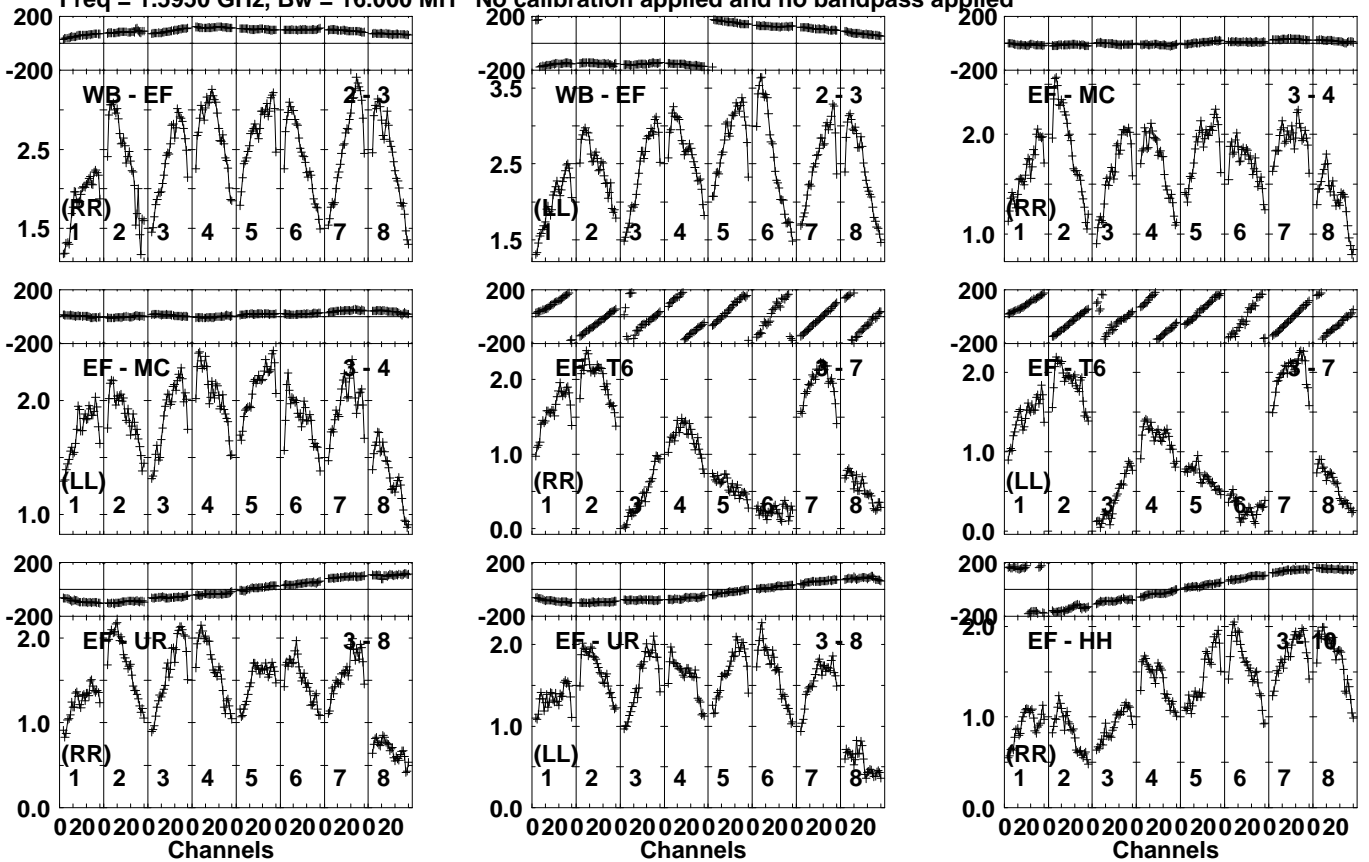
Lower frame: Micro Ampl Jy Top frame: Phas deg
Vector averaged cross-power spectrum Several baselines displayed
Timerange: 01/07:10:00 to 01/07:13:00

Plot file version 508 created 18-MAR-2021 11:20:50

J1108+4330 EB082 1.UVDATA.1

Freq = 1.5950 GHz, Bw = 16.000 MH

No calibration applied and no bandpass applied



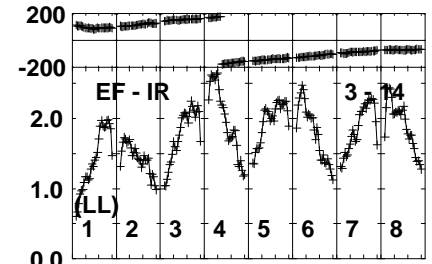
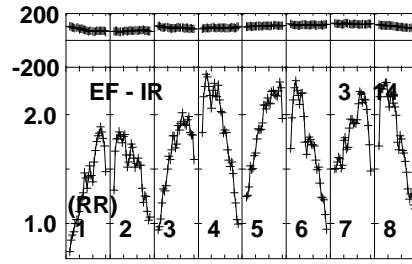
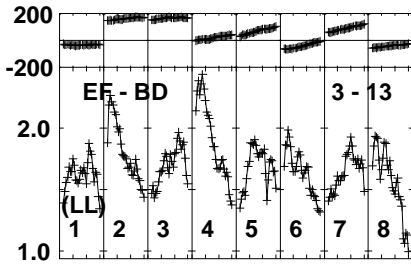
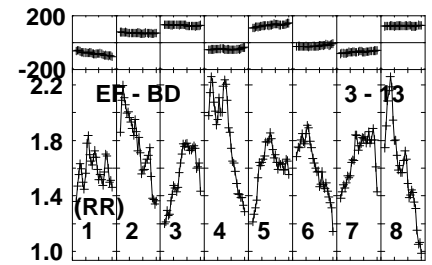
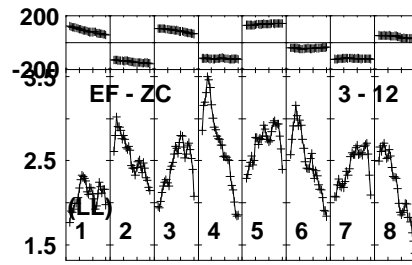
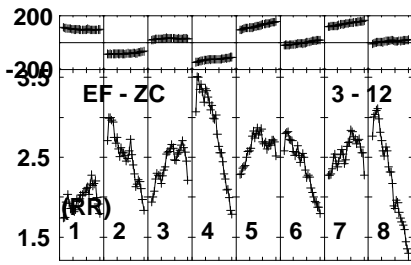
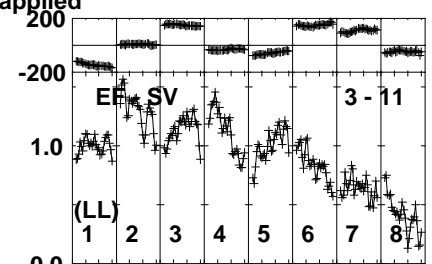
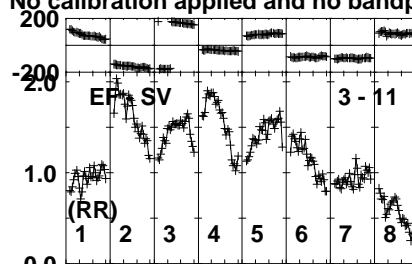
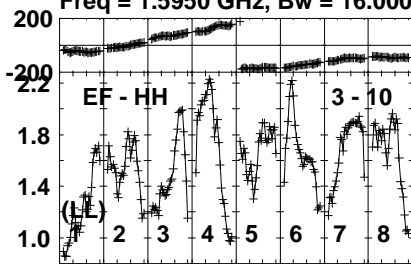
Lower frame: Milli Ampl Jy Top frame: Phas deg
Vector averaged cross-power spectrum Several baselines displayed
Timerange: 01/07:13:31 to 01/07:14:59

Plot file version 509 created 18-MAR-2021 11:20:51

J1108+4330 EB082 1.UVDATA.1

Freq = 1.5950 GHz, Bw = 16.000 MH

No calibration applied and no bandpass applied



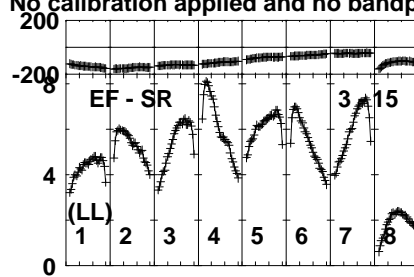
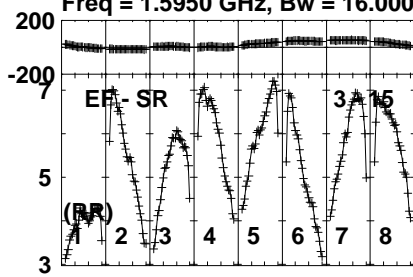
Lower frame: Milli Ampl Jy Top frame: Phas deg
Vector averaged cross-power spectrum Several baselines displayed
Timerange: 01/07:13:31 to 01/07:14:59

Plot file version 510 created 18-MAR-2021 11:20:51

J1108+4330 EB082 1.UVDATA.1

Freq = 1.5950 GHz, Bw = 16.000 MH

No calibration applied and no bandpass applied



Lower frame: Milli Ampl Jy Top frame: Phas deg

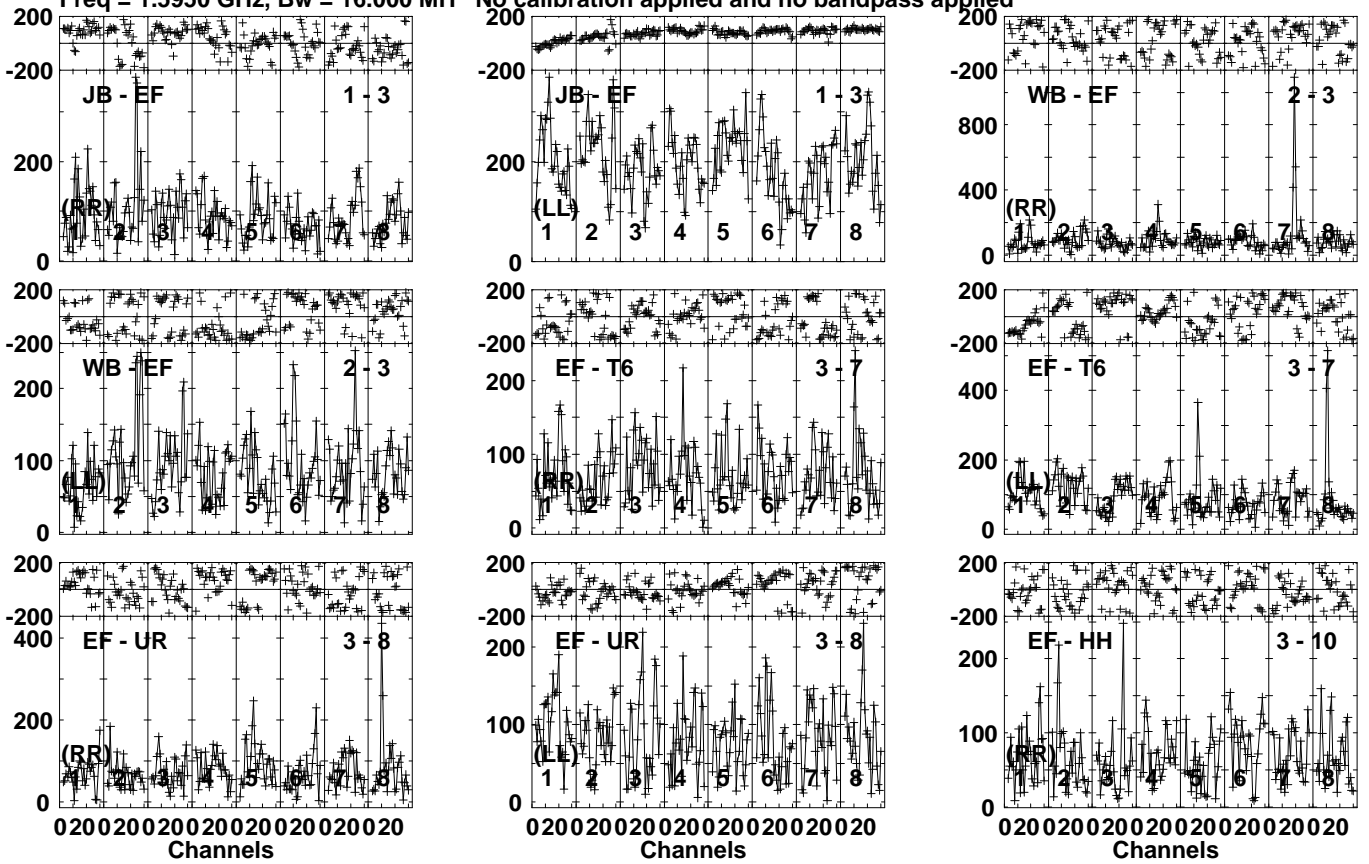
Vector averaged cross-power spectrum Several baselines displayed

Timerange: 01/07:13:31 to 01/07:14:59

Plot file version 511 created 18-MAR-2021 11:20:51

WXUMA EB082 1.UVDATA.1

Freq = 1.5950 GHz, Bw = 16.000 MH No calibration applied and no bandpass applied

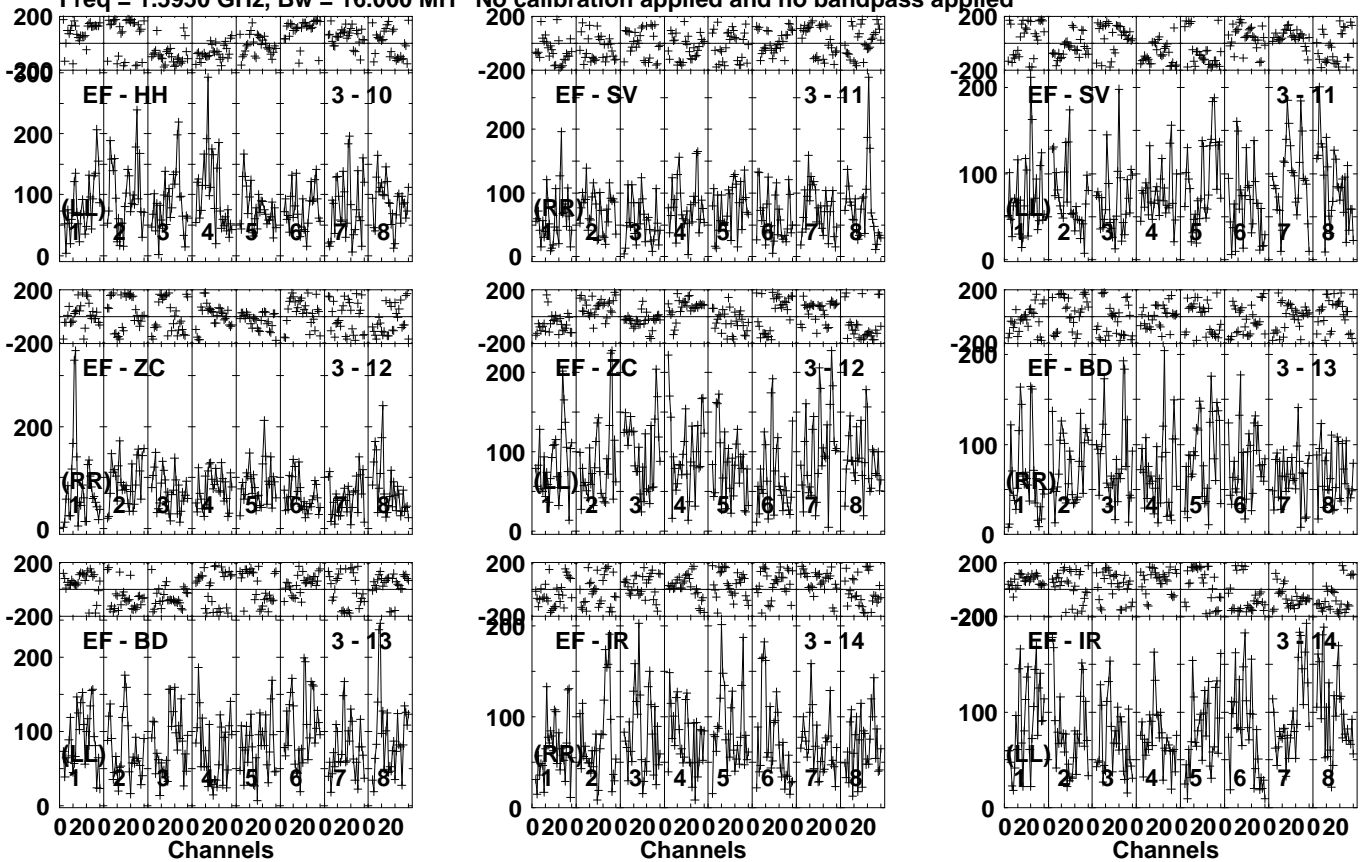


Lower frame: Micro Ampl Jy Top frame: Phas deg
Vector averaged cross-power spectrum Several baselines displayed
Timerange: 01/07:15:00 to 01/07:17:59

Plot file version 512 created 18-MAR-2021 11:20:51

WXUMA EB082 1.UVDATA.1

Freq = 1.5950 GHz, Bw = 16.000 MH No calibration applied and no bandpass applied



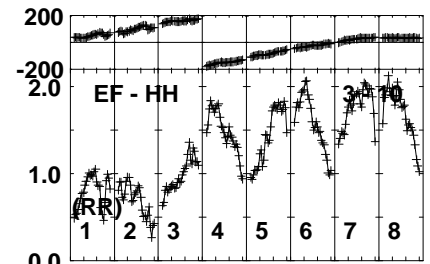
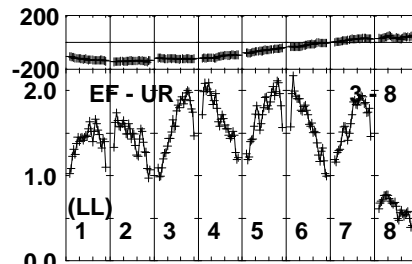
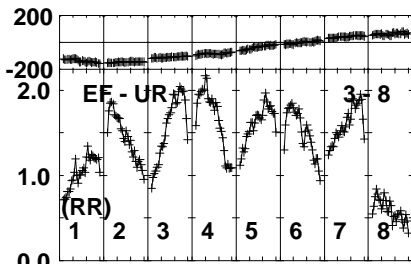
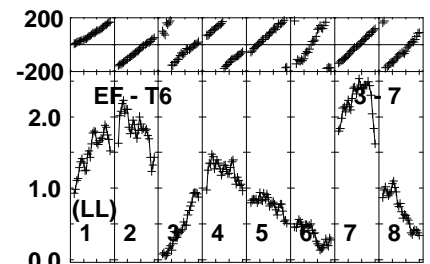
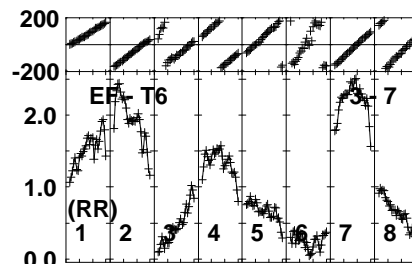
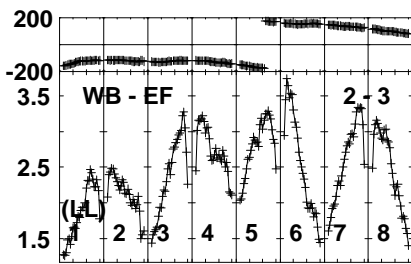
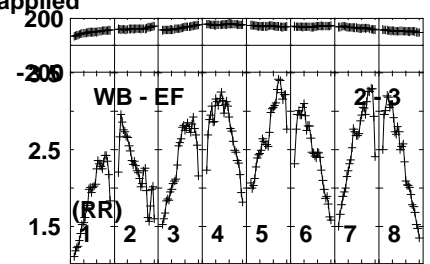
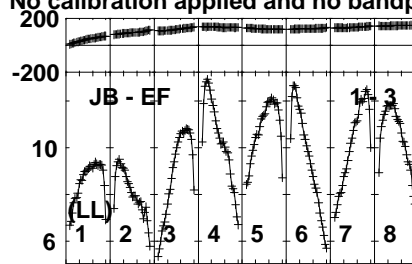
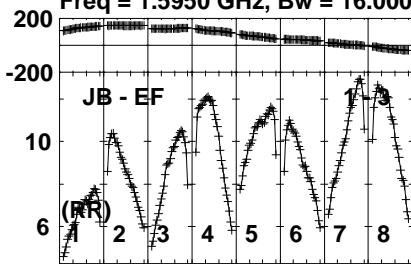
Lower frame: Micro Ampl Jy Top frame: Phas deg
Vector averaged cross-power spectrum Several baselines displayed
Timerange: 01/07:15:00 to 01/07:17:59

Plot file version 513 created 18-MAR-2021 11:20:51

J1108+4330 EB082 1.UVDATA.1

Freq = 1.5950 GHz, Bw = 16.000 MH

No calibration applied and no bandpass applied

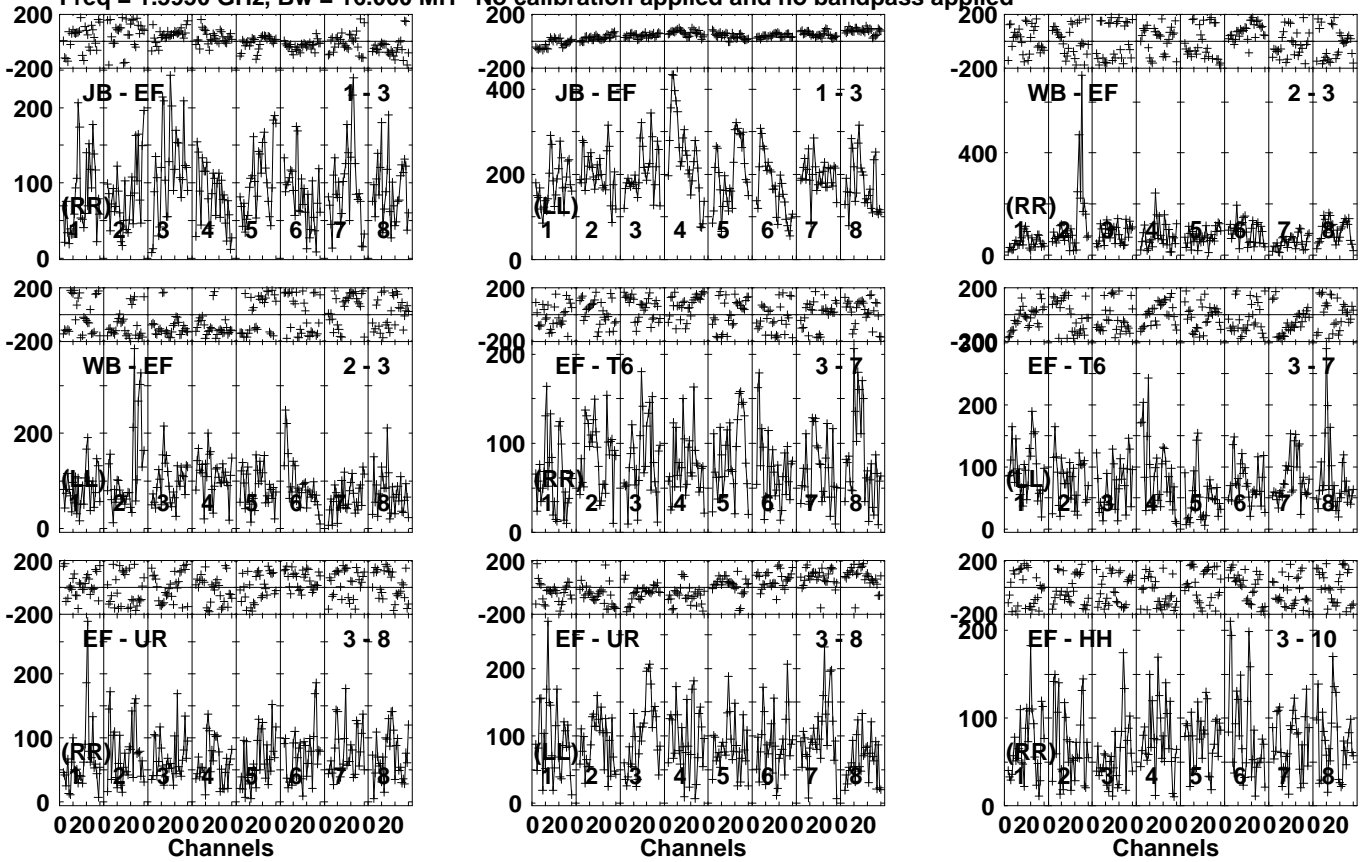


Lower frame: Milli Ampl Jy Top frame: Phas deg
Vector averaged cross-power spectrum Several baselines displayed
Timerange: 01/07:18:01 to 01/07:19:59

Plot file version 515 created 18-MAR-2021 11:20:51

WXUMA EB082 1.UVDATA.1

Freq = 1.5950 GHz, Bw = 16.000 MH No calibration applied and no bandpass applied

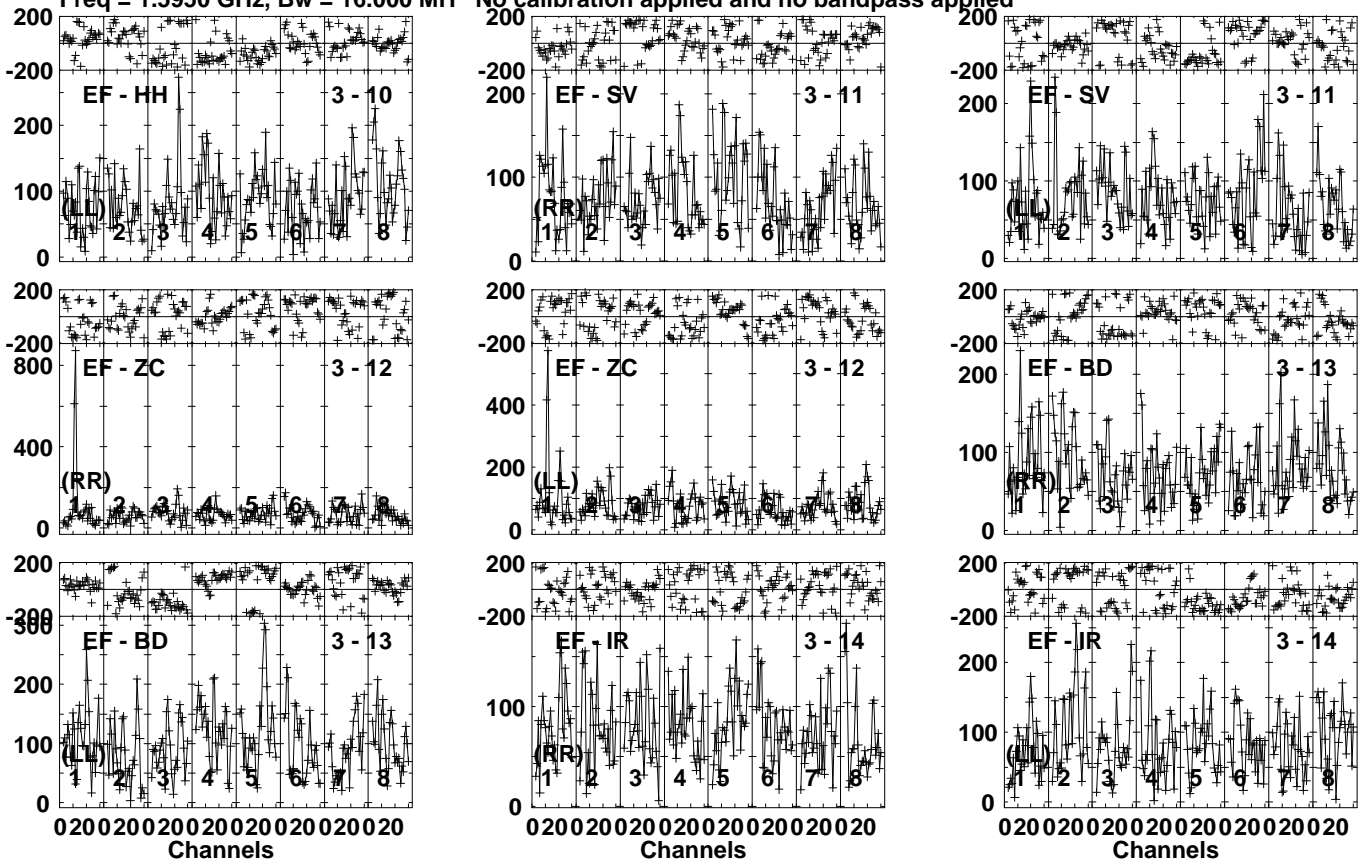


Lower frame: Micro Ampl Jy Top frame: Phas deg
Vector averaged cross-power spectrum Several baselines displayed
Timerange: 01/07:20:00 to 01/07:23:00

Plot file version 516 created 18-MAR-2021 11:20:52

WXUMA EB082 1.UVDATA.1

Freq = 1.5950 GHz, Bw = 16.000 MH No calibration applied and no bandpass applied



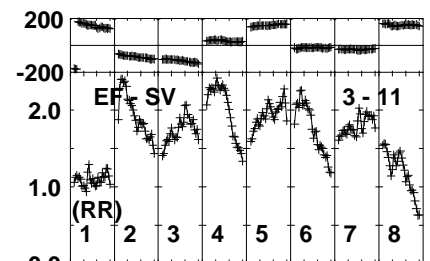
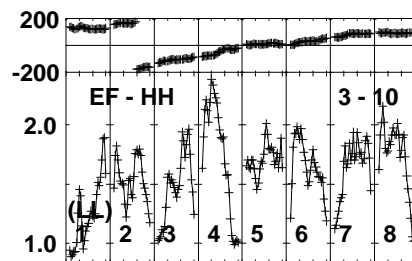
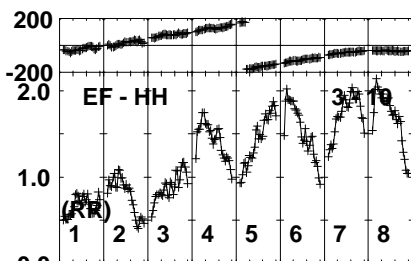
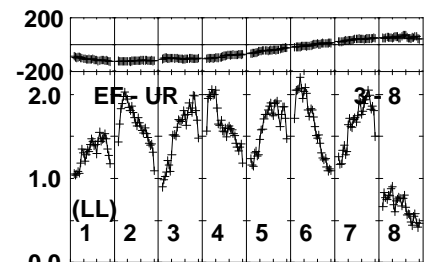
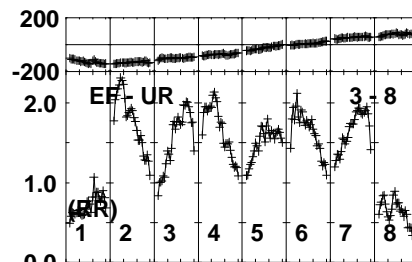
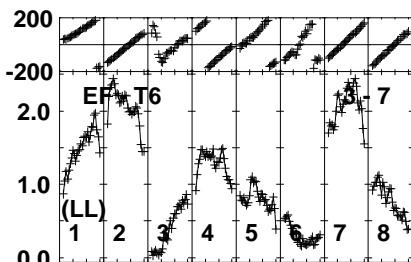
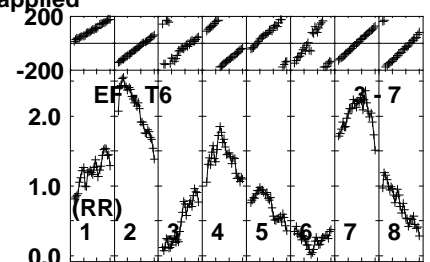
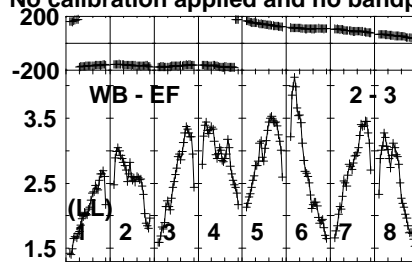
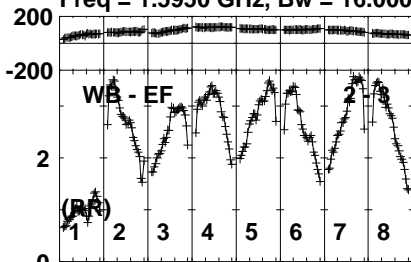
Lower frame: Micro Ampl Jy Top frame: Phas deg
Vector averaged cross-power spectrum Several baselines displayed
Timerange: 01/07:20:00 to 01/07:23:00

Plot file version 517 created 18-MAR-2021 11:20:52

J1108+4330 EB082 1.UVDATA.1

Freq = 1.5950 GHz, Bw = 16.000 MH

No calibration applied and no bandpass applied



020020020020020020020020020020
Channels

020020020020020020020020020020
Channels

020020020020020020020020020020
Channels

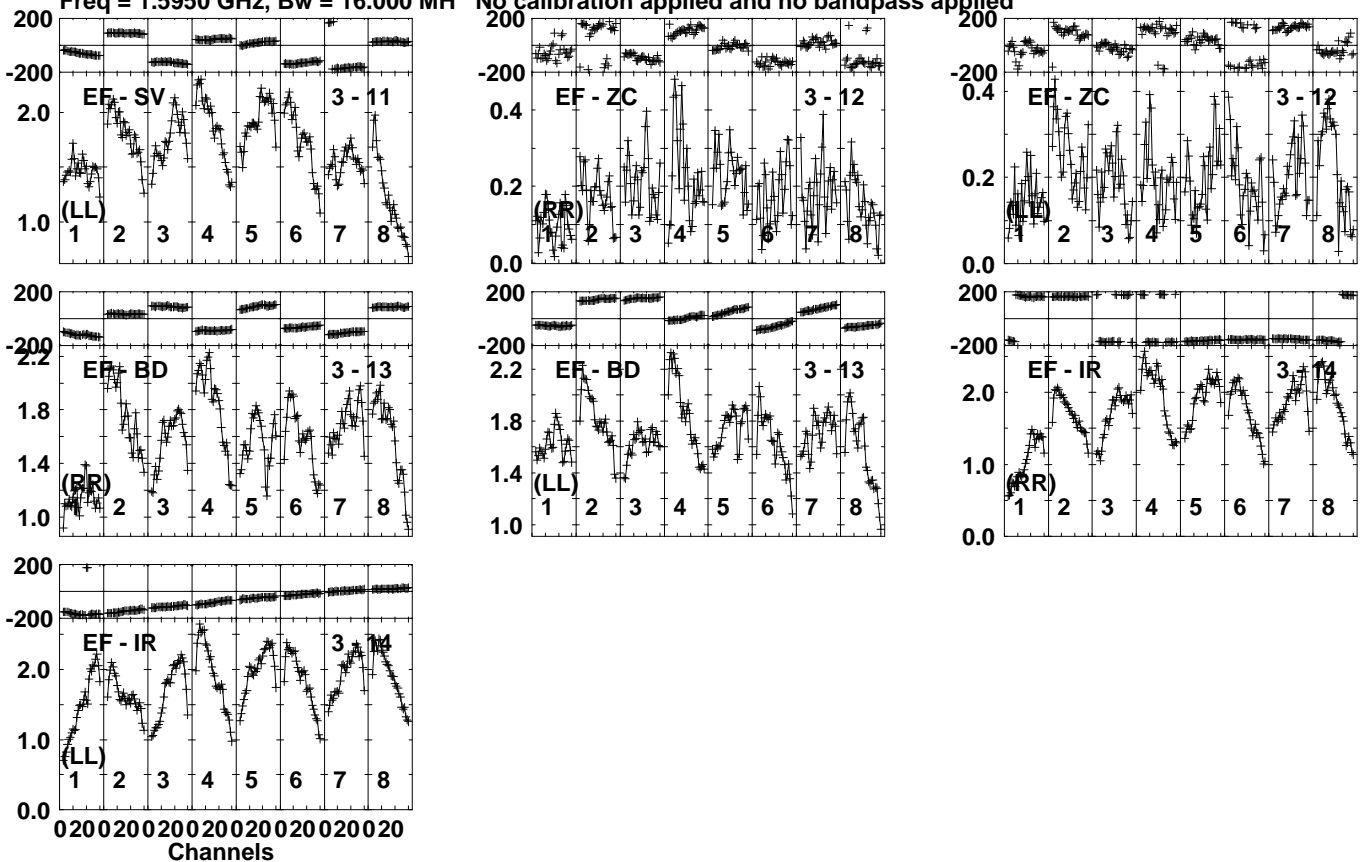
Lower frame: Milli Ampl Jy Top frame: Phas deg
Vector averaged cross-power spectrum Several baselines displayed
Timerange: 01/07:23:31 to 01/07:24:59

Plot file version 518 created 18-MAR-2021 11:20:52

J1108+4330 EB082 1.UVDATA.1

Freq = 1.5950 GHz, Bw = 16.000 MH

No calibration applied and no bandpass applied



Lower frame: Milli Ampl Jy Top frame: Phas deg

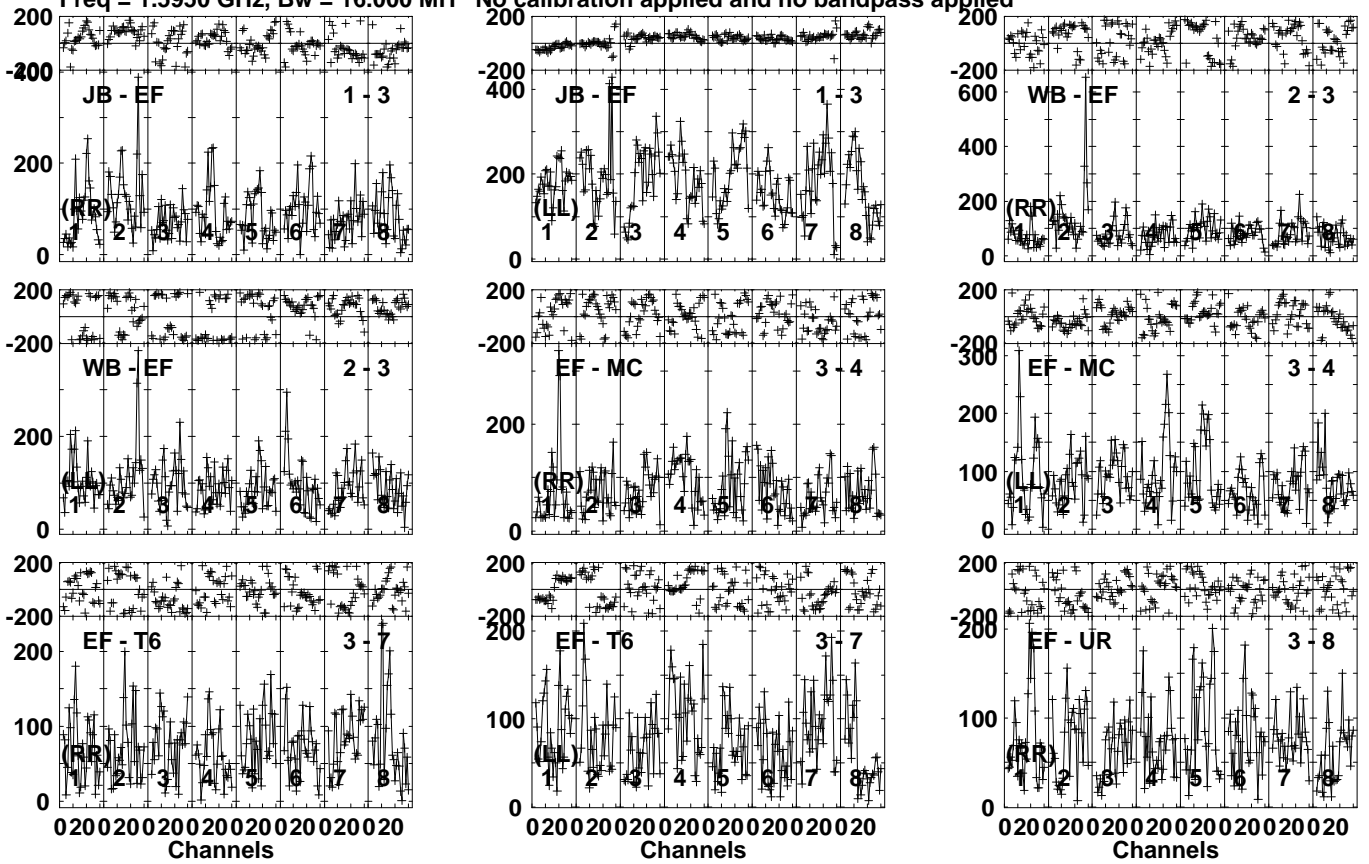
Vector averaged cross-power spectrum Several baselines displayed

Timerange: 01/07:23:31 to 01/07:24:59

Plot file version 519 created 18-MAR-2021 11:20:52

WXUMA EB082 1.UVDATA.1

Freq = 1.5950 GHz, Bw = 16.000 MH No calibration applied and no bandpass applied

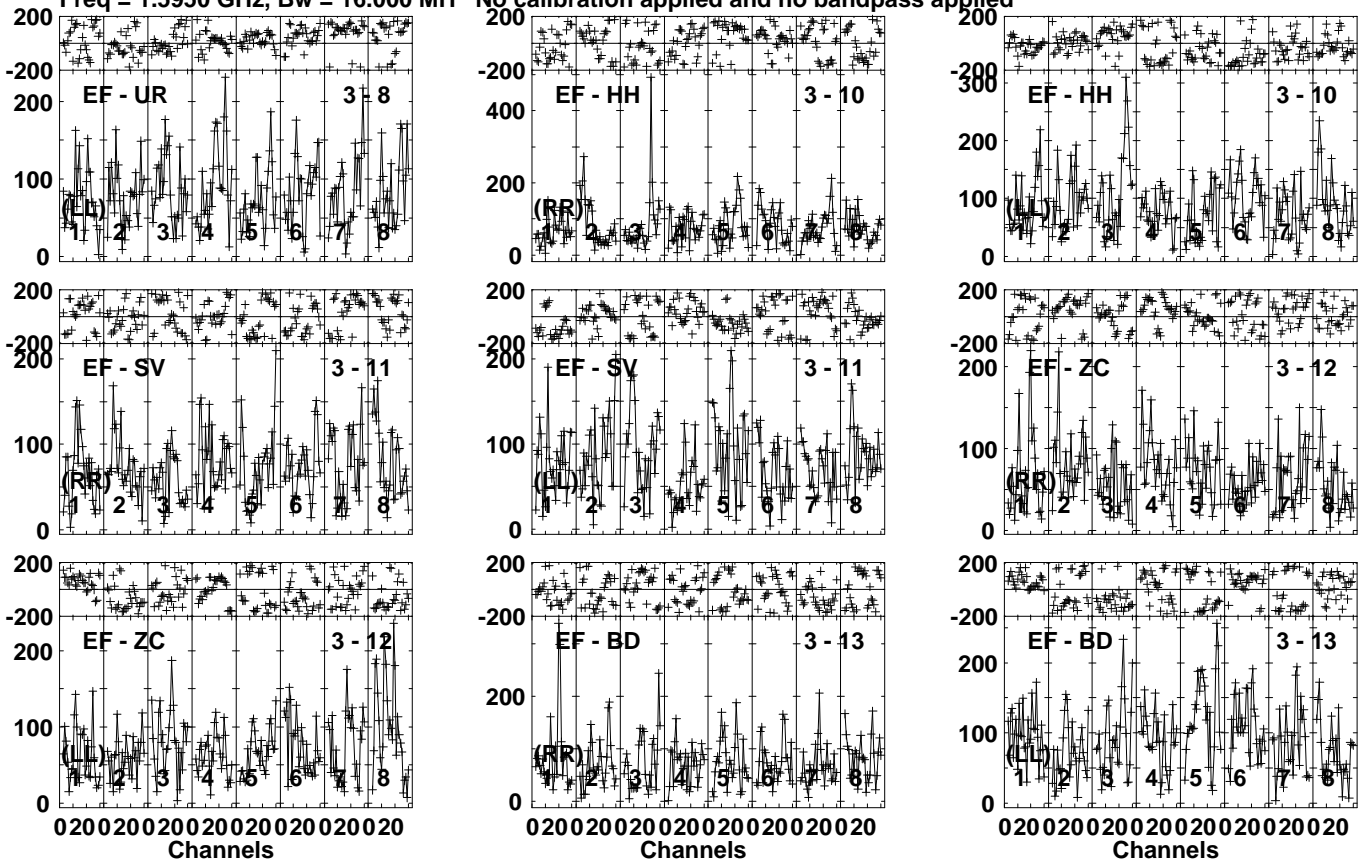


Lower frame: Micro Ampl Jy Top frame: Phas deg
Vector averaged cross-power spectrum Several baselines displayed
Timerange: 01/07:25:01 to 01/07:27:59

Plot file version 520 created 18-MAR-2021 11:20:52

WXUMA EB082 1.UVDATA.1

Freq = 1.5950 GHz, Bw = 16.000 MH No calibration applied and no bandpass applied

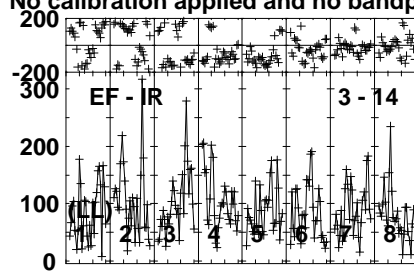
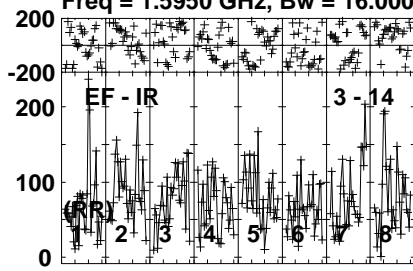


Lower frame: Micro Ampl Jy Top frame: Phas deg
Vector averaged cross-power spectrum Several baselines displayed
Timerange: 01/07:25:01 to 01/07:27:59

Plot file version 521 created 18-MAR-2021 11:20:53

WXUMA EB082 1.UVDATA.1

Freq = 1.5950 GHz, Bw = 16.000 MH No calibration applied and no bandpass applied



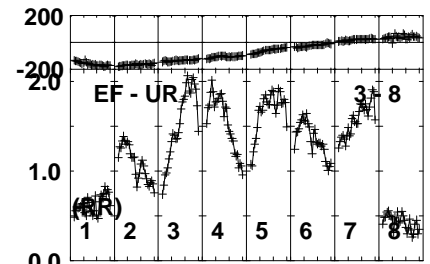
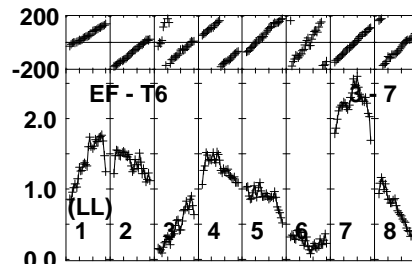
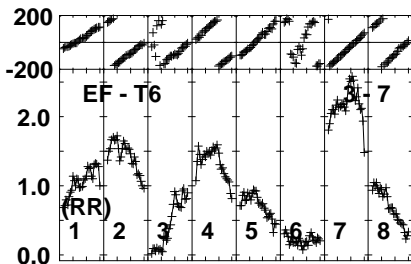
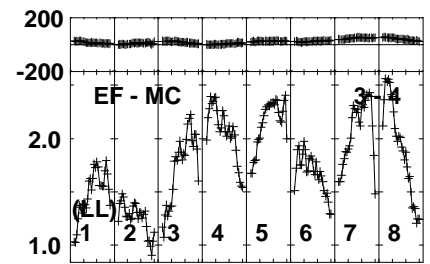
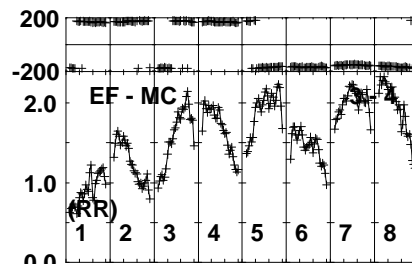
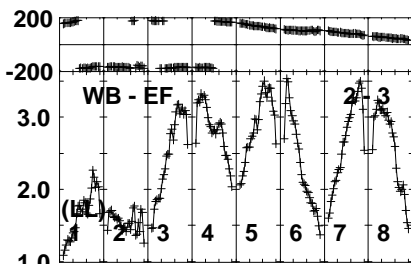
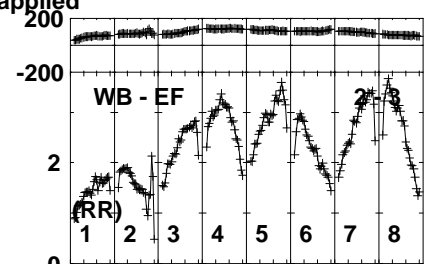
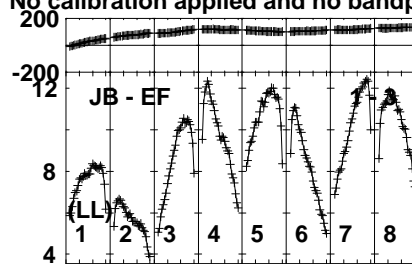
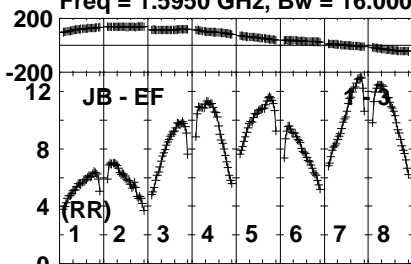
Lower frame: Micro Ampl Jy Top frame: Phas deg
Vector averaged cross-power spectrum Several baselines displayed
Timerange: 01/07:25:01 to 01/07:27:59

Plot file version 522 created 18-MAR-2021 11:20:53

J1108+4330 EB082 1.UVDATA.1

Freq = 1.5950 GHz, Bw = 16.000 MH

No calibration applied and no bandpass applied



Lower frame: Milli Ampl Jy Top frame: Phas deg

Vector averaged cross-power spectrum Several baselines displayed

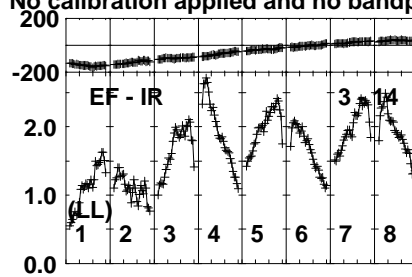
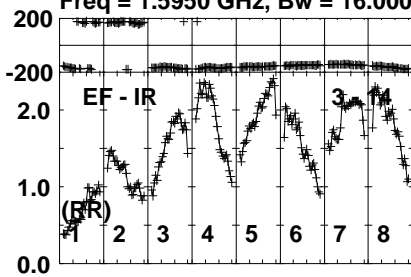
Timerange: 01/07:28:01 to 01/07:30:00

Plot file version 524 created 18-MAR-2021 11:20:53

J1108+4330 EB082 1.UVDATA.1

Freq = 1.5950 GHz, Bw = 16.000 MH

No calibration applied and no bandpass applied



Lower frame: Milli Ampl Jy Top frame: Phas deg

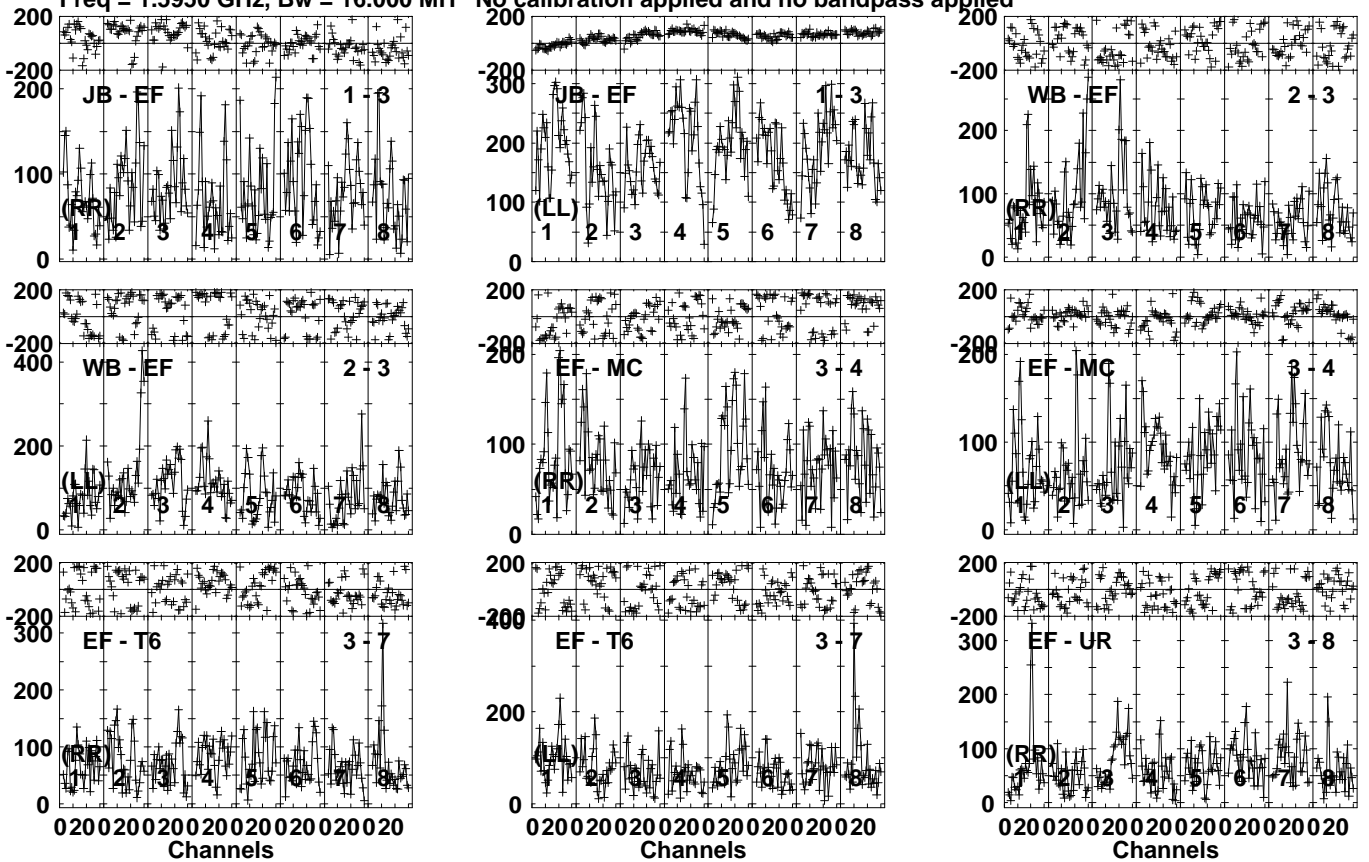
Vector averaged cross-power spectrum Several baselines displayed

Timerange: 01/07:28:01 to 01/07:30:00

Plot file version 525 created 18-MAR-2021 11:20:53

WXUMA EB082 1.UVDATA.1

Freq = 1.5950 GHz, Bw = 16.000 MH No calibration applied and no bandpass applied

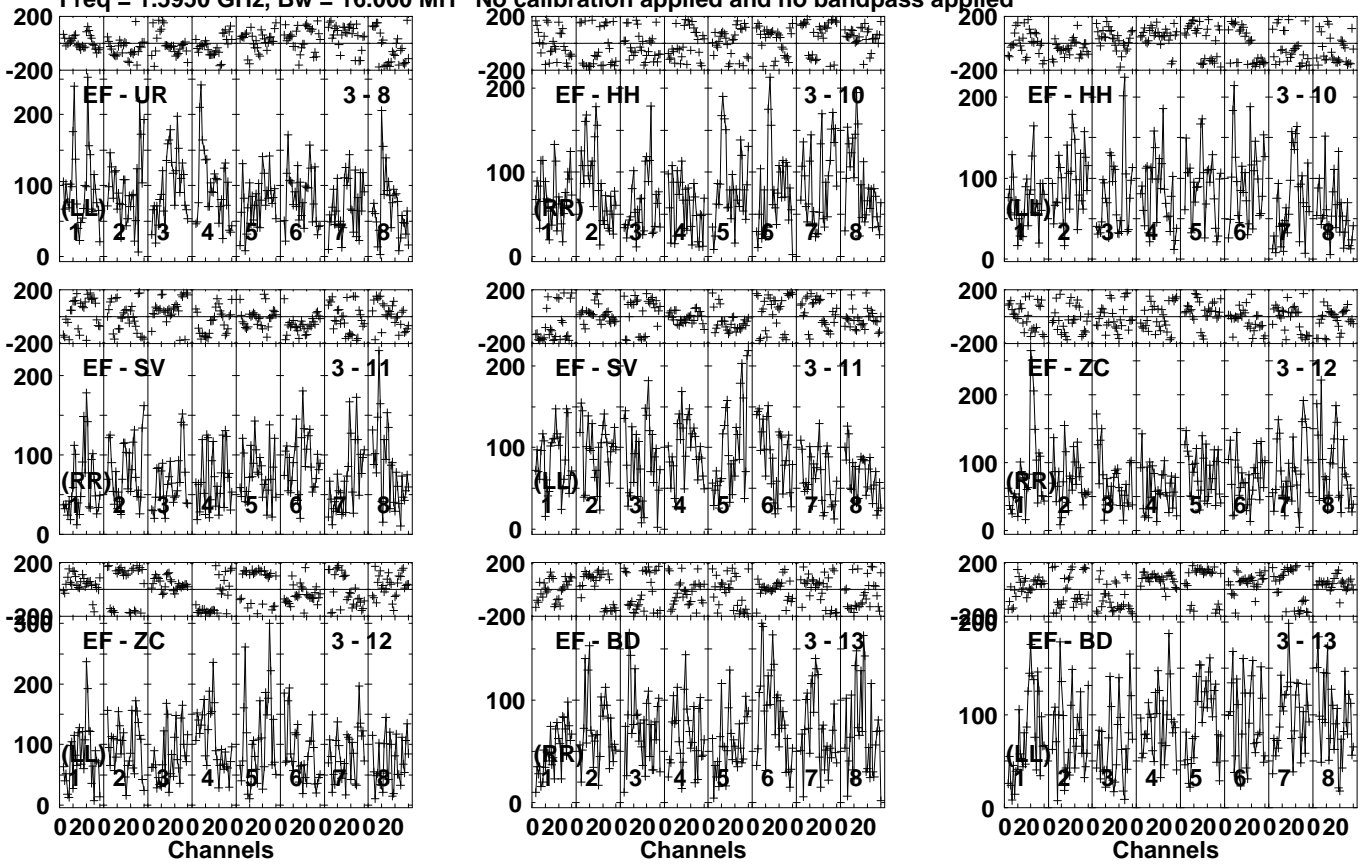


Lower frame: Micro Ampl Jy Top frame: Phas deg
Vector averaged cross-power spectrum Several baselines displayed
Timerange: 01/07:30:00 to 01/07:33:00

Plot file version 526 created 18-MAR-2021 11:20:53

WXUMA EB082 1.UVDATA.1

Freq = 1.5950 GHz, Bw = 16.000 MH No calibration applied and no bandpass applied

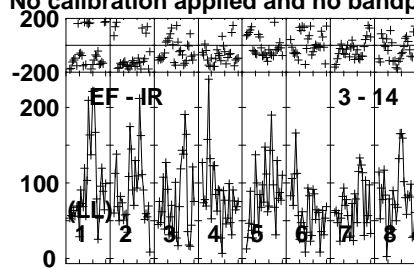
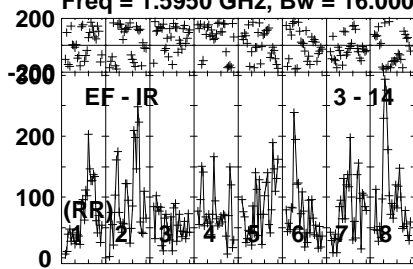


Lower frame: Micro Ampl Jy Top frame: Phas deg
Vector averaged cross-power spectrum Several baselines displayed
Timerange: 01/07:30:00 to 01/07:33:00

Plot file version 527 created 18-MAR-2021 11:20:53

WXUMA EB082 1.UVDATA.1

Freq = 1.5950 GHz, Bw = 16.000 MH No calibration applied and no bandpass applied



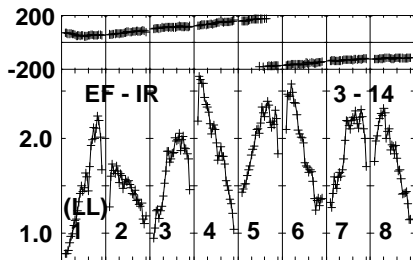
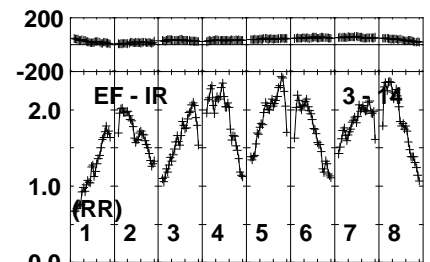
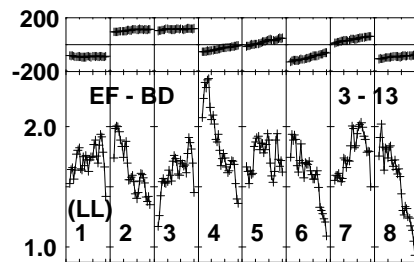
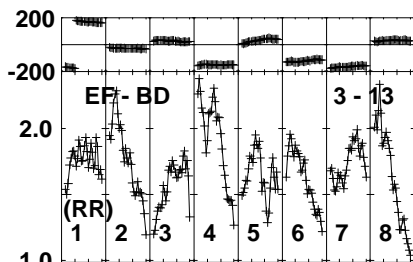
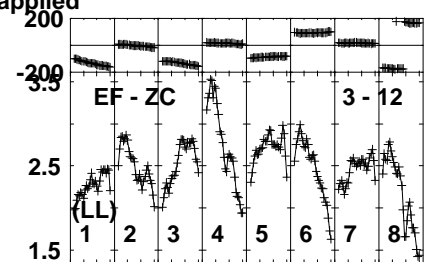
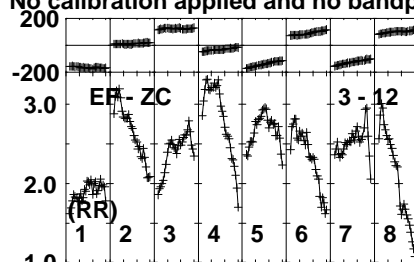
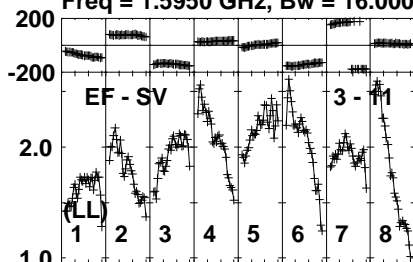
Lower frame: Micro Ampl Jy Top frame: Phas deg
Vector averaged cross-power spectrum Several baselines displayed
Timerange: 01/07:30:00 to 01/07:33:00

Plot file version 529 created 18-MAR-2021 11:20:54

J1108+4330 EB082 1.UVDATA.1

Freq = 1.5950 GHz, Bw = 16.000 MH

No calibration applied and no bandpass applied



020020020020020020020020

Channels

Lower frame: Milli Ampl Jy Top frame: Phas deg

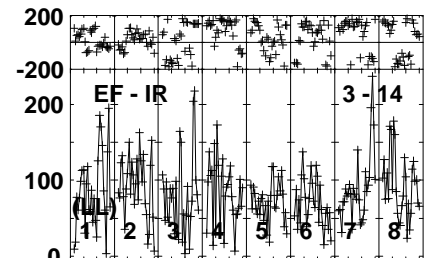
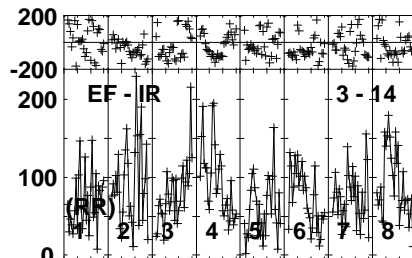
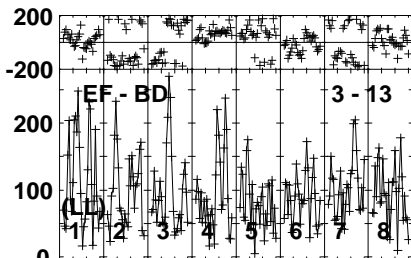
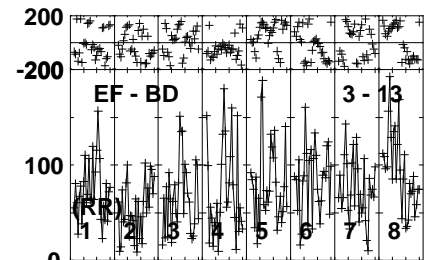
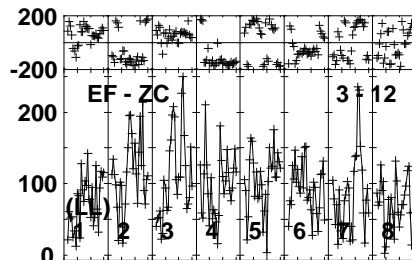
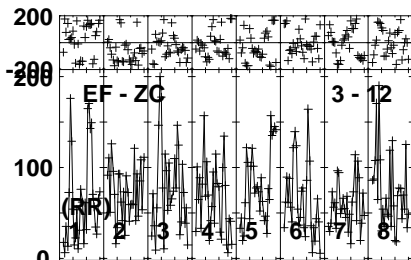
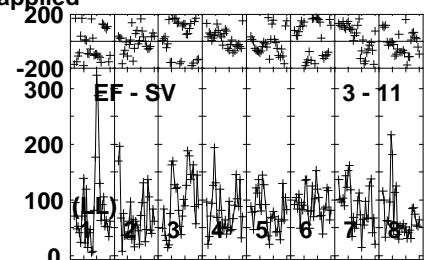
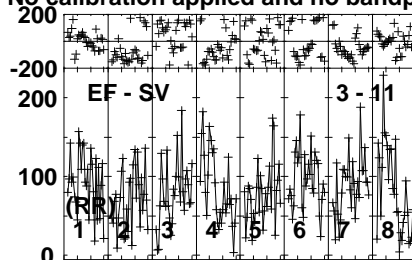
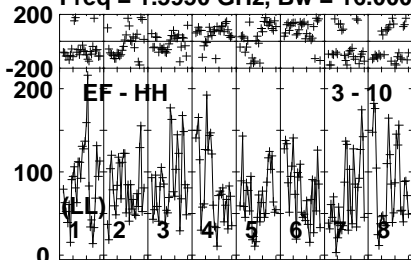
Vector averaged cross-power spectrum Several baselines displayed

Timerange: 01/07:33:31 to 01/07:34:59

Plot file version 531 created 18-MAR-2021 11:20:54

WXUMA EB082 1.UVDATA.1

Freq = 1.5950 GHz, Bw = 16.000 MH No calibration applied and no bandpass applied



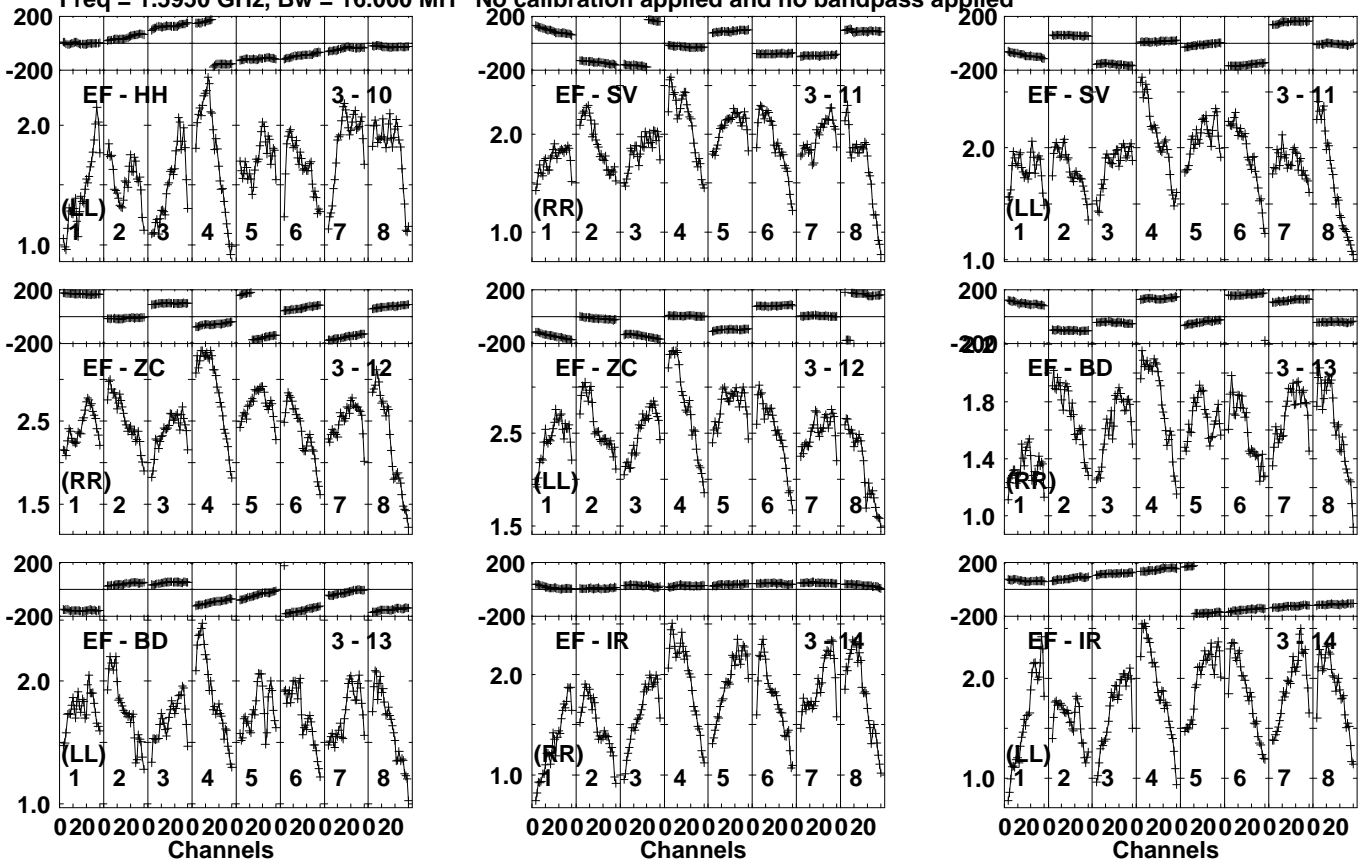
Lower frame: Micro Ampl Jy Top frame: Phas deg
Vector averaged cross-power spectrum Several baselines displayed
Timerange: 01/07:35:01 to 01/07:38:00

Plot file version 533 created 18-MAR-2021 11:20:54

J1108+4330 EB082 1.UVDATA.1

Freq = 1.5950 GHz, Bw = 16.000 MH

No calibration applied and no bandpass applied

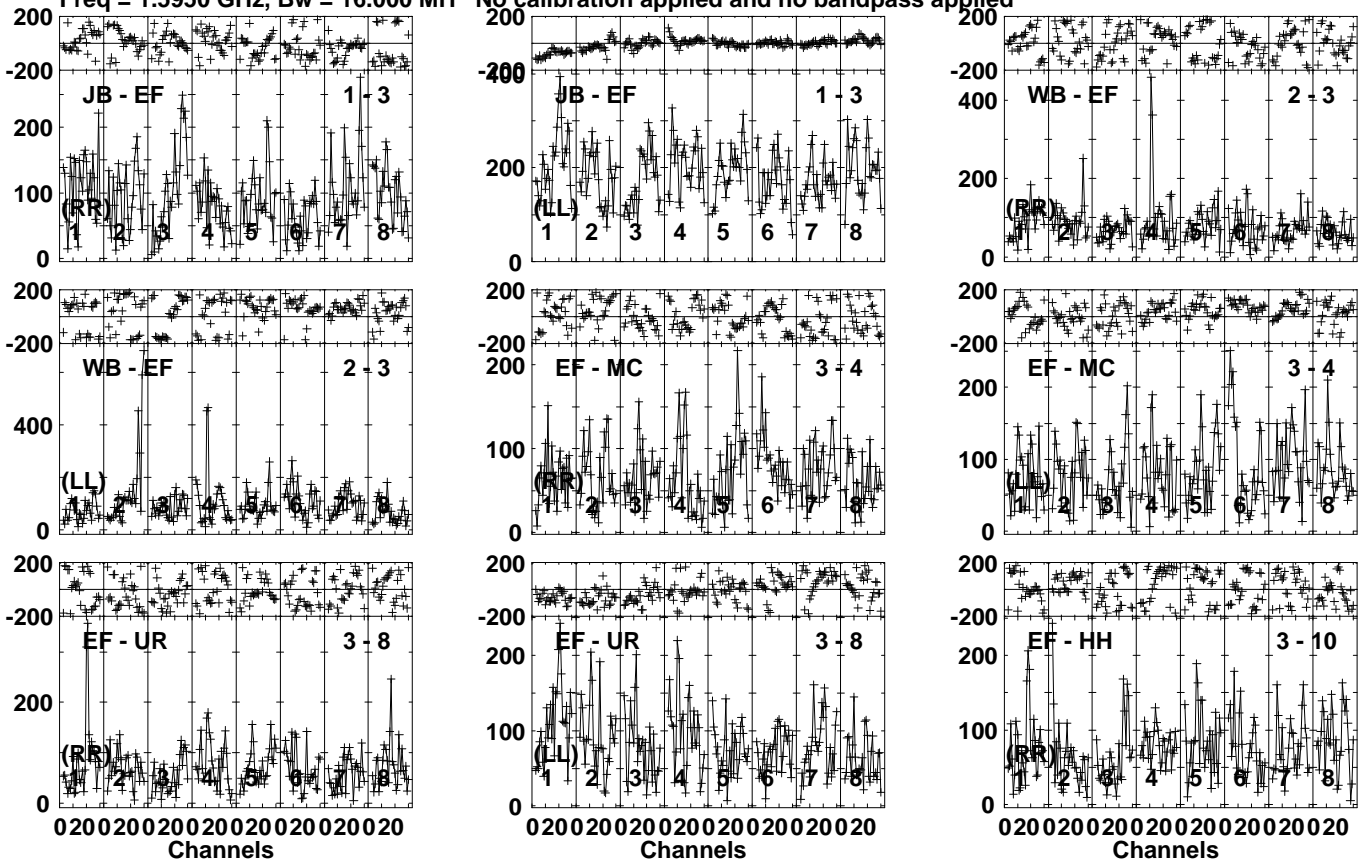


Lower frame: Milli Ampl Jy Top frame: Phas deg
 Vector averaged cross-power spectrum Several baselines displayed
 Timerange: 01/07:38:01 to 01/07:40:00

Plot file version 534 created 18-MAR-2021 11:20:55

WXUMA EB082 1.UVDATA.1

Freq = 1.5950 GHz, Bw = 16.000 MH No calibration applied and no bandpass applied

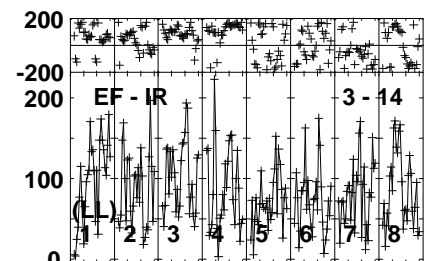
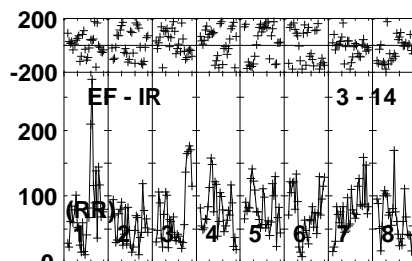
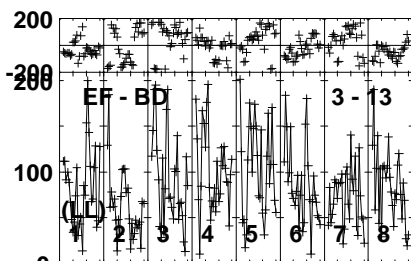
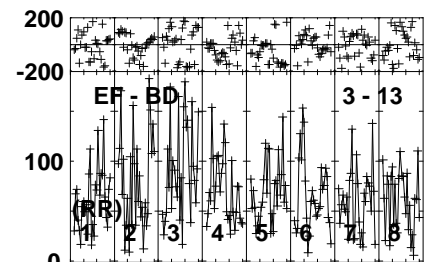
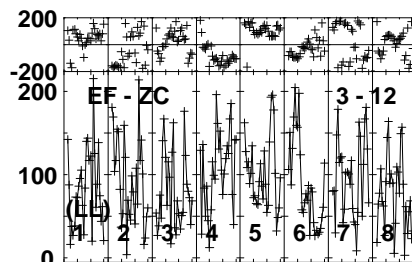
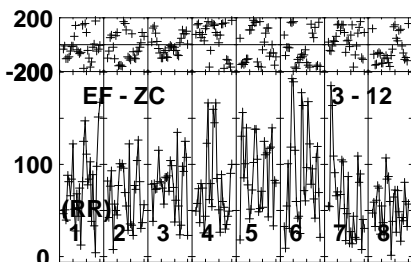
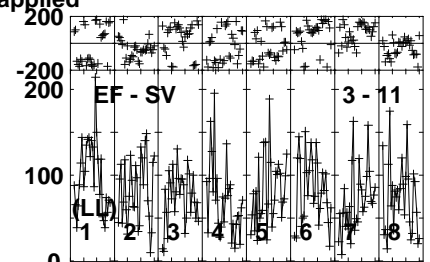
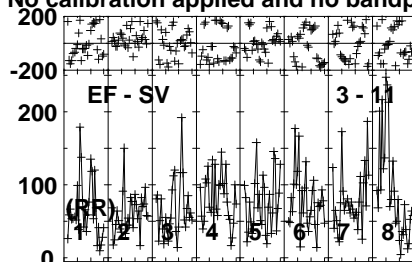
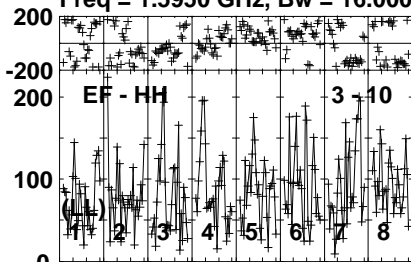


Lower frame: Micro Ampl Jy Top frame: Phas deg
Vector averaged cross-power spectrum Several baselines displayed
Timerange: 01/07:40:00 to 01/07:43:00

Plot file version 535 created 18-MAR-2021 11:20:55

WXUMA EB082 1.UVDATA.1

Freq = 1.5950 GHz, Bw = 16.000 MH No calibration applied and no bandpass applied



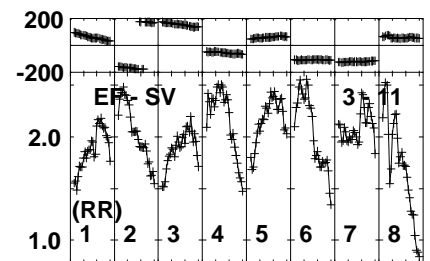
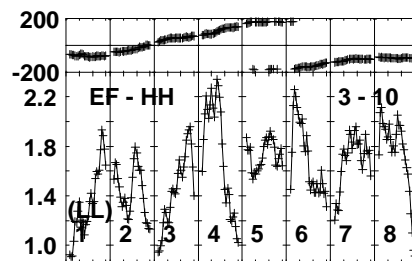
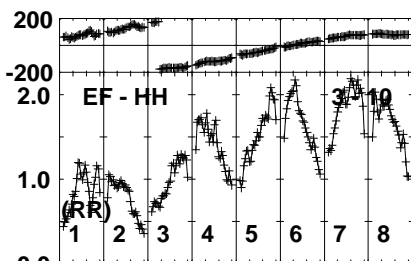
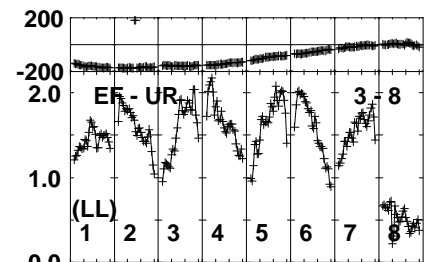
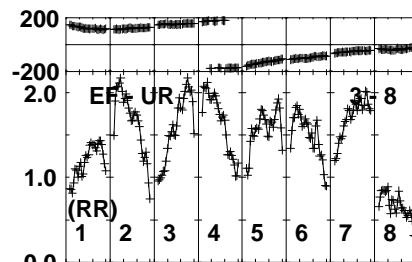
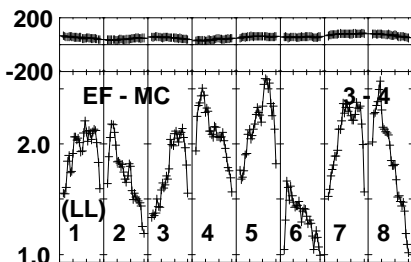
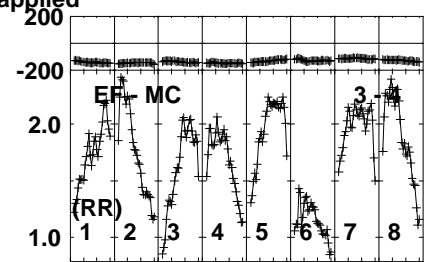
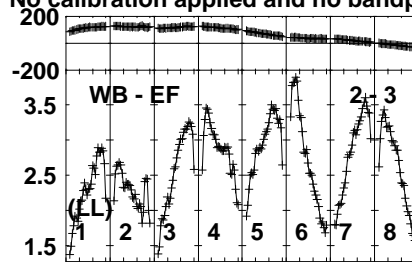
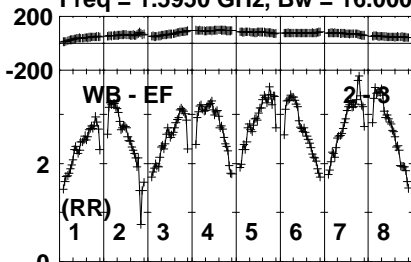
Lower frame: Micro Ampl Jy Top frame: Phas deg
Vector averaged cross-power spectrum Several baselines displayed
Timerange: 01/07:40:00 to 01/07:43:00

Plot file version 536 created 18-MAR-2021 11:20:55

J1108+4330 EB082 1.UVDATA.1

Freq = 1.5950 GHz, Bw = 16.000 MH

No calibration applied and no bandpass applied



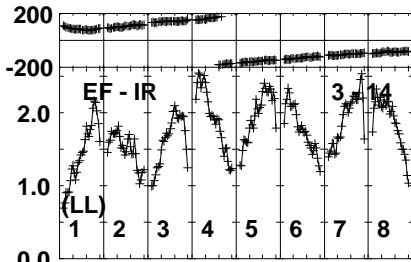
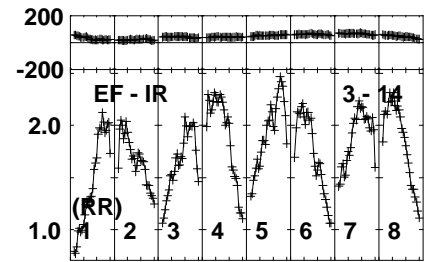
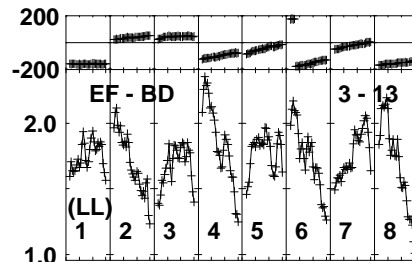
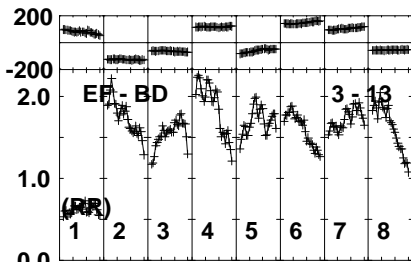
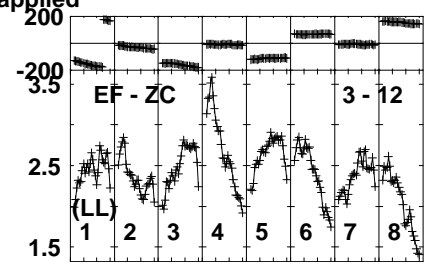
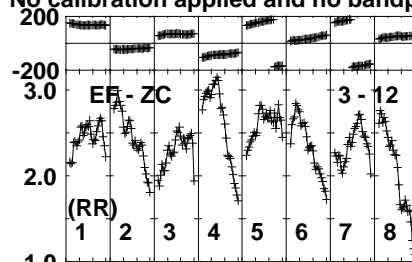
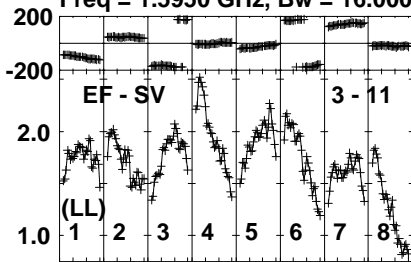
Lower frame: Milli Ampl Jy Top frame: Phas deg
Vector averaged cross-power spectrum Several baselines displayed
Timerange: 01/07:43:32 to 01/07:45:00

Plot file version 537 created 18-MAR-2021 11:20:55

J1108+4330 EB082 1.UVDATA.1

Freq = 1.5950 GHz, Bw = 16.000 MH

No calibration applied and no bandpass applied



020020020020020020020020020020

Channels

Lower frame: Milli Ampl Jy Top frame: Phas deg

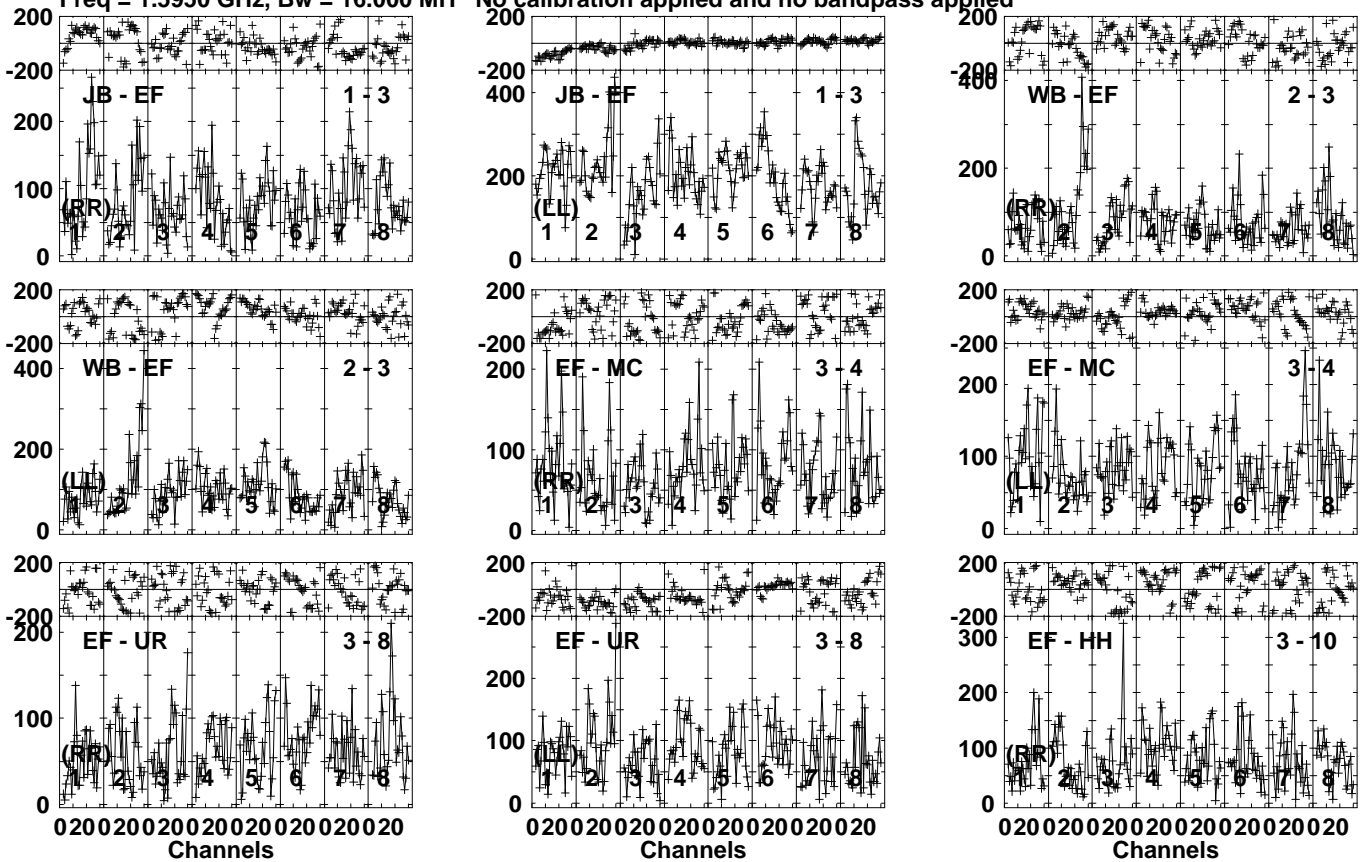
Vector averaged cross-power spectrum Several baselines displayed

Timerange: 01/07:43:32 to 01/07:45:00

Plot file version 538 created 18-MAR-2021 11:20:55

WXUMA EB082 1.UVDATA.1

Freq = 1.5950 GHz, Bw = 16.000 MH No calibration applied and no bandpass applied

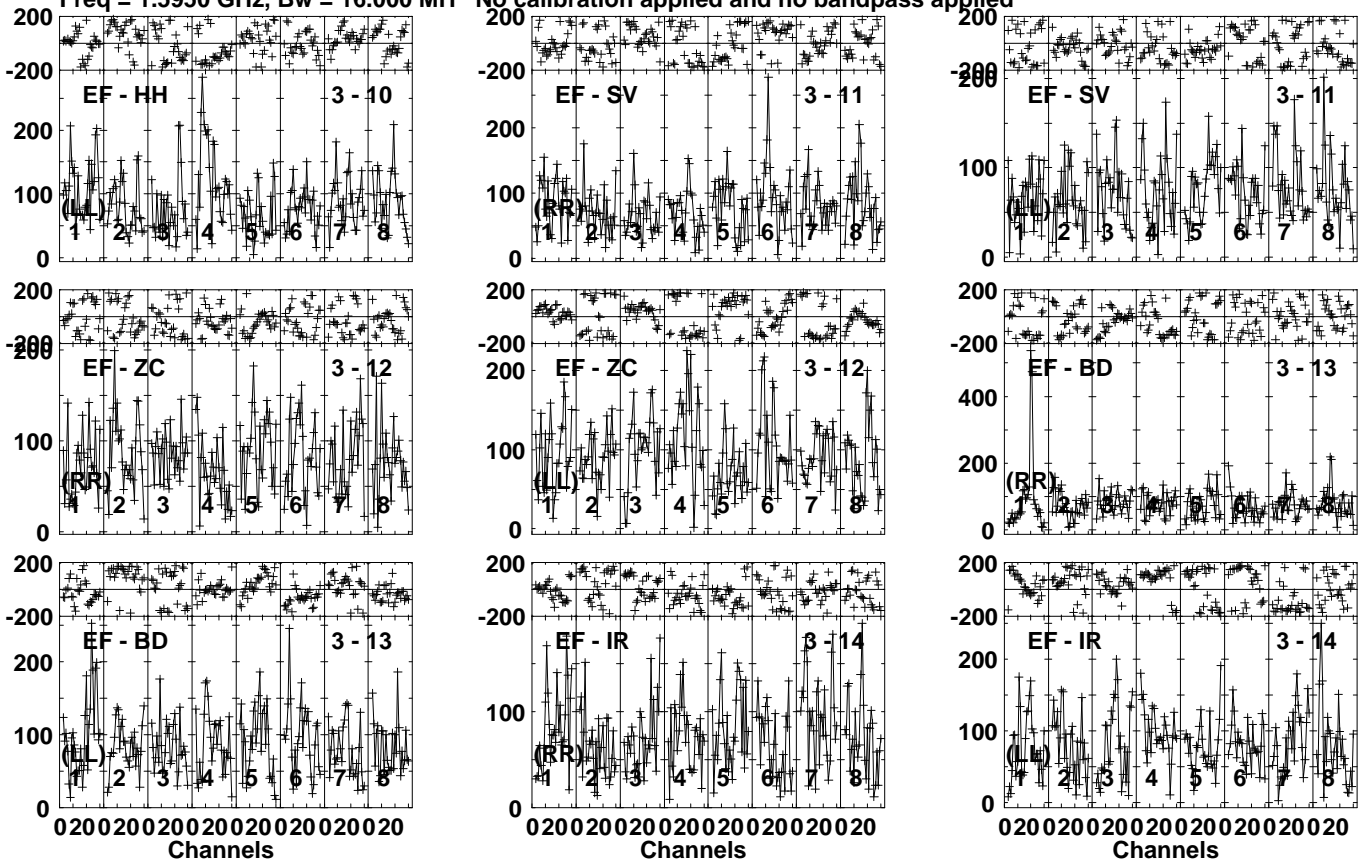


Lower frame: Micro Ampl Jy Top frame: Phas deg
Vector averaged cross-power spectrum Several baselines displayed
Timerange: 01/07:45:01 to 01/07:48:00

Plot file version 539 created 18-MAR-2021 11:20:56

WXUMA EB082 1.UVDATA.1

Freq = 1.5950 GHz, Bw = 16.000 MH No calibration applied and no bandpass applied

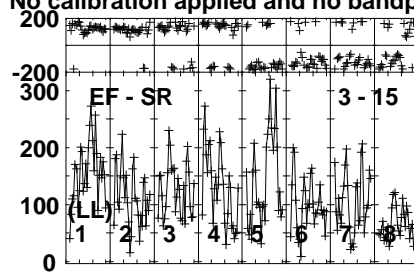
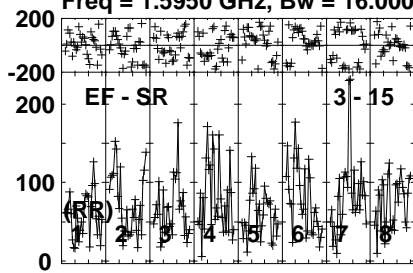


Lower frame: Micro Ampl Jy Top frame: Phas deg
Vector averaged cross-power spectrum Several baselines displayed
Timerange: 01/07:45:01 to 01/07:48:00

Plot file version 540 created 18-MAR-2021 11:20:56

WXUMA EB082 1.UVDATA.1

Freq = 1.5950 GHz, Bw = 16.000 MH No calibration applied and no bandpass applied



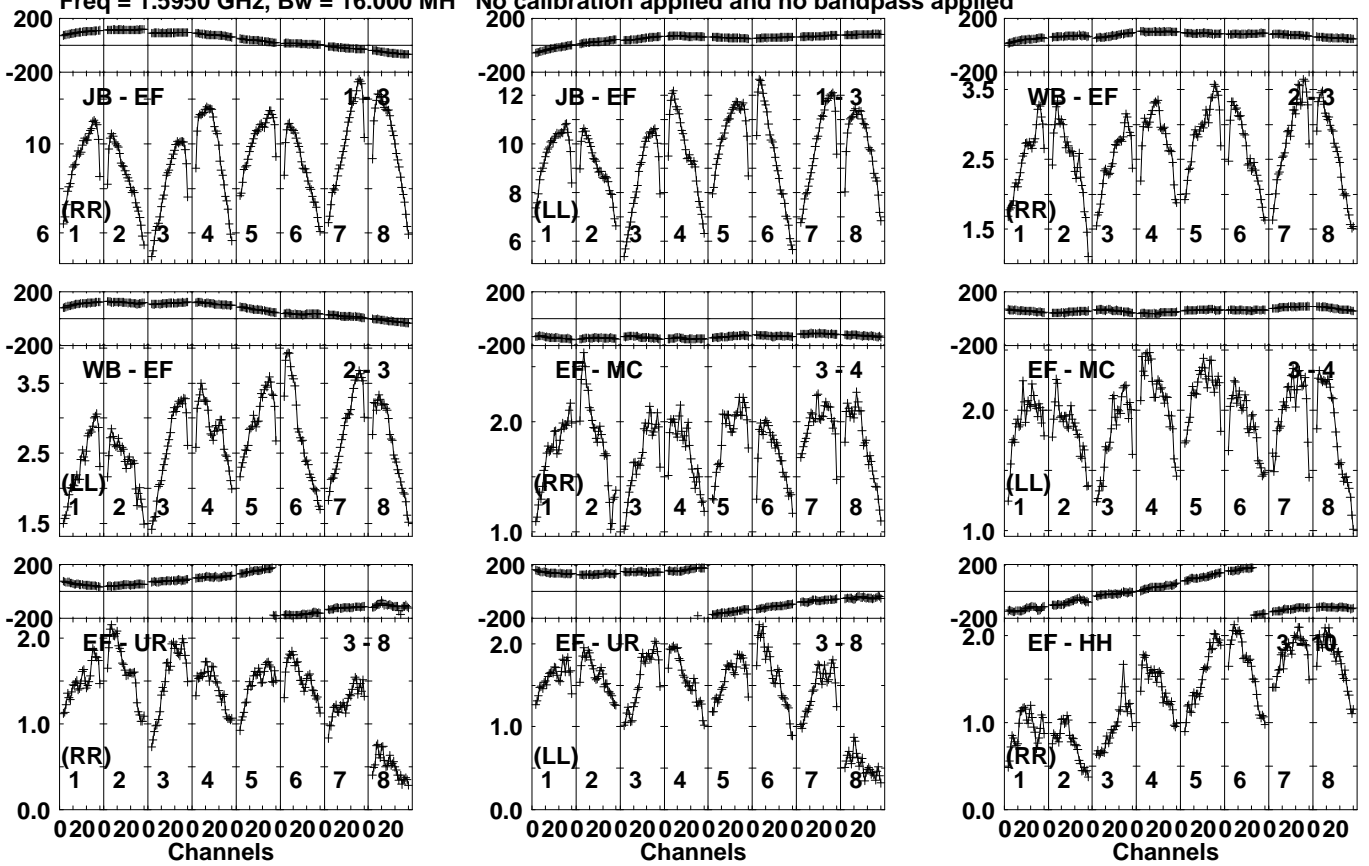
Lower frame: Micro Ampl Jy Top frame: Phas deg
Vector averaged cross-power spectrum Several baselines displayed
Timerange: 01/07:45:01 to 01/07:48:00

Plot file version 541 created 18-MAR-2021 11:20:56

J1108+4330 EB082 1.UVDATA.1

Freq = 1.5950 GHz, Bw = 16.000 MH

No calibration applied and no bandpass applied



Lower frame: Milli Ampl Jy Top frame: Phas deg

Vector averaged cross-power spectrum Several baselines displayed

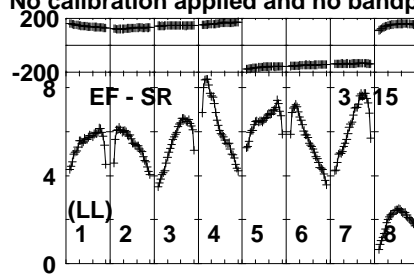
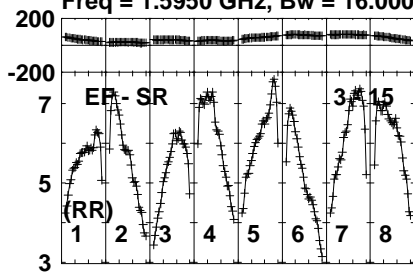
Timerange: 01/07:48:00 to 01/07:50:00

Plot file version 543 created 18-MAR-2021 11:20:56

J1108+4330 EB082 1.UVDATA.1

Freq = 1.5950 GHz, Bw = 16.000 MH

No calibration applied and no bandpass applied

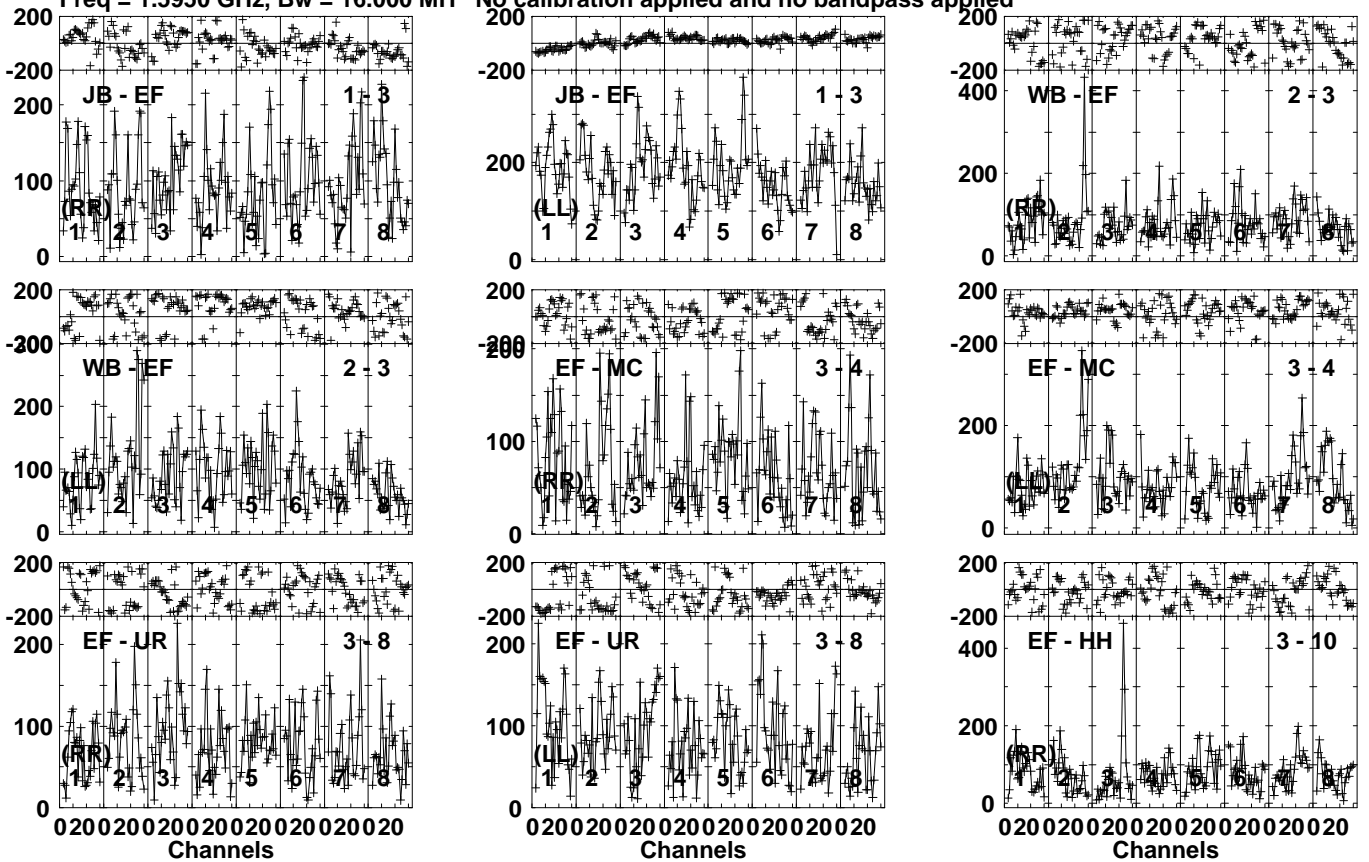


Lower frame: Milli Ampl Jy Top frame: Phas deg
Vector averaged cross-power spectrum Several baselines displayed
Timerange: 01/07:48:00 to 01/07:50:00

Plot file version 544 created 18-MAR-2021 11:20:56

WXUMA EB082 1.UVDATA.1

Freq = 1.5950 GHz, Bw = 16.000 MH No calibration applied and no bandpass applied

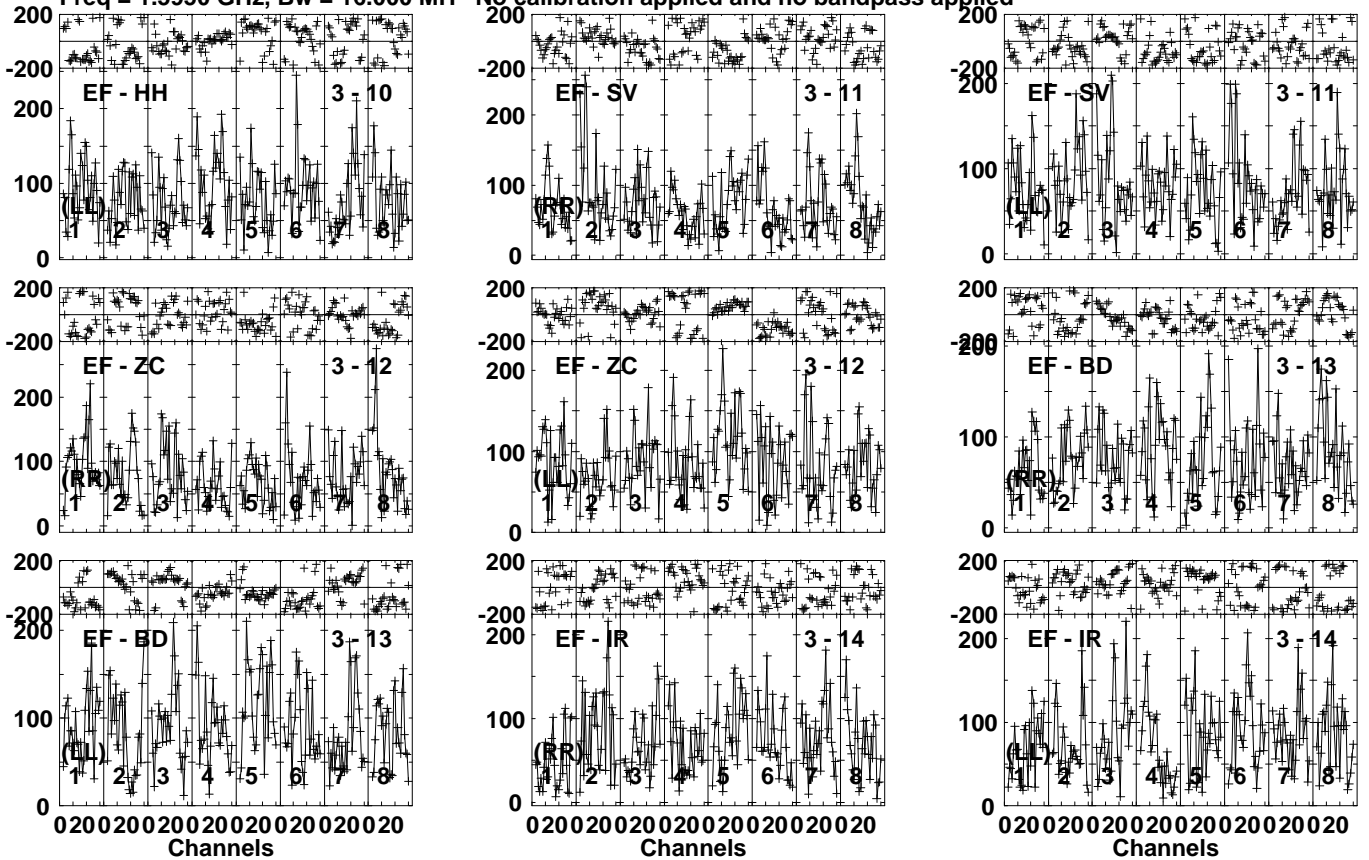


Lower frame: Micro Ampl Jy Top frame: Phas deg
Vector averaged cross-power spectrum Several baselines displayed
Timerange: 01/07:50:00 to 01/07:52:59

Plot file version 545 created 18-MAR-2021 11:20:56

WXUMA EB082 1.UVDATA.1

Freq = 1.5950 GHz, Bw = 16.000 MH No calibration applied and no bandpass applied

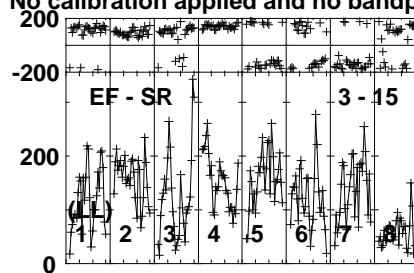
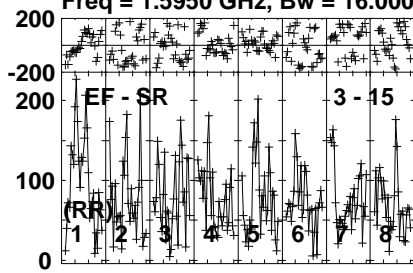


Lower frame: Micro Ampl Jy Top frame: Phas deg
Vector averaged cross-power spectrum Several baselines displayed
Timerange: 01/07:50:00 to 01/07:52:59

Plot file version 546 created 18-MAR-2021 11:20:57

WXUMA EB082 1.UVDATA.1

Freq = 1.5950 GHz, Bw = 16.000 MH No calibration applied and no bandpass applied



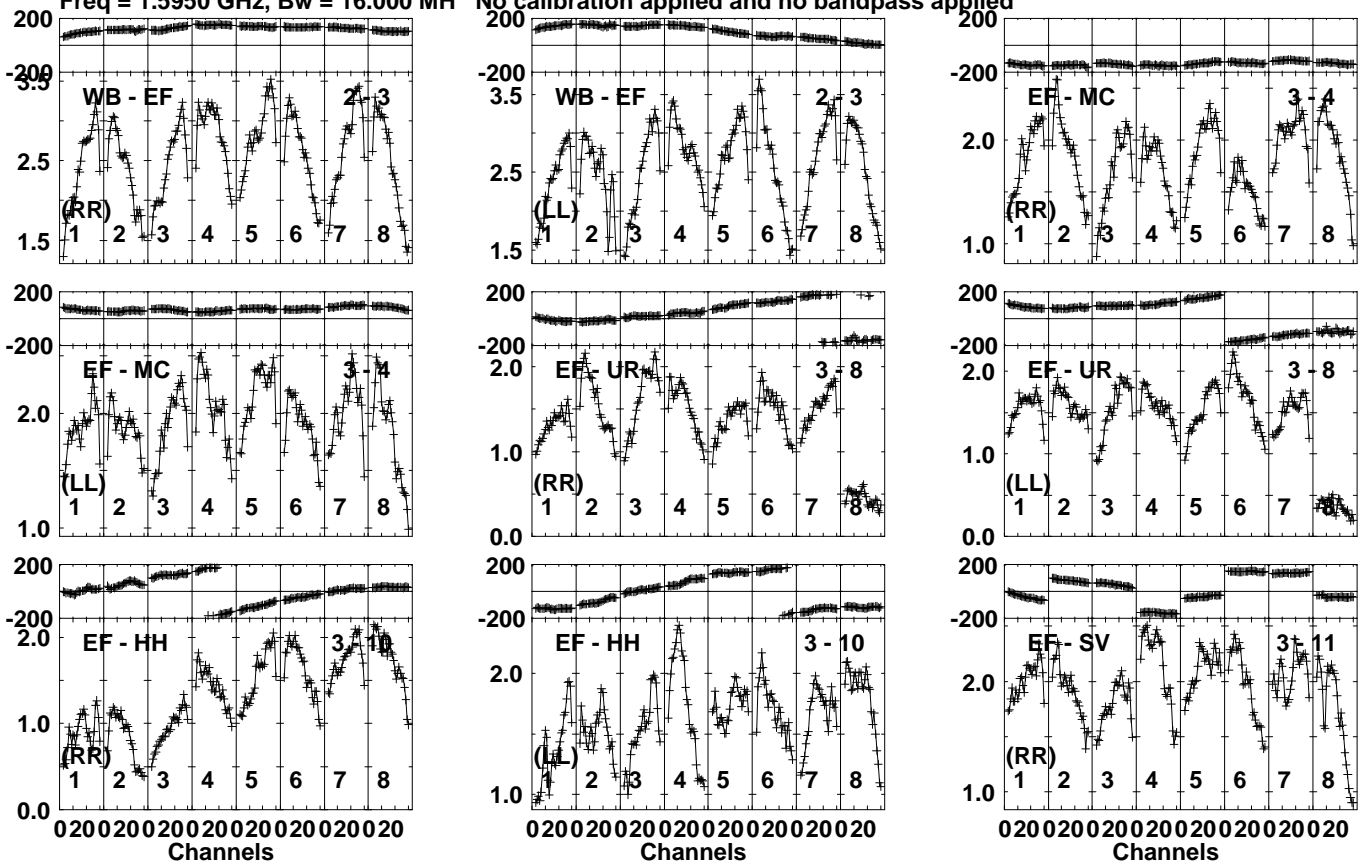
Lower frame: Micro Ampl Jy Top frame: Phas deg
Vector averaged cross-power spectrum Several baselines displayed
Timerange: 01/07:50:00 to 01/07:52:59

Plot file version 547 created 18-MAR-2021 11:20:57

J1108+4330 EB082 1.UVDATA.1

Freq = 1.5950 GHz, Bw = 16.000 MH

No calibration applied and no bandpass applied



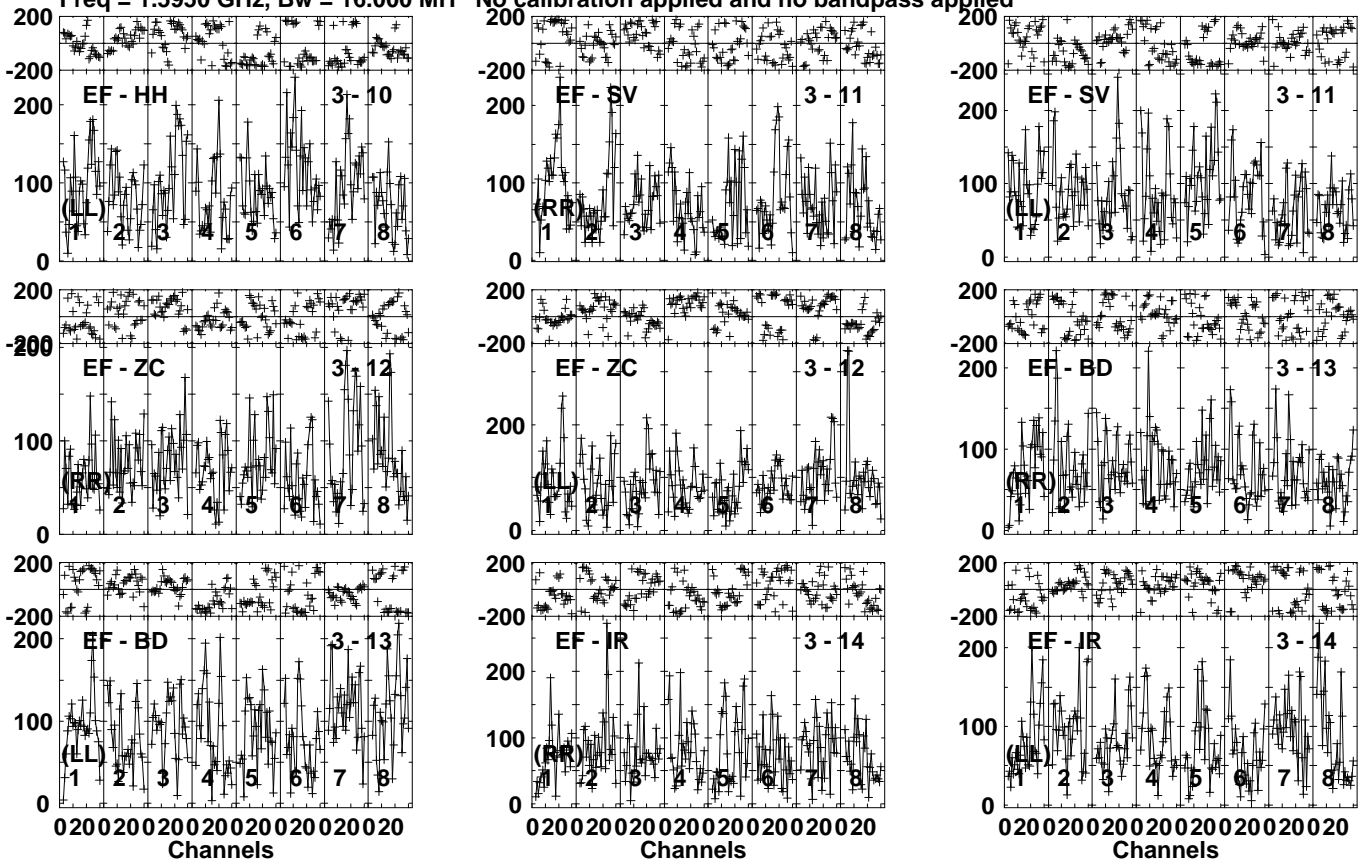
Lower frame: Milli Ampl Jy Top frame: Phas deg
Vector averaged cross-power spectrum Several baselines displayed
Timerange: 01/07:53:31 to 01/07:54:59

Plot file version 550 created 18-MAR-2021 11:20:57

WXUMA EB082 1.UVDATA.1

Freq = 1.5950 GHz, Bw = 16.000 MH

No calibration applied and no bandpass applied

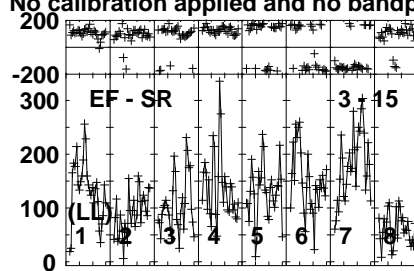
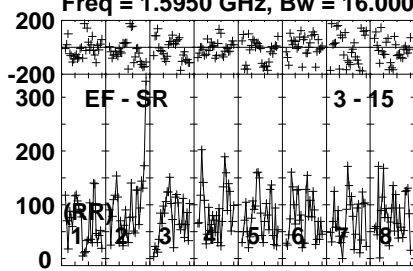


Lower frame: Micro Ampl Jy Top frame: Phas deg
Vector averaged cross-power spectrum Several baselines displayed
Timerange: 01/07:55:00 to 01/07:58:00

Plot file version 551 created 18-MAR-2021 11:20:57

WXUMA EB082 1.UVDATA.1

Freq = 1.5950 GHz, Bw = 16.000 MH No calibration applied and no bandpass applied



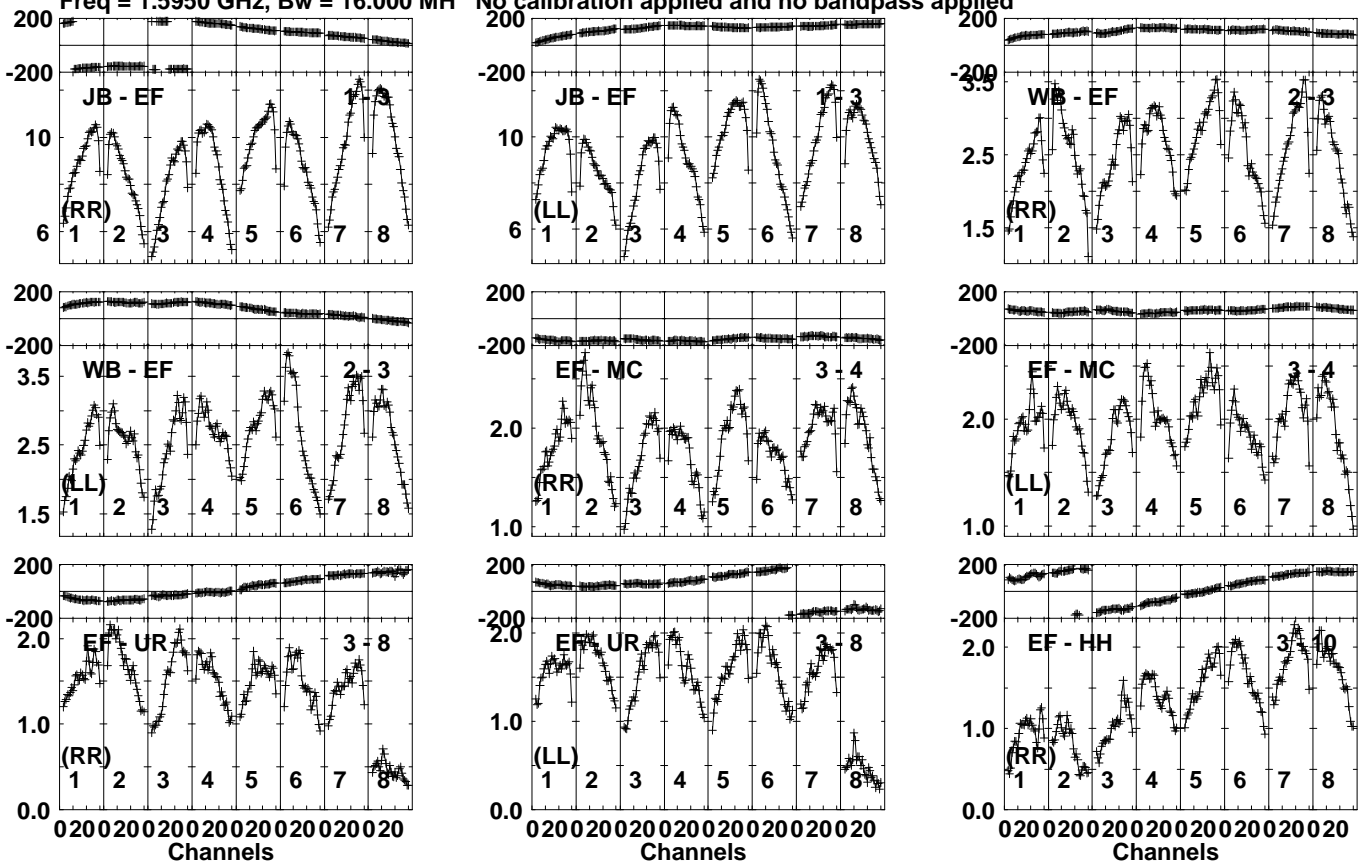
Lower frame: Micro Ampl Jy Top frame: Phas deg
Vector averaged cross-power spectrum Several baselines displayed
Timerange: 01/07:55:00 to 01/07:58:00

Plot file version 552 created 18-MAR-2021 11:20:58

J1108+4330 EB082 1.UVDATA.1

Freq = 1.5950 GHz, Bw = 16.000 MH

No calibration applied and no bandpass applied



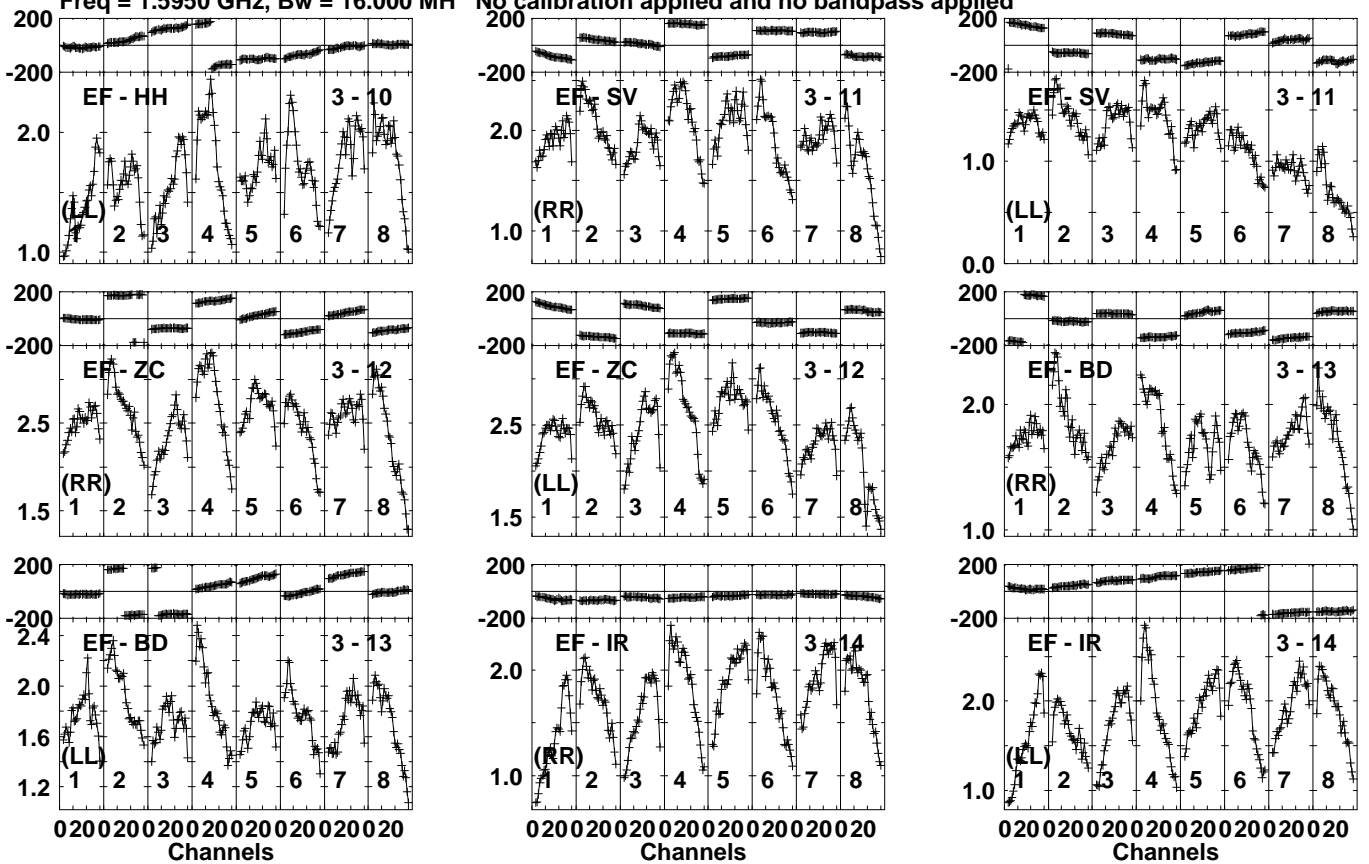
Lower frame: Milli Ampl Jy Top frame: Phas deg
Vector averaged cross-power spectrum Several baselines displayed
Timerange: 01/07:58:00 to 01/07:59:59

Plot file version 553 created 18-MAR-2021 11:20:58

J1108+4330 EB082 1.UVDATA.1

Freq = 1.5950 GHz, Bw = 16.000 MH

No calibration applied and no bandpass applied



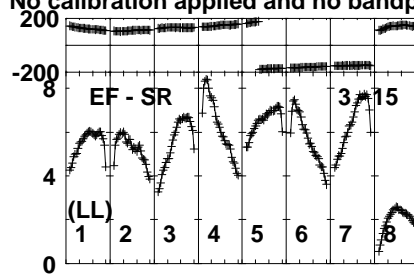
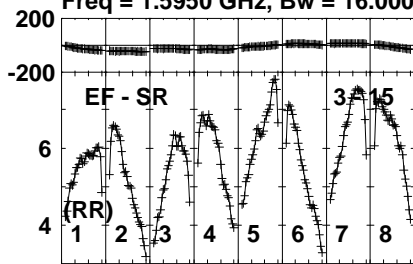
Lower frame: Milli Ampl Jy Top frame: Phas deg
Vector averaged cross-power spectrum Several baselines displayed
Timerange: 01/07:58:00 to 01/07:59:59

Plot file version 554 created 18-MAR-2021 11:20:58

J1108+4330 EB082 1.UVDATA.1

Freq = 1.5950 GHz, Bw = 16.000 MH

No calibration applied and no bandpass applied



Lower frame: Milli Ampl Jy Top frame: Phas deg

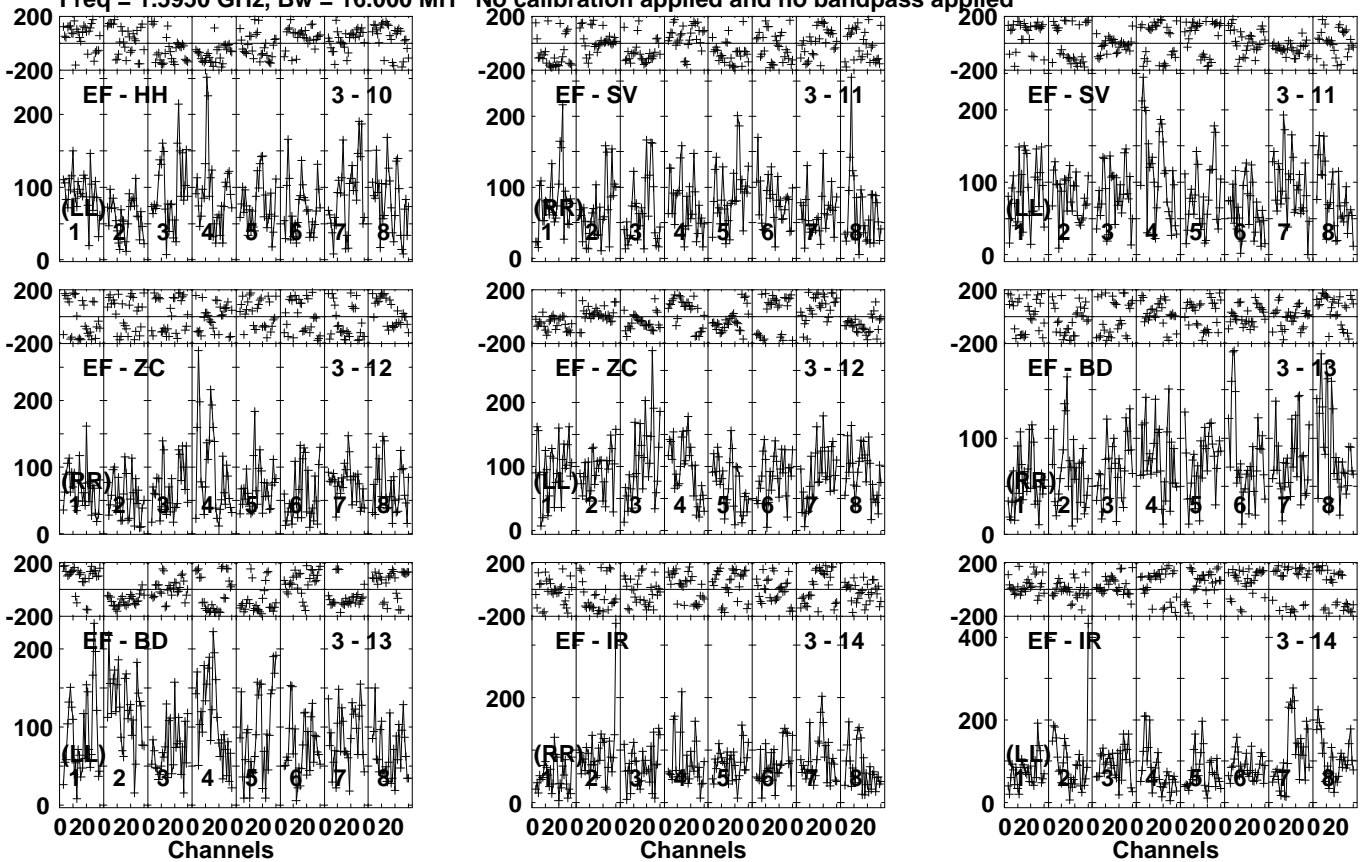
Vector averaged cross-power spectrum Several baselines displayed

Timerange: 01/07:58:00 to 01/07:59:59

Plot file version 556 created 18-MAR-2021 11:20:58

WXUMA EB082 1.UVDATA.1

Freq = 1.5950 GHz, Bw = 16.000 MH No calibration applied and no bandpass applied

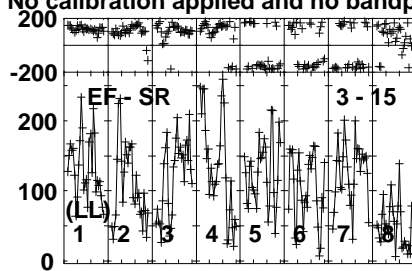
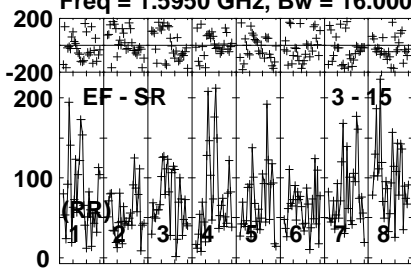


Lower frame: Micro Ampl Jy Top frame: Phas deg
Vector averaged cross-power spectrum Several baselines displayed
Timerange: 01/08:00:00 to 01/08:02:59

Plot file version 557 created 18-MAR-2021 11:20:58

WXUMA EB082 1.UVDATA.1

Freq = 1.5950 GHz, Bw = 16.000 MH No calibration applied and no bandpass applied

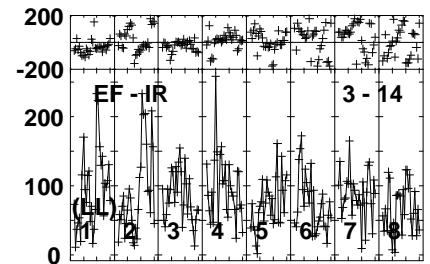
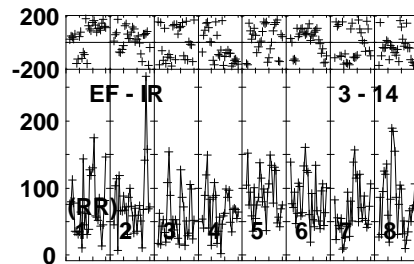
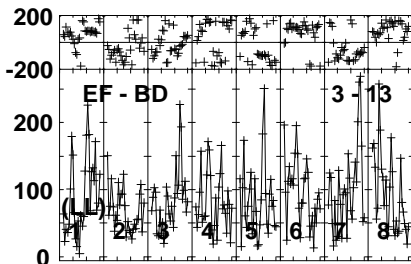
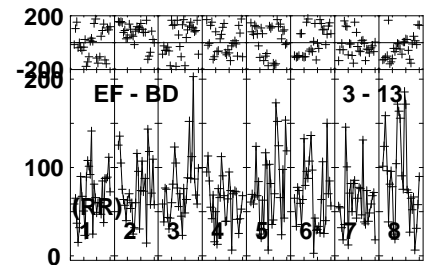
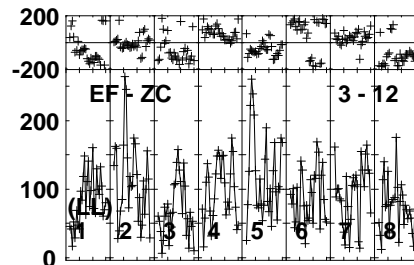
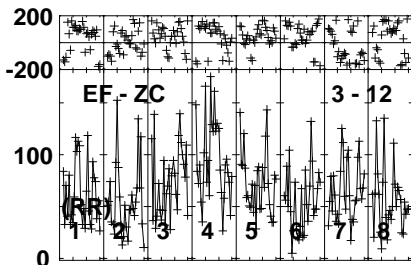
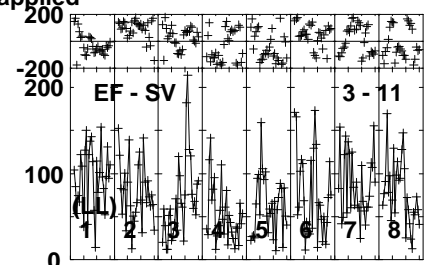
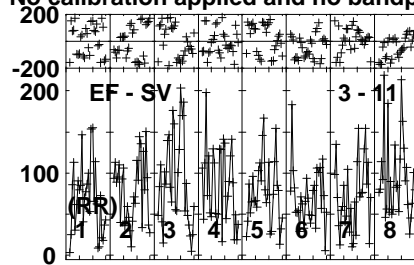
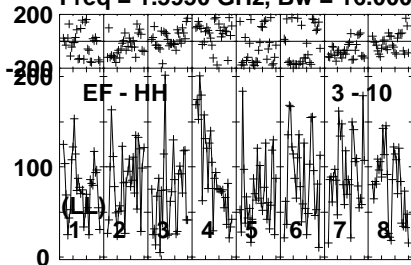


Lower frame: Micro Ampl Jy Top frame: Phas deg
Vector averaged cross-power spectrum Several baselines displayed
Timerange: 01/08:00:00 to 01/08:02:59

Plot file version 561 created 18-MAR-2021 11:20:59

WXUMA EB082 1.UVDATA.1

Freq = 1.5950 GHz, Bw = 16.000 MH No calibration applied and no bandpass applied

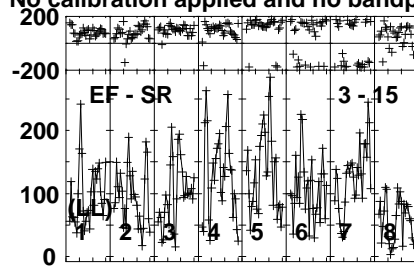
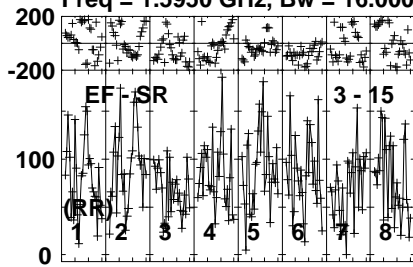


Lower frame: Micro Ampl Jy Top frame: Phas deg
Vector averaged cross-power spectrum Several baselines displayed
Timerange: 01/08:05:00 to 01/08:08:00

Plot file version 562 created 18-MAR-2021 11:20:59

WXUMA EB082 1.UVDATA.1

Freq = 1.5950 GHz, Bw = 16.000 MH No calibration applied and no bandpass applied



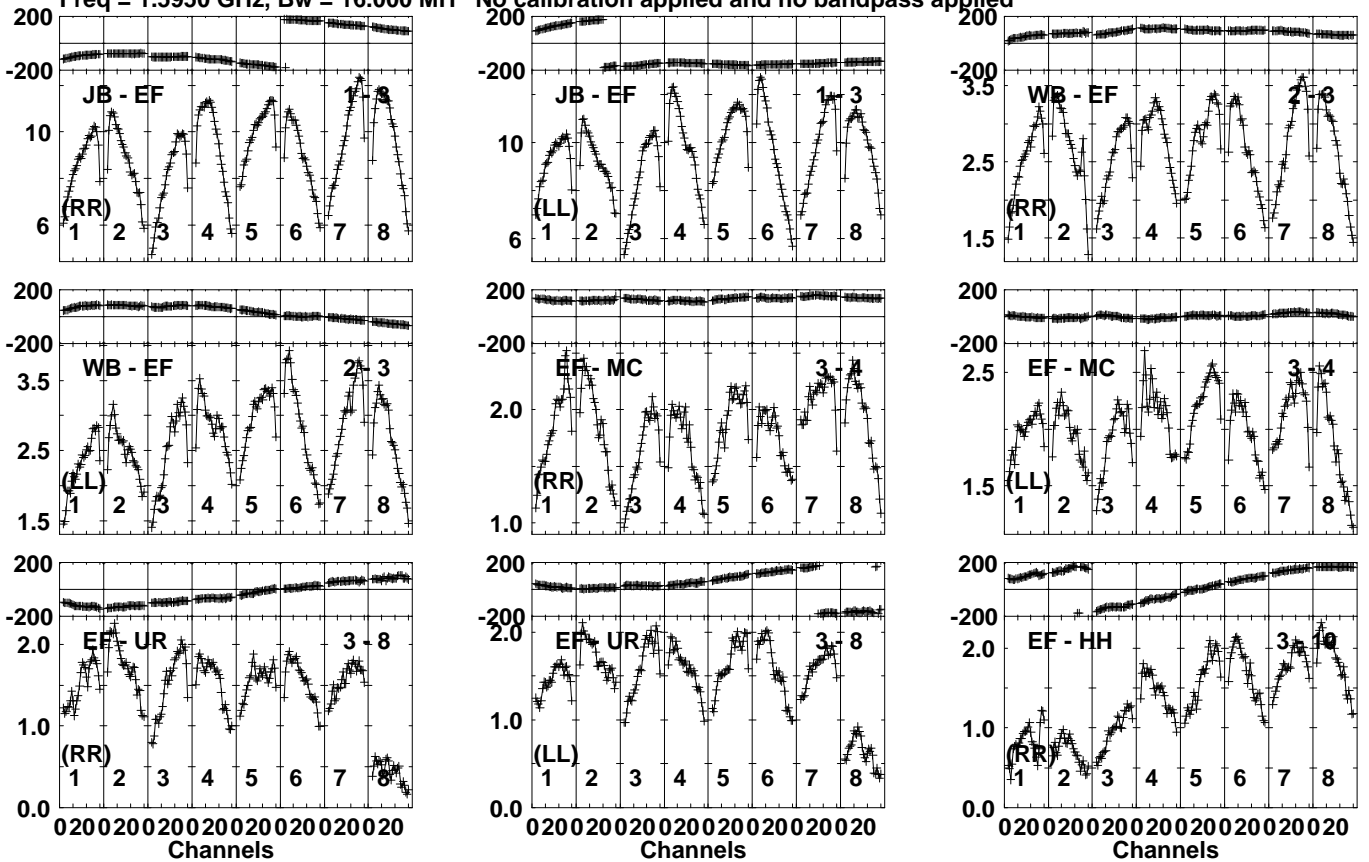
Lower frame: Micro Ampl Jy Top frame: Phas deg
Vector averaged cross-power spectrum Several baselines displayed
Timerange: 01/08:05:00 to 01/08:08:00

Plot file version 563 created 18-MAR-2021 11:20:59

J1108+4330 EB082 1.UVDATA.1

Freq = 1.5950 GHz, Bw = 16.000 MH

No calibration applied and no bandpass applied



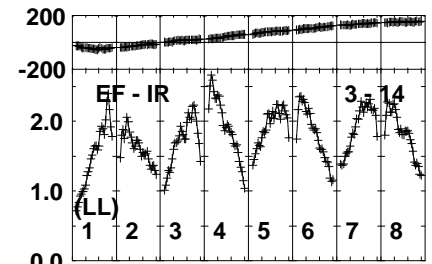
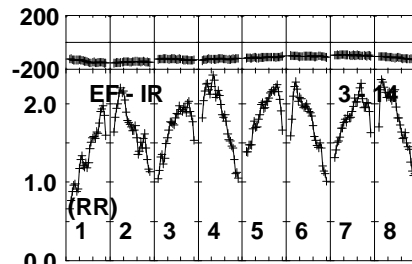
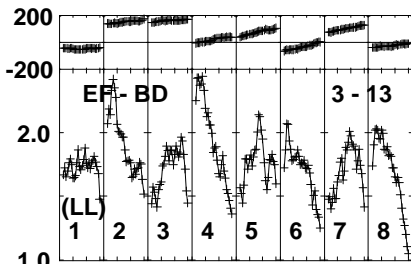
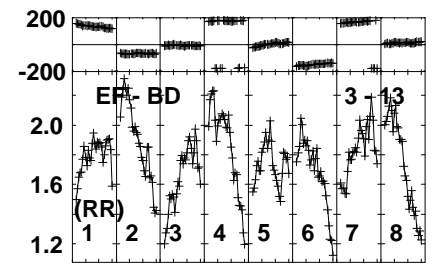
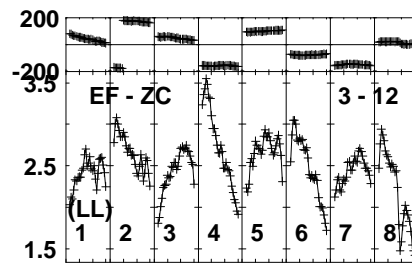
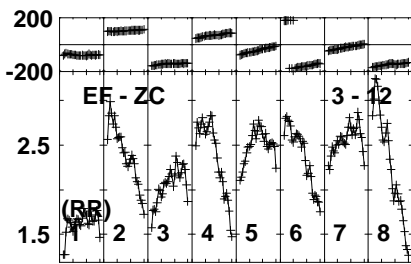
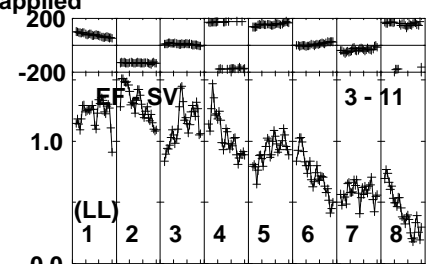
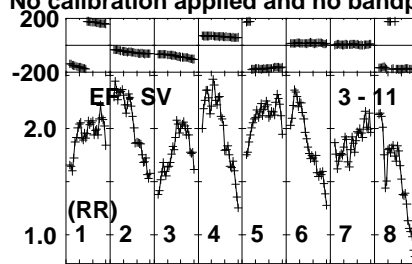
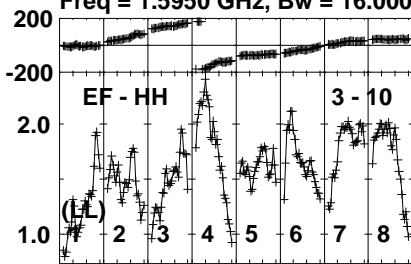
Lower frame: Milli Ampl Jy Top frame: Phas deg
Vector averaged cross-power spectrum Several baselines displayed
Timerange: 01/08:08:00 to 01/08:09:59

Plot file version 564 created 18-MAR-2021 11:21:00

J1108+4330 EB082 1.UVDATA.1

Freq = 1.5950 GHz, Bw = 16.000 MH

No calibration applied and no bandpass applied



Lower frame: Milli Ampl Jy Top frame: Phas deg

Vector averaged cross-power spectrum Several baselines displayed

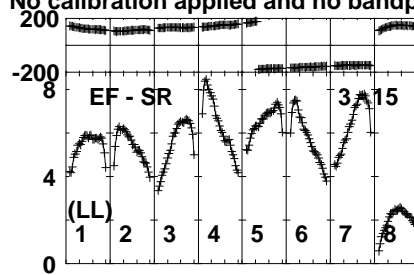
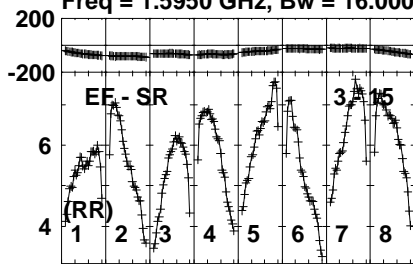
Timerange: 01/08:08:00 to 01/08:09:59

Plot file version 565 created 18-MAR-2021 11:21:00

J1108+4330 EB082 1.UVDATA.1

Freq = 1.5950 GHz, Bw = 16.000 MH

No calibration applied and no bandpass applied

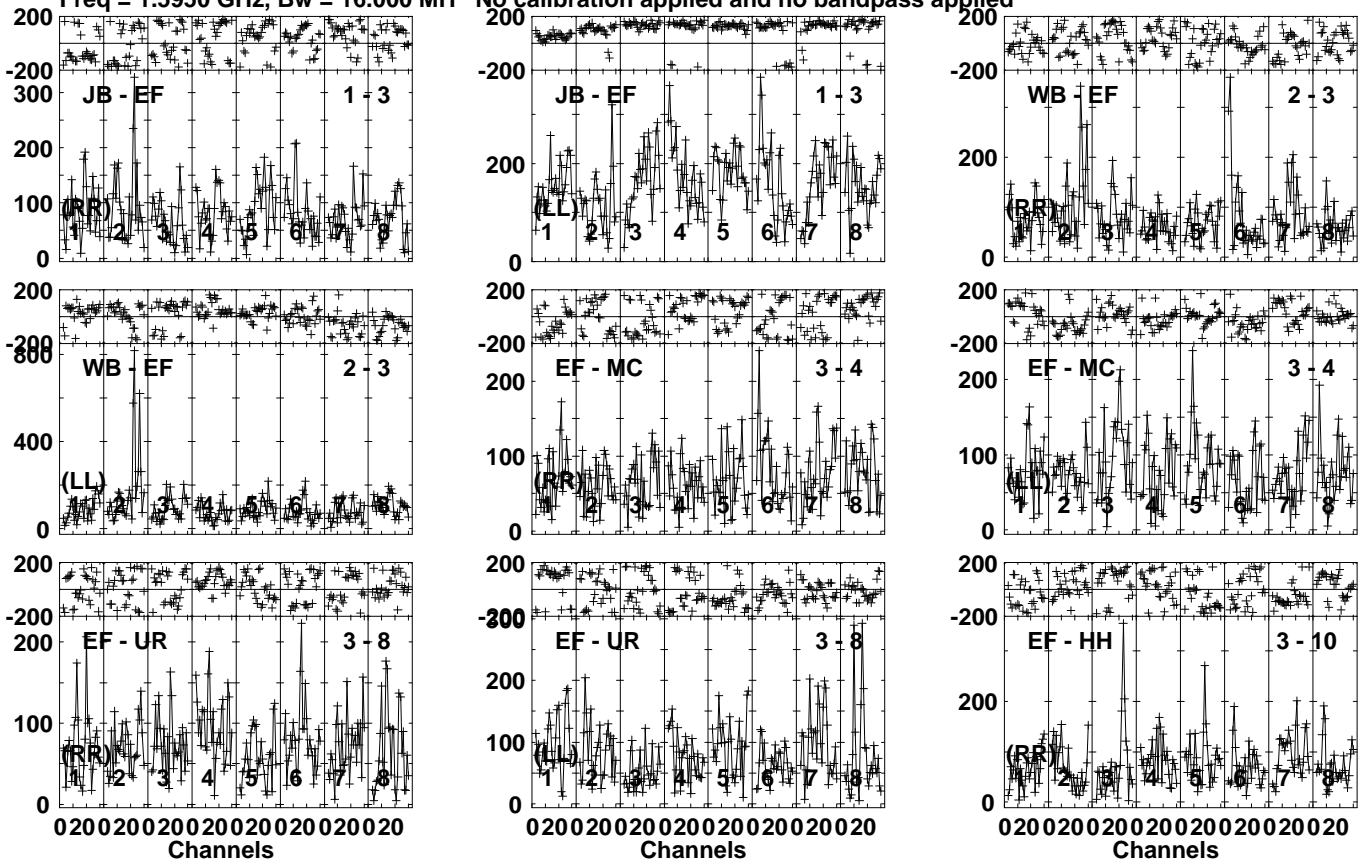


Lower frame: Milli Ampl Jy Top frame: Phas deg
Vector averaged cross-power spectrum Several baselines displayed
Timerange: 01/08:08:00 to 01/08:09:59

Plot file version 566 created 18-MAR-2021 11:21:00

WXUMA EB082 1.UVDATA.1

Freq = 1.5950 GHz, Bw = 16.000 MH No calibration applied and no bandpass applied

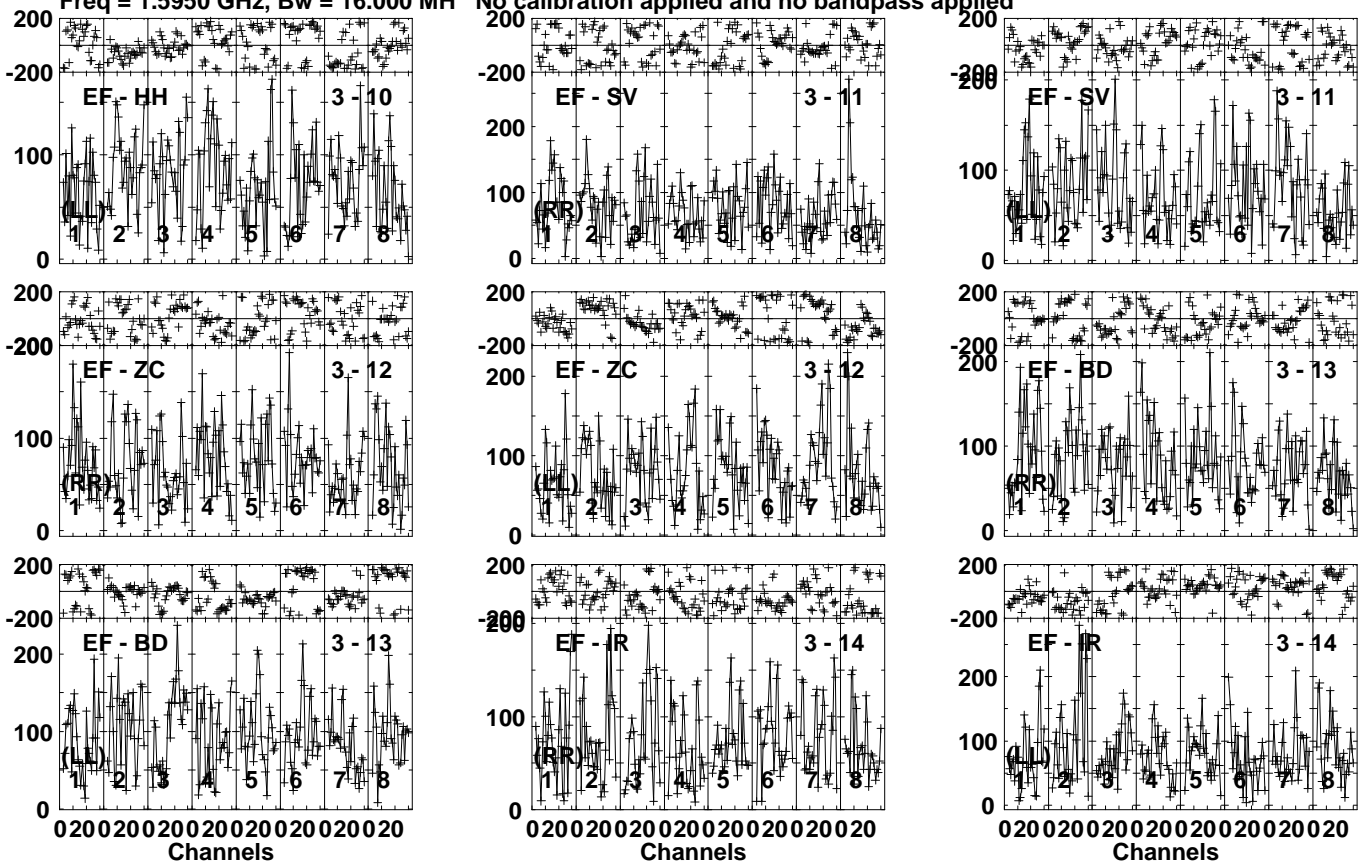


Lower frame: Micro Ampl Jy Top frame: Phas deg
Vector averaged cross-power spectrum Several baselines displayed
Timerange: 01/08:10:01 to 01/08:12:59

Plot file version 567 created 18-MAR-2021 11:21:00

WXUMA EB082 1.UVDATA.1

Freq = 1.5950 GHz, Bw = 16.000 MH No calibration applied and no bandpass applied

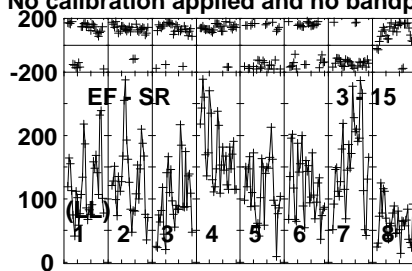
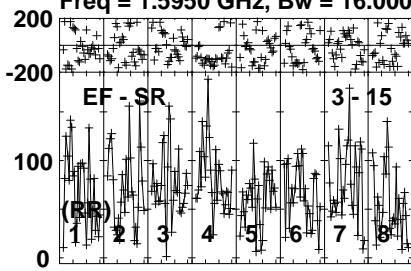


Lower frame: Micro Ampl Jy Top frame: Phas deg
Vector averaged cross-power spectrum Several baselines displayed
Timerange: 01/08:10:01 to 01/08:12:59

Plot file version 568 created 18-MAR-2021 11:21:00

WXUMA EB082 1.UVDATA.1

Freq = 1.5950 GHz, Bw = 16.000 MH No calibration applied and no bandpass applied



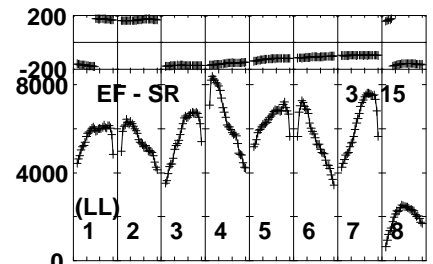
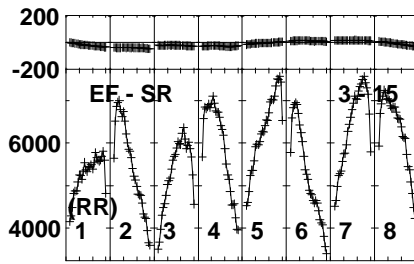
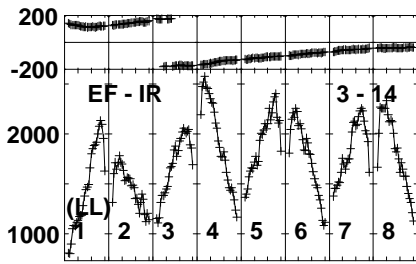
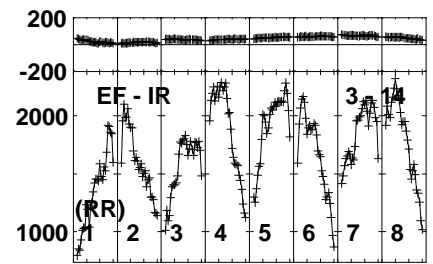
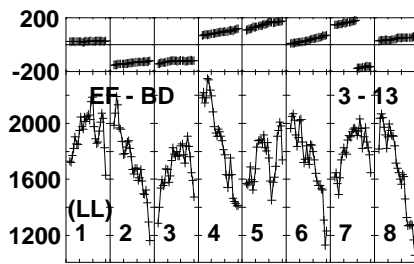
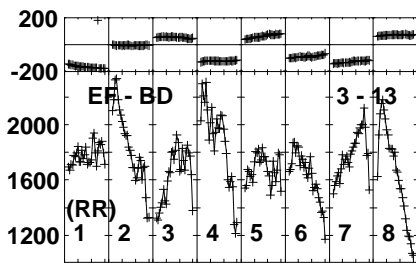
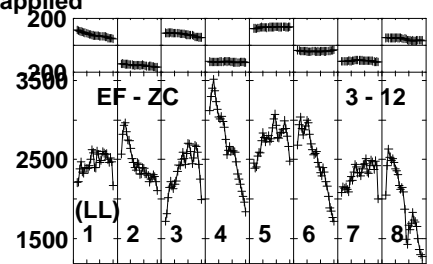
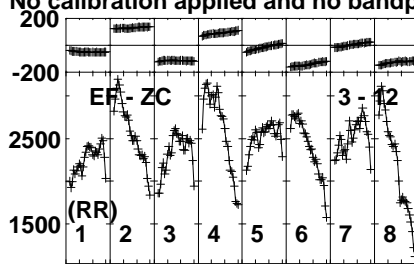
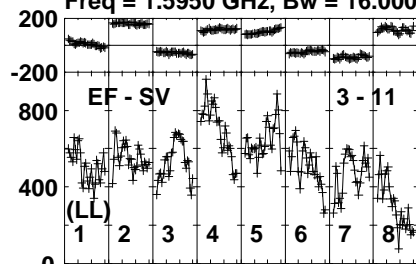
Lower frame: Micro Ampl Jy Top frame: Phas deg
Vector averaged cross-power spectrum Several baselines displayed
Timerange: 01/08:10:01 to 01/08:12:59

Plot file version 570 created 18-MAR-2021 11:21:01

J1108+4330 EB082 1.UVDATA.1

Freq = 1.5950 GHz, Bw = 16.000 MH

No calibration applied and no bandpass applied

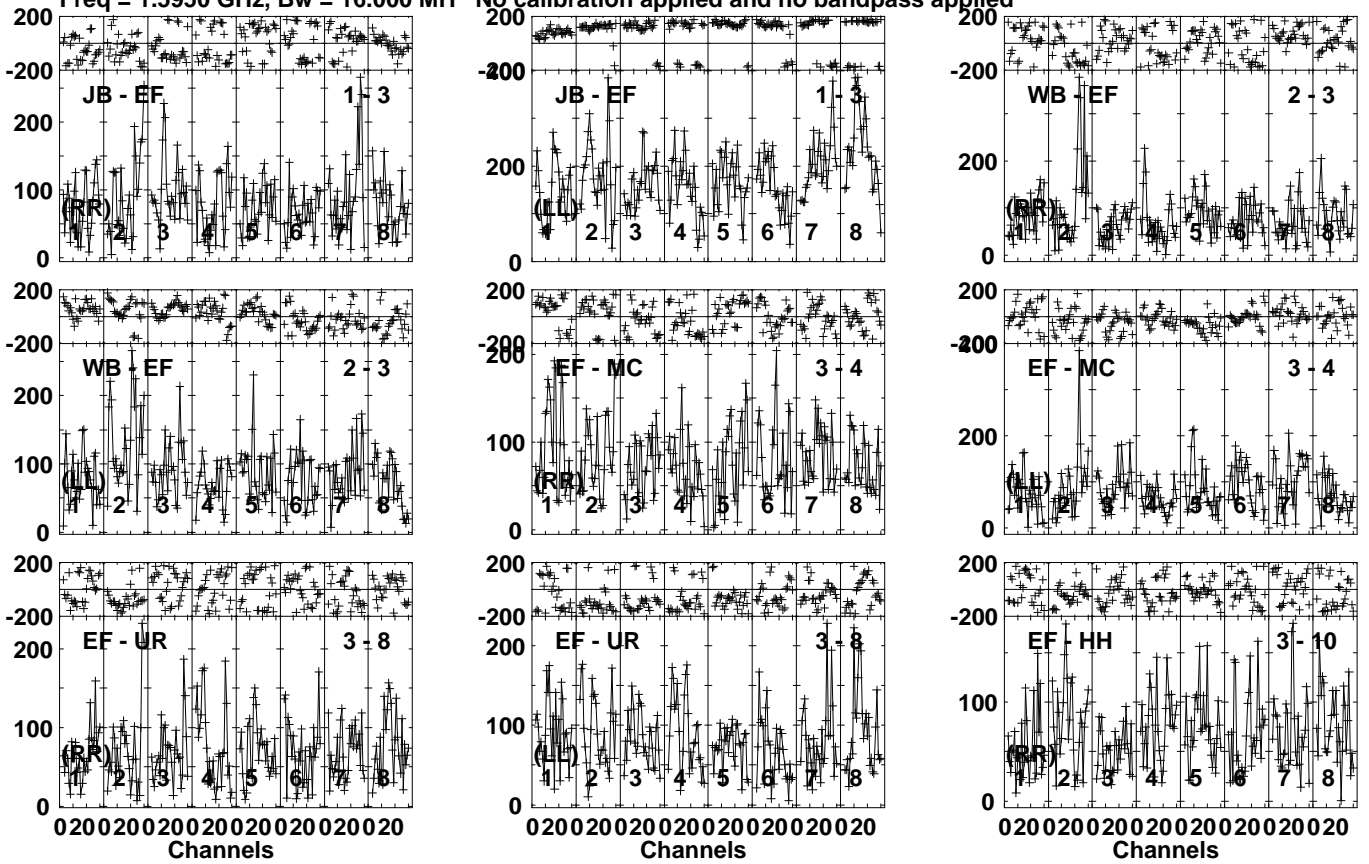


Lower frame: Micro Ampl Jy Top frame: Phas deg
Vector averaged cross-power spectrum Several baselines displayed
Timerange: 01/08:13:32 to 01/08:15:00

Plot file version 571 created 18-MAR-2021 11:21:01

WXUMA EB082 1.UVDATA.1

Freq = 1.5950 GHz, Bw = 16.000 MH No calibration applied and no bandpass applied

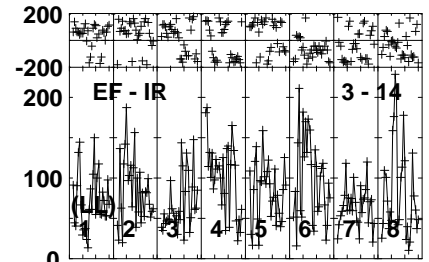
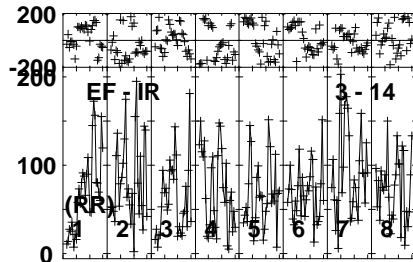
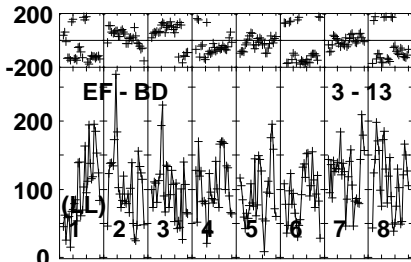
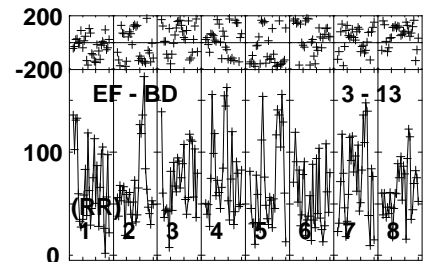
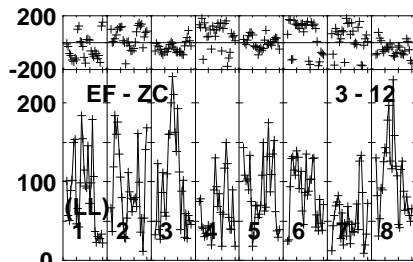
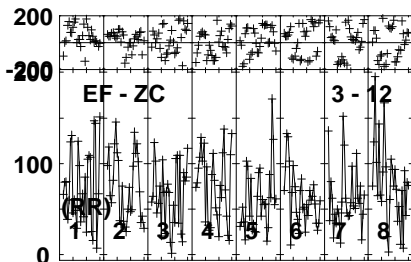
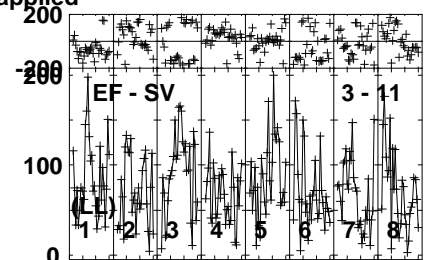
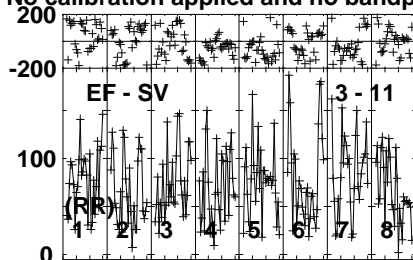
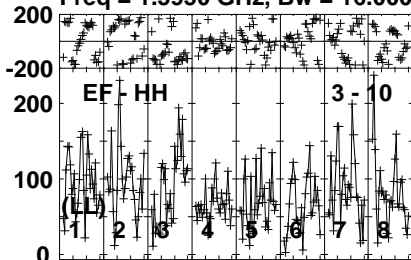


Lower frame: Micro Ampl Jy Top frame: Phas deg
Vector averaged cross-power spectrum Several baselines displayed
Timerange: 01/08:15:00 to 01/08:18:00

Plot file version 572 created 18-MAR-2021 11:21:01

WXUMA EB082 1.UVDATA.1

Freq = 1.5950 GHz, Bw = 16.000 MH No calibration applied and no bandpass applied

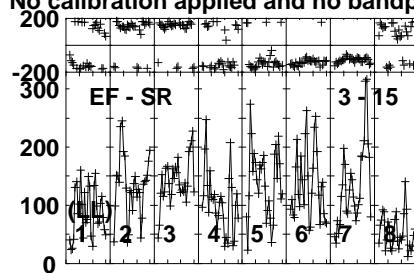
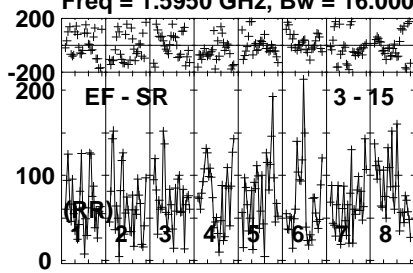


Lower frame: Micro Ampl Jy Top frame: Phas deg
Vector averaged cross-power spectrum Several baselines displayed
Timerange: 01/08:15:00 to 01/08:18:00

Plot file version 573 created 18-MAR-2021 11:21:02

WXUMA EB082 1.UVDATA.1

Freq = 1.5950 GHz, Bw = 16.000 MH No calibration applied and no bandpass applied



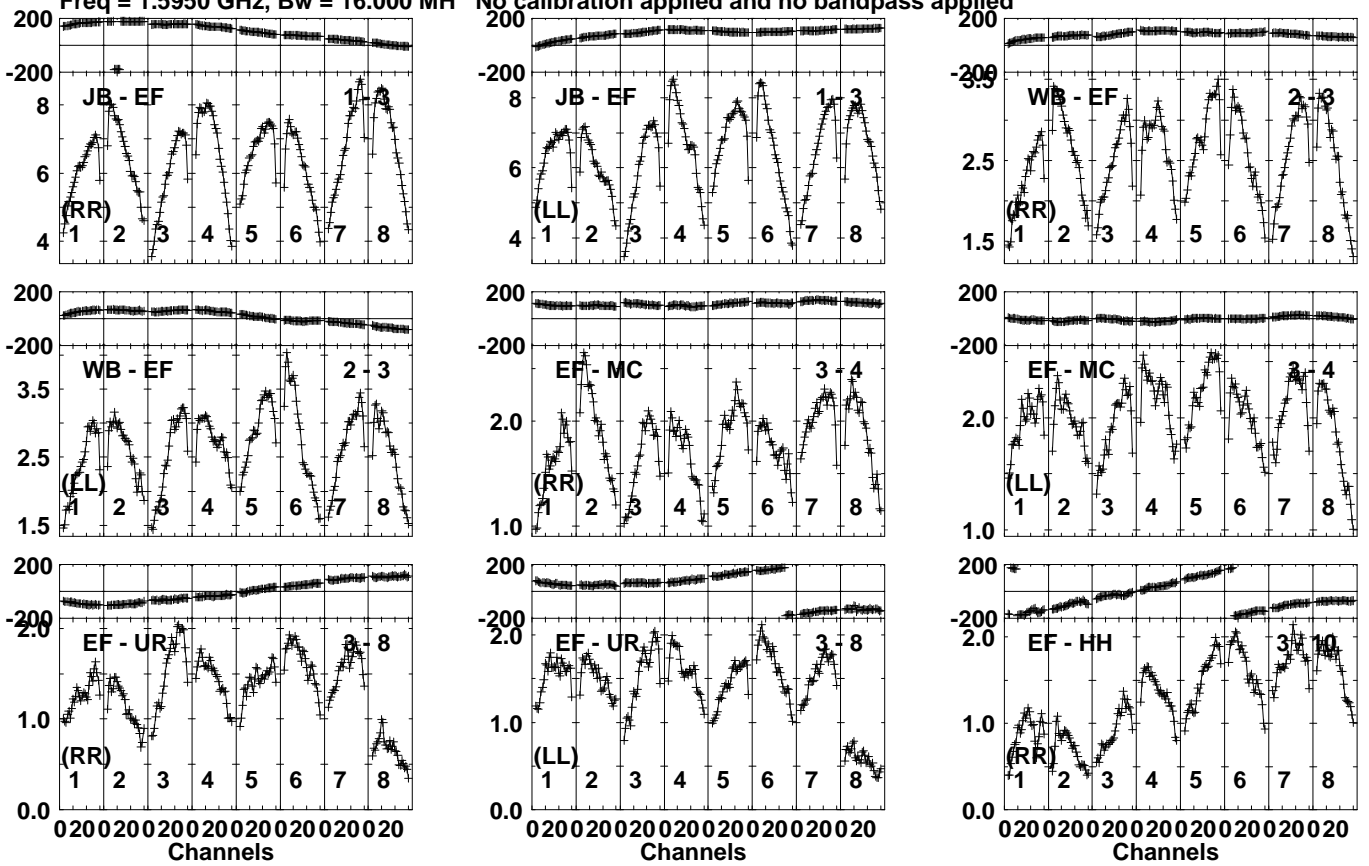
Lower frame: Micro Ampl Jy Top frame: Phas deg
Vector averaged cross-power spectrum Several baselines displayed
Timerange: 01/08:15:00 to 01/08:18:00

Plot file version 574 created 18-MAR-2021 11:21:02

J1108+4330 EB082 1.UVDATA.1

Freq = 1.5950 GHz, Bw = 16.000 MH

No calibration applied and no bandpass applied



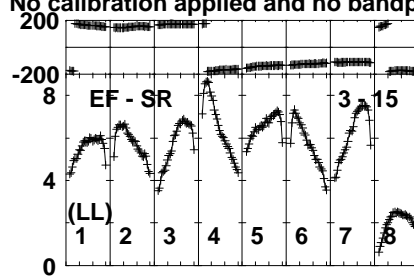
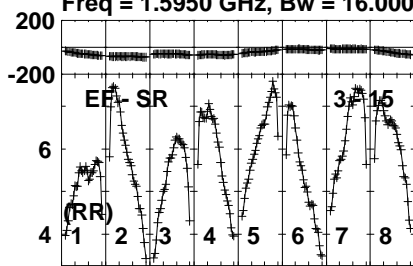
Lower frame: Milli Ampl Jy Top frame: Phas deg
Vector averaged cross-power spectrum Several baselines displayed
Timerange: 01/08:18:01 to 01/08:19:59

Plot file version 576 created 18-MAR-2021 11:21:02

J1108+4330 EB082 1.UVDATA.1

Freq = 1.5950 GHz, Bw = 16.000 MH

No calibration applied and no bandpass applied



Lower frame: Milli Ampl Jy Top frame: Phas deg

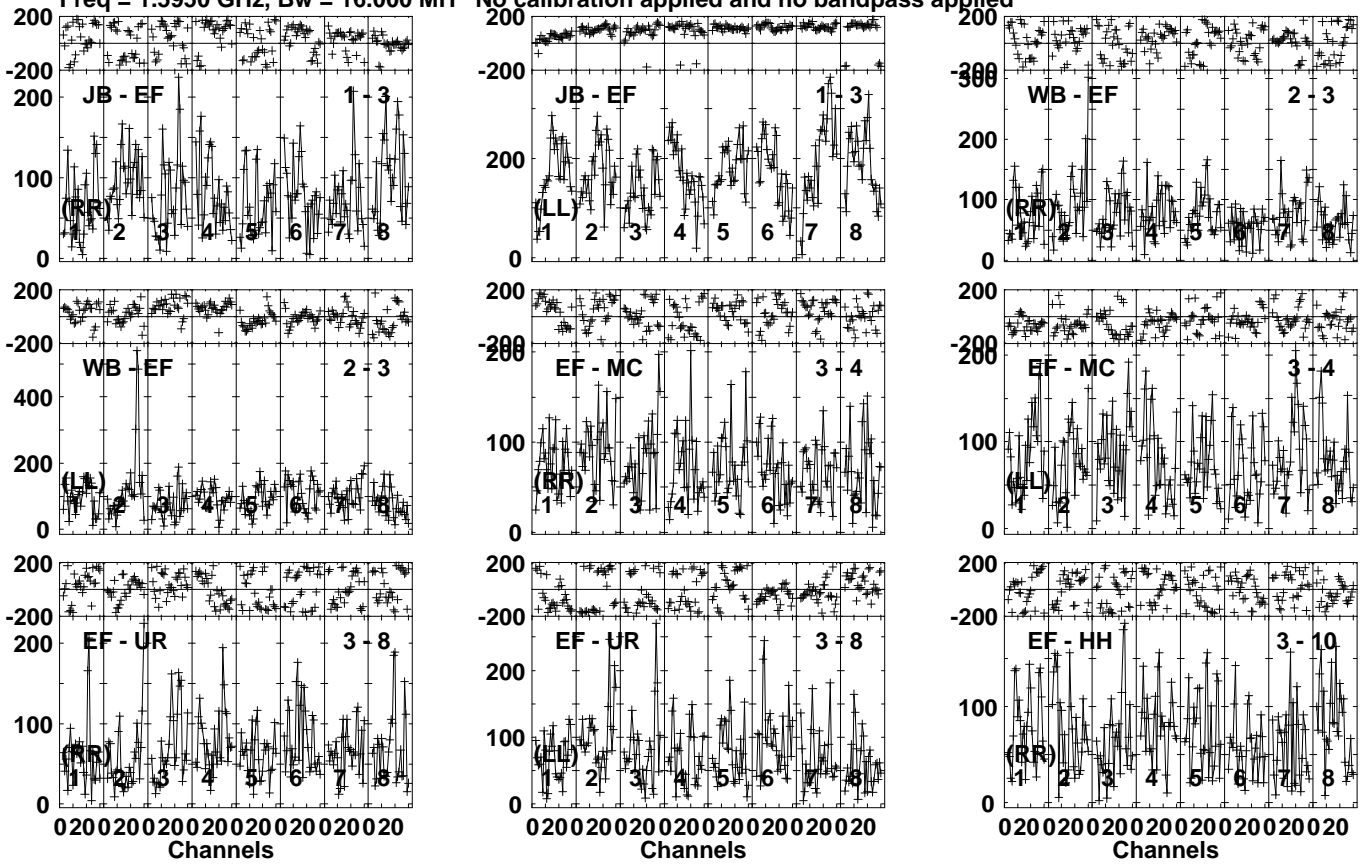
Vector averaged cross-power spectrum Several baselines displayed

Timerange: 01/08:18:01 to 01/08:19:59

Plot file version 577 created 18-MAR-2021 11:21:02

WXUMA EB082 1.UVDATA.1

Freq = 1.5950 GHz, Bw = 16.000 MH No calibration applied and no bandpass applied

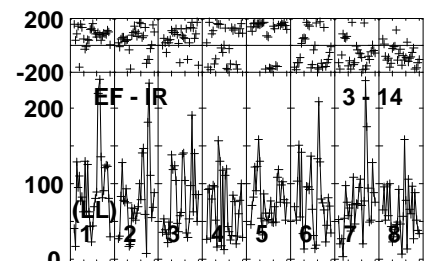
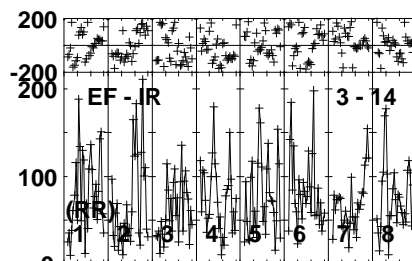
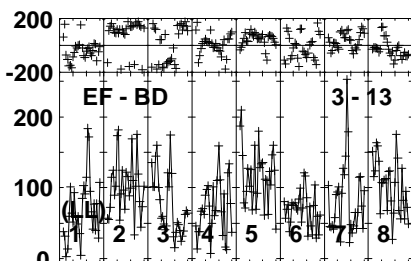
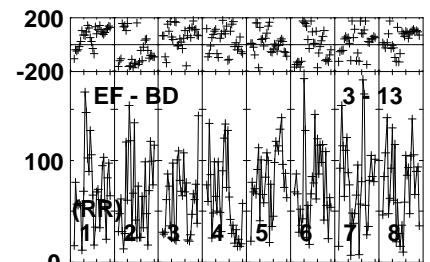
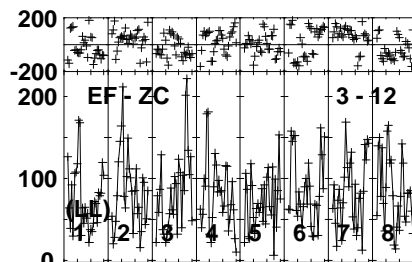
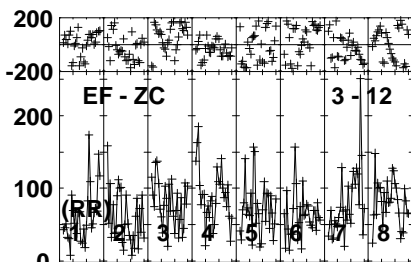
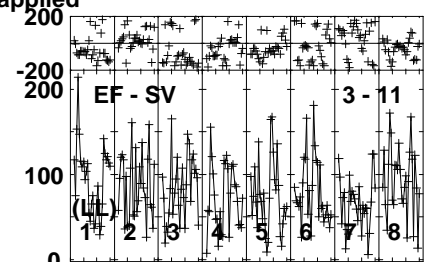
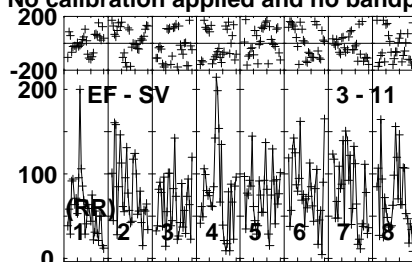
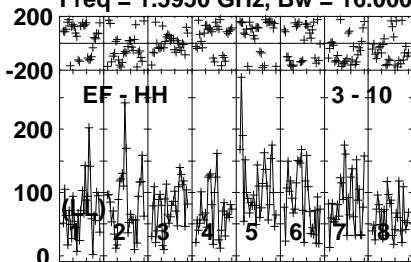


Lower frame: Micro Ampl Jy Top frame: Phas deg
Vector averaged cross-power spectrum Several baselines displayed
Timerange: 01/08:20:01 to 01/08:23:00

Plot file version 578 created 18-MAR-2021 11:21:02

WXUMA EB082 1.UVDATA.1

Freq = 1.5950 GHz, Bw = 16.000 MH No calibration applied and no bandpass applied

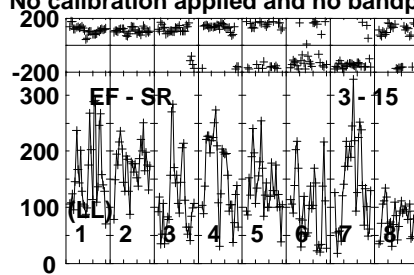
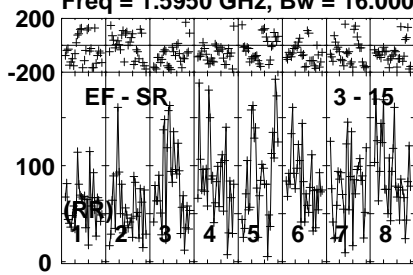


Lower frame: Micro Ampl Jy Top frame: Phas deg
Vector averaged cross-power spectrum Several baselines displayed
Timerange: 01/08:20:01 to 01/08:23:00

Plot file version 579 created 18-MAR-2021 11:21:03

WXUMA EB082 1.UVDATA.1

Freq = 1.5950 GHz, Bw = 16.000 MH No calibration applied and no bandpass applied



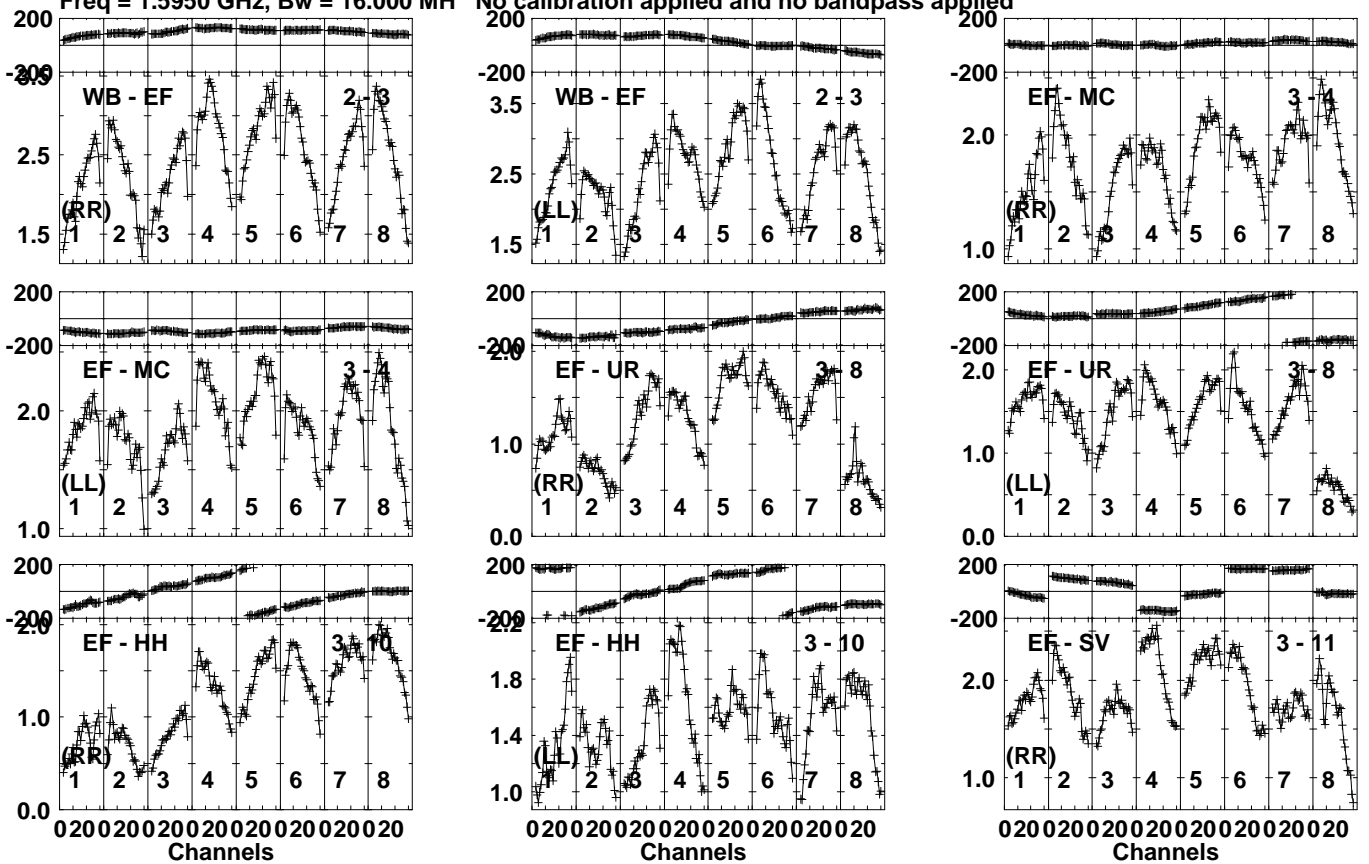
Lower frame: Micro Ampl Jy Top frame: Phas deg
Vector averaged cross-power spectrum Several baselines displayed
Timerange: 01/08:20:01 to 01/08:23:00

Plot file version 580 created 18-MAR-2021 11:21:03

J1108+4330 EB082 1.UVDATA.1

Freq = 1.5950 GHz, Bw = 16.000 MH

No calibration applied and no bandpass applied

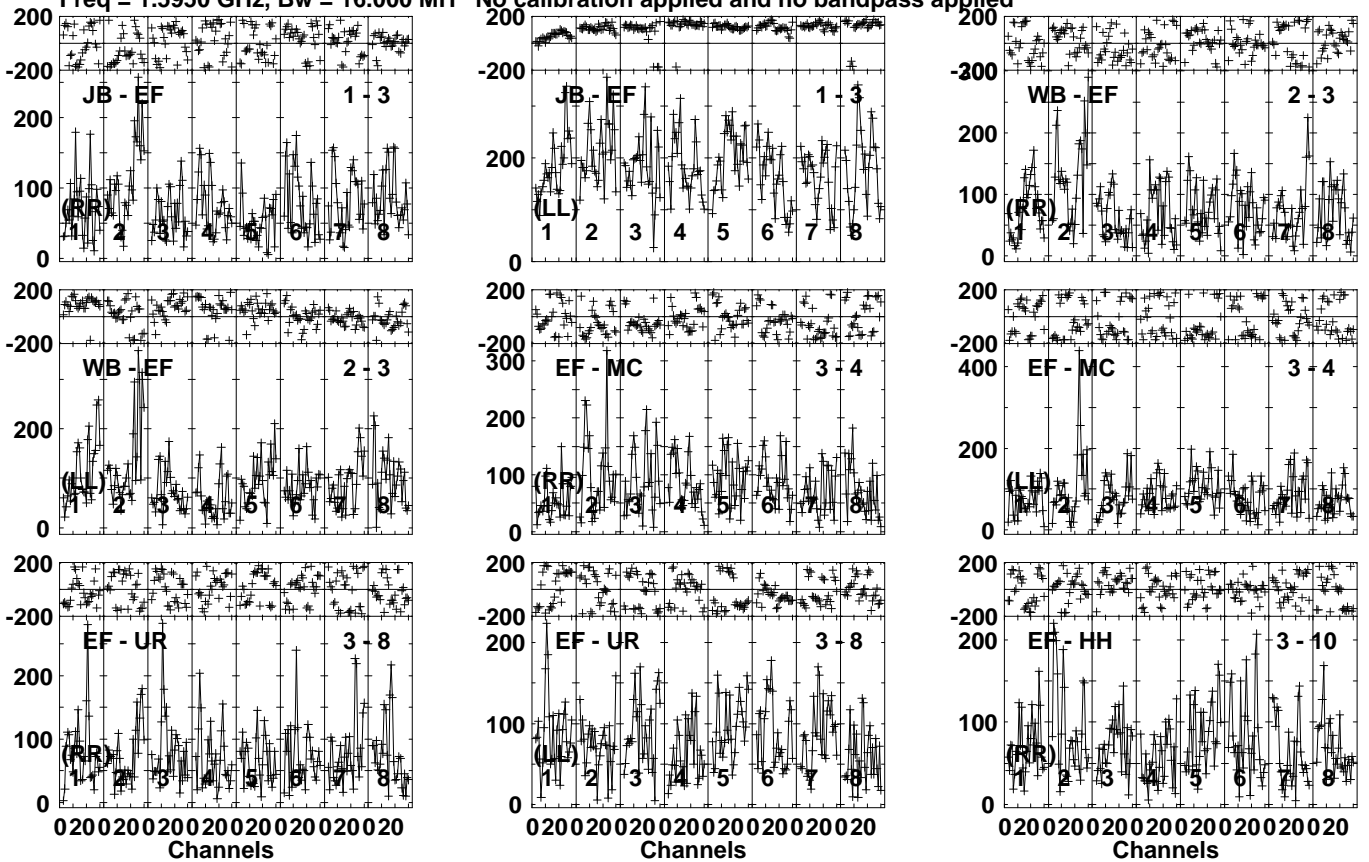


Lower frame: Milli Ampl Jy Top frame: Phas deg
 Vector averaged cross-power spectrum Several baselines displayed
 Timerange: 01/08:23:32 to 01/08:25:00

Plot file version 582 created 18-MAR-2021 11:21:03

WXUMA EB082 1.UVDATA.1

Freq = 1.5950 GHz, Bw = 16.000 MH No calibration applied and no bandpass applied

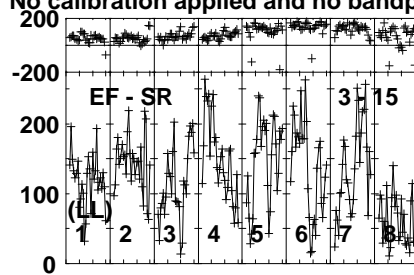
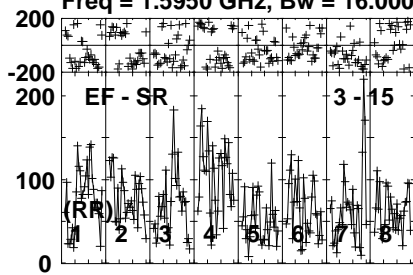


Lower frame: Micro Ampl Jy Top frame: Phas deg
Vector averaged cross-power spectrum Several baselines displayed
Timerange: 01/08:25:00 to 01/08:28:00

Plot file version 584 created 18-MAR-2021 11:21:04

WXUMA EB082 1.UVDATA.1

Freq = 1.5950 GHz, Bw = 16.000 MH No calibration applied and no bandpass applied



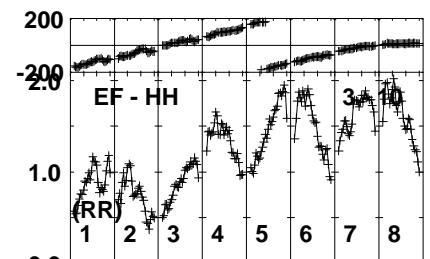
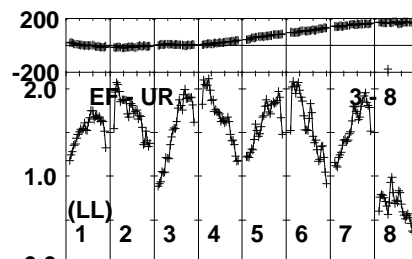
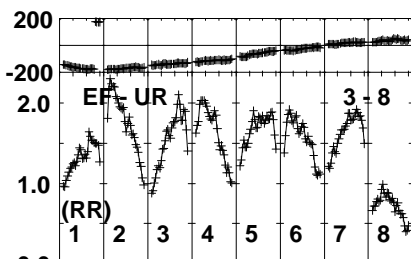
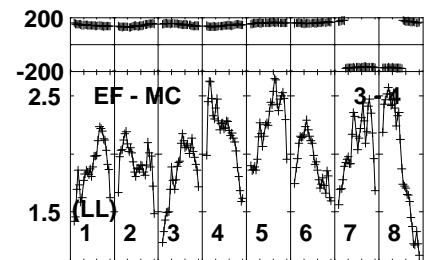
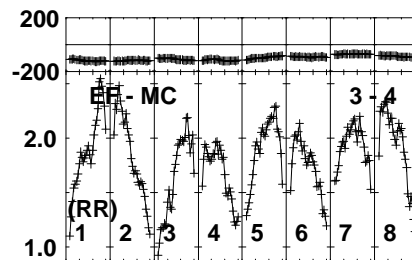
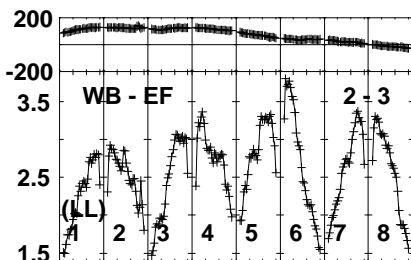
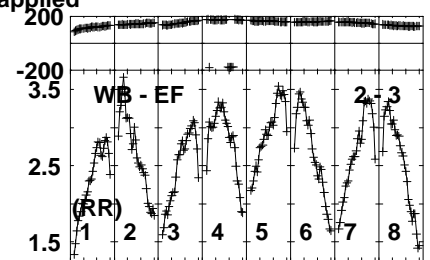
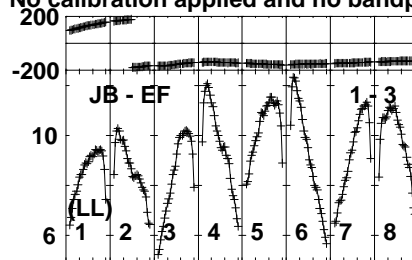
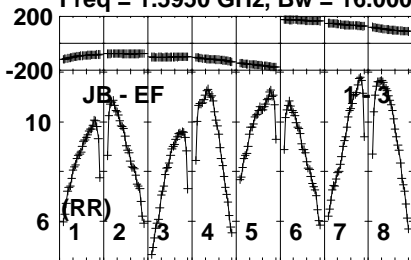
Lower frame: Micro Ampl Jy Top frame: Phas deg
Vector averaged cross-power spectrum Several baselines displayed
Timerange: 01/08:25:00 to 01/08:28:00

Plot file version 585 created 18-MAR-2021 11:21:04

J1108+4330 EB082 1.UVDATA.1

Freq = 1.5950 GHz, Bw = 16.000 MH

No calibration applied and no bandpass applied



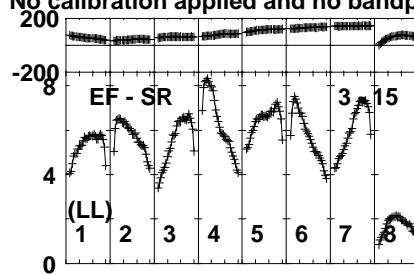
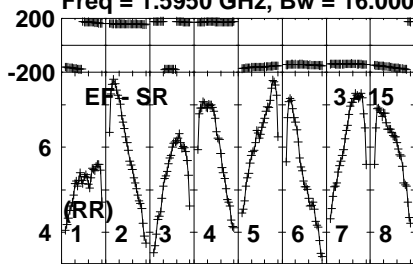
Lower frame: Milli Ampl Jy Top frame: Phas deg
Vector averaged cross-power spectrum Several baselines displayed
Timerange: 01/08:28:00 to 01/08:30:00

Plot file version 587 created 18-MAR-2021 11:21:04

J1108+4330 EB082 1.UVDATA.1

Freq = 1.5950 GHz, Bw = 16.000 MH

No calibration applied and no bandpass applied



Lower frame: Milli Ampl Jy Top frame: Phas deg

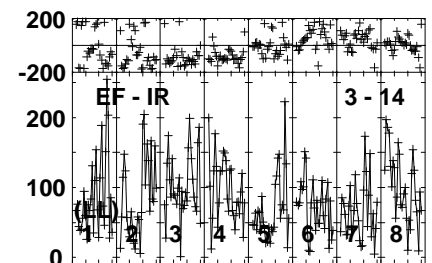
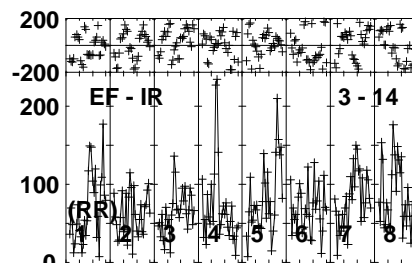
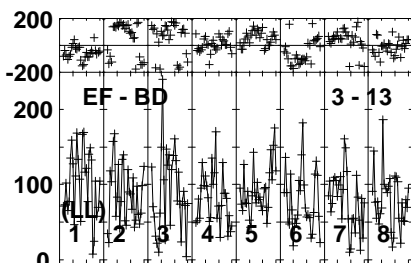
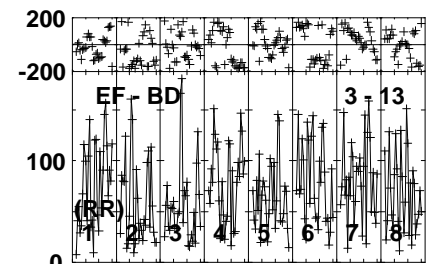
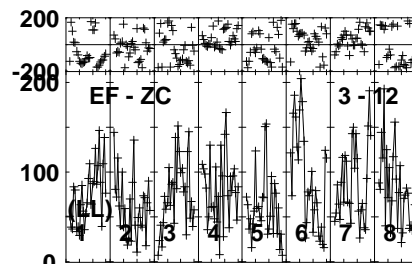
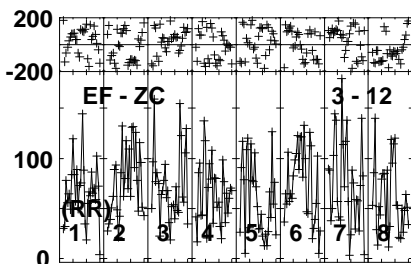
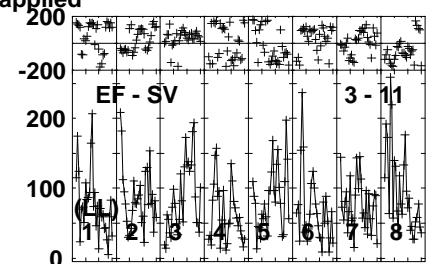
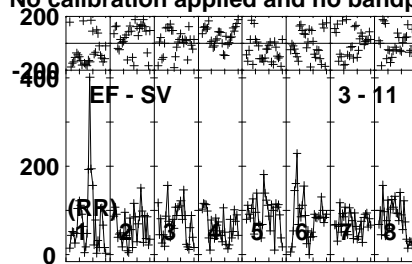
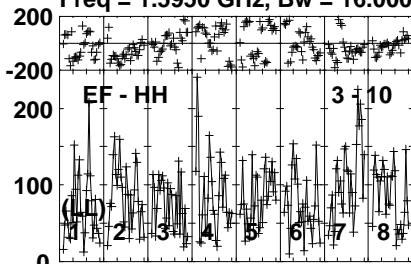
Vector averaged cross-power spectrum Several baselines displayed

Timerange: 01/08:28:00 to 01/08:30:00

Plot file version 589 created 18-MAR-2021 11:21:04

WXUMA EB082 1.UVDATA.1

Freq = 1.5950 GHz, Bw = 16.000 MH No calibration applied and no bandpass applied

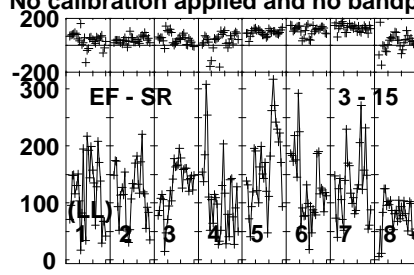
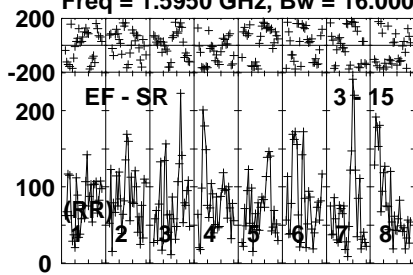


Lower frame: Micro Ampl Jy Top frame: Phas deg
Vector averaged cross-power spectrum Several baselines displayed
Timerange: 01/08:30:01 to 01/08:33:00

Plot file version 590 created 18-MAR-2021 11:21:04

WXUMA EB082 1.UVDATA.1

Freq = 1.5950 GHz, Bw = 16.000 MH No calibration applied and no bandpass applied



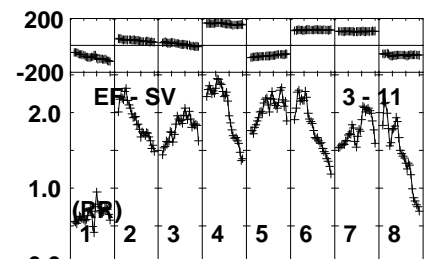
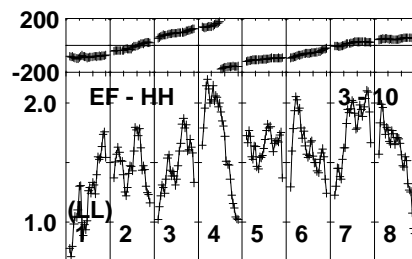
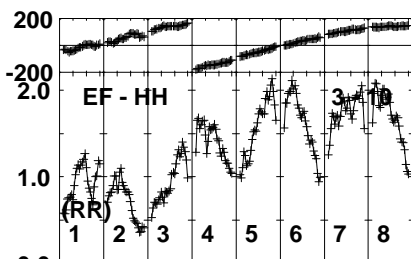
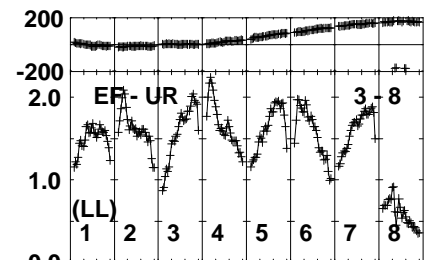
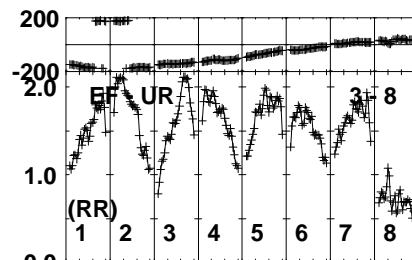
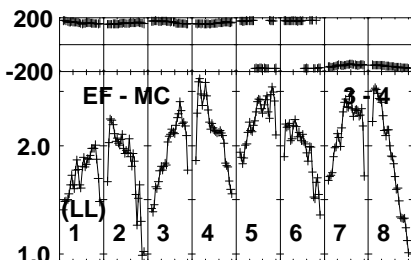
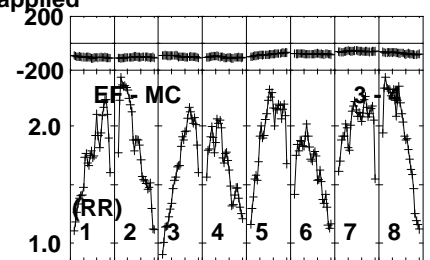
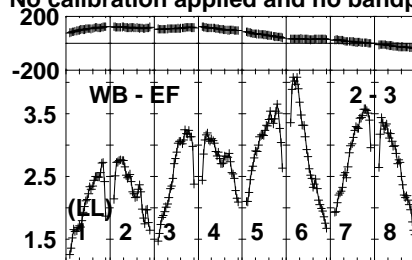
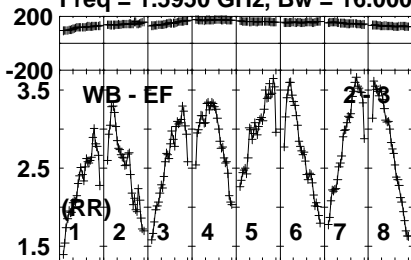
Lower frame: Micro Ampl Jy Top frame: Phas deg
Vector averaged cross-power spectrum Several baselines displayed
Timerange: 01/08:30:01 to 01/08:33:00

Plot file version 591 created 18-MAR-2021 11:21:04

J1108+4330 EB082 1.UVDATA.1

Freq = 1.5950 GHz, Bw = 16.000 MH

No calibration applied and no bandpass applied



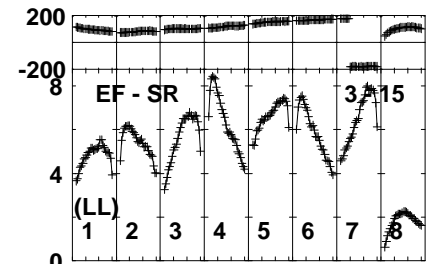
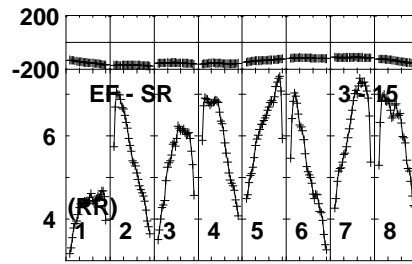
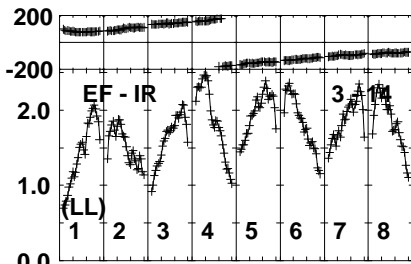
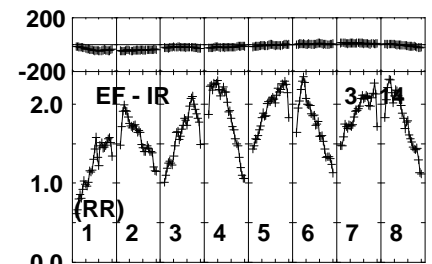
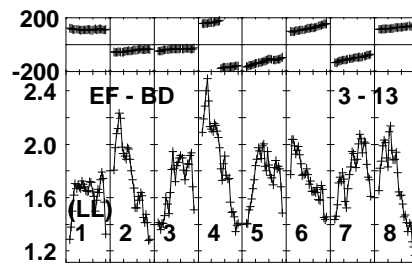
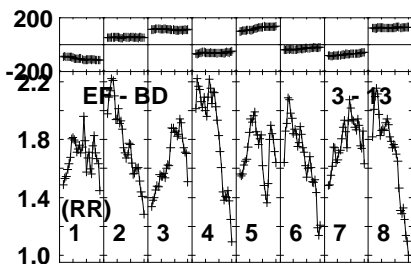
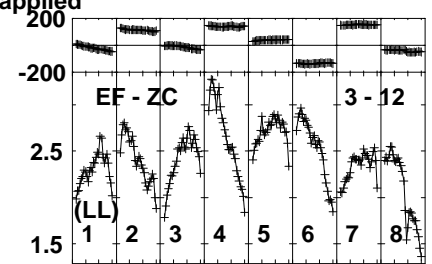
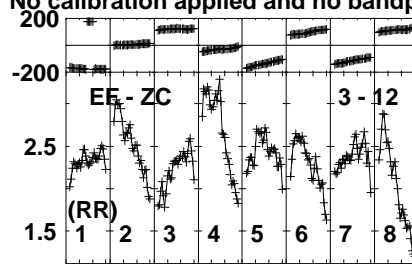
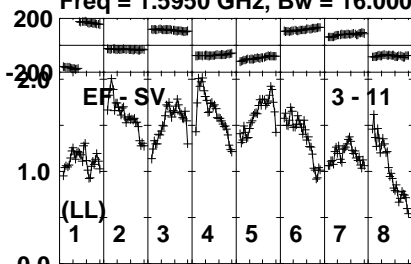
Lower frame: Milli Ampl Jy Top frame: Phas deg
 Vector averaged cross-power spectrum Several baselines displayed
 Timerange: 01/08:33:32 to 01/08:35:00

Plot file version 592 created 18-MAR-2021 11:21:05

J1108+4330 EB082 1.UVDATA.1

Freq = 1.5950 GHz, Bw = 16.000 MH

No calibration applied and no bandpass applied

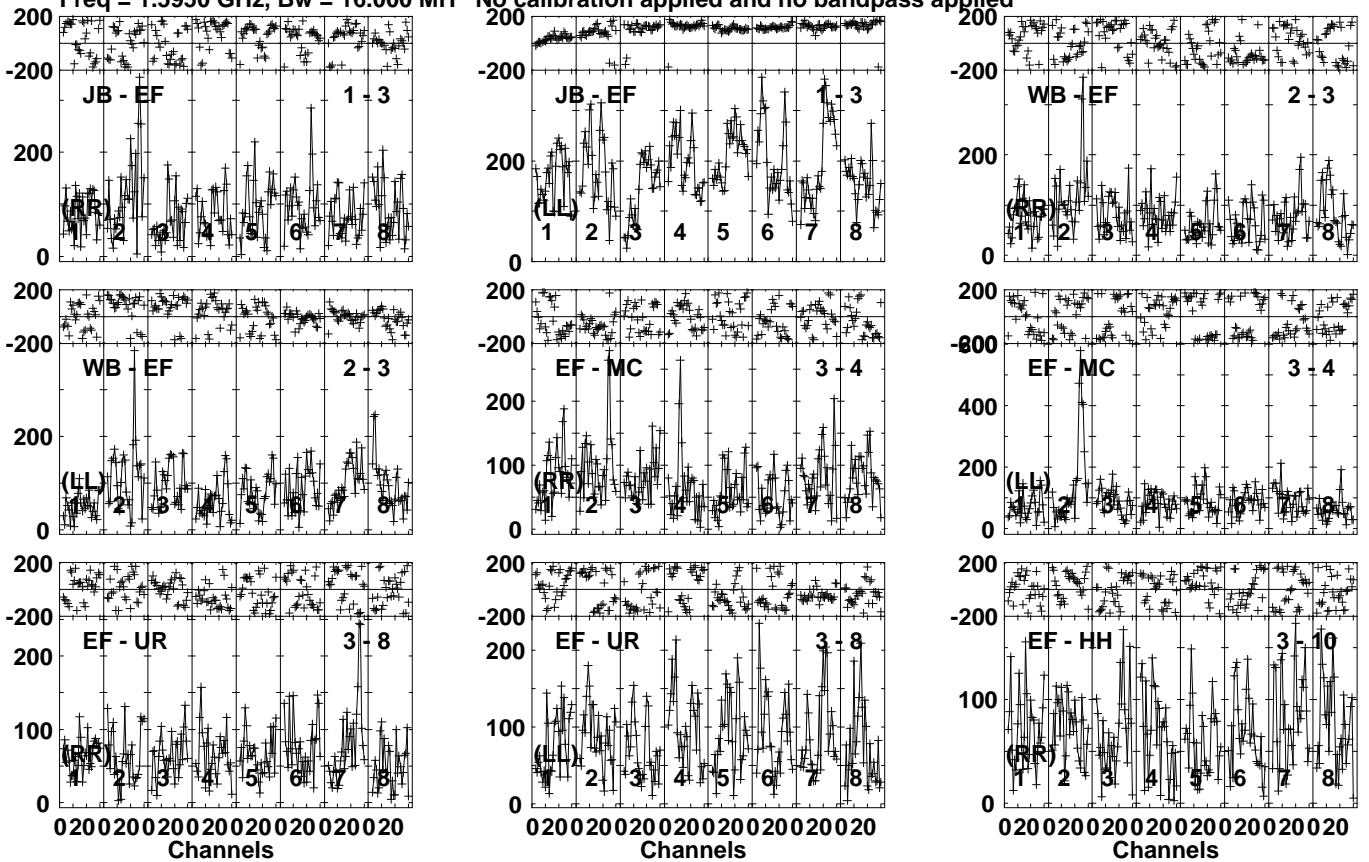


Lower frame: Milli Ampl Jy Top frame: Phas deg
Vector averaged cross-power spectrum Several baselines displayed
Timerange: 01/08:33:32 to 01/08:35:00

Plot file version 593 created 18-MAR-2021 11:21:05

WXUMA EB082 1.UVDATA.1

Freq = 1.5950 GHz, Bw = 16.000 MH No calibration applied and no bandpass applied

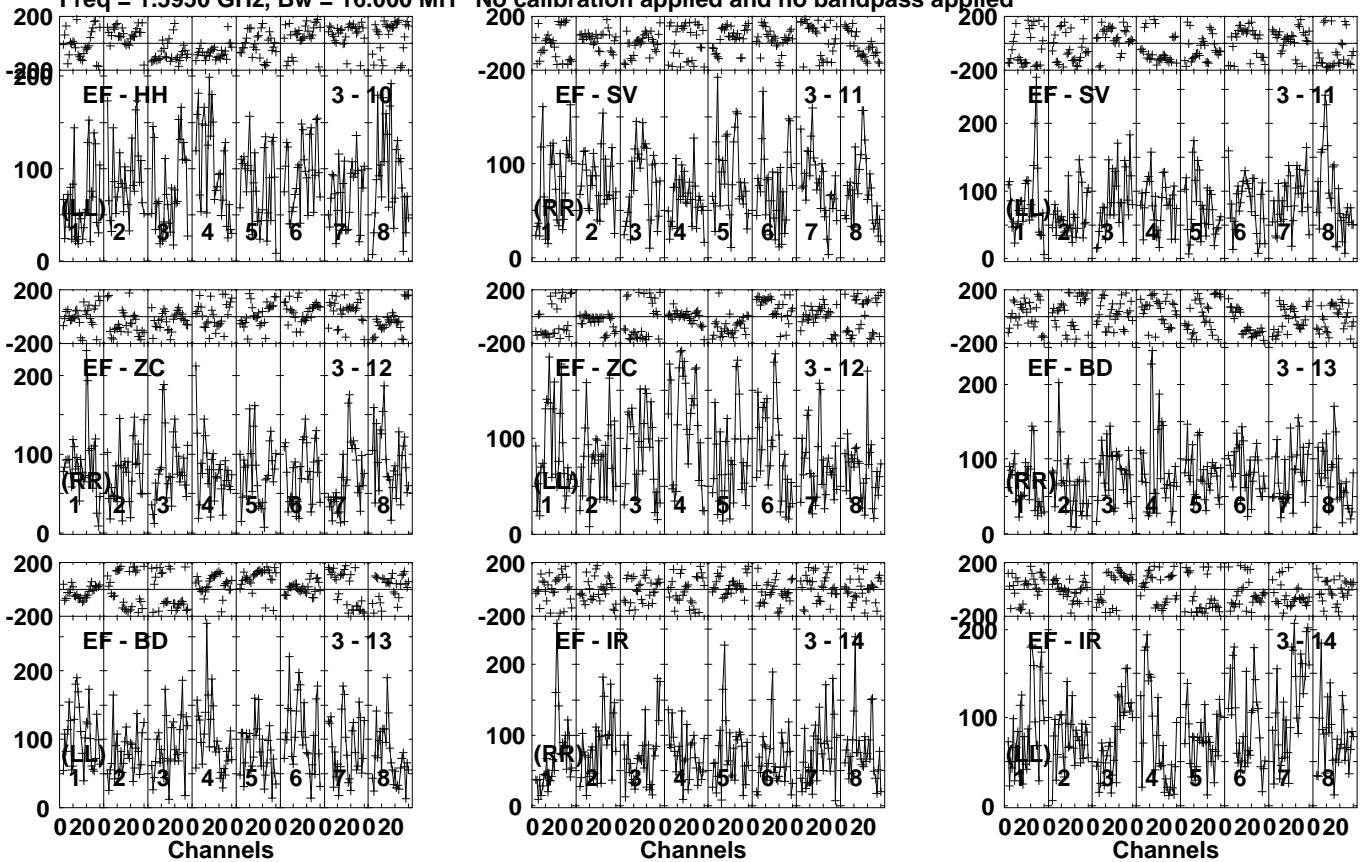


Lower frame: Micro Ampl Jy Top frame: Phas deg
Vector averaged cross-power spectrum Several baselines displayed
Timerange: 01/08:35:00 to 01/08:37:59

Plot file version 594 created 18-MAR-2021 11:21:05

WXUMA EB082 1.UVDATA.1

Freq = 1.5950 GHz, Bw = 16.000 MH No calibration applied and no bandpass applied

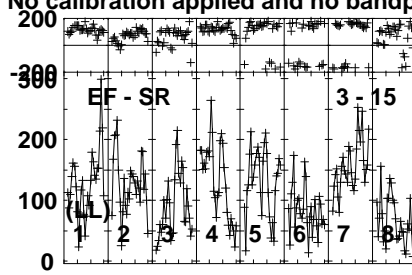
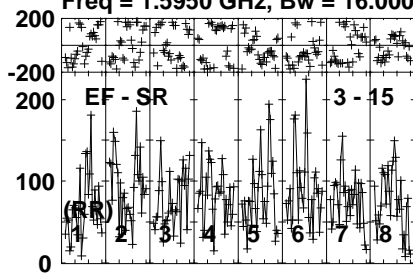


Lower frame: Micro Ampl Jy Top frame: Phas deg
Vector averaged cross-power spectrum Several baselines displayed
Timerange: 01/08:35:00 to 01/08:37:59

Plot file version 595 created 18-MAR-2021 11:21:06

WXUMA EB082 1.UVDATA.1

Freq = 1.5950 GHz, Bw = 16.000 MH No calibration applied and no bandpass applied



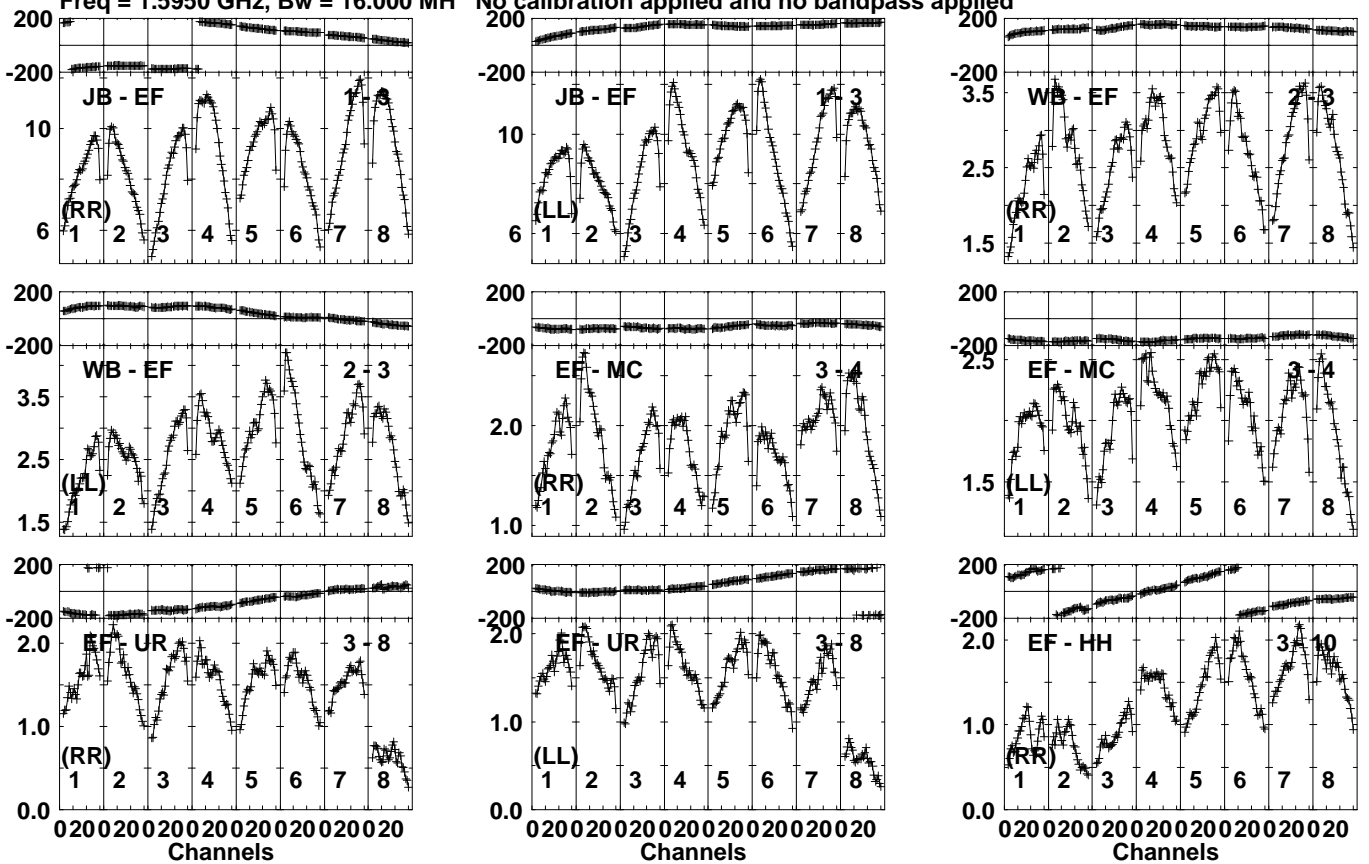
Lower frame: Micro Ampl Jy Top frame: Phas deg
Vector averaged cross-power spectrum Several baselines displayed
Timerange: 01/08:35:00 to 01/08:37:59

Plot file version 596 created 18-MAR-2021 11:21:06

J1108+4330 EB082 1.UVDATA.1

Freq = 1.5950 GHz, Bw = 16.000 MH

No calibration applied and no bandpass applied



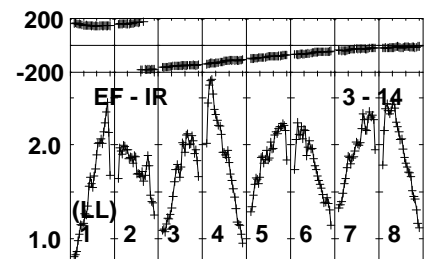
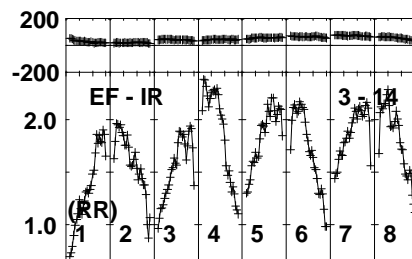
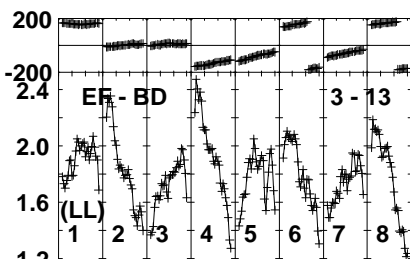
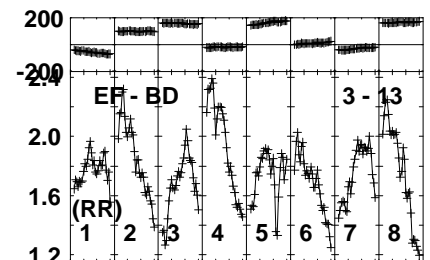
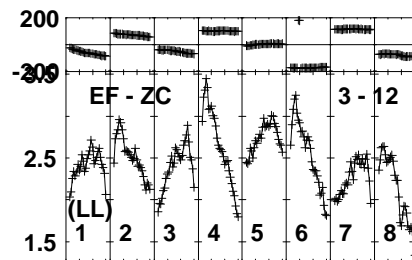
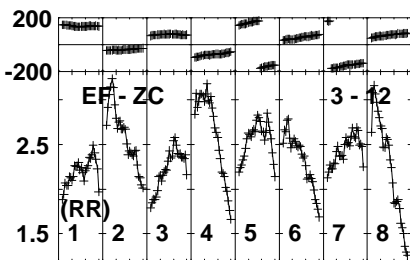
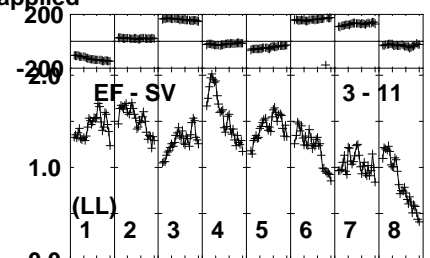
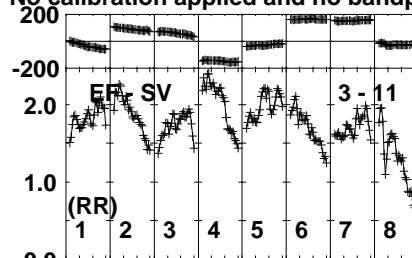
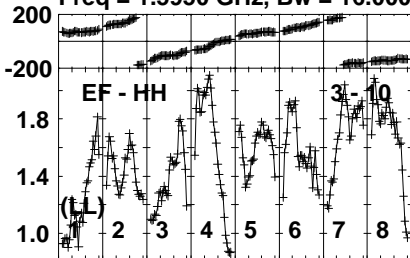
Lower frame: Milli Ampl Jy Top frame: Phas deg
Vector averaged cross-power spectrum Several baselines displayed
Timerange: 01/08:38:00 to 01/08:39:59

Plot file version 597 created 18-MAR-2021 11:21:06

J1108+4330 EB082 1.UVDATA.1

Freq = 1.5950 GHz, Bw = 16.000 MH

No calibration applied and no bandpass applied



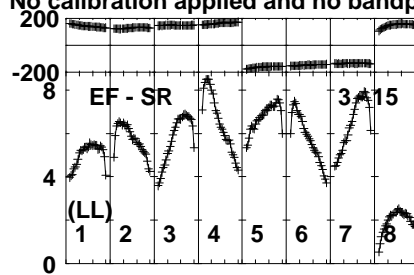
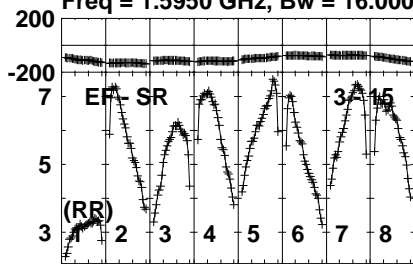
Lower frame: Milli Ampl Jy Top frame: Phas deg
Vector averaged cross-power spectrum Several baselines displayed
Timerange: 01/08:38:00 to 01/08:39:59

Plot file version 598 created 18-MAR-2021 11:21:06

J1108+4330 EB082 1.UVDATA.1

Freq = 1.5950 GHz, Bw = 16.000 MH

No calibration applied and no bandpass applied



Lower frame: Milli Ampl Jy Top frame: Phas deg

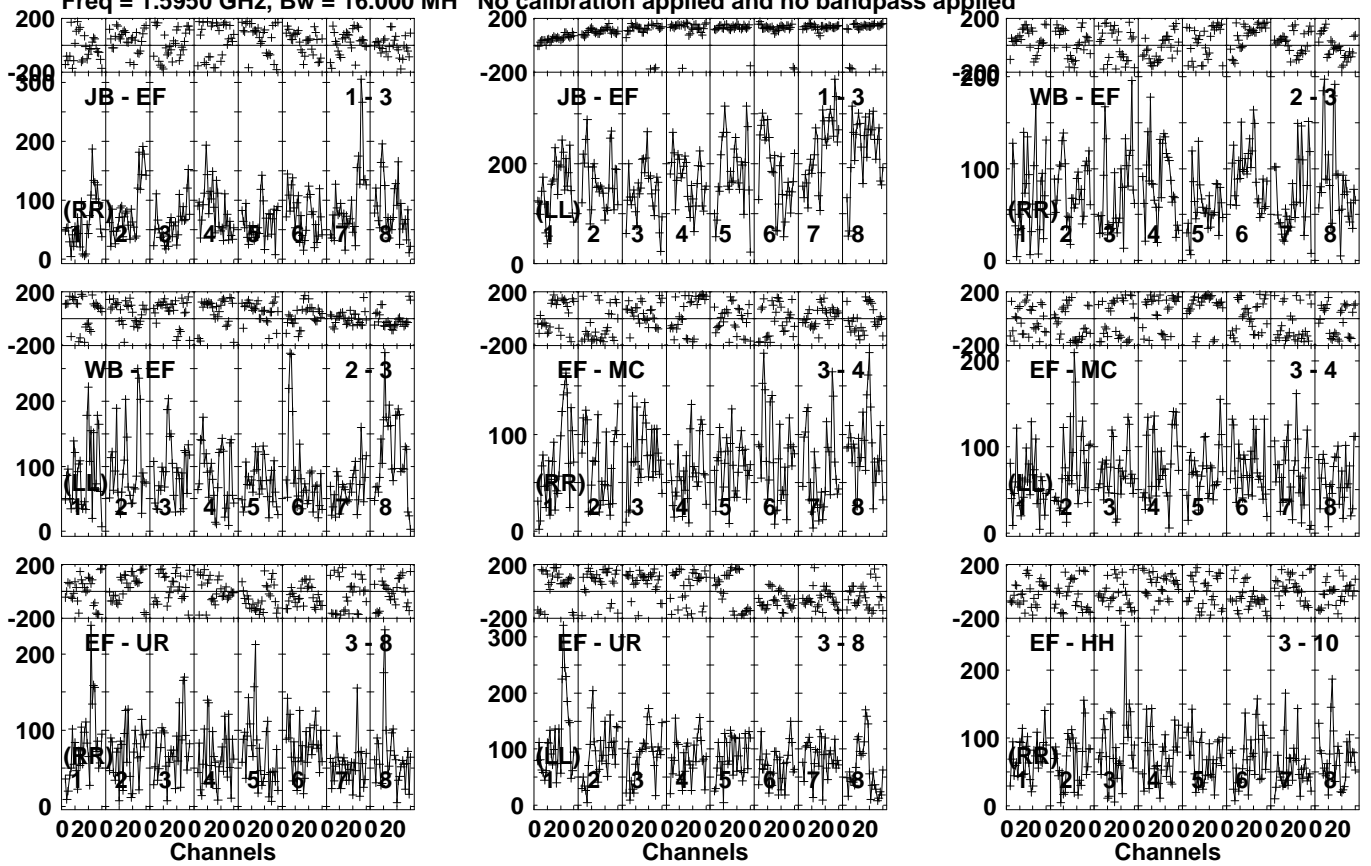
Vector averaged cross-power spectrum Several baselines displayed

Timerange: 01/08:38:00 to 01/08:39:59

Plot file version 599 created 18-MAR-2021 11:21:06

WXUMA EB082 1.UVDATA.1

Freq = 1.5950 GHz, Bw = 16.000 MH No calibration applied and no bandpass applied



Lower frame: Micro Ampl Jy Top frame: Phas deg

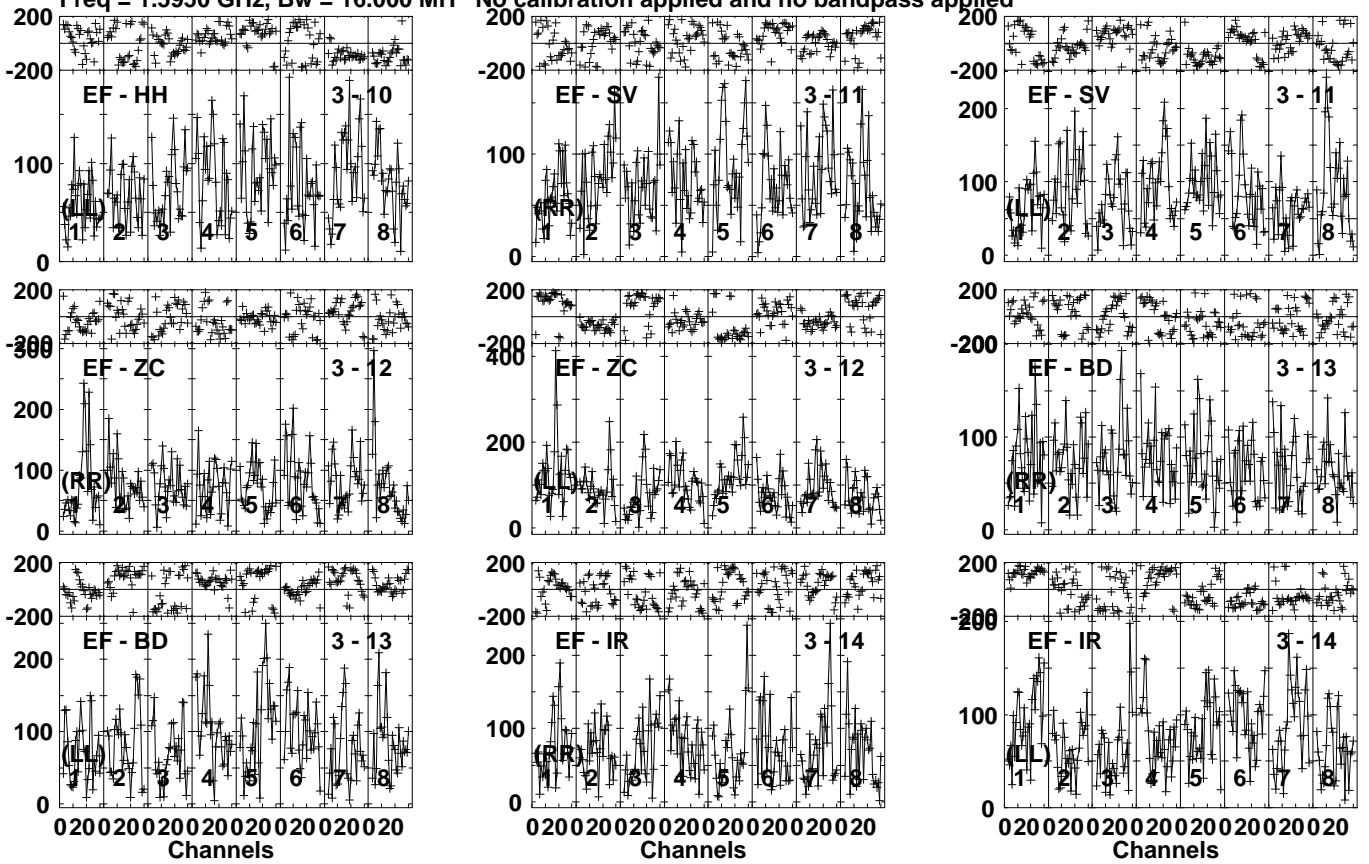
Vector averaged cross-power spectrum Several baselines displayed

Timerange: 01/08:40:00 to 01/08:43:00

Plot file version 600 created 18-MAR-2021 11:21:06

WXUMA EB082 1.UVDATA.1

Freq = 1.5950 GHz, Bw = 16.000 MH No calibration applied and no bandpass applied

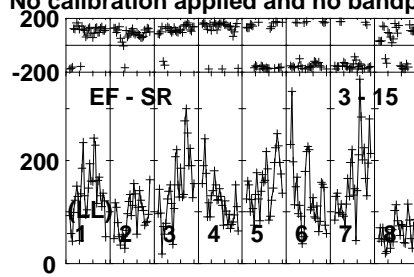
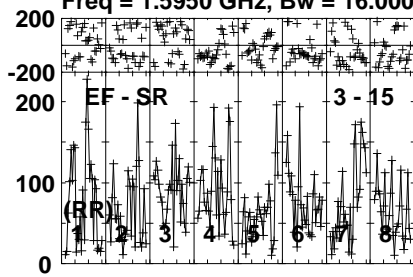


Lower frame: Micro Ampl Jy Top frame: Phas deg
Vector averaged cross-power spectrum Several baselines displayed
Timerange: 01/08:40:00 to 01/08:43:00

Plot file version 601 created 18-MAR-2021 11:21:06

WXUMA EB082 1.UVDATA.1

Freq = 1.5950 GHz, Bw = 16.000 MH No calibration applied and no bandpass applied



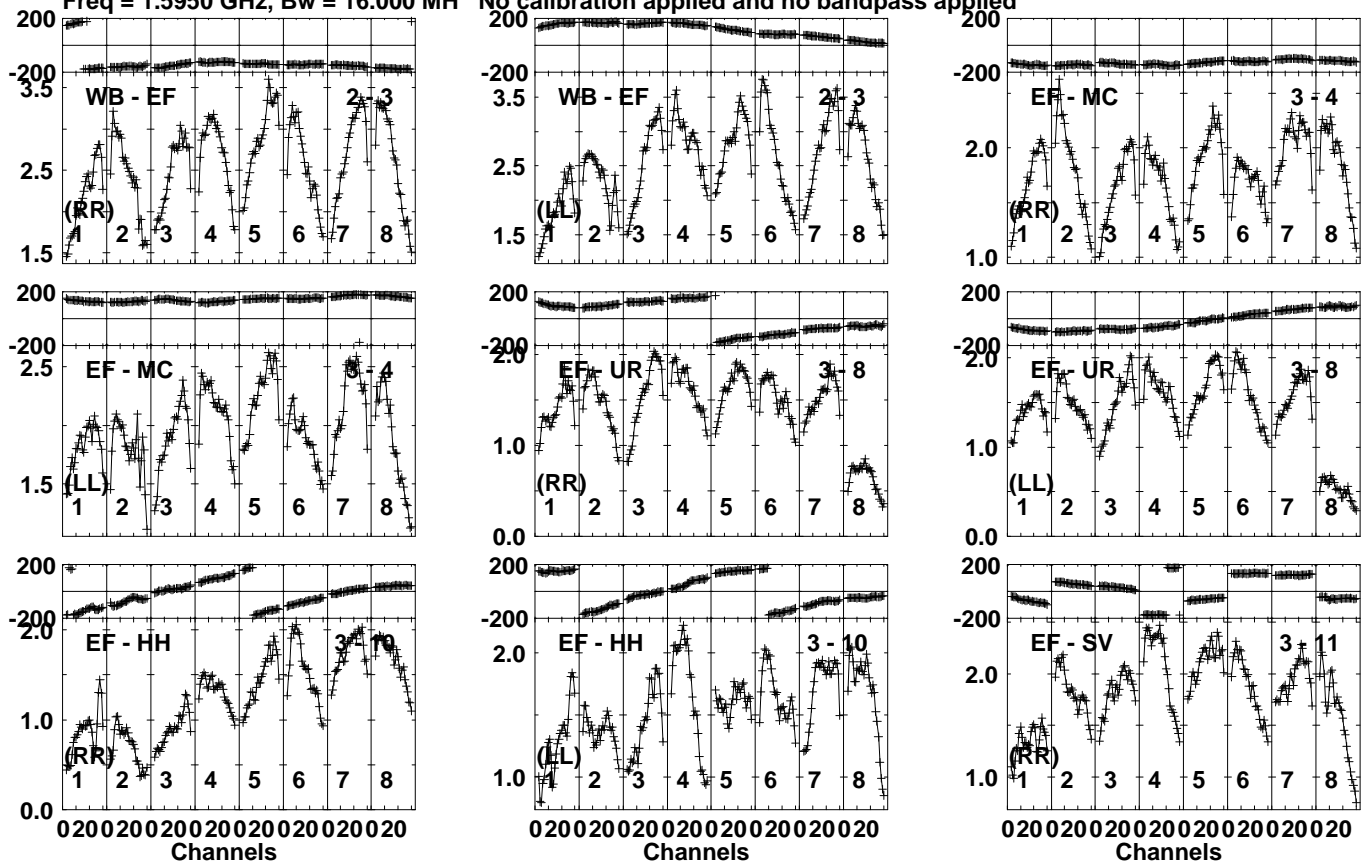
Lower frame: Micro Ampl Jy Top frame: Phas deg
Vector averaged cross-power spectrum Several baselines displayed
Timerange: 01/08:40:00 to 01/08:43:00

Plot file version 602 created 18-MAR-2021 11:21:06

J1108+4330 EB082 1.UVDATA.1

Freq = 1.5950 GHz, Bw = 16.000 MH

No calibration applied and no bandpass applied



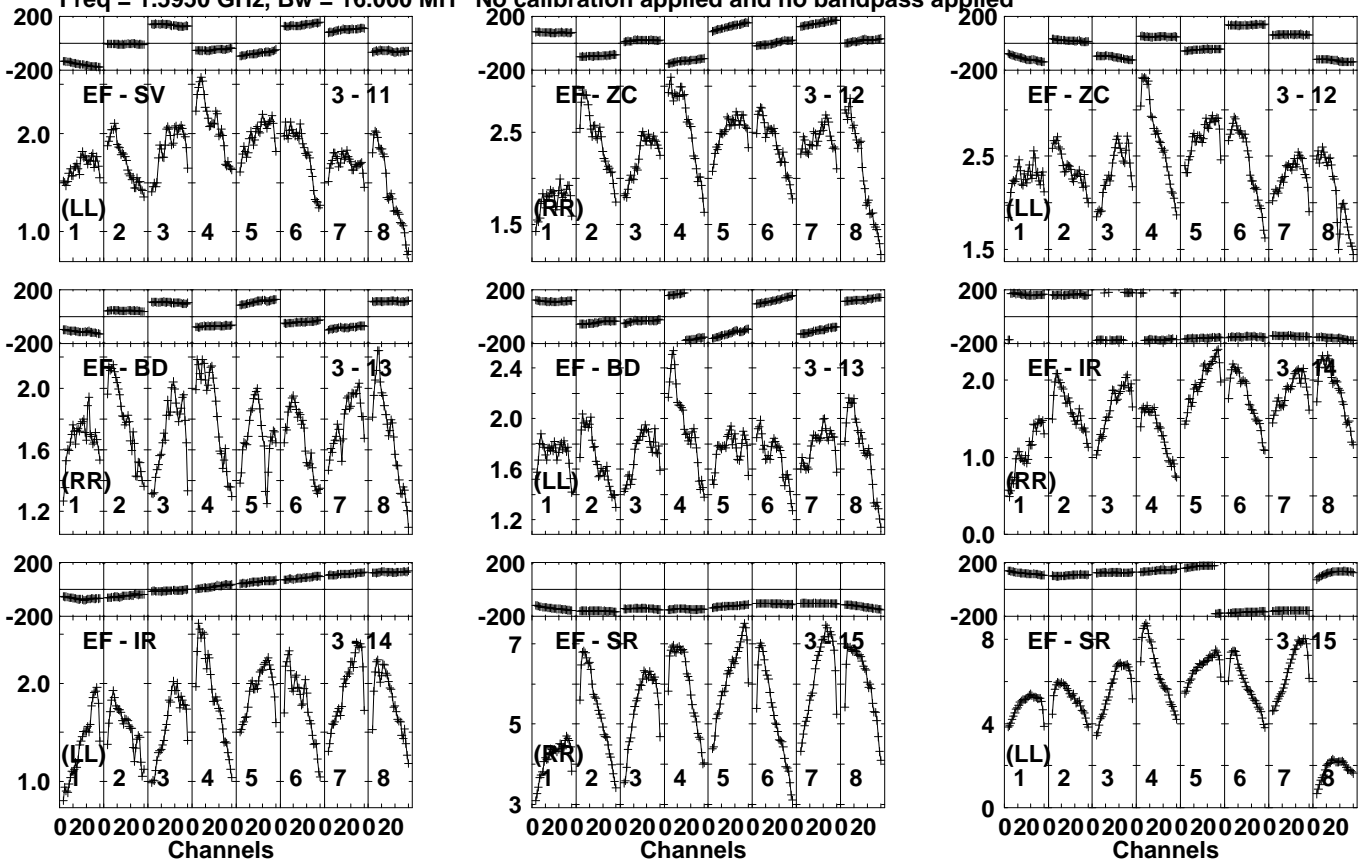
Lower frame: Milli Ampl Jy Top frame: Phas deg
Vector averaged cross-power spectrum Several baselines displayed
Timerange: 01/08:43:31 to 01/08:44:59

Plot file version 603 created 18-MAR-2021 11:21:07

J1108+4330 EB082 1.UVDATA.1

Freq = 1.5950 GHz, Bw = 16.000 MH

No calibration applied and no bandpass applied

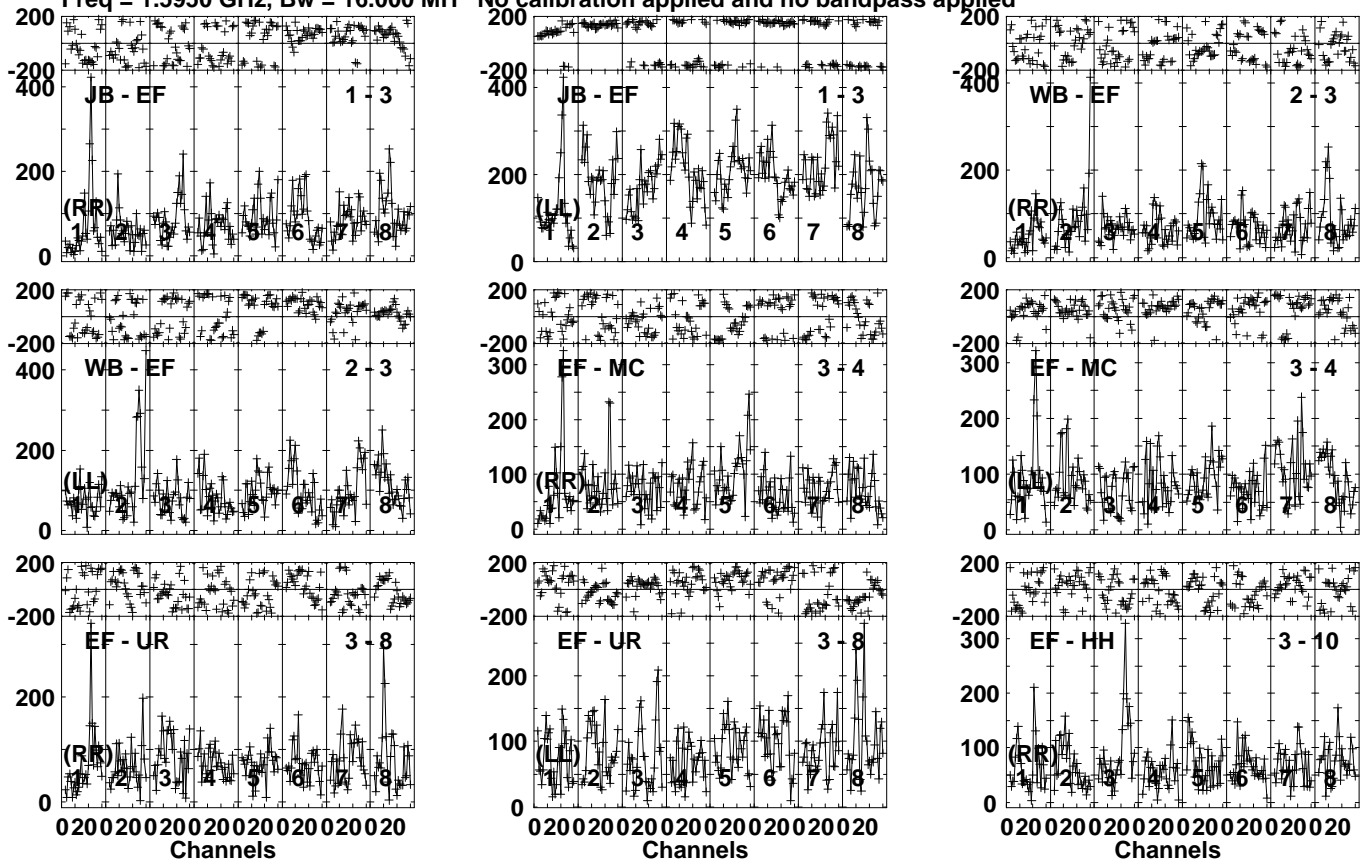


Lower frame: Milli Ampl Jy Top frame: Phas deg
 Vector averaged cross-power spectrum Several baselines displayed
 Timerange: 01/08:43:31 to 01/08:44:59

Plot file version 604 created 18-MAR-2021 11:21:07

WXUMA EB082 1.UVDATA.1

Freq = 1.5950 GHz, Bw = 16.000 MH No calibration applied and no bandpass applied

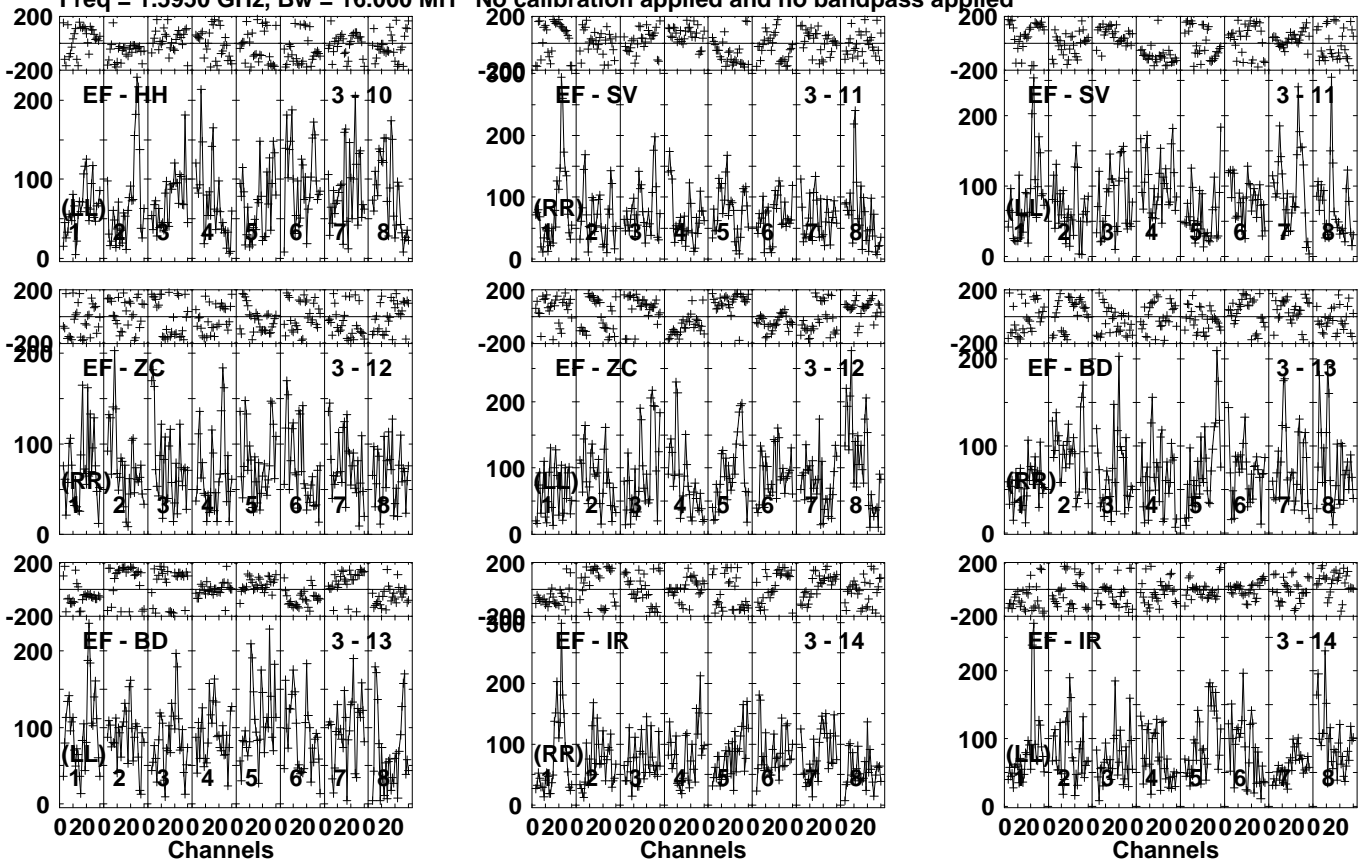


Lower frame: Micro Ampl Jy Top frame: Phas deg
Vector averaged cross-power spectrum Several baselines displayed
Timerange: 01/08:45:00 to 01/08:47:59

Plot file version 605 created 18-MAR-2021 11:21:07

WXUMA EB082 1.UVDATA.1

Freq = 1.5950 GHz, Bw = 16.000 MH No calibration applied and no bandpass applied

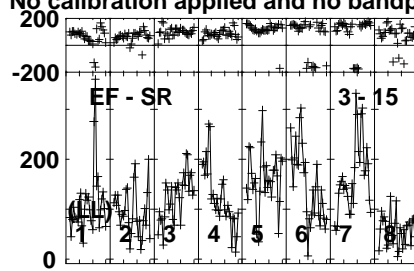
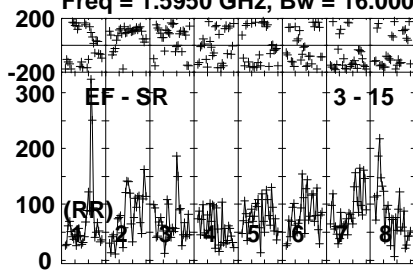


Lower frame: Micro Ampl Jy Top frame: Phas deg
Vector averaged cross-power spectrum Several baselines displayed
Timerange: 01/08:45:00 to 01/08:47:59

Plot file version 606 created 18-MAR-2021 11:21:07

WXUMA EB082 1.UVDATA.1

Freq = 1.5950 GHz, Bw = 16.000 MH No calibration applied and no bandpass applied



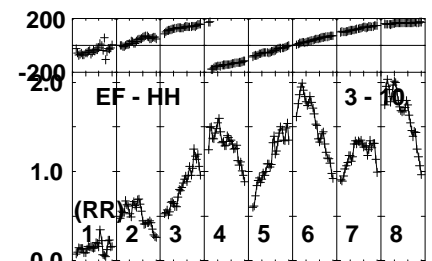
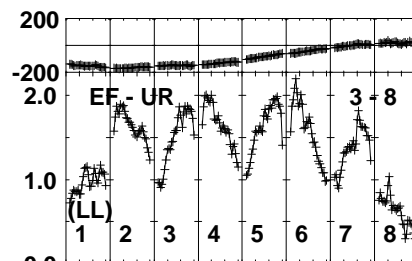
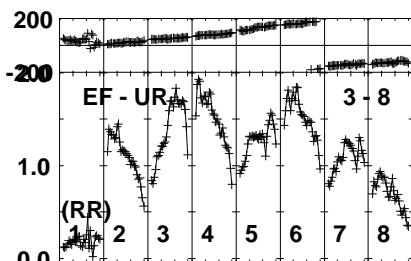
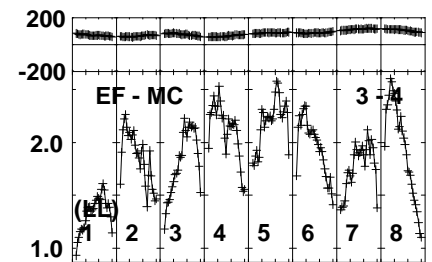
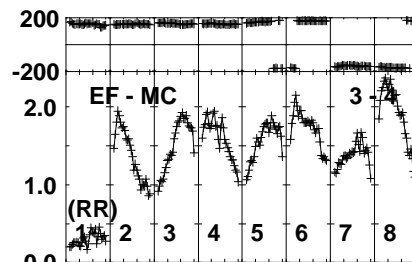
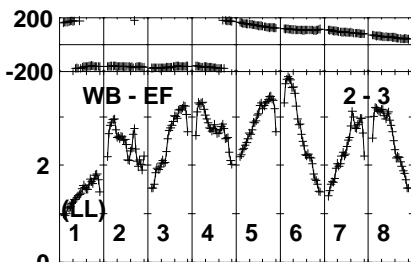
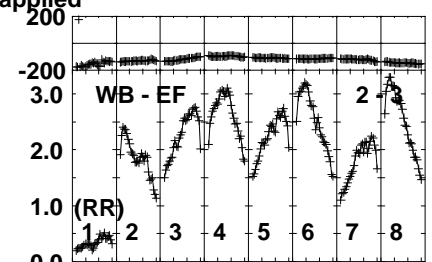
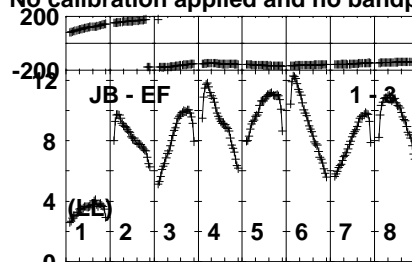
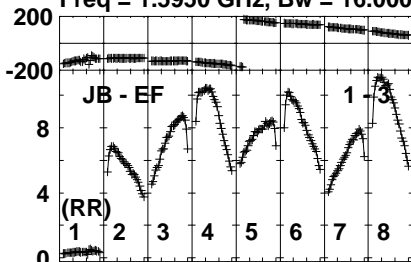
Lower frame: Micro Ampl Jy Top frame: Phas deg
Vector averaged cross-power spectrum Several baselines displayed
Timerange: 01/08:45:00 to 01/08:47:59

Plot file version 607 created 18-MAR-2021 11:21:07

J1108+4330 EB082 1.UVDATA.1

Freq = 1.5950 GHz, Bw = 16.000 MH

No calibration applied and no bandpass applied



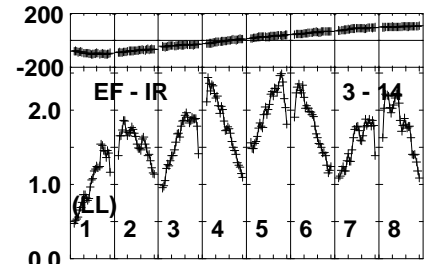
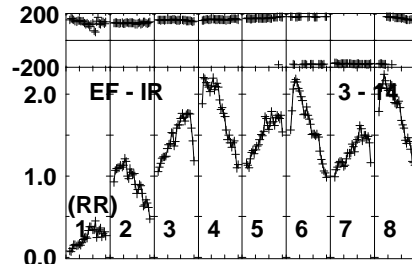
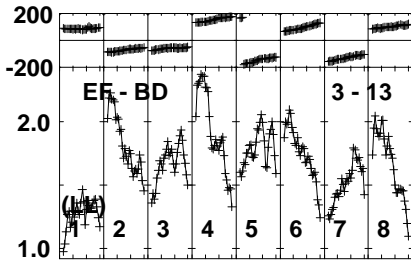
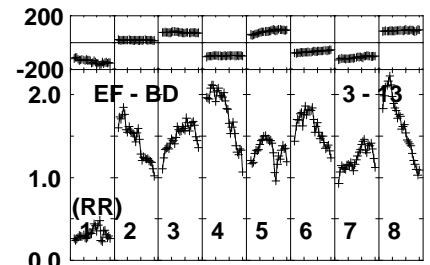
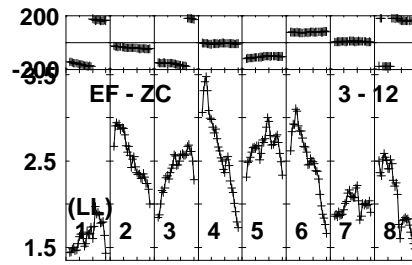
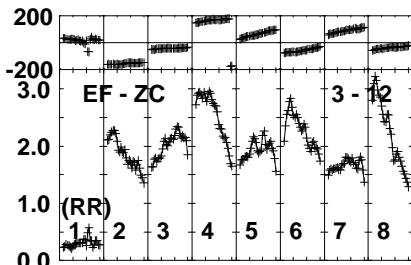
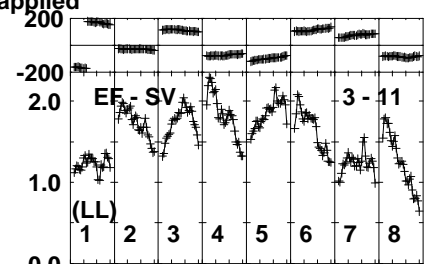
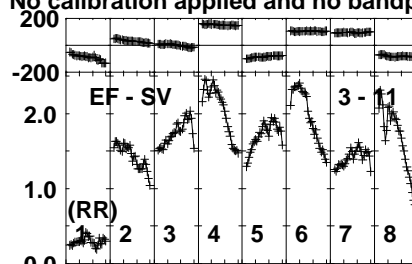
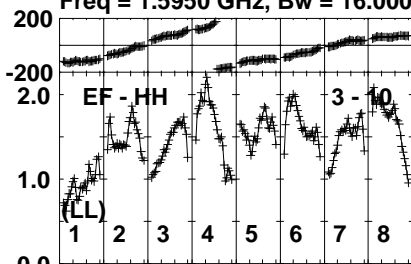
Lower frame: Milli Ampl Jy Top frame: Phas deg
Vector averaged cross-power spectrum Several baselines displayed
Timerange: 01/08:48:01 to 01/08:49:59

Plot file version 608 created 18-MAR-2021 11:21:08

J1108+4330 EB082 1.UVDATA.1

Freq = 1.5950 GHz, Bw = 16.000 MH

No calibration applied and no bandpass applied



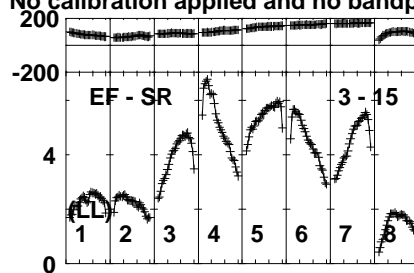
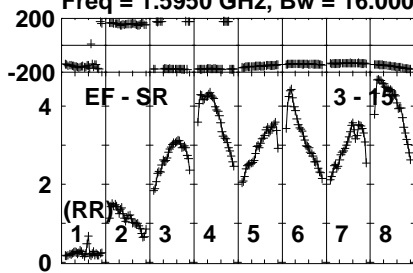
Lower frame: Milli Ampl Jy Top frame: Phas deg
Vector averaged cross-power spectrum Several baselines displayed
Timerange: 01/08:48:01 to 01/08:49:59

Plot file version 609 created 18-MAR-2021 11:21:08

J1108+4330 EB082 1.UVDATA.1

Freq = 1.5950 GHz, Bw = 16.000 MH

No calibration applied and no bandpass applied

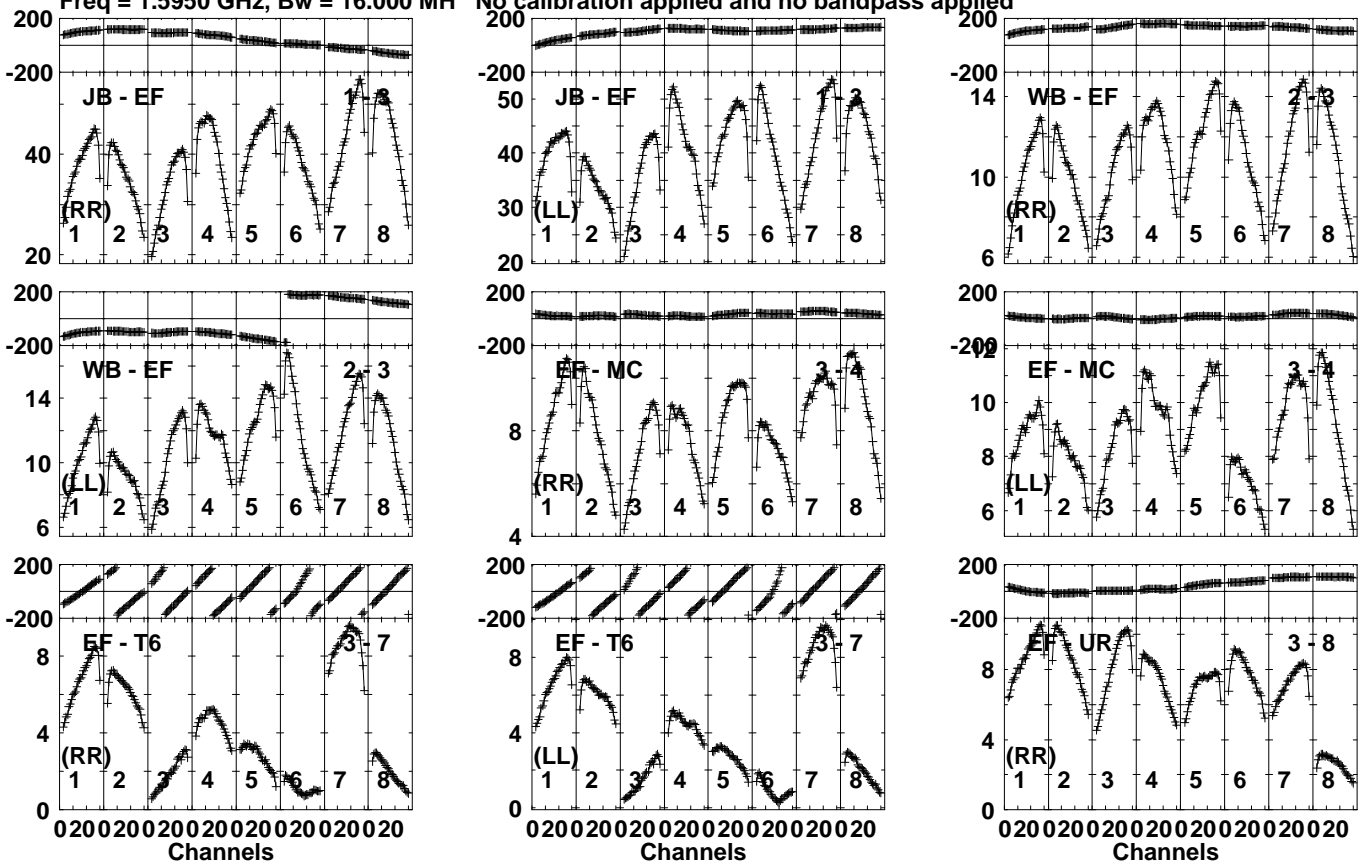


Lower frame: Milli Ampl Jy Top frame: Phas deg
Vector averaged cross-power spectrum Several baselines displayed
Timerange: 01/08:48:01 to 01/08:49:59

Plot file version 610 created 18-MAR-2021 11:21:08

OQ208 EB082 1.UVDATA.1

Freq = 1.5950 GHz, Bw = 16.000 MH No calibration applied and no bandpass applied



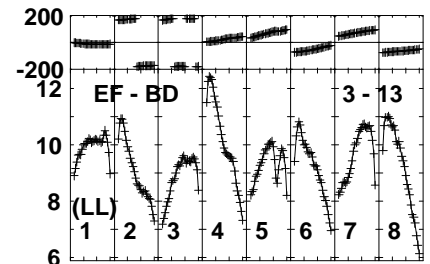
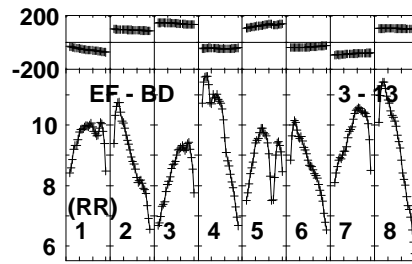
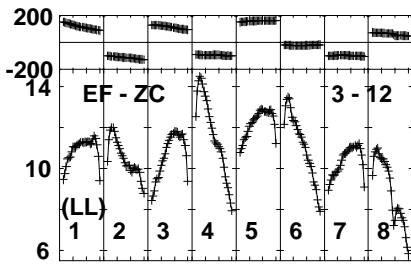
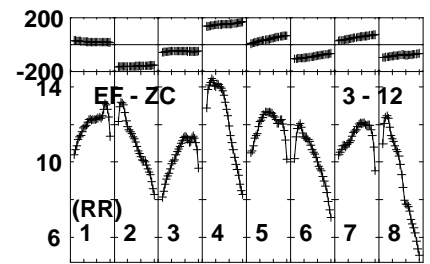
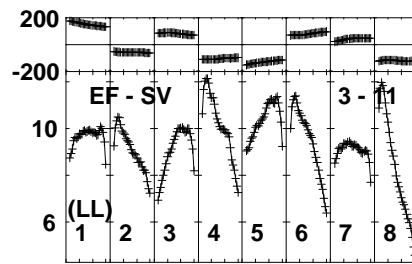
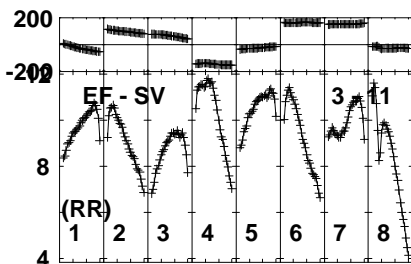
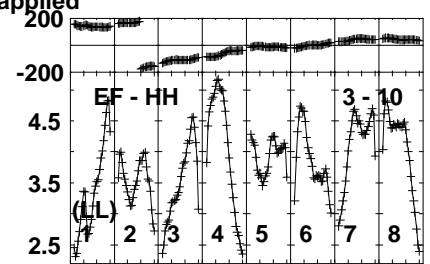
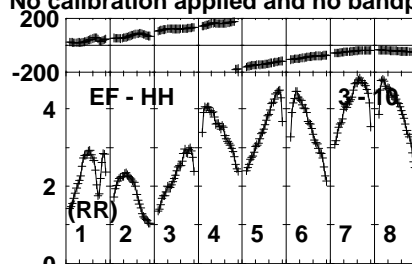
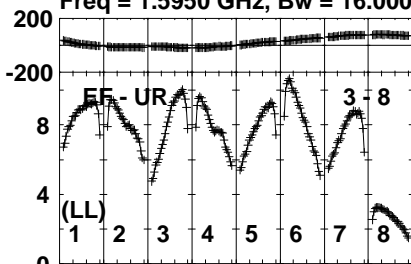
Lower frame: Milli Ampl Jy Top frame: Phas deg
Vector averaged cross-power spectrum Several baselines displayed
Timerange: 01/08:50:15 to 01/08:58:59

Plot file version 611 created 18-MAR-2021 11:21:08

OQ208 EB082 1.UVDATA.1

Freq = 1.5950 GHz, Bw = 16.000 MH

No calibration applied and no bandpass applied



020020020020020020020020020020
Channels

020020020020020020020020020020
Channels

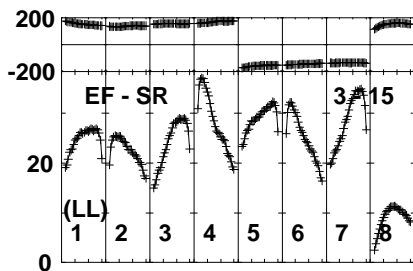
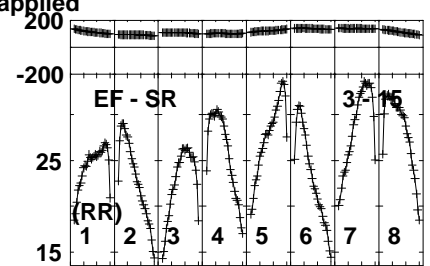
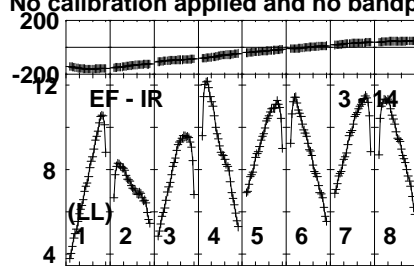
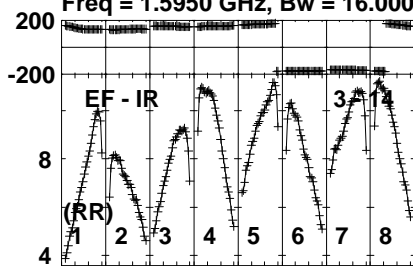
020020020020020020020020020020
Channels

Lower frame: Milli Ampl Jy Top frame: Phas deg
Vector averaged cross-power spectrum Several baselines displayed
Timerange: 01/08:50:15 to 01/08:58:59

Plot file version 612 created 18-MAR-2021 11:21:08

OQ208 EB082 1.UVDATA.1

Freq = 1.5950 GHz, Bw = 16.000 MH No calibration applied and no bandpass applied

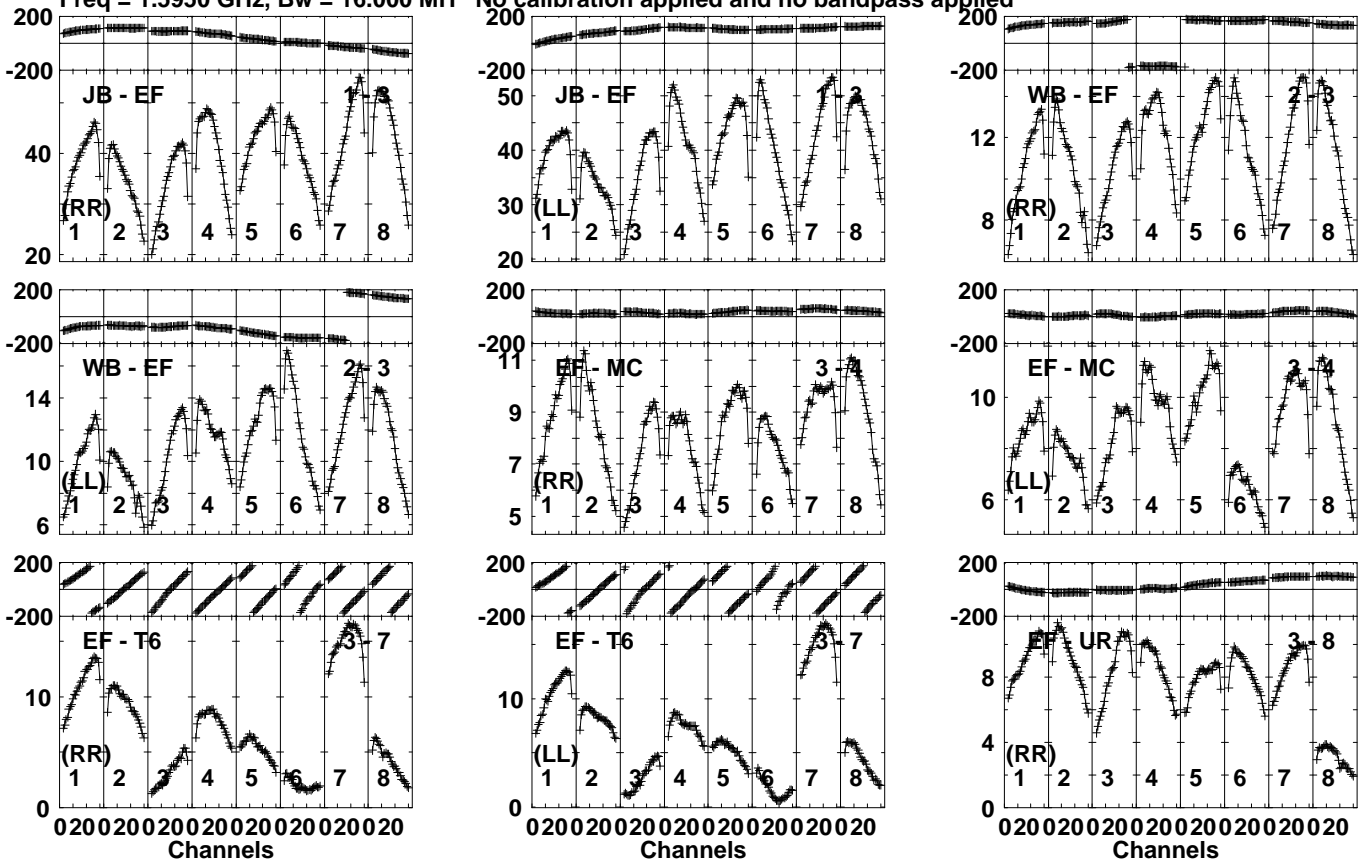


Lower frame: Milli Ampl Jy Top frame: Phas deg
Vector averaged cross-power spectrum Several baselines displayed
Timerange: 01/08:50:15 to 01/08:58:59

Plot file version 613 created 18-MAR-2021 11:21:09

OQ208 EB082 1.UVDATA.1

Freq = 1.5950 GHz, Bw = 16.000 MH No calibration applied and no bandpass applied

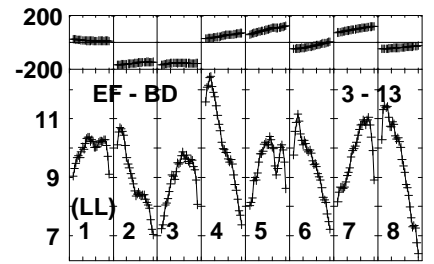
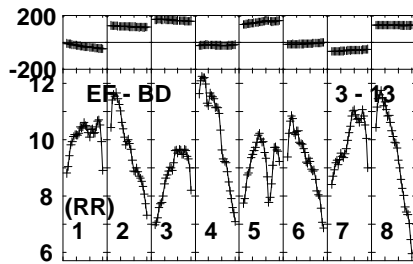
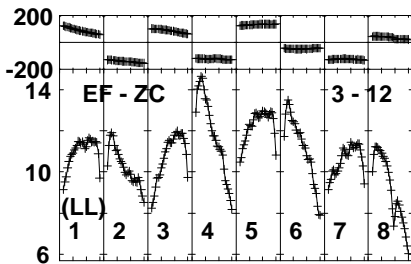
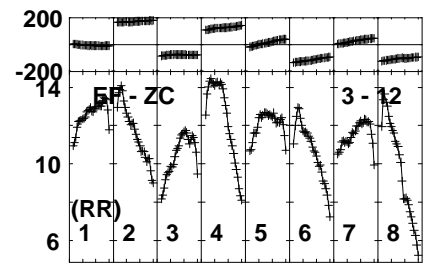
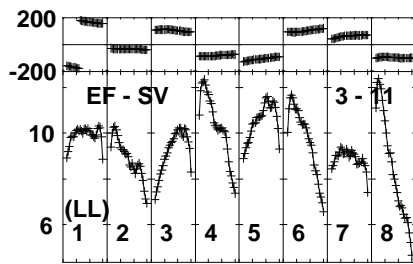
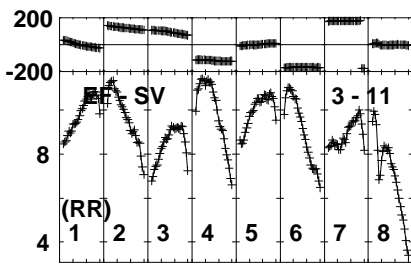
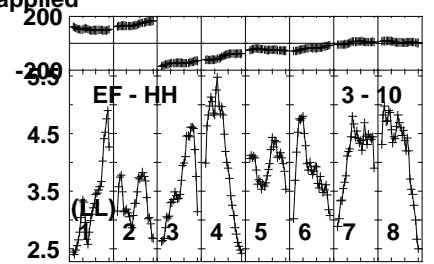
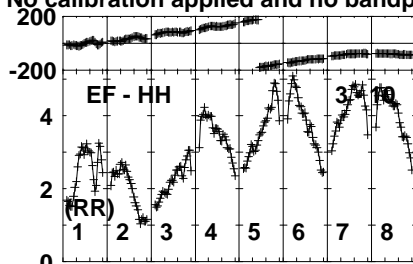
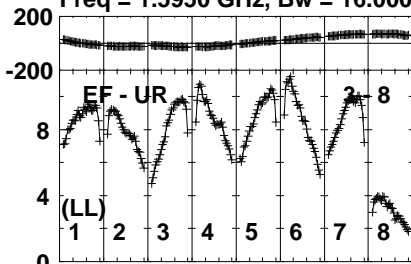


Lower frame: Milli Ampl Jy Top frame: Phas deg
Vector averaged cross-power spectrum Several baselines displayed
Timerange: 01/08:59:31 to 01/09:00:00

Plot file version 614 created 18-MAR-2021 11:21:09

OQ208 EB082 1.UVDATA.1

Freq = 1.5950 GHz, Bw = 16.000 MH No calibration applied and no bandpass applied

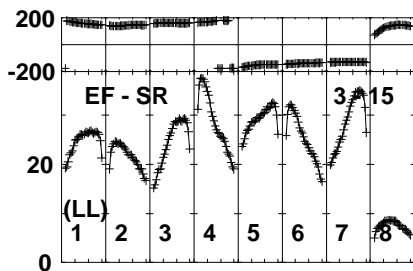
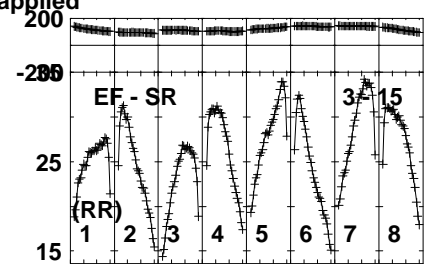
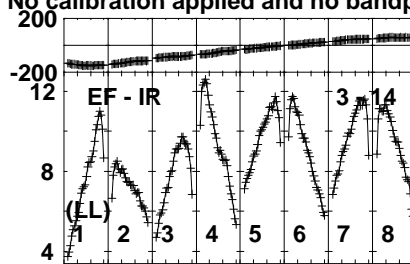
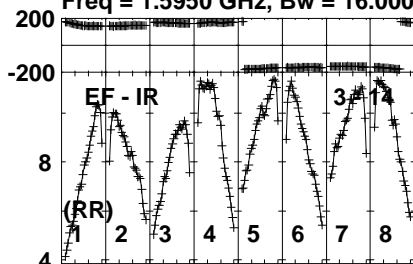


Lower frame: Milli Ampl Jy Top frame: Phas deg
Vector averaged cross-power spectrum Several baselines displayed
Timerange: 01/08:59:31 to 01/09:00:00

Plot file version 615 created 18-MAR-2021 11:21:09

OQ208 EB082 1.UVDATA.1

Freq = 1.5950 GHz, Bw = 16.000 MH No calibration applied and no bandpass applied

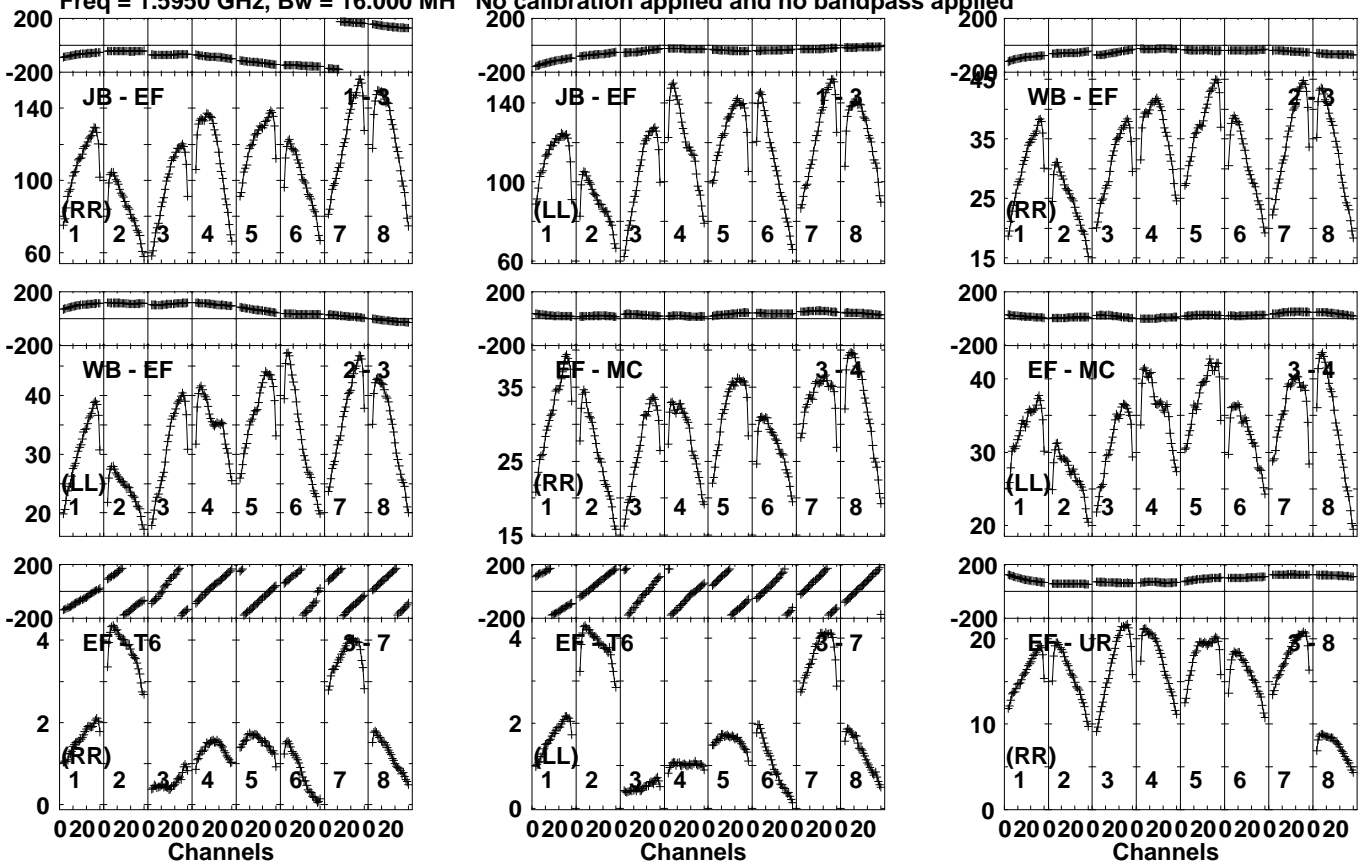


Lower frame: Milli Ampl Jy Top frame: Phas deg
Vector averaged cross-power spectrum Several baselines displayed
Timerange: 01/08:59:31 to 01/09:00:00

Plot file version 616 created 18-MAR-2021 11:21:09

3C345 EB082 1.UVDATA.1

Freq = 1.5950 GHz, Bw = 16.000 MH No calibration applied and no bandpass applied



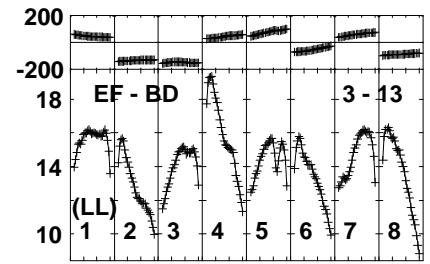
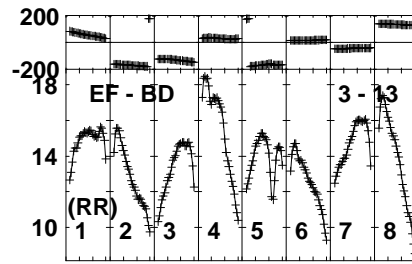
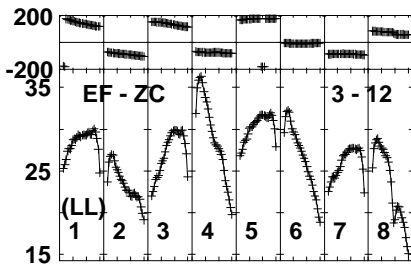
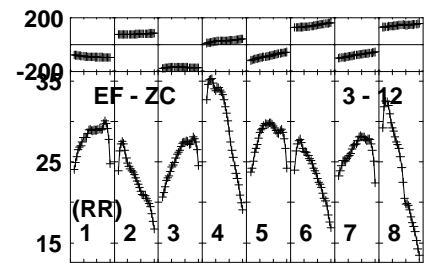
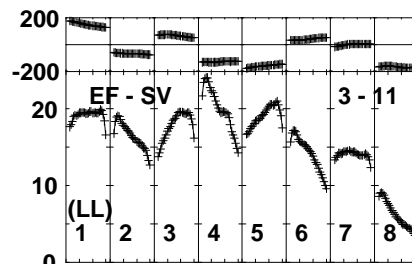
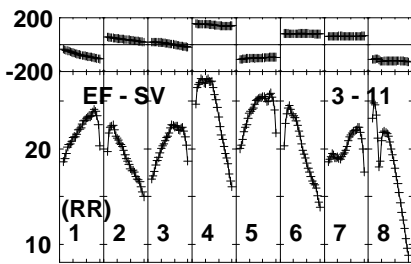
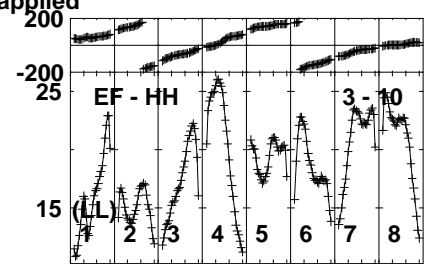
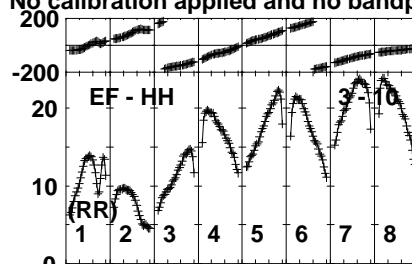
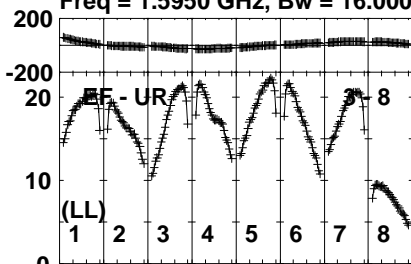
Lower frame: Milli Ampl Jy Top frame: Phas deg
 Vector averaged cross-power spectrum Several baselines displayed
 Timerange: 01/09:00:00 to 01/09:08:59

Plot file version 617 created 18-MAR-2021 11:21:10

3C345 EB082 1.UVDATA.1

Freq = 1.5950 GHz, Bw = 16.000 MH

No calibration applied and no bandpass applied



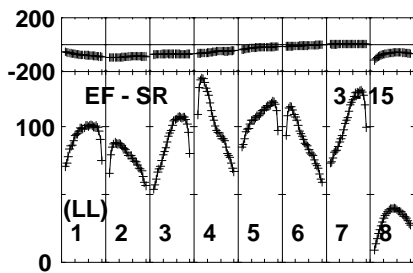
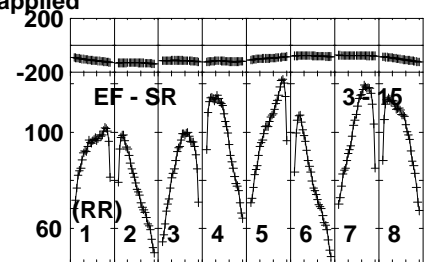
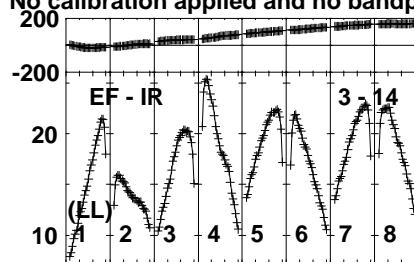
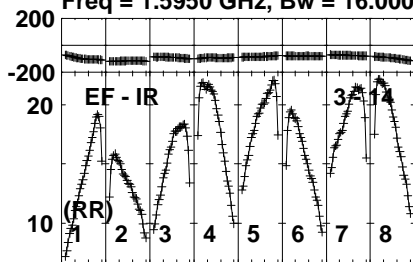
Lower frame: Milli Ampl Jy Top frame: Phas deg
Vector averaged cross-power spectrum Several baselines displayed
Timerange: 01/09:00:00 to 01/09:08:59

Plot file version 618 created 18-MAR-2021 11:21:10

3C345 EB082 1.UVDATA.1

Freq = 1.5950 GHz, Bw = 16.000 MH

No calibration applied and no bandpass applied

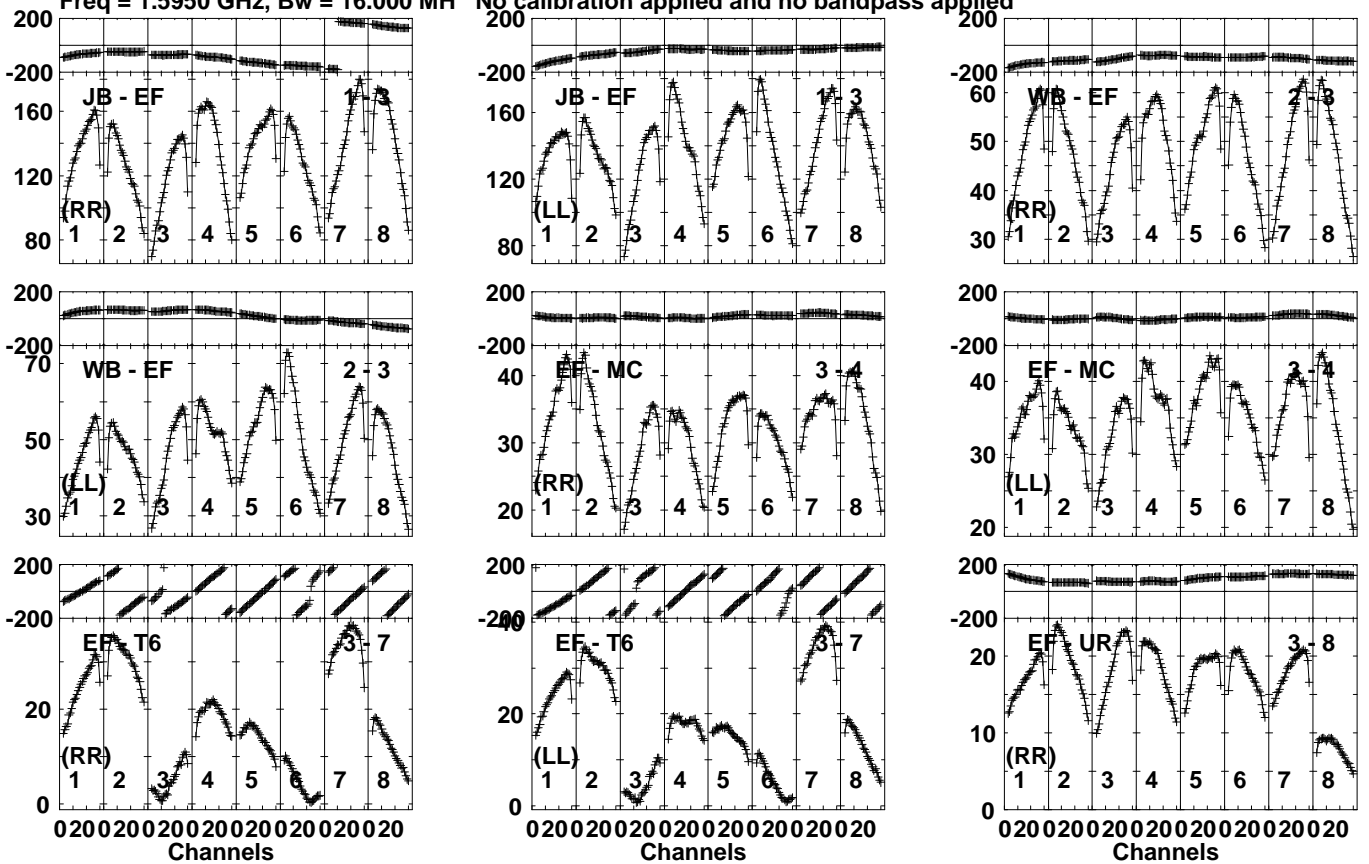


Lower frame: Milli Ampl Jy Top frame: Phas deg
Vector averaged cross-power spectrum Several baselines displayed
Timerange: 01/09:00:00 to 01/09:08:59

Plot file version 619 created 18-MAR-2021 11:21:10

3C345 EB082 1.UVDATA.1

Freq = 1.5950 GHz, Bw = 16.000 MH No calibration applied and no bandpass applied



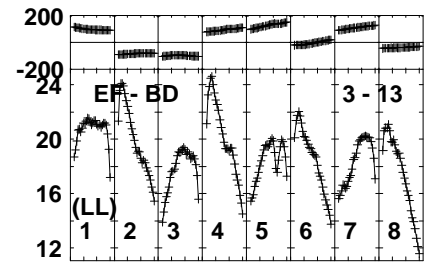
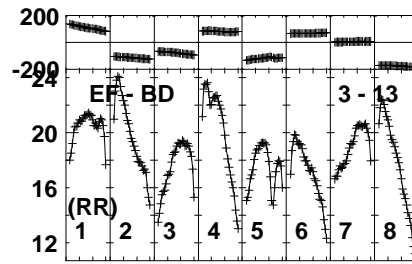
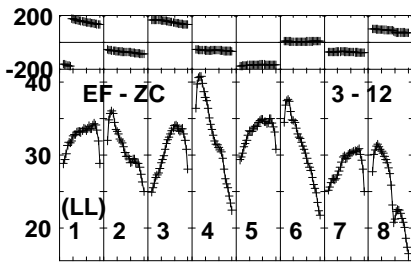
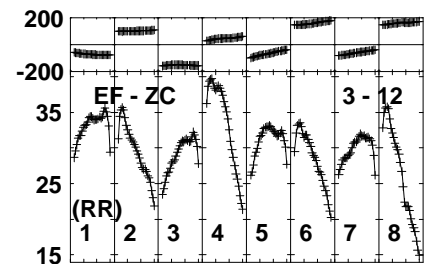
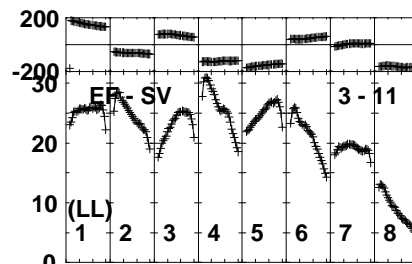
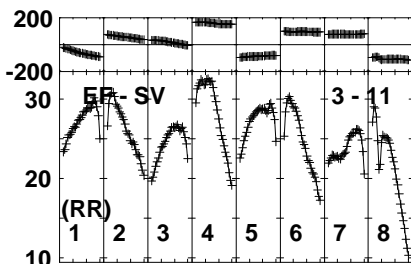
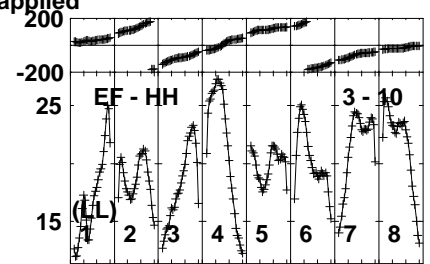
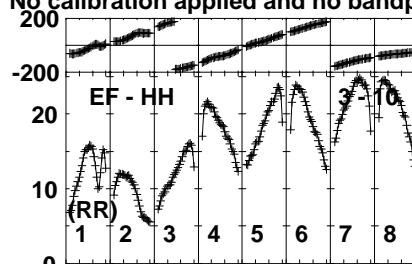
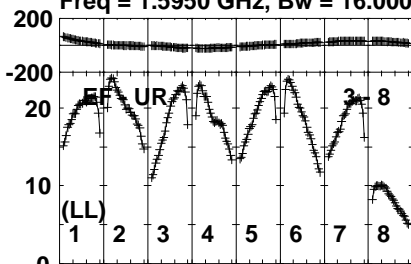
Lower frame: Milli Ampl Jy Top frame: Phas deg
Vector averaged cross-power spectrum Several baselines displayed
Timerange: 01/09:09:30 to 01/09:10:00

Plot file version 620 created 18-MAR-2021 11:21:10

3C345 EB082 1.UVDATA.1

Freq = 1.5950 GHz, Bw = 16.000 MH

No calibration applied and no bandpass applied



020020020020020020020020020020
Channels

020020020020020020020020020020
Channels

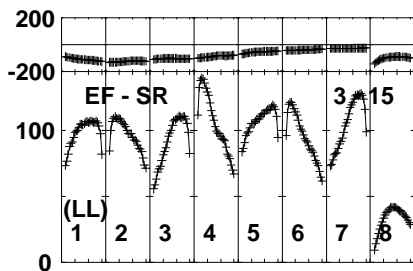
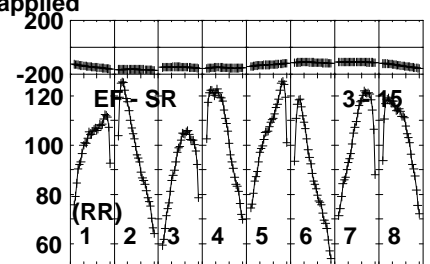
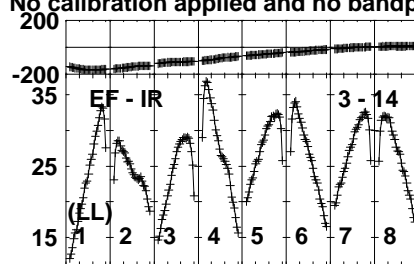
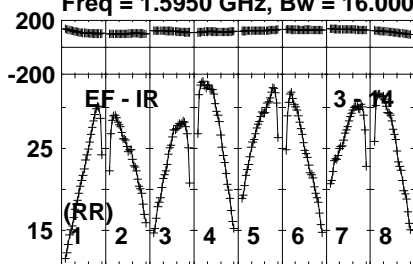
020020020020020020020020020020
Channels

Lower frame: Milli Ampl Jy Top frame: Phas deg
Vector averaged cross-power spectrum Several baselines displayed
Timerange: 01/09:09:30 to 01/09:10:00

Plot file version 621 created 18-MAR-2021 11:21:11

3C345 EB082 1.UVDATA.1

Freq = 1.5950 GHz, Bw = 16.000 MH No calibration applied and no bandpass applied

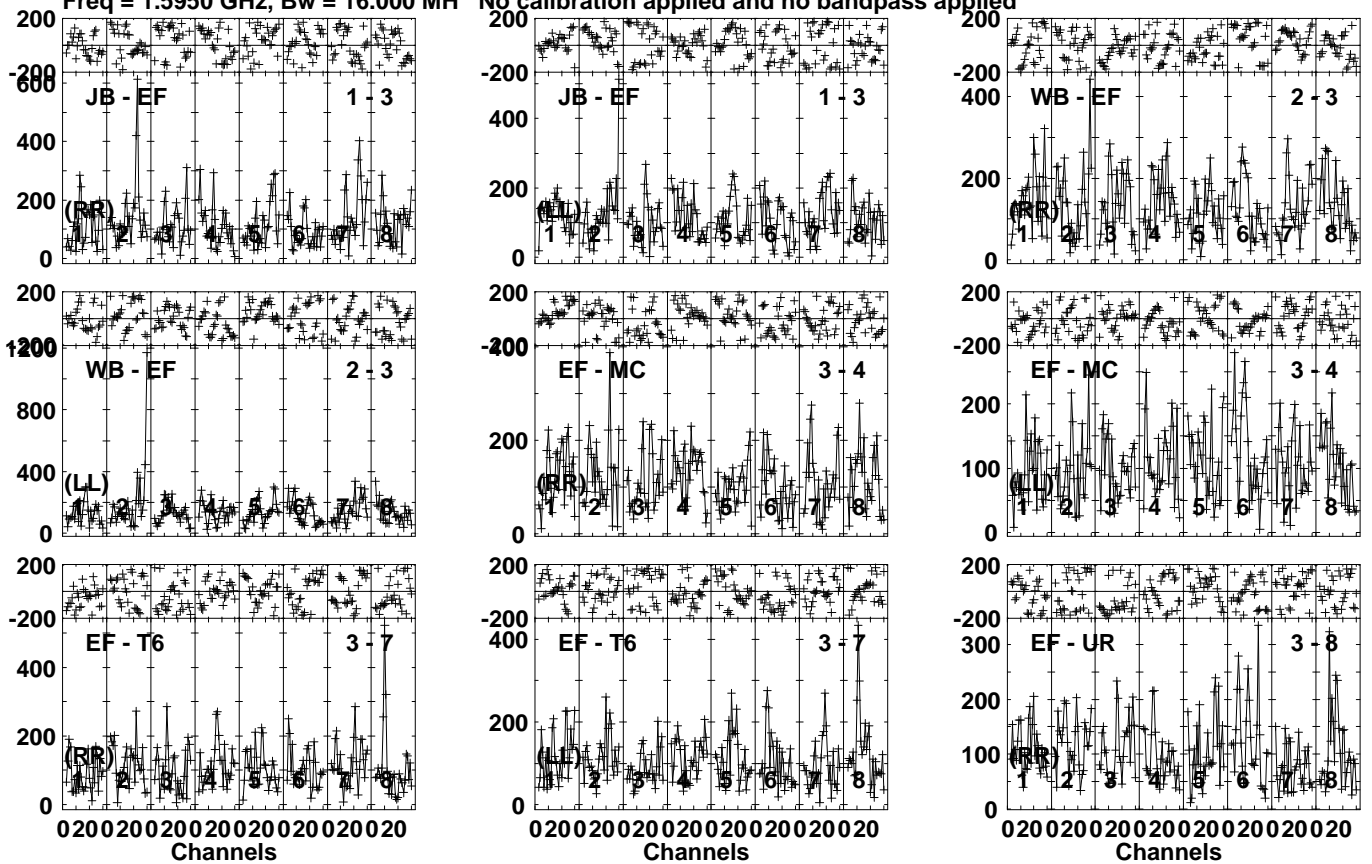


Lower frame: Milli Ampl Jy Top frame: Phas deg
Vector averaged cross-power spectrum Several baselines displayed
Timerange: 01/09:09:30 to 01/09:10:00

Plot file version 622 created 18-MAR-2021 11:21:11

CRDRA EB082 1.UVDATA.1

Freq = 1.5950 GHz, Bw = 16.000 MH No calibration applied and no bandpass applied

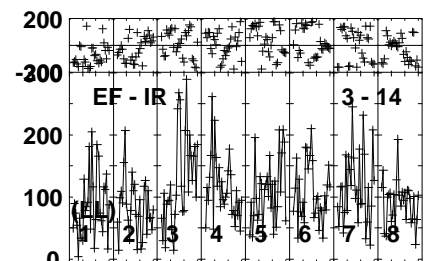
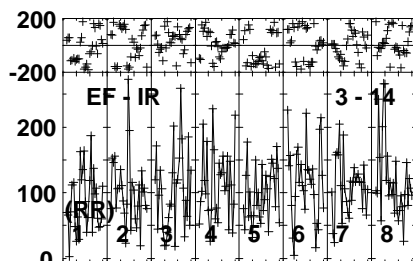
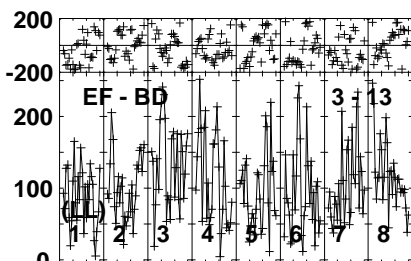
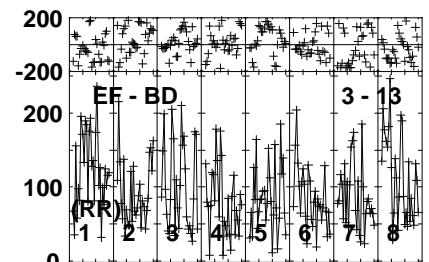
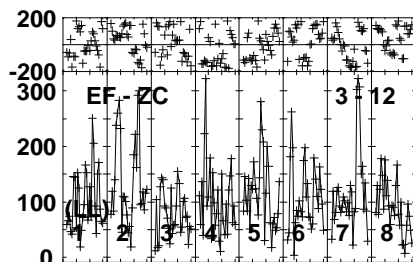
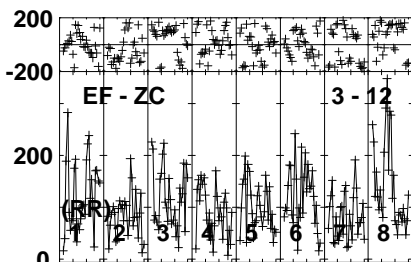
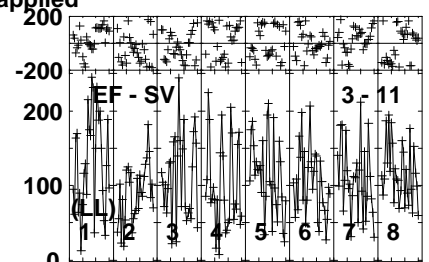
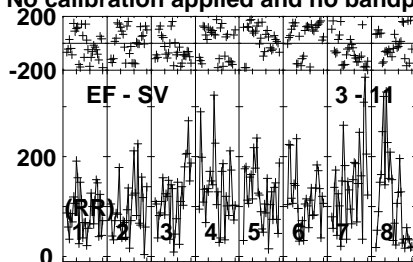
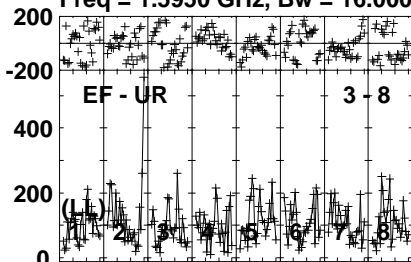


Lower frame: Micro Ampl Jy Top frame: Phas deg
Vector averaged cross-power spectrum Several baselines displayed
Timerange: 01/09:10:00 to 01/09:13:00

Plot file version 623 created 18-MAR-2021 11:21:11

CRDRA EB082 1.UVDATA.1

Freq = 1.5950 GHz, Bw = 16.000 MH No calibration applied and no bandpass applied

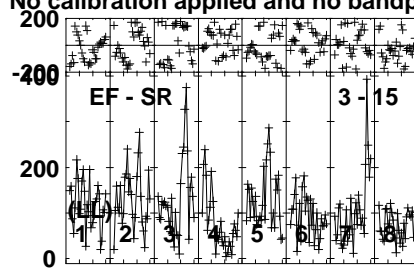
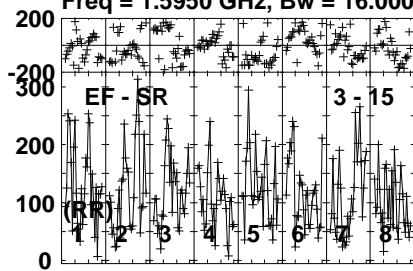


Lower frame: Micro Ampl Jy Top frame: Phas deg
Vector averaged cross-power spectrum Several baselines displayed
Timerange: 01/09:10:00 to 01/09:13:00

Plot file version 624 created 18-MAR-2021 11:21:11

CRDRA EB082 1.UVDATA.1

Freq = 1.5950 GHz, Bw = 16.000 MH No calibration applied and no bandpass applied



Lower frame: Micro Ampl Jy Top frame: Phas deg

Vector averaged cross-power spectrum Several baselines displayed

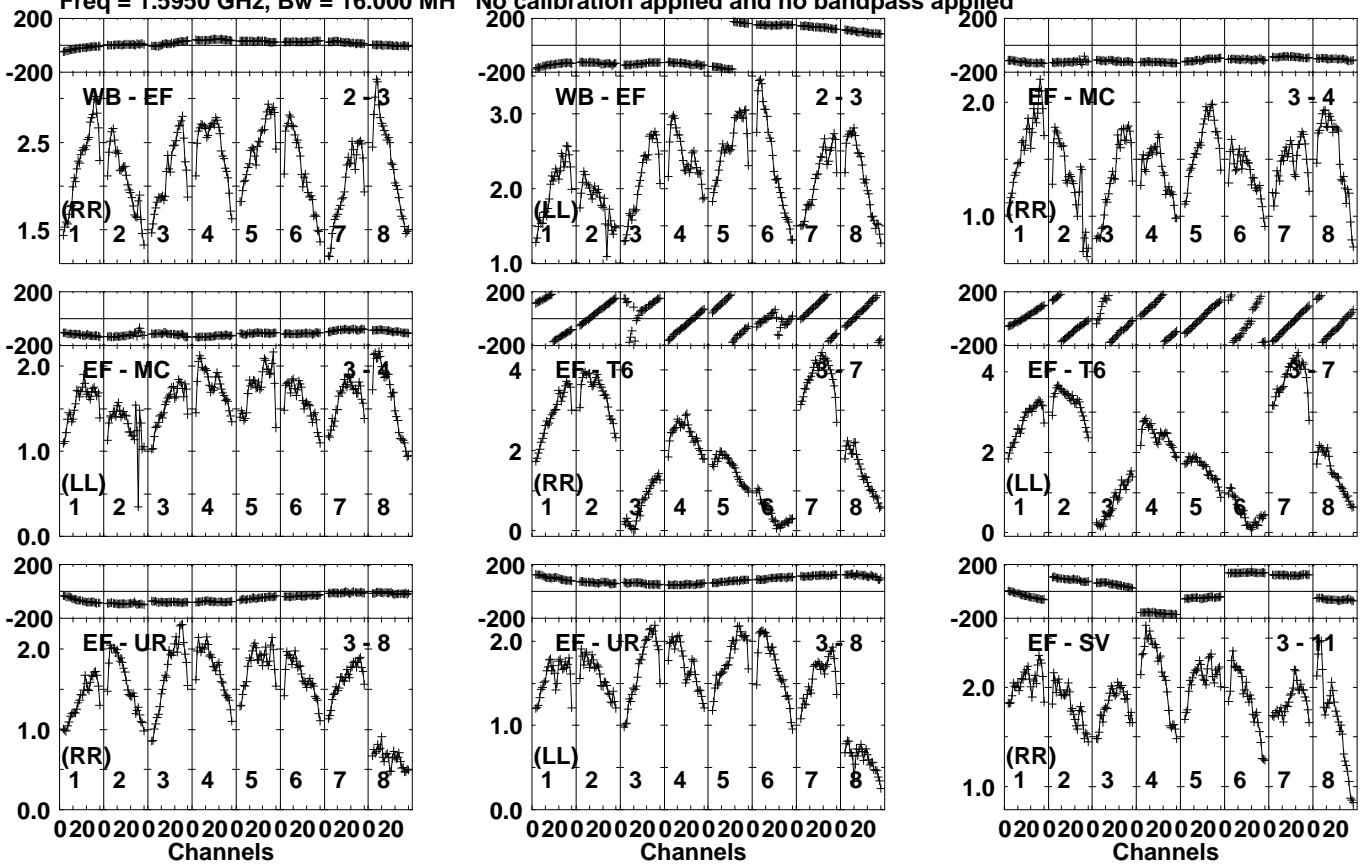
Timerange: 01/09:10:00 to 01/09:13:00

Plot file version 625 created 18-MAR-2021 11:21:11

J1608+5613 EB082 1.UVDATA.1

Freq = 1.5950 GHz, Bw = 16.000 MH

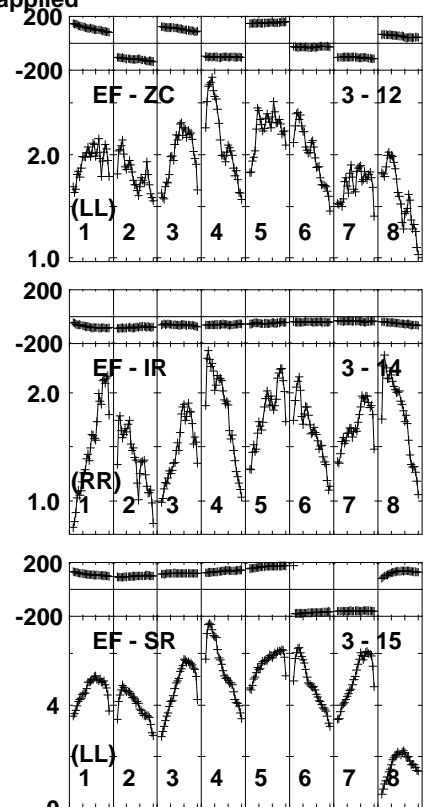
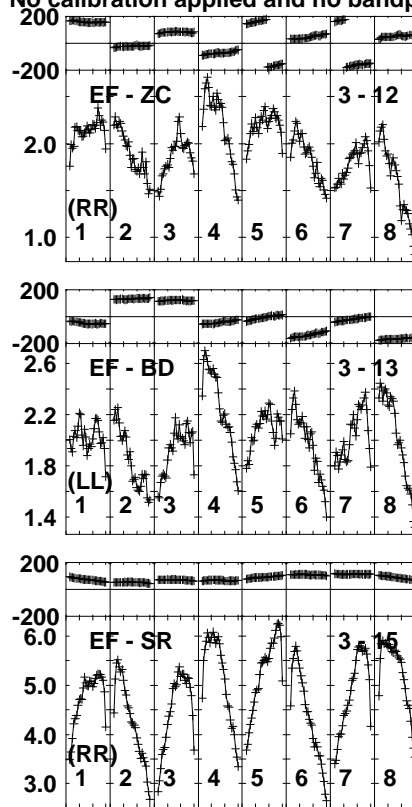
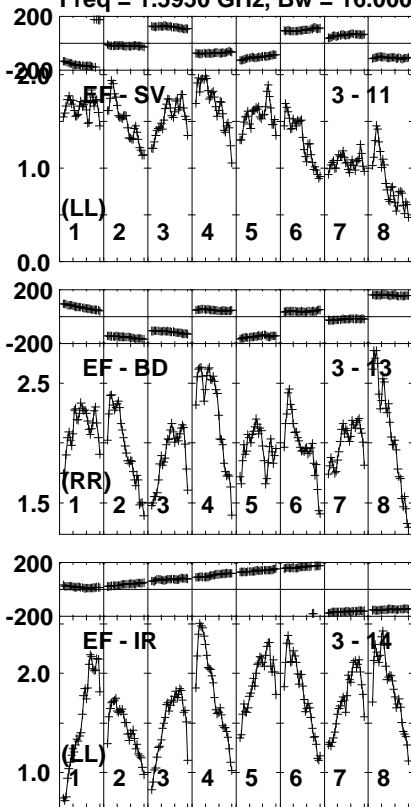
No calibration applied and no bandpass applied



Lower frame: Milli Ampl Jy Top frame: Phas deg
Vector averaged cross-power spectrum Several baselines displayed
Timerange: 01/09:13:31 to 01/09:14:59

Plot file version 626 created 18-MAR-2021 11:21:11
 J1608+5613 EB082 1.UVDATA.1
 Freq = 1.5950 GHz, Bw = 16.000 MH

No calibration applied and no bandpass applied



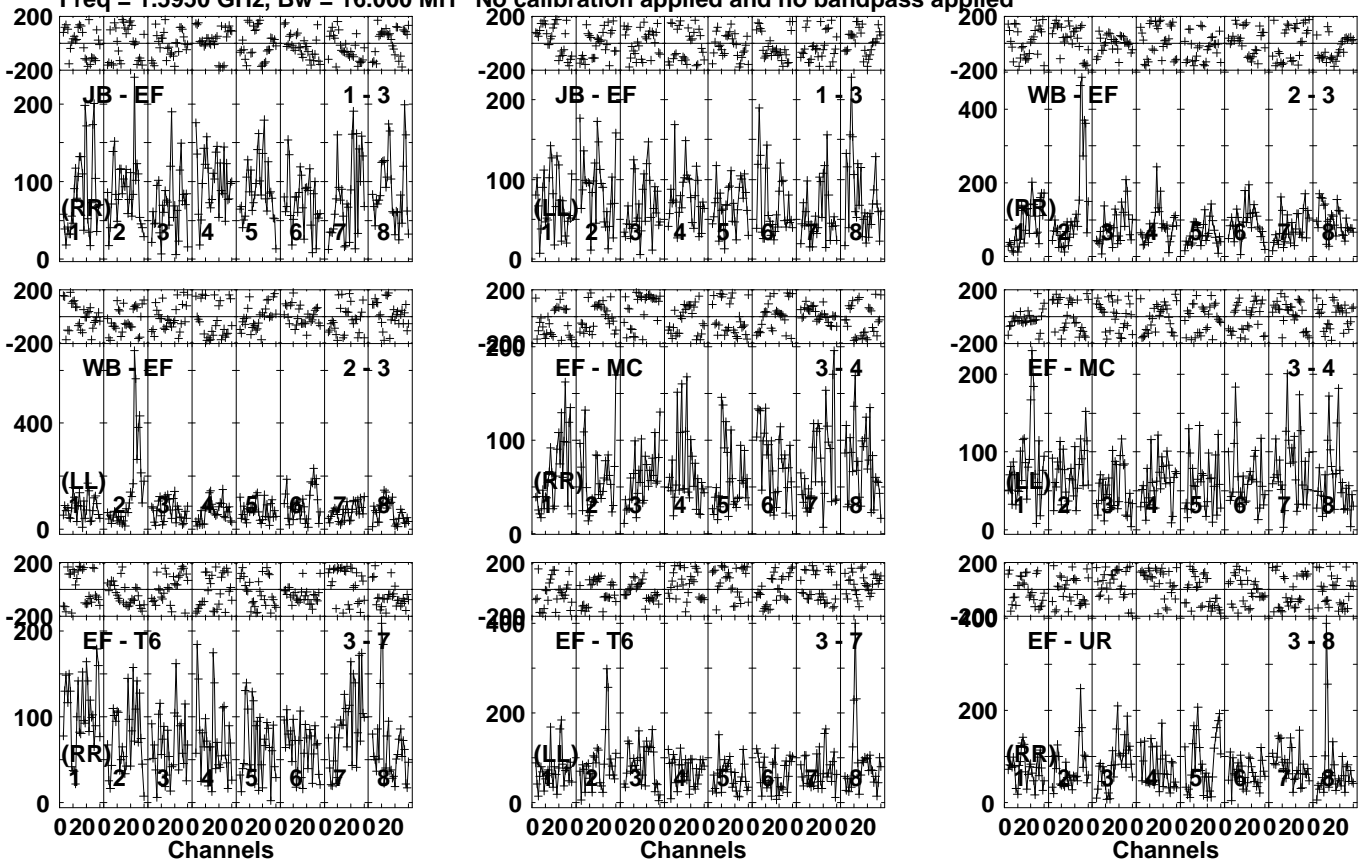
Lower frame: Milli Ampl Jy Top frame: Phas deg
 Vector averaged cross-power spectrum Several baselines displayed
 Timerange: 01/09:13:31 to 01/09:14:59

Plot file version 627 created 18-MAR-2021 11:21:11

CRDRA EB082 1.UVDATA.1

Freq = 1.5950 GHz, Bw = 16.000 MH

No calibration applied and no bandpass applied

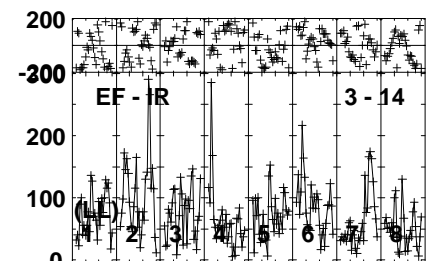
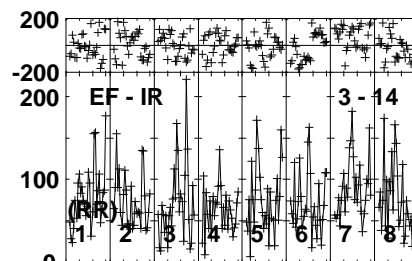
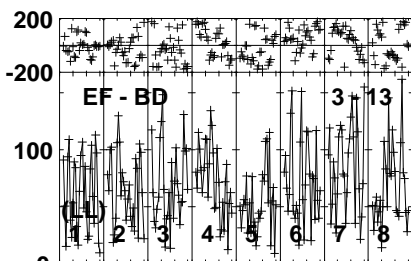
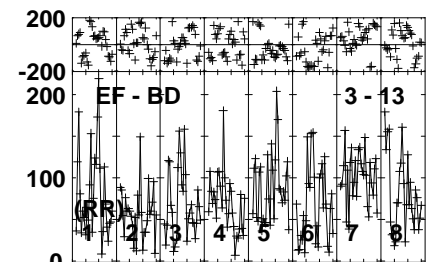
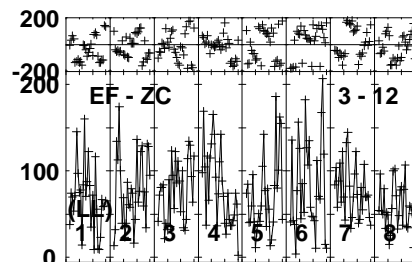
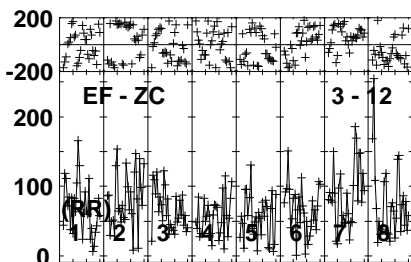
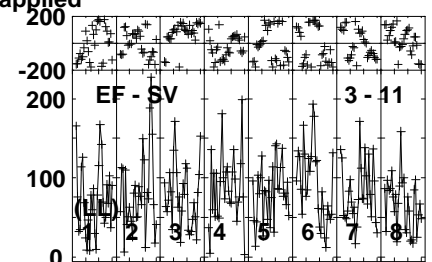
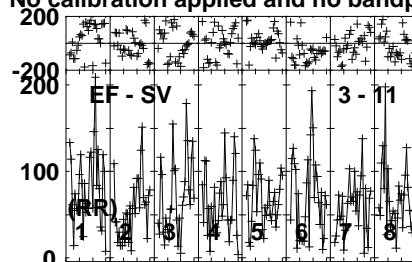
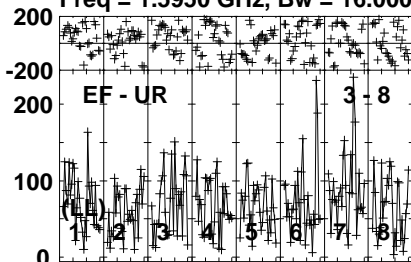


Lower frame: Micro Ampl Jy Top frame: Phas deg
Vector averaged cross-power spectrum Several baselines displayed
Timerange: 01/09:15:01 to 01/09:18:00

Plot file version 628 created 18-MAR-2021 11:21:11

CRDRA EB082 1.UVDATA.1

Freq = 1.5950 GHz, Bw = 16.000 MH No calibration applied and no bandpass applied



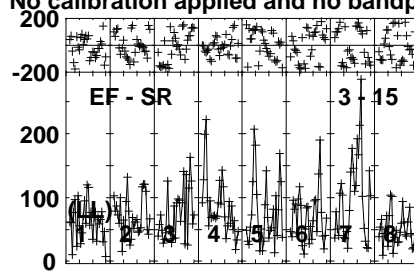
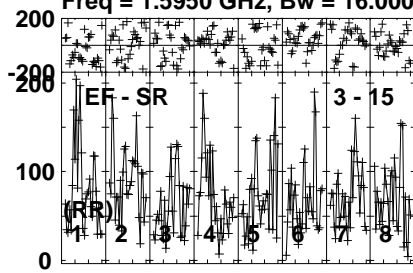
Lower frame: Micro Ampl Jy Top frame: Phas deg
Vector averaged cross-power spectrum Several baselines displayed
Timerange: 01/09:15:01 to 01/09:18:00

Plot file version 629 created 18-MAR-2021 11:21:12

CRDRA EB082 1.UVDATA.1

Freq = 1.5950 GHz, Bw = 16.000 MH

No calibration applied and no bandpass applied

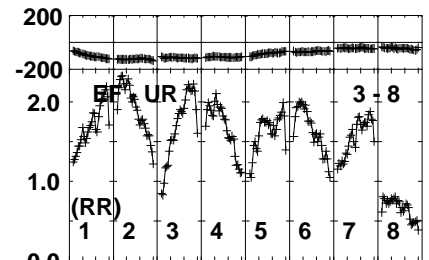
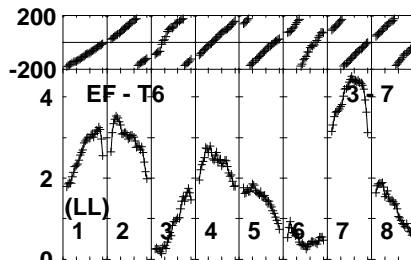
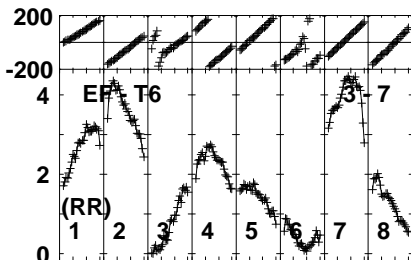
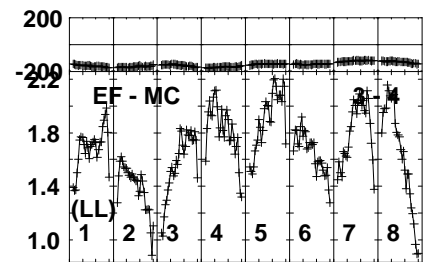
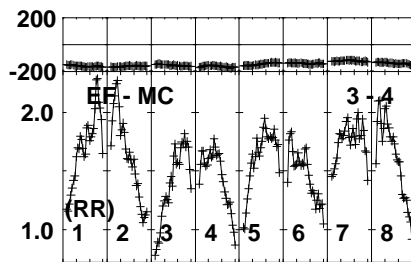
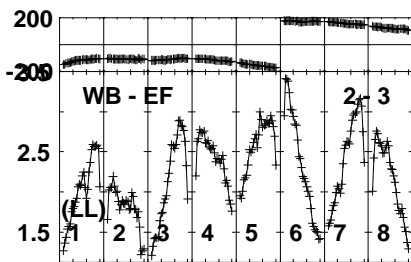
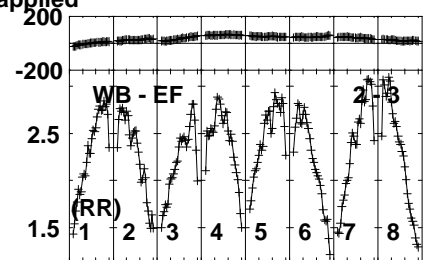
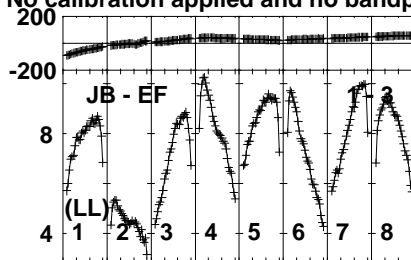
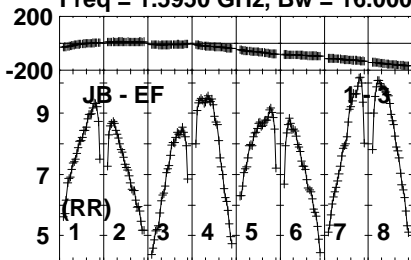


Lower frame: Micro Ampl Jy Top frame: Phas deg
Vector averaged cross-power spectrum Several baselines displayed
Timerange: 01/09:15:01 to 01/09:18:00

Plot file version 630 created 18-MAR-2021 11:21:12

J1608+5613 EB082 1.UVDATA.1

Freq = 1.5950 GHz, Bw = 16.000 MH No calibration applied and no bandpass applied



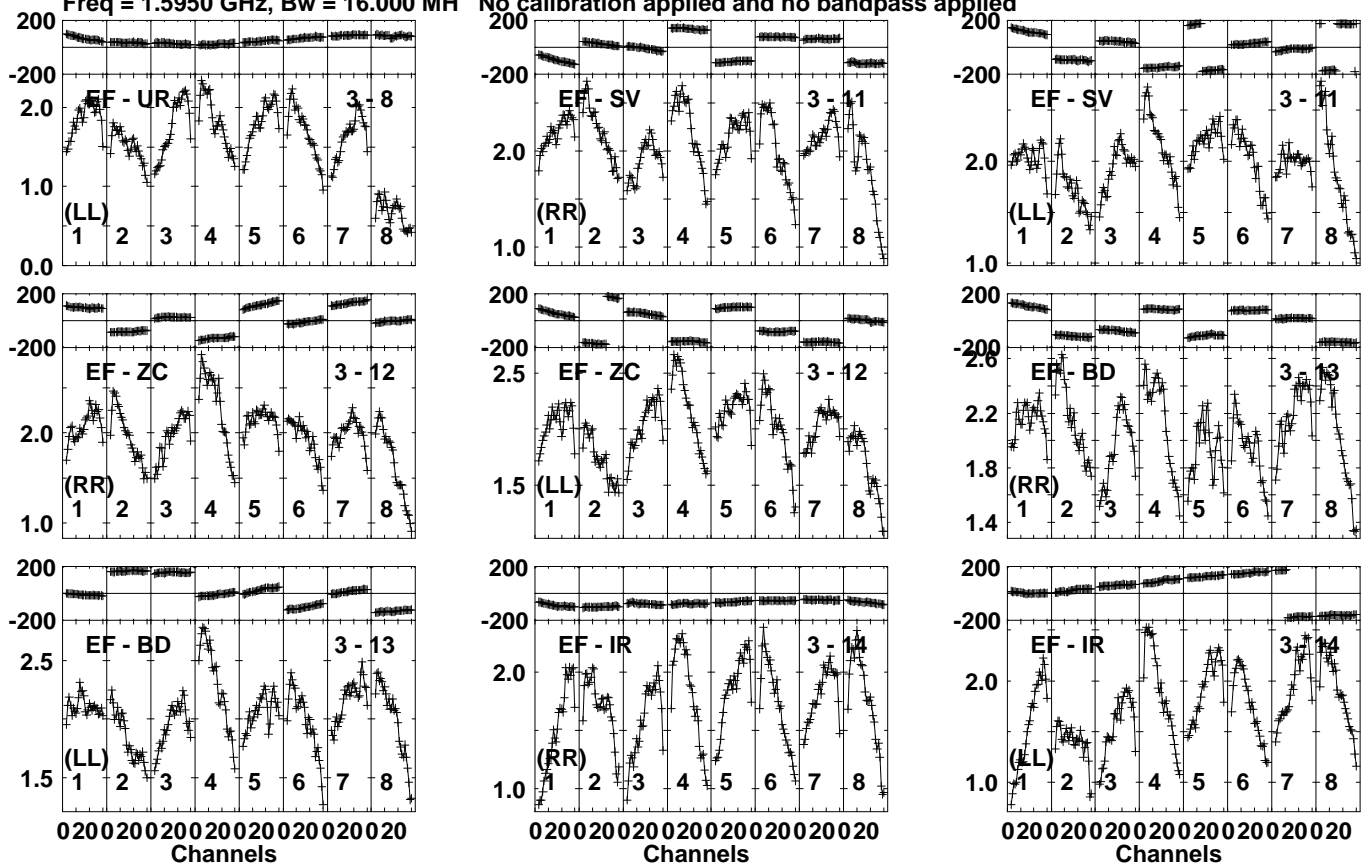
Lower frame: Milli Ampl Jy Top frame: Phas deg
Vector averaged cross-power spectrum Several baselines displayed
Timerange: 01/09:18:00 to 01/09:20:00

Plot file version 631 created 18-MAR-2021 11:21:12

J1608+5613 EB082 1.UVDATA.1

Freq = 1.5950 GHz, Bw = 16.000 MH

No calibration applied and no bandpass applied



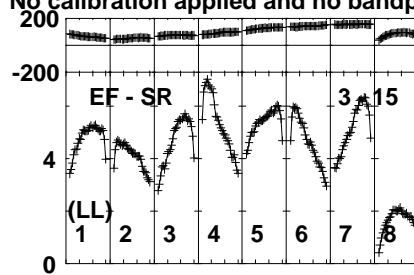
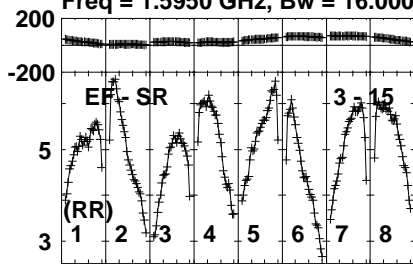
Lower frame: Milli Ampl Jy Top frame: Phas deg
Vector averaged cross-power spectrum Several baselines displayed
Timerange: 01/09:18:00 to 01/09:20:00

Plot file version 632 created 18-MAR-2021 11:21:12

J1608+5613 EB082 1.UVDATA.1

Freq = 1.5950 GHz, Bw = 16.000 MH

No calibration applied and no bandpass applied



Lower frame: Milli Ampl Jy Top frame: Phas deg

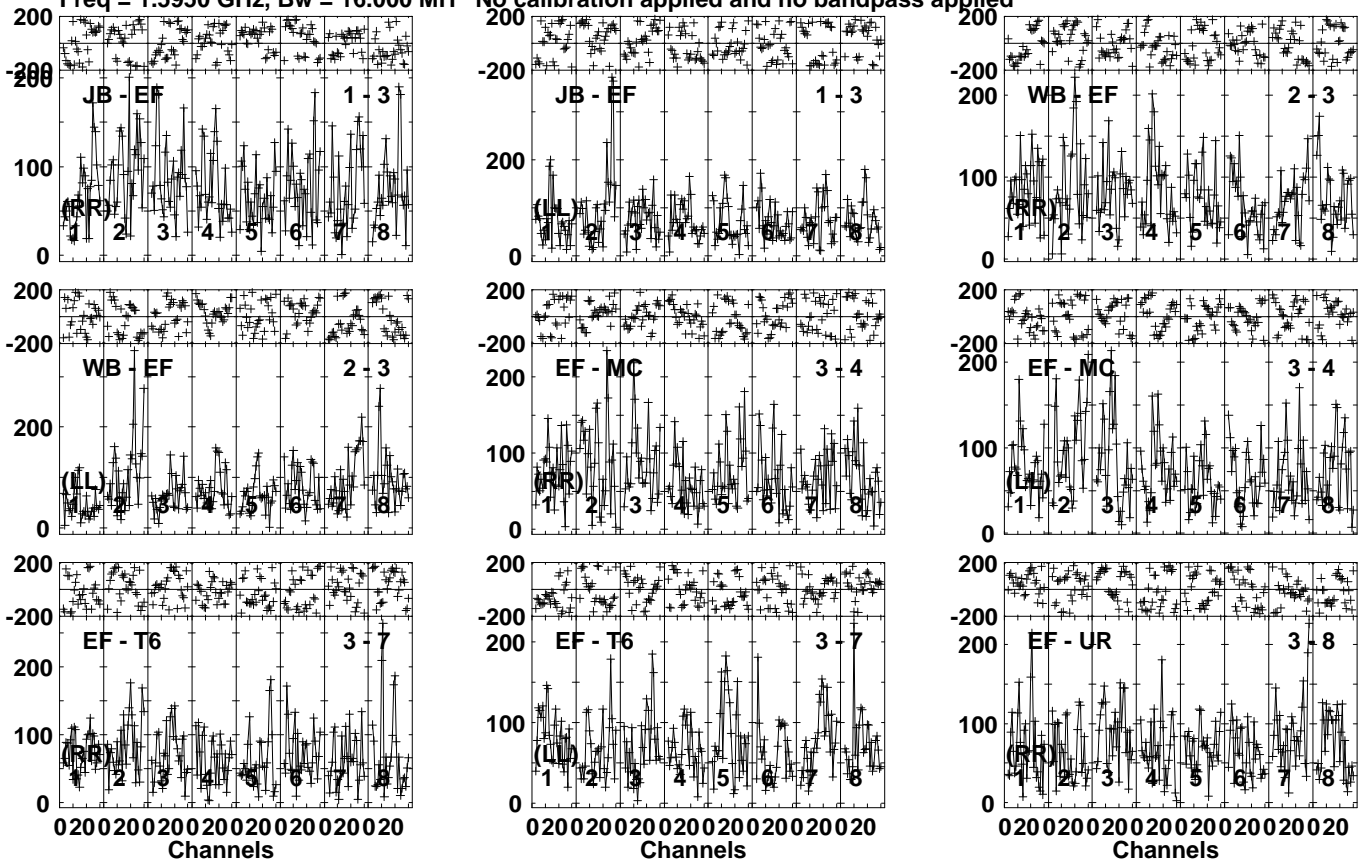
Vector averaged cross-power spectrum Several baselines displayed

Timerange: 01/09:18:00 to 01/09:20:00

Plot file version 633 created 18-MAR-2021 11:21:12

CRDRA EB082 1.UVDATA.1

Freq = 1.5950 GHz, Bw = 16.000 MH No calibration applied and no bandpass applied

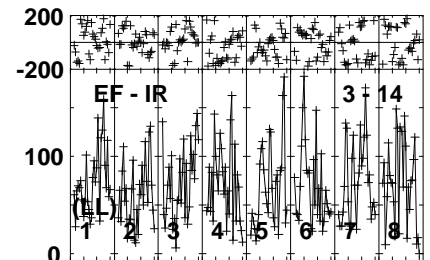
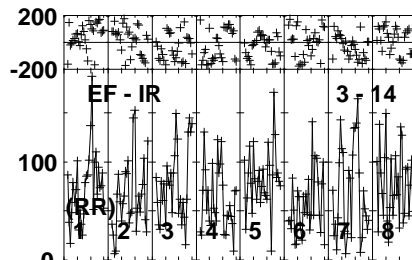
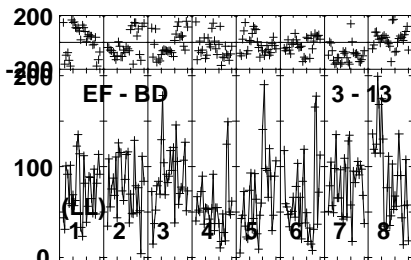
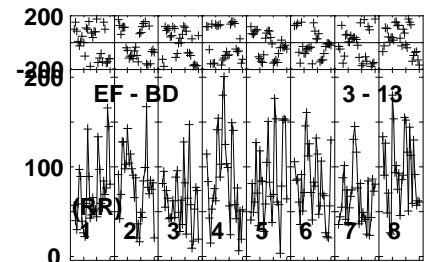
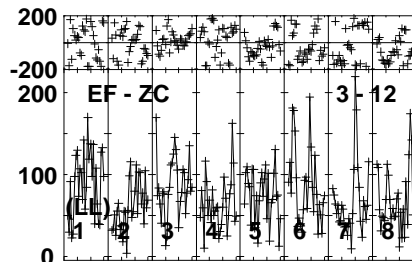
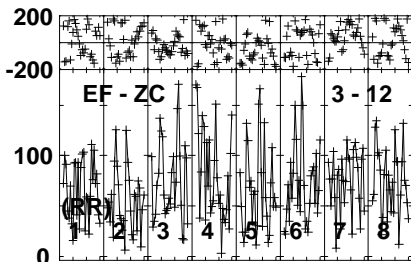
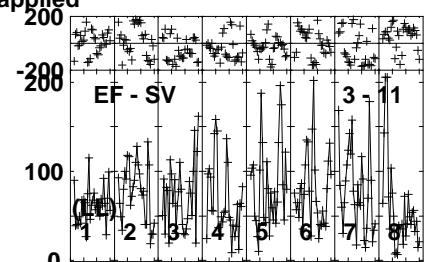
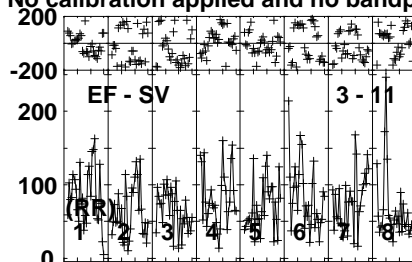
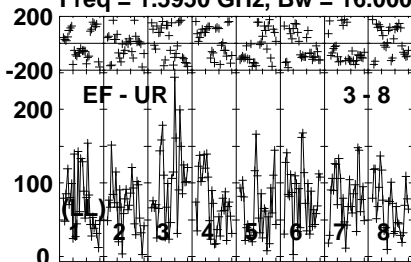


Lower frame: Micro Ampl Jy Top frame: Phas deg
Vector averaged cross-power spectrum Several baselines displayed
Timerange: 01/09:20:00 to 01/09:22:59

Plot file version 634 created 18-MAR-2021 11:21:12

CRDRA EB082 1.UVDATA.1

Freq = 1.5950 GHz, Bw = 16.000 MH No calibration applied and no bandpass applied

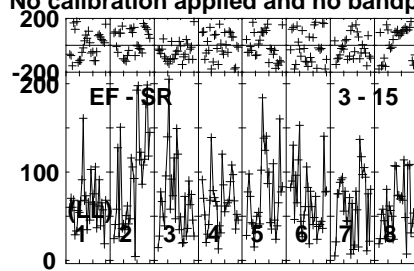
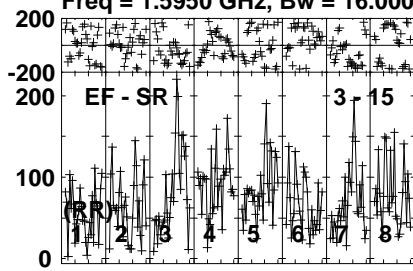


Lower frame: Micro Ampl Jy Top frame: Phas deg
Vector averaged cross-power spectrum Several baselines displayed
Timerange: 01/09:20:00 to 01/09:22:59

Plot file version 635 created 18-MAR-2021 11:21:13

CRDRA EB082 1.UVDATA.1

Freq = 1.5950 GHz, Bw = 16.000 MH No calibration applied and no bandpass applied



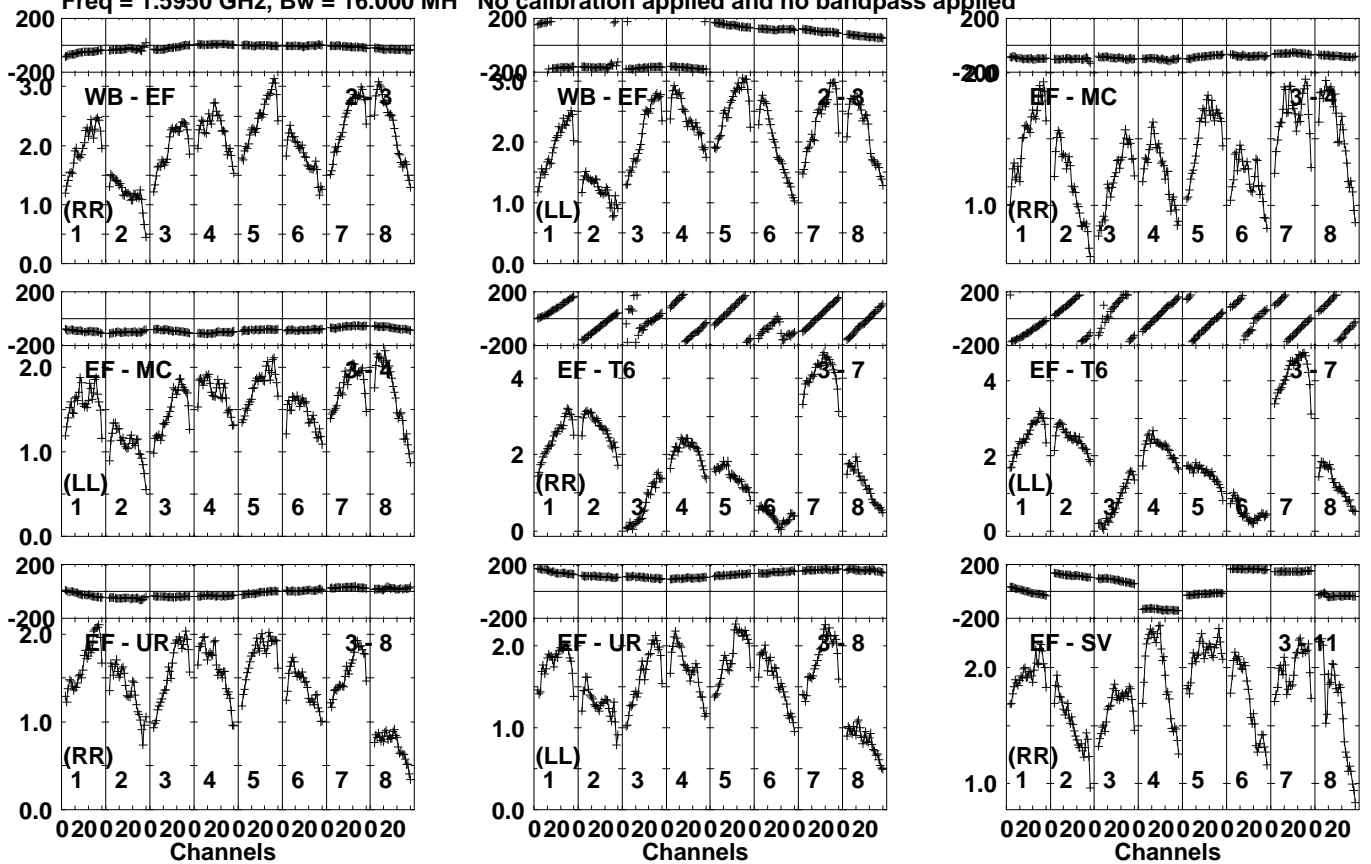
Lower frame: Micro Ampl Jy Top frame: Phas deg
Vector averaged cross-power spectrum Several baselines displayed
Timerange: 01/09:20:00 to 01/09:22:59

Plot file version 636 created 18-MAR-2021 11:21:13

J1608+5613 EB082 1.UVDATA.1

Freq = 1.5950 GHz, Bw = 16.000 MH

No calibration applied and no bandpass applied

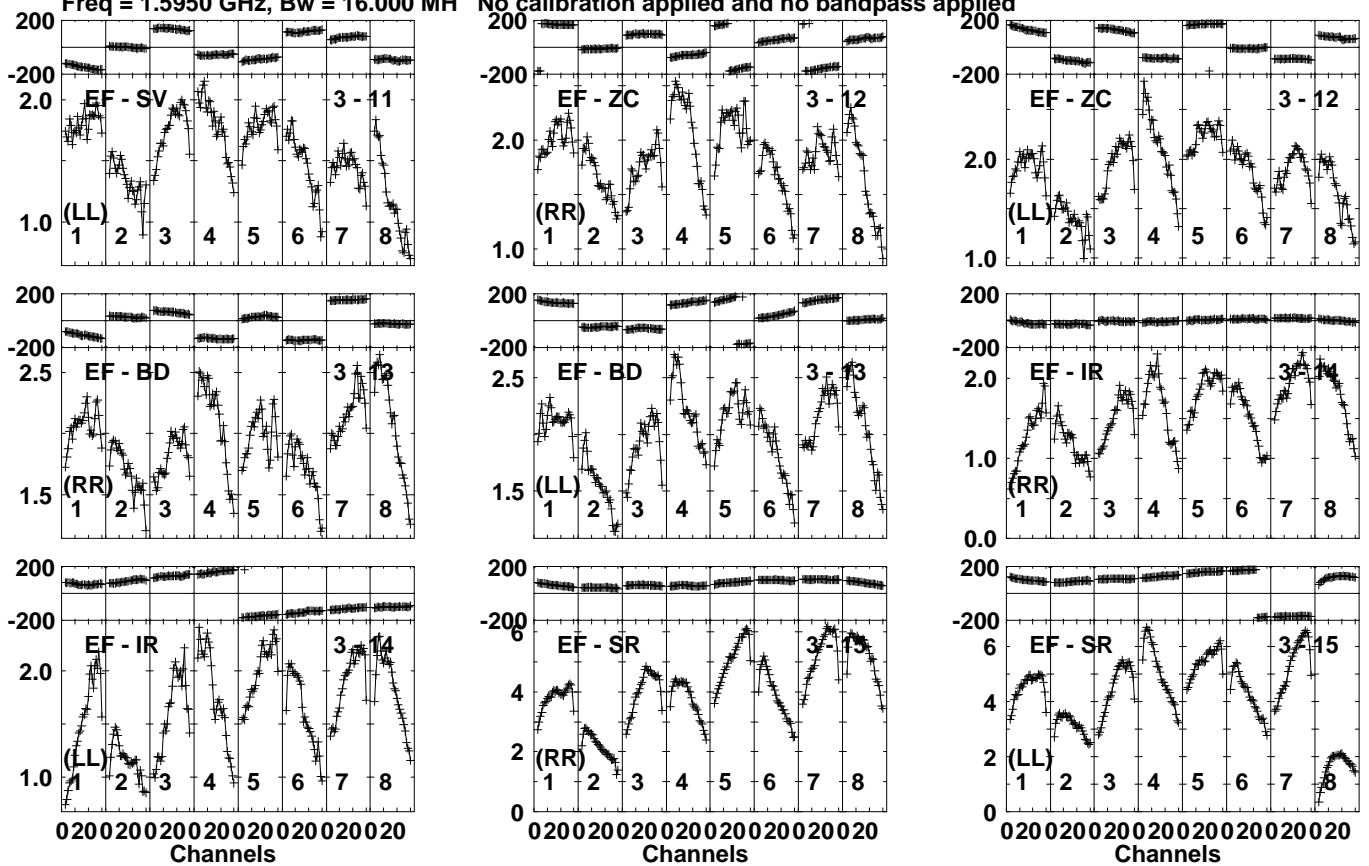


Lower frame: Milli Ampl Jy Top frame: Phas deg
Vector averaged cross-power spectrum Several baselines displayed
Timerange: 01/09:23:31 to 01/09:24:59

Plot file version 637 created 18-MAR-2021 11:21:13

J1608+5613 EB082 1.UVDATA.1

Freq = 1.5950 GHz, Bw = 16.000 MH No calibration applied and no bandpass applied



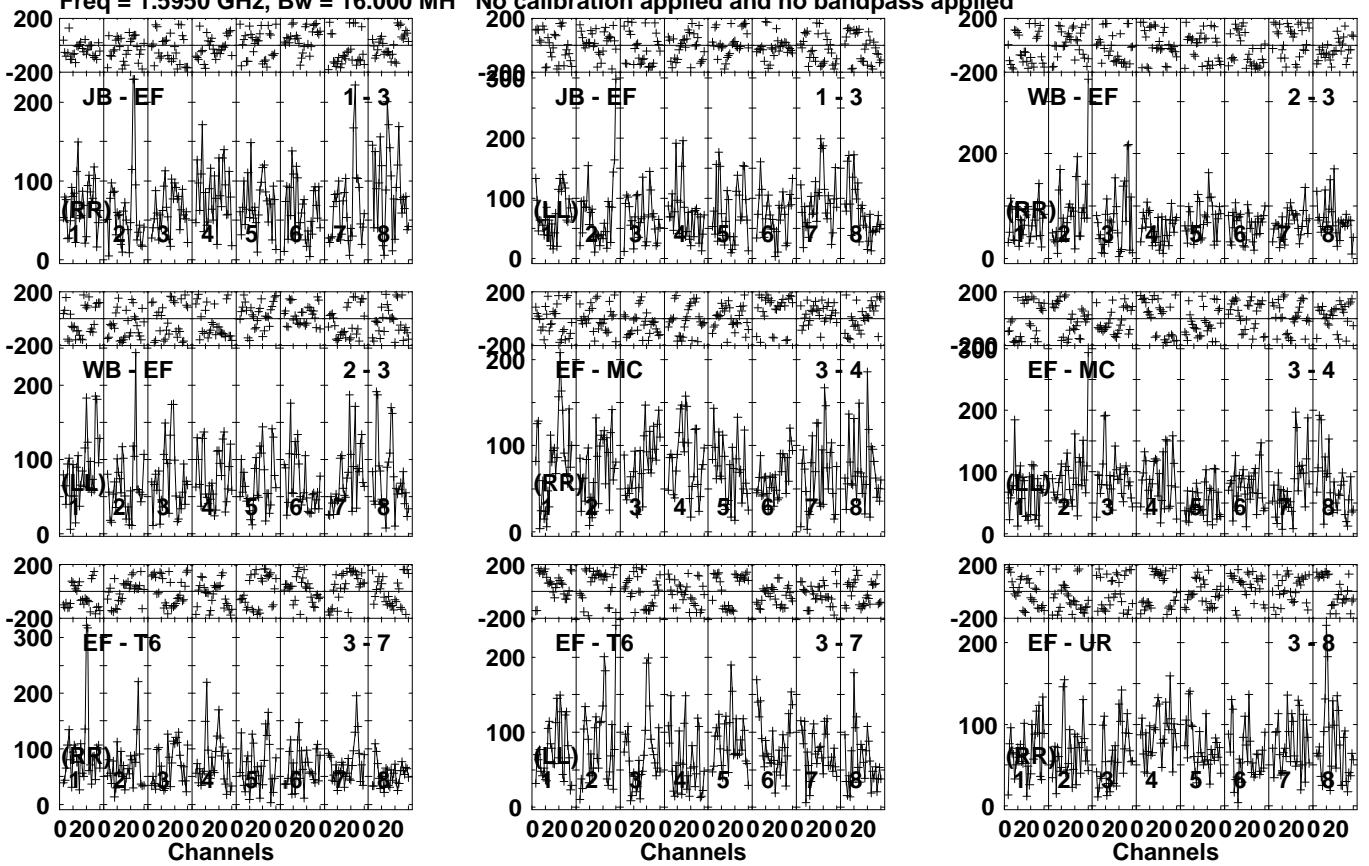
Lower frame: Milli Ampl Jy Top frame: Phas deg
Vector averaged cross-power spectrum Several baselines displayed
Timerange: 01/09:23:31 to 01/09:24:59

Plot file version 638 created 18-MAR-2021 11:21:13

CRDRA EB082 1.UVDATA.1

Freq = 1.5950 GHz, Bw = 16.000 MH

No calibration applied and no bandpass applied

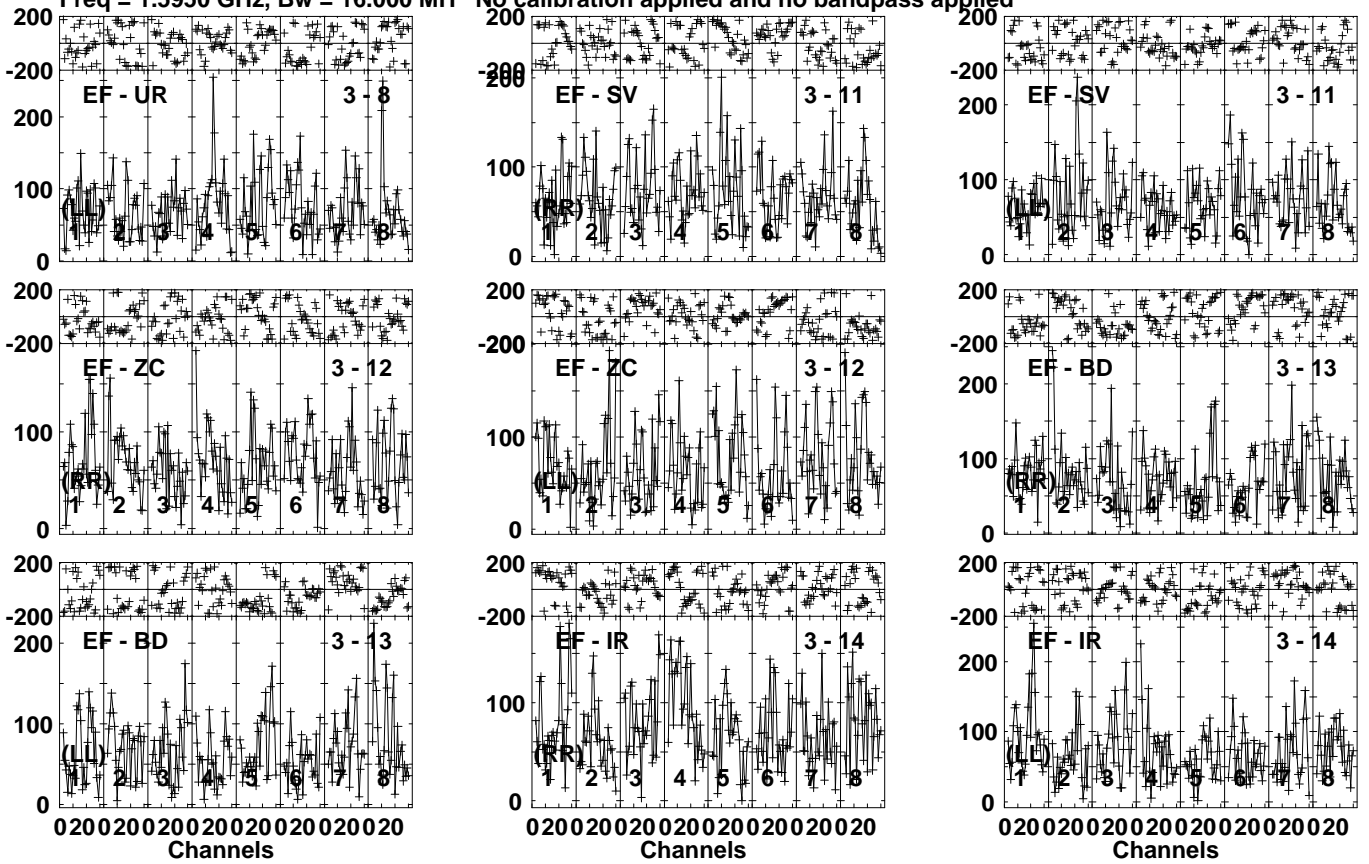


Lower frame: Micro Ampl Jy Top frame: Phas deg
Vector averaged cross-power spectrum Several baselines displayed
Timerange: 01/09:25:00 to 01/09:28:00

Plot file version 639 created 18-MAR-2021 11:21:13

CRDRA EB082 1.UVDATA.1

Freq = 1.5950 GHz, Bw = 16.000 MH No calibration applied and no bandpass applied

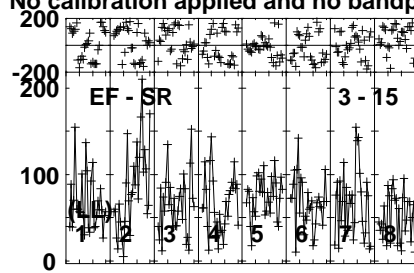
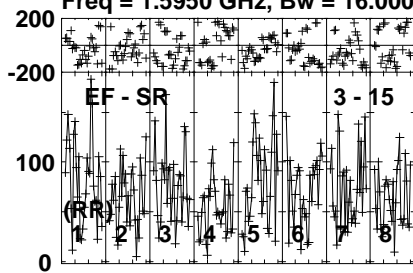


Lower frame: Micro Ampl Jy Top frame: Phas deg
Vector averaged cross-power spectrum Several baselines displayed
Timerange: 01/09:25:00 to 01/09:28:00

Plot file version 640 created 18-MAR-2021 11:21:13

CRDRA EB082 1.UVDATA.1

Freq = 1.5950 GHz, Bw = 16.000 MH No calibration applied and no bandpass applied



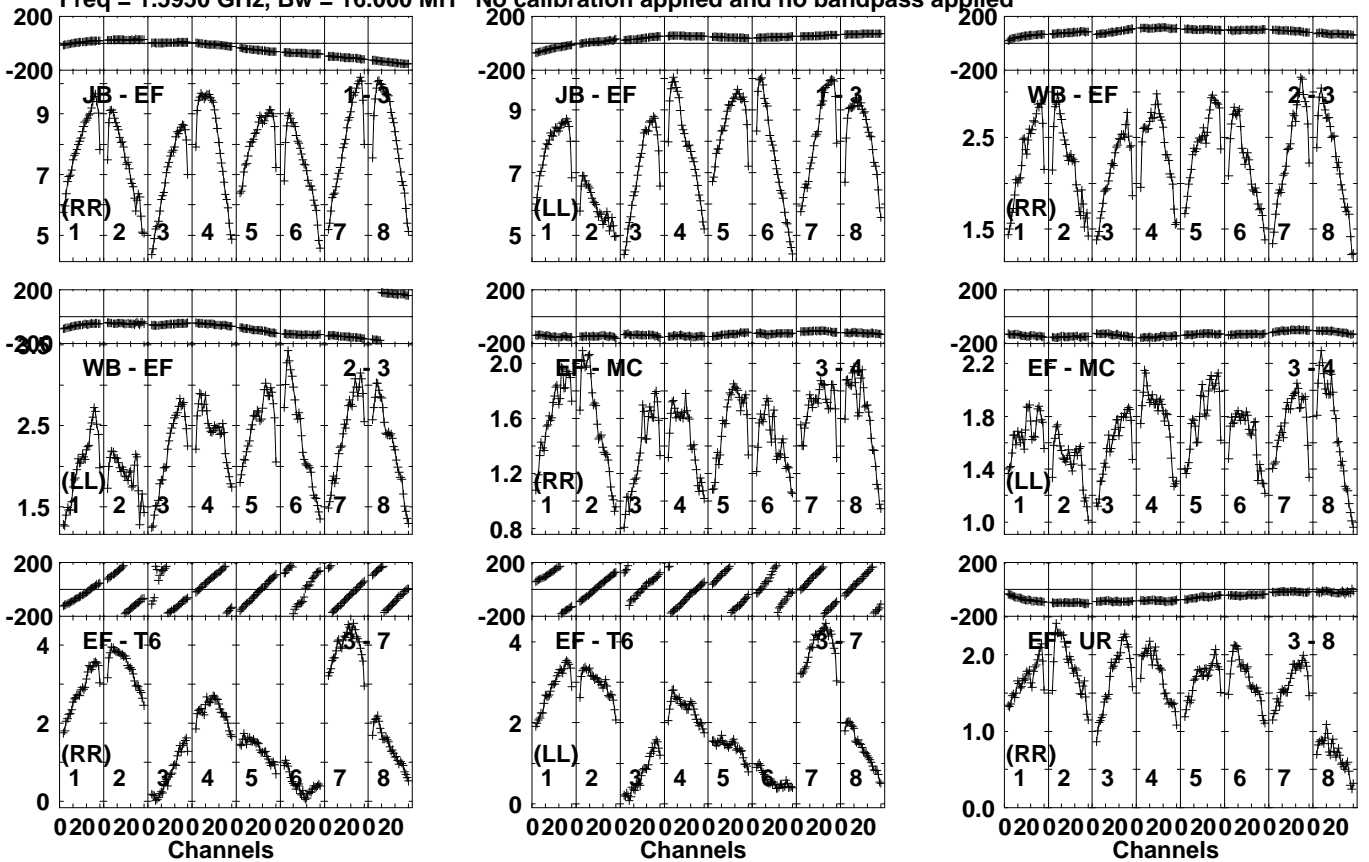
Lower frame: Micro Ampl Jy Top frame: Phas deg
Vector averaged cross-power spectrum Several baselines displayed
Timerange: 01/09:25:00 to 01/09:28:00

Plot file version 641 created 18-MAR-2021 11:21:13

J1608+5613 EB082 1.UVDATA.1

Freq = 1.5950 GHz, Bw = 16.000 MH

No calibration applied and no bandpass applied



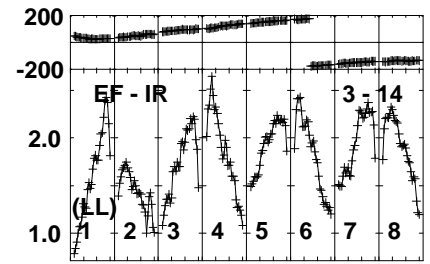
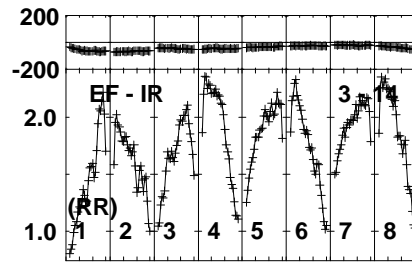
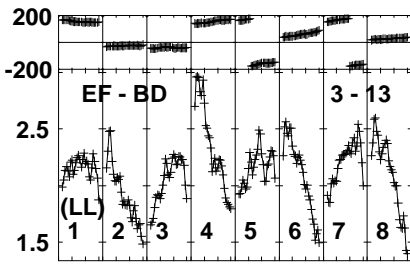
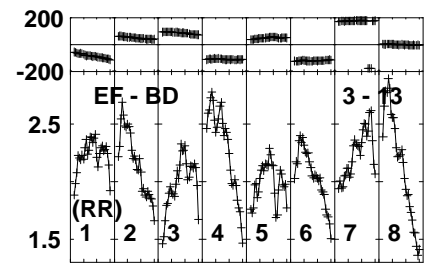
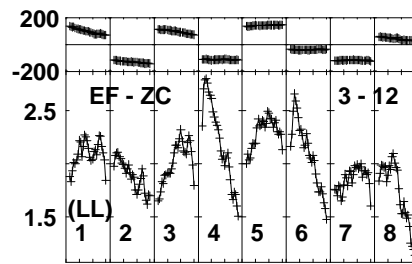
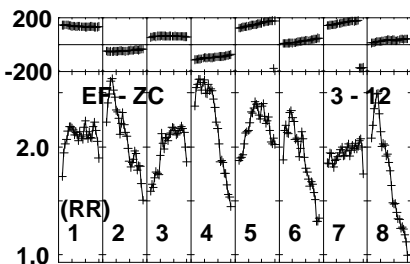
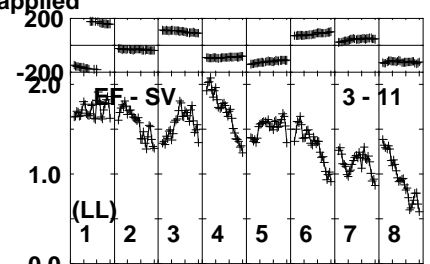
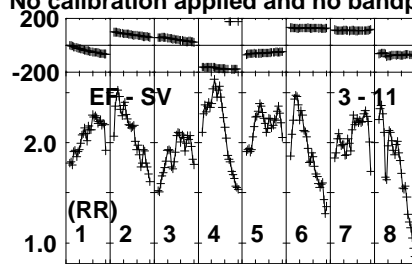
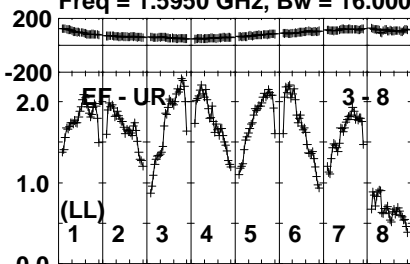
Lower frame: Milli Ampl Jy Top frame: Phas deg
 Vector averaged cross-power spectrum Several baselines displayed
 Timerange: 01/09:28:00 to 01/09:29:59

Plot file version 642 created 18-MAR-2021 11:21:14

J1608+5613 EB082 1.UVDATA.1

Freq = 1.5950 GHz, Bw = 16.000 MH

No calibration applied and no bandpass applied



020020020020020020020020020020
Channels

020020020020020020020020020020
Channels

020020020020020020020020020020
Channels

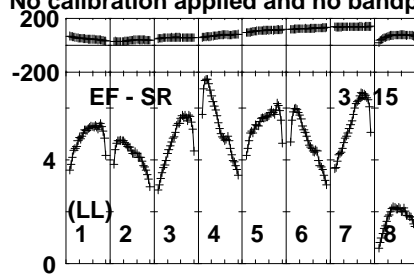
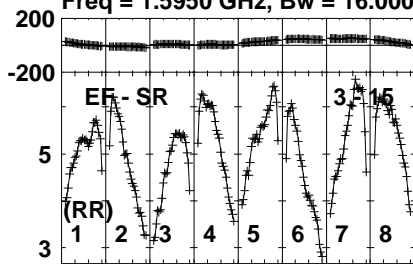
Lower frame: Milli Ampl Jy Top frame: Phas deg
Vector averaged cross-power spectrum Several baselines displayed
Timerange: 01/09:28:00 to 01/09:29:59

Plot file version 643 created 18-MAR-2021 11:21:14

J1608+5613 EB082 1.UVDATA.1

Freq = 1.5950 GHz, Bw = 16.000 MH

No calibration applied and no bandpass applied



Lower frame: Milli Ampl Jy Top frame: Phas deg

Vector averaged cross-power spectrum Several baselines displayed

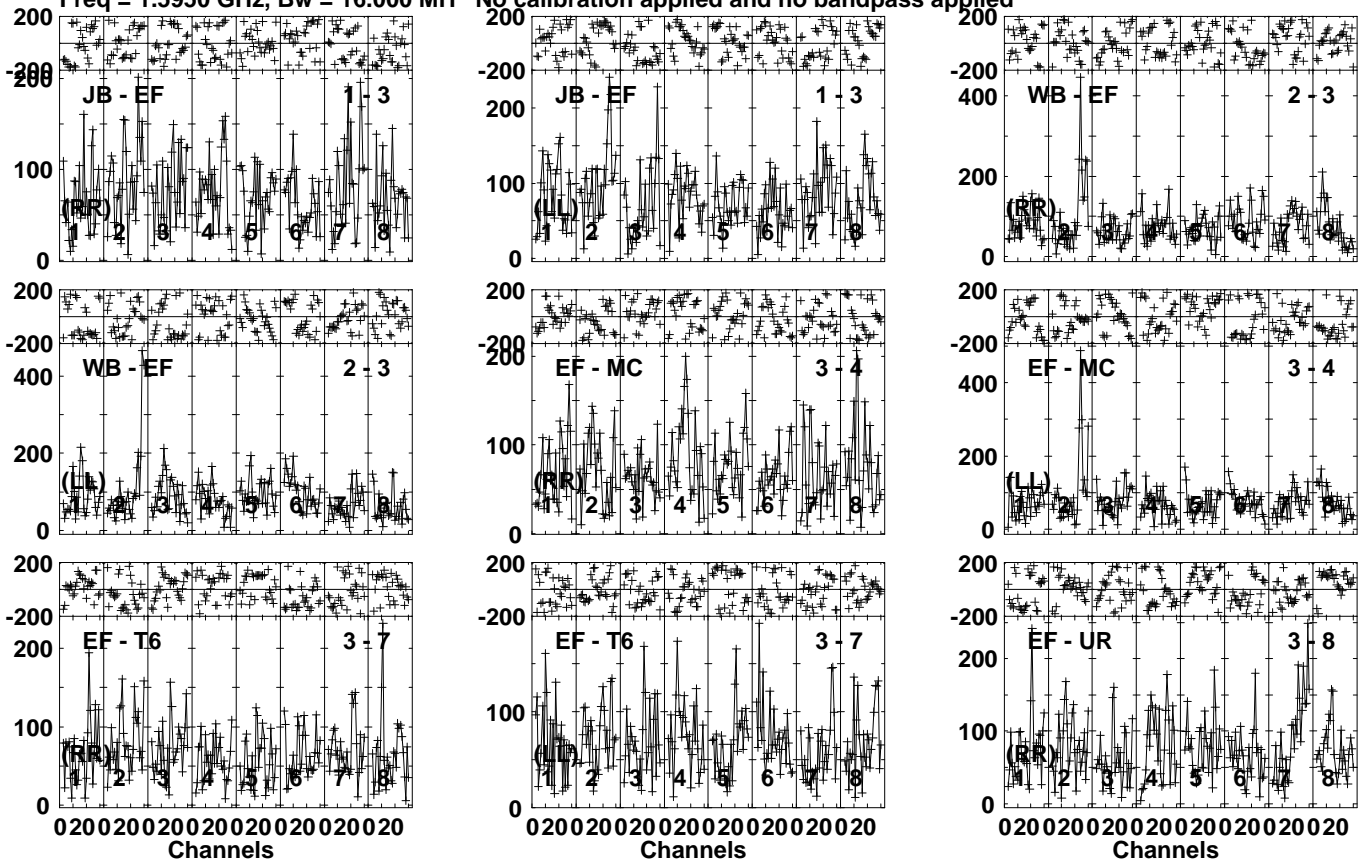
Timerange: 01/09:28:00 to 01/09:29:59

Plot file version 644 created 18-MAR-2021 11:21:14

CRDRA EB082 1.UVDATA.1

Freq = 1.5950 GHz, Bw = 16.000 MH

No calibration applied and no bandpass applied

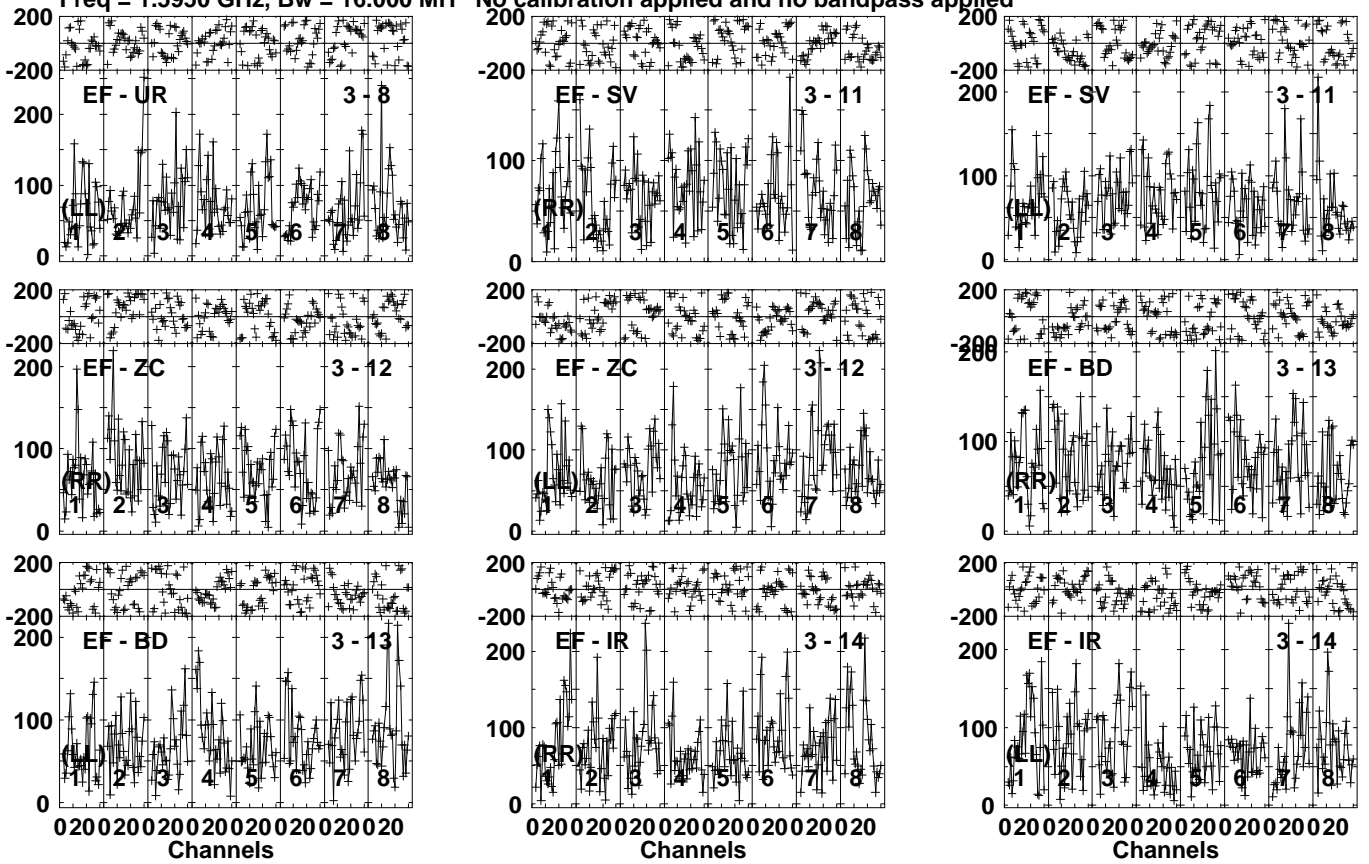


Lower frame: Micro Ampl Jy Top frame: Phas deg
Vector averaged cross-power spectrum Several baselines displayed
Timerange: 01/09:30:00 to 01/09:32:59

Plot file version 645 created 18-MAR-2021 11:21:14

CRDRA EB082 1.UVDATA.1

Freq = 1.5950 GHz, Bw = 16.000 MH No calibration applied and no bandpass applied

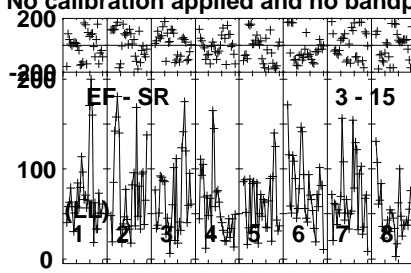
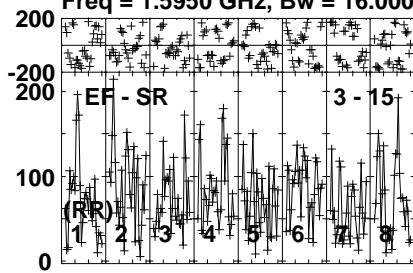


Lower frame: Micro Ampl Jy Top frame: Phas deg
Vector averaged cross-power spectrum Several baselines displayed
Timerange: 01/09:30:00 to 01/09:32:59

Plot file version 646 created 18-MAR-2021 11:21:14

CRDRA EB082 1.UVDATA.1

Freq = 1.5950 GHz, Bw = 16.000 MH No calibration applied and no bandpass applied



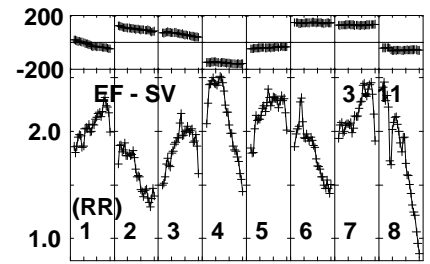
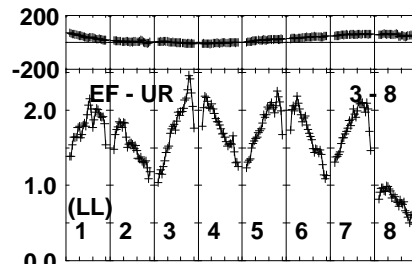
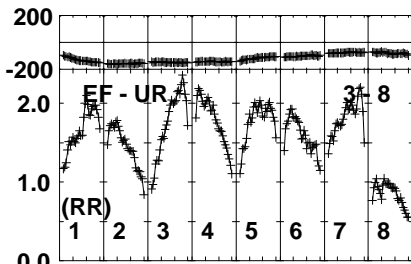
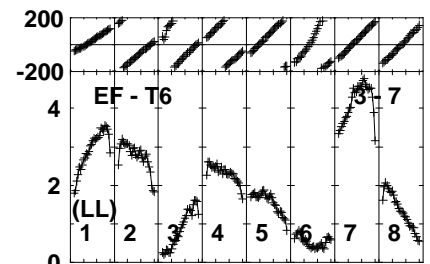
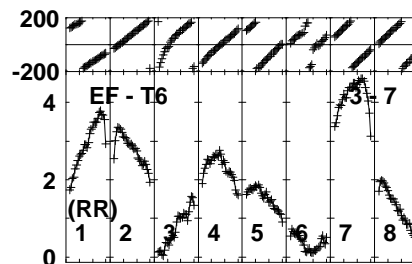
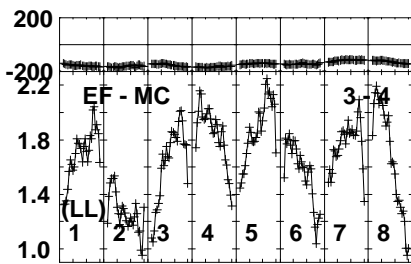
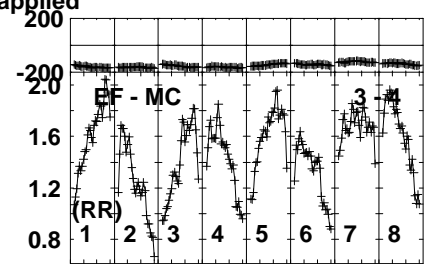
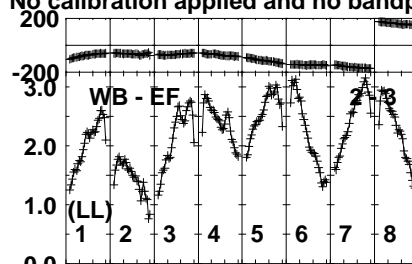
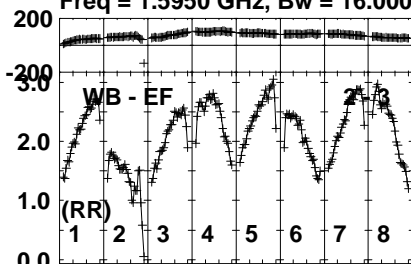
Lower frame: Micro Ampl Jy Top frame: Phas deg
Vector averaged cross-power spectrum Several baselines displayed
Timerange: 01/09:30:00 to 01/09:32:59

Plot file version 647 created 18-MAR-2021 11:21:14

J1608+5613 EB082 1.UVDATA.1

Freq = 1.5950 GHz, Bw = 16.000 MH

No calibration applied and no bandpass applied



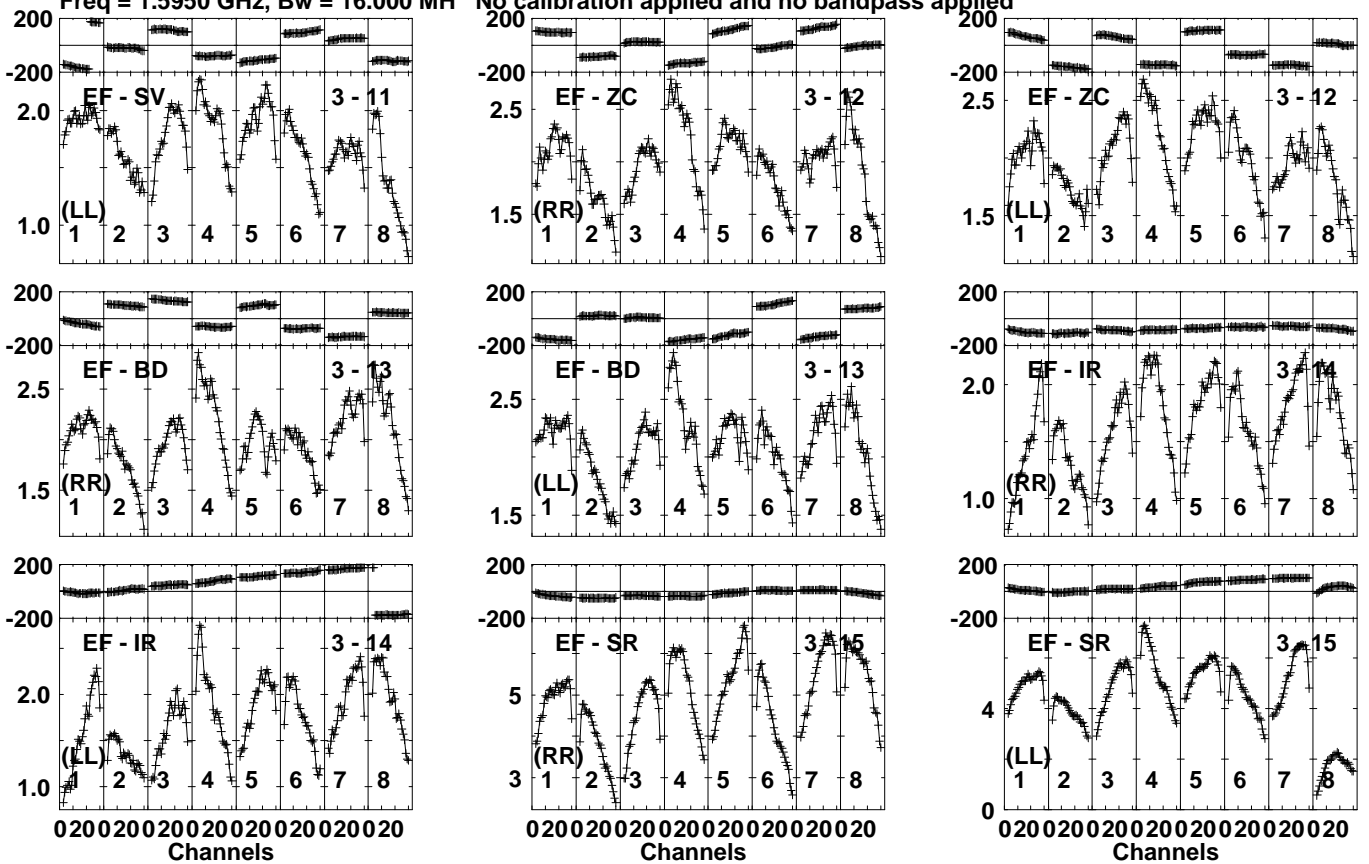
Lower frame: Milli Ampl Jy Top frame: Phas deg
Vector averaged cross-power spectrum Several baselines displayed
Timerange: 01/09:33:30 to 01/09:34:59

Plot file version 648 created 18-MAR-2021 11:21:14

J1608+5613 EB082 1.UVDATA.1

Freq = 1.5950 GHz, Bw = 16.000 MH

No calibration applied and no bandpass applied

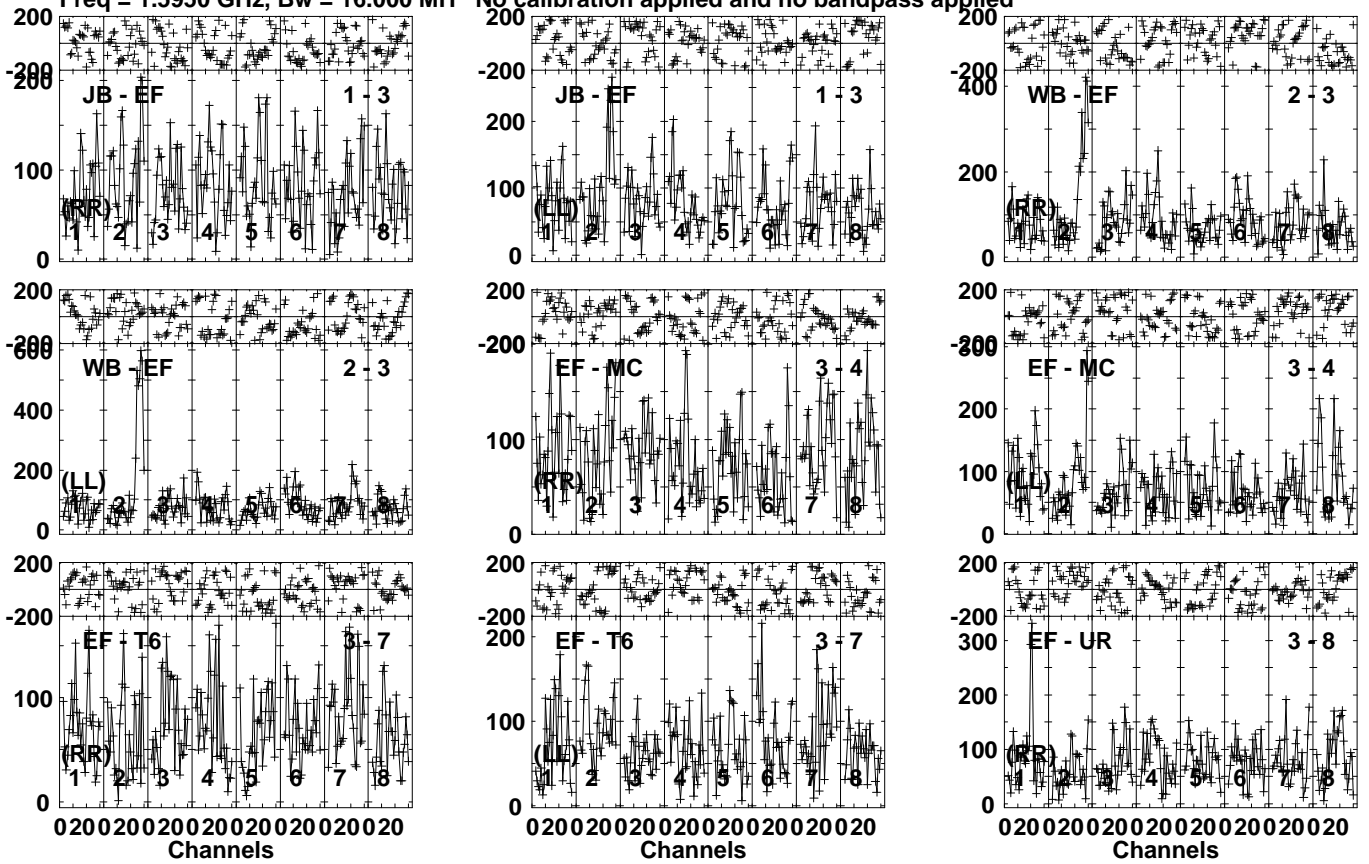


Lower frame: Milli Ampl Jy Top frame: Phas deg
 Vector averaged cross-power spectrum Several baselines displayed
 Timerange: 01/09:33:30 to 01/09:34:59

Plot file version 649 created 18-MAR-2021 11:21:15

CRDRA EB082 1.UVDATA.1

Freq = 1.5950 GHz, Bw = 16.000 MH No calibration applied and no bandpass applied

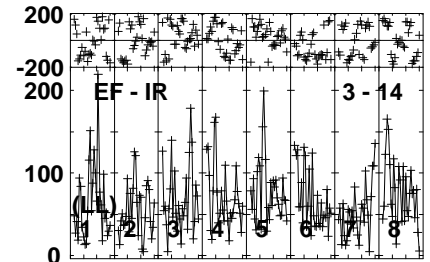
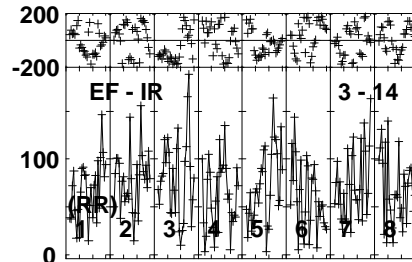
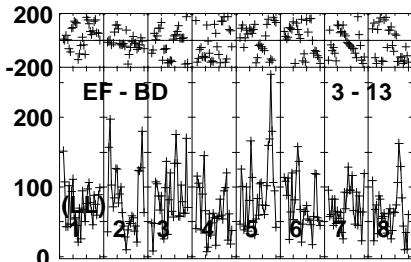
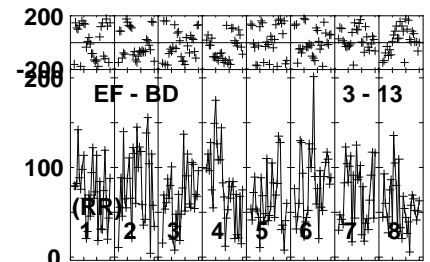
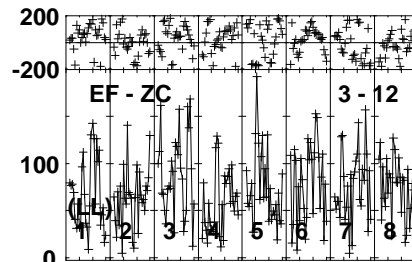
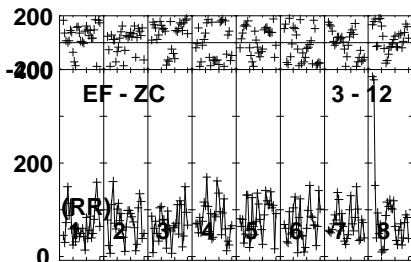
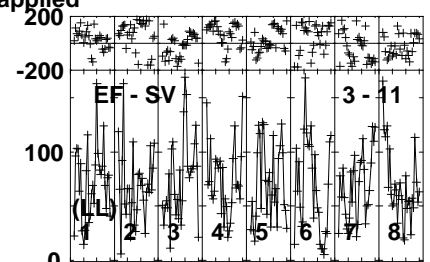
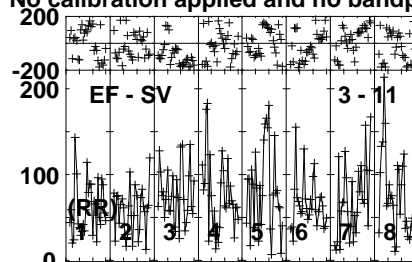
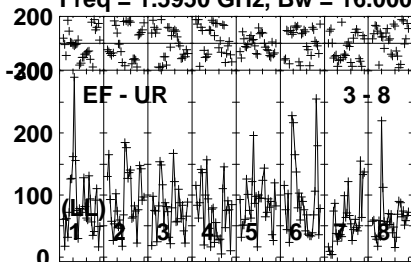


Lower frame: Micro Ampl Jy Top frame: Phas deg
Vector averaged cross-power spectrum Several baselines displayed
Timerange: 01/09:35:00 to 01/09:38:00

Plot file version 650 created 18-MAR-2021 11:21:15

CRDRA EB082 1.UVDATA.1

Freq = 1.5950 GHz, Bw = 16.000 MH No calibration applied and no bandpass applied

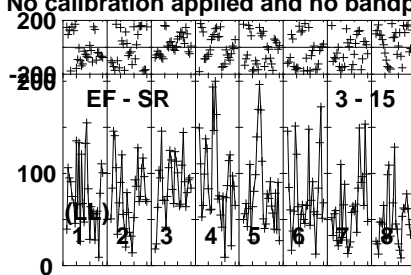
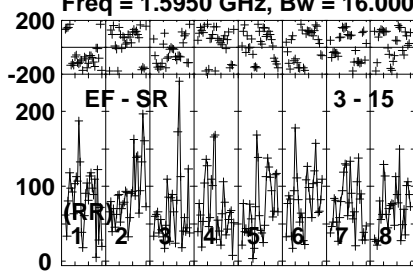


Lower frame: Micro Ampl Jy Top frame: Phas deg
Vector averaged cross-power spectrum Several baselines displayed
Timerange: 01/09:35:00 to 01/09:38:00

Plot file version 651 created 18-MAR-2021 11:21:15

CRDRA EB082 1.UVDATA.1

Freq = 1.5950 GHz, Bw = 16.000 MH No calibration applied and no bandpass applied



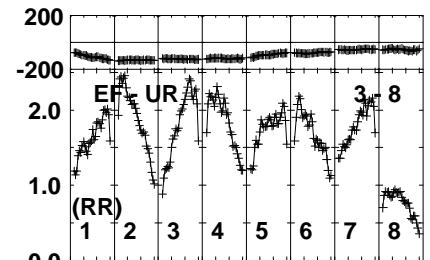
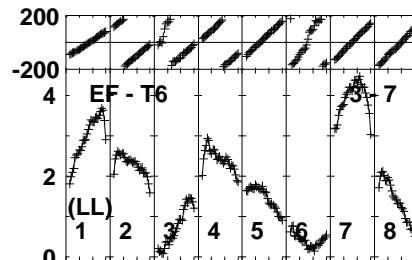
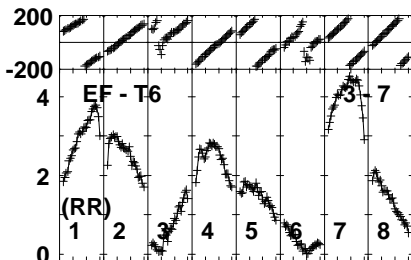
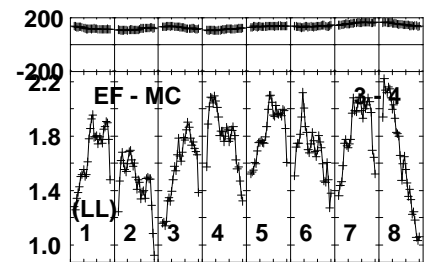
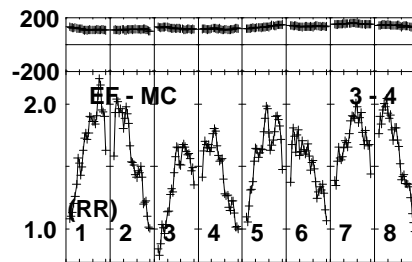
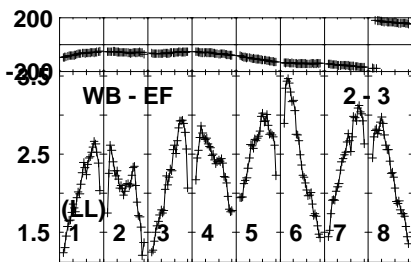
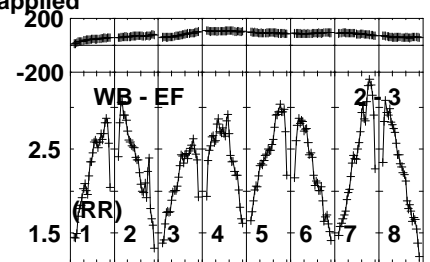
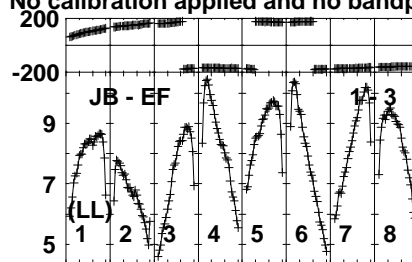
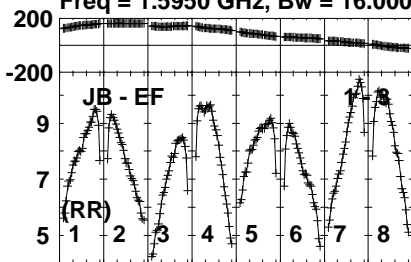
Lower frame: Micro Ampl Jy Top frame: Phas deg
Vector averaged cross-power spectrum Several baselines displayed
Timerange: 01/09:35:00 to 01/09:38:00

Plot file version 652 created 18-MAR-2021 11:21:15

J1608+5613 EB082 1.UVDATA.1

Freq = 1.5950 GHz, Bw = 16.000 MH

No calibration applied and no bandpass applied



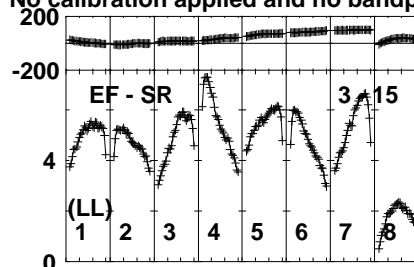
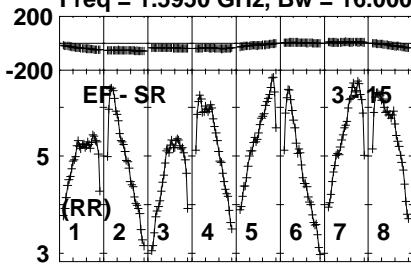
Lower frame: Milli Ampl Jy Top frame: Phas deg
Vector averaged cross-power spectrum Several baselines displayed
Timerange: 01/09:38:00 to 01/09:39:59

Plot file version 654 created 18-MAR-2021 11:21:15

J1608+5613 EB082 1.UVDATA.1

Freq = 1.5950 GHz, Bw = 16.000 MH

No calibration applied and no bandpass applied

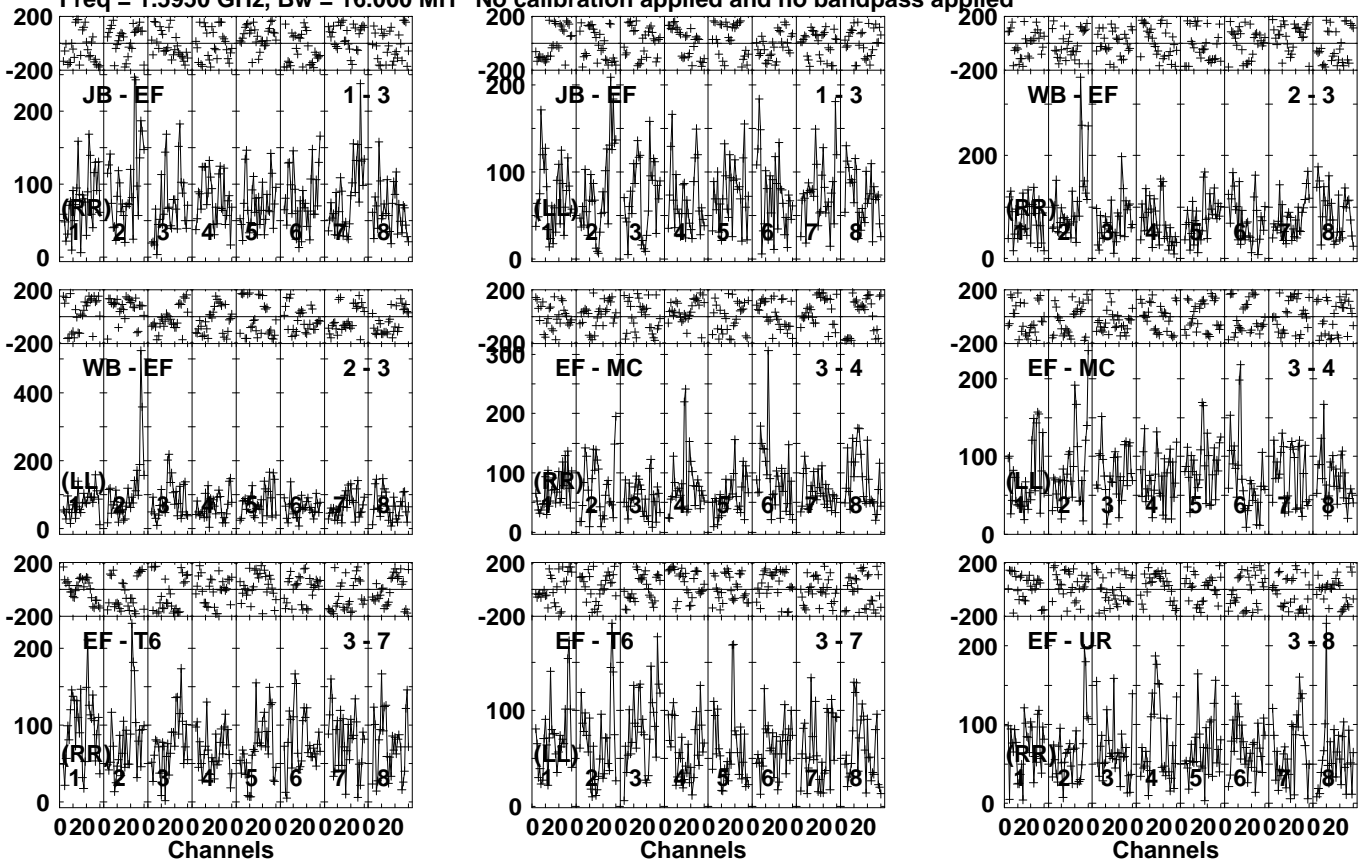


Lower frame: Milli Ampl Jy Top frame: Phas deg
Vector averaged cross-power spectrum Several baselines displayed
Timerange: 01/09:38:00 to 01/09:39:59

Plot file version 655 created 18-MAR-2021 11:21:16

CRDRA EB082 1.UVDATA.1

Freq = 1.5950 GHz, Bw = 16.000 MH No calibration applied and no bandpass applied

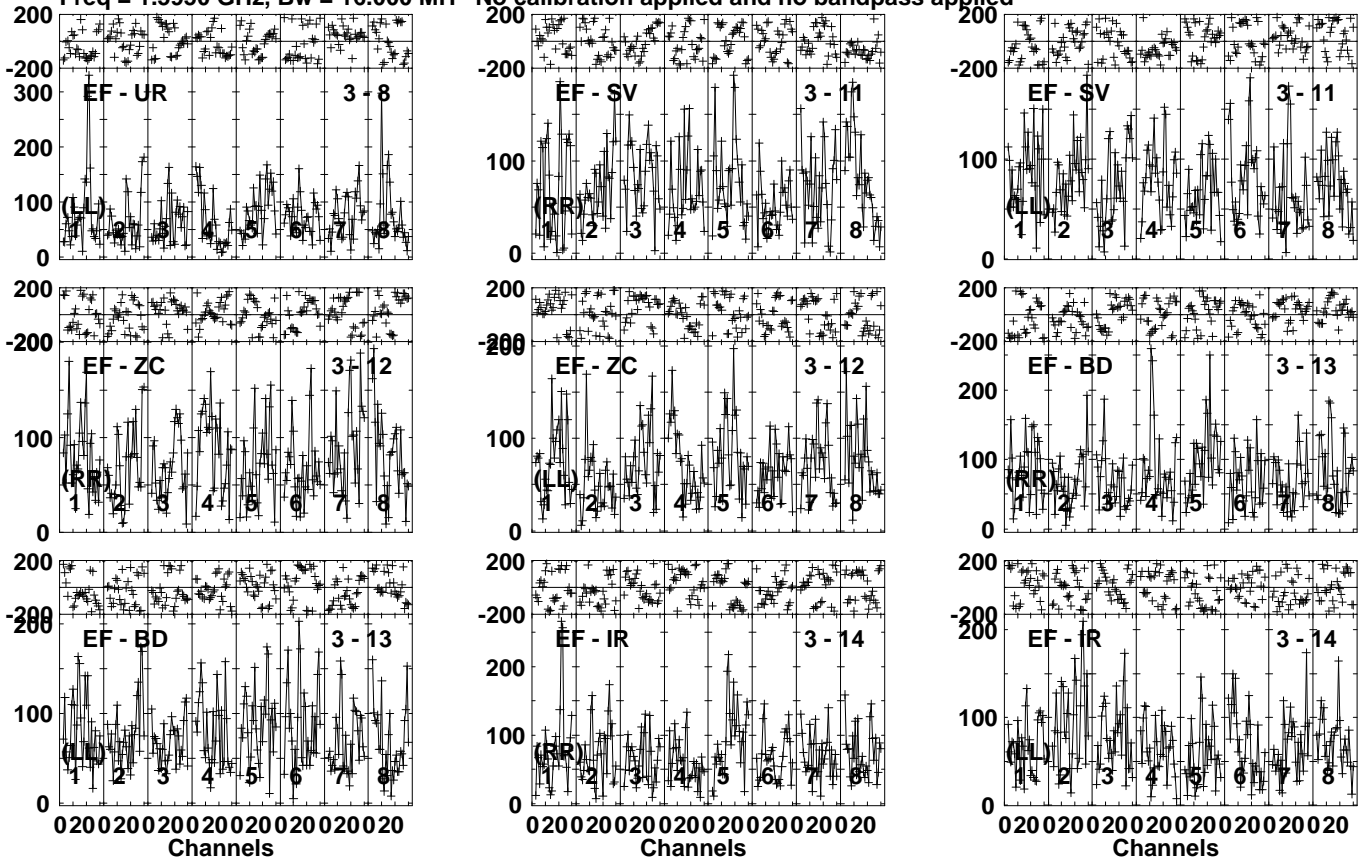


Lower frame: Micro Ampl Jy Top frame: Phas deg
Vector averaged cross-power spectrum Several baselines displayed
Timerange: 01/09:40:01 to 01/09:42:59

Plot file version 656 created 18-MAR-2021 11:21:16

CRDRA EB082 1.UVDATA.1

Freq = 1.5950 GHz, Bw = 16.000 MH No calibration applied and no bandpass applied

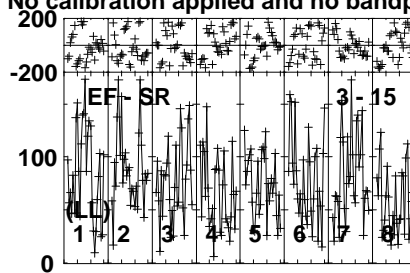
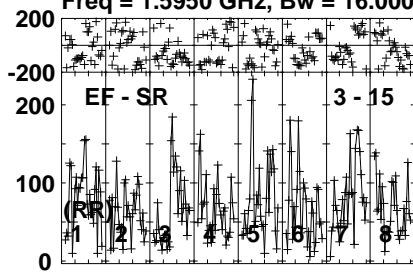


Lower frame: Micro Ampl Jy Top frame: Phas deg
Vector averaged cross-power spectrum Several baselines displayed
Timerange: 01/09:40:01 to 01/09:42:59

Plot file version 657 created 18-MAR-2021 11:21:16

CRDRA EB082 1.UVDATA.1

Freq = 1.5950 GHz, Bw = 16.000 MH No calibration applied and no bandpass applied



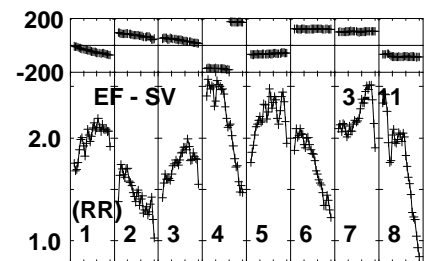
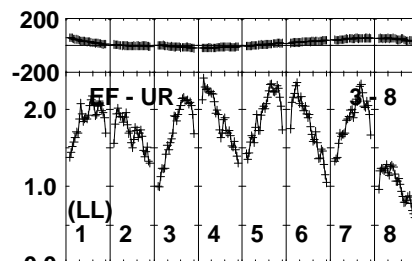
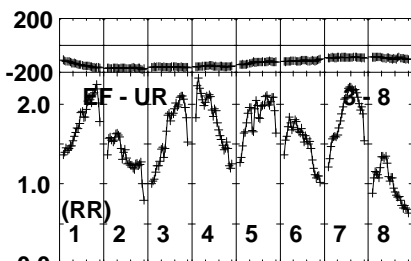
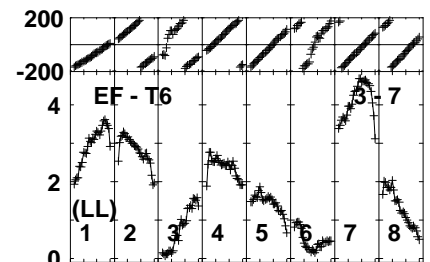
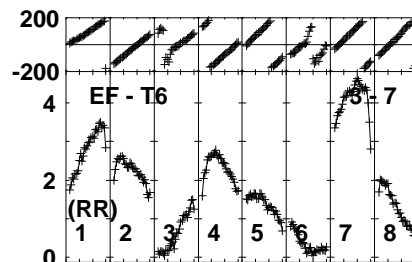
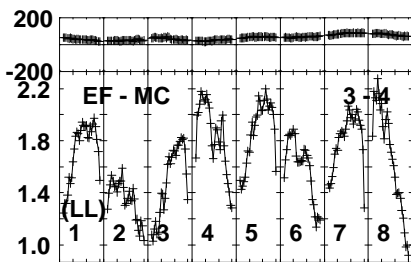
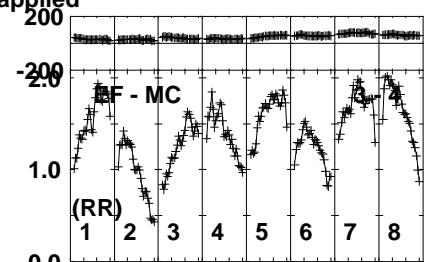
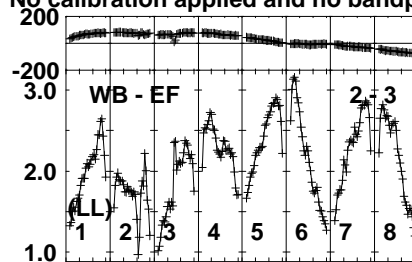
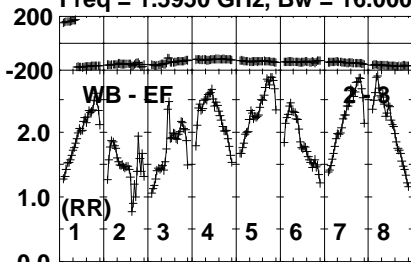
Lower frame: Micro Ampl Jy Top frame: Phas deg
Vector averaged cross-power spectrum Several baselines displayed
Timerange: 01/09:40:01 to 01/09:42:59

Plot file version 658 created 18-MAR-2021 11:21:16

J1608+5613 EB082 1.UVDATA.1

Freq = 1.5950 GHz, Bw = 16.000 MH

No calibration applied and no bandpass applied



Lower frame: Milli Ampl Jy Top frame: Phas deg

Vector averaged cross-power spectrum Several baselines displayed

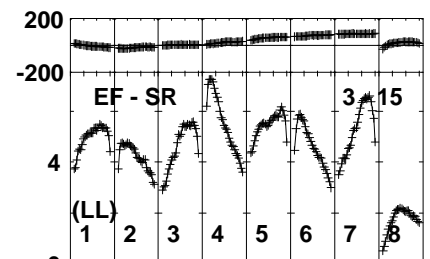
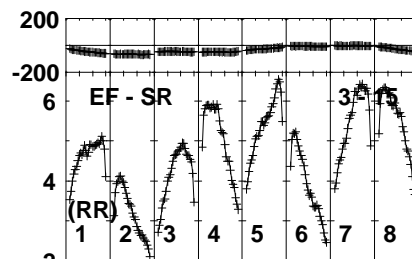
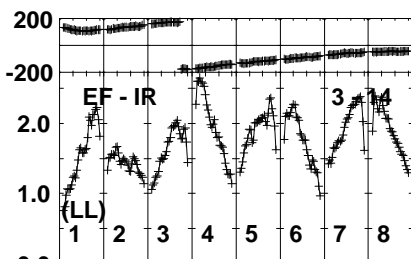
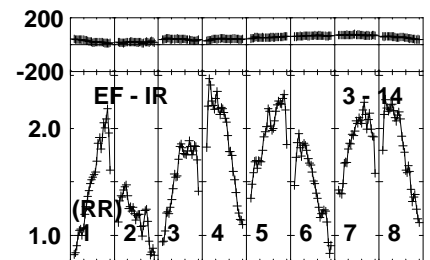
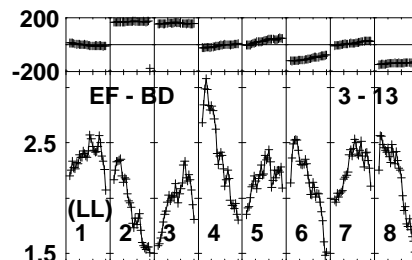
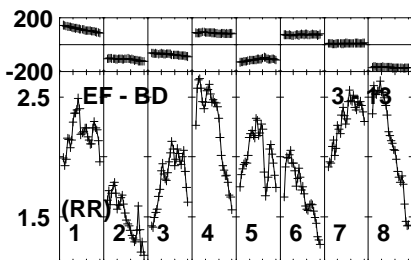
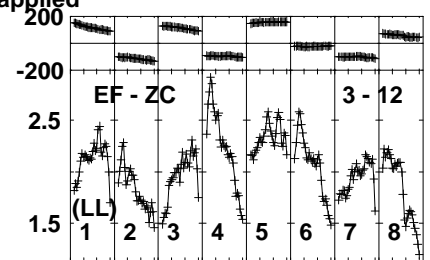
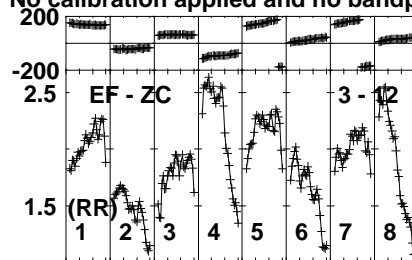
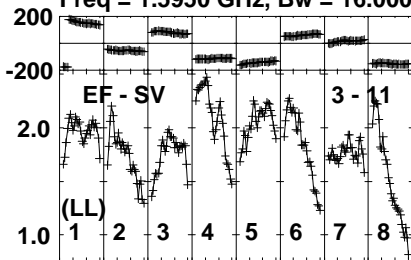
Timerange: 01/09:43:30 to 01/09:45:00

Plot file version 659 created 18-MAR-2021 11:21:16

J1608+5613 EB082 1.UVDATA.1

Freq = 1.5950 GHz, Bw = 16.000 MH

No calibration applied and no bandpass applied



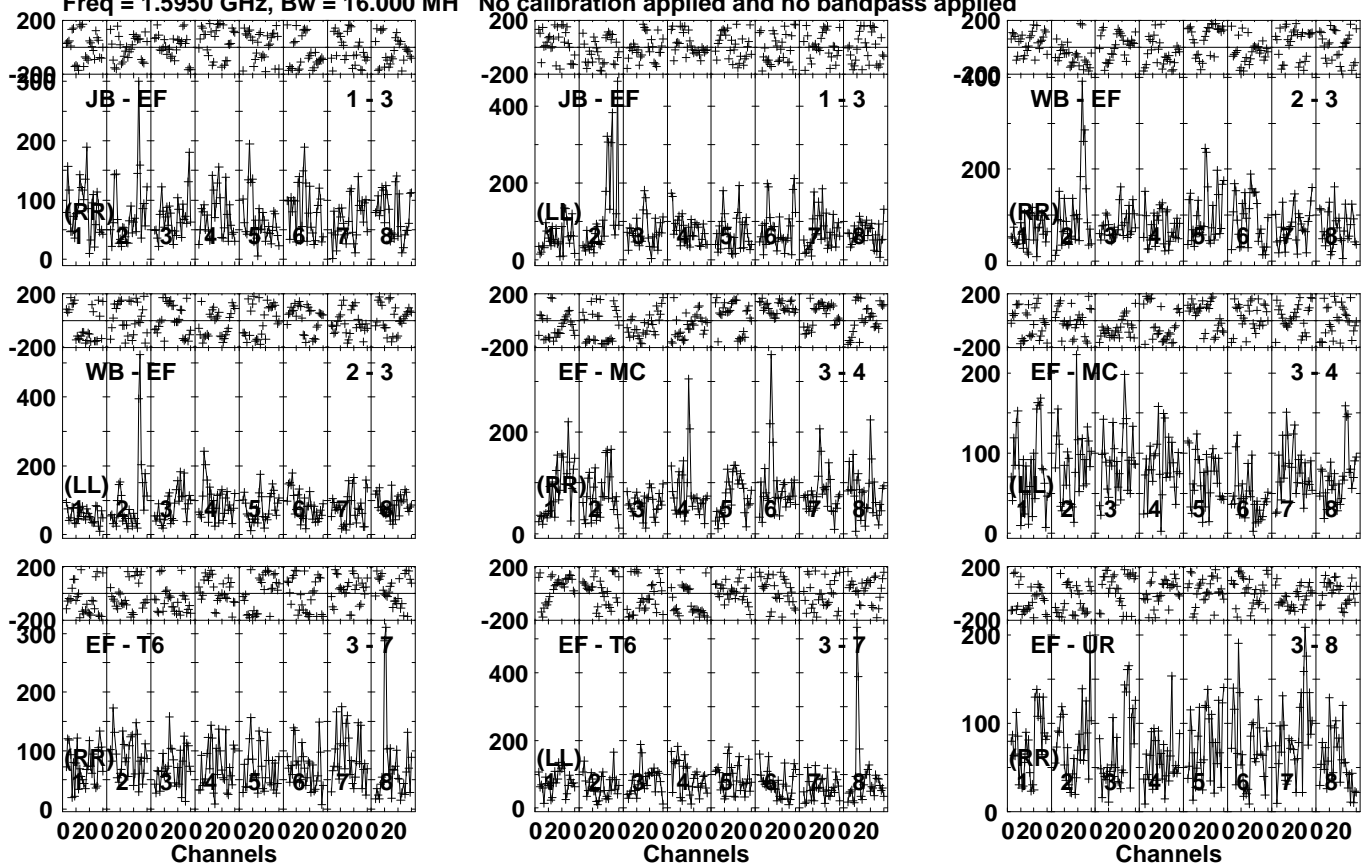
Lower frame: Milli Ampl Jy Top frame: Phas deg
Vector averaged cross-power spectrum Several baselines displayed
Timerange: 01/09:43:30 to 01/09:45:00

Plot file version 660 created 18-MAR-2021 11:21:16

CRDRA EB082 1.UVDATA.1

Freq = 1.5950 GHz, Bw = 16.000 MH

No calibration applied and no bandpass applied

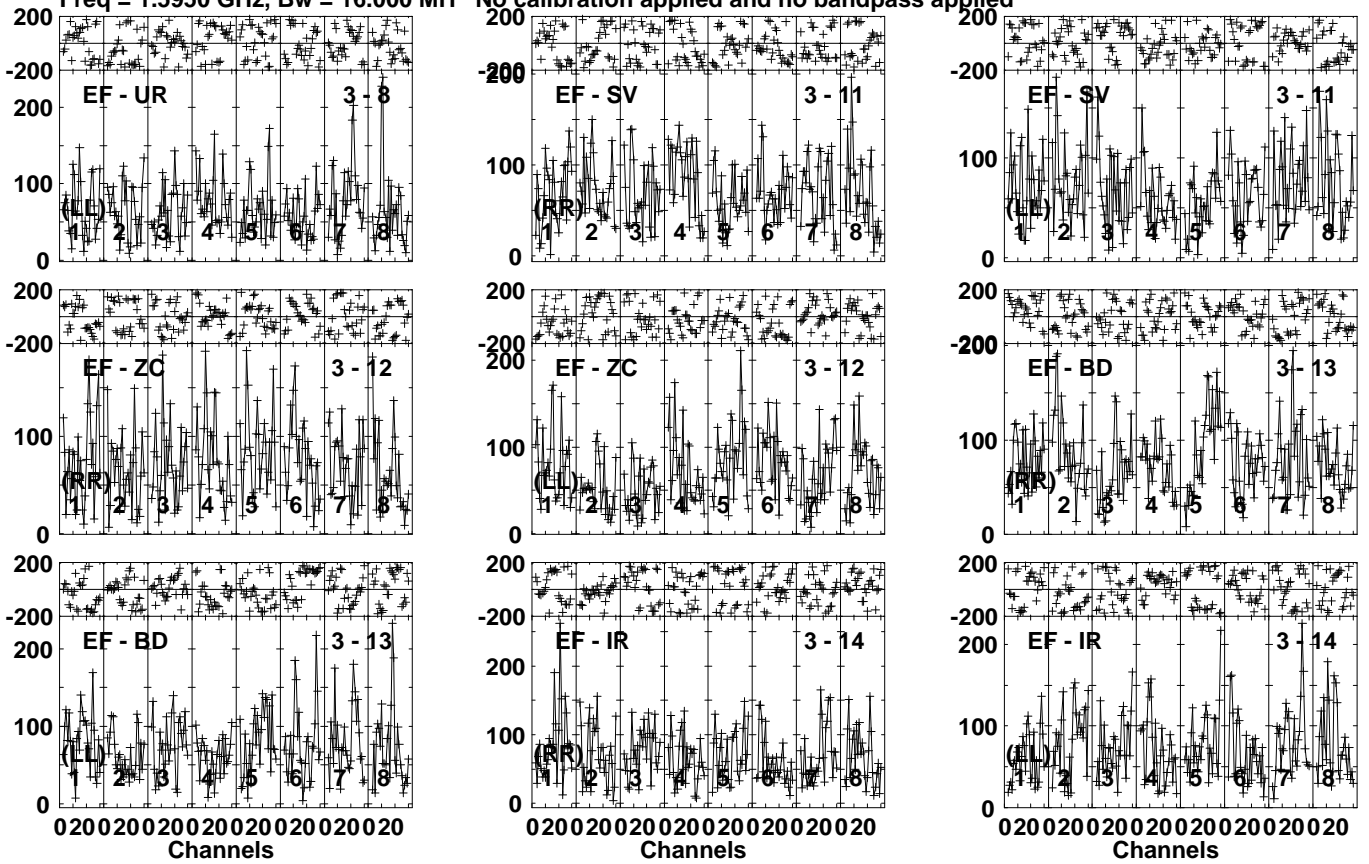


Lower frame: Micro Ampl Jy Top frame: Phas deg
Vector averaged cross-power spectrum Several baselines displayed
Timerange: 01/09:45:00 to 01/09:48:00

Plot file version 661 created 18-MAR-2021 11:21:17

CRDRA EB082 1.UVDATA.1

Freq = 1.5950 GHz, Bw = 16.000 MH No calibration applied and no bandpass applied

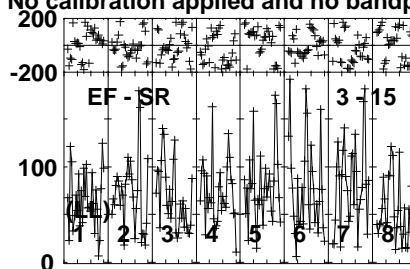
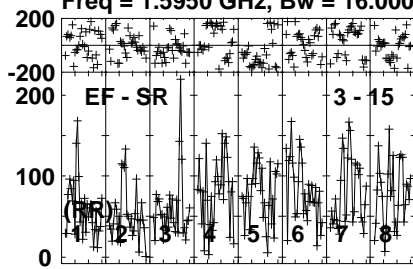


Lower frame: Micro Ampl Jy Top frame: Phas deg
Vector averaged cross-power spectrum Several baselines displayed
Timerange: 01/09:45:00 to 01/09:48:00

Plot file version 662 created 18-MAR-2021 11:21:17

CRDRA EB082 1.UVDATA.1

Freq = 1.5950 GHz, Bw = 16.000 MH No calibration applied and no bandpass applied



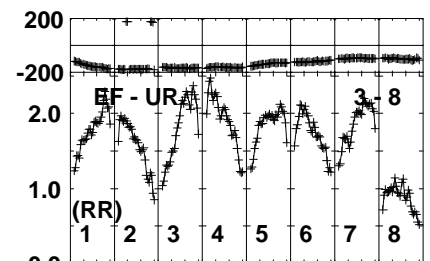
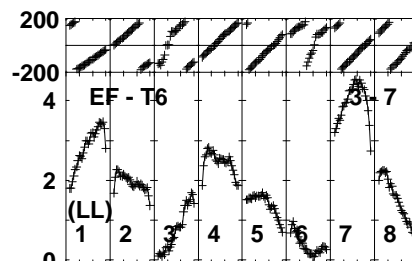
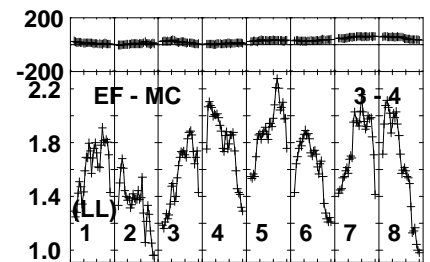
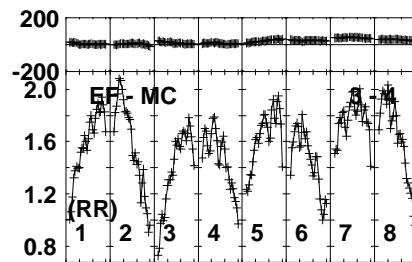
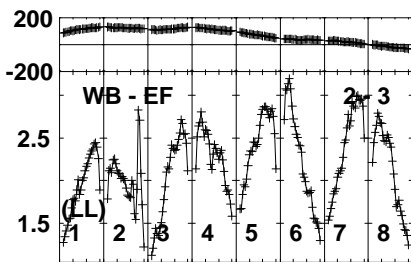
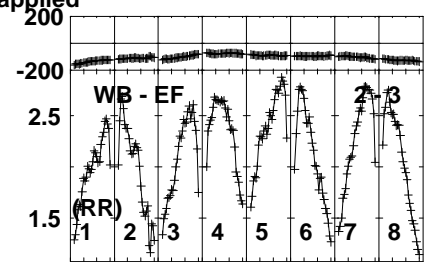
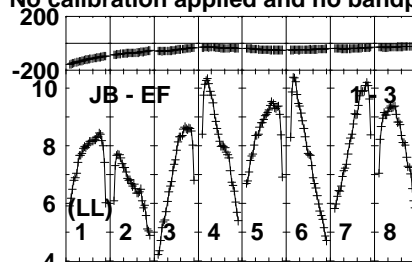
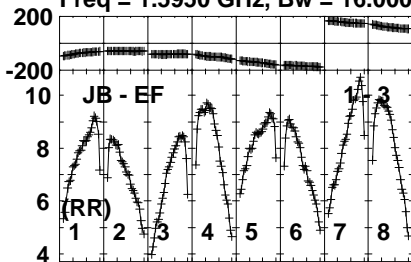
Lower frame: Micro Ampl Jy Top frame: Phas deg
Vector averaged cross-power spectrum Several baselines displayed
Timerange: 01/09:45:00 to 01/09:48:00

Plot file version 663 created 18-MAR-2021 11:21:17

J1608+5613 EB082 1.UVDATA.1

Freq = 1.5950 GHz, Bw = 16.000 MH

No calibration applied and no bandpass applied



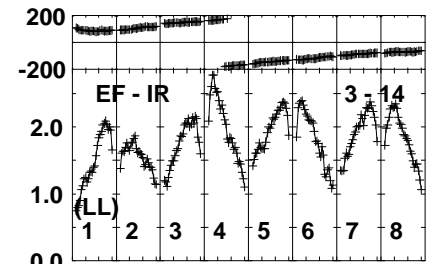
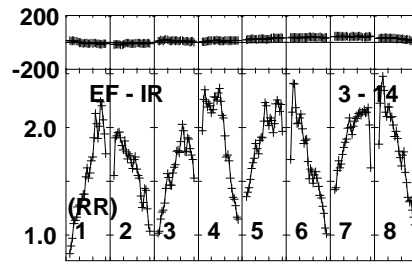
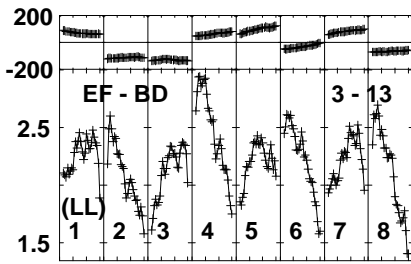
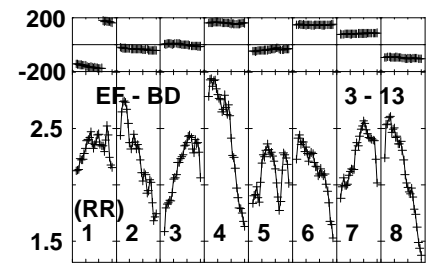
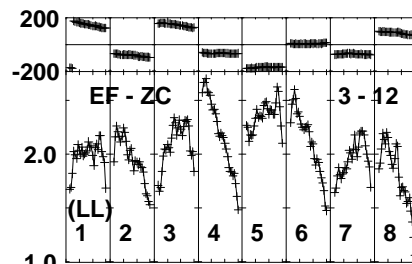
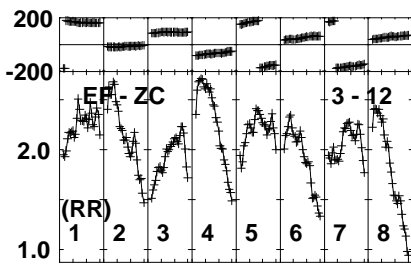
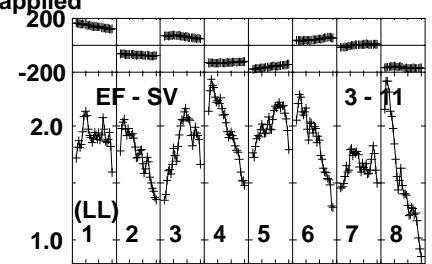
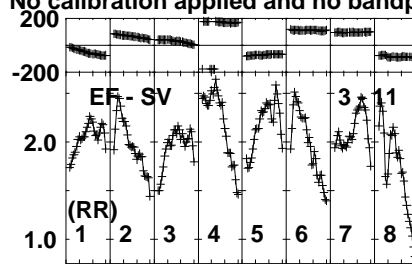
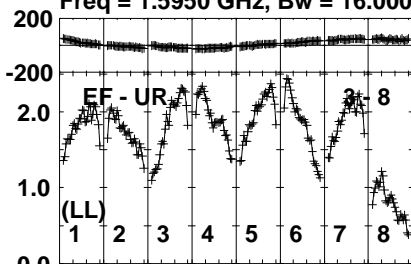
Lower frame: Milli Ampl Jy Top frame: Phas deg
Vector averaged cross-power spectrum Several baselines displayed
Timerange: 01/09:48:01 to 01/09:49:59

Plot file version 664 created 18-MAR-2021 11:21:17

J1608+5613 EB082 1.UVDATA.1

Freq = 1.5950 GHz, Bw = 16.000 MH

No calibration applied and no bandpass applied



020020020020020020020020
Channels

020020020020020020020020
Channels

020020020020020020020020
Channels

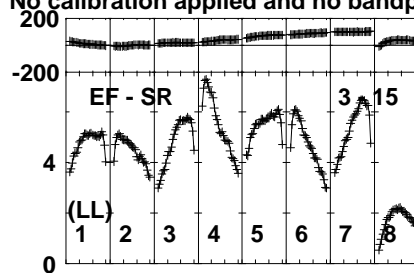
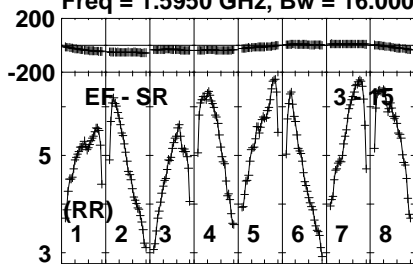
Lower frame: Milli Ampl Jy Top frame: Phas deg
Vector averaged cross-power spectrum Several baselines displayed
Timerange: 01/09:48:01 to 01/09:49:59

Plot file version 665 created 18-MAR-2021 11:21:17

J1608+5613 EB082 1.UVDATA.1

Freq = 1.5950 GHz, Bw = 16.000 MH

No calibration applied and no bandpass applied



Lower frame: Milli Ampl Jy Top frame: Phas deg

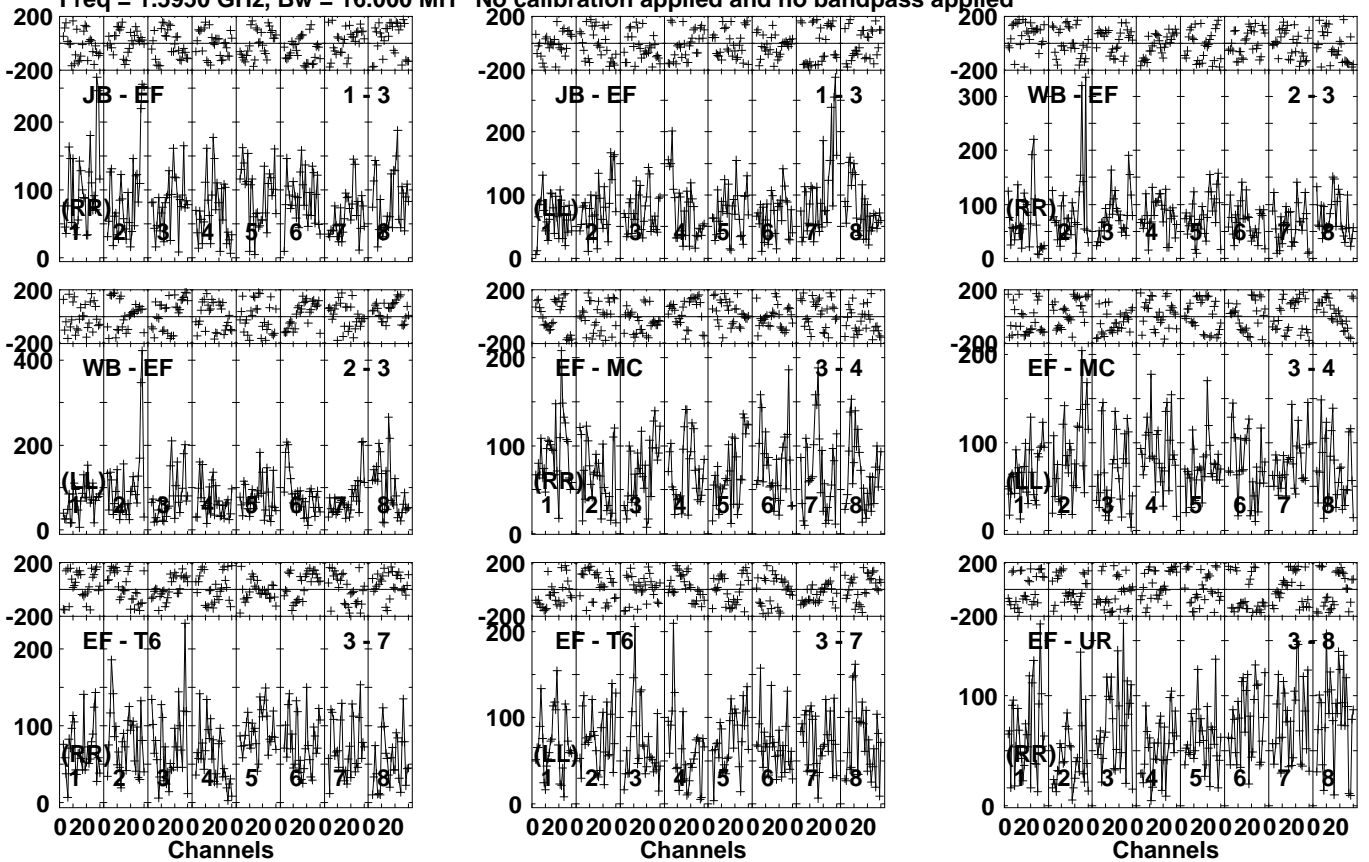
Vector averaged cross-power spectrum Several baselines displayed

Timerange: 01/09:48:01 to 01/09:49:59

Plot file version 666 created 18-MAR-2021 11:21:17

CRDRA EB082 1.UVDATA.1

Freq = 1.5950 GHz, Bw = 16.000 MH No calibration applied and no bandpass applied

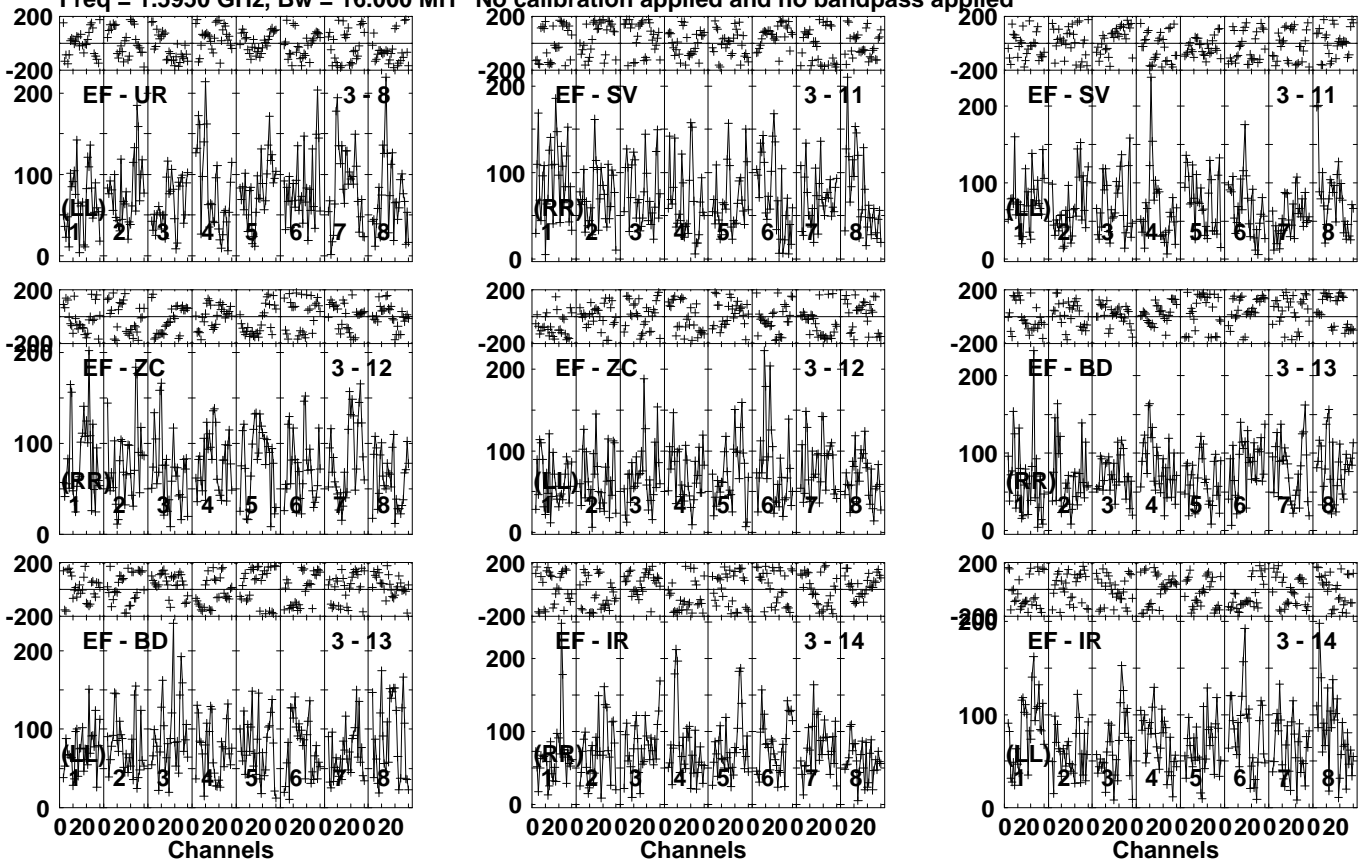


Lower frame: Micro Ampl Jy Top frame: Phas deg
Vector averaged cross-power spectrum Several baselines displayed
Timerange: 01/09:50:01 to 01/09:53:00

Plot file version 667 created 18-MAR-2021 11:21:17

CRDRA EB082 1.UVDATA.1

Freq = 1.5950 GHz, Bw = 16.000 MH No calibration applied and no bandpass applied

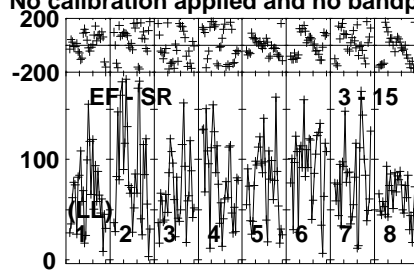
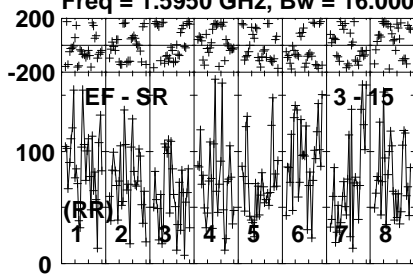


Lower frame: Micro Ampl Jy Top frame: Phas deg
Vector averaged cross-power spectrum Several baselines displayed
Timerange: 01/09:50:01 to 01/09:53:00

Plot file version 668 created 18-MAR-2021 11:21:18

CRDRA EB082 1.UVDATA.1

Freq = 1.5950 GHz, Bw = 16.000 MH No calibration applied and no bandpass applied



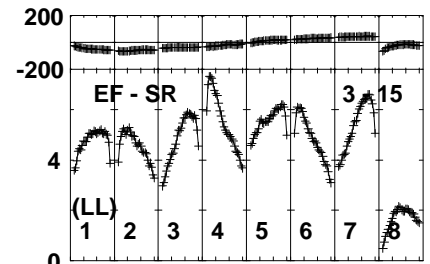
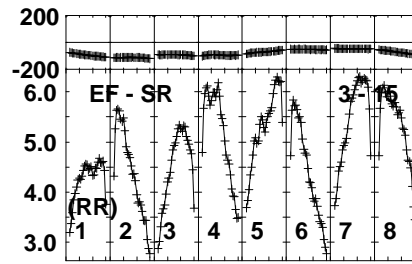
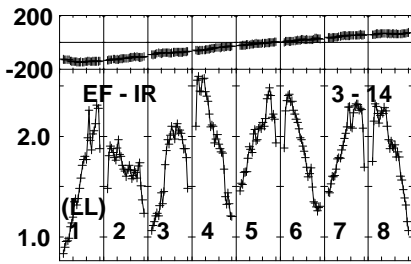
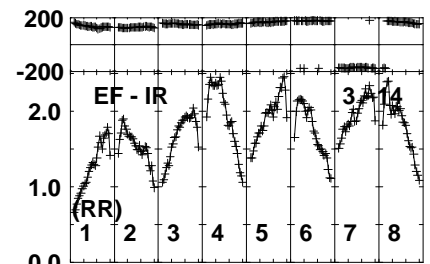
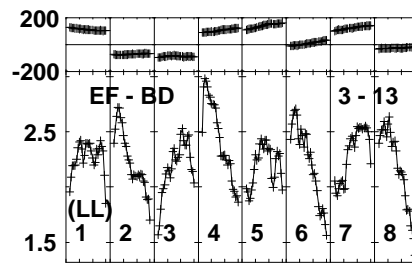
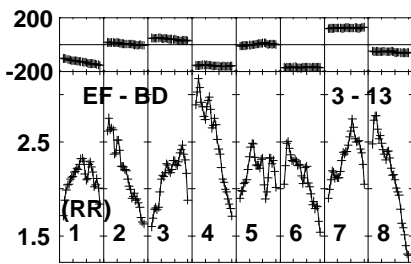
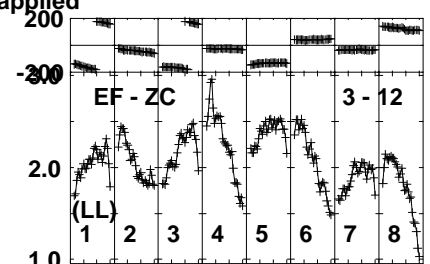
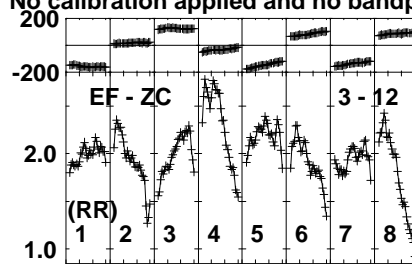
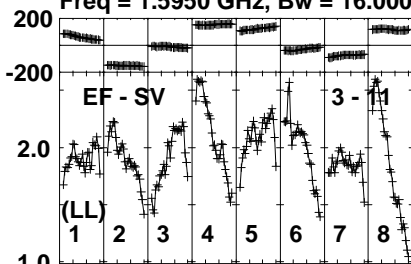
Lower frame: Micro Ampl Jy Top frame: Phas deg
Vector averaged cross-power spectrum Several baselines displayed
Timerange: 01/09:50:01 to 01/09:53:00

Plot file version 670 created 18-MAR-2021 11:21:18

J1608+5613 EB082 1.UVDATA.1

Freq = 1.5950 GHz, Bw = 16.000 MH

No calibration applied and no bandpass applied

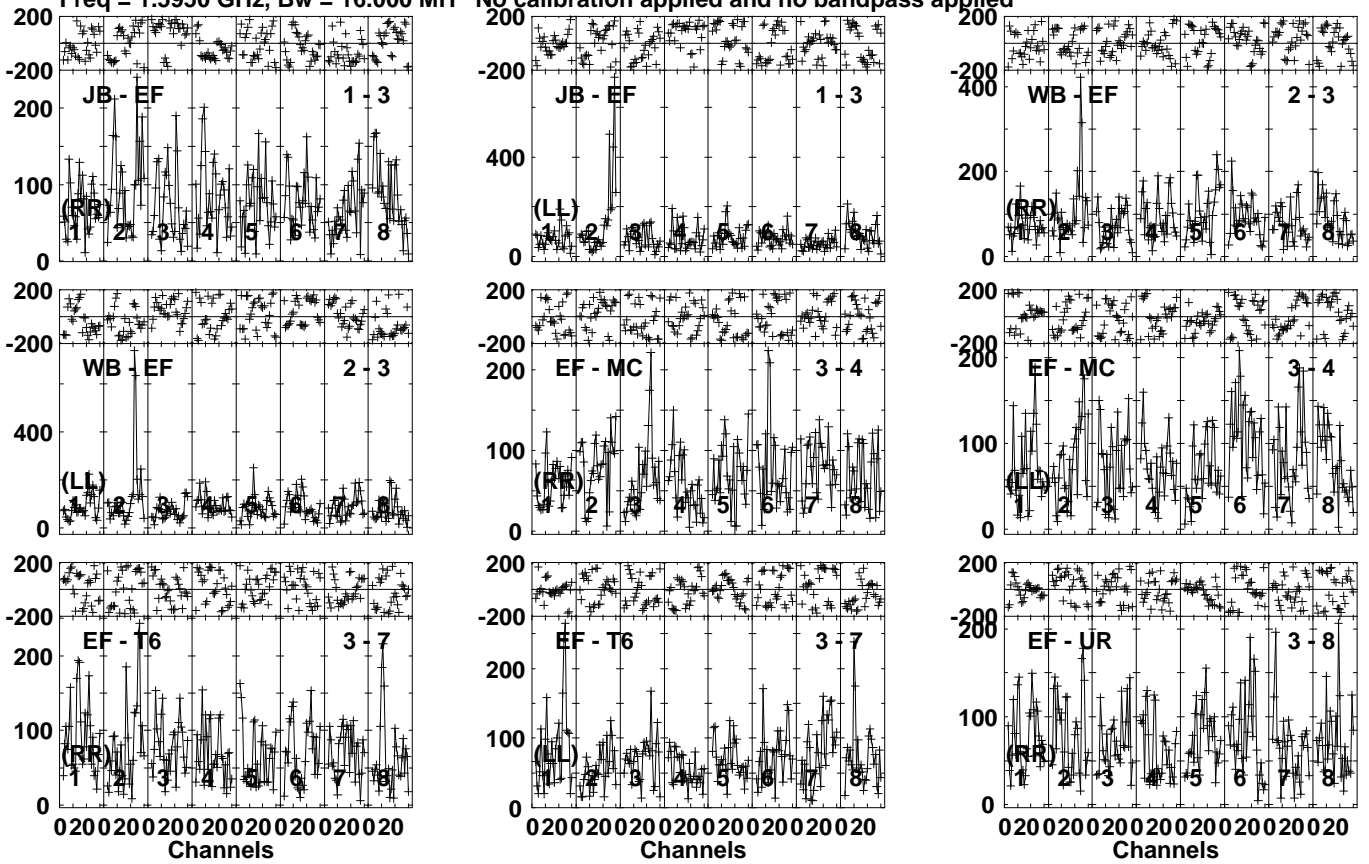


Lower frame: Milli Ampl Jy Top frame: Phas deg
Vector averaged cross-power spectrum Several baselines displayed
Timerange: 01/09:53:31 to 01/09:55:00

Plot file version 671 created 18-MAR-2021 11:21:18

CRDRA EB082 1.UVDATA.1

Freq = 1.5950 GHz, Bw = 16.000 MH No calibration applied and no bandpass applied

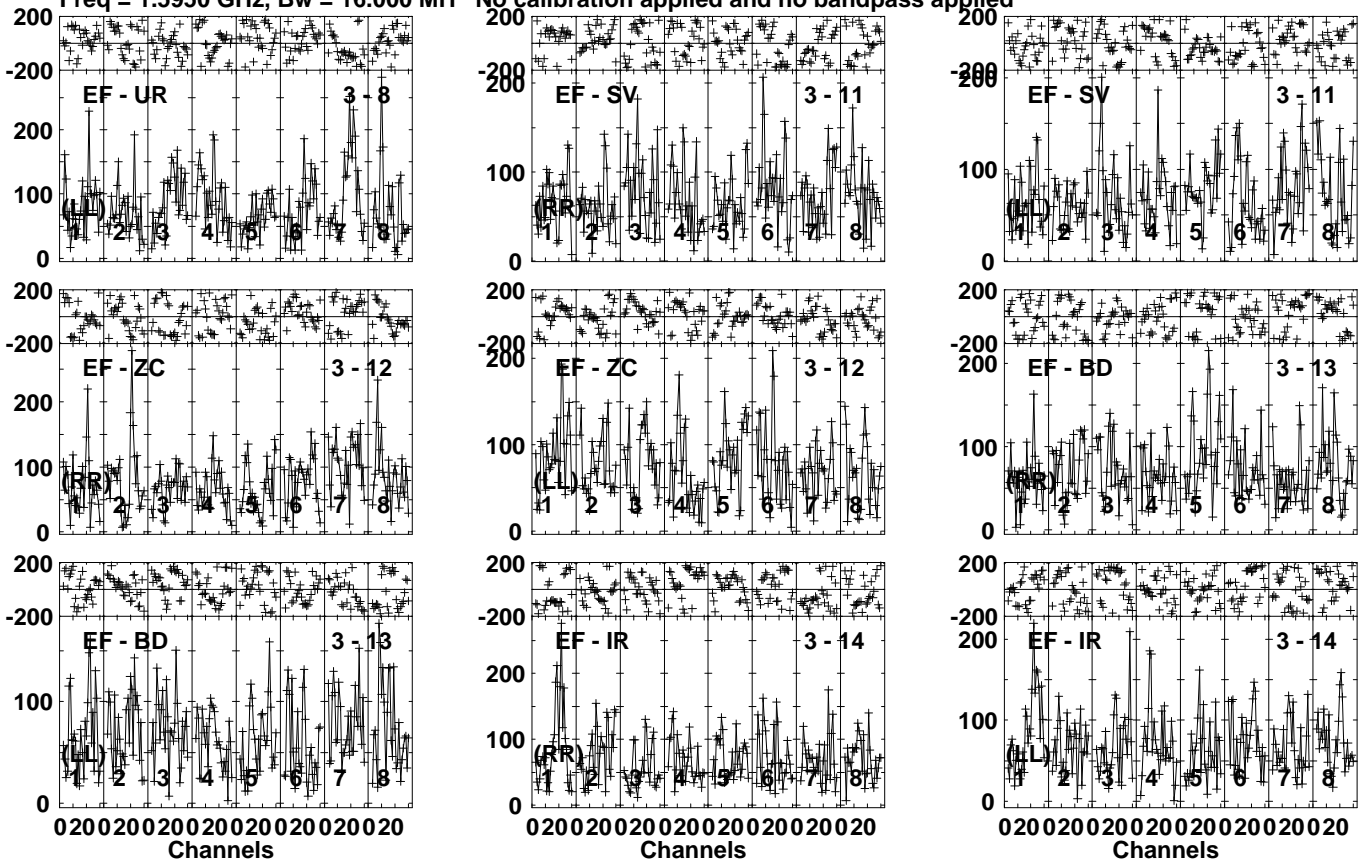


Lower frame: Micro Ampl Jy Top frame: Phas deg
Vector averaged cross-power spectrum Several baselines displayed
Timerange: 01/09:55:00 to 01/09:58:00

Plot file version 672 created 18-MAR-2021 11:21:18

CRDRA EB082 1.UVDATA.1

Freq = 1.5950 GHz, Bw = 16.000 MH No calibration applied and no bandpass applied

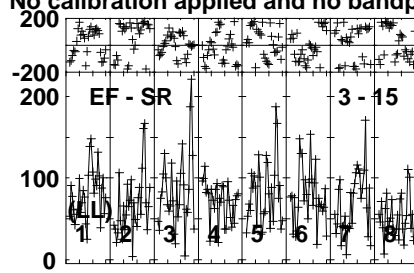
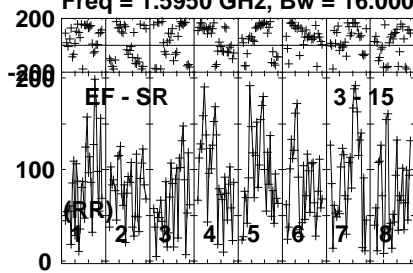


Lower frame: Micro Ampl Jy Top frame: Phas deg
 Vector averaged cross-power spectrum Several baselines displayed
 Timerange: 01/09:55:00 to 01/09:58:00

Plot file version 673 created 18-MAR-2021 11:21:18

CRDRA EB082 1.UVDATA.1

Freq = 1.5950 GHz, Bw = 16.000 MH No calibration applied and no bandpass applied



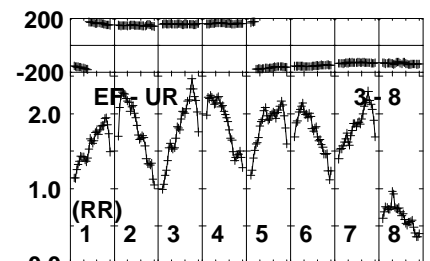
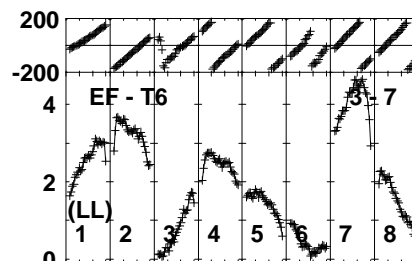
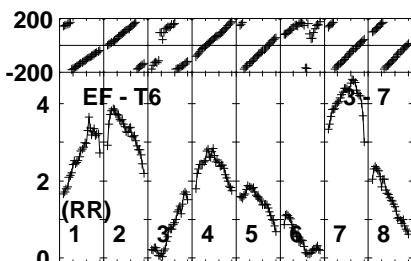
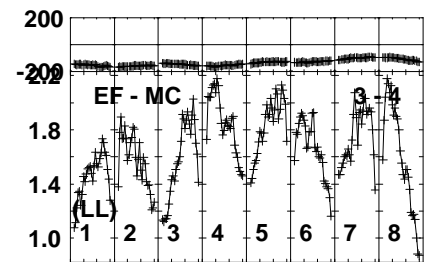
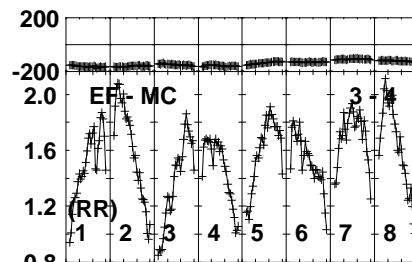
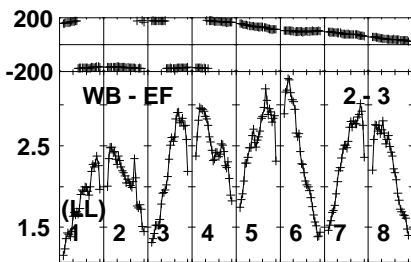
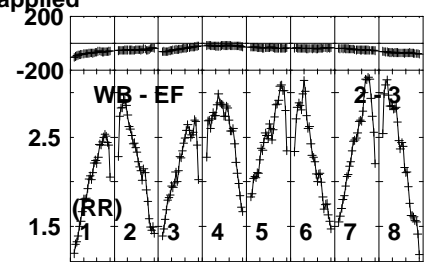
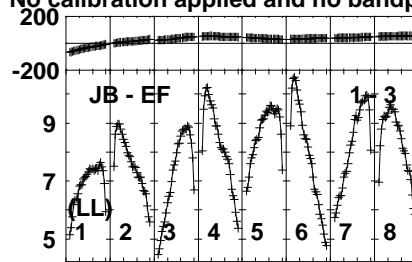
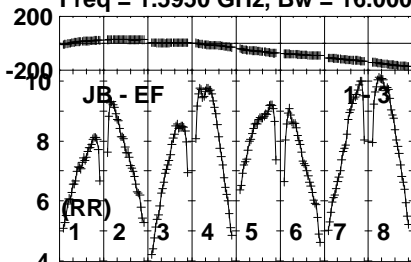
Lower frame: Micro Ampl Jy Top frame: Phas deg
Vector averaged cross-power spectrum Several baselines displayed
Timerange: 01/09:55:00 to 01/09:58:00

Plot file version 674 created 18-MAR-2021 11:21:18

J1608+5613 EB082 1.UVDATA.1

Freq = 1.5950 GHz, Bw = 16.000 MH

No calibration applied and no bandpass applied



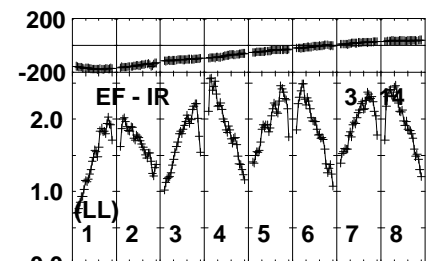
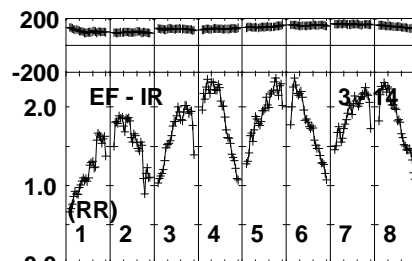
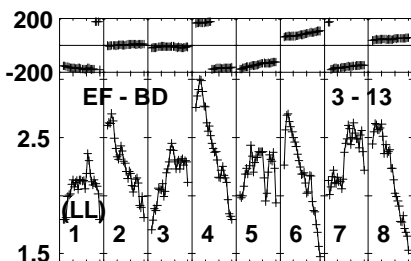
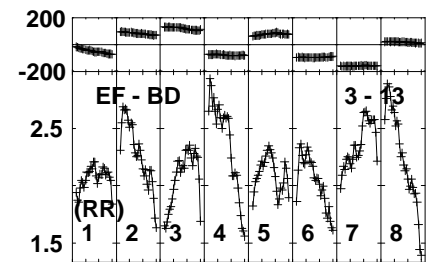
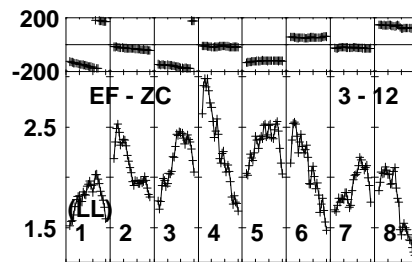
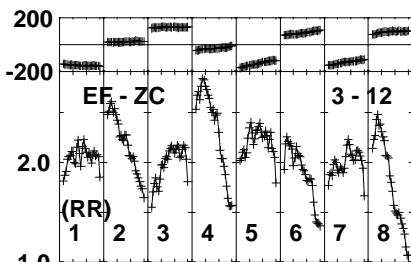
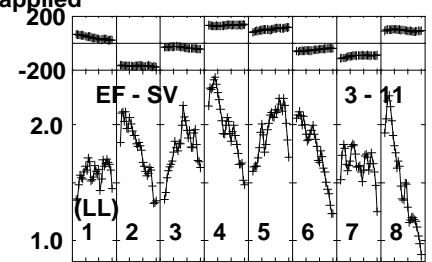
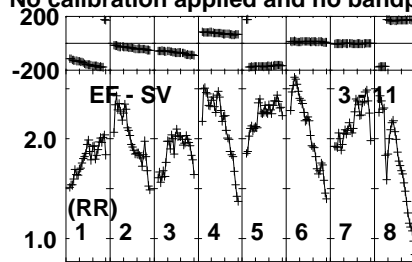
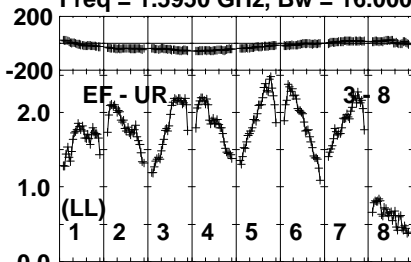
Lower frame: Milli Ampl Jy Top frame: Phas deg
Vector averaged cross-power spectrum Several baselines displayed
Timerange: 01/09:58:00 to 01/10:00:00

Plot file version 675 created 18-MAR-2021 11:21:18

J1608+5613 EB082 1.UVDATA.1

Freq = 1.5950 GHz, Bw = 16.000 MH

No calibration applied and no bandpass applied



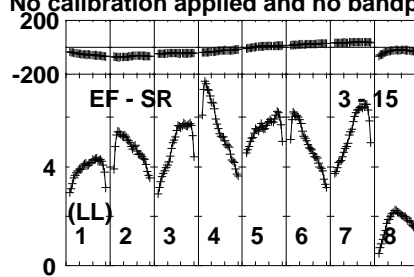
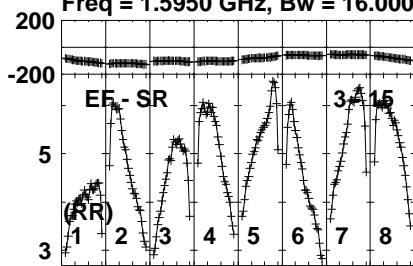
Lower frame: Milli Ampl Jy Top frame: Phas deg
Vector averaged cross-power spectrum Several baselines displayed
Timerange: 01/09:58:00 to 01/10:00:00

Plot file version 676 created 18-MAR-2021 11:21:19

J1608+5613 EB082 1.UVDATA.1

Freq = 1.5950 GHz, Bw = 16.000 MH

No calibration applied and no bandpass applied



Lower frame: Milli Ampl Jy Top frame: Phas deg

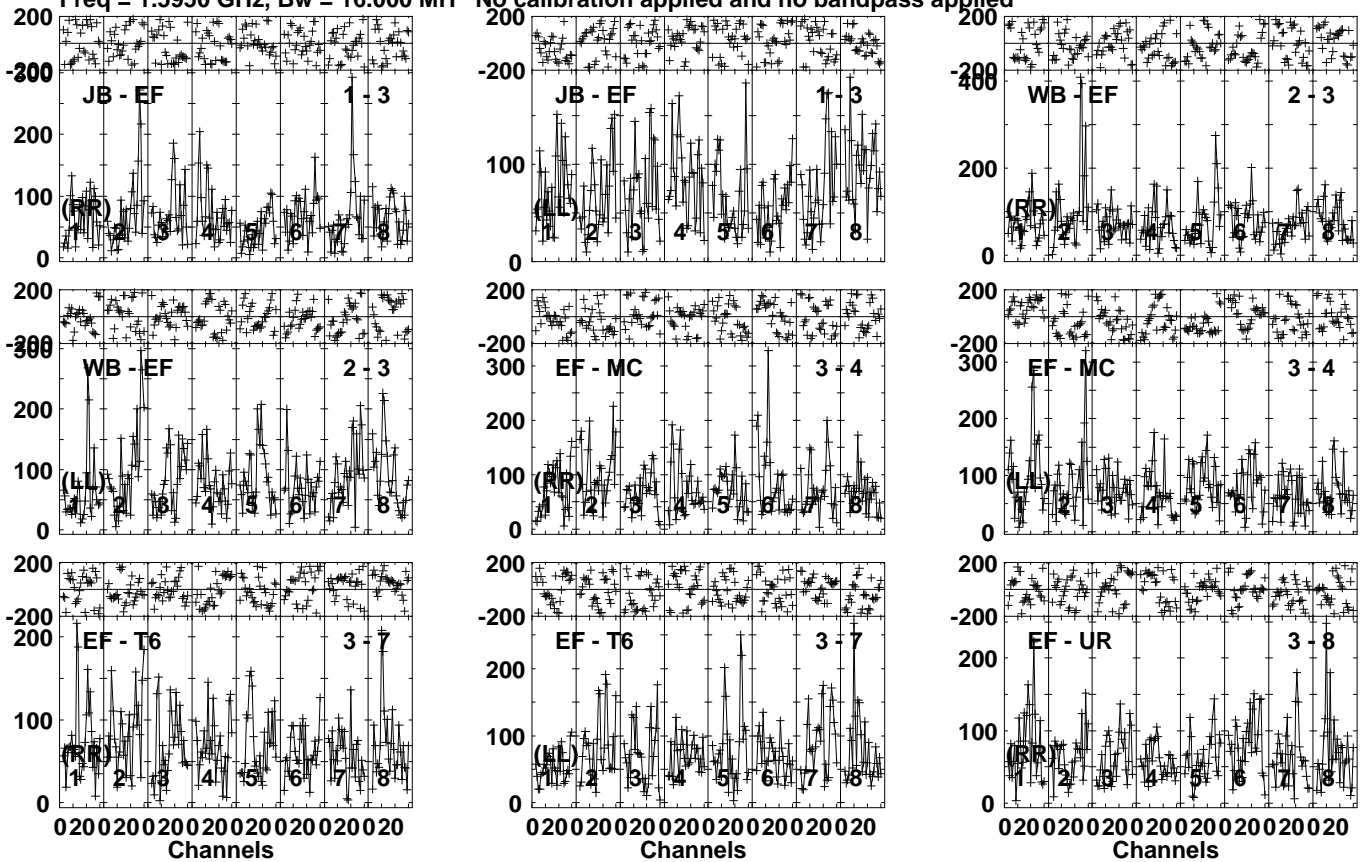
Vector averaged cross-power spectrum Several baselines displayed

Timerange: 01/09:58:00 to 01/10:00:00

Plot file version 677 created 18-MAR-2021 11:21:19

CRDRA EB082 1.UVDATA.1

Freq = 1.5950 GHz, Bw = 16.000 MH No calibration applied and no bandpass applied

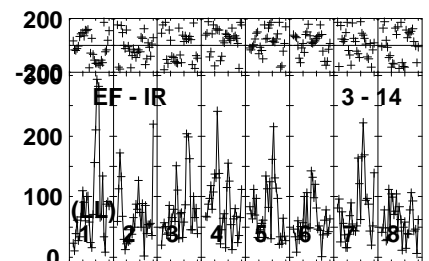
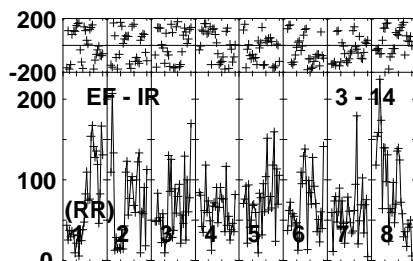
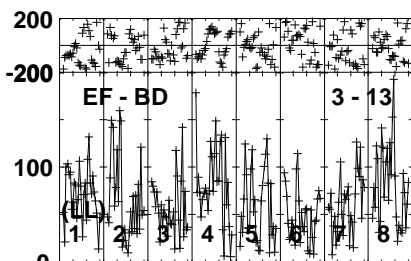
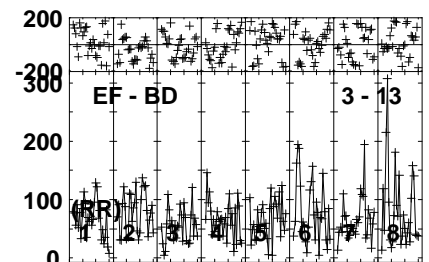
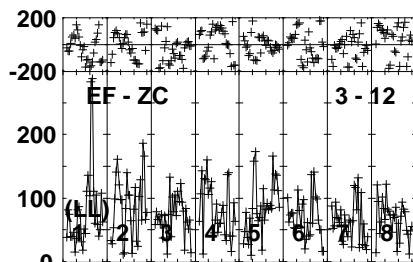
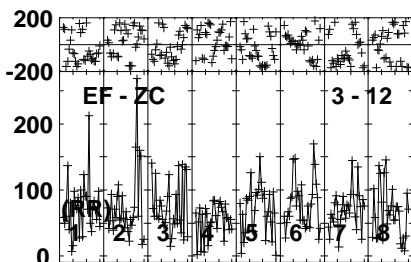
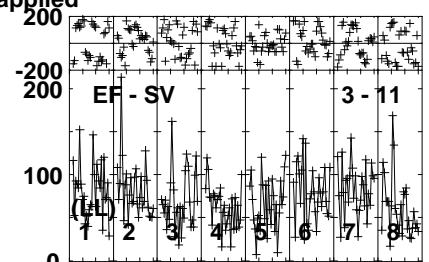
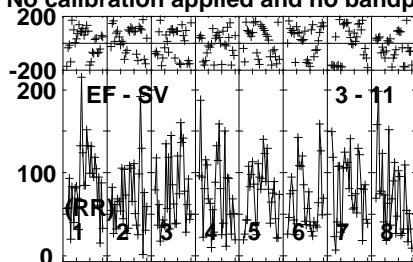



Lower frame: Micro Ampl Jy Top frame: Phas deg
Vector averaged cross-power spectrum Several baselines displayed
Timerange: 01/10:00:01 to 01/10:03:00

Plot file version 678 created 18-MAR-2021 11:21:19

CRDRA EB082 1.UVDATA.1

Freq = 1.5950 GHz, Bw = 16.000 MH No calibration applied and no bandpass applied



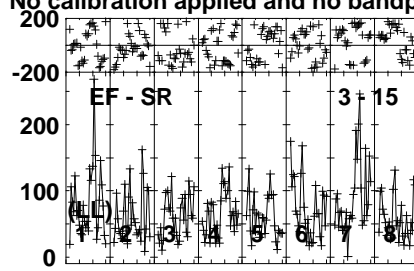
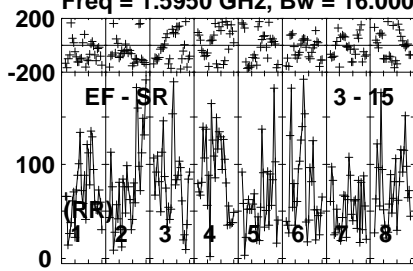
Lower frame: Micro Ampl Jy Top frame: Phas deg
Vector averaged cross-power spectrum Several baselines displayed
Timerange: 01/10:00:01 to 01/10:03:00

Plot file version 679 created 18-MAR-2021 11:21:19

CRDRA EB082 1.UVDATA.1

Freq = 1.5950 GHz, Bw = 16.000 MH

No calibration applied and no bandpass applied



Lower frame: Micro Ampl Jy Top frame: Phas deg

Vector averaged cross-power spectrum Several baselines displayed

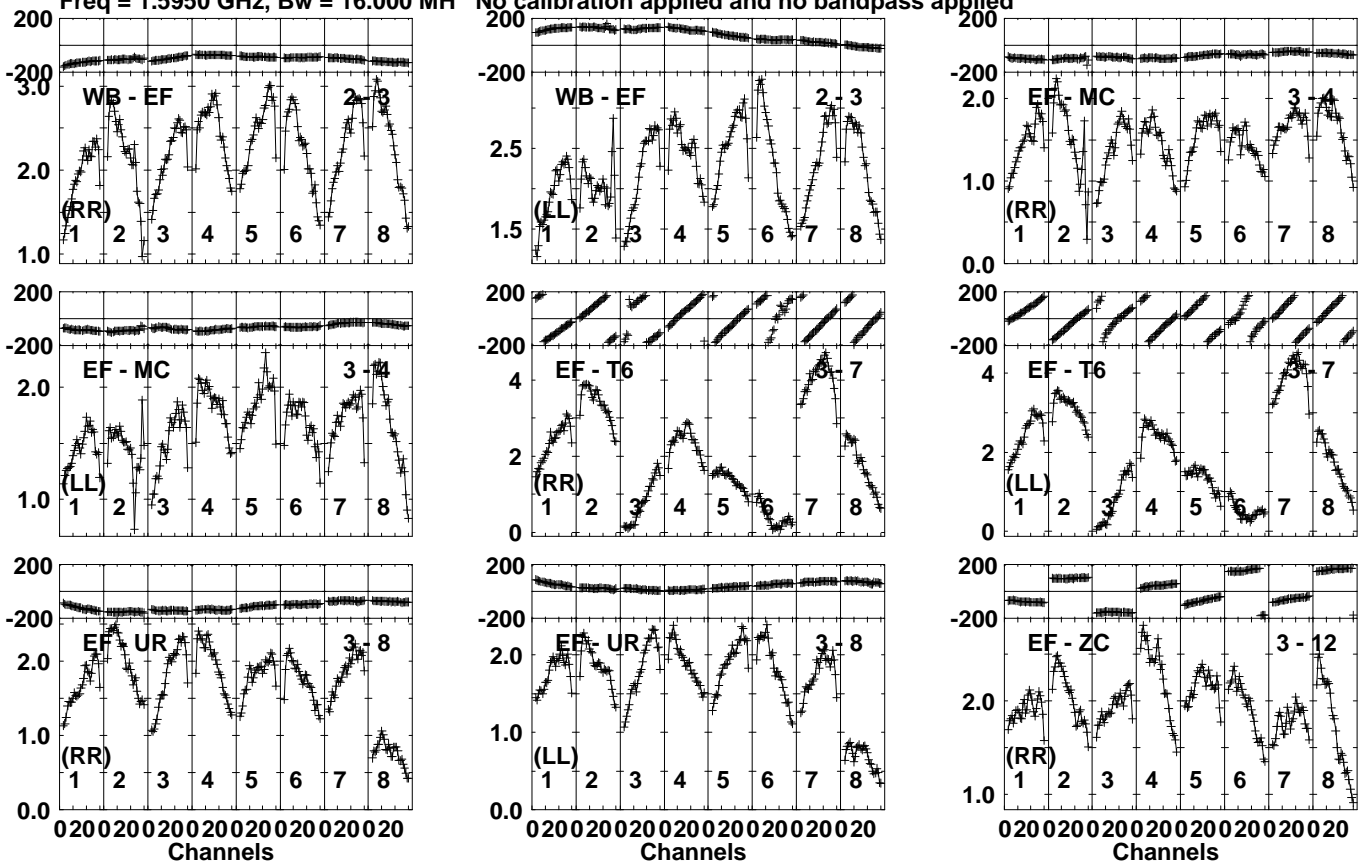
Timerange: 01/10:00:01 to 01/10:03:00

Plot file version 680 created 18-MAR-2021 11:21:19

J1608+5613 EB082 1.UVDATA.1

Freq = 1.5950 GHz, Bw = 16.000 MH

No calibration applied and no bandpass applied



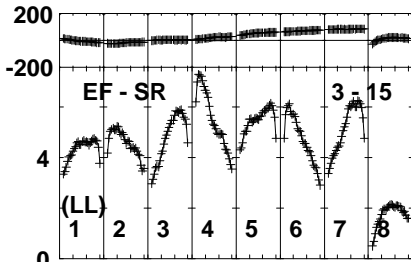
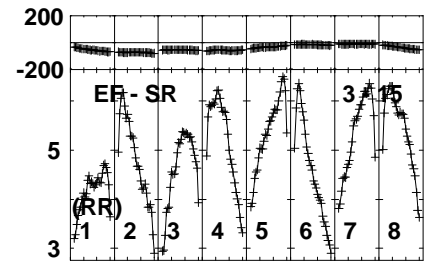
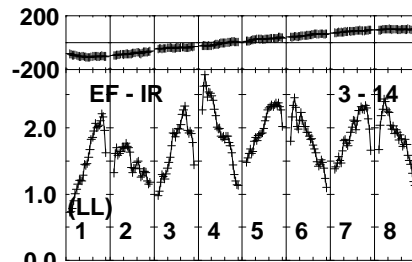
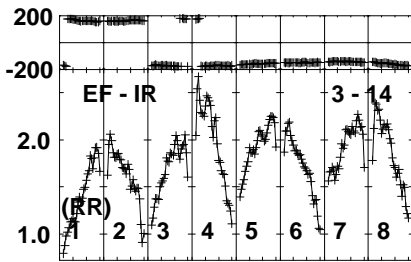
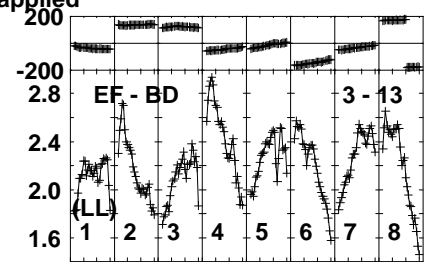
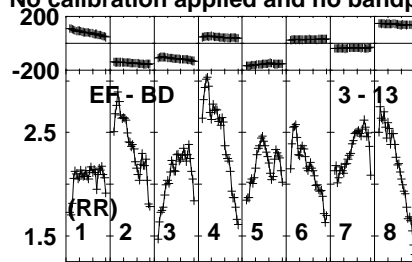
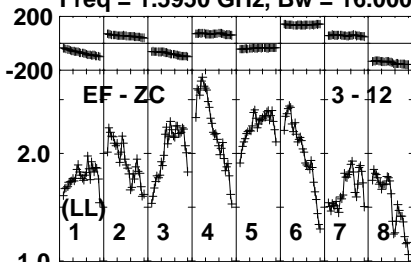
Lower frame: Milli Ampl Jy Top frame: Phas deg
Vector averaged cross-power spectrum Several baselines displayed
Timerange: 01/10:03:31 to 01/10:05:00

Plot file version 681 created 18-MAR-2021 11:21:19

J1608+5613 EB082 1.UVDATA.1

Freq = 1.5950 GHz, Bw = 16.000 MH

No calibration applied and no bandpass applied



020020020020020020020020020020

Channels

Lower frame: Milli Ampl Jy Top frame: Phas deg

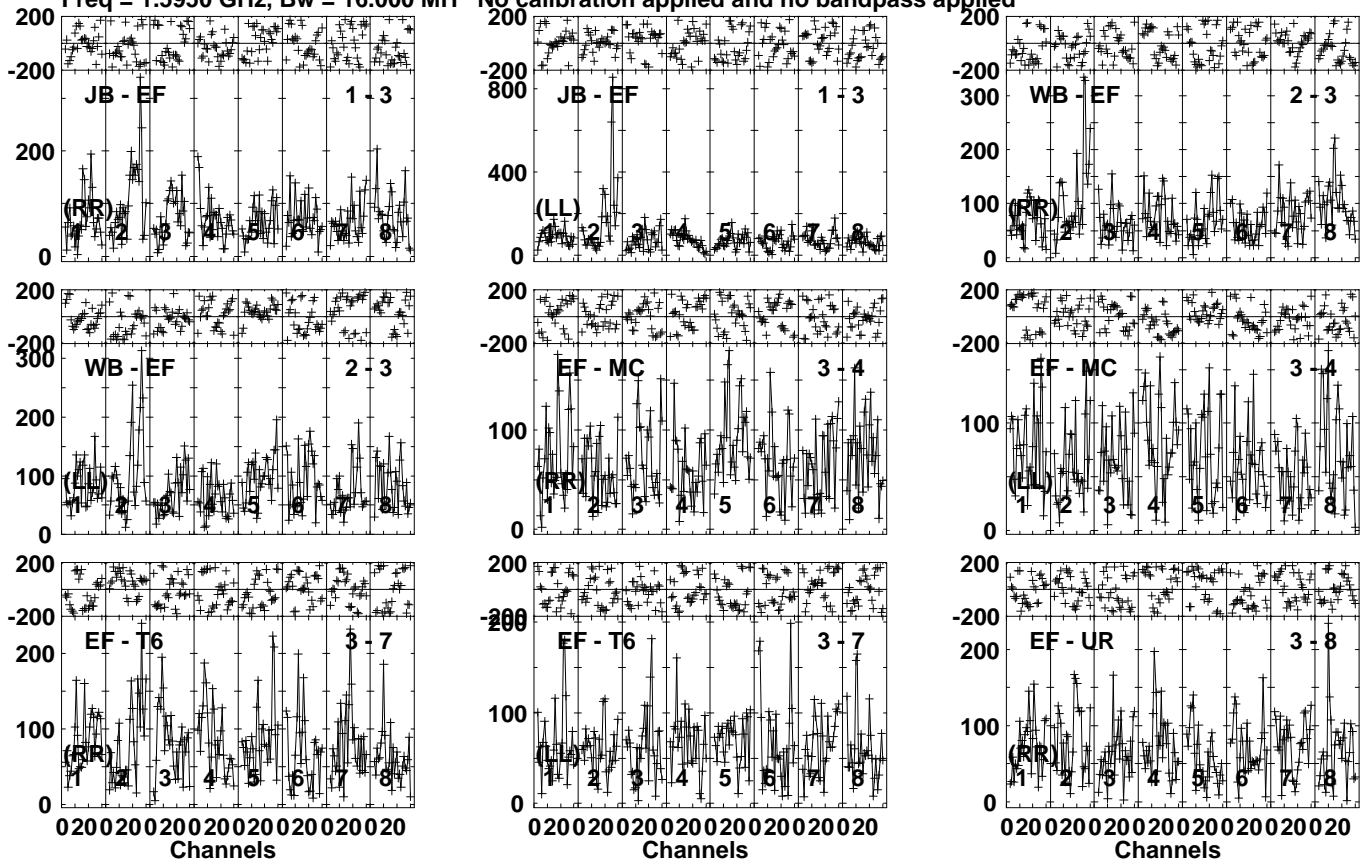
Vector averaged cross-power spectrum Several baselines displayed

Timerange: 01/10:03:31 to 01/10:05:00

Plot file version 682 created 18-MAR-2021 11:21:19

CRDRA EB082 1.UVDATA.1

Freq = 1.5950 GHz, Bw = 16.000 MH No calibration applied and no bandpass applied

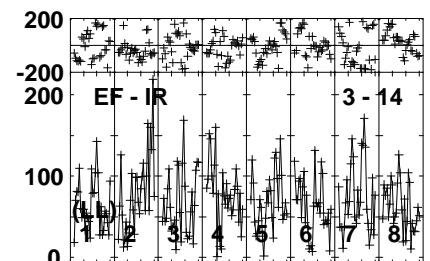
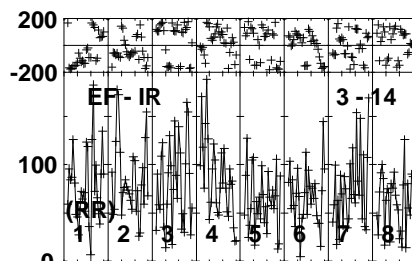
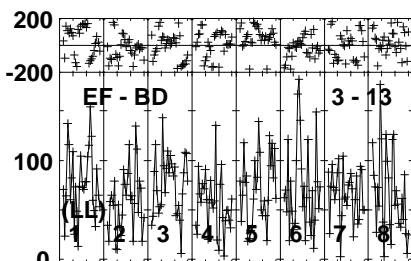
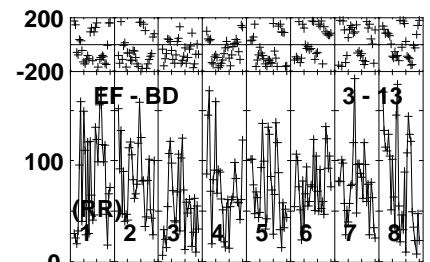
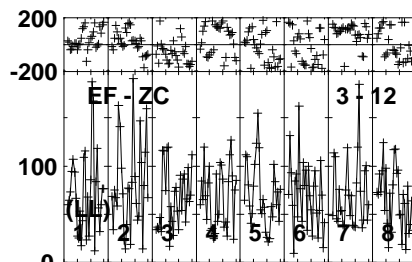
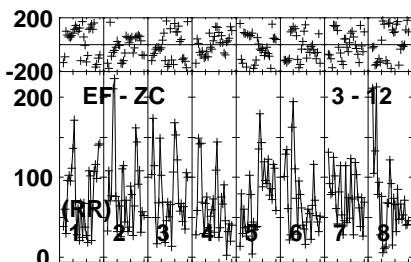
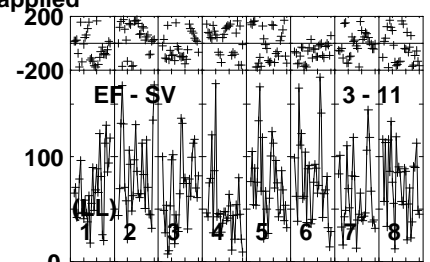
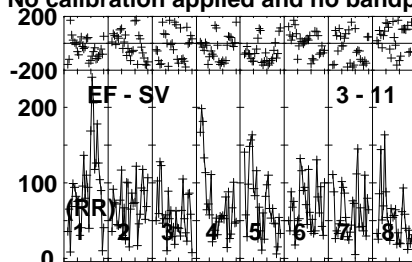
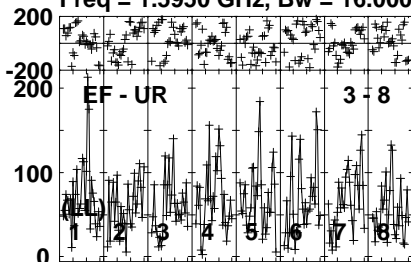


Lower frame: Micro Ampl Jy Top frame: Phas deg
Vector averaged cross-power spectrum Several baselines displayed
Timerange: 01/10:05:00 to 01/10:07:59

Plot file version 683 created 18-MAR-2021 11:21:20

CRDRA EB082 1.UVDATA.1

Freq = 1.5950 GHz, Bw = 16.000 MH No calibration applied and no bandpass applied



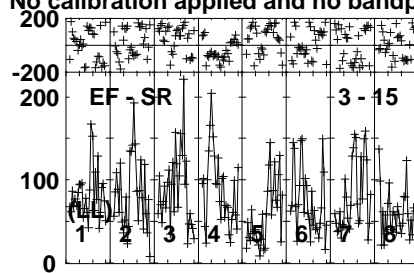
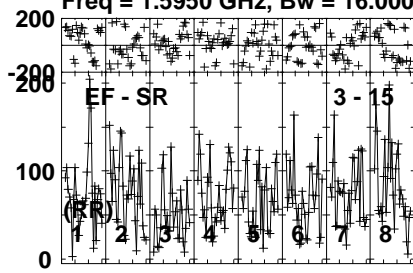
Lower frame: Micro Ampl Jy Top frame: Phas deg
Vector averaged cross-power spectrum Several baselines displayed
Timerange: 01/10:05:00 to 01/10:07:59

Plot file version 684 created 18-MAR-2021 11:21:20

CRDRA EB082 1.UVDATA.1

Freq = 1.5950 GHz, Bw = 16.000 MH

No calibration applied and no bandpass applied



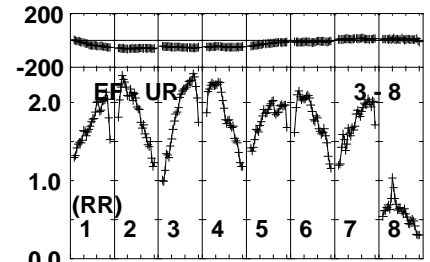
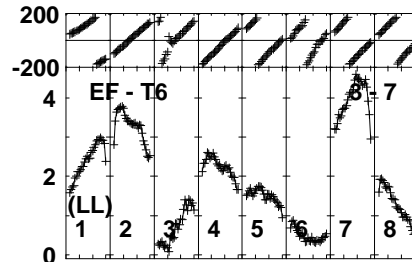
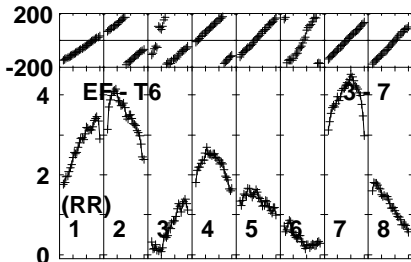
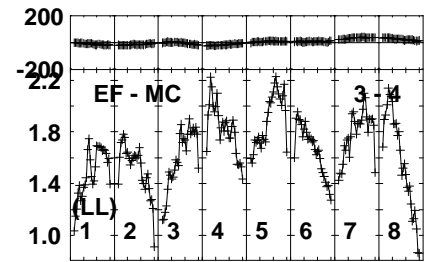
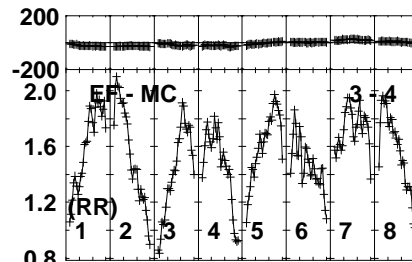
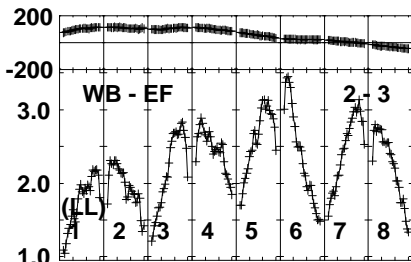
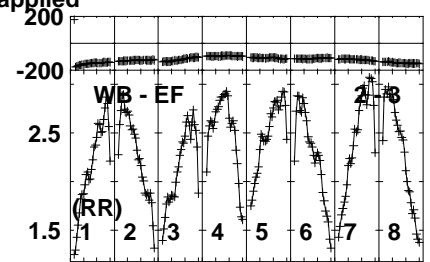
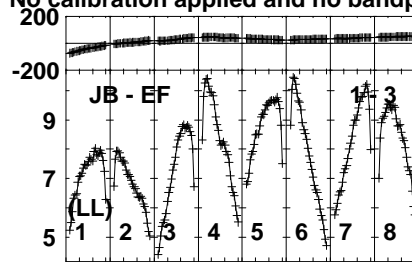
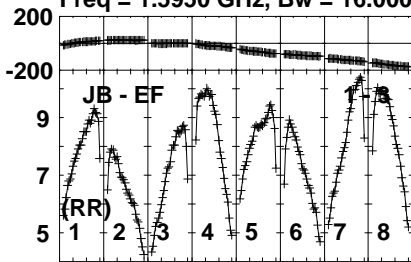
Lower frame: Micro Ampl Jy Top frame: Phas deg
Vector averaged cross-power spectrum Several baselines displayed
Timerange: 01/10:05:00 to 01/10:07:59

Plot file version 685 created 18-MAR-2021 11:21:20

J1608+5613 EB082 1.UVDATA.1

Freq = 1.5950 GHz, Bw = 16.000 MH

No calibration applied and no bandpass applied



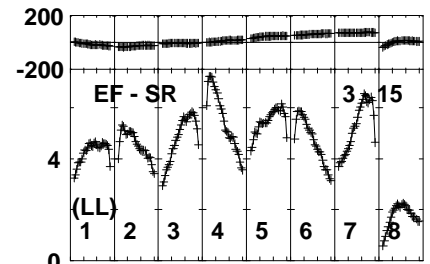
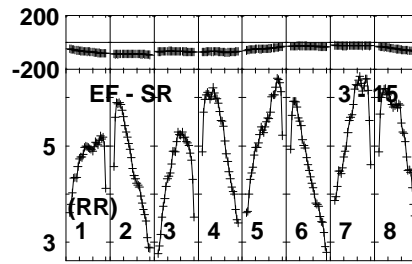
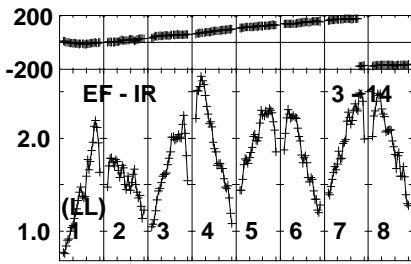
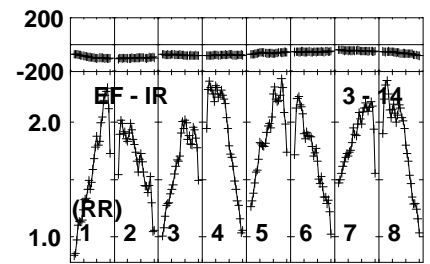
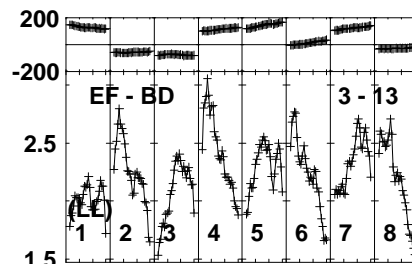
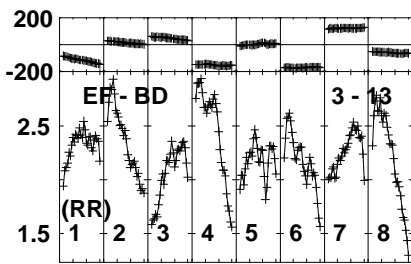
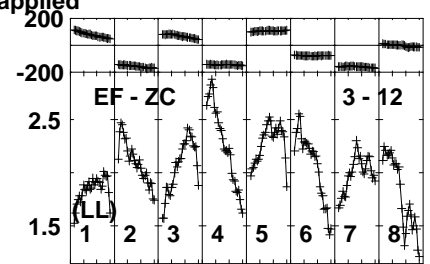
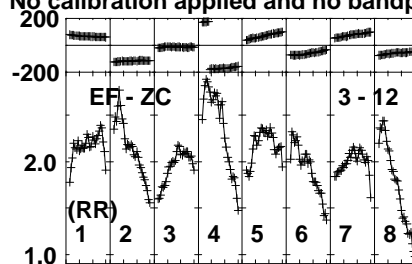
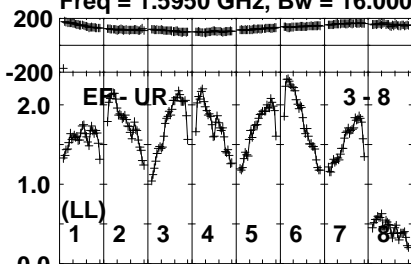
Lower frame: Milli Ampl Jy Top frame: Phas deg
Vector averaged cross-power spectrum Several baselines displayed
Timerange: 01/10:08:00 to 01/10:09:59

Plot file version 686 created 18-MAR-2021 11:21:20

J1608+5613 EB082 1.UVDATA.1

Freq = 1.5950 GHz, Bw = 16.000 MH

No calibration applied and no bandpass applied

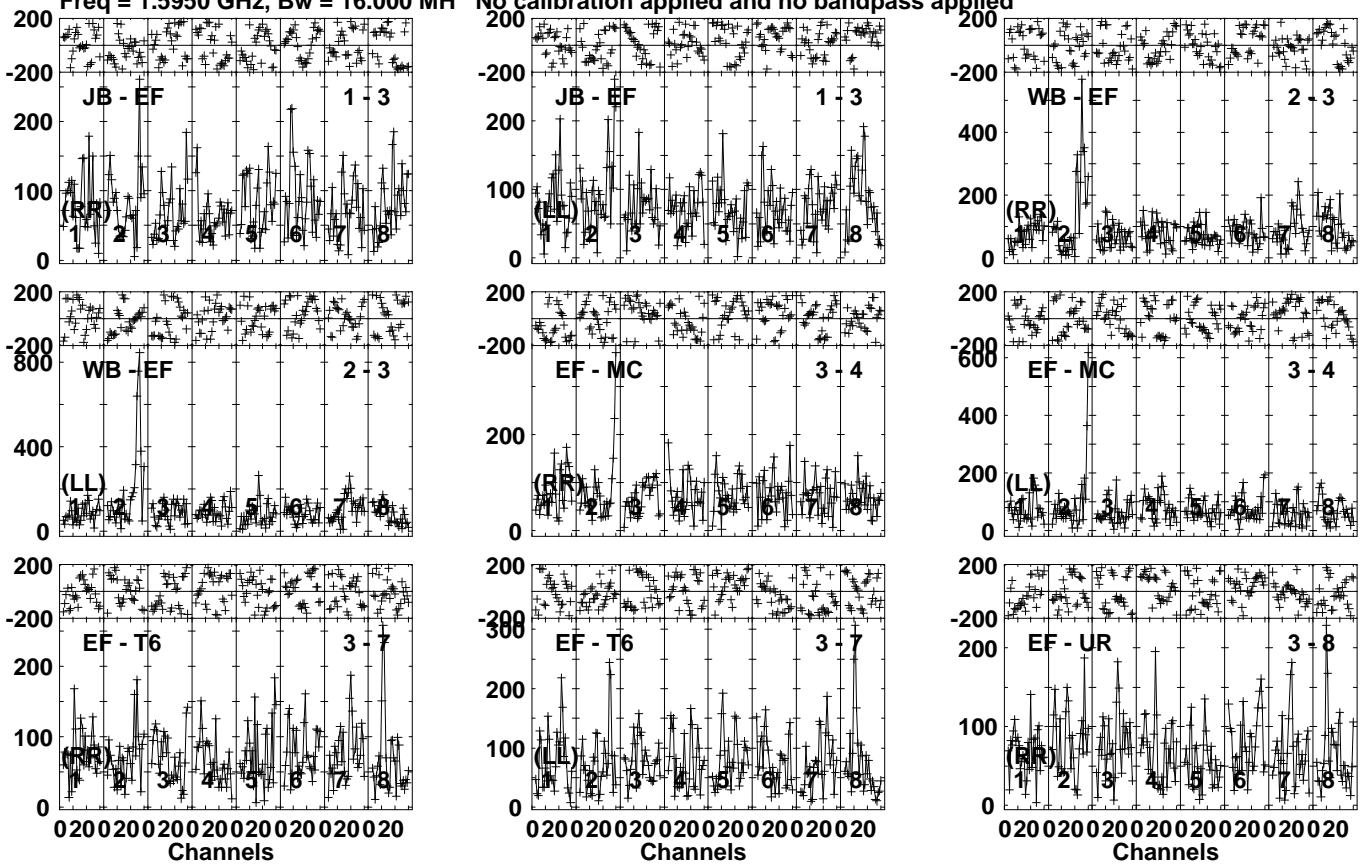


Lower frame: Milli Ampl Jy Top frame: Phas deg
Vector averaged cross-power spectrum Several baselines displayed
Timerange: 01/10:08:00 to 01/10:09:59

Plot file version 687 created 18-MAR-2021 11:21:20

CRDRA EB082 1.UVDATA.1

Freq = 1.5950 GHz, Bw = 16.000 MH No calibration applied and no bandpass applied



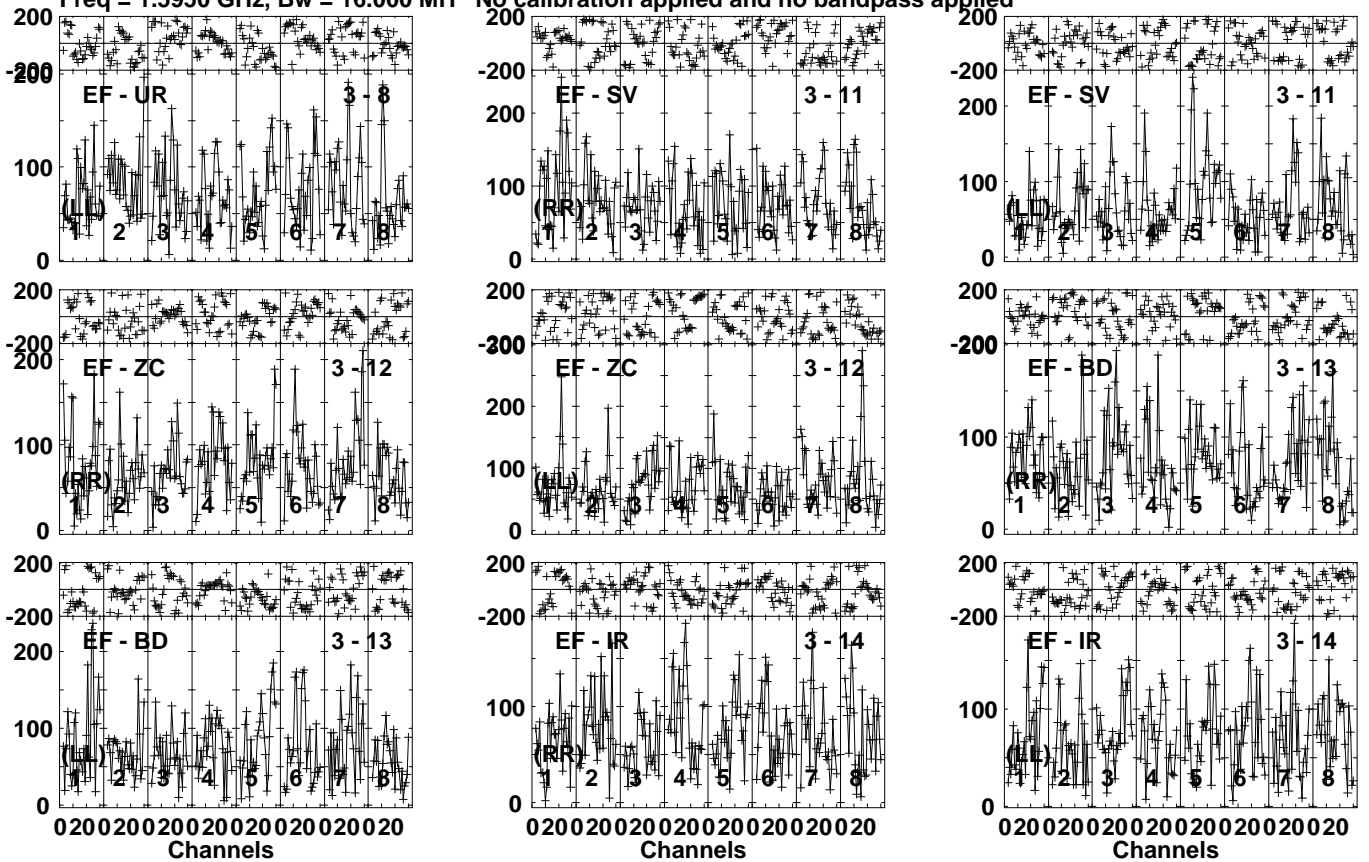
Lower frame: Micro Ampl Jy Top frame: Phas deg
Vector averaged cross-power spectrum Several baselines displayed
Timerange: 01/10:10:00 to 01/10:13:00

Plot file version 688 created 18-MAR-2021 11:21:20

CRDRA EB082 1.UVDATA.1

Freq = 1.5950 GHz, Bw = 16.000 MH

No calibration applied and no bandpass applied



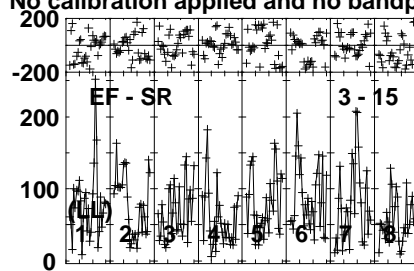
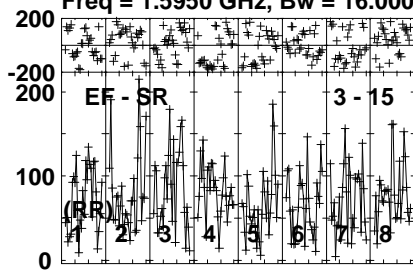
Lower frame: Micro Ampl Jy Top frame: Phas deg
Vector averaged cross-power spectrum Several baselines displayed
Timerange: 01/10:10:00 to 01/10:13:00

Plot file version 689 created 18-MAR-2021 11:21:21

CRDRA EB082 1.UVDATA.1

Freq = 1.5950 GHz, Bw = 16.000 MH

No calibration applied and no bandpass applied



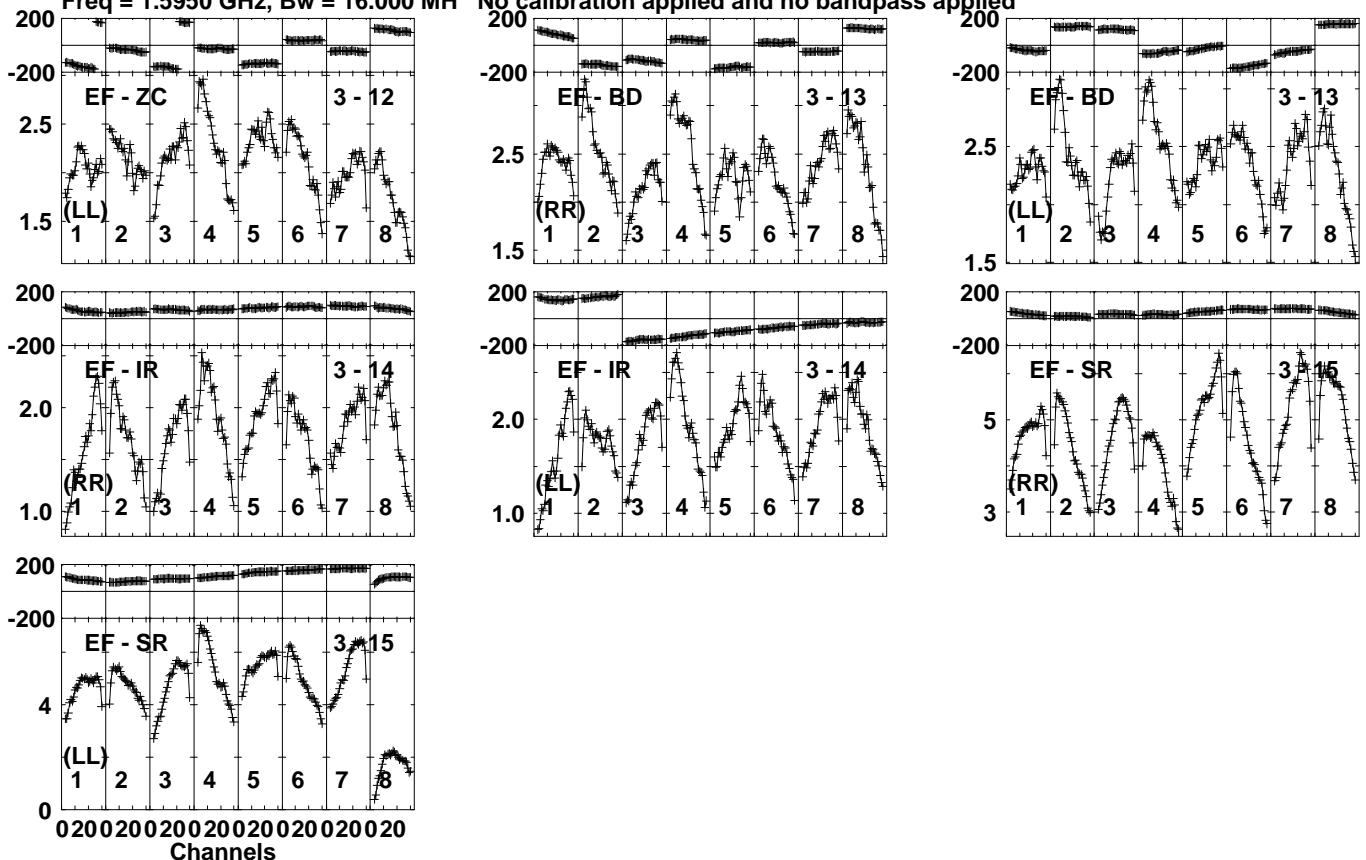
Lower frame: Micro Ampl Jy Top frame: Phas deg
Vector averaged cross-power spectrum Several baselines displayed
Timerange: 01/10:10:00 to 01/10:13:00

Plot file version 691 created 18-MAR-2021 11:21:21

J1608+5613 EB082 1.UVDATA.1

Freq = 1.5950 GHz, Bw = 16.000 MH

No calibration applied and no bandpass applied



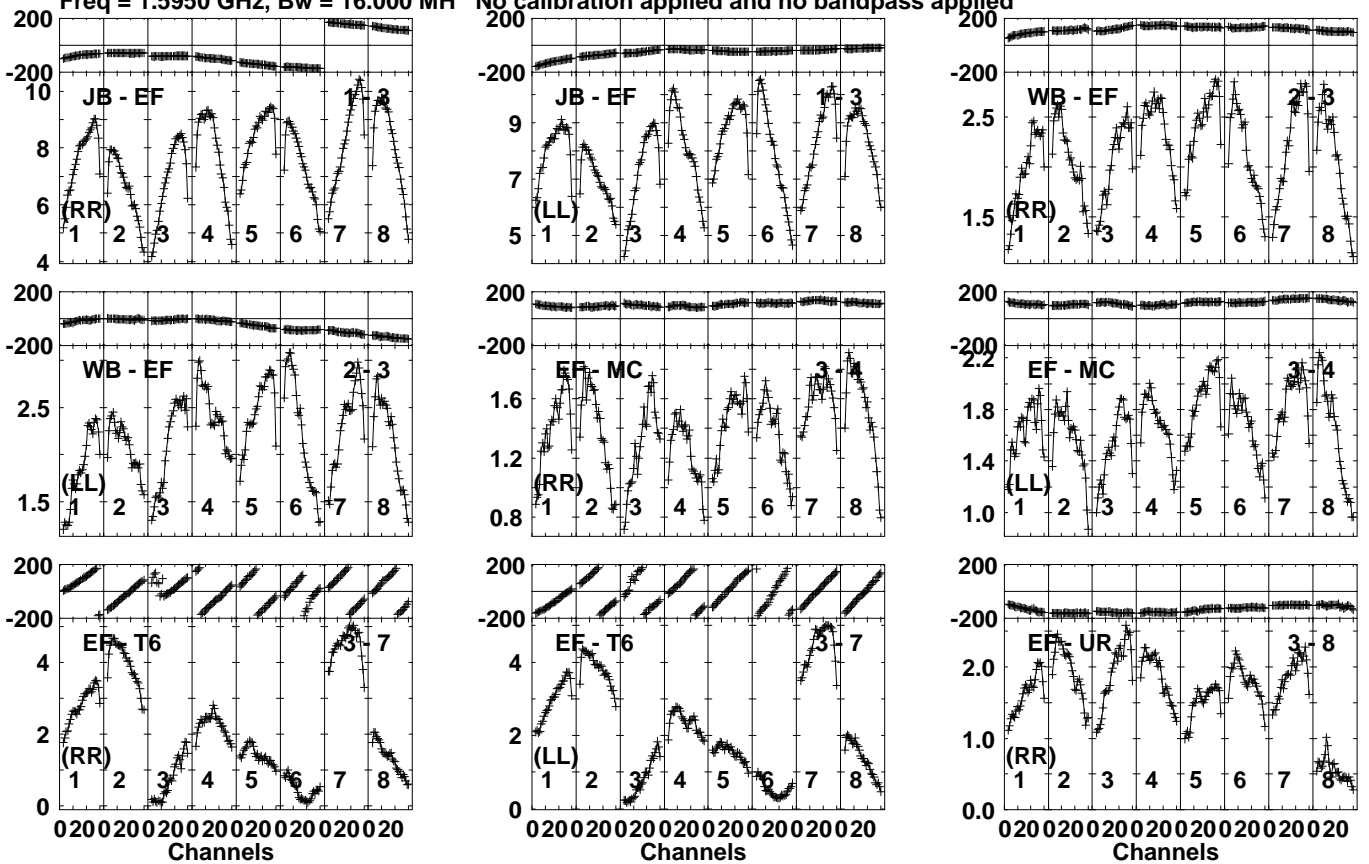
Lower frame: Milli Ampl Jy Top frame: Phas deg
Vector averaged cross-power spectrum Several baselines displayed
Timerange: 01/10:13:31 to 01/10:14:59

Plot file version 694 created 18-MAR-2021 11:21:21

J1608+5613 EB082 1.UVDATA.1

Freq = 1.5950 GHz, Bw = 16.000 MH

No calibration applied and no bandpass applied

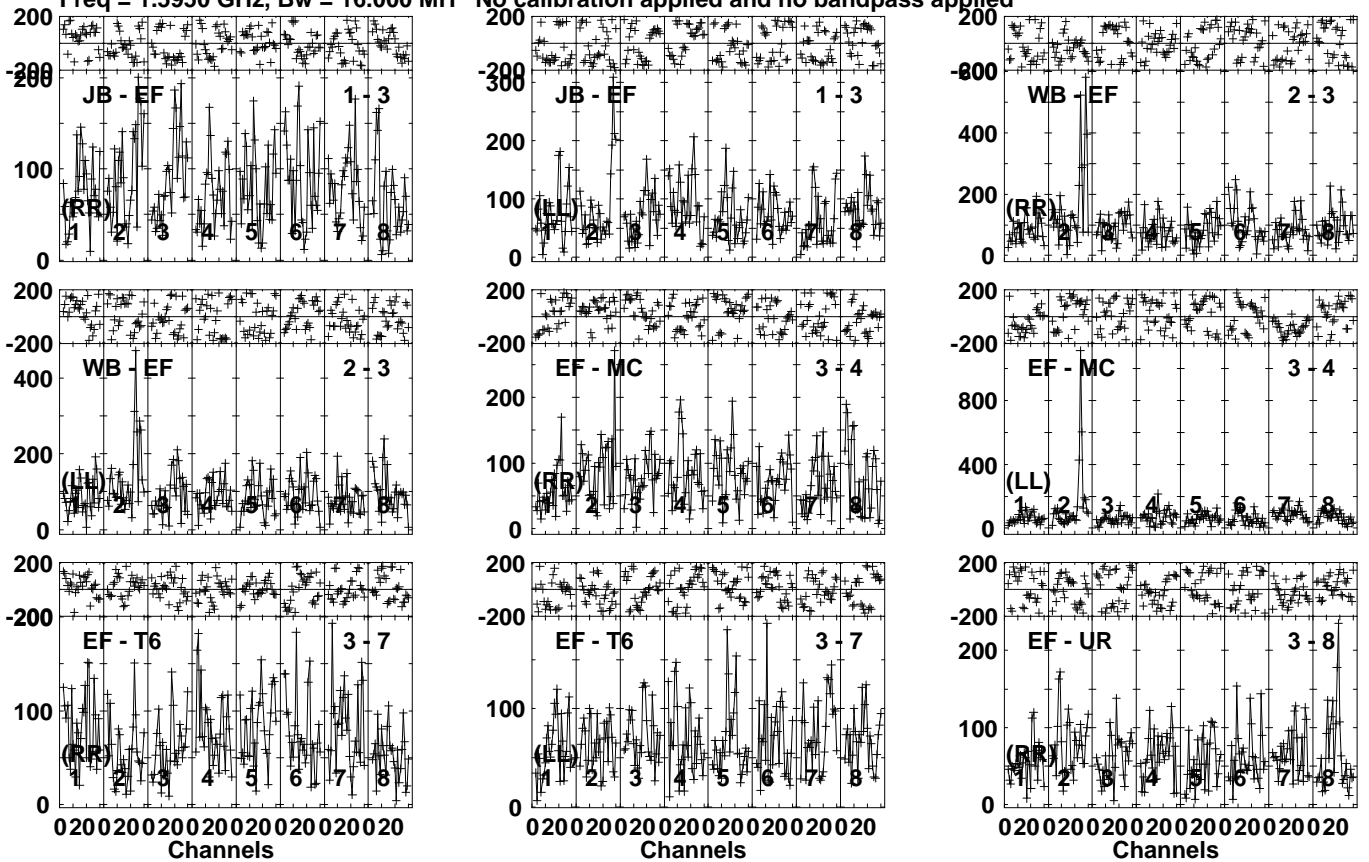


Lower frame: Milli Ampl Jy Top frame: Phas deg
Vector averaged cross-power spectrum Several baselines displayed
Timerange: 01/10:18:01 to 01/10:19:59

Plot file version 696 created 18-MAR-2021 11:21:22

CRDRA EB082 1.UVDATA.1

Freq = 1.5950 GHz, Bw = 16.000 MH No calibration applied and no bandpass applied

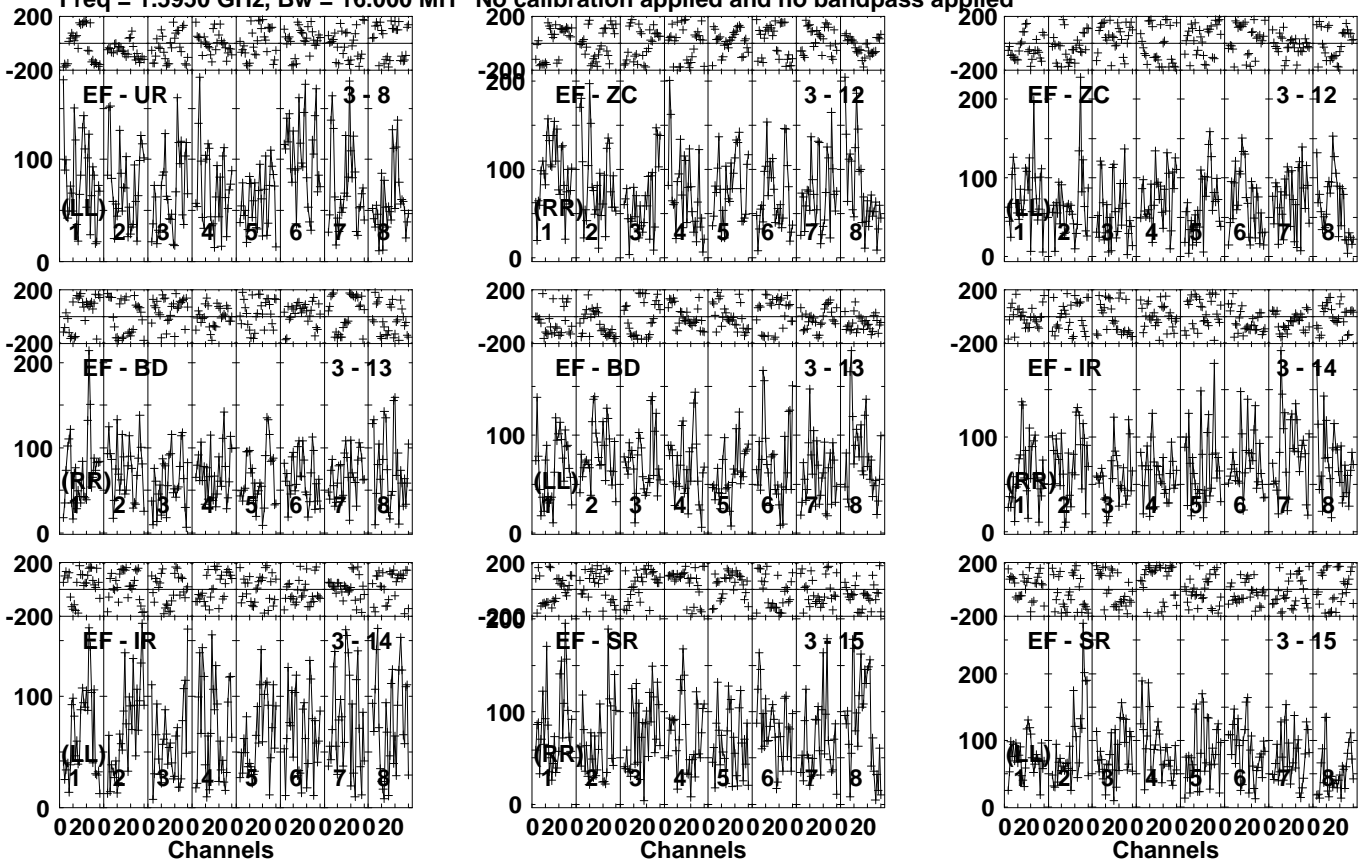


Lower frame: Micro Ampl Jy Top frame: Phas deg
Vector averaged cross-power spectrum Several baselines displayed
Timerange: 01/10:20:00 to 01/10:23:00

Plot file version 697 created 18-MAR-2021 11:21:22

CRDRA EB082 1.UVDATA.1

Freq = 1.5950 GHz, Bw = 16.000 MH No calibration applied and no bandpass applied



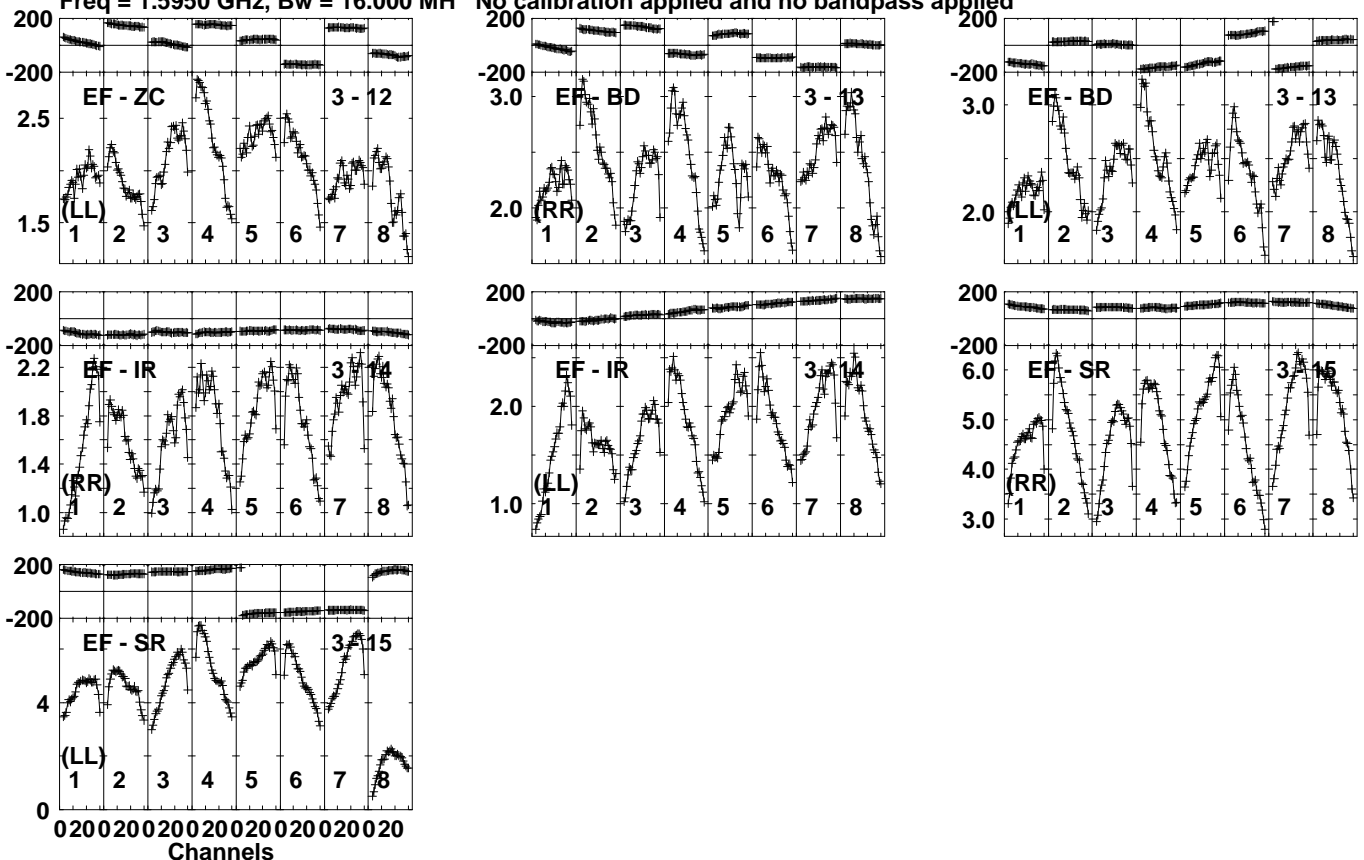
Lower frame: Micro Ampl Jy Top frame: Phas deg
Vector averaged cross-power spectrum Several baselines displayed
Timerange: 01/10:20:00 to 01/10:23:00

Plot file version 699 created 18-MAR-2021 11:21:22

J1608+5613 EB082 1.UVDATA.1

Freq = 1.5950 GHz, Bw = 16.000 MH

No calibration applied and no bandpass applied

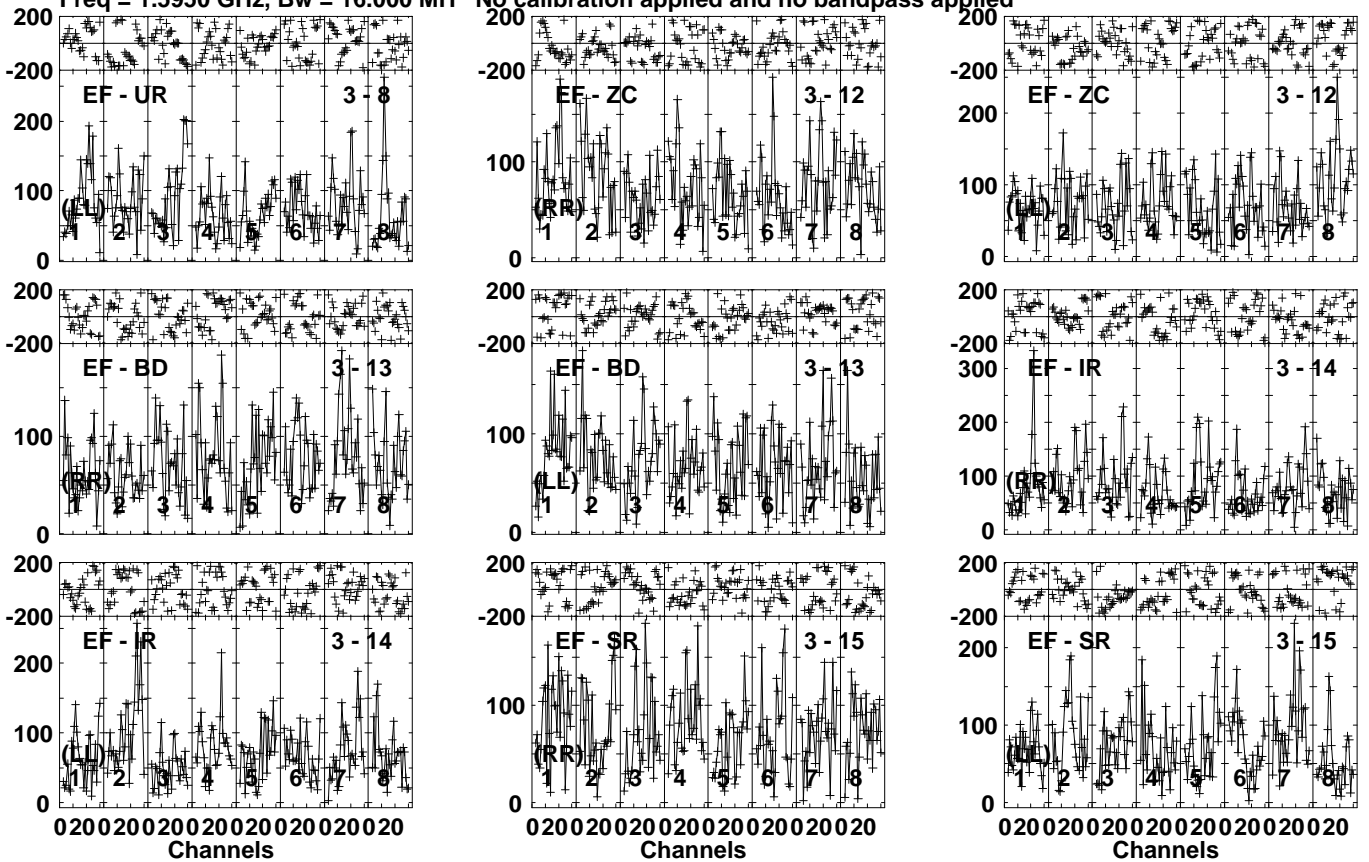


Lower frame: Milli Ampl Jy Top frame: Phas deg
Vector averaged cross-power spectrum Several baselines displayed
Timerange: 01/10:23:31 to 01/10:24:59

Plot file version 701 created 18-MAR-2021 11:21:22

CRDRA EB082 1.UVDATA.1

Freq = 1.5950 GHz, Bw = 16.000 MH No calibration applied and no bandpass applied



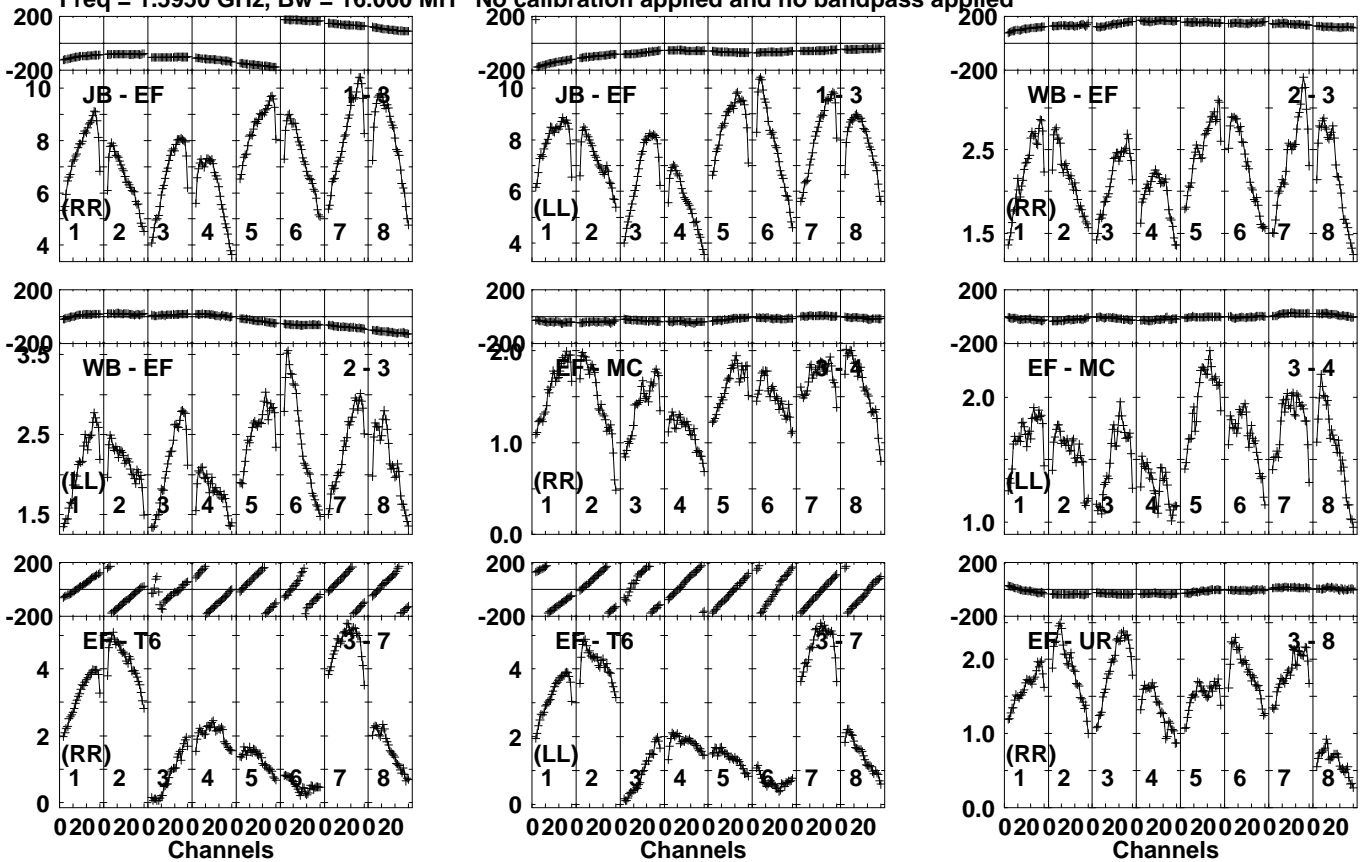
Lower frame: Micro Ampl Jy Top frame: Phas deg
Vector averaged cross-power spectrum Several baselines displayed
Timerange: 01/10:25:01 to 01/10:27:59

Plot file version 702 created 18-MAR-2021 11:21:23

J1608+5613 EB082 1.UVDATA.1

Freq = 1.5950 GHz, Bw = 16.000 MH

No calibration applied and no bandpass applied



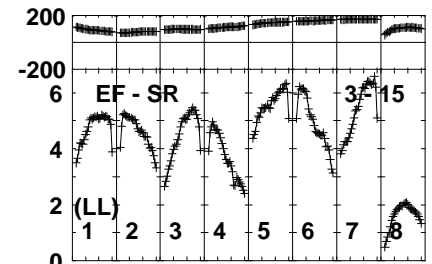
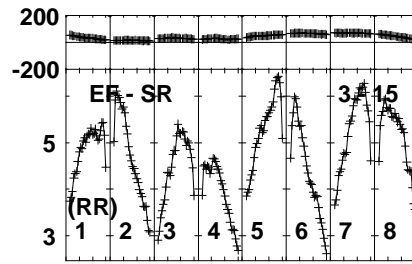
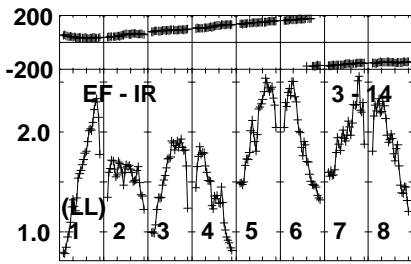
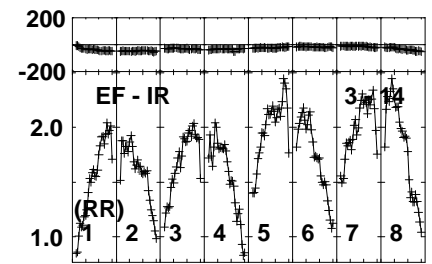
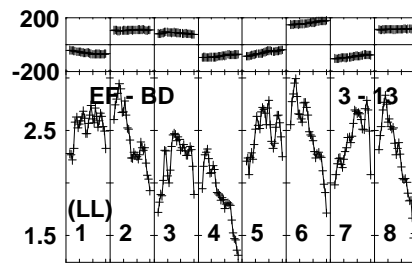
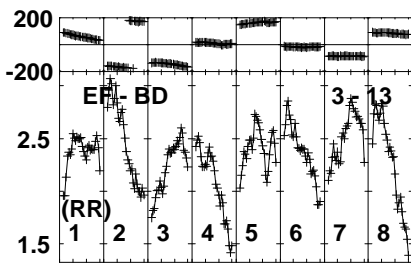
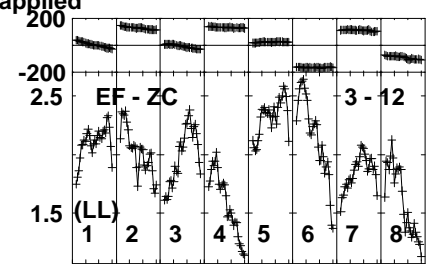
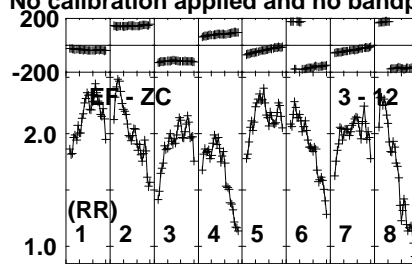
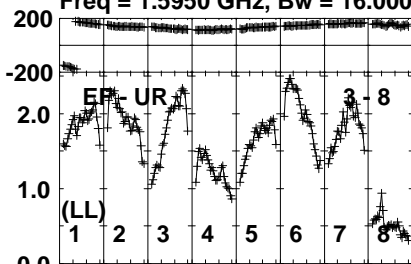
Lower frame: Milli Ampl Jy Top frame: Phas deg
 Vector averaged cross-power spectrum Several baselines displayed
 Timerange: 01/10:28:01 to 01/10:30:00

Plot file version 703 created 18-MAR-2021 11:21:23

J1608+5613 EB082 1.UVDATA.1

Freq = 1.5950 GHz, Bw = 16.000 MH

No calibration applied and no bandpass applied

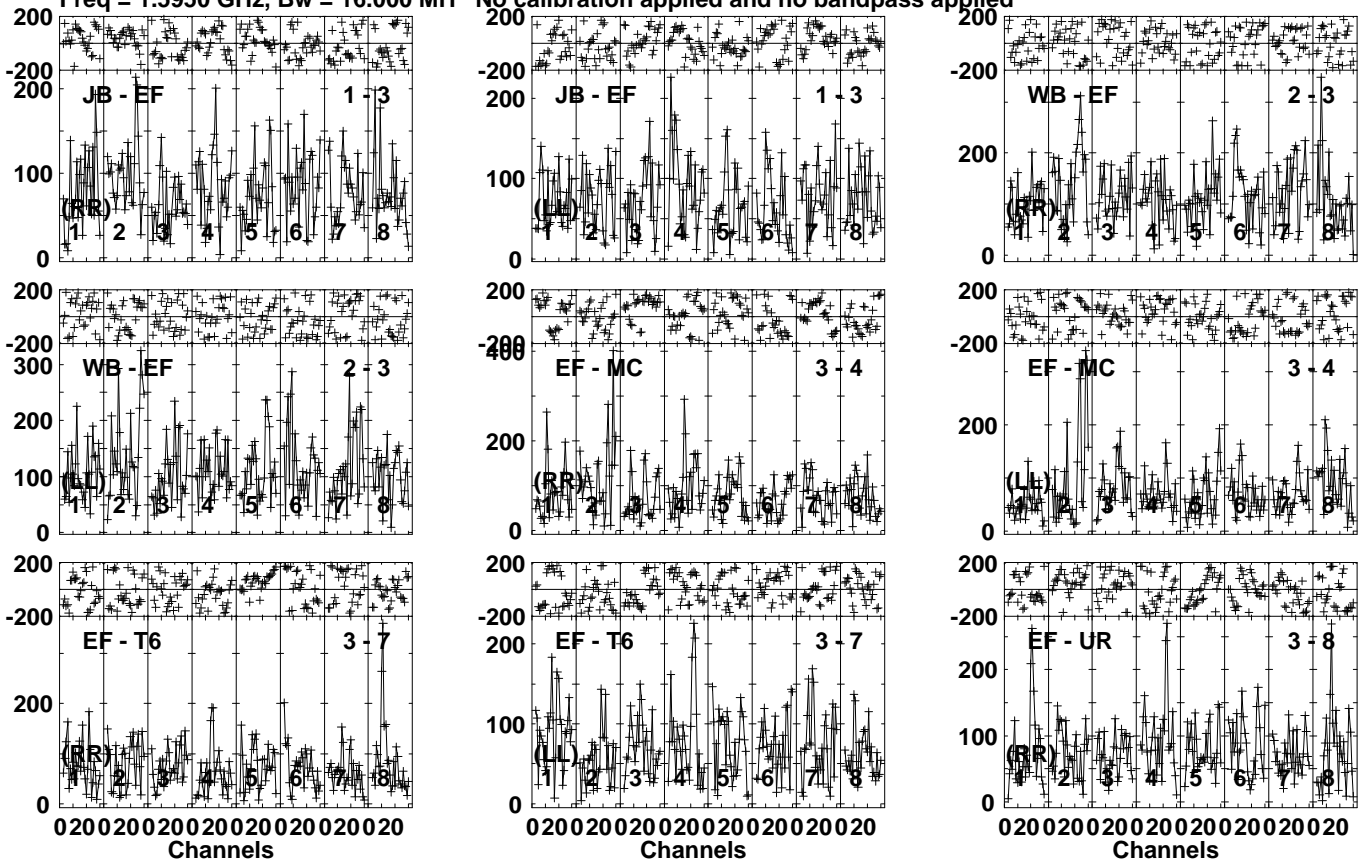


Lower frame: Milli Ampl Jy Top frame: Phas deg
Vector averaged cross-power spectrum Several baselines displayed
Timerange: 01/10:28:01 to 01/10:30:00

Plot file version 704 created 18-MAR-2021 11:21:23

CRDRA EB082 1.UVDATA.1

Freq = 1.5950 GHz, Bw = 16.000 MH No calibration applied and no bandpass applied

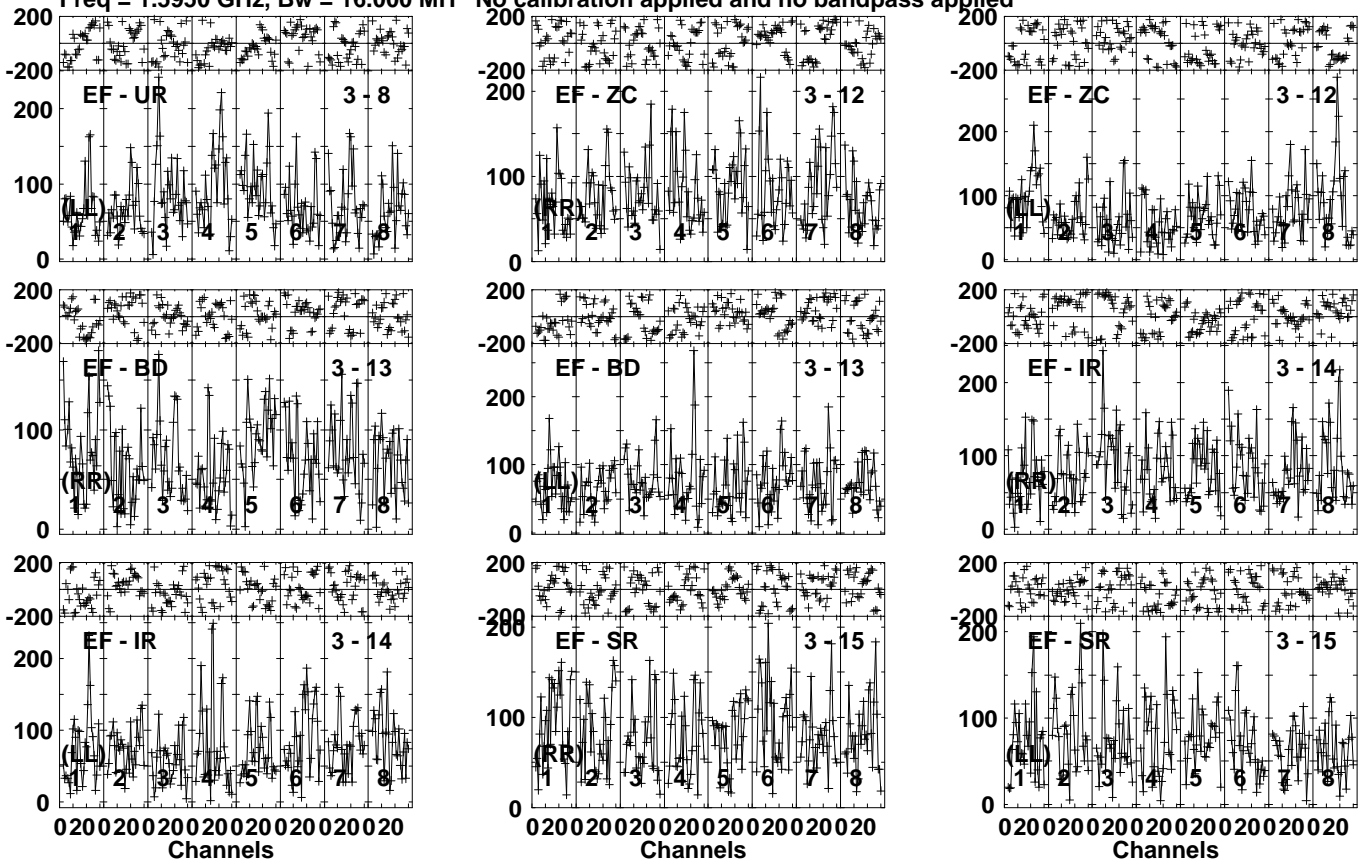


Lower frame: Micro Ampl Jy Top frame: Phas deg
Vector averaged cross-power spectrum Several baselines displayed
Timerange: 01/10:30:00 to 01/10:33:00

Plot file version 705 created 18-MAR-2021 11:21:23

CRDRA EB082 1.UVDATA.1

Freq = 1.5950 GHz, Bw = 16.000 MH No calibration applied and no bandpass applied



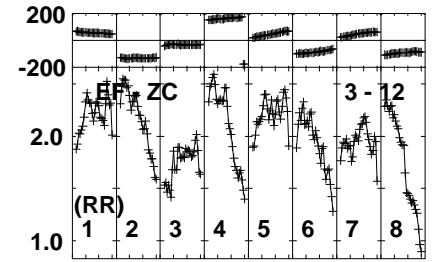
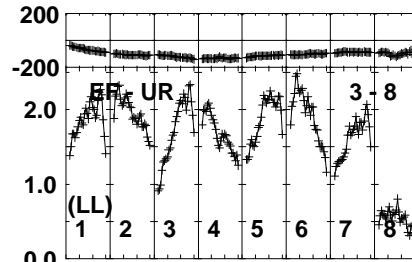
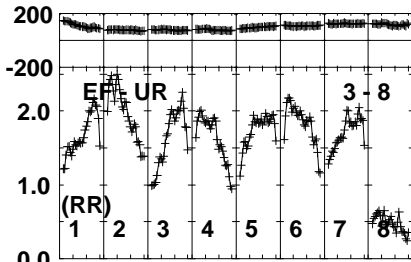
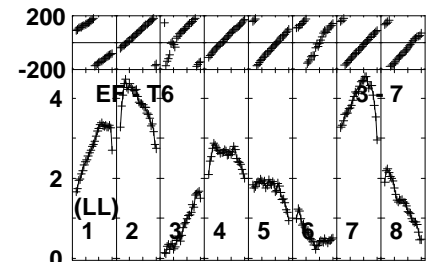
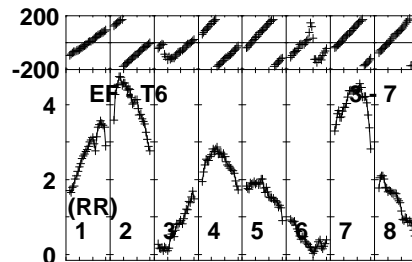
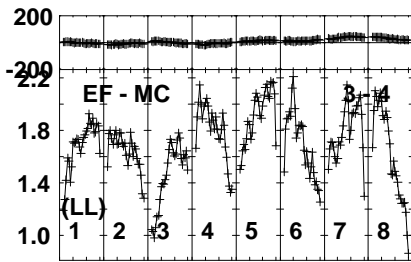
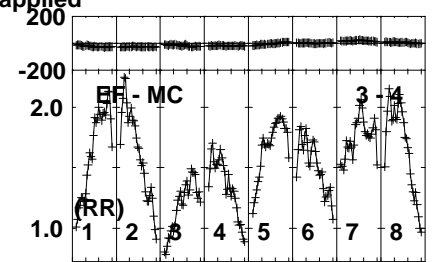
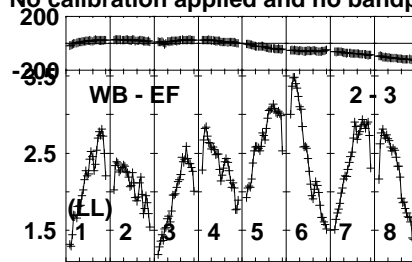
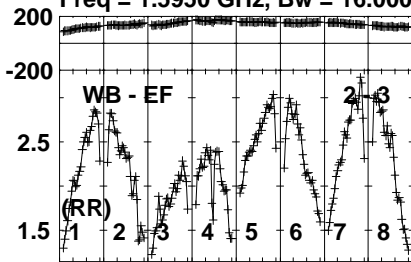
Lower frame: Micro Ampl Jy Top frame: Phas deg
Vector averaged cross-power spectrum Several baselines displayed
Timerange: 01/10:30:00 to 01/10:33:00

Plot file version 706 created 18-MAR-2021 11:21:24

J1608+5613 EB082 1.UVDATA.1

Freq = 1.5950 GHz, Bw = 16.000 MH

No calibration applied and no bandpass applied

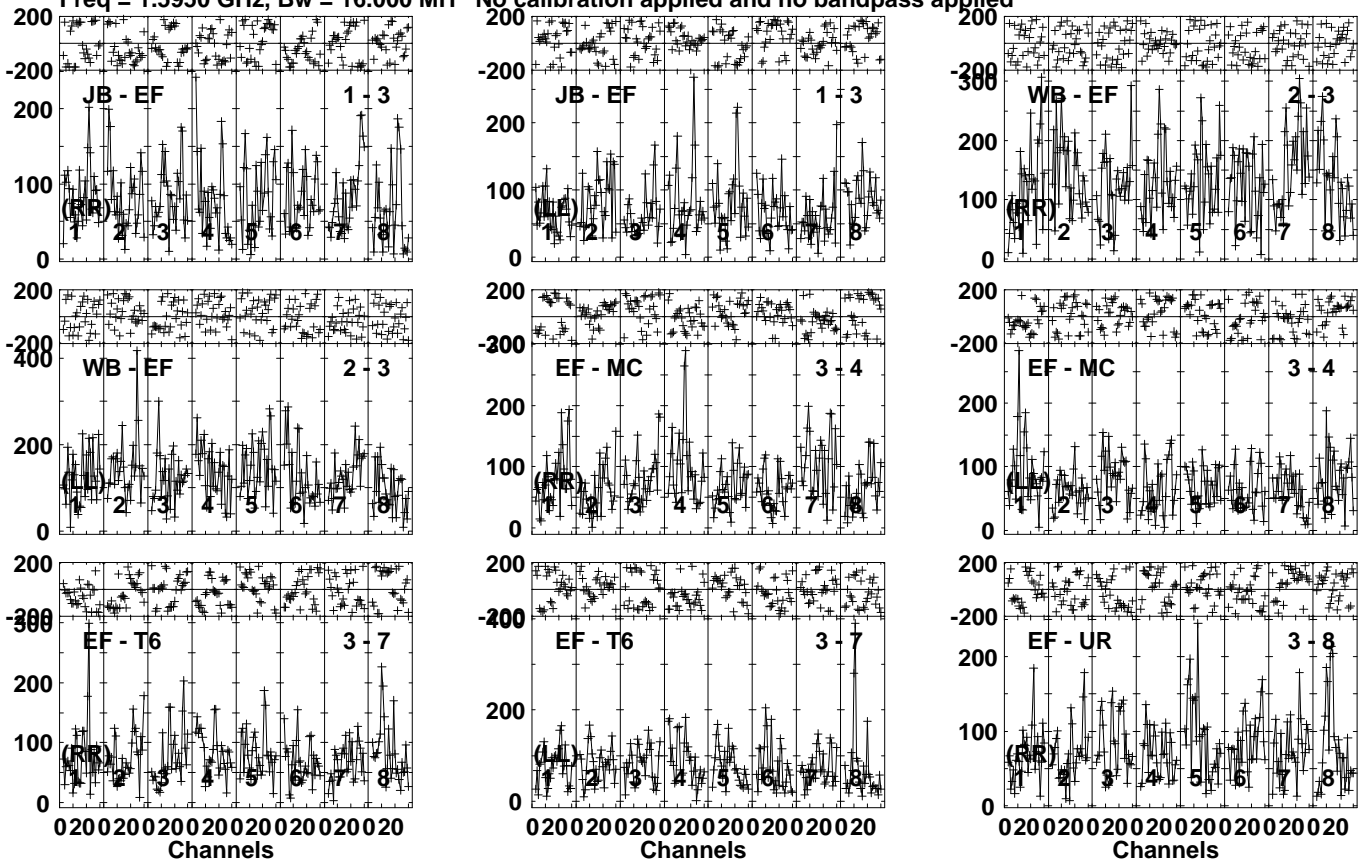


Lower frame: Milli Ampl Jy Top frame: Phas deg
Vector averaged cross-power spectrum Several baselines displayed
Timerange: 01/10:33:31 to 01/10:34:59

Plot file version 708 created 18-MAR-2021 11:21:24

CRDRA EB082 1.UVDATA.1

Freq = 1.5950 GHz, Bw = 16.000 MH No calibration applied and no bandpass applied

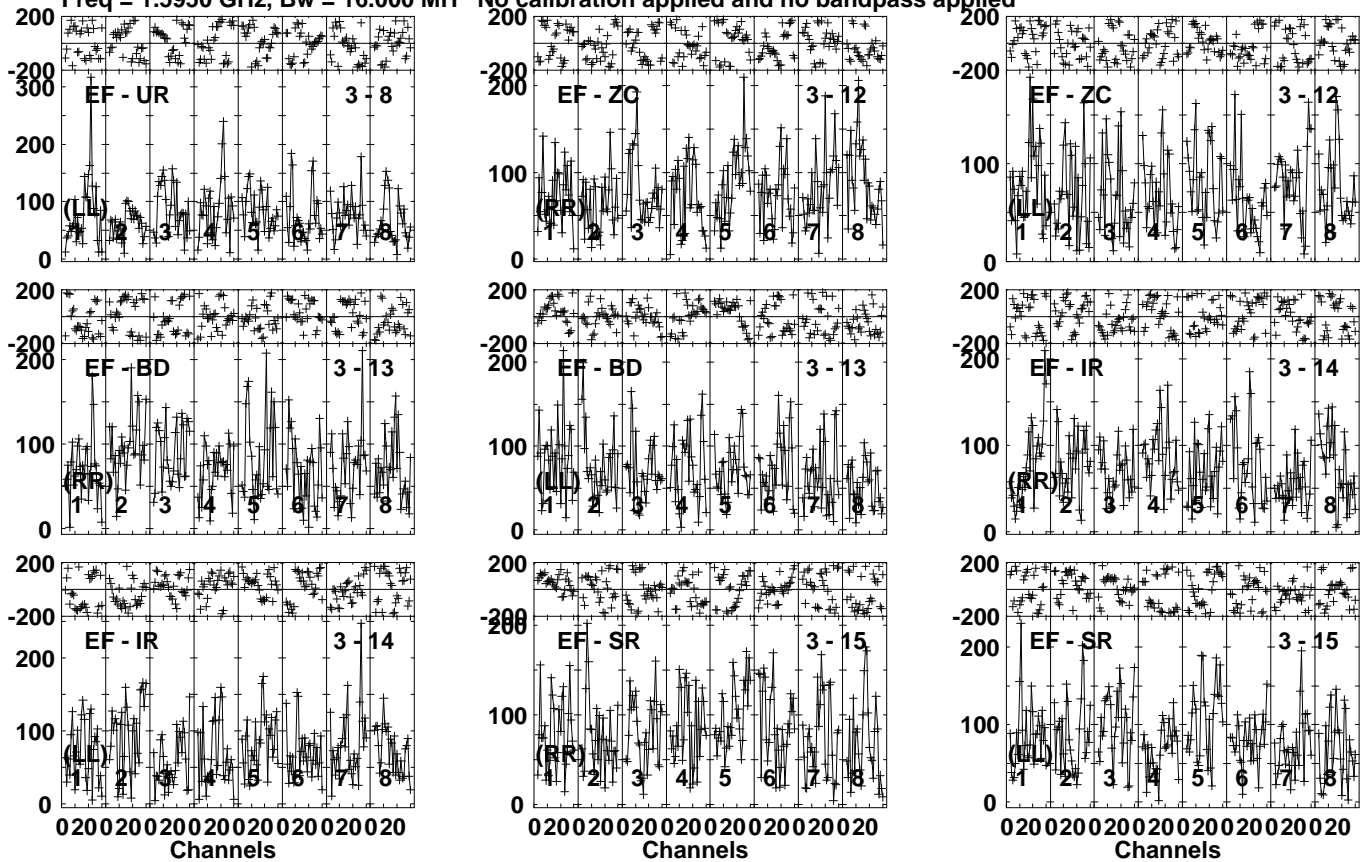


Lower frame: Micro Ampl Jy Top frame: Phas deg
Vector averaged cross-power spectrum Several baselines displayed
Timerange: 01/10:35:01 to 01/10:38:00

Plot file version 709 created 18-MAR-2021 11:21:24

CRDRA EB082 1.UVDATA.1

Freq = 1.5950 GHz, Bw = 16.000 MH No calibration applied and no bandpass applied



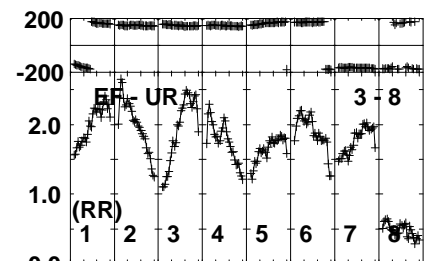
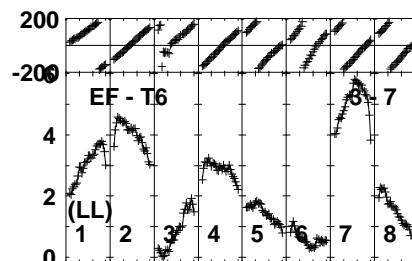
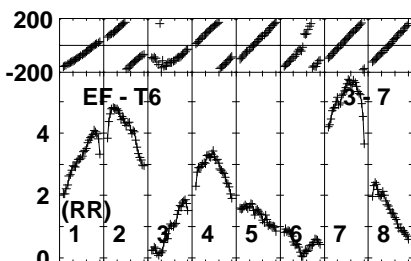
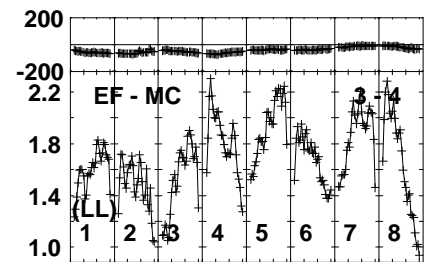
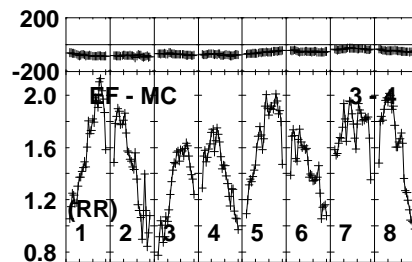
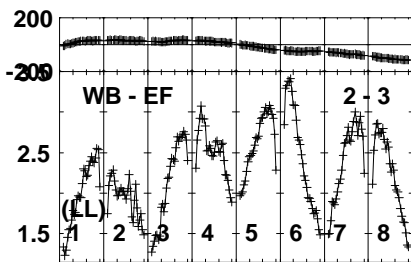
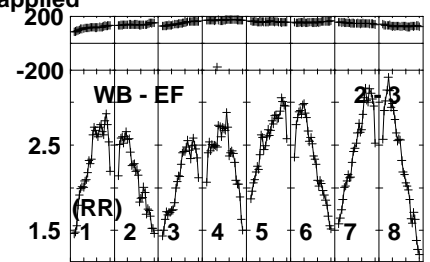
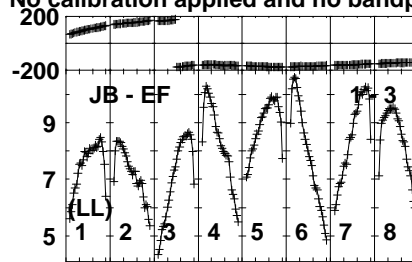
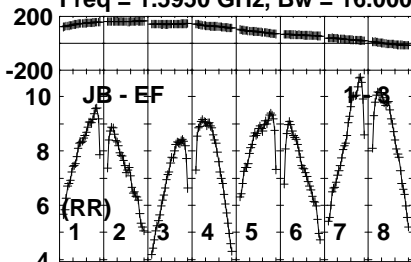
Lower frame: Micro Ampl Jy Top frame: Phas deg
Vector averaged cross-power spectrum Several baselines displayed
Timerange: 01/10:35:01 to 01/10:38:00

Plot file version 710 created 18-MAR-2021 11:21:24

J1608+5613 EB082 1.UVDATA.1

Freq = 1.5950 GHz, Bw = 16.000 MH

No calibration applied and no bandpass applied

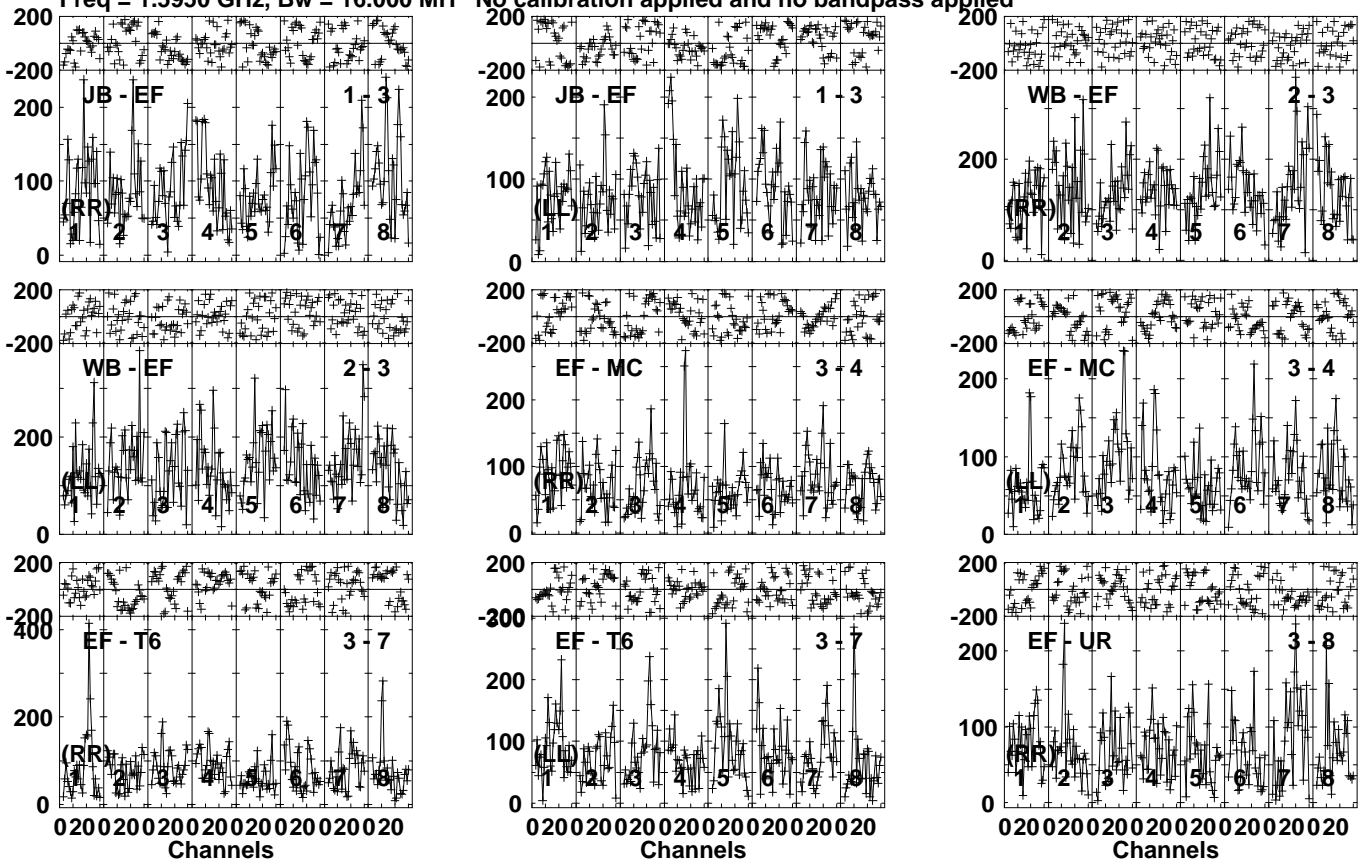


Lower frame: Milli Ampl Jy Top frame: Phas deg
Vector averaged cross-power spectrum Several baselines displayed
Timerange: 01/10:38:01 to 01/10:40:00

Plot file version 712 created 18-MAR-2021 11:21:25

CRDRA EB082 1.UVDATA.1

Freq = 1.5950 GHz, Bw = 16.000 MH No calibration applied and no bandpass applied



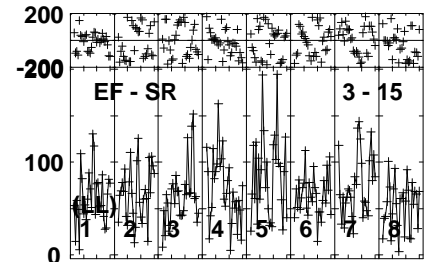
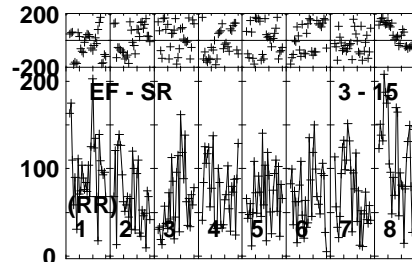
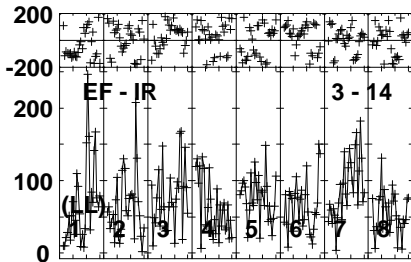
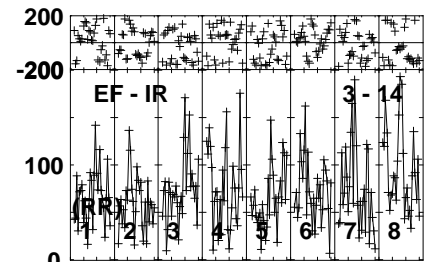
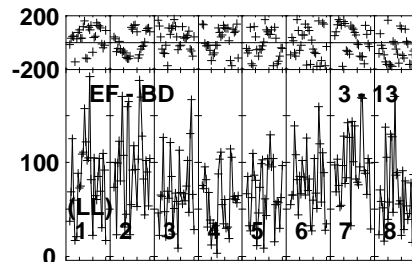
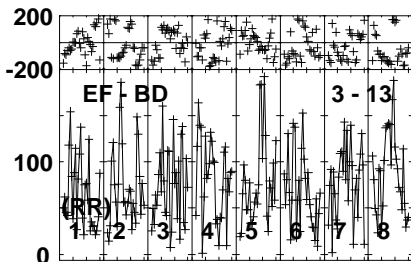
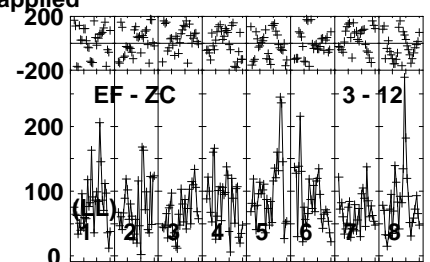
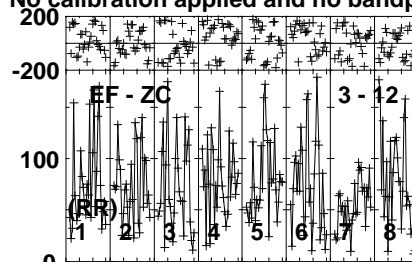
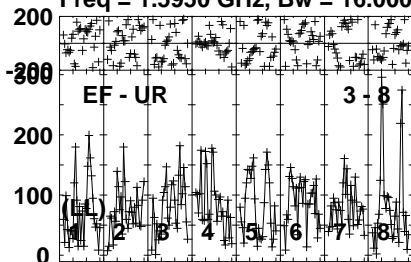
Lower frame: Micro Ampl Jy Top frame: Phas deg
Vector averaged cross-power spectrum Several baselines displayed
Timerange: 01/10:40:00 to 01/10:43:00

Plot file version 713 created 18-MAR-2021 11:21:25

CRDRA EB082 1.UVDATA.1

Freq = 1.5950 GHz, Bw = 16.000 MH

No calibration applied and no bandpass applied



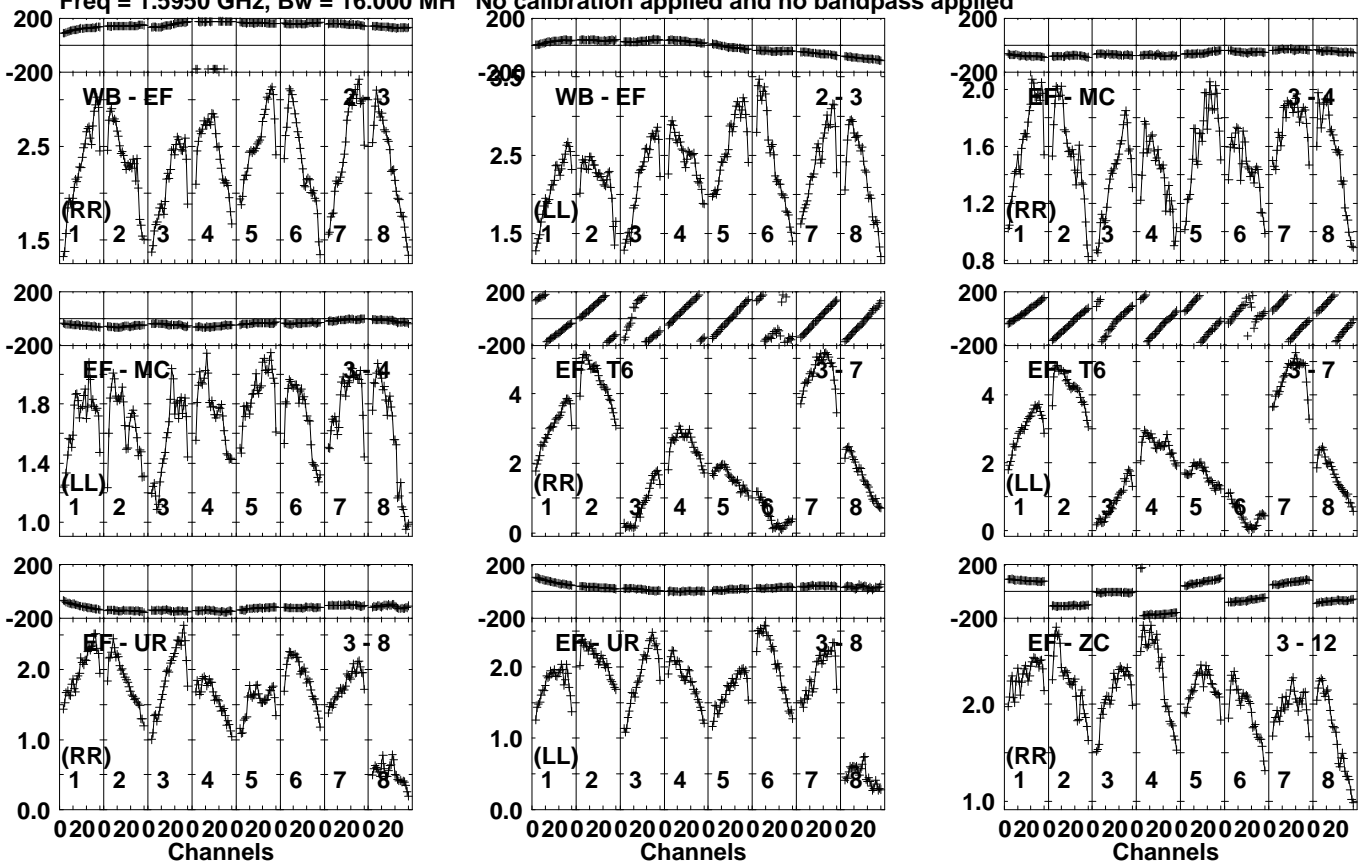
Lower frame: Micro Ampl Jy Top frame: Phas deg
Vector averaged cross-power spectrum Several baselines displayed
Timerange: 01/10:40:00 to 01/10:43:00

Plot file version 714 created 18-MAR-2021 11:21:25

J1608+5613 EB082 1.UVDATA.1

Freq = 1.5950 GHz, Bw = 16.000 MH

No calibration applied and no bandpass applied



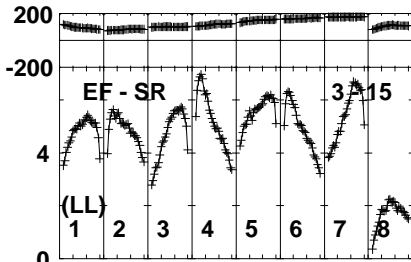
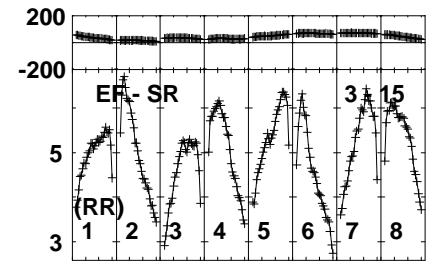
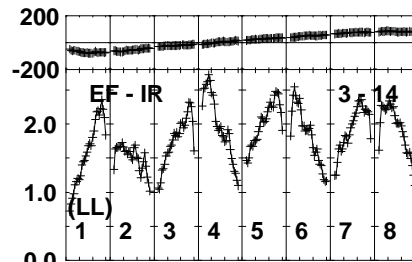
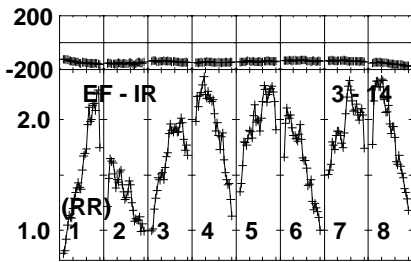
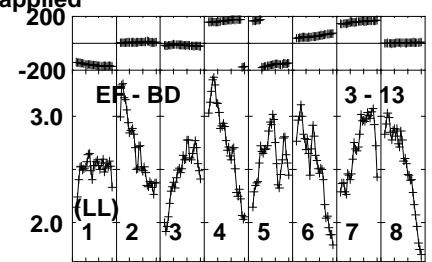
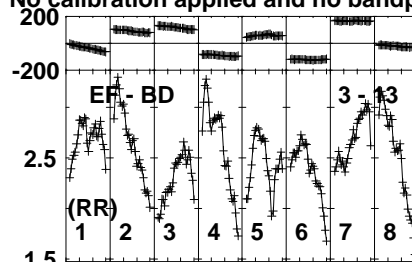
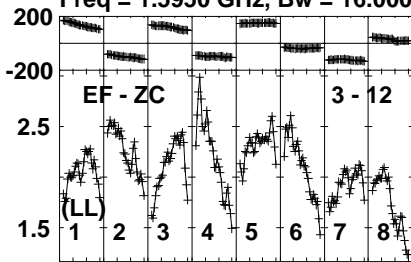
Lower frame: Milli Ampl Jy Top frame: Phas deg
Vector averaged cross-power spectrum Several baselines displayed
Timerange: 01/10:43:31 to 01/10:44:59

Plot file version 715 created 18-MAR-2021 11:21:25

J1608+5613 EB082 1.UVDATA.1

Freq = 1.5950 GHz, Bw = 16.000 MH

No calibration applied and no bandpass applied



020020020020020020020020

Channels

Lower frame: Milli Ampl Jy Top frame: Phas deg

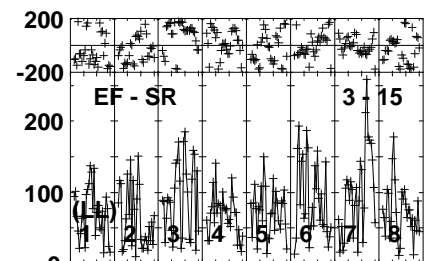
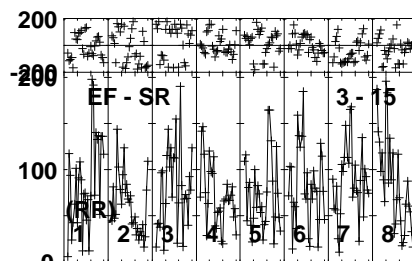
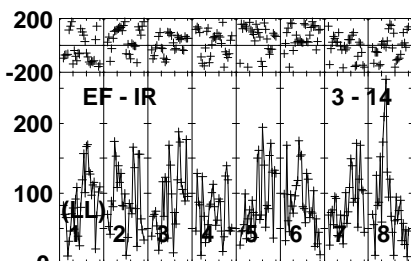
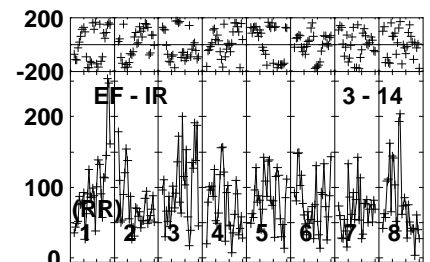
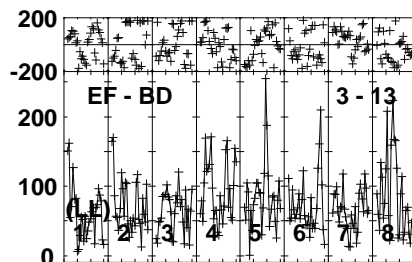
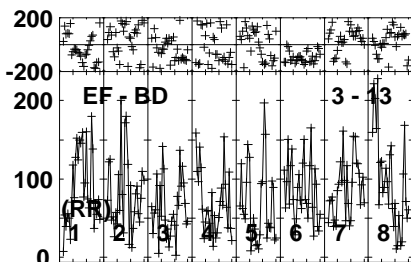
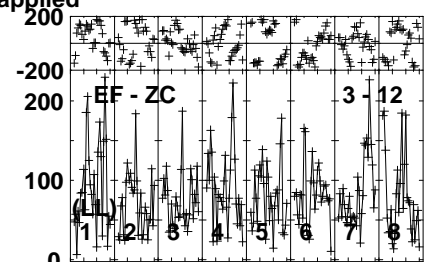
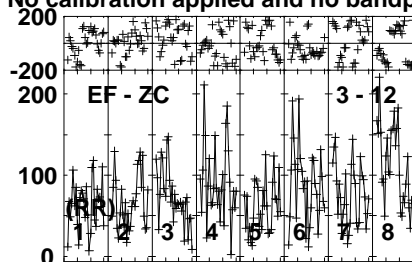
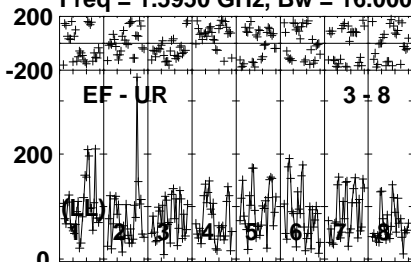
Vector averaged cross-power spectrum Several baselines displayed

Timerange: 01/10:43:31 to 01/10:44:59

Plot file version 717 created 18-MAR-2021 11:21:26

CRDRA EB082 1.UVDATA.1

Freq = 1.5950 GHz, Bw = 16.000 MH No calibration applied and no bandpass applied



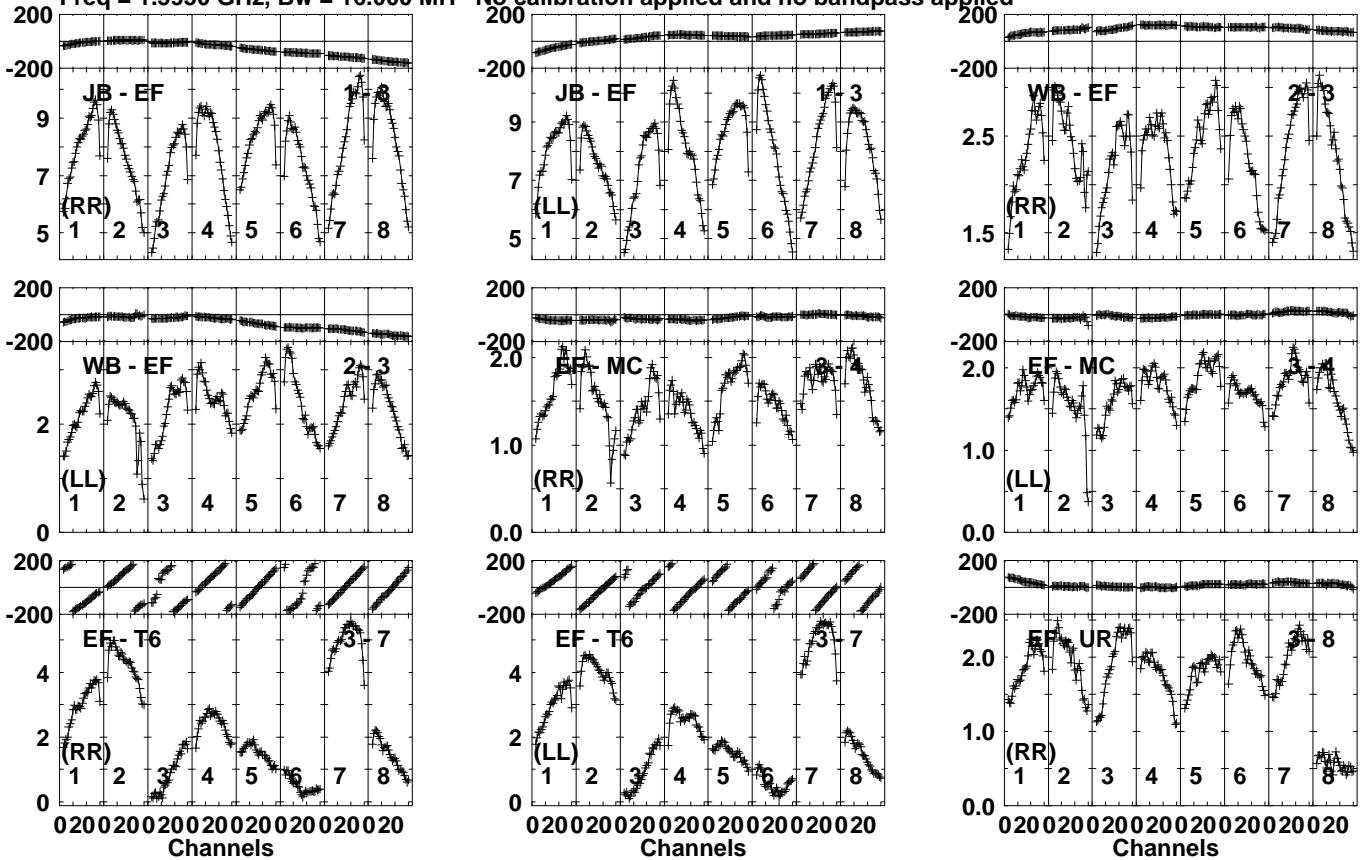
Lower frame: Micro Ampl Jy Top frame: Phas deg
Vector averaged cross-power spectrum Several baselines displayed
Timerange: 01/10:45:01 to 01/10:48:00

Plot file version 718 created 18-MAR-2021 11:21:26

J1608+5613 EB082 1.UVDATA.1

Freq = 1.5950 GHz, Bw = 16.000 MH

No calibration applied and no bandpass applied



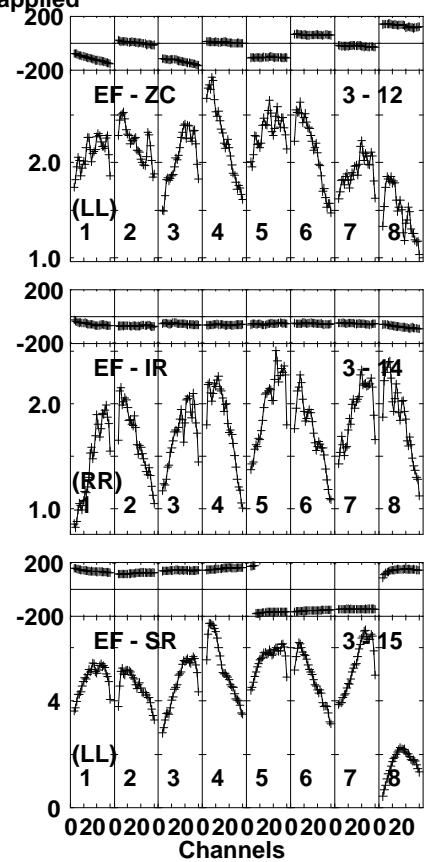
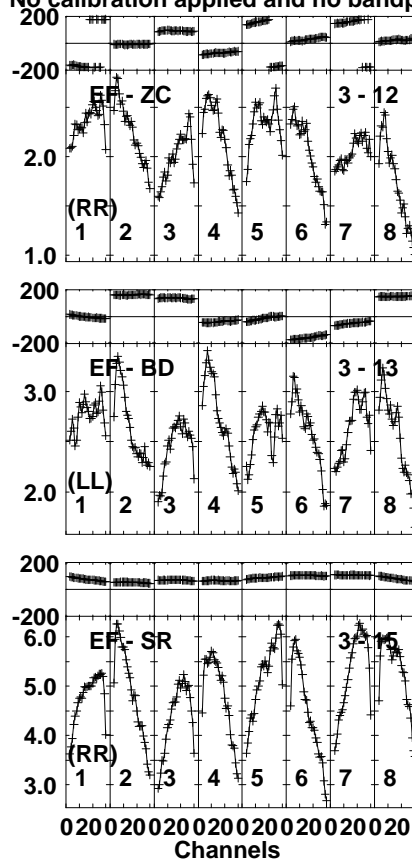
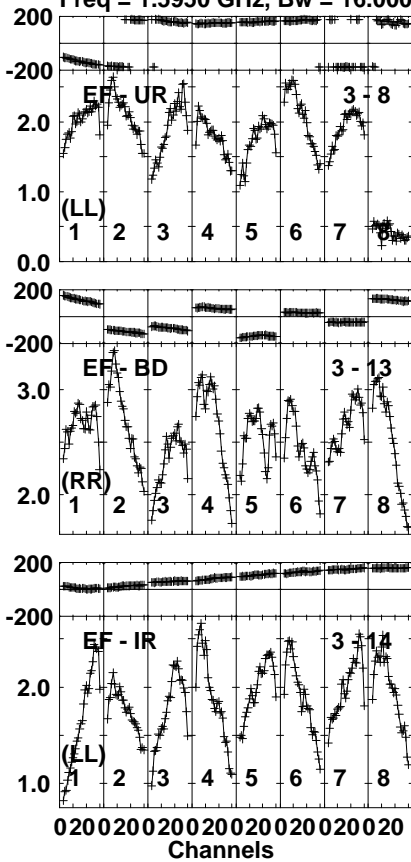
Lower frame: Milli Ampl Jy Top frame: Phas deg
Vector averaged cross-power spectrum Several baselines displayed
Timerange: 01/10:48:00 to 01/10:50:00

Plot file version 719 created 18-MAR-2021 11:21:26

J1608+5613 EB082 1.UVDATA.1

Freq = 1.5950 GHz, Bw = 16.000 MH

No calibration applied and no bandpass applied

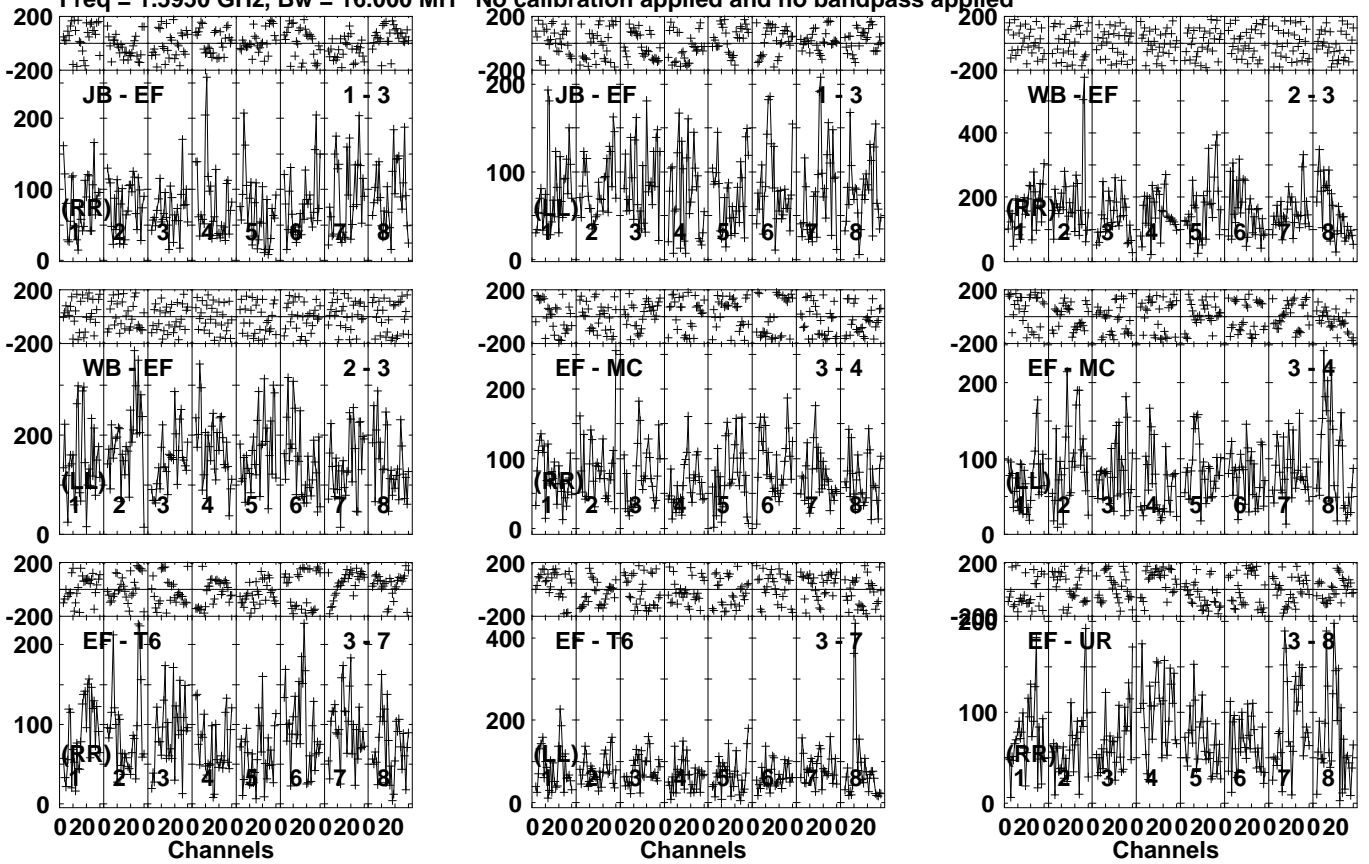


Lower frame: Milli Ampl Jy Top frame: Phas deg
Vector averaged cross-power spectrum Several baselines displayed
Timerange: 01/10:48:00 to 01/10:50:00

Plot file version 720 created 18-MAR-2021 11:21:26

CRDRA EB082 1.UVDATA.1

Freq = 1.5950 GHz, Bw = 16.000 MH No calibration applied and no bandpass applied

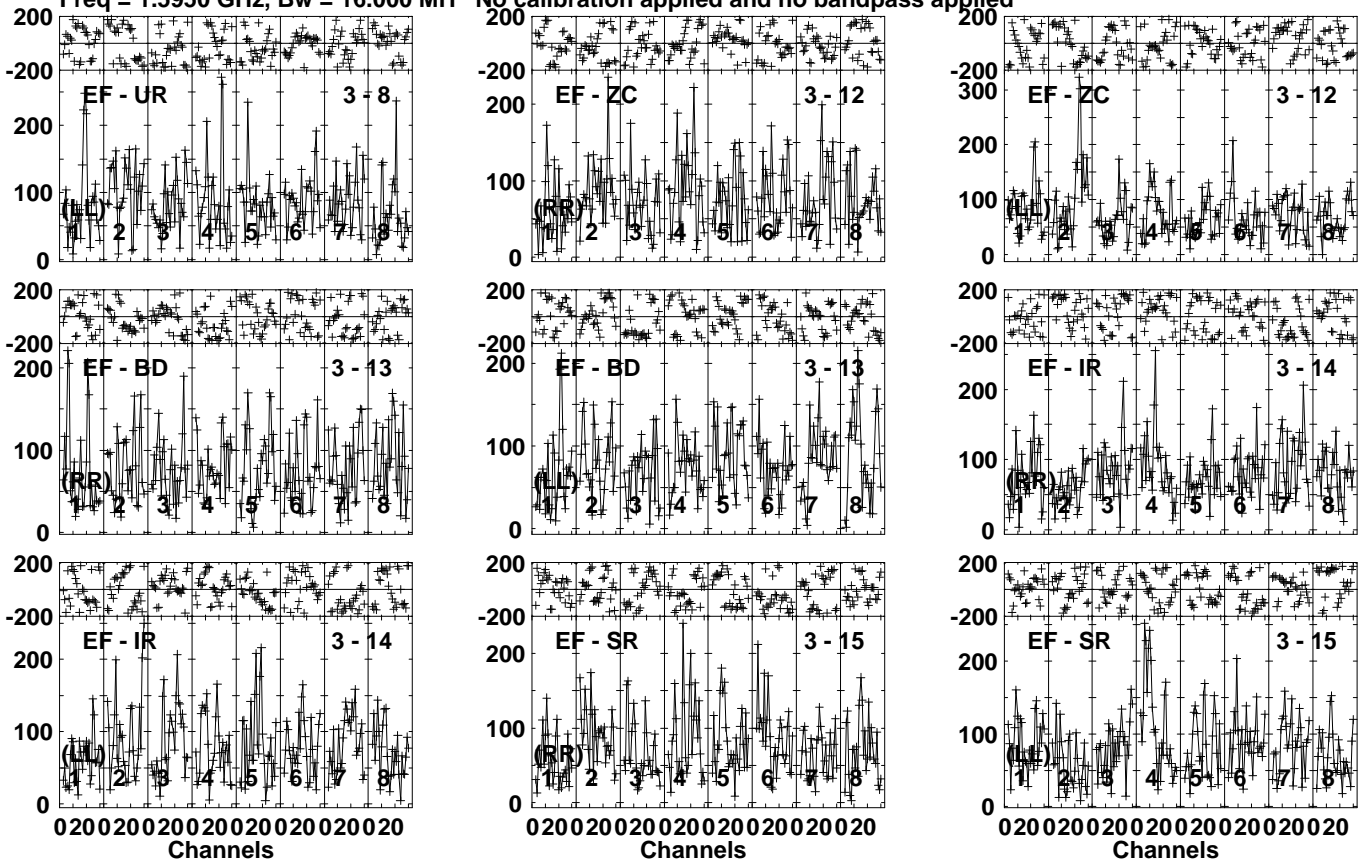


Lower frame: Micro Ampl Jy Top frame: Phas deg
Vector averaged cross-power spectrum Several baselines displayed
Timerange: 01/10:50:00 to 01/10:52:59

Plot file version 721 created 18-MAR-2021 11:21:27

CRDRA EB082 1.UVDATA.1

Freq = 1.5950 GHz, Bw = 16.000 MH No calibration applied and no bandpass applied



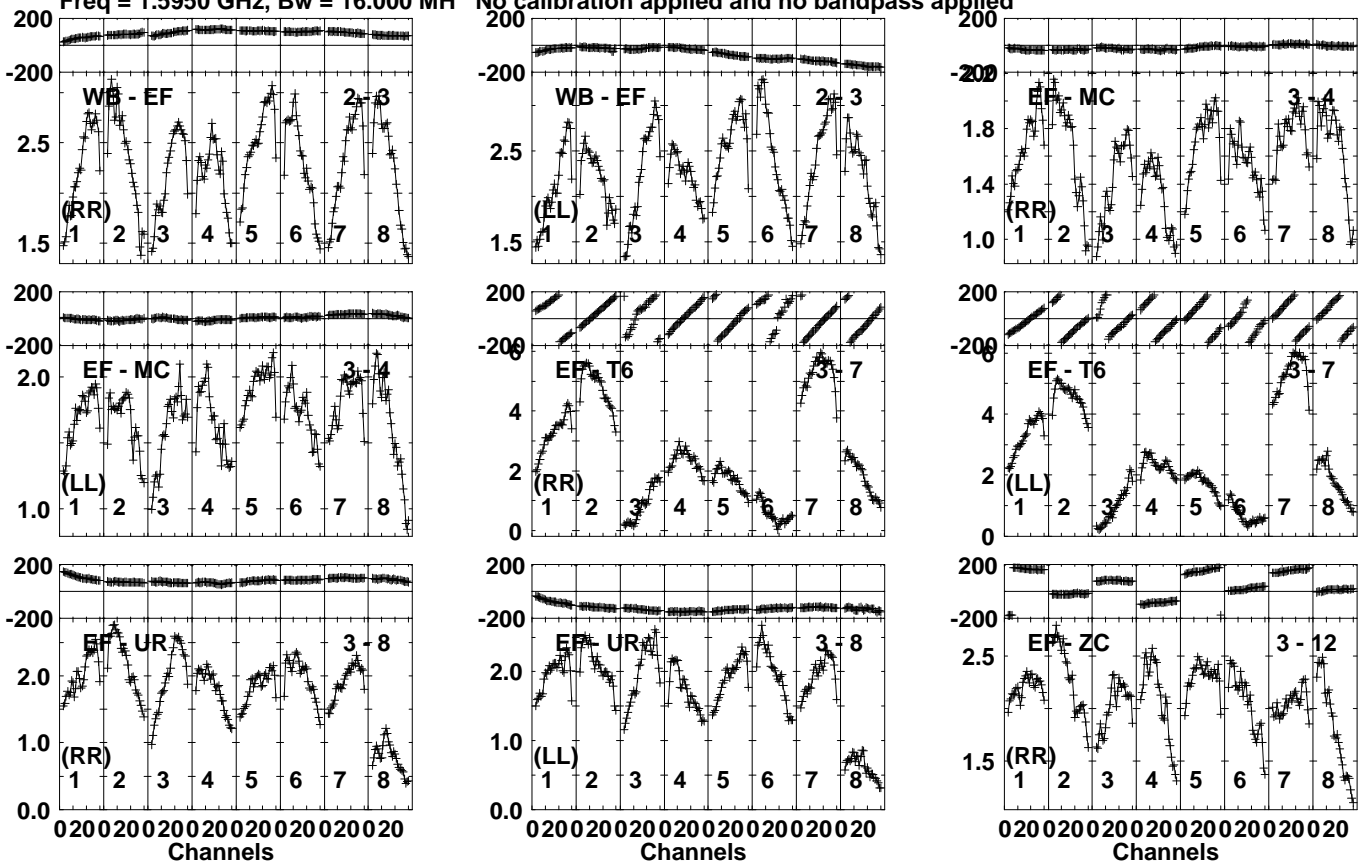
Lower frame: Micro Ampl Jy Top frame: Phas deg
Vector averaged cross-power spectrum Several baselines displayed
Timerange: 01/10:50:00 to 01/10:52:59

Plot file version 722 created 18-MAR-2021 11:21:27

J1608+5613 EB082 1.UVDATA.1

Freq = 1.5950 GHz, Bw = 16.000 MH

No calibration applied and no bandpass applied

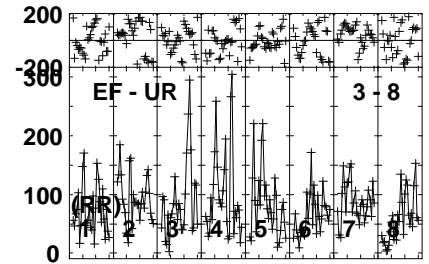
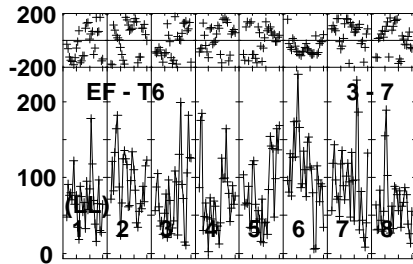
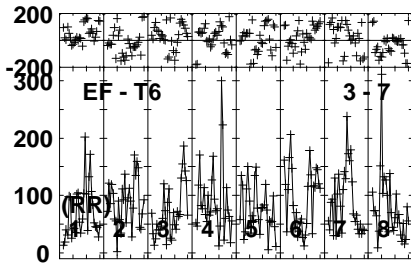
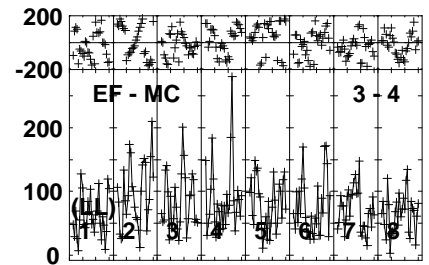
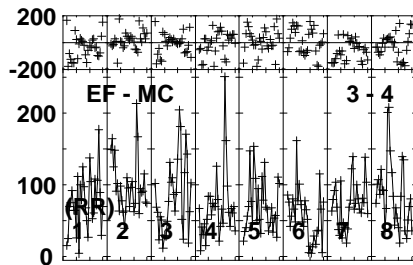
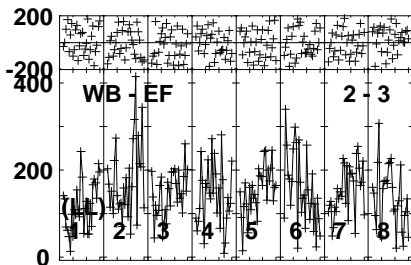
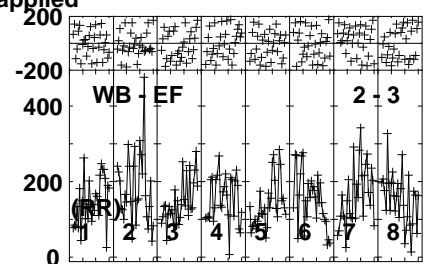
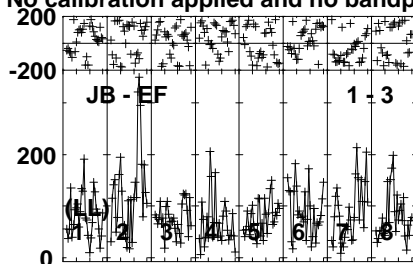
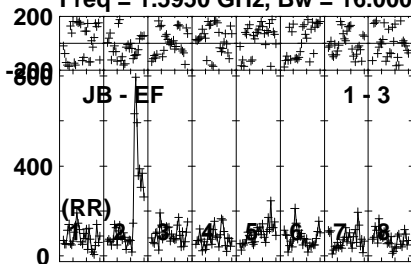


Lower frame: Milli Ampl Jy Top frame: Phas deg
Vector averaged cross-power spectrum Several baselines displayed
Timerange: 01/10:53:31 to 01/10:54:59

Plot file version 724 created 18-MAR-2021 11:21:27

CRDRA EB082 1.UVDATA.1

Freq = 1.5950 GHz, Bw = 16.000 MH No calibration applied and no bandpass applied

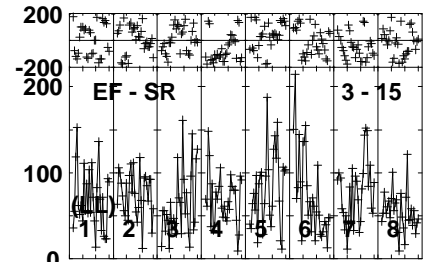
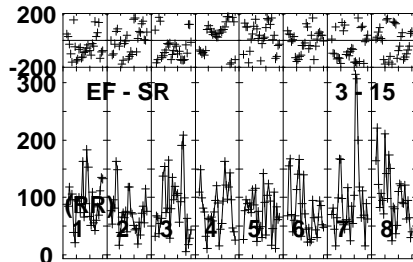
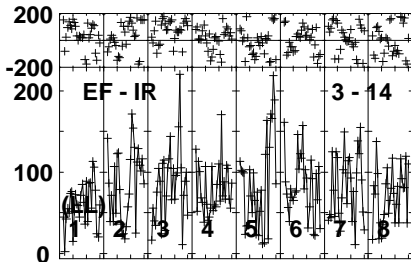
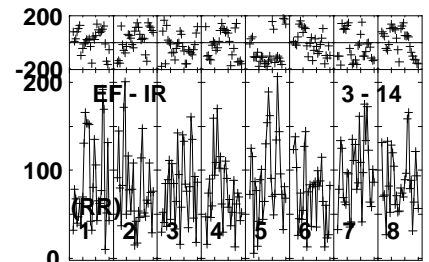
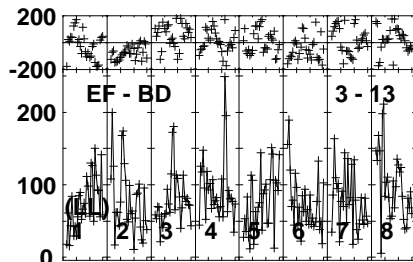
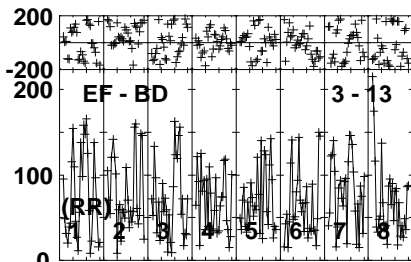
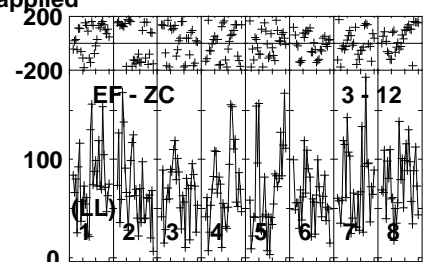
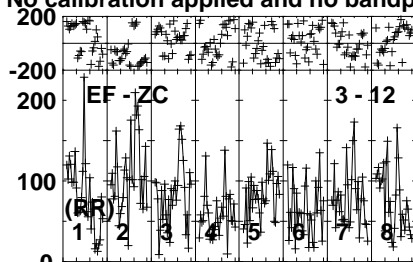
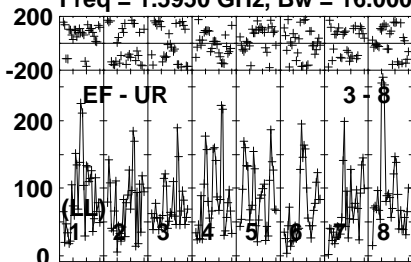


Lower frame: Micro Ampl Jy Top frame: Phas deg
Vector averaged cross-power spectrum Several baselines displayed
Timerange: 01/10:55:00 to 01/10:58:00

Plot file version 725 created 18-MAR-2021 11:21:27

CRDRA EB082 1.UVDATA.1

Freq = 1.5950 GHz, Bw = 16.000 MH No calibration applied and no bandpass applied



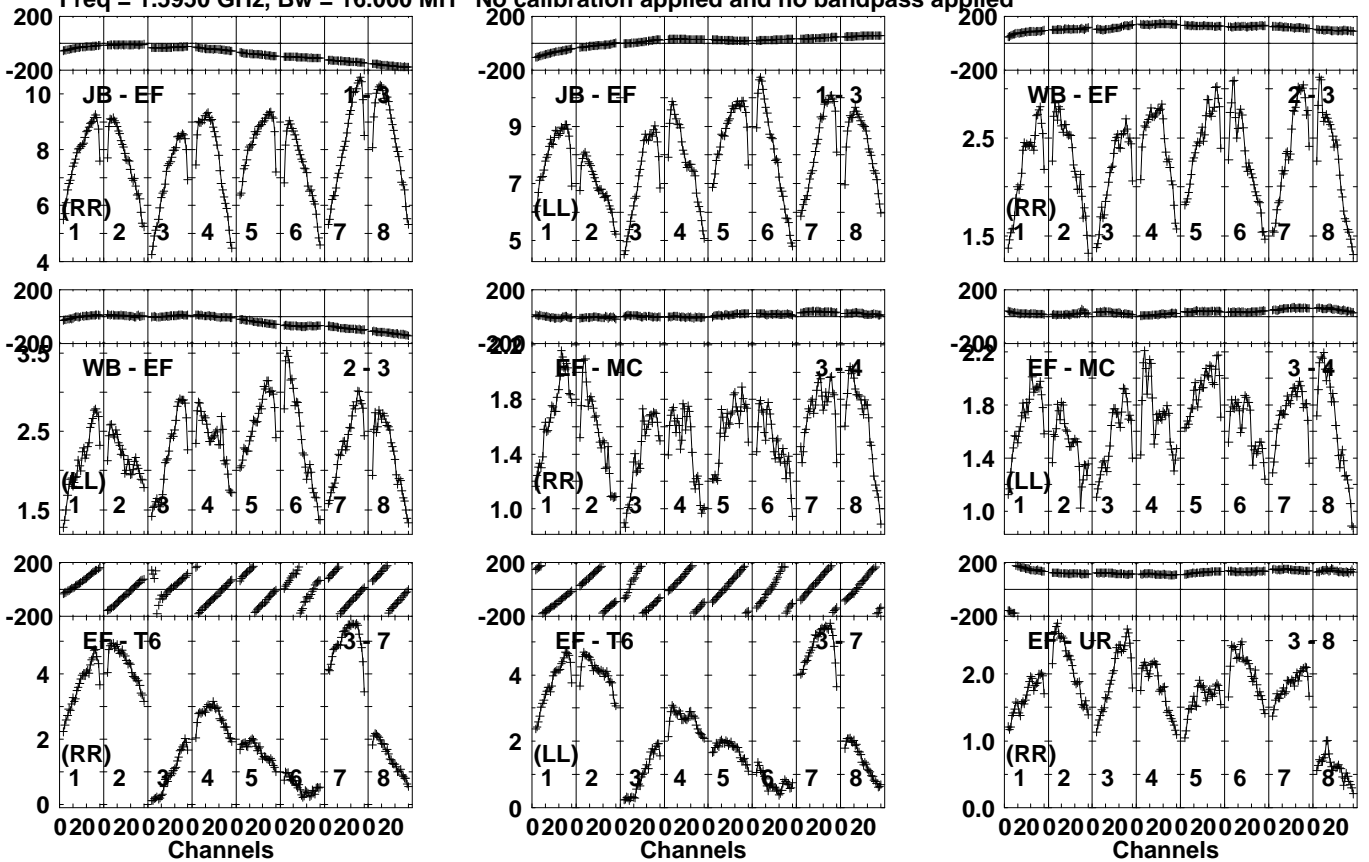
Lower frame: Micro Ampl Jy Top frame: Phas deg
Vector averaged cross-power spectrum Several baselines displayed
Timerange: 01/10:55:00 to 01/10:58:00

Plot file version 726 created 18-MAR-2021 11:21:28

J1608+5613 EB082 1.UVDATA.1

Freq = 1.5950 GHz, Bw = 16.000 MH

No calibration applied and no bandpass applied

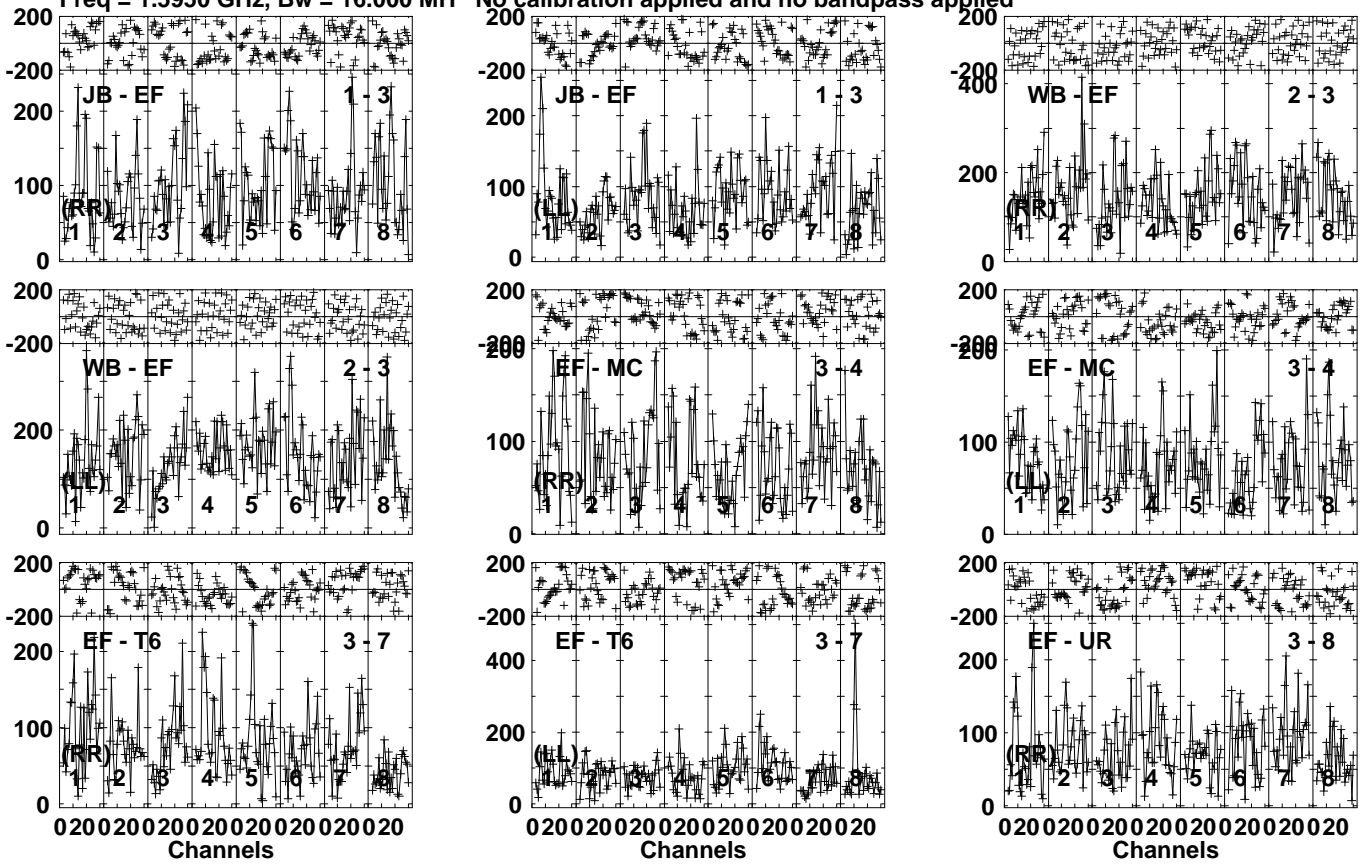


Lower frame: Milli Ampl Jy Top frame: Phas deg
 Vector averaged cross-power spectrum Several baselines displayed
 Timerange: 01/10:58:00 to 01/10:59:59

Plot file version 728 created 18-MAR-2021 11:21:28

CRDRA EB082 1.UVDATA.1

Freq = 1.5950 GHz, Bw = 16.000 MH No calibration applied and no bandpass applied

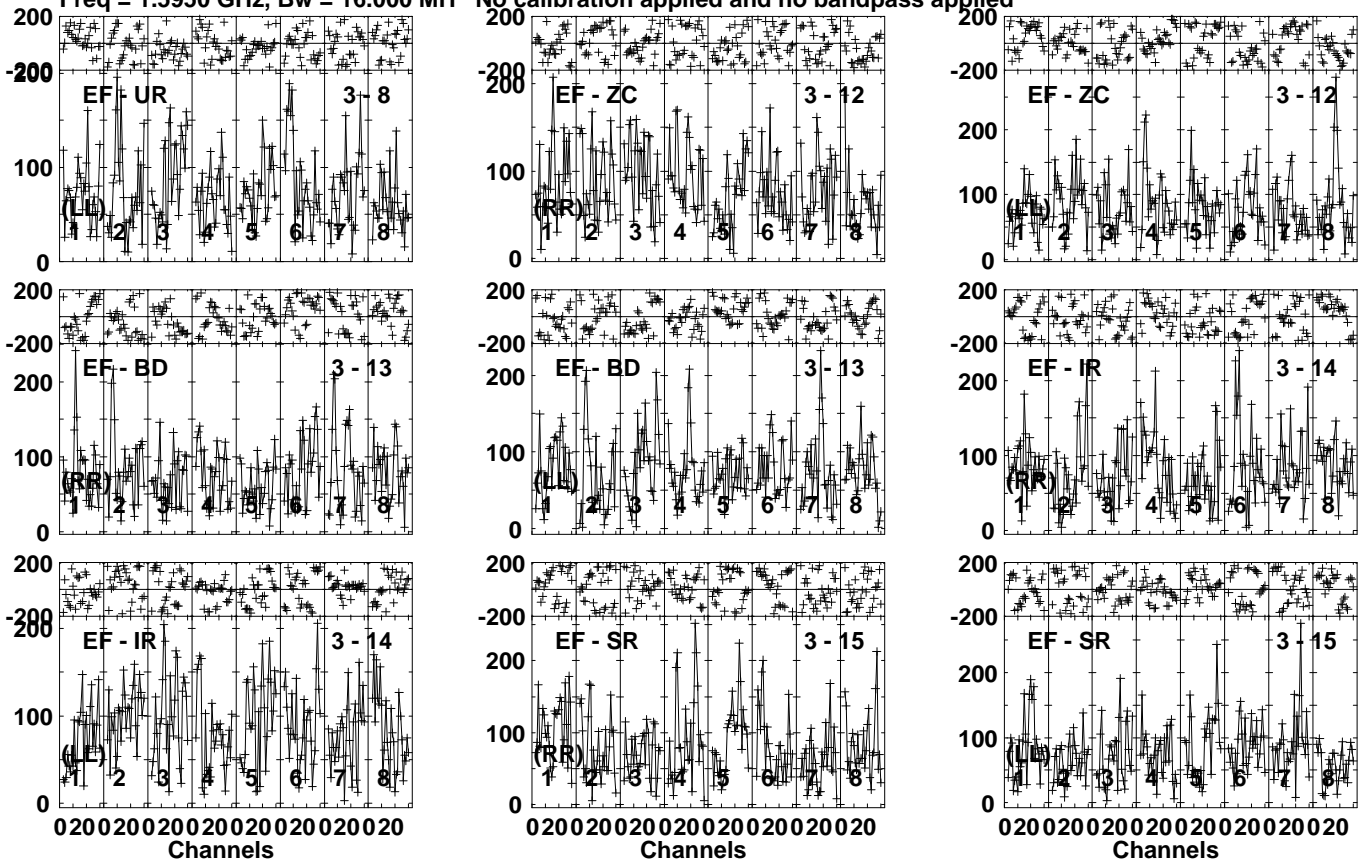


Lower frame: Micro Ampl Jy Top frame: Phas deg
Vector averaged cross-power spectrum Several baselines displayed
Timerange: 01/11:00:00 to 01/11:02:59

Plot file version 729 created 18-MAR-2021 11:21:28

CRDRA EB082 1.UVDATA.1

Freq = 1.5950 GHz, Bw = 16.000 MH No calibration applied and no bandpass applied



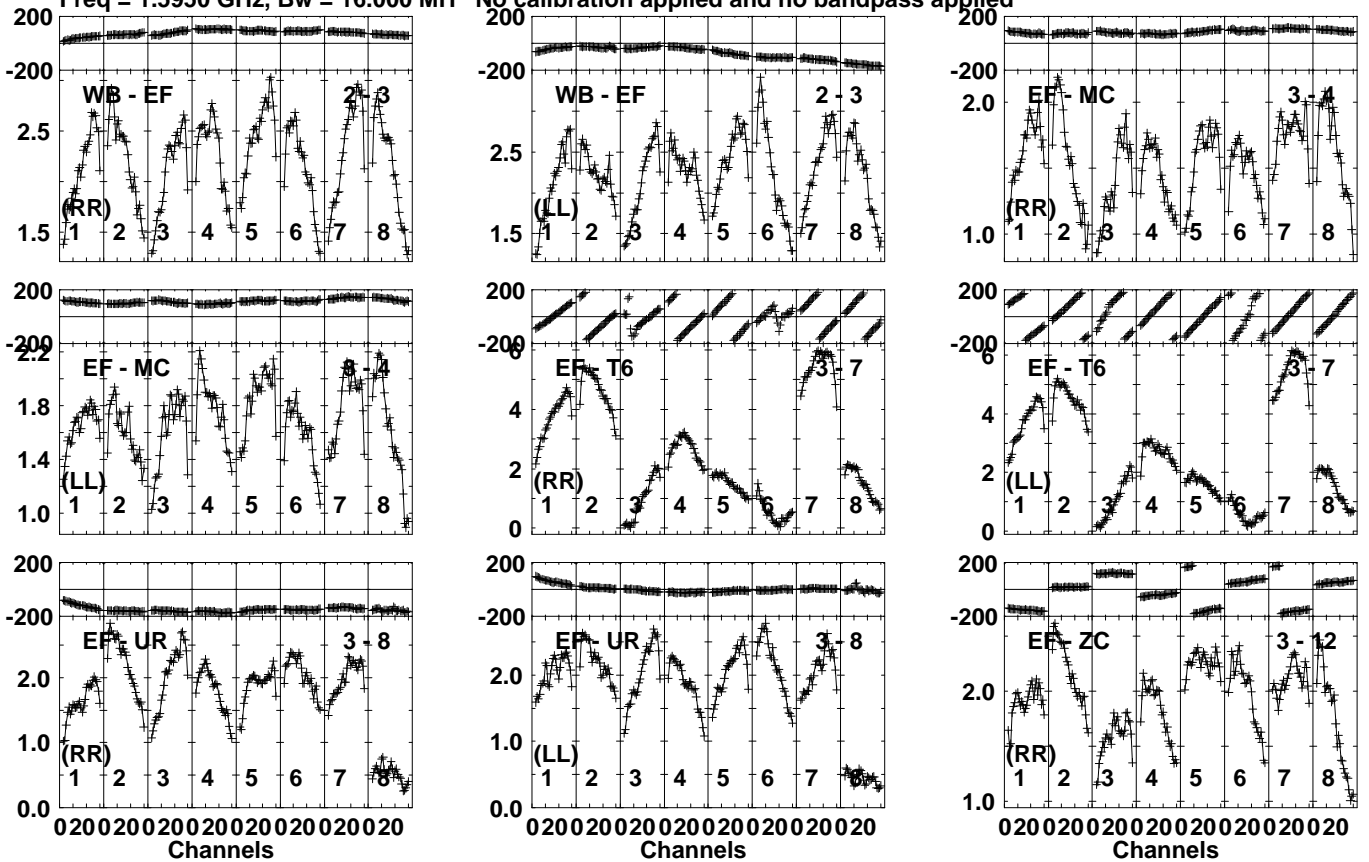
Lower frame: Micro Ampl Jy Top frame: Phas deg
Vector averaged cross-power spectrum Several baselines displayed
Timerange: 01/11:00:00 to 01/11:02:59

Plot file version 730 created 18-MAR-2021 11:21:29

J1608+5613 EB082 1.UVDATA.1

Freq = 1.5950 GHz, Bw = 16.000 MH

No calibration applied and no bandpass applied



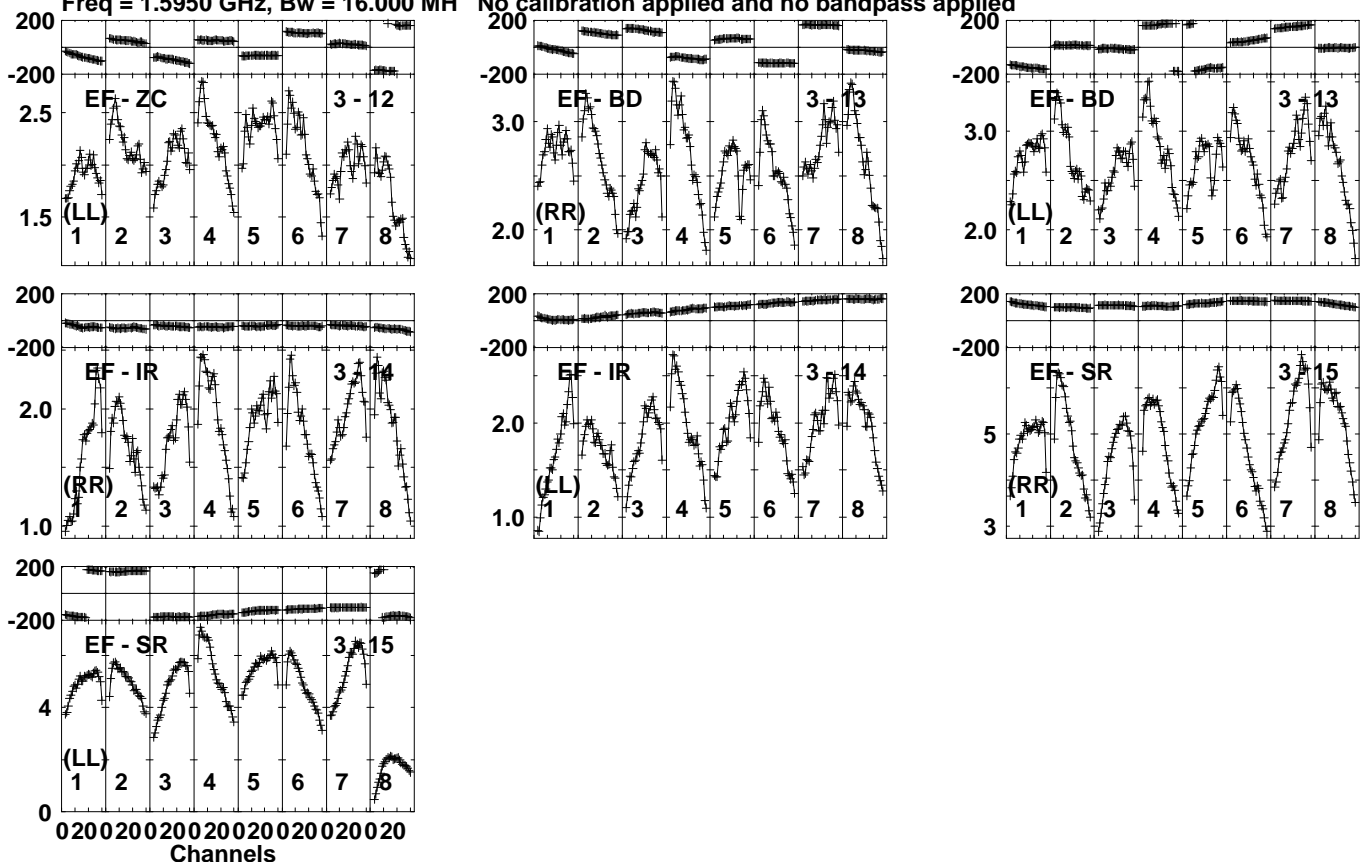
Lower frame: Milli Ampl Jy Top frame: Phas deg
 Vector averaged cross-power spectrum Several baselines displayed
 Timerange: 01/11:03:30 to 01/11:04:59

Plot file version 731 created 18-MAR-2021 11:21:29

J1608+5613 EB082 1.UVDATA.1

Freq = 1.5950 GHz, Bw = 16.000 MH

No calibration applied and no bandpass applied



Lower frame: Milli Ampl Jy Top frame: Phas deg

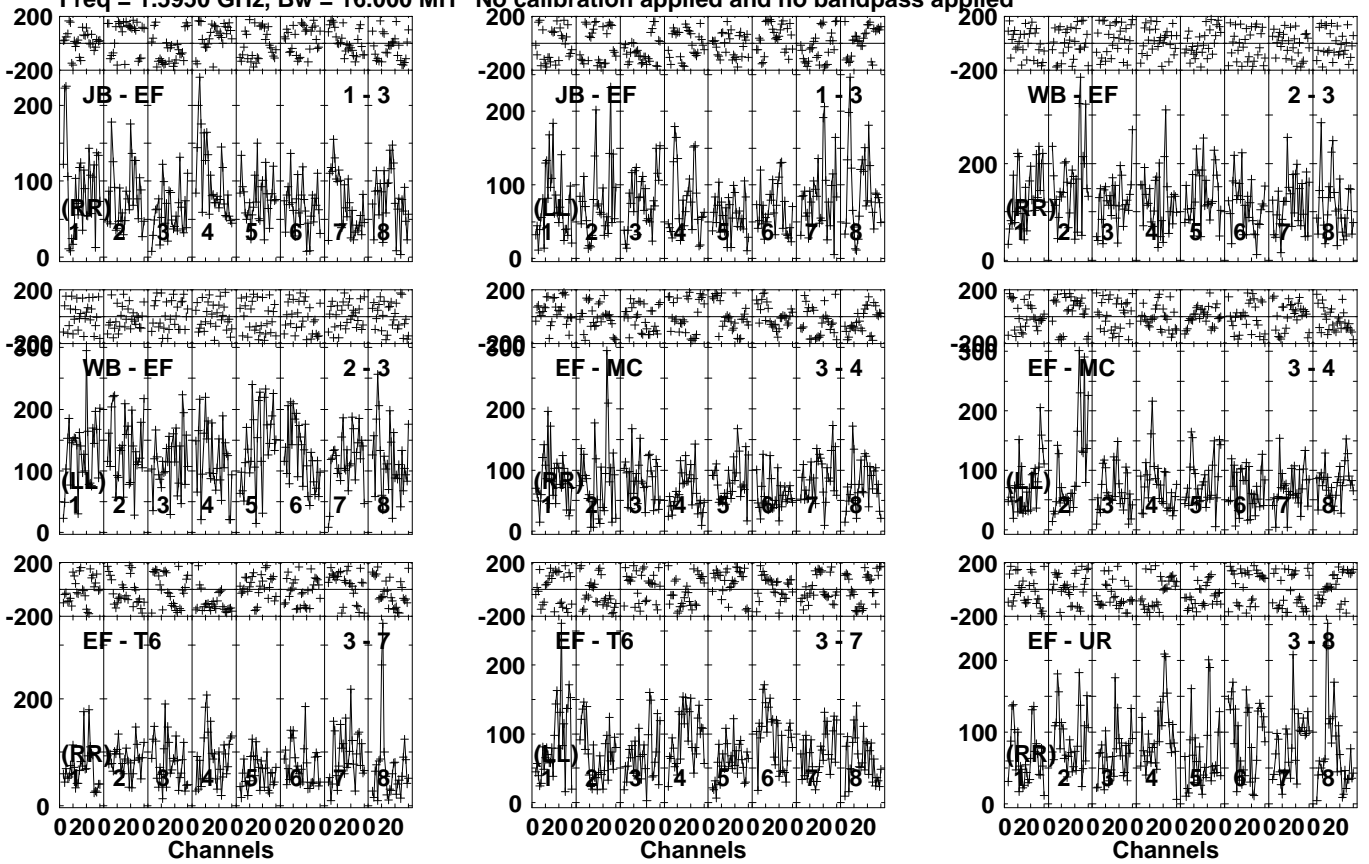
Vector averaged cross-power spectrum Several baselines displayed

Timerange: 01/11:03:30 to 01/11:04:59

Plot file version 732 created 18-MAR-2021 11:21:29

CRDRA EB082 1.UVDATA.1

Freq = 1.5950 GHz, Bw = 16.000 MH No calibration applied and no bandpass applied

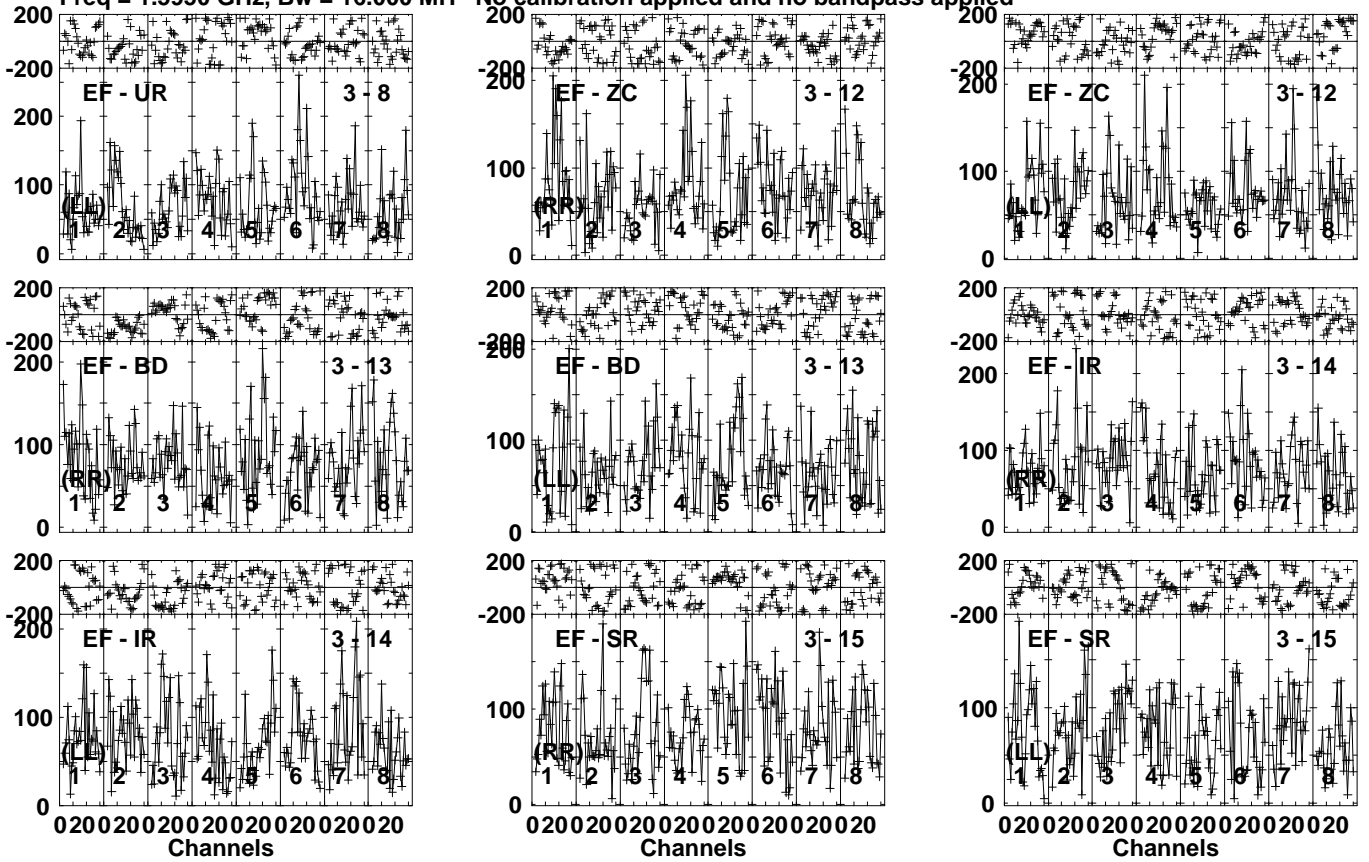


Lower frame: Micro Ampl Jy Top frame: Phas deg
Vector averaged cross-power spectrum Several baselines displayed
Timerange: 01/11:05:00 to 01/11:08:00

Plot file version 733 created 18-MAR-2021 11:21:29

CRDRA EB082 1.UVDATA.1

Freq = 1.5950 GHz, Bw = 16.000 MH No calibration applied and no bandpass applied



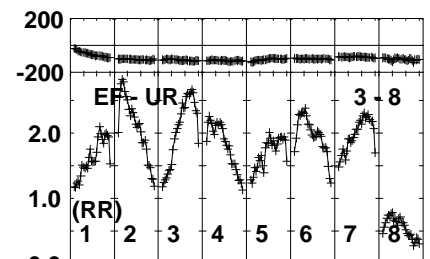
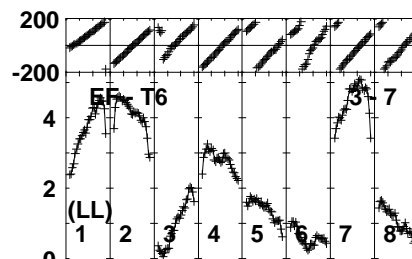
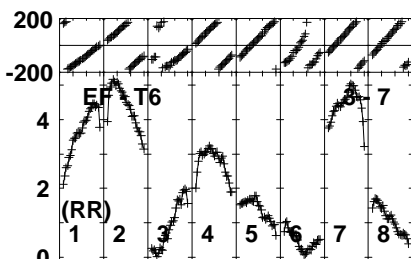
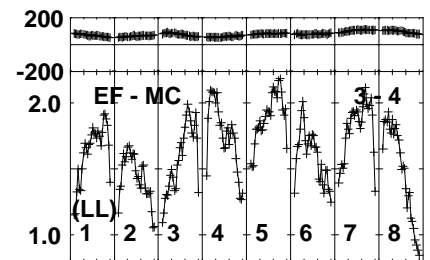
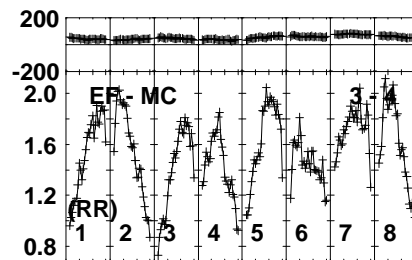
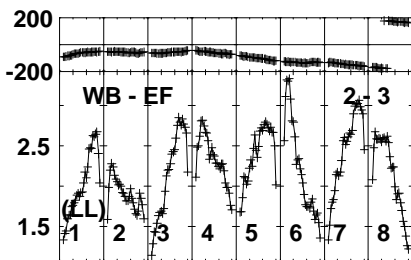
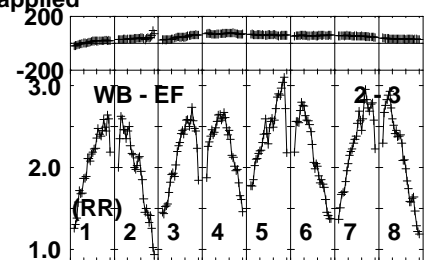
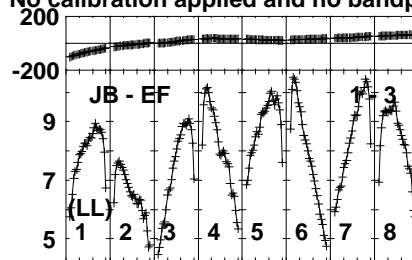
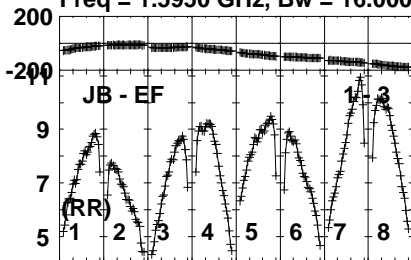
Lower frame: Micro Ampl Jy Top frame: Phas deg
Vector averaged cross-power spectrum Several baselines displayed
Timerange: 01/11:05:00 to 01/11:08:00

Plot file version 734 created 18-MAR-2021 11:21:29

J1608+5613 EB082 1.UVDATA.1

Freq = 1.5950 GHz, Bw = 16.000 MH

No calibration applied and no bandpass applied



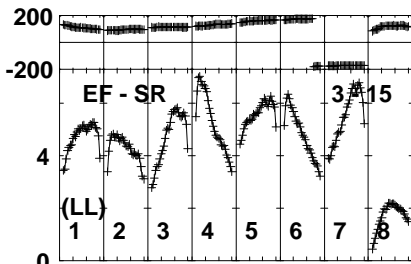
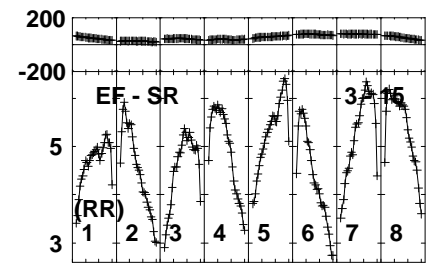
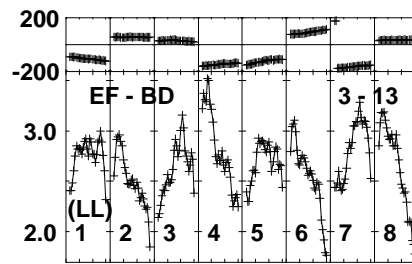
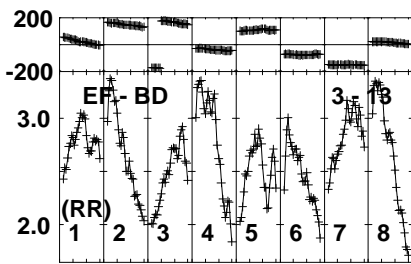
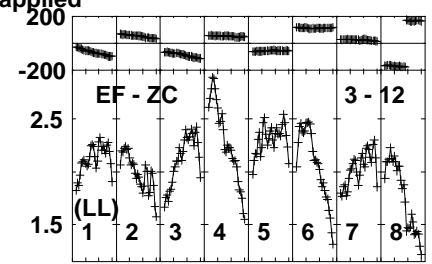
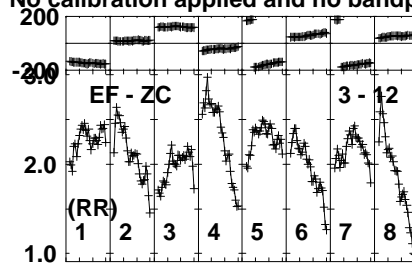
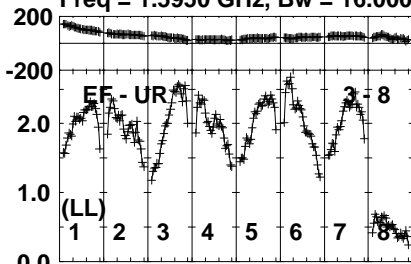
Lower frame: Milli Ampl Jy Top frame: Phas deg
Vector averaged cross-power spectrum Several baselines displayed
Timerange: 01/11:08:00 to 01/11:09:59

Plot file version 735 created 18-MAR-2021 11:21:30

J1608+5613 EB082 1.UVDATA.1

Freq = 1.5950 GHz, Bw = 16.000 MH

No calibration applied and no bandpass applied



020020020020020020020020020020

Channels

Lower frame: Milli Ampl Jy Top frame: Phas deg

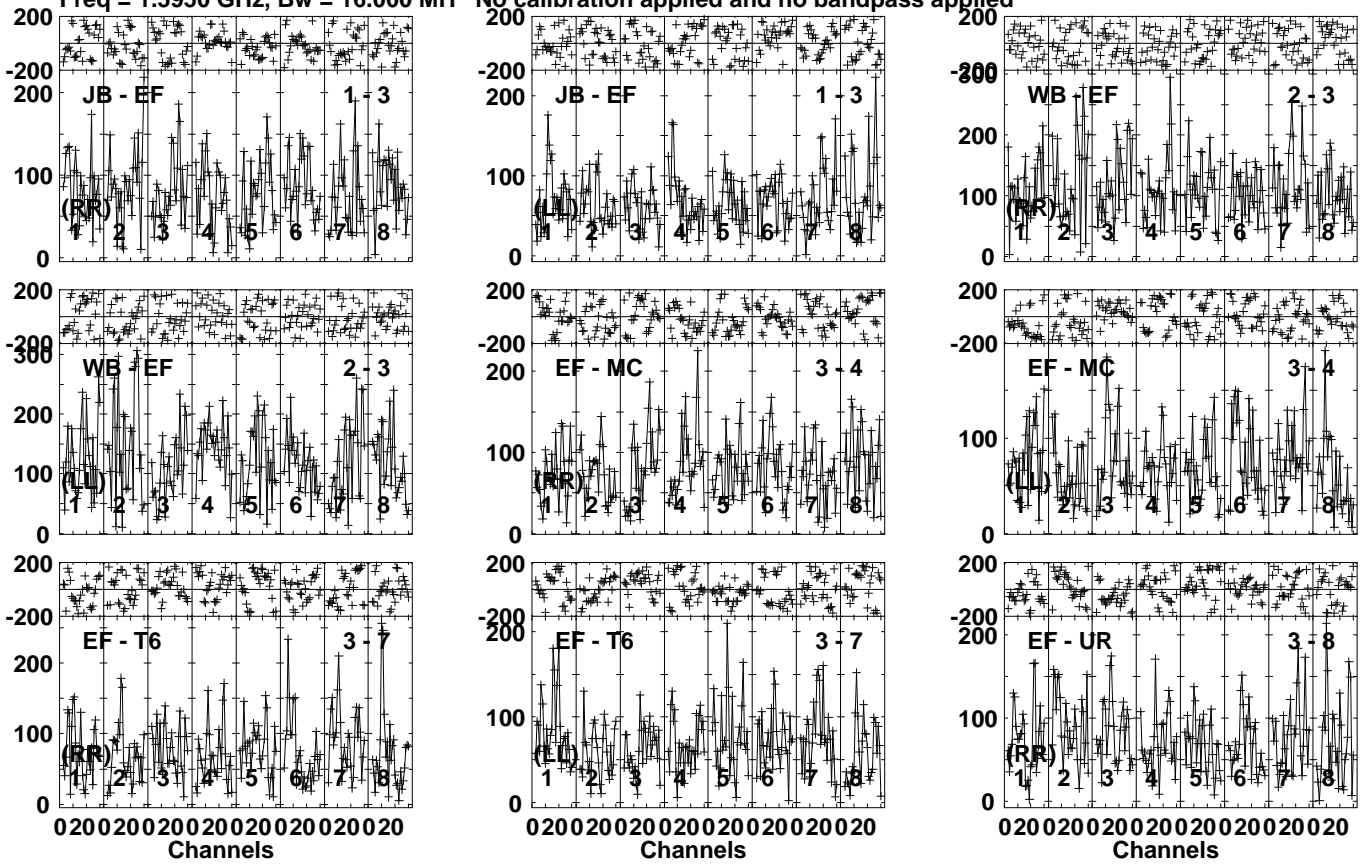
Vector averaged cross-power spectrum Several baselines displayed

Timerange: 01/11:08:00 to 01/11:09:59

Plot file version 736 created 18-MAR-2021 11:21:30

CRDRA EB082 1.UVDATA.1

Freq = 1.5950 GHz, Bw = 16.000 MH No calibration applied and no bandpass applied

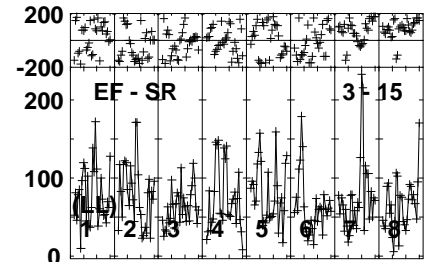
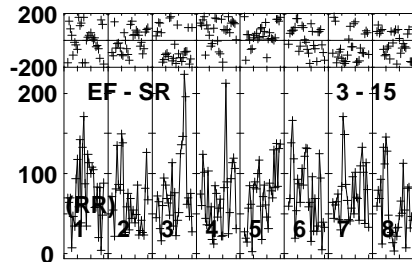
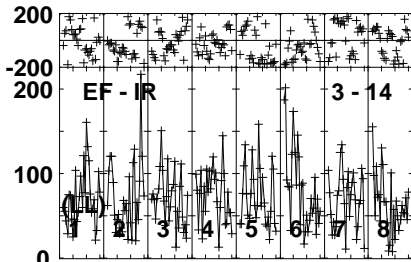
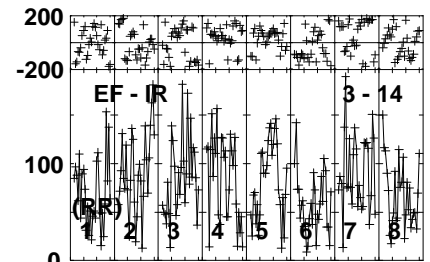
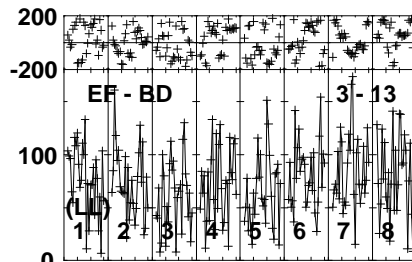
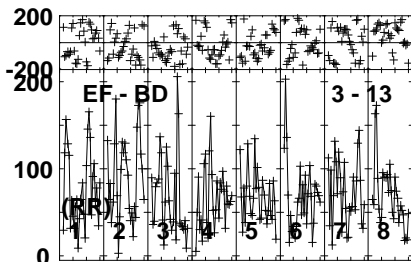
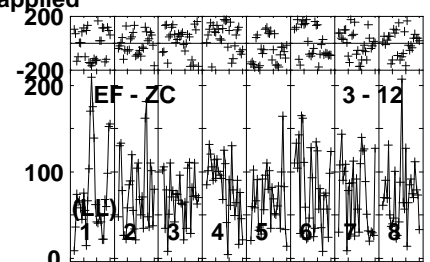
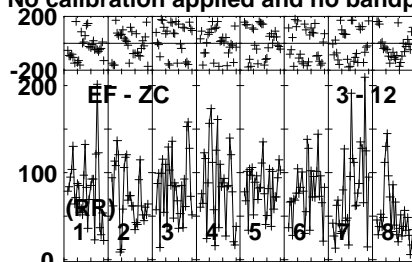
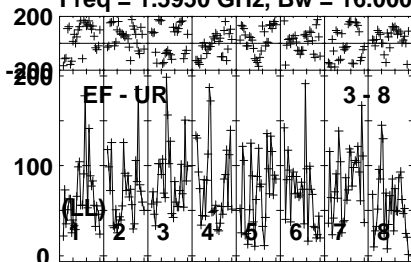


Lower frame: Micro Ampl Jy Top frame: Phas deg
Vector averaged cross-power spectrum Several baselines displayed
Timerange: 01/11:10:01 to 01/11:12:59

Plot file version 737 created 18-MAR-2021 11:21:30

CRDRA EB082 1.UVDATA.1

Freq = 1.5950 GHz, Bw = 16.000 MH No calibration applied and no bandpass applied



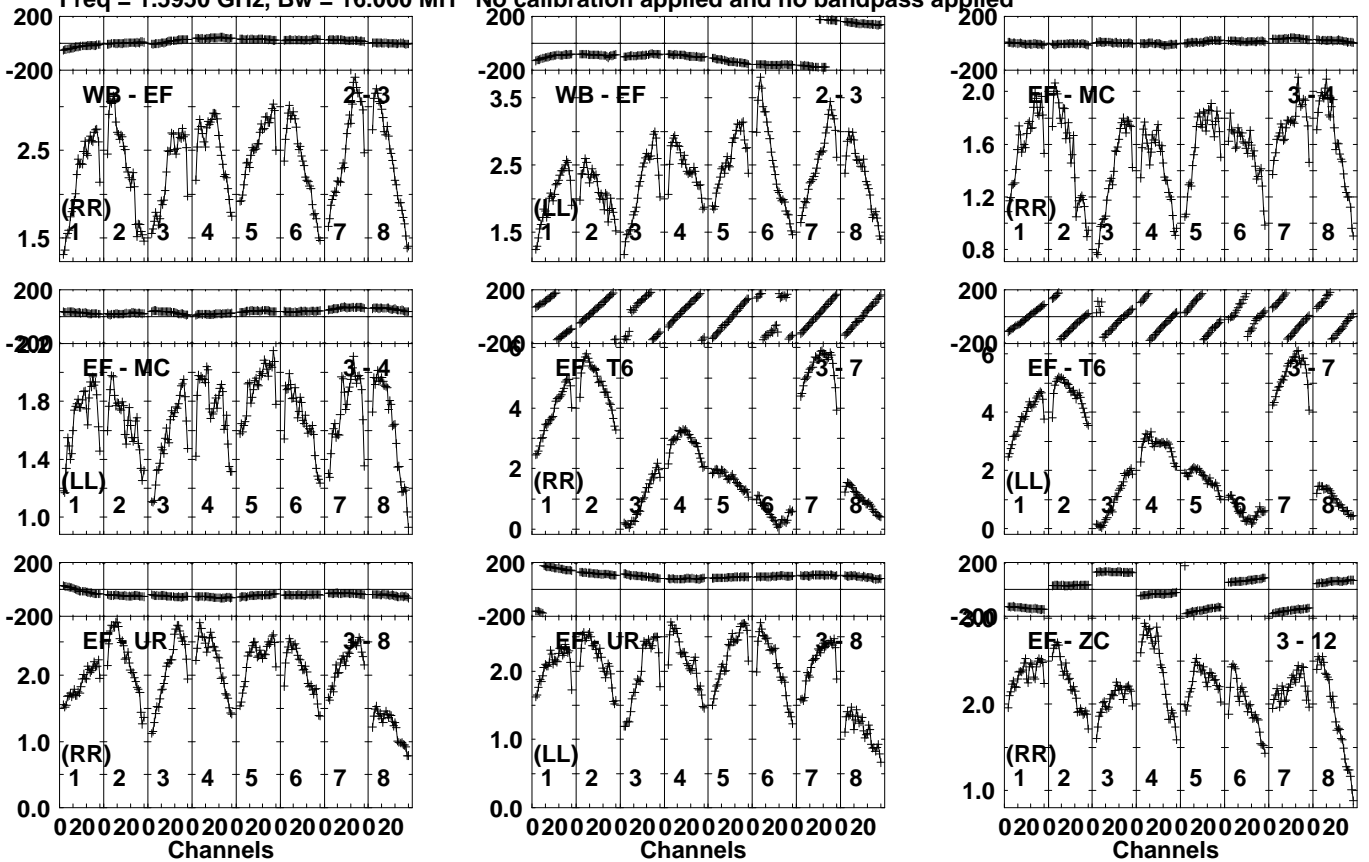
Lower frame: Micro Ampl Jy Top frame: Phas deg
Vector averaged cross-power spectrum Several baselines displayed
Timerange: 01/11:10:01 to 01/11:12:59

Plot file version 738 created 18-MAR-2021 11:21:30

J1608+5613 EB082 1.UVDATA.1

Freq = 1.5950 GHz, Bw = 16.000 MH

No calibration applied and no bandpass applied



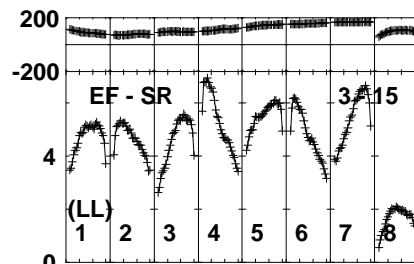
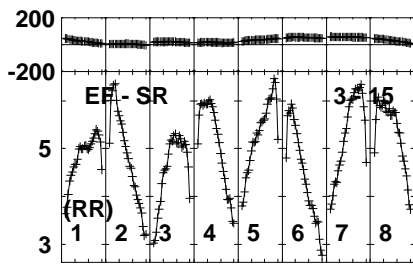
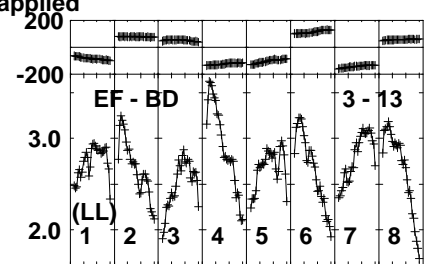
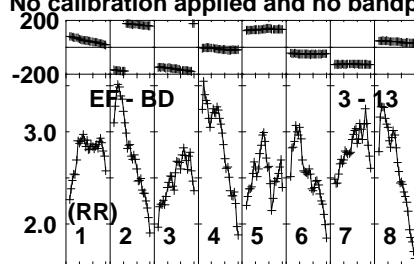
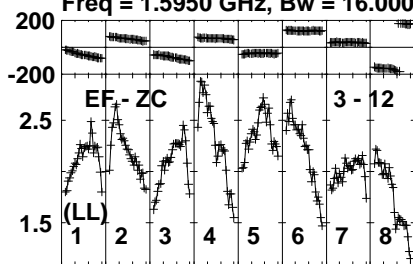
Lower frame: Milli Ampl Jy Top frame: Phas deg
Vector averaged cross-power spectrum Several baselines displayed
Timerange: 01/11:13:30 to 01/11:15:00

Plot file version 739 created 18-MAR-2021 11:21:31

J1608+5613 EB082 1.UVDATA.1

Freq = 1.5950 GHz, Bw = 16.000 MH

No calibration applied and no bandpass applied

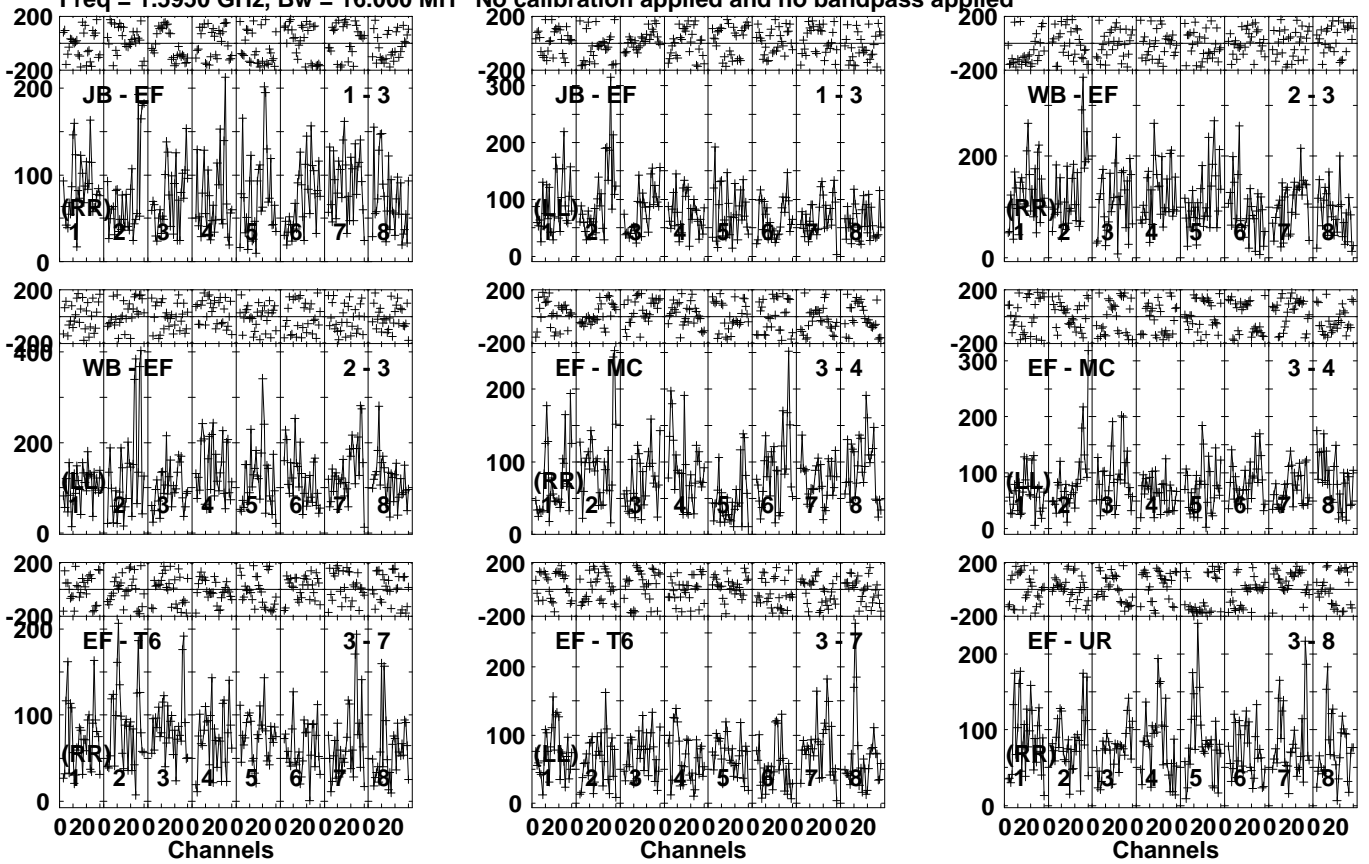


Lower frame: Milli Ampl Jy Top frame: Phas deg
Vector averaged cross-power spectrum Several baselines displayed
Timerange: 01/11:13:30 to 01/11:15:00

Plot file version 740 created 18-MAR-2021 11:21:31

CRDRA EB082 1.UVDATA.1

Freq = 1.5950 GHz, Bw = 16.000 MH No calibration applied and no bandpass applied



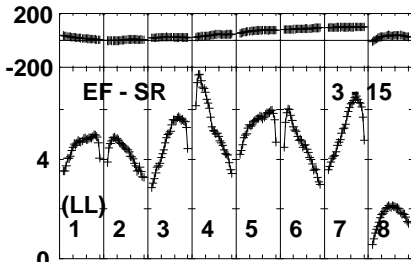
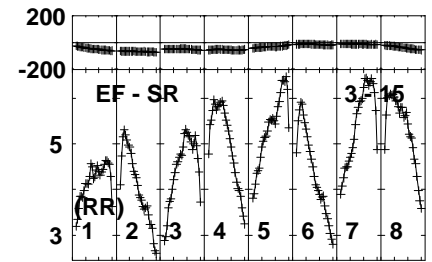
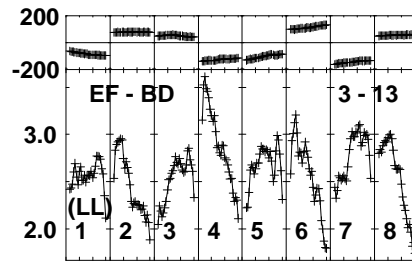
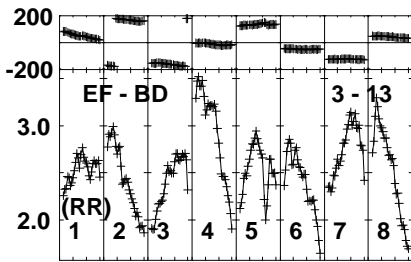
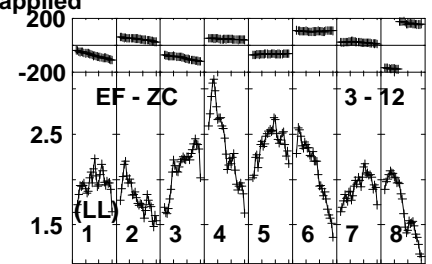
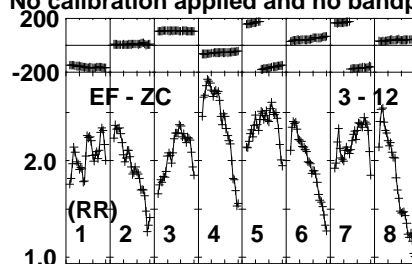
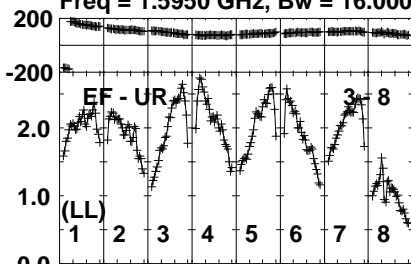
Lower frame: Micro Ampl Jy Top frame: Phas deg
Vector averaged cross-power spectrum Several baselines displayed
Timerange: 01/11:15:00 to 01/11:18:00

Plot file version 743 created 18-MAR-2021 11:21:31

J1608+5613 EB082 1.UVDATA.1

Freq = 1.5950 GHz, Bw = 16.000 MH

No calibration applied and no bandpass applied



020020020020020020020020020020

Channels

Lower frame: Milli Ampl Jy Top frame: Phas deg

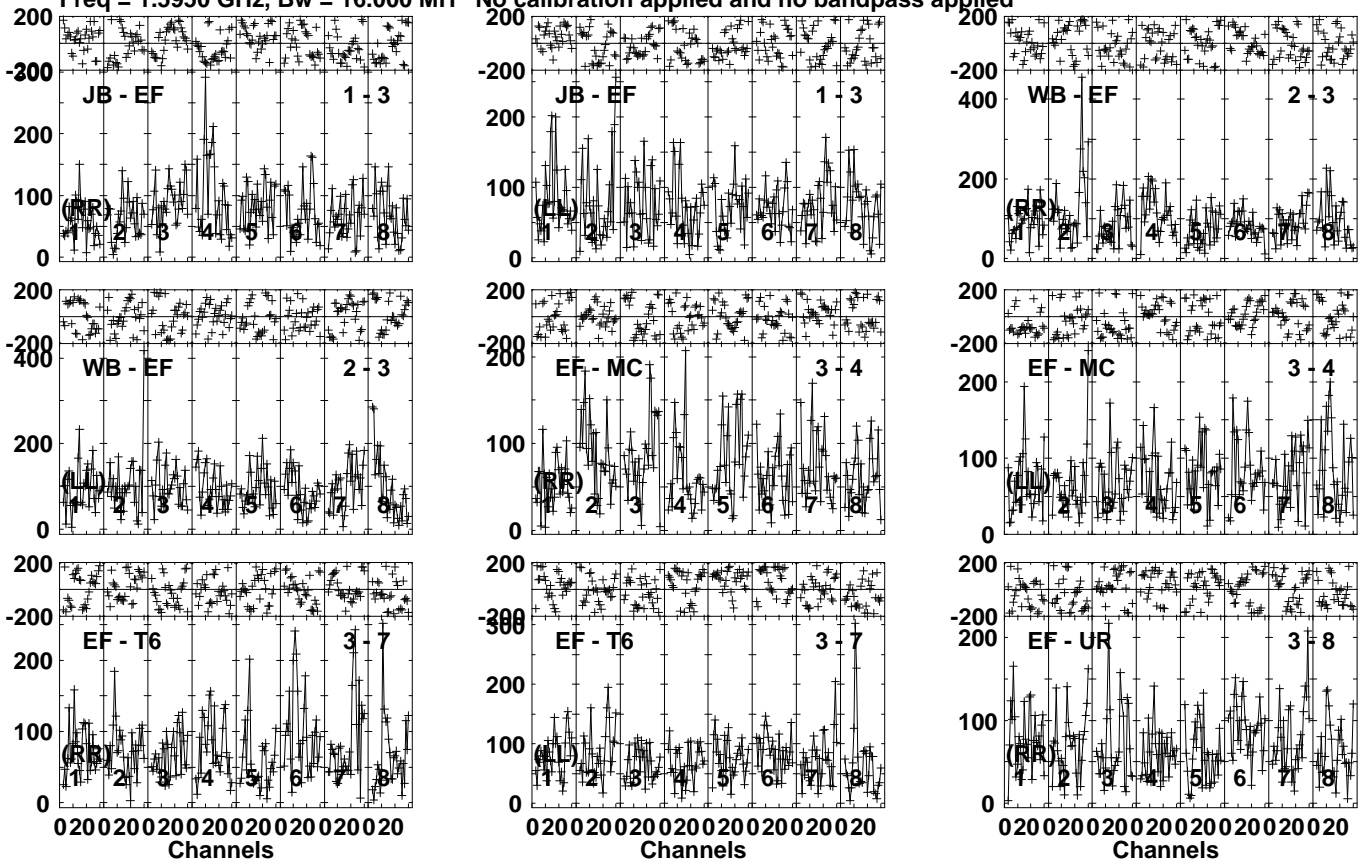
Vector averaged cross-power spectrum Several baselines displayed

Timerange: 01/11:18:01 to 01/11:19:59

Plot file version 744 created 18-MAR-2021 11:21:32

CRDRA EB082 1.UVDATA.1

Freq = 1.5950 GHz, Bw = 16.000 MH No calibration applied and no bandpass applied

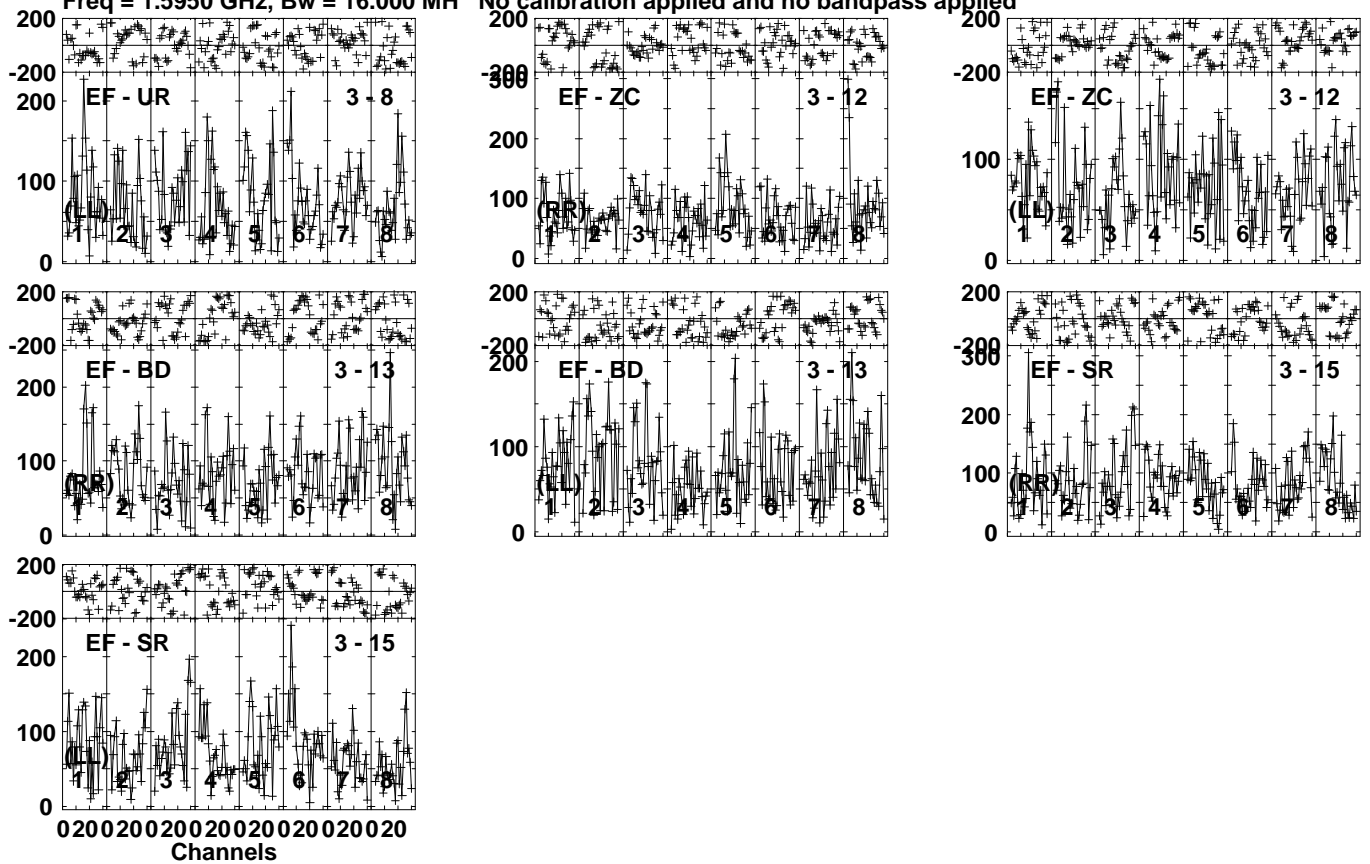


Lower frame: Micro Ampl Jy Top frame: Phas deg
Vector averaged cross-power spectrum Several baselines displayed
Timerange: 01/11:20:01 to 01/11:23:00

Plot file version 745 created 18-MAR-2021 11:21:32

CRDRA EB082 1.UVDATA.1

Freq = 1.5950 GHz, Bw = 16.000 MH No calibration applied and no bandpass applied



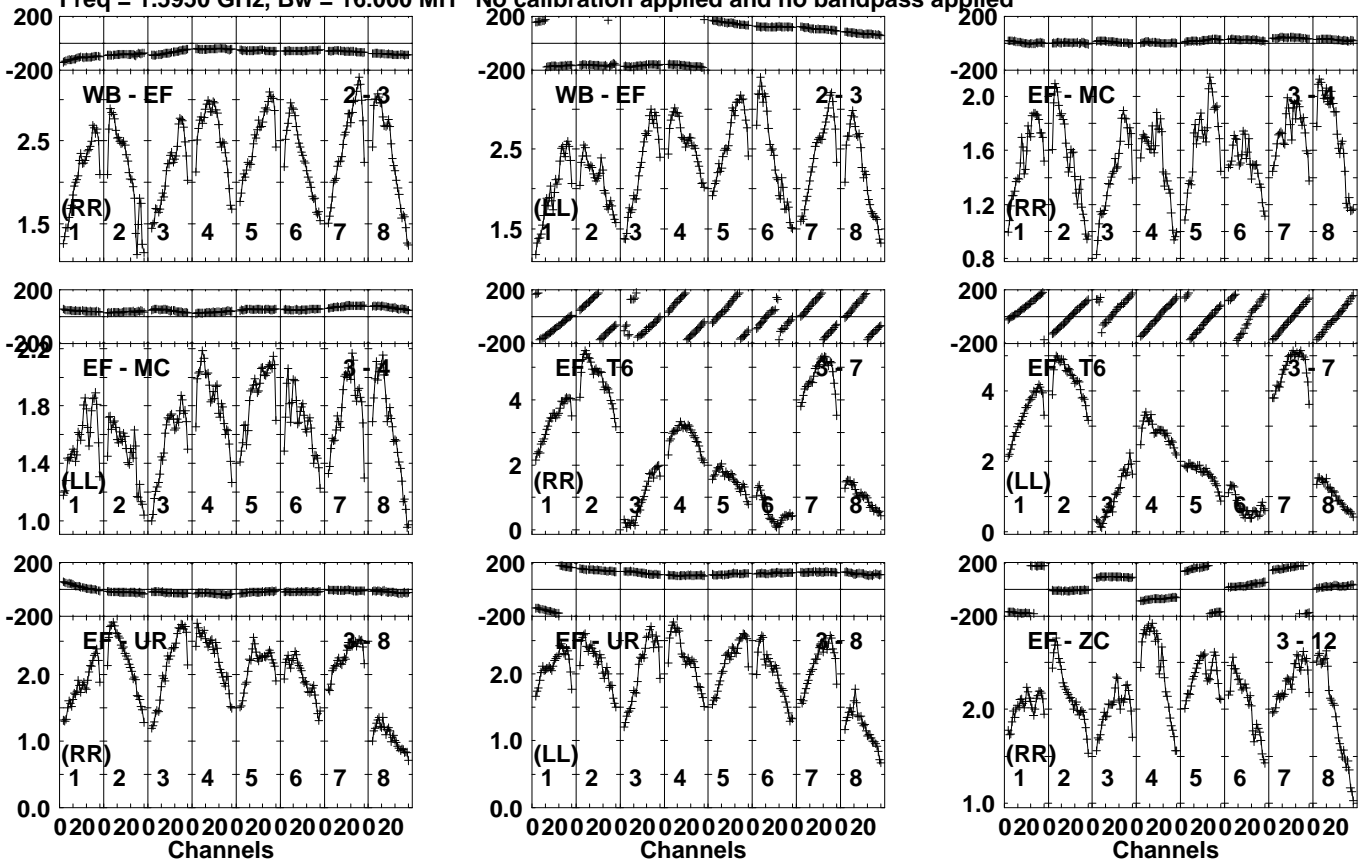
Lower frame: Micro Ampl Jy Top frame: Phas deg
Vector averaged cross-power spectrum Several baselines displayed
Timerange: 01/11:20:01 to 01/11:23:00

Plot file version 746 created 18-MAR-2021 11:21:32

J1608+5613 EB082 1.UVDATA.1

Freq = 1.5950 GHz, Bw = 16.000 MH

No calibration applied and no bandpass applied



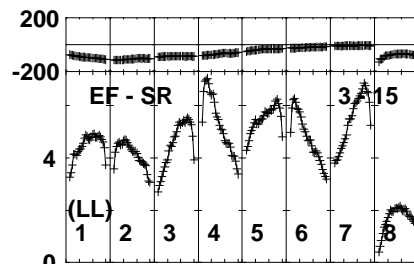
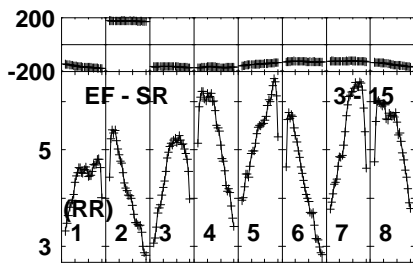
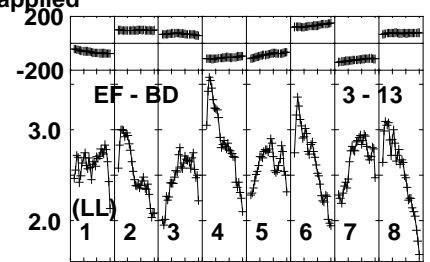
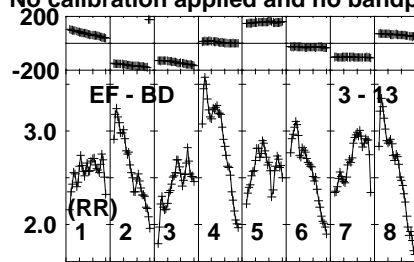
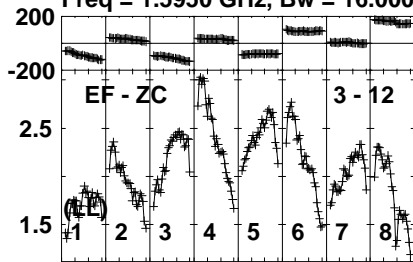
Lower frame: Milli Ampl Jy Top frame: Phas deg
Vector averaged cross-power spectrum Several baselines displayed
Timerange: 01/11:23:31 to 01/11:25:00

Plot file version 747 created 18-MAR-2021 11:21:32

J1608+5613 EB082 1.UVDATA.1

Freq = 1.5950 GHz, Bw = 16.000 MH

No calibration applied and no bandpass applied

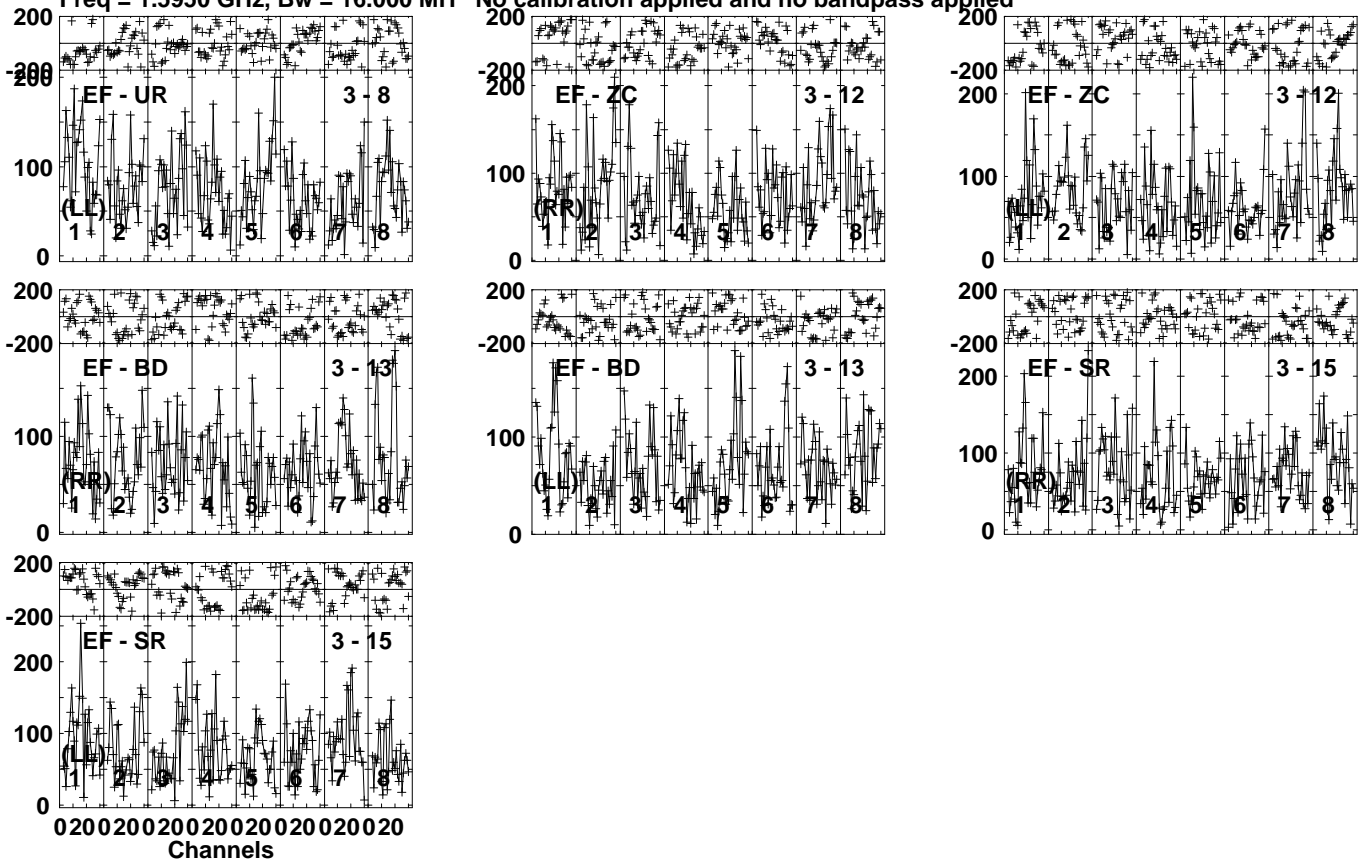


Lower frame: Milli Ampl Jy Top frame: Phas deg
Vector averaged cross-power spectrum Several baselines displayed
Timerange: 01/11:23:31 to 01/11:25:00

Plot file version 749 created 18-MAR-2021 11:21:32

CRDRA EB082 1.UVDATA.1

Freq = 1.5950 GHz, Bw = 16.000 MH No calibration applied and no bandpass applied



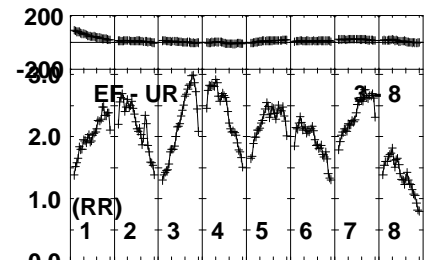
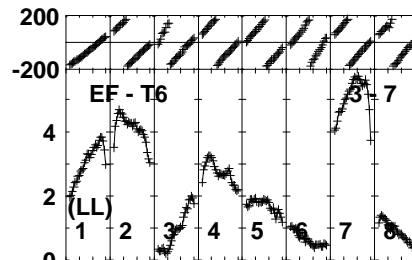
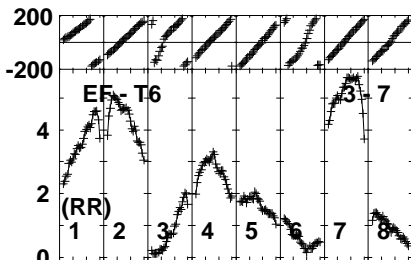
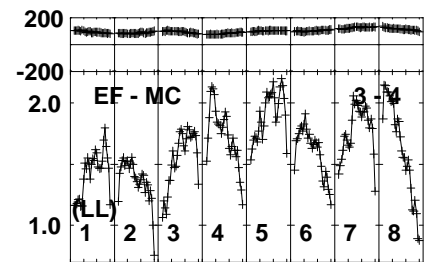
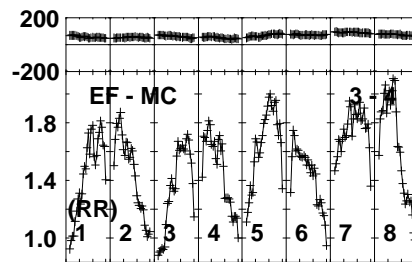
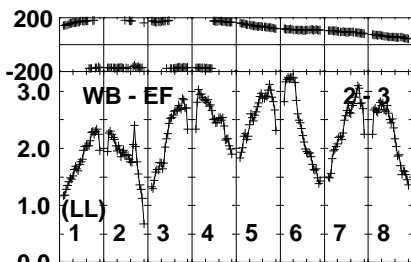
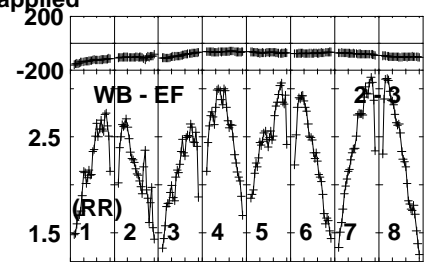
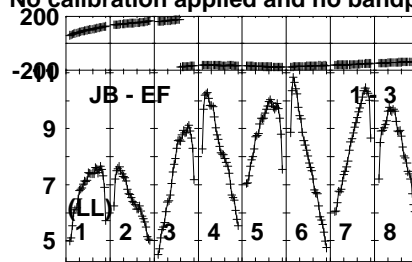
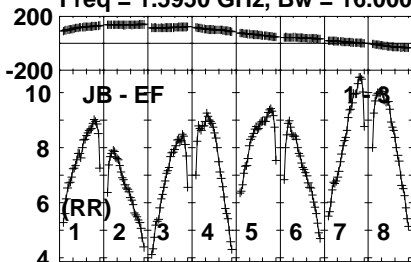
Lower frame: Micro Ampl Jy Top frame: Phas deg
Vector averaged cross-power spectrum Several baselines displayed
Timerange: 01/11:25:00 to 01/11:28:00

Plot file version 750 created 18-MAR-2021 11:21:32

J1608+5613 EB082 1.UVDATA.1

Freq = 1.5950 GHz, Bw = 16.000 MH

No calibration applied and no bandpass applied



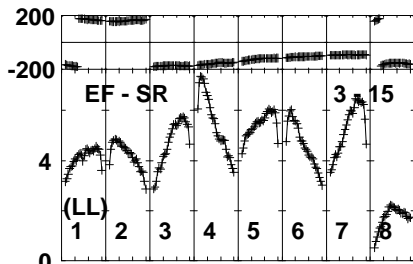
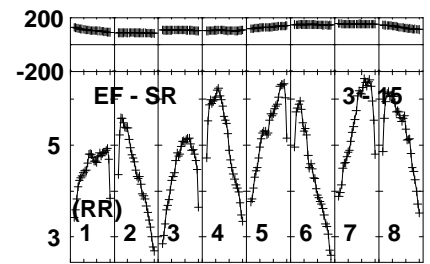
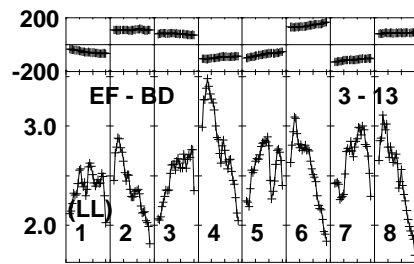
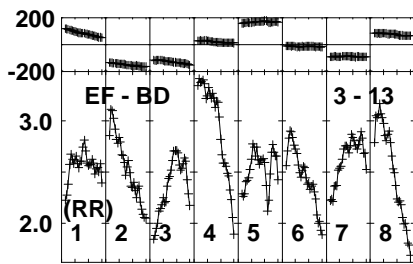
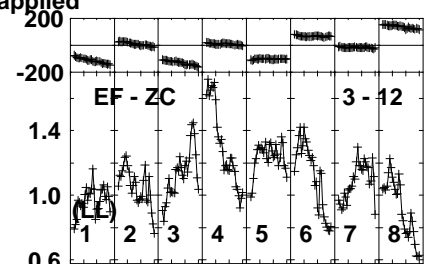
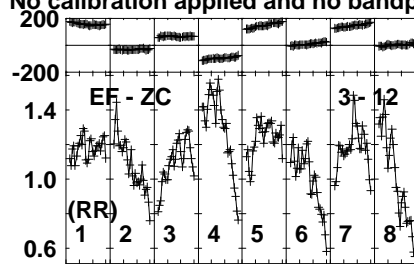
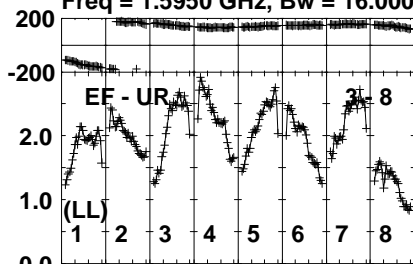
Lower frame: Milli Ampl Jy Top frame: Phas deg
Vector averaged cross-power spectrum Several baselines displayed
Timerange: 01/11:28:00 to 01/11:30:00

Plot file version 751 created 18-MAR-2021 11:21:33

J1608+5613 EB082 1.UVDATA.1

Freq = 1.5950 GHz, Bw = 16.000 MH

No calibration applied and no bandpass applied



020020020020020020020020020020
Channels

Lower frame: Milli Ampl Jy Top frame: Phas deg

Vector averaged cross-power spectrum Several baselines displayed

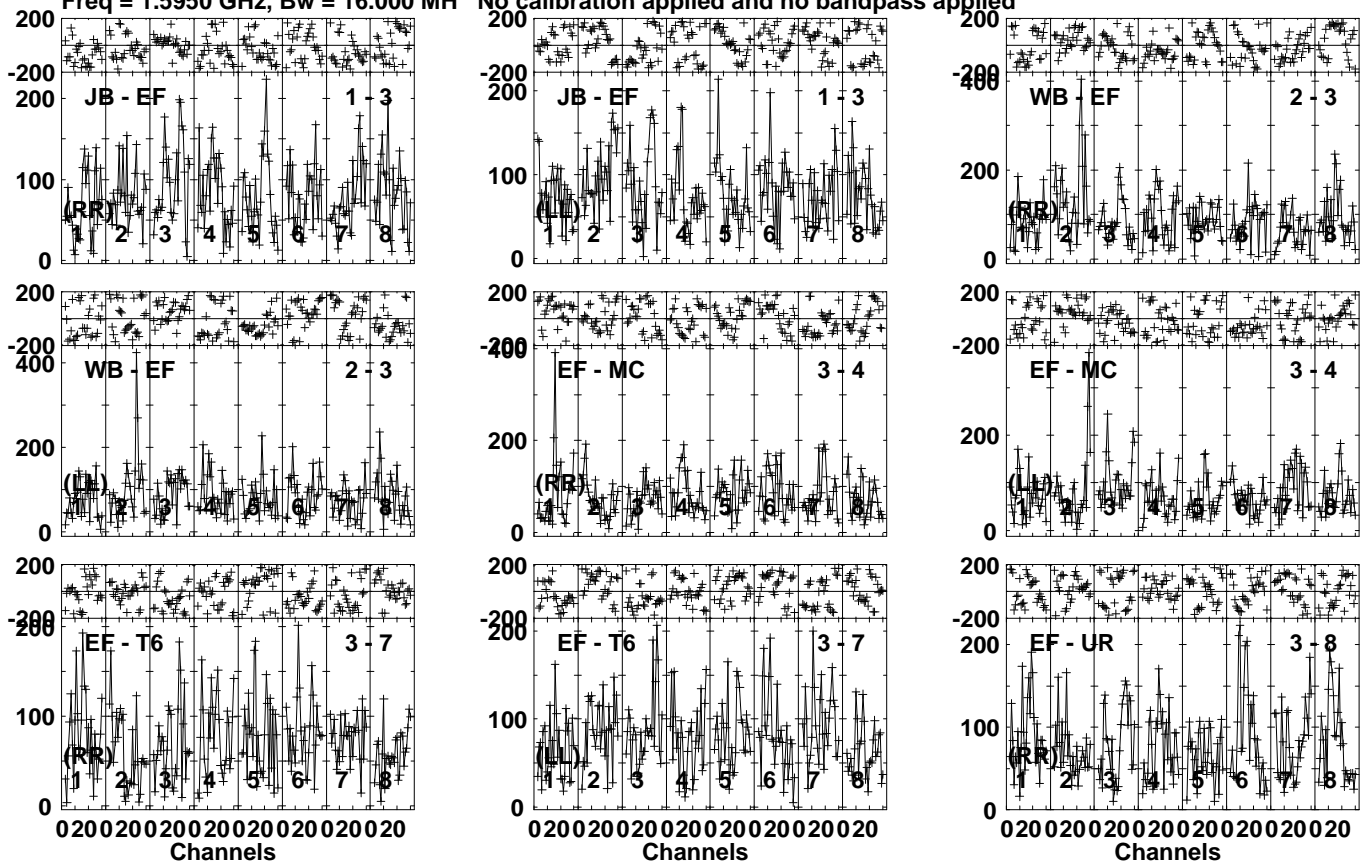
Timerange: 01/11:28:00 to 01/11:30:00

Plot file version 752 created 18-MAR-2021 11:21:33

CRDRA EB082 1.UVDATA.1

Freq = 1.5950 GHz, Bw = 16.000 MH

No calibration applied and no bandpass applied

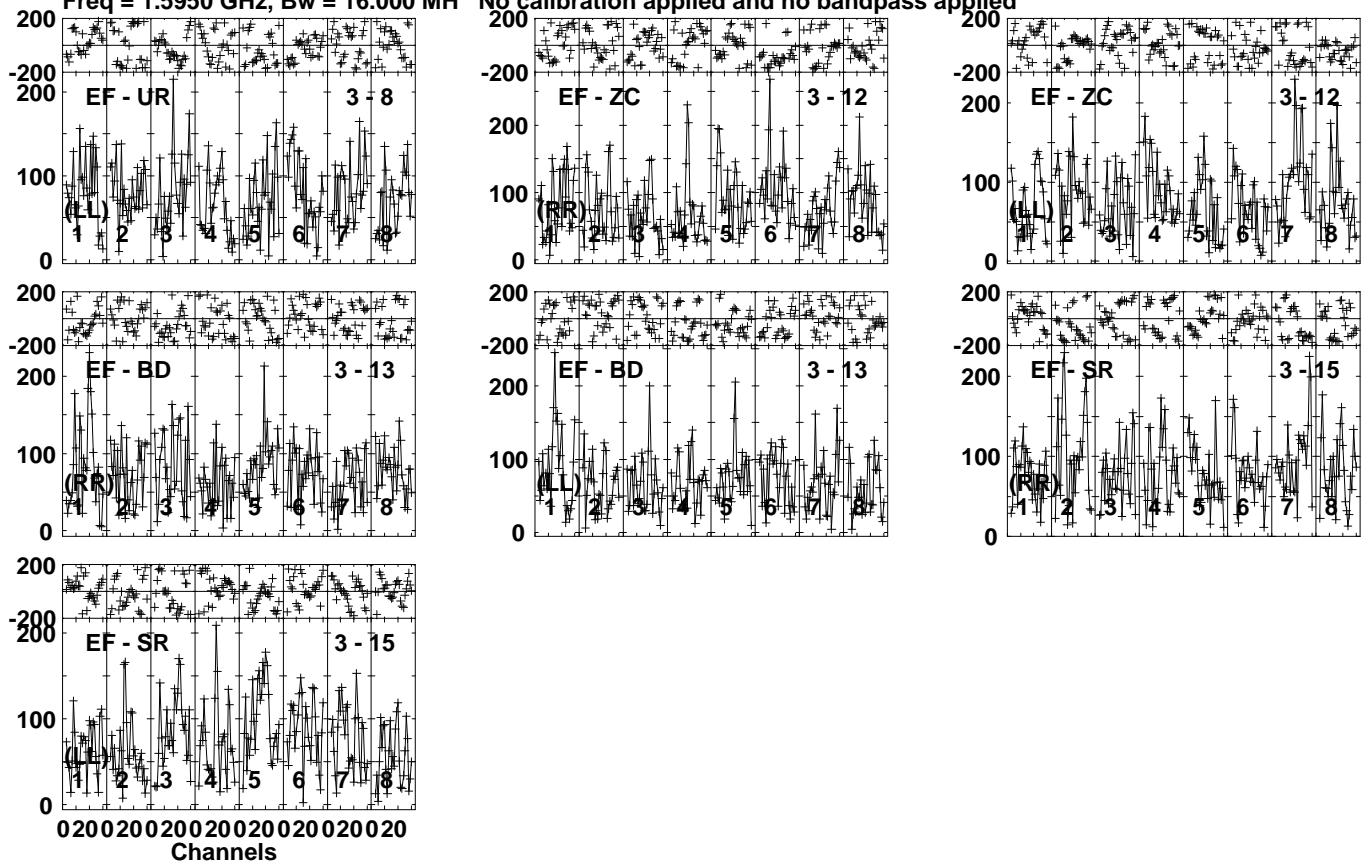


Lower frame: Micro Ampl Jy Top frame: Phas deg
Vector averaged cross-power spectrum Several baselines displayed
Timerange: 01/11:30:01 to 01/11:33:00

Plot file version 753 created 18-MAR-2021 11:21:33

CRDRA EB082 1.UVDATA.1

Freq = 1.5950 GHz, Bw = 16.000 MH No calibration applied and no bandpass applied



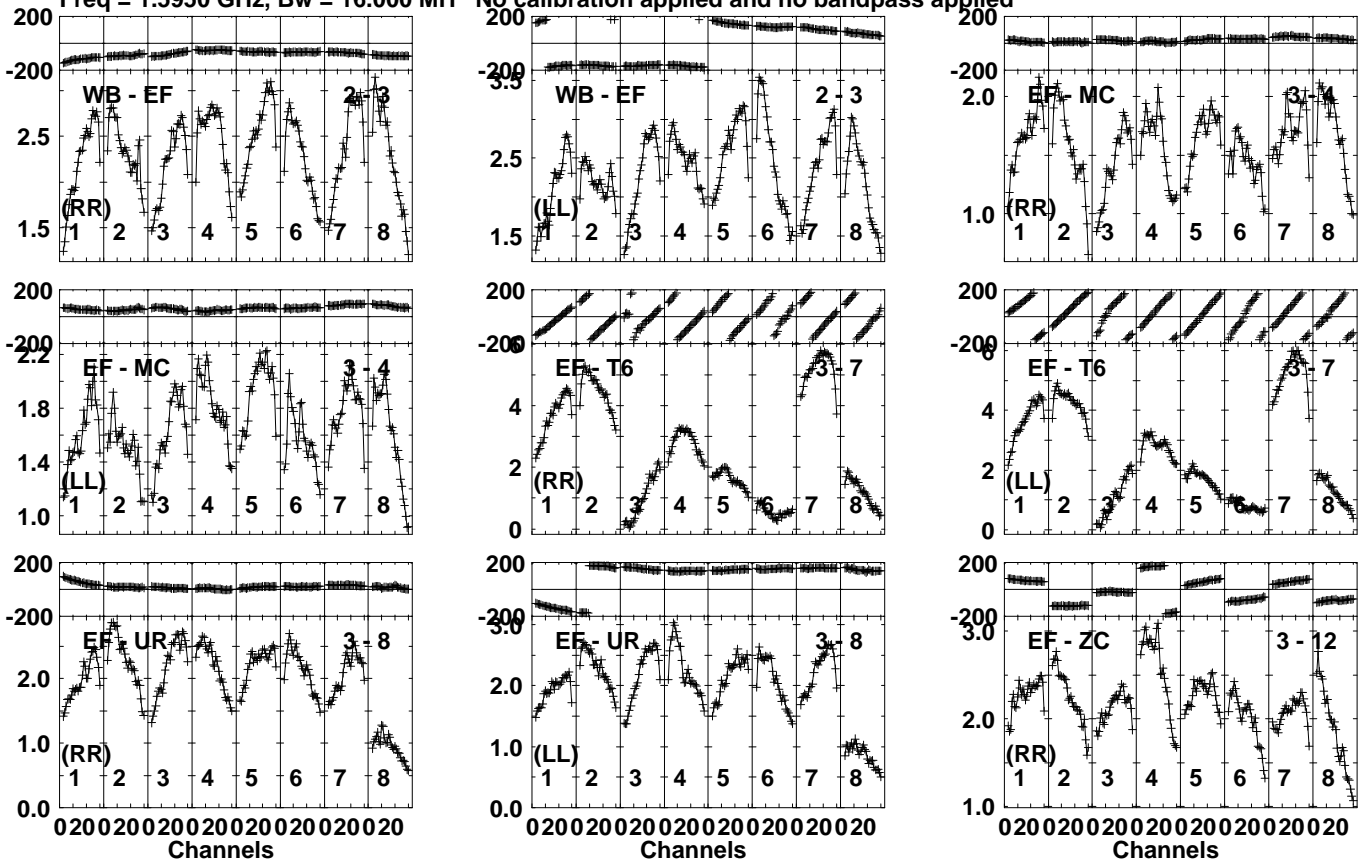
Lower frame: Micro Ampl Jy Top frame: Phas deg
Vector averaged cross-power spectrum Several baselines displayed
Timerange: 01/11:30:01 to 01/11:33:00

Plot file version 754 created 18-MAR-2021 11:21:33

J1608+5613 EB082 1.UVDATA.1

Freq = 1.5950 GHz, Bw = 16.000 MH

No calibration applied and no bandpass applied



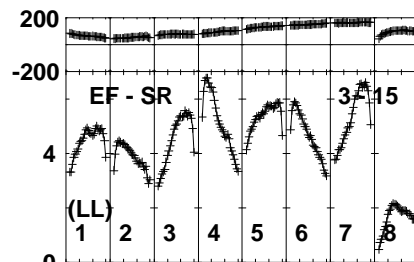
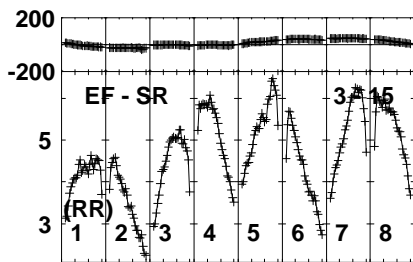
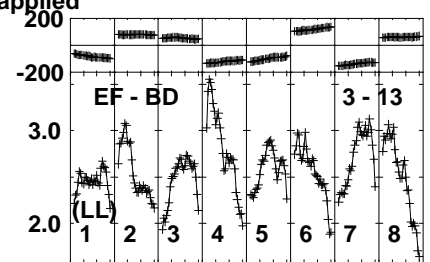
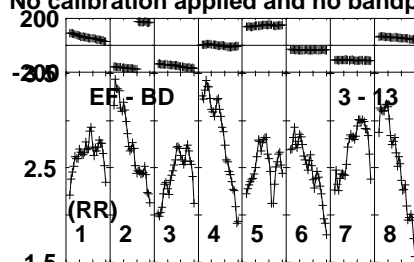
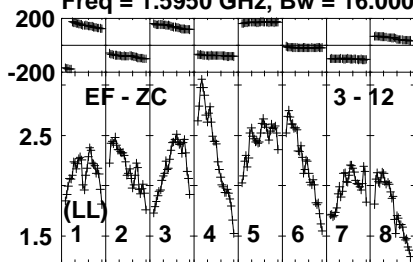
Lower frame: Milli Ampl Jy Top frame: Phas deg
Vector averaged cross-power spectrum Several baselines displayed
Timerange: 01/11:33:31 to 01/11:35:00

Plot file version 755 created 18-MAR-2021 11:21:33

J1608+5613 EB082 1.UVDATA.1

Freq = 1.5950 GHz, Bw = 16.000 MH

No calibration applied and no bandpass applied

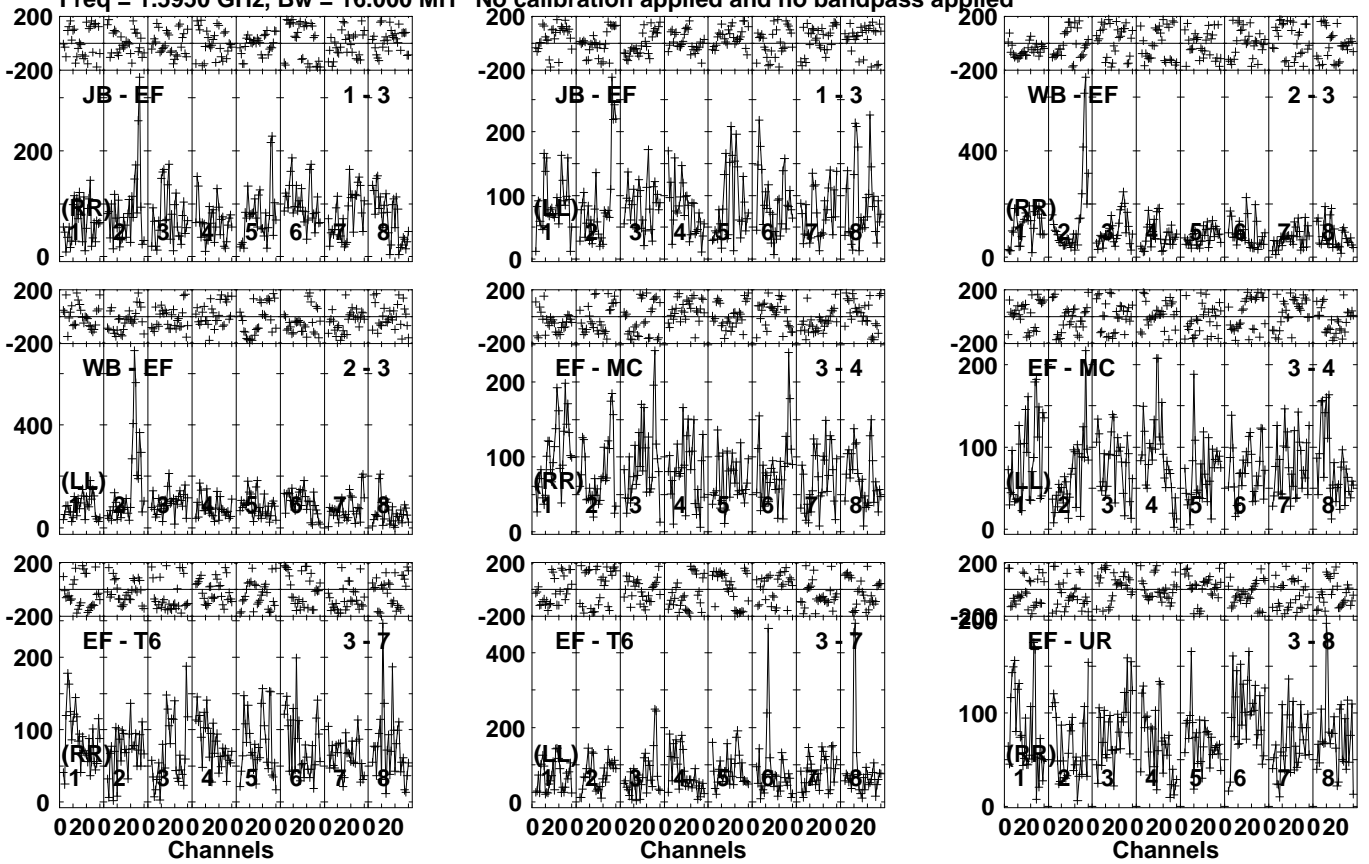


Lower frame: Milli Ampl Jy Top frame: Phas deg
Vector averaged cross-power spectrum Several baselines displayed
Timerange: 01/11:33:31 to 01/11:35:00

Plot file version 756 created 18-MAR-2021 11:21:33

CRDRA EB082 1.UVDATA.1

Freq = 1.5950 GHz, Bw = 16.000 MH No calibration applied and no bandpass applied

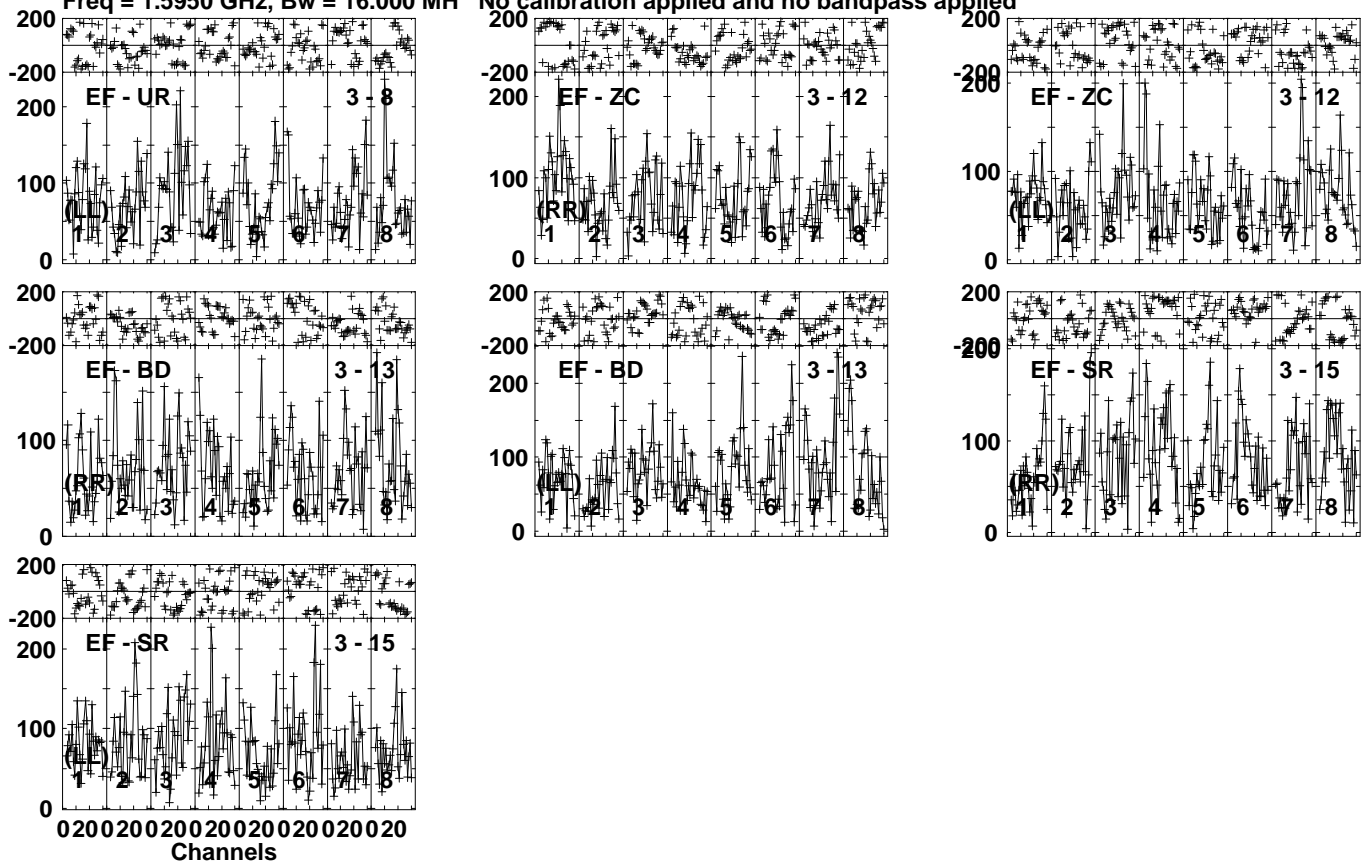


Lower frame: Micro Ampl Jy Top frame: Phas deg
Vector averaged cross-power spectrum Several baselines displayed
Timerange: 01/11:35:00 to 01/11:37:59

Plot file version 757 created 18-MAR-2021 11:21:34

CRDRA EB082 1.UVDATA.1

Freq = 1.5950 GHz, Bw = 16.000 MH No calibration applied and no bandpass applied



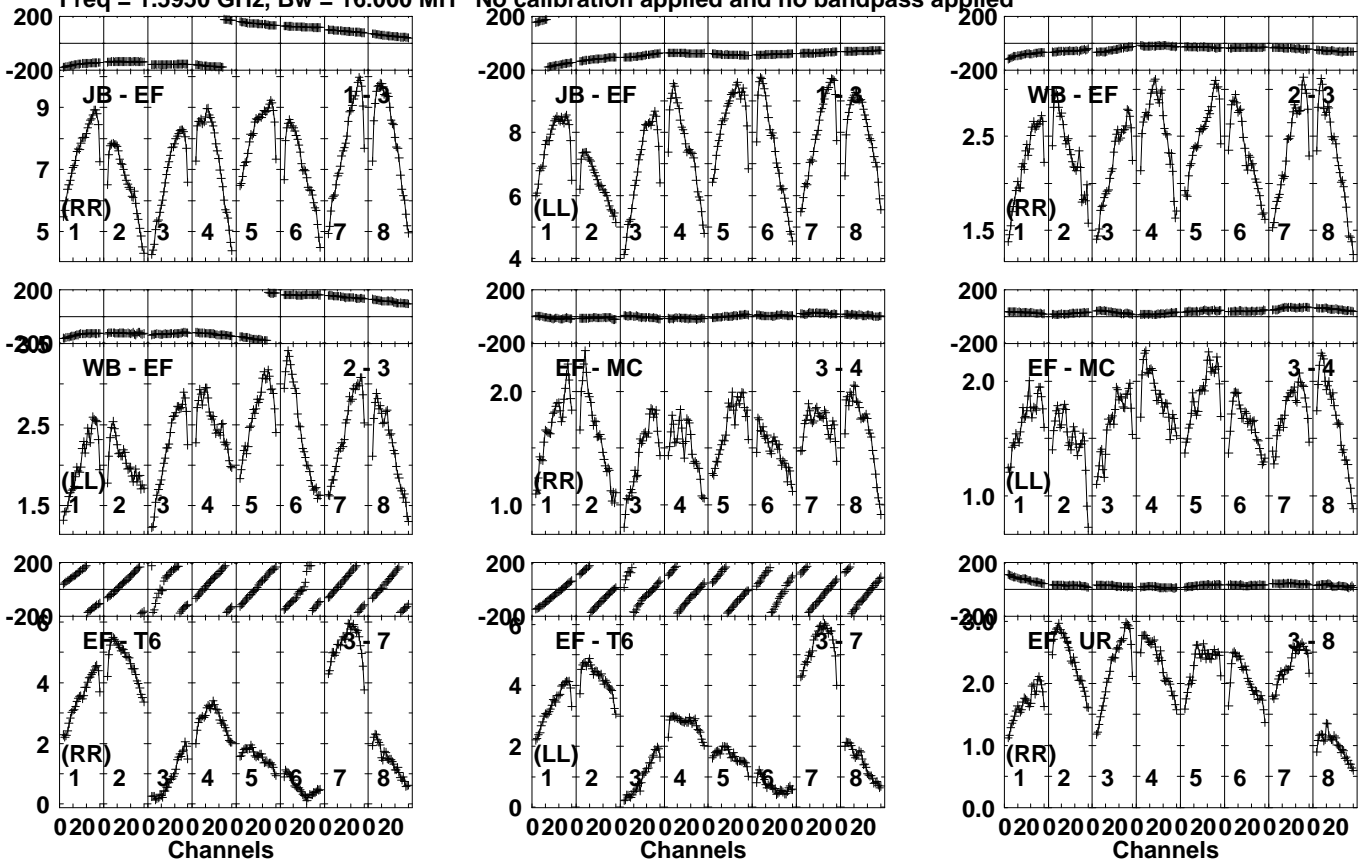
Lower frame: Micro Ampl Jy Top frame: Phas deg
Vector averaged cross-power spectrum Several baselines displayed
Timerange: 01/11:35:00 to 01/11:37:59

Plot file version 758 created 18-MAR-2021 11:21:34

J1608+5613 EB082 1.UVDATA.1

Freq = 1.5950 GHz, Bw = 16.000 MH

No calibration applied and no bandpass applied



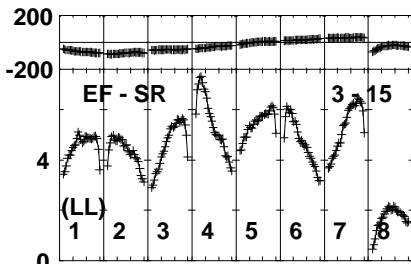
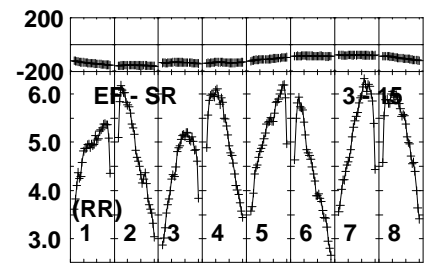
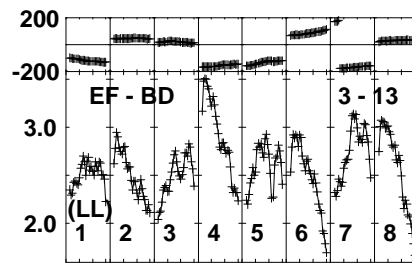
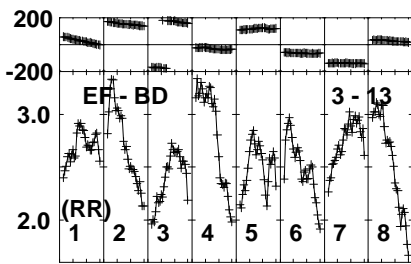
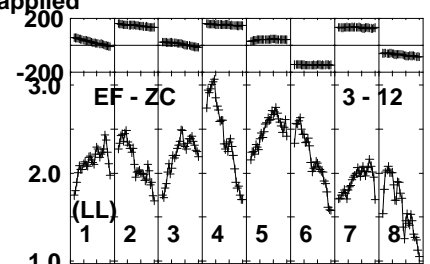
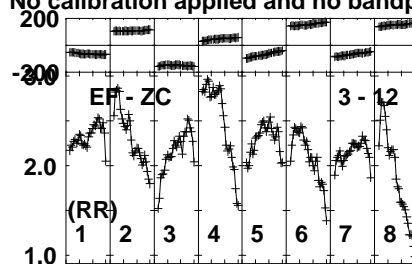
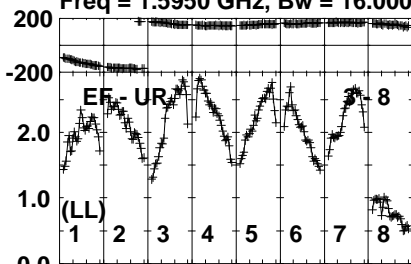
Lower frame: Milli Ampl Jy Top frame: Phas deg
Vector averaged cross-power spectrum Several baselines displayed
Timerange: 01/11:38:00 to 01/11:39:59

Plot file version 759 created 18-MAR-2021 11:21:34

J1608+5613 EB082 1.UVDATA.1

Freq = 1.5950 GHz, Bw = 16.000 MH

No calibration applied and no bandpass applied



020020020020020020020020

Channels

Lower frame: Milli Ampl Jy Top frame: Phas deg

Vector averaged cross-power spectrum Several baselines displayed

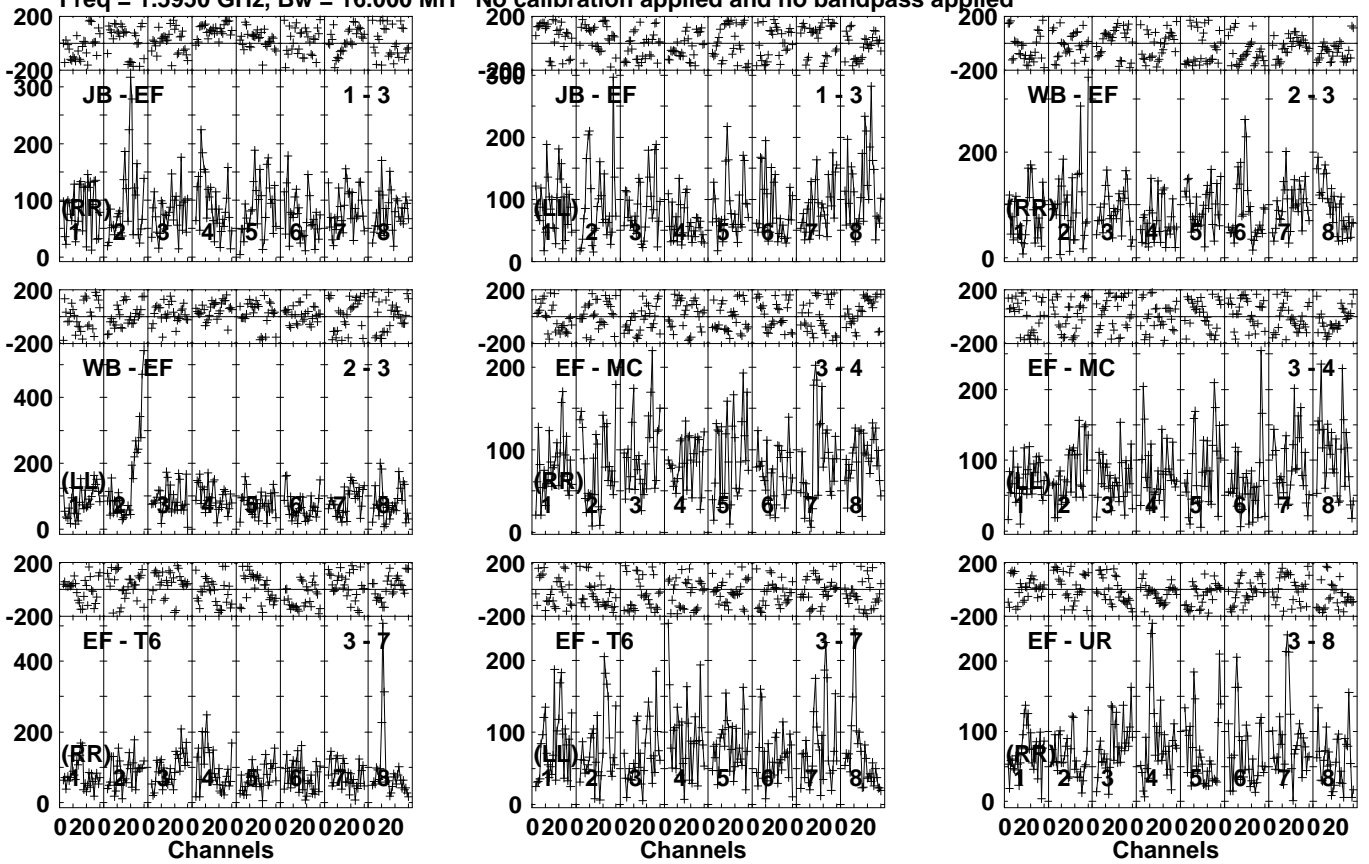
Timerange: 01/11:38:00 to 01/11:39:59

Plot file version 760 created 18-MAR-2021 11:21:34

CRDRA EB082 1.UVDATA.1

Freq = 1.5950 GHz, Bw = 16.000 MH

No calibration applied and no bandpass applied

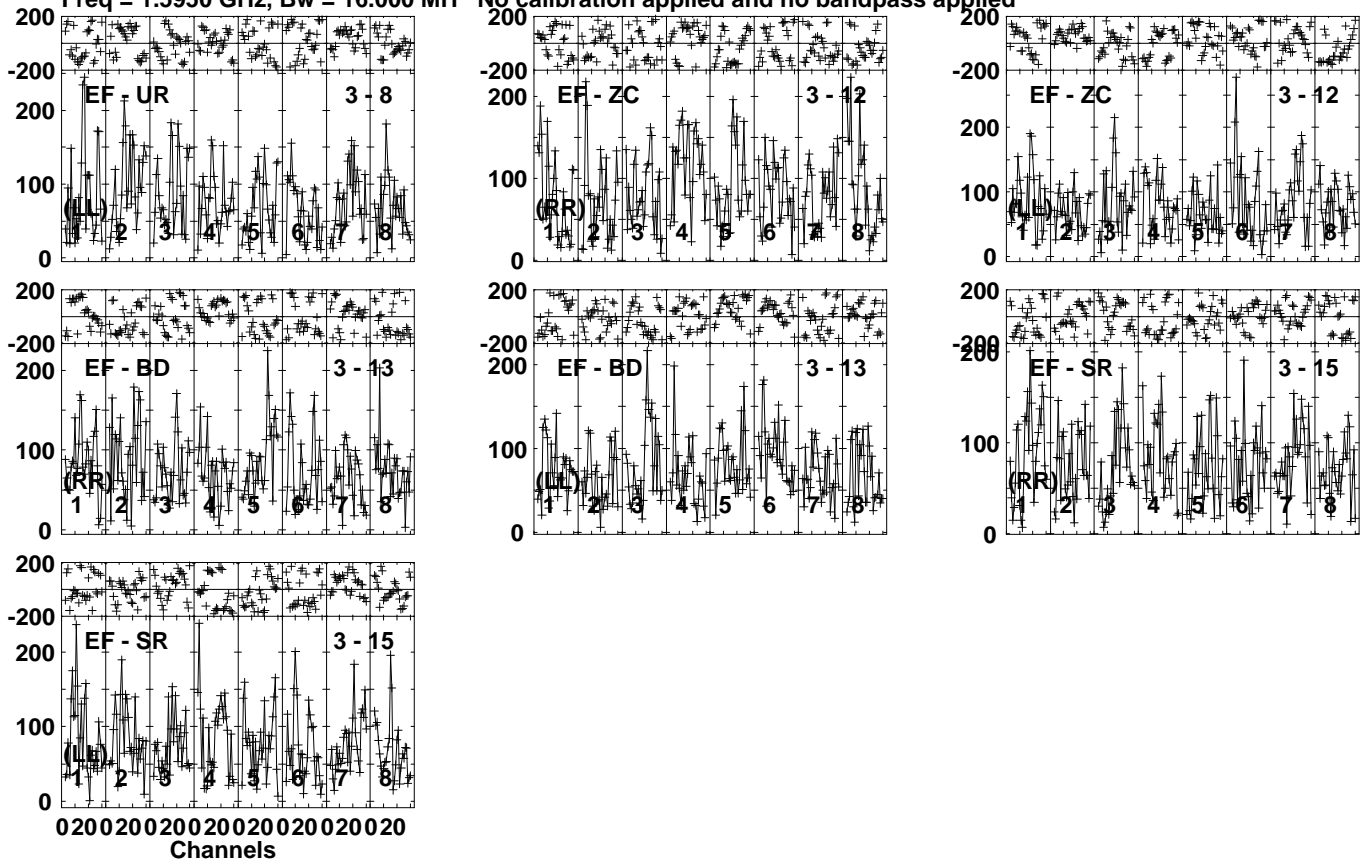


Lower frame: Micro Ampl Jy Top frame: Phas deg
Vector averaged cross-power spectrum Several baselines displayed
Timerange: 01/11:40:00 to 01/11:43:00

Plot file version 761 created 18-MAR-2021 11:21:34

CRDRA EB082 1.UVDATA.1

Freq = 1.5950 GHz, Bw = 16.000 MH No calibration applied and no bandpass applied



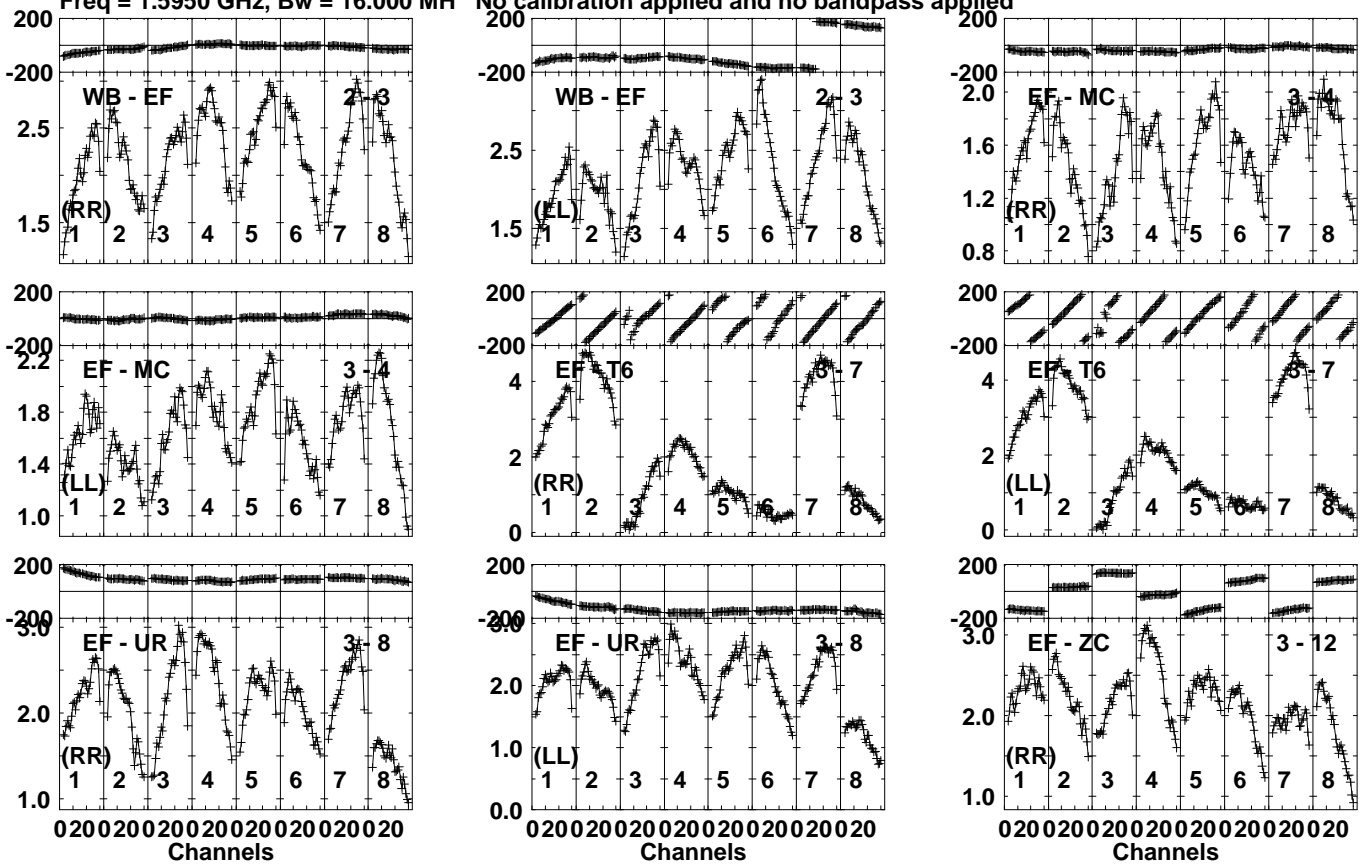
Lower frame: Micro Ampl Jy Top frame: Phas deg
Vector averaged cross-power spectrum Several baselines displayed
Timerange: 01/11:40:00 to 01/11:43:00

Plot file version 762 created 18-MAR-2021 11:21:34

J1608+5613 EB082 1.UVDATA.1

Freq = 1.5950 GHz, Bw = 16.000 MH

No calibration applied and no bandpass applied



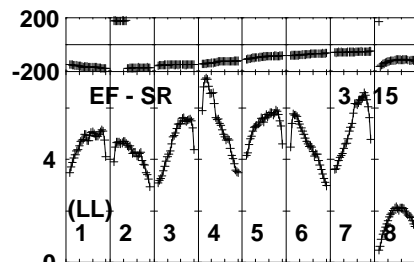
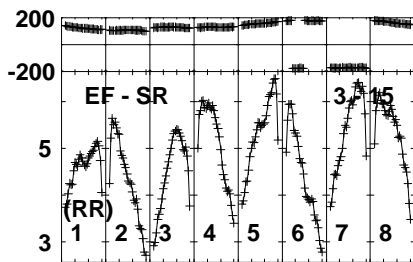
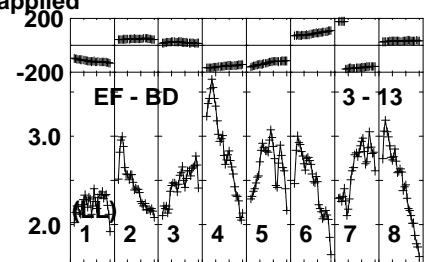
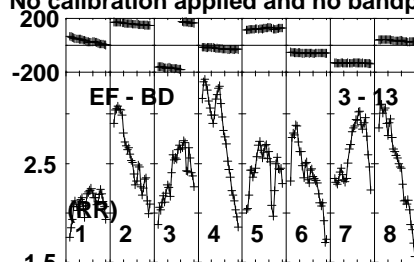
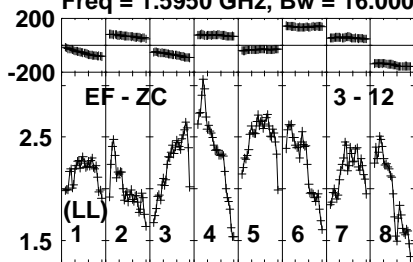
Lower frame: Milli Ampl Jy Top frame: Phas deg
Vector averaged cross-power spectrum Several baselines displayed
Timerange: 01/11:43:31 to 01/11:44:59

Plot file version 763 created 18-MAR-2021 11:21:35

J1608+5613 EB082 1.UVDATA.1

Freq = 1.5950 GHz, Bw = 16.000 MH

No calibration applied and no bandpass applied

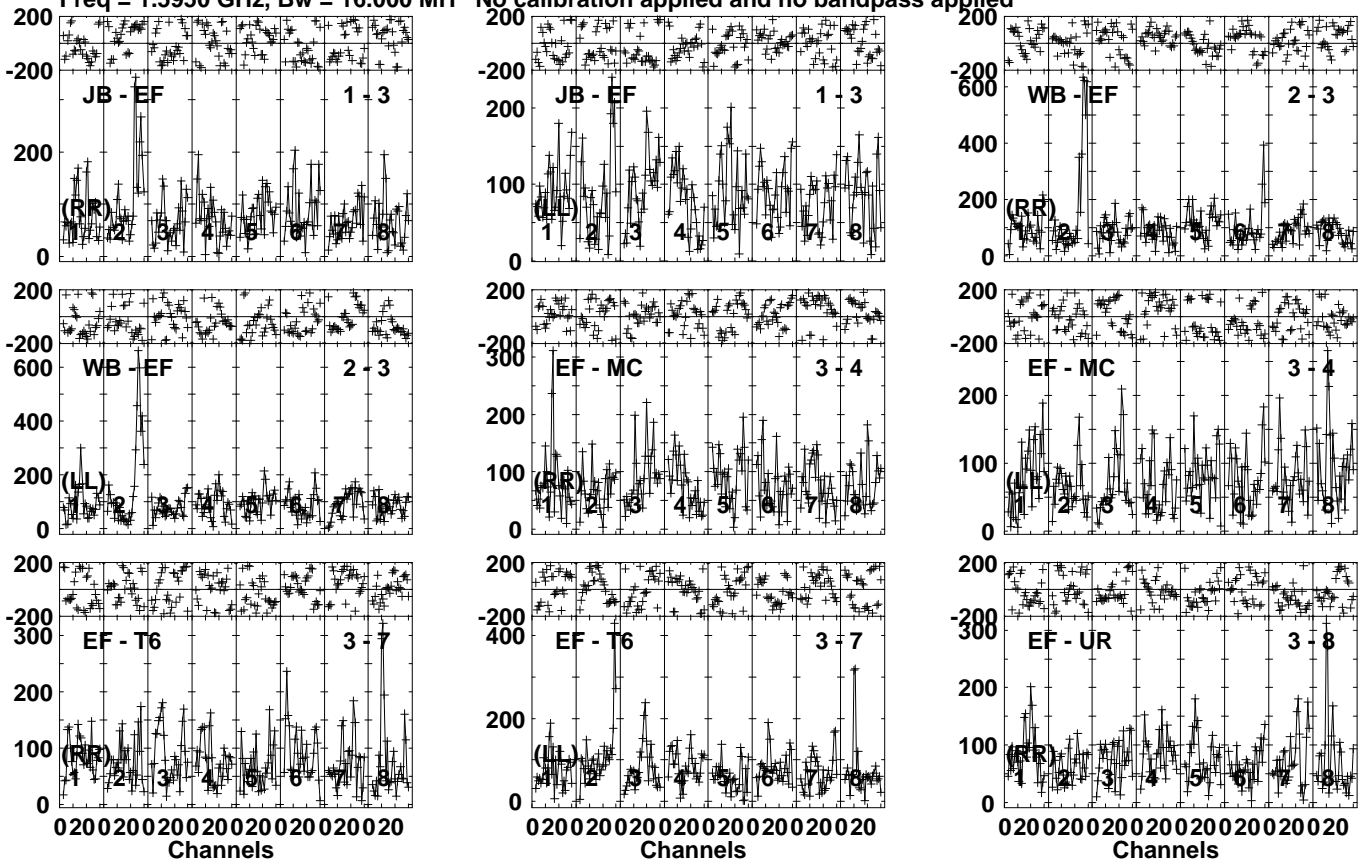


Lower frame: Milli Ampl Jy Top frame: Phas deg
Vector averaged cross-power spectrum Several baselines displayed
Timerange: 01/11:43:31 to 01/11:44:59

Plot file version 764 created 18-MAR-2021 11:21:35

CRDRA EB082 1.UVDATA.1

Freq = 1.5950 GHz, Bw = 16.000 MH No calibration applied and no bandpass applied




Lower frame: Micro Ampl Jy Top frame: Phas deg
Vector averaged cross-power spectrum Several baselines displayed
Timerange: 01/11:45:00 to 01/11:47:59

Plot file version 765 created 18-MAR-2021 11:21:35

CRDRA EB082 1.UVDATA.1

Freq = 1.5950 GHz, Bw = 16.000 MH No calibration applied and no bandpass applied



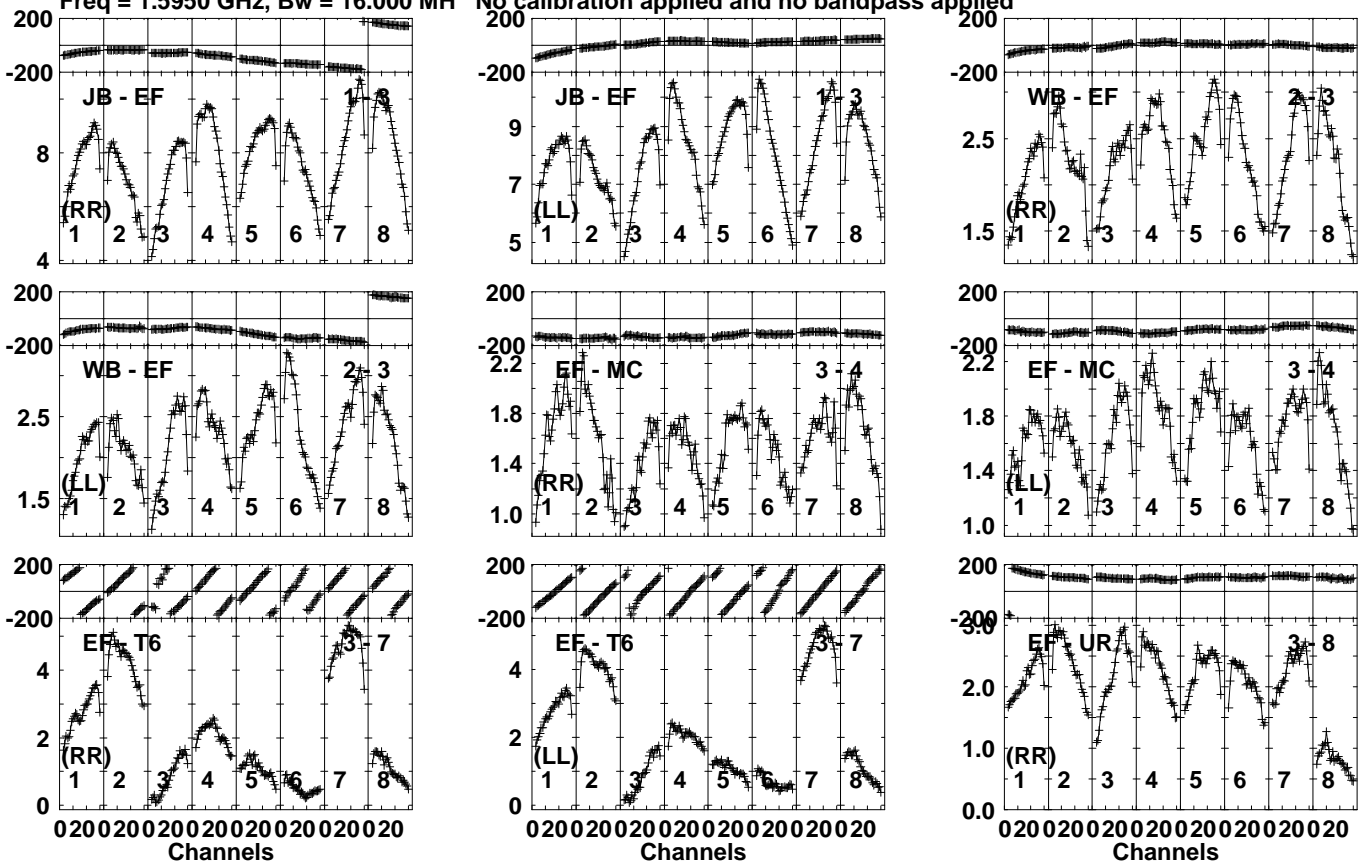
Lower frame: Micro Ampl Jy Top frame: Phas deg
Vector averaged cross-power spectrum Several baselines displayed
Timerange: 01/11:45:00 to 01/11:47:59

Plot file version 766 created 18-MAR-2021 11:21:35

J1608+5613 EB082 1.UVDATA.1

Freq = 1.5950 GHz, Bw = 16.000 MH

No calibration applied and no bandpass applied



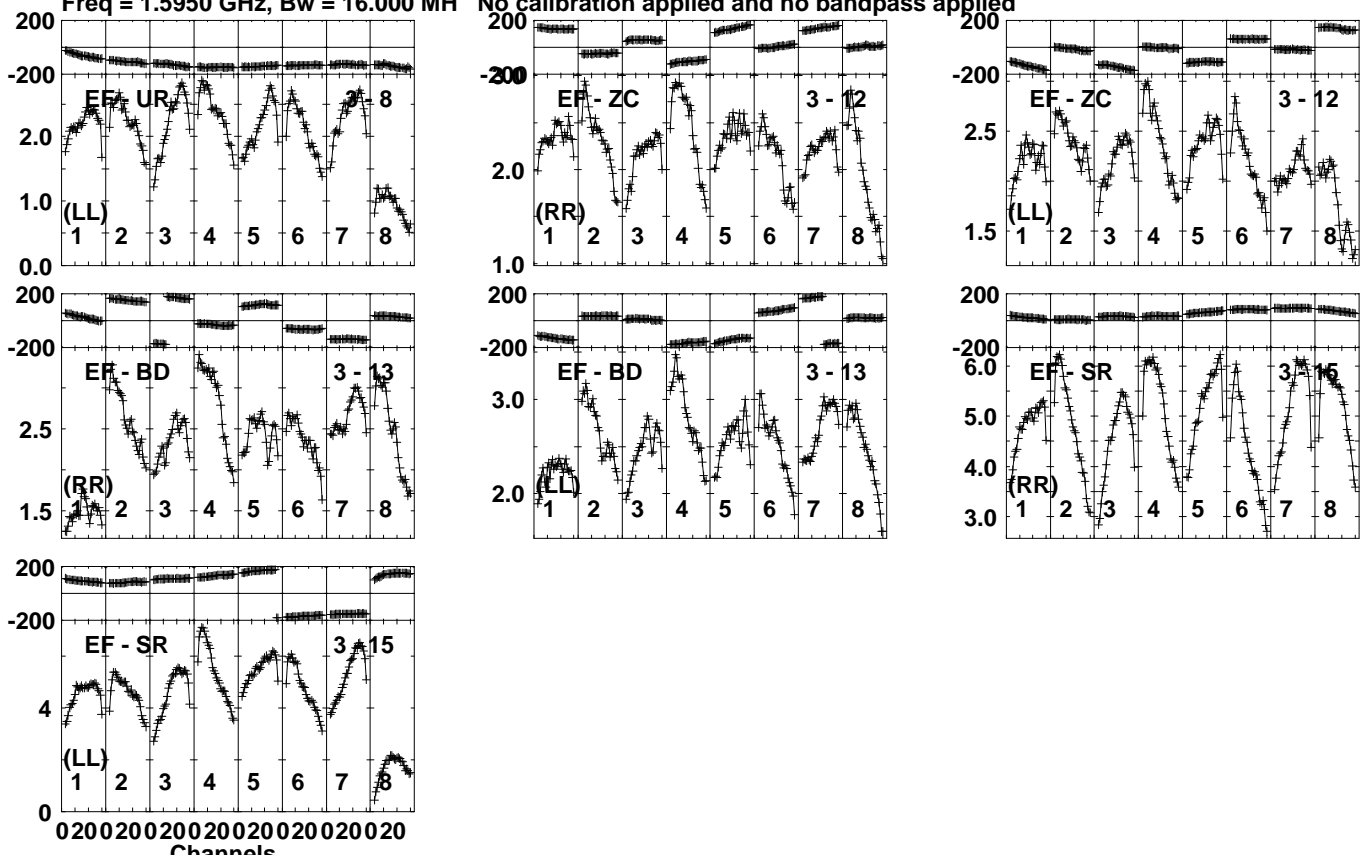
Lower frame: Milli Ampl Jy Top frame: Phas deg
 Vector averaged cross-power spectrum Several baselines displayed
 Timerange: 01/11:48:01 to 01/11:49:59

Plot file version 767 created 18-MAR-2021 11:21:35

J1608+5613 EB082 1.UVDATA.1

Freq = 1.5950 GHz, Bw = 16.000 MH

No calibration applied and no bandpass applied

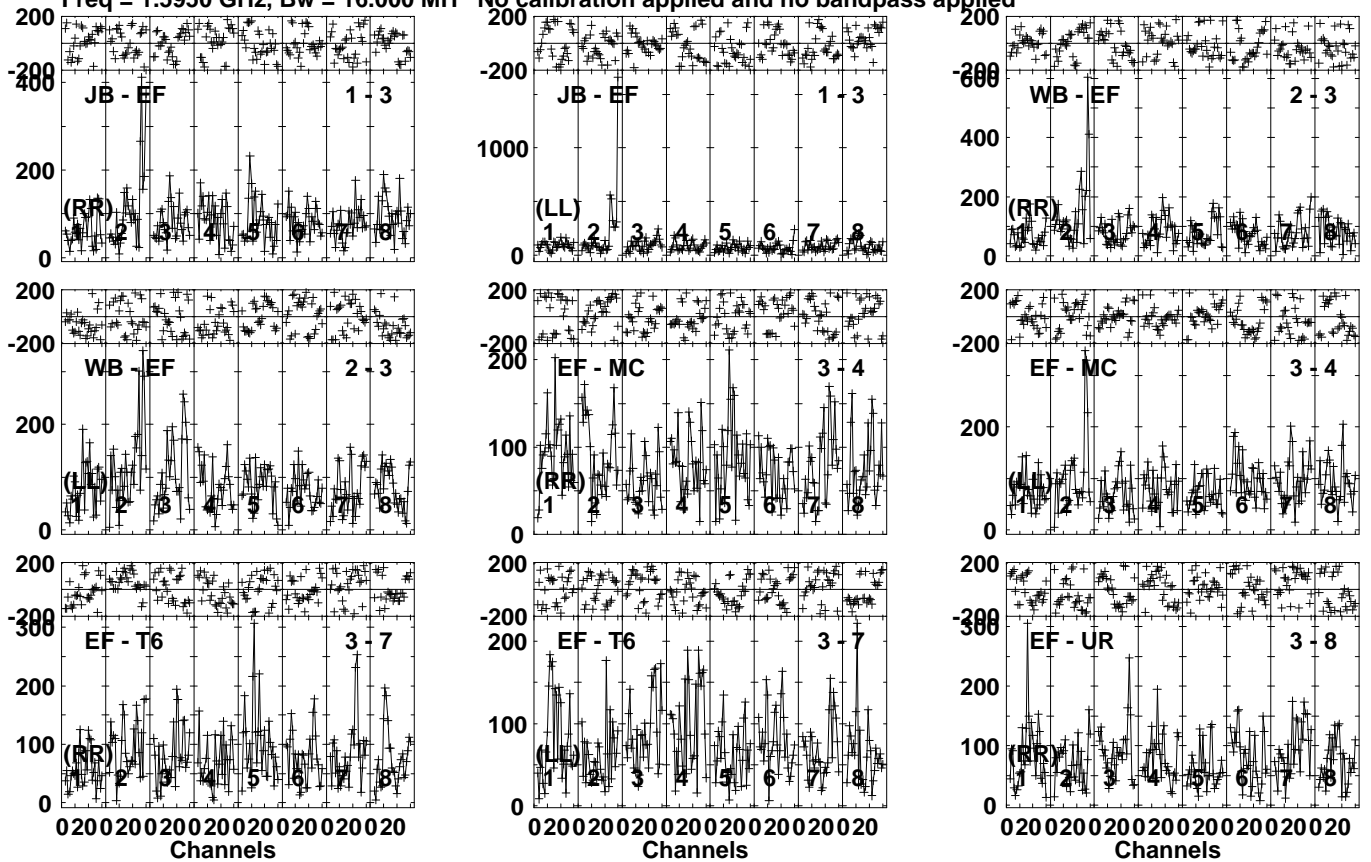


Lower frame: Milli Ampl Jy Top frame: Phas deg
Vector averaged cross-power spectrum Several baselines displayed
Timerange: 01/11:48:01 to 01/11:49:59

Plot file version 768 created 18-MAR-2021 11:21:35

CRDRA EB082 1.UVDATA.1

Freq = 1.5950 GHz, Bw = 16.000 MH No calibration applied and no bandpass applied



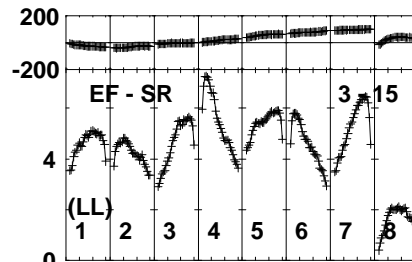
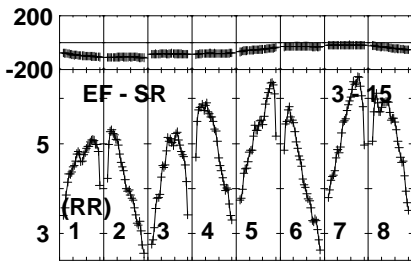
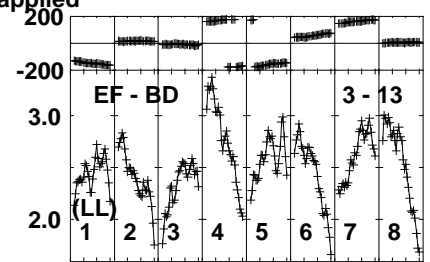
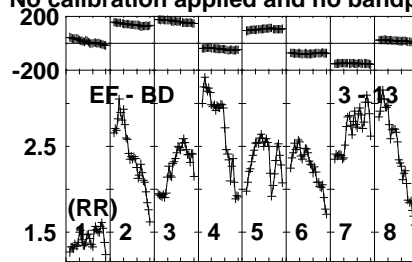
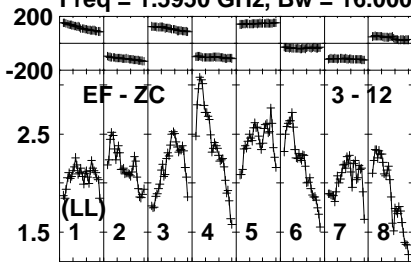
Lower frame: Micro Ampl Jy Top frame: Phas deg
Vector averaged cross-power spectrum Several baselines displayed
Timerange: 01/11:50:00 to 01/11:53:00

Plot file version 771 created 18-MAR-2021 11:21:36

J1608+5613 EB082 1.UVDATA.1

Freq = 1.5950 GHz, Bw = 16.000 MH

No calibration applied and no bandpass applied

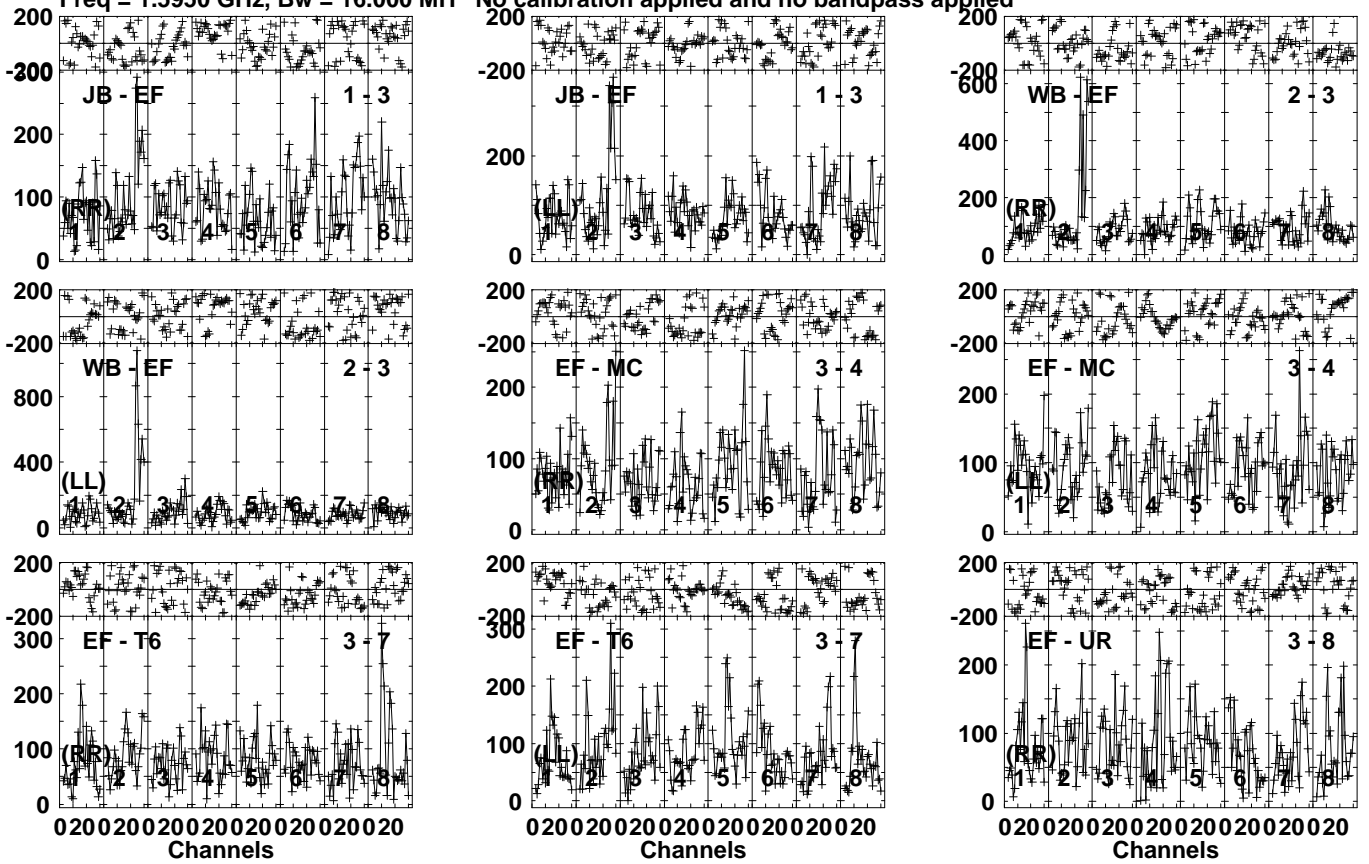


Lower frame: Milli Ampl Jy Top frame: Phas deg
Vector averaged cross-power spectrum Several baselines displayed
Timerange: 01/11:53:31 to 01/11:54:59

Plot file version 772 created 18-MAR-2021 11:21:36

CRDRA EB082 1.UVDATA.1

Freq = 1.5950 GHz, Bw = 16.000 MH No calibration applied and no bandpass applied



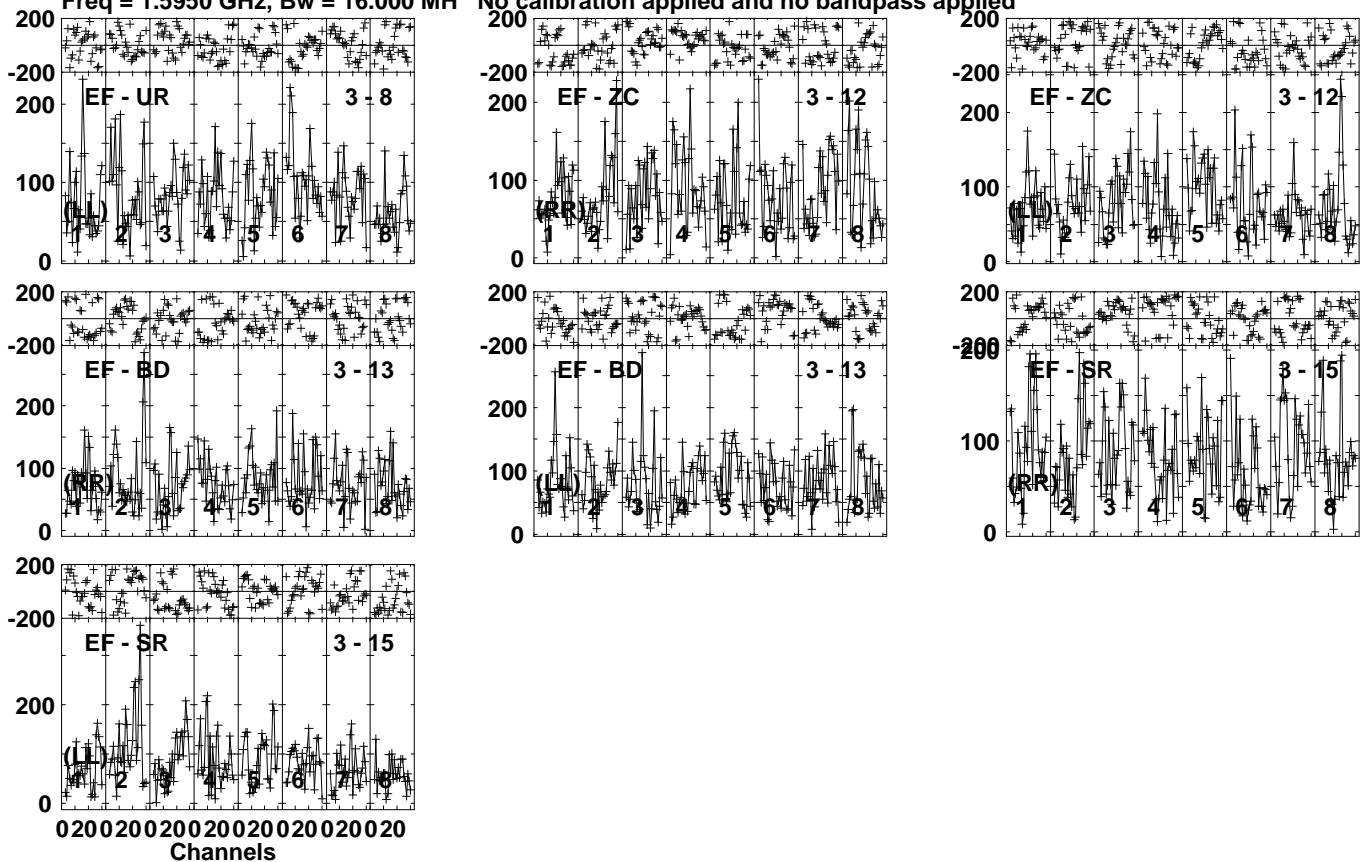
Lower frame: Micro Ampl Jy Top frame: Phas deg
Vector averaged cross-power spectrum Several baselines displayed
Timerange: 01/11:55:01 to 01/11:57:59

Plot file version 773 created 18-MAR-2021 11:21:36

CRDRA EB082 1.UVDATA.1

Freq = 1.5950 GHz, Bw = 16.000 MH

No calibration applied and no bandpass applied



Lower frame: Micro Ampl Jy Top frame: Phas deg

Vector averaged cross-power spectrum Several baselines displayed

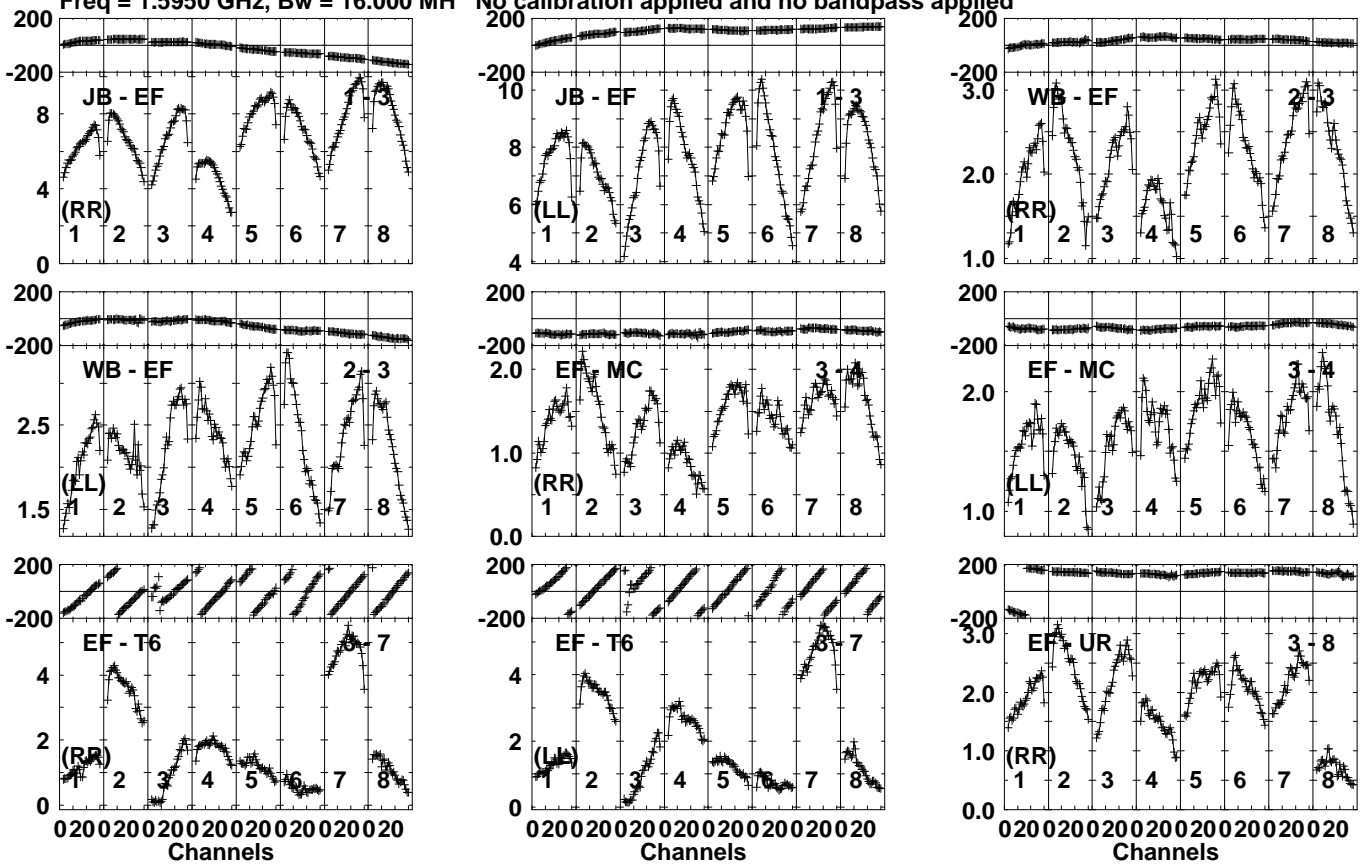
Timerange: 01/11:55:01 to 01/11:57:59

Plot file version 774 created 18-MAR-2021 11:21:36

J1608+5613 EB082 1.UVDATA.1

Freq = 1.5950 GHz, Bw = 16.000 MH

No calibration applied and no bandpass applied



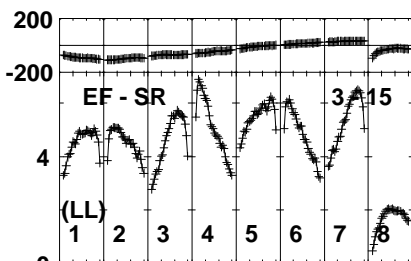
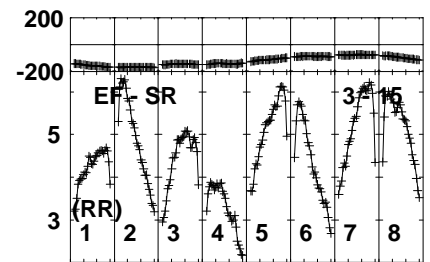
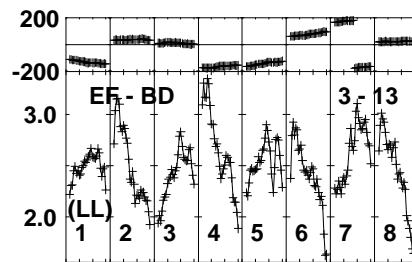
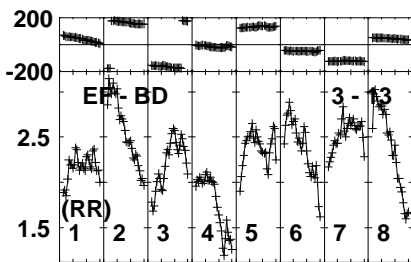
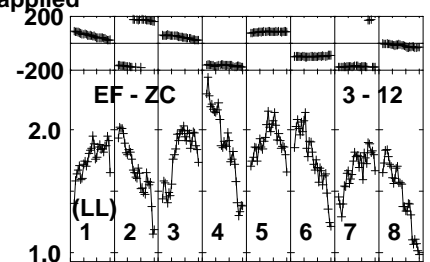
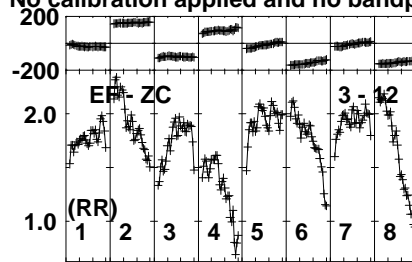
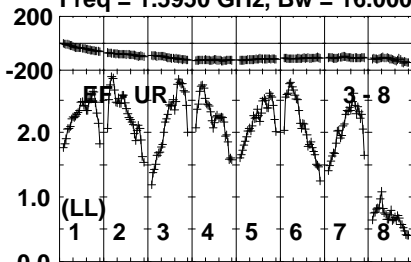
Lower frame: Milli Ampl Jy Top frame: Phas deg
 Vector averaged cross-power spectrum Several baselines displayed
 Timerange: 01/11:58:01 to 01/12:00:00

Plot file version 775 created 18-MAR-2021 11:21:36

J1608+5613 EB082 1.UVDATA.1

Freq = 1.5950 GHz, Bw = 16.000 MH

No calibration applied and no bandpass applied



020020020020020020020020020020

Channels

Lower frame: Milli Ampl Jy Top frame: Phas deg

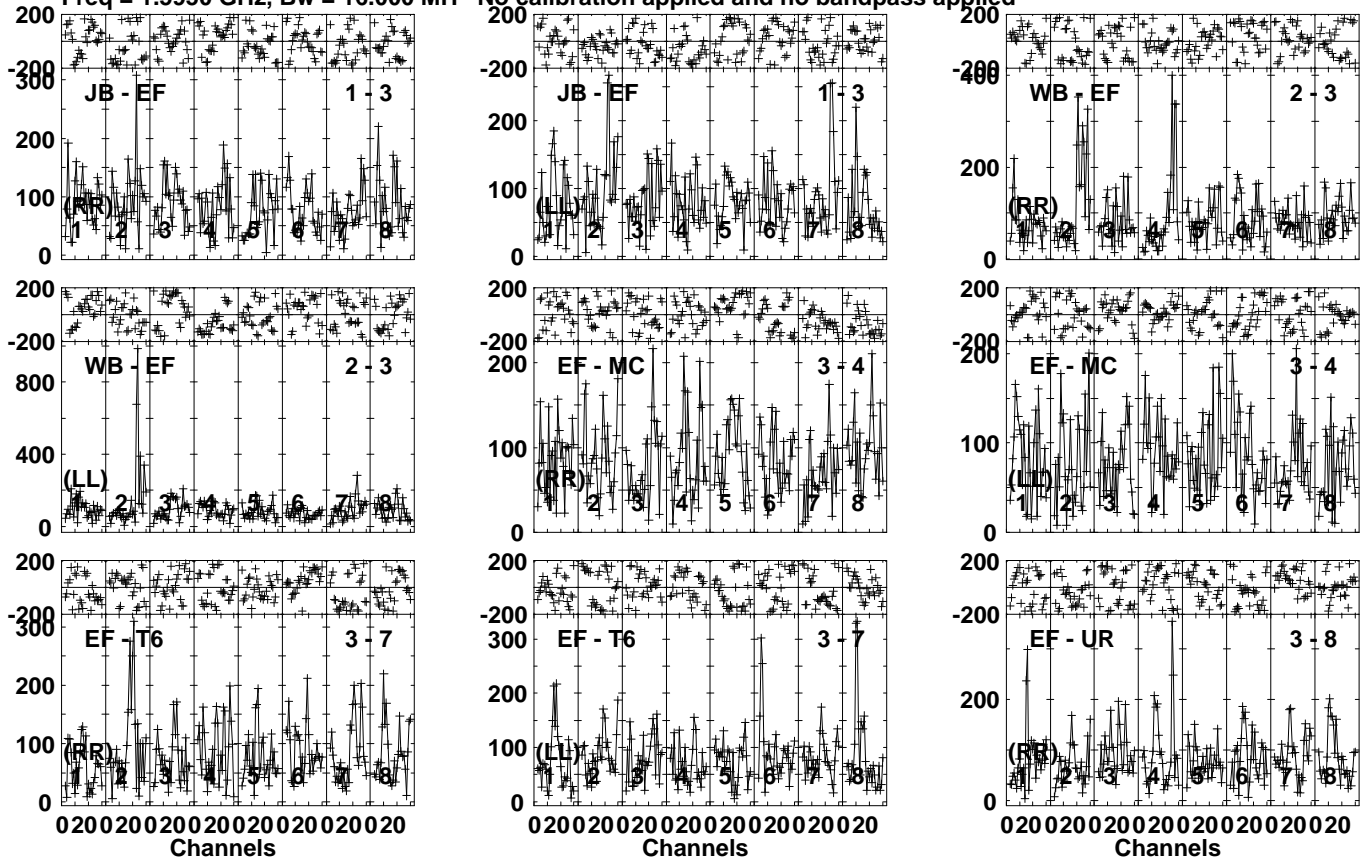
Vector averaged cross-power spectrum Several baselines displayed

Timerange: 01/11:58:01 to 01/12:00:00

Plot file version 776 created 18-MAR-2021 11:21:37

CRDRA EB082 1.UVDATA.1

Freq = 1.5950 GHz, Bw = 16.000 MH No calibration applied and no bandpass applied

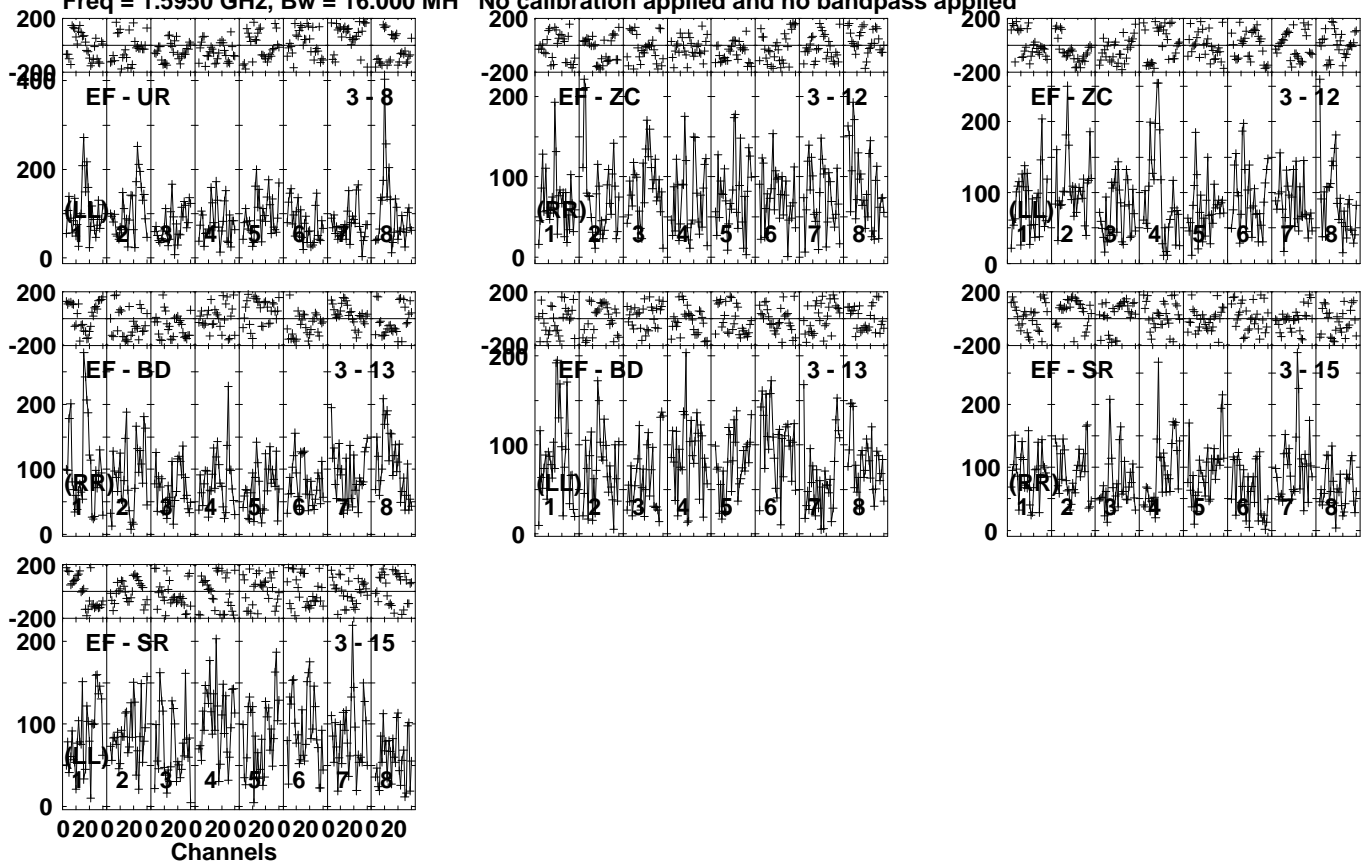


Lower frame: Micro Ampl Jy Top frame: Phas deg
Vector averaged cross-power spectrum Several baselines displayed
Timerange: 01/12:00:00 to 01/12:03:00

Plot file version 777 created 18-MAR-2021 11:21:37

CRDRA EB082 1.UVDATA.1

Freq = 1.5950 GHz, Bw = 16.000 MH No calibration applied and no bandpass applied



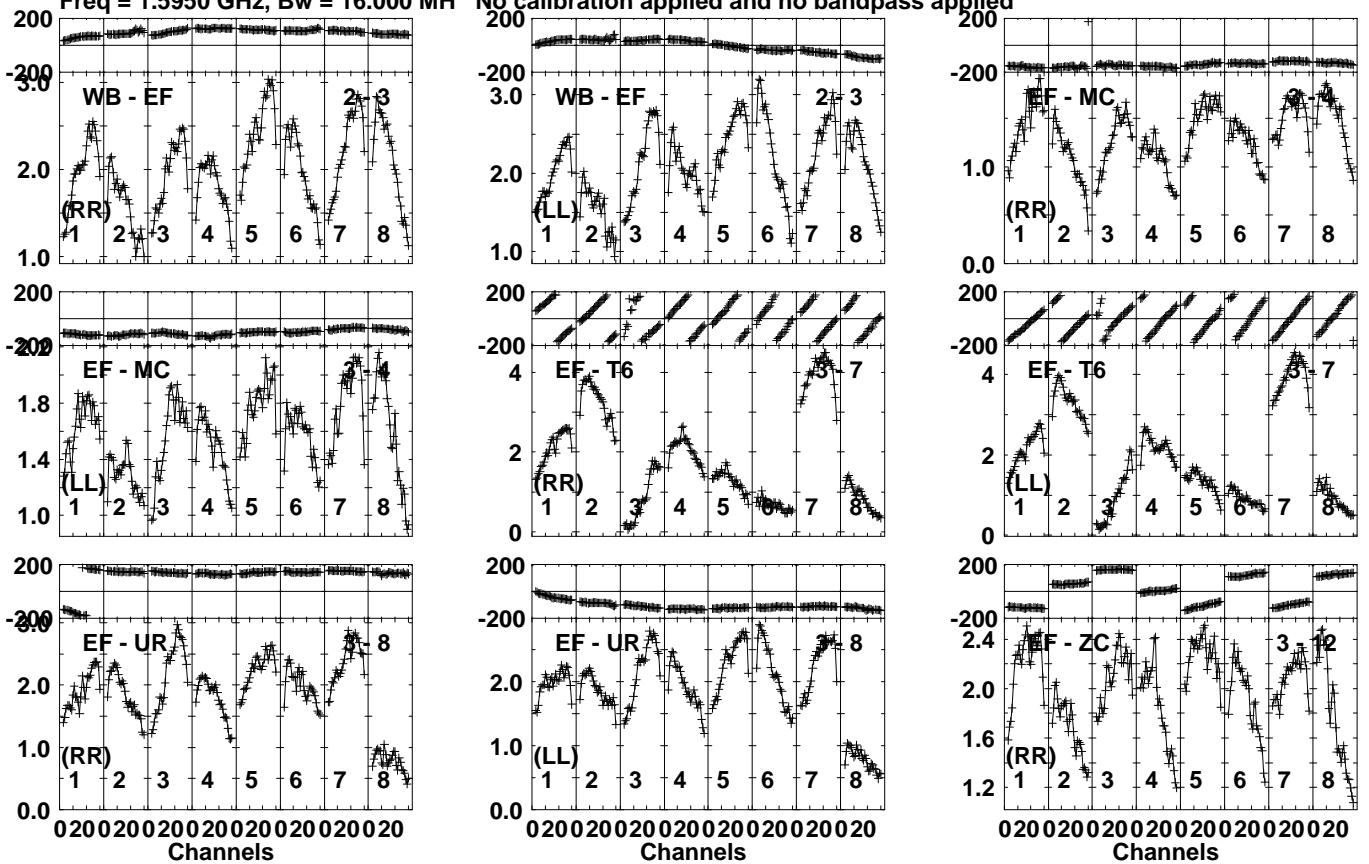
Lower frame: Micro Ampl Jy Top frame: Phas deg
Vector averaged cross-power spectrum Several baselines displayed
Timerange: 01/12:00:00 to 01/12:03:00

Plot file version 778 created 18-MAR-2021 11:21:37

J1608+5613 EB082 1.UVDATA.1

Freq = 1.5950 GHz, Bw = 16.000 MH

No calibration applied and no bandpass applied



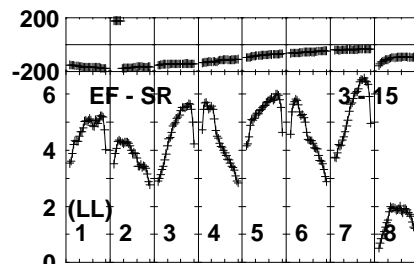
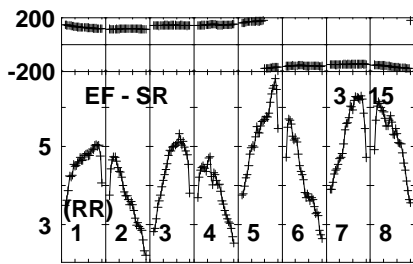
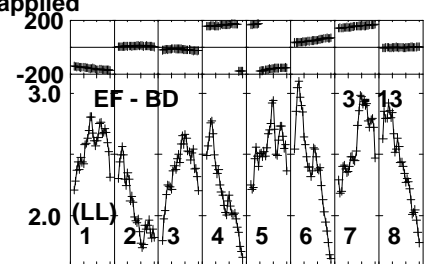
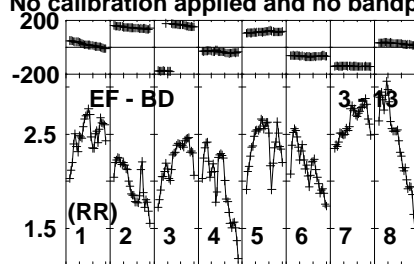
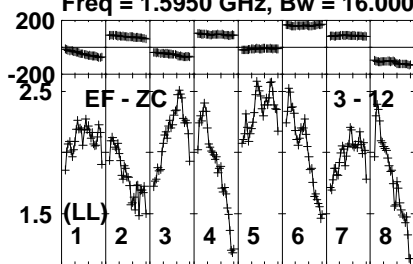
Lower frame: Milli Ampl Jy Top frame: Phas deg
Vector averaged cross-power spectrum Several baselines displayed
Timerange: 01/12:03:31 to 01/12:04:59

Plot file version 779 created 18-MAR-2021 11:21:37

J1608+5613 EB082 1.UVDATA.1

Freq = 1.5950 GHz, Bw = 16.000 MH

No calibration applied and no bandpass applied

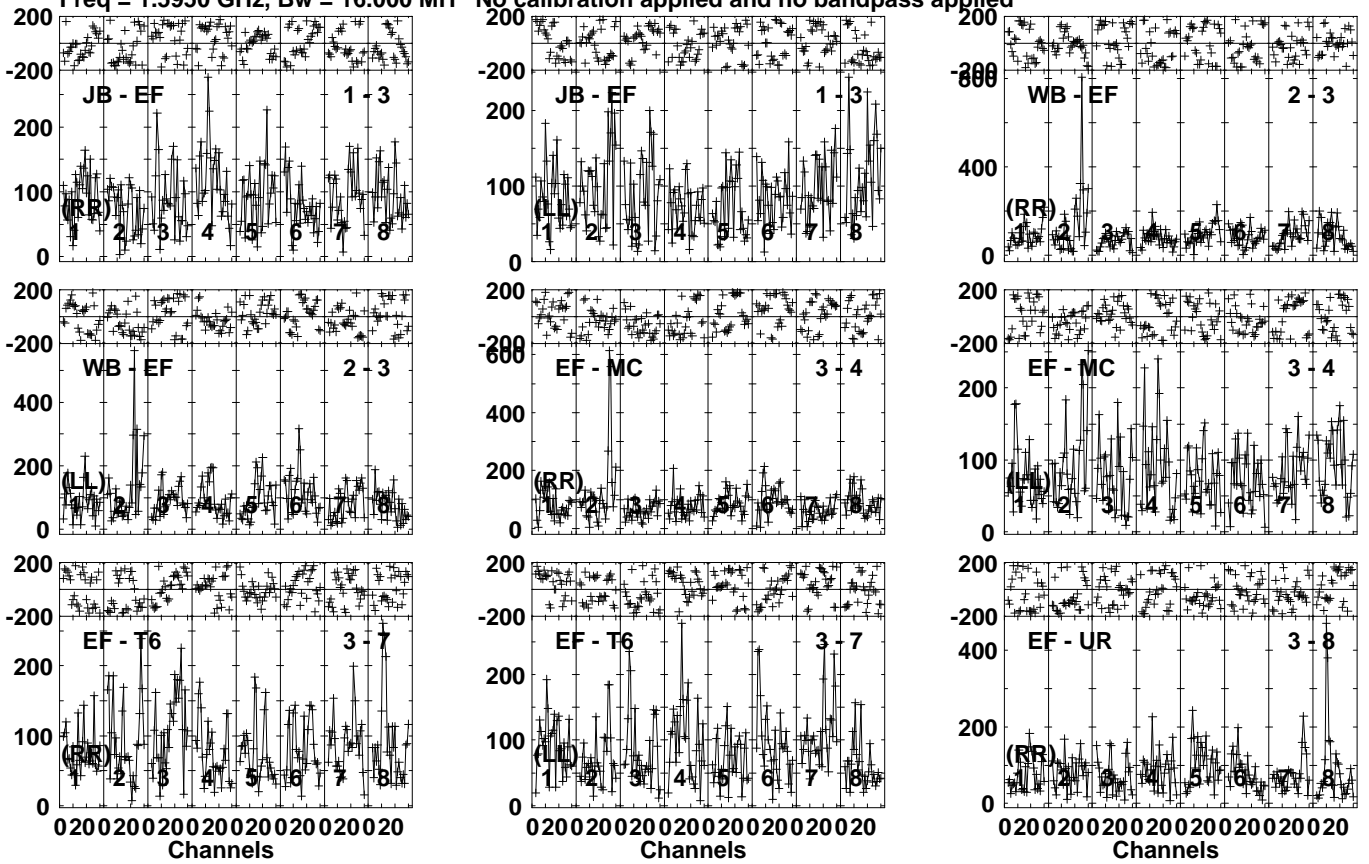


Lower frame: Milli Ampl Jy Top frame: Phas deg
Vector averaged cross-power spectrum Several baselines displayed
Timerange: 01/12:03:31 to 01/12:04:59

Plot file version 780 created 18-MAR-2021 11:21:37

CRDRA EB082 1.UVDATA.1

Freq = 1.5950 GHz, Bw = 16.000 MH No calibration applied and no bandpass applied

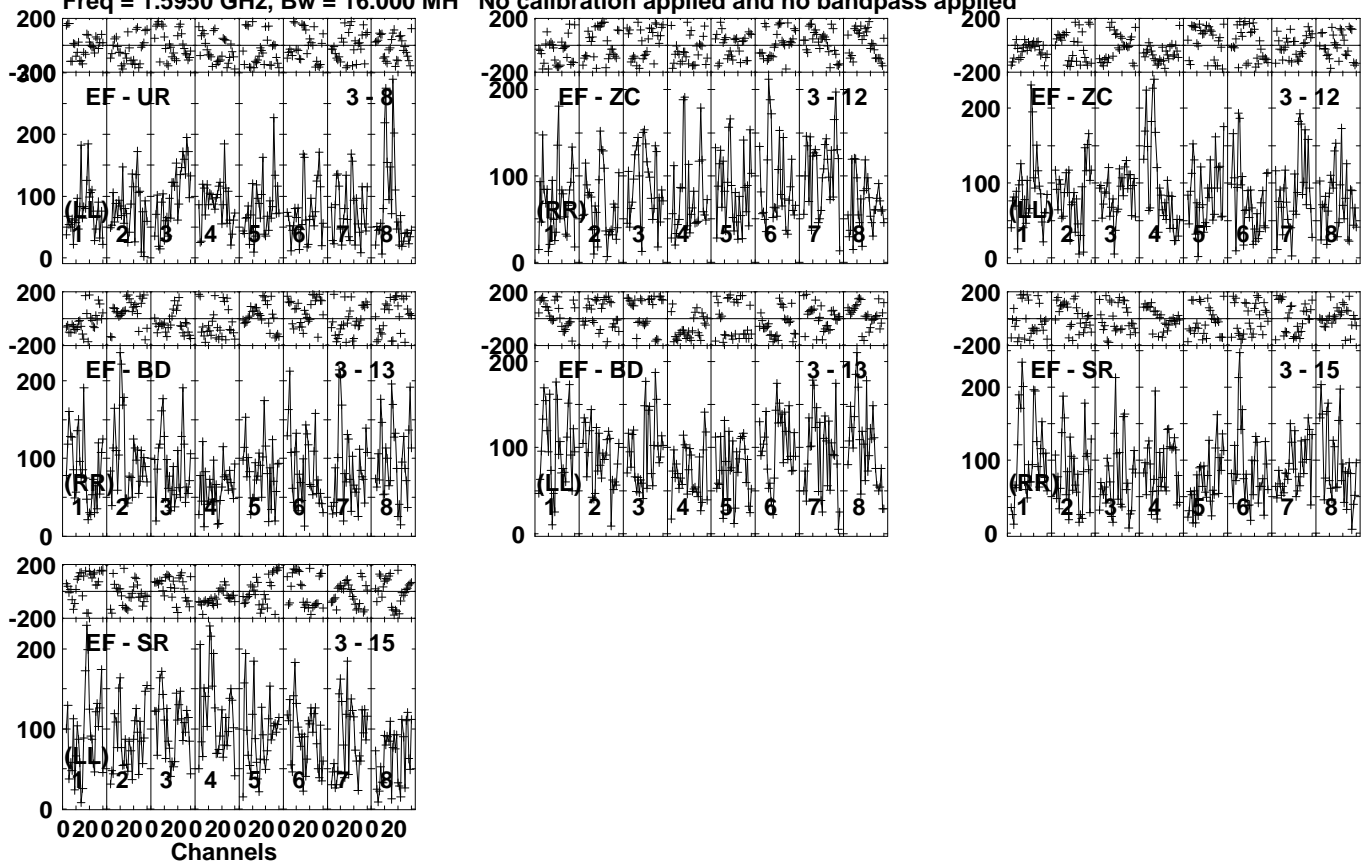


Lower frame: Micro Ampl Jy Top frame: Phas deg
Vector averaged cross-power spectrum Several baselines displayed
Timerange: 01/12:05:01 to 01/12:08:00

Plot file version 781 created 18-MAR-2021 11:21:37

CRDRA EB082 1.UVDATA.1

Freq = 1.5950 GHz, Bw = 16.000 MH No calibration applied and no bandpass applied



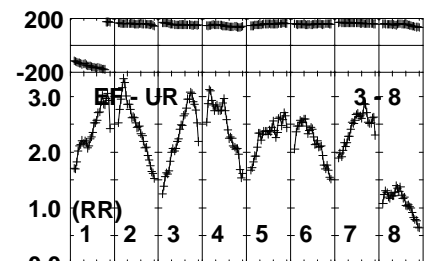
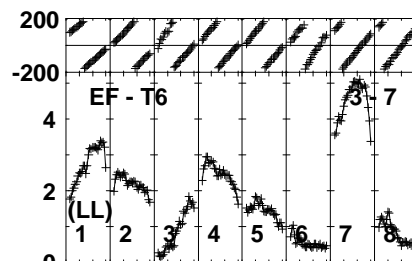
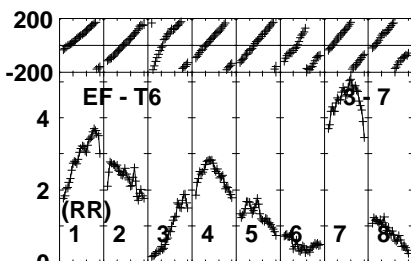
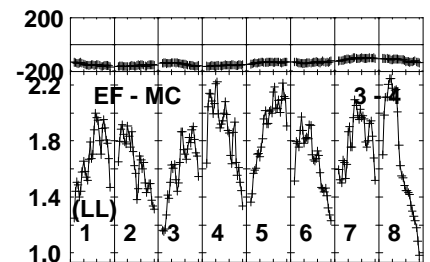
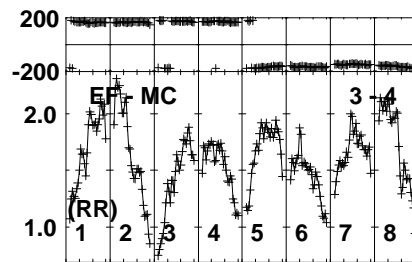
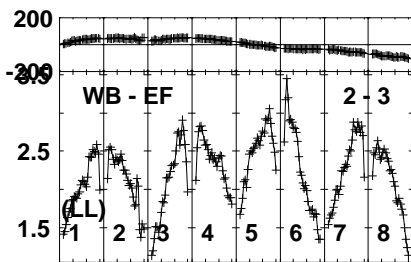
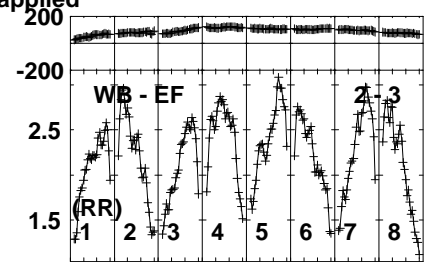
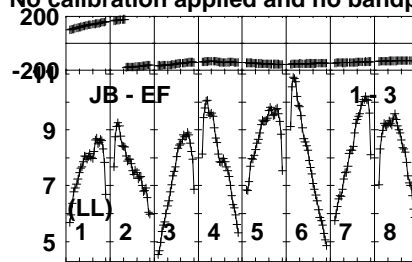
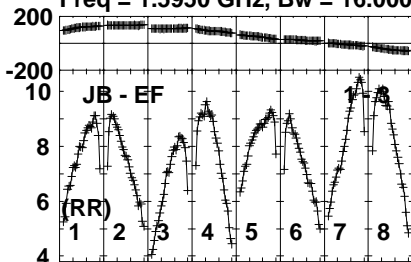
Lower frame: Micro Ampl Jy Top frame: Phas deg
Vector averaged cross-power spectrum Several baselines displayed
Timerange: 01/12:05:01 to 01/12:08:00

Plot file version 782 created 18-MAR-2021 11:21:37

J1608+5613 EB082 1.UVDATA.1

Freq = 1.5950 GHz, Bw = 16.000 MH

No calibration applied and no bandpass applied



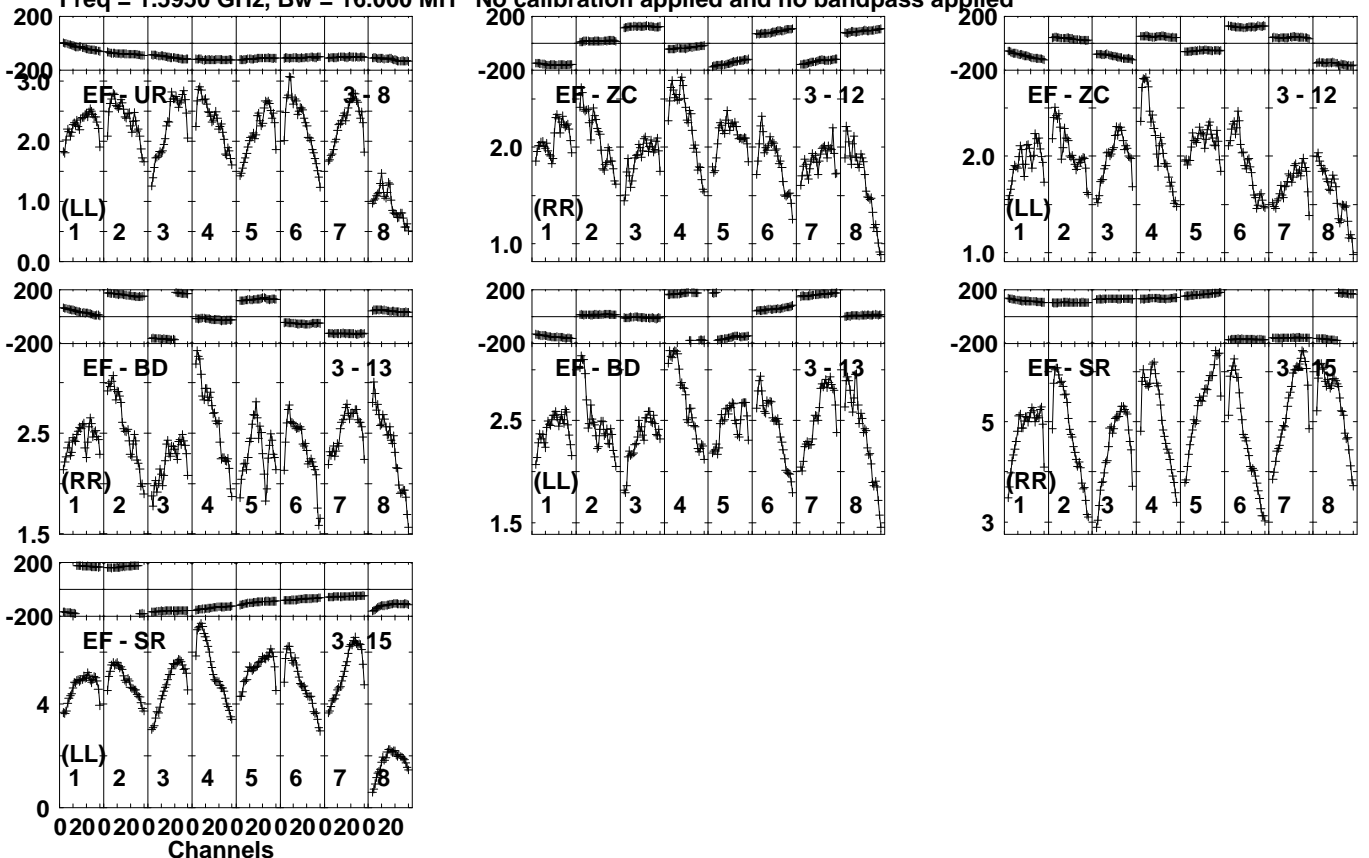
Lower frame: Milli Ampl Jy Top frame: Phas deg
Vector averaged cross-power spectrum Several baselines displayed
Timerange: 01/12:08:01 to 01/12:10:00

Plot file version 783 created 18-MAR-2021 11:21:38

J1608+5613 EB082 1.UVDATA.1

Freq = 1.5950 GHz, Bw = 16.000 MH

No calibration applied and no bandpass applied



Lower frame: Milli Ampl Jy Top frame: Phas deg

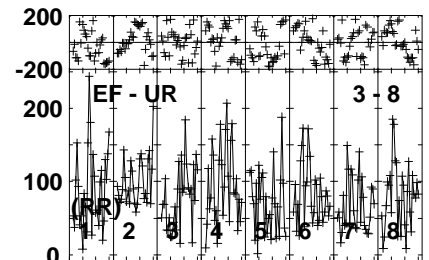
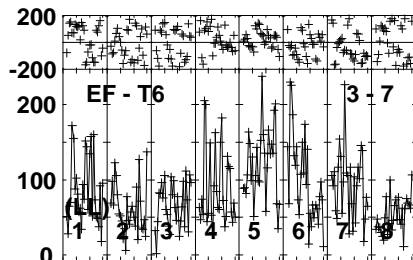
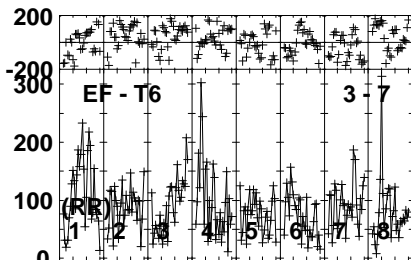
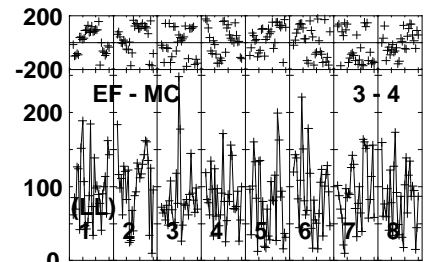
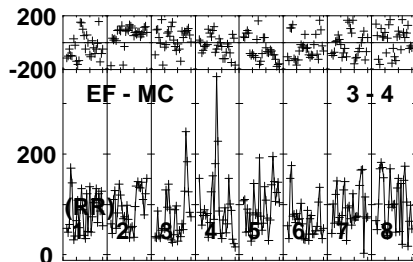
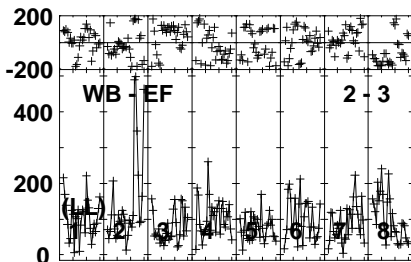
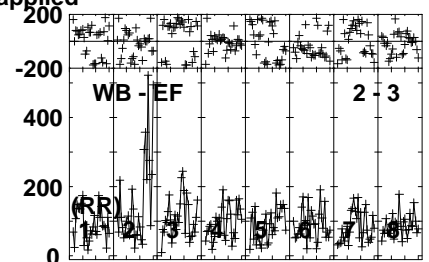
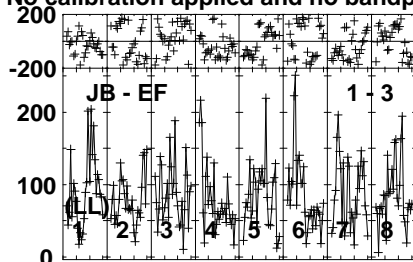
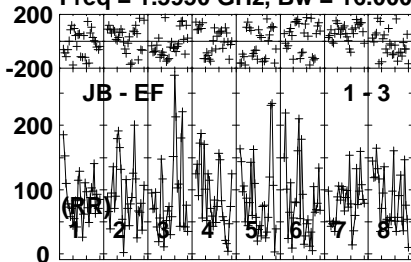
Vector averaged cross-power spectrum Several baselines displayed

Timerange: 01/12:08:01 to 01/12:10:00

Plot file version 784 created 18-MAR-2021 11:21:38

CRDRA EB082 1.UVDATA.1

Freq = 1.5950 GHz, Bw = 16.000 MH No calibration applied and no bandpass applied

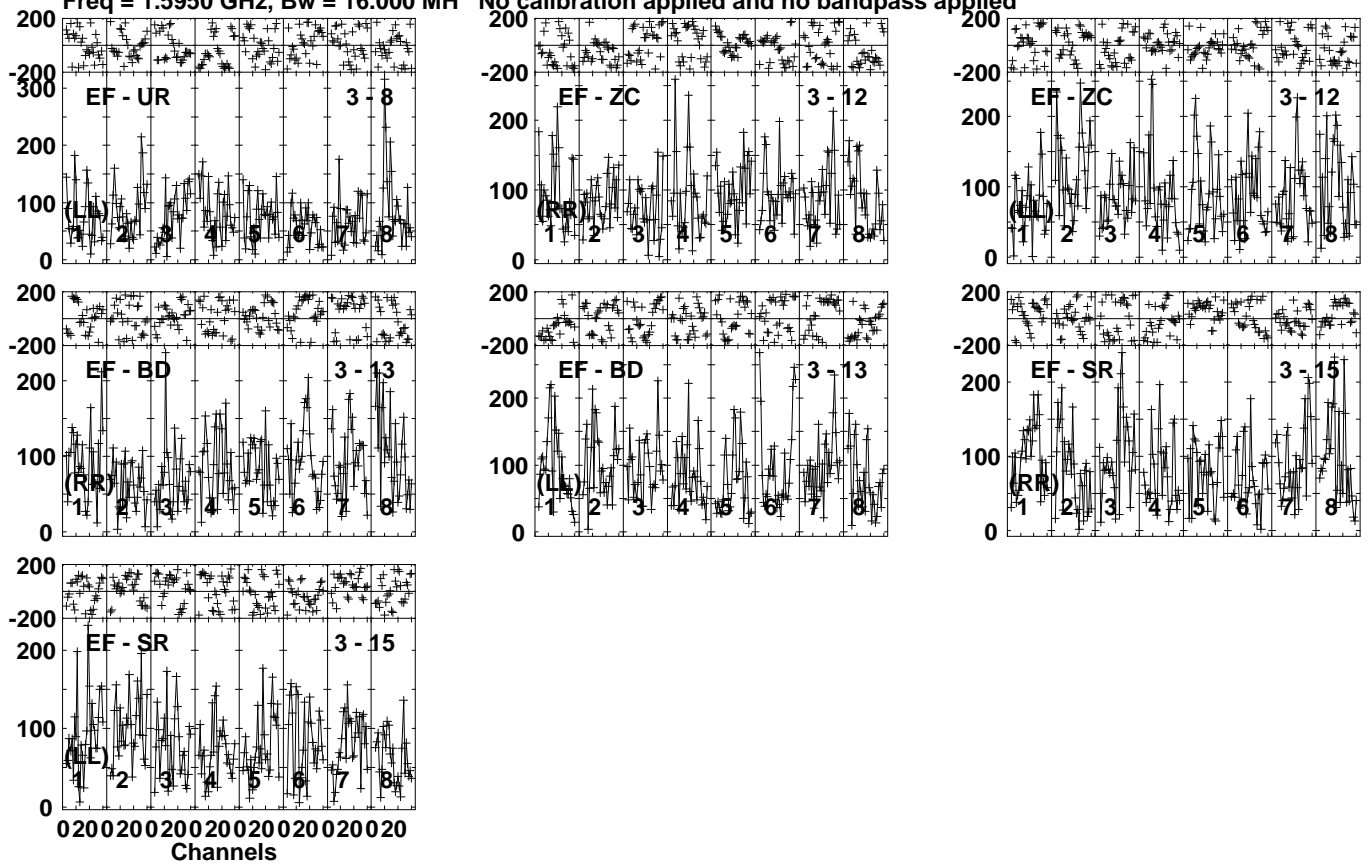


Lower frame: Micro Ampl Jy Top frame: Phas deg
Vector averaged cross-power spectrum Several baselines displayed
Timerange: 01/12:10:00 to 01/12:13:00

Plot file version 785 created 18-MAR-2021 11:21:38

CRDRA EB082 1.UVDATA.1

Freq = 1.5950 GHz, Bw = 16.000 MH No calibration applied and no bandpass applied

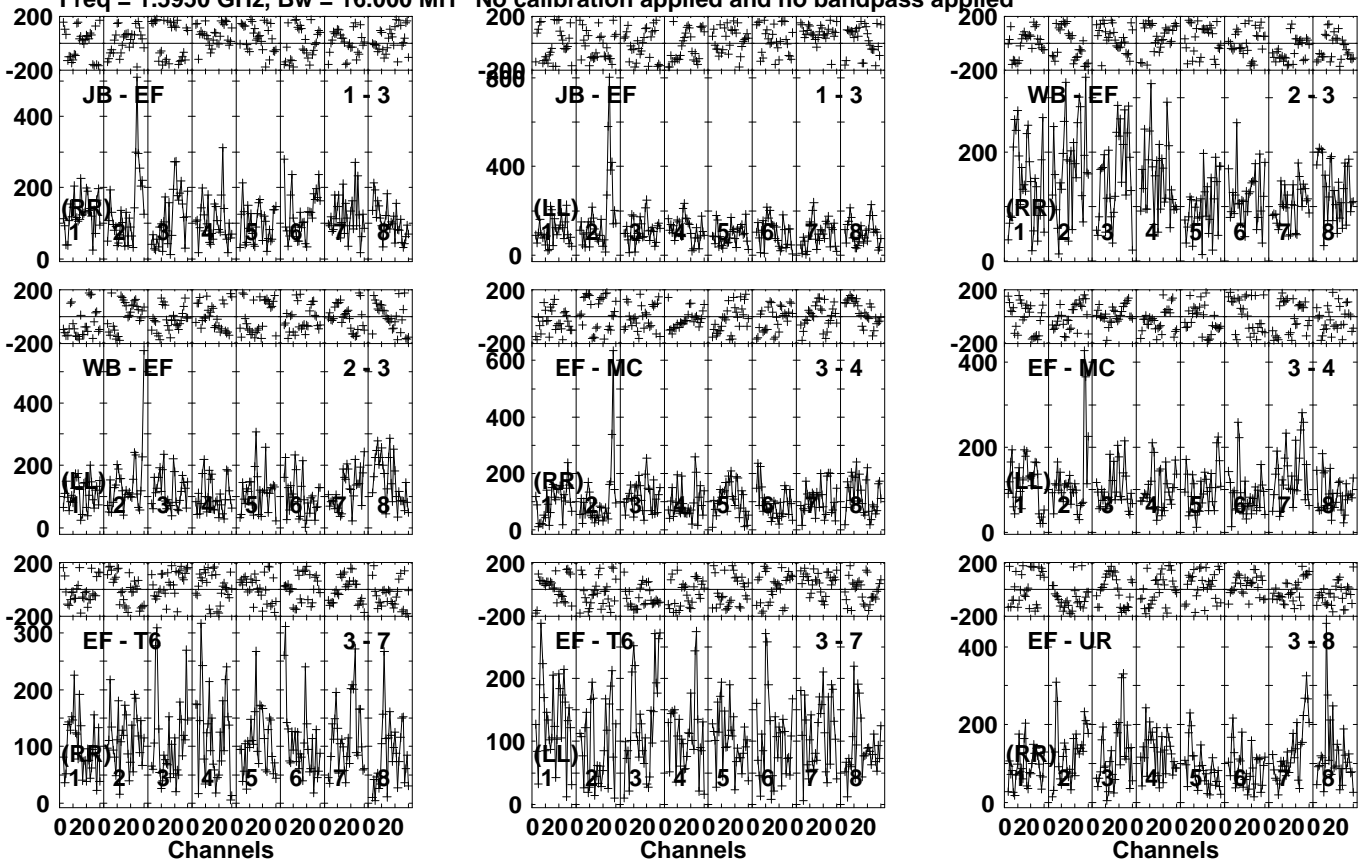


Lower frame: Micro Ampl Jy Top frame: Phas deg
Vector averaged cross-power spectrum Several baselines displayed
Timerange: 01/12:10:00 to 01/12:13:00

Plot file version 786 created 18-MAR-2021 11:21:42

CRDRA EB082 1.UVDATA.1

Freq = 1.5950 GHz, Bw = 16.000 MH No calibration applied and no bandpass applied

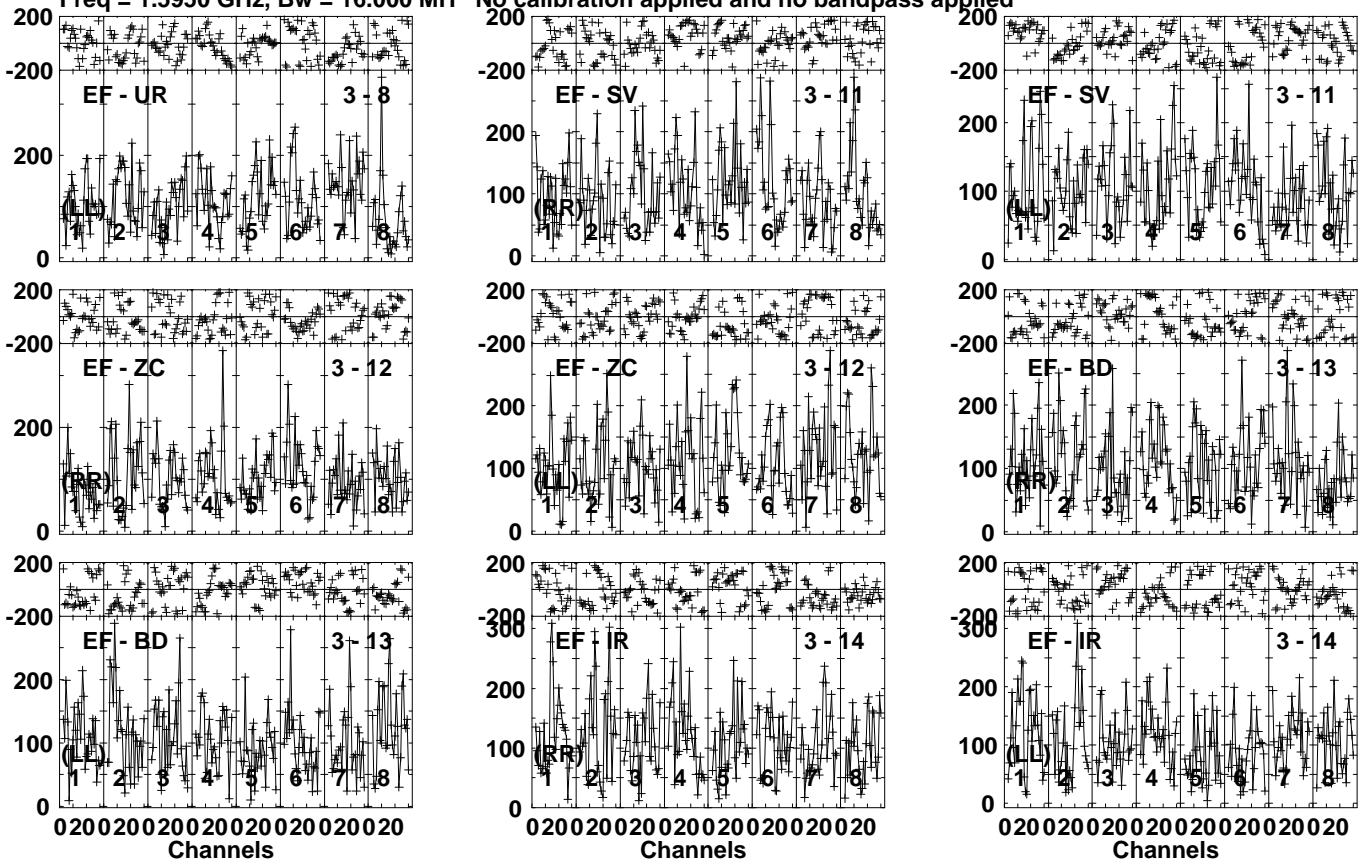


Lower frame: Micro Ampl Jy Top frame: Phas deg
Vector averaged cross-power spectrum Several baselines displayed
Timerange: 01/12:40:01 to 01/12:42:59

Plot file version 787 created 18-MAR-2021 11:21:42

CRDRA EB082 1.UVDATA.1

Freq = 1.5950 GHz, Bw = 16.000 MH No calibration applied and no bandpass applied

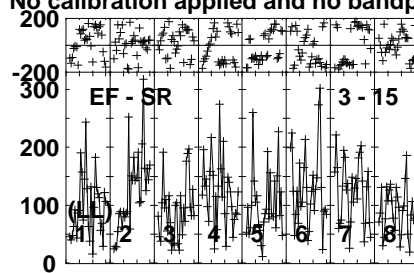
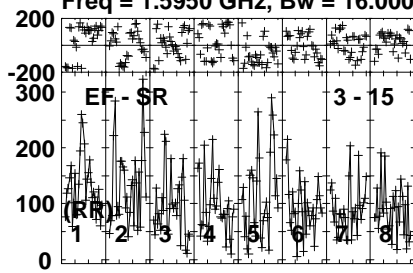


Lower frame: Micro Ampl Jy Top frame: Phas deg
Vector averaged cross-power spectrum Several baselines displayed
Timerange: 01/12:40:01 to 01/12:42:59

Plot file version 788 created 18-MAR-2021 11:21:43

CRDRA EB082 1.UVDATA.1

Freq = 1.5950 GHz, Bw = 16.000 MH No calibration applied and no bandpass applied



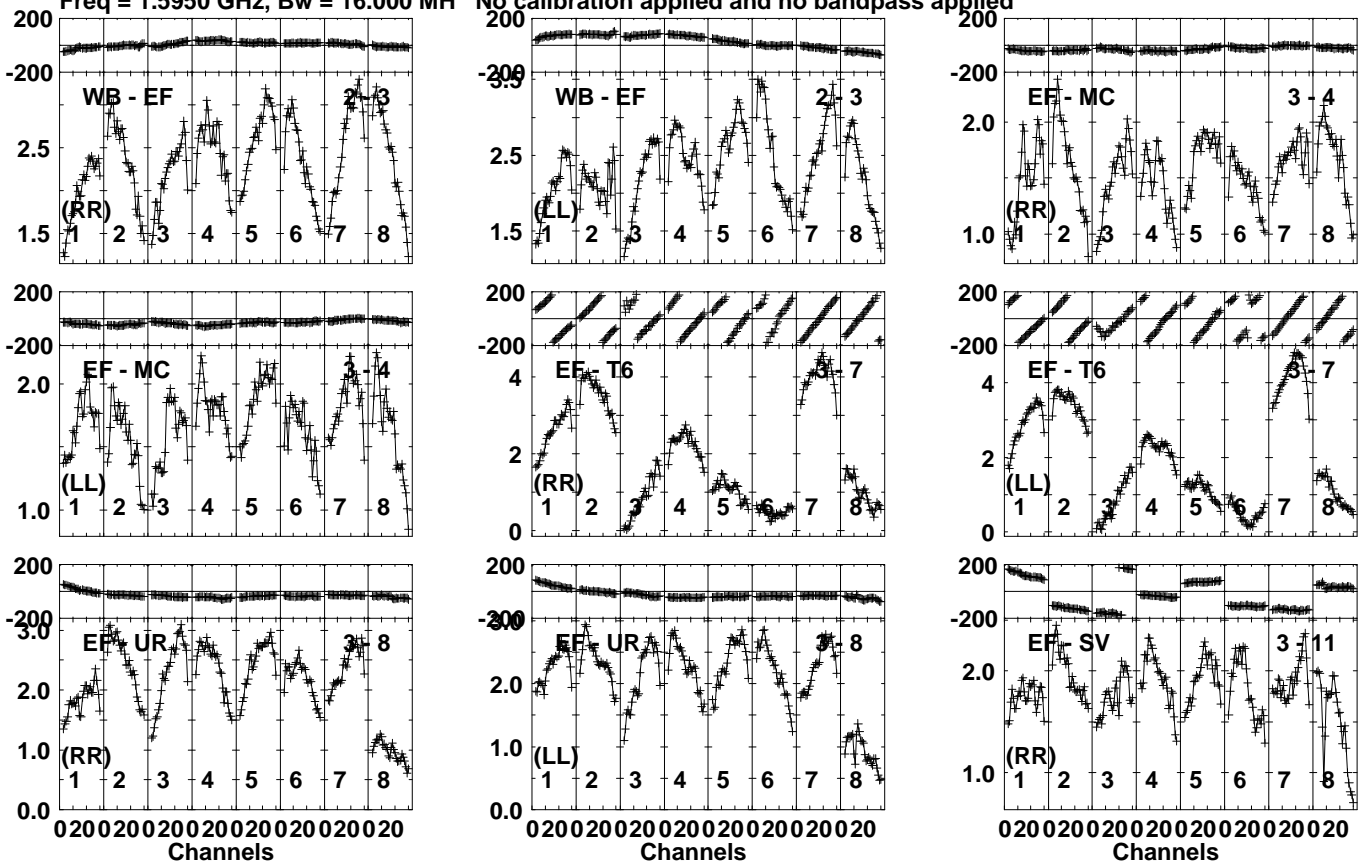
Lower frame: Micro Ampl Jy Top frame: Phas deg
Vector averaged cross-power spectrum Several baselines displayed
Timerange: 01/12:40:01 to 01/12:42:59

Plot file version 789 created 18-MAR-2021 11:21:43

J1608+5613 EB082 1.UVDATA.1

Freq = 1.5950 GHz, Bw = 16.000 MH

No calibration applied and no bandpass applied



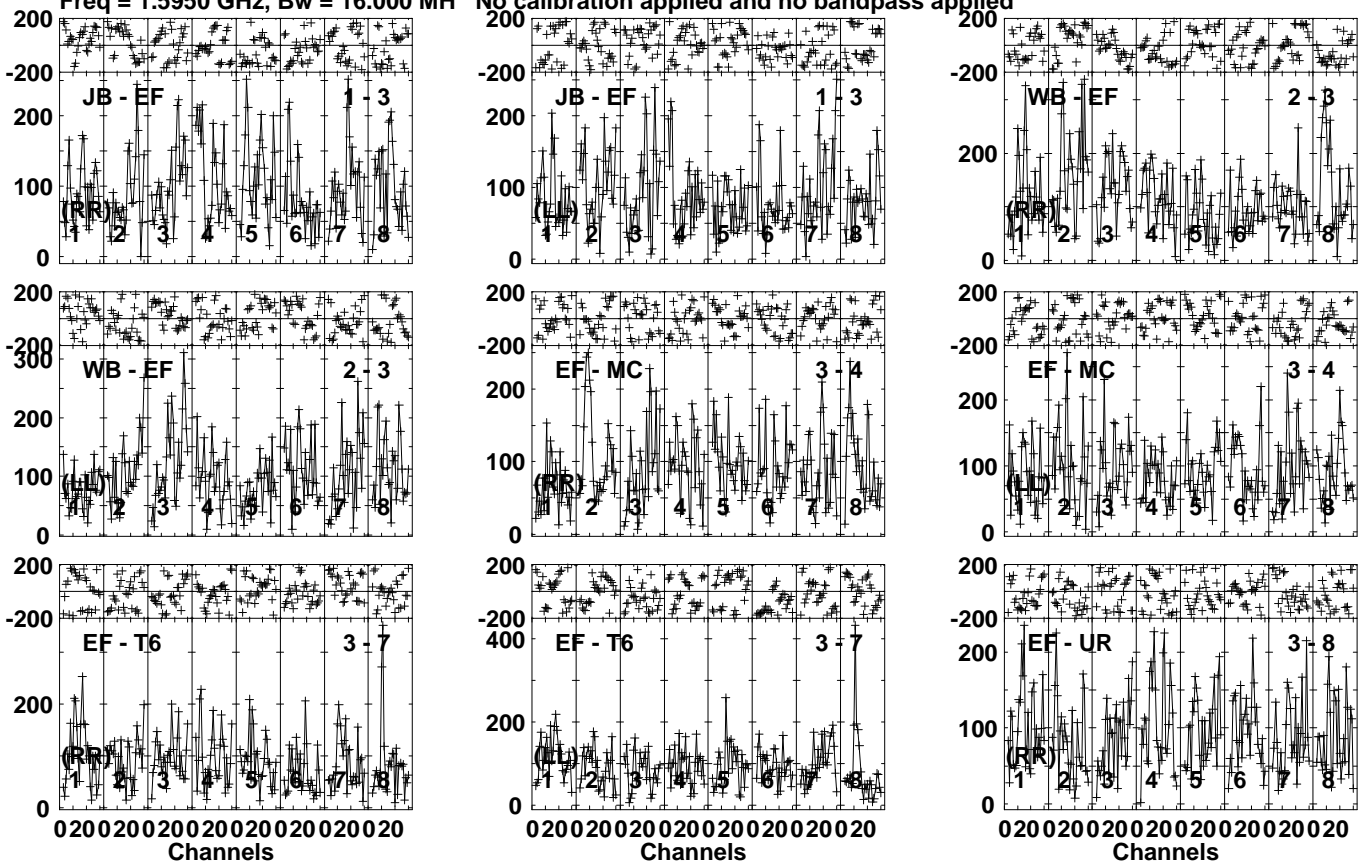
Lower frame: Milli Ampl Jy Top frame: Phas deg
 Vector averaged cross-power spectrum Several baselines displayed
 Timerange: 01/12:43:30 to 01/12:45:00

Plot file version 791 created 18-MAR-2021 11:21:43

CRDRA EB082 1.UVDATA.1

Freq = 1.5950 GHz, Bw = 16.000 MH

No calibration applied and no bandpass applied

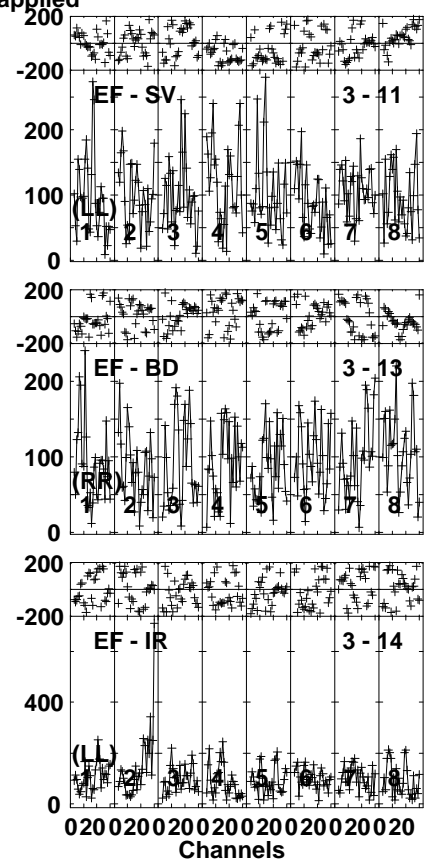
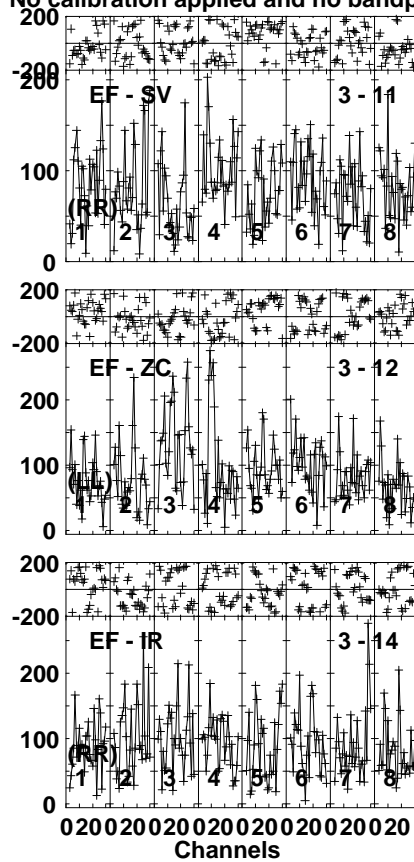
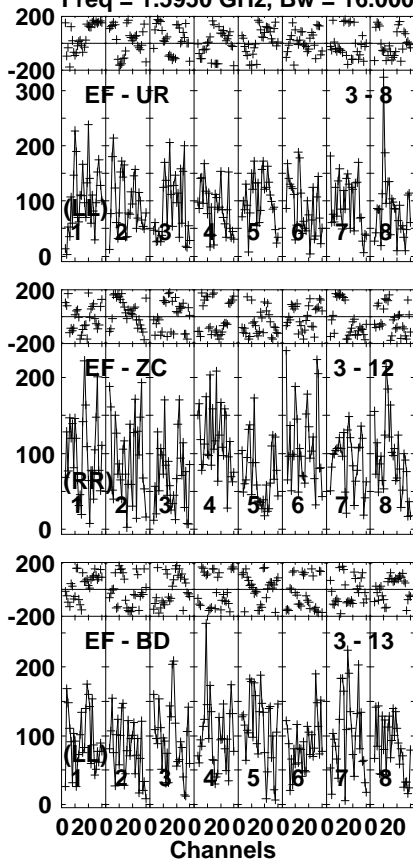


Lower frame: Micro Ampl Jy Top frame: Phas deg
Vector averaged cross-power spectrum Several baselines displayed
Timerange: 01/12:45:00 to 01/12:48:00

Plot file version 792 created 18-MAR-2021 11:21:44

CRDRA EB082 1.UVDATA.1

Freq = 1.5950 GHz, Bw = 16.000 MH No calibration applied and no bandpass applied

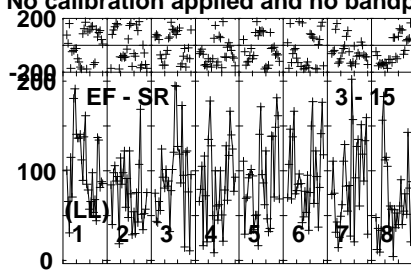
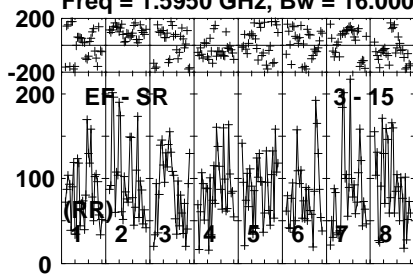


Lower frame: Micro Ampl Jy Top frame: Phas deg
Vector averaged cross-power spectrum Several baselines displayed
Timerange: 01/12:45:00 to 01/12:48:00

Plot file version 793 created 18-MAR-2021 11:21:44

CRDRA EB082 1.UVDATA.1

Freq = 1.5950 GHz, Bw = 16.000 MH No calibration applied and no bandpass applied



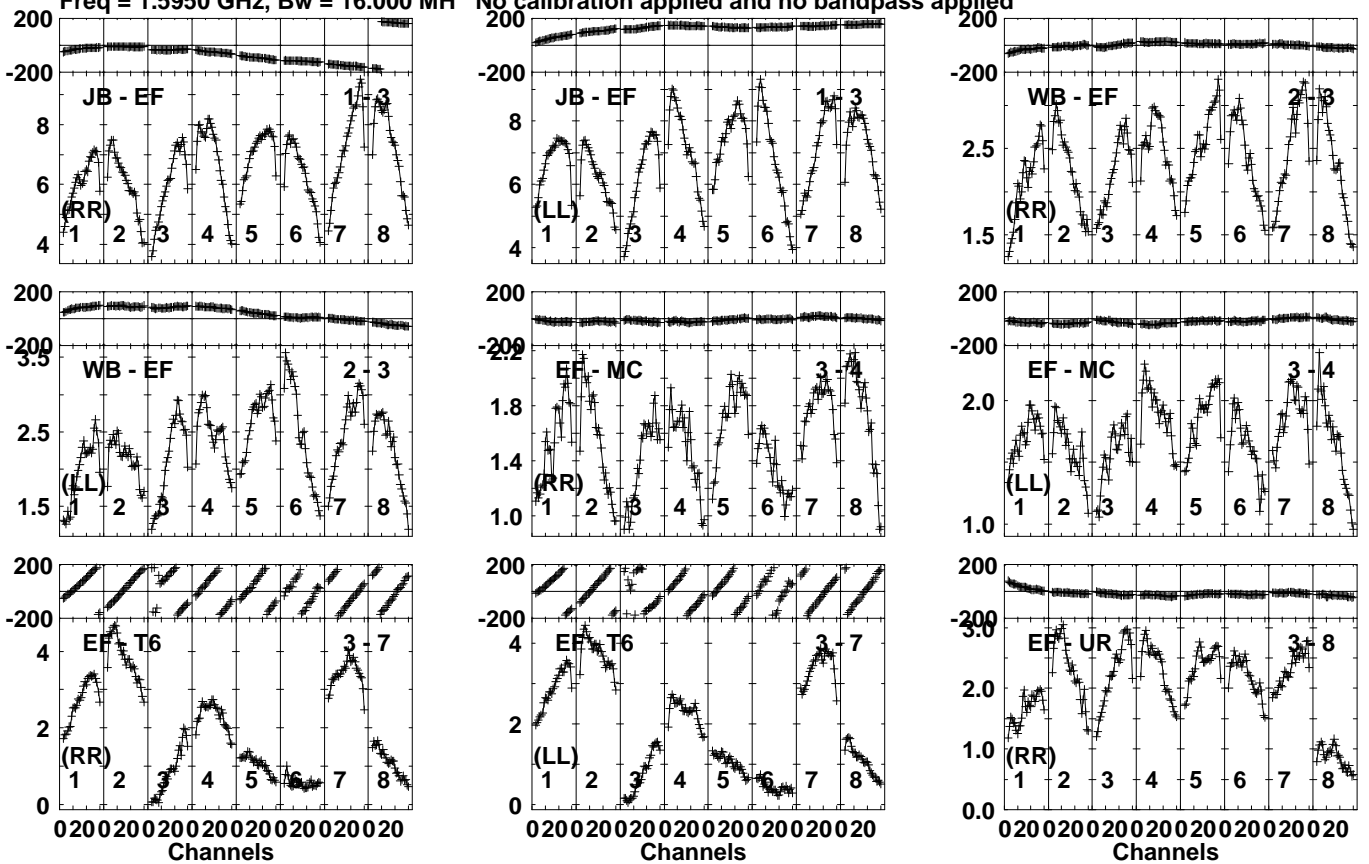
Lower frame: Micro Ampl Jy Top frame: Phas deg
Vector averaged cross-power spectrum Several baselines displayed
Timerange: 01/12:45:00 to 01/12:48:00

Plot file version 794 created 18-MAR-2021 11:21:44

J1608+5613 EB082 1.UVDATA.1

Freq = 1.5950 GHz, Bw = 16.000 MH

No calibration applied and no bandpass applied



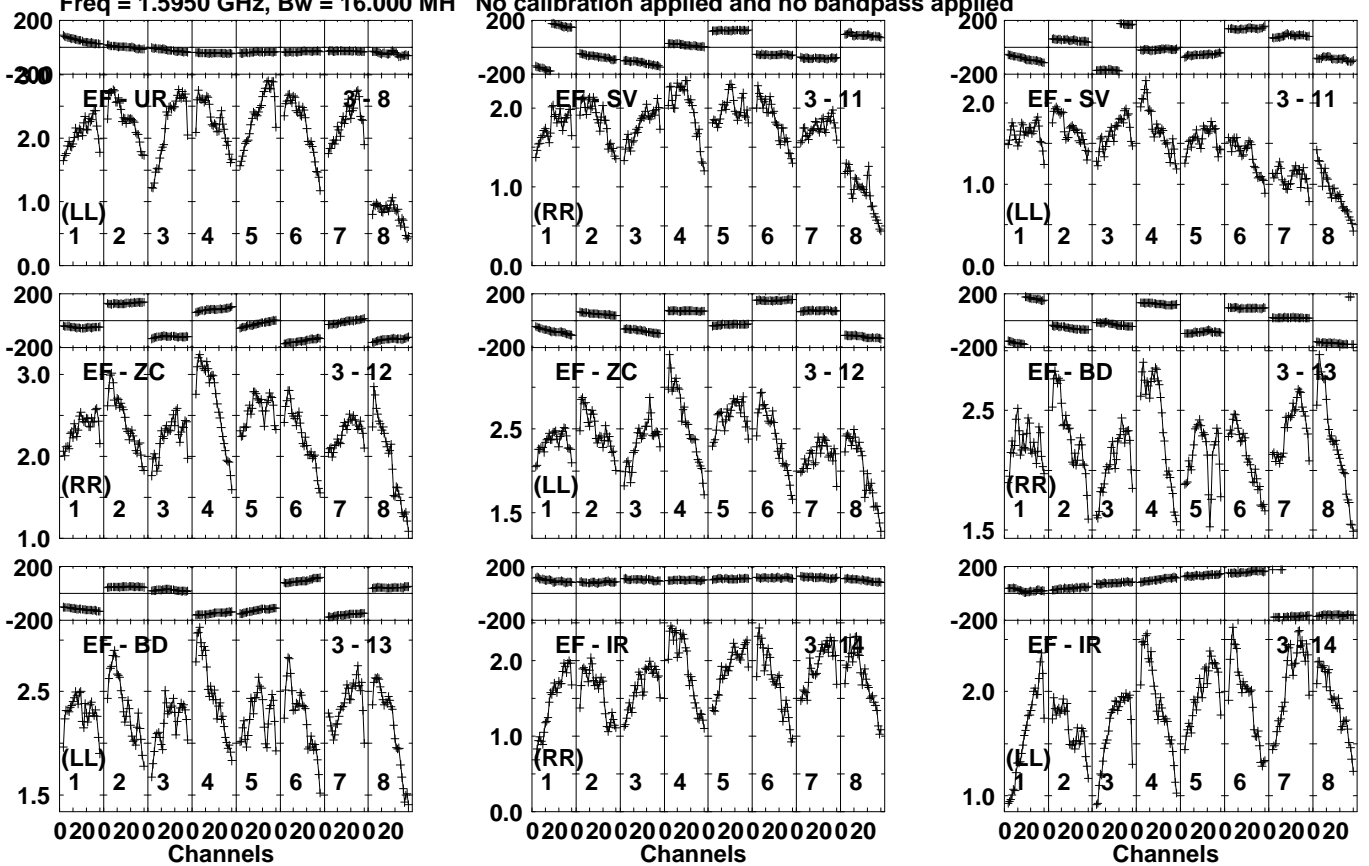
Lower frame: Milli Ampl Jy Top frame: Phas deg
Vector averaged cross-power spectrum Several baselines displayed
Timerange: 01/12:48:01 to 01/12:49:59

Plot file version 795 created 18-MAR-2021 11:21:44

J1608+5613 EB082 1.UVDATA.1

Freq = 1.5950 GHz, Bw = 16.000 MH

No calibration applied and no bandpass applied



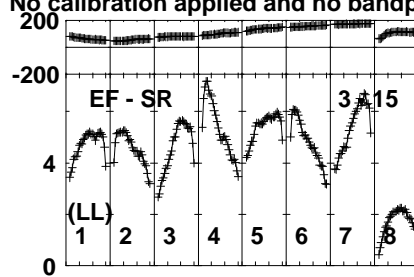
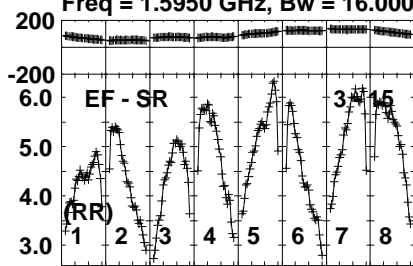
Lower frame: Milli Ampl Jy Top frame: Phas deg
Vector averaged cross-power spectrum Several baselines displayed
Timerange: 01/12:48:01 to 01/12:49:59

Plot file version 796 created 18-MAR-2021 11:21:44

J1608+5613 EB082 1.UVDATA.1

Freq = 1.5950 GHz, Bw = 16.000 MH

No calibration applied and no bandpass applied

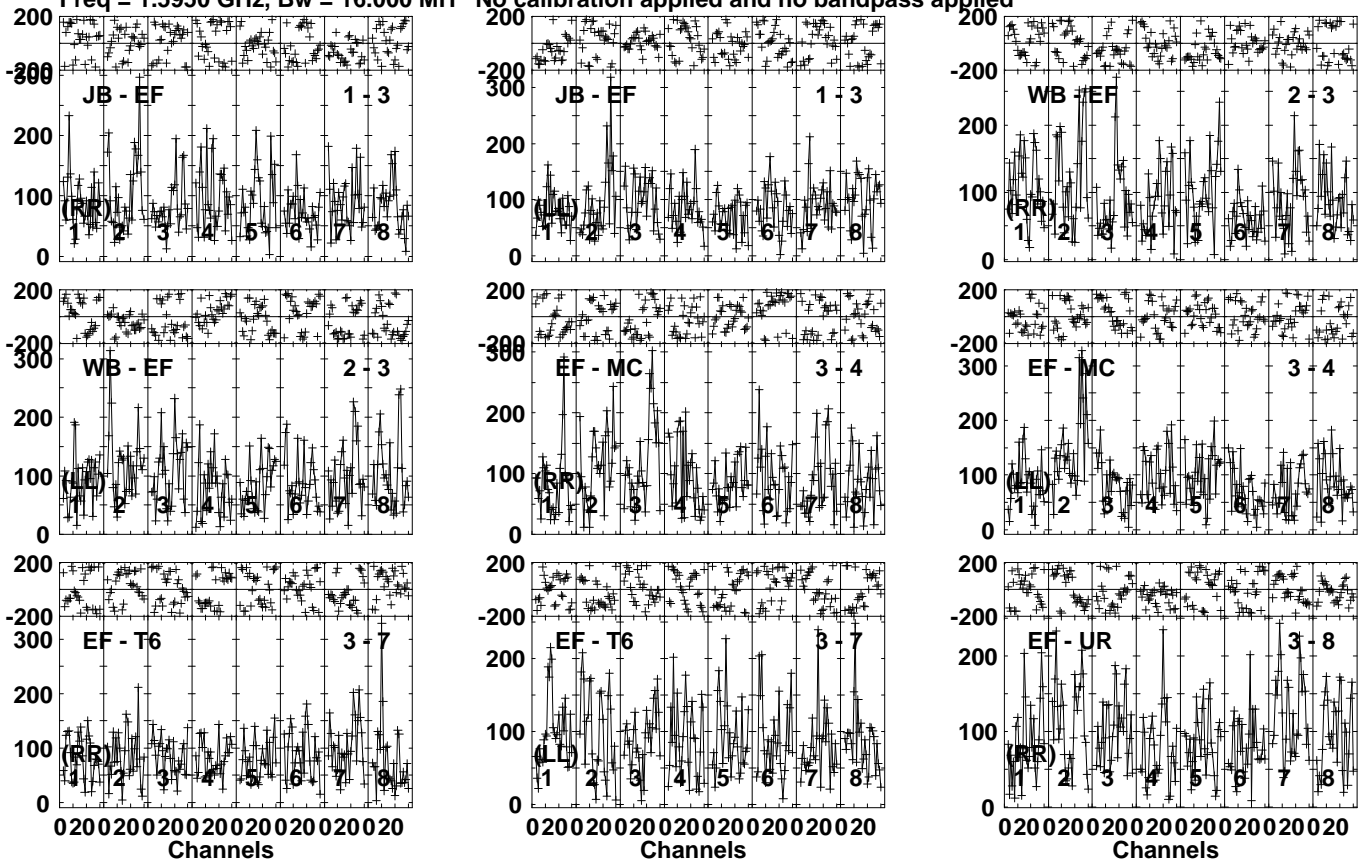


Lower frame: Milli Ampl Jy Top frame: Phas deg
Vector averaged cross-power spectrum Several baselines displayed
Timerange: 01/12:48:01 to 01/12:49:59

Plot file version 797 created 18-MAR-2021 11:21:44

CRDRA EB082 1.UVDATA.1

Freq = 1.5950 GHz, Bw = 16.000 MH No calibration applied and no bandpass applied



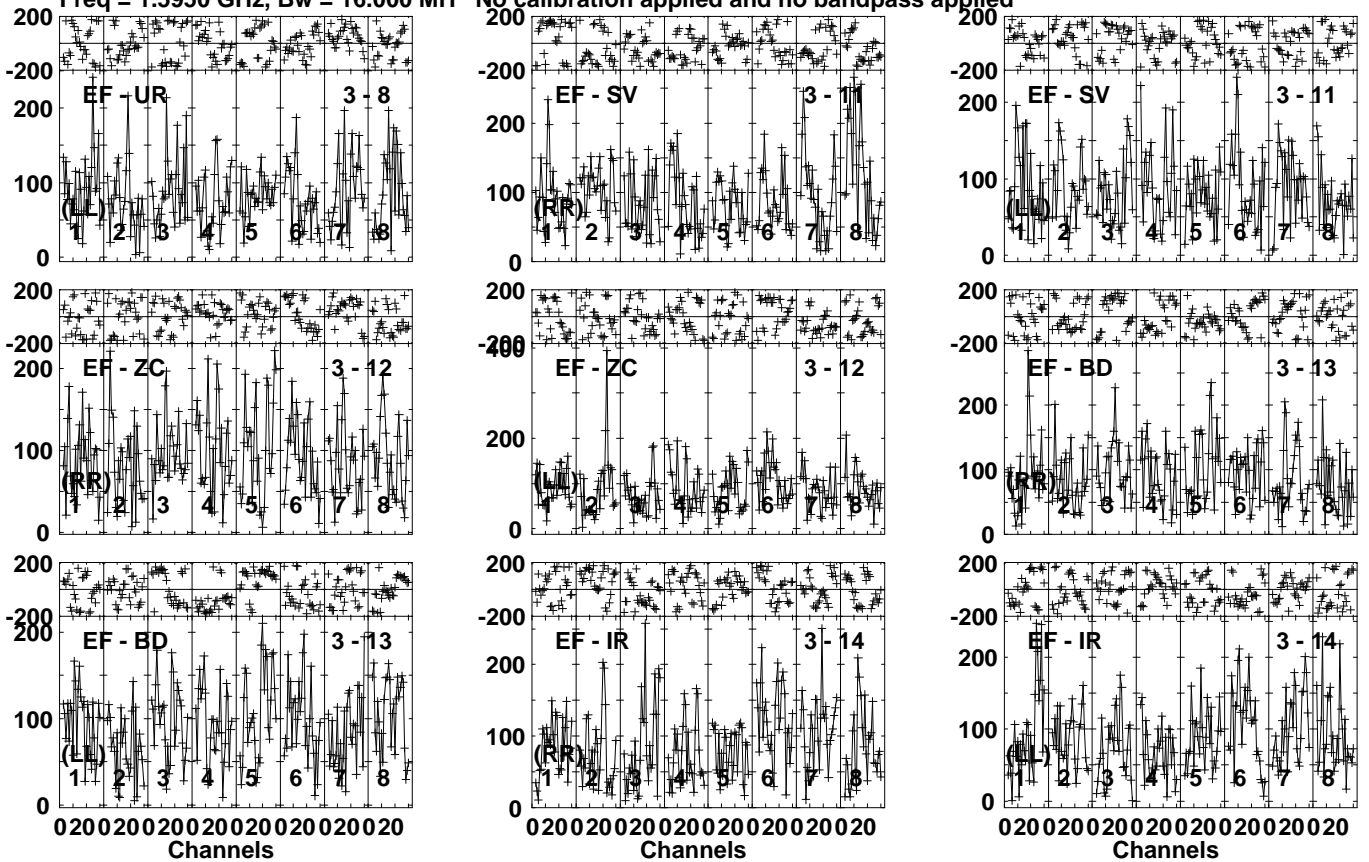
Lower frame: Micro Ampl Jy Top frame: Phas deg
Vector averaged cross-power spectrum Several baselines displayed
Timerange: 01/12:50:01 to 01/12:53:00

Plot file version 798 created 18-MAR-2021 11:21:45

CRDRA EB082 1.UVDATA.1

Freq = 1.5950 GHz, Bw = 16.000 MH

No calibration applied and no bandpass applied

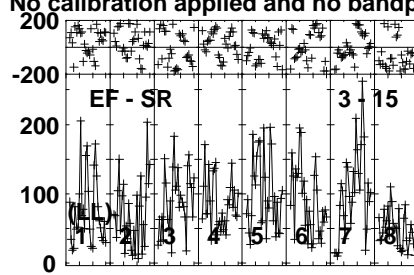
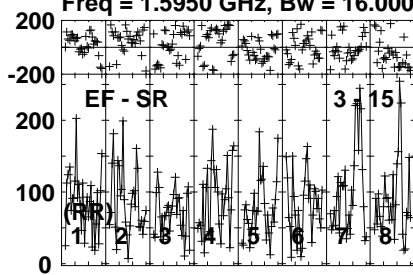


Lower frame: Micro Ampl Jy Top frame: Phas deg
Vector averaged cross-power spectrum Several baselines displayed
Timerange: 01/12:50:01 to 01/12:53:00

Plot file version 799 created 18-MAR-2021 11:21:45

CRDRA EB082 1.UVDATA.1

Freq = 1.5950 GHz, Bw = 16.000 MH No calibration applied and no bandpass applied



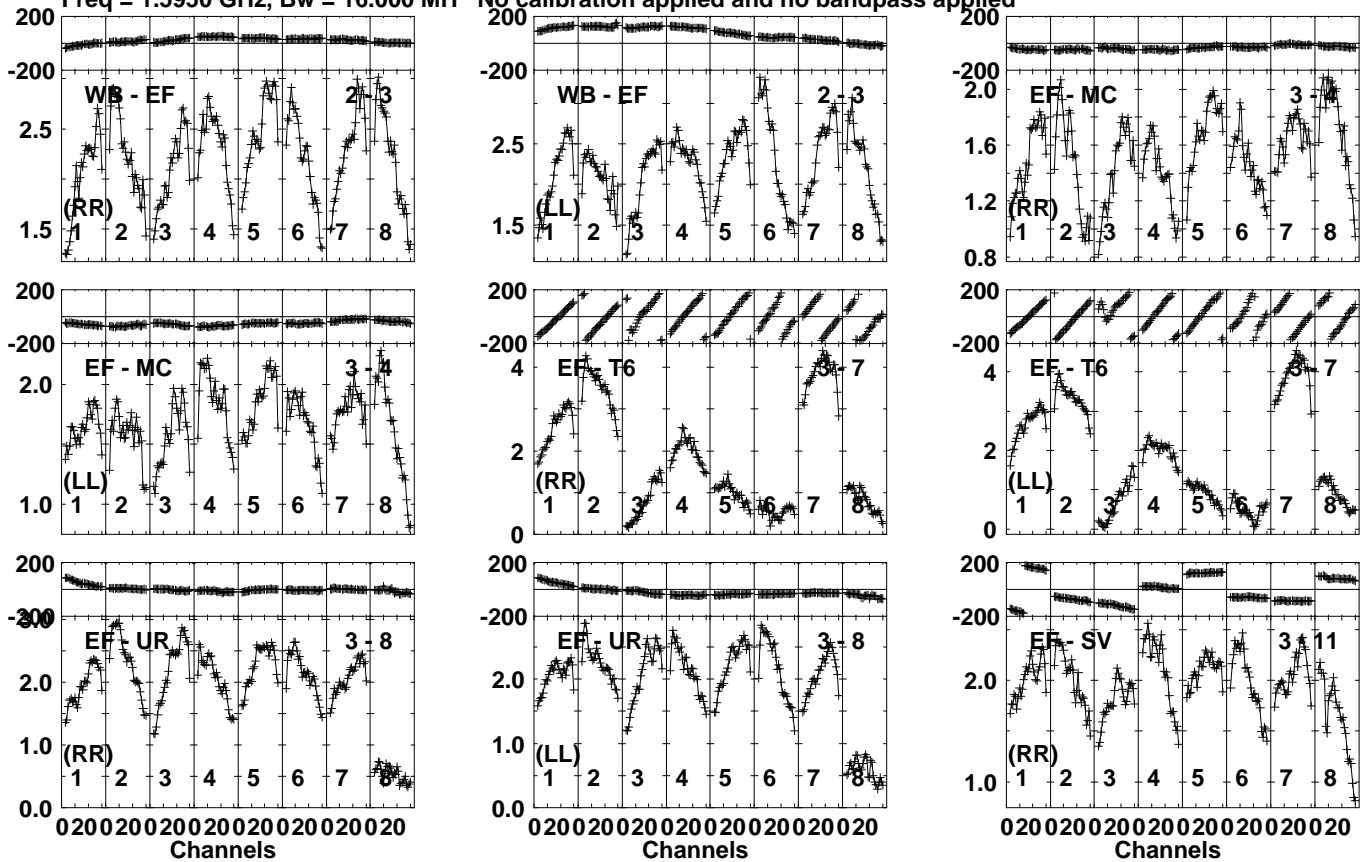
Lower frame: Micro Ampl Jy Top frame: Phas deg
Vector averaged cross-power spectrum Several baselines displayed
Timerange: 01/12:50:01 to 01/12:53:00

Plot file version 800 created 18-MAR-2021 11:21:45

J1608+5613 EB082 1.UVDATA.1

Freq = 1.5950 GHz, Bw = 16.000 MH

No calibration applied and no bandpass applied



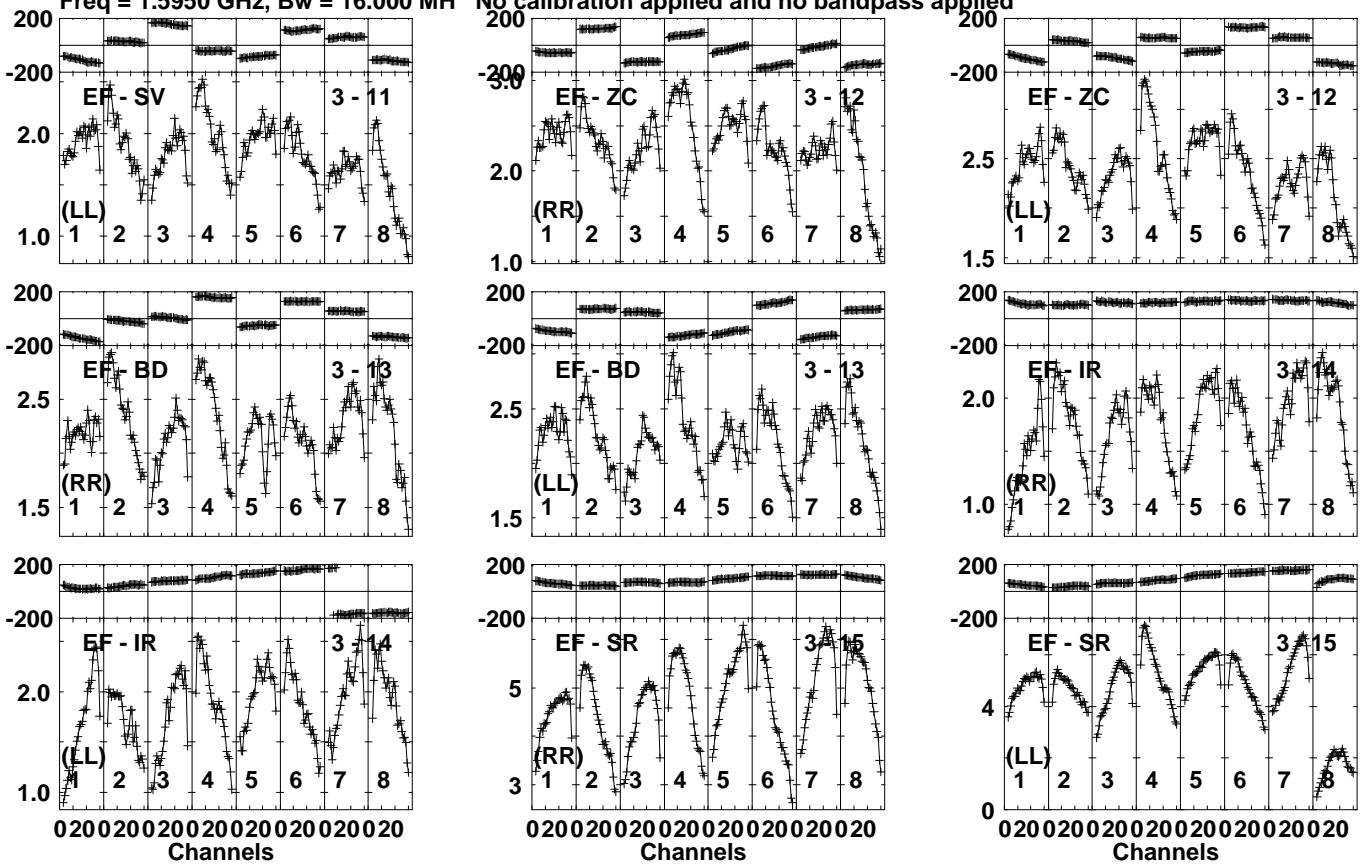
Lower frame: Milli Ampl Jy Top frame: Phas deg
 Vector averaged cross-power spectrum Several baselines displayed
 Timerange: 01/12:53:30 to 01/12:55:00

Plot file version 801 created 18-MAR-2021 11:21:45

J1608+5613 EB082 1.UVDATA.1

Freq = 1.5950 GHz, Bw = 16.000 MH

No calibration applied and no bandpass applied

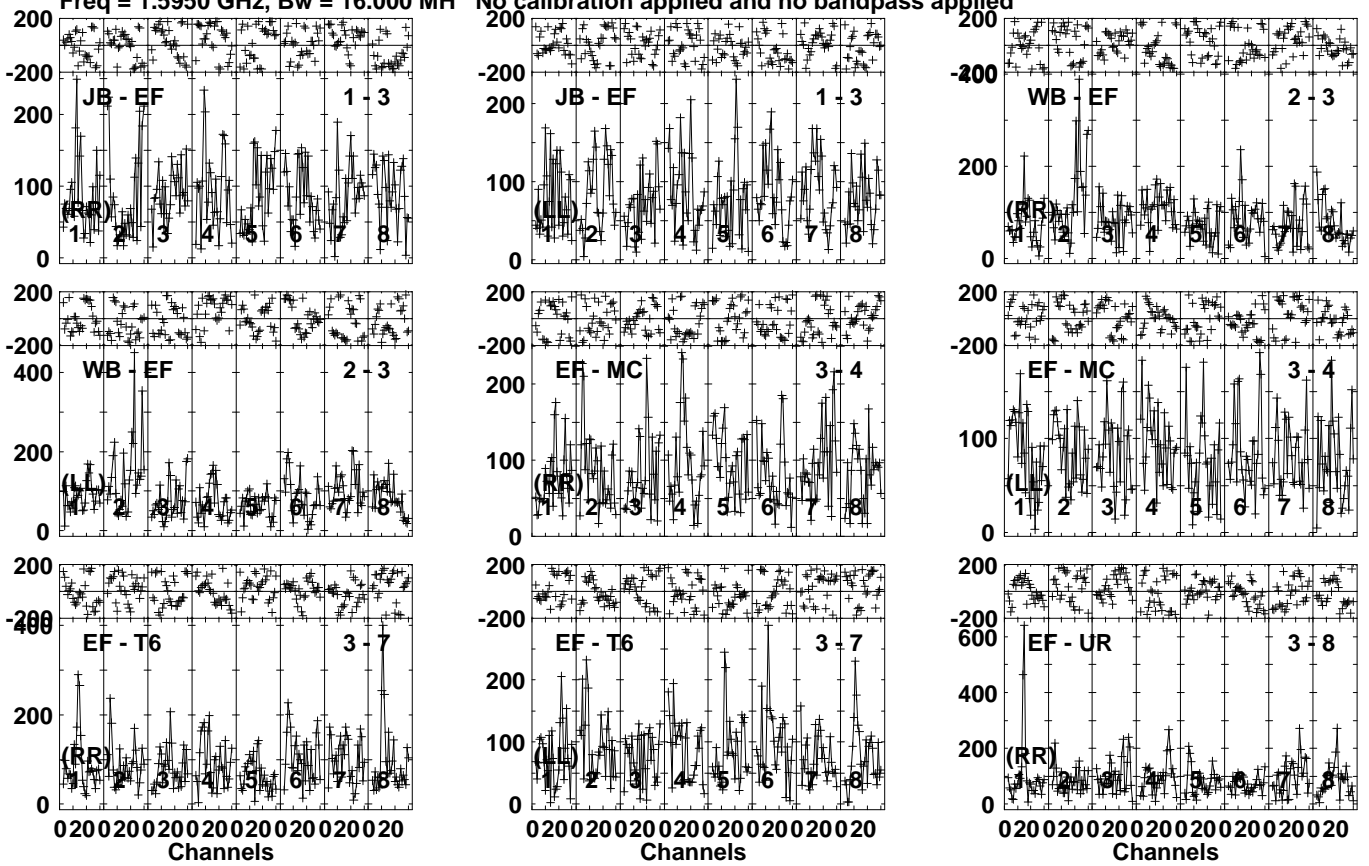


Lower frame: Milli Ampl Jy Top frame: Phas deg
Vector averaged cross-power spectrum Several baselines displayed
Timerange: 01/12:53:30 to 01/12:55:00

Plot file version 802 created 18-MAR-2021 11:21:45

CRDRA EB082 1.UVDATA.1

Freq = 1.5950 GHz, Bw = 16.000 MH No calibration applied and no bandpass applied

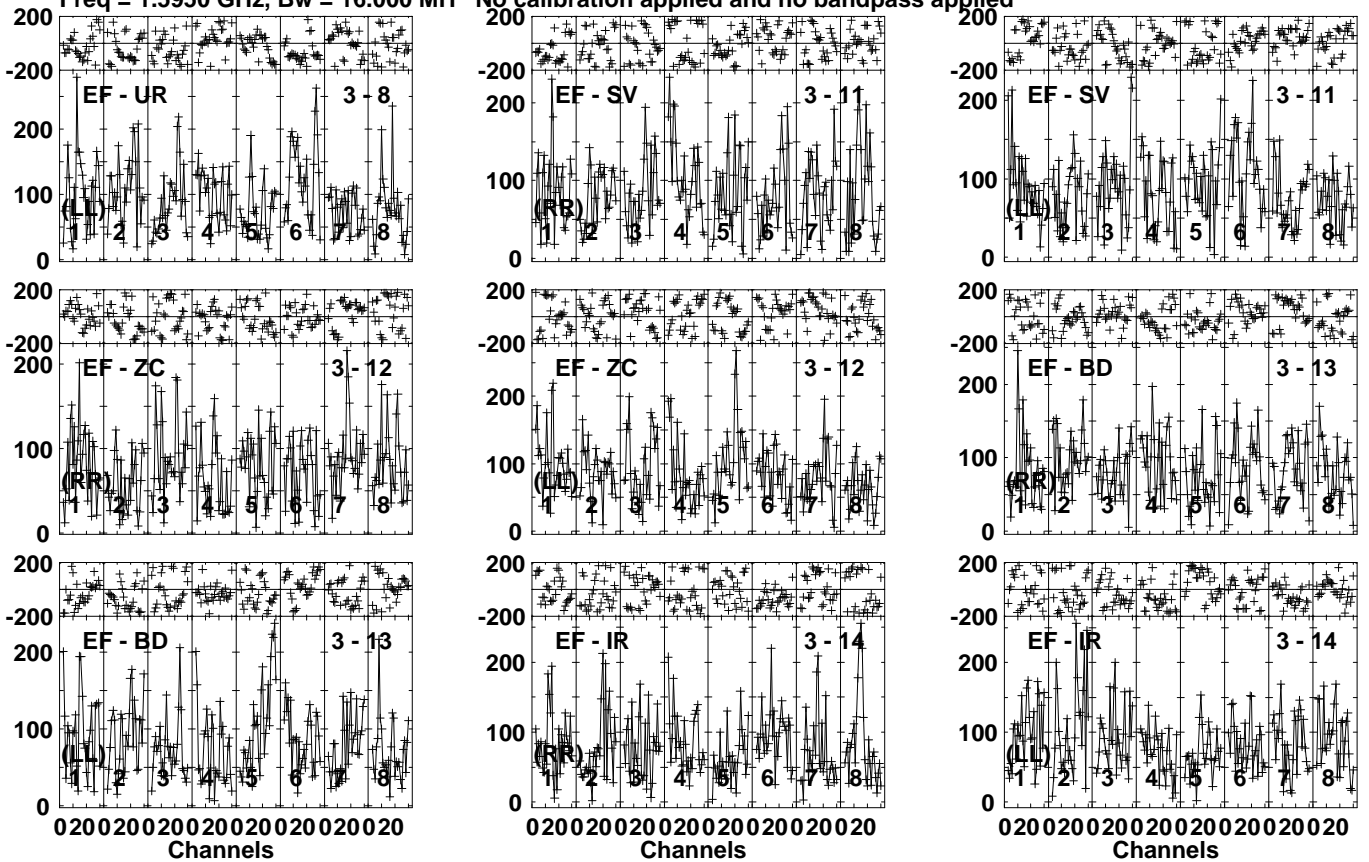


Lower frame: Micro Ampl Jy Top frame: Phas deg
Vector averaged cross-power spectrum Several baselines displayed
Timerange: 01/12:55:00 to 01/12:58:00

Plot file version 803 created 18-MAR-2021 11:21:45

CRDRA EB082 1.UVDATA.1

Freq = 1.5950 GHz, Bw = 16.000 MH No calibration applied and no bandpass applied

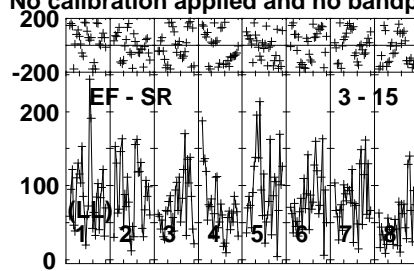
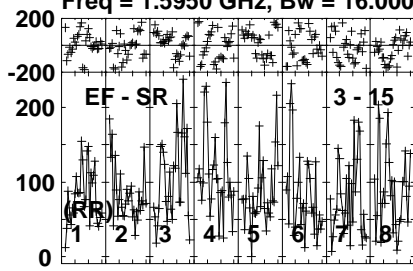


Lower frame: Micro Ampl Jy Top frame: Phas deg
Vector averaged cross-power spectrum Several baselines displayed
Timerange: 01/12:55:00 to 01/12:58:00

Plot file version 804 created 18-MAR-2021 11:21:46

CRDRA EB082 1.UVDATA.1

Freq = 1.5950 GHz, Bw = 16.000 MH No calibration applied and no bandpass applied



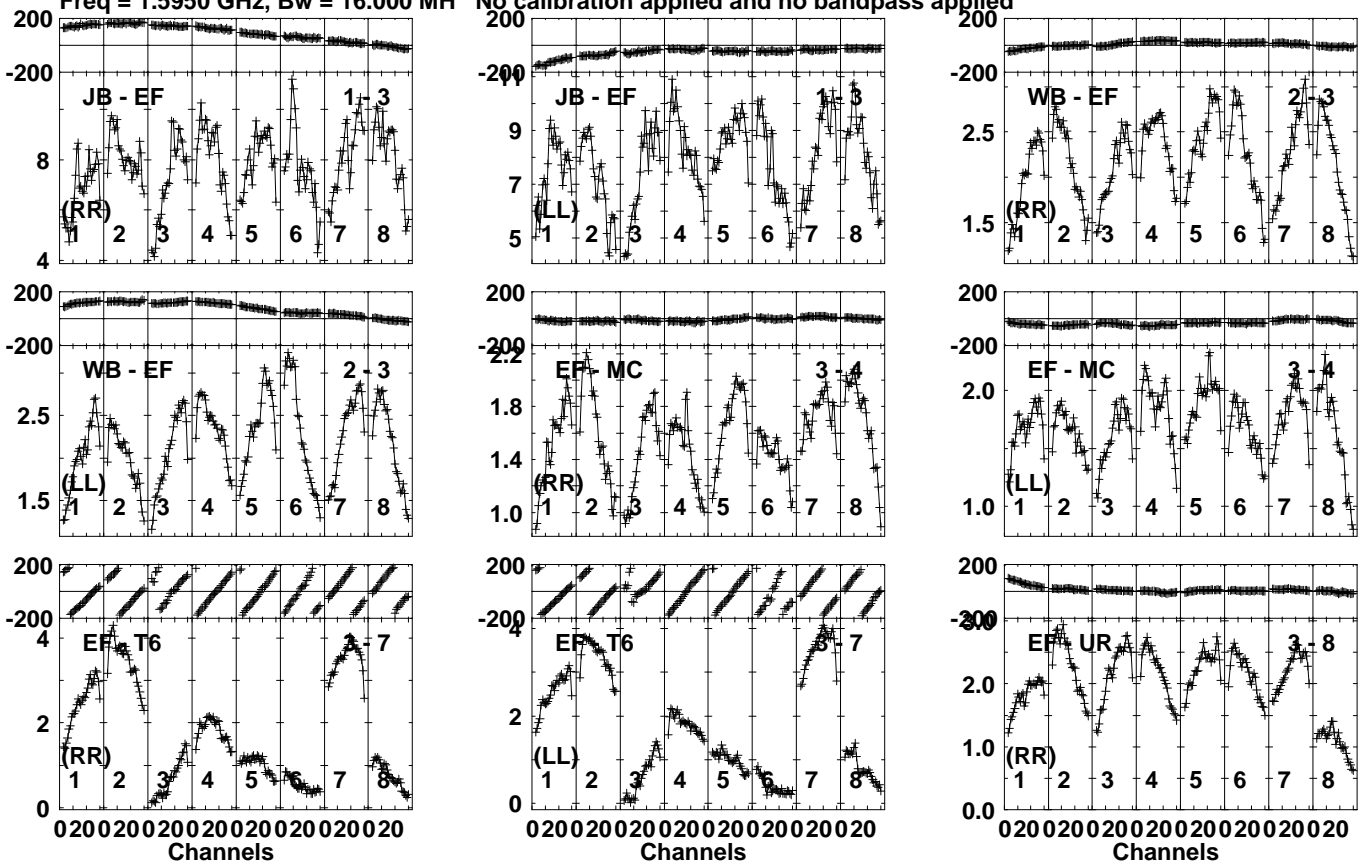
Lower frame: Micro Ampl Jy Top frame: Phas deg
Vector averaged cross-power spectrum Several baselines displayed
Timerange: 01/12:55:00 to 01/12:58:00

Plot file version 805 created 18-MAR-2021 11:21:46

J1608+5613 EB082 1.UVDATA.1

Freq = 1.5950 GHz, Bw = 16.000 MH

No calibration applied and no bandpass applied



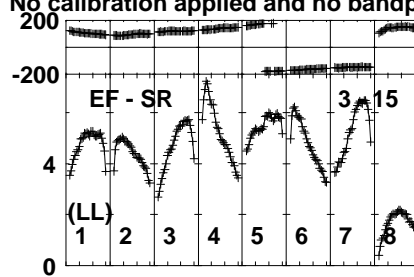
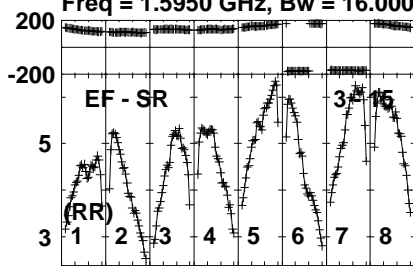
Lower frame: Milli Ampl Jy Top frame: Phas deg
Vector averaged cross-power spectrum Several baselines displayed
Timerange: 01/12:58:00 to 01/13:00:00

Plot file version 807 created 18-MAR-2021 11:21:46

J1608+5613 EB082 1.UVDATA.1

Freq = 1.5950 GHz, Bw = 16.000 MH

No calibration applied and no bandpass applied



Lower frame: Milli Ampl Jy Top frame: Phas deg

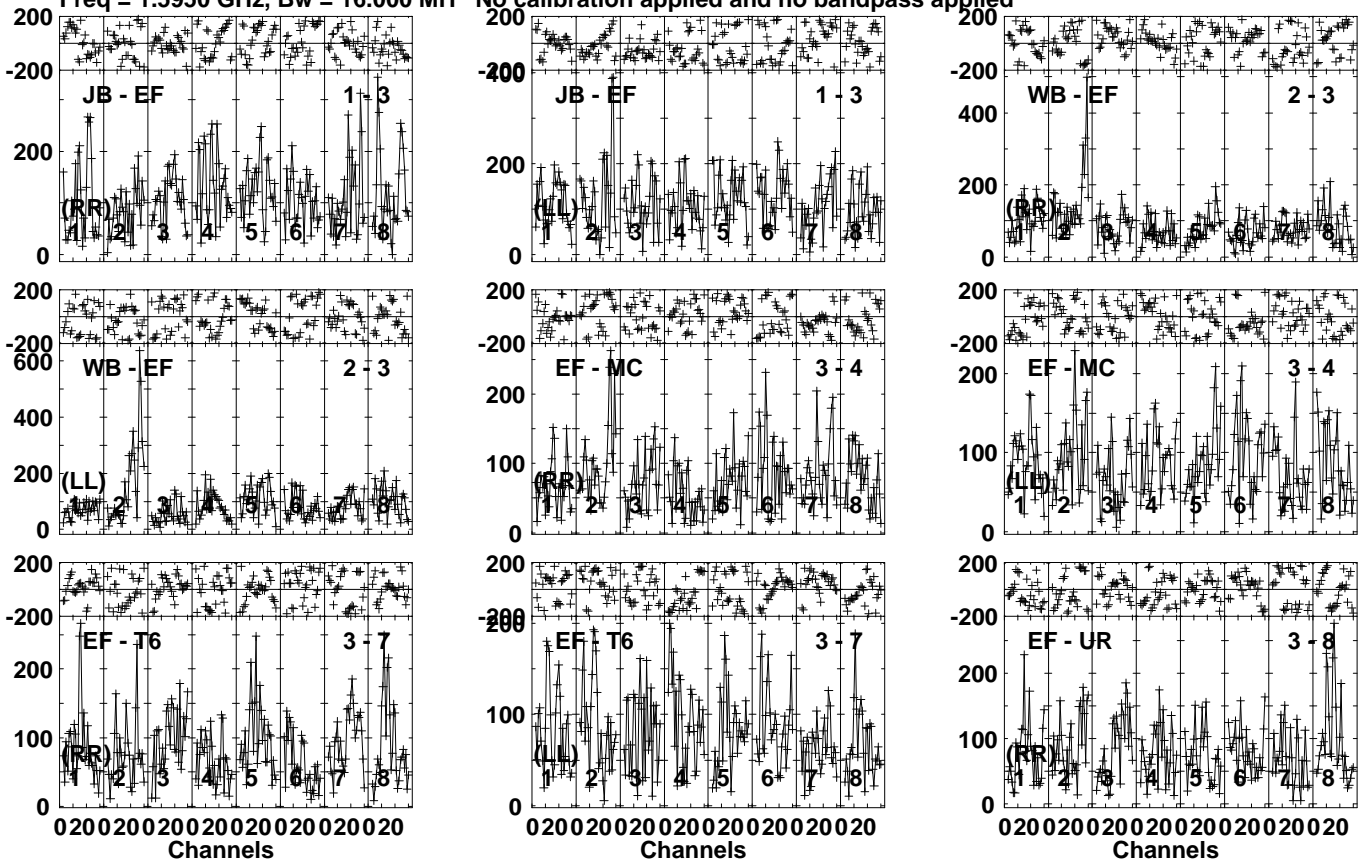
Vector averaged cross-power spectrum Several baselines displayed

Timerange: 01/12:58:00 to 01/13:00:00

Plot file version 808 created 18-MAR-2021 11:21:46

CRDRA EB082 1.UVDATA.1

Freq = 1.5950 GHz, Bw = 16.000 MH No calibration applied and no bandpass applied

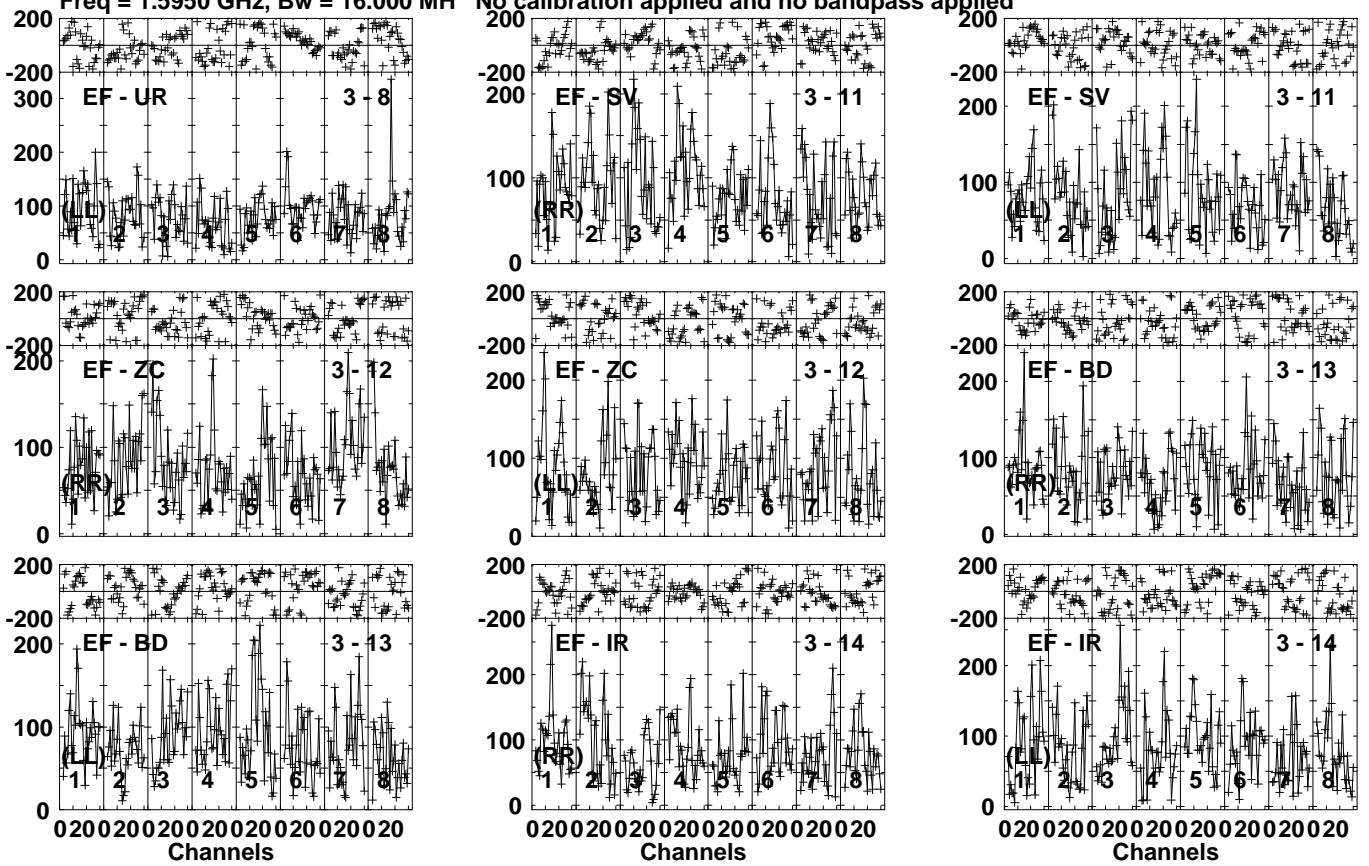


Lower frame: Micro Ampl Jy Top frame: Phas deg
 Vector averaged cross-power spectrum Several baselines displayed
 Timerange: 01/13:00:01 to 01/13:03:00

Plot file version 809 created 18-MAR-2021 11:21:46

CRDRA EB082 1.UVDATA.1

Freq = 1.5950 GHz, Bw = 16.000 MH No calibration applied and no bandpass applied

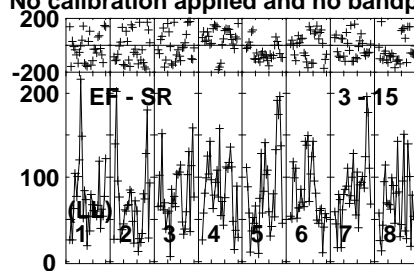
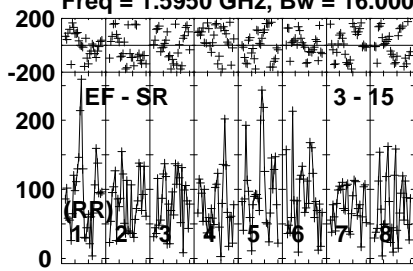


Lower frame: Micro Ampl Jy Top frame: Phas deg
Vector averaged cross-power spectrum Several baselines displayed
Timerange: 01/13:00:01 to 01/13:03:00

Plot file version 810 created 18-MAR-2021 11:21:46

CRDRA EB082 1.UVDATA.1

Freq = 1.5950 GHz, Bw = 16.000 MH No calibration applied and no bandpass applied



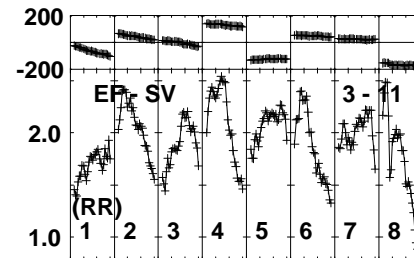
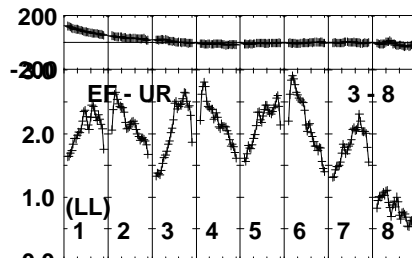
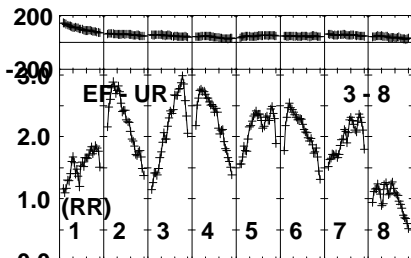
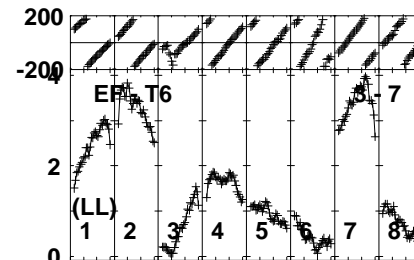
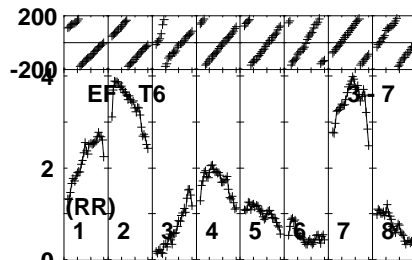
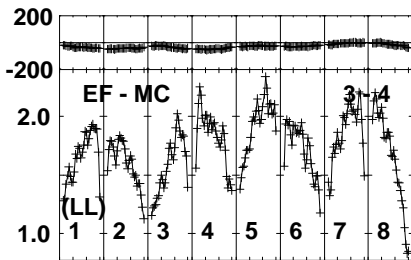
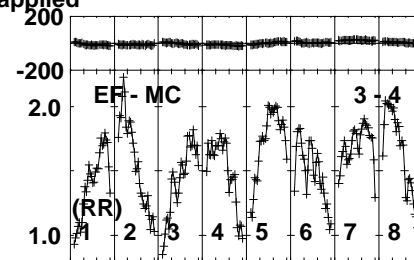
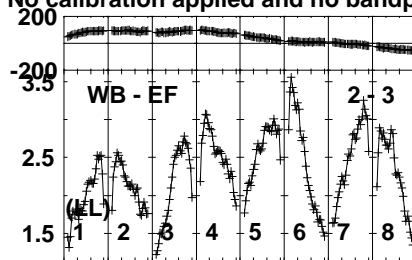
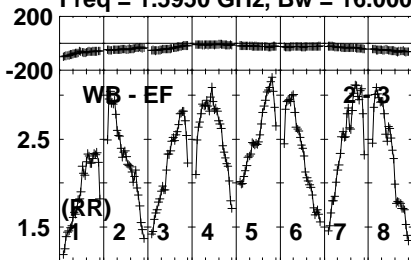
Lower frame: Micro Ampl Jy Top frame: Phas deg
Vector averaged cross-power spectrum Several baselines displayed
Timerange: 01/13:00:01 to 01/13:03:00

Plot file version 811 created 18-MAR-2021 11:21:47

J1608+5613 EB082 1.UVDATA.1

Freq = 1.5950 GHz, Bw = 16.000 MH

No calibration applied and no bandpass applied



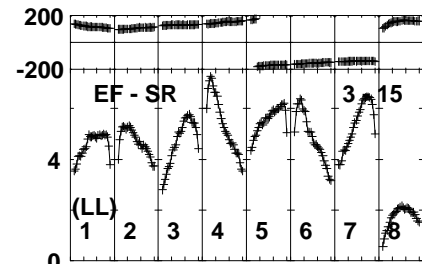
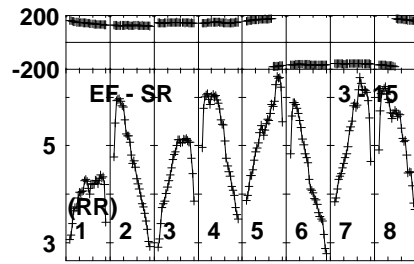
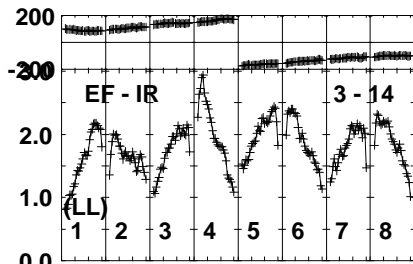
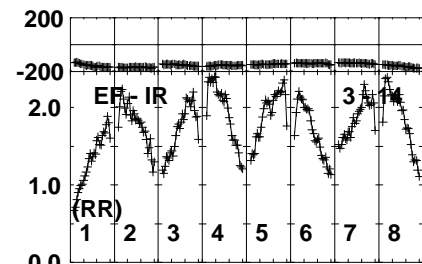
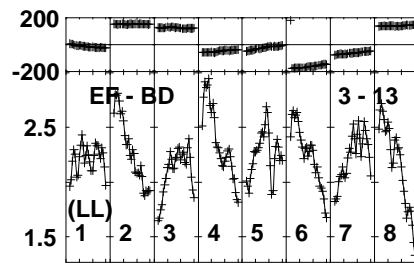
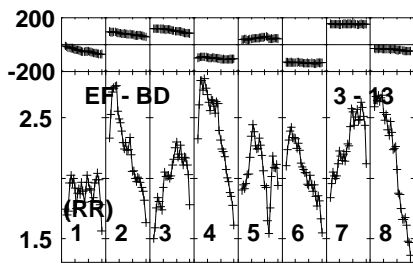
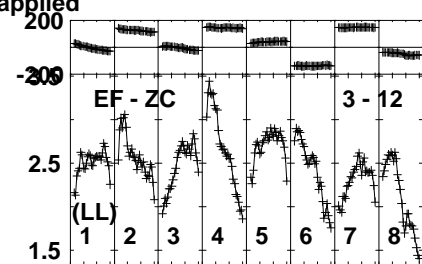
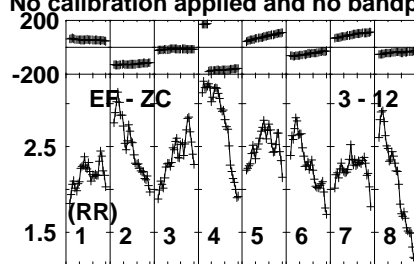
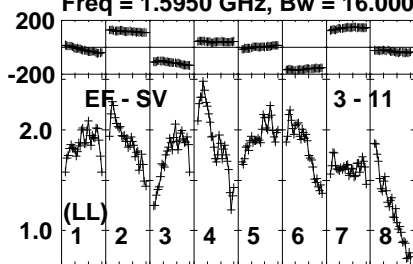
Lower frame: Milli Ampl Jy Top frame: Phas deg
Vector averaged cross-power spectrum Several baselines displayed
Timerange: 01/13:03:31 to 01/13:05:00

Plot file version 812 created 18-MAR-2021 11:21:47

J1608+5613 EB082 1.UVDATA.1

Freq = 1.5950 GHz, Bw = 16.000 MH

No calibration applied and no bandpass applied

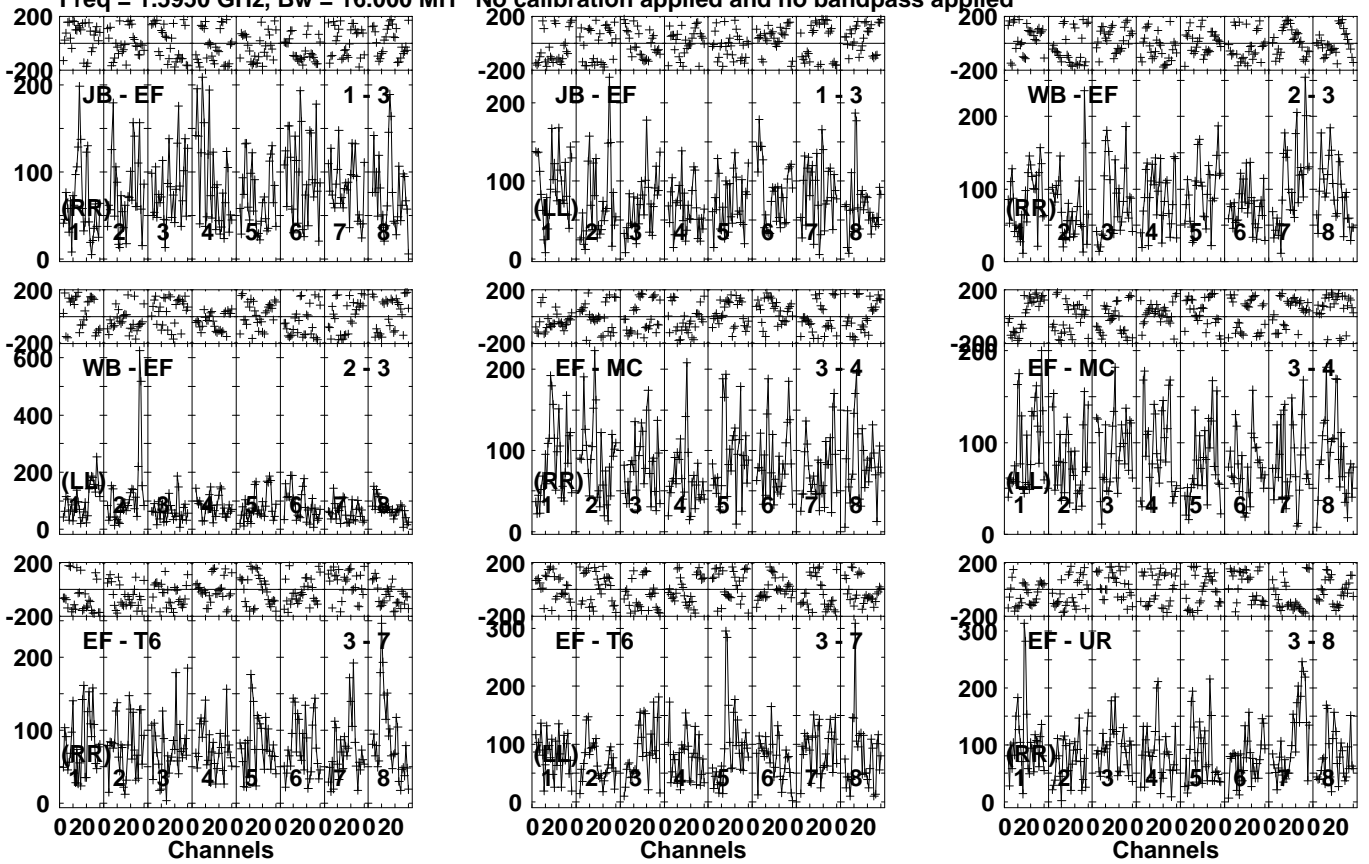


Lower frame: Milli Ampl Jy Top frame: Phas deg
Vector averaged cross-power spectrum Several baselines displayed
Timerange: 01/13:03:31 to 01/13:05:00

Plot file version 813 created 18-MAR-2021 11:21:47

CRDRA EB082 1.UVDATA.1

Freq = 1.5950 GHz, Bw = 16.000 MH No calibration applied and no bandpass applied

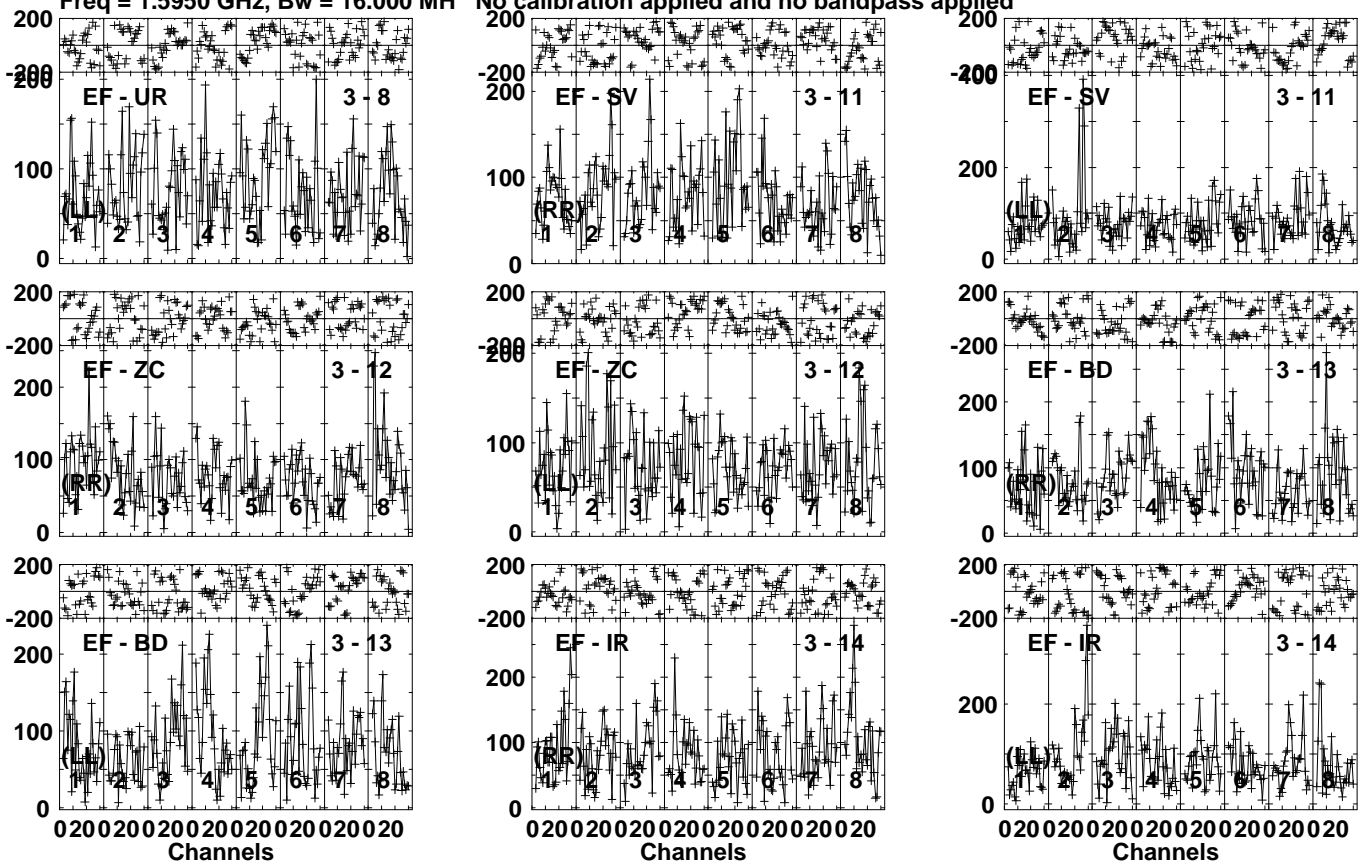


Lower frame: Micro Ampl Jy Top frame: Phas deg
Vector averaged cross-power spectrum Several baselines displayed
Timerange: 01/13:05:00 to 01/13:07:59

Plot file version 814 created 18-MAR-2021 11:21:47

CRDRA EB082 1.UVDATA.1

Freq = 1.5950 GHz, Bw = 16.000 MH No calibration applied and no bandpass applied

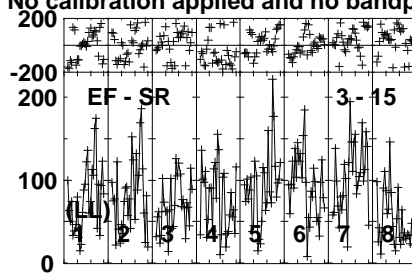
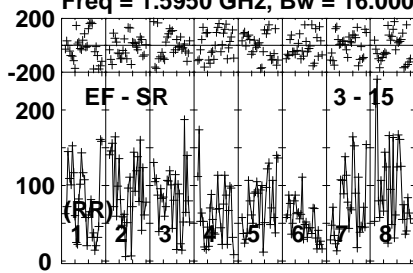


Lower frame: Micro Ampl Jy Top frame: Phas deg
Vector averaged cross-power spectrum Several baselines displayed
Timerange: 01/13:05:00 to 01/13:07:59

Plot file version 815 created 18-MAR-2021 11:21:47

CRDRA EB082 1.UVDATA.1

Freq = 1.5950 GHz, Bw = 16.000 MH No calibration applied and no bandpass applied



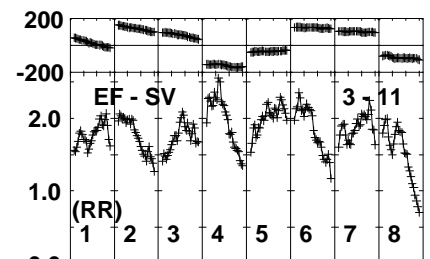
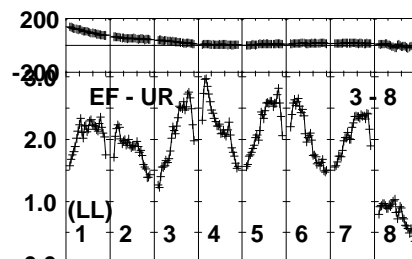
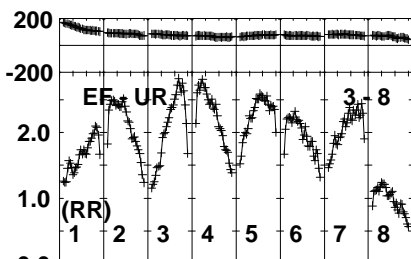
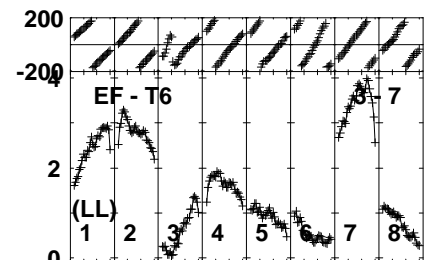
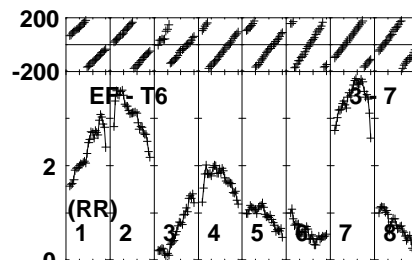
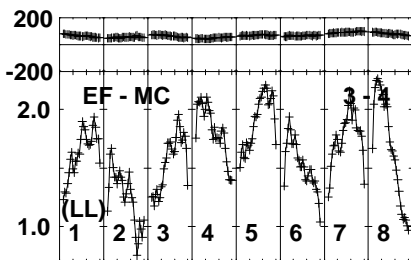
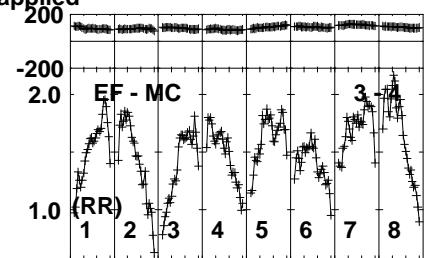
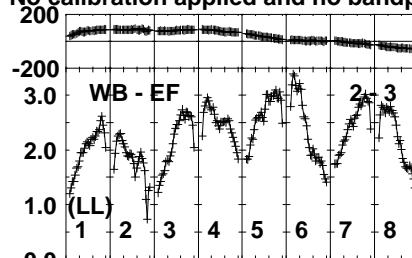
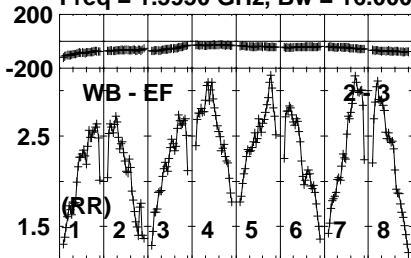
Lower frame: Micro Ampl Jy Top frame: Phas deg
Vector averaged cross-power spectrum Several baselines displayed
Timerange: 01/13:05:00 to 01/13:07:59

Plot file version 816 created 18-MAR-2021 11:21:47

J1608+5613 EB082 1.UVDATA.1

Freq = 1.5950 GHz, Bw = 16.000 MH

No calibration applied and no bandpass applied

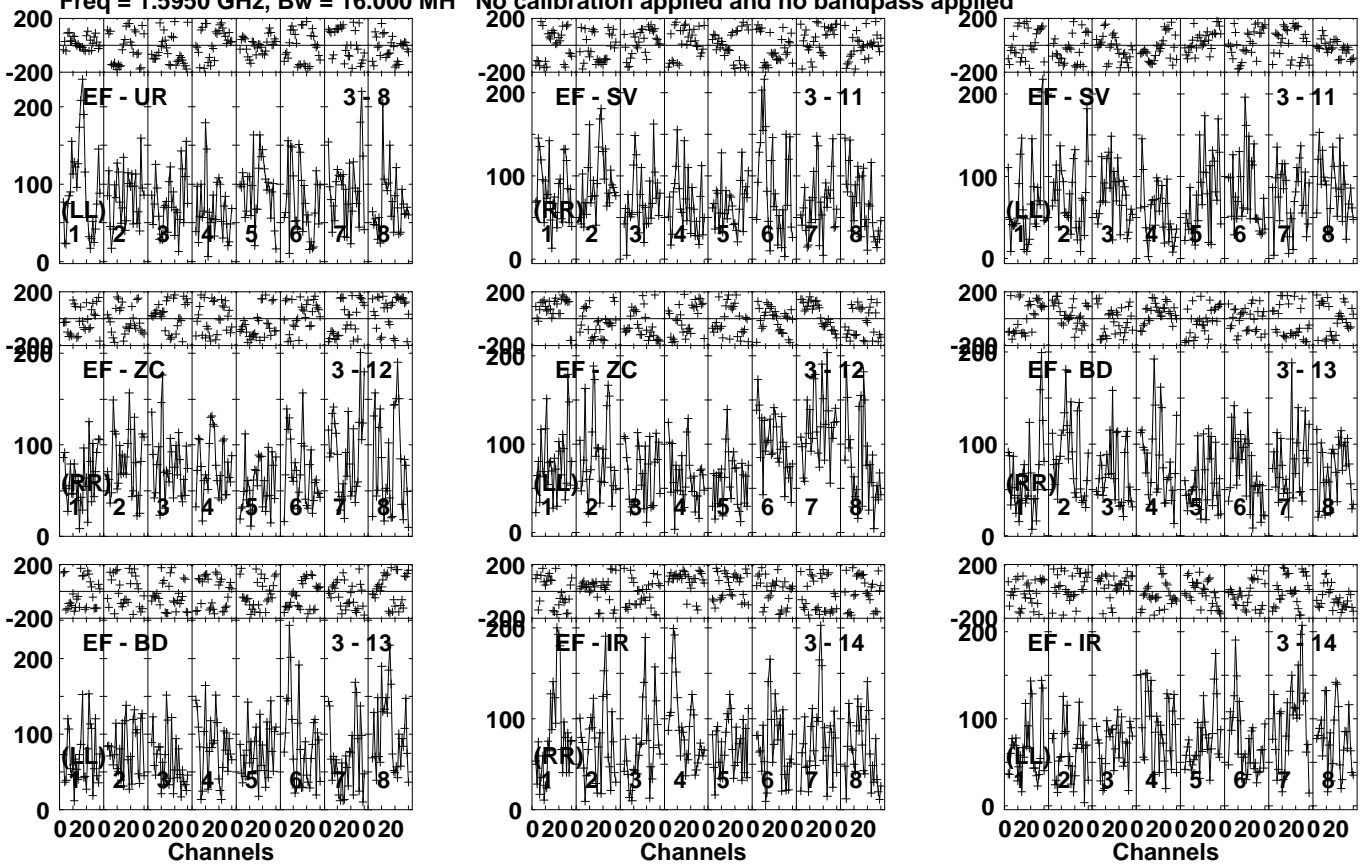


Lower frame: Milli Ampl Jy Top frame: Phas deg
Vector averaged cross-power spectrum Several baselines displayed
Timerange: 01/13:08:01 to 01/13:09:59

Plot file version 819 created 18-MAR-2021 11:21:48

CRDRA EB082 1.UVDATA.1

Freq = 1.5950 GHz, Bw = 16.000 MH No calibration applied and no bandpass applied

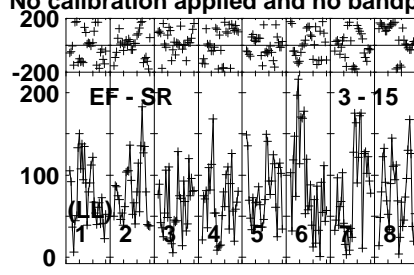
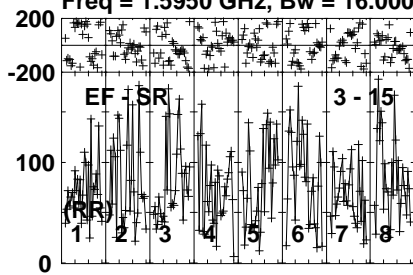


Lower frame: Micro Ampl Jy Top frame: Phas deg
Vector averaged cross-power spectrum Several baselines displayed
Timerange: 01/13:10:00 to 01/13:13:00

Plot file version 820 created 18-MAR-2021 11:21:48

CRDRA EB082 1.UVDATA.1

Freq = 1.5950 GHz, Bw = 16.000 MH No calibration applied and no bandpass applied



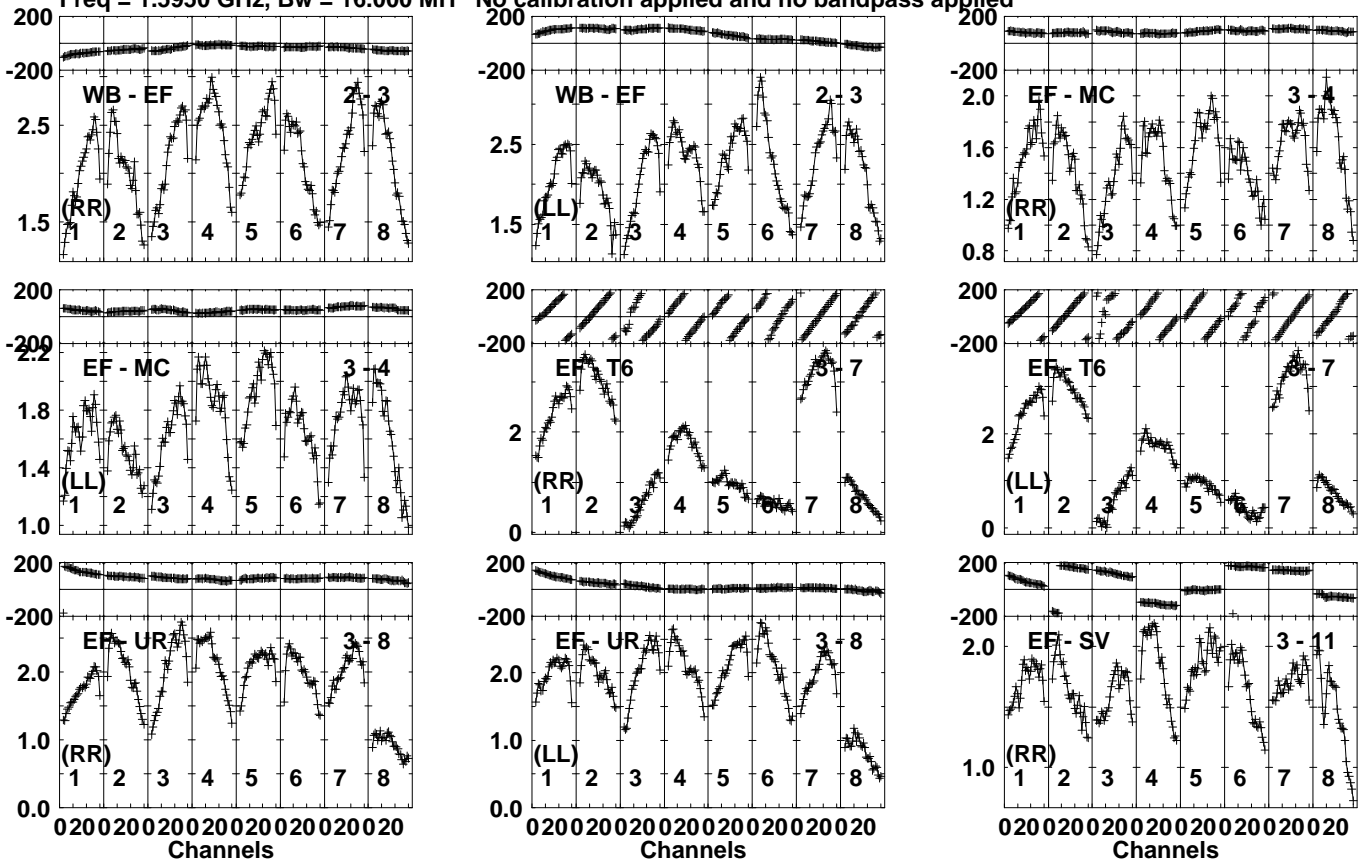
Lower frame: Micro Ampl Jy Top frame: Phas deg
Vector averaged cross-power spectrum Several baselines displayed
Timerange: 01/13:10:00 to 01/13:13:00

Plot file version 821 created 18-MAR-2021 11:21:48

J1608+5613 EB082 1.UVDATA.1

Freq = 1.5950 GHz, Bw = 16.000 MH

No calibration applied and no bandpass applied



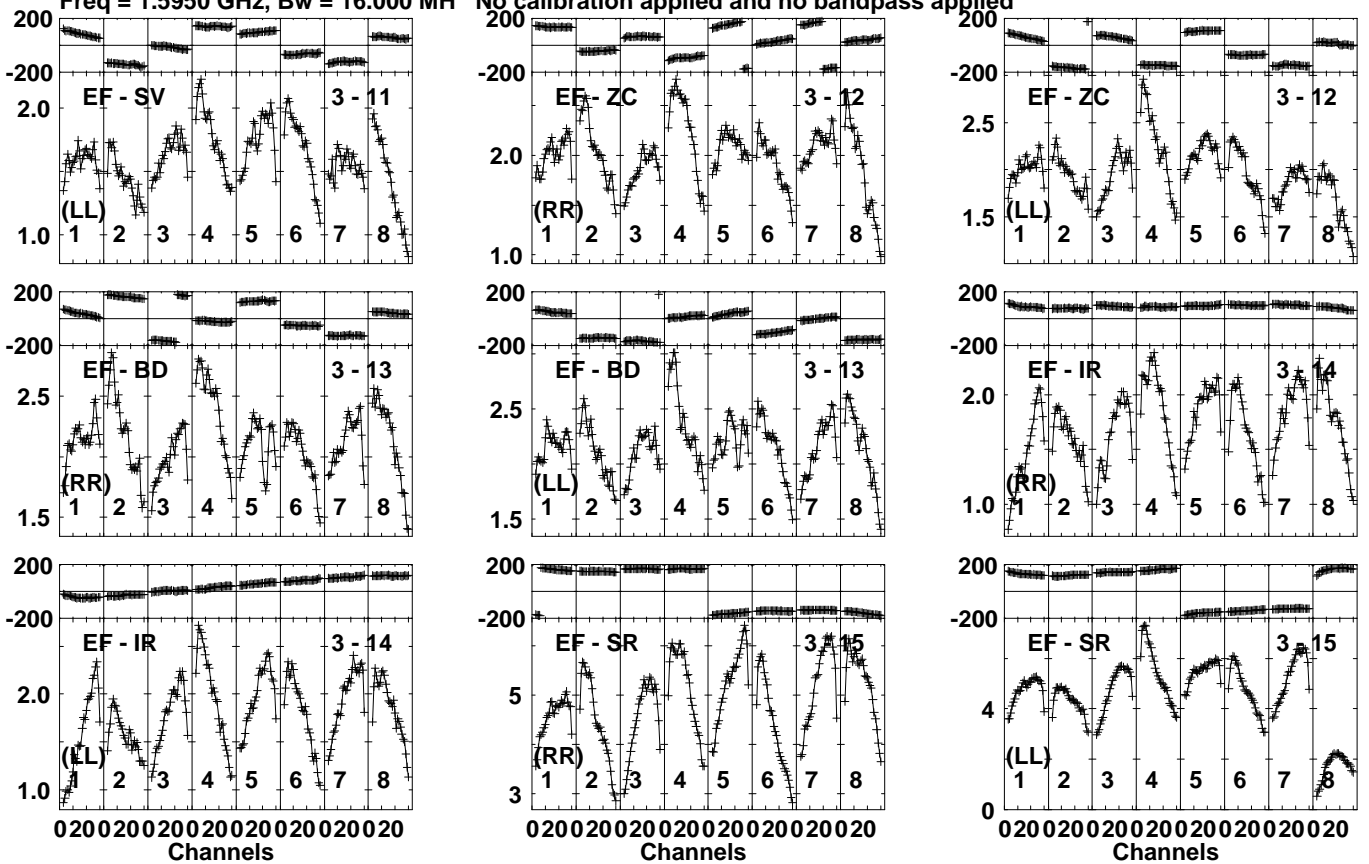
Lower frame: Milli Ampl Jy Top frame: Phas deg
 Vector averaged cross-power spectrum Several baselines displayed
 Timerange: 01/13:13:31 to 01/13:14:59

Plot file version 822 created 18-MAR-2021 11:21:48

J1608+5613 EB082 1.UVDATA.1

Freq = 1.5950 GHz, Bw = 16.000 MH

No calibration applied and no bandpass applied



Lower frame: Milli Ampl Jy Top frame: Phas deg

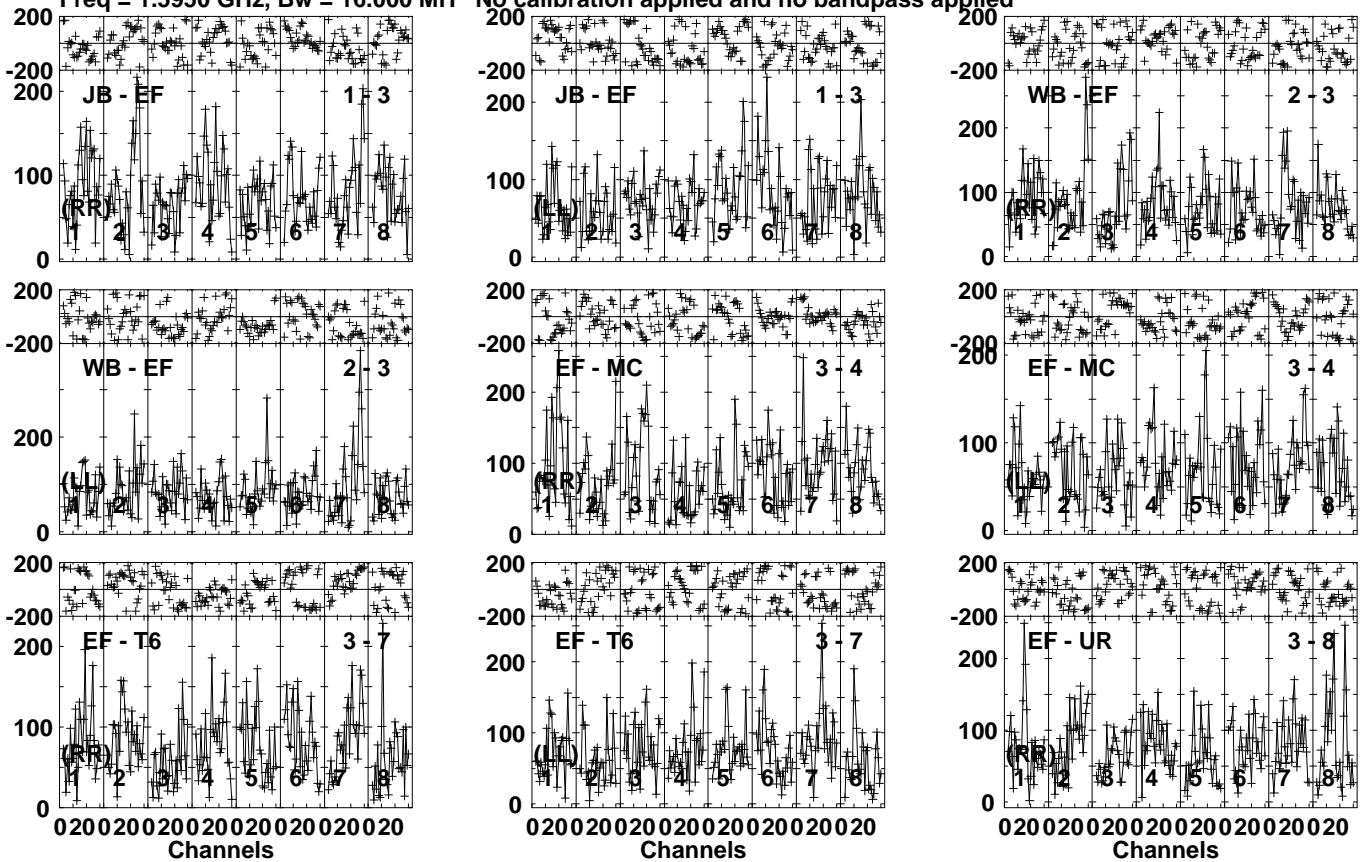
Vector averaged cross-power spectrum Several baselines displayed

Timerange: 01/13:13:31 to 01/13:14:59

Plot file version 823 created 18-MAR-2021 11:21:48

CRDRA EB082 1.UVDATA.1

Freq = 1.5950 GHz, Bw = 16.000 MH No calibration applied and no bandpass applied



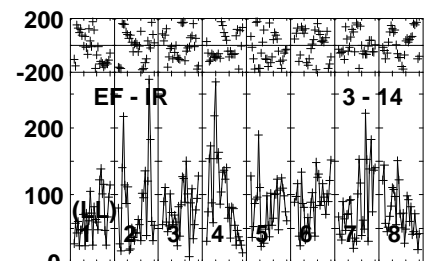
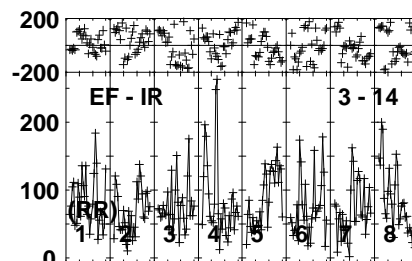
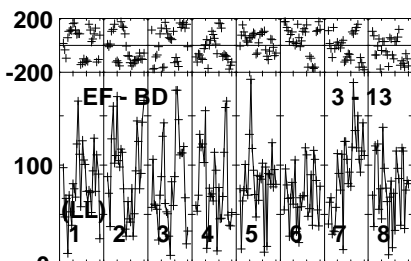
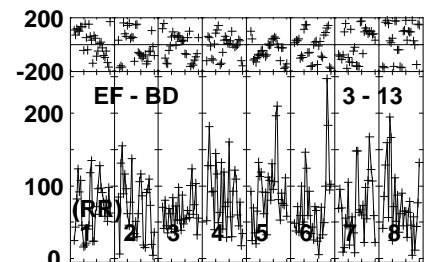
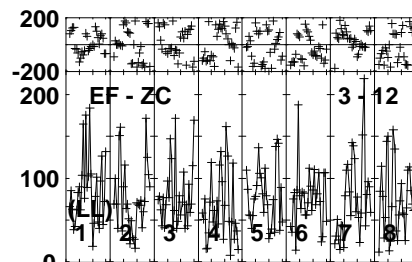
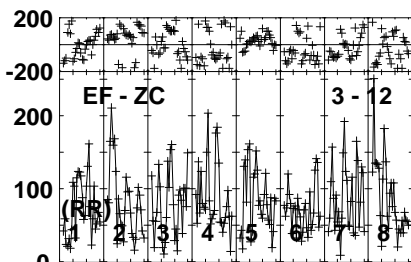
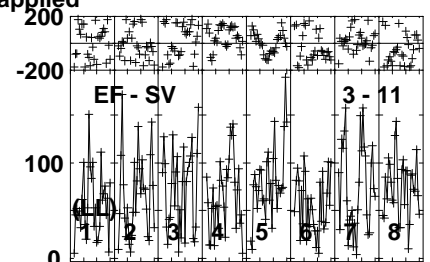
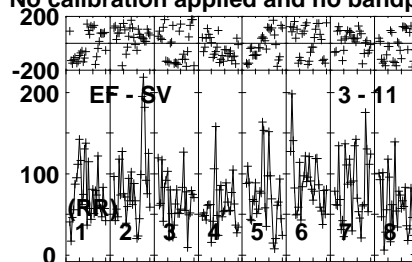
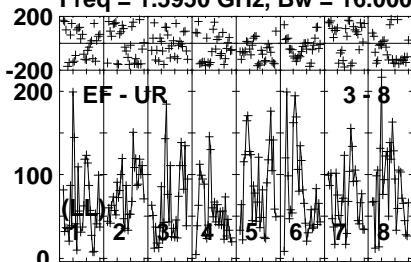
Lower frame: Micro Ampl Jy Top frame: Phas deg
Vector averaged cross-power spectrum Several baselines displayed
Timerange: 01/13:15:00 to 01/13:17:59

Plot file version 824 created 18-MAR-2021 11:21:49

CRDRA EB082 1.UVDATA.1

Freq = 1.5950 GHz, Bw = 16.000 MH

No calibration applied and no bandpass applied



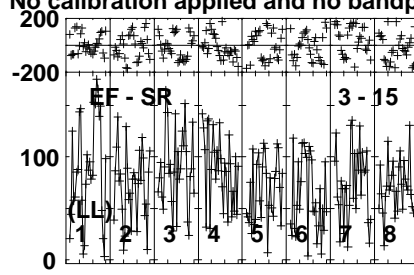
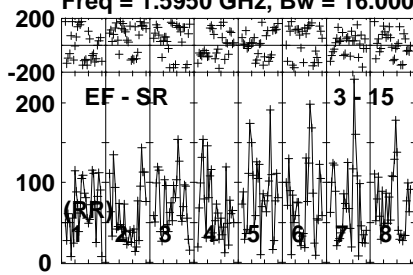
Lower frame: Micro Ampl Jy Top frame: Phas deg
Vector averaged cross-power spectrum Several baselines displayed
Timerange: 01/13:15:00 to 01/13:17:59

Plot file version 825 created 18-MAR-2021 11:21:49

CRDRA EB082 1.UVDATA.1

Freq = 1.5950 GHz, Bw = 16.000 MH

No calibration applied and no bandpass applied



Lower frame: Micro Ampl Jy Top frame: Phas deg

Vector averaged cross-power spectrum Several baselines displayed

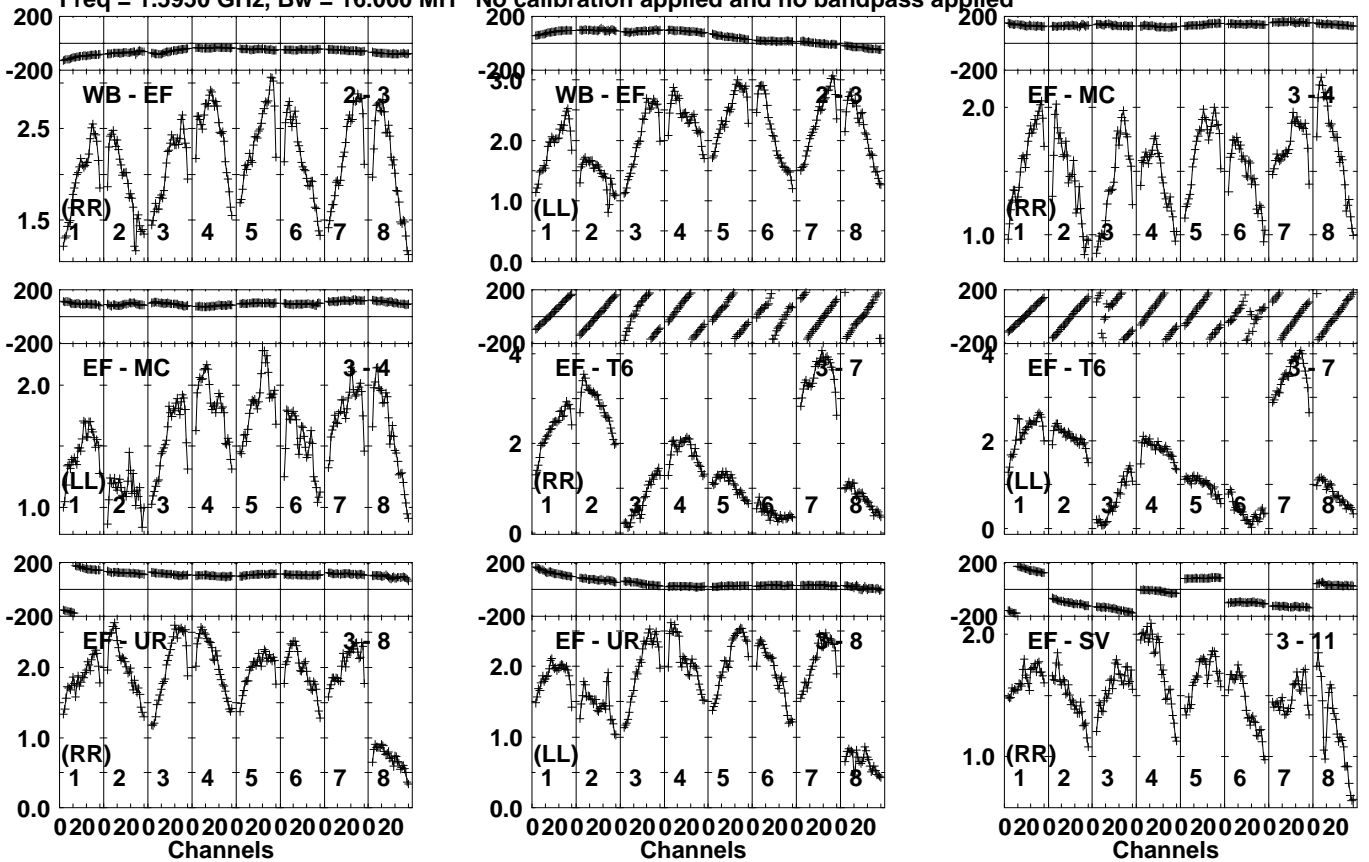
Timerange: 01/13:15:00 to 01/13:17:59

Plot file version 826 created 18-MAR-2021 11:21:49

J1608+5613 EB082 1.UVDATA.1

Freq = 1.5950 GHz, Bw = 16.000 MH

No calibration applied and no bandpass applied



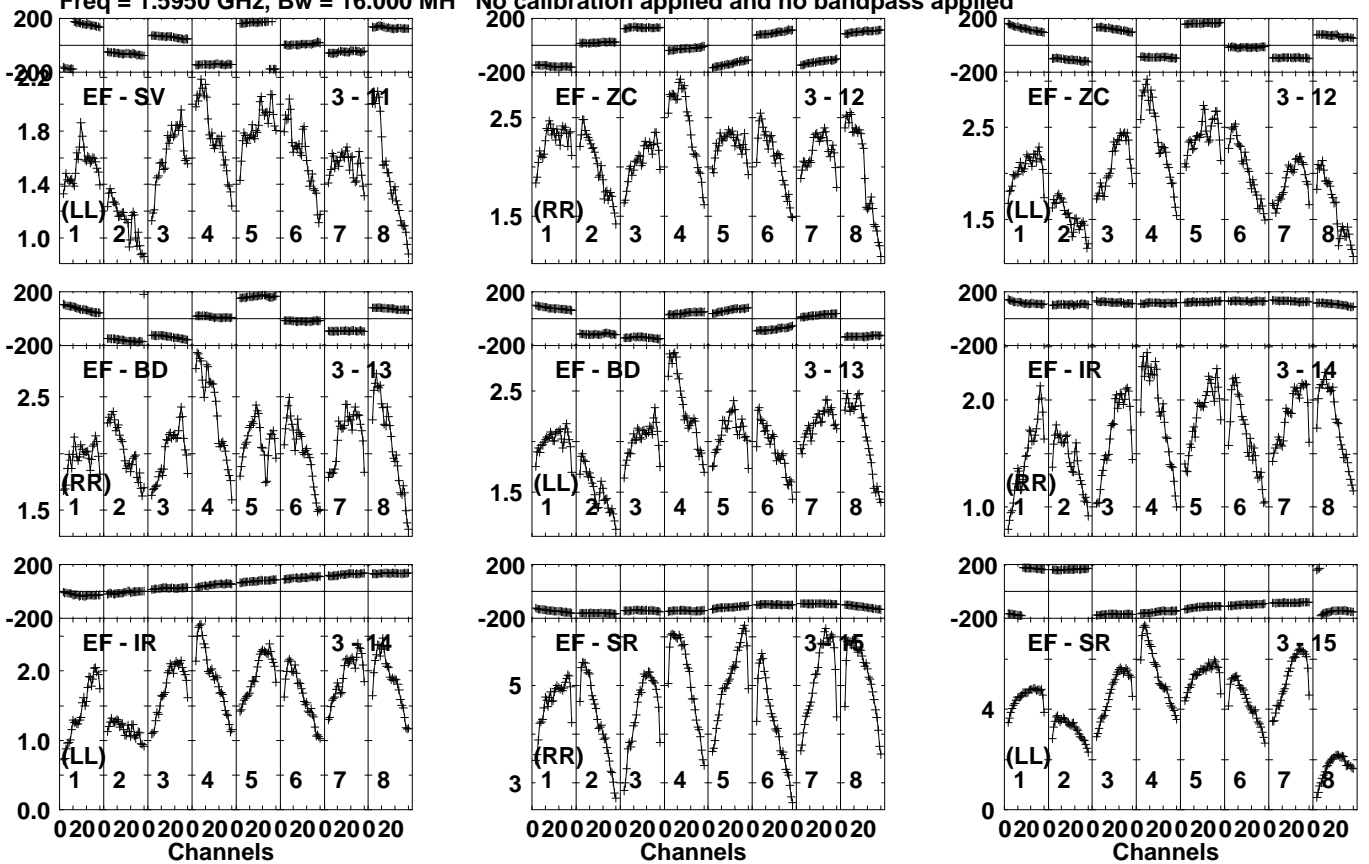
Lower frame: Milli Ampl Jy Top frame: Phas deg
Vector averaged cross-power spectrum Several baselines displayed
Timerange: 01/13:18:01 to 01/13:19:59

Plot file version 827 created 18-MAR-2021 11:21:49

J1608+5613 EB082 1.UVDATA.1

Freq = 1.5950 GHz, Bw = 16.000 MH

No calibration applied and no bandpass applied

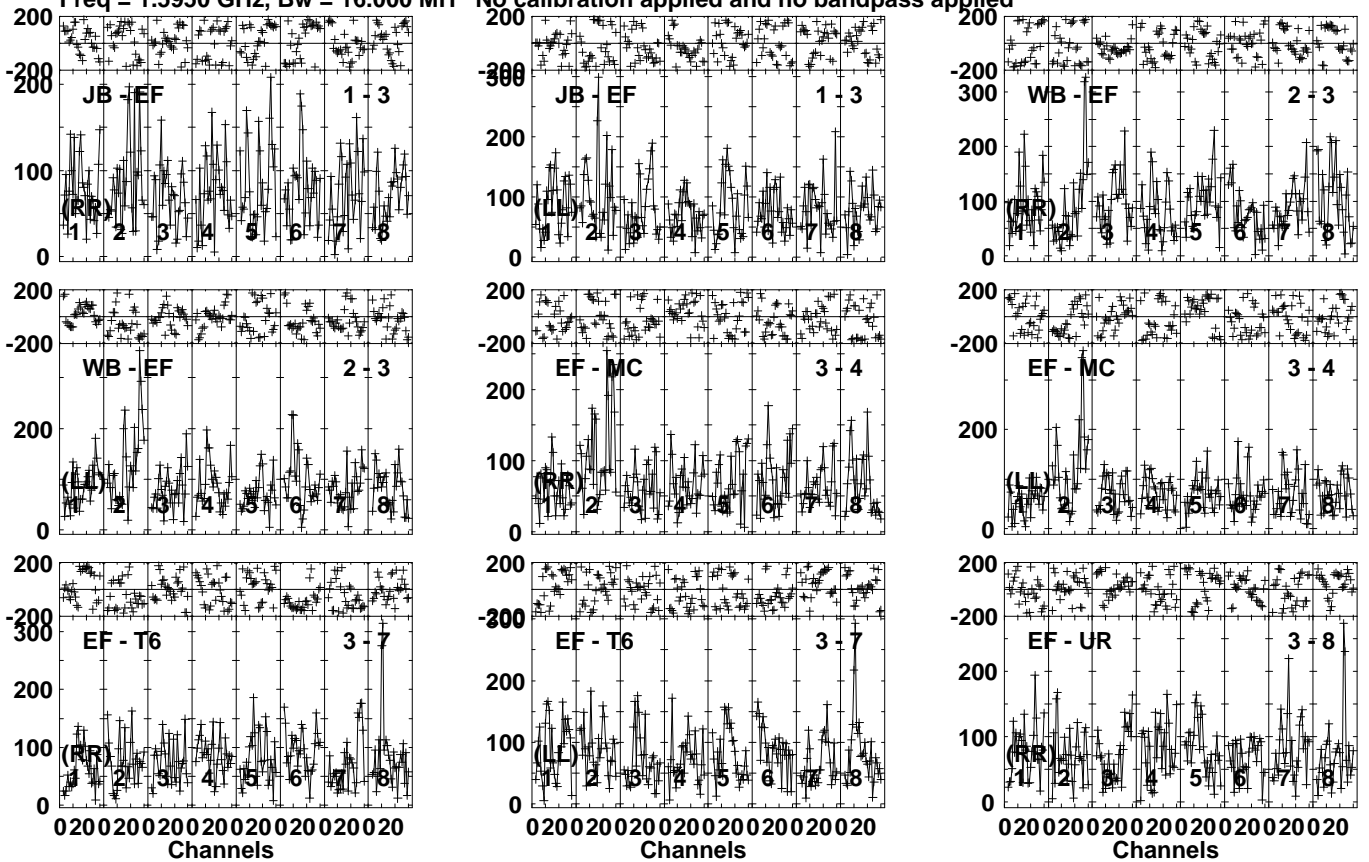


Lower frame: Milli Ampl Jy Top frame: Phas deg
Vector averaged cross-power spectrum Several baselines displayed
Timerange: 01/13:18:01 to 01/13:19:59

Plot file version 828 created 18-MAR-2021 11:21:49

CRDRA EB082 1.UVDATA.1

Freq = 1.5950 GHz, Bw = 16.000 MH No calibration applied and no bandpass applied

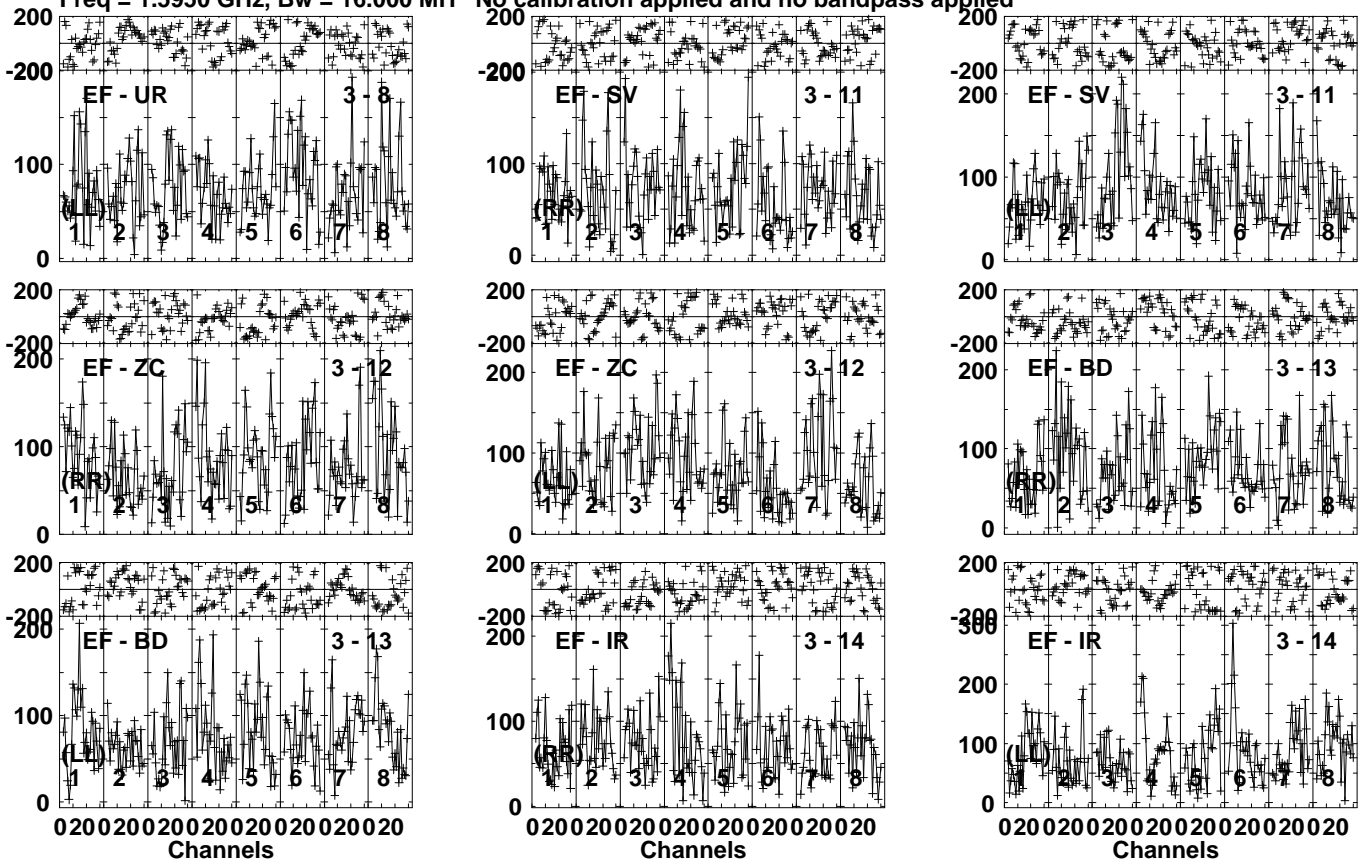


Lower frame: Micro Ampl Jy Top frame: Phas deg
Vector averaged cross-power spectrum Several baselines displayed
Timerange: 01/13:20:00 to 01/13:23:00

Plot file version 829 created 18-MAR-2021 11:21:49

CRDRA EB082 1.UVDATA.1

Freq = 1.5950 GHz, Bw = 16.000 MH No calibration applied and no bandpass applied



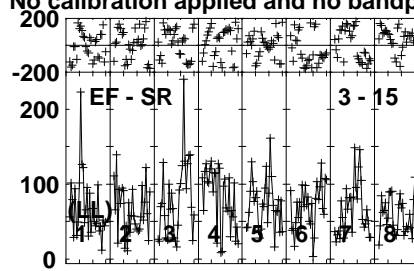
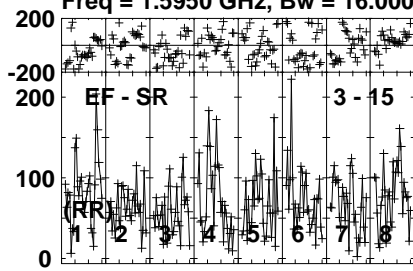
Lower frame: Micro Ampl Jy Top frame: Phas deg
Vector averaged cross-power spectrum Several baselines displayed
Timerange: 01/13:20:00 to 01/13:23:00

Plot file version 830 created 18-MAR-2021 11:21:50

CRDRA EB082 1.UVDATA.1

Freq = 1.5950 GHz, Bw = 16.000 MH

No calibration applied and no bandpass applied



Lower frame: Micro Ampl Jy Top frame: Phas deg

Vector averaged cross-power spectrum Several baselines displayed

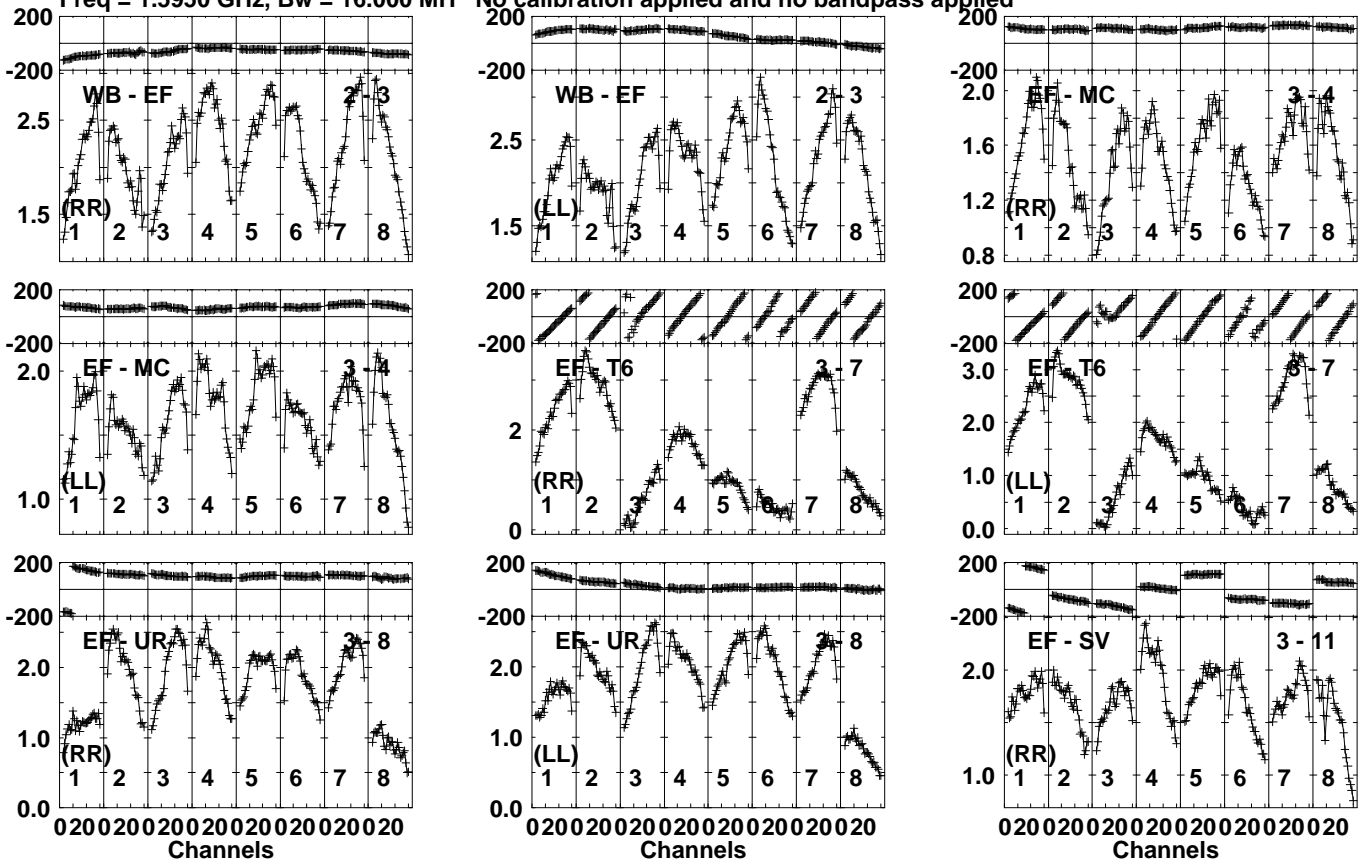
Timerange: 01/13:20:00 to 01/13:23:00

Plot file version 831 created 18-MAR-2021 11:21:50

J1608+5613 EB082 1.UVDATA.1

Freq = 1.5950 GHz, Bw = 16.000 MH

No calibration applied and no bandpass applied



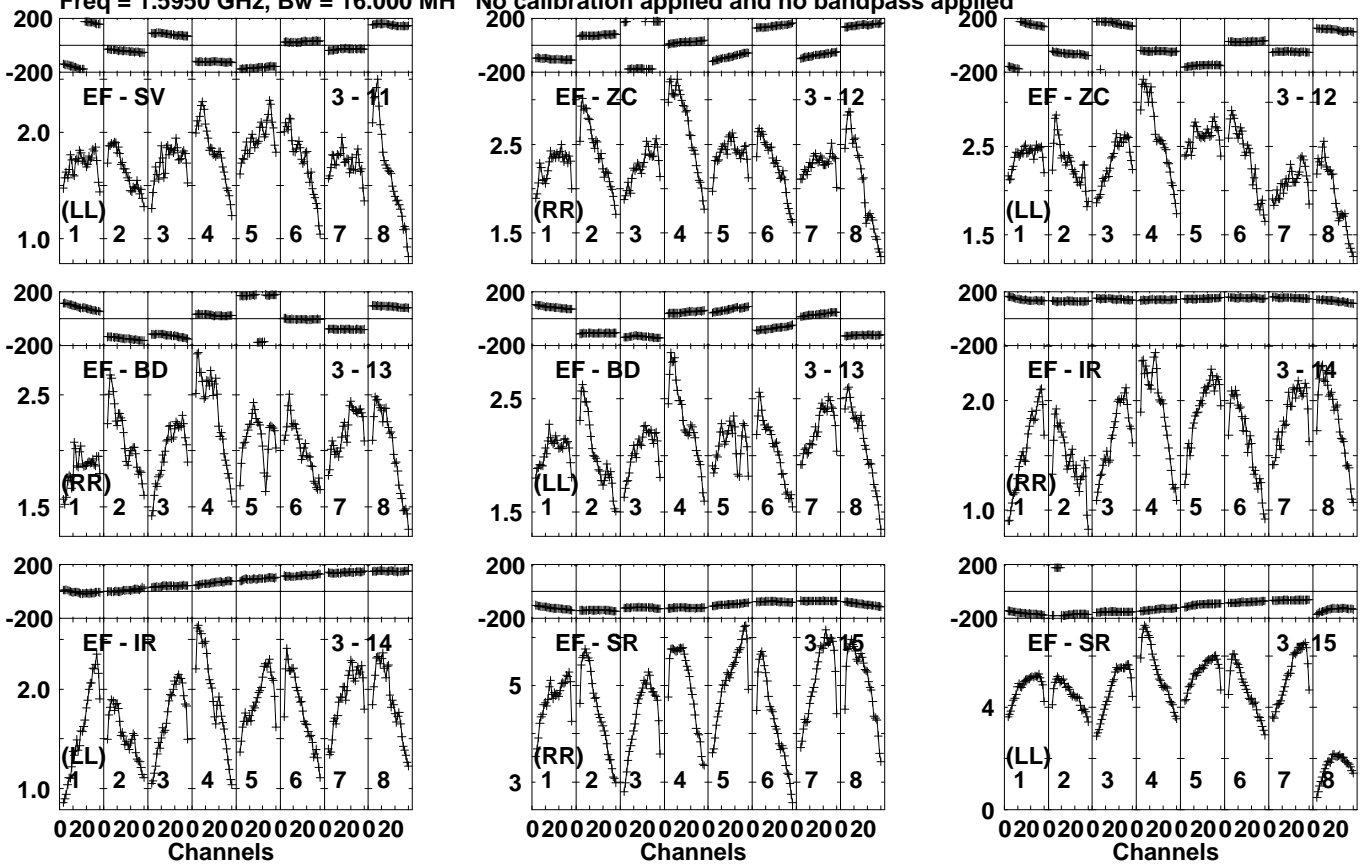
Lower frame: Milli Ampl Jy Top frame: Phas deg
 Vector averaged cross-power spectrum Several baselines displayed
 Timerange: 01/13:23:31 to 01/13:24:59

Plot file version 832 created 18-MAR-2021 11:21:50

J1608+5613 EB082 1.UVDATA.1

Freq = 1.5950 GHz, Bw = 16.000 MH

No calibration applied and no bandpass applied

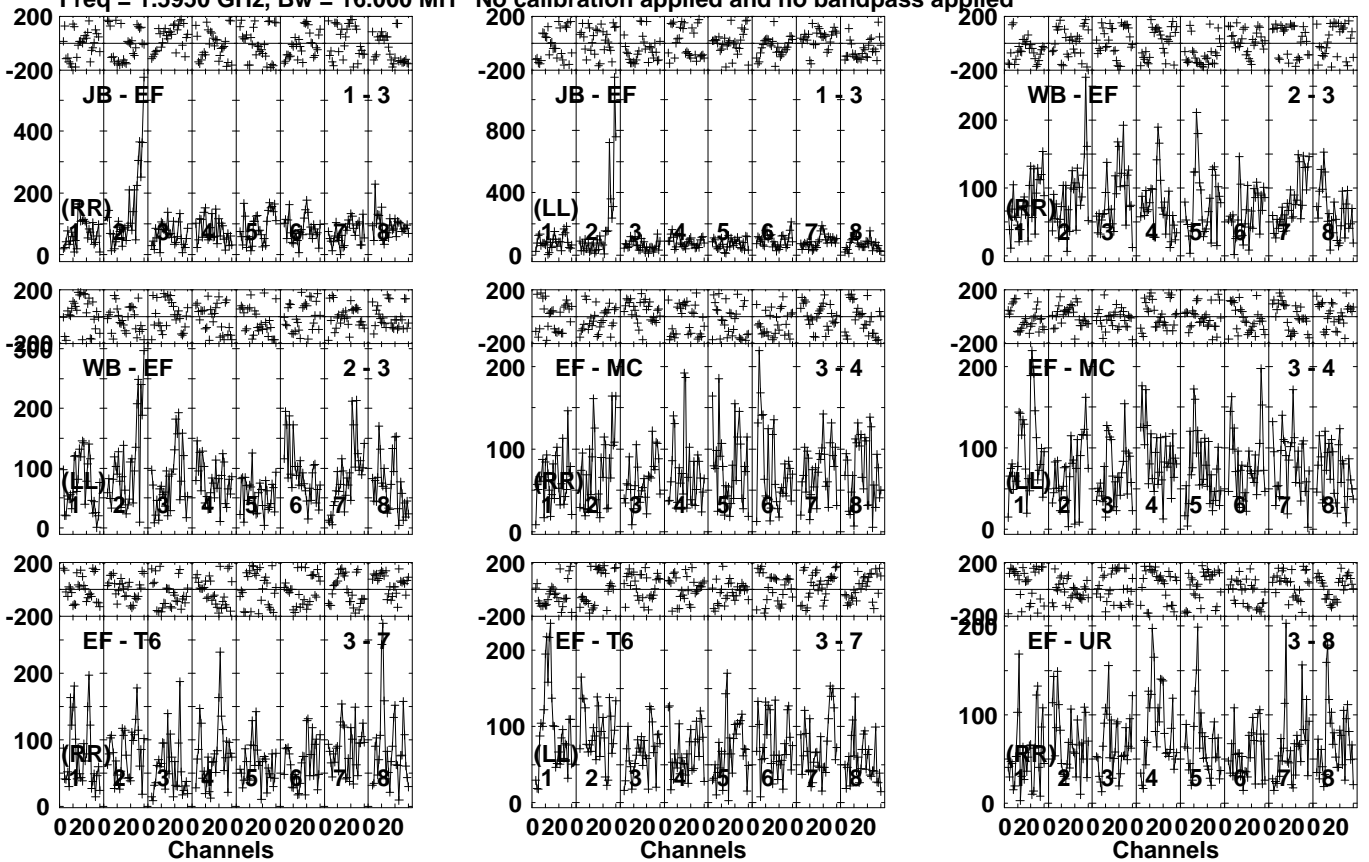


Lower frame: Milli Ampl Jy Top frame: Phas deg
Vector averaged cross-power spectrum Several baselines displayed
Timerange: 01/13:23:31 to 01/13:24:59

Plot file version 833 created 18-MAR-2021 11:21:50

CRDRA EB082 1.UVDATA.1

Freq = 1.5950 GHz, Bw = 16.000 MH No calibration applied and no bandpass applied

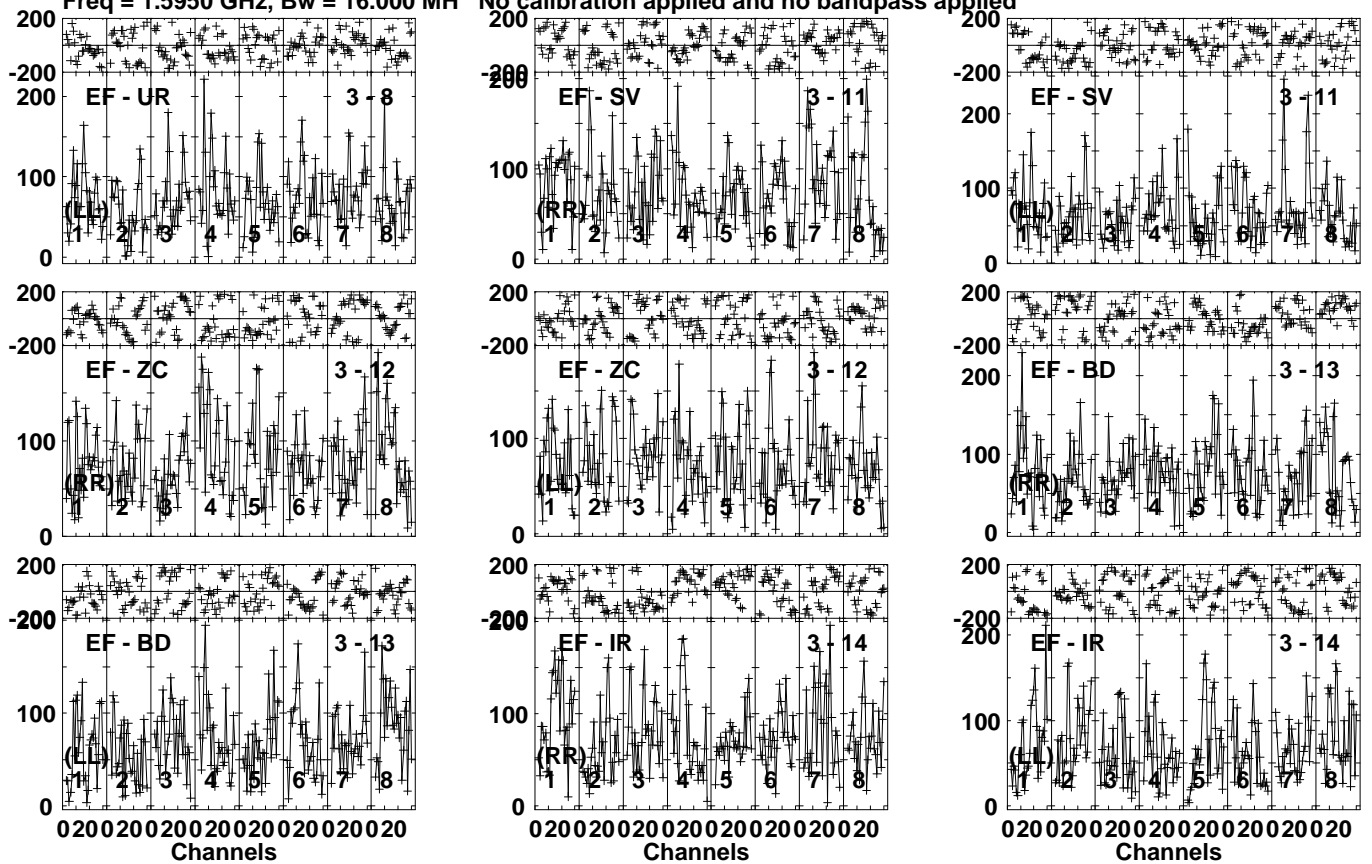


Lower frame: Micro Ampl Jy Top frame: Phas deg
Vector averaged cross-power spectrum Several baselines displayed
Timerange: 01/13:25:01 to 01/13:27:59

Plot file version 834 created 18-MAR-2021 11:21:50

CRDRA EB082 1.UVDATA.1

Freq = 1.5950 GHz, Bw = 16.000 MH No calibration applied and no bandpass applied

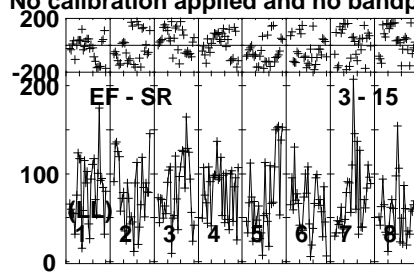
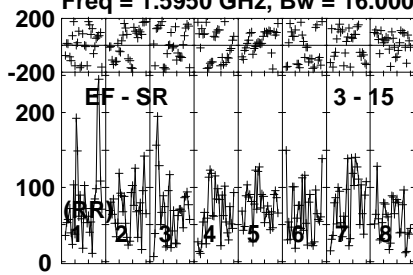


Lower frame: Micro Ampl Jy Top frame: Phas deg
Vector averaged cross-power spectrum Several baselines displayed
Timerange: 01/13:25:01 to 01/13:27:59

Plot file version 835 created 18-MAR-2021 11:21:51

CRDRA EB082 1.UVDATA.1

Freq = 1.5950 GHz, Bw = 16.000 MH No calibration applied and no bandpass applied



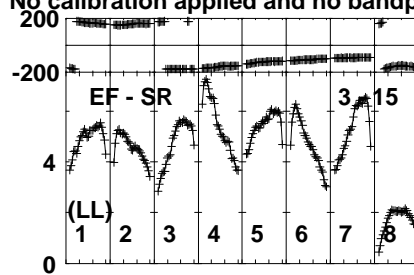
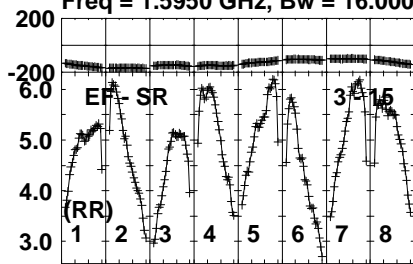
Lower frame: Micro Ampl Jy Top frame: Phas deg
Vector averaged cross-power spectrum Several baselines displayed
Timerange: 01/13:25:01 to 01/13:27:59

Plot file version 838 created 18-MAR-2021 11:21:51

J1608+5613 EB082 1.UVDATA.1

Freq = 1.5950 GHz, Bw = 16.000 MH

No calibration applied and no bandpass applied



Lower frame: Milli Ampl Jy Top frame: Phas deg

Vector averaged cross-power spectrum Several baselines displayed

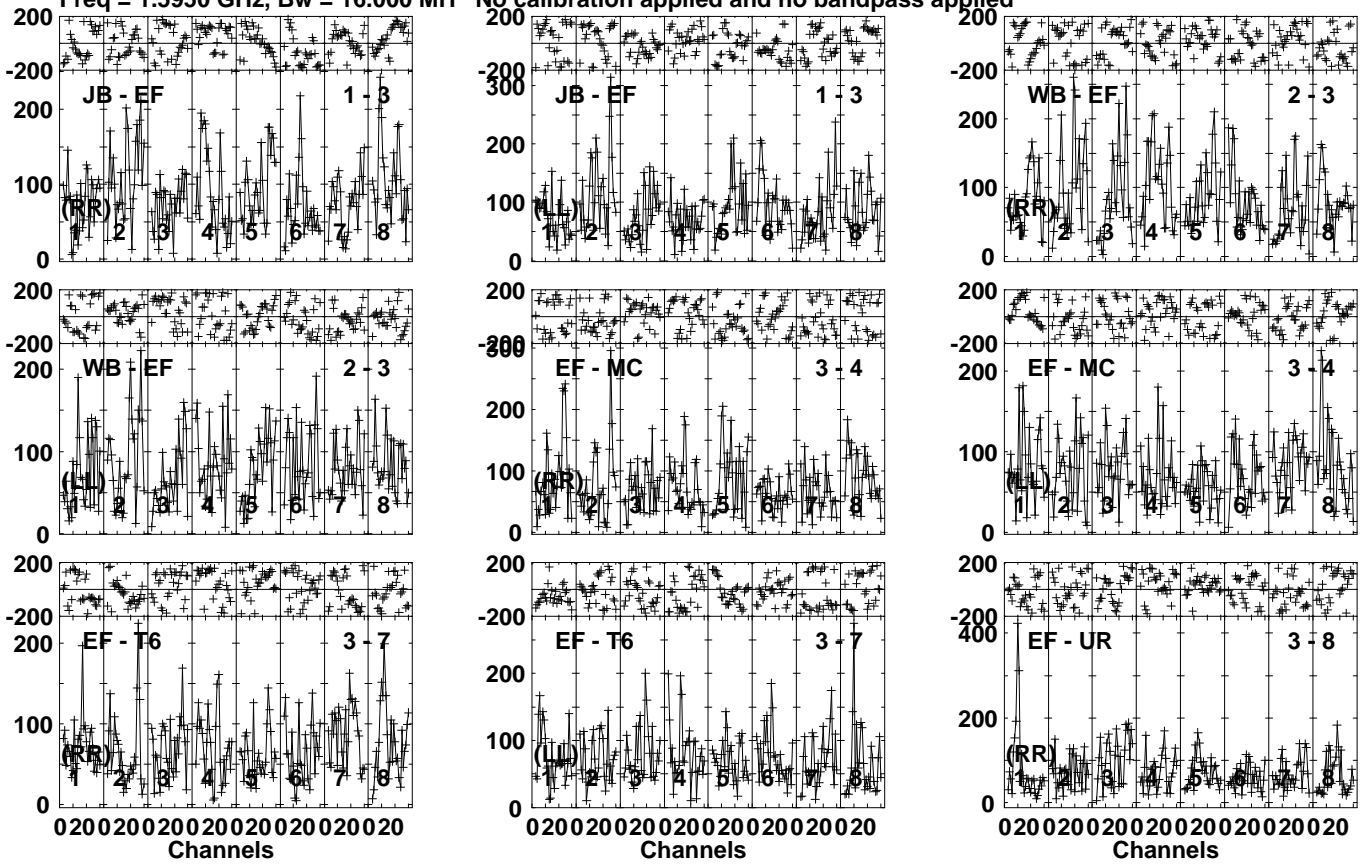
Timerange: 01/13:28:01 to 01/13:30:00

Plot file version 839 created 18-MAR-2021 11:21:51

CRDRA EB082 1.UVDATA.1

Freq = 1.5950 GHz, Bw = 16.000 MH

No calibration applied and no bandpass applied

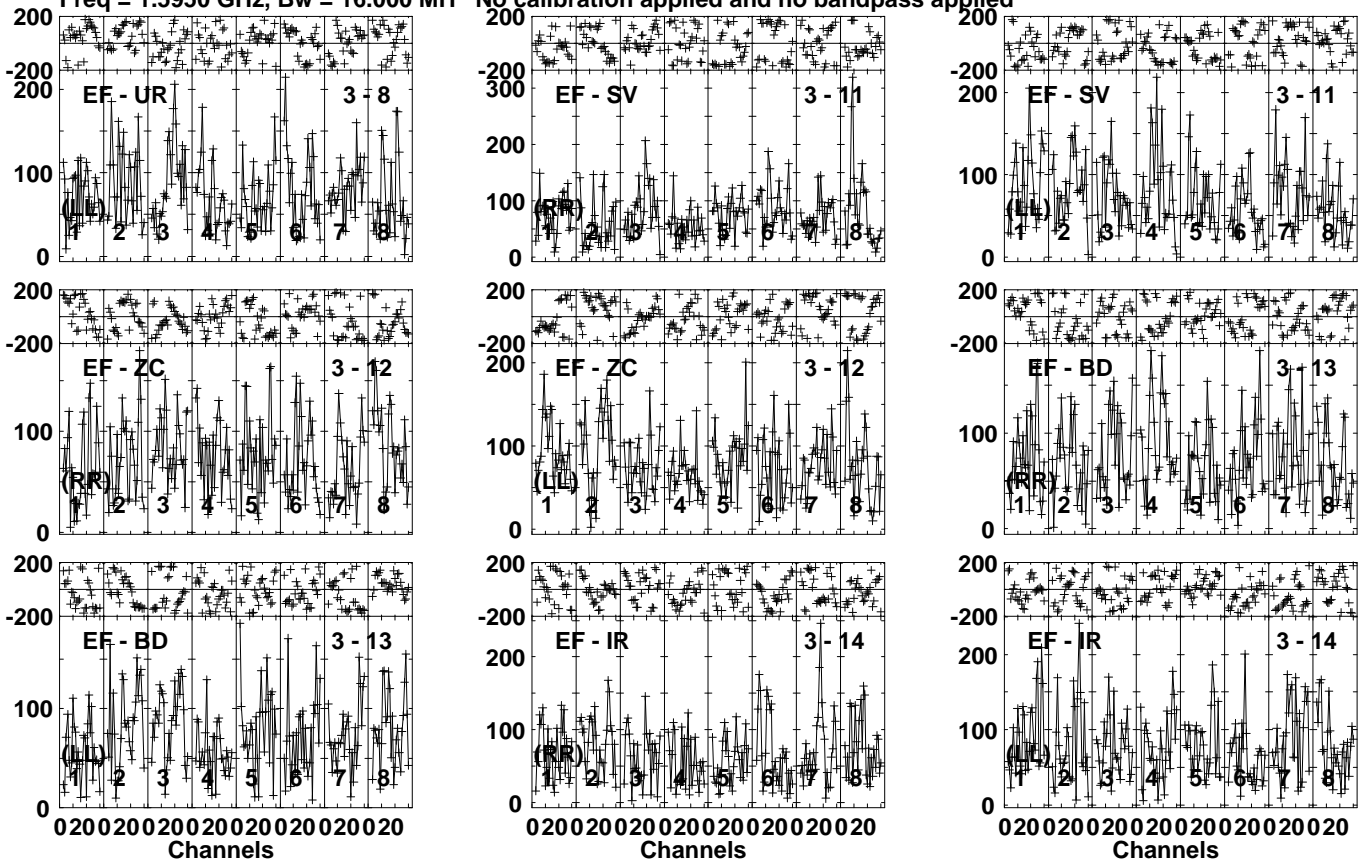


Lower frame: Micro Ampl Jy Top frame: Phas deg
Vector averaged cross-power spectrum Several baselines displayed
Timerange: 01/13:30:00 to 01/13:33:00

Plot file version 840 created 18-MAR-2021 11:21:51

CRDRA EB082 1.UVDATA.1

Freq = 1.5950 GHz, Bw = 16.000 MH No calibration applied and no bandpass applied

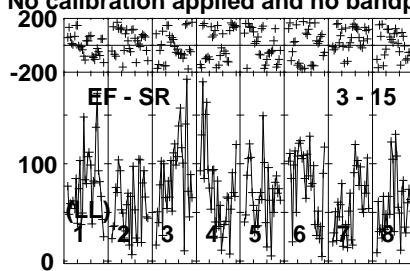
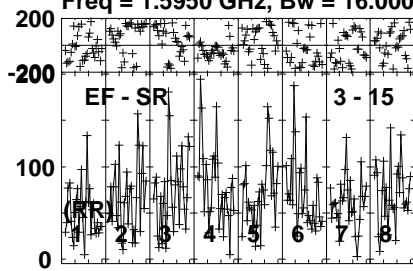


Lower frame: Micro Ampl Jy Top frame: Phas deg
Vector averaged cross-power spectrum Several baselines displayed
Timerange: 01/13:30:00 to 01/13:33:00

Plot file version 841 created 18-MAR-2021 11:21:51

CRDRA EB082 1.UVDATA.1

Freq = 1.5950 GHz, Bw = 16.000 MH No calibration applied and no bandpass applied



Lower frame: Micro Ampl Jy Top frame: Phas deg

Vector averaged cross-power spectrum Several baselines displayed

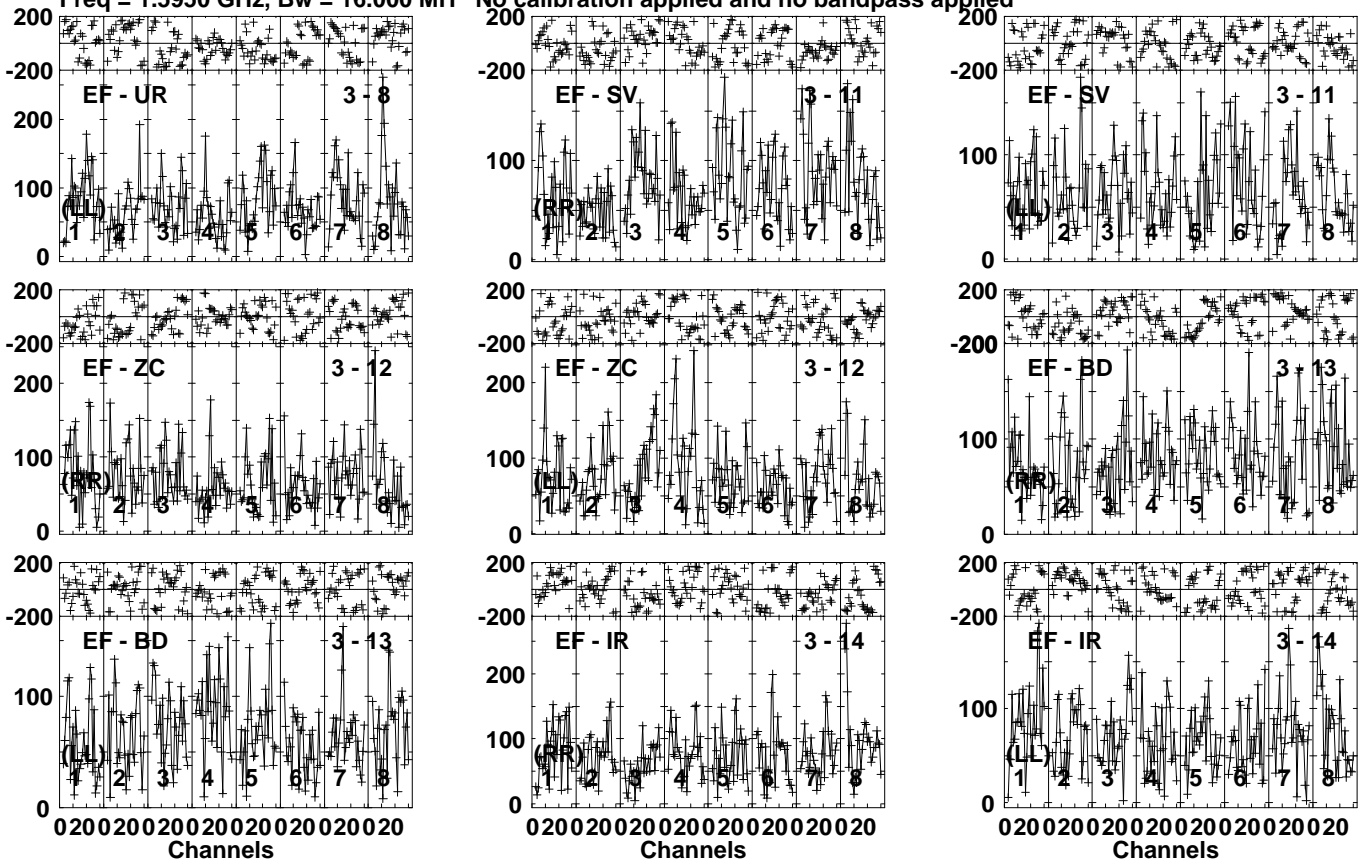
Timerange: 01/13:30:00 to 01/13:33:00

Plot file version 845 created 18-MAR-2021 11:21:52

CRDRA EB082 1.UVDATA.1

Freq = 1.5950 GHz, Bw = 16.000 MH

No calibration applied and no bandpass applied

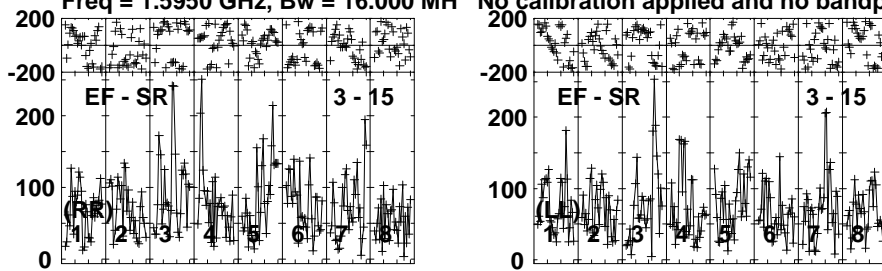


Lower frame: Micro Ampl Jy Top frame: Phas deg
Vector averaged cross-power spectrum Several baselines displayed
Timerange: 01/13:35:01 to 01/13:38:00

Plot file version 846 created 18-MAR-2021 11:21:52

CRDRA EB082 1.UVDATA.1

Freq = 1.5950 GHz, Bw = 16.000 MH No calibration applied and no bandpass applied



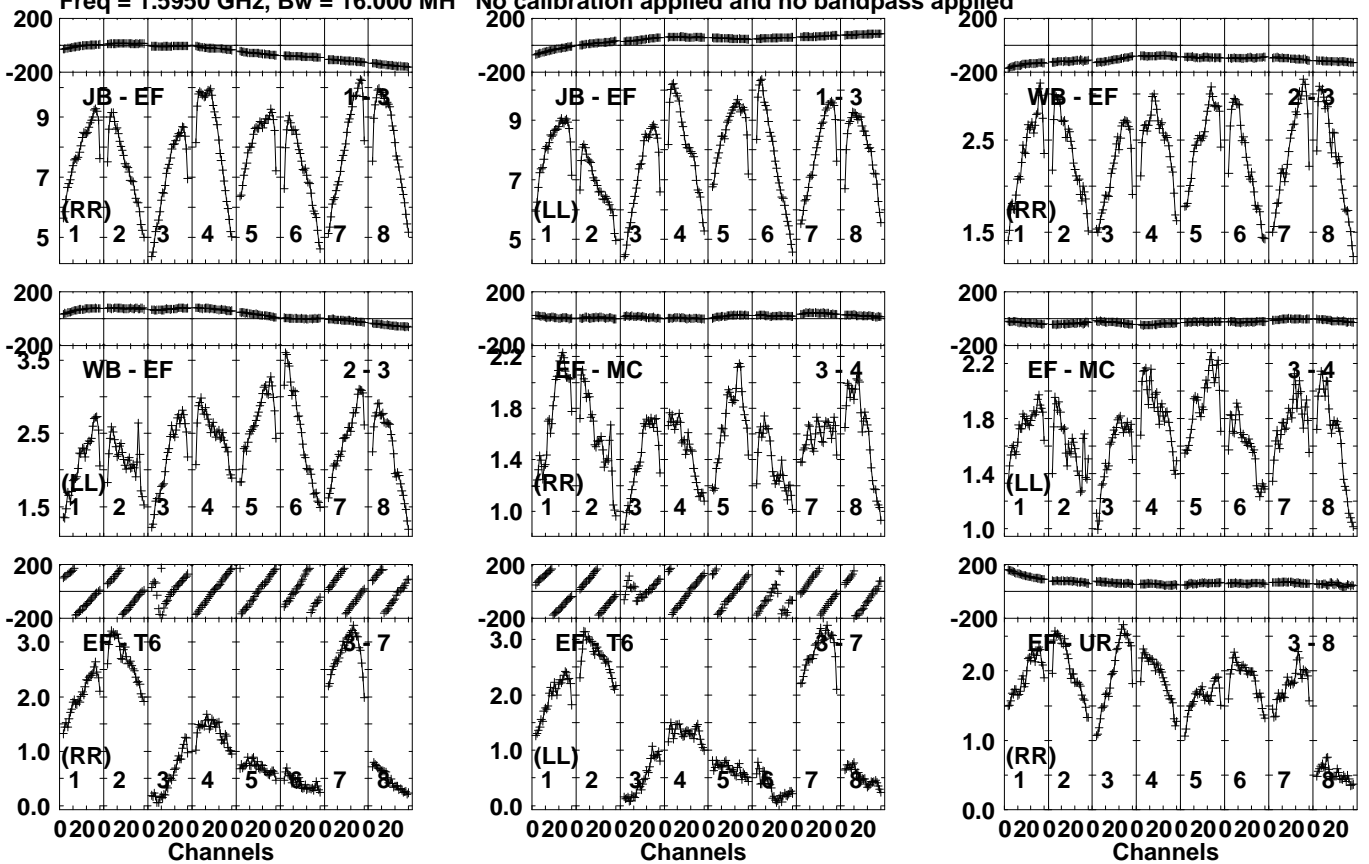
Lower frame: Micro Ampl Jy Top frame: Phas deg
Vector averaged cross-power spectrum Several baselines displayed
Timerange: 01/13:35:01 to 01/13:38:00

Plot file version 847 created 18-MAR-2021 11:21:52

J1608+5613 EB082 1.UVDATA.1

Freq = 1.5950 GHz, Bw = 16.000 MH

No calibration applied and no bandpass applied



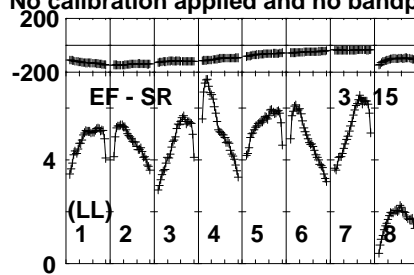
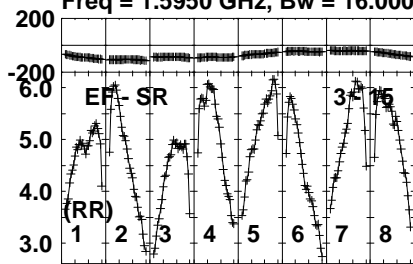
Lower frame: Milli Ampl Jy Top frame: Phas deg
Vector averaged cross-power spectrum Several baselines displayed
Timerange: 01/13:38:01 to 01/13:40:00

Plot file version 849 created 18-MAR-2021 11:21:53

J1608+5613 EB082 1.UVDATA.1

Freq = 1.5950 GHz, Bw = 16.000 MH

No calibration applied and no bandpass applied



Lower frame: Milli Ampl Jy Top frame: Phas deg

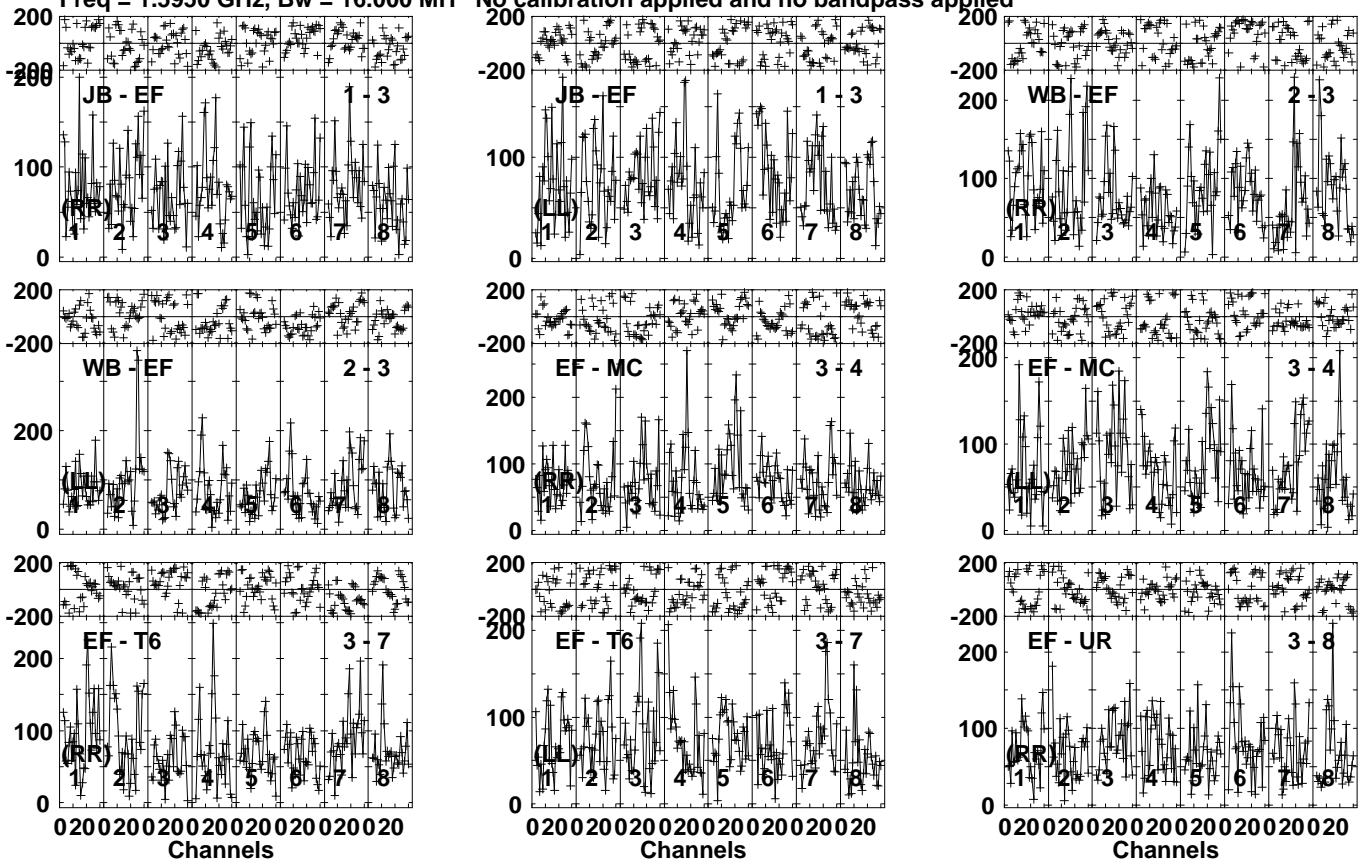
Vector averaged cross-power spectrum Several baselines displayed

Timerange: 01/13:38:01 to 01/13:40:00

Plot file version 850 created 18-MAR-2021 11:21:53

CRDRA EB082 1.UVDATA.1

Freq = 1.5950 GHz, Bw = 16.000 MH No calibration applied and no bandpass applied

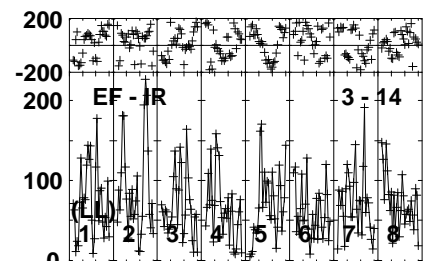
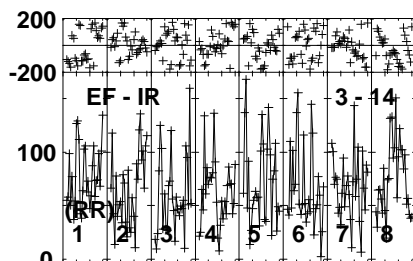
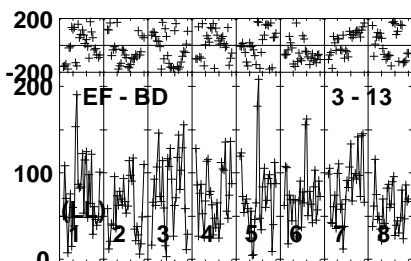
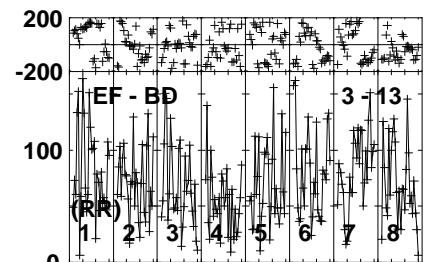
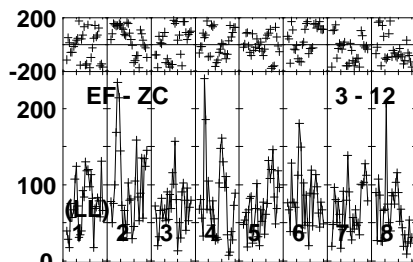
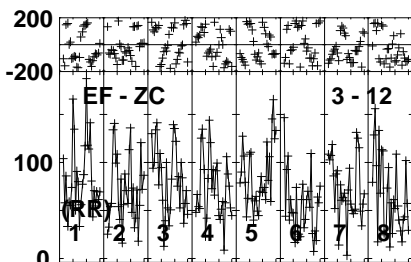
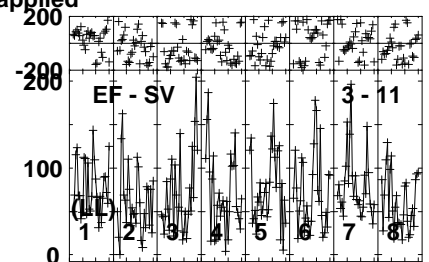
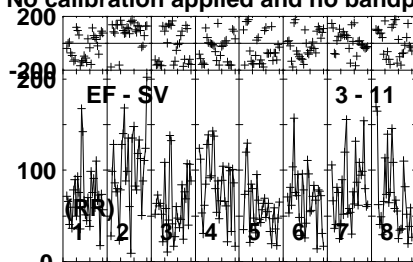
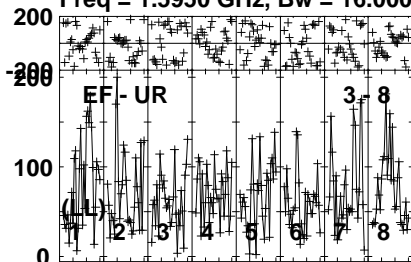


Lower frame: Micro Ampl Jy Top frame: Phas deg
Vector averaged cross-power spectrum Several baselines displayed
Timerange: 01/13:40:00 to 01/13:43:00

Plot file version 851 created 18-MAR-2021 11:21:53

CRDRA EB082 1.UVDATA.1

Freq = 1.5950 GHz, Bw = 16.000 MH No calibration applied and no bandpass applied



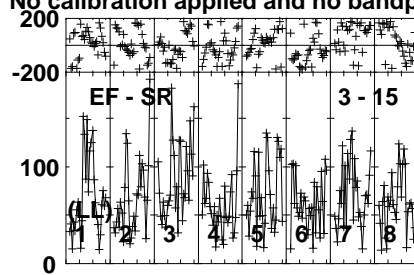
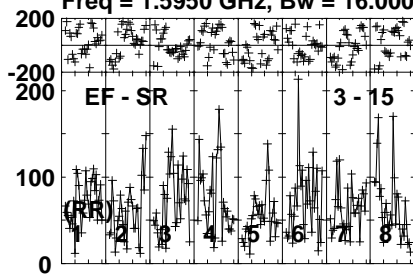
Lower frame: Micro Ampl Jy Top frame: Phas deg
Vector averaged cross-power spectrum Several baselines displayed
Timerange: 01/13:40:00 to 01/13:43:00

Plot file version 852 created 18-MAR-2021 11:21:53

CRDRA EB082 1.UVDATA.1

Freq = 1.5950 GHz, Bw = 16.000 MH

No calibration applied and no bandpass applied



Lower frame: Micro Ampl Jy Top frame: Phas deg

Vector averaged cross-power spectrum Several baselines displayed

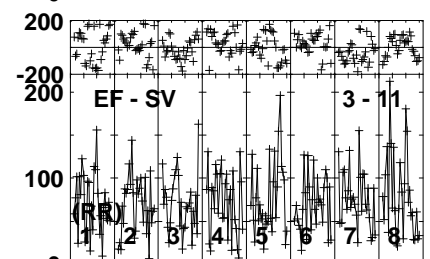
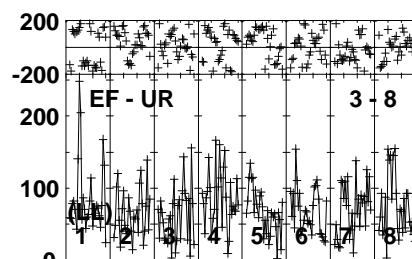
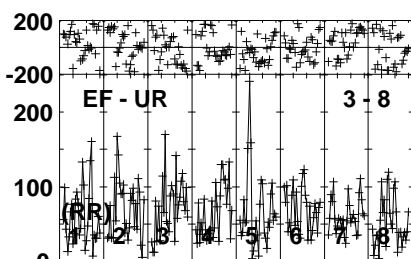
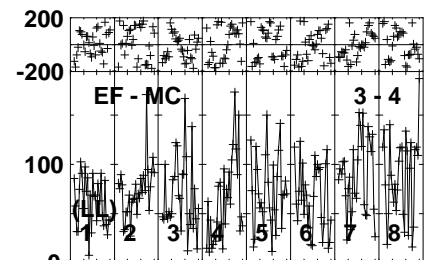
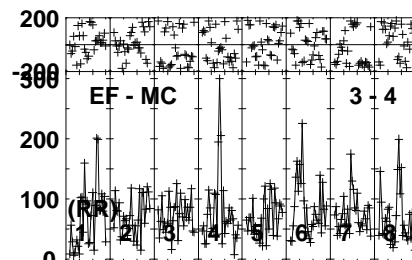
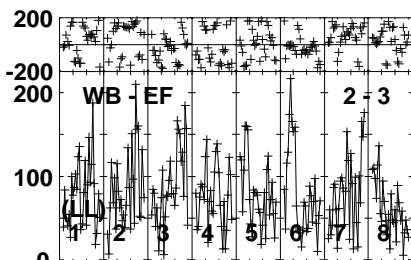
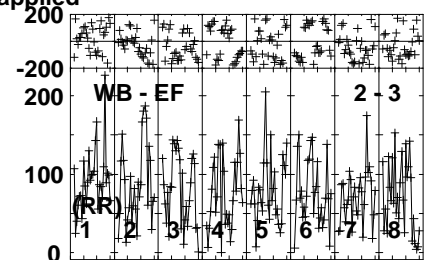
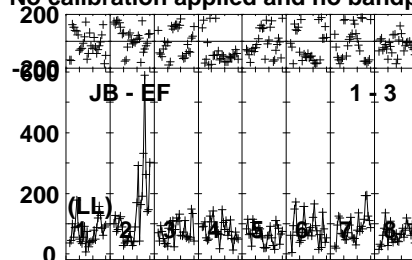
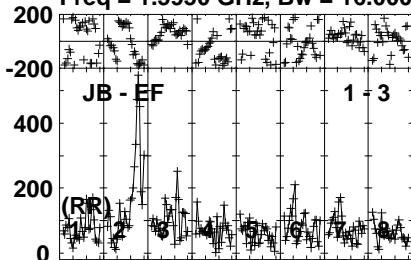
Timerange: 01/13:40:00 to 01/13:43:00

Plot file version 855 created 18-MAR-2021 11:21:53

CRDRA EB082 1.UVDATA.1

Freq = 1.5950 GHz, Bw = 16.000 MH

No calibration applied and no bandpass applied

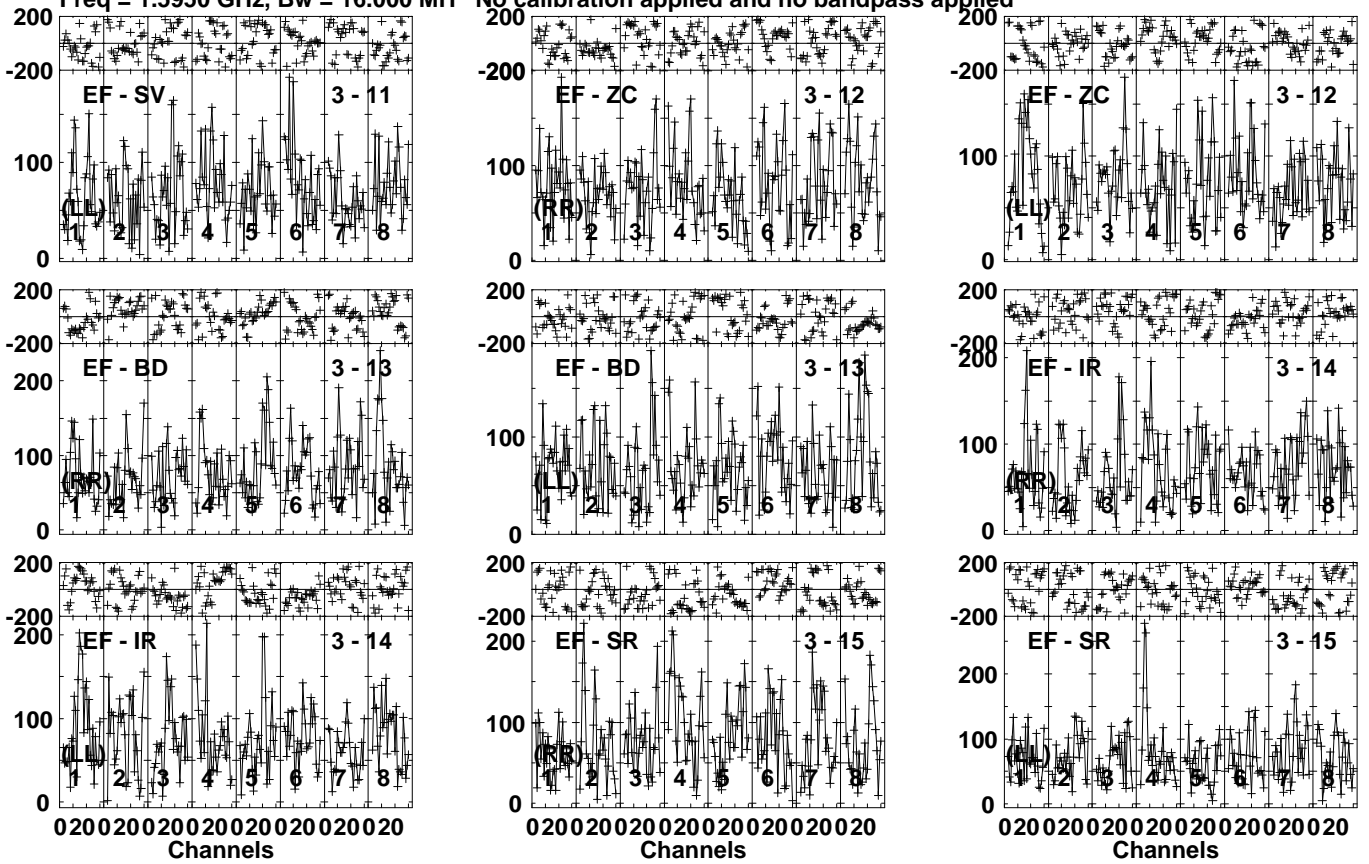


Lower frame: Micro Ampl Jy Top frame: Phas deg
Vector averaged cross-power spectrum Several baselines displayed
Timerange: 01/13:45:01 to 01/13:48:00

Plot file version 856 created 18-MAR-2021 11:21:54

CRDRA EB082 1.UVDATA.1

Freq = 1.5950 GHz, Bw = 16.000 MH No calibration applied and no bandpass applied



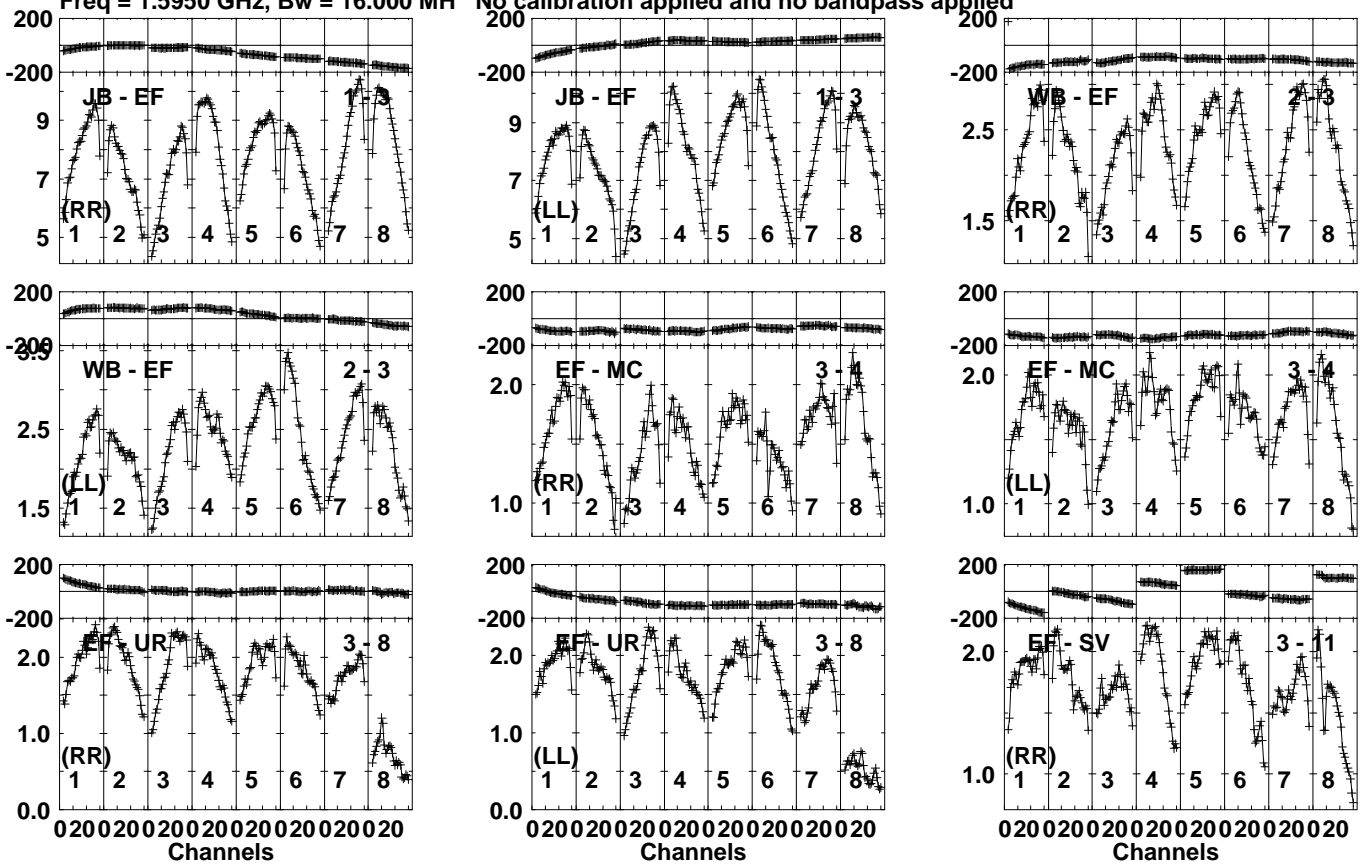
Lower frame: Micro Ampl Jy Top frame: Phas deg
Vector averaged cross-power spectrum Several baselines displayed
Timerange: 01/13:45:01 to 01/13:48:00

Plot file version 857 created 18-MAR-2021 11:21:54

J1608+5613 EB082 1.UVDATA.1

Freq = 1.5950 GHz, Bw = 16.000 MH

No calibration applied and no bandpass applied



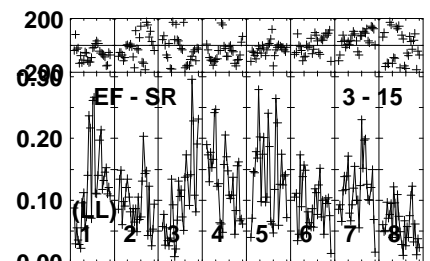
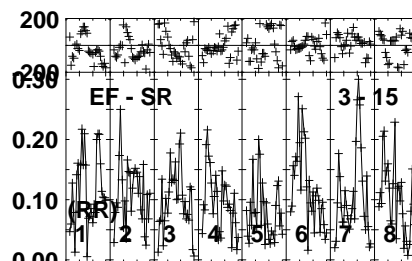
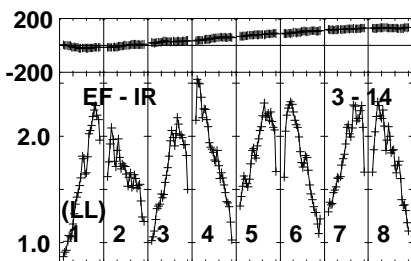
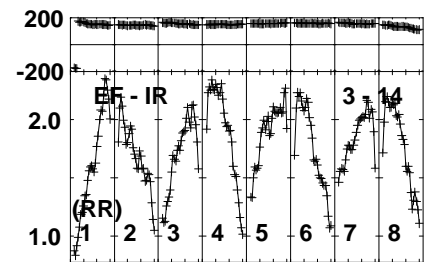
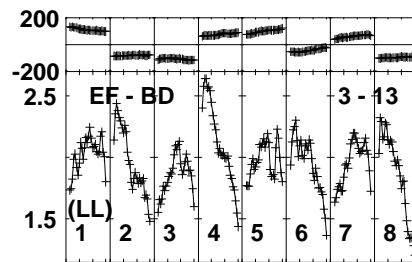
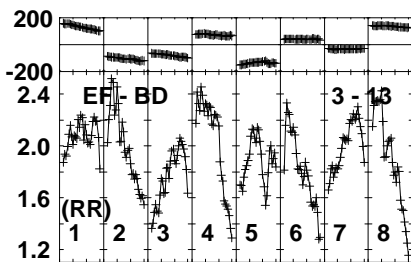
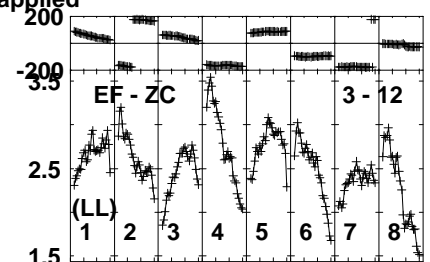
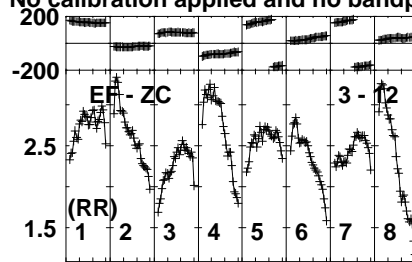
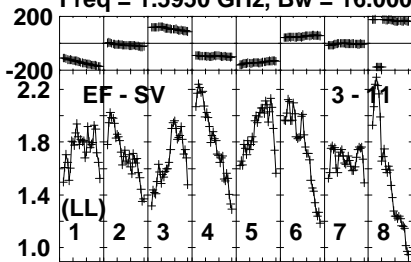
Lower frame: Milli Ampl Jy Top frame: Phas deg
Vector averaged cross-power spectrum Several baselines displayed
Timerange: 01/13:48:00 to 01/13:50:00

Plot file version 858 created 18-MAR-2021 11:21:54

J1608+5613 EB082 1.UVDATA.1

Freq = 1.5950 GHz, Bw = 16.000 MH

No calibration applied and no bandpass applied

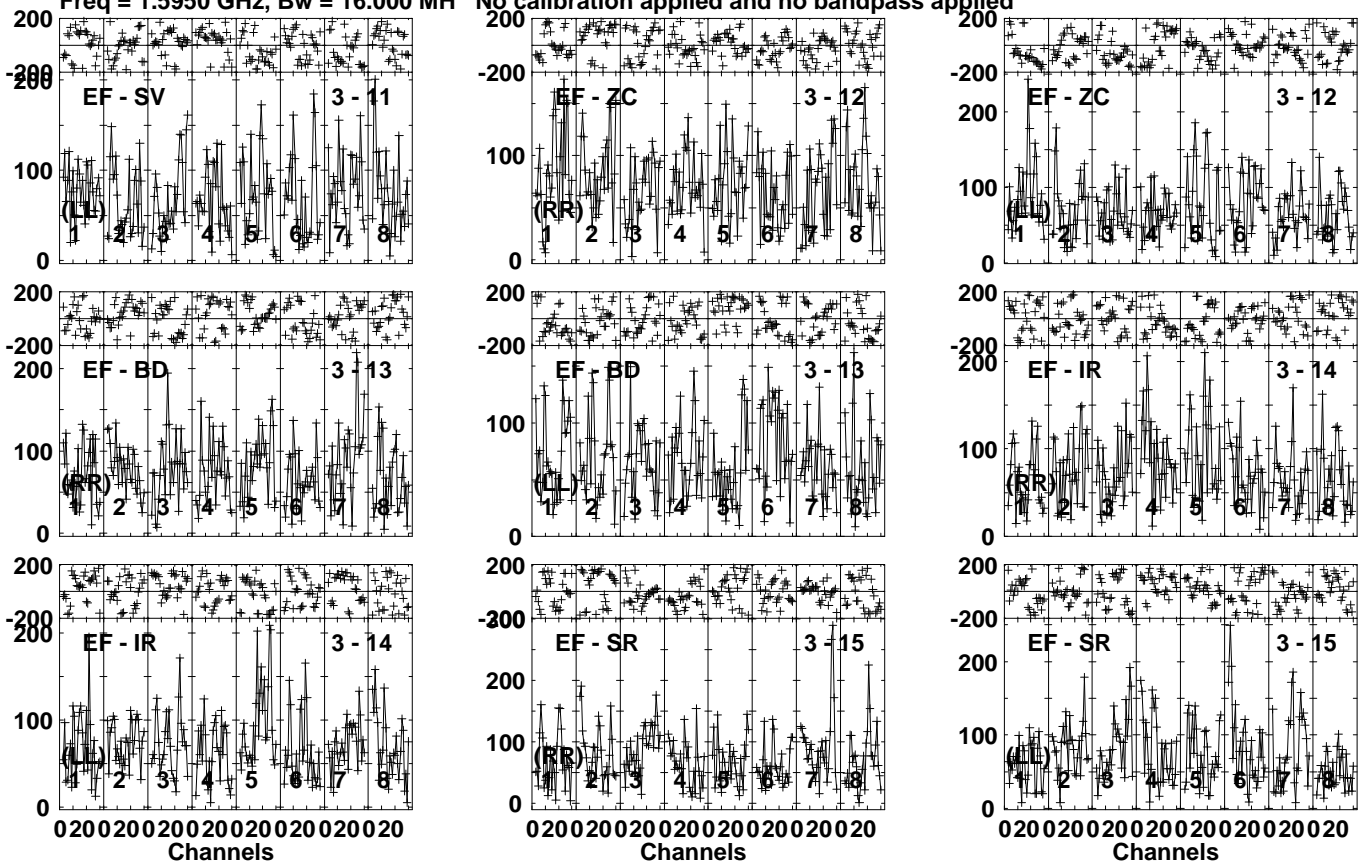


Lower frame: Milli Ampl Jy Top frame: Phas deg
Vector averaged cross-power spectrum Several baselines displayed
Timerange: 01/13:48:00 to 01/13:50:00

Plot file version 860 created 18-MAR-2021 11:21:54

CRDRA EB082 1.UVDATA.1

Freq = 1.5950 GHz, Bw = 16.000 MH No calibration applied and no bandpass applied



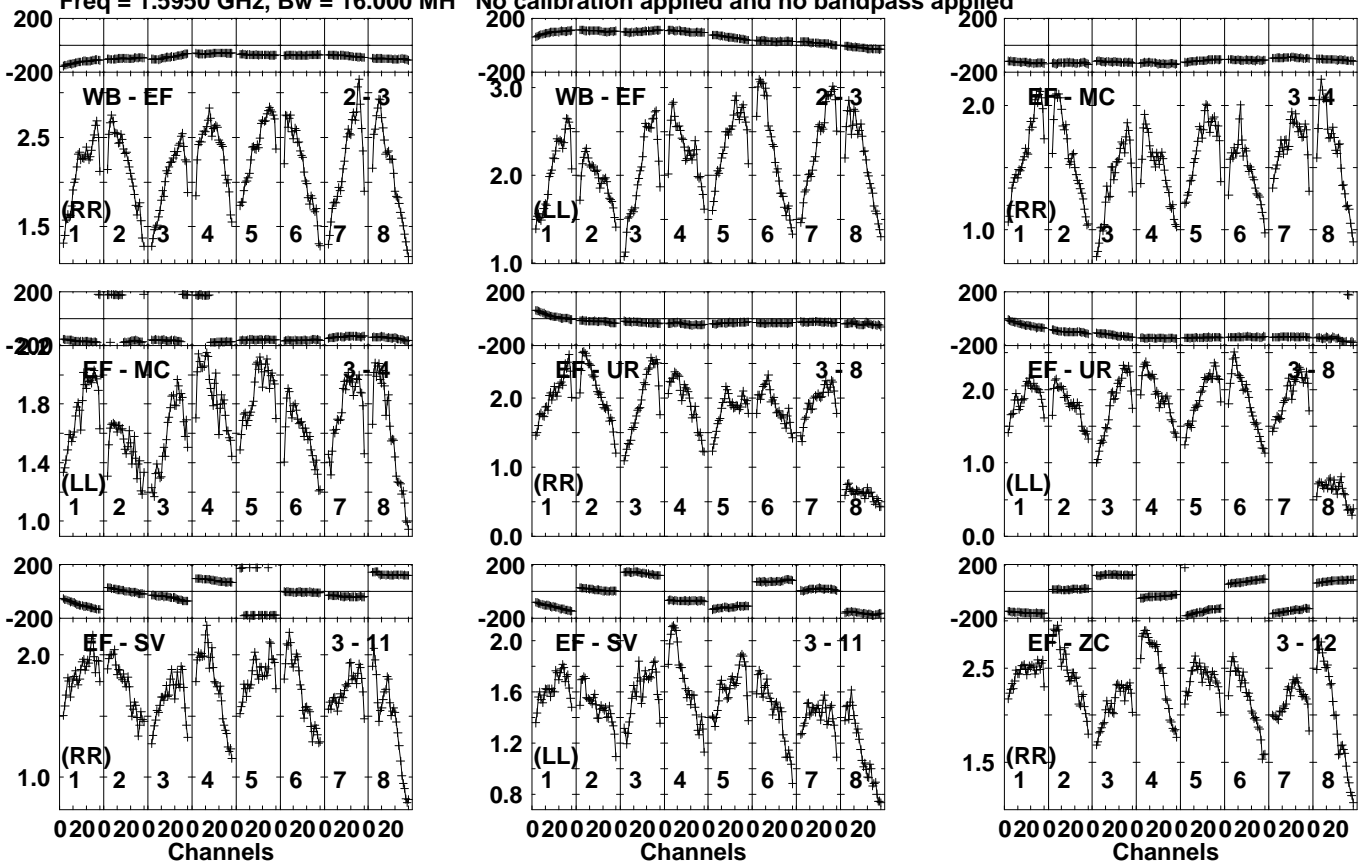
Lower frame: Micro Ampl Jy Top frame: Phas deg
Vector averaged cross-power spectrum Several baselines displayed
Timerange: 01/13:50:00 to 01/13:52:59

Plot file version 861 created 18-MAR-2021 11:21:55

J1608+5613 EB082 1.UVDATA.1

Freq = 1.5950 GHz, Bw = 16.000 MH

No calibration applied and no bandpass applied



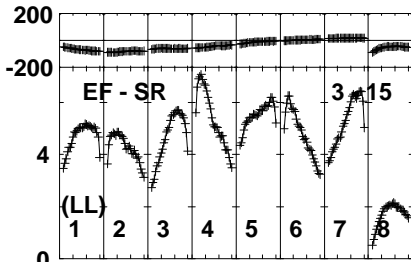
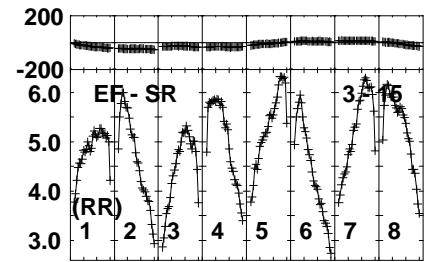
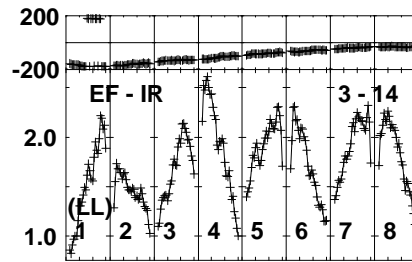
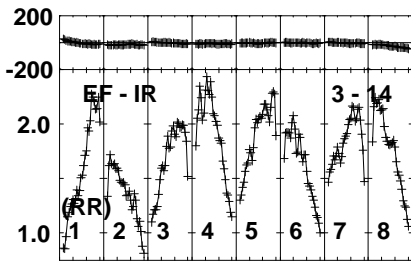
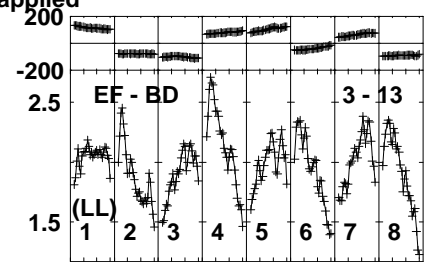
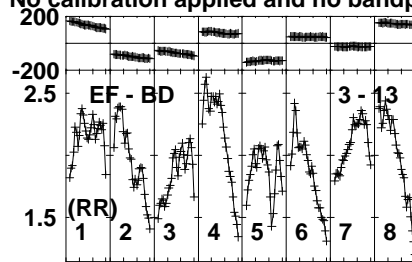
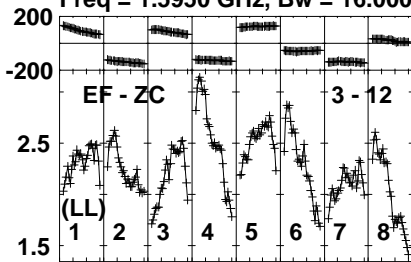
Lower frame: Milli Ampl Jy Top frame: Phas deg
Vector averaged cross-power spectrum Several baselines displayed
Timerange: 01/13:53:31 to 01/13:54:59

Plot file version 862 created 18-MAR-2021 11:21:55

J1608+5613 EB082 1.UVDATA.1

Freq = 1.5950 GHz, Bw = 16.000 MH

No calibration applied and no bandpass applied



020020020020020020020020

Channels

Lower frame: Milli Ampl Jy Top frame: Phas deg

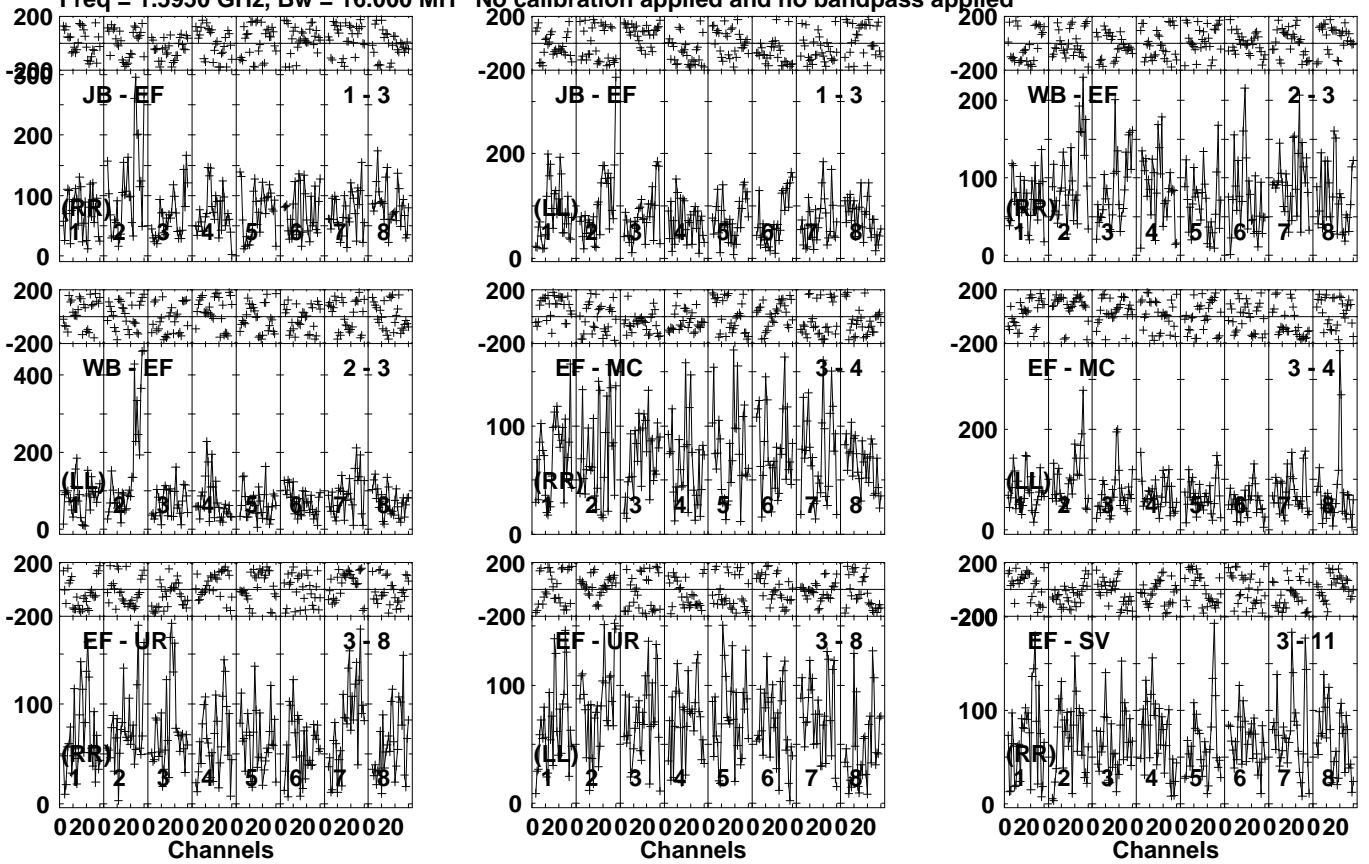
Vector averaged cross-power spectrum Several baselines displayed

Timerange: 01/13:53:31 to 01/13:54:59

Plot file version 863 created 18-MAR-2021 11:21:55

CRDRA EB082 1.UVDATA.1

Freq = 1.5950 GHz, Bw = 16.000 MH No calibration applied and no bandpass applied

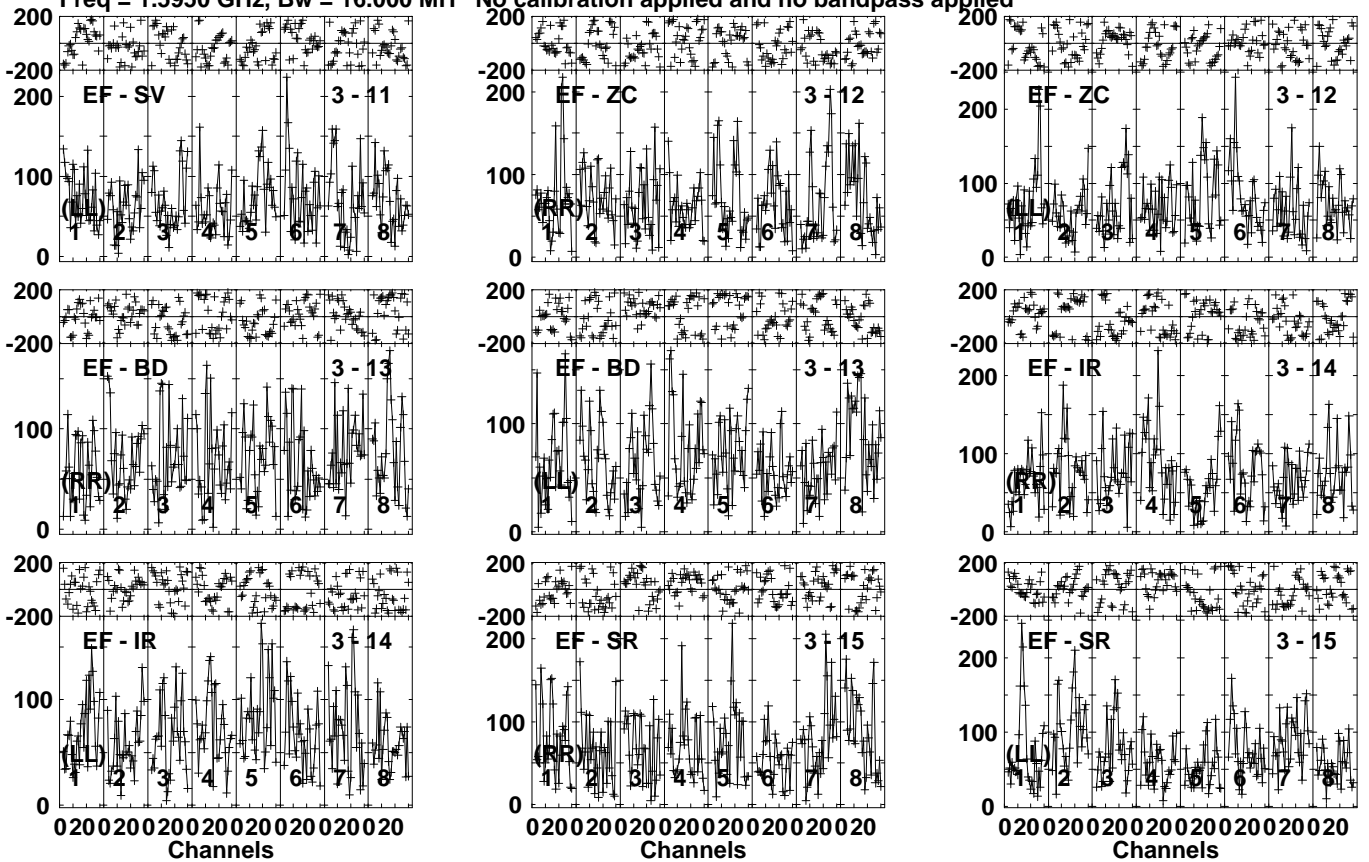


Lower frame: Micro Ampl Jy Top frame: Phas deg
Vector averaged cross-power spectrum Several baselines displayed
Timerange: 01/13:55:00 to 01/13:58:00

Plot file version 864 created 18-MAR-2021 11:21:55

CRDRA EB082 1.UVDATA.1

Freq = 1.5950 GHz, Bw = 16.000 MH No calibration applied and no bandpass applied



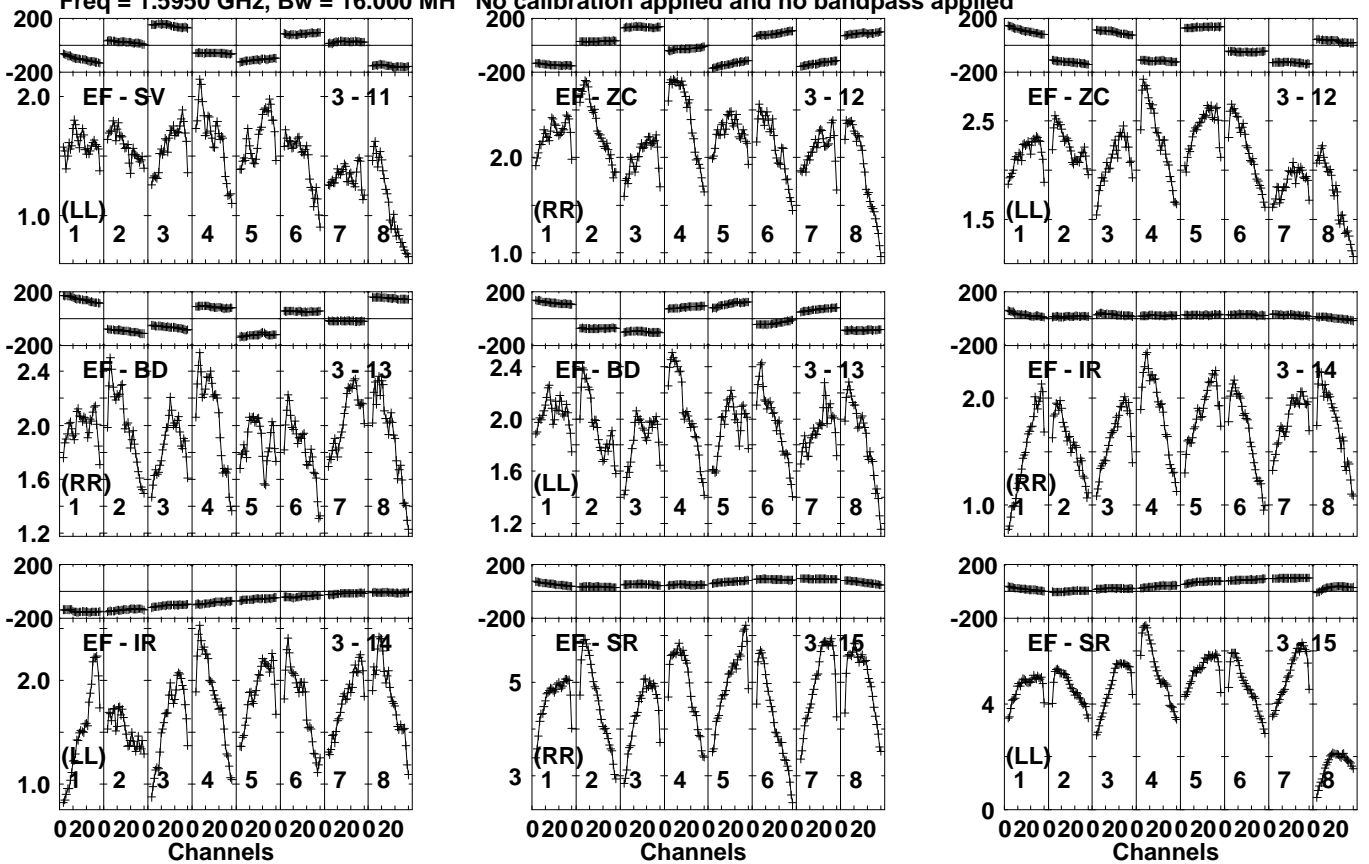
Lower frame: Micro Ampl Jy Top frame: Phas deg
Vector averaged cross-power spectrum Several baselines displayed
Timerange: 01/13:55:00 to 01/13:58:00

Plot file version 866 created 18-MAR-2021 11:21:55

J1608+5613 EB082 1.UVDATA.1

Freq = 1.5950 GHz, Bw = 16.000 MH

No calibration applied and no bandpass applied



Lower frame: Milli Ampl Jy Top frame: Phas deg
Vector averaged cross-power spectrum Several baselines displayed
Timerange: 01/13:58:00 to 01/13:59:59