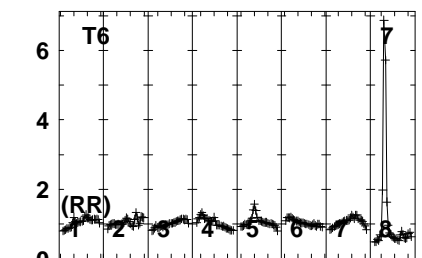
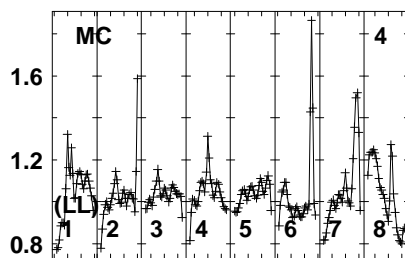
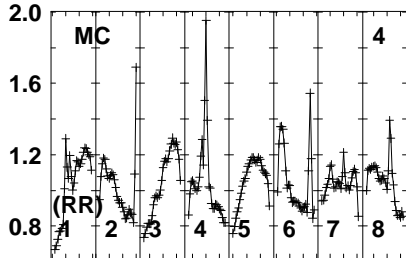
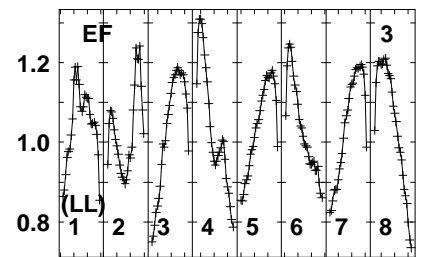
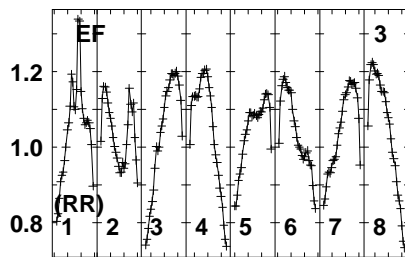
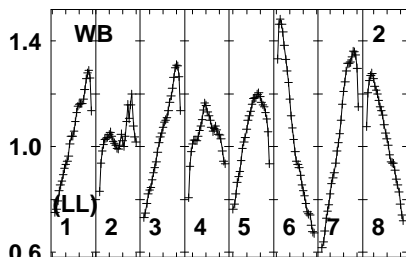
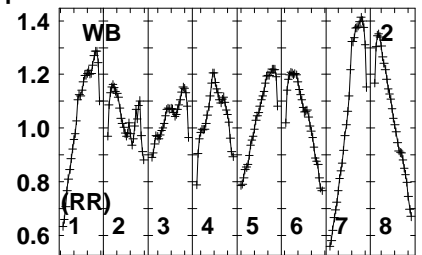
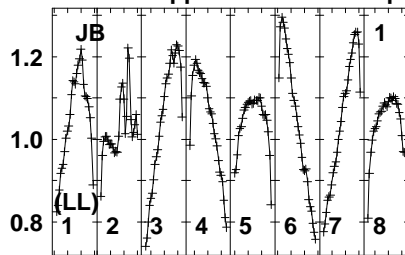
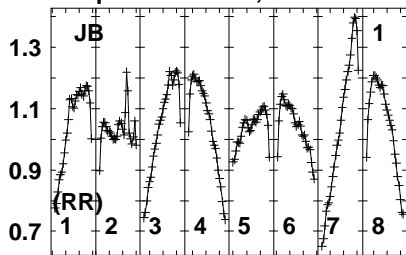


Plot file version 1 created 18-MAR-2021 12:45:33

3C84 EB082 2.UVDATA.1

Freq = 1.5950 GHz, Bw = 16.000 MH No calibration applied and no bandpass applied



1595 610 1630 645 660 675 1695 710  
FREQ MHz

1595 610 1630 645 660 675 1695 710  
FREQ MHz

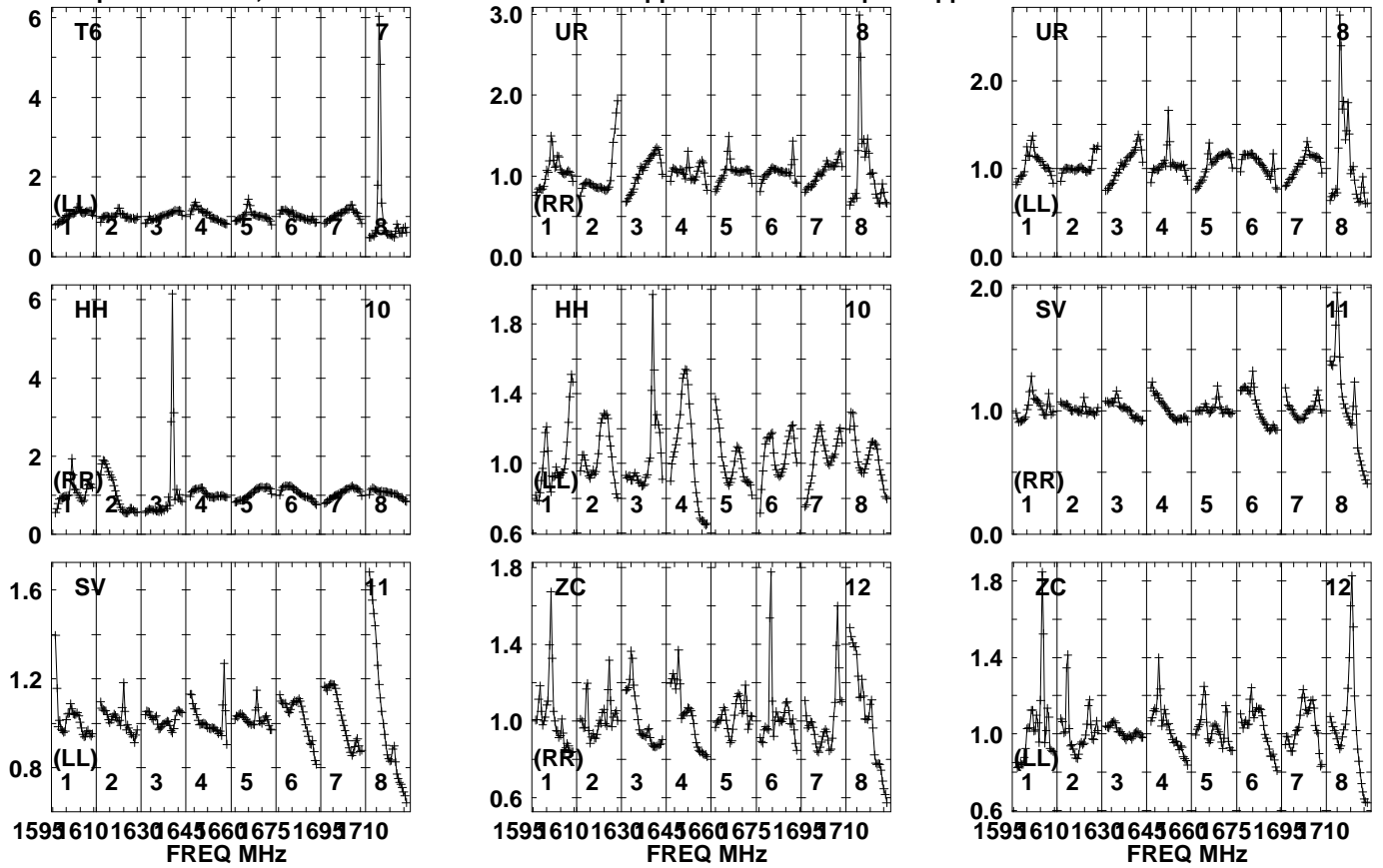
1595 610 1630 645 660 675 1695 710  
FREQ MHz

Lower frame: Real Jy  
Auto-corr total-power spectrum Antenna: \*  
Timerange: 00/23:00:00 to 00/23:08:59

Plot file version 2 created 18-MAR-2021 12:45:33

3C84 EB082 2.UVDATA.1

Freq = 1.5950 GHz, Bw = 16.000 MH No calibration applied and no bandpass applied

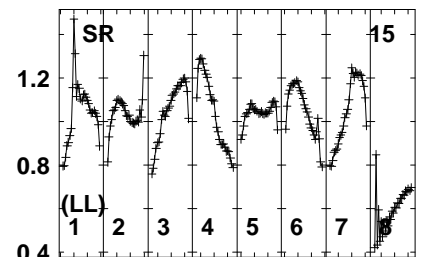
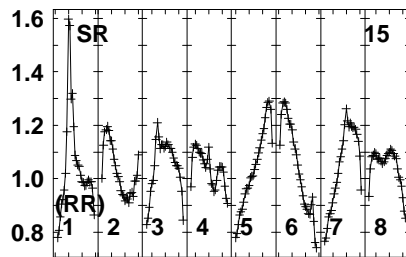
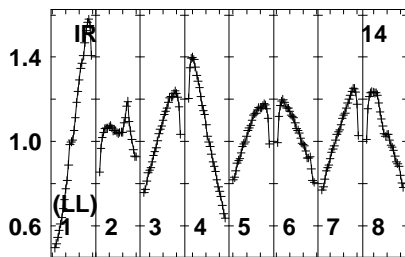
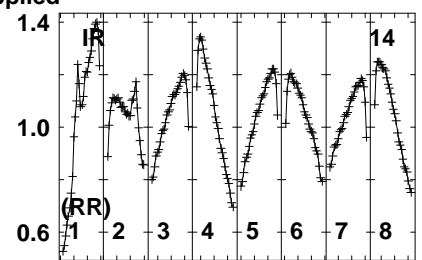
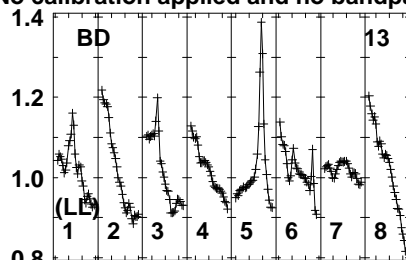
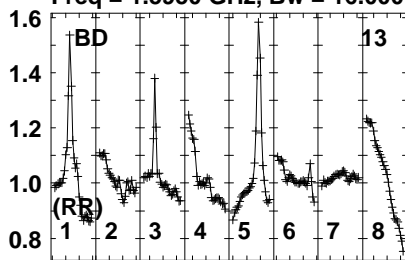


Lower frame: Real Jy  
Auto-corr total-power spectrum Antenna: \*  
Timerange: 00/23:00:00 to 00/23:08:59

Plot file version 3 created 18-MAR-2021 12:45:34

3C84 EB082 2.UVDATA.1

Freq = 1.5950 GHz, Bw = 16.000 MH No calibration applied and no bandpass applied

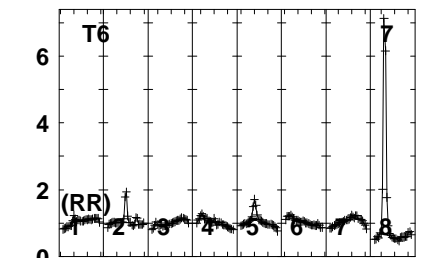
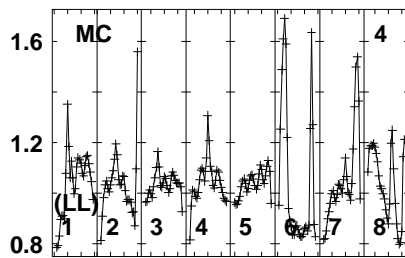
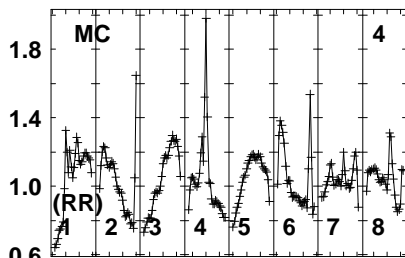
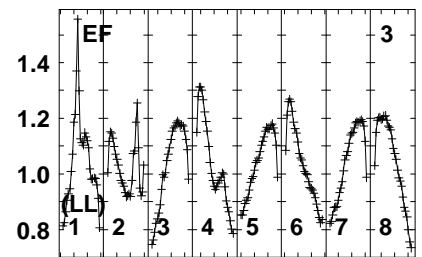
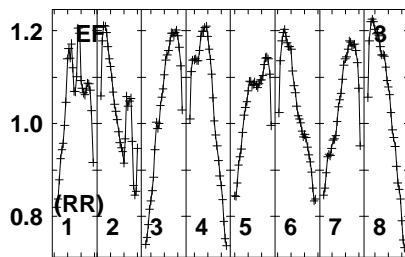
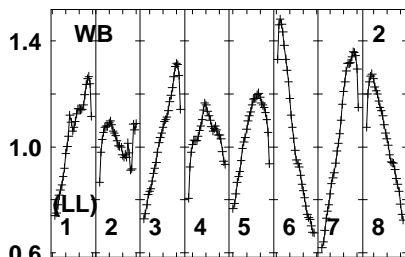
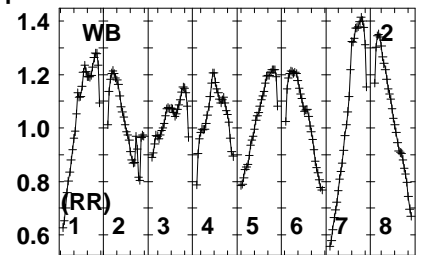
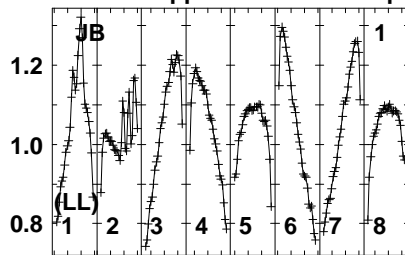
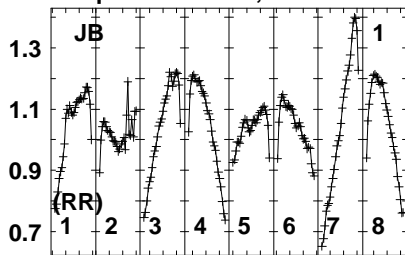


Lower frame: Real Jy  
Auto-corr total-power spectrum Antenna: \*  
Timerange: 00/23:00:00 to 00/23:08:59

Plot file version 4 created 18-MAR-2021 12:45:34

3C84 EB082 2.UVDATA.1

Freq = 1.5950 GHz, Bw = 16.000 MH No calibration applied and no bandpass applied



1595 610 1630 645 660 675 1695 710  
FREQ MHz

1595 610 1630 645 660 675 1695 710  
FREQ MHz

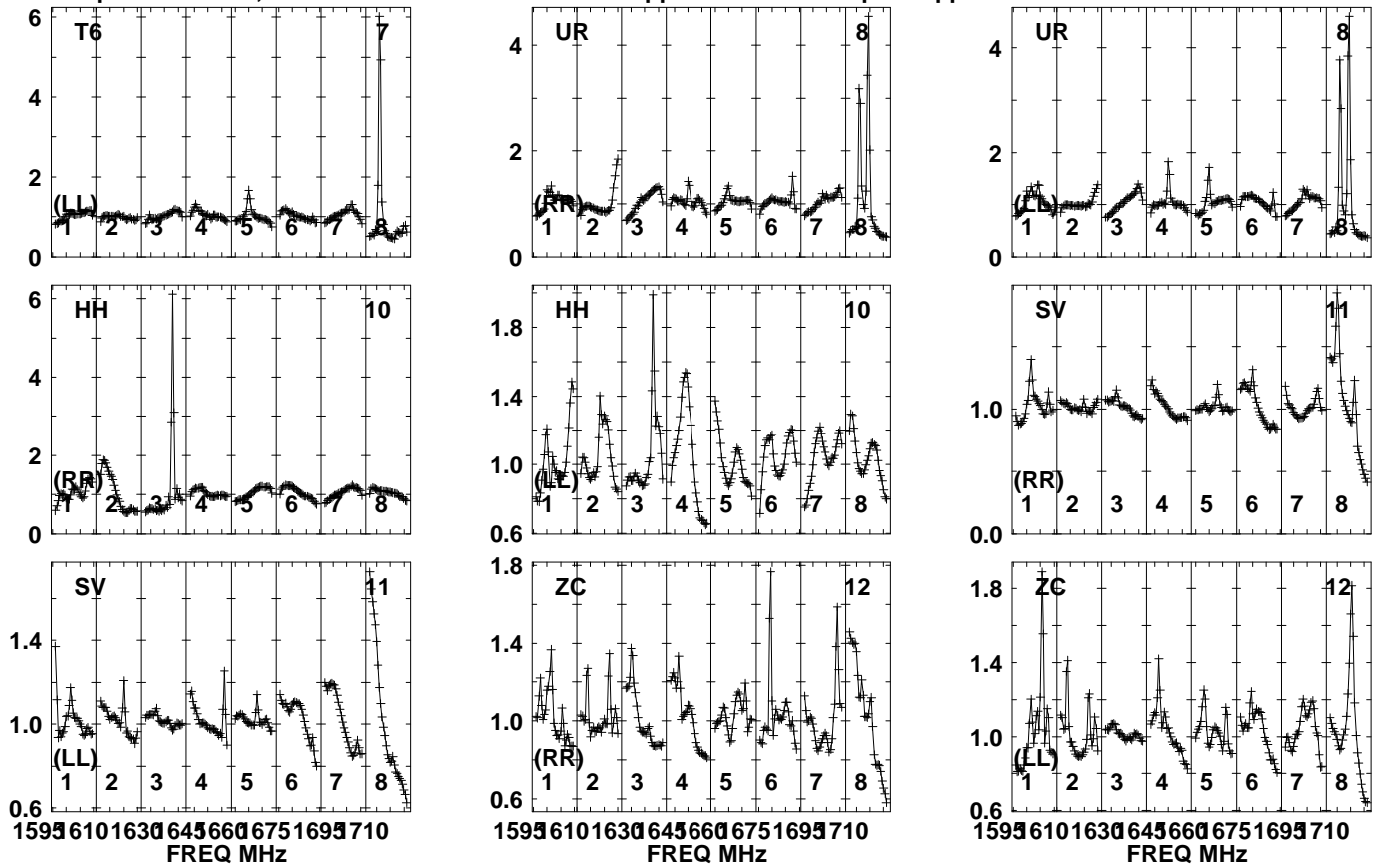
1595 610 1630 645 660 675 1695 710  
FREQ MHz

Lower frame: Real Jy  
Auto-corr total-power spectrum Antenna: \*  
Timerange: 00/23:09:30 to 00/23:10:00

Plot file version 5 created 18-MAR-2021 12:45:34

3C84 EB082 2.UVDATA.1

Freq = 1.5950 GHz, Bw = 16.000 MH No calibration applied and no bandpass applied

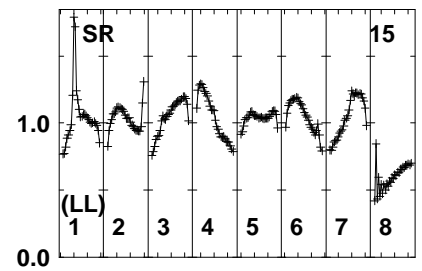
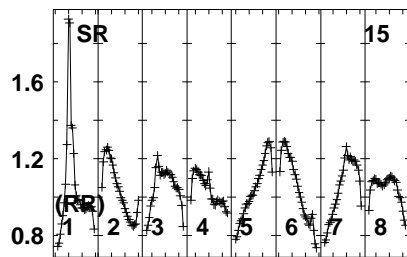
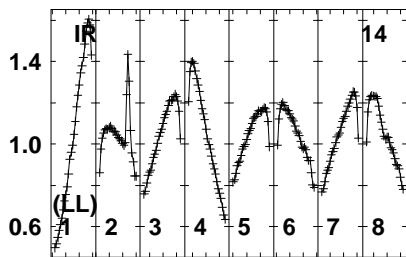
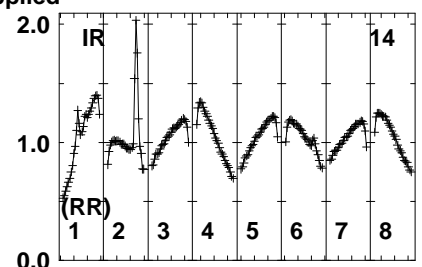
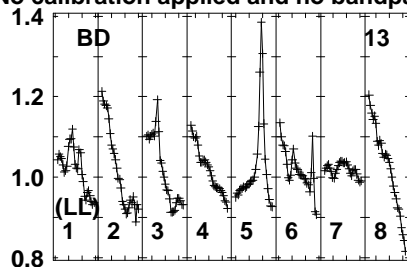
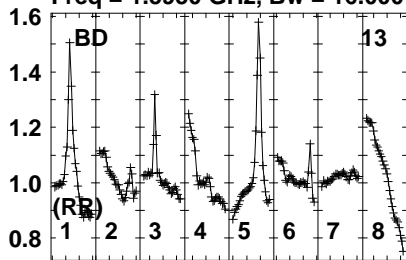


Lower frame: Real Jy  
Auto-corr total-power spectrum Antenna: \*  
Timerange: 00/23:09:30 to 00/23:10:00

Plot file version 6 created 18-MAR-2021 12:45:34

3C84 EB082 2.UVDATA.1

Freq = 1.5950 GHz, Bw = 16.000 MH No calibration applied and no bandpass applied

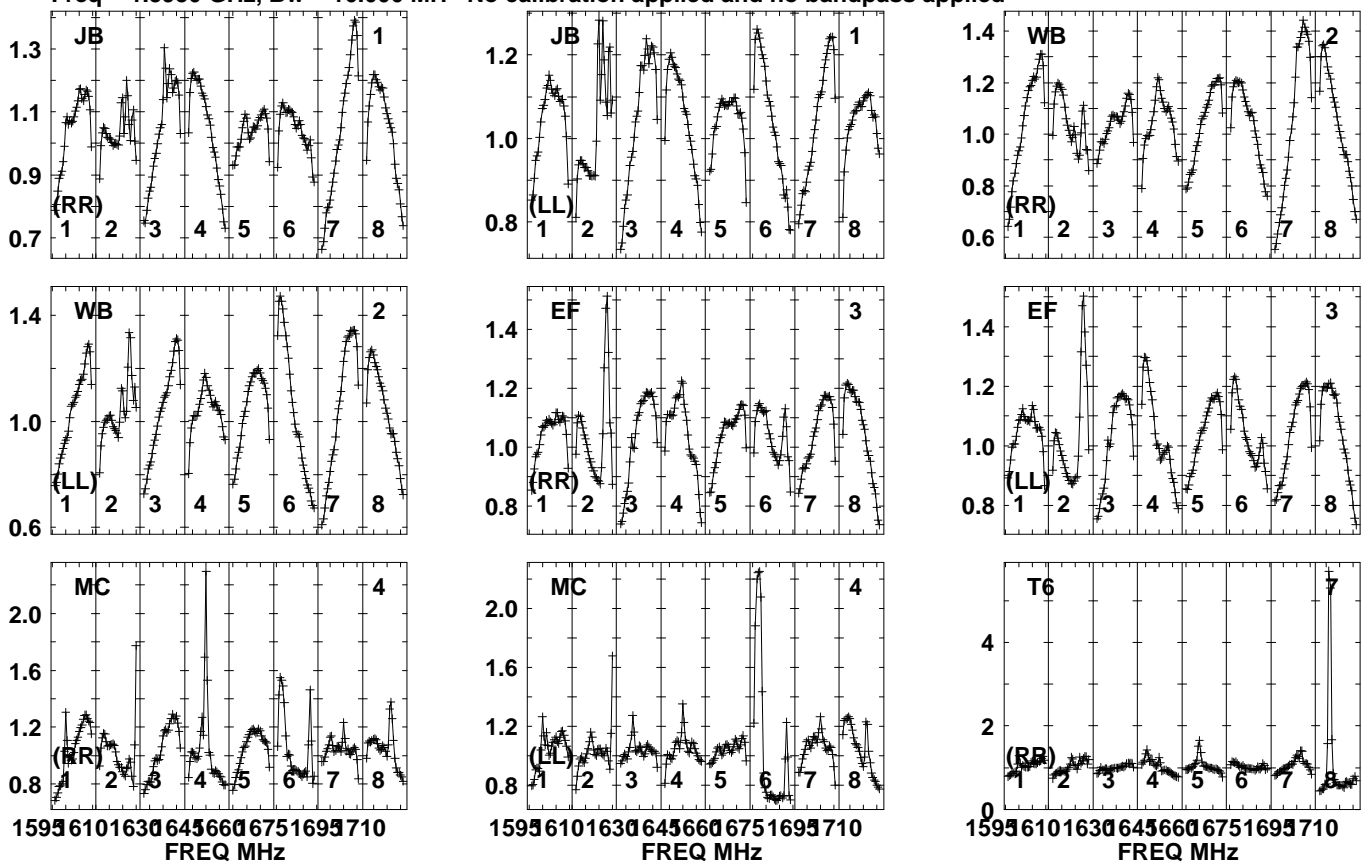


Lower frame: Real Jy  
Auto-corr total-power spectrum Antenna: \*  
Timerange: 00/23:09:30 to 00/23:10:00

Plot file version 7 created 18-MAR-2021 12:45:35

OQ208 EB082 2.UVDATA.1

Freq = 1.5950 GHz, Bw = 16.000 MH No calibration applied and no bandpass applied

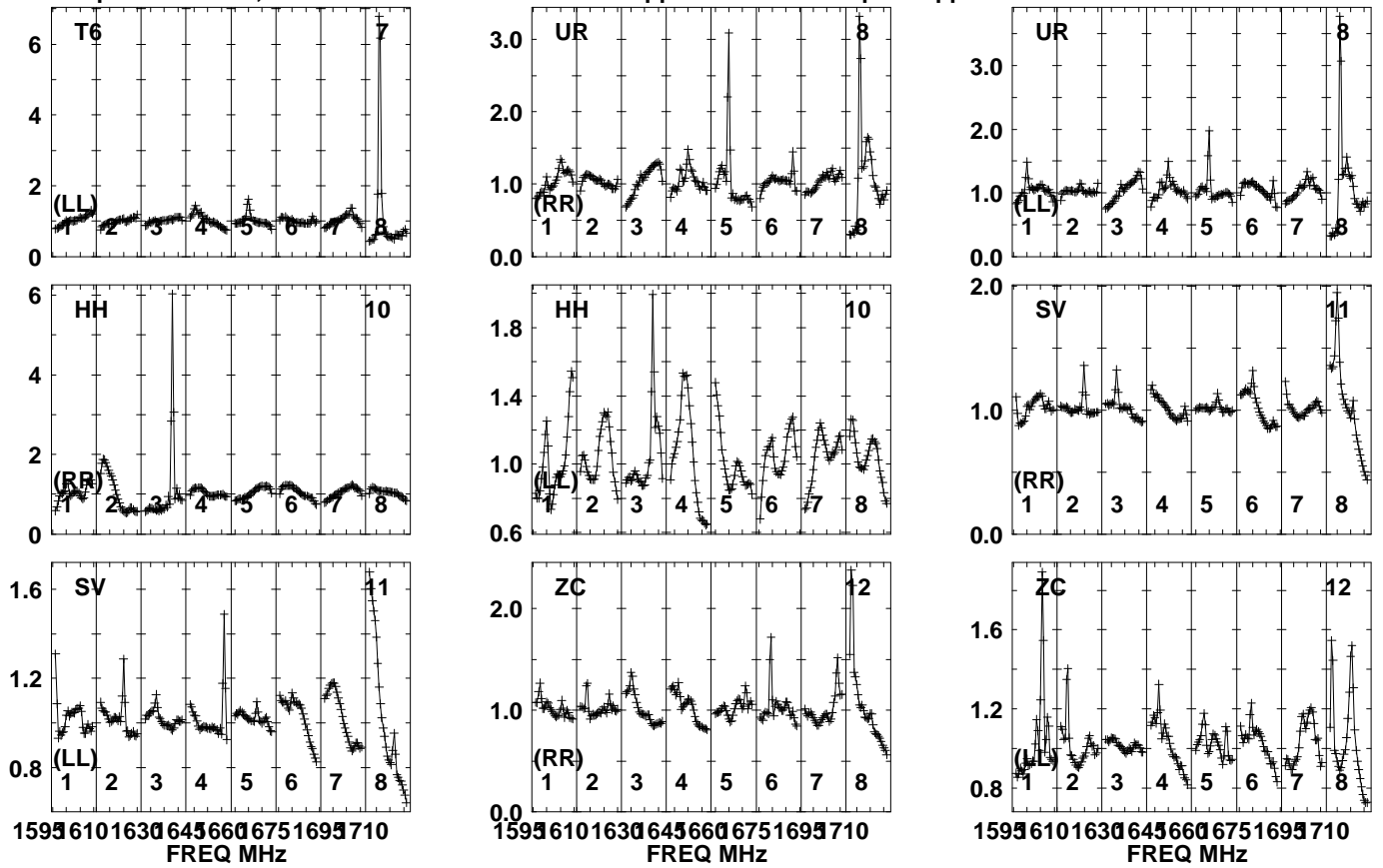


Lower frame: Real Jy  
Auto-corr total-power spectrum Antenna: \*  
Timerange: 01/08:50:15 to 01/08:58:59

Plot file version 8 created 18-MAR-2021 12:45:35

QQ208 EB082 2.UVDATA.1

Freq = 1.5950 GHz, Bw = 16.000 MH No calibration applied and no bandpass applied



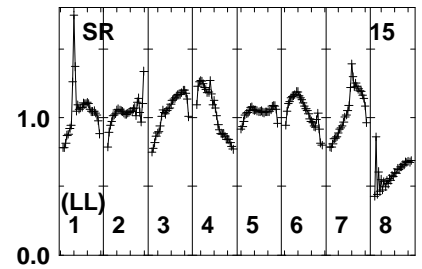
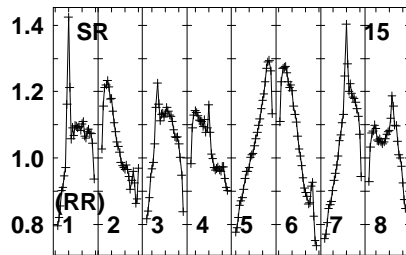
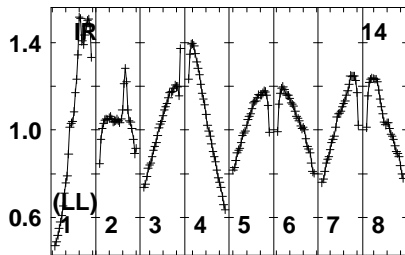
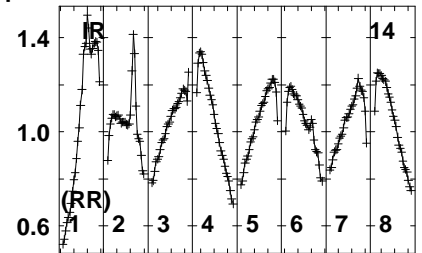
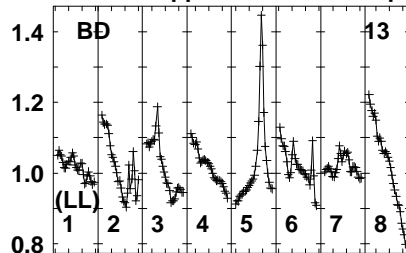
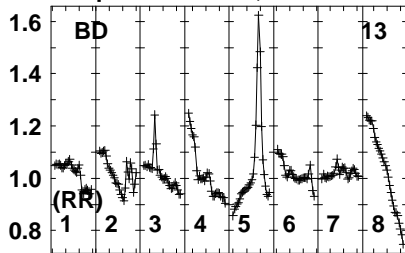
Lower frame: Real Jy  
Auto-corr total-power spectrum Antenna: \*  
Timerange: 01/08:50:15 to 01/08:58:59



Plot file version 9 created 18-MAR-2021 12:45:35

OQ208 EB082 2.UVDATA.1

Freq = 1.5950 GHz, Bw = 16.000 MH No calibration applied and no bandpass applied

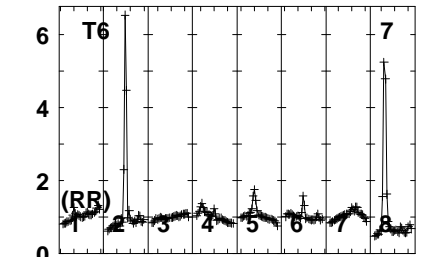
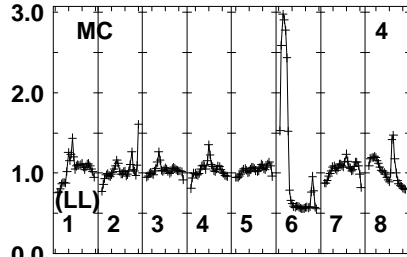
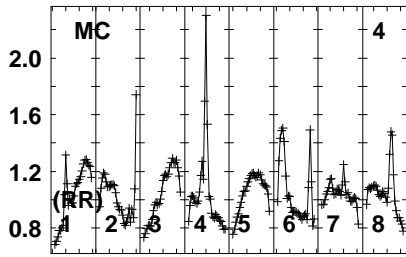
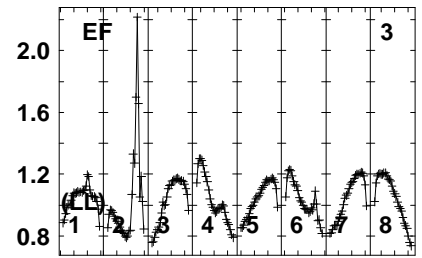
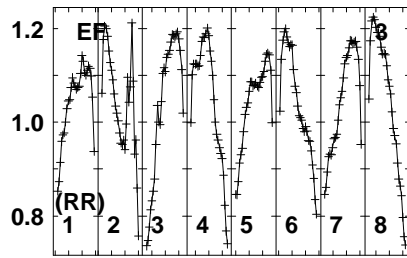
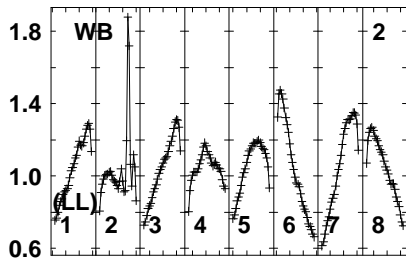
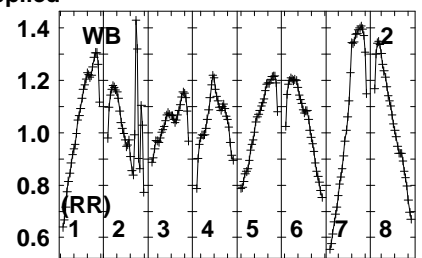
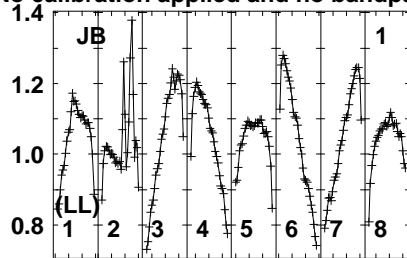
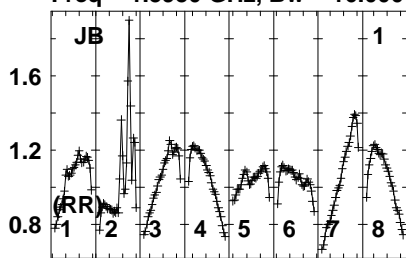


Lower frame: Real Jy  
Auto-corr total-power spectrum Antenna: \*  
Timerange: 01/08:50:15 to 01/08:58:59

Plot file version 10 created 18-MAR-2021 12:45:35

OQ208 EB082 2.UVDATA.1

Freq = 1.5950 GHz, Bw = 16.000 MH No calibration applied and no bandpass applied



1595 610 1630 645 660 675 1695 710  
FREQ MHz

1595 610 1630 645 660 675 1695 710  
FREQ MHz

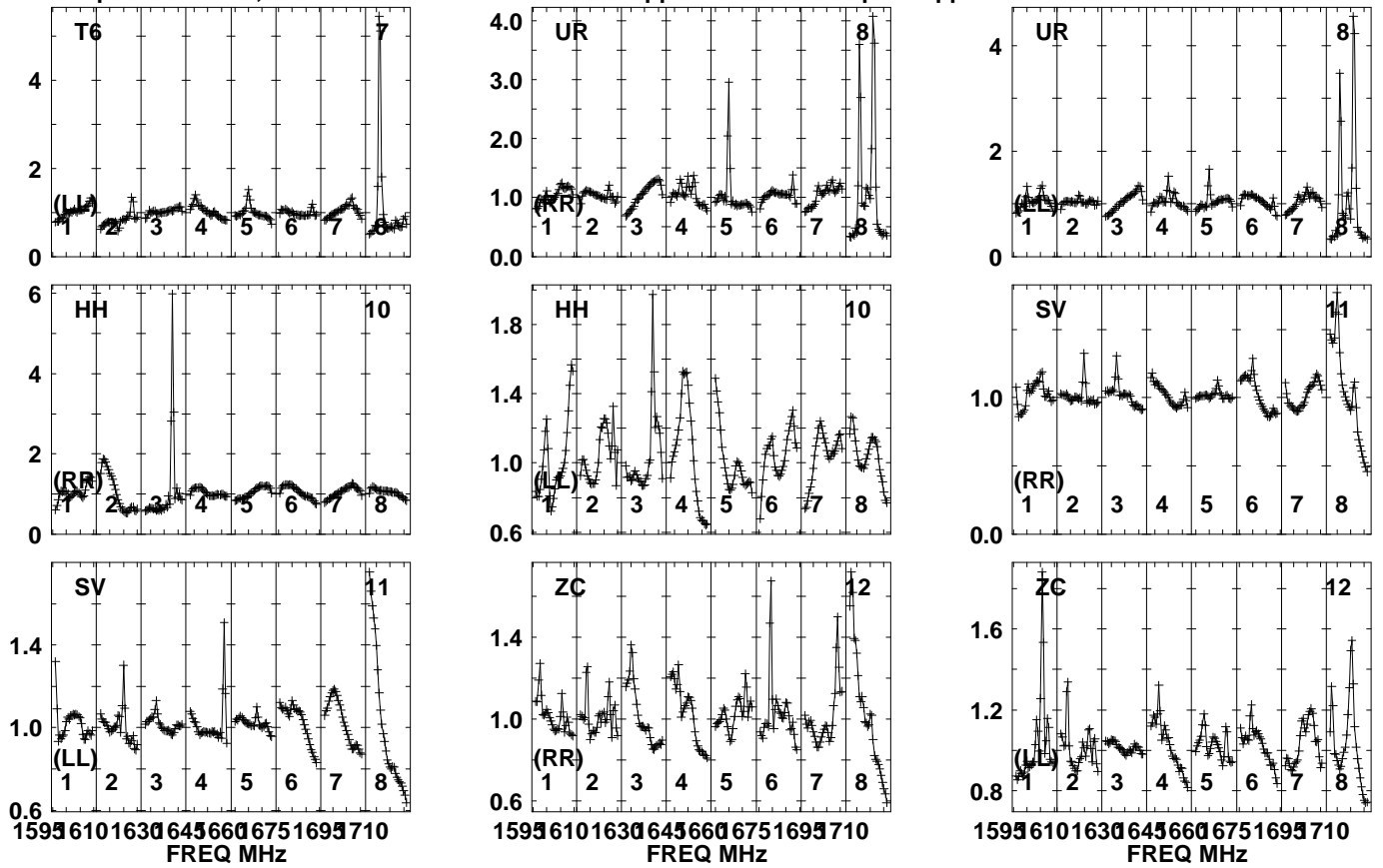
1595 610 1630 645 660 675 1695 710  
FREQ MHz

Lower frame: Real Jy  
Auto-corr total-power spectrum Antenna: \*  
Timerange: 01/08:59:31 to 01/09:00:00

Plot file version 11 created 18-MAR-2021 12:45:36

QQ208 EB082 2.UVDATA.1

Freq = 1.5950 GHz, Bw = 16.000 MH No calibration applied and no bandpass applied



Lower frame: Real Jy

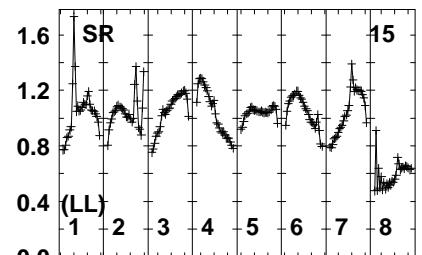
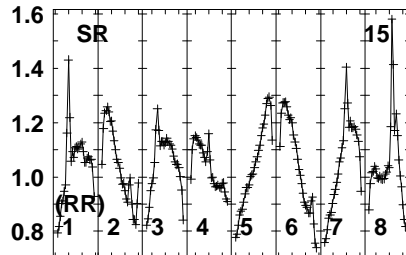
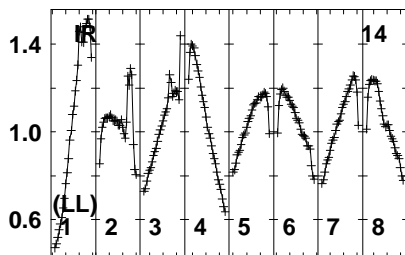
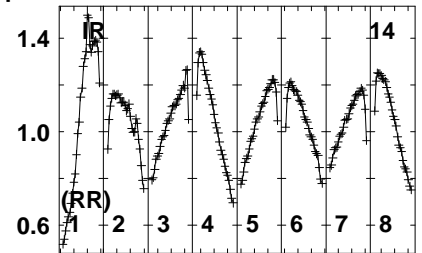
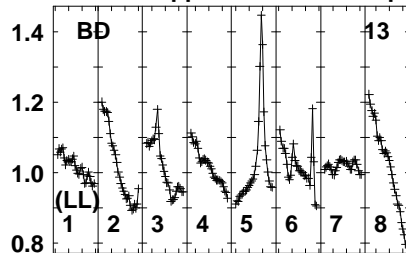
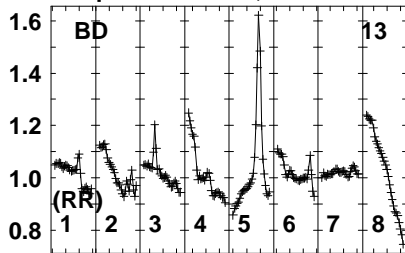
Auto-corr total-power spectrum Antenna: \*

Timerange: 01/08:59:31 to 01/09:00:00

Plot file version 12 created 18-MAR-2021 12:45:36

OQ208 EB082 2.UVDATA.1

Freq = 1.5950 GHz, Bw = 16.000 MH No calibration applied and no bandpass applied

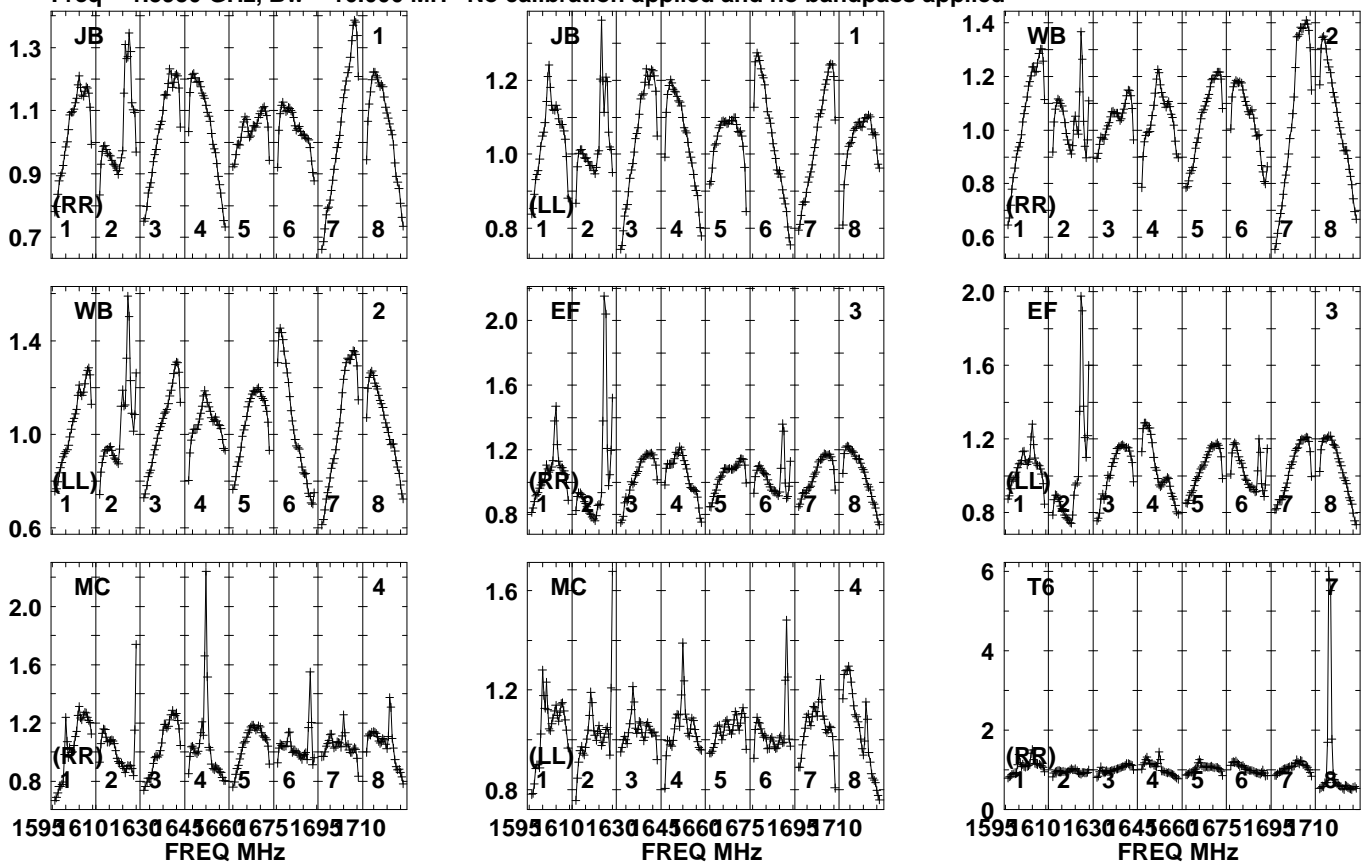


Lower frame: Real Jy  
Auto-corr total-power spectrum Antenna: \*  
Timerange: 01/08:59:31 to 01/09:00:00

Plot file version 13 created 18-MAR-2021 12:45:36

3C345 EB082 2.UVDATA.1

Freq = 1.5950 GHz, Bw = 16.000 MH No calibration applied and no bandpass applied

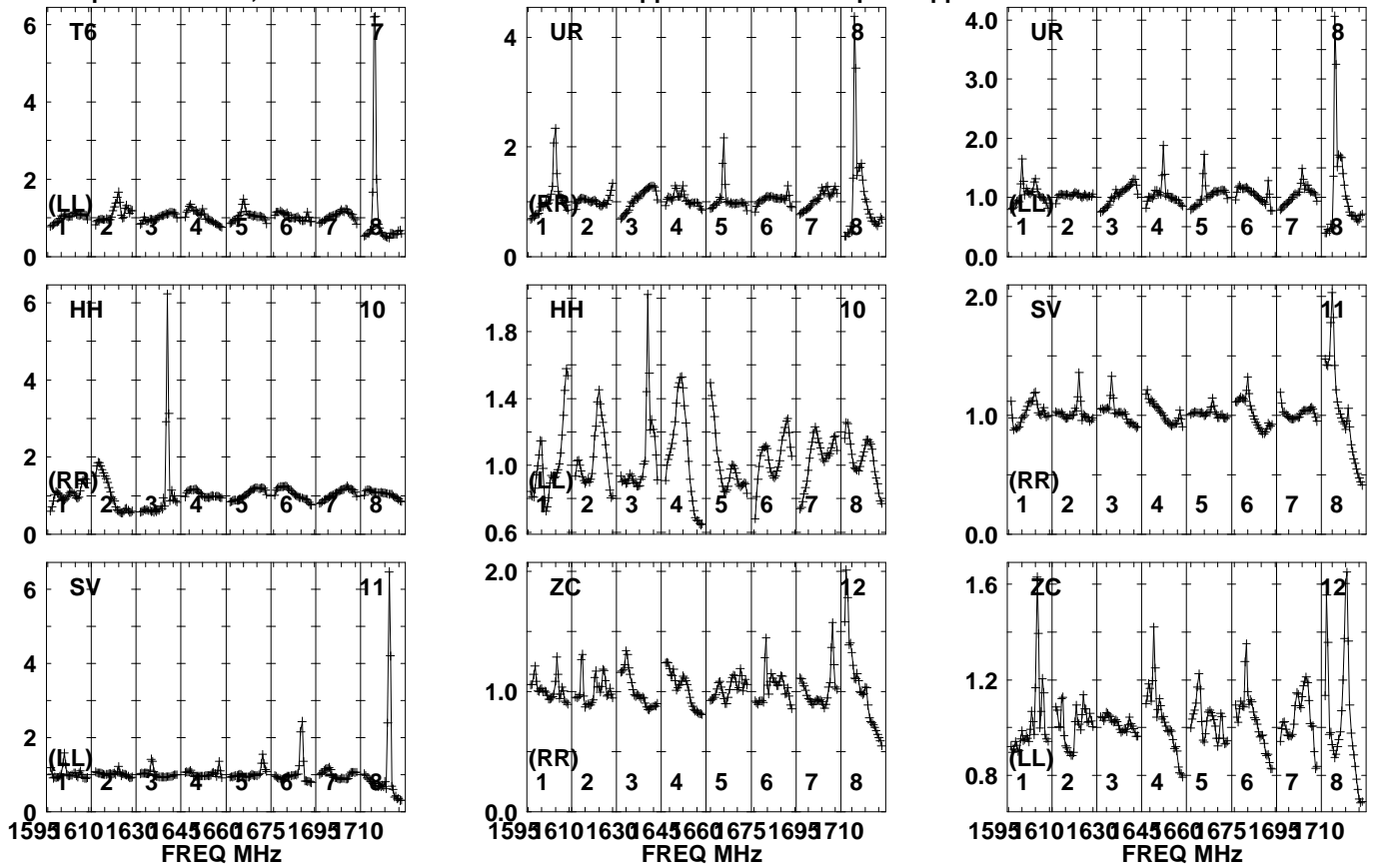


Lower frame: Real Jy  
Auto-corr total-power spectrum Antenna: \*  
Timerange: 01/09:00:00 to 01/09:08:59

Plot file version 14 created 18-MAR-2021 12:45:37

3C345 EB082 2.UVDATA.1

Freq = 1.5950 GHz, Bw = 16.000 MH No calibration applied and no bandpass applied

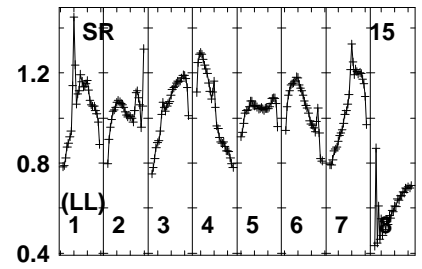
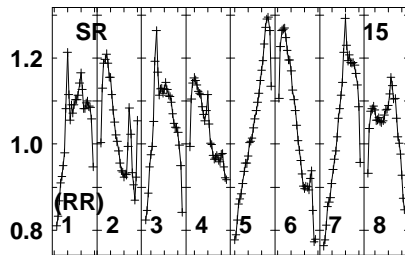
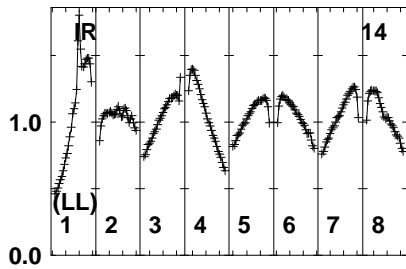
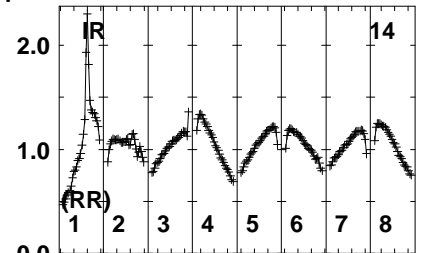
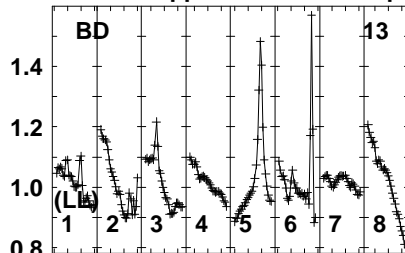
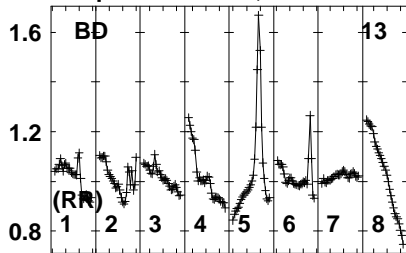


Lower frame: Real Jy  
Auto-corr total-power spectrum Antenna: \*  
Timerange: 01/09:00:00 to 01/09:08:59

Plot file version 15 created 18-MAR-2021 12:45:37

3C345 EB082 2.UVDATA.1

Freq = 1.5950 GHz, Bw = 16.000 MH No calibration applied and no bandpass applied

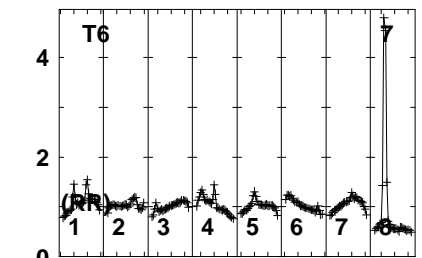
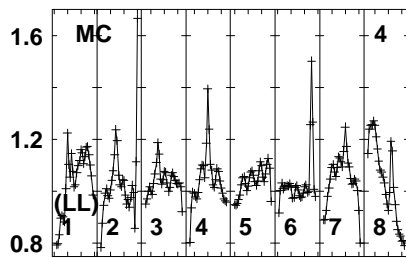
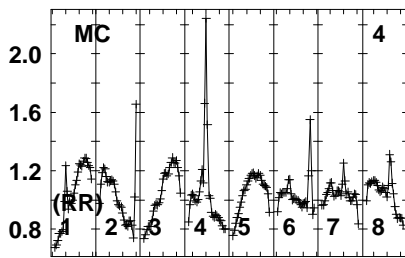
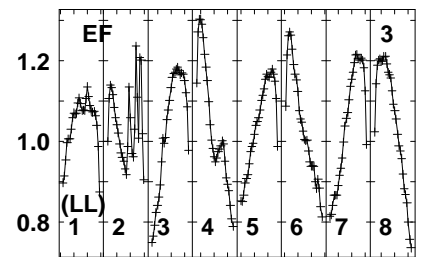
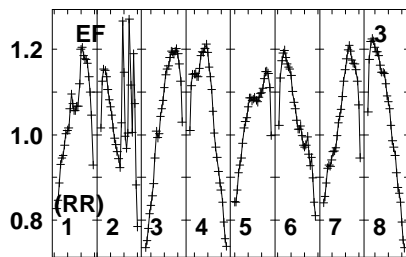
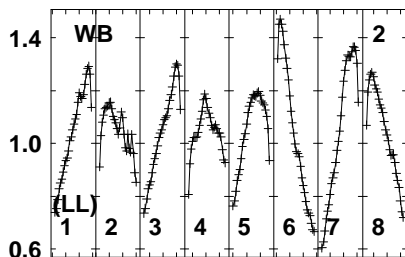
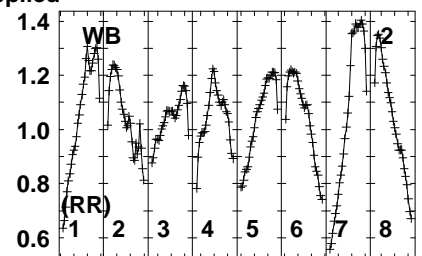
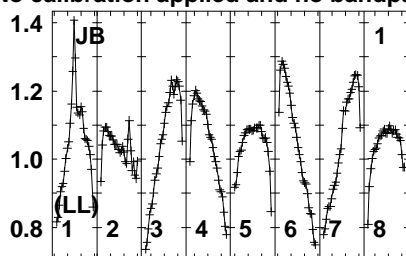
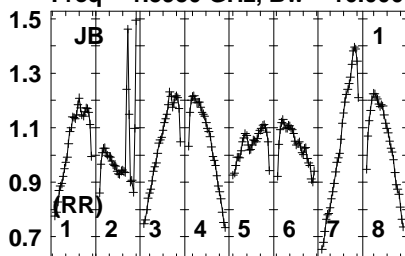


Lower frame: Real Jy  
Auto-corr total-power spectrum Antenna: \*  
Timerange: 01/09:00:00 to 01/09:08:59

Plot file version 16 created 18-MAR-2021 12:45:37

3C345 EB082 2.UVDATA.1

Freq = 1.5950 GHz, Bw = 16.000 MH No calibration applied and no bandpass applied



1595 610 1630 645 660 675 1695 710  
FREQ MHz

1595 610 1630 645 660 675 1695 710  
FREQ MHz

1595 610 1630 645 660 675 1695 710  
FREQ MHz

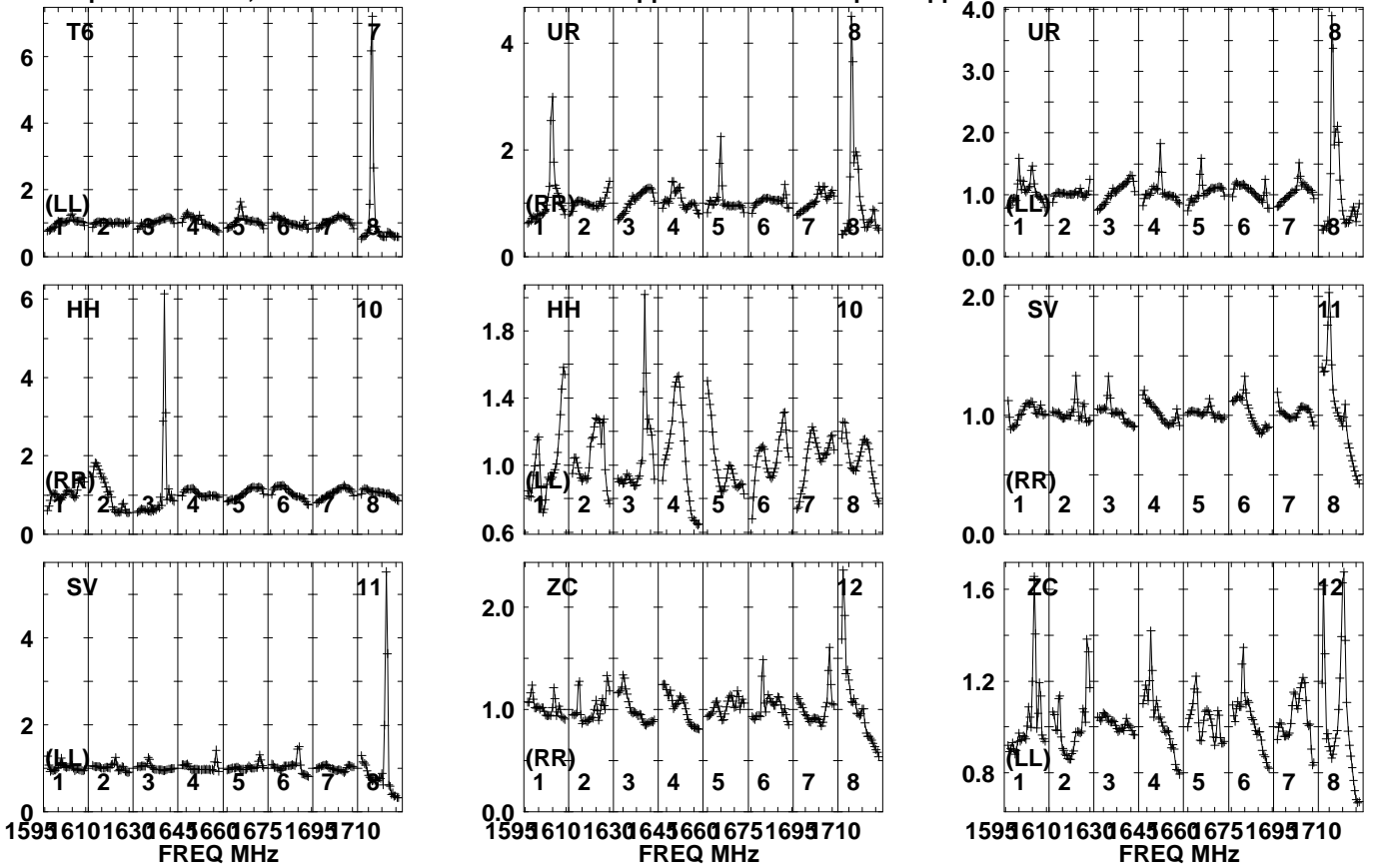
Lower frame: Real Jy  
Auto-corr total-power spectrum Antenna: \*  
Timerange: 01/09:09:30 to 01/09:10:00



Plot file version 17 created 18-MAR-2021 12:45:37

3C345 EB082 2.UVDATA.1

Freq = 1.5950 GHz, Bw = 16.000 MH No calibration applied and no bandpass applied

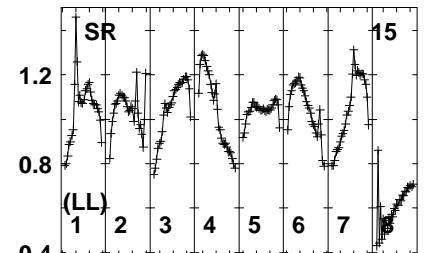
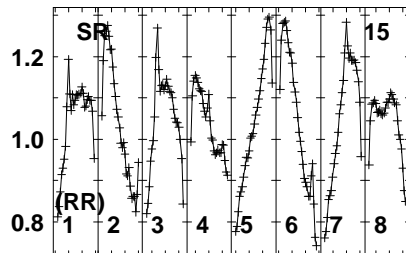
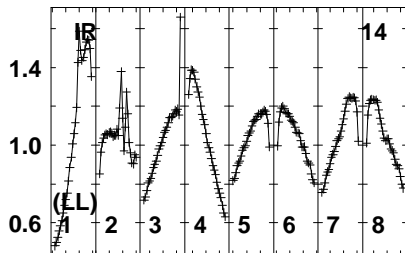
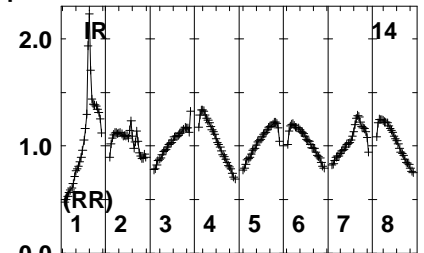
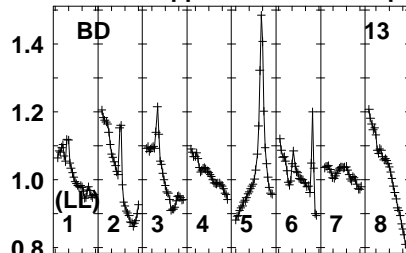
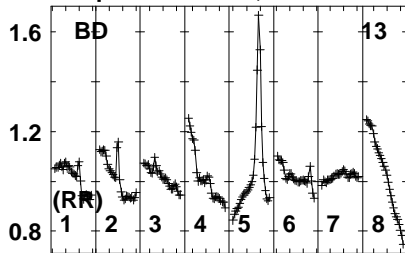


Lower frame: Real Jy  
Auto-corr total-power spectrum Antenna: \*  
Timerange: 01/09:09:30 to 01/09:10:00

Plot file version 18 created 18-MAR-2021 12:45:38

3C345 EB082 2.UVDATA.1

Freq = 1.5950 GHz, Bw = 16.000 MH No calibration applied and no bandpass applied

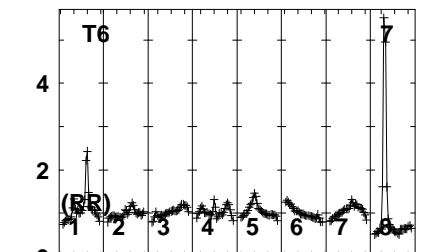
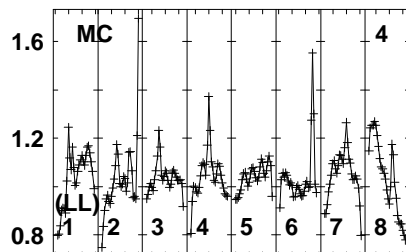
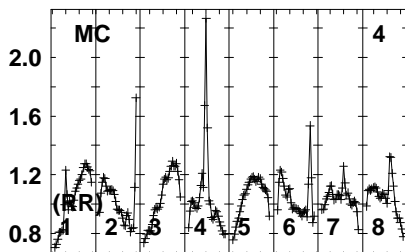
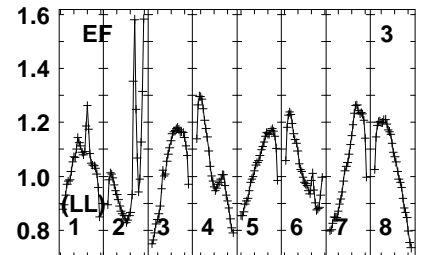
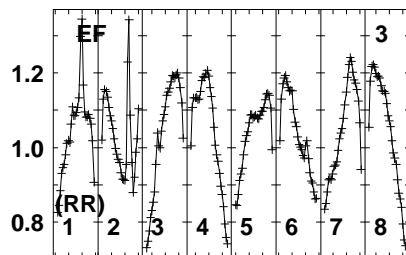
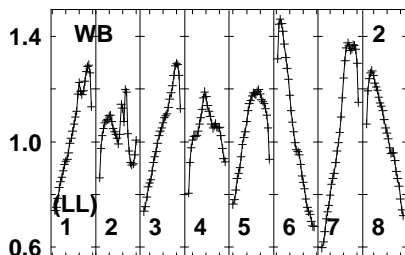
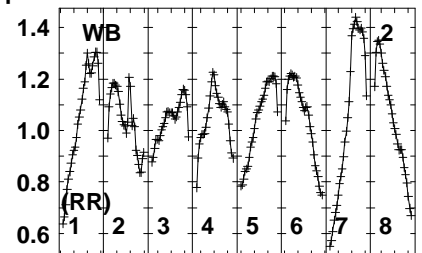
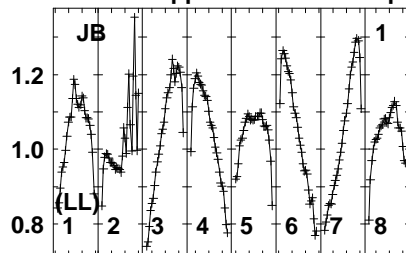
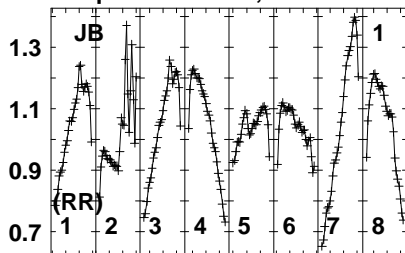


Lower frame: Real Jy  
Auto-corr total-power spectrum Antenna: \*  
Timerange: 01/09:09:30 to 01/09:10:00

Plot file version 19 created 18-MAR-2021 12:45:38

J1617+5515 EB082 2.UVDATA.1

Freq = 1.5950 GHz, Bw = 16.000 MH No calibration applied and no bandpass applied



1595 610 1630 645 660 675 1695 710  
FREQ MHz

1595 610 1630 645 660 675 1695 710  
FREQ MHz

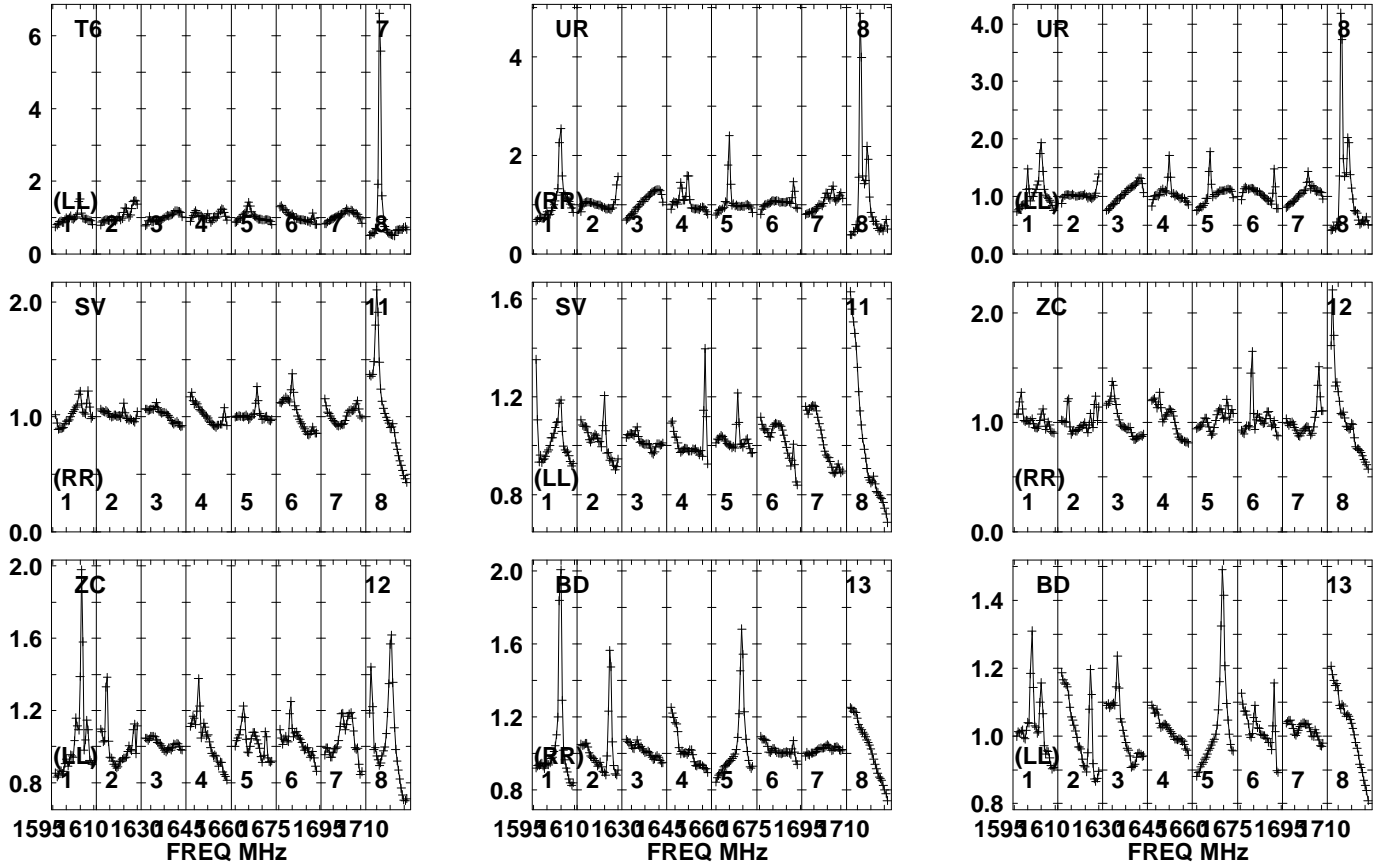
1595 610 1630 645 660 675 1695 710  
FREQ MHz

Lower frame: Real Jy  
Auto-corr total-power spectrum Antenna: \*  
Timerange: 01/09:10:00 to 01/09:13:00

Plot file version 20 created 18-MAR-2021 12:45:38

J1617+5515 EB082 2.UVDATA.1

Freq = 1.5950 GHz, Bw = 16.000 MH No calibration applied and no bandpass applied

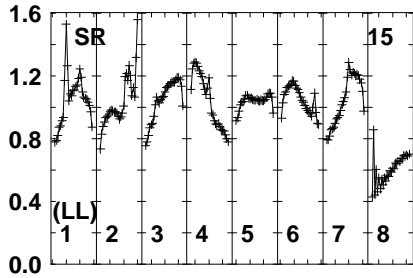
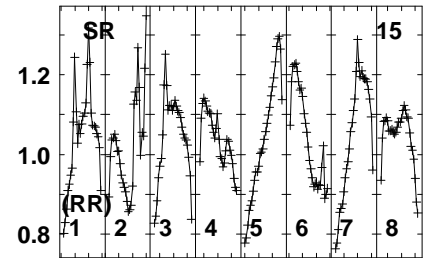
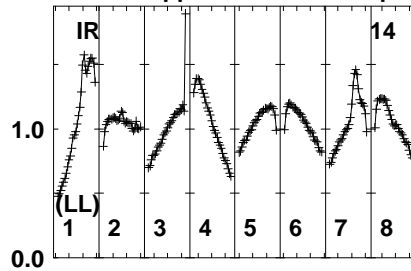
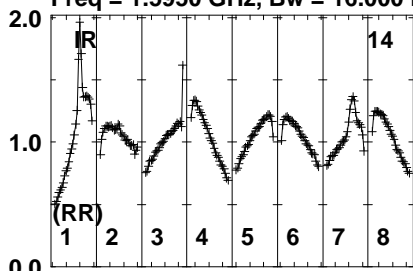


Lower frame: Real Jy  
Auto-corr total-power spectrum Antenna: \*  
Timerange: 01/09:10:00 to 01/09:13:00

Plot file version 21 created 18-MAR-2021 12:45:38

J1617+5515 EB082 2.UVDATA.1

Freq = 1.5950 GHz, Bw = 16.000 MH No calibration applied and no bandpass applied



Lower frame: Real Jy

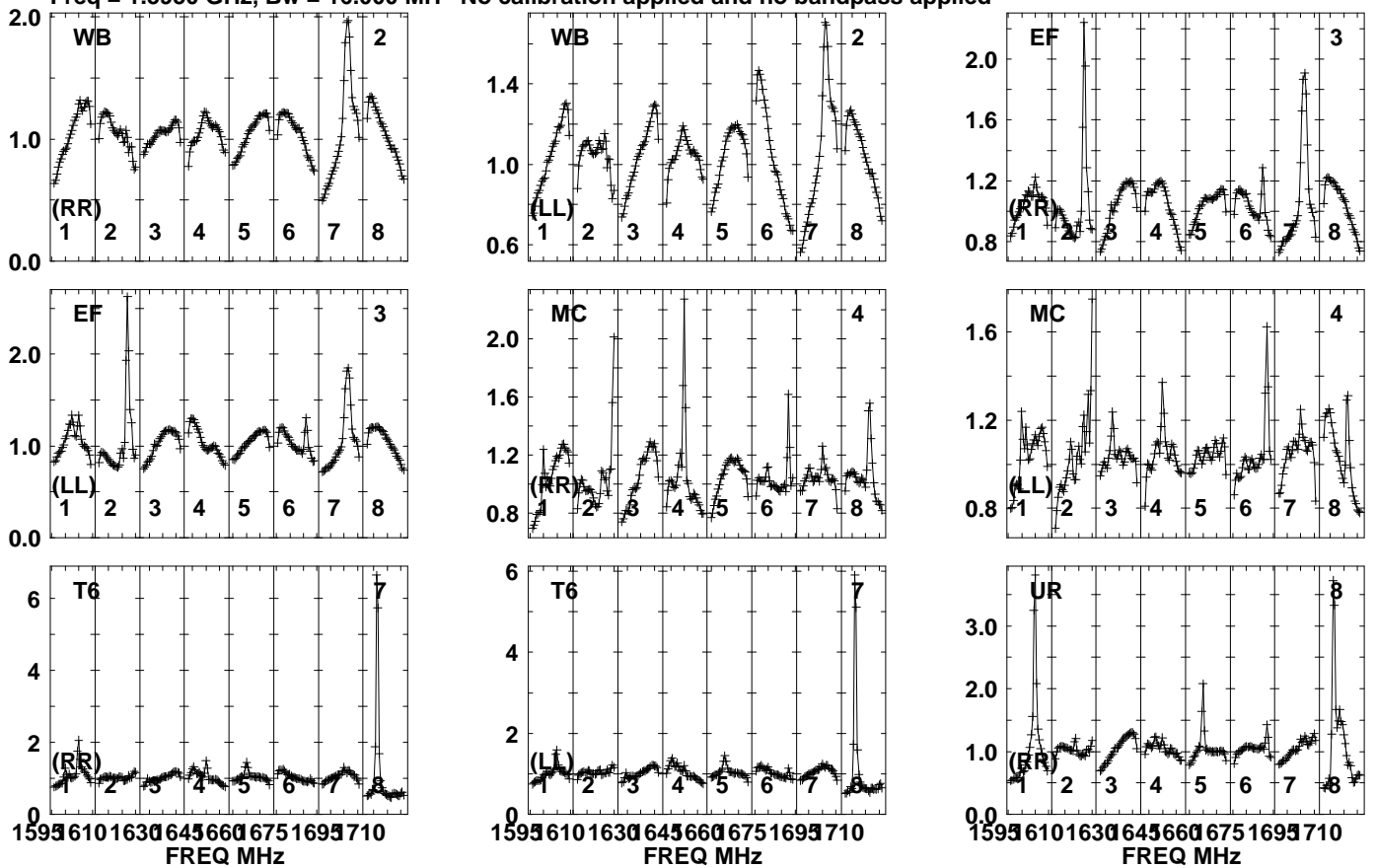
Auto-corr total-power spectrum Antenna: \*

Timerange: 01/09:10:00 to 01/09:13:00

Plot file version 22 created 18-MAR-2021 12:45:38

J1608+5613 EB082 2.UVDATA.1

Freq = 1.5950 GHz, Bw = 16.000 MH No calibration applied and no bandpass applied



Lower frame: Real Jy

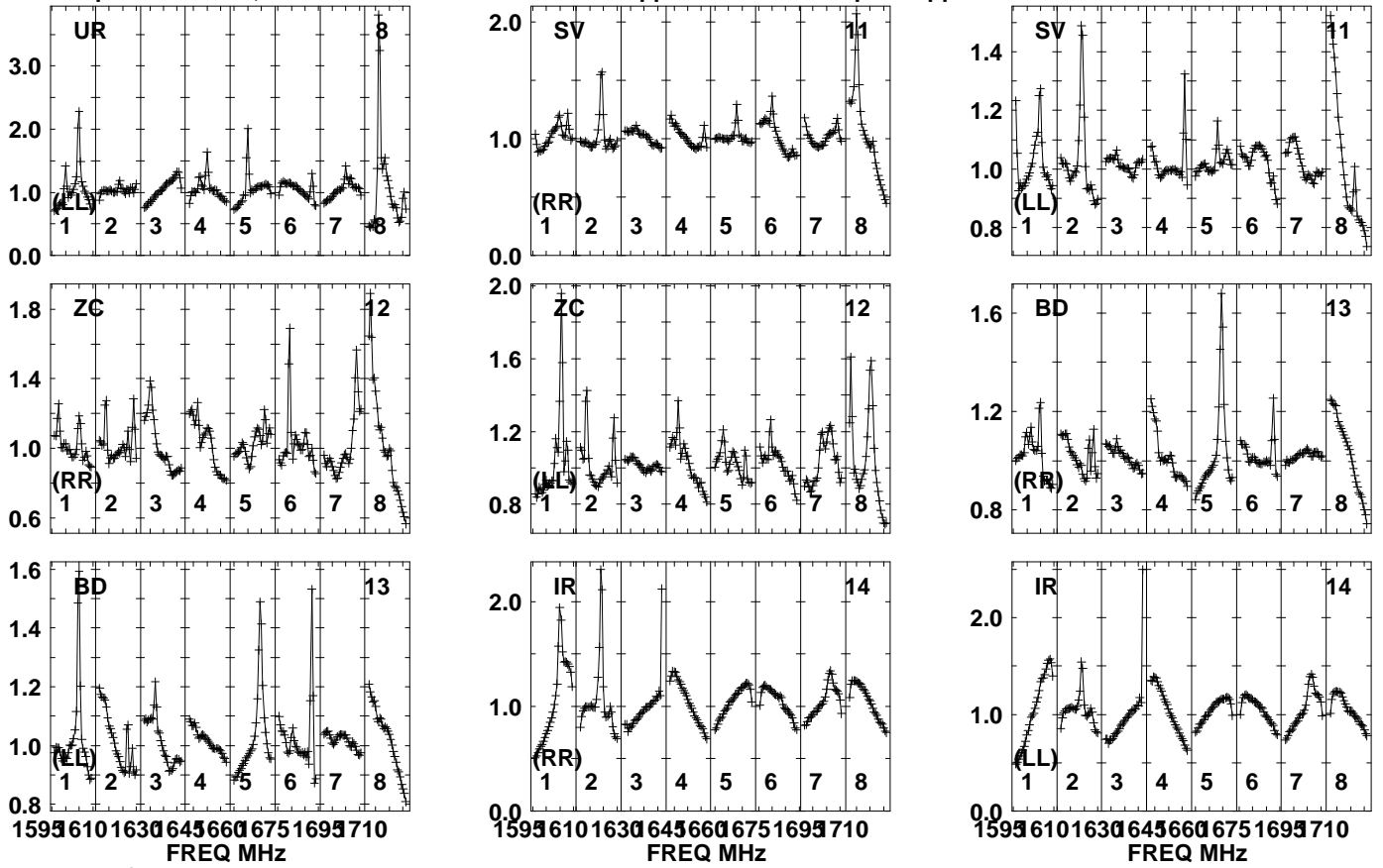
Auto-corr total-power spectrum Antenna: \*

Timerange: 01/09:13:31 to 01/09:14:59

Plot file version 23 created 18-MAR-2021 12:45:38

J1608+5613 EB082 2.UVDATA.1

Freq = 1.5950 GHz, Bw = 16.000 MH No calibration applied and no bandpass applied

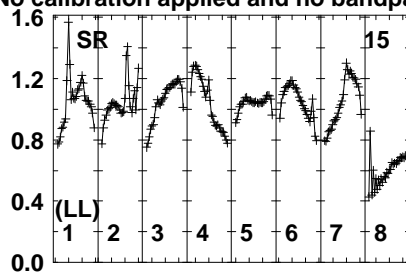
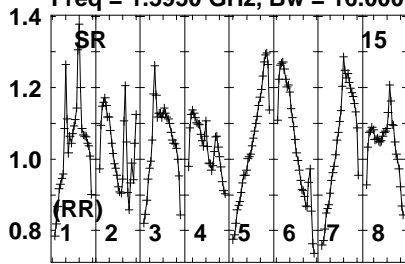


Lower frame: Real Jy  
Auto-corr total-power spectrum Antenna: \*  
Timerange: 01/09:13:31 to 01/09:14:59

Plot file version 24 created 18-MAR-2021 12:45:38

J1608+5613 EB082 2.UVDATA.1

Freq = 1.5950 GHz, Bw = 16.000 MH No calibration applied and no bandpass applied



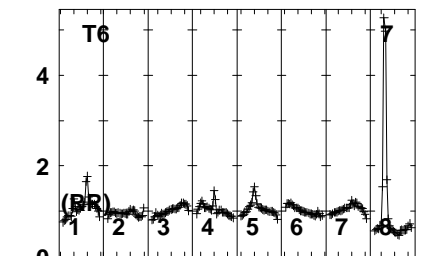
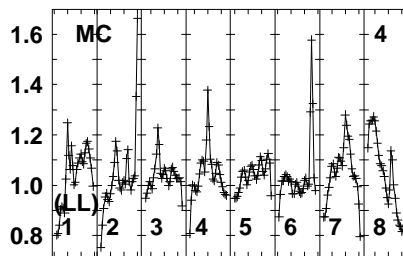
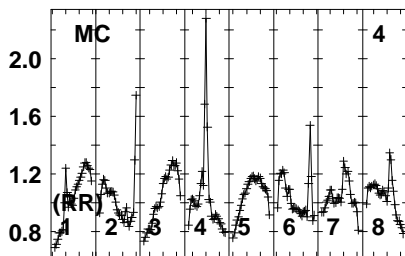
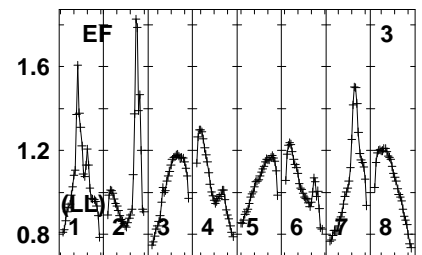
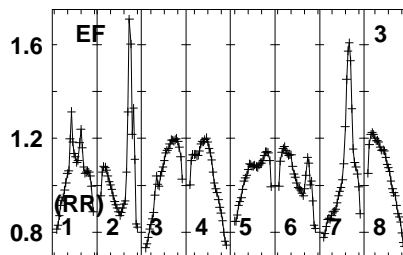
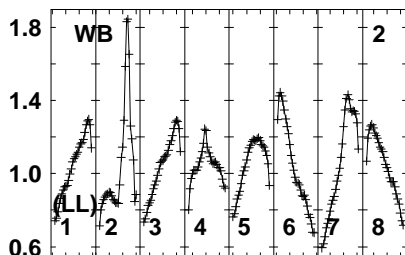
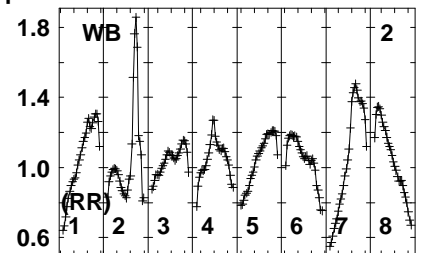
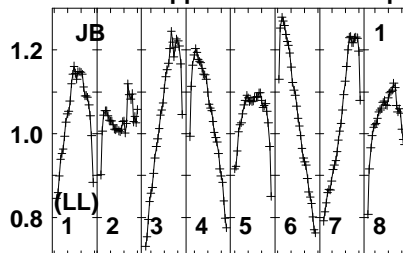
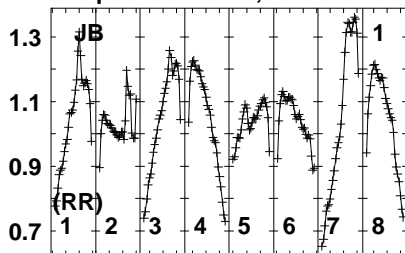
Lower frame: Real Jy  
Auto-corr total-power spectrum Antenna: \*  
Timerange: 01/09:13:31 to 01/09:14:59



Plot file version 25 created 18-MAR-2021 12:45:38

J1617+5515 EB082 2.UVDATA.1

Freq = 1.5950 GHz, Bw = 16.000 MH No calibration applied and no bandpass applied



1595 610 1630 645 660 675 1695 710  
FREQ MHz

1595 610 1630 645 660 675 1695 710  
FREQ MHz

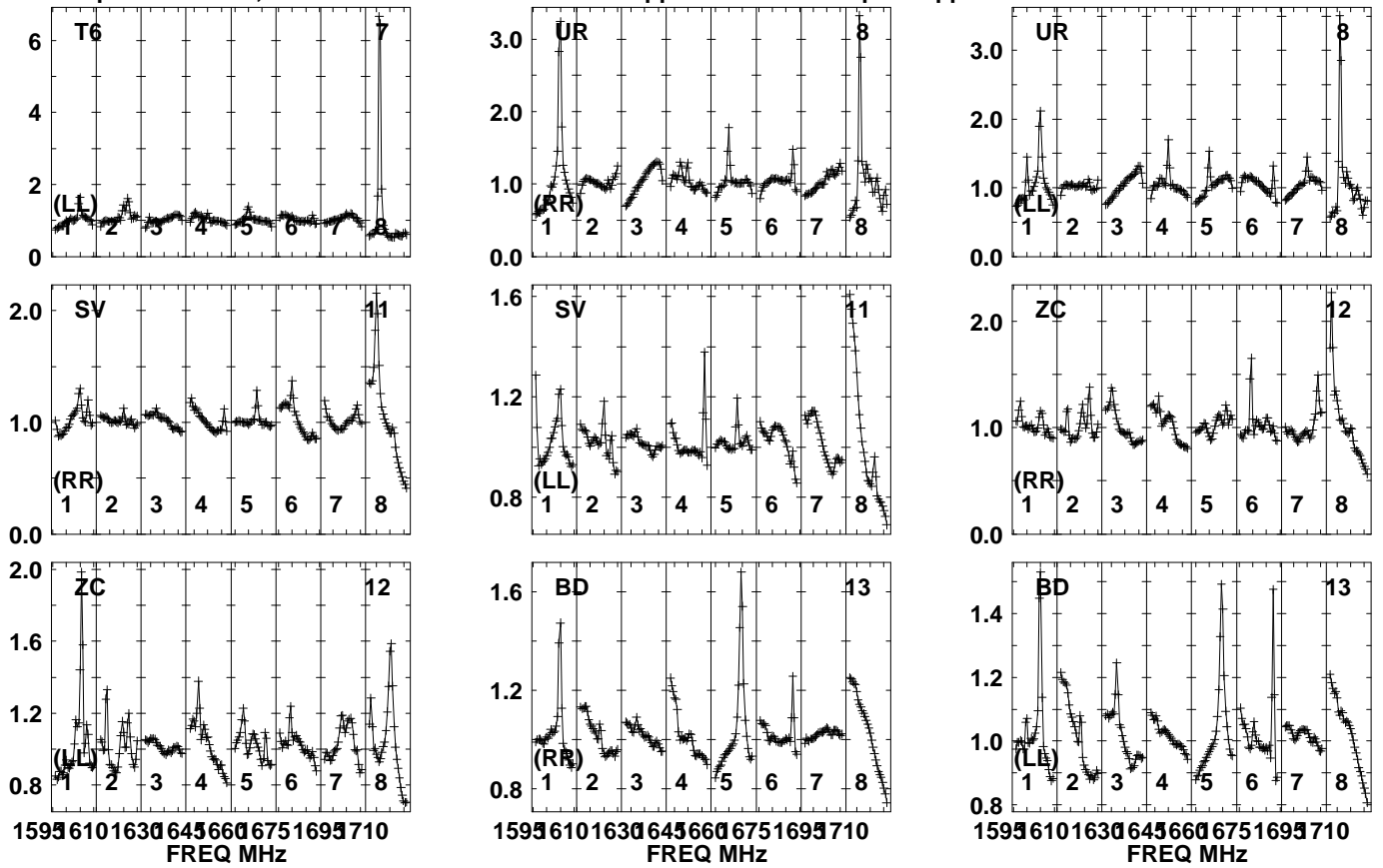
1595 610 1630 645 660 675 1695 710  
FREQ MHz

Lower frame: Real Jy  
Auto-corr total-power spectrum Antenna: \*  
Timerange: 01/09:15:01 to 01/09:18:00

Plot file version 26 created 18-MAR-2021 12:45:39

J1617+5515 EB082 2.UVDATA.1

Freq = 1.5950 GHz, Bw = 16.000 MH No calibration applied and no bandpass applied

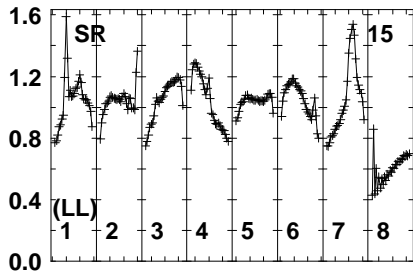
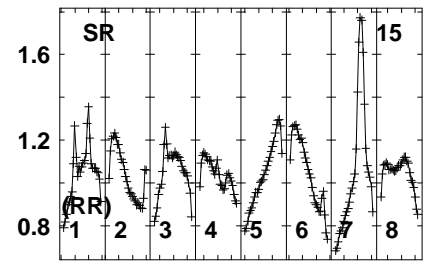
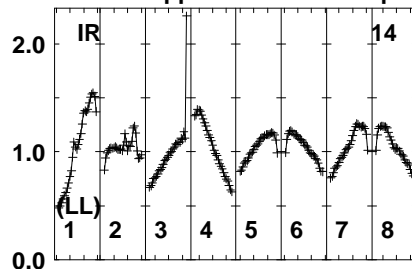
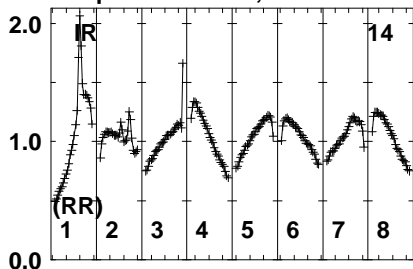


Lower frame: Real Jy  
Auto-corr total-power spectrum Antenna: \*  
Timerange: 01/09:15:01 to 01/09:18:00

Plot file version 27 created 18-MAR-2021 12:45:39

J1617+5515 EB082 2.UVDATA.1

Freq = 1.5950 GHz, Bw = 16.000 MH No calibration applied and no bandpass applied



Lower frame: Real Jy

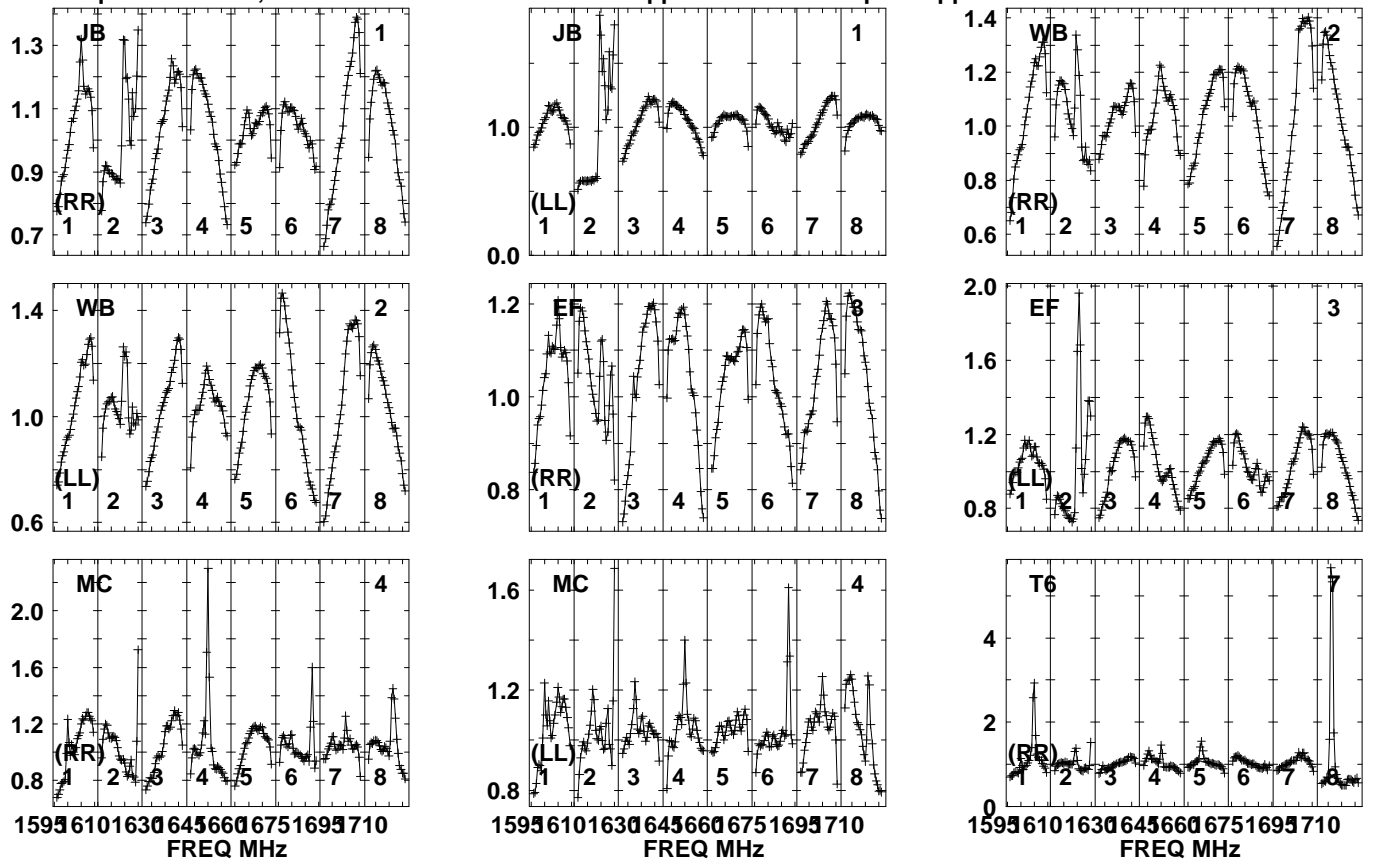
Auto-corr total-power spectrum Antenna: \*

Timerange: 01/09:15:01 to 01/09:18:00

Plot file version 28 created 18-MAR-2021 12:45:39

J1608+5613 EB082 2.UVDATA.1

Freq = 1.5950 GHz, Bw = 16.000 MH No calibration applied and no bandpass applied

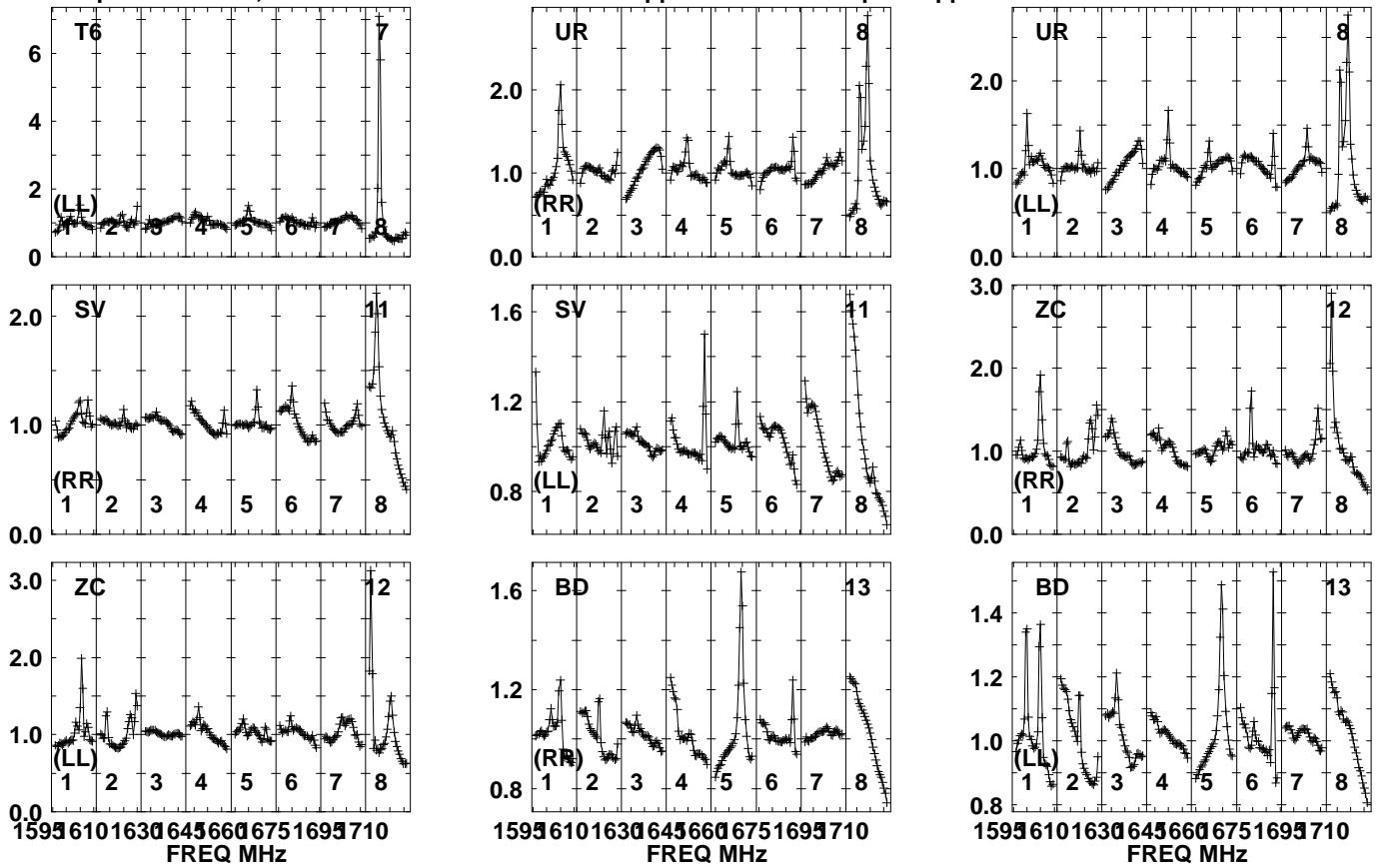


Lower frame: Real Jy  
Auto-corr total-power spectrum Antenna: \*  
Timerange: 01/09:18:00 to 01/09:20:00

Plot file version 29 created 18-MAR-2021 12:45:39

J1608+5613 EB082 2.UVDATA.1

Freq = 1.5950 GHz, Bw = 16.000 MH No calibration applied and no bandpass applied

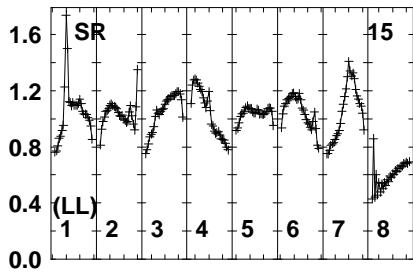
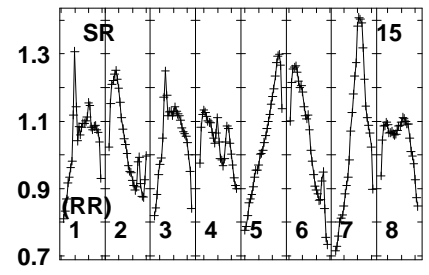
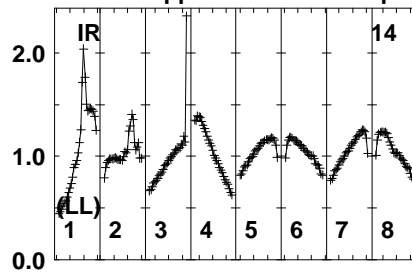
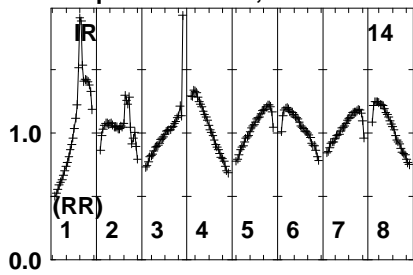


Lower frame: Real Jy  
Auto-corr total-power spectrum Antenna: \*  
Timerange: 01/09:18:00 to 01/09:20:00

Plot file version 30 created 18-MAR-2021 12:45:39

J1608+5613 EB082 2.UVDATA.1

Freq = 1.5950 GHz, Bw = 16.000 MH No calibration applied and no bandpass applied

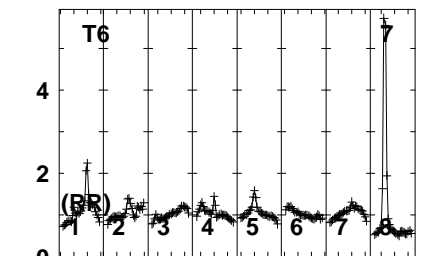
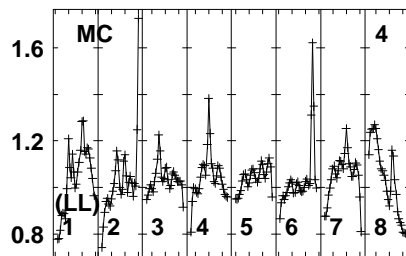
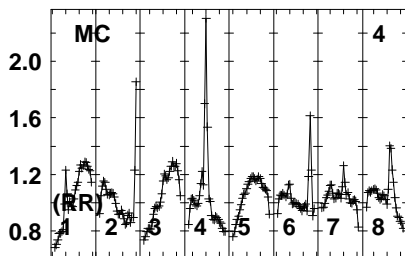
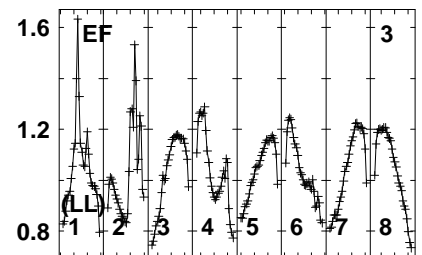
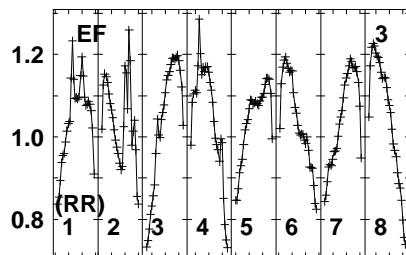
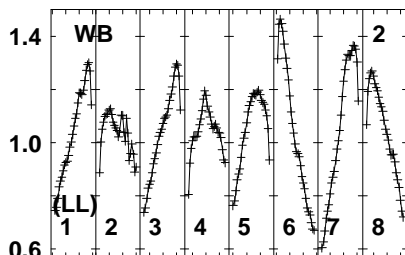
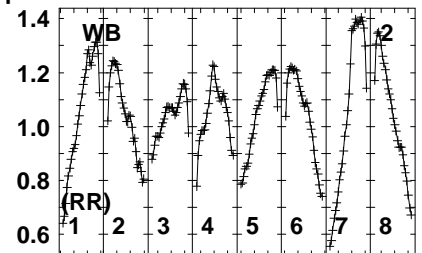
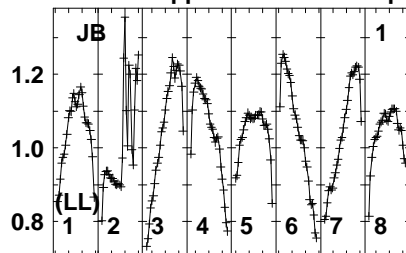
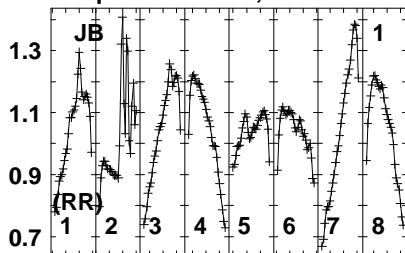


Lower frame: Real Jy  
Auto-corr total-power spectrum Antenna: \*  
Timerange: 01/09:18:00 to 01/09:20:00

Plot file version 31 created 18-MAR-2021 12:45:39

J1617+5515 EB082 2.UVDATA.1

Freq = 1.5950 GHz, Bw = 16.000 MH No calibration applied and no bandpass applied



1595 610 1630 645 660 675 1695 710  
FREQ MHz

1595 610 1630 645 660 675 1695 710  
FREQ MHz

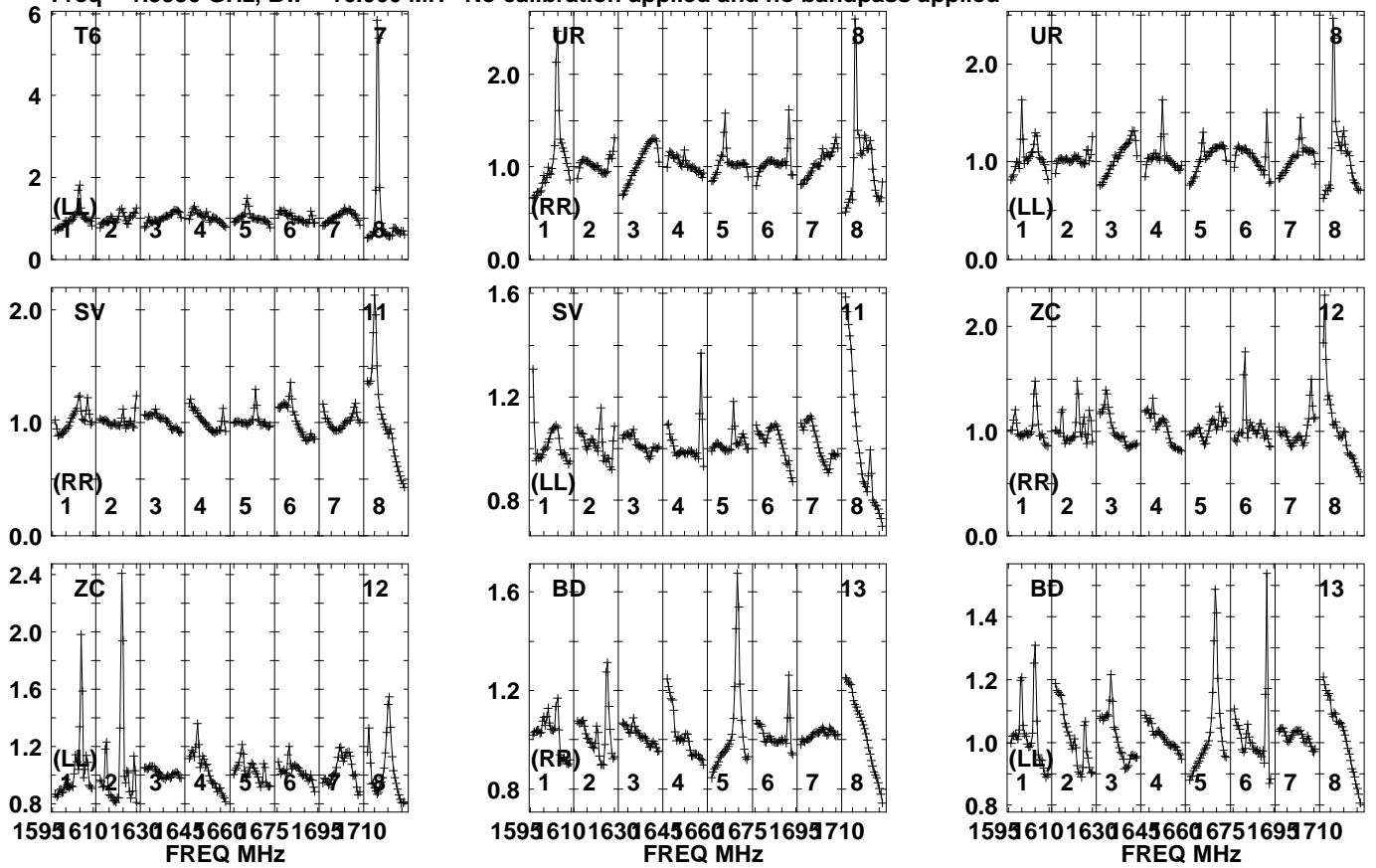
1595 610 1630 645 660 675 1695 710  
FREQ MHz

Lower frame: Real Jy  
Auto-corr total-power spectrum Antenna: \*  
Timerange: 01/09:20:00 to 01/09:22:59

Plot file version 32 created 18-MAR-2021 12:45:39

J1617+5515 EB082 2.UVDATA.1

Freq = 1.5950 GHz, Bw = 16.000 MH No calibration applied and no bandpass applied



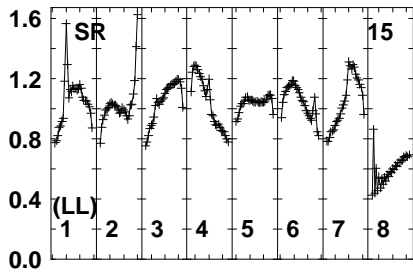
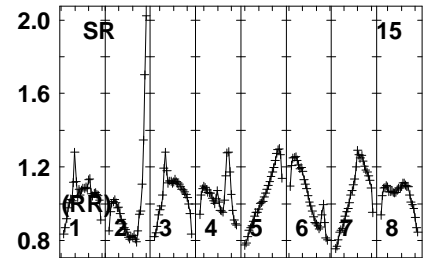
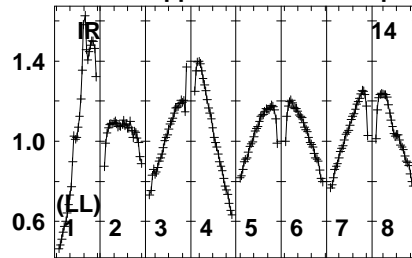
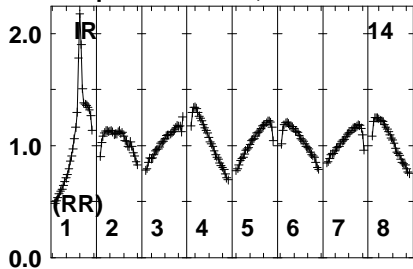
Lower frame: Real Jy  
Auto-corr total-power spectrum Antenna: \*  
Timerange: 01/09:20:00 to 01/09:22:59



Plot file version 33 created 18-MAR-2021 12:45:40

J1617+5515 EB082 2.UVDATA.1

Freq = 1.5950 GHz, Bw = 16.000 MH No calibration applied and no bandpass applied

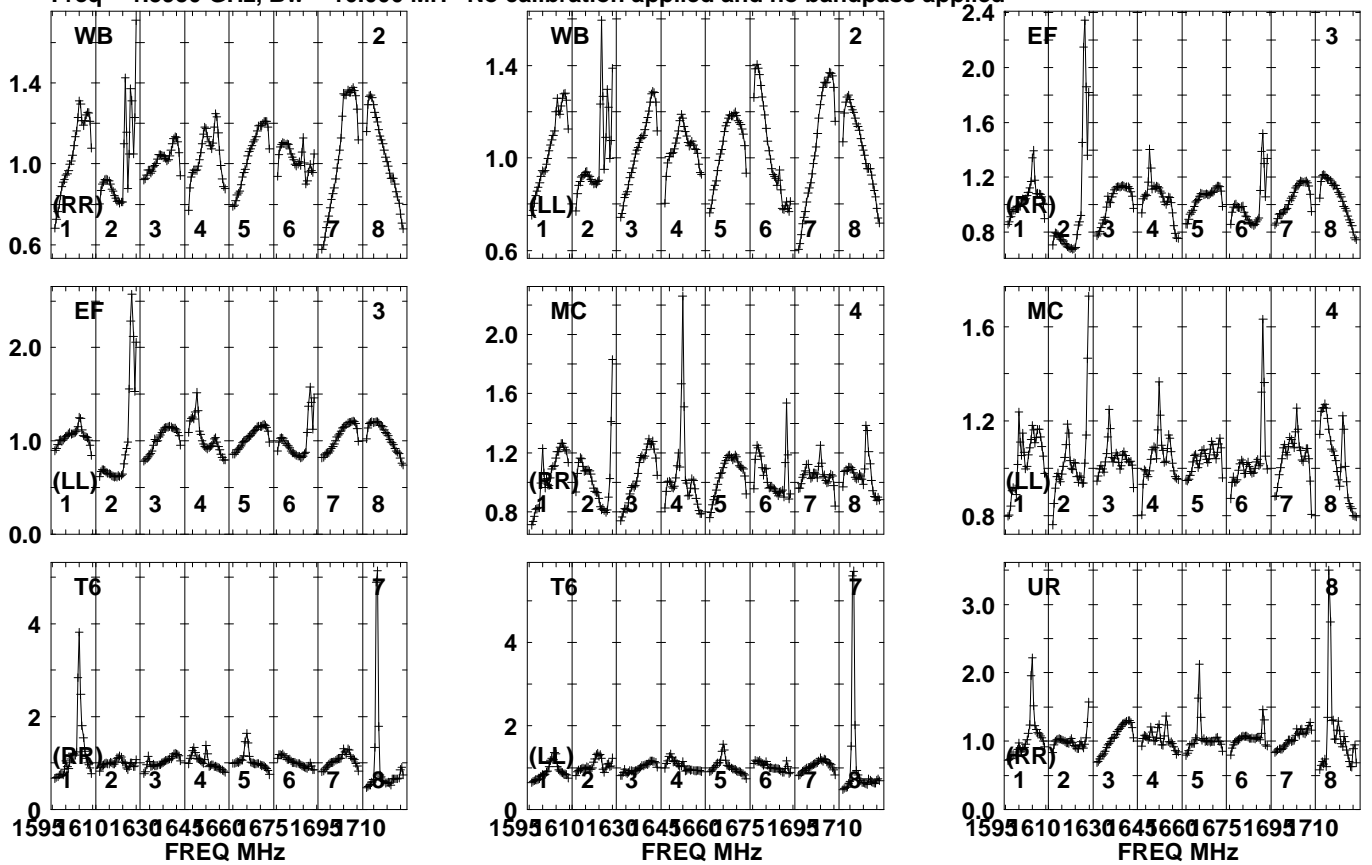


Lower frame: Real Jy  
Auto-corr total-power spectrum Antenna: \*  
Timerange: 01/09:20:00 to 01/09:22:59

Plot file version 34 created 18-MAR-2021 12:45:40

J1608+5613 EB082 2.UVDATA.1

Freq = 1.5950 GHz, Bw = 16.000 MH No calibration applied and no bandpass applied

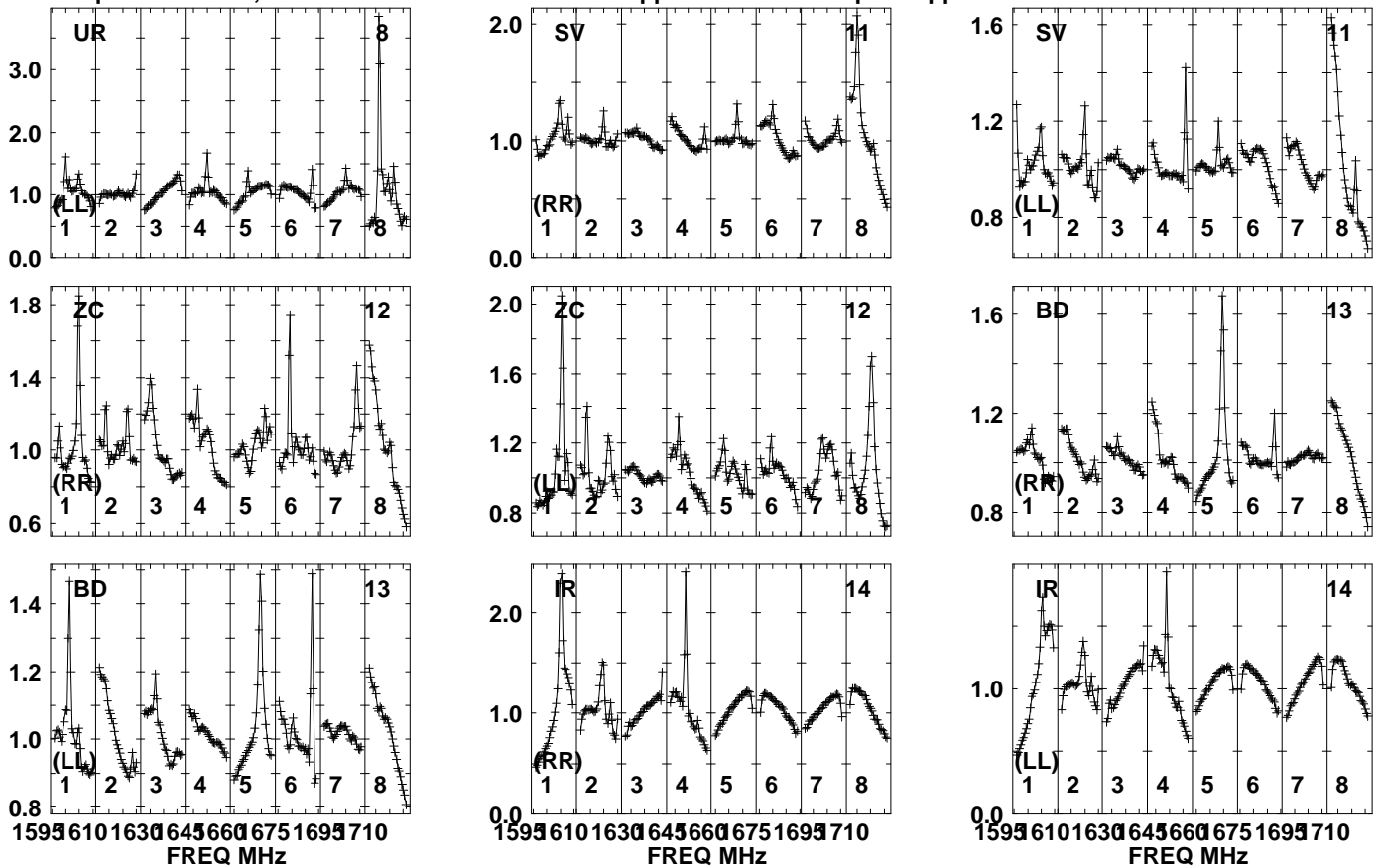


Lower frame: Real Jy  
Auto-corr total-power spectrum Antenna: \*  
Timerange: 01/09:23:31 to 01/09:24:59

Plot file version 35 created 18-MAR-2021 12:45:40

J1608+5613 EB082 2.UVDATA.1

Freq = 1.5950 GHz, Bw = 16.000 MH No calibration applied and no bandpass applied

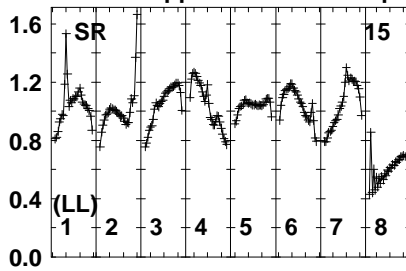
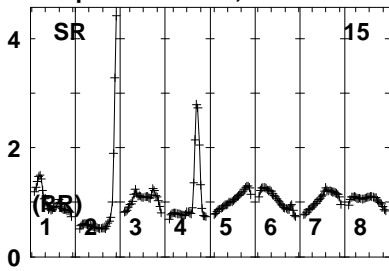


Lower frame: Real Jy  
Auto-corr total-power spectrum Antenna: \*  
Timerange: 01/09:23:31 to 01/09:24:59

Plot file version 36 created 18-MAR-2021 12:45:40

J1608+5613 EB082 2.UVDATA.1

Freq = 1.5950 GHz, Bw = 16.000 MH No calibration applied and no bandpass applied

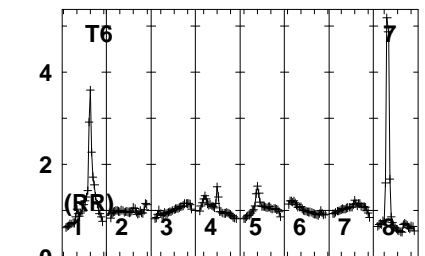
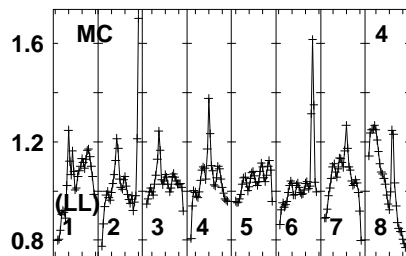
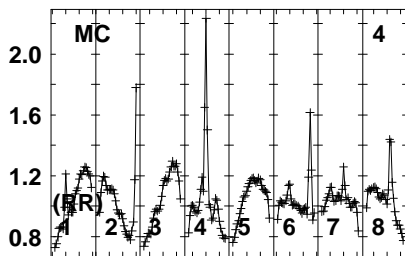
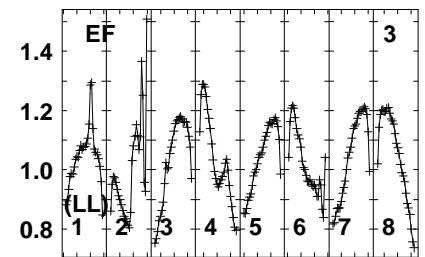
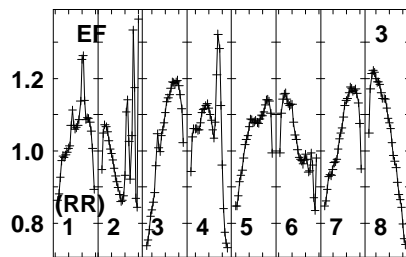
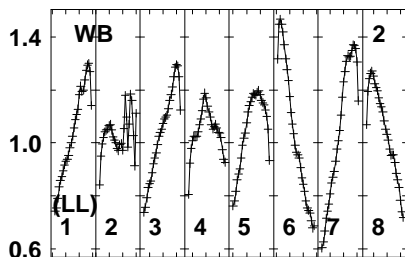
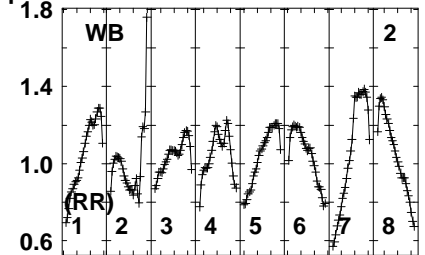
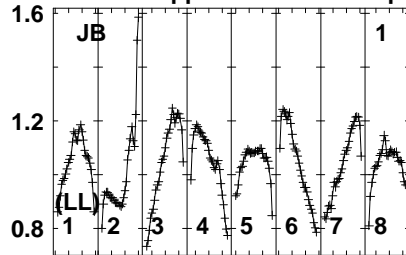
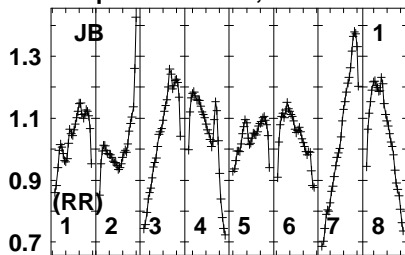


Lower frame: Real Jy  
Auto-corr total-power spectrum Antenna: \*  
Timerange: 01/09:23:31 to 01/09:24:59

Plot file version 37 created 18-MAR-2021 12:45:40

J1617+5515 EB082 2.UVDATA.1

Freq = 1.5950 GHz, Bw = 16.000 MH No calibration applied and no bandpass applied



1595 610 1630 645 660 675 1695 710  
FREQ MHz

1595 610 1630 645 660 675 1695 710  
FREQ MHz

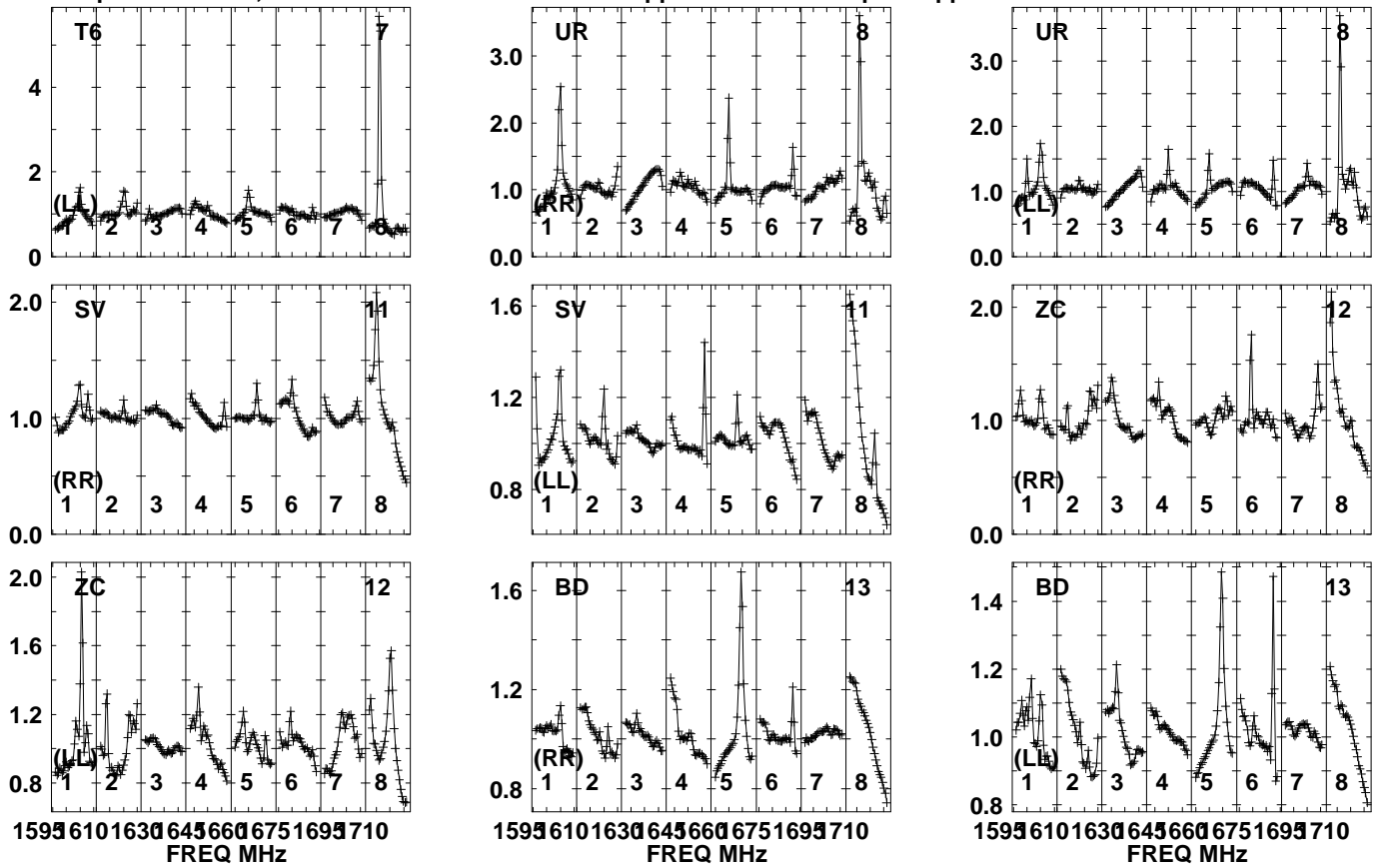
1595 610 1630 645 660 675 1695 710  
FREQ MHz

Lower frame: Real Jy  
Auto-corr total-power spectrum Antenna: \*  
Timerange: 01/09:25:00 to 01/09:28:00

Plot file version 38 created 18-MAR-2021 12:45:40

J1617+5515 EB082 2.UVDATA.1

Freq = 1.5950 GHz, Bw = 16.000 MH No calibration applied and no bandpass applied

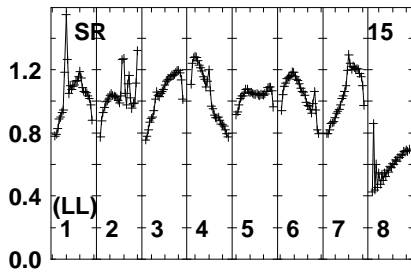
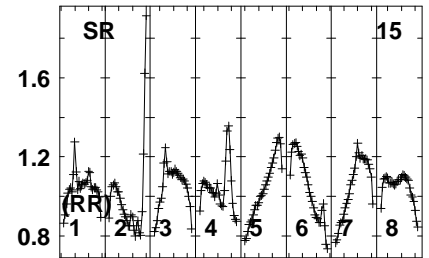
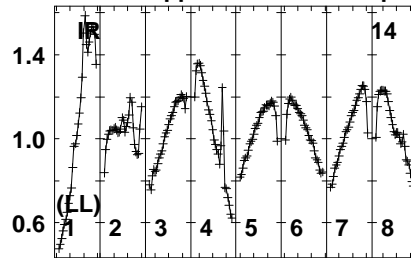
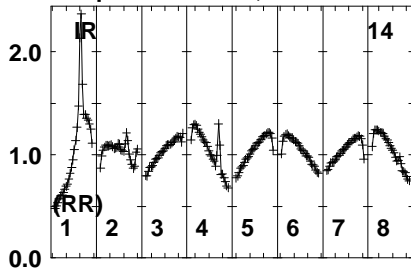


Lower frame: Real Jy  
Auto-corr total-power spectrum Antenna: \*  
Timerange: 01/09:25:00 to 01/09:28:00

Plot file version 39 created 18-MAR-2021 12:45:40

J1617+5515 EB082 2.UVDATA.1

Freq = 1.5950 GHz, Bw = 16.000 MH No calibration applied and no bandpass applied

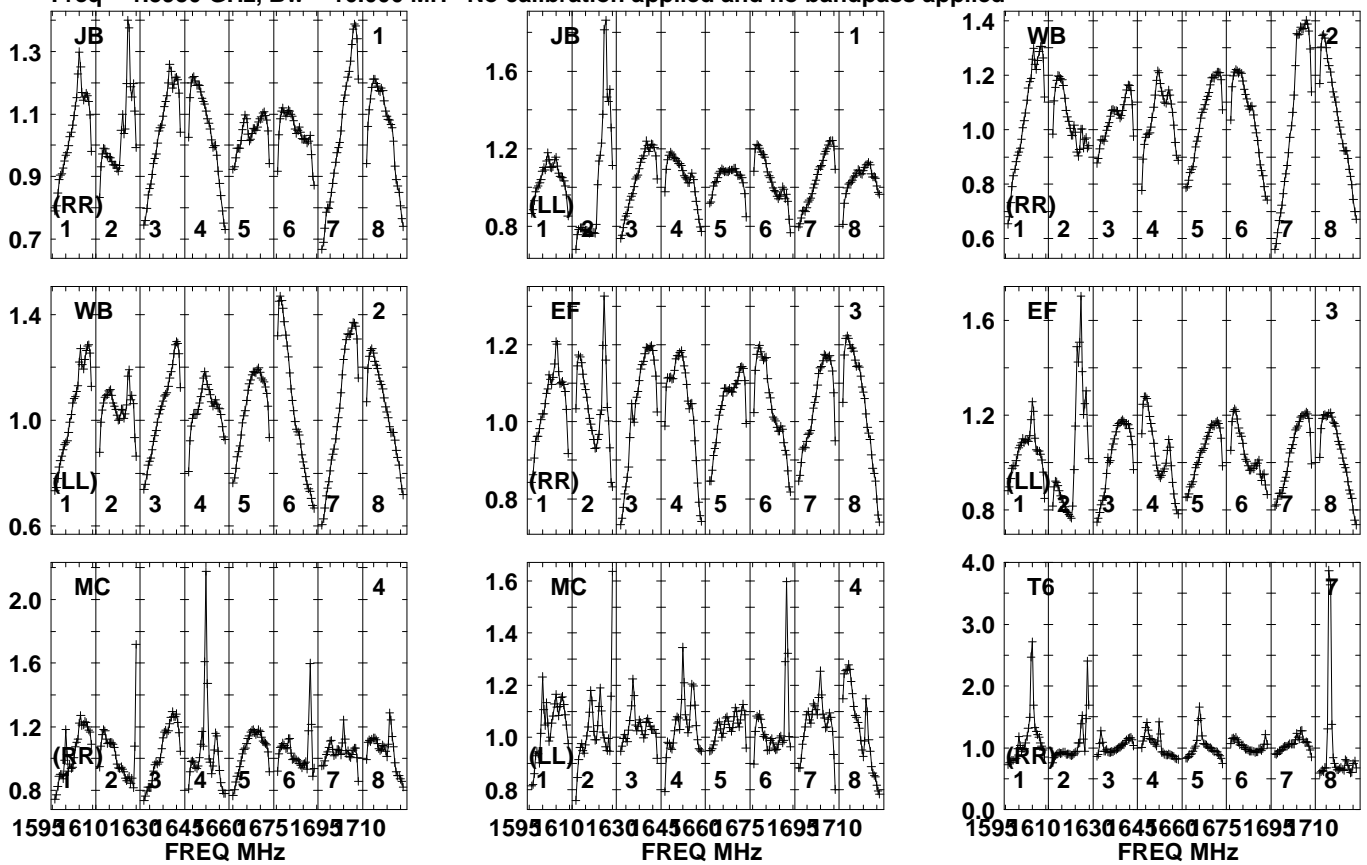


Lower frame: Real Jy  
Auto-corr total-power spectrum Antenna: \*  
Timerange: 01/09:25:00 to 01/09:28:00

Plot file version 40 created 18-MAR-2021 12:45:41

J1608+5613 EB082 2.UVDATA.1

Freq = 1.5950 GHz, Bw = 16.000 MH No calibration applied and no bandpass applied



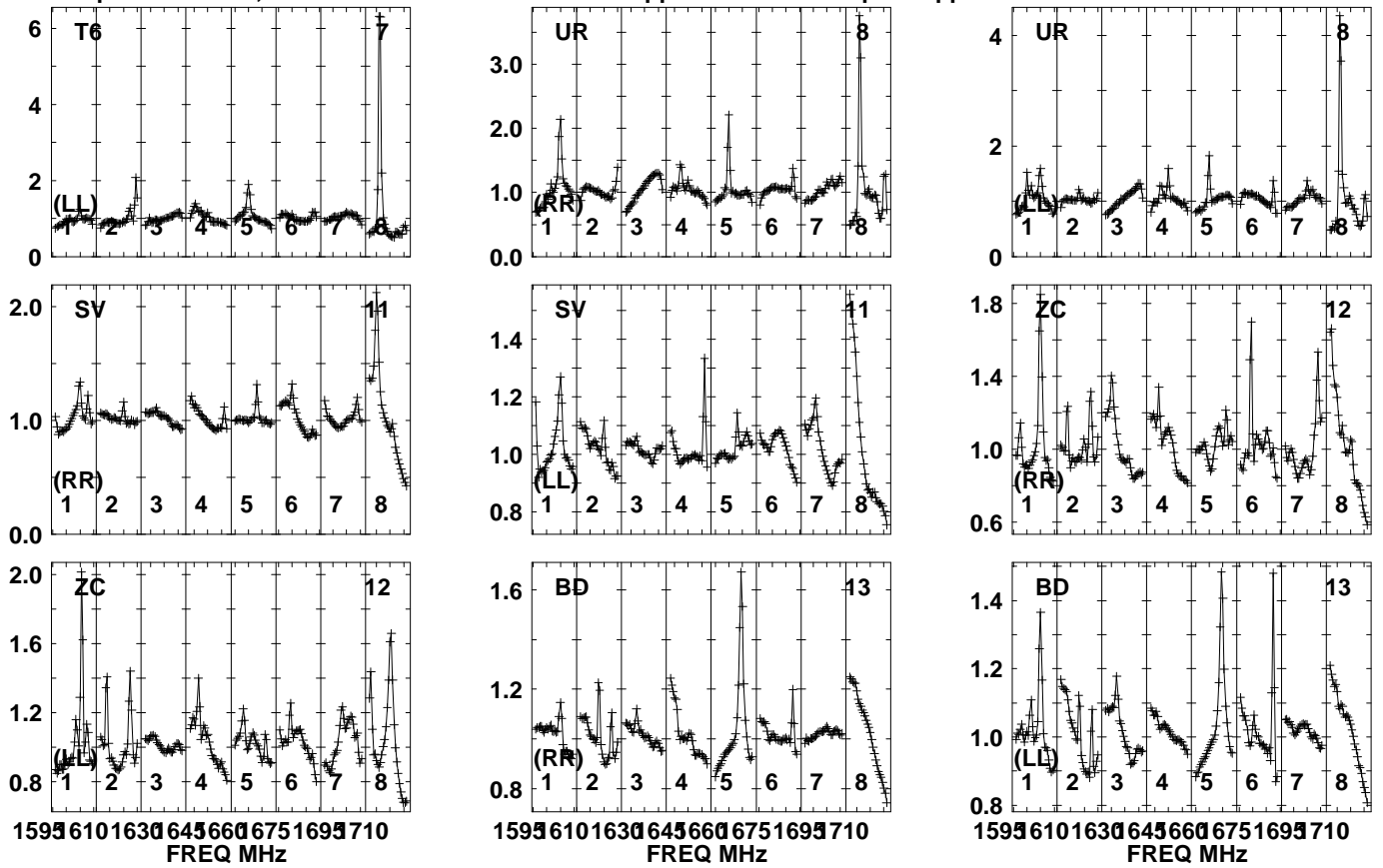
Lower frame: Real Jy  
Auto-corr total-power spectrum Antenna: \*  
Timerange: 01/09:28:00 to 01/09:29:59



Plot file version 41 created 18-MAR-2021 12:45:41

J1608+5613 EB082 2.UVDATA.1

Freq = 1.5950 GHz, Bw = 16.000 MH No calibration applied and no bandpass applied

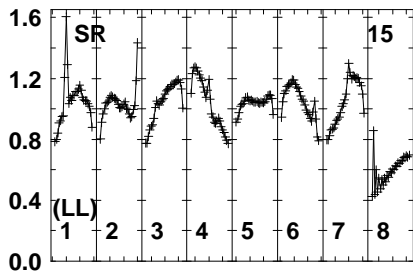
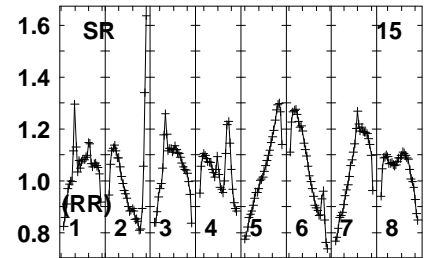
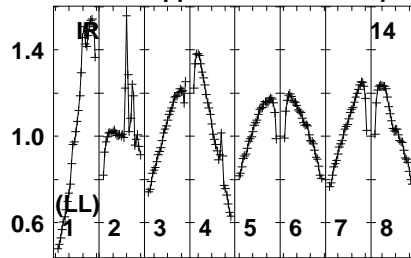
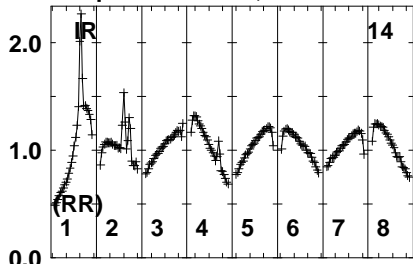


Lower frame: Real Jy  
Auto-corr total-power spectrum Antenna: \*  
Timerange: 01/09:28:00 to 01/09:29:59

Plot file version 42 created 18-MAR-2021 12:45:41

J1608+5613 EB082 2.UVDATA.1

Freq = 1.5950 GHz, Bw = 16.000 MH No calibration applied and no bandpass applied

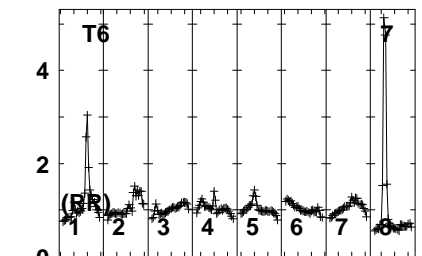
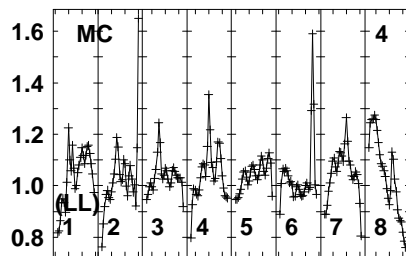
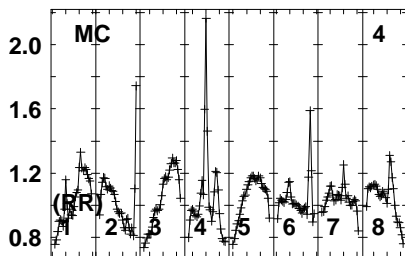
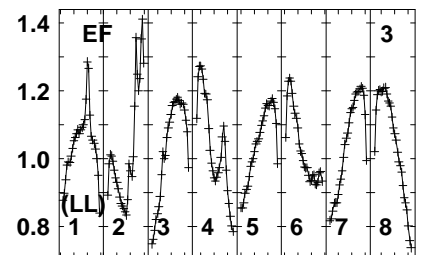
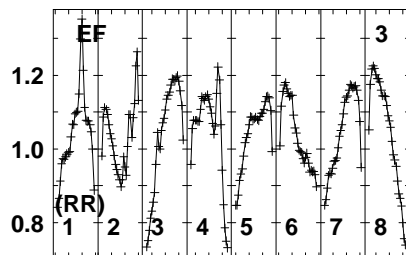
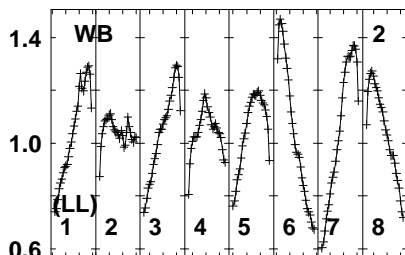
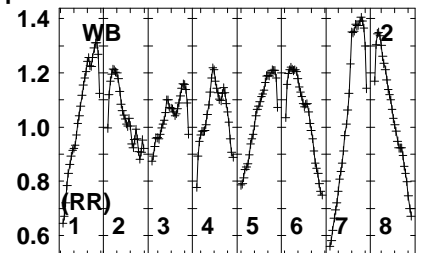
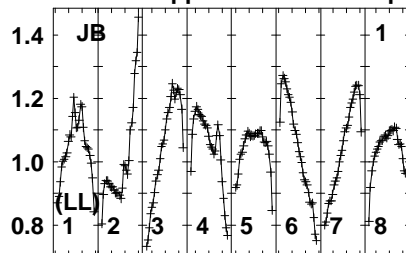
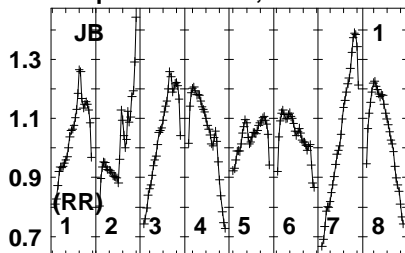


Lower frame: Real Jy  
Auto-corr total-power spectrum Antenna: \*  
Timerange: 01/09:28:00 to 01/09:29:59

Plot file version 43 created 18-MAR-2021 12:45:41

J1617+5515 EB082 2.UVDATA.1

Freq = 1.5950 GHz, Bw = 16.000 MH No calibration applied and no bandpass applied



1595 610 1630 645 660 675 1695 710  
FREQ MHz

1595 610 1630 645 660 675 1695 710  
FREQ MHz

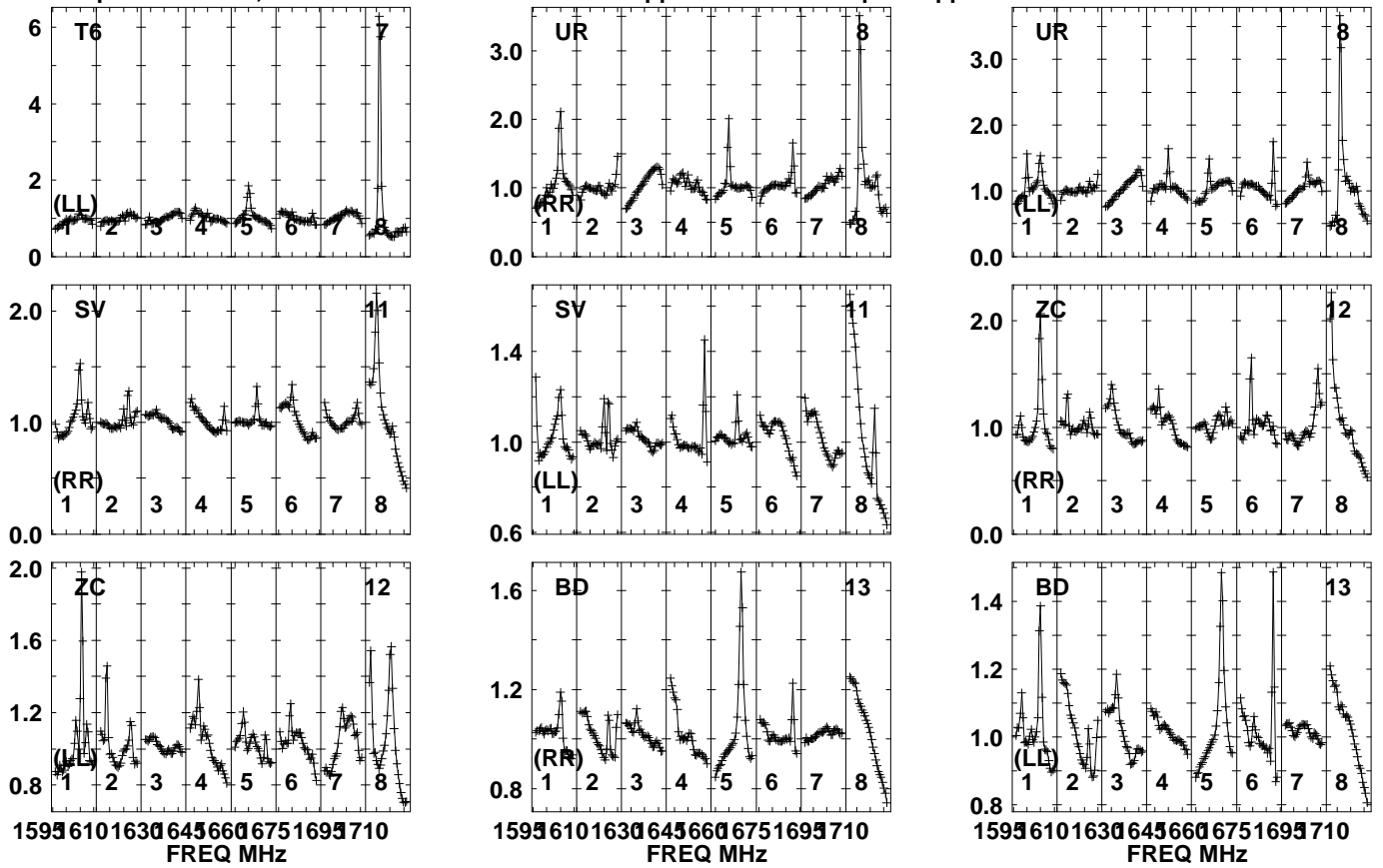
1595 610 1630 645 660 675 1695 710  
FREQ MHz

Lower frame: Real Jy  
Auto-corr total-power spectrum Antenna: \*  
Timerange: 01/09:30:00 to 01/09:32:59

Plot file version 44 created 18-MAR-2021 12:45:41

J1617+5515 EB082 2.UVDATA.1

Freq = 1.5950 GHz, Bw = 16.000 MH No calibration applied and no bandpass applied

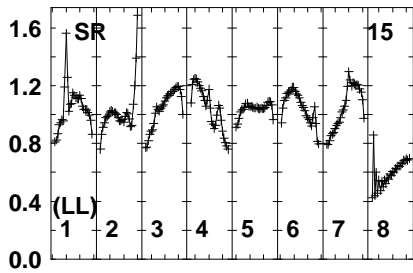
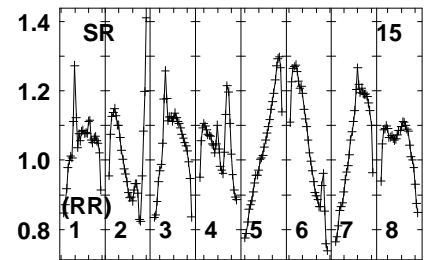
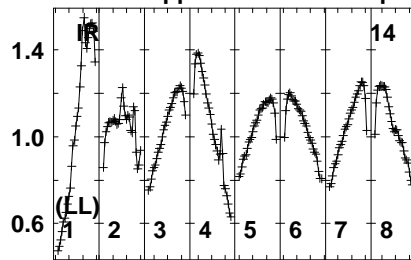
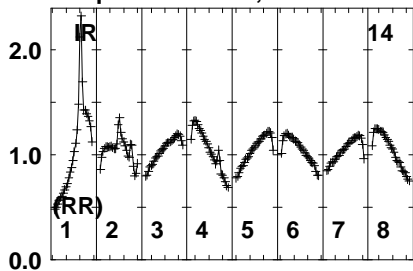


Lower frame: Real Jy  
Auto-corr total-power spectrum Antenna: \*  
Timerange: 01/09:30:00 to 01/09:32:59

Plot file version 45 created 18-MAR-2021 12:45:41

J1617+5515 EB082 2.UVDATA.1

Freq = 1.5950 GHz, Bw = 16.000 MH No calibration applied and no bandpass applied

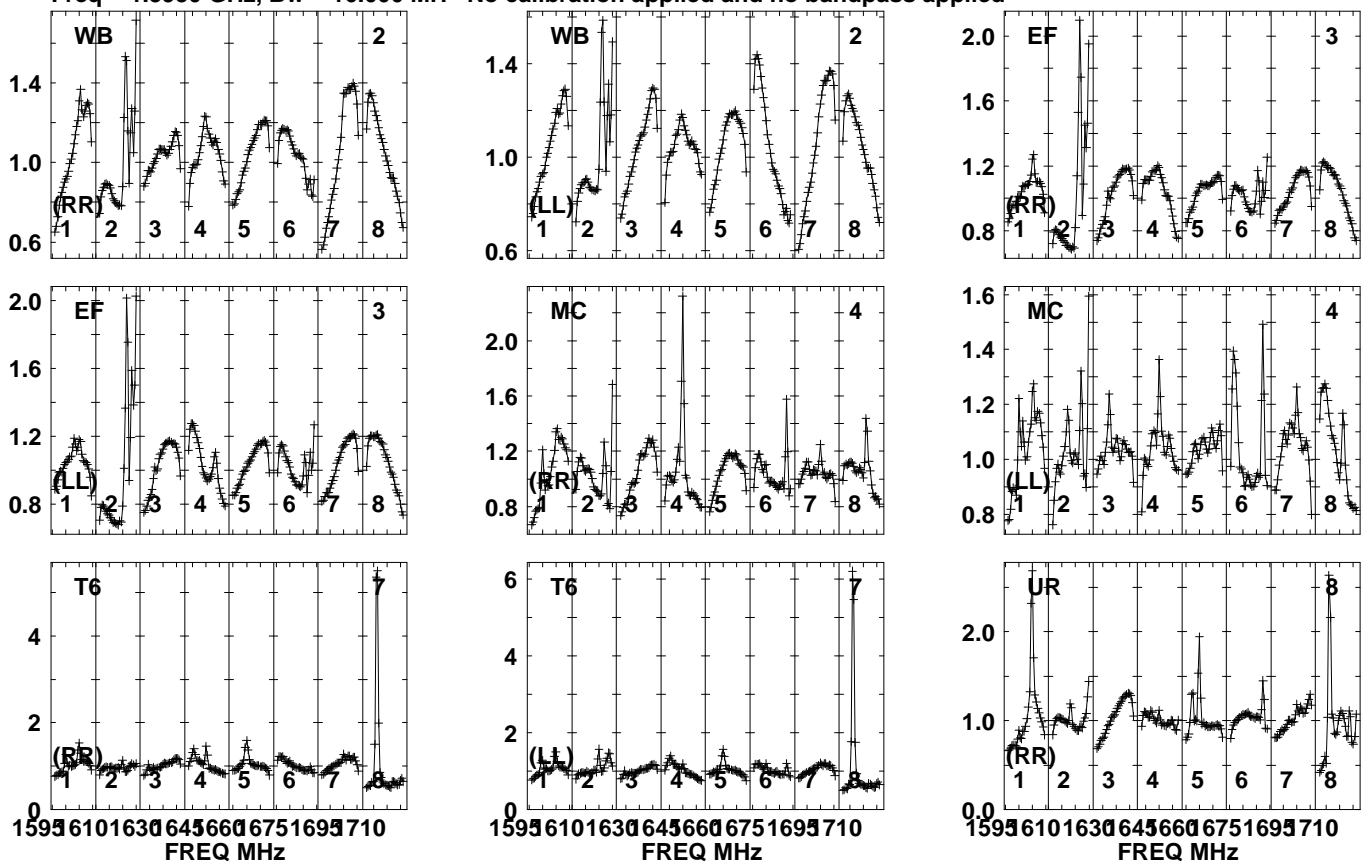


Lower frame: Real Jy  
Auto-corr total-power spectrum Antenna: \*  
Timerange: 01/09:30:00 to 01/09:32:59

Plot file version 46 created 18-MAR-2021 12:45:41

J1608+5613 EB082 2.UVDATA.1

Freq = 1.5950 GHz, Bw = 16.000 MH No calibration applied and no bandpass applied

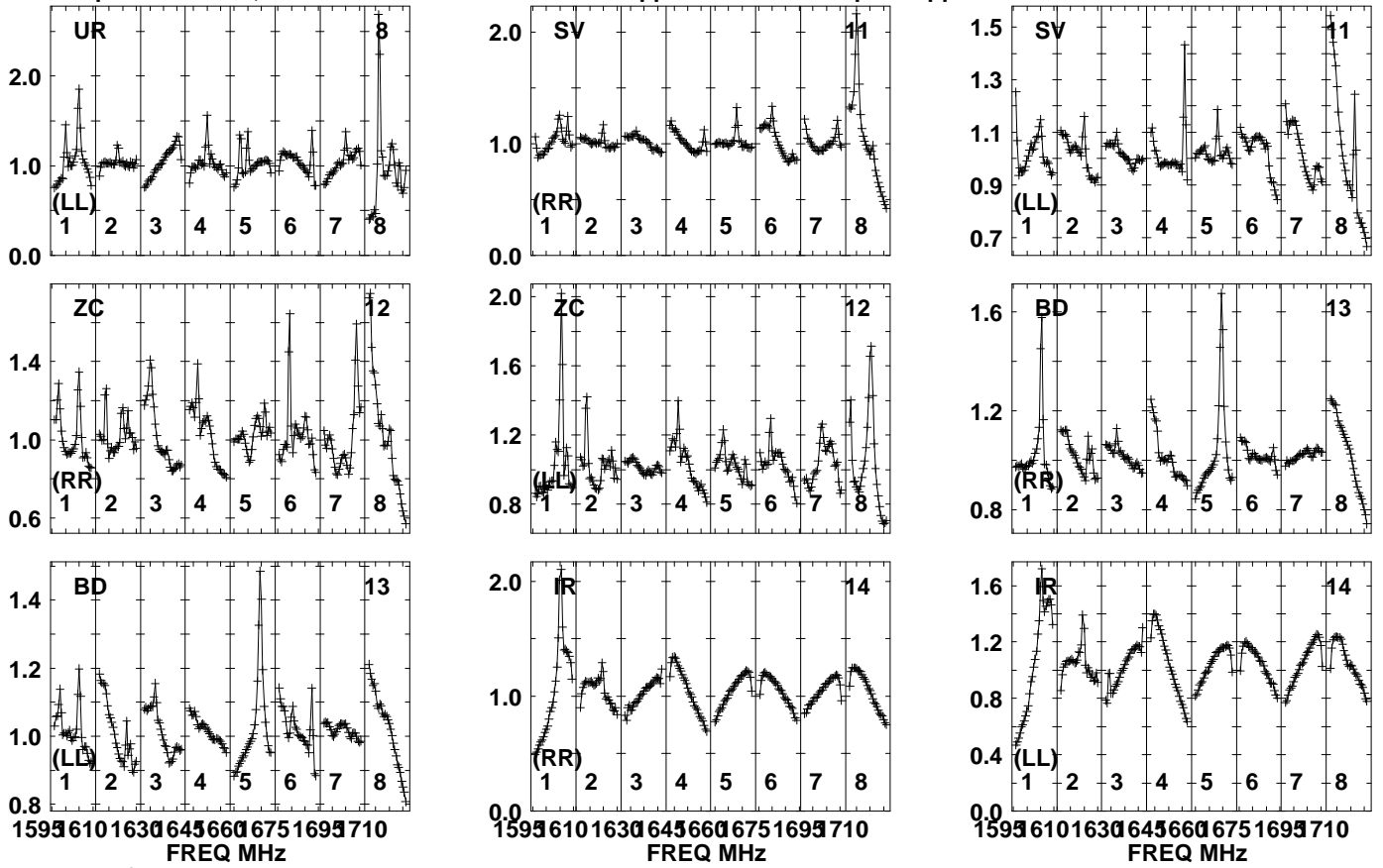


Lower frame: Real Jy  
Auto-corr total-power spectrum Antenna: \*  
Timerange: 01/09:33:30 to 01/09:34:59

Plot file version 47 created 18-MAR-2021 12:45:42

J1608+5613 EB082 2.UVDATA.1

Freq = 1.5950 GHz, Bw = 16.000 MH No calibration applied and no bandpass applied

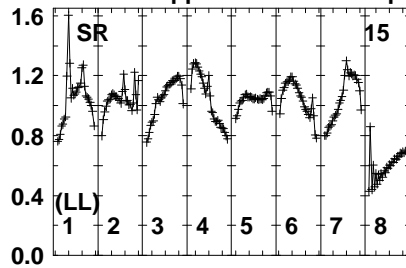
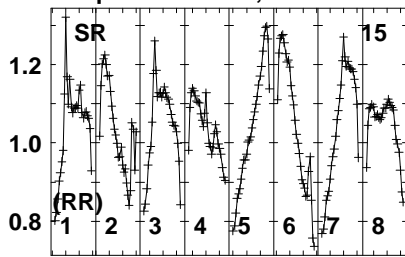


Lower frame: Real Jy  
Auto-corr total-power spectrum Antenna: \*  
Timerange: 01/09:33:30 to 01/09:34:59

Plot file version 48 created 18-MAR-2021 12:45:42

J1608+5613 EB082 2.UVDATA.1

Freq = 1.5950 GHz, Bw = 16.000 MH No calibration applied and no bandpass applied



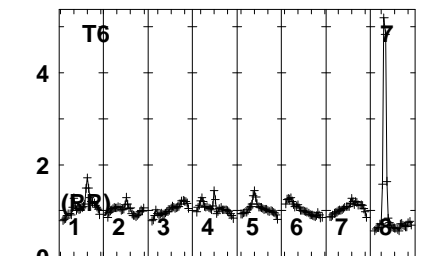
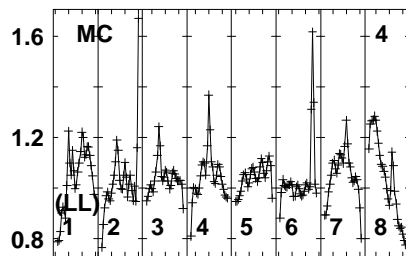
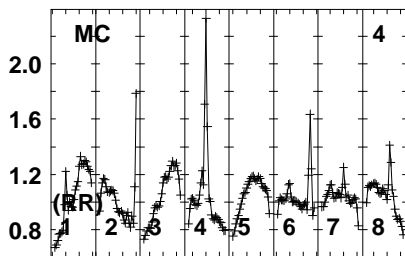
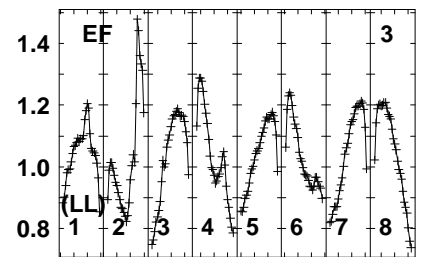
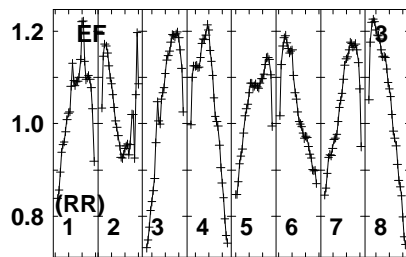
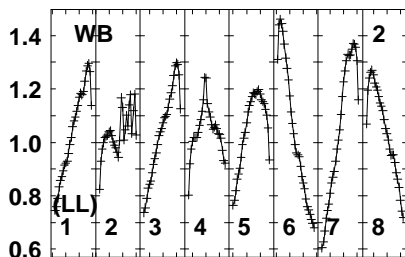
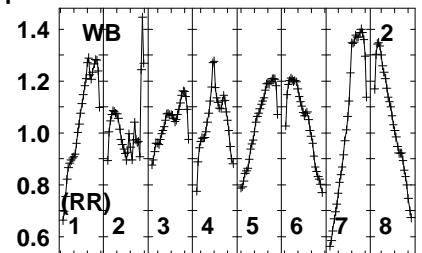
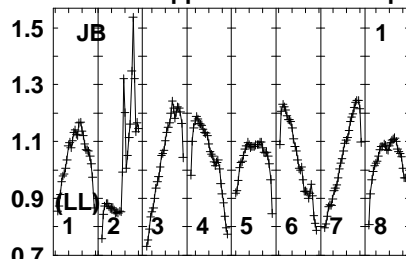
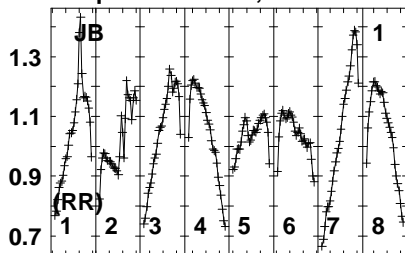
Lower frame: Real Jy  
Auto-corr total-power spectrum Antenna: \*  
Timerange: 01/09:33:30 to 01/09:34:59



Plot file version 49 created 18-MAR-2021 12:45:42

J1617+5515 EB082 2.UVDATA.1

Freq = 1.5950 GHz, Bw = 16.000 MH No calibration applied and no bandpass applied



1595 610 1630 645 660 675 1695 710  
FREQ MHz

1595 610 1630 645 660 675 1695 710  
FREQ MHz

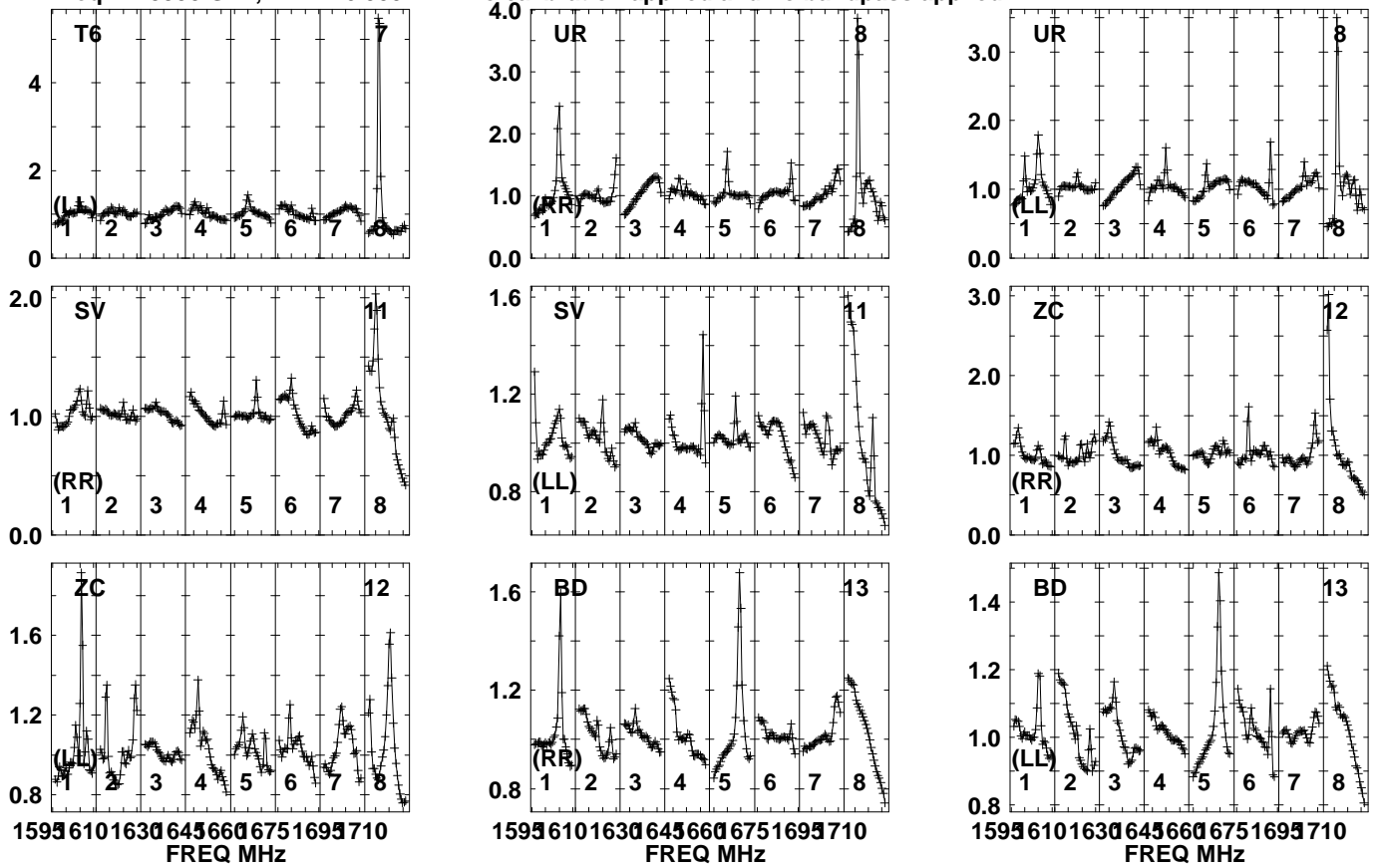
1595 610 1630 645 660 675 1695 710  
FREQ MHz

Lower frame: Real Jy  
Auto-corr total-power spectrum Antenna: \*  
Timerange: 01/09:35:00 to 01/09:38:00

Plot file version 50 created 18-MAR-2021 12:45:42

J1617+5515 EB082 2.UVDATA.1

Freq = 1.5950 GHz, Bw = 16.000 MH No calibration applied and no bandpass applied

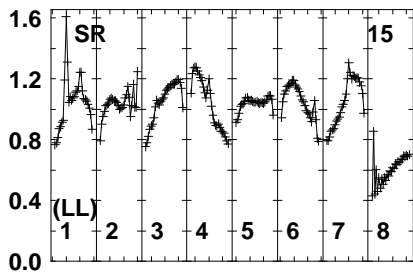
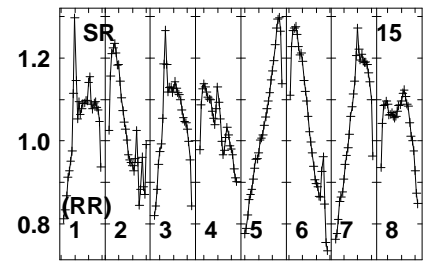
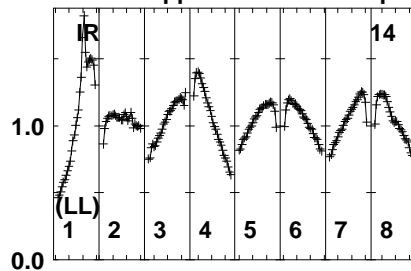
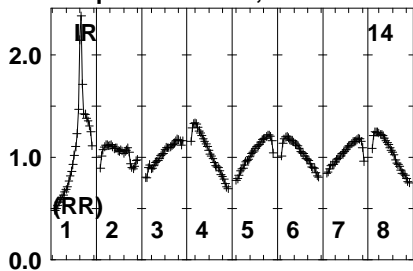


Lower frame: Real Jy  
Auto-corr total-power spectrum Antenna: \*  
Timerange: 01/09:35:00 to 01/09:38:00

Plot file version 51 created 18-MAR-2021 12:45:42

J1617+5515 EB082 2.UVDATA.1

Freq = 1.5950 GHz, Bw = 16.000 MH No calibration applied and no bandpass applied

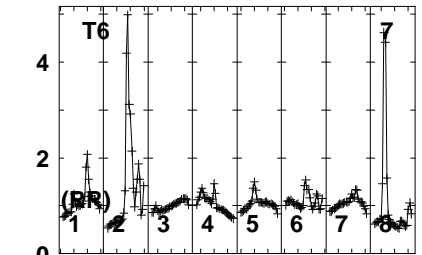
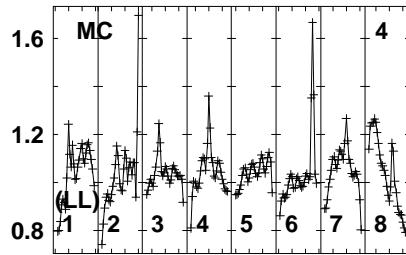
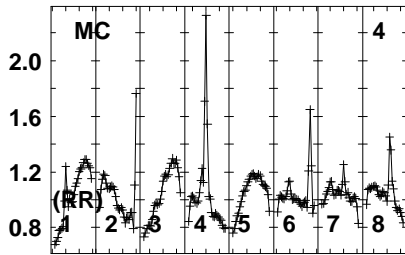
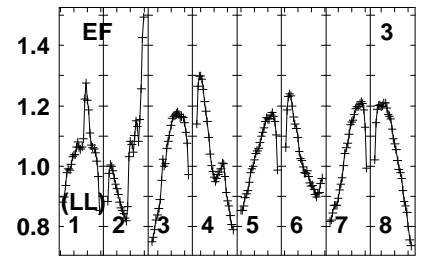
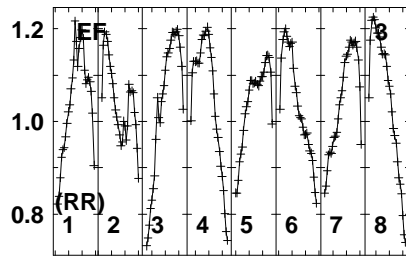
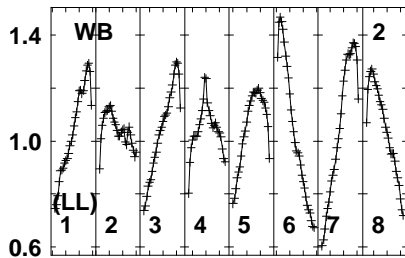
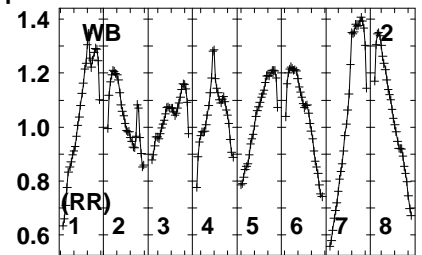
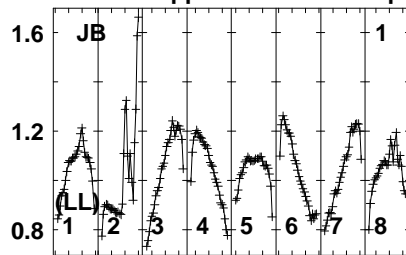
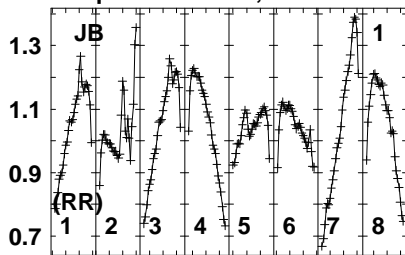


Lower frame: Real Jy  
Auto-corr total-power spectrum Antenna: \*  
Timerange: 01/09:35:00 to 01/09:38:00

Plot file version 52 created 18-MAR-2021 12:45:42

J1608+5613 EB082 2.UVDATA.1

Freq = 1.5950 GHz, Bw = 16.000 MH No calibration applied and no bandpass applied



1595 610 1630 645 660 675 1695 710  
FREQ MHz

1595 610 1630 645 660 675 1695 710  
FREQ MHz

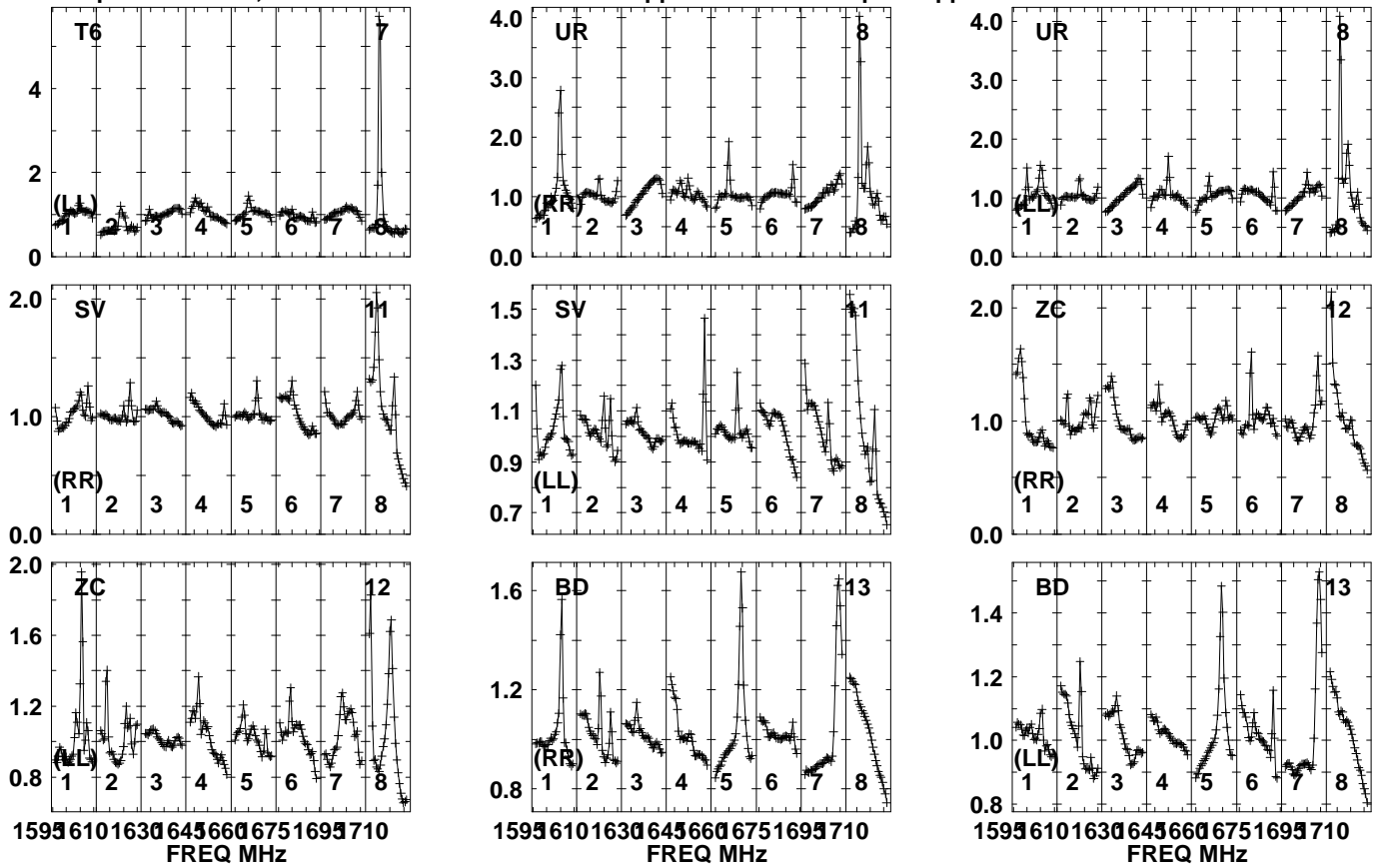
1595 610 1630 645 660 675 1695 710  
FREQ MHz

Lower frame: Real Jy  
Auto-corr total-power spectrum Antenna: \*  
Timerange: 01/09:38:00 to 01/09:39:59

Plot file version 53 created 18-MAR-2021 12:45:42

J1608+5613 EB082 2.UVDATA.1

Freq = 1.5950 GHz, Bw = 16.000 MH No calibration applied and no bandpass applied

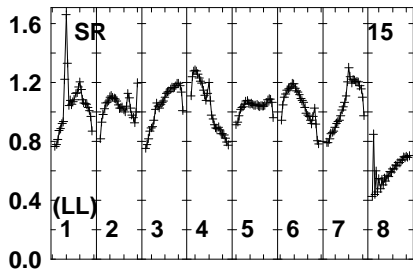
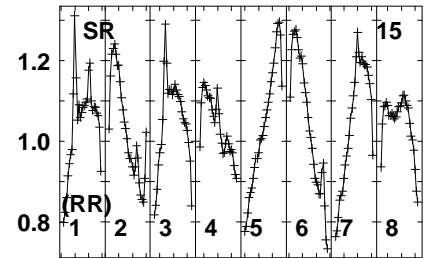
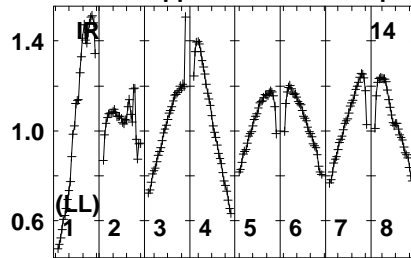
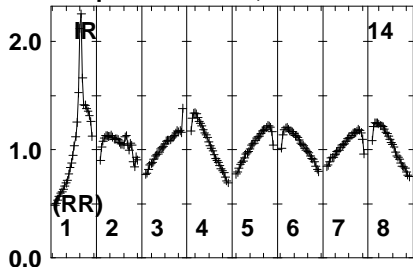


Lower frame: Real Jy  
Auto-corr total-power spectrum Antenna: \*  
Timerange: 01/09:38:00 to 01/09:39:59

Plot file version 54 created 18-MAR-2021 12:45:43

J1608+5613 EB082 2.UVDATA.1

Freq = 1.5950 GHz, Bw = 16.000 MH No calibration applied and no bandpass applied

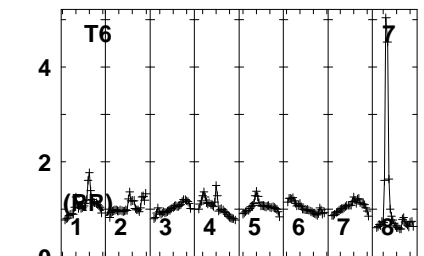
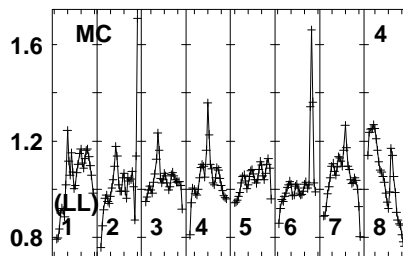
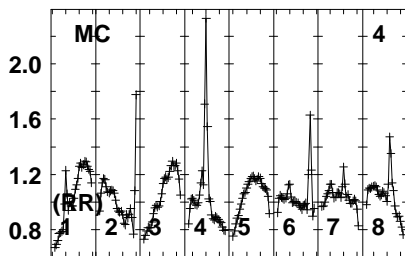
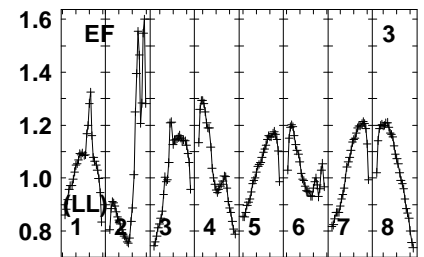
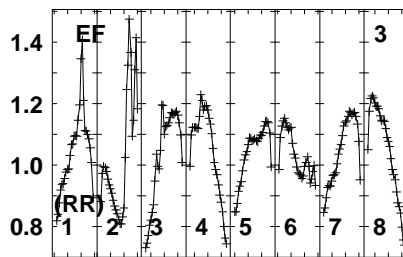
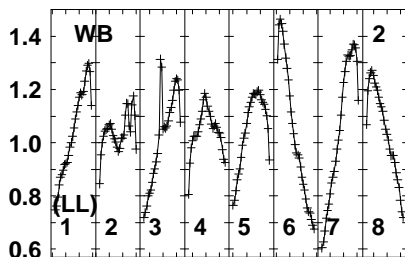
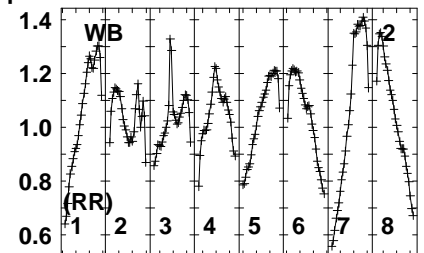
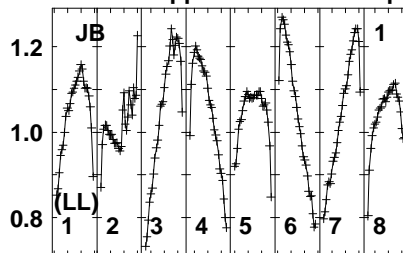
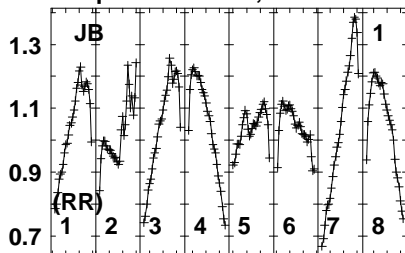


Lower frame: Real Jy  
Auto-corr total-power spectrum Antenna: \*  
Timerange: 01/09:38:00 to 01/09:39:59

Plot file version 55 created 18-MAR-2021 12:45:43

J1617+5515 EB082 2.UVDATA.1

Freq = 1.5950 GHz, Bw = 16.000 MH No calibration applied and no bandpass applied



1595 610 1630 645 660 675 1695 710  
FREQ MHz

1595 610 1630 645 660 675 1695 710  
FREQ MHz

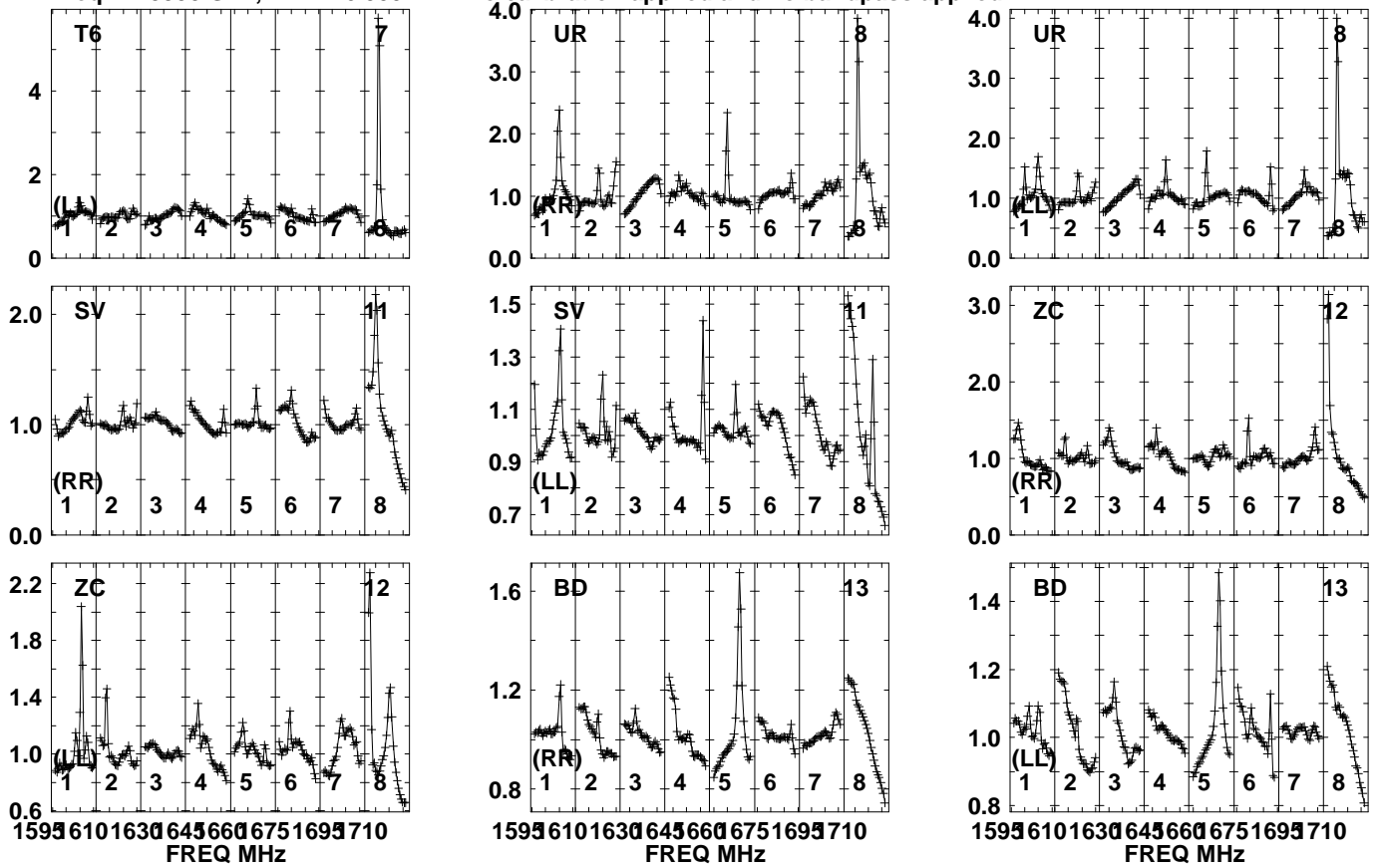
1595 610 1630 645 660 675 1695 710  
FREQ MHz

Lower frame: Real Jy  
Auto-corr total-power spectrum Antenna: \*  
Timerange: 01/09:40:01 to 01/09:42:59

Plot file version 56 created 18-MAR-2021 12:45:43

J1617+5515 EB082 2.UVDATA.1

Freq = 1.5950 GHz, Bw = 16.000 MH No calibration applied and no bandpass applied



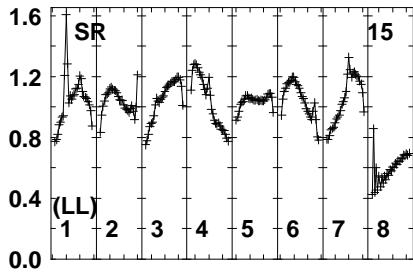
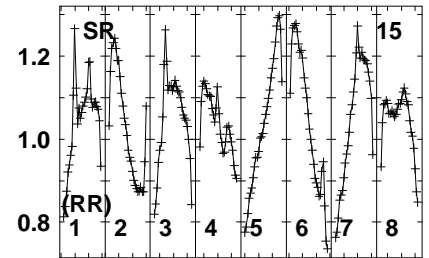
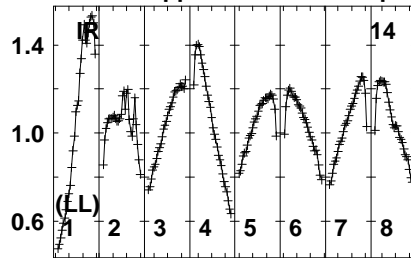
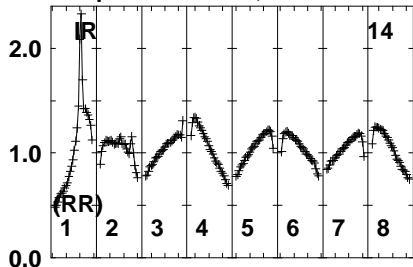
Lower frame: Real Jy  
Auto-corr total-power spectrum Antenna: \*  
Timerange: 01/09:40:01 to 01/09:42:59



Plot file version 57 created 18-MAR-2021 12:45:43

J1617+5515 EB082 2.UVDATA.1

Freq = 1.5950 GHz, Bw = 16.000 MH No calibration applied and no bandpass applied

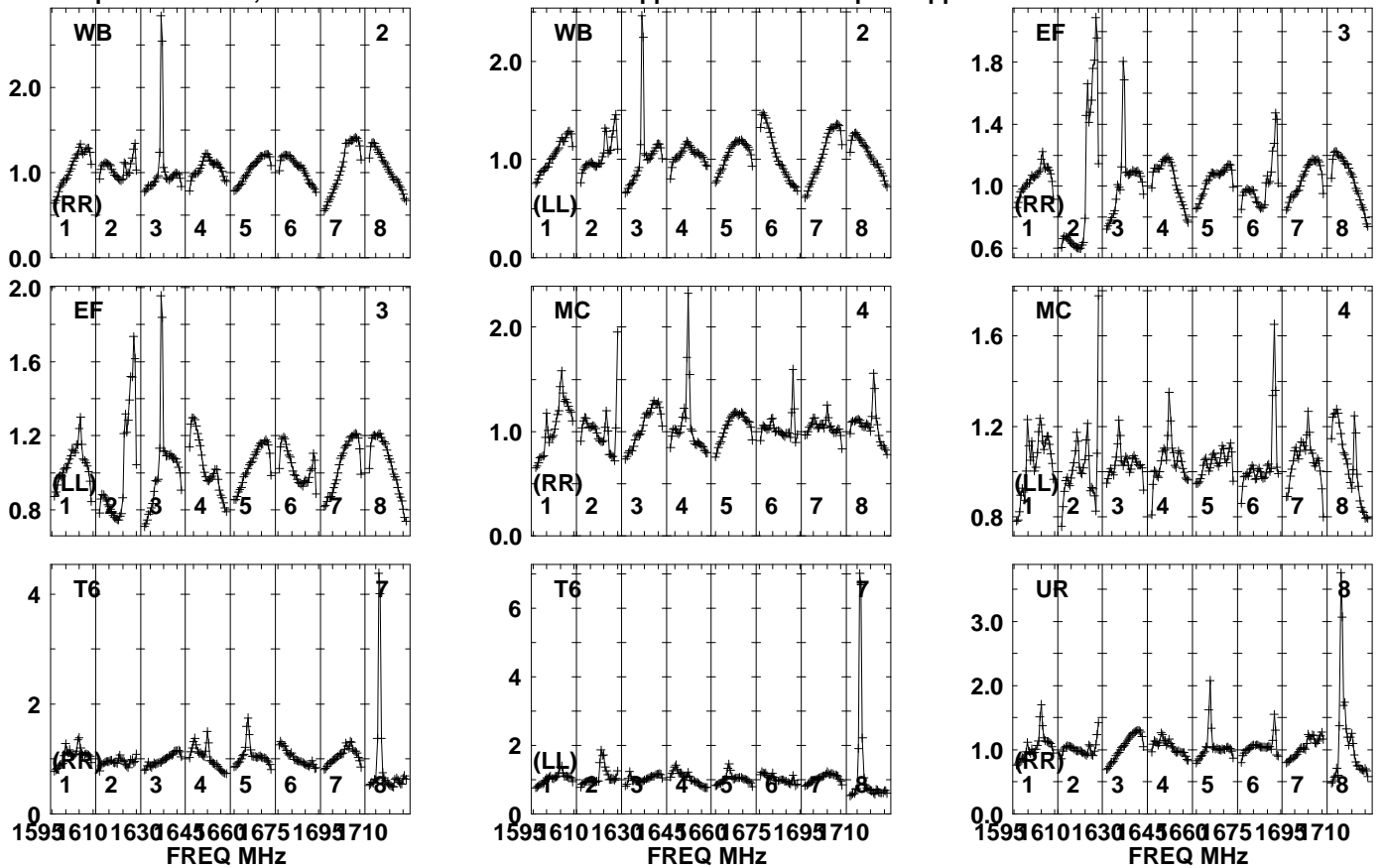


Lower frame: Real Jy  
Auto-corr total-power spectrum Antenna: \*  
Timerange: 01/09:40:01 to 01/09:42:59

Plot file version 58 created 18-MAR-2021 12:45:43

J1608+5613 EB082 2.UVDATA.1

Freq = 1.5950 GHz, Bw = 16.000 MH No calibration applied and no bandpass applied



Lower frame: Real Jy

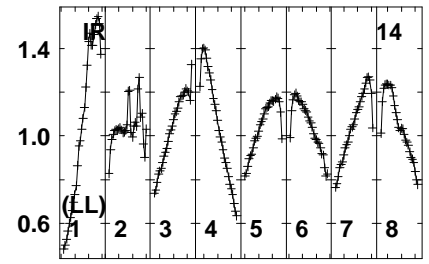
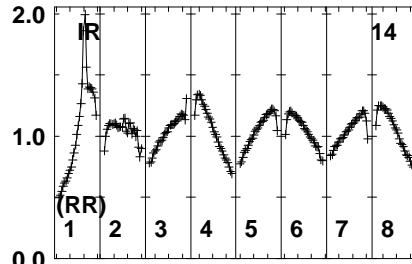
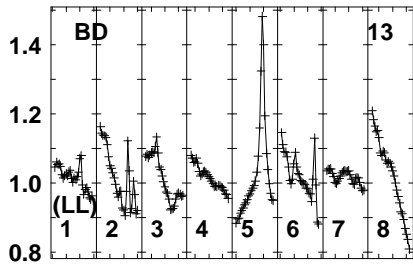
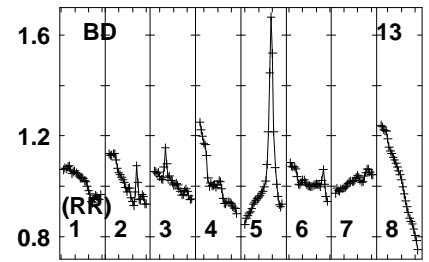
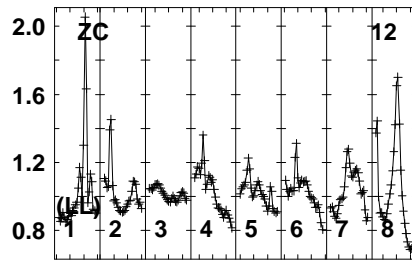
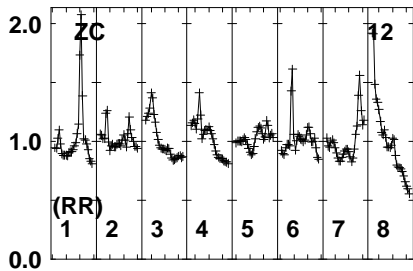
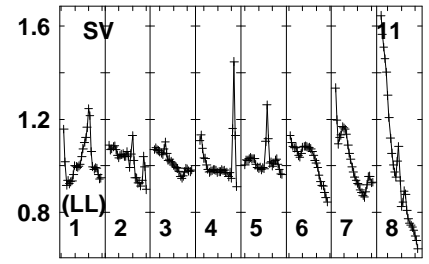
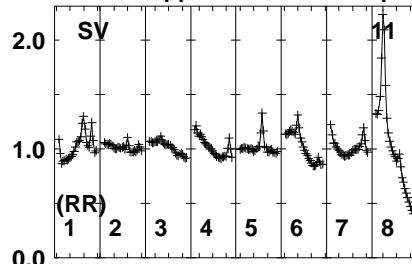
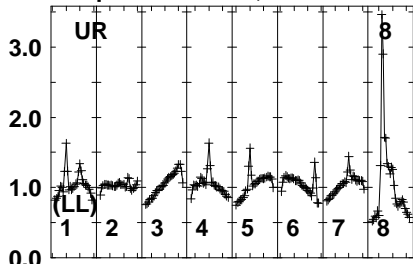
Auto-corr total-power spectrum Antenna: \*

Timerange: 01/09:43:30 to 01/09:45:00

Plot file version 59 created 18-MAR-2021 12:45:43

J1608+5613 EB082 2.UVDATA.1

Freq = 1.5950 GHz, Bw = 16.000 MH No calibration applied and no bandpass applied



1595 610 1630 645 660 675 1695 710  
FREQ MHz

1595 610 1630 645 660 675 1695 710  
FREQ MHz

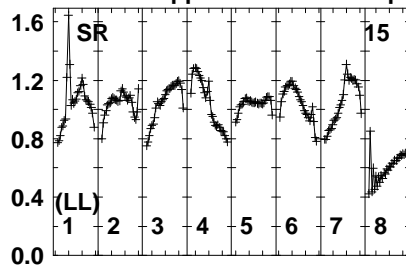
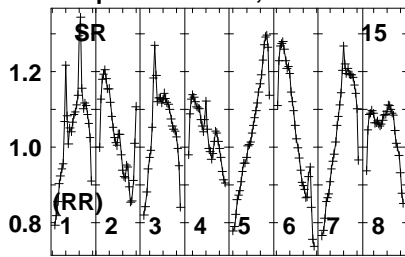
1595 610 1630 645 660 675 1695 710  
FREQ MHz

Lower frame: Real Jy  
Auto-corr total-power spectrum Antenna: \*  
Timerange: 01/09:43:30 to 01/09:45:00

Plot file version 60 created 18-MAR-2021 12:45:43

J1608+5613 EB082 2.UVDATA.1

Freq = 1.5950 GHz, Bw = 16.000 MH No calibration applied and no bandpass applied

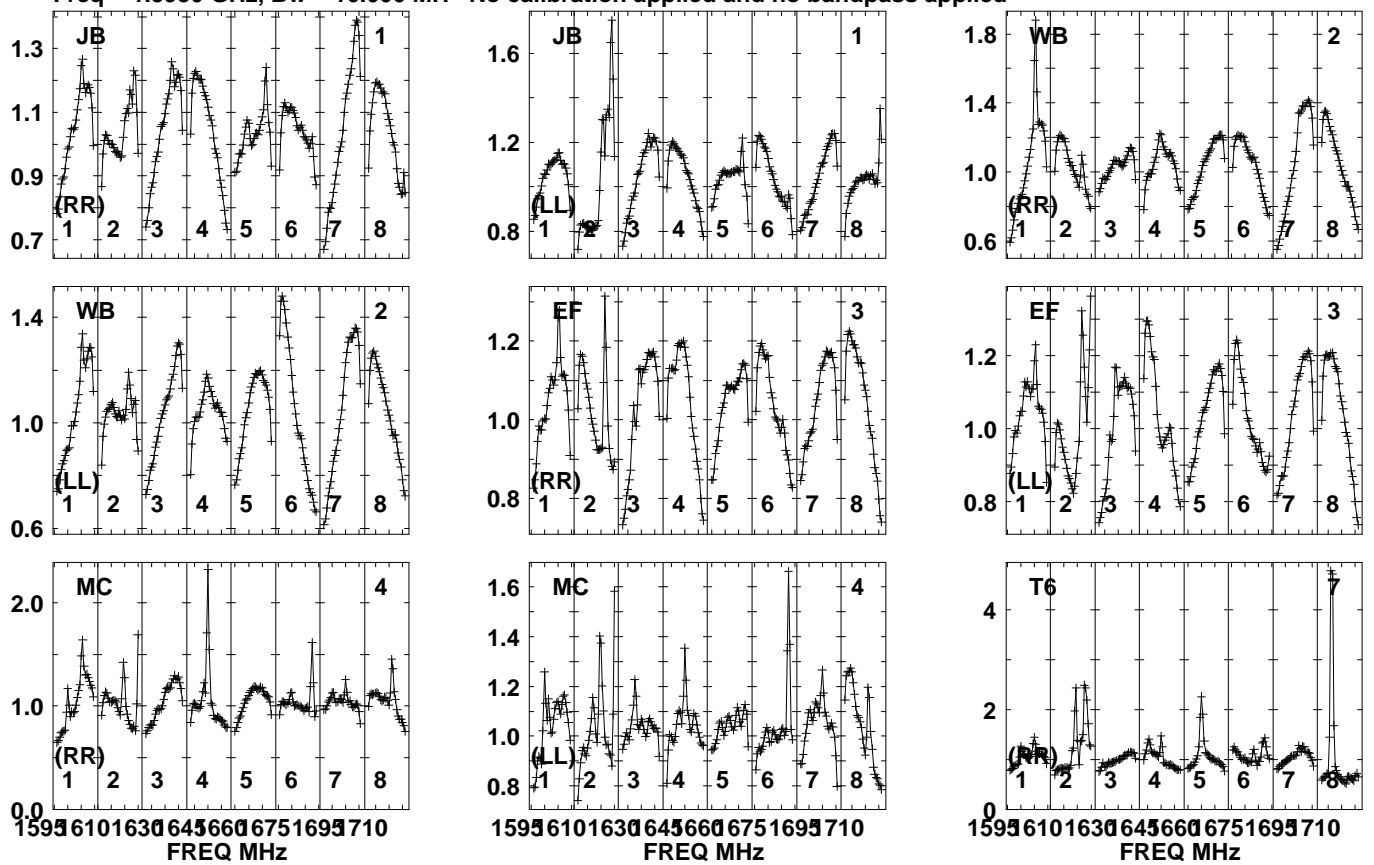


Lower frame: Real Jy  
Auto-corr total-power spectrum Antenna: \*  
Timerange: 01/09:43:30 to 01/09:45:00

Plot file version 61 created 18-MAR-2021 12:45:44

J1617+5515 EB082 2.UVDATA.1

Freq = 1.5950 GHz, Bw = 16.000 MH No calibration applied and no bandpass applied

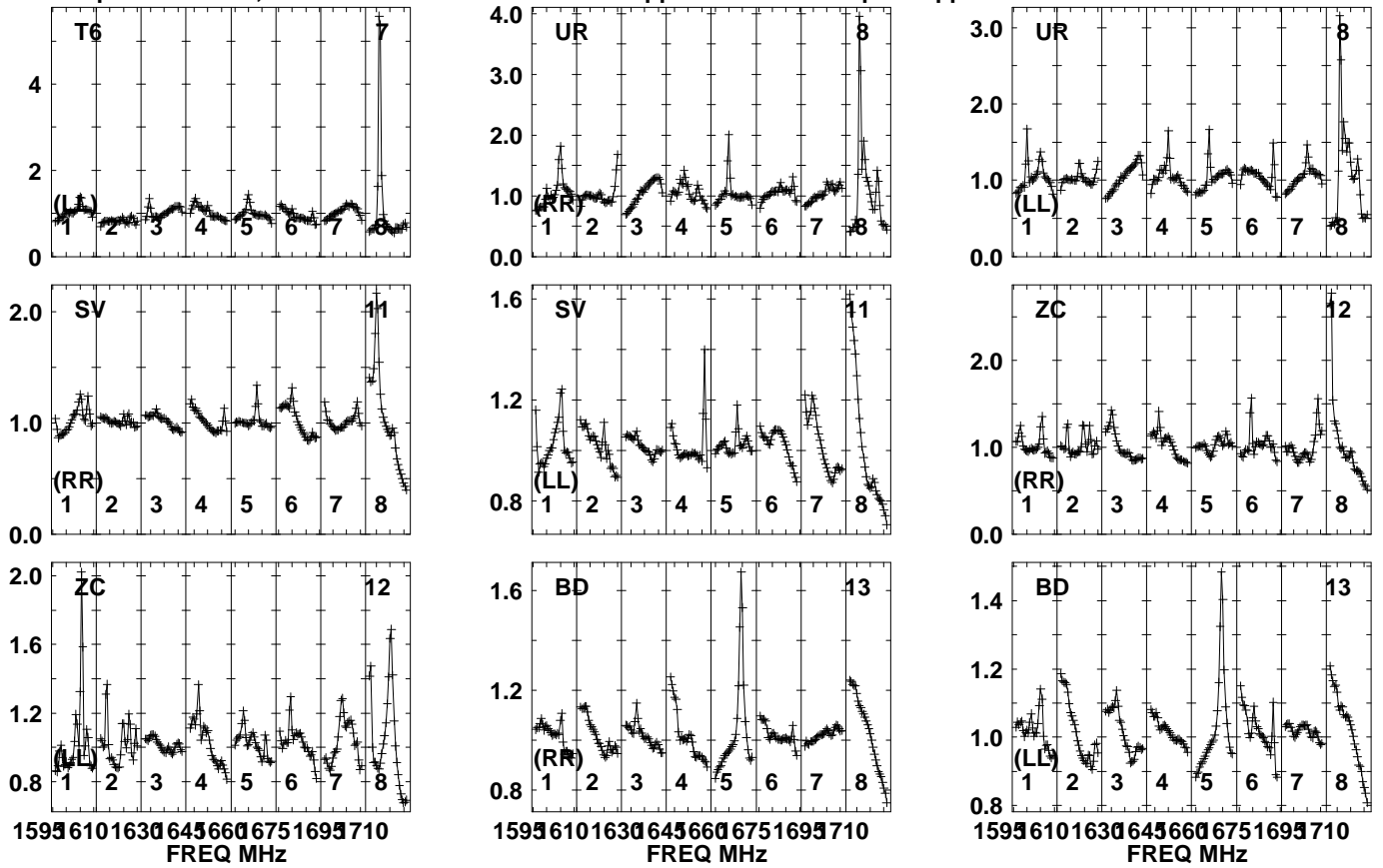


Lower frame: Real Jy  
Auto-corr total-power spectrum Antenna: \*  
Timerange: 01/09:45:00 to 01/09:48:00

Plot file version 62 created 18-MAR-2021 12:45:44

J1617+5515 EB082 2.UVDATA.1

Freq = 1.5950 GHz, Bw = 16.000 MH No calibration applied and no bandpass applied

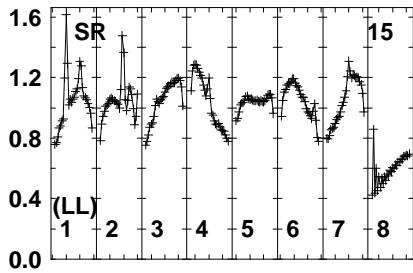
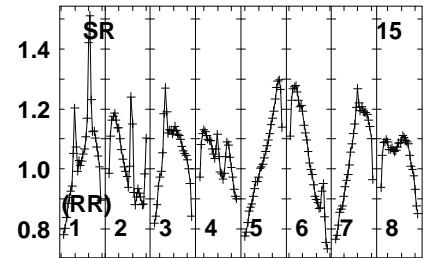
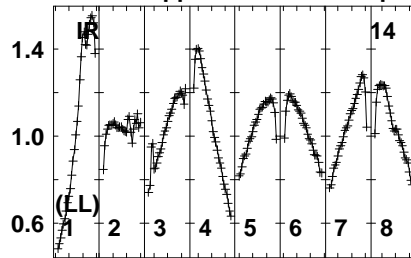
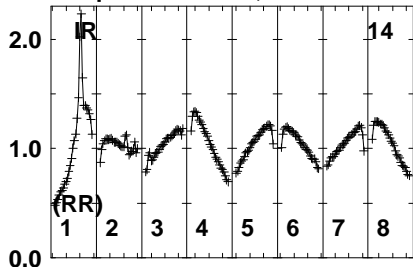


Lower frame: Real Jy  
Auto-corr total-power spectrum Antenna: \*  
Timerange: 01/09:45:00 to 01/09:48:00

Plot file version 63 created 18-MAR-2021 12:45:44

J1617+5515 EB082 2.UVDATA.1

Freq = 1.5950 GHz, Bw = 16.000 MH No calibration applied and no bandpass applied

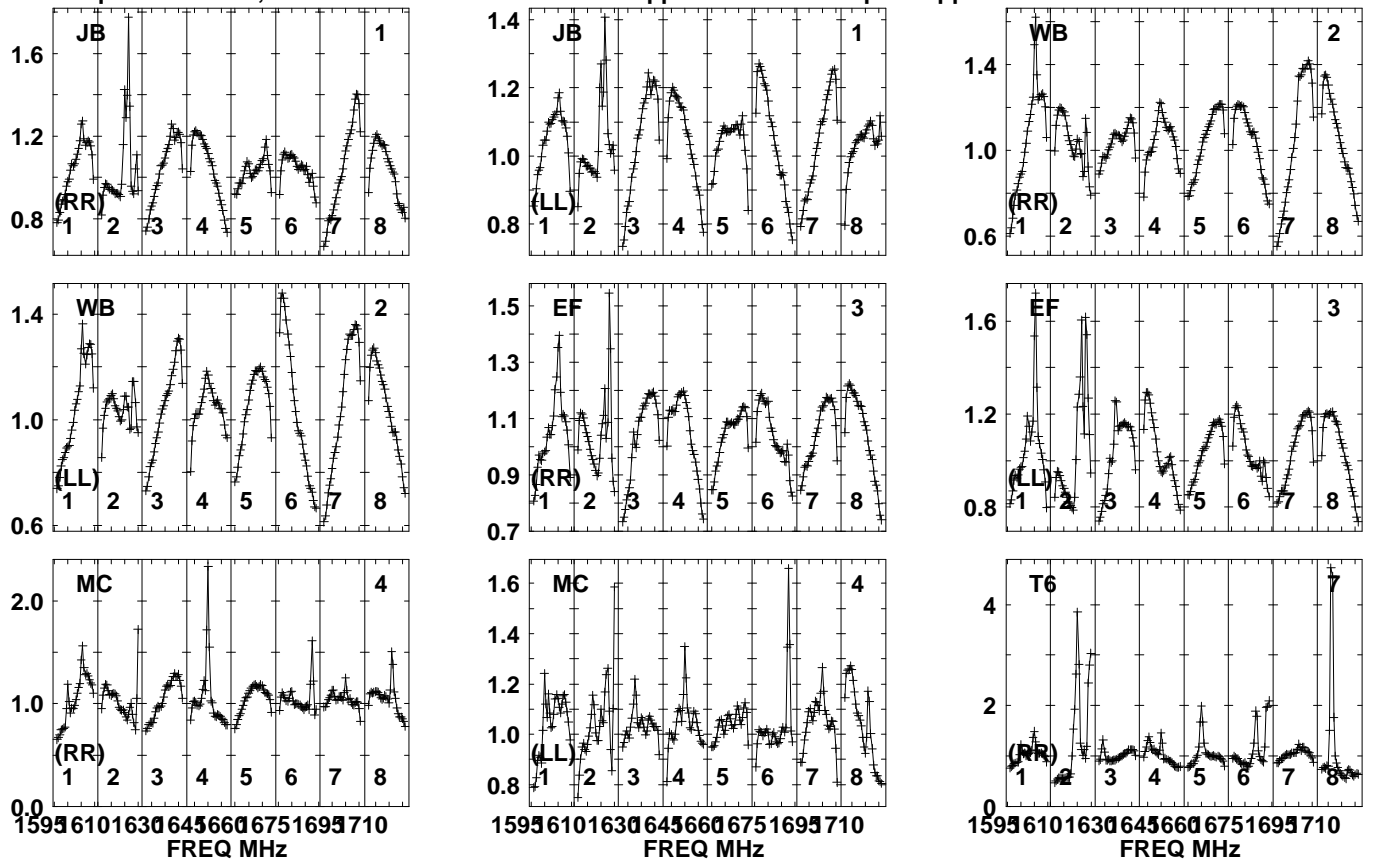


Lower frame: Real Jy  
Auto-corr total-power spectrum Antenna: \*  
Timerange: 01/09:45:00 to 01/09:48:00

Plot file version 64 created 18-MAR-2021 12:45:44

J1608+5613 EB082 2.UVDATA.1

Freq = 1.5950 GHz, Bw = 16.000 MH No calibration applied and no bandpass applied



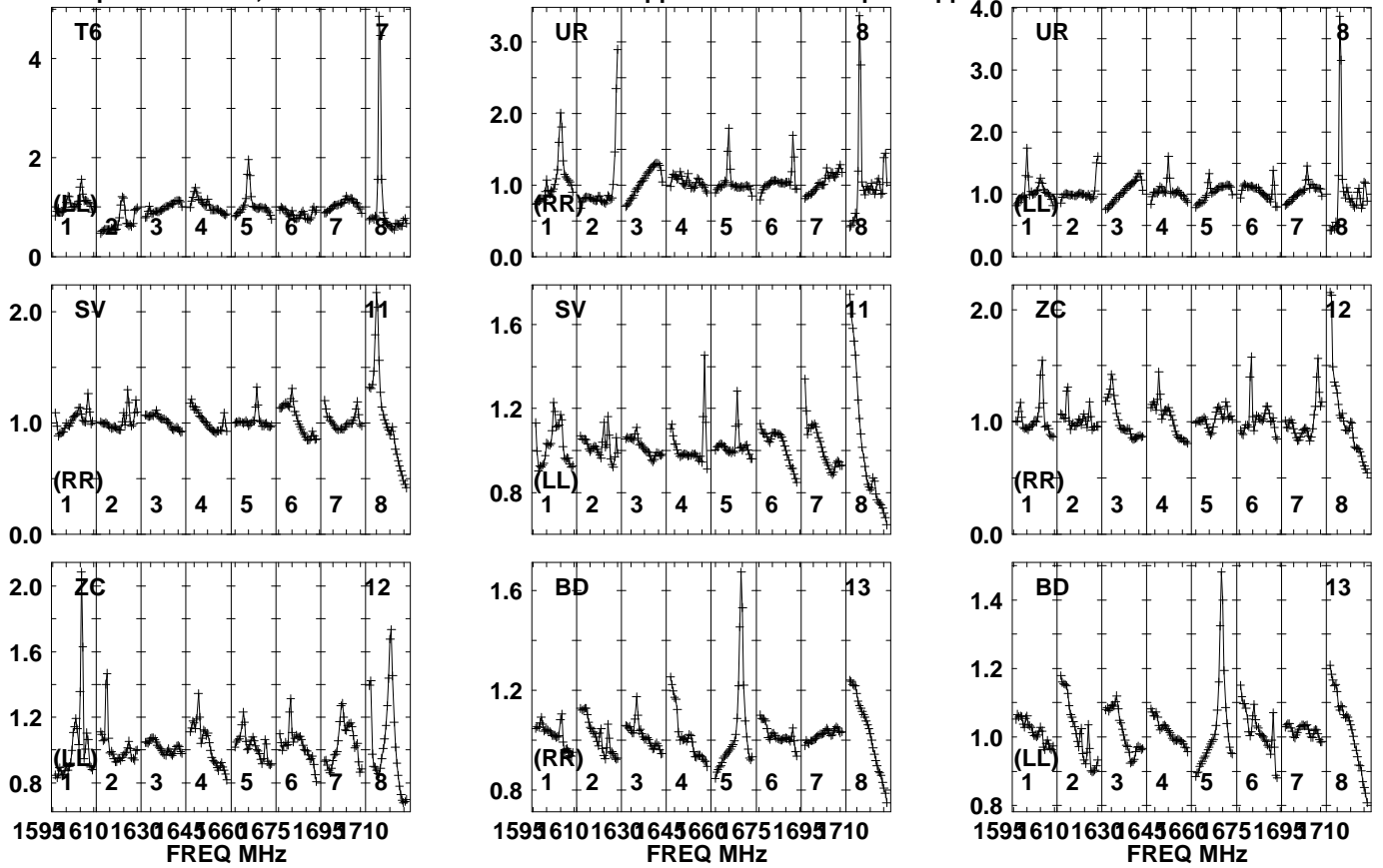
Lower frame: Real Jy  
Auto-corr total-power spectrum Antenna: \*  
Timerange: 01/09:48:01 to 01/09:49:59



Plot file version 65 created 18-MAR-2021 12:45:44

J1608+5613 EB082 2.UVDATA.1

Freq = 1.5950 GHz, Bw = 16.000 MH No calibration applied and no bandpass applied

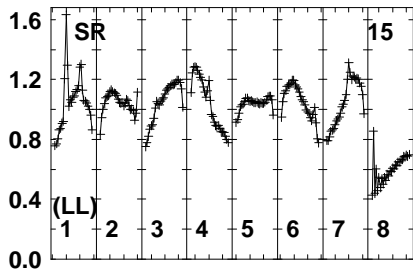
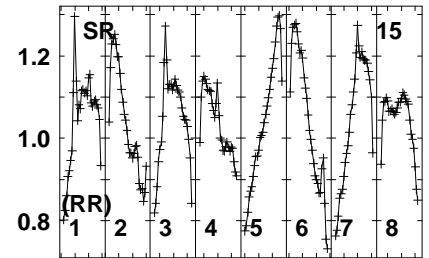
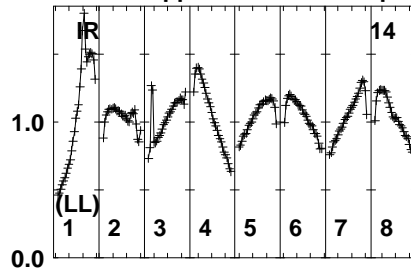
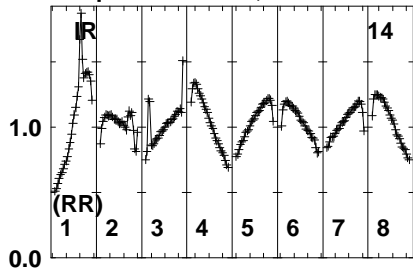


Lower frame: Real Jy  
Auto-corr total-power spectrum Antenna: \*  
Timerange: 01/09:48:01 to 01/09:49:59

Plot file version 66 created 18-MAR-2021 12:45:44

J1608+5613 EB082 2.UVDATA.1

Freq = 1.5950 GHz, Bw = 16.000 MH No calibration applied and no bandpass applied

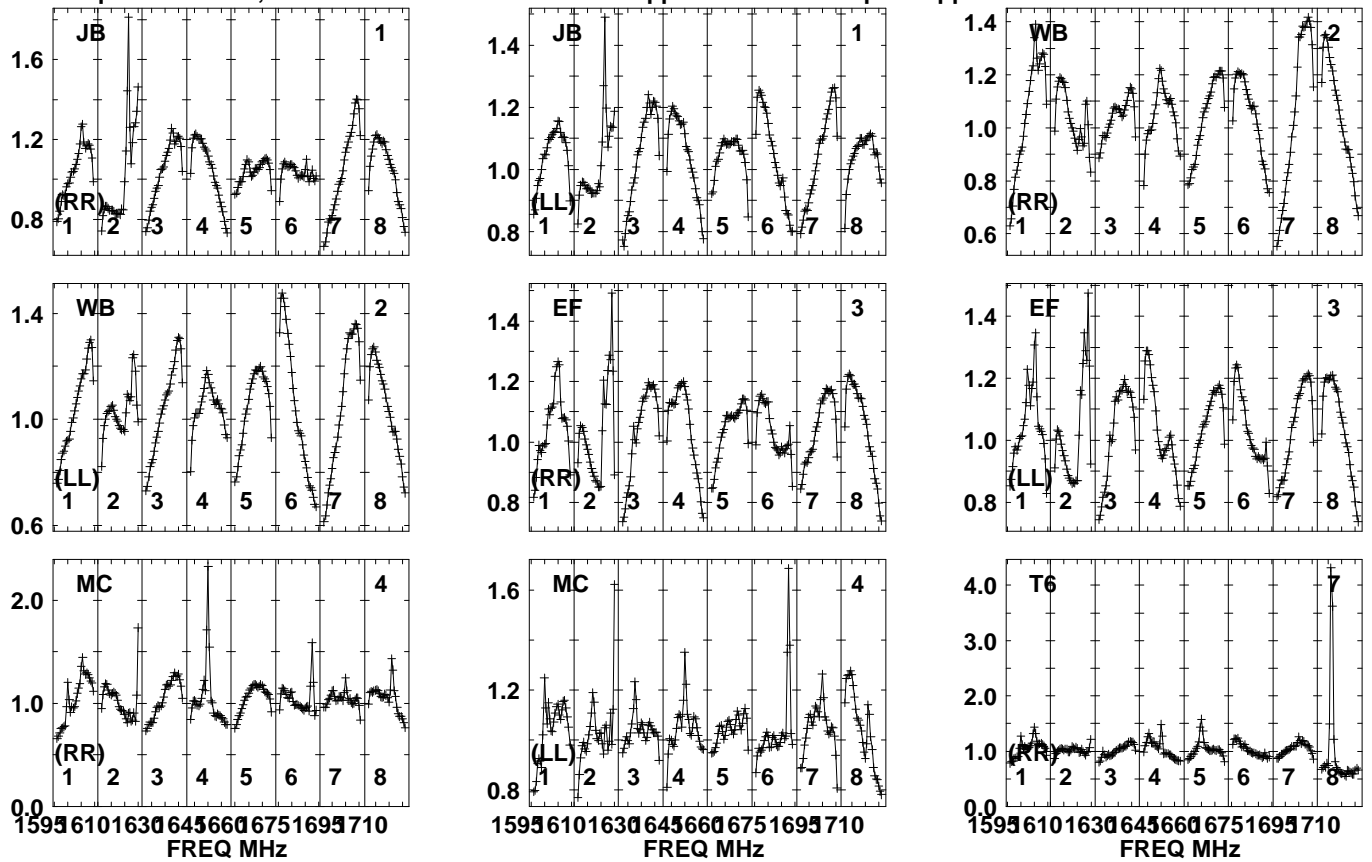


Lower frame: Real Jy  
Auto-corr total-power spectrum Antenna: \*  
Timerange: 01/09:48:01 to 01/09:49:59

Plot file version 67 created 18-MAR-2021 12:45:44

J1617+5515 EB082 2.UVDATA.1

Freq = 1.5950 GHz, Bw = 16.000 MH No calibration applied and no bandpass applied

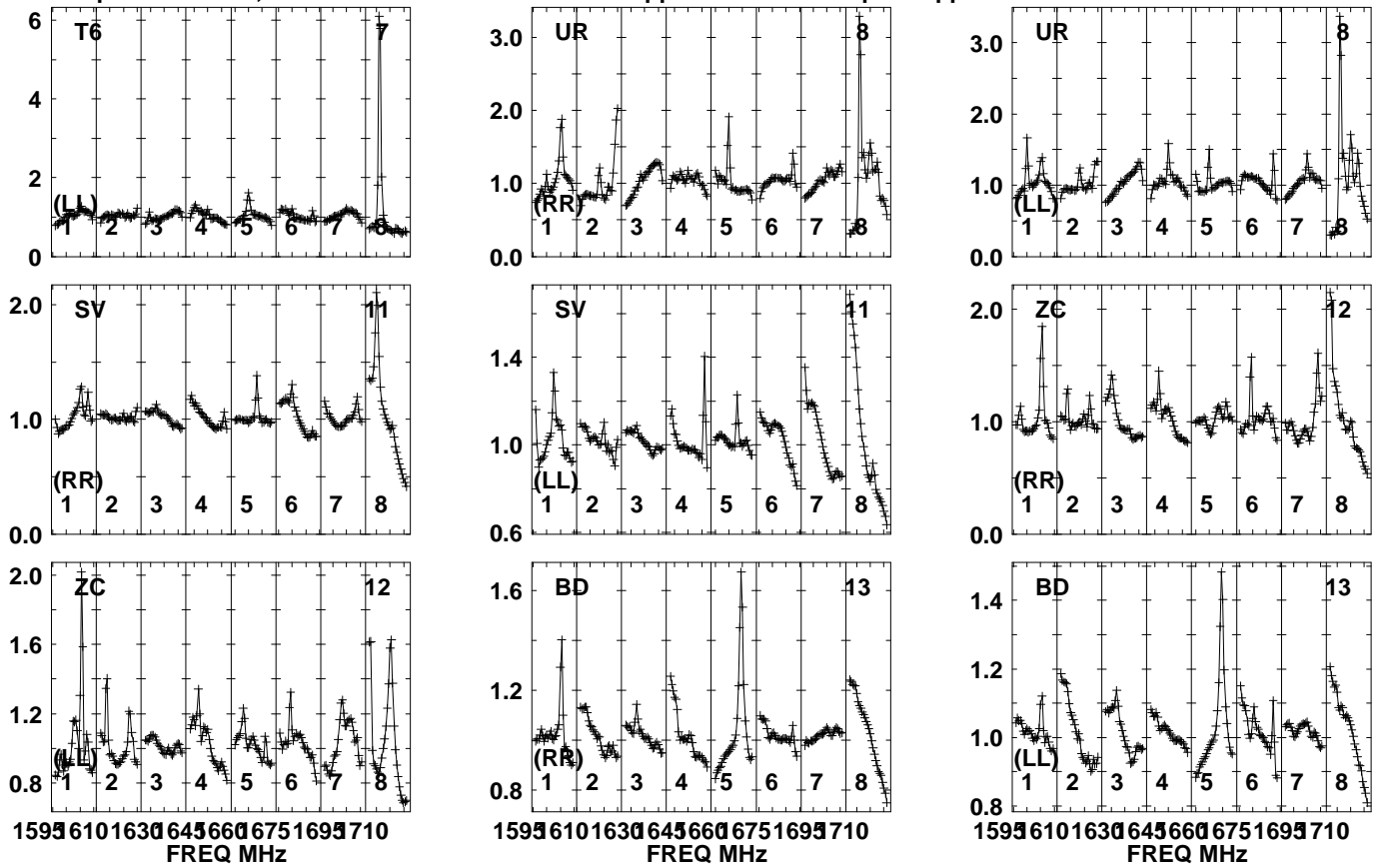


Lower frame: Real Jy  
Auto-corr total-power spectrum Antenna: \*  
Timerange: 01/09:50:01 to 01/09:53:00

Plot file version 68 created 18-MAR-2021 12:45:45

J1617+5515 EB082 2.UVDATA.1

Freq = 1.5950 GHz, Bw = 16.000 MH No calibration applied and no bandpass applied

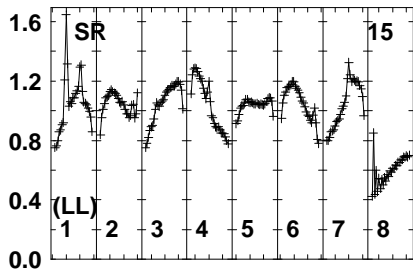
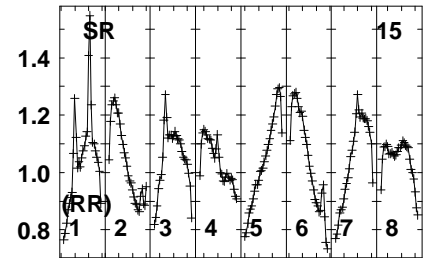
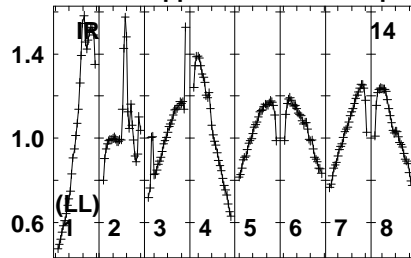
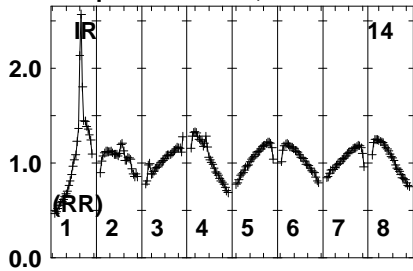


Lower frame: Real Jy  
Auto-corr total-power spectrum Antenna: \*  
Timerange: 01/09:50:01 to 01/09:53:00

Plot file version 69 created 18-MAR-2021 12:45:45

J1617+5515 EB082 2.UVDATA.1

Freq = 1.5950 GHz, Bw = 16.000 MH No calibration applied and no bandpass applied

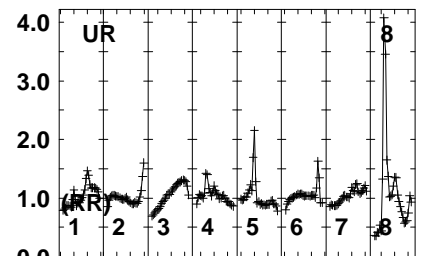
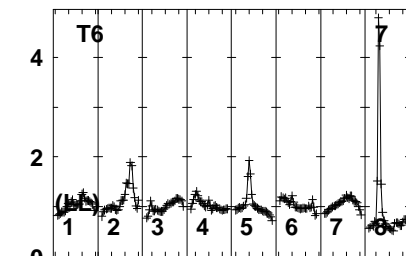
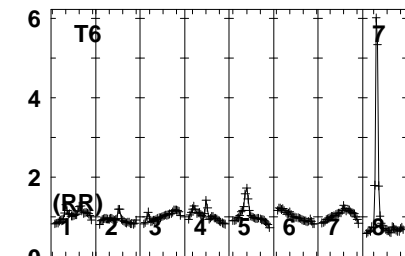
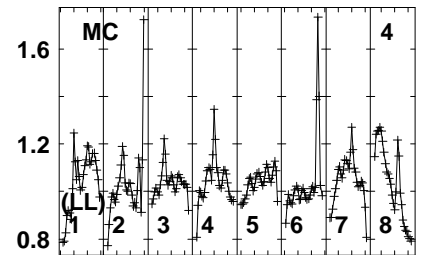
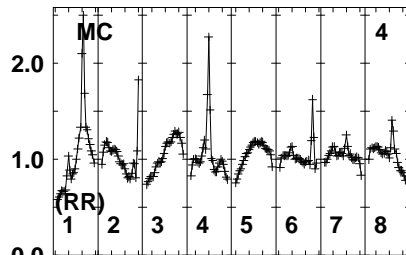
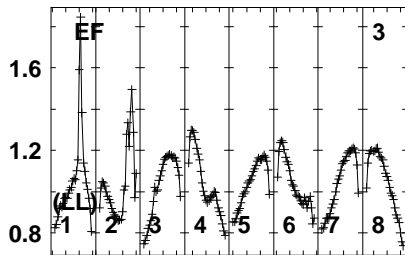
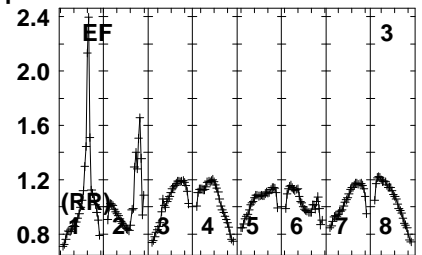
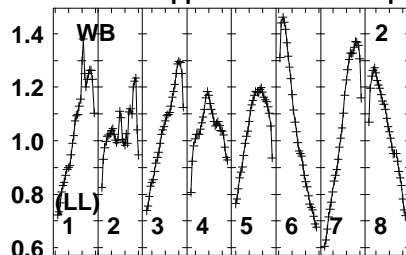
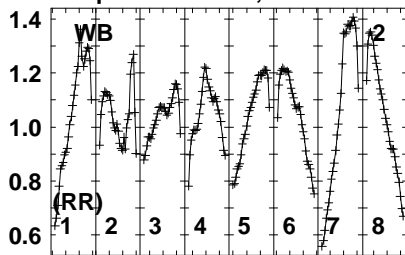


Lower frame: Real Jy  
Auto-corr total-power spectrum Antenna: \*  
Timerange: 01/09:50:01 to 01/09:53:00

Plot file version 70 created 18-MAR-2021 12:45:45

J1608+5613 EB082 2.UVDATA.1

Freq = 1.5950 GHz, Bw = 16.000 MH No calibration applied and no bandpass applied



1595 610 1630 645 660 675 1695 710  
FREQ MHz

1595 610 1630 645 660 675 1695 710  
FREQ MHz

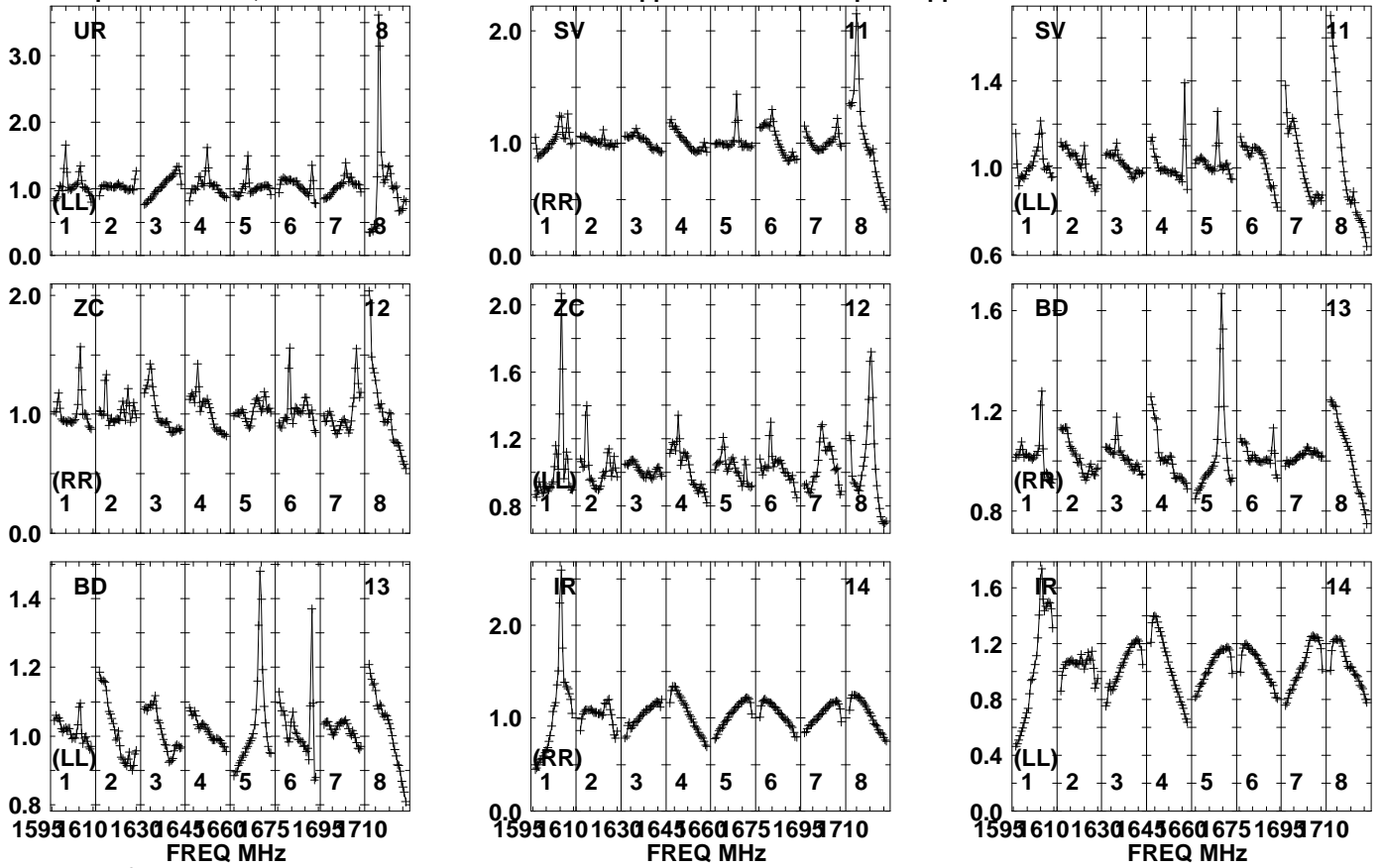
1595 610 1630 645 660 675 1695 710  
FREQ MHz

Lower frame: Real Jy  
Auto-corr total-power spectrum Antenna: \*  
Timerange: 01/09:53:31 to 01/09:55:00

Plot file version 71 created 18-MAR-2021 12:45:45

J1608+5613 EB082 2.UVDATA.1

Freq = 1.5950 GHz, Bw = 16.000 MH No calibration applied and no bandpass applied

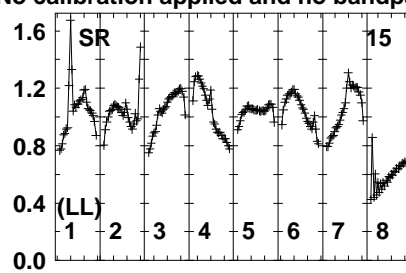
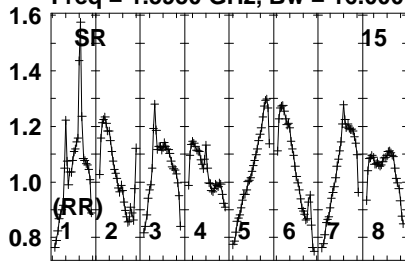


Lower frame: Real Jy  
Auto-corr total-power spectrum Antenna: \*  
Timerange: 01/09:53:31 to 01/09:55:00

Plot file version 72 created 18-MAR-2021 12:45:45

J1608+5613 EB082 2.UVDATA.1

Freq = 1.5950 GHz, Bw = 16.000 MH No calibration applied and no bandpass applied



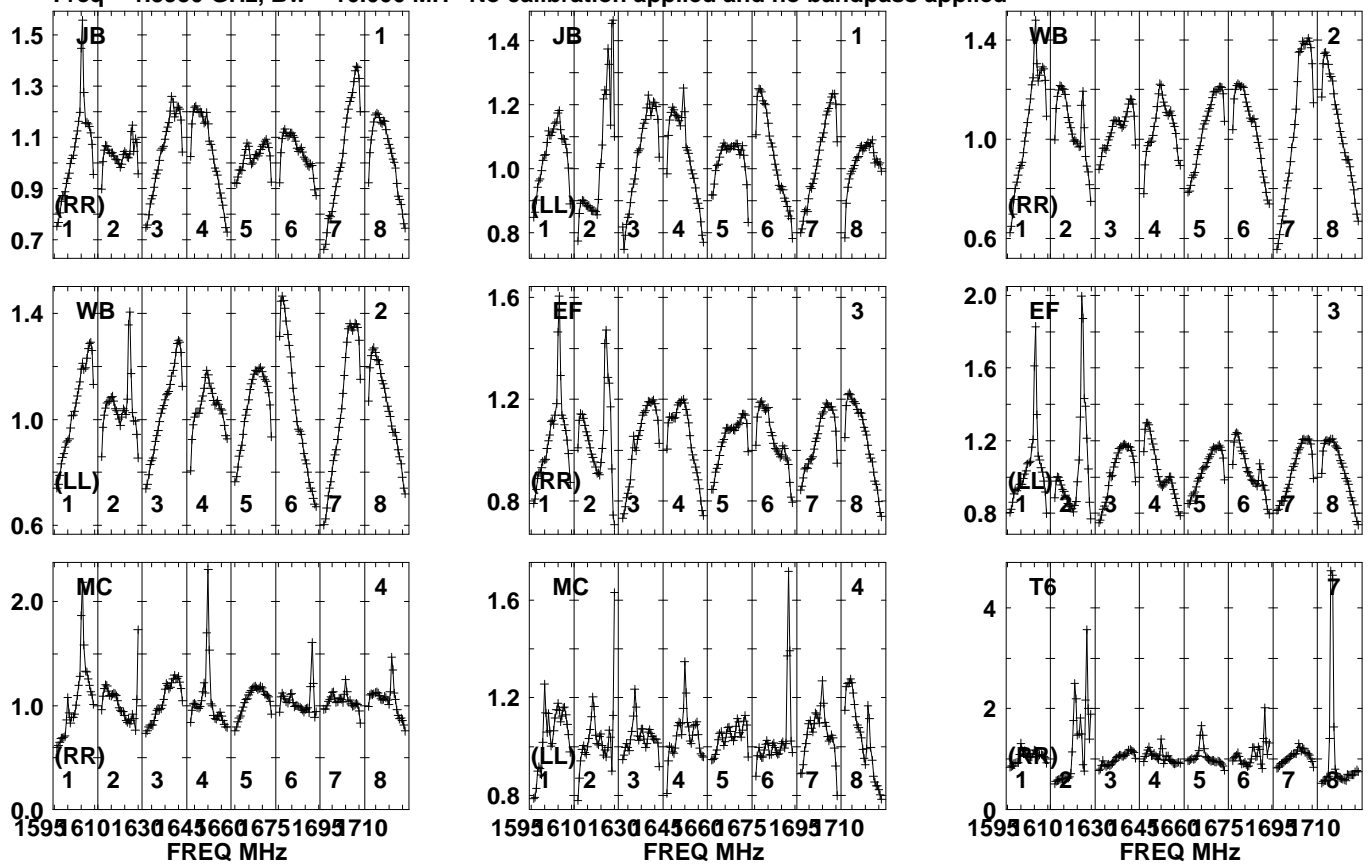
Lower frame: Real Jy  
Auto-corr total-power spectrum Antenna: \*  
Timerange: 01/09:53:31 to 01/09:55:00



Plot file version 73 created 18-MAR-2021 12:45:45

J1617+5515 EB082 2.UVDATA.1

Freq = 1.5950 GHz, Bw = 16.000 MH No calibration applied and no bandpass applied

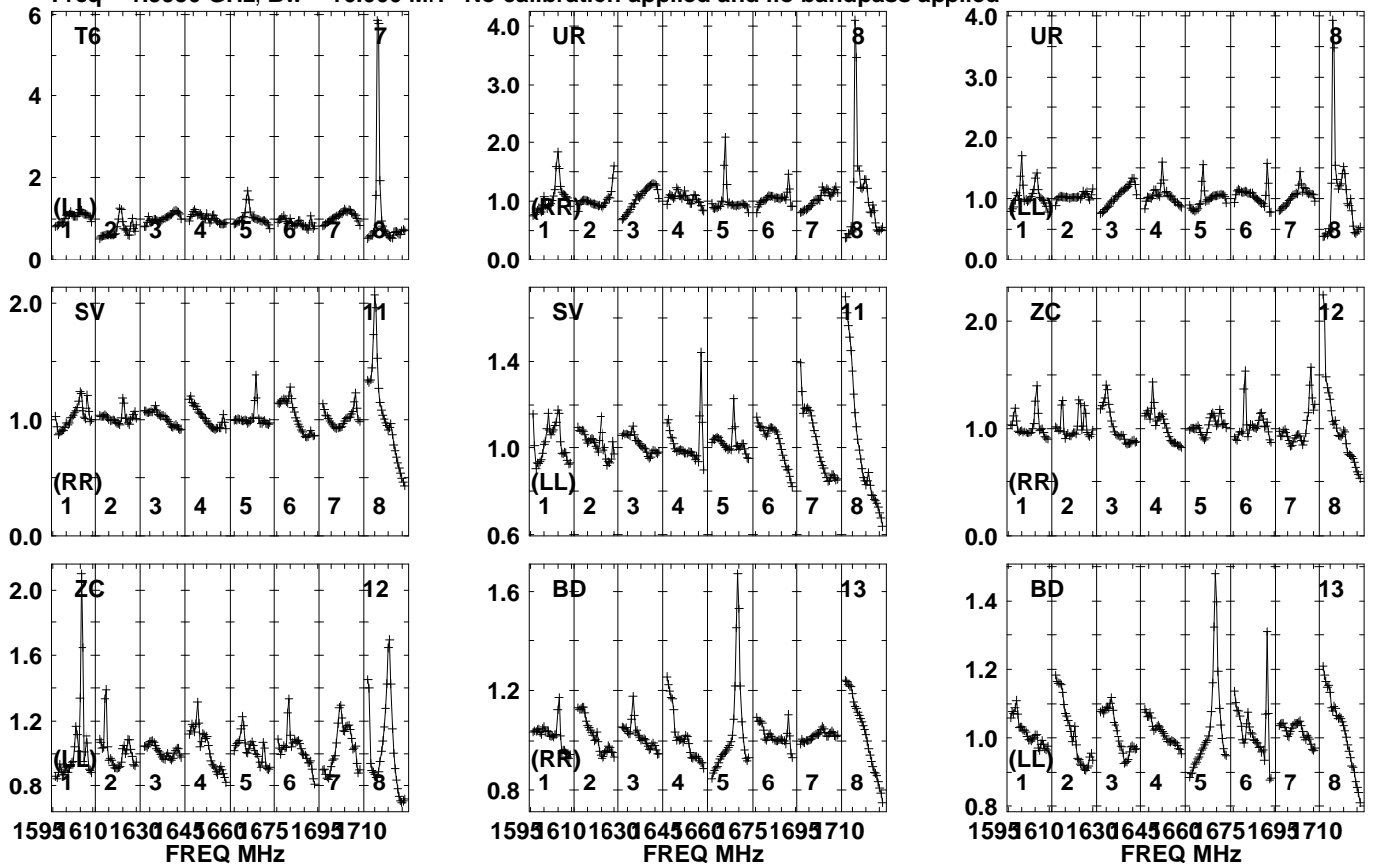


Lower frame: Real Jy  
Auto-corr total-power spectrum Antenna: \*  
Timerange: 01/09:55:00 to 01/09:58:00

Plot file version 74 created 18-MAR-2021 12:45:45

J1617+5515 EB082 2.UVDATA.1

Freq = 1.5950 GHz, Bw = 16.000 MH No calibration applied and no bandpass applied

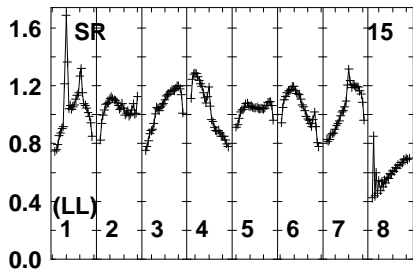
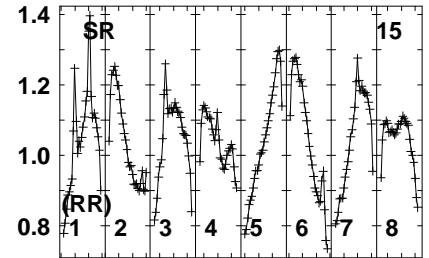
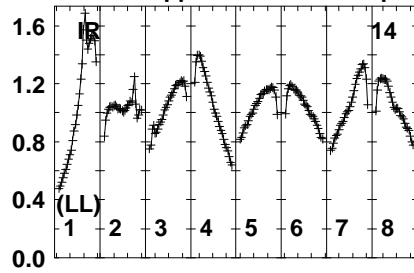
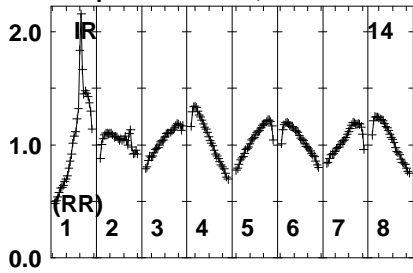


Lower frame: Real Jy  
Auto-corr total-power spectrum Antenna: \*  
Timerange: 01/09:55:00 to 01/09:58:00

Plot file version 75 created 18-MAR-2021 12:45:46

J1617+5515 EB082 2.UVDATA.1

Freq = 1.5950 GHz, Bw = 16.000 MH No calibration applied and no bandpass applied

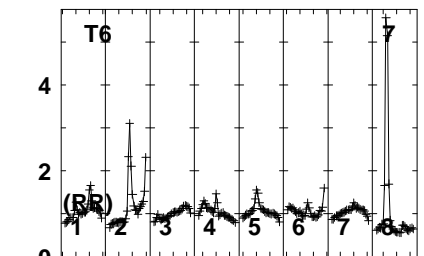
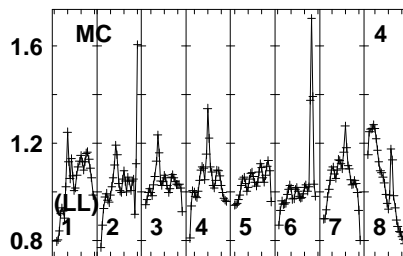
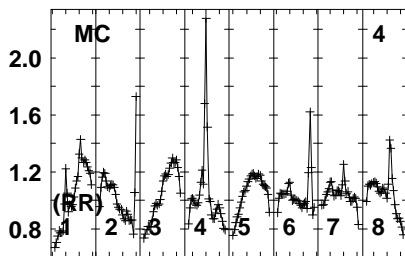
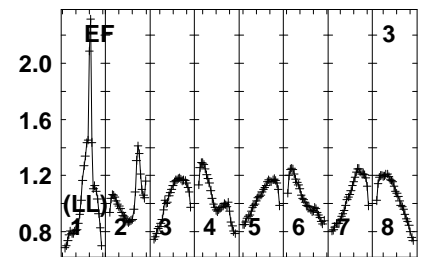
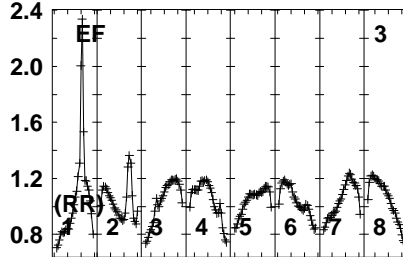
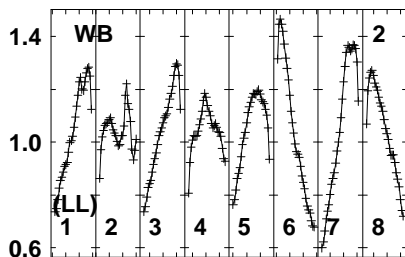
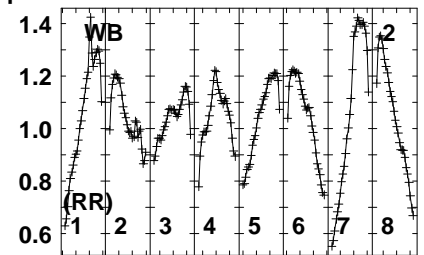
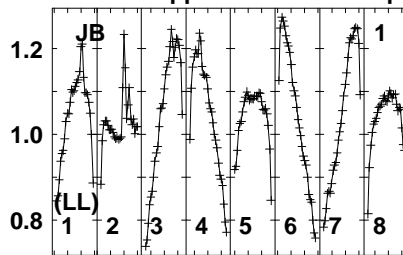
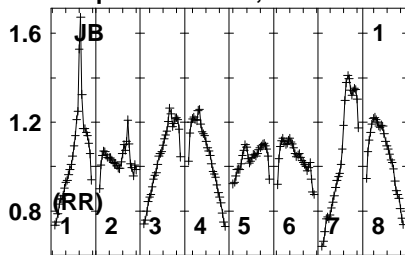


Lower frame: Real Jy  
Auto-corr total-power spectrum Antenna: \*  
Timerange: 01/09:55:00 to 01/09:58:00

Plot file version 76 created 18-MAR-2021 12:45:46

J1608+5613 EB082 2.UVDATA.1

Freq = 1.5950 GHz, Bw = 16.000 MH No calibration applied and no bandpass applied



1595 610 1630 645 660 675 1695 710  
FREQ MHz

1595 610 1630 645 660 675 1695 710  
FREQ MHz

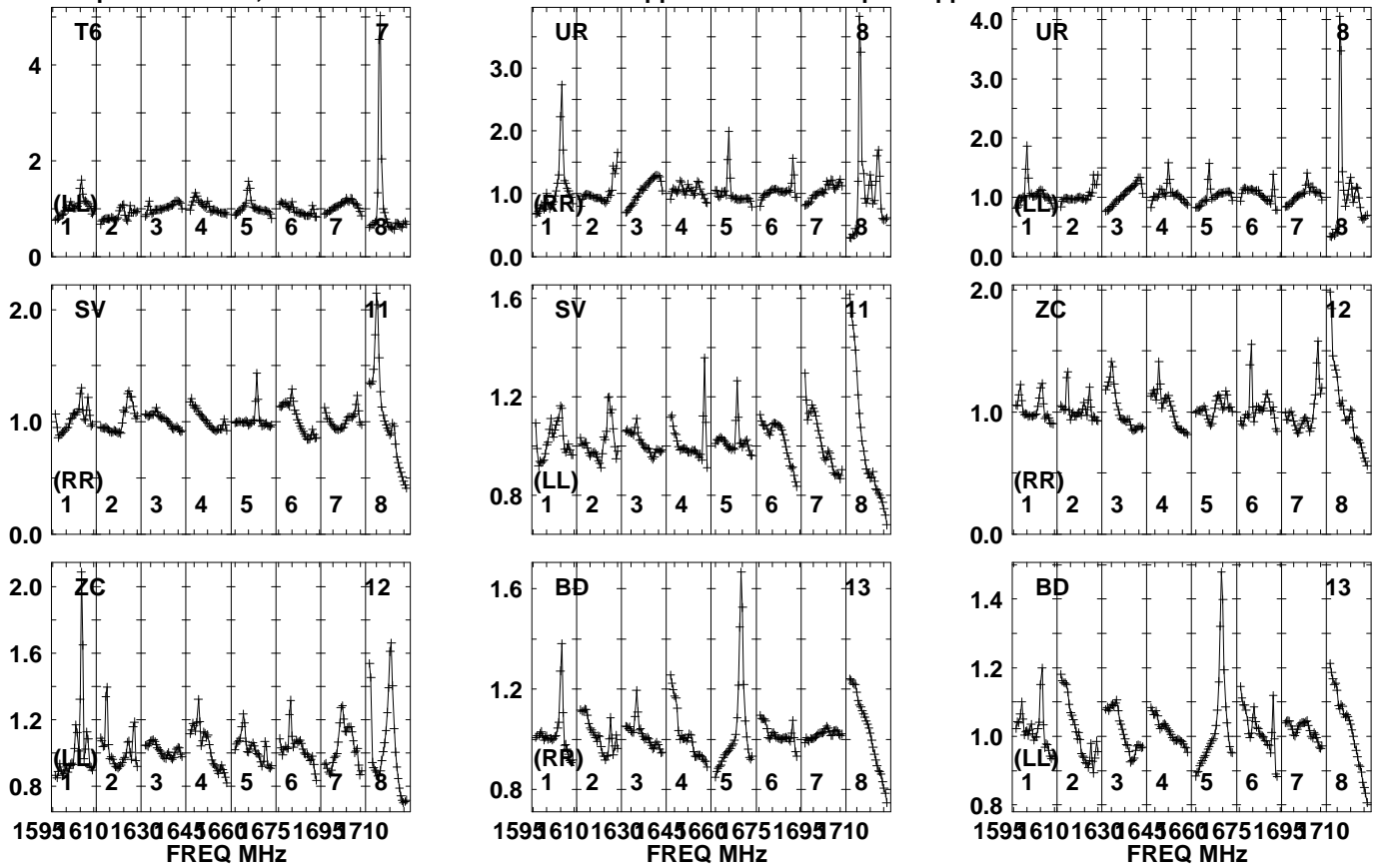
1595 610 1630 645 660 675 1695 710  
FREQ MHz

Lower frame: Real Jy  
Auto-corr total-power spectrum Antenna: \*  
Timerange: 01/09:58:00 to 01/10:00:00

Plot file version 77 created 18-MAR-2021 12:45:46

J1608+5613 EB082 2.UVDATA.1

Freq = 1.5950 GHz, Bw = 16.000 MH No calibration applied and no bandpass applied

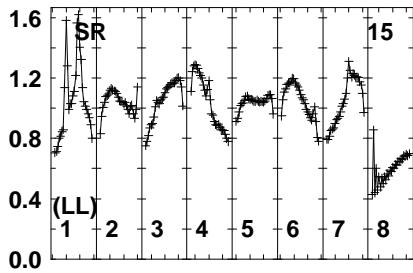
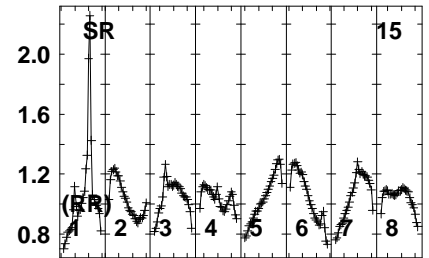
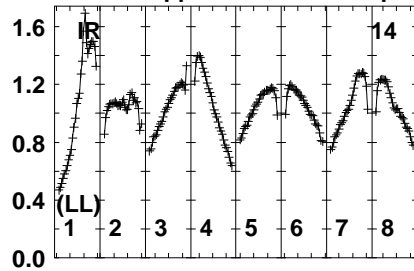
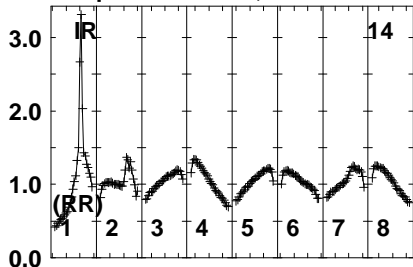


Lower frame: Real Jy  
Auto-corr total-power spectrum Antenna: \*  
Timerange: 01/09:58:00 to 01/10:00:00

Plot file version 78 created 18-MAR-2021 12:45:46

J1608+5613 EB082 2.UVDATA.1

Freq = 1.5950 GHz, Bw = 16.000 MH No calibration applied and no bandpass applied

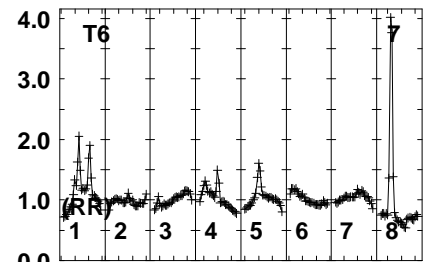
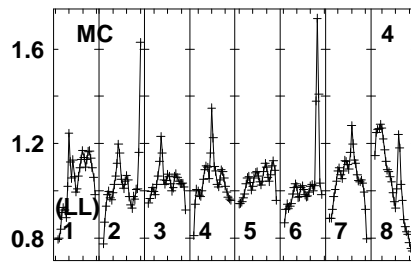
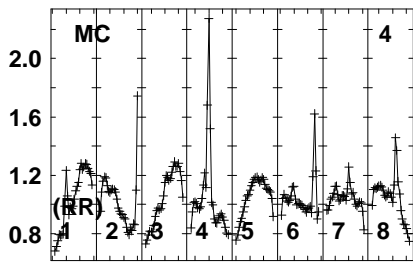
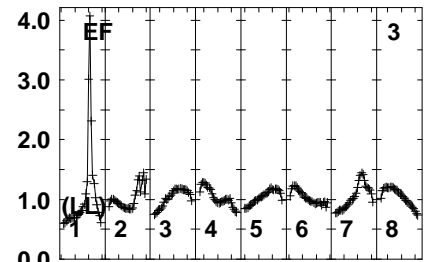
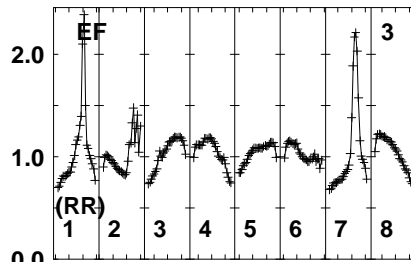
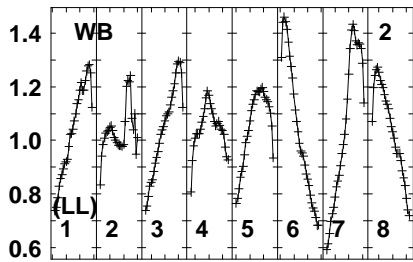
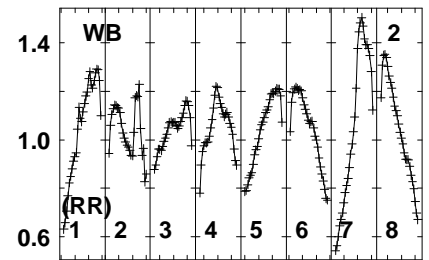
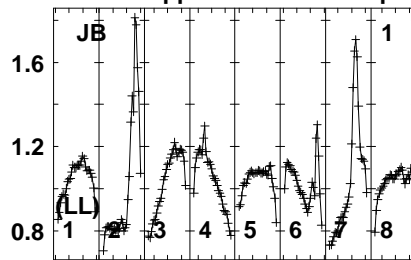
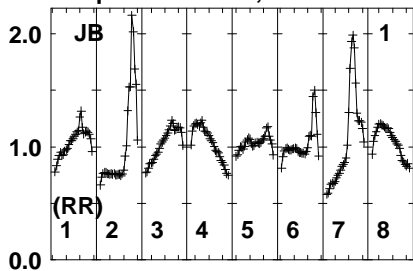


Lower frame: Real Jy  
Auto-corr total-power spectrum Antenna: \*  
Timerange: 01/09:58:00 to 01/10:00:00

Plot file version 79 created 18-MAR-2021 12:45:46

J1617+5515 EB082 2.UVDATA.1

Freq = 1.5950 GHz, Bw = 16.000 MH No calibration applied and no bandpass applied



1595 610 1630 645 660 675 1695 710  
FREQ MHz

1595 610 1630 645 660 675 1695 710  
FREQ MHz

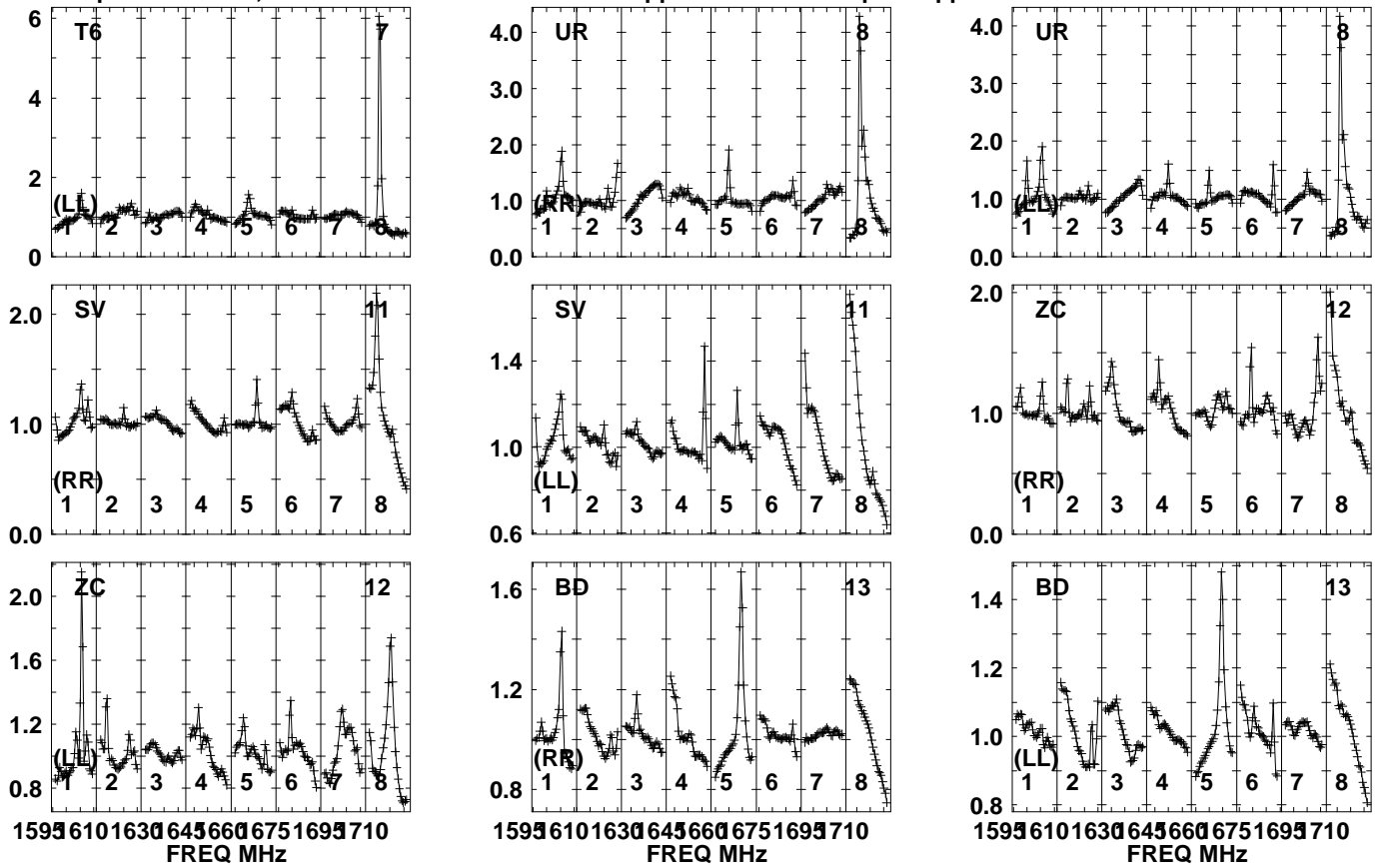
1595 610 1630 645 660 675 1695 710  
FREQ MHz

Lower frame: Real Jy  
Auto-corr total-power spectrum Antenna: \*  
Timerange: 01/10:00:01 to 01/10:03:00

Plot file version 80 created 18-MAR-2021 12:45:46

J1617+5515 EB082 2.UVDATA.1

Freq = 1.5950 GHz, Bw = 16.000 MH No calibration applied and no bandpass applied



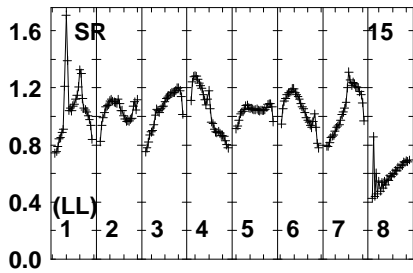
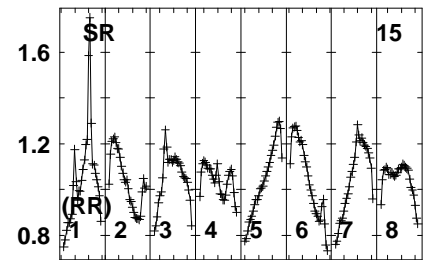
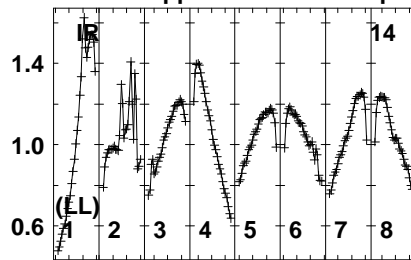
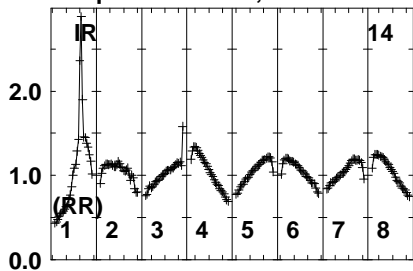
Lower frame: Real Jy  
Auto-corr total-power spectrum Antenna: \*  
Timerange: 01/10:00:01 to 01/10:03:00



Plot file version 81 created 18-MAR-2021 12:45:46

J1617+5515 EB082 2.UVDATA.1

Freq = 1.5950 GHz, Bw = 16.000 MH No calibration applied and no bandpass applied

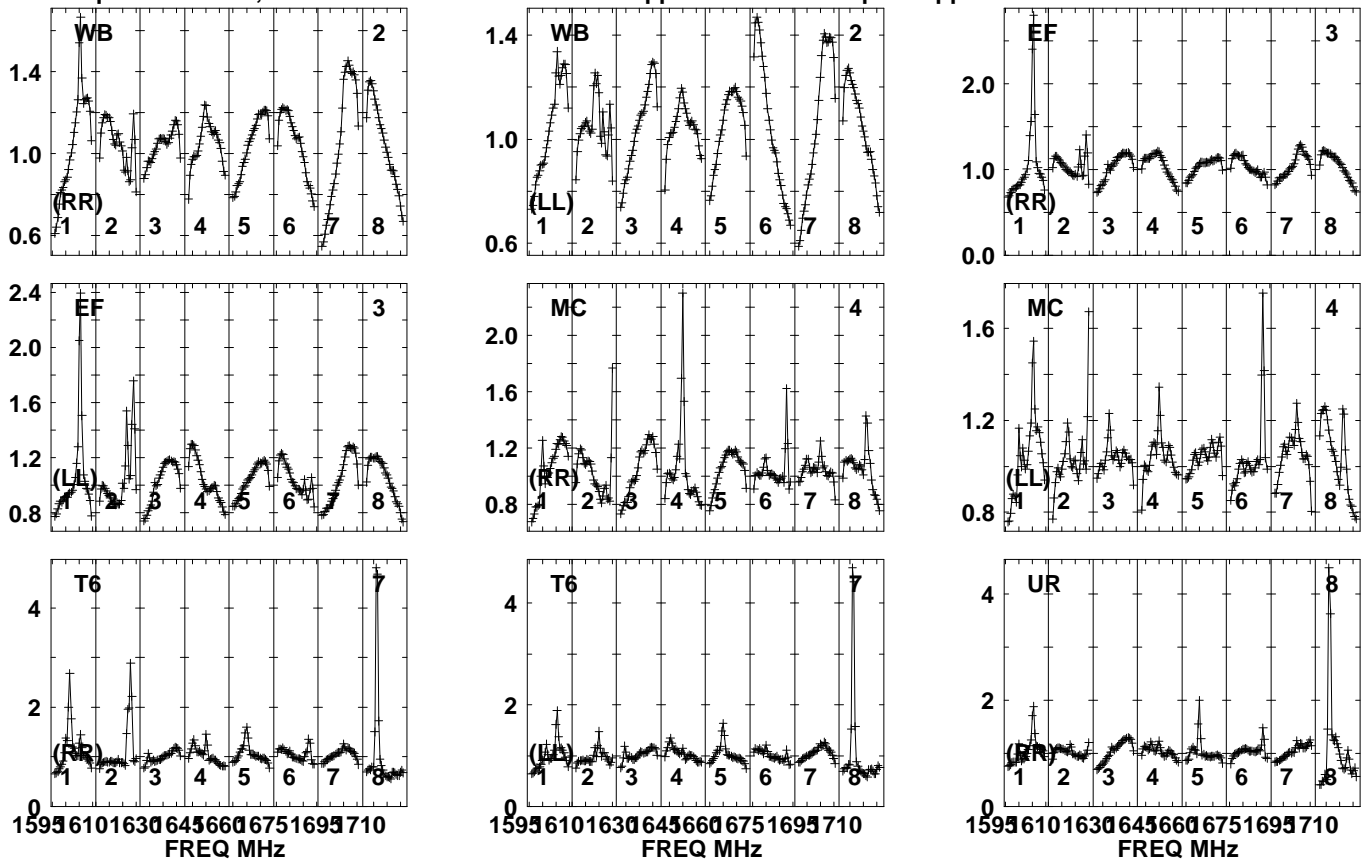


Lower frame: Real Jy  
Auto-corr total-power spectrum Antenna: \*  
Timerange: 01/10:00:01 to 01/10:03:00

Plot file version 82 created 18-MAR-2021 12:45:47

J1608+5613 EB082 2.UVDATA.1

Freq = 1.5950 GHz, Bw = 16.000 MH No calibration applied and no bandpass applied

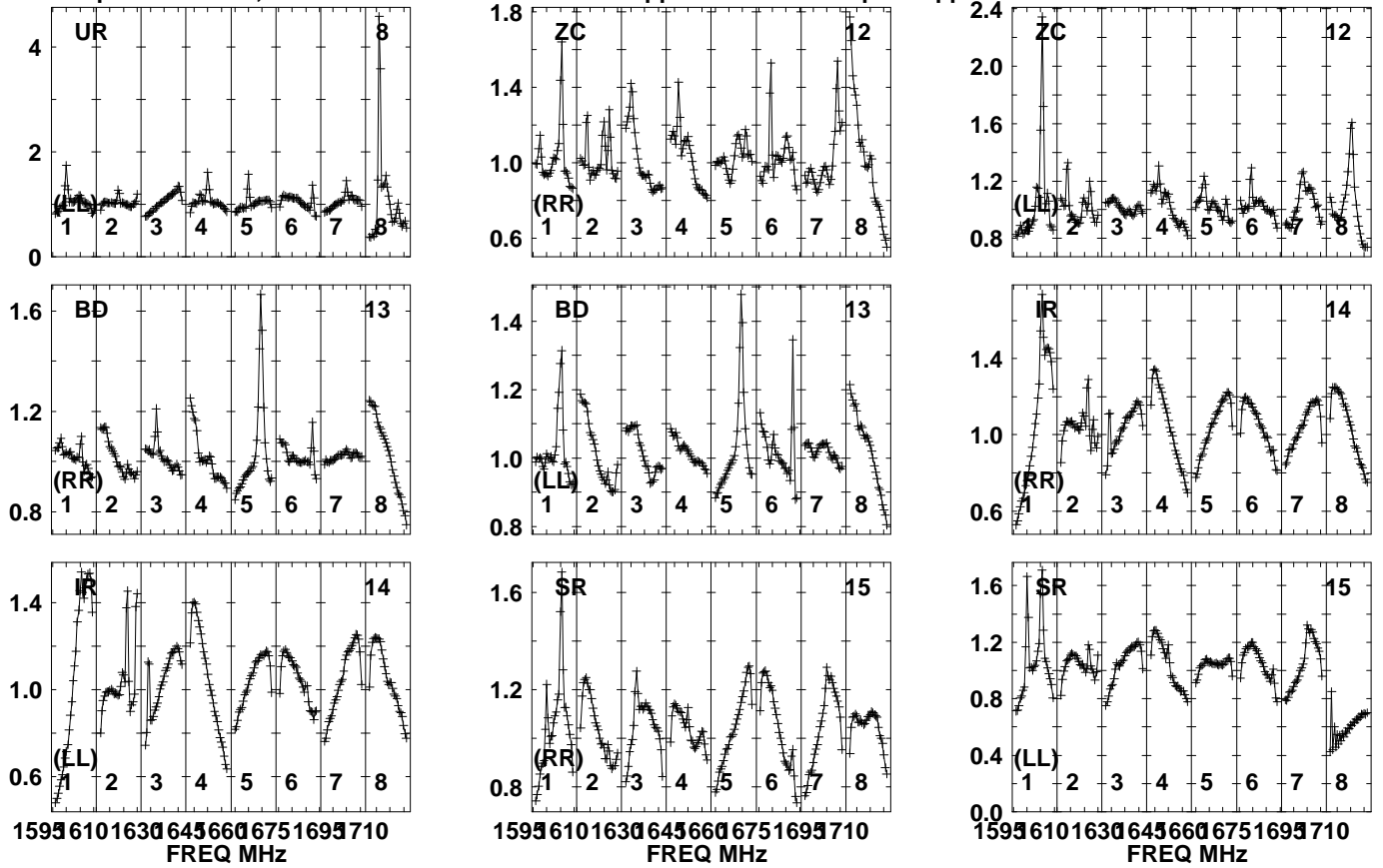


Lower frame: Real Jy  
Auto-corr total-power spectrum Antenna: \*  
Timerange: 01/10:03:31 to 01/10:05:00

Plot file version 83 created 18-MAR-2021 12:45:47

J1608+5613 EB082 2.UVDATA.1

Freq = 1.5950 GHz, Bw = 16.000 MH No calibration applied and no bandpass applied

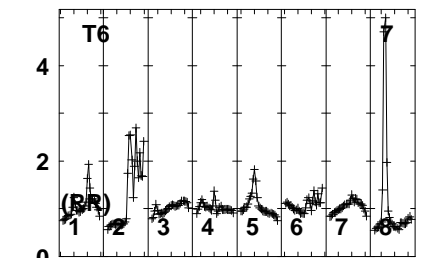
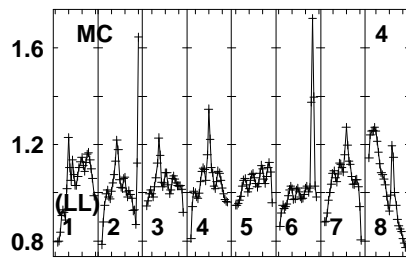
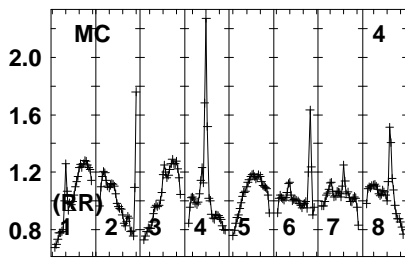
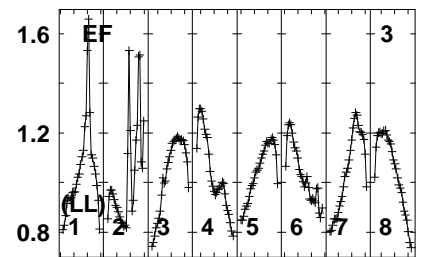
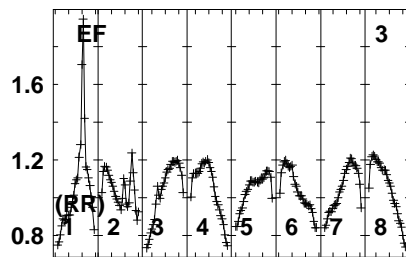
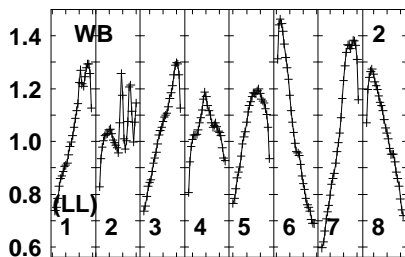
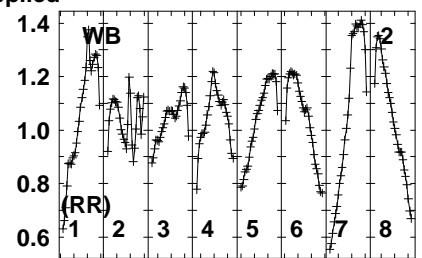
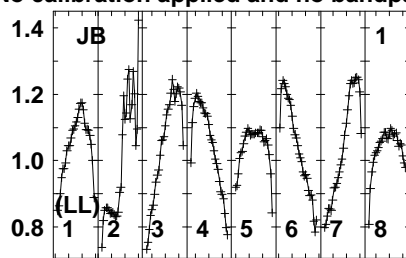
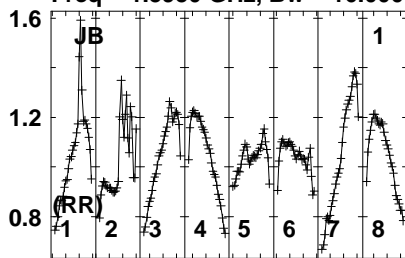


Lower frame: Real Jy  
Auto-corr total-power spectrum Antenna: \*  
Timerange: 01/10:03:31 to 01/10:05:00

Plot file version 84 created 18-MAR-2021 12:45:47

J1617+5515 EB082 2.UVDATA.1

Freq = 1.5950 GHz, Bw = 16.000 MH No calibration applied and no bandpass applied



1595 610 1630 645 660 675 1695 710  
FREQ MHz

1595 610 1630 645 660 675 1695 710  
FREQ MHz

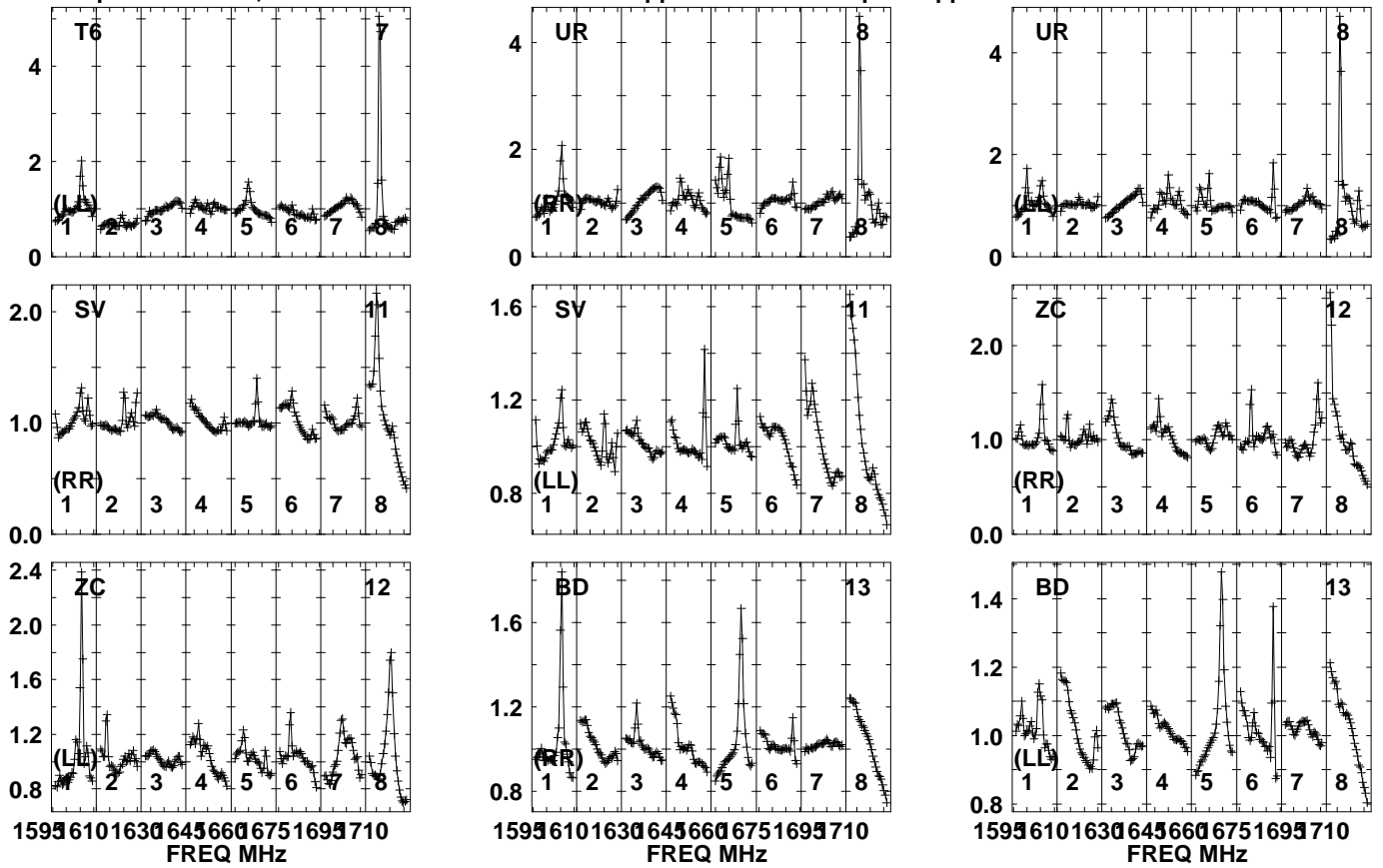
1595 610 1630 645 660 675 1695 710  
FREQ MHz

Lower frame: Real Jy  
Auto-corr total-power spectrum Antenna: \*  
Timerange: 01/10:05:00 to 01/10:07:59

Plot file version 85 created 18-MAR-2021 12:45:47

J1617+5515 EB082 2.UVDATA.1

Freq = 1.5950 GHz, Bw = 16.000 MH No calibration applied and no bandpass applied

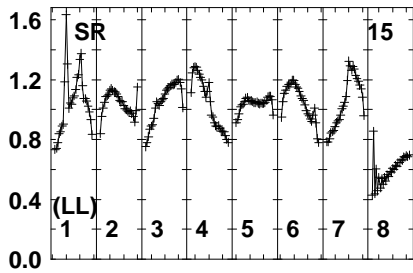
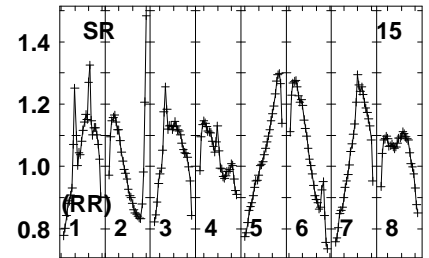
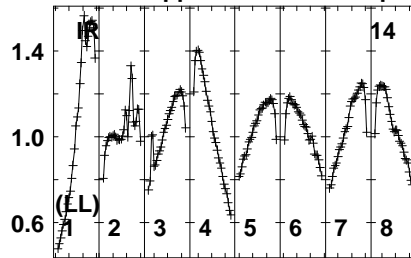
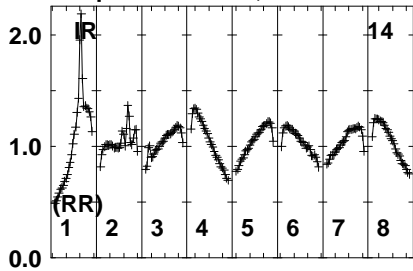


Lower frame: Real Jy  
Auto-corr total-power spectrum Antenna: \*  
Timerange: 01/10:05:00 to 01/10:07:59

Plot file version 86 created 18-MAR-2021 12:45:47

J1617+5515 EB082 2.UVDATA.1

Freq = 1.5950 GHz, Bw = 16.000 MH No calibration applied and no bandpass applied



Lower frame: Real Jy

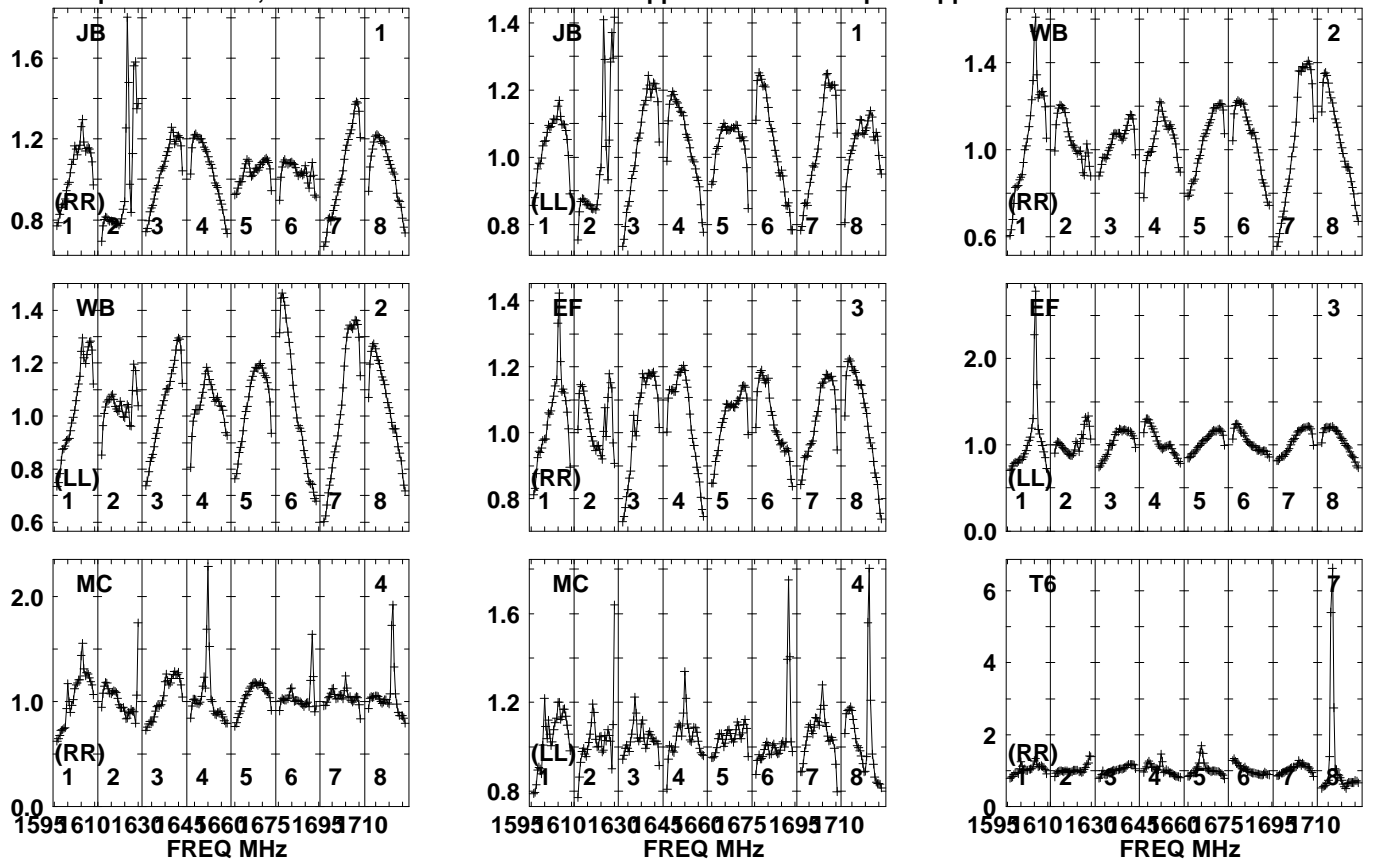
Auto-corr total-power spectrum Antenna: \*

Timerange: 01/10:05:00 to 01/10:07:59

Plot file version 87 created 18-MAR-2021 12:45:47

J1608+5613 EB082 2.UVDATA.1

Freq = 1.5950 GHz, Bw = 16.000 MH No calibration applied and no bandpass applied

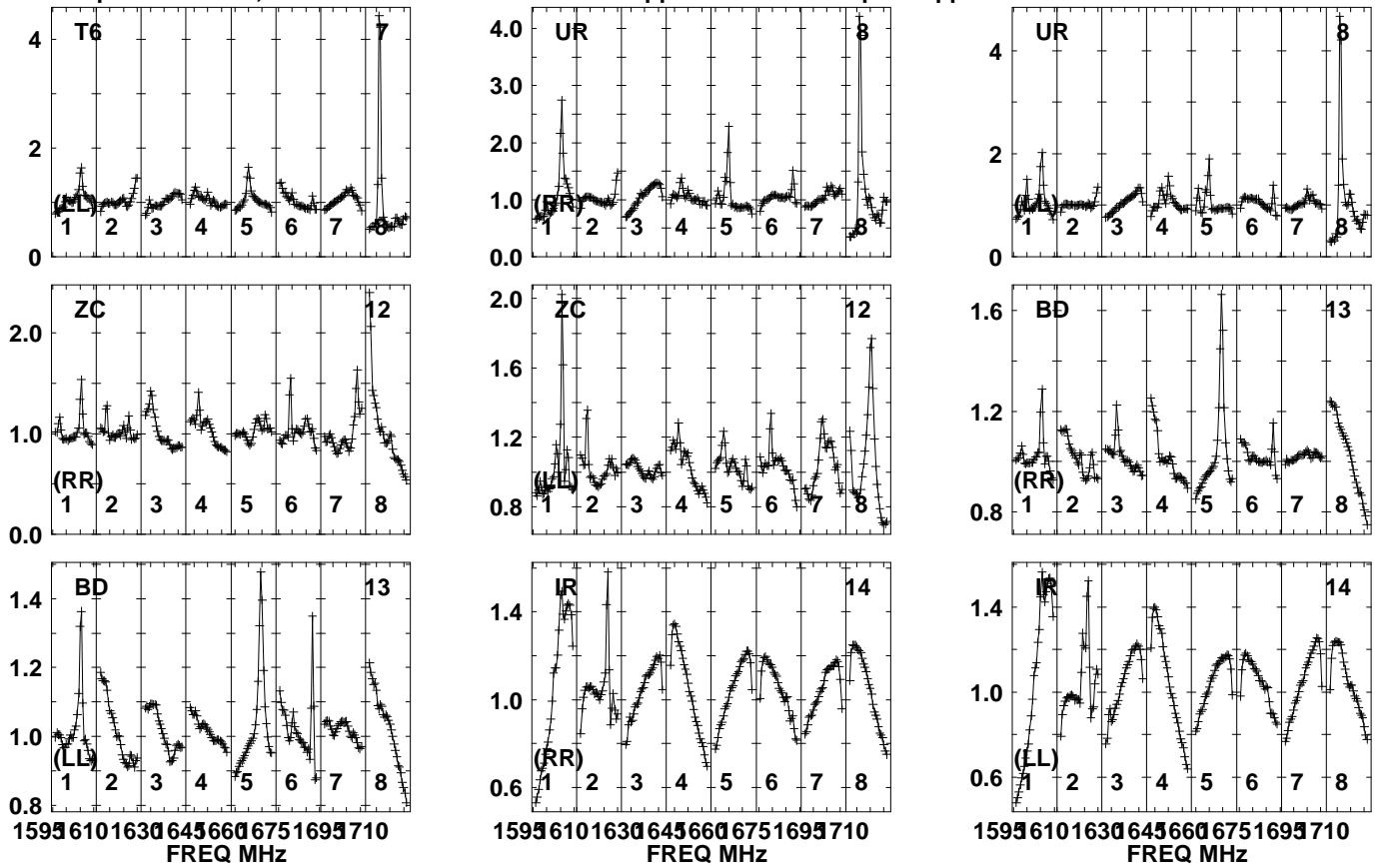


Lower frame: Real Jy  
Auto-corr total-power spectrum Antenna: \*  
Timerange: 01/10:08:00 to 01/10:09:59

Plot file version 88 created 18-MAR-2021 12:45:47

J1608+5613 EB082 2.UVDATA.1

Freq = 1.5950 GHz, Bw = 16.000 MH No calibration applied and no bandpass applied



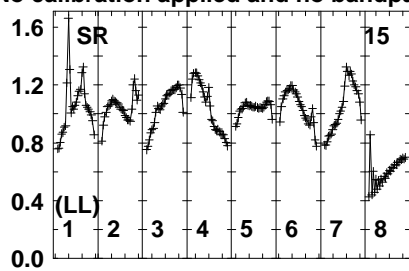
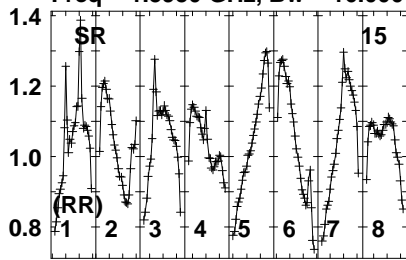
Lower frame: Real Jy  
Auto-corr total-power spectrum Antenna: \*  
Timerange: 01/10:08:00 to 01/10:09:59



Plot file version 89 created 18-MAR-2021 12:45:48

J1608+5613 EB082 2.UVDATA.1

Freq = 1.5950 GHz, Bw = 16.000 MH No calibration applied and no bandpass applied

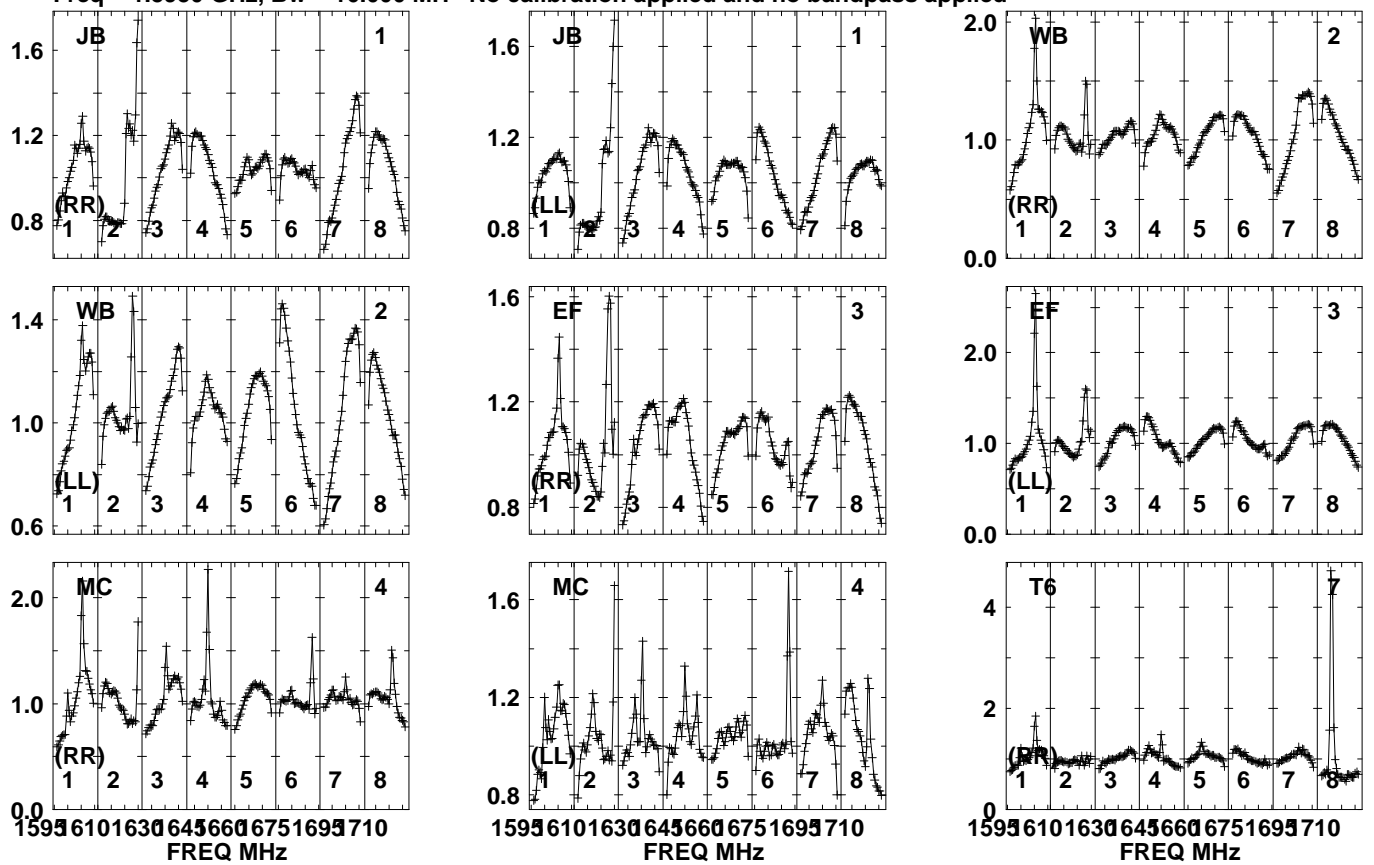


Lower frame: Real Jy  
Auto-corr total-power spectrum Antenna: \*  
Timerange: 01/10:08:00 to 01/10:09:59

Plot file version 90 created 18-MAR-2021 12:45:48

J1617+5515 EB082 2.UVDATA.1

Freq = 1.5950 GHz, Bw = 16.000 MH No calibration applied and no bandpass applied

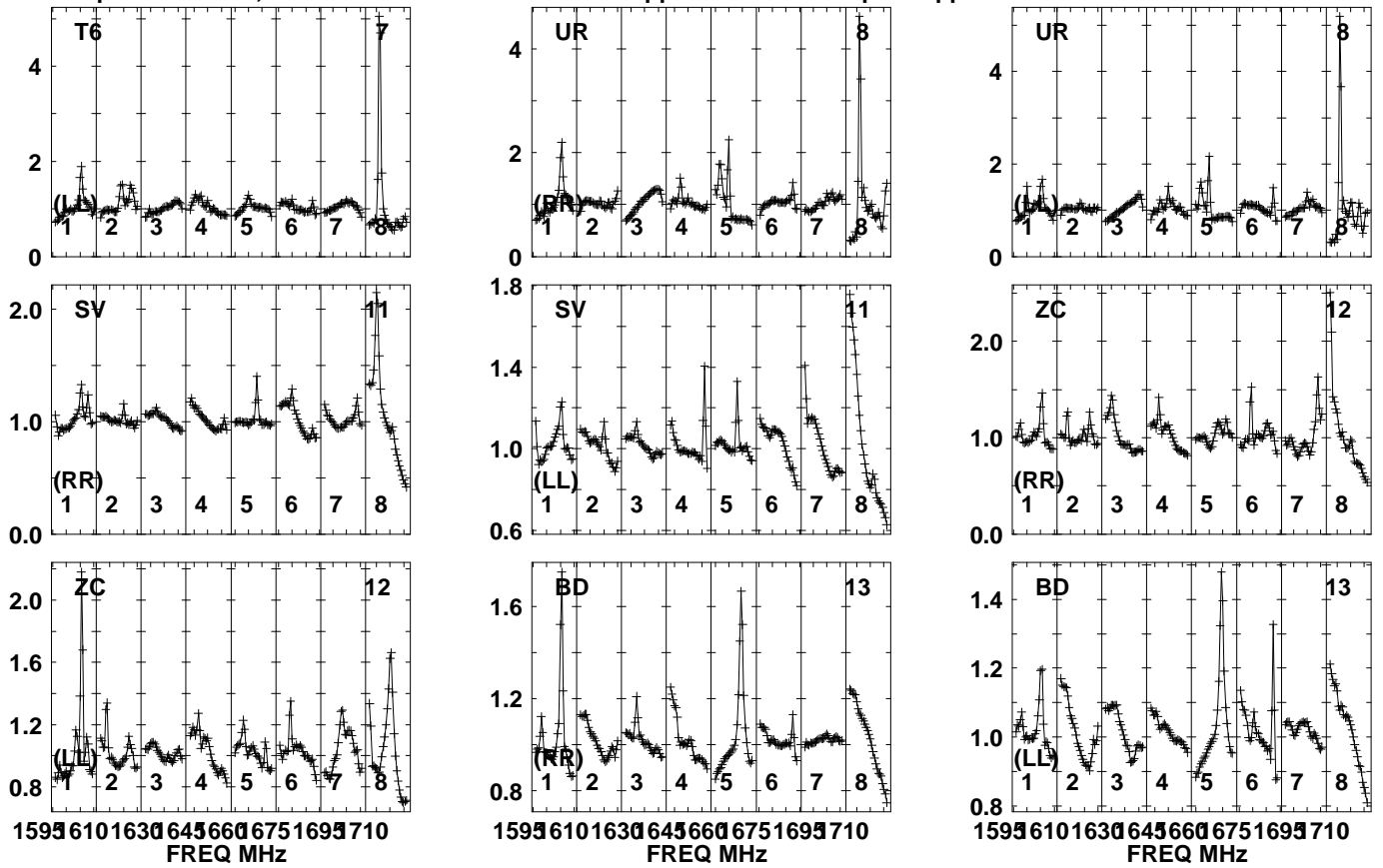


Lower frame: Real Jy  
Auto-corr total-power spectrum Antenna: \*  
Timerange: 01/10:10:00 to 01/10:13:00

Plot file version 91 created 18-MAR-2021 12:45:48

J1617+5515 EB082 2.UVDATA.1

Freq = 1.5950 GHz, Bw = 16.000 MH No calibration applied and no bandpass applied

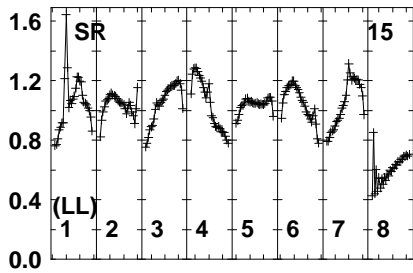
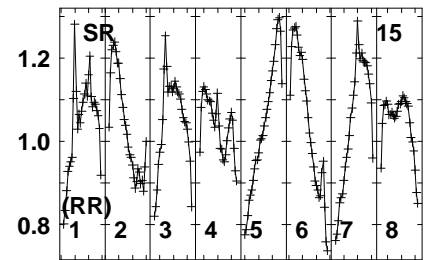
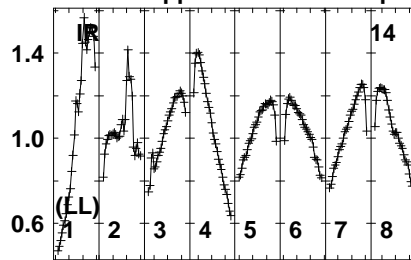
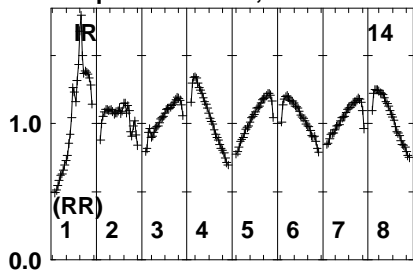


Lower frame: Real Jy  
Auto-corr total-power spectrum Antenna: \*  
Timerange: 01/10:10:00 to 01/10:13:00

Plot file version 92 created 18-MAR-2021 12:45:48

J1617+5515 EB082 2.UVDATA.1

Freq = 1.5950 GHz, Bw = 16.000 MH No calibration applied and no bandpass applied

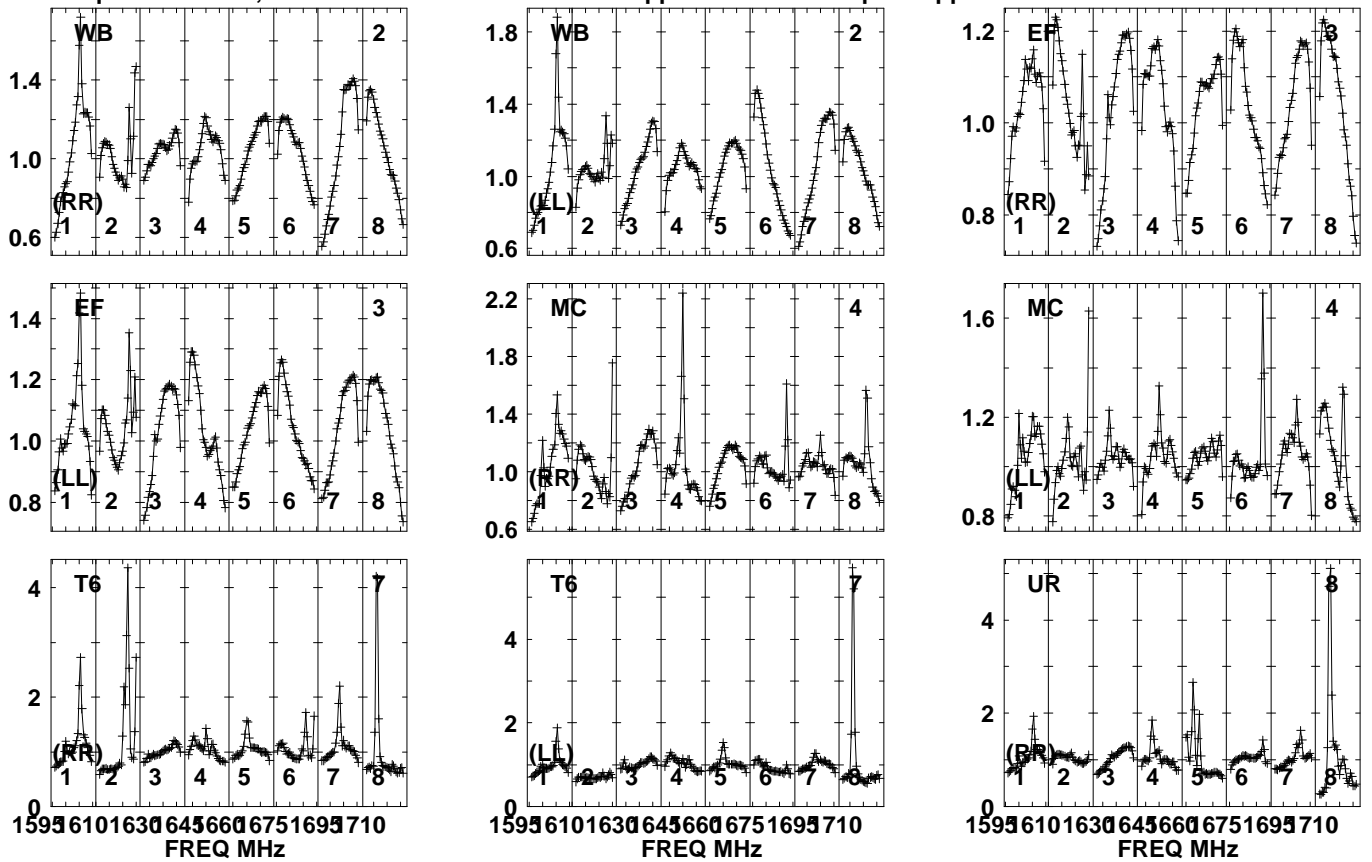


Lower frame: Real Jy  
Auto-corr total-power spectrum Antenna: \*  
Timerange: 01/10:10:00 to 01/10:13:00

Plot file version 93 created 18-MAR-2021 12:45:48

J1608+5613 EB082 2.UVDATA.1

Freq = 1.5950 GHz, Bw = 16.000 MH No calibration applied and no bandpass applied

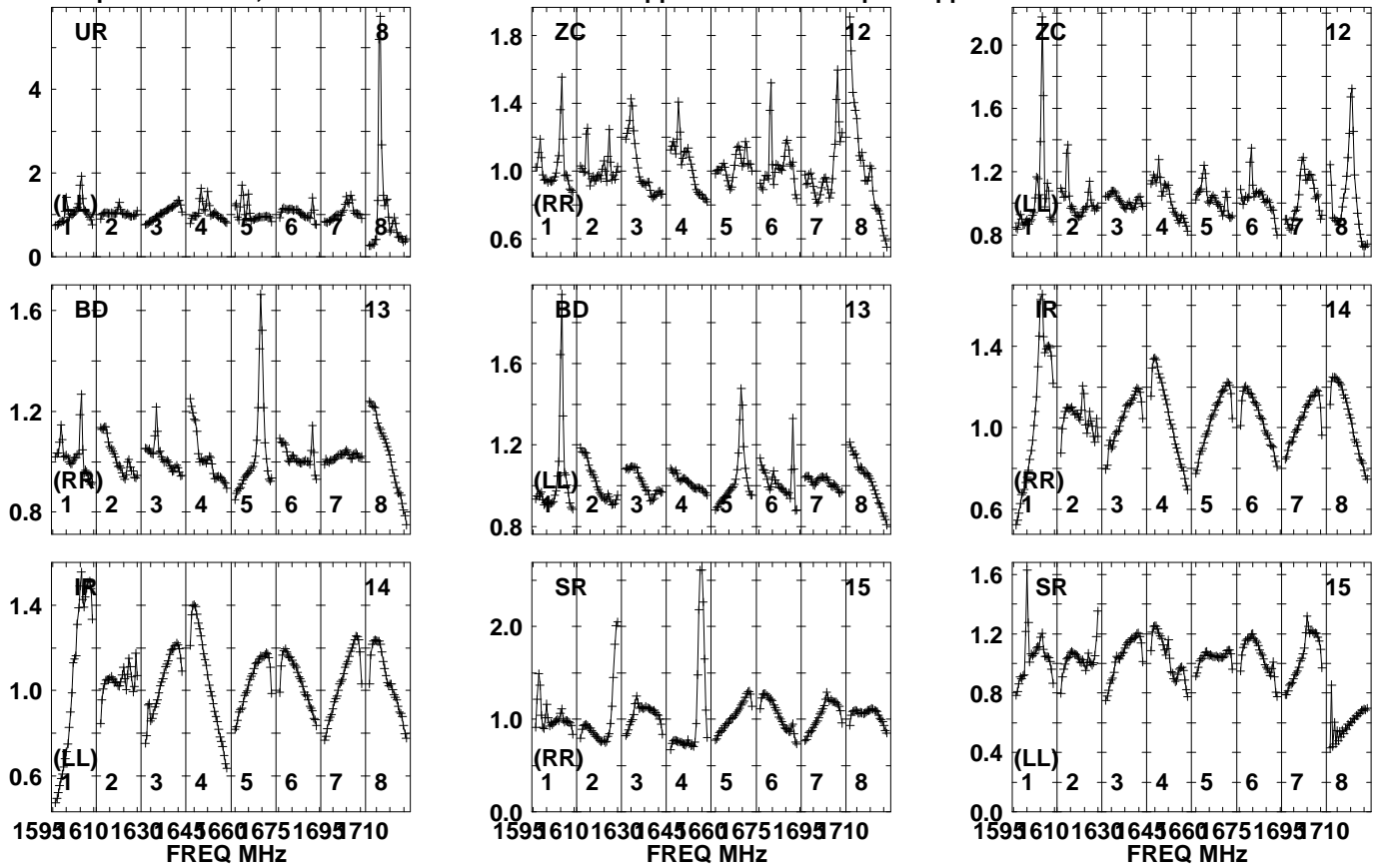


Lower frame: Real Jy  
Auto-corr total-power spectrum Antenna: \*  
Timerange: 01/10:13:31 to 01/10:14:59

Plot file version 94 created 18-MAR-2021 12:45:48

J1608+5613 EB082 2.UVDATA.1

Freq = 1.5950 GHz, Bw = 16.000 MH No calibration applied and no bandpass applied

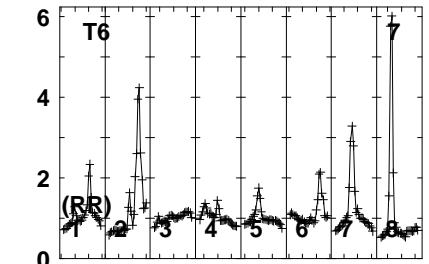
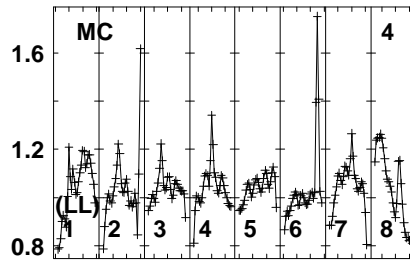
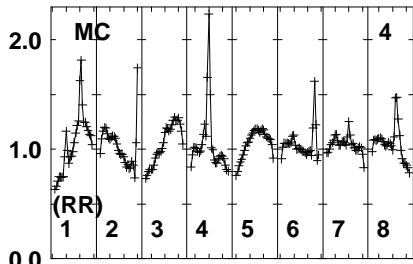
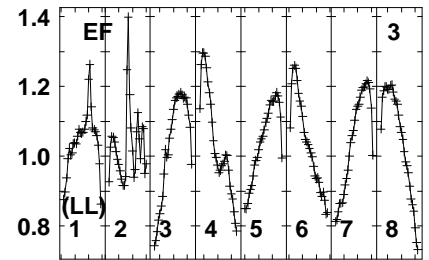
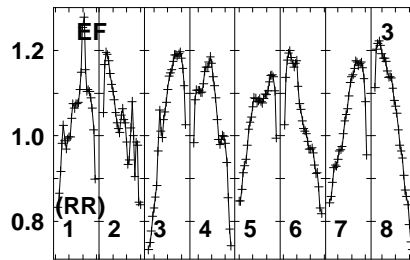
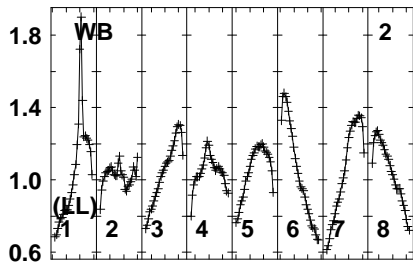
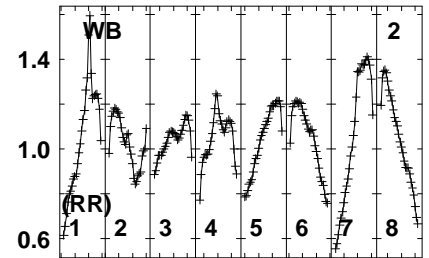
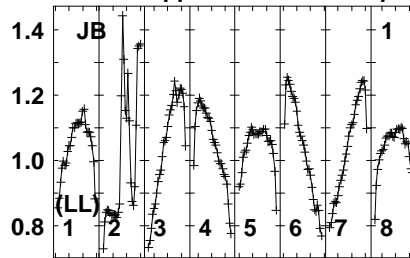
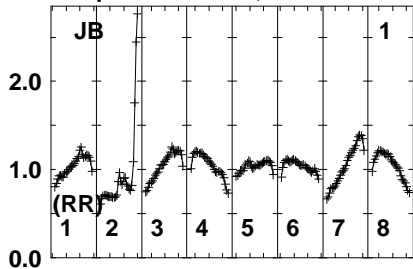


Lower frame: Real Jy  
Auto-corr total-power spectrum Antenna: \*  
Timerange: 01/10:13:31 to 01/10:14:59

Plot file version 95 created 18-MAR-2021 12:45:48

J1617+5515 EB082 2.UVDATA.1

Freq = 1.5950 GHz, Bw = 16.000 MH No calibration applied and no bandpass applied



1595 610 1630 645 660 675 1695 710  
FREQ MHz

1595 610 1630 645 660 675 1695 710  
FREQ MHz

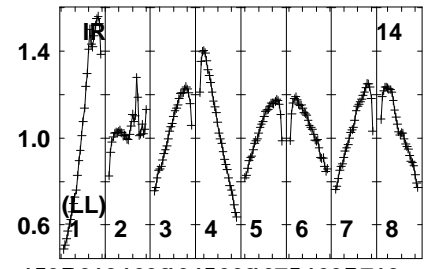
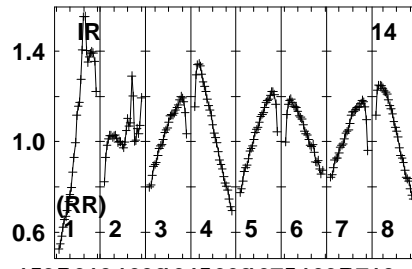
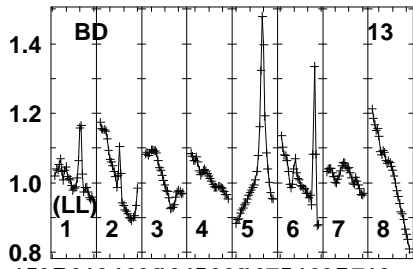
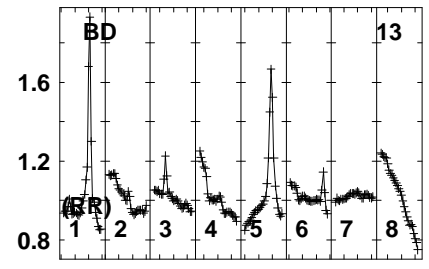
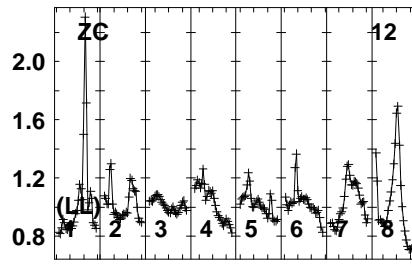
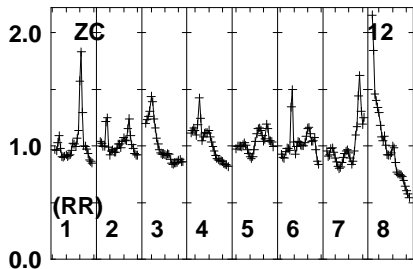
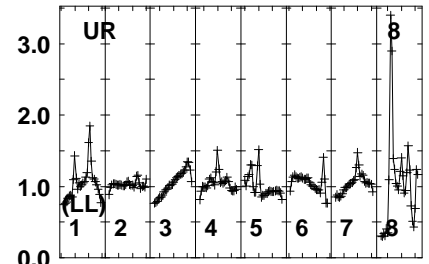
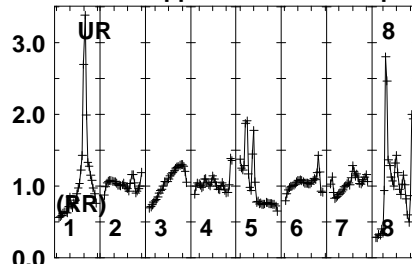
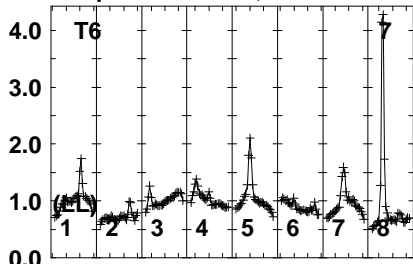
1595 610 1630 645 660 675 1695 710  
FREQ MHz

Lower frame: Real Jy  
Auto-corr total-power spectrum Antenna: \*  
Timerange: 01/10:15:00 to 01/10:17:59

Plot file version 96 created 18-MAR-2021 12:45:49

J1617+5515 EB082 2.UVDATA.1

Freq = 1.5950 GHz, Bw = 16.000 MH No calibration applied and no bandpass applied



1595 610 1630 645 660 675 1695 710  
FREQ MHz

1595 610 1630 645 660 675 1695 710  
FREQ MHz

1595 610 1630 645 660 675 1695 710  
FREQ MHz

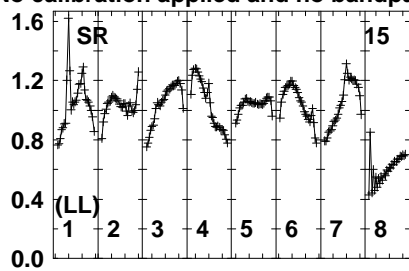
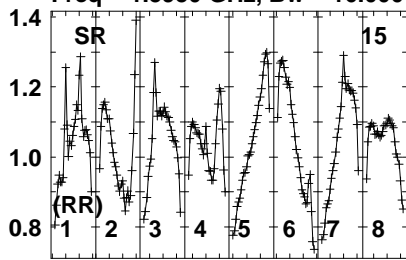
Lower frame: Real Jy  
Auto-corr total-power spectrum Antenna: \*  
Timerange: 01/10:15:00 to 01/10:17:59



Plot file version 97 created 18-MAR-2021 12:45:49

J1617+5515 EB082 2.UVDATA.1

Freq = 1.5950 GHz, Bw = 16.000 MH No calibration applied and no bandpass applied

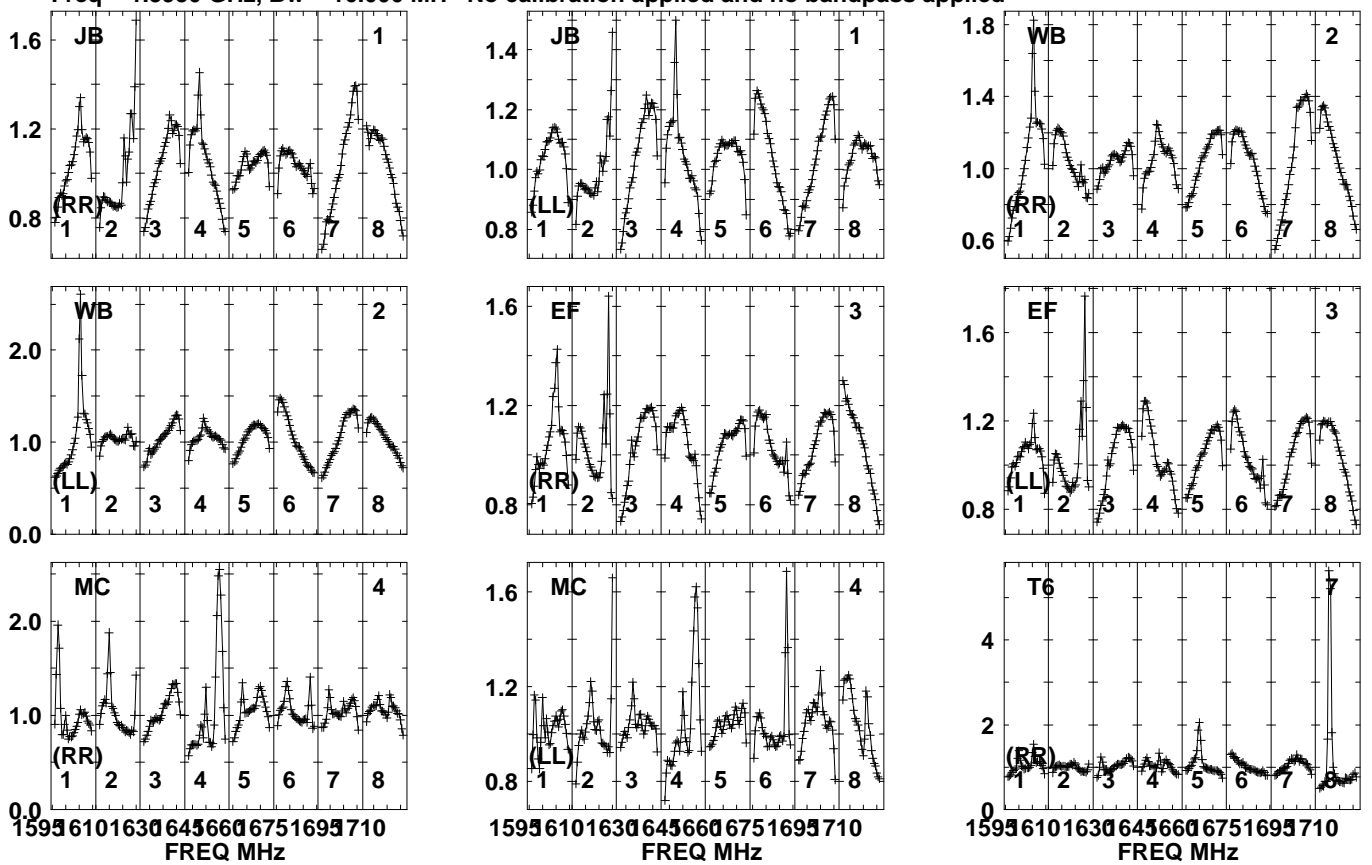


Lower frame: Real Jy  
Auto-corr total-power spectrum Antenna: \*  
Timerange: 01/10:15:00 to 01/10:17:59

Plot file version 98 created 18-MAR-2021 12:45:49

J1608+5613 EB082 2.UVDATA.1

Freq = 1.5950 GHz, Bw = 16.000 MH No calibration applied and no bandpass applied

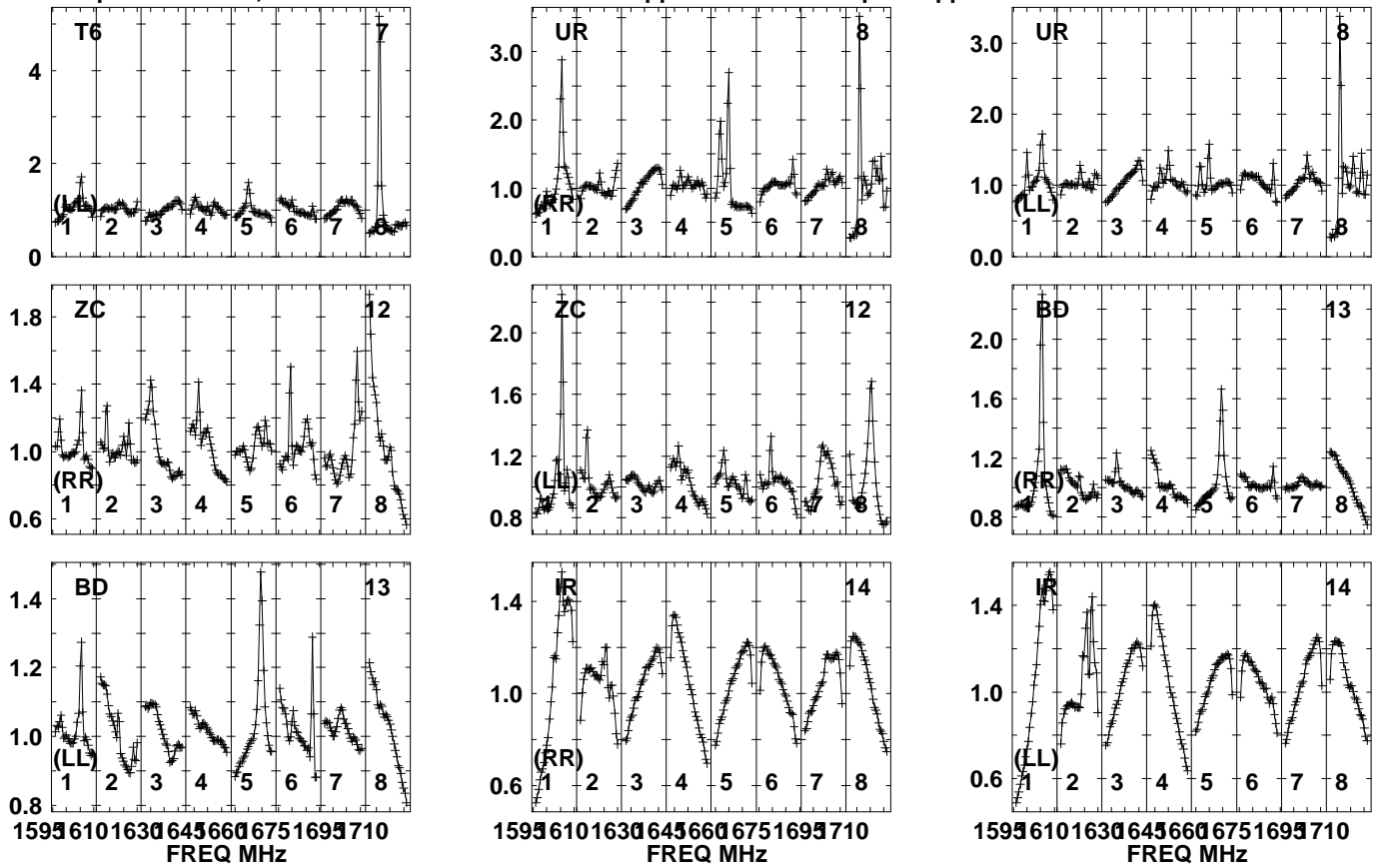


Lower frame: Real Jy  
Auto-corr total-power spectrum Antenna: \*  
Timerange: 01/10:18:01 to 01/10:19:59

Plot file version 99 created 18-MAR-2021 12:45:49

J1608+5613 EB082 2.UVDATA.1

Freq = 1.5950 GHz, Bw = 16.000 MH No calibration applied and no bandpass applied

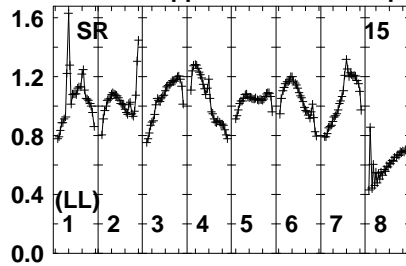
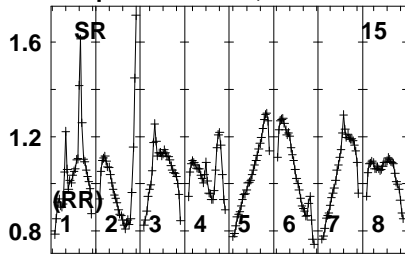


Lower frame: Real Jy  
Auto-corr total-power spectrum Antenna: \*  
Timerange: 01/10:18:01 to 01/10:19:59

Plot file version 100 created 18-MAR-2021 12:45:49

J1608+5613 EB082 2.UVDATA.1

Freq = 1.5950 GHz, Bw = 16.000 MH No calibration applied and no bandpass applied

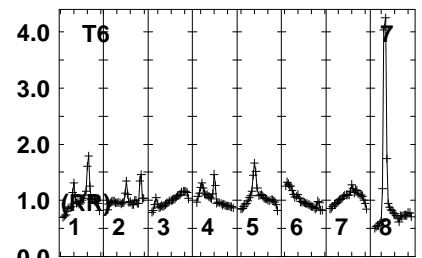
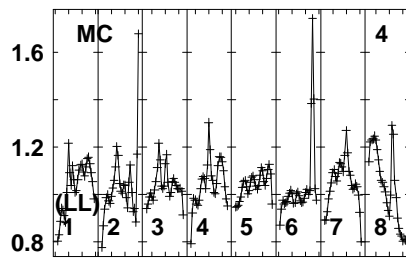
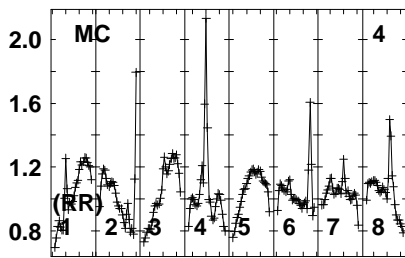
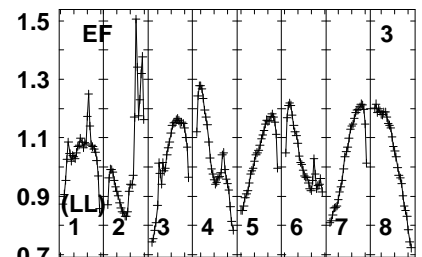
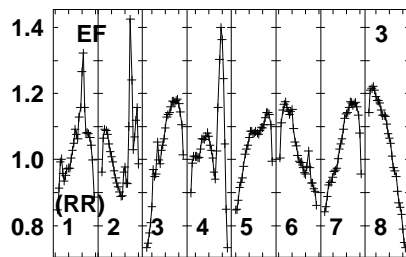
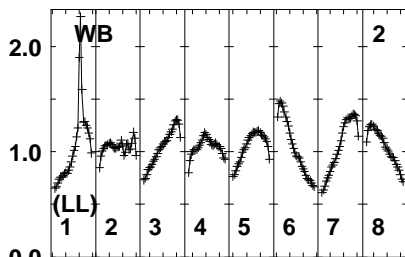
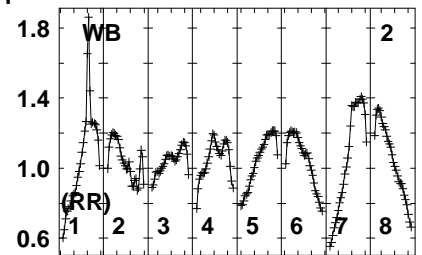
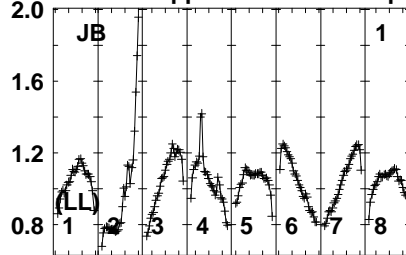
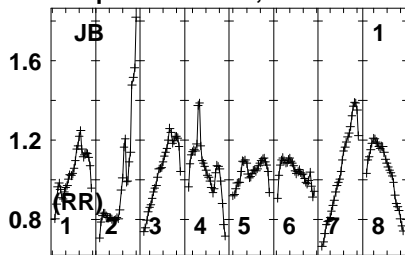


Lower frame: Real Jy  
Auto-corr total-power spectrum Antenna: \*  
Timerange: 01/10:18:01 to 01/10:19:59

Plot file version 101 created 18-MAR-2021 12:45:49

J1617+5515 EB082 2.UVDATA.1

Freq = 1.5950 GHz, Bw = 16.000 MH No calibration applied and no bandpass applied



1595 610 1630 645 660 675 1695 710  
FREQ MHz

1595 610 1630 645 660 675 1695 710  
FREQ MHz

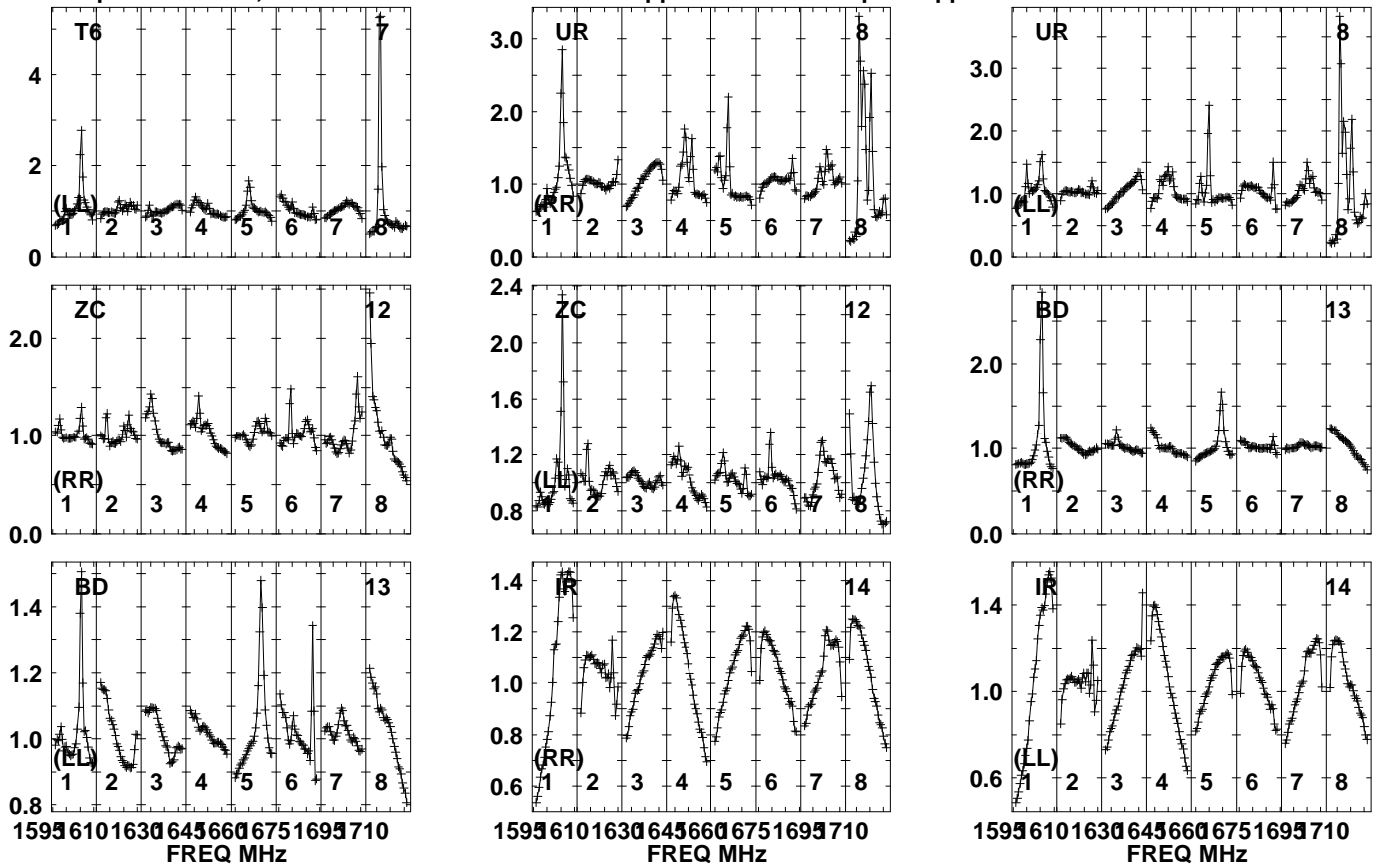
1595 610 1630 645 660 675 1695 710  
FREQ MHz

Lower frame: Real Jy  
Auto-corr total-power spectrum Antenna: \*  
Timerange: 01/10:20:00 to 01/10:23:00

Plot file version 102 created 18-MAR-2021 12:45:49

J1617+5515 EB082 2.UVDATA.1

Freq = 1.5950 GHz, Bw = 16.000 MH No calibration applied and no bandpass applied

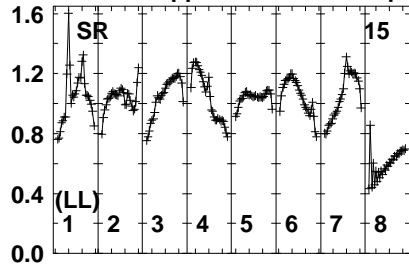
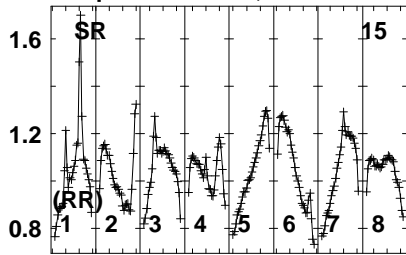


Lower frame: Real Jy  
Auto-corr total-power spectrum Antenna: \*  
Timerange: 01/10:20:00 to 01/10:23:00

Plot file version 103 created 18-MAR-2021 12:45:50

J1617+5515 EB082 2.UVDATA.1

Freq = 1.5950 GHz, Bw = 16.000 MH No calibration applied and no bandpass applied

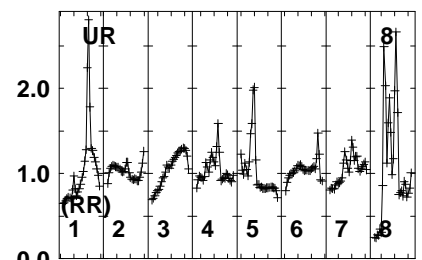
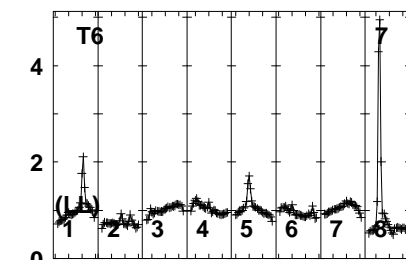
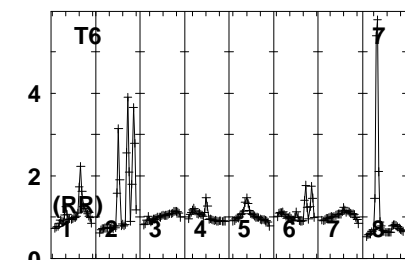
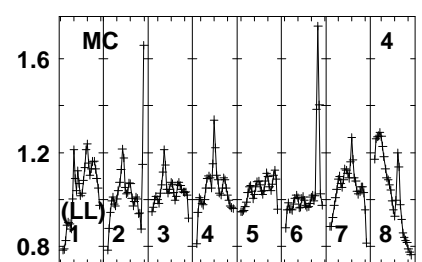
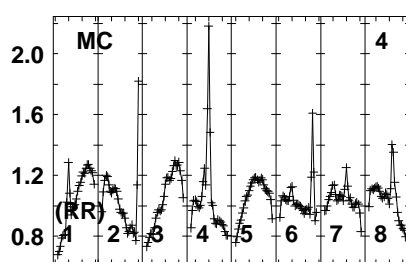
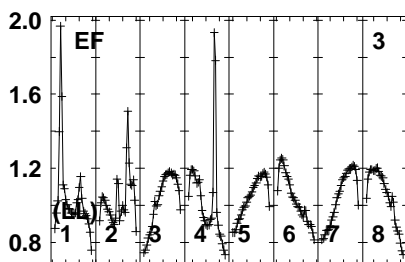
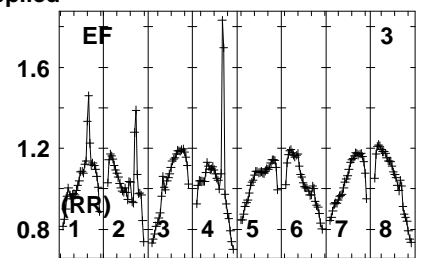
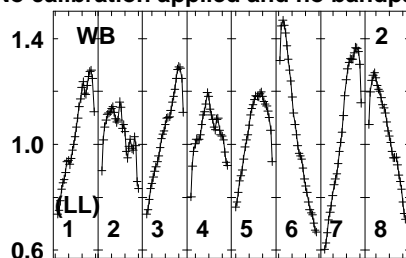
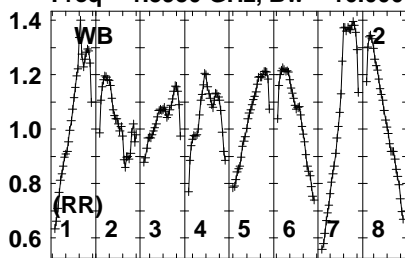


Lower frame: Real Jy  
Auto-corr total-power spectrum Antenna: \*  
Timerange: 01/10:20:00 to 01/10:23:00

Plot file version 104 created 18-MAR-2021 12:45:50

J1608+5613 EB082 2.UVDATA.1

Freq = 1.5950 GHz, Bw = 16.000 MH No calibration applied and no bandpass applied



1595 610 1630 645 660 675 1695 710  
FREQ MHz

1595 610 1630 645 660 675 1695 710  
FREQ MHz

1595 610 1630 645 660 675 1695 710  
FREQ MHz

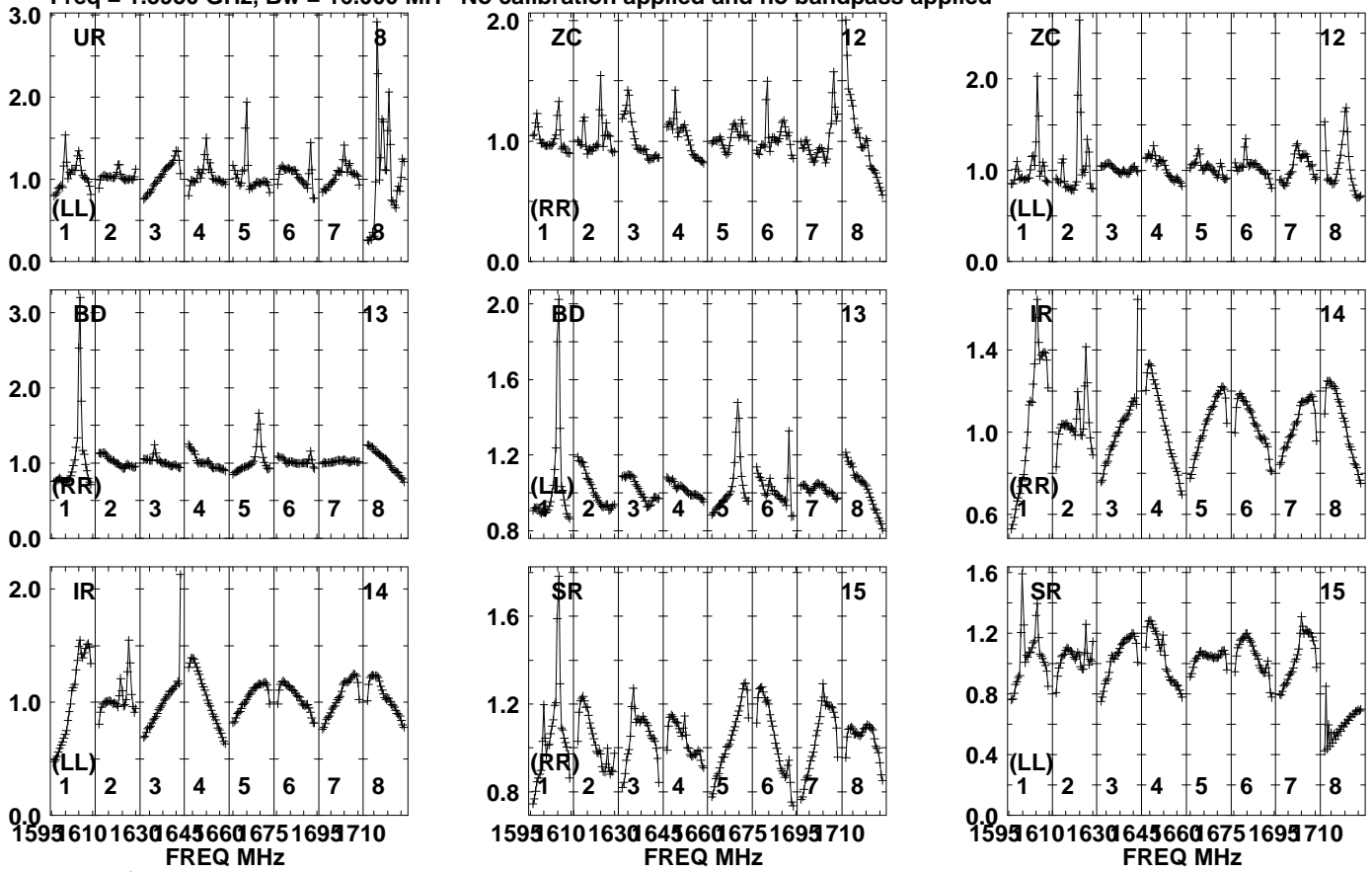
Lower frame: Real Jy  
Auto-corr total-power spectrum Antenna: \*  
Timerange: 01/10:23:31 to 01/10:24:59



Plot file version 105 created 18-MAR-2021 12:45:50

J1608+5613 EB082 2.UVDATA.1

Freq = 1.5950 GHz, Bw = 16.000 MH No calibration applied and no bandpass applied

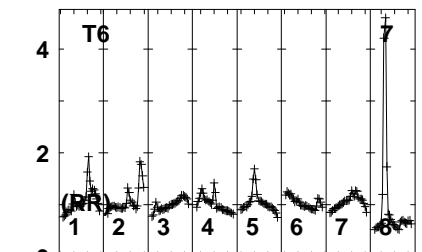
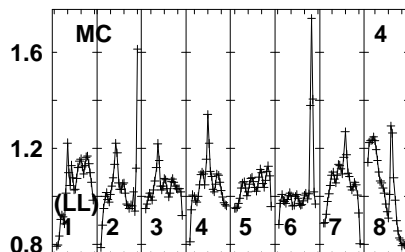
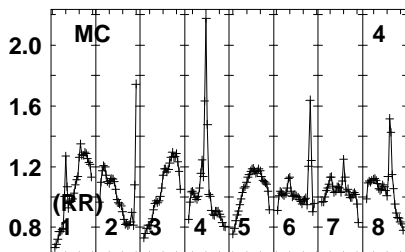
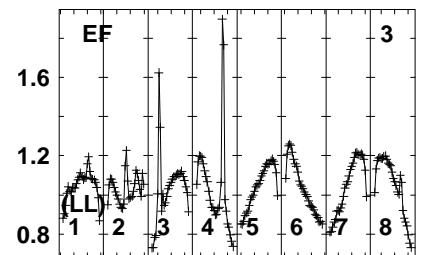
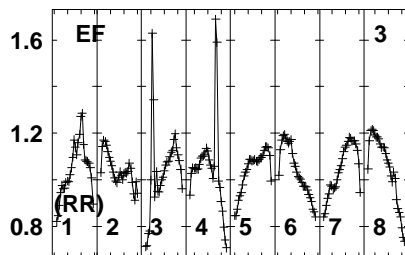
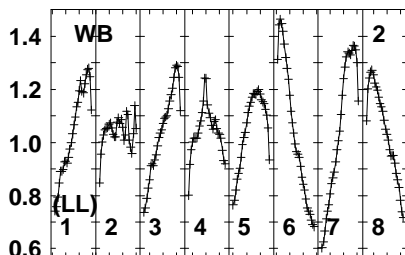
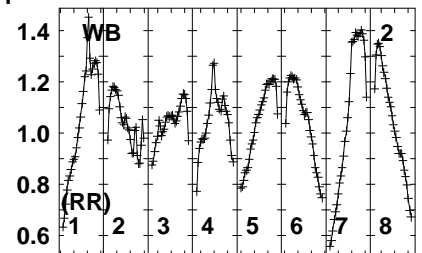
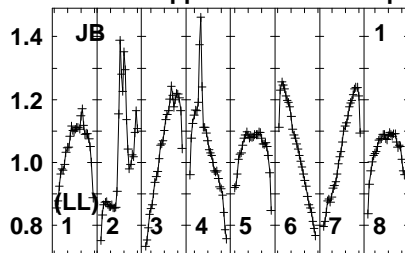
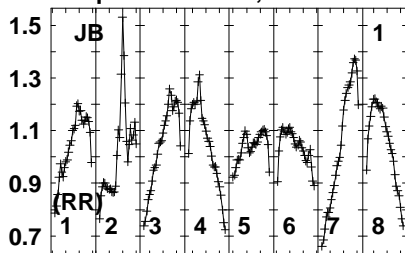


Lower frame: Real Jy  
Auto-corr total-power spectrum Antenna: \*  
Timerange: 01/10:23:31 to 01/10:24:59

Plot file version 106 created 18-MAR-2021 12:45:50

J1617+5515 EB082 2.UVDATA.1

Freq = 1.5950 GHz, Bw = 16.000 MH No calibration applied and no bandpass applied



1595 610 1630 645 660 675 1695 710  
FREQ MHz

1595 610 1630 645 660 675 1695 710  
FREQ MHz

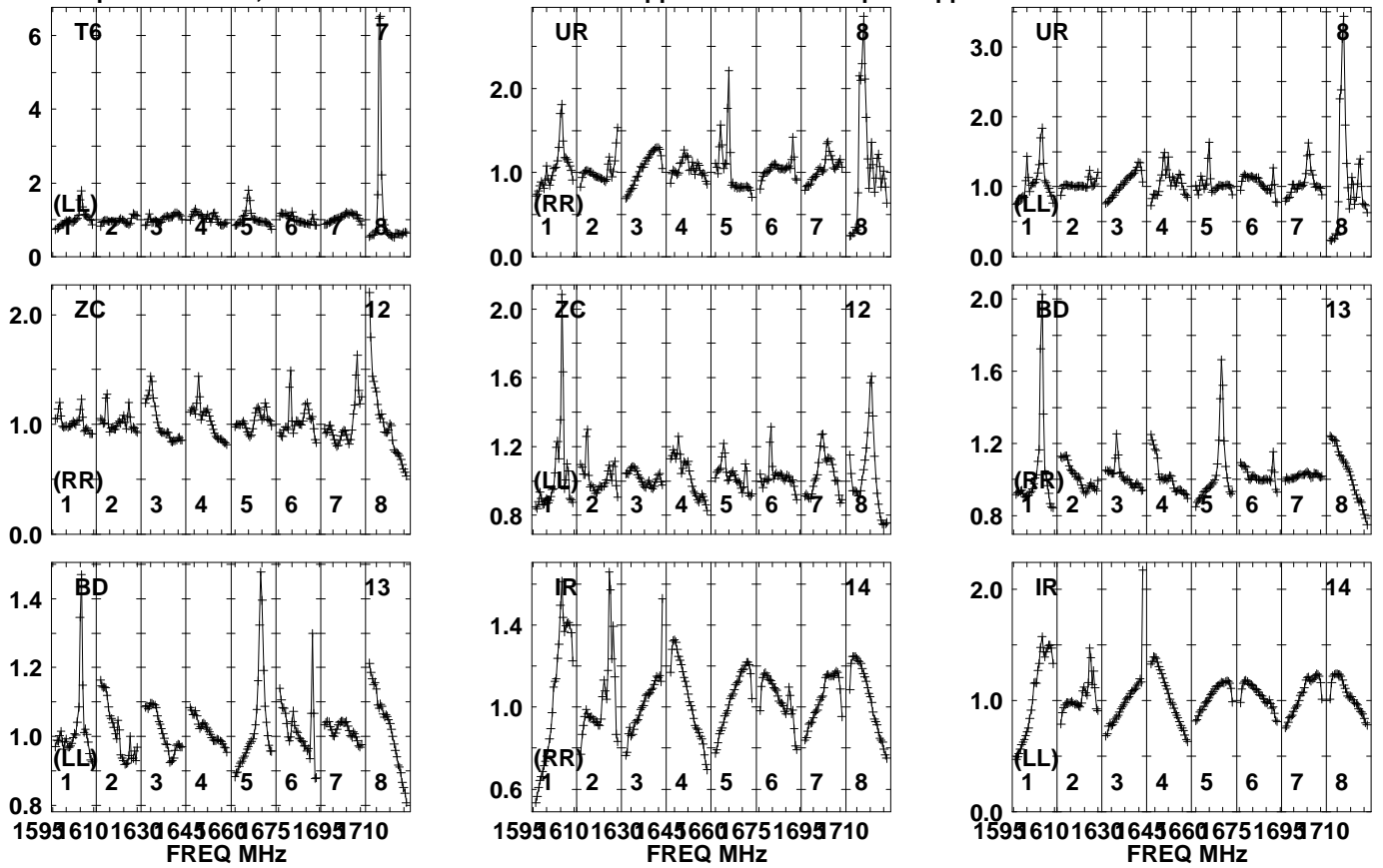
1595 610 1630 645 660 675 1695 710  
FREQ MHz

Lower frame: Real Jy  
Auto-corr total-power spectrum Antenna: \*  
Timerange: 01/10:25:01 to 01/10:27:59

Plot file version 107 created 18-MAR-2021 12:45:50

J1617+5515 EB082 2.UVDATA.1

Freq = 1.5950 GHz, Bw = 16.000 MH No calibration applied and no bandpass applied



Lower frame: Real Jy

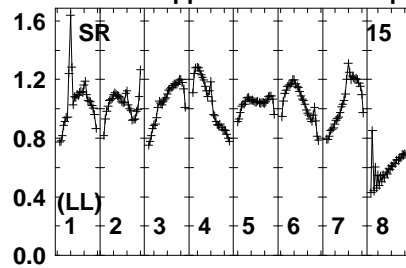
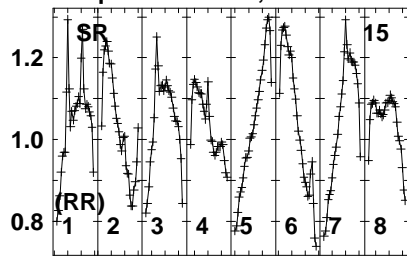
Auto-corr total-power spectrum Antenna: \*

Timerange: 01/10:25:01 to 01/10:27:59

Plot file version 108 created 18-MAR-2021 12:45:50

J1617+5515 EB082 2.UVDATA.1

Freq = 1.5950 GHz, Bw = 16.000 MH No calibration applied and no bandpass applied

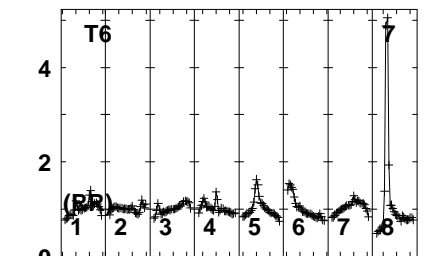
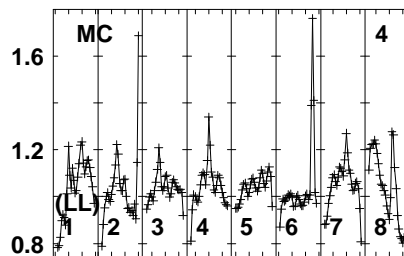
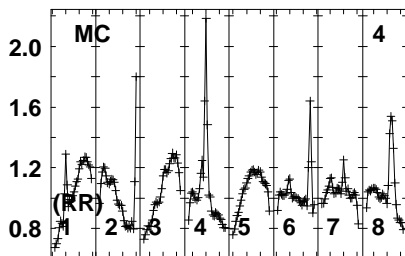
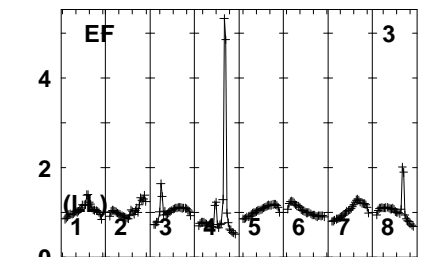
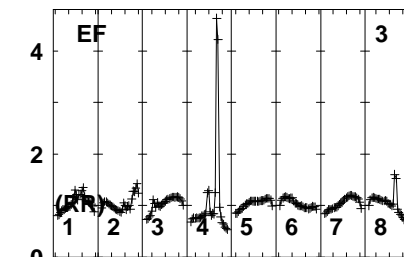
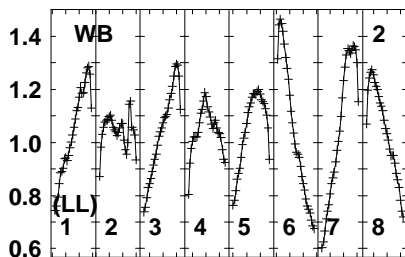
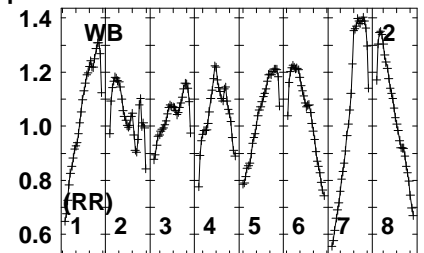
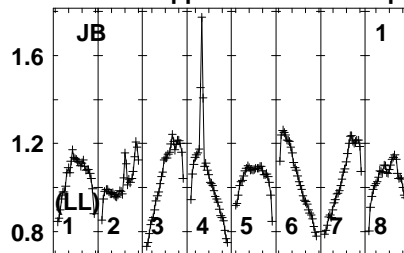
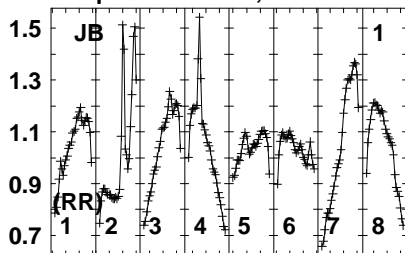


Lower frame: Real Jy  
Auto-corr total-power spectrum Antenna: \*  
Timerange: 01/10:25:01 to 01/10:27:59

Plot file version 109 created 18-MAR-2021 12:45:50

J1608+5613 EB082 2.UVDATA.1

Freq = 1.5950 GHz, Bw = 16.000 MH No calibration applied and no bandpass applied



1595 610 1630 645 660 675 1695 710  
FREQ MHz

1595 610 1630 645 660 675 1695 710  
FREQ MHz

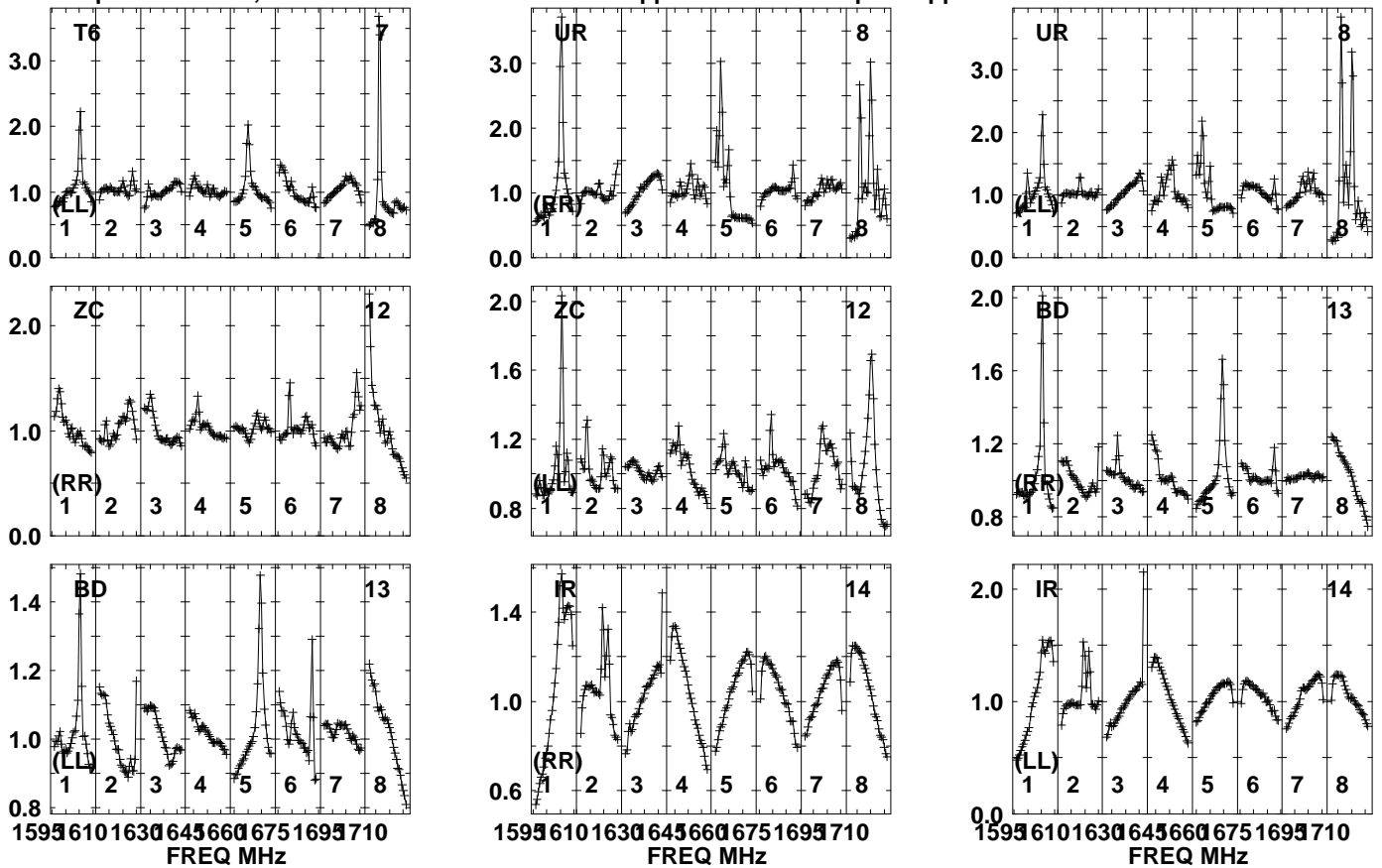
1595 610 1630 645 660 675 1695 710  
FREQ MHz

Lower frame: Real Jy  
Auto-corr total-power spectrum Antenna: \*  
Timerange: 01/10:28:01 to 01/10:30:00

Plot file version 110 created 18-MAR-2021 12:45:51

J1608+5613 EB082 2.UVDATA.1

Freq = 1.5950 GHz, Bw = 16.000 MH No calibration applied and no bandpass applied



Lower frame: Real Jy

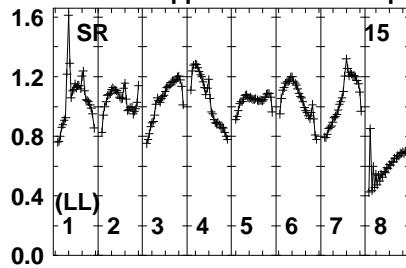
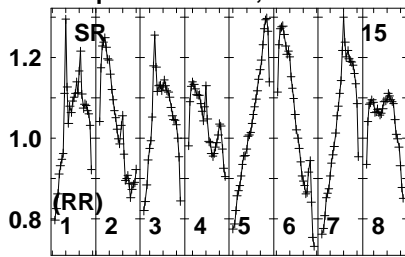
Auto-corr total-power spectrum Antenna: \*

Timerange: 01/10:28:01 to 01/10:30:00

Plot file version 111 created 18-MAR-2021 12:45:51

J1608+5613 EB082 2.UVDATA.1

Freq = 1.5950 GHz, Bw = 16.000 MH No calibration applied and no bandpass applied

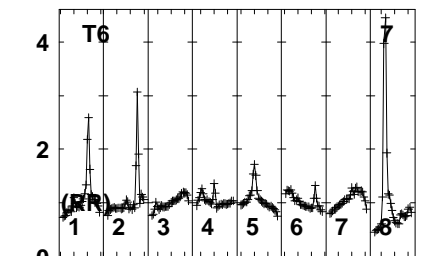
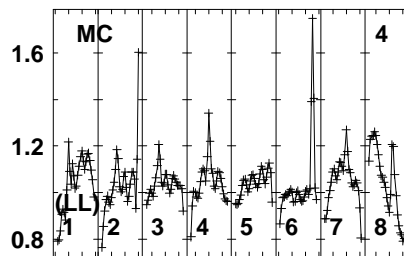
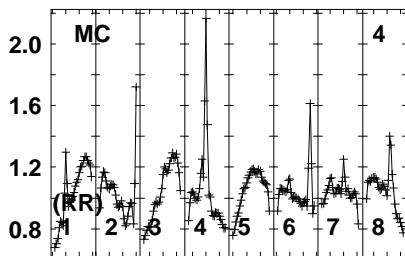
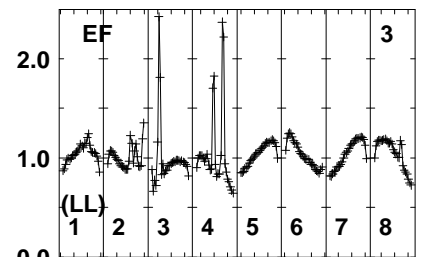
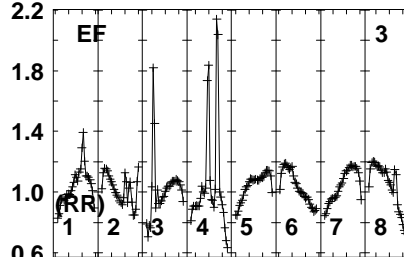
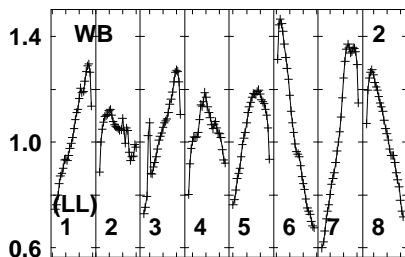
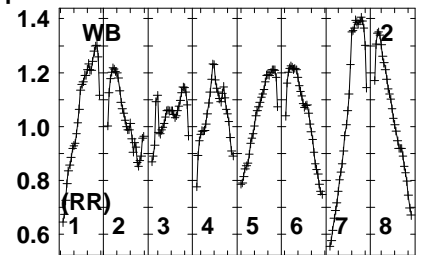
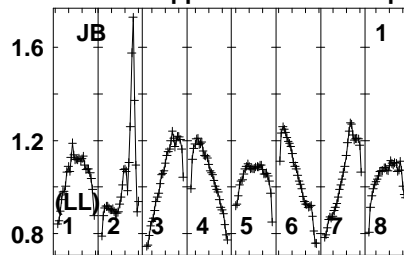
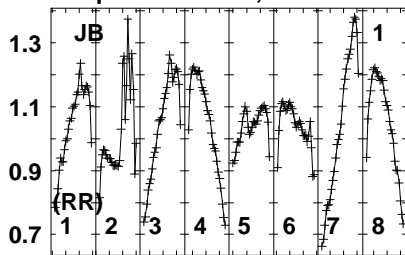


Lower frame: Real Jy  
Auto-corr total-power spectrum Antenna: \*  
Timerange: 01/10:28:01 to 01/10:30:00

Plot file version 112 created 18-MAR-2021 12:45:51

J1617+5515 EB082 2.UVDATA.1

Freq = 1.5950 GHz, Bw = 16.000 MH No calibration applied and no bandpass applied



1595 610 1630 645 660 675 1695 710  
FREQ MHz

1595 610 1630 645 660 675 1695 710  
FREQ MHz

1595 610 1630 645 660 675 1695 710  
FREQ MHz

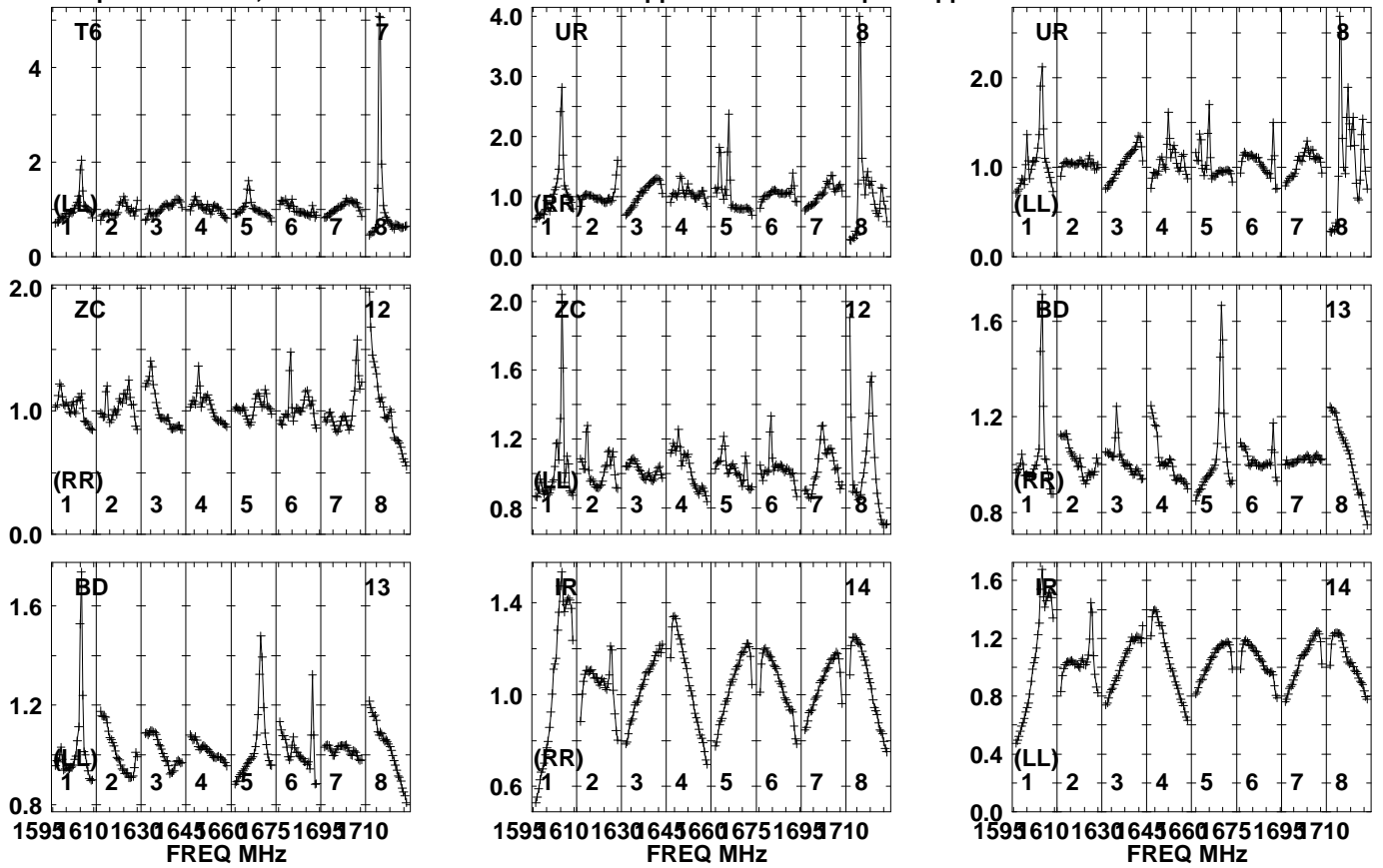
Lower frame: Real Jy  
Auto-corr total-power spectrum Antenna: \*  
Timerange: 01/10:30:00 to 01/10:33:00



Plot file version 113 created 18-MAR-2021 12:45:51

J1617+5515 EB082 2.UVDATA.1

Freq = 1.5950 GHz, Bw = 16.000 MH No calibration applied and no bandpass applied

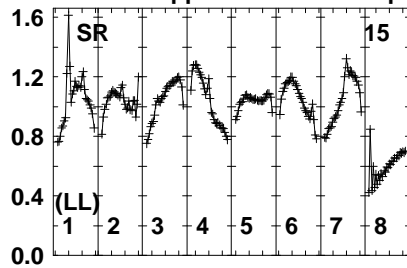
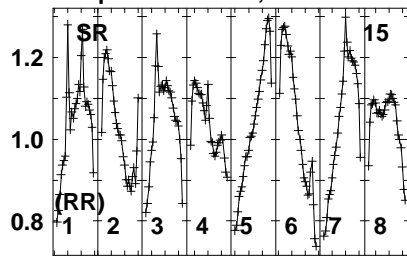


Lower frame: Real Jy  
Auto-corr total-power spectrum Antenna: \*  
Timerange: 01/10:30:00 to 01/10:33:00

Plot file version 114 created 18-MAR-2021 12:45:51

J1617+5515 EB082 2.UVDATA.1

Freq = 1.5950 GHz, Bw = 16.000 MH No calibration applied and no bandpass applied

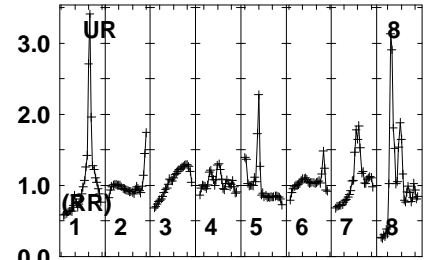
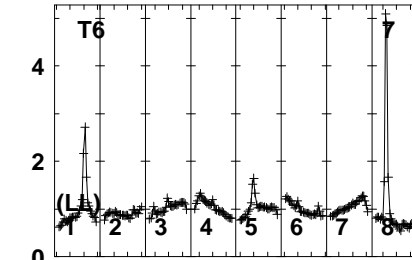
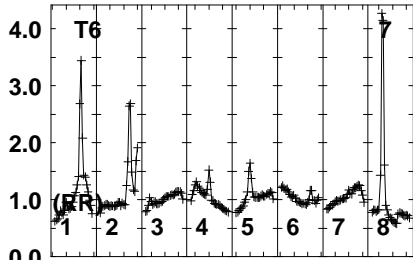
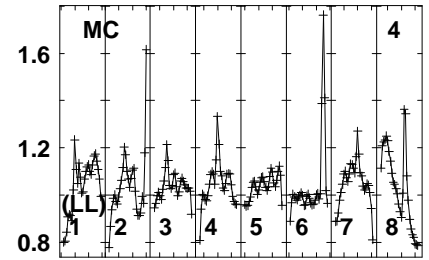
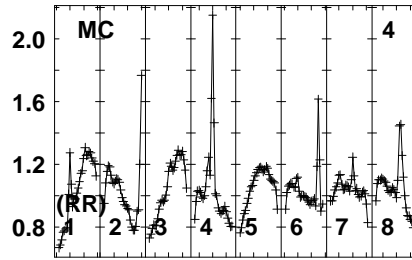
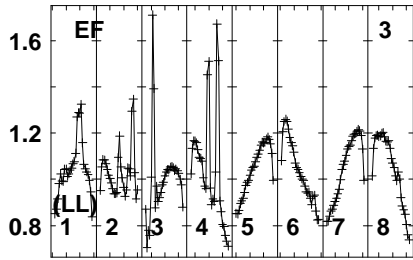
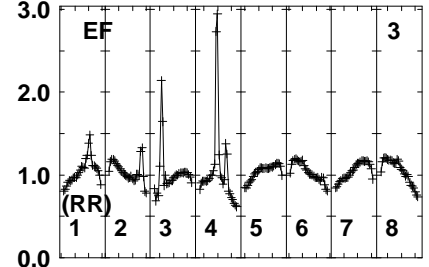
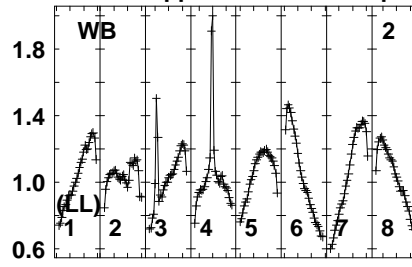
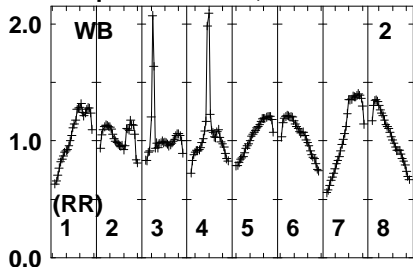


Lower frame: Real Jy  
Auto-corr total-power spectrum Antenna: \*  
Timerange: 01/10:30:00 to 01/10:33:00

Plot file version 115 created 18-MAR-2021 12:45:51

J1608+5613 EB082 2.UVDATA.1

Freq = 1.5950 GHz, Bw = 16.000 MH No calibration applied and no bandpass applied



1595 610 1630 645 660 675 1695 710  
FREQ MHz

1595 610 1630 645 660 675 1695 710  
FREQ MHz

1595 610 1630 645 660 675 1695 710  
FREQ MHz

Lower frame: Real Jy

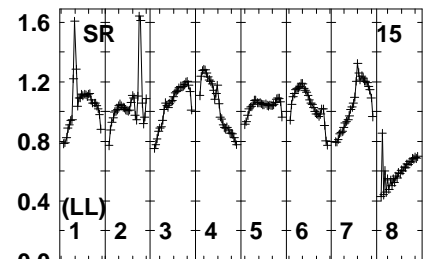
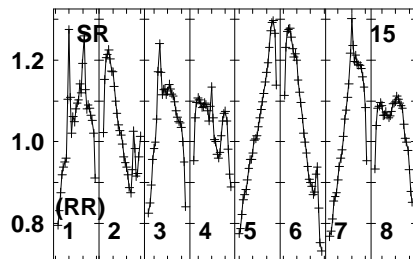
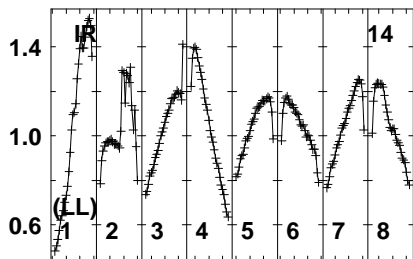
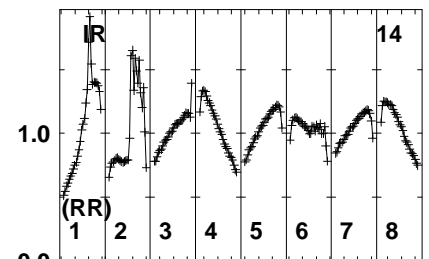
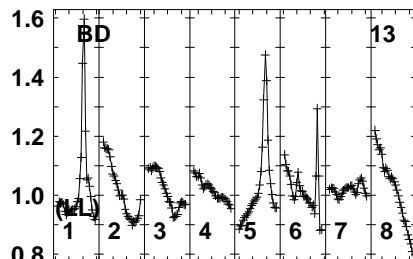
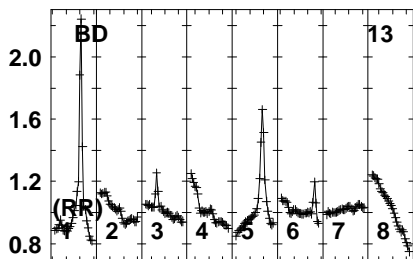
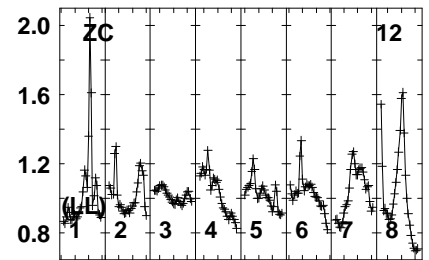
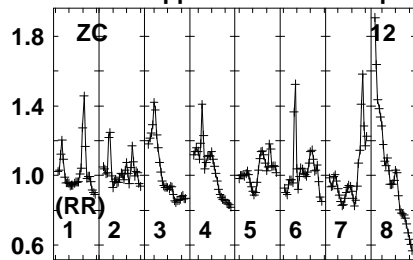
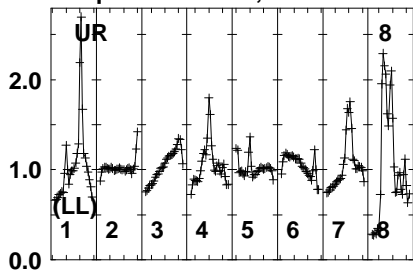
Auto-corr total-power spectrum Antenna: \*

Timerange: 01/10:33:31 to 01/10:34:59

Plot file version 116 created 18-MAR-2021 12:45:51

J1608+5613 EB082 2.UVDATA.1

Freq = 1.5950 GHz, Bw = 16.000 MH No calibration applied and no bandpass applied



1595 610 1630 645 660 675 1695 710  
FREQ MHz

1595 610 1630 645 660 675 1695 710  
FREQ MHz

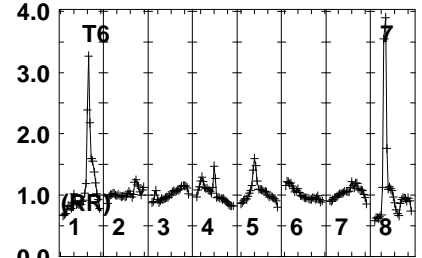
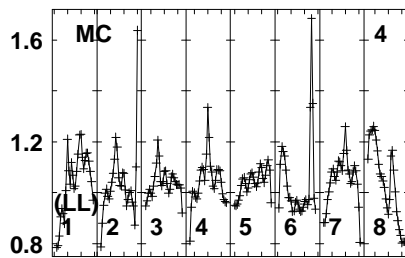
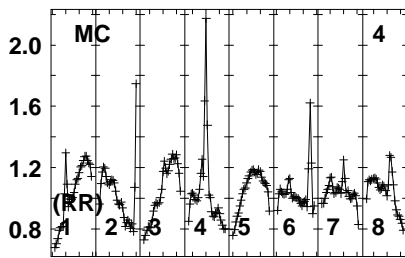
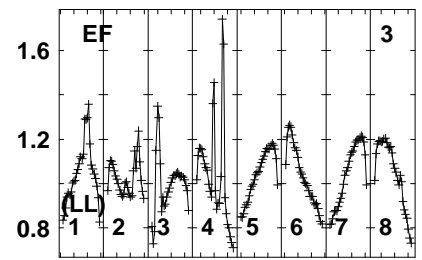
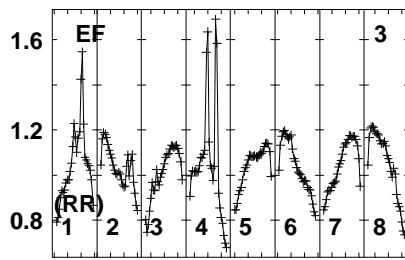
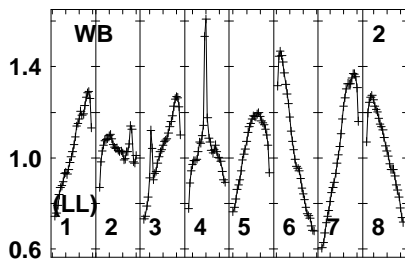
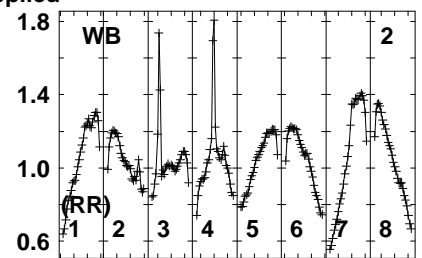
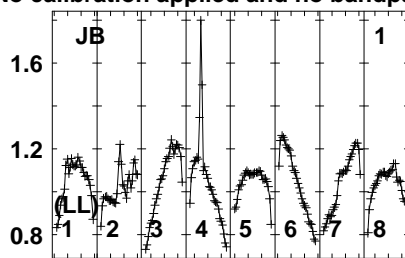
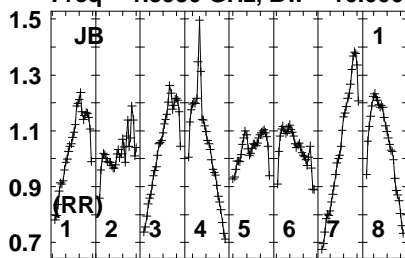
1595 610 1630 645 660 675 1695 710  
FREQ MHz

Lower frame: Real Jy  
Auto-corr total-power spectrum Antenna: \*  
Timerange: 01/10:33:31 to 01/10:34:59

Plot file version 117 created 18-MAR-2021 12:45:51

J1617+5515 EB082 2.UVDATA.1

Freq = 1.5950 GHz, Bw = 16.000 MH No calibration applied and no bandpass applied



1595 610 1630 645 660 675 1695 710  
FREQ MHz

1595 610 1630 645 660 675 1695 710  
FREQ MHz

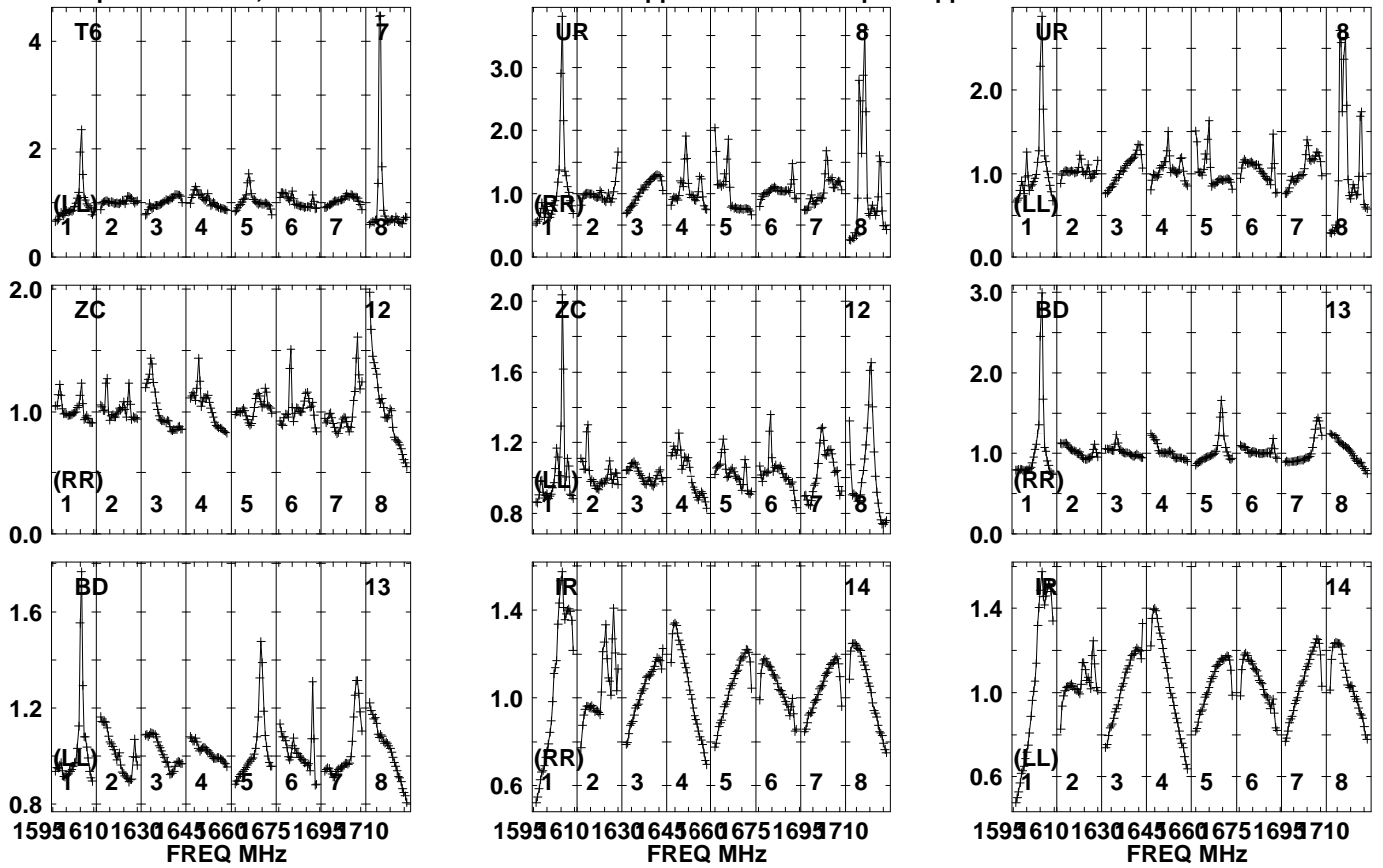
1595 610 1630 645 660 675 1695 710  
FREQ MHz

Lower frame: Real Jy  
Auto-corr total-power spectrum Antenna: \*  
Timerange: 01/10:35:01 to 01/10:38:00

Plot file version 118 created 18-MAR-2021 12:45:52

J1617+5515 EB082 2.UVDATA.1

Freq = 1.5950 GHz, Bw = 16.000 MH No calibration applied and no bandpass applied

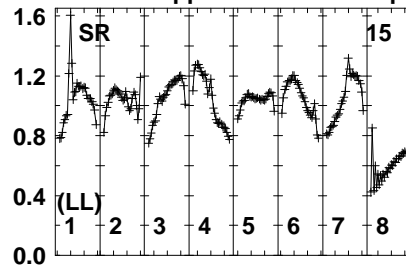
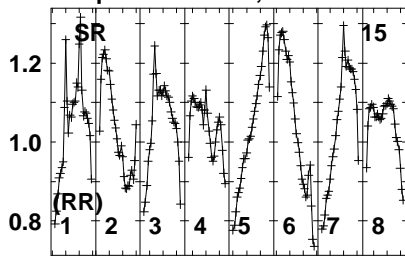


Lower frame: Real Jy  
Auto-corr total-power spectrum Antenna: \*  
Timerange: 01/10:35:01 to 01/10:38:00

Plot file version 119 created 18-MAR-2021 12:45:52

J1617+5515 EB082 2.UVDATA.1

Freq = 1.5950 GHz, Bw = 16.000 MH No calibration applied and no bandpass applied

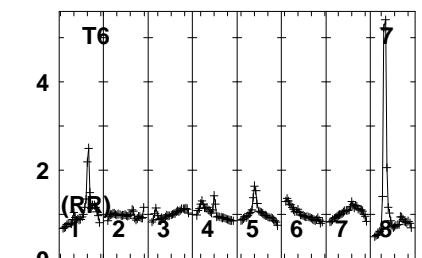
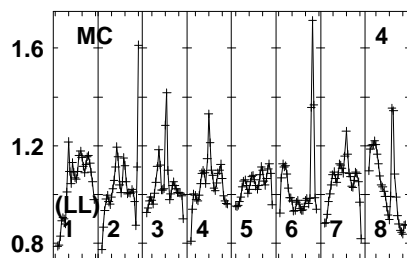
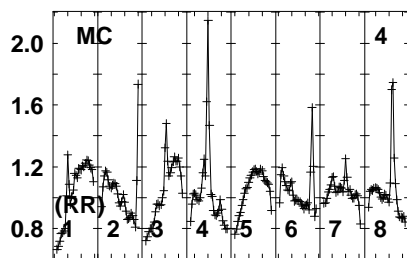
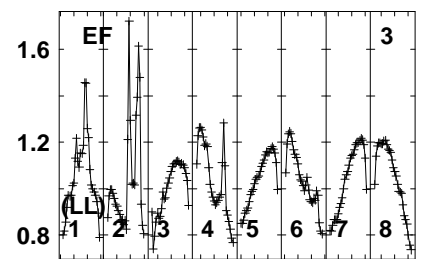
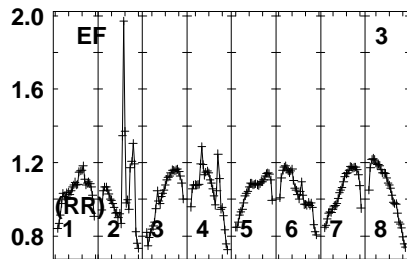
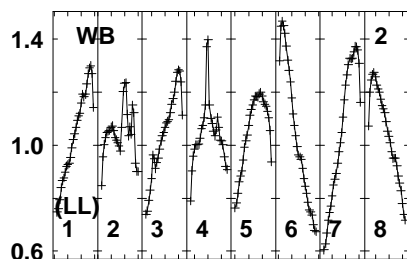
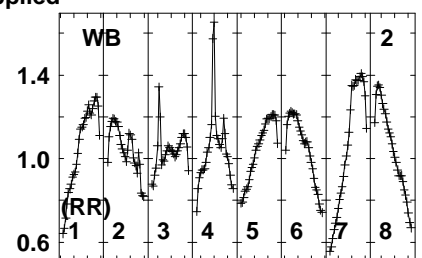
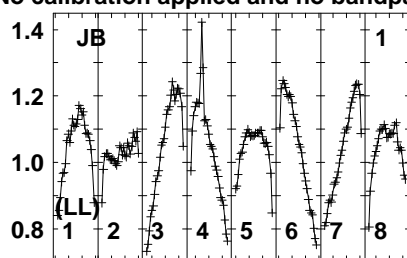
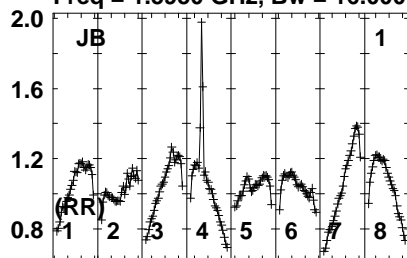


Lower frame: Real Jy  
Auto-corr total-power spectrum Antenna: \*  
Timerange: 01/10:35:01 to 01/10:38:00

Plot file version 120 created 18-MAR-2021 12:45:52

J1608+5613 EB082 2.UVDATA.1

Freq = 1.5950 GHz, Bw = 16.000 MH No calibration applied and no bandpass applied



1595 610 1630 645 660 675 1695 710  
FREQ MHz

1595 610 1630 645 660 675 1695 710  
FREQ MHz

1595 610 1630 645 660 675 1695 710  
FREQ MHz

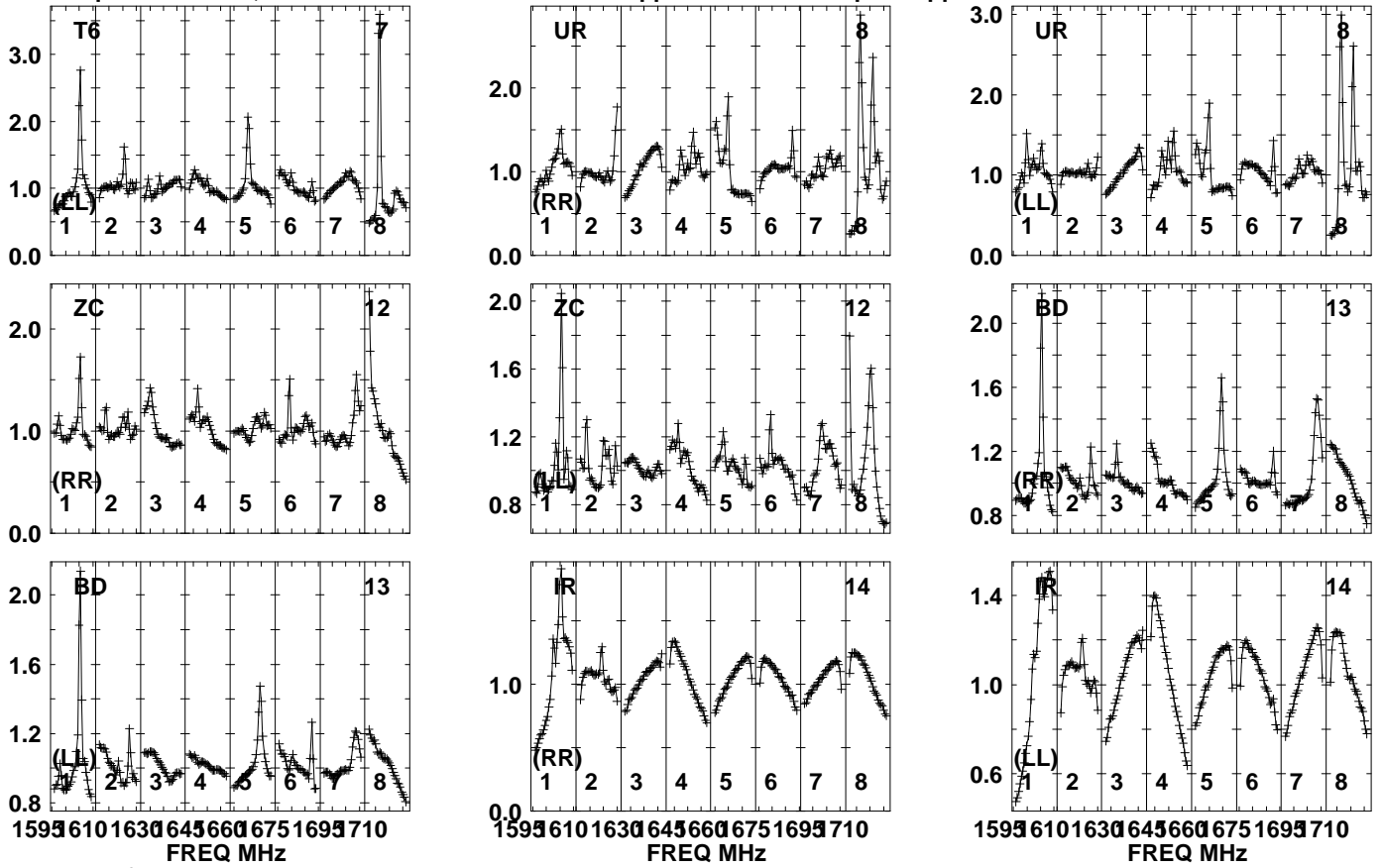
Lower frame: Real Jy  
Auto-corr total-power spectrum Antenna: \*  
Timerange: 01/10:38:01 to 01/10:40:00



Plot file version 121 created 18-MAR-2021 12:45:52

J1608+5613 EB082 2.UVDATA.1

Freq = 1.5950 GHz, Bw = 16.000 MH No calibration applied and no bandpass applied

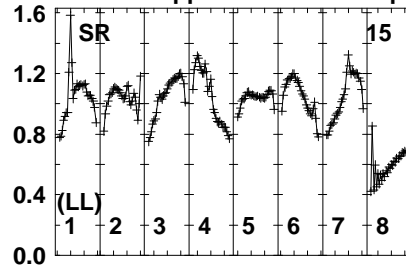
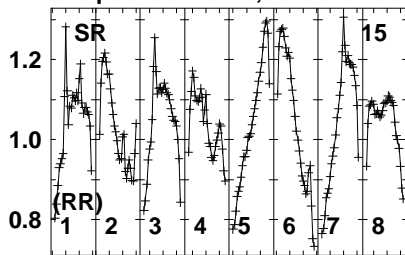


Lower frame: Real Jy  
Auto-corr total-power spectrum Antenna: \*  
Timerange: 01/10:38:01 to 01/10:40:00

Plot file version 122 created 18-MAR-2021 12:45:52

J1608+5613 EB082 2.UVDATA.1

Freq = 1.5950 GHz, Bw = 16.000 MH No calibration applied and no bandpass applied

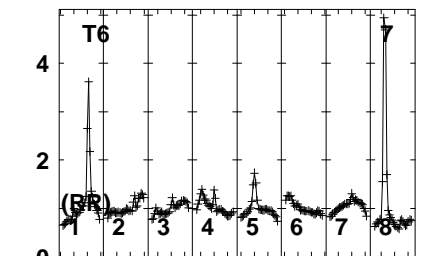
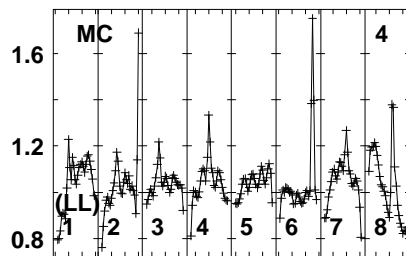
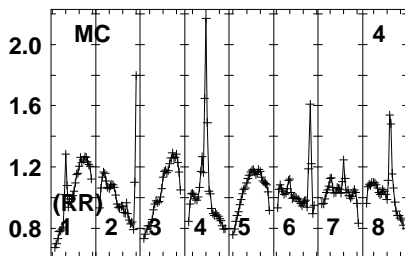
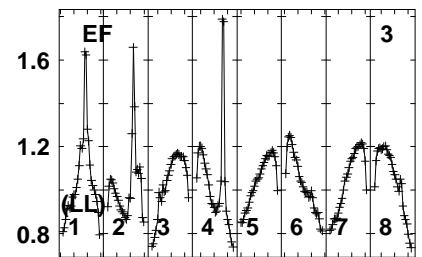
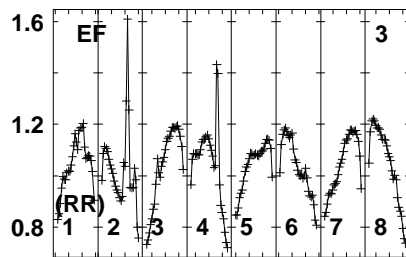
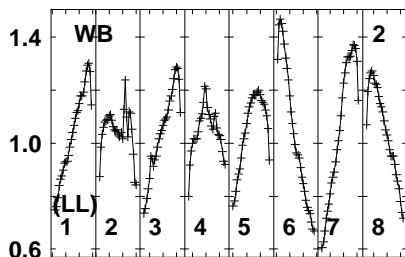
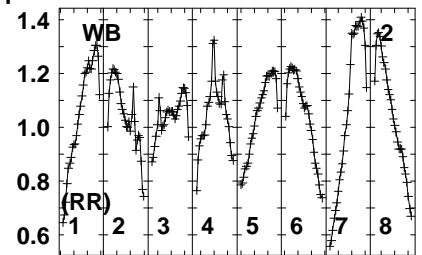
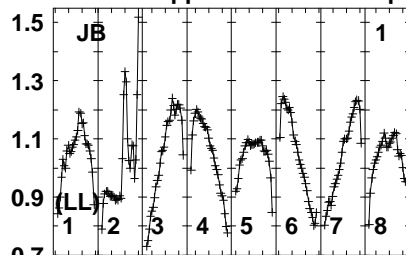
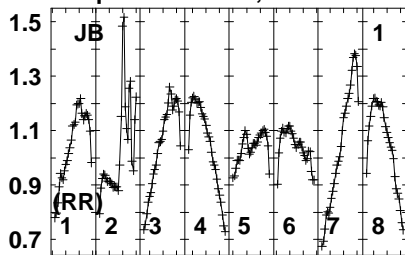


Lower frame: Real Jy  
Auto-corr total-power spectrum Antenna: \*  
Timerange: 01/10:38:01 to 01/10:40:00

Plot file version 123 created 18-MAR-2021 12:45:52

J1617+5515 EB082 2.UVDATA.1

Freq = 1.5950 GHz, Bw = 16.000 MH No calibration applied and no bandpass applied



1595 610 1630 645 660 675 1695 710  
FREQ MHz

1595 610 1630 645 660 675 1695 710  
FREQ MHz

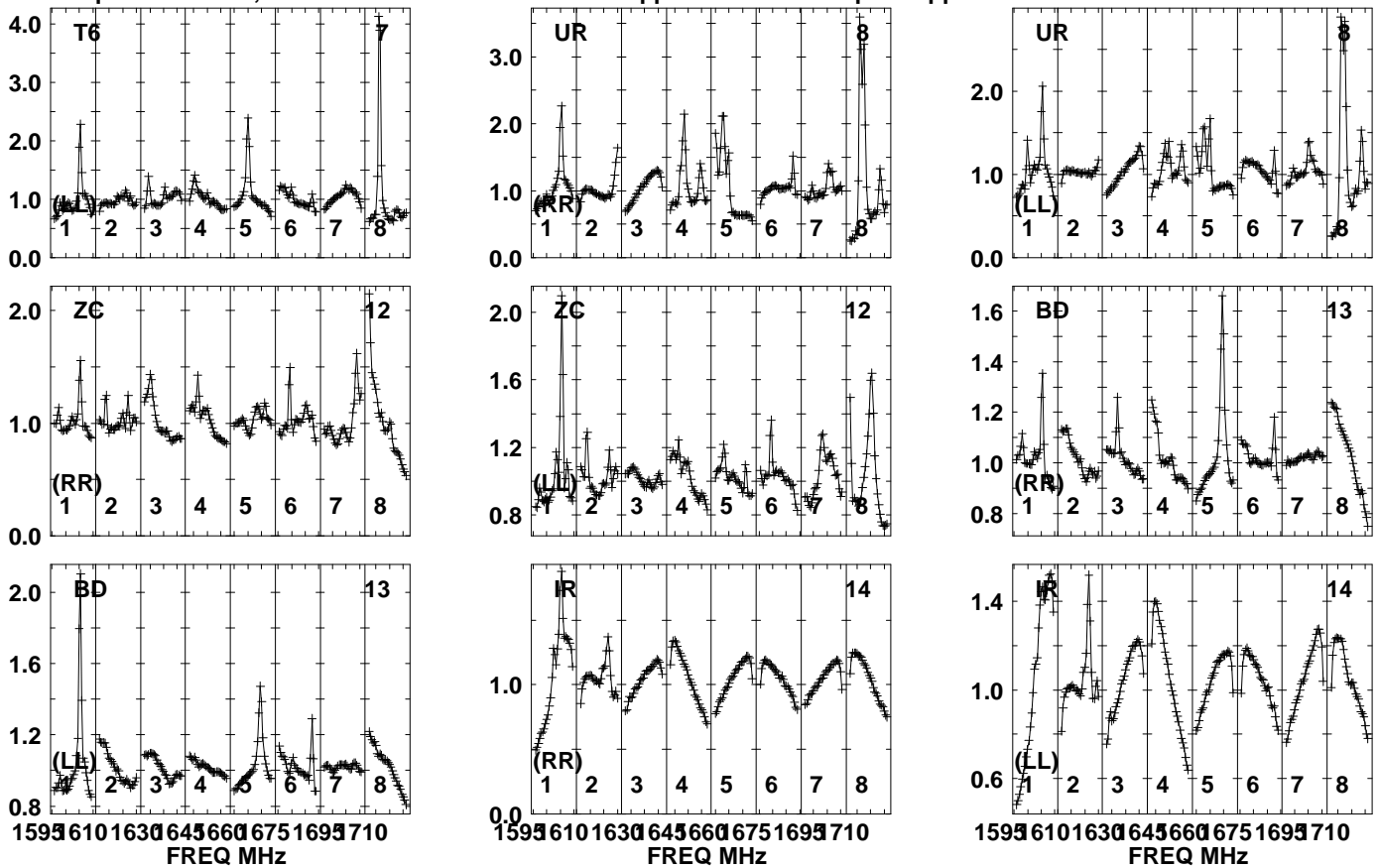
1595 610 1630 645 660 675 1695 710  
FREQ MHz

Lower frame: Real Jy  
Auto-corr total-power spectrum Antenna: \*  
Timerange: 01/10:40:00 to 01/10:43:00

Plot file version 124 created 18-MAR-2021 12:45:52

J1617+5515 EB082 2.UVDATA.1

Freq = 1.5950 GHz, Bw = 16.000 MH No calibration applied and no bandpass applied

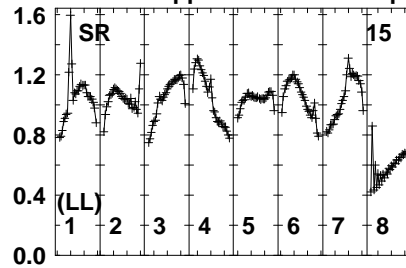
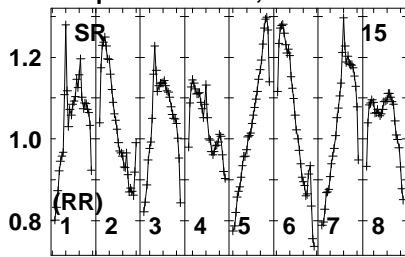


Lower frame: Real Jy  
Auto-corr total-power spectrum Antenna: \*  
Timerange: 01/10:40:00 to 01/10:43:00

Plot file version 125 created 18-MAR-2021 12:45:53

J1617+5515 EB082 2.UVDATA.1

Freq = 1.5950 GHz, Bw = 16.000 MH No calibration applied and no bandpass applied

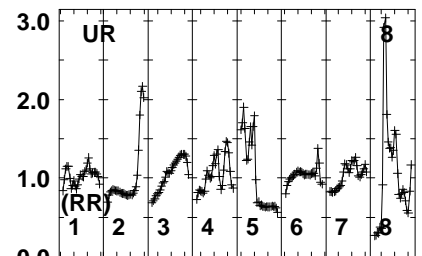
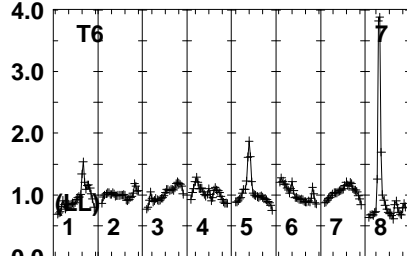
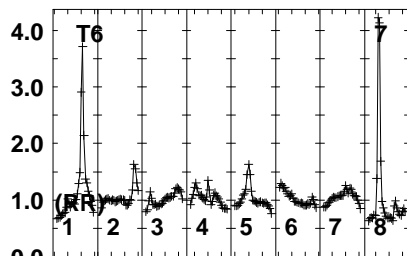
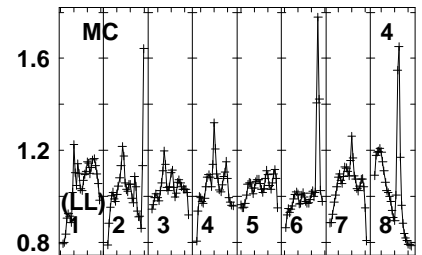
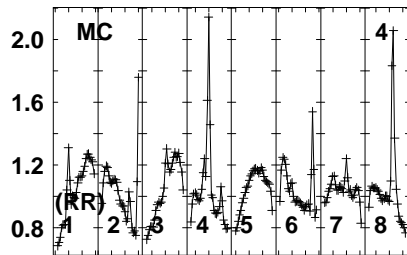
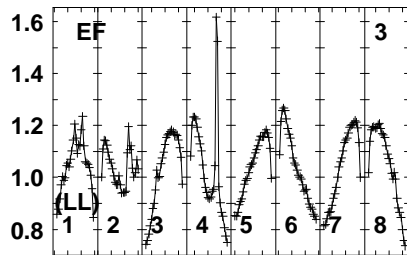
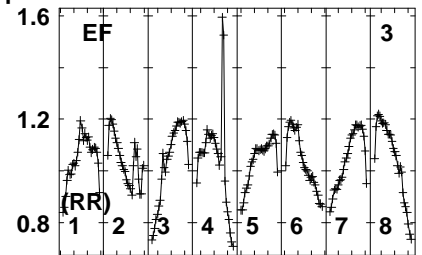
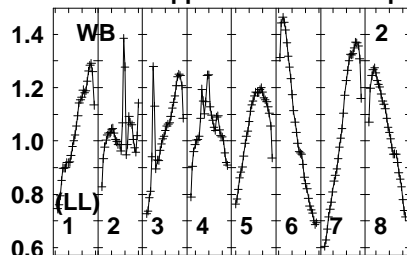
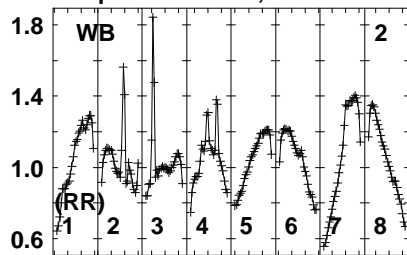


Lower frame: Real Jy  
Auto-corr total-power spectrum Antenna: \*  
Timerange: 01/10:40:00 to 01/10:43:00

Plot file version 126 created 18-MAR-2021 12:45:53

J1608+5613 EB082 2.UVDATA.1

Freq = 1.5950 GHz, Bw = 16.000 MH No calibration applied and no bandpass applied



1595 610 1630 645 660 675 1695 710  
FREQ MHz

1595 610 1630 645 660 675 1695 710  
FREQ MHz

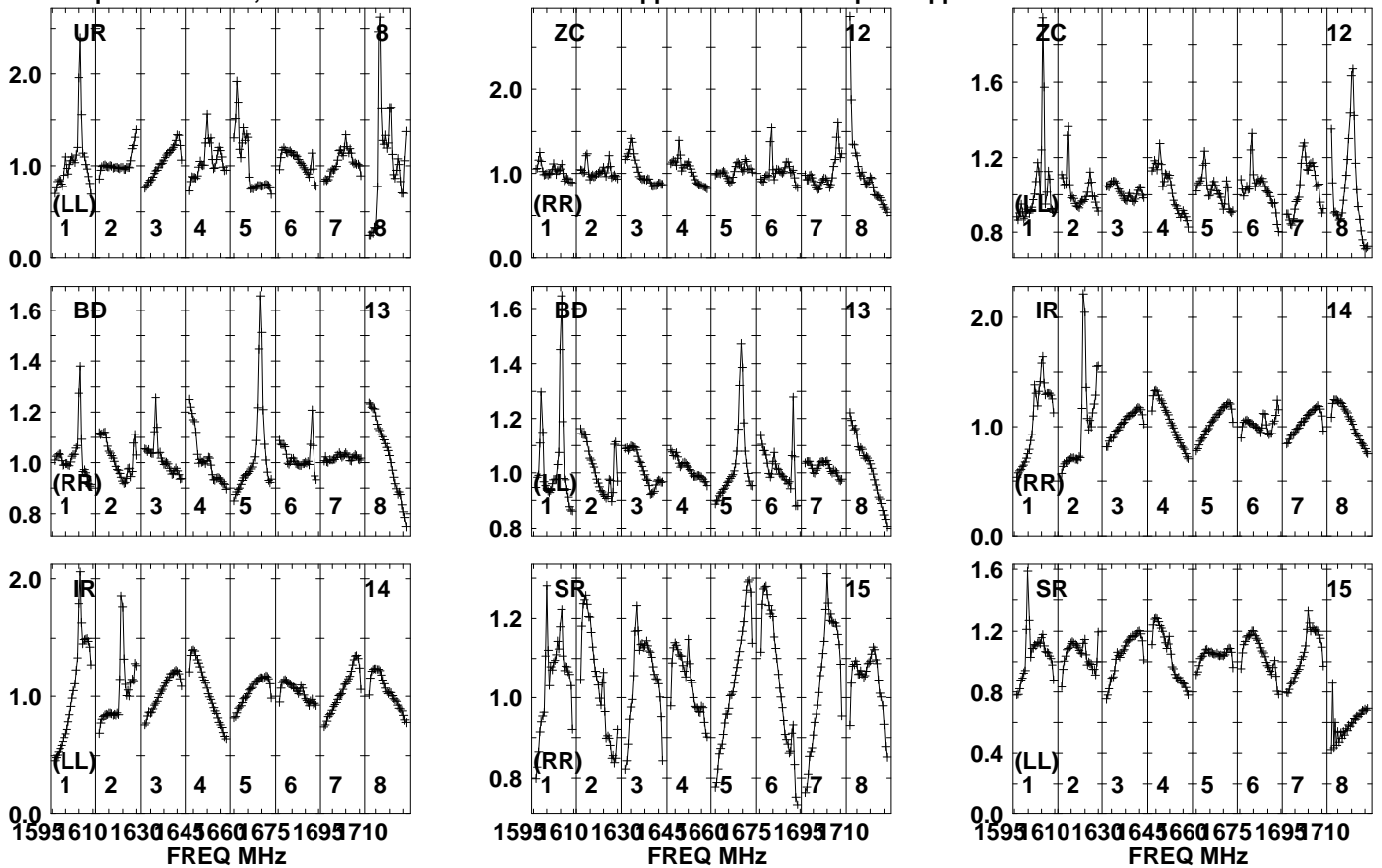
1595 610 1630 645 660 675 1695 710  
FREQ MHz

Lower frame: Real Jy  
Auto-corr total-power spectrum Antenna: \*  
Timerange: 01/10:43:31 to 01/10:44:59

Plot file version 127 created 18-MAR-2021 12:45:53

J1608+5613 EB082 2.UVDATA.1

Freq = 1.5950 GHz, Bw = 16.000 MH No calibration applied and no bandpass applied

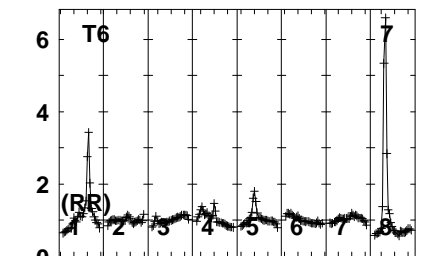
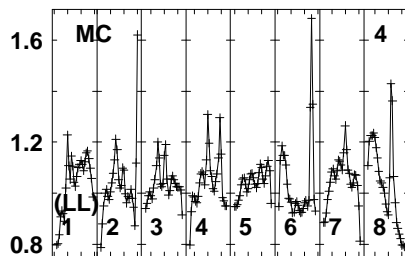
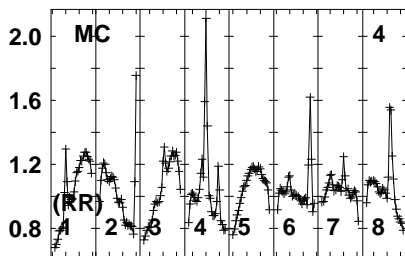
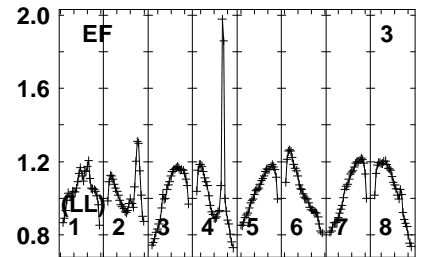
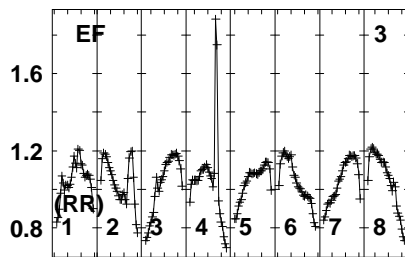
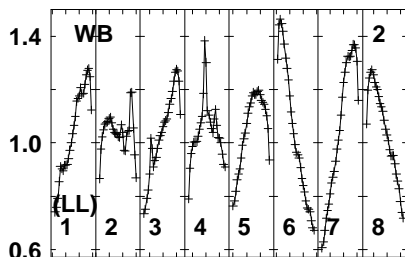
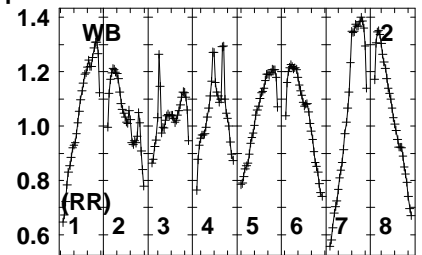
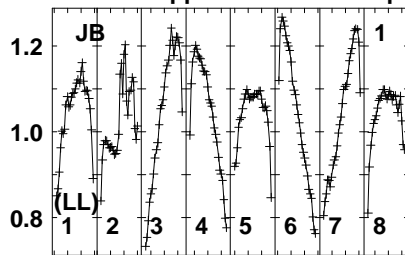
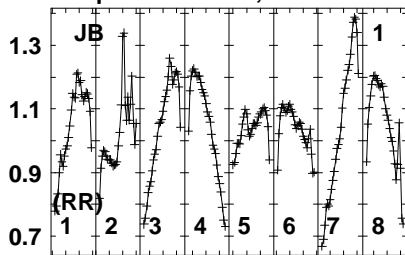


Lower frame: Real Jy  
Auto-corr total-power spectrum Antenna: \*  
Timerange: 01/10:43:31 to 01/10:44:59

Plot file version 128 created 18-MAR-2021 12:45:53

J1617+5515 EB082 2.UVDATA.1

Freq = 1.5950 GHz, Bw = 16.000 MH No calibration applied and no bandpass applied



1595 610 1630 645 660 675 1695 710  
FREQ MHz

1595 610 1630 645 660 675 1695 710  
FREQ MHz

1595 610 1630 645 660 675 1695 710  
FREQ MHz

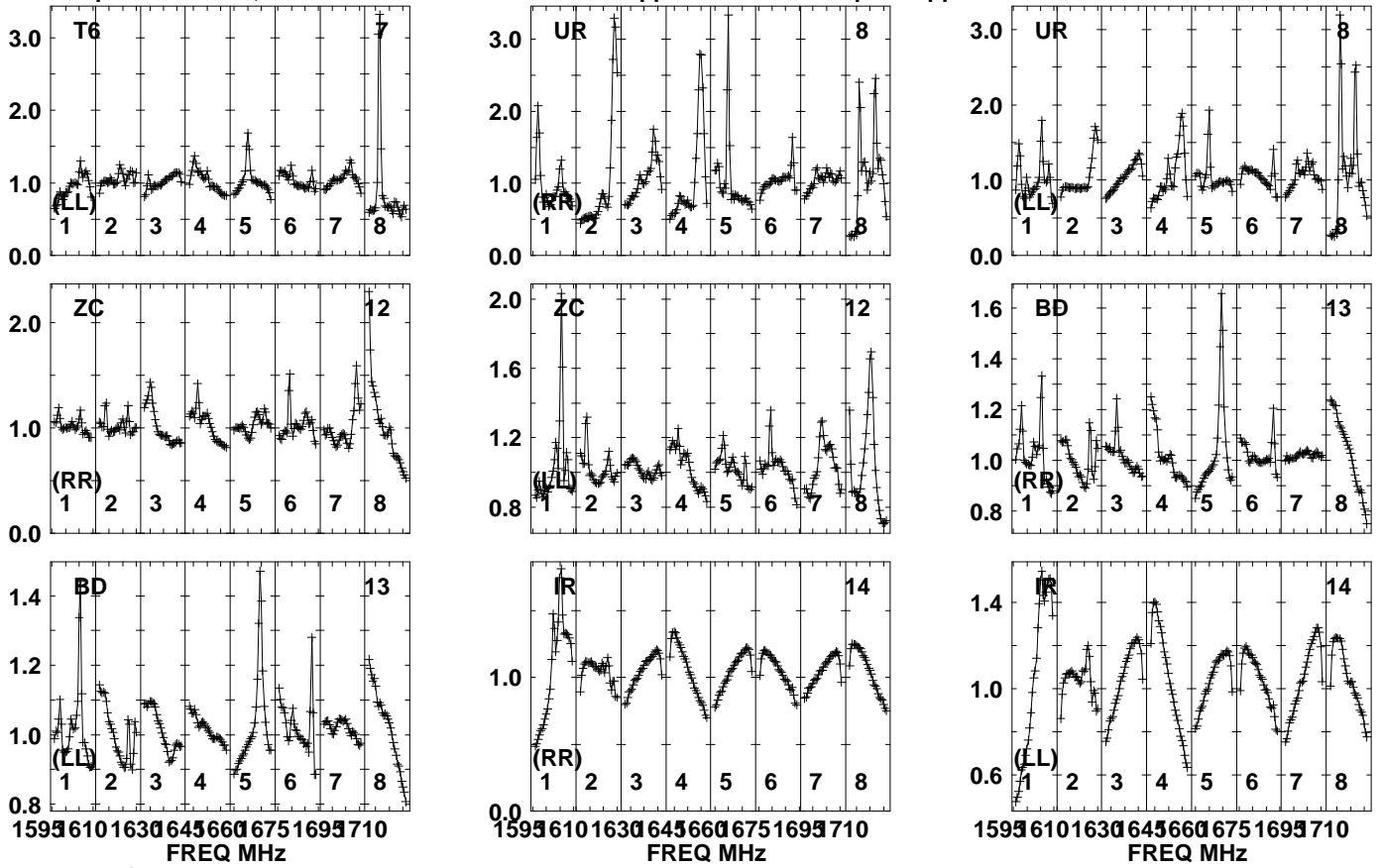
Lower frame: Real Jy  
Auto-corr total-power spectrum Antenna: \*  
Timerange: 01/10:45:01 to 01/10:48:00



Plot file version 129 created 18-MAR-2021 12:45:53

J1617+5515 EB082 2.UVDATA.1

Freq = 1.5950 GHz, Bw = 16.000 MH No calibration applied and no bandpass applied

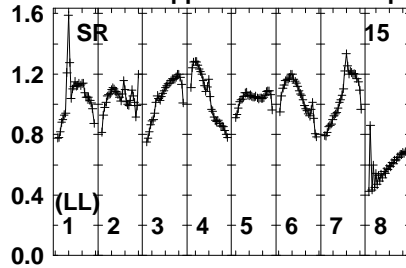
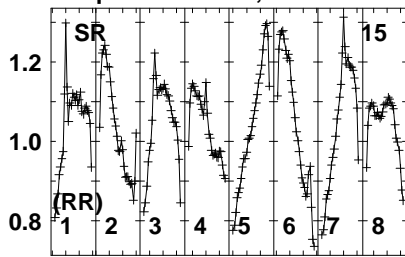


Lower frame: Real Jy  
Auto-corr total-power spectrum Antenna: \*  
Timerange: 01/10:45:01 to 01/10:48:00

Plot file version 130 created 18-MAR-2021 12:45:53

J1617+5515 EB082 2.UVDATA.1

Freq = 1.5950 GHz, Bw = 16.000 MH No calibration applied and no bandpass applied

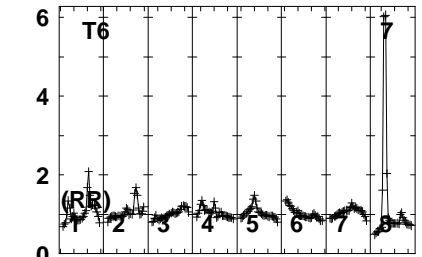
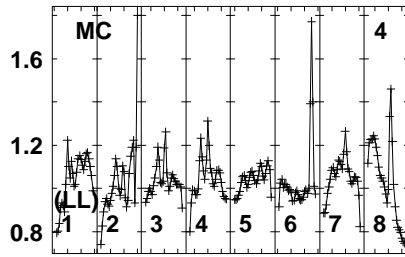
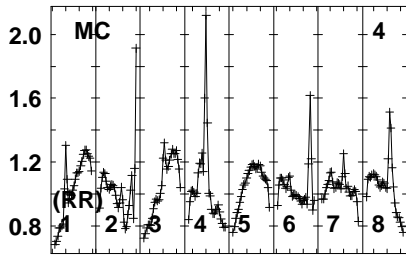
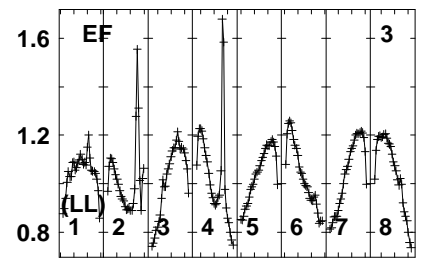
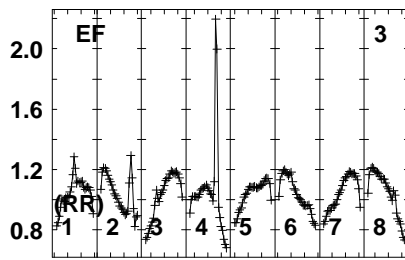
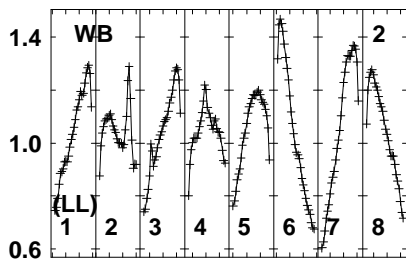
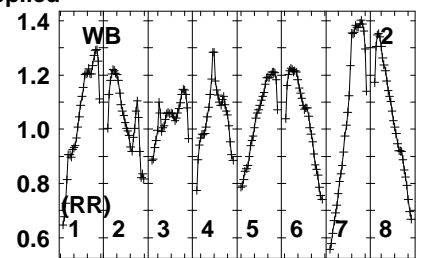
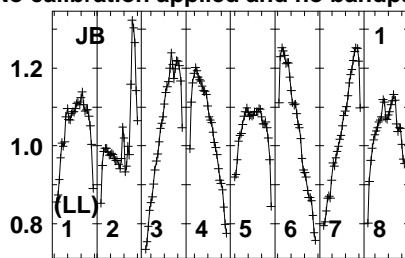
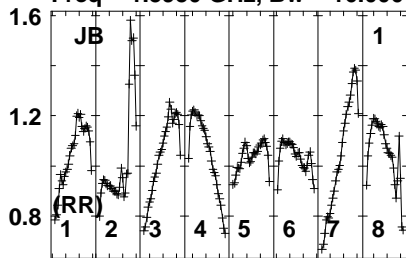


Lower frame: Real Jy  
Auto-corr total-power spectrum Antenna: \*  
Timerange: 01/10:45:01 to 01/10:48:00

Plot file version 131 created 18-MAR-2021 12:45:53

J1608+5613 EB082 2.UVDATA.1

Freq = 1.5950 GHz, Bw = 16.000 MH No calibration applied and no bandpass applied



1595 610 1630 645 660 675 1695 710  
FREQ MHz

1595 610 1630 645 660 675 1695 710  
FREQ MHz

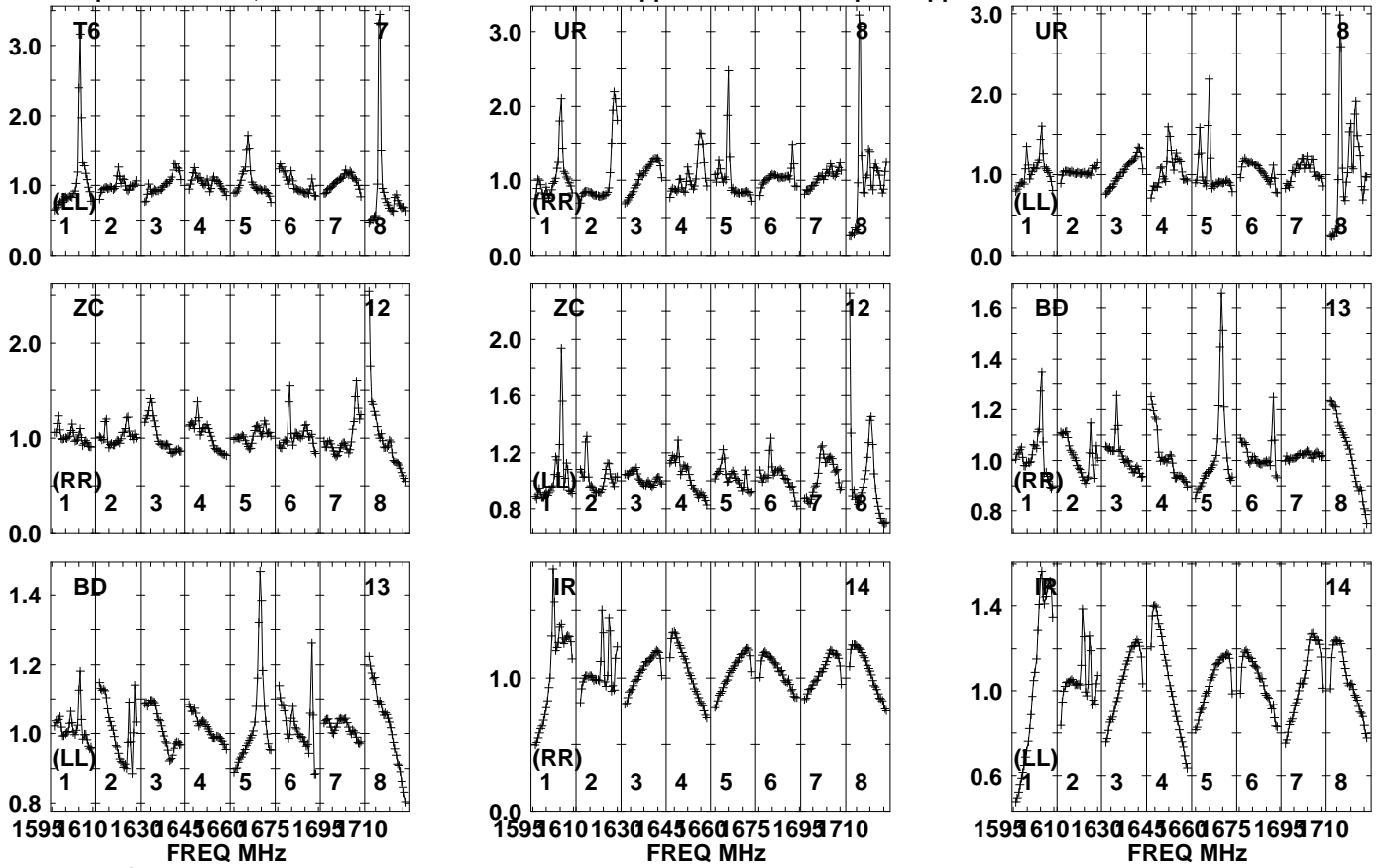
1595 610 1630 645 660 675 1695 710  
FREQ MHz

Lower frame: Real Jy  
Auto-corr total-power spectrum Antenna: \*  
Timerange: 01/10:48:00 to 01/10:50:00

Plot file version 132 created 18-MAR-2021 12:45:54

J1608+5613 EB082 2.UVDATA.1

Freq = 1.5950 GHz, Bw = 16.000 MH No calibration applied and no bandpass applied

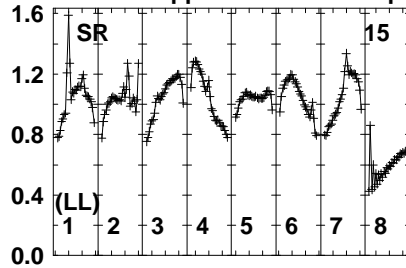
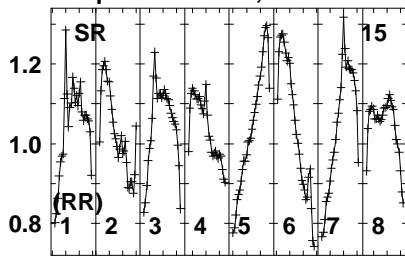


Lower frame: Real Jy  
Auto-corr total-power spectrum Antenna: \*  
Timerange: 01/10:48:00 to 01/10:50:00

Plot file version 133 created 18-MAR-2021 12:45:54

J1608+5613 EB082 2.UVDATA.1

Freq = 1.5950 GHz, Bw = 16.000 MH No calibration applied and no bandpass applied

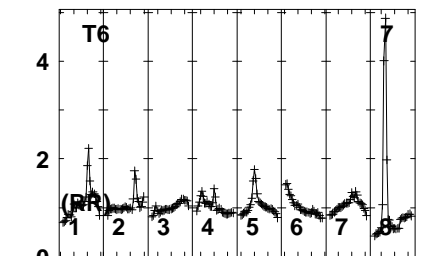
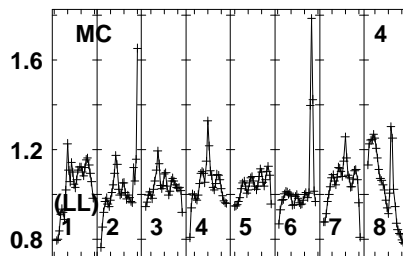
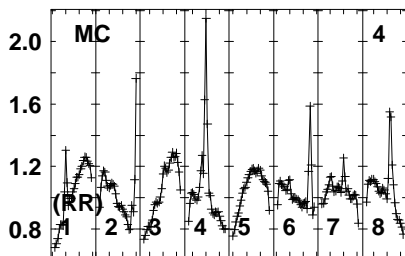
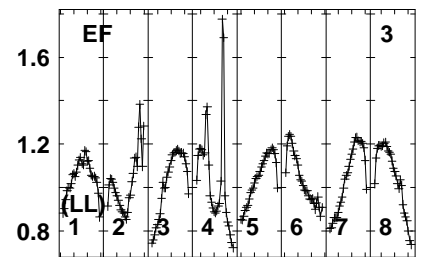
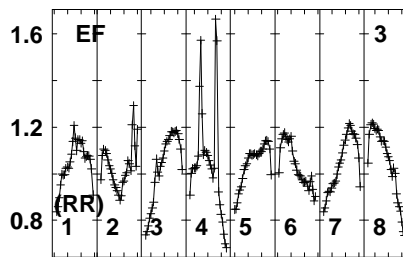
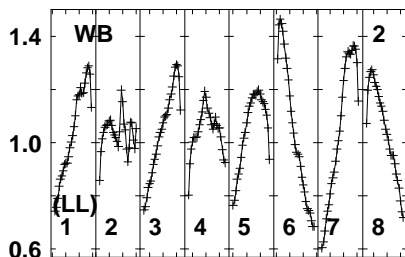
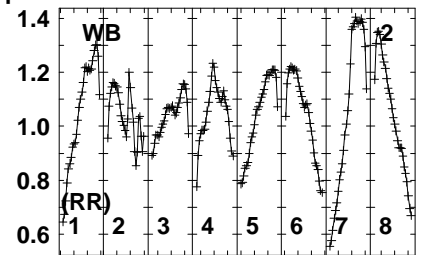
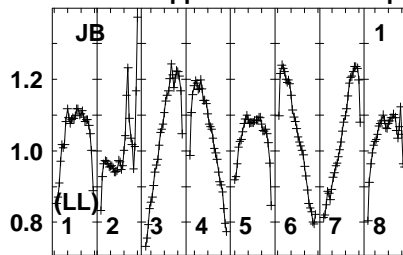
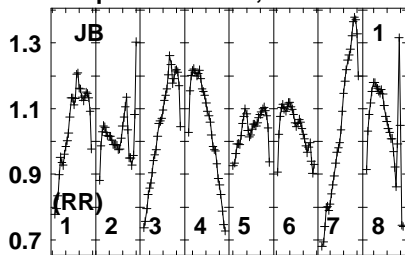


Lower frame: Real Jy  
Auto-corr total-power spectrum Antenna: \*  
Timerange: 01/10:48:00 to 01/10:50:00

Plot file version 134 created 18-MAR-2021 12:45:54

J1617+5515 EB082 2.UVDATA.1

Freq = 1.5950 GHz, Bw = 16.000 MH No calibration applied and no bandpass applied



1595 610 1630 645 660 675 1695 710  
FREQ MHz

1595 610 1630 645 660 675 1695 710  
FREQ MHz

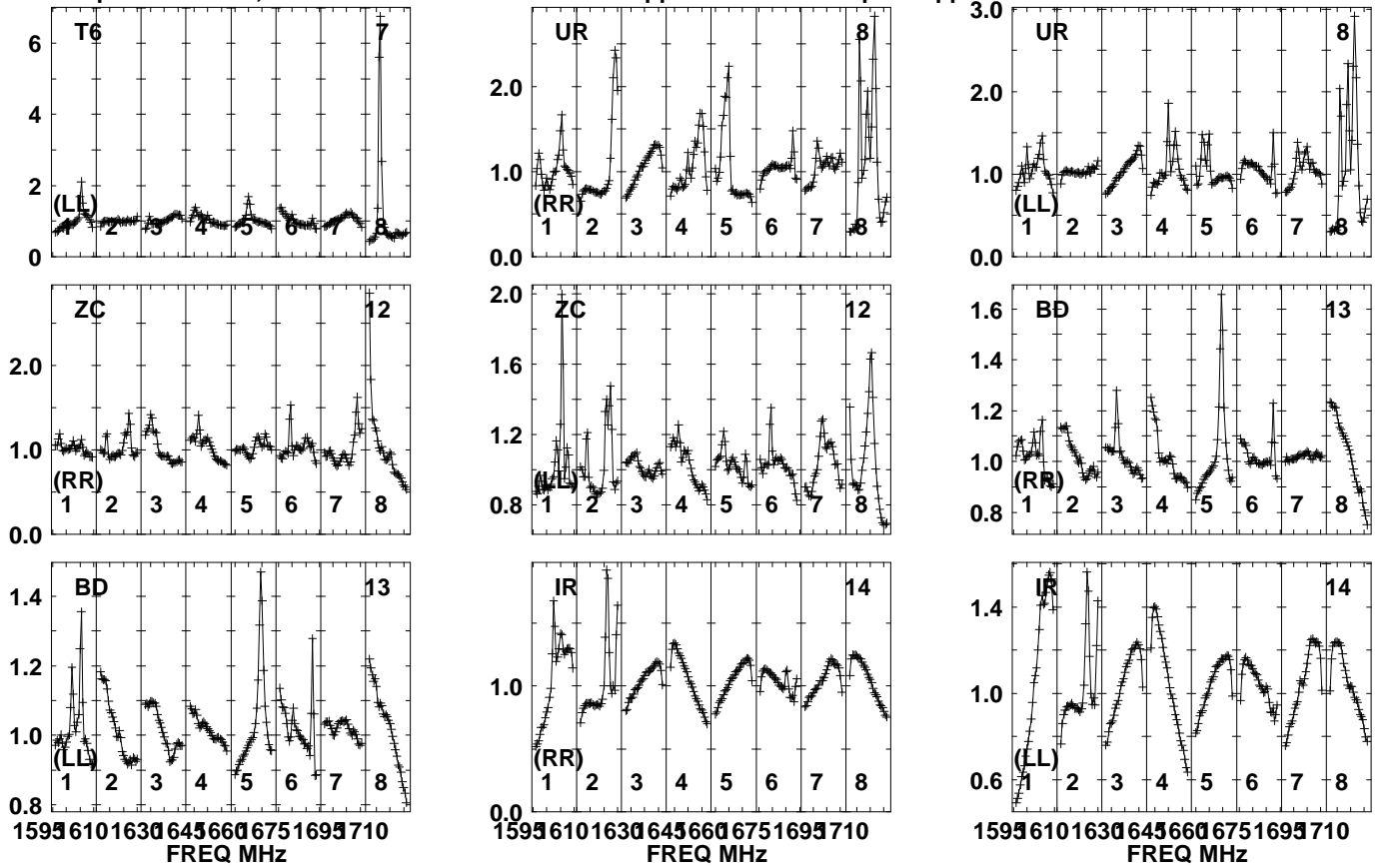
1595 610 1630 645 660 675 1695 710  
FREQ MHz

Lower frame: Real Jy  
Auto-corr total-power spectrum Antenna: \*  
Timerange: 01/10:50:00 to 01/10:52:59

Plot file version 135 created 18-MAR-2021 12:45:54

J1617+5515 EB082 2.UVDATA.1

Freq = 1.5950 GHz, Bw = 16.000 MH No calibration applied and no bandpass applied

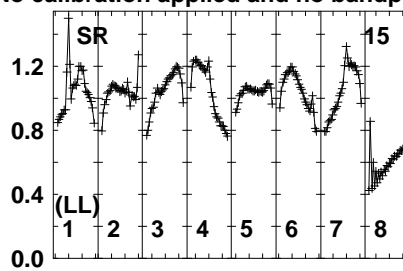
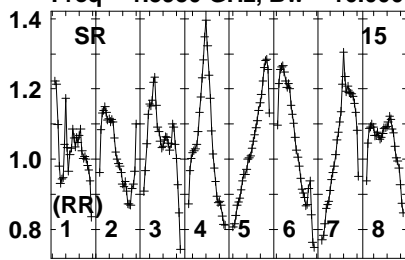


Lower frame: Real Jy  
Auto-corr total-power spectrum Antenna: \*  
Timerange: 01/10:50:00 to 01/10:52:59

Plot file version 136 created 18-MAR-2021 12:45:54

J1617+5515 EB082 2.UVDATA.1

Freq = 1.5950 GHz, Bw = 16.000 MH No calibration applied and no bandpass applied



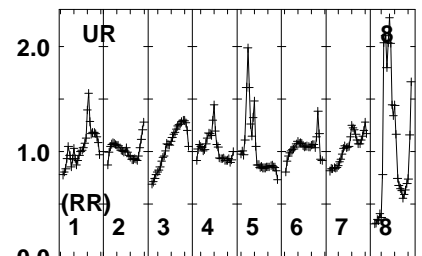
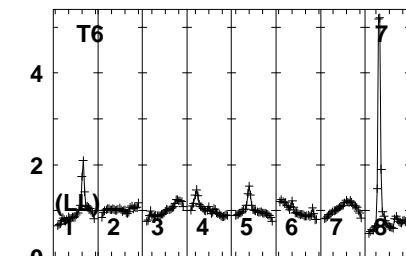
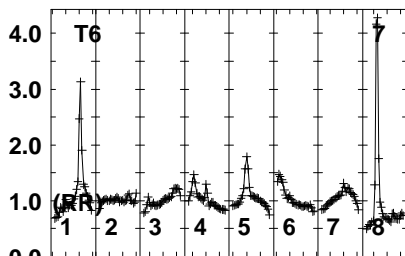
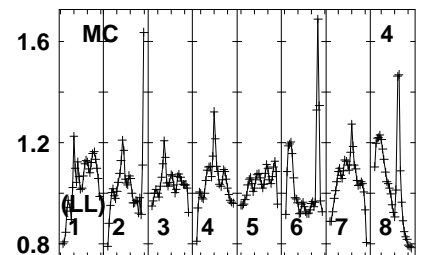
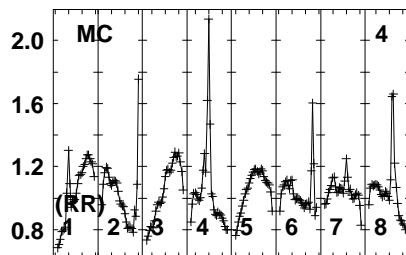
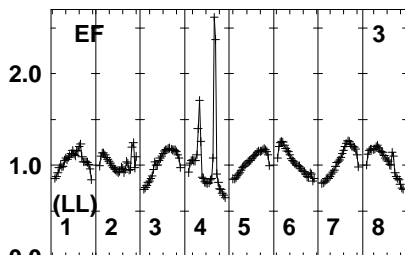
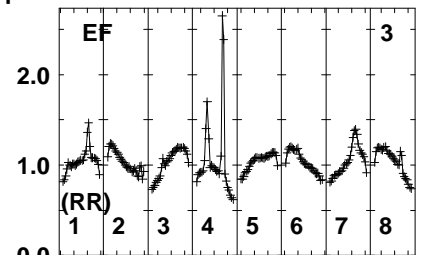
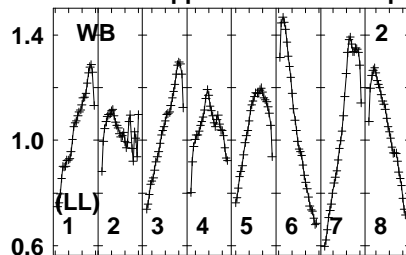
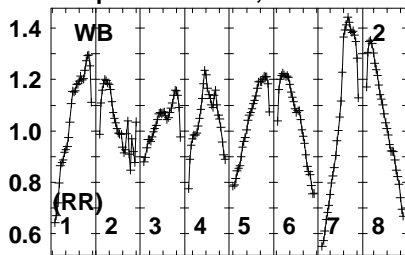
Lower frame: Real Jy  
Auto-corr total-power spectrum Antenna: \*  
Timerange: 01/10:50:00 to 01/10:52:59



Plot file version 137 created 18-MAR-2021 12:45:54

J1608+5613 EB082 2.UVDATA.1

Freq = 1.5950 GHz, Bw = 16.000 MH No calibration applied and no bandpass applied



1595 610 1630 645 660 675 1695 710  
FREQ MHz

1595 610 1630 645 660 675 1695 710  
FREQ MHz

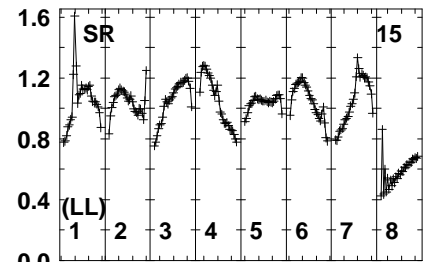
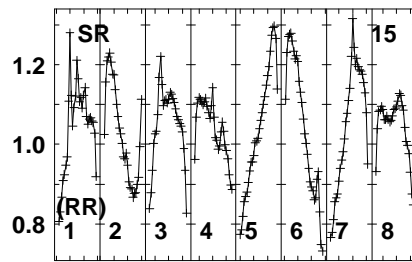
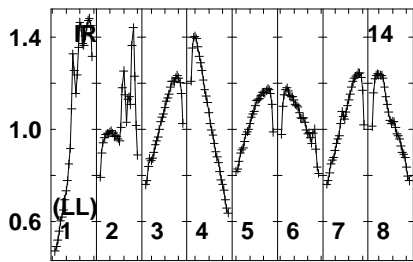
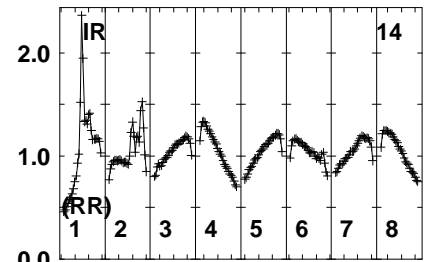
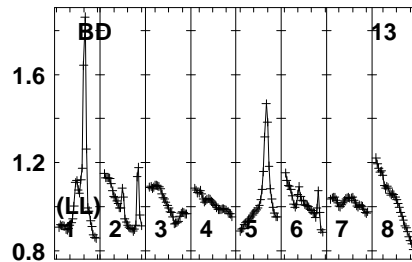
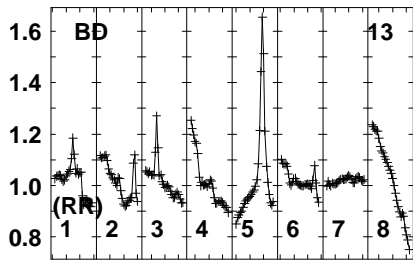
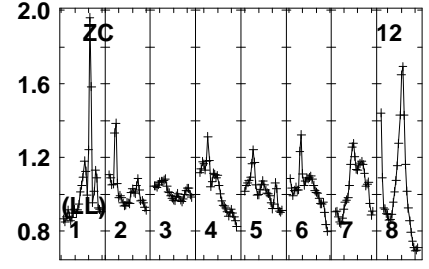
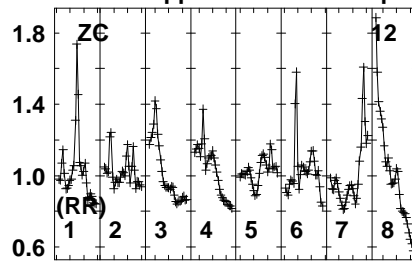
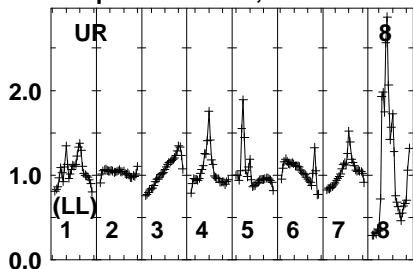
1595 610 1630 645 660 675 1695 710  
FREQ MHz

Lower frame: Real Jy  
Auto-corr total-power spectrum Antenna: \*  
Timerange: 01/10:53:31 to 01/10:54:59

Plot file version 138 created 18-MAR-2021 12:45:54

J1608+5613 EB082 2.UVDATA.1

Freq = 1.5950 GHz, Bw = 16.000 MH No calibration applied and no bandpass applied



1595 610 1630 645 660 675 1695 710  
FREQ MHz

1595 610 1630 645 660 675 1695 710  
FREQ MHz

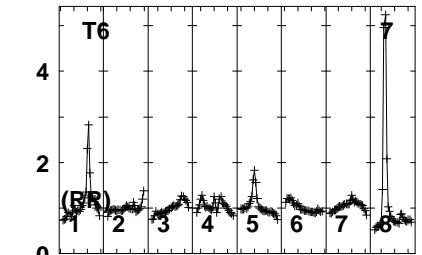
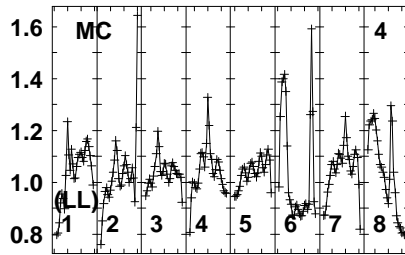
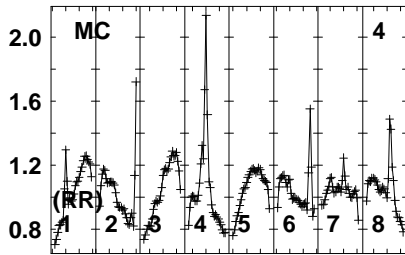
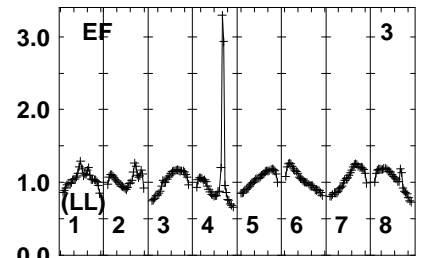
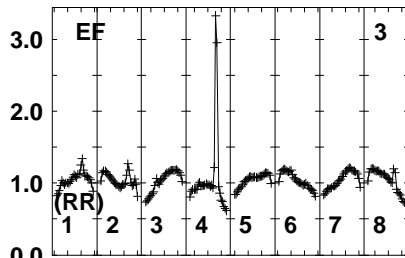
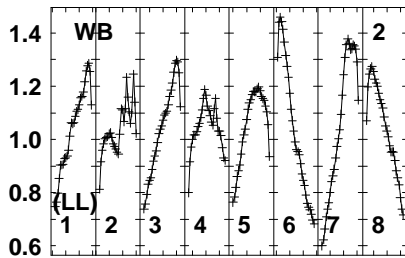
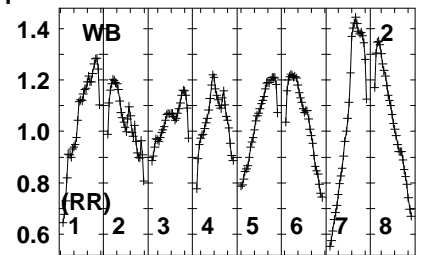
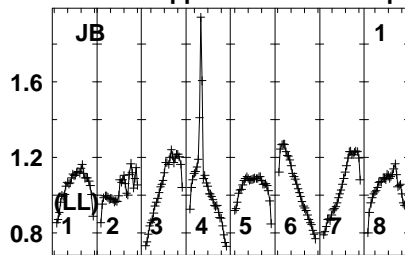
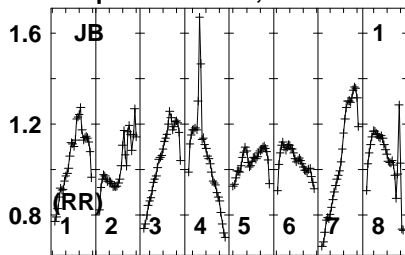
1595 610 1630 645 660 675 1695 710  
FREQ MHz

Lower frame: Real Jy  
Auto-corr total-power spectrum Antenna: \*  
Timerange: 01/10:53:31 to 01/10:54:59

Plot file version 139 created 18-MAR-2021 12:45:54

J1617+5515 EB082 2.UVDATA.1

Freq = 1.5950 GHz, Bw = 16.000 MH No calibration applied and no bandpass applied



1595 610 1630 645 660 675 1695 710  
FREQ MHz

1595 610 1630 645 660 675 1695 710  
FREQ MHz

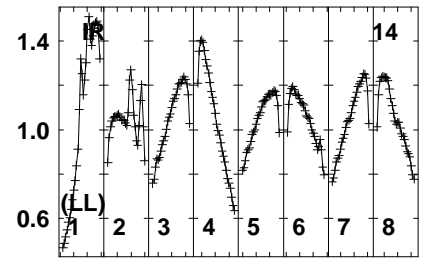
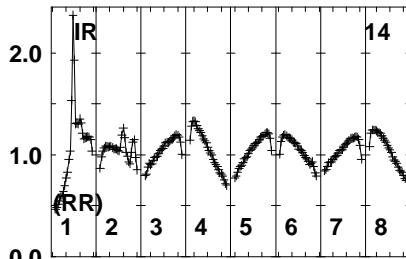
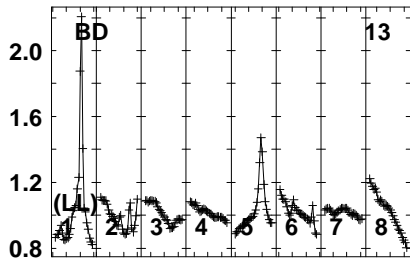
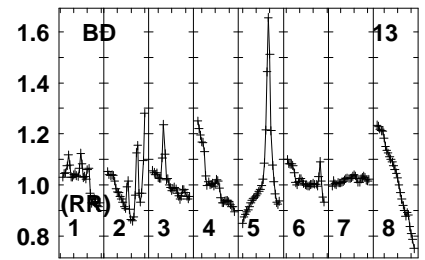
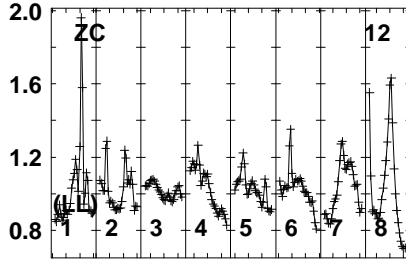
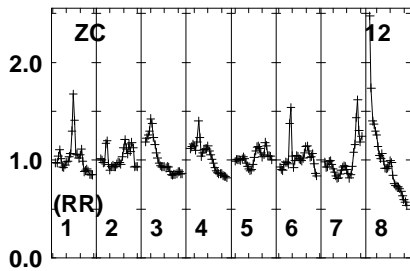
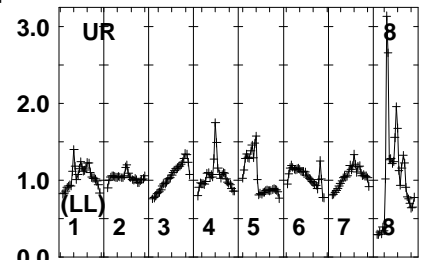
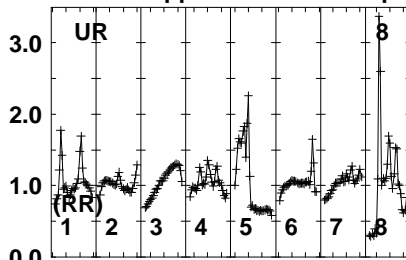
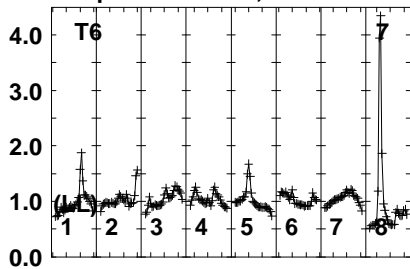
1595 610 1630 645 660 675 1695 710  
FREQ MHz

Lower frame: Real Jy  
Auto-corr total-power spectrum Antenna: \*  
Timerange: 01/10:55:00 to 01/10:58:00

Plot file version 140 created 18-MAR-2021 12:45:55

J1617+5515 EB082 2.UVDATA.1

Freq = 1.5950 GHz, Bw = 16.000 MH No calibration applied and no bandpass applied



1595 610 1630 645 660 675 1695 710  
FREQ MHz

1595 610 1630 645 660 675 1695 710  
FREQ MHz

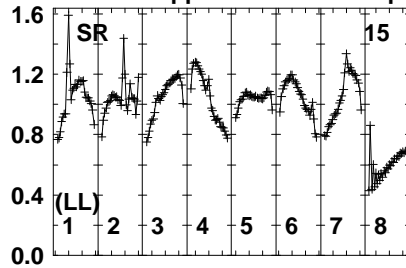
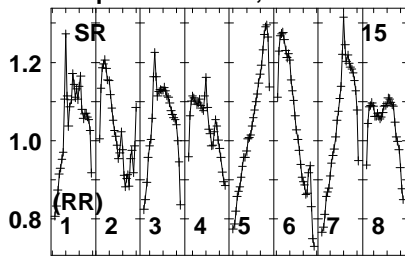
1595 610 1630 645 660 675 1695 710  
FREQ MHz

Lower frame: Real Jy  
Auto-corr total-power spectrum Antenna: \*  
Timerange: 01/10:55:00 to 01/10:58:00

Plot file version 141 created 18-MAR-2021 12:45:55

J1617+5515 EB082 2.UVDATA.1

Freq = 1.5950 GHz, Bw = 16.000 MH No calibration applied and no bandpass applied

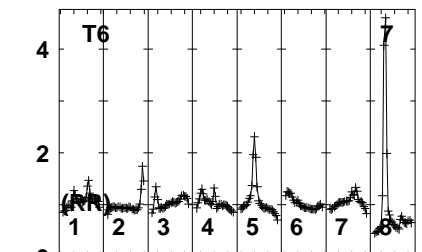
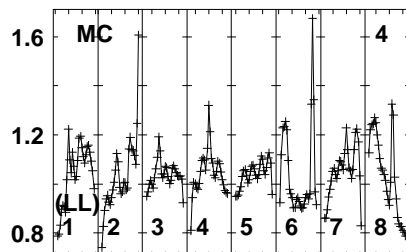
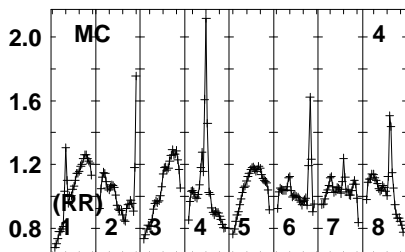
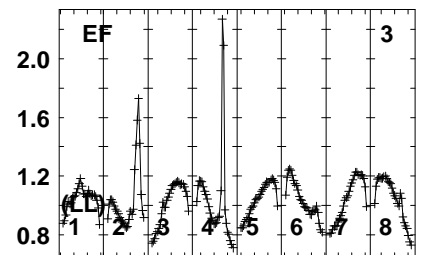
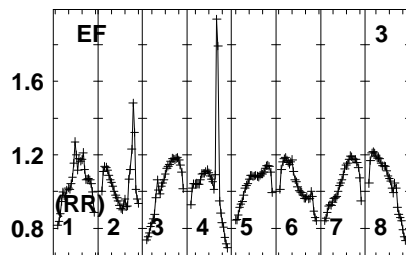
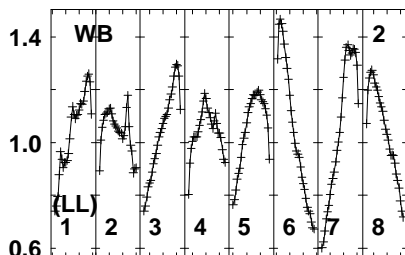
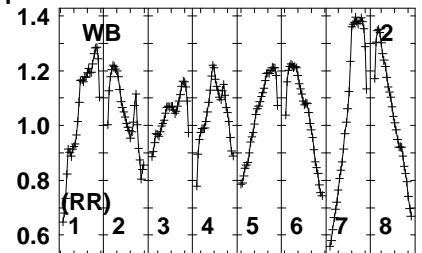
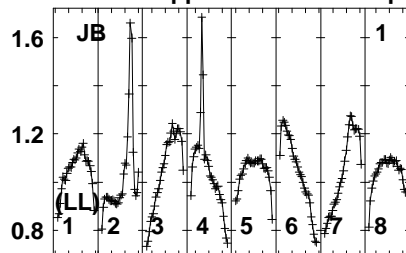
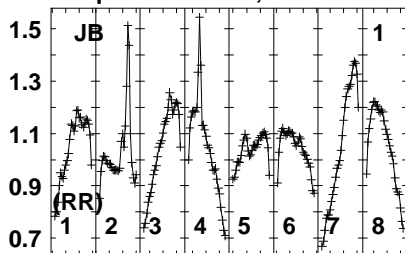


Lower frame: Real Jy  
Auto-corr total-power spectrum Antenna: \*  
Timerange: 01/10:55:00 to 01/10:58:00

Plot file version 142 created 18-MAR-2021 12:45:55

J1608+5613 EB082 2.UVDATA.1

Freq = 1.5950 GHz, Bw = 16.000 MH No calibration applied and no bandpass applied



1595 610 1630 645 660 675 1695 710  
FREQ MHz

1595 610 1630 645 660 675 1695 710  
FREQ MHz

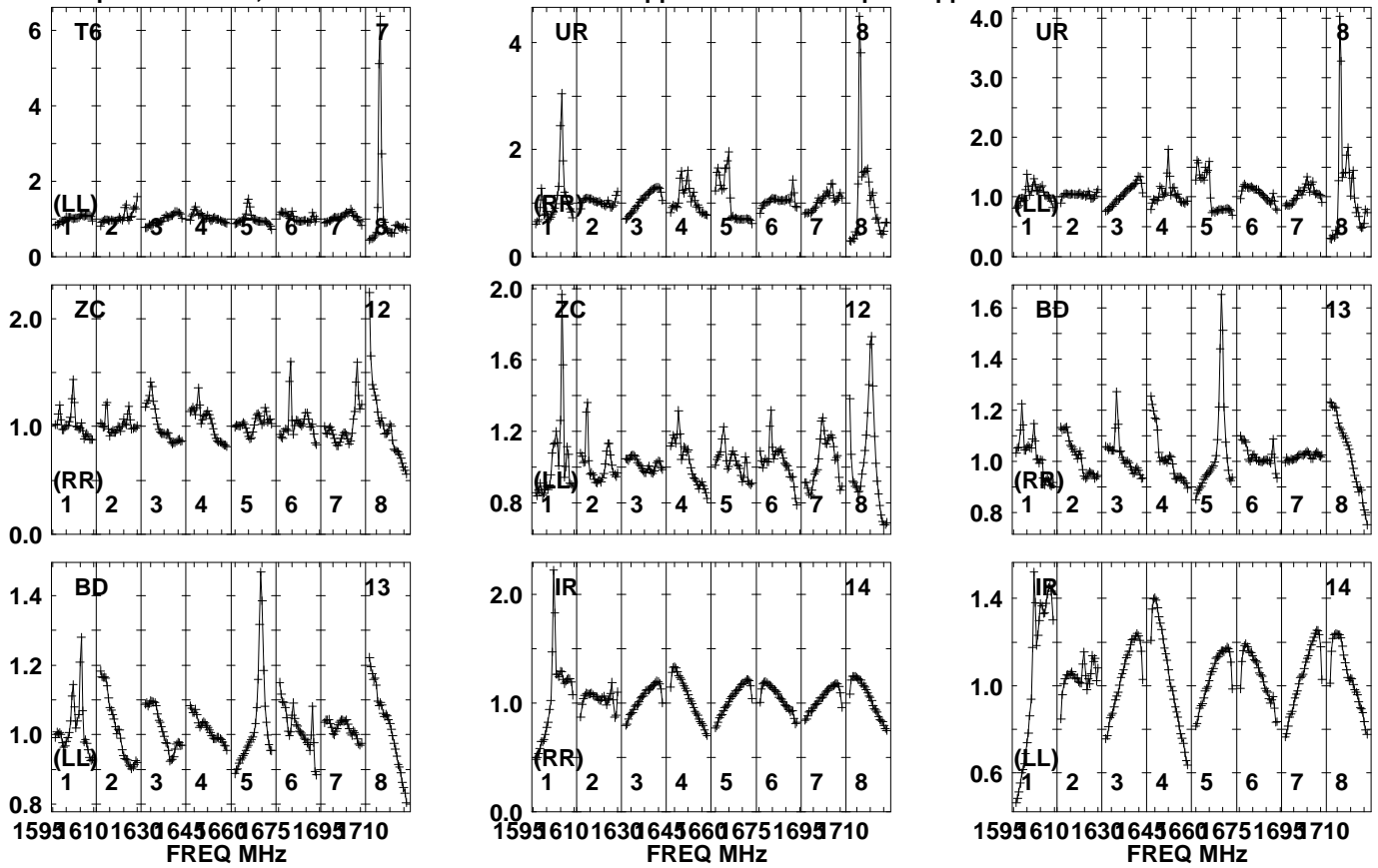
1595 610 1630 645 660 675 1695 710  
FREQ MHz

Lower frame: Real Jy  
Auto-corr total-power spectrum Antenna: \*  
Timerange: 01/10:58:00 to 01/10:59:59

Plot file version 143 created 18-MAR-2021 12:45:55

J1608+5613 EB082 2.UVDATA.1

Freq = 1.5950 GHz, Bw = 16.000 MH No calibration applied and no bandpass applied

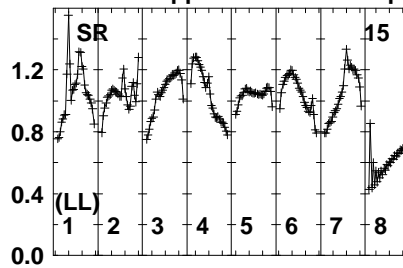
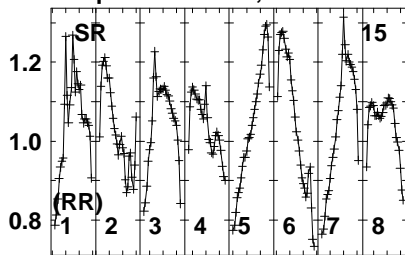


Lower frame: Real Jy  
Auto-corr total-power spectrum Antenna: \*  
Timerange: 01/10:58:00 to 01/10:59:59

Plot file version 144 created 18-MAR-2021 12:45:55

J1608+5613 EB082 2.UVDATA.1

Freq = 1.5950 GHz, Bw = 16.000 MH No calibration applied and no bandpass applied



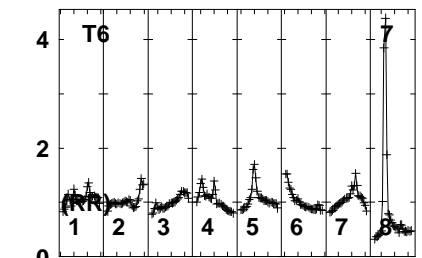
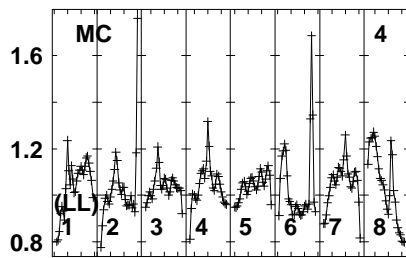
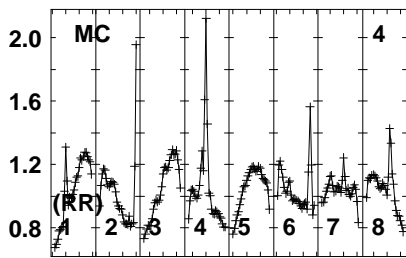
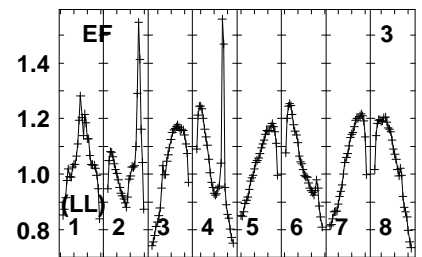
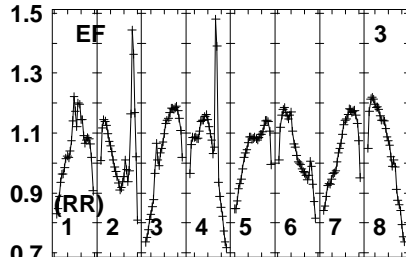
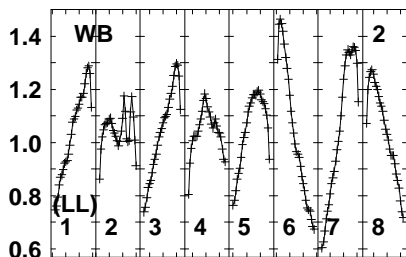
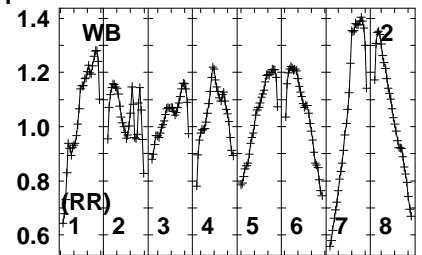
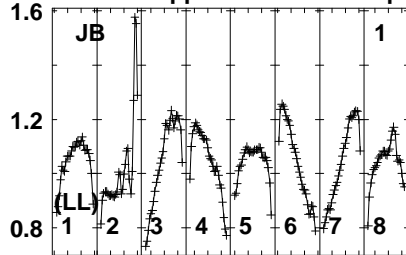
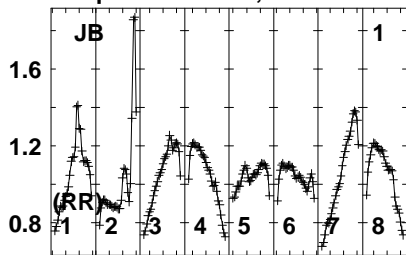
Lower frame: Real Jy  
Auto-corr total-power spectrum Antenna: \*  
Timerange: 01/10:58:00 to 01/10:59:59



Plot file version 145 created 18-MAR-2021 12:45:55

J1617+5515 EB082 2.UVDATA.1

Freq = 1.5950 GHz, Bw = 16.000 MH No calibration applied and no bandpass applied



1595 610 1630 645 660 675 1695 710  
FREQ MHz

1595 610 1630 645 660 675 1695 710  
FREQ MHz

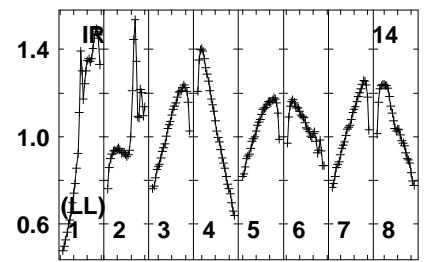
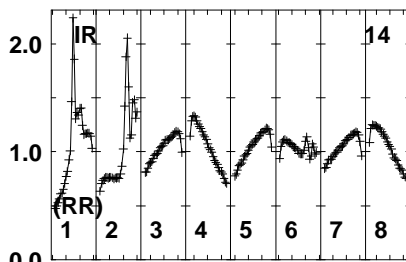
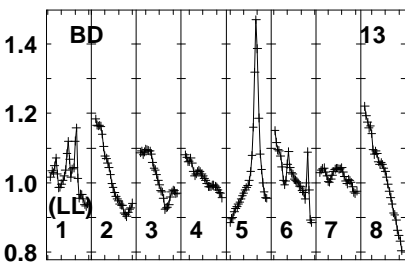
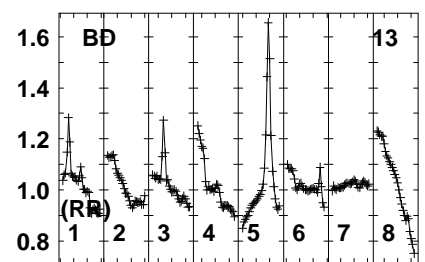
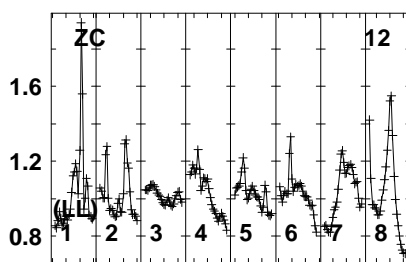
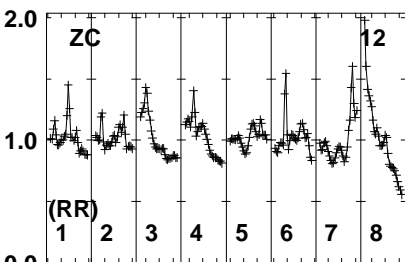
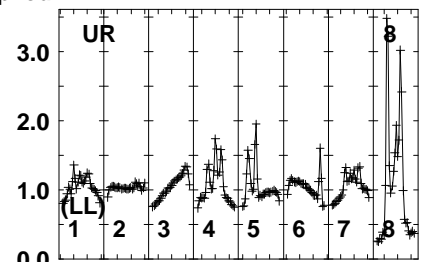
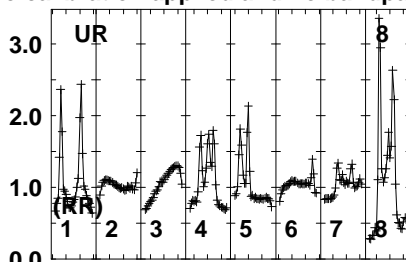
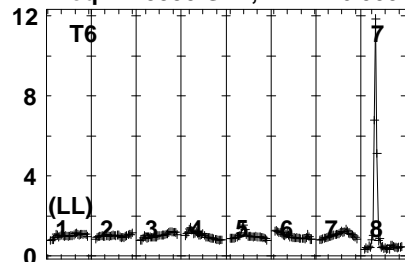
1595 610 1630 645 660 675 1695 710  
FREQ MHz

Lower frame: Real Jy  
Auto-corr total-power spectrum Antenna: \*  
Timerange: 01/11:00:00 to 01/11:02:59

Plot file version 146 created 18-MAR-2021 12:45:55

J1617+5515 EB082 2.UVDATA.1

Freq = 1.5950 GHz, Bw = 16.000 MH No calibration applied and no bandpass applied



1595 610 1630 645 660 675 1695 710  
FREQ MHz

1595 610 1630 645 660 675 1695 710  
FREQ MHz

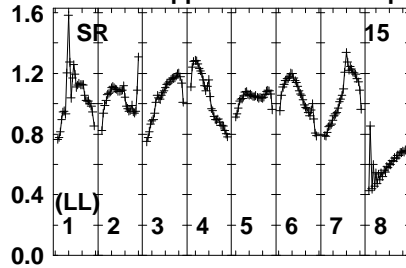
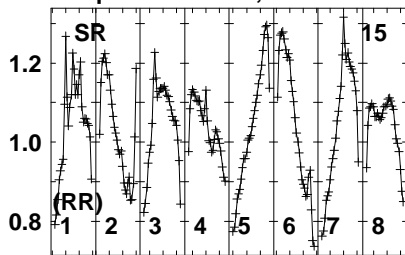
1595 610 1630 645 660 675 1695 710  
FREQ MHz

Lower frame: Real Jy  
Auto-corr total-power spectrum Antenna: \*  
Timerange: 01/11:00:00 to 01/11:02:59

Plot file version 147 created 18-MAR-2021 12:45:56

J1617+5515 EB082 2.UVDATA.1

Freq = 1.5950 GHz, Bw = 16.000 MH No calibration applied and no bandpass applied

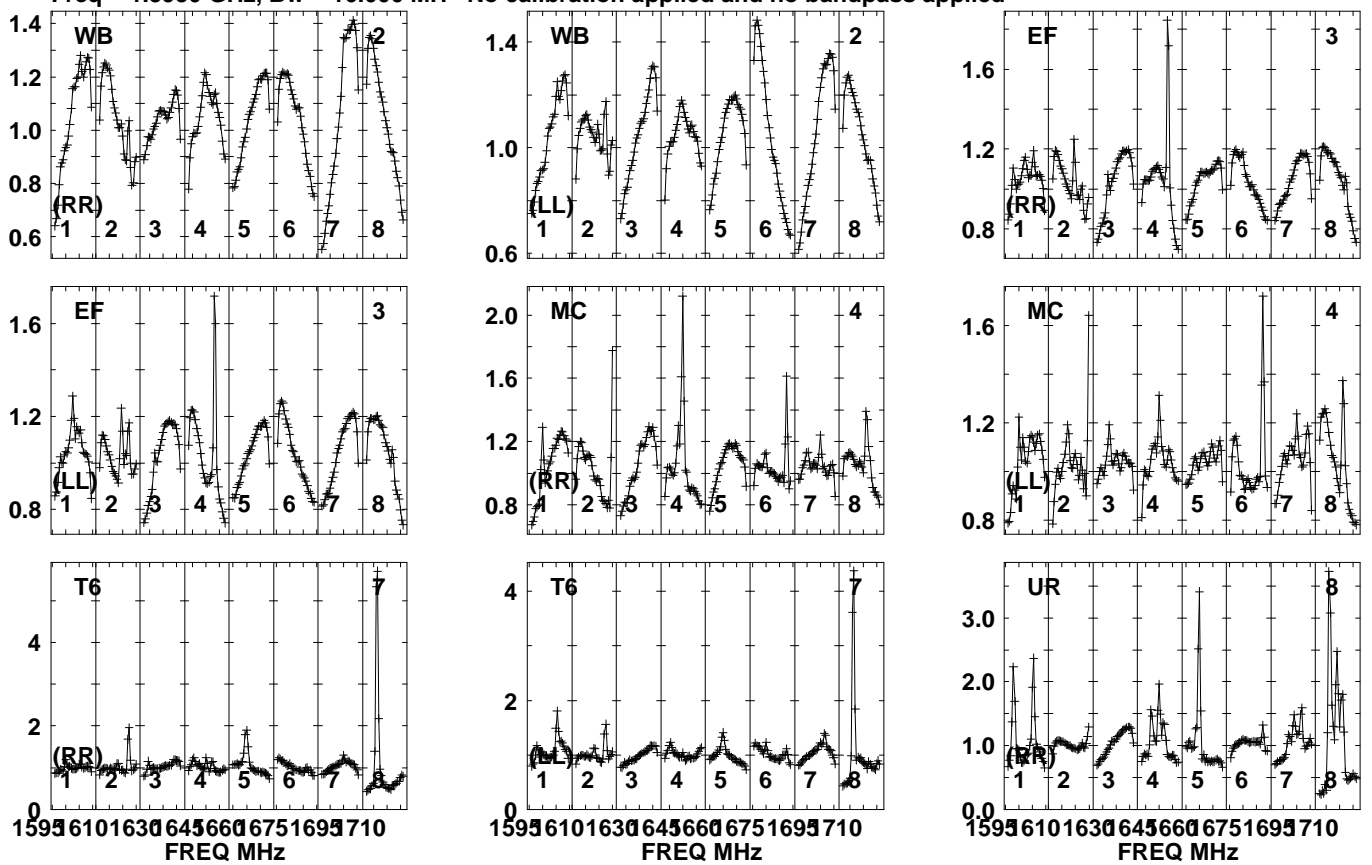


Lower frame: Real Jy  
Auto-corr total-power spectrum Antenna: \*  
Timerange: 01/11:00:00 to 01/11:02:59

Plot file version 148 created 18-MAR-2021 12:45:56

J1608+5613 EB082 2.UVDATA.1

Freq = 1.5950 GHz, Bw = 16.000 MH No calibration applied and no bandpass applied

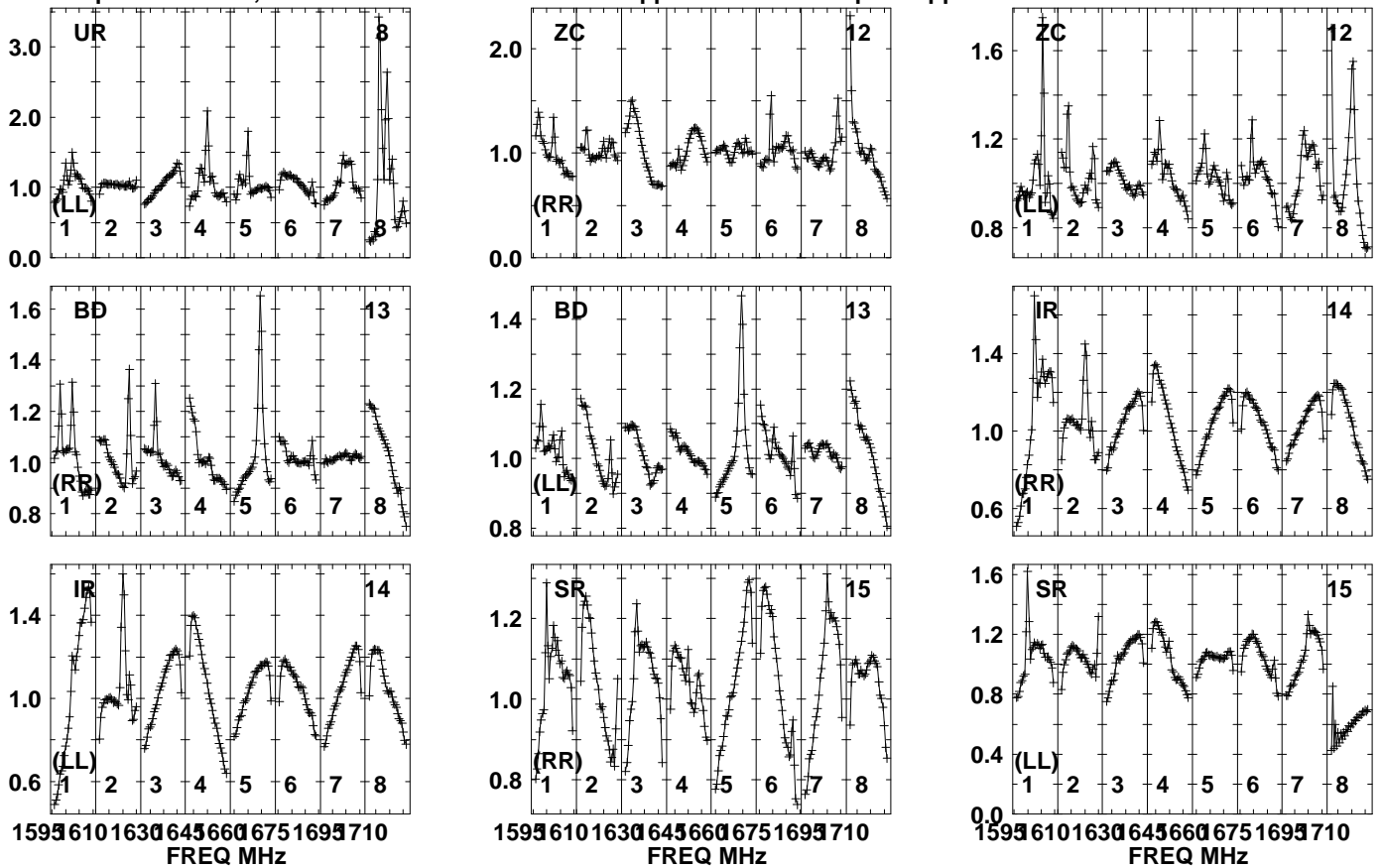


Lower frame: Real Jy  
Auto-corr total-power spectrum Antenna: \*  
Timerange: 01/11:03:30 to 01/11:04:59

Plot file version 149 created 18-MAR-2021 12:45:56

J1608+5613 EB082 2.UVDATA.1

Freq = 1.5950 GHz, Bw = 16.000 MH No calibration applied and no bandpass applied

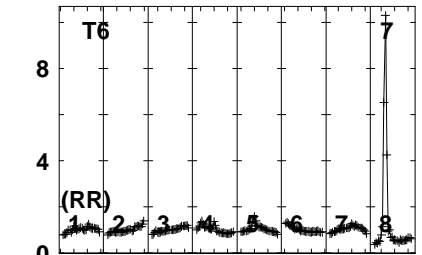
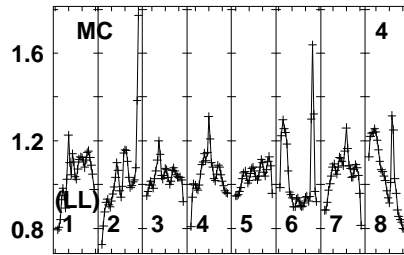
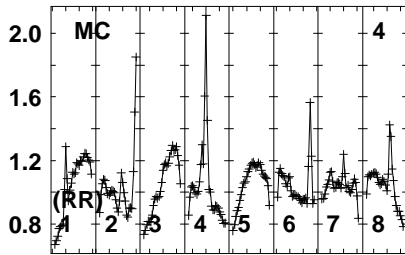
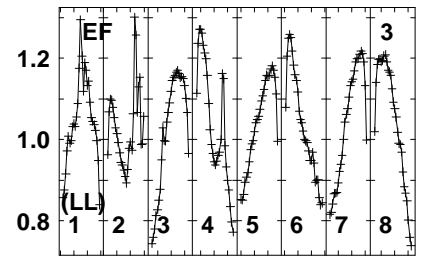
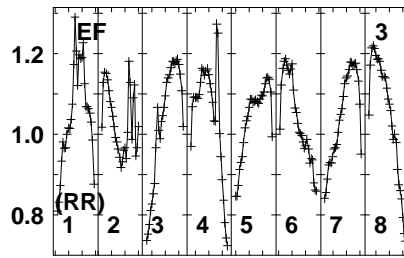
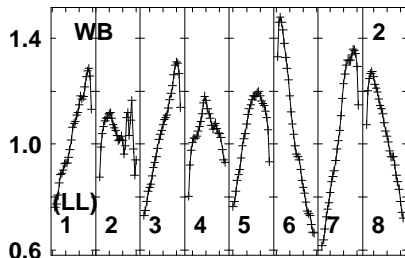
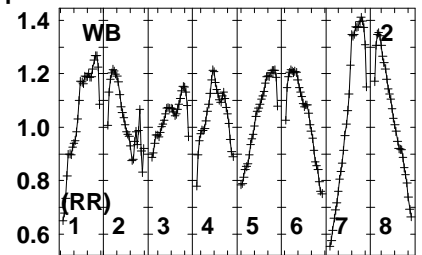
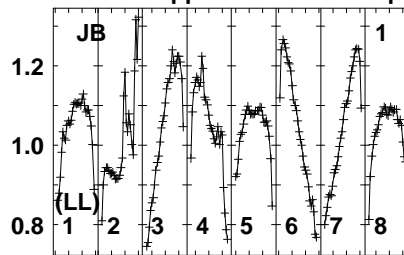
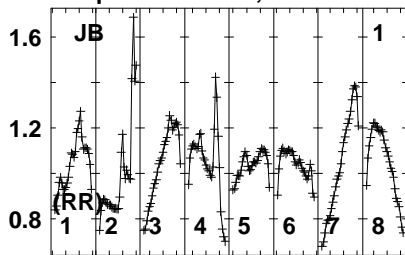


Lower frame: Real Jy  
Auto-corr total-power spectrum Antenna: \*  
Timerange: 01/11:03:30 to 01/11:04:59

Plot file version 150 created 18-MAR-2021 12:45:56

J1617+5515 EB082 2.UVDATA.1

Freq = 1.5950 GHz, Bw = 16.000 MH No calibration applied and no bandpass applied



1595 610 1630 645 660 675 1695 710  
FREQ MHz

1595 610 1630 645 660 675 1695 710  
FREQ MHz

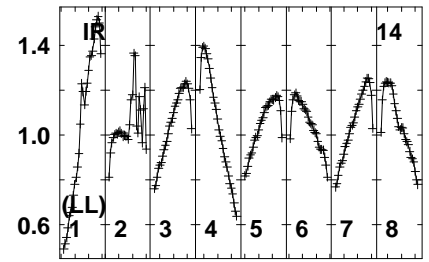
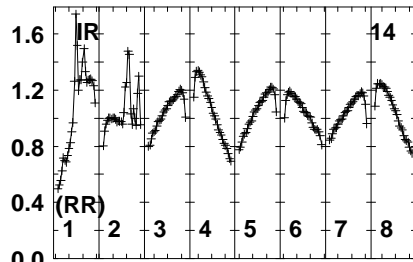
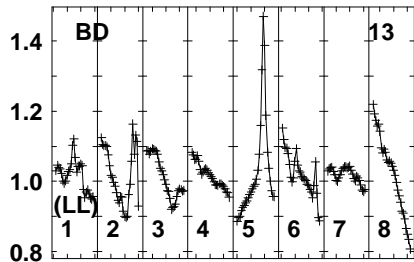
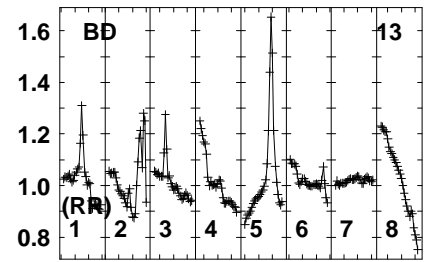
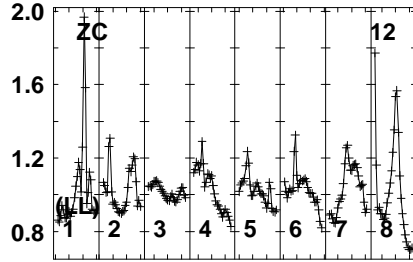
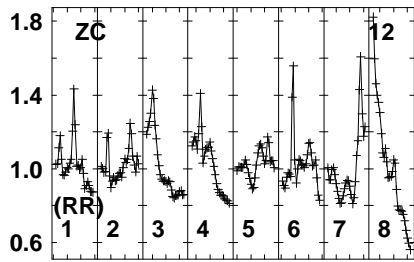
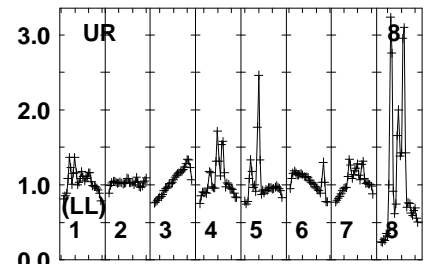
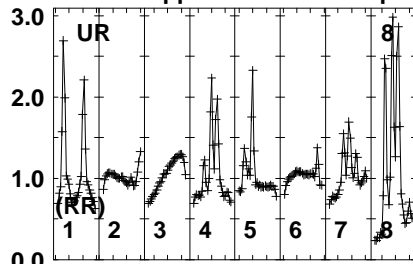
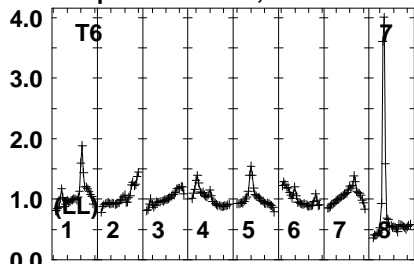
1595 610 1630 645 660 675 1695 710  
FREQ MHz

Lower frame: Real Jy  
Auto-corr total-power spectrum Antenna: \*  
Timerange: 01/11:05:00 to 01/11:08:00

Plot file version 151 created 18-MAR-2021 12:45:56

J1617+5515 EB082 2.UVDATA.1

Freq = 1.5950 GHz, Bw = 16.000 MH No calibration applied and no bandpass applied



1595 610 1630 645 660 675 1695 710  
FREQ MHz

1595 610 1630 645 660 675 1695 710  
FREQ MHz

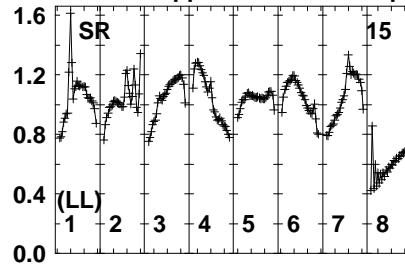
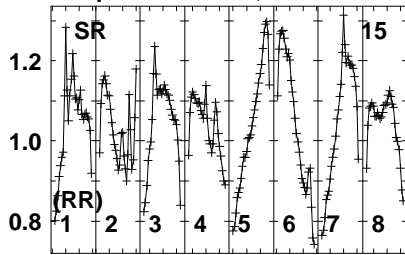
1595 610 1630 645 660 675 1695 710  
FREQ MHz

Lower frame: Real Jy  
Auto-corr total-power spectrum Antenna: \*  
Timerange: 01/11:05:00 to 01/11:08:00

Plot file version 152 created 18-MAR-2021 12:45:56

J1617+5515 EB082 2.UVDATA.1

Freq = 1.5950 GHz, Bw = 16.000 MH No calibration applied and no bandpass applied



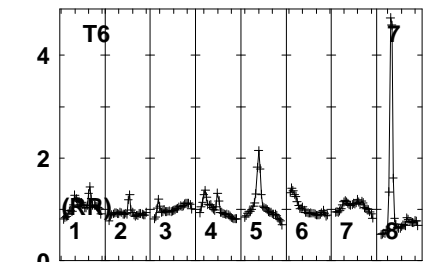
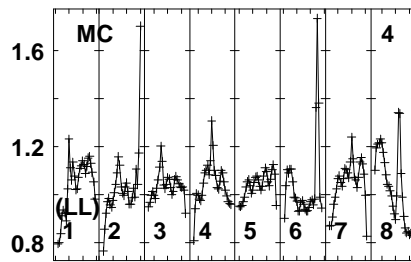
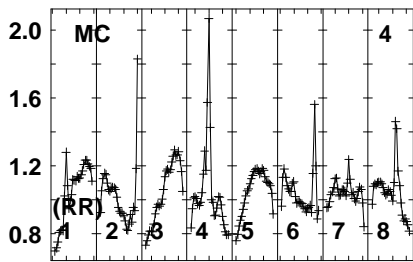
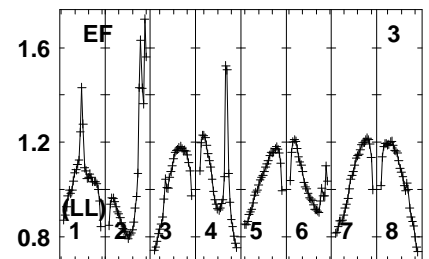
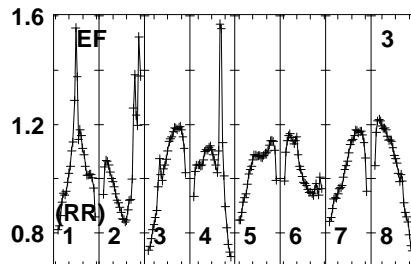
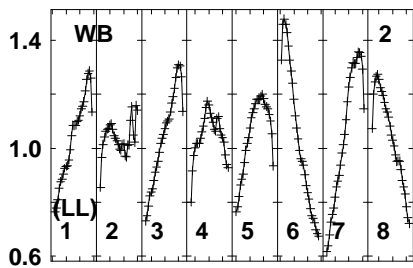
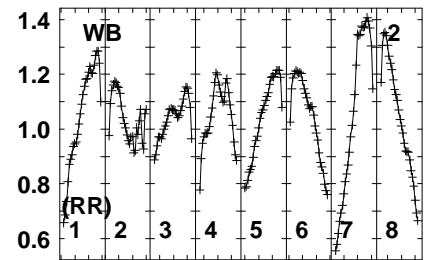
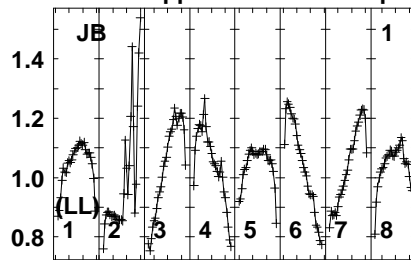
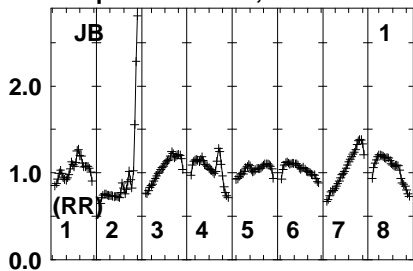
Lower frame: Real Jy  
Auto-corr total-power spectrum Antenna: \*  
Timerange: 01/11:05:00 to 01/11:08:00



Plot file version 153 created 18-MAR-2021 12:45:56

J1608+5613 EB082 2.UVDATA.1

Freq = 1.5950 GHz, Bw = 16.000 MH No calibration applied and no bandpass applied



1595 610 1630 645 660 675 1695 710  
FREQ MHz

1595 610 1630 645 660 675 1695 710  
FREQ MHz

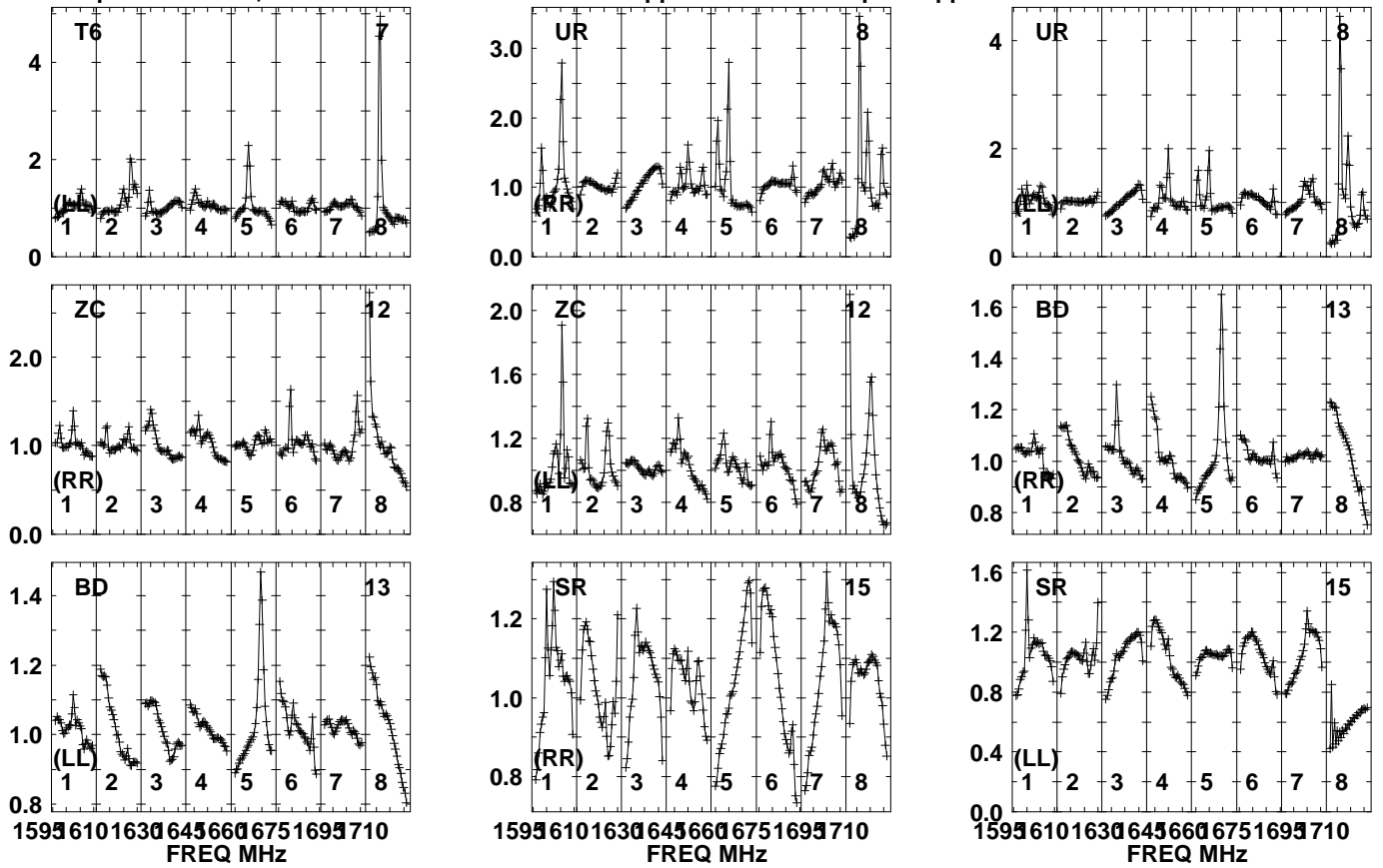
1595 610 1630 645 660 675 1695 710  
FREQ MHz

Lower frame: Real Jy  
Auto-corr total-power spectrum Antenna: \*  
Timerange: 01/11:08:00 to 01/11:09:59

Plot file version 154 created 18-MAR-2021 12:45:56

J1608+5613 EB082 2.UVDATA.1

Freq = 1.5950 GHz, Bw = 16.000 MH No calibration applied and no bandpass applied

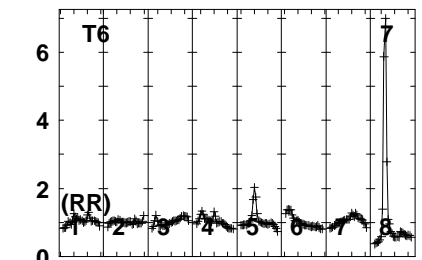
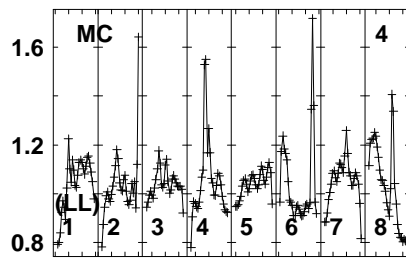
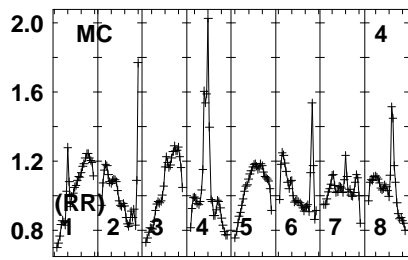
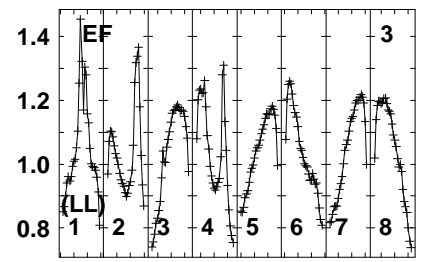
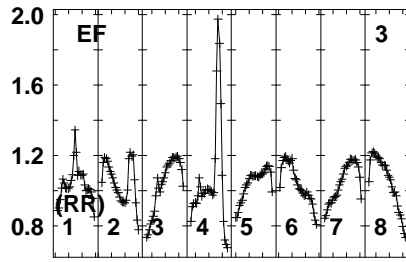
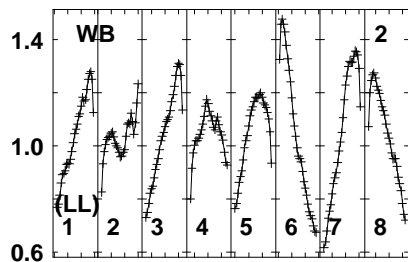
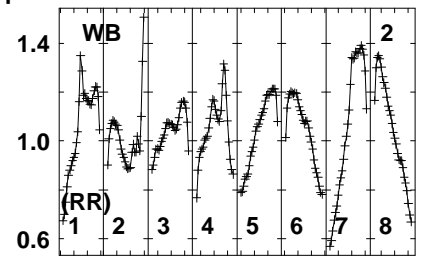
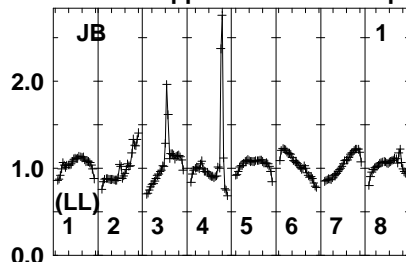
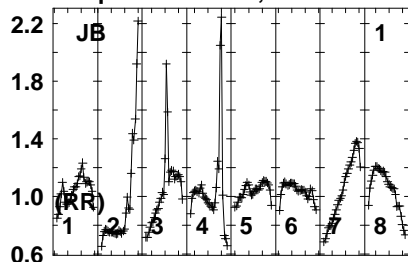


Lower frame: Real Jy  
Auto-corr total-power spectrum Antenna: \*  
Timerange: 01/11:08:00 to 01/11:09:59

Plot file version 155 created 18-MAR-2021 12:45:57

J1617+5515 EB082 2.UVDATA.1

Freq = 1.5950 GHz, Bw = 16.000 MH No calibration applied and no bandpass applied



1595 610 1630 645 660 675 1695 710  
FREQ MHz

1595 610 1630 645 660 675 1695 710  
FREQ MHz

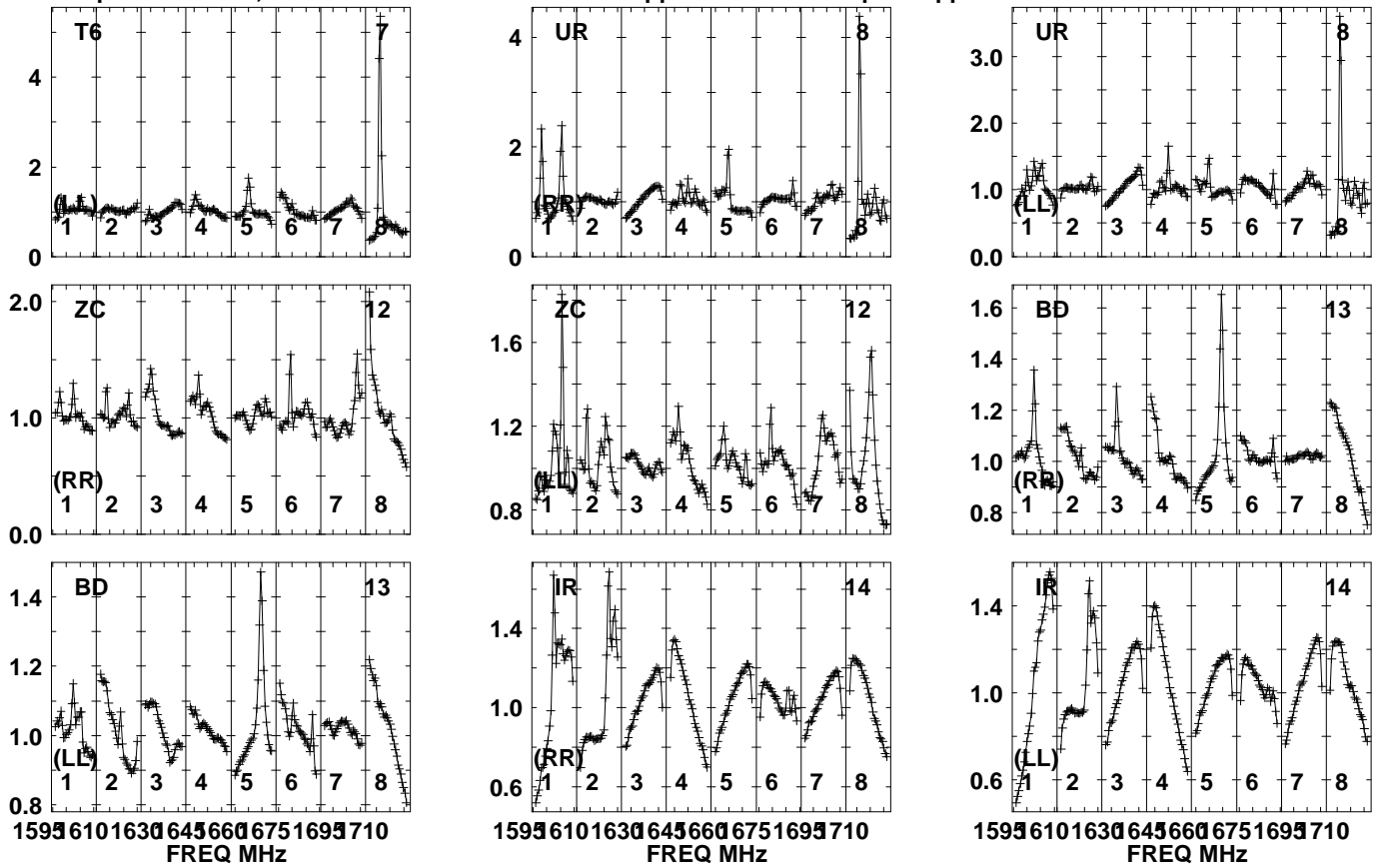
1595 610 1630 645 660 675 1695 710  
FREQ MHz

Lower frame: Real Jy  
Auto-corr total-power spectrum Antenna: \*  
Timerange: 01/11:10:01 to 01/11:12:59

Plot file version 156 created 18-MAR-2021 12:45:57

J1617+5515 EB082 2.UVDATA.1

Freq = 1.5950 GHz, Bw = 16.000 MH No calibration applied and no bandpass applied

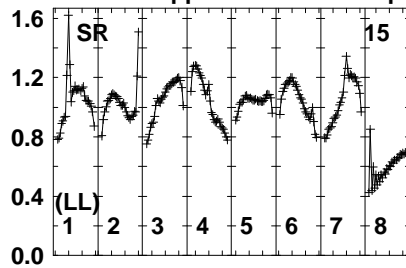
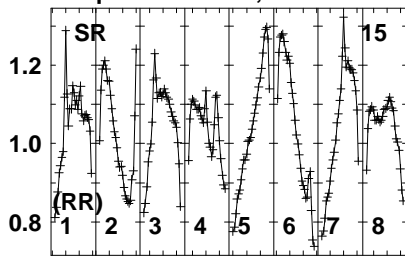


Lower frame: Real Jy  
Auto-corr total-power spectrum Antenna: \*  
Timerange: 01/11:10:01 to 01/11:12:59

Plot file version 157 created 18-MAR-2021 12:45:57

J1617+5515 EB082 2.UVDATA.1

Freq = 1.5950 GHz, Bw = 16.000 MH No calibration applied and no bandpass applied

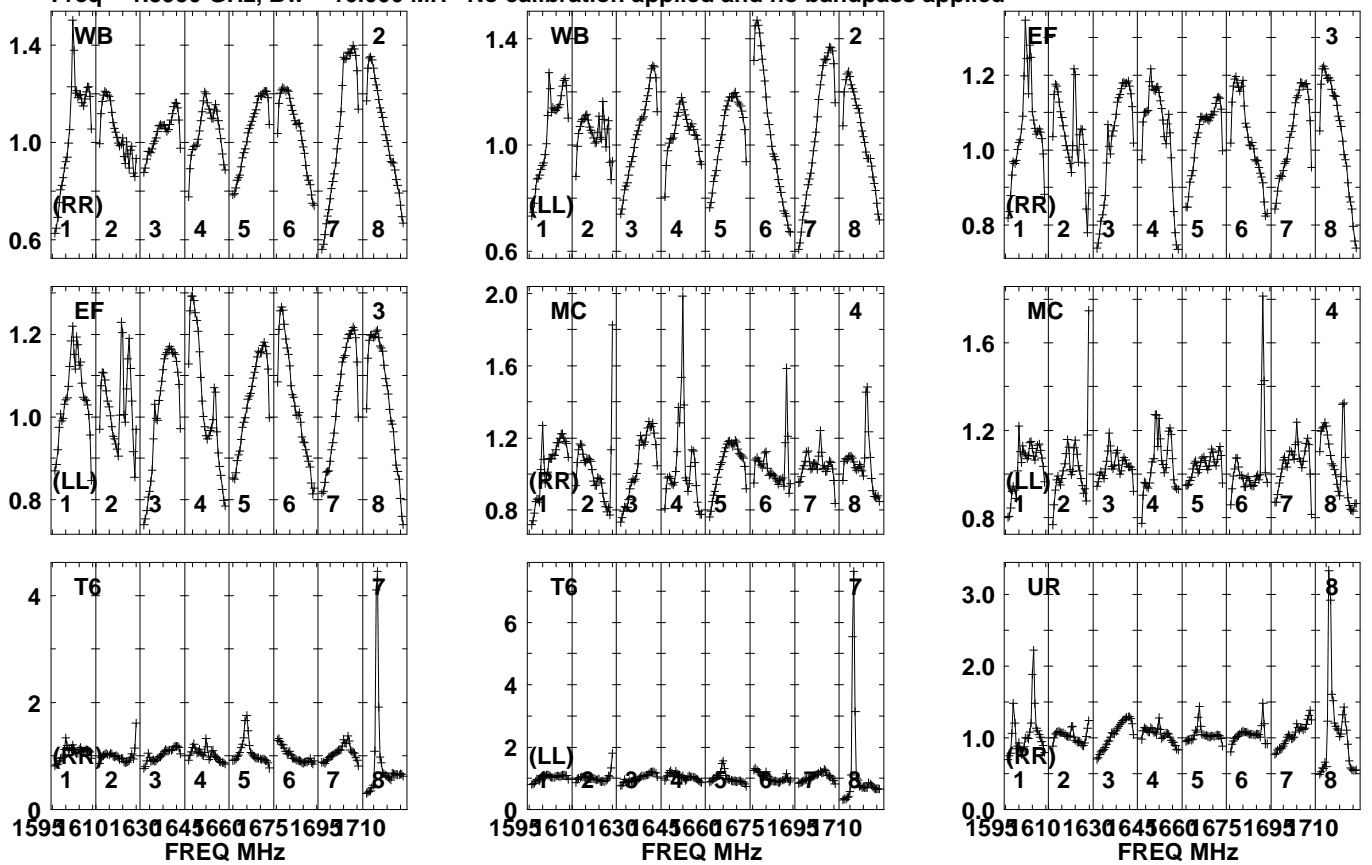


Lower frame: Real Jy  
Auto-corr total-power spectrum Antenna: \*  
Timerange: 01/11:10:01 to 01/11:12:59

Plot file version 158 created 18-MAR-2021 12:45:57

J1608+5613 EB082 2.UVDATA.1

Freq = 1.5950 GHz, Bw = 16.000 MH No calibration applied and no bandpass applied

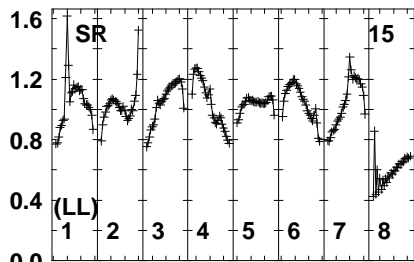
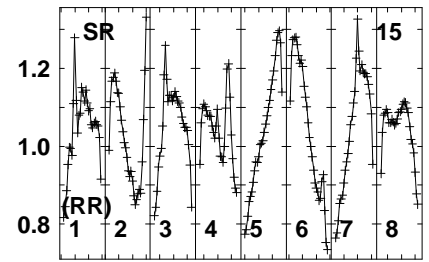
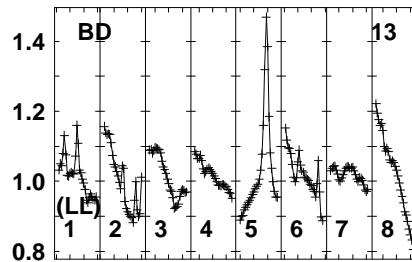
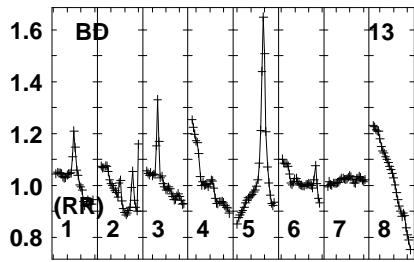
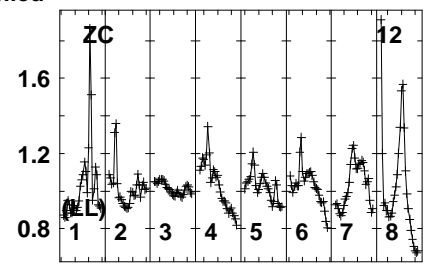
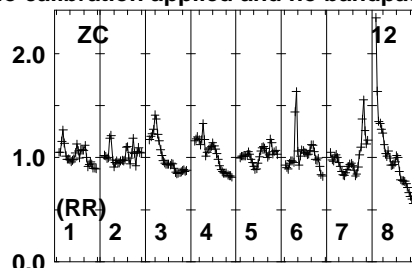
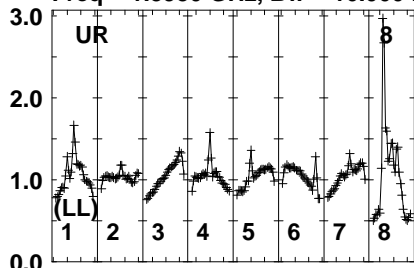


Lower frame: Real Jy  
Auto-corr total-power spectrum Antenna: \*  
Timerange: 01/11:13:30 to 01/11:15:00

Plot file version 159 created 18-MAR-2021 12:45:57

J1608+5613 EB082 2.UVDATA.1

Freq = 1.5950 GHz, Bw = 16.000 MH No calibration applied and no bandpass applied



15951610163016451660167516951710

FREQ MHz

Lower frame: Real Jy

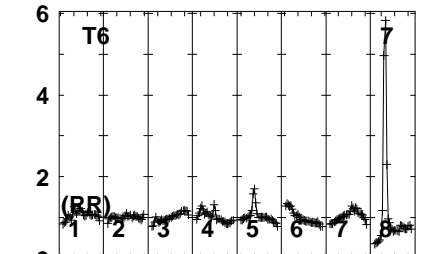
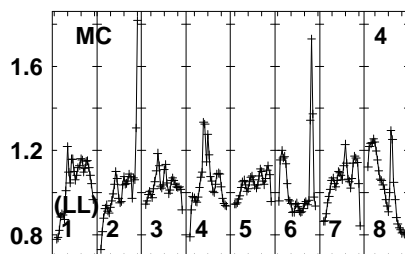
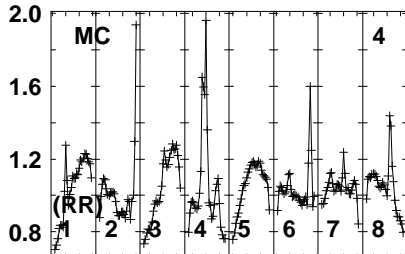
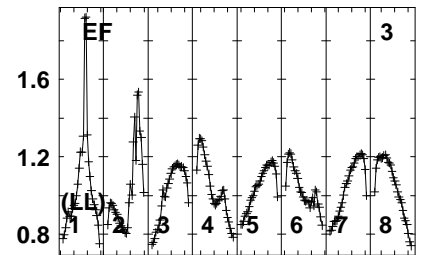
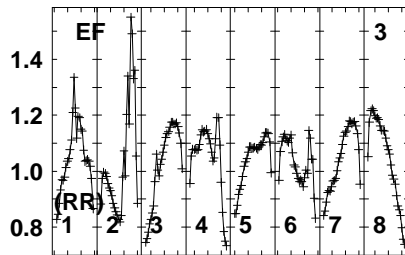
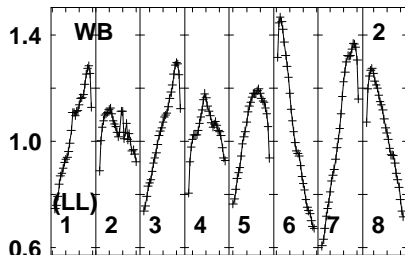
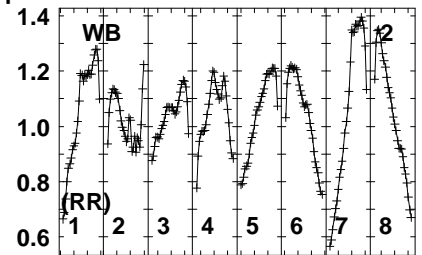
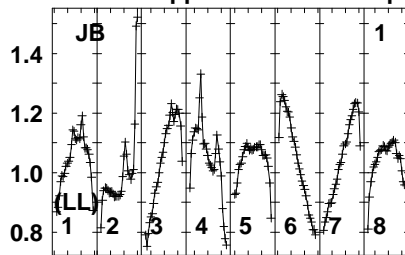
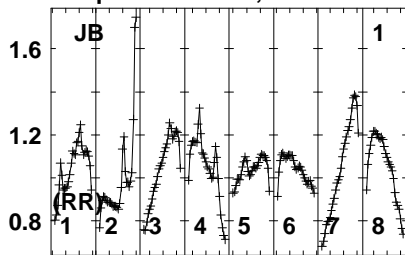
Auto-corr total-power spectrum Antenna: \*

Timerange: 01/11:13:30 to 01/11:15:00

Plot file version 160 created 18-MAR-2021 12:45:57

J1617+5515 EB082 2.UVDATA.1

Freq = 1.5950 GHz, Bw = 16.000 MH No calibration applied and no bandpass applied



1595 610 1630 645 660 675 1695 710  
FREQ MHz

1595 610 1630 645 660 675 1695 710  
FREQ MHz

1595 610 1630 645 660 675 1695 710  
FREQ MHz

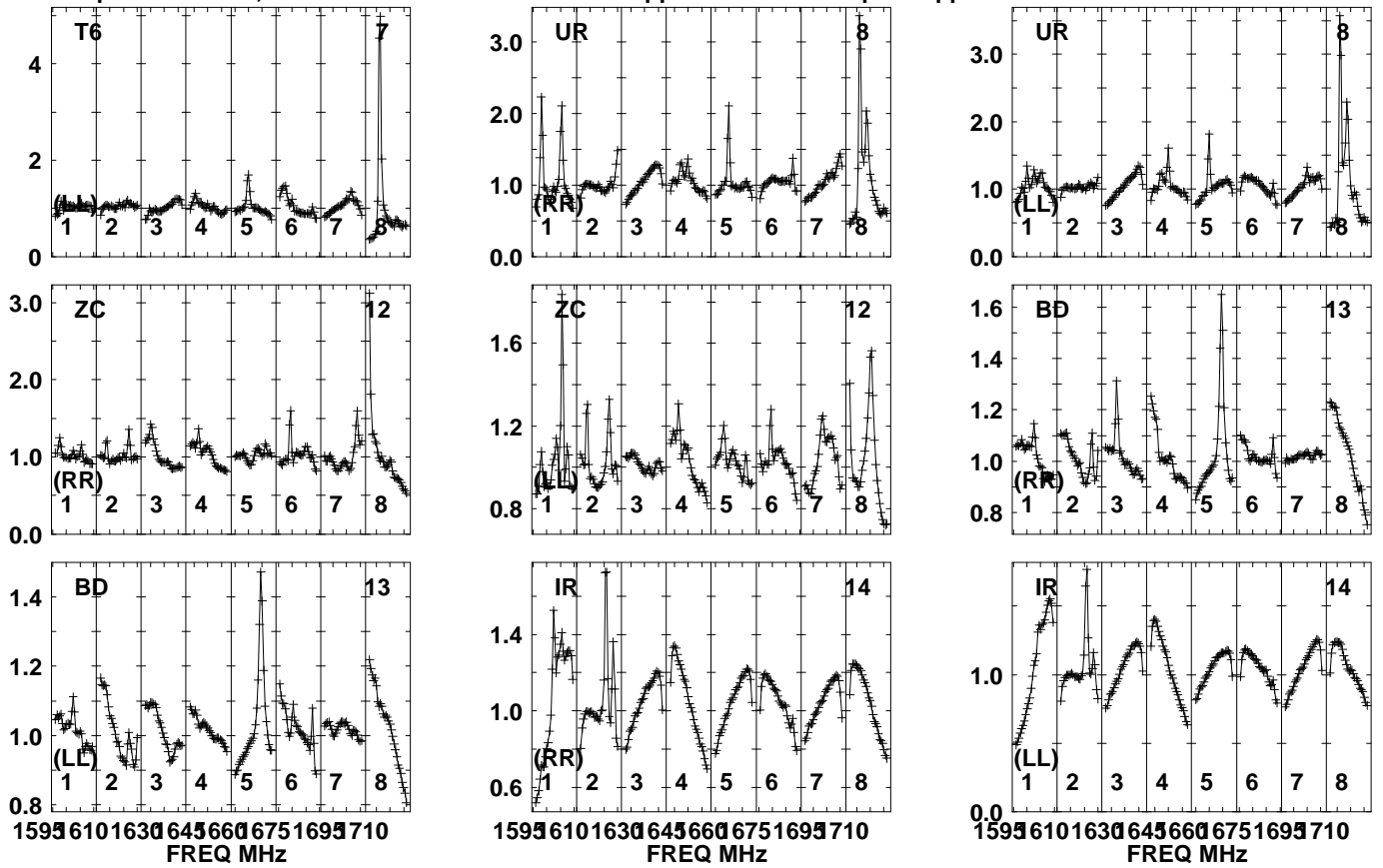
Lower frame: Real Jy  
Auto-corr total-power spectrum Antenna: \*  
Timerange: 01/11:15:00 to 01/11:18:00



Plot file version 161 created 18-MAR-2021 12:45:57

J1617+5515 EB082 2.UVDATA.1

Freq = 1.5950 GHz, Bw = 16.000 MH No calibration applied and no bandpass applied

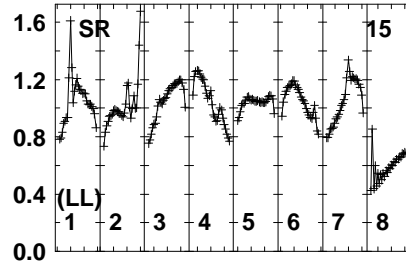
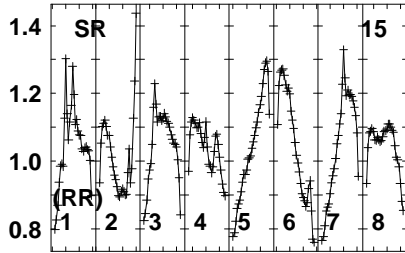


Lower frame: Real Jy  
Auto-corr total-power spectrum Antenna: \*  
Timerange: 01/11:15:00 to 01/11:18:00

Plot file version 162 created 18-MAR-2021 12:45:58

J1617+5515 EB082 2.UVDATA.1

Freq = 1.5950 GHz, Bw = 16.000 MH No calibration applied and no bandpass applied

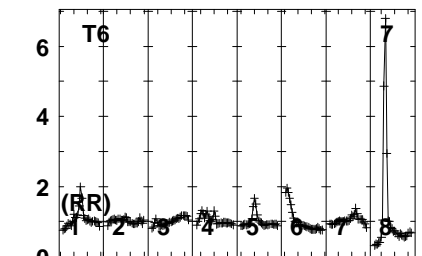
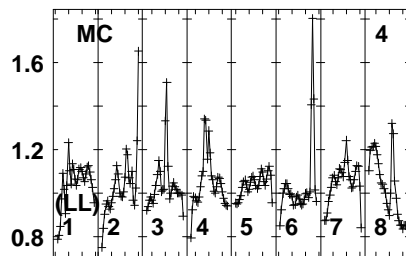
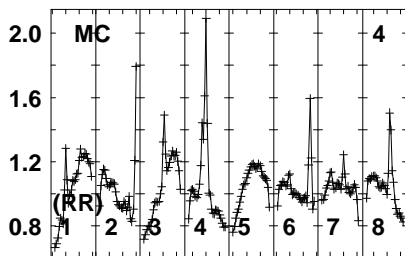
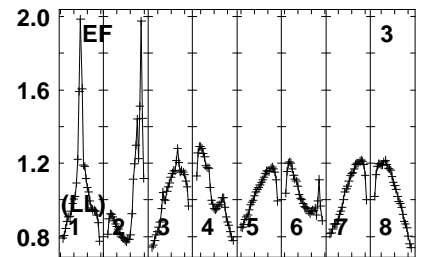
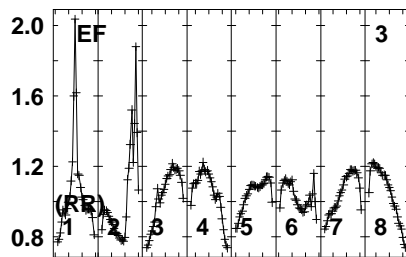
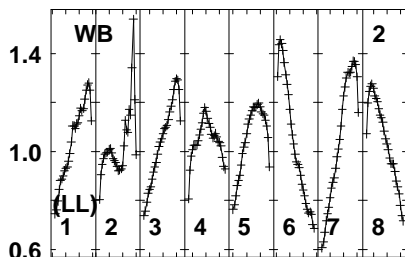
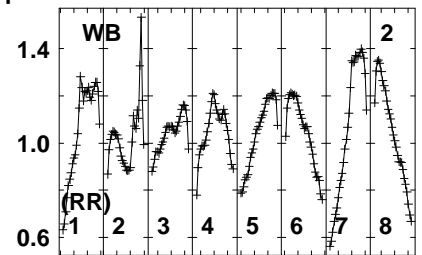
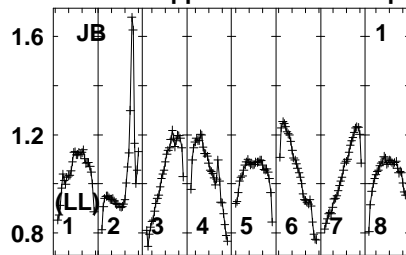
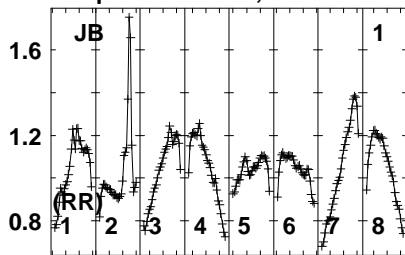


Lower frame: Real Jy  
Auto-corr total-power spectrum Antenna: \*  
Timerange: 01/11:15:00 to 01/11:18:00

Plot file version 163 created 18-MAR-2021 12:45:58

J1608+5613 EB082 2.UVDATA.1

Freq = 1.5950 GHz, Bw = 16.000 MH No calibration applied and no bandpass applied



1595 610 1630 645 660 675 1695 710  
FREQ MHz

1595 610 1630 645 660 675 1695 710  
FREQ MHz

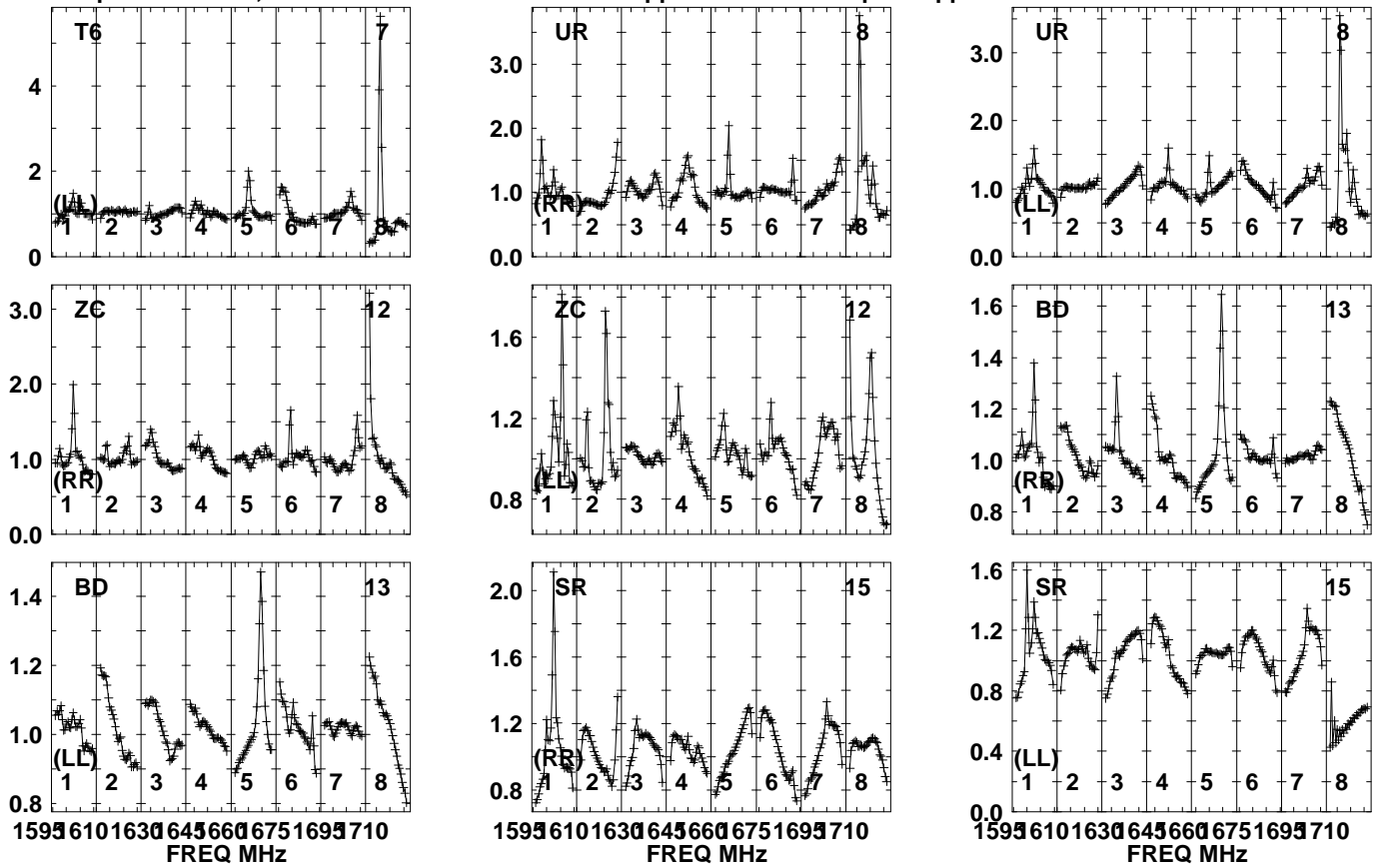
1595 610 1630 645 660 675 1695 710  
FREQ MHz

Lower frame: Real Jy  
Auto-corr total-power spectrum Antenna: \*  
Timerange: 01/11:18:01 to 01/11:19:59

Plot file version 164 created 18-MAR-2021 12:45:58

J1608+5613 EB082 2.UVDATA.1

Freq = 1.5950 GHz, Bw = 16.000 MH No calibration applied and no bandpass applied

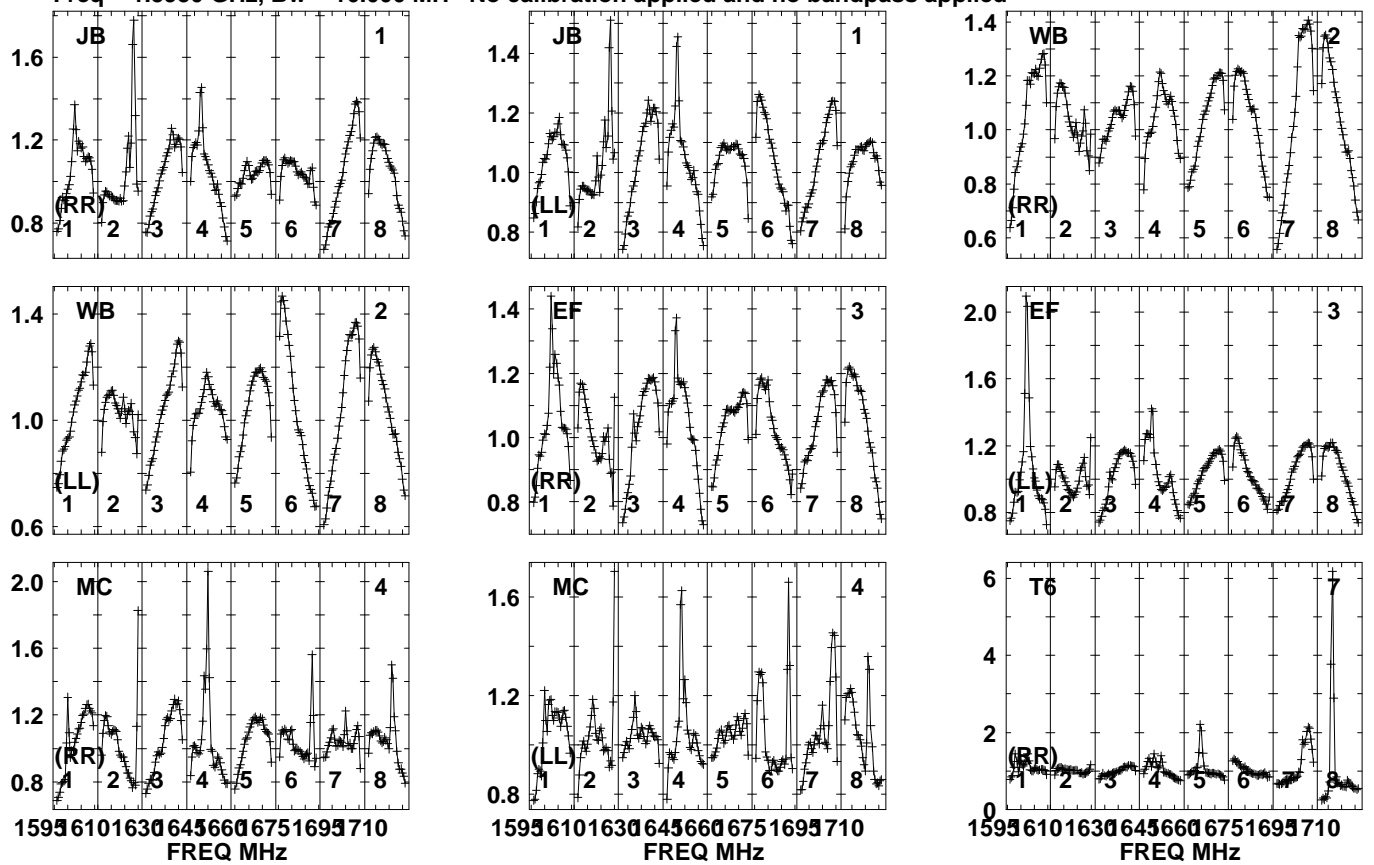


Lower frame: Real Jy  
Auto-corr total-power spectrum Antenna: \*  
Timerange: 01/11:18:01 to 01/11:19:59

Plot file version 165 created 18-MAR-2021 12:45:58

J1617+5515 EB082 2.UVDATA.1

Freq = 1.5950 GHz, Bw = 16.000 MH No calibration applied and no bandpass applied

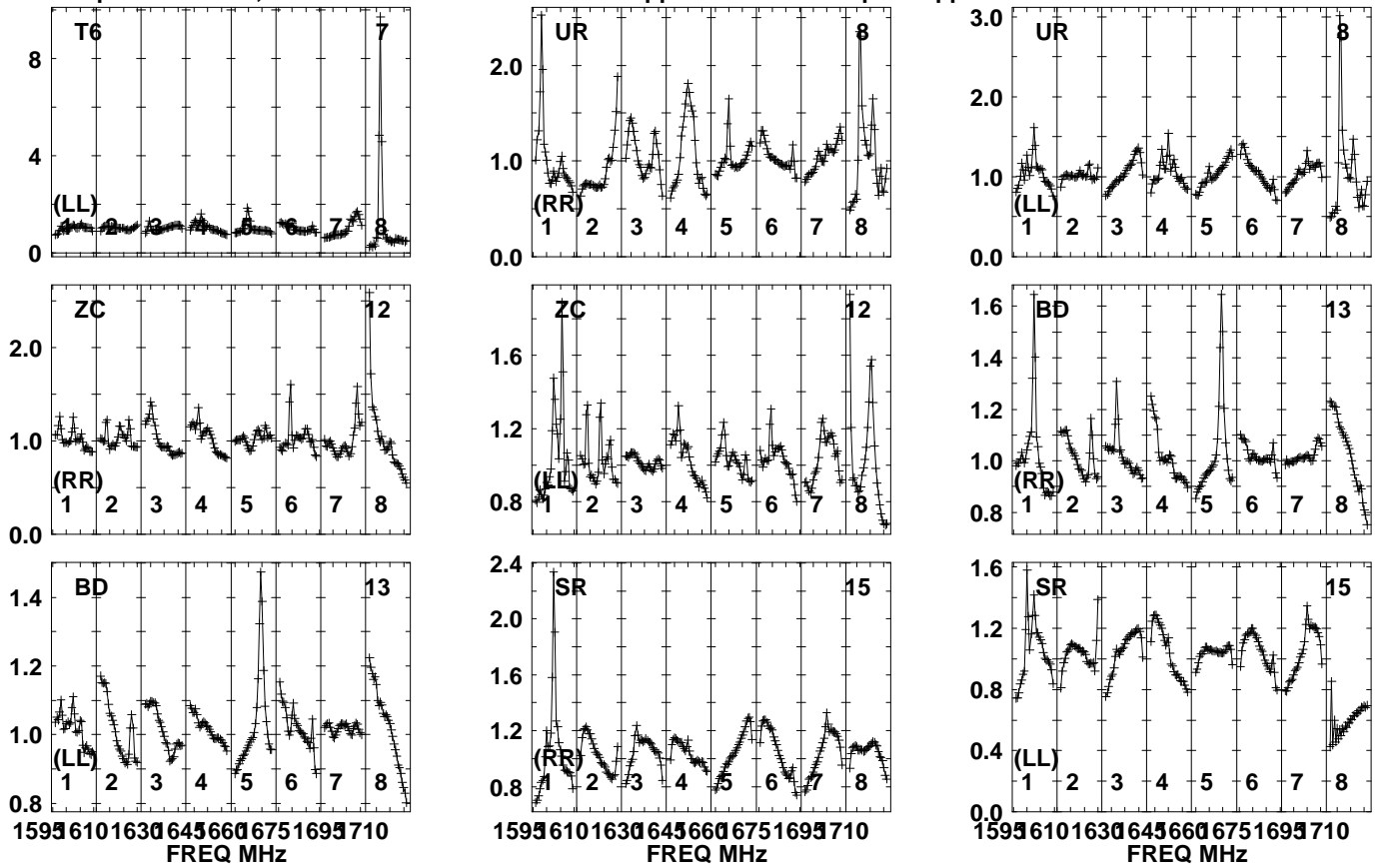


Lower frame: Real Jy  
Auto-corr total-power spectrum Antenna: \*  
Timerange: 01/11:20:01 to 01/11:23:00

Plot file version 166 created 18-MAR-2021 12:45:58

J1617+5515 EB082 2.UVDATA.1

Freq = 1.5950 GHz, Bw = 16.000 MH No calibration applied and no bandpass applied

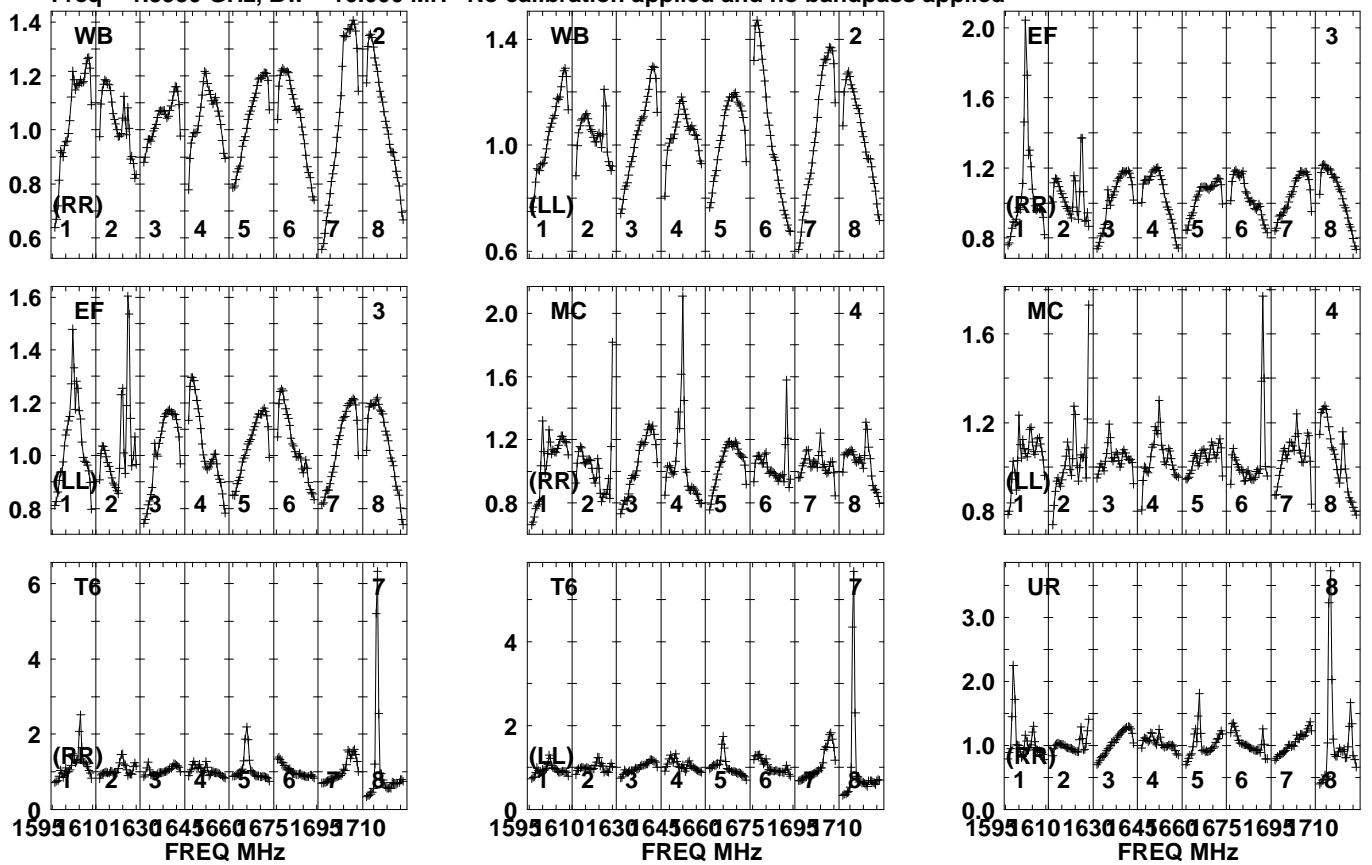


Lower frame: Real Jy  
Auto-corr total-power spectrum Antenna: \*  
Timerange: 01/11:20:01 to 01/11:23:00

Plot file version 167 created 18-MAR-2021 12:45:58

J1608+5613 EB082 2.UVDATA.1

Freq = 1.5950 GHz, Bw = 16.000 MH No calibration applied and no bandpass applied

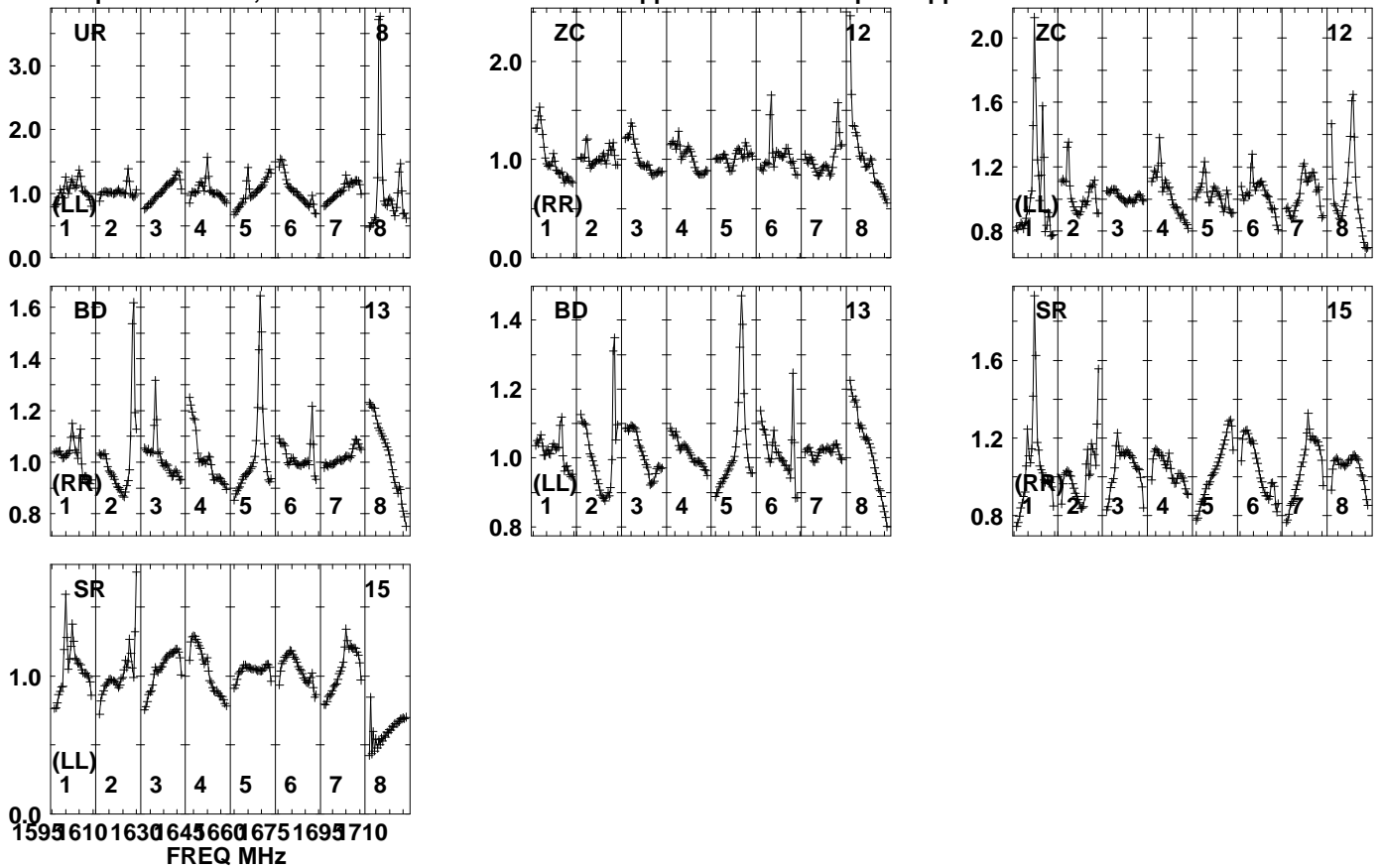


Lower frame: Real Jy  
Auto-corr total-power spectrum Antenna: \*  
Timerange: 01/11:23:31 to 01/11:25:00

Plot file version 168 created 18-MAR-2021 12:45:58

J1608+5613 EB082 2.UVDATA.1

Freq = 1.5950 GHz, Bw = 16.000 MH No calibration applied and no bandpass applied



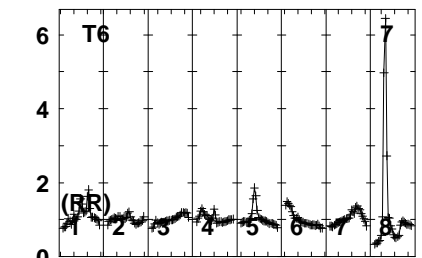
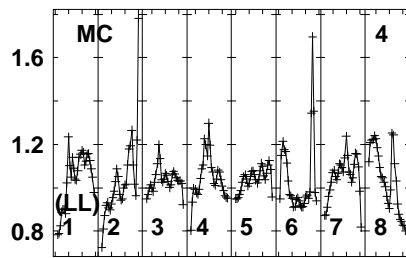
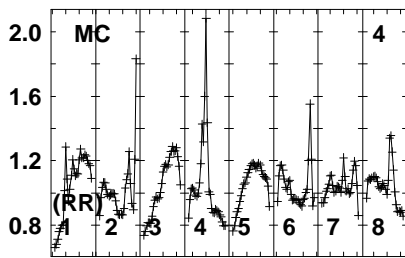
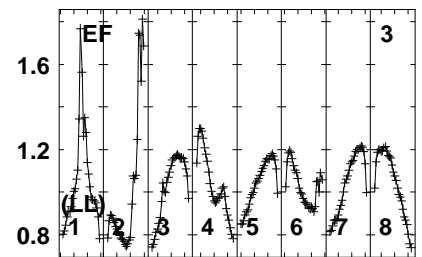
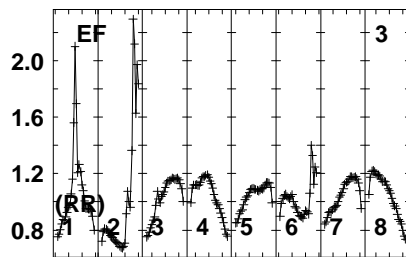
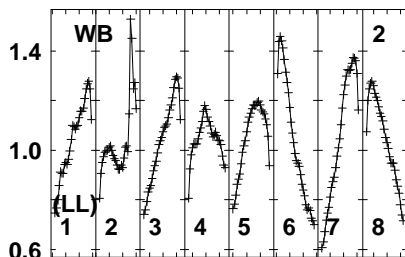
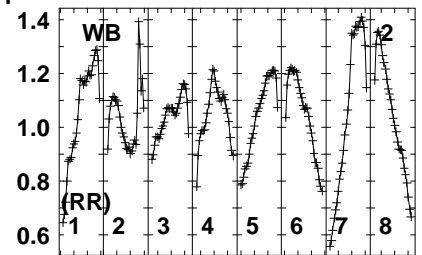
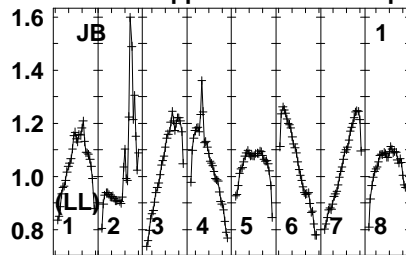
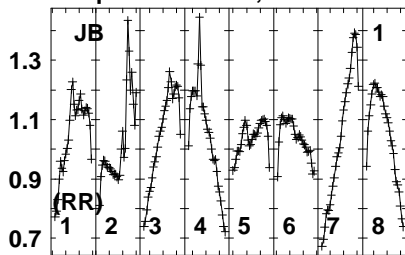
Lower frame: Real Jy  
Auto-corr total-power spectrum Antenna: \*  
Timerange: 01/11:23:31 to 01/11:25:00



Plot file version 169 created 18-MAR-2021 12:45:59

J1617+5515 EB082 2.UVDATA.1

Freq = 1.5950 GHz, Bw = 16.000 MH No calibration applied and no bandpass applied



1595 610 1630 645 660 675 1695 710  
FREQ MHz

1595 610 1630 645 660 675 1695 710  
FREQ MHz

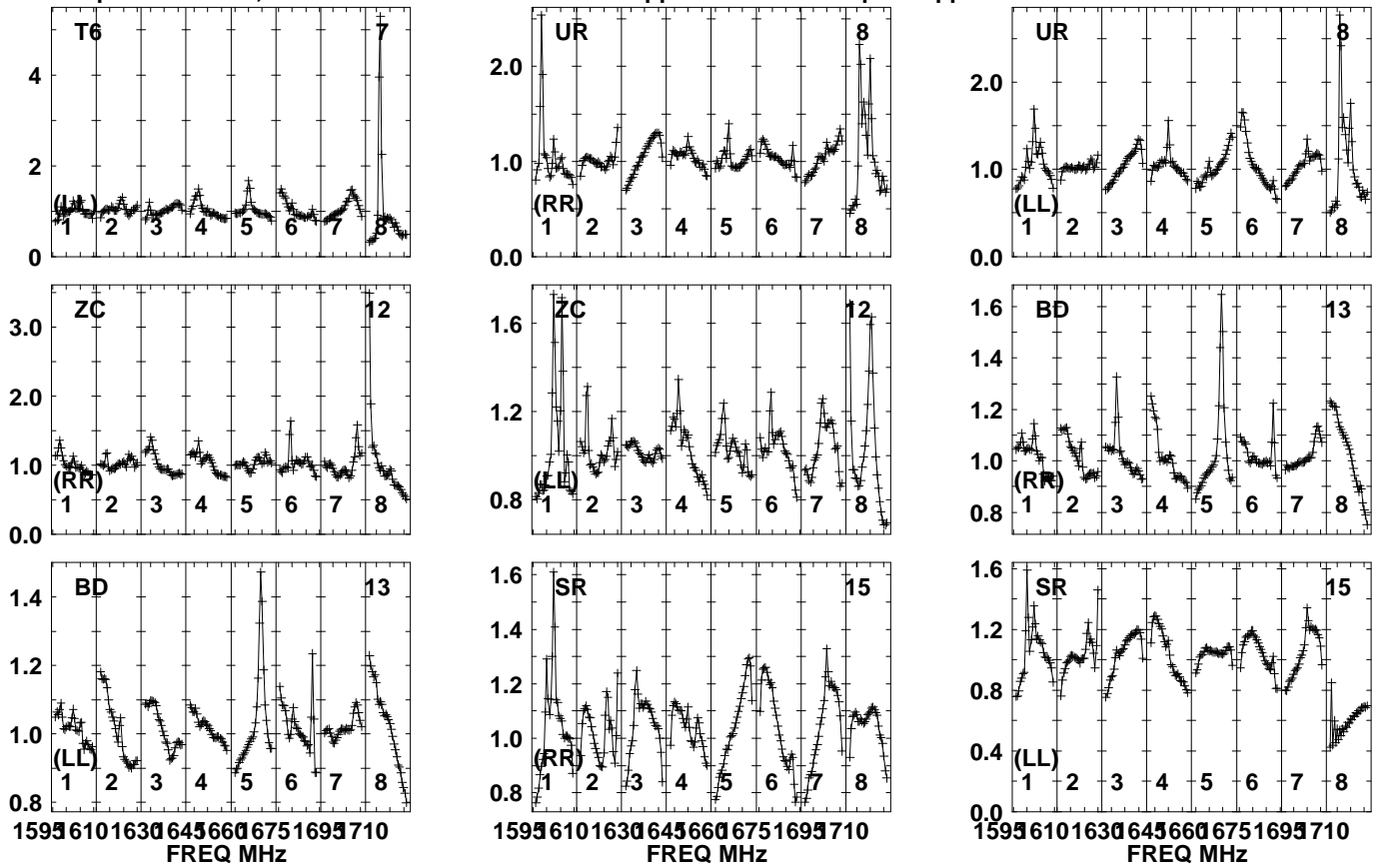
1595 610 1630 645 660 675 1695 710  
FREQ MHz

Lower frame: Real Jy  
Auto-corr total-power spectrum Antenna: \*  
Timerange: 01/11:25:00 to 01/11:28:00

Plot file version 170 created 18-MAR-2021 12:45:59

J1617+5515 EB082 2.UVDATA.1

Freq = 1.5950 GHz, Bw = 16.000 MH No calibration applied and no bandpass applied

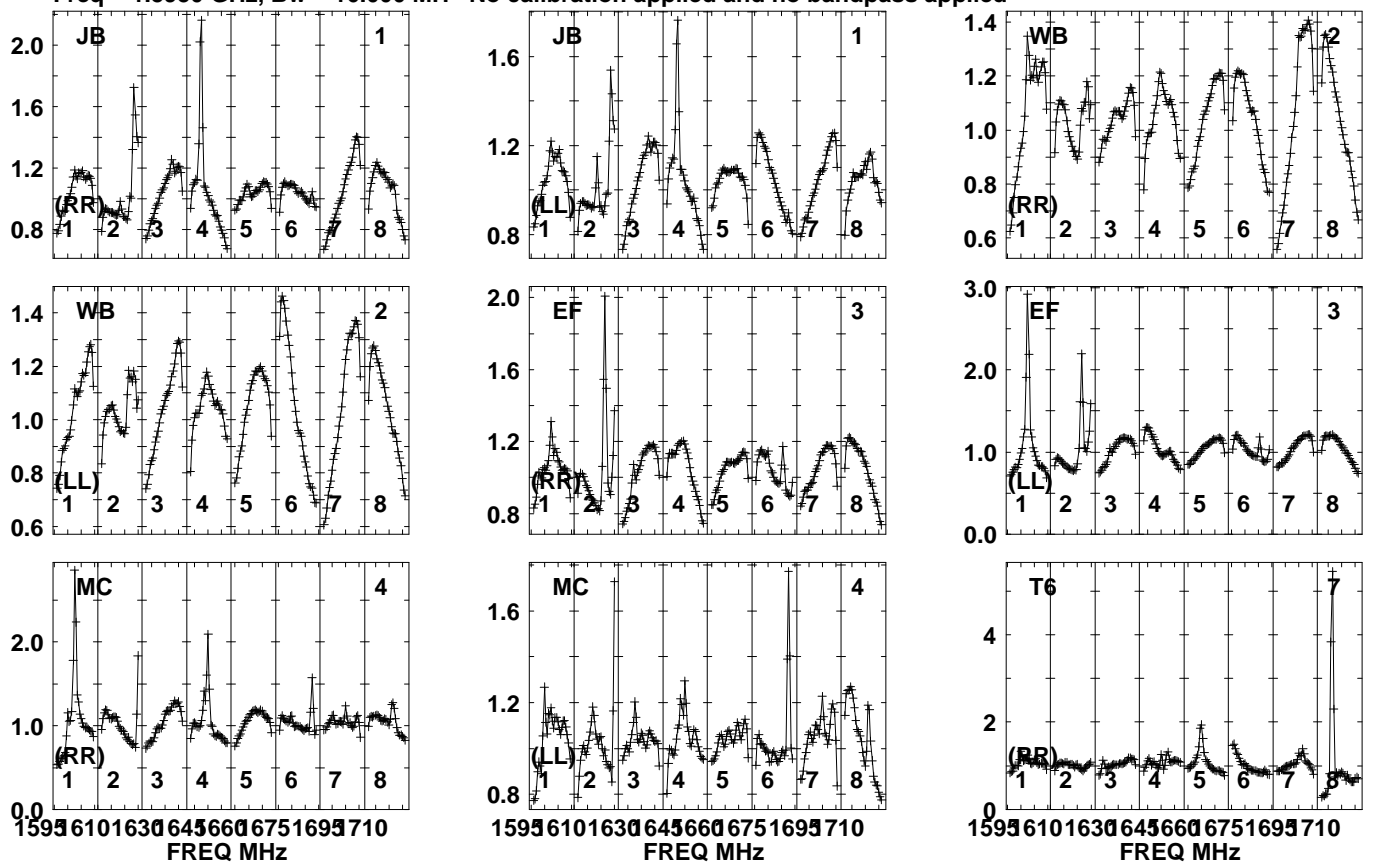


Lower frame: Real Jy  
Auto-corr total-power spectrum Antenna: \*  
Timerange: 01/11:25:00 to 01/11:28:00

Plot file version 171 created 18-MAR-2021 12:45:59

J1608+5613 EB082 2.UVDATA.1

Freq = 1.5950 GHz, Bw = 16.000 MH No calibration applied and no bandpass applied

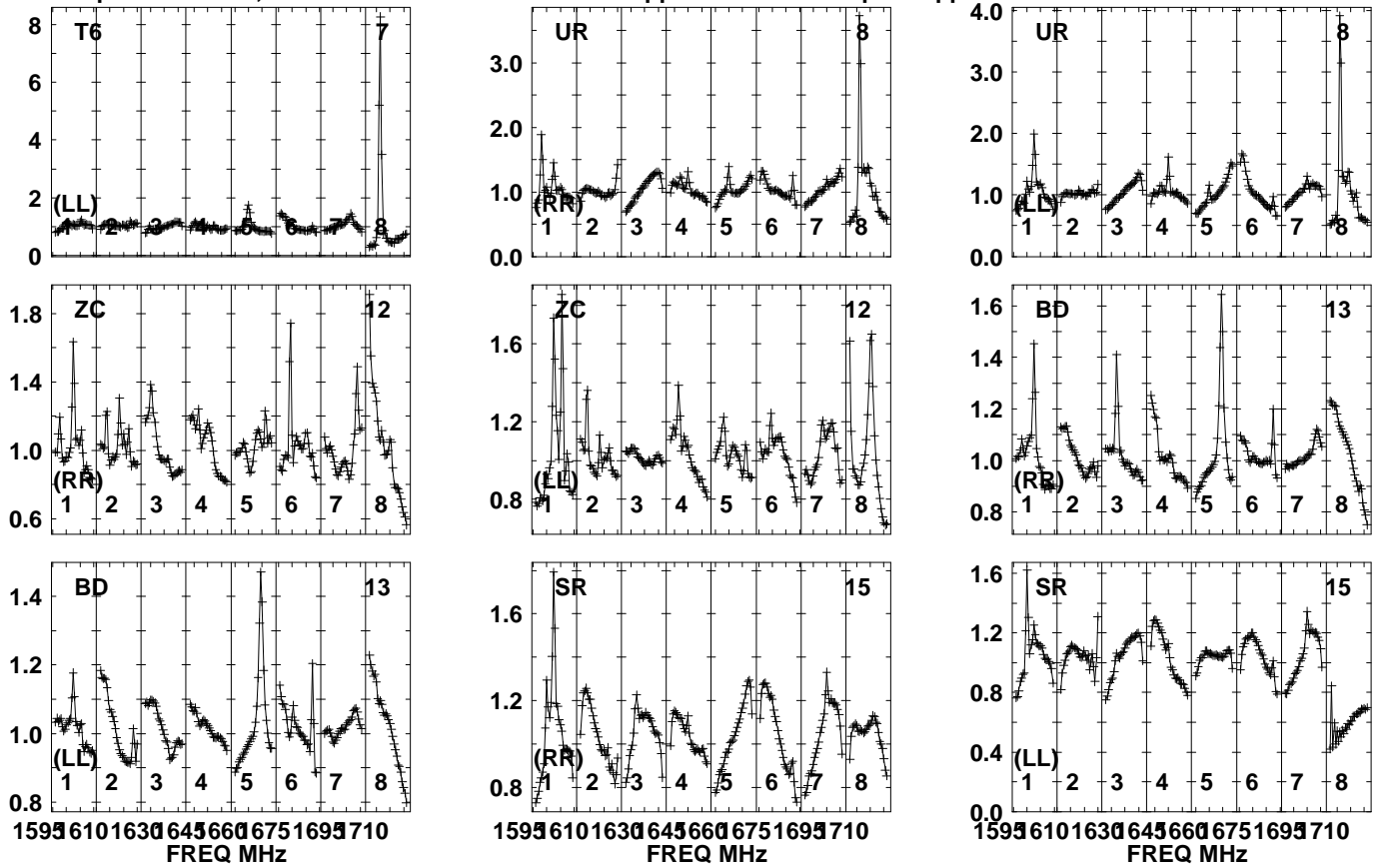


Lower frame: Real Jy  
Auto-corr total-power spectrum Antenna: \*  
Timerange: 01/11:28:00 to 01/11:30:00

Plot file version 172 created 18-MAR-2021 12:45:59

J1608+5613 EB082 2.UVDATA.1

Freq = 1.5950 GHz, Bw = 16.000 MH No calibration applied and no bandpass applied

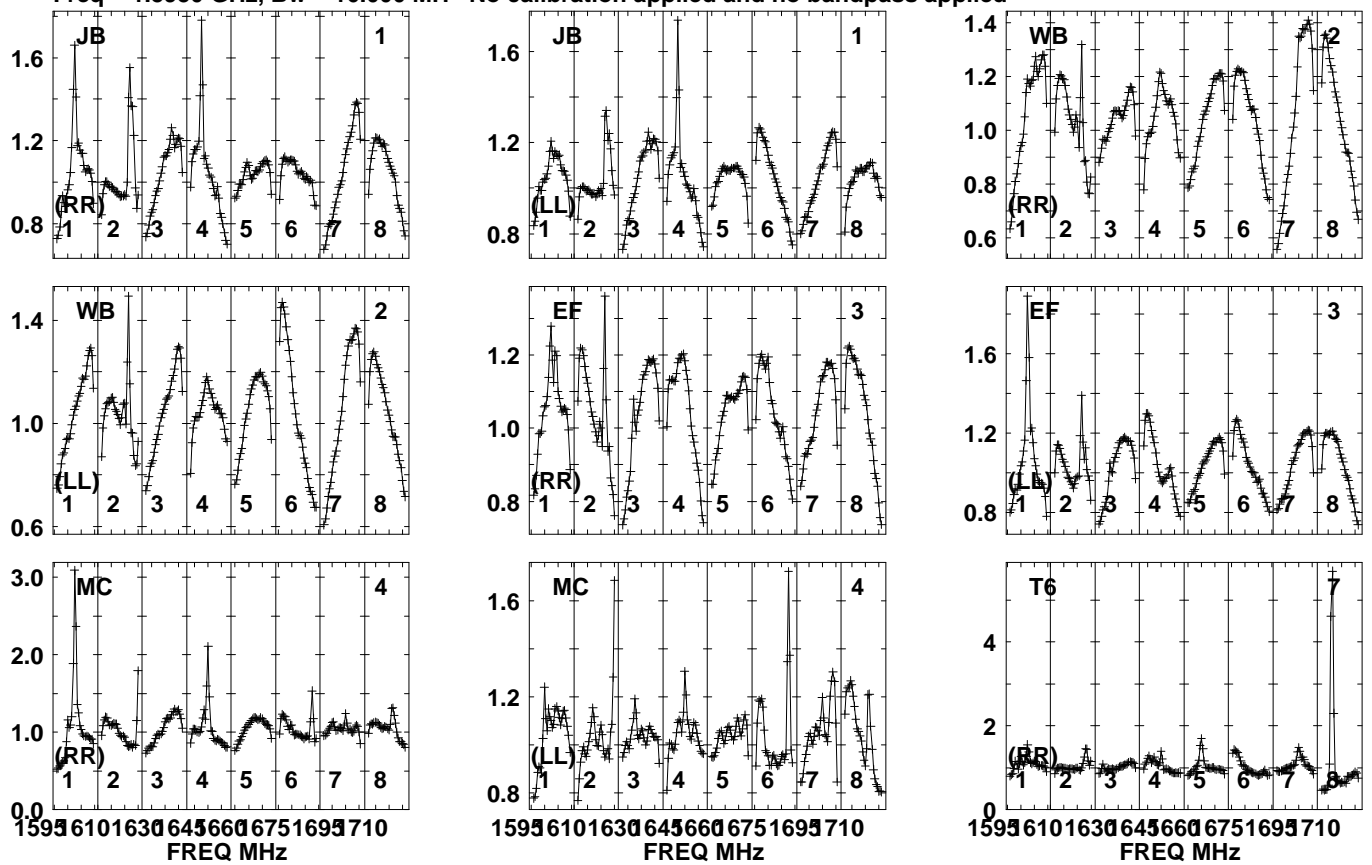


Lower frame: Real Jy  
Auto-corr total-power spectrum Antenna: \*  
Timerange: 01/11:28:00 to 01/11:30:00

Plot file version 173 created 18-MAR-2021 12:45:59

J1617+5515 EB082 2.UVDATA.1

Freq = 1.5950 GHz, Bw = 16.000 MH No calibration applied and no bandpass applied

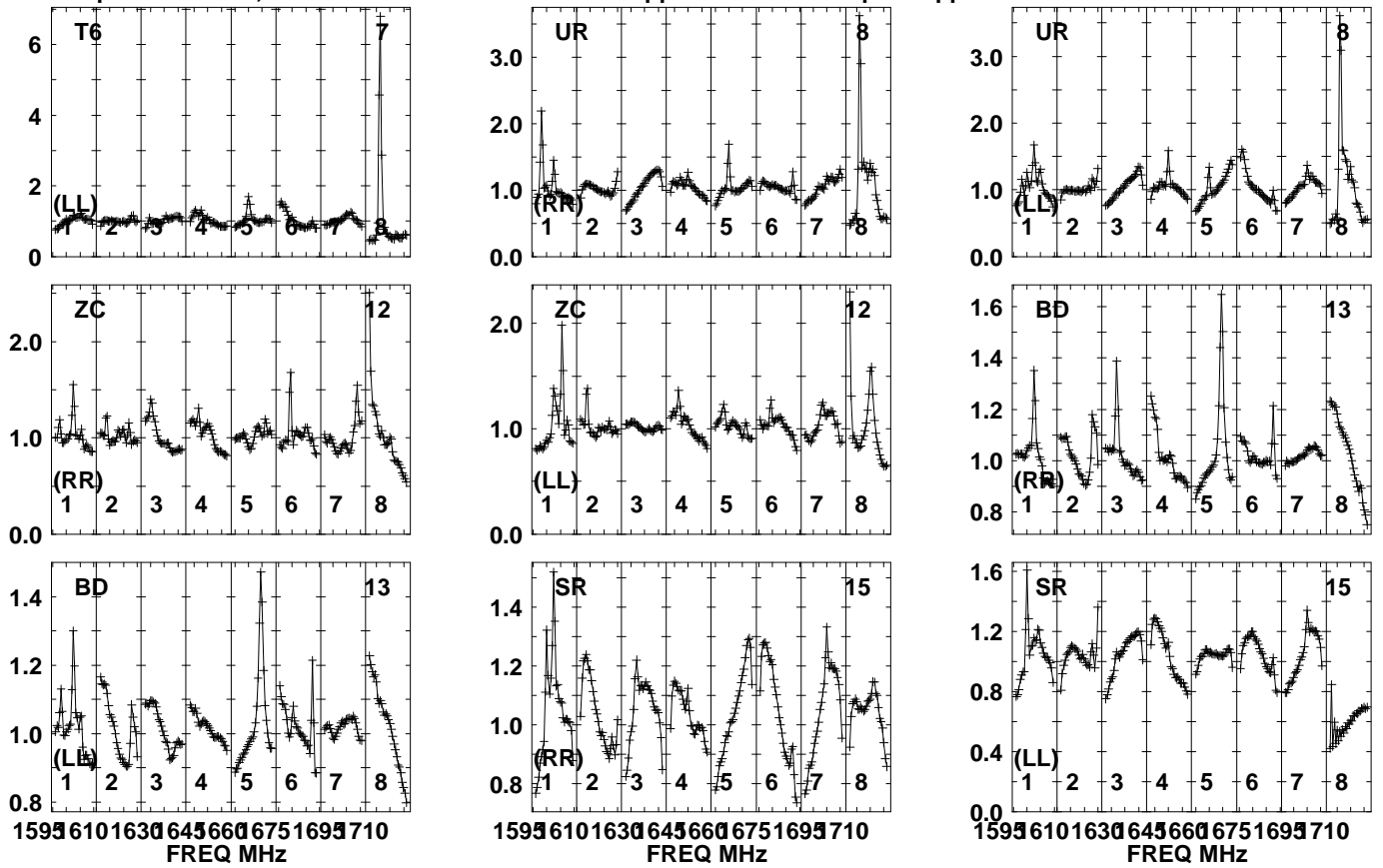


Lower frame: Real Jy  
Auto-corr total-power spectrum Antenna: \*  
Timerange: 01/11:30:01 to 01/11:33:00

Plot file version 174 created 18-MAR-2021 12:45:59

J1617+5515 EB082 2.UVDATA.1

Freq = 1.5950 GHz, Bw = 16.000 MH No calibration applied and no bandpass applied

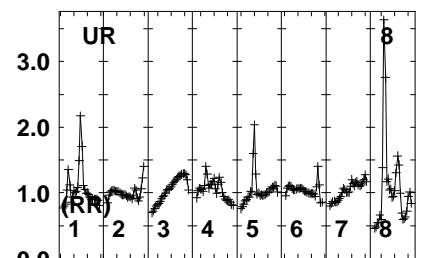
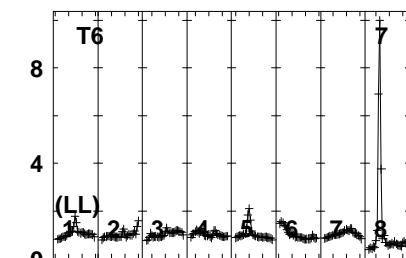
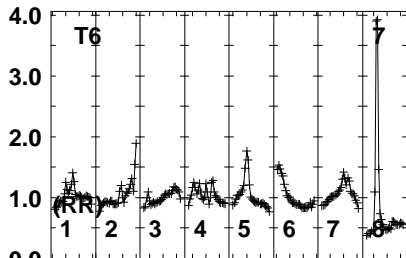
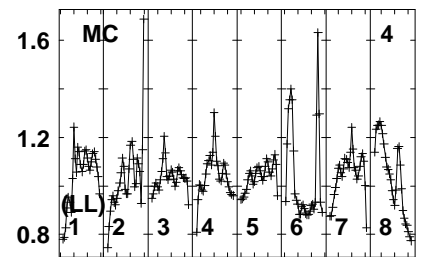
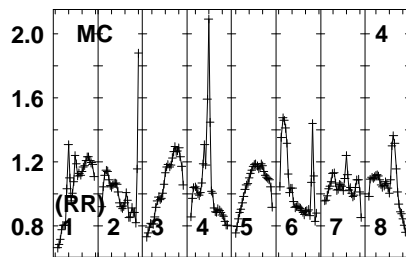
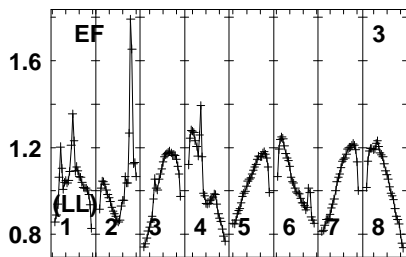
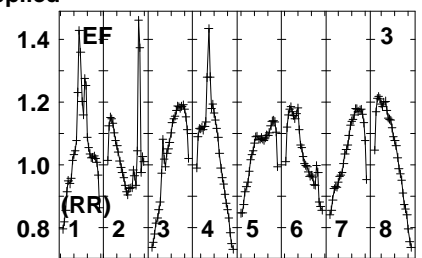
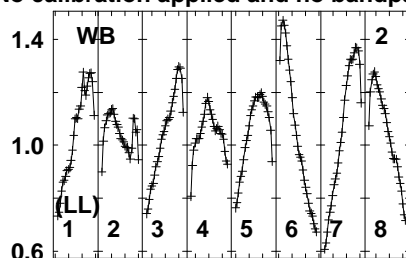
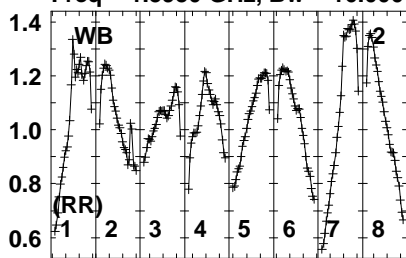


Lower frame: Real Jy  
Auto-corr total-power spectrum Antenna: \*  
Timerange: 01/11:30:01 to 01/11:33:00

Plot file version 175 created 18-MAR-2021 12:46:00

J1608+5613 EB082 2.UVDATA.1

Freq = 1.5950 GHz, Bw = 16.000 MH No calibration applied and no bandpass applied



1595 610 1630 645 660 675 1695 710  
FREQ MHz

1595 610 1630 645 660 675 1695 710  
FREQ MHz

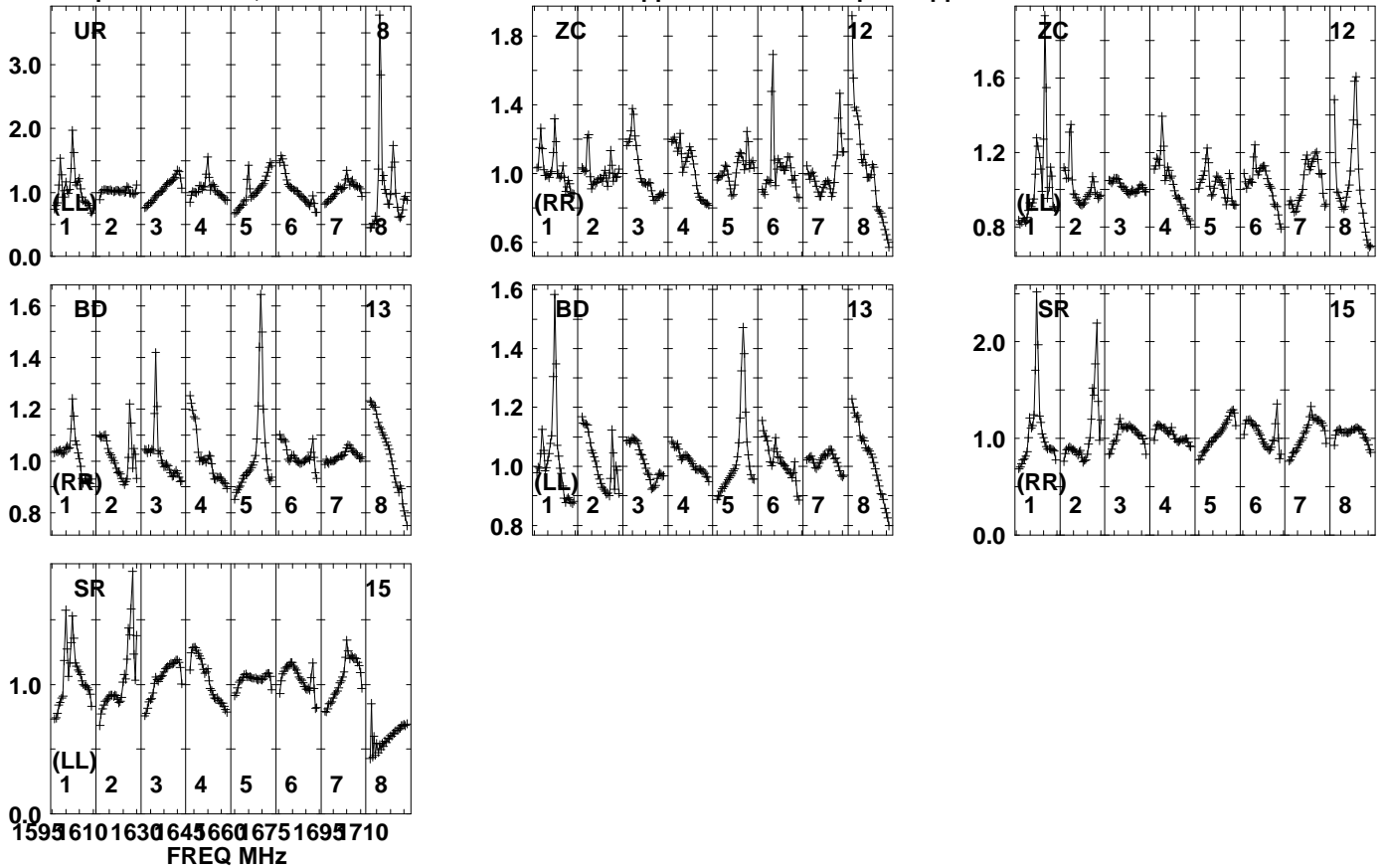
1595 610 1630 645 660 675 1695 710  
FREQ MHz

Lower frame: Real Jy  
Auto-corr total-power spectrum Antenna: \*  
Timerange: 01/11:33:31 to 01/11:35:00

Plot file version 176 created 18-MAR-2021 12:46:00

J1608+5613 EB082 2.UVDATA.1

Freq = 1.5950 GHz, Bw = 16.000 MH No calibration applied and no bandpass applied



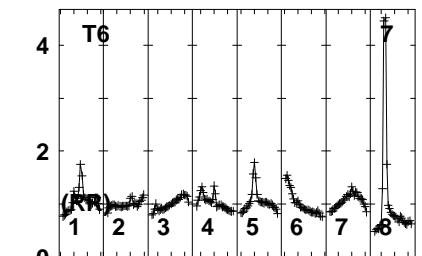
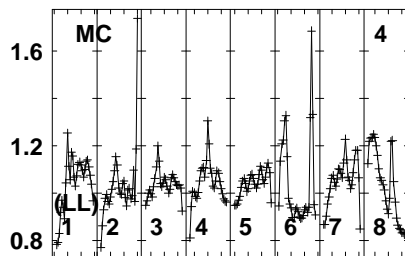
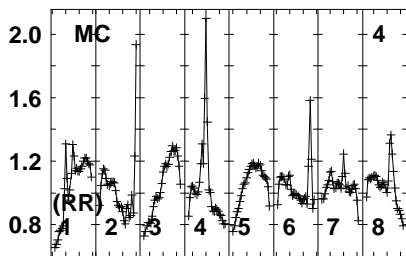
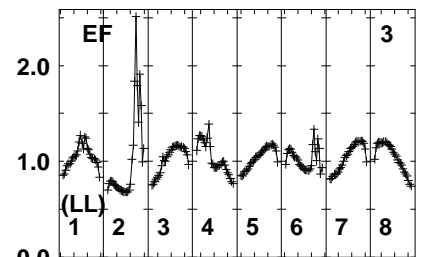
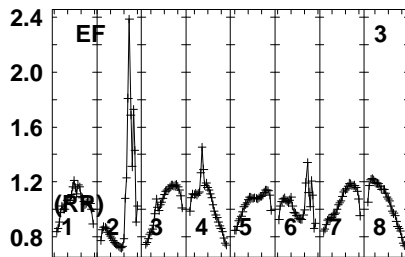
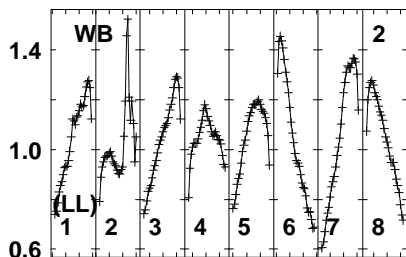
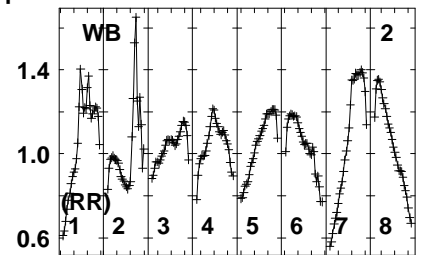
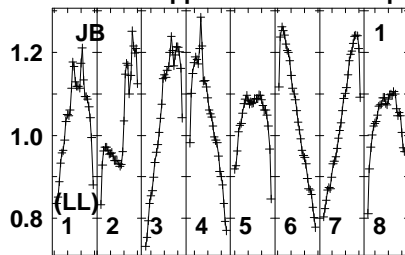
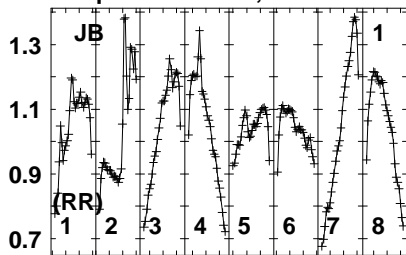
Lower frame: Real Jy  
Auto-corr total-power spectrum Antenna: \*  
Timerange: 01/11:33:31 to 01/11:35:00



Plot file version 177 created 18-MAR-2021 12:46:00

J1617+5515 EB082 2.UVDATA.1

Freq = 1.5950 GHz, Bw = 16.000 MH No calibration applied and no bandpass applied



1595 610 1630 645 660 675 1695 710  
FREQ MHz

1595 610 1630 645 660 675 1695 710  
FREQ MHz

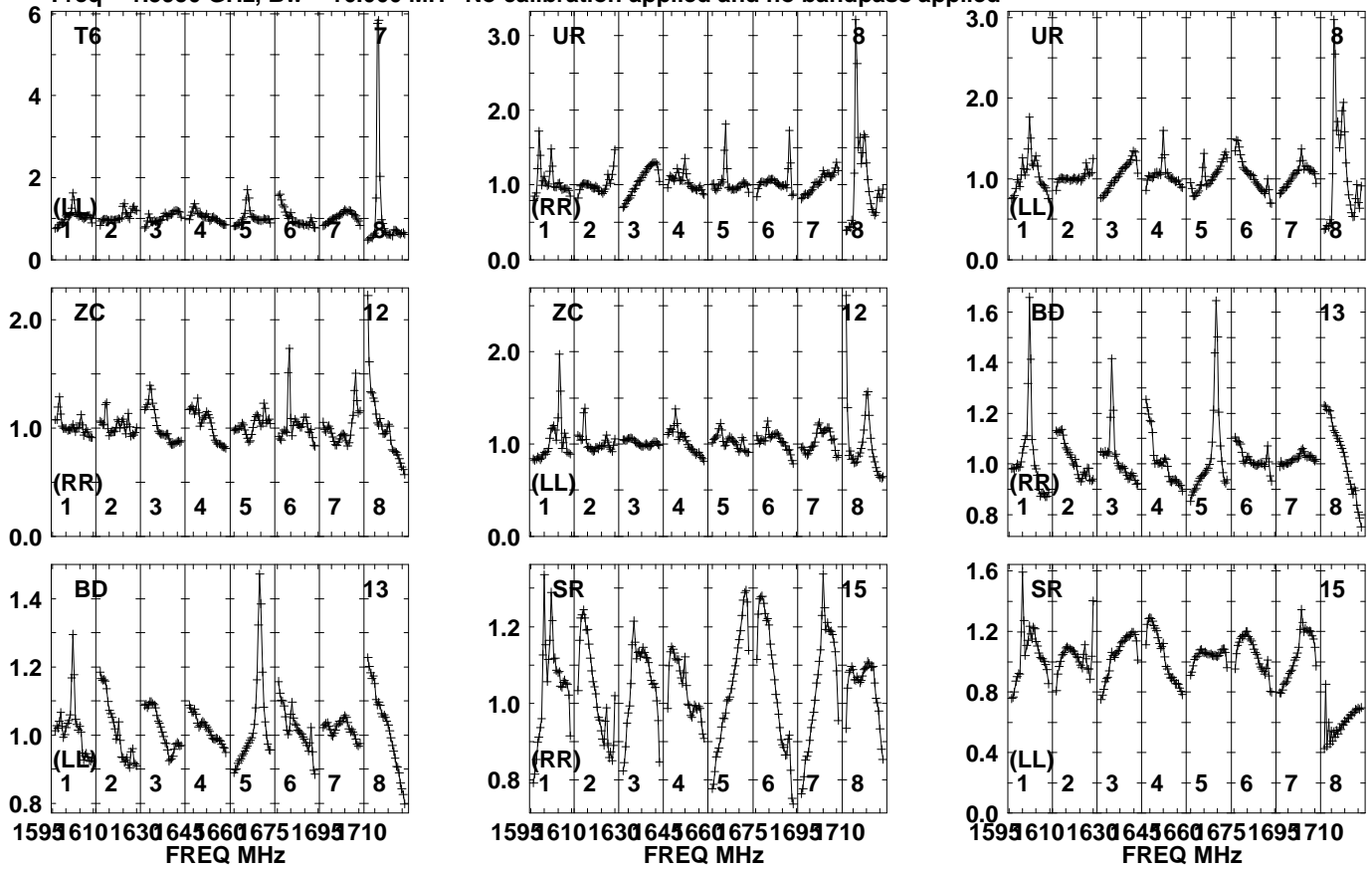
1595 610 1630 645 660 675 1695 710  
FREQ MHz

Lower frame: Real Jy  
Auto-corr total-power spectrum Antenna: \*  
Timerange: 01/11:35:00 to 01/11:37:59

Plot file version 178 created 18-MAR-2021 12:46:00

J1617+5515 EB082 2.UVDATA.1

Freq = 1.5950 GHz, Bw = 16.000 MH No calibration applied and no bandpass applied



Lower frame: Real Jy

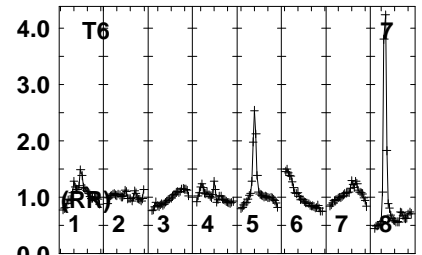
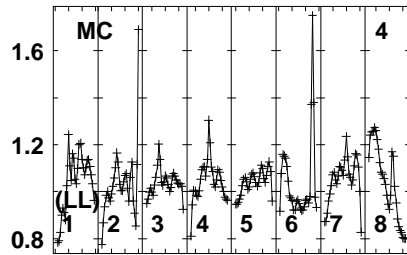
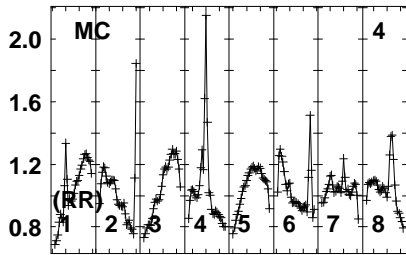
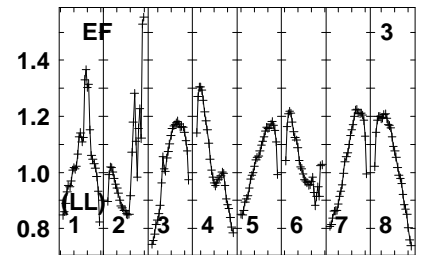
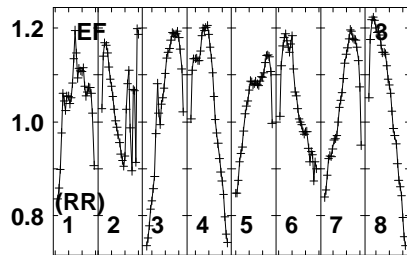
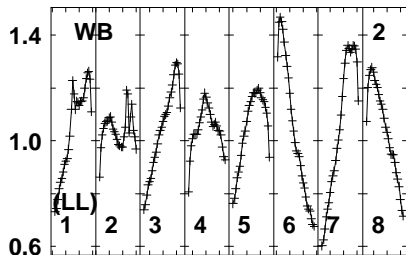
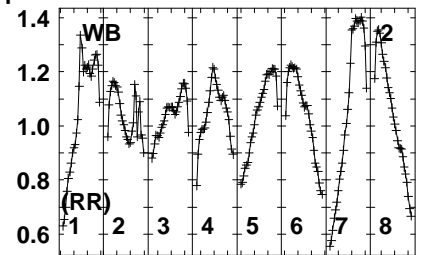
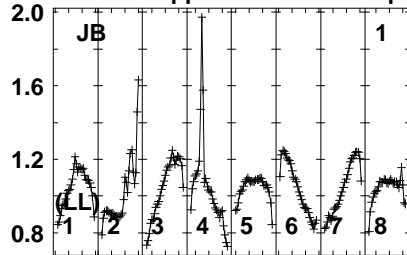
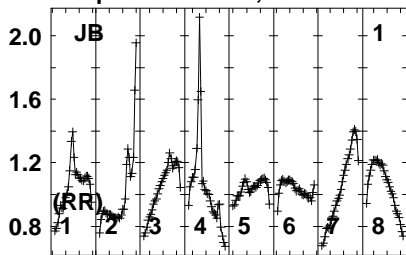
Auto-corr total-power spectrum Antenna: \*

Timerange: 01/11:35:00 to 01/11:37:59

Plot file version 179 created 18-MAR-2021 12:46:00

J1608+5613 EB082 2.UVDATA.1

Freq = 1.5950 GHz, Bw = 16.000 MH No calibration applied and no bandpass applied



1595 610 1630 645 660 675 1695 710  
FREQ MHz

1595 610 1630 645 660 675 1695 710  
FREQ MHz

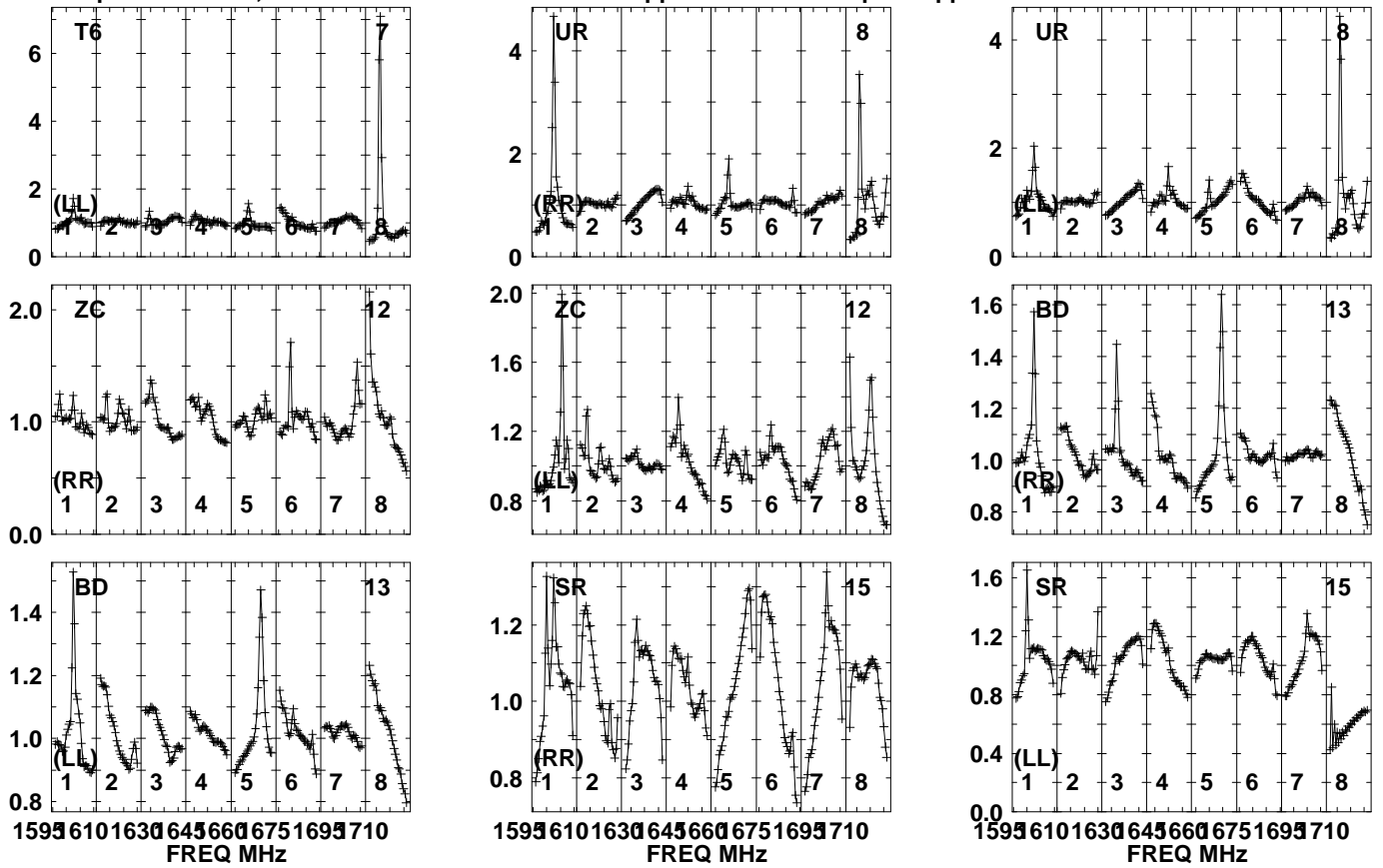
1595 610 1630 645 660 675 1695 710  
FREQ MHz

Lower frame: Real Jy  
Auto-corr total-power spectrum Antenna: \*  
Timerange: 01/11:38:00 to 01/11:39:59

Plot file version 180 created 18-MAR-2021 12:46:00

J1608+5613 EB082 2.UVDATA.1

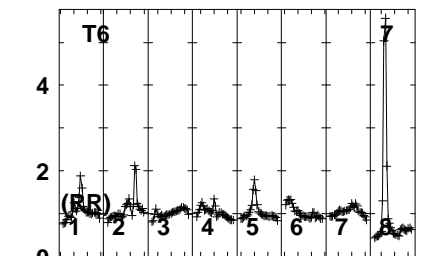
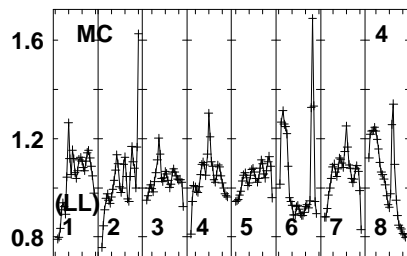
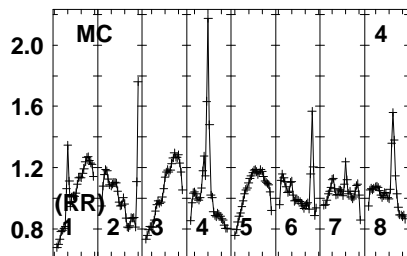
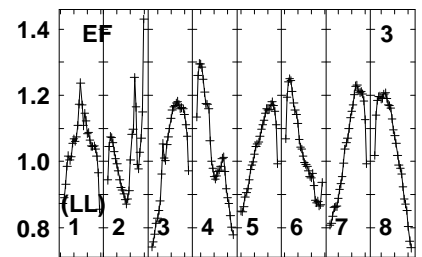
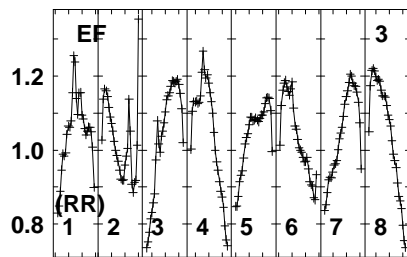
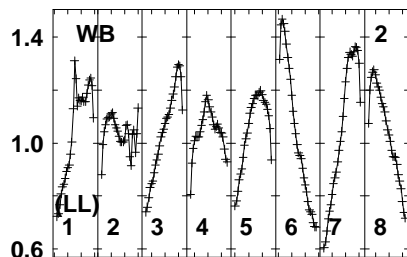
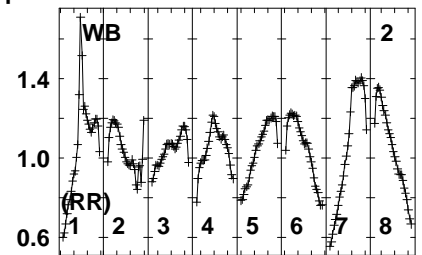
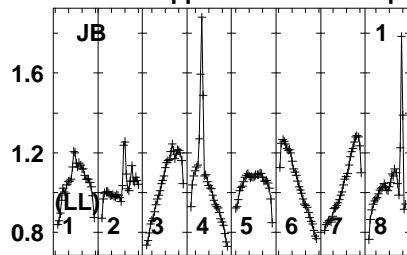
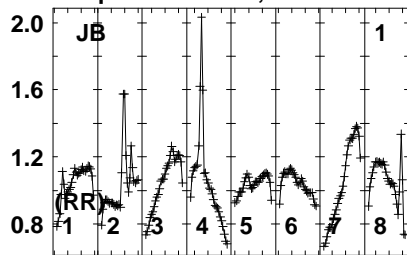
Freq = 1.5950 GHz, Bw = 16.000 MH No calibration applied and no bandpass applied



Plot file version 181 created 18-MAR-2021 12:46:01

J1617+5515 EB082 2.UVDATA.1

Freq = 1.5950 GHz, Bw = 16.000 MH No calibration applied and no bandpass applied



1595 610 1630 645 660 675 1695 710  
FREQ MHz

1595 610 1630 645 660 675 1695 710  
FREQ MHz

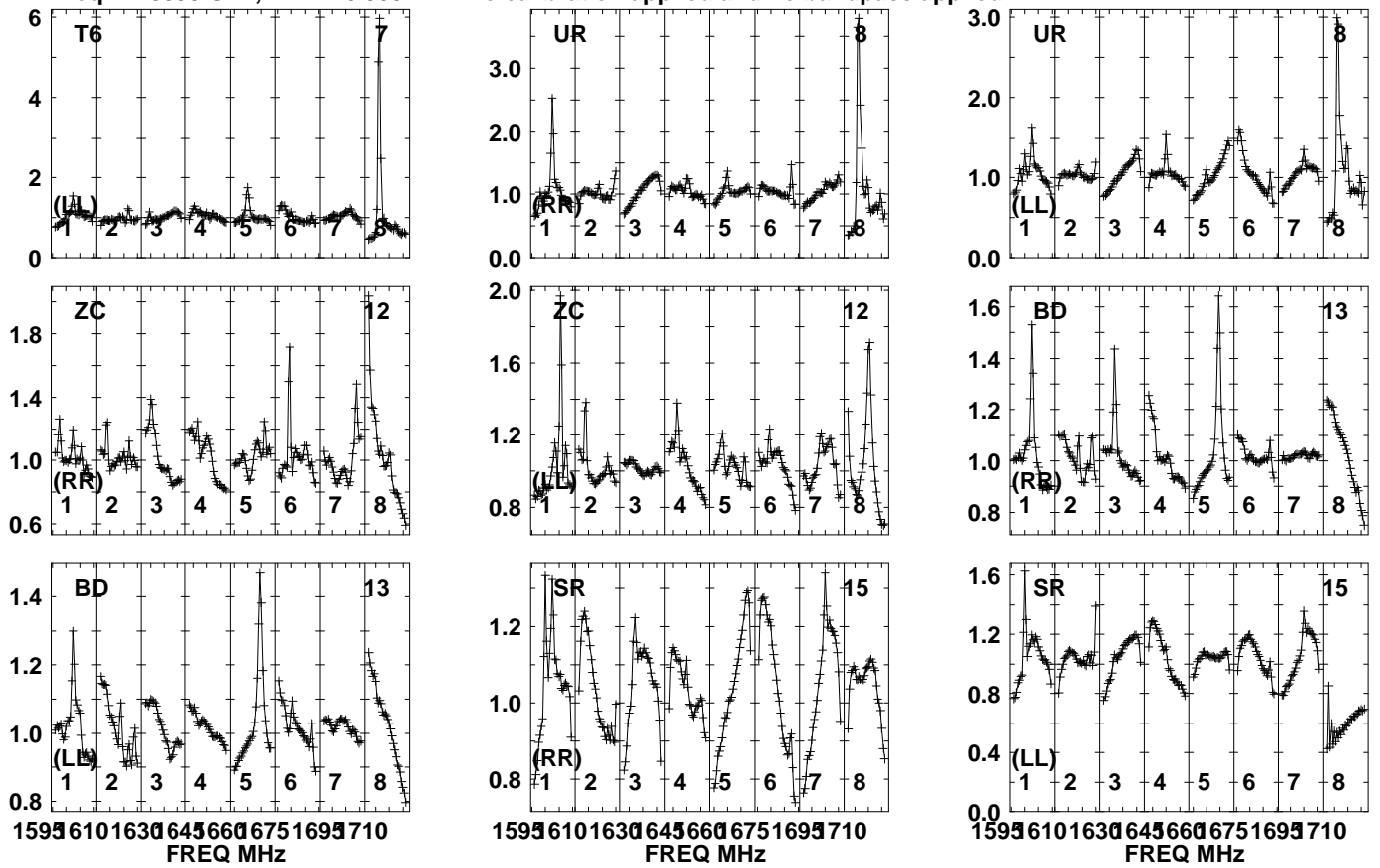
1595 610 1630 645 660 675 1695 710  
FREQ MHz

Lower frame: Real Jy  
Auto-corr total-power spectrum Antenna: \*  
Timerange: 01/11:40:00 to 01/11:43:00

Plot file version 182 created 18-MAR-2021 12:46:01

J1617+5515 EB082 2.UVDATA.1

Freq = 1.5950 GHz, Bw = 16.000 MH No calibration applied and no bandpass applied

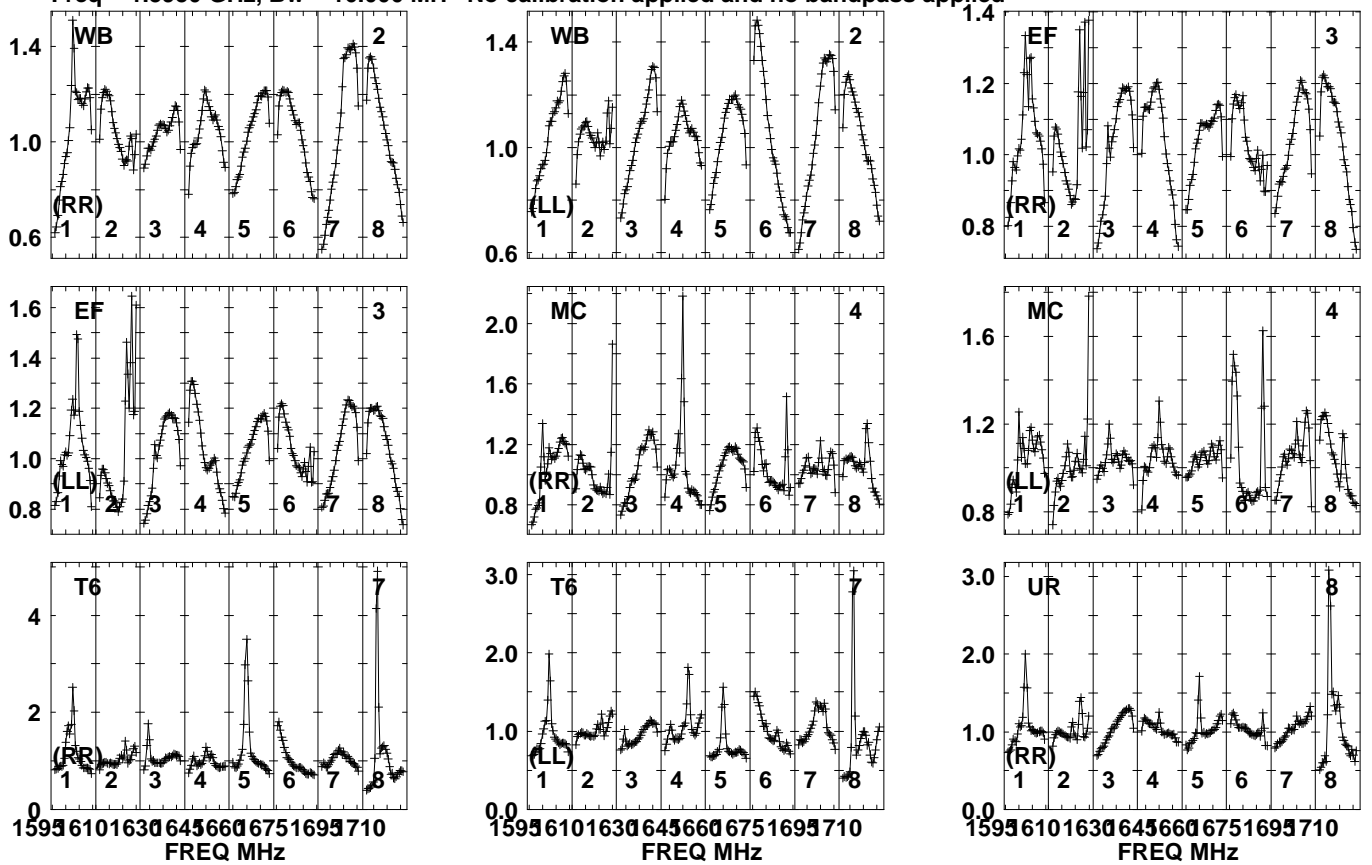


Lower frame: Real Jy  
Auto-corr total-power spectrum Antenna: \*  
Timerange: 01/11:40:00 to 01/11:43:00

Plot file version 183 created 18-MAR-2021 12:46:01

J1608+5613 EB082 2.UVDATA.1

Freq = 1.5950 GHz, Bw = 16.000 MH No calibration applied and no bandpass applied

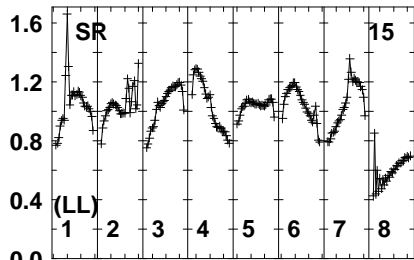
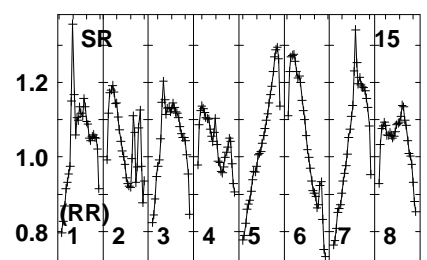
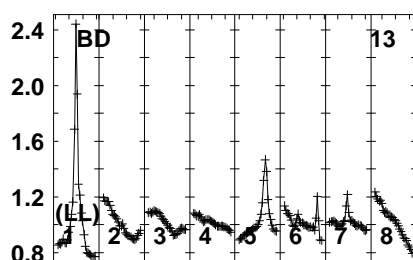
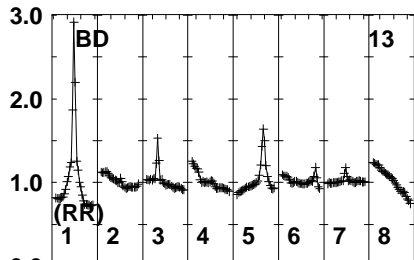
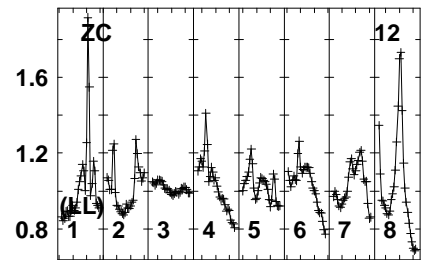
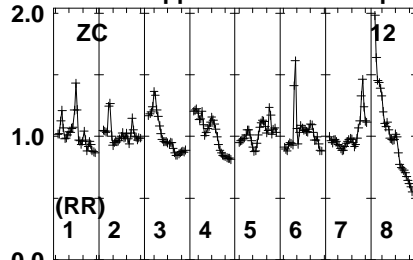
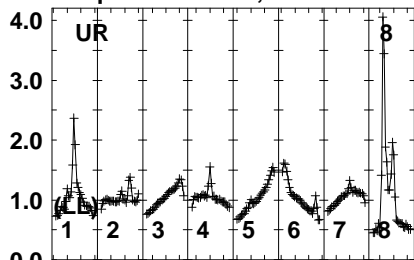


Lower frame: Real Jy  
Auto-corr total-power spectrum Antenna: \*  
Timerange: 01/11:43:31 to 01/11:44:59

Plot file version 184 created 18-MAR-2021 12:46:01

J1608+5613 EB082 2.UVDATA.1

Freq = 1.5950 GHz, Bw = 16.000 MH No calibration applied and no bandpass applied



1595 1610 1630 1645 1660 1675 1695 1710  
FREQ MHz

Lower frame: Real Jy

Auto-corr total-power spectrum Antenna: \*

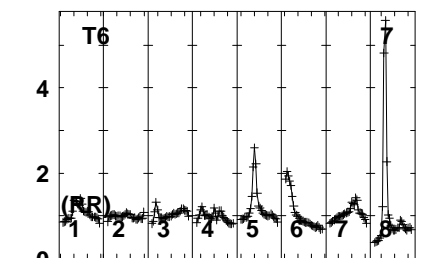
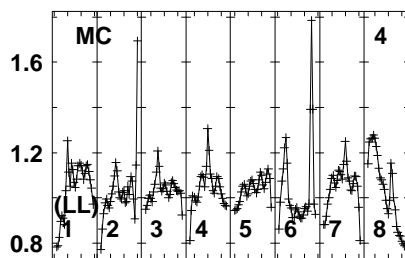
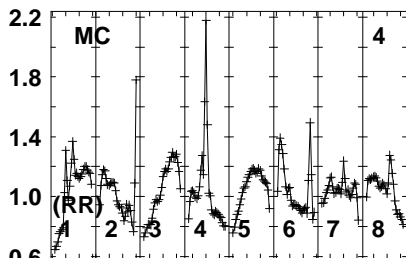
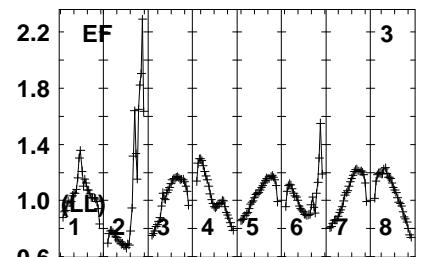
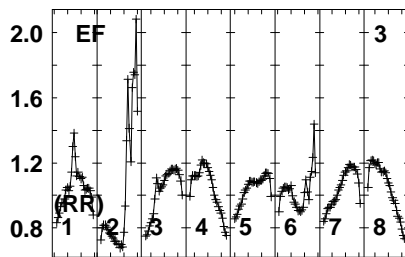
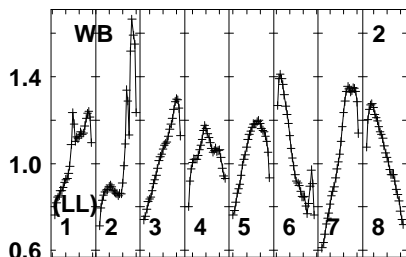
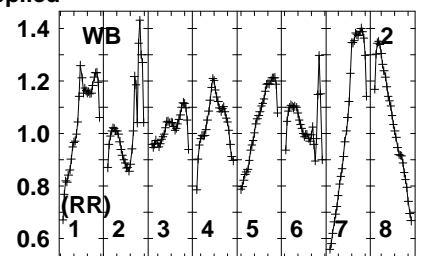
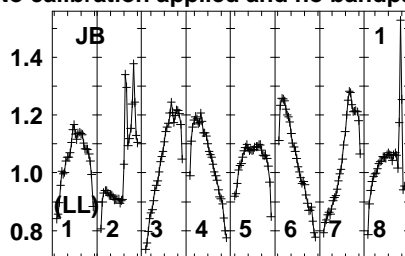
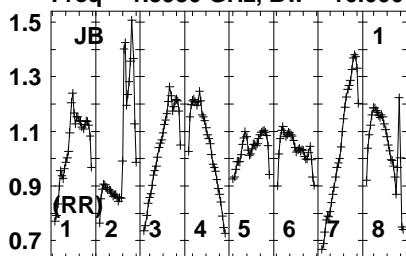
Timerange: 01/11:43:31 to 01/11:44:59



Plot file version 185 created 18-MAR-2021 12:46:01

J1617+5515 EB082 2.UVDATA.1

Freq = 1.5950 GHz, Bw = 16.000 MH No calibration applied and no bandpass applied



1595 610 1630 645 660 675 1695 710  
FREQ MHz

1595 610 1630 645 660 675 1695 710  
FREQ MHz

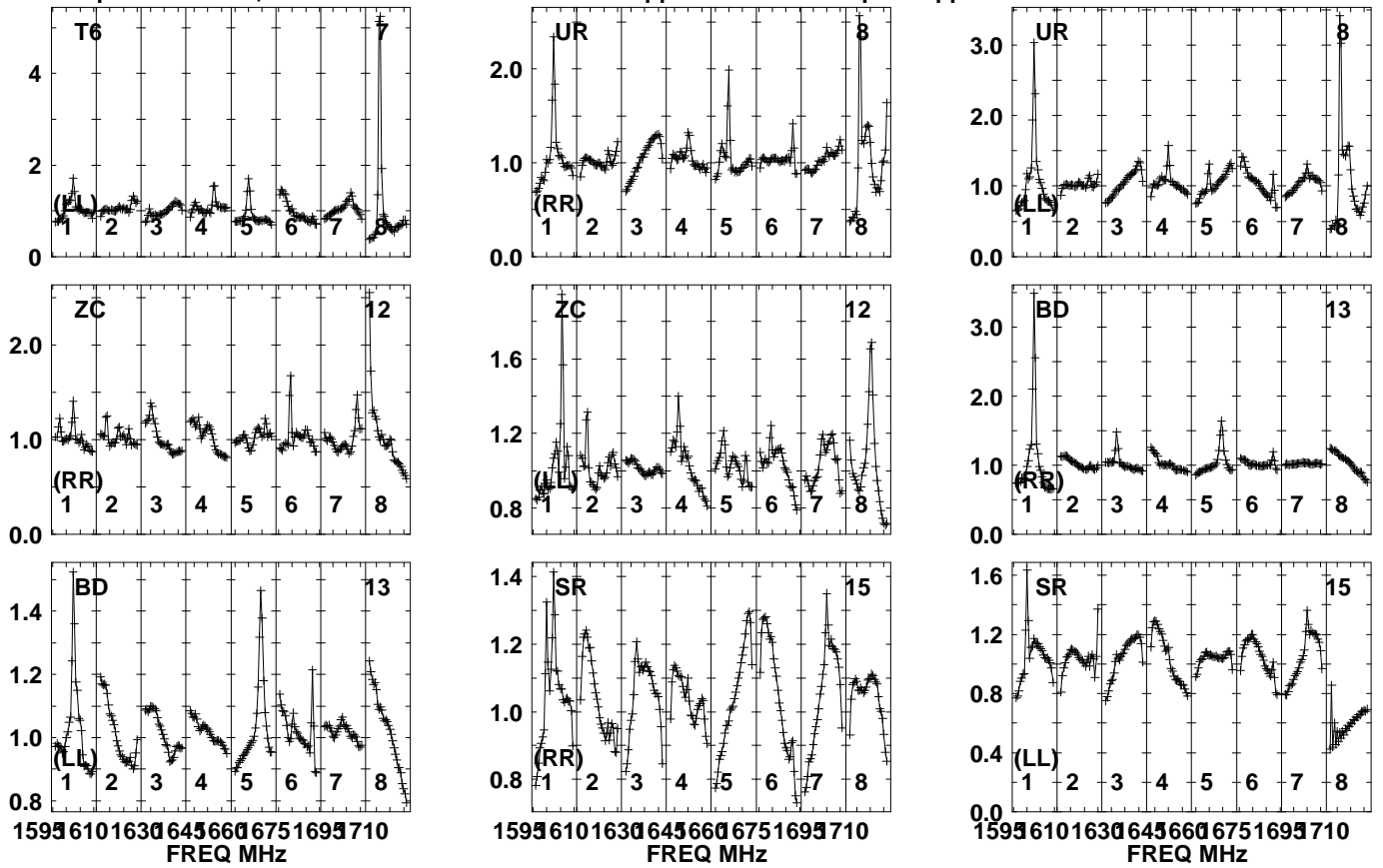
1595 610 1630 645 660 675 1695 710  
FREQ MHz

Lower frame: Real Jy  
Auto-corr total-power spectrum Antenna: \*  
Timerange: 01/11:45:00 to 01/11:47:59

Plot file version 186 created 18-MAR-2021 12:46:01

J1617+5515 EB082 2.UVDATA.1

Freq = 1.5950 GHz, Bw = 16.000 MH No calibration applied and no bandpass applied

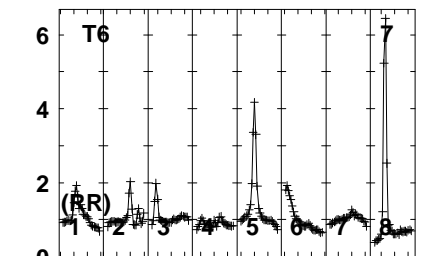
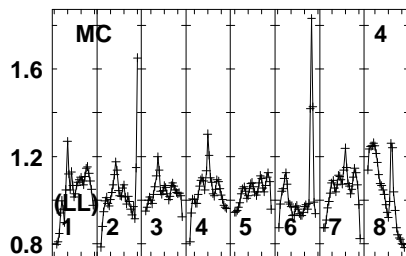
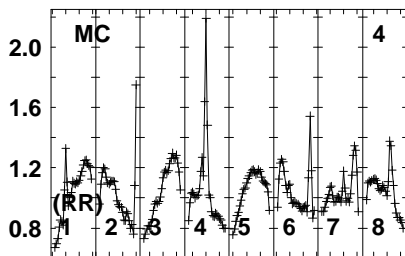
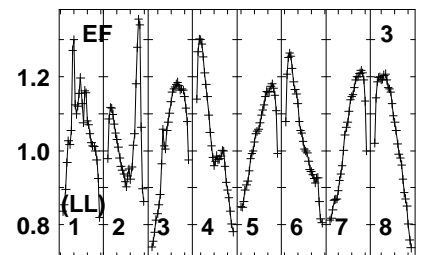
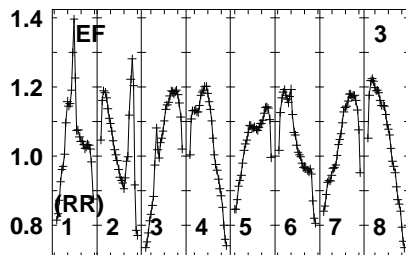
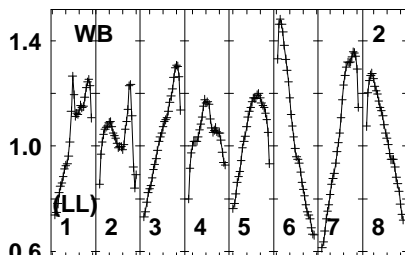
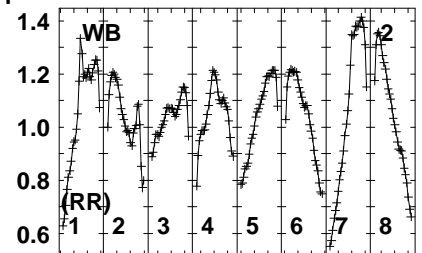
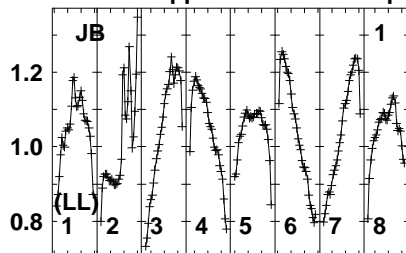
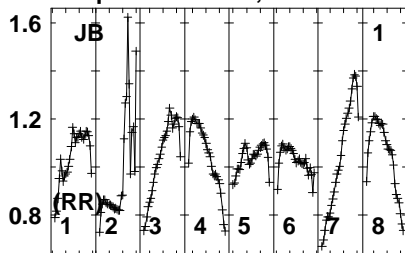


Lower frame: Real Jy  
Auto-corr total-power spectrum Antenna: \*  
Timerange: 01/11:45:00 to 01/11:47:59

Plot file version 187 created 18-MAR-2021 12:46:01

J1608+5613 EB082 2.UVDATA.1

Freq = 1.5950 GHz, Bw = 16.000 MH No calibration applied and no bandpass applied



1595 610 1630 645 660 675 1695 710  
FREQ MHz

1595 610 1630 645 660 675 1695 710  
FREQ MHz

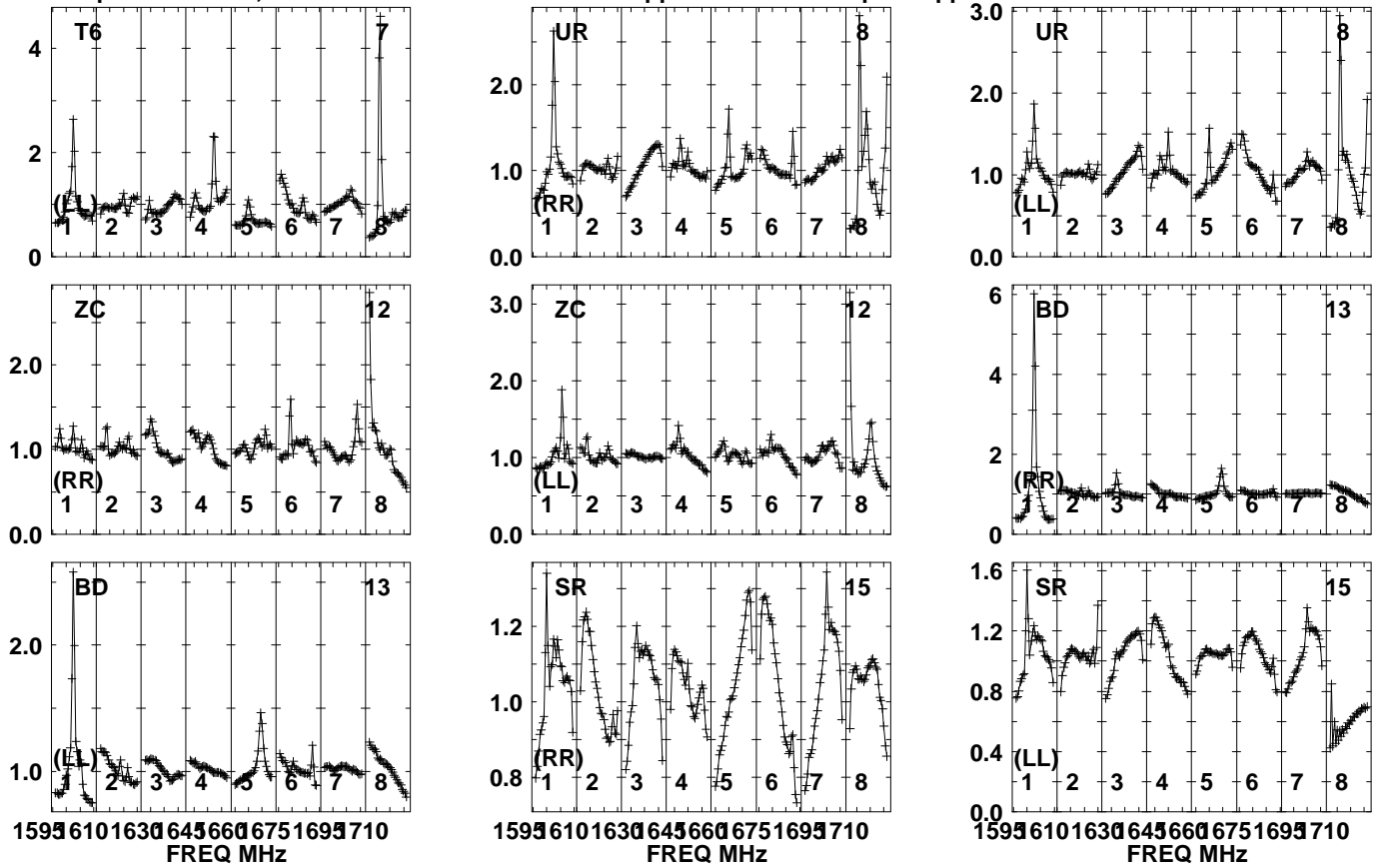
1595 610 1630 645 660 675 1695 710  
FREQ MHz

Lower frame: Real Jy  
Auto-corr total-power spectrum Antenna: \*  
Timerange: 01/11:48:01 to 01/11:49:59

Plot file version 188 created 18-MAR-2021 12:46:02

J1608+5613 EB082 2.UVDATA.1

Freq = 1.5950 GHz, Bw = 16.000 MH No calibration applied and no bandpass applied

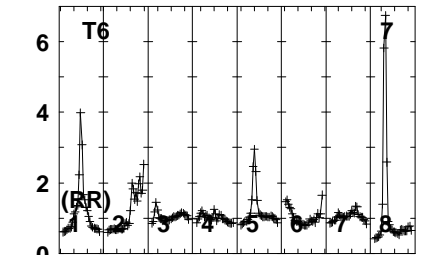
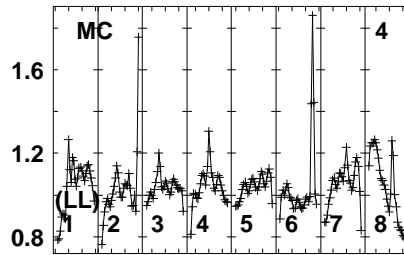
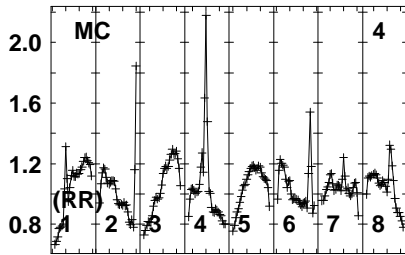
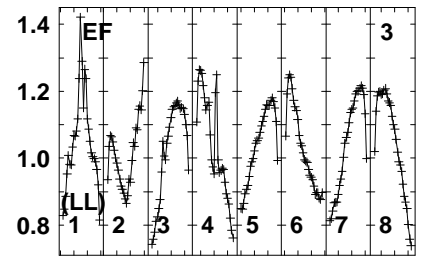
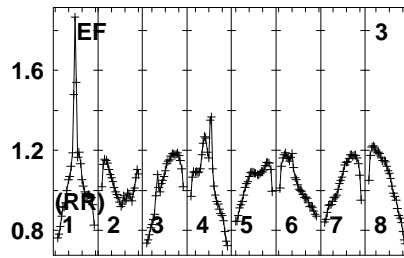
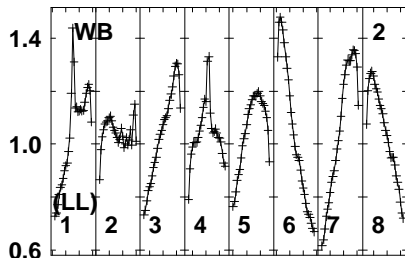
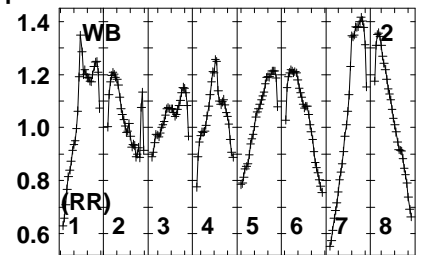
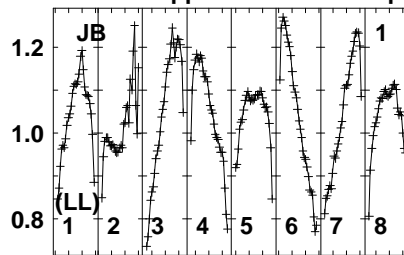
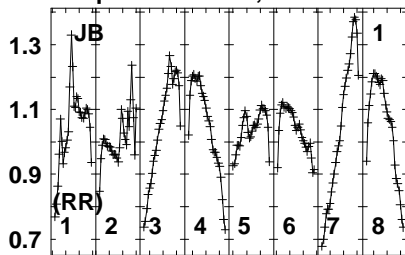


Lower frame: Real Jy  
Auto-corr total-power spectrum Antenna: \*  
Timerange: 01/11:48:01 to 01/11:49:59

Plot file version 189 created 18-MAR-2021 12:46:02

J1617+5515 EB082 2.UVDATA.1

Freq = 1.5950 GHz, Bw = 16.000 MH No calibration applied and no bandpass applied



1595 610 1630 645 660 675 1695 710  
FREQ MHz

1595 610 1630 645 660 675 1695 710  
FREQ MHz

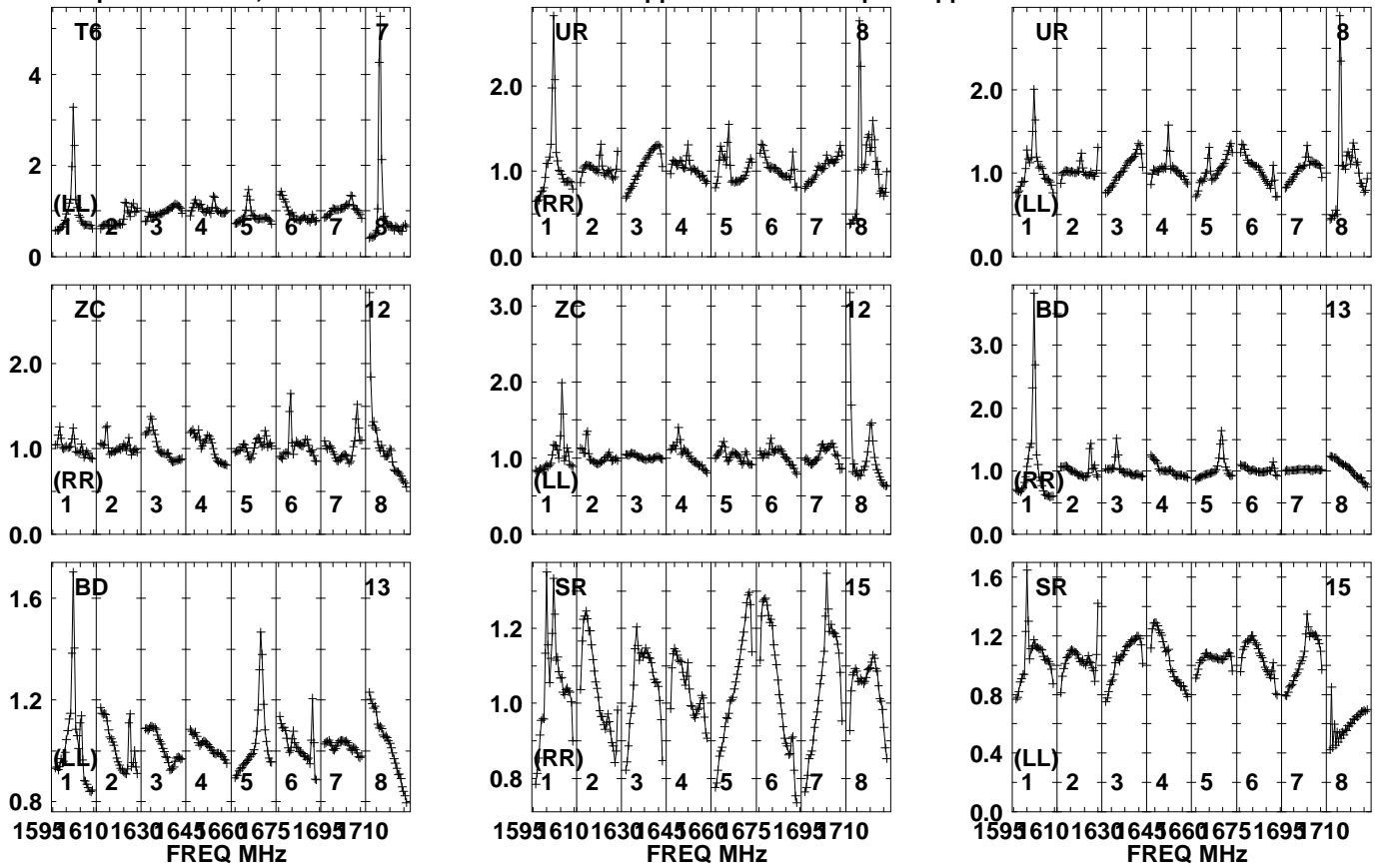
1595 610 1630 645 660 675 1695 710  
FREQ MHz

Lower frame: Real Jy  
Auto-corr total-power spectrum Antenna: \*  
Timerange: 01/11:50:00 to 01/11:53:00

Plot file version 190 created 18-MAR-2021 12:46:02

J1617+5515 EB082 2.UVDATA.1

Freq = 1.5950 GHz, Bw = 16.000 MH No calibration applied and no bandpass applied

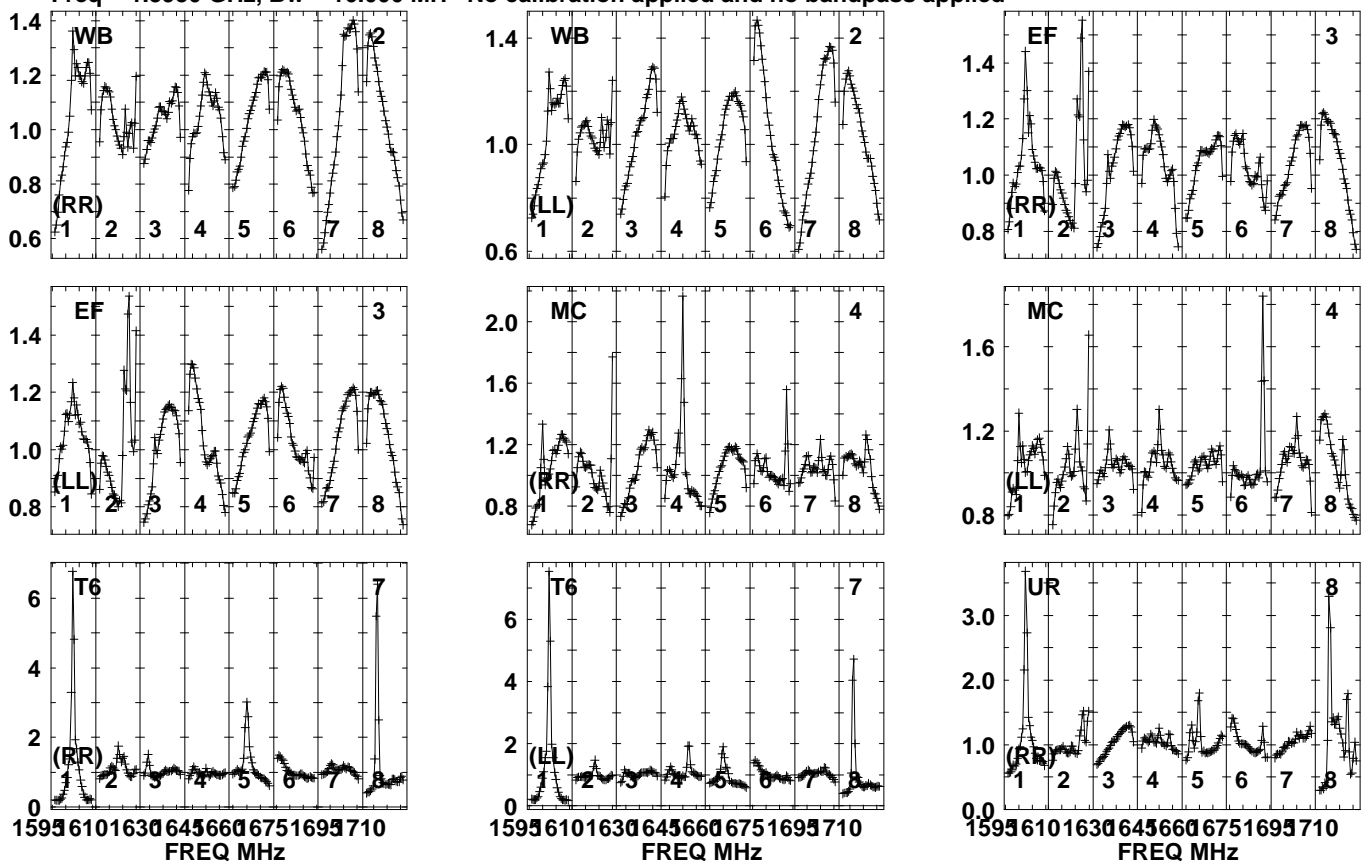


Lower frame: Real Jy  
Auto-corr total-power spectrum Antenna: \*  
Timerange: 01/11:50:00 to 01/11:53:00

Plot file version 191 created 18-MAR-2021 12:46:02

J1608+5613 EB082 2.UVDATA.1

Freq = 1.5950 GHz, Bw = 16.000 MH No calibration applied and no bandpass applied

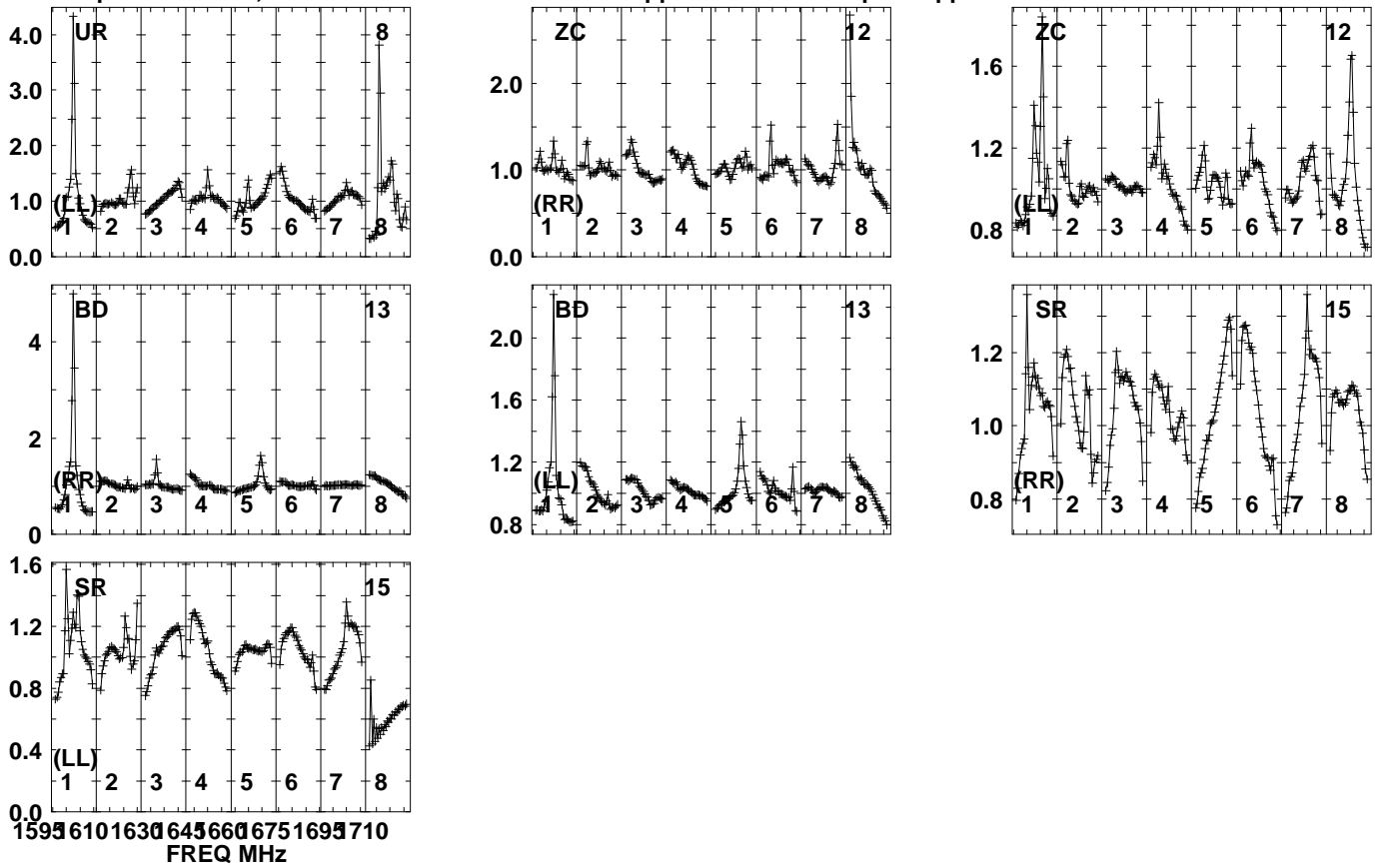


Lower frame: Real Jy  
Auto-corr total-power spectrum Antenna: \*  
Timerange: 01/11:53:31 to 01/11:54:59

Plot file version 192 created 18-MAR-2021 12:46:02

J1608+5613 EB082 2.UVDATA.1

Freq = 1.5950 GHz, Bw = 16.000 MH No calibration applied and no bandpass applied



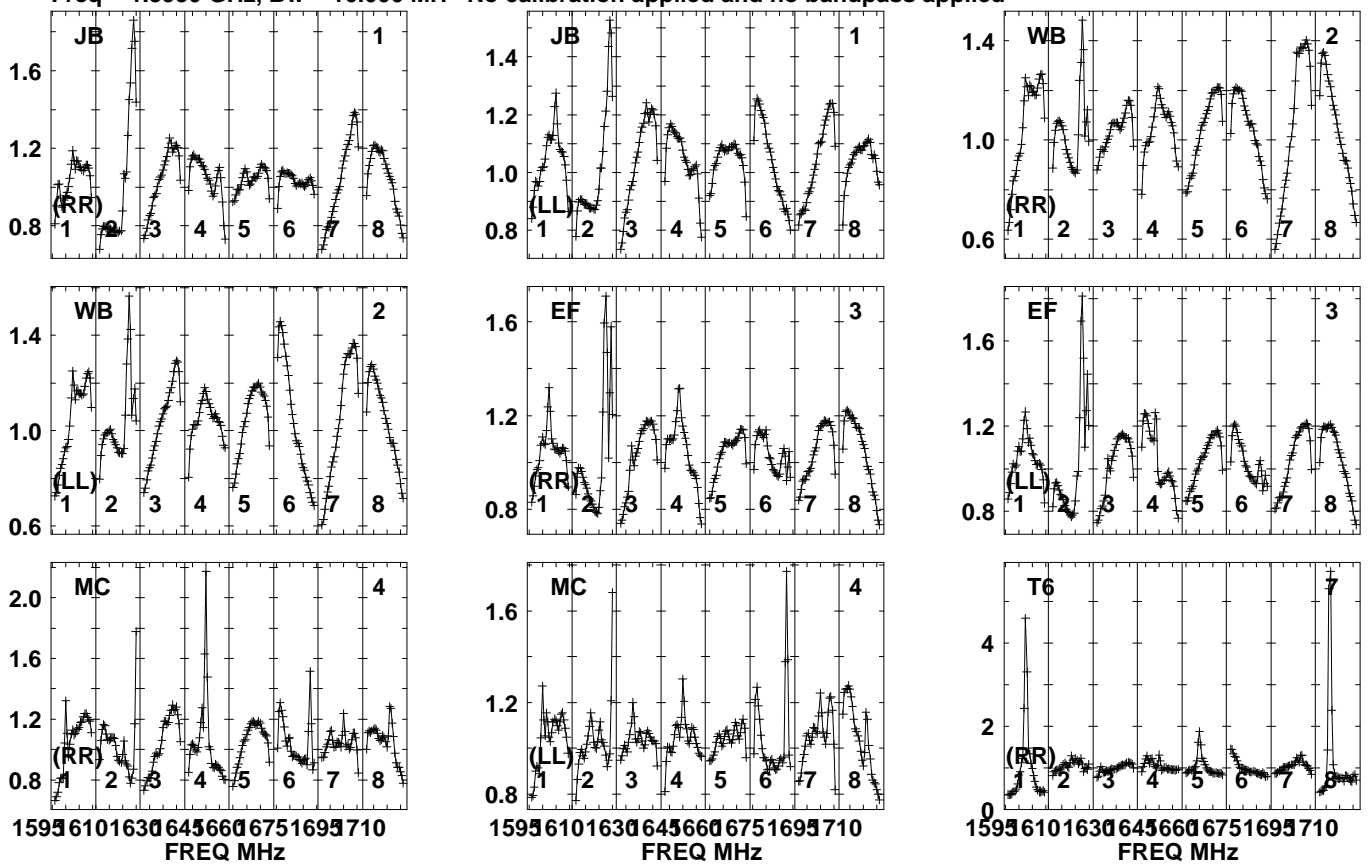
Lower frame: Real Jy  
Auto-corr total-power spectrum Antenna: \*  
Timerange: 01/11:53:31 to 01/11:54:59



Plot file version 193 created 18-MAR-2021 12:46:02

J1617+5515 EB082 2.UVDATA.1

Freq = 1.5950 GHz, Bw = 16.000 MH No calibration applied and no bandpass applied

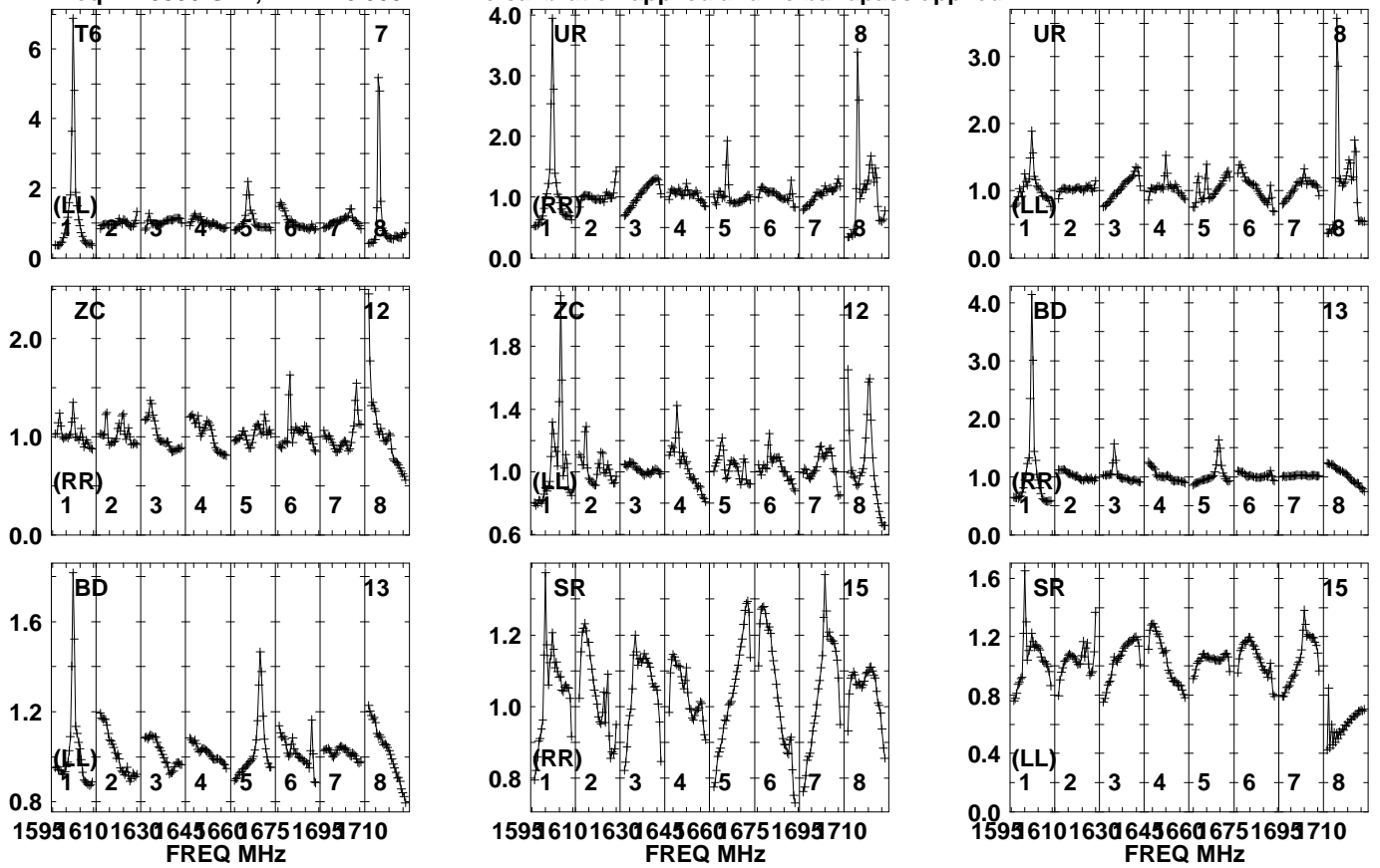


Lower frame: Real Jy  
Auto-corr total-power spectrum Antenna: \*  
Timerange: 01/11:55:01 to 01/11:57:59

Plot file version 194 created 18-MAR-2021 12:46:02

J1617+5515 EB082 2.UVDATA.1

Freq = 1.5950 GHz, Bw = 16.000 MH No calibration applied and no bandpass applied

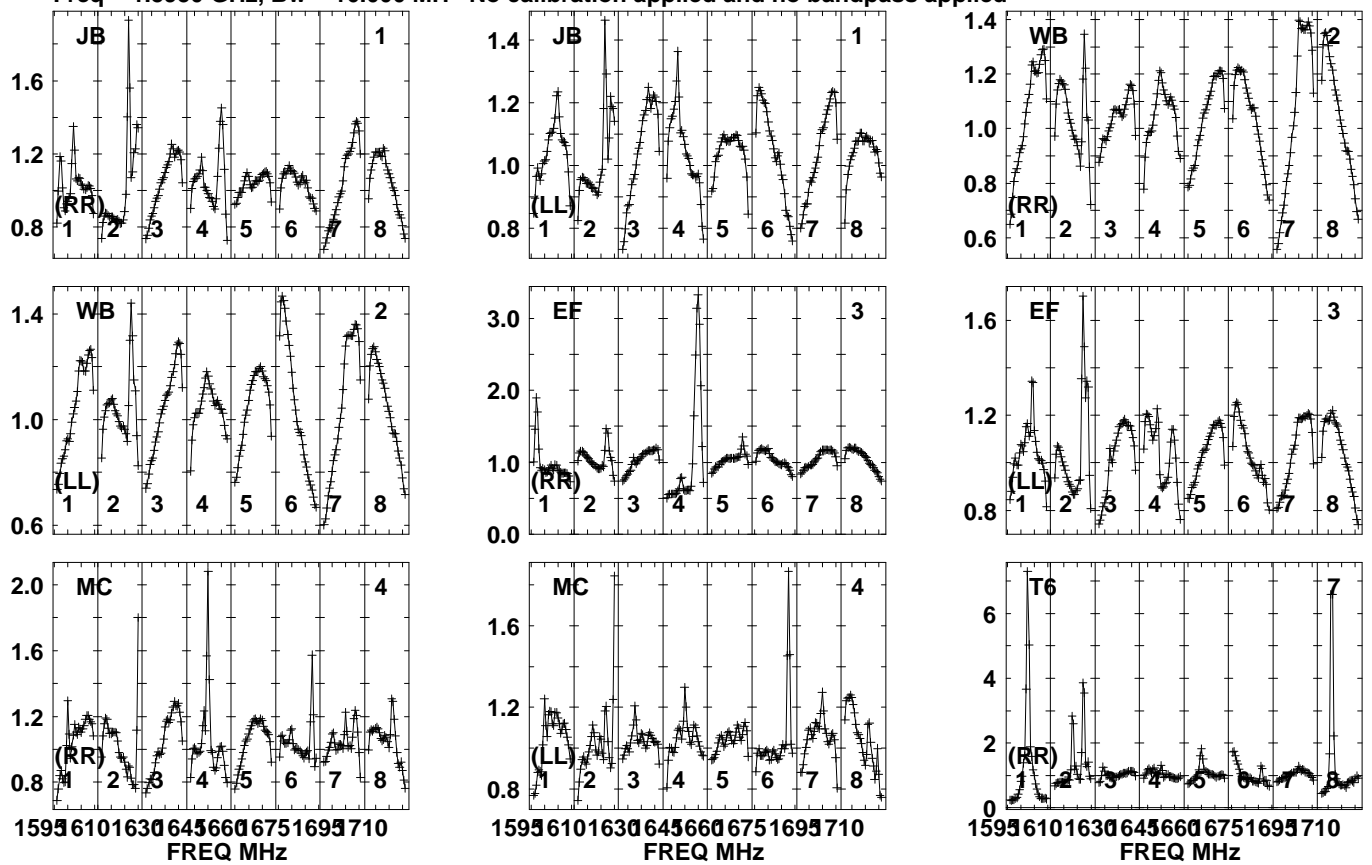


Lower frame: Real Jy  
Auto-corr total-power spectrum Antenna: \*  
Timerange: 01/11:55:01 to 01/11:57:59

Plot file version 195 created 18-MAR-2021 12:46:03

J1608+5613 EB082 2.UVDATA.1

Freq = 1.5950 GHz, Bw = 16.000 MH No calibration applied and no bandpass applied

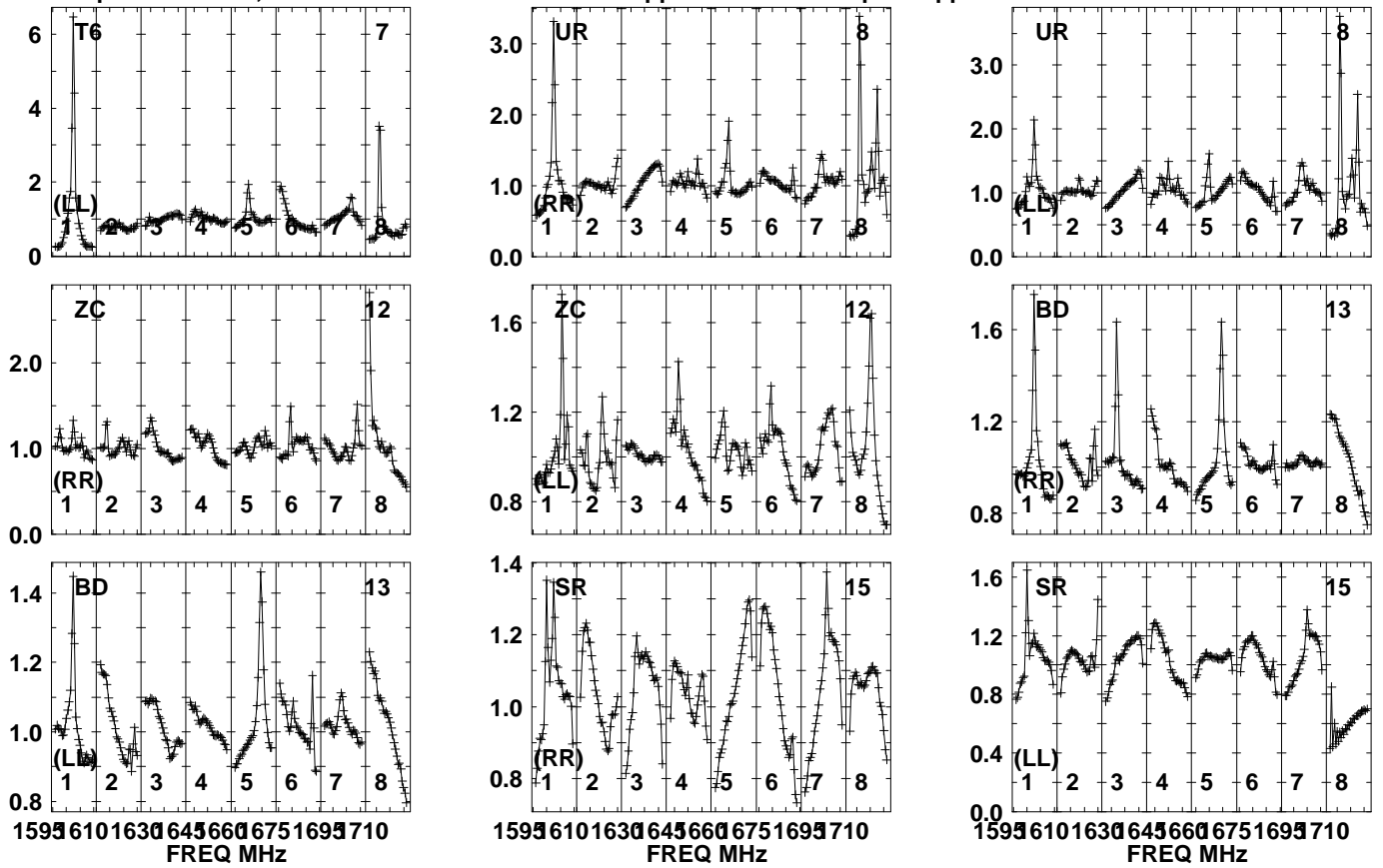


Lower frame: Real Jy  
Auto-corr total-power spectrum Antenna: \*  
Timerange: 01/11:58:01 to 01/12:00:00

Plot file version 196 created 18-MAR-2021 12:46:03

J1608+5613 EB082 2.UVDATA.1

Freq = 1.5950 GHz, Bw = 16.000 MH No calibration applied and no bandpass applied

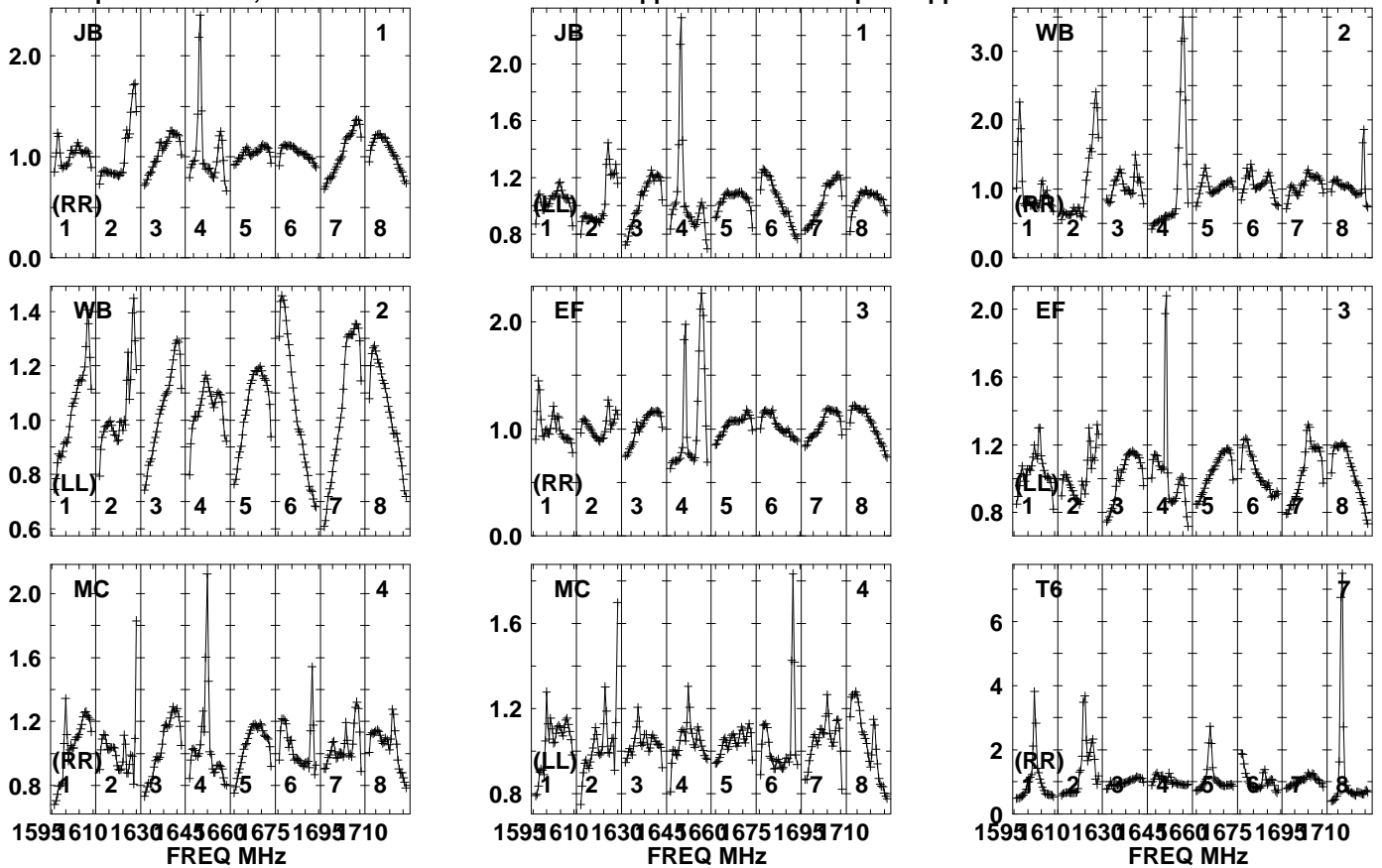


Lower frame: Real Jy  
Auto-corr total-power spectrum Antenna: \*  
Timerange: 01/11:58:01 to 01/12:00:00

Plot file version 197 created 18-MAR-2021 12:46:03

J1617+5515 EB082 2.UVDATA.1

Freq = 1.5950 GHz, Bw = 16.000 MH No calibration applied and no bandpass applied



Lower frame: Real Jy

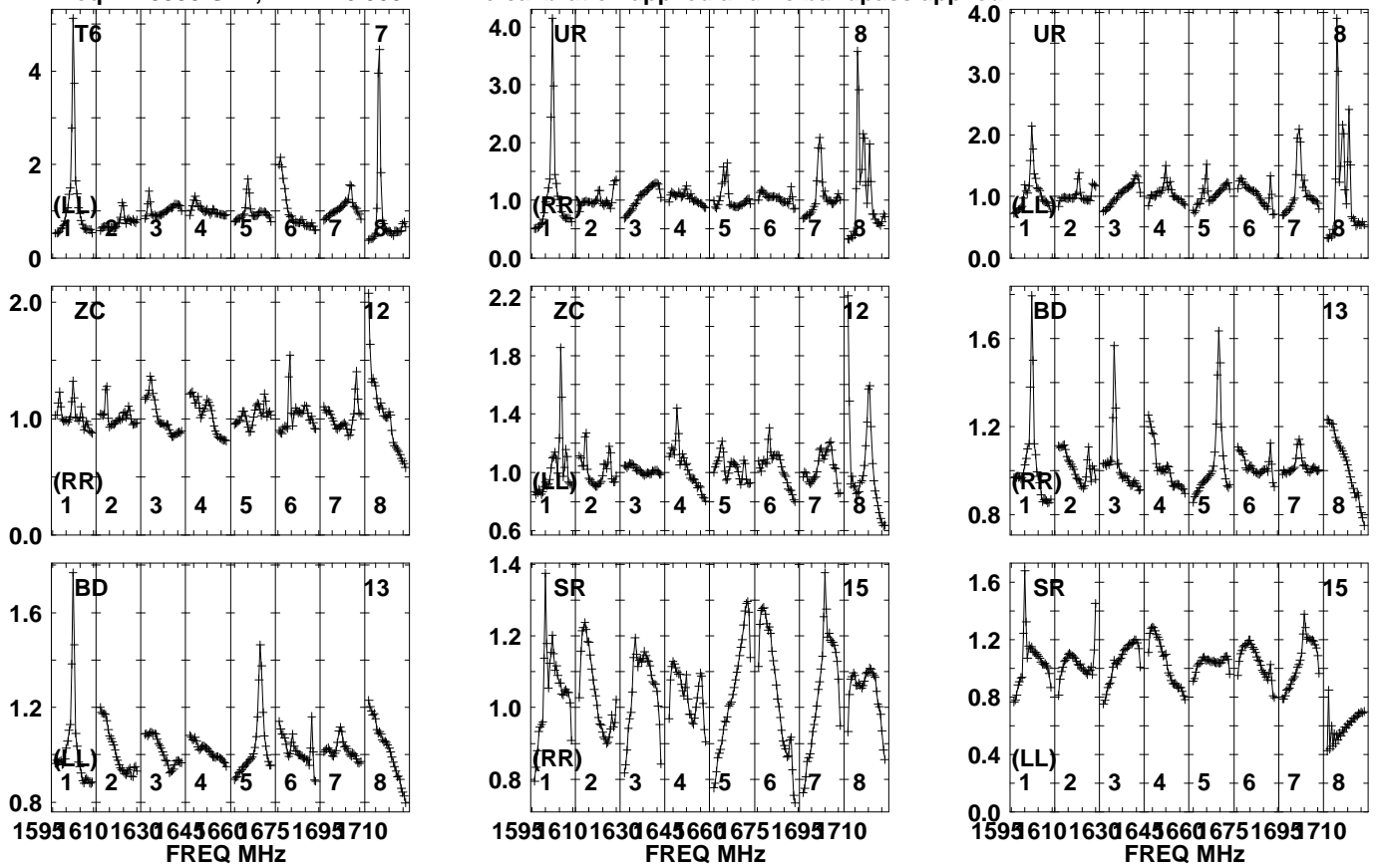
Auto-corr total-power spectrum Antenna: \*

Timerange: 01/12:00:00 to 01/12:03:00

Plot file version 198 created 18-MAR-2021 12:46:03

J1617+5515 EB082 2.UVDATA.1

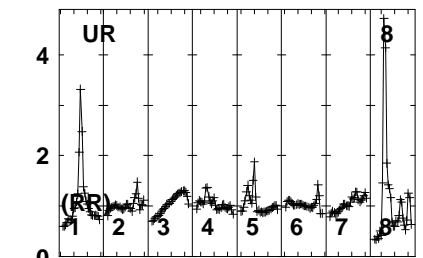
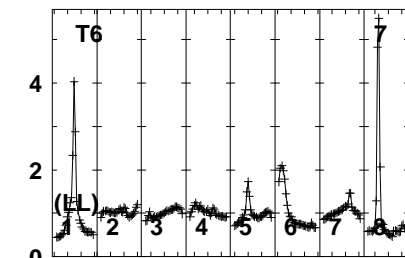
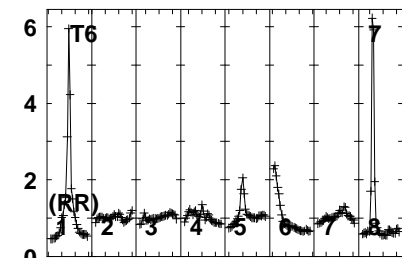
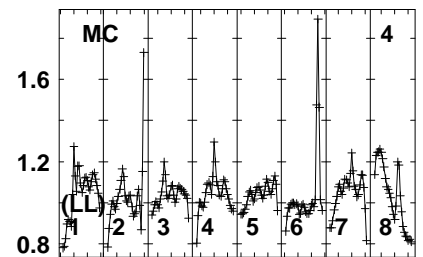
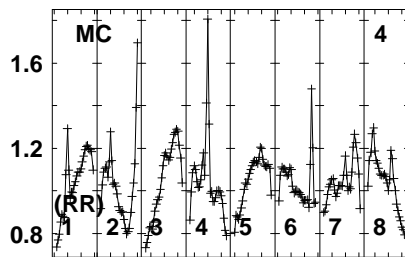
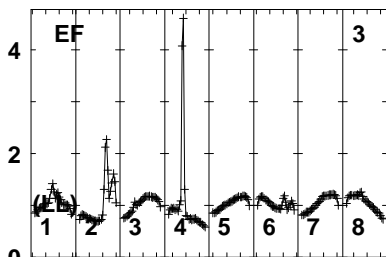
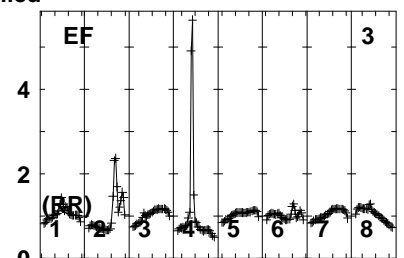
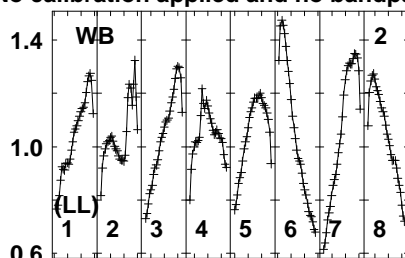
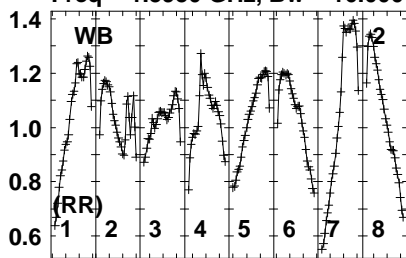
Freq = 1.5950 GHz, Bw = 16.000 MH No calibration applied and no bandpass applied



Plot file version 199 created 18-MAR-2021 12:46:03

J1608+5613 EB082 2.UVDATA.1

Freq = 1.5950 GHz, Bw = 16.000 MH No calibration applied and no bandpass applied



1595 610 1630 645 660 675 1695 710  
FREQ MHz

1595 610 1630 645 660 675 1695 710  
FREQ MHz

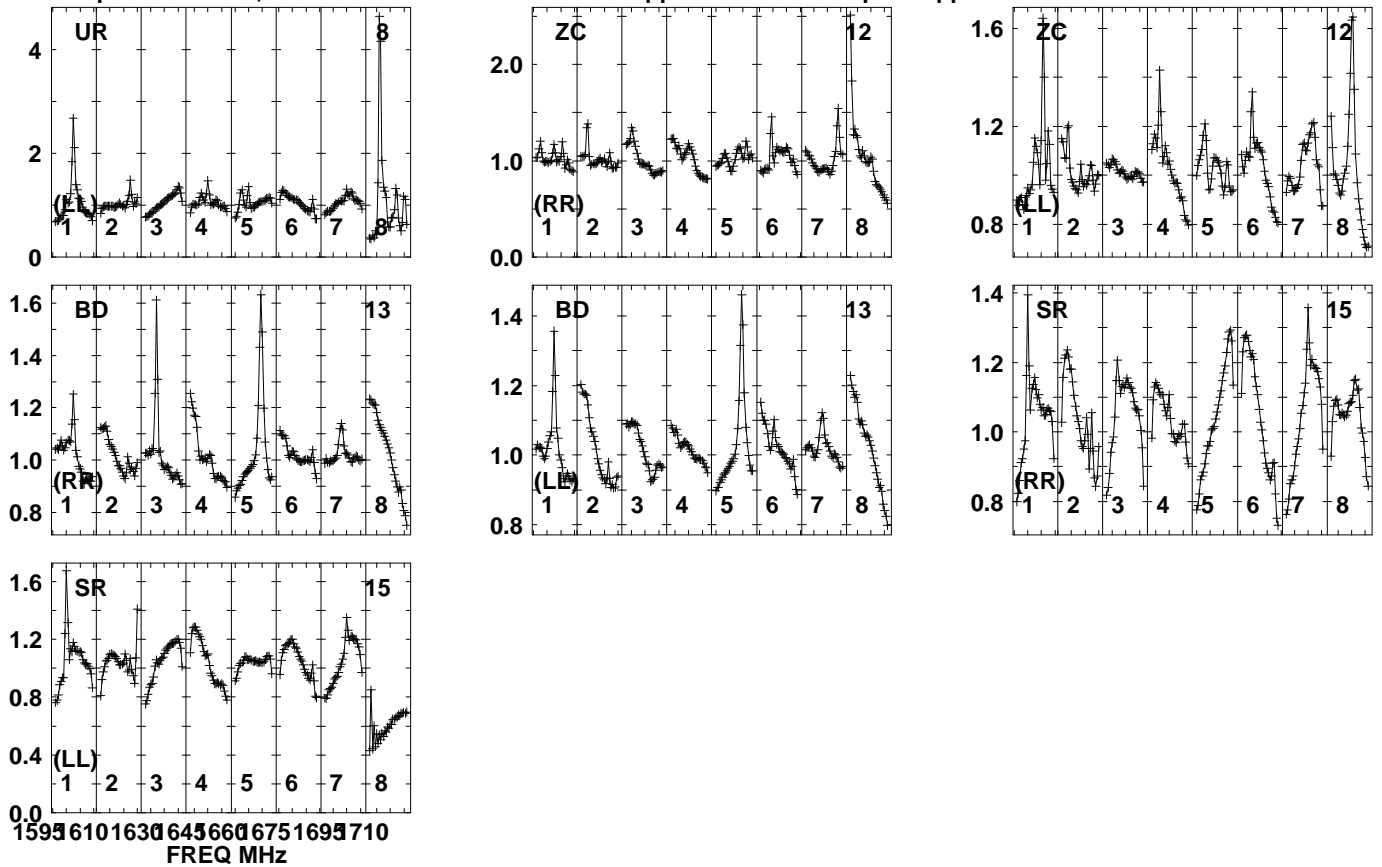
1595 610 1630 645 660 675 1695 710  
FREQ MHz

Lower frame: Real Jy  
Auto-corr total-power spectrum Antenna: \*  
Timerange: 01/12:03:31 to 01/12:04:59

Plot file version 200 created 18-MAR-2021 12:46:03

J1608+5613 EB082 2.UVDATA.1

Freq = 1.5950 GHz, Bw = 16.000 MH No calibration applied and no bandpass applied



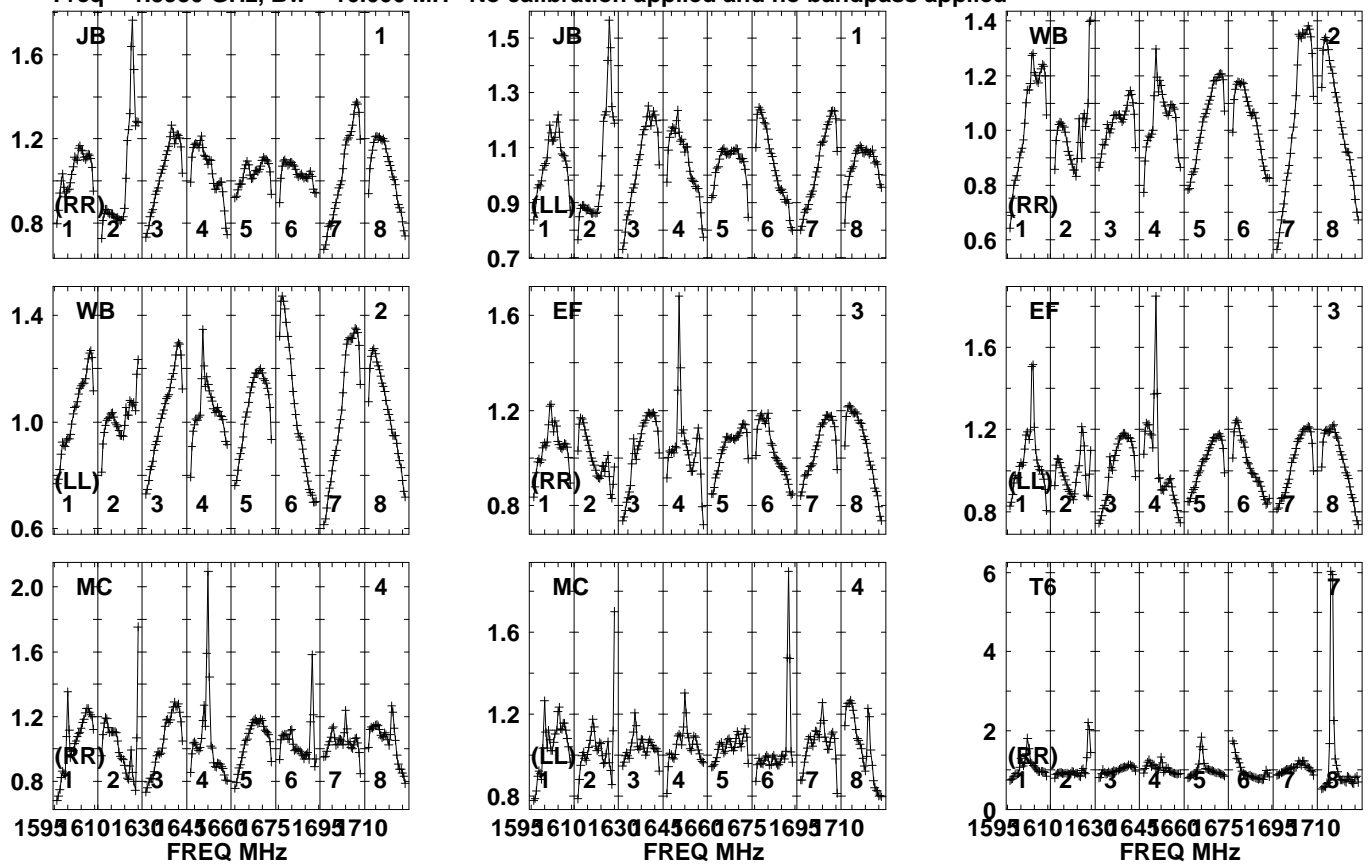
Lower frame: Real Jy  
Auto-corr total-power spectrum Antenna: \*  
Timerange: 01/12:03:31 to 01/12:04:59



Plot file version 201 created 18-MAR-2021 12:46:04

J1617+5515 EB082 2.UVDATA.1

Freq = 1.5950 GHz, Bw = 16.000 MH No calibration applied and no bandpass applied

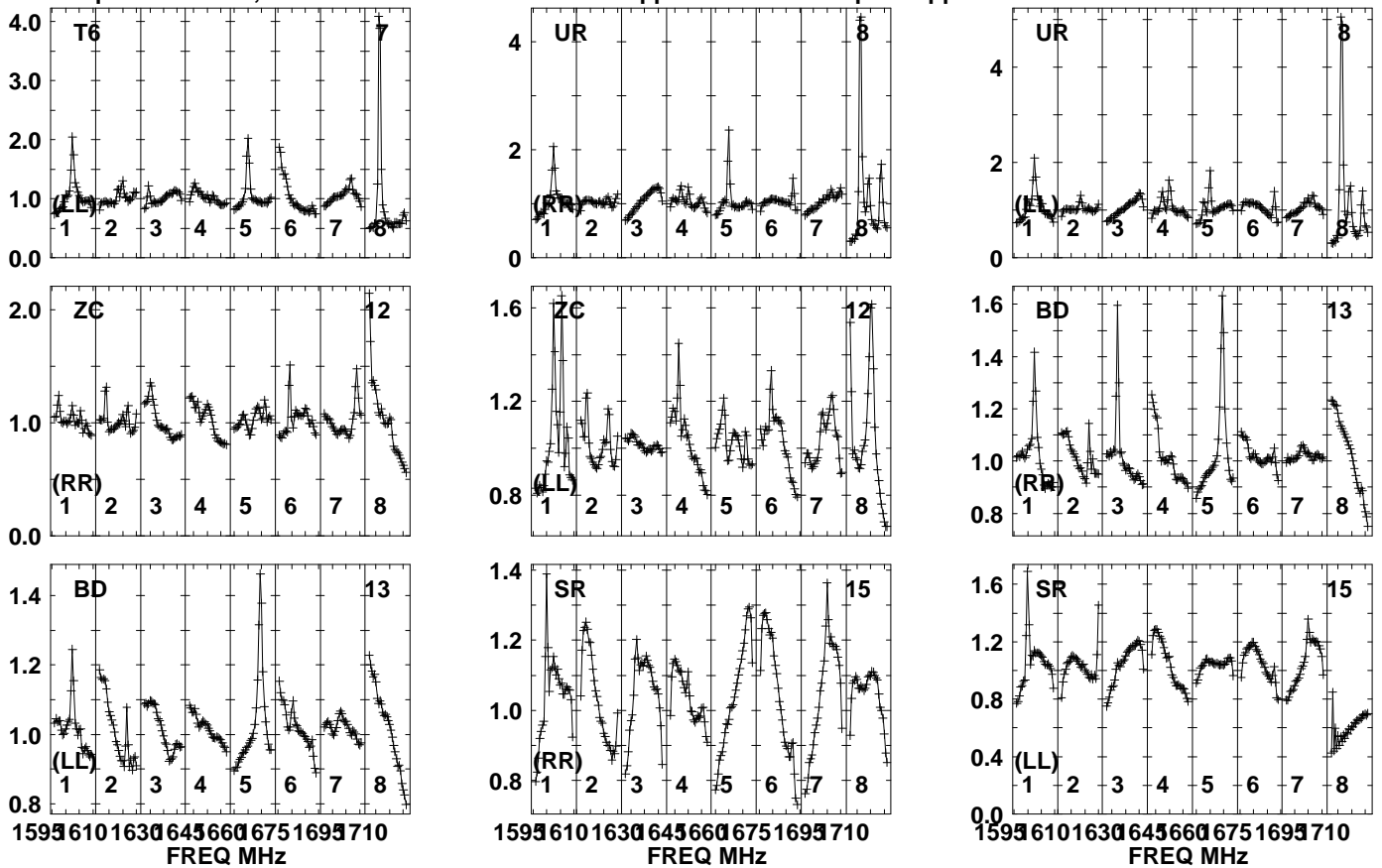


Lower frame: Real Jy  
Auto-corr total-power spectrum Antenna: \*  
Timerange: 01/12:05:01 to 01/12:08:00

Plot file version 202 created 18-MAR-2021 12:46:04

J1617+5515 EB082 2.UVDATA.1

Freq = 1.5950 GHz, Bw = 16.000 MH No calibration applied and no bandpass applied



Lower frame: Real Jy

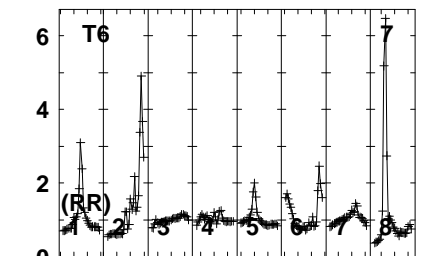
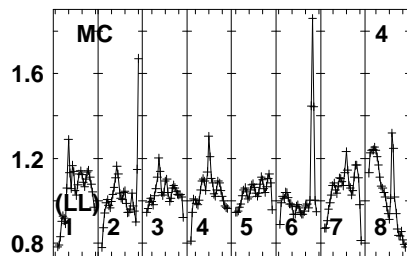
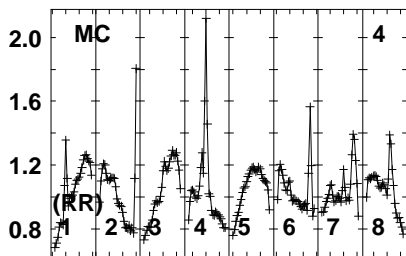
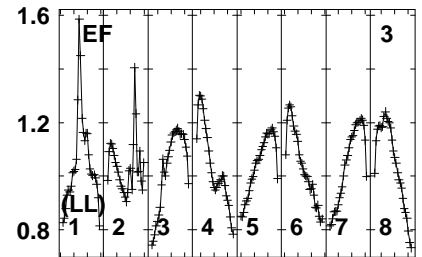
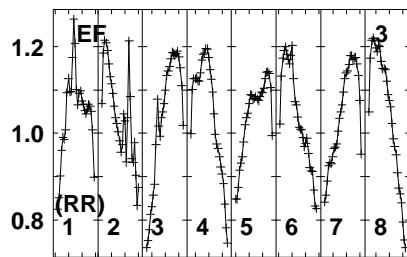
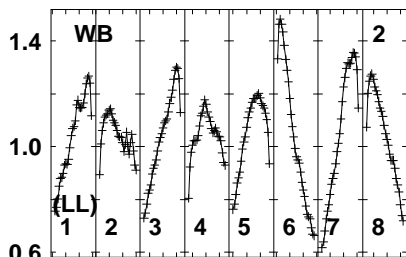
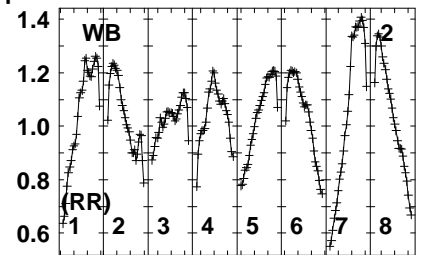
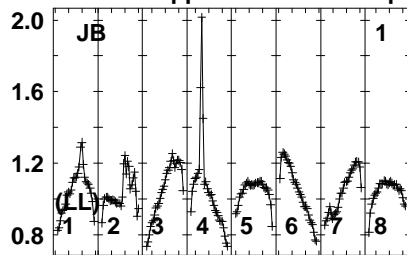
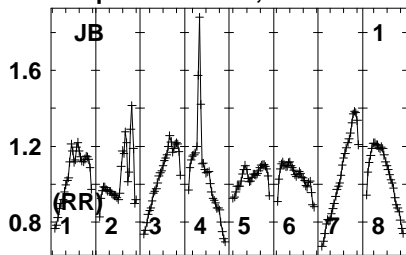
Auto-corr total-power spectrum Antenna: \*

Timerange: 01/12:05:01 to 01/12:08:00

Plot file version 203 created 18-MAR-2021 12:46:04

J1608+5613 EB082 2.UVDATA.1

Freq = 1.5950 GHz, Bw = 16.000 MH No calibration applied and no bandpass applied



1595 610 1630 645 660 675 1695 710  
FREQ MHz

1595 610 1630 645 660 675 1695 710  
FREQ MHz

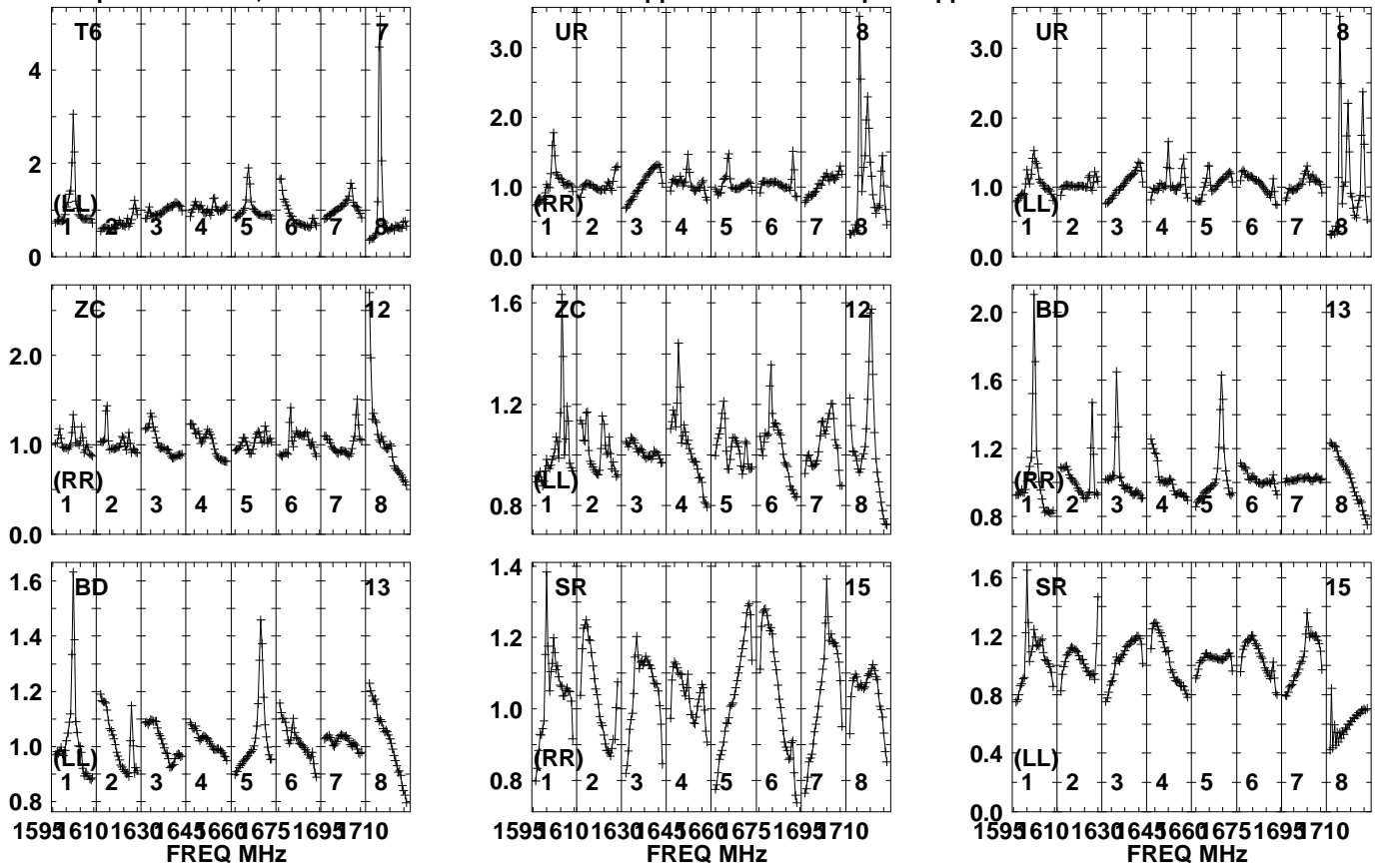
1595 610 1630 645 660 675 1695 710  
FREQ MHz

Lower frame: Real Jy  
Auto-corr total-power spectrum Antenna: \*  
Timerange: 01/12:08:01 to 01/12:10:00

Plot file version 204 created 18-MAR-2021 12:46:04

J1608+5613 EB082 2.UVDATA.1

Freq = 1.5950 GHz, Bw = 16.000 MH No calibration applied and no bandpass applied

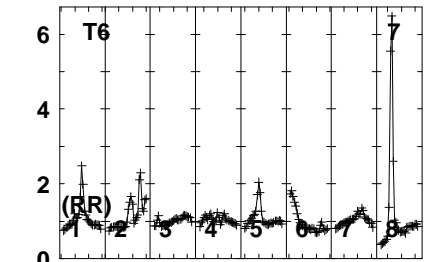
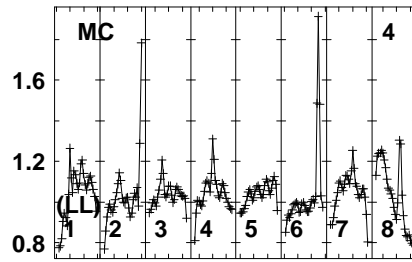
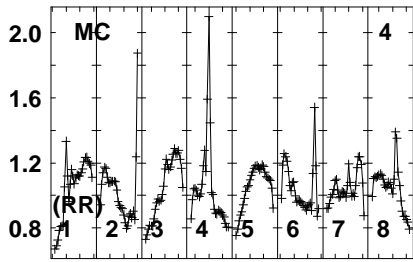
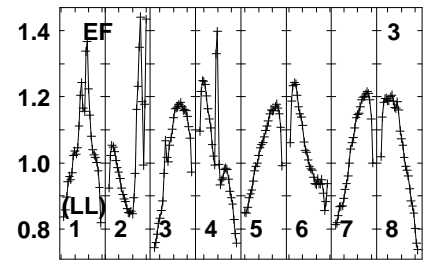
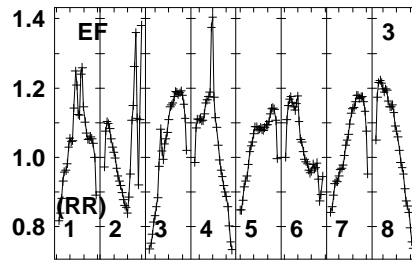
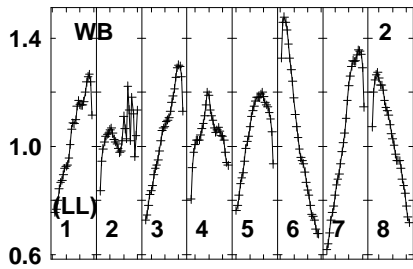
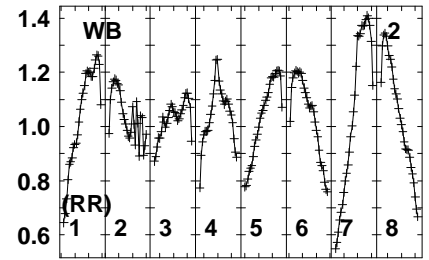
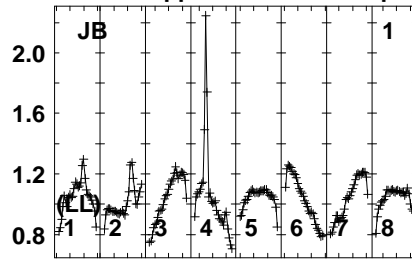
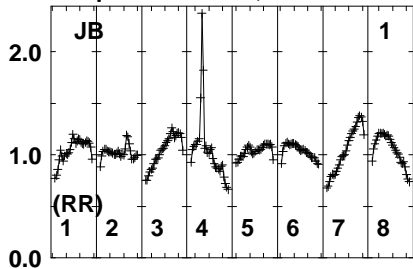


Lower frame: Real Jy  
Auto-corr total-power spectrum Antenna: \*  
Timerange: 01/12:08:01 to 01/12:10:00

Plot file version 205 created 18-MAR-2021 12:46:04

J1617+5515 EB082 2.UVDATA.1

Freq = 1.5950 GHz, Bw = 16.000 MH No calibration applied and no bandpass applied



1595 610 1630 645 660 675 1695 710  
FREQ MHz

1595 610 1630 645 660 675 1695 710  
FREQ MHz

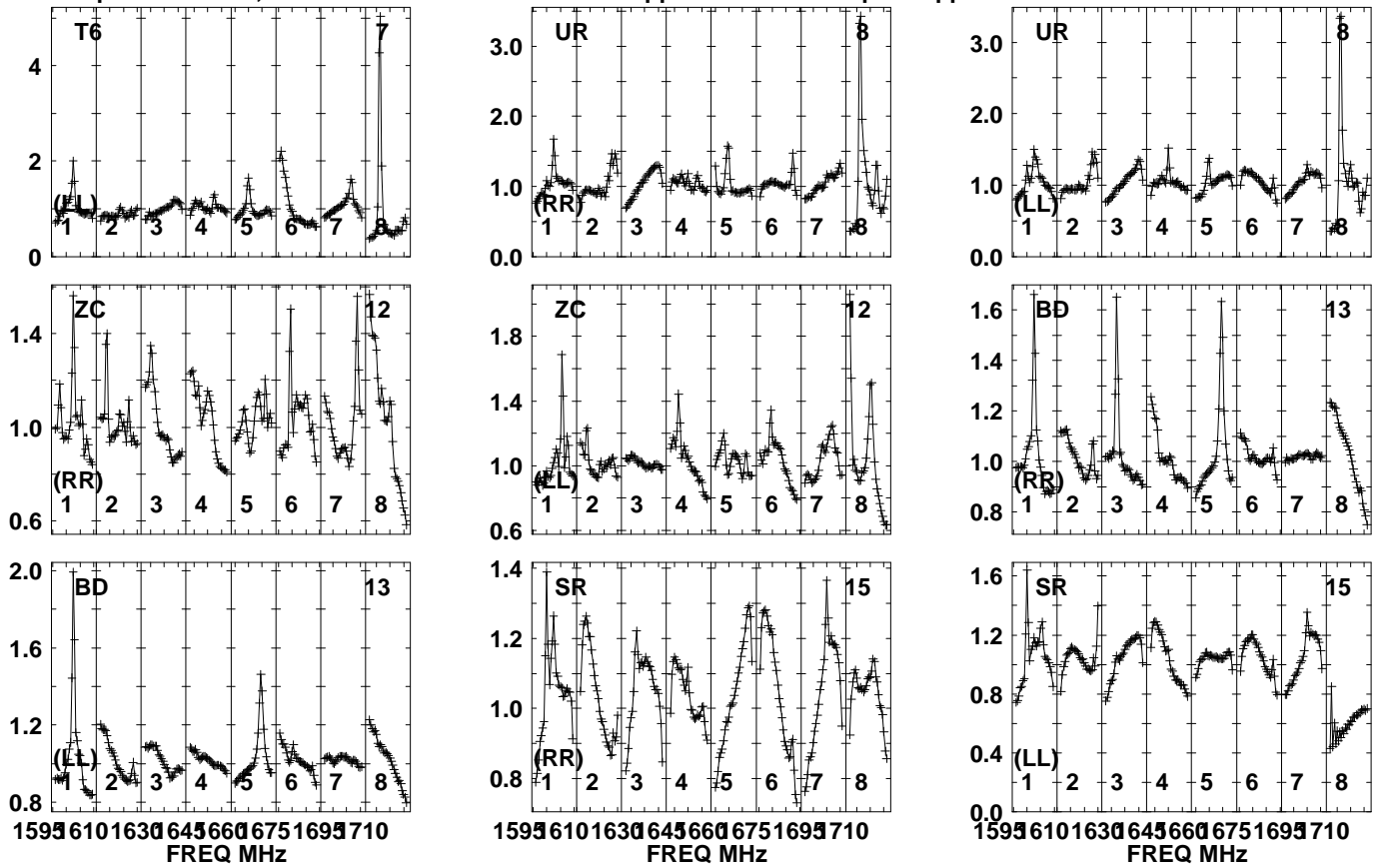
1595 610 1630 645 660 675 1695 710  
FREQ MHz

Lower frame: Real Jy  
Auto-corr total-power spectrum Antenna: \*  
Timerange: 01/12:10:00 to 01/12:13:00

Plot file version 206 created 18-MAR-2021 12:46:04

J1617+5515 EB082 2.UVDATA.1

Freq = 1.5950 GHz, Bw = 16.000 MH No calibration applied and no bandpass applied

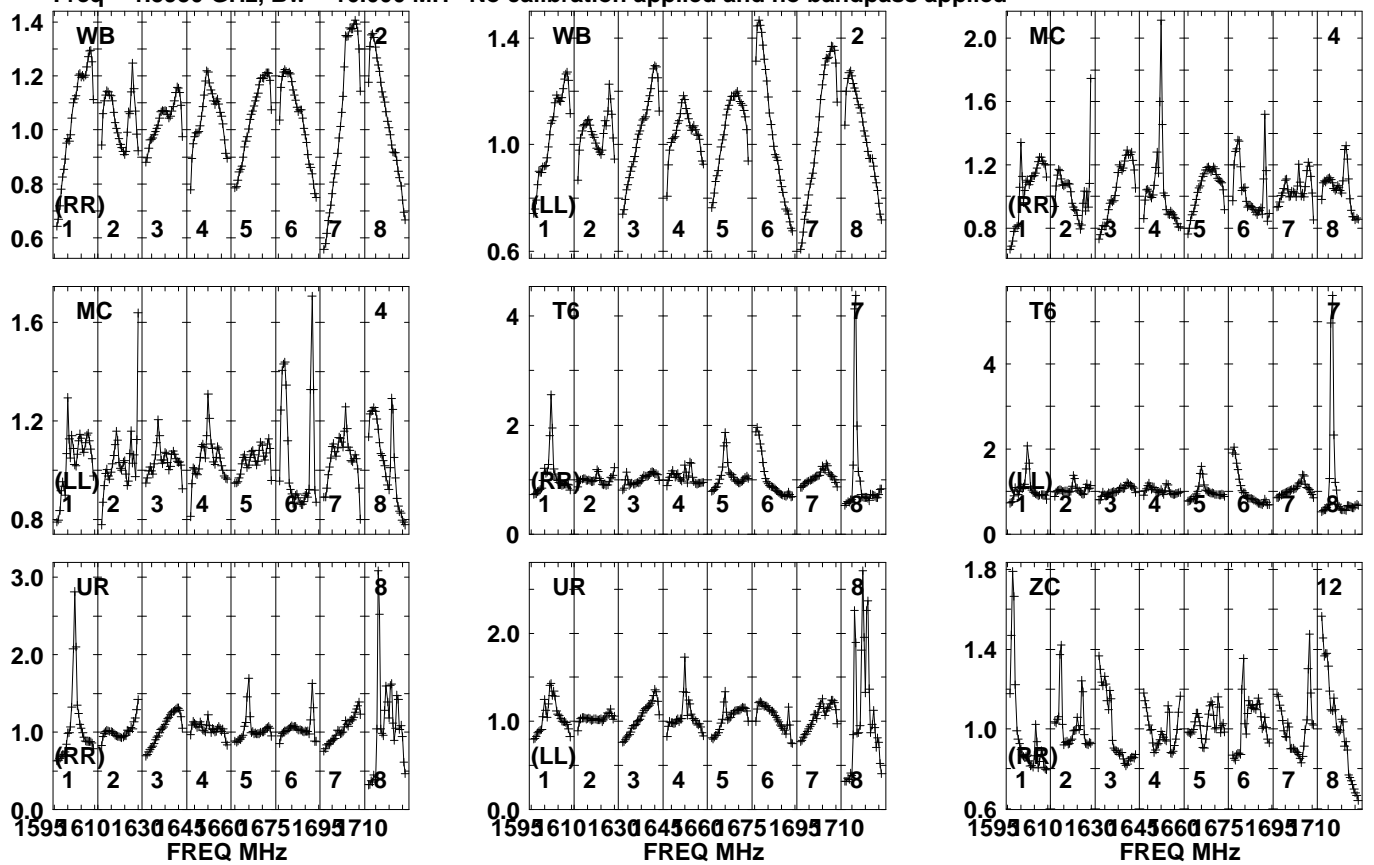


Lower frame: Real Jy  
Auto-corr total-power spectrum Antenna: \*  
Timerange: 01/12:10:00 to 01/12:13:00

Plot file version 207 created 18-MAR-2021 12:46:05

J1608+5613 EB082 2.UVDATA.1

Freq = 1.5950 GHz, Bw = 16.000 MH No calibration applied and no bandpass applied

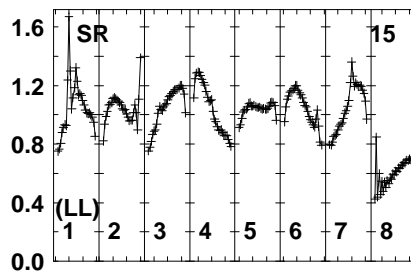
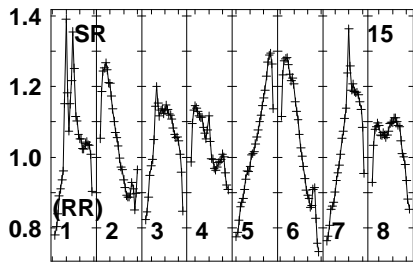
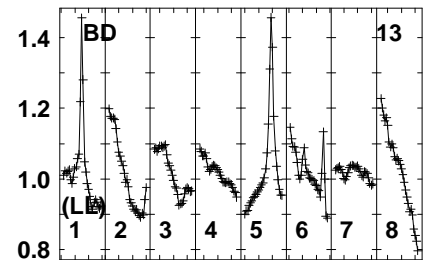
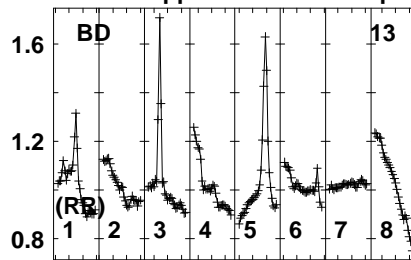
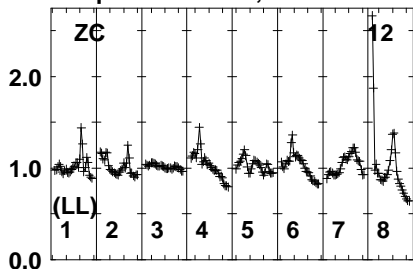


Lower frame: Real Jy  
Auto-corr total-power spectrum Antenna: \*  
Timerange: 01/12:13:31 to 01/12:14:59

Plot file version 208 created 18-MAR-2021 12:46:05

J1608+5613 EB082 2.UVDATA.1

Freq = 1.5950 GHz, Bw = 16.000 MH No calibration applied and no bandpass applied



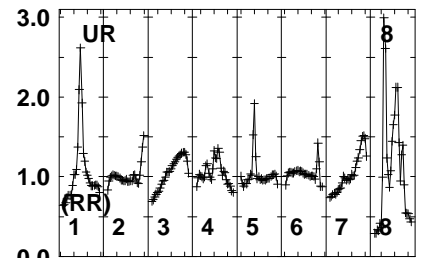
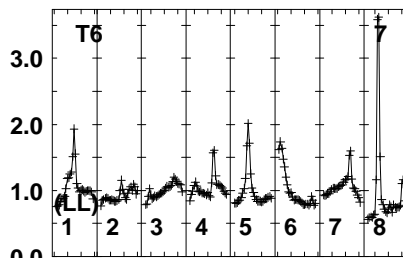
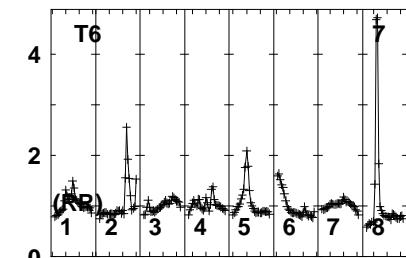
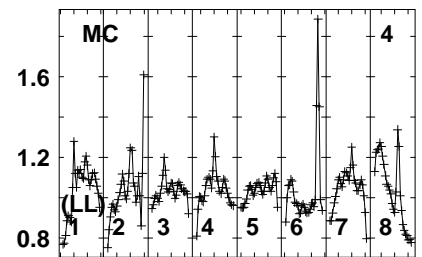
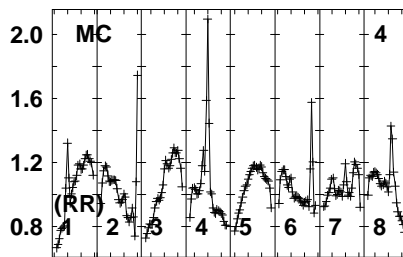
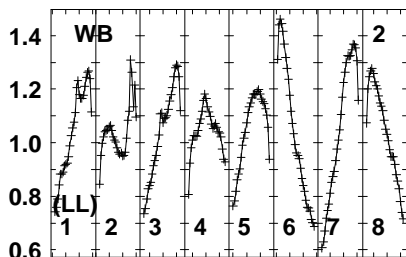
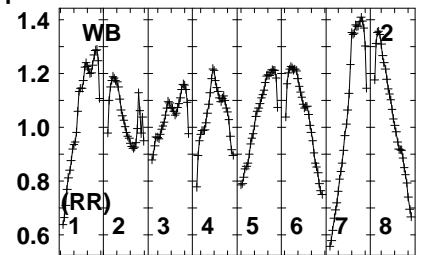
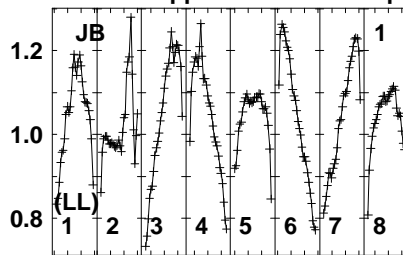
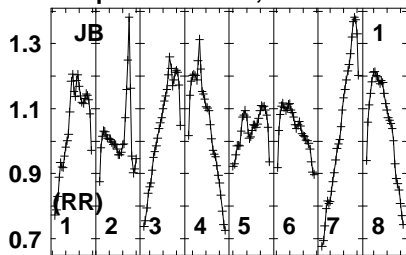
Lower frame: Real Jy  
Auto-corr total-power spectrum Antenna: \*  
Timerange: 01/12:13:31 to 01/12:14:59



Plot file version 209 created 18-MAR-2021 12:46:05

J1617+5515 EB082 2.UVDATA.1

Freq = 1.5950 GHz, Bw = 16.000 MH No calibration applied and no bandpass applied



1595 610 1630 645 660 675 1695 710  
FREQ MHz

1595 610 1630 645 660 675 1695 710  
FREQ MHz

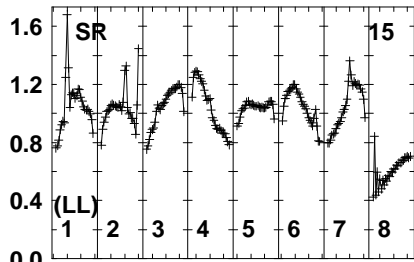
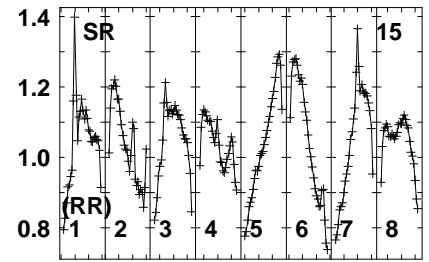
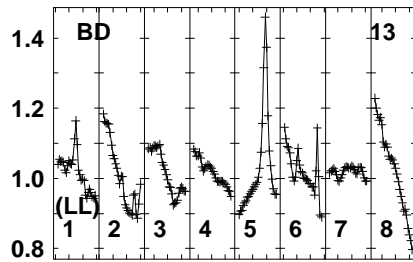
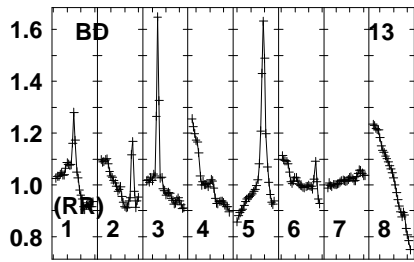
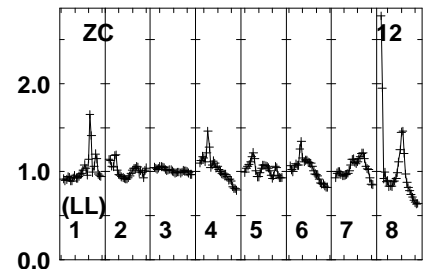
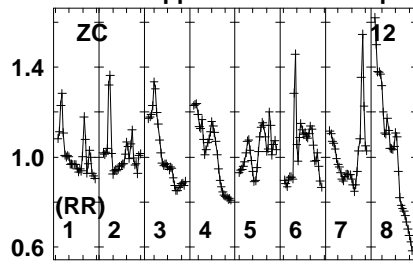
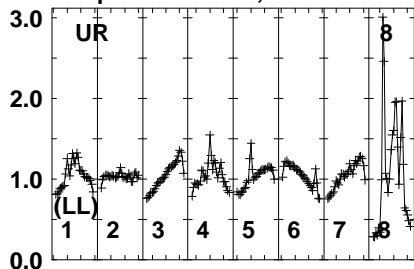
1595 610 1630 645 660 675 1695 710  
FREQ MHz

Lower frame: Real Jy  
Auto-corr total-power spectrum Antenna: \*  
Timerange: 01/12:15:01 to 01/12:18:00

Plot file version 210 created 18-MAR-2021 12:46:05

J1617+5515 EB082 2.UVDATA.1

Freq = 1.5950 GHz, Bw = 16.000 MH No calibration applied and no bandpass applied



15951610163016456606751695710

FREQ MHz

Lower frame: Real Jy

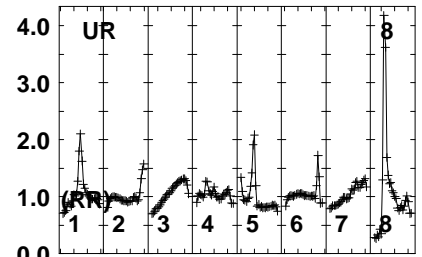
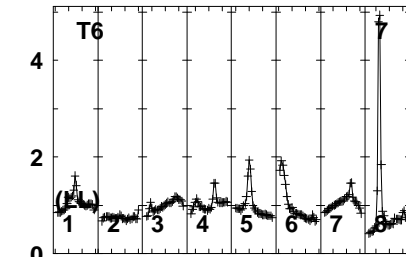
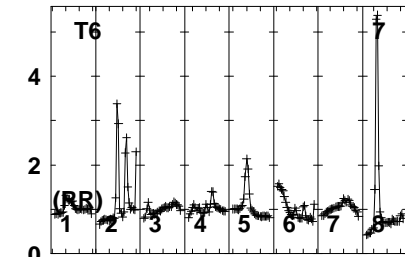
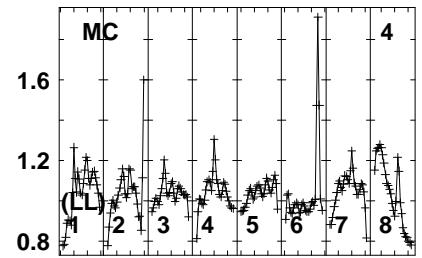
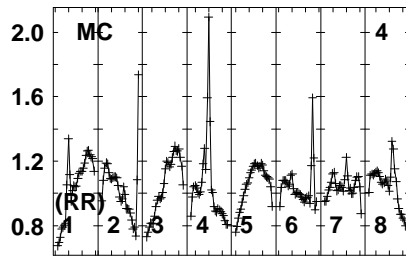
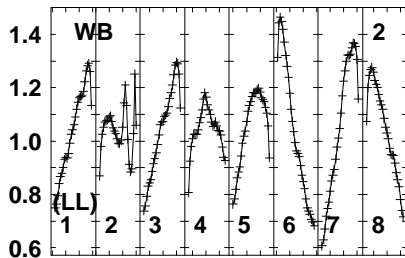
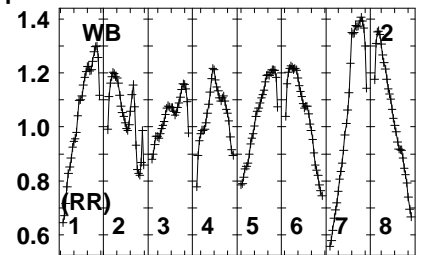
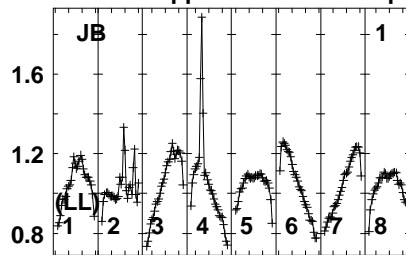
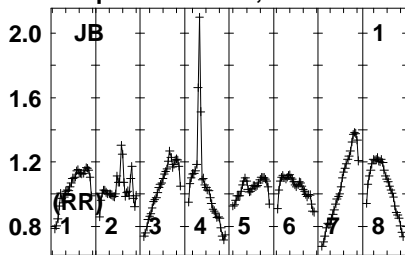
Auto-corr total-power spectrum Antenna: \*

Timerange: 01/12:15:01 to 01/12:18:00

Plot file version 211 created 18-MAR-2021 12:46:05

J1608+5613 EB082 2.UVDATA.1

Freq = 1.5950 GHz, Bw = 16.000 MH No calibration applied and no bandpass applied



1595 610 1630 645 660 675 1695 710  
FREQ MHz

1595 610 1630 645 660 675 1695 710  
FREQ MHz

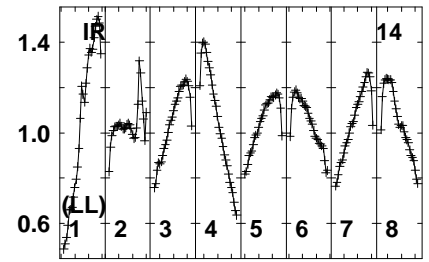
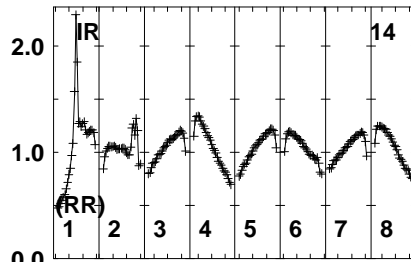
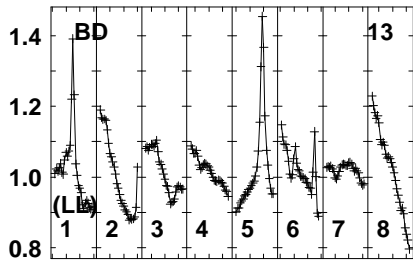
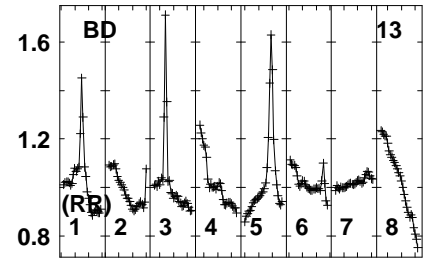
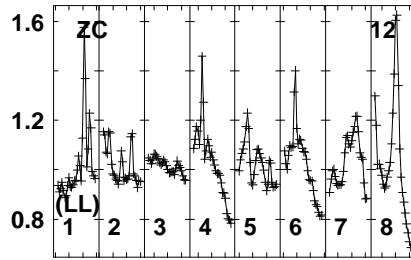
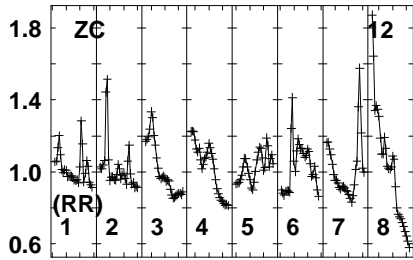
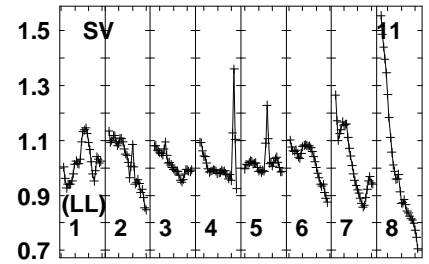
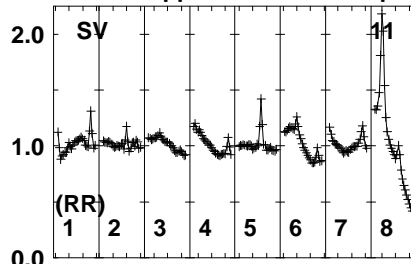
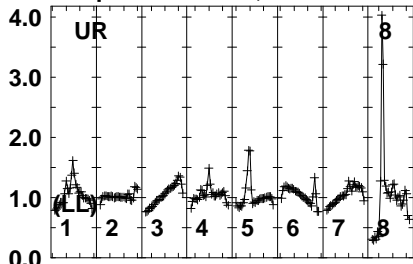
1595 610 1630 645 660 675 1695 710  
FREQ MHz

Lower frame: Real Jy  
Auto-corr total-power spectrum Antenna: \*  
Timerange: 01/12:18:00 to 01/12:20:00

Plot file version 212 created 18-MAR-2021 12:46:05

J1608+5613 EB082 2.UVDATA.1

Freq = 1.5950 GHz, Bw = 16.000 MH No calibration applied and no bandpass applied



1595 610 1630 645 660 675 1695 710  
FREQ MHz

1595 610 1630 645 660 675 1695 710  
FREQ MHz

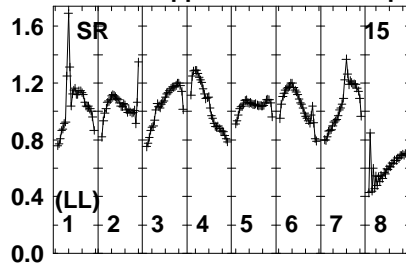
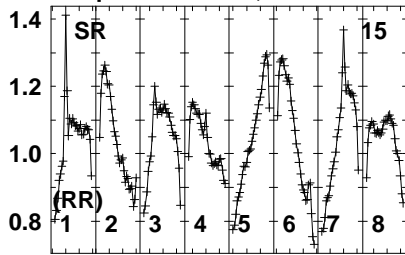
1595 610 1630 645 660 675 1695 710  
FREQ MHz

Lower frame: Real Jy  
Auto-corr total-power spectrum Antenna: \*  
Timerange: 01/12:18:00 to 01/12:20:00

Plot file version 213 created 18-MAR-2021 12:46:05

J1608+5613 EB082 2.UVDATA.1

Freq = 1.5950 GHz, Bw = 16.000 MH No calibration applied and no bandpass applied

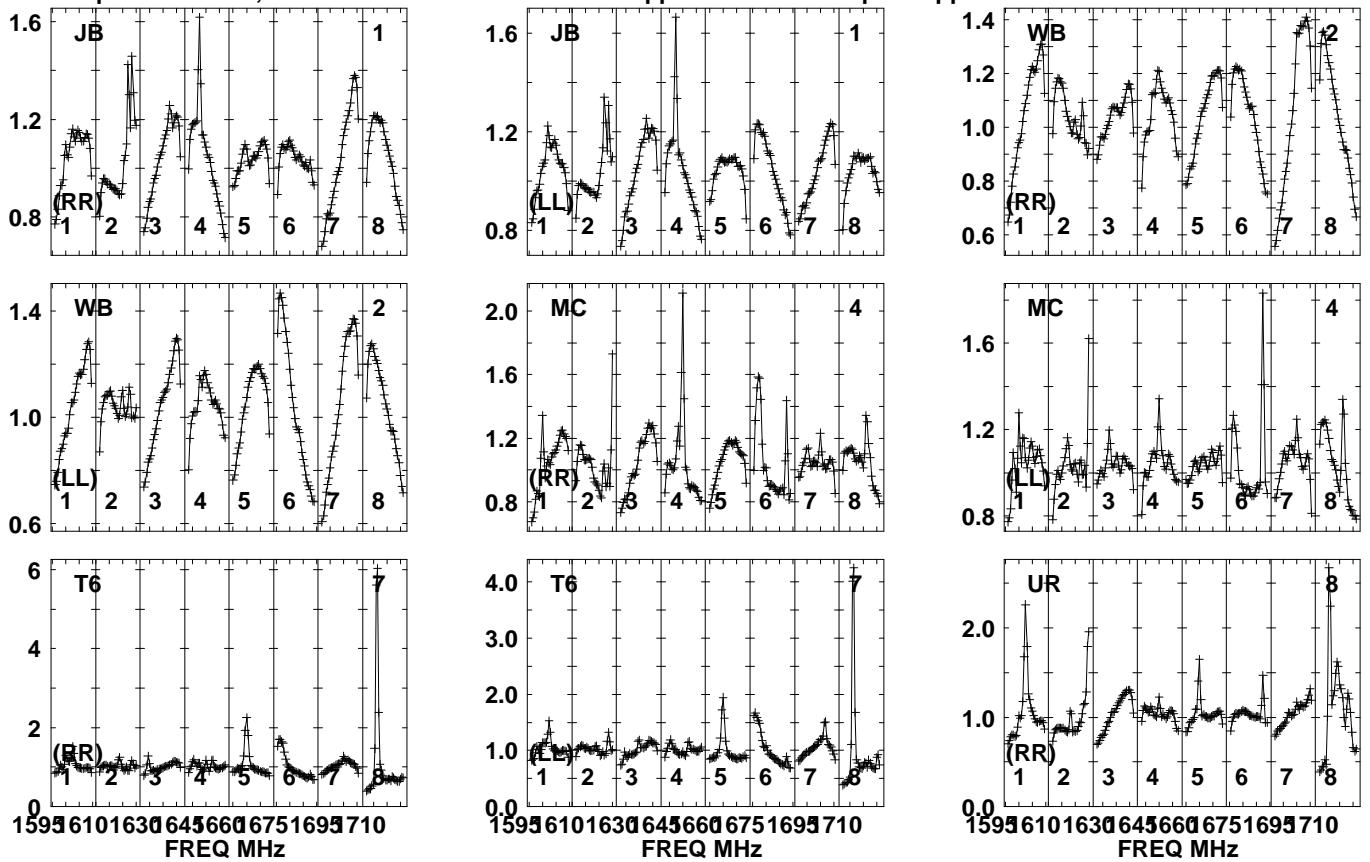


Lower frame: Real Jy  
Auto-corr total-power spectrum Antenna: \*  
Timerange: 01/12:18:00 to 01/12:20:00

Plot file version 214 created 18-MAR-2021 12:46:05

J1617+5515 EB082 2.UVDATA.1

Freq = 1.5950 GHz, Bw = 16.000 MH No calibration applied and no bandpass applied

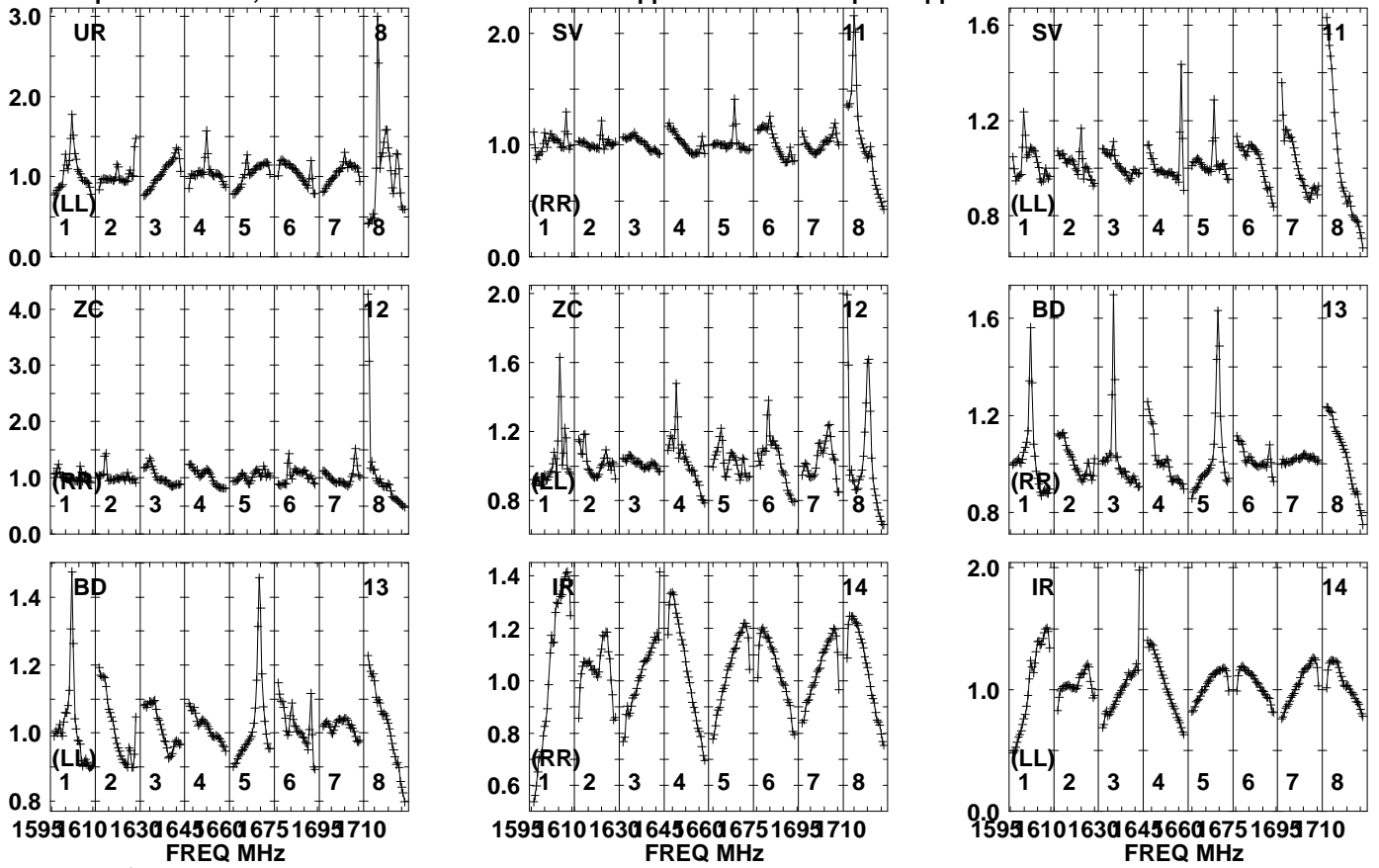


Lower frame: Real Jy  
Auto-corr total-power spectrum Antenna: \*  
Timerange: 01/12:20:00 to 01/12:22:59

Plot file version 215 created 18-MAR-2021 12:46:06

J1617+5515 EB082 2.UVDATA.1

Freq = 1.5950 GHz, Bw = 16.000 MH No calibration applied and no bandpass applied

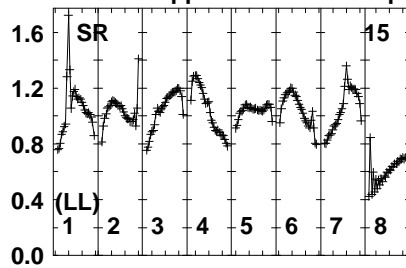
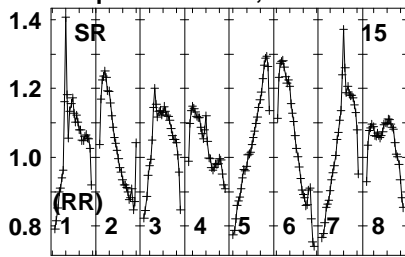


Lower frame: Real Jy  
Auto-corr total-power spectrum Antenna: \*  
Timerange: 01/12:20:00 to 01/12:22:59

Plot file version 216 created 18-MAR-2021 12:46:06

J1617+5515 EB082 2.UVDATA.1

Freq = 1.5950 GHz, Bw = 16.000 MH No calibration applied and no bandpass applied



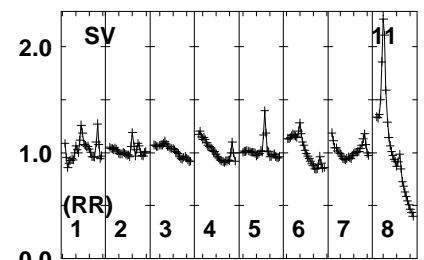
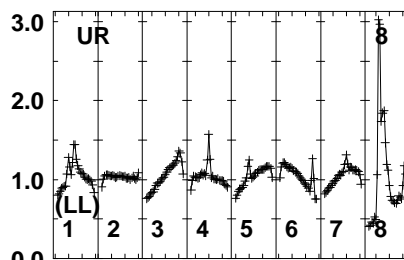
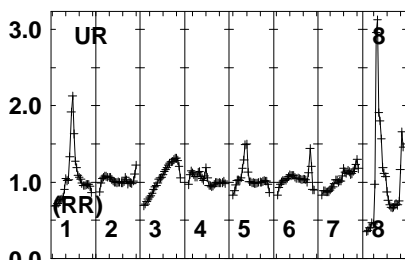
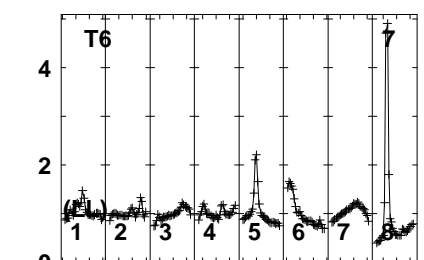
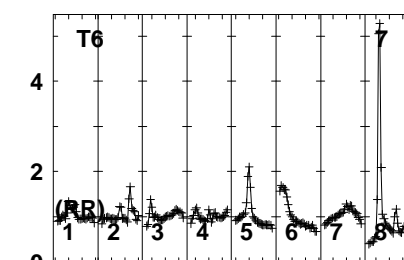
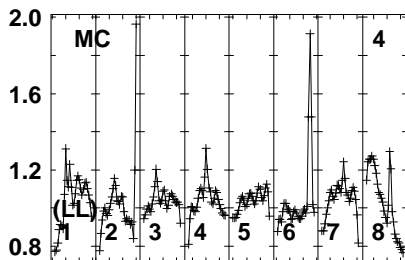
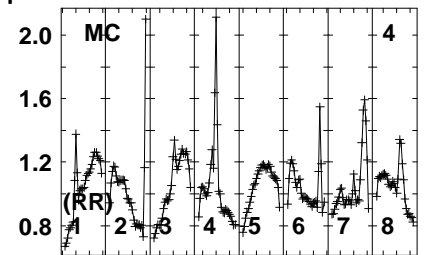
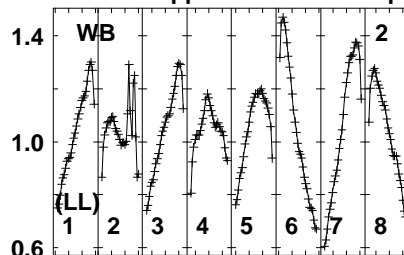
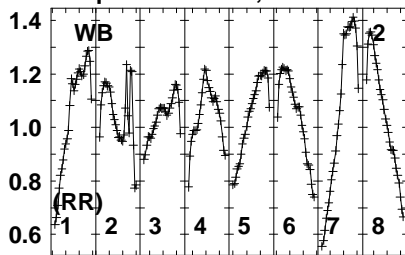
Lower frame: Real Jy  
Auto-corr total-power spectrum Antenna: \*  
Timerange: 01/12:20:00 to 01/12:22:59



Plot file version 217 created 18-MAR-2021 12:46:06

J1608+5613 EB082 2.UVDATA.1

Freq = 1.5950 GHz, Bw = 16.000 MH No calibration applied and no bandpass applied



1595 610 1630 645 660 675 1695 710  
FREQ MHz

1595 610 1630 645 660 675 1695 710  
FREQ MHz

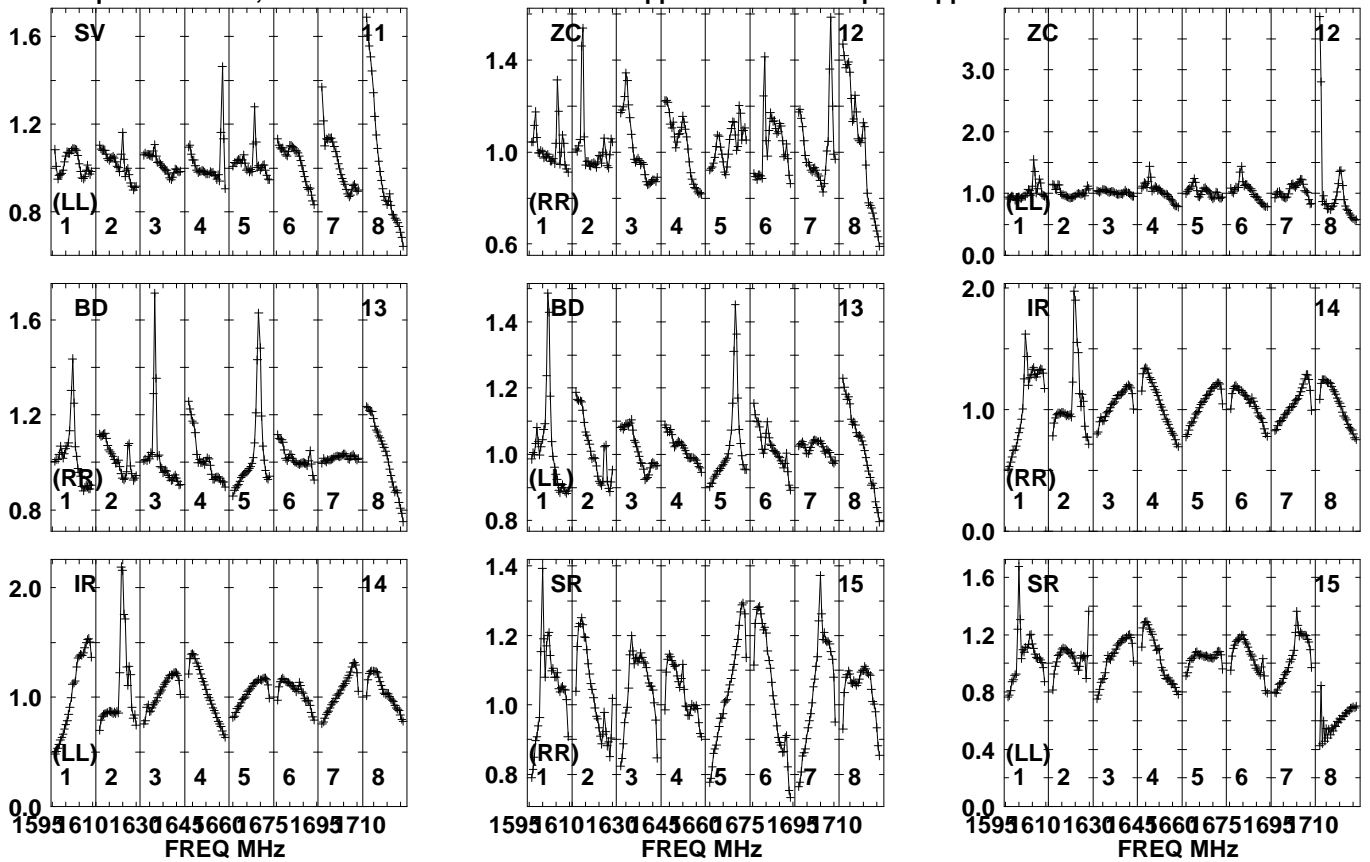
1595 610 1630 645 660 675 1695 710  
FREQ MHz

Lower frame: Real Jy  
Auto-corr total-power spectrum Antenna: \*  
Timerange: 01/12:23:31 to 01/12:24:59

Plot file version 218 created 18-MAR-2021 12:46:06

J1608+5613 EB082 2.UVDATA.1

Freq = 1.5950 GHz, Bw = 16.000 MH No calibration applied and no bandpass applied

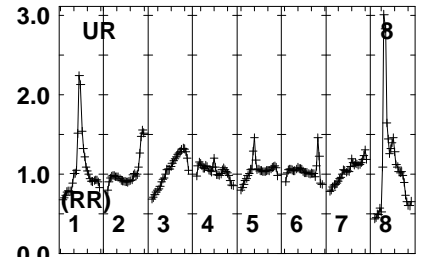
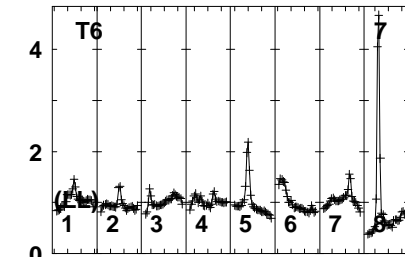
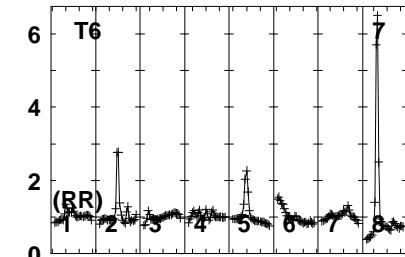
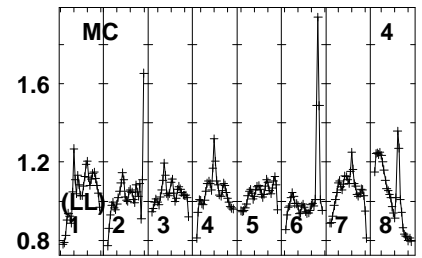
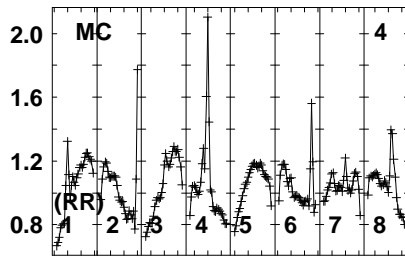
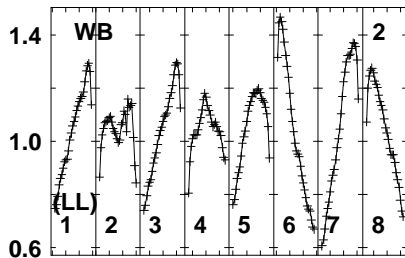
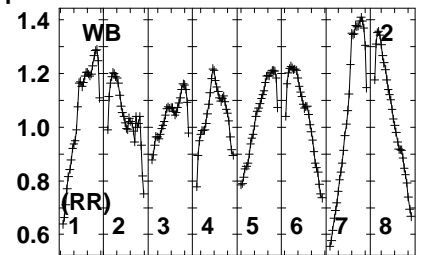
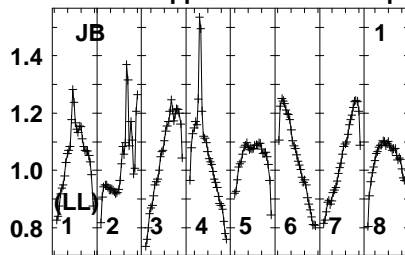
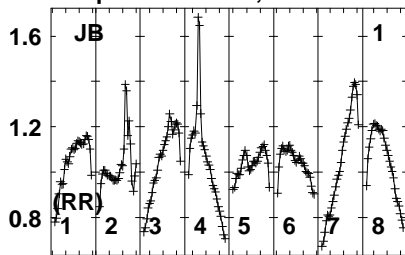


Lower frame: Real Jy  
Auto-corr total-power spectrum Antenna: \*  
Timerange: 01/12:23:31 to 01/12:24:59

Plot file version 219 created 18-MAR-2021 12:46:06

J1617+5515 EB082 2.UVDATA.1

Freq = 1.5950 GHz, Bw = 16.000 MH No calibration applied and no bandpass applied



1595 610 1630 645 660 675 1695 710  
FREQ MHz

1595 610 1630 645 660 675 1695 710  
FREQ MHz

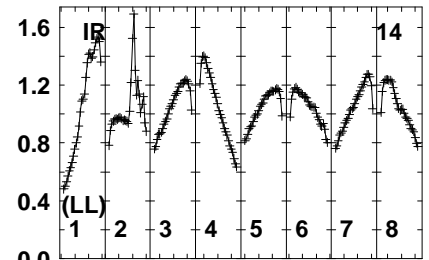
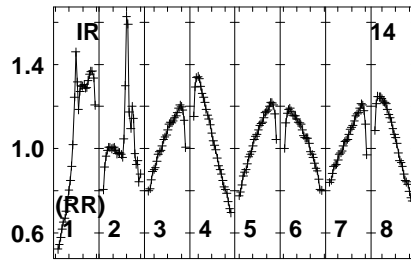
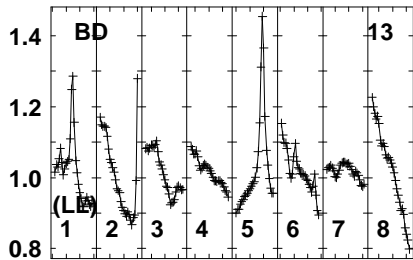
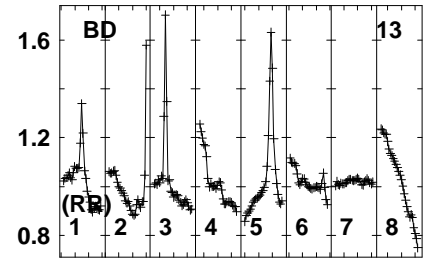
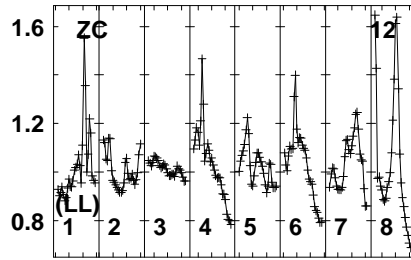
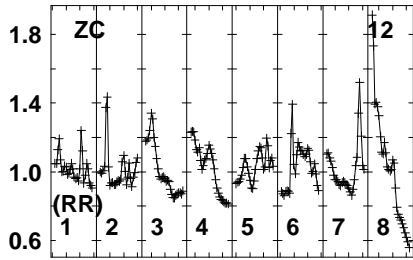
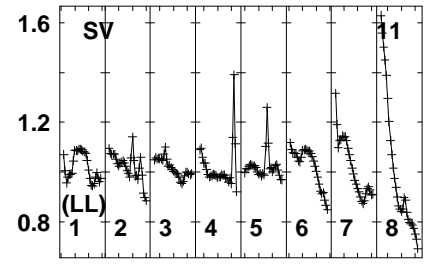
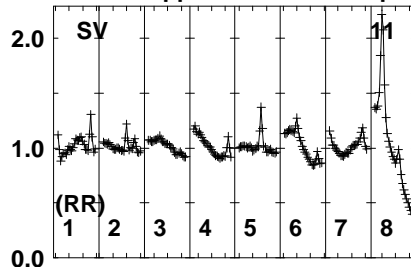
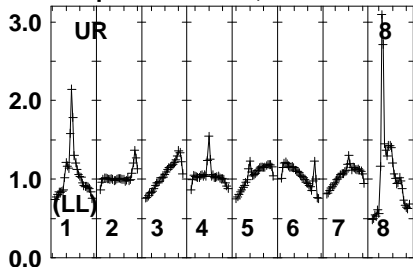
1595 610 1630 645 660 675 1695 710  
FREQ MHz

Lower frame: Real Jy  
Auto-corr total-power spectrum Antenna: \*  
Timerange: 01/12:25:00 to 01/12:28:00

Plot file version 220 created 18-MAR-2021 12:46:06

J1617+5515 EB082 2.UVDATA.1

Freq = 1.5950 GHz, Bw = 16.000 MH No calibration applied and no bandpass applied



1595 610 1630 645 660 675 1695 710  
FREQ MHz

1595 610 1630 645 660 675 1695 710  
FREQ MHz

1595 610 1630 645 660 675 1695 710  
FREQ MHz

Lower frame: Real Jy

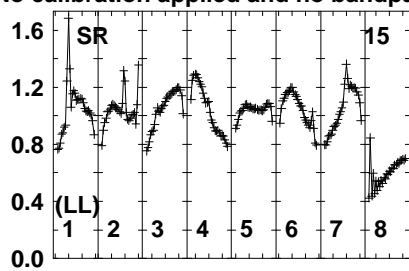
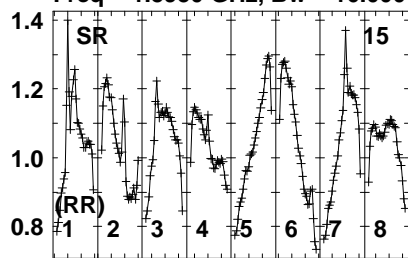
Auto-corr total-power spectrum Antenna: \*

Timerange: 01/12:25:00 to 01/12:28:00

Plot file version 221 created 18-MAR-2021 12:46:06

J1617+5515 EB082 2.UVDATA.1

Freq = 1.5950 GHz, Bw = 16.000 MH No calibration applied and no bandpass applied

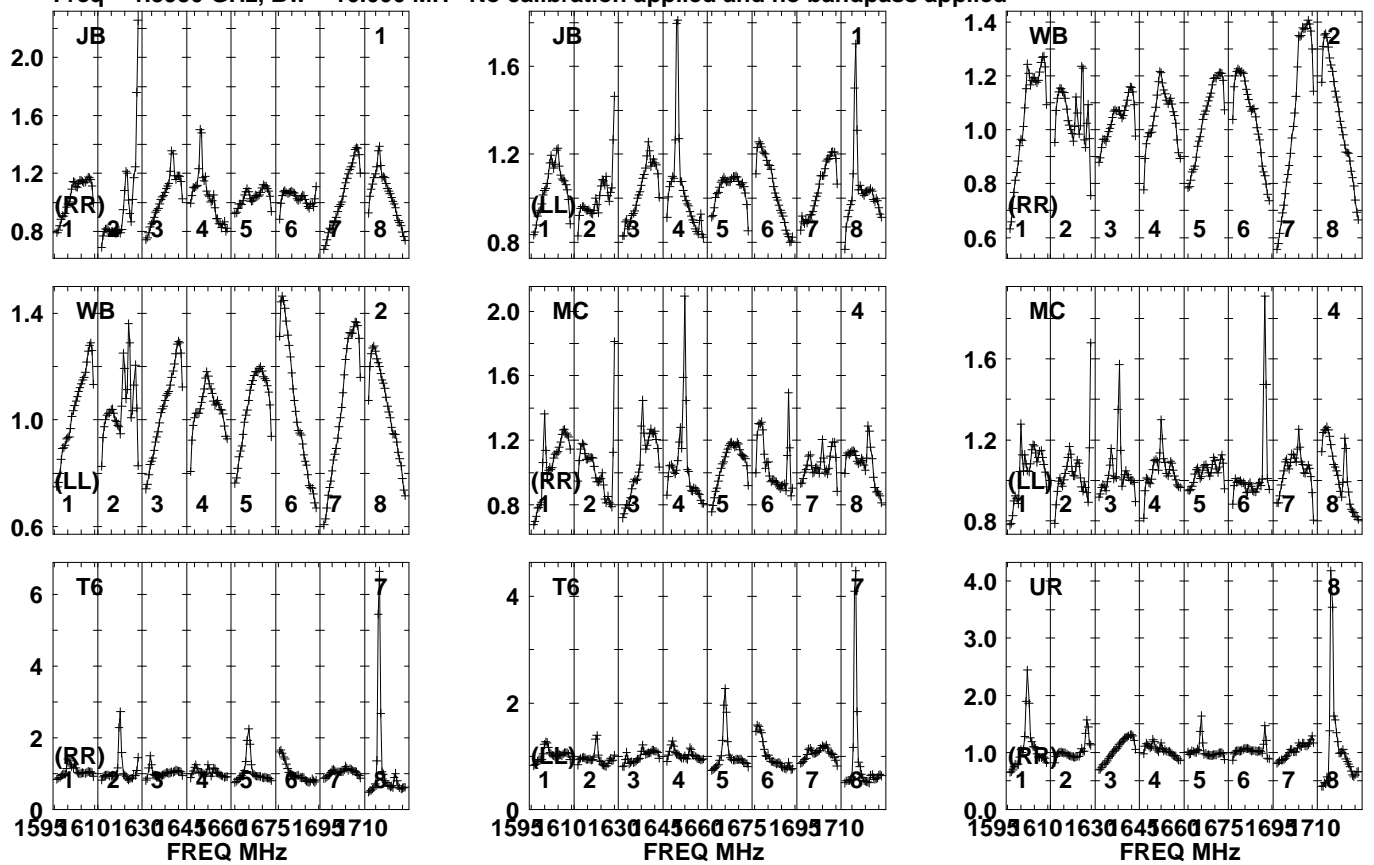


Lower frame: Real Jy  
Auto-corr total-power spectrum Antenna: \*  
Timerange: 01/12:25:00 to 01/12:28:00

Plot file version 222 created 18-MAR-2021 12:46:06

J1608+5613 EB082 2.UVDATA.1

Freq = 1.5950 GHz, Bw = 16.000 MH No calibration applied and no bandpass applied

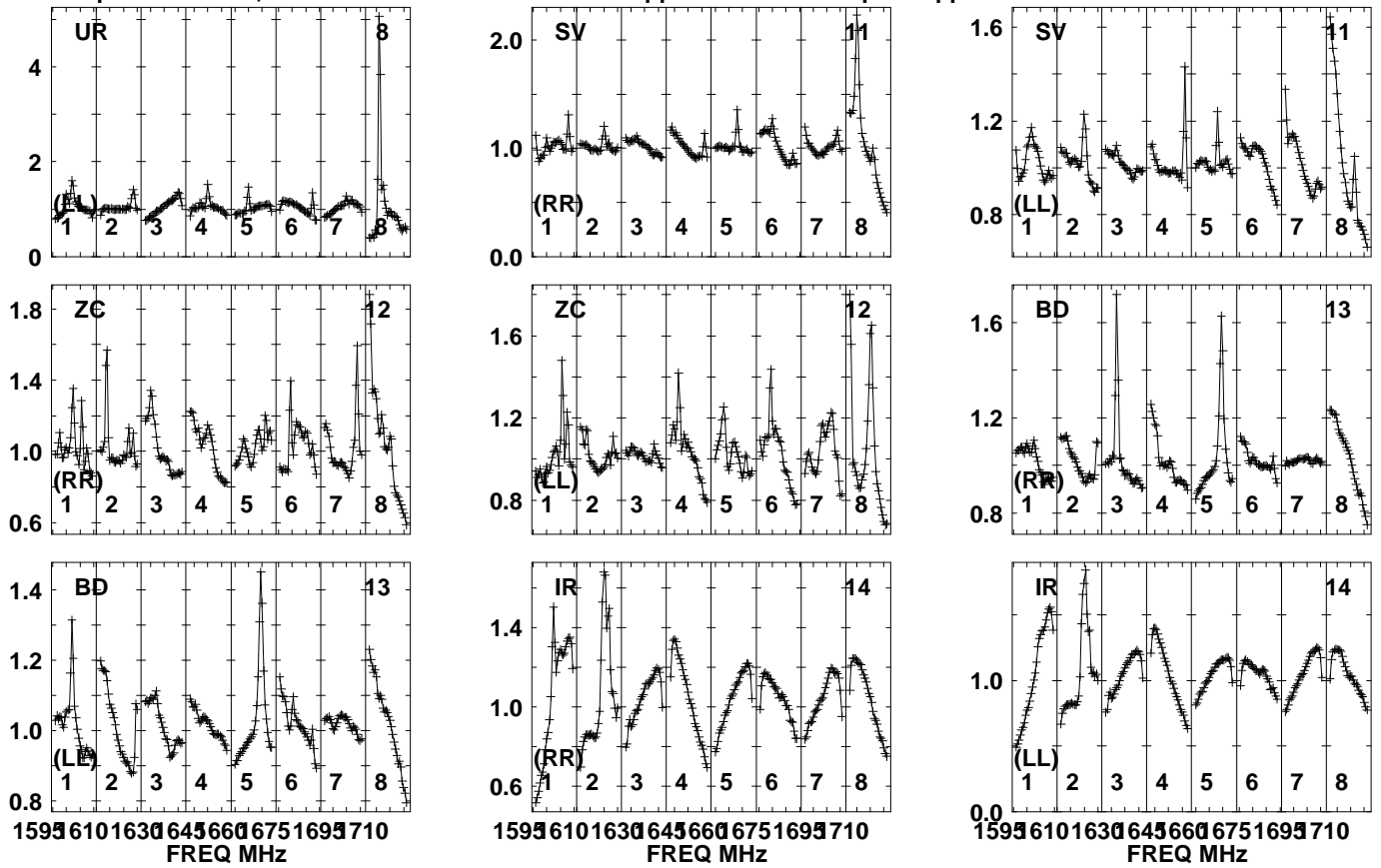


Lower frame: Real Jy  
Auto-corr total-power spectrum Antenna: \*  
Timerange: 01/12:28:00 to 01/12:29:59

Plot file version 223 created 18-MAR-2021 12:46:07

J1608+5613 EB082 2.UVDATA.1

Freq = 1.5950 GHz, Bw = 16.000 MH No calibration applied and no bandpass applied

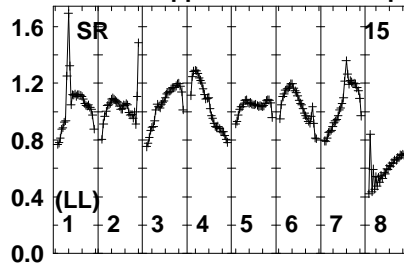
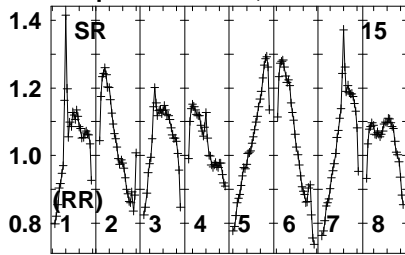


Lower frame: Real Jy  
Auto-corr total-power spectrum Antenna: \*  
Timerange: 01/12:28:00 to 01/12:29:59

Plot file version 224 created 18-MAR-2021 12:46:07

J1608+5613 EB082 2.UVDATA.1

Freq = 1.5950 GHz, Bw = 16.000 MH No calibration applied and no bandpass applied



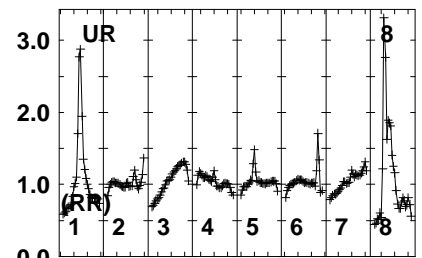
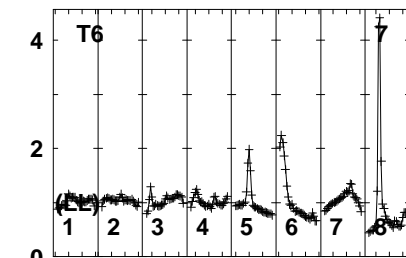
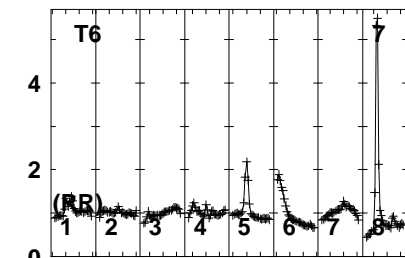
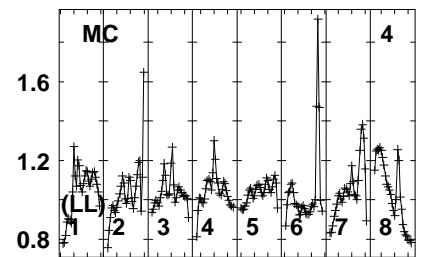
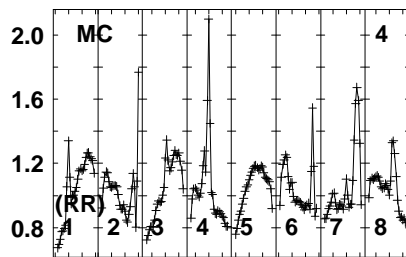
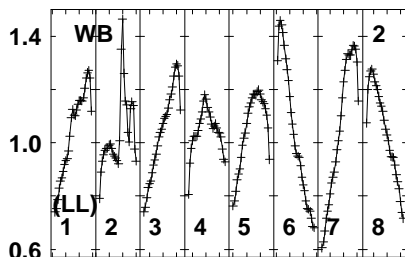
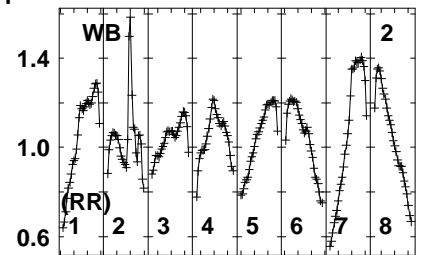
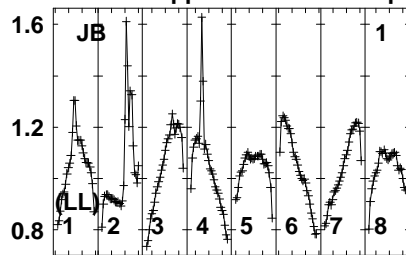
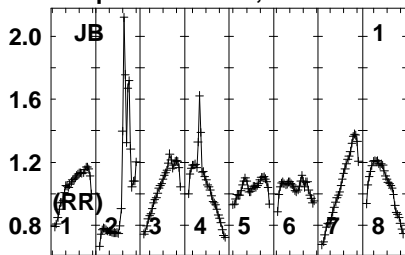
Lower frame: Real Jy  
Auto-corr total-power spectrum Antenna: \*  
Timerange: 01/12:28:00 to 01/12:29:59



Plot file version 225 created 18-MAR-2021 12:46:07

J1617+5515 EB082 2.UVDATA.1

Freq = 1.5950 GHz, Bw = 16.000 MH No calibration applied and no bandpass applied



1595 610 1630 645 660 675 1695 710  
FREQ MHz

1595 610 1630 645 660 675 1695 710  
FREQ MHz

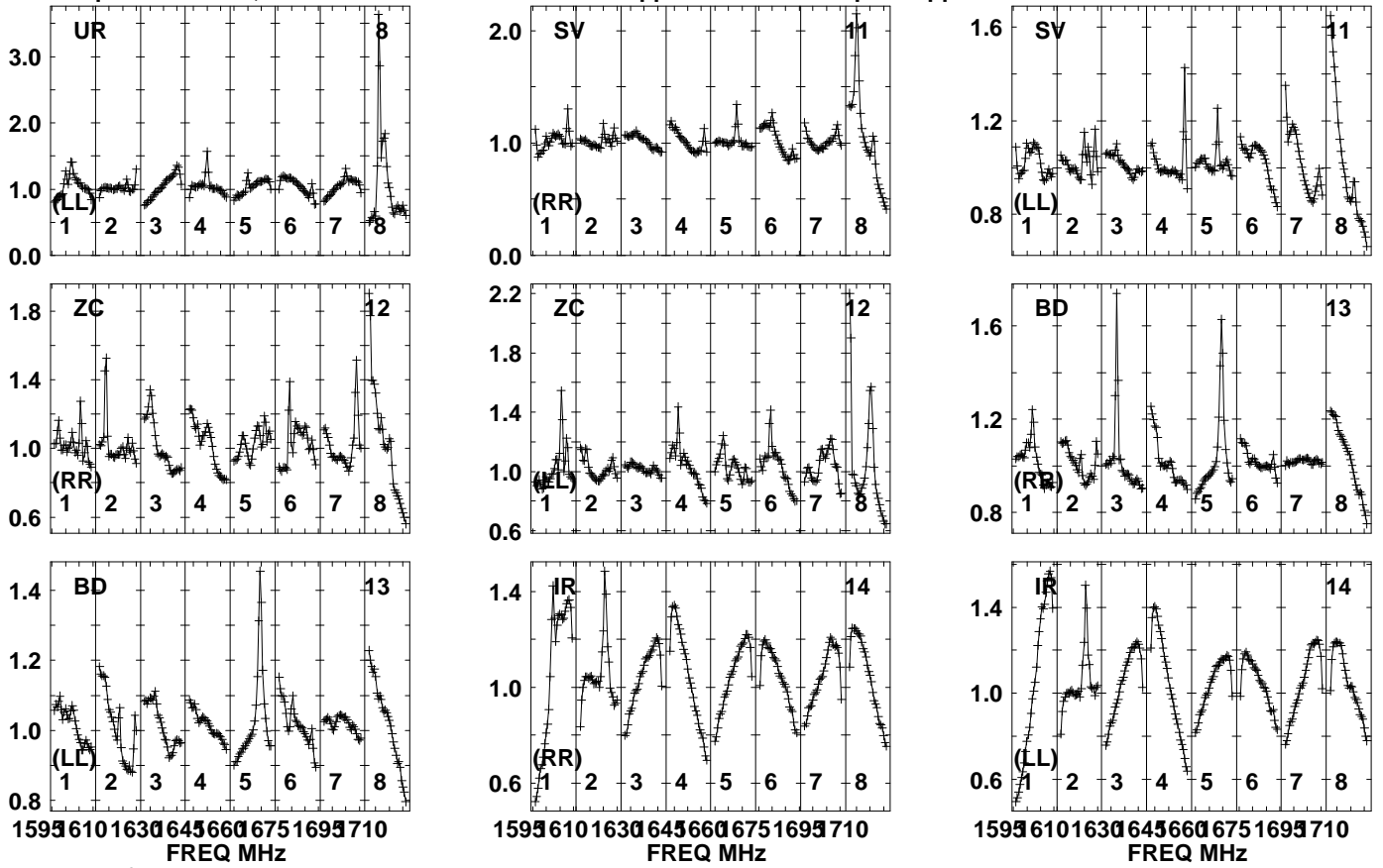
1595 610 1630 645 660 675 1695 710  
FREQ MHz

Lower frame: Real Jy  
Auto-corr total-power spectrum Antenna: \*  
Timerange: 01/12:30:00 to 01/12:32:59

Plot file version 226 created 18-MAR-2021 12:46:07

J1617+5515 EB082 2.UVDATA.1

Freq = 1.5950 GHz, Bw = 16.000 MH No calibration applied and no bandpass applied



Lower frame: Real Jy

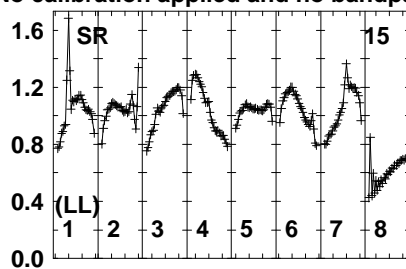
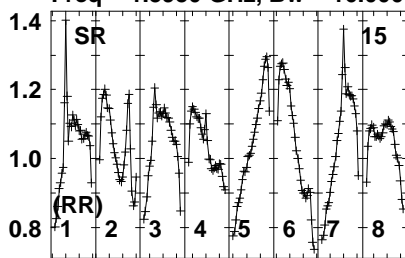
Auto-corr total-power spectrum Antenna: \*

Timerange: 01/12:30:00 to 01/12:32:59

Plot file version 227 created 18-MAR-2021 12:46:07

J1617+5515 EB082 2.UVDATA.1

Freq = 1.5950 GHz, Bw = 16.000 MH No calibration applied and no bandpass applied

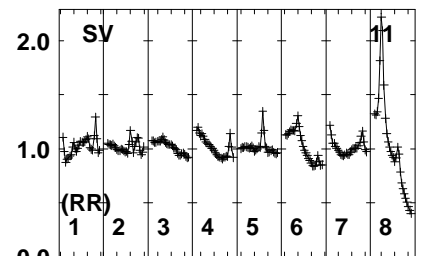
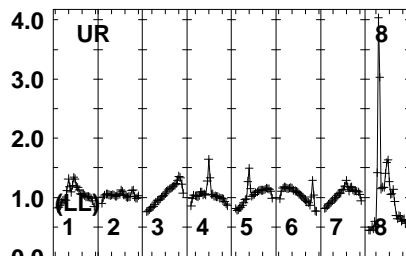
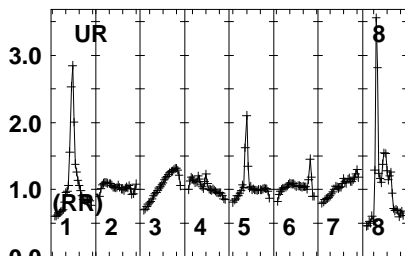
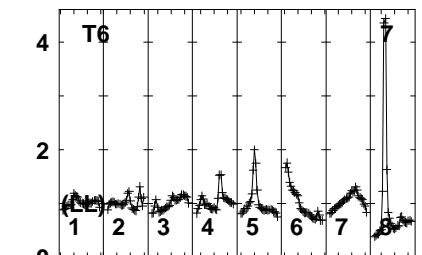
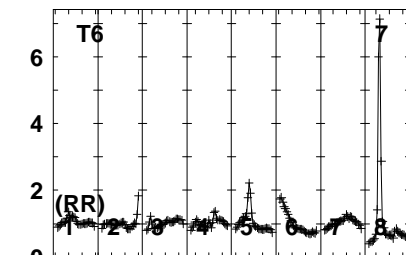
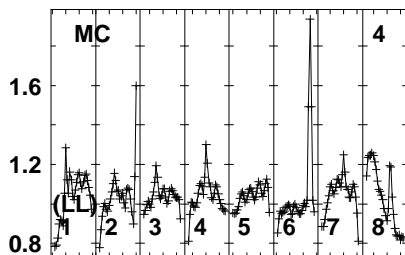
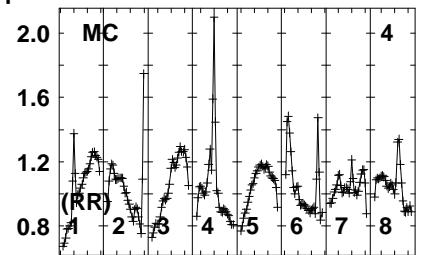
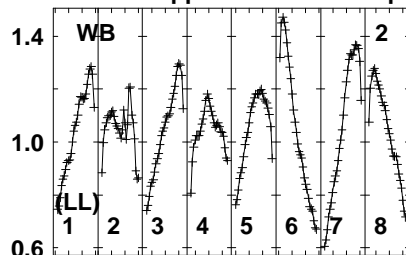
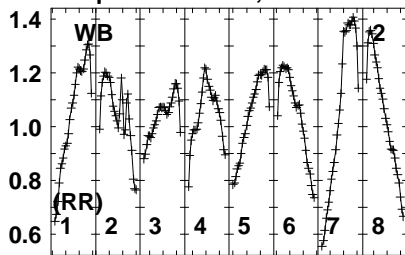


Lower frame: Real Jy  
Auto-corr total-power spectrum Antenna: \*  
Timerange: 01/12:30:00 to 01/12:32:59

Plot file version 228 created 18-MAR-2021 12:46:07

J1608+5613 EB082 2.UVDATA.1

Freq = 1.5950 GHz, Bw = 16.000 MH No calibration applied and no bandpass applied



1595 610 1630 645 660 675 1695 710  
FREQ MHz

1595 610 1630 645 660 675 1695 710  
FREQ MHz

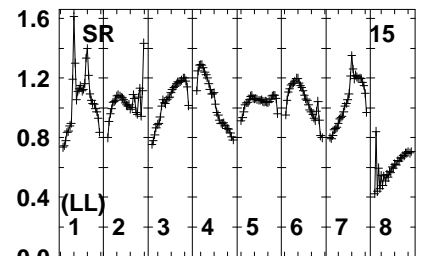
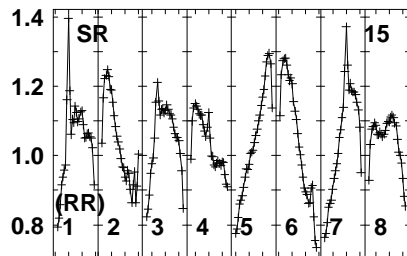
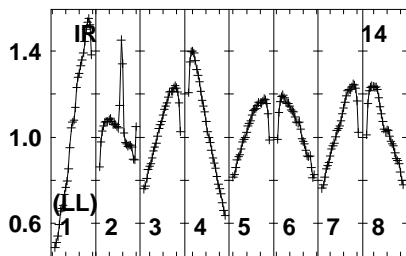
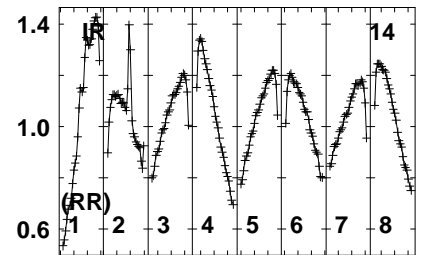
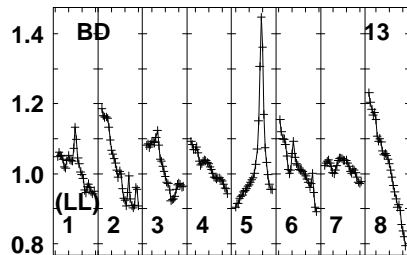
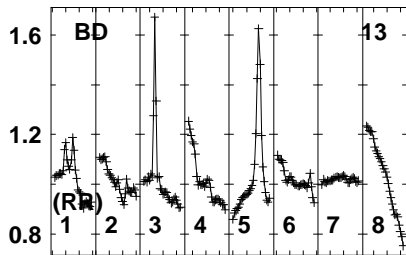
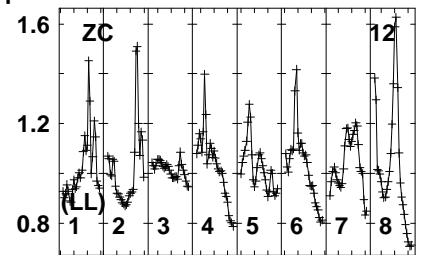
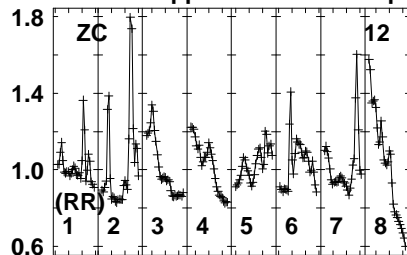
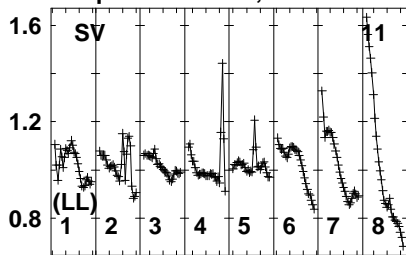
1595 610 1630 645 660 675 1695 710  
FREQ MHz

Lower frame: Real Jy  
Auto-corr total-power spectrum Antenna: \*  
Timerange: 01/12:33:30 to 01/12:34:59

Plot file version 229 created 18-MAR-2021 12:46:07

J1608+5613 EB082 2.UVDATA.1

Freq = 1.5950 GHz, Bw = 16.000 MH No calibration applied and no bandpass applied



1595 610 1630 645 660 675 1695 710  
FREQ MHz

1595 610 1630 645 660 675 1695 710  
FREQ MHz

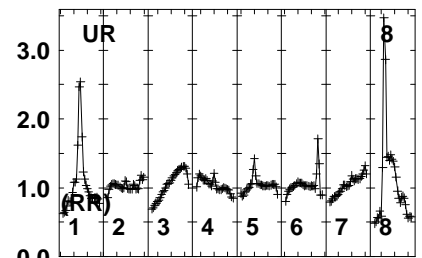
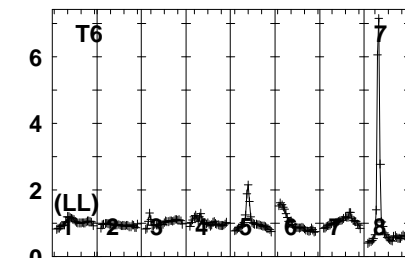
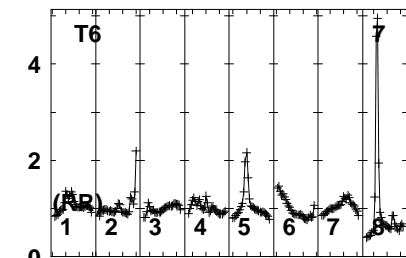
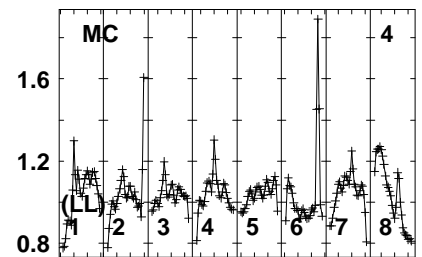
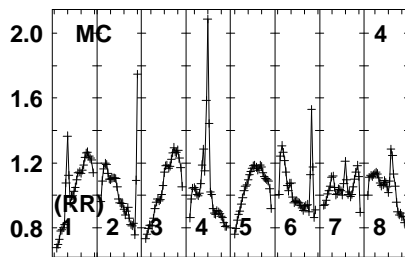
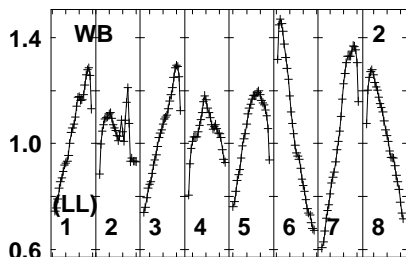
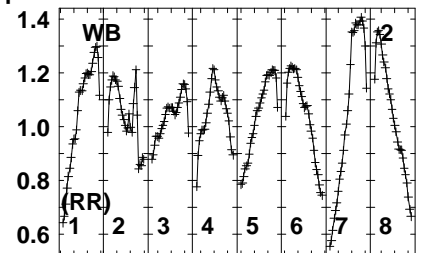
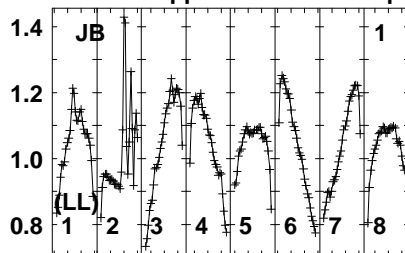
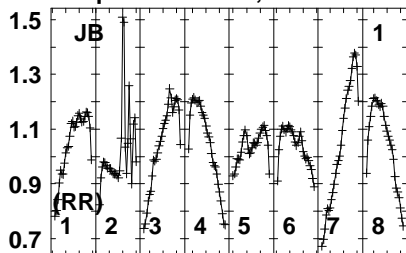
1595 610 1630 645 660 675 1695 710  
FREQ MHz

Lower frame: Real Jy  
Auto-corr total-power spectrum Antenna: \*  
Timerange: 01/12:33:30 to 01/12:34:59

Plot file version 230 created 18-MAR-2021 12:46:08

J1617+5515 EB082 2.UVDATA.1

Freq = 1.5950 GHz, Bw = 16.000 MH No calibration applied and no bandpass applied



1595 610 1630 645 660 675 1695 710  
FREQ MHz

1595 610 1630 645 660 675 1695 710  
FREQ MHz

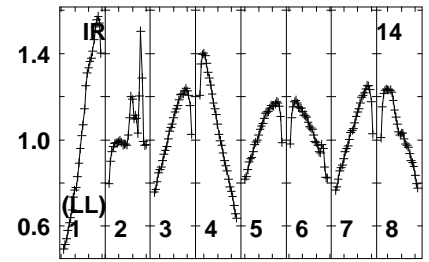
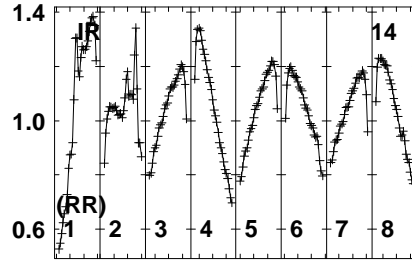
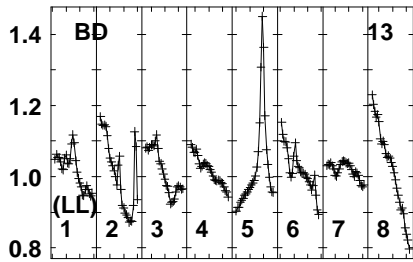
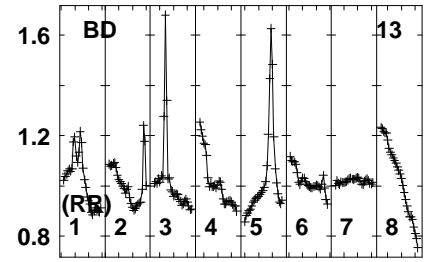
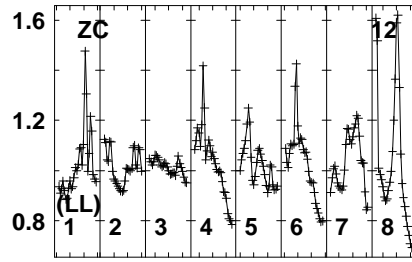
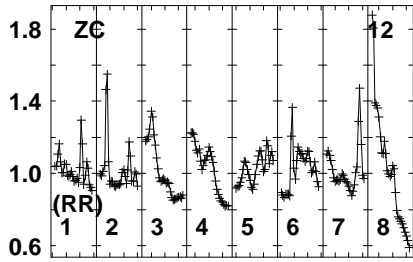
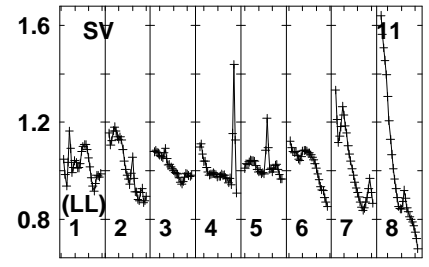
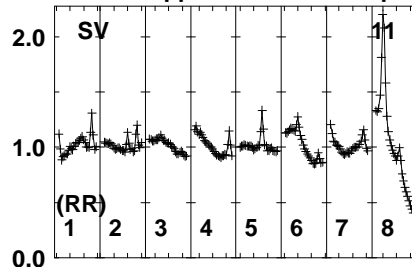
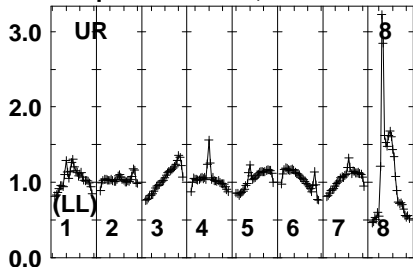
1595 610 1630 645 660 675 1695 710  
FREQ MHz

Lower frame: Real Jy  
Auto-corr total-power spectrum Antenna: \*  
Timerange: 01/12:35:00 to 01/12:38:00

Plot file version 231 created 18-MAR-2021 12:46:08

J1617+5515 EB082 2.UVDATA.1

Freq = 1.5950 GHz, Bw = 16.000 MH No calibration applied and no bandpass applied



1595 610 1630 645 660 675 1695 710  
FREQ MHz

1595 610 1630 645 660 675 1695 710  
FREQ MHz

1595 610 1630 645 660 675 1695 710  
FREQ MHz

Lower frame: Real Jy

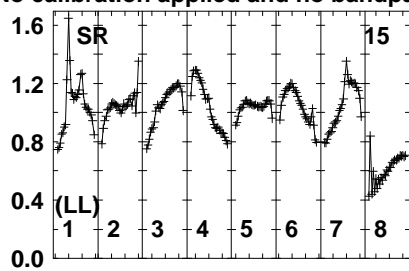
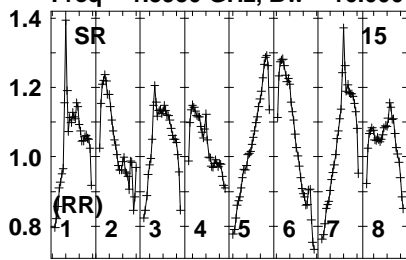
Auto-corr total-power spectrum Antenna: \*

Timerange: 01/12:35:00 to 01/12:38:00

Plot file version 232 created 18-MAR-2021 12:46:08

J1617+5515 EB082 2.UVDATA.1

Freq = 1.5950 GHz, Bw = 16.000 MH No calibration applied and no bandpass applied



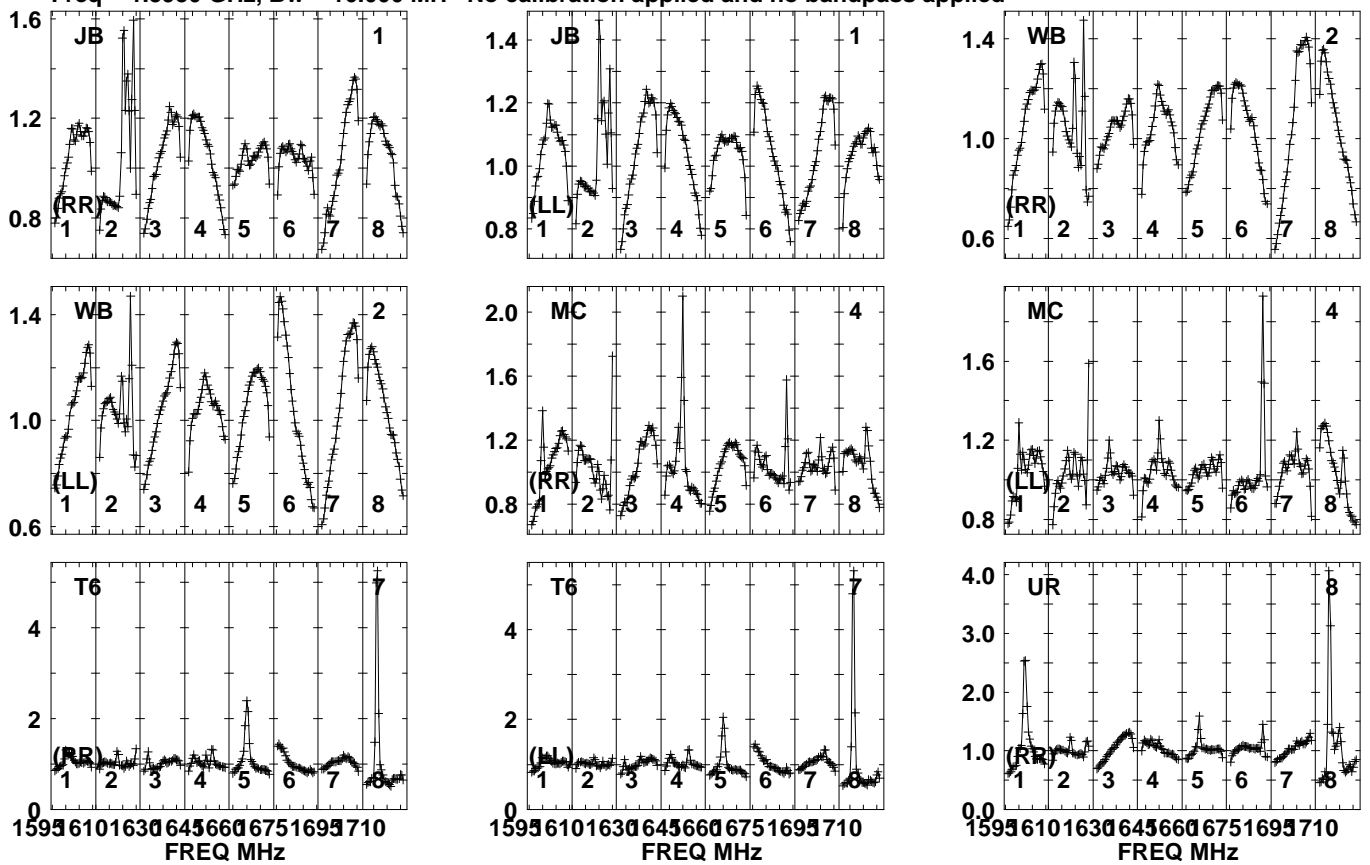
Lower frame: Real Jy  
Auto-corr total-power spectrum Antenna: \*  
Timerange: 01/12:35:00 to 01/12:38:00



Plot file version 233 created 18-MAR-2021 12:46:08

J1608+5613 EB082 2.UVDATA.1

Freq = 1.5950 GHz, Bw = 16.000 MH No calibration applied and no bandpass applied

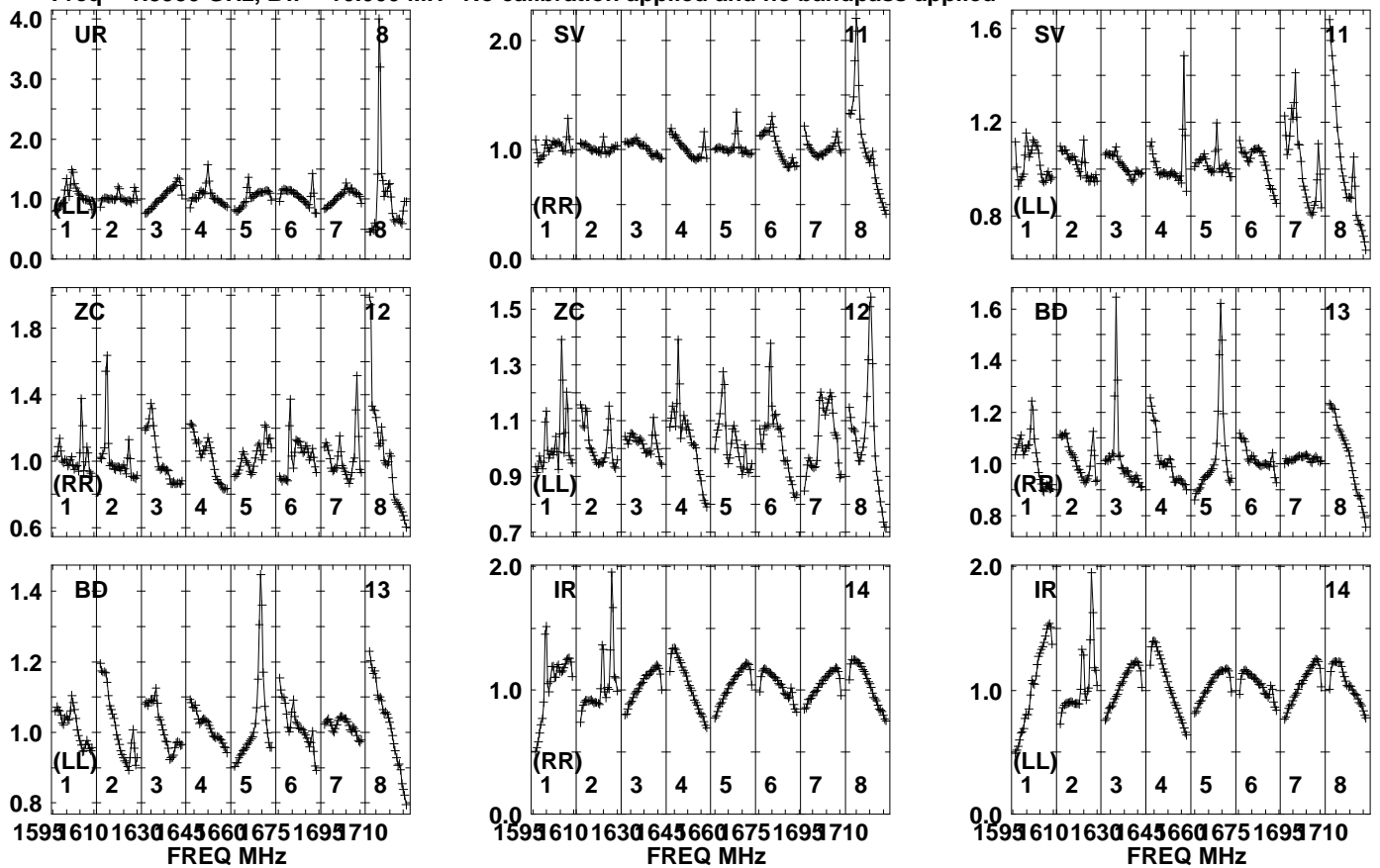


Lower frame: Real Jy  
Auto-corr total-power spectrum Antenna: \*  
Timerange: 01/12:38:00 to 01/12:39:59

Plot file version 234 created 18-MAR-2021 12:46:08

J1608+5613 EB082 2.UVDATA.1

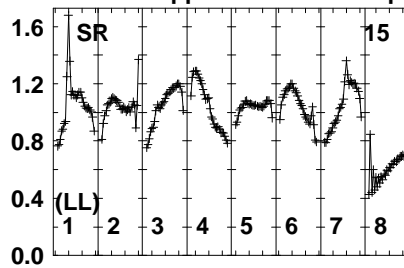
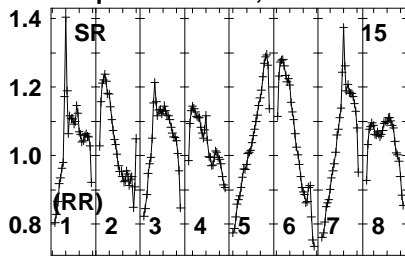
Freq = 1.5950 GHz, Bw = 16.000 MH No calibration applied and no bandpass applied



Plot file version 235 created 18-MAR-2021 12:46:08

J1608+5613 EB082 2.UVDATA.1

Freq = 1.5950 GHz, Bw = 16.000 MH No calibration applied and no bandpass applied

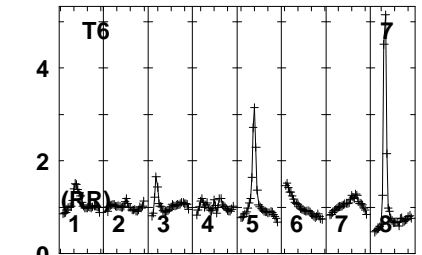
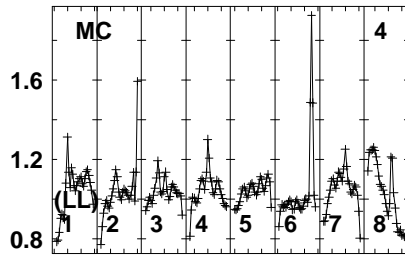
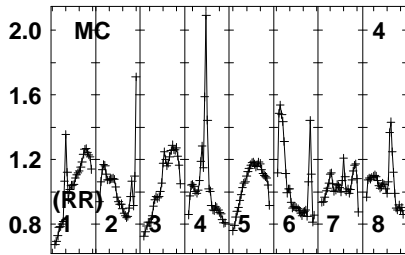
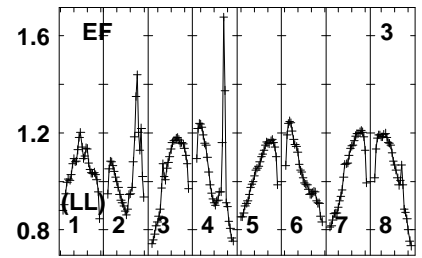
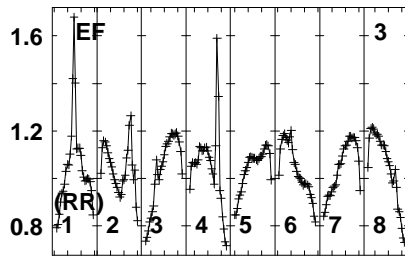
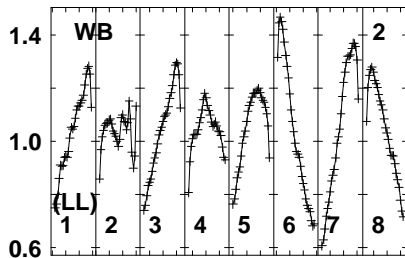
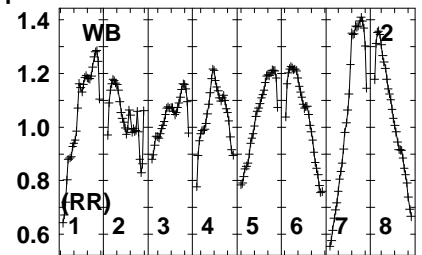
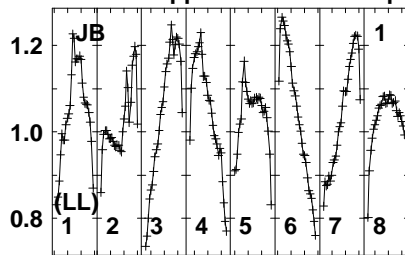
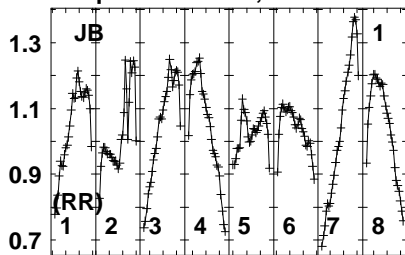


Lower frame: Real Jy  
Auto-corr total-power spectrum Antenna: \*  
Timerange: 01/12:38:00 to 01/12:39:59

Plot file version 236 created 18-MAR-2021 12:46:08

J1617+5515 EB082 2.UVDATA.1

Freq = 1.5950 GHz, Bw = 16.000 MH No calibration applied and no bandpass applied



1595 610 1630 645 660 675 1695 710  
FREQ MHz

1595 610 1630 645 660 675 1695 710  
FREQ MHz

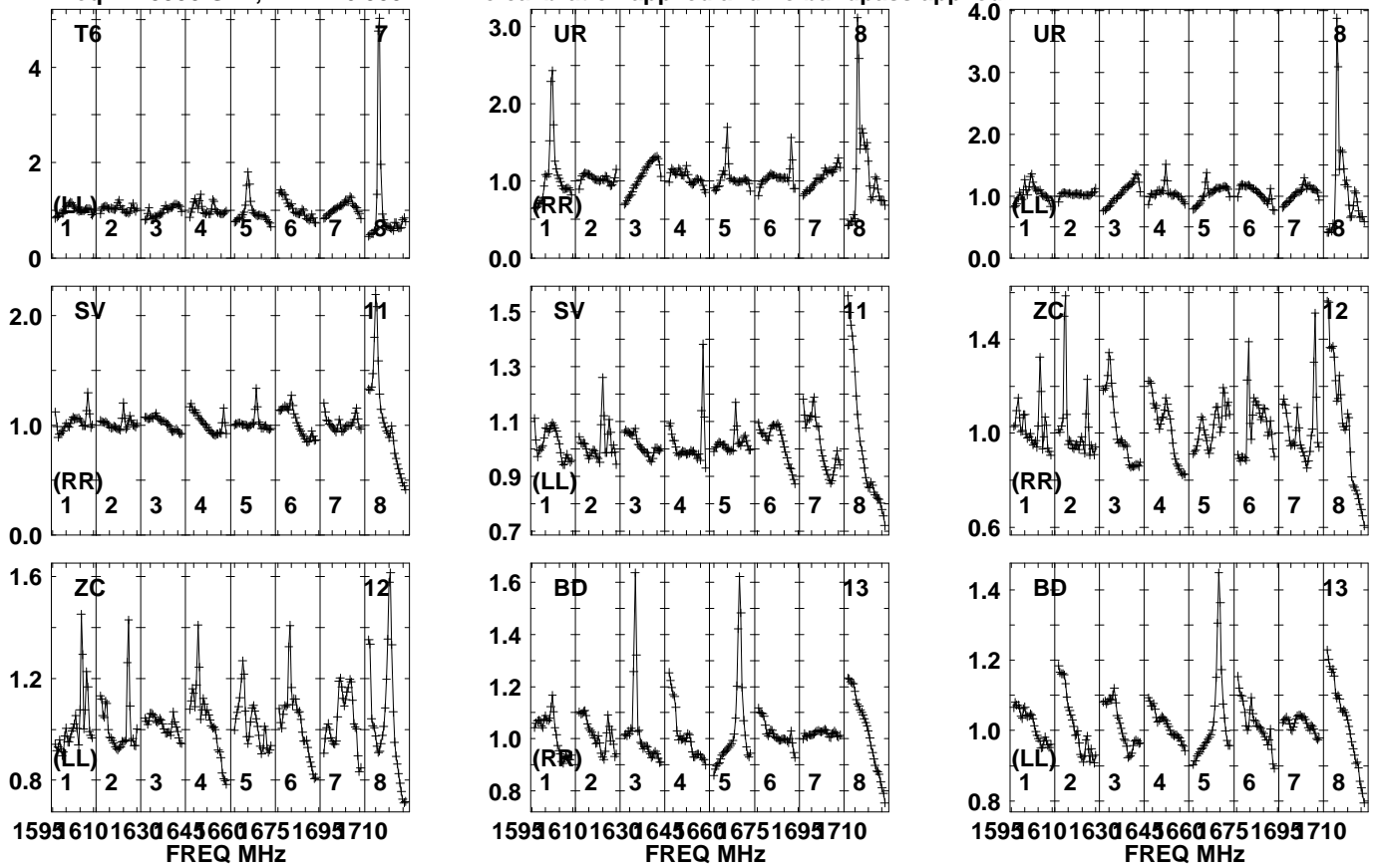
1595 610 1630 645 660 675 1695 710  
FREQ MHz

Lower frame: Real Jy  
Auto-corr total-power spectrum Antenna: \*  
Timerange: 01/12:40:01 to 01/12:42:59

Plot file version 237 created 18-MAR-2021 12:46:09

J1617+5515 EB082 2.UVDATA.1

Freq = 1.5950 GHz, Bw = 16.000 MH No calibration applied and no bandpass applied

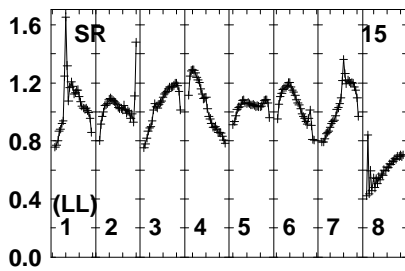
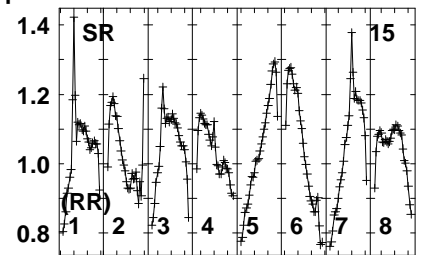
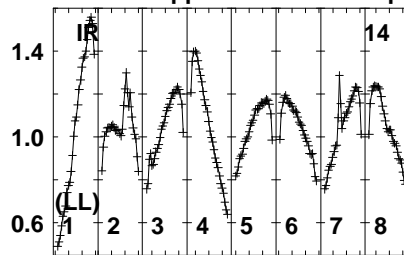
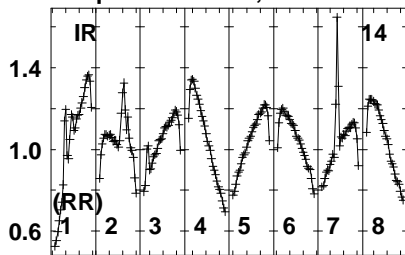


Lower frame: Real Jy  
Auto-corr total-power spectrum Antenna: \*  
Timerange: 01/12:40:01 to 01/12:42:59

Plot file version 238 created 18-MAR-2021 12:46:09

J1617+5515 EB082 2.UVDATA.1

Freq = 1.5950 GHz, Bw = 16.000 MH No calibration applied and no bandpass applied

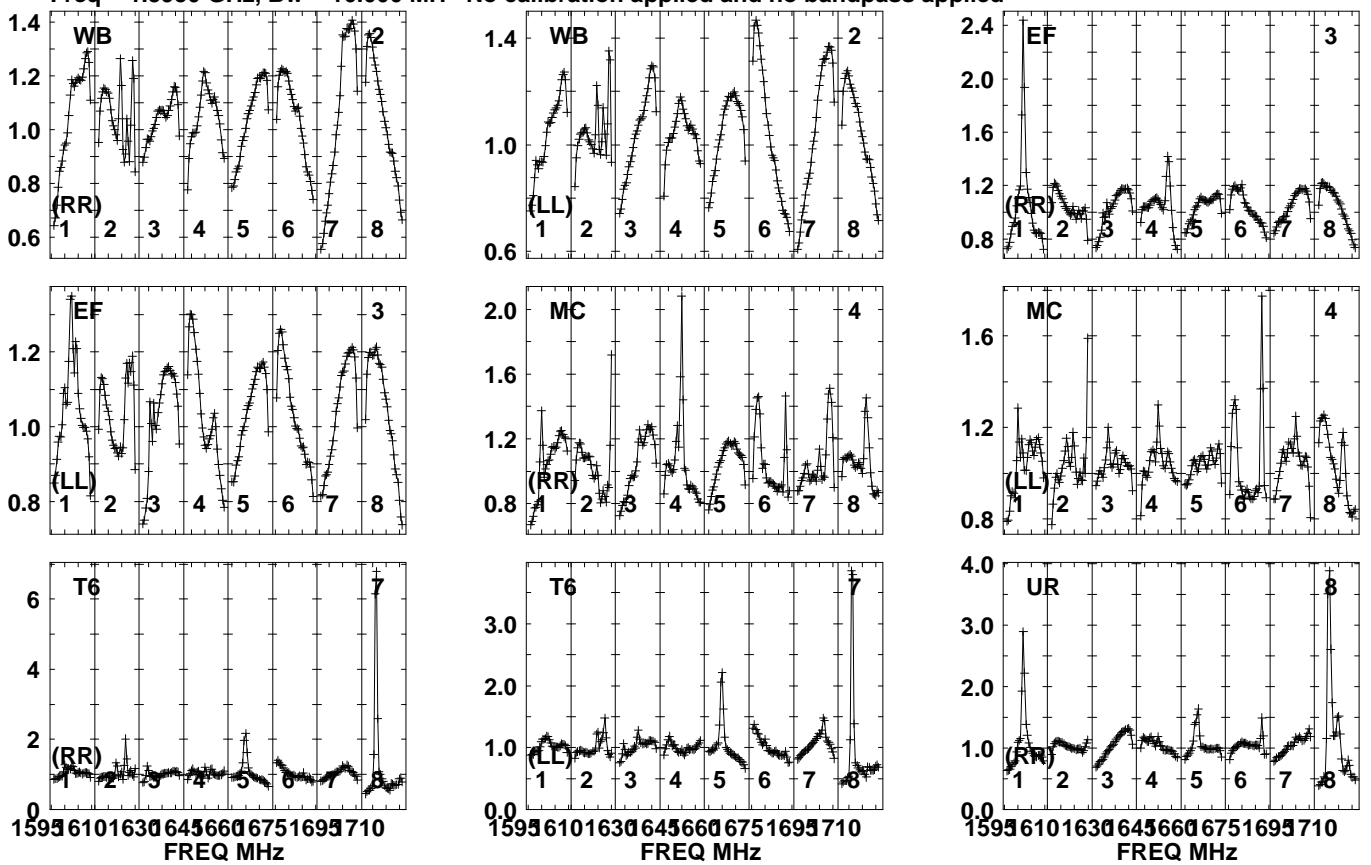


Lower frame: Real Jy  
Auto-corr total-power spectrum Antenna: \*  
Timerange: 01/12:40:01 to 01/12:42:59

Plot file version 239 created 18-MAR-2021 12:46:09

J1608+5613 EB082 2.UVDATA.1

Freq = 1.5950 GHz, Bw = 16.000 MH No calibration applied and no bandpass applied

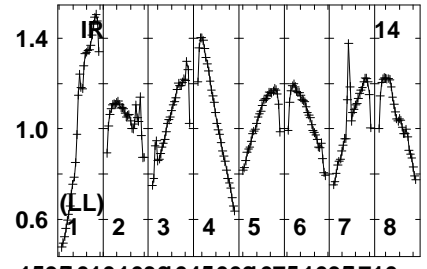
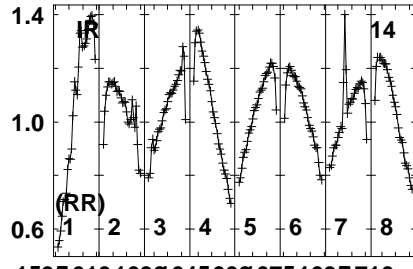
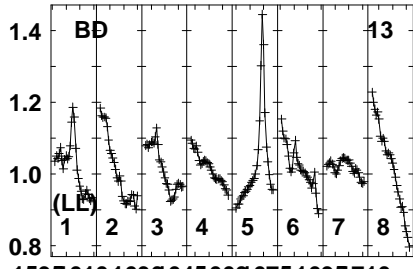
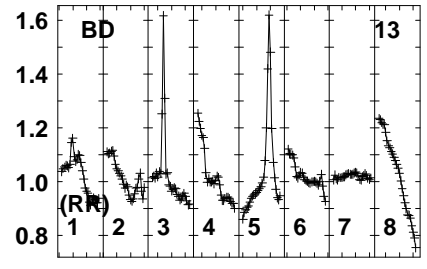
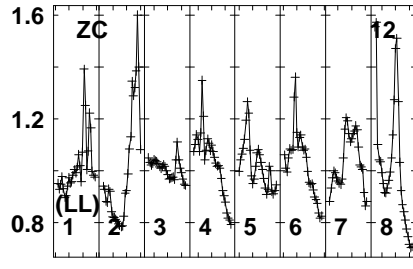
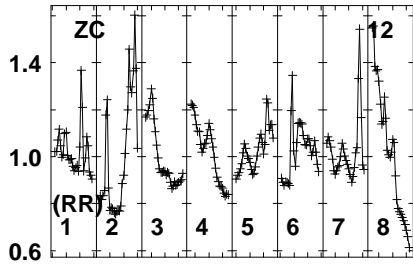
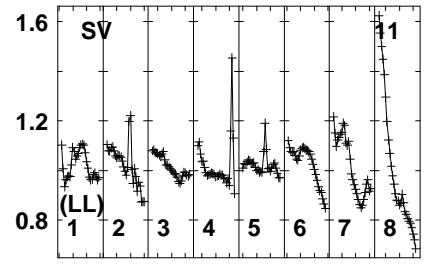
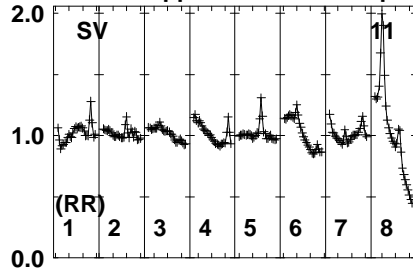
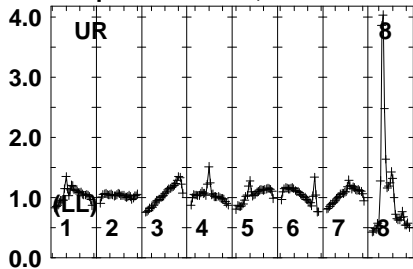


Lower frame: Real Jy  
Auto-corr total-power spectrum Antenna: \*  
Timerange: 01/12:43:30 to 01/12:45:00

Plot file version 240 created 18-MAR-2021 12:46:09

J1608+5613 EB082 2.UVDATA.1

Freq = 1.5950 GHz, Bw = 16.000 MH No calibration applied and no bandpass applied



1595 610 1630 645 660 675 1695 710  
FREQ MHz

1595 610 1630 645 660 675 1695 710  
FREQ MHz

1595 610 1630 645 660 675 1695 710  
FREQ MHz

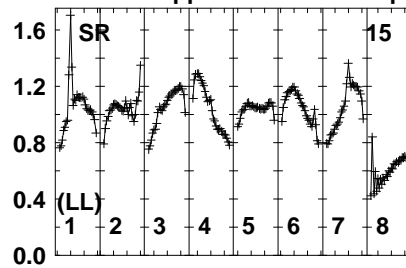
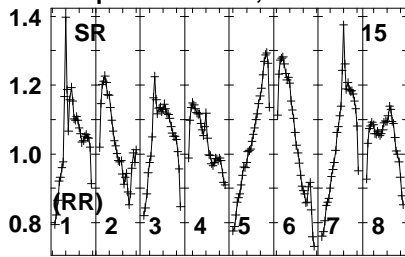
Lower frame: Real Jy  
Auto-corr total-power spectrum Antenna: \*  
Timerange: 01/12:43:30 to 01/12:45:00



Plot file version 241 created 18-MAR-2021 12:46:09

J1608+5613 EB082 2.UVDATA.1

Freq = 1.5950 GHz, Bw = 16.000 MH No calibration applied and no bandpass applied

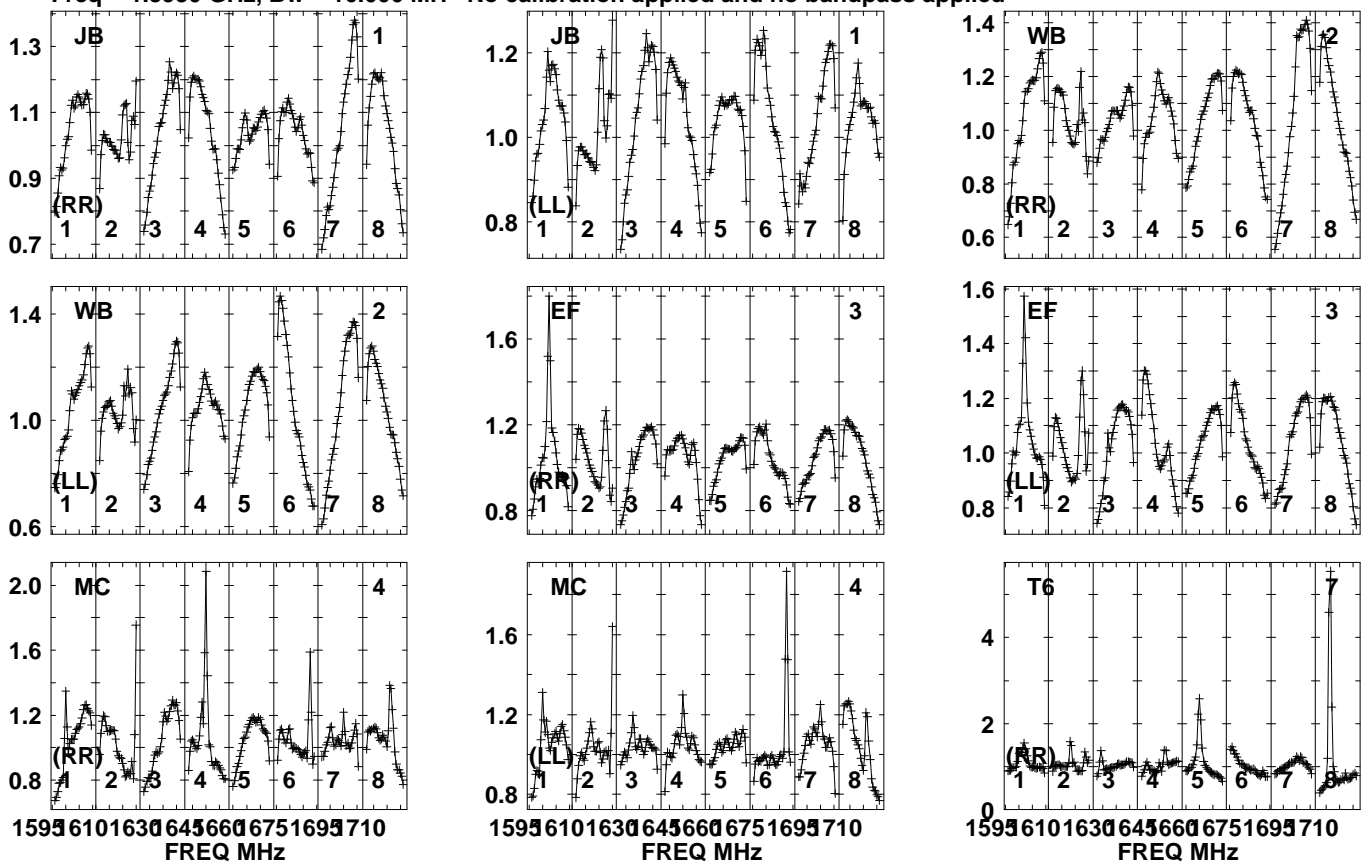


Lower frame: Real Jy  
Auto-corr total-power spectrum Antenna: \*  
Timerange: 01/12:43:30 to 01/12:45:00

Plot file version 242 created 18-MAR-2021 12:46:09

J1617+5515 EB082 2.UVDATA.1

Freq = 1.5950 GHz, Bw = 16.000 MH No calibration applied and no bandpass applied

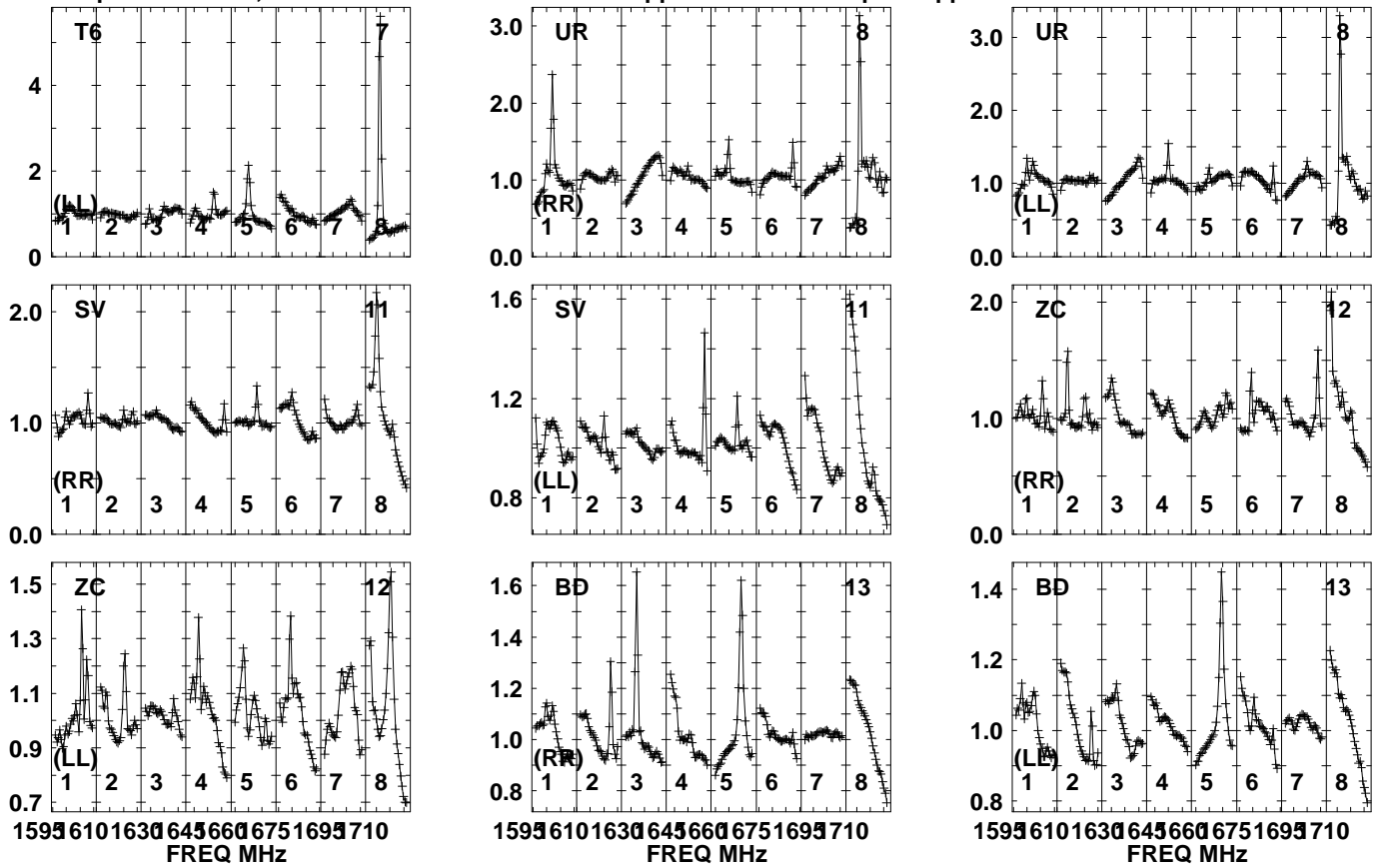


Lower frame: Real Jy  
Auto-corr total-power spectrum Antenna: \*  
Timerange: 01/12:45:00 to 01/12:48:00

Plot file version 243 created 18-MAR-2021 12:46:09

J1617+5515 EB082 2.UVDATA.1

Freq = 1.5950 GHz, Bw = 16.000 MH No calibration applied and no bandpass applied

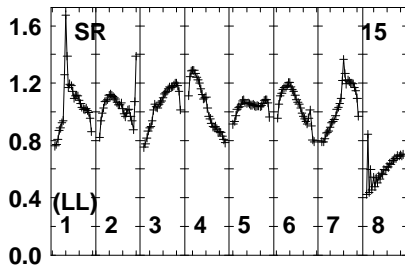
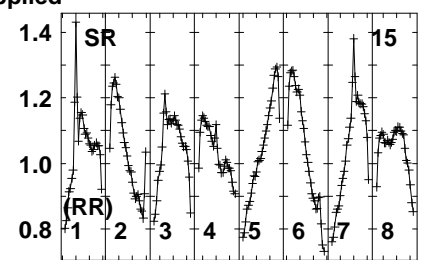
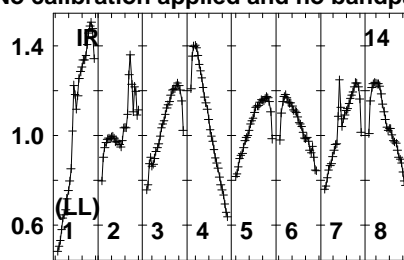
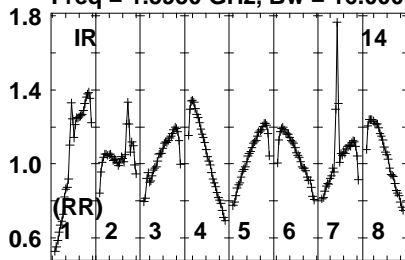


Lower frame: Real Jy  
Auto-corr total-power spectrum Antenna: \*  
Timerange: 01/12:45:00 to 01/12:48:00

Plot file version 244 created 18-MAR-2021 12:46:10

J1617+5515 EB082 2.UVDATA.1

Freq = 1.5950 GHz, Bw = 16.000 MH No calibration applied and no bandpass applied

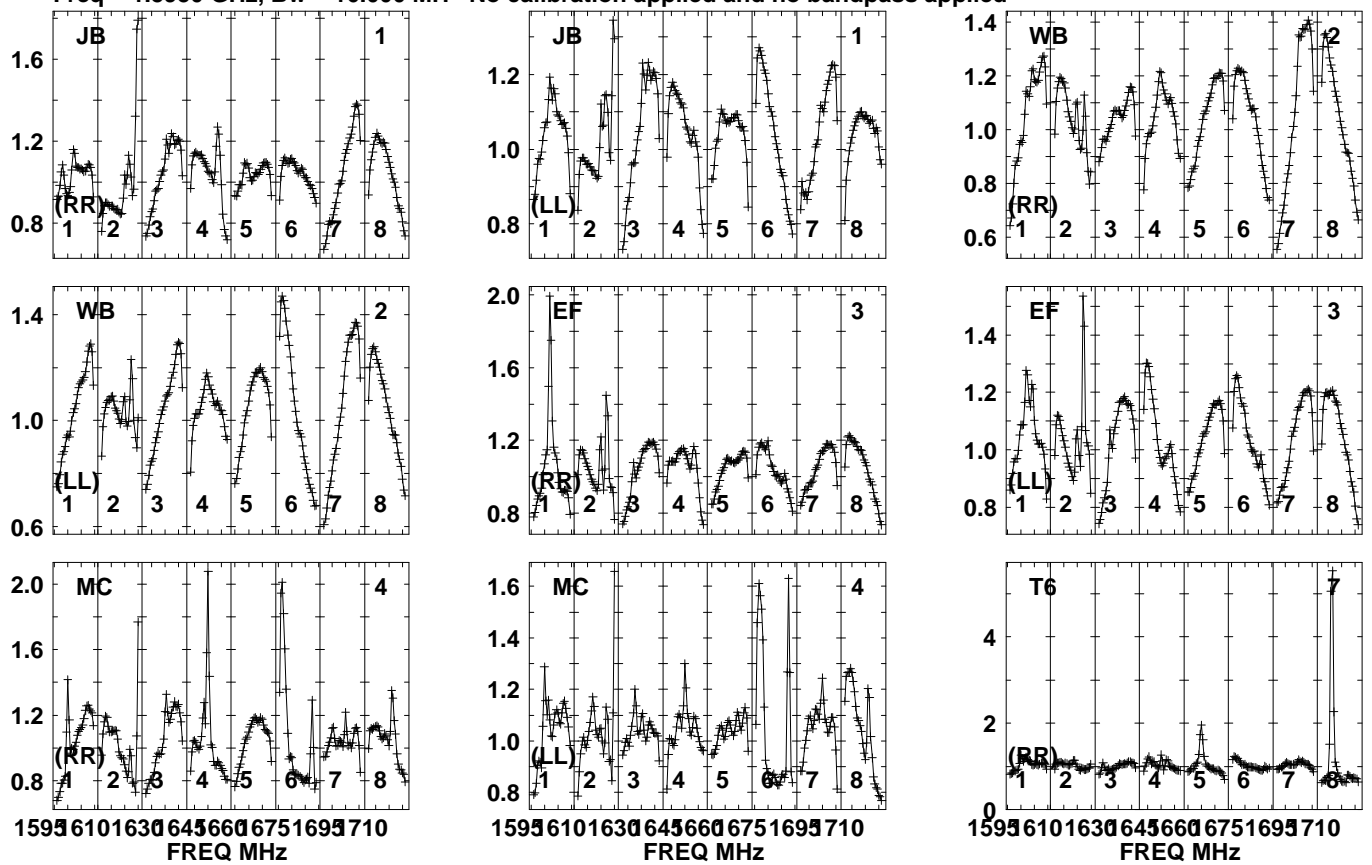


Lower frame: Real Jy  
Auto-corr total-power spectrum Antenna: \*  
Timerange: 01/12:45:00 to 01/12:48:00

Plot file version 245 created 18-MAR-2021 12:46:10

J1608+5613 EB082 2.UVDATA.1

Freq = 1.5950 GHz, Bw = 16.000 MH No calibration applied and no bandpass applied

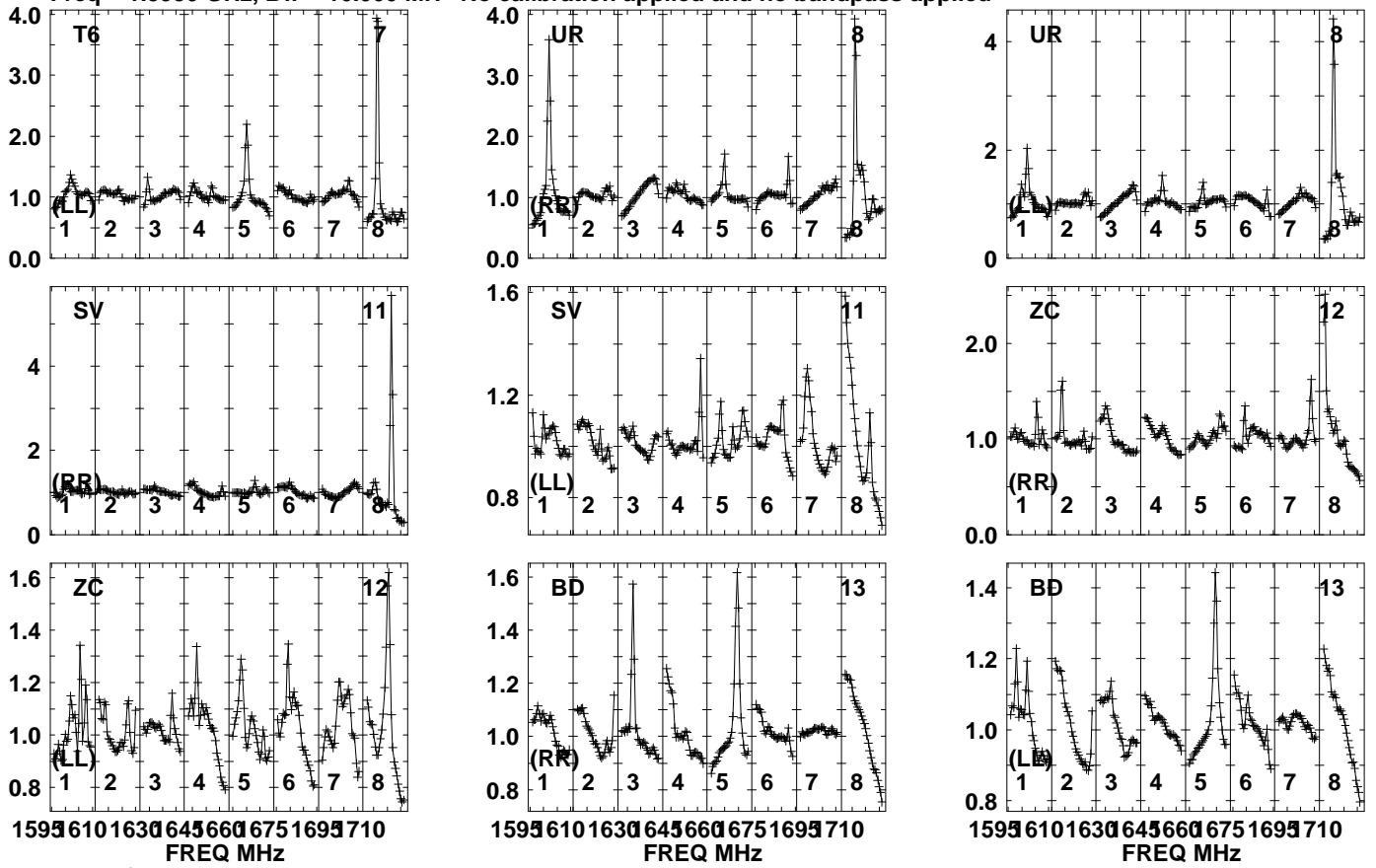


Lower frame: Real Jy  
Auto-corr total-power spectrum Antenna: \*  
Timerange: 01/12:48:01 to 01/12:49:59

Plot file version 246 created 18-MAR-2021 12:46:10

J1608+5613 EB082 2.UVDATA.1

Freq = 1.5950 GHz, Bw = 16.000 MH No calibration applied and no bandpass applied

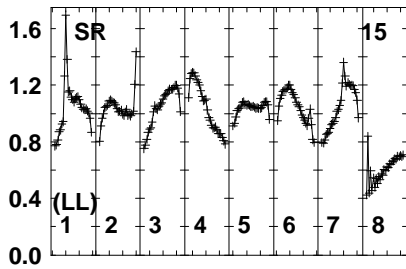
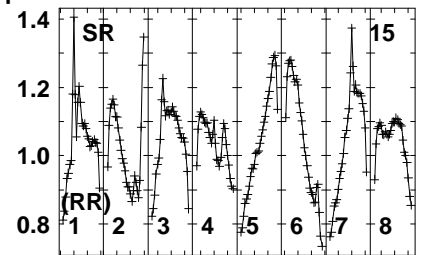
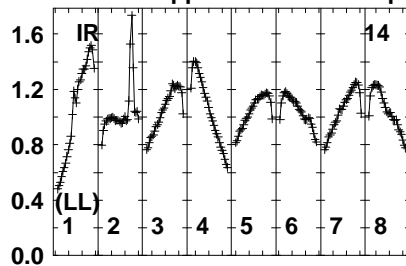
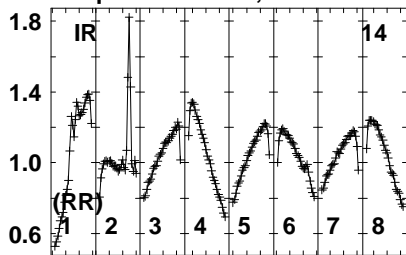


Lower frame: Real Jy  
Auto-corr total-power spectrum Antenna: \*  
Timerange: 01/12:48:01 to 01/12:49:59

Plot file version 247 created 18-MAR-2021 12:46:10

J1608+5613 EB082 2.UVDATA.1

Freq = 1.5950 GHz, Bw = 16.000 MH No calibration applied and no bandpass applied

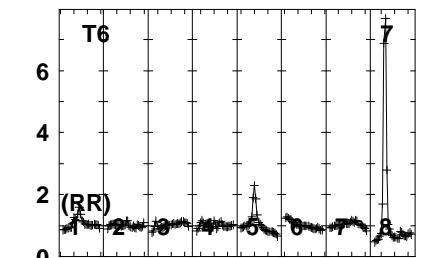
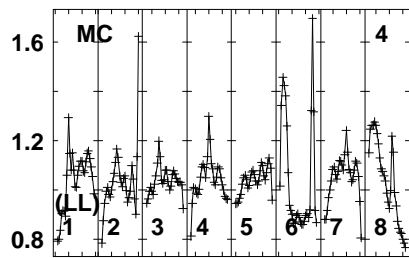
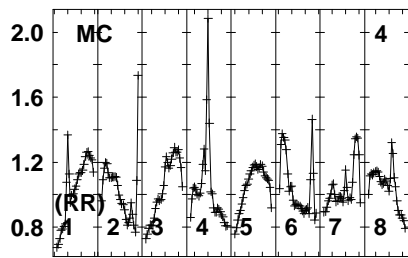
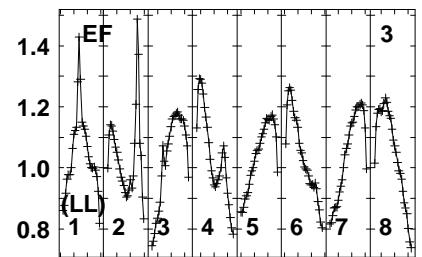
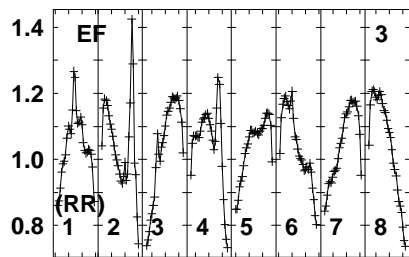
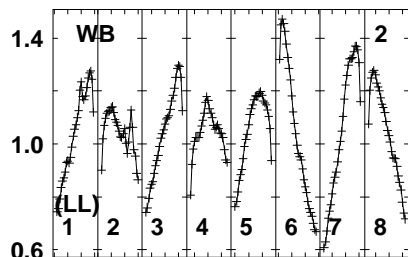
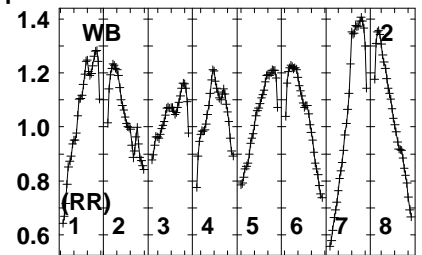
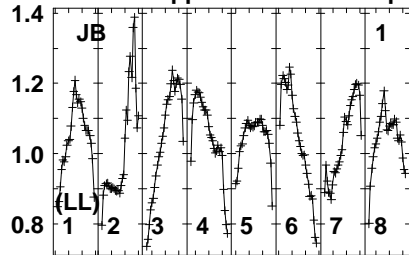
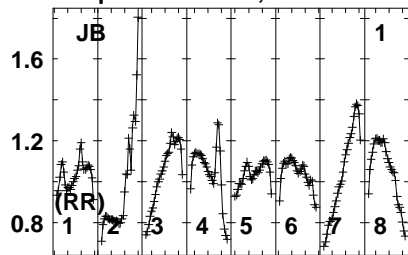


Lower frame: Real Jy  
Auto-corr total-power spectrum Antenna: \*  
Timerange: 01/12:48:01 to 01/12:49:59

Plot file version 248 created 18-MAR-2021 12:46:10

J1617+5515 EB082 2.UVDATA.1

Freq = 1.5950 GHz, Bw = 16.000 MH No calibration applied and no bandpass applied



1595 610 1630 645 660 675 1695 710  
FREQ MHz

1595 610 1630 645 660 675 1695 710  
FREQ MHz

1595 610 1630 645 660 675 1695 710  
FREQ MHz

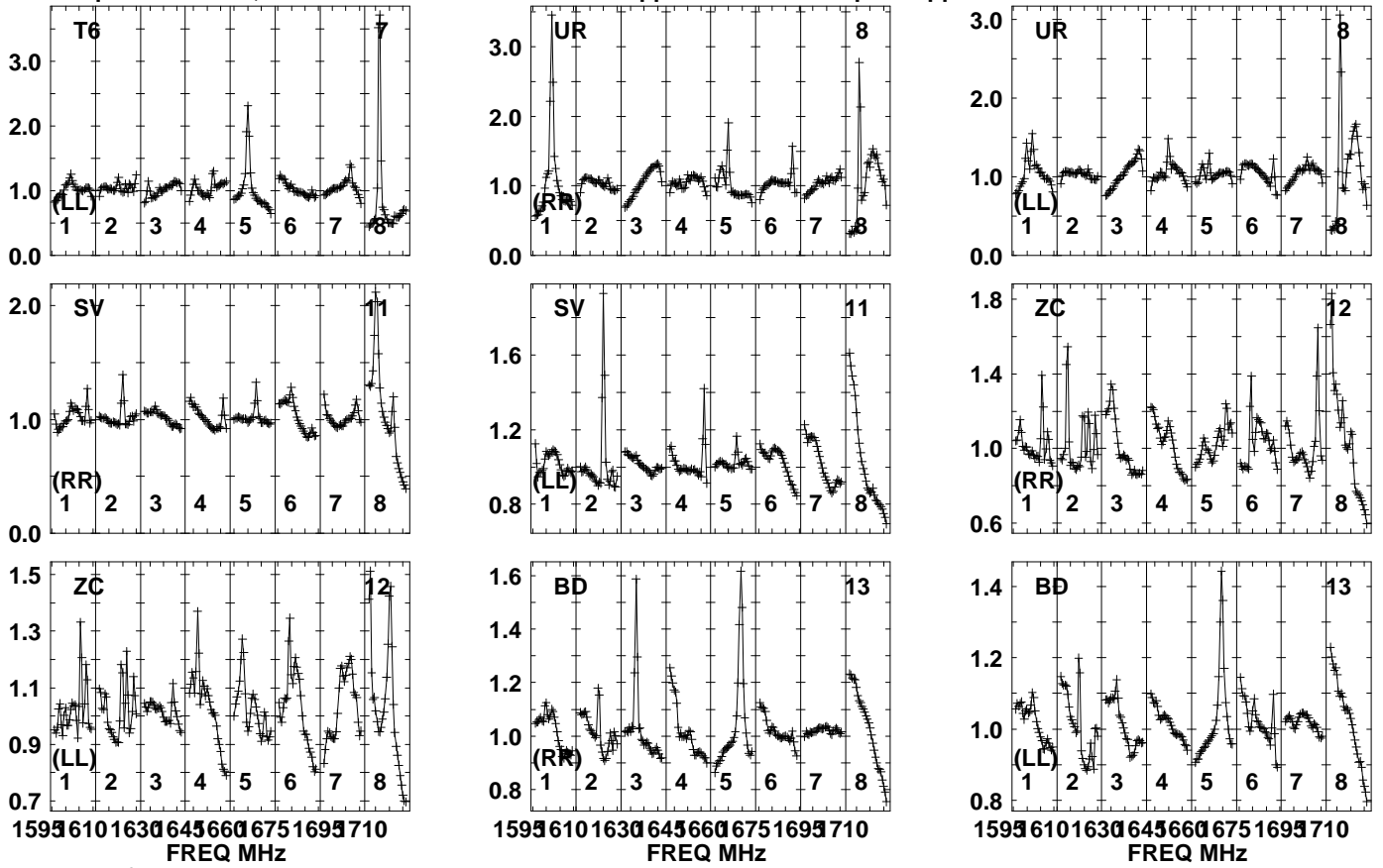
Lower frame: Real Jy  
Auto-corr total-power spectrum Antenna: \*  
Timerange: 01/12:50:01 to 01/12:53:00



Plot file version 249 created 18-MAR-2021 12:46:10

J1617+5515 EB082 2.UVDATA.1

Freq = 1.5950 GHz, Bw = 16.000 MH No calibration applied and no bandpass applied

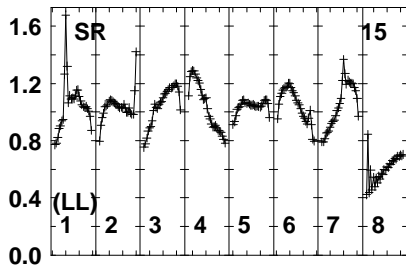
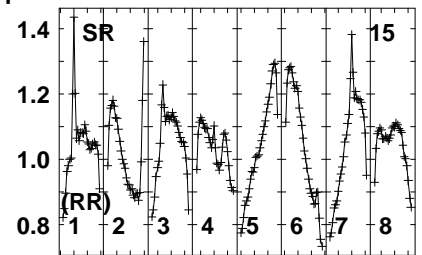
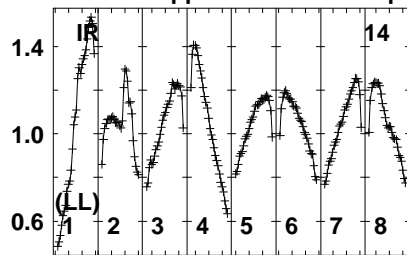
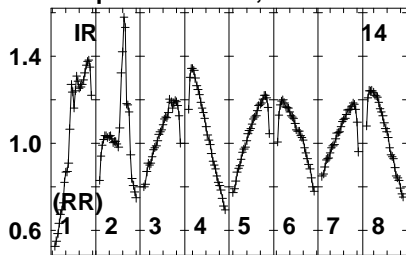


Lower frame: Real Jy  
Auto-corr total-power spectrum Antenna: \*  
Timerange: 01/12:50:01 to 01/12:53:00

Plot file version 250 created 18-MAR-2021 12:46:11

J1617+5515 EB082 2.UVDATA.1

Freq = 1.5950 GHz, Bw = 16.000 MH No calibration applied and no bandpass applied

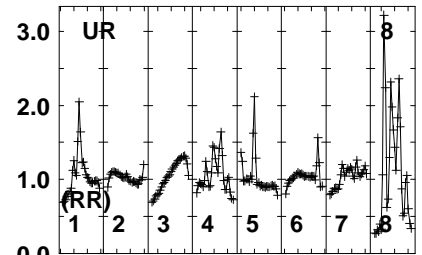
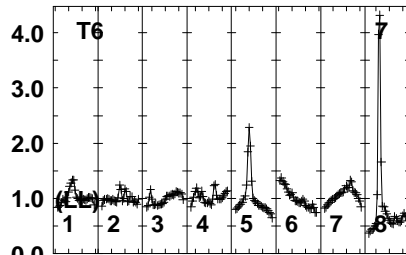
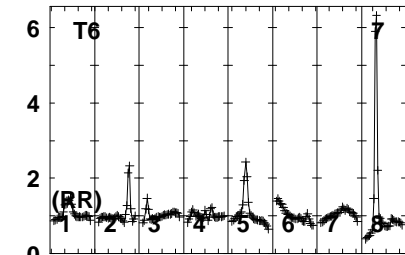
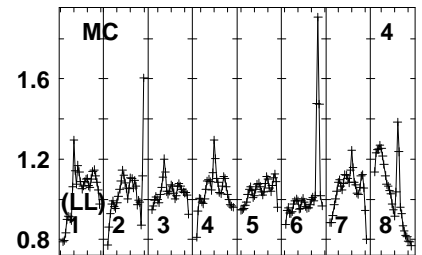
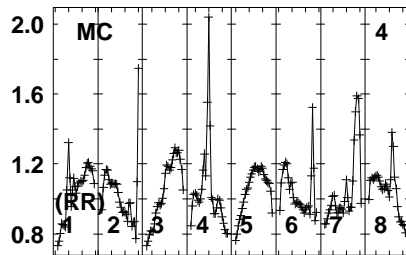
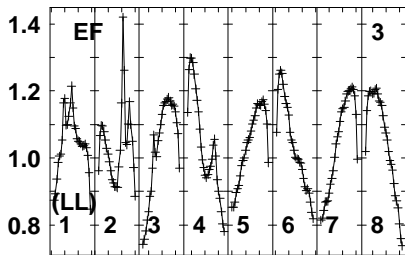
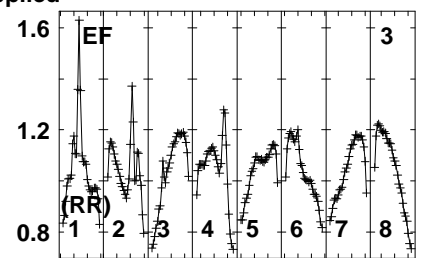
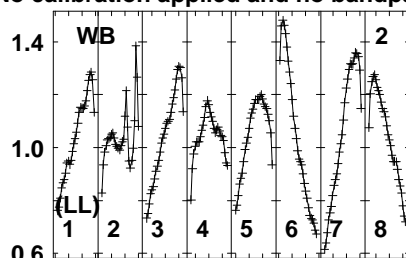
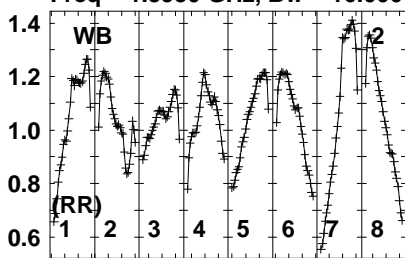


Lower frame: Real Jy  
Auto-corr total-power spectrum Antenna: \*  
Timerange: 01/12:50:01 to 01/12:53:00

Plot file version 251 created 18-MAR-2021 12:46:11

J1608+5613 EB082 2.UVDATA.1

Freq = 1.5950 GHz, Bw = 16.000 MH No calibration applied and no bandpass applied



1595 610 1630 645 660 675 1695 710  
FREQ MHz

1595 610 1630 645 660 675 1695 710  
FREQ MHz

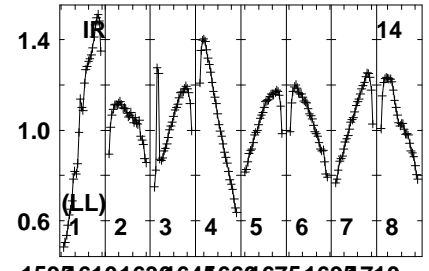
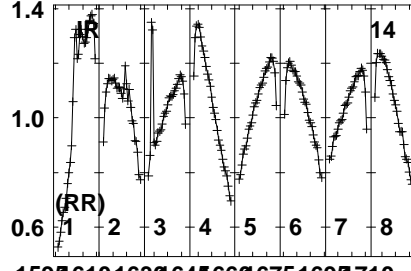
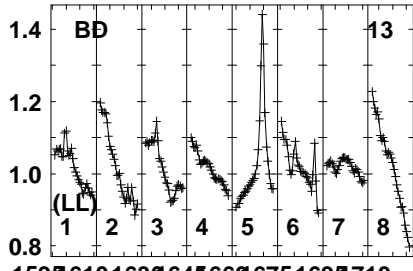
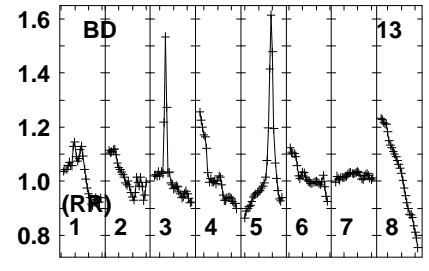
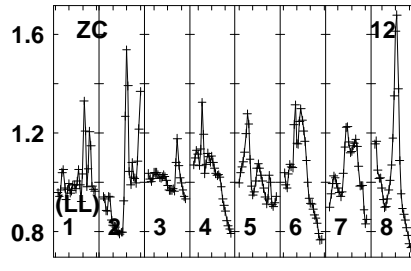
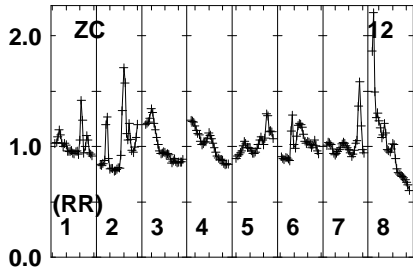
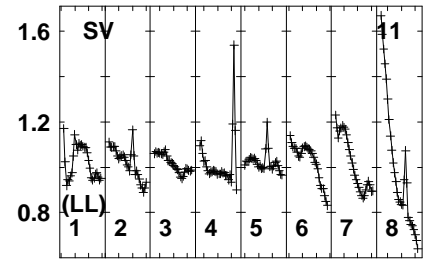
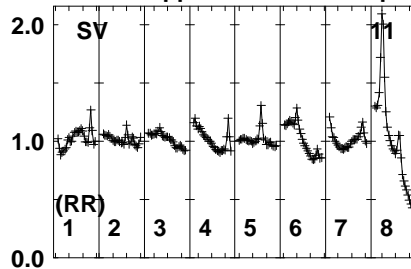
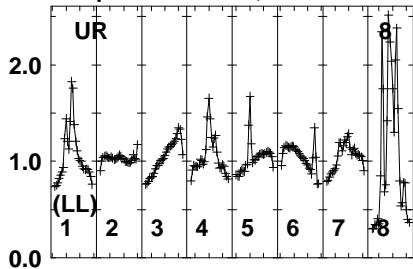
1595 610 1630 645 660 675 1695 710  
FREQ MHz

Lower frame: Real Jy  
Auto-corr total-power spectrum Antenna: \*  
Timerange: 01/12:53:30 to 01/12:55:00

Plot file version 252 created 18-MAR-2021 12:46:11

J1608+5613 EB082 2.UVDATA.1

Freq = 1.5950 GHz, Bw = 16.000 MH No calibration applied and no bandpass applied



1595 610 1630 645 660 675 1695 710  
FREQ MHz

1595 610 1630 645 660 675 1695 710  
FREQ MHz

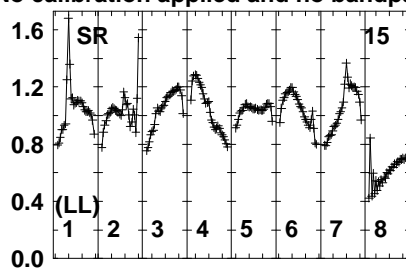
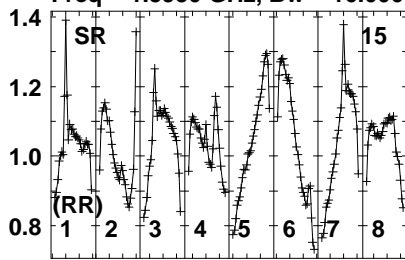
1595 610 1630 645 660 675 1695 710  
FREQ MHz

Lower frame: Real Jy  
Auto-corr total-power spectrum Antenna: \*  
Timerange: 01/12:53:30 to 01/12:55:00

Plot file version 253 created 18-MAR-2021 12:46:11

J1608+5613 EB082 2.UVDATA.1

Freq = 1.5950 GHz, Bw = 16.000 MH No calibration applied and no bandpass applied

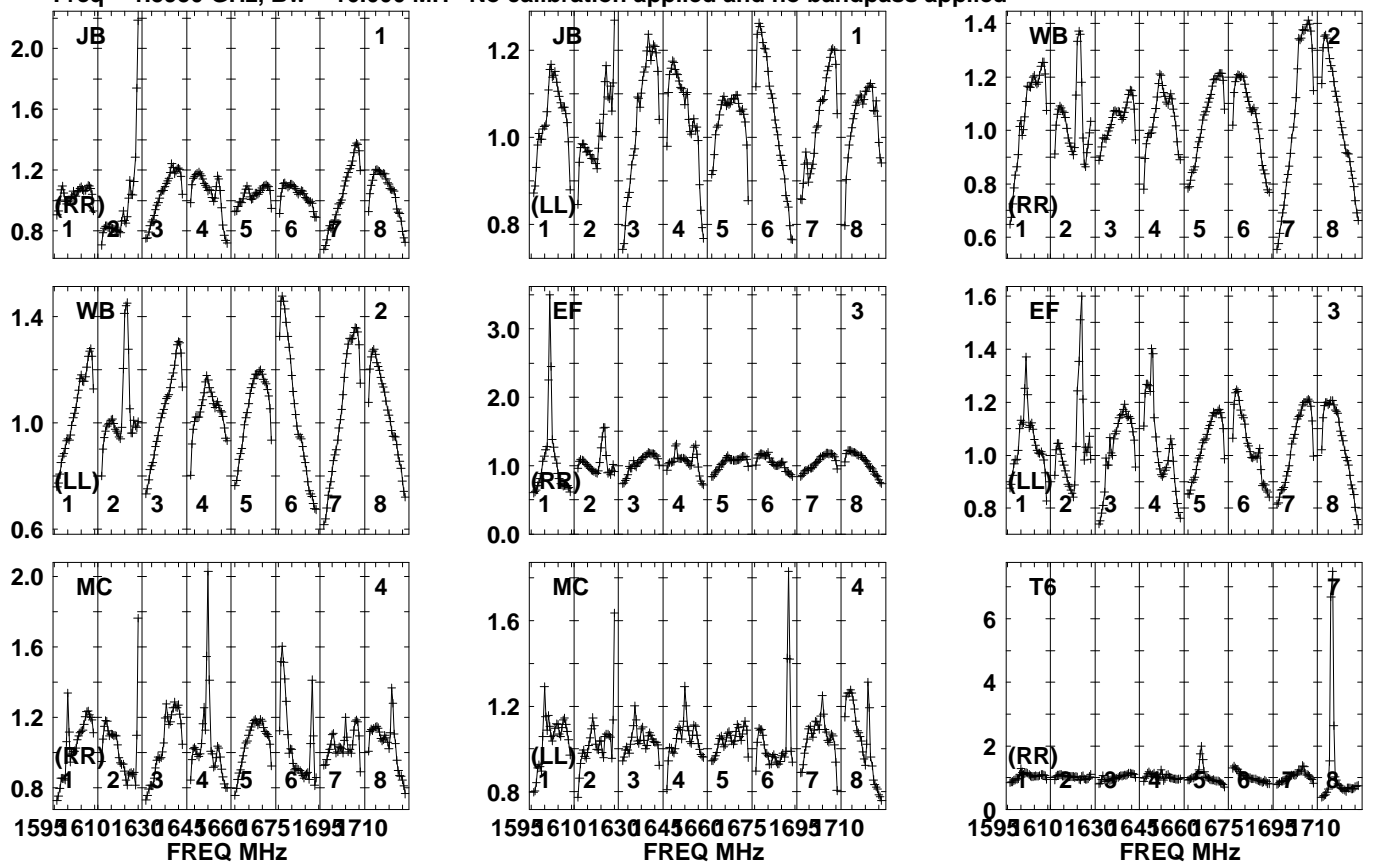


Lower frame: Real Jy  
Auto-corr total-power spectrum Antenna: \*  
Timerange: 01/12:53:30 to 01/12:55:00

Plot file version 254 created 18-MAR-2021 12:46:11

J1617+5515 EB082 2.UVDATA.1

Freq = 1.5950 GHz, Bw = 16.000 MH No calibration applied and no bandpass applied



1595 610 1630 645 660 675 1695 710  
FREQ MHz

1595 610 1630 645 660 675 1695 710  
FREQ MHz

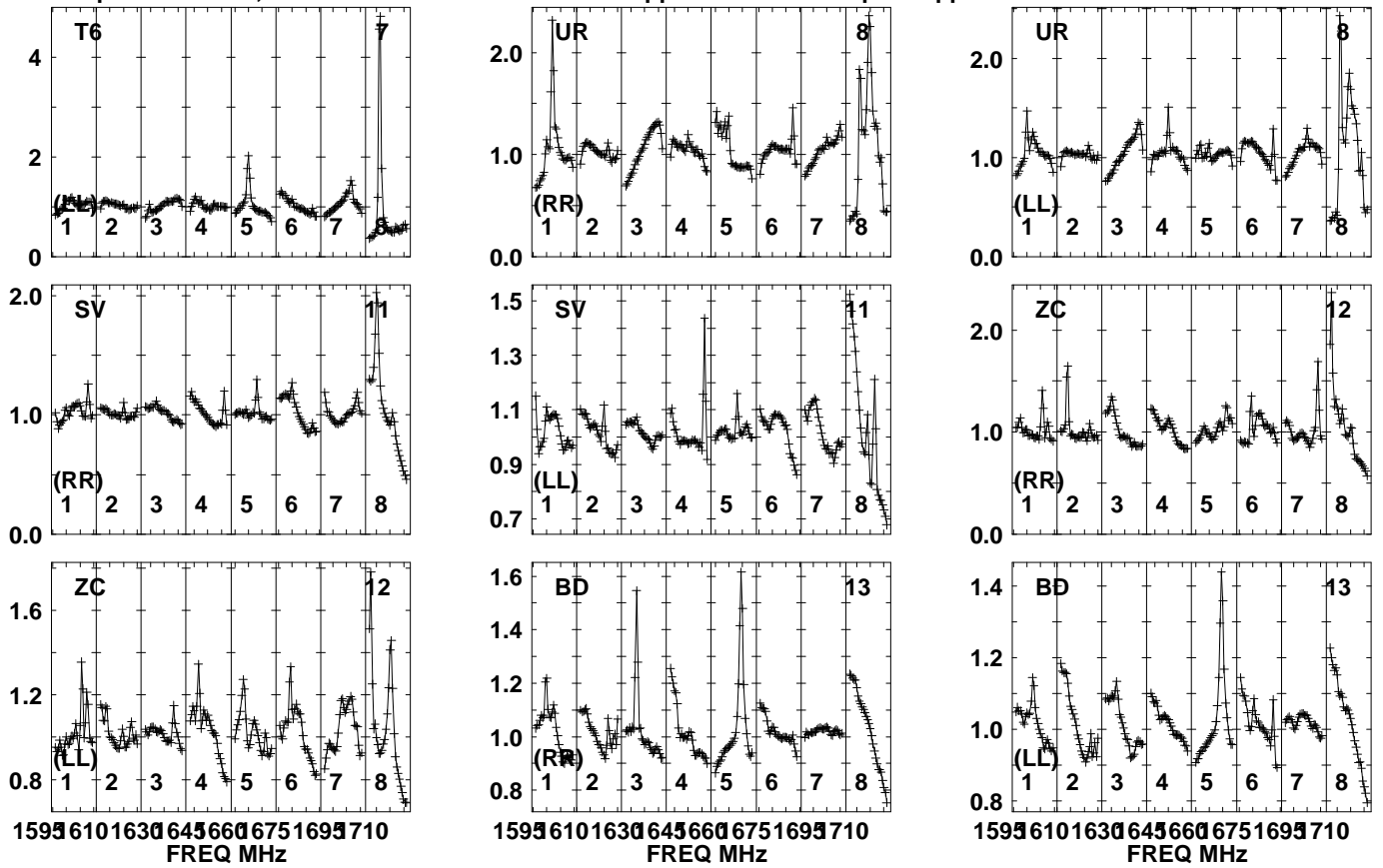
1595 610 1630 645 660 675 1695 710  
FREQ MHz

Lower frame: Real Jy  
Auto-corr total-power spectrum Antenna: \*  
Timerange: 01/12:55:00 to 01/12:58:00

Plot file version 255 created 18-MAR-2021 12:46:11

J1617+5515 EB082 2.UVDATA.1

Freq = 1.5950 GHz, Bw = 16.000 MH No calibration applied and no bandpass applied

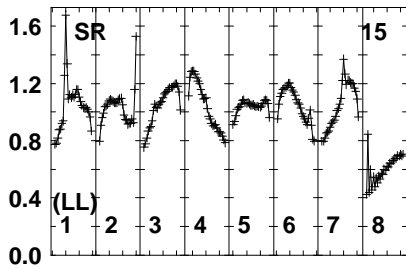
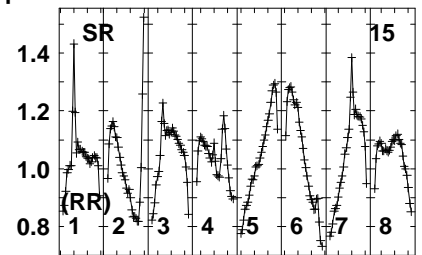
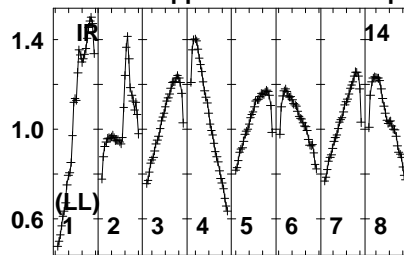
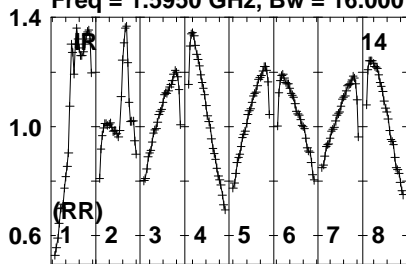


Lower frame: Real Jy  
Auto-corr total-power spectrum Antenna: \*  
Timerange: 01/12:55:00 to 01/12:58:00

Plot file version 256 created 18-MAR-2021 12:46:11

J1617+5515 EB082 2.UVDATA.1

Freq = 1.5950 GHz, Bw = 16.000 MH No calibration applied and no bandpass applied



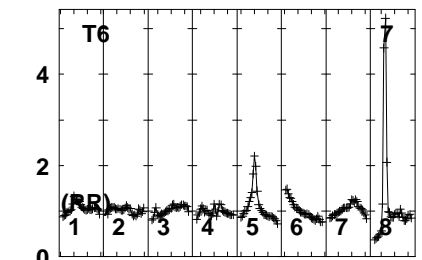
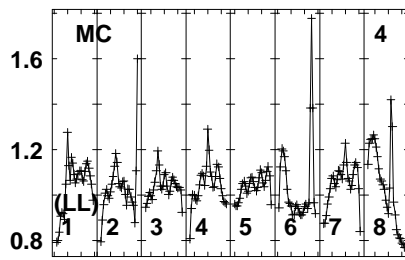
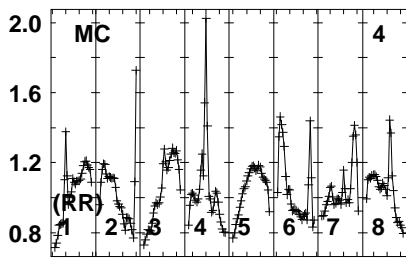
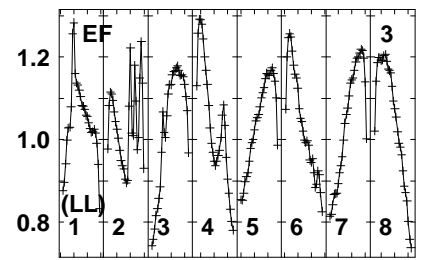
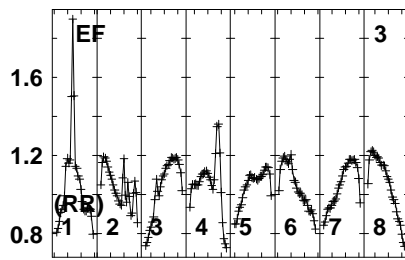
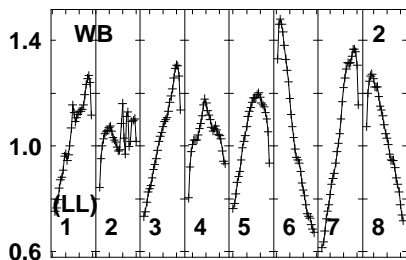
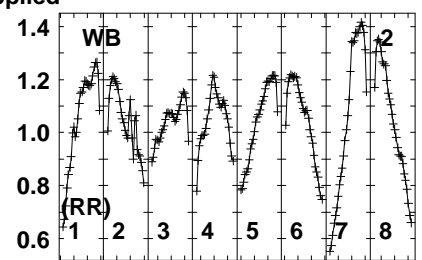
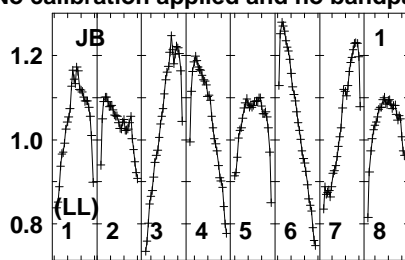
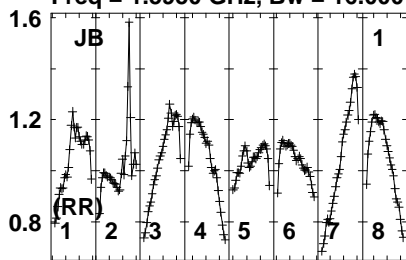
Lower frame: Real Jy  
Auto-corr total-power spectrum Antenna: \*  
Timerange: 01/12:55:00 to 01/12:58:00



Plot file version 257 created 18-MAR-2021 12:46:12

J1608+5613 EB082 2.UVDATA.1

Freq = 1.5950 GHz, Bw = 16.000 MH No calibration applied and no bandpass applied



1595 610 1630 645 660 675 1695 710  
FREQ MHz

1595 610 1630 645 660 675 1695 710  
FREQ MHz

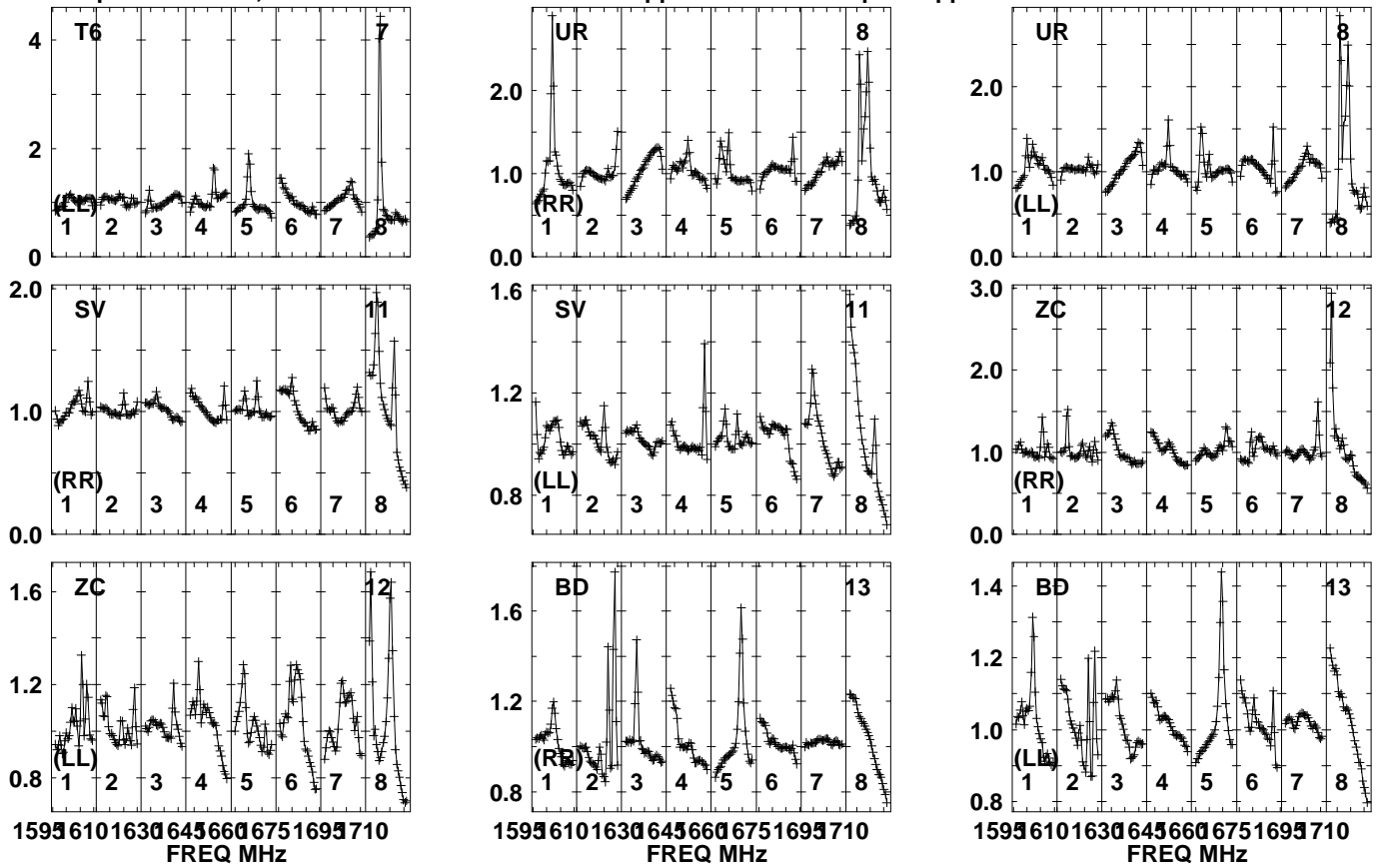
1595 610 1630 645 660 675 1695 710  
FREQ MHz

Lower frame: Real Jy  
Auto-corr total-power spectrum Antenna: \*  
Timerange: 01/12:58:00 to 01/13:00:00

Plot file version 258 created 18-MAR-2021 12:46:12

J1608+5613 EB082 2.UVDATA.1

Freq = 1.5950 GHz, Bw = 16.000 MH No calibration applied and no bandpass applied

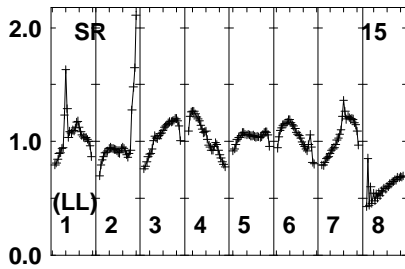
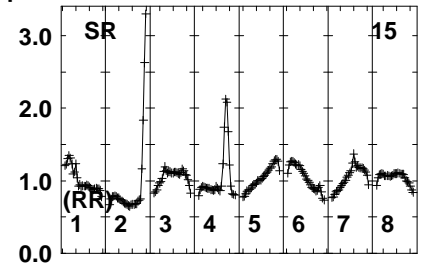
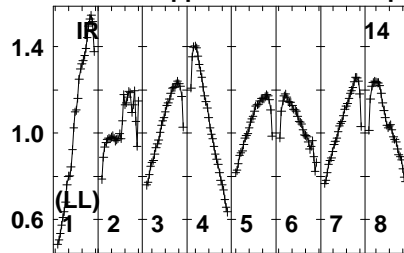
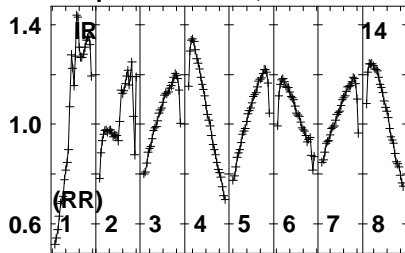


Lower frame: Real Jy  
Auto-corr total-power spectrum Antenna: \*  
Timerange: 01/12:58:00 to 01/13:00:00

Plot file version 259 created 18-MAR-2021 12:46:12

J1608+5613 EB082 2.UVDATA.1

Freq = 1.5950 GHz, Bw = 16.000 MH No calibration applied and no bandpass applied

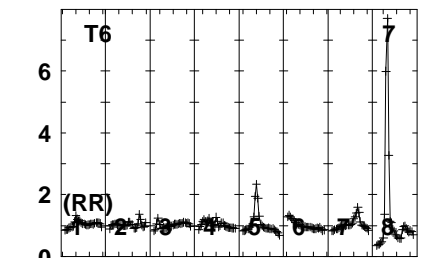
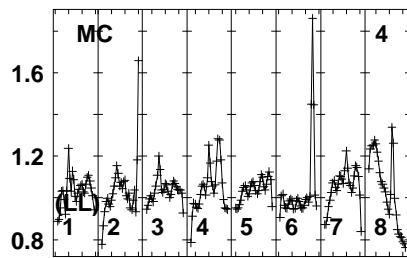
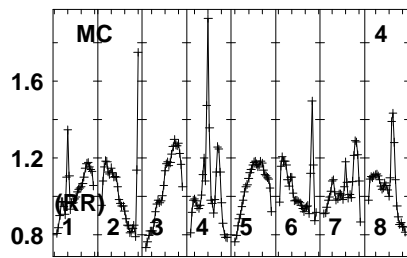
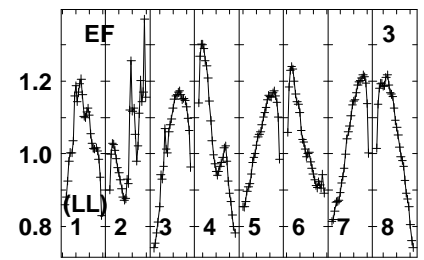
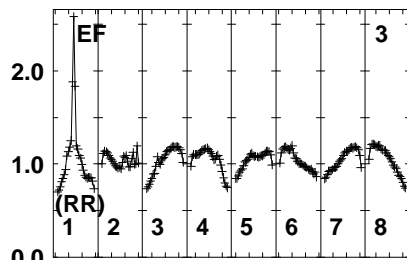
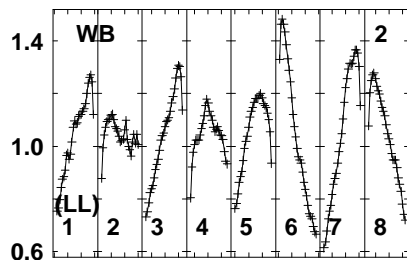
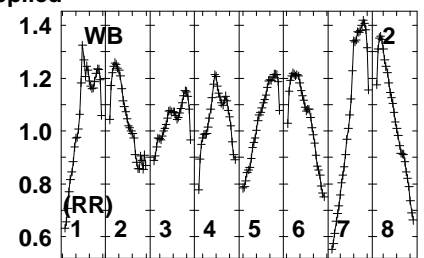
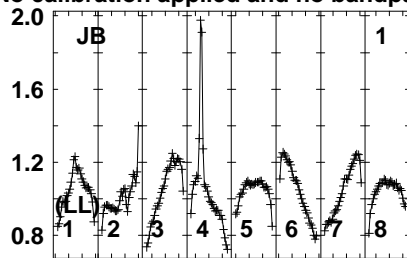
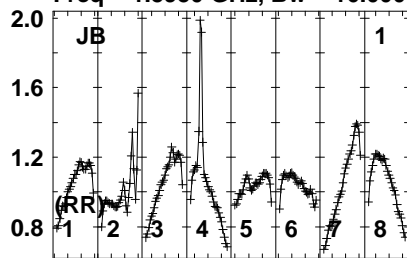


Lower frame: Real Jy  
Auto-corr total-power spectrum Antenna: \*  
Timerange: 01/12:58:00 to 01/13:00:00

Plot file version 260 created 18-MAR-2021 12:46:12

J1617+5515 EB082 2.UVDATA.1

Freq = 1.5950 GHz, Bw = 16.000 MH No calibration applied and no bandpass applied



1595 610 1630 645 660 675 1695 710  
FREQ MHz

1595 610 1630 645 660 675 1695 710  
FREQ MHz

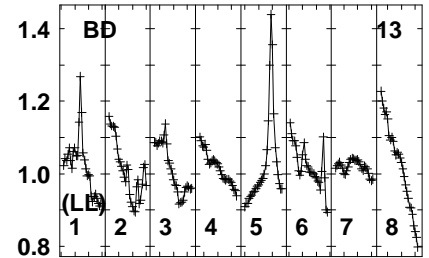
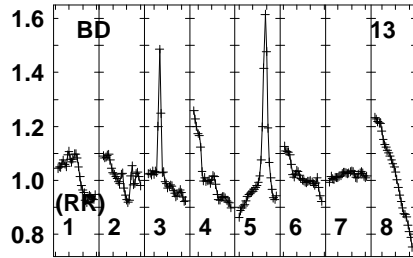
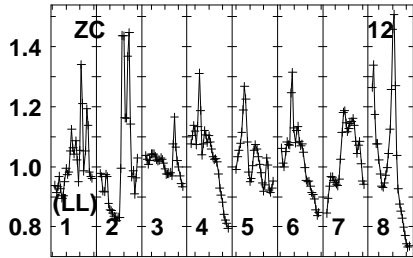
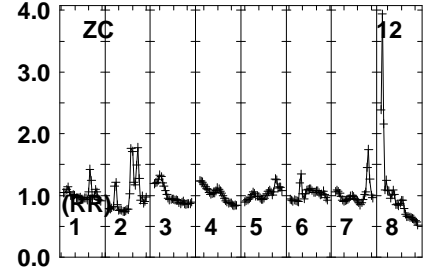
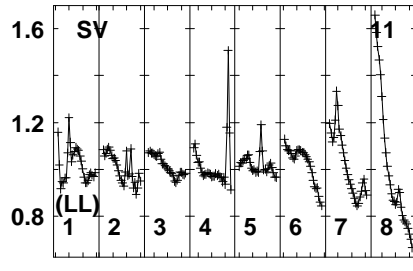
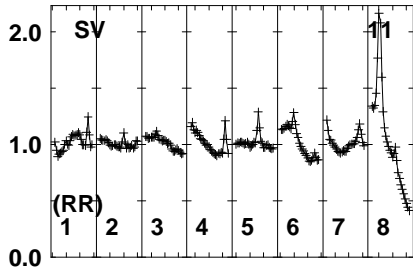
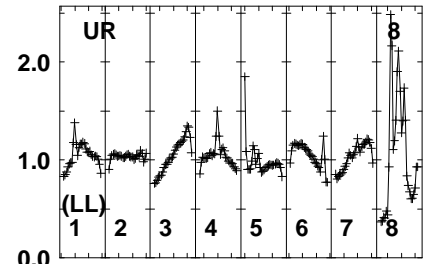
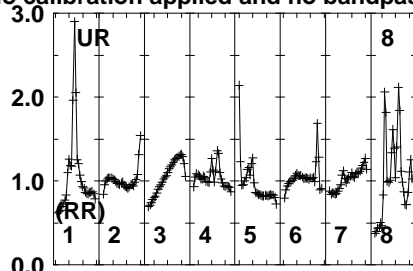
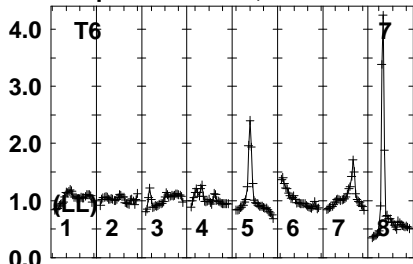
1595 610 1630 645 660 675 1695 710  
FREQ MHz

Lower frame: Real Jy  
Auto-corr total-power spectrum Antenna: \*  
Timerange: 01/13:00:01 to 01/13:03:00

Plot file version 261 created 18-MAR-2021 12:46:12

J1617+5515 EB082 2.UVDATA.1

Freq = 1.5950 GHz, Bw = 16.000 MH No calibration applied and no bandpass applied



1595 610 1630 645 660 675 1695 710  
FREQ MHz

1595 610 1630 645 660 675 1695 710  
FREQ MHz

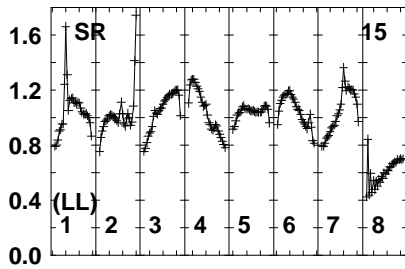
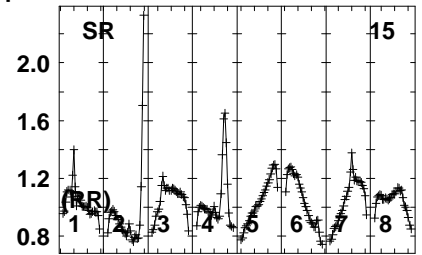
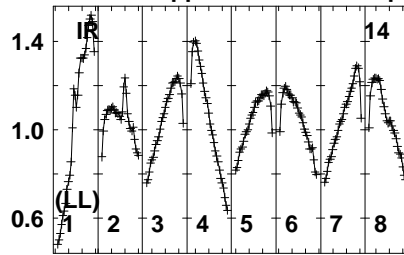
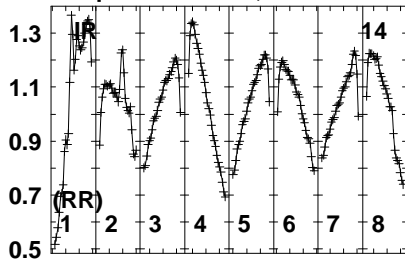
1595 610 1630 645 660 675 1695 710  
FREQ MHz

Lower frame: Real Jy  
Auto-corr total-power spectrum Antenna: \*  
Timerange: 01/13:00:01 to 01/13:03:00

Plot file version 262 created 18-MAR-2021 12:46:12

J1617+5515 EB082 2.UVDATA.1

Freq = 1.5950 GHz, Bw = 16.000 MH No calibration applied and no bandpass applied

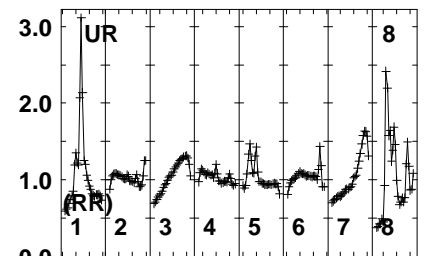
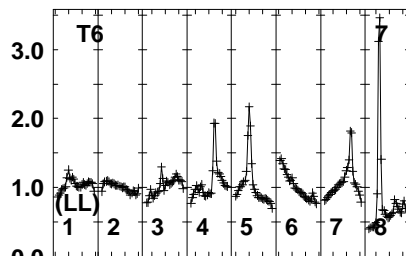
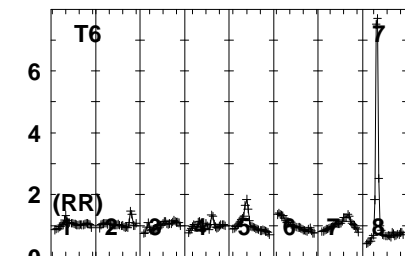
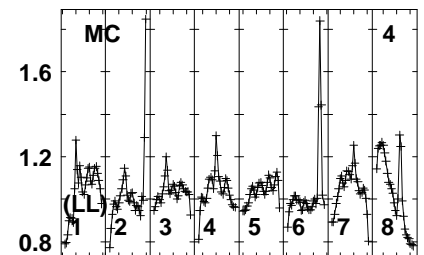
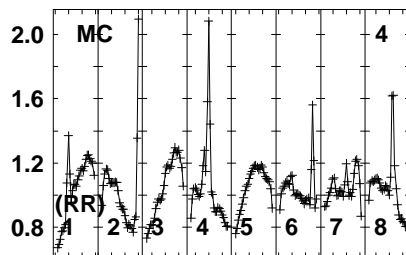
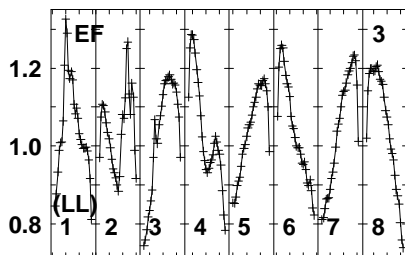
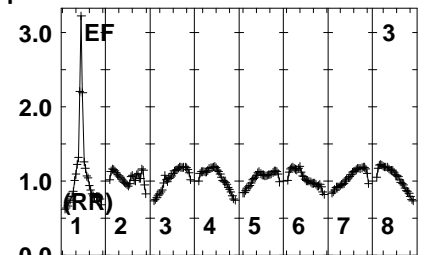
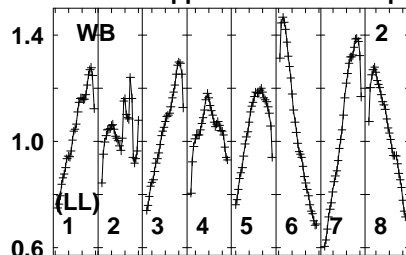
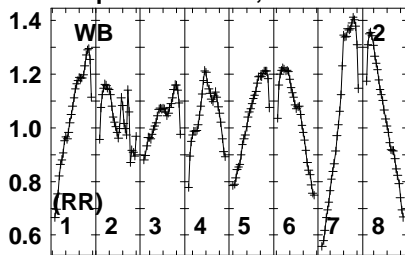


Lower frame: Real Jy  
Auto-corr total-power spectrum Antenna: \*  
Timerange: 01/13:00:01 to 01/13:03:00

Plot file version 263 created 18-MAR-2021 12:46:12

J1608+5613 EB082 2.UVDATA.1

Freq = 1.5950 GHz, Bw = 16.000 MH No calibration applied and no bandpass applied



1595 610 1630 645 660 675 1695 710  
FREQ MHz

1595 610 1630 645 660 675 1695 710  
FREQ MHz

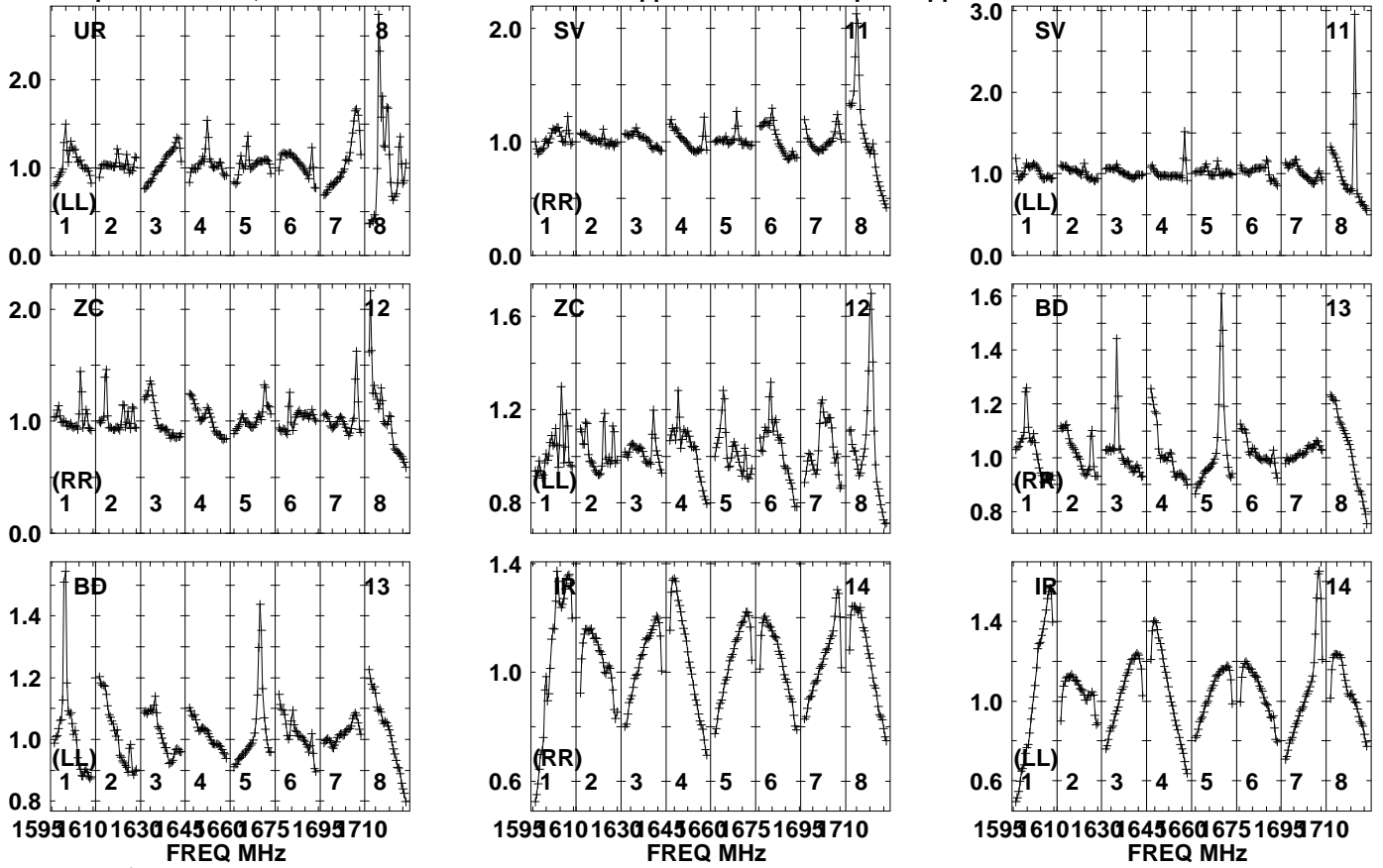
1595 610 1630 645 660 675 1695 710  
FREQ MHz

Lower frame: Real Jy  
Auto-corr total-power spectrum Antenna: \*  
Timerange: 01/13:03:31 to 01/13:05:00

Plot file version 264 created 18-MAR-2021 12:46:13

J1608+5613 EB082 2.UVDATA.1

Freq = 1.5950 GHz, Bw = 16.000 MH No calibration applied and no bandpass applied



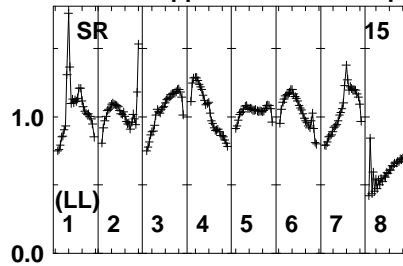
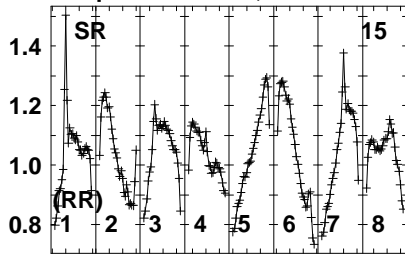
Lower frame: Real Jy  
Auto-corr total-power spectrum Antenna: \*  
Timerange: 01/13:03:31 to 01/13:05:00



Plot file version 265 created 18-MAR-2021 12:46:13

J1608+5613 EB082 2.UVDATA.1

Freq = 1.5950 GHz, Bw = 16.000 MH No calibration applied and no bandpass applied

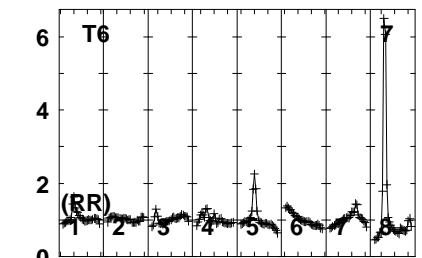
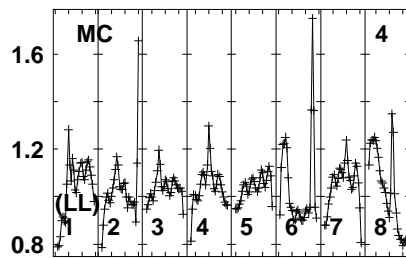
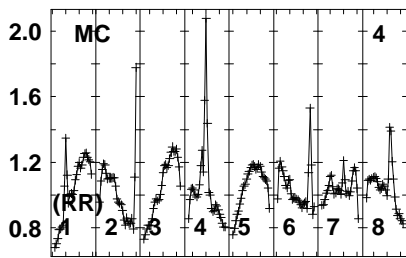
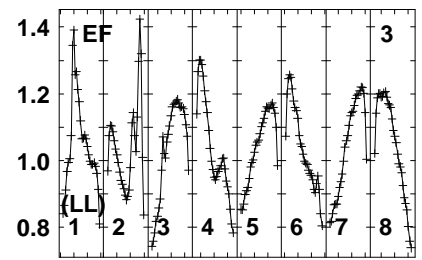
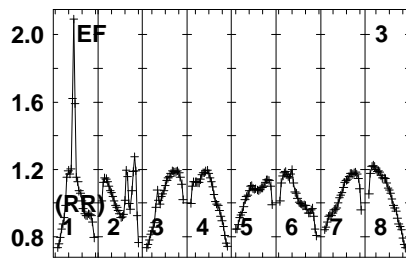
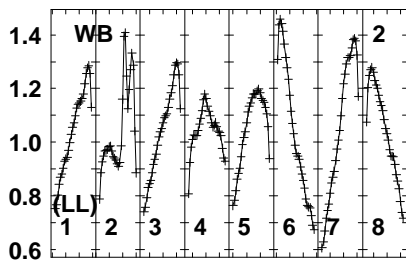
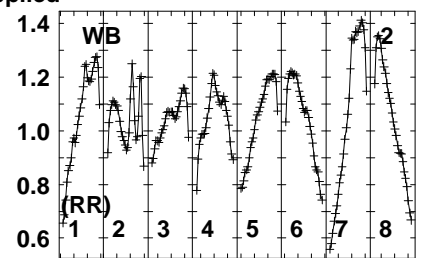
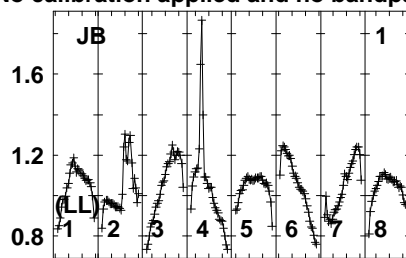
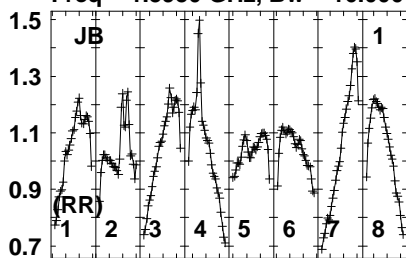


Lower frame: Real Jy  
Auto-corr total-power spectrum Antenna: \*  
Timerange: 01/13:03:31 to 01/13:05:00

Plot file version 266 created 18-MAR-2021 12:46:13

J1617+5515 EB082 2.UVDATA.1

Freq = 1.5950 GHz, Bw = 16.000 MH No calibration applied and no bandpass applied



1595 610 1630 645 660 675 1695 710  
FREQ MHz

1595 610 1630 645 660 675 1695 710  
FREQ MHz

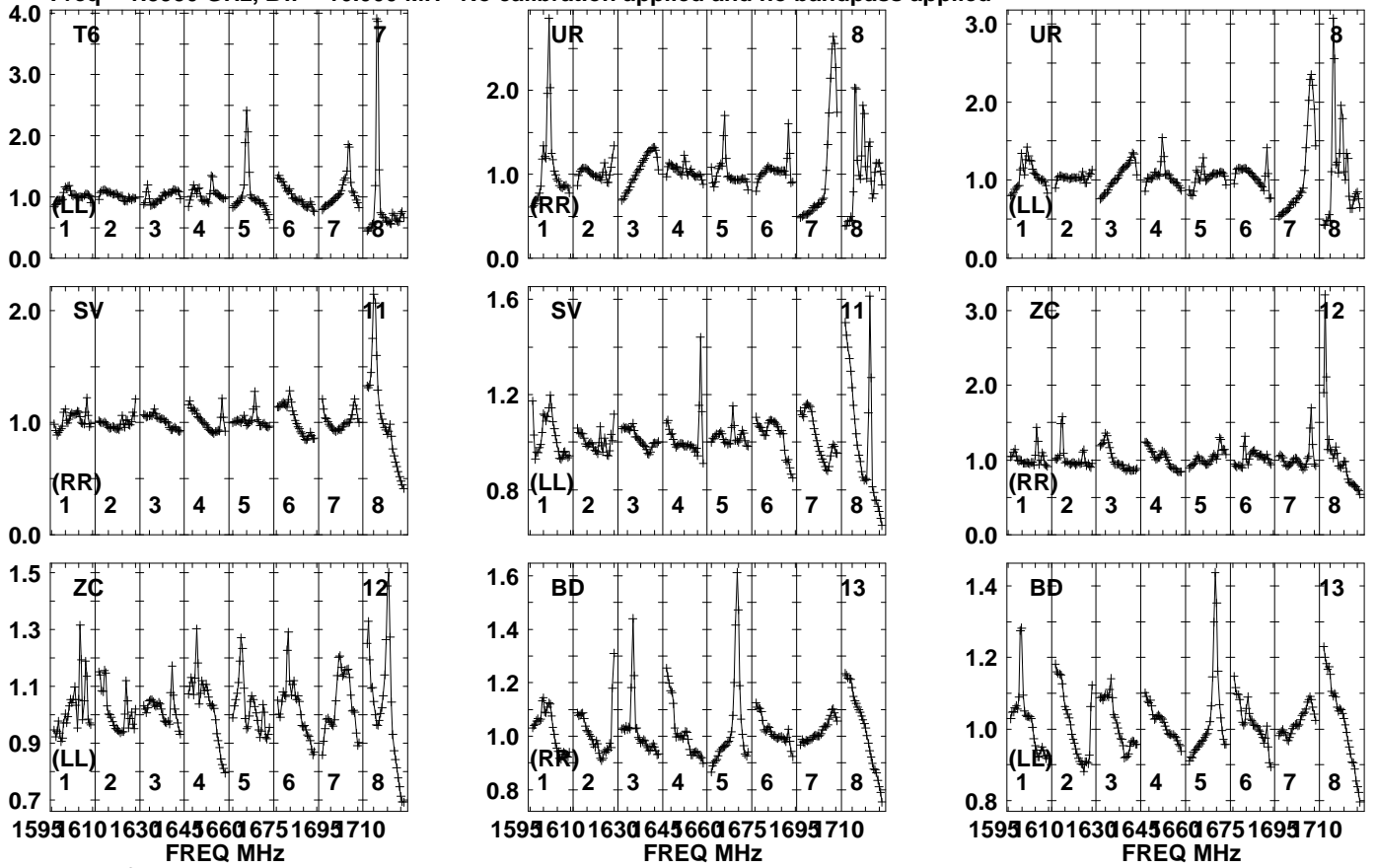
1595 610 1630 645 660 675 1695 710  
FREQ MHz

Lower frame: Real Jy  
Auto-corr total-power spectrum Antenna: \*  
Timerange: 01/13:05:00 to 01/13:07:59

Plot file version 267 created 18-MAR-2021 12:46:13

J1617+5515 EB082 2.UVDATA.1

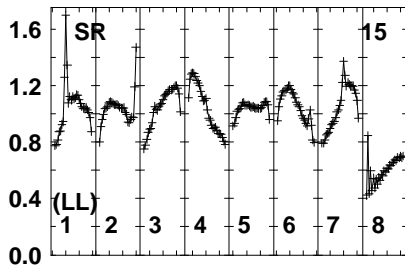
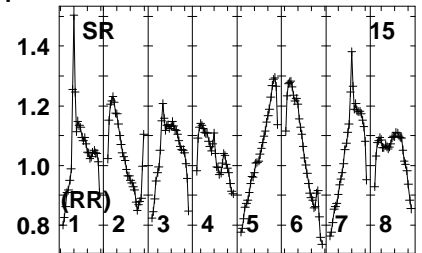
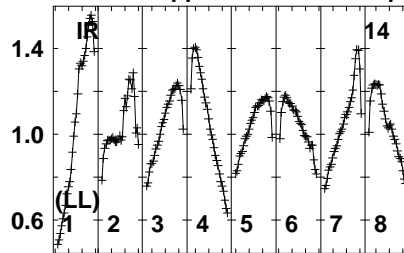
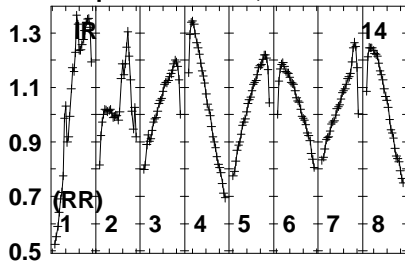
Freq = 1.5950 GHz, Bw = 16.000 MH No calibration applied and no bandpass applied



Plot file version 268 created 18-MAR-2021 12:46:13

J1617+5515 EB082 2.UVDATA.1

Freq = 1.5950 GHz, Bw = 16.000 MH No calibration applied and no bandpass applied

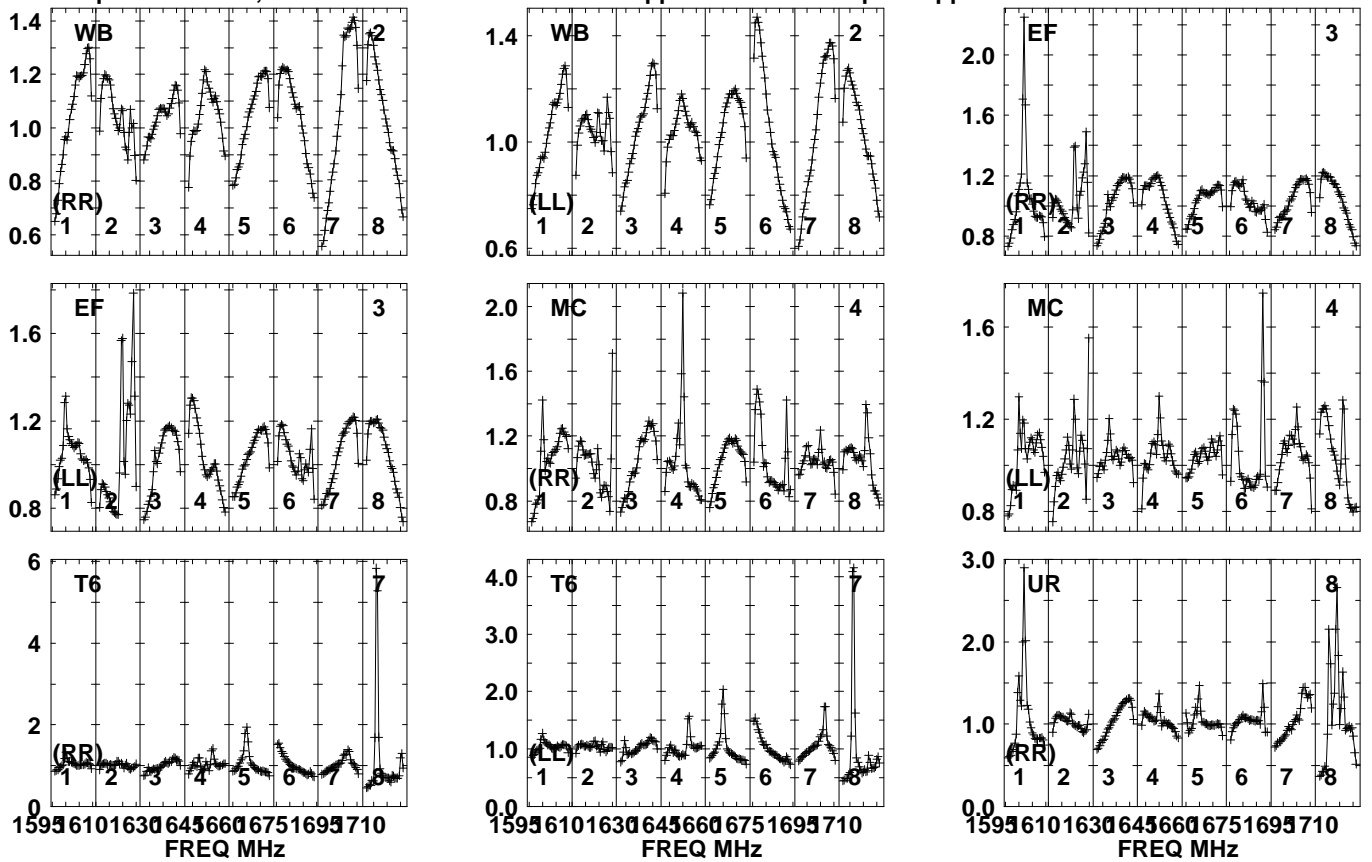


Lower frame: Real Jy  
Auto-corr total-power spectrum Antenna: \*  
Timerange: 01/13:05:00 to 01/13:07:59

Plot file version 269 created 18-MAR-2021 12:46:13

J1608+5613 EB082 2.UVDATA.1

Freq = 1.5950 GHz, Bw = 16.000 MH No calibration applied and no bandpass applied

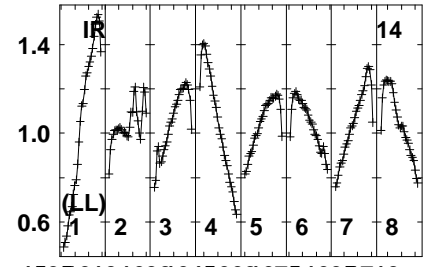
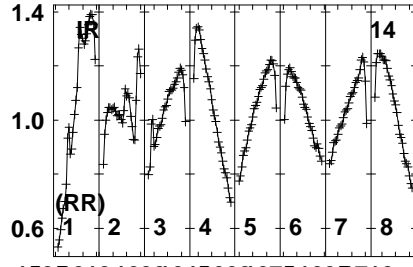
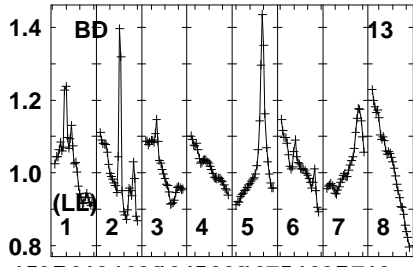
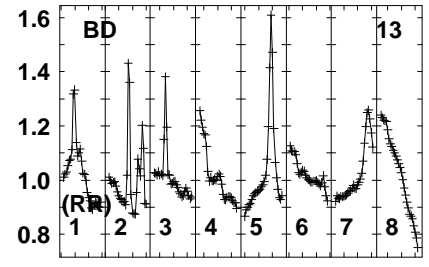
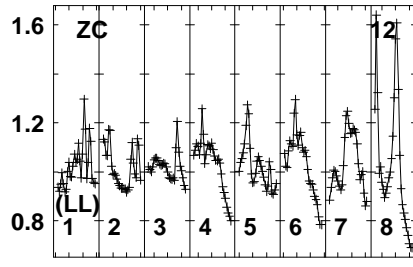
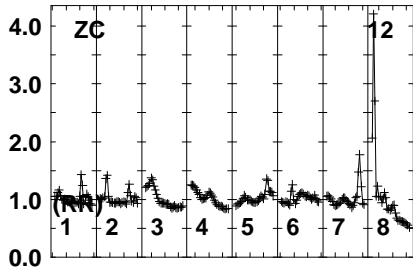
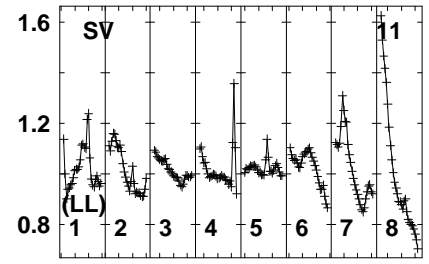
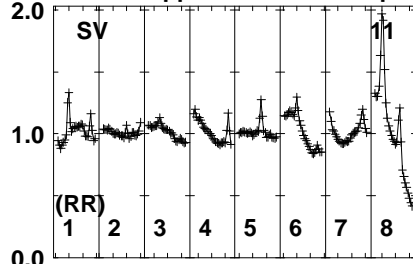
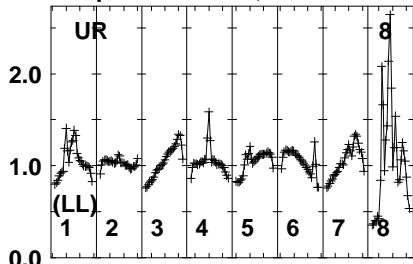


Lower frame: Real Jy  
Auto-corr total-power spectrum Antenna: \*  
Timerange: 01/13:08:01 to 01/13:09:59

Plot file version 270 created 18-MAR-2021 12:46:13

J1608+5613 EB082 2.UVDATA.1

Freq = 1.5950 GHz, Bw = 16.000 MH No calibration applied and no bandpass applied



1595 610 1630 645 660 675 1695 710  
FREQ MHz

1595 610 1630 645 660 675 1695 710  
FREQ MHz

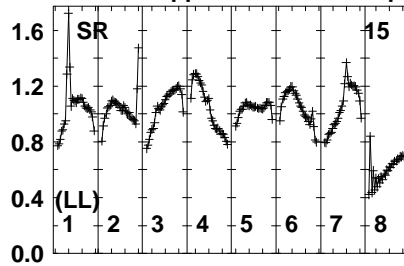
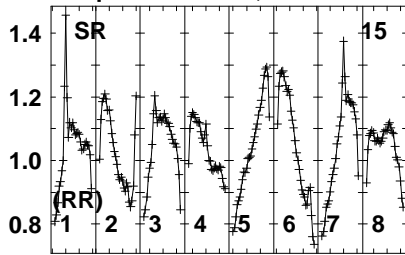
1595 610 1630 645 660 675 1695 710  
FREQ MHz

Lower frame: Real Jy  
Auto-corr total-power spectrum Antenna: \*  
Timerange: 01/13:08:01 to 01/13:09:59

Plot file version 271 created 18-MAR-2021 12:46:13

J1608+5613 EB082 2.UVDATA.1

Freq = 1.5950 GHz, Bw = 16.000 MH No calibration applied and no bandpass applied

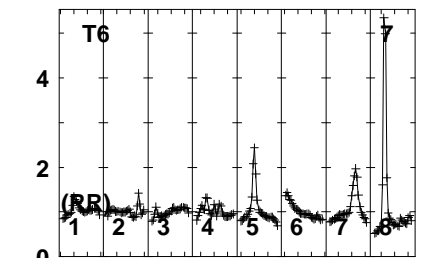
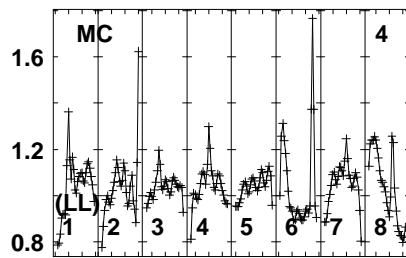
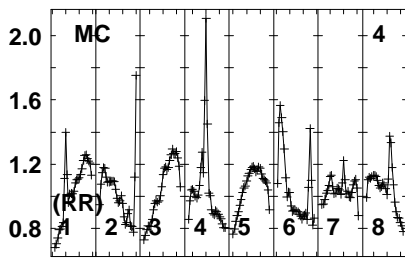
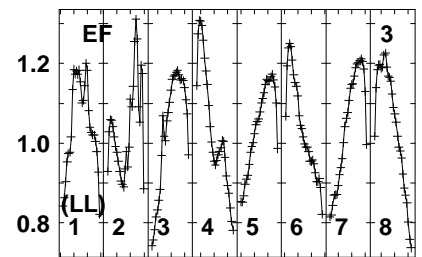
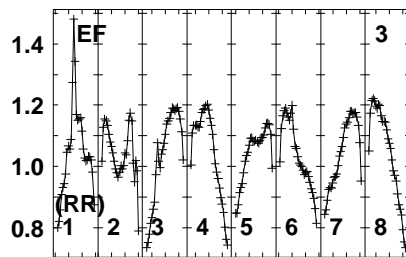
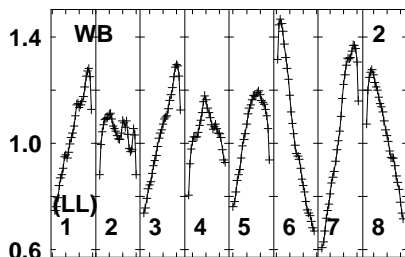
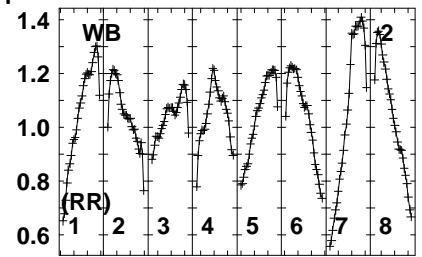
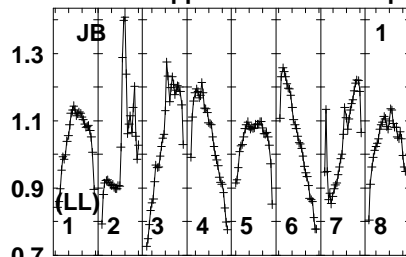
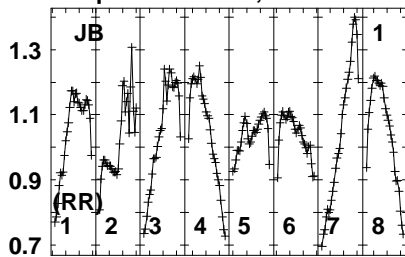


Lower frame: Real Jy  
Auto-corr total-power spectrum Antenna: \*  
Timerange: 01/13:08:01 to 01/13:09:59

Plot file version 272 created 18-MAR-2021 12:46:14

J1617+5515 EB082 2.UVDATA.1

Freq = 1.5950 GHz, Bw = 16.000 MH No calibration applied and no bandpass applied



1595 610 1630 645 660 675 1695 710  
FREQ MHz

1595 610 1630 645 660 675 1695 710  
FREQ MHz

1595 610 1630 645 660 675 1695 710  
FREQ MHz

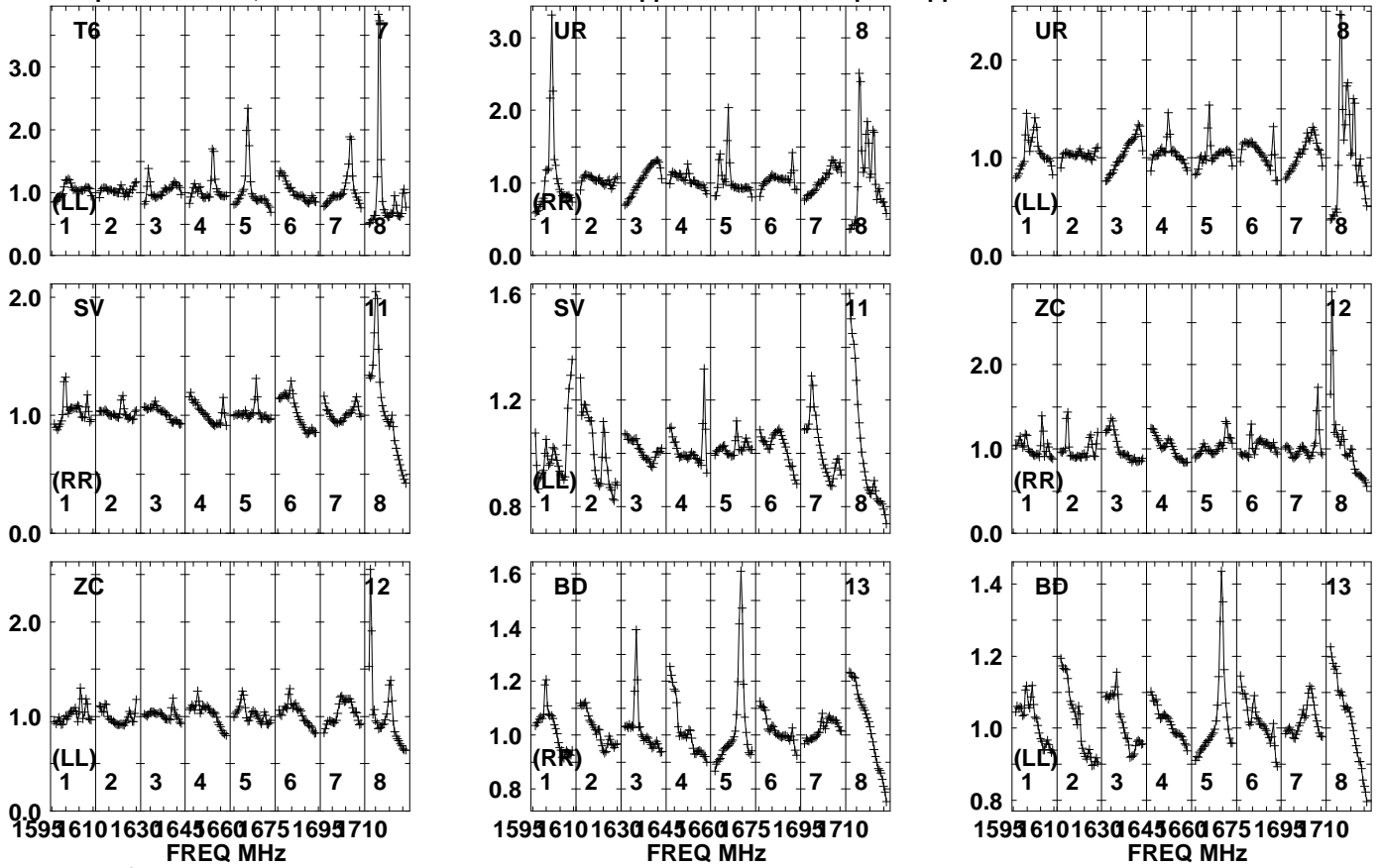
Lower frame: Real Jy  
Auto-corr total-power spectrum Antenna: \*  
Timerange: 01/13:10:00 to 01/13:13:00



Plot file version 273 created 18-MAR-2021 12:46:14

J1617+5515 EB082 2.UVDATA.1

Freq = 1.5950 GHz, Bw = 16.000 MH No calibration applied and no bandpass applied

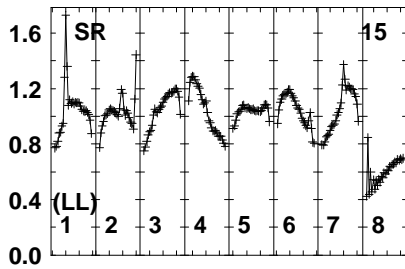
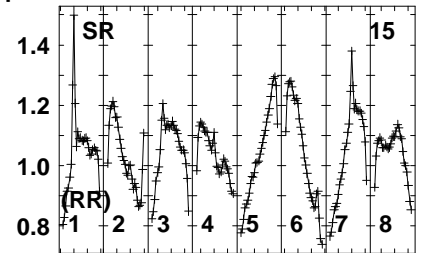
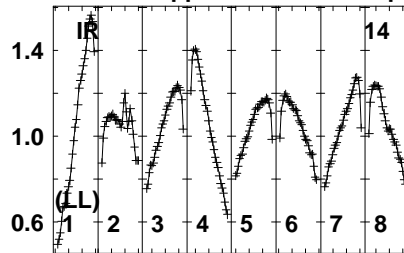
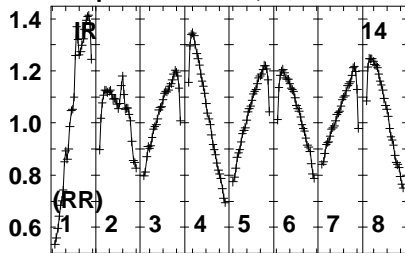


Lower frame: Real Jy  
Auto-corr total-power spectrum Antenna: \*  
Timerange: 01/13:10:00 to 01/13:13:00

Plot file version 274 created 18-MAR-2021 12:46:14

J1617+5515 EB082 2.UVDATA.1

Freq = 1.5950 GHz, Bw = 16.000 MH No calibration applied and no bandpass applied

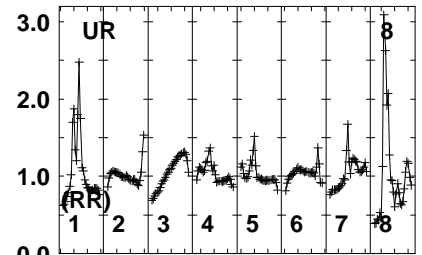
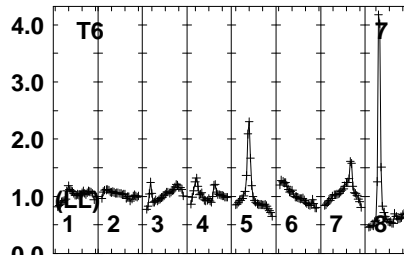
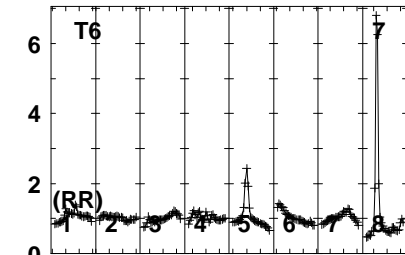
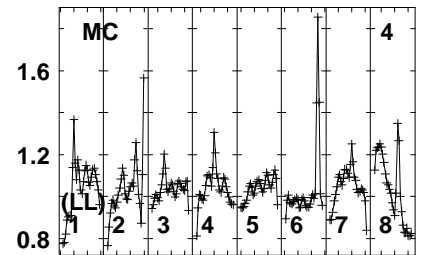
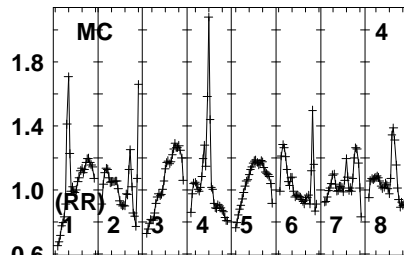
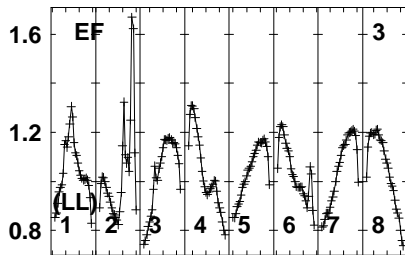
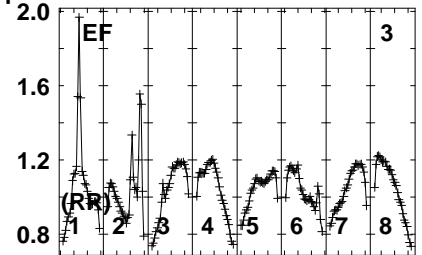
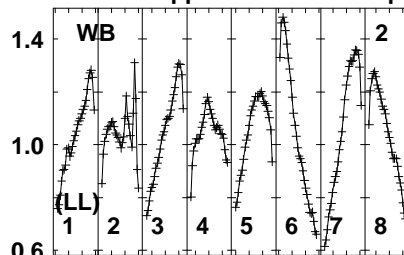
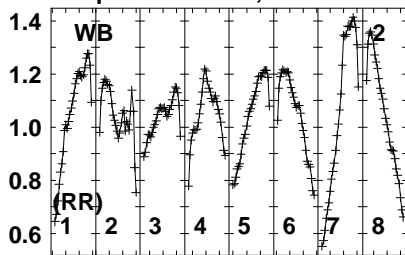


Lower frame: Real Jy  
Auto-corr total-power spectrum Antenna: \*  
Timerange: 01/13:10:00 to 01/13:13:00

Plot file version 275 created 18-MAR-2021 12:46:14

J1608+5613 EB082 2.UVDATA.1

Freq = 1.5950 GHz, Bw = 16.000 MH No calibration applied and no bandpass applied



1595 610 1630 645 660 675 1695 710  
FREQ MHz

1595 610 1630 645 660 675 1695 710  
FREQ MHz

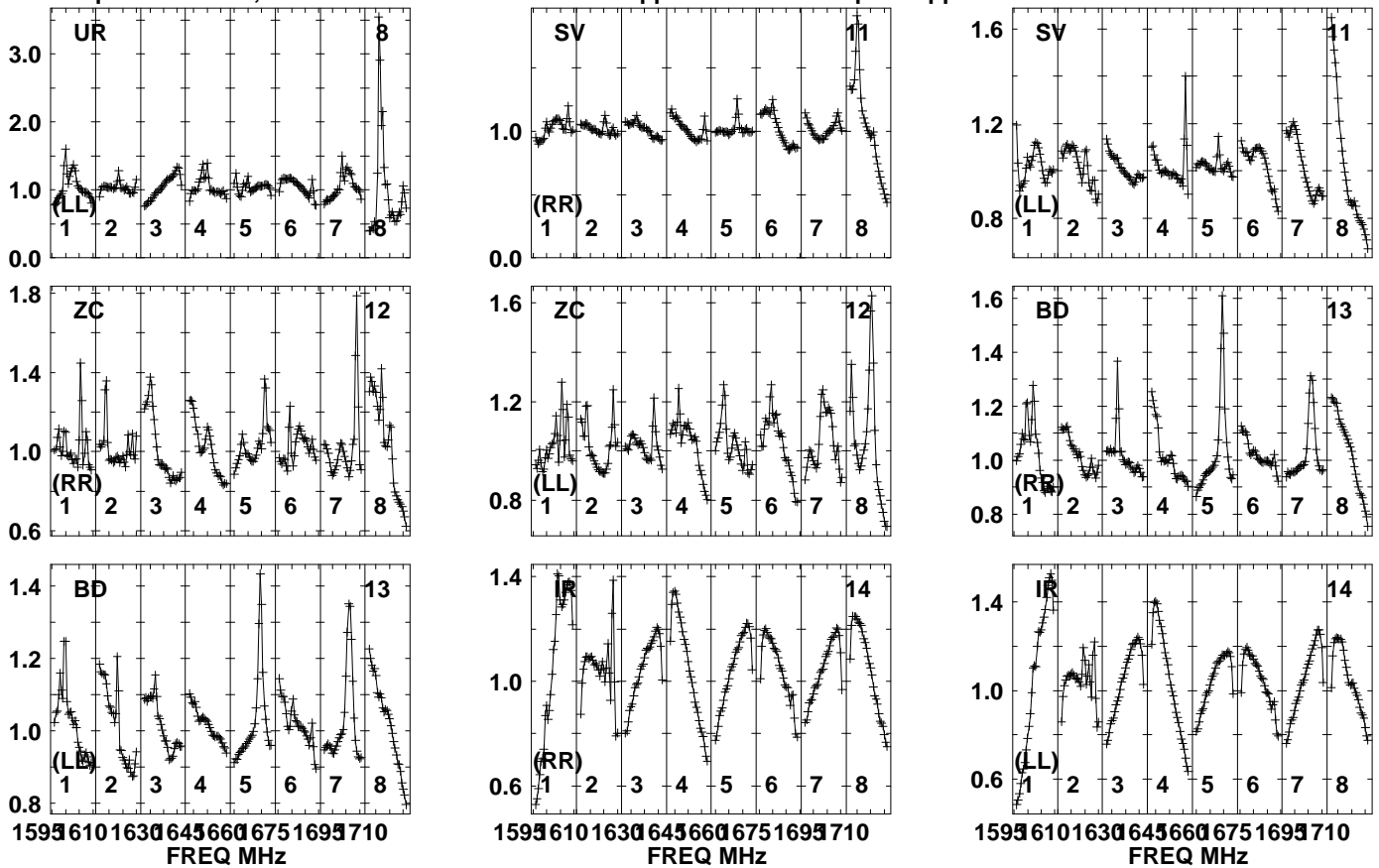
1595 610 1630 645 660 675 1695 710  
FREQ MHz

Lower frame: Real Jy  
Auto-corr total-power spectrum Antenna: \*  
Timerange: 01/13:13:31 to 01/13:14:59

Plot file version 276 created 18-MAR-2021 12:46:14

J1608+5613 EB082 2.UVDATA.1

Freq = 1.5950 GHz, Bw = 16.000 MH No calibration applied and no bandpass applied

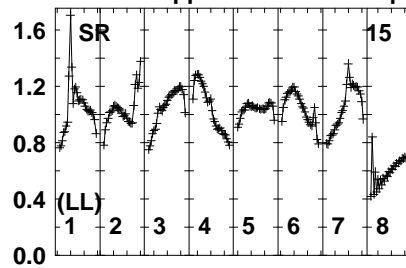
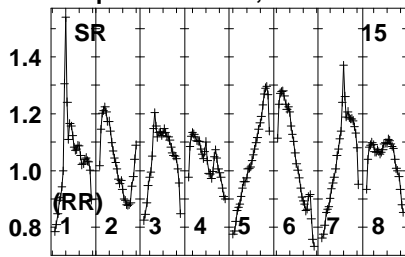


Lower frame: Real Jy  
Auto-corr total-power spectrum Antenna: \*  
Timerange: 01/13:13:31 to 01/13:14:59

Plot file version 277 created 18-MAR-2021 12:46:14

J1608+5613 EB082 2.UVDATA.1

Freq = 1.5950 GHz, Bw = 16.000 MH No calibration applied and no bandpass applied

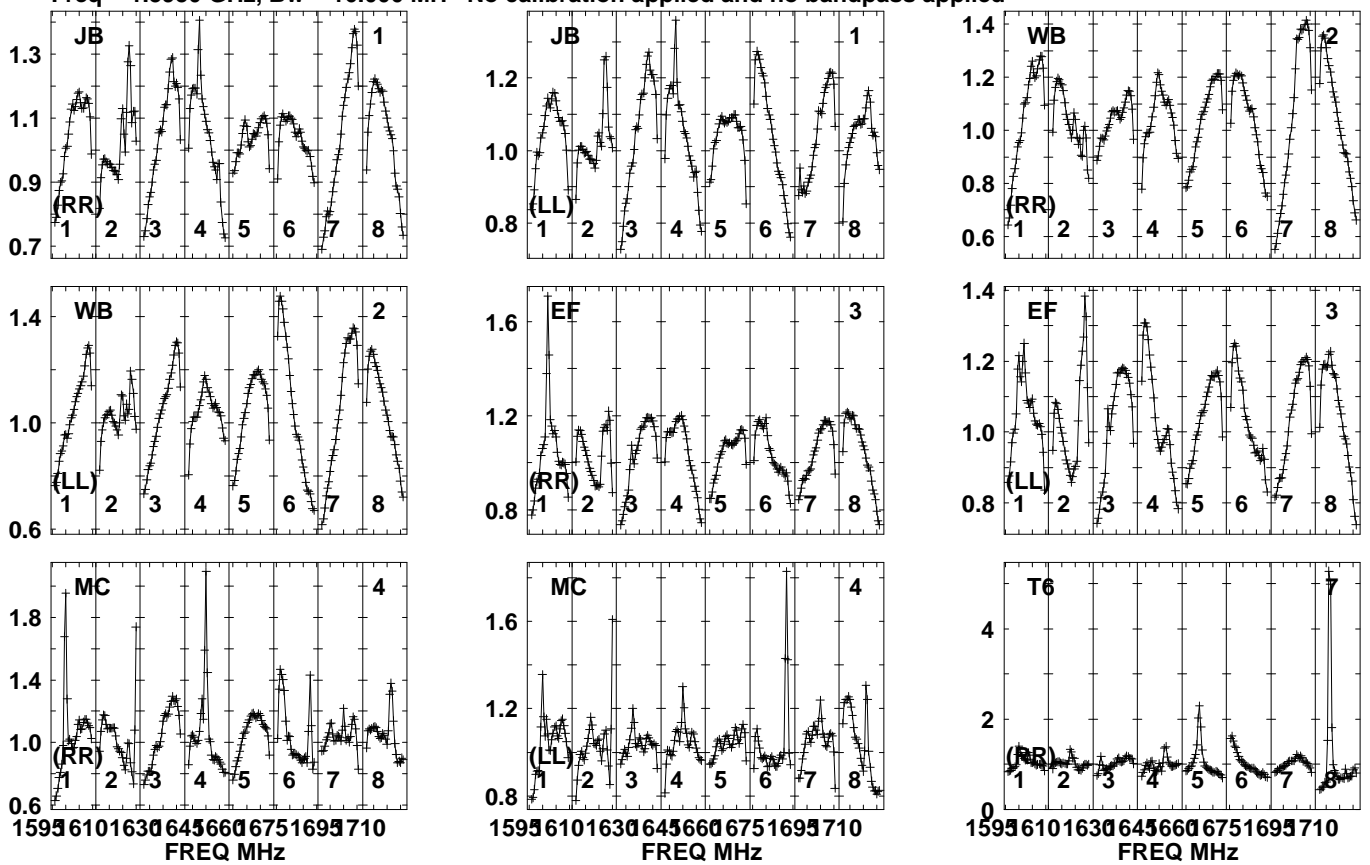


Lower frame: Real Jy  
Auto-corr total-power spectrum Antenna: \*  
Timerange: 01/13:13:31 to 01/13:14:59

Plot file version 278 created 18-MAR-2021 12:46:14

J1617+5515 EB082 2.UVDATA.1

Freq = 1.5950 GHz, Bw = 16.000 MH No calibration applied and no bandpass applied

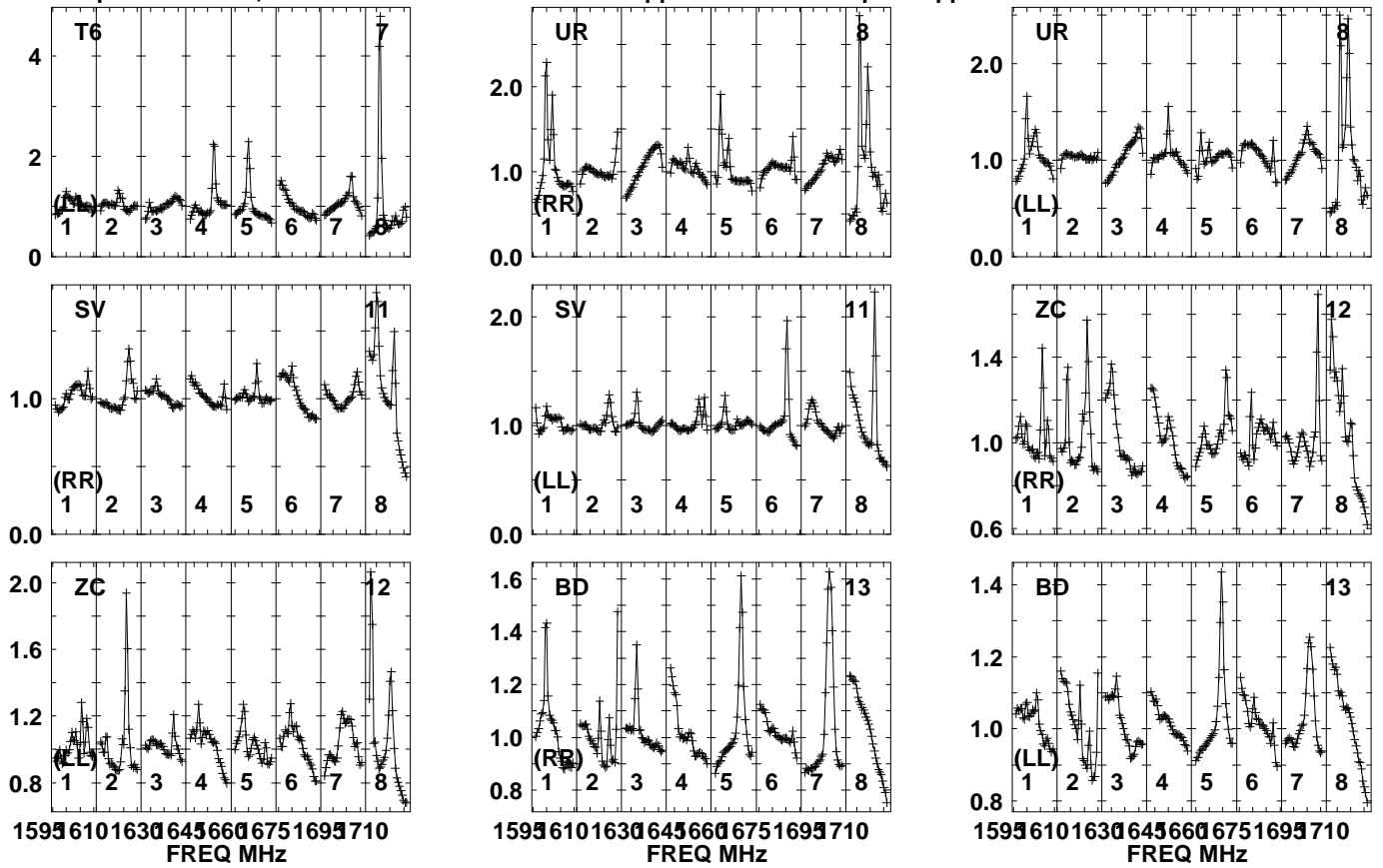


Lower frame: Real Jy  
Auto-corr total-power spectrum Antenna: \*  
Timerange: 01/13:15:00 to 01/13:17:59

Plot file version 279 created 18-MAR-2021 12:46:15

J1617+5515 EB082 2.UVDATA.1

Freq = 1.5950 GHz, Bw = 16.000 MH No calibration applied and no bandpass applied

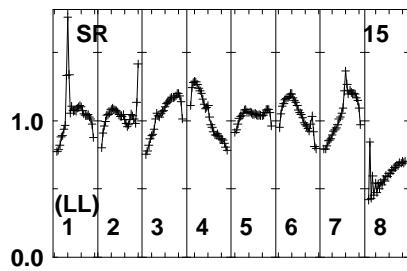
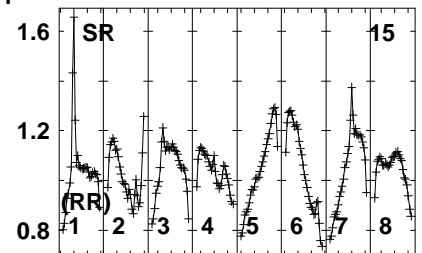
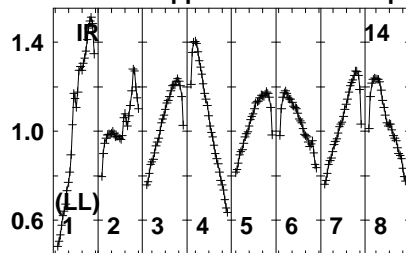
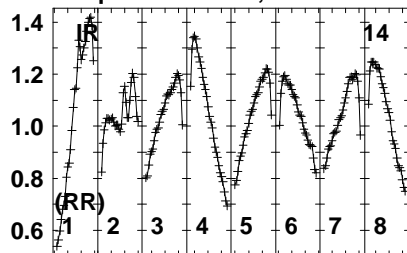


Lower frame: Real Jy  
Auto-corr total-power spectrum Antenna: \*  
Timerange: 01/13:15:00 to 01/13:17:59

Plot file version 280 created 18-MAR-2021 12:46:15

J1617+5515 EB082 2.UVDATA.1

Freq = 1.5950 GHz, Bw = 16.000 MH No calibration applied and no bandpass applied



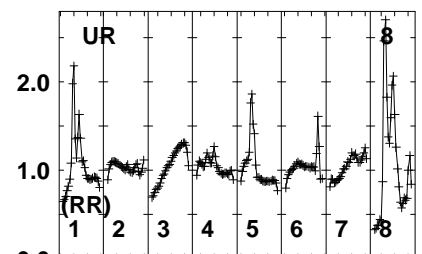
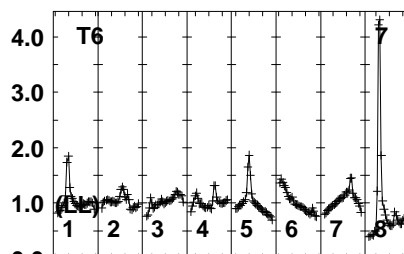
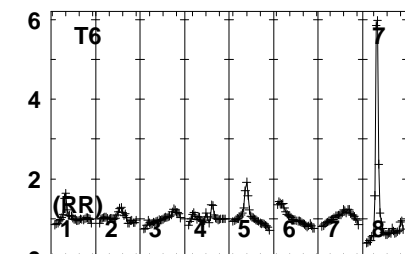
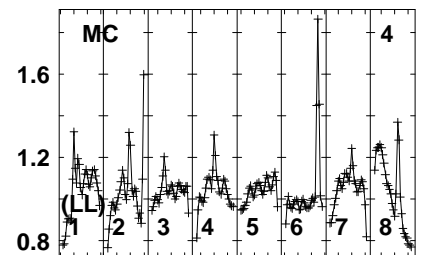
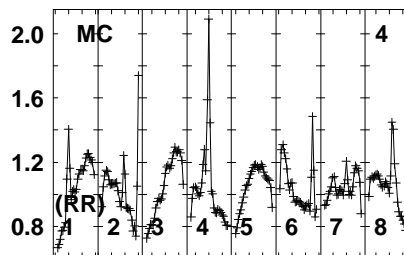
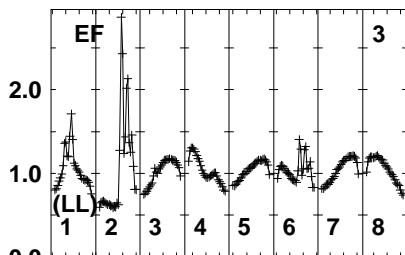
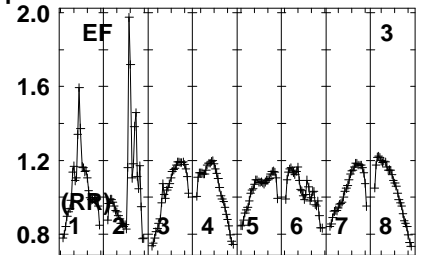
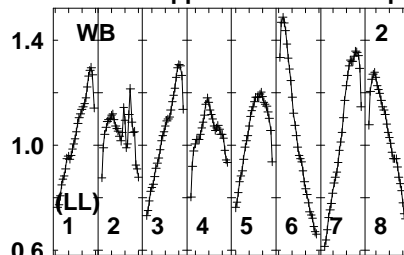
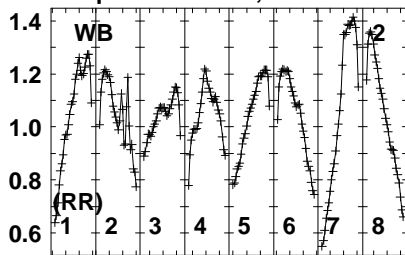
Lower frame: Real Jy  
Auto-corr total-power spectrum Antenna: \*  
Timerange: 01/13:15:00 to 01/13:17:59



Plot file version 281 created 18-MAR-2021 12:46:15

J1608+5613 EB082 2.UVDATA.1

Freq = 1.5950 GHz, Bw = 16.000 MH No calibration applied and no bandpass applied



1595 610 1630 645 660 675 1695 710  
FREQ MHz

1595 610 1630 645 660 675 1695 710  
FREQ MHz

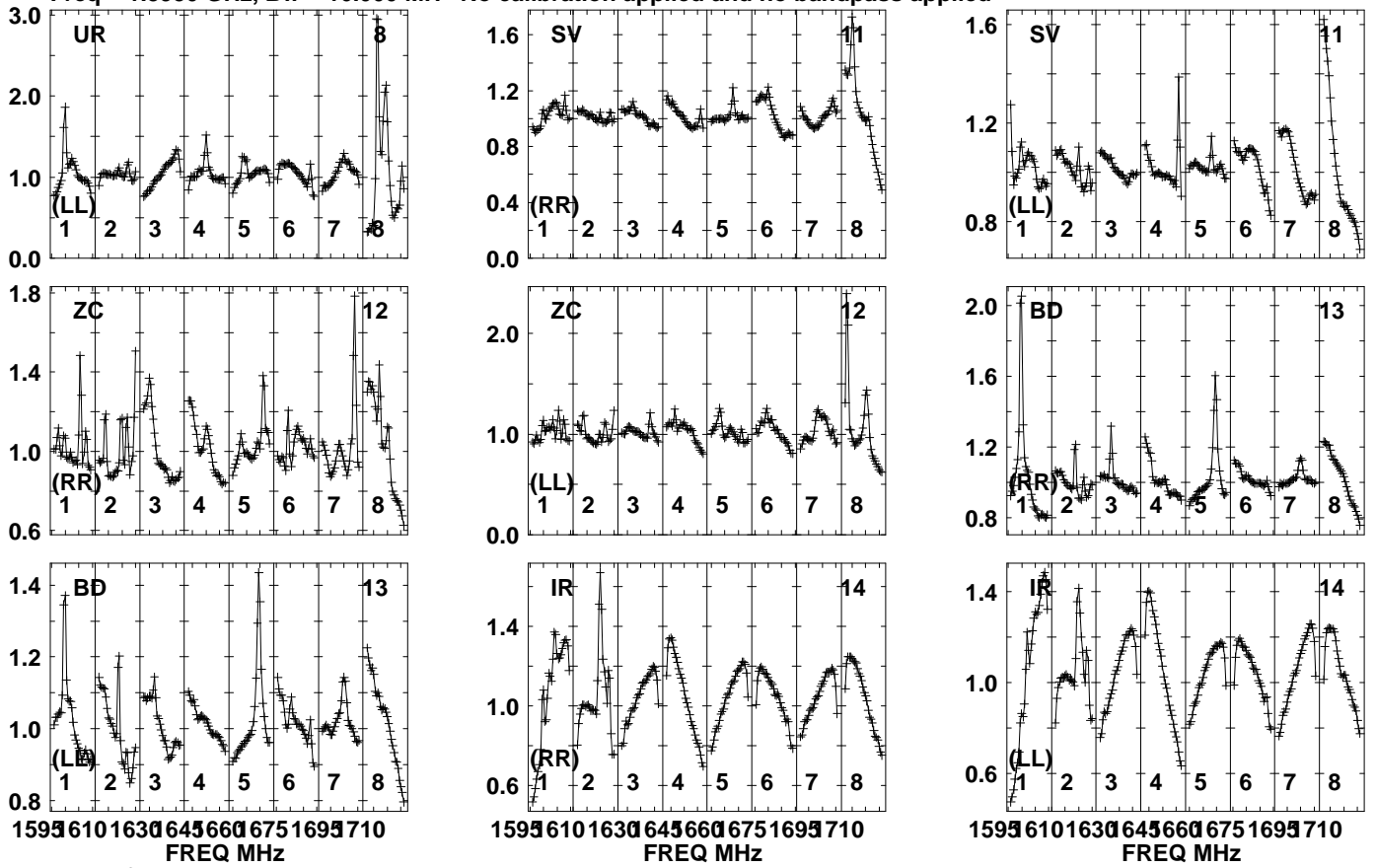
1595 610 1630 645 660 675 1695 710  
FREQ MHz

Lower frame: Real Jy  
Auto-corr total-power spectrum Antenna: \*  
Timerange: 01/13:18:01 to 01/13:19:59

Plot file version 282 created 18-MAR-2021 12:46:15

J1608+5613 EB082 2.UVDATA.1

Freq = 1.5950 GHz, Bw = 16.000 MH No calibration applied and no bandpass applied

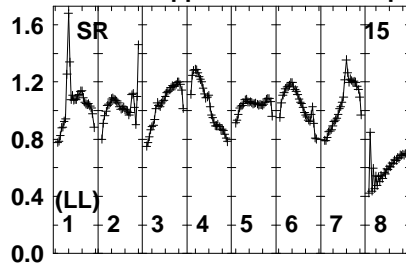
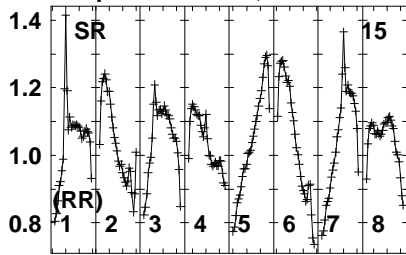


Lower frame: Real Jy  
Auto-corr total-power spectrum Antenna: \*  
Timerange: 01/13:18:01 to 01/13:19:59

Plot file version 283 created 18-MAR-2021 12:46:15

J1608+5613 EB082 2.UVDATA.1

Freq = 1.5950 GHz, Bw = 16.000 MH No calibration applied and no bandpass applied

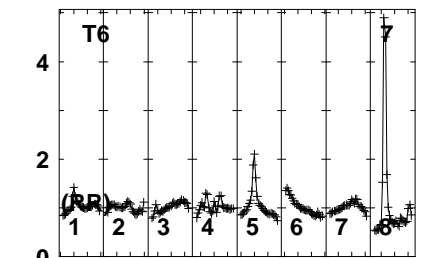
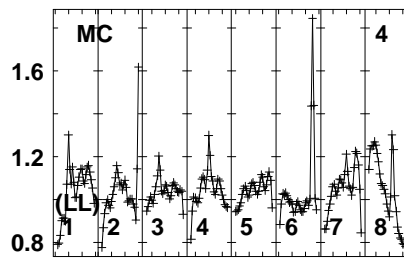
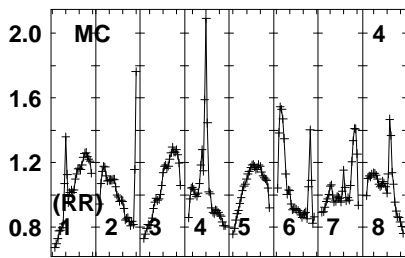
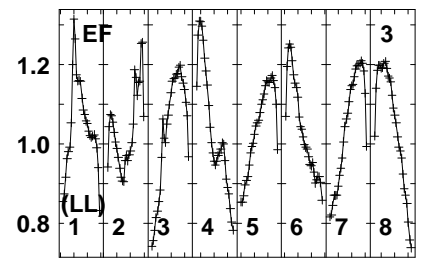
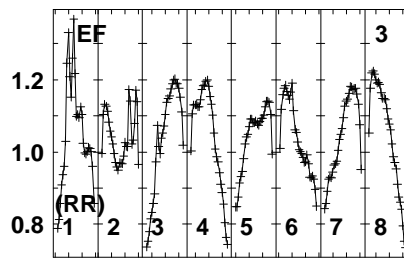
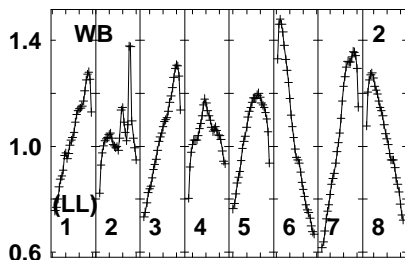
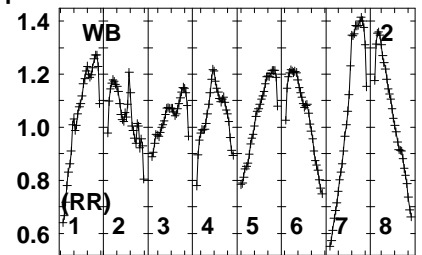
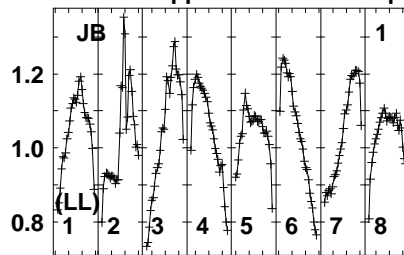
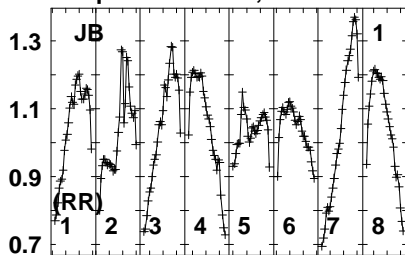


Lower frame: Real Jy  
Auto-corr total-power spectrum Antenna: \*  
Timerange: 01/13:18:01 to 01/13:19:59

Plot file version 284 created 18-MAR-2021 12:46:15

J1617+5515 EB082 2.UVDATA.1

Freq = 1.5950 GHz, Bw = 16.000 MH No calibration applied and no bandpass applied



1595 610 1630 645 660 675 1695 710  
FREQ MHz

1595 610 1630 645 660 675 1695 710  
FREQ MHz

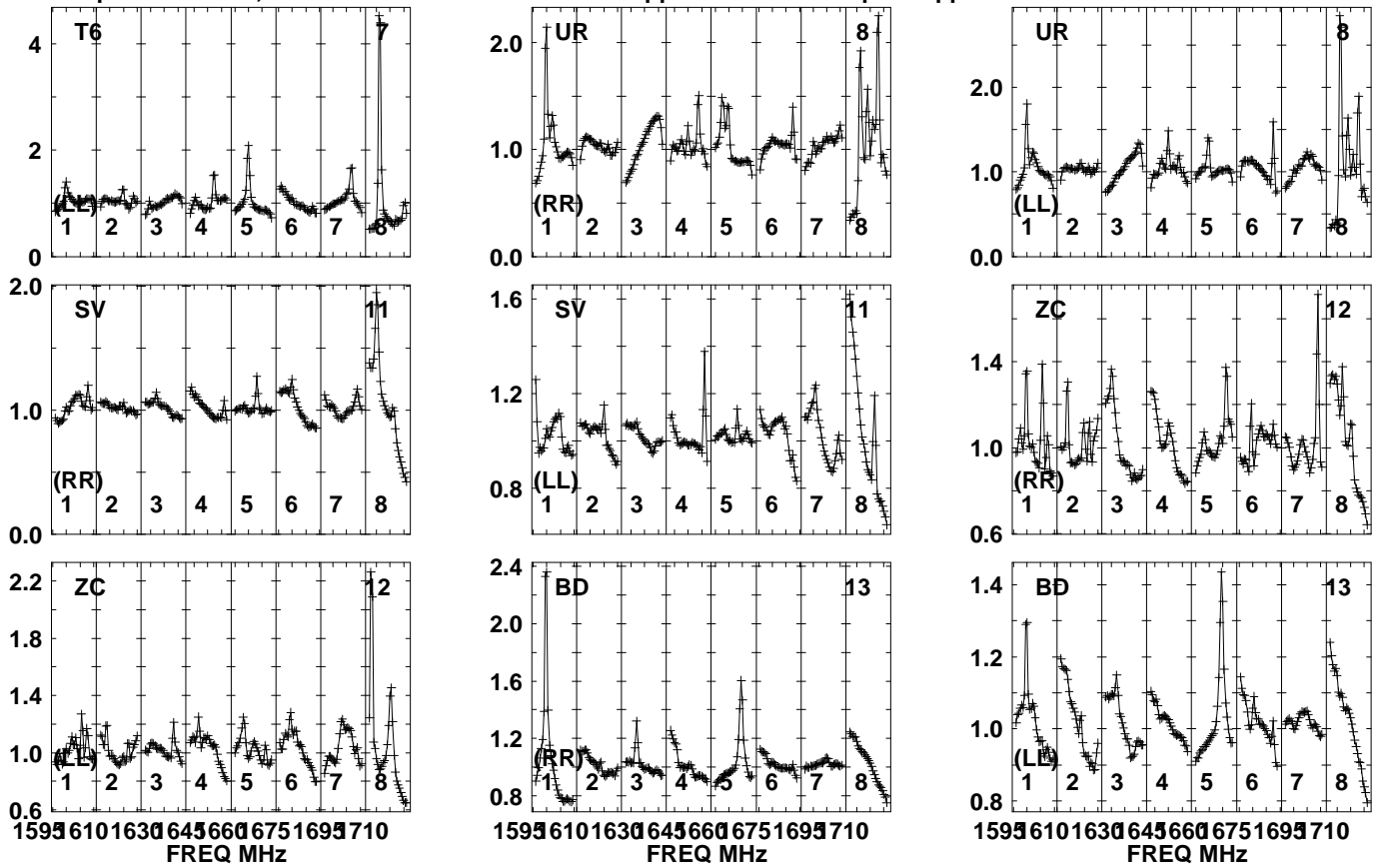
1595 610 1630 645 660 675 1695 710  
FREQ MHz

Lower frame: Real Jy  
Auto-corr total-power spectrum Antenna: \*  
Timerange: 01/13:20:00 to 01/13:23:00

Plot file version 285 created 18-MAR-2021 12:46:15

J1617+5515 EB082 2.UVDATA.1

Freq = 1.5950 GHz, Bw = 16.000 MH No calibration applied and no bandpass applied

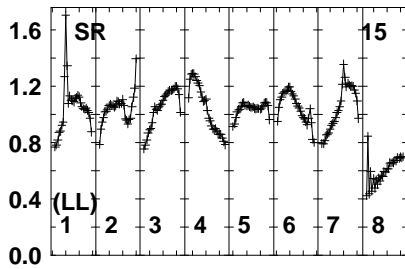
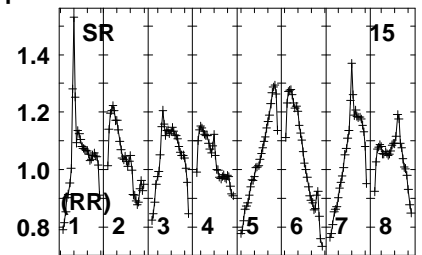
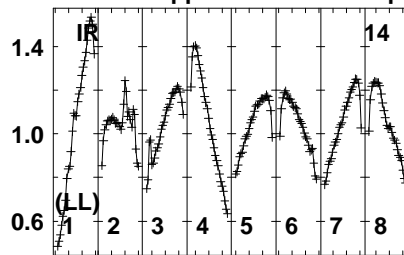
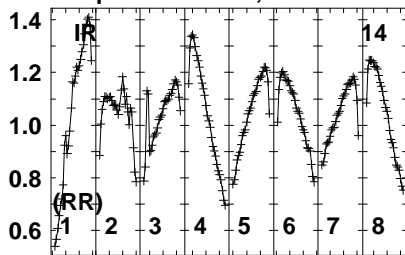


Lower frame: Real Jy  
Auto-corr total-power spectrum Antenna: \*  
Timerange: 01/13:20:00 to 01/13:23:00

Plot file version 286 created 18-MAR-2021 12:46:16

J1617+5515 EB082 2.UVDATA.1

Freq = 1.5950 GHz, Bw = 16.000 MH No calibration applied and no bandpass applied

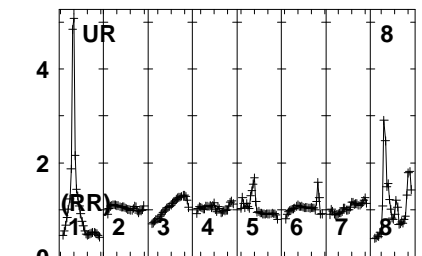
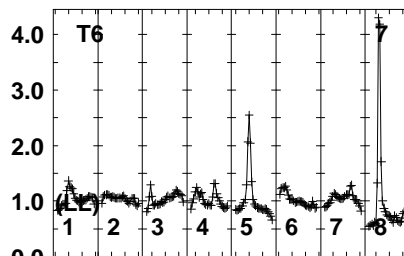
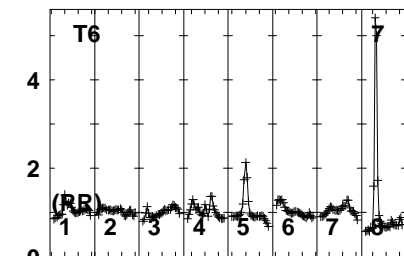
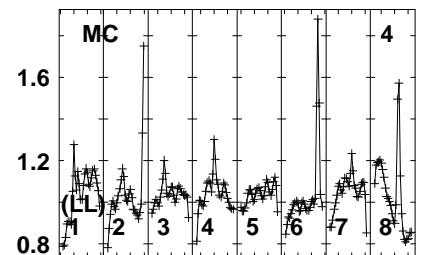
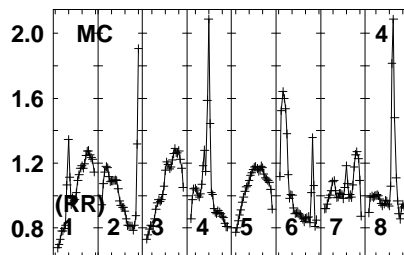
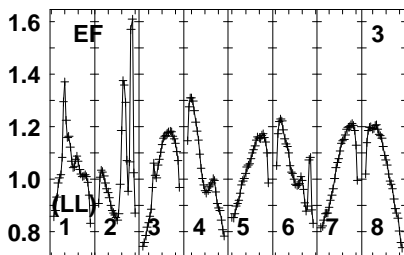
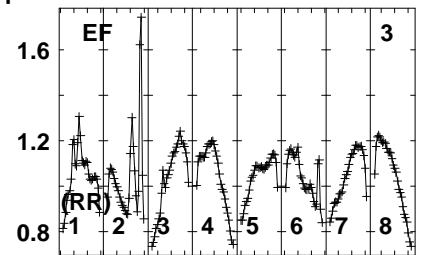
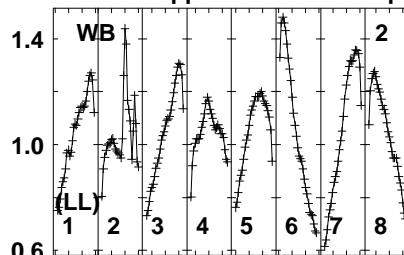
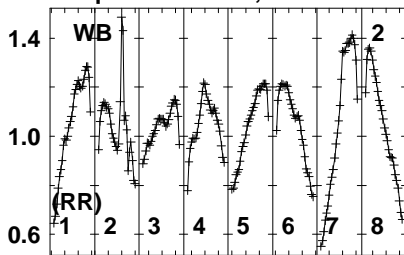


Lower frame: Real Jy  
Auto-corr total-power spectrum Antenna: \*  
Timerange: 01/13:20:00 to 01/13:23:00

Plot file version 287 created 18-MAR-2021 12:46:16

J1608+5613 EB082 2.UVDATA.1

Freq = 1.5950 GHz, Bw = 16.000 MH No calibration applied and no bandpass applied



1595 610 1630 645 660 675 1695 710  
FREQ MHz

1595 610 1630 645 660 675 1695 710  
FREQ MHz

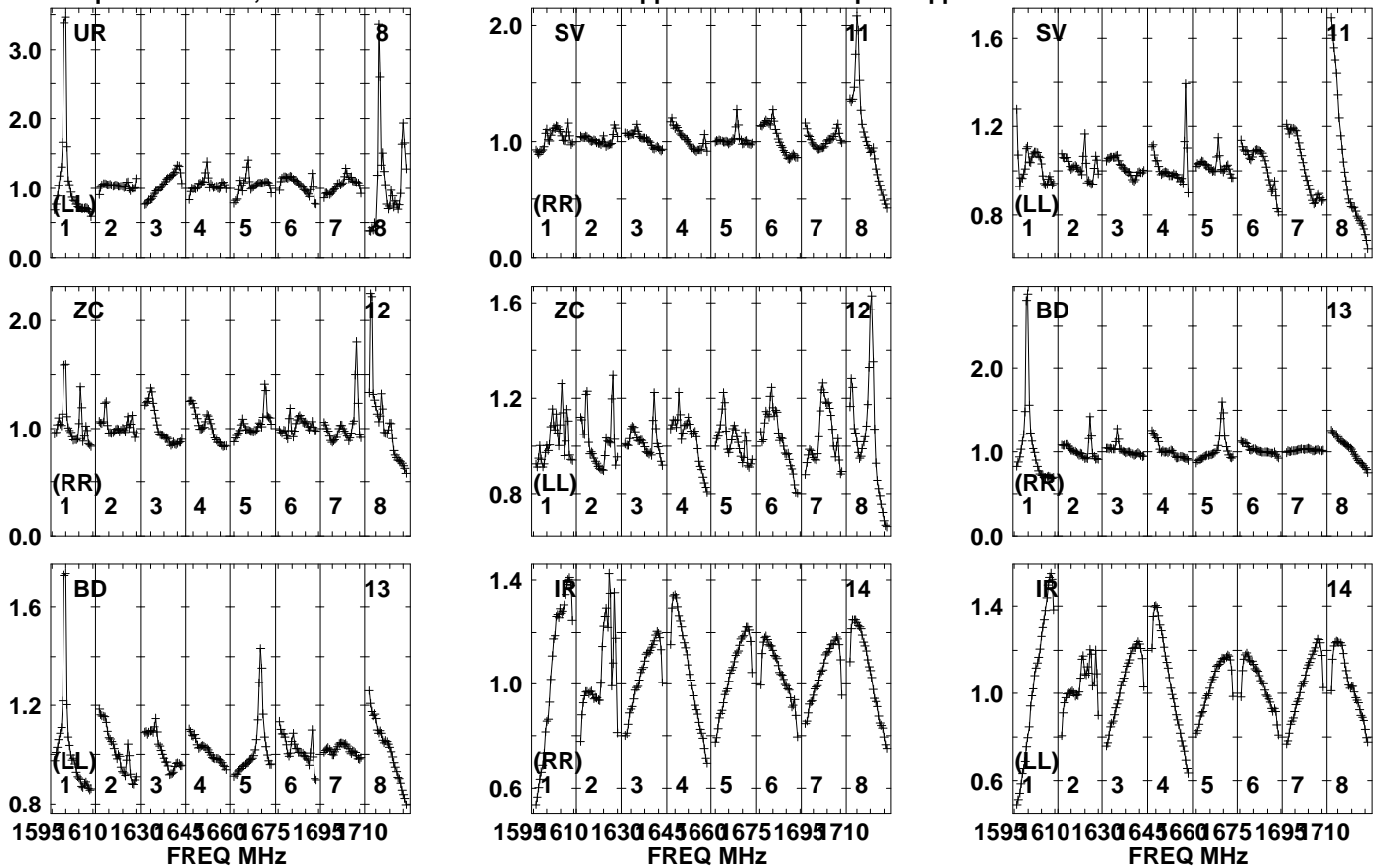
1595 610 1630 645 660 675 1695 710  
FREQ MHz

Lower frame: Real Jy  
Auto-corr total-power spectrum Antenna: \*  
Timerange: 01/13:23:31 to 01/13:24:59

Plot file version 288 created 18-MAR-2021 12:46:16

J1608+5613 EB082 2.UVDATA.1

Freq = 1.5950 GHz, Bw = 16.000 MH No calibration applied and no bandpass applied



Lower frame: Real Jy

Auto-corr total-power spectrum Antenna: \*

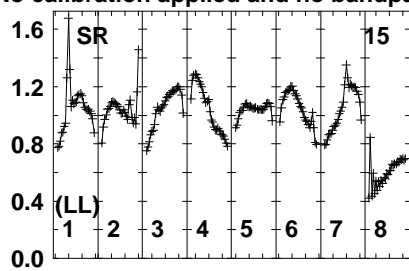
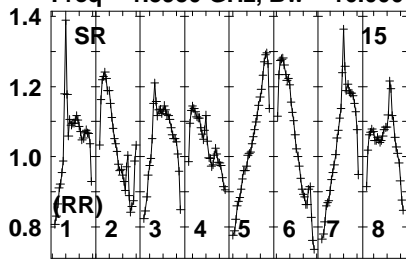
Timerange: 01/13:23:31 to 01/13:24:59



Plot file version 289 created 18-MAR-2021 12:46:16

J1608+5613 EB082 2.UVDATA.1

Freq = 1.5950 GHz, Bw = 16.000 MH No calibration applied and no bandpass applied

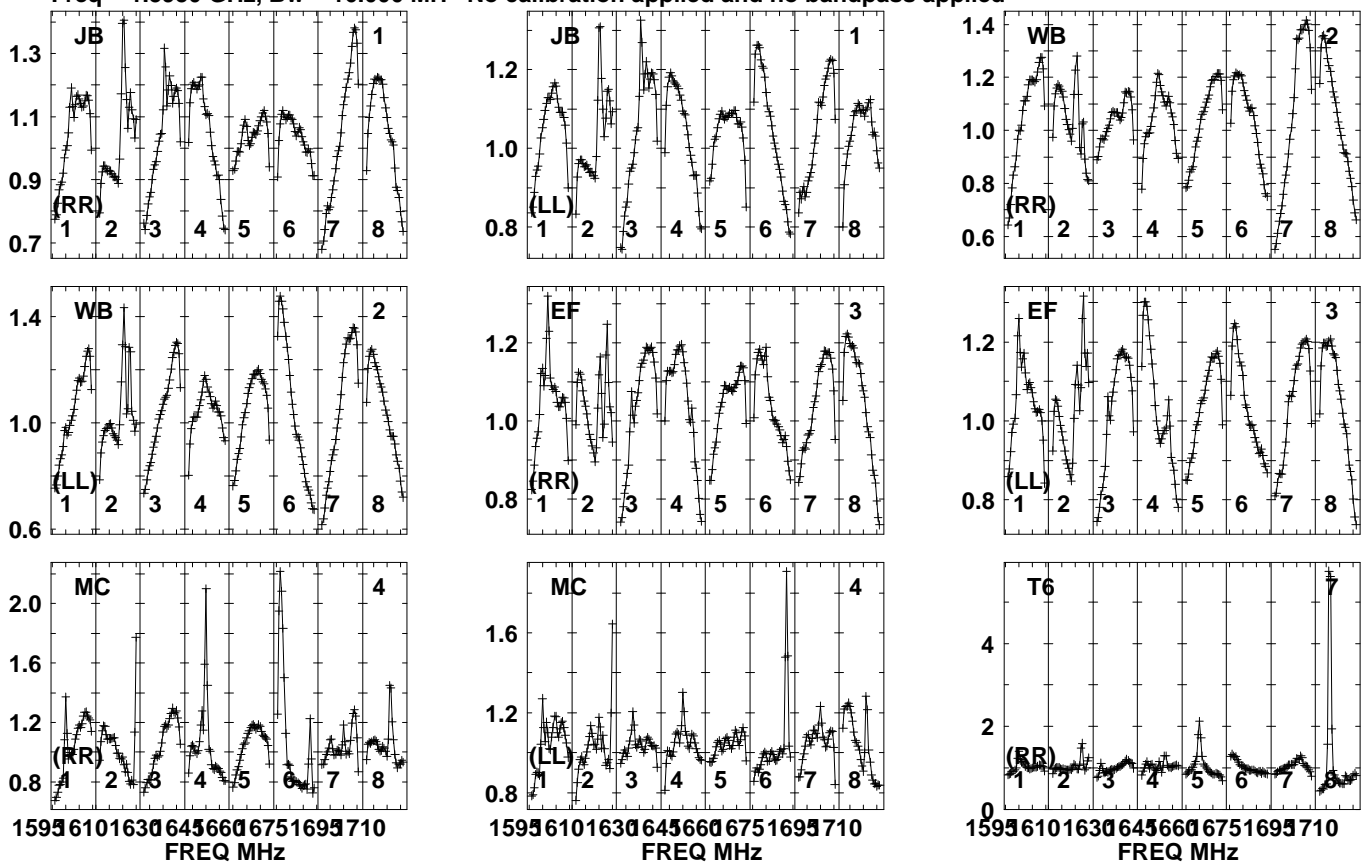


Lower frame: Real Jy  
Auto-corr total-power spectrum Antenna: \*  
Timerange: 01/13:23:31 to 01/13:24:59

Plot file version 290 created 18-MAR-2021 12:46:16

J1617+5515 EB082 2.UVDATA.1

Freq = 1.5950 GHz, Bw = 16.000 MH No calibration applied and no bandpass applied

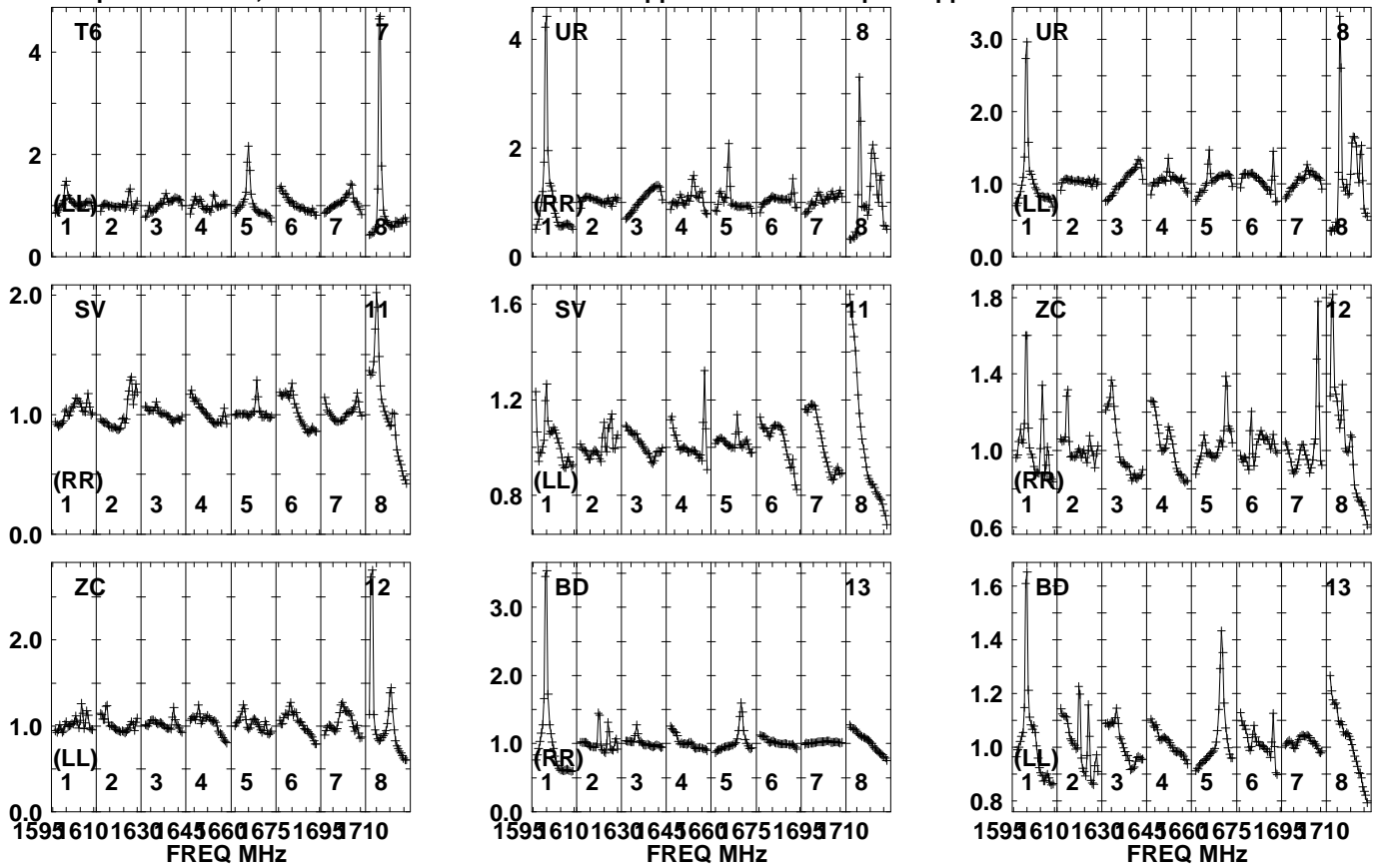


Lower frame: Real Jy  
Auto-corr total-power spectrum Antenna: \*  
Timerange: 01/13:25:01 to 01/13:27:59

Plot file version 291 created 18-MAR-2021 12:46:16

J1617+5515 EB082 2.UVDATA.1

Freq = 1.5950 GHz, Bw = 16.000 MH No calibration applied and no bandpass applied

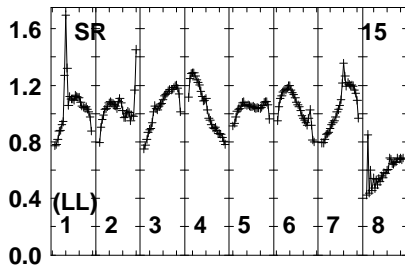
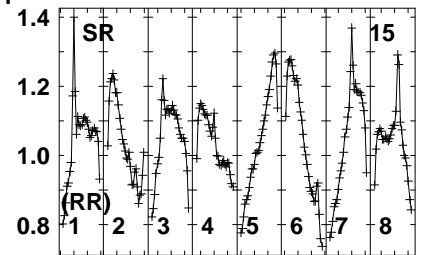
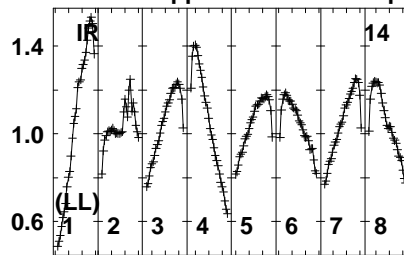
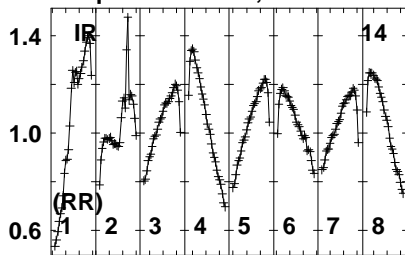


Lower frame: Real Jy  
Auto-corr total-power spectrum Antenna: \*  
Timerange: 01/13:25:01 to 01/13:27:59

Plot file version 292 created 18-MAR-2021 12:46:16

J1617+5515 EB082 2.UVDATA.1

Freq = 1.5950 GHz, Bw = 16.000 MH No calibration applied and no bandpass applied

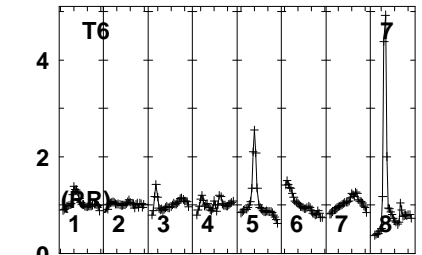
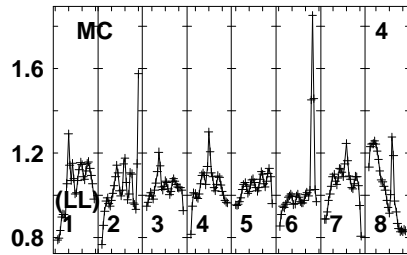
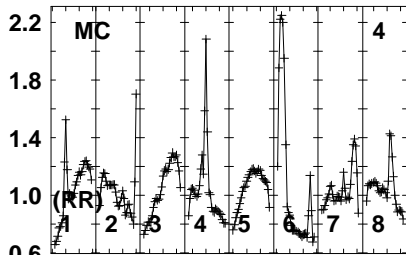
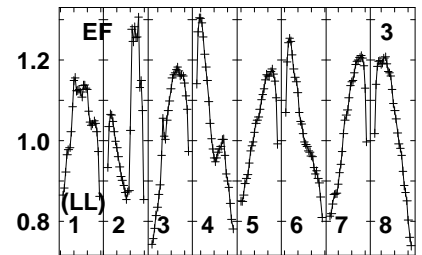
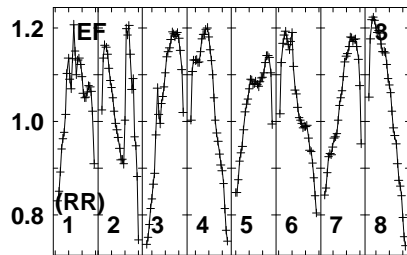
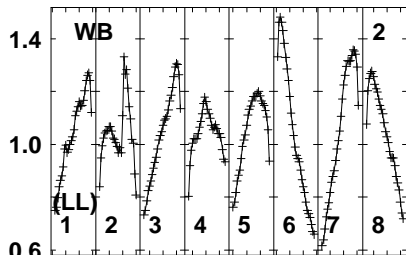
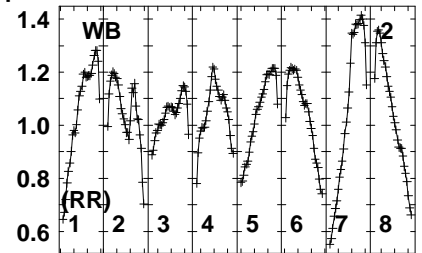
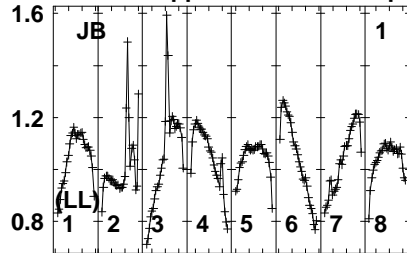
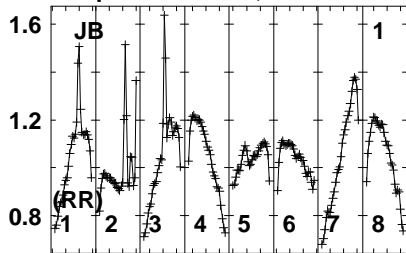


Lower frame: Real Jy  
Auto-corr total-power spectrum Antenna: \*  
Timerange: 01/13:25:01 to 01/13:27:59

Plot file version 293 created 18-MAR-2021 12:46:16

J1608+5613 EB082 2.UVDATA.1

Freq = 1.5950 GHz, Bw = 16.000 MH No calibration applied and no bandpass applied



1595 610 1630 645 660 675 1695 710  
FREQ MHz

1595 610 1630 645 660 675 1695 710  
FREQ MHz

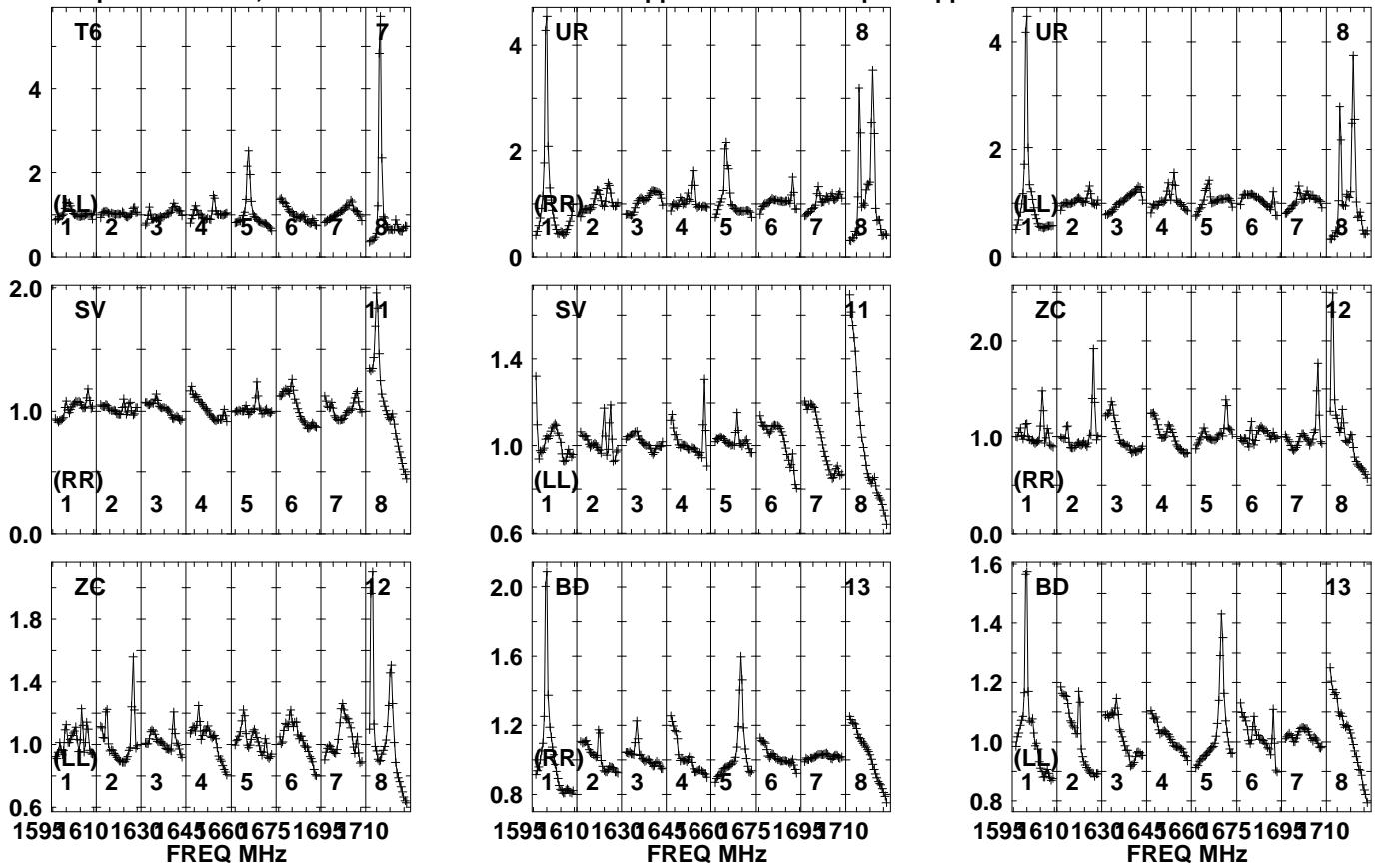
1595 610 1630 645 660 675 1695 710  
FREQ MHz

Lower frame: Real Jy  
Auto-corr total-power spectrum Antenna: \*  
Timerange: 01/13:28:01 to 01/13:30:00

Plot file version 294 created 18-MAR-2021 12:46:17

J1608+5613 EB082 2.UVDATA.1

Freq = 1.5950 GHz, Bw = 16.000 MH No calibration applied and no bandpass applied

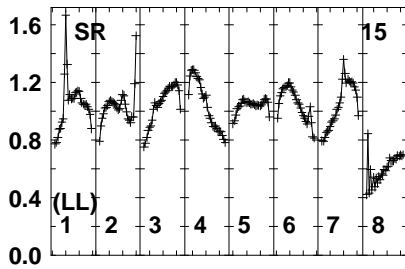
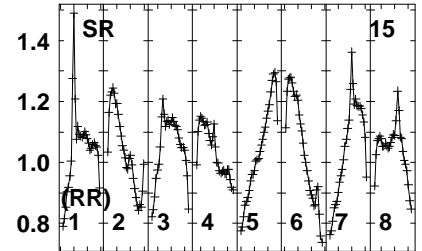
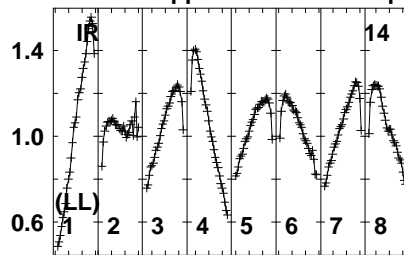
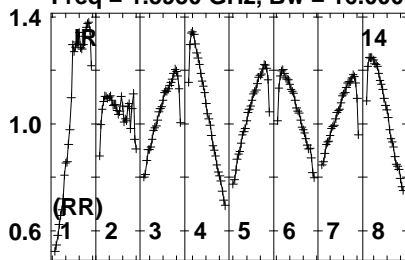


Lower frame: Real Jy  
Auto-corr total-power spectrum Antenna: \*  
Timerange: 01/13:28:01 to 01/13:30:00

Plot file version 295 created 18-MAR-2021 12:46:17

J1608+5613 EB082 2.UVDATA.1

Freq = 1.5950 GHz, Bw = 16.000 MH No calibration applied and no bandpass applied

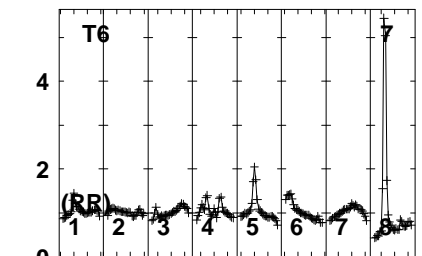
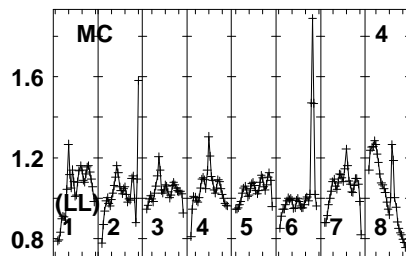
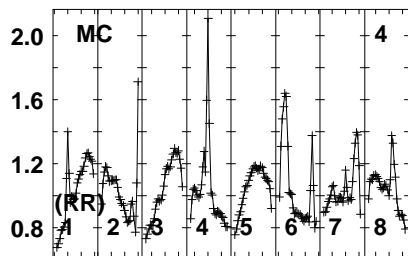
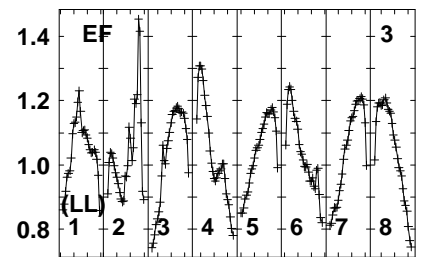
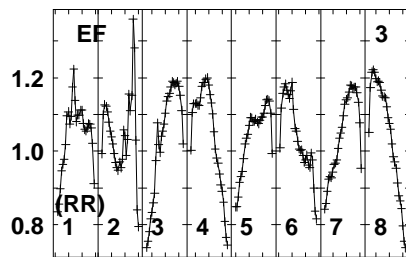
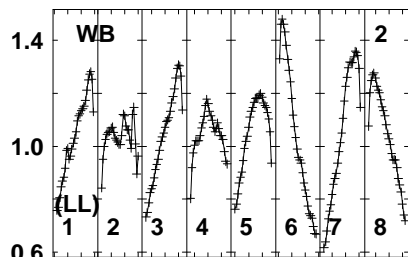
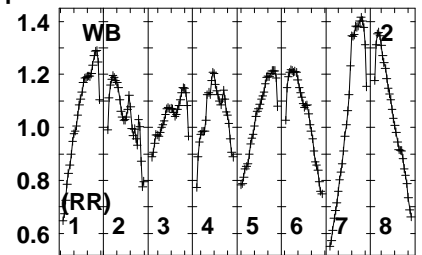
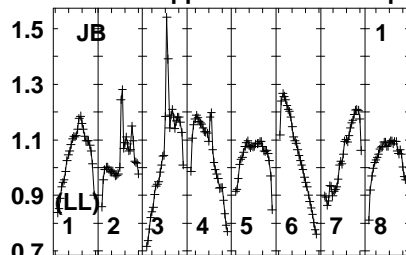
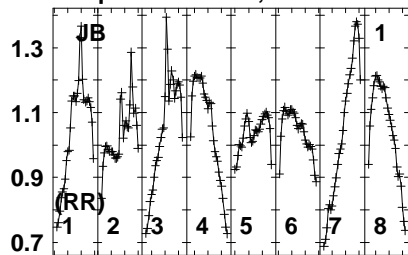


Lower frame: Real Jy  
Auto-corr total-power spectrum Antenna: \*  
Timerange: 01/13:28:01 to 01/13:30:00

Plot file version 296 created 18-MAR-2021 12:46:17

J1617+5515 EB082 2.UVDATA.1

Freq = 1.5950 GHz, Bw = 16.000 MH No calibration applied and no bandpass applied



1595 610 1630 645 660 675 1695 710  
FREQ MHz

1595 610 1630 645 660 675 1695 710  
FREQ MHz

1595 610 1630 645 660 675 1695 710  
FREQ MHz

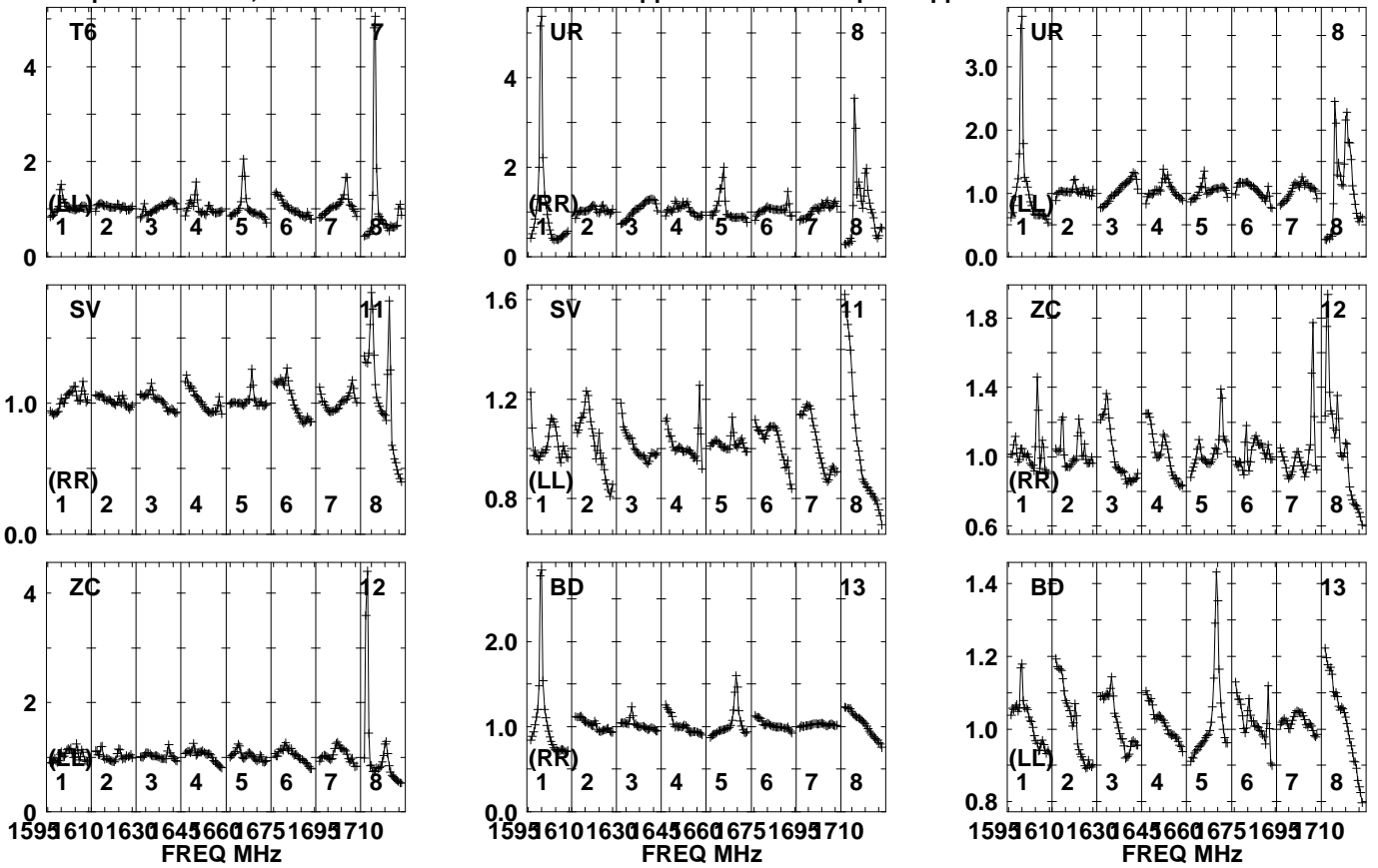
Lower frame: Real Jy  
Auto-corr total-power spectrum Antenna: \*  
Timerange: 01/13:30:00 to 01/13:33:00



Plot file version 297 created 18-MAR-2021 12:46:17

J1617+5515 EB082 2.UVDATA.1

Freq = 1.5950 GHz, Bw = 16.000 MH No calibration applied and no bandpass applied

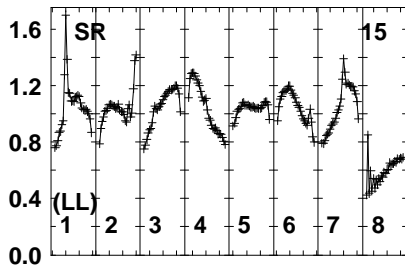
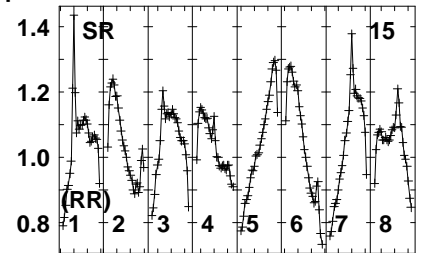
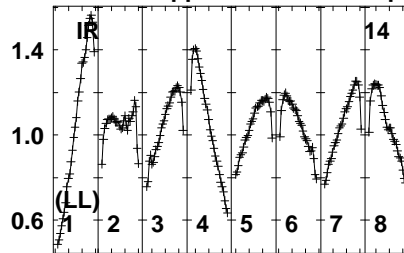
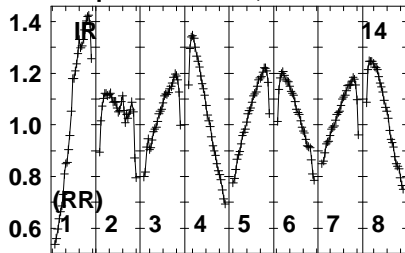


Lower frame: Real Jy  
Auto-corr total-power spectrum Antenna: \*  
Timerange: 01/13:30:00 to 01/13:33:00

Plot file version 298 created 18-MAR-2021 12:46:17

J1617+5515 EB082 2.UVDATA.1

Freq = 1.5950 GHz, Bw = 16.000 MH No calibration applied and no bandpass applied

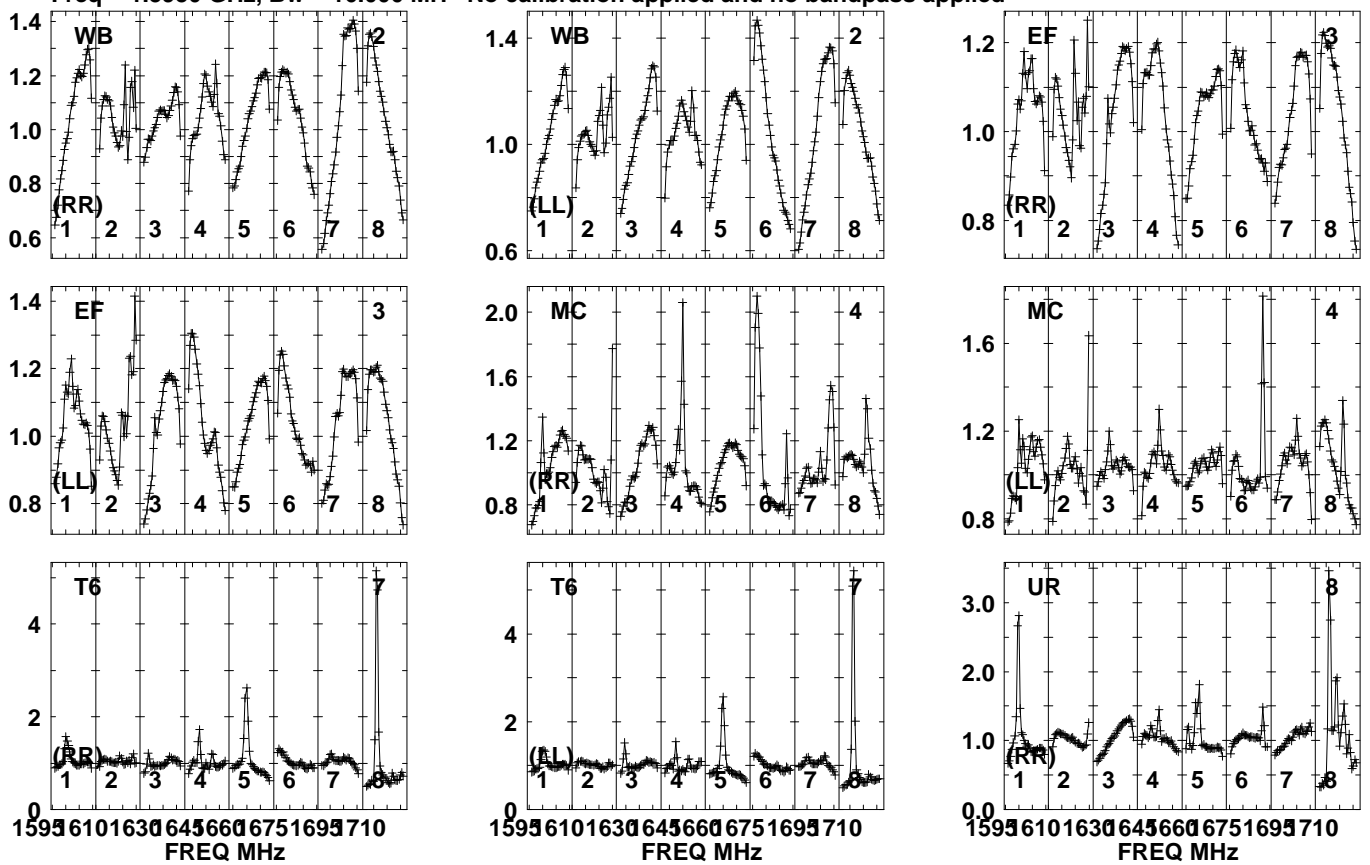


Lower frame: Real Jy  
Auto-corr total-power spectrum Antenna: \*  
Timerange: 01/13:30:00 to 01/13:33:00

Plot file version 299 created 18-MAR-2021 12:46:17

J1608+5613 EB082 2.UVDATA.1

Freq = 1.5950 GHz, Bw = 16.000 MH No calibration applied and no bandpass applied

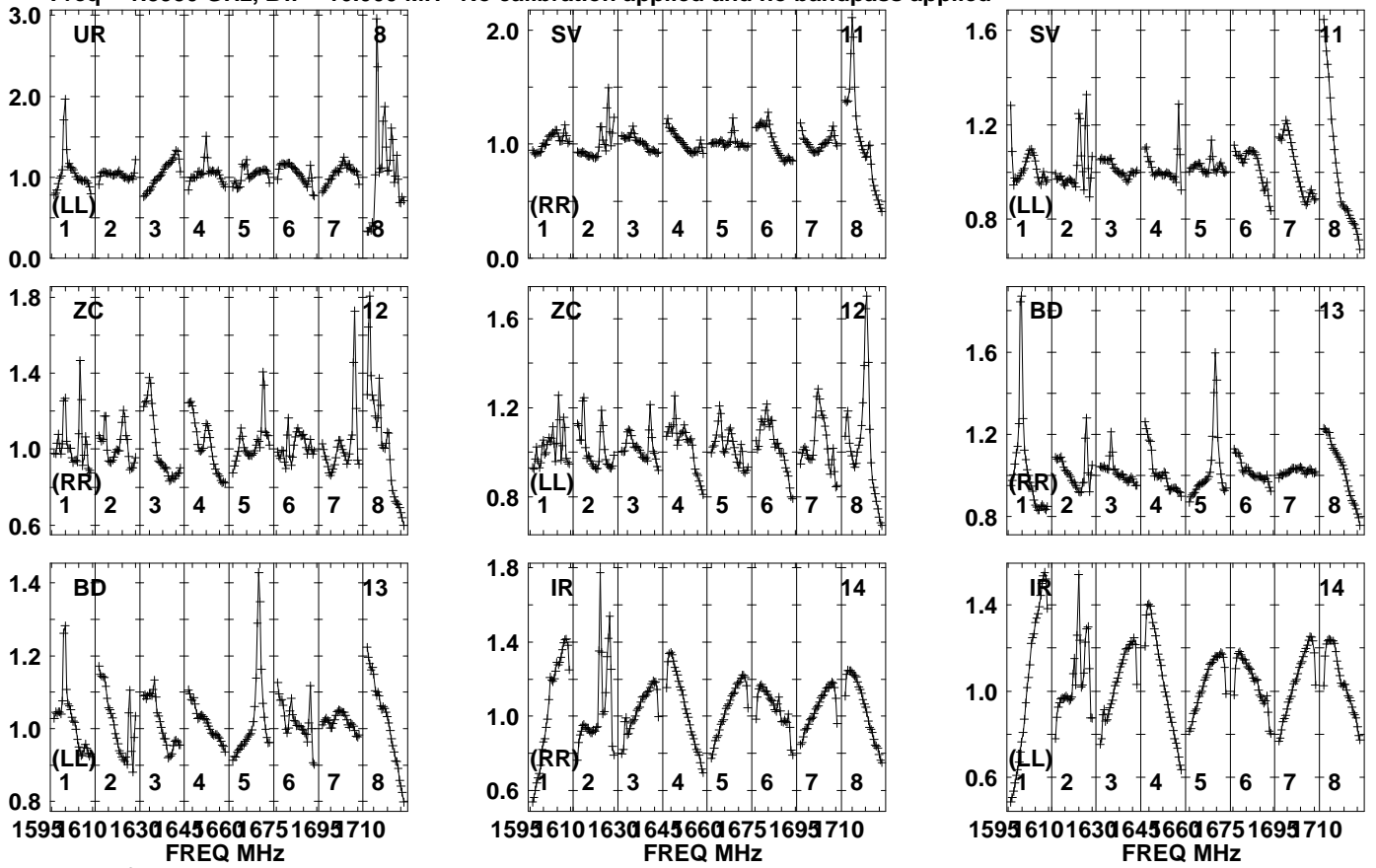


Lower frame: Real Jy  
Auto-corr total-power spectrum Antenna: \*  
Timerange: 01/13:33:31 to 01/13:34:59

Plot file version 300 created 18-MAR-2021 12:46:18

J1608+5613 EB082 2.UVDATA.1

Freq = 1.5950 GHz, Bw = 16.000 MH No calibration applied and no bandpass applied

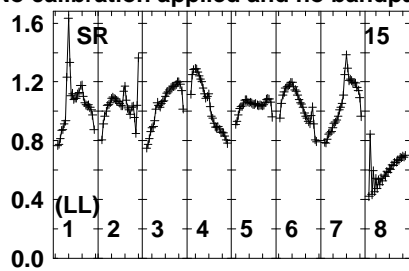
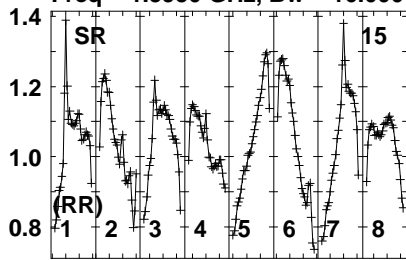


Lower frame: Real Jy  
Auto-corr total-power spectrum Antenna: \*  
Timerange: 01/13:33:31 to 01/13:34:59

Plot file version 301 created 18-MAR-2021 12:46:18

J1608+5613 EB082 2.UVDATA.1

Freq = 1.5950 GHz, Bw = 16.000 MH No calibration applied and no bandpass applied

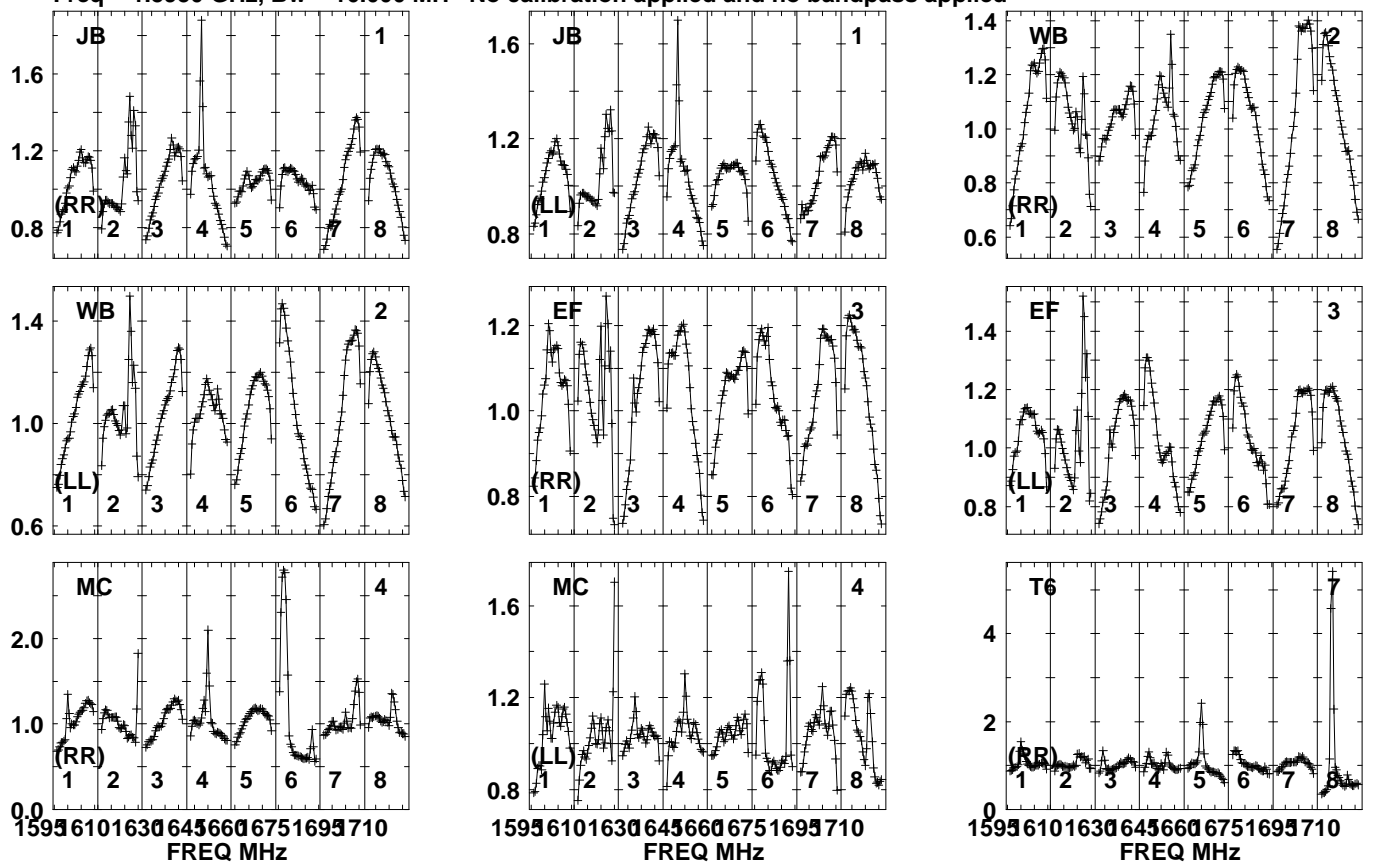


Lower frame: Real Jy  
Auto-corr total-power spectrum Antenna: \*  
Timerange: 01/13:33:31 to 01/13:34:59

Plot file version 302 created 18-MAR-2021 12:46:18

J1617+5515 EB082 2.UVDATA.1

Freq = 1.5950 GHz, Bw = 16.000 MH No calibration applied and no bandpass applied

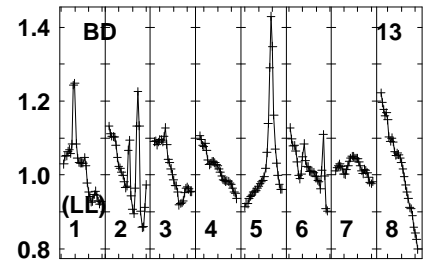
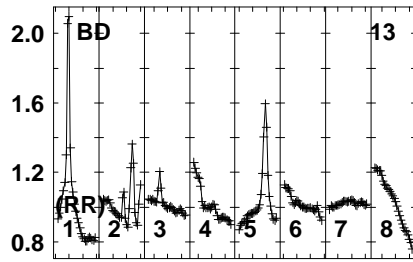
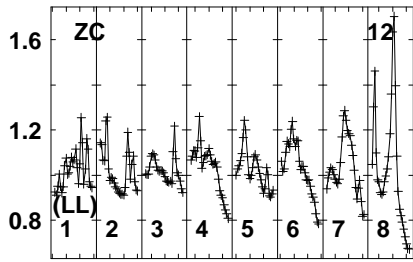
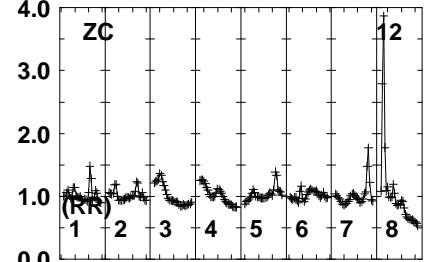
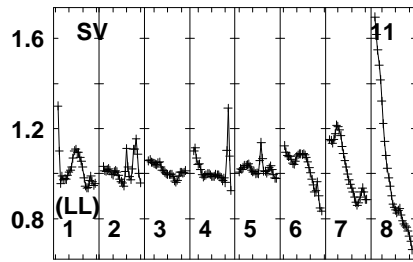
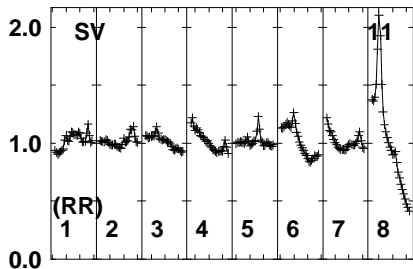
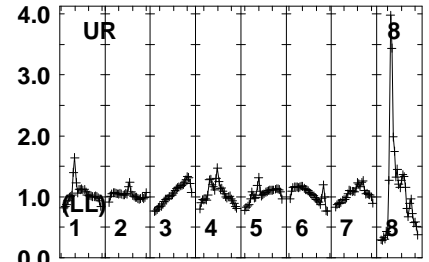
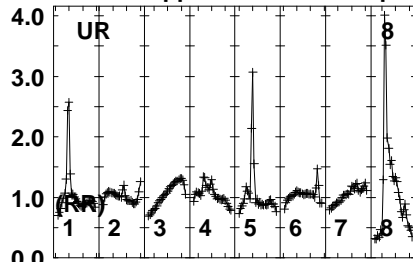
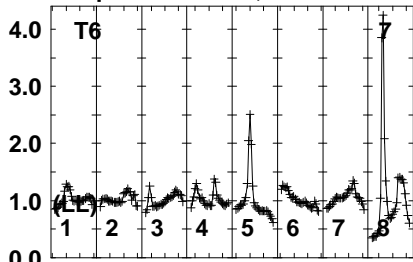


Lower frame: Real Jy  
Auto-corr total-power spectrum Antenna: \*  
Timerange: 01/13:35:01 to 01/13:38:00

Plot file version 303 created 18-MAR-2021 12:46:18

J1617+5515 EB082 2.UVDATA.1

Freq = 1.5950 GHz, Bw = 16.000 MH No calibration applied and no bandpass applied



1595 610 1630 645 660 675 1695 710  
FREQ MHz

1595 610 1630 645 660 675 1695 710  
FREQ MHz

1595 610 1630 645 660 675 1695 710  
FREQ MHz

Lower frame: Real Jy

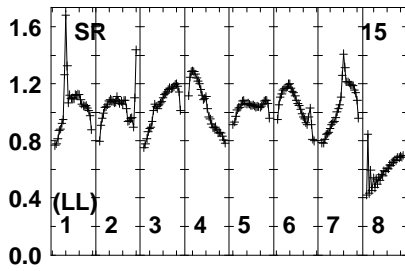
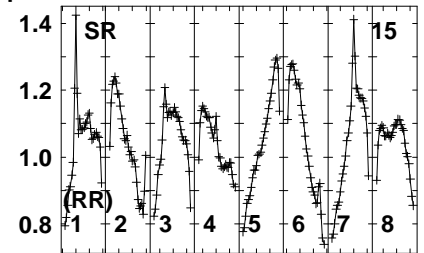
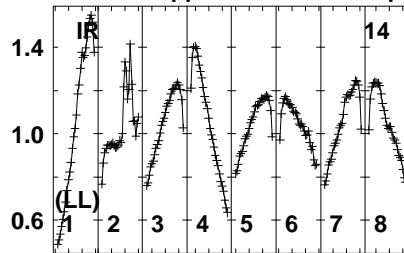
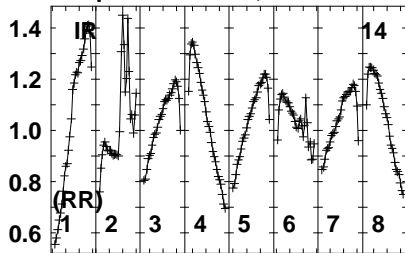
Auto-corr total-power spectrum Antenna: \*

Timerange: 01/13:35:01 to 01/13:38:00

Plot file version 304 created 18-MAR-2021 12:46:18

J1617+5515 EB082 2.UVDATA.1

Freq = 1.5950 GHz, Bw = 16.000 MH No calibration applied and no bandpass applied



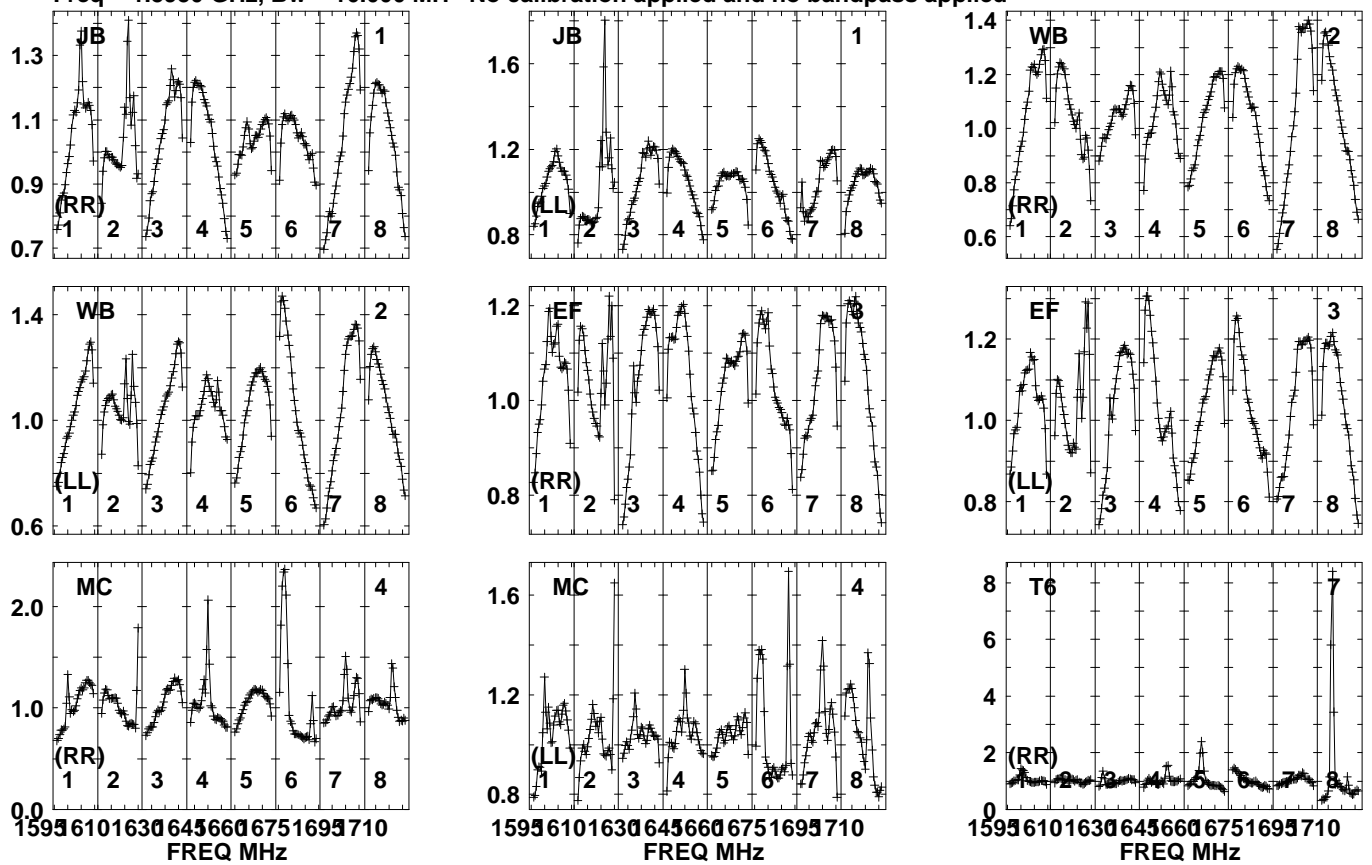
Lower frame: Real Jy  
Auto-corr total-power spectrum Antenna: \*  
Timerange: 01/13:35:01 to 01/13:38:00



Plot file version 305 created 18-MAR-2021 12:46:18

J1608+5613 EB082 2.UVDATA.1

Freq = 1.5950 GHz, Bw = 16.000 MH No calibration applied and no bandpass applied

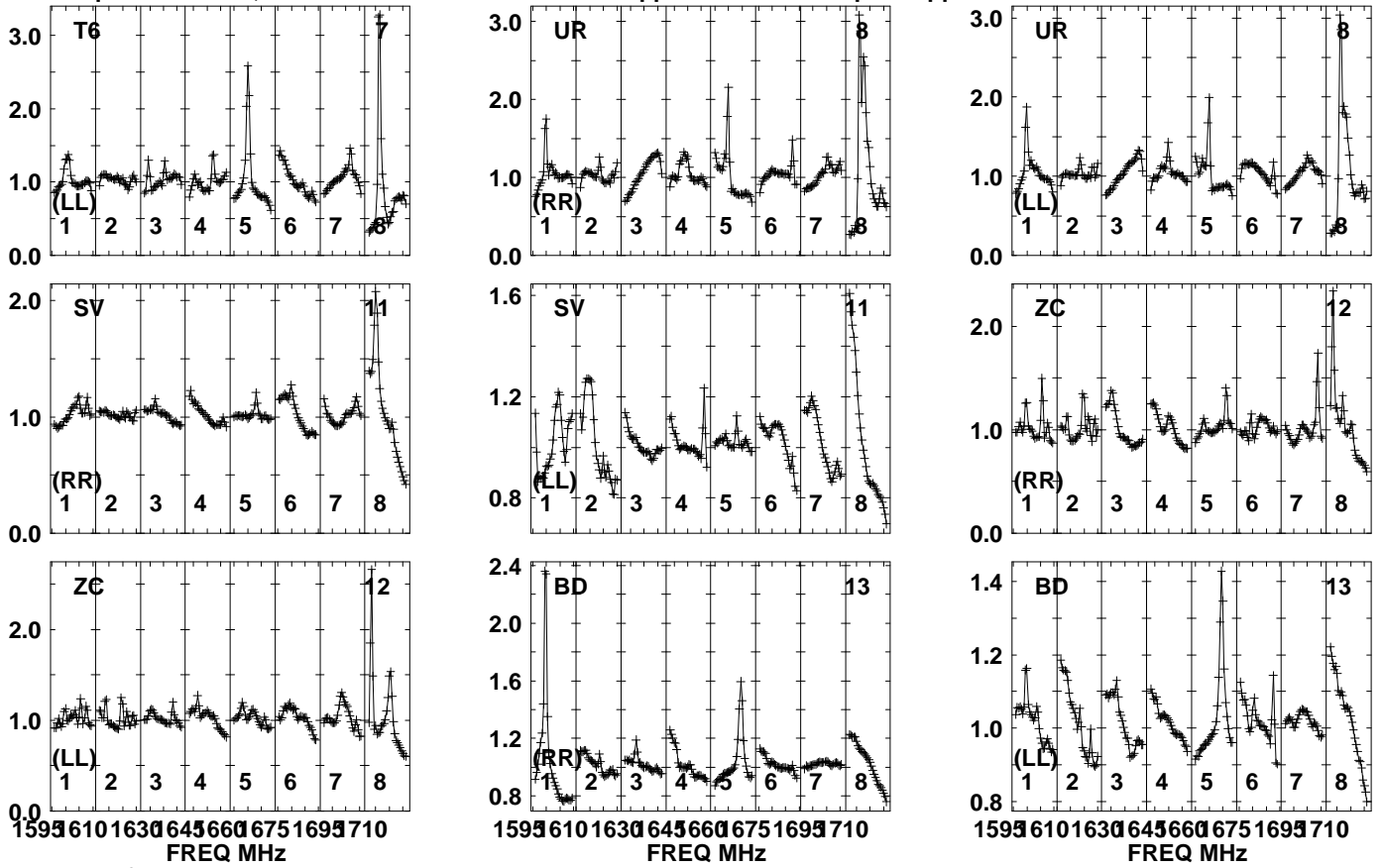


Lower frame: Real Jy  
Auto-corr total-power spectrum Antenna: \*  
Timerange: 01/13:38:01 to 01/13:40:00

Plot file version 306 created 18-MAR-2021 12:46:18

J1608+5613 EB082 2.UVDATA.1

Freq = 1.5950 GHz, Bw = 16.000 MH No calibration applied and no bandpass applied

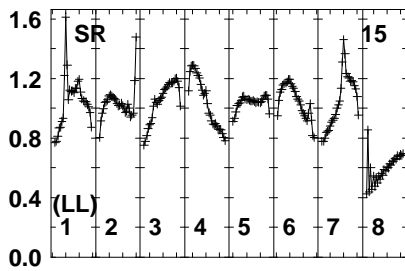
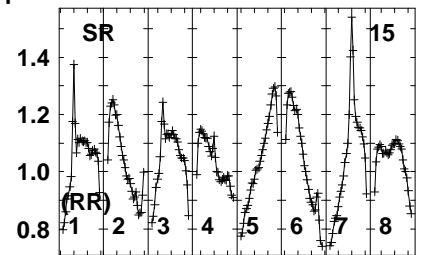
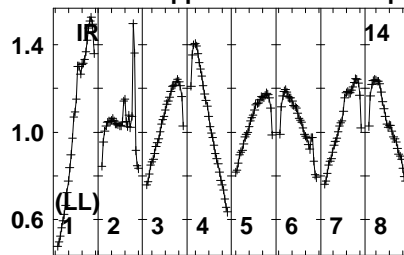
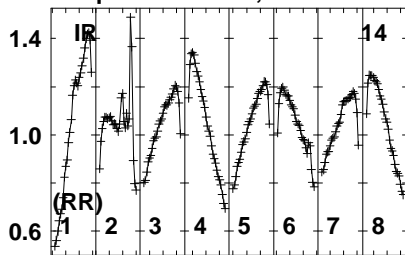


Lower frame: Real Jy  
Auto-corr total-power spectrum Antenna: \*  
Timerange: 01/13:38:01 to 01/13:40:00

Plot file version 307 created 18-MAR-2021 12:46:19

J1608+5613 EB082 2.UVDATA.1

Freq = 1.5950 GHz, Bw = 16.000 MH No calibration applied and no bandpass applied

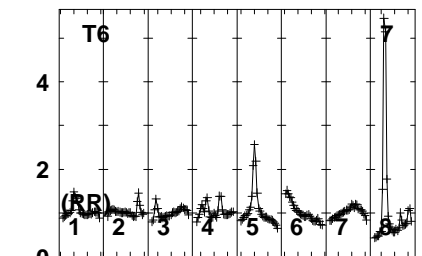
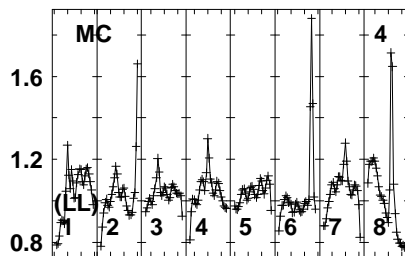
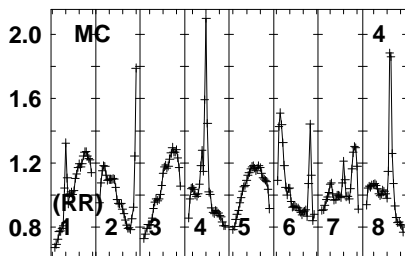
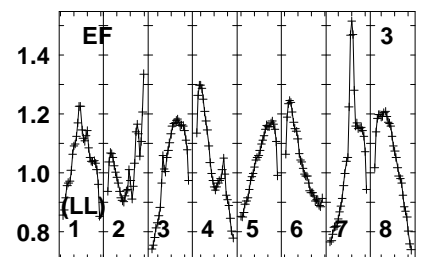
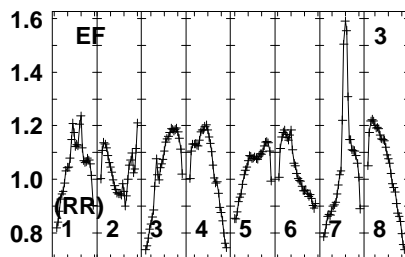
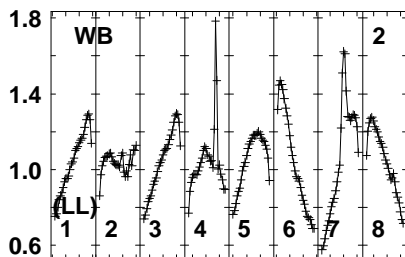
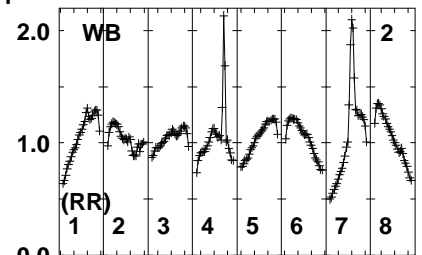
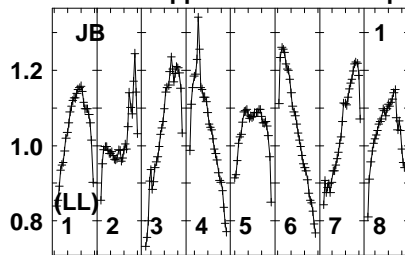
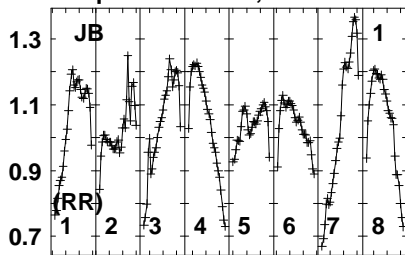


Lower frame: Real Jy  
Auto-corr total-power spectrum Antenna: \*  
Timerange: 01/13:38:01 to 01/13:40:00

Plot file version 308 created 18-MAR-2021 12:46:19

J1617+5515 EB082 2.UVDATA.1

Freq = 1.5950 GHz, Bw = 16.000 MH No calibration applied and no bandpass applied



1595 610 1630 645 660 675 1695 710  
FREQ MHz

1595 610 1630 645 660 675 1695 710  
FREQ MHz

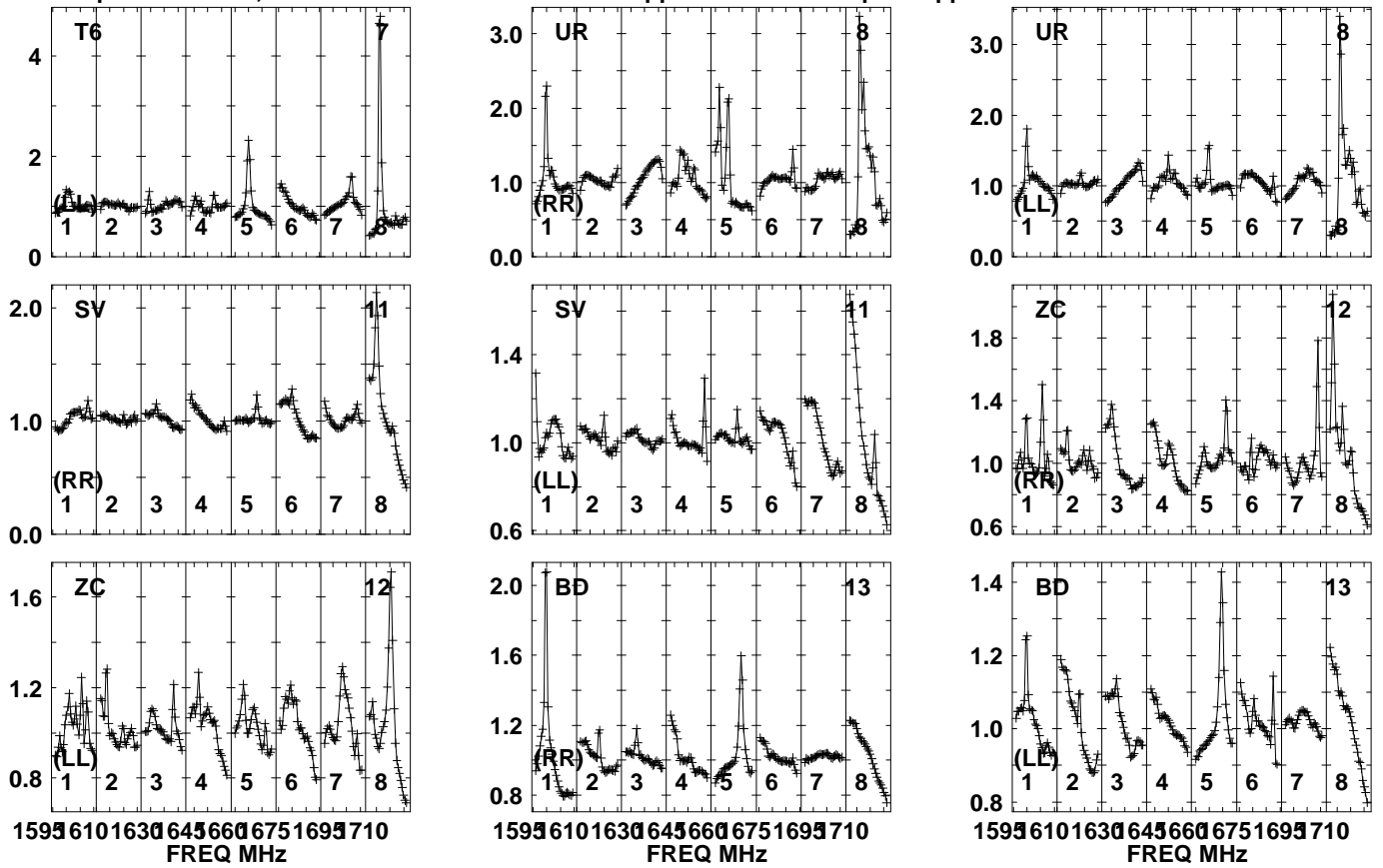
1595 610 1630 645 660 675 1695 710  
FREQ MHz

Lower frame: Real Jy  
Auto-corr total-power spectrum Antenna: \*  
Timerange: 01/13:40:00 to 01/13:43:00

Plot file version 309 created 18-MAR-2021 12:46:19

J1617+5515 EB082 2.UVDATA.1

Freq = 1.5950 GHz, Bw = 16.000 MH No calibration applied and no bandpass applied

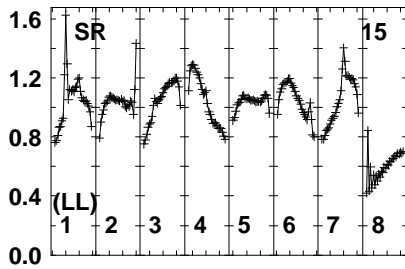
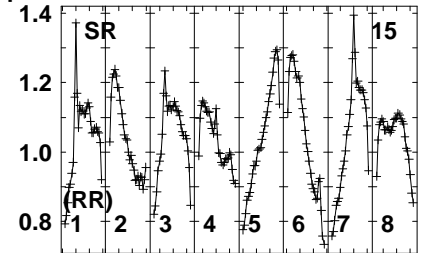
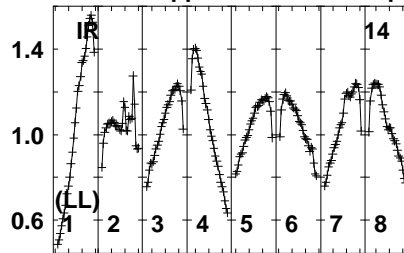
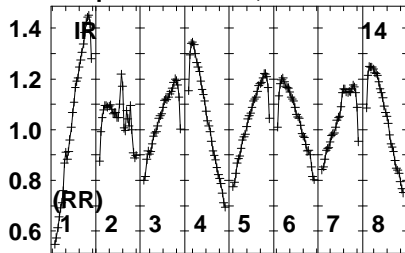


Lower frame: Real Jy  
Auto-corr total-power spectrum Antenna: \*  
Timerange: 01/13:40:00 to 01/13:43:00

Plot file version 310 created 18-MAR-2021 12:46:19

J1617+5515 EB082 2.UVDATA.1

Freq = 1.5950 GHz, Bw = 16.000 MH No calibration applied and no bandpass applied

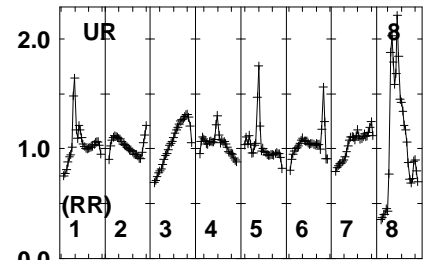
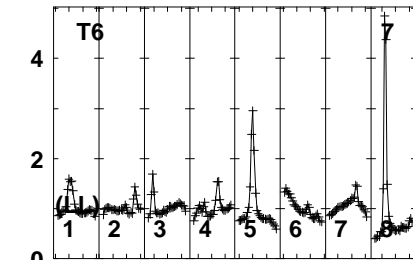
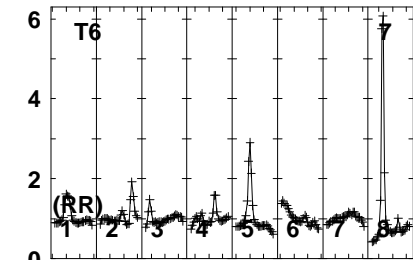
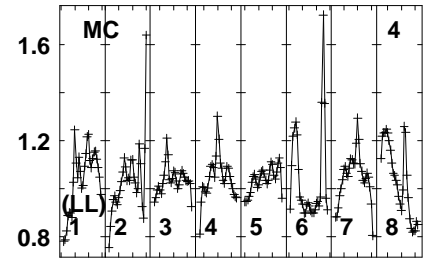
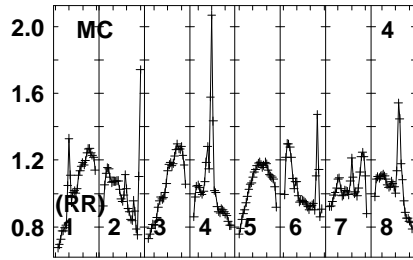
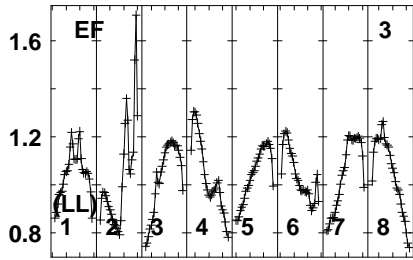
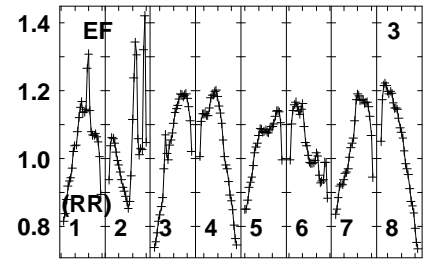
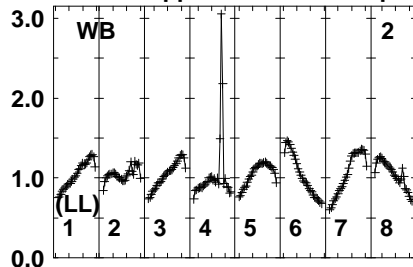
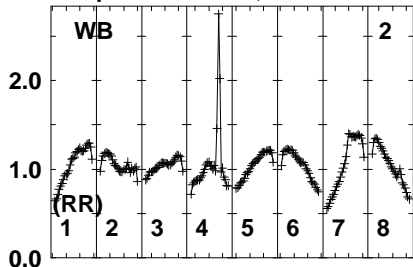


Lower frame: Real Jy  
Auto-corr total-power spectrum Antenna: \*  
Timerange: 01/13:40:00 to 01/13:43:00

Plot file version 311 created 18-MAR-2021 12:46:19

J1608+5613 EB082 2.UVDATA.1

Freq = 1.5950 GHz, Bw = 16.000 MH No calibration applied and no bandpass applied



1595 610 1630 645 660 675 1695 710  
FREQ MHz

1595 610 1630 645 660 675 1695 710  
FREQ MHz

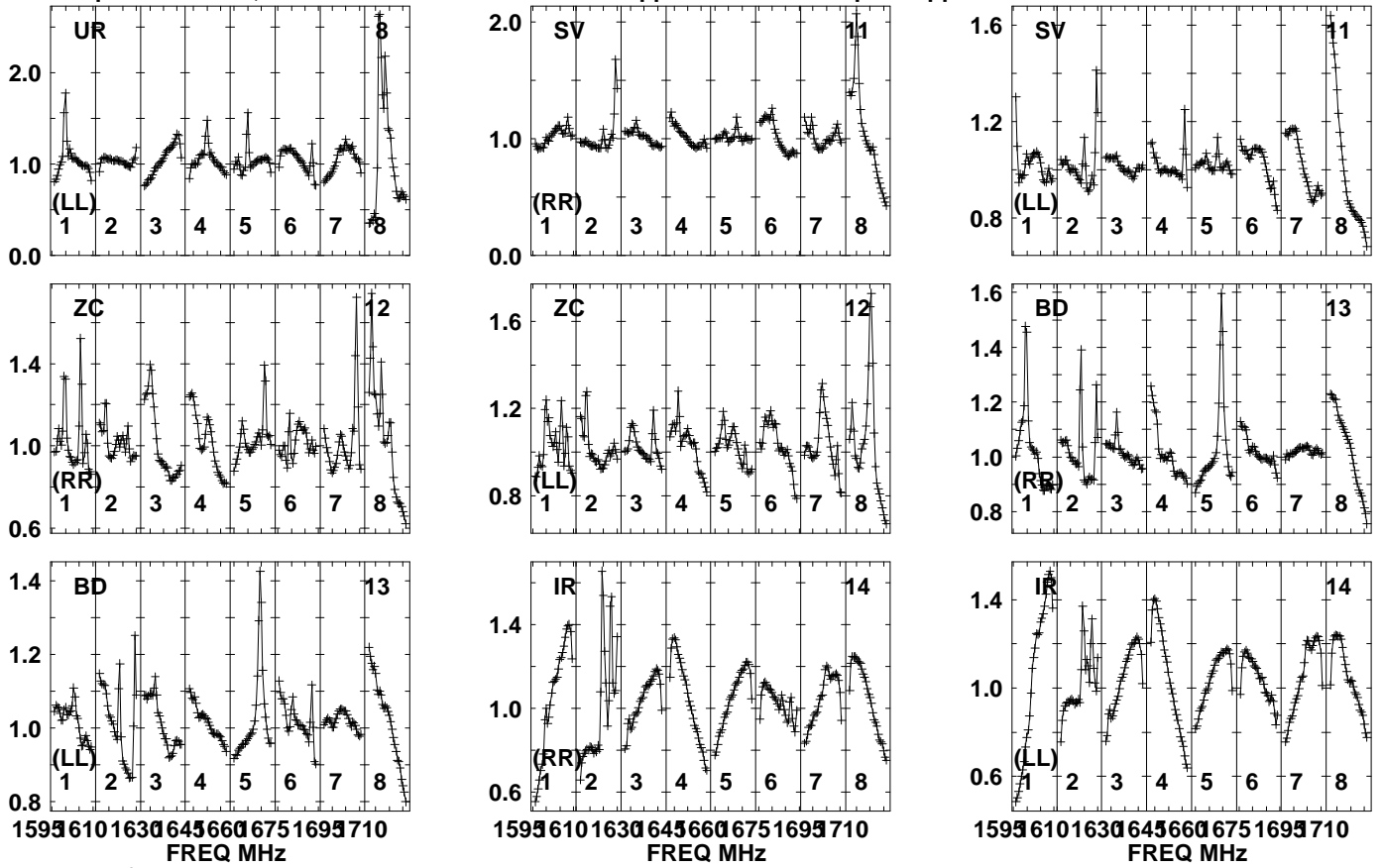
1595 610 1630 645 660 675 1695 710  
FREQ MHz

Lower frame: Real Jy  
Auto-corr total-power spectrum Antenna: \*  
Timerange: 01/13:43:31 to 01/13:44:59

Plot file version 312 created 18-MAR-2021 12:46:19

J1608+5613 EB082 2.UVDATA.1

Freq = 1.5950 GHz, Bw = 16.000 MH No calibration applied and no bandpass applied



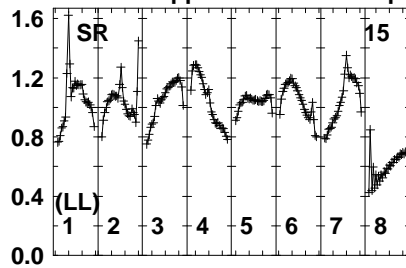
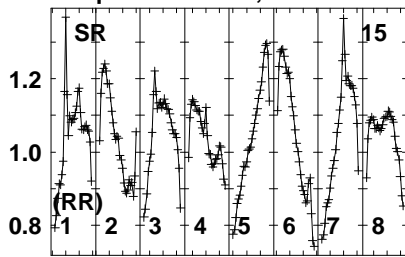
Lower frame: Real Jy  
Auto-corr total-power spectrum Antenna: \*  
Timerange: 01/13:43:31 to 01/13:44:59



Plot file version 313 created 18-MAR-2021 12:46:19

J1608+5613 EB082 2.UVDATA.1

Freq = 1.5950 GHz, Bw = 16.000 MH No calibration applied and no bandpass applied

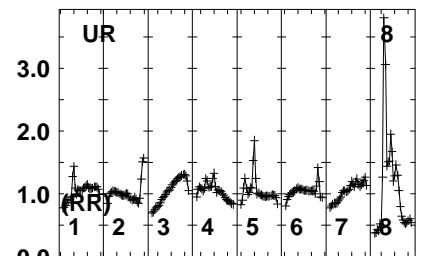
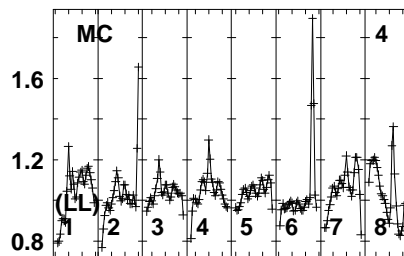
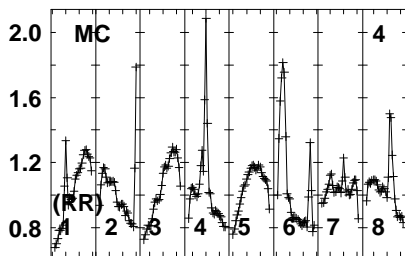
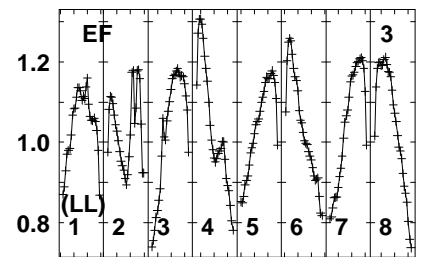
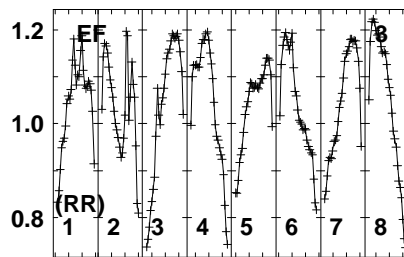
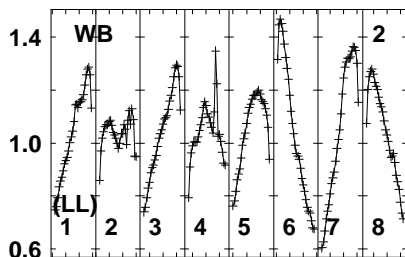
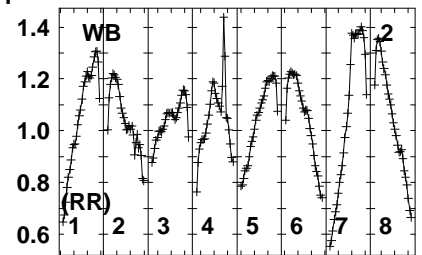
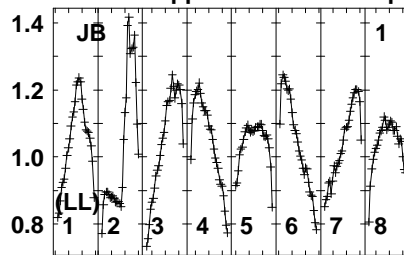
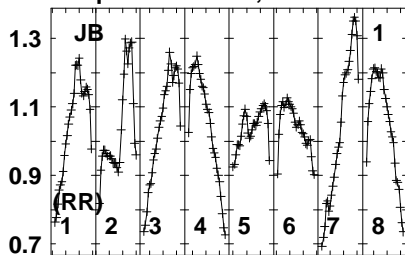


Lower frame: Real Jy  
Auto-corr total-power spectrum Antenna: \*  
Timerange: 01/13:43:31 to 01/13:44:59

Plot file version 314 created 18-MAR-2021 12:46:19

J1617+5515 EB082 2.UVDATA.1

Freq = 1.5950 GHz, Bw = 16.000 MH No calibration applied and no bandpass applied



1595 610 1630 645 660 675 1695 710  
FREQ MHz

1595 610 1630 645 660 675 1695 710  
FREQ MHz

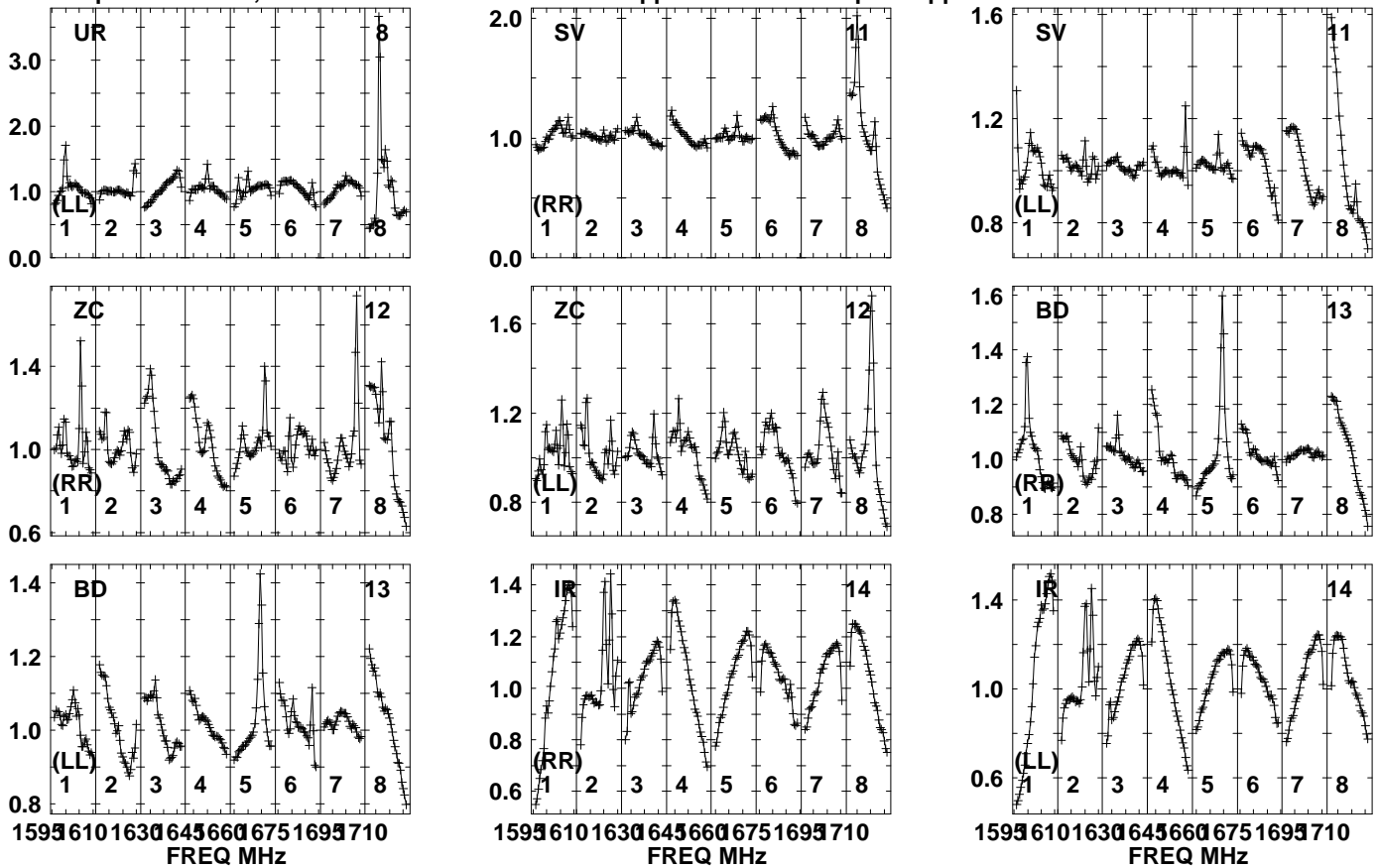
1595 610 1630 645 660 675 1695 710  
FREQ MHz

Lower frame: Real Jy  
Auto-corr total-power spectrum Antenna: \*  
Timerange: 01/13:45:01 to 01/13:48:00

Plot file version 315 created 18-MAR-2021 12:46:20

J1617+5515 EB082 2.UVDATA.1

Freq = 1.5950 GHz, Bw = 16.000 MH No calibration applied and no bandpass applied

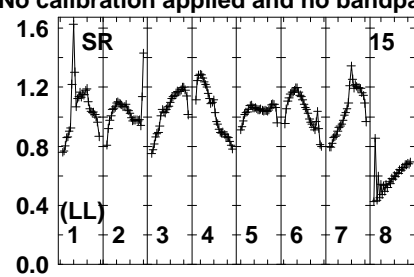
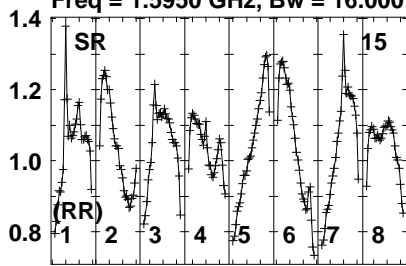


Lower frame: Real Jy  
Auto-corr total-power spectrum Antenna: \*  
Timerange: 01/13:45:01 to 01/13:48:00

Plot file version 316 created 18-MAR-2021 12:46:20

J1617+5515 EB082 2.UVDATA.1

Freq = 1.5950 GHz, Bw = 16.000 MH No calibration applied and no bandpass applied

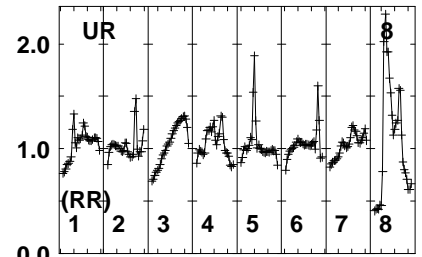
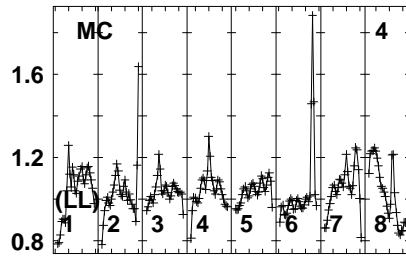
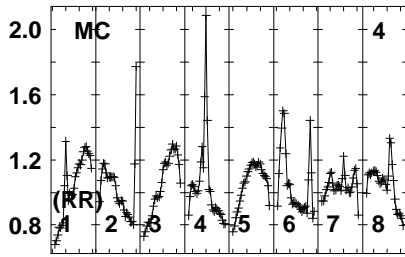
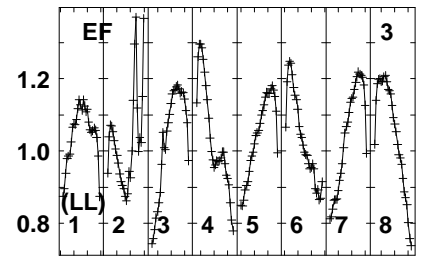
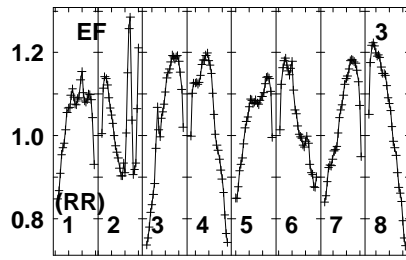
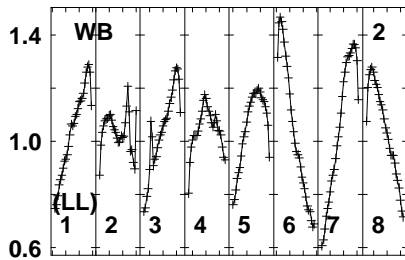
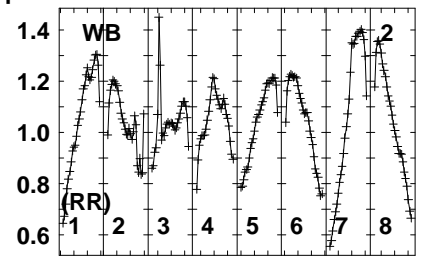
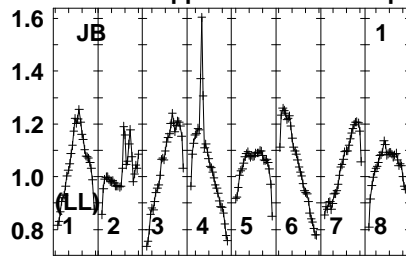
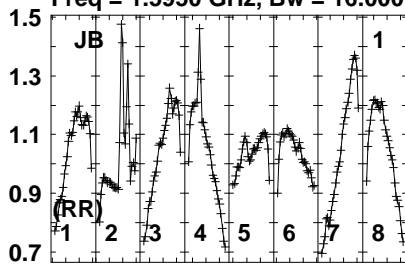


Lower frame: Real Jy  
Auto-corr total-power spectrum Antenna: \*  
Timerange: 01/13:45:01 to 01/13:48:00

Plot file version 317 created 18-MAR-2021 12:46:20

J1608+5613 EB082 2.UVDATA.1

Freq = 1.5950 GHz, Bw = 16.000 MH No calibration applied and no bandpass applied



1595 610 1630 645 660 675 1695 710  
FREQ MHz

1595 610 1630 645 660 675 1695 710  
FREQ MHz

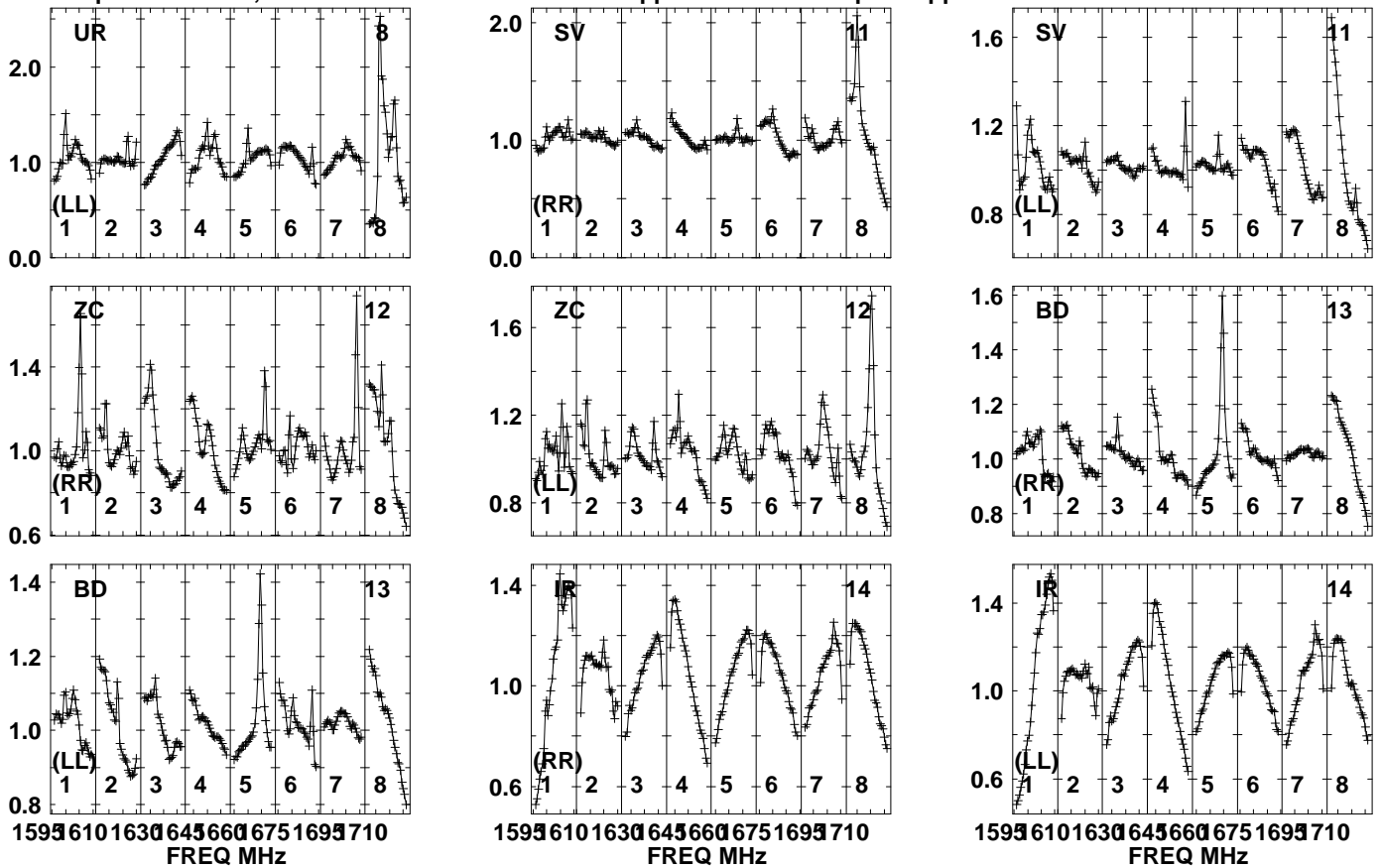
1595 610 1630 645 660 675 1695 710  
FREQ MHz

Lower frame: Real Jy  
Auto-corr total-power spectrum Antenna: \*  
Timerange: 01/13:48:00 to 01/13:50:00

Plot file version 318 created 18-MAR-2021 12:46:20

J1608+5613 EB082 2.UVDATA.1

Freq = 1.5950 GHz, Bw = 16.000 MH No calibration applied and no bandpass applied



Lower frame: Real Jy

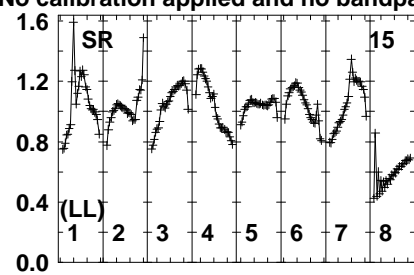
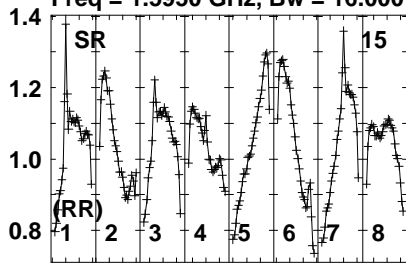
Auto-corr total-power spectrum Antenna: \*

Timerange: 01/13:48:00 to 01/13:50:00

Plot file version 319 created 18-MAR-2021 12:46:20

J1608+5613 EB082 2.UVDATA.1

Freq = 1.5950 GHz, Bw = 16.000 MH No calibration applied and no bandpass applied

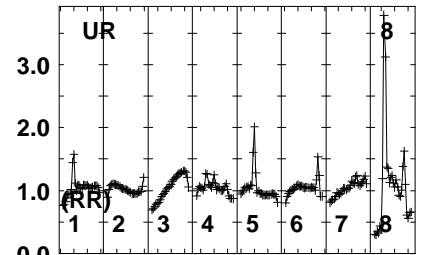
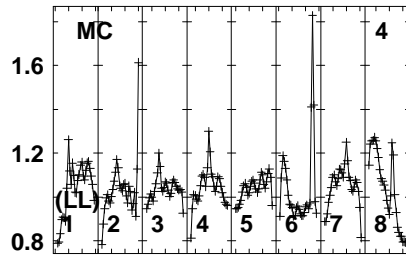
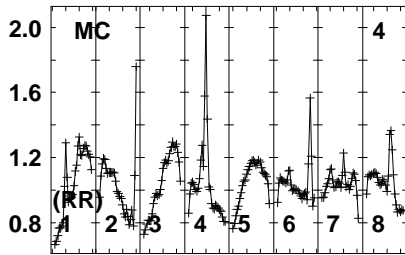
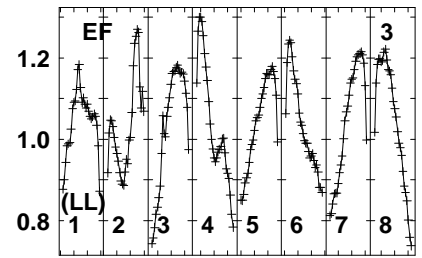
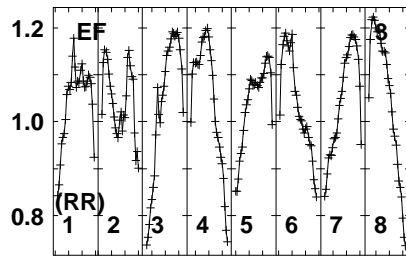
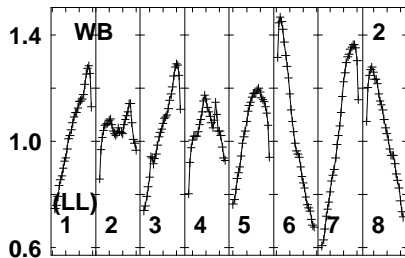
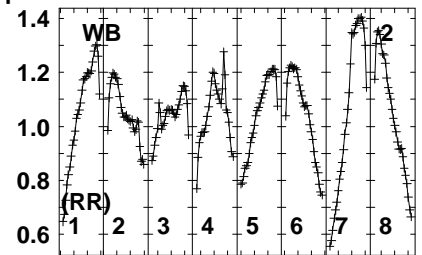
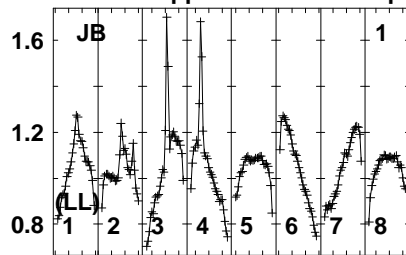
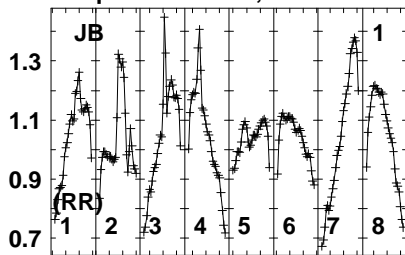


Lower frame: Real Jy  
Auto-corr total-power spectrum Antenna: \*  
Timerange: 01/13:48:00 to 01/13:50:00

Plot file version 320 created 18-MAR-2021 12:46:20

J1617+5515 EB082 2.UVDATA.1

Freq = 1.5950 GHz, Bw = 16.000 MH No calibration applied and no bandpass applied



1595 610 1630 645 660 675 1695 710  
FREQ MHz

1595 610 1630 645 660 675 1695 710  
FREQ MHz

1595 610 1630 645 660 675 1695 710  
FREQ MHz

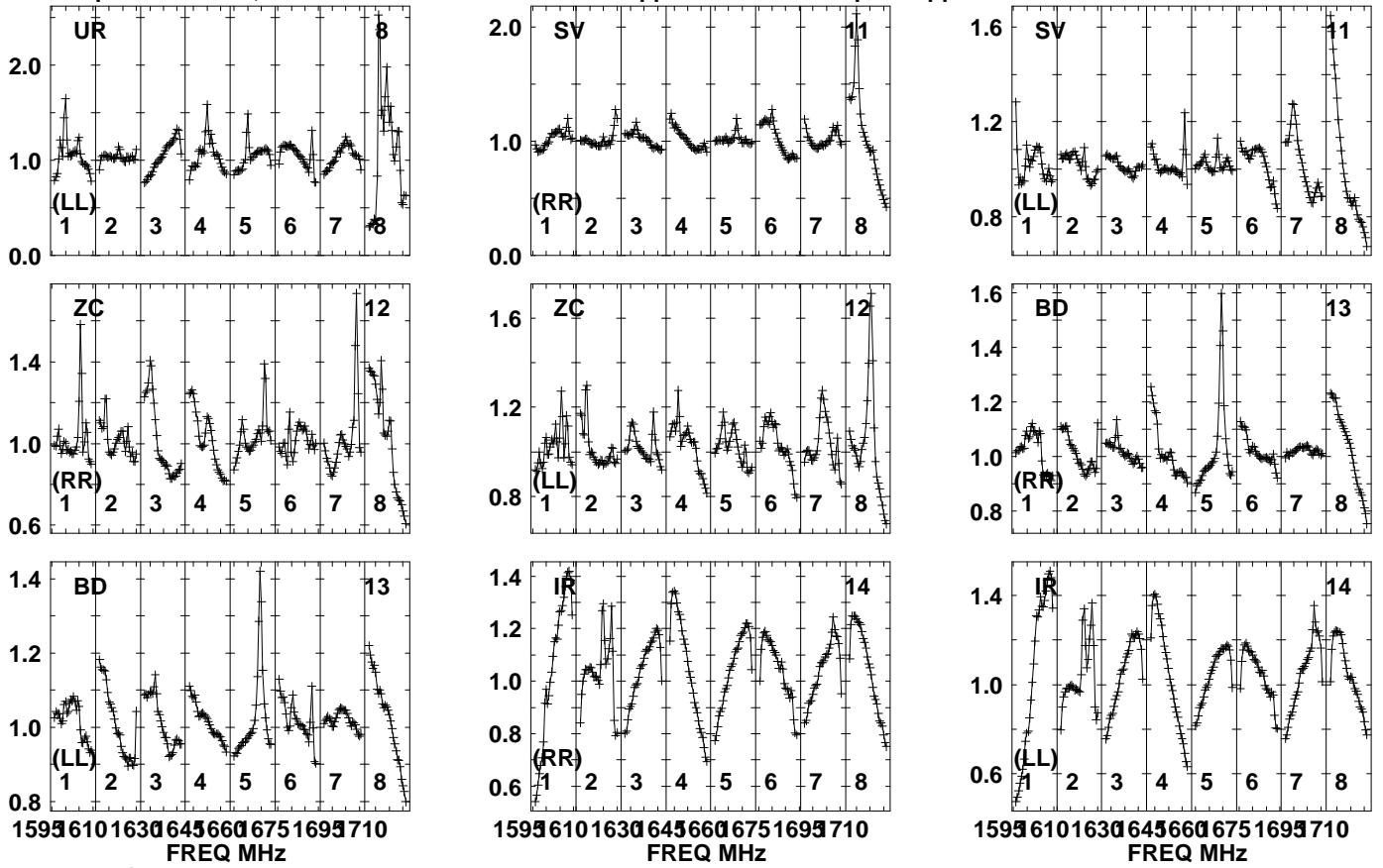
Lower frame: Real Jy  
Auto-corr total-power spectrum Antenna: \*  
Timerange: 01/13:50:00 to 01/13:52:59



Plot file version 321 created 18-MAR-2021 12:46:20

J1617+5515 EB082 2.UV DATA.1

Freq = 1.5950 GHz, Bw = 16.000 MH No calibration applied and no bandpass applied

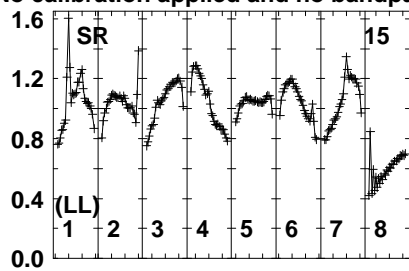
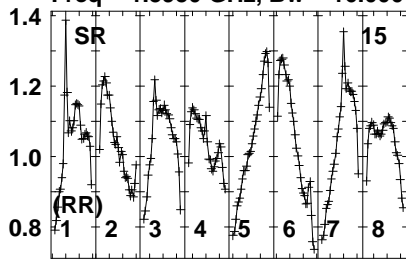


Lower frame: Real Jy  
Auto-corr total-power spectrum Antenna: \*  
Timerange: 01/13:50:00 to 01/13:52:59

Plot file version 322 created 18-MAR-2021 12:46:21

J1617+5515 EB082 2.UVDATA.1

Freq = 1.5950 GHz, Bw = 16.000 MH No calibration applied and no bandpass applied

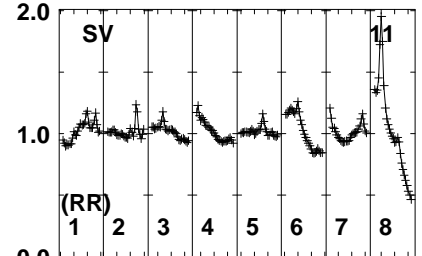
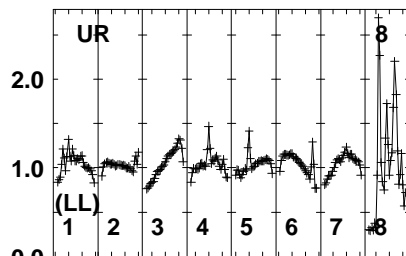
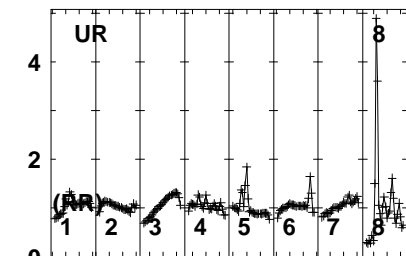
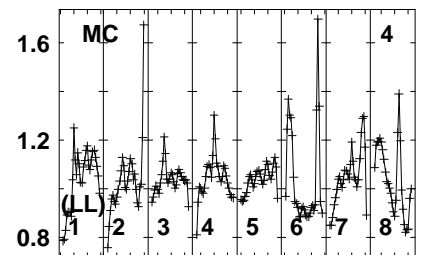
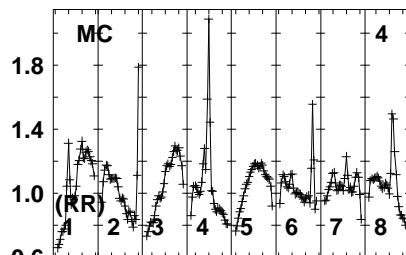
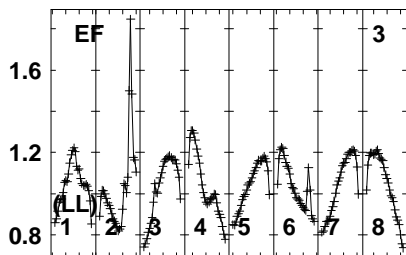
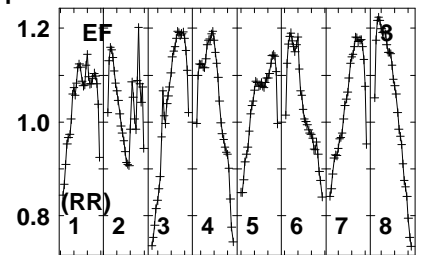
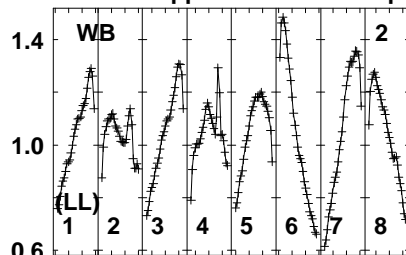
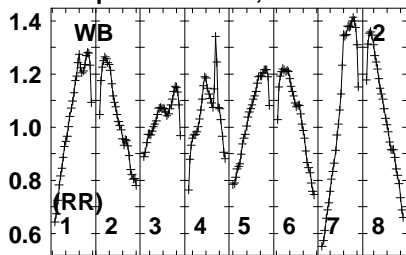


Lower frame: Real Jy  
Auto-corr total-power spectrum Antenna: \*  
Timerange: 01/13:50:00 to 01/13:52:59

Plot file version 323 created 18-MAR-2021 12:46:21

J1608+5613 EB082 2.UVDATA.1

Freq = 1.5950 GHz, Bw = 16.000 MH No calibration applied and no bandpass applied



1595 610 1630 645 660 675 1695 710  
FREQ MHz

1595 610 1630 645 660 675 1695 710  
FREQ MHz

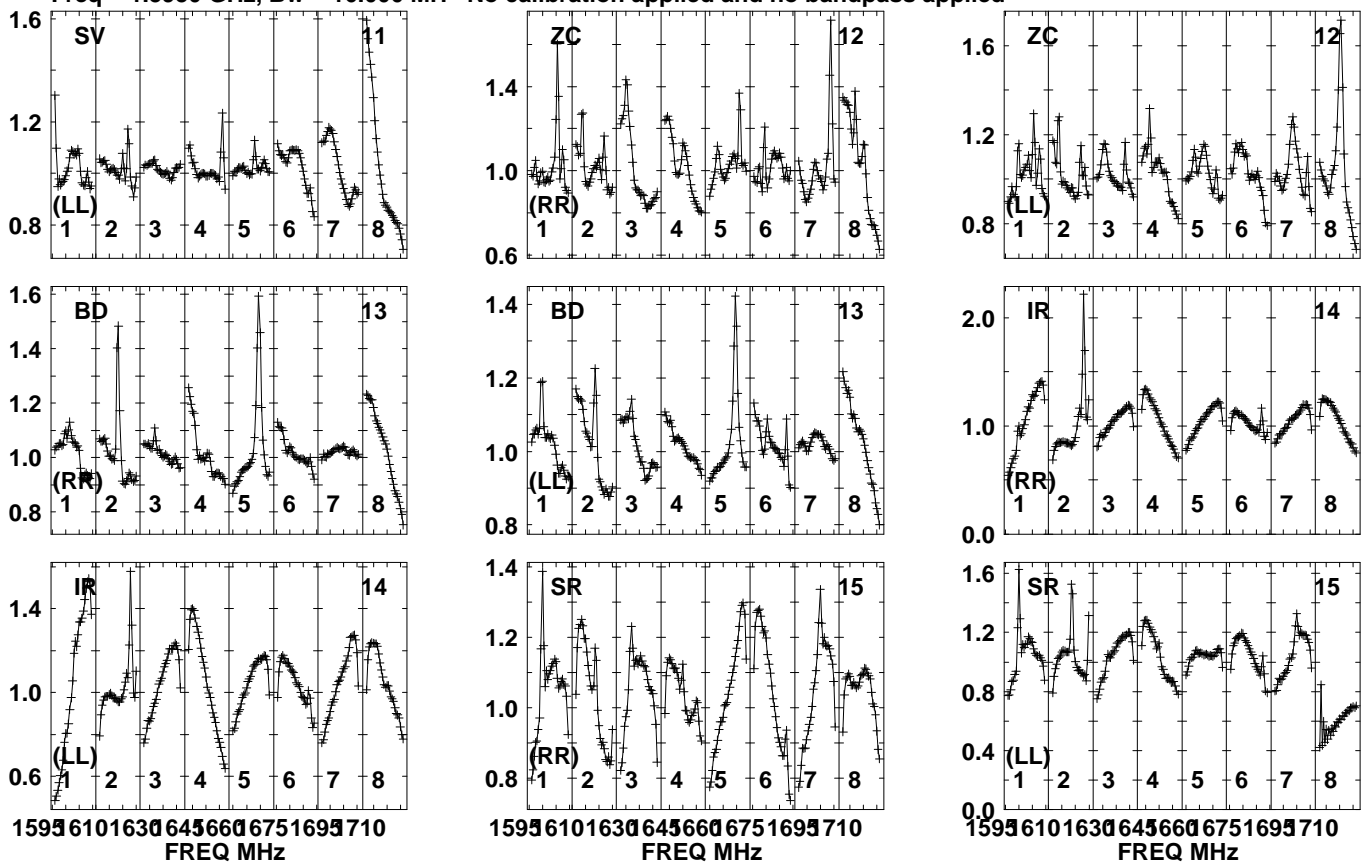
1595 610 1630 645 660 675 1695 710  
FREQ MHz

Lower frame: Real Jy  
Auto-corr total-power spectrum Antenna: \*  
Timerange: 01/13:53:31 to 01/13:54:59

Plot file version 324 created 18-MAR-2021 12:46:21

J1608+5613 EB082 2.UVDATA.1

Freq = 1.5950 GHz, Bw = 16.000 MH No calibration applied and no bandpass applied

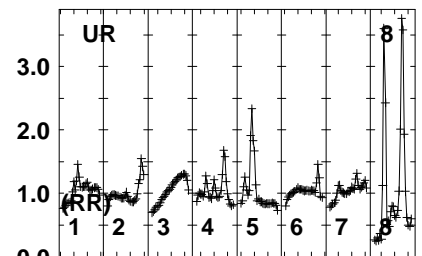
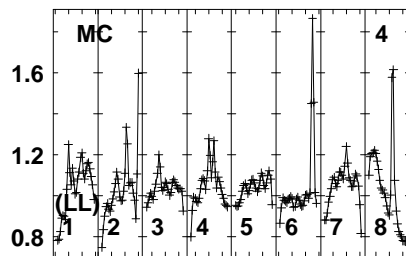
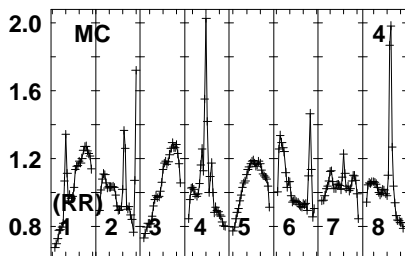
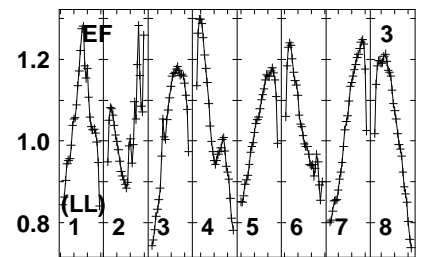
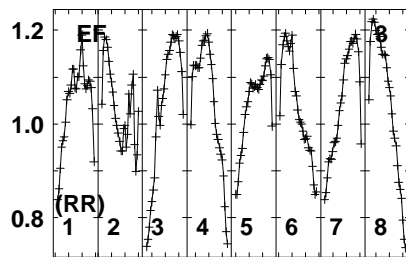
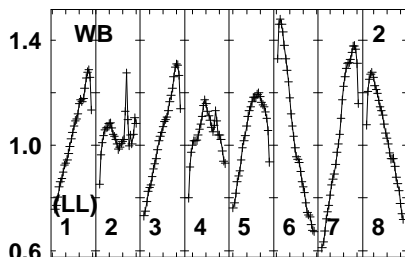
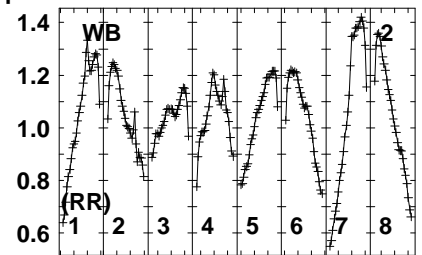
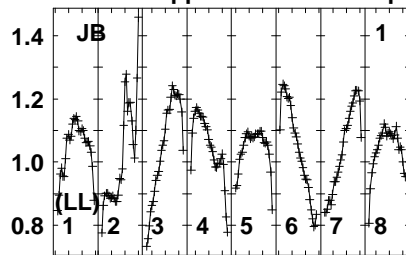
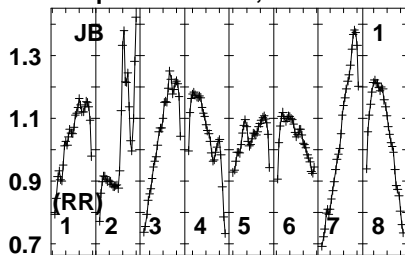


Auto-corr total-power spectrum Antenna: \*  
Timerange: 01/13:53:31 to 01/13:54:59

Plot file version 325 created 18-MAR-2021 12:46:21

J1617+5515 EB082 2.UVDATA.1

Freq = 1.5950 GHz, Bw = 16.000 MH No calibration applied and no bandpass applied



1595 610 1630 645 660 675 1695 710  
FREQ MHz

1595 610 1630 645 660 675 1695 710  
FREQ MHz

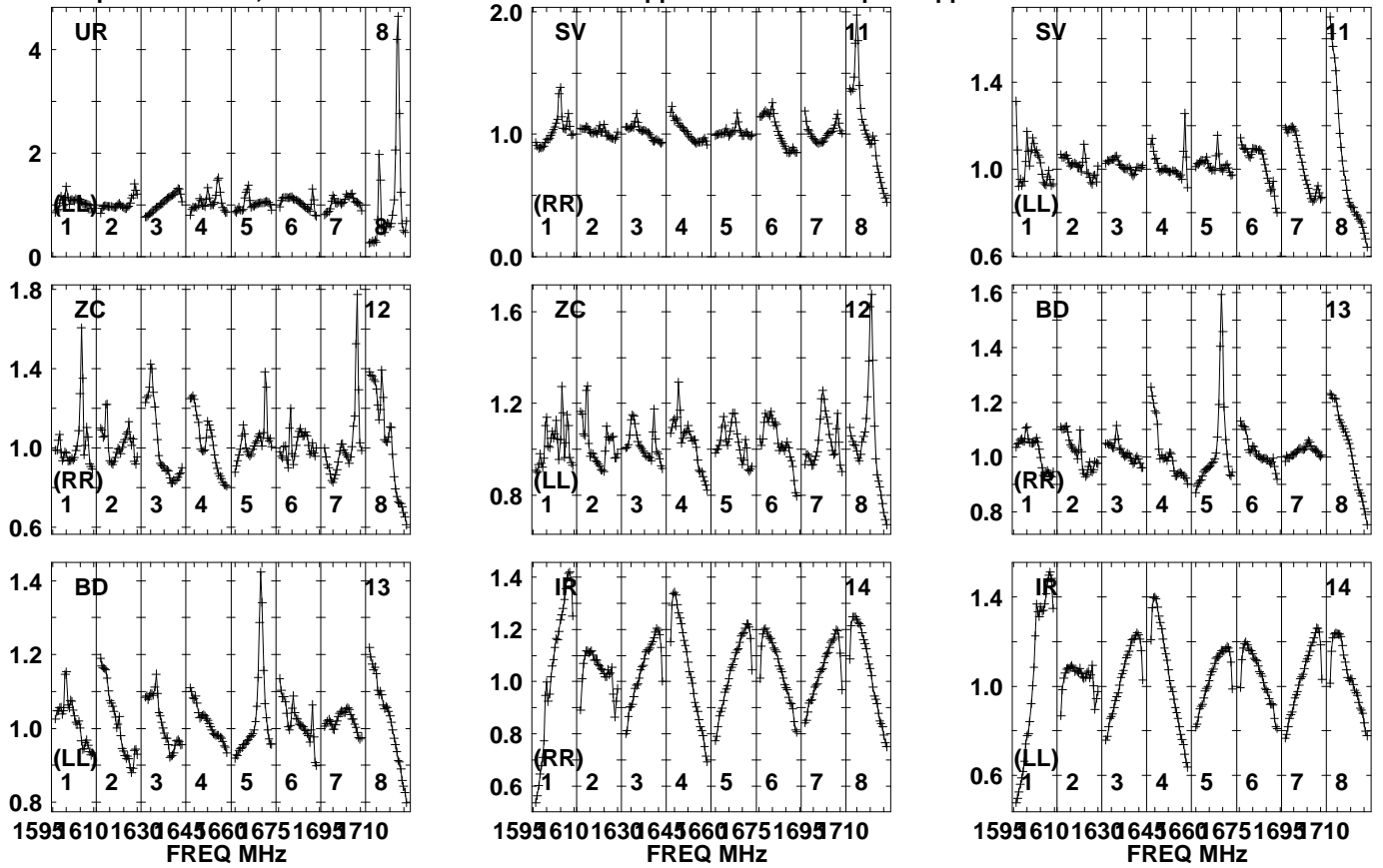
1595 610 1630 645 660 675 1695 710  
FREQ MHz

Lower frame: Real Jy  
Auto-corr total-power spectrum Antenna: \*  
Timerange: 01/13:55:00 to 01/13:58:00

Plot file version 326 created 18-MAR-2021 12:46:21

J1617+5515 EB082 2.UVDATA.1

Freq = 1.5950 GHz, Bw = 16.000 MH No calibration applied and no bandpass applied

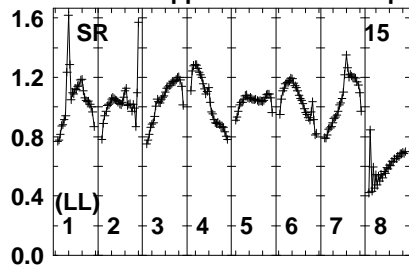
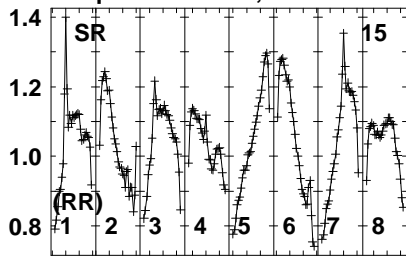


Lower frame: Real Jy  
Auto-corr total-power spectrum Antenna: \*  
Timerange: 01/13:55:00 to 01/13:58:00

Plot file version 327 created 18-MAR-2021 12:46:21

J1617+5515 EB082 2.UVDATA.1

Freq = 1.5950 GHz, Bw = 16.000 MH No calibration applied and no bandpass applied

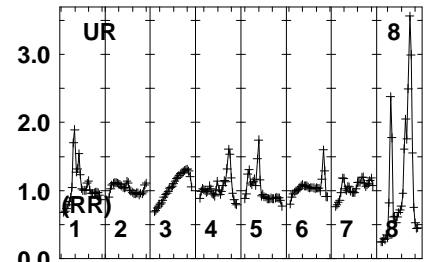
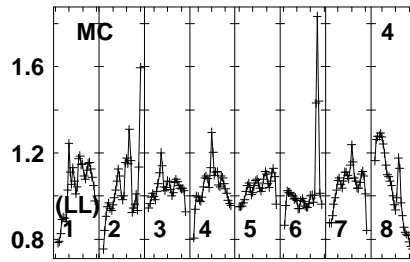
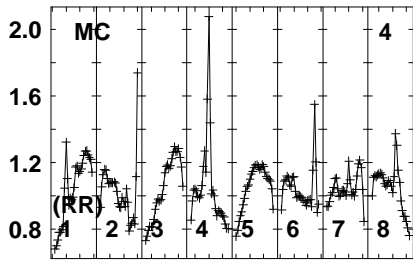
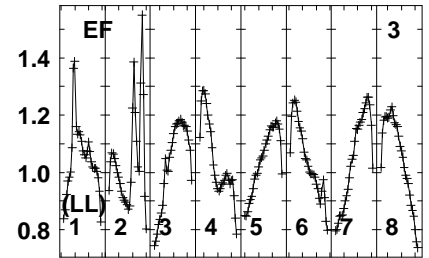
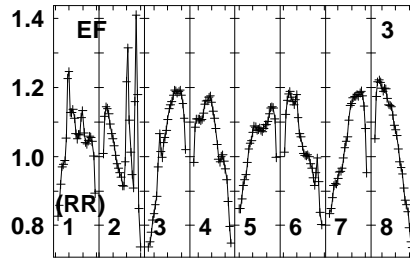
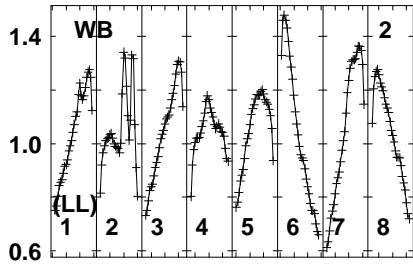
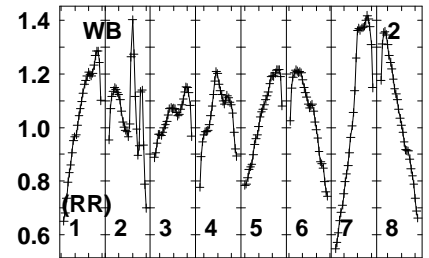
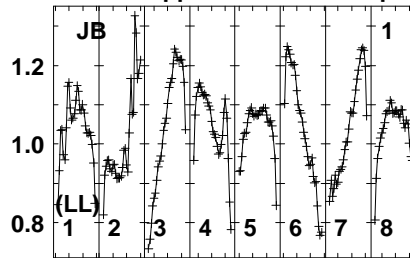
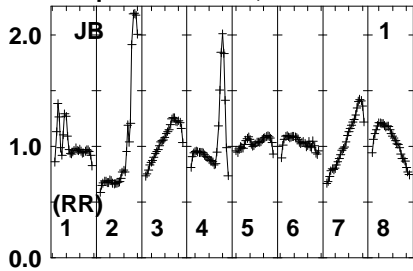


Lower frame: Real Jy  
Auto-corr total-power spectrum Antenna: \*  
Timerange: 01/13:55:00 to 01/13:58:00

Plot file version 328 created 18-MAR-2021 12:46:21

J1608+5613 EB082 2.UVDATA.1

Freq = 1.5950 GHz, Bw = 16.000 MH No calibration applied and no bandpass applied



1595 610 1630 645 660 675 1695 710  
FREQ MHz

1595 610 1630 645 660 675 1695 710  
FREQ MHz

1595 610 1630 645 660 675 1695 710  
FREQ MHz

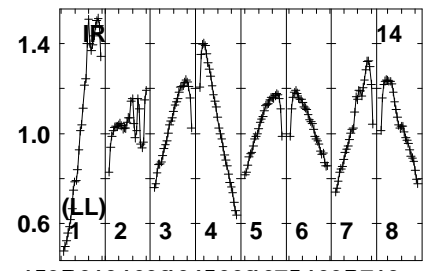
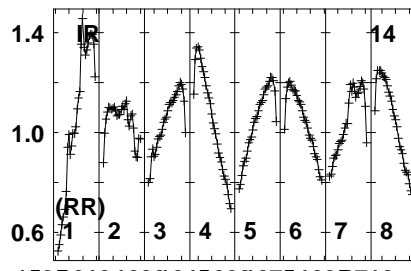
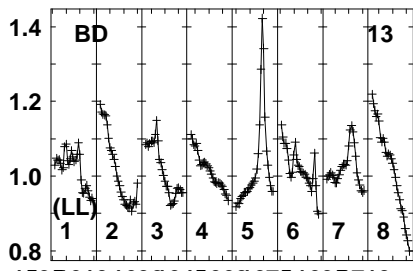
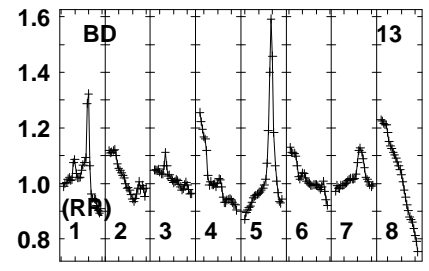
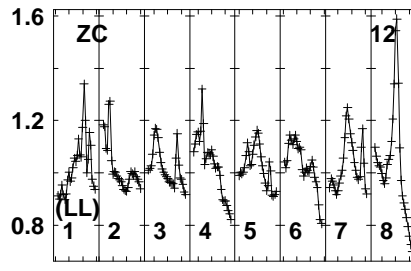
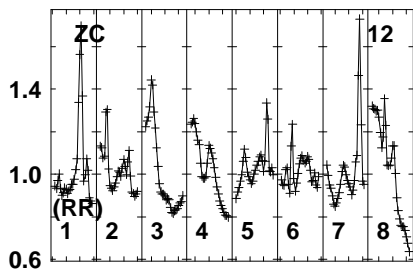
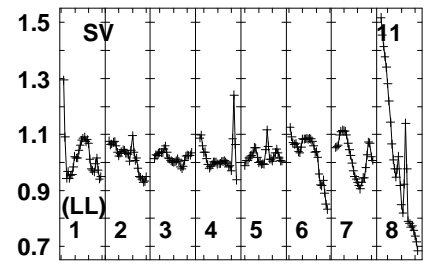
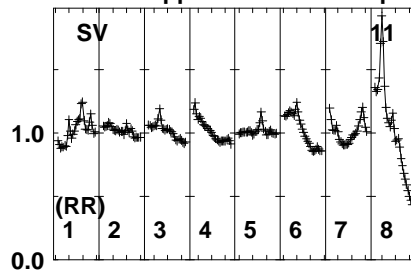
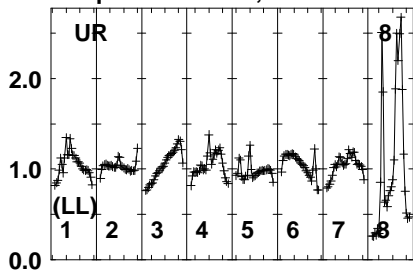
Lower frame: Real Jy  
Auto-corr total-power spectrum Antenna: \*  
Timerange: 01/13:58:00 to 01/13:59:59



Plot file version 329 created 18-MAR-2021 12:46:21

J1608+5613 EB082 2.UVDATA.1

Freq = 1.5950 GHz, Bw = 16.000 MH No calibration applied and no bandpass applied



1595 610 1630 645 660 675 1695 710  
FREQ MHz

1595 610 1630 645 660 675 1695 710  
FREQ MHz

1595 610 1630 645 660 675 1695 710  
FREQ MHz

Lower frame: Real Jy

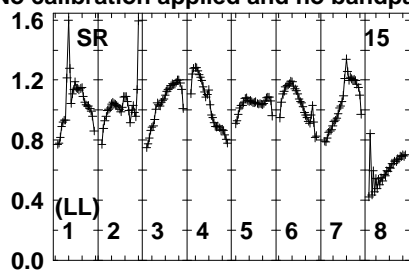
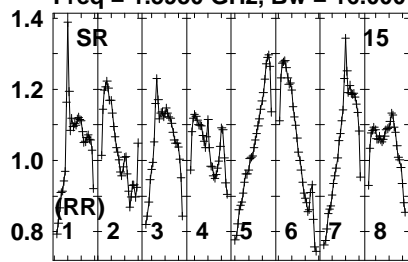
Auto-corr total-power spectrum Antenna: \*

Timerange: 01/13:58:00 to 01/13:59:59

Plot file version 330 created 18-MAR-2021 12:46:22

J1608+5613 EB082 2.UVDATA.1

Freq = 1.5950 GHz, Bw = 16.000 MH No calibration applied and no bandpass applied



Lower frame: Real Jy  
Auto-corr total-power spectrum Antenna: \*  
Timerange: 01/13:58:00 to 01/13:59:59