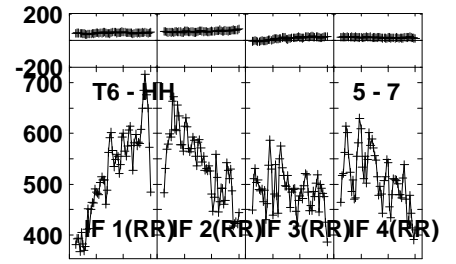
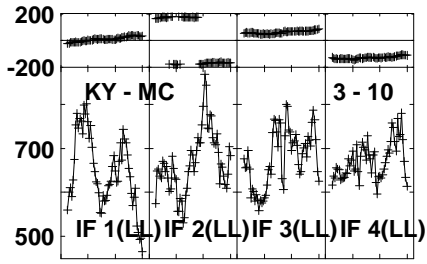
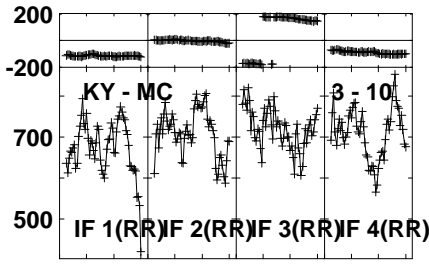
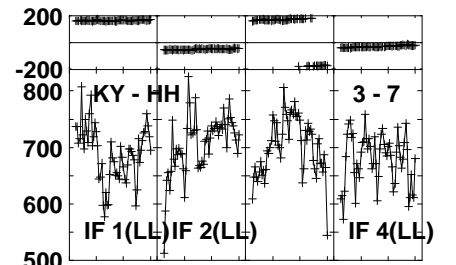
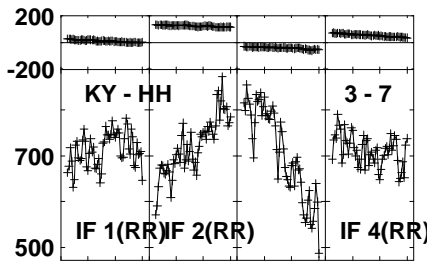
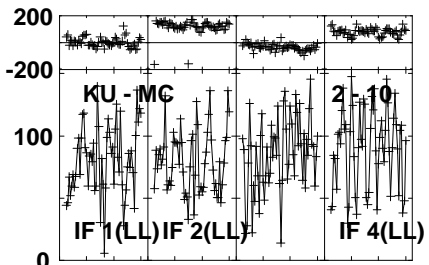
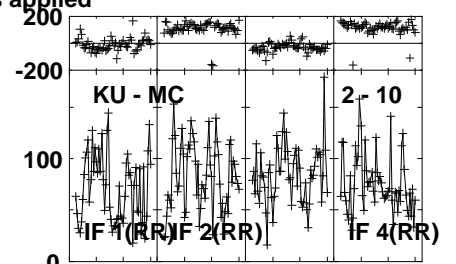
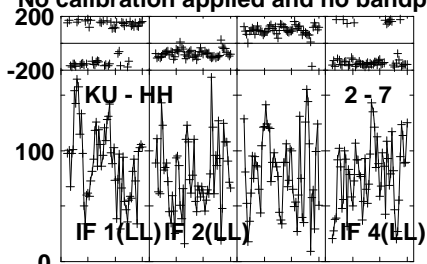
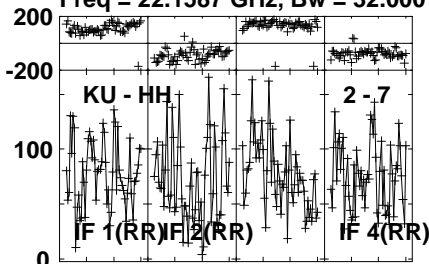


Plot file version 1 created 04-JUN-2021 15:27:12

J1159+2914 EB084 1.UVDATA.1

Freq = 22.1587 GHz, Bw = 32.000 MH

No calibration applied and no bandpass applied



0204060 204060 204060 204060
Channels

0204060 204060 204060 204060
Channels

0204060 204060 204060 204060
Channels

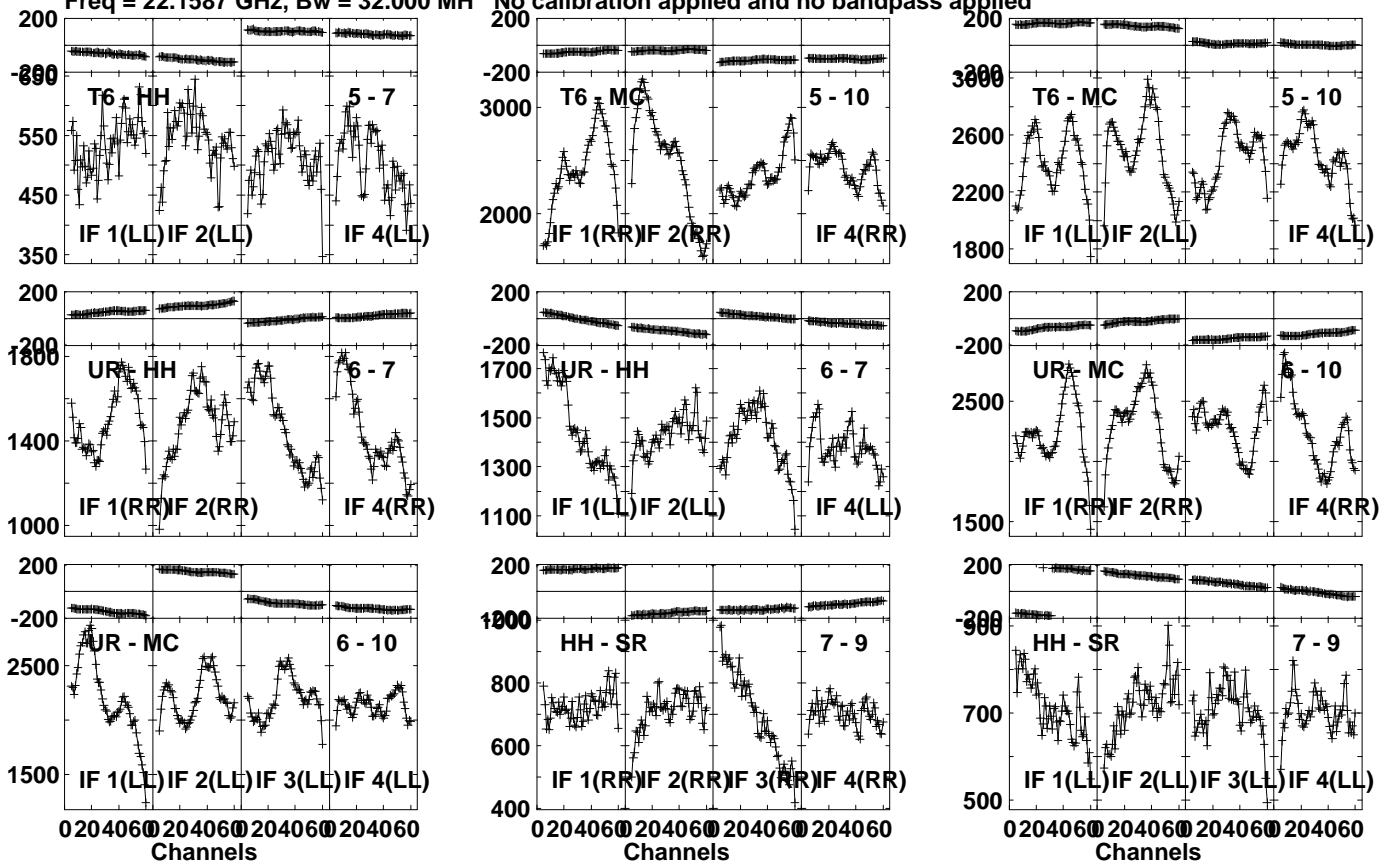
Lower frame: Micro Ampl Jy Top frame: Phas deg
Vector averaged cross-power spectrum Several baselines displayed
Timerange: 00/21:30:00 to 00/21:40:00

Plot file version 2 created 04-JUN-2021 15:27:12

J1159+2914 EB084 1.UVDATA.1

Freq = 22.1587 GHz, Bw = 32.000 MH

No calibration applied and no bandpass applied



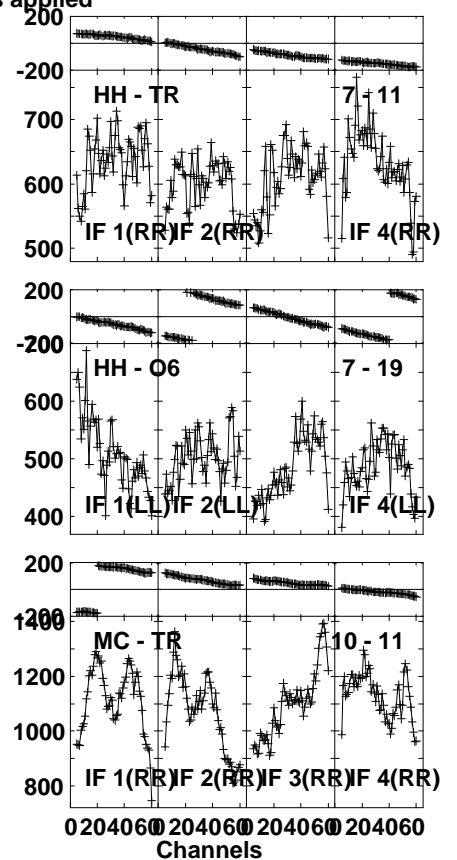
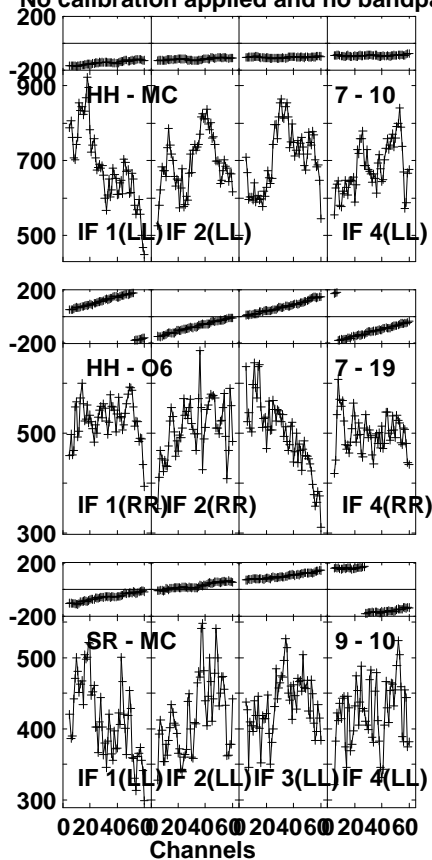
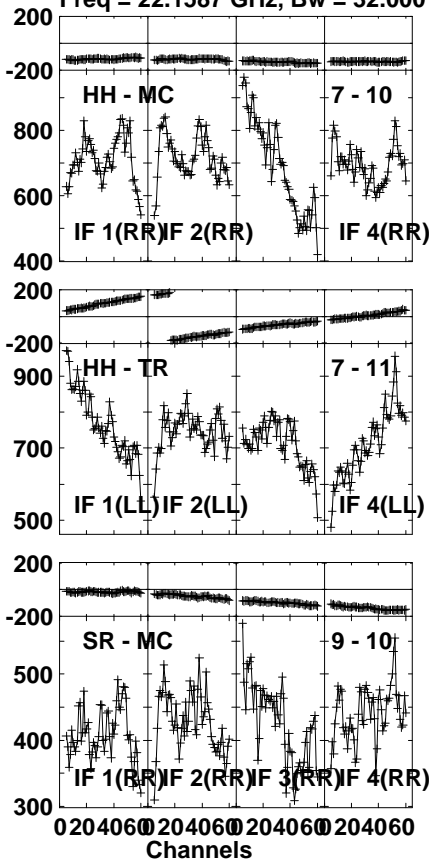
Lower frame: Micro Ampl Jy Top frame: Phas deg
 Vector averaged cross-power spectrum Several baselines displayed
 Timerange: 00/21:30:00 to 00/21:40:00

Plot file version 3 created 04-JUN-2021 15:27:13

J1159+2914 EB084 1.UVDATA.1

Freq = 22.1587 GHz, Bw = 32.000 MH

No calibration applied and no bandpass applied



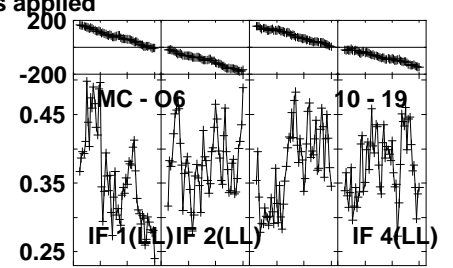
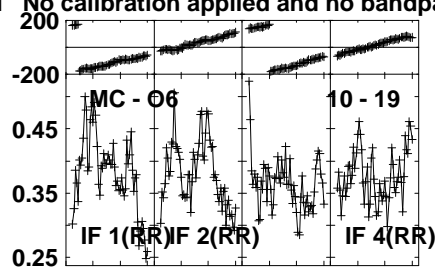
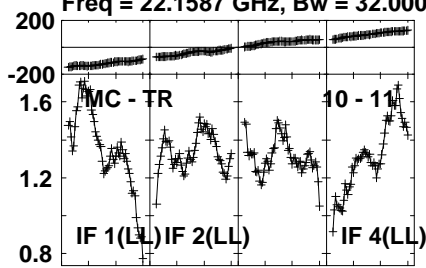
Lower frame: Micro Ampl Jy Top frame: Phas deg
Vector averaged cross-power spectrum Several baselines displayed
Timerange: 00/21:30:00 to 00/21:40:00

Plot file version 4 created 04-JUN-2021 15:27:13

J1159+2914 EB084 1.UVDATA.1

Freq = 22.1587 GHz, Bw = 32.000 MH

No calibration applied and no bandpass applied



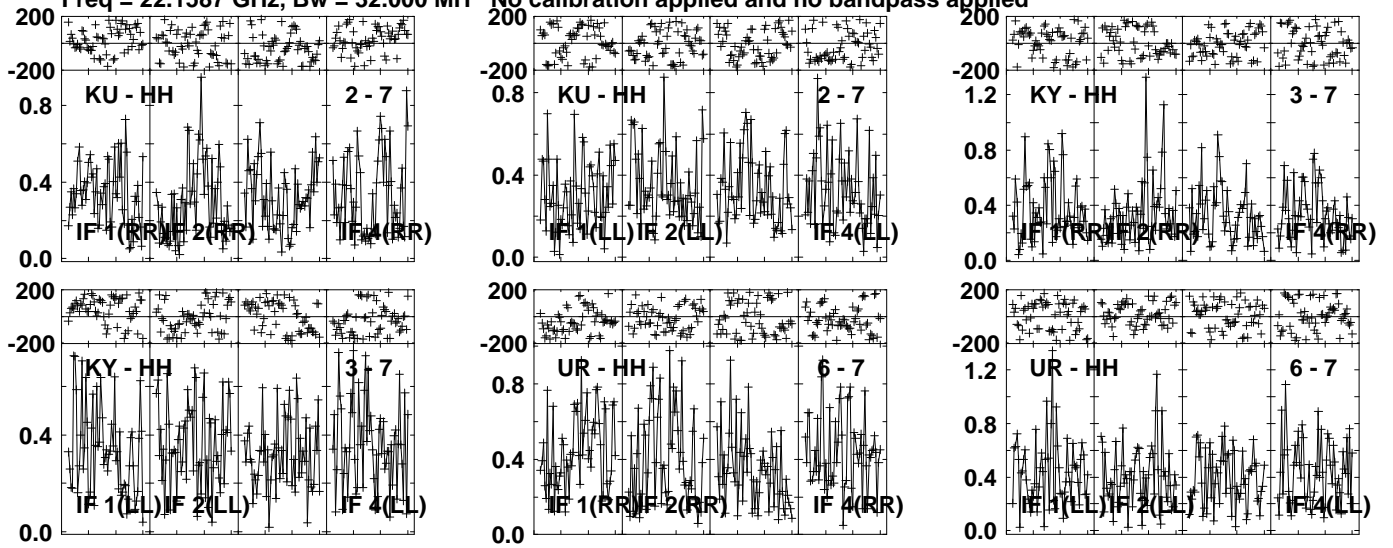
Lower frame: Milli Ampl Jy Top frame: Phas deg
Vector averaged cross-power spectrum Several baselines displayed
Timerange: 00/21:30:00 to 00/21:40:00

Plot file version 5 created 04-JUN-2021 15:27:13

J1625-2527 EB084 1.UVDATA.1

Freq = 22.1587 GHz, Bw = 32.000 MH

No calibration applied and no bandpass applied



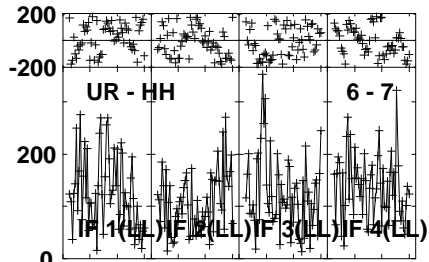
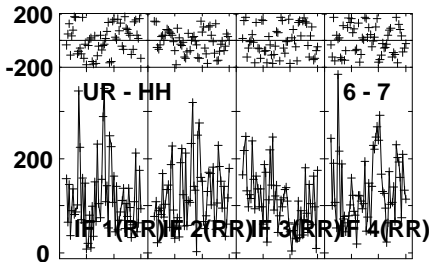
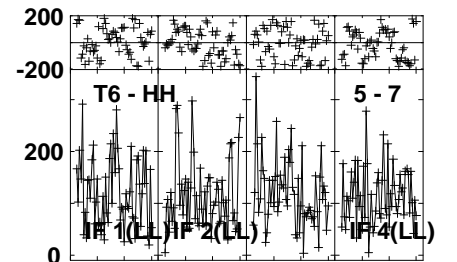
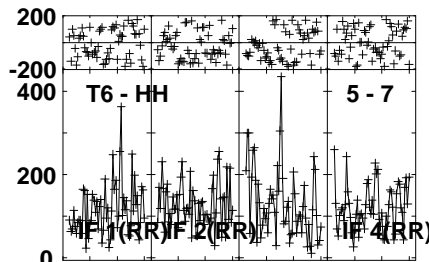
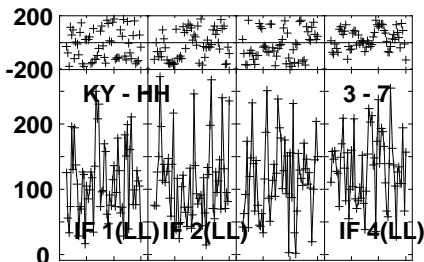
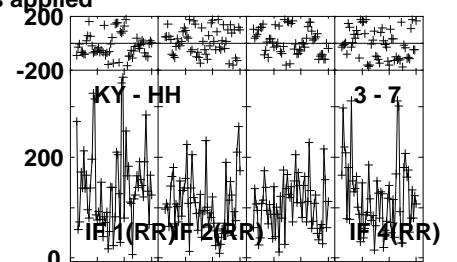
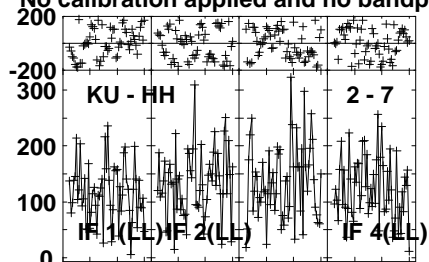
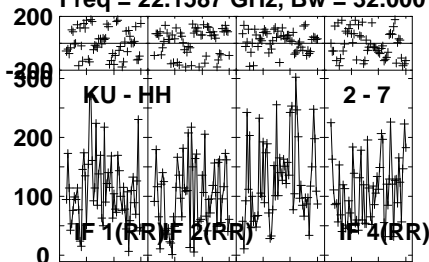
Lower frame: Milli Ampl Jy Top frame: Phas deg
Vector averaged cross-power spectrum Several baselines displayed
Timerange: 00/21:41:52 to 00/21:42:49

Plot file version 6 created 04-JUN-2021 15:27:13

I16293 EB084 1.UVDATA.1

Freq = 22.1587 GHz, Bw = 32.000 MH

No calibration applied and no bandpass applied



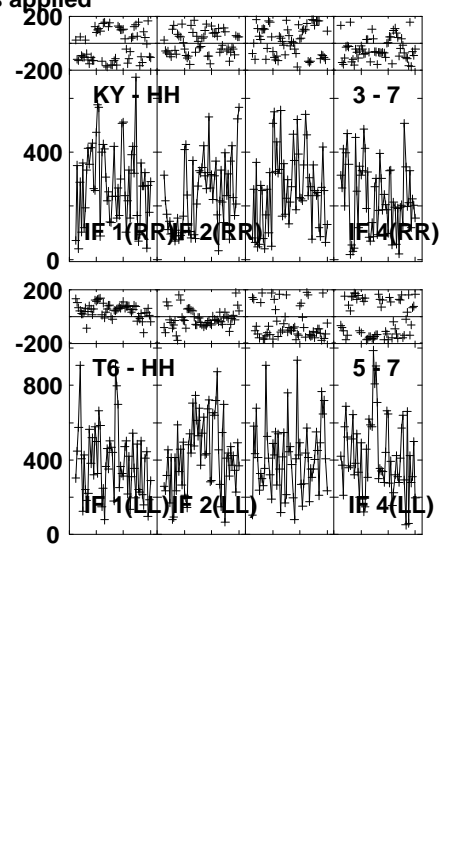
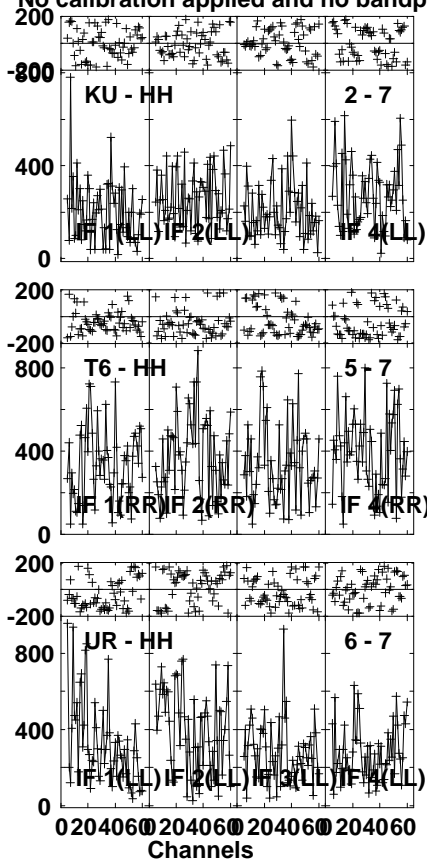
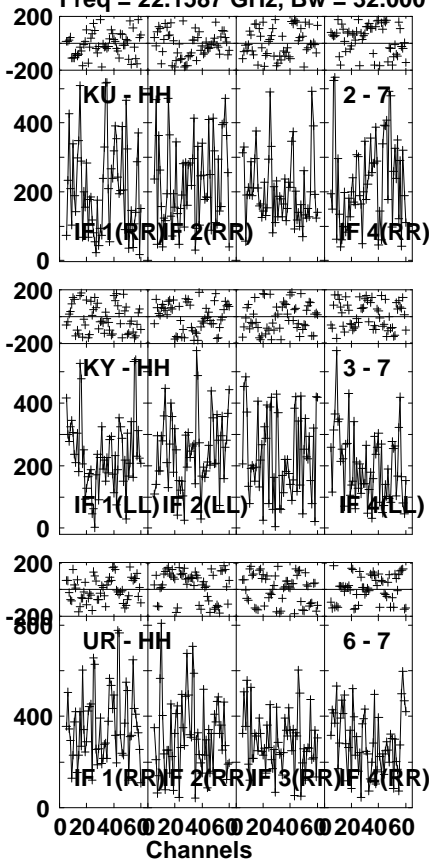
Lower frame: Micro Ampl Jy Top frame: Phas deg
Vector averaged cross-power spectrum Several baselines displayed
Timerange: 00/21:42:50 to 00/21:44:50

Plot file version 7 created 04-JUN-2021 15:27:13

J1625-2527 EB084 1.UVDATA.1

Freq = 22.1587 GHz, Bw = 32.000 MH

No calibration applied and no bandpass applied



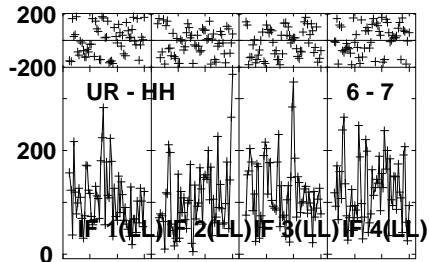
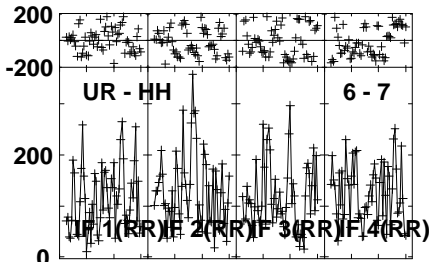
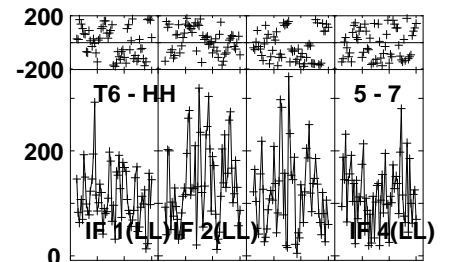
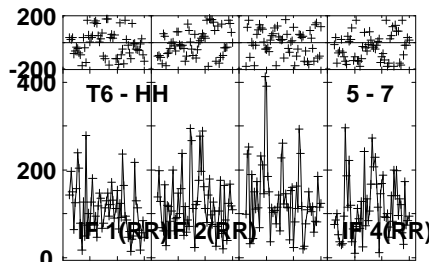
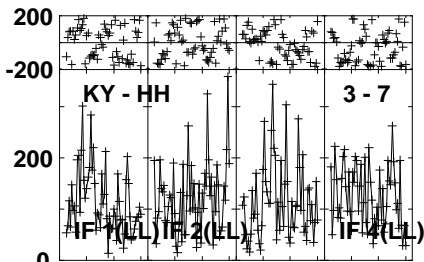
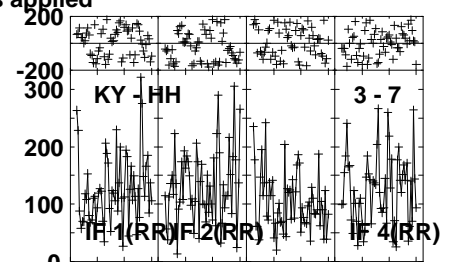
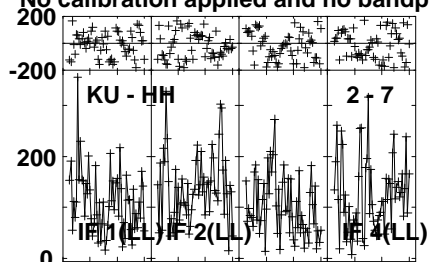
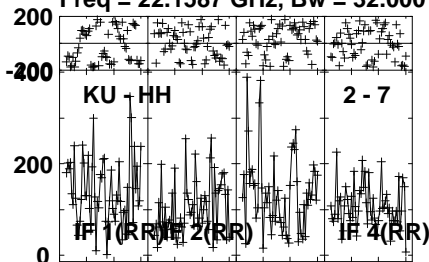
Lower frame: Micro Ampl Jy Top frame: Phas deg
Vector averaged cross-power spectrum Several baselines displayed
Timerange: 00/21:44:51 to 00/21:45:50

Plot file version 8 created 04-JUN-2021 15:27:14

I16293 EB084 1.UVDATA.1

Freq = 22.1587 GHz, Bw = 32.000 MH

No calibration applied and no bandpass applied



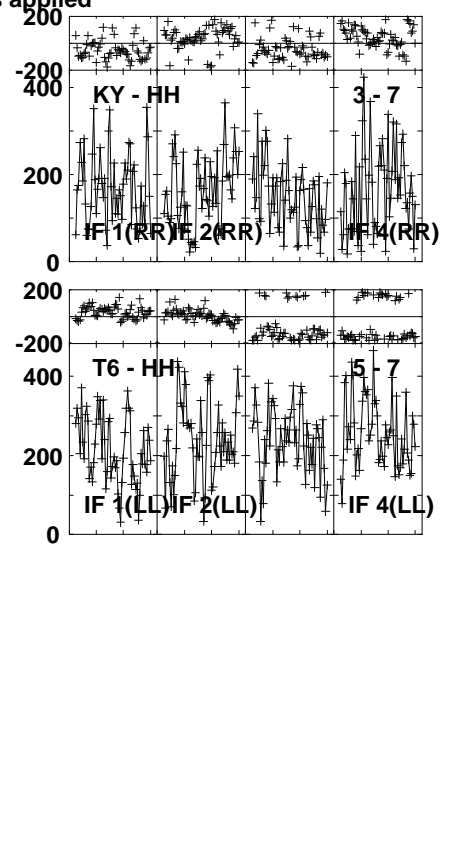
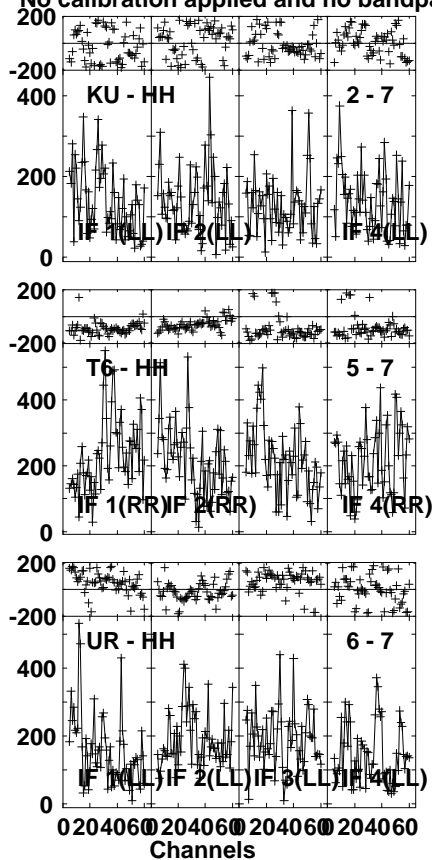
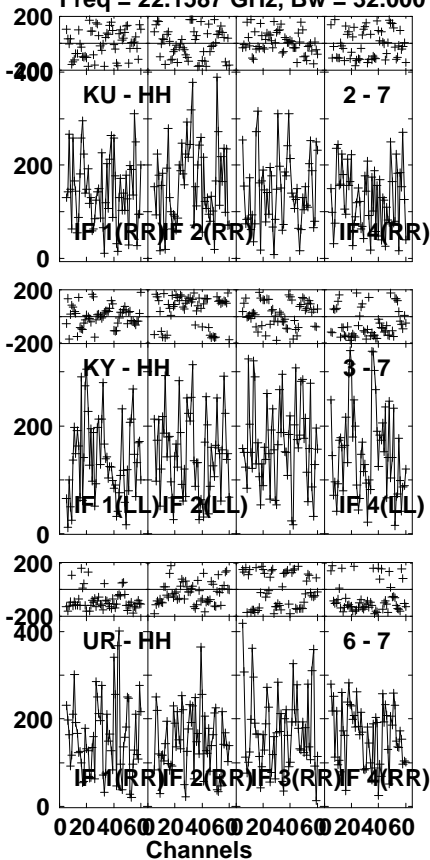
Lower frame: Micro Ampl Jy Top frame: Phas deg
Vector averaged cross-power spectrum Several baselines displayed
Timerange: 00/21:45:50 to 00/21:47:50

Plot file version 9 created 04-JUN-2021 15:27:14

J1625-2527 EB084 1.UVDATA.1

Freq = 22.1587 GHz, Bw = 32.000 MH

No calibration applied and no bandpass applied



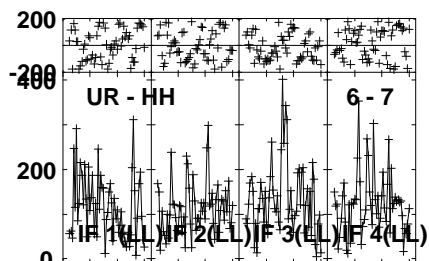
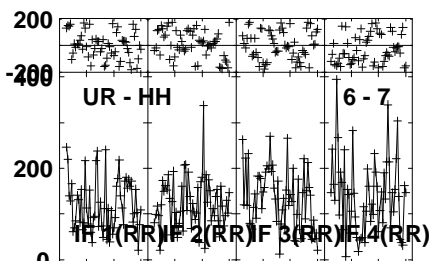
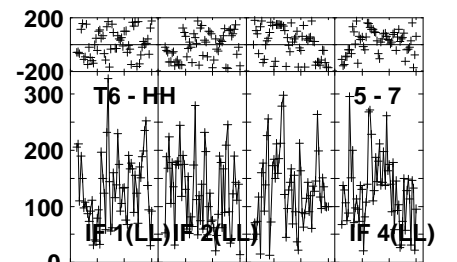
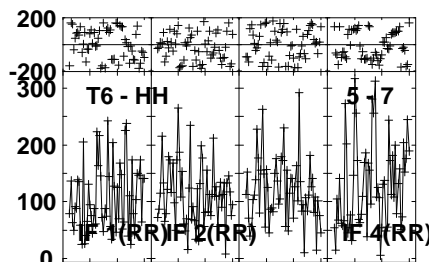
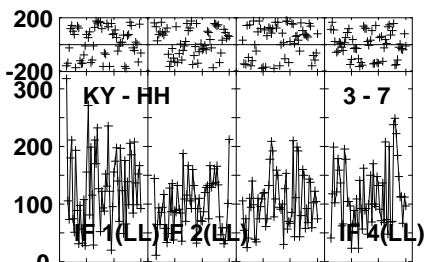
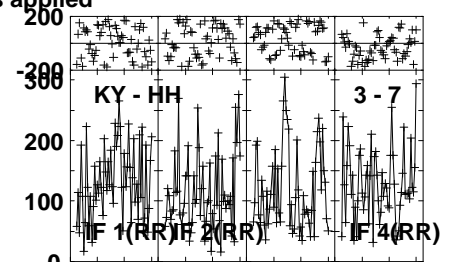
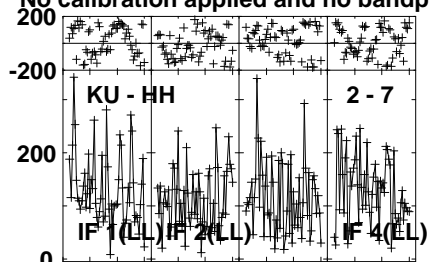
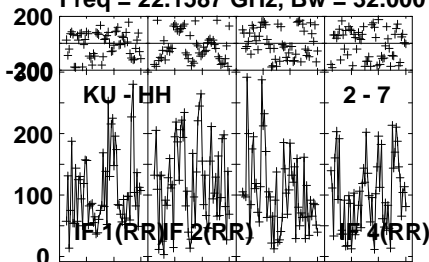
Lower frame: Micro Ampl Jy Top frame: Phas deg
Vector averaged cross-power spectrum Several baselines displayed
Timerange: 00/21:48:31 to 00/21:49:30

Plot file version 10 created 04-JUN-2021 15:27:14

I16293 EB084 1.UVDATA.1

Freq = 22.1587 GHz, Bw = 32.000 MH

No calibration applied and no bandpass applied



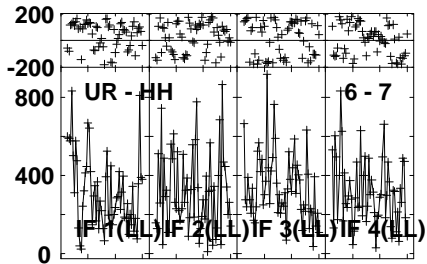
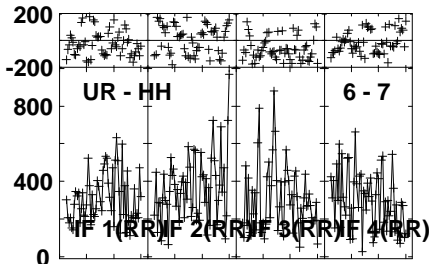
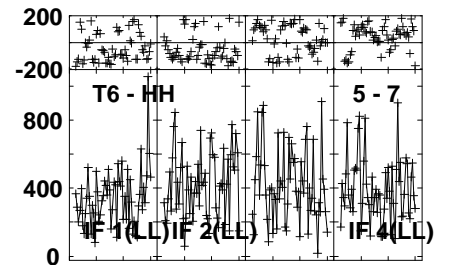
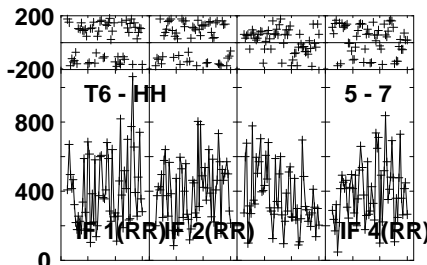
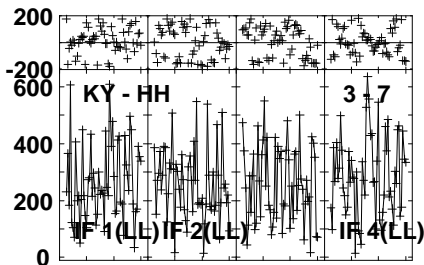
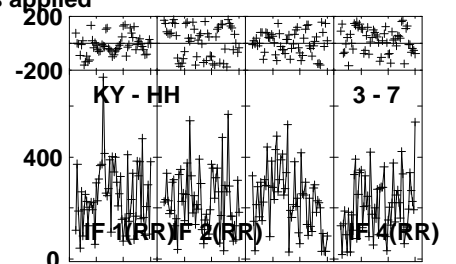
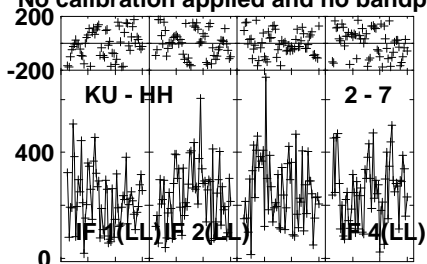
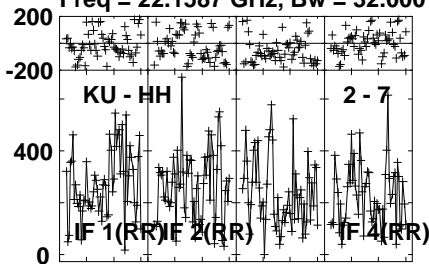
Lower frame: Micro Ampl Jy Top frame: Phas deg
Vector averaged cross-power spectrum Several baselines displayed
Timerange: 00/21:49:30 to 00/21:51:30

Plot file version 11 created 04-JUN-2021 15:27:14

J1625-2527 EB084 1.UVDATA.1

Freq = 22.1587 GHz, Bw = 32.000 MH

No calibration applied and no bandpass applied



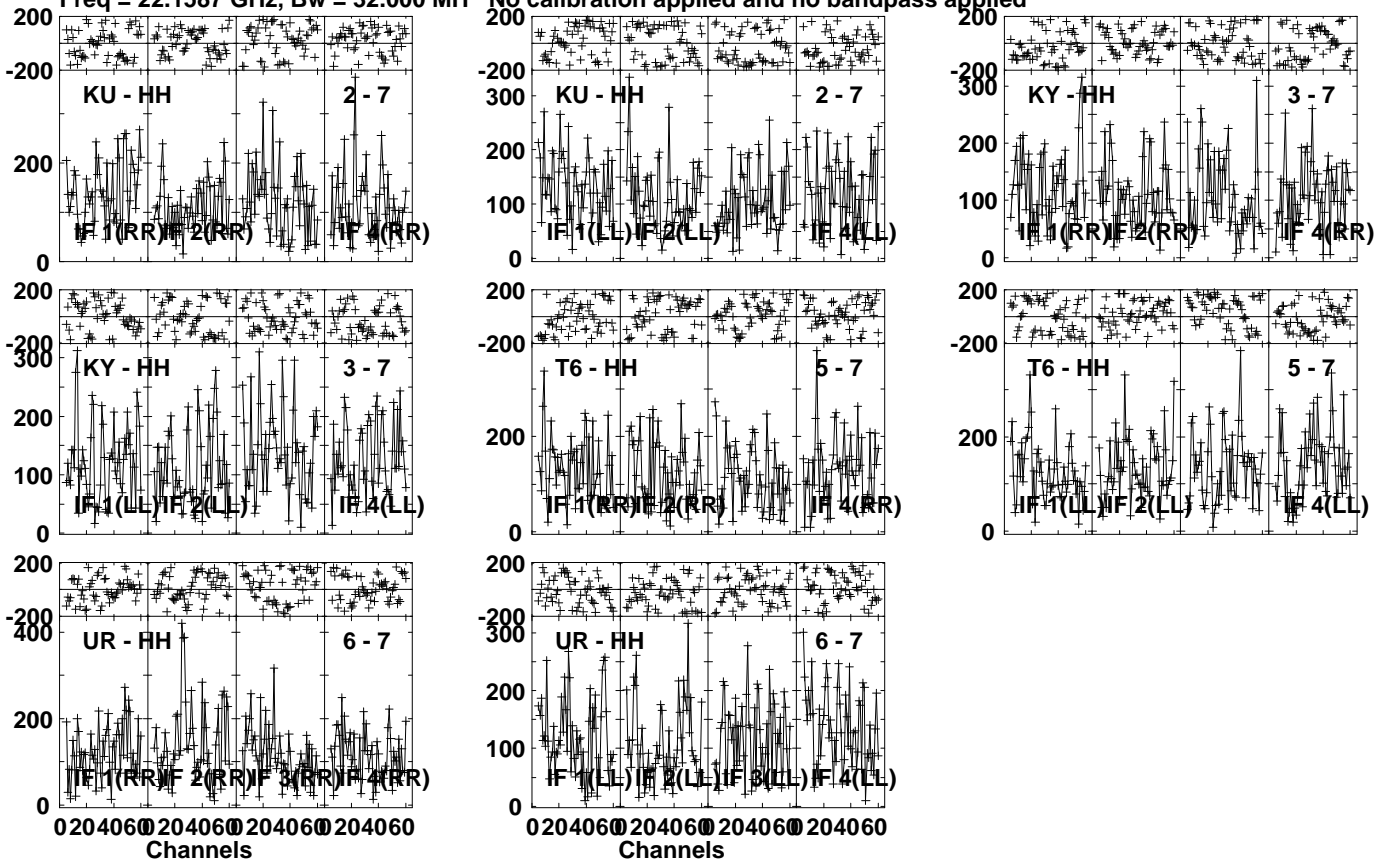
Lower frame: Micro Ampl Jy Top frame: Phas deg
Vector averaged cross-power spectrum Several baselines displayed
Timerange: 00/21:51:31 to 00/21:52:29

Plot file version 12 created 04-JUN-2021 15:27:14

I16293 EB084 1.UVDATA.1

Freq = 22.1587 GHz, Bw = 32.000 MH

No calibration applied and no bandpass applied



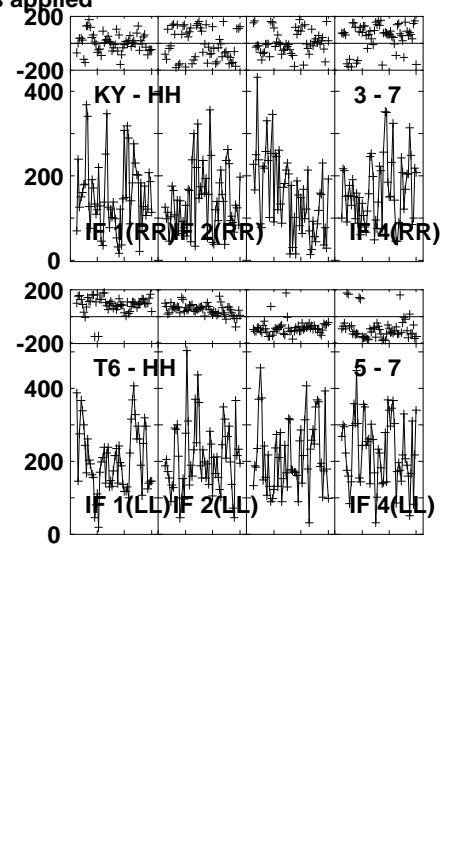
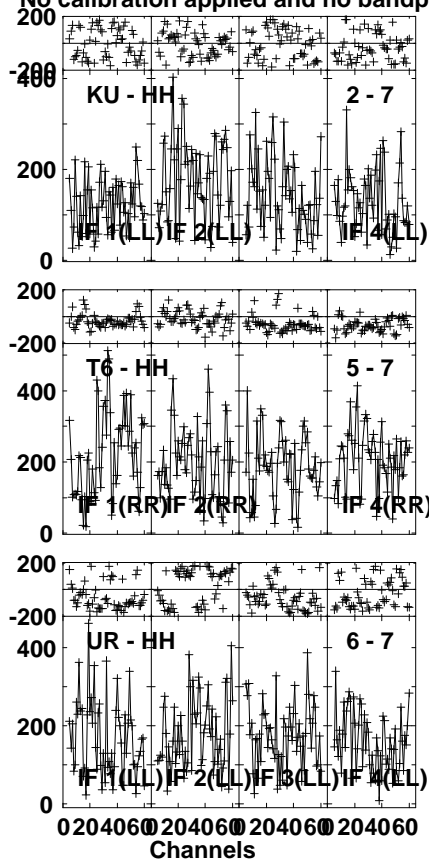
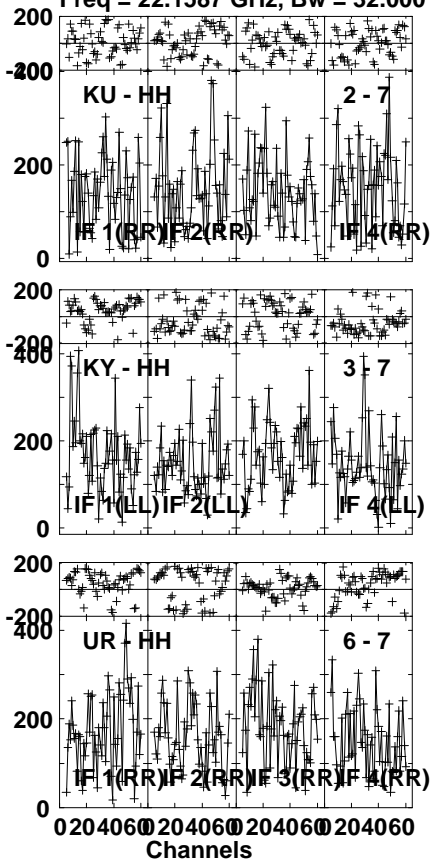
Lower frame: Micro Ampl Jy Top frame: Phas deg
Vector averaged cross-power spectrum Several baselines displayed
Timerange: 00/21:52:30 to 00/21:54:30

Plot file version 13 created 04-JUN-2021 15:27:14

J1625-2527 EB084 1.UVDATA.1

Freq = 22.1587 GHz, Bw = 32.000 MH

No calibration applied and no bandpass applied



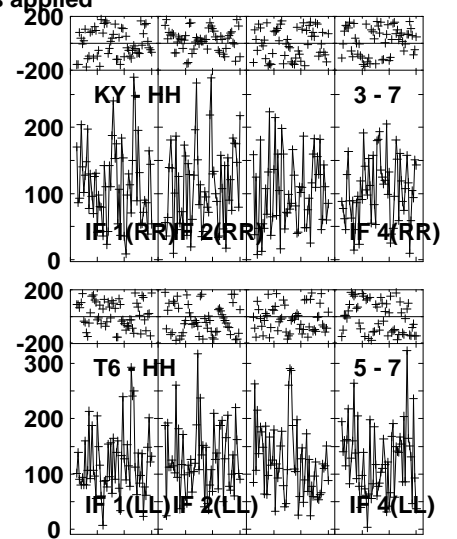
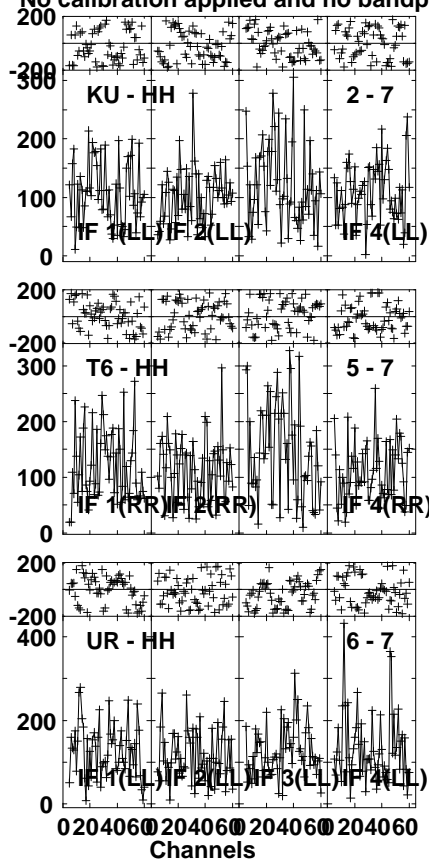
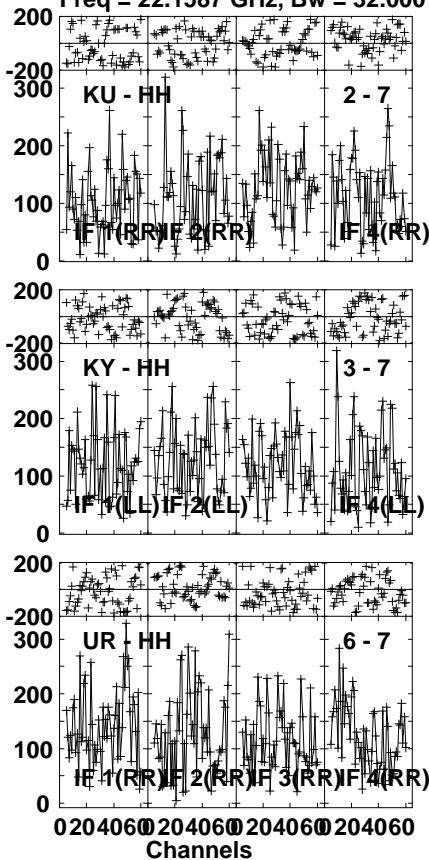
Lower frame: Micro Ampl Jy Top frame: Phas deg
Vector averaged cross-power spectrum Several baselines displayed
Timerange: 00/21:55:11 to 00/21:56:09

Plot file version 14 created 04-JUN-2021 15:27:14

I16293 EB084 1.UVDATA.1

Freq = 22.1587 GHz, Bw = 32.000 MH

No calibration applied and no bandpass applied



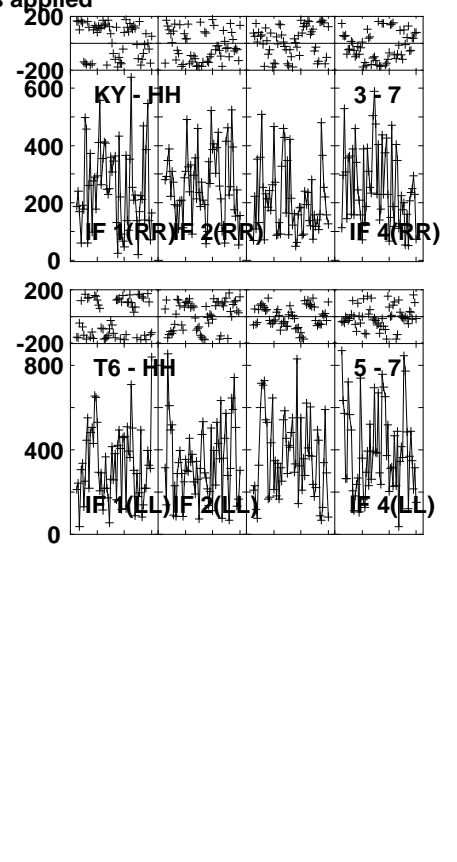
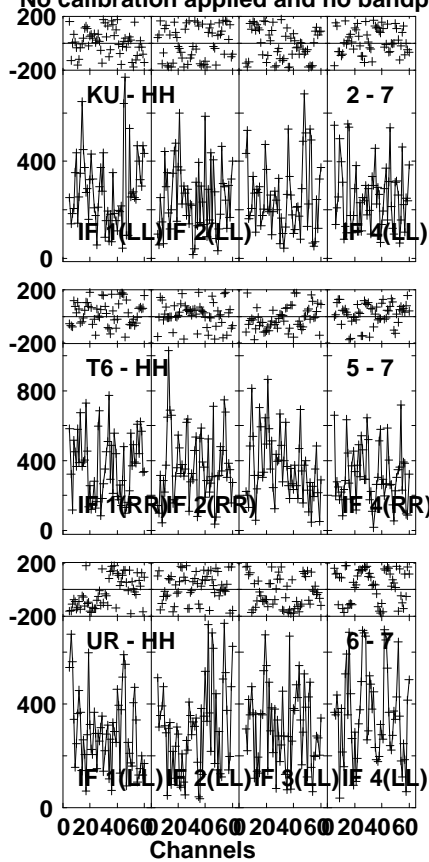
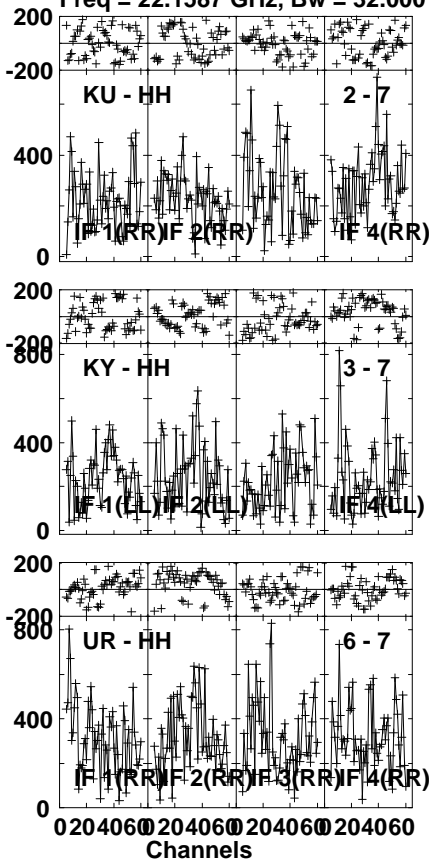
Lower frame: Micro Ampl Jy Top frame: Phas deg
Vector averaged cross-power spectrum Several baselines displayed
Timerange: 00/21:56:10 to 00/21:58:10

Plot file version 15 created 04-JUN-2021 15:27:14

J1625-2527 EB084 1.UVDATA.1

Freq = 22.1587 GHz, Bw = 32.000 MH

No calibration applied and no bandpass applied



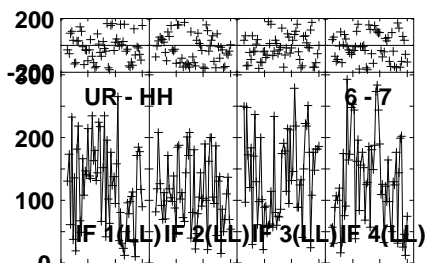
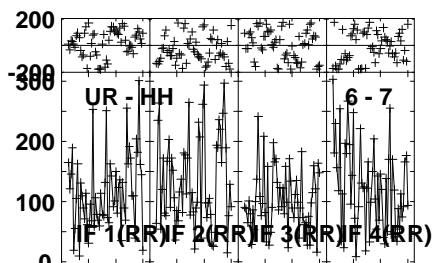
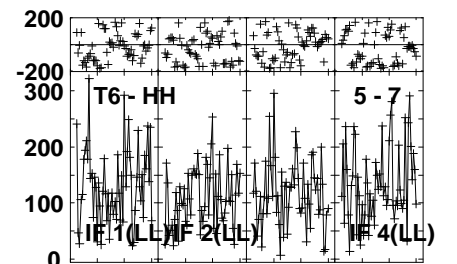
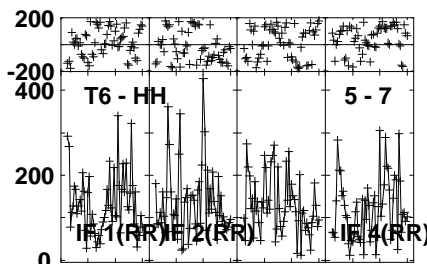
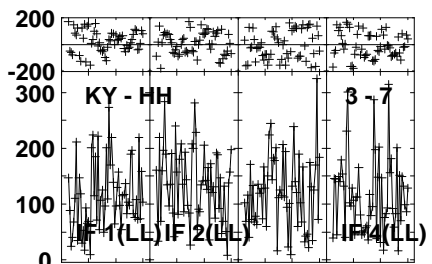
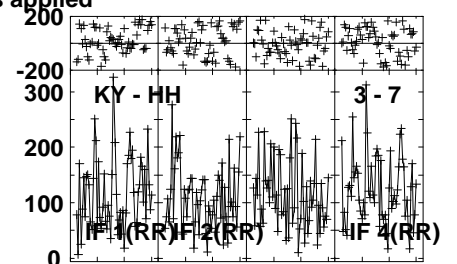
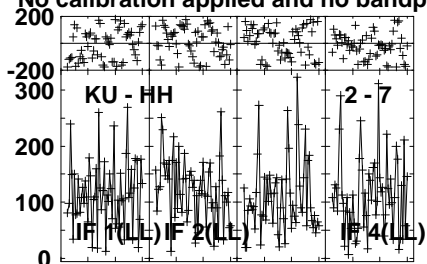
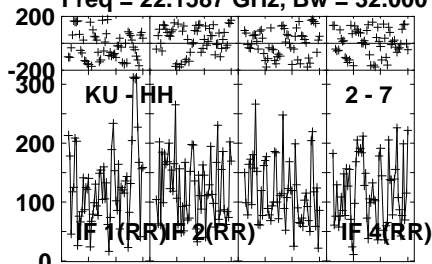
Lower frame: Micro Ampl Jy Top frame: Phas deg
Vector averaged cross-power spectrum Several baselines displayed
Timerange: 00/21:58:11 to 00/21:59:09

Plot file version 16 created 04-JUN-2021 15:27:14

I16293 EB084 1.UVDATA.1

Freq = 22.1587 GHz, Bw = 32.000 MH

No calibration applied and no bandpass applied



020406@20406@20406@20406@20406@
Channels

020406@20406@20406@20406@20406@
Channels

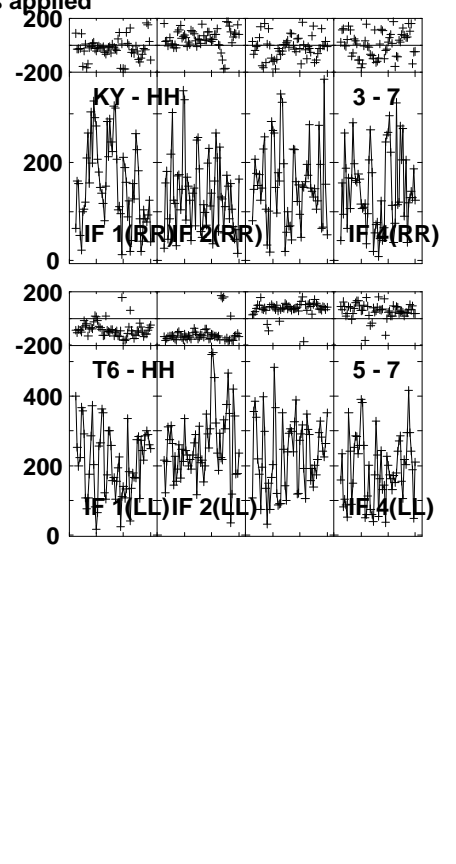
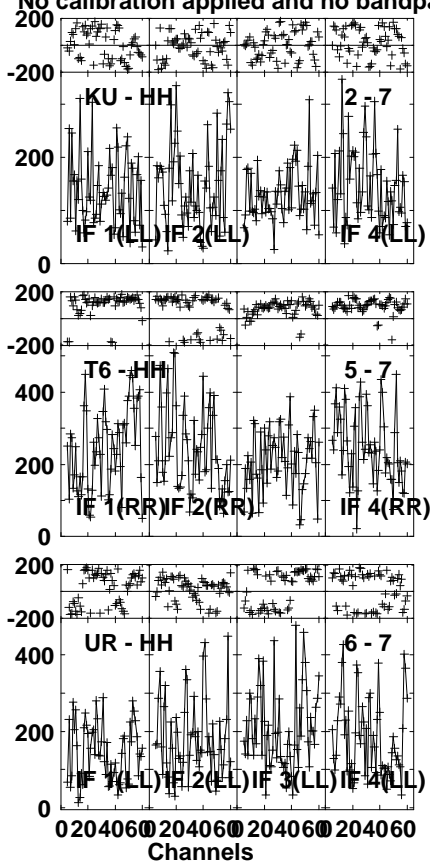
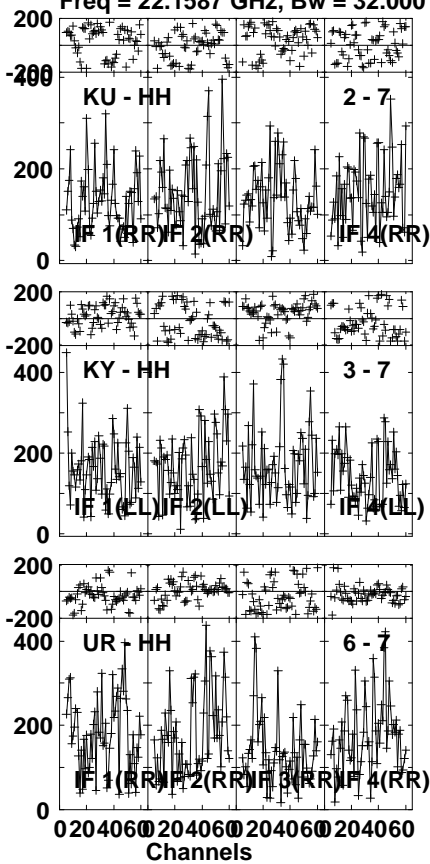
Lower frame: Micro Ampl Jy Top frame: Phas deg
Vector averaged cross-power spectrum Several baselines displayed
Timerange: 00/21:59:10 to 00/22:01:10

Plot file version 17 created 04-JUN-2021 15:27:14

J1625-2527 EB084 1.UVDATA.1

Freq = 22.1587 GHz, Bw = 32.000 MH

No calibration applied and no bandpass applied



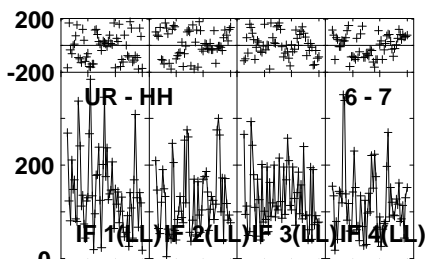
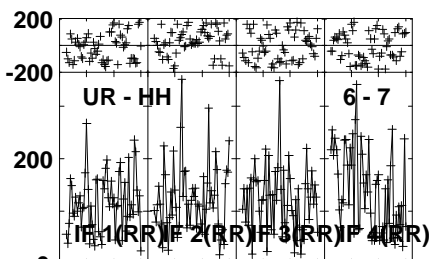
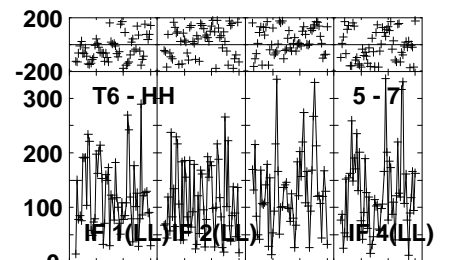
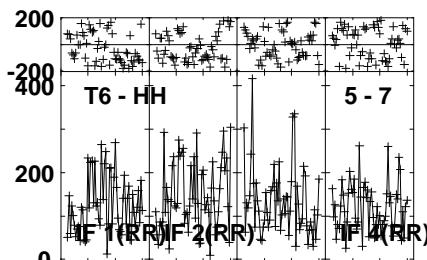
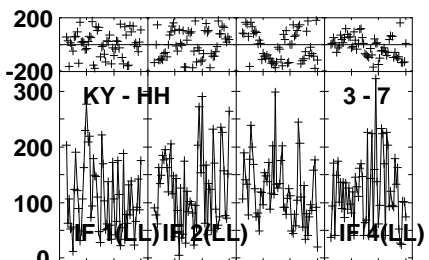
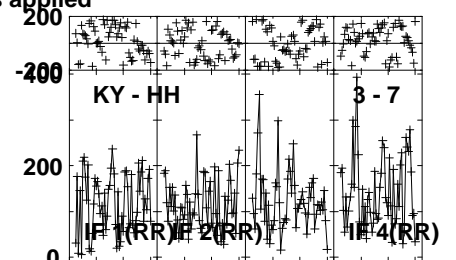
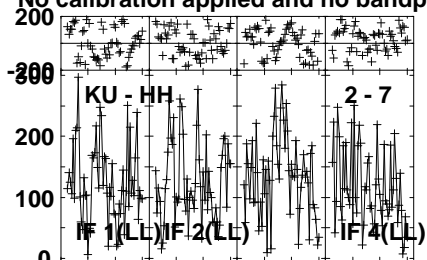
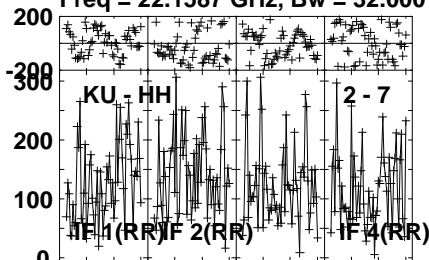
Lower frame: Micro Ampl Jy Top frame: Phas deg
Vector averaged cross-power spectrum Several baselines displayed
Timerange: 00/22:01:51 to 00/22:02:49

Plot file version 18 created 04-JUN-2021 15:27:14

I16293 EB084 1.UVDATA.1

Freq = 22.1587 GHz, Bw = 32.000 MH

No calibration applied and no bandpass applied



020406@20406@20406@20406@
Channels

020406@20406@20406@20406@
Channels

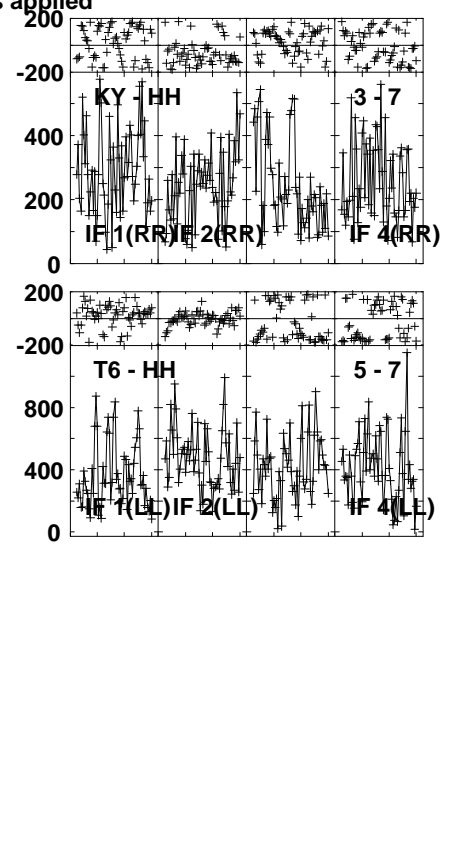
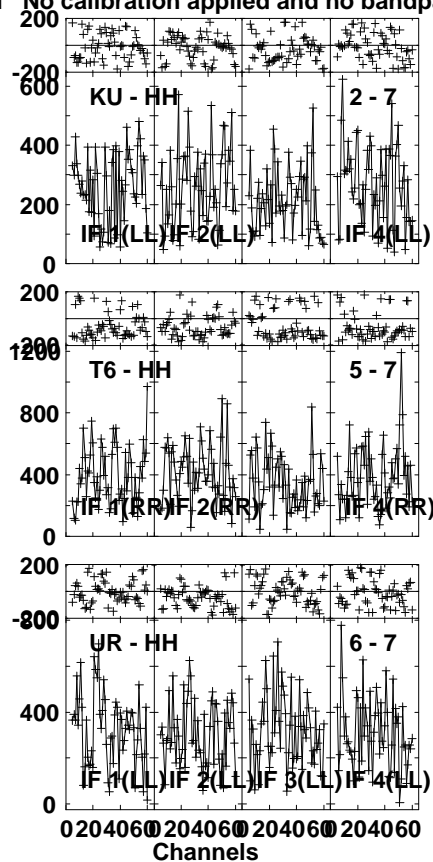
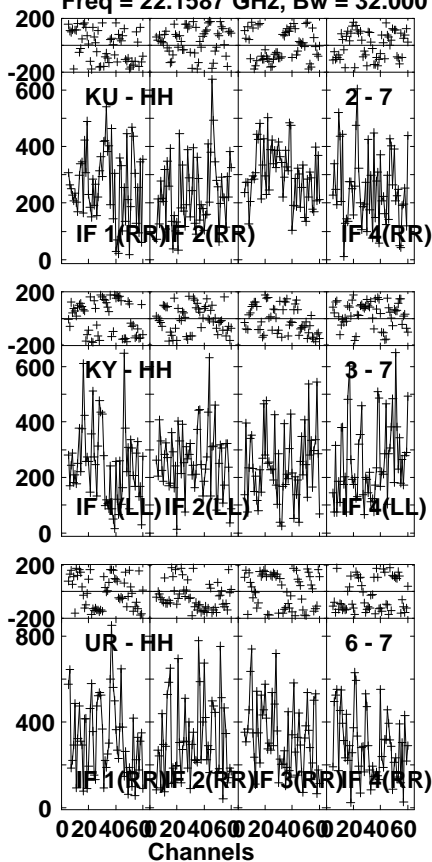
Lower frame: Micro Ampl Jy Top frame: Phas deg
Vector averaged cross-power spectrum Several baselines displayed
Timerange: 00/22:02:50 to 00/22:04:50

Plot file version 19 created 04-JUN-2021 15:27:15

J1625-2527 EB084 1.UVDATA.1

Freq = 22.1587 GHz, Bw = 32.000 MH

No calibration applied and no bandpass applied



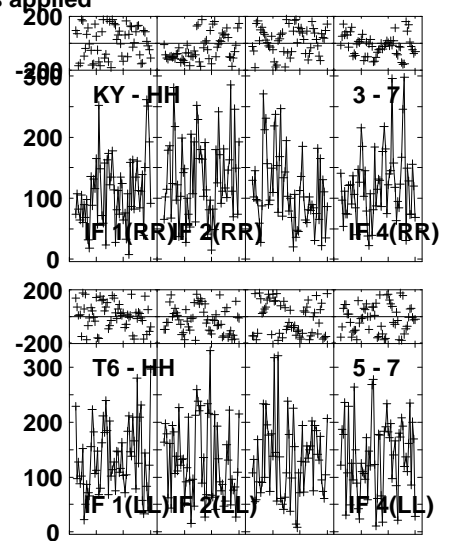
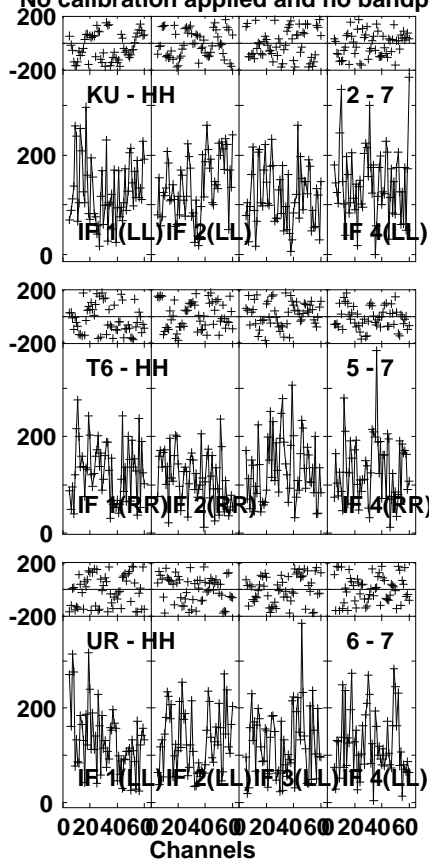
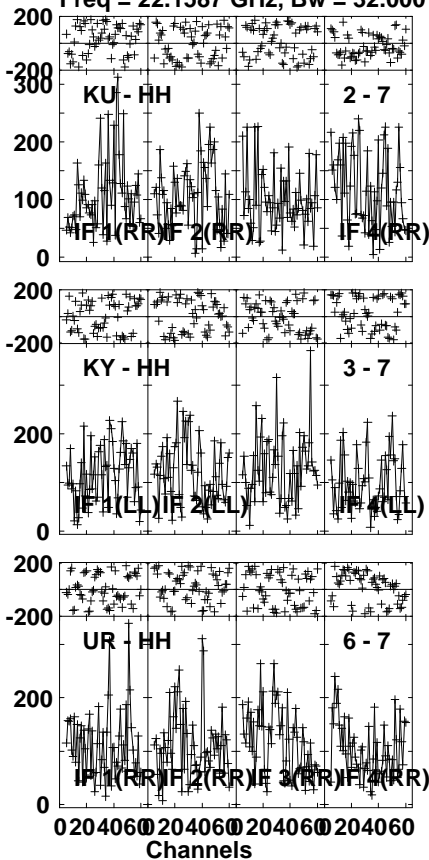
Lower frame: Micro Ampl Jy Top frame: Phas deg
 Vector averaged cross-power spectrum Several baselines displayed
 Timerange: 00/22:04:50 to 00/22:05:49

Plot file version 20 created 04-JUN-2021 15:27:15

I16293 EB084 1.UVDATA.1

Freq = 22.1587 GHz, Bw = 32.000 MH

No calibration applied and no bandpass applied



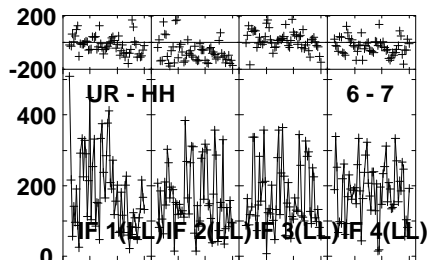
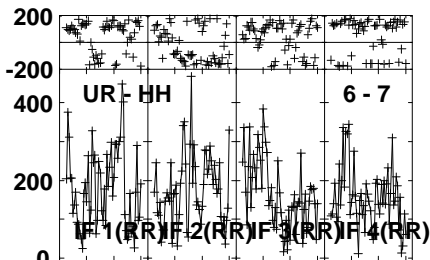
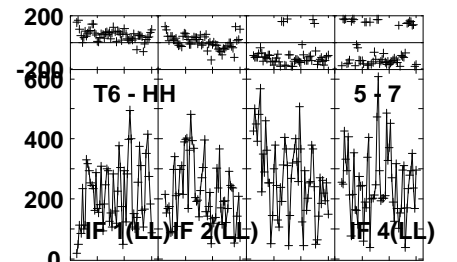
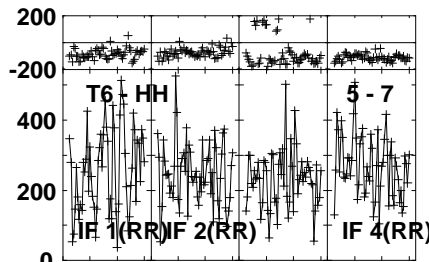
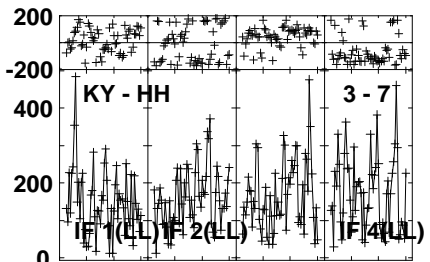
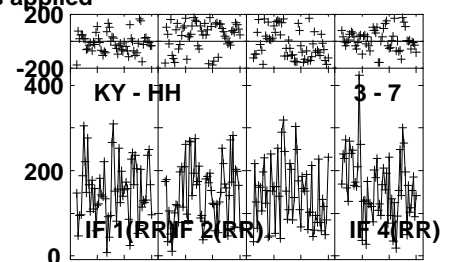
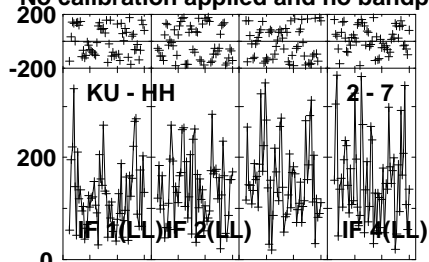
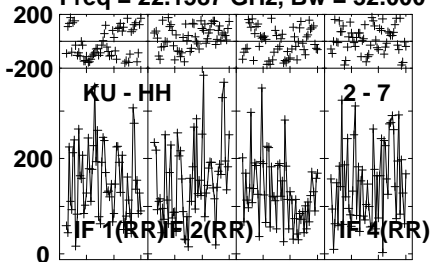
Lower frame: Micro Ampl Jy Top frame: Phas deg
Vector averaged cross-power spectrum Several baselines displayed
Timerange: 00/22:05:50 to 00/22:07:50

Plot file version 21 created 04-JUN-2021 15:27:15

J1625-2527 EB084 1.UVDATA.1

Freq = 22.1587 GHz, Bw = 32.000 MH

No calibration applied and no bandpass applied



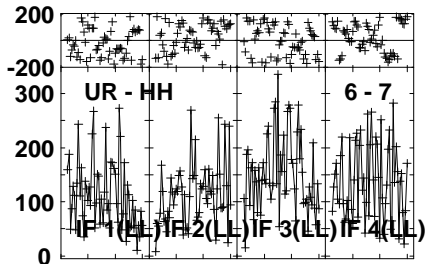
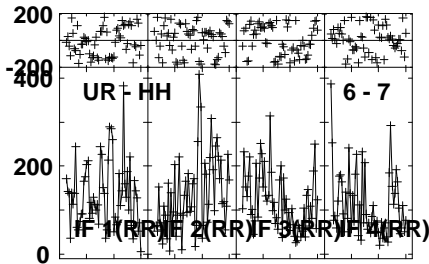
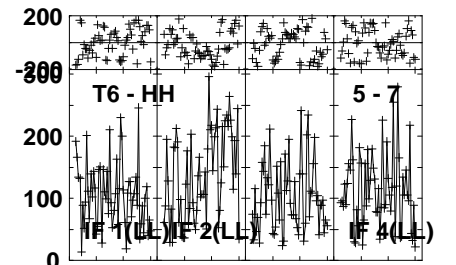
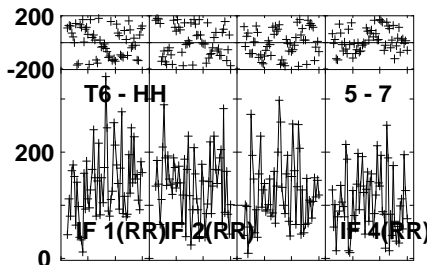
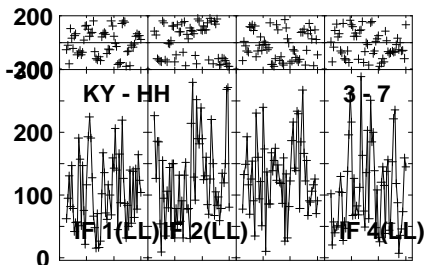
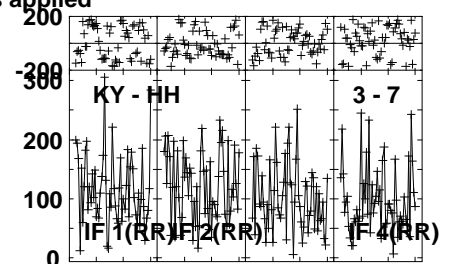
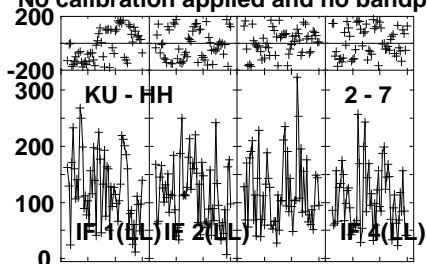
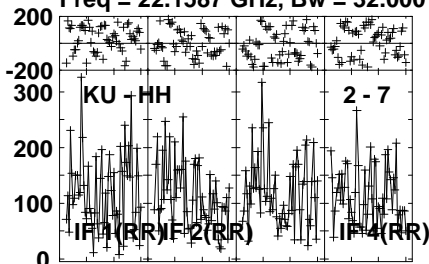
Lower frame: Micro Ampl Jy Top frame: Phas deg
Vector averaged cross-power spectrum Several baselines displayed
Timerange: 00/22:08:31 to 00/22:09:29

Plot file version 22 created 04-JUN-2021 15:27:15

I16293 EB084 1.UVDATA.1

Freq = 22.1587 GHz, Bw = 32.000 MH

No calibration applied and no bandpass applied



0204060 204060 204060 204060
Channels

0204060 204060 204060 204060
Channels

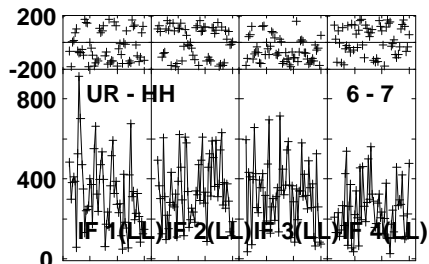
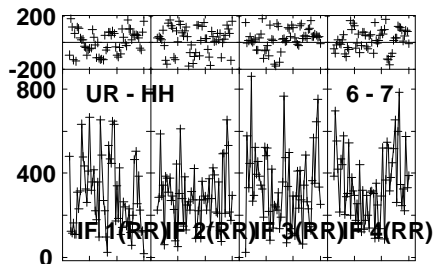
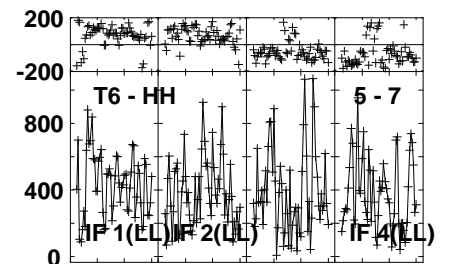
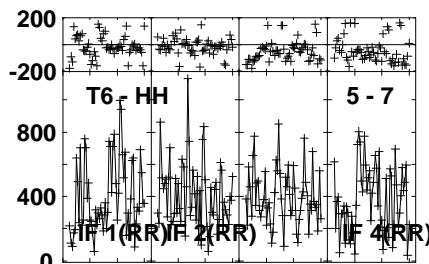
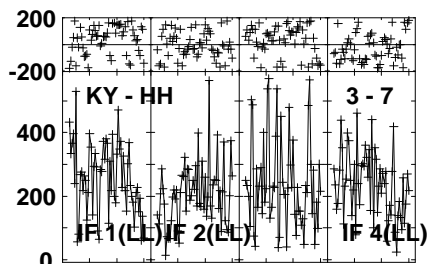
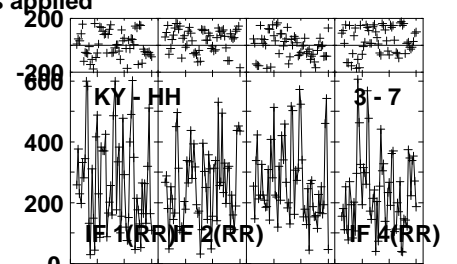
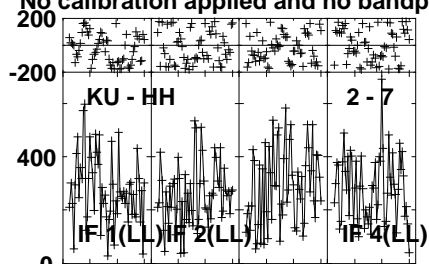
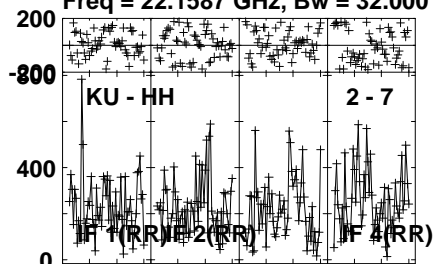
Lower frame: Micro Ampl Jy Top frame: Phas deg
Vector averaged cross-power spectrum Several baselines displayed
Timerange: 00/22:09:30 to 00/22:11:30

Plot file version 23 created 04-JUN-2021 15:27:15

J1625-2527 EB084 1.UVDATA.1

Freq = 22.1587 GHz, Bw = 32.000 MH

No calibration applied and no bandpass applied



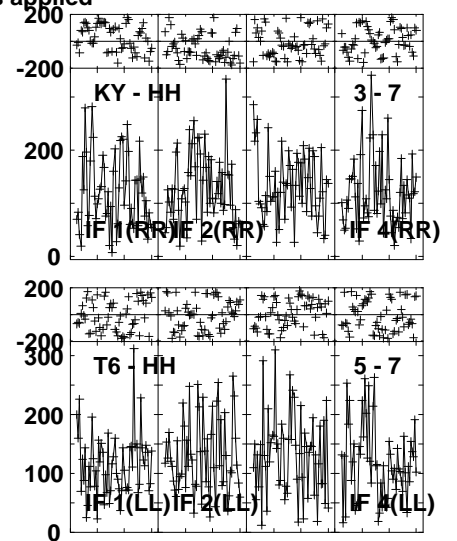
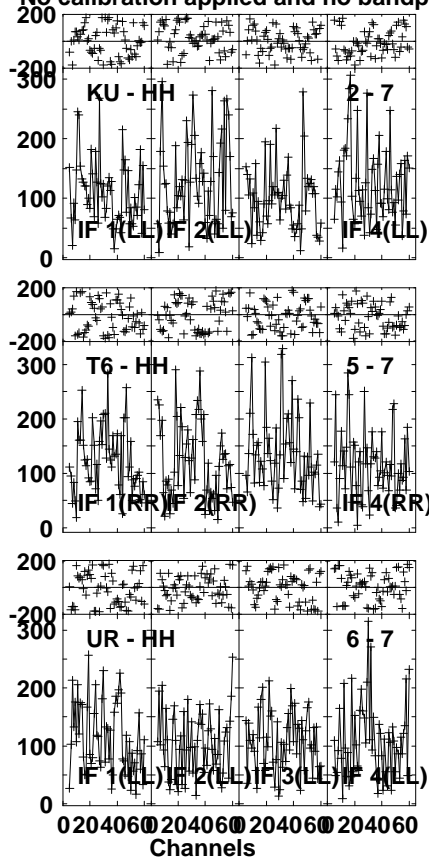
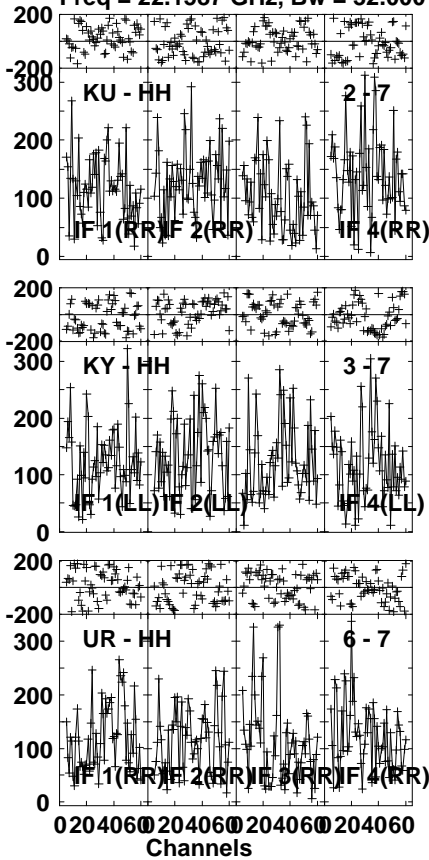
Lower frame: Micro Ampl Jy Top frame: Phas deg
Vector averaged cross-power spectrum Several baselines displayed
Timerange: 00/22:11:30 to 00/22:12:29

Plot file version 24 created 04-JUN-2021 15:27:15

I16293 EB084 1.UVDATA.1

Freq = 22.1587 GHz, Bw = 32.000 MH

No calibration applied and no bandpass applied



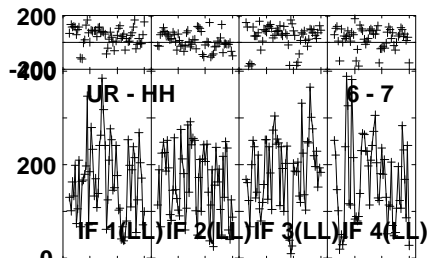
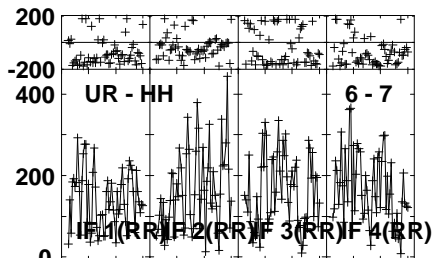
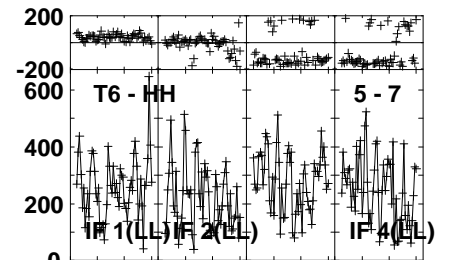
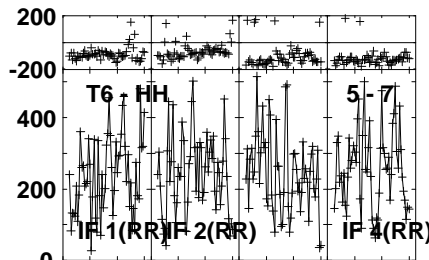
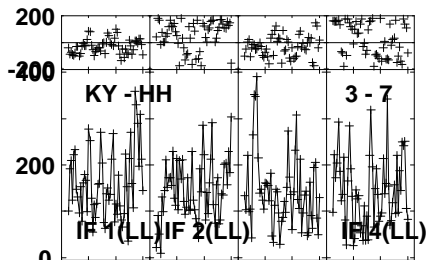
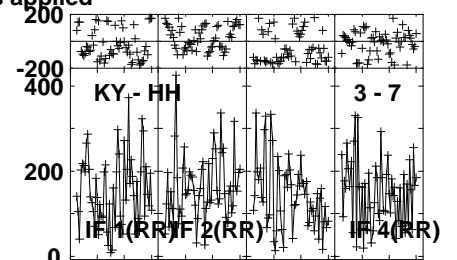
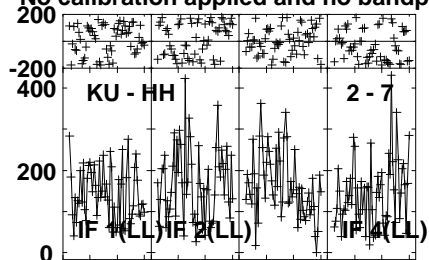
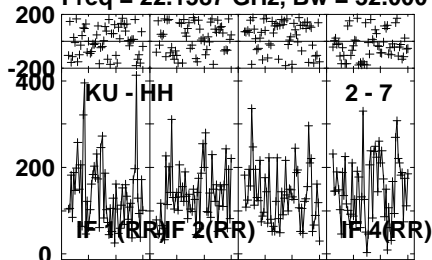
Lower frame: Micro Ampl Jy Top frame: Phas deg
Vector averaged cross-power spectrum Several baselines displayed
Timerange: 00/22:12:30 to 00/22:14:29

Plot file version 25 created 04-JUN-2021 15:27:15

J1625-2527 EB084 1.UVDATA.1

Freq = 22.1587 GHz, Bw = 32.000 MH

No calibration applied and no bandpass applied



020406@20406@20406@20406@
Channels

020406@20406@20406@20406@
Channels

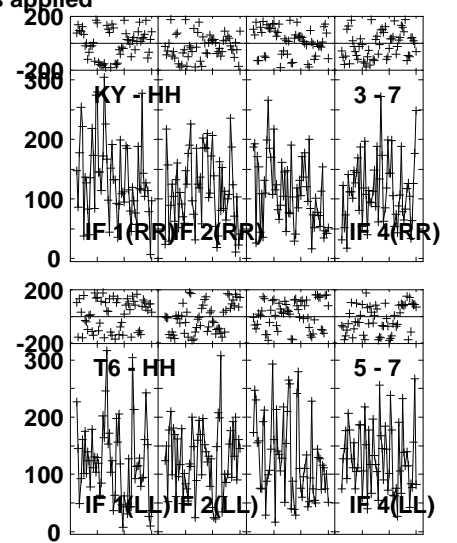
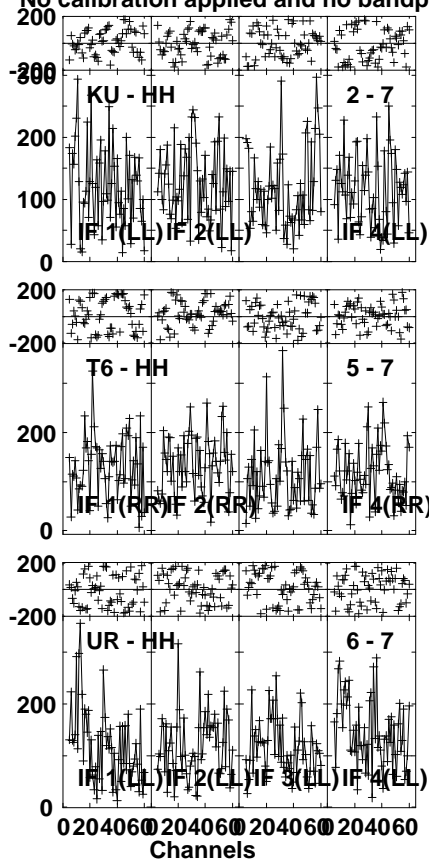
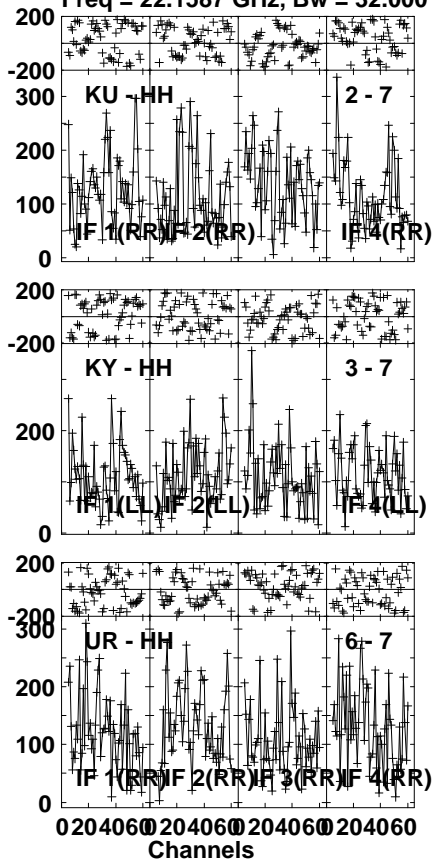
Lower frame: Micro Ampl Jy Top frame: Phas deg
Vector averaged cross-power spectrum Several baselines displayed
Timerange: 00/22:15:10 to 00/22:16:09

Plot file version 26 created 04-JUN-2021 15:27:15

I16293 EB084 1.UVDATA.1

Freq = 22.1587 GHz, Bw = 32.000 MH

No calibration applied and no bandpass applied



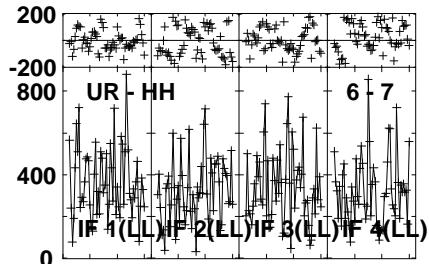
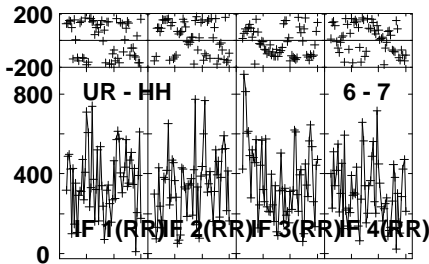
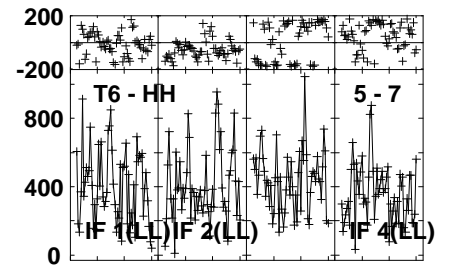
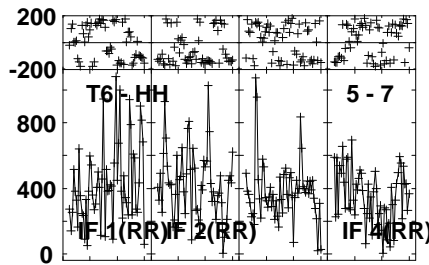
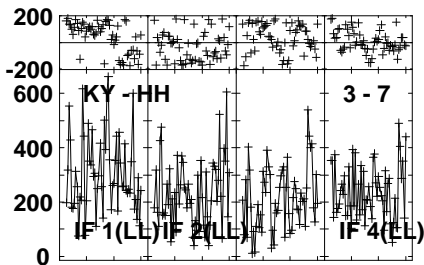
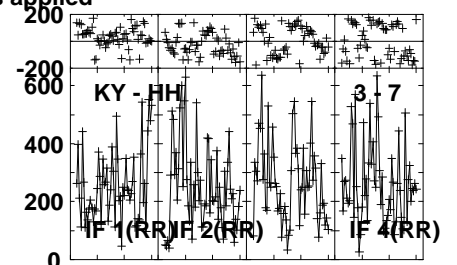
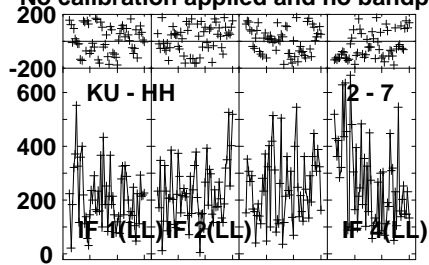
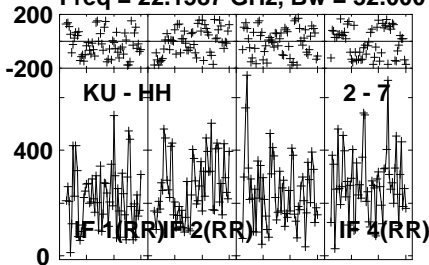
Lower frame: Micro Ampl Jy Top frame: Phas deg
Vector averaged cross-power spectrum Several baselines displayed
Timerange: 00/22:16:10 to 00/22:18:10

Plot file version 27 created 04-JUN-2021 15:27:15

J1625-2527 EB084 1.UVDATA.1

Freq = 22.1587 GHz, Bw = 32.000 MH

No calibration applied and no bandpass applied



0204060 204060 204060 204060 204060
Channels

0204060 204060 204060 204060 204060
Channels

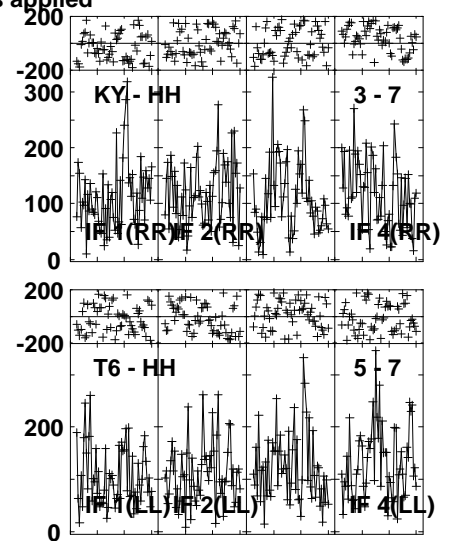
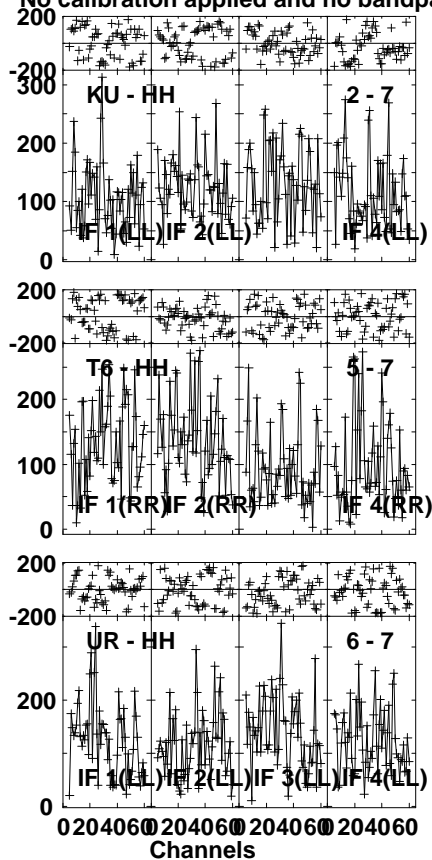
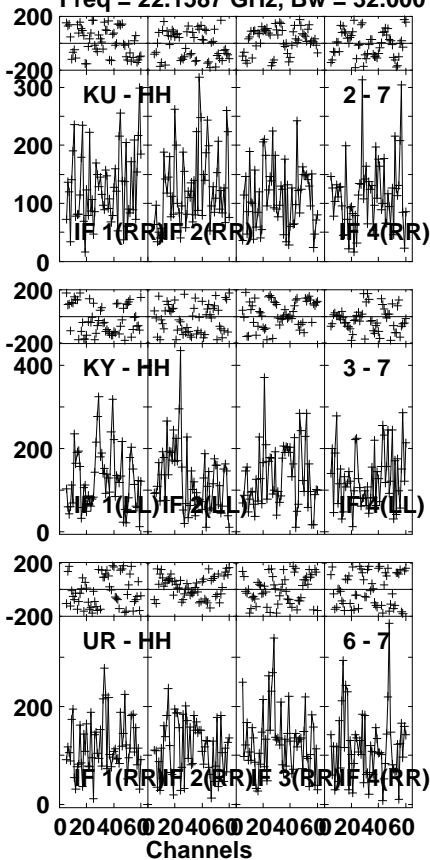
Lower frame: Micro Ampl Jy Top frame: Phas deg
Vector averaged cross-power spectrum Several baselines displayed
Timerange: 00/22:18:11 to 00/22:19:09

Plot file version 28 created 04-JUN-2021 15:27:15

I16293 EB084 1.UVDATA.1

Freq = 22.1587 GHz, Bw = 32.000 MH

No calibration applied and no bandpass applied



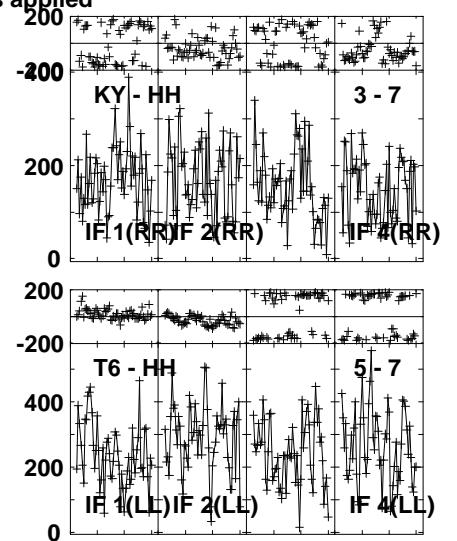
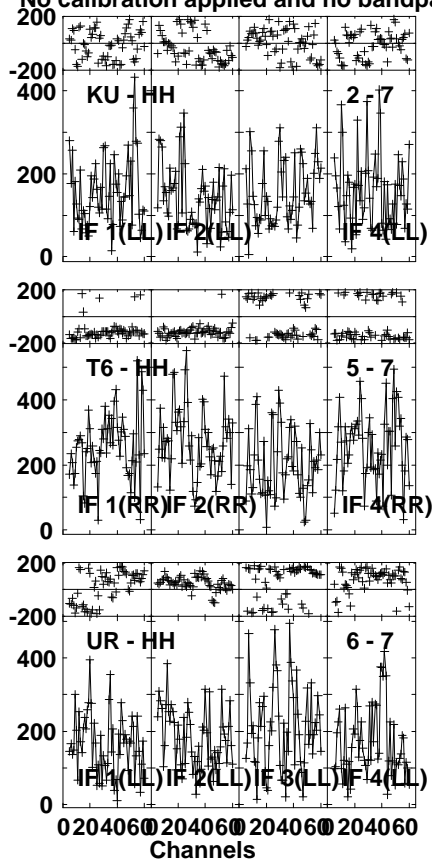
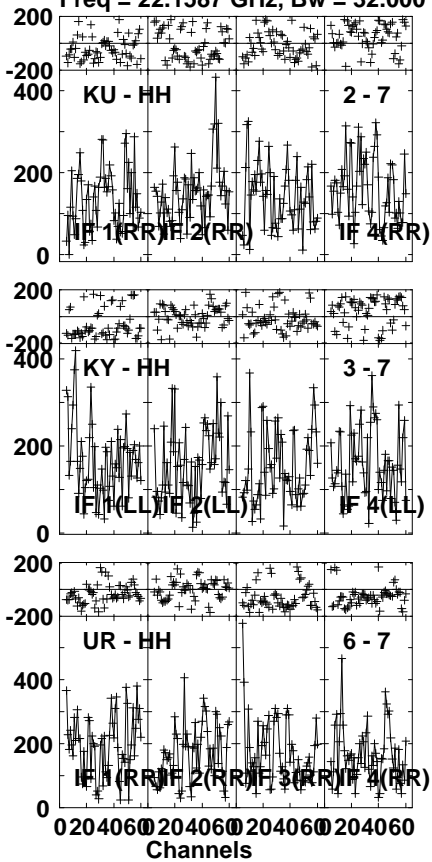
Lower frame: Micro Ampl Jy Top frame: Phas deg
Vector averaged cross-power spectrum Several baselines displayed
Timerange: 00/22:19:11 to 00/22:21:10

Plot file version 29 created 04-JUN-2021 15:27:15

J1625-2527 EB084 1.UVDATA.1

Freq = 22.1587 GHz, Bw = 32.000 MH

No calibration applied and no bandpass applied



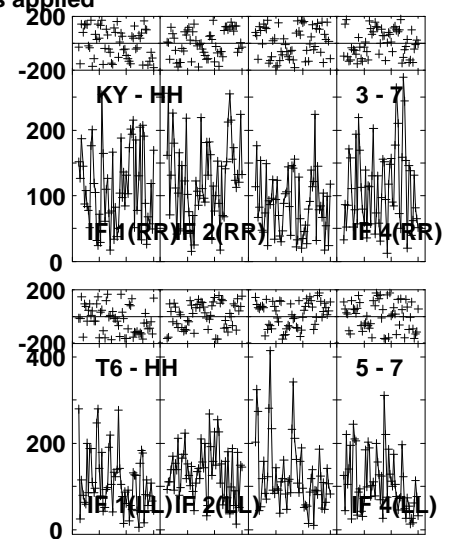
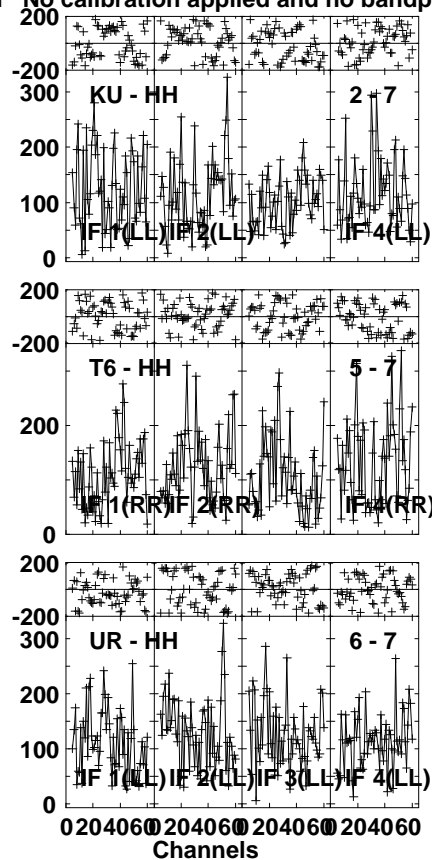
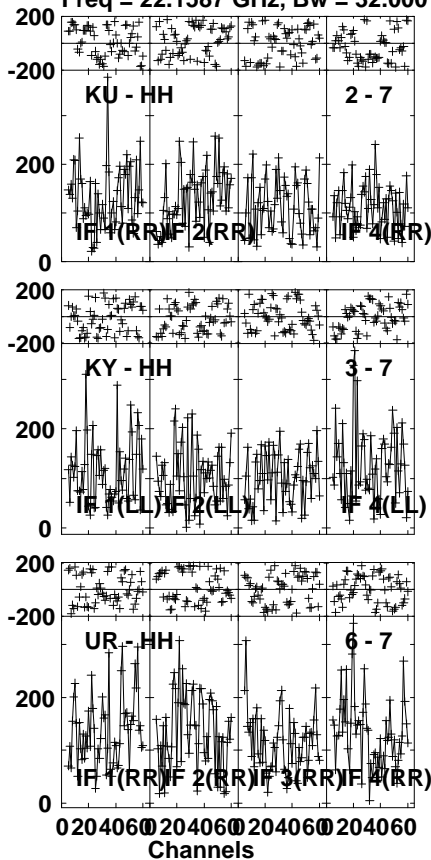
Lower frame: Micro Ampl Jy Top frame: Phas deg
Vector averaged cross-power spectrum Several baselines displayed
Timerange: 00/22:21:51 to 00/22:22:50

Plot file version 30 created 04-JUN-2021 15:27:16

I16293 EB084 1.UVDATA.1

Freq = 22.1587 GHz, Bw = 32.000 MH

No calibration applied and no bandpass applied



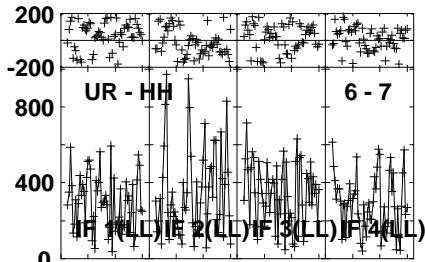
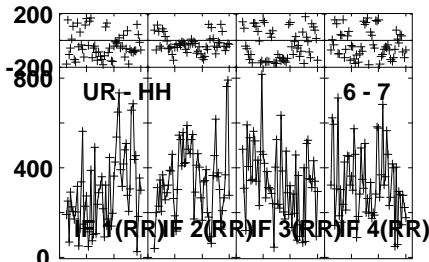
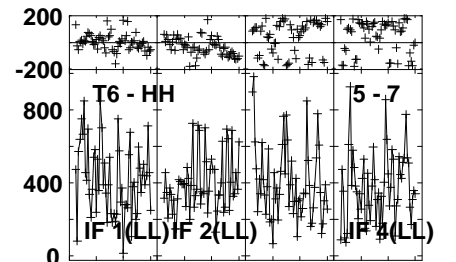
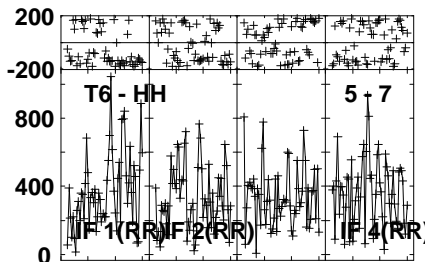
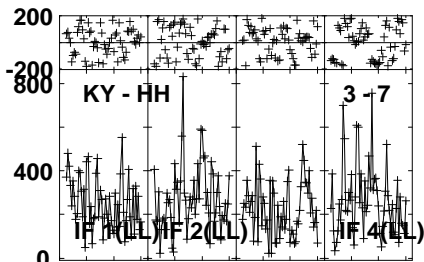
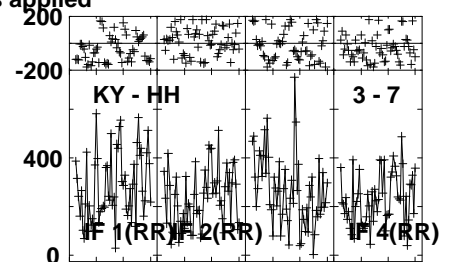
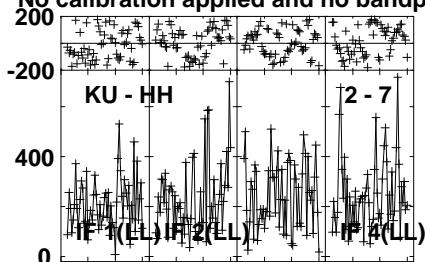
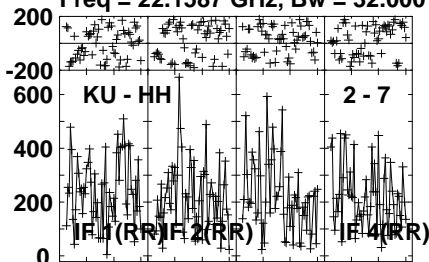
Lower frame: Micro Ampl Jy Top frame: Phas deg
Vector averaged cross-power spectrum Several baselines displayed
Timerange: 00/22:22:50 to 00/22:24:49

Plot file version 31 created 04-JUN-2021 15:27:16

J1625-2527 EB084 1.UVDATA.1

Freq = 22.1587 GHz, Bw = 32.000 MH

No calibration applied and no bandpass applied



0204060 204060 204060 204060

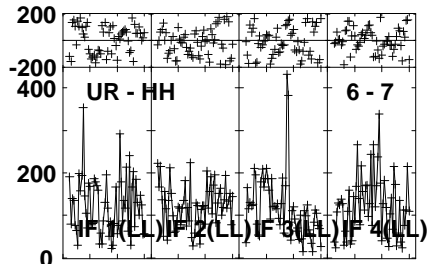
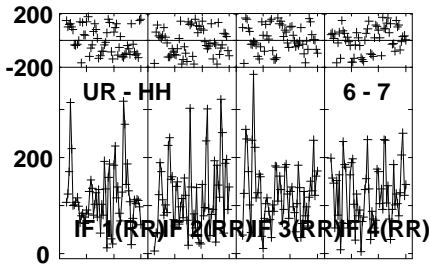
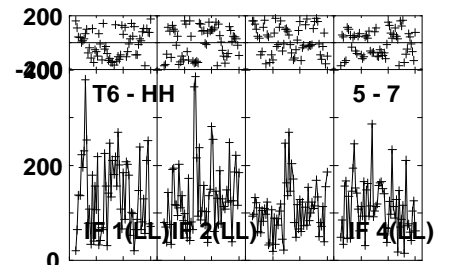
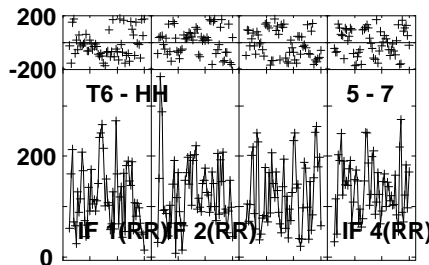
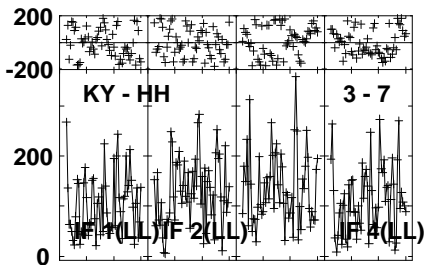
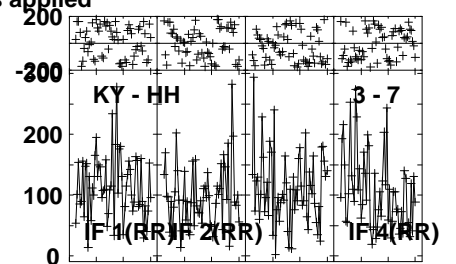
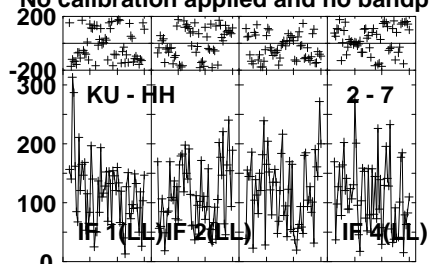
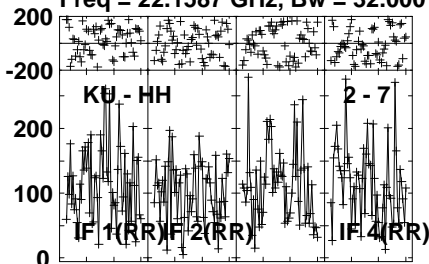
Channels Lower frame: Micro Ampl Jy Top frame: Phas deg
Vector averaged cross-power spectrum Several baselines displayed
Timerange: 00/22:24:51 to 00/22:25:49

Plot file version 32 created 04-JUN-2021 15:27:16

I16293 EB084 1.UVDATA.1

Freq = 22.1587 GHz, Bw = 32.000 MH

No calibration applied and no bandpass applied



Lower frame: Micro Ampl Jy Top frame: Phas deg

Vector averaged cross-power spectrum Several baselines displayed

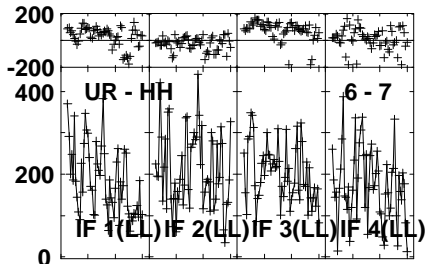
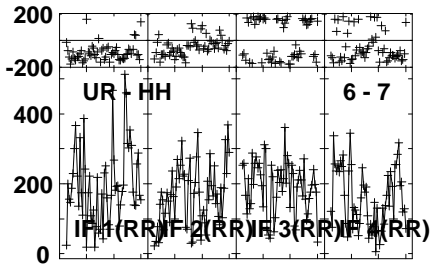
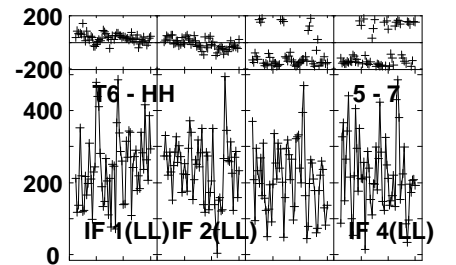
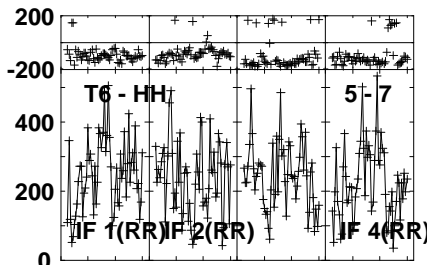
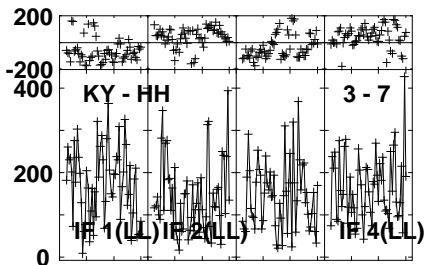
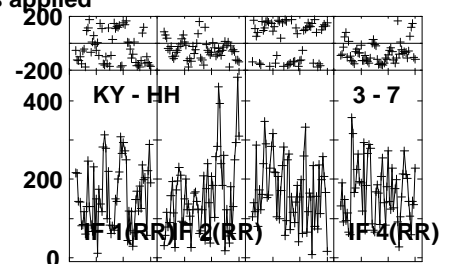
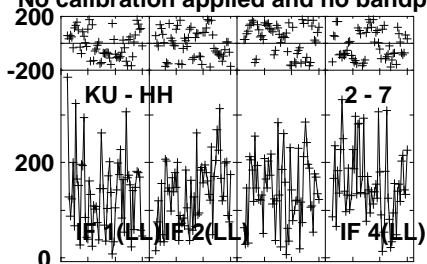
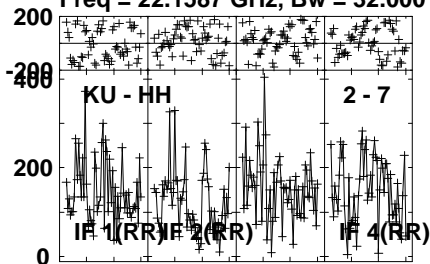
Timerange: 00/22:25:51 to 00/22:27:50

Plot file version 33 created 04-JUN-2021 15:27:16

J1625-2527 EB084 1.UVDATA.1

Freq = 22.1587 GHz, Bw = 32.000 MH

No calibration applied and no bandpass applied



0204060 204060 204060 204060
Channels

0204060 204060 204060 204060
Channels

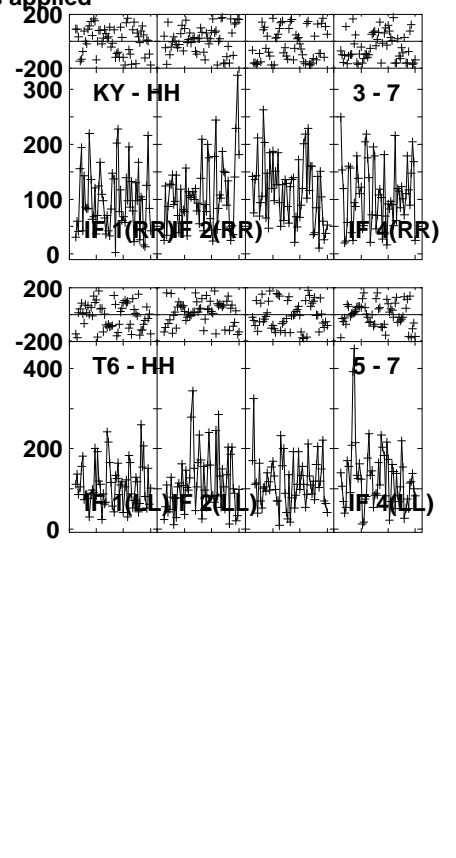
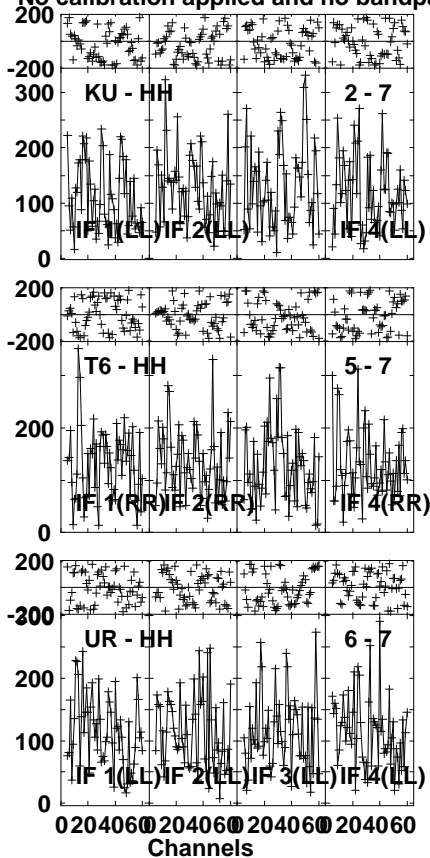
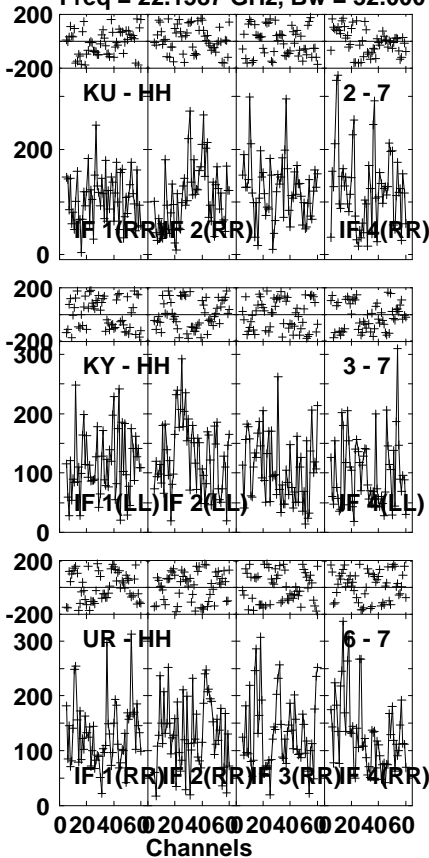
Lower frame: Micro Ampl Jy Top frame: Phas deg
Vector averaged cross-power spectrum Several baselines displayed
Timerange: 00/22:28:31 to 00/22:29:29

Plot file version 34 created 04-JUN-2021 15:27:16

I16293 EB084 1.UVDATA.1

Freq = 22.1587 GHz, Bw = 32.000 MH

No calibration applied and no bandpass applied



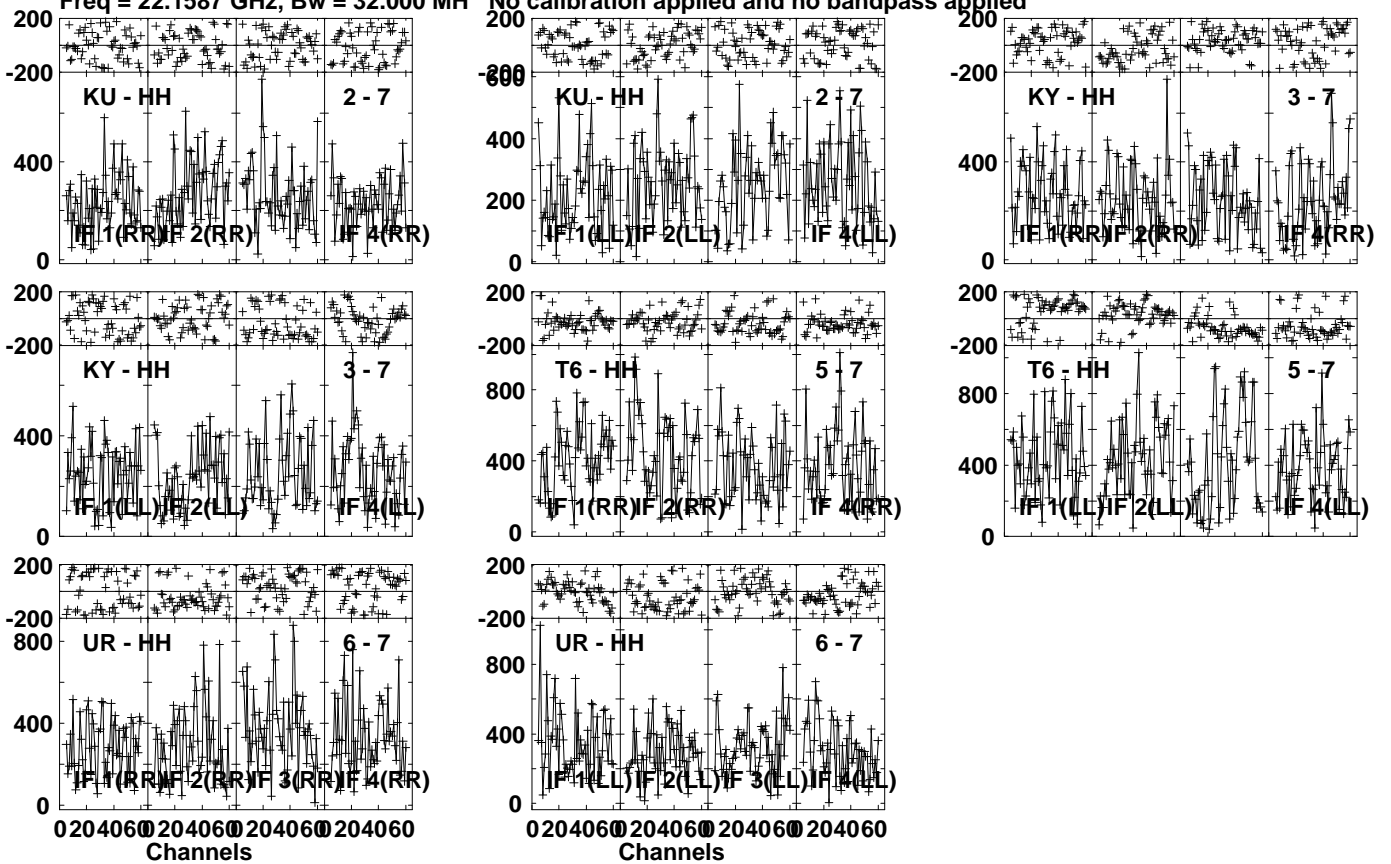
Lower frame: Micro Ampl Jy Top frame: Phas deg
Vector averaged cross-power spectrum Several baselines displayed
Timerange: 00/22:29:31 to 00/22:31:30

Plot file version 35 created 04-JUN-2021 15:27:16

J1625-2527 EB084 1.UVDATA.1

Freq = 22.1587 GHz, Bw = 32.000 MH

No calibration applied and no bandpass applied



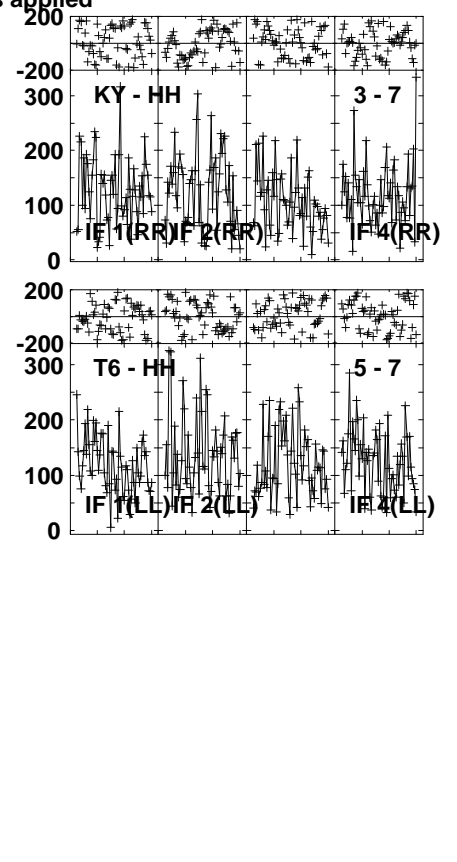
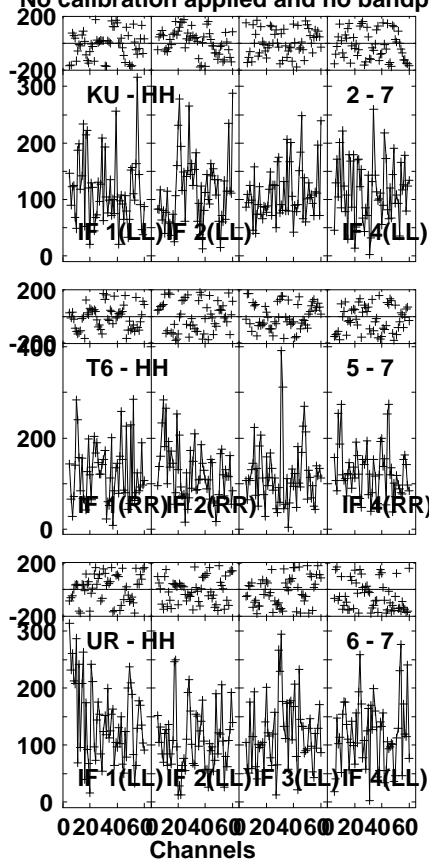
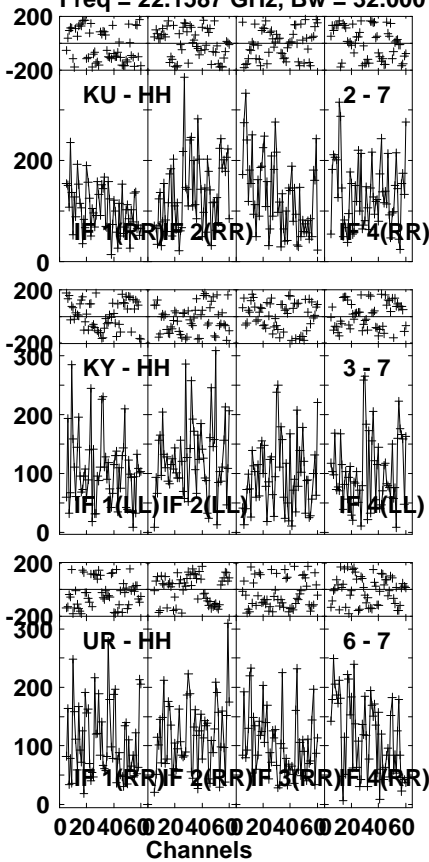
Lower frame: Micro Ampl Jy Top frame: Phas deg
Vector averaged cross-power spectrum Several baselines displayed
Timerange: 00/22:31:30 to 00/22:32:29

Plot file version 36 created 04-JUN-2021 15:27:16

I16293 EB084 1.UVDATA.1

Freq = 22.1587 GHz, Bw = 32.000 MH

No calibration applied and no bandpass applied



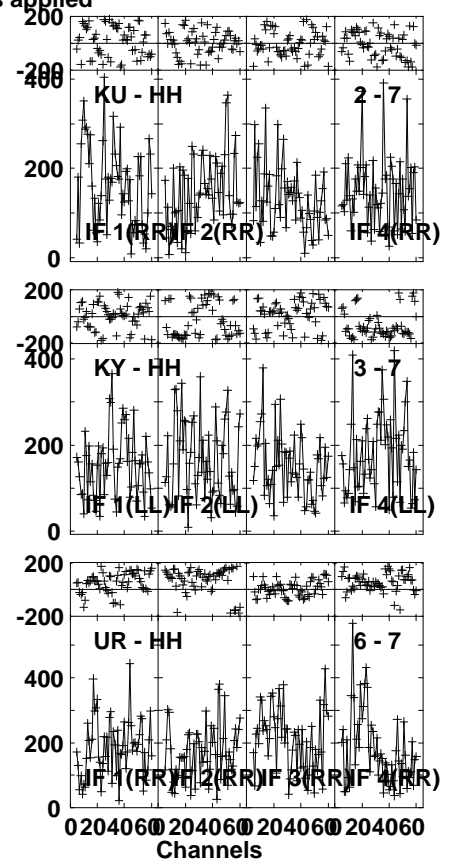
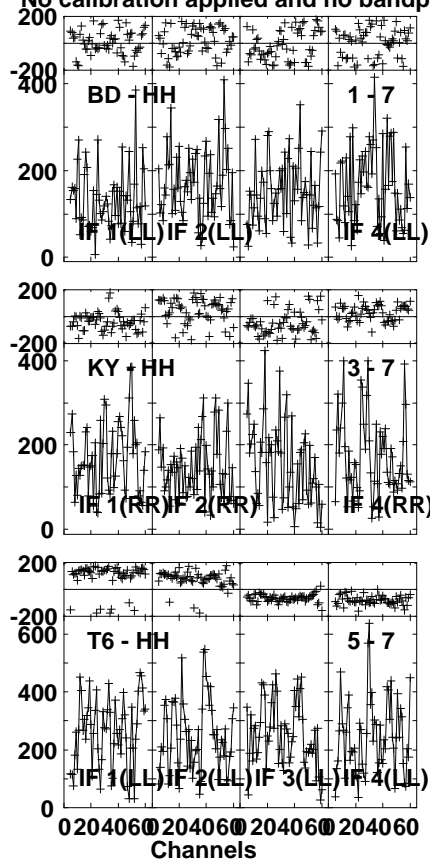
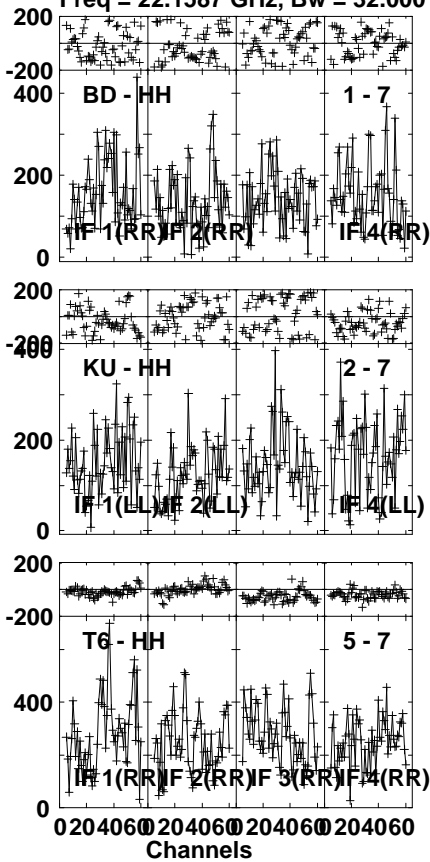
Lower frame: Micro Ampl Jy Top frame: Phas deg
Vector averaged cross-power spectrum Several baselines displayed
Timerange: 00/22:32:30 to 00/22:34:30

Plot file version 37 created 04-JUN-2021 15:27:16

J1625-2527 EB084 1.UVDATA.1

Freq = 22.1587 GHz, Bw = 32.000 MH

No calibration applied and no bandpass applied

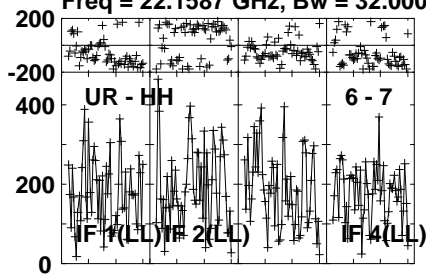


Lower frame: Micro Ampl Jy Top frame: Phas deg
Vector averaged cross-power spectrum Several baselines displayed
Timerange: 00/22:35:11 to 00/22:36:09

Plot file version 38 created 04-JUN-2021 15:27:16

J1625-2527 EB084 1.UVDATA.1

Freq = 22.1587 GHz, Bw = 32.000 MH No calibration applied and no bandpass applied



Lower frame: Micro Ampl Jy Top frame: Phas deg

Vector averaged cross-power spectrum Several baselines displayed

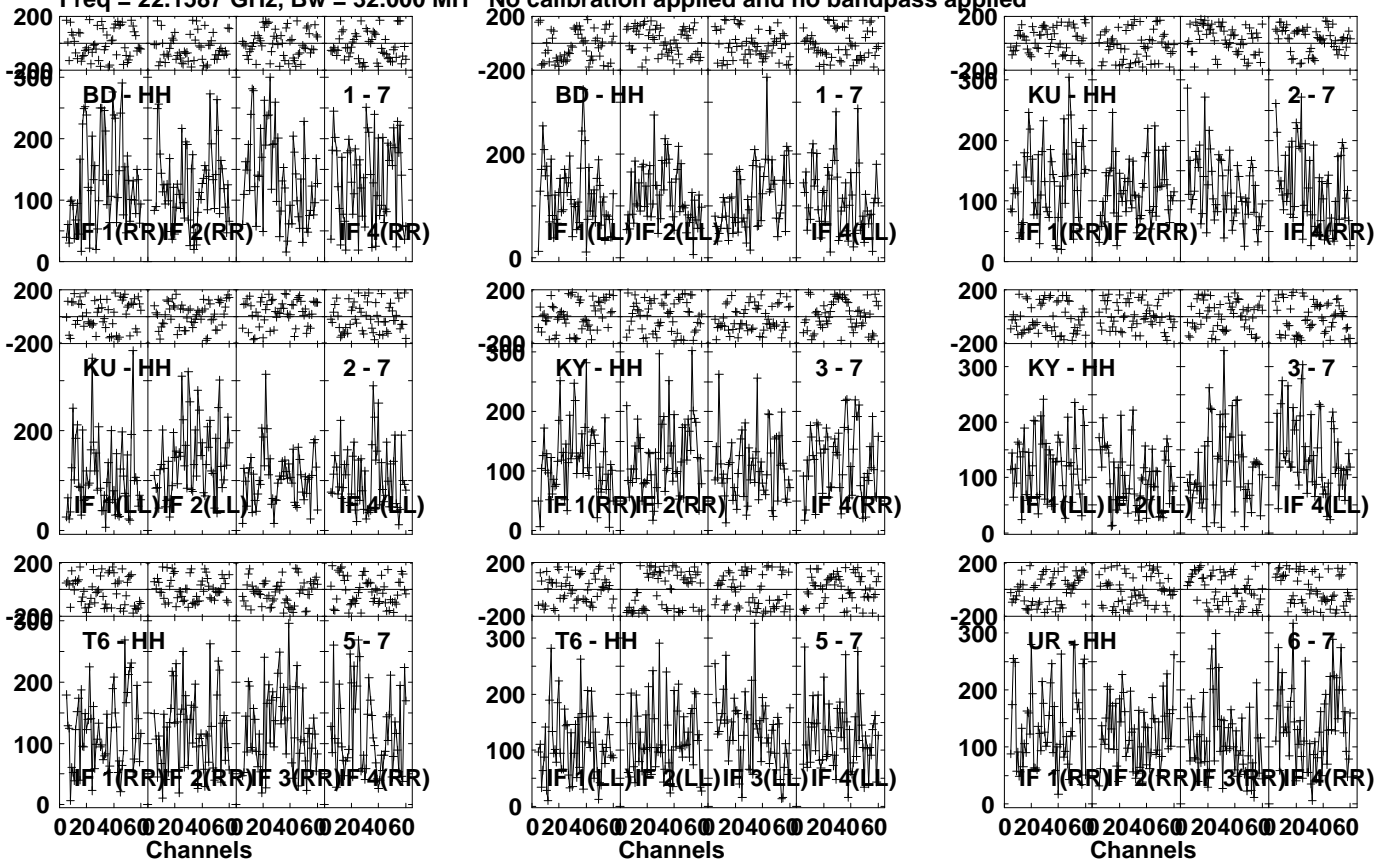
Timerange: 00/22:35:11 to 00/22:36:09

Plot file version 39 created 04-JUN-2021 15:27:16

I16293 EB084 1.UVDATA.1

Freq = 22.1587 GHz, Bw = 32.000 MH

No calibration applied and no bandpass applied

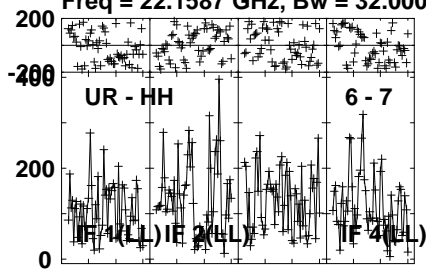


Lower frame: Micro Ampl Jy Top frame: Phas deg
Vector averaged cross-power spectrum Several baselines displayed
Timerange: 00/22:36:11 to 00/22:38:10

Plot file version 40 created 04-JUN-2021 15:27:16

I16293 EB084 1.UVDATA.1

Freq = 22.1587 GHz, Bw = 32.000 MH No calibration applied and no bandpass applied



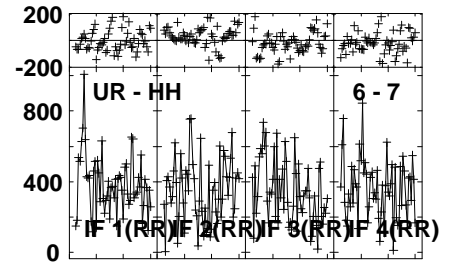
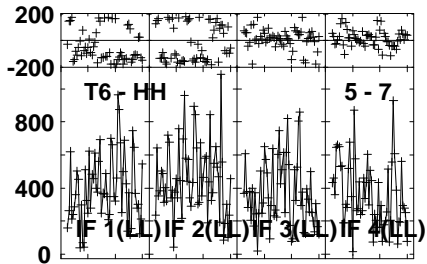
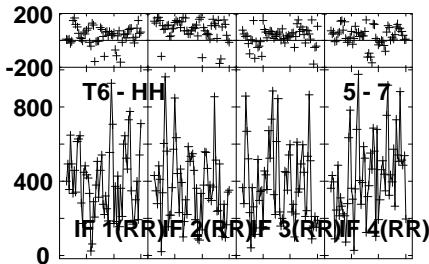
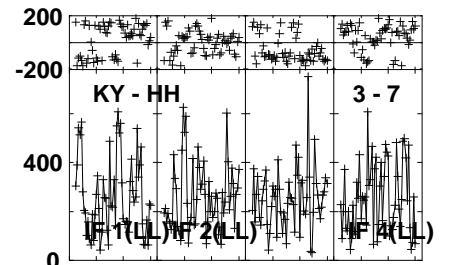
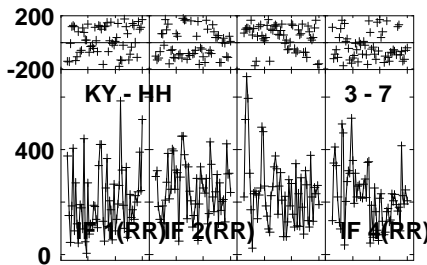
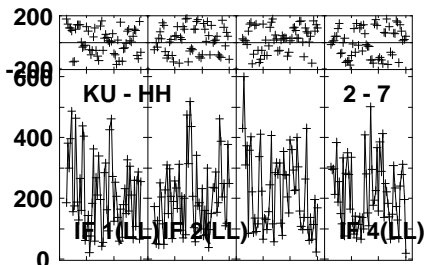
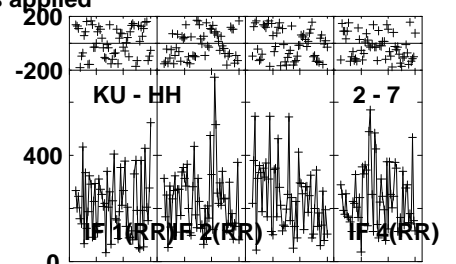
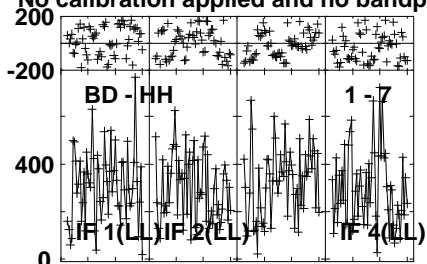
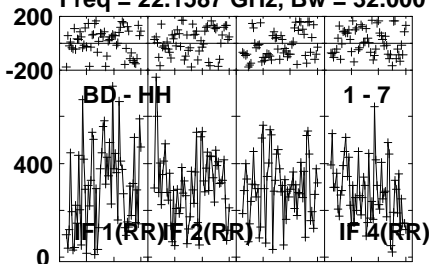
Lower frame: Micro Ampl Jy Top frame: Phas deg
Vector averaged cross-power spectrum Several baselines displayed
Timerange: 00/22:36:11 to 00/22:38:10

Plot file version 41 created 04-JUN-2021 15:27:16

J1625-2527 EB084 1.UVDATA.1

Freq = 22.1587 GHz, Bw = 32.000 MH

No calibration applied and no bandpass applied



0204060 204060 204060 204060

Channels

0204060 204060 204060 204060

Channels

0204060 204060 204060 204060

Channels

Lower frame: Micro Ampl Jy Top frame: Phas deg

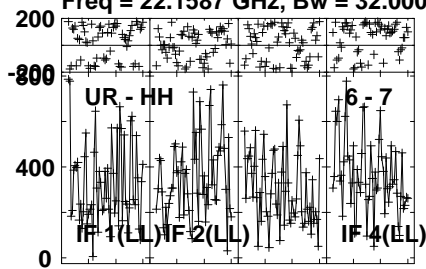
Vector averaged cross-power spectrum Several baselines displayed

Timerange: 00/22:38:10 to 00/22:39:09

Plot file version 42 created 04-JUN-2021 15:27:17

J1625-2527 EB084 1.UVDATA.1

Freq = 22.1587 GHz, Bw = 32.000 MH No calibration applied and no bandpass applied



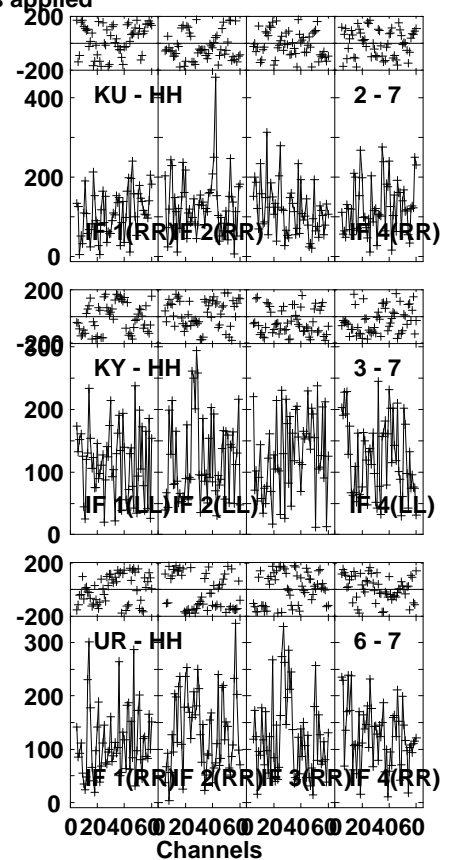
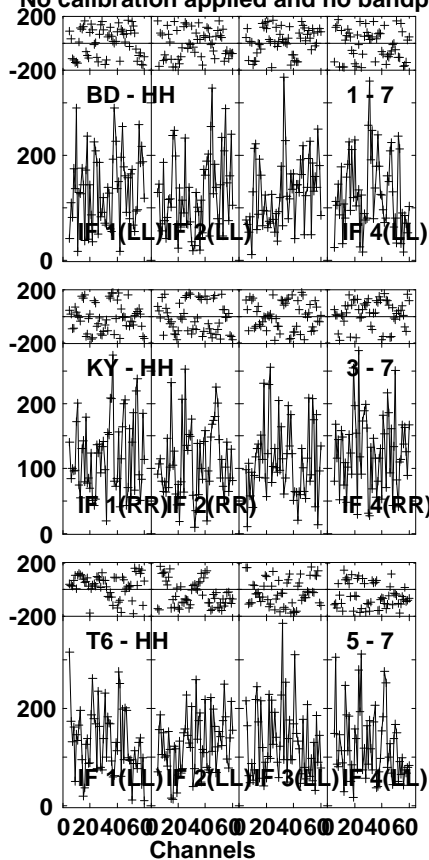
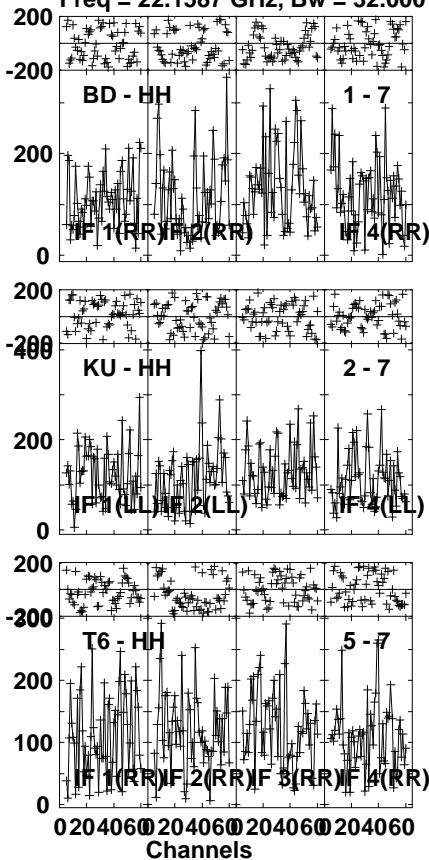
Lower frame: Micro Ampl Jy Top frame: Phas deg
Vector averaged cross-power spectrum Several baselines displayed
Timerange: 00/22:38:10 to 00/22:39:09

Plot file version 43 created 04-JUN-2021 15:27:17

I16293 EB084 1.UVDATA.1

Freq = 22.1587 GHz, Bw = 32.000 MH

No calibration applied and no bandpass applied

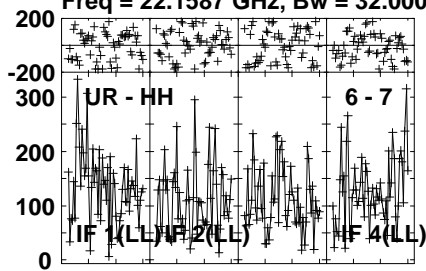


Lower frame: Micro Ampl Jy Top frame: Phas deg
Vector averaged cross-power spectrum Several baselines displayed
Timerange: 00/22:39:10 to 00/22:41:09

Plot file version 44 created 04-JUN-2021 15:27:17

I16293 EB084 1.UVDATA.1

Freq = 22.1587 GHz, Bw = 32.000 MH No calibration applied and no bandpass applied



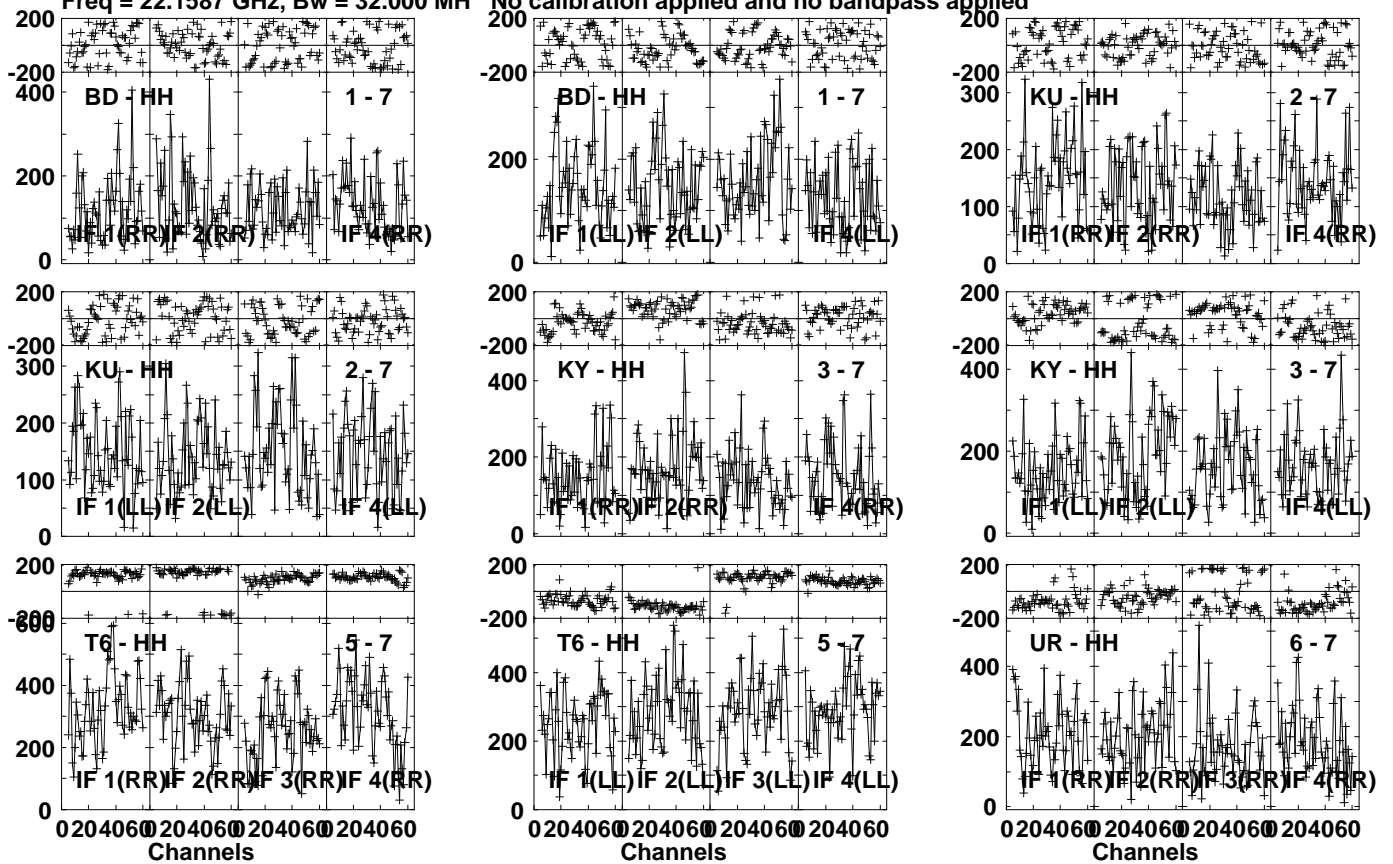
Lower frame: Micro Ampl Jy Top frame: Phas deg
Vector averaged cross-power spectrum Several baselines displayed
Timerange: 00/22:39:10 to 00/22:41:09

Plot file version 45 created 04-JUN-2021 15:27:17

J1625-2527 EB084 1.UVDATA.1

Freq = 22.1587 GHz, Bw = 32.000 MH

No calibration applied and no bandpass applied

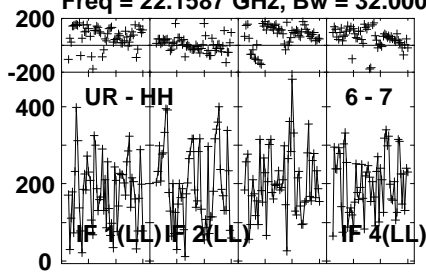


Lower frame: Micro Ampl Jy Top frame: Phas deg
Vector averaged cross-power spectrum Several baselines displayed
Timerange: 00/22:41:50 to 00/22:42:49

Plot file version 46 created 04-JUN-2021 15:27:17

J1625-2527 EB084 1.UVDATA.1

Freq = 22.1587 GHz, Bw = 32.000 MH No calibration applied and no bandpass applied



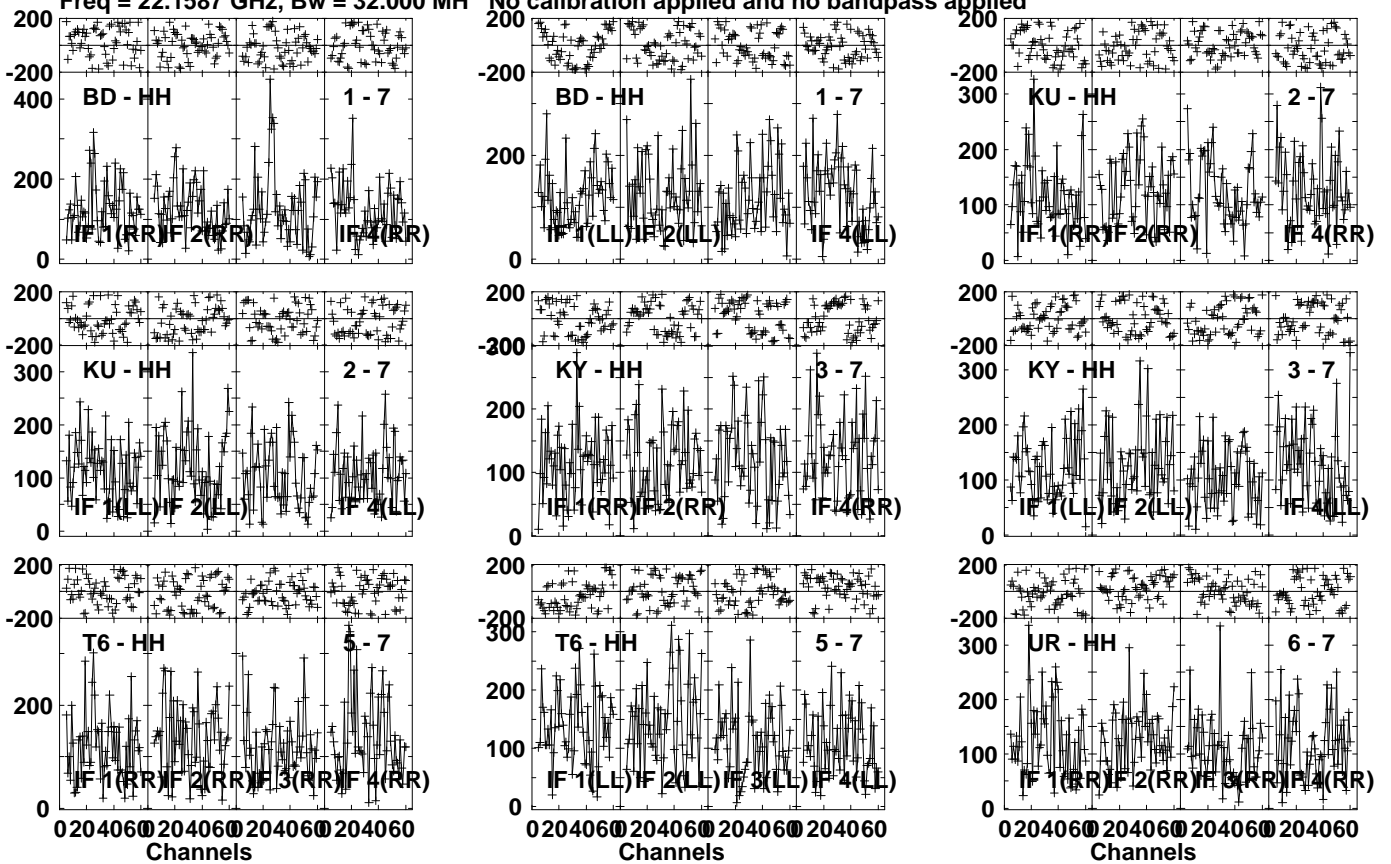
Lower frame: Micro Ampl Jy Top frame: Phas deg
Vector averaged cross-power spectrum Several baselines displayed
Timerange: 00/22:41:50 to 00/22:42:49

Plot file version 47 created 04-JUN-2021 15:27:17

I16293 EB084 1.UVDATA.1

Freq = 22.1587 GHz, Bw = 32.000 MH

No calibration applied and no bandpass applied

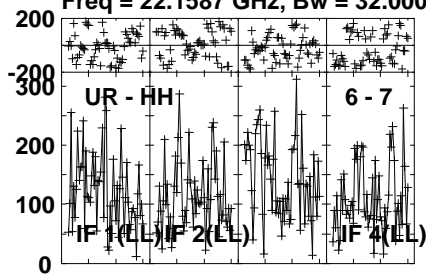


Lower frame: Micro Ampl Jy Top frame: Phas deg
Vector averaged cross-power spectrum Several baselines displayed
Timerange: 00/22:42:50 to 00/22:44:50

Plot file version 48 created 04-JUN-2021 15:27:17

I16293 EB084 1.UVDATA.1

Freq = 22.1587 GHz, Bw = 32.000 MH No calibration applied and no bandpass applied



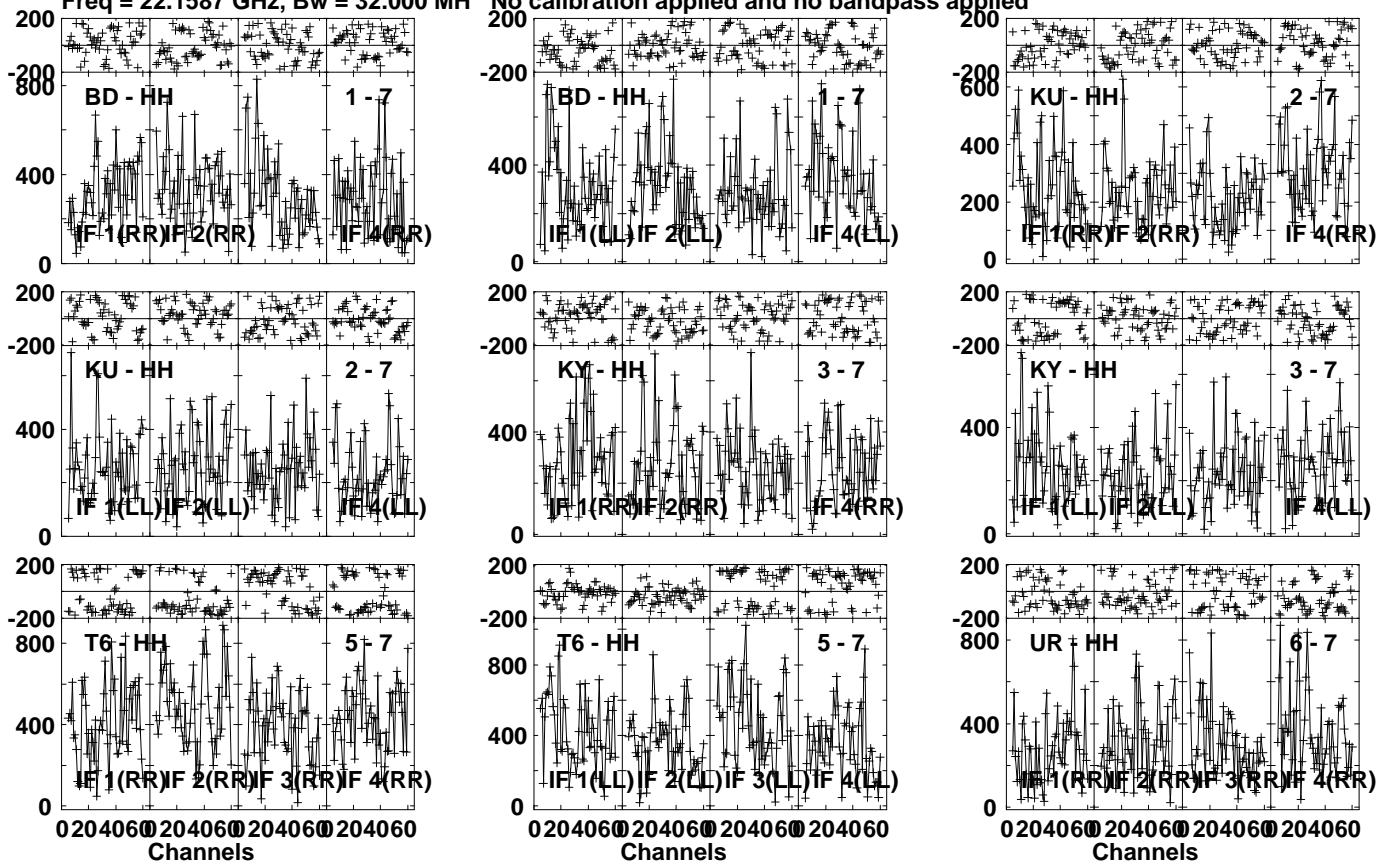
Lower frame: Micro Ampl Jy Top frame: Phas deg
Vector averaged cross-power spectrum Several baselines displayed
Timerange: 00/22:42:50 to 00/22:44:50

Plot file version 49 created 04-JUN-2021 15:27:17

J1625-2527 EB084 1.UVDATA.1

Freq = 22.1587 GHz, Bw = 32.000 MH

No calibration applied and no bandpass applied

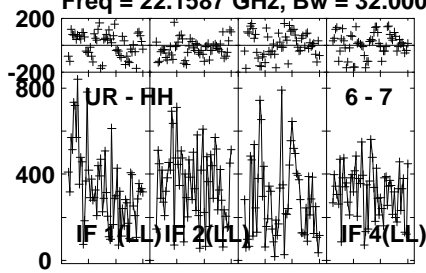


Lower frame: Micro Ampl Jy Top frame: Phas deg
Vector averaged cross-power spectrum Several baselines displayed
Timerange: 00/22:44:50 to 00/22:45:49

Plot file version 50 created 04-JUN-2021 15:27:17

J1625-2527 EB084 1.UVDATA.1

Freq = 22.1587 GHz, Bw = 32.000 MH No calibration applied and no bandpass applied



Lower frame: Micro Ampl Jy Top frame: Phas deg

Vector averaged cross-power spectrum Several baselines displayed

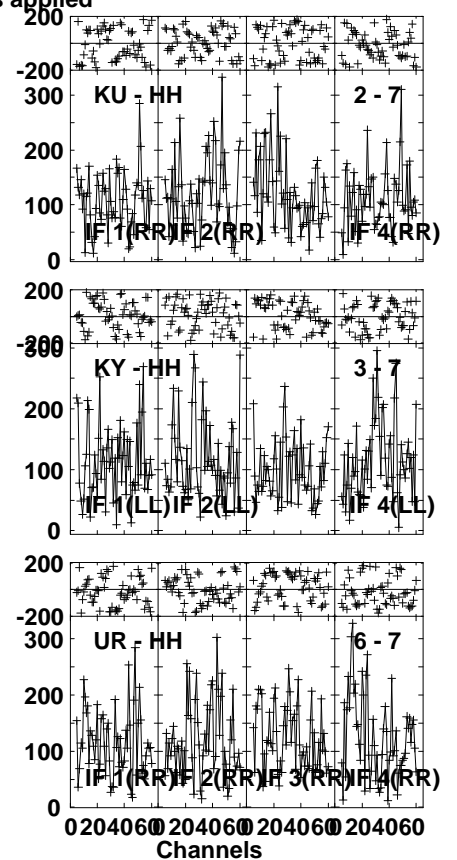
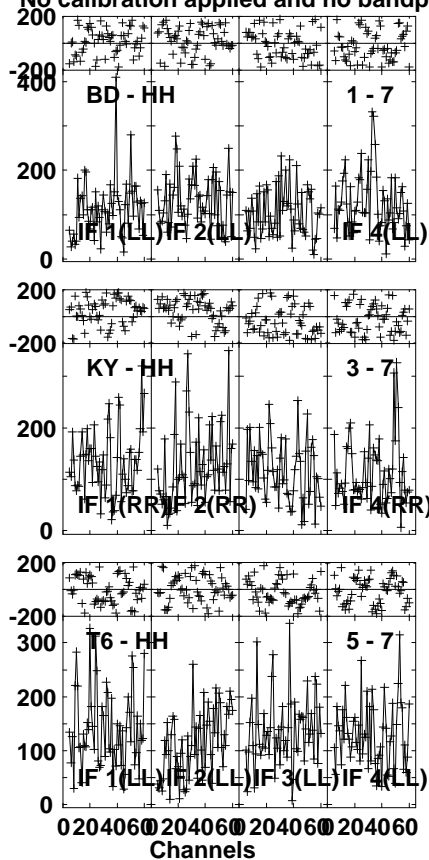
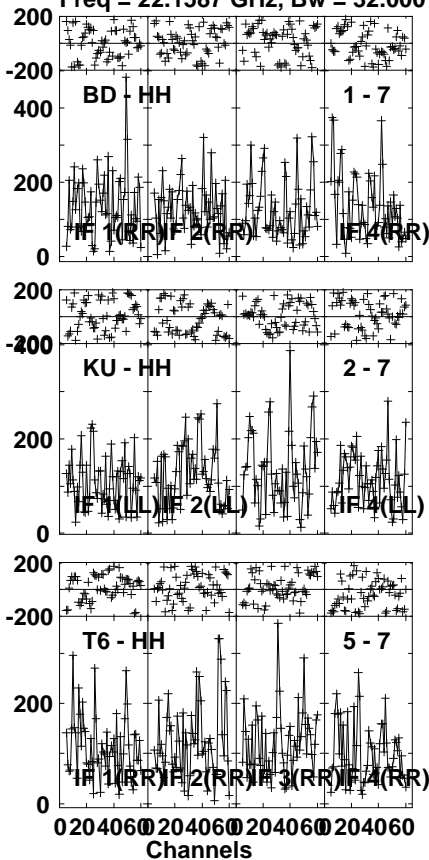
Timerange: 00/22:44:50 to 00/22:45:49

Plot file version 51 created 04-JUN-2021 15:27:17

I16293 EB084 1.UVDATA.1

Freq = 22.1587 GHz, Bw = 32.000 MH

No calibration applied and no bandpass applied

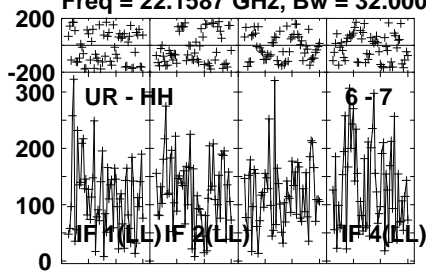


Lower frame: Micro Ampl Jy Top frame: Phas deg
Vector averaged cross-power spectrum Several baselines displayed
Timerange: 00/22:45:50 to 00/22:47:49

Plot file version 52 created 04-JUN-2021 15:27:17

I16293 EB084 1.UVDATA.1

Freq = 22.1587 GHz, Bw = 32.000 MH No calibration applied and no bandpass applied



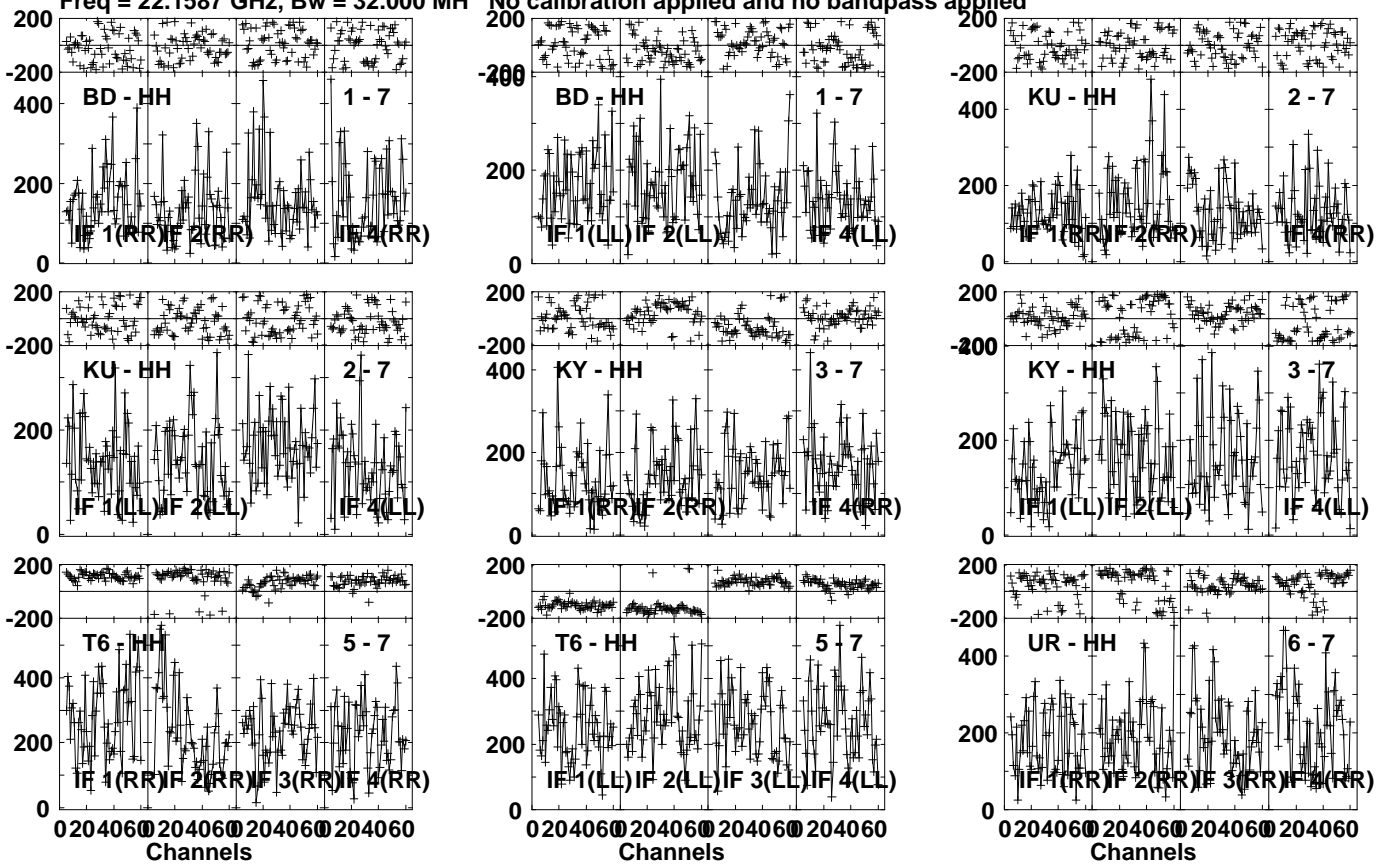
Lower frame: Micro Ampl Jy Top frame: Phas deg
Vector averaged cross-power spectrum Several baselines displayed
Timerange: 00/22:45:50 to 00/22:47:49

Plot file version 53 created 04-JUN-2021 15:27:17

J1625-2527 EB084 1.UVDATA.1

Freq = 22.1587 GHz, Bw = 32.000 MH

No calibration applied and no bandpass applied

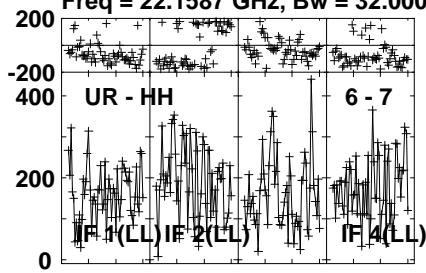


Lower frame: Micro Ampl Jy Top frame: Phas deg
Vector averaged cross-power spectrum Several baselines displayed
Timerange: 00/22:48:30 to 00/22:49:29

Plot file version 54 created 04-JUN-2021 15:27:17

J1625-2527 EB084 1.UVDATA.1

Freq = 22.1587 GHz, Bw = 32.000 MH No calibration applied and no bandpass applied



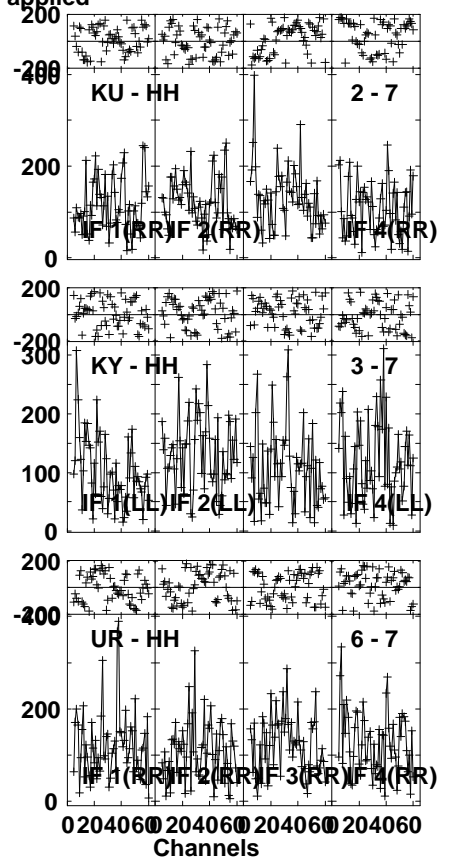
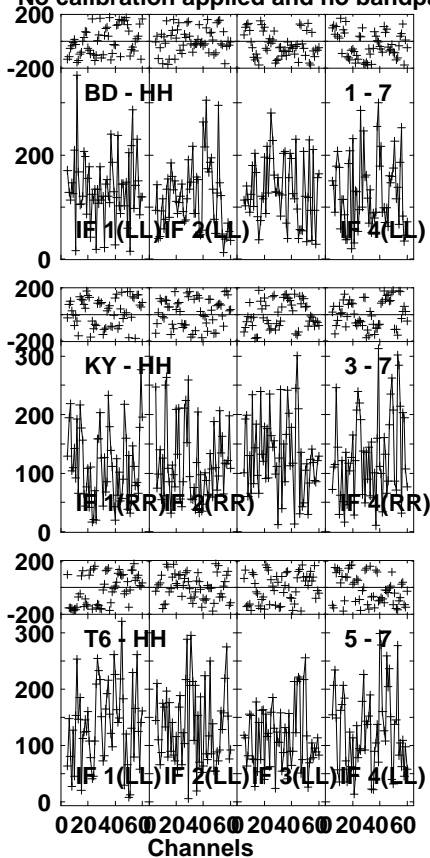
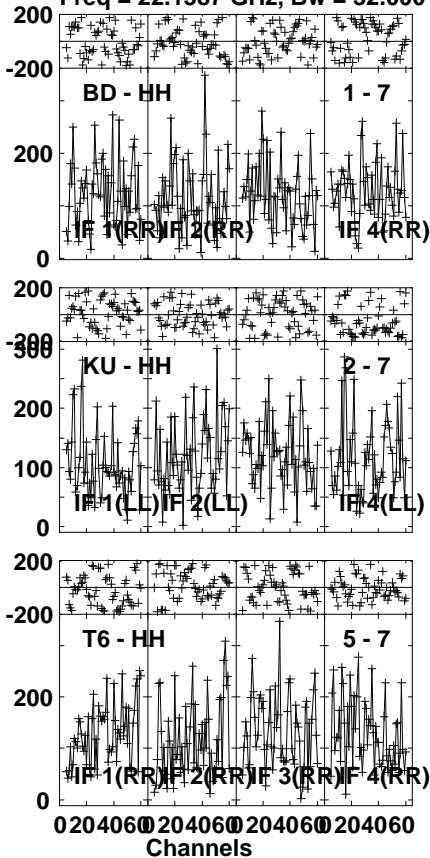
Lower frame: Micro Ampl Jy Top frame: Phas deg
Vector averaged cross-power spectrum Several baselines displayed
Timerange: 00/22:48:30 to 00/22:49:29

Plot file version 55 created 04-JUN-2021 15:27:17

I16293 EB084 1.UVDATA.1

Freq = 22.1587 GHz, Bw = 32.000 MH

No calibration applied and no bandpass applied

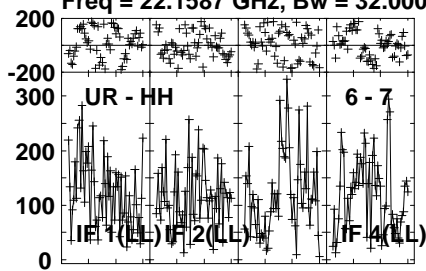


Lower frame: Micro Ampl Jy Top frame: Phas deg
Vector averaged cross-power spectrum Several baselines displayed
Timerange: 00/22:49:30 to 00/22:51:29

Plot file version 56 created 04-JUN-2021 15:27:17

I16293 EB084 1.UVDATA.1

Freq = 22.1587 GHz, Bw = 32.000 MH No calibration applied and no bandpass applied



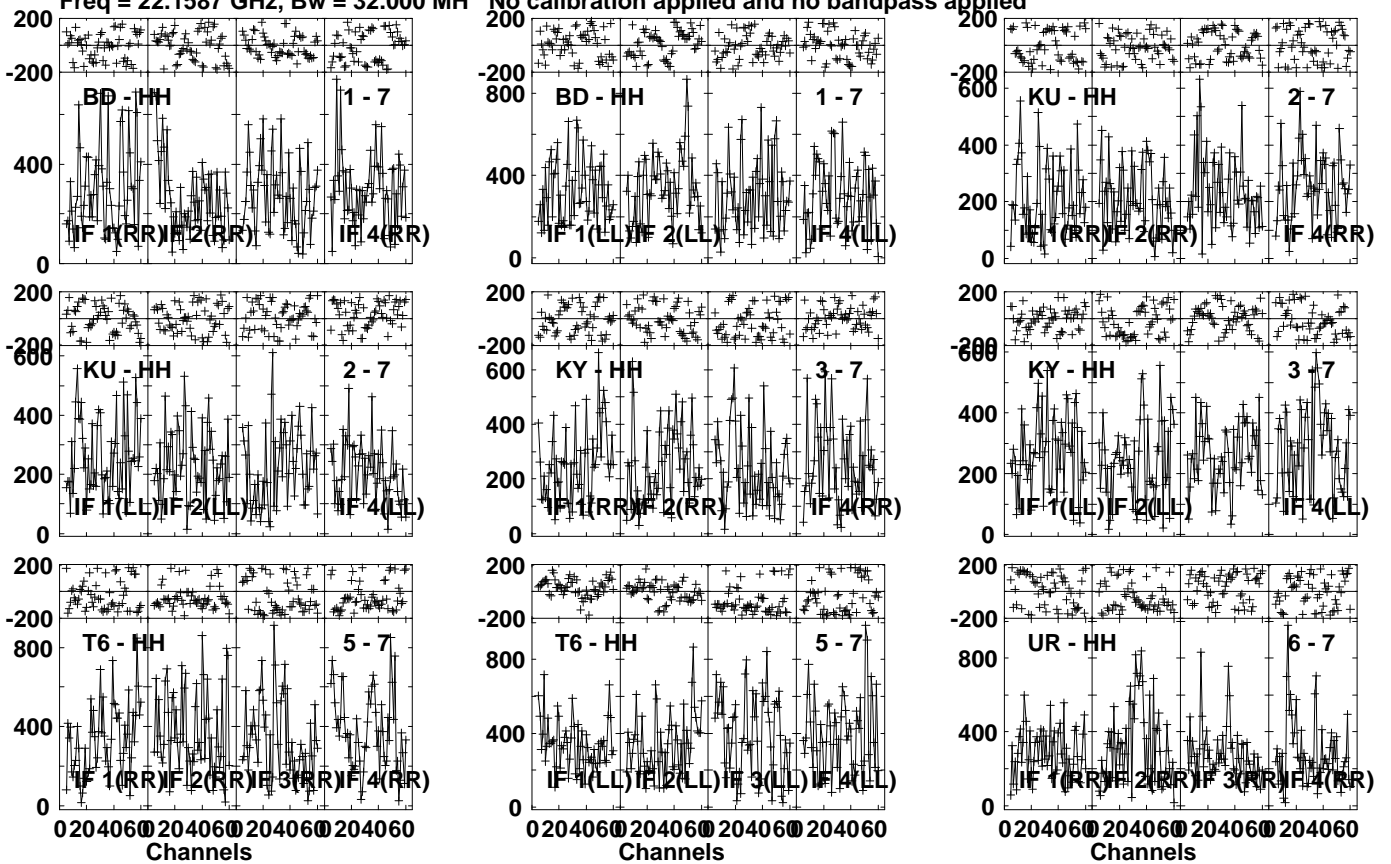
Lower frame: Micro Ampl Jy Top frame: Phas deg
Vector averaged cross-power spectrum Several baselines displayed
Timerange: 00/22:49:30 to 00/22:51:29

Plot file version 57 created 04-JUN-2021 15:27:18

J1625-2527 EB084 1.UVDATA.1

Freq = 22.1587 GHz, Bw = 32.000 MH

No calibration applied and no bandpass applied

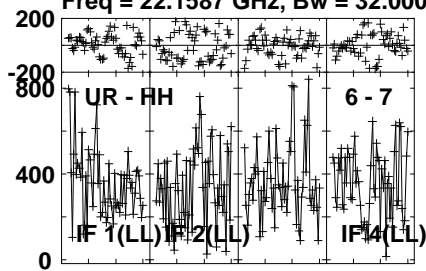


Lower frame: Micro Ampl Jy Top frame: Phas deg
Vector averaged cross-power spectrum Several baselines displayed
Timerange: 00/22:51:30 to 00/22:52:29

Plot file version 58 created 04-JUN-2021 15:27:18

J1625-2527 EB084 1.UVDATA.1

Freq = 22.1587 GHz, Bw = 32.000 MH No calibration applied and no bandpass applied



Lower frame: Micro Ampl Jy Top frame: Phas deg

Vector averaged cross-power spectrum Several baselines displayed

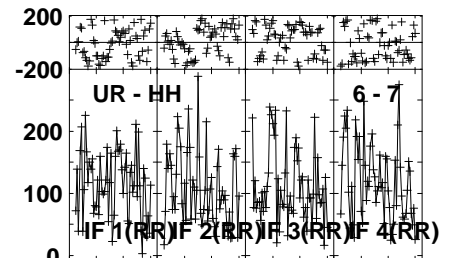
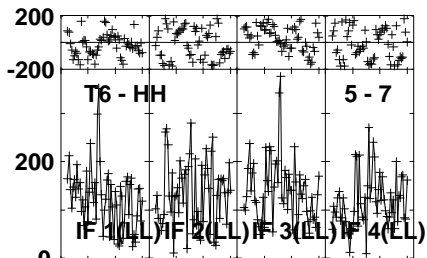
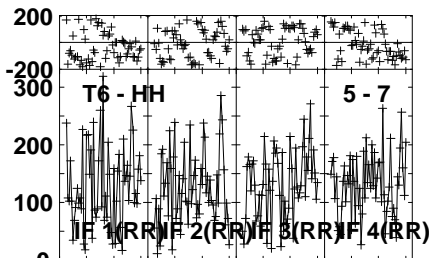
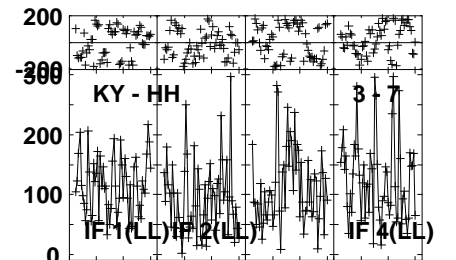
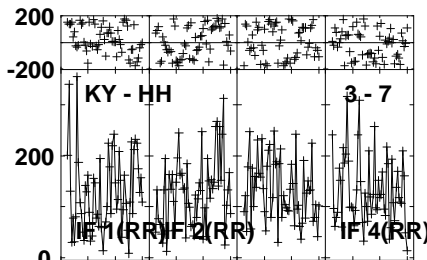
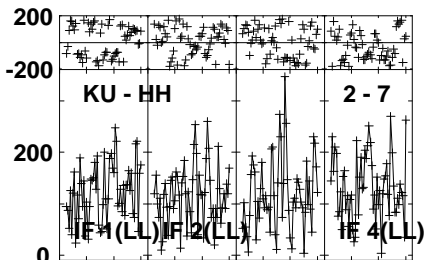
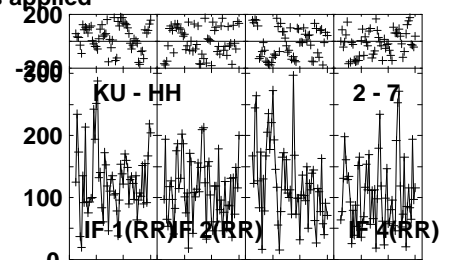
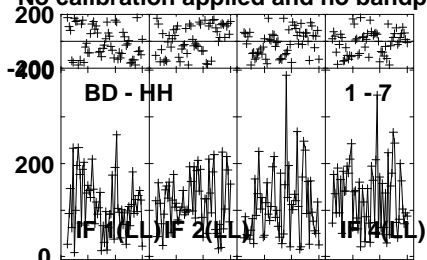
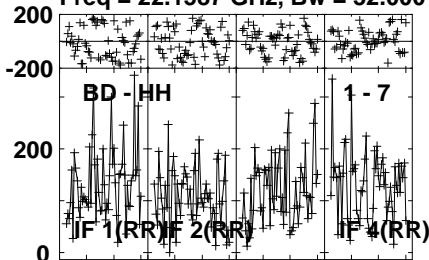
Timerange: 00/22:51:30 to 00/22:52:29

Plot file version 59 created 04-JUN-2021 15:27:18

I16293 EB084 1.UVDATA.1

Freq = 22.1587 GHz, Bw = 32.000 MH

No calibration applied and no bandpass applied

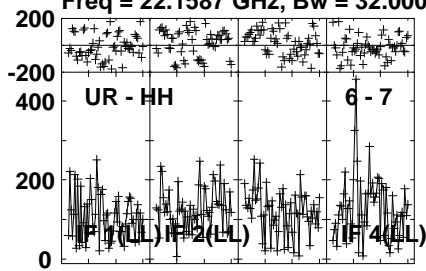


Lower frame: Micro Ampl Jy Top frame: Phas deg
Vector averaged cross-power spectrum Several baselines displayed
Timerange: 00/22:52:31 to 00/22:54:30

Plot file version 60 created 04-JUN-2021 15:27:18

I16293 EB084 1.UVDATA.1

Freq = 22.1587 GHz, Bw = 32.000 MH No calibration applied and no bandpass applied



Lower frame: Micro Ampl Jy Top frame: Phas deg

Vector averaged cross-power spectrum Several baselines displayed

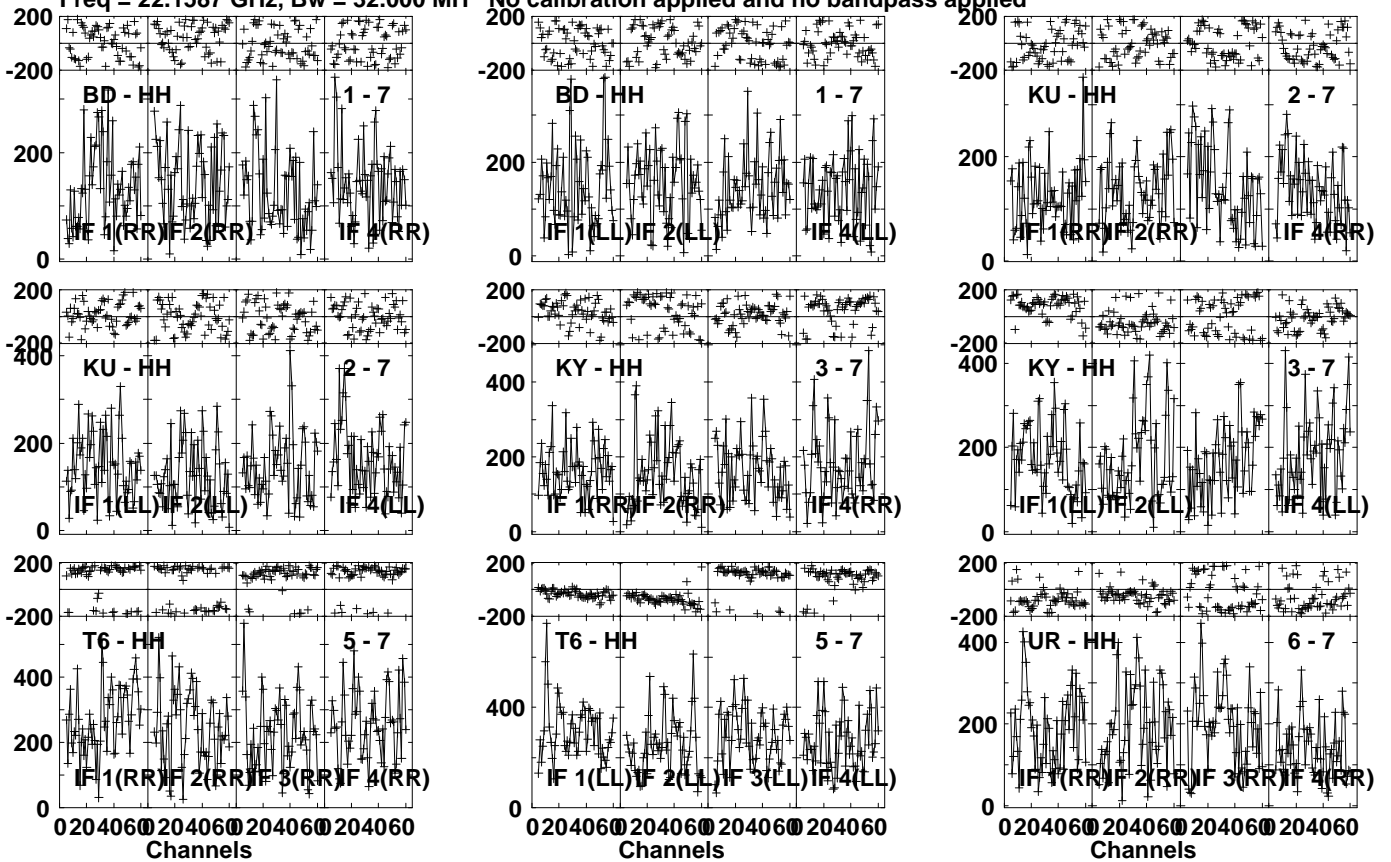
Timerange: 00/22:52:31 to 00/22:54:30

Plot file version 61 created 04-JUN-2021 15:27:18

J1625-2527 EB084 1.UVDATA.1

Freq = 22.1587 GHz, Bw = 32.000 MH

No calibration applied and no bandpass applied

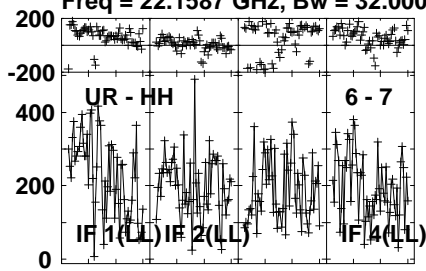


Lower frame: Micro Ampl Jy Top frame: Phas deg
Vector averaged cross-power spectrum Several baselines displayed
Timerange: 00/22:55:10 to 00/22:56:09

Plot file version 62 created 04-JUN-2021 15:27:18

J1625-2527 EB084 1.UVDATA.1

Freq = 22.1587 GHz, Bw = 32.000 MH No calibration applied and no bandpass applied



Lower frame: Micro Ampl Jy Top frame: Phas deg

Vector averaged cross-power spectrum Several baselines displayed

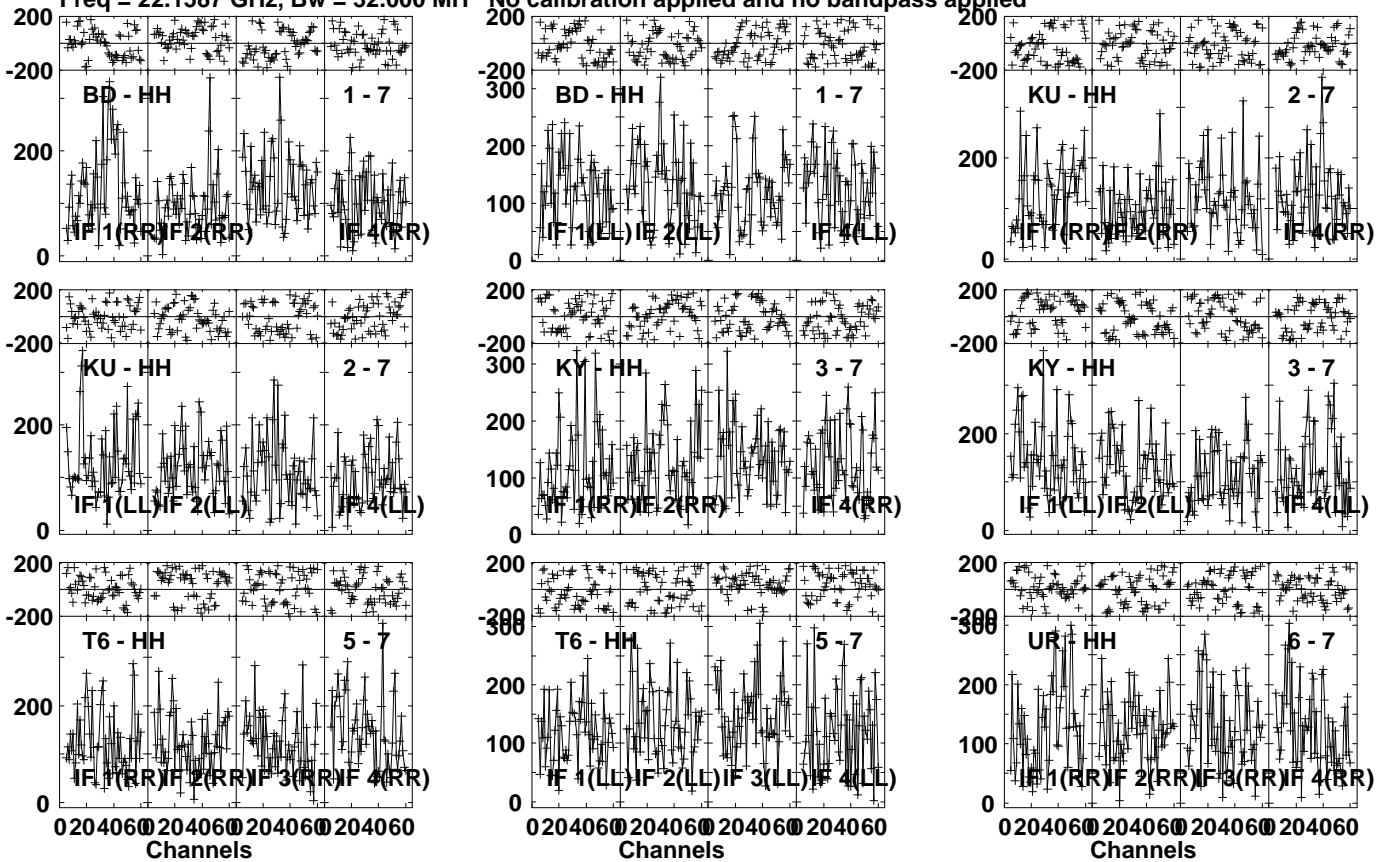
Timerange: 00/22:55:10 to 00/22:56:09

Plot file version 63 created 04-JUN-2021 15:27:18

I16293 EB084 1.UVDATA.1

Freq = 22.1587 GHz, Bw = 32.000 MH

No calibration applied and no bandpass applied

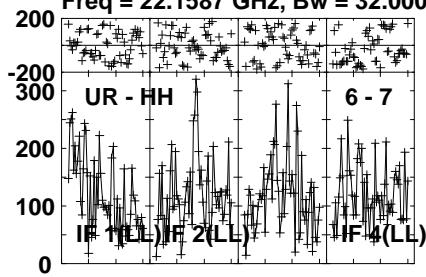


Lower frame: Micro Ampl Jy Top frame: Phas deg
Vector averaged cross-power spectrum Several baselines displayed
Timerange: 00/22:56:10 to 00/22:58:09

Plot file version 64 created 04-JUN-2021 15:27:18

I16293 EB084 1.UVDATA.1

Freq = 22.1587 GHz, Bw = 32.000 MH No calibration applied and no bandpass applied



Lower frame: Micro Ampl Jy Top frame: Phas deg

Vector averaged cross-power spectrum Several baselines displayed

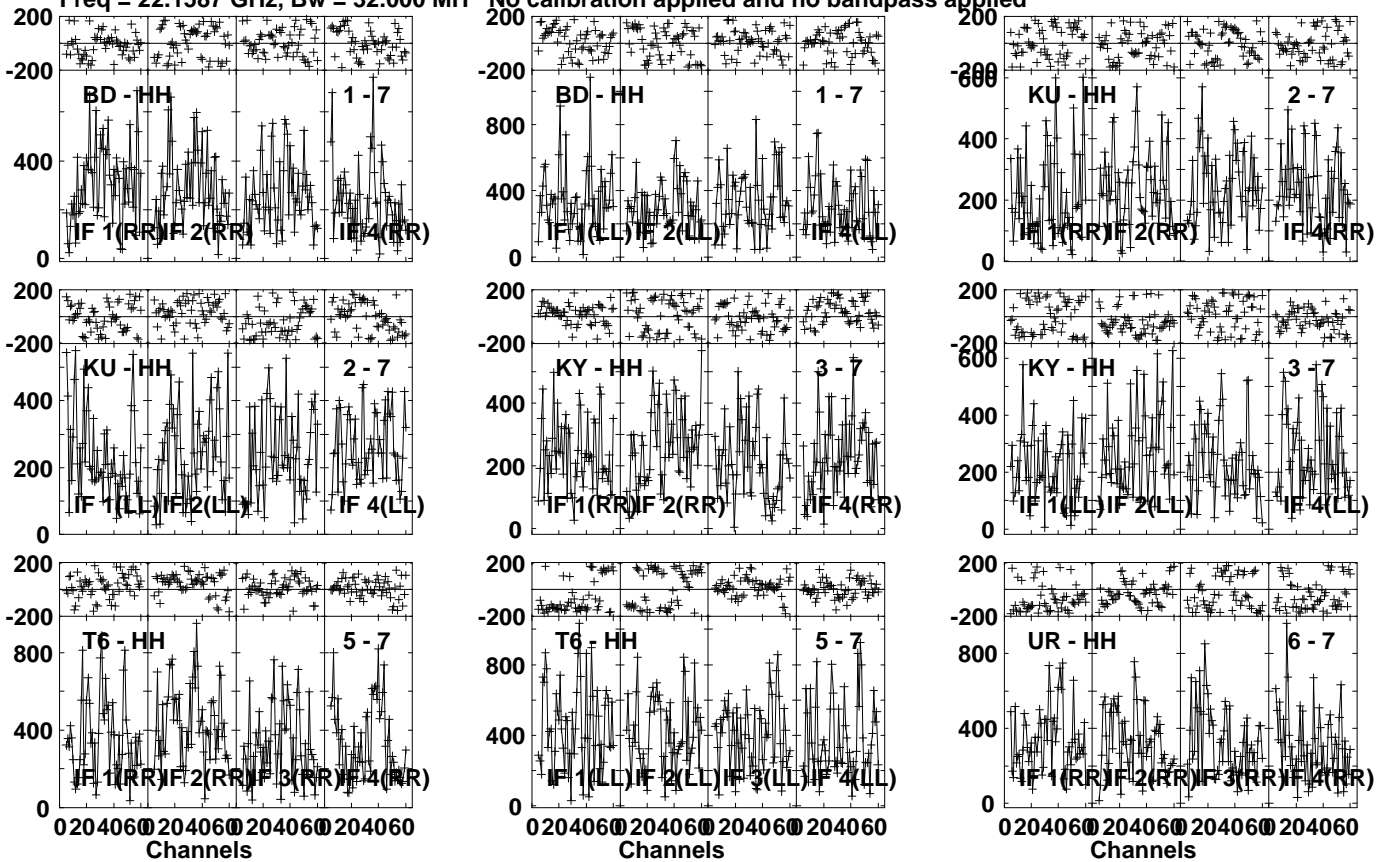
Timerange: 00/22:56:10 to 00/22:58:09

Plot file version 65 created 04-JUN-2021 15:27:18

J1625-2527 EB084 1.UVDATA.1

Freq = 22.1587 GHz, Bw = 32.000 MH

No calibration applied and no bandpass applied

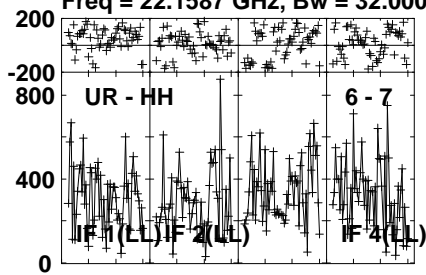


Lower frame: Micro Ampl Jy Top frame: Phas deg
Vector averaged cross-power spectrum Several baselines displayed
Timerange: 00/22:58:11 to 00/22:59:09

Plot file version 66 created 04-JUN-2021 15:27:18

J1625-2527 EB084 1.UVDATA.1

Freq = 22.1587 GHz, Bw = 32.000 MH No calibration applied and no bandpass applied



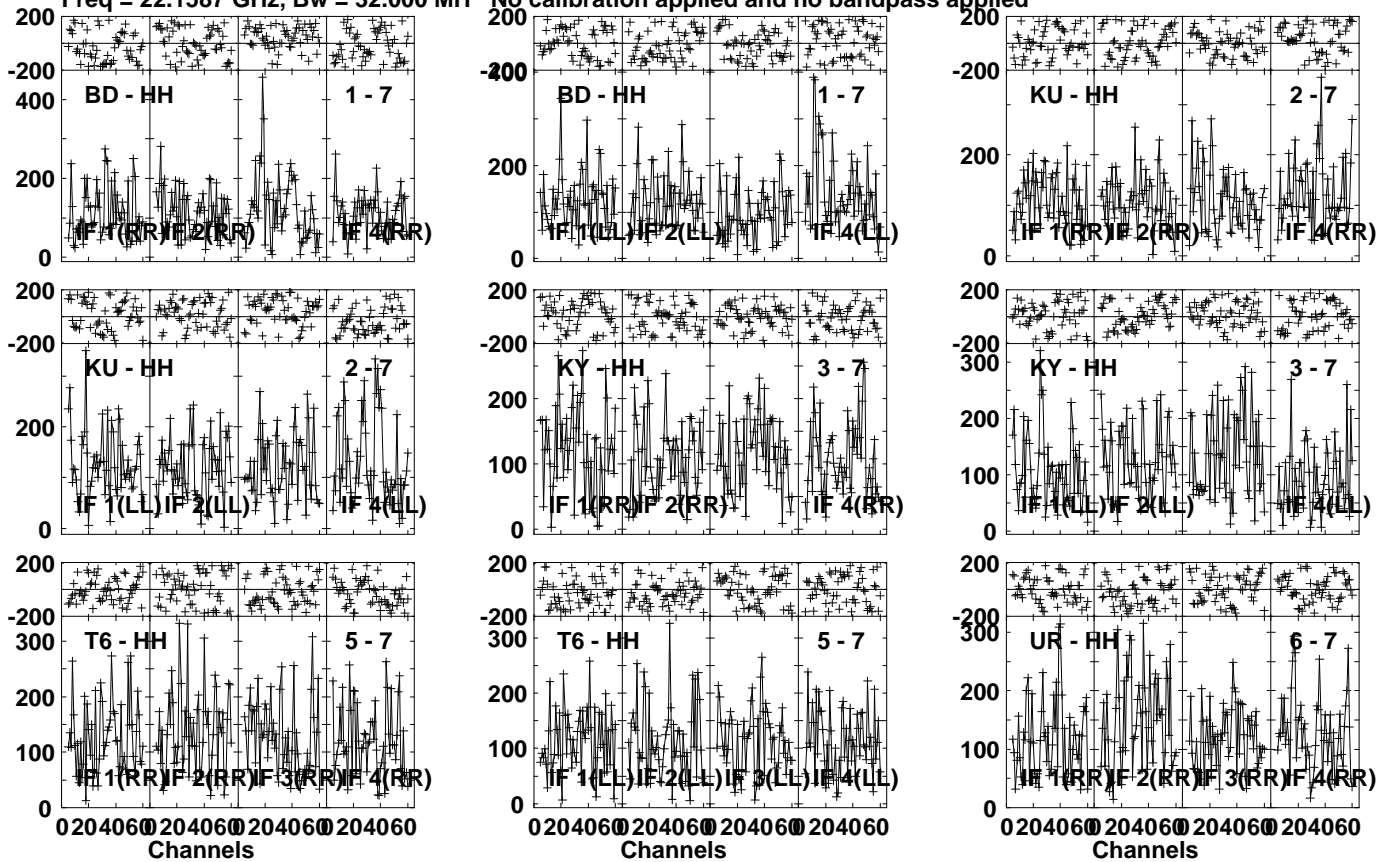
Lower frame: Micro Ampl Jy Top frame: Phas deg
Vector averaged cross-power spectrum Several baselines displayed
Timerange: 00/22:58:11 to 00/22:59:09

Plot file version 67 created 04-JUN-2021 15:27:18

I16293 EB084 1.UVDATA.1

Freq = 22.1587 GHz, Bw = 32.000 MH

No calibration applied and no bandpass applied

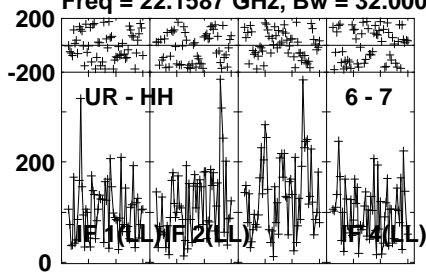


Lower frame: Micro Ampl Jy Top frame: Phas deg
Vector averaged cross-power spectrum Several baselines displayed
Timerange: 00/22:59:10 to 00/23:01:10

Plot file version 68 created 04-JUN-2021 15:27:18

I16293 EB084 1.UVDATA.1

Freq = 22.1587 GHz, Bw = 32.000 MH No calibration applied and no bandpass applied



Lower frame: Micro Ampl Jy Top frame: Phas deg

Vector averaged cross-power spectrum Several baselines displayed

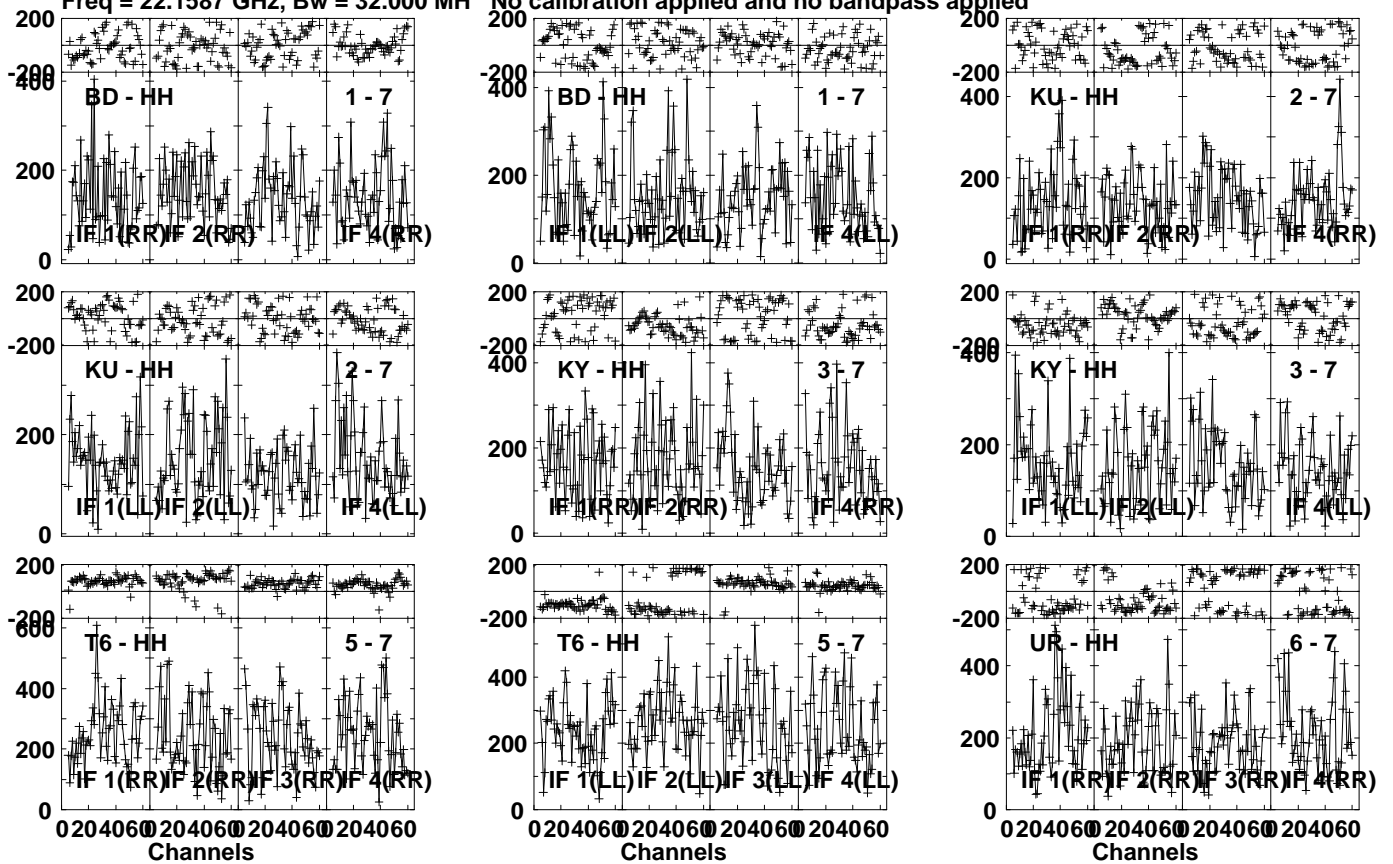
Timerange: 00/22:59:10 to 00/23:01:10

Plot file version 69 created 04-JUN-2021 15:27:18

J1625-2527 EB084 1.UVDATA.1

Freq = 22.1587 GHz, Bw = 32.000 MH

No calibration applied and no bandpass applied

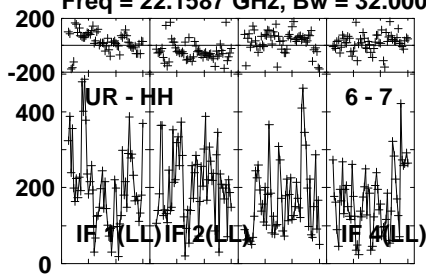


Lower frame: Micro Ampl Jy Top frame: Phas deg
Vector averaged cross-power spectrum Several baselines displayed
Timerange: 00/23:01:50 to 00/23:02:49

Plot file version 70 created 04-JUN-2021 15:27:18

J1625-2527 EB084 1.UVDATA.1

Freq = 22.1587 GHz, Bw = 32.000 MH No calibration applied and no bandpass applied



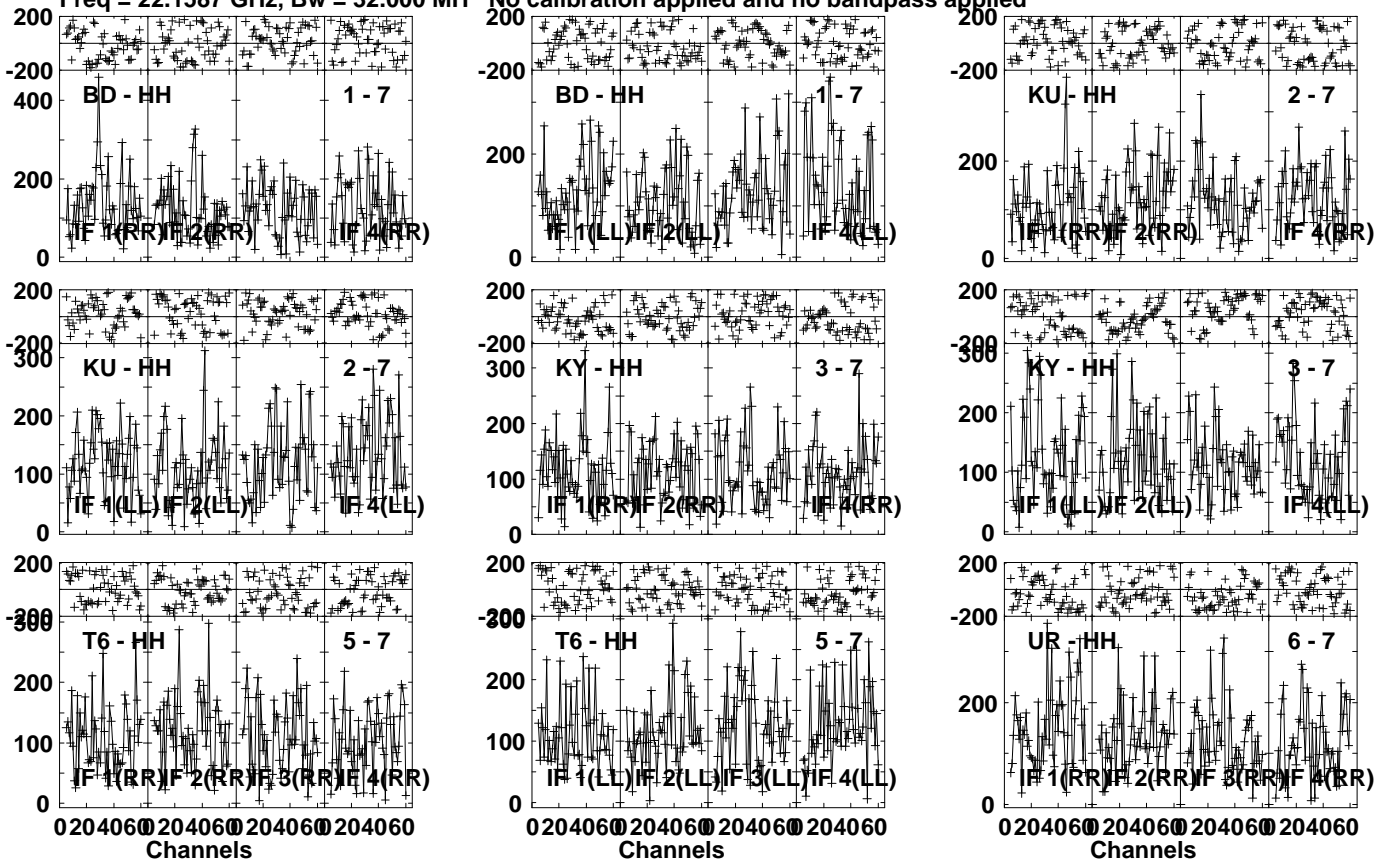
Lower frame: Micro Ampl Jy Top frame: Phas deg
Vector averaged cross-power spectrum Several baselines displayed
Timerange: 00/23:01:50 to 00/23:02:49

Plot file version 71 created 04-JUN-2021 15:27:18

I16293 EB084 1.UVDATA.1

Freq = 22.1587 GHz, Bw = 32.000 MH

No calibration applied and no bandpass applied

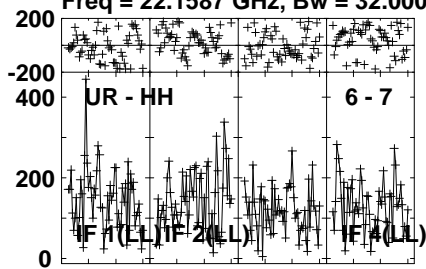


Lower frame: Micro Ampl Jy Top frame: Phas deg
Vector averaged cross-power spectrum Several baselines displayed
Timerange: 00/23:02:51 to 00/23:04:50

Plot file version 72 created 04-JUN-2021 15:27:18

I16293 EB084 1.UVDATA.1

Freq = 22.1587 GHz, Bw = 32.000 MH No calibration applied and no bandpass applied



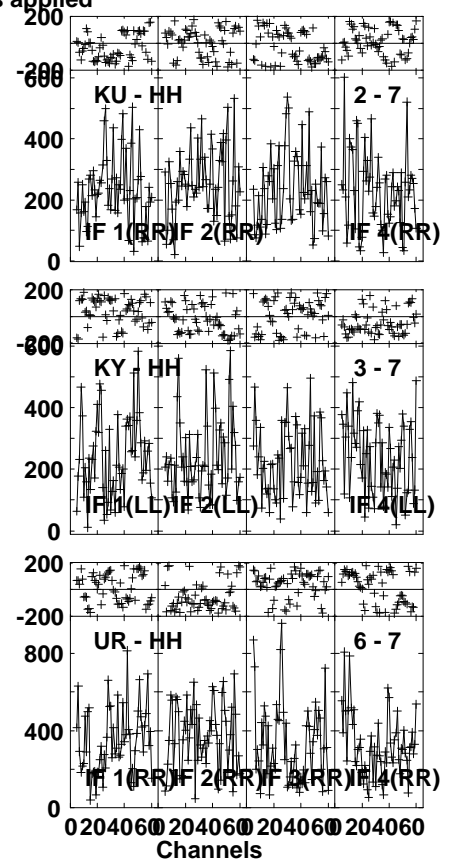
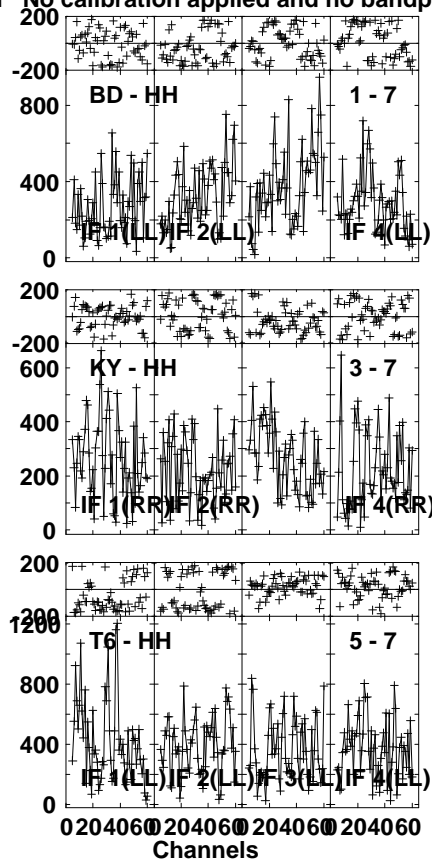
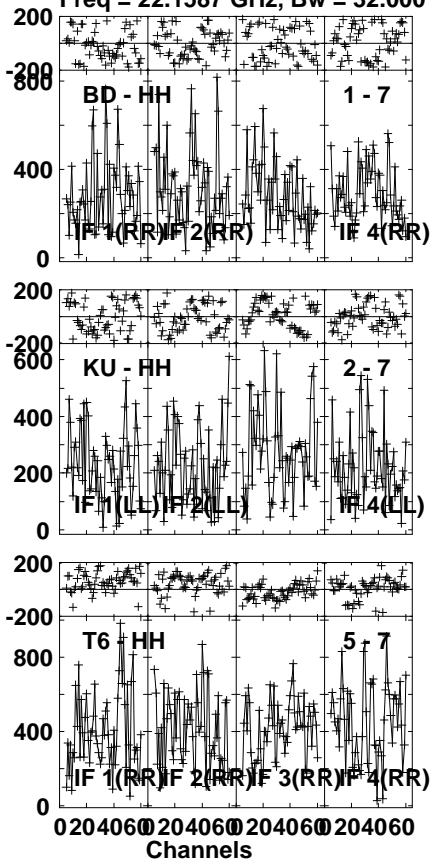
Lower frame: Micro Ampl Jy Top frame: Phas deg
Vector averaged cross-power spectrum Several baselines displayed
Timerange: 00/23:02:51 to 00/23:04:50

Plot file version 73 created 04-JUN-2021 15:27:19

J1625-2527 EB084 1.UVDATA.1

Freq = 22.1587 GHz, Bw = 32.000 MH

No calibration applied and no bandpass applied

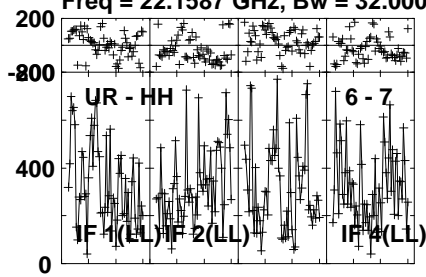


Lower frame: Micro Ampl Jy Top frame: Phas deg
Vector averaged cross-power spectrum Several baselines displayed
Timerange: 00/23:04:51 to 00/23:05:50

Plot file version 74 created 04-JUN-2021 15:27:19

J1625-2527 EB084 1.UVDATA.1

Freq = 22.1587 GHz, Bw = 32.000 MH No calibration applied and no bandpass applied



Lower frame: Micro Ampl Jy Top frame: Phas deg

Vector averaged cross-power spectrum Several baselines displayed

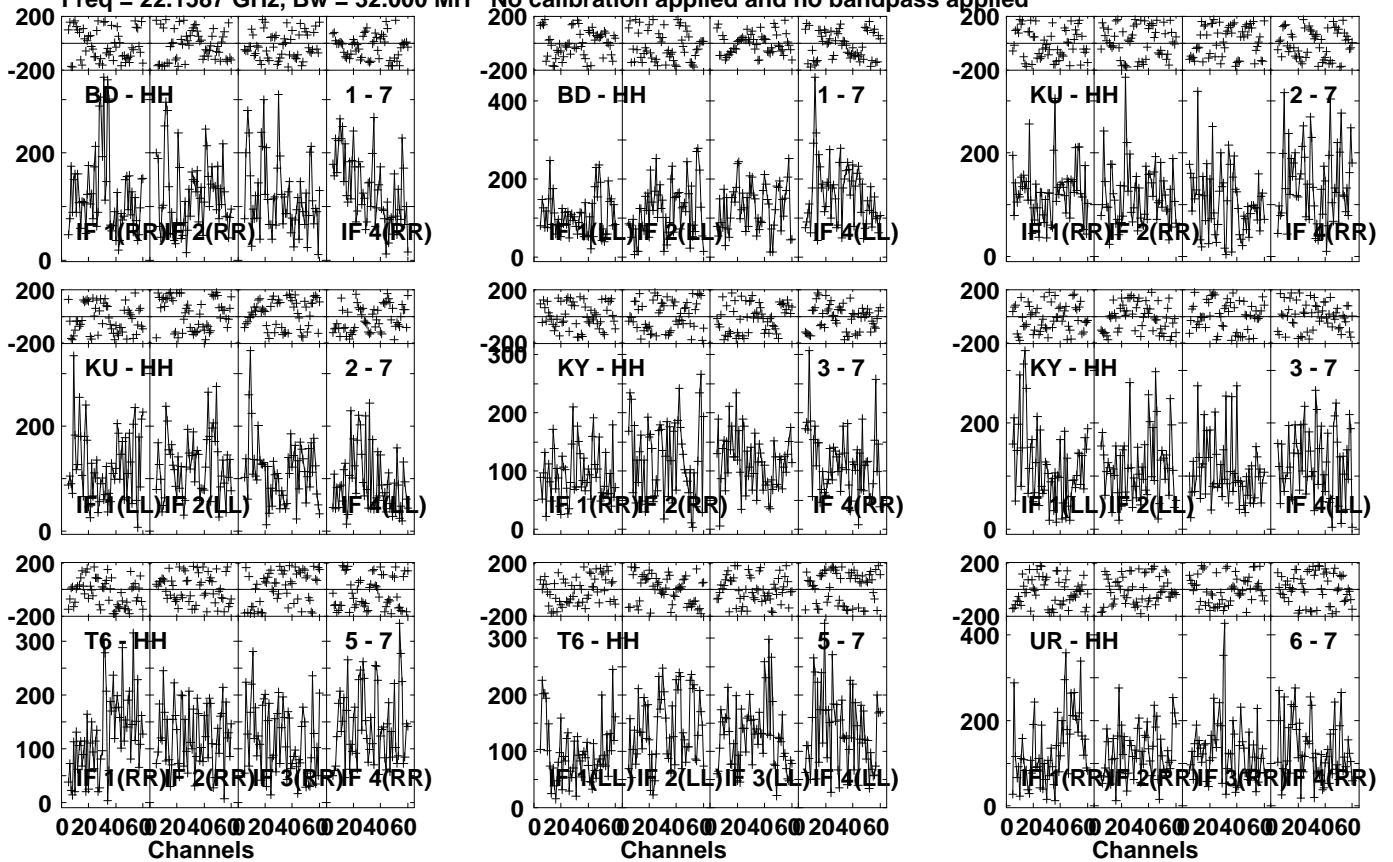
Timerange: 00/23:04:51 to 00/23:05:50

Plot file version 75 created 04-JUN-2021 15:27:19

I16293 EB084 1.UVDATA.1

Freq = 22.1587 GHz, Bw = 32.000 MH

No calibration applied and no bandpass applied

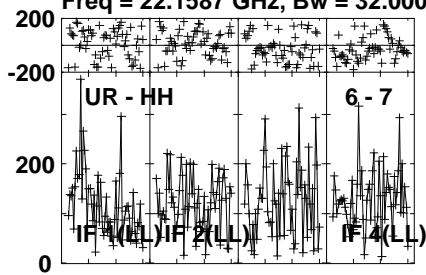


Lower frame: Micro Ampl Jy Top frame: Phas deg
Vector averaged cross-power spectrum Several baselines displayed
Timerange: 00/23:05:51 to 00/23:07:50

Plot file version 76 created 04-JUN-2021 15:27:19

I16293 EB084 1.UVDATA.1

Freq = 22.1587 GHz, Bw = 32.000 MH No calibration applied and no bandpass applied



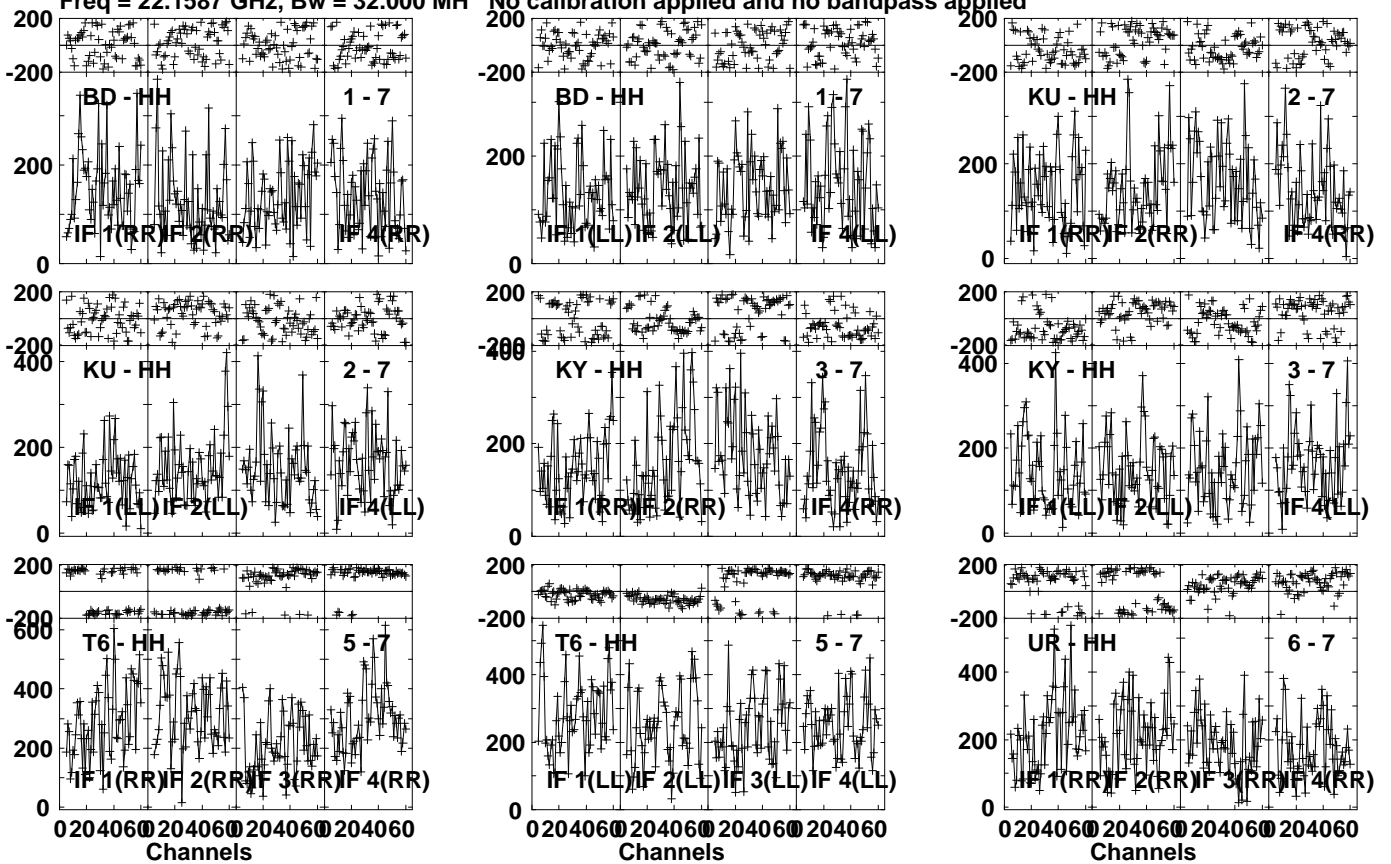
Lower frame: Micro Ampl Jy Top frame: Phas deg
Vector averaged cross-power spectrum Several baselines displayed
Timerange: 00/23:05:51 to 00/23:07:50

Plot file version 77 created 04-JUN-2021 15:27:19

J1625-2527 EB084 1.UVDATA.1

Freq = 22.1587 GHz, Bw = 32.000 MH

No calibration applied and no bandpass applied

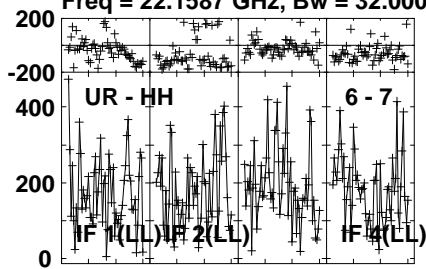


Lower frame: Micro Ampl Jy Top frame: Phas deg
Vector averaged cross-power spectrum Several baselines displayed
Timerange: 00/23:08:31 to 00/23:09:29

Plot file version 78 created 04-JUN-2021 15:27:19

J1625-2527 EB084 1.UVDATA.1

Freq = 22.1587 GHz, Bw = 32.000 MH No calibration applied and no bandpass applied



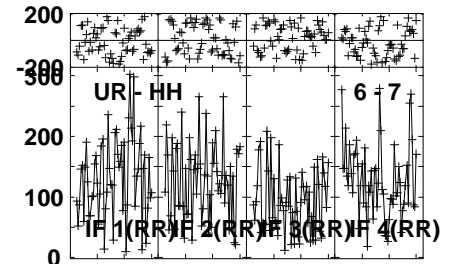
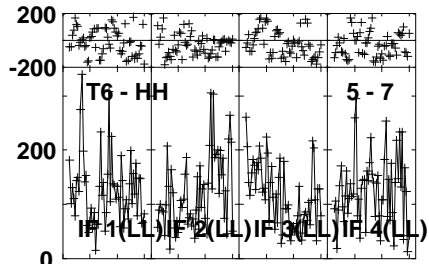
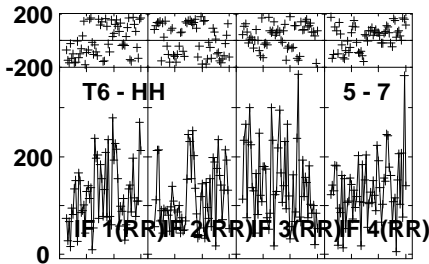
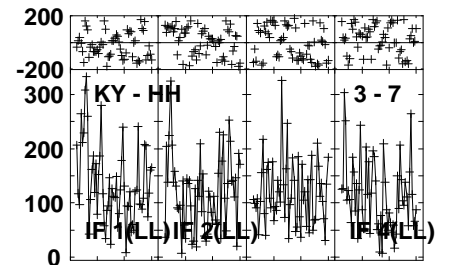
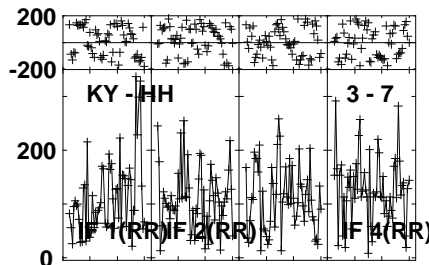
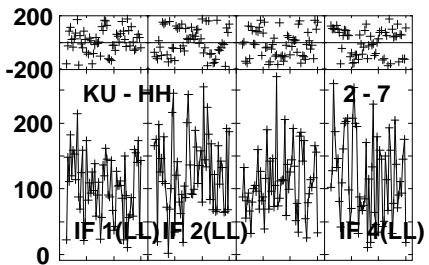
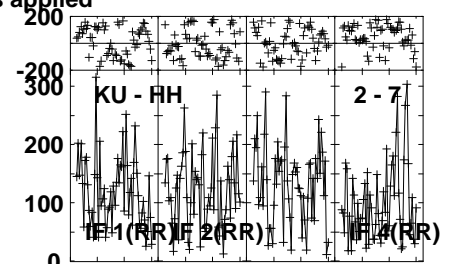
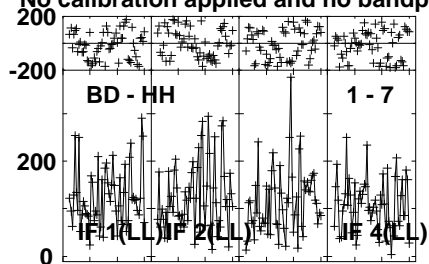
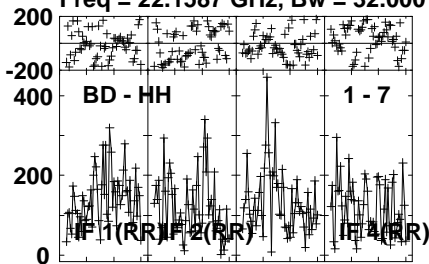
Lower frame: Micro Ampl Jy Top frame: Phas deg
Vector averaged cross-power spectrum Several baselines displayed
Timerange: 00/23:08:31 to 00/23:09:29

Plot file version 79 created 04-JUN-2021 15:27:19

I16293 EB084 1.UVDATA.1

Freq = 22.1587 GHz, Bw = 32.000 MH

No calibration applied and no bandpass applied



0204060 204060 204060 204060
Channels

0204060 204060 204060 204060
Channels

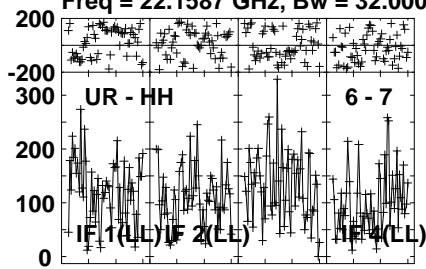
0204060 204060 204060 204060
Channels

Lower frame: Micro Ampl Jy Top frame: Phas deg
Vector averaged cross-power spectrum Several baselines displayed
Timerange: 00/23:09:30 to 00/23:11:30

Plot file version 80 created 04-JUN-2021 15:27:19

I16293 EB084 1.UVDATA.1

Freq = 22.1587 GHz, Bw = 32.000 MH No calibration applied and no bandpass applied



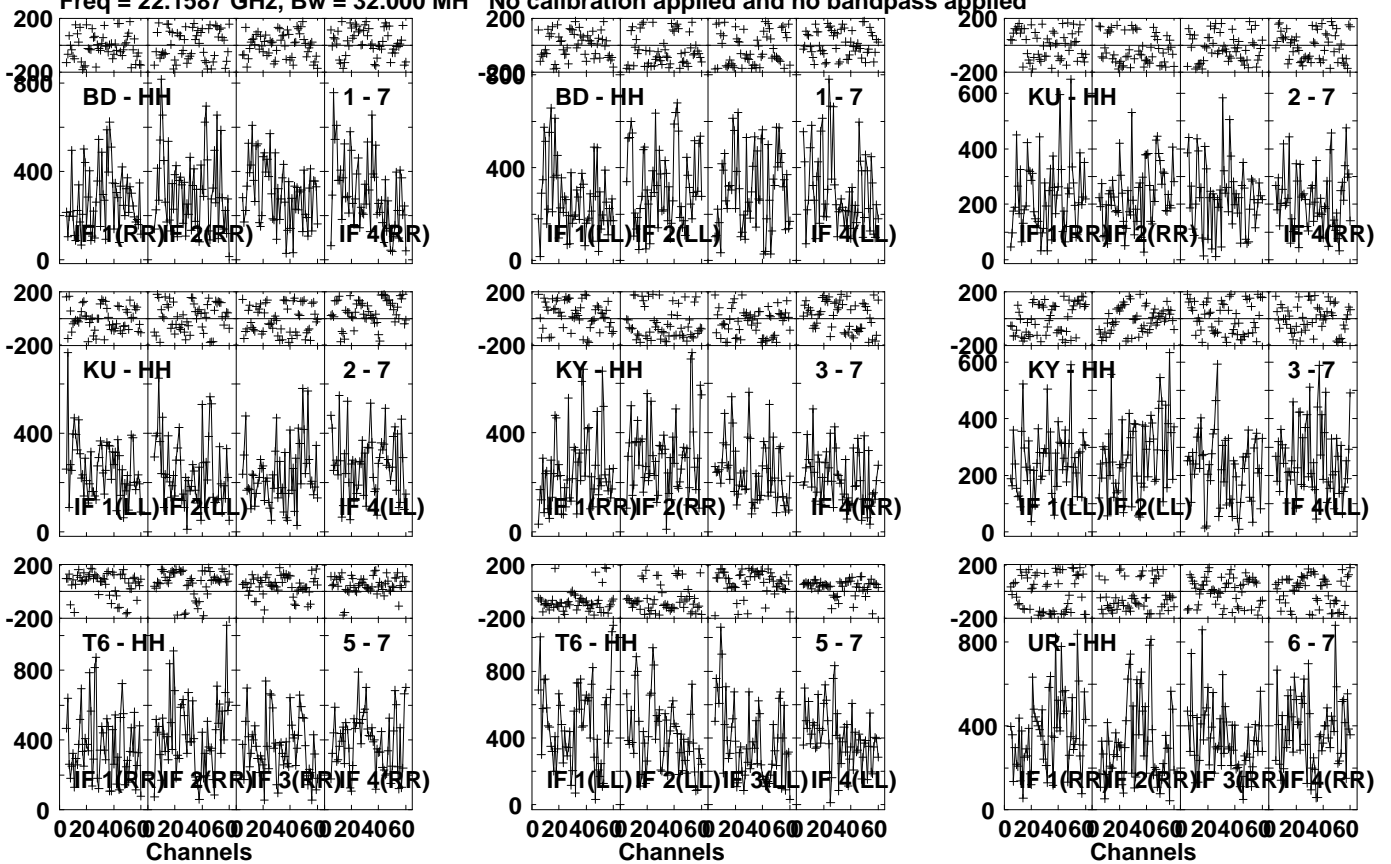
Lower frame: Micro Ampl Jy Top frame: Phas deg
Vector averaged cross-power spectrum Several baselines displayed
Timerange: 00/23:09:30 to 00/23:11:30

Plot file version 81 created 04-JUN-2021 15:27:19

J1625-2527 EB084 1.UVDATA.1

Freq = 22.1587 GHz, Bw = 32.000 MH

No calibration applied and no bandpass applied

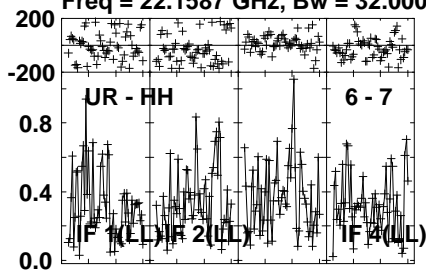


Lower frame: Micro Ampl Jy Top frame: Phas deg
Vector averaged cross-power spectrum Several baselines displayed
Timerange: 00/23:11:31 to 00/23:12:30

Plot file version 82 created 04-JUN-2021 15:27:19

J1625-2527 EB084 1.UVDATA.1

Freq = 22.1587 GHz, Bw = 32.000 MH No calibration applied and no bandpass applied



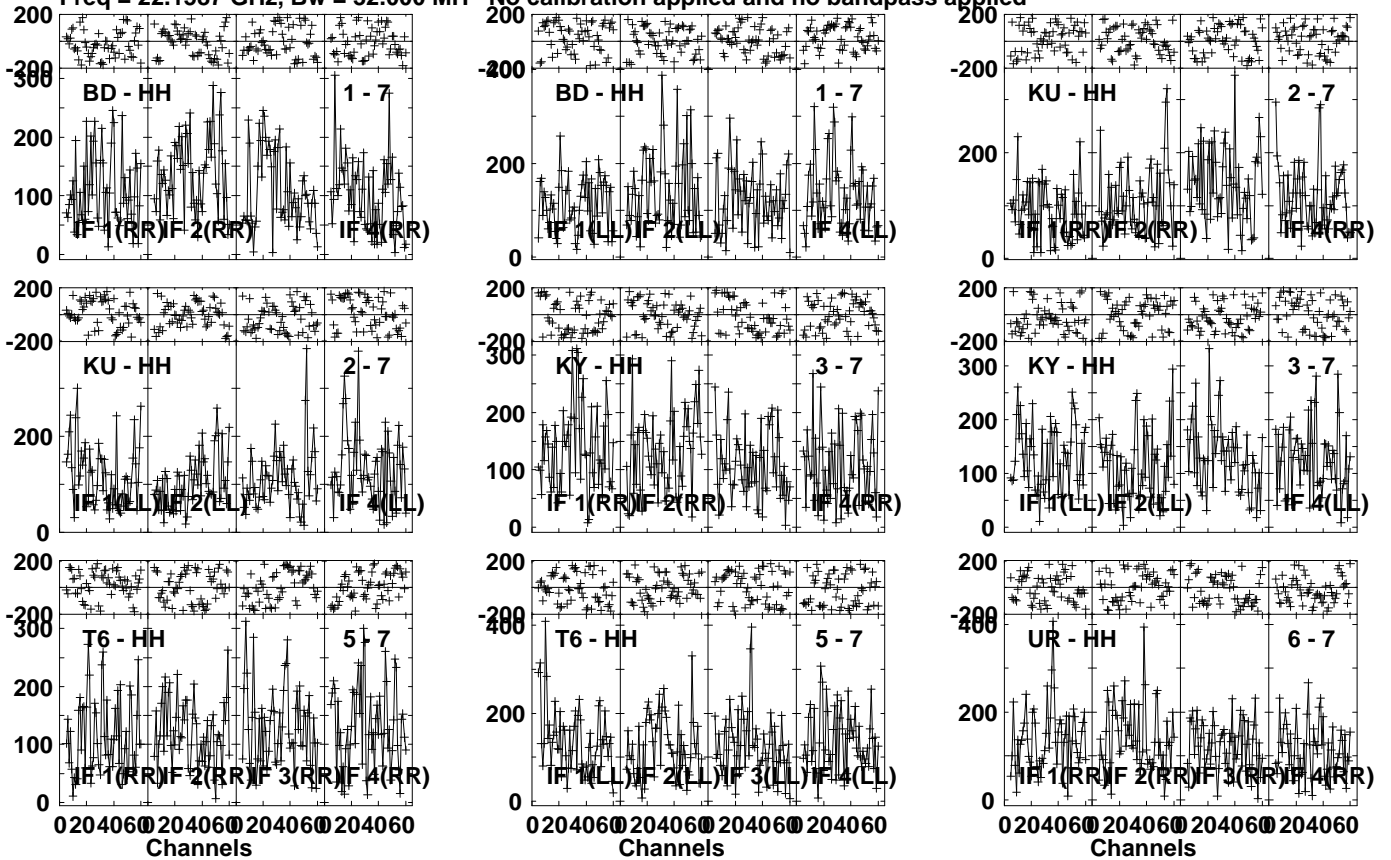
Lower frame: Milli Ampl Jy Top frame: Phas deg
Vector averaged cross-power spectrum Several baselines displayed
Timerange: 00/23:11:31 to 00/23:12:30

Plot file version 83 created 04-JUN-2021 15:27:19

I16293 EB084 1.UVDATA.1

Freq = 22.1587 GHz, Bw = 32.000 MH

No calibration applied and no bandpass applied

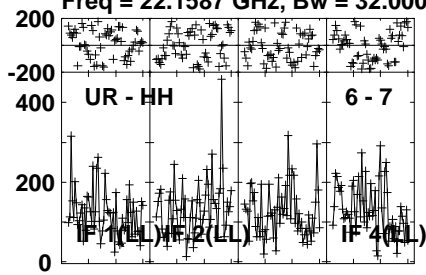


Lower frame: Micro Ampl Jy Top frame: Phas deg
Vector averaged cross-power spectrum Several baselines displayed
Timerange: 00/23:12:31 to 00/23:14:29

Plot file version 84 created 04-JUN-2021 15:27:19

I16293 EB084 1.UVDATA.1

Freq = 22.1587 GHz, Bw = 32.000 MH No calibration applied and no bandpass applied



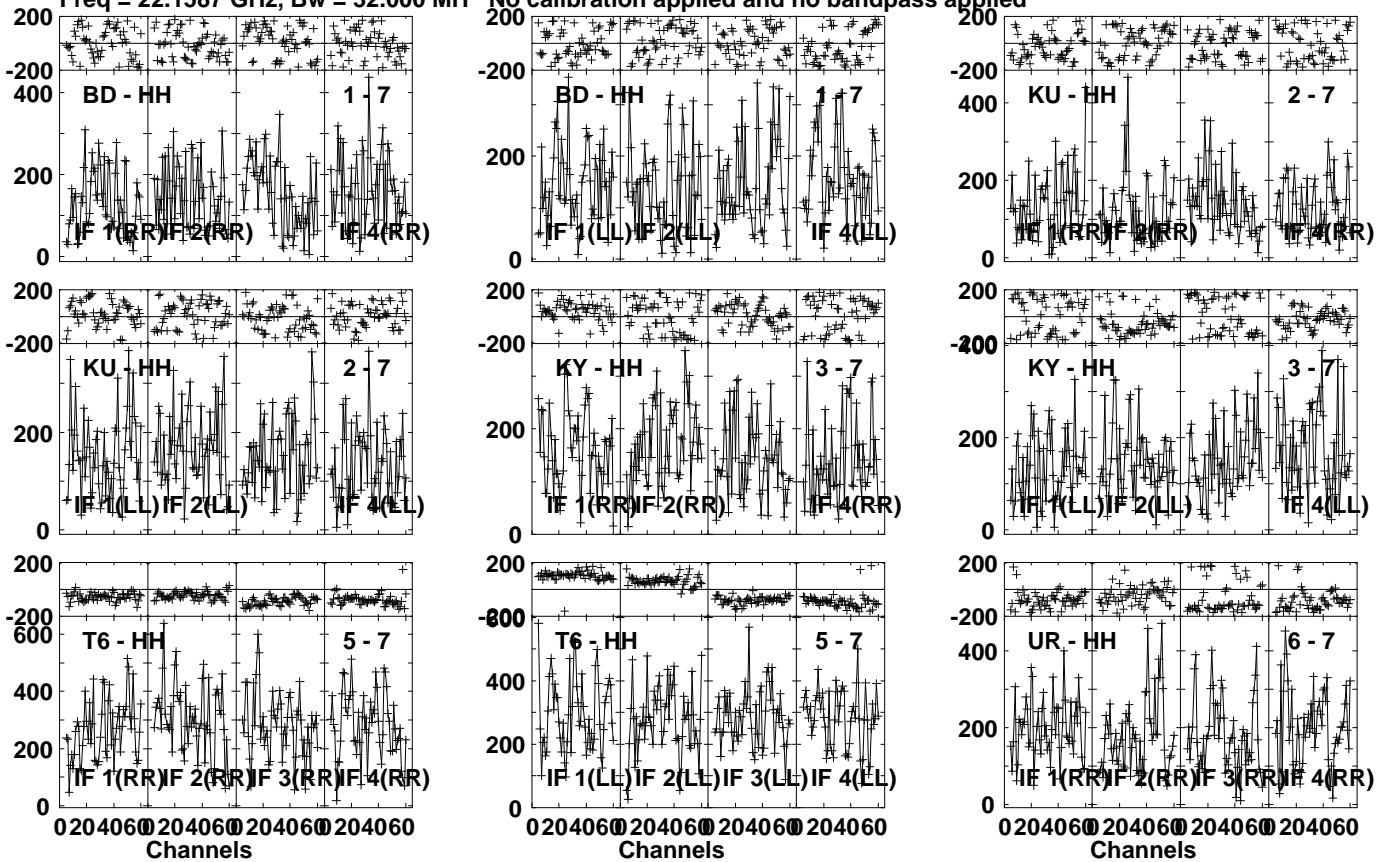
Lower frame: Micro Ampl Jy Top frame: Phas deg
Vector averaged cross-power spectrum Several baselines displayed
Timerange: 00/23:12:31 to 00/23:14:29

Plot file version 85 created 04-JUN-2021 15:27:20

J1625-2527 EB084 1.UVDATA.1

Freq = 22.1587 GHz, Bw = 32.000 MH

No calibration applied and no bandpass applied

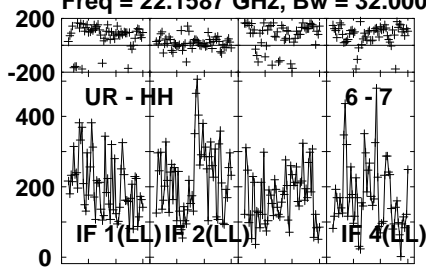


Lower frame: Micro Ampl Jy Top frame: Phas deg
Vector averaged cross-power spectrum Several baselines displayed
Timerange: 00/23:15:11 to 00/23:16:10

Plot file version 86 created 04-JUN-2021 15:27:20

J1625-2527 EB084 1.UVDATA.1

Freq = 22.1587 GHz, Bw = 32.000 MH No calibration applied and no bandpass applied



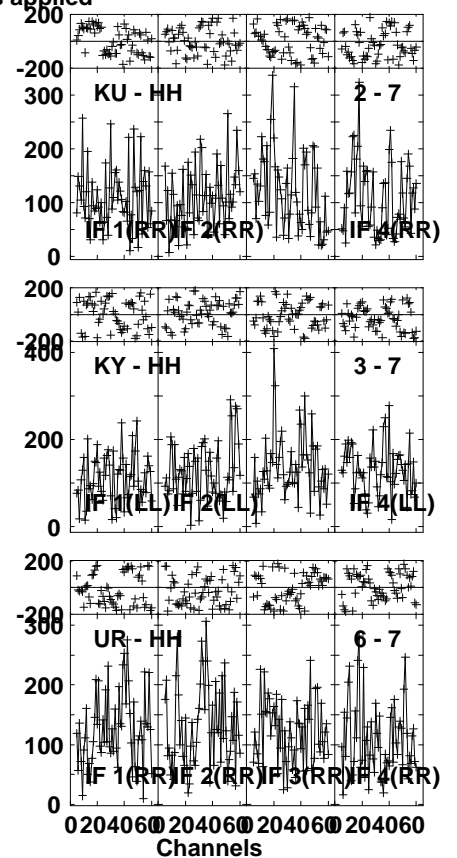
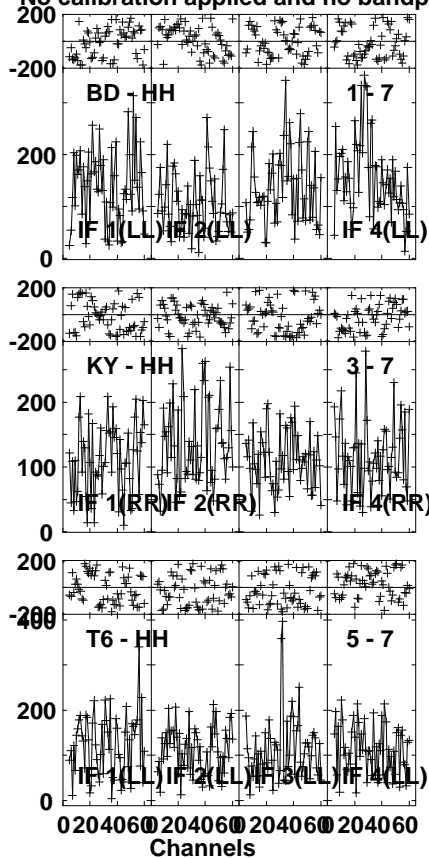
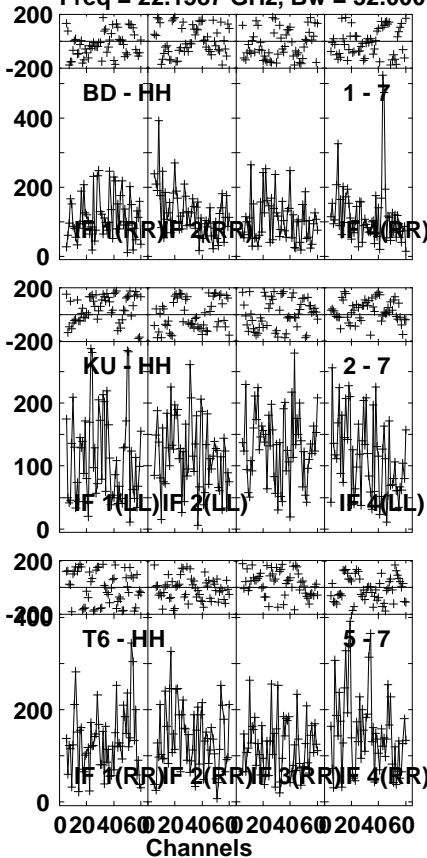
Lower frame: Micro Ampl Jy Top frame: Phas deg
Vector averaged cross-power spectrum Several baselines displayed
Timerange: 00/23:15:11 to 00/23:16:10

Plot file version 87 created 04-JUN-2021 15:27:20

I16293 EB084 1.UVDATA.1

Freq = 22.1587 GHz, Bw = 32.000 MH

No calibration applied and no bandpass applied

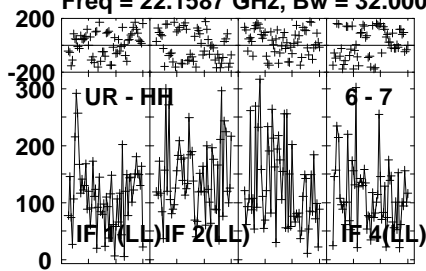


Lower frame: Micro Ampl Jy Top frame: Phas deg
Vector averaged cross-power spectrum Several baselines displayed
Timerange: 00/23:16:11 to 00/23:18:10

Plot file version 88 created 04-JUN-2021 15:27:20

I16293 EB084 1.UVDATA.1

Freq = 22.1587 GHz, Bw = 32.000 MH No calibration applied and no bandpass applied



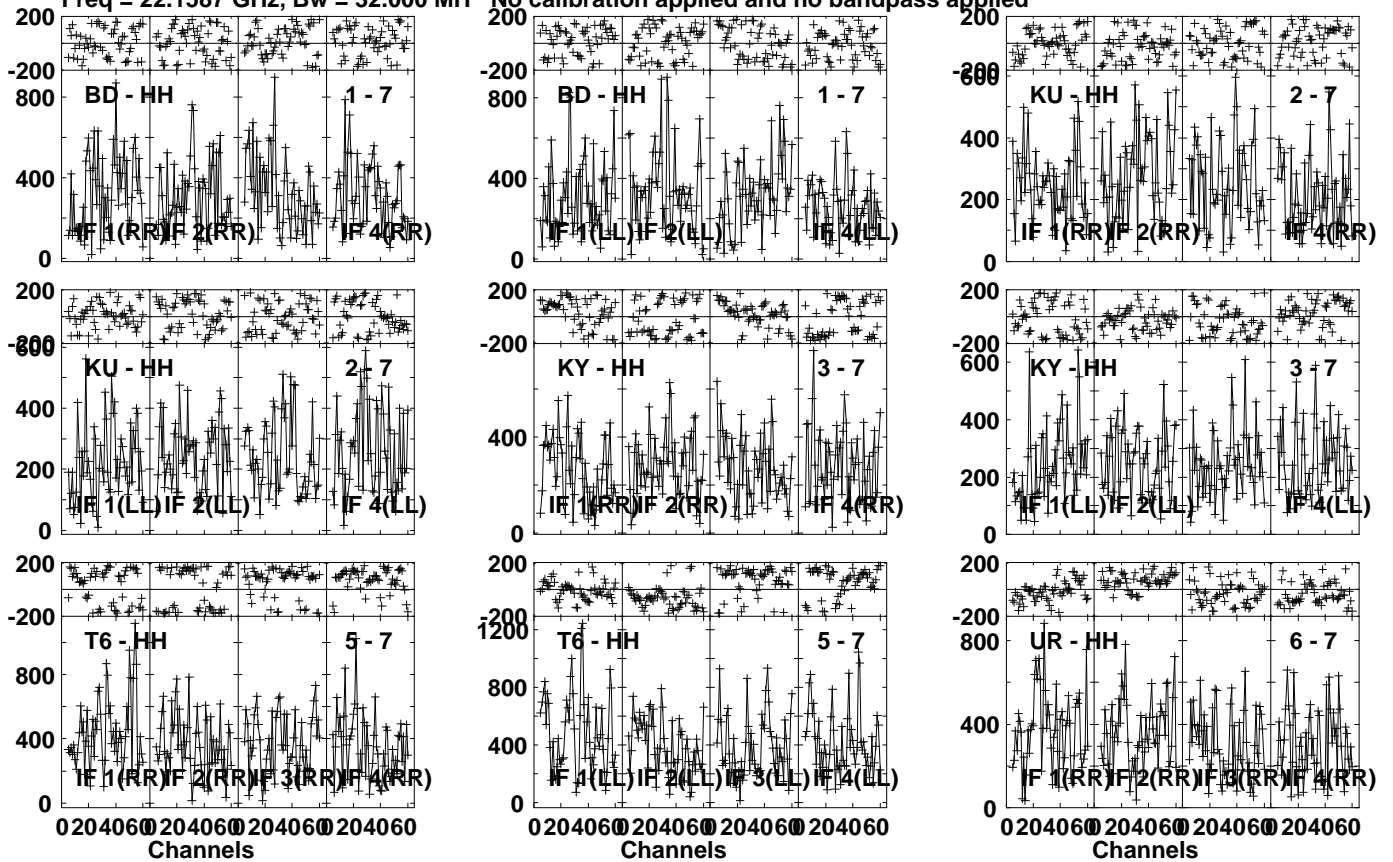
Lower frame: Micro Ampl Jy Top frame: Phas deg
Vector averaged cross-power spectrum Several baselines displayed
Timerange: 00/23:16:11 to 00/23:18:10

Plot file version 89 created 04-JUN-2021 15:27:20

J1625-2527 EB084 1.UVDATA.1

Freq = 22.1587 GHz, Bw = 32.000 MH

No calibration applied and no bandpass applied

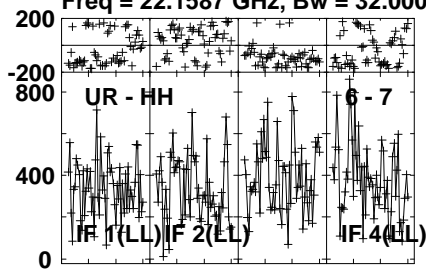


Lower frame: Micro Ampl Jy Top frame: Phas deg
Vector averaged cross-power spectrum Several baselines displayed
Timerange: 00/23:18:11 to 00/23:19:09

Plot file version 90 created 04-JUN-2021 15:27:20

J1625-2527 EB084 1.UVDATA.1

Freq = 22.1587 GHz, Bw = 32.000 MH No calibration applied and no bandpass applied



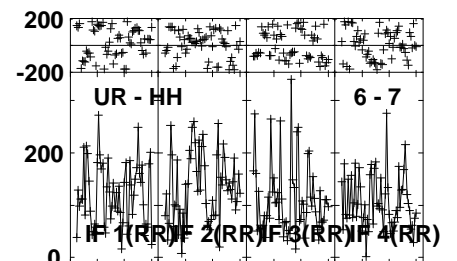
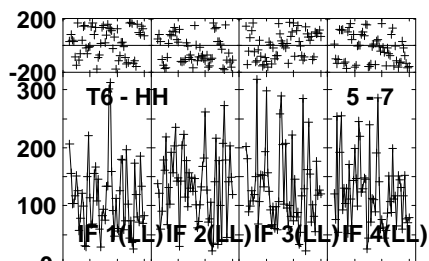
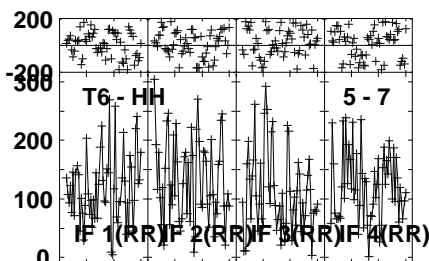
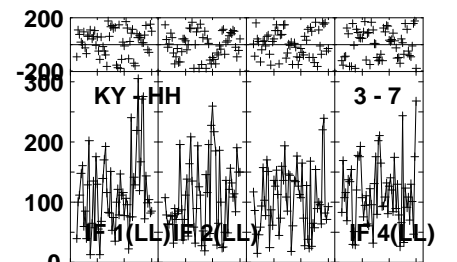
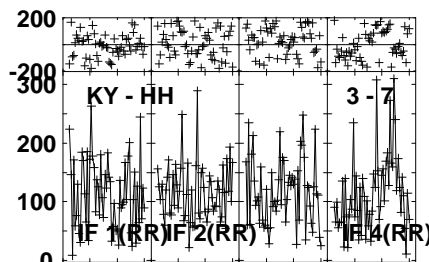
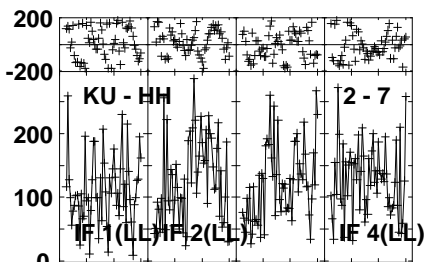
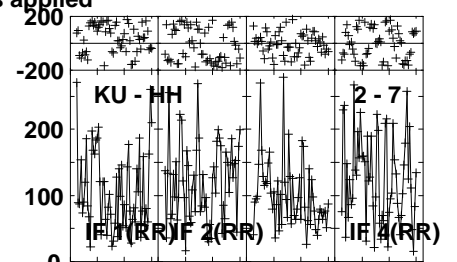
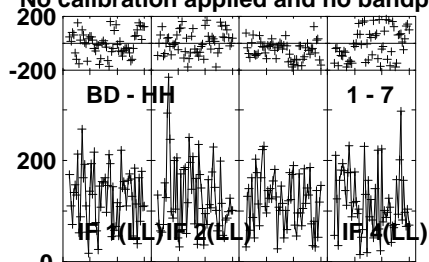
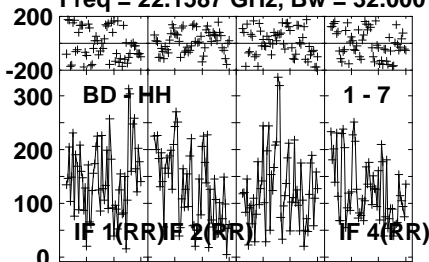
Lower frame: Micro Ampl Jy Top frame: Phas deg
Vector averaged cross-power spectrum Several baselines displayed
Timerange: 00/23:18:11 to 00/23:19:09

Plot file version 91 created 04-JUN-2021 15:27:20

I16293 EB084 1.UVDATA.1

Freq = 22.1587 GHz, Bw = 32.000 MH

No calibration applied and no bandpass applied

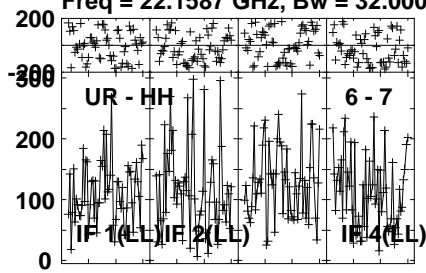


Lower frame: Micro Ampl Jy Top frame: Phas deg
Vector averaged cross-power spectrum Several baselines displayed
Timerange: 00/23:19:11 to 00/23:21:09

Plot file version 92 created 04-JUN-2021 15:27:20

I16293 EB084 1.UVDATA.1

Freq = 22.1587 GHz, Bw = 32.000 MH No calibration applied and no bandpass applied



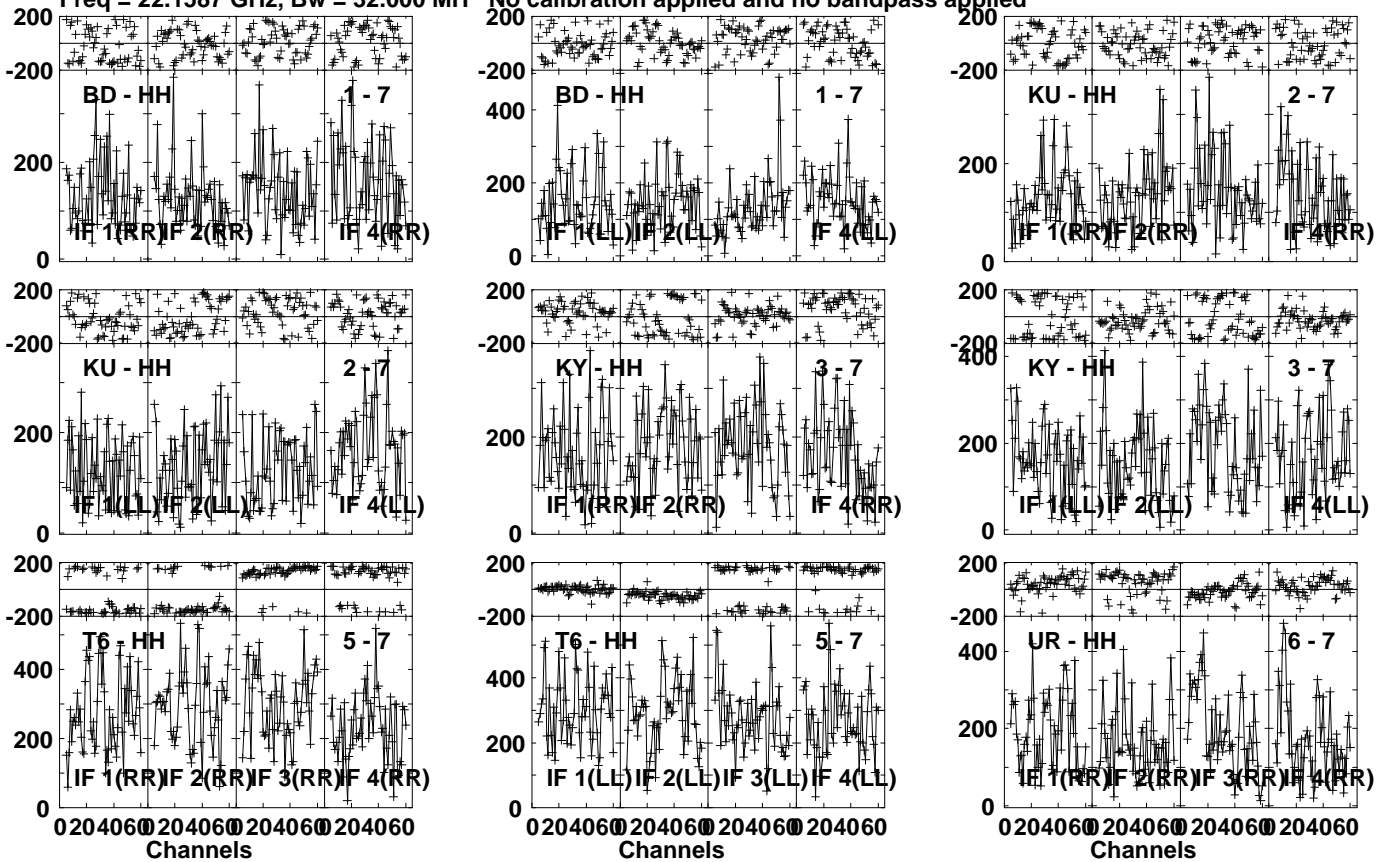
Lower frame: Micro Ampl Jy Top frame: Phas deg
Vector averaged cross-power spectrum Several baselines displayed
Timerange: 00/23:19:11 to 00/23:21:09

Plot file version 93 created 04-JUN-2021 15:27:20

J1625-2527 EB084 1.UVDATA.1

Freq = 22.1587 GHz, Bw = 32.000 MH

No calibration applied and no bandpass applied

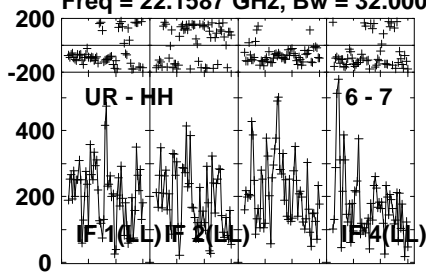


Lower frame: Micro Ampl Jy Top frame: Phas deg
Vector averaged cross-power spectrum Several baselines displayed
Timerange: 00/23:21:51 to 00/23:22:50

Plot file version 94 created 04-JUN-2021 15:27:20

J1625-2527 EB084 1.UVDATA.1

Freq = 22.1587 GHz, Bw = 32.000 MH No calibration applied and no bandpass applied



Lower frame: Micro Ampl Jy Top frame: Phas deg

Vector averaged cross-power spectrum Several baselines displayed

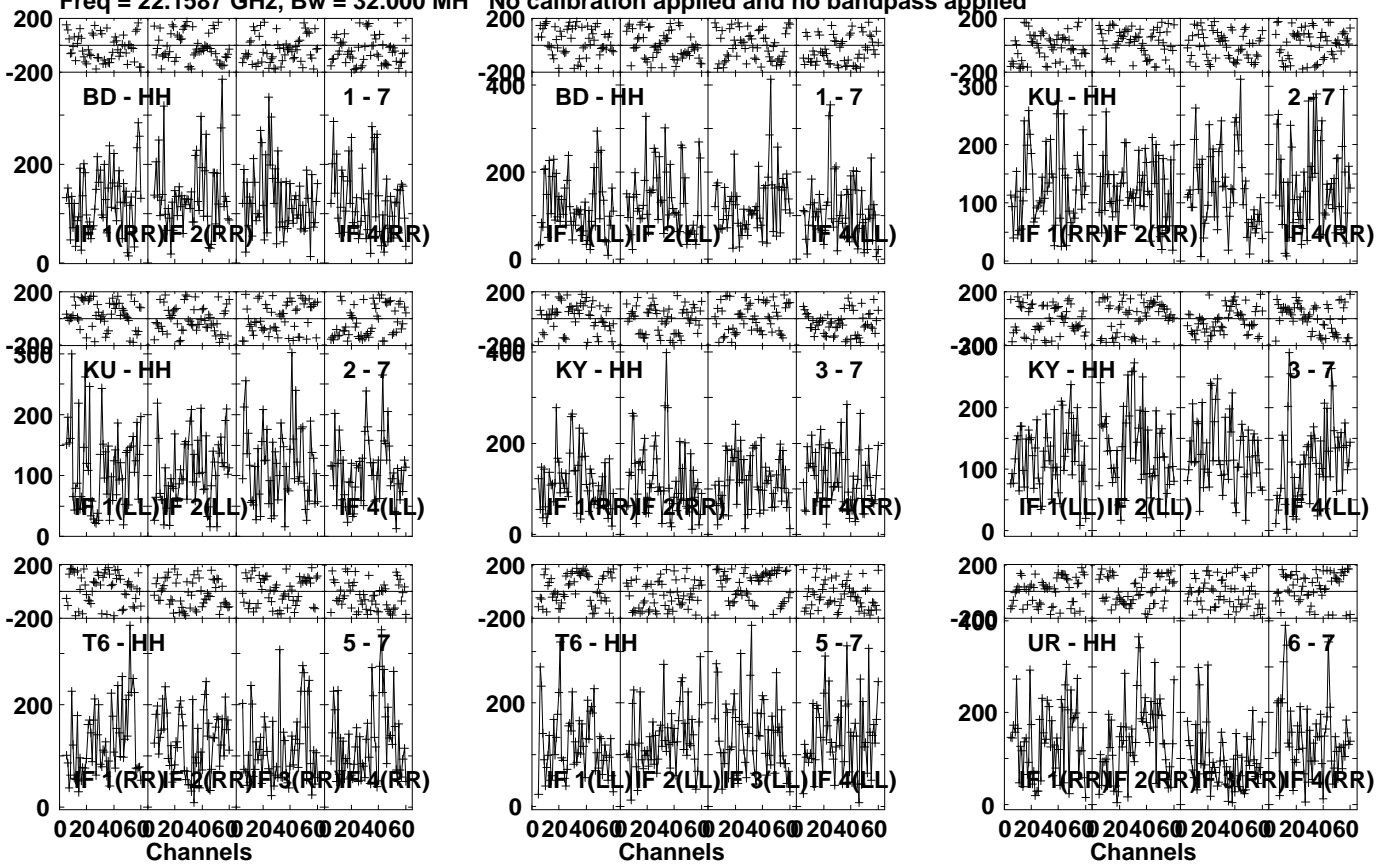
Timerange: 00/23:21:51 to 00/23:22:50

Plot file version 95 created 04-JUN-2021 15:27:20

I16293 EB084 1.UVDATA.1

Freq = 22.1587 GHz, Bw = 32.000 MH

No calibration applied and no bandpass applied

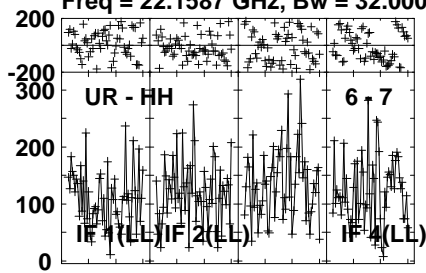


Lower frame: Micro Ampl Jy Top frame: Phas deg
Vector averaged cross-power spectrum Several baselines displayed
Timerange: 00/23:22:51 to 00/23:24:49

Plot file version 96 created 04-JUN-2021 15:27:20

I16293 EB084 1.UVDATA.1

Freq = 22.1587 GHz, Bw = 32.000 MH No calibration applied and no bandpass applied



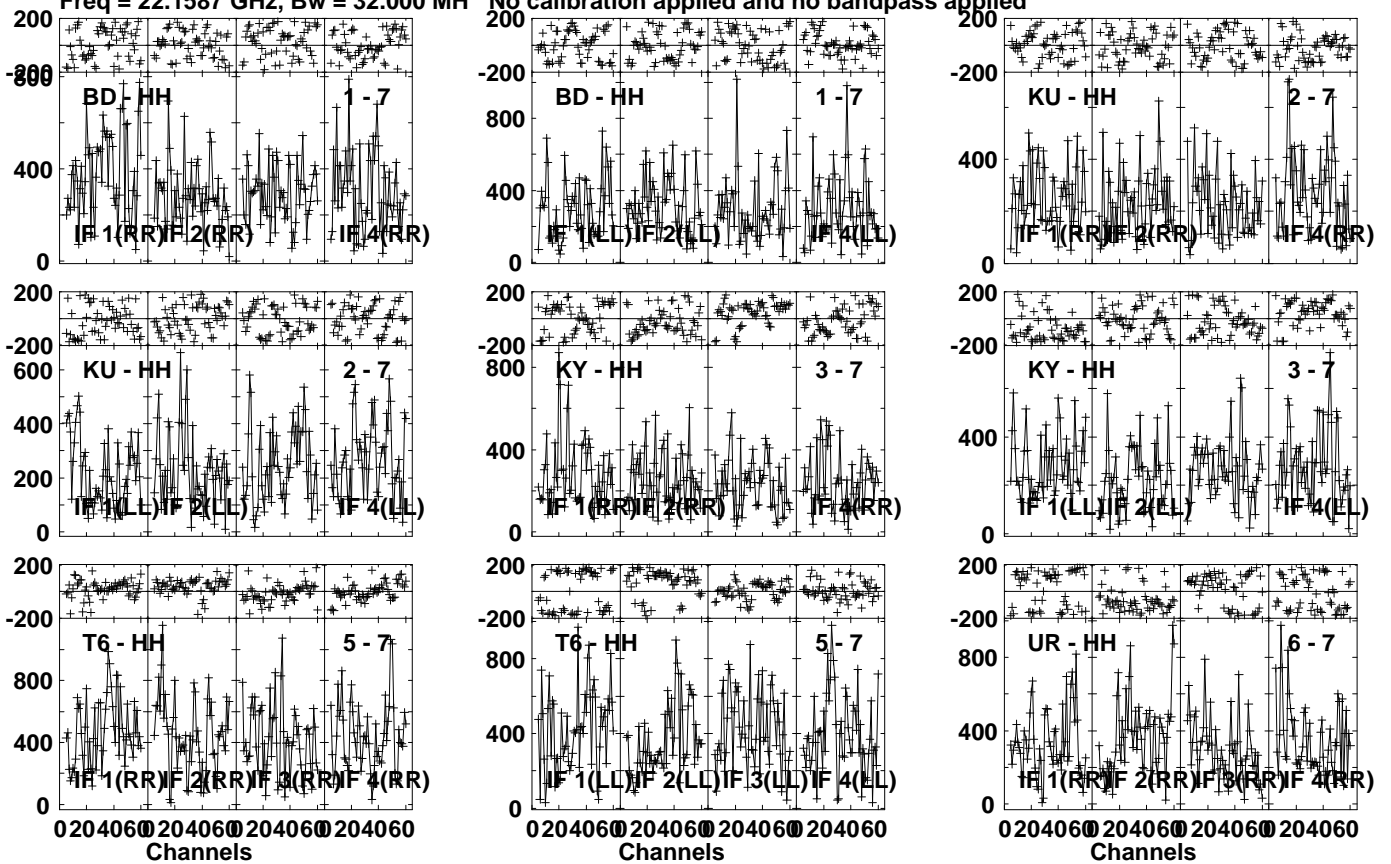
Lower frame: Micro Ampl Jy Top frame: Phas deg
Vector averaged cross-power spectrum Several baselines displayed
Timerange: 00/23:22:51 to 00/23:24:49

Plot file version 97 created 04-JUN-2021 15:27:20

J1625-2527 EB084 1.UVDATA.1

Freq = 22.1587 GHz, Bw = 32.000 MH

No calibration applied and no bandpass applied

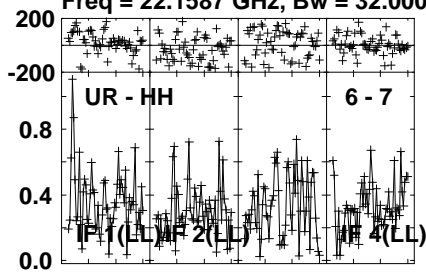


Lower frame: Micro Ampl Jy Top frame: Phas deg
Vector averaged cross-power spectrum Several baselines displayed
Timerange: 00/23:24:51 to 00/23:25:49

Plot file version 98 created 04-JUN-2021 15:27:21

J1625-2527 EB084 1.UVDATA.1

Freq = 22.1587 GHz, Bw = 32.000 MH No calibration applied and no bandpass applied



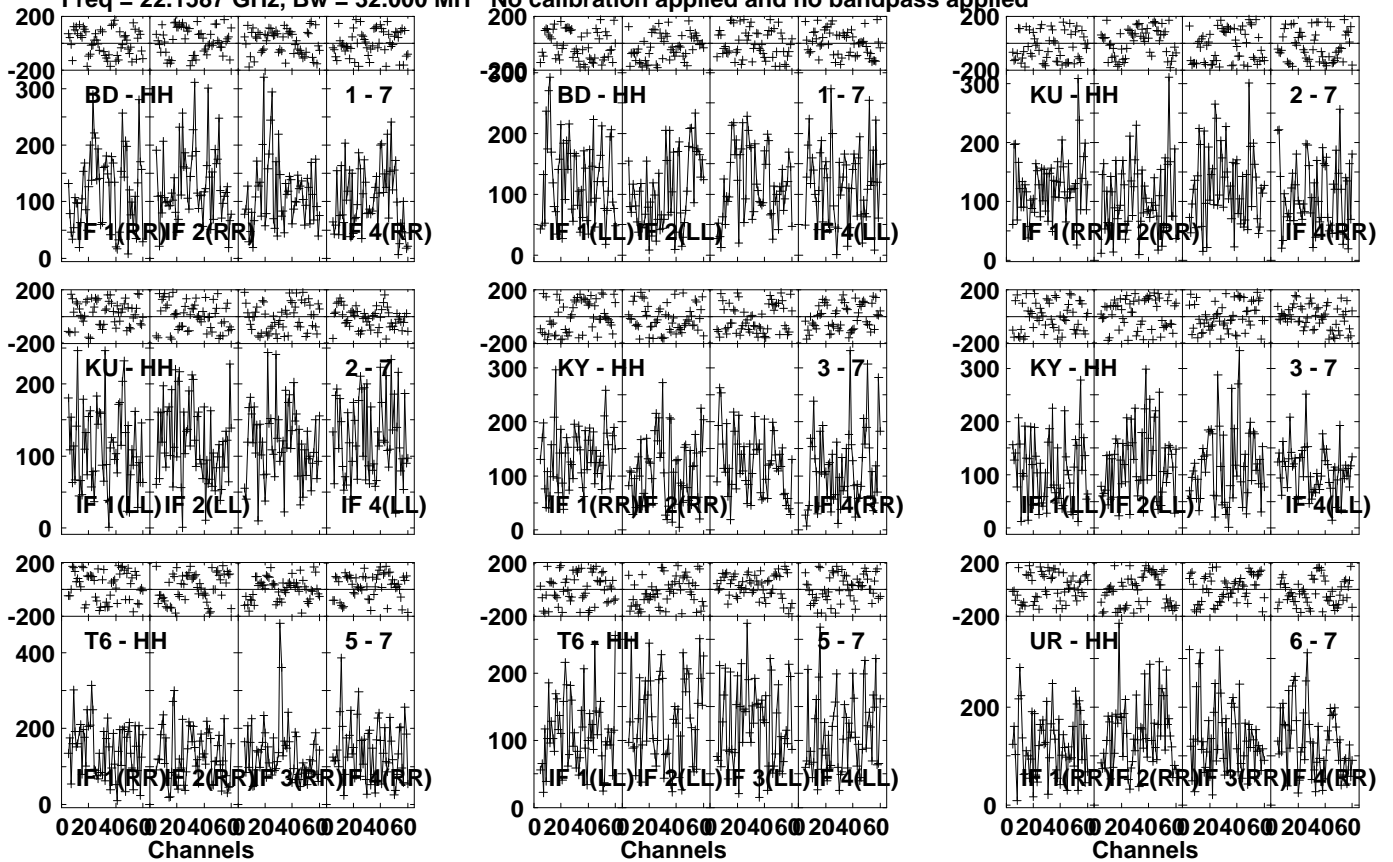
Lower frame: Milli Ampl Jy Top frame: Phas deg
Vector averaged cross-power spectrum Several baselines displayed
Timerange: 00/23:24:51 to 00/23:25:49

Plot file version 99 created 04-JUN-2021 15:27:21

I16293 EB084 1.UVDATA.1

Freq = 22.1587 GHz, Bw = 32.000 MH

No calibration applied and no bandpass applied

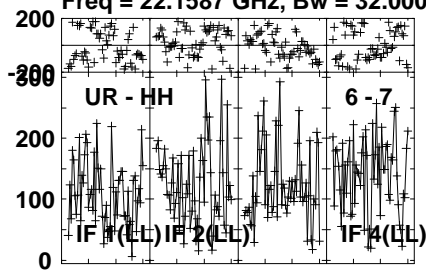


Lower frame: Micro Ampl Jy Top frame: Phas deg
Vector averaged cross-power spectrum Several baselines displayed
Timerange: 00/23:25:51 to 00/23:27:49

Plot file version 100 created 04-JUN-2021 15:27:21

I16293 EB084 1.UVDATA.1

Freq = 22.1587 GHz, Bw = 32.000 MH No calibration applied and no bandpass applied



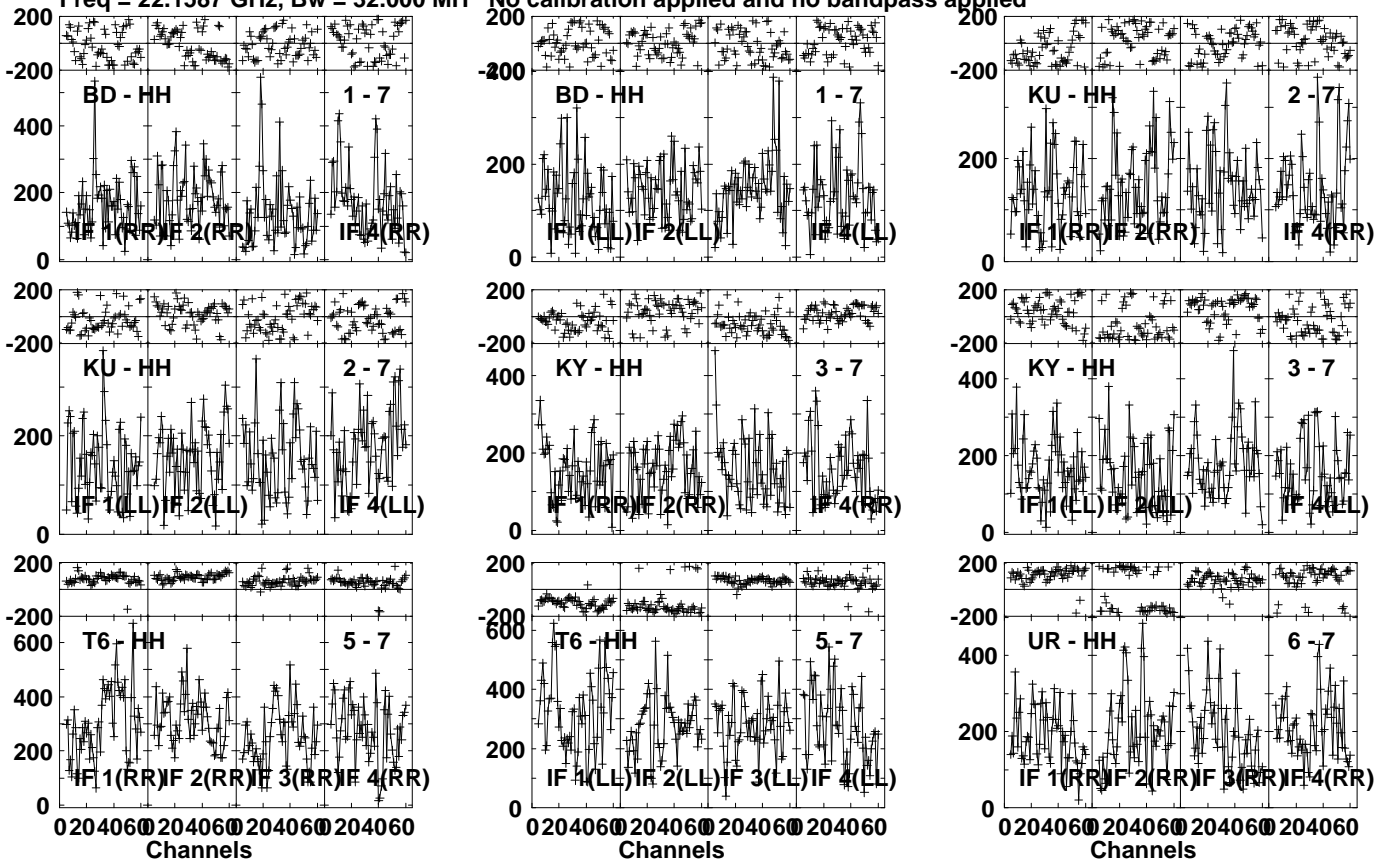
Lower frame: Micro Ampl Jy Top frame: Phas deg
Vector averaged cross-power spectrum Several baselines displayed
Timerange: 00/23:25:51 to 00/23:27:49

Plot file version 101 created 04-JUN-2021 15:27:21

J1625-2527 EB084 1.UVDATA.1

Freq = 22.1587 GHz, Bw = 32.000 MH

No calibration applied and no bandpass applied



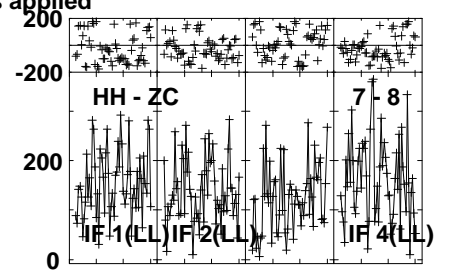
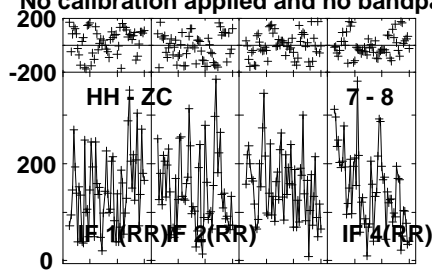
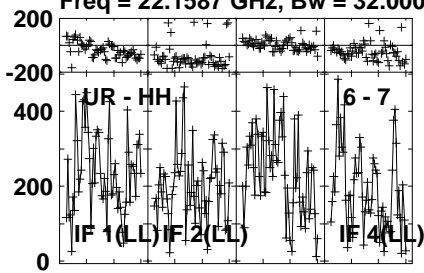
Lower frame: Micro Ampl Jy Top frame: Phas deg
Vector averaged cross-power spectrum Several baselines displayed
Timerange: 00/23:28:31 to 00/23:29:29

Plot file version 102 created 04-JUN-2021 15:27:21

J1625-2527 EB084 1.UVDATA.1

Freq = 22.1587 GHz, Bw = 32.000 MH

No calibration applied and no bandpass applied



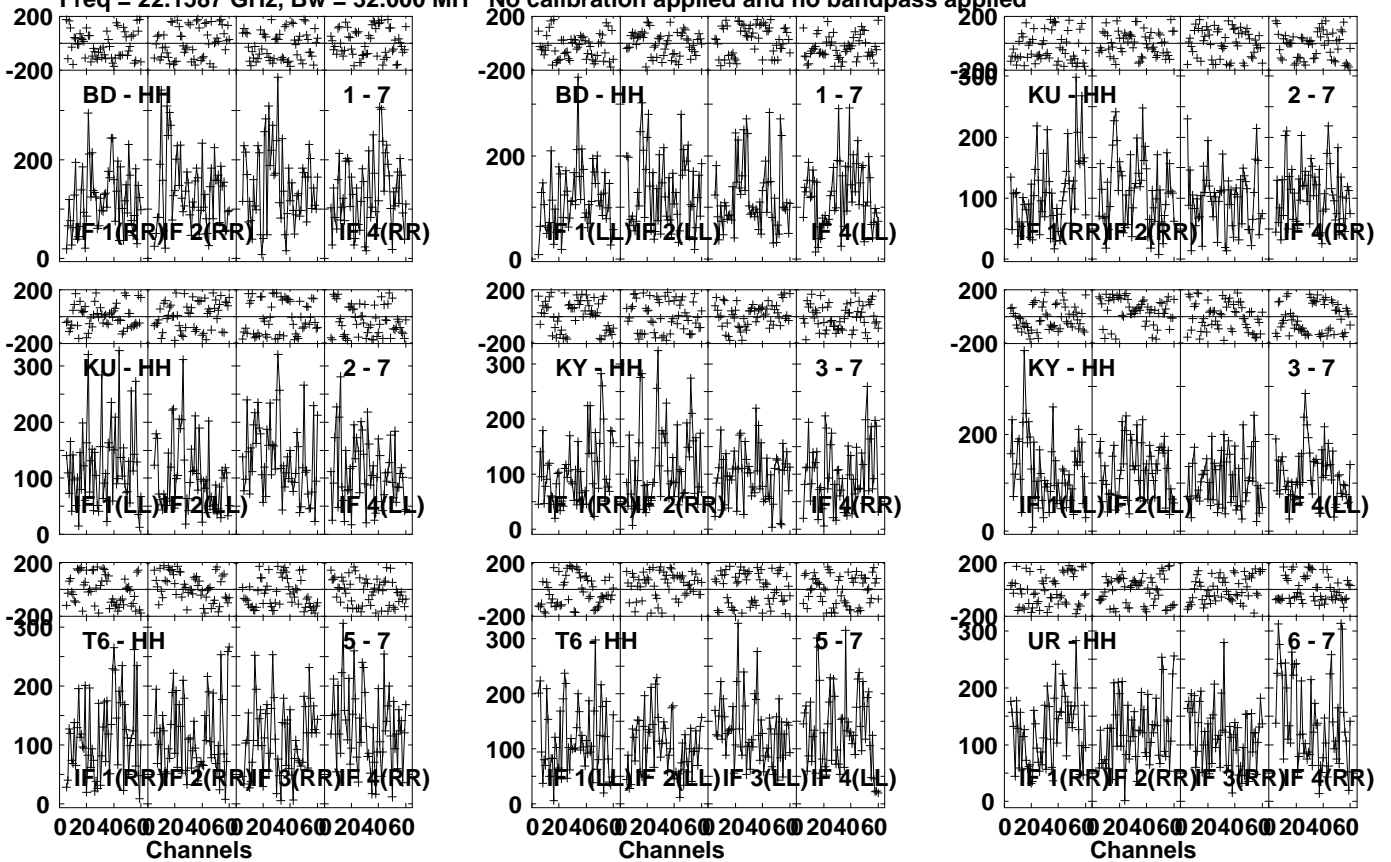
Lower frame: Micro Ampl Jy Top frame: Phas deg
Vector averaged cross-power spectrum Several baselines displayed
Timerange: 00/23:28:31 to 00/23:29:29

Plot file version 103 created 04-JUN-2021 15:27:21

I16293 EB084 1.UVDATA.1

Freq = 22.1587 GHz, Bw = 32.000 MH

No calibration applied and no bandpass applied



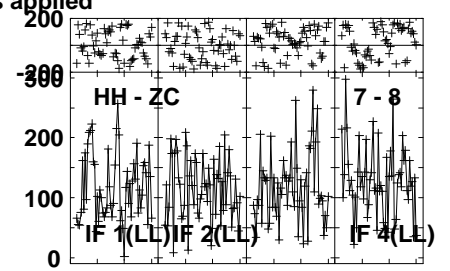
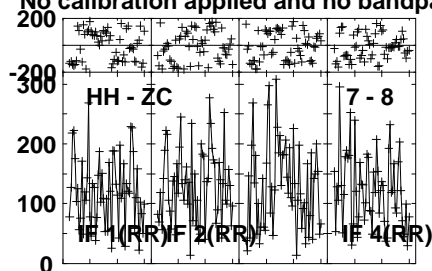
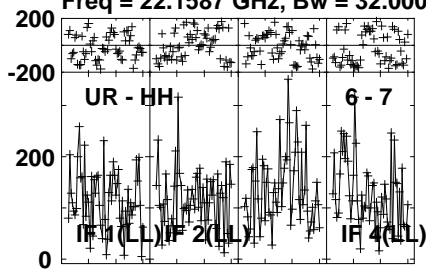
Lower frame: Micro Ampl Jy Top frame: Phas deg
Vector averaged cross-power spectrum Several baselines displayed
Timerange: 00/23:29:31 to 00/23:31:29

Plot file version 104 created 04-JUN-2021 15:27:21

I16293 EB084 1.UVDATA.1

Freq = 22.1587 GHz, Bw = 32.000 MH

No calibration applied and no bandpass applied



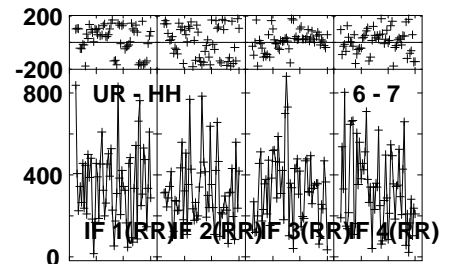
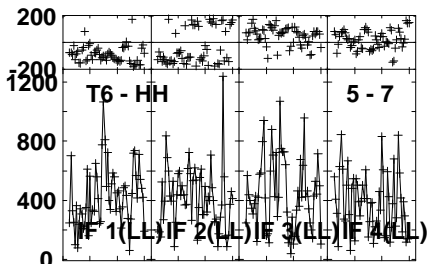
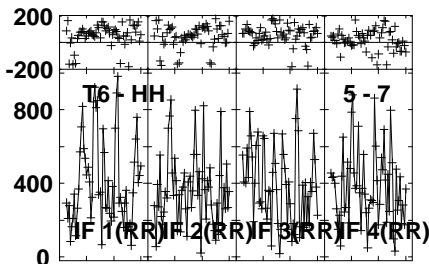
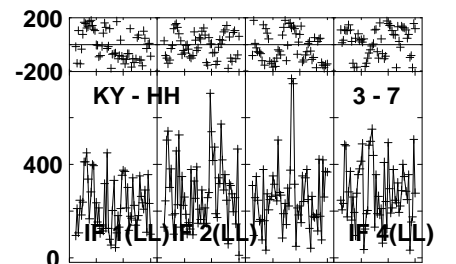
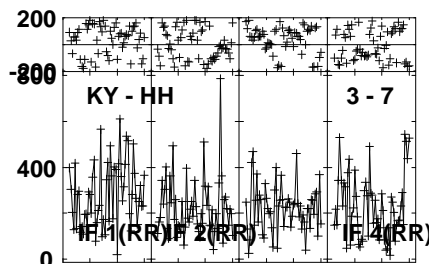
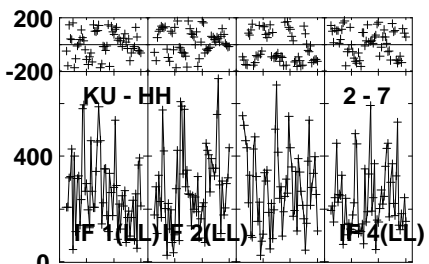
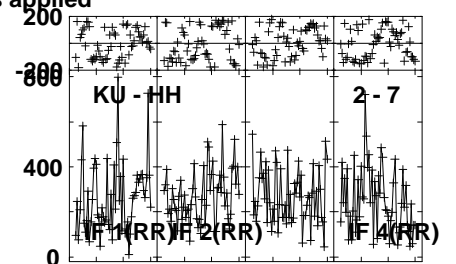
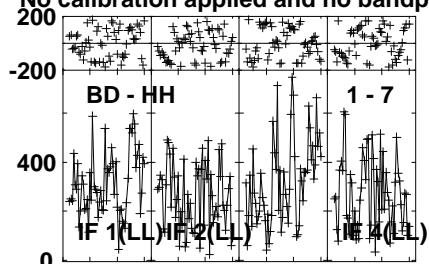
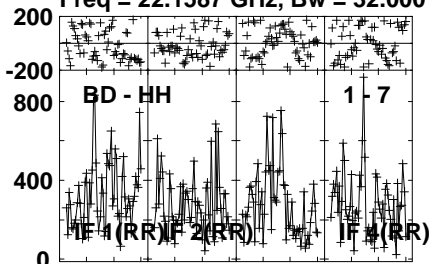
Lower frame: Micro Ampl Jy Top frame: Phas deg
Vector averaged cross-power spectrum Several baselines displayed
Timerange: 00/23:29:31 to 00/23:31:29

Plot file version 105 created 04-JUN-2021 15:27:21

J1625-2527 EB084 1.UVDATA.1

Freq = 22.1587 GHz, Bw = 32.000 MH

No calibration applied and no bandpass applied



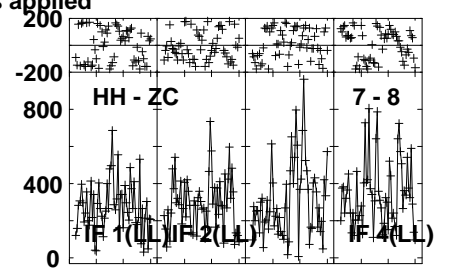
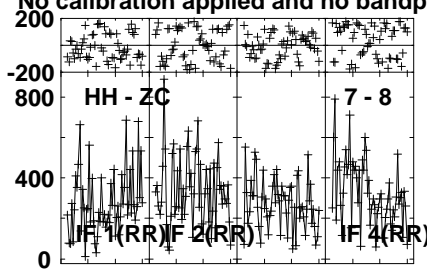
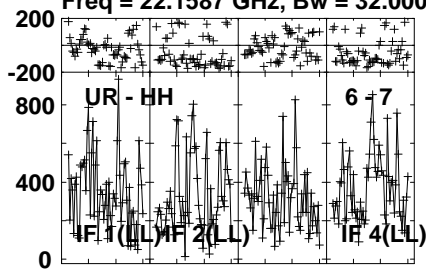
Lower frame: Micro Ampl Jy Top frame: Phas deg
Vector averaged cross-power spectrum Several baselines displayed
Timerange: 00/23:31:30 to 00/23:32:29

Plot file version 106 created 04-JUN-2021 15:27:21

J1625-2527 EB084 1.UVDATA.1

Freq = 22.1587 GHz, Bw = 32.000 MH

No calibration applied and no bandpass applied



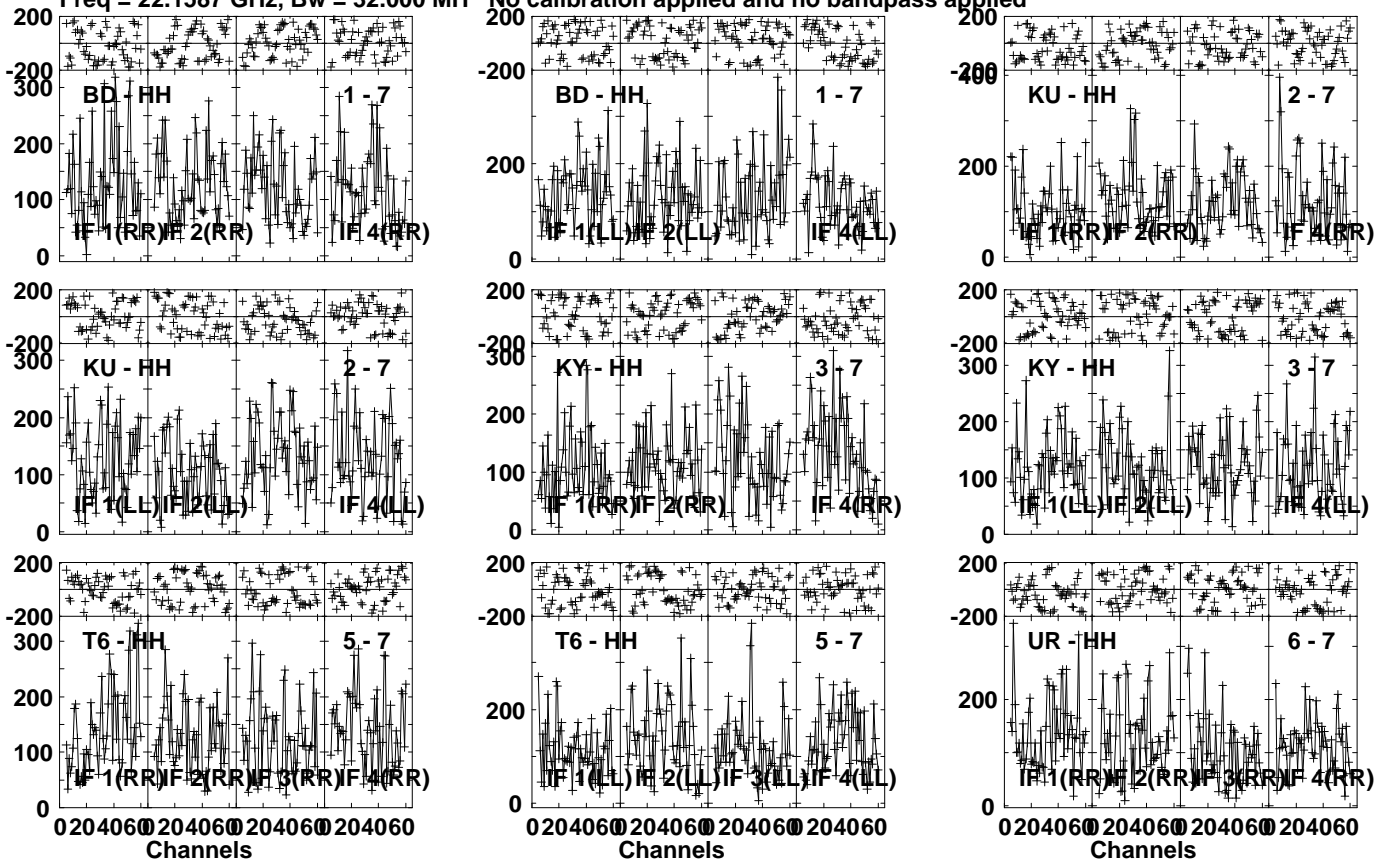
Lower frame: Micro Ampl Jy Top frame: Phas deg
Vector averaged cross-power spectrum Several baselines displayed
Timerange: 00/23:31:30 to 00/23:32:29

Plot file version 107 created 04-JUN-2021 15:27:21

I16293 EB084 1.UVDATA.1

Freq = 22.1587 GHz, Bw = 32.000 MH

No calibration applied and no bandpass applied



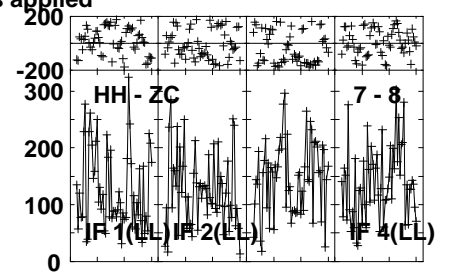
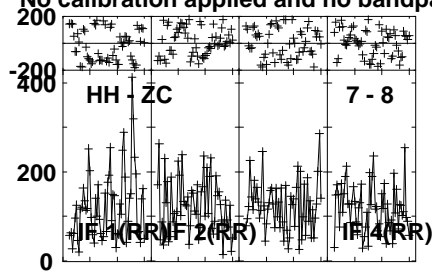
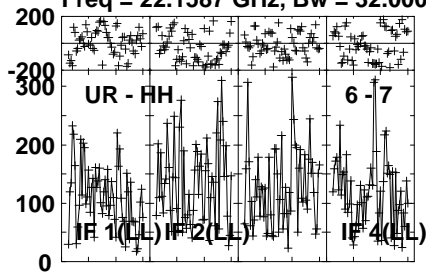
Lower frame: Micro Ampl Jy Top frame: Phas deg
Vector averaged cross-power spectrum Several baselines displayed
Timerange: 00/23:32:30 to 00/23:34:29

Plot file version 108 created 04-JUN-2021 15:27:21

I16293 EB084 1.UVDATA.1

Freq = 22.1587 GHz, Bw = 32.000 MH

No calibration applied and no bandpass applied



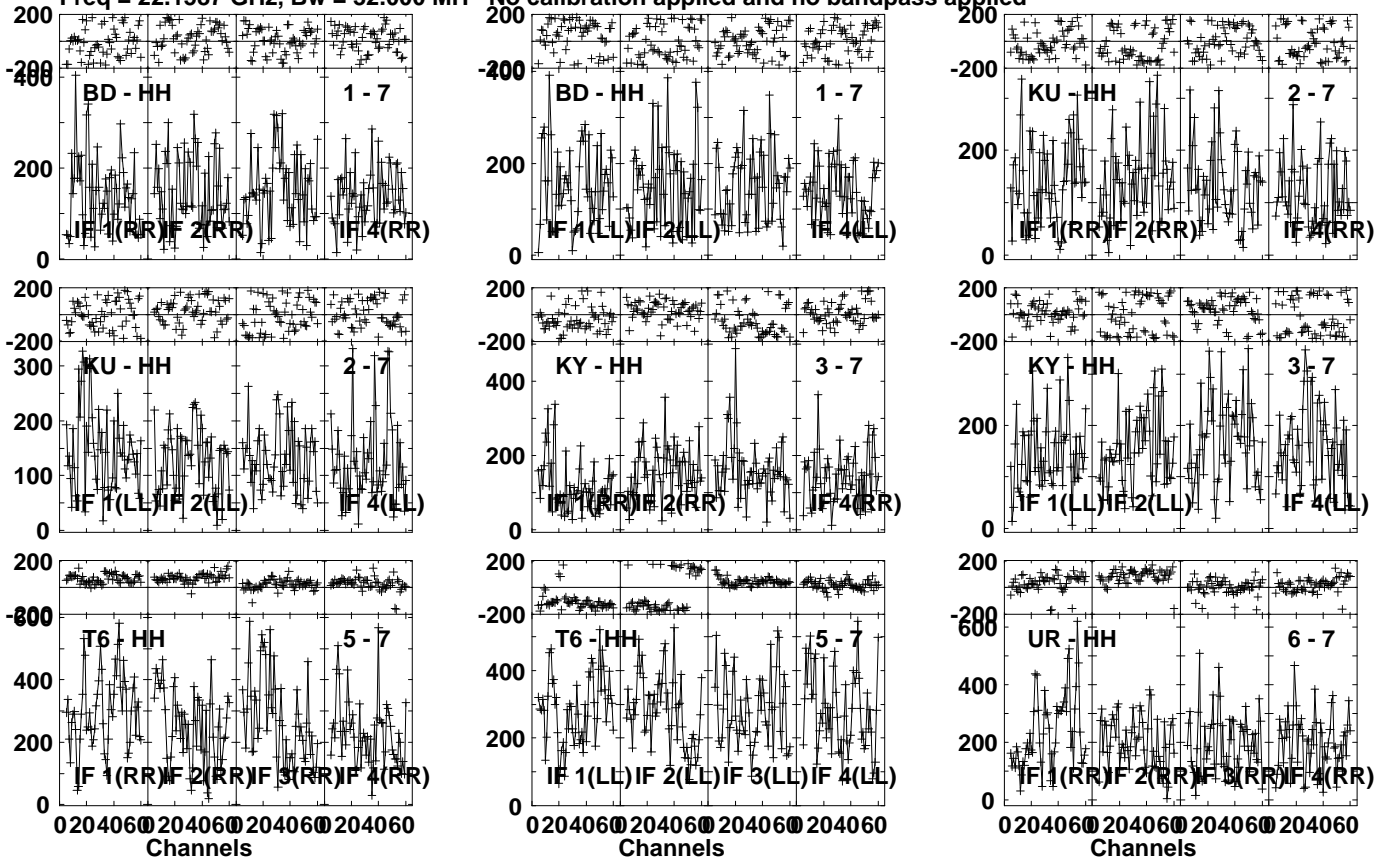
Lower frame: Micro Ampl Jy Top frame: Phas deg
Vector averaged cross-power spectrum Several baselines displayed
Timerange: 00/23:32:30 to 00/23:34:29

Plot file version 109 created 04-JUN-2021 15:27:21

J1625-2527 EB084 1.UVDATA.1

Freq = 22.1587 GHz, Bw = 32.000 MH

No calibration applied and no bandpass applied



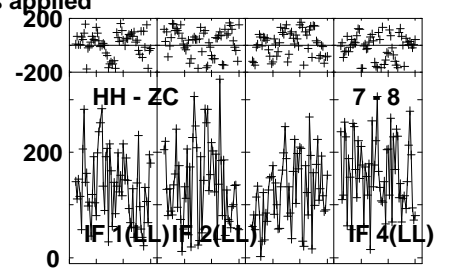
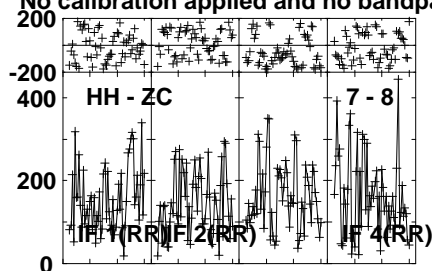
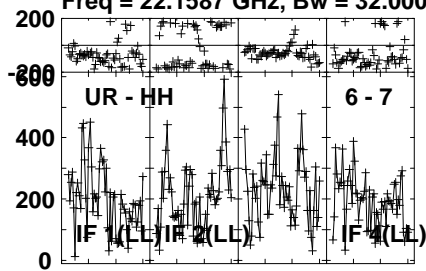
Lower frame: Micro Ampl Jy Top frame: Phas deg
Vector averaged cross-power spectrum Several baselines displayed
Timerange: 00/23:35:11 to 00/23:36:09

Plot file version 110 created 04-JUN-2021 15:27:22

J1625-2527 EB084 1.UVDATA.1

Freq = 22.1587 GHz, Bw = 32.000 MH

No calibration applied and no bandpass applied



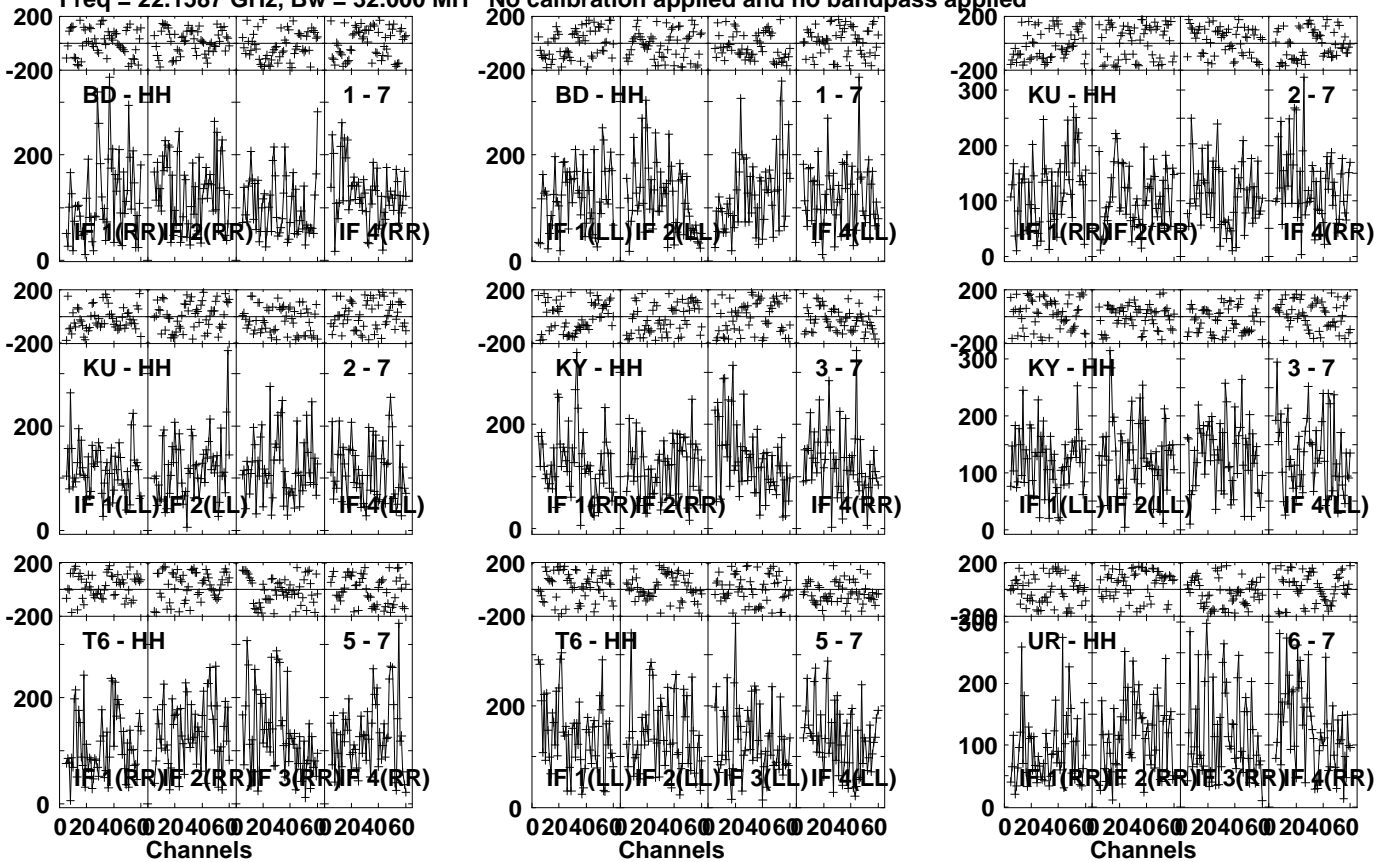
Lower frame: Micro Ampl Jy Top frame: Phas deg
Vector averaged cross-power spectrum Several baselines displayed
Timerange: 00/23:35:11 to 00/23:36:09

Plot file version 111 created 04-JUN-2021 15:27:22

I16293 EB084 1.UVDATA.1

Freq = 22.1587 GHz, Bw = 32.000 MH

No calibration applied and no bandpass applied



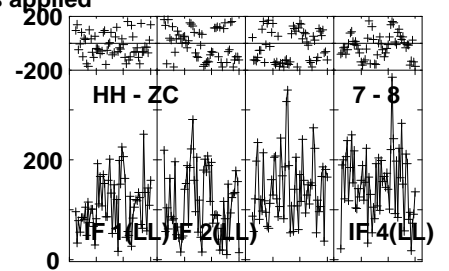
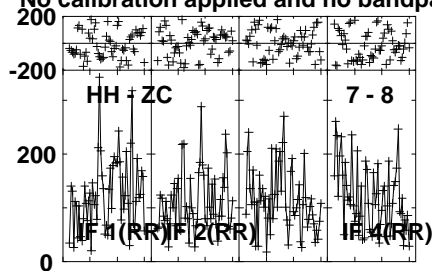
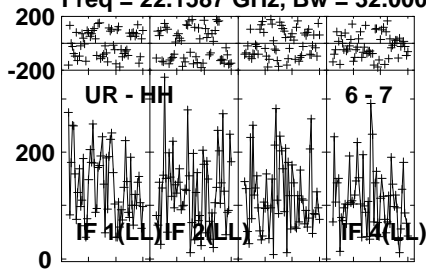
Lower frame: Micro Ampl Jy Top frame: Phas deg
Vector averaged cross-power spectrum Several baselines displayed
Timerange: 00/23:36:11 to 00/23:38:09

Plot file version 112 created 04-JUN-2021 15:27:22

I16293 EB084 1.UVDATA.1

Freq = 22.1587 GHz, Bw = 32.000 MH

No calibration applied and no bandpass applied



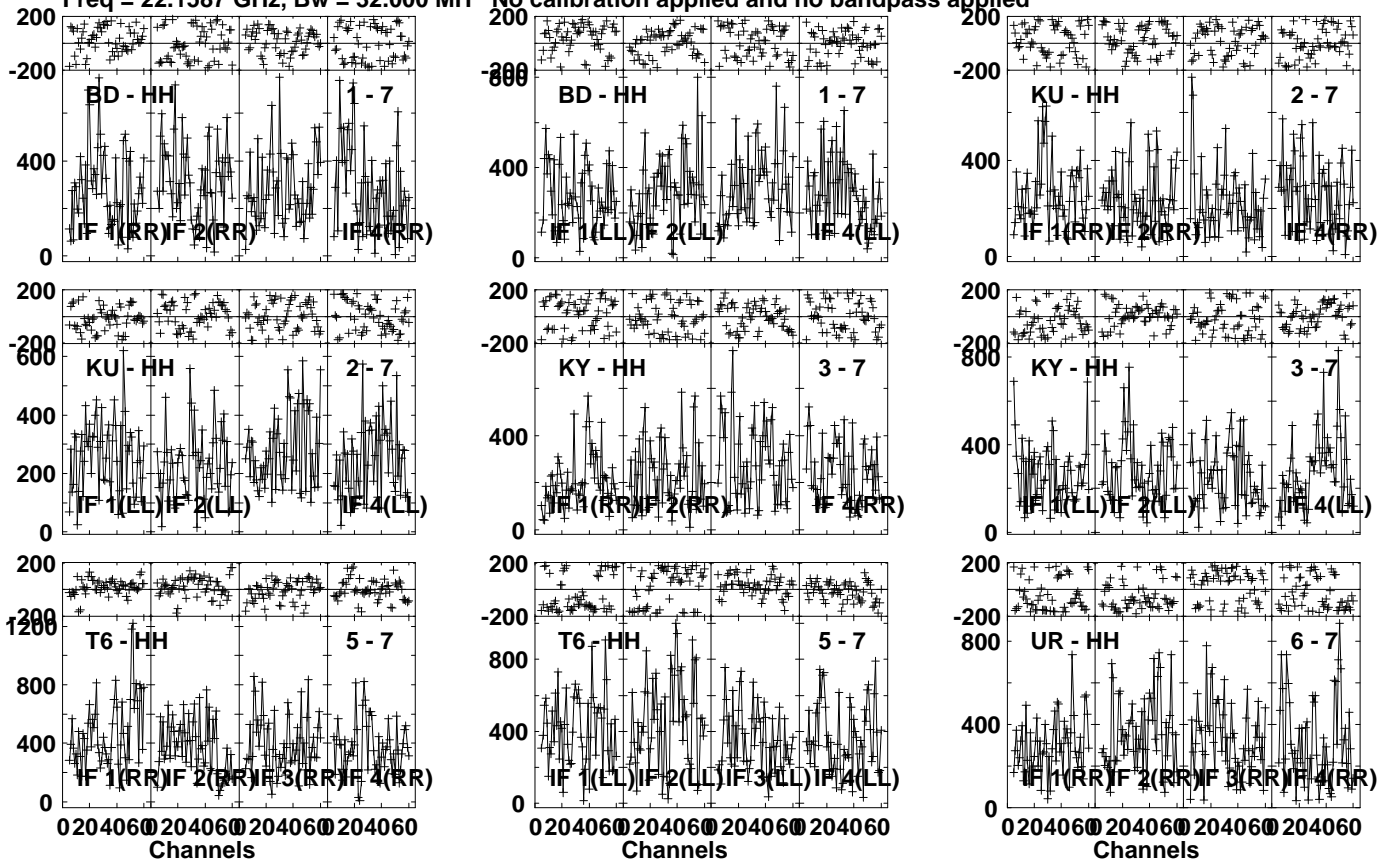
Lower frame: Micro Ampl Jy Top frame: Phas deg
Vector averaged cross-power spectrum Several baselines displayed
Timerange: 00/23:36:11 to 00/23:38:09

Plot file version 113 created 04-JUN-2021 15:27:22

J1625-2527 EB084 1.UVDATA.1

Freq = 22.1587 GHz, Bw = 32.000 MH

No calibration applied and no bandpass applied



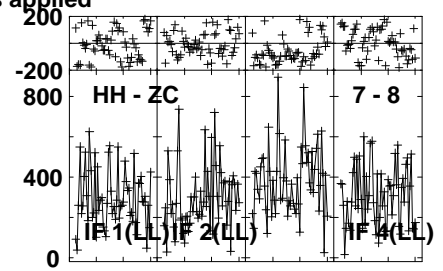
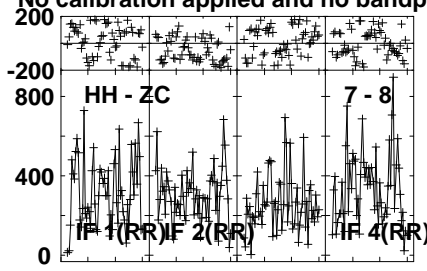
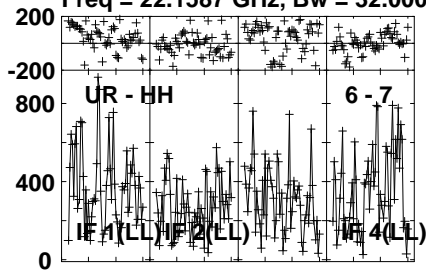
Lower frame: Micro Ampl Jy Top frame: Phas deg
Vector averaged cross-power spectrum Several baselines displayed
Timerange: 00/23:38:10 to 00/23:39:09

Plot file version 114 created 04-JUN-2021 15:27:22

J1625-2527 EB084 1.UVDATA.1

Freq = 22.1587 GHz, Bw = 32.000 MH

No calibration applied and no bandpass applied



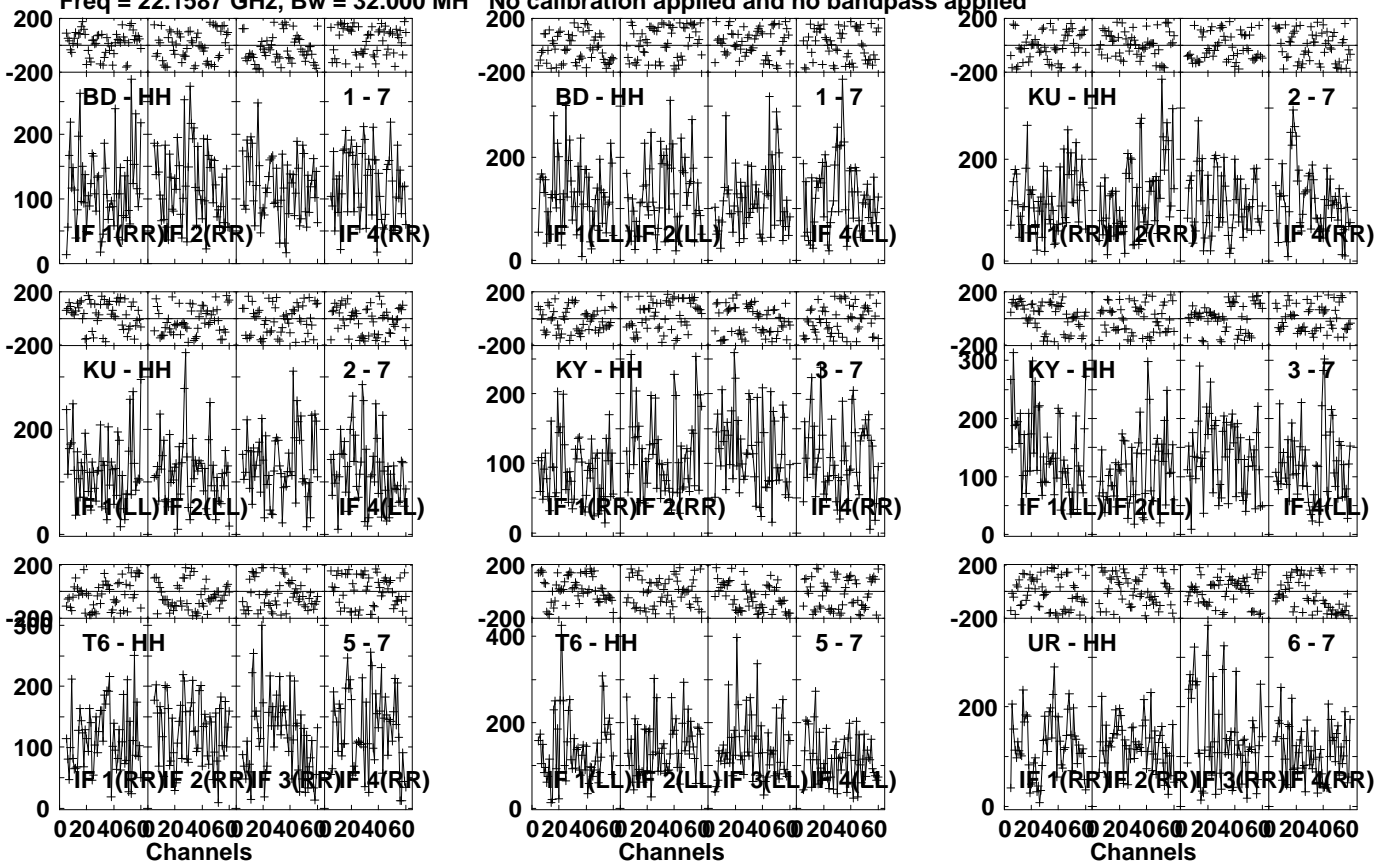
Lower frame: Micro Ampl Jy Top frame: Phas deg
Vector averaged cross-power spectrum Several baselines displayed
Timerange: 00/23:38:10 to 00/23:39:09

Plot file version 115 created 04-JUN-2021 15:27:22

I16293 EB084 1.UVDATA.1

Freq = 22.1587 GHz, Bw = 32.000 MH

No calibration applied and no bandpass applied



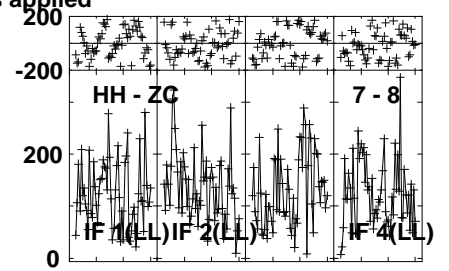
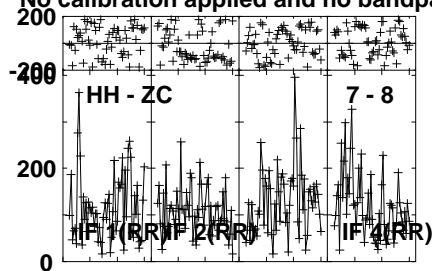
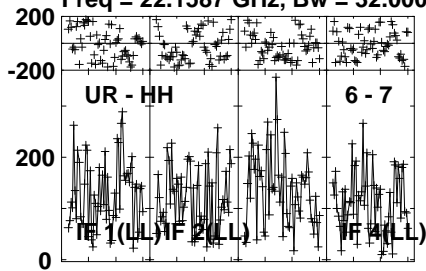
Lower frame: Micro Ampl Jy Top frame: Phas deg
Vector averaged cross-power spectrum Several baselines displayed
Timerange: 00/23:39:10 to 00/23:41:09

Plot file version 116 created 04-JUN-2021 15:27:22

I16293 EB084 1.UVDATA.1

Freq = 22.1587 GHz, Bw = 32.000 MH

No calibration applied and no bandpass applied



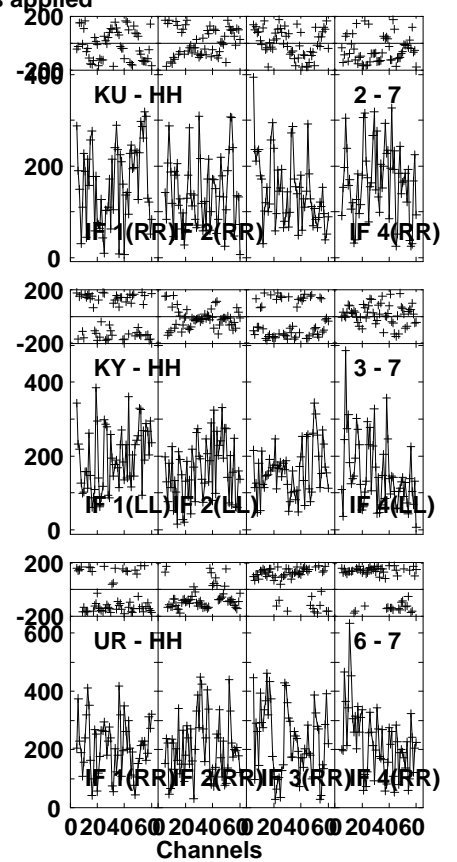
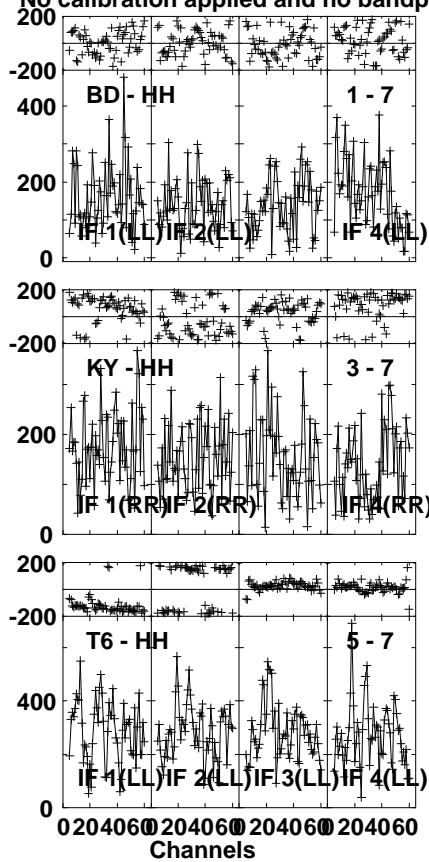
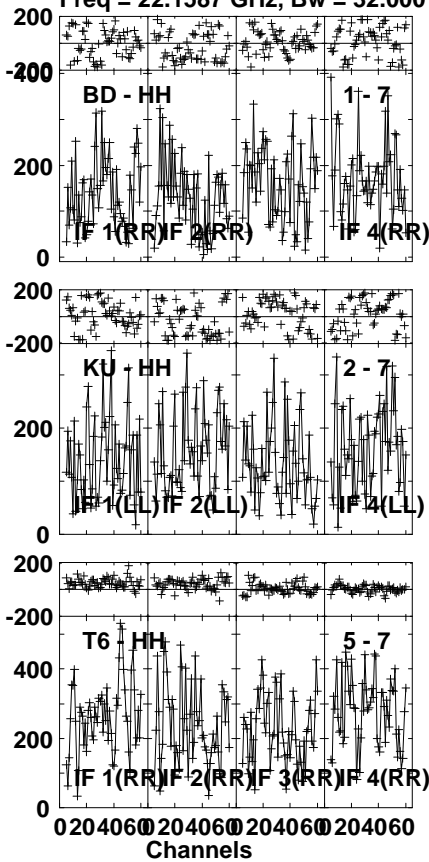
Lower frame: Micro Ampl Jy Top frame: Phas deg
Vector averaged cross-power spectrum Several baselines displayed
Timerange: 00/23:39:10 to 00/23:41:09

Plot file version 117 created 04-JUN-2021 15:27:22

J1625-2527 EB084 1.UVDATA.1

Freq = 22.1587 GHz, Bw = 32.000 MH

No calibration applied and no bandpass applied



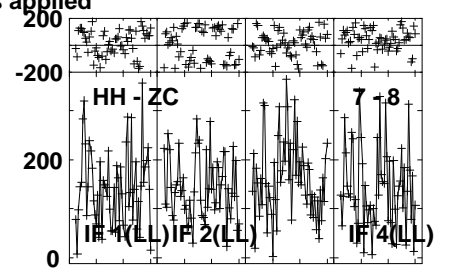
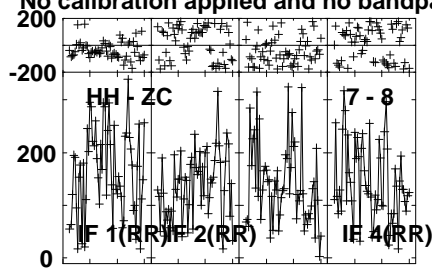
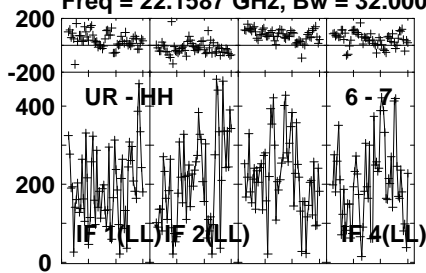
Lower frame: Micro Ampl Jy Top frame: Phas deg
Vector averaged cross-power spectrum Several baselines displayed
Timerange: 00/23:41:50 to 00/23:42:49

Plot file version 118 created 04-JUN-2021 15:27:22

J1625-2527 EB084 1.UVDATA.1

Freq = 22.1587 GHz, Bw = 32.000 MH

No calibration applied and no bandpass applied



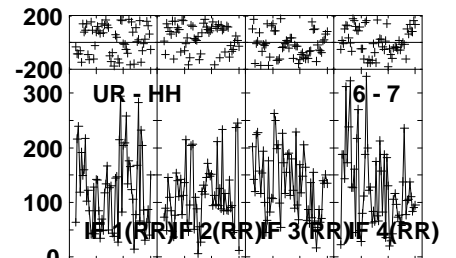
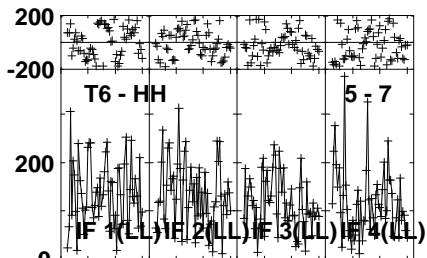
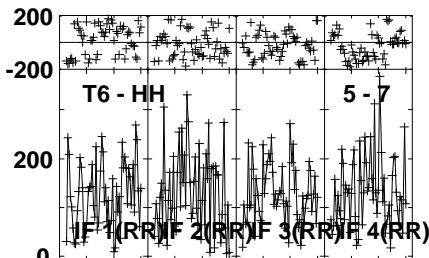
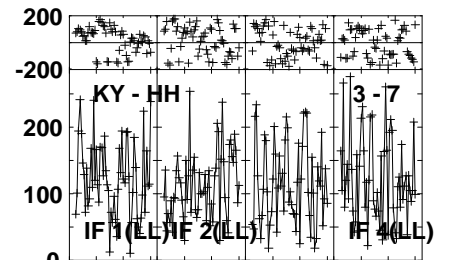
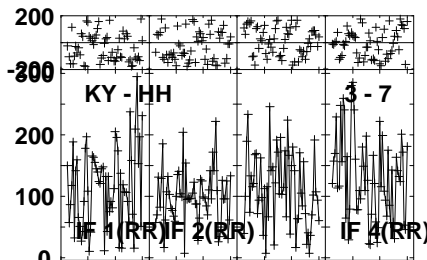
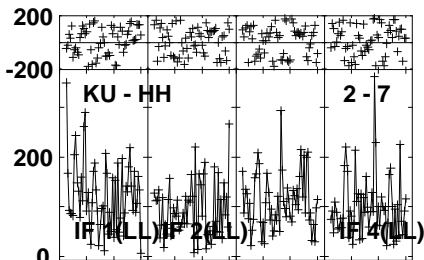
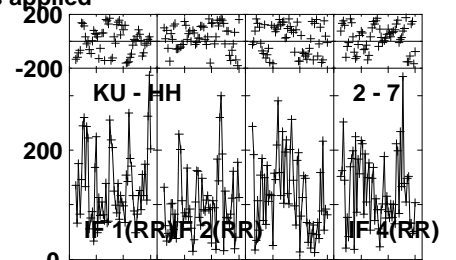
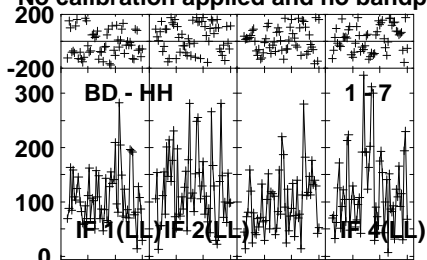
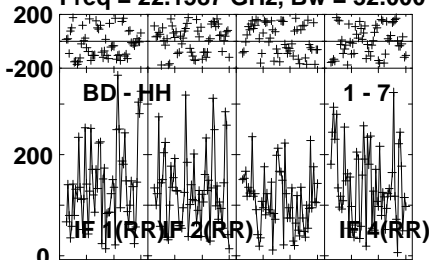
Lower frame: Micro Ampl Jy Top frame: Phas deg
Vector averaged cross-power spectrum Several baselines displayed
Timerange: 00/23:41:50 to 00/23:42:49

Plot file version 119 created 04-JUN-2021 15:27:22

I16293 EB084 1.UVDATA.1

Freq = 22.1587 GHz, Bw = 32.000 MH

No calibration applied and no bandpass applied



0204060 204060 204060 204060
Channels

0204060 204060 204060 204060
Channels

0204060 204060 204060 204060
Channels

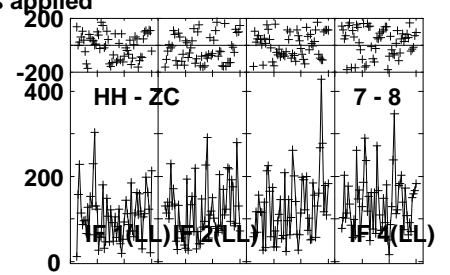
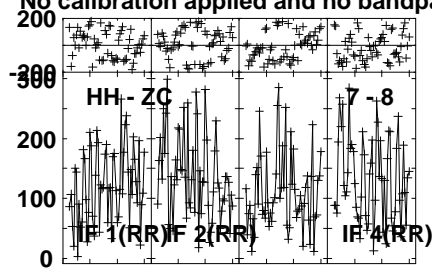
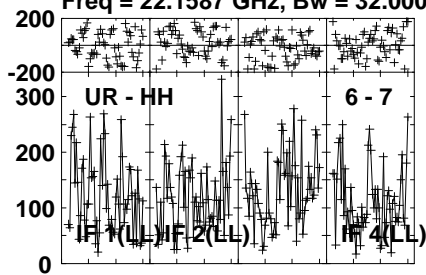
Lower frame: Micro Ampl Jy Top frame: Phas deg
Vector averaged cross-power spectrum Several baselines displayed
Timerange: 00/23:42:50 to 00/23:44:49

Plot file version 120 created 04-JUN-2021 15:27:22

I16293 EB084 1.UVDATA.1

Freq = 22.1587 GHz, Bw = 32.000 MH

No calibration applied and no bandpass applied



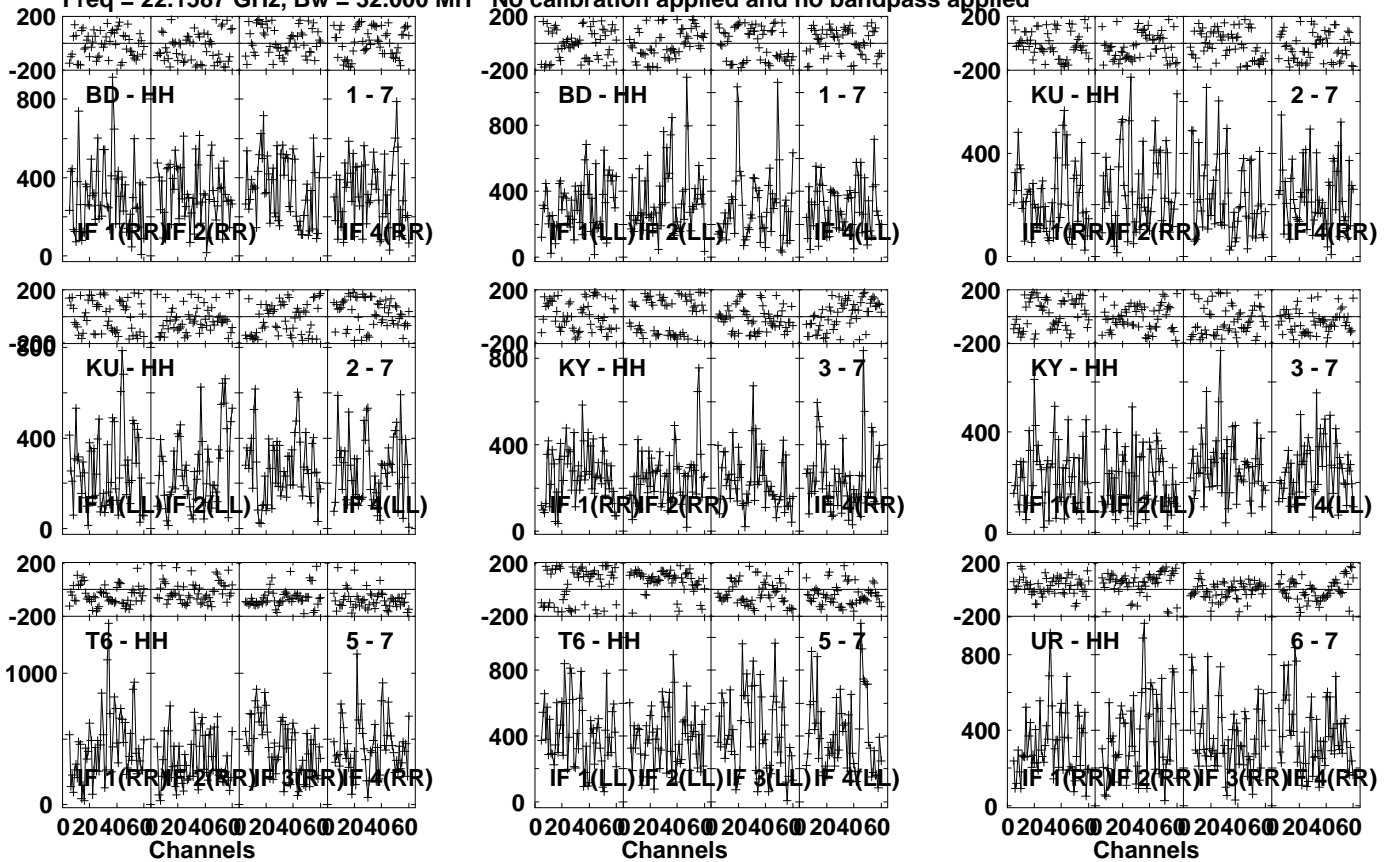
Lower frame: Micro Ampl Jy Top frame: Phas deg
Vector averaged cross-power spectrum Several baselines displayed
Timerange: 00/23:42:50 to 00/23:44:49

Plot file version 121 created 04-JUN-2021 15:27:23

J1625-2527 EB084 1.UVDATA.1

Freq = 22.1587 GHz, Bw = 32.000 MH

No calibration applied and no bandpass applied



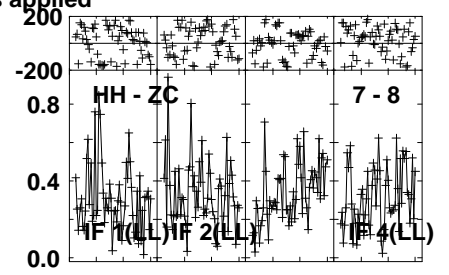
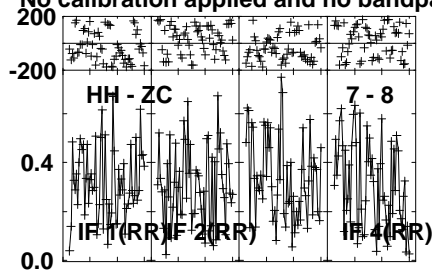
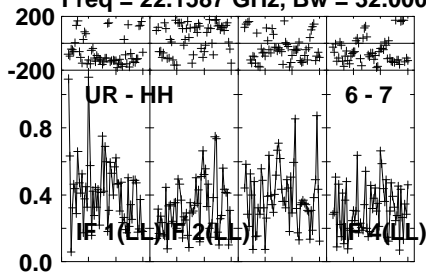
Lower frame: Micro Ampl Jy Top frame: Phas deg
Vector averaged cross-power spectrum Several baselines displayed
Timerange: 00/23:44:51 to 00/23:45:50

Plot file version 122 created 04-JUN-2021 15:27:23

J1625-2527 EB084 1.UVDATA.1

Freq = 22.1587 GHz, Bw = 32.000 MH

No calibration applied and no bandpass applied



Lower frame: Milli Ampl Jy Top frame: Phas deg

Vector averaged cross-power spectrum Several baselines displayed

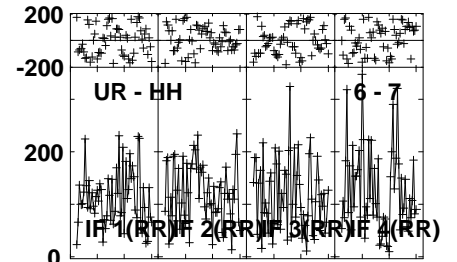
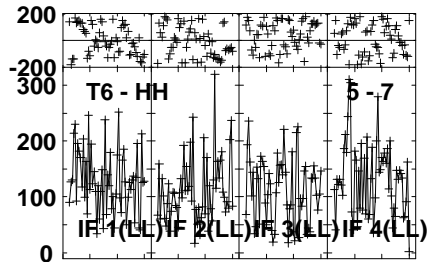
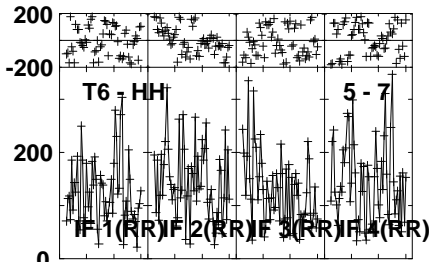
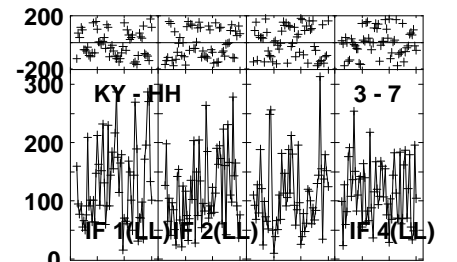
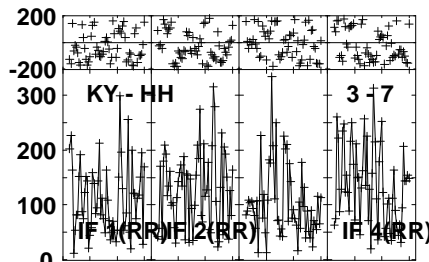
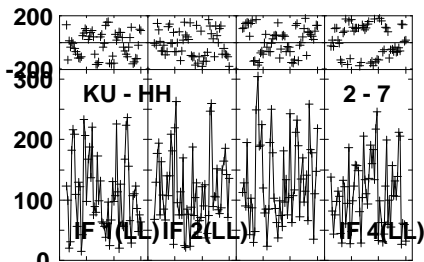
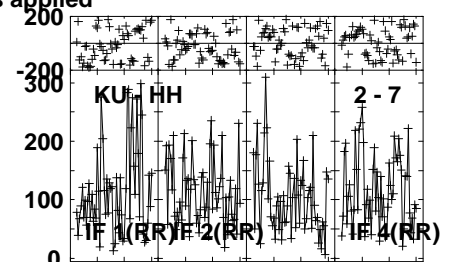
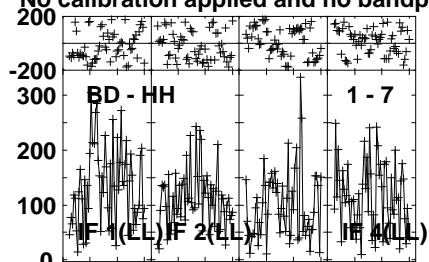
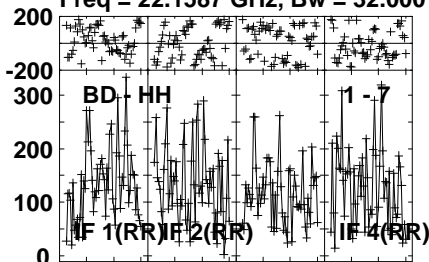
Timerange: 00/23:44:51 to 00/23:45:50

Plot file version 123 created 04-JUN-2021 15:27:23

I16293 EB084 1.UVDATA.1

Freq = 22.1587 GHz, Bw = 32.000 MH

No calibration applied and no bandpass applied



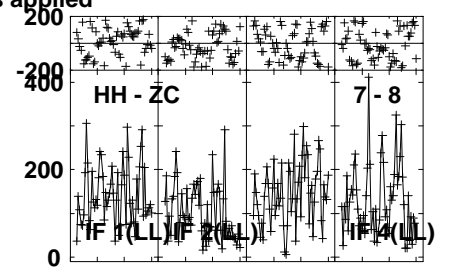
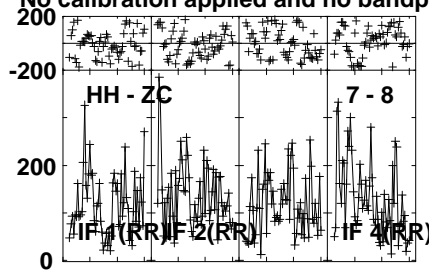
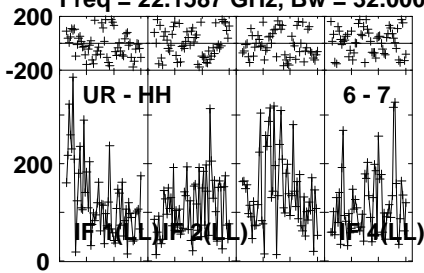
Lower frame: Micro Ampl Jy Top frame: Phas deg
Vector averaged cross-power spectrum Several baselines displayed
Timerange: 00/23:45:50 to 00/23:47:49

Plot file version 124 created 04-JUN-2021 15:27:23

I16293 EB084 1.UVDATA.1

Freq = 22.1587 GHz, Bw = 32.000 MH

No calibration applied and no bandpass applied



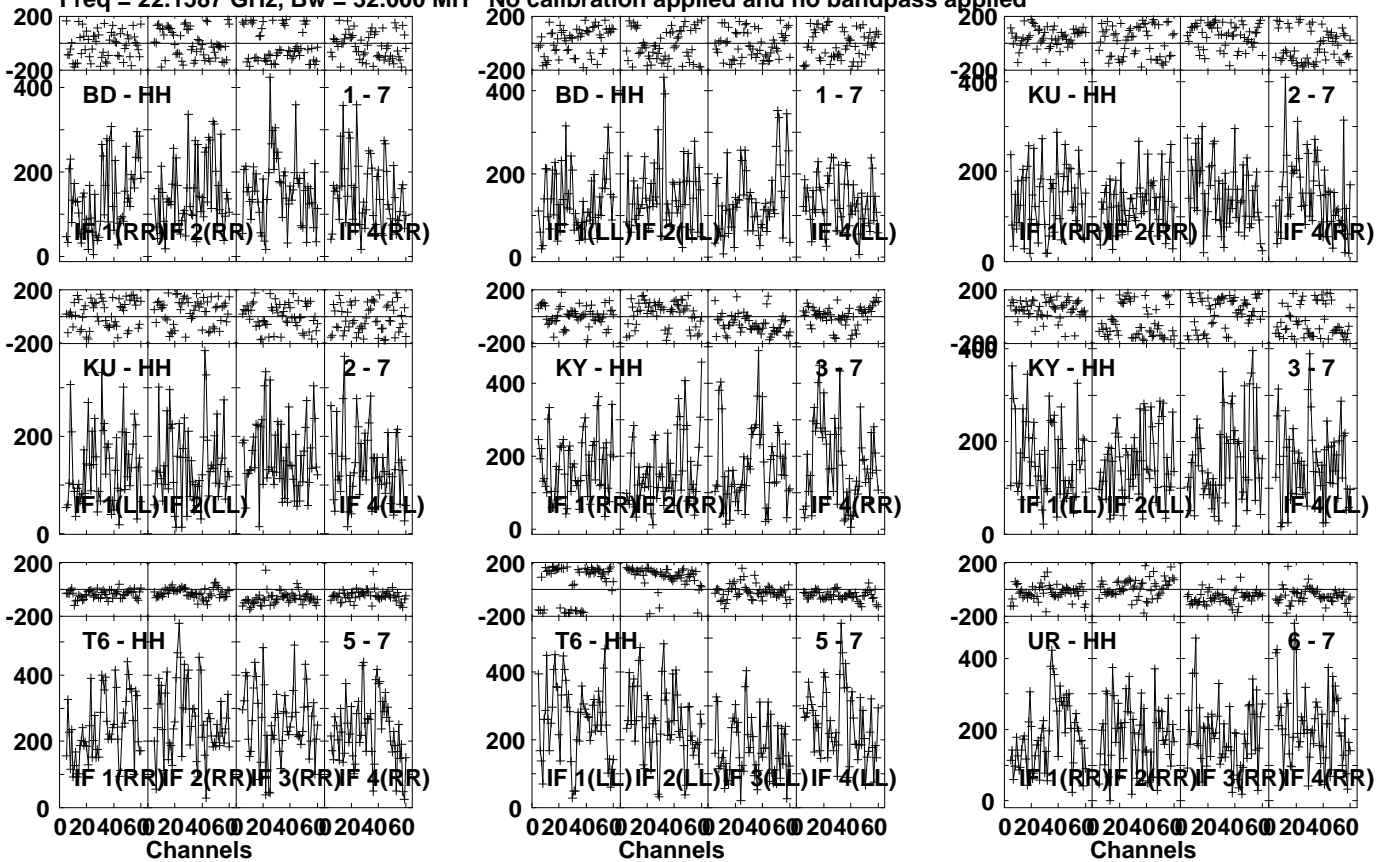
Lower frame: Micro Ampl Jy Top frame: Phas deg
Vector averaged cross-power spectrum Several baselines displayed
Timerange: 00/23:45:50 to 00/23:47:49

Plot file version 125 created 04-JUN-2021 15:27:23

J1625-2527 EB084 1.UVDATA.1

Freq = 22.1587 GHz, Bw = 32.000 MH

No calibration applied and no bandpass applied



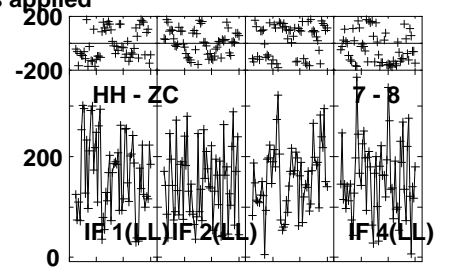
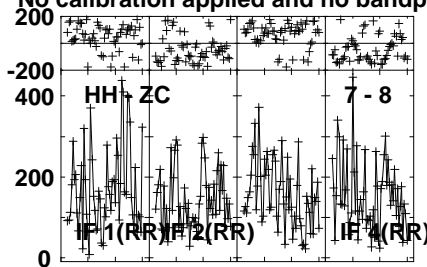
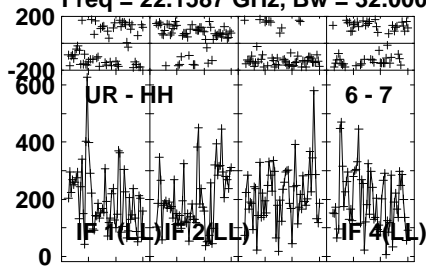
Lower frame: Micro Ampl Jy Top frame: Phas deg
Vector averaged cross-power spectrum Several baselines displayed
Timerange: 00/23:48:30 to 00/23:49:29

Plot file version 126 created 04-JUN-2021 15:27:23

J1625-2527 EB084 1.UVDATA.1

Freq = 22.1587 GHz, Bw = 32.000 MH

No calibration applied and no bandpass applied



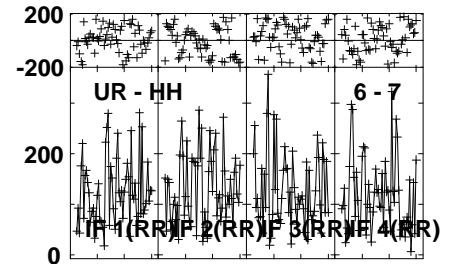
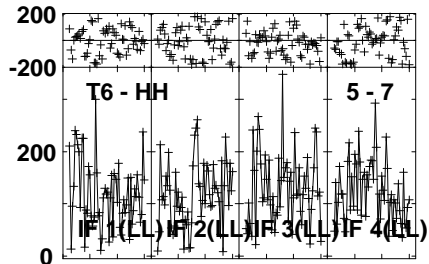
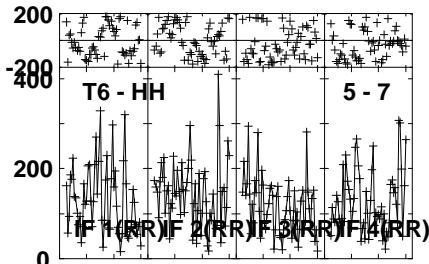
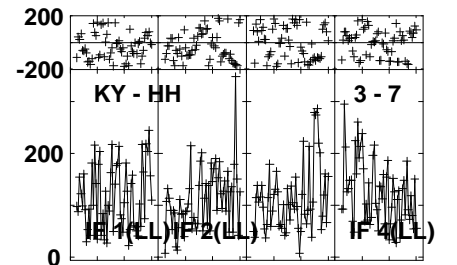
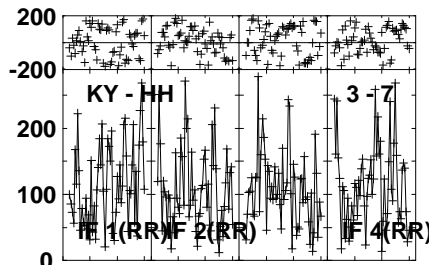
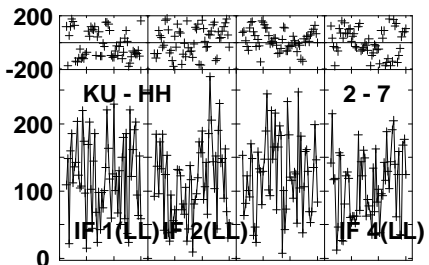
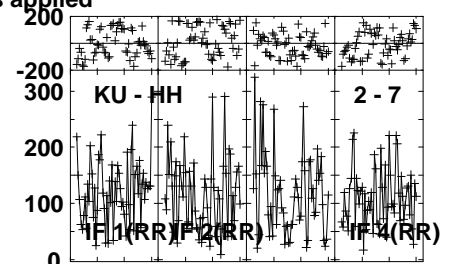
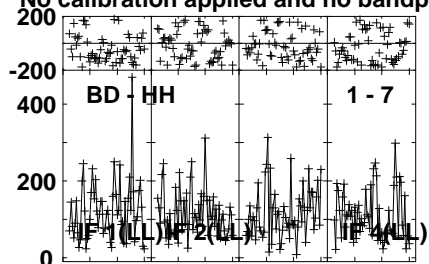
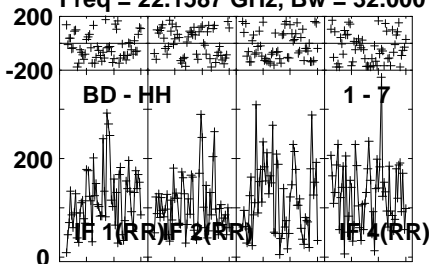
Lower frame: Micro Ampl Jy Top frame: Phas deg
Vector averaged cross-power spectrum Several baselines displayed
Timerange: 00/23:48:30 to 00/23:49:29

Plot file version 127 created 04-JUN-2021 15:27:23

I16293 EB084 1.UVDATA.1

Freq = 22.1587 GHz, Bw = 32.000 MH

No calibration applied and no bandpass applied



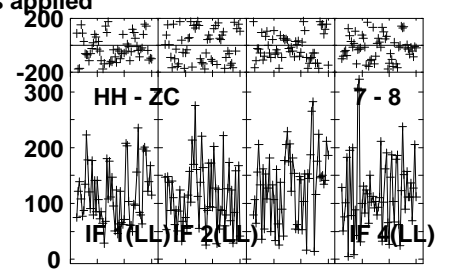
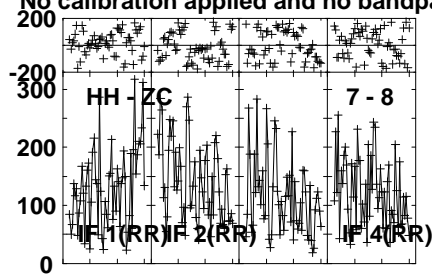
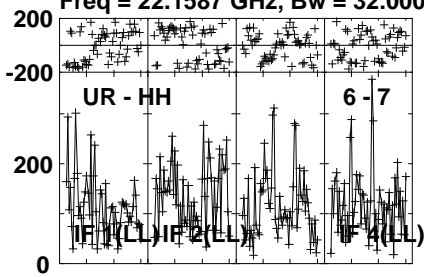
Lower frame: Micro Ampl Jy Top frame: Phas deg
Vector averaged cross-power spectrum Several baselines displayed
Timerange: 00/23:49:30 to 00/23:51:29

Plot file version 128 created 04-JUN-2021 15:27:23

I16293 EB084 1.UVDATA.1

Freq = 22.1587 GHz, Bw = 32.000 MH

No calibration applied and no bandpass applied



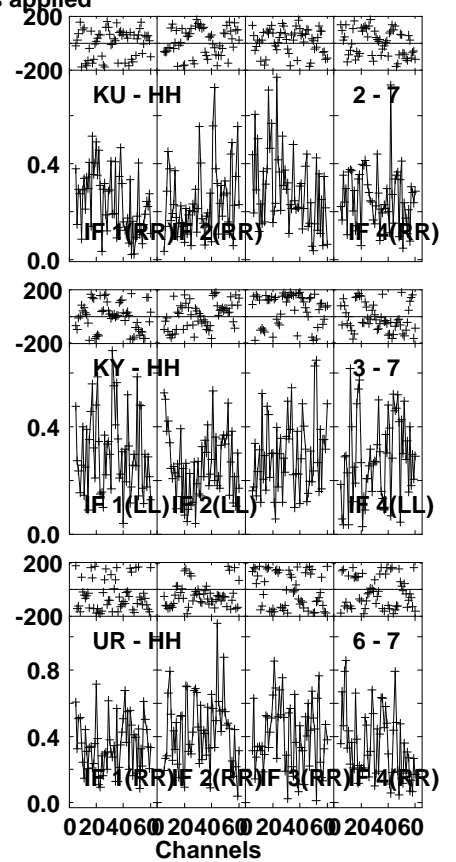
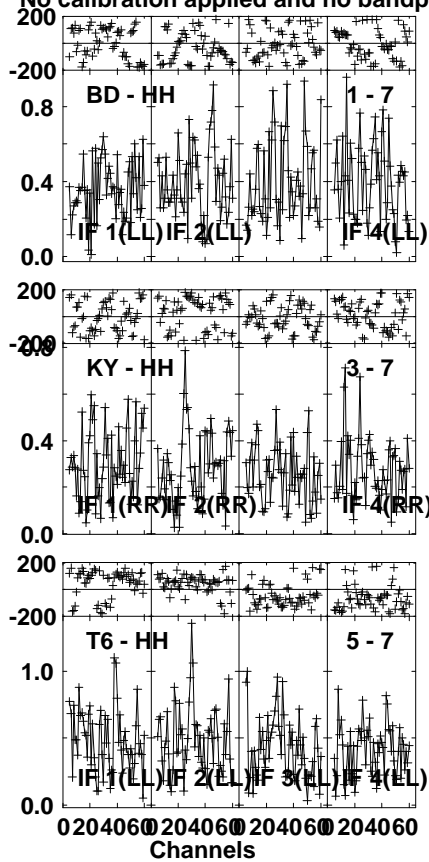
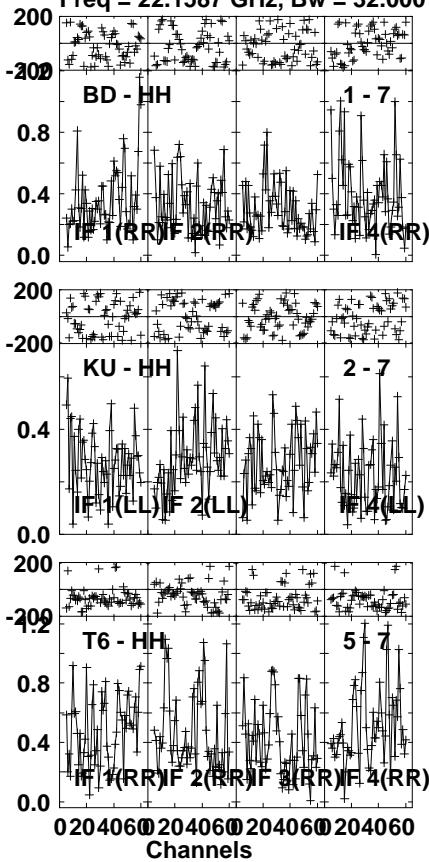
Lower frame: Micro Ampl Jy Top frame: Phas deg
Vector averaged cross-power spectrum Several baselines displayed
Timerange: 00/23:49:30 to 00/23:51:29

Plot file version 129 created 04-JUN-2021 15:27:23

J1625-2527 EB084 1.UVDATA.1

Freq = 22.1587 GHz, Bw = 32.000 MH

No calibration applied and no bandpass applied



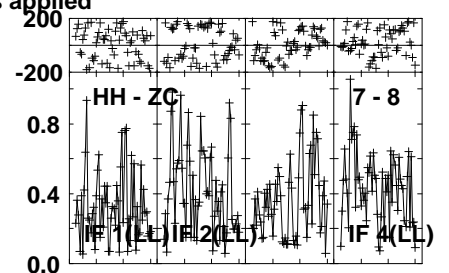
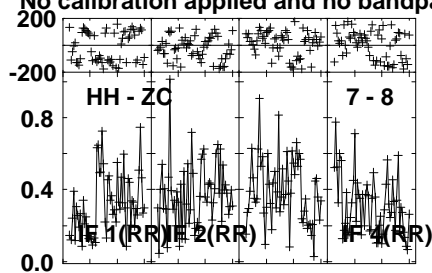
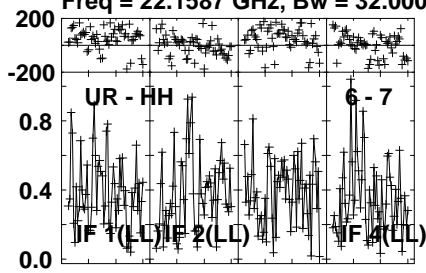
Lower frame: Milli Ampl Jy Top frame: Phas deg
Vector averaged cross-power spectrum Several baselines displayed
Timerange: 00/23:51:31 to 00/23:52:30

Plot file version 130 created 04-JUN-2021 15:27:23

J1625-2527 EB084 1.UVDATA.1

Freq = 22.1587 GHz, Bw = 32.000 MH

No calibration applied and no bandpass applied



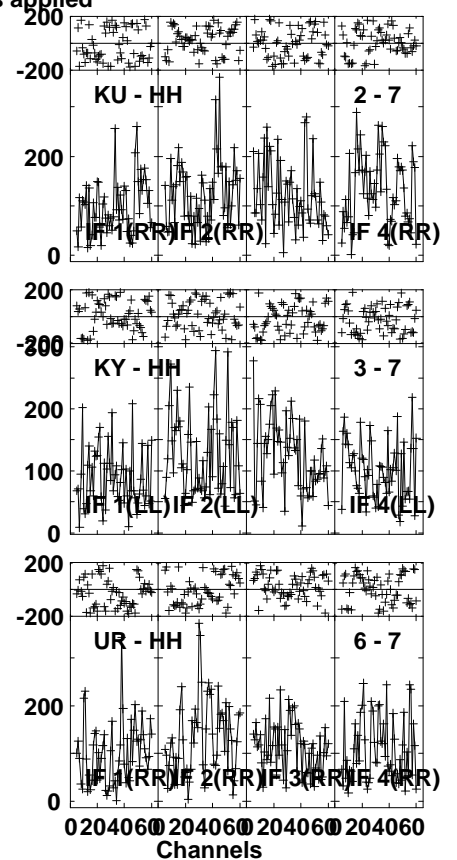
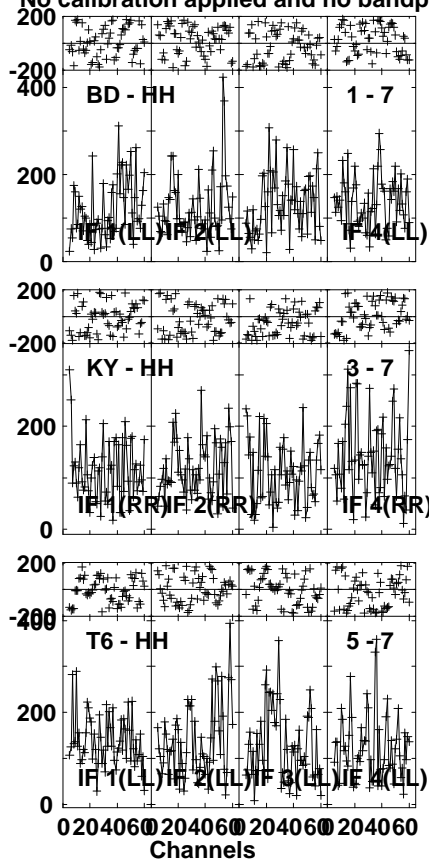
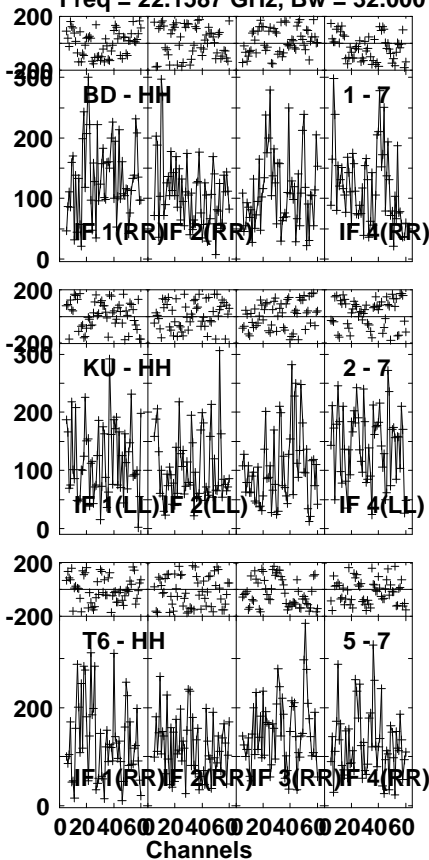
Lower frame: Milli Ampl Jy Top frame: Phas deg
Vector averaged cross-power spectrum Several baselines displayed
Timerange: 00/23:51:31 to 00/23:52:30

Plot file version 131 created 04-JUN-2021 15:27:23

I16293 EB084 1.UVDATA.1

Freq = 22.1587 GHz, Bw = 32.000 MH

No calibration applied and no bandpass applied



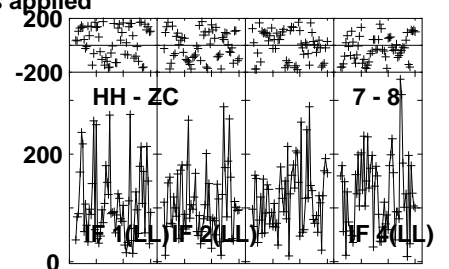
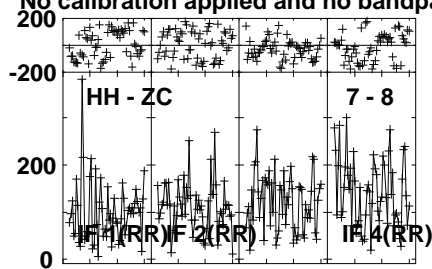
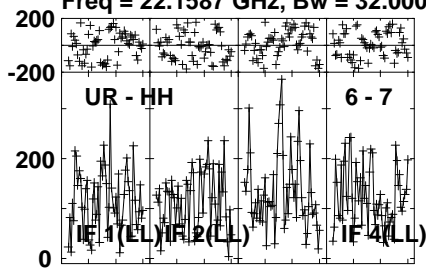
Lower frame: Micro Ampl Jy Top frame: Phas deg
Vector averaged cross-power spectrum Several baselines displayed
Timerange: 00/23:52:31 to 00/23:54:30

Plot file version 132 created 04-JUN-2021 15:27:23

I16293 EB084 1.UVDATA.1

Freq = 22.1587 GHz, Bw = 32.000 MH

No calibration applied and no bandpass applied



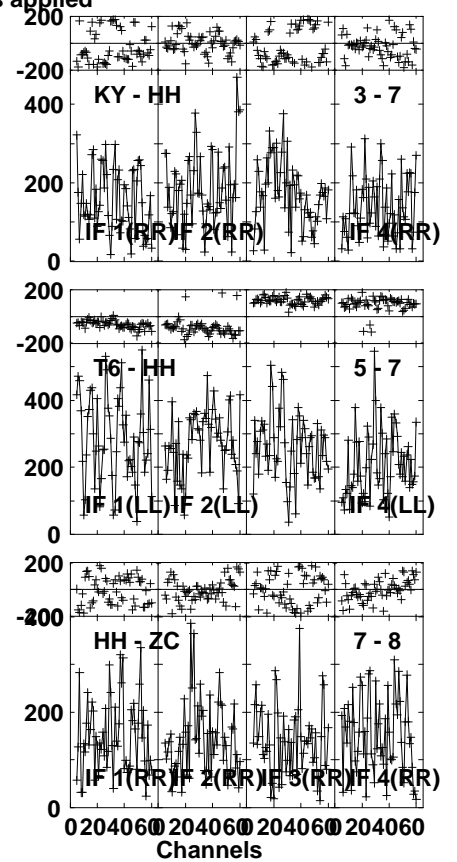
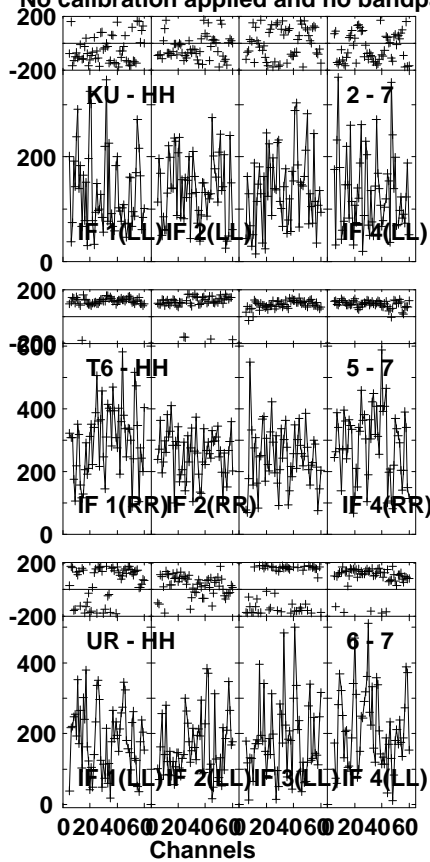
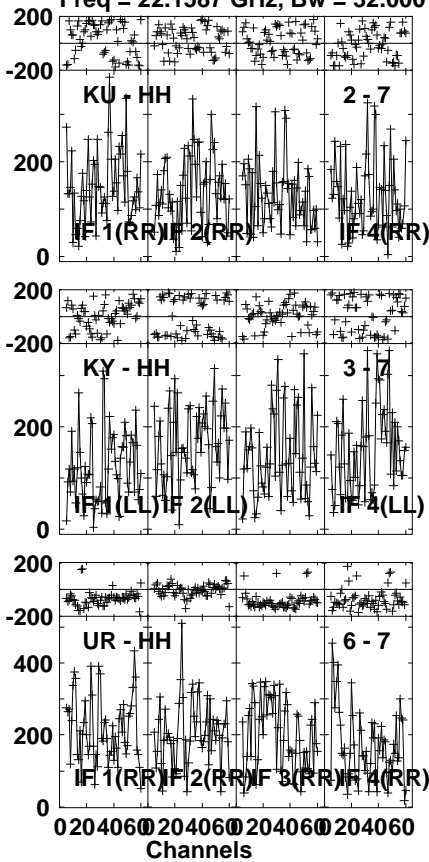
Lower frame: Micro Ampl Jy Top frame: Phas deg
Vector averaged cross-power spectrum Several baselines displayed
Timerange: 00/23:52:31 to 00/23:54:30

Plot file version 133 created 04-JUN-2021 15:27:24

J1625-2527 EB084 1.UVDATA.1

Freq = 22.1587 GHz, Bw = 32.000 MH

No calibration applied and no bandpass applied

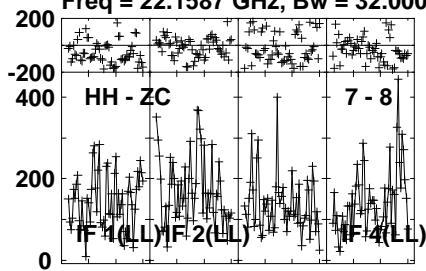


Lower frame: Micro Ampl Jy Top frame: Phas deg
Vector averaged cross-power spectrum Several baselines displayed
Timerange: 00/23:55:11 to 00/23:56:09

Plot file version 134 created 04-JUN-2021 15:27:24

J1625-2527 EB084 1.UVDATA.1

Freq = 22.1587 GHz, Bw = 32.000 MH No calibration applied and no bandpass applied



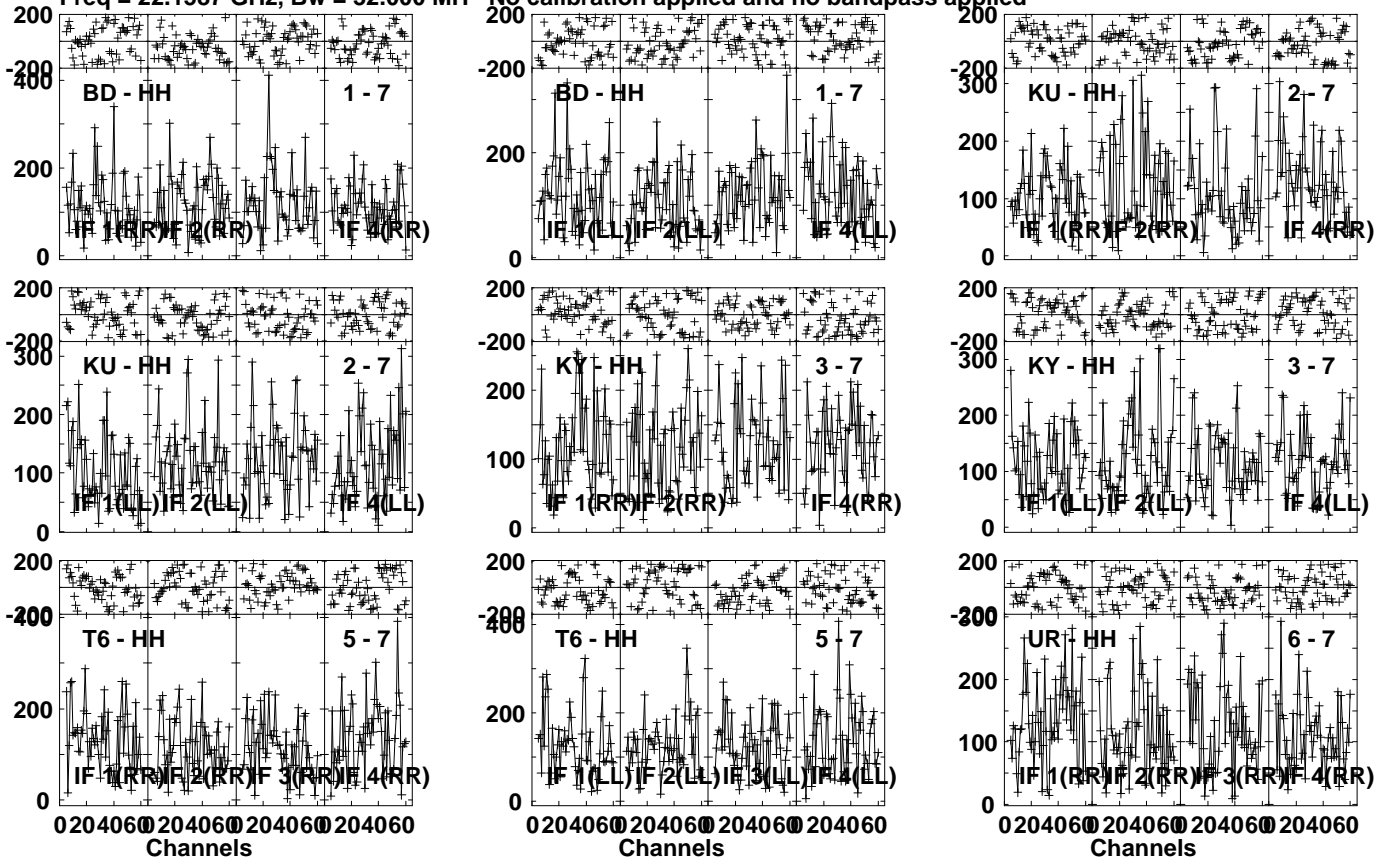
Lower frame: Micro Ampl Jy Top frame: Phas deg
Vector averaged cross-power spectrum Several baselines displayed
Timerange: 00/23:55:11 to 00/23:56:09

Plot file version 135 created 04-JUN-2021 15:27:24

I16293 EB084 1.UVDATA.1

Freq = 22.1587 GHz, Bw = 32.000 MH

No calibration applied and no bandpass applied



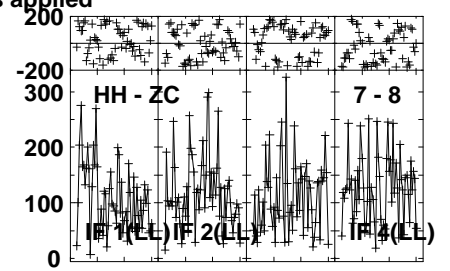
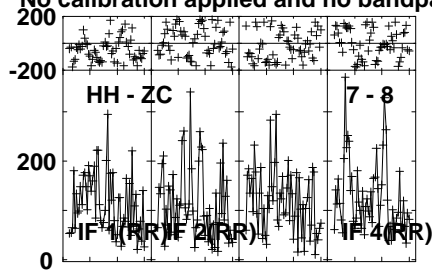
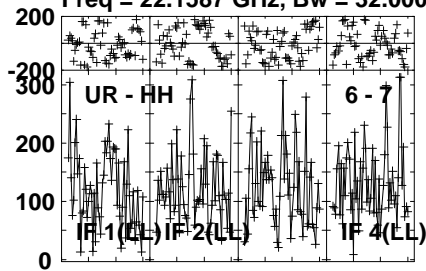
Lower frame: Micro Ampl Jy Top frame: Phas deg
Vector averaged cross-power spectrum Several baselines displayed
Timerange: 00/23:56:11 to 00/23:58:10

Plot file version 136 created 04-JUN-2021 15:27:24

I16293 EB084 1.UVDATA.1

Freq = 22.1587 GHz, Bw = 32.000 MH

No calibration applied and no bandpass applied



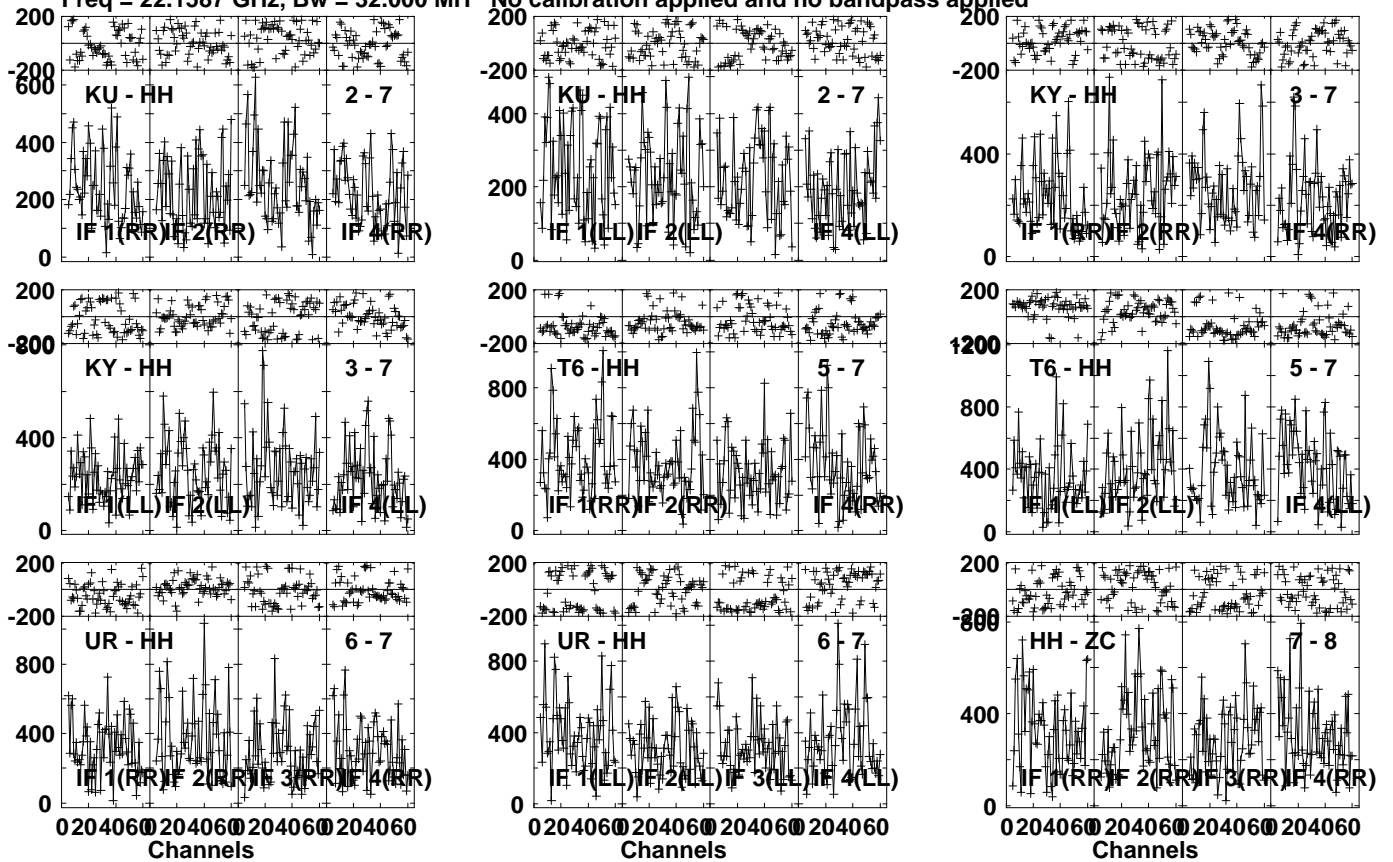
Lower frame: Micro Ampl Jy Top frame: Phas deg
Vector averaged cross-power spectrum Several baselines displayed
Timerange: 00/23:56:11 to 00/23:58:10

Plot file version 137 created 04-JUN-2021 15:27:24

J1625-2527 EB084 1.UVDATA.1

Freq = 22.1587 GHz, Bw = 32.000 MH

No calibration applied and no bandpass applied

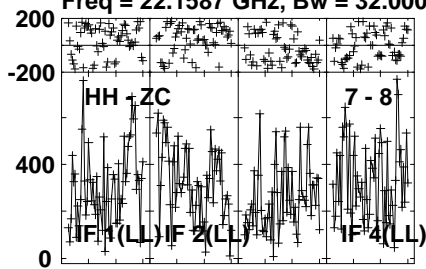


Lower frame: Micro Ampl Jy Top frame: Phas deg
Vector averaged cross-power spectrum Several baselines displayed
Timerange: 00/23:58:11 to 00/23:59:10

Plot file version 138 created 04-JUN-2021 15:27:24

J1625-2527 EB084 1.UVDATA.1

Freq = 22.1587 GHz, Bw = 32.000 MH No calibration applied and no bandpass applied



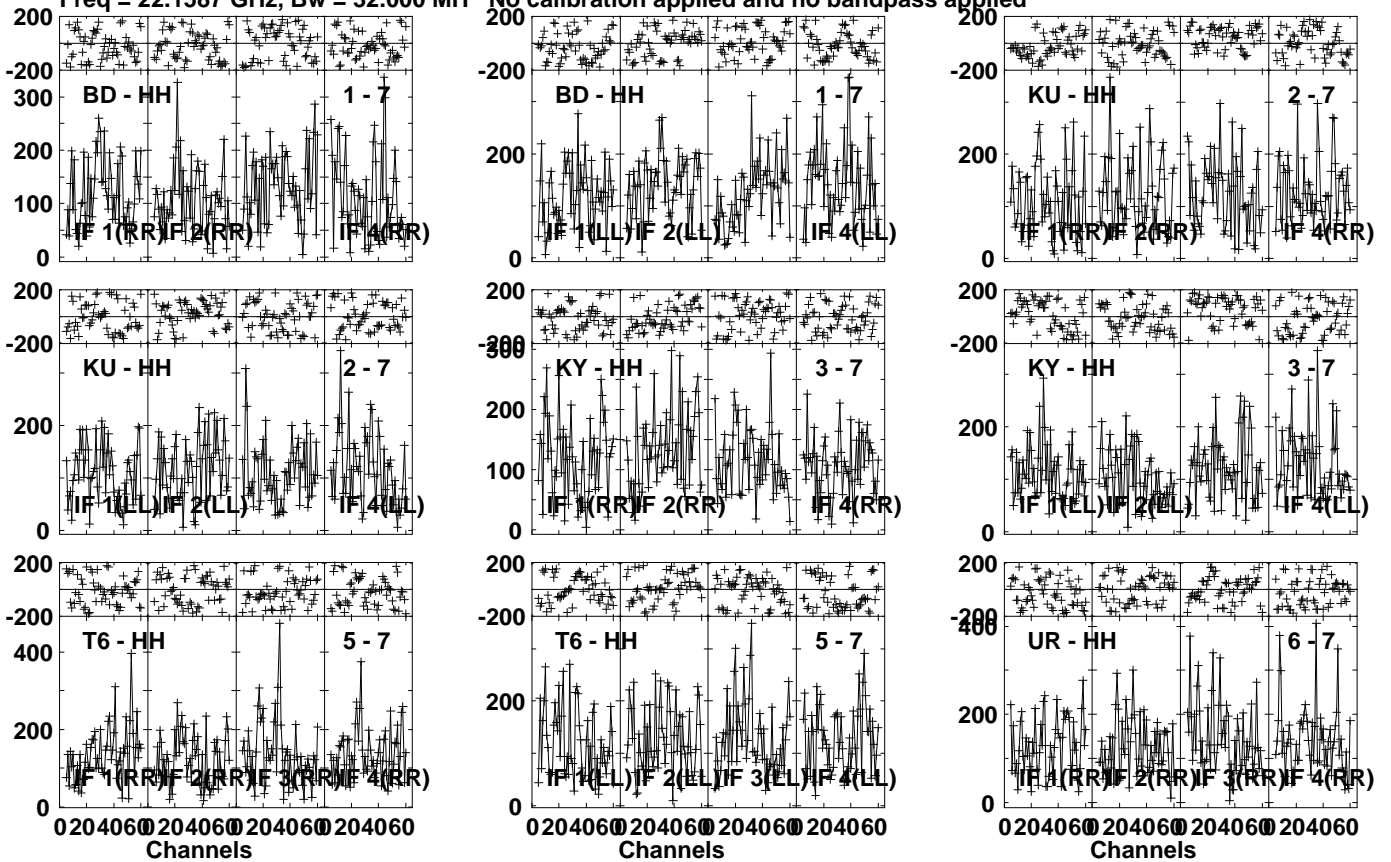
Lower frame: Micro Ampl Jy Top frame: Phas deg
Vector averaged cross-power spectrum Several baselines displayed
Timerange: 00/23:58:11 to 00/23:59:10

Plot file version 139 created 04-JUN-2021 15:27:24

I16293 EB084 1.UVDATA.1

Freq = 22.1587 GHz, Bw = 32.000 MH

No calibration applied and no bandpass applied



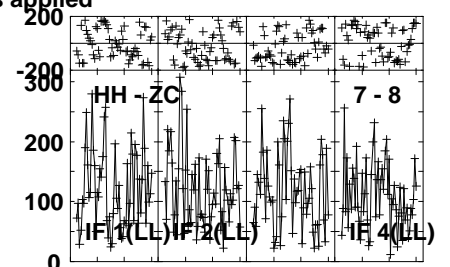
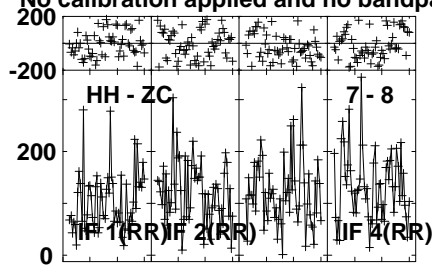
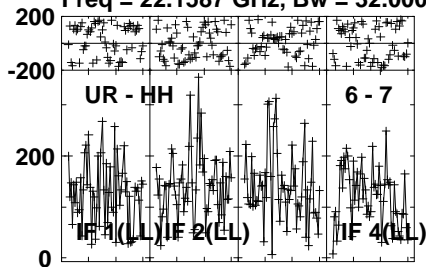
Lower frame: Micro Ampl Jy Top frame: Phas deg
Vector averaged cross-power spectrum Several baselines displayed
Timerange: 00/23:59:10 to 01/00:01:10

Plot file version 140 created 04-JUN-2021 15:27:24

I16293 EB084 1.UVDATA.1

Freq = 22.1587 GHz, Bw = 32.000 MH

No calibration applied and no bandpass applied



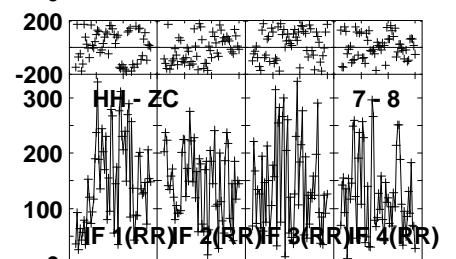
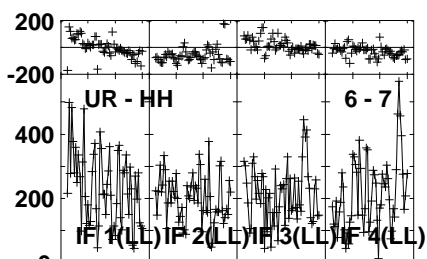
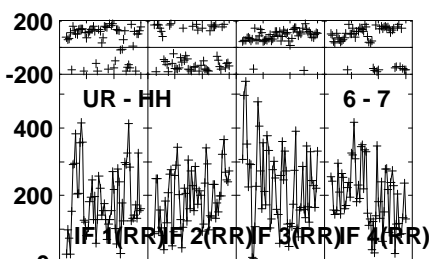
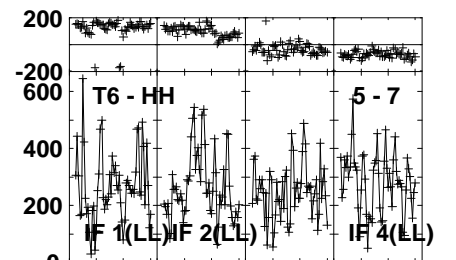
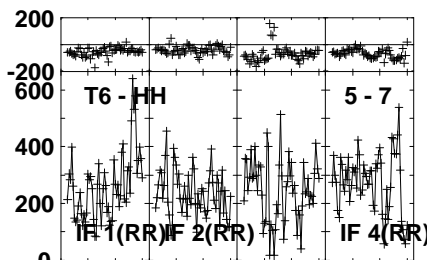
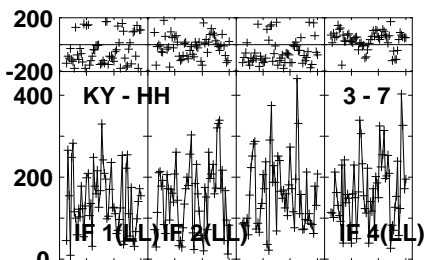
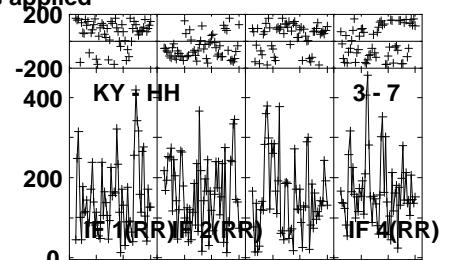
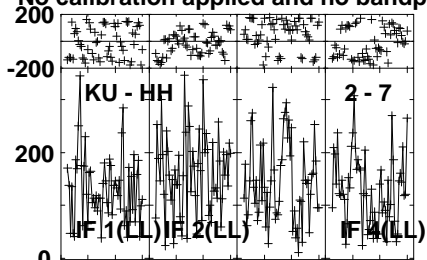
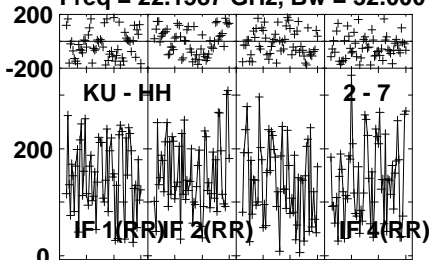
Lower frame: Micro Ampl Jy Top frame: Phas deg
Vector averaged cross-power spectrum Several baselines displayed
Timerange: 00/23:59:10 to 01/00:01:10

Plot file version 141 created 04-JUN-2021 15:27:24

J1625-2527 EB084 1.UVDATA.1

Freq = 22.1587 GHz, Bw = 32.000 MH

No calibration applied and no bandpass applied

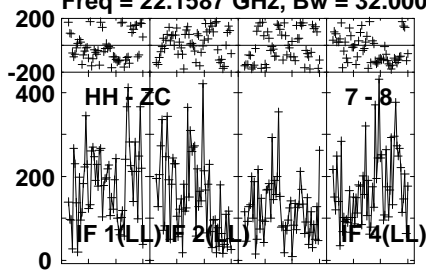


Lower frame: Micro Ampl Jy Top frame: Phas deg
Vector averaged cross-power spectrum Several baselines displayed
Timerange: 01/00:01:50 to 01/00:02:49

Plot file version 142 created 04-JUN-2021 15:27:24

J1625-2527 EB084 1.UVDATA.1

Freq = 22.1587 GHz, Bw = 32.000 MH No calibration applied and no bandpass applied



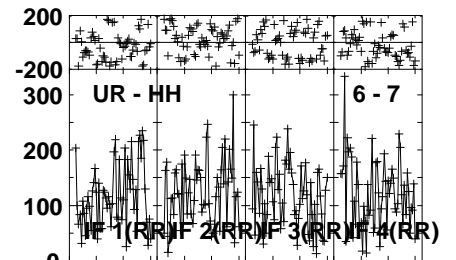
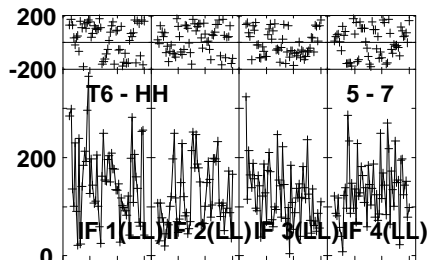
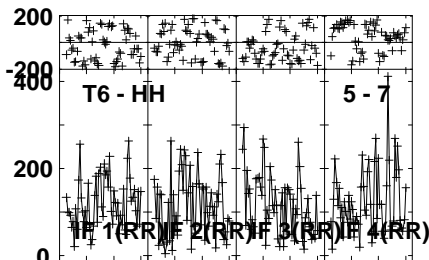
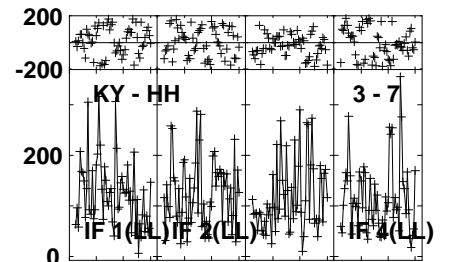
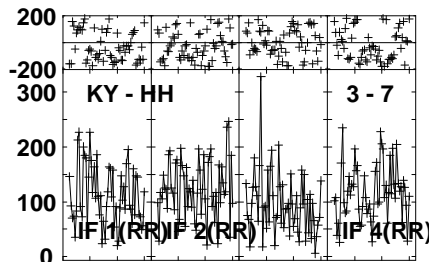
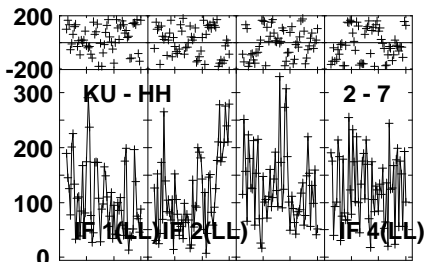
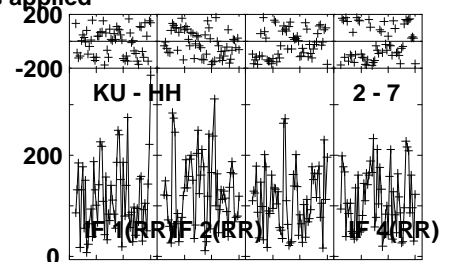
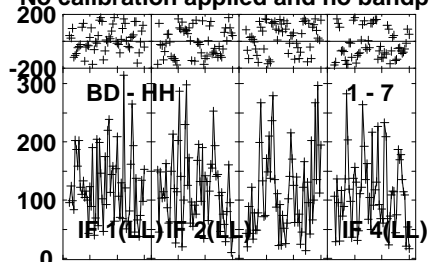
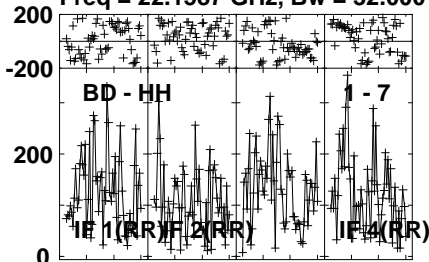
Lower frame: Micro Ampl Jy Top frame: Phas deg
Vector averaged cross-power spectrum Several baselines displayed
Timerange: 01/00:01:50 to 01/00:02:49

Plot file version 143 created 04-JUN-2021 15:27:24

I16293 EB084 1.UVDATA.1

Freq = 22.1587 GHz, Bw = 32.000 MH

No calibration applied and no bandpass applied



0204060 204060 204060 204060
Channels

0204060 204060 204060 204060
Channels

0204060 204060 204060 204060
Channels

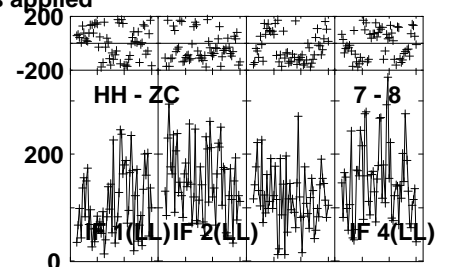
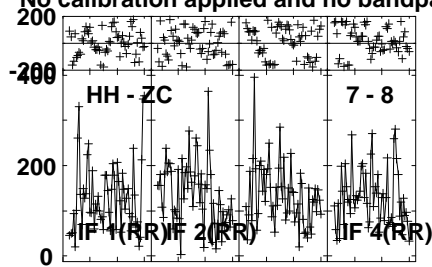
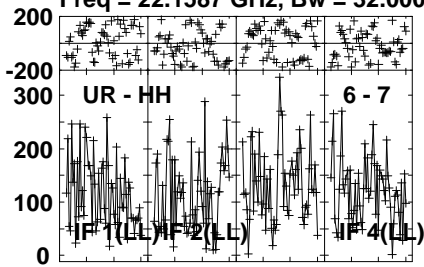
Lower frame: Micro Ampl Jy Top frame: Phas deg
Vector averaged cross-power spectrum Several baselines displayed
Timerange: 01/00:02:51 to 01/00:04:50

Plot file version 144 created 04-JUN-2021 15:27:24

I16293 EB084 1.UVDATA.1

Freq = 22.1587 GHz, Bw = 32.000 MH

No calibration applied and no bandpass applied



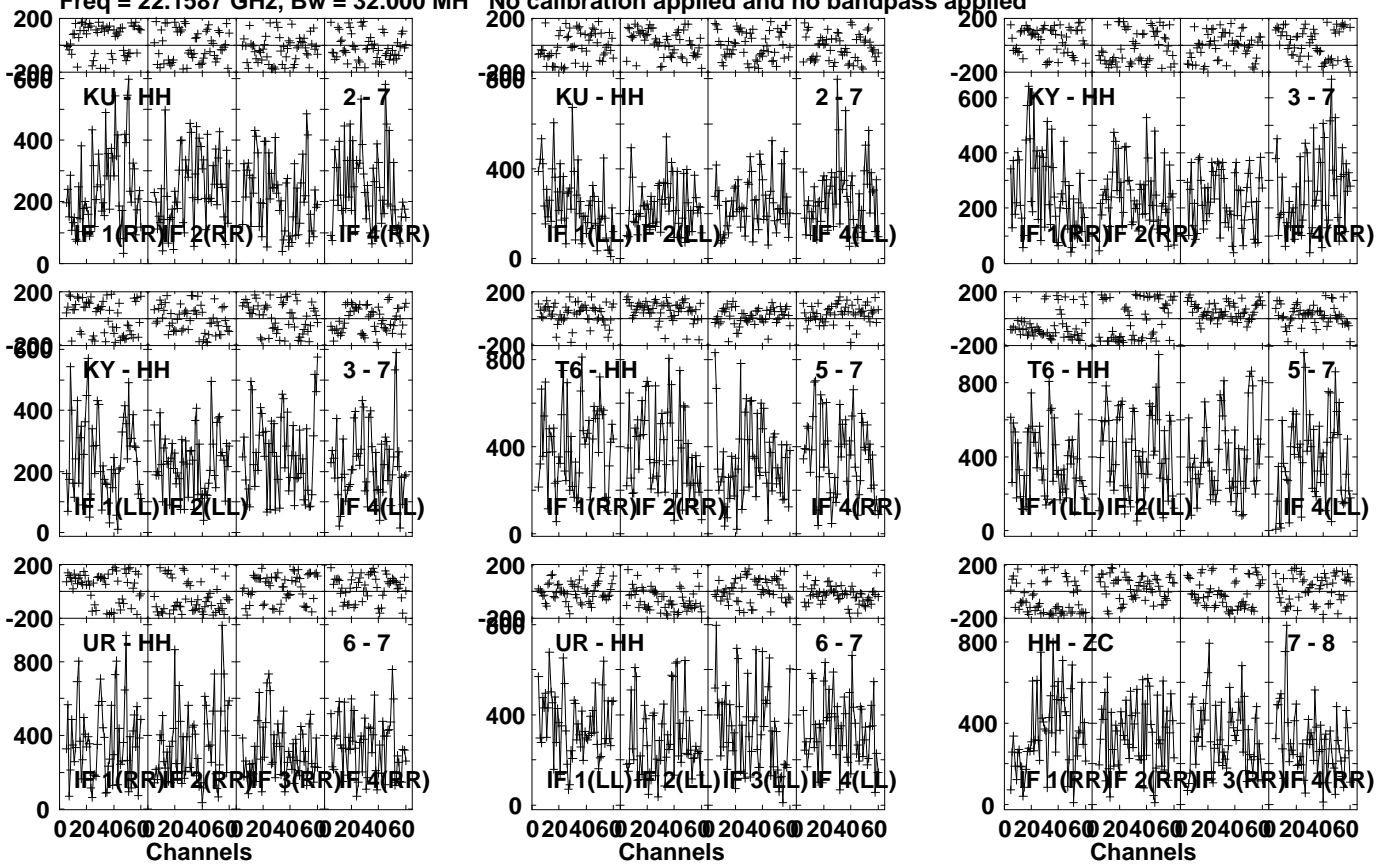
Lower frame: Micro Ampl Jy Top frame: Phas deg
Vector averaged cross-power spectrum Several baselines displayed
Timerange: 01/00:02:51 to 01/00:04:50

Plot file version 145 created 04-JUN-2021 15:27:25

J1625-2527 EB084 1.UVDATA.1

Freq = 22.1587 GHz, Bw = 32.000 MH

No calibration applied and no bandpass applied

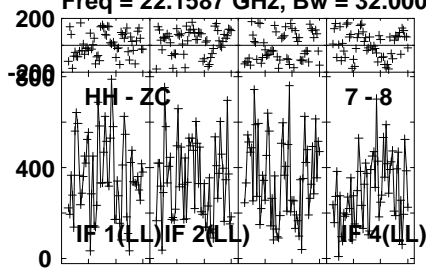


Lower frame: Micro Ampl Jy Top frame: Phas deg
Vector averaged cross-power spectrum Several baselines displayed
Timerange: 01/00:04:51 to 01/00:05:49

Plot file version 146 created 04-JUN-2021 15:27:25

J1625-2527 EB084 1.UVDATA.1

Freq = 22.1587 GHz, Bw = 32.000 MH No calibration applied and no bandpass applied



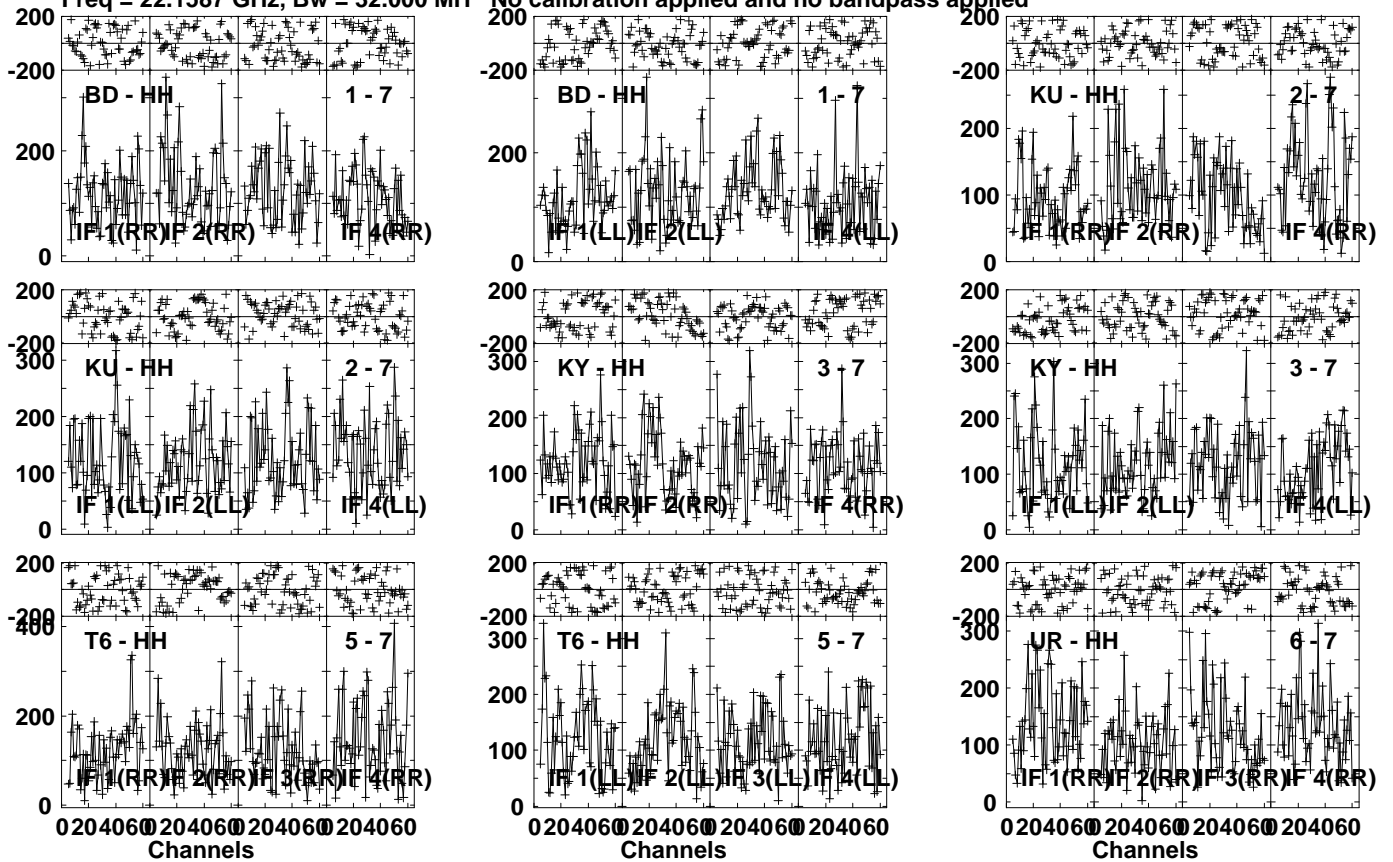
Lower frame: Micro Ampl Jy Top frame: Phas deg
Vector averaged cross-power spectrum Several baselines displayed
Timerange: 01/00:04:51 to 01/00:05:49

Plot file version 147 created 04-JUN-2021 15:27:25

I16293 EB084 1.UVDATA.1

Freq = 22.1587 GHz, Bw = 32.000 MH

No calibration applied and no bandpass applied



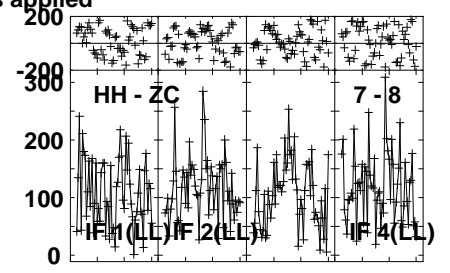
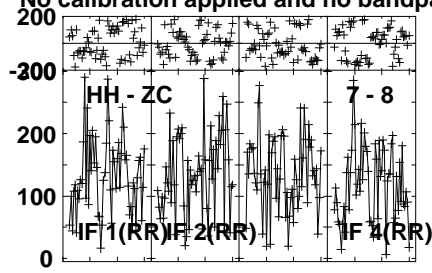
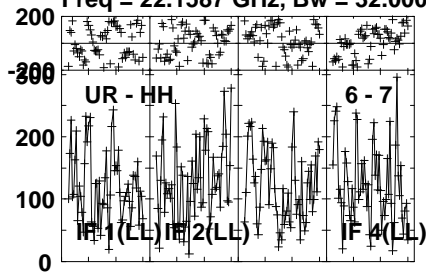
Lower frame: Micro Ampl Jy Top frame: Phas deg
Vector averaged cross-power spectrum Several baselines displayed
Timerange: 01/00:05:50 to 01/00:07:50

Plot file version 148 created 04-JUN-2021 15:27:25

I16293 EB084 1.UVDATA.1

Freq = 22.1587 GHz, Bw = 32.000 MH

No calibration applied and no bandpass applied



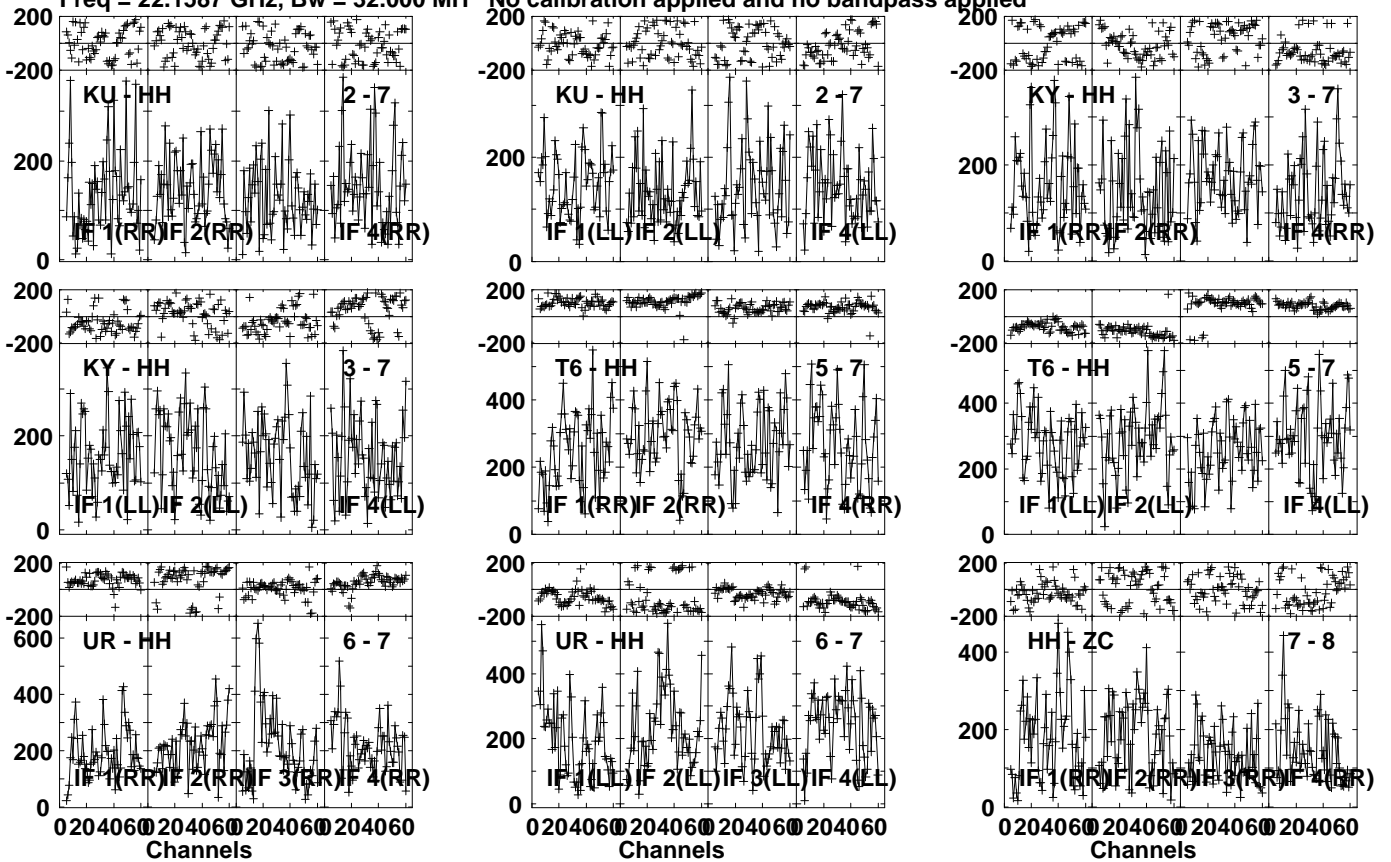
Lower frame: Micro Ampl Jy Top frame: Phas deg
Vector averaged cross-power spectrum Several baselines displayed
Timerange: 01/00:05:50 to 01/00:07:50

Plot file version 149 created 04-JUN-2021 15:27:25

J1625-2527 EB084 1.UVDATA.1

Freq = 22.1587 GHz, Bw = 32.000 MH

No calibration applied and no bandpass applied

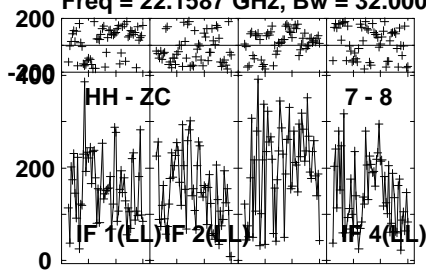


Lower frame: Micro Ampl Jy Top frame: Phas deg
Vector averaged cross-power spectrum Several baselines displayed
Timerange: 01/00:08:31 to 01/00:09:30

Plot file version 150 created 04-JUN-2021 15:27:25

J1625-2527 EB084 1.UVDATA.1

Freq = 22.1587 GHz, Bw = 32.000 MH No calibration applied and no bandpass applied



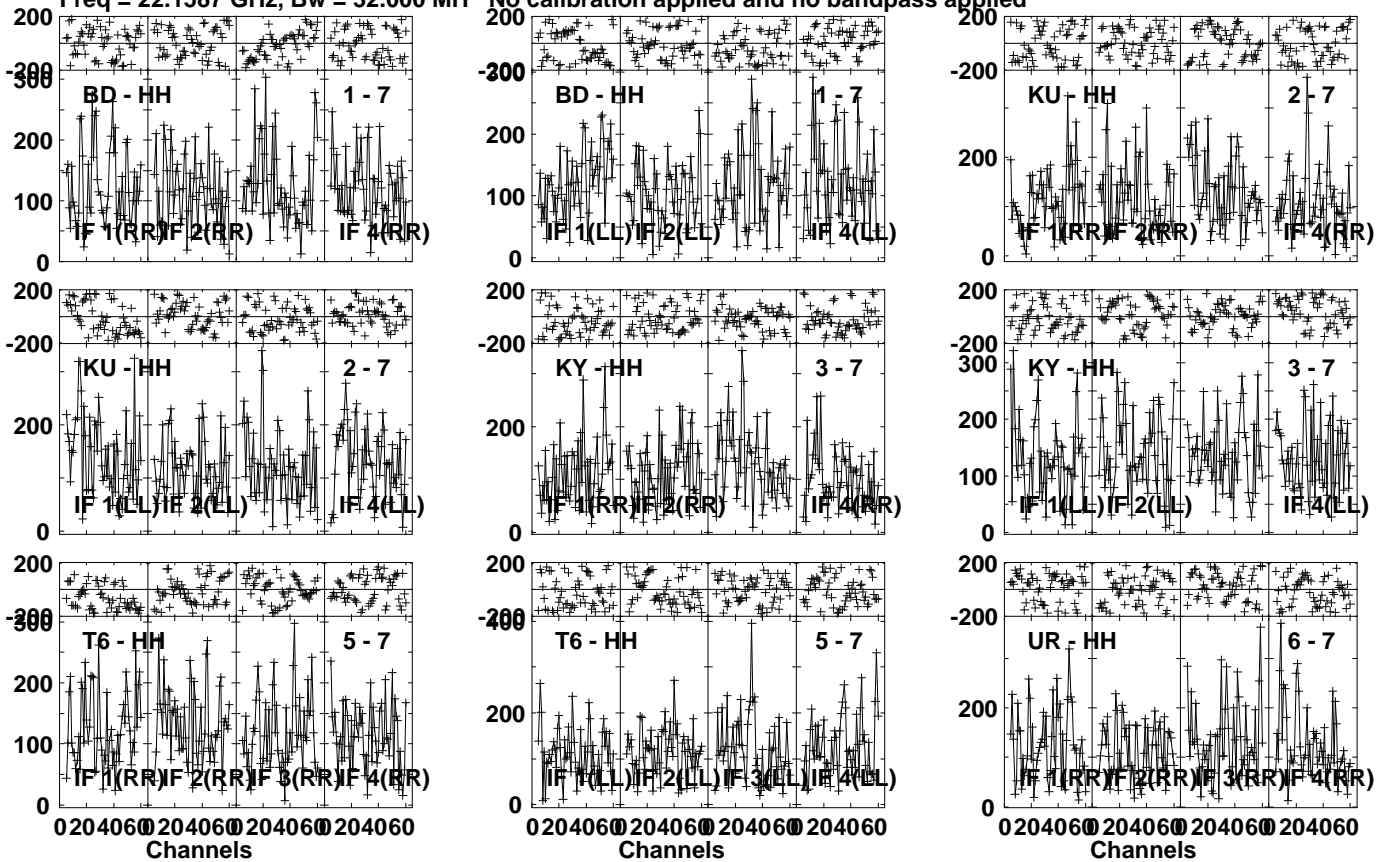
Lower frame: Micro Ampl Jy Top frame: Phas deg
Vector averaged cross-power spectrum Several baselines displayed
Timerange: 01/00:08:31 to 01/00:09:30

Plot file version 151 created 04-JUN-2021 15:27:25

I16293 EB084 1.UVDATA.1

Freq = 22.1587 GHz, Bw = 32.000 MH

No calibration applied and no bandpass applied



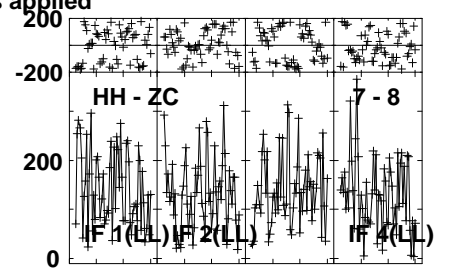
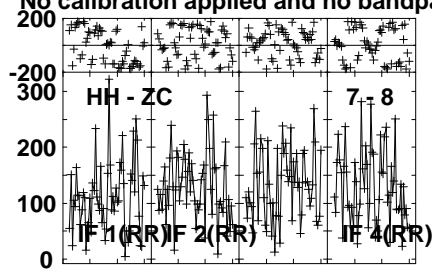
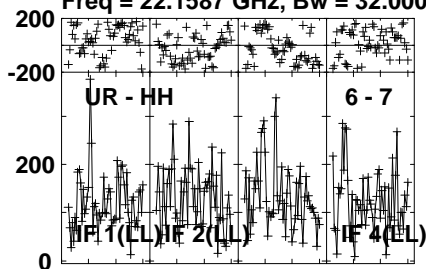
Lower frame: Micro Ampl Jy Top frame: Phas deg
Vector averaged cross-power spectrum Several baselines displayed
Timerange: 01/00:09:30 to 01/00:11:30

Plot file version 152 created 04-JUN-2021 15:27:25

I16293 EB084 1.UVDATA.1

Freq = 22.1587 GHz, Bw = 32.000 MH

No calibration applied and no bandpass applied



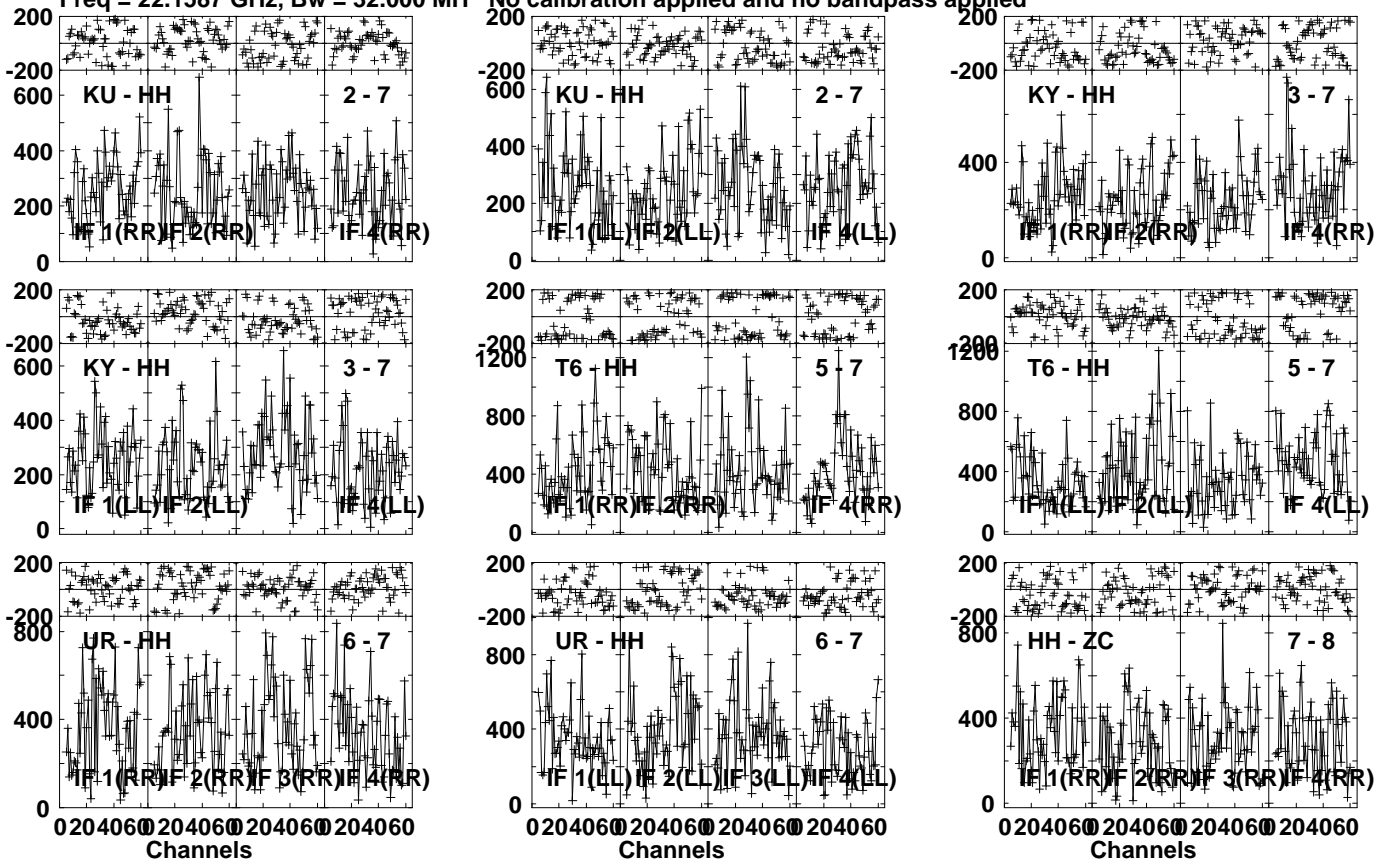
Lower frame: Micro Ampl Jy Top frame: Phas deg
Vector averaged cross-power spectrum Several baselines displayed
Timerange: 01/00:09:30 to 01/00:11:30

Plot file version 153 created 04-JUN-2021 15:27:25

J1625-2527 EB084 1.UVDATA.1

Freq = 22.1587 GHz, Bw = 32.000 MH

No calibration applied and no bandpass applied

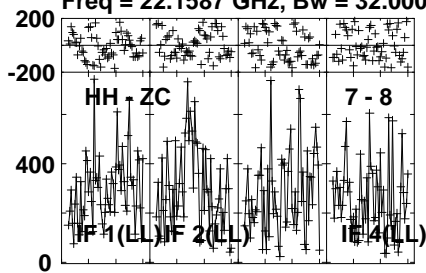


Lower frame: Micro Ampl Jy Top frame: Phas deg
Vector averaged cross-power spectrum Several baselines displayed
Timerange: 01/00:11:31 to 01/00:12:29

Plot file version 154 created 04-JUN-2021 15:27:25

J1625-2527 EB084 1.UVDATA.1

Freq = 22.1587 GHz, Bw = 32.000 MH No calibration applied and no bandpass applied



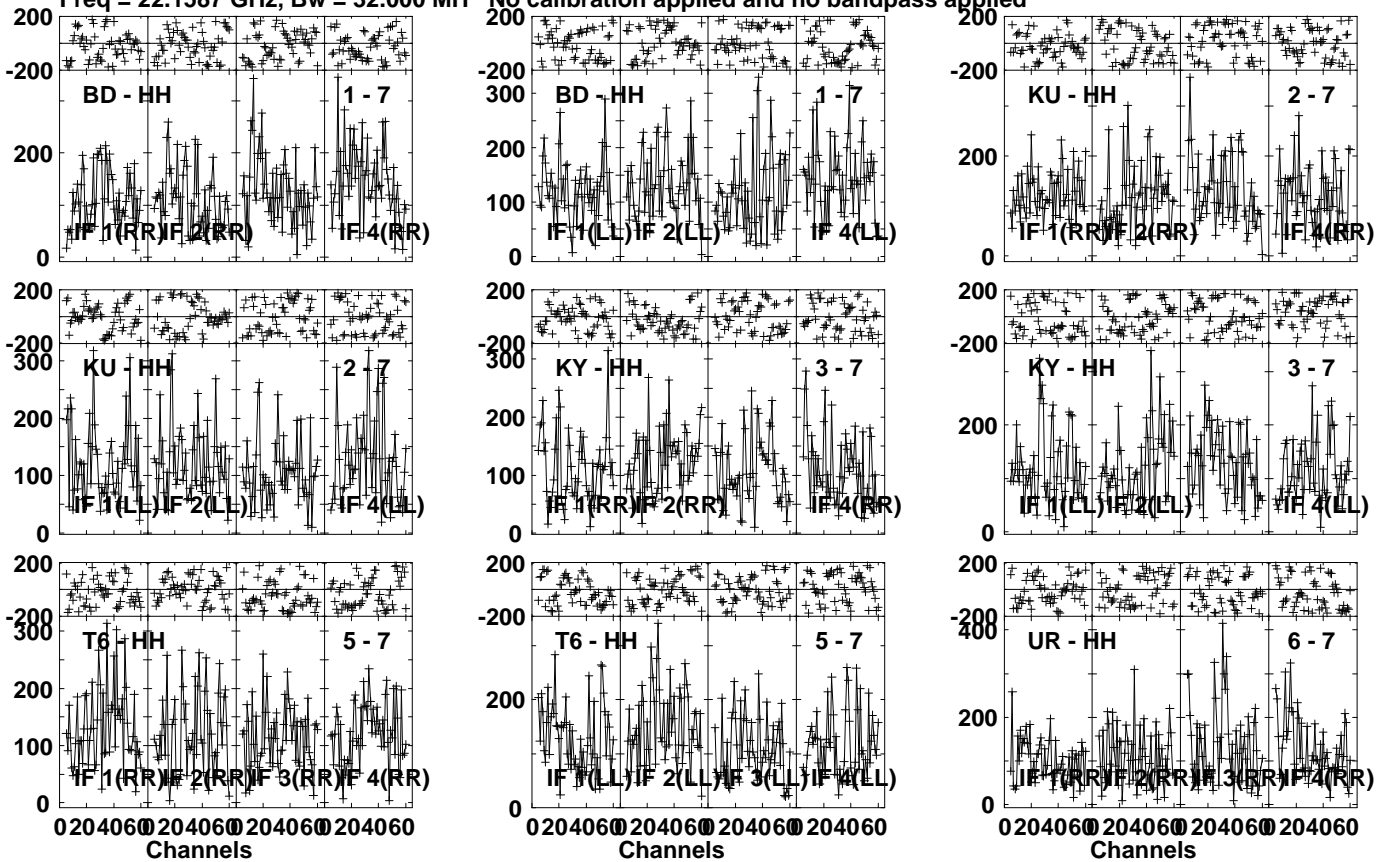
Lower frame: Micro Ampl Jy Top frame: Phas deg
Vector averaged cross-power spectrum Several baselines displayed
Timerange: 01/00:11:31 to 01/00:12:29

Plot file version 155 created 04-JUN-2021 15:27:26

I16293 EB084 1.UVDATA.1

Freq = 22.1587 GHz, Bw = 32.000 MH

No calibration applied and no bandpass applied



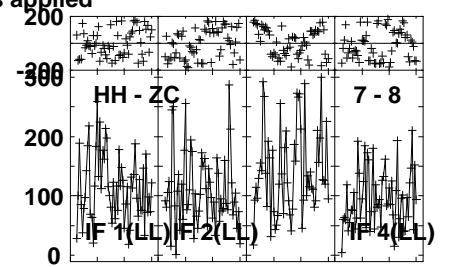
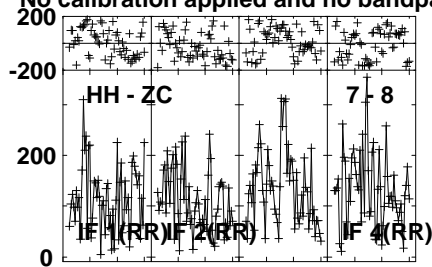
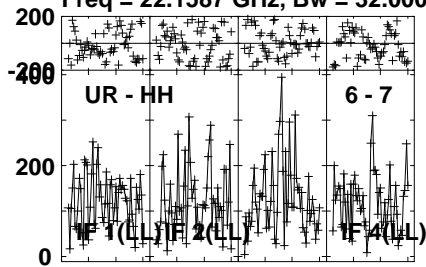
Lower frame: Micro Ampl Jy Top frame: Phas deg
Vector averaged cross-power spectrum Several baselines displayed
Timerange: 01/00:12:30 to 01/00:14:29

Plot file version 156 created 04-JUN-2021 15:27:26

I16293 EB084 1.UVDATA.1

Freq = 22.1587 GHz, Bw = 32.000 MH

No calibration applied and no bandpass applied



Lower frame: Micro Ampl Jy Top frame: Phas deg

Vector averaged cross-power spectrum Several baselines displayed

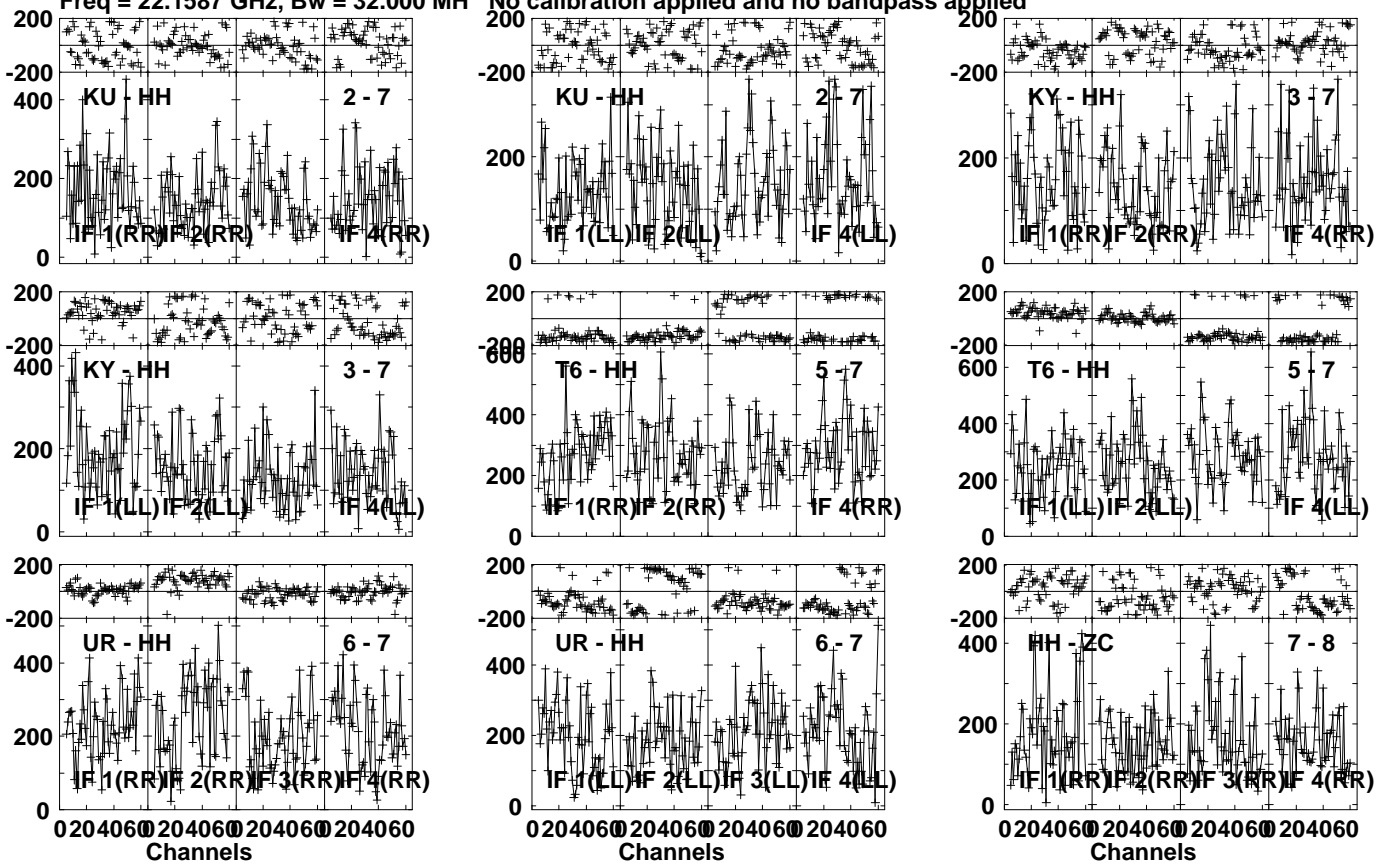
Timerange: 01/00:12:30 to 01/00:14:29

Plot file version 157 created 04-JUN-2021 15:27:26

J1625-2527 EB084 1.UVDATA.1

Freq = 22.1587 GHz, Bw = 32.000 MH

No calibration applied and no bandpass applied

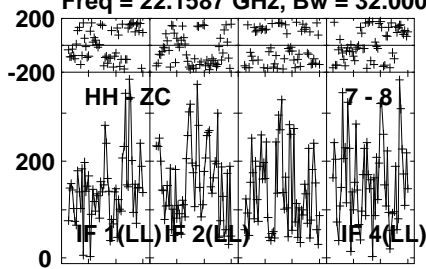


Lower frame: Micro Ampl Jy Top frame: Phas deg
Vector averaged cross-power spectrum Several baselines displayed
Timerange: 01/00:15:11 to 01/00:16:09

Plot file version 158 created 04-JUN-2021 15:27:26

J1625-2527 EB084 1.UVDATA.1

Freq = 22.1587 GHz, Bw = 32.000 MH No calibration applied and no bandpass applied



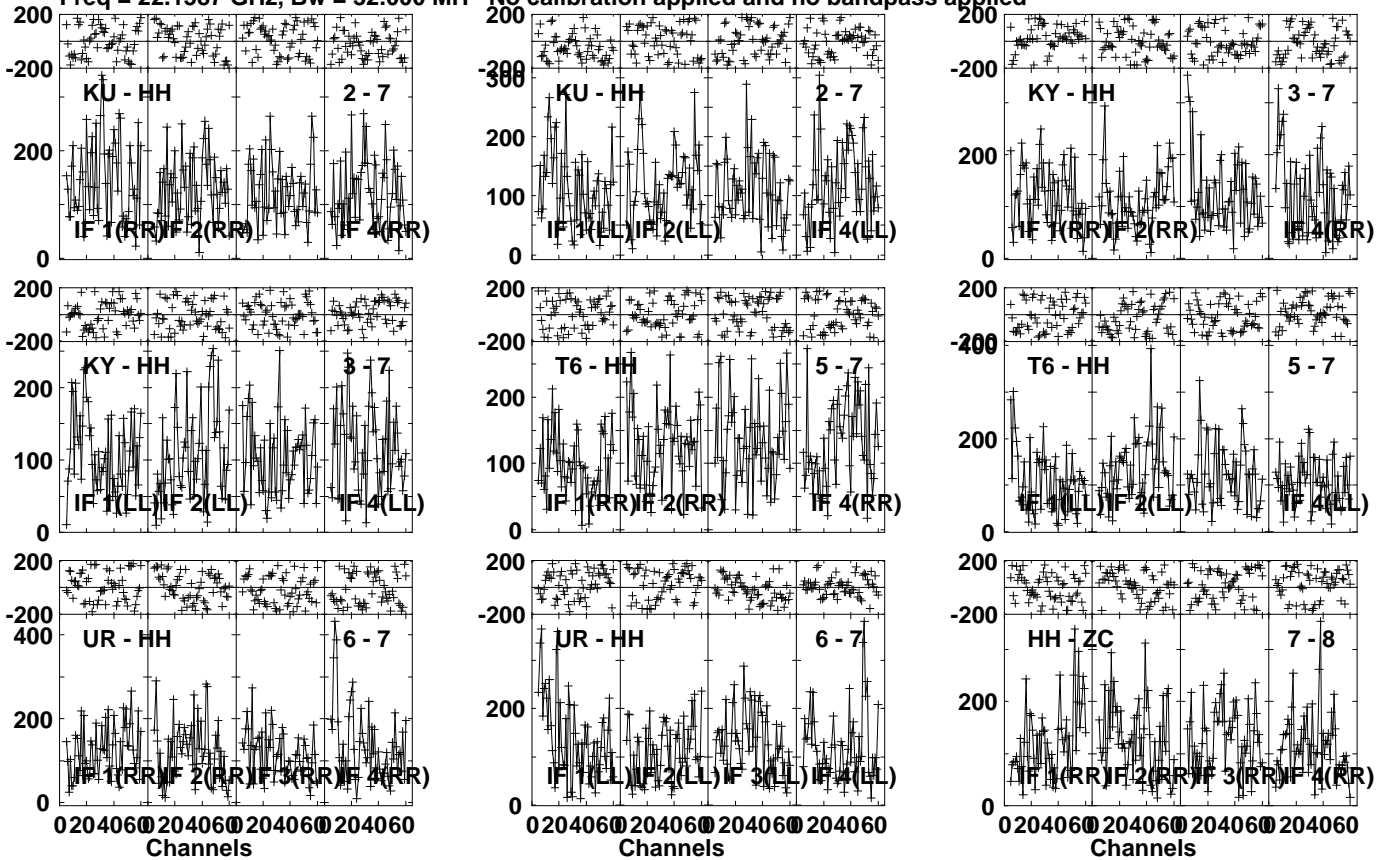
Lower frame: Micro Ampl Jy Top frame: Phas deg
Vector averaged cross-power spectrum Several baselines displayed
Timerange: 01/00:15:11 to 01/00:16:09

Plot file version 159 created 04-JUN-2021 15:27:26

I16293 EB084 1.UVDATA.1

Freq = 22.1587 GHz, Bw = 32.000 MH

No calibration applied and no bandpass applied

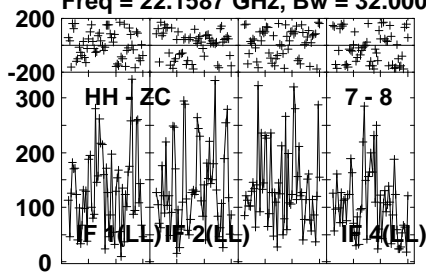


Lower frame: Micro Ampl Jy Top frame: Phas deg
Vector averaged cross-power spectrum Several baselines displayed
Timerange: 01/00:16:10 to 01/00:18:10

Plot file version 160 created 04-JUN-2021 15:27:26

I16293 EB084 1.UVDATA.1

Freq = 22.1587 GHz, Bw = 32.000 MH No calibration applied and no bandpass applied



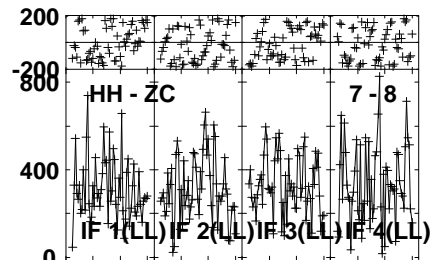
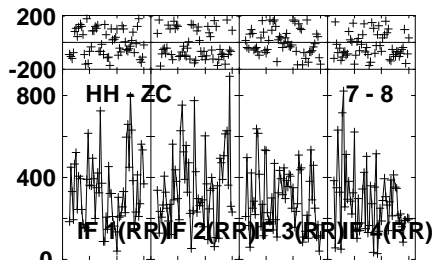
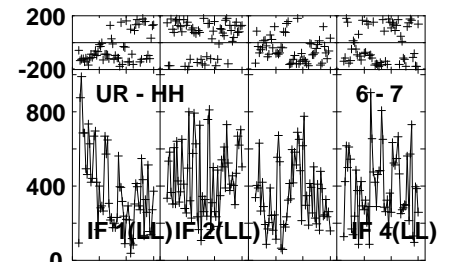
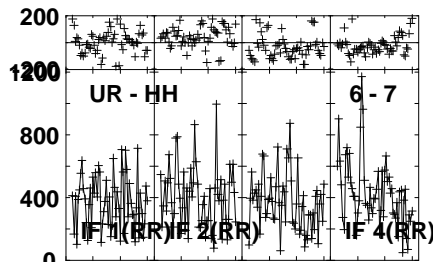
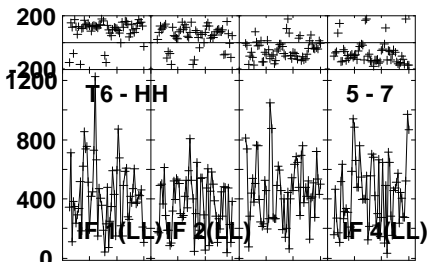
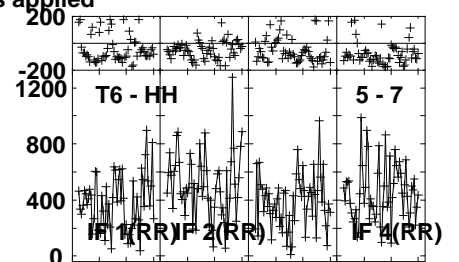
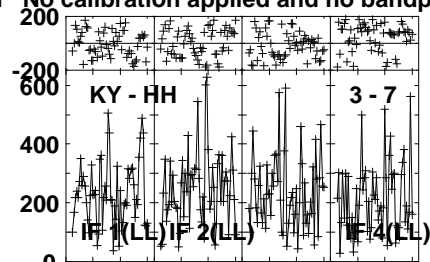
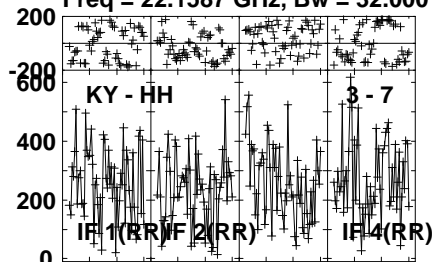
Lower frame: Micro Ampl Jy Top frame: Phas deg
Vector averaged cross-power spectrum Several baselines displayed
Timerange: 01/00:16:10 to 01/00:18:10

Plot file version 161 created 04-JUN-2021 15:27:26

J1625-2527 EB084 1.UVDATA.1

Freq = 22.1587 GHz, Bw = 32.000 MH

No calibration applied and no bandpass applied



020406@20406@20406@20406@20406@
Channels

020406@20406@20406@20406@20406@
Channels

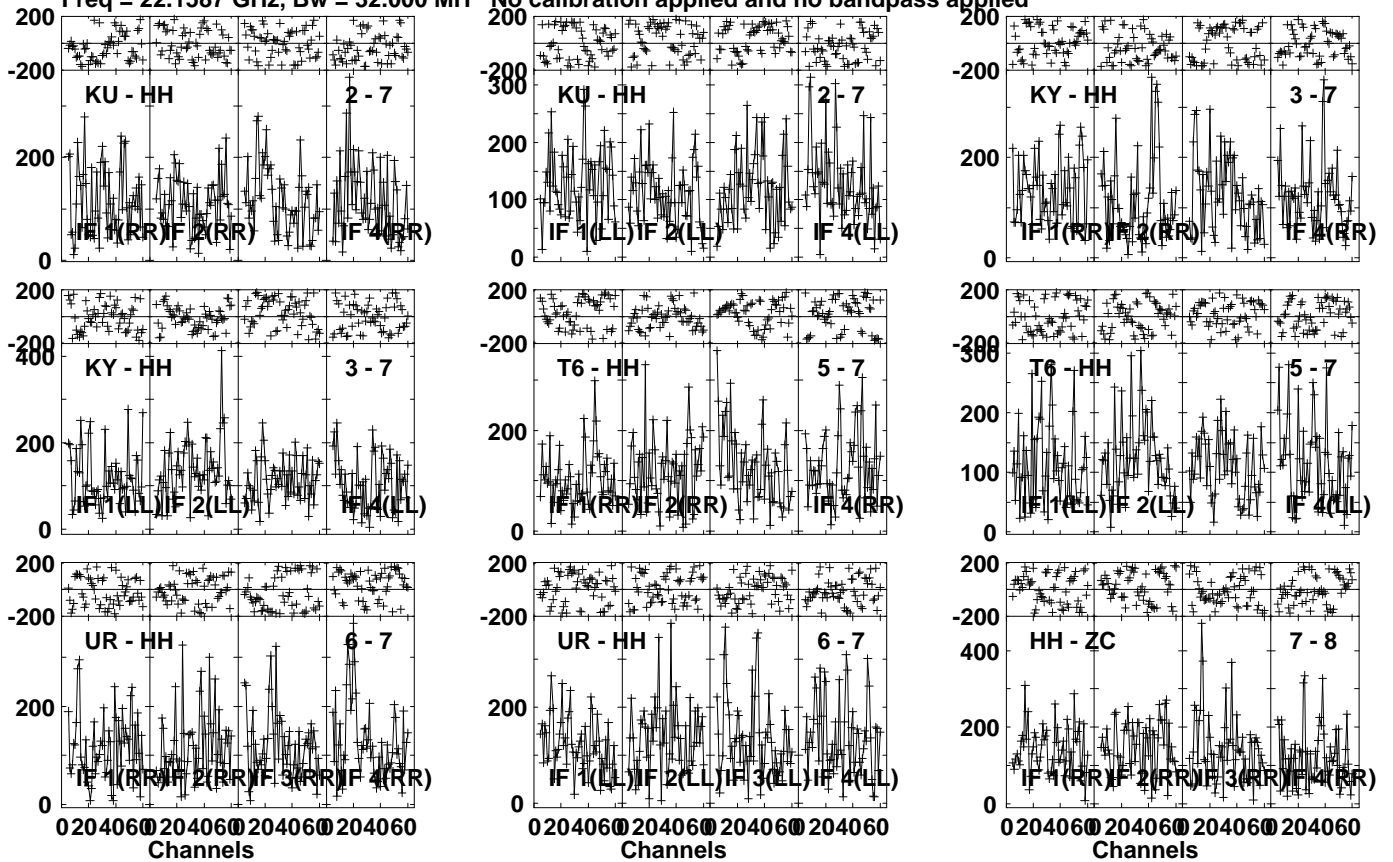
Lower frame: Micro Ampl Jy Top frame: Phas deg
Vector averaged cross-power spectrum Several baselines displayed
Timerange: 01/00:18:10 to 01/00:19:09

Plot file version 162 created 04-JUN-2021 15:27:26

I16293 EB084 1.UVDATA.1

Freq = 22.1587 GHz, Bw = 32.000 MH

No calibration applied and no bandpass applied

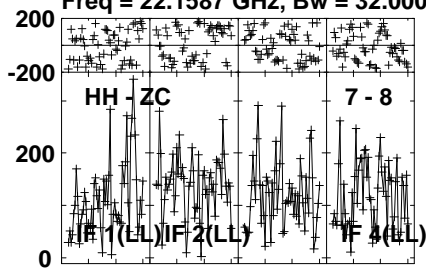


Lower frame: Micro Ampl Jy Top frame: Phas deg
Vector averaged cross-power spectrum Several baselines displayed
Timerange: 01/00:19:10 to 01/00:21:09

Plot file version 163 created 04-JUN-2021 15:27:26

I16293 EB084 1.UVDATA.1

Freq = 22.1587 GHz, Bw = 32.000 MH No calibration applied and no bandpass applied



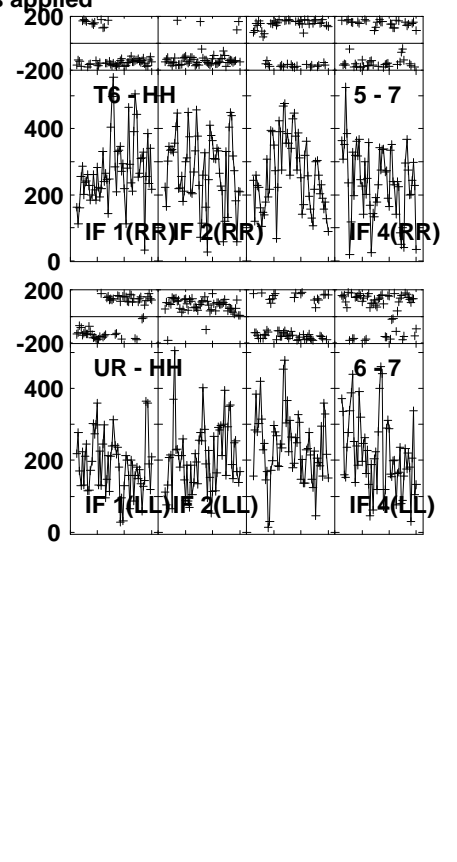
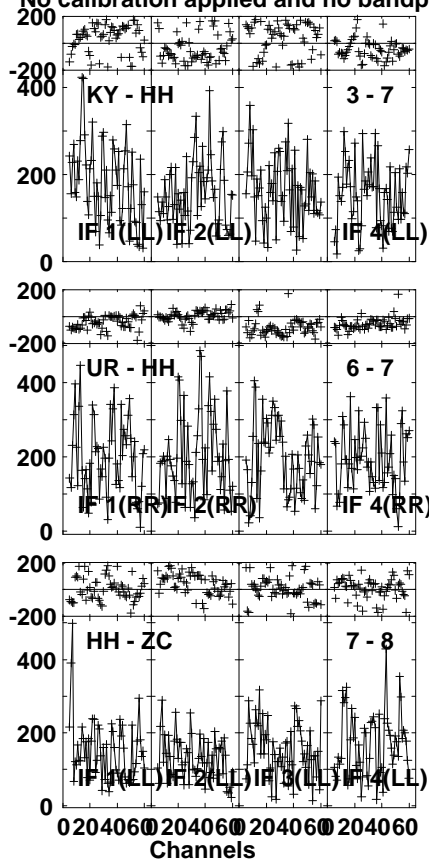
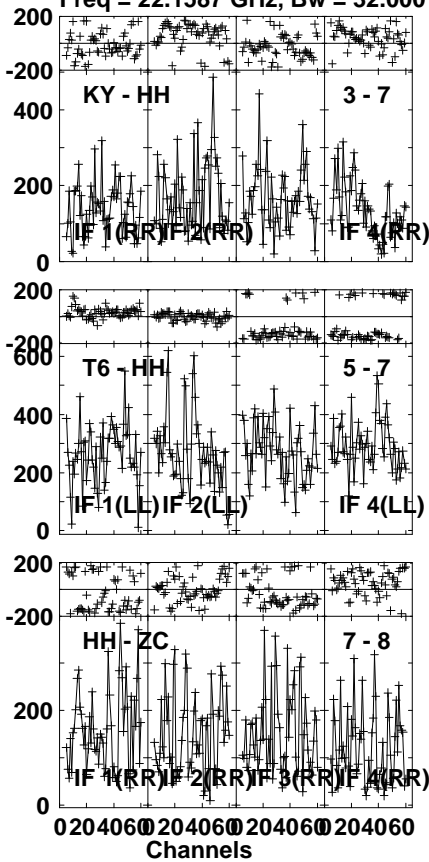
Lower frame: Micro Ampl Jy Top frame: Phas deg
Vector averaged cross-power spectrum Several baselines displayed
Timerange: 01/00:19:10 to 01/00:21:09

Plot file version 164 created 04-JUN-2021 15:27:26

J1625-2527 EB084 1.UVDATA.1

Freq = 22.1587 GHz, Bw = 32.000 MH

No calibration applied and no bandpass applied



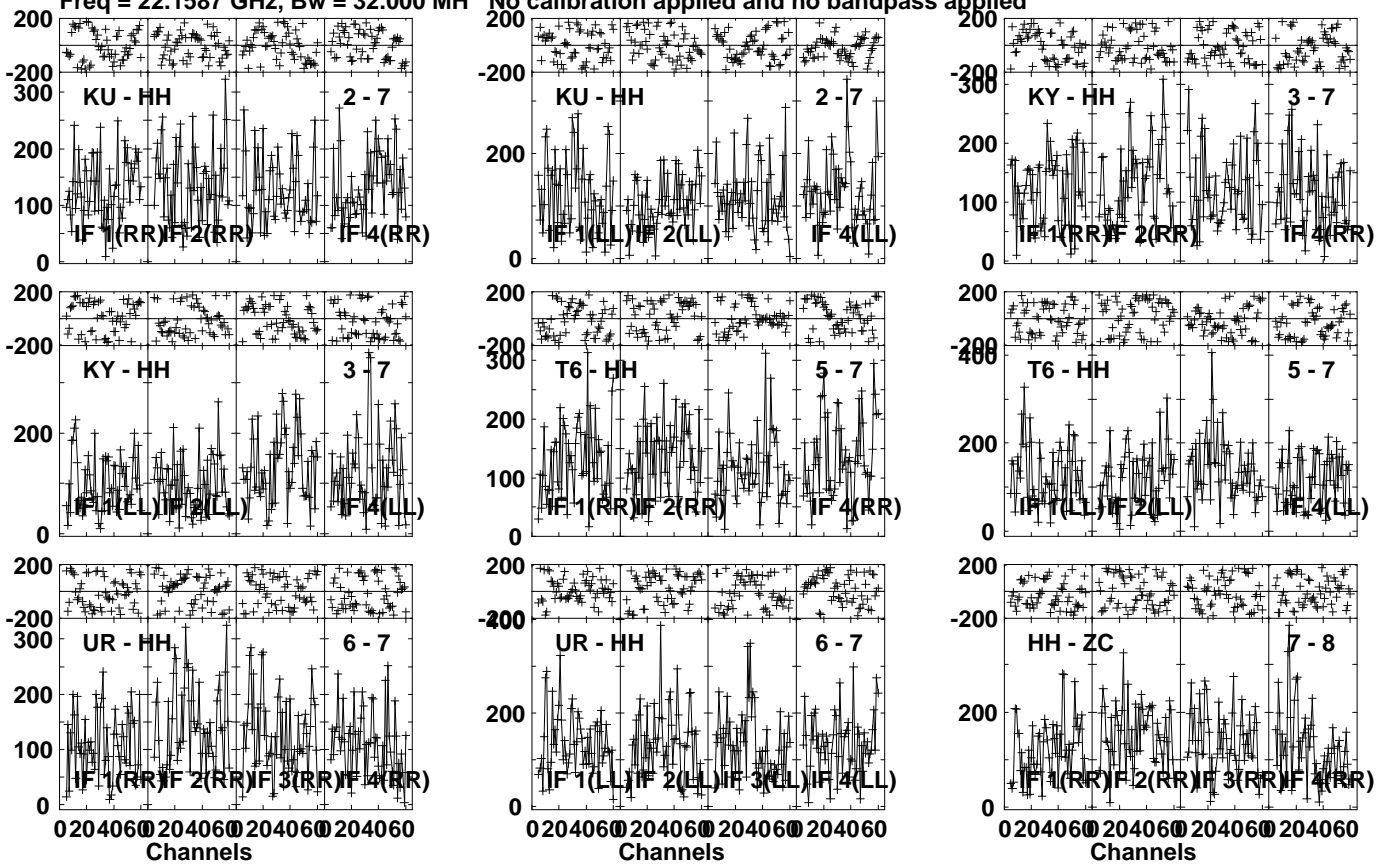
Lower frame: Micro Ampl Jy Top frame: Phas deg
Vector averaged cross-power spectrum Several baselines displayed
Timerange: 01/00:21:51 to 01/00:22:49

Plot file version 165 created 04-JUN-2021 15:27:27

I16293 EB084 1.UVDATA.1

Freq = 22.1587 GHz, Bw = 32.000 MH

No calibration applied and no bandpass applied

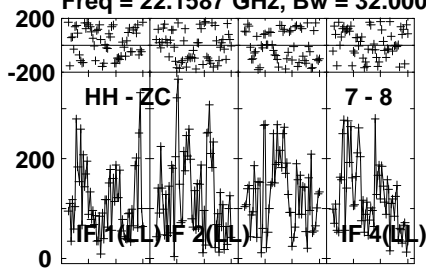


Lower frame: Micro Ampl Jy Top frame: Phas deg
Vector averaged cross-power spectrum Several baselines displayed
Timerange: 01/00:22:50 to 01/00:24:49

Plot file version 166 created 04-JUN-2021 15:27:27

I16293 EB084 1.UVDATA.1

Freq = 22.1587 GHz, Bw = 32.000 MH No calibration applied and no bandpass applied



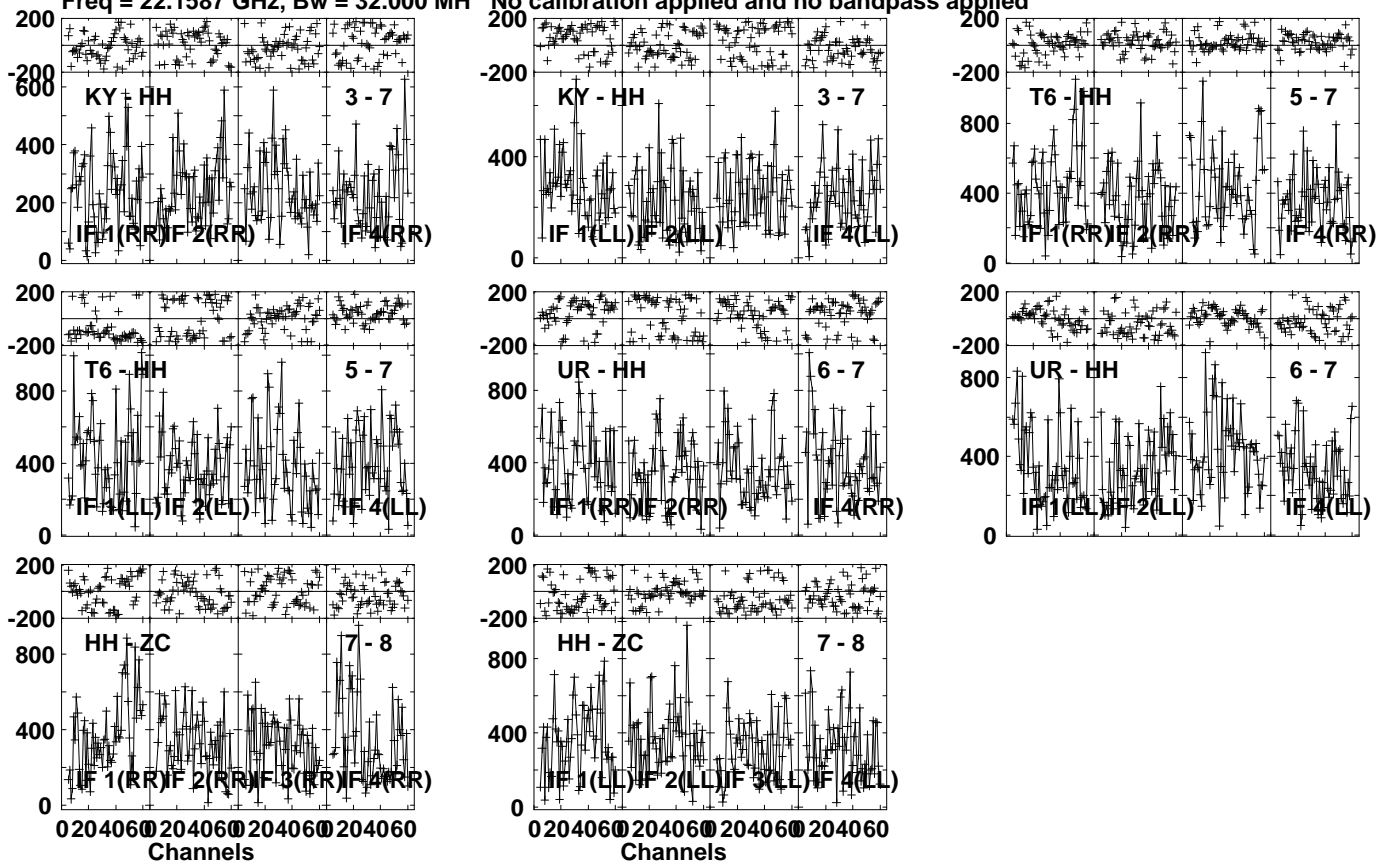
Lower frame: Micro Ampl Jy Top frame: Phas deg
Vector averaged cross-power spectrum Several baselines displayed
Timerange: 01/00:22:50 to 01/00:24:49

Plot file version 167 created 04-JUN-2021 15:27:27

J1625-2527 EB084 1.UVDATA.1

Freq = 22.1587 GHz, Bw = 32.000 MH

No calibration applied and no bandpass applied



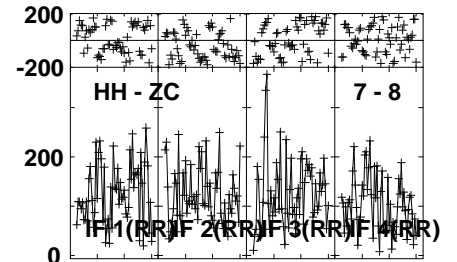
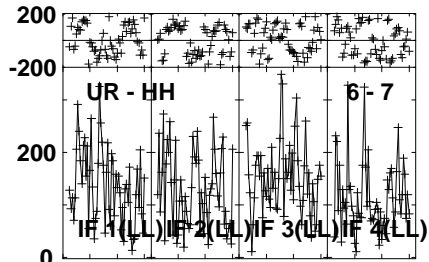
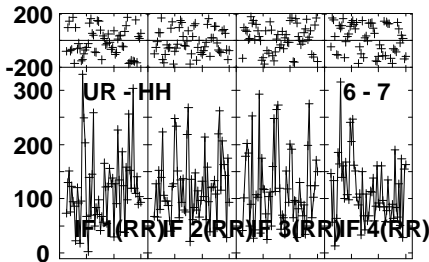
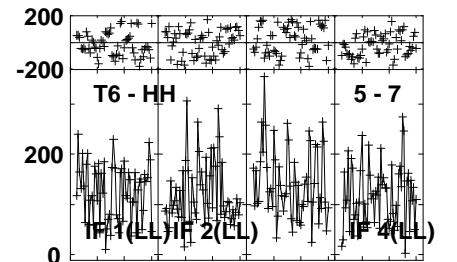
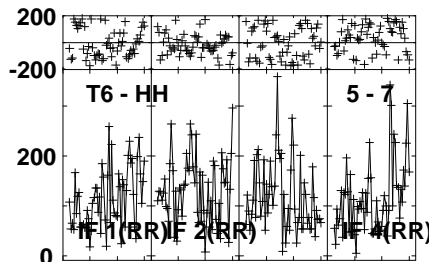
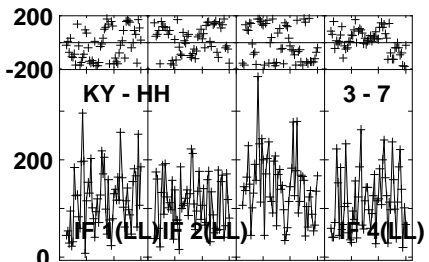
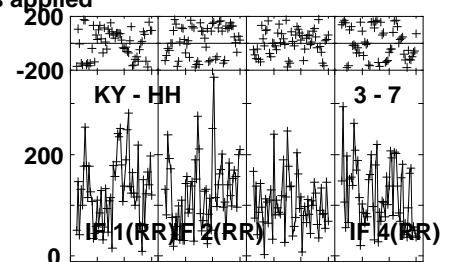
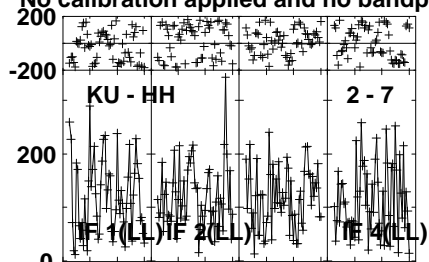
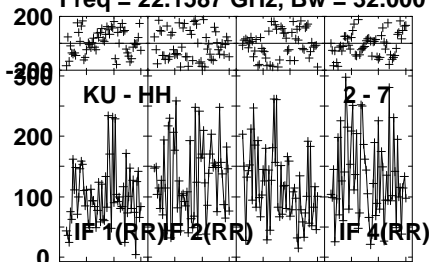
Lower frame: Micro Ampl Jy Top frame: Phas deg
Vector averaged cross-power spectrum Several baselines displayed
Timerange: 01/00:24:51 to 01/00:25:50

Plot file version 168 created 04-JUN-2021 15:27:27

I16293 EB084 1.UVDATA.1

Freq = 22.1587 GHz, Bw = 32.000 MH

No calibration applied and no bandpass applied



0204060 204060 204060 204060
Channels

0204060 204060 204060 204060
Channels

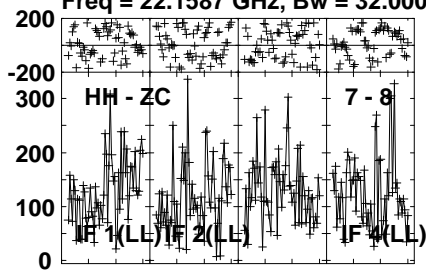
0204060 204060 204060 204060
Channels

Lower frame: Micro Ampl Jy Top frame: Phas deg
Vector averaged cross-power spectrum Several baselines displayed
Timerange: 01/00:25:51 to 01/00:27:49

Plot file version 169 created 04-JUN-2021 15:27:27

I16293 EB084 1.UVDATA.1

Freq = 22.1587 GHz, Bw = 32.000 MH No calibration applied and no bandpass applied



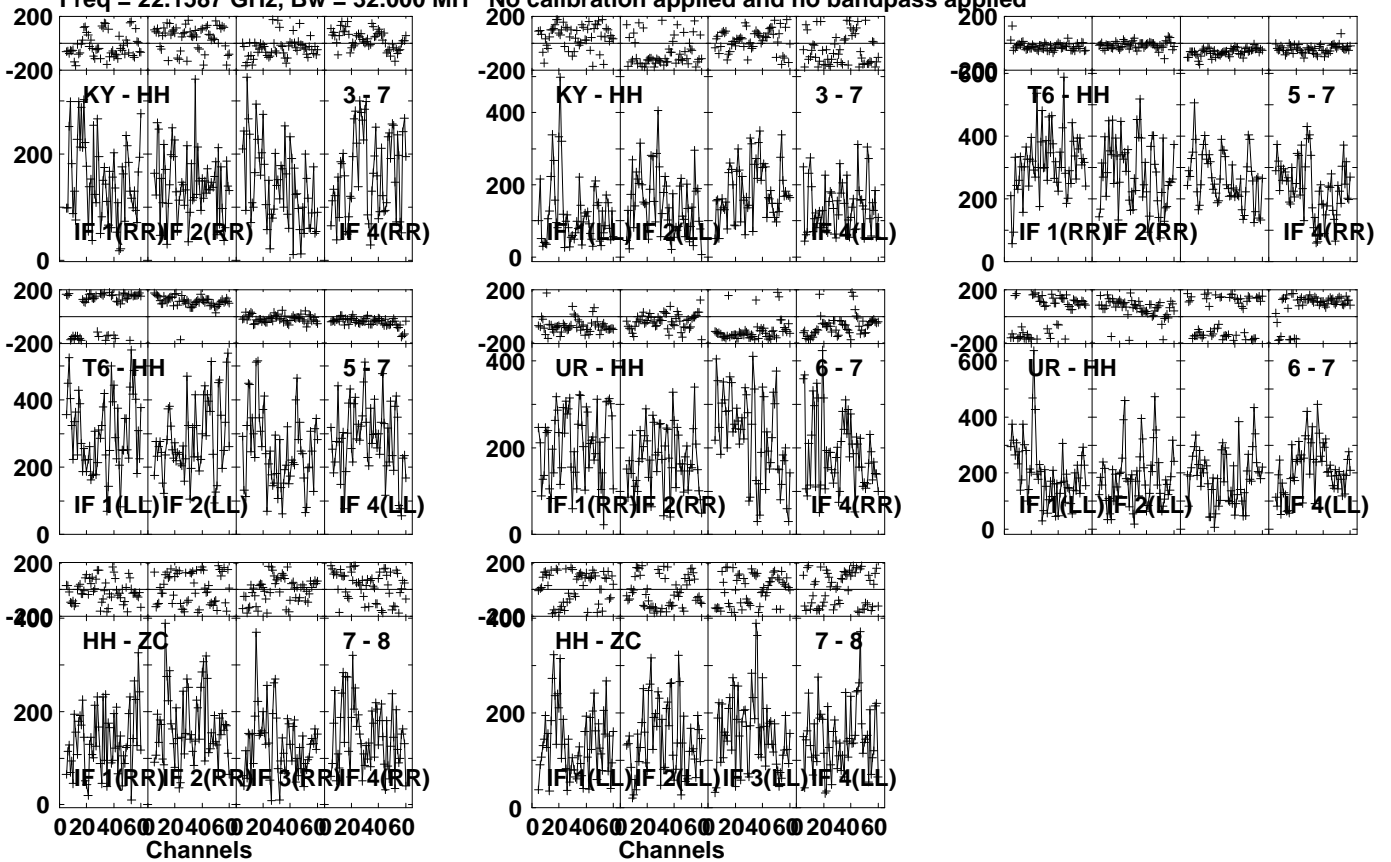
Lower frame: Micro Ampl Jy Top frame: Phas deg
Vector averaged cross-power spectrum Several baselines displayed
Timerange: 01/00:25:51 to 01/00:27:49

Plot file version 170 created 04-JUN-2021 15:27:27

J1625-2527 EB084 1.UVDATA.1

Freq = 22.1587 GHz, Bw = 32.000 MH

No calibration applied and no bandpass applied



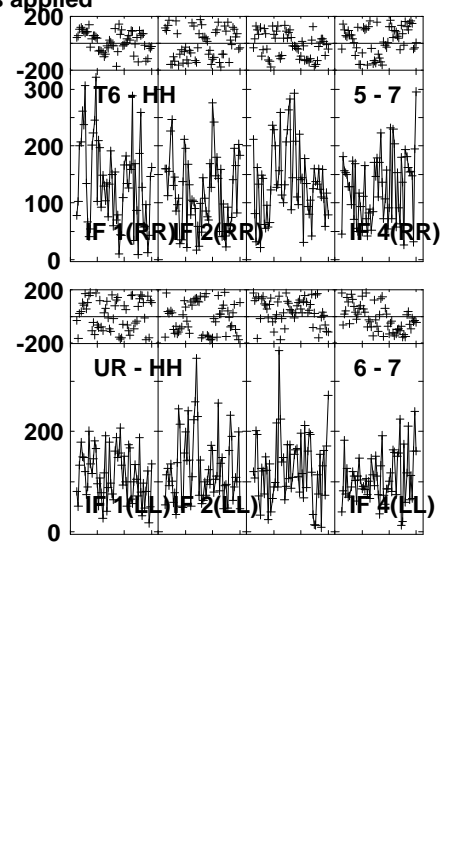
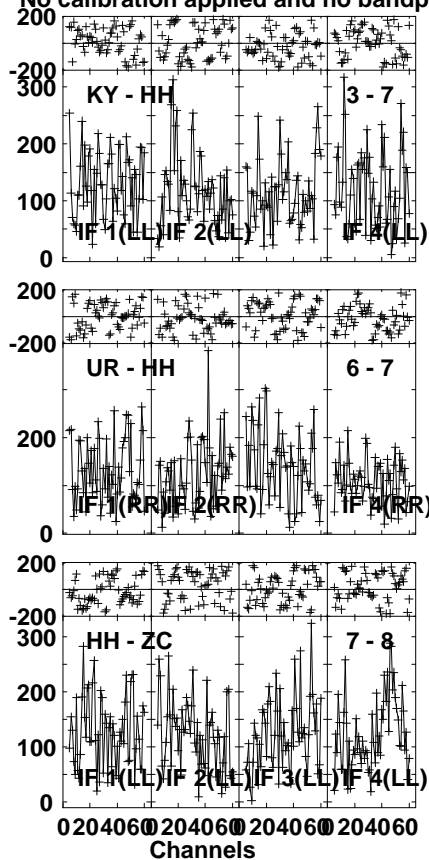
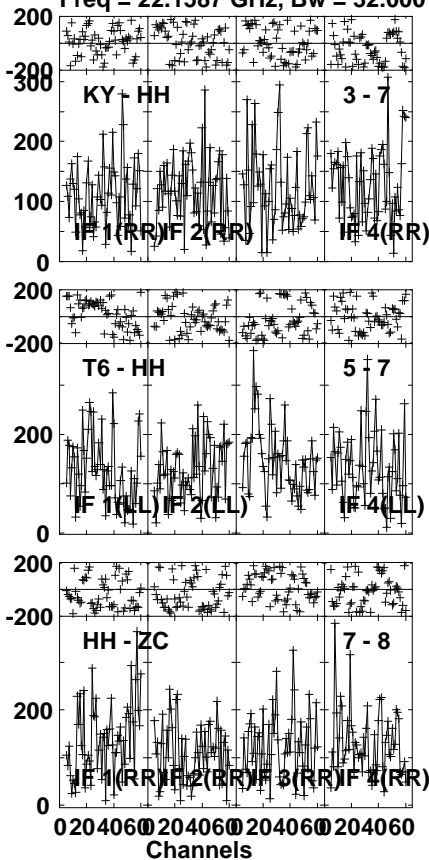
Lower frame: Micro Ampl Jy Top frame: Phas deg
Vector averaged cross-power spectrum Several baselines displayed
Timerange: 01/00:28:30 to 01/00:29:29

Plot file version 171 created 04-JUN-2021 15:27:27

I16293 EB084 1.UVDATA.1

Freq = 22.1587 GHz, Bw = 32.000 MH

No calibration applied and no bandpass applied



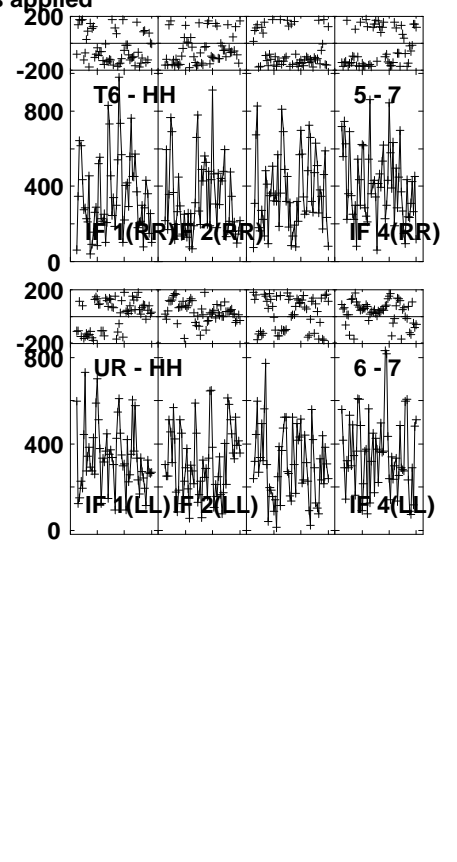
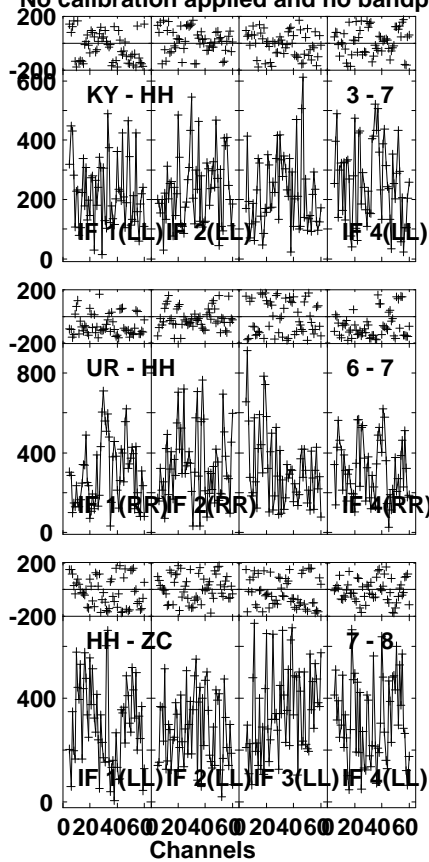
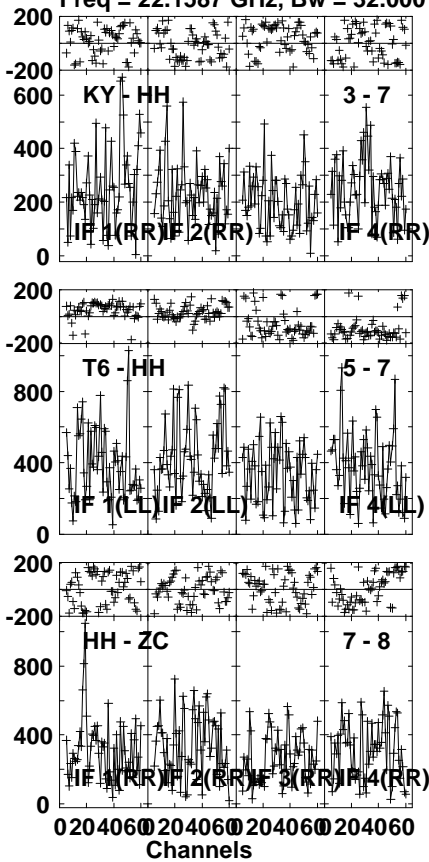
Lower frame: Micro Ampl Jy Top frame: Phas deg
Vector averaged cross-power spectrum Several baselines displayed
Timerange: 01/00:29:30 to 01/00:31:29

Plot file version 172 created 04-JUN-2021 15:27:27

J1625-2527 EB084 1.UVDATA.1

Freq = 22.1587 GHz, Bw = 32.000 MH

No calibration applied and no bandpass applied



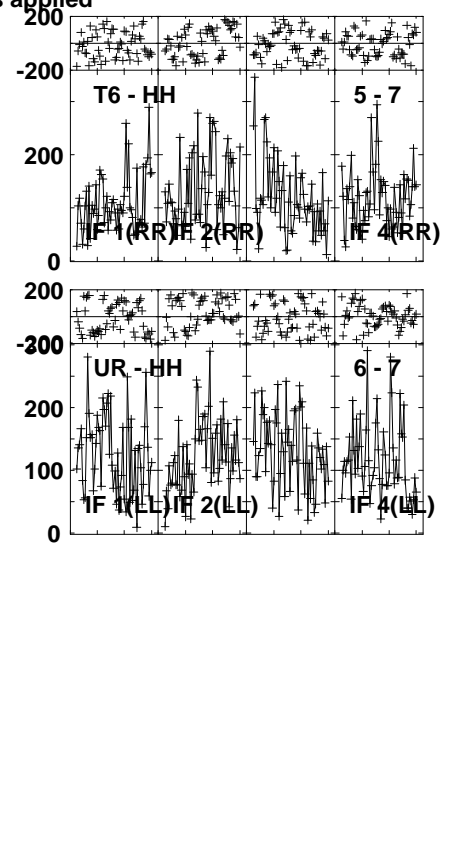
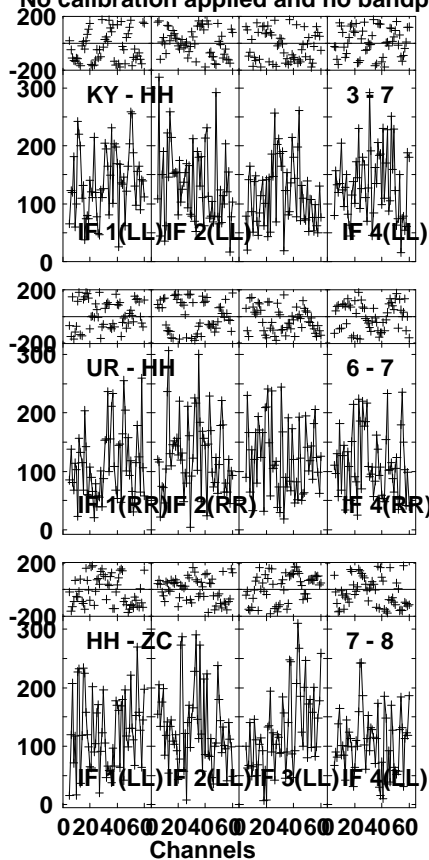
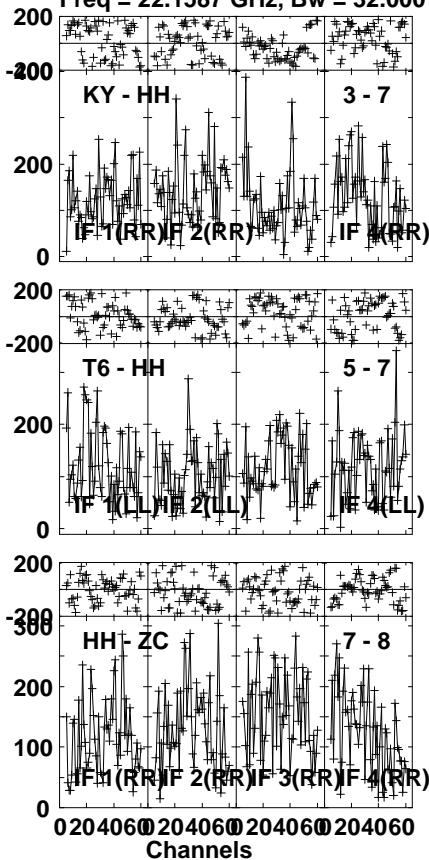
Lower frame: Micro Ampl Jy Top frame: Phas deg
Vector averaged cross-power spectrum Several baselines displayed
Timerange: 01/00:31:31 to 01/00:32:30

Plot file version 173 created 04-JUN-2021 15:27:27

I16293 EB084 1.UVDATA.1

Freq = 22.1587 GHz, Bw = 32.000 MH

No calibration applied and no bandpass applied



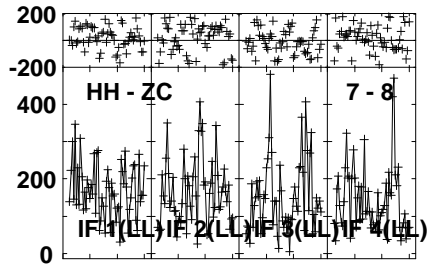
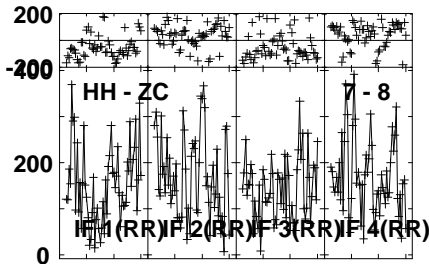
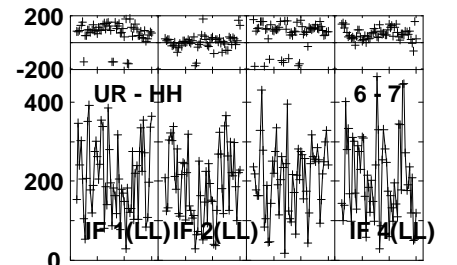
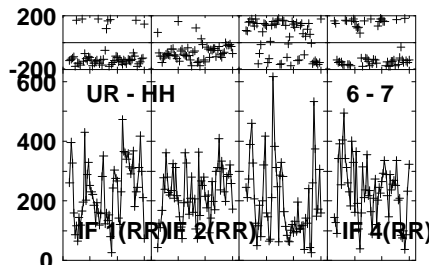
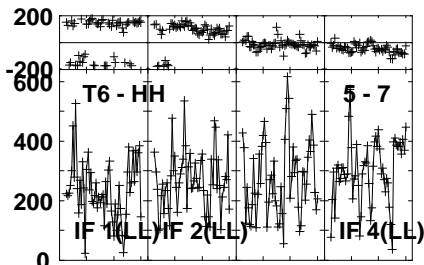
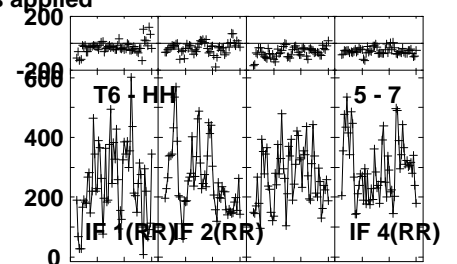
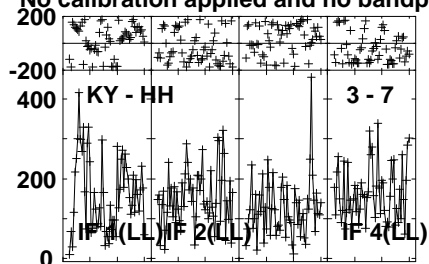
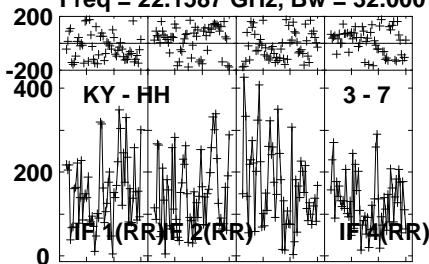
Lower frame: Micro Ampl Jy Top frame: Phas deg
Vector averaged cross-power spectrum Several baselines displayed
Timerange: 01/00:32:31 to 01/00:34:30

Plot file version 174 created 04-JUN-2021 15:27:28

J1625-2527 EB084 1.UVDATA.1

Freq = 22.1587 GHz, Bw = 32.000 MH

No calibration applied and no bandpass applied



020406@20406@20406@20406@
Channels

020406@20406@20406@20406@
Channels

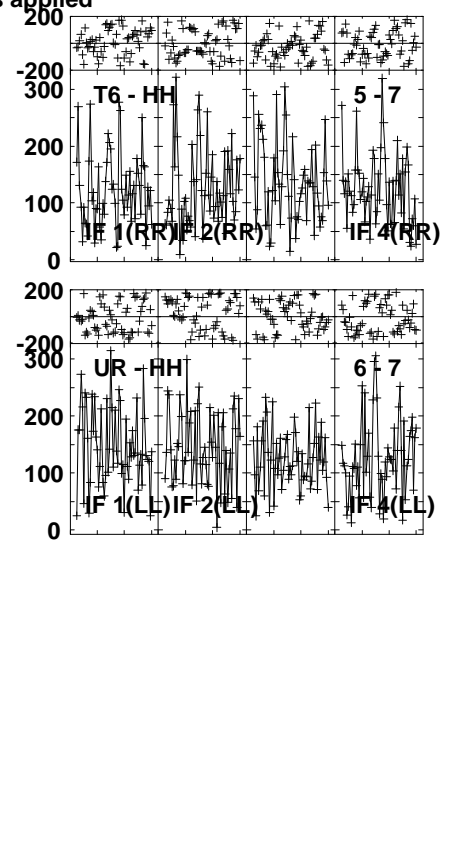
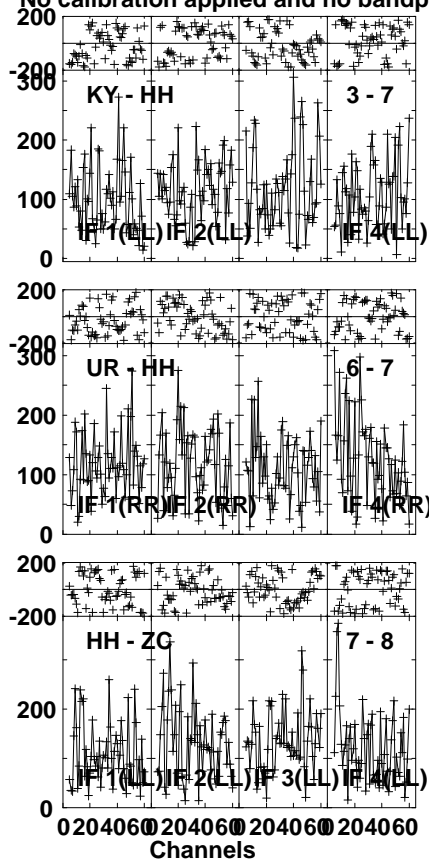
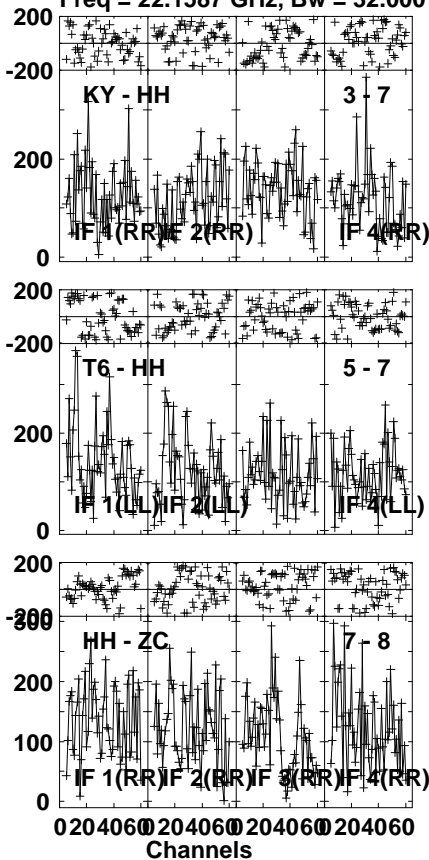
Lower frame: Micro Ampl Jy Top frame: Phas deg
Vector averaged cross-power spectrum Several baselines displayed
Timerange: 01/00:35:11 to 01/00:36:10

Plot file version 175 created 04-JUN-2021 15:27:28

I16293 EB084 1.UVDATA.1

Freq = 22.1587 GHz, Bw = 32.000 MH

No calibration applied and no bandpass applied



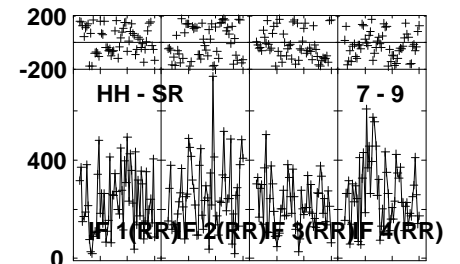
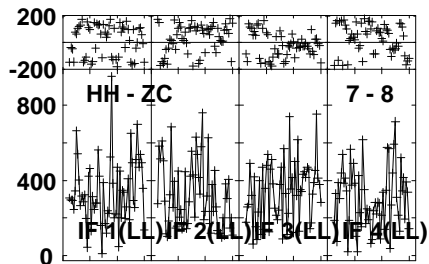
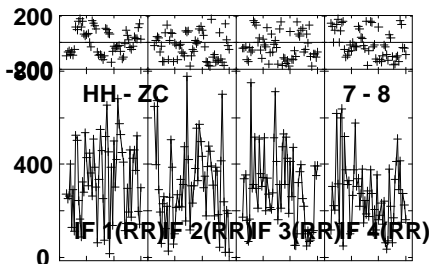
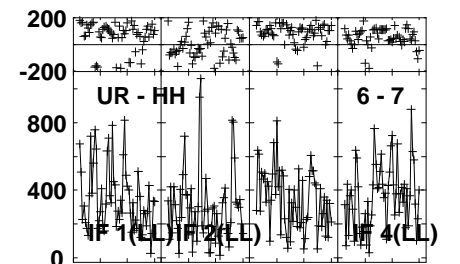
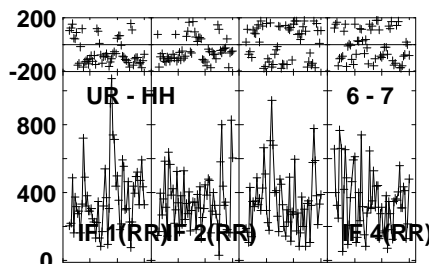
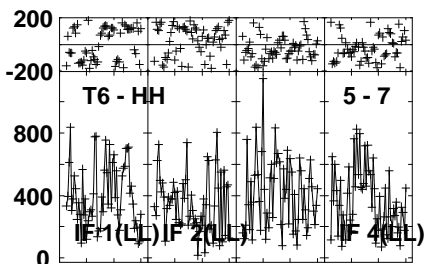
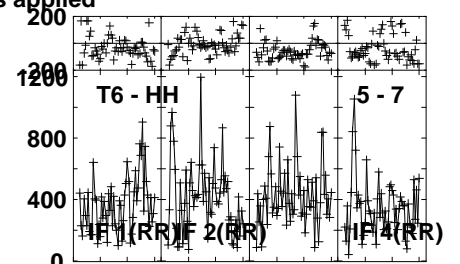
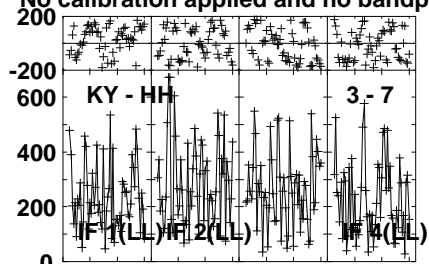
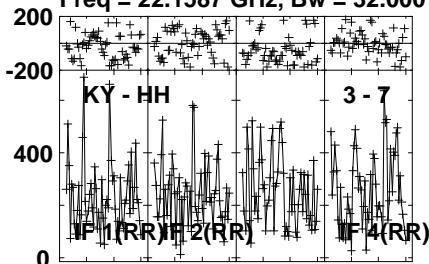
Lower frame: Micro Ampl Jy Top frame: Phas deg
Vector averaged cross-power spectrum Several baselines displayed
Timerange: 01/00:36:11 to 01/00:38:09

Plot file version 176 created 04-JUN-2021 15:27:28

J1625-2527 EB084 1.UVDATA.1

Freq = 22.1587 GHz, Bw = 32.000 MH

No calibration applied and no bandpass applied

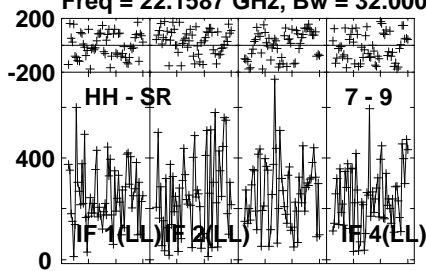


Lower frame: Micro Ampl Jy Top frame: Phas deg
Vector averaged cross-power spectrum Several baselines displayed
Timerange: 01/00:38:11 to 01/00:39:10

Plot file version 177 created 04-JUN-2021 15:27:28

J1625-2527 EB084 1.UVDATA.1

Freq = 22.1587 GHz, Bw = 32.000 MH No calibration applied and no bandpass applied



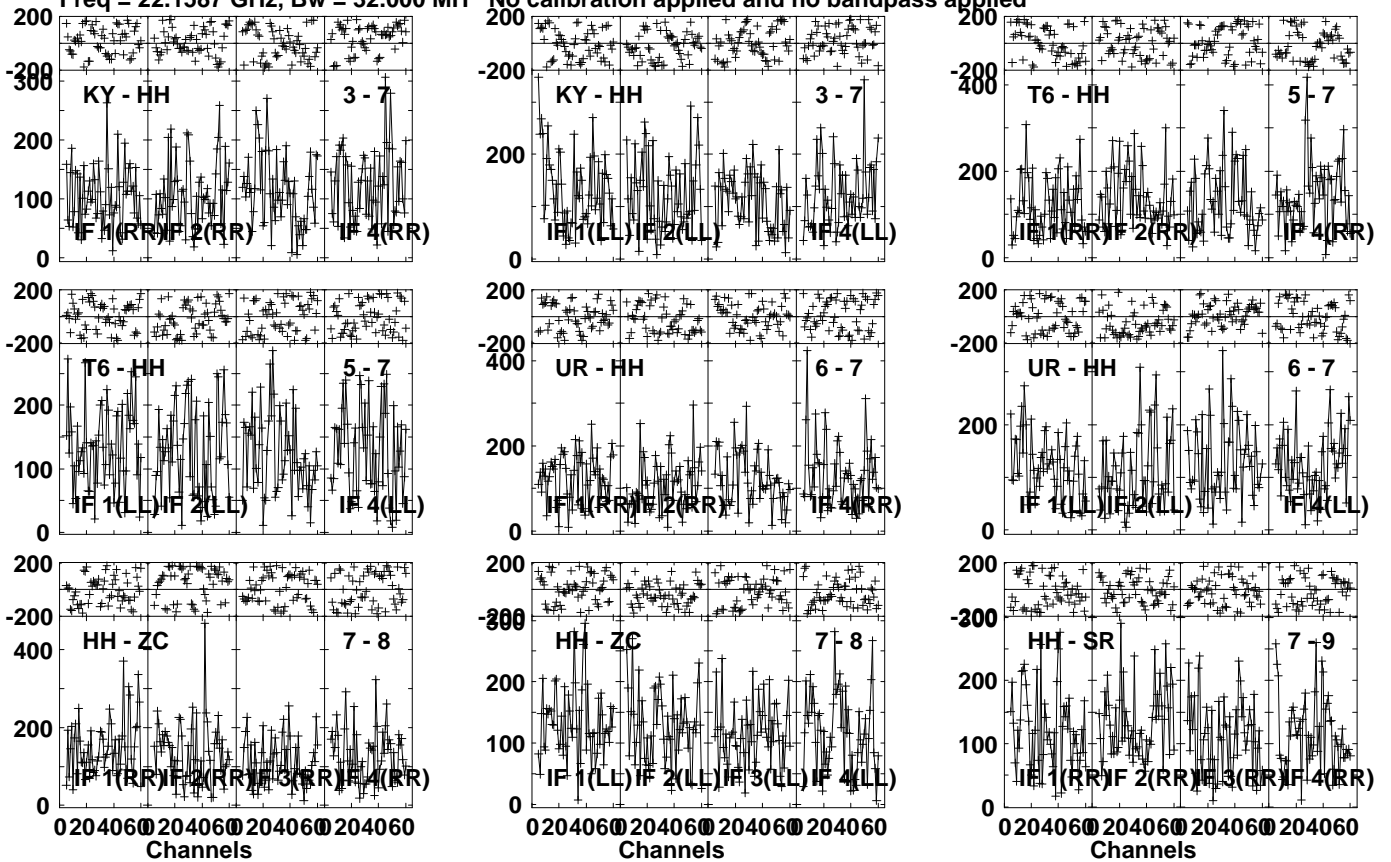
Lower frame: Micro Ampl Jy Top frame: Phas deg
Vector averaged cross-power spectrum Several baselines displayed
Timerange: 01/00:38:11 to 01/00:39:10

Plot file version 178 created 04-JUN-2021 15:27:28

I16293 EB084 1.UVDATA.1

Freq = 22.1587 GHz, Bw = 32.000 MH

No calibration applied and no bandpass applied

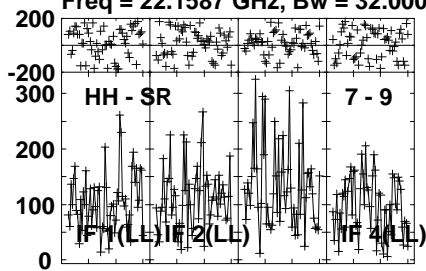


Lower frame: Micro Ampl Jy Top frame: Phas deg
Vector averaged cross-power spectrum Several baselines displayed
Timerange: 01/00:39:11 to 01/00:41:10

Plot file version 179 created 04-JUN-2021 15:27:28

I16293 EB084 1.UVDATA.1

Freq = 22.1587 GHz, Bw = 32.000 MH No calibration applied and no bandpass applied



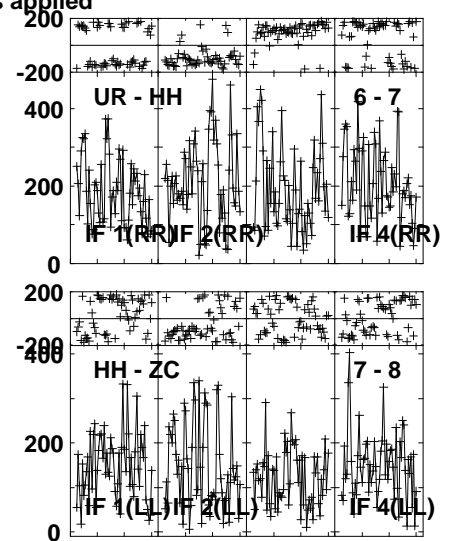
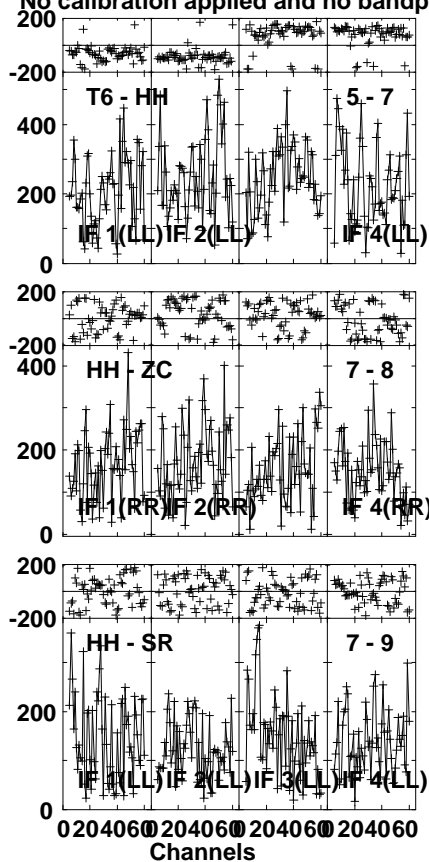
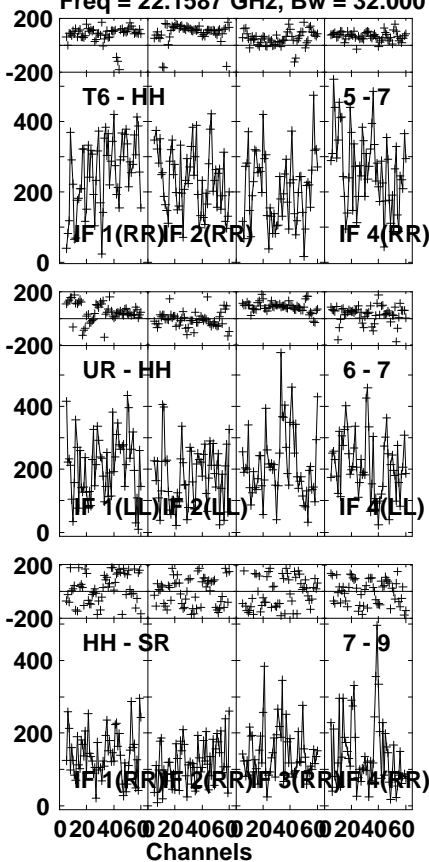
Lower frame: Micro Ampl Jy Top frame: Phas deg
Vector averaged cross-power spectrum Several baselines displayed
Timerange: 01/00:39:11 to 01/00:41:10

Plot file version 180 created 04-JUN-2021 15:27:28

J1625-2527 EB084 1.UVDATA.1

Freq = 22.1587 GHz, Bw = 32.000 MH

No calibration applied and no bandpass applied



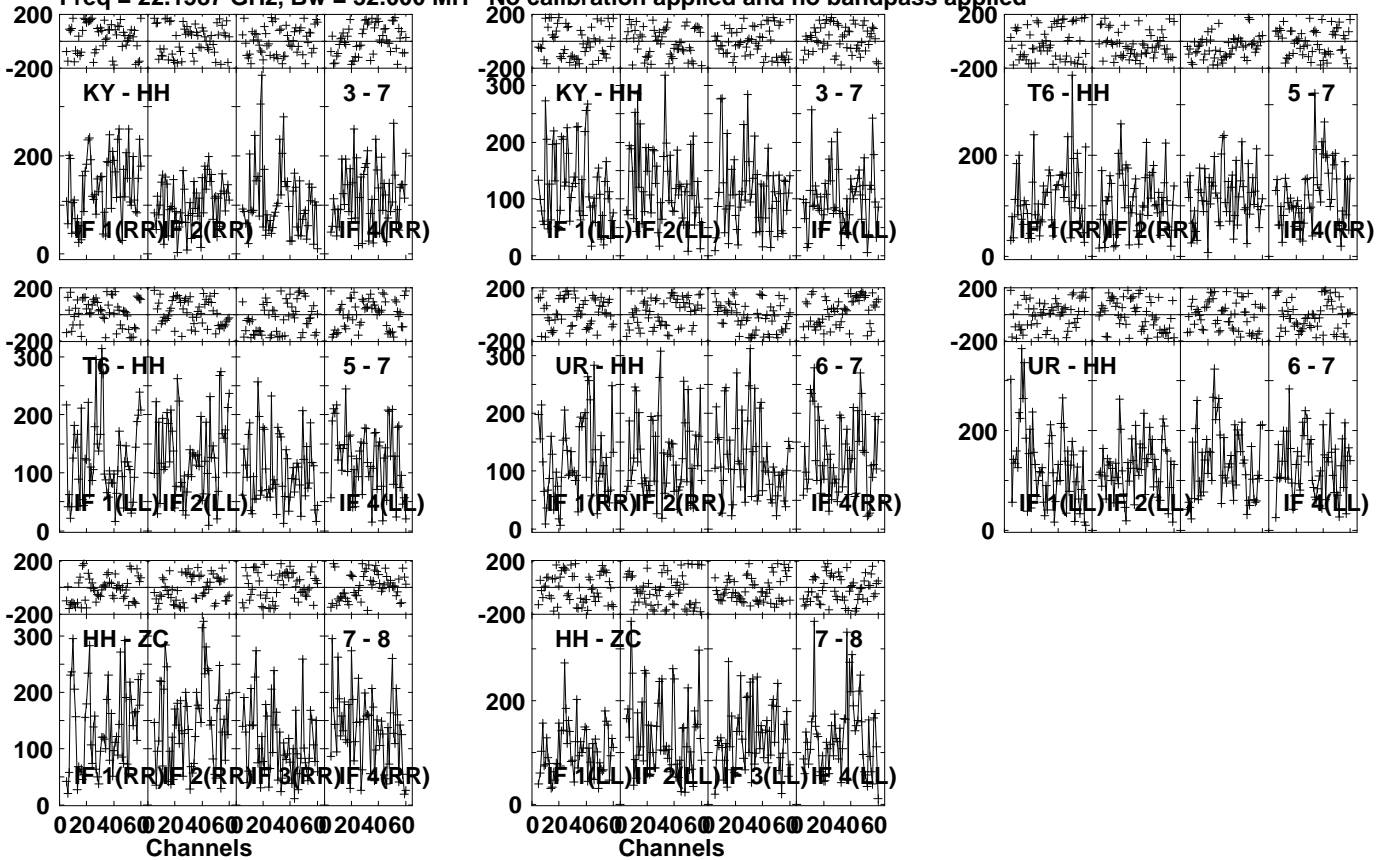
Lower frame: Micro Ampl Jy Top frame: Phas deg
 Vector averaged cross-power spectrum Several baselines displayed
 Timerange: 01/00:41:51 to 01/00:42:50

Plot file version 181 created 04-JUN-2021 15:27:28

I16293 EB084 1.UVDATA.1

Freq = 22.1587 GHz, Bw = 32.000 MH

No calibration applied and no bandpass applied



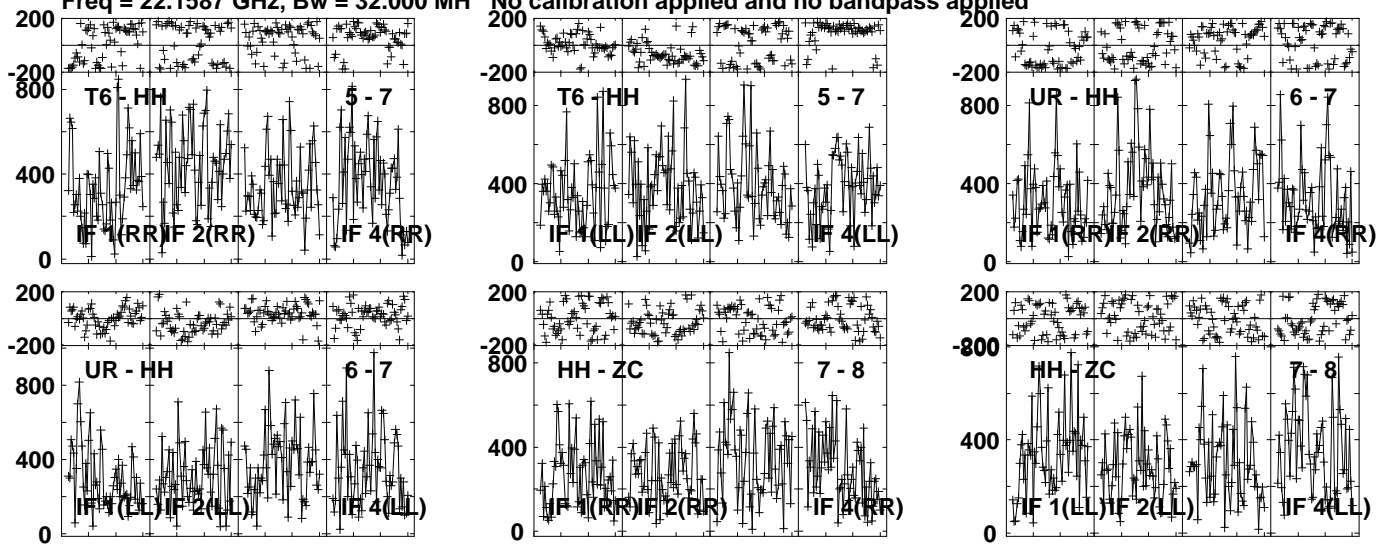
Lower frame: Micro Ampl Jy Top frame: Phas deg
Vector averaged cross-power spectrum Several baselines displayed
Timerange: 01/00:42:51 to 01/00:44:50

Plot file version 182 created 04-JUN-2021 15:27:28

J1625-2527 EB084 1.UVDATA.1

Freq = 22.1587 GHz, Bw = 32.000 MH

No calibration applied and no bandpass applied



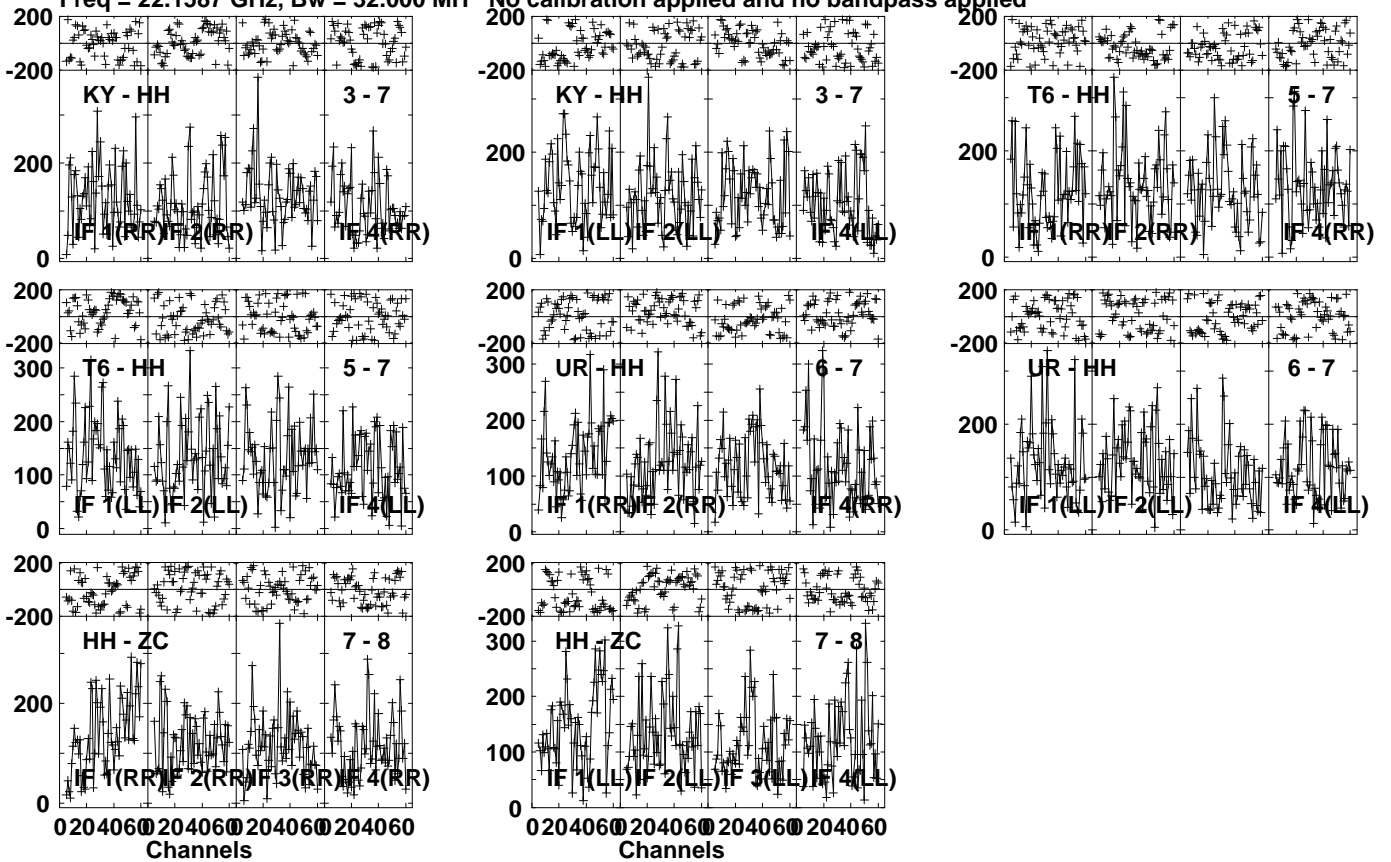
Lower frame: Micro Ampl Jy Top frame: Phas deg
Vector averaged cross-power spectrum Several baselines displayed
Timerange: 01/00:44:51 to 01/00:45:50

Plot file version 183 created 04-JUN-2021 15:27:28

I16293 EB084 1.UVDATA.1

Freq = 22.1587 GHz, Bw = 32.000 MH

No calibration applied and no bandpass applied



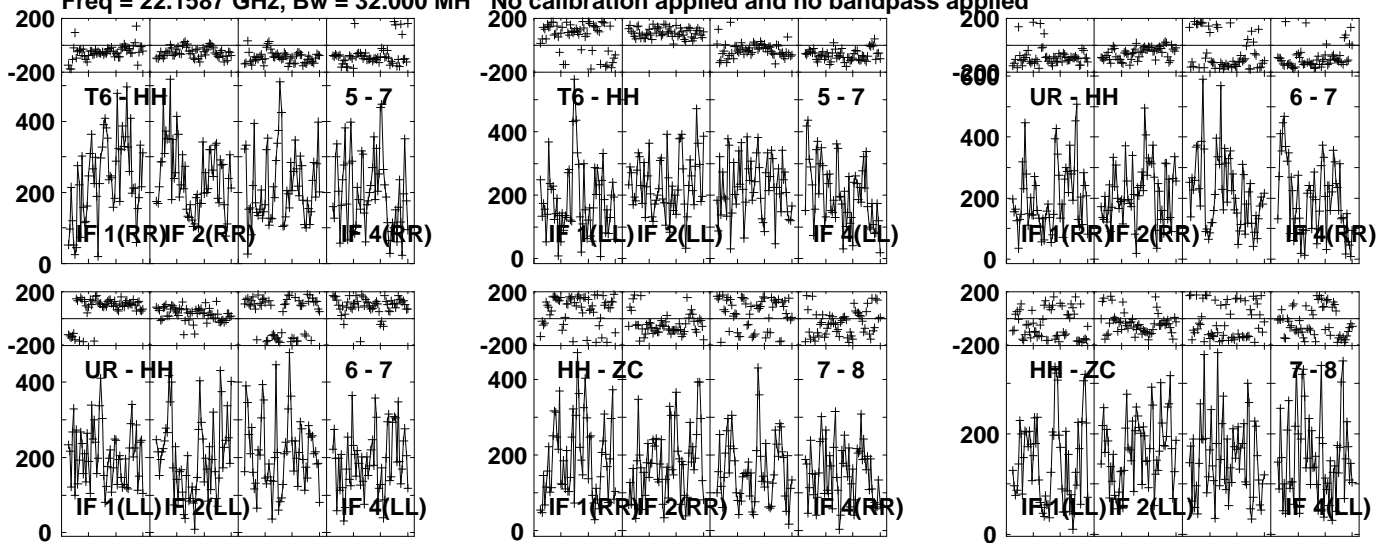
Lower frame: Micro Ampl Jy Top frame: Phas deg
Vector averaged cross-power spectrum Several baselines displayed
Timerange: 01/00:45:50 to 01/00:47:50

Plot file version 184 created 04-JUN-2021 15:27:29

J1625-2527 EB084 1.UVDATA.1

Freq = 22.1587 GHz, Bw = 32.000 MH

No calibration applied and no bandpass applied



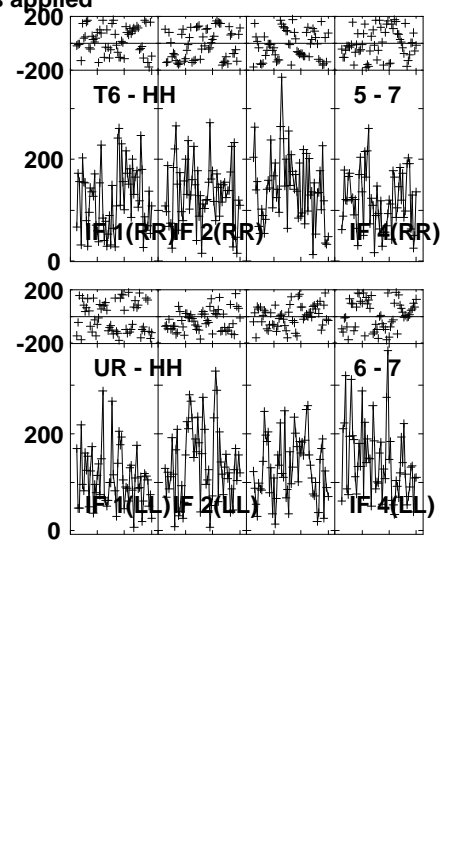
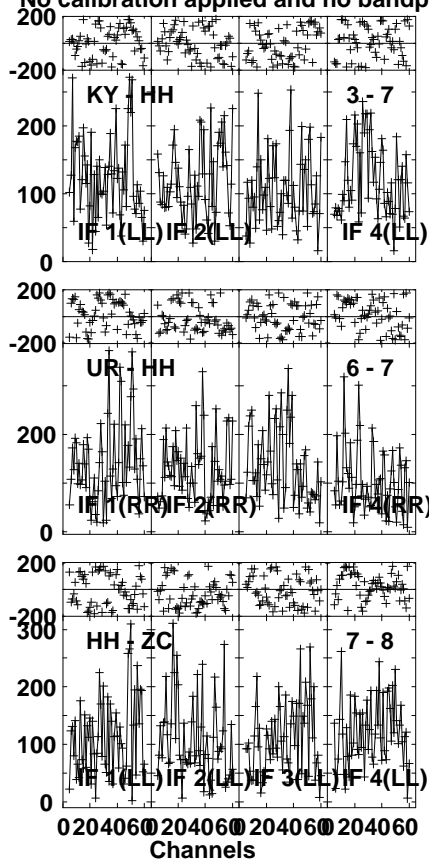
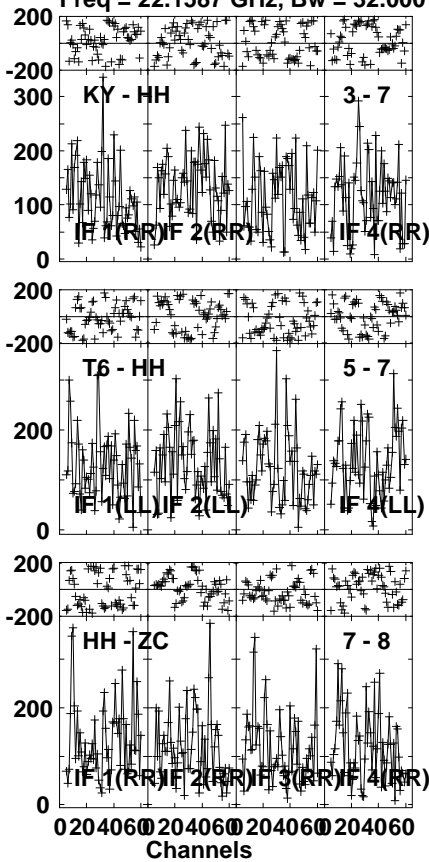
Lower frame: Micro Ampl Jy Top frame: Phas deg
Vector averaged cross-power spectrum Several baselines displayed
Timerange: 01/00:48:31 to 01/00:49:30

Plot file version 185 created 04-JUN-2021 15:27:29

I16293 EB084 1.UVDATA.1

Freq = 22.1587 GHz, Bw = 32.000 MH

No calibration applied and no bandpass applied



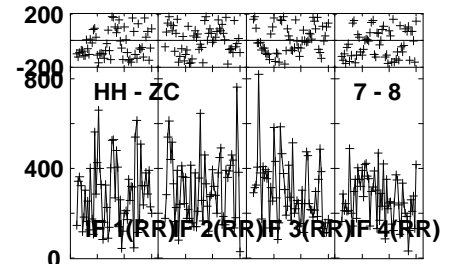
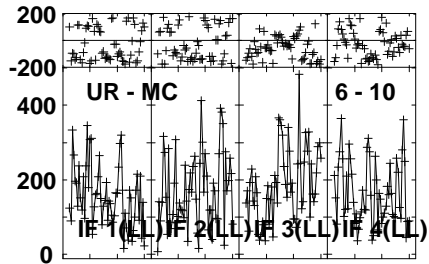
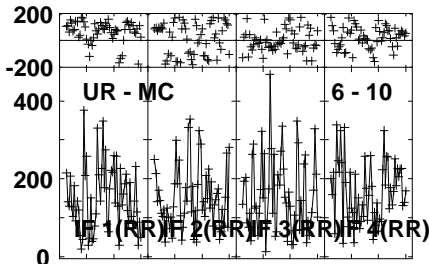
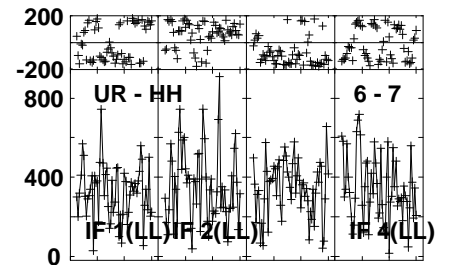
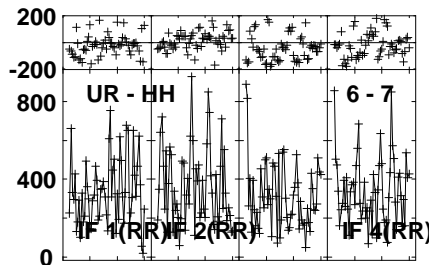
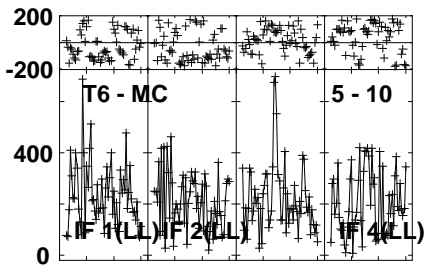
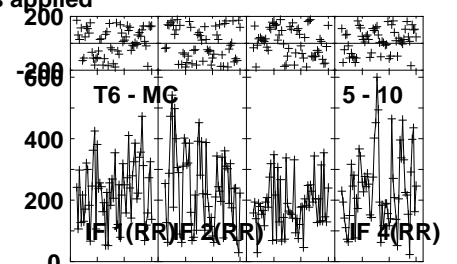
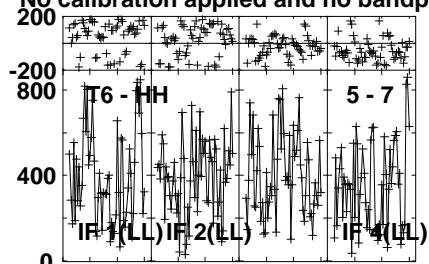
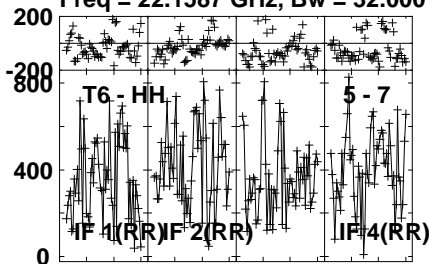
Lower frame: Micro Ampl Jy Top frame: Phas deg
Vector averaged cross-power spectrum Several baselines displayed
Timerange: 01/00:49:31 to 01/00:51:30

Plot file version 186 created 04-JUN-2021 15:27:29

J1625-2527 EB084 1.UVDATA.1

Freq = 22.1587 GHz, Bw = 32.000 MH

No calibration applied and no bandpass applied



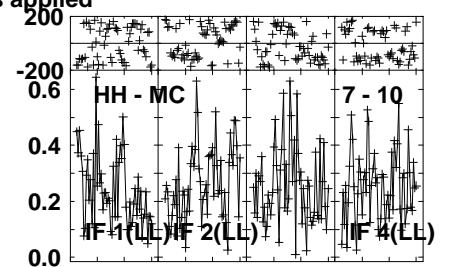
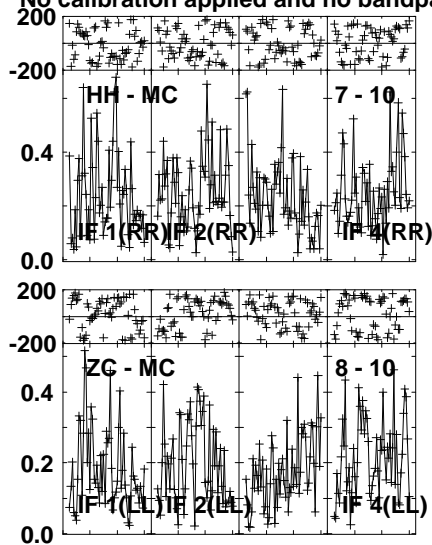
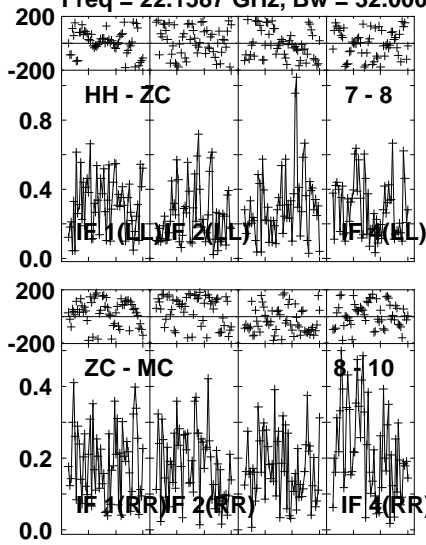
Lower frame: Micro Ampl Jy Top frame: Phas deg
Vector averaged cross-power spectrum Several baselines displayed
Timerange: 01/00:51:31 to 01/00:52:29

Plot file version 187 created 04-JUN-2021 15:27:29

J1625-2527 EB084 1.UVDATA.1

Freq = 22.1587 GHz, Bw = 32.000 MH

No calibration applied and no bandpass applied



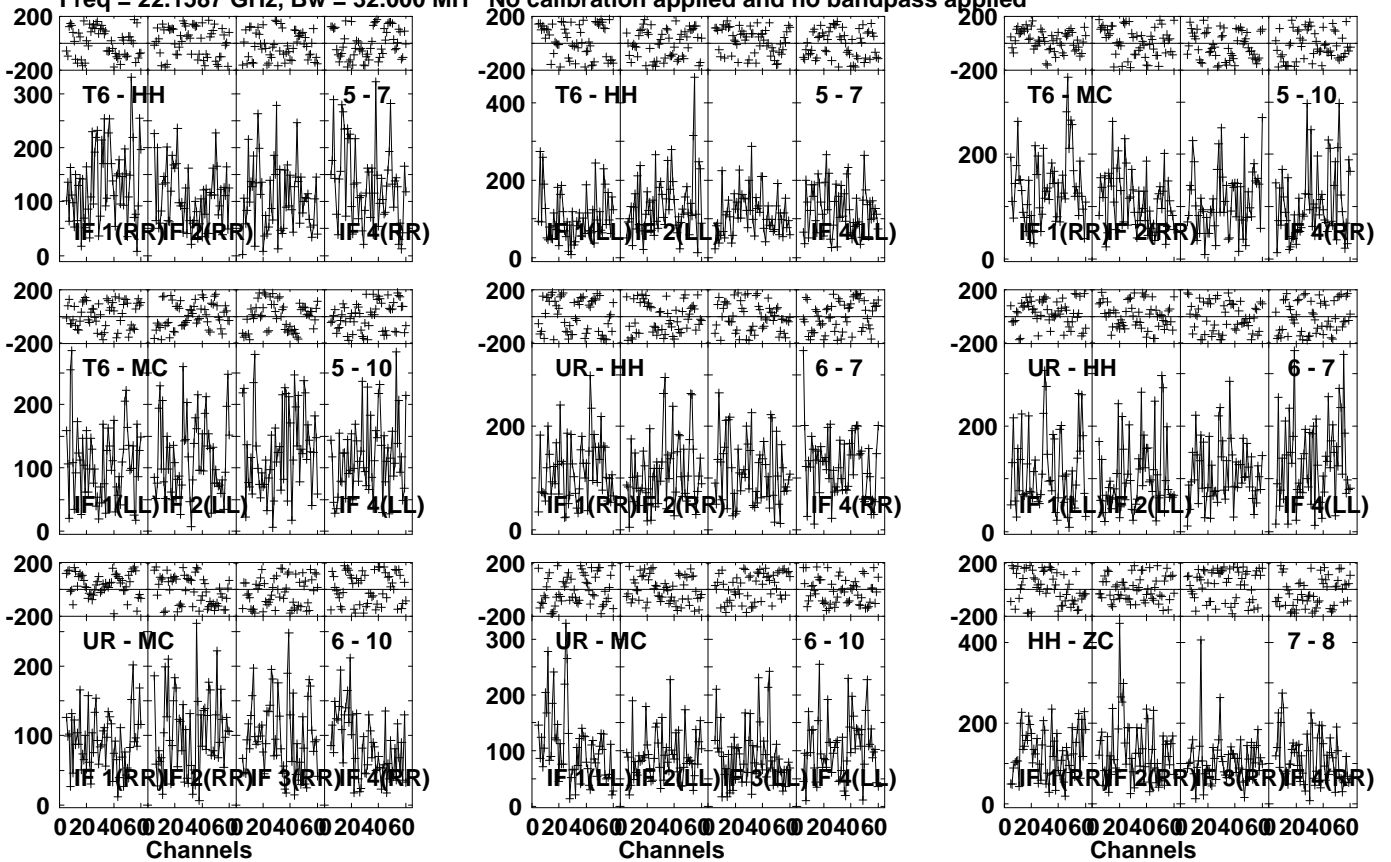
Lower frame: Milli Ampl Jy Top frame: Phas deg
Vector averaged cross-power spectrum Several baselines displayed
Timerange: 01/00:51:31 to 01/00:52:29

Plot file version 188 created 04-JUN-2021 15:27:29

I16293 EB084 1.UVDATA.1

Freq = 22.1587 GHz, Bw = 32.000 MH

No calibration applied and no bandpass applied



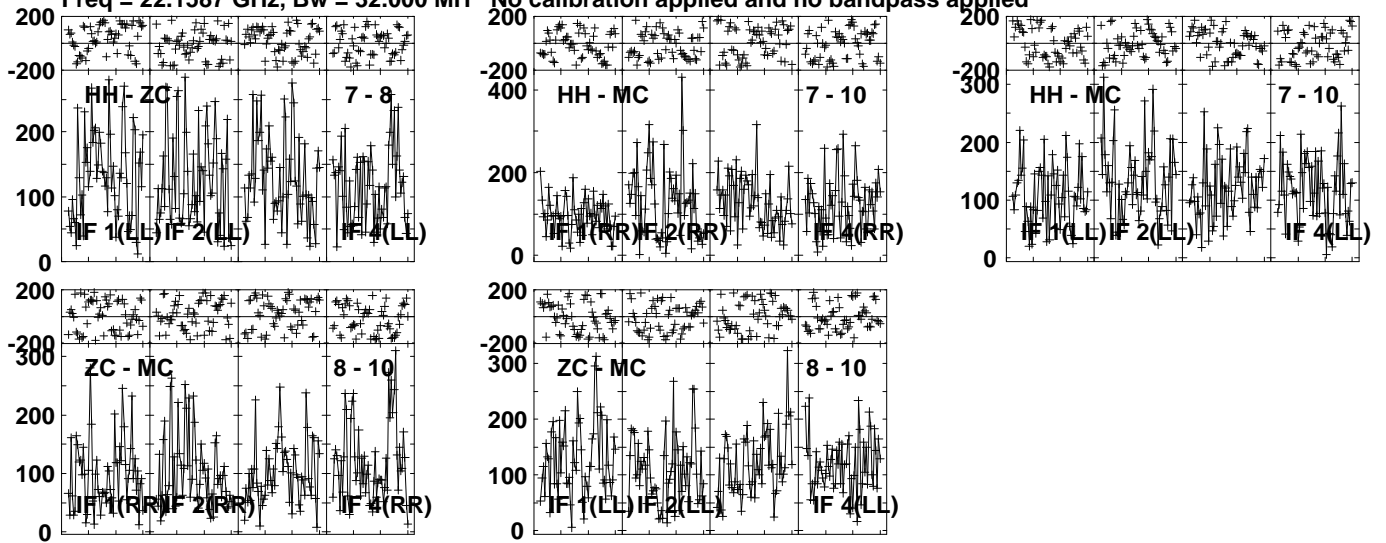
Lower frame: Micro Ampl Jy Top frame: Phas deg
Vector averaged cross-power spectrum Several baselines displayed
Timerange: 01/00:52:30 to 01/00:54:30

Plot file version 189 created 04-JUN-2021 15:27:29

I16293 EB084 1.UVDATA.1

Freq = 22.1587 GHz, Bw = 32.000 MH

No calibration applied and no bandpass applied



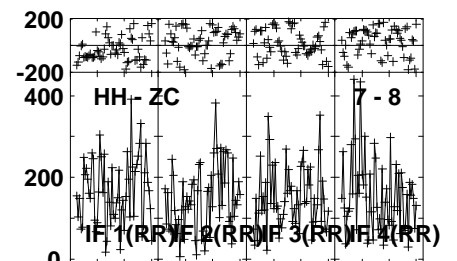
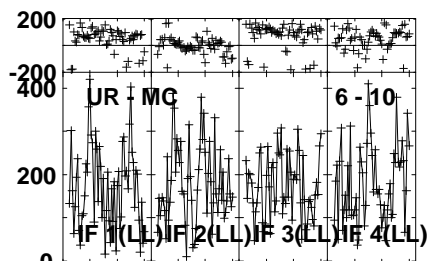
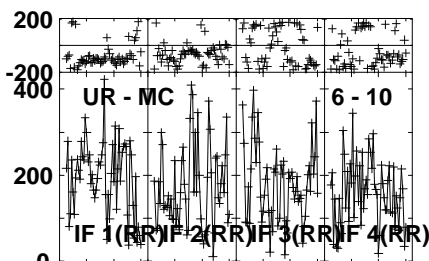
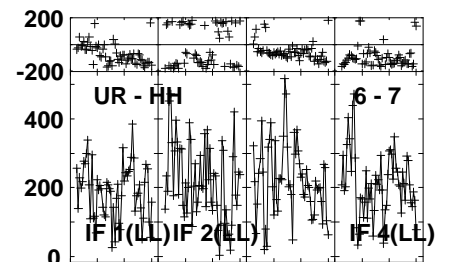
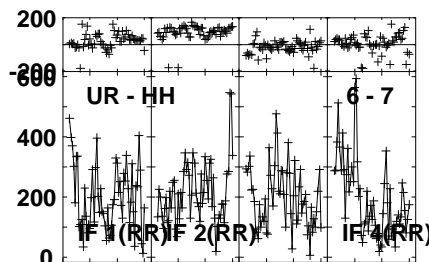
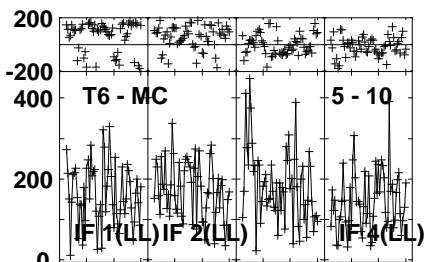
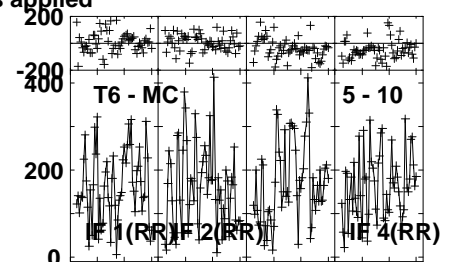
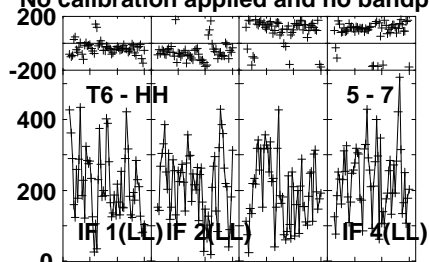
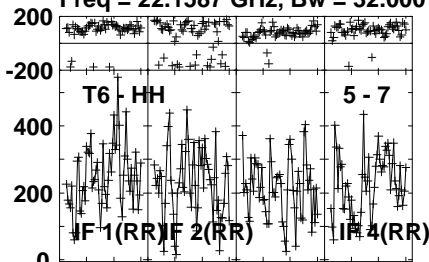
Lower frame: Micro Ampl Jy Top frame: Phas deg
Vector averaged cross-power spectrum Several baselines displayed
Timerange: 01/00:52:30 to 01/00:54:30

Plot file version 190 created 04-JUN-2021 15:27:29

J1625-2527 EB084 1.UVDATA.1

Freq = 22.1587 GHz, Bw = 32.000 MH

No calibration applied and no bandpass applied



0204060 204060 204060 204060
Channels

0204060 204060 204060 204060
Channels

0204060 204060 204060 204060
Channels

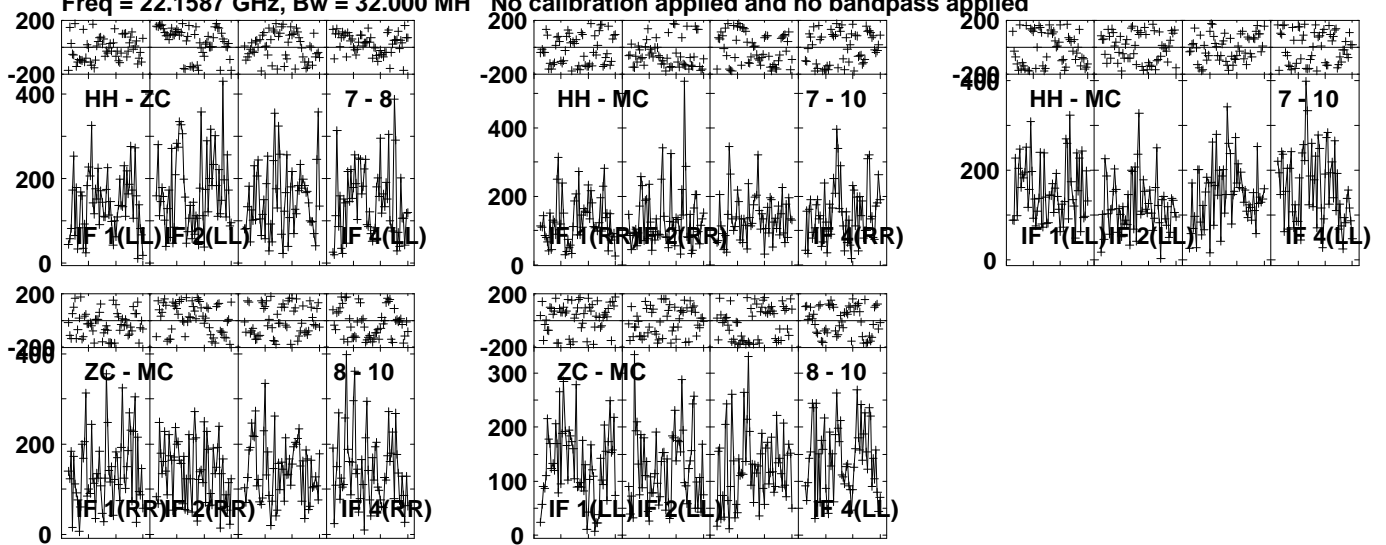
Lower frame: Micro Ampl Jy Top frame: Phas deg
Vector averaged cross-power spectrum Several baselines displayed
Timerange: 01/00:55:11 to 01/00:56:09

Plot file version 191 created 04-JUN-2021 15:27:29

J1625-2527 EB084 1.UVDATA.1

Freq = 22.1587 GHz, Bw = 32.000 MH

No calibration applied and no bandpass applied



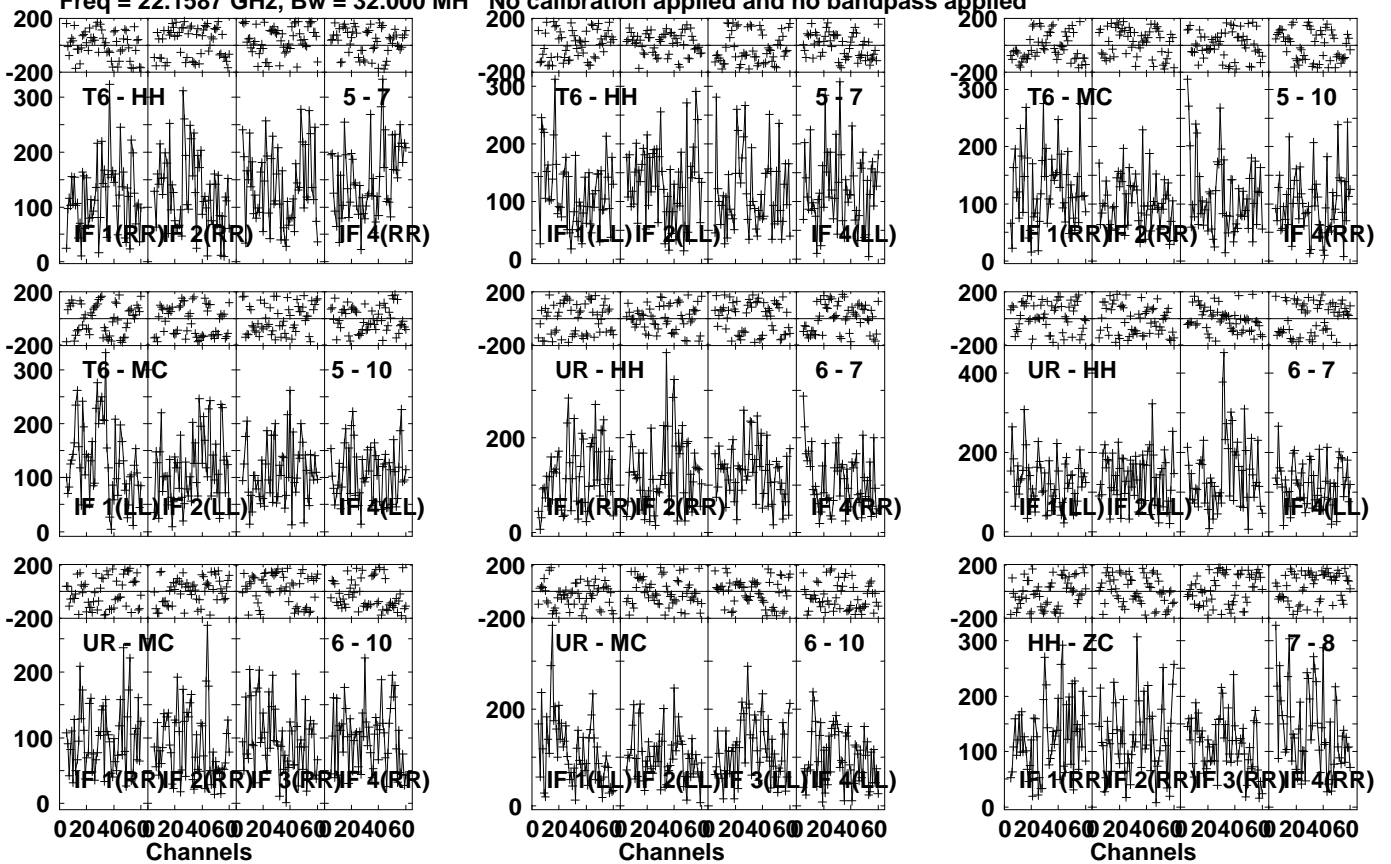
Lower frame: Micro Ampl Jy Top frame: Phas deg
Vector averaged cross-power spectrum Several baselines displayed
Timerange: 01/00:55:11 to 01/00:56:09

Plot file version 192 created 04-JUN-2021 15:27:29

I16293 EB084 1.UVDATA.1

Freq = 22.1587 GHz, Bw = 32.000 MH

No calibration applied and no bandpass applied



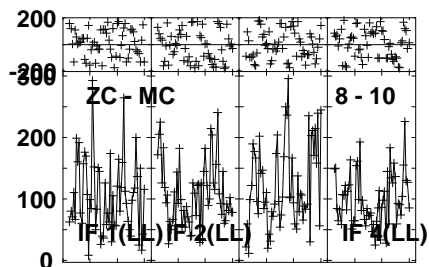
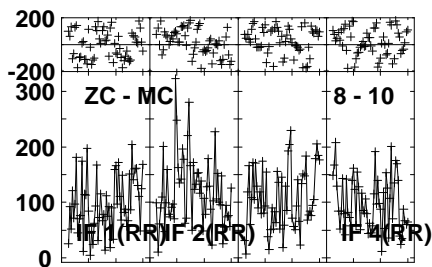
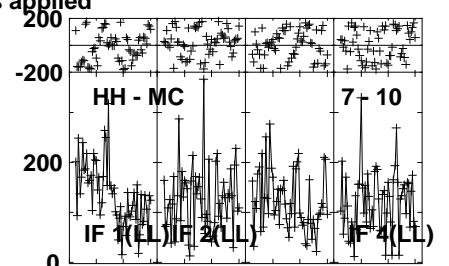
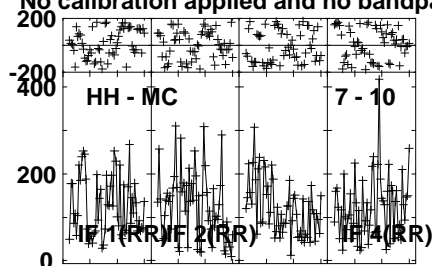
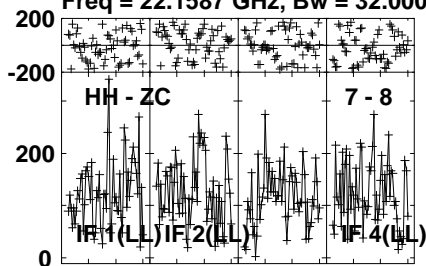
Lower frame: Micro Ampl Jy Top frame: Phas deg
Vector averaged cross-power spectrum Several baselines displayed
Timerange: 01/00:56:10 to 01/00:58:10

Plot file version 193 created 04-JUN-2021 15:27:29

I16293 EB084 1.UVDATA.1

Freq = 22.1587 GHz, Bw = 32.000 MH

No calibration applied and no bandpass applied



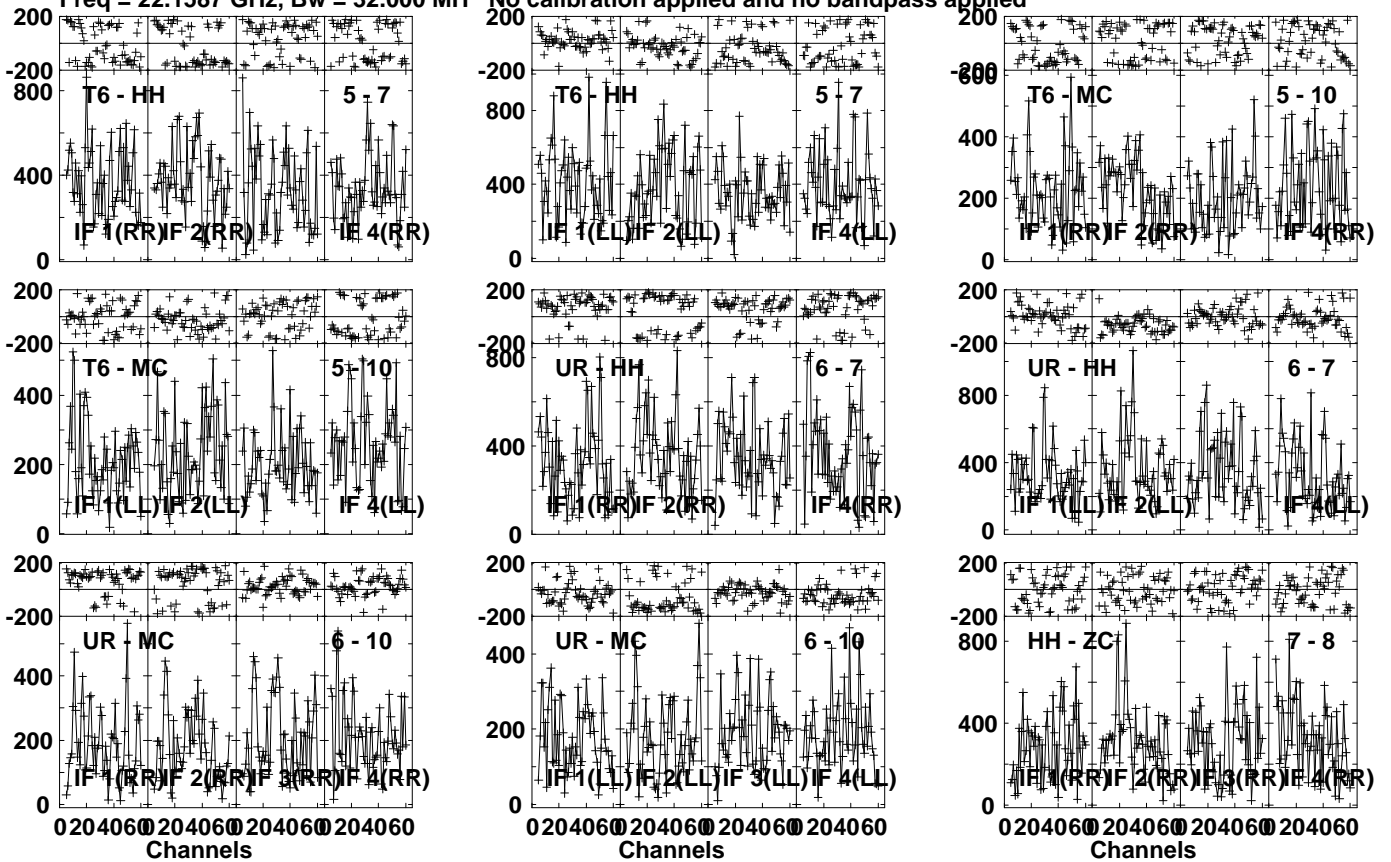
Lower frame: Micro Ampl Jy Top frame: Phas deg
Vector averaged cross-power spectrum Several baselines displayed
Timerange: 01/00:56:10 to 01/00:58:10

Plot file version 194 created 04-JUN-2021 15:27:29

J1625-2527 EB084 1.UVDATA.1

Freq = 22.1587 GHz, Bw = 32.000 MH

No calibration applied and no bandpass applied



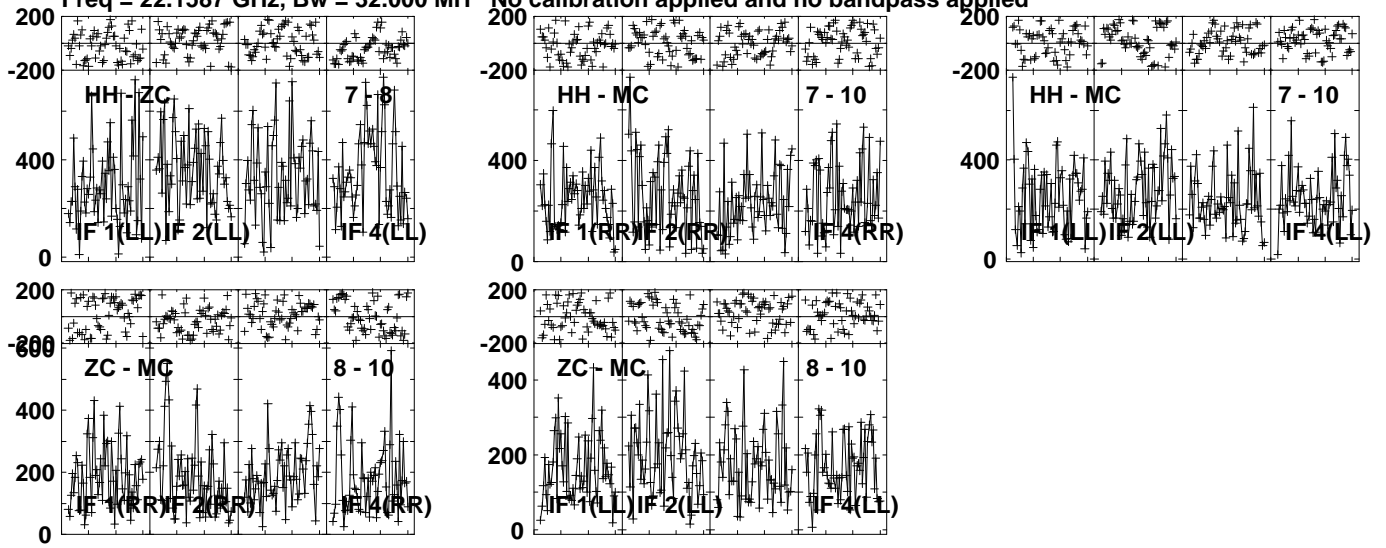
Lower frame: Micro Ampl Jy Top frame: Phas deg
Vector averaged cross-power spectrum Several baselines displayed
Timerange: 01/00:58:11 to 01/00:59:09

Plot file version 195 created 04-JUN-2021 15:27:29

J1625-2527 EB084 1.UVDATA.1

Freq = 22.1587 GHz, Bw = 32.000 MH

No calibration applied and no bandpass applied



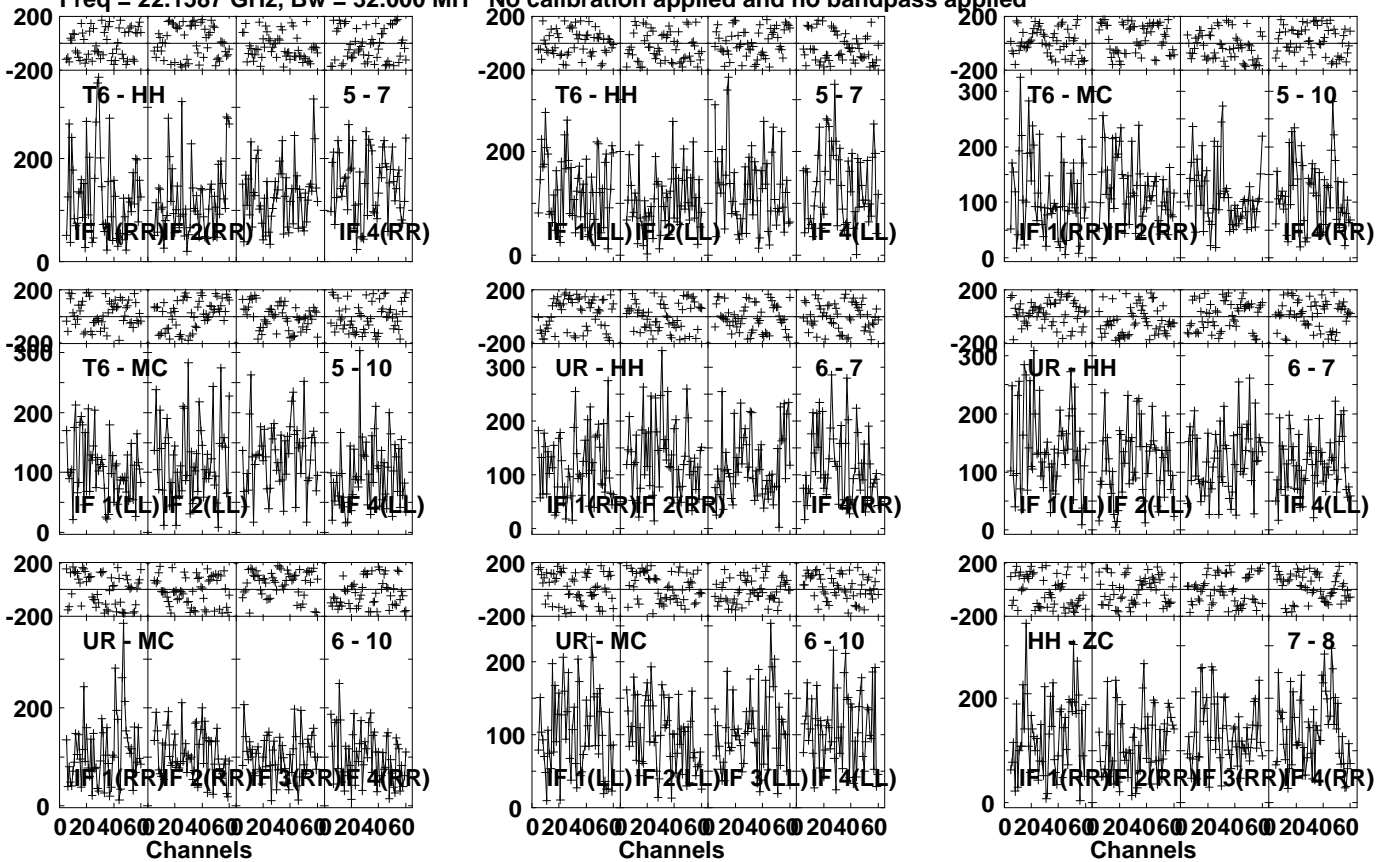
Lower frame: Micro Ampl Jy Top frame: Phas deg
Vector averaged cross-power spectrum Several baselines displayed
Timerange: 01/00:58:11 to 01/00:59:09

Plot file version 196 created 04-JUN-2021 15:27:29

I16293 EB084 1.UVDATA.1

Freq = 22.1587 GHz, Bw = 32.000 MH

No calibration applied and no bandpass applied



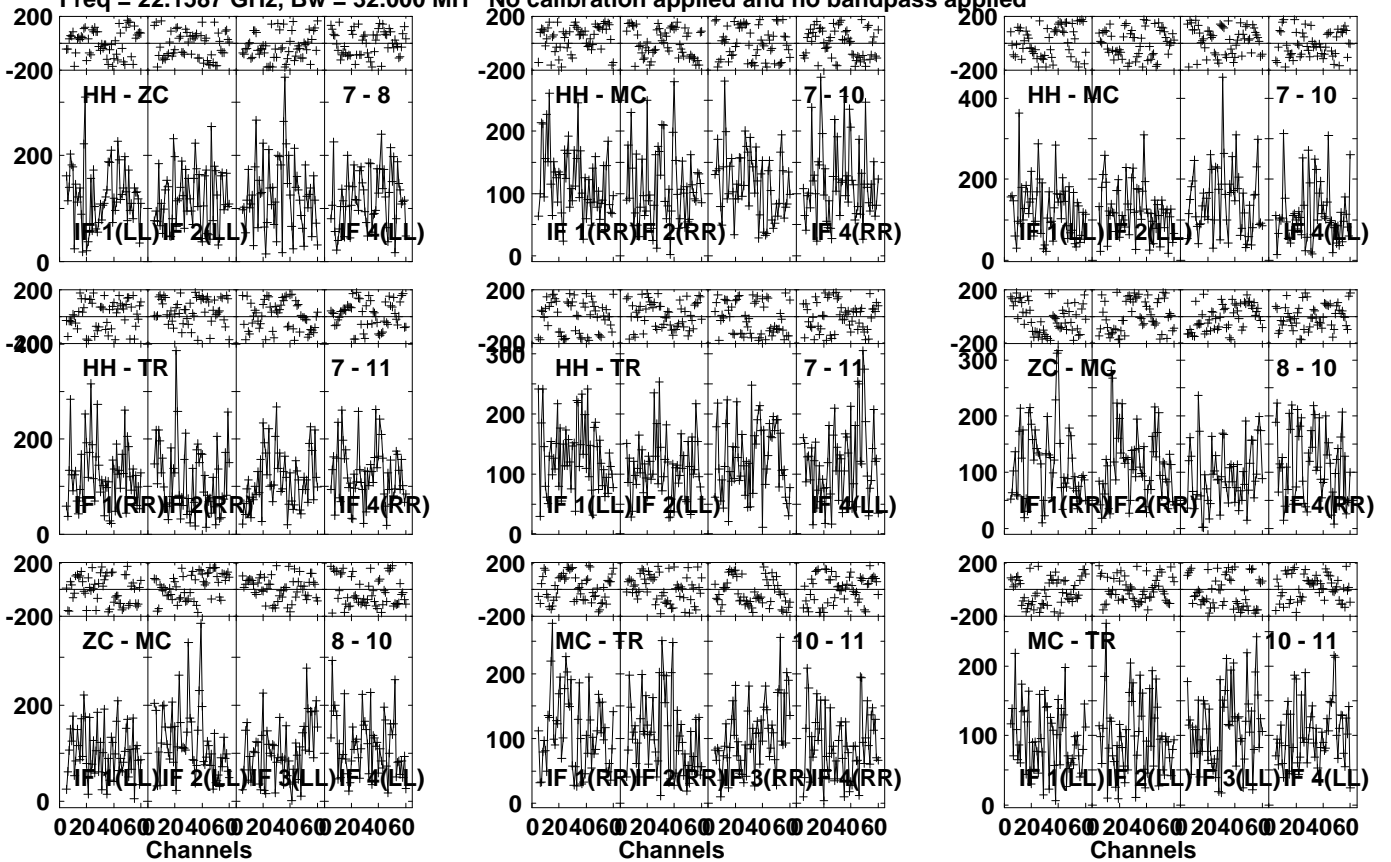
Lower frame: Micro Ampl Jy Top frame: Phas deg
Vector averaged cross-power spectrum Several baselines displayed
Timerange: 01/00:59:10 to 01/01:01:09

Plot file version 197 created 04-JUN-2021 15:27:29

I16293 EB084 1.UVDATA.1

Freq = 22.1587 GHz, Bw = 32.000 MH

No calibration applied and no bandpass applied



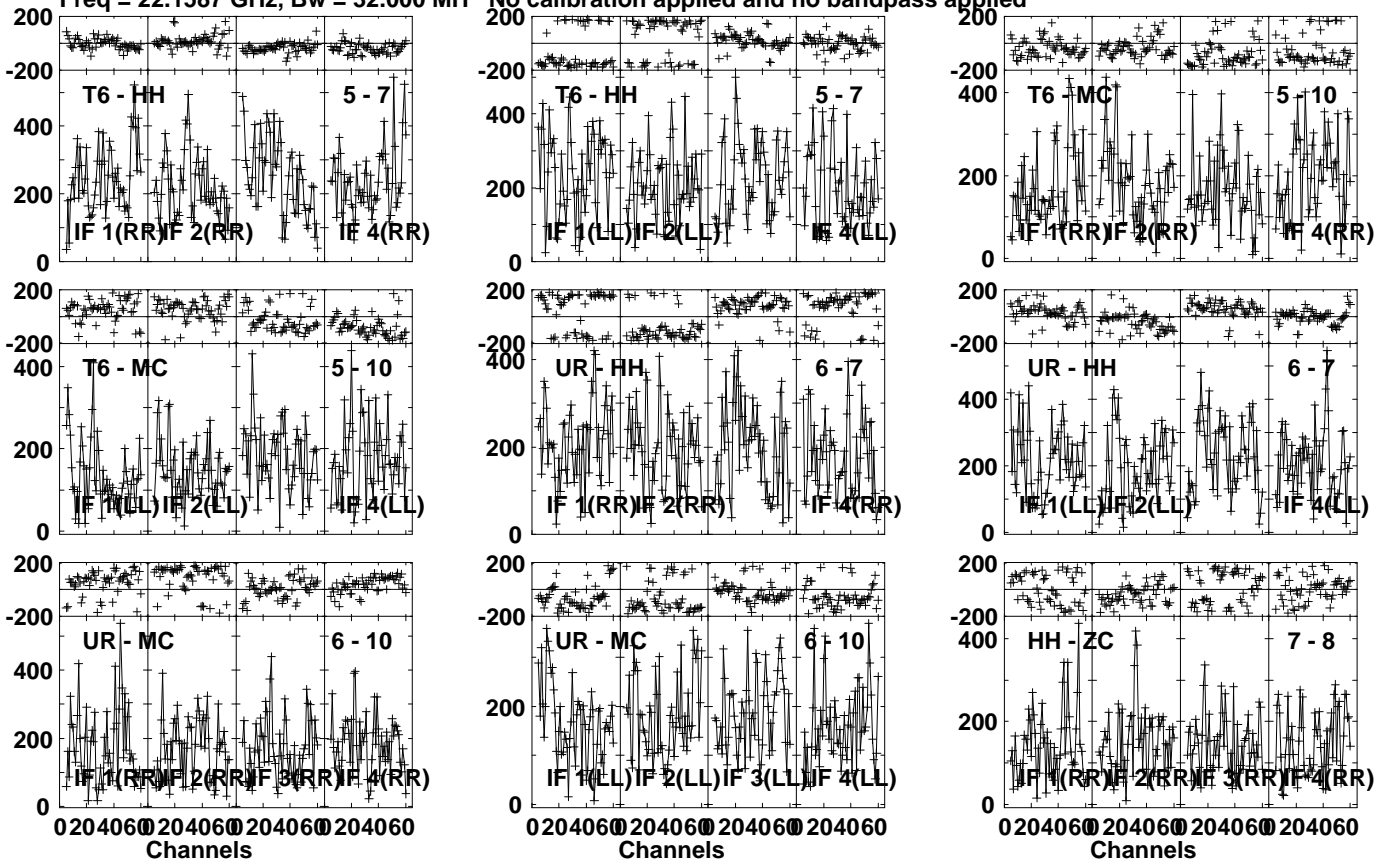
Lower frame: Micro Ampl Jy Top frame: Phas deg
Vector averaged cross-power spectrum Several baselines displayed
Timerange: 01/00:59:10 to 01/01:01:09

Plot file version 198 created 04-JUN-2021 15:27:30

J1625-2527 EB084 1.UVDATA.1

Freq = 22.1587 GHz, Bw = 32.000 MH

No calibration applied and no bandpass applied



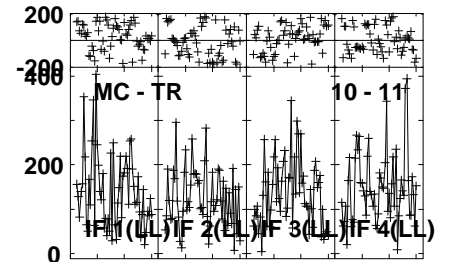
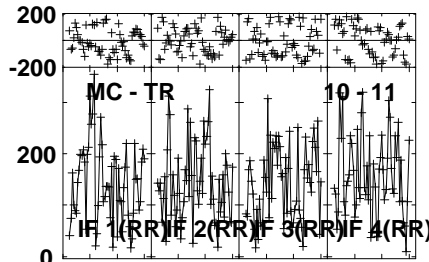
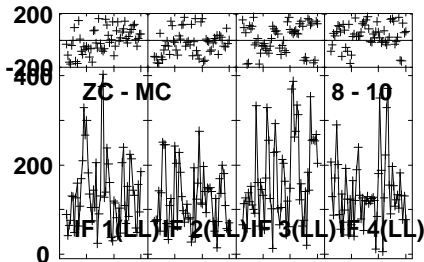
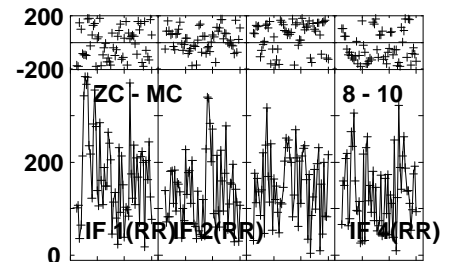
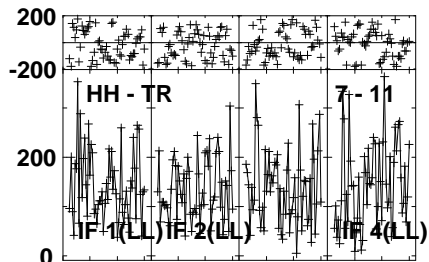
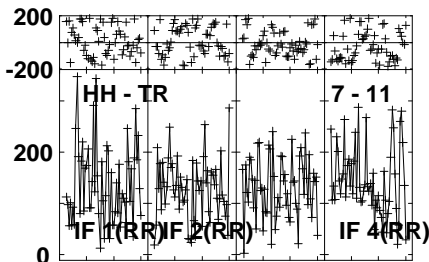
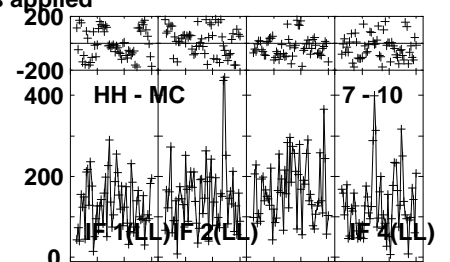
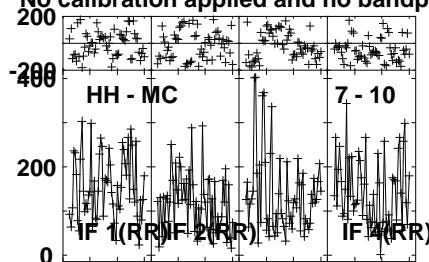
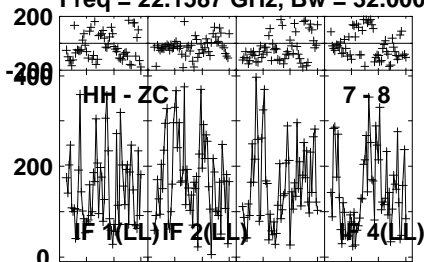
Lower frame: Micro Ampl Jy Top frame: Phas deg
Vector averaged cross-power spectrum Several baselines displayed
Timerange: 01/01:01:51 to 01/01:02:49

Plot file version 199 created 04-JUN-2021 15:27:30

J1625-2527 EB084 1.UVDATA.1

Freq = 22.1587 GHz, Bw = 32.000 MH

No calibration applied and no bandpass applied



Lower frame: Micro Ampl Jy Top frame: Phas deg

Vector averaged cross-power spectrum Several baselines displayed

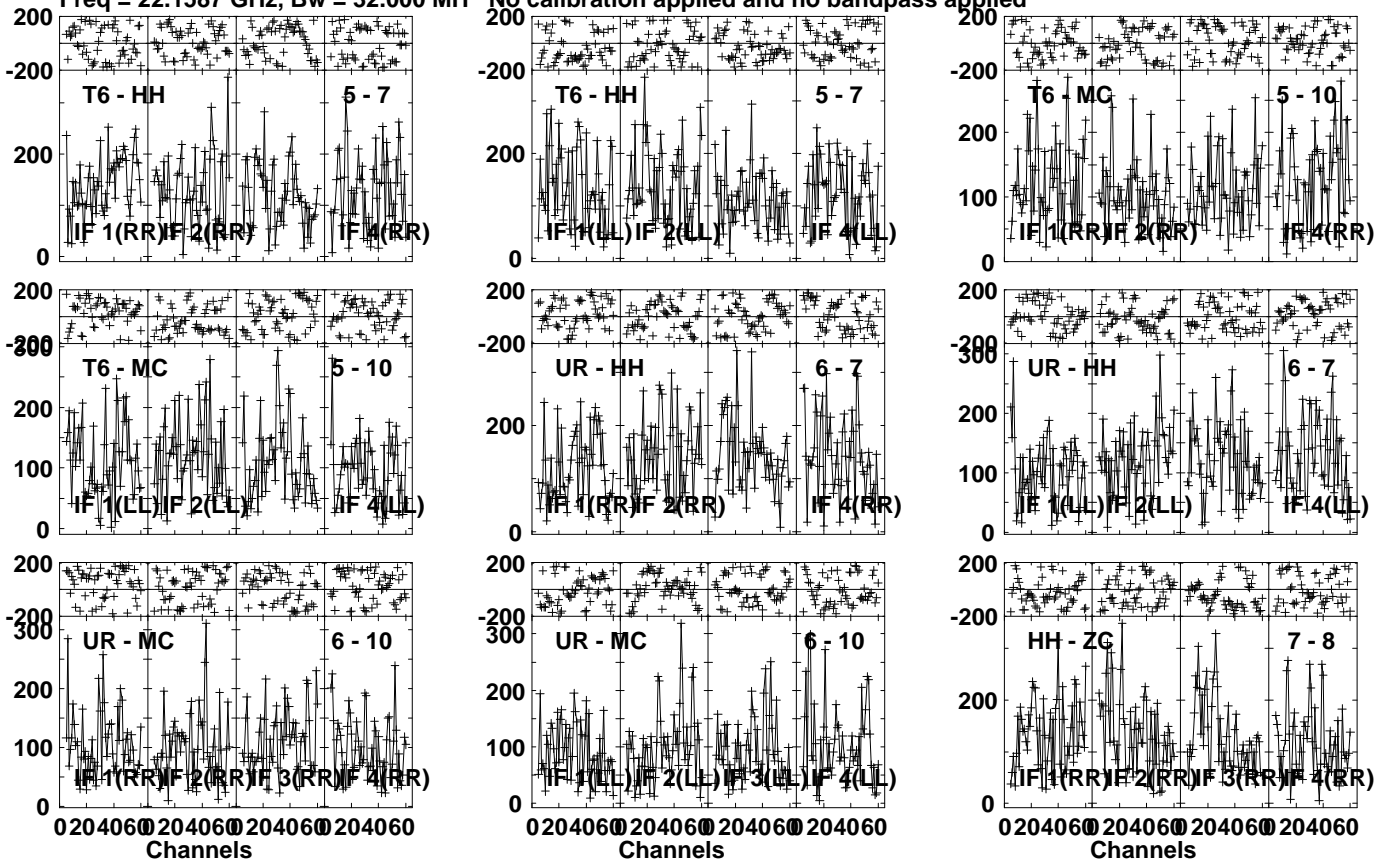
Timerange: 01/01:01:51 to 01/01:02:49

Plot file version 200 created 04-JUN-2021 15:27:30

I16293 EB084 1.UVDATA.1

Freq = 22.1587 GHz, Bw = 32.000 MH

No calibration applied and no bandpass applied



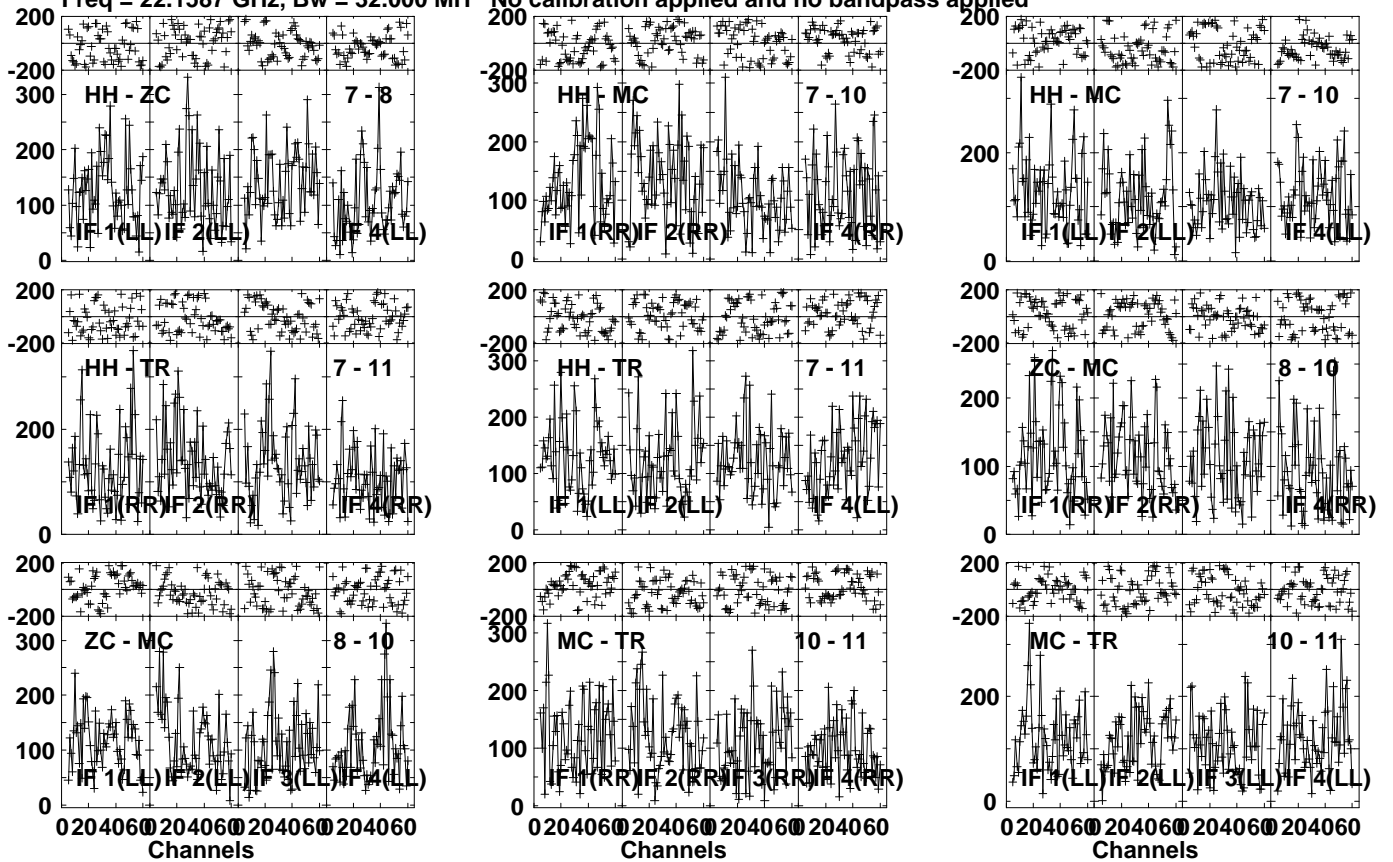
Lower frame: Micro Ampl Jy Top frame: Phas deg
Vector averaged cross-power spectrum Several baselines displayed
Timerange: 01/01:02:50 to 01/01:04:50

Plot file version 201 created 04-JUN-2021 15:27:30

I16293 EB084 1.UVDATA.1

Freq = 22.1587 GHz, Bw = 32.000 MH

No calibration applied and no bandpass applied



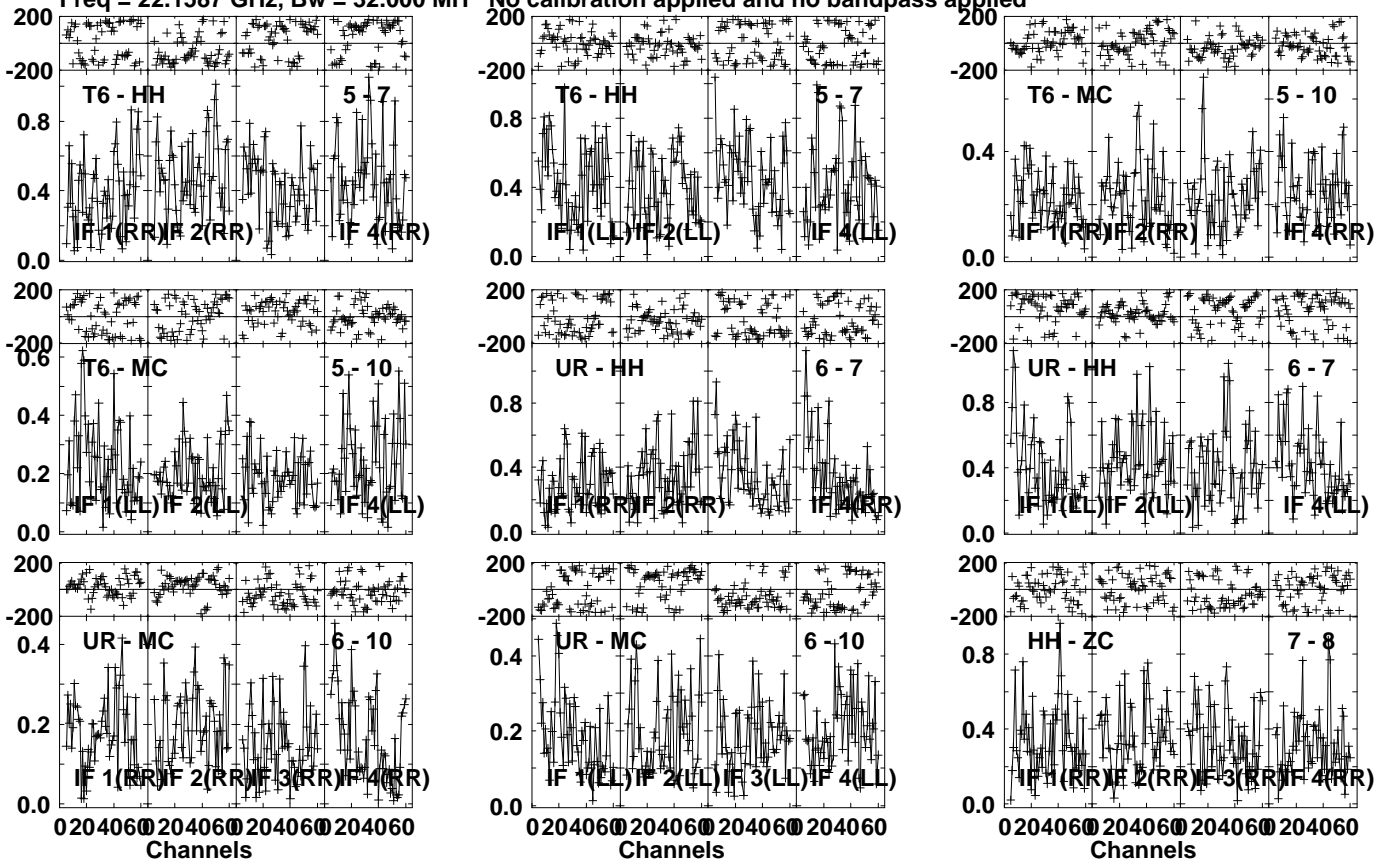
Lower frame: Micro Ampl Jy Top frame: Phas deg
Vector averaged cross-power spectrum Several baselines displayed
Timerange: 01/01:02:50 to 01/01:04:50

Plot file version 202 created 04-JUN-2021 15:27:30

J1625-2527 EB084 1.UVDATA.1

Freq = 22.1587 GHz, Bw = 32.000 MH

No calibration applied and no bandpass applied



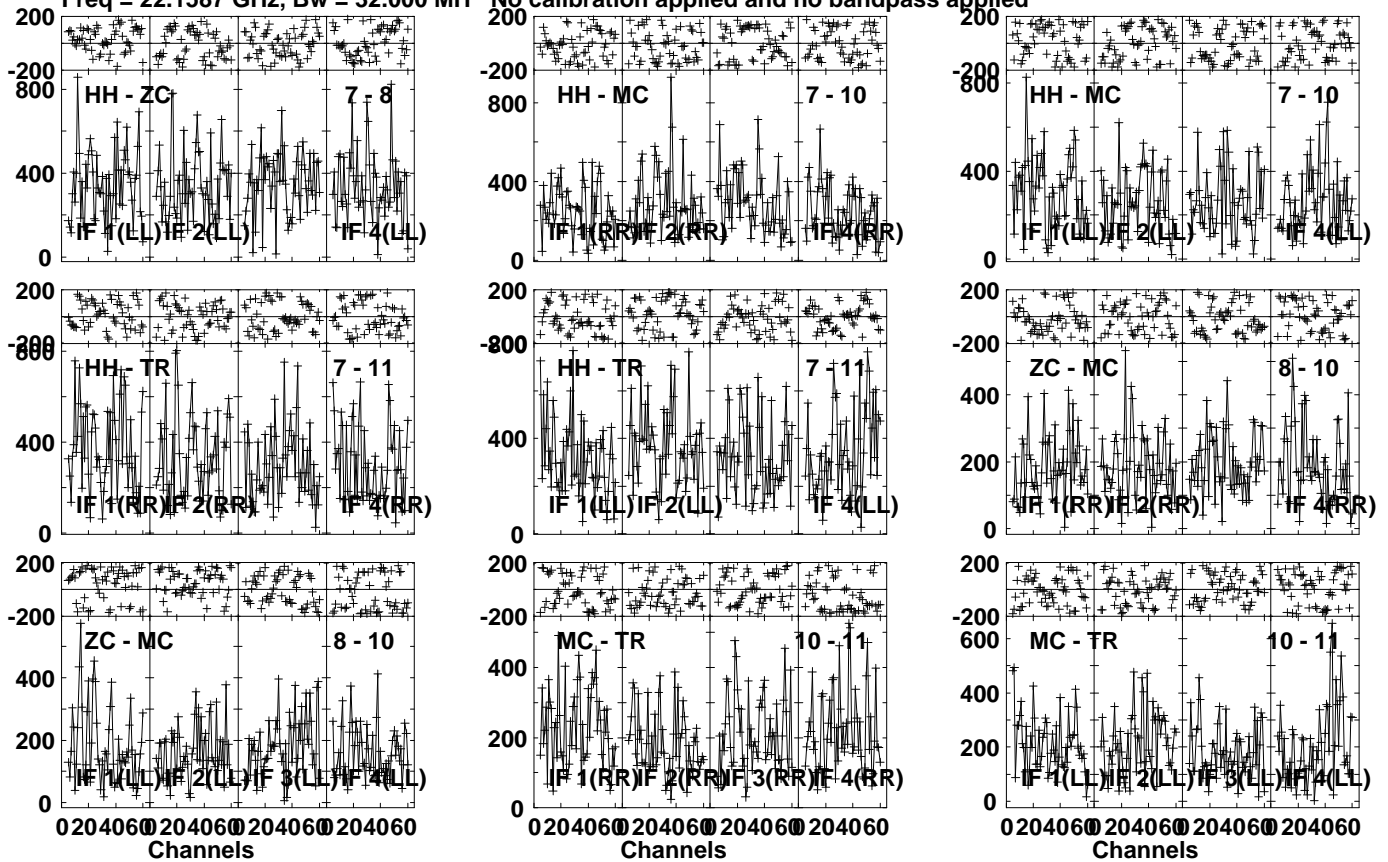
Lower frame: Milli Ampl Jy Top frame: Phas deg
Vector averaged cross-power spectrum Several baselines displayed
Timerange: 01/01:04:50 to 01/01:05:49

Plot file version 203 created 04-JUN-2021 15:27:30

J1625-2527 EB084 1.UVDATA.1

Freq = 22.1587 GHz, Bw = 32.000 MH

No calibration applied and no bandpass applied



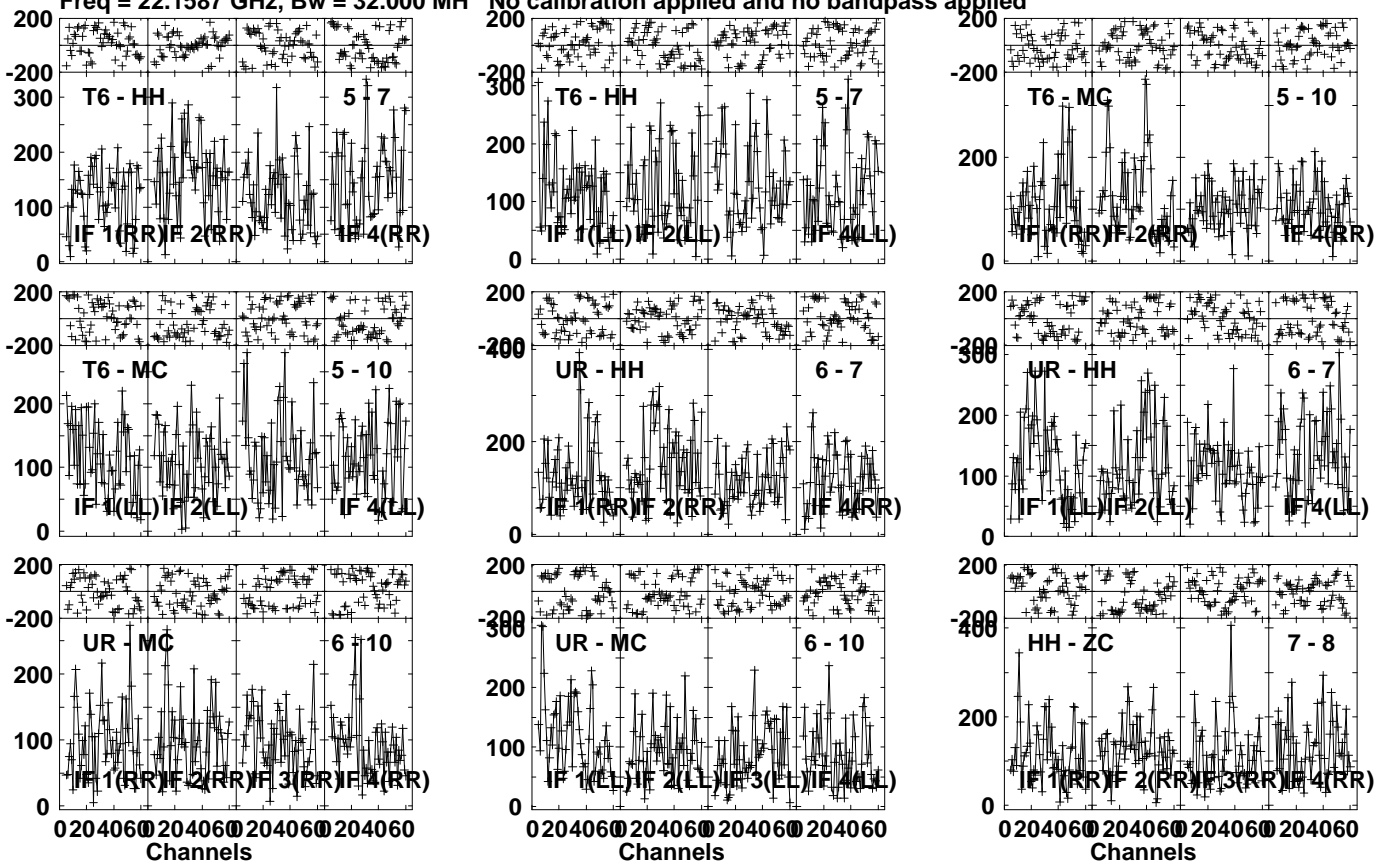
Lower frame: Micro Ampl Jy Top frame: Phas deg
Vector averaged cross-power spectrum Several baselines displayed
Timerange: 01/01:04:50 to 01/01:05:49

Plot file version 204 created 04-JUN-2021 15:27:30

I16293 EB084 1.UVDATA.1

Freq = 22.1587 GHz, Bw = 32.000 MH

No calibration applied and no bandpass applied



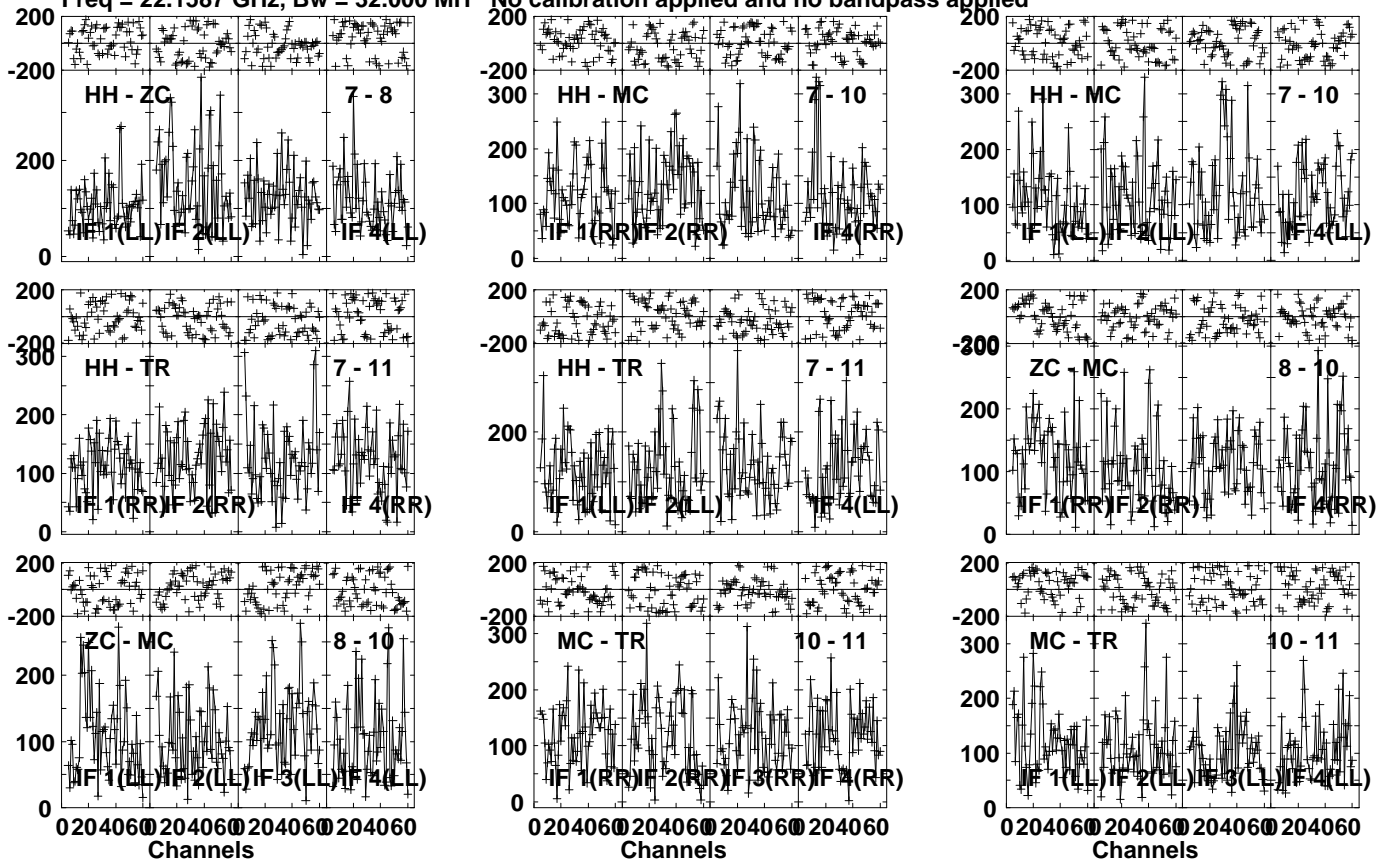
Lower frame: Micro Ampl Jy Top frame: Phas deg
Vector averaged cross-power spectrum Several baselines displayed
Timerange: 01/01:05:51 to 01/01:07:49

Plot file version 205 created 04-JUN-2021 15:27:30

I16293 EB084 1.UVDATA.1

Freq = 22.1587 GHz, Bw = 32.000 MH

No calibration applied and no bandpass applied



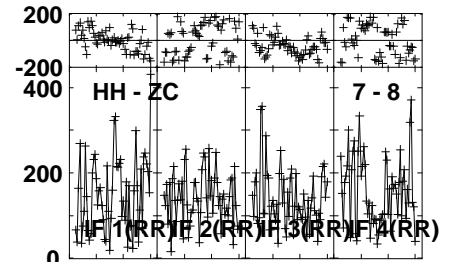
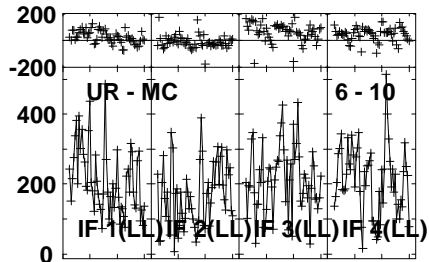
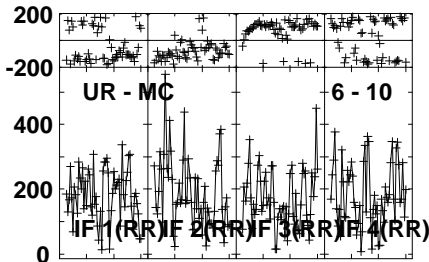
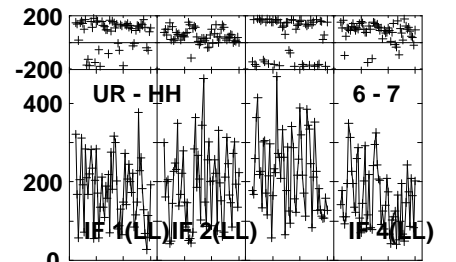
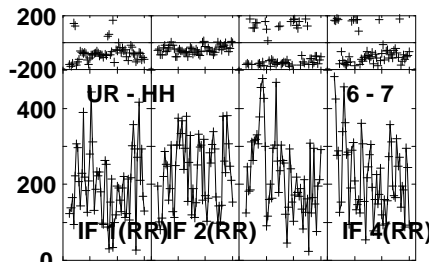
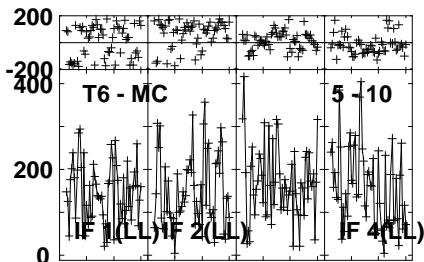
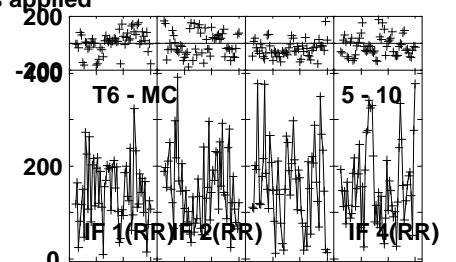
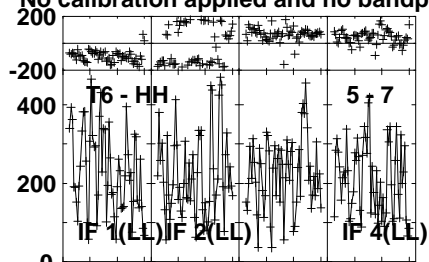
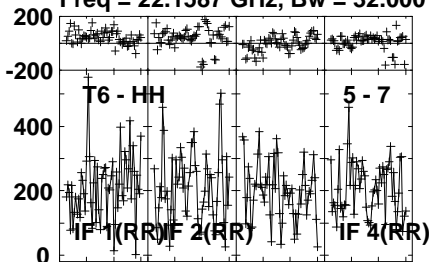
Lower frame: Micro Ampl Jy Top frame: Phas deg
Vector averaged cross-power spectrum Several baselines displayed
Timerange: 01/01:05:51 to 01/01:07:49

Plot file version 206 created 04-JUN-2021 15:27:30

J1625-2527 EB084 1.UVDATA.1

Freq = 22.1587 GHz, Bw = 32.000 MH

No calibration applied and no bandpass applied



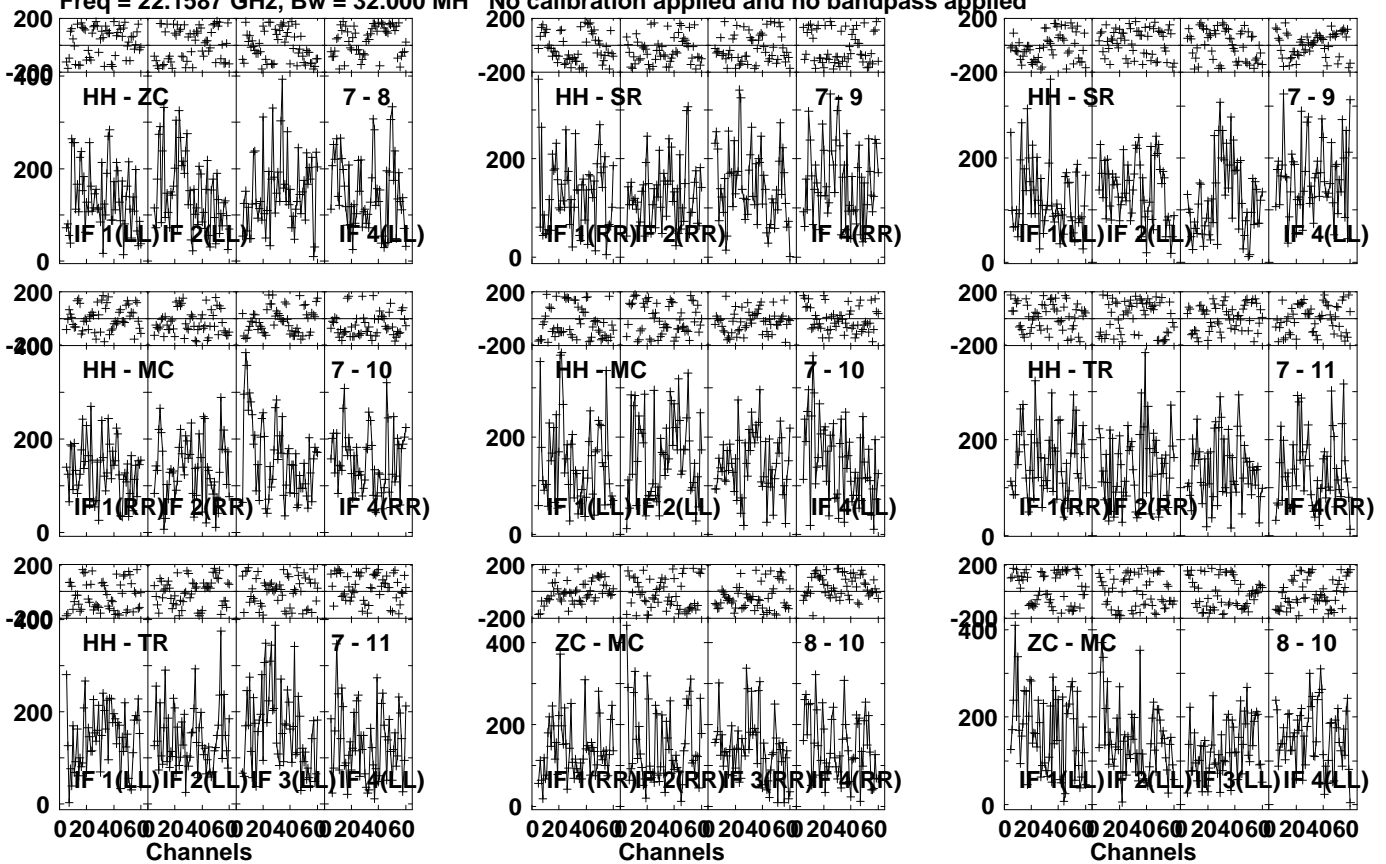
Lower frame: Micro Ampl Jy Top frame: Phas deg
Vector averaged cross-power spectrum Several baselines displayed
Timerange: 01/01:08:31 to 01/01:09:29

Plot file version 207 created 04-JUN-2021 15:27:30

J1625-2527 EB084 1.UVDATA.1

Freq = 22.1587 GHz, Bw = 32.000 MH

No calibration applied and no bandpass applied



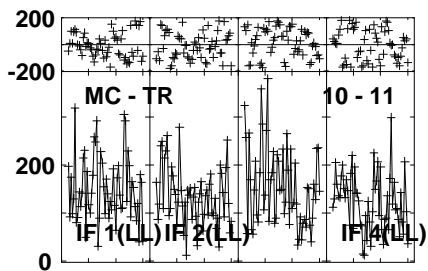
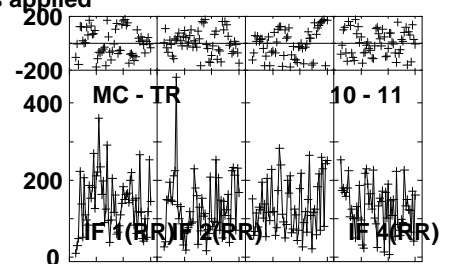
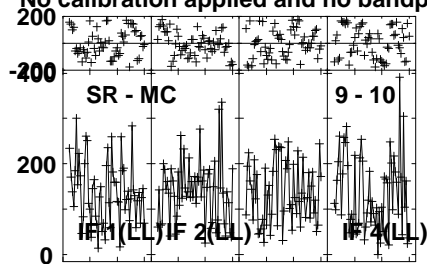
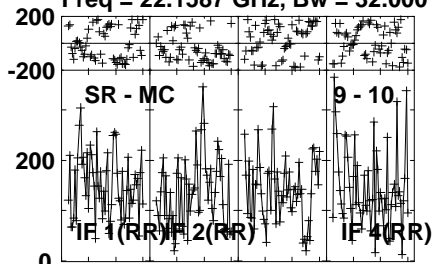
Lower frame: Micro Ampl Jy Top frame: Phas deg
Vector averaged cross-power spectrum Several baselines displayed
Timerange: 01/01:08:31 to 01/01:09:29

Plot file version 208 created 04-JUN-2021 15:27:30

J1625-2527 EB084 1.UVDATA.1

Freq = 22.1587 GHz, Bw = 32.000 MH

No calibration applied and no bandpass applied



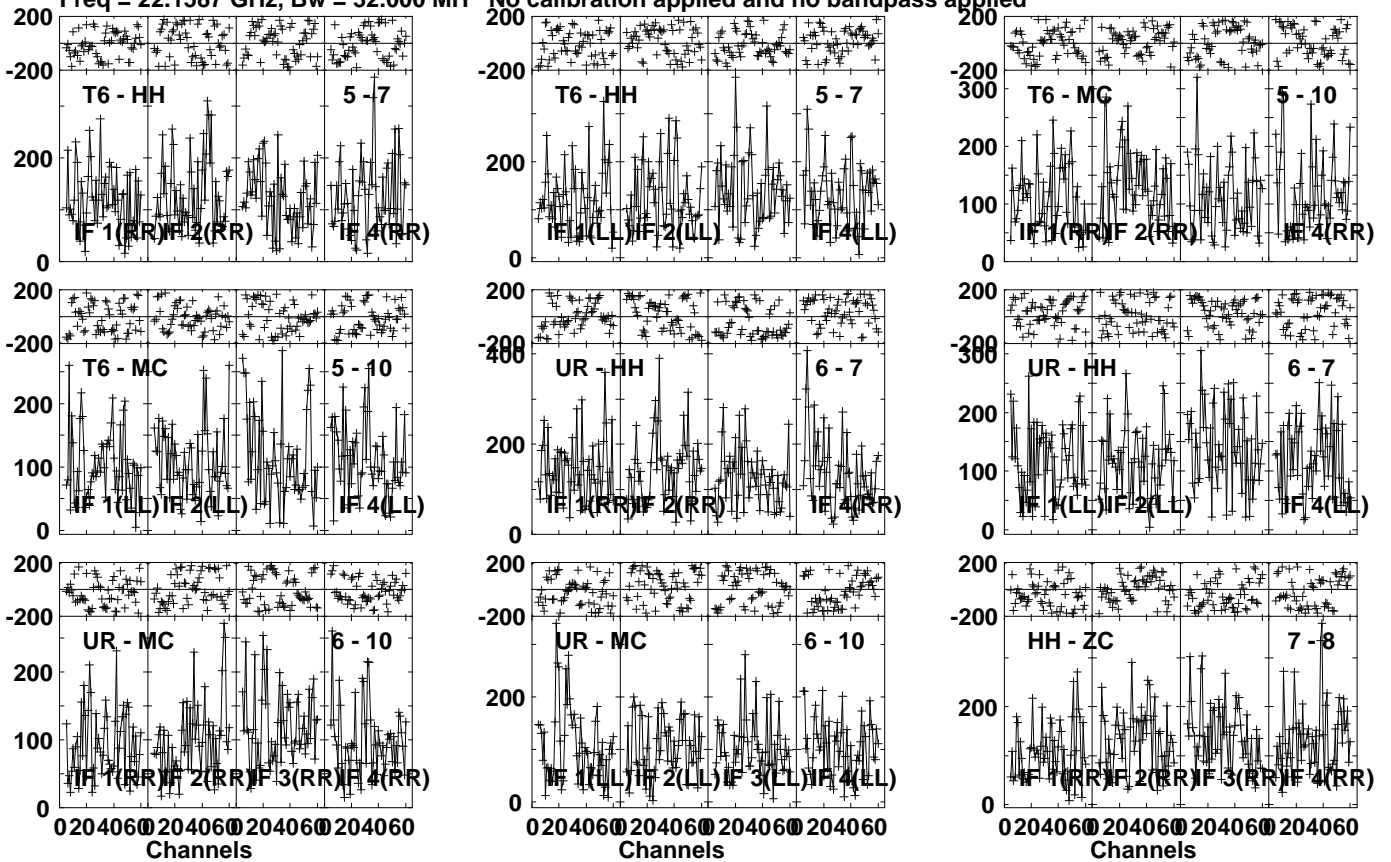
Lower frame: Micro Ampl Jy Top frame: Phas deg
Vector averaged cross-power spectrum Several baselines displayed
Timerange: 01/01:08:31 to 01/01:09:29

Plot file version 209 created 04-JUN-2021 15:27:30

I16293 EB084 1.UVDATA.1

Freq = 22.1587 GHz, Bw = 32.000 MH

No calibration applied and no bandpass applied



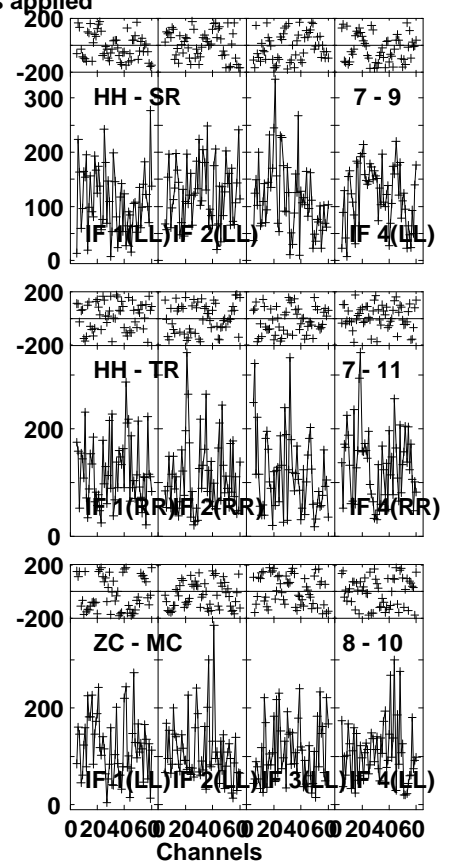
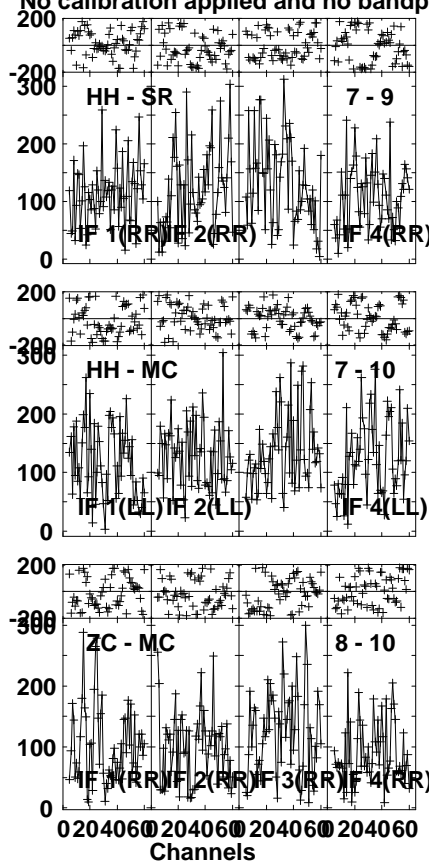
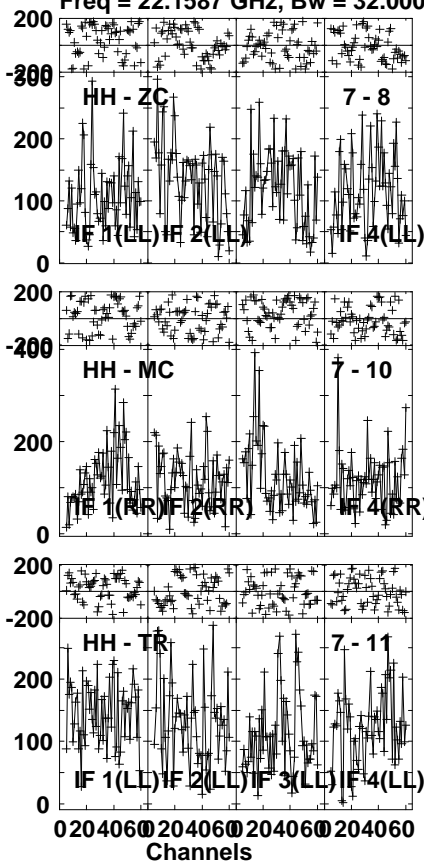
Lower frame: Micro Ampl Jy Top frame: Phas deg
Vector averaged cross-power spectrum Several baselines displayed
Timerange: 01/01:09:30 to 01/01:11:29

Plot file version 210 created 04-JUN-2021 15:27:31

I16293 EB084 1.UVDATA.1

Freq = 22.1587 GHz, Bw = 32.000 MH

No calibration applied and no bandpass applied



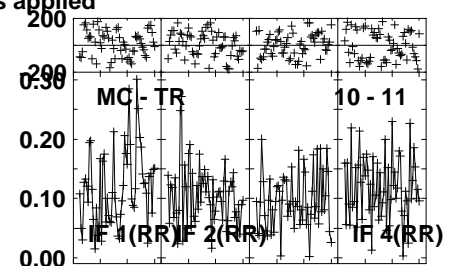
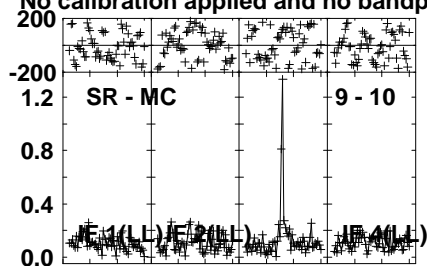
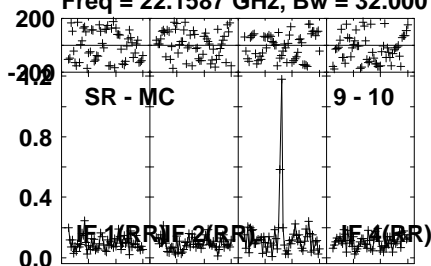
Lower frame: Micro Ampl Jy Top frame: Phas deg
Vector averaged cross-power spectrum Several baselines displayed
Timerange: 01/01:09:30 to 01/01:11:29

Plot file version 211 created 04-JUN-2021 15:27:31

I16293 EB084 1.UVDATA.1

Freq = 22.1587 GHz, Bw = 32.000 MH

No calibration applied and no bandpass applied



Lower frame: Milli Ampl Jy Top frame: Phas deg

Vector averaged cross-power spectrum Several baselines displayed

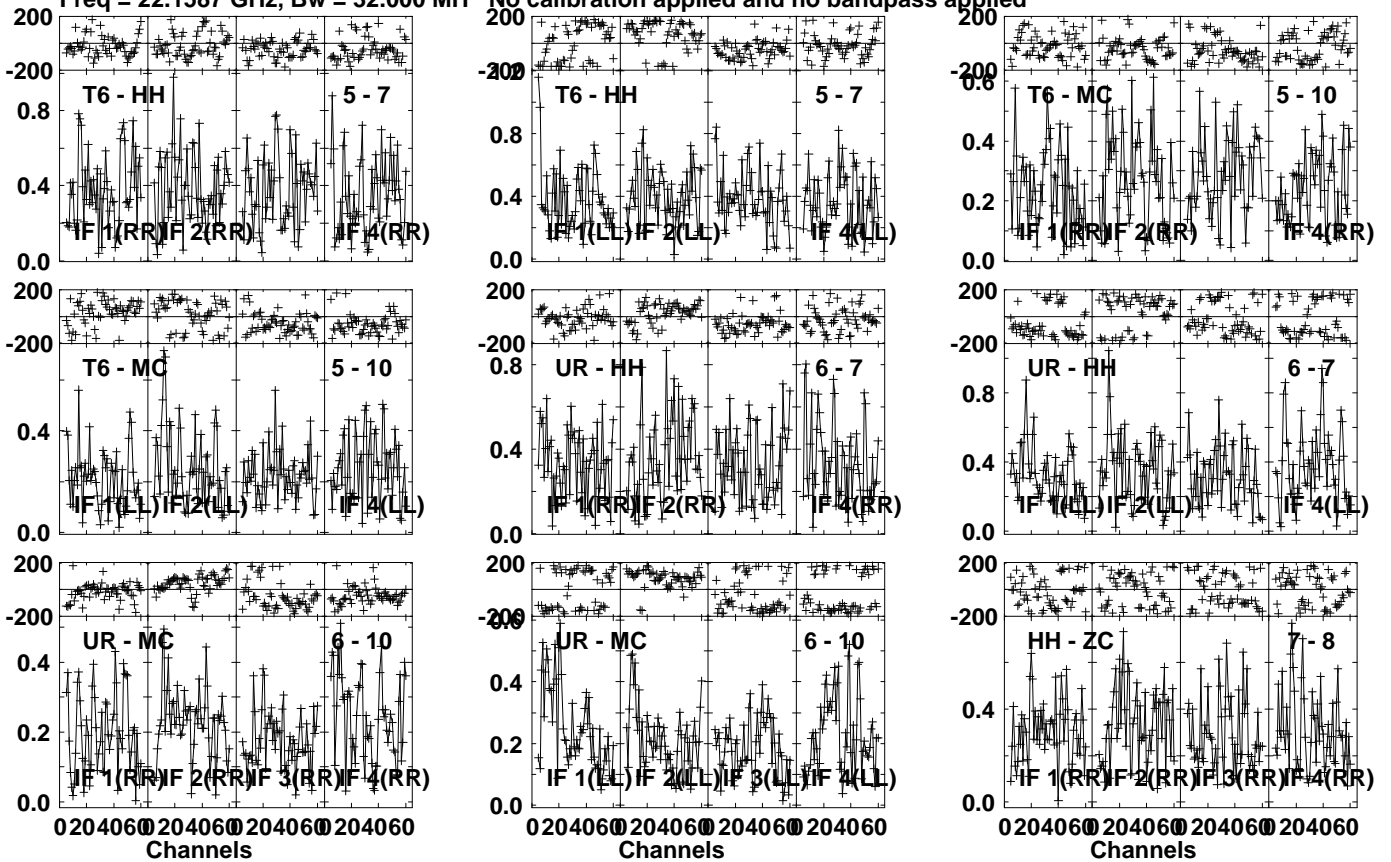
Timerange: 01/01:09:30 to 01/01:11:29

Plot file version 212 created 04-JUN-2021 15:27:31

J1625-2527 EB084 1.UVDATA.1

Freq = 22.1587 GHz, Bw = 32.000 MH

No calibration applied and no bandpass applied



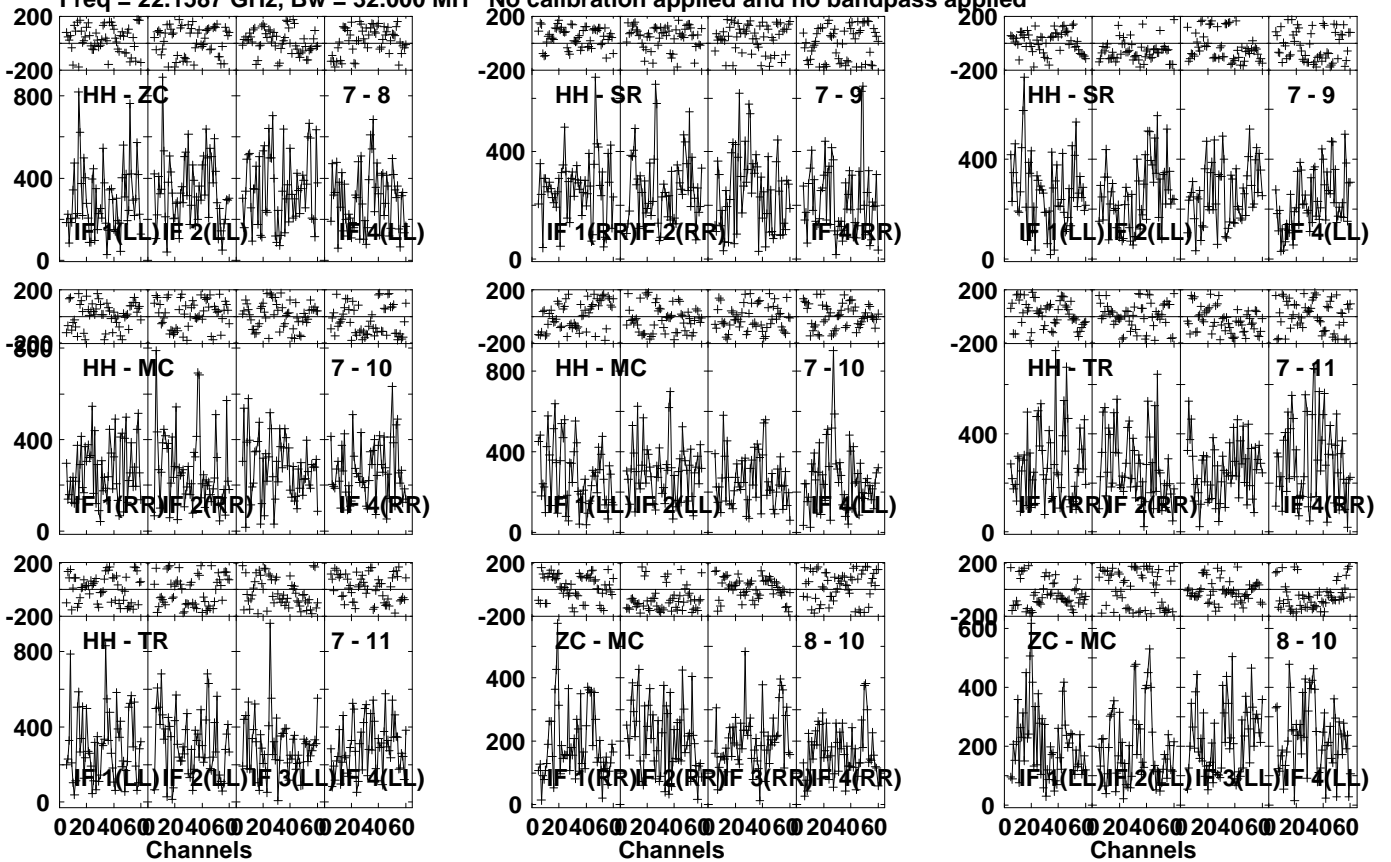
Lower frame: Milli Ampl Jy Top frame: Phas deg
Vector averaged cross-power spectrum Several baselines displayed
Timerange: 01/01:11:30 to 01/01:12:29

Plot file version 213 created 04-JUN-2021 15:27:31

J1625-2527 EB084 1.UVDATA.1

Freq = 22.1587 GHz, Bw = 32.000 MH

No calibration applied and no bandpass applied



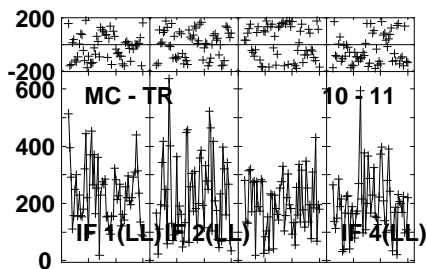
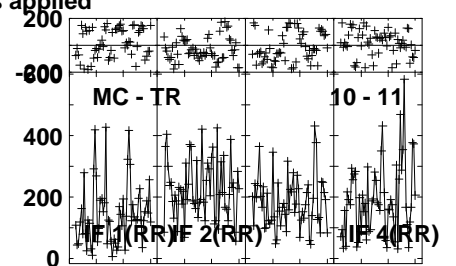
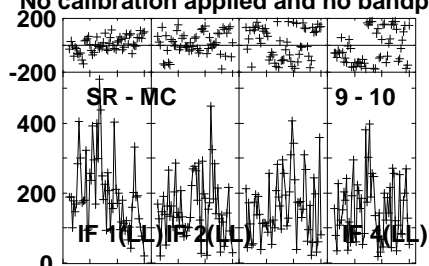
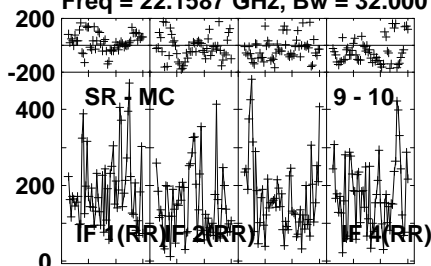
Lower frame: Micro Ampl Jy Top frame: Phas deg
Vector averaged cross-power spectrum Several baselines displayed
Timerange: 01/01:11:30 to 01/01:12:29

Plot file version 214 created 04-JUN-2021 15:27:31

J1625-2527 EB084 1.UVDATA.1

Freq = 22.1587 GHz, Bw = 32.000 MH

No calibration applied and no bandpass applied



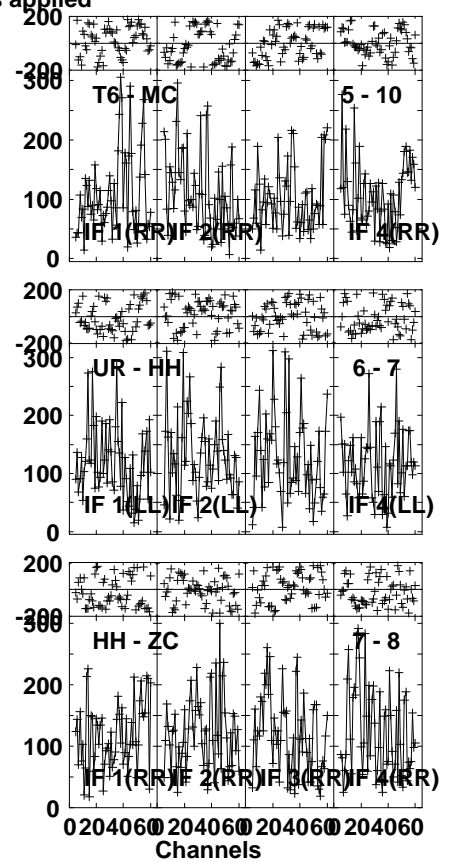
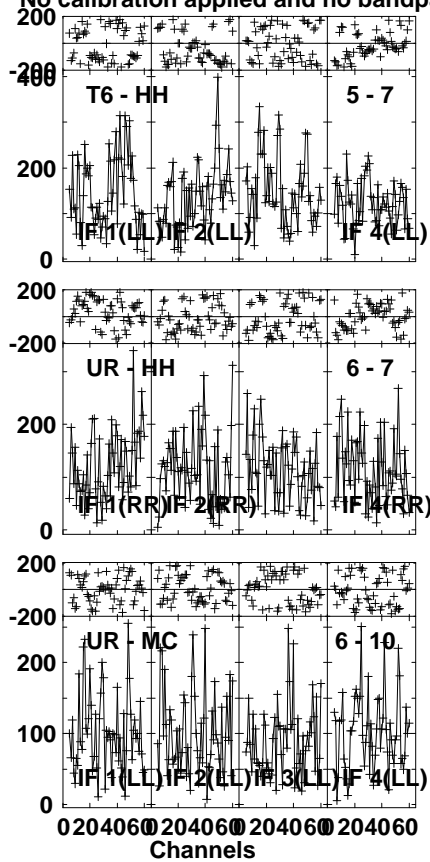
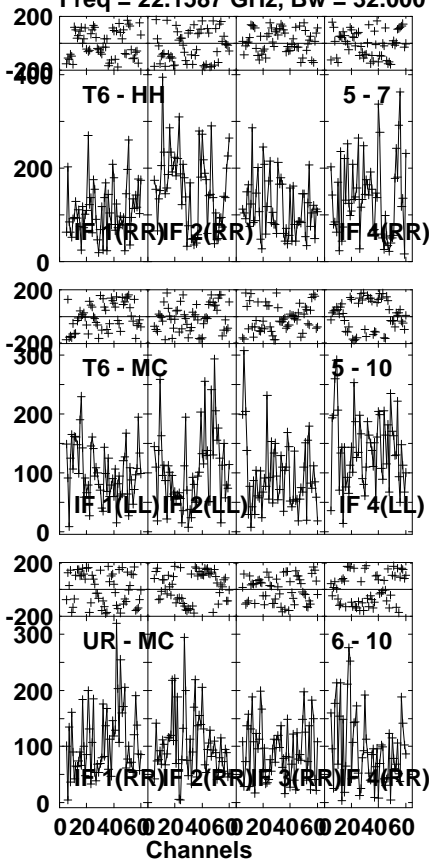
Lower frame: Micro Ampl Jy Top frame: Phas deg
Vector averaged cross-power spectrum Several baselines displayed
Timerange: 01/01:11:30 to 01/01:12:29

Plot file version 215 created 04-JUN-2021 15:27:31

I16293 EB084 1.UVDATA.1

Freq = 22.1587 GHz, Bw = 32.000 MH

No calibration applied and no bandpass applied



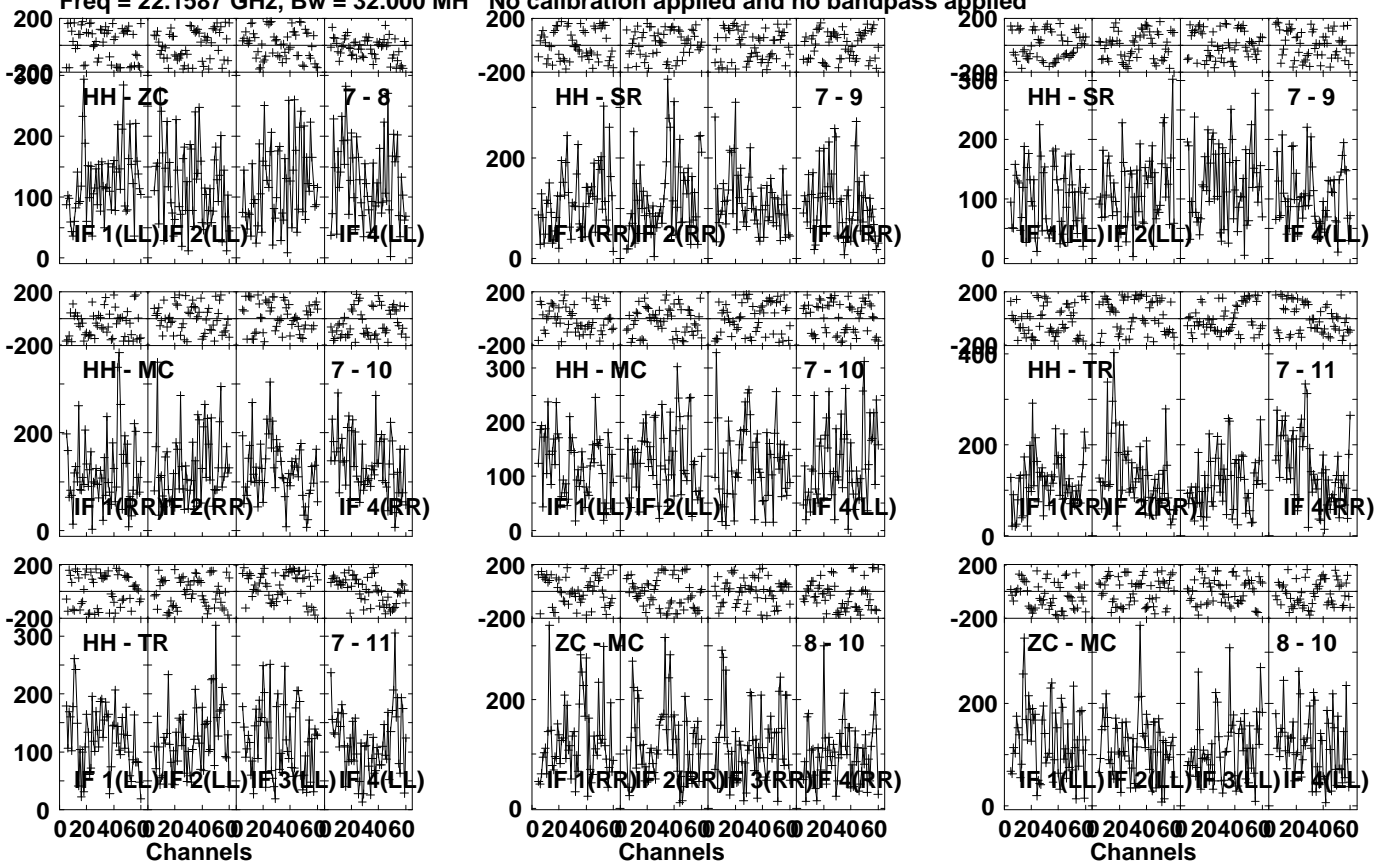
Lower frame: Micro Ampl Jy Top frame: Phas deg
Vector averaged cross-power spectrum Several baselines displayed
Timerange: 01/01:12:31 to 01/01:14:29

Plot file version 216 created 04-JUN-2021 15:27:31

I16293 EB084 1.UVDATA.1

Freq = 22.1587 GHz, Bw = 32.000 MH

No calibration applied and no bandpass applied



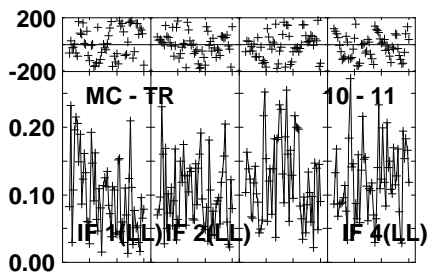
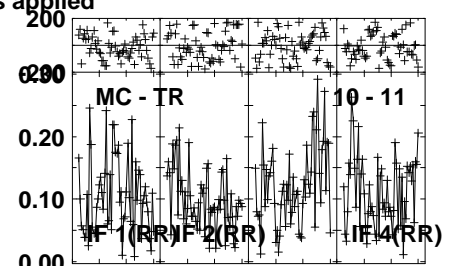
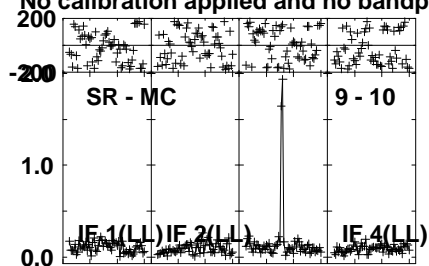
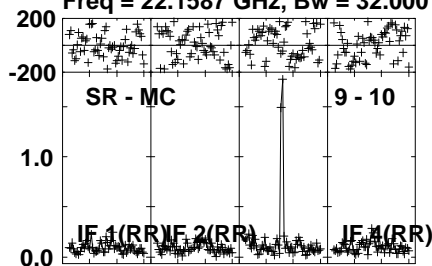
Lower frame: Micro Ampl Jy Top frame: Phas deg
Vector averaged cross-power spectrum Several baselines displayed
Timerange: 01/01:12:31 to 01/01:14:29

Plot file version 217 created 04-JUN-2021 15:27:31

I16293 EB084 1.UVDATA.1

Freq = 22.1587 GHz, Bw = 32.000 MH

No calibration applied and no bandpass applied



Lower frame: Milli Ampl Jy Top frame: Phas deg

Vector averaged cross-power spectrum Several baselines displayed

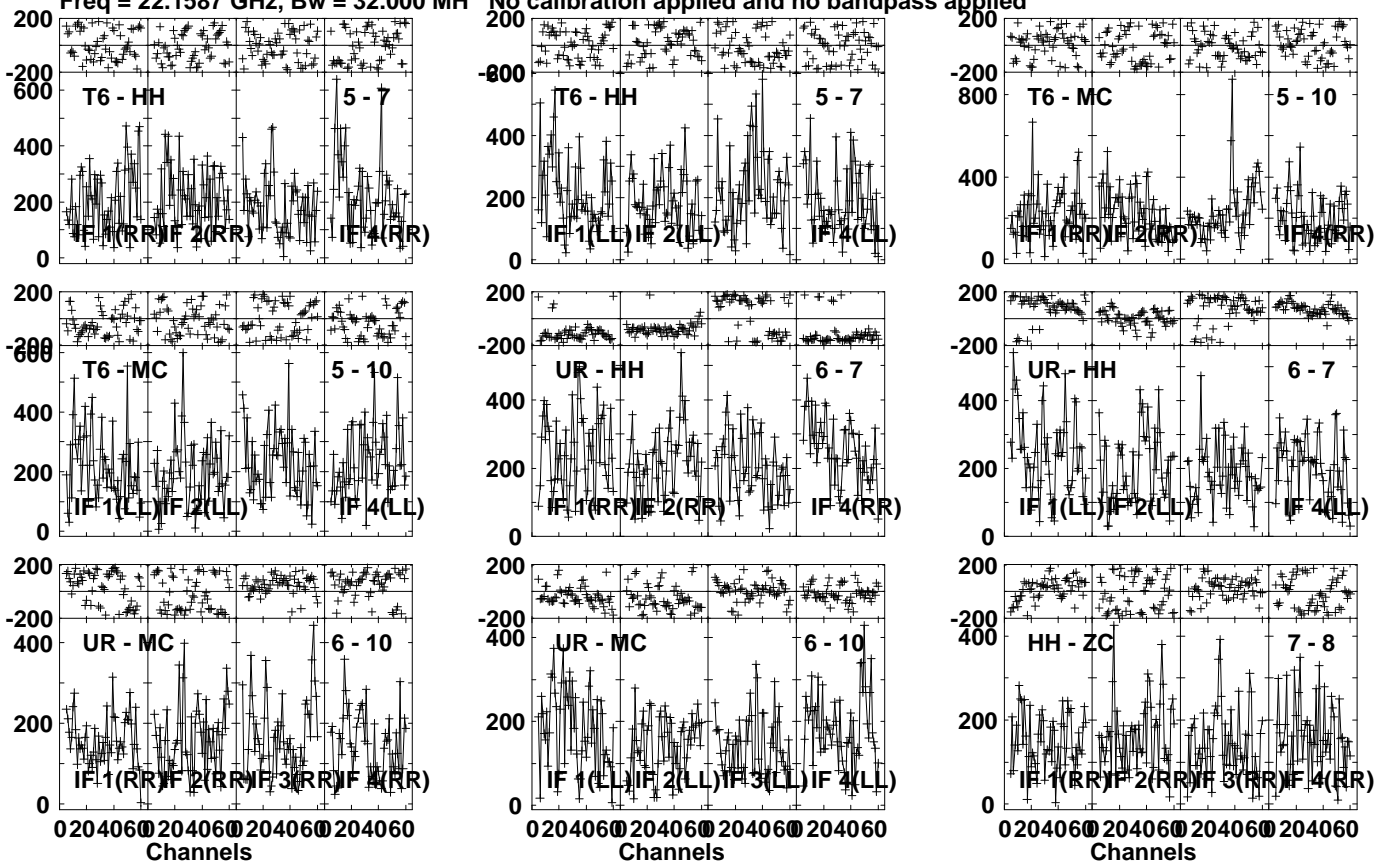
Timerange: 01/01:12:31 to 01/01:14:29

Plot file version 218 created 04-JUN-2021 15:27:31

J1625-2527 EB084 1.UVDATA.1

Freq = 22.1587 GHz, Bw = 32.000 MH

No calibration applied and no bandpass applied



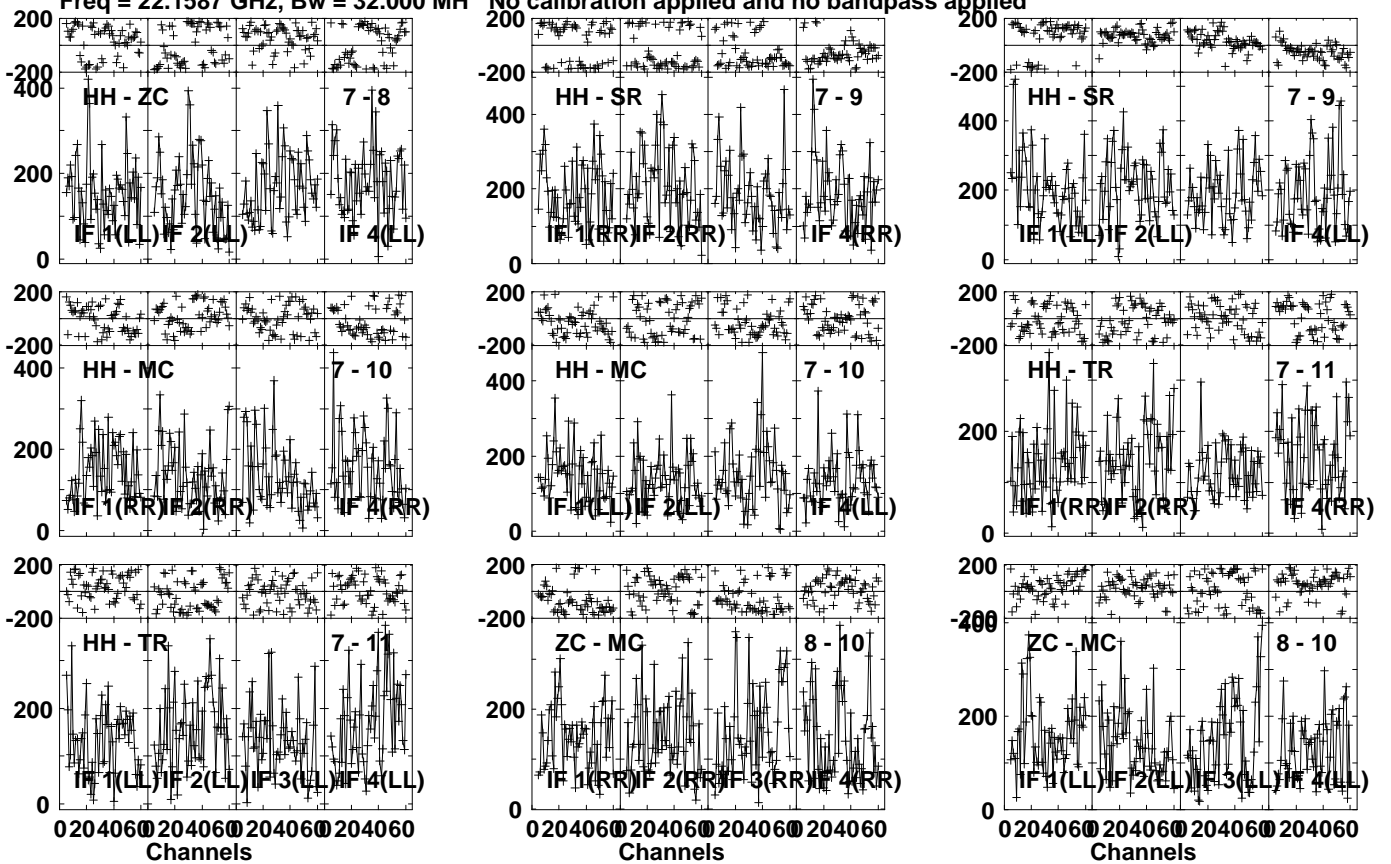
Lower frame: Micro Ampl Jy Top frame: Phas deg
Vector averaged cross-power spectrum Several baselines displayed
Timerange: 01/01:15:10 to 01/01:16:09

Plot file version 219 created 04-JUN-2021 15:27:31

J1625-2527 EB084 1.UVDATA.1

Freq = 22.1587 GHz, Bw = 32.000 MH

No calibration applied and no bandpass applied



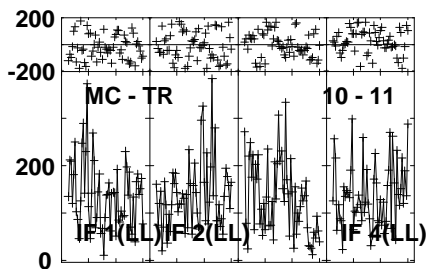
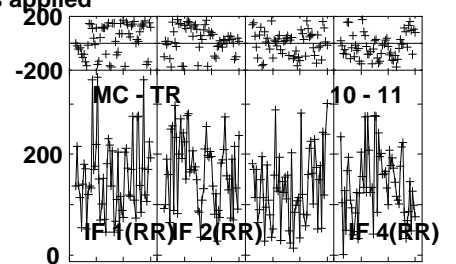
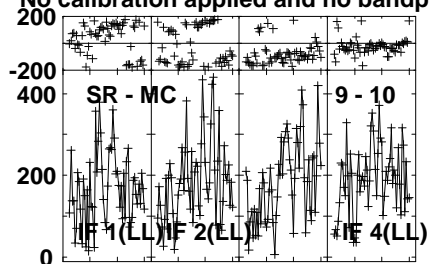
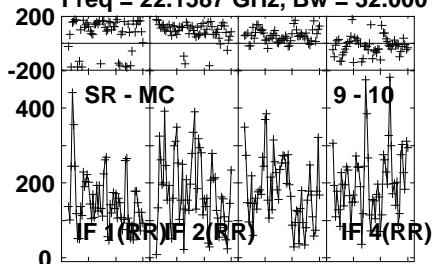
Lower frame: Micro Ampl Jy Top frame: Phas deg
Vector averaged cross-power spectrum Several baselines displayed
Timerange: 01/01:15:10 to 01/01:16:09

Plot file version 220 created 04-JUN-2021 15:27:31

J1625-2527 EB084 1.UVDATA.1

Freq = 22.1587 GHz, Bw = 32.000 MH

No calibration applied and no bandpass applied



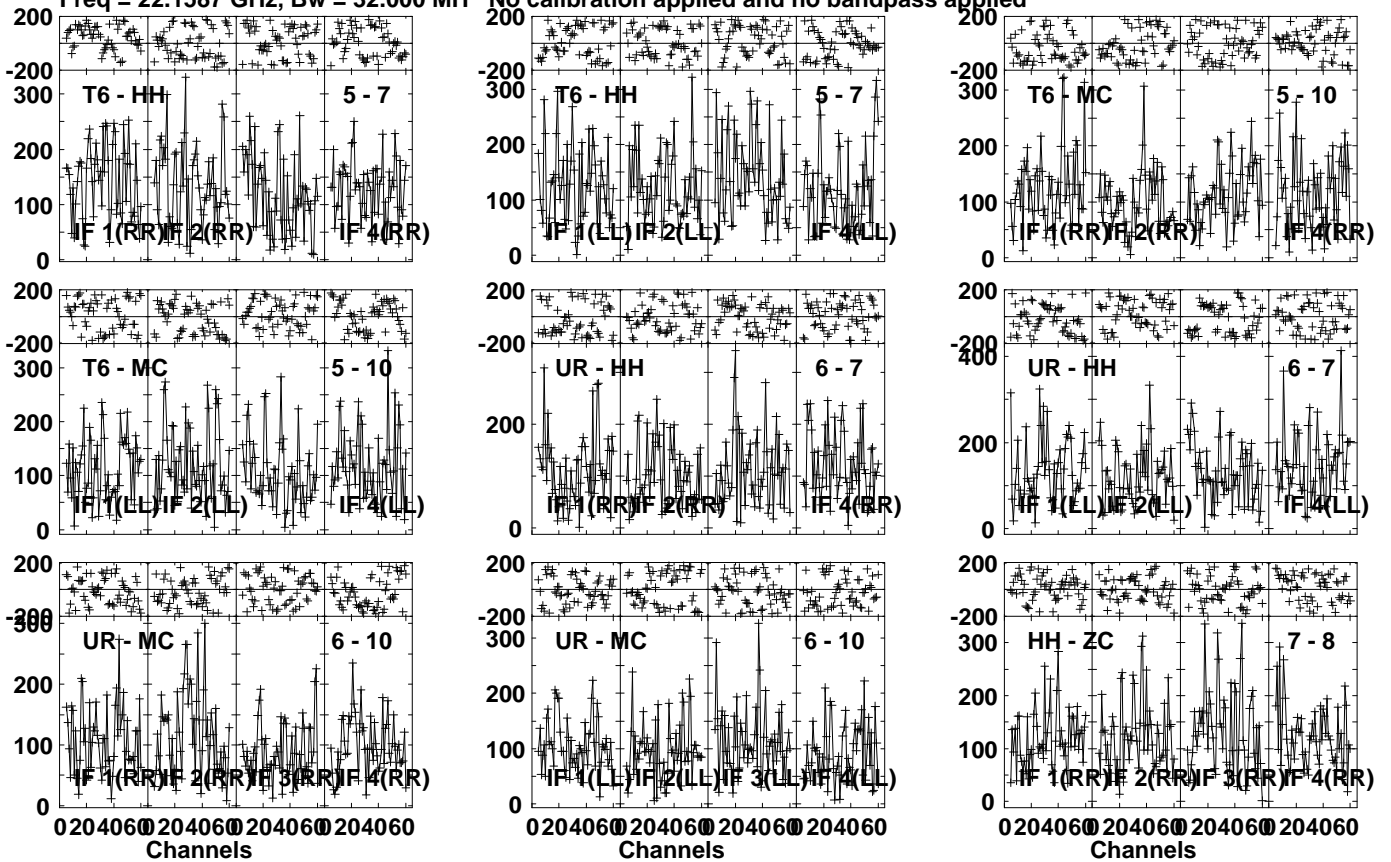
Lower frame: Micro Ampl Jy Top frame: Phas deg
Vector averaged cross-power spectrum Several baselines displayed
Timerange: 01/01:15:10 to 01/01:16:09

Plot file version 221 created 04-JUN-2021 15:27:31

I16293 EB084 1.UVDATA.1

Freq = 22.1587 GHz, Bw = 32.000 MH

No calibration applied and no bandpass applied



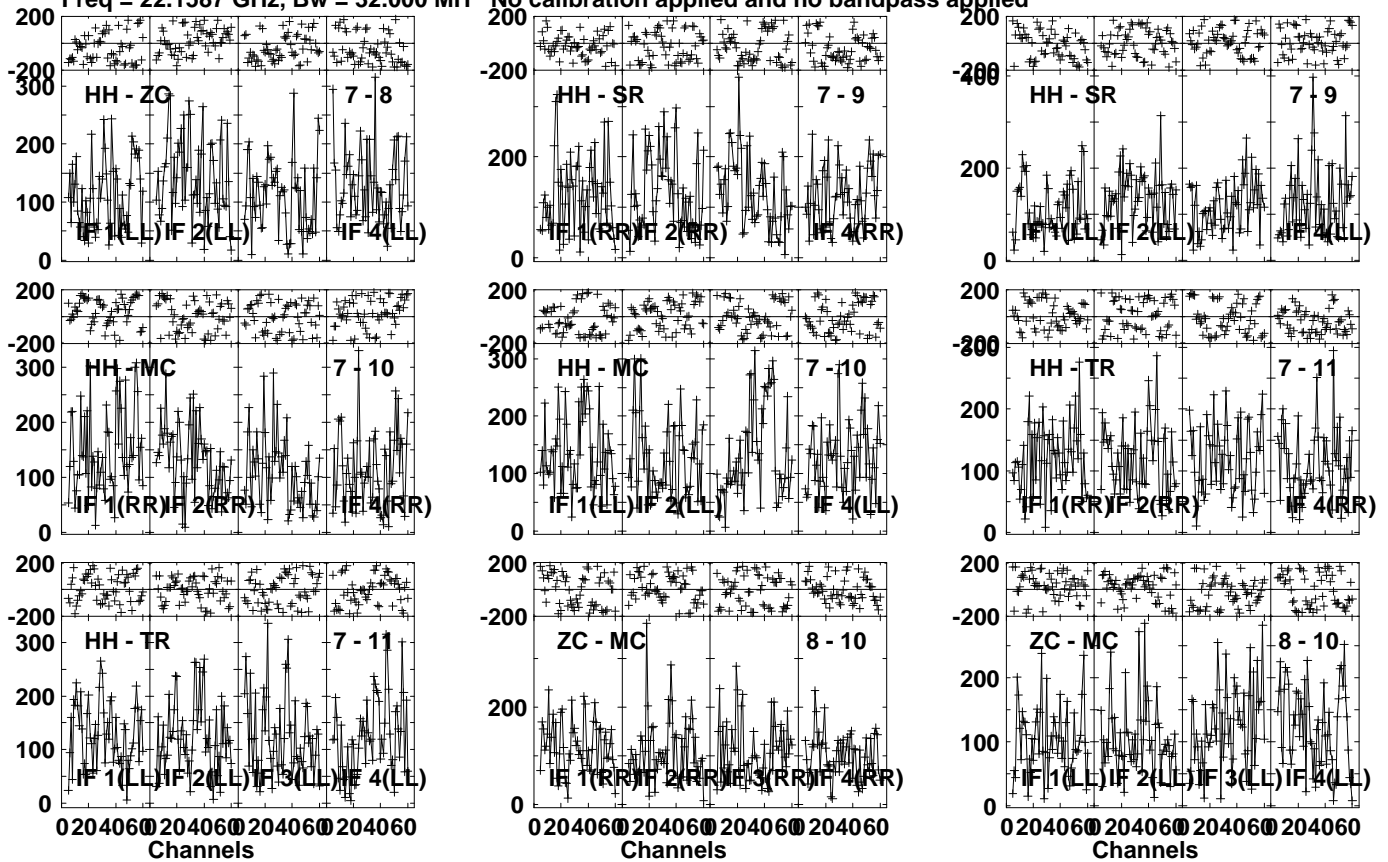
Lower frame: Micro Ampl Jy Top frame: Phas deg
Vector averaged cross-power spectrum Several baselines displayed
Timerange: 01/01:16:11 to 01/01:18:09

Plot file version 222 created 04-JUN-2021 15:27:31

I16293 EB084 1.UVDATA.1

Freq = 22.1587 GHz, Bw = 32.000 MH

No calibration applied and no bandpass applied



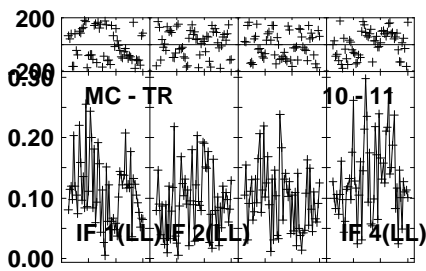
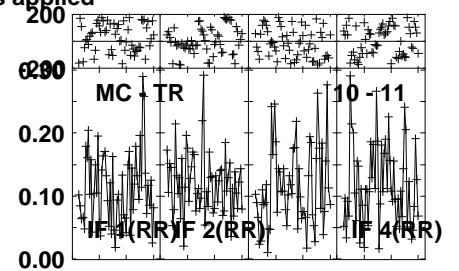
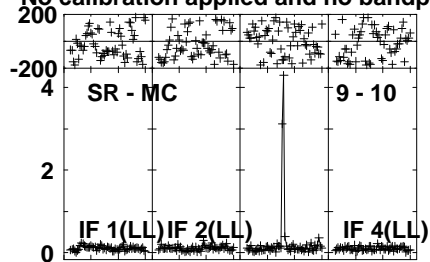
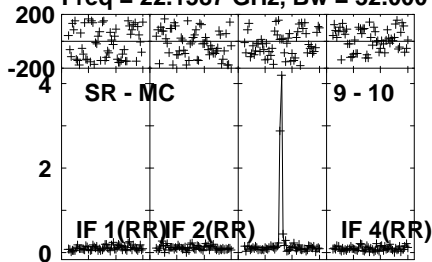
Lower frame: Micro Ampl Jy Top frame: Phas deg
Vector averaged cross-power spectrum Several baselines displayed
Timerange: 01/01:16:11 to 01/01:18:09

Plot file version 223 created 04-JUN-2021 15:27:31

I16293 EB084 1.UVDATA.1

Freq = 22.1587 GHz, Bw = 32.000 MH

No calibration applied and no bandpass applied



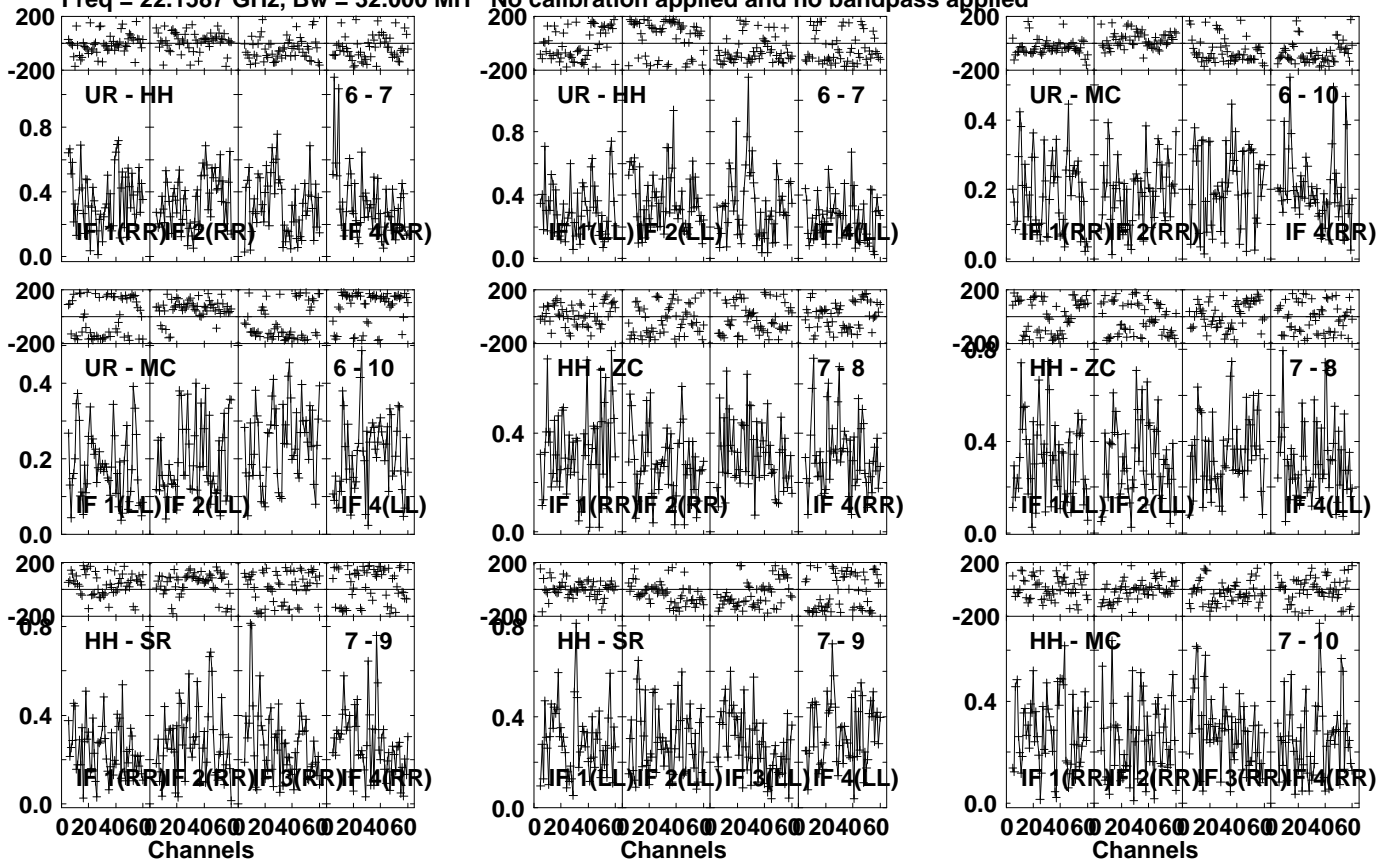
Lower frame: Milli Ampl Jy Top frame: Phas deg
Vector averaged cross-power spectrum Several baselines displayed
Timerange: 01/01:16:11 to 01/01:18:09

Plot file version 224 created 04-JUN-2021 15:27:31

J1625-2527 EB084 1.UVDATA.1

Freq = 22.1587 GHz, Bw = 32.000 MH

No calibration applied and no bandpass applied



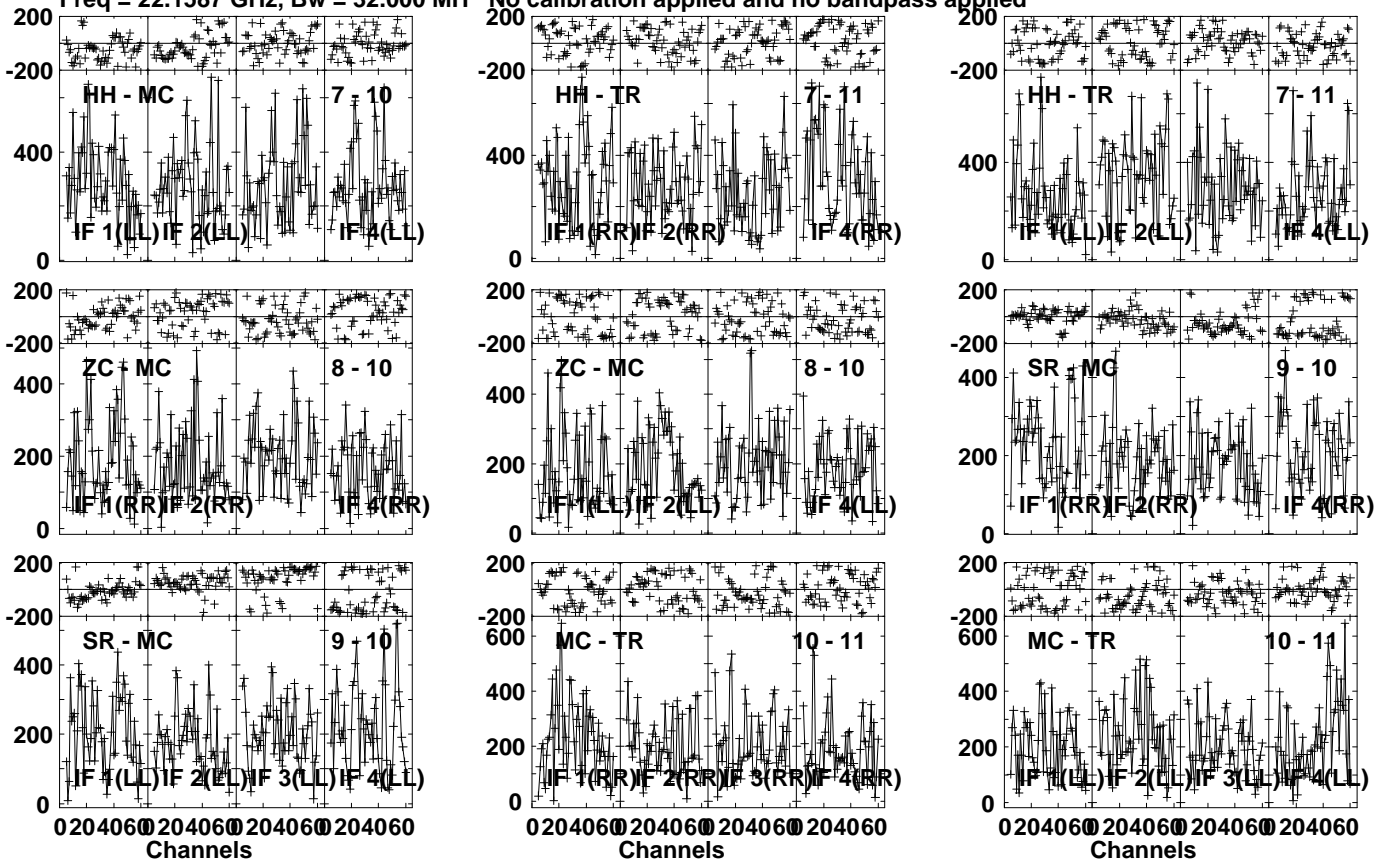
Lower frame: Milli Ampl Jy Top frame: Phas deg
Vector averaged cross-power spectrum Several baselines displayed
Timerange: 01/01:18:10 to 01/01:19:09

Plot file version 225 created 04-JUN-2021 15:27:32

J1625-2527 EB084 1.UVDATA.1

Freq = 22.1587 GHz, Bw = 32.000 MH

No calibration applied and no bandpass applied



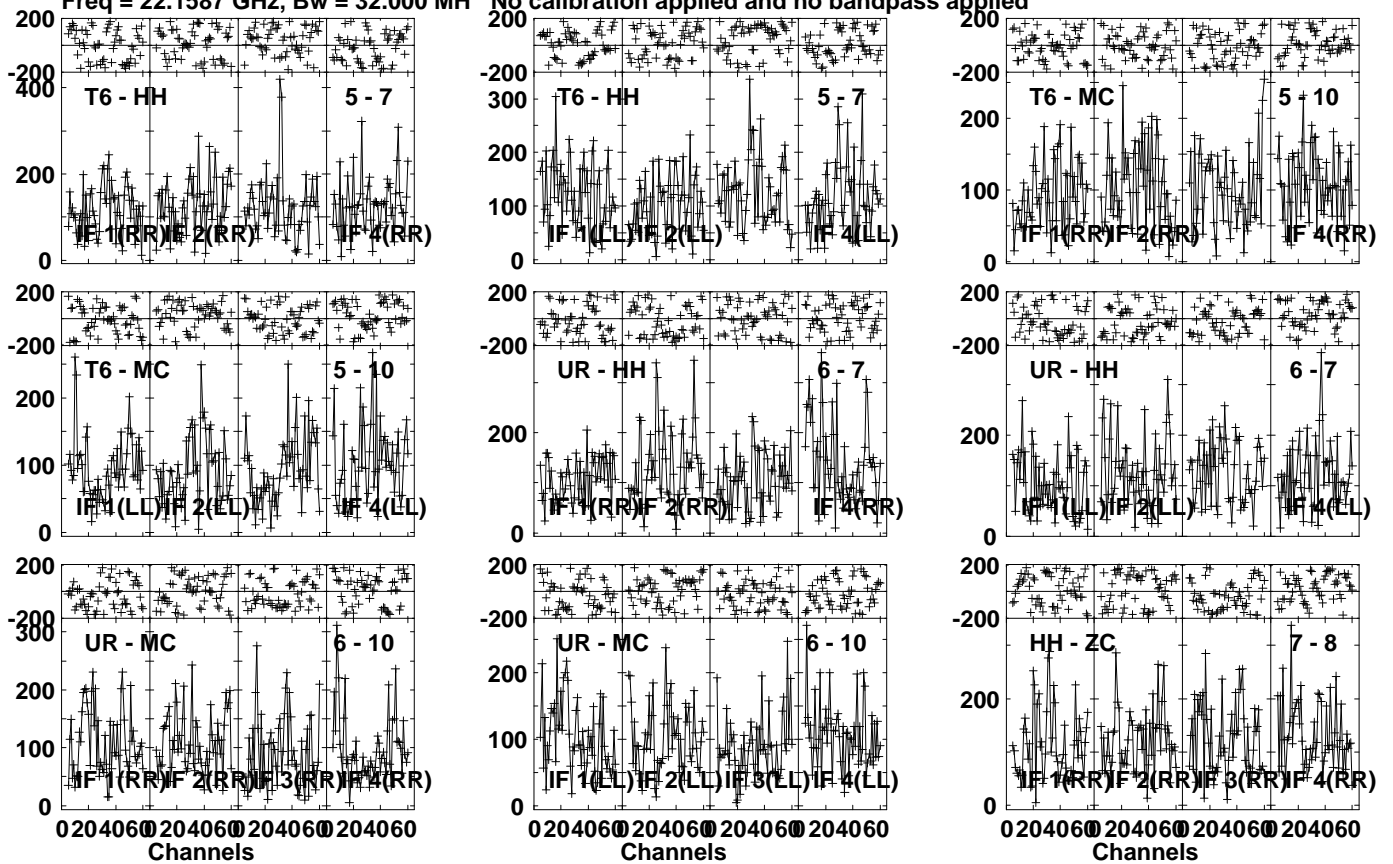
Lower frame: Micro Ampl Jy Top frame: Phas deg
Vector averaged cross-power spectrum Several baselines displayed
Timerange: 01/01:18:10 to 01/01:19:09

Plot file version 226 created 04-JUN-2021 15:27:32

I16293 EB084 1.UVDATA.1

Freq = 22.1587 GHz, Bw = 32.000 MH

No calibration applied and no bandpass applied



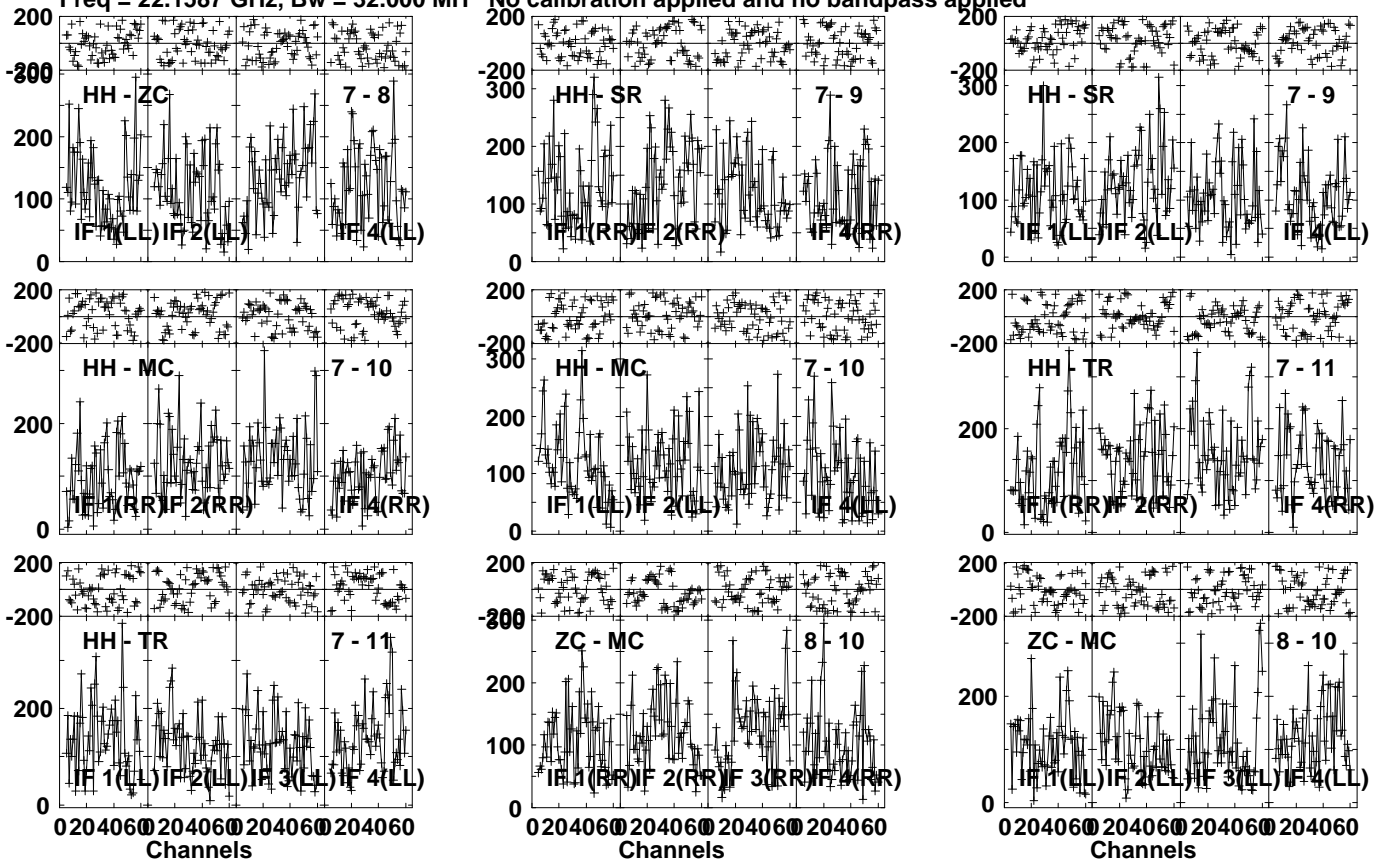
Lower frame: Micro Ampl Jy Top frame: Phas deg
Vector averaged cross-power spectrum Several baselines displayed
Timerange: 01/01:19:11 to 01/01:21:10

Plot file version 227 created 04-JUN-2021 15:27:32

I16293 EB084 1.UVDATA.1

Freq = 22.1587 GHz, Bw = 32.000 MH

No calibration applied and no bandpass applied



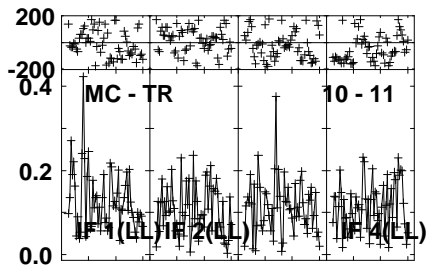
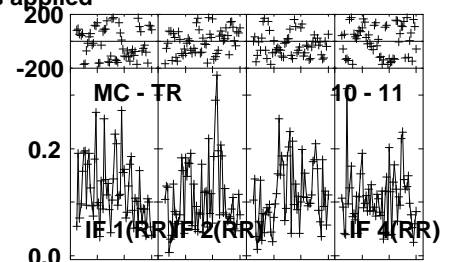
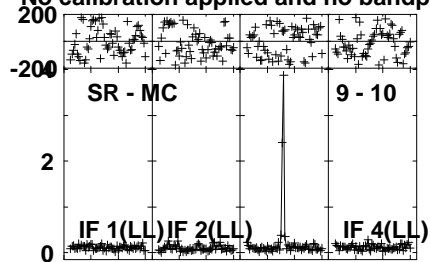
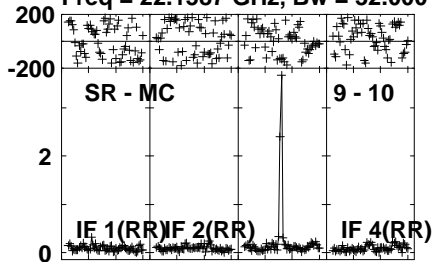
Lower frame: Micro Ampl Jy Top frame: Phas deg
Vector averaged cross-power spectrum Several baselines displayed
Timerange: 01/01:19:11 to 01/01:21:10

Plot file version 228 created 04-JUN-2021 15:27:32

I16293 EB084 1.UVDATA.1

Freq = 22.1587 GHz, Bw = 32.000 MH

No calibration applied and no bandpass applied



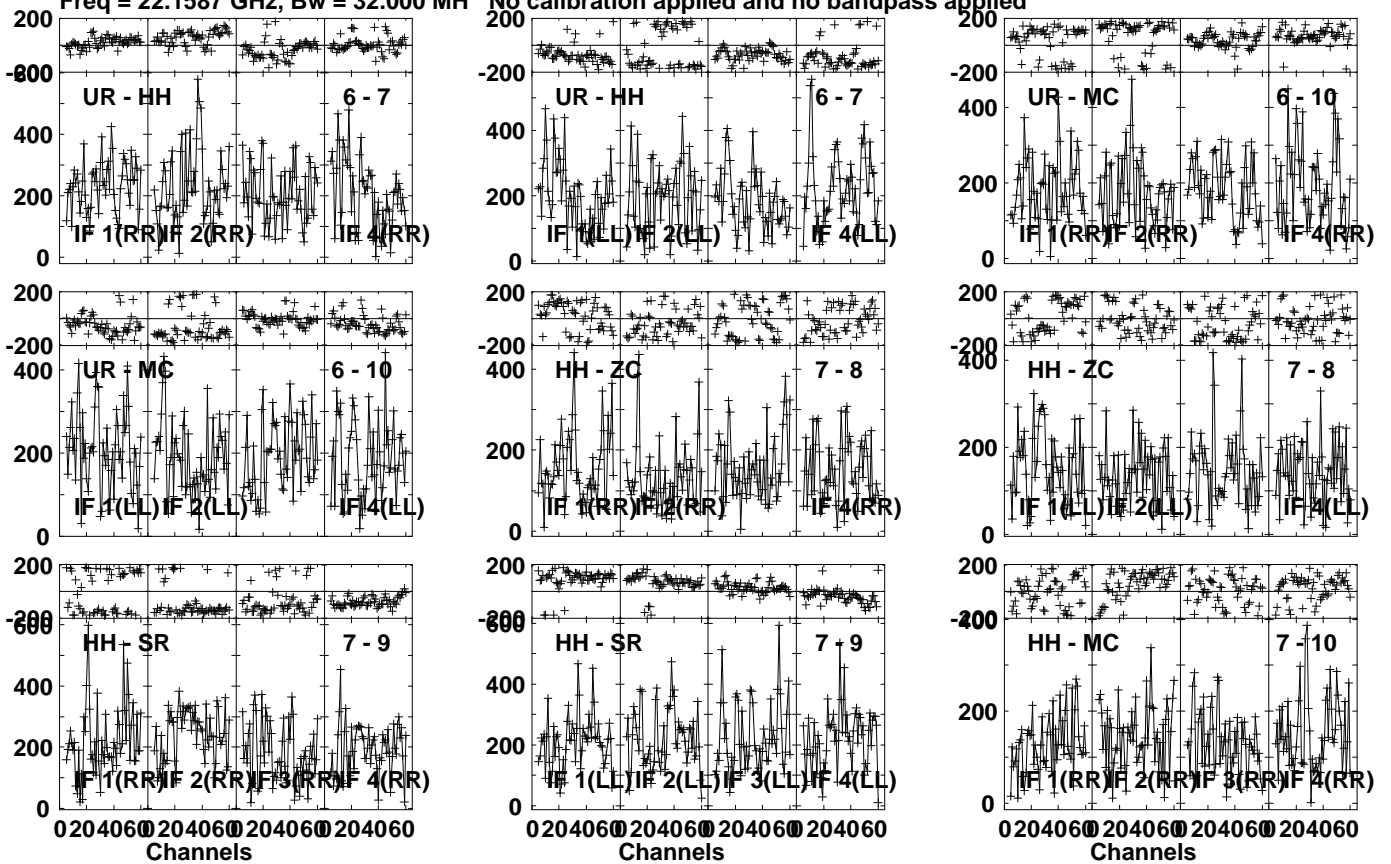
Lower frame: Milli Ampl Jy Top frame: Phas deg
Vector averaged cross-power spectrum Several baselines displayed
Timerange: 01/01:19:11 to 01/01:21:10

Plot file version 229 created 04-JUN-2021 15:27:32

J1625-2527 EB084 1.UVDATA.1

Freq = 22.1587 GHz, Bw = 32.000 MH

No calibration applied and no bandpass applied



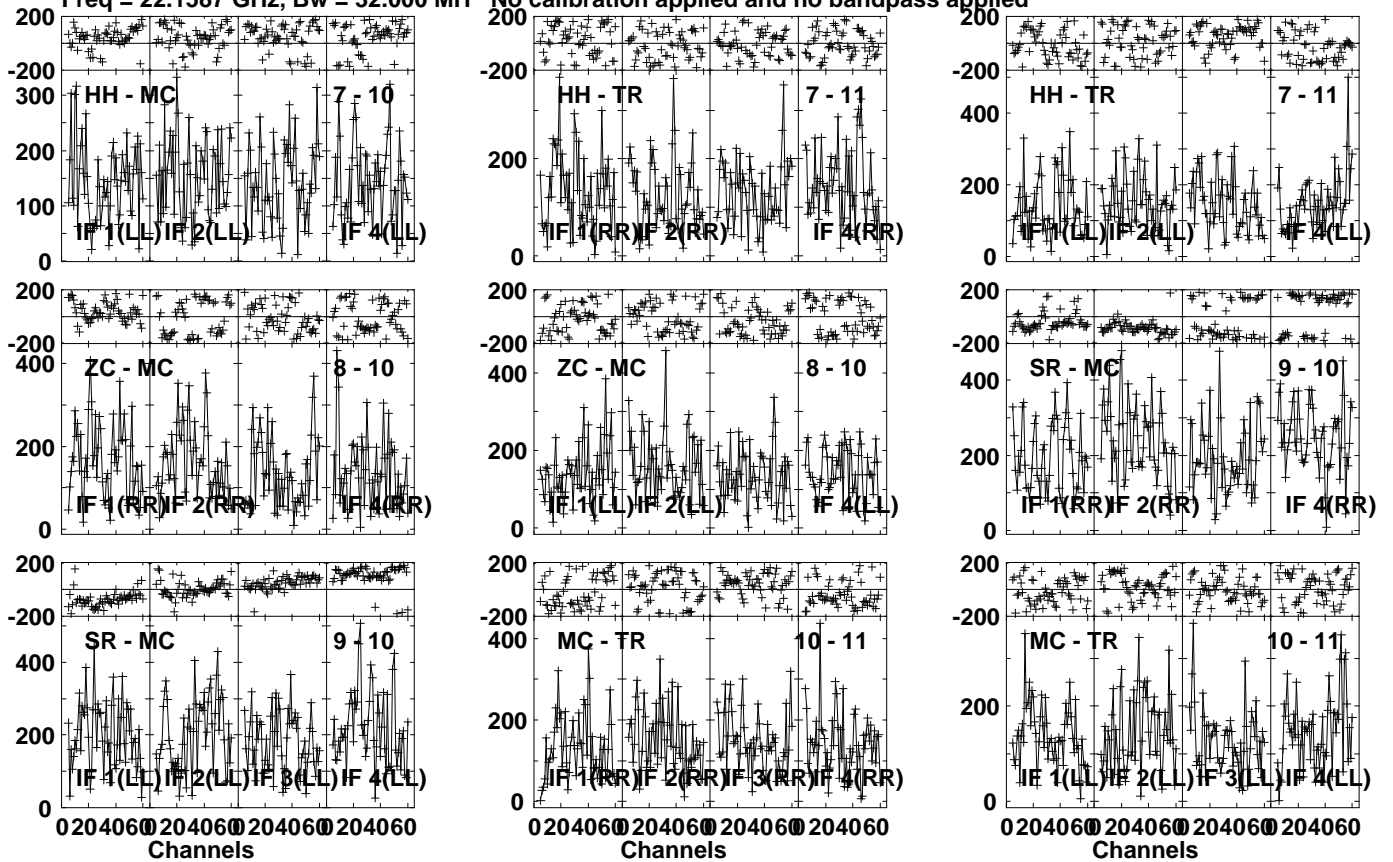
Lower frame: Micro Ampl Jy Top frame: Phas deg
 Vector averaged cross-power spectrum Several baselines displayed
 Timerange: 01/01:21:51 to 01/01:22:50

Plot file version 230 created 04-JUN-2021 15:27:32

J1625-2527 EB084 1.UVDATA.1

Freq = 22.1587 GHz, Bw = 32.000 MH

No calibration applied and no bandpass applied



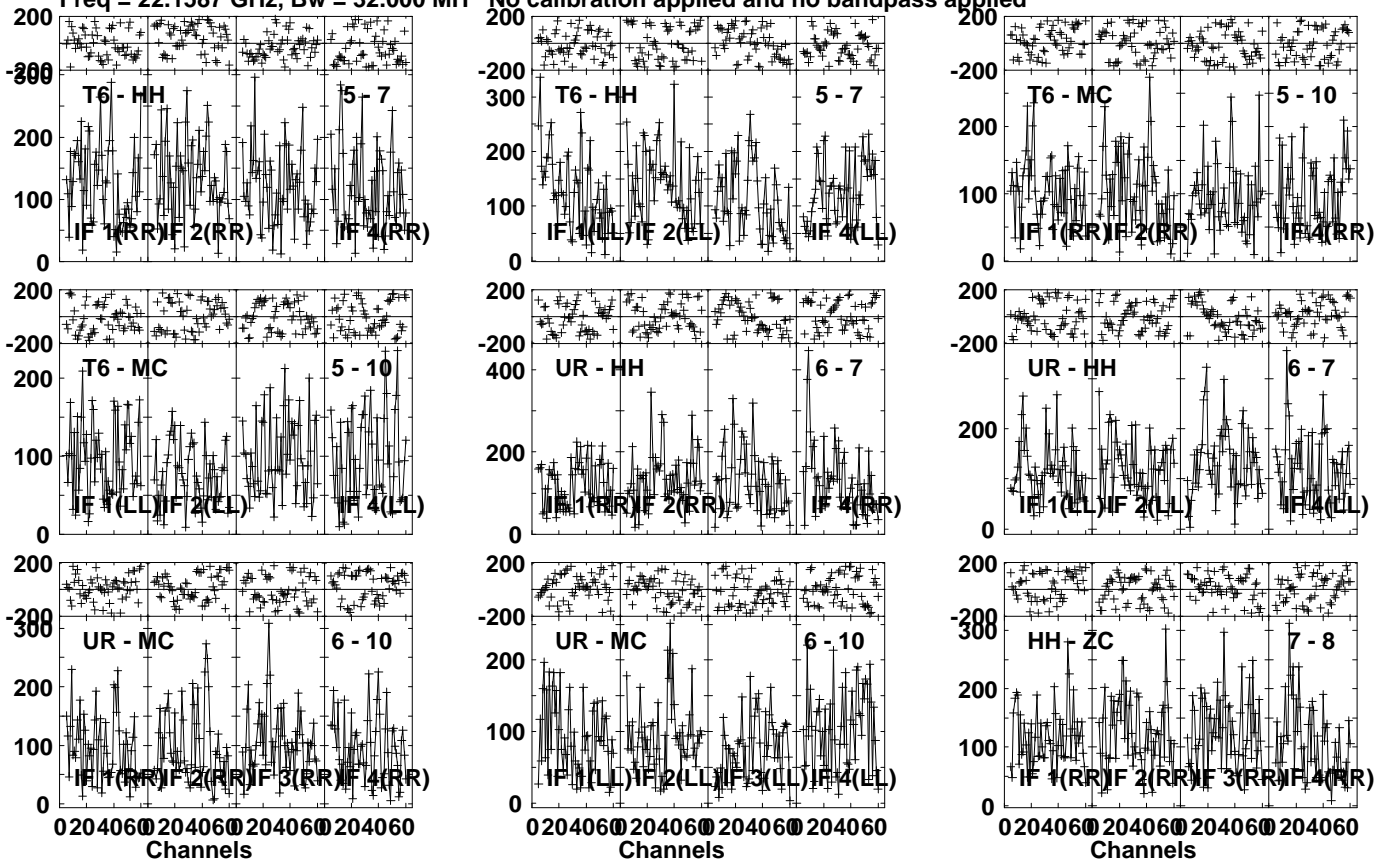
Lower frame: Micro Ampl Jy Top frame: Phas deg
Vector averaged cross-power spectrum Several baselines displayed
Timerange: 01/01:21:51 to 01/01:22:50

Plot file version 231 created 04-JUN-2021 15:27:32

I16293 EB084 1.UVDATA.1

Freq = 22.1587 GHz, Bw = 32.000 MH

No calibration applied and no bandpass applied



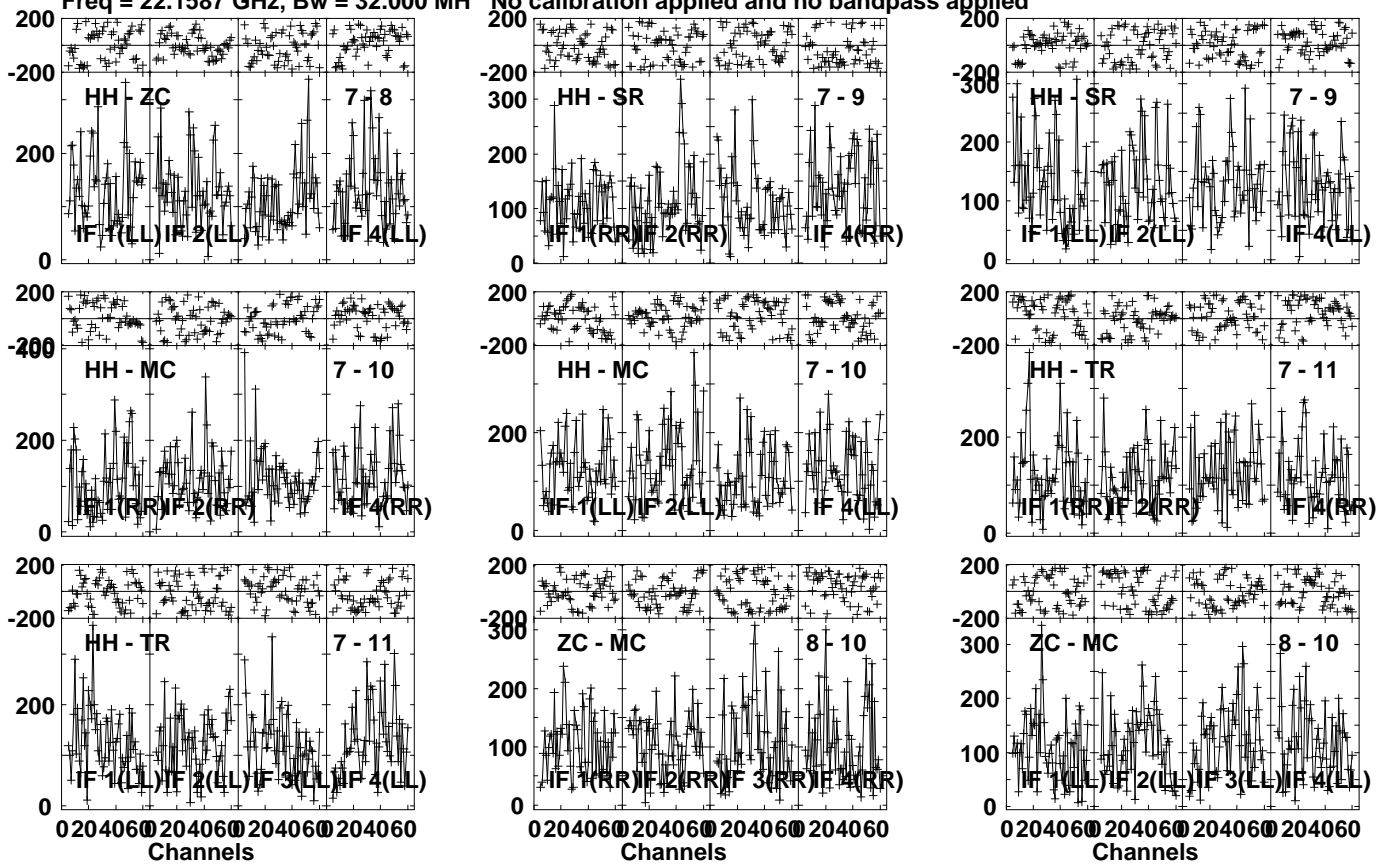
Lower frame: Micro Ampl Jy Top frame: Phas deg
Vector averaged cross-power spectrum Several baselines displayed
Timerange: 01/01:22:51 to 01/01:24:49

Plot file version 232 created 04-JUN-2021 15:27:32

I16293 EB084 1.UVDATA.1

Freq = 22.1587 GHz, Bw = 32.000 MH

No calibration applied and no bandpass applied



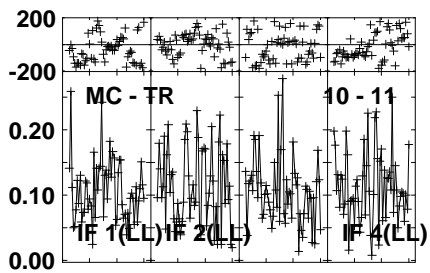
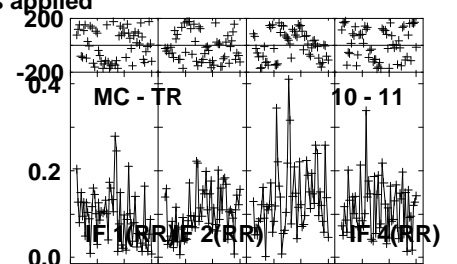
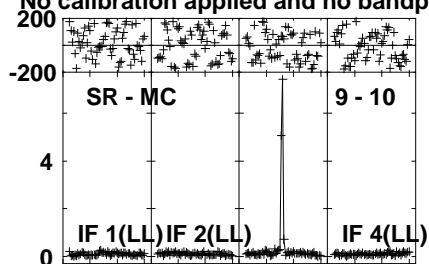
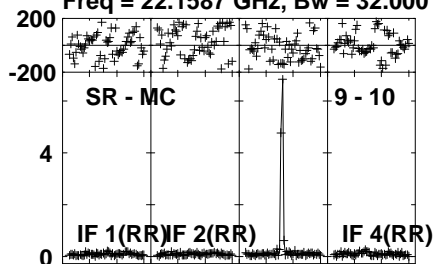
Lower frame: Micro Ampl Jy Top frame: Phas deg
Vector averaged cross-power spectrum Several baselines displayed
Timerange: 01/01:22:51 to 01/01:24:49

Plot file version 233 created 04-JUN-2021 15:27:32

I16293 EB084 1.UVDATA.1

Freq = 22.1587 GHz, Bw = 32.000 MH

No calibration applied and no bandpass applied



Lower frame: Milli Ampl Jy Top frame: Phas deg

Vector averaged cross-power spectrum Several baselines displayed

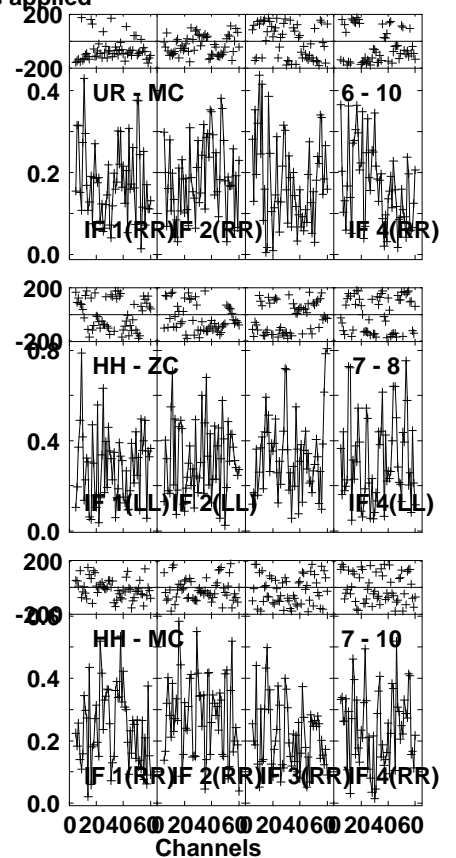
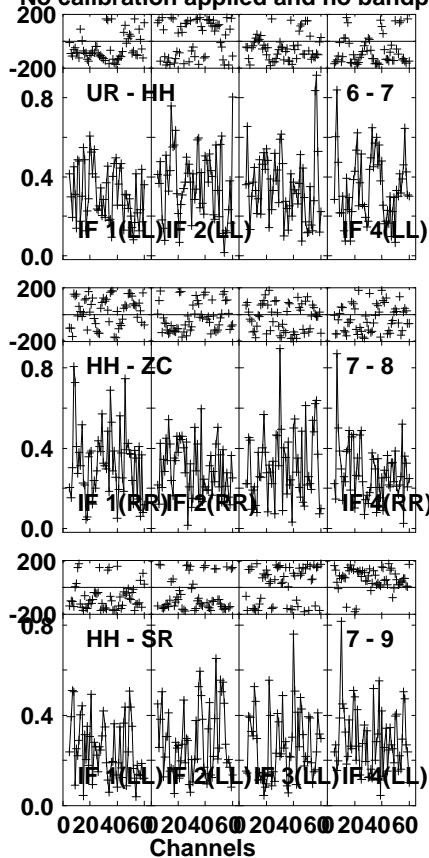
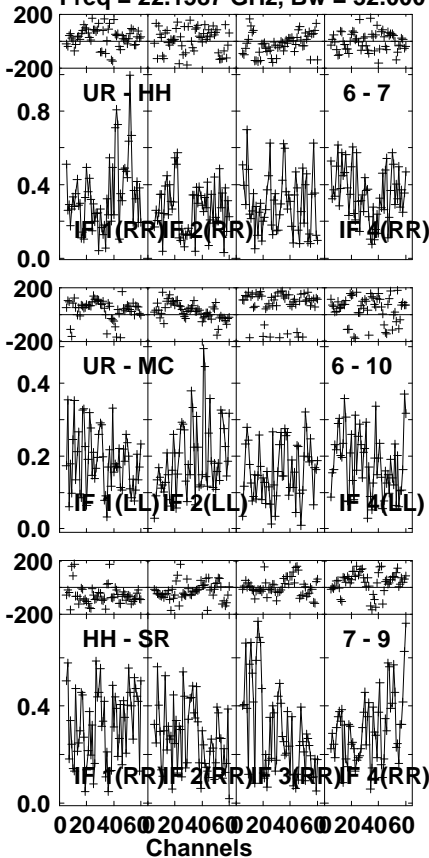
Timerange: 01/01:22:51 to 01/01:24:49

Plot file version 234 created 04-JUN-2021 15:27:32

J1625-2527 EB084 1.UVDATA.1

Freq = 22.1587 GHz, Bw = 32.000 MH

No calibration applied and no bandpass applied



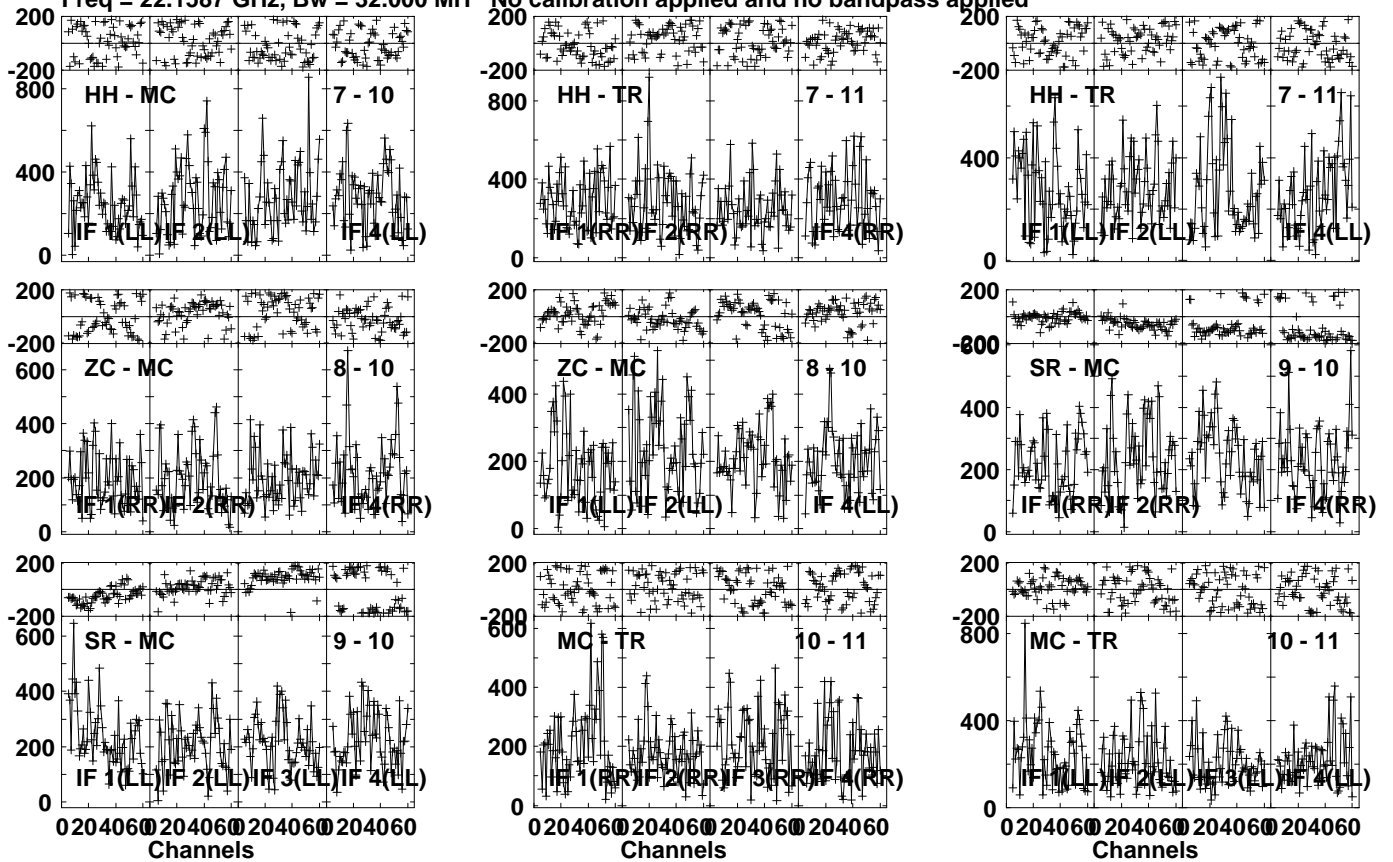
Lower frame: Milli Ampl Jy Top frame: Phas deg
 Vector averaged cross-power spectrum Several baselines displayed
 Timerange: 01/01:24:51 to 01/01:25:50

Plot file version 235 created 04-JUN-2021 15:27:32

J1625-2527 EB084 1.UVDATA.1

Freq = 22.1587 GHz, Bw = 32.000 MH

No calibration applied and no bandpass applied



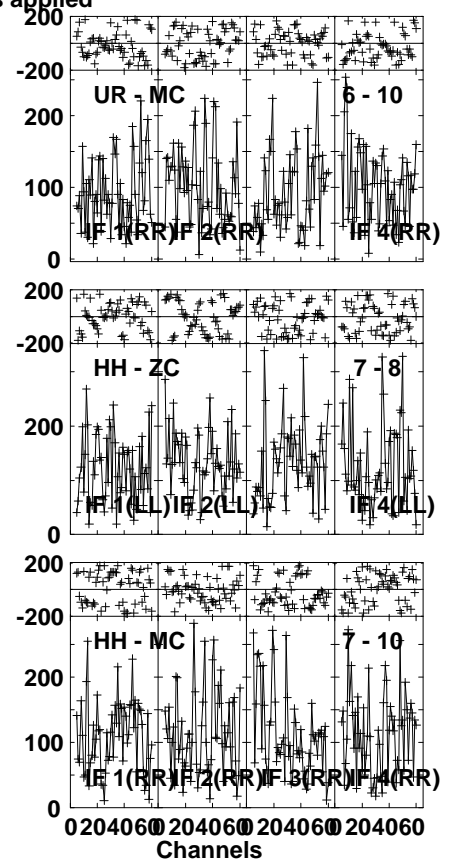
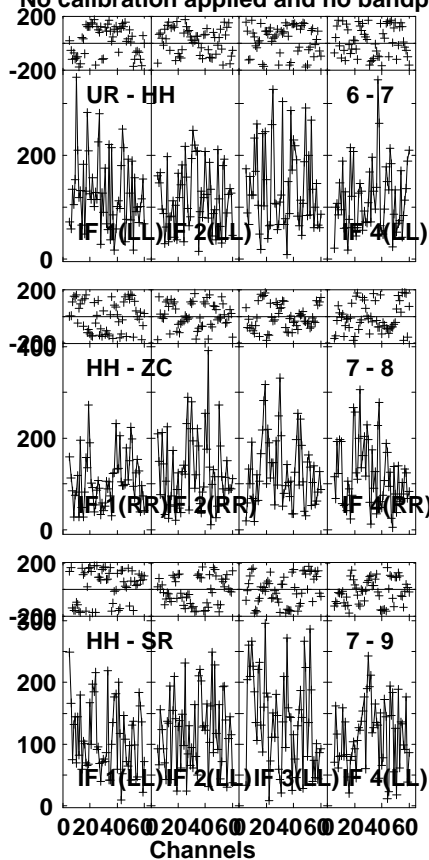
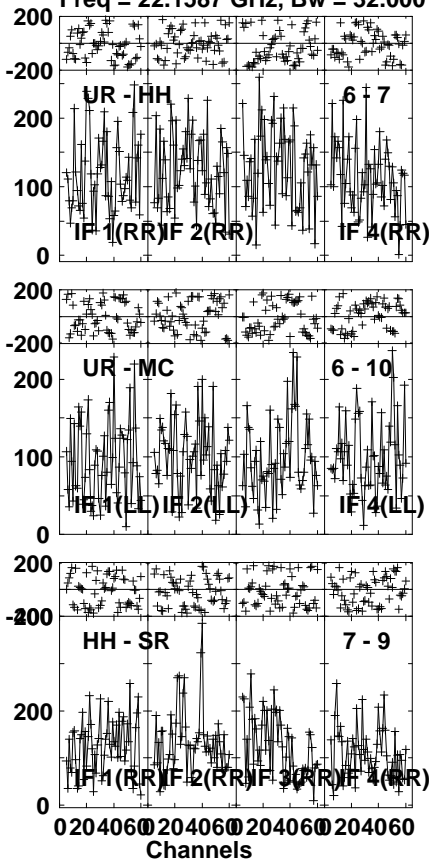
Lower frame: Micro Ampl Jy Top frame: Phas deg
Vector averaged cross-power spectrum Several baselines displayed
Timerange: 01/01:24:51 to 01/01:25:50

Plot file version 236 created 04-JUN-2021 15:27:32

I16293 EB084 1.UVDATA.1

Freq = 22.1587 GHz, Bw = 32.000 MH

No calibration applied and no bandpass applied



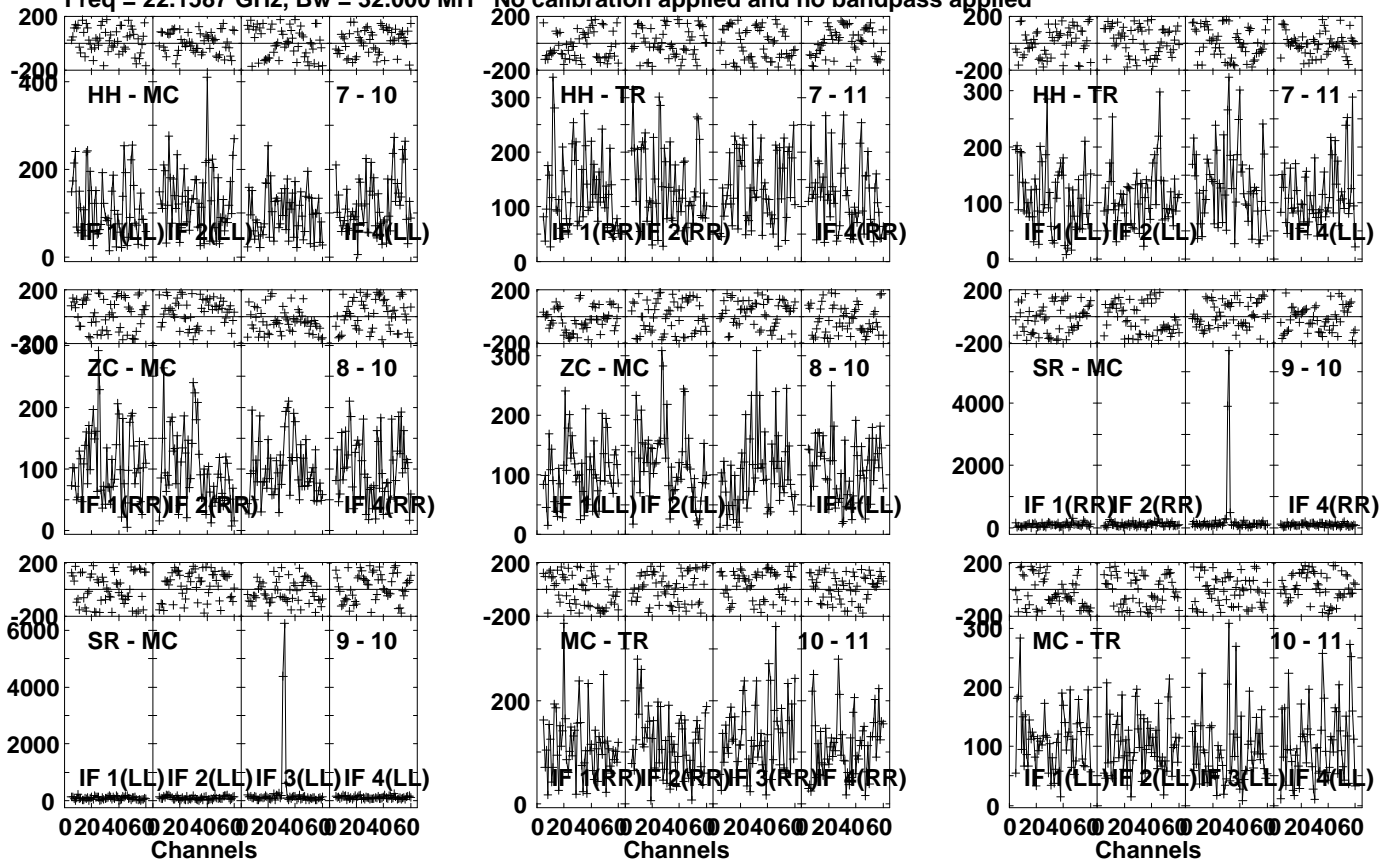
Lower frame: Micro Ampl Jy Top frame: Phas deg
Vector averaged cross-power spectrum Several baselines displayed
Timerange: 01/01:25:51 to 01/01:27:50

Plot file version 237 created 04-JUN-2021 15:27:33

I16293 EB084 1.UVDATA.1

Freq = 22.1587 GHz, Bw = 32.000 MH

No calibration applied and no bandpass applied



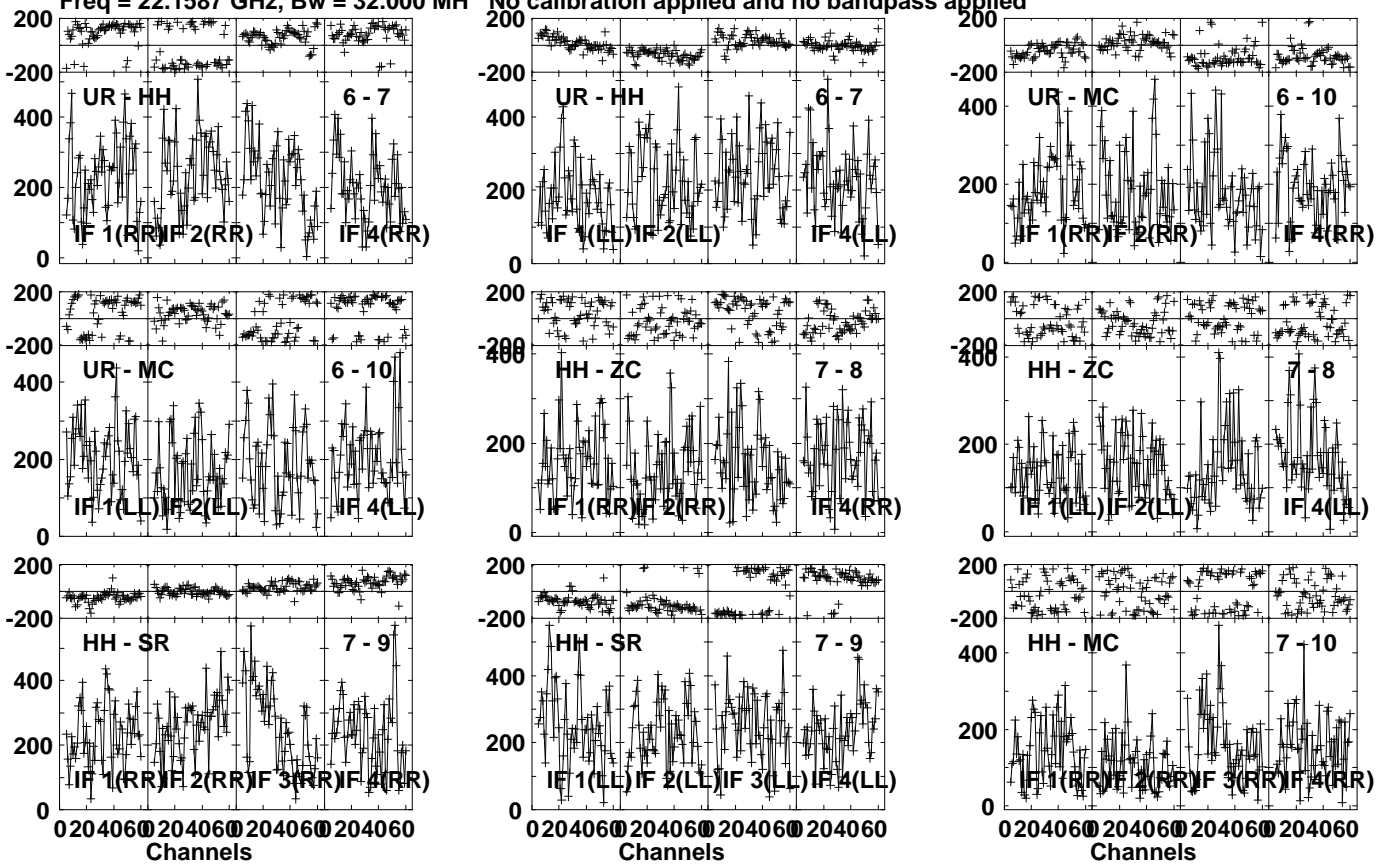
Lower frame: Micro Ampl Jy Top frame: Phas deg
Vector averaged cross-power spectrum Several baselines displayed
Timerange: 01/01:25:51 to 01/01:27:50

Plot file version 238 created 04-JUN-2021 15:27:33

J1625-2527 EB084 1.UVDATA.1

Freq = 22.1587 GHz, Bw = 32.000 MH

No calibration applied and no bandpass applied



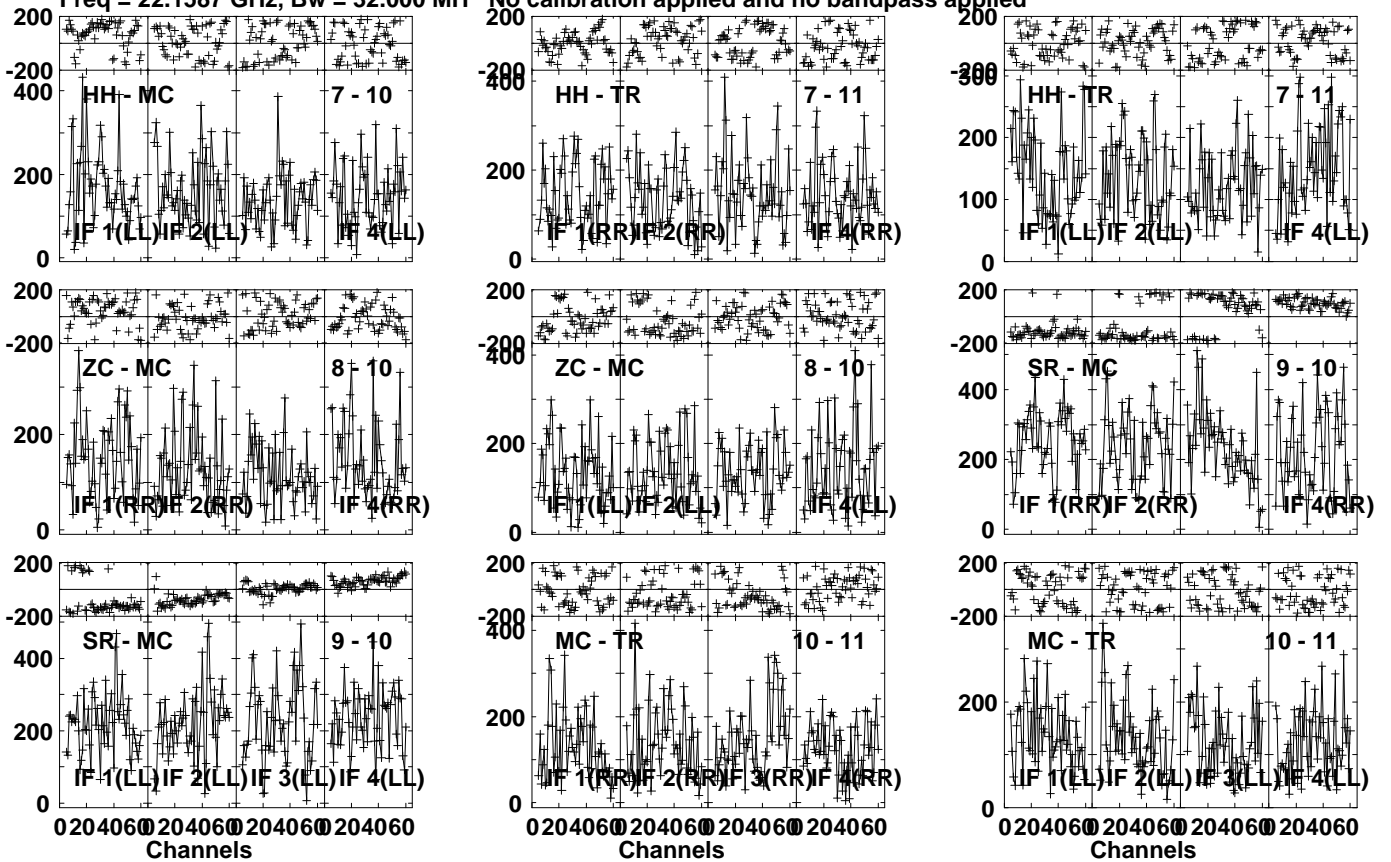
Lower frame: Micro Ampl Jy Top frame: Phas deg
Vector averaged cross-power spectrum Several baselines displayed
Timerange: 01/01:28:30 to 01/01:29:29

Plot file version 239 created 04-JUN-2021 15:27:33

J1625-2527 EB084 1.UVDATA.1

Freq = 22.1587 GHz, Bw = 32,000 MH

No calibration applied and no bandpass applied



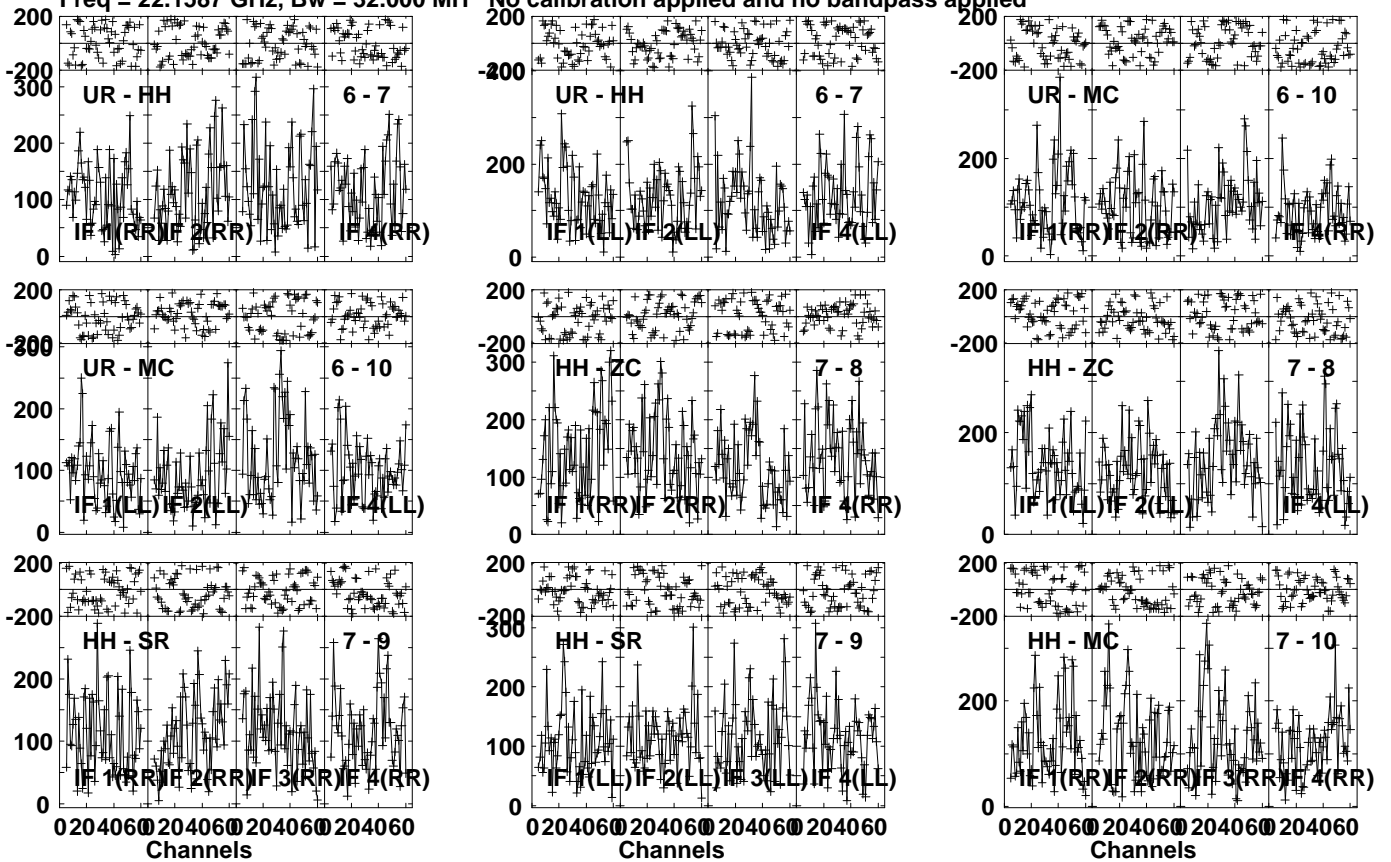
Lower frame: Micro Ampl Jy Top frame: Phas deg
Vector averaged cross-power spectrum Several baselines displayed
Timerange: 01/01:28:30 to 01/01:29:29

Plot file version 240 created 04-JUN-2021 15:27:33

I16293 EB084 1.UVDATA.1

Freq = 22.1587 GHz, Bw = 32.000 MH

No calibration applied and no bandpass applied



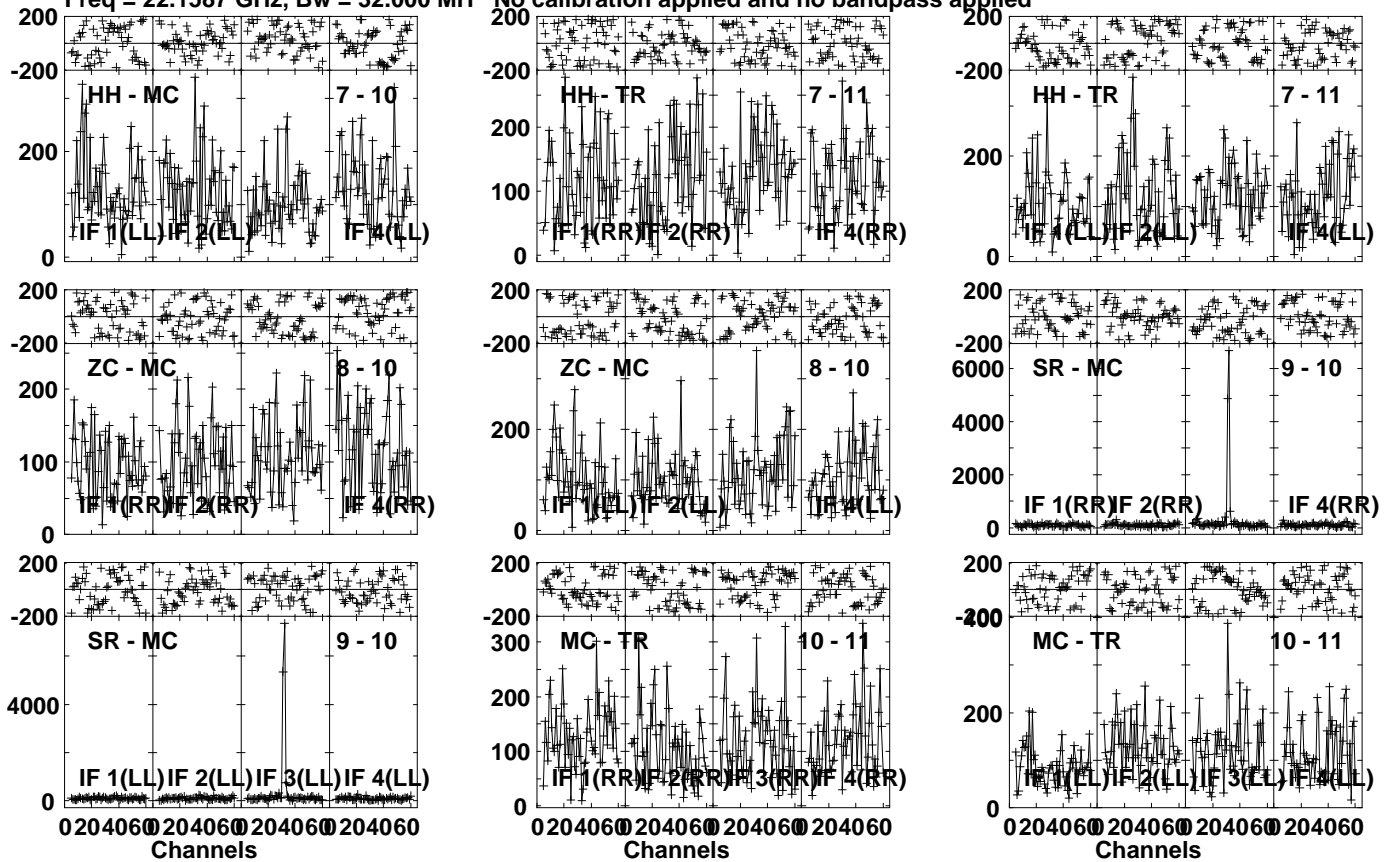
Lower frame: Micro Ampl Jy Top frame: Phas deg
Vector averaged cross-power spectrum Several baselines displayed
Timerange: 01/01:29:31 to 01/01:31:30

Plot file version 241 created 04-JUN-2021 15:27:33

I16293 EB084 1.UVDATA.1

Freq = 22.1587 GHz, Bw = 32.000 MH

No calibration applied and no bandpass applied



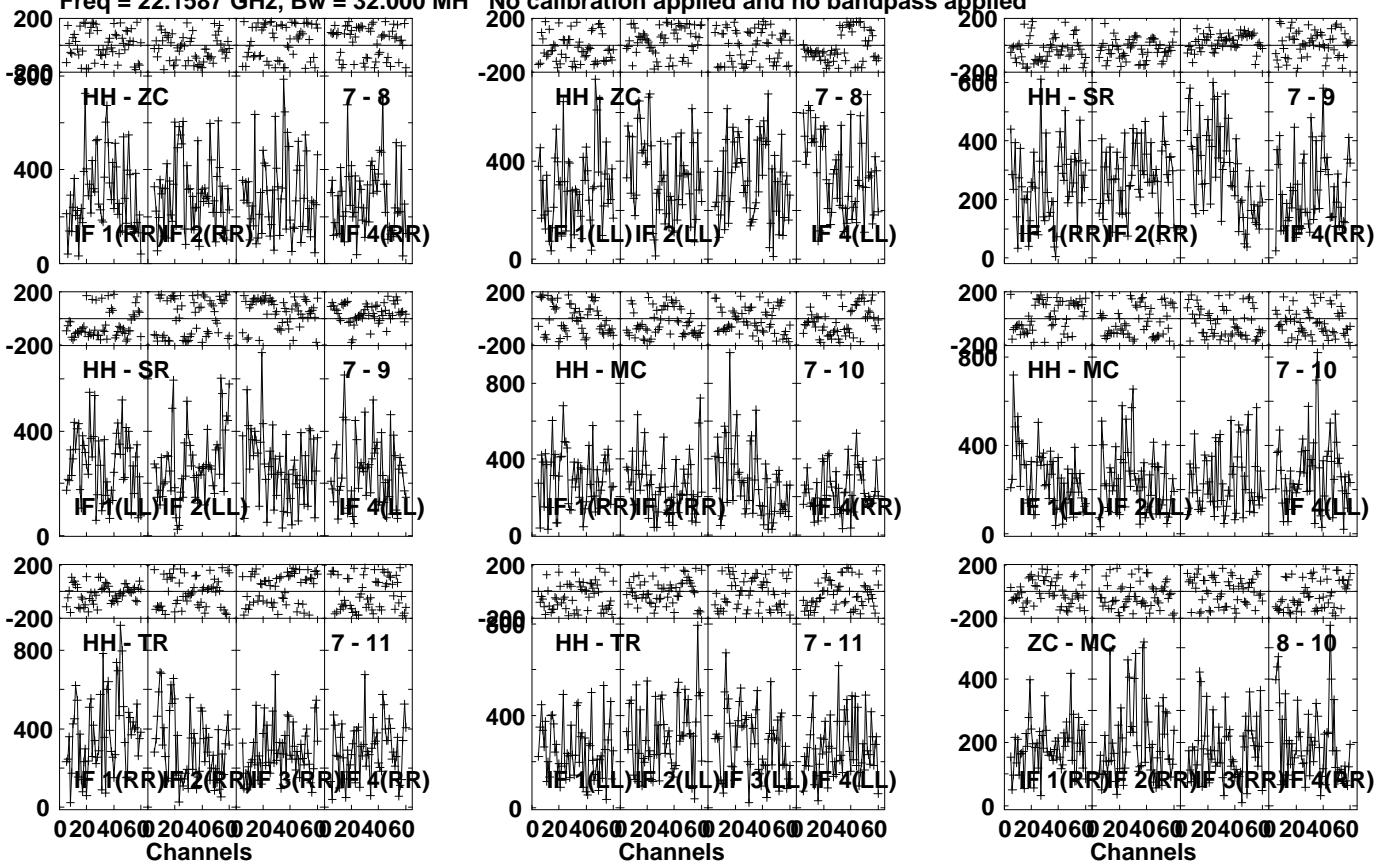
Lower frame: Micro Ampl Jy Top frame: Phas deg
Vector averaged cross-power spectrum Several baselines displayed
Timerange: 01/01:29:31 to 01/01:31:30

Plot file version 242 created 04-JUN-2021 15:27:33

J1625-2527 EB084 1.UVDATA.1

Freq = 22.1587 GHz, Bw = 32.000 MH

No calibration applied and no bandpass applied



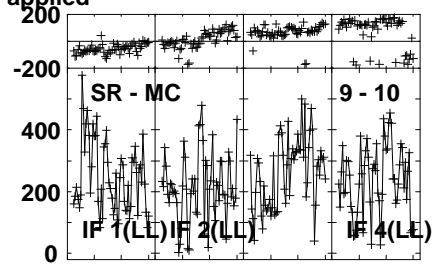
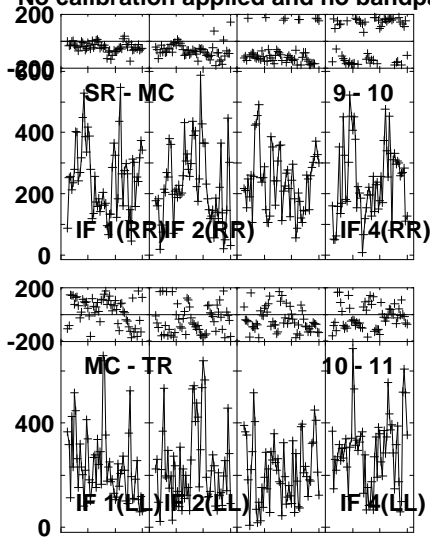
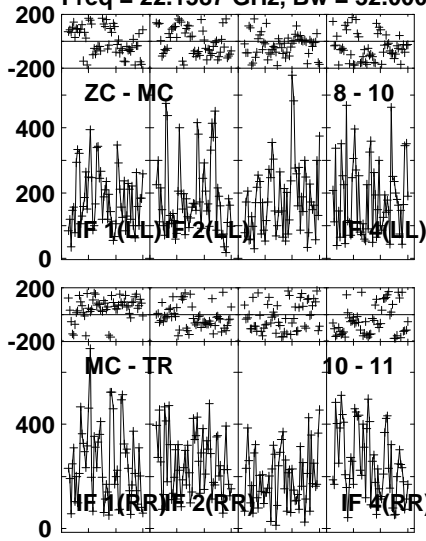
Lower frame: Micro Ampl Jy Top frame: Phas deg
Vector averaged cross-power spectrum Several baselines displayed
Timerange: 01/01:31:31 to 01/01:32:29

Plot file version 243 created 04-JUN-2021 15:27:33

J1625-2527 EB084 1.UVDATA.1

Freq = 22.1587 GHz, Bw = 32,000 MH

No calibration applied and no bandpass applied



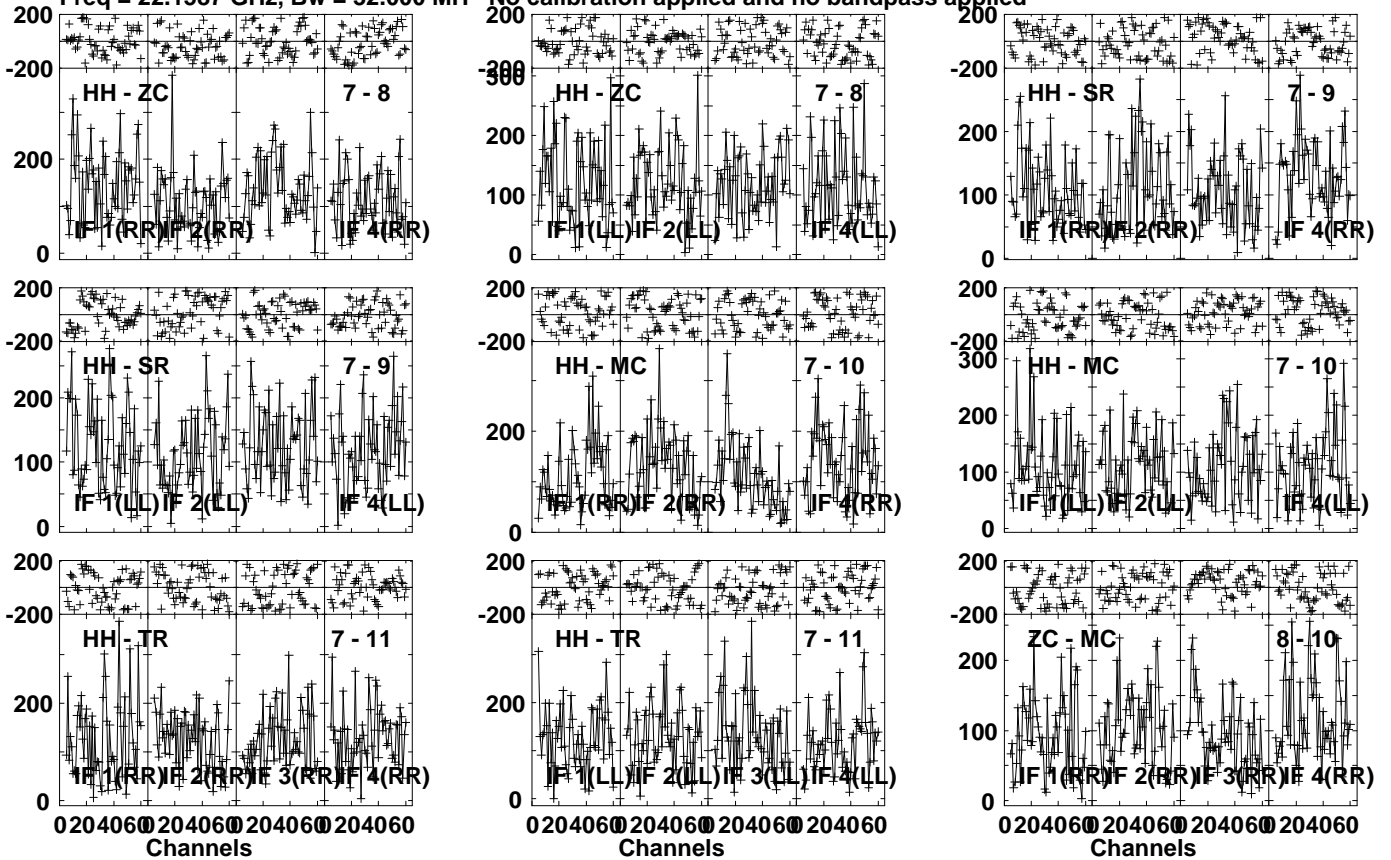
Lower frame: Micro Ampl Jy Top frame: Phas deg
Vector averaged cross-power spectrum Several baselines displayed
Timerange: 01/01:31:31 to 01/01:32:29

Plot file version 244 created 04-JUN-2021 15:27:33

I16293 EB084 1.UVDATA.1

Freq = 22.1587 GHz, Bw = 32.000 MH

No calibration applied and no bandpass applied



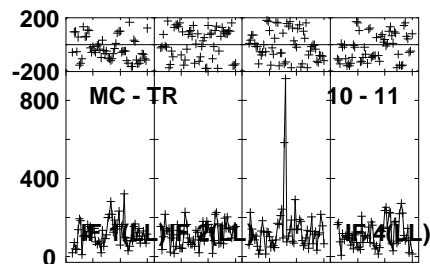
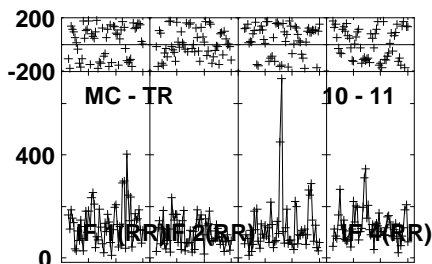
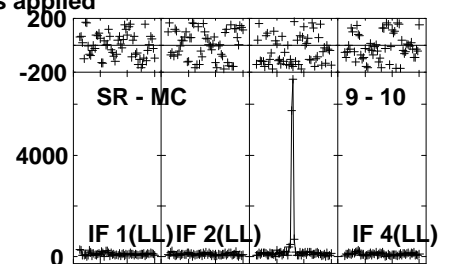
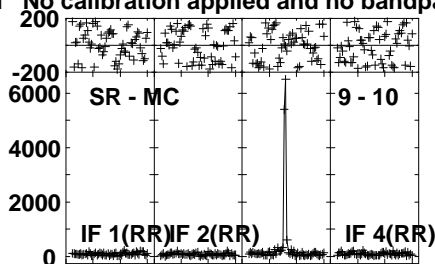
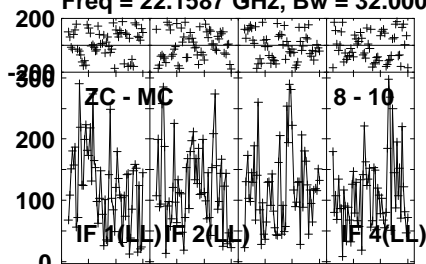
Lower frame: Micro Ampl Jy Top frame: Phas deg
Vector averaged cross-power spectrum Several baselines displayed
Timerange: 01/01:32:30 to 01/01:34:30

Plot file version 245 created 04-JUN-2021 15:27:33

I16293 EB084 1.UVDATA.1

Freq = 22.1587 GHz, Bw = 32.000 MH

No calibration applied and no bandpass applied



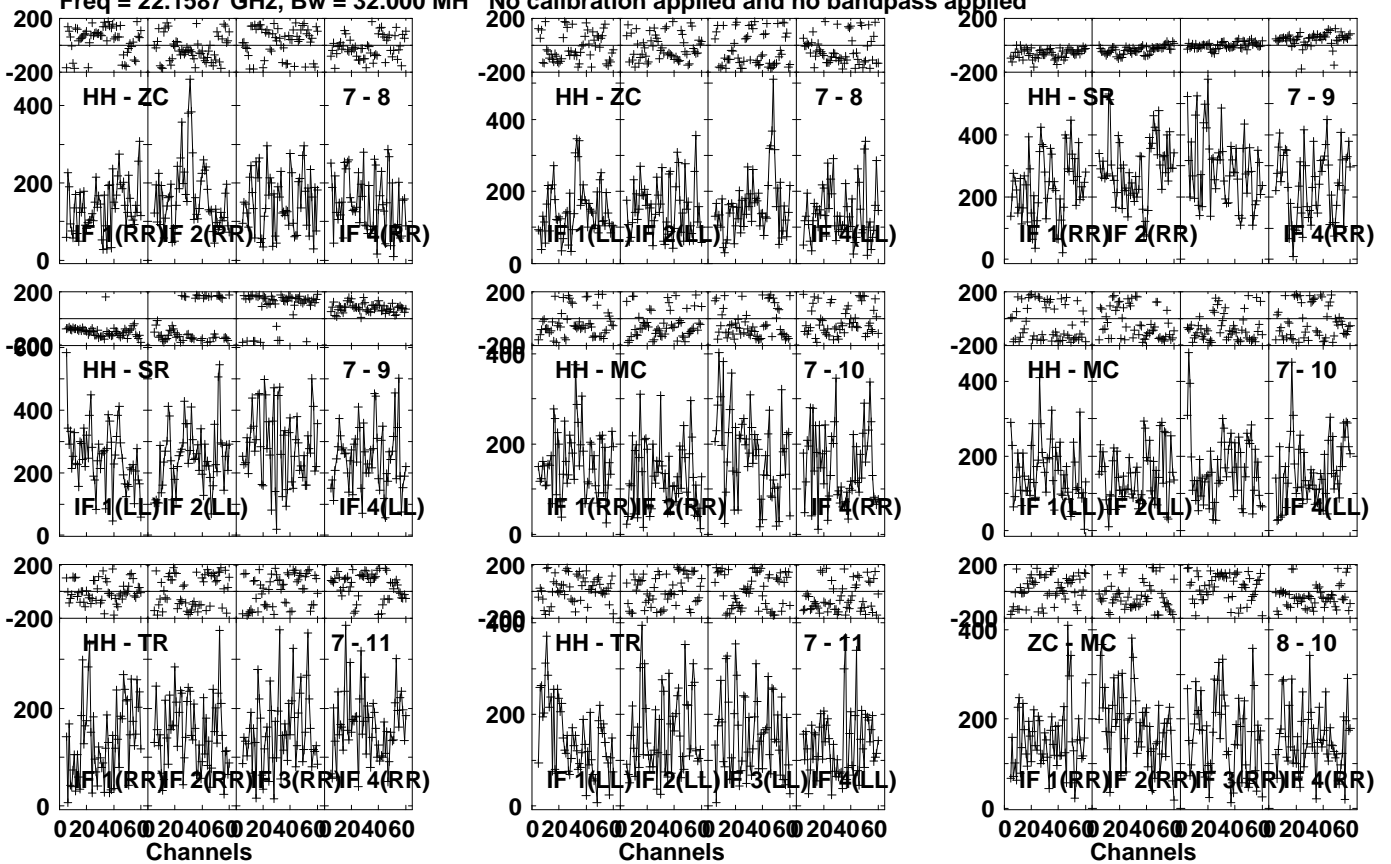
Lower frame: Micro Ampl Jy Top frame: Phas deg
Vector averaged cross-power spectrum Several baselines displayed
Timerange: 01/01:32:30 to 01/01:34:30

Plot file version 246 created 04-JUN-2021 15:27:33

J1625-2527 EB084 1.UVDATA.1

Freq = 22.1587 GHz, Bw = 32.000 MH

No calibration applied and no bandpass applied



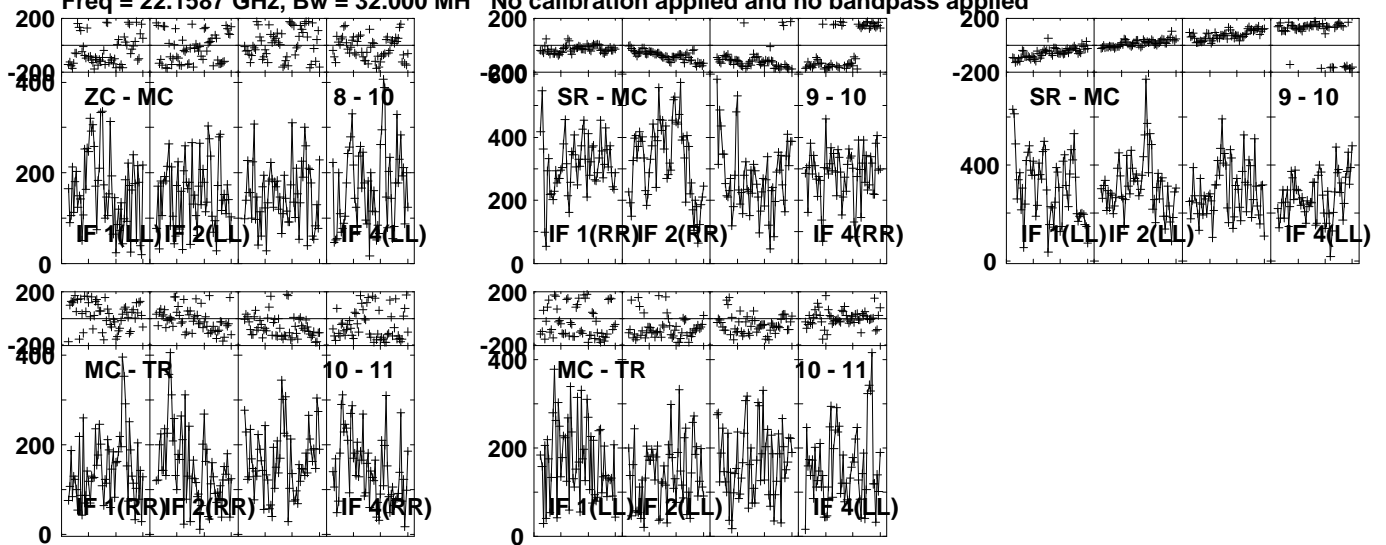
Lower frame: Micro Ampl Jy Top frame: Phas deg
Vector averaged cross-power spectrum Several baselines displayed
Timerange: 01/01:35:12 to 01/01:36:10

Plot file version 247 created 04-JUN-2021 15:27:33

J1625-2527 EB084 1.UVDATA.1

Freq = 22.1587 GHz, Bw = 32.000 MH

No calibration applied and no bandpass applied



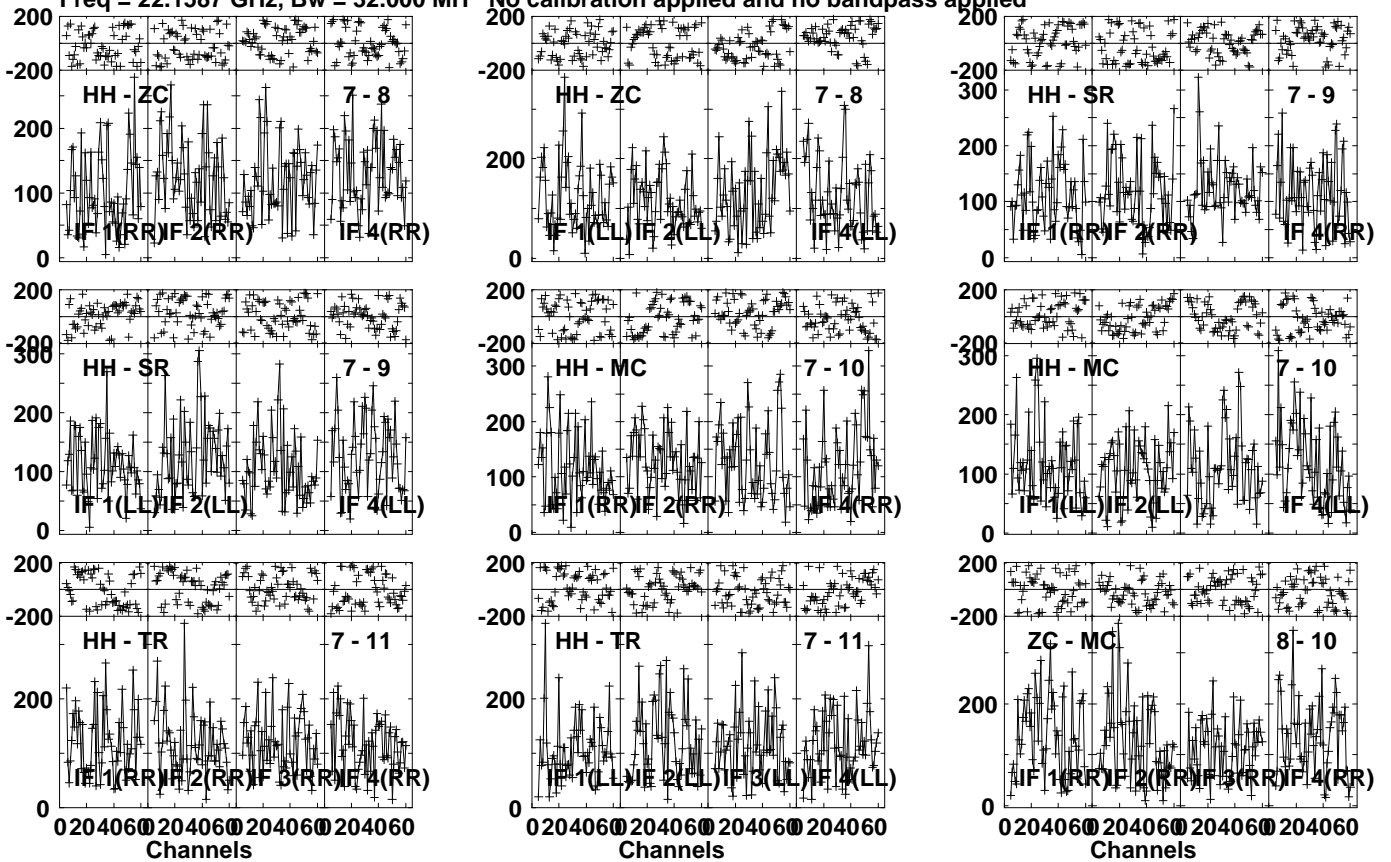
Lower frame: Micro Ampl Jy Top frame: Phas deg
Vector averaged cross-power spectrum Several baselines displayed
Timerange: 01/01:35:12 to 01/01:36:10

Plot file version 248 created 04-JUN-2021 15:27:33

I16293 EB084 1.UVDATA.1

Freq = 22.1587 GHz, Bw = 32.000 MH

No calibration applied and no bandpass applied



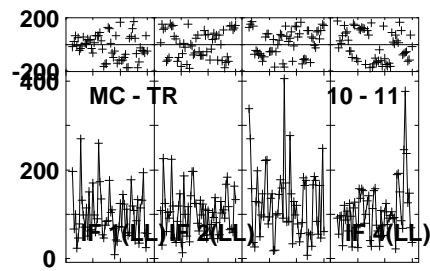
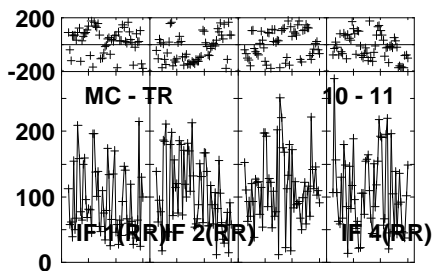
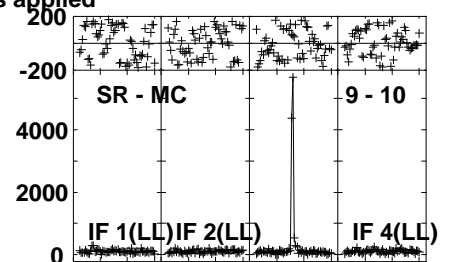
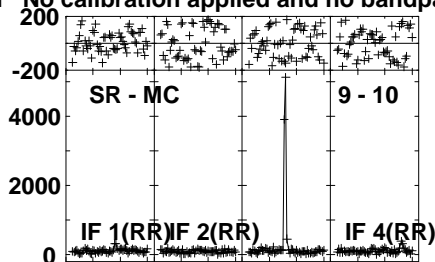
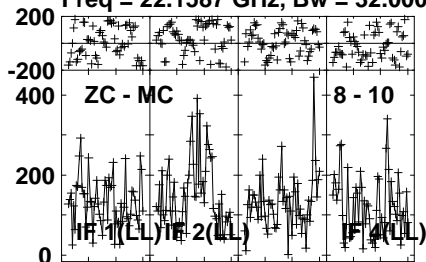
Lower frame: Micro Ampl Jy Top frame: Phas deg
Vector averaged cross-power spectrum Several baselines displayed
Timerange: 01/01:36:11 to 01/01:38:10

Plot file version 249 created 04-JUN-2021 15:27:33

I16293 EB084 1.UVDATA.1

Freq = 22.1587 GHz, Bw = 32.000 MH

No calibration applied and no bandpass applied



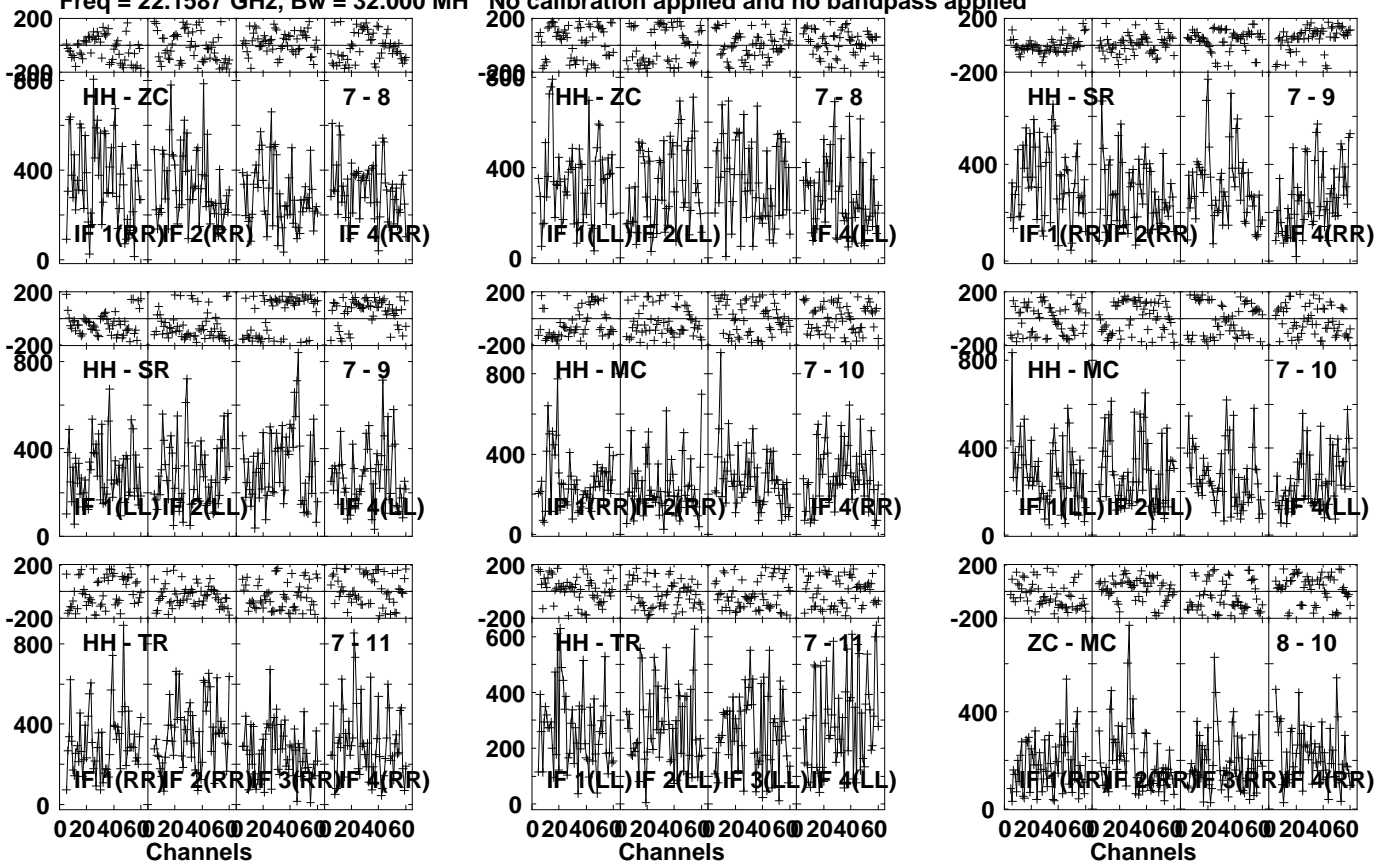
Lower frame: Micro Ampl Jy Top frame: Phas deg
Vector averaged cross-power spectrum Several baselines displayed
Timerange: 01/01:36:11 to 01/01:38:10

Plot file version 250 created 04-JUN-2021 15:27:33

J1625-2527 EB084 1.UVDATA.1

Freq = 22.1587 GHz, Bw = 32.000 MH

No calibration applied and no bandpass applied



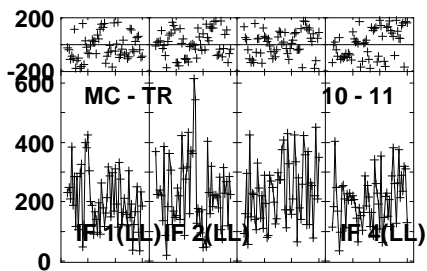
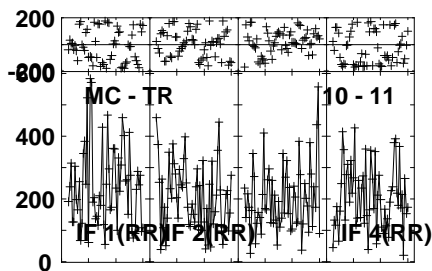
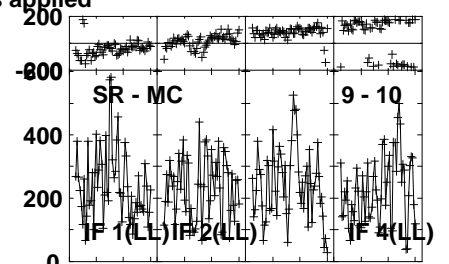
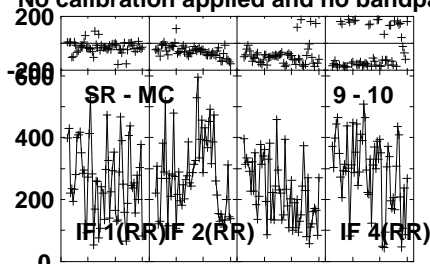
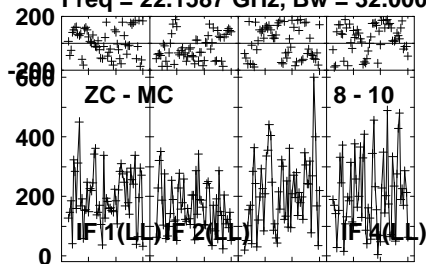
Lower frame: Micro Ampl Jy Top frame: Phas deg
Vector averaged cross-power spectrum Several baselines displayed
Timerange: 01/01:38:11 to 01/01:39:09

Plot file version 251 created 04-JUN-2021 15:27:33

J1625-2527 EB084 1.UVDATA.1

Freq = 22.1587 GHz, Bw = 32.000 MH

No calibration applied and no bandpass applied



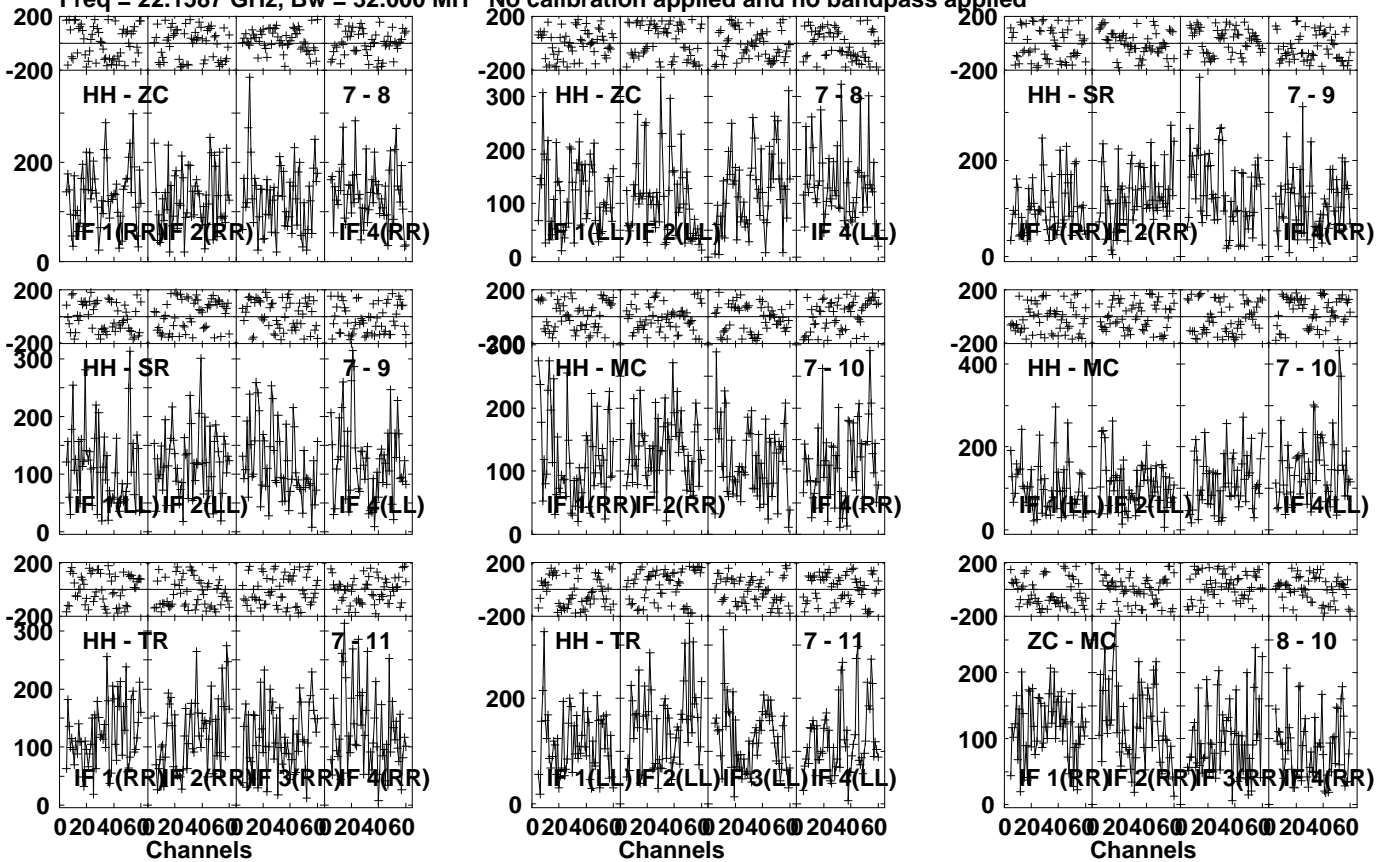
Lower frame: Micro Ampl Jy Top frame: Phas deg
Vector averaged cross-power spectrum Several baselines displayed
Timerange: 01/01:38:11 to 01/01:39:09

Plot file version 252 created 04-JUN-2021 15:27:34

I16293 EB084 1.UVDATA.1

Freq = 22.1587 GHz, Bw = 32.000 MH

No calibration applied and no bandpass applied



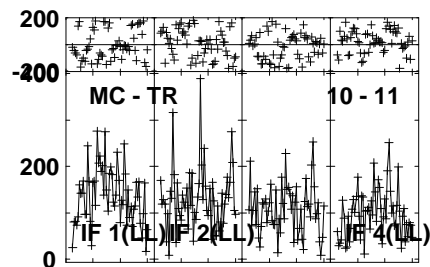
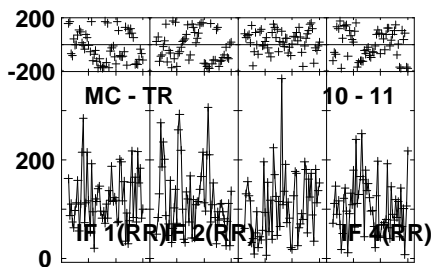
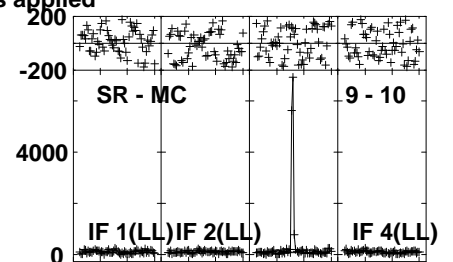
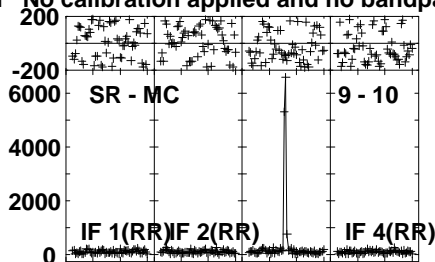
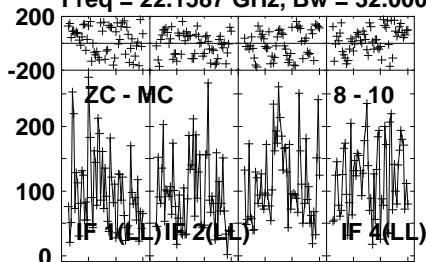
Lower frame: Micro Ampl Jy Top frame: Phas deg
Vector averaged cross-power spectrum Several baselines displayed
Timerange: 01/01:39:10 to 01/01:41:09

Plot file version 253 created 04-JUN-2021 15:27:34

I16293 EB084 1.UVDATA.1

Freq = 22.1587 GHz, Bw = 32.000 MH

No calibration applied and no bandpass applied



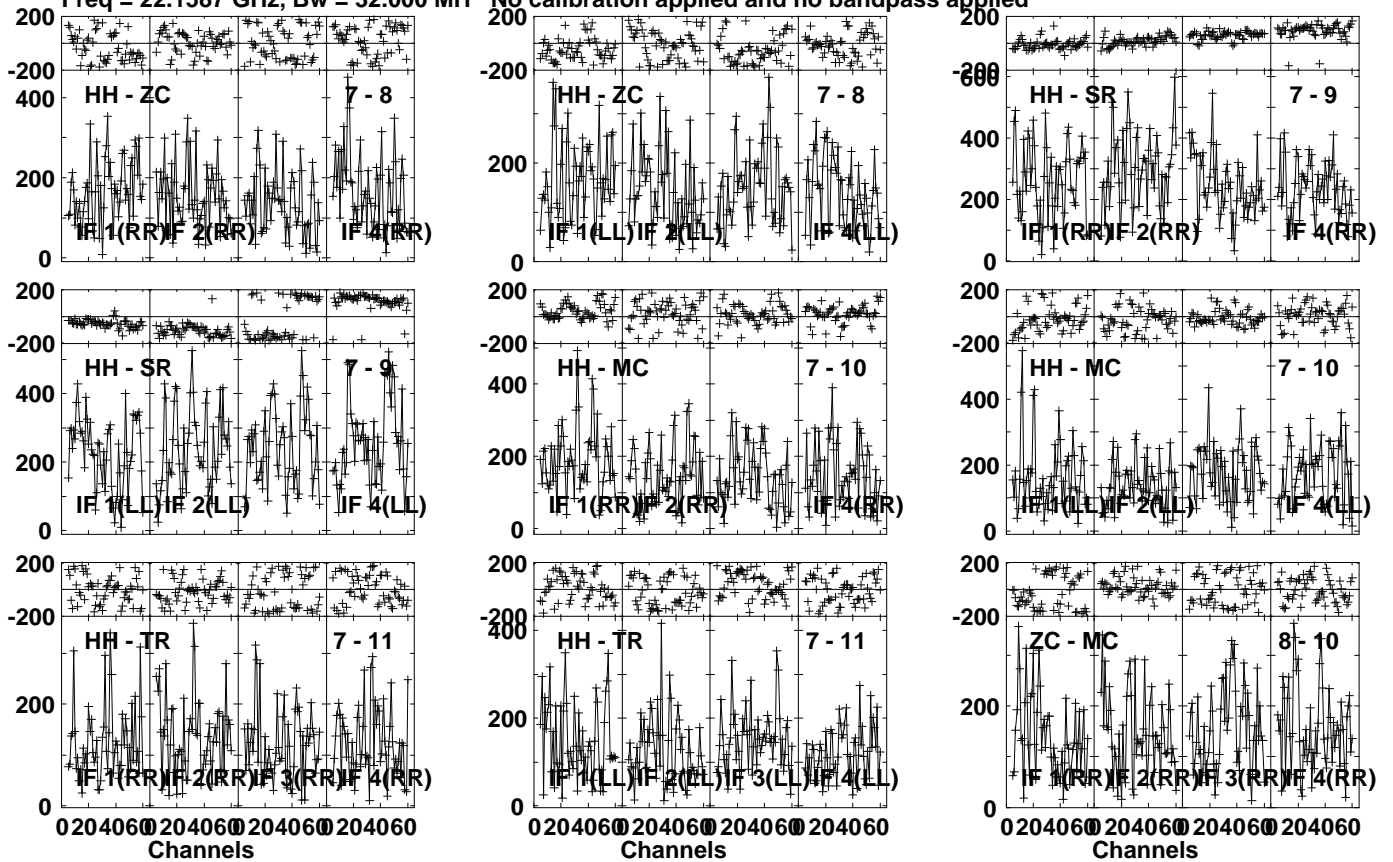
Lower frame: Micro Ampl Jy Top frame: Phas deg
Vector averaged cross-power spectrum Several baselines displayed
Timerange: 01/01:39:10 to 01/01:41:09

Plot file version 254 created 04-JUN-2021 15:27:34

J1625-2527 EB084 1.UVDATA.1

Freq = 22.1587 GHz, Bw = 32.000 MH

No calibration applied and no bandpass applied



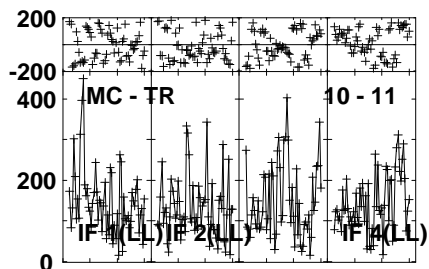
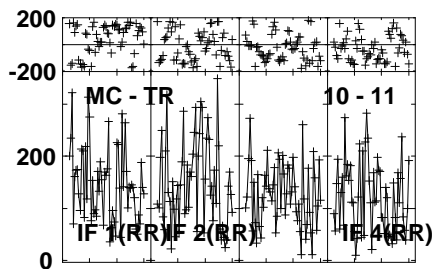
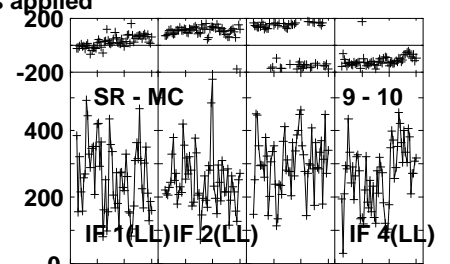
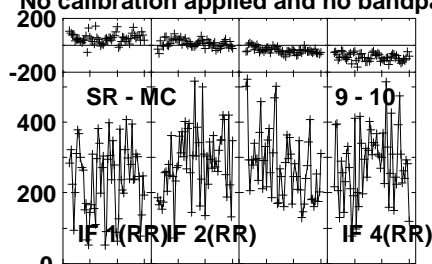
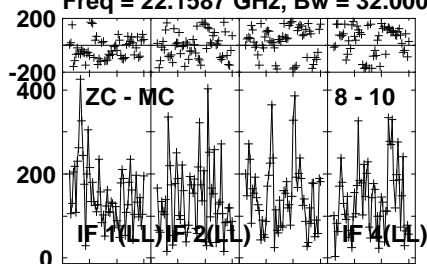
Lower frame: Micro Ampl Jy Top frame: Phas deg
Vector averaged cross-power spectrum Several baselines displayed
Timerange: 01/01:41:51 to 01/01:42:49

Plot file version 255 created 04-JUN-2021 15:27:34

J1625-2527 EB084 1.UVDATA.1

Freq = 22.1587 GHz, Bw = 32.000 MH

No calibration applied and no bandpass applied



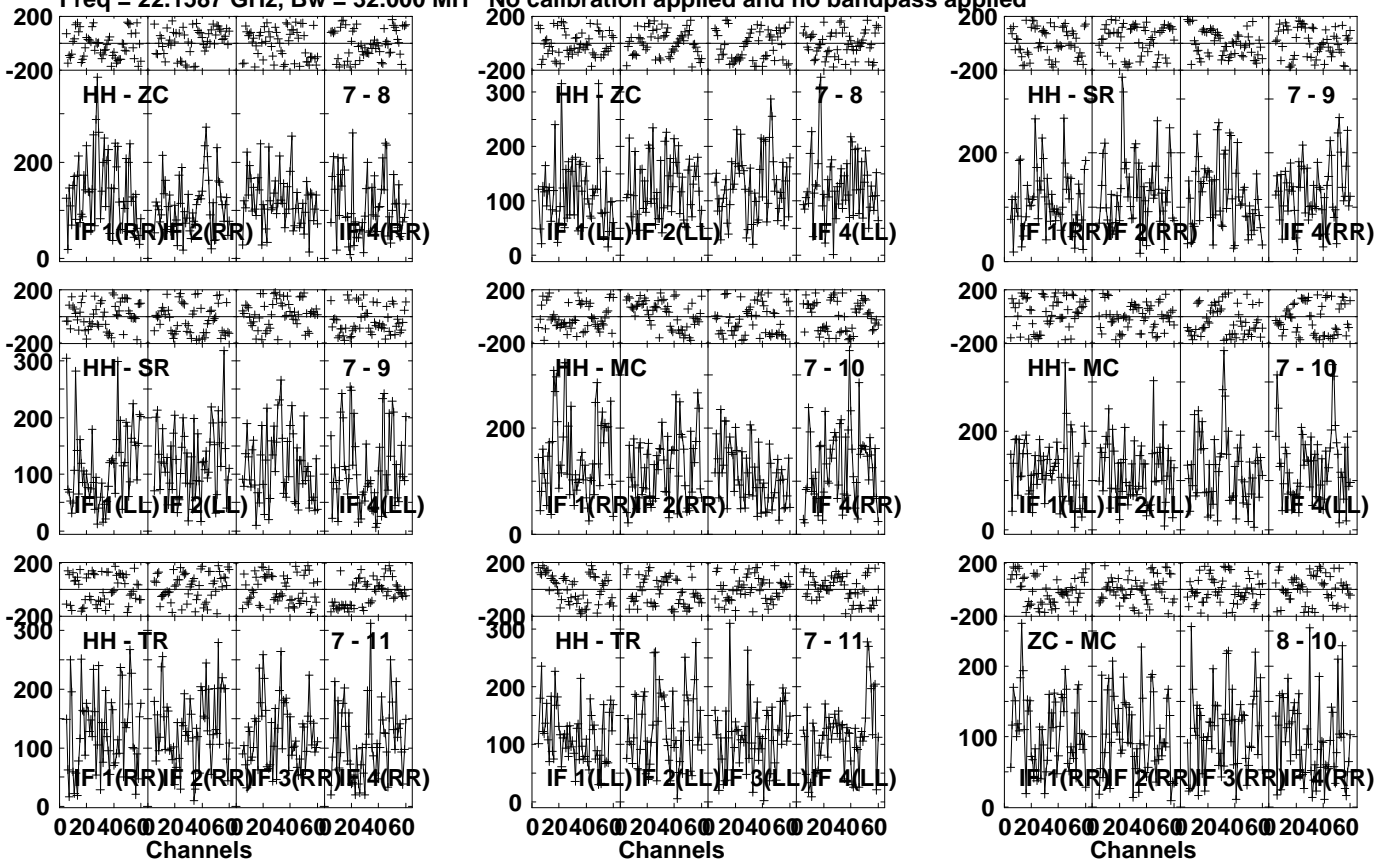
Lower frame: Micro Ampl Jy Top frame: Phas deg
Vector averaged cross-power spectrum Several baselines displayed
Timerange: 01/01:41:51 to 01/01:42:49

Plot file version 256 created 04-JUN-2021 15:27:34

I16293 EB084 1.UVDATA.1

Freq = 22.1587 GHz, Bw = 32.000 MH

No calibration applied and no bandpass applied



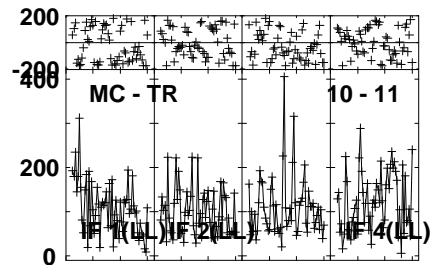
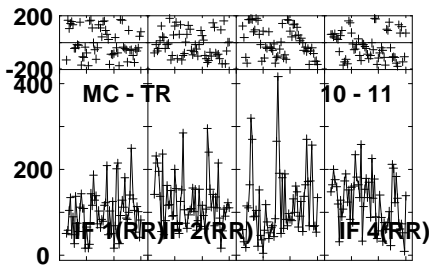
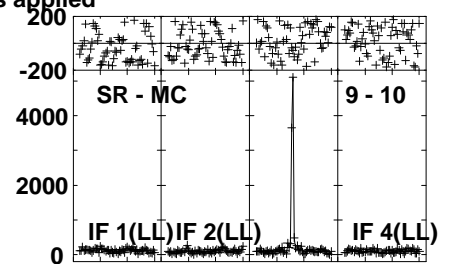
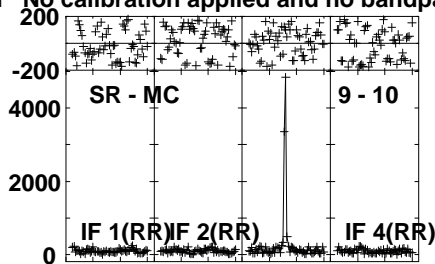
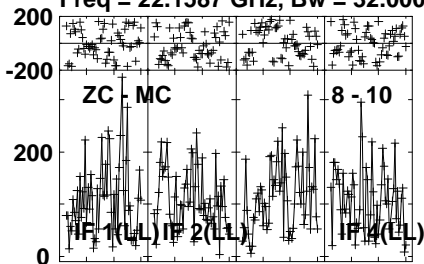
Lower frame: Micro Ampl Jy Top frame: Phas deg
Vector averaged cross-power spectrum Several baselines displayed
Timerange: 01/01:42:50 to 01/01:44:50

Plot file version 257 created 04-JUN-2021 15:27:34

I16293 EB084 1.UVDATA.1

Freq = 22.1587 GHz, Bw = 32.000 MH

No calibration applied and no bandpass applied



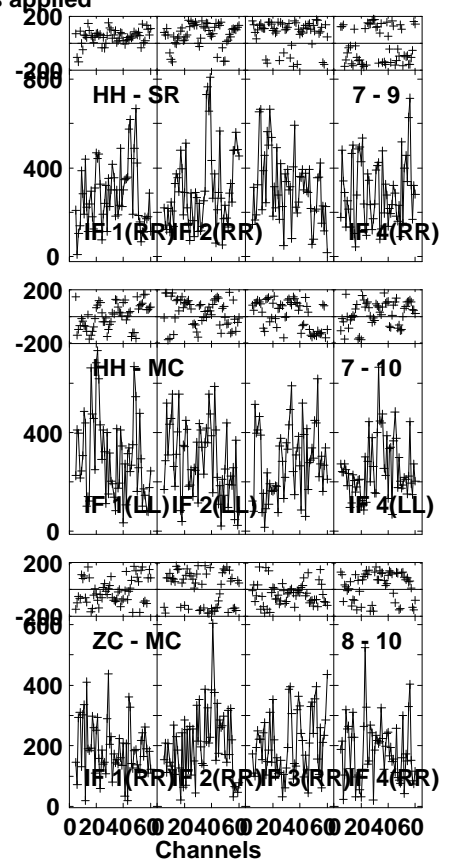
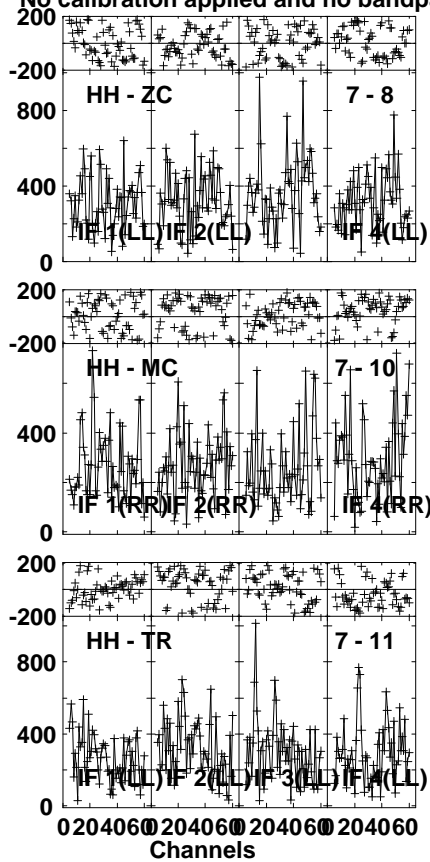
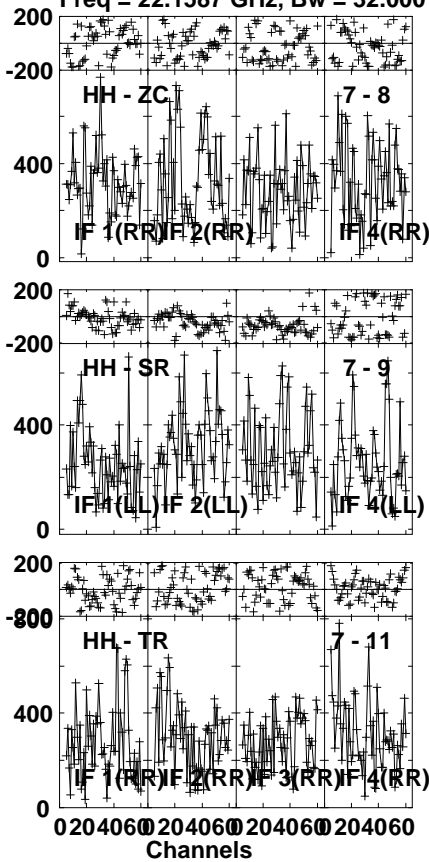
Lower frame: Micro Ampl Jy Top frame: Phas deg
Vector averaged cross-power spectrum Several baselines displayed
Timerange: 01/01:42:50 to 01/01:44:50

Plot file version 258 created 04-JUN-2021 15:27:34

J1625-2527 EB084 1.UVDATA.1

Freq = 22.1587 GHz, Bw = 32.000 MH

No calibration applied and no bandpass applied



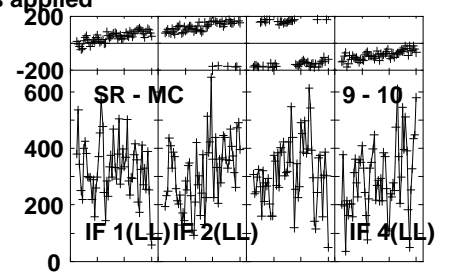
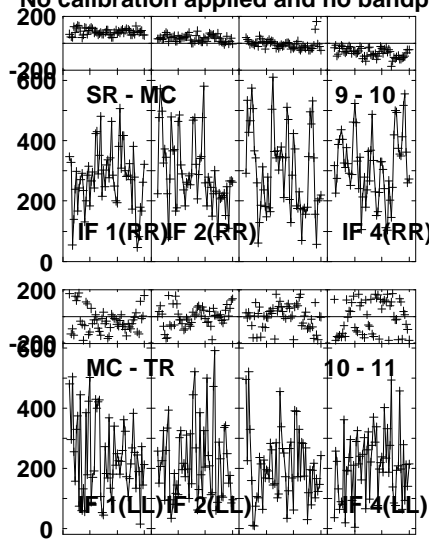
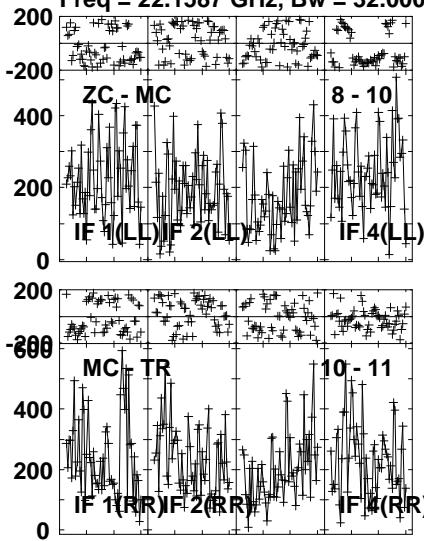
Lower frame: Micro Ampl Jy Top frame: Phas deg
Vector averaged cross-power spectrum Several baselines displayed
Timerange: 01/01:44:51 to 01/01:45:49

Plot file version 259 created 04-JUN-2021 15:27:34

J1625-2527 EB084 1.UVDATA.1

Freq = 22.1587 GHz, Bw = 32.000 MH

No calibration applied and no bandpass applied



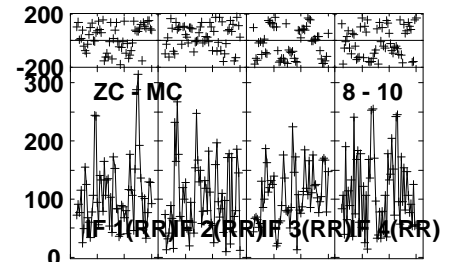
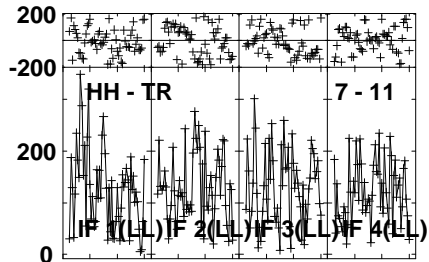
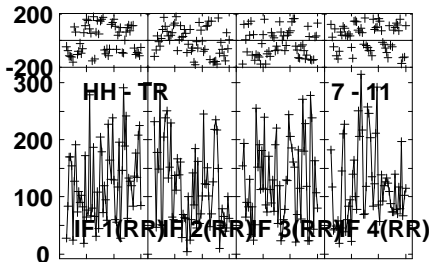
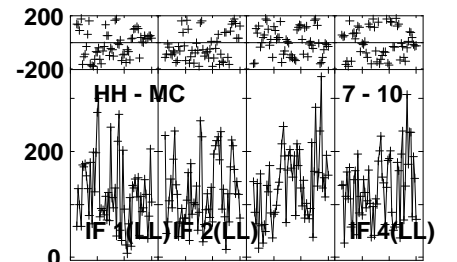
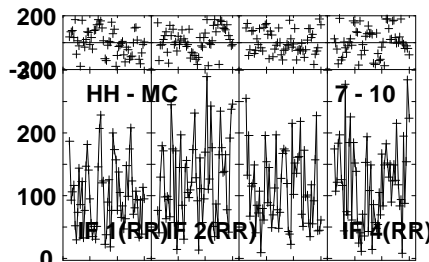
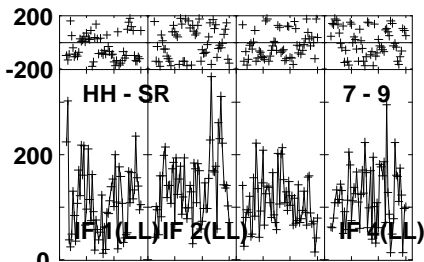
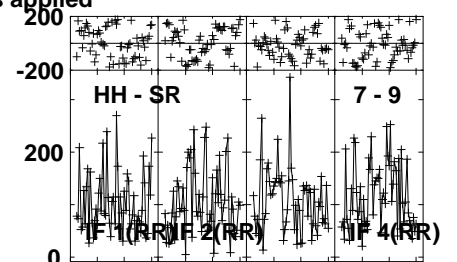
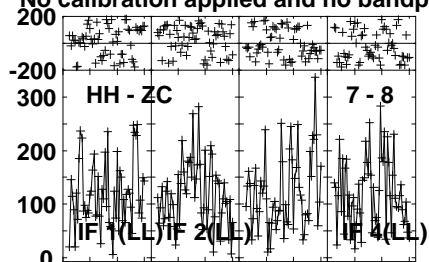
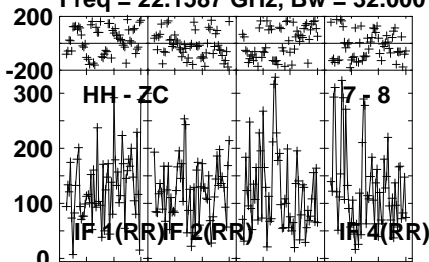
Lower frame: Micro Ampl Jy Top frame: Phas deg
Vector averaged cross-power spectrum Several baselines displayed
Timerange: 01/01:44:51 to 01/01:45:49

Plot file version 260 created 04-JUN-2021 15:27:34

I16293 EB084 1.UVDATA.1

Freq = 22.1587 GHz, Bw = 32.000 MH

No calibration applied and no bandpass applied



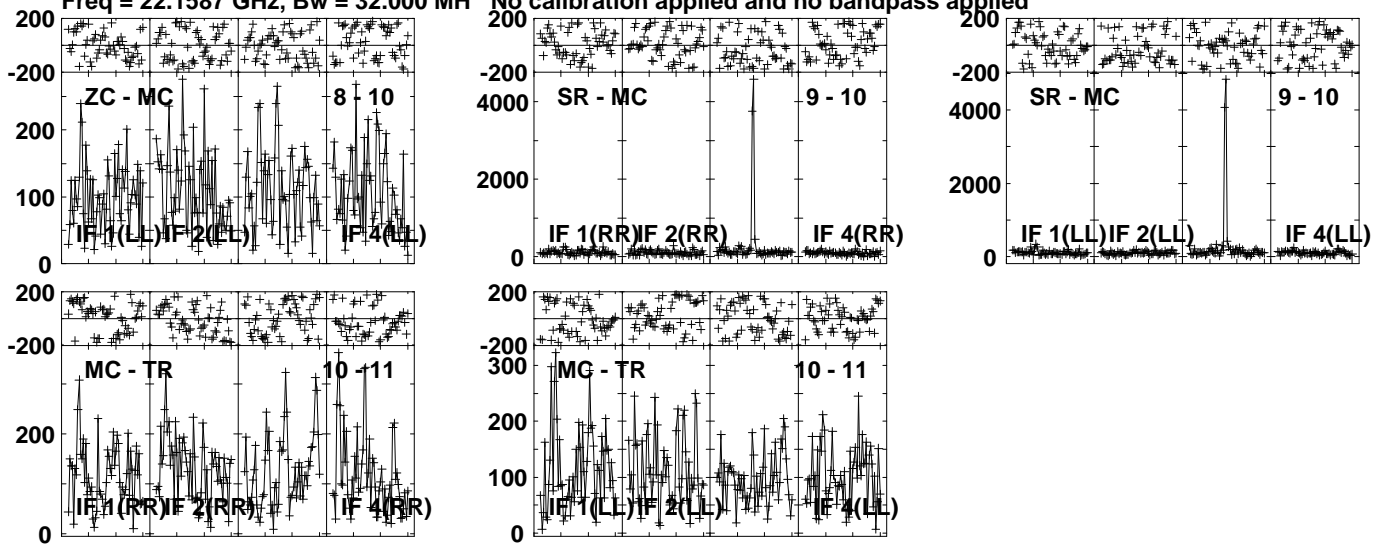
Lower frame: Micro Ampl Jy Top frame: Phas deg
Vector averaged cross-power spectrum Several baselines displayed
Timerange: 01/01:45:50 to 01/01:47:49

Plot file version 261 created 04-JUN-2021 15:27:34

I16293 EB084 1.UVDATA.1

Freq = 22.1587 GHz, Bw = 32.000 MH

No calibration applied and no bandpass applied



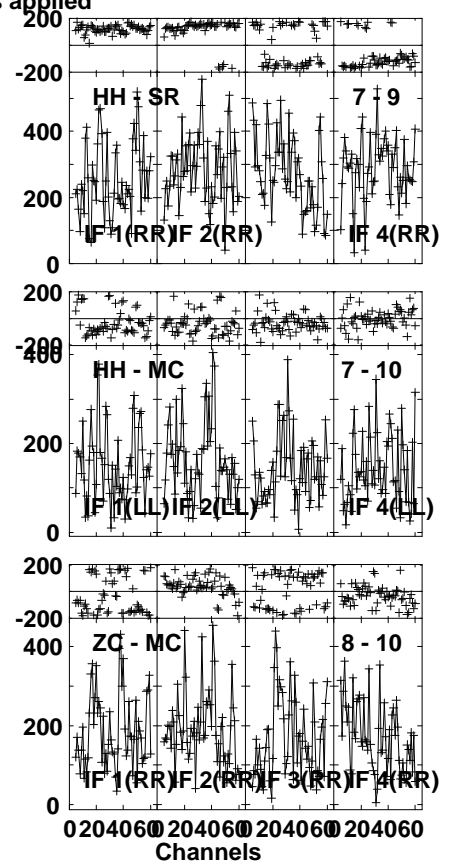
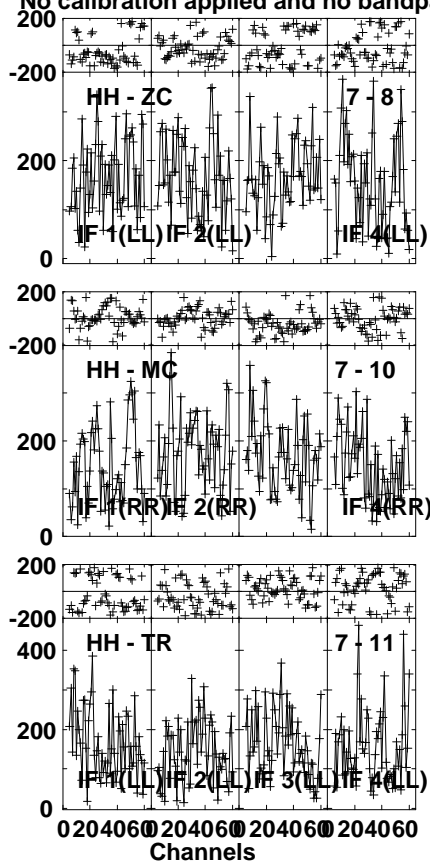
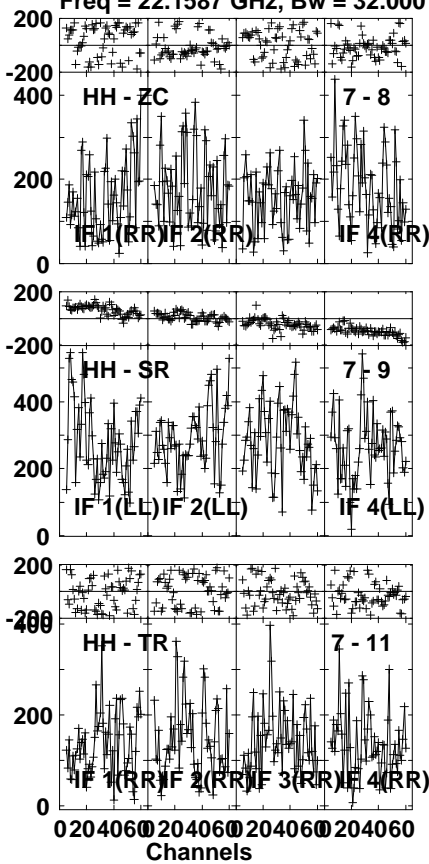
Lower frame: Micro Ampl Jy Top frame: Phas deg
Vector averaged cross-power spectrum Several baselines displayed
Timerange: 01/01:45:50 to 01/01:47:49

Plot file version 262 created 04-JUN-2021 15:27:34

J1625-2527 EB084 1.UVDATA.1

Freq = 22.1587 GHz, Bw = 32.000 MH

No calibration applied and no bandpass applied



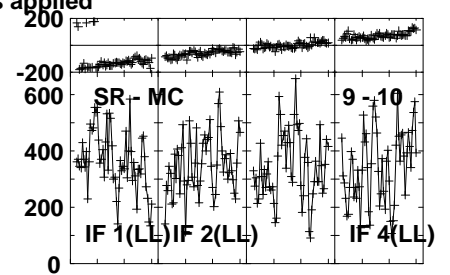
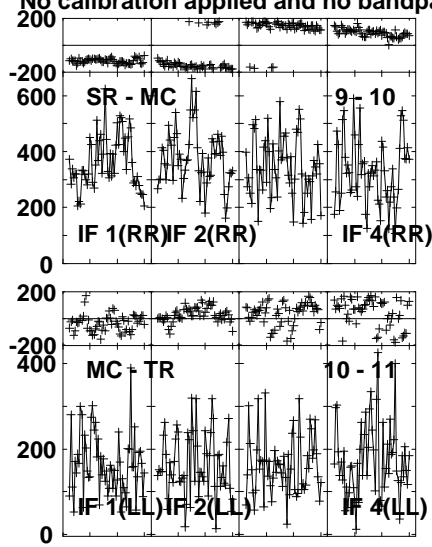
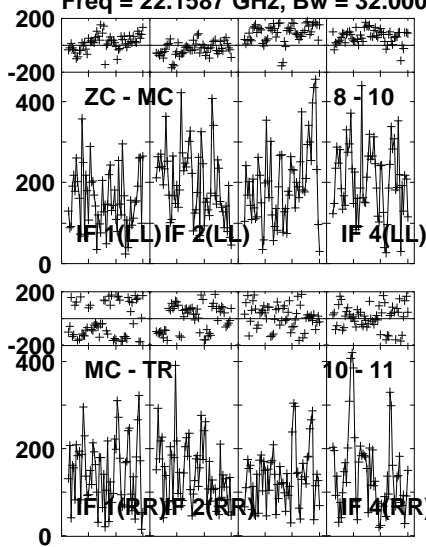
Lower frame: Micro Ampl Jy Top frame: Phas deg
Vector averaged cross-power spectrum Several baselines displayed
Timerange: 01/01:48:32 to 01/01:49:30

Plot file version 263 created 04-JUN-2021 15:27:34

J1625-2527 EB084 1.UVDATA.1

Freq = 22.1587 GHz, Bw = 32.000 MH

No calibration applied and no bandpass applied



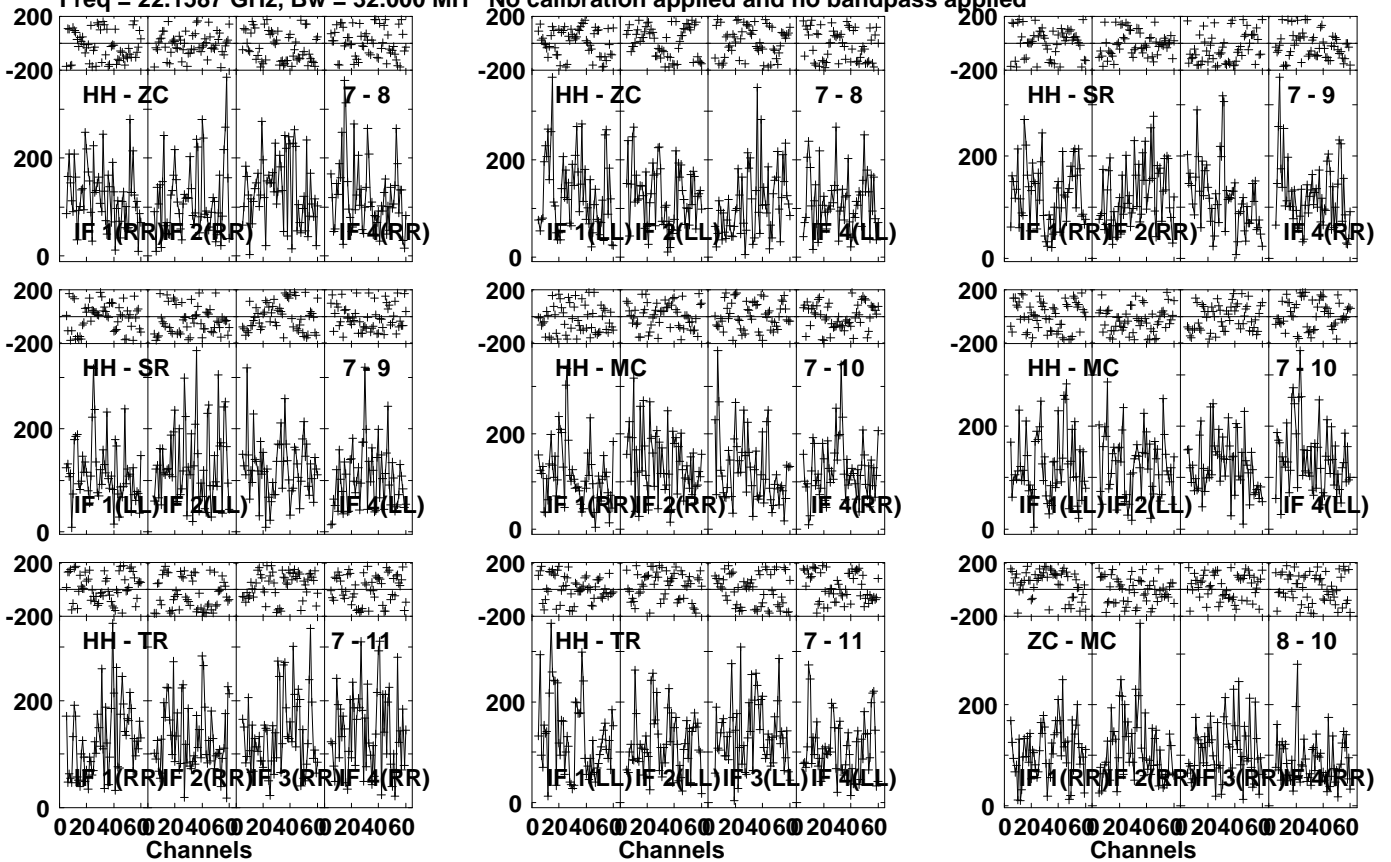
Lower frame: Micro Ampl Jy Top frame: Phas deg
Vector averaged cross-power spectrum Several baselines displayed
Timerange: 01/01:48:32 to 01/01:49:30

Plot file version 264 created 04-JUN-2021 15:27:34

I16293 EB084 1.UVDATA.1

Freq = 22.1587 GHz, Bw = 32.000 MH

No calibration applied and no bandpass applied



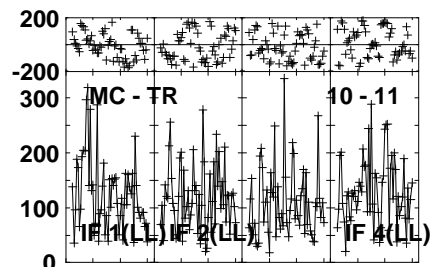
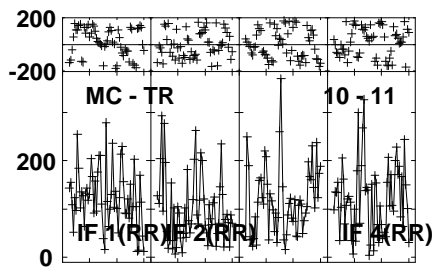
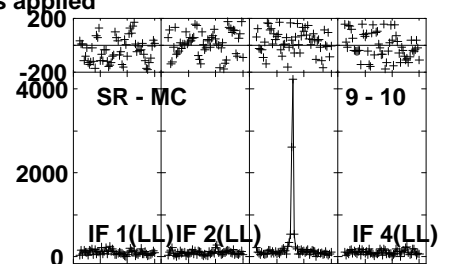
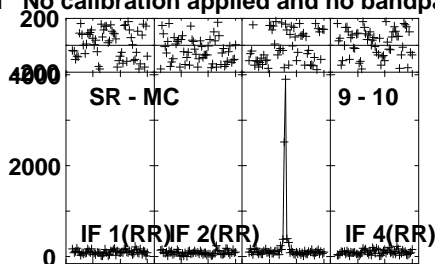
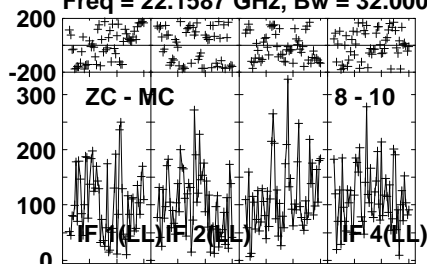
Lower frame: Micro Ampl Jy Top frame: Phas deg
Vector averaged cross-power spectrum Several baselines displayed
Timerange: 01/01:49:30 to 01/01:51:29

Plot file version 265 created 04-JUN-2021 15:27:34

I16293 EB084 1.UVDATA.1

Freq = 22.1587 GHz, Bw = 32.000 MH

No calibration applied and no bandpass applied



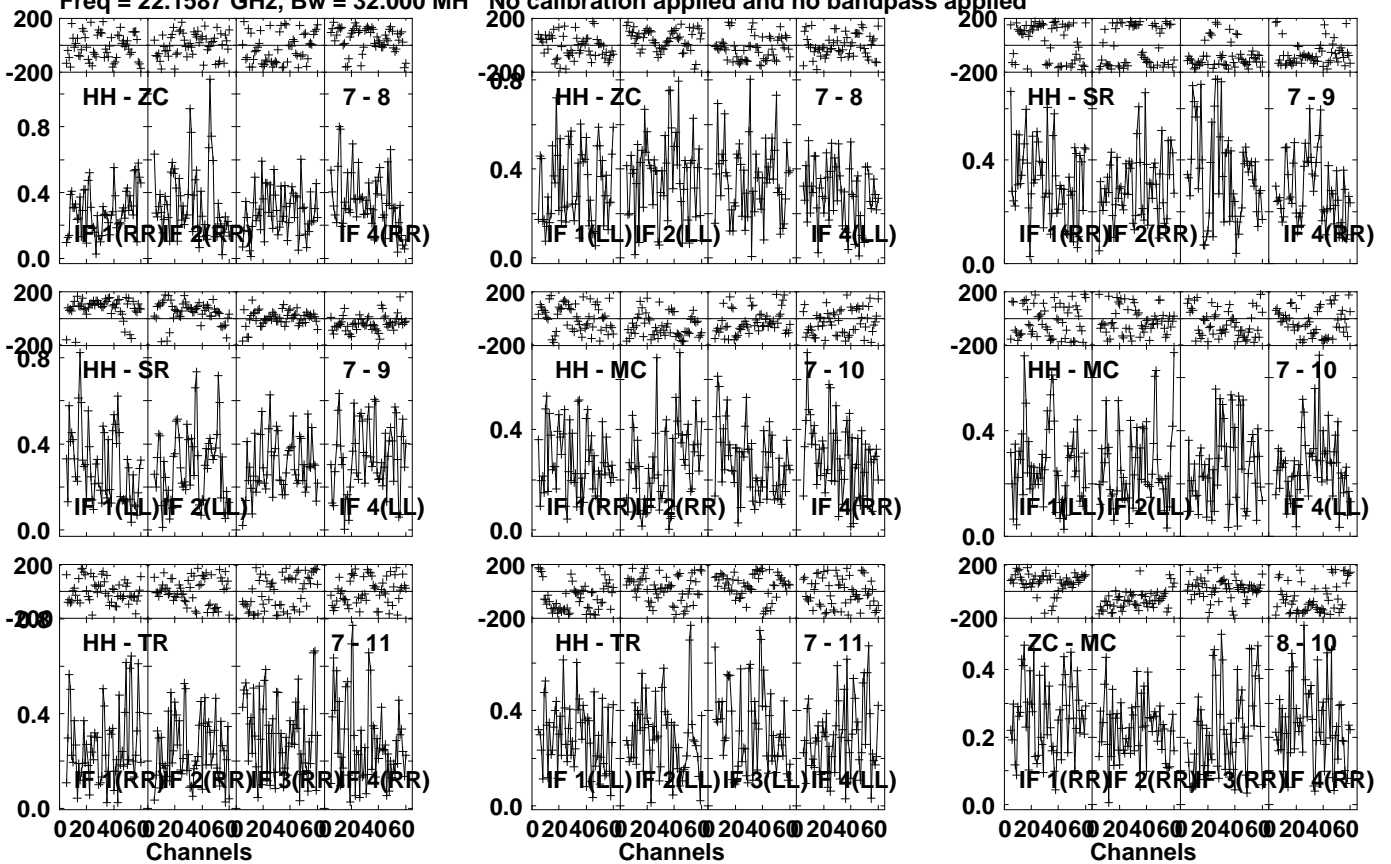
Lower frame: Micro Ampl Jy Top frame: Phas deg
Vector averaged cross-power spectrum Several baselines displayed
Timerange: 01/01:49:30 to 01/01:51:29

Plot file version 266 created 04-JUN-2021 15:27:34

J1625-2527 EB084 1.UVDATA.1

Freq = 22.1587 GHz, Bw = 32.000 MH

No calibration applied and no bandpass applied



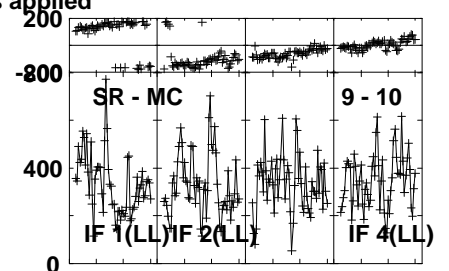
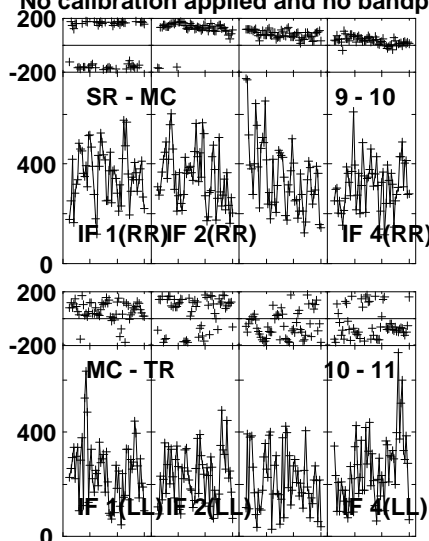
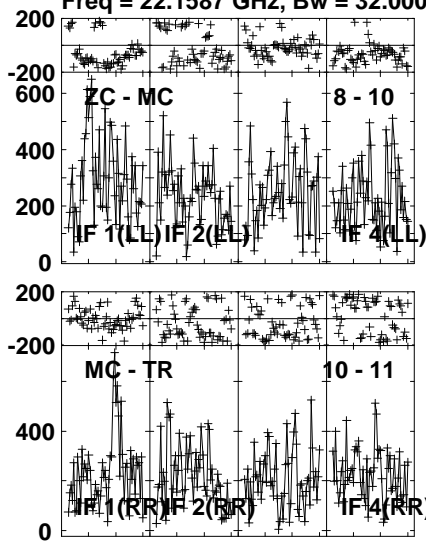
Lower frame: Milli Ampl Jy Top frame: Phas deg
Vector averaged cross-power spectrum Several baselines displayed
Timerange: 01/01:51:30 to 01/01:52:29

Plot file version 267 created 04-JUN-2021 15:27:34

J1625-2527 EB084 1.UVDATA.1

Freq = 22.1587 GHz, Bw = 32.000 MH

No calibration applied and no bandpass applied



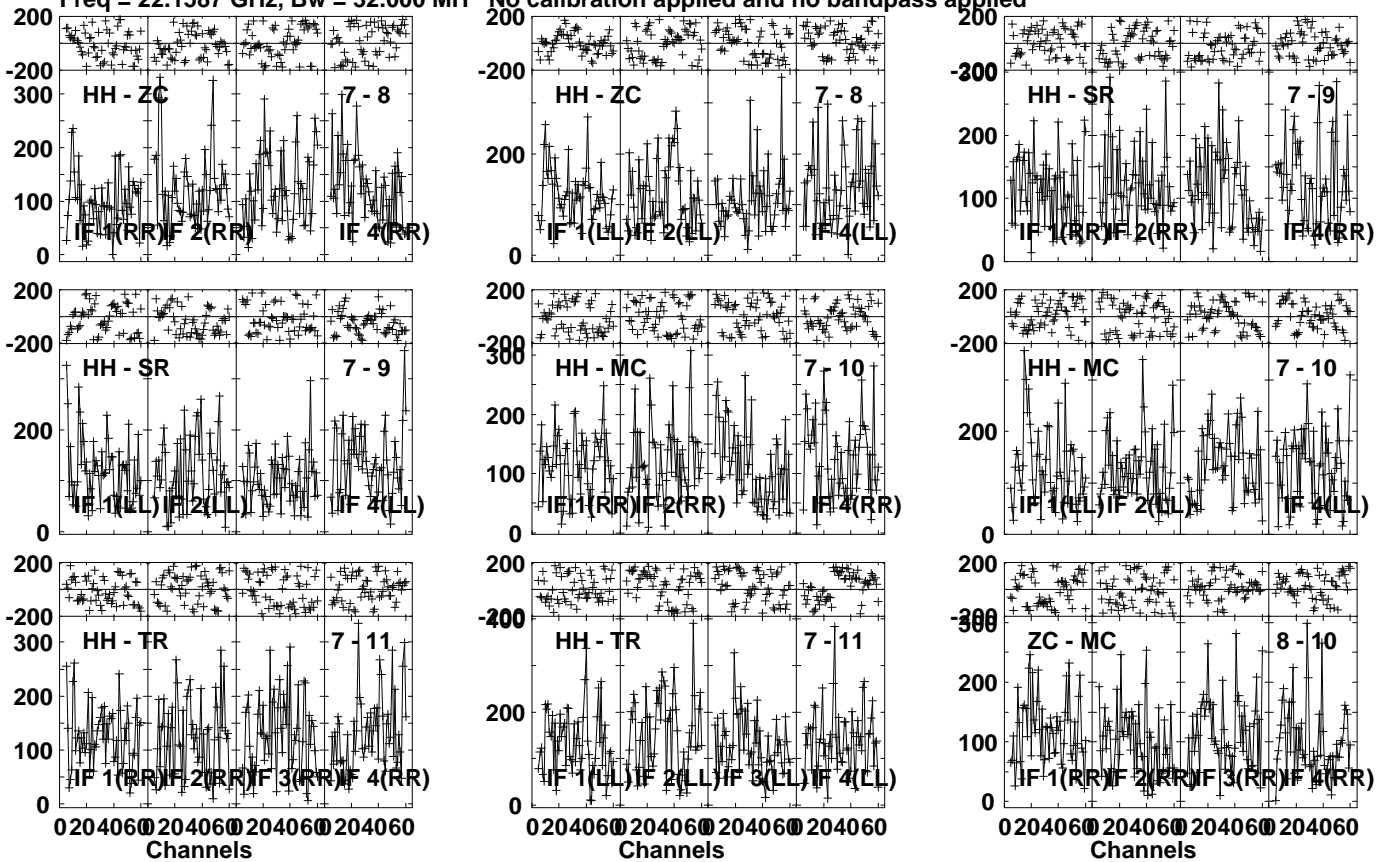
Lower frame: Micro Ampl Jy Top frame: Phas deg
Vector averaged cross-power spectrum Several baselines displayed
Timerange: 01/01:51:30 to 01/01:52:29

Plot file version 268 created 04-JUN-2021 15:27:34

I16293 EB084 1.UVDATA.1

Freq = 22.1587 GHz, Bw = 32.000 MH

No calibration applied and no bandpass applied



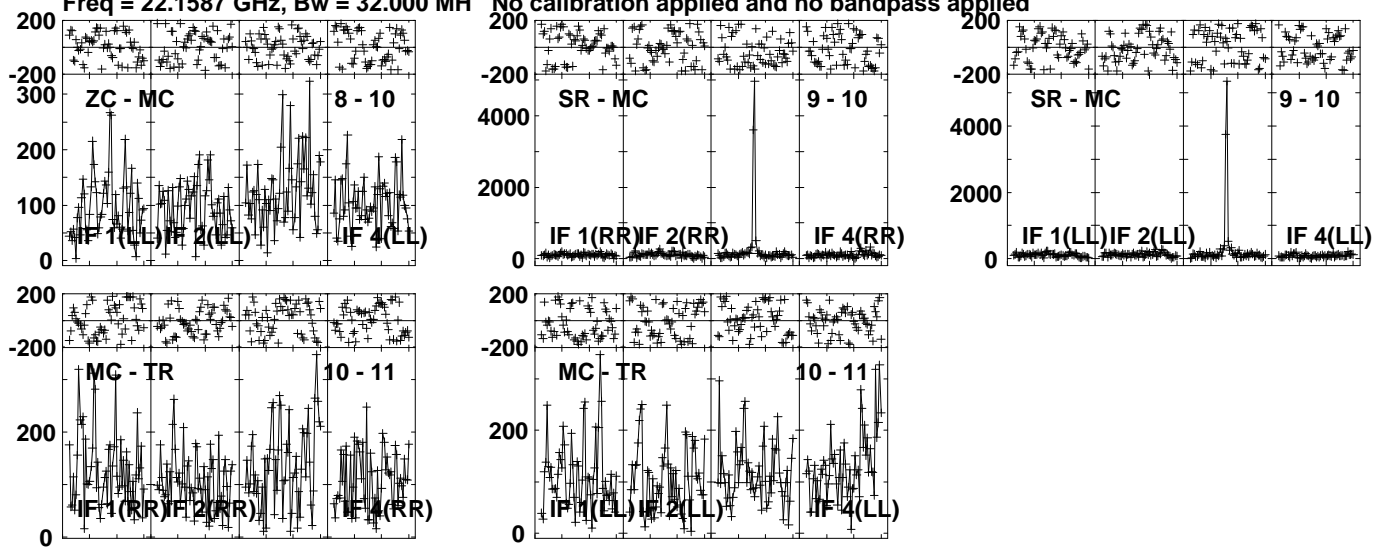
Lower frame: Micro Ampl Jy Top frame: Phas deg
Vector averaged cross-power spectrum Several baselines displayed
Timerange: 01/01:52:31 to 01/01:54:29

Plot file version 269 created 04-JUN-2021 15:27:35

I16293 EB084 1.UVDATA.1

Freq = 22.1587 GHz, Bw = 32.000 MH

No calibration applied and no bandpass applied



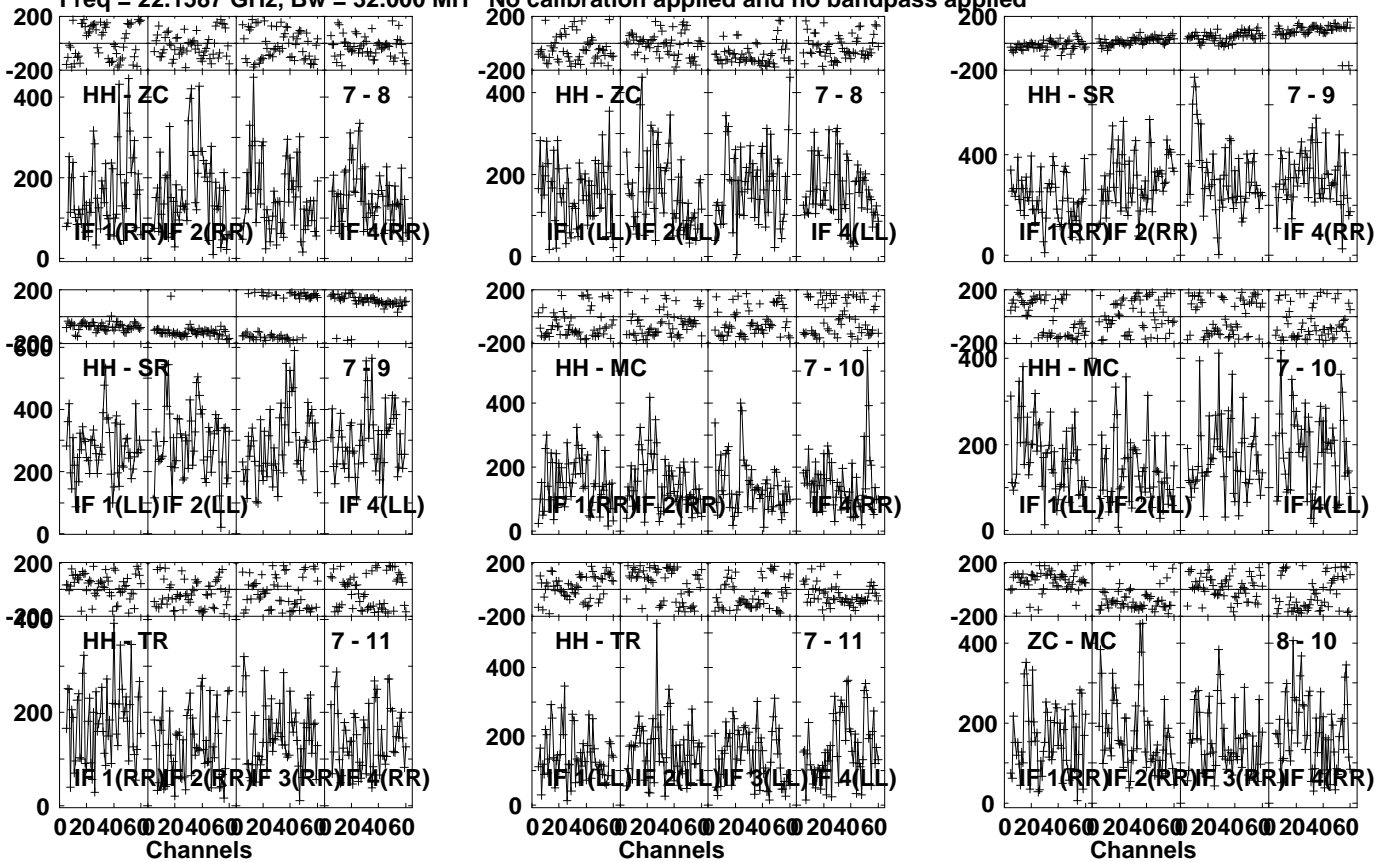
Lower frame: Micro Ampl Jy Top frame: Phas deg
Vector averaged cross-power spectrum Several baselines displayed
Timerange: 01/01:52:31 to 01/01:54:29

Plot file version 270 created 04-JUN-2021 15:27:35

J1625-2527 EB084 1.UVDATA.1

Freq = 22.1587 GHz, Bw = 32.000 MH

No calibration applied and no bandpass applied



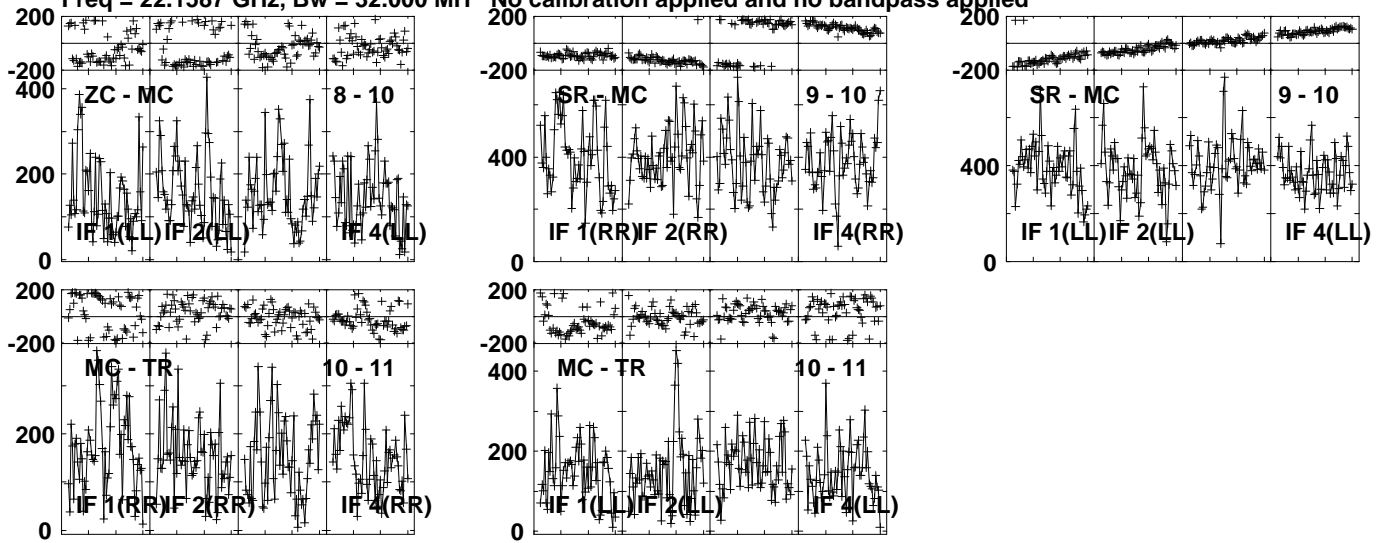
Lower frame: Micro Ampl Jy Top frame: Phas deg
Vector averaged cross-power spectrum Several baselines displayed
Timerange: 01/01:55:10 to 01/01:56:09

Plot file version 271 created 04-JUN-2021 15:27:35

J1625-2527 EB084 1.UVDATA.1

Freq = 22.1587 GHz, Bw = 32.000 MH

No calibration applied and no bandpass applied



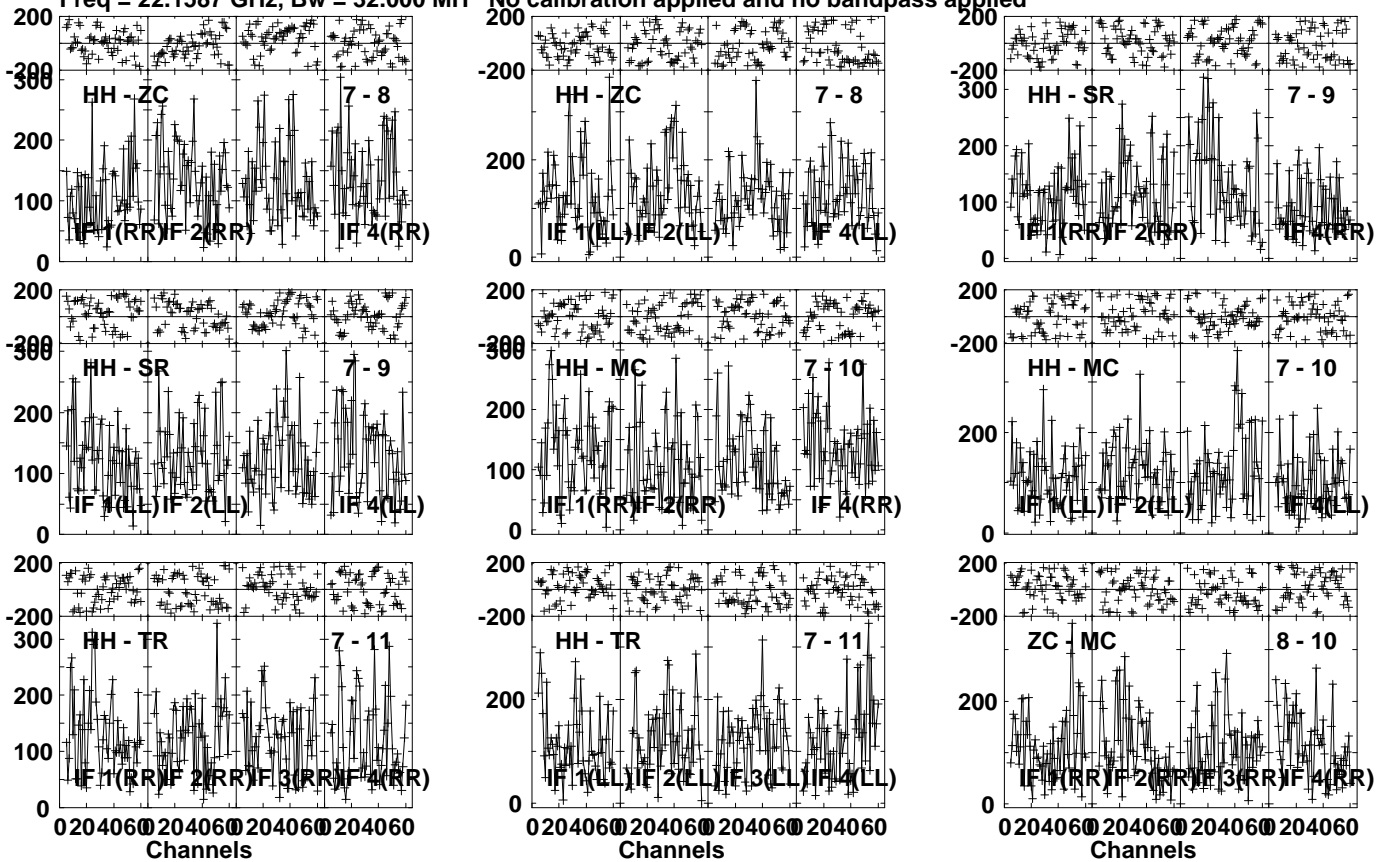
Lower frame: Micro Ampl Jy Top frame: Phas deg
Vector averaged cross-power spectrum Several baselines displayed
Timerange: 01/01:55:10 to 01/01:56:09

Plot file version 272 created 04-JUN-2021 15:27:35

I16293 EB084 1.UVDATA.1

Freq = 22.1587 GHz, Bw = 32.000 MH

No calibration applied and no bandpass applied



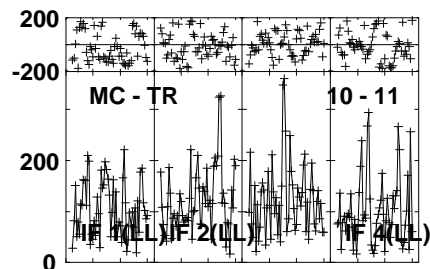
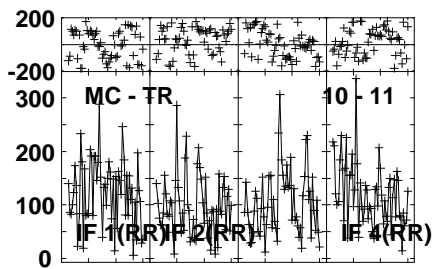
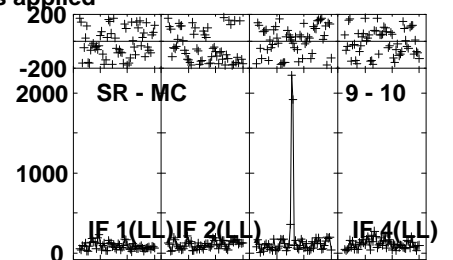
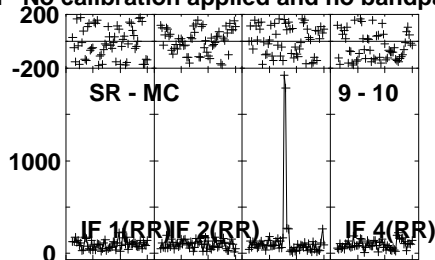
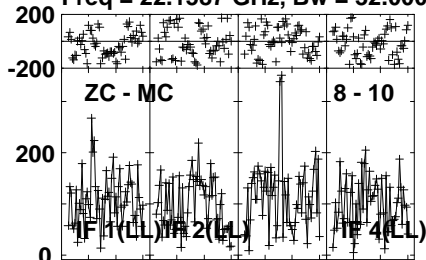
Lower frame: Micro Ampl Jy Top frame: Phas deg
Vector averaged cross-power spectrum Several baselines displayed
Timerange: 01/01:56:10 to 01/01:58:09

Plot file version 273 created 04-JUN-2021 15:27:35

I16293 EB084 1.UVDATA.1

Freq = 22.1587 GHz, Bw = 32.000 MH

No calibration applied and no bandpass applied



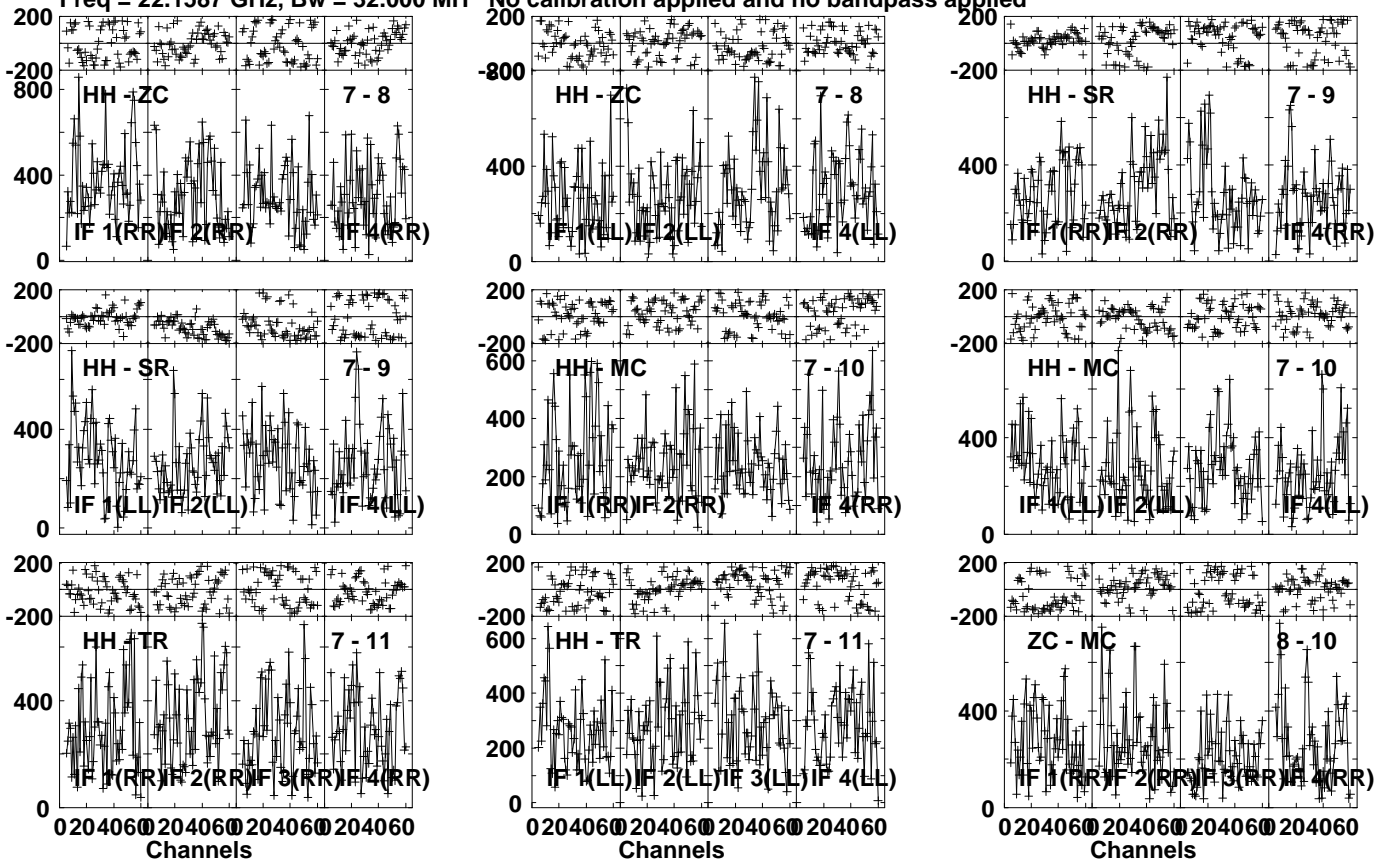
Lower frame: Micro Ampl Jy Top frame: Phas deg
Vector averaged cross-power spectrum Several baselines displayed
Timerange: 01/01:56:10 to 01/01:58:09

Plot file version 274 created 04-JUN-2021 15:27:35

J1625-2527 EB084 1.UVDATA.1

Freq = 22.1587 GHz, Bw = 32.000 MH

No calibration applied and no bandpass applied



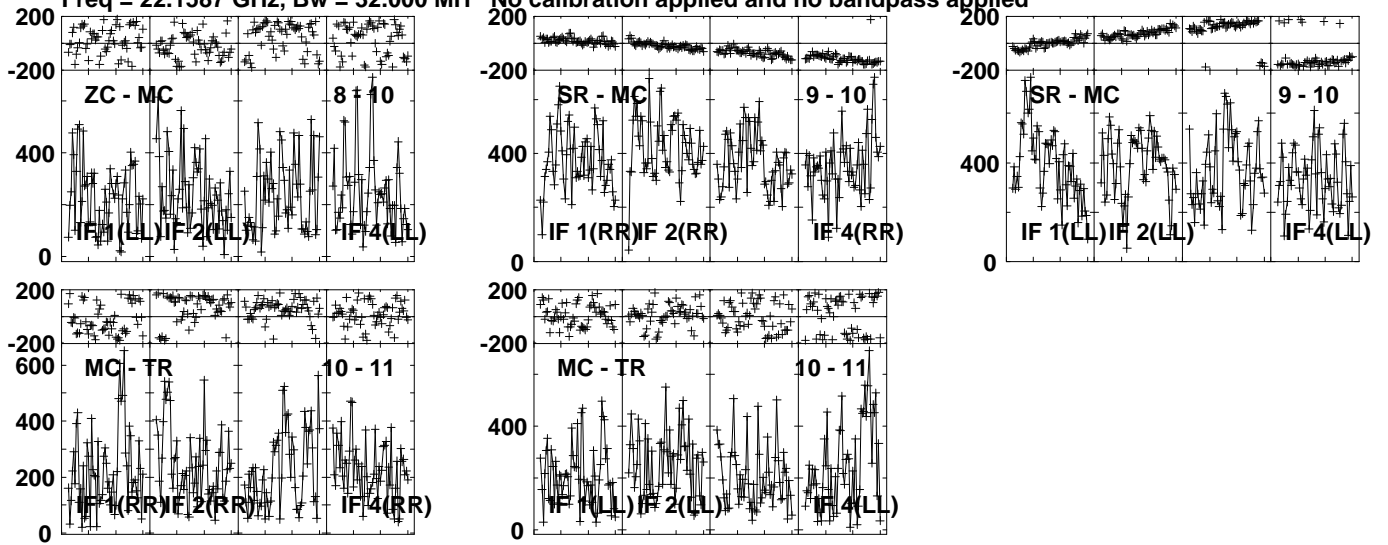
Lower frame: Micro Ampl Jy Top frame: Phas deg
Vector averaged cross-power spectrum Several baselines displayed
Timerange: 01/01:58:11 to 01/01:59:10

Plot file version 275 created 04-JUN-2021 15:27:35

J1625-2527 EB084 1.UVDATA.1

Freq = 22.1587 GHz, Bw = 32.000 MH

No calibration applied and no bandpass applied



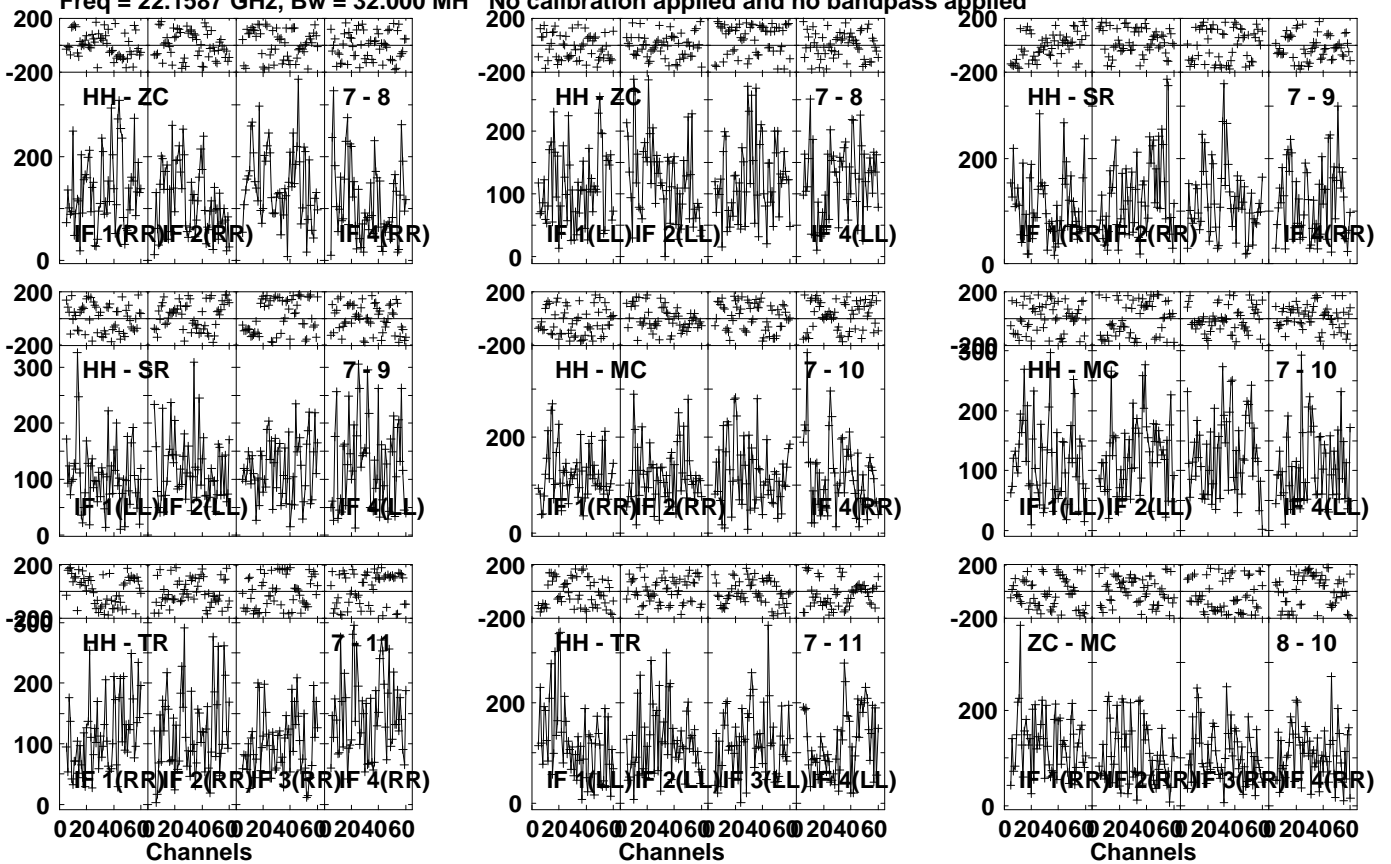
Lower frame: Micro Ampl Jy Top frame: Phas deg
Vector averaged cross-power spectrum Several baselines displayed
Timerange: 01/01:58:11 to 01/01:59:10

Plot file version 276 created 04-JUN-2021 15:27:35

I16293 EB084 1.UVDATA.1

Freq = 22.1587 GHz, Bw = 32.000 MH

No calibration applied and no bandpass applied



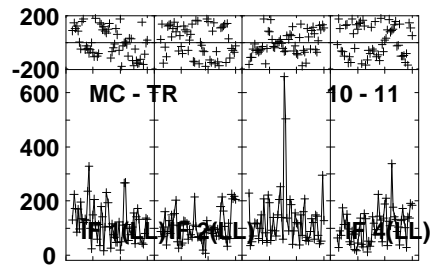
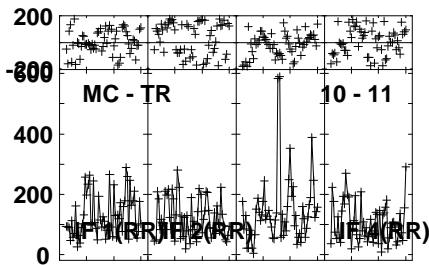
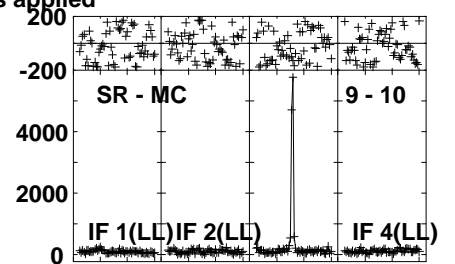
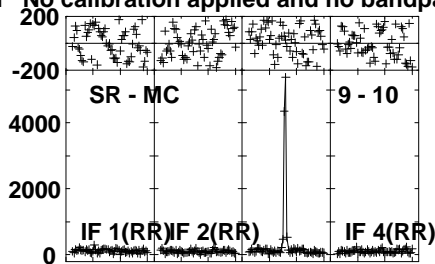
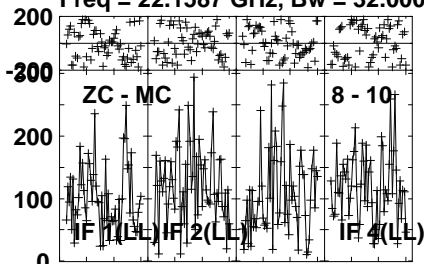
Lower frame: Micro Ampl Jy Top frame: Phas deg
Vector averaged cross-power spectrum Several baselines displayed
Timerange: 01/01:59:11 to 01/02:01:09

Plot file version 277 created 04-JUN-2021 15:27:35

I16293 EB084 1.UVDATA.1

Freq = 22.1587 GHz, Bw = 32.000 MH

No calibration applied and no bandpass applied



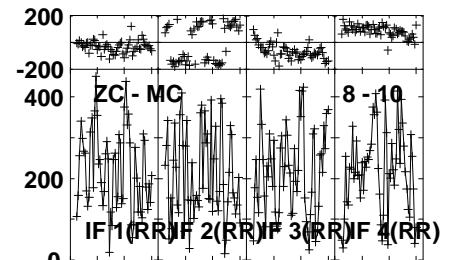
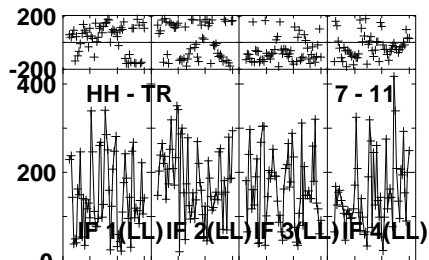
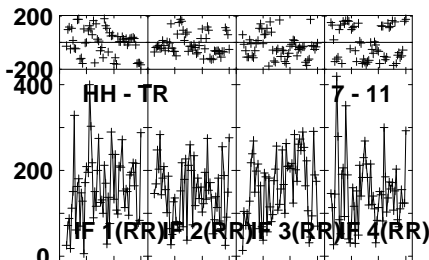
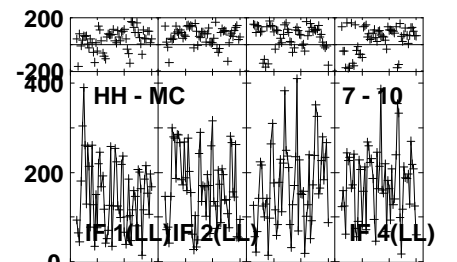
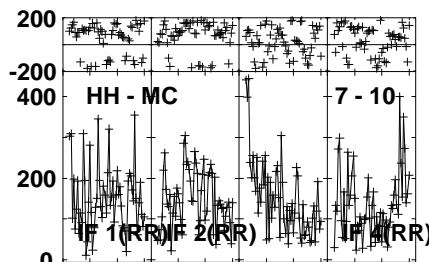
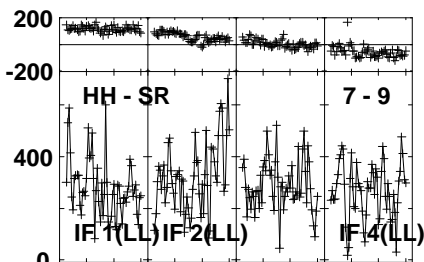
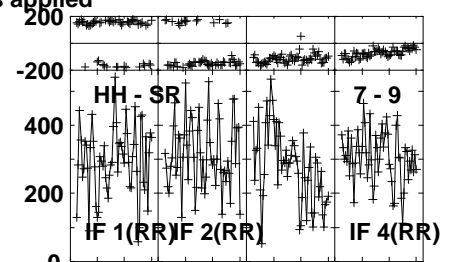
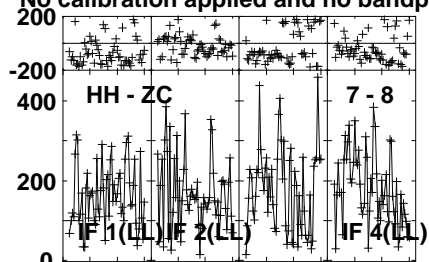
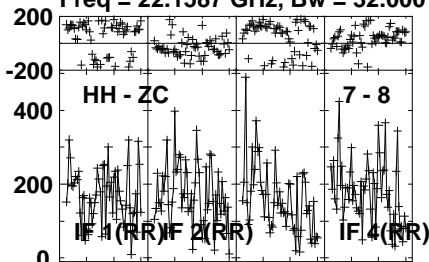
Lower frame: Micro Ampl Jy Top frame: Phas deg
Vector averaged cross-power spectrum Several baselines displayed
Timerange: 01/01:59:11 to 01/02:01:09

Plot file version 278 created 04-JUN-2021 15:27:35

J1625-2527 EB084 1.UVDATA.1

Freq = 22.1587 GHz, Bw = 32.000 MH

No calibration applied and no bandpass applied



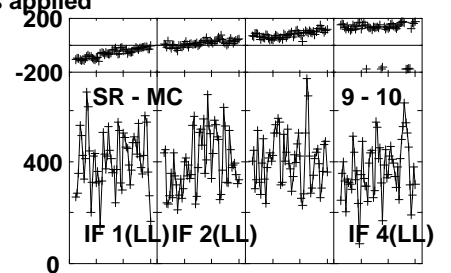
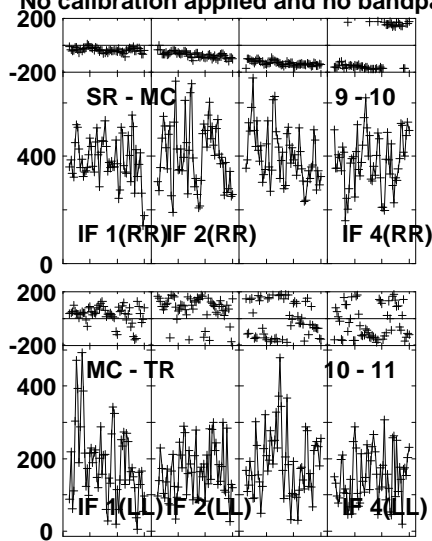
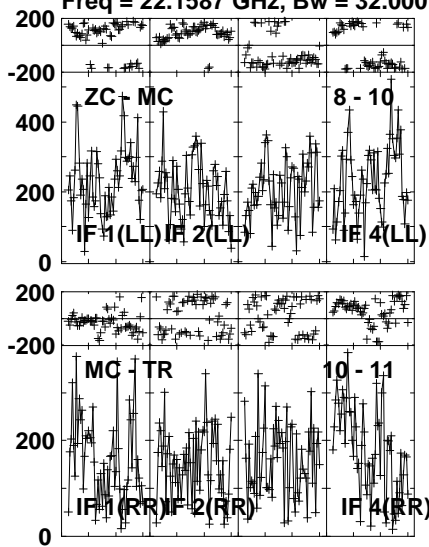
Lower frame: Micro Ampl Jy Top frame: Phas deg
Vector averaged cross-power spectrum Several baselines displayed
Timerange: 01/02:01:51 to 01/02:02:50

Plot file version 279 created 04-JUN-2021 15:27:35

J1625-2527 EB084 1.UVDATA.1

Freq = 22.1587 GHz, Bw = 32.000 MH

No calibration applied and no bandpass applied



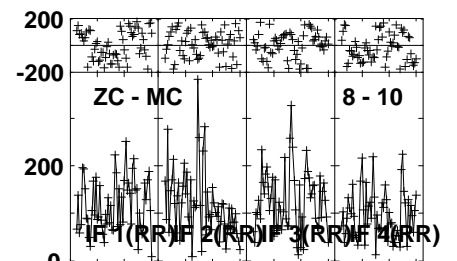
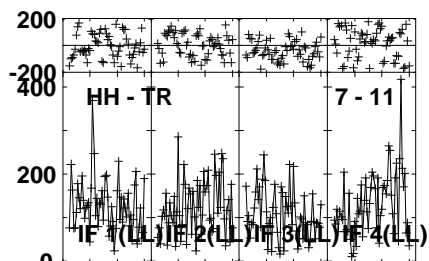
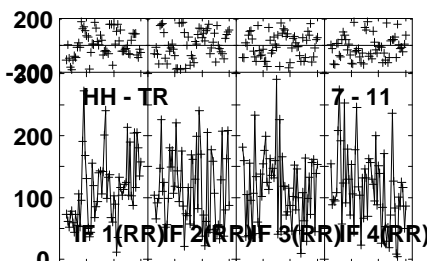
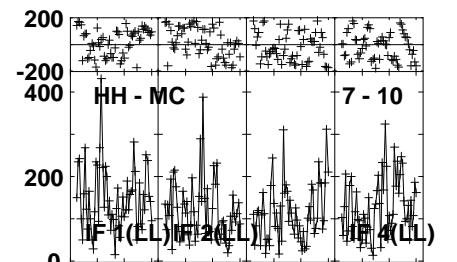
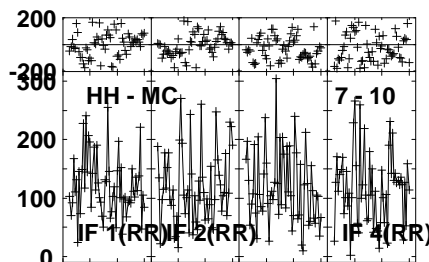
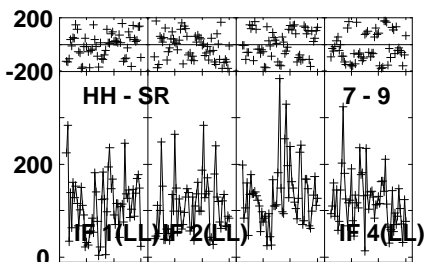
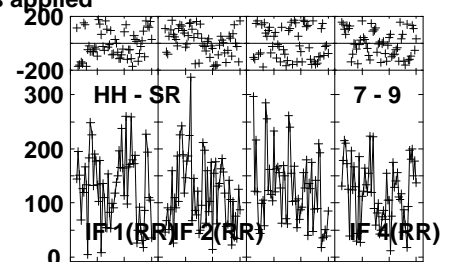
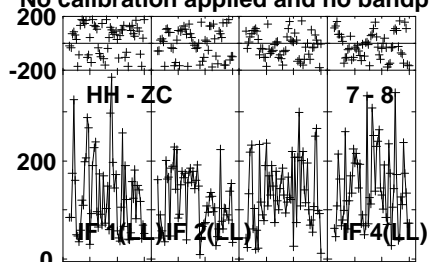
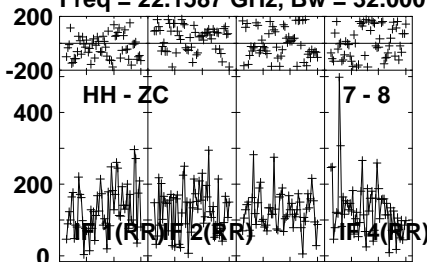
Lower frame: Micro Ampl Jy Top frame: Phas deg
Vector averaged cross-power spectrum Several baselines displayed
Timerange: 01/02:01:51 to 01/02:02:50

Plot file version 280 created 04-JUN-2021 15:27:35

I16293 EB084 1.UVDATA.1

Freq = 22.1587 GHz, Bw = 32.000 MH

No calibration applied and no bandpass applied



0204060 204060 204060 204060
Channels

0204060 204060 204060 204060
Channels

0204060 204060 204060 204060
Channels

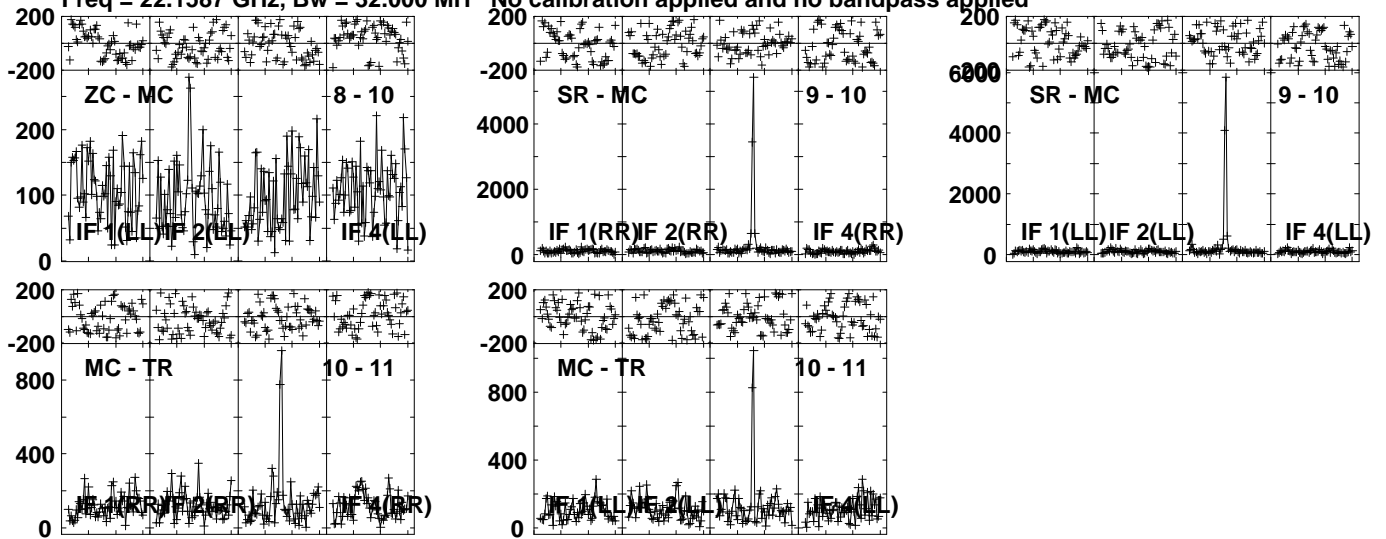
Lower frame: Micro Ampl Jy Top frame: Phas deg
Vector averaged cross-power spectrum Several baselines displayed
Timerange: 01/02:02:51 to 01/02:04:49

Plot file version 281 created 04-JUN-2021 15:27:35

I16293 EB084 1.UVDATA.1

Freq = 22.1587 GHz, Bw = 32.000 MH

No calibration applied and no bandpass applied



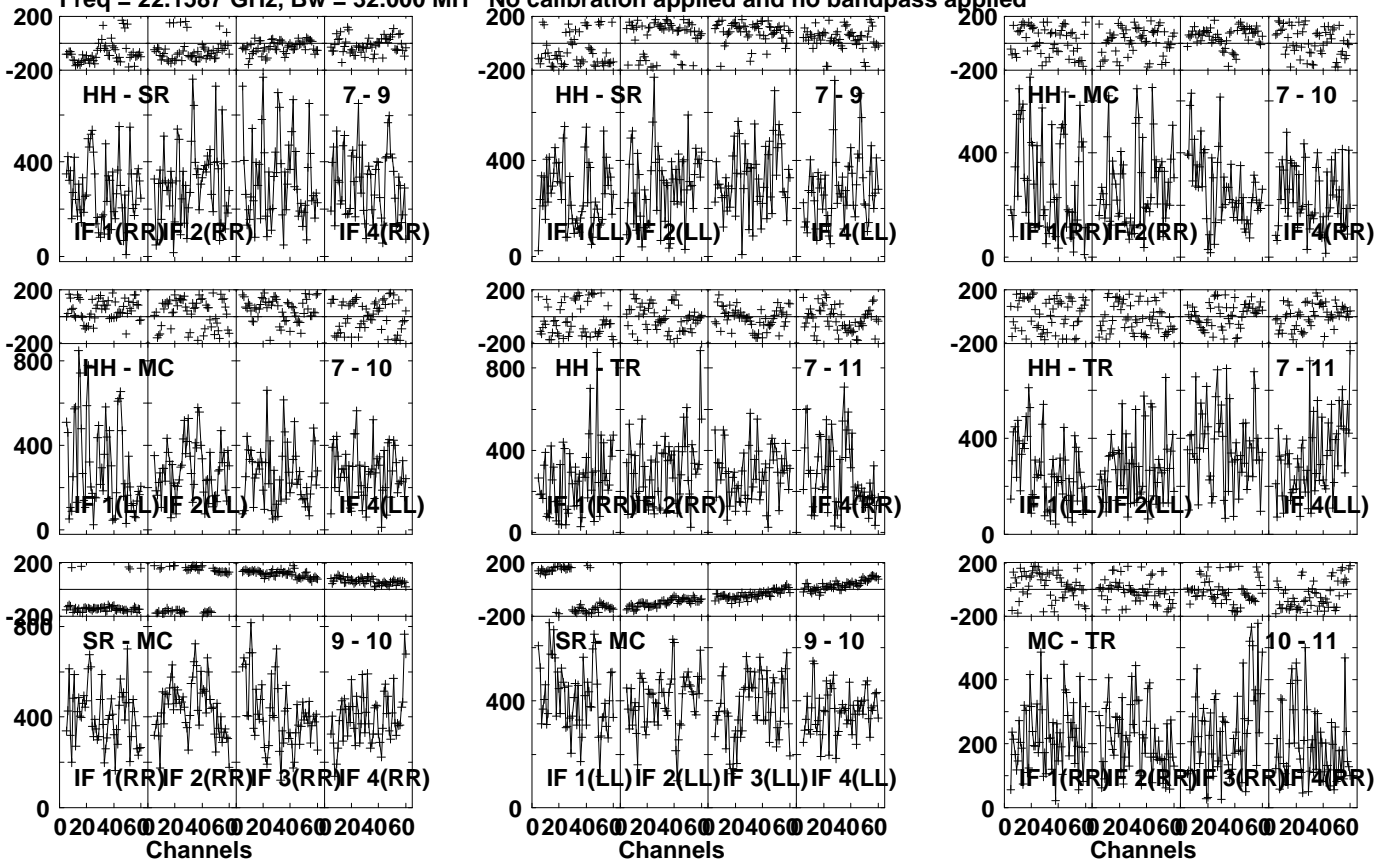
Lower frame: Micro Ampl Jy Top frame: Phas deg
Vector averaged cross-power spectrum Several baselines displayed
Timerange: 01/02:02:51 to 01/02:04:49

Plot file version 282 created 04-JUN-2021 15:27:35

J1625-2527 EB084 1.UVDATA.1

Freq = 22.1587 GHz, Bw = 32.000 MH

No calibration applied and no bandpass applied

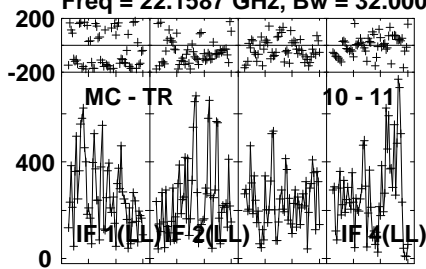


Lower frame: Micro Ampl Jy Top frame: Phas deg
Vector averaged cross-power spectrum Several baselines displayed
Timerange: 01/02:04:51 to 01/02:05:50

Plot file version 283 created 04-JUN-2021 15:27:35

J1625-2527 EB084 1.UVDATA.1

Freq = 22.1587 GHz, Bw = 32.000 MH No calibration applied and no bandpass applied



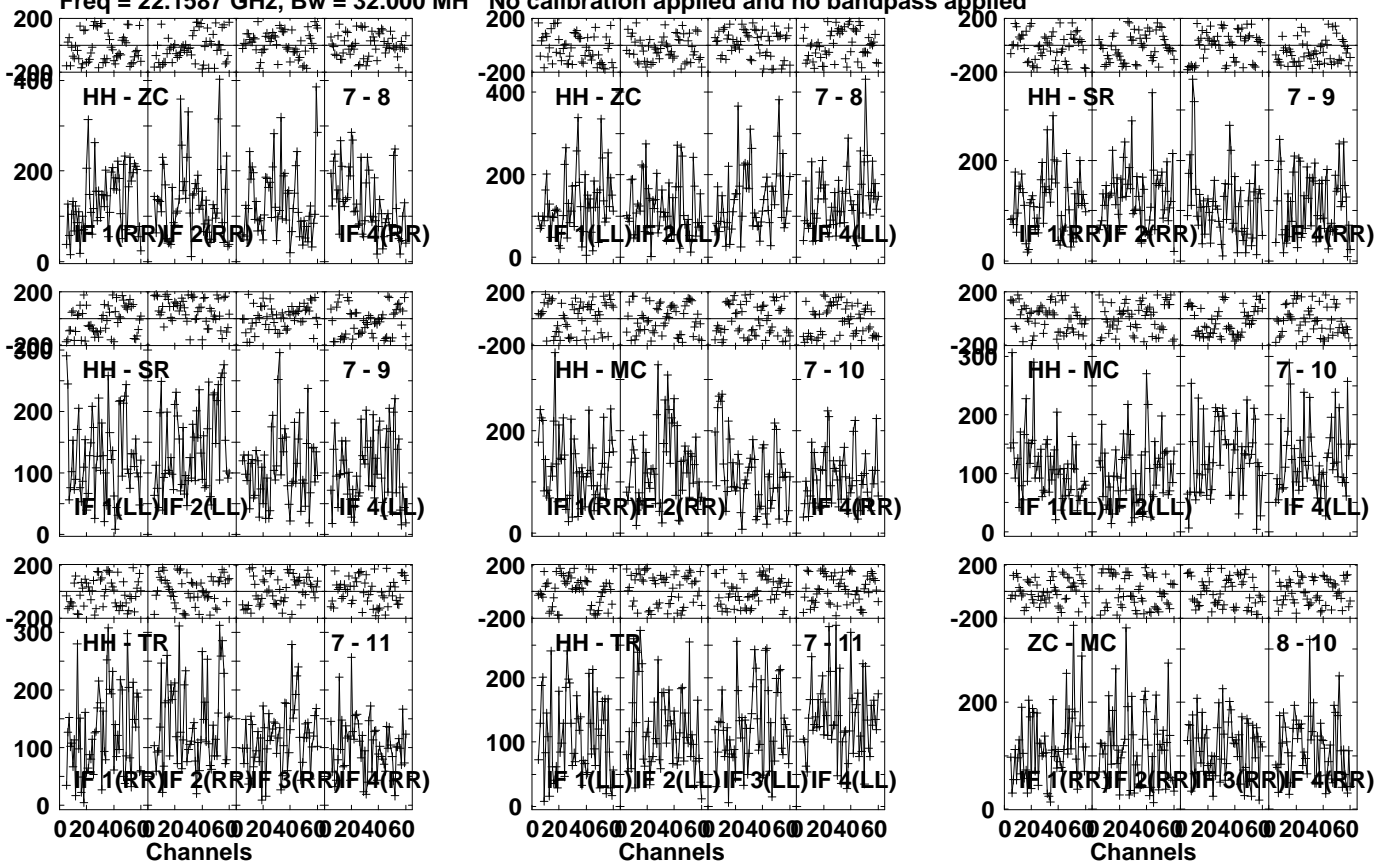
Lower frame: Micro Ampl Jy Top frame: Phas deg
Vector averaged cross-power spectrum Several baselines displayed
Timerange: 01/02:04:51 to 01/02:05:50

Plot file version 284 created 04-JUN-2021 15:27:35

I16293 EB084 1.UVDATA.1

Freq = 22.1587 GHz, Bw = 32.000 MH

No calibration applied and no bandpass applied



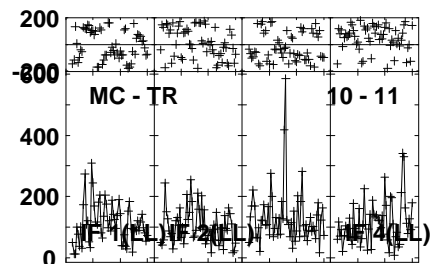
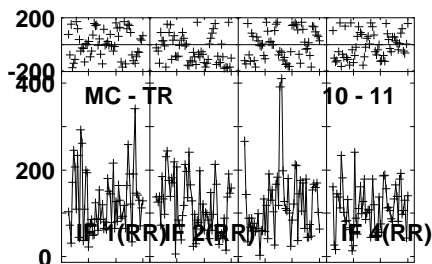
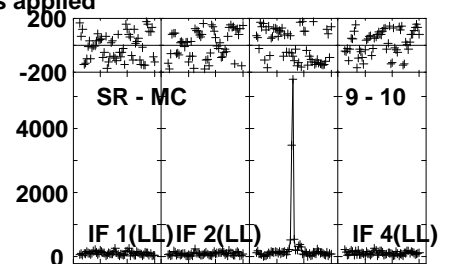
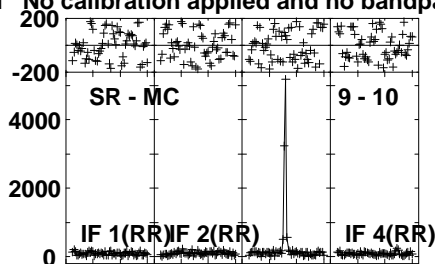
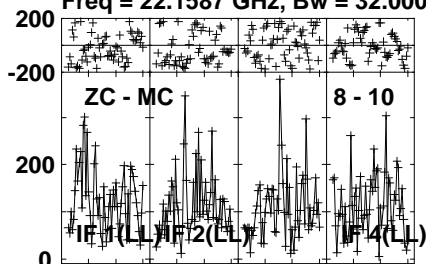
Lower frame: Micro Ampl Jy Top frame: Phas deg
Vector averaged cross-power spectrum Several baselines displayed
Timerange: 01/02:05:51 to 01/02:07:50

Plot file version 285 created 04-JUN-2021 15:27:35

I16293 EB084 1.UVDATA.1

Freq = 22.1587 GHz, Bw = 32.000 MH

No calibration applied and no bandpass applied



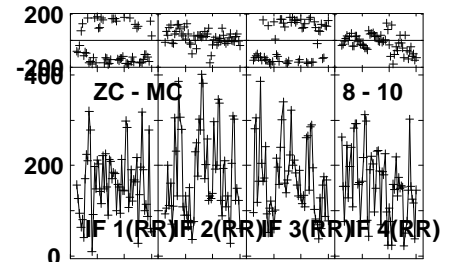
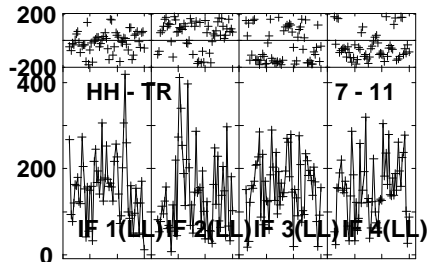
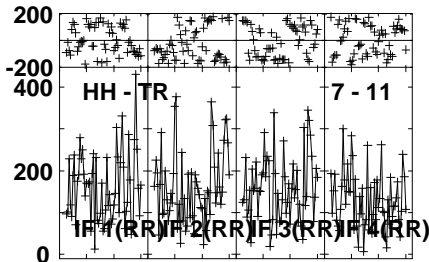
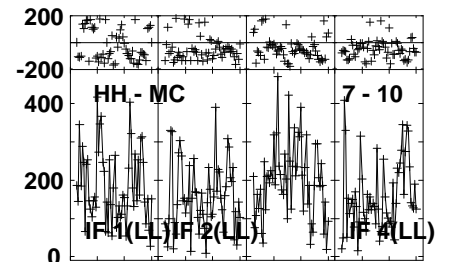
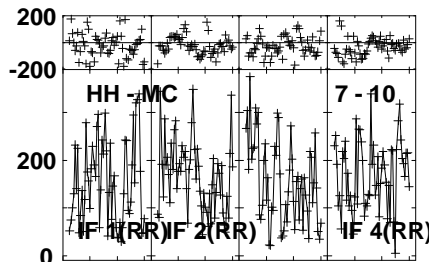
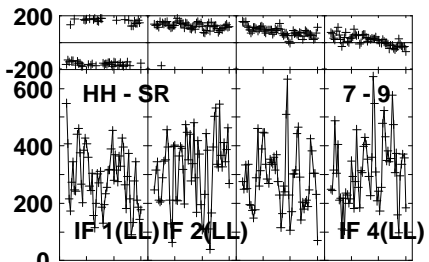
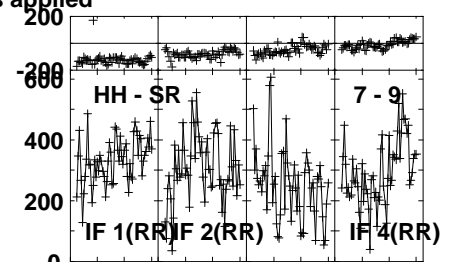
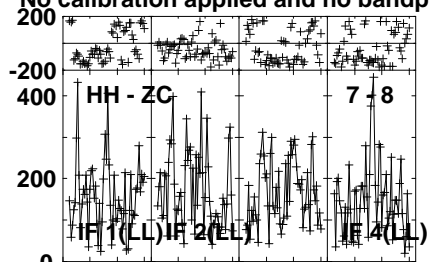
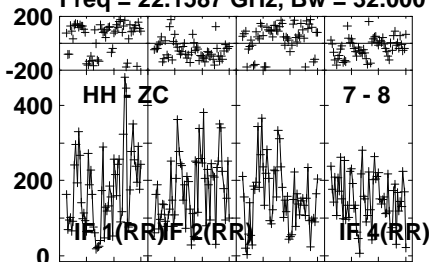
Lower frame: Micro Ampl Jy Top frame: Phas deg
Vector averaged cross-power spectrum Several baselines displayed
Timerange: 01/02:05:51 to 01/02:07:50

Plot file version 286 created 04-JUN-2021 15:27:36

J1625-2527 EB084 1.UVDATA.1

Freq = 22.1587 GHz, Bw = 32.000 MH

No calibration applied and no bandpass applied



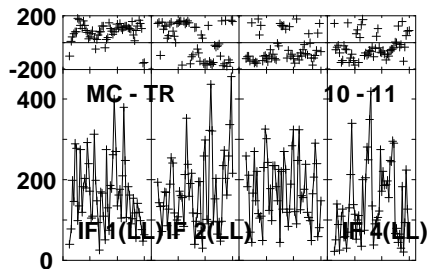
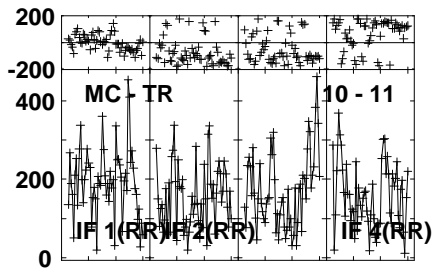
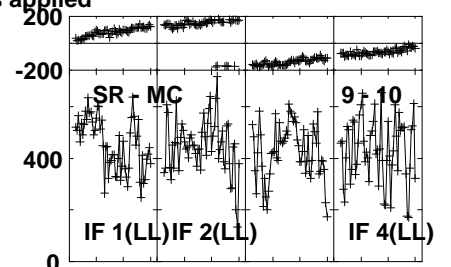
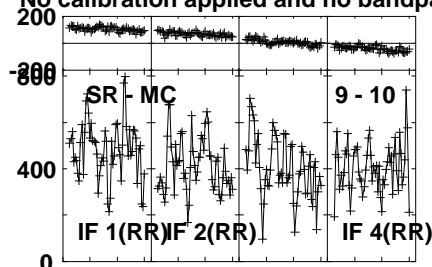
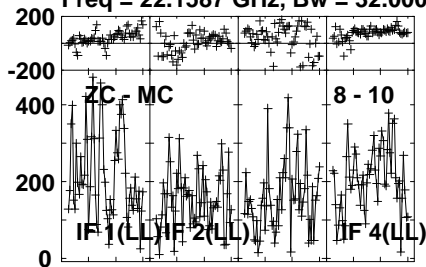
Lower frame: Micro Ampl Jy Top frame: Phas deg
Vector averaged cross-power spectrum Several baselines displayed
Timerange: 01/02:08:31 to 01/02:09:30

Plot file version 287 created 04-JUN-2021 15:27:36

J1625-2527 EB084 1.UVDATA.1

Freq = 22.1587 GHz, Bw = 32.000 MH

No calibration applied and no bandpass applied



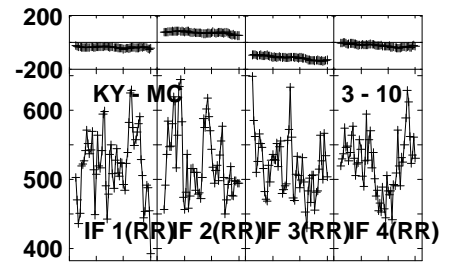
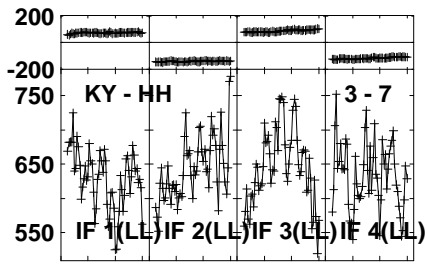
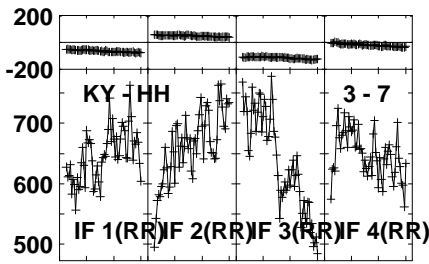
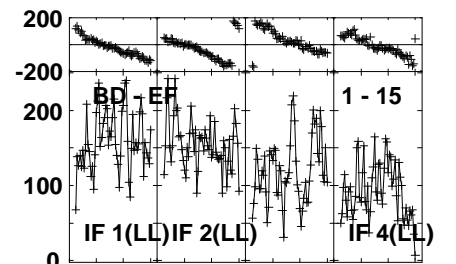
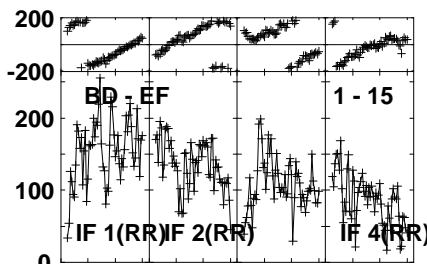
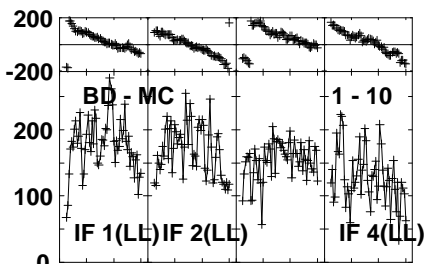
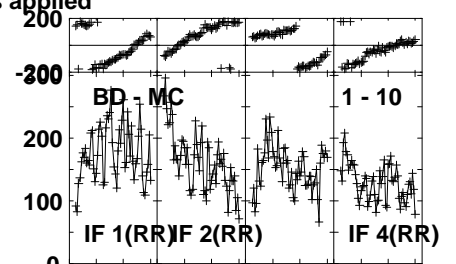
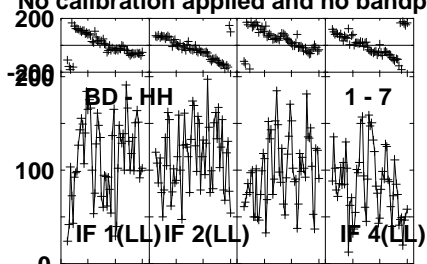
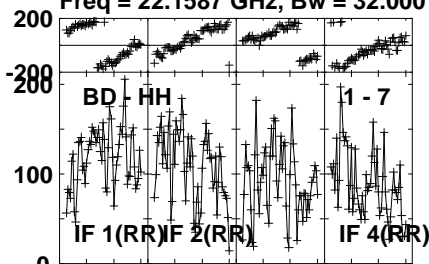
Lower frame: Micro Ampl Jy Top frame: Phas deg
Vector averaged cross-power spectrum Several baselines displayed
Timerange: 01/02:08:31 to 01/02:09:30

Plot file version 288 created 04-JUN-2021 15:27:37

J1751+0939 EB084 1.UVDATA.1

Freq = 22.1587 GHz, Bw = 32.000 MH

No calibration applied and no bandpass applied



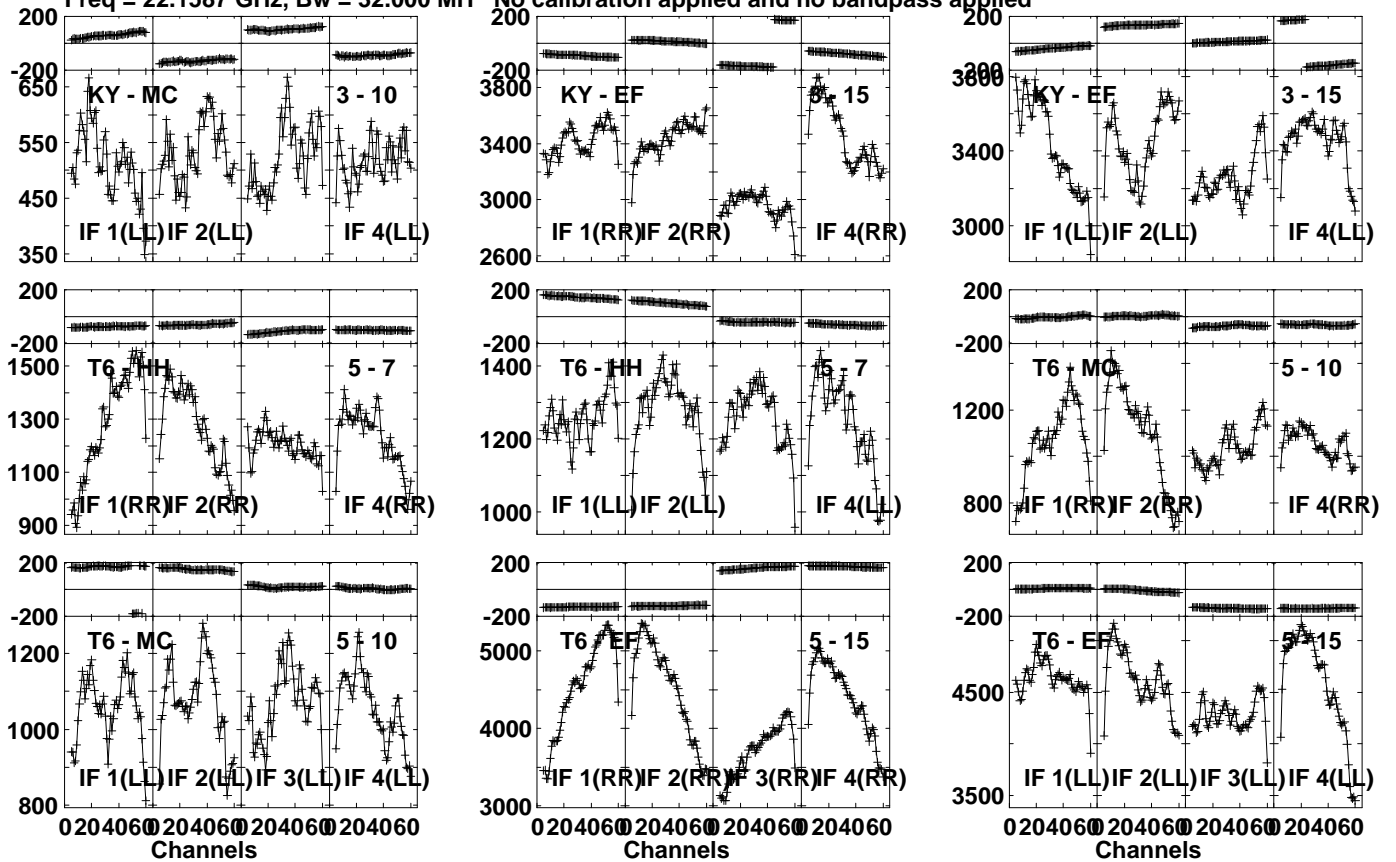
Lower frame: Micro Ampl Jy Top frame: Phas deg
Vector averaged cross-power spectrum Several baselines displayed
Timerange: 01/02:13:50 to 01/02:23:49

Plot file version 289 created 04-JUN-2021 15:27:37

J1751+0939 EB084 1.UVDATA.1

Freq = 22.1587 GHz, Bw = 32.000 MH

No calibration applied and no bandpass applied



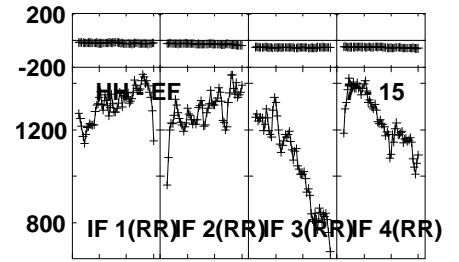
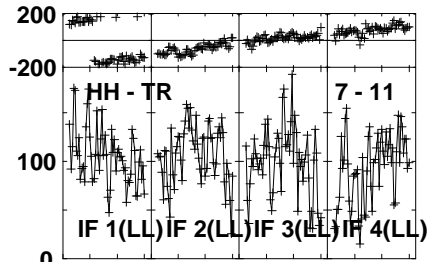
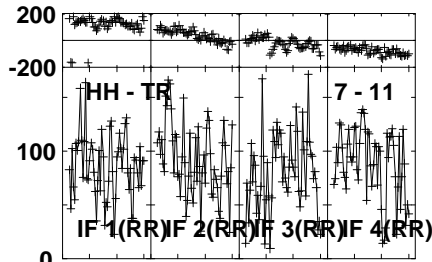
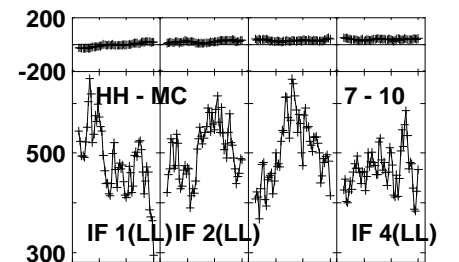
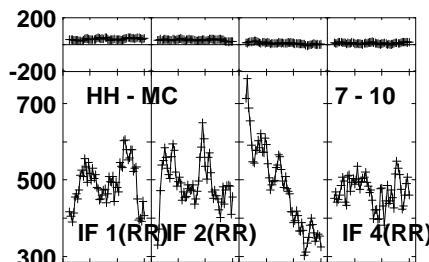
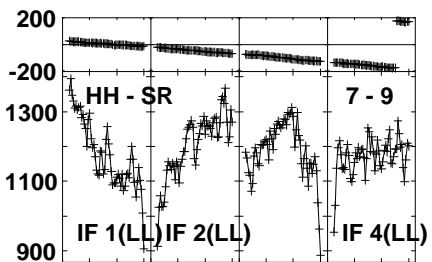
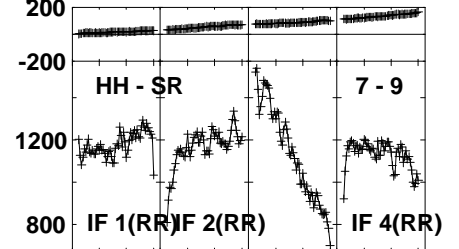
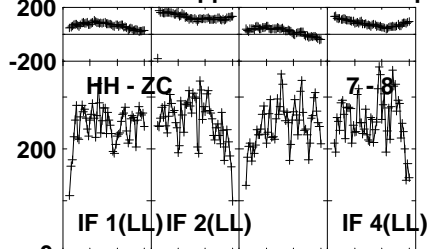
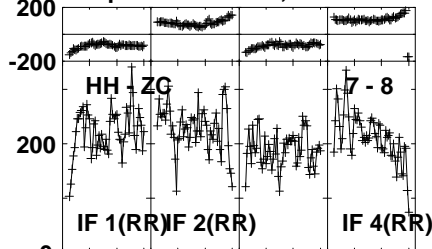
Lower frame: Micro Ampl Jy Top frame: Phas deg
 Vector averaged cross-power spectrum Several baselines displayed
 Timerange: 01/02:13:50 to 01/02:23:49

Plot file version 290 created 04-JUN-2021 15:27:37

J1751+0939 EB084 1.UVDATA.1

Freq = 22.1587 GHz, Bw = 32.000 MH

No calibration applied and no bandpass applied



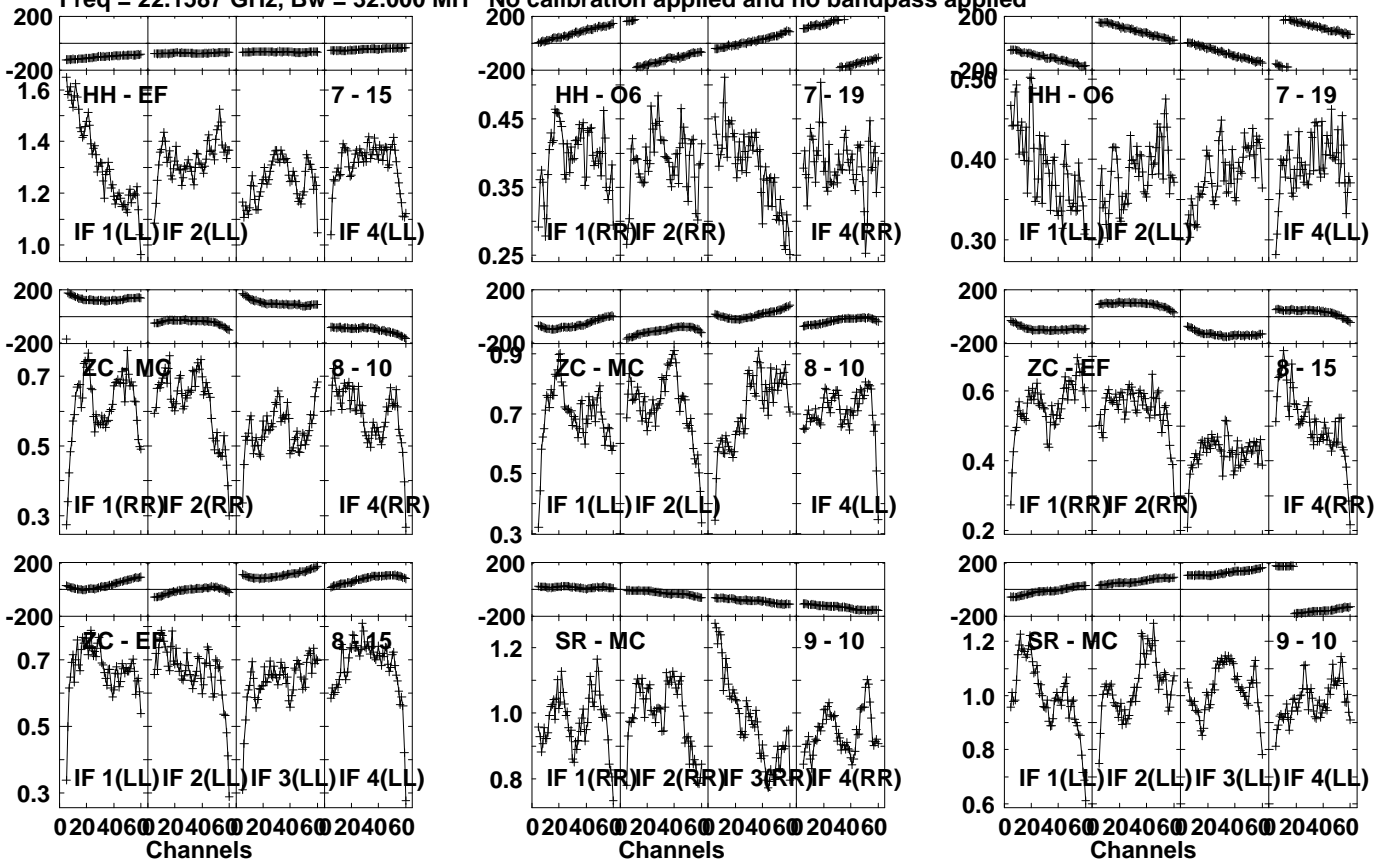
Lower frame: Micro Ampl Jy Top frame: Phas deg
Vector averaged cross-power spectrum Several baselines displayed
Timerange: 01/02:13:50 to 01/02:23:49

Plot file version 291 created 04-JUN-2021 15:27:38

J1751+0939 EB084 1.UVDATA.1

Freq = 22.1587 GHz, Bw = 32.000 MH

No calibration applied and no bandpass applied



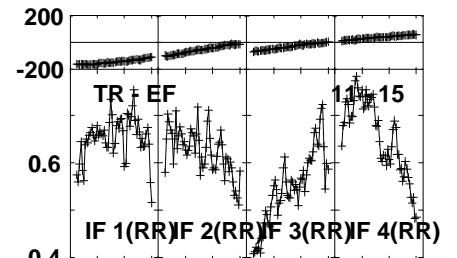
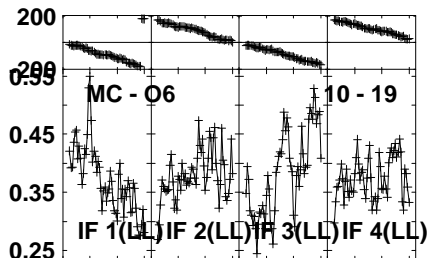
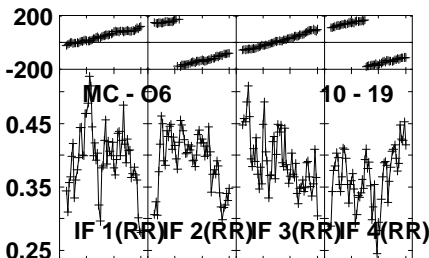
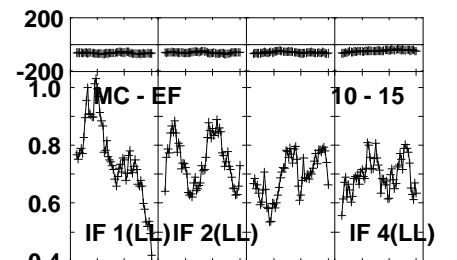
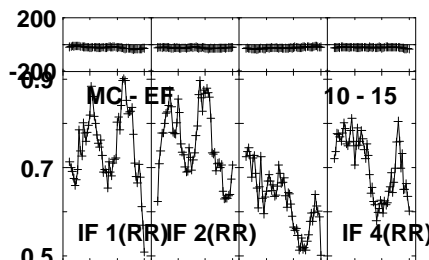
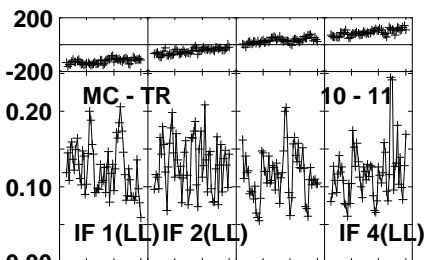
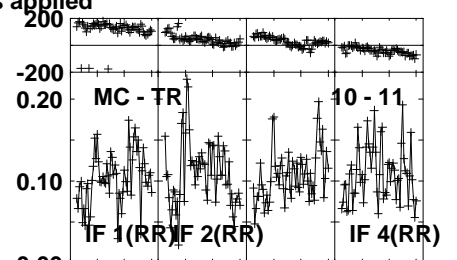
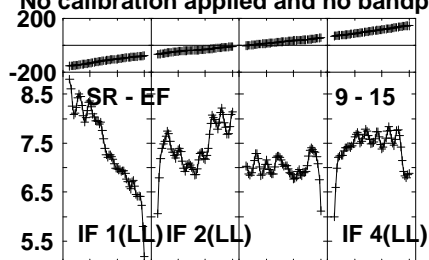
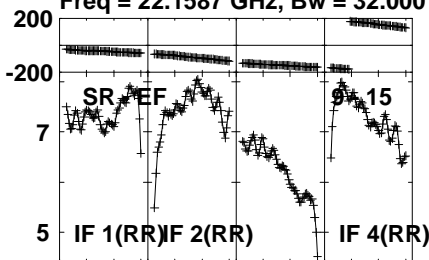
Lower frame: Milli Ampl Jy Top frame: Phas deg
Vector averaged cross-power spectrum Several baselines displayed
Timerange: 01/02:13:50 to 01/02:23:49

Plot file version 292 created 04-JUN-2021 15:27:38

J1751+0939 EB084 1.UVDATA.1

Freq = 22.1587 GHz, Bw = 32.000 MH

No calibration applied and no bandpass applied



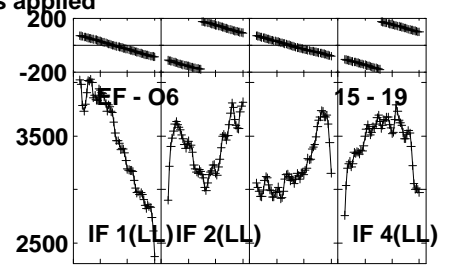
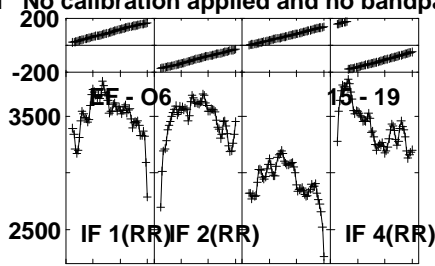
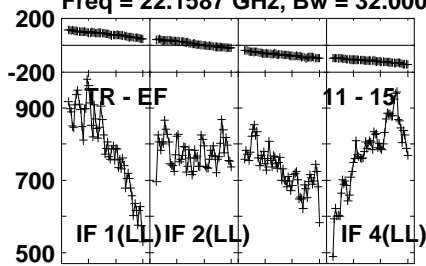
Lower frame: Milli Ampl Jy Top frame: Phas deg
 Vector averaged cross-power spectrum Several baselines displayed
 Timerange: 01/02:13:50 to 01/02:23:49

Plot file version 293 created 04-JUN-2021 15:27:38

J1751+0939 EB084 1.UVDATA.1

Freq = 22.1587 GHz, Bw = 32.000 MH

No calibration applied and no bandpass applied



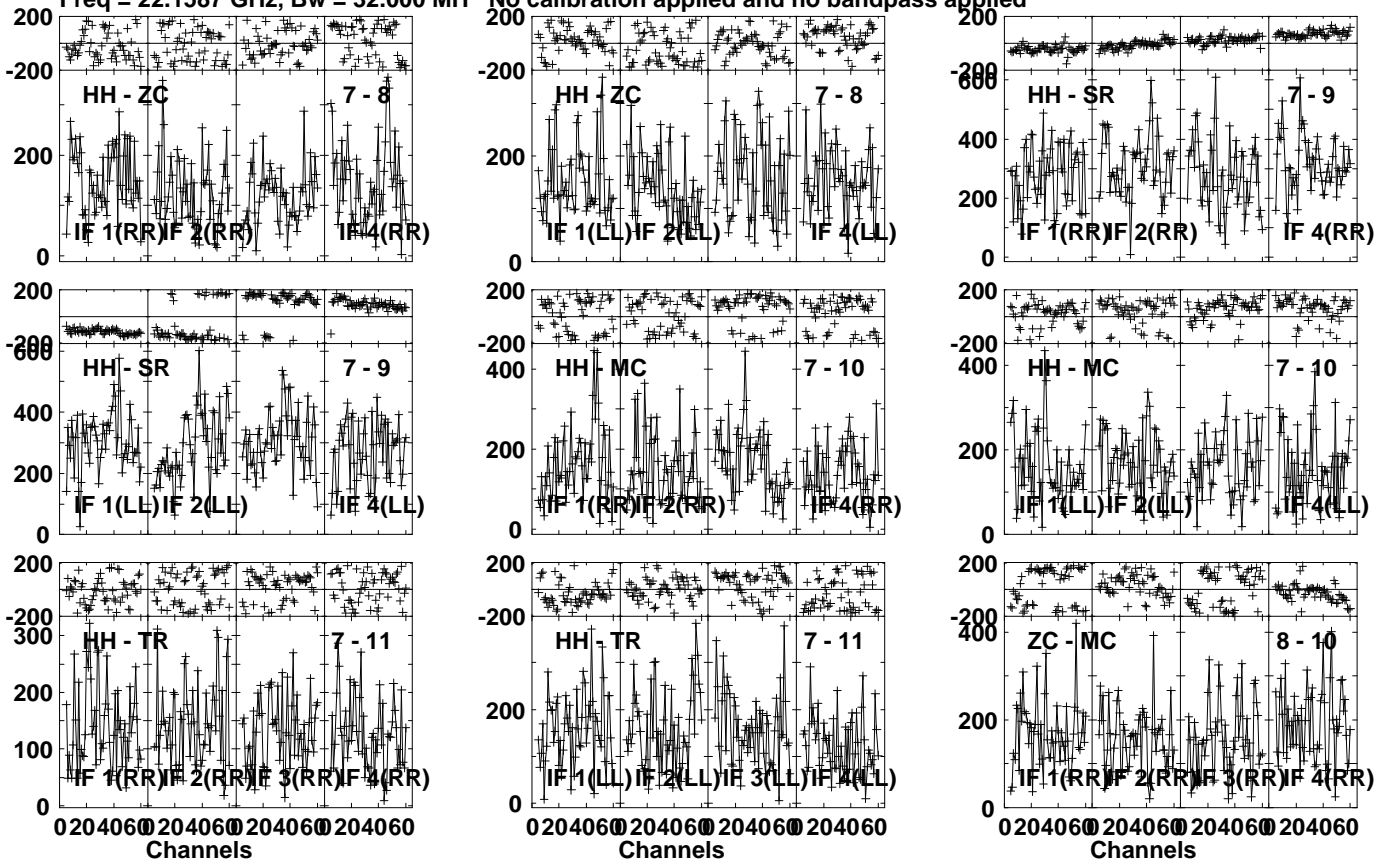
Lower frame: Micro Ampl Jy Top frame: Phas deg
Vector averaged cross-power spectrum Several baselines displayed
Timerange: 01/02:13:50 to 01/02:23:49

Plot file version 294 created 04-JUN-2021 15:27:38

J1625-2527 EB084 1.UVDATA.1

Freq = 22.1587 GHz, Bw = 32.000 MH

No calibration applied and no bandpass applied



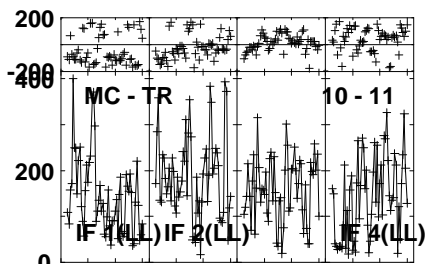
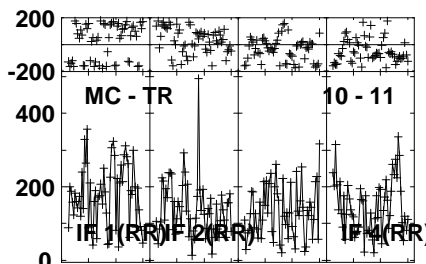
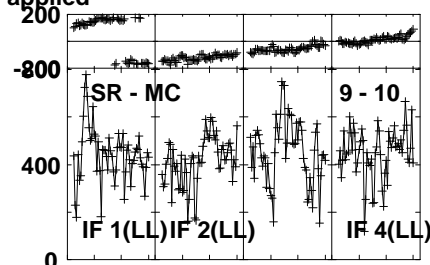
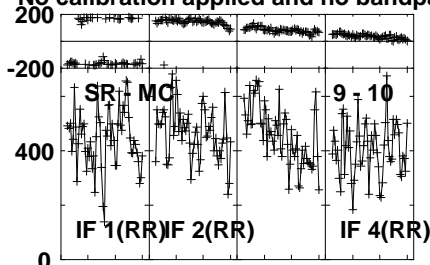
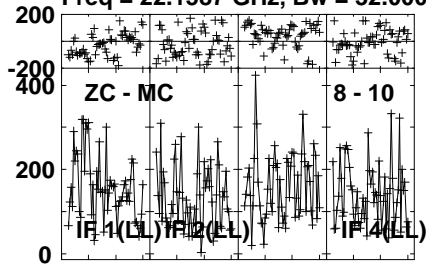
Lower frame: Micro Ampl Jy Top frame: Phas deg
Vector averaged cross-power spectrum Several baselines displayed
Timerange: 01/02:26:21 to 01/02:27:19

Plot file version 295 created 04-JUN-2021 15:27:38

J1625-2527 EB084 1.UVDATA.1

Freq = 22.1587 GHz, Bw = 32.000 MH

No calibration applied and no bandpass applied



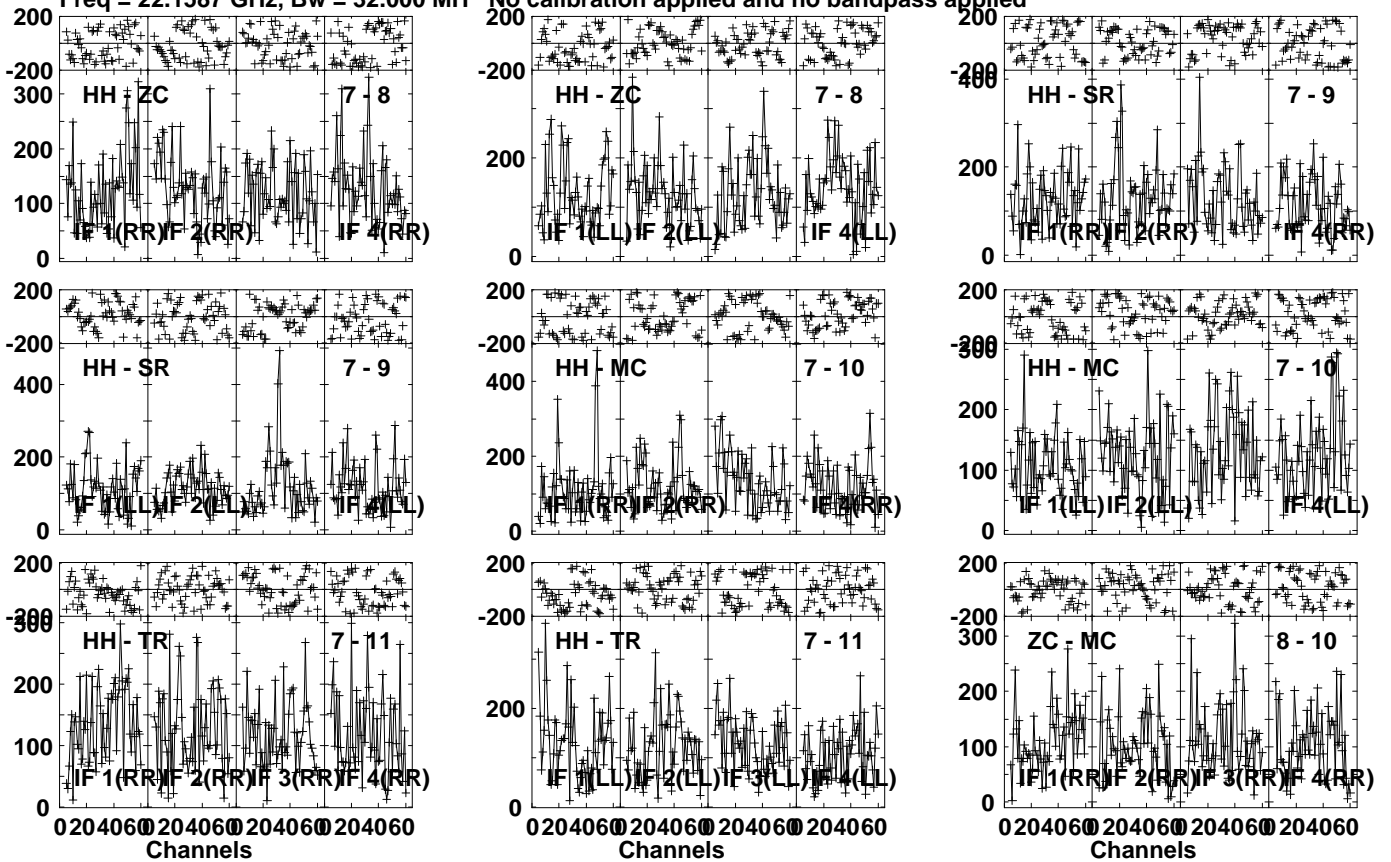
Lower frame: Micro Ampl Jy Top frame: Phas deg
Vector averaged cross-power spectrum Several baselines displayed
Timerange: 01/02:26:21 to 01/02:27:19

Plot file version 296 created 04-JUN-2021 15:27:39

I16293 EB084 1.UVDATA.1

Freq = 22.1587 GHz, Bw = 32.000 MH

No calibration applied and no bandpass applied



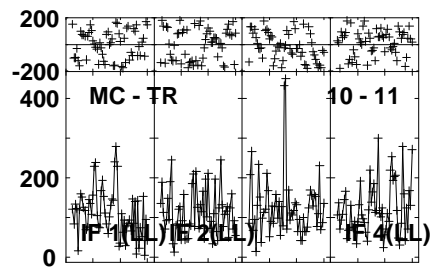
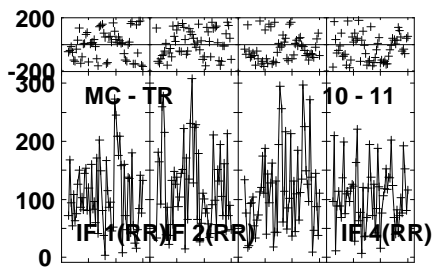
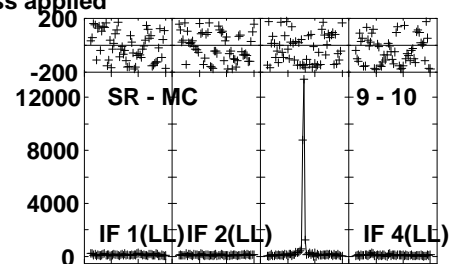
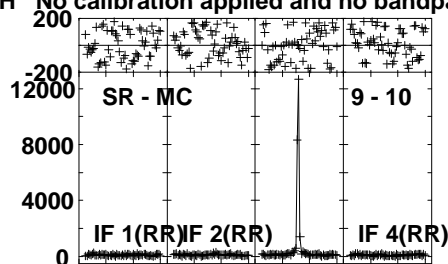
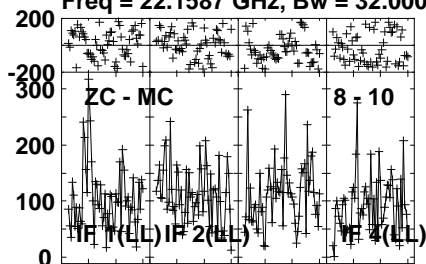
Lower frame: Micro Ampl Jy Top frame: Phas deg
Vector averaged cross-power spectrum Several baselines displayed
Timerange: 01/02:27:20 to 01/02:29:19

Plot file version 297 created 04-JUN-2021 15:27:39

I16293 EB084 1.UVDATA.1

Freq = 22.1587 GHz, Bw = 32.000 MH

No calibration applied and no bandpass applied



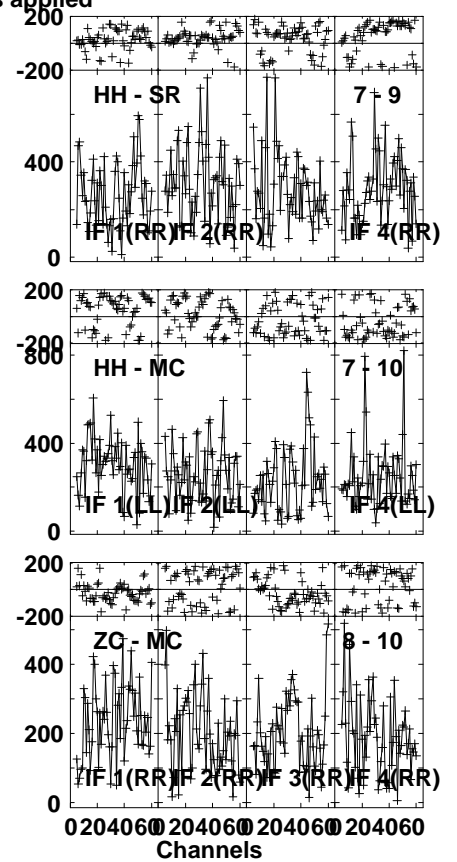
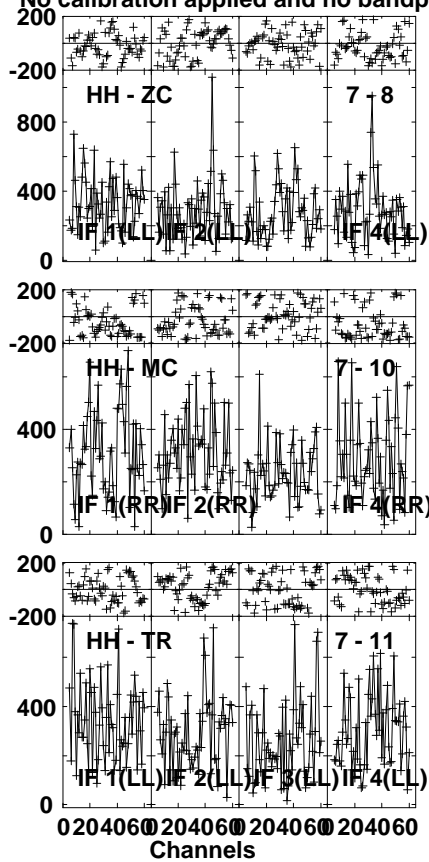
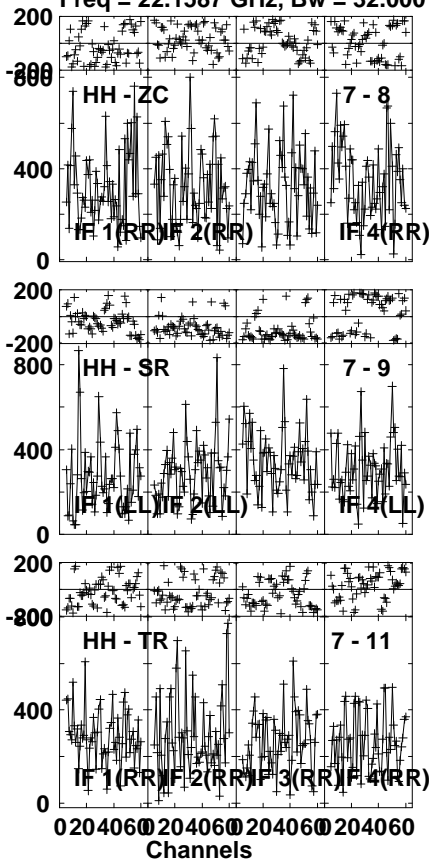
Lower frame: Micro Ampl Jy Top frame: Phas deg
Vector averaged cross-power spectrum Several baselines displayed
Timerange: 01/02:27:20 to 01/02:29:19

Plot file version 298 created 04-JUN-2021 15:27:39

J1625-2527 EB084 1.UVDATA.1

Freq = 22.1587 GHz, Bw = 32.000 MH

No calibration applied and no bandpass applied



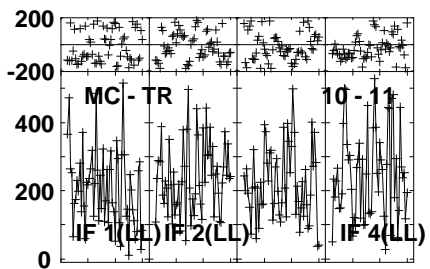
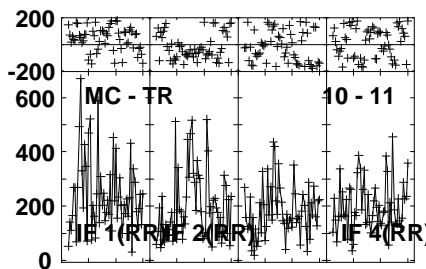
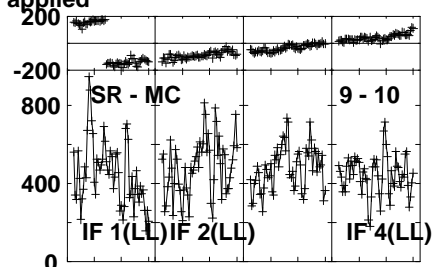
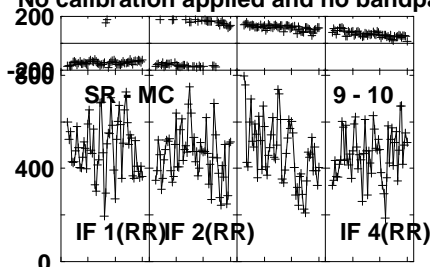
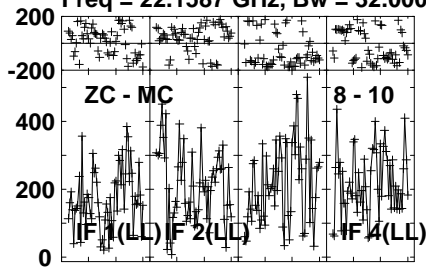
Lower frame: Micro Ampl Jy Top frame: Phas deg
 Vector averaged cross-power spectrum Several baselines displayed
 Timerange: 01/02:29:20 to 01/02:30:19

Plot file version 299 created 04-JUN-2021 15:27:39

J1625-2527 EB084 1.UVDATA.1

Freq = 22.1587 GHz, Bw = 32.000 MH

No calibration applied and no bandpass applied



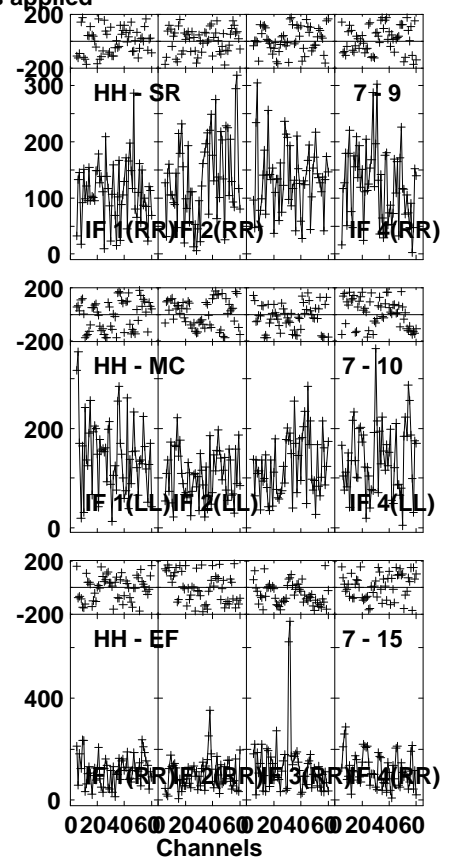
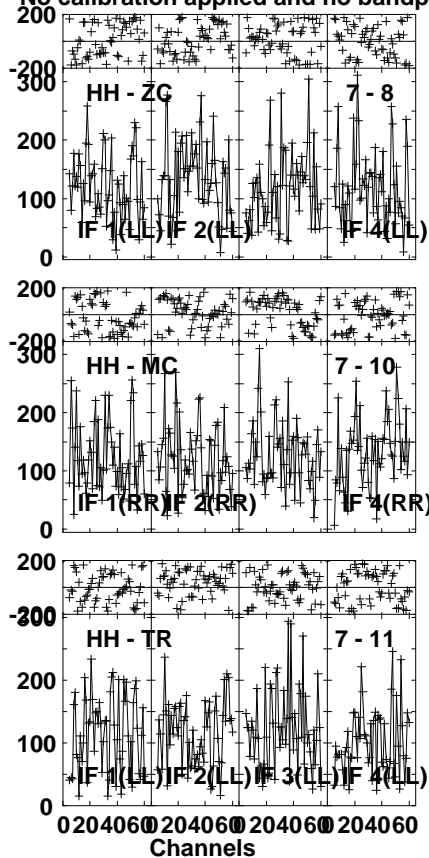
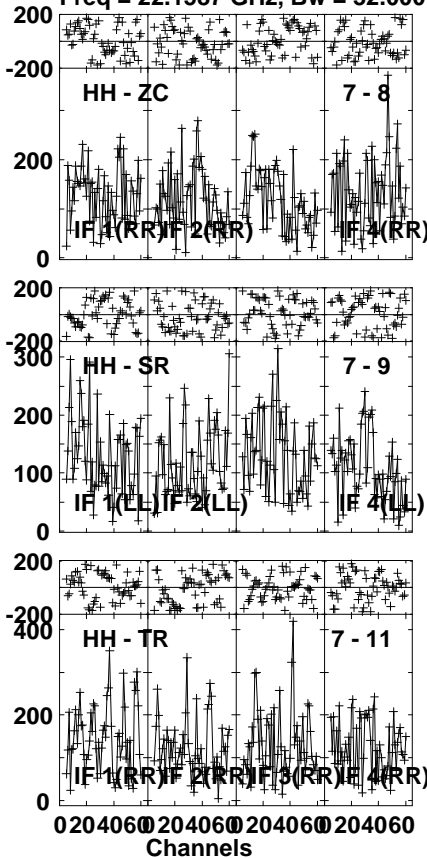
Lower frame: Micro Ampl Jy Top frame: Phas deg
Vector averaged cross-power spectrum Several baselines displayed
Timerange: 01/02:29:20 to 01/02:30:19

Plot file version 300 created 04-JUN-2021 15:27:39

I16293 EB084 1.UVDATA.1

Freq = 22.1587 GHz, Bw = 32.000 MH

No calibration applied and no bandpass applied



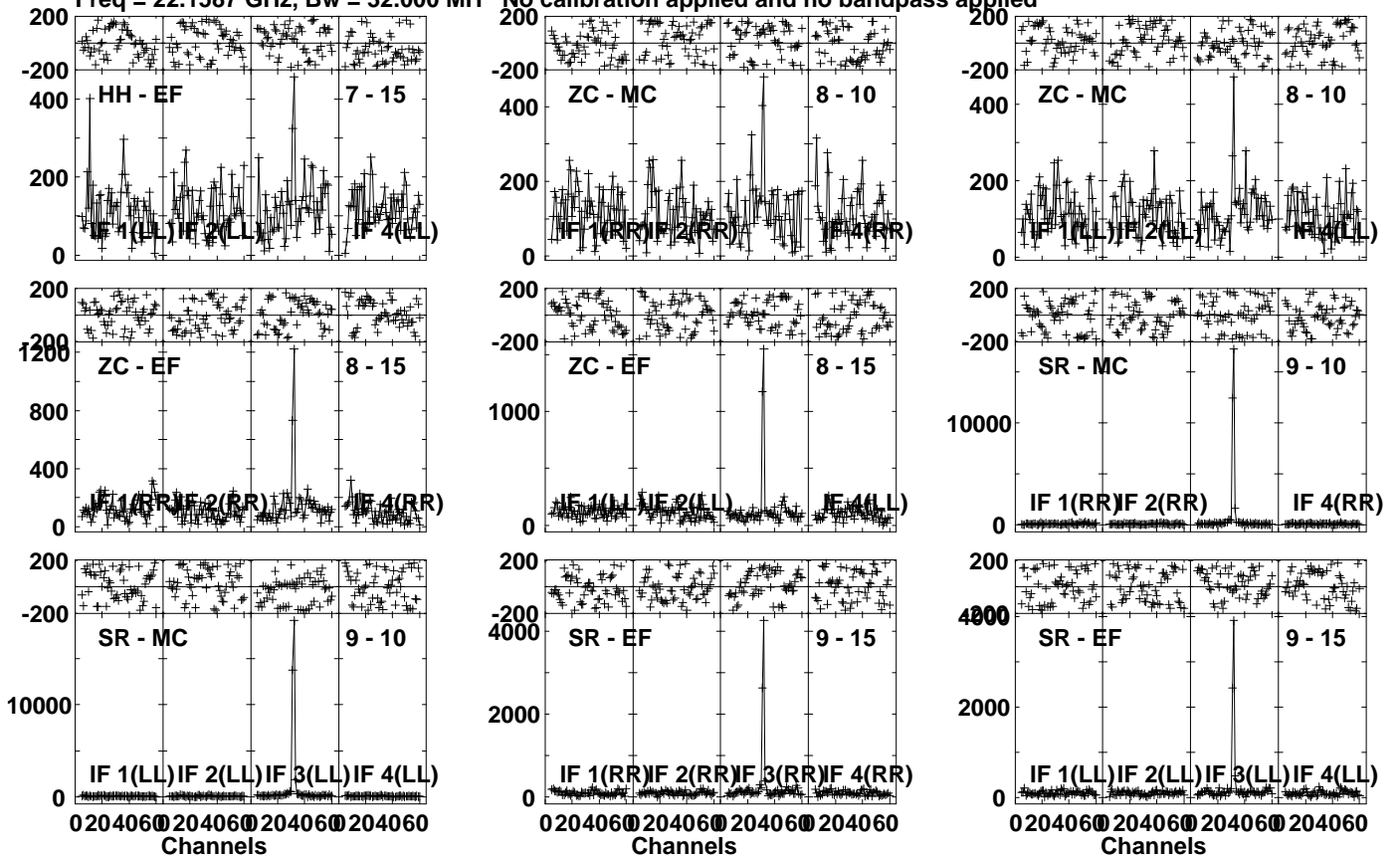
Lower frame: Micro Ampl Jy Top frame: Phas deg
Vector averaged cross-power spectrum Several baselines displayed
Timerange: 01/02:30:21 to 01/02:32:19

Plot file version 301 created 04-JUN-2021 15:27:39

I16293 EB084 1.UVDATA.1

Freq = 22.1587 GHz, Bw = 32.000 MH

No calibration applied and no bandpass applied



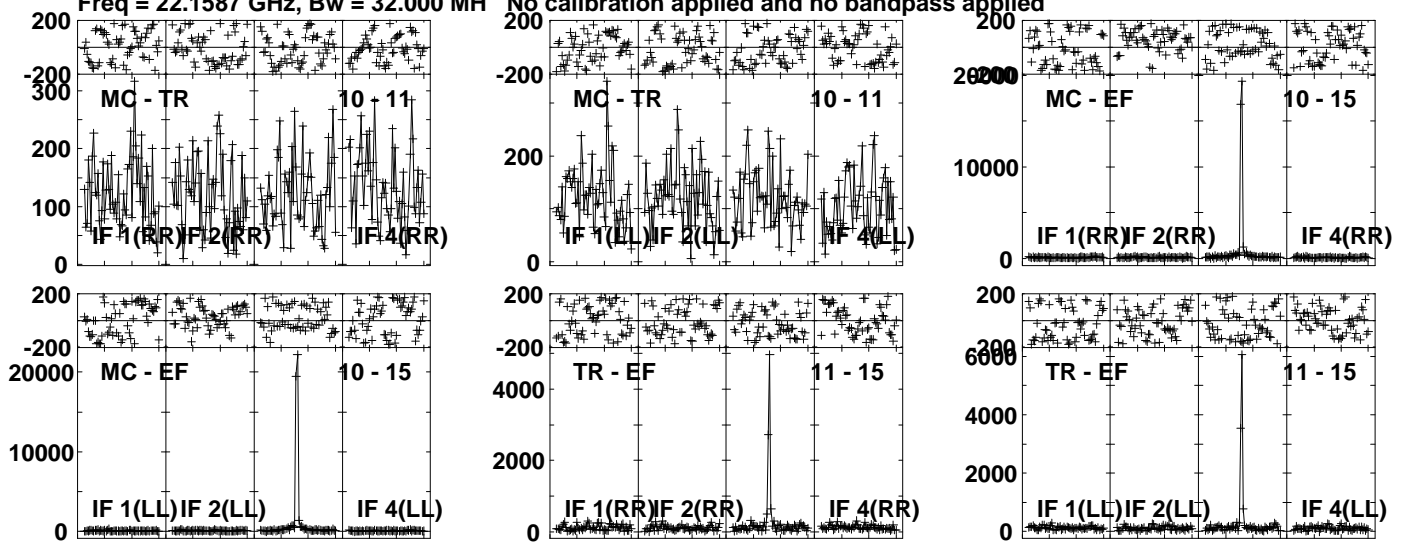
Lower frame: Micro Ampl Jy Top frame: Phas deg
Vector averaged cross-power spectrum Several baselines displayed
Timerange: 01/02:30:21 to 01/02:32:19

Plot file version 302 created 04-JUN-2021 15:27:39

I16293 EB084 1.UVDATA.1

Freq = 22.1587 GHz, Bw = 32.000 MH

No calibration applied and no bandpass applied



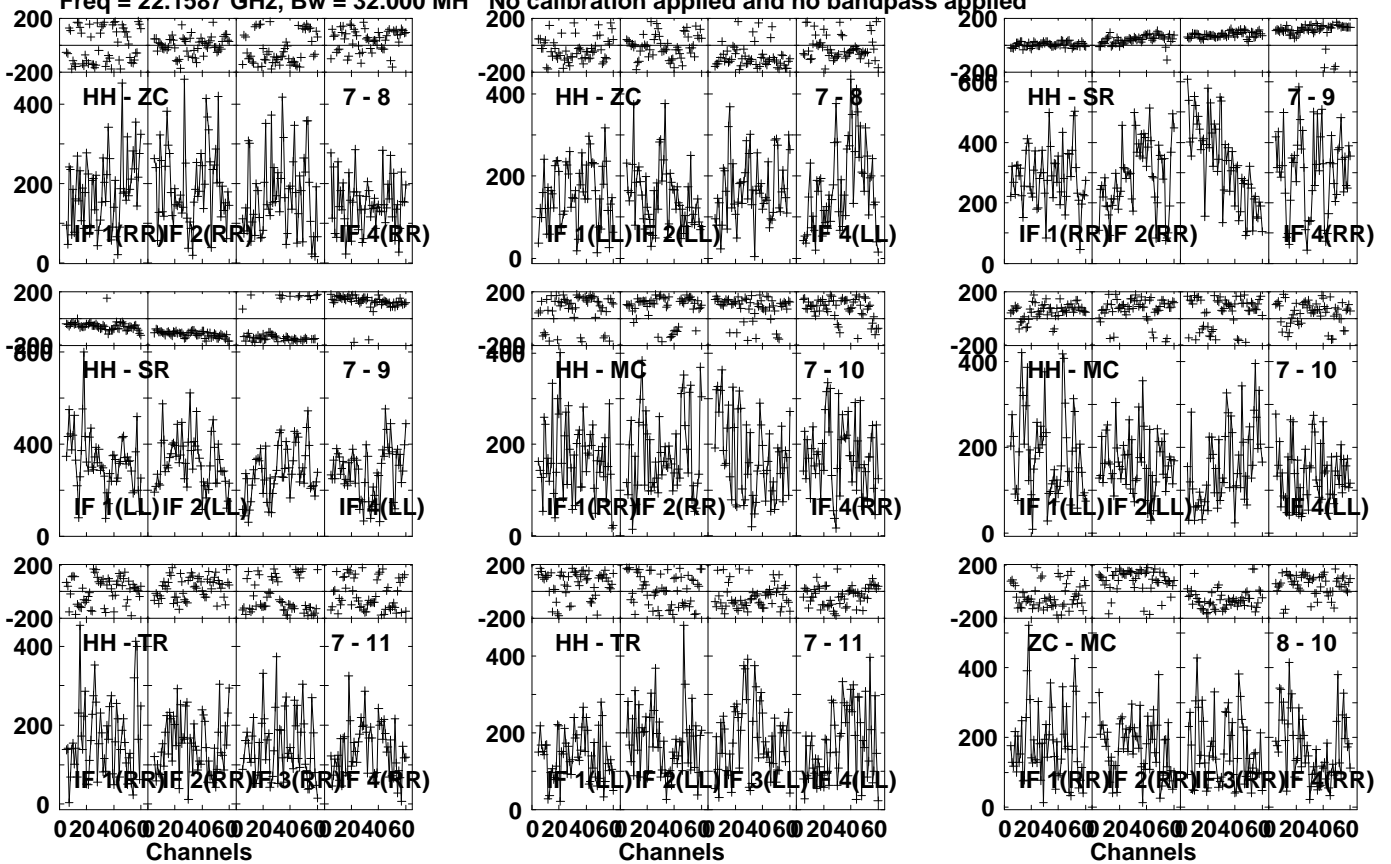
Lower frame: Micro Ampl Jy Top frame: Phas deg
Vector averaged cross-power spectrum Several baselines displayed
Timerange: 01/02:30:21 to 01/02:32:19

Plot file version 303 created 04-JUN-2021 15:27:39

J1625-2527 EB084 1.UVDATA.1

Freq = 22.1587 GHz, Bw = 32.000 MH

No calibration applied and no bandpass applied



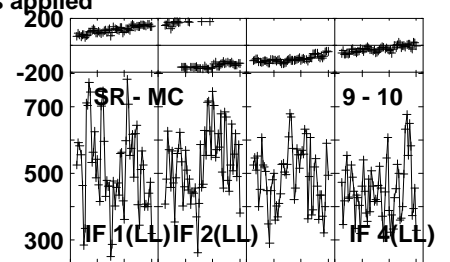
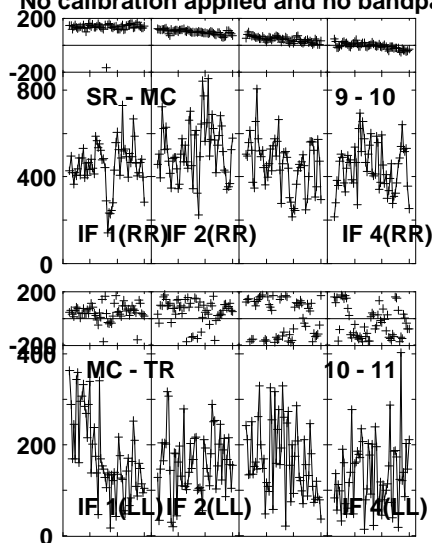
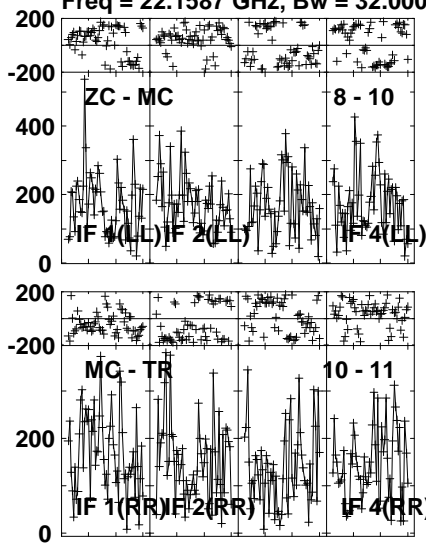
Lower frame: Micro Ampl Jy Top frame: Phas deg
Vector averaged cross-power spectrum Several baselines displayed
Timerange: 01/02:33:00 to 01/02:33:59

Plot file version 304 created 04-JUN-2021 15:27:39

J1625-2527 EB084 1.UVDATA.1

Freq = 22.1587 GHz, Bw = 32.000 MH

No calibration applied and no bandpass applied



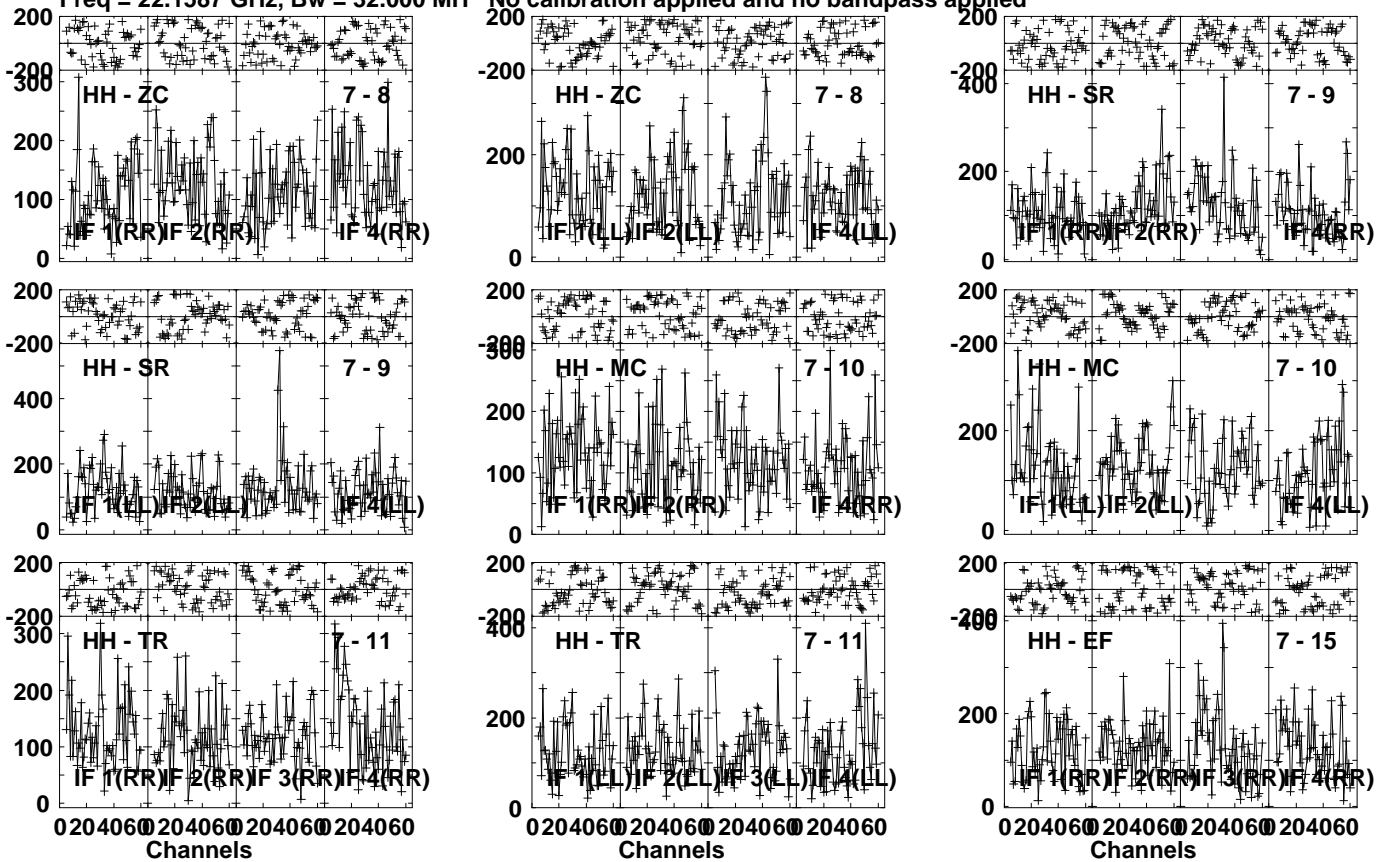
Lower frame: Micro Ampl Jy Top frame: Phas deg
Vector averaged cross-power spectrum Several baselines displayed
Timerange: 01/02:33:00 to 01/02:33:59

Plot file version 305 created 04-JUN-2021 15:27:39

I16293 EB084 1.UVDATA.1

Freq = 22.1587 GHz, Bw = 32.000 MH

No calibration applied and no bandpass applied



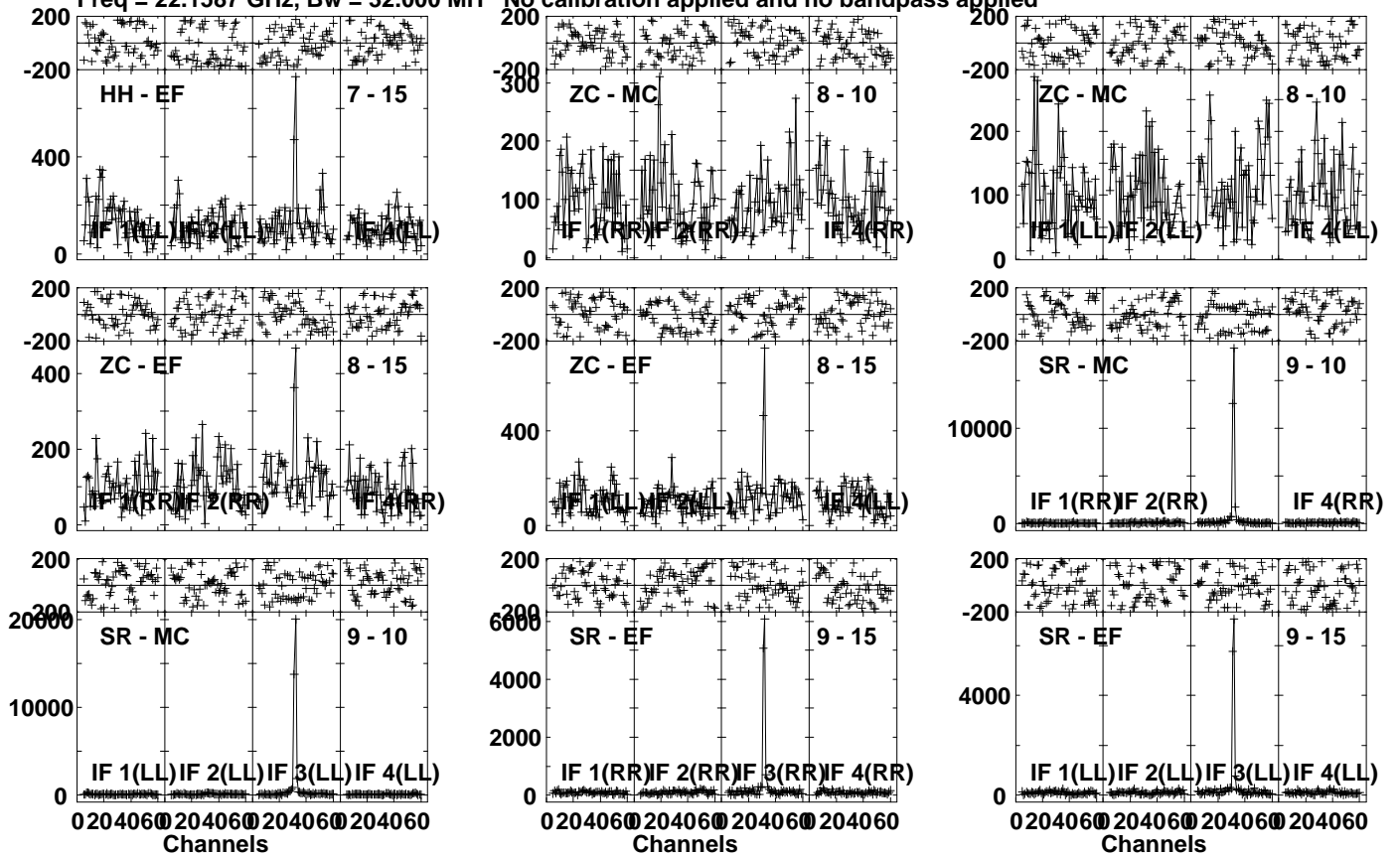
Lower frame: Micro Ampl Jy Top frame: Phas deg
Vector averaged cross-power spectrum Several baselines displayed
Timerange: 01/02:34:01 to 01/02:35:59

Plot file version 306 created 04-JUN-2021 15:27:39

I16293 EB084 1.UVDATA.1

Freq = 22.1587 GHz, Bw = 32.000 MH

No calibration applied and no bandpass applied



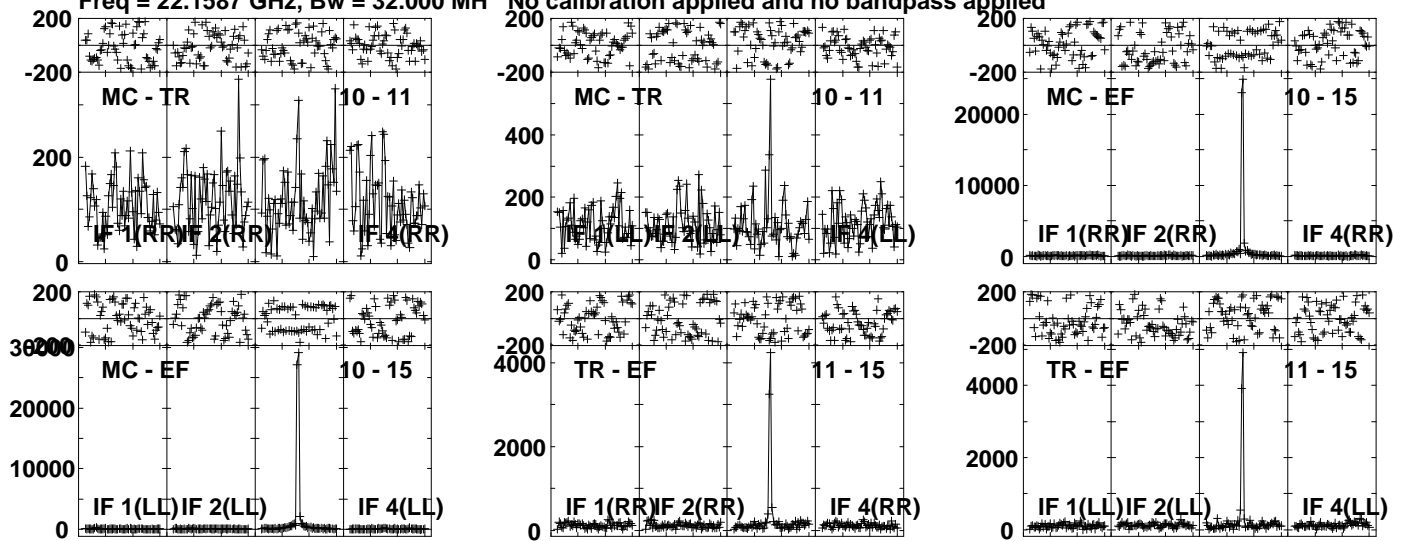
Lower frame: Micro Ampl Jy Top frame: Phas deg
Vector averaged cross-power spectrum Several baselines displayed
Timerange: 01/02:34:01 to 01/02:35:59

Plot file version 307 created 04-JUN-2021 15:27:39

I16293 EB084 1.UVDATA.1

Freq = 22.1587 GHz, Bw = 32.000 MH

No calibration applied and no bandpass applied



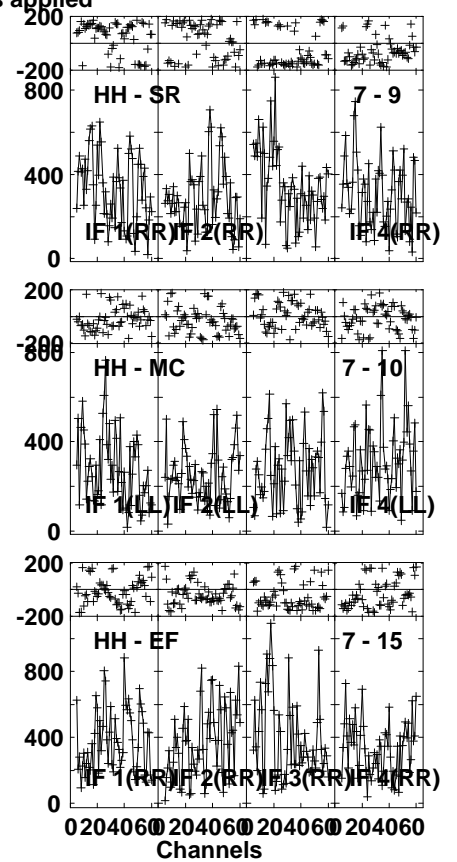
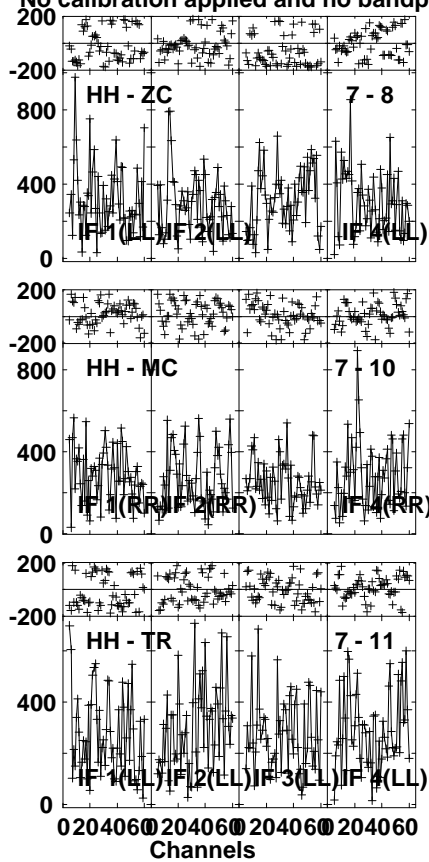
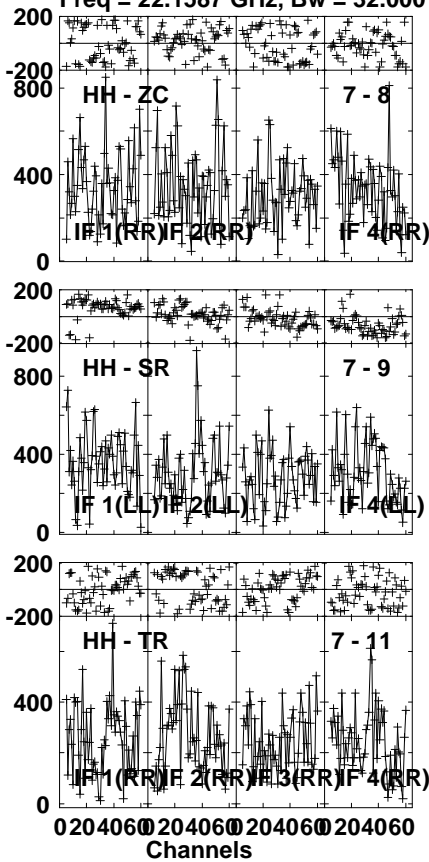
Lower frame: Micro Ampl Jy Top frame: Phas deg
Vector averaged cross-power spectrum Several baselines displayed
Timerange: 01/02:34:01 to 01/02:35:59

Plot file version 308 created 04-JUN-2021 15:27:39

J1625-2527 EB084 1.UVDATA.1

Freq = 22.1587 GHz, Bw = 32.000 MH

No calibration applied and no bandpass applied



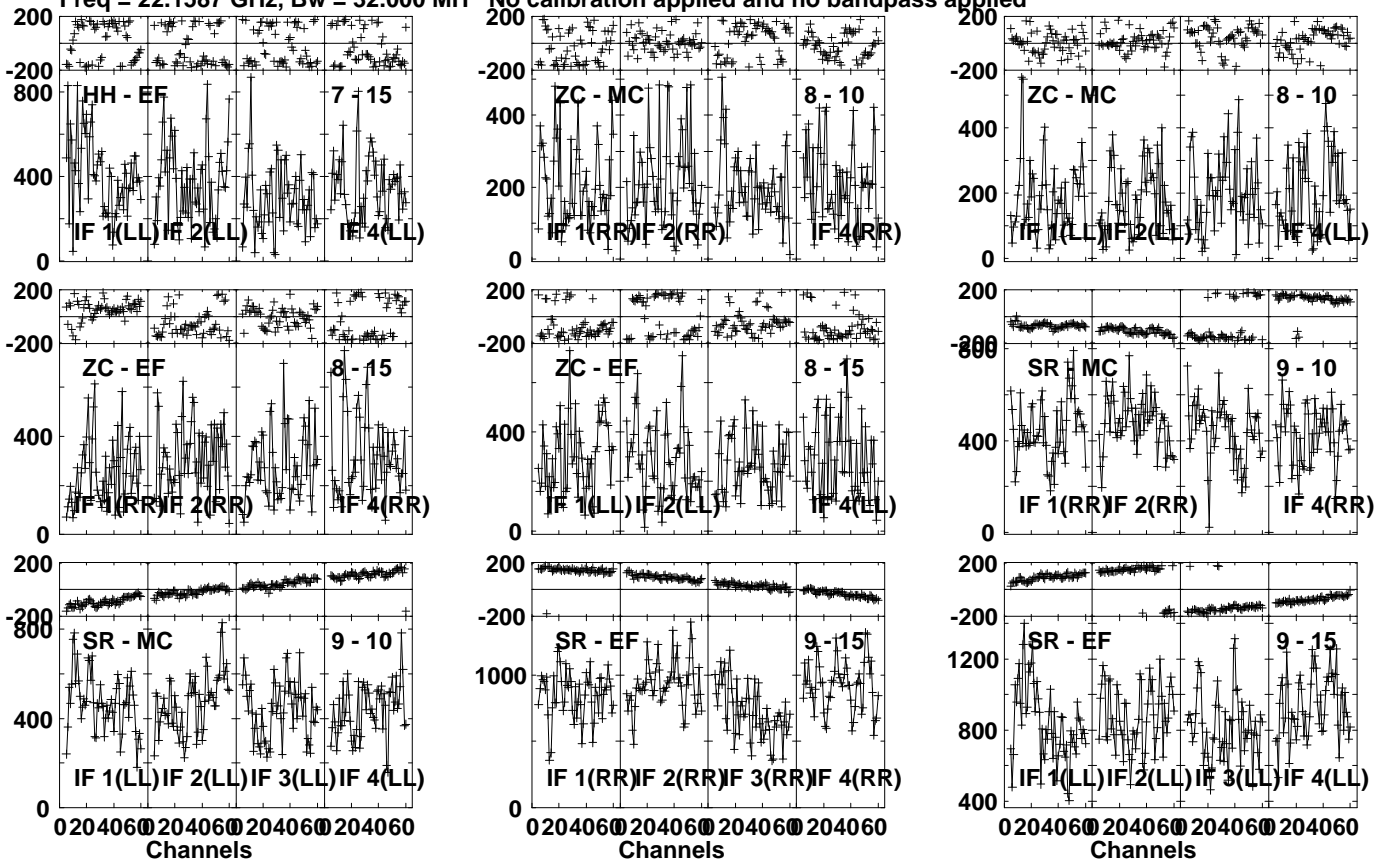
Lower frame: Micro Ampl Jy Top frame: Phas deg
Vector averaged cross-power spectrum Several baselines displayed
Timerange: 01/02:36:00 to 01/02:36:59

Plot file version 309 created 04-JUN-2021 15:27:39

J1625-2527 EB084 1.UVDATA.1

Freq = 22.1587 GHz, Bw = 32.000 MH

No calibration applied and no bandpass applied



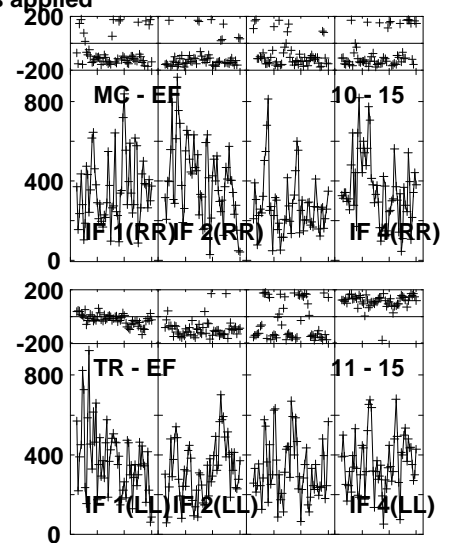
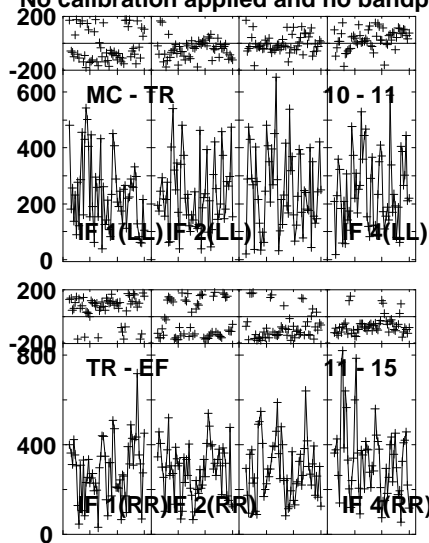
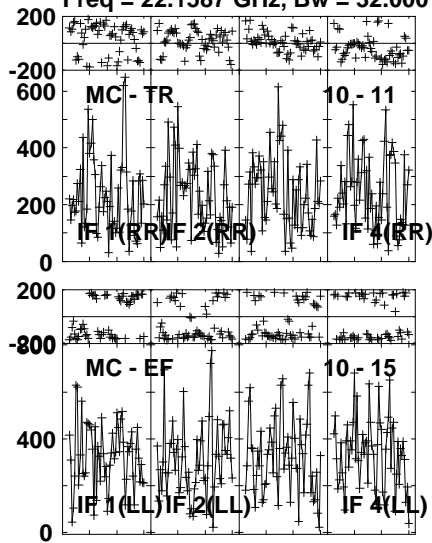
Lower frame: Micro Ampl Jy Top frame: Phas deg
 Vector averaged cross-power spectrum Several baselines displayed
 Timerange: 01/02:36:00 to 01/02:36:59

Plot file version 310 created 04-JUN-2021 15:27:39

J1625-2527 EB084 1.UVDATA.1

Freq = 22.1587 GHz, Bw = 32.000 MH

No calibration applied and no bandpass applied



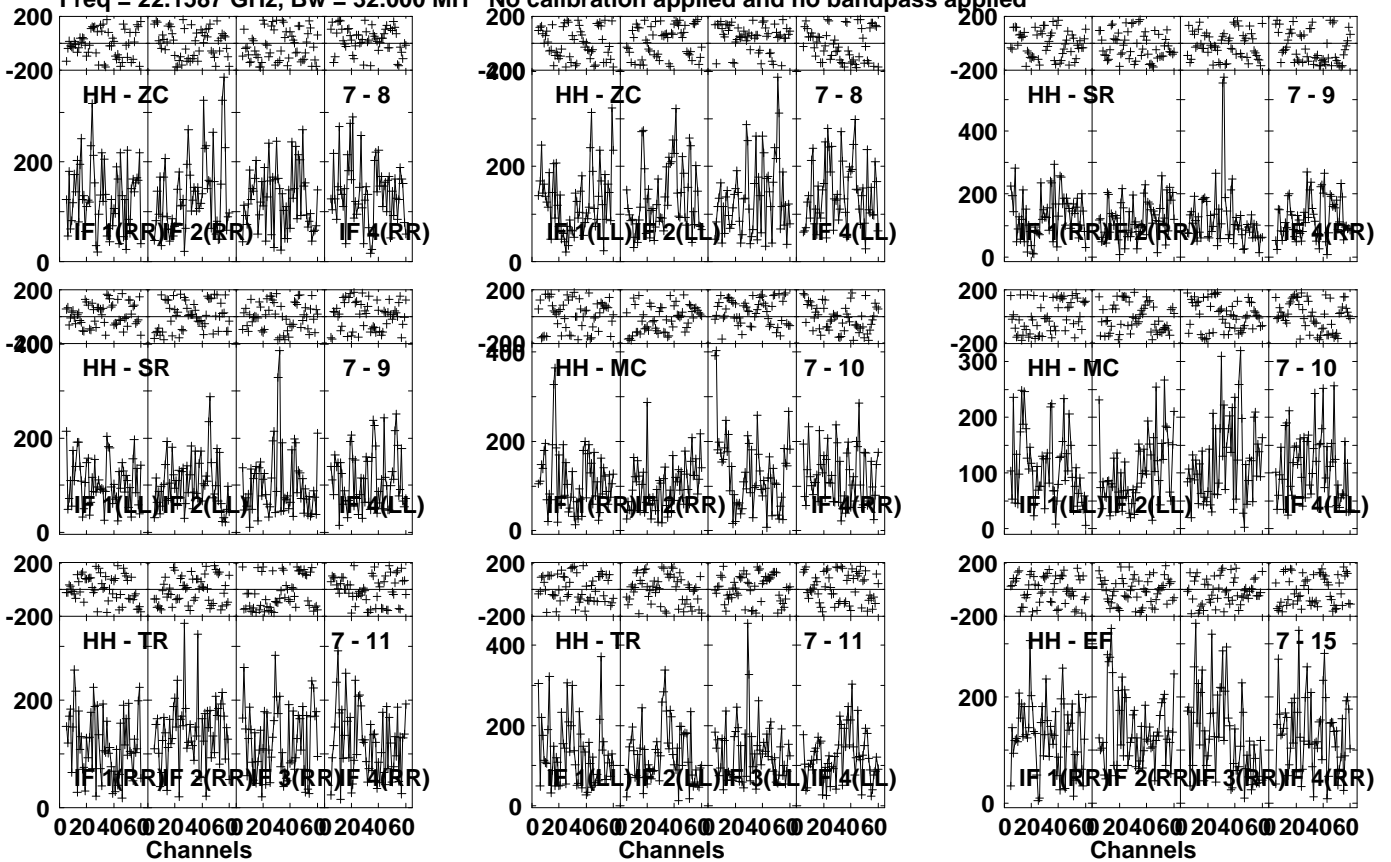
Lower frame: Micro Ampl Jy Top frame: Phas deg
Vector averaged cross-power spectrum Several baselines displayed
Timerange: 01/02:36:00 to 01/02:36:59

Plot file version 311 created 04-JUN-2021 15:27:39

I16293 EB084 1.UVDATA.1

Freq = 22.1587 GHz, Bw = 32.000 MH

No calibration applied and no bandpass applied



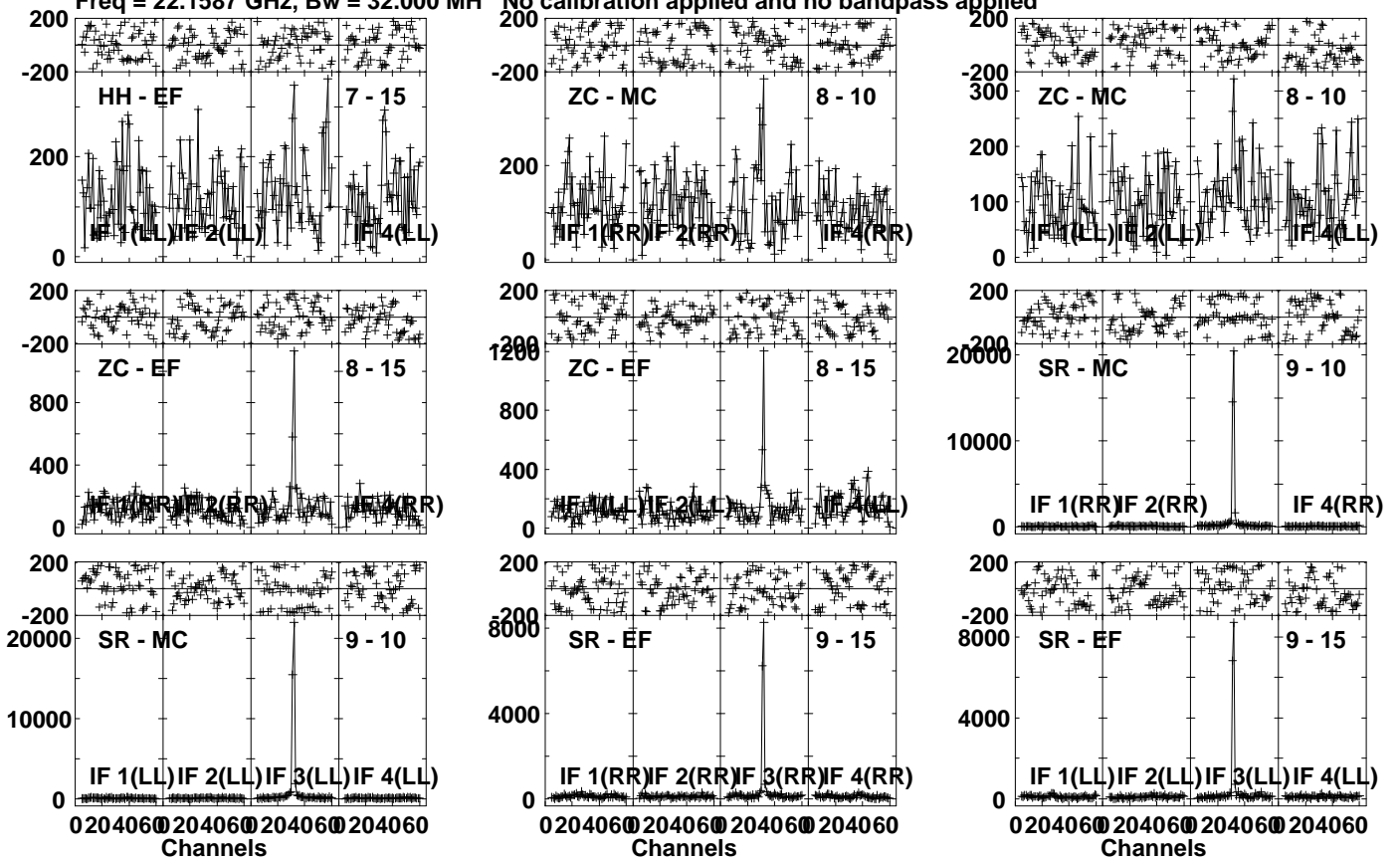
Lower frame: Micro Ampl Jy Top frame: Phas deg
Vector averaged cross-power spectrum Several baselines displayed
Timerange: 01/02:37:01 to 01/02:39:00

Plot file version 312 created 04-JUN-2021 15:27:39

I16293 EB084 1.UVDATA.1

Freq = 22.1587 GHz, Bw = 32.000 MH

No calibration applied and no bandpass applied



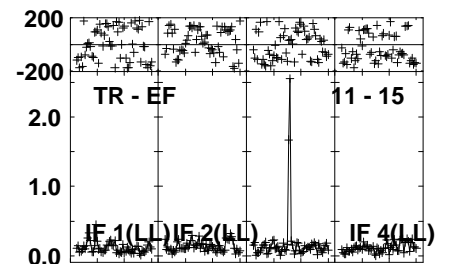
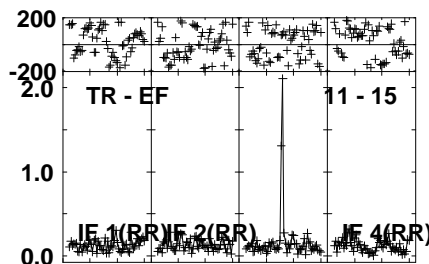
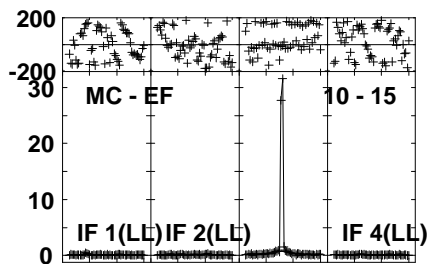
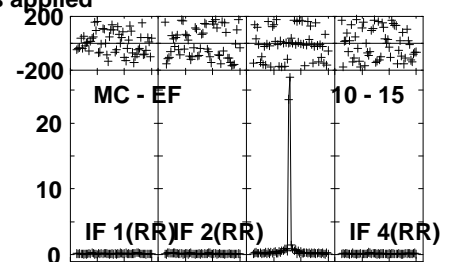
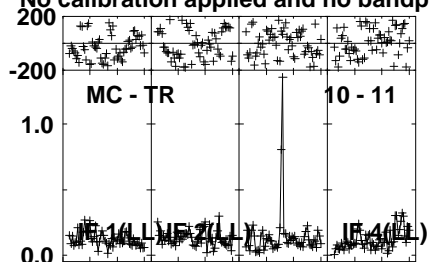
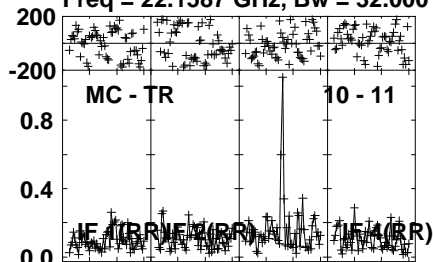
Lower frame: Micro Ampl Jy Top frame: Phas deg
Vector averaged cross-power spectrum Several baselines displayed
Timerange: 01/02:37:01 to 01/02:39:00

Plot file version 313 created 04-JUN-2021 15:27:39

I16293 EB084 1.UVDATA.1

Freq = 22.1587 GHz, Bw = 32.000 MH

No calibration applied and no bandpass applied



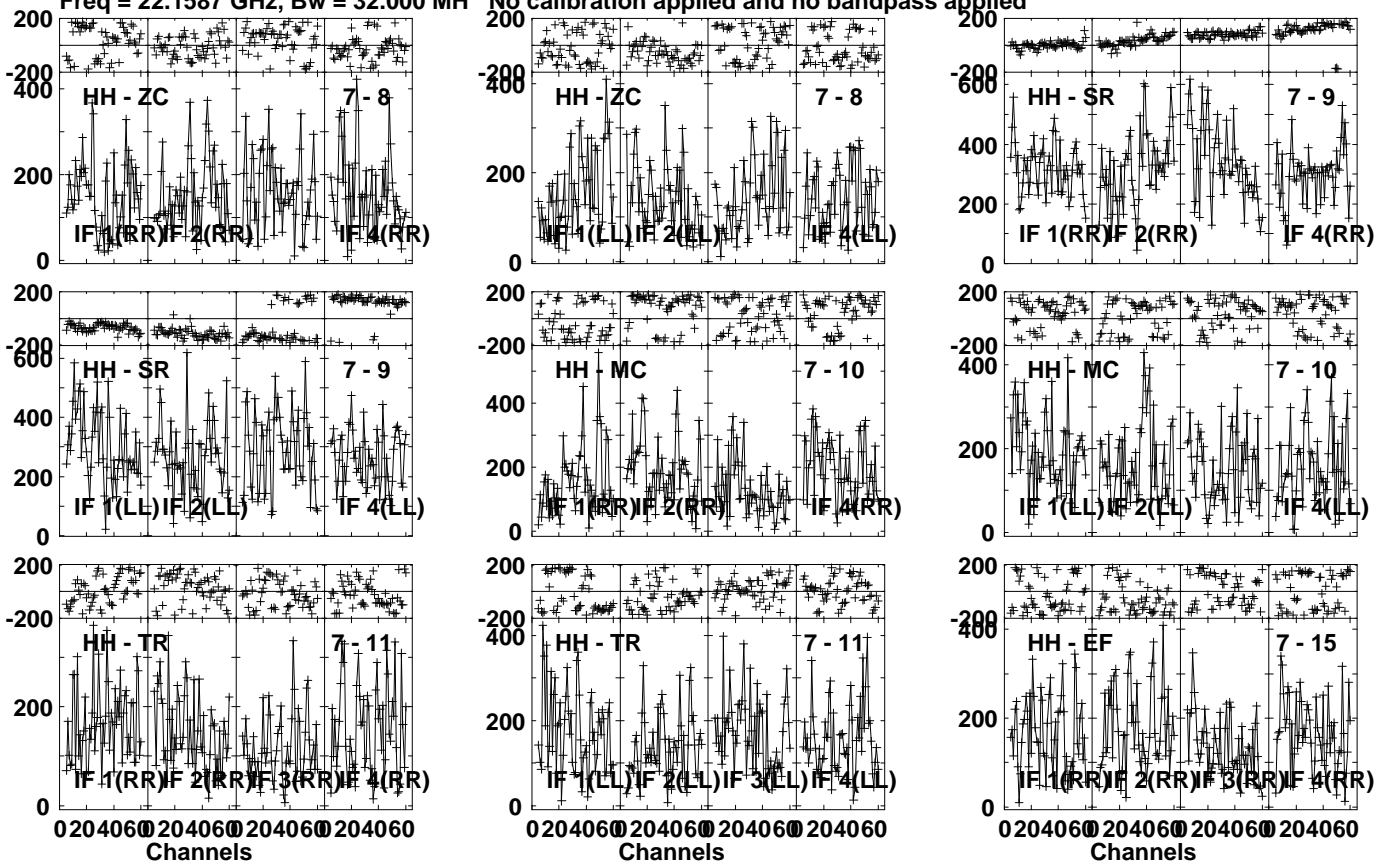
Lower frame: Milli Ampl Jy Top frame: Phas deg
Vector averaged cross-power spectrum Several baselines displayed
Timerange: 01/02:37:01 to 01/02:39:00

Plot file version 314 created 04-JUN-2021 15:27:40

J1625-2527 EB084 1.UVDATA.1

Freq = 22.1587 GHz, Bw = 32.000 MH

No calibration applied and no bandpass applied



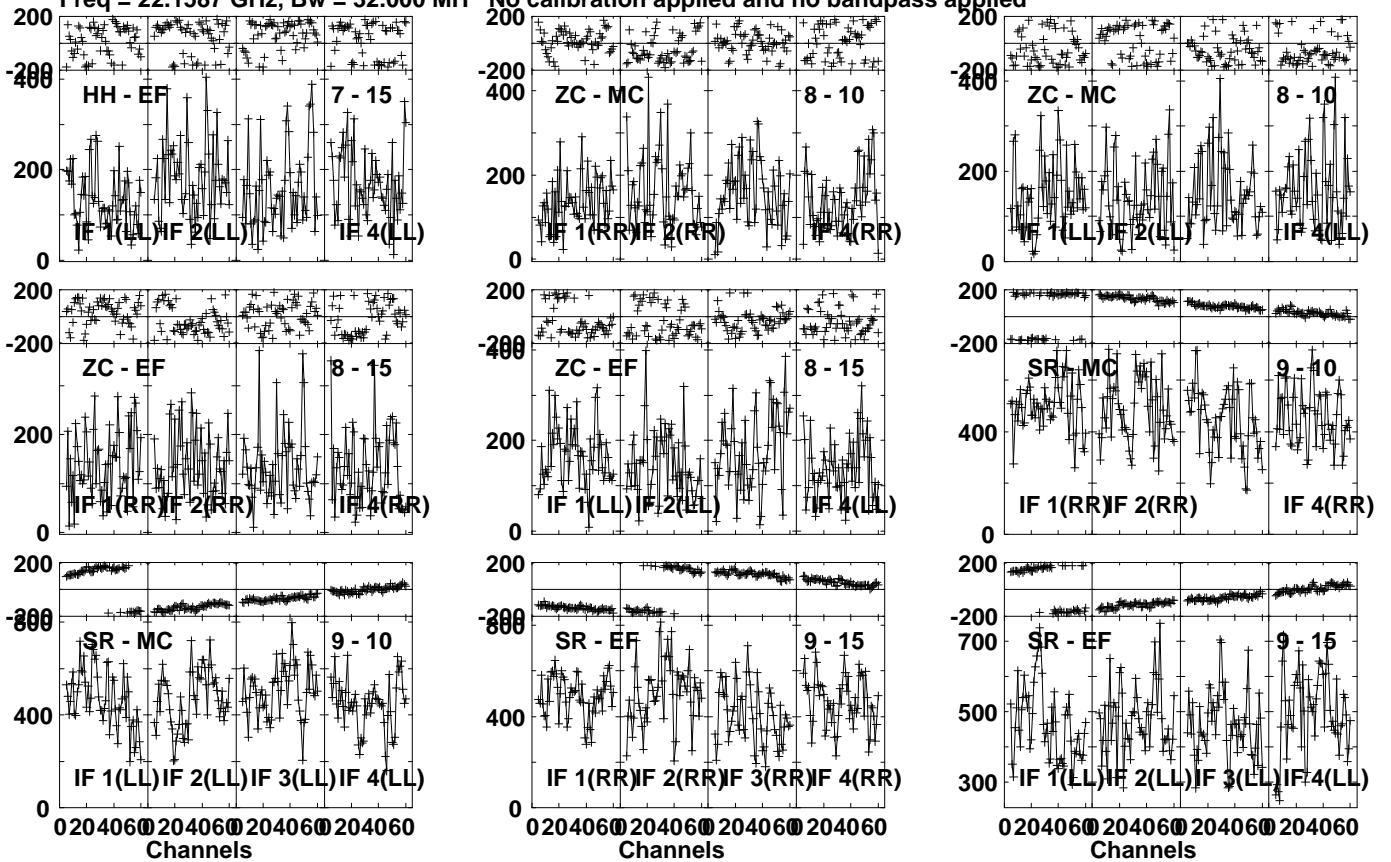
Lower frame: Micro Ampl Jy Top frame: Phas deg
Vector averaged cross-power spectrum Several baselines displayed
Timerange: 01/02:39:40 to 01/02:40:39

Plot file version 315 created 04-JUN-2021 15:27:40

J1625-2527 EB084 1.UVDATA.1

Freq = 22.1587 GHz, Bw = 32.000 MH

No calibration applied and no bandpass applied



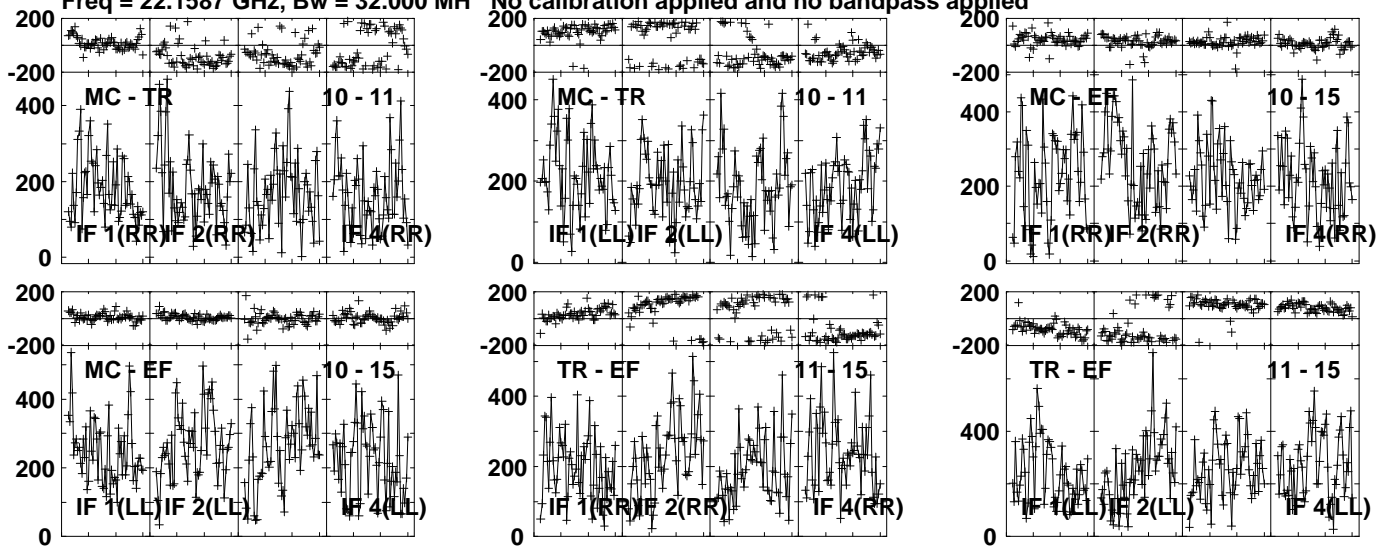
Lower frame: Micro Ampl Jy Top frame: Phas deg
Vector averaged cross-power spectrum Several baselines displayed
Timerange: 01/02:39:40 to 01/02:40:39

Plot file version 316 created 04-JUN-2021 15:27:40

J1625-2527 EB084 1.UVDATA.1

Freq = 22.1587 GHz, Bw = 32.000 MH

No calibration applied and no bandpass applied



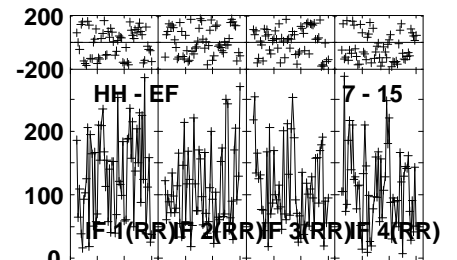
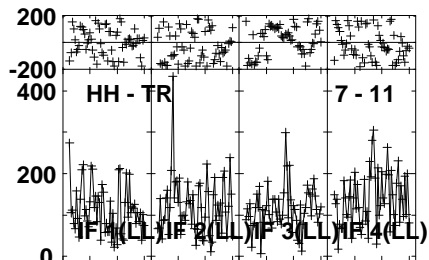
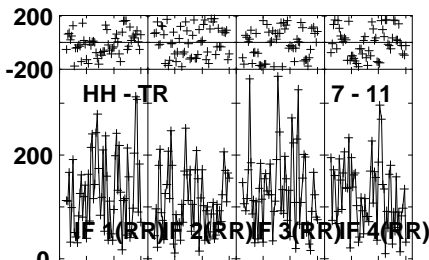
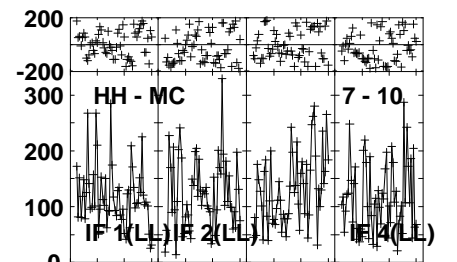
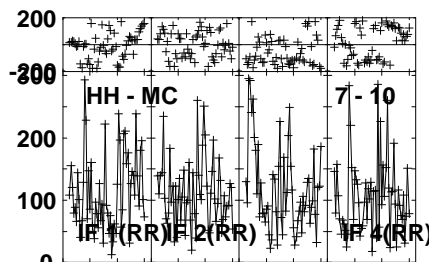
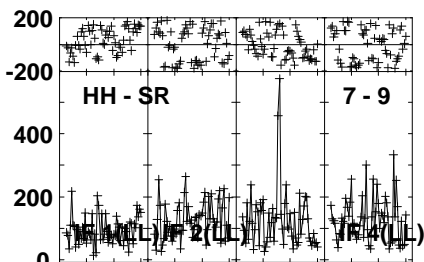
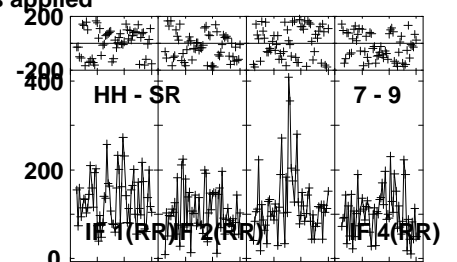
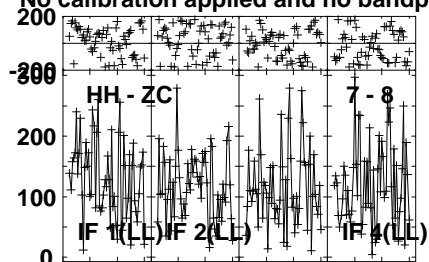
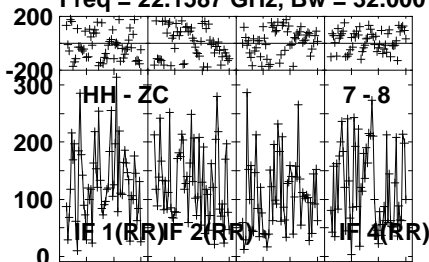
Lower frame: Micro Ampl Jy Top frame: Phas deg
Vector averaged cross-power spectrum Several baselines displayed
Timerange: 01/02:39:40 to 01/02:40:39

Plot file version 317 created 04-JUN-2021 15:27:40

I16293 EB084 1.UVDATA.1

Freq = 22.1587 GHz, Bw = 32.000 MH

No calibration applied and no bandpass applied



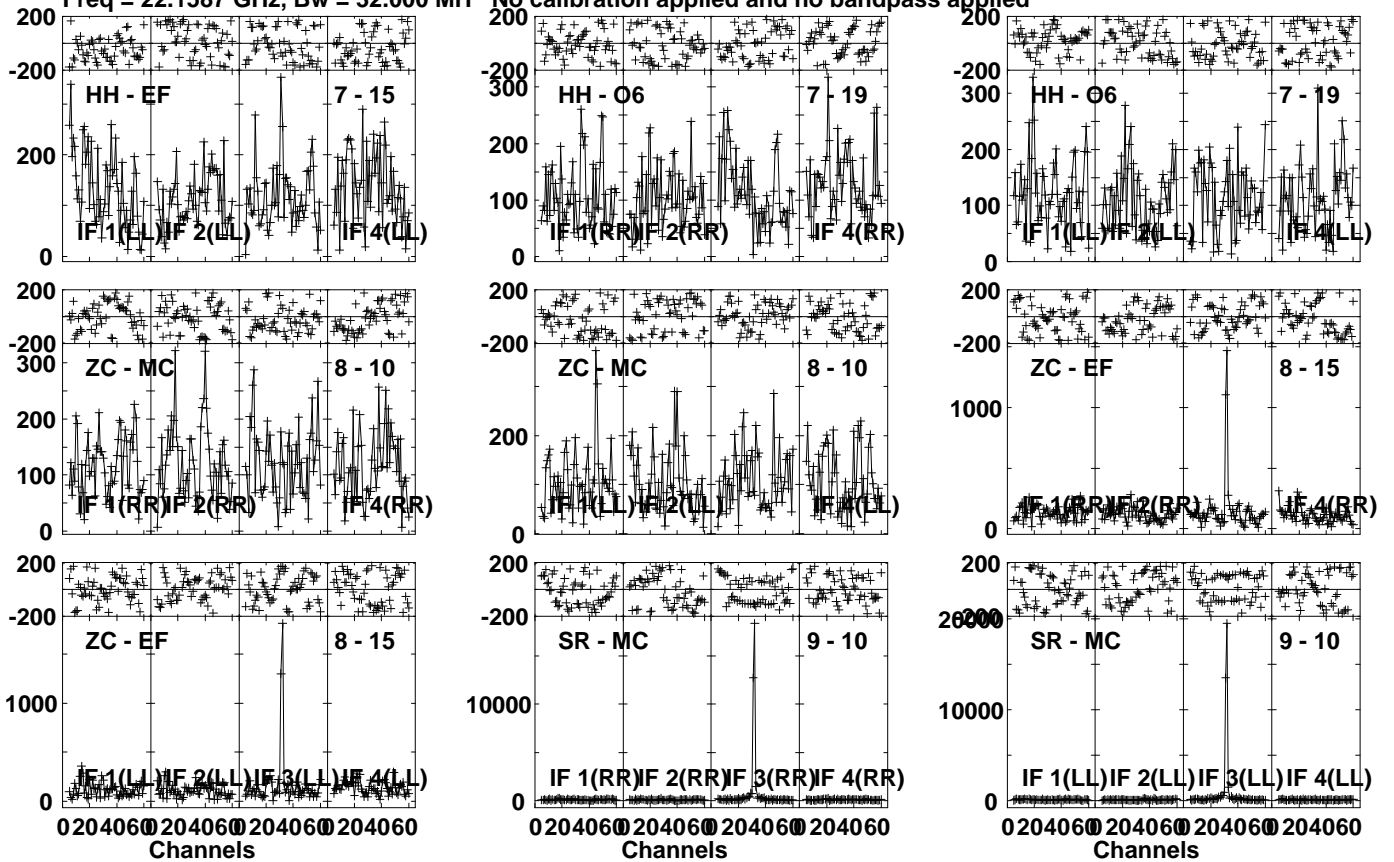
Lower frame: Micro Ampl Jy Top frame: Phas deg
Vector averaged cross-power spectrum Several baselines displayed
Timerange: 01/02:40:41 to 01/02:42:40

Plot file version 318 created 04-JUN-2021 15:27:40

I16293 EB084 1.UVDATA.1

Freq = 22.1587 GHz, Bw = 32.000 MH

No calibration applied and no bandpass applied



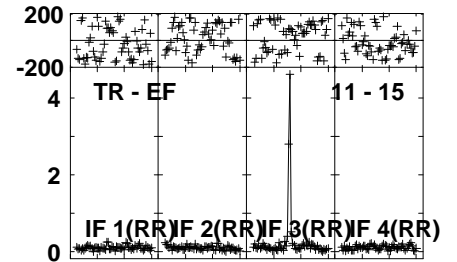
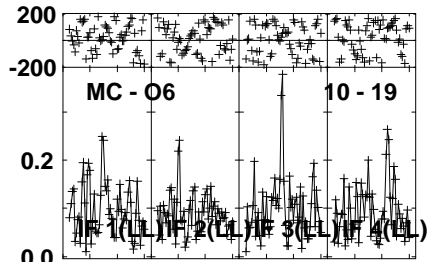
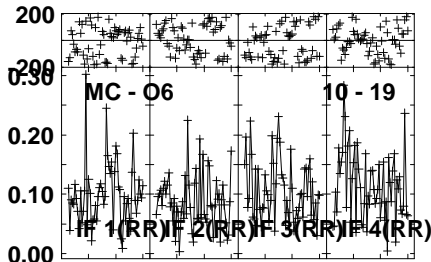
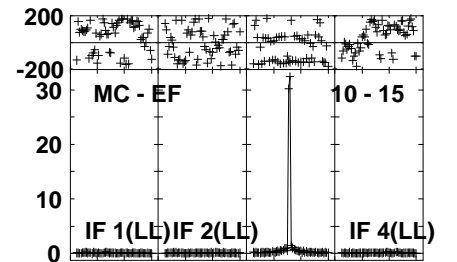
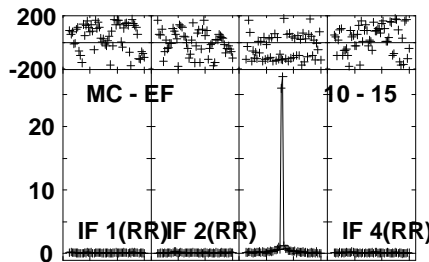
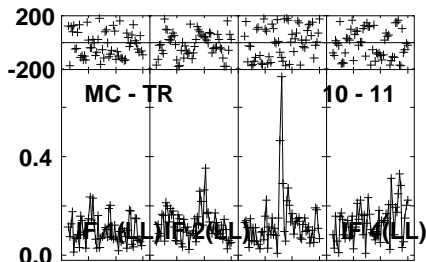
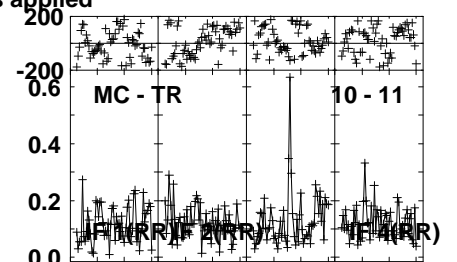
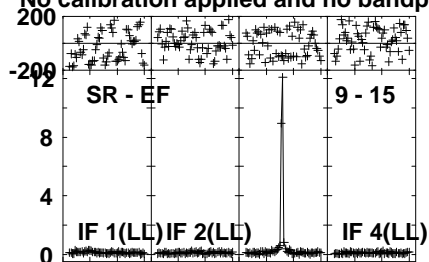
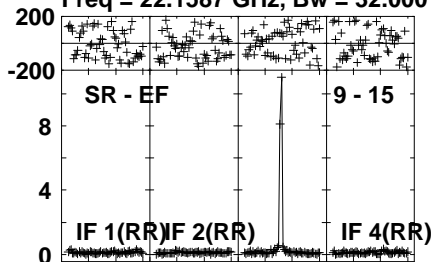
Lower frame: Micro Ampl Jy Top frame: Phas deg
Vector averaged cross-power spectrum Several baselines displayed
Timerange: 01/02:40:41 to 01/02:42:40

Plot file version 319 created 04-JUN-2021 15:27:40

I16293 EB084 1.UVDATA.1

Freq = 22.1587 GHz, Bw = 32.000 MH

No calibration applied and no bandpass applied



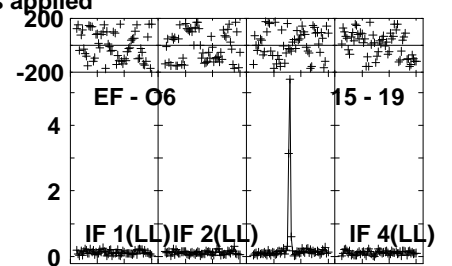
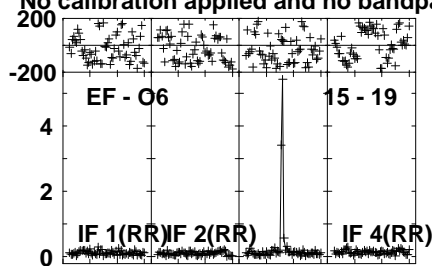
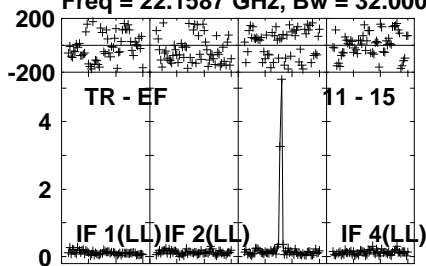
Lower frame: Milli Ampl Jy Top frame: Phas deg
Vector averaged cross-power spectrum Several baselines displayed
Timerange: 01/02:40:41 to 01/02:42:40

Plot file version 320 created 04-JUN-2021 15:27:40

I16293 EB084 1.UVDATA.1

Freq = 22.1587 GHz, Bw = 32.000 MH

No calibration applied and no bandpass applied



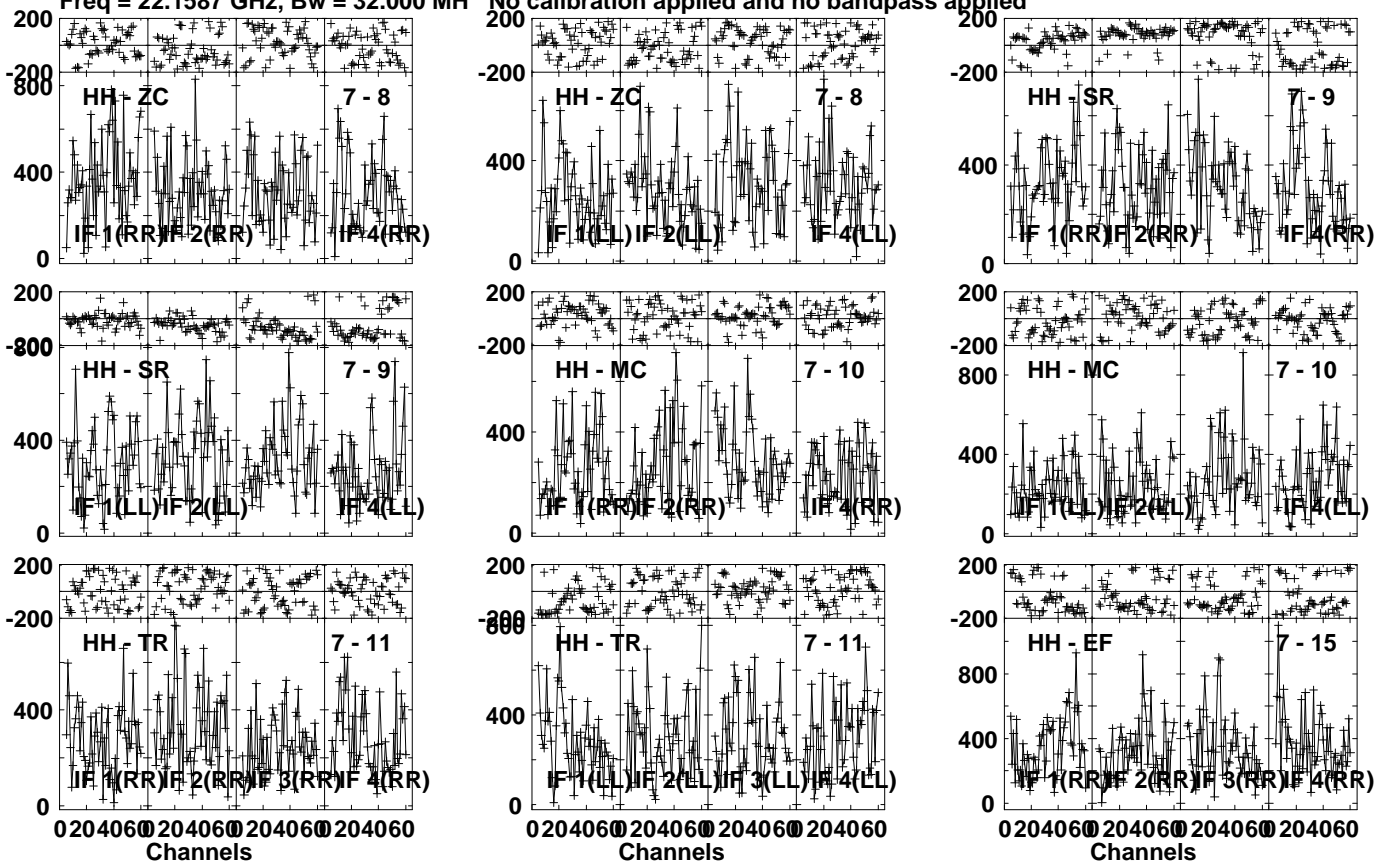
Lower frame: Milli Ampl Jy Top frame: Phas deg
Vector averaged cross-power spectrum Several baselines displayed
Timerange: 01/02:40:41 to 01/02:42:40

Plot file version 321 created 04-JUN-2021 15:27:40

J1625-2527 EB084 1.UVDATA.1

Freq = 22.1587 GHz, Bw = 32.000 MH

No calibration applied and no bandpass applied



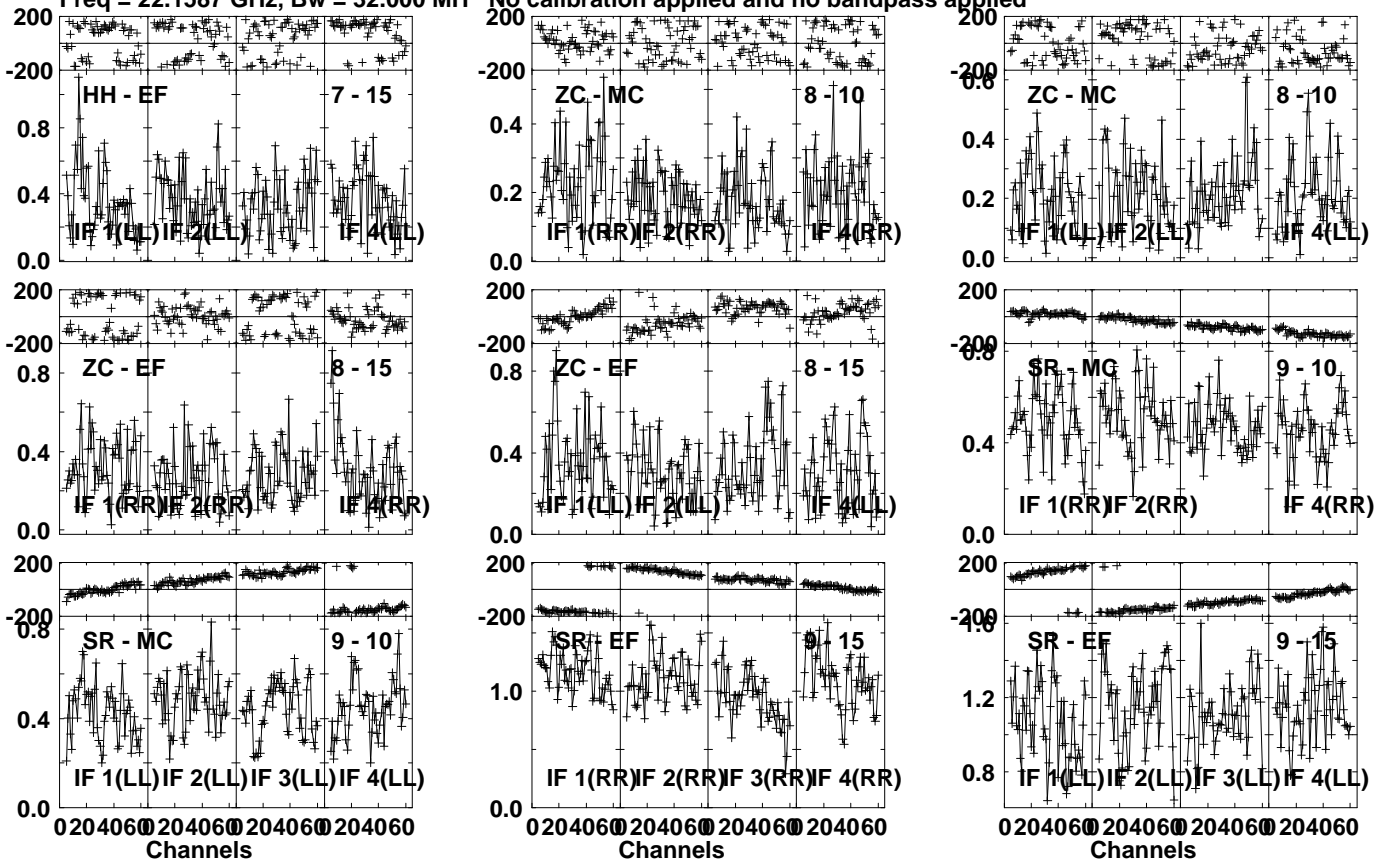
Lower frame: Micro Ampl Jy Top frame: Phas deg
 Vector averaged cross-power spectrum Several baselines displayed
 Timerange: 01/02:42:41 to 01/02:43:40

Plot file version 322 created 04-JUN-2021 15:27:40

J1625-2527 EB084 1.UVDATA.1

Freq = 22.1587 GHz, Bw = 32.000 MH

No calibration applied and no bandpass applied



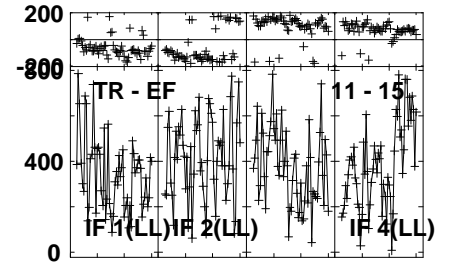
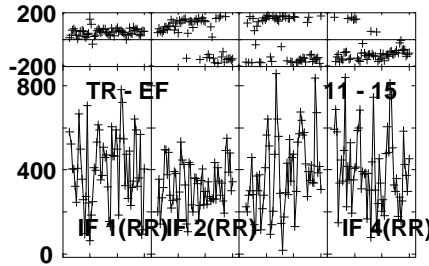
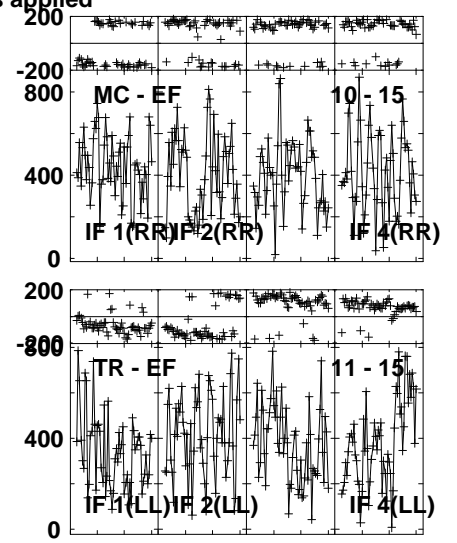
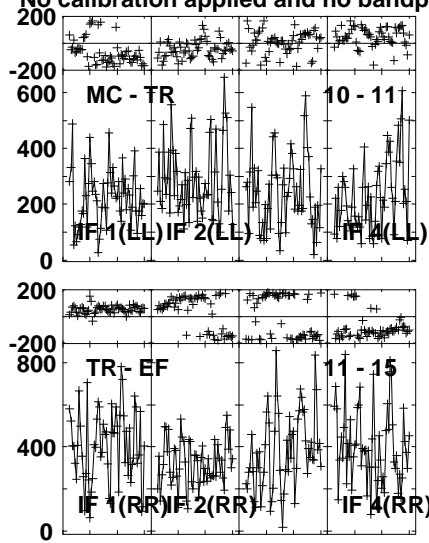
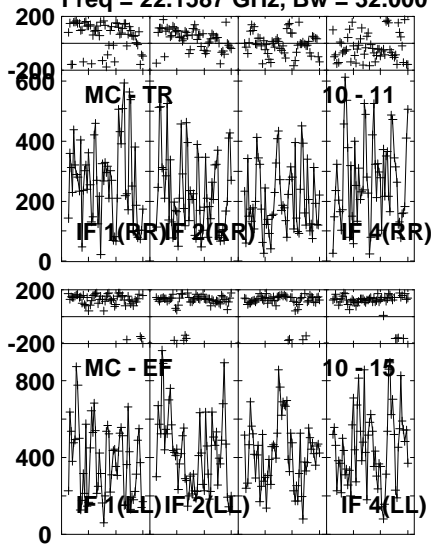
Lower frame: Milli Ampl Jy Top frame: Phas deg
 Vector averaged cross-power spectrum Several baselines displayed
 Timerange: 01/02:42:41 to 01/02:43:40

Plot file version 323 created 04-JUN-2021 15:27:40

J1625-2527 EB084 1.UVDATA.1

Freq = 22.1587 GHz, Bw = 32.000 MH

No calibration applied and no bandpass applied



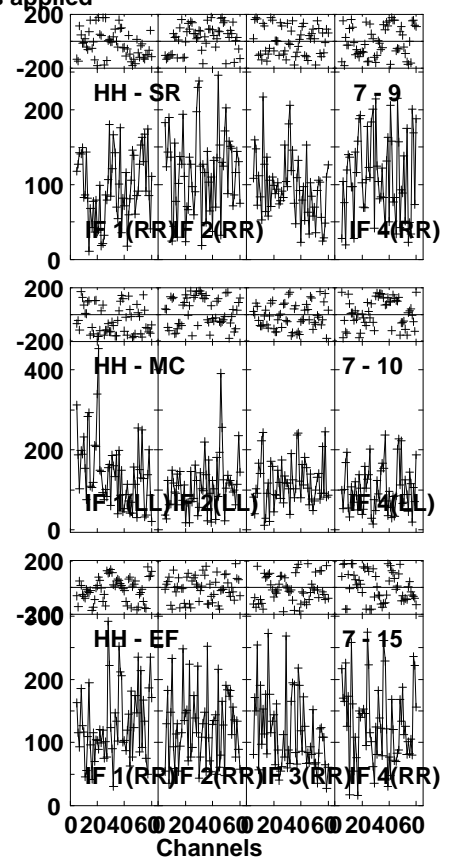
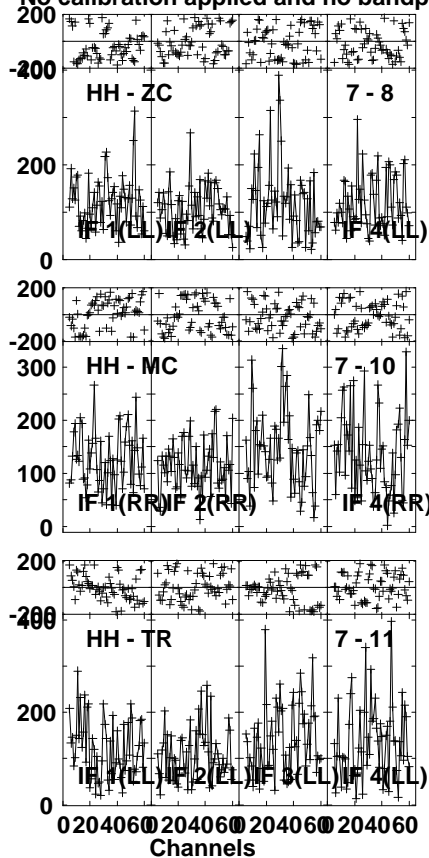
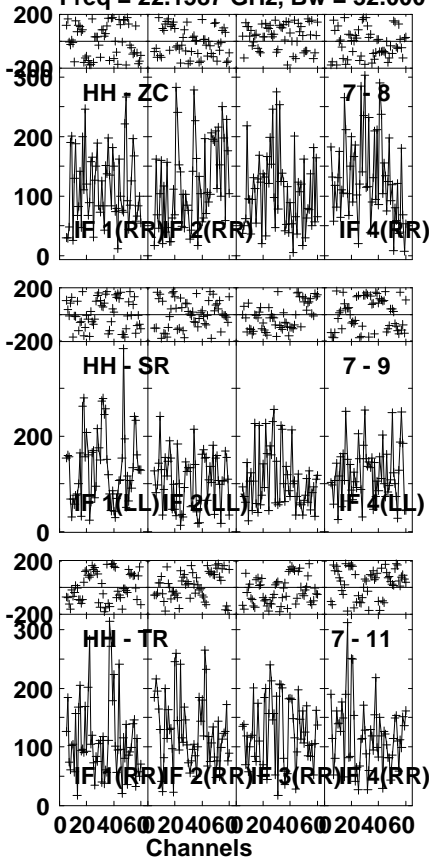
Lower frame: Micro Ampl Jy Top frame: Phas deg
Vector averaged cross-power spectrum Several baselines displayed
Timerange: 01/02:42:41 to 01/02:43:40

Plot file version 324 created 04-JUN-2021 15:27:40

I16293 EB084 1.UVDATA.1

Freq = 22.1587 GHz, Bw = 32.000 MH

No calibration applied and no bandpass applied



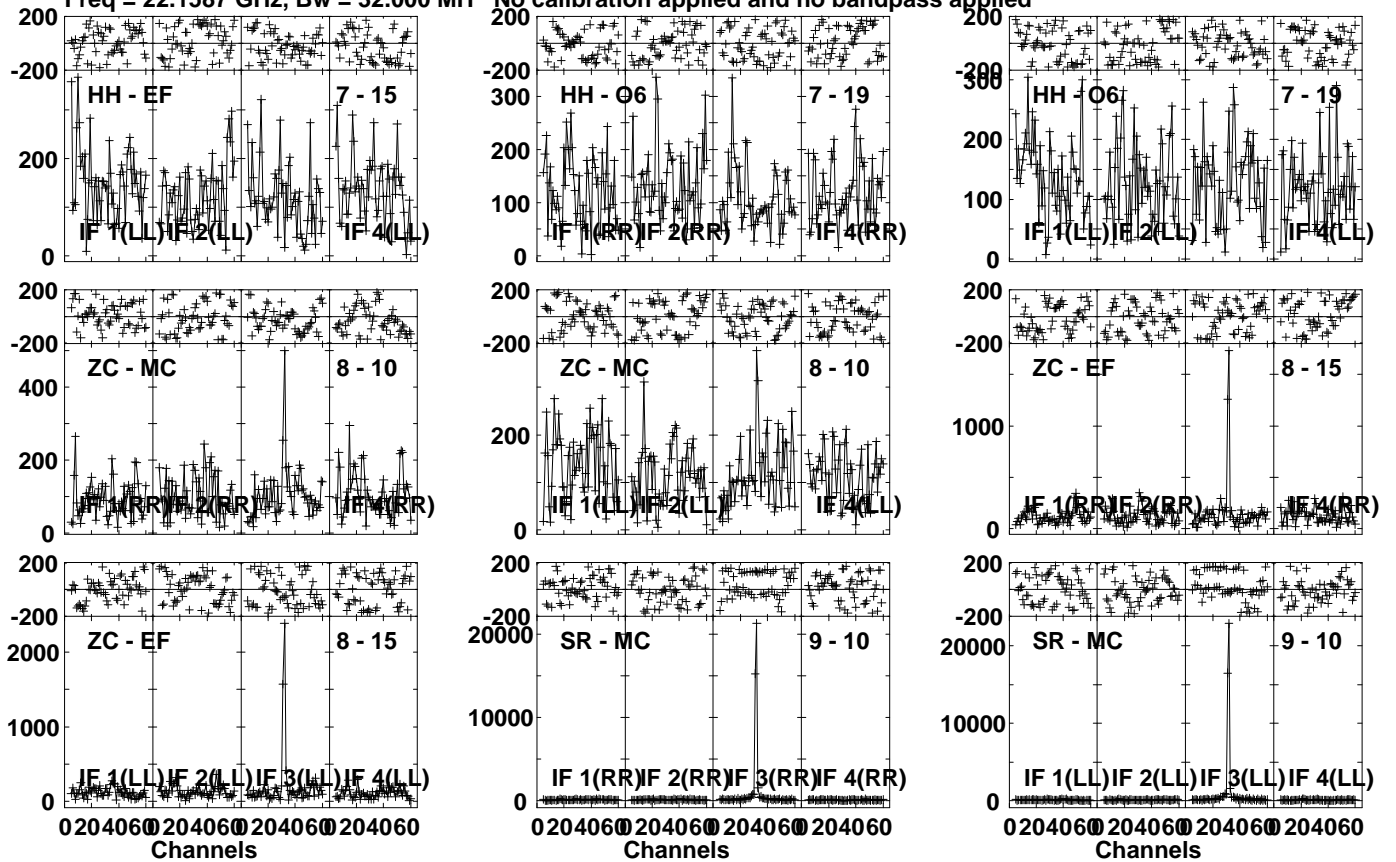
Lower frame: Micro Ampl Jy Top frame: Phas deg
Vector averaged cross-power spectrum Several baselines displayed
Timerange: 01/02:43:41 to 01/02:45:40

Plot file version 325 created 04-JUN-2021 15:27:40

I16293 EB084 1.UVDATA.1

Freq = 22.1587 GHz, Bw = 32.000 MH

No calibration applied and no bandpass applied



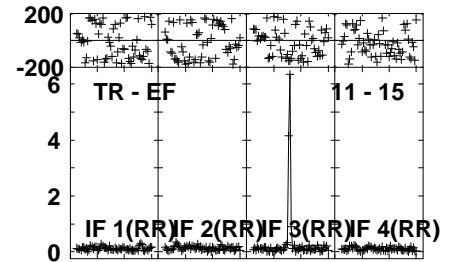
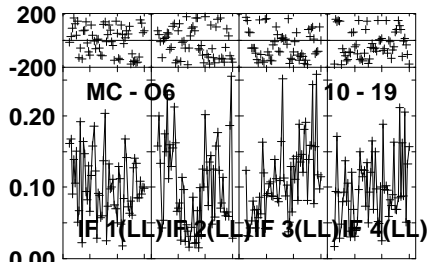
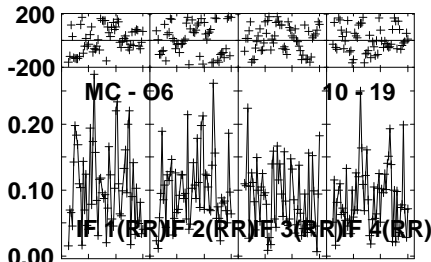
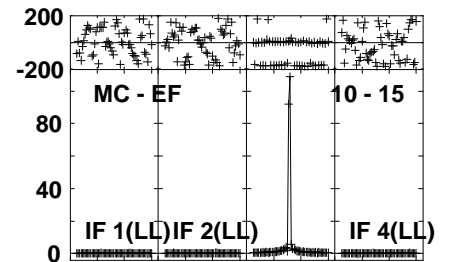
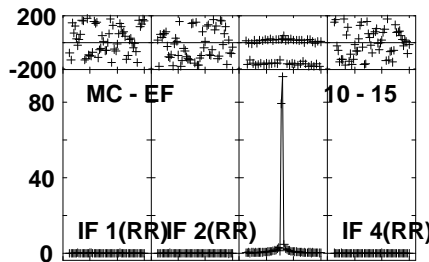
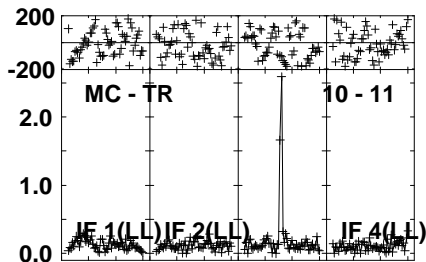
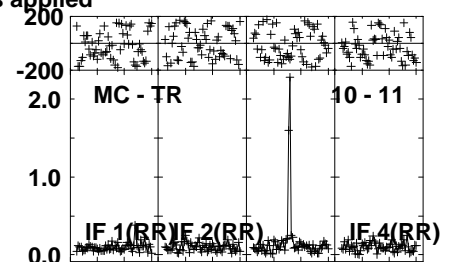
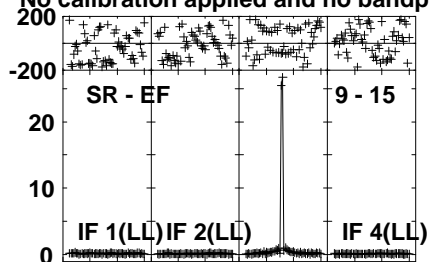
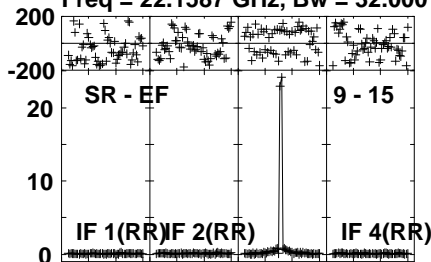
Lower frame: Micro Ampl Jy Top frame: Phas deg
Vector averaged cross-power spectrum Several baselines displayed
Timerange: 01/02:43:41 to 01/02:45:40

Plot file version 326 created 04-JUN-2021 15:27:40

I16293 EB084 1.UVDATA.1

Freq = 22.1587 GHz, Bw = 32.000 MH

No calibration applied and no bandpass applied



Lower frame: Milli Ampl Jy Top frame: Phas deg

Vector averaged cross-power spectrum Several baselines displayed

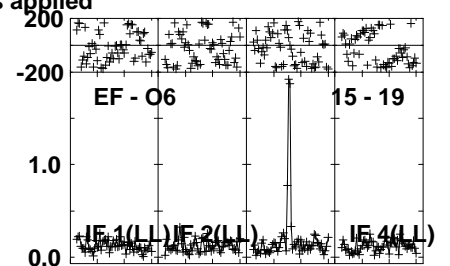

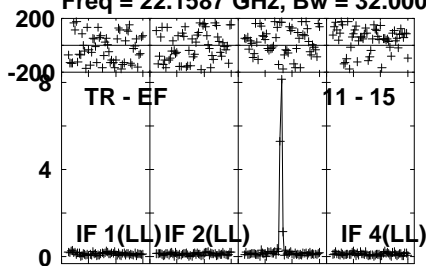
Timerange: 01/02:43:41 to 01/02:45:40

Plot file version 327 created 04-JUN-2021 15:27:40

I16293 EB084 1.UVDATA.1

Freq = 22.1587 GHz, Bw = 32.000 MH

No calibration applied and no bandpass applied



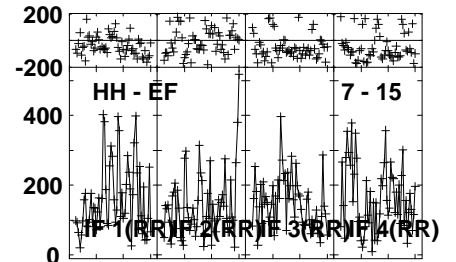
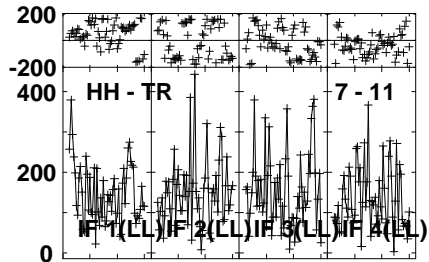
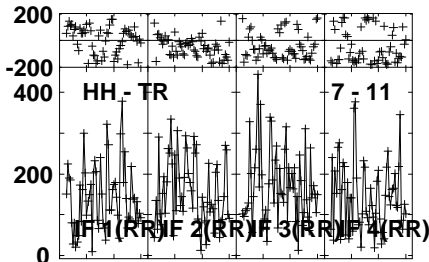
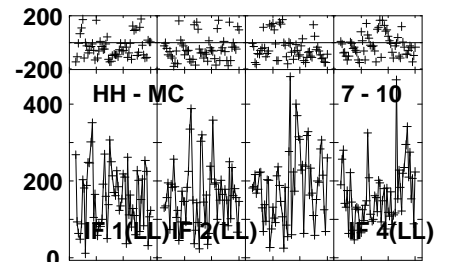
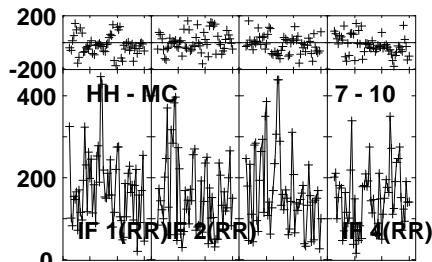
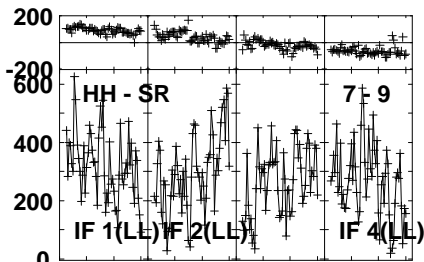
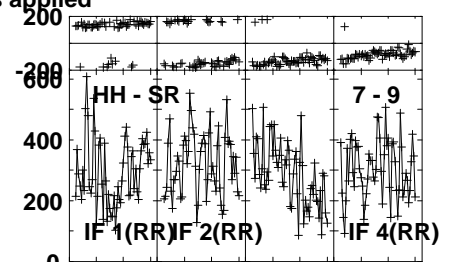
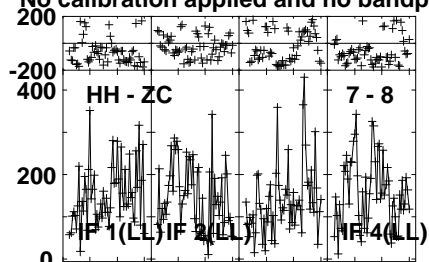
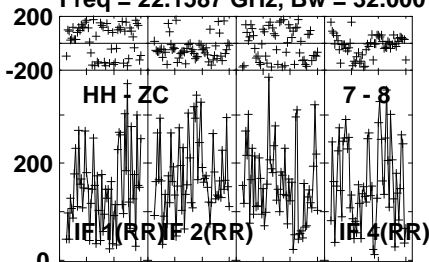
Lower frame: Milli Ampl Jy Top frame: Phas deg
Vector averaged cross-power spectrum Several baselines displayed
Timerange: 01/02:43:41 to 01/02:45:40

Plot file version 328 created 04-JUN-2021 15:27:40

J1625-2527 EB084 1.UVDATA.1

Freq = 22.1587 GHz, Bw = 32.000 MH

No calibration applied and no bandpass applied



0204060 204060 204060 204060
Channels

0204060 204060 204060 204060
Channels

0204060 204060 204060 204060
Channels

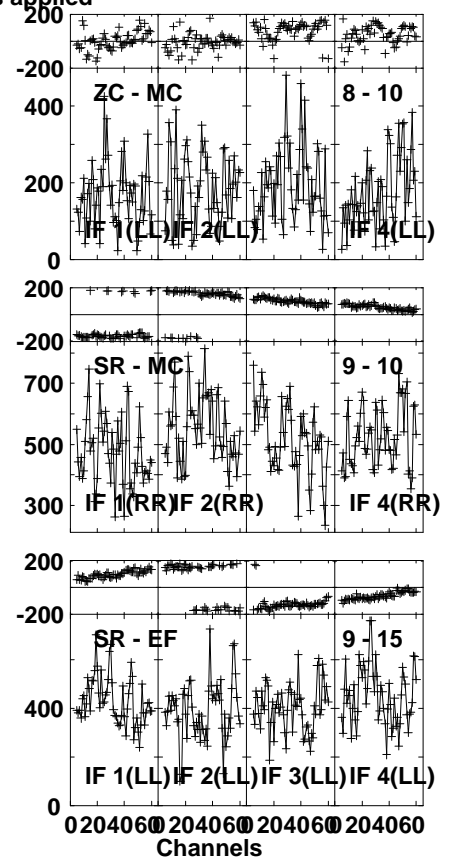
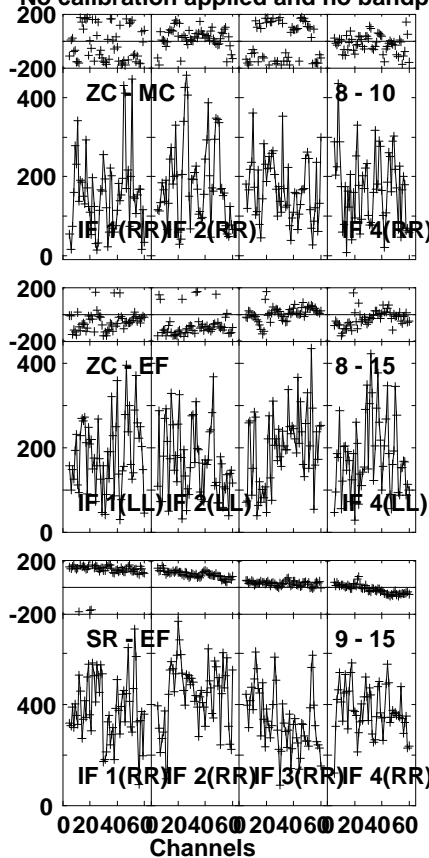
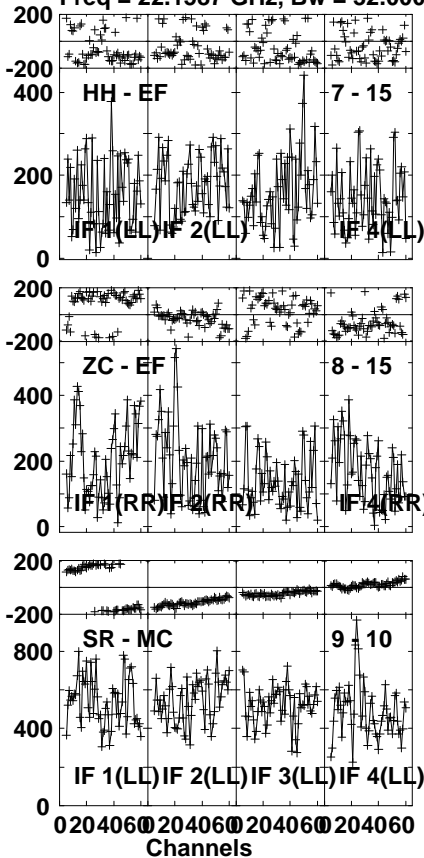
Lower frame: Micro Ampl Jy Top frame: Phas deg
Vector averaged cross-power spectrum Several baselines displayed
Timerange: 01/02:46:20 to 01/02:47:19

Plot file version 329 created 04-JUN-2021 15:27:40

J1625-2527 EB084 1.UVDATA.1

Freq = 22.1587 GHz, Bw = 32.000 MH

No calibration applied and no bandpass applied



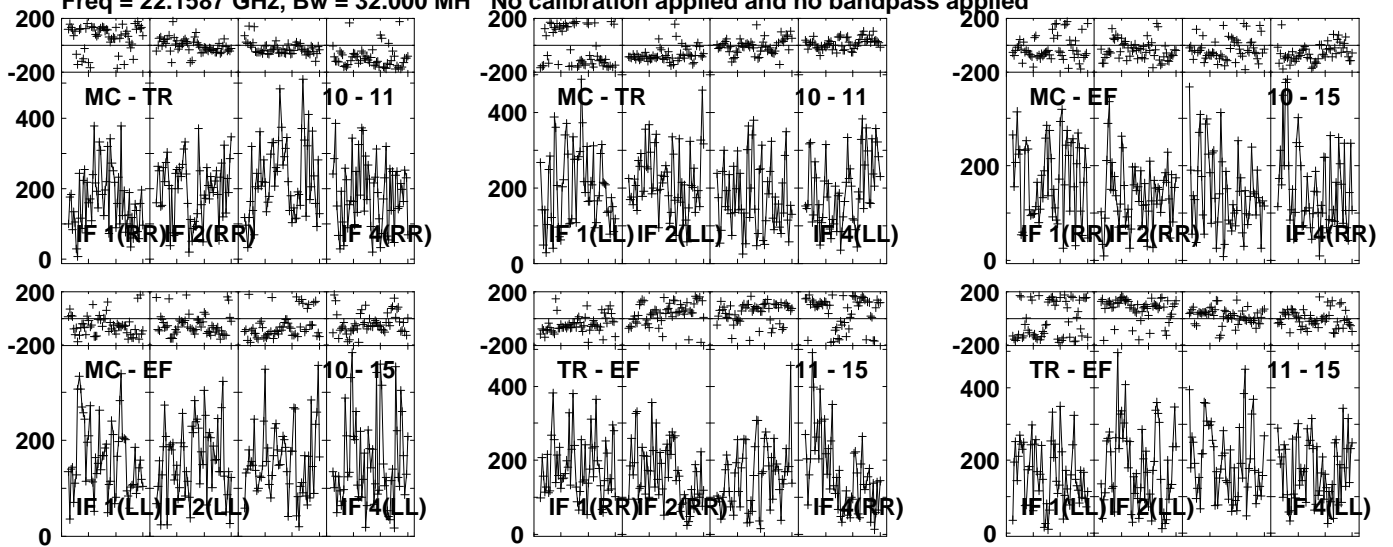
Lower frame: Micro Ampl Jy Top frame: Phas deg
Vector averaged cross-power spectrum Several baselines displayed
Timerange: 01/02:46:20 to 01/02:47:19

Plot file version 330 created 04-JUN-2021 15:27:40

J1625-2527 EB084 1.UVDATA.1

Freq = 22.1587 GHz, Bw = 32.000 MH

No calibration applied and no bandpass applied



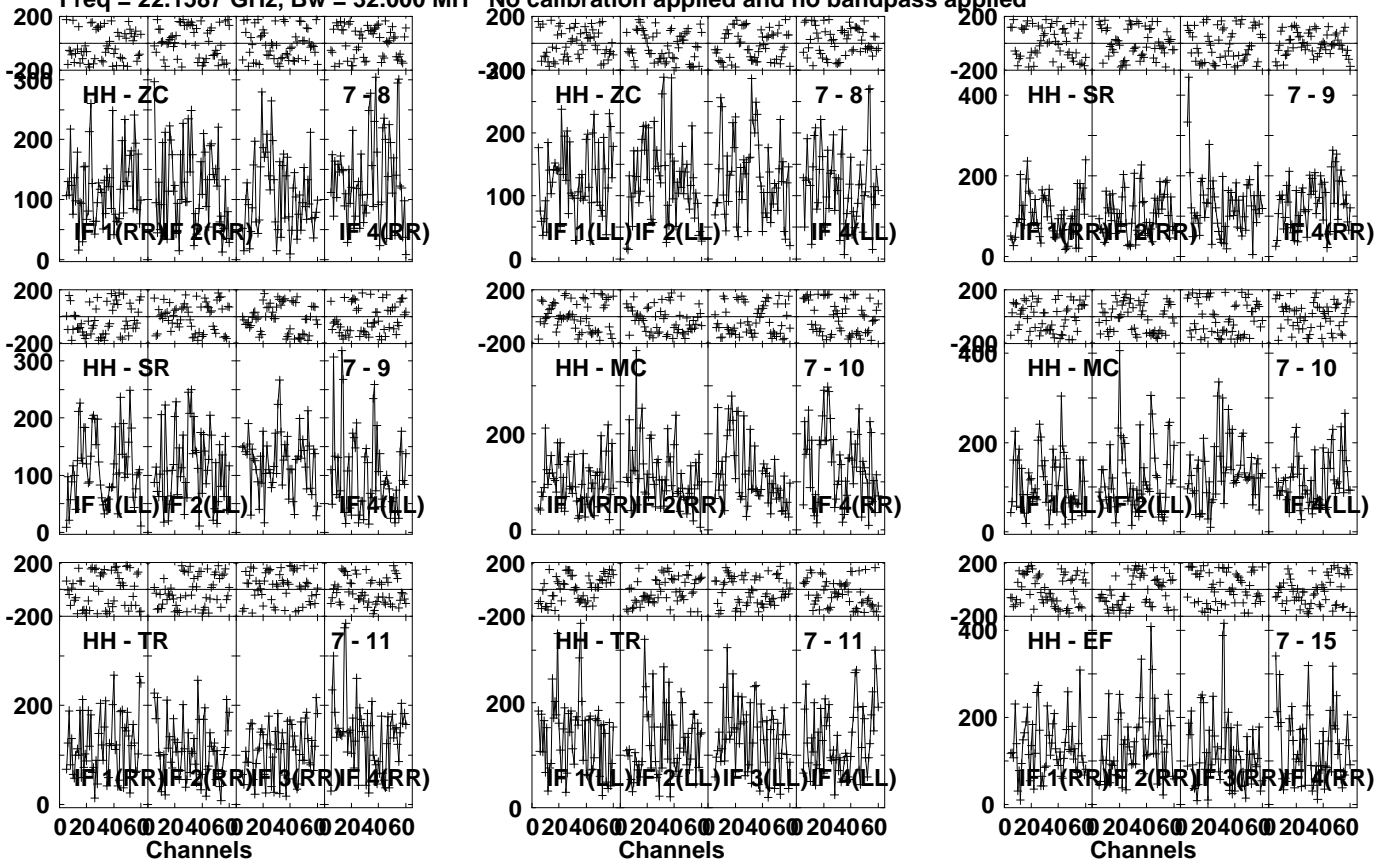
Lower frame: Micro Ampl Jy Top frame: Phas deg
Vector averaged cross-power spectrum Several baselines displayed
Timerange: 01/02:46:20 to 01/02:47:19

Plot file version 331 created 04-JUN-2021 15:27:41

I16293 EB084 1.UVDATA.1

Freq = 22.1587 GHz, Bw = 32.000 MH

No calibration applied and no bandpass applied



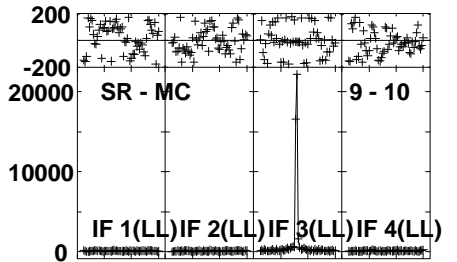
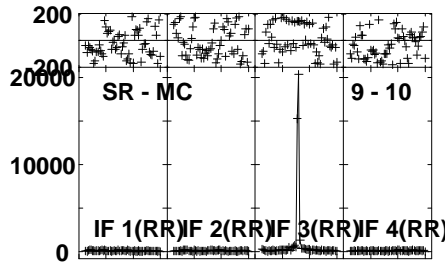
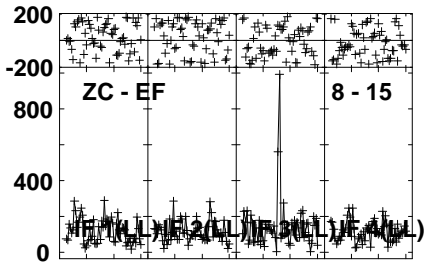
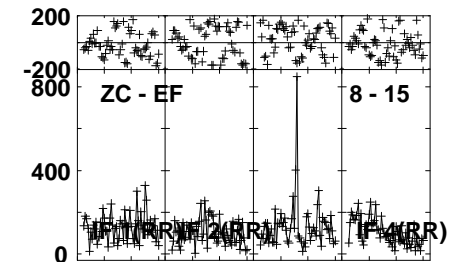
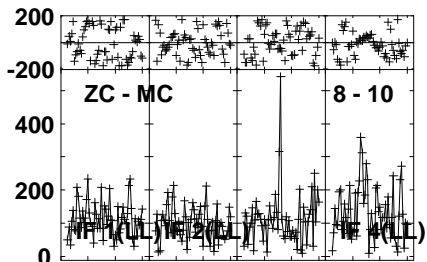
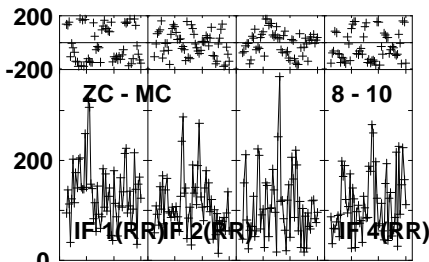
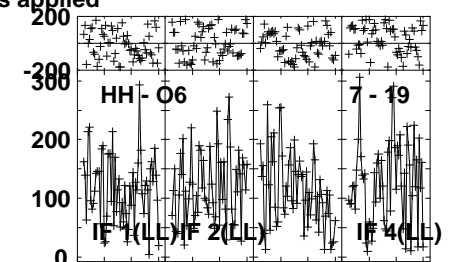
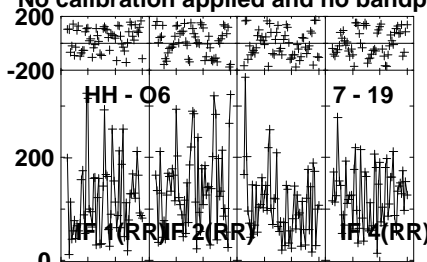
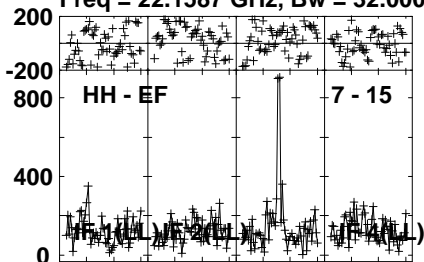
Lower frame: Micro Ampl Jy Top frame: Phas deg
Vector averaged cross-power spectrum Several baselines displayed
Timerange: 01/02:47:21 to 01/02:49:20

Plot file version 332 created 04-JUN-2021 15:27:41

I16293 EB084 1.UVDATA.1

Freq = 22.1587 GHz, Bw = 32.000 MH

No calibration applied and no bandpass applied



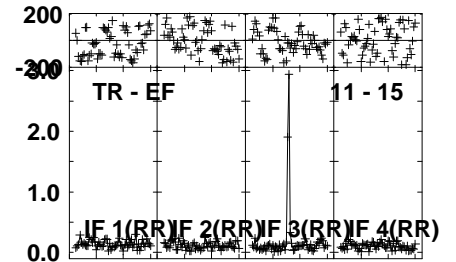
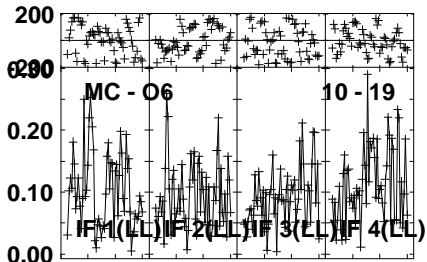
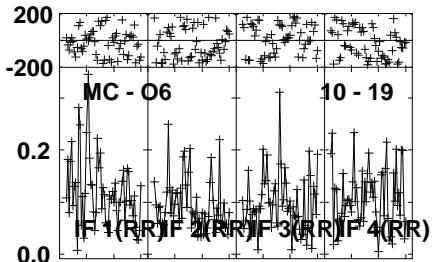
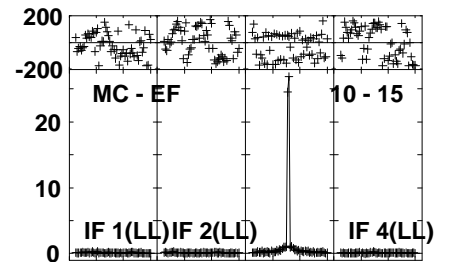
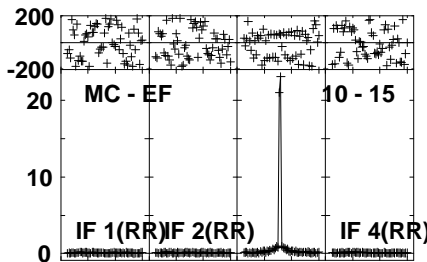
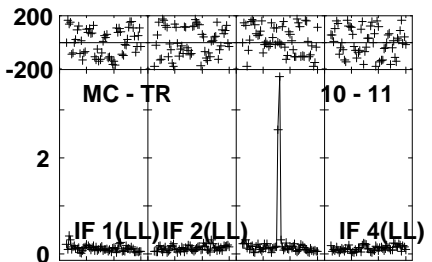
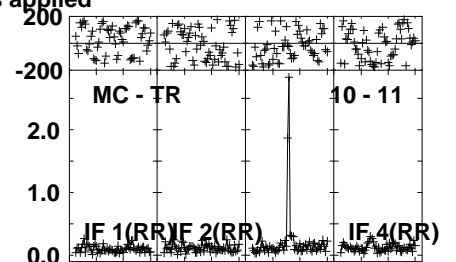
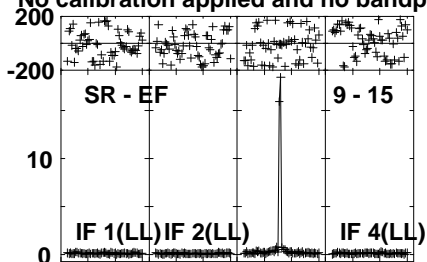
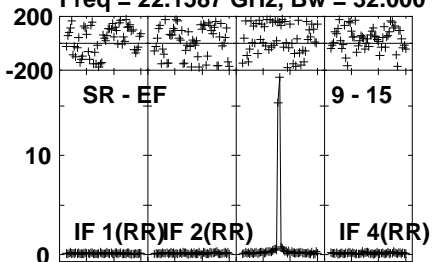
Lower frame: Micro Ampl Jy Top frame: Phas deg
Vector averaged cross-power spectrum Several baselines displayed
Timerange: 01/02:47:21 to 01/02:49:20

Plot file version 333 created 04-JUN-2021 15:27:41

I16293 EB084 1.UVDATA.1

Freq = 22.1587 GHz, Bw = 32.000 MH

No calibration applied and no bandpass applied



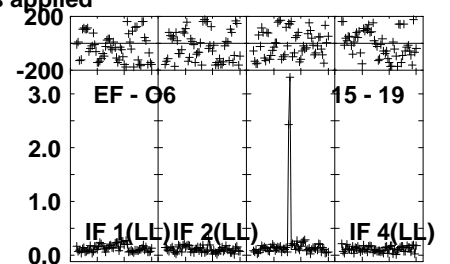
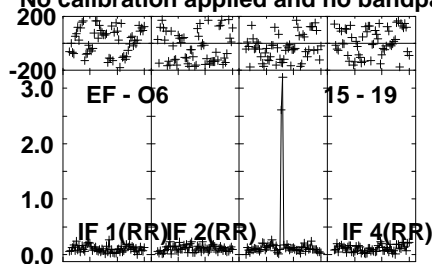
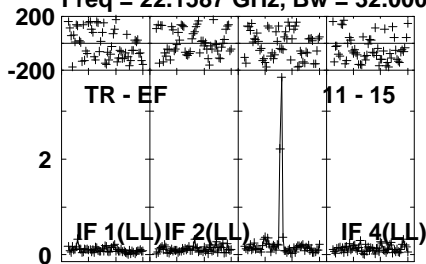
Lower frame: Milli Ampl Jy Top frame: Phas deg
Vector averaged cross-power spectrum Several baselines displayed
Timerange: 01/02:47:21 to 01/02:49:20

Plot file version 334 created 04-JUN-2021 15:27:41

I16293 EB084 1.UVDATA.1

Freq = 22.1587 GHz, Bw = 32.000 MH

No calibration applied and no bandpass applied



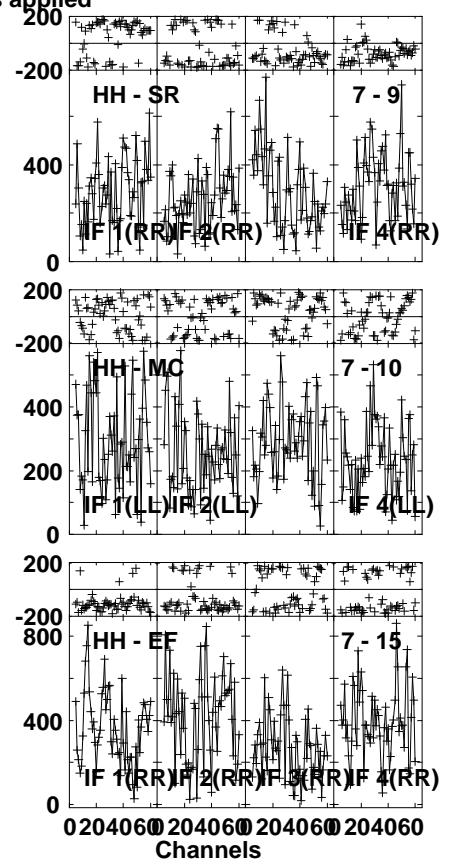
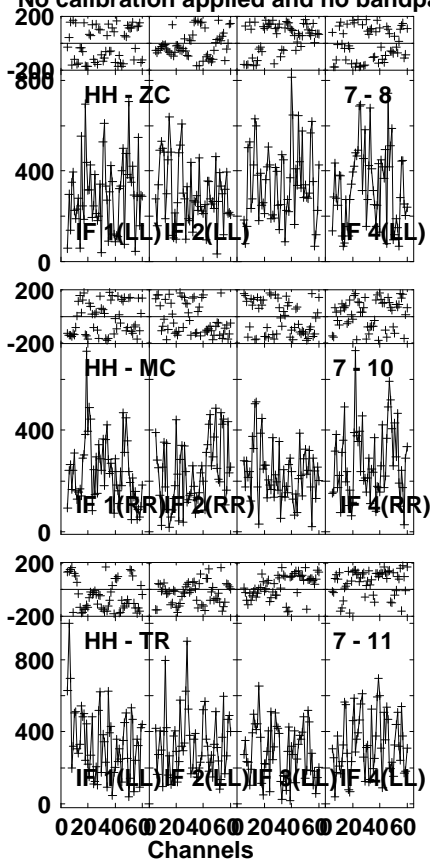
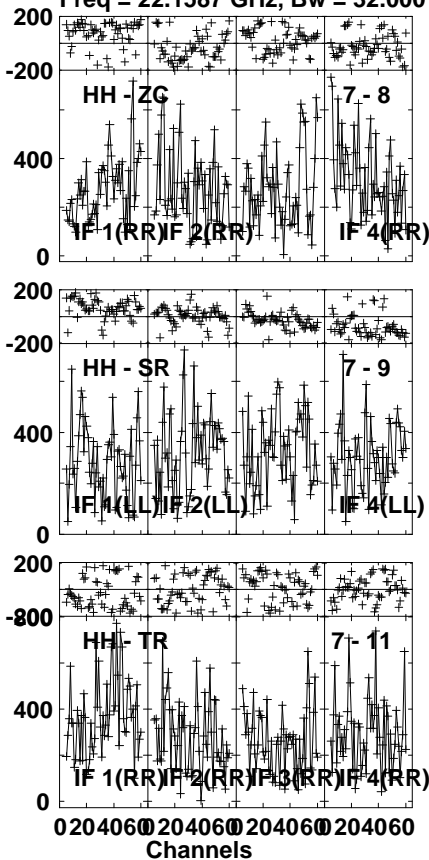
Lower frame: Milli Ampl Jy Top frame: Phas deg
Vector averaged cross-power spectrum Several baselines displayed
Timerange: 01/02:47:21 to 01/02:49:20

Plot file version 335 created 04-JUN-2021 15:27:41

J1625-2527 EB084 1.UVDATA.1

Freq = 22.1587 GHz, Bw = 32.000 MH

No calibration applied and no bandpass applied



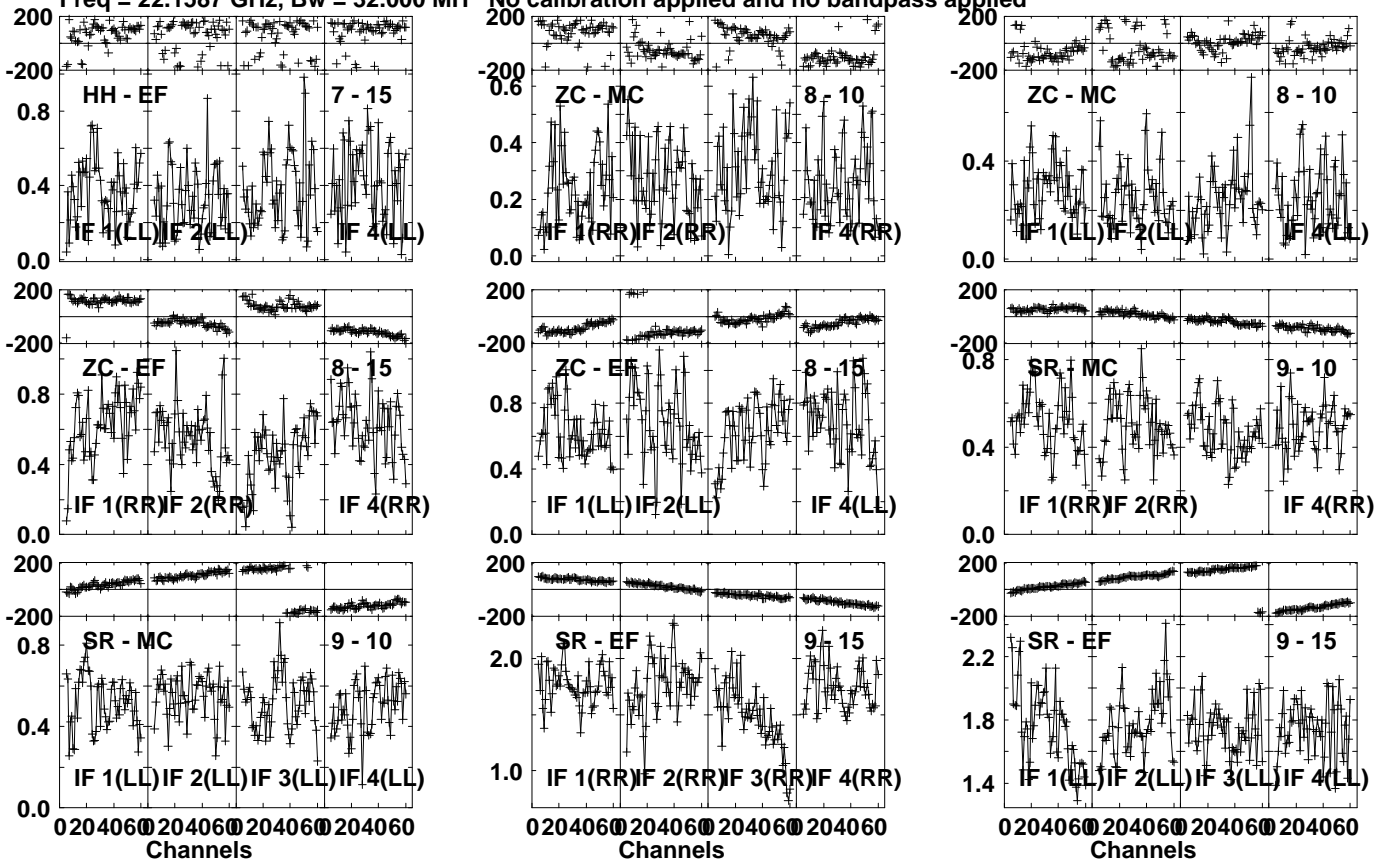
Lower frame: Micro Ampl Jy Top frame: Phas deg
Vector averaged cross-power spectrum Several baselines displayed
Timerange: 01/02:49:21 to 01/02:50:19

Plot file version 336 created 04-JUN-2021 15:27:41

J1625-2527 EB084 1.UVDATA.1

Freq = 22.1587 GHz, Bw = 32.000 MH

No calibration applied and no bandpass applied



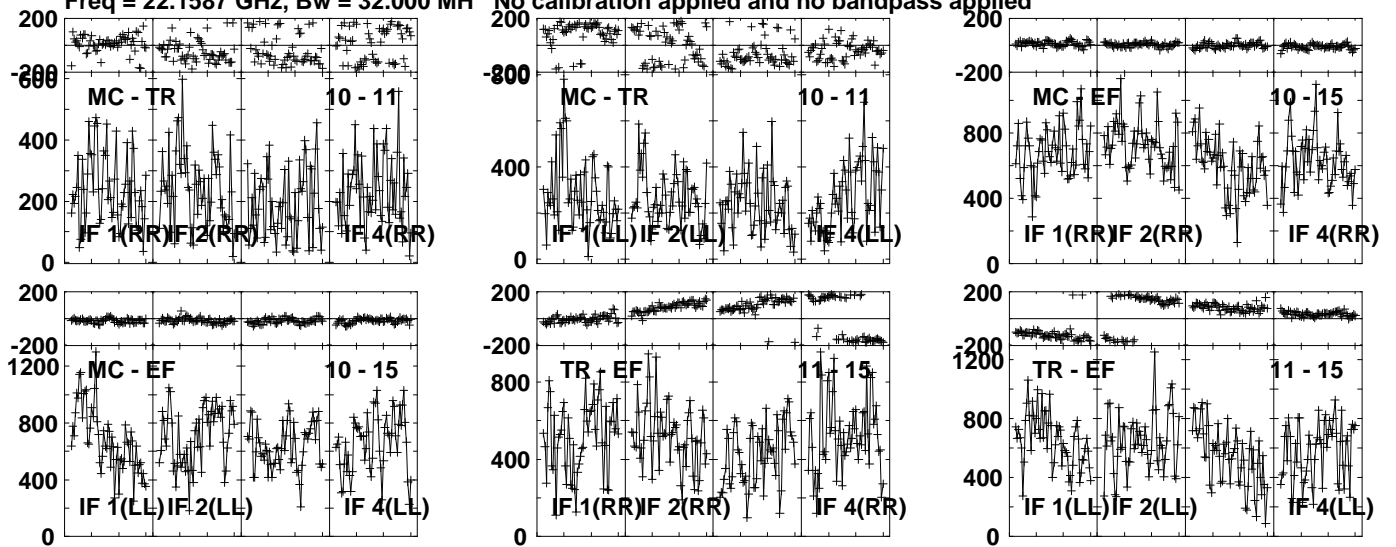
Lower frame: Milli Ampl Jy Top frame: Phas deg
Vector averaged cross-power spectrum Several baselines displayed
Timerange: 01/02:49:21 to 01/02:50:19

Plot file version 337 created 04-JUN-2021 15:27:41

J1625-2527 EB084 1.UVDATA.1

Freq = 22.1587 GHz, Bw = 32.000 MH

No calibration applied and no bandpass applied



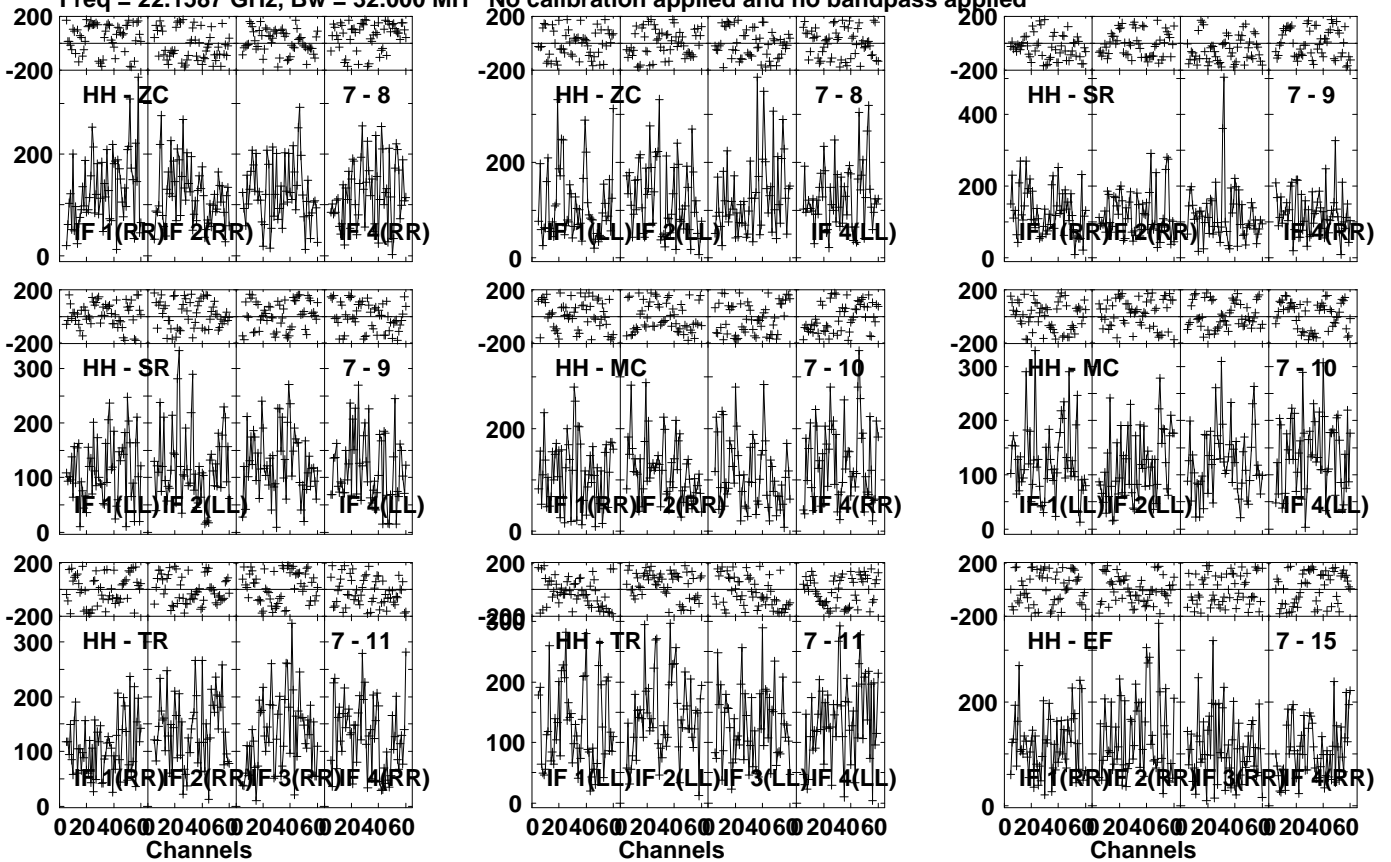
Lower frame: Micro Ampl Jy Top frame: Phas deg
Vector averaged cross-power spectrum Several baselines displayed
Timerange: 01/02:49:21 to 01/02:50:19

Plot file version 338 created 04-JUN-2021 15:27:41

I16293 EB084 1.UVDATA.1

Freq = 22.1587 GHz, Bw = 32.000 MH

No calibration applied and no bandpass applied



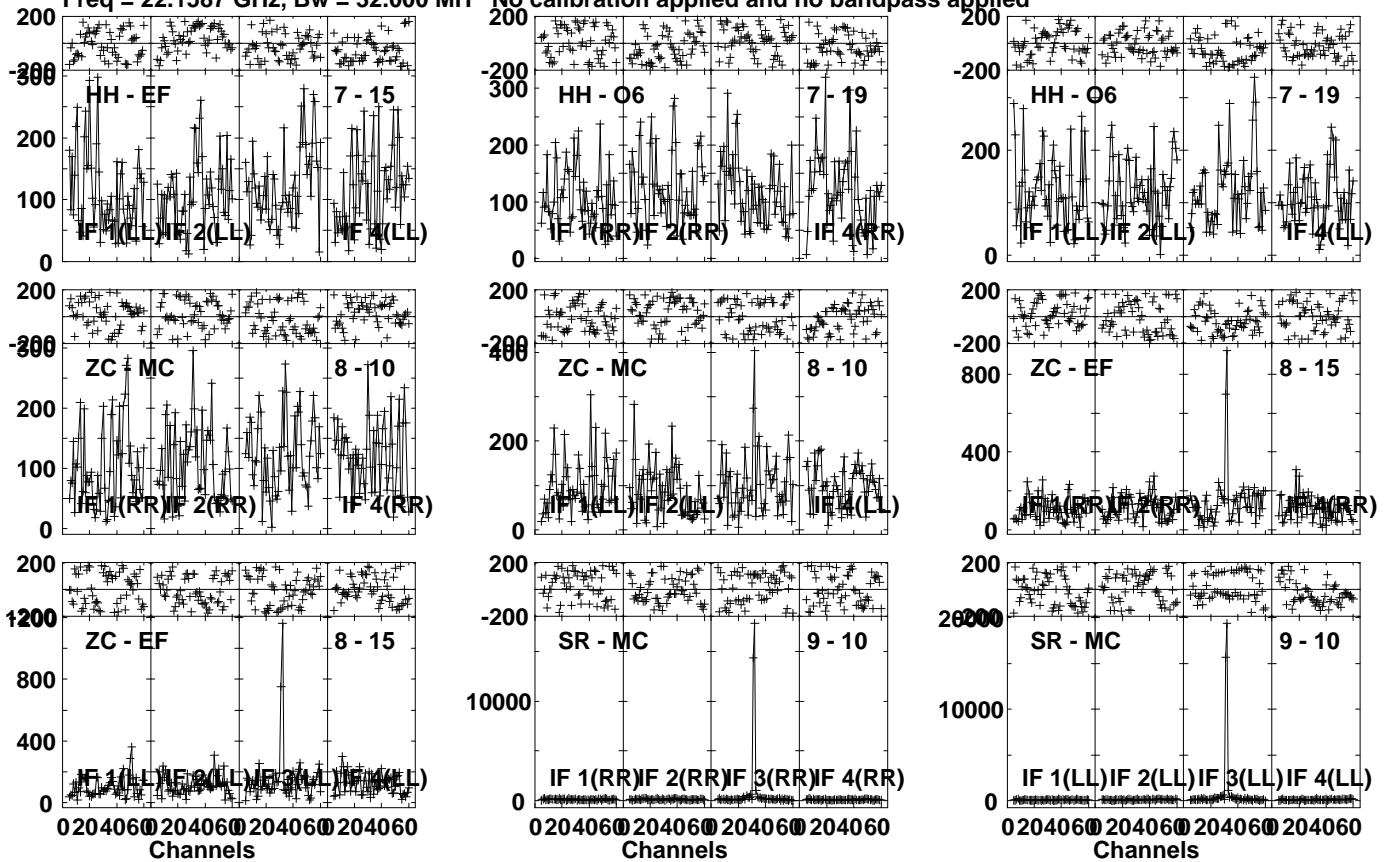
Lower frame: Micro Ampl Jy Top frame: Phas deg
Vector averaged cross-power spectrum Several baselines displayed
Timerange: 01/02:50:20 to 01/02:52:20

Plot file version 339 created 04-JUN-2021 15:27:41

I16293 EB084 1.UVDATA.1

Freq = 22.1587 GHz, Bw = 32.000 MH

No calibration applied and no bandpass applied



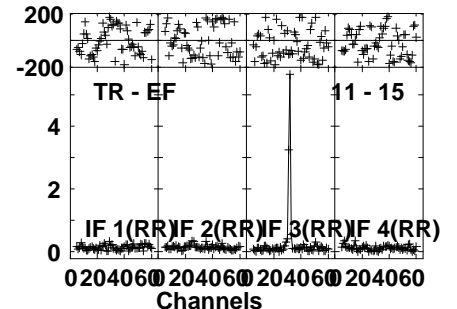
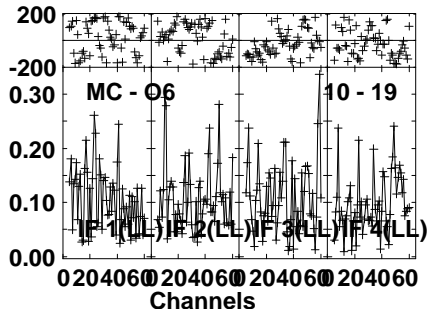
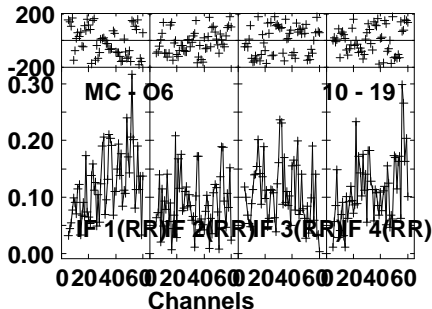
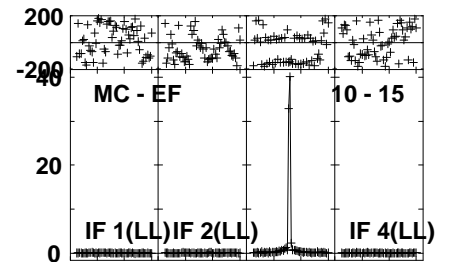
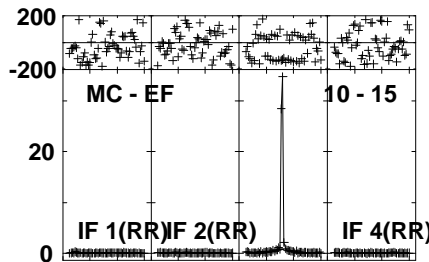
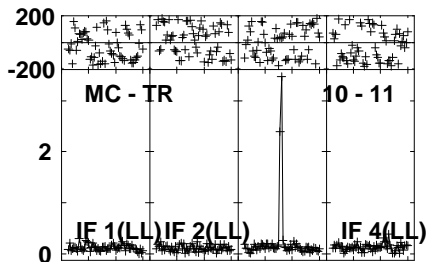
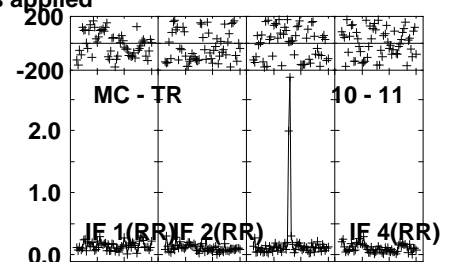
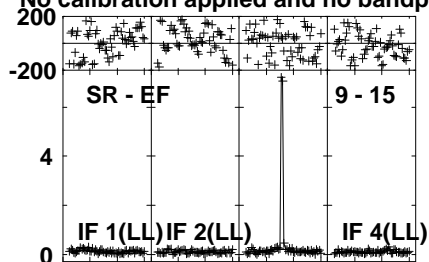
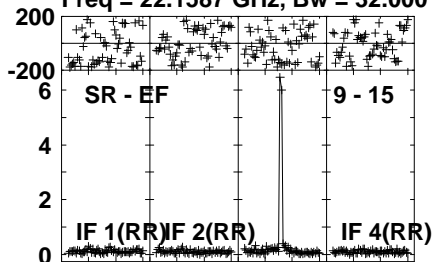
Lower frame: Micro Ampl Jy Top frame: Phas deg
Vector averaged cross-power spectrum Several baselines displayed
Timerange: 01/02:50:20 to 01/02:52:20

Plot file version 340 created 04-JUN-2021 15:27:41

I16293 EB084 1.UVDATA.1

Freq = 22.1587 GHz, Bw = 32.000 MH

No calibration applied and no bandpass applied



Lower frame: Milli Ampl Jy Top frame: Phas deg

Vector averaged cross-power spectrum Several baselines displayed

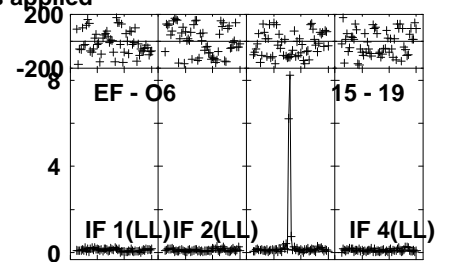

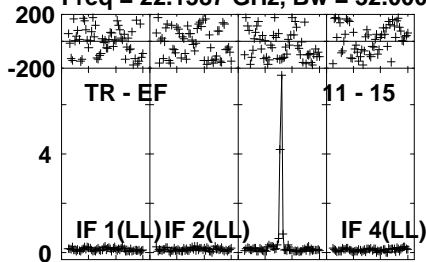
Timerange: 01/02:50:20 to 01/02:52:20

Plot file version 341 created 04-JUN-2021 15:27:41

I16293 EB084 1.UVDATA.1

Freq = 22.1587 GHz, Bw = 32.000 MH

No calibration applied and no bandpass applied



Lower frame: Milli Ampl Jy Top frame: Phas deg

Vector averaged cross-power spectrum Several baselines displayed

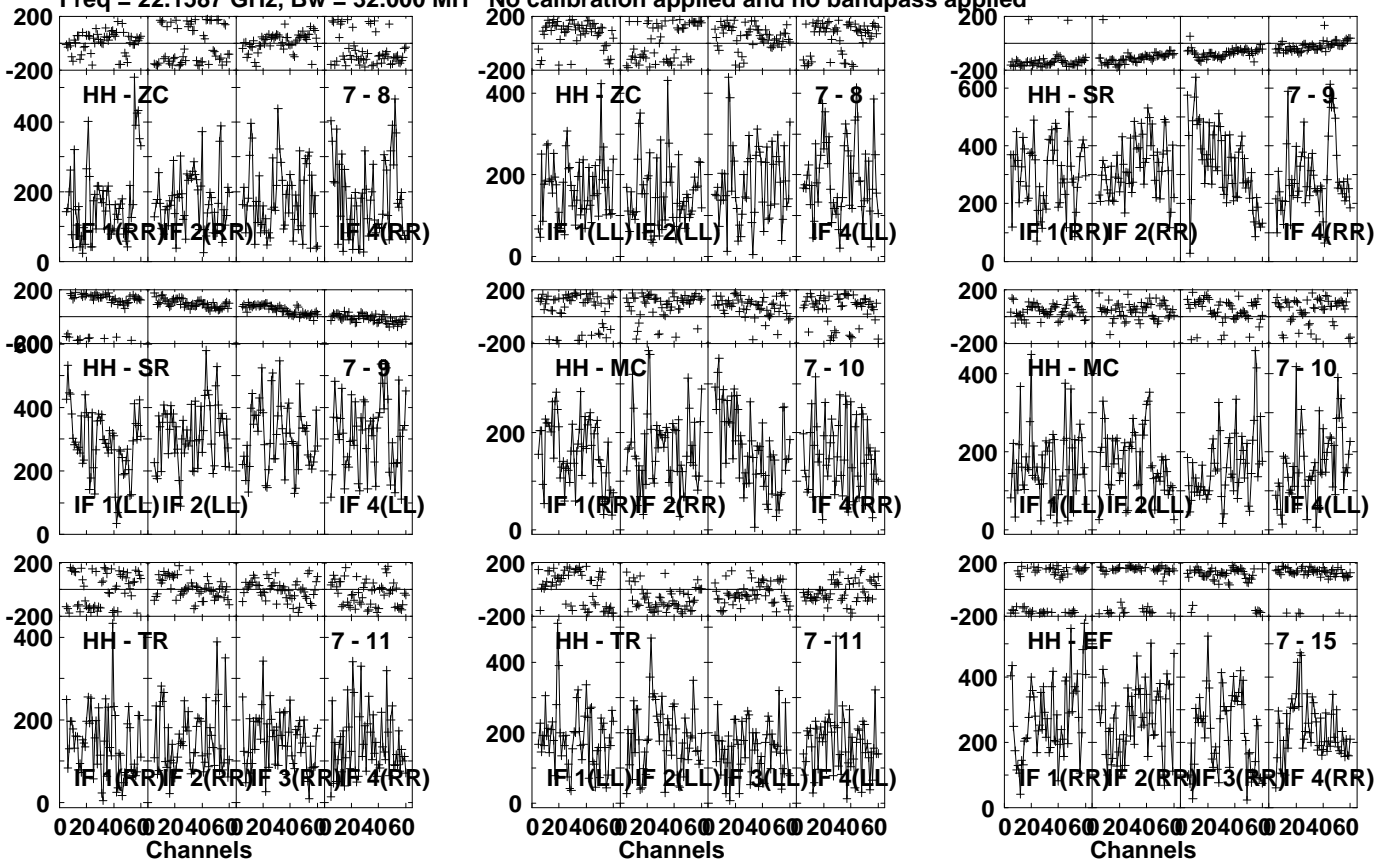
Timerange: 01/02:50:20 to 01/02:52:20

Plot file version 342 created 04-JUN-2021 15:27:41

J1625-2527 EB084 1.UVDATA.1

Freq = 22.1587 GHz, Bw = 32.000 MH

No calibration applied and no bandpass applied



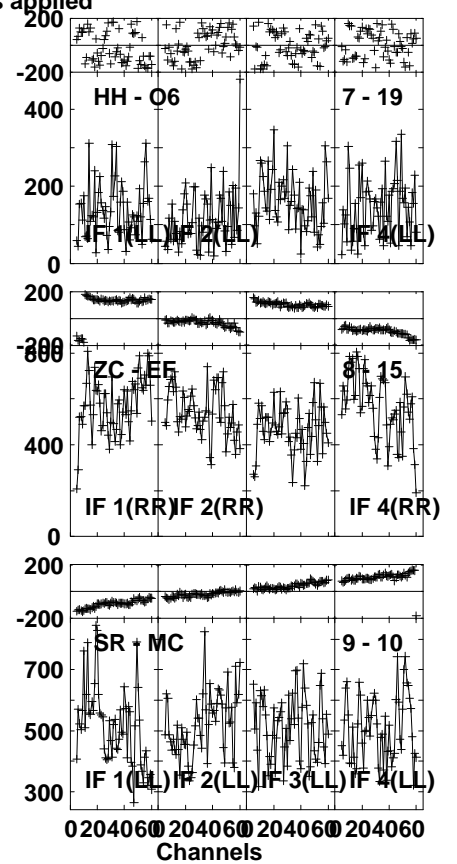
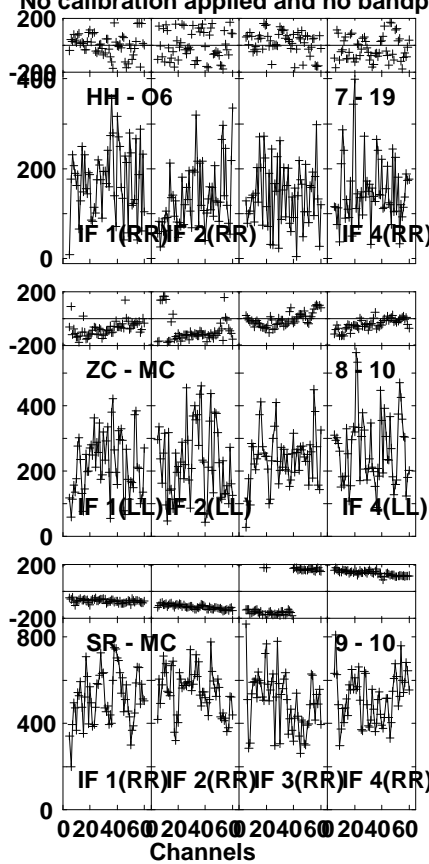
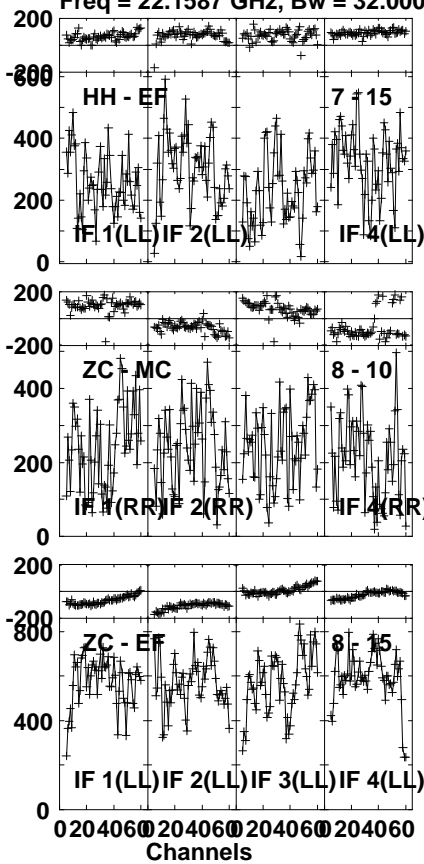
Lower frame: Micro Ampl Jy Top frame: Phas deg
Vector averaged cross-power spectrum Several baselines displayed
Timerange: 01/02:53:01 to 01/02:54:00

Plot file version 343 created 04-JUN-2021 15:27:41

J1625-2527 EB084 1.UVDATA.1

Freq = 22.1587 GHz, Bw = 32.000 MH

No calibration applied and no bandpass applied



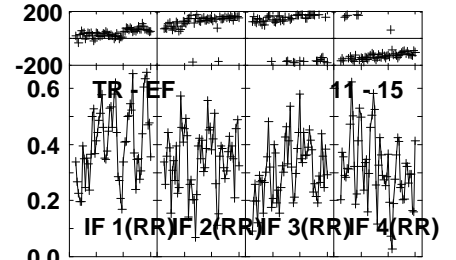
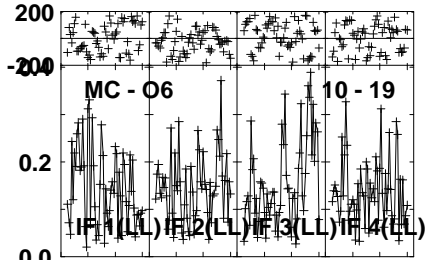
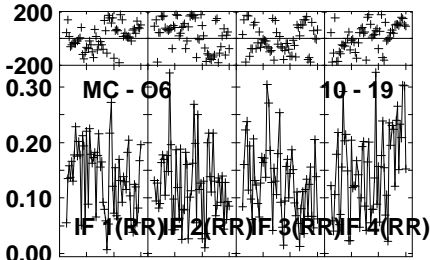
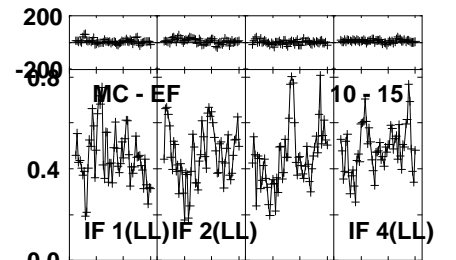
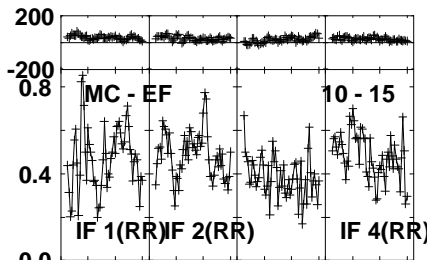
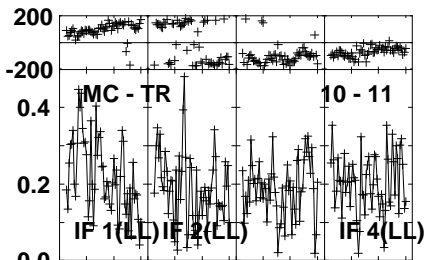
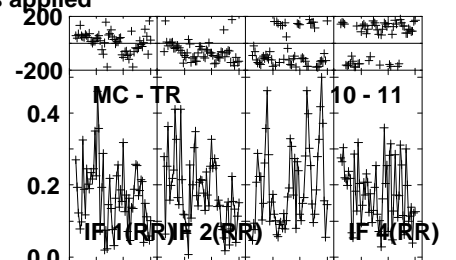
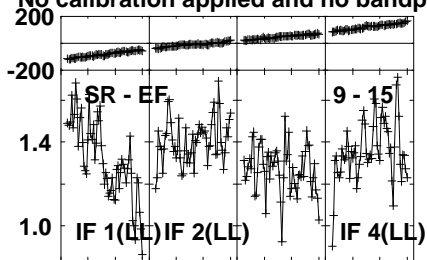
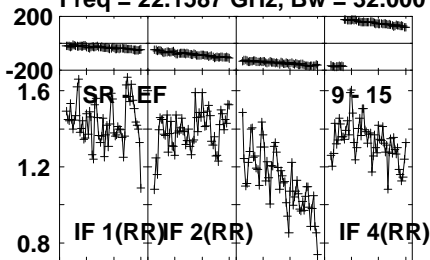
Lower frame: Micro Ampl Jy Top frame: Phas deg
Vector averaged cross-power spectrum Several baselines displayed
Timerange: 01/02:53:01 to 01/02:54:00

Plot file version 344 created 04-JUN-2021 15:27:41

J1625-2527 EB084 1.UVDATA.1

Freq = 22.1587 GHz, Bw = 32.000 MH

No calibration applied and no bandpass applied



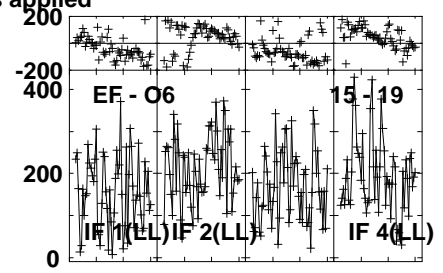
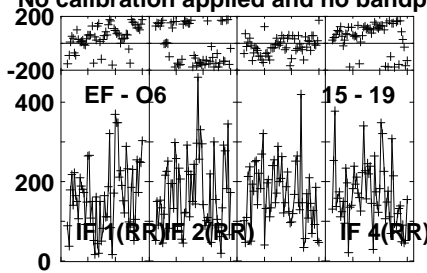
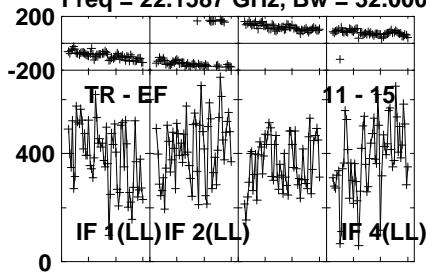
Lower frame: Milli Ampl Jy Top frame: Phas deg
Vector averaged cross-power spectrum Several baselines displayed
Timerange: 01/02:53:01 to 01/02:54:00

Plot file version 345 created 04-JUN-2021 15:27:41

J1625-2527 EB084 1.UVDATA.1

Freq = 22.1587 GHz, Bw = 32.000 MH

No calibration applied and no bandpass applied



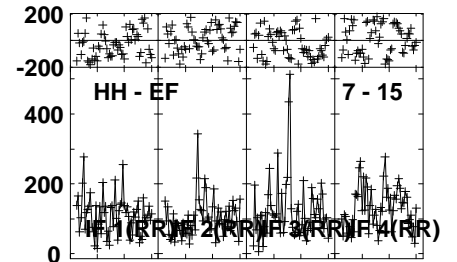
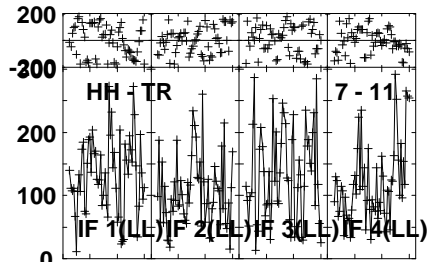
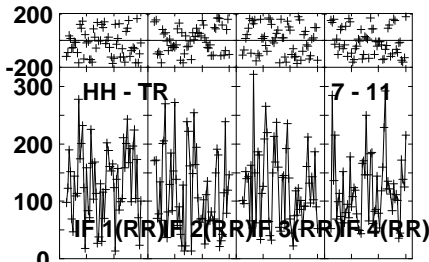
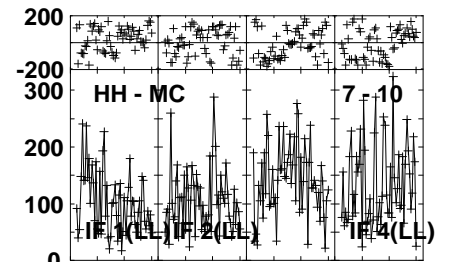
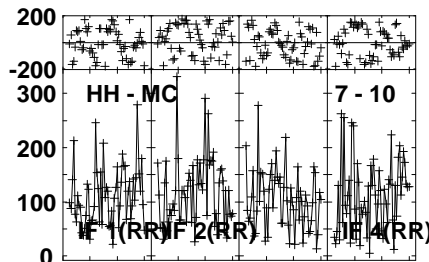
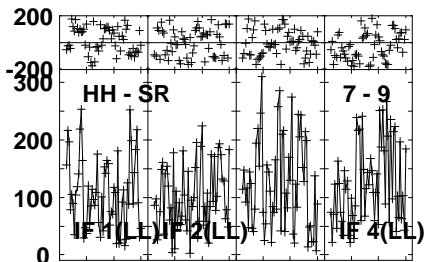
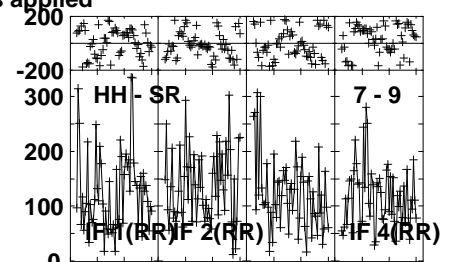
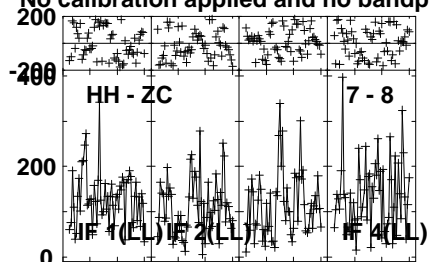
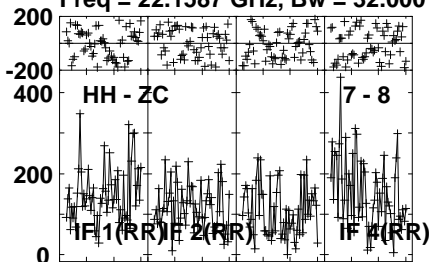
Lower frame: Micro Ampl Jy Top frame: Phas deg
Vector averaged cross-power spectrum Several baselines displayed
Timerange: 01/02:53:01 to 01/02:54:00

Plot file version 346 created 04-JUN-2021 15:27:42

I16293 EB084 1.UVDATA.1

Freq = 22.1587 GHz, Bw = 32.000 MH

No calibration applied and no bandpass applied



0204060 204060 204060 204060
Channels

0204060 204060 204060 204060
Channels

0204060 204060 204060 204060
Channels

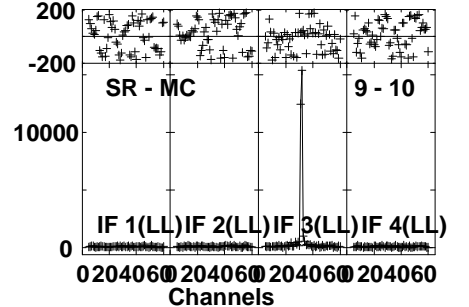
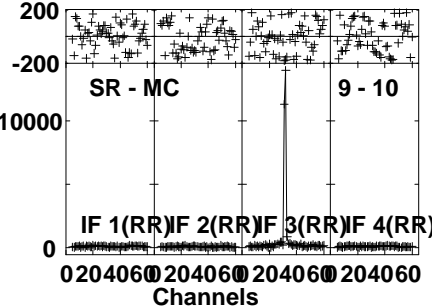
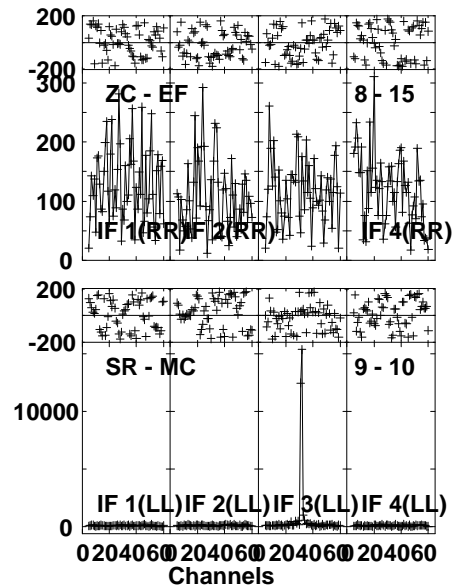
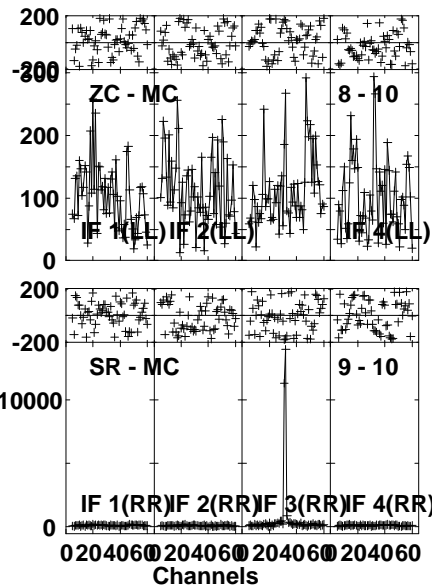
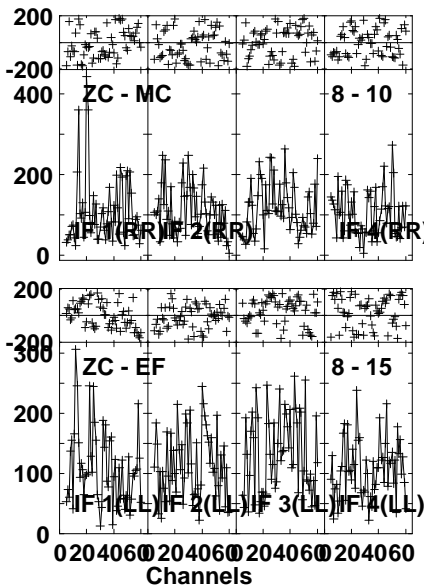
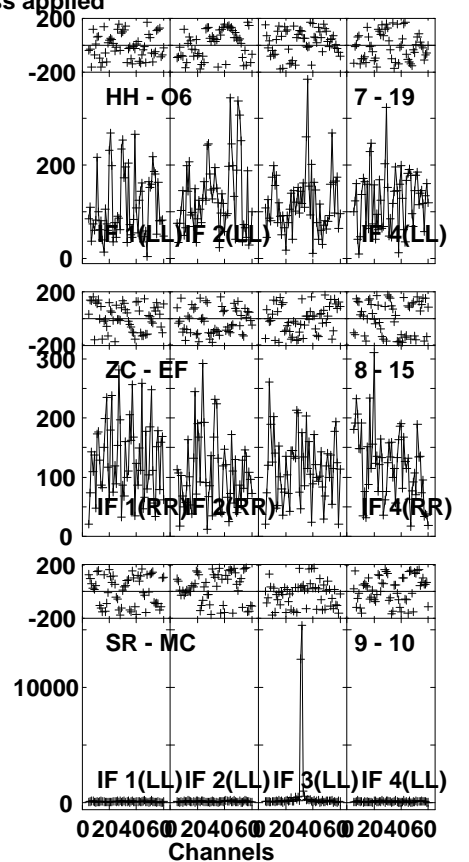
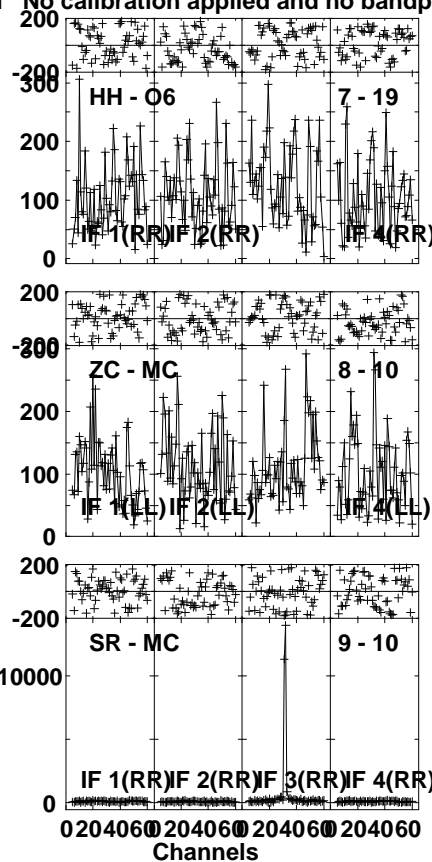
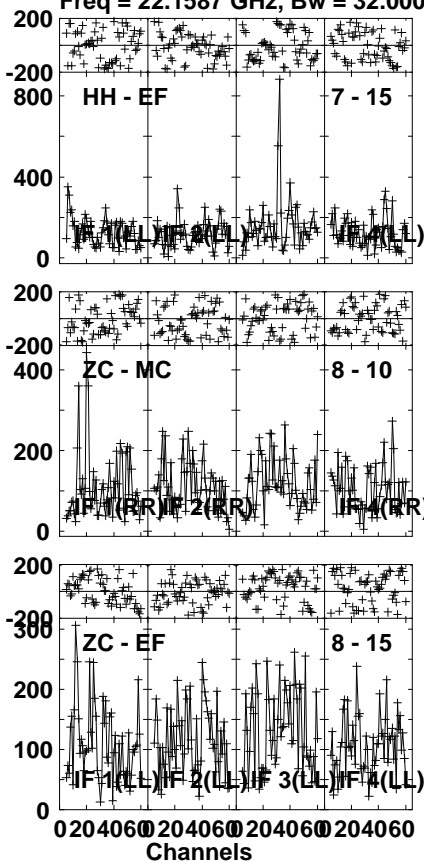
Lower frame: Micro Ampl Jy Top frame: Phas deg
Vector averaged cross-power spectrum Several baselines displayed
Timerange: 01/02:54:00 to 01/02:56:00

Plot file version 347 created 04-JUN-2021 15:27:42

I16293 EB084 1.UVDATA.1

Freq = 22.1587 GHz, Bw = 32.000 MH

No calibration applied and no bandpass applied



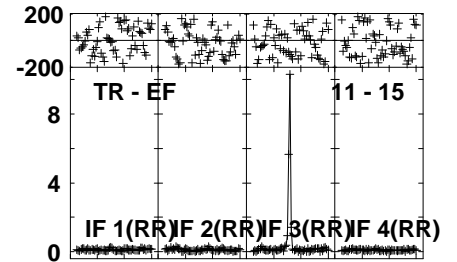
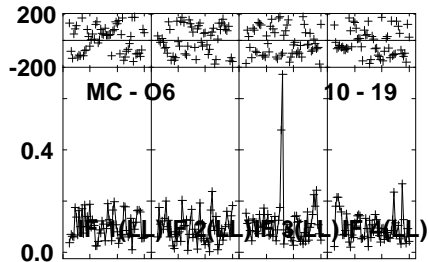
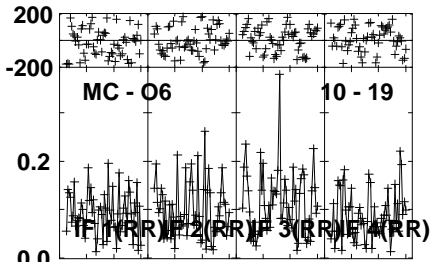
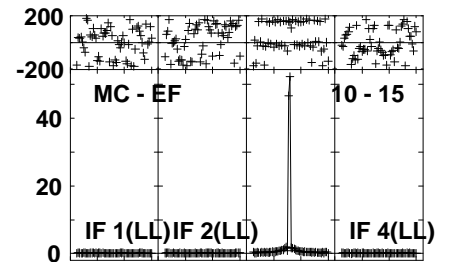
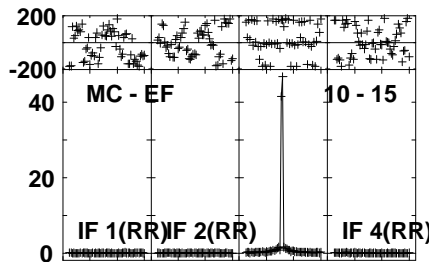
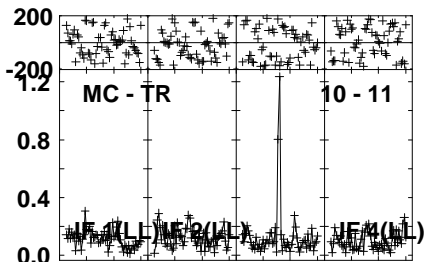
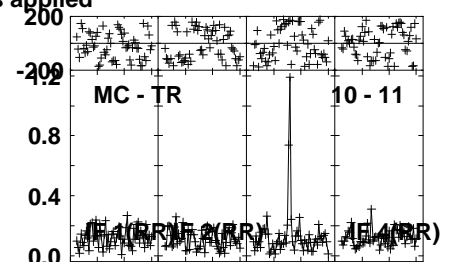
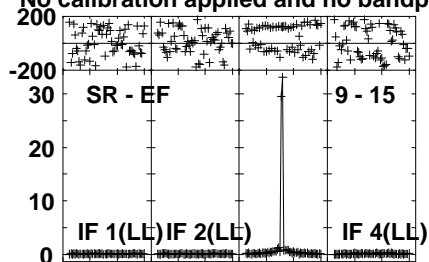
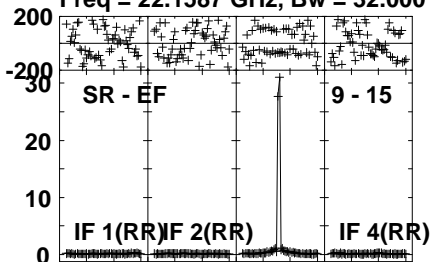
Lower frame: Micro Ampl Jy Top frame: Phas deg
Vector averaged cross-power spectrum Several baselines displayed
Timerange: 01/02:54:00 to 01/02:56:00

Plot file version 348 created 04-JUN-2021 15:27:42

I16293 EB084 1.UVDATA.1

Freq = 22.1587 GHz, Bw = 32.000 MH

No calibration applied and no bandpass applied



Lower frame: Milli Ampl Jy Top frame: Phas deg

Vector averaged cross-power spectrum Several baselines displayed

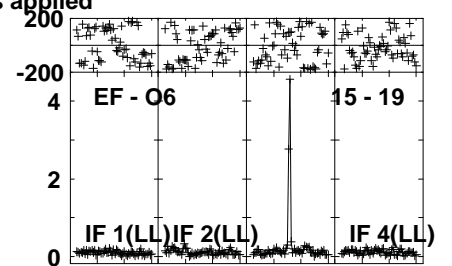
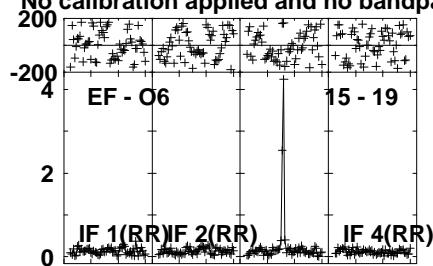
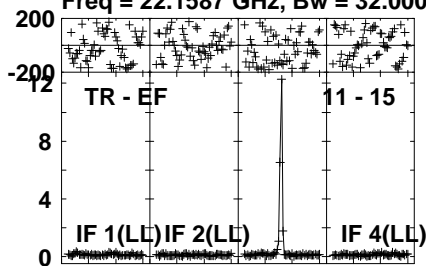
Timerange: 01/02:54:00 to 01/02:56:00

Plot file version 349 created 04-JUN-2021 15:27:42

I16293 EB084 1.UVDATA.1

Freq = 22.1587 GHz, Bw = 32.000 MH

No calibration applied and no bandpass applied



Lower frame: Milli Ampl Jy Top frame: Phas deg

Vector averaged cross-power spectrum Several baselines displayed

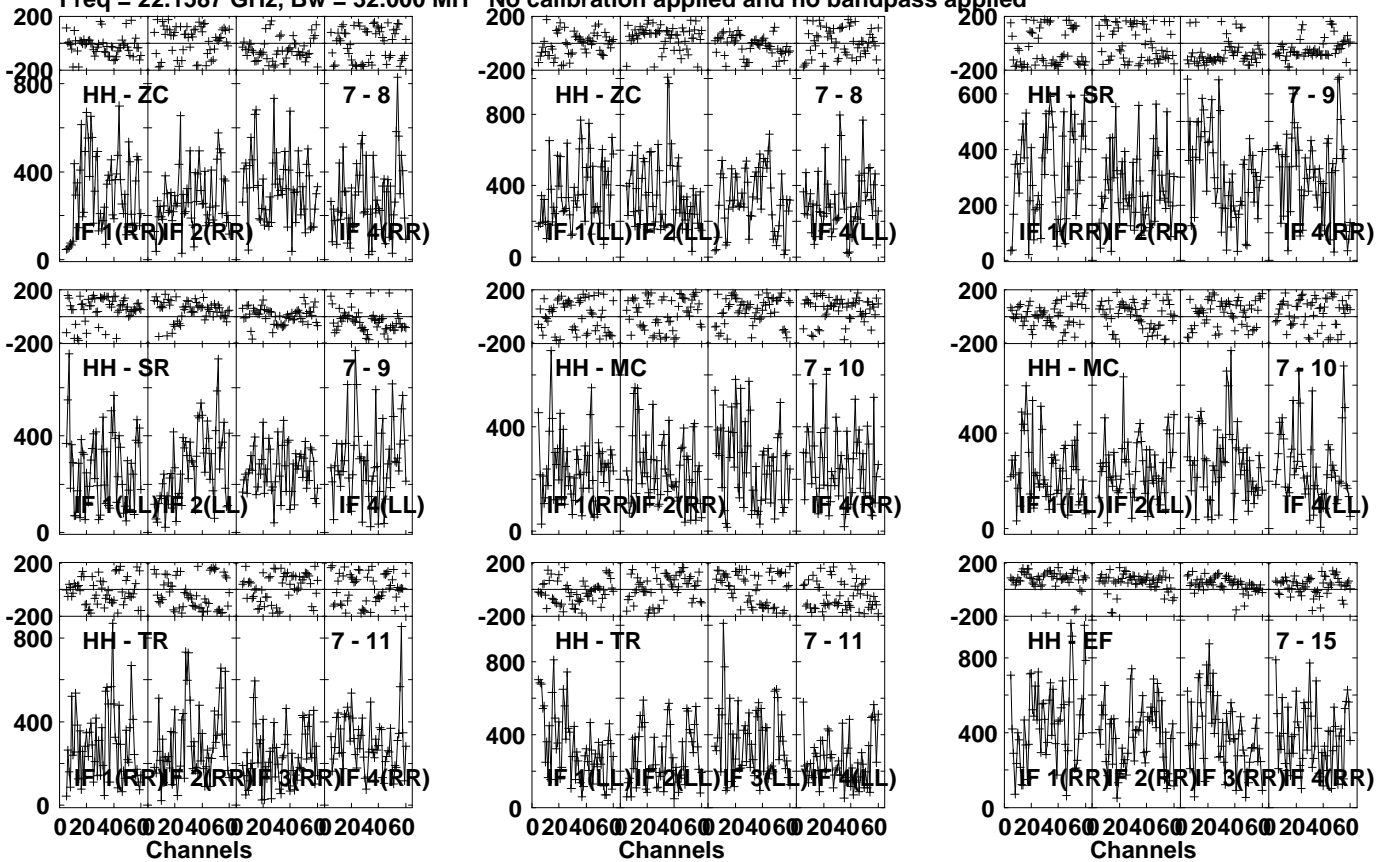
Timerange: 01/02:54:00 to 01/02:56:00

Plot file version 350 created 04-JUN-2021 15:27:42

J1625-2527 EB084 1.UVDATA.1

Freq = 22.1587 GHz, Bw = 32.000 MH

No calibration applied and no bandpass applied



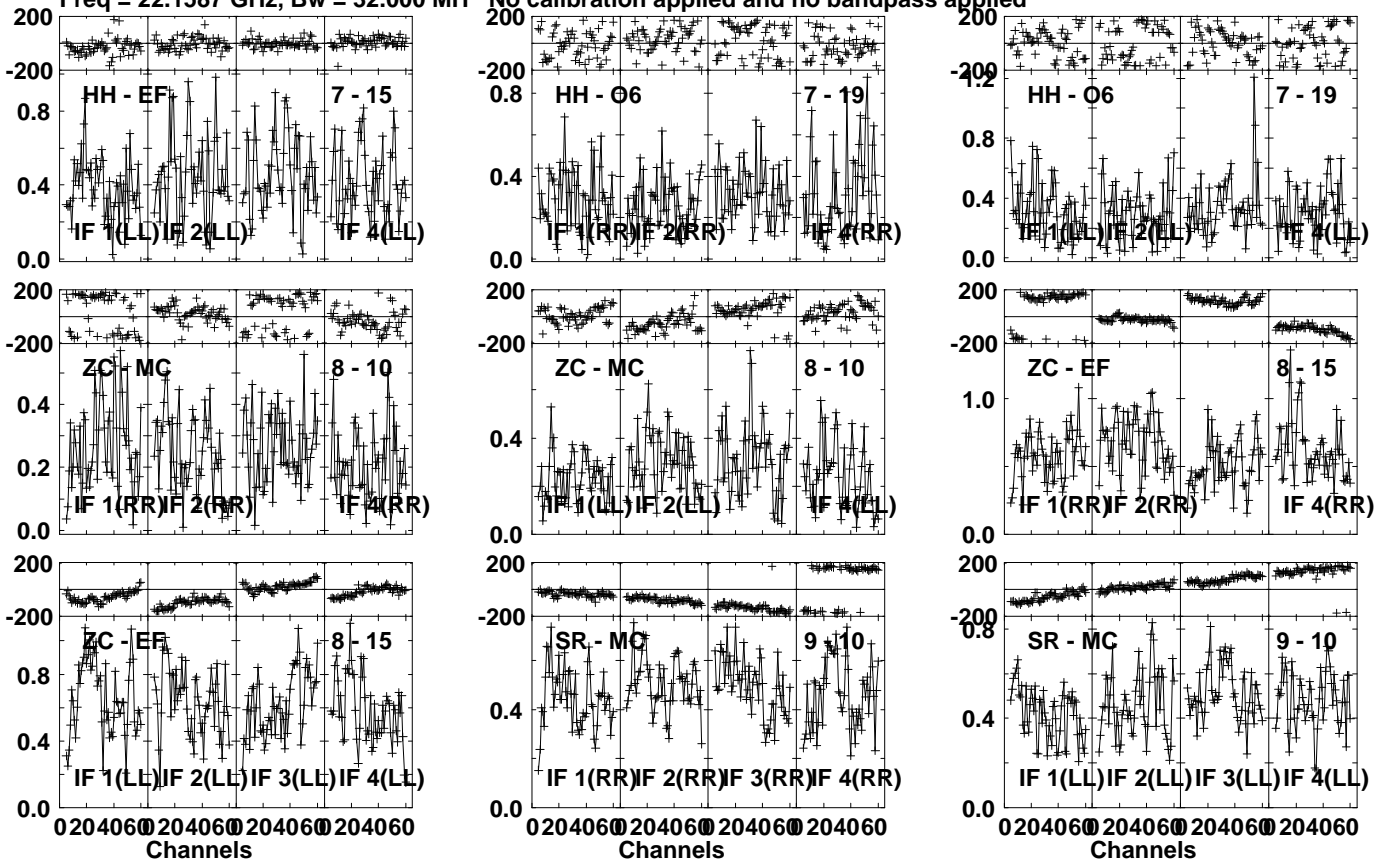
Lower frame: Micro Ampl Jy Top frame: Phas deg
 Vector averaged cross-power spectrum Several baselines displayed
 Timerange: 01/02:56:01 to 01/02:56:59

Plot file version 351 created 04-JUN-2021 15:27:42

J1625-2527 EB084 1.UVDATA.1

Freq = 22.1587 GHz, Bw = 32.000 MH

No calibration applied and no bandpass applied



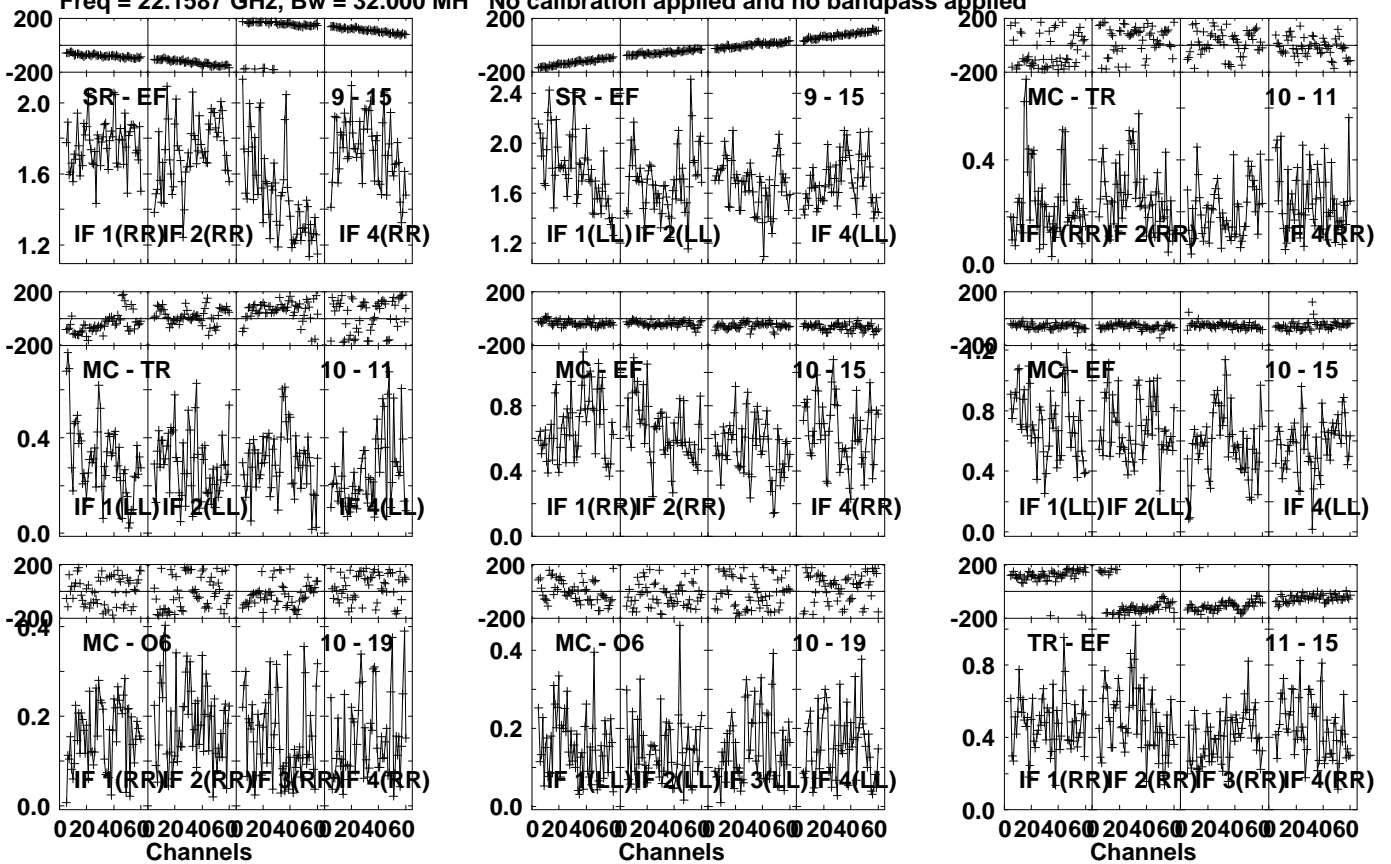
Lower frame: Milli Ampl Jy Top frame: Phas deg
Vector averaged cross-power spectrum Several baselines displayed
Timerange: 01/02:56:01 to 01/02:56:59

Plot file version 352 created 04-JUN-2021 15:27:42

J1625-2527 EB084 1.UVDATA.1

Freq = 22.1587 GHz, Bw = 32.000 MH

No calibration applied and no bandpass applied



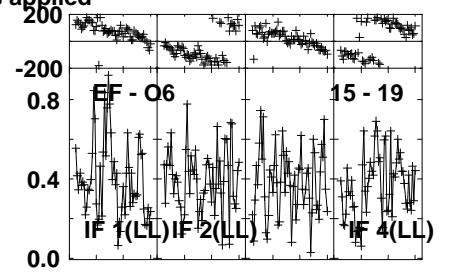
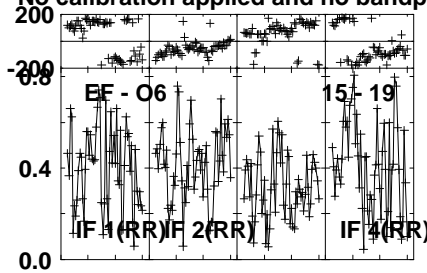
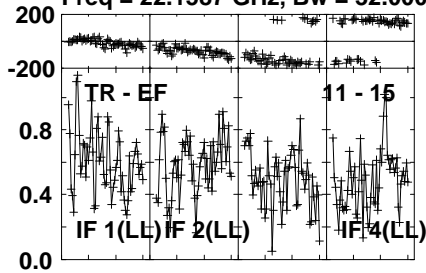
Lower frame: Milli Ampl Jy Top frame: Phas deg
Vector averaged cross-power spectrum Several baselines displayed
Timerange: 01/02:56:01 to 01/02:56:59

Plot file version 353 created 04-JUN-2021 15:27:42

J1625-2527 EB084 1.UVDATA.1

Freq = 22.1587 GHz, Bw = 32.000 MH

No calibration applied and no bandpass applied



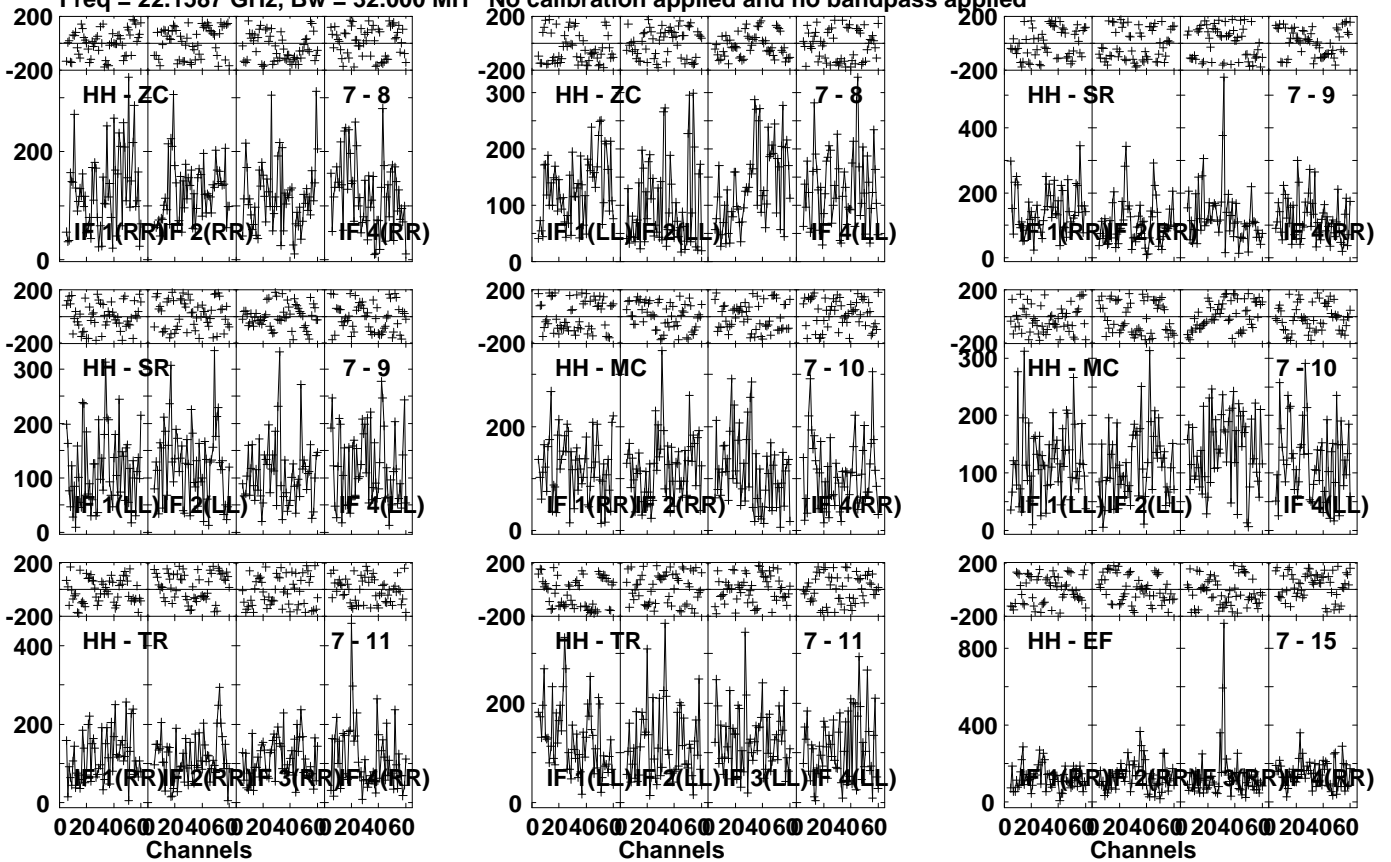
Lower frame: Milli Ampl Jy Top frame: Phas deg
Vector averaged cross-power spectrum Several baselines displayed
Timerange: 01/02:56:01 to 01/02:56:59

Plot file version 354 created 04-JUN-2021 15:27:42

I16293 EB084 1.UVDATA.1

Freq = 22.1587 GHz, Bw = 32.000 MH

No calibration applied and no bandpass applied



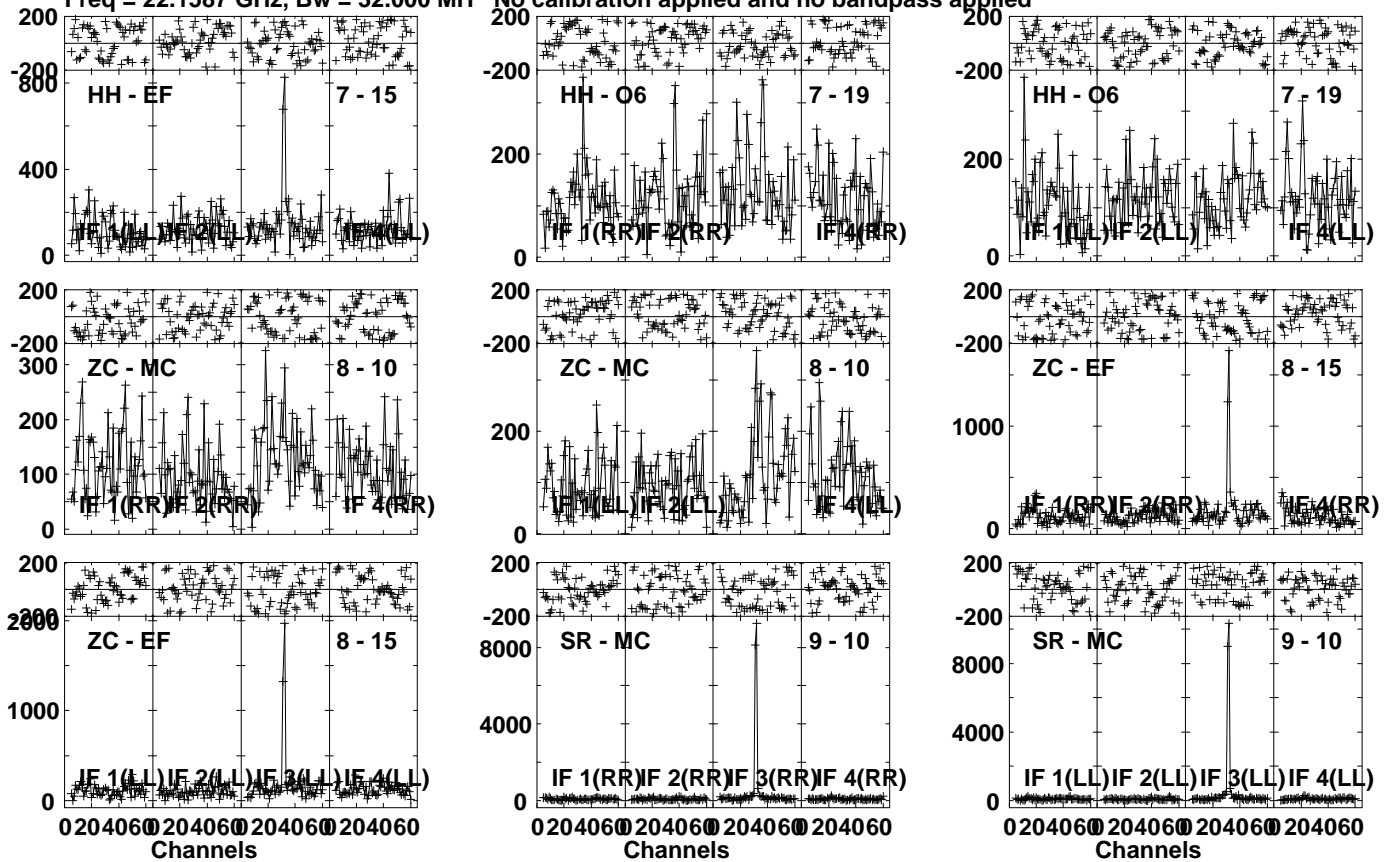
Lower frame: Micro Ampl Jy Top frame: Phas deg
Vector averaged cross-power spectrum Several baselines displayed
Timerange: 01/02:57:00 to 01/02:58:59

Plot file version 355 created 04-JUN-2021 15:27:42

I16293 EB084 1.UVDATA.1

Freq = 22.1587 GHz, Bw = 32.000 MH

No calibration applied and no bandpass applied



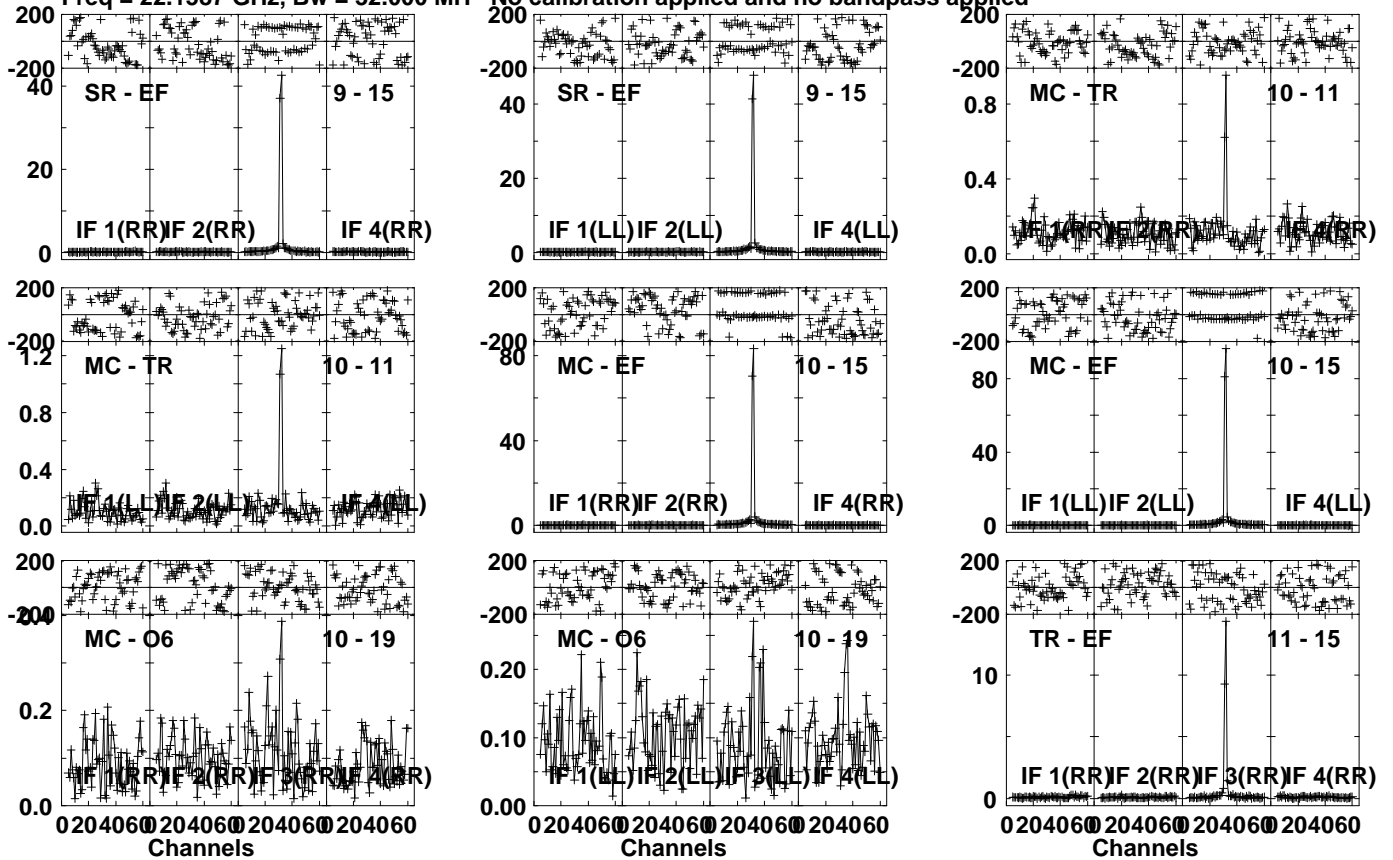
Lower frame: Micro Ampl Jy Top frame: Phas deg
Vector averaged cross-power spectrum Several baselines displayed
Timerange: 01/02:57:00 to 01/02:58:59

Plot file version 356 created 04-JUN-2021 15:27:42

I16293 EB084 1.UVDATA.1

Freq = 22.1587 GHz, Bw = 32.000 MH

No calibration applied and no bandpass applied



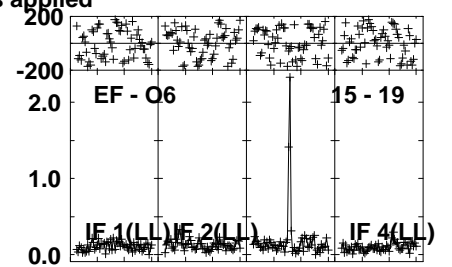

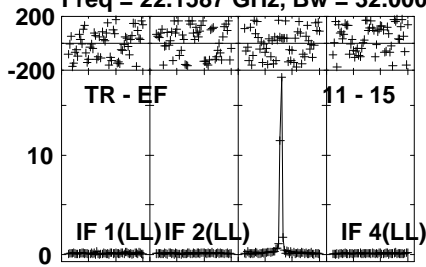
Lower frame: Milli Ampl Jy Top frame: Phas deg
Vector averaged cross-power spectrum Several baselines displayed
Timerange: 01/02:57:00 to 01/02:58:59

Plot file version 357 created 04-JUN-2021 15:27:42

I16293 EB084 1.UVDATA.1

Freq = 22.1587 GHz, Bw = 32.000 MH

No calibration applied and no bandpass applied



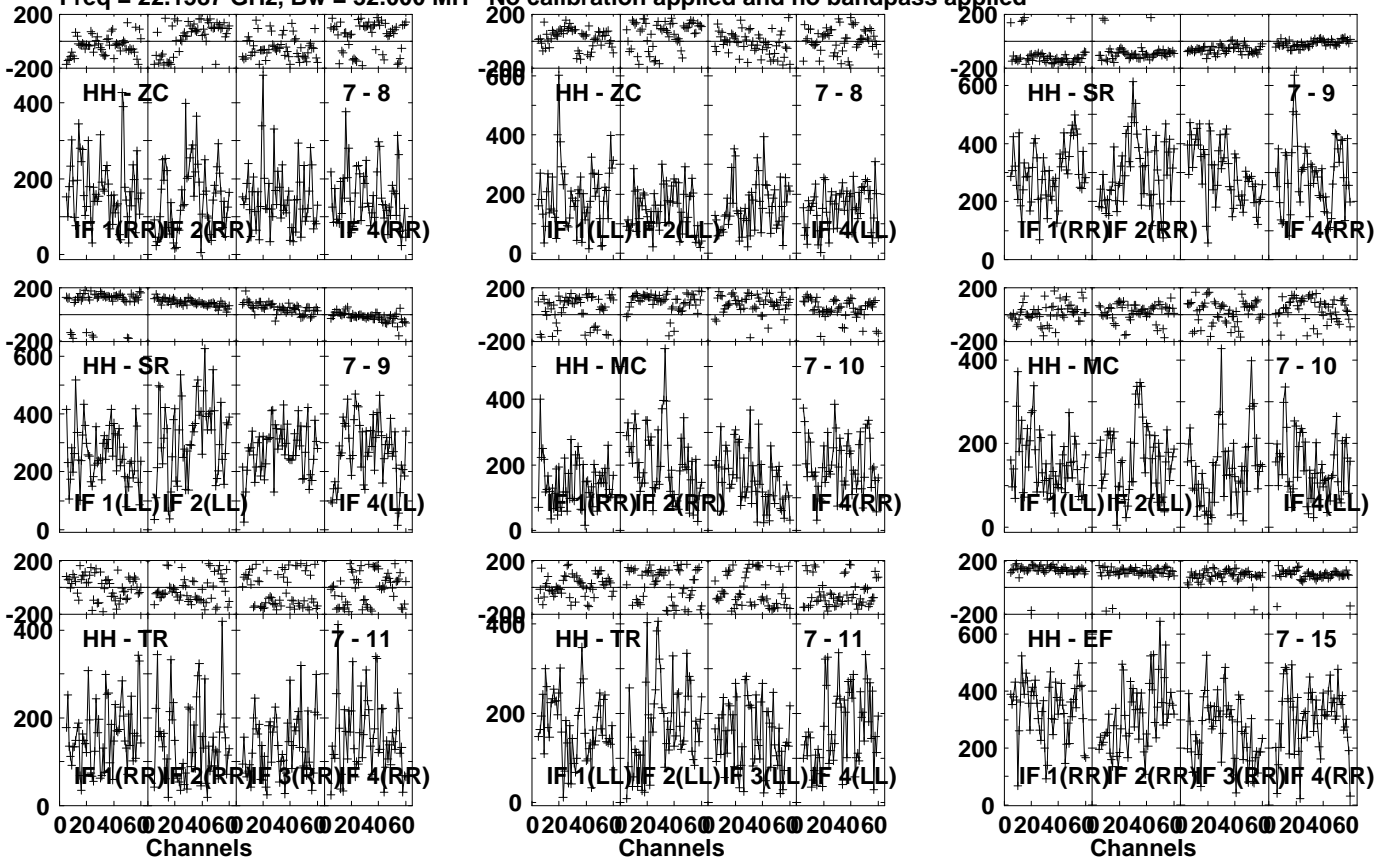
Lower frame: Milli Ampl Jy Top frame: Phas deg
Vector averaged cross-power spectrum Several baselines displayed
Timerange: 01/02:57:00 to 01/02:58:59

Plot file version 358 created 04-JUN-2021 15:27:42

J1625-2527 EB084 1.UVDATA.1

Freq = 22.1587 GHz, Bw = 32.000 MH

No calibration applied and no bandpass applied



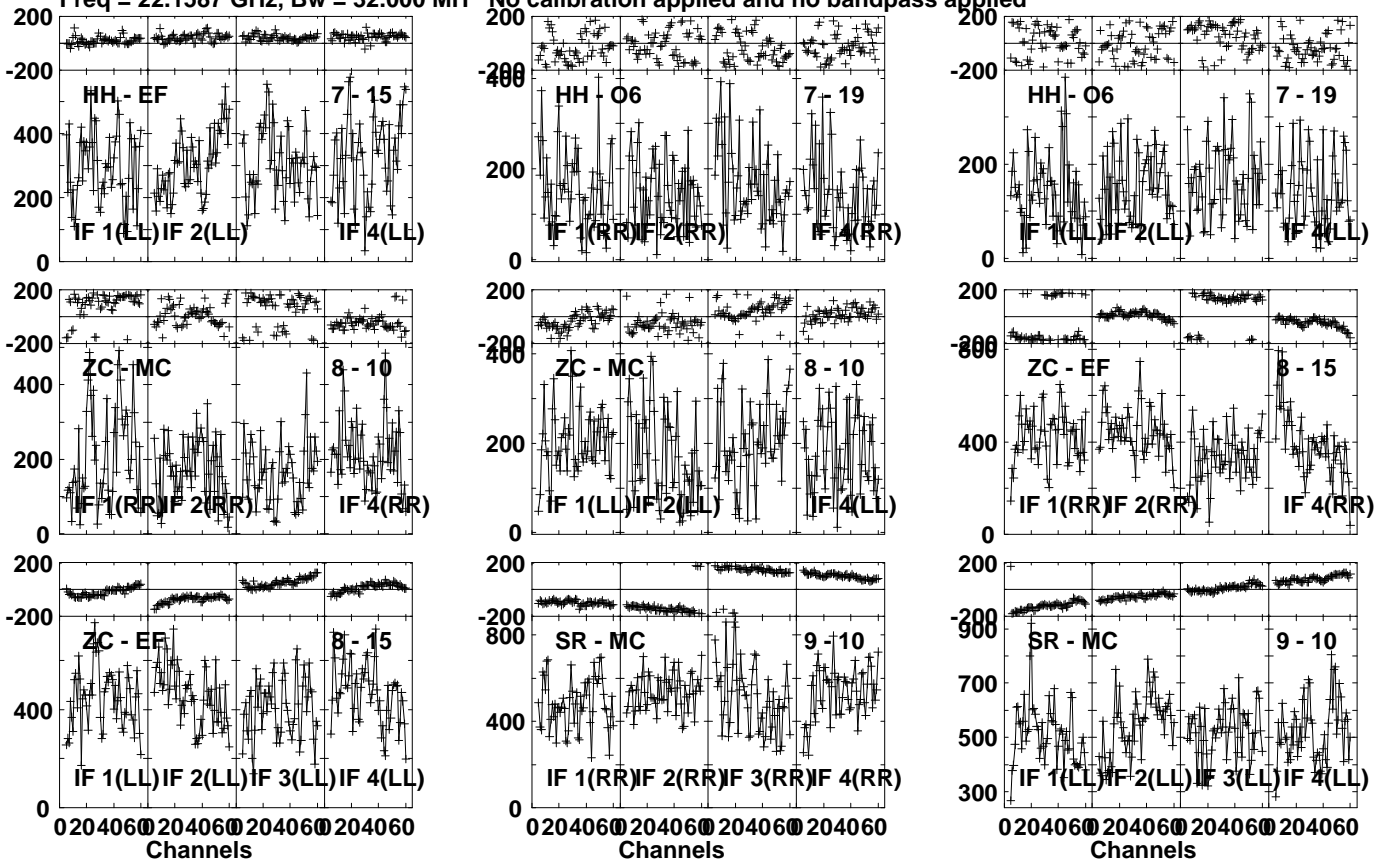
Lower frame: Micro Ampl Jy Top frame: Phas deg
Vector averaged cross-power spectrum Several baselines displayed
Timerange: 01/02:59:41 to 01/03:00:39

Plot file version 359 created 04-JUN-2021 15:27:42

J1625-2527 EB084 1.UVDATA.1

Freq = 22.1587 GHz, Bw = 32.000 MH

No calibration applied and no bandpass applied



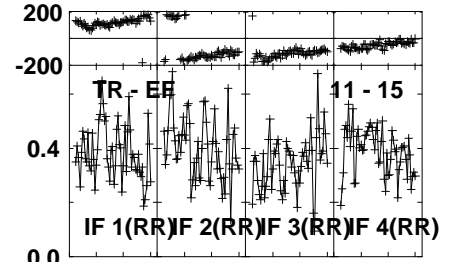
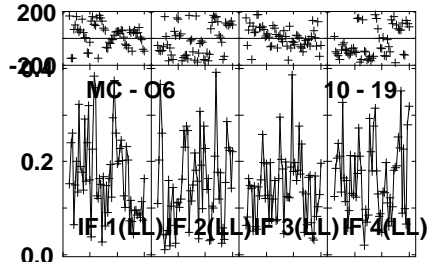
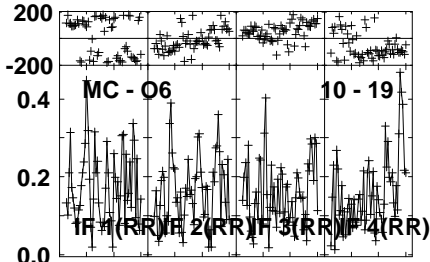
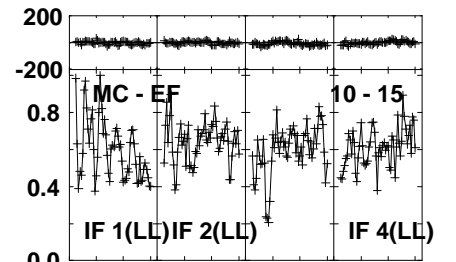
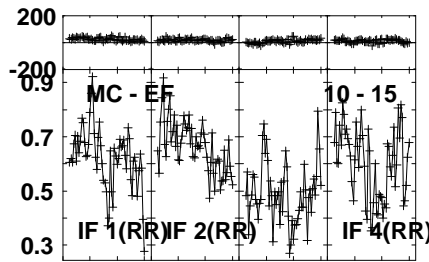
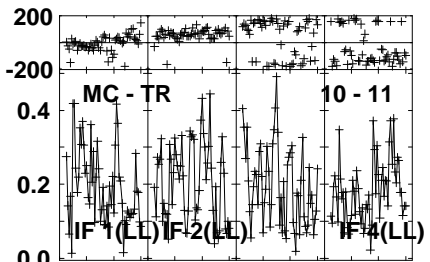
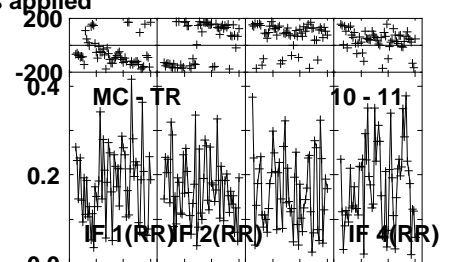
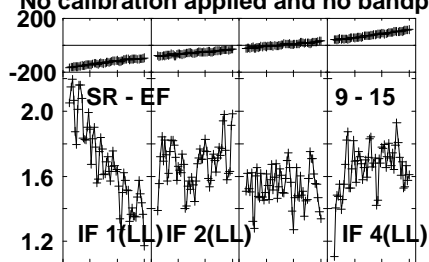
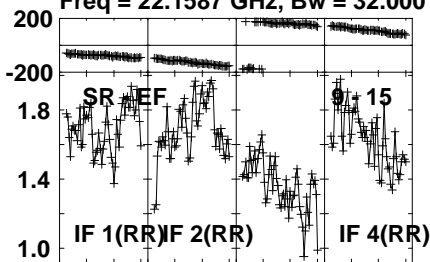
Lower frame: Micro Ampl Jy Top frame: Phas deg
Vector averaged cross-power spectrum Several baselines displayed
Timerange: 01/02:59:41 to 01/03:00:39

Plot file version 360 created 04-JUN-2021 15:27:42

J1625-2527 EB084 1.UVDATA.1

Freq = 22.1587 GHz, Bw = 32.000 MH

No calibration applied and no bandpass applied



Lower frame: Milli Ampl Jy Top frame: Phas deg

Vector averaged cross-power spectrum Several baselines displayed

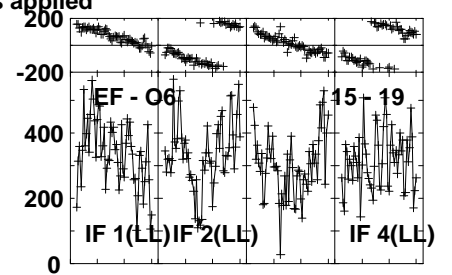
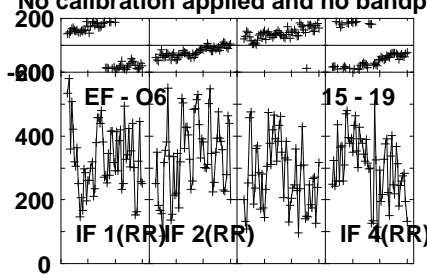
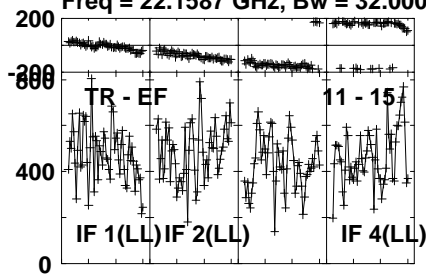
Timerange: 01/02:59:41 to 01/03:00:39

Plot file version 361 created 04-JUN-2021 15:27:42

J1625-2527 EB084 1.UVDATA.1

Freq = 22.1587 GHz, Bw = 32.000 MH

No calibration applied and no bandpass applied



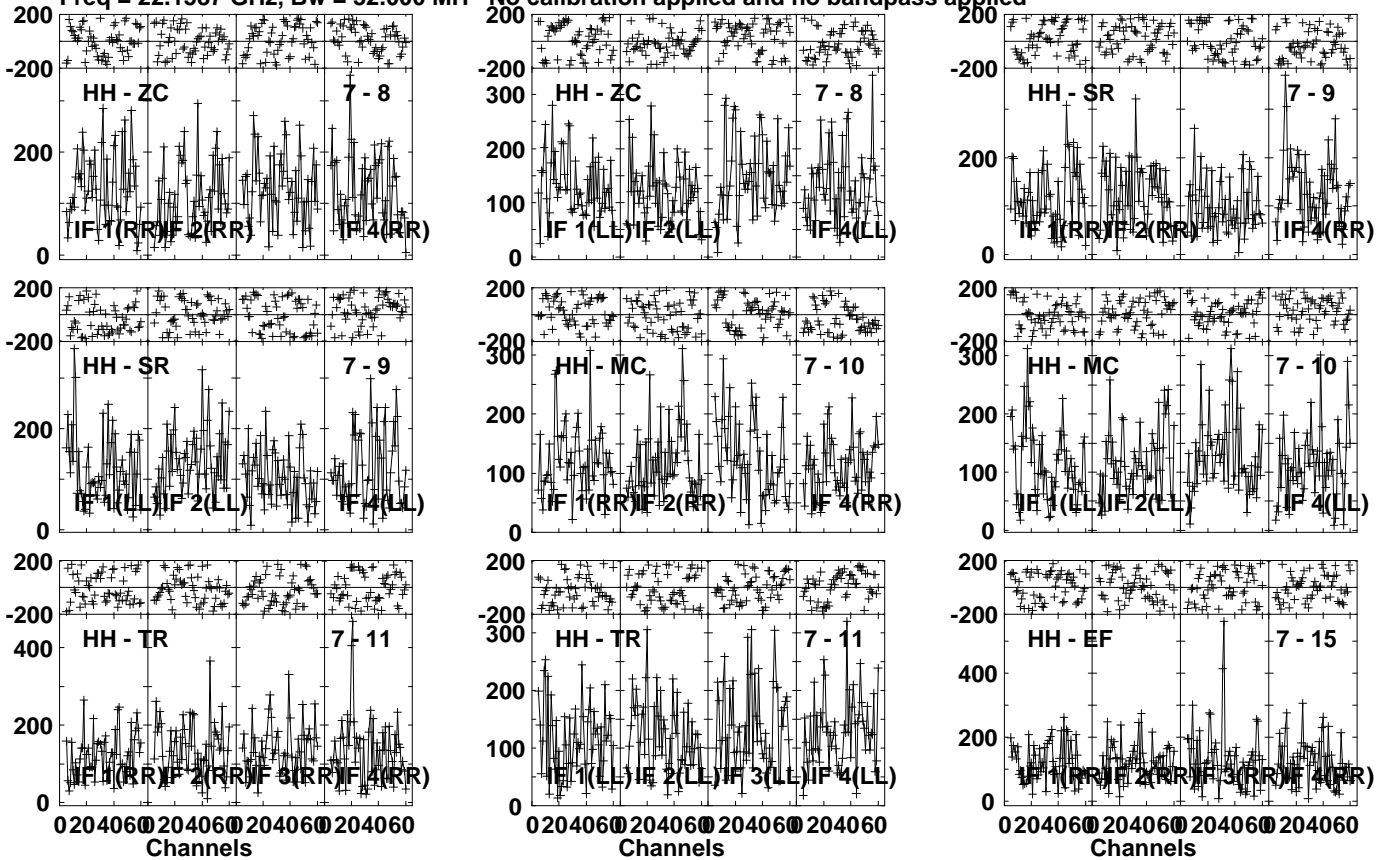
Lower frame: Micro Ampl Jy Top frame: Phas deg
Vector averaged cross-power spectrum Several baselines displayed
Timerange: 01/02:59:41 to 01/03:00:39

Plot file version 362 created 04-JUN-2021 15:27:43

I16293 EB084 1.UVDATA.1

Freq = 22.1587 GHz, Bw = 32.000 MH

No calibration applied and no bandpass applied



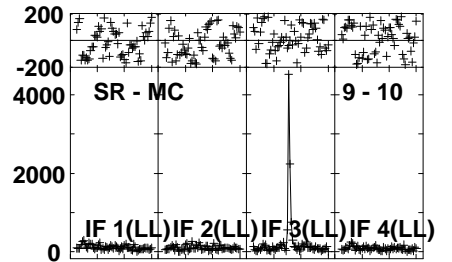
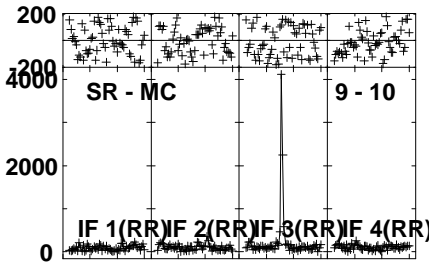
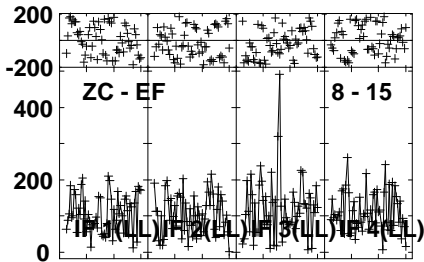
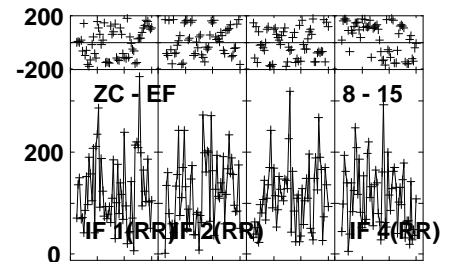
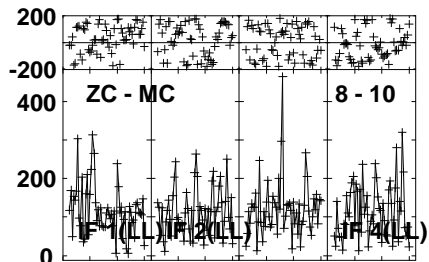
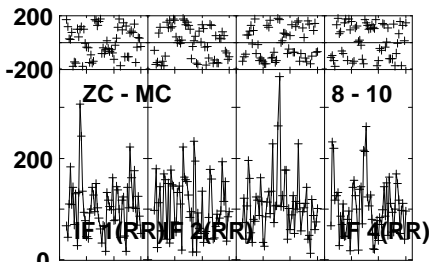
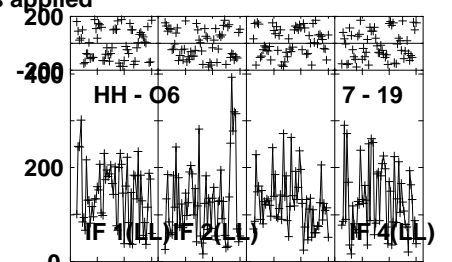
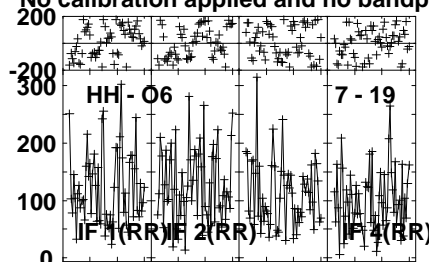
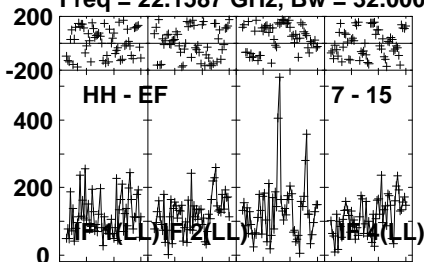
Lower frame: Micro Ampl Jy Top frame: Phas deg
Vector averaged cross-power spectrum Several baselines displayed
Timerange: 01/03:00:40 to 01/03:02:40

Plot file version 363 created 04-JUN-2021 15:27:43

I16293 EB084 1.UVDATA.1

Freq = 22.1587 GHz, Bw = 32.000 MH

No calibration applied and no bandpass applied



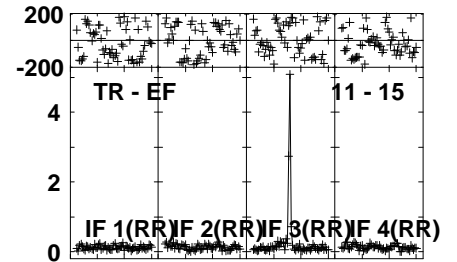
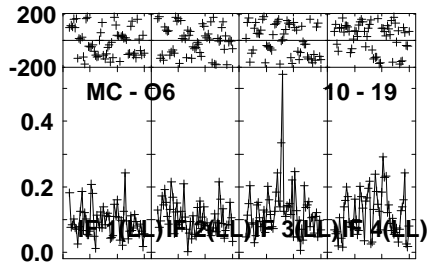
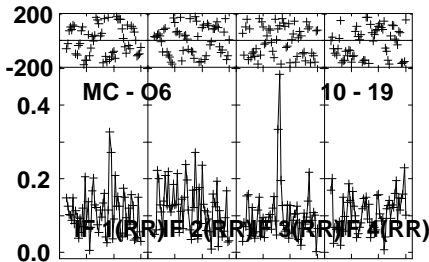
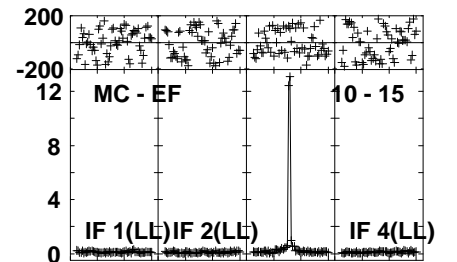
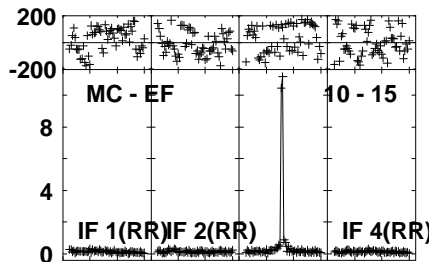
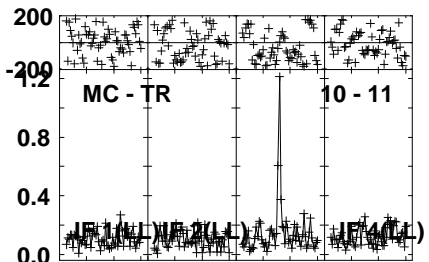
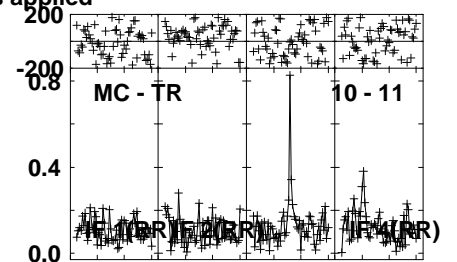

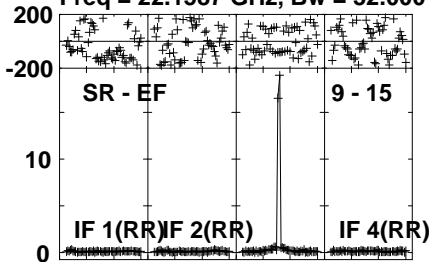
Lower frame: Micro Ampl Jy Top frame: Phas deg
Vector averaged cross-power spectrum Several baselines displayed
Timerange: 01/03:00:40 to 01/03:02:40

Plot file version 364 created 04-JUN-2021 15:27:43

I16293 EB084 1.UVDATA.1

Freq = 22.1587 GHz, Bw = 32.000 MH

No calibration applied and no bandpass applied



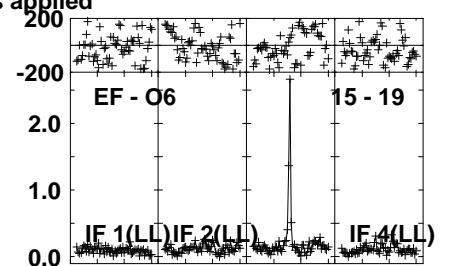
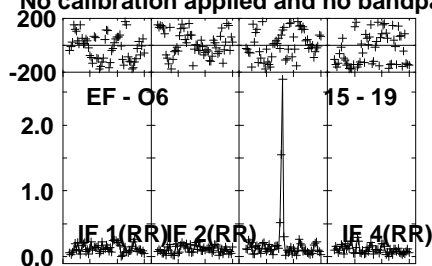
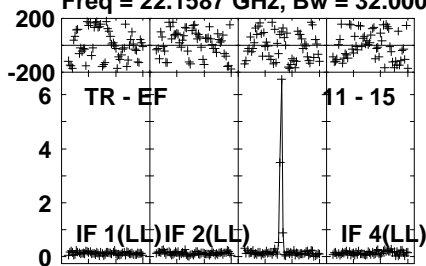
Lower frame: Milli Ampl Jy Top frame: Phas deg
Vector averaged cross-power spectrum Several baselines displayed
Timerange: 01/03:00:40 to 01/03:02:40

Plot file version 365 created 04-JUN-2021 15:27:43

I16293 EB084 1.UVDATA.1

Freq = 22.1587 GHz, Bw = 32.000 MH

No calibration applied and no bandpass applied



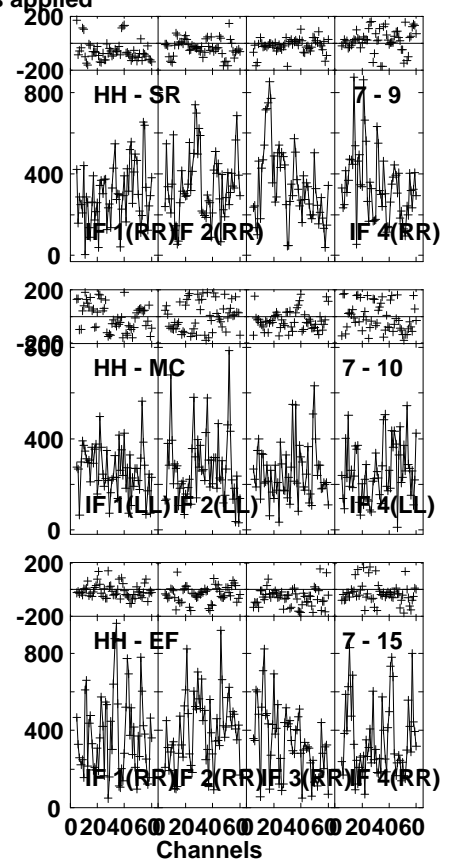
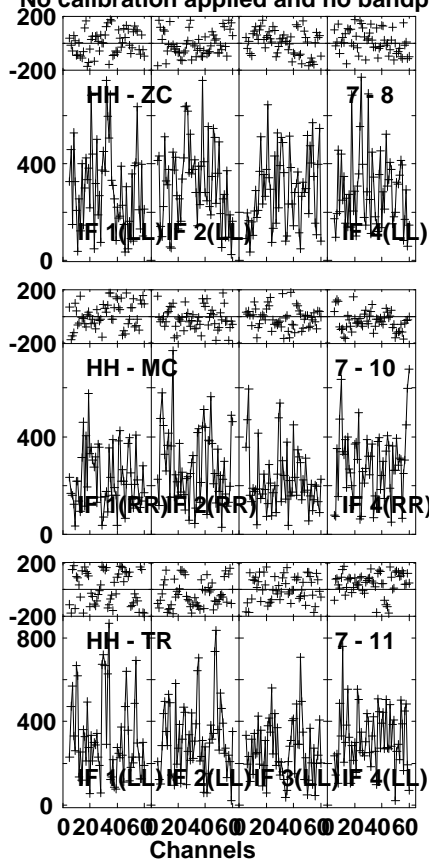
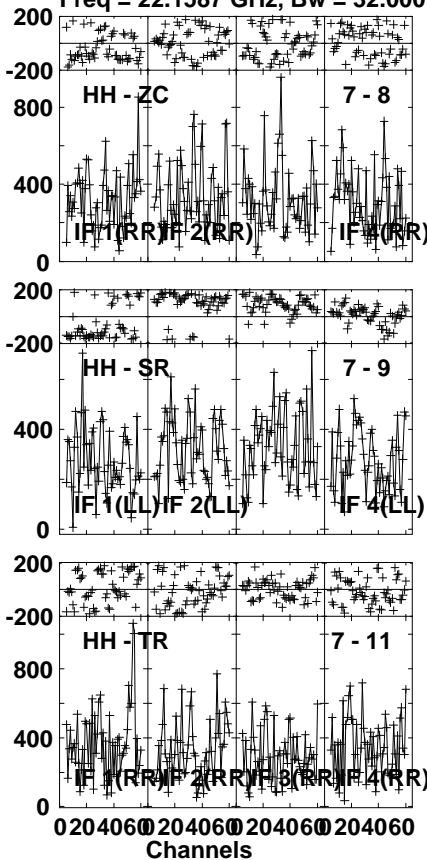
Lower frame: Milli Ampl Jy Top frame: Phas deg
Vector averaged cross-power spectrum Several baselines displayed
Timerange: 01/03:00:40 to 01/03:02:40

Plot file version 366 created 04-JUN-2021 15:27:43

J1625-2527 EB084 1.UVDATA.1

Freq = 22.1587 GHz, Bw = 32.000 MH

No calibration applied and no bandpass applied



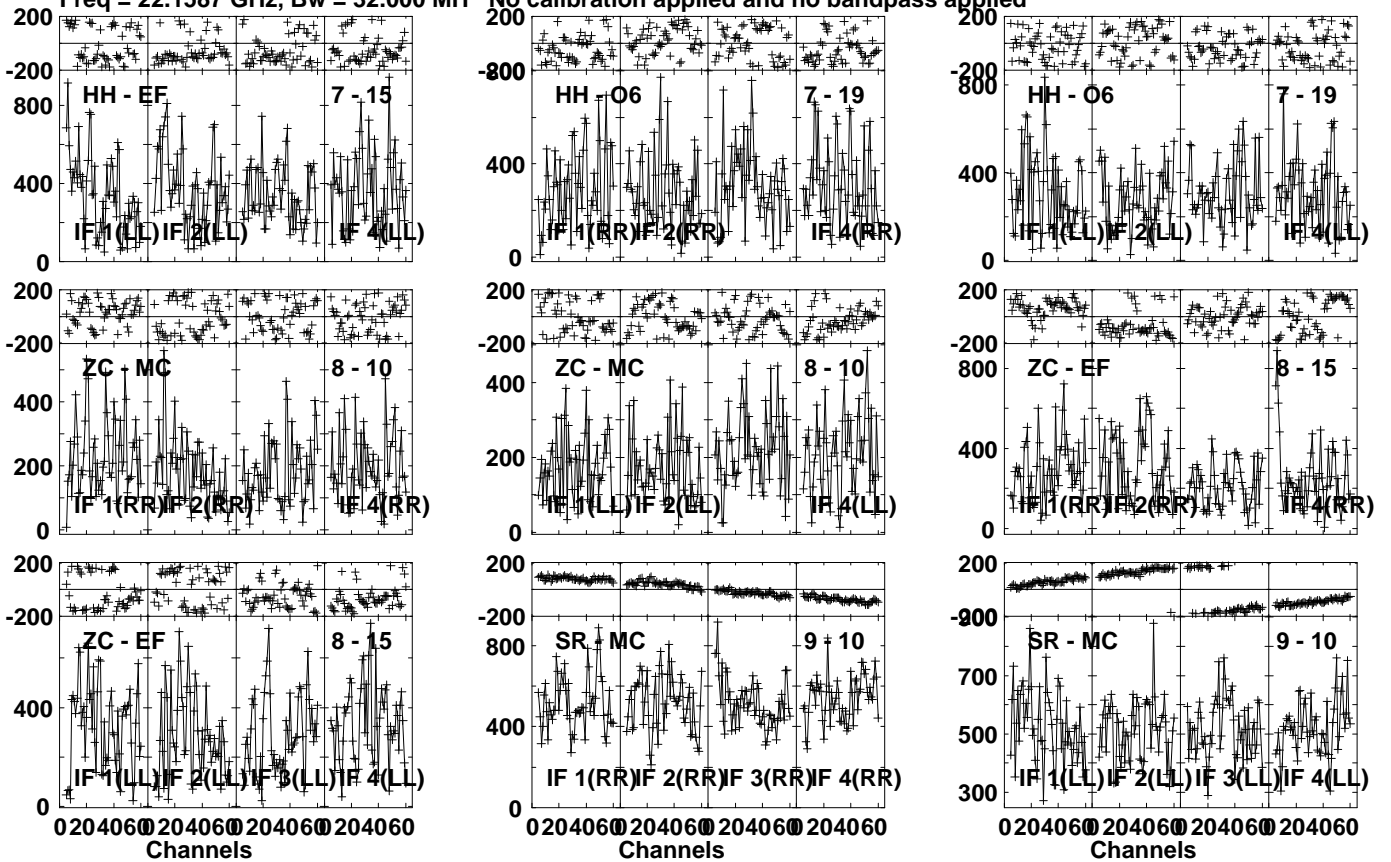
Lower frame: Micro Ampl Jy Top frame: Phas deg
Vector averaged cross-power spectrum Several baselines displayed
Timerange: 01/03:02:40 to 01/03:03:39

Plot file version 367 created 04-JUN-2021 15:27:43

J1625-2527 EB084 1.UVDATA.1

Freq = 22.1587 GHz, Bw = 32.000 MH

No calibration applied and no bandpass applied



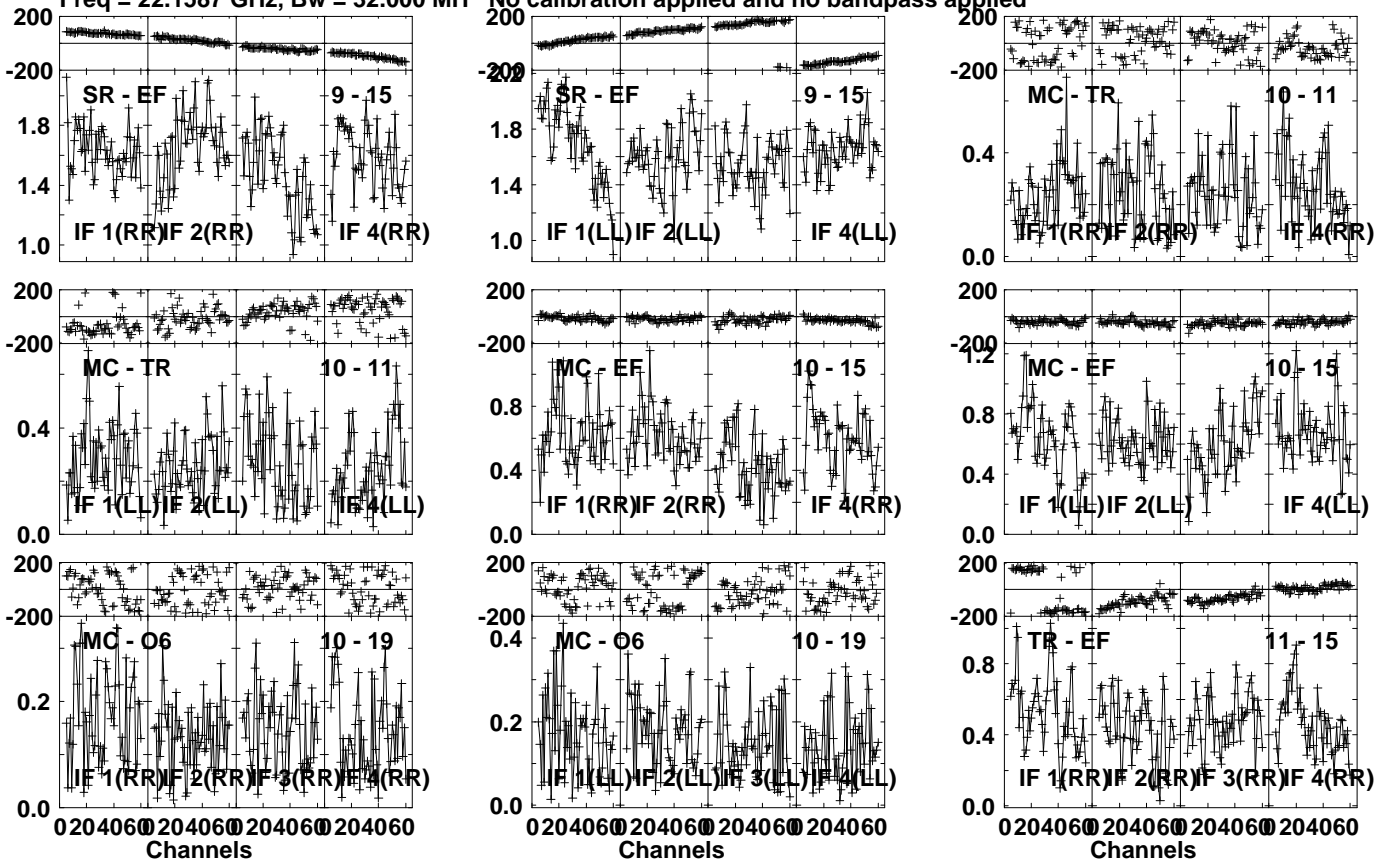
Lower frame: Micro Ampl Jy Top frame: Phas deg
Vector averaged cross-power spectrum Several baselines displayed
Timerange: 01/03:02:40 to 01/03:03:39

Plot file version 368 created 04-JUN-2021 15:27:43

J1625-2527 EB084 1.UVDATA.1

Freq = 22.1587 GHz, Bw = 32.000 MH

No calibration applied and no bandpass applied



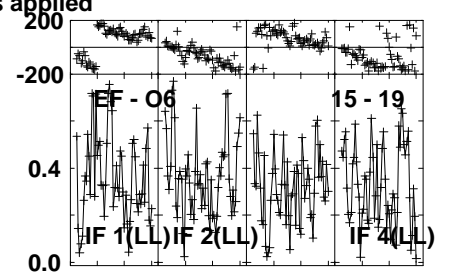
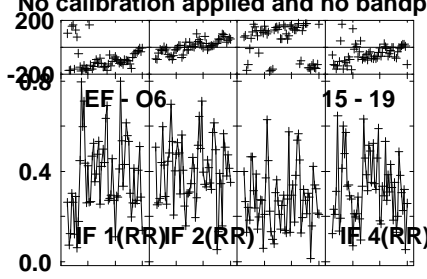
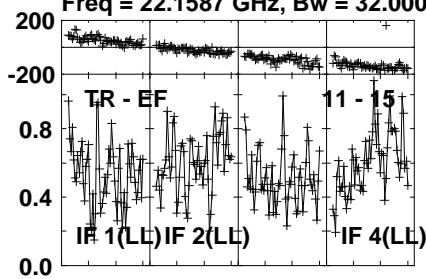
Lower frame: Milli Ampl Jy Top frame: Phas deg
 Vector averaged cross-power spectrum Several baselines displayed
 Timerange: 01/03:02:40 to 01/03:03:39

Plot file version 369 created 04-JUN-2021 15:27:43

J1625-2527 EB084 1.UVDATA.1

Freq = 22.1587 GHz, Bw = 32.000 MH

No calibration applied and no bandpass applied



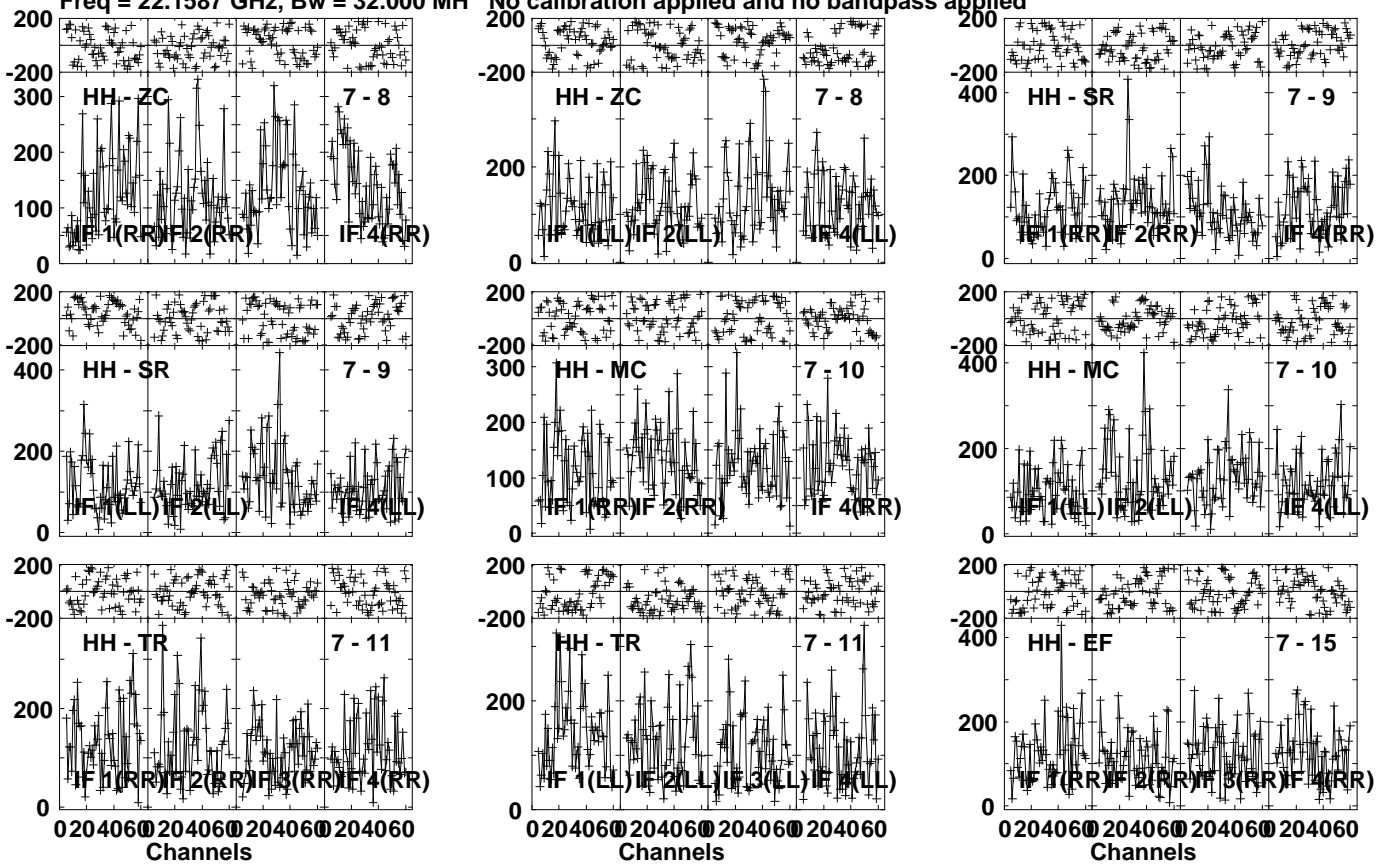
Lower frame: Milli Ampl Jy Top frame: Phas deg
Vector averaged cross-power spectrum Several baselines displayed
Timerange: 01/03:02:40 to 01/03:03:39

Plot file version 370 created 04-JUN-2021 15:27:43

I16293 EB084 1.UVDATA.1

Freq = 22.1587 GHz, Bw = 32.000 MH

No calibration applied and no bandpass applied



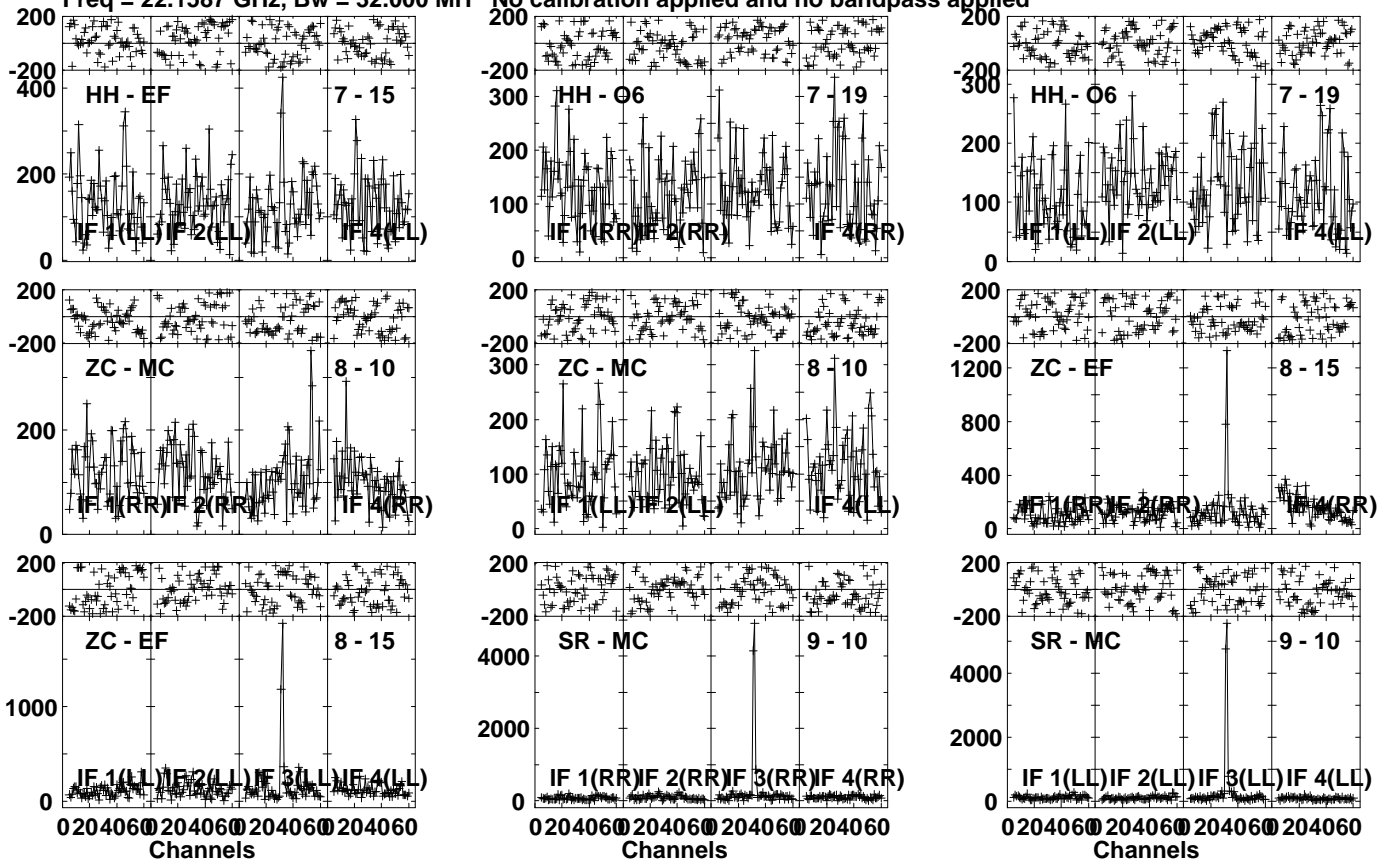
Lower frame: Micro Ampl Jy Top frame: Phas deg
Vector averaged cross-power spectrum Several baselines displayed
Timerange: 01/03:03:40 to 01/03:05:39

Plot file version 371 created 04-JUN-2021 15:27:43

I16293 EB084 1.UVDATA.1

Freq = 22.1587 GHz, Bw = 32.000 MH

No calibration applied and no bandpass applied



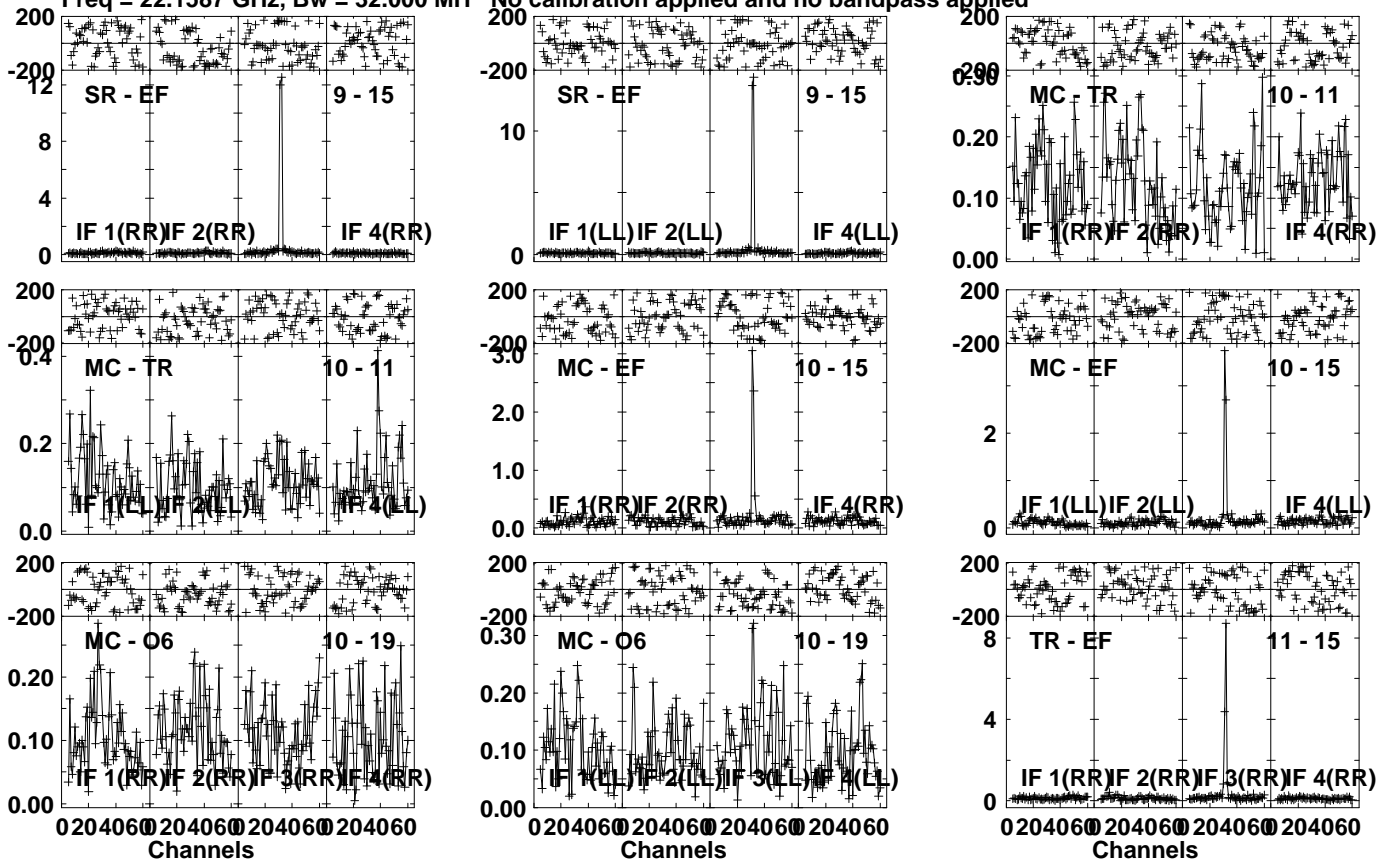
Lower frame: Micro Ampl Jy Top frame: Phas deg
Vector averaged cross-power spectrum Several baselines displayed
Timerange: 01/03:03:40 to 01/03:05:39

Plot file version 372 created 04-JUN-2021 15:27:43

I16293 EB084 1.UVDATA.1

Freq = 22.1587 GHz, Bw = 32.000 MH

No calibration applied and no bandpass applied



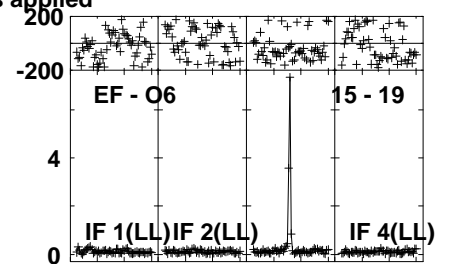
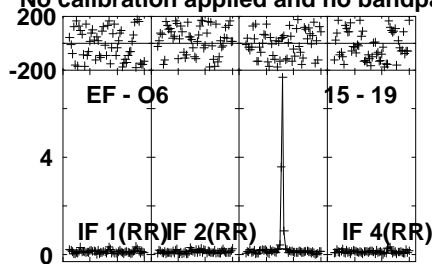
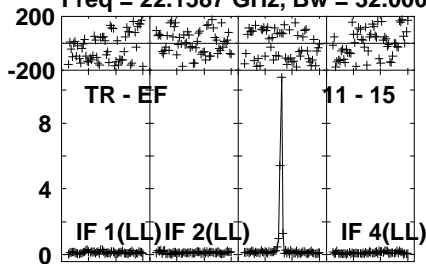
Lower frame: Milli Ampl Jy Top frame: Phas deg
Vector averaged cross-power spectrum Several baselines displayed
Timerange: 01/03:03:40 to 01/03:05:39

Plot file version 373 created 04-JUN-2021 15:27:43

I16293 EB084 1.UVDATA.1

Freq = 22.1587 GHz, Bw = 32.000 MH

No calibration applied and no bandpass applied



Lower frame: Milli Ampl Jy Top frame: Phas deg

Vector averaged cross-power spectrum Several baselines displayed

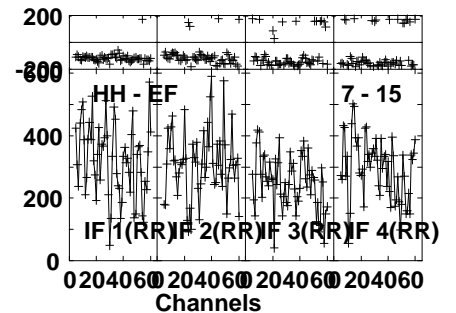
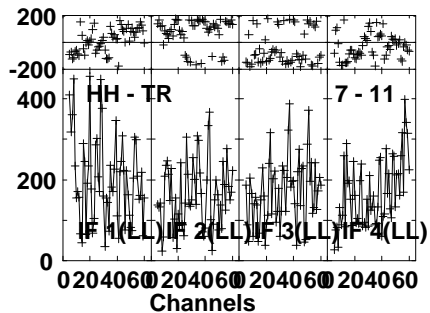
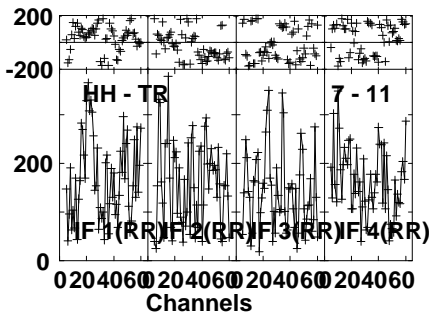
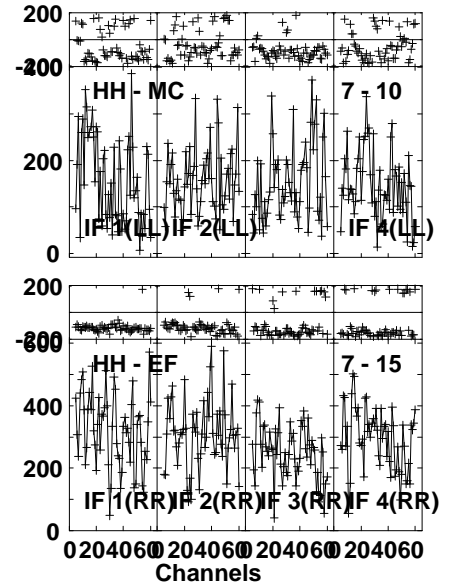
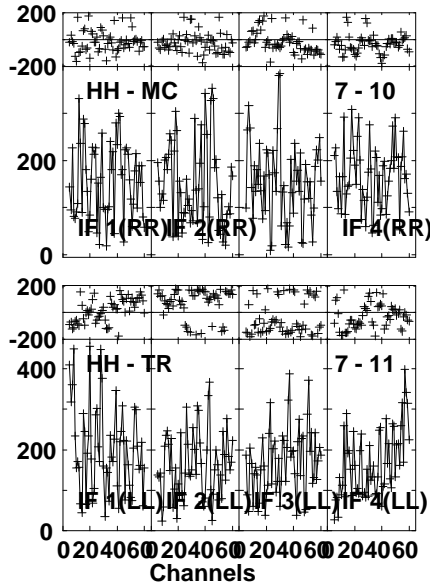
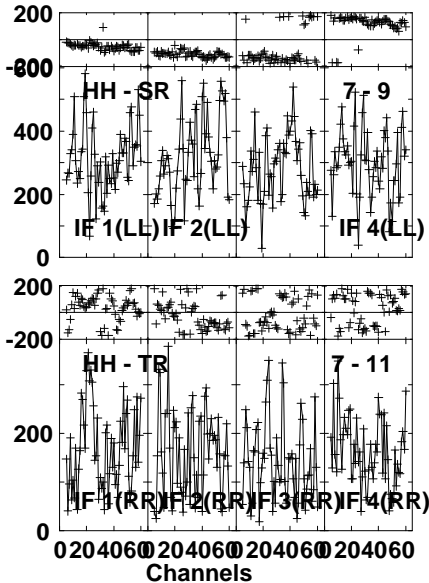
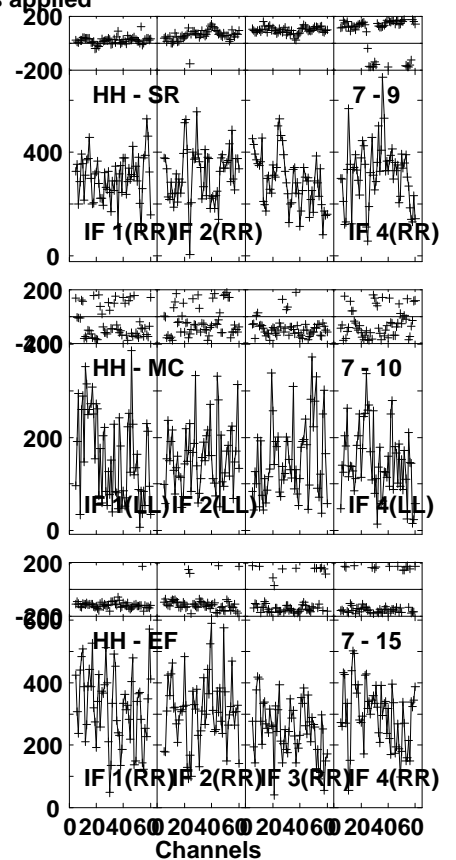
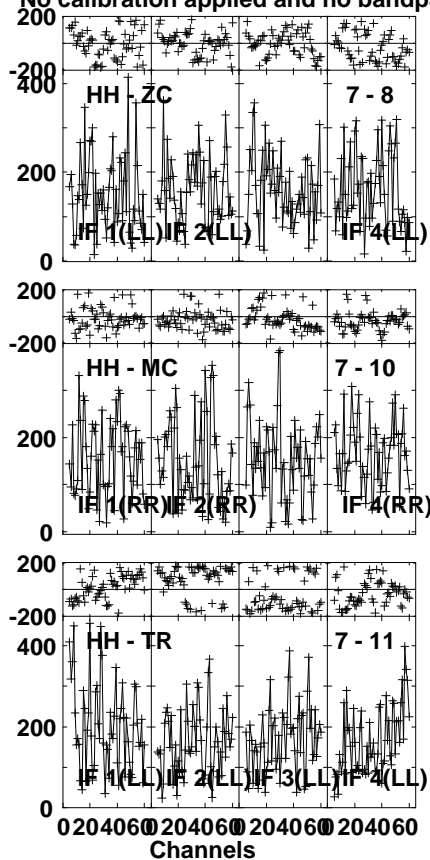
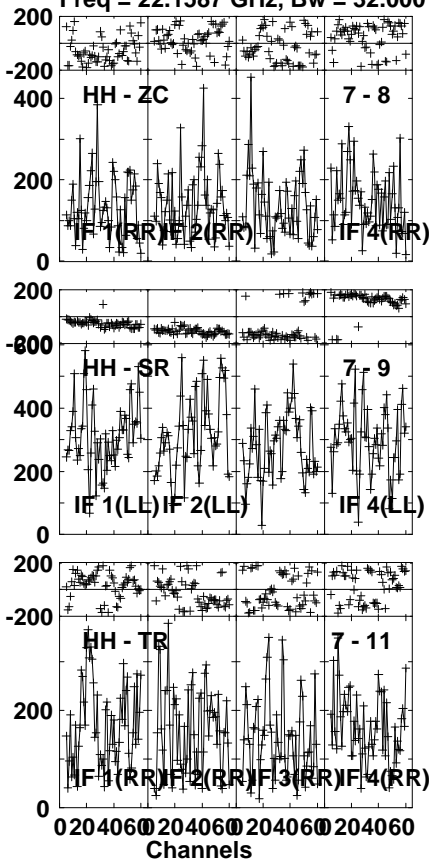
Timerange: 01/03:03:40 to 01/03:05:39

Plot file version 374 created 04-JUN-2021 15:27:43

J1625-2527 EB084 1.UVDATA.1

Freq = 22.1587 GHz, Bw = 32.000 MH

No calibration applied and no bandpass applied



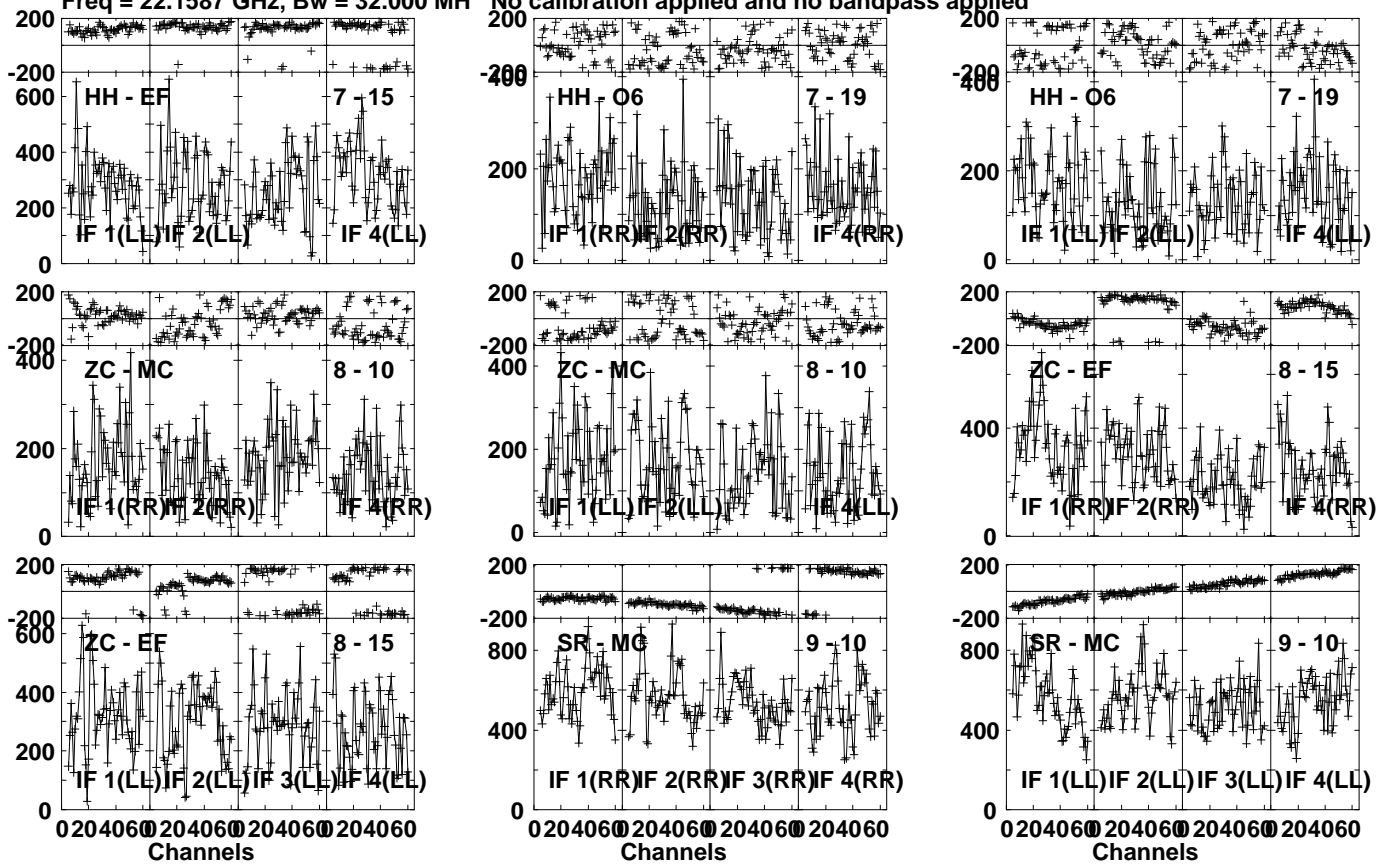
Lower frame: Micro Ampl Jy Top frame: Phas deg
 Vector averaged cross-power spectrum Several baselines displayed
 Timerange: 01/03:06:21 to 01/03:07:19

Plot file version 375 created 04-JUN-2021 15:27:43

J1625-2527 EB084 1.UVDATA.1

Freq = 22.1587 GHz, Bw = 32.000 MH

No calibration applied and no bandpass applied



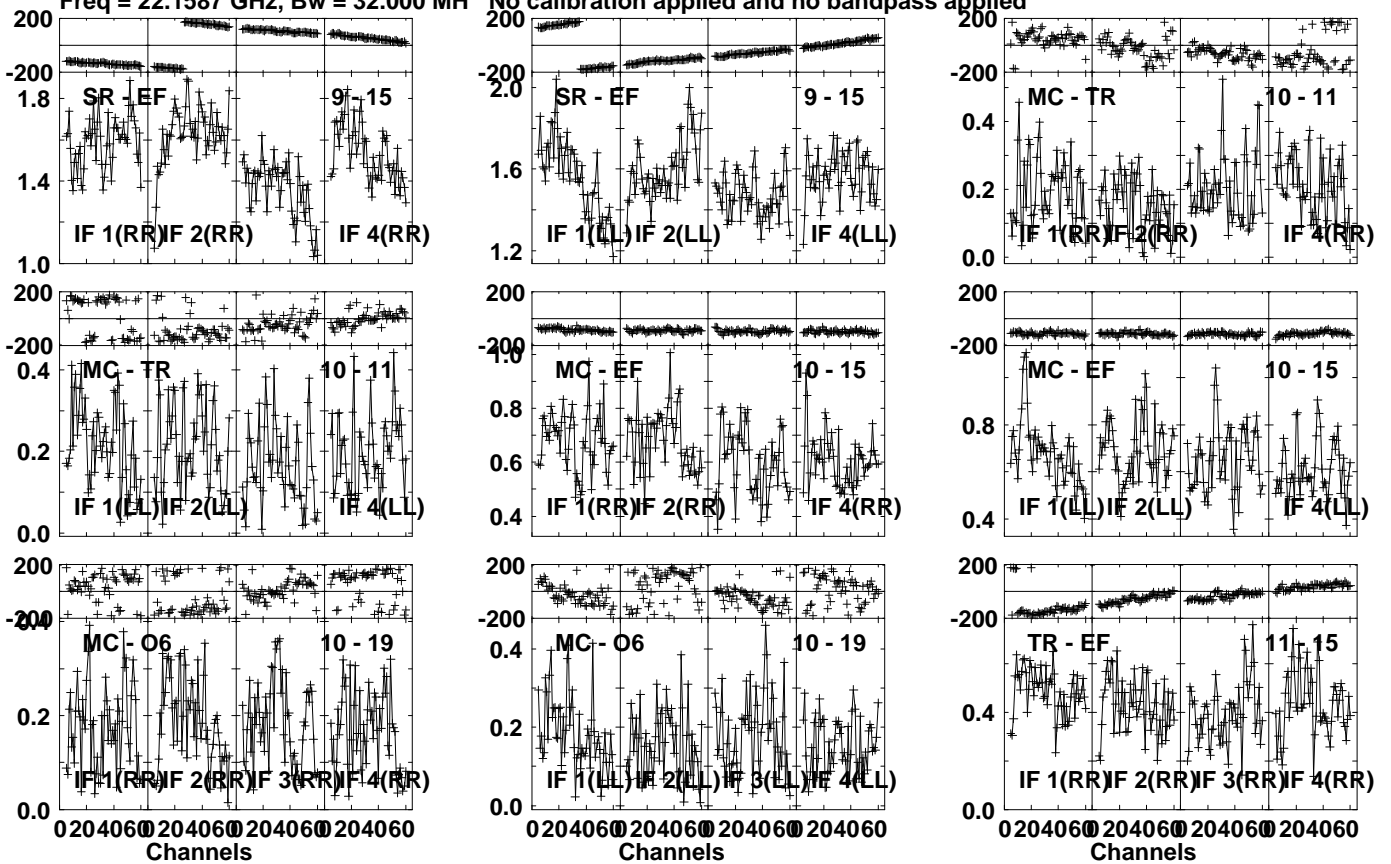
Lower frame: Micro Ampl Jy Top frame: Phas deg
Vector averaged cross-power spectrum Several baselines displayed
Timerange: 01/03:06:21 to 01/03:07:19

Plot file version 376 created 04-JUN-2021 15:27:43

J1625-2527 EB084 1.UVDATA.1

Freq = 22.1587 GHz, Bw = 32.000 MH

No calibration applied and no bandpass applied



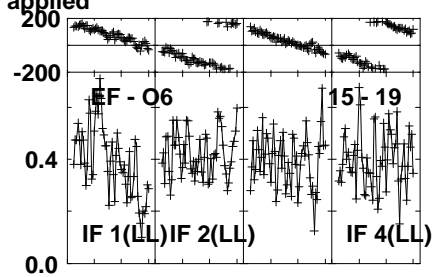
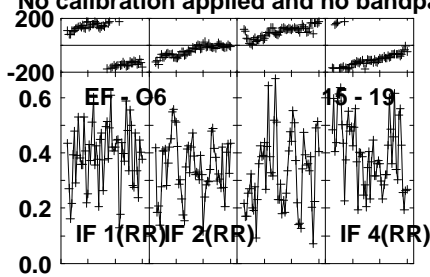
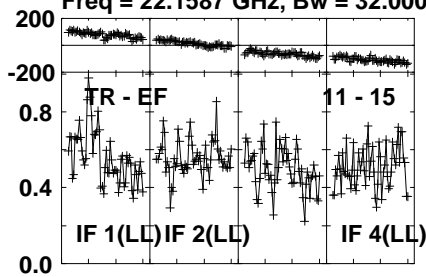
Lower frame: Milli Ampl Jy Top frame: Phas deg
Vector averaged cross-power spectrum Several baselines displayed
Timerange: 01/03:06:21 to 01/03:07:19

Plot file version 377 created 04-JUN-2021 15:27:43

J1625-2527 EB084 1.UVDATA.1

Freq = 22.1587 GHz, Bw = 32.000 MH

No calibration applied and no bandpass applied



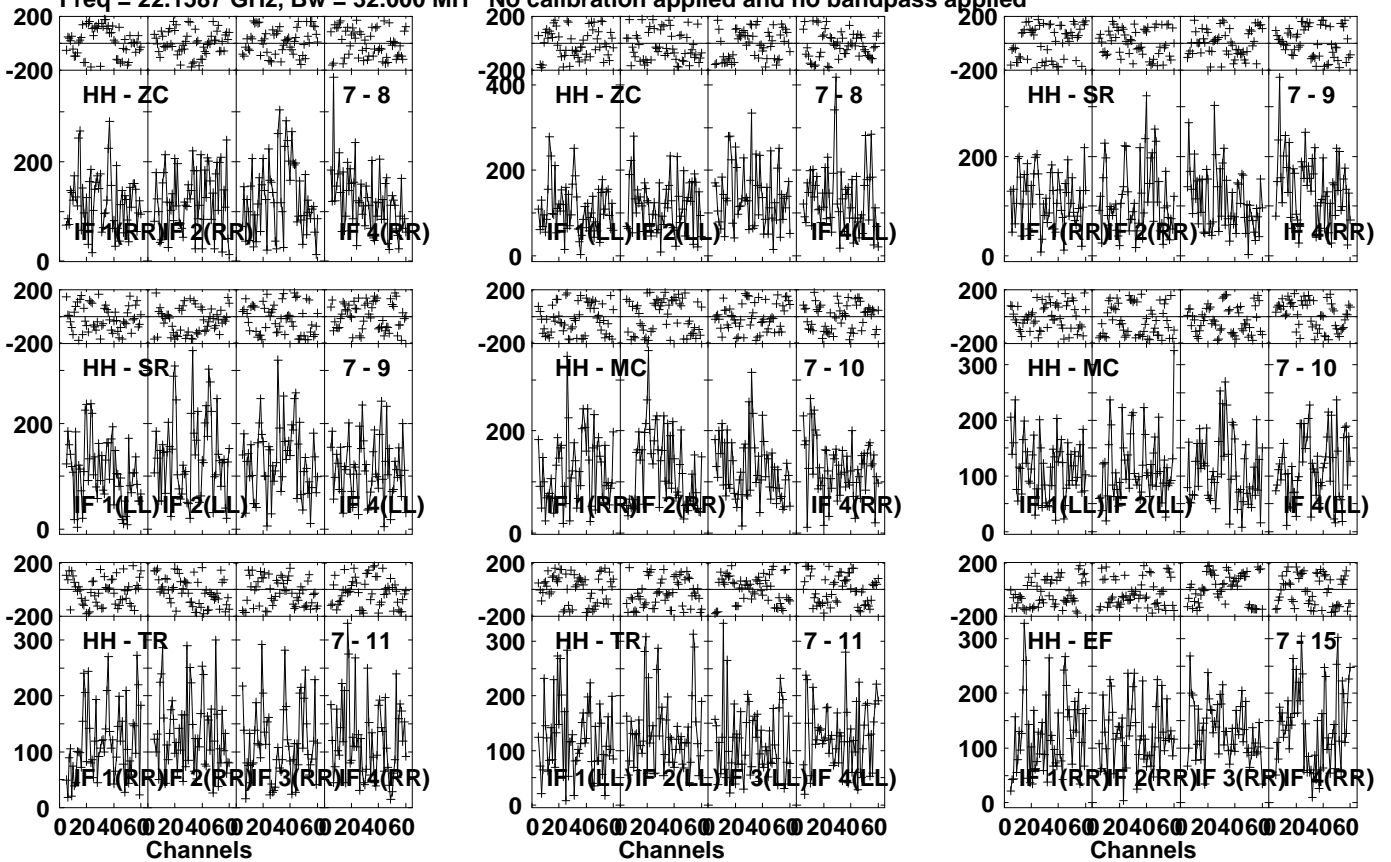
Lower frame: Milli Ampl Jy Top frame: Phas deg
Vector averaged cross-power spectrum Several baselines displayed
Timerange: 01/03:06:21 to 01/03:07:19

Plot file version 378 created 04-JUN-2021 15:27:44

I16293 EB084 1.UVDATA.1

Freq = 22.1587 GHz, Bw = 32.000 MH

No calibration applied and no bandpass applied



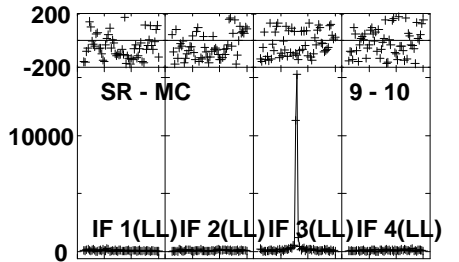
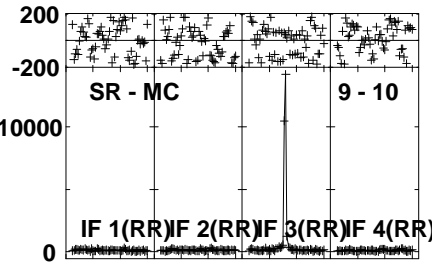
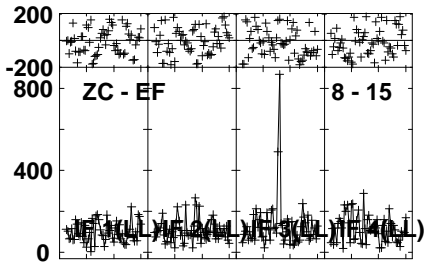
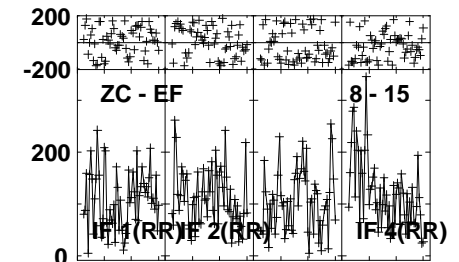
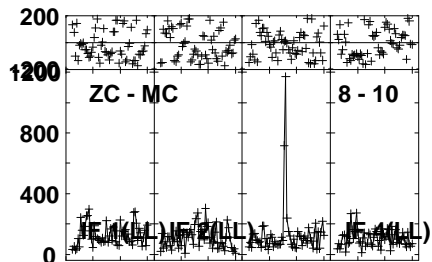
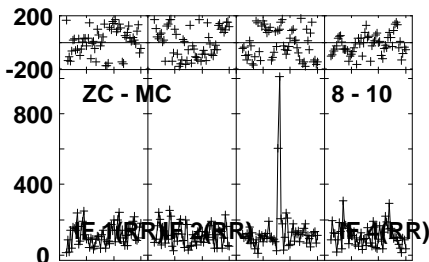
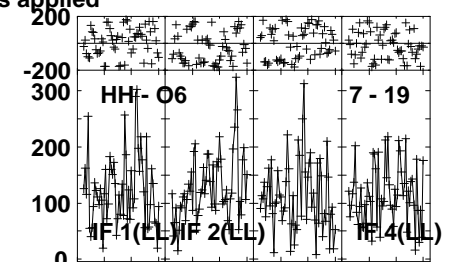
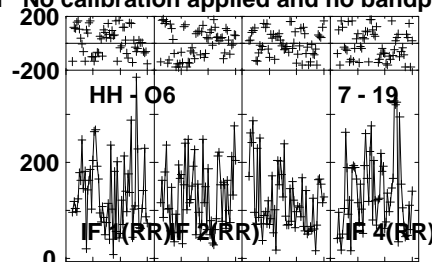
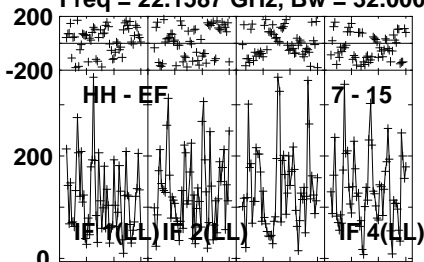
Lower frame: Micro Ampl Jy Top frame: Phas deg
Vector averaged cross-power spectrum Several baselines displayed
Timerange: 01/03:07:20 to 01/03:09:19

Plot file version 379 created 04-JUN-2021 15:27:44

I16293 EB084 1.UVDATA.1

Freq = 22.1587 GHz, Bw = 32.000 MH

No calibration applied and no bandpass applied



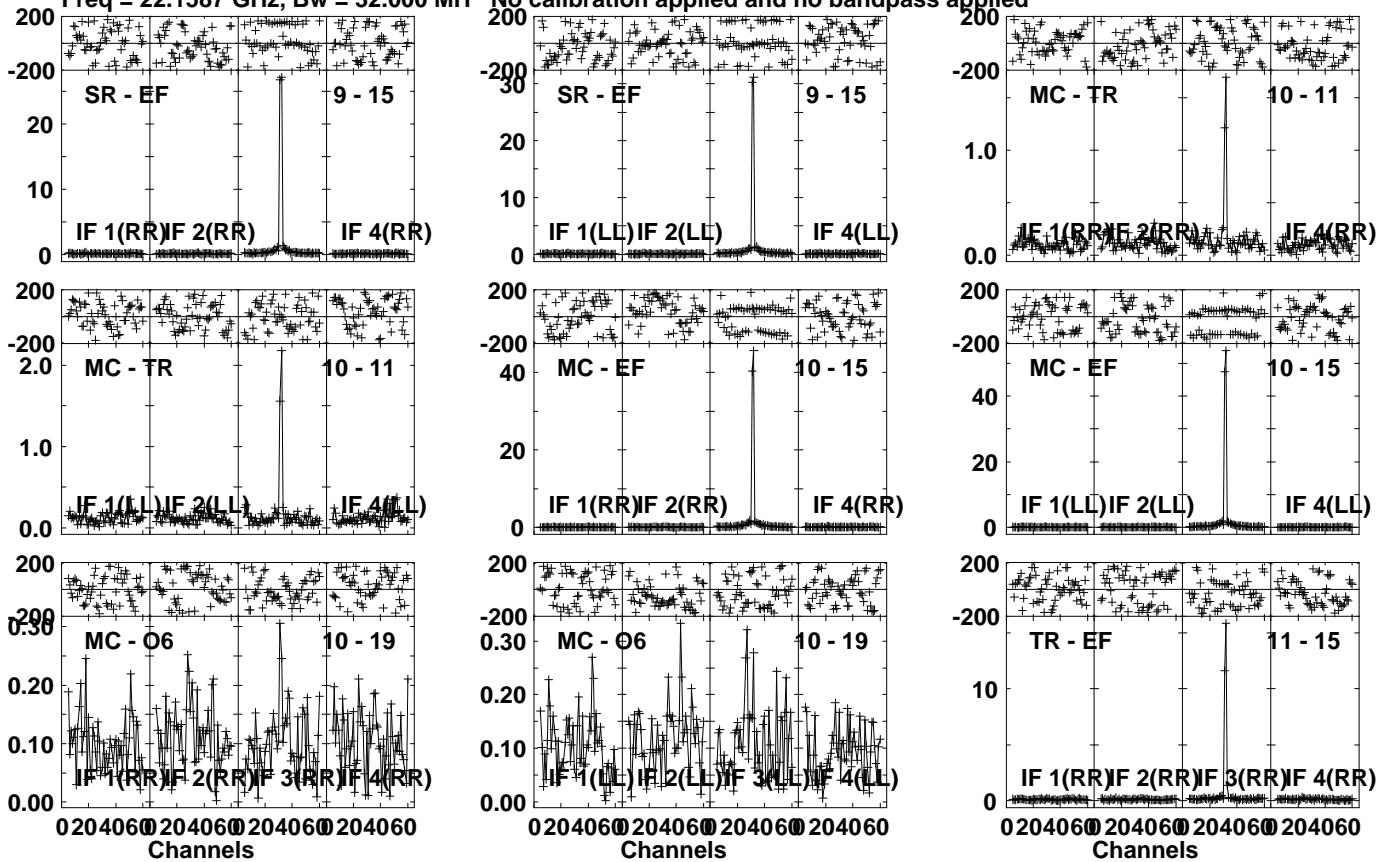
Lower frame: Micro Ampl Jy Top frame: Phas deg
Vector averaged cross-power spectrum Several baselines displayed
Timerange: 01/03:07:20 to 01/03:09:19

Plot file version 380 created 04-JUN-2021 15:27:44

I16293 EB084 1.UVDATA.1

Freq = 22.1587 GHz, Bw = 32.000 MH

No calibration applied and no bandpass applied



Lower frame: Milli Ampl Jy Top frame: Phas deg

Vector averaged cross-power spectrum Several baselines displayed

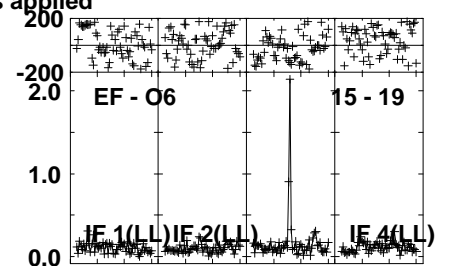
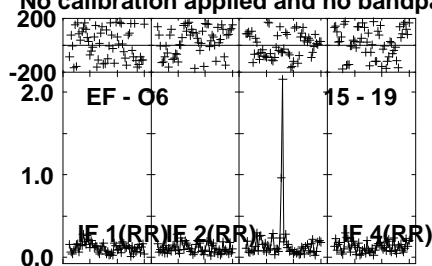
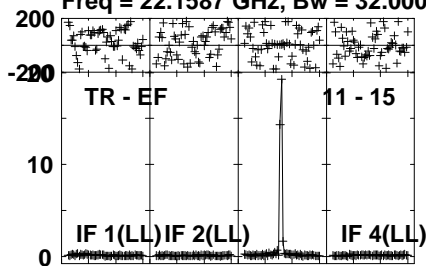
Timerange: 01/03:07:20 to 01/03:09:19

Plot file version 381 created 04-JUN-2021 15:27:44

I16293 EB084 1.UVDATA.1

Freq = 22.1587 GHz, Bw = 32.000 MH

No calibration applied and no bandpass applied



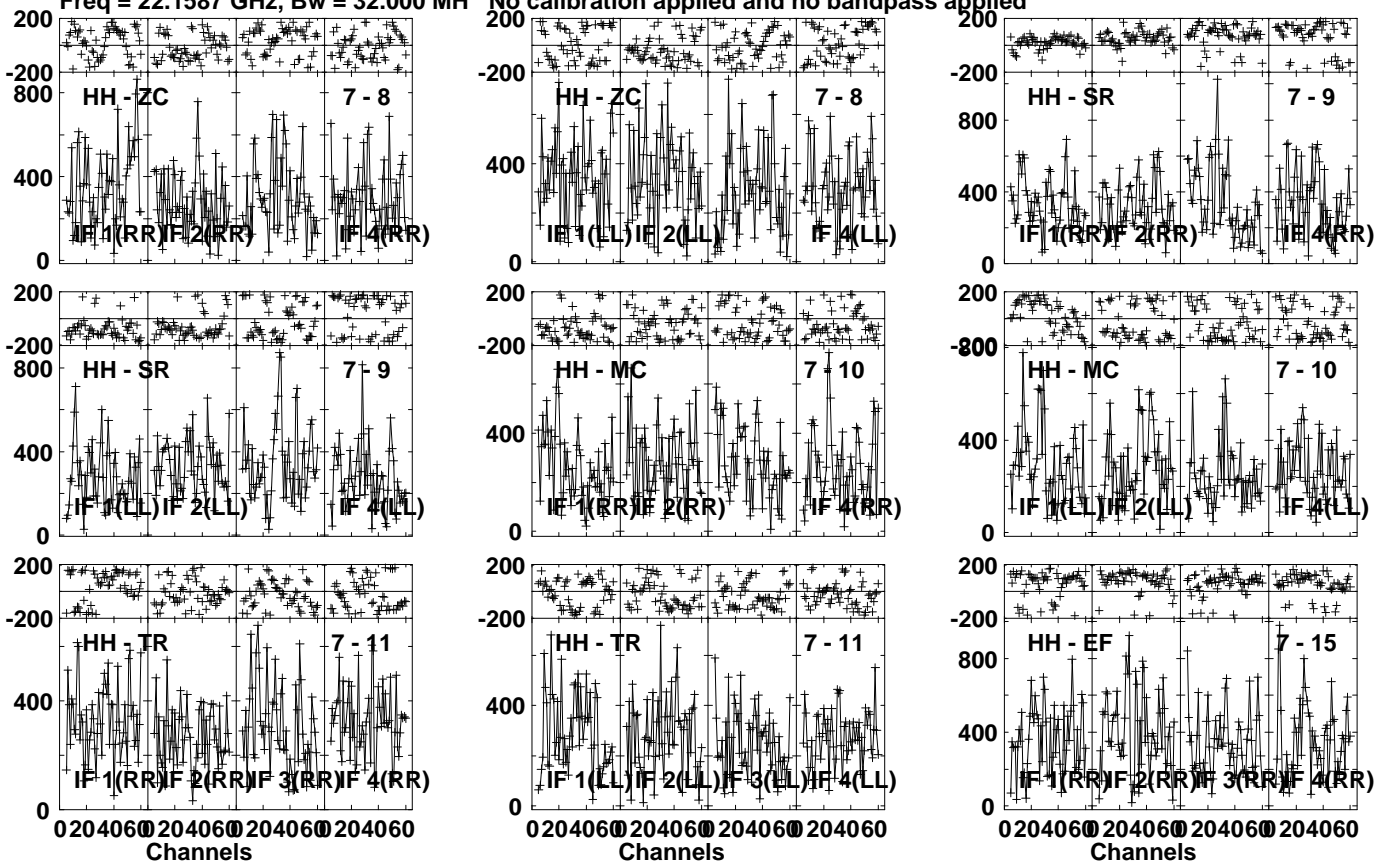
Lower frame: Milli Ampl Jy Top frame: Phas deg
Vector averaged cross-power spectrum Several baselines displayed
Timerange: 01/03:07:20 to 01/03:09:19

Plot file version 382 created 04-JUN-2021 15:27:44

J1625-2527 EB084 1.UVDATA.1

Freq = 22.1587 GHz, Bw = 32.000 MH

No calibration applied and no bandpass applied



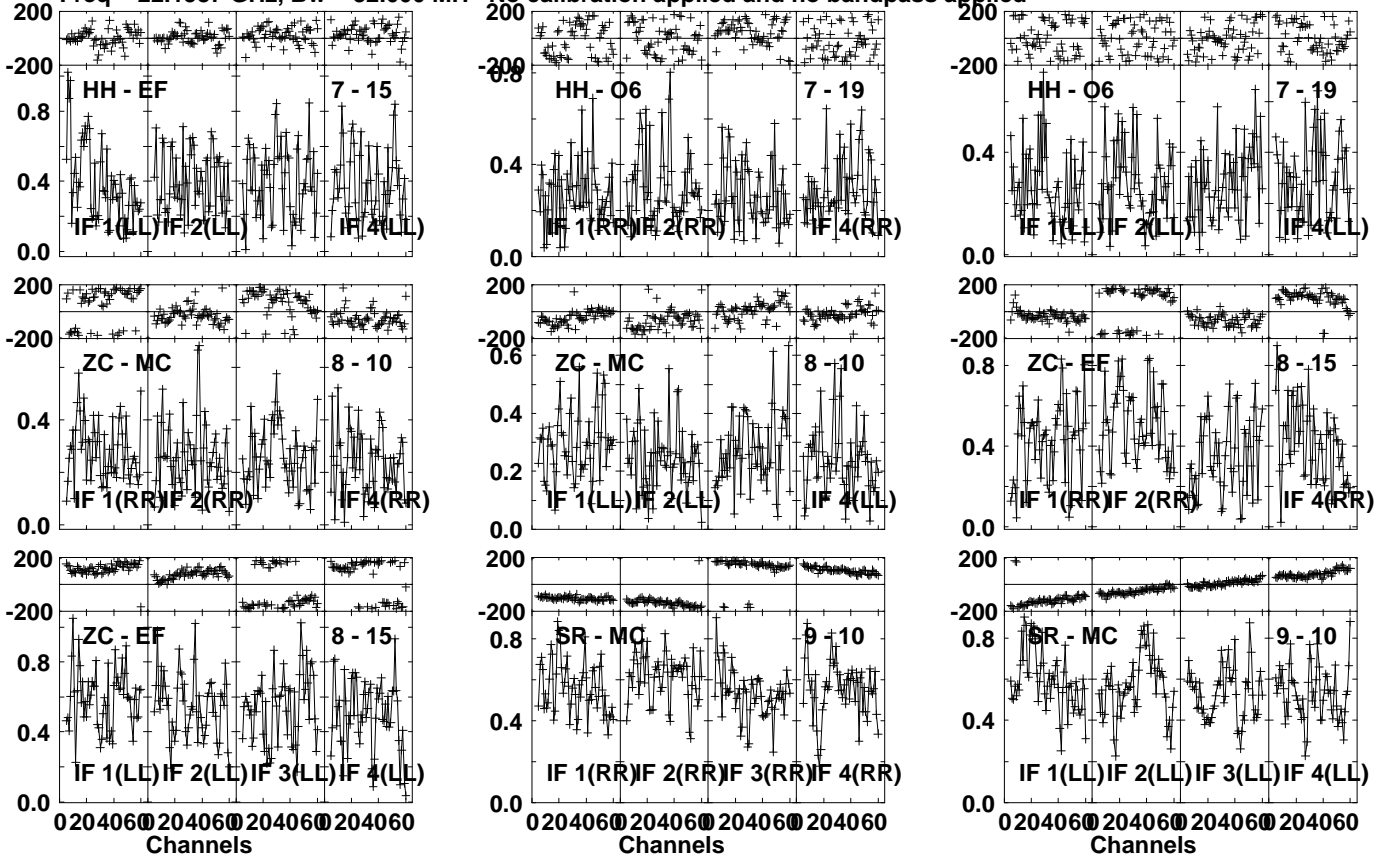
Lower frame: Micro Ampl Jy Top frame: Phas deg
Vector averaged cross-power spectrum Several baselines displayed
Timerange: 01/03:09:21 to 01/03:10:20

Plot file version 383 created 04-JUN-2021 15:27:44

J1625-2527 EB084 1.UVDATA.1

Freq = 22.1587 GHz, Bw = 32.000 MH

No calibration applied and no bandpass applied



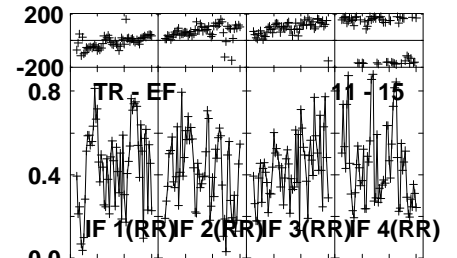
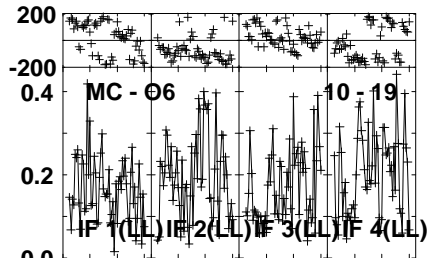
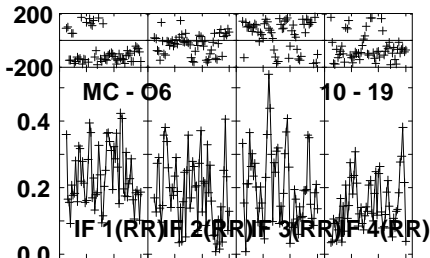
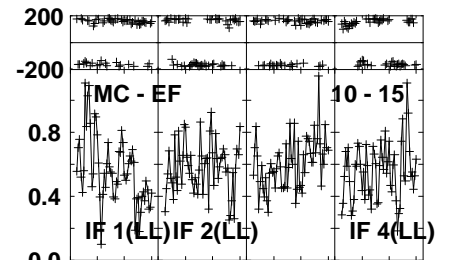
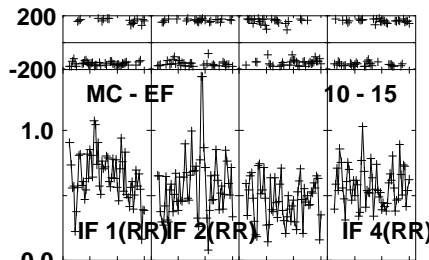
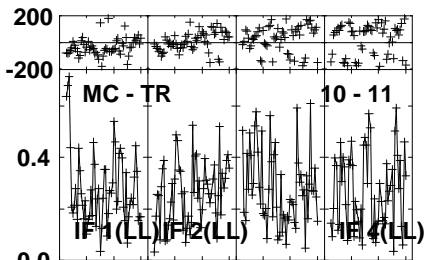
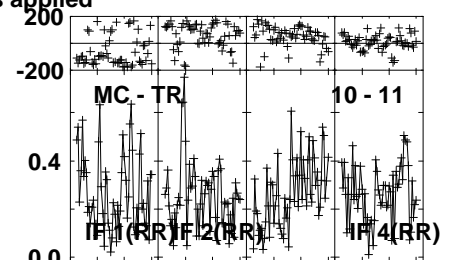
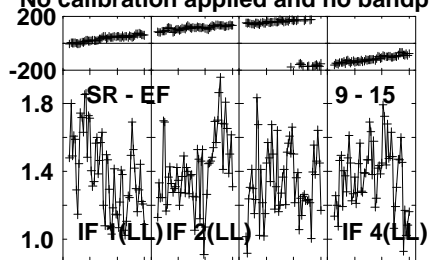
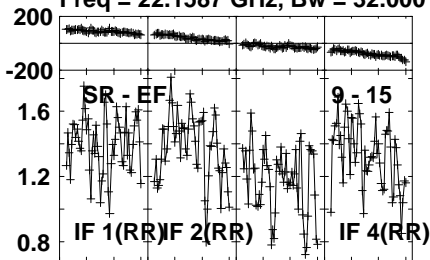
Lower frame: Milli Ampl Jy Top frame: Phas deg
Vector averaged cross-power spectrum Several baselines displayed
Timerange: 01/03:09:21 to 01/03:10:20

Plot file version 384 created 04-JUN-2021 15:27:44

J1625-2527 EB084 1.UVDATA.1

Freq = 22.1587 GHz, Bw = 32.000 MH

No calibration applied and no bandpass applied



020406@20406@20406@20406@20406
Channels

020406@20406@20406@20406@20406
Channels

020406@20406@20406@20406@20406
Channels

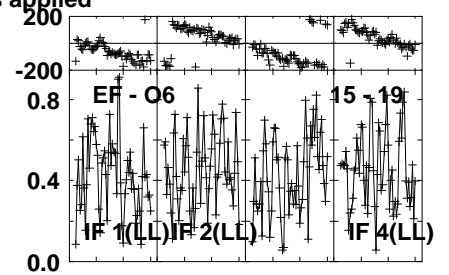
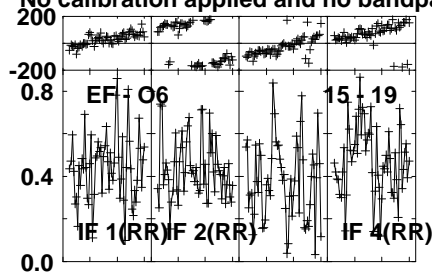
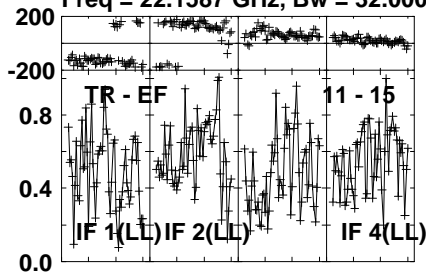
Lower frame: Milli Ampl Jy Top frame: Phas deg
Vector averaged cross-power spectrum Several baselines displayed
Timerange: 01/03:09:21 to 01/03:10:20

Plot file version 385 created 04-JUN-2021 15:27:44

J1625-2527 EB084 1.UVDATA.1

Freq = 22.1587 GHz, Bw = 32.000 MH

No calibration applied and no bandpass applied



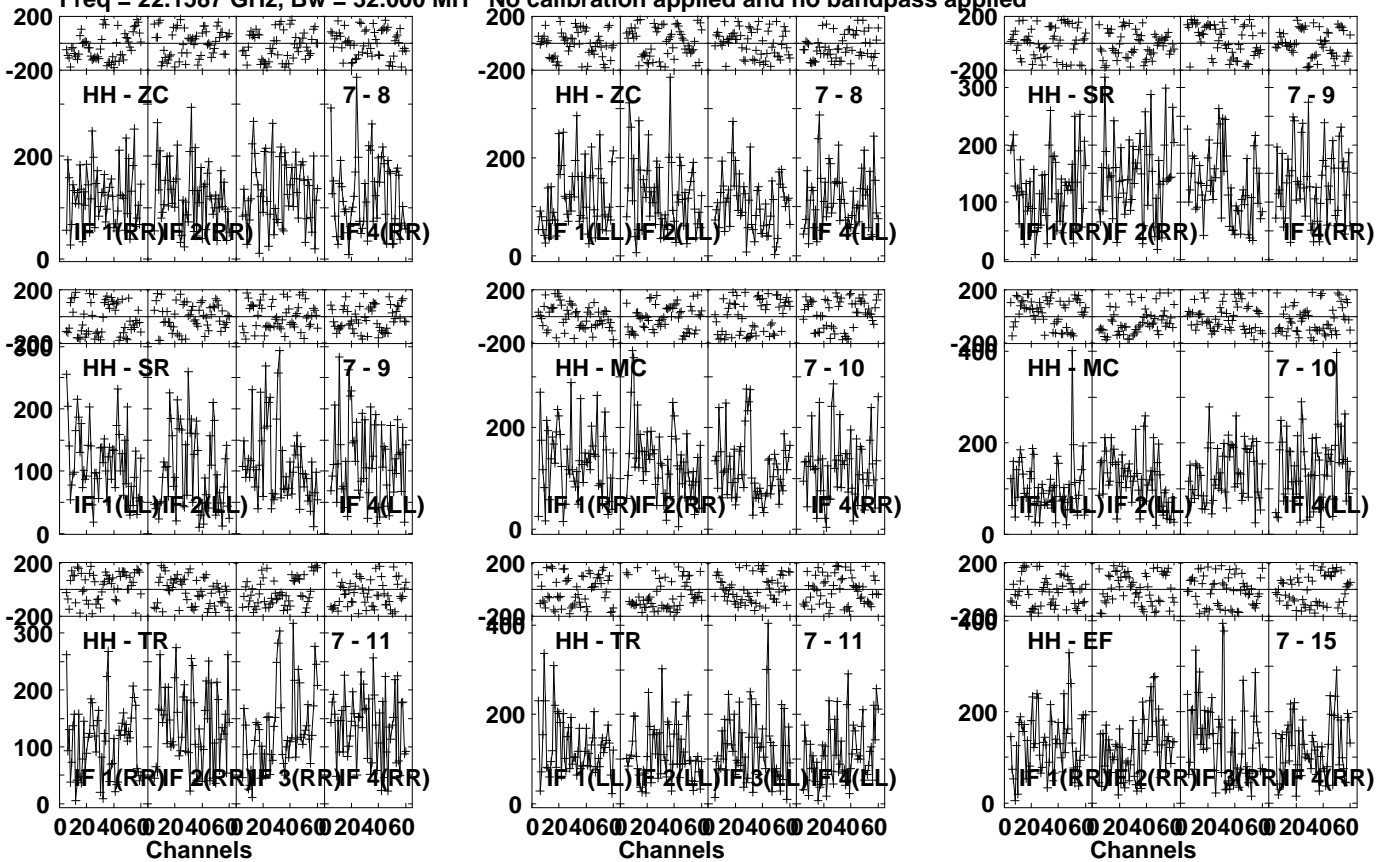
Lower frame: Milli Ampl Jy Top frame: Phas deg
Vector averaged cross-power spectrum Several baselines displayed
Timerange: 01/03:09:21 to 01/03:10:20

Plot file version 386 created 04-JUN-2021 15:27:44

I16293 EB084 1.UVDATA.1

Freq = 22.1587 GHz, Bw = 32.000 MH

No calibration applied and no bandpass applied



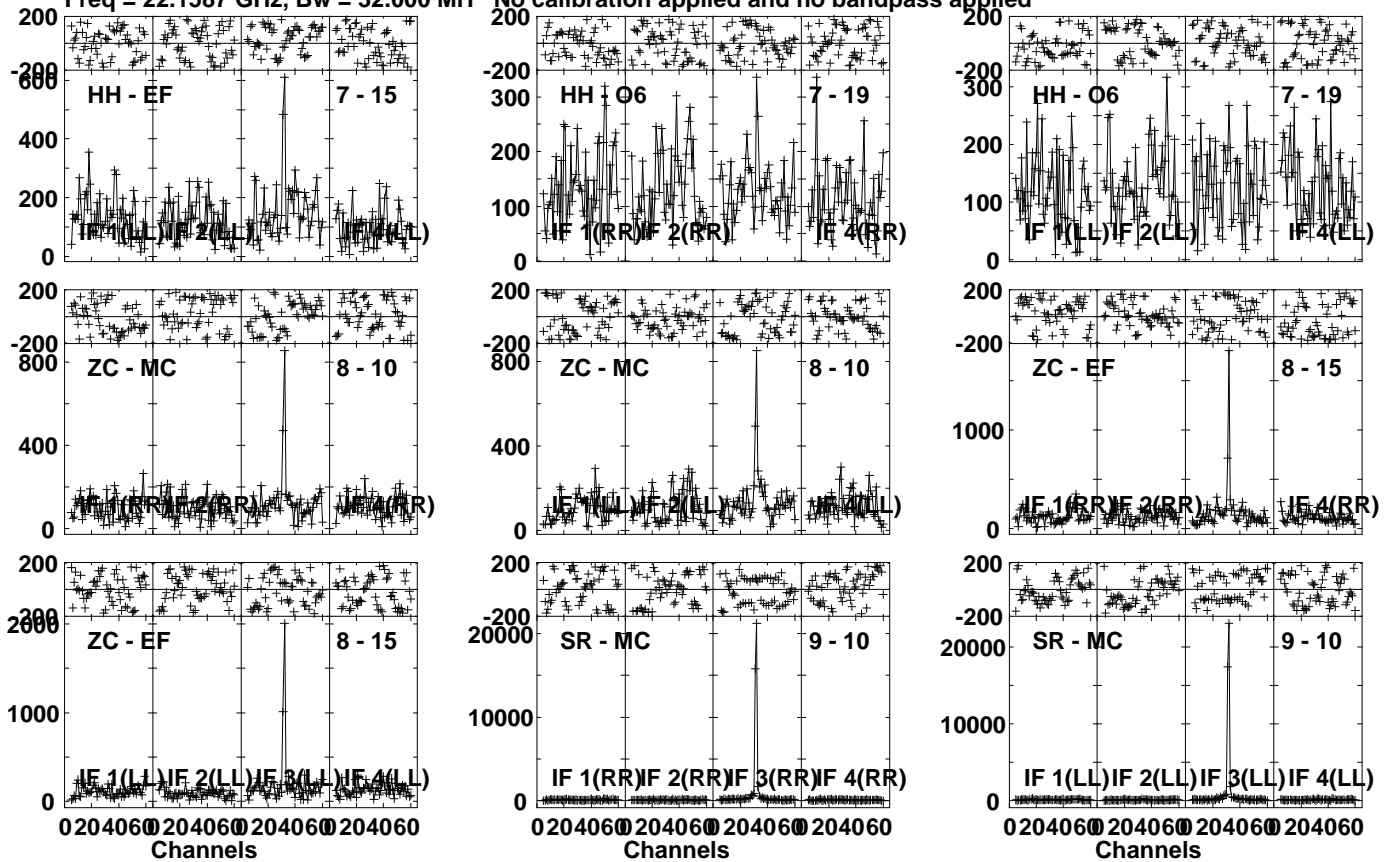
Lower frame: Micro Ampl Jy Top frame: Phas deg
Vector averaged cross-power spectrum Several baselines displayed
Timerange: 01/03:10:21 to 01/03:12:19

Plot file version 387 created 04-JUN-2021 15:27:44

I16293 EB084 1.UVDATA.1

Freq = 22.1587 GHz, Bw = 32.000 MH

No calibration applied and no bandpass applied



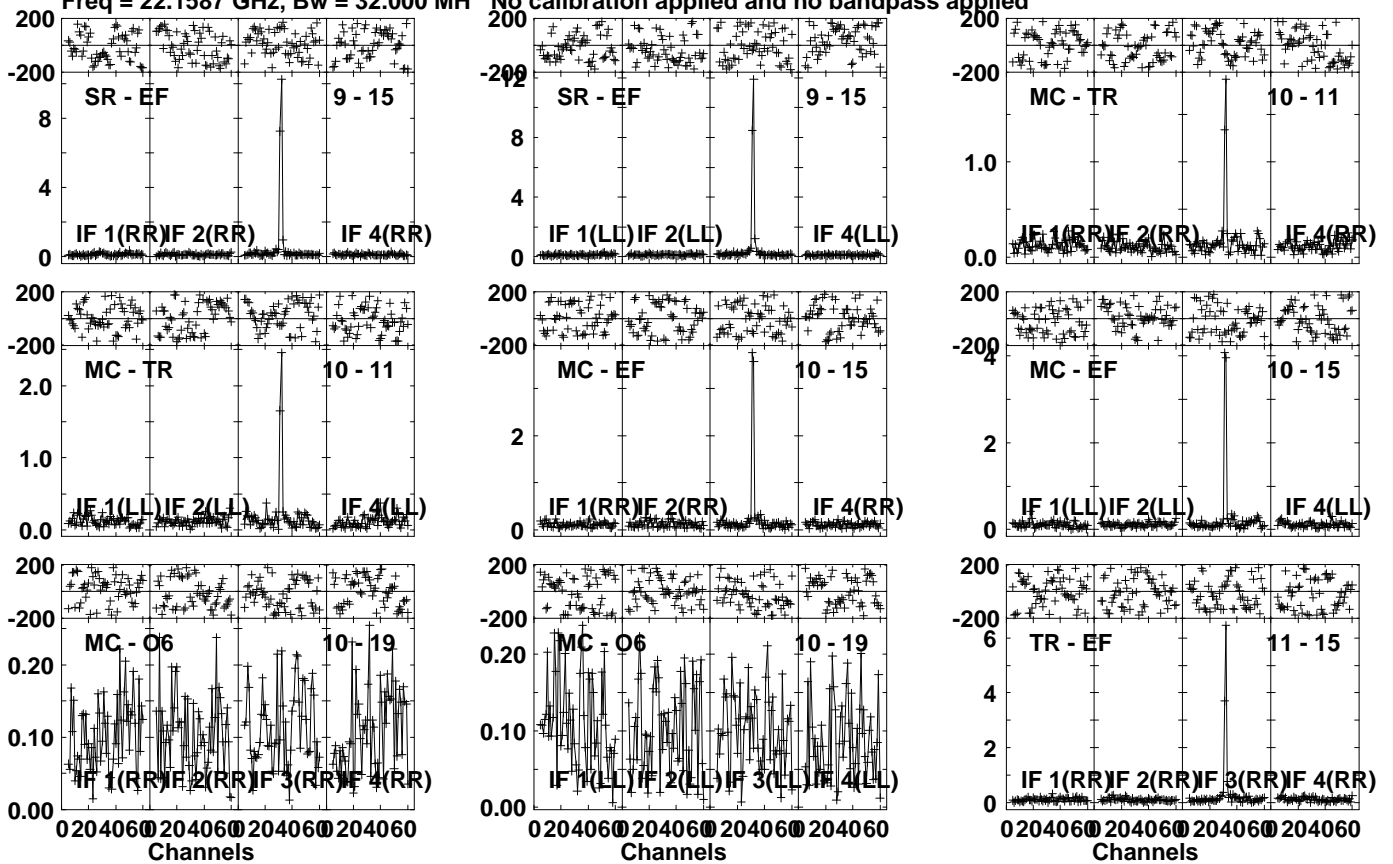
Lower frame: Micro Ampl Jy Top frame: Phas deg
Vector averaged cross-power spectrum Several baselines displayed
Timerange: 01/03:10:21 to 01/03:12:19

Plot file version 388 created 04-JUN-2021 15:27:44

I16293 EB084 1.UVDATA.1

Freq = 22.1587 GHz, Bw = 32.000 MH

No calibration applied and no bandpass applied



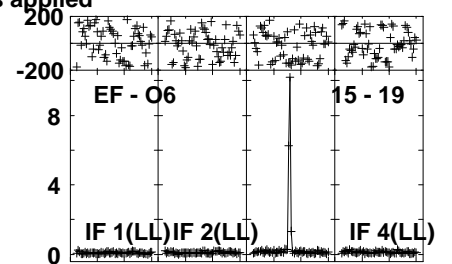

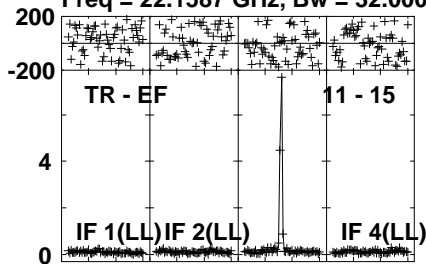
Lower frame: Milli Ampl Jy Top frame: Phas deg
Vector averaged cross-power spectrum Several baselines displayed
Timerange: 01/03:10:21 to 01/03:12:19

Plot file version 389 created 04-JUN-2021 15:27:44

I16293 EB084 1.UVDATA.1

Freq = 22.1587 GHz, Bw = 32.000 MH

No calibration applied and no bandpass applied



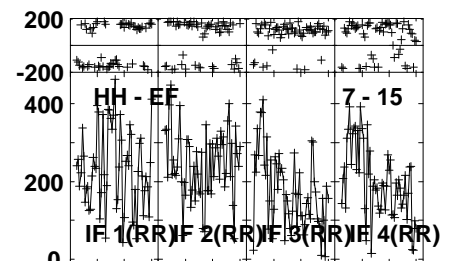
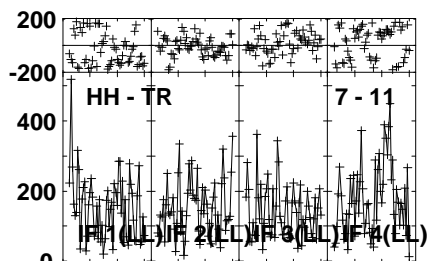
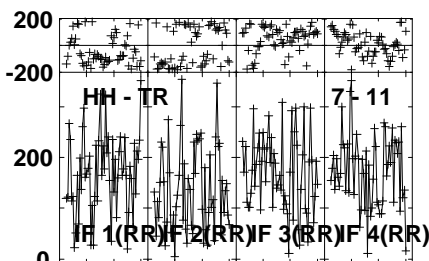
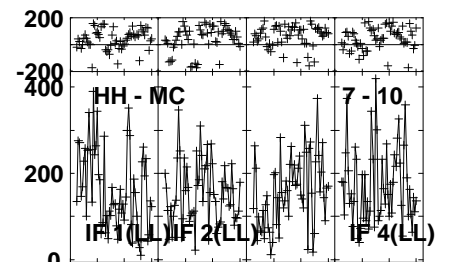
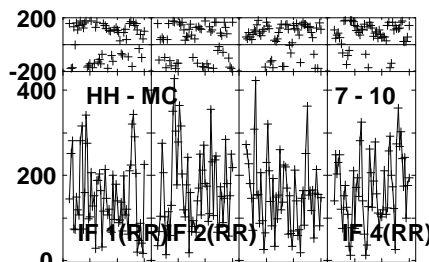
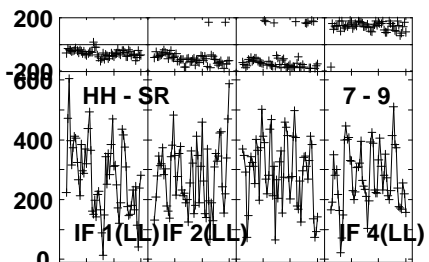
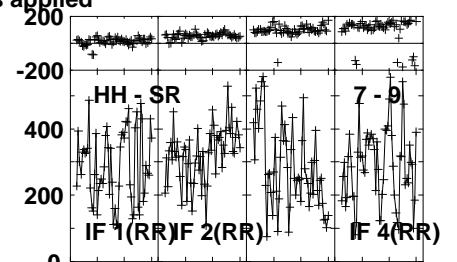
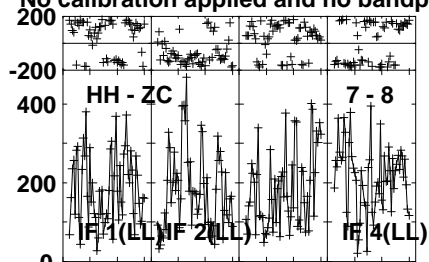
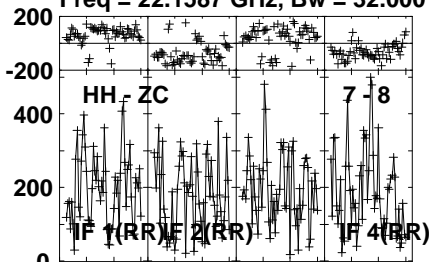
Lower frame: Milli Ampl Jy Top frame: Phas deg
Vector averaged cross-power spectrum Several baselines displayed
Timerange: 01/03:10:21 to 01/03:12:19

Plot file version 390 created 04-JUN-2021 15:27:44

J1625-2527 EB084 1.UVDATA.1

Freq = 22.1587 GHz, Bw = 32.000 MH

No calibration applied and no bandpass applied



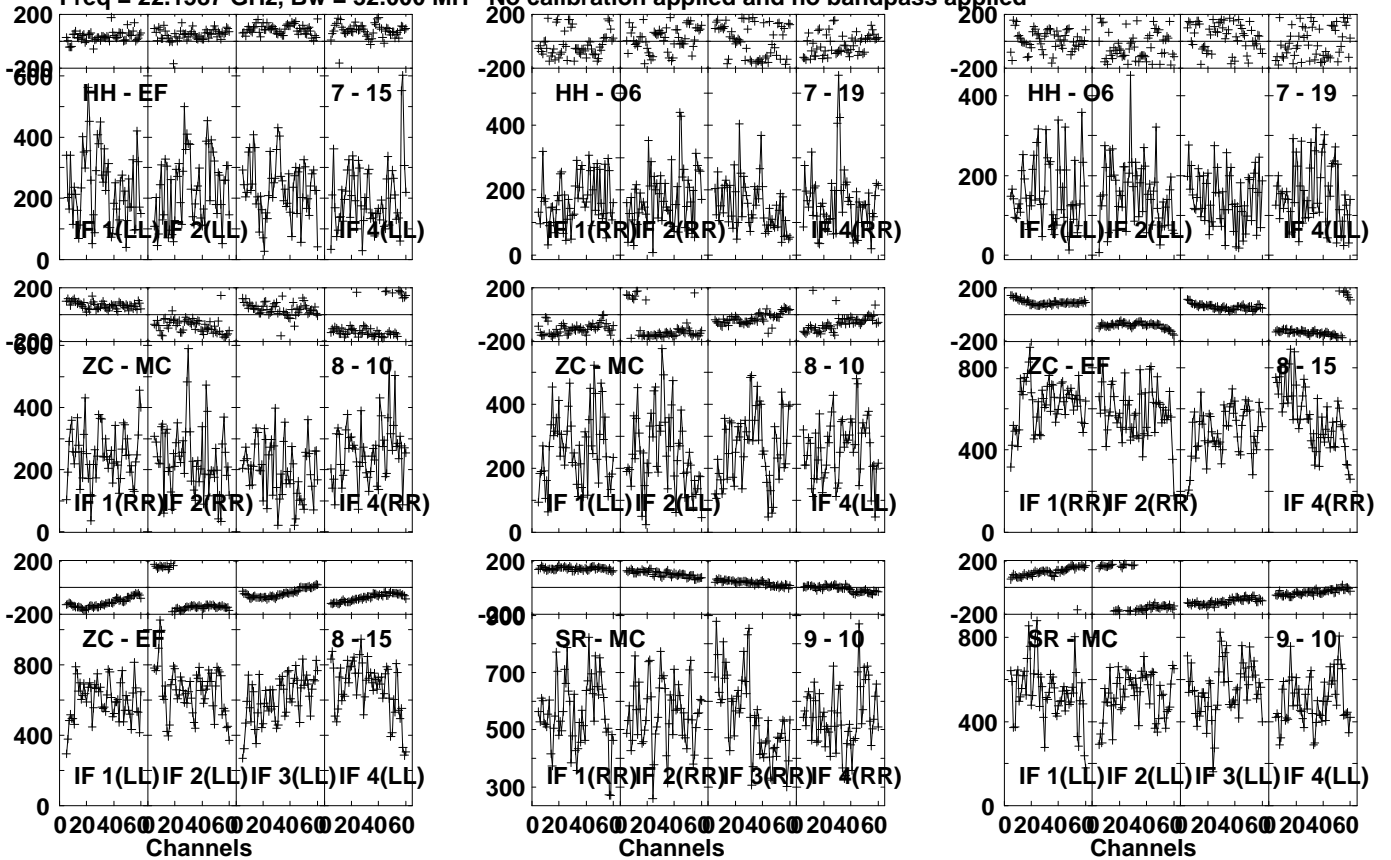
Lower frame: Micro Ampl Jy Top frame: Phas deg
Vector averaged cross-power spectrum Several baselines displayed
Timerange: 01/03:13:00 to 01/03:13:59

Plot file version 391 created 04-JUN-2021 15:27:44

J1625-2527 EB084 1.UVDATA.1

Freq = 22.1587 GHz, Bw = 32.000 MH

No calibration applied and no bandpass applied



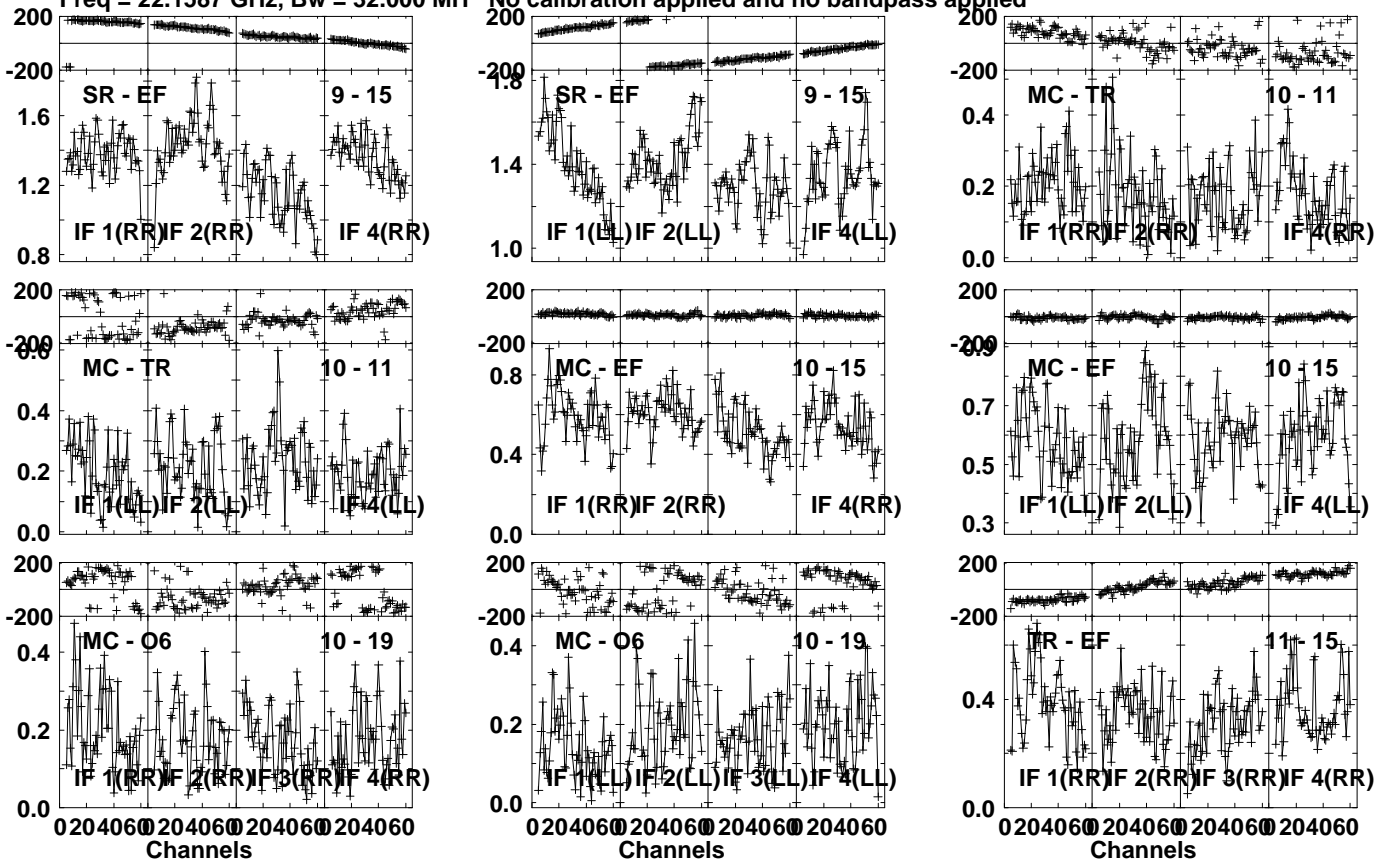
Lower frame: Micro Ampl Jy Top frame: Phas deg
 Vector averaged cross-power spectrum Several baselines displayed
 Timerange: 01/03:13:00 to 01/03:13:59

Plot file version 392 created 04-JUN-2021 15:27:44

J1625-2527 EB084 1.UVDATA.1

Freq = 22.1587 GHz, Bw = 32.000 MH

No calibration applied and no bandpass applied



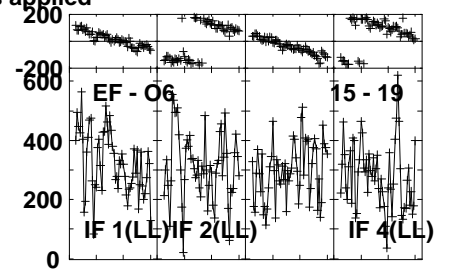
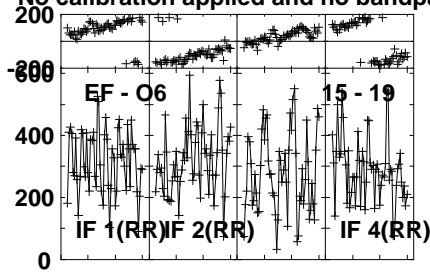
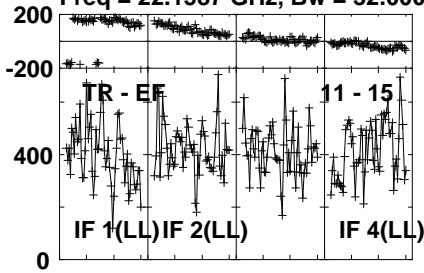
Lower frame: Milli Ampl Jy Top frame: Phas deg
Vector averaged cross-power spectrum Several baselines displayed
Timerange: 01/03:13:00 to 01/03:13:59

Plot file version 393 created 04-JUN-2021 15:27:44

J1625-2527 EB084 1.UVDATA.1

Freq = 22.1587 GHz, Bw = 32.000 MH

No calibration applied and no bandpass applied



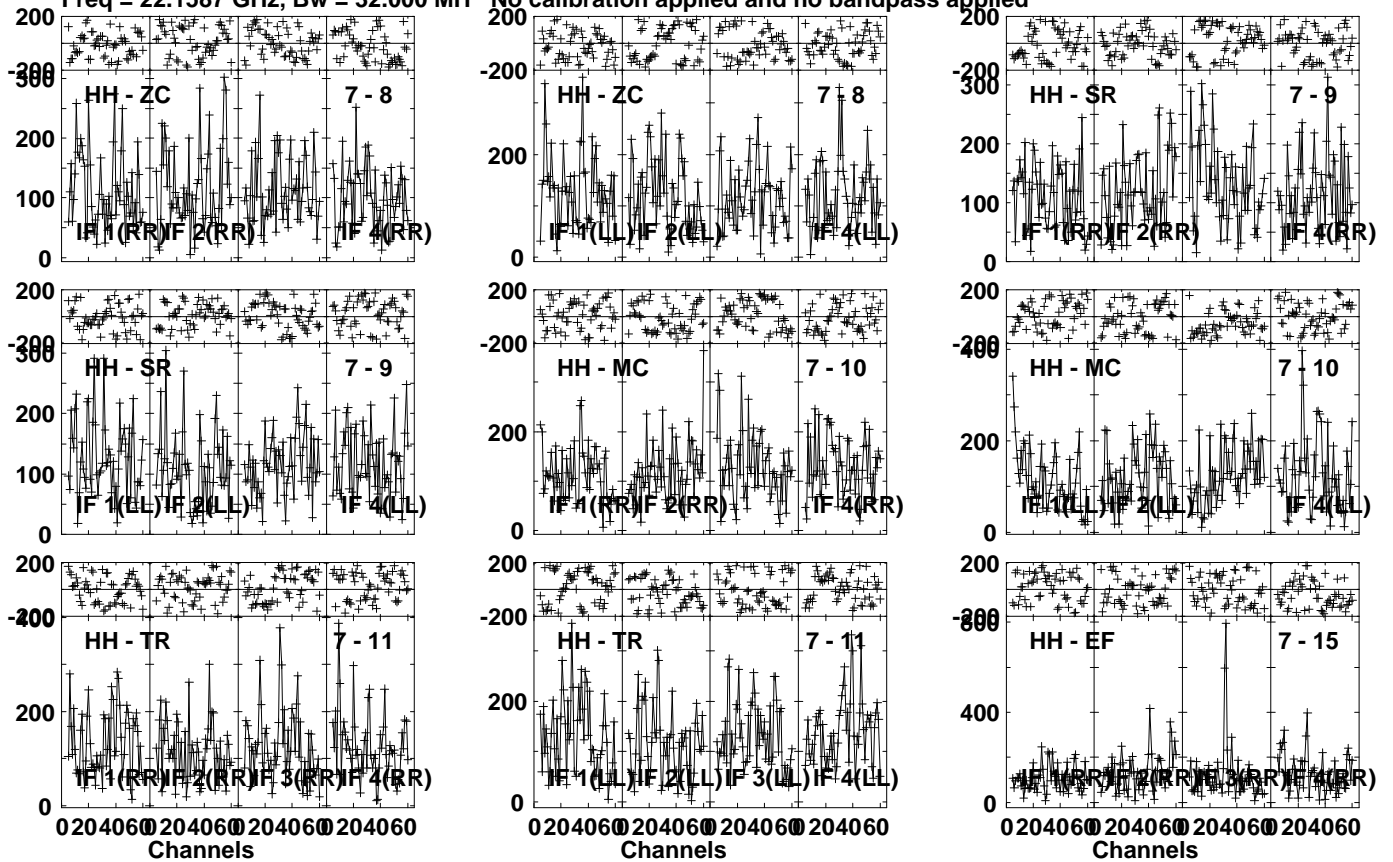
Lower frame: Micro Ampl Jy Top frame: Phas deg
Vector averaged cross-power spectrum Several baselines displayed
Timerange: 01/03:13:00 to 01/03:13:59

Plot file version 394 created 04-JUN-2021 15:27:45

I16293 EB084 1.UVDATA.1

Freq = 22.1587 GHz, Bw = 32.000 MH

No calibration applied and no bandpass applied



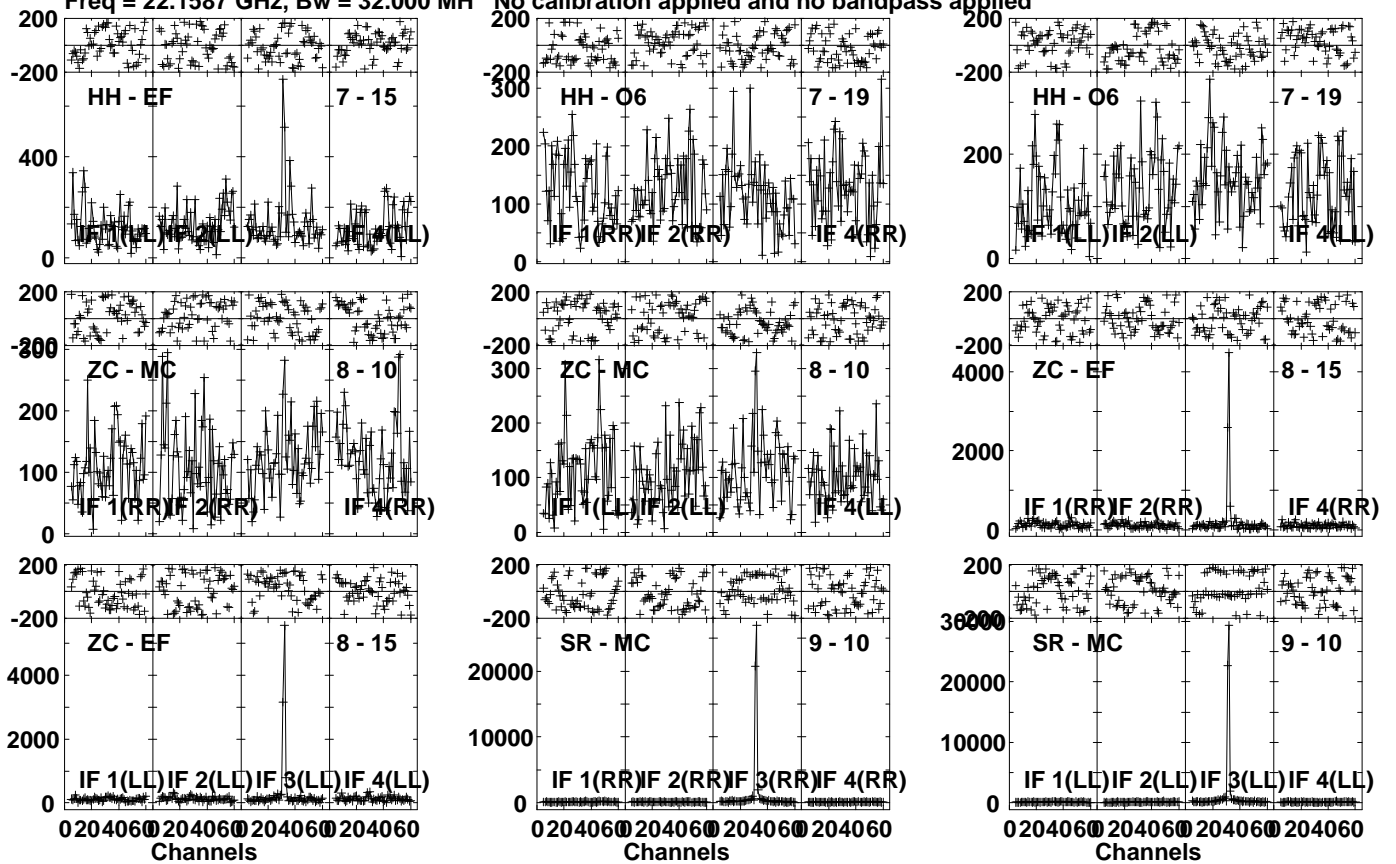
Lower frame: Micro Ampl Jy Top frame: Phas deg
Vector averaged cross-power spectrum Several baselines displayed
Timerange: 01/03:14:00 to 01/03:15:59

Plot file version 395 created 04-JUN-2021 15:27:45

I16293 EB084 1.UVDATA.1

Freq = 22.1587 GHz, Bw = 32.000 MH

No calibration applied and no bandpass applied



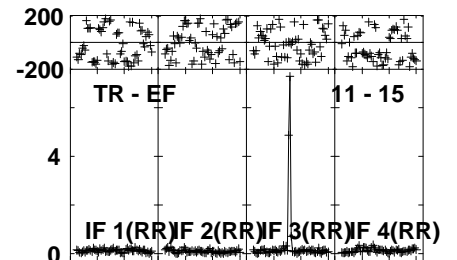
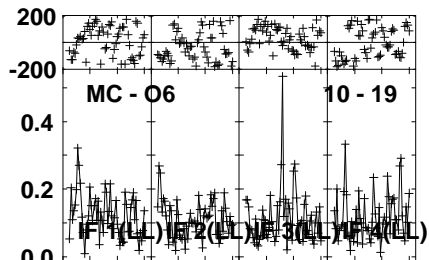
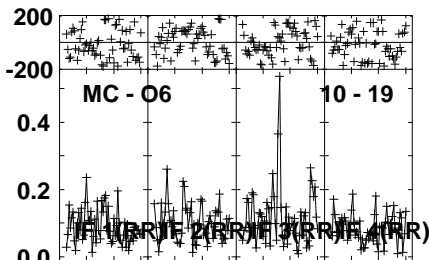
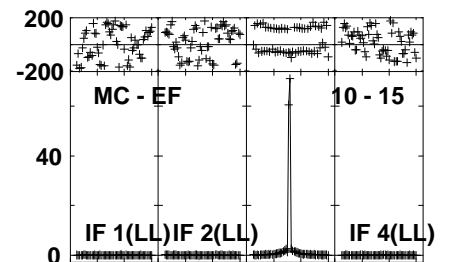
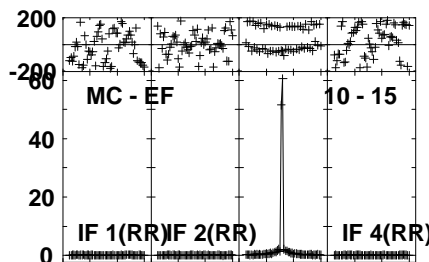
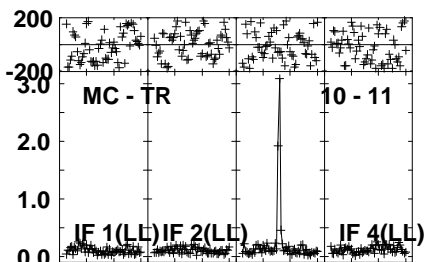
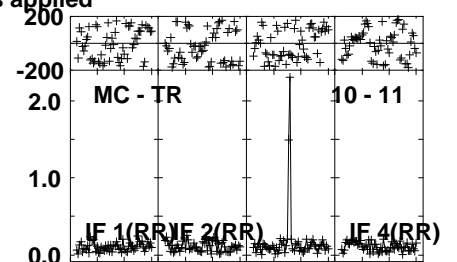
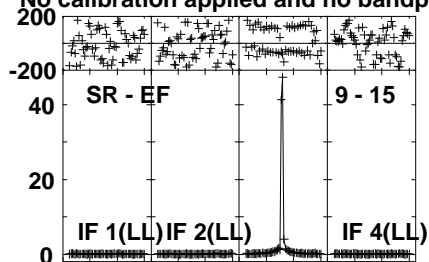
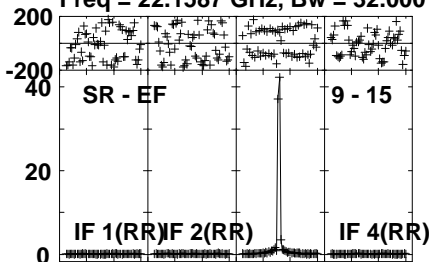
Lower frame: Micro Ampl Jy Top frame: Phas deg
Vector averaged cross-power spectrum Several baselines displayed
Timerange: 01/03:14:00 to 01/03:15:59

Plot file version 396 created 04-JUN-2021 15:27:45

I16293 EB084 1.UVDATA.1

Freq = 22.1587 GHz, Bw = 32.000 MH

No calibration applied and no bandpass applied



Lower frame: Milli Ampl Jy Top frame: Phas deg

Vector averaged cross-power spectrum Several baselines displayed

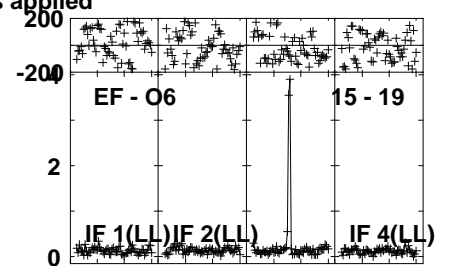
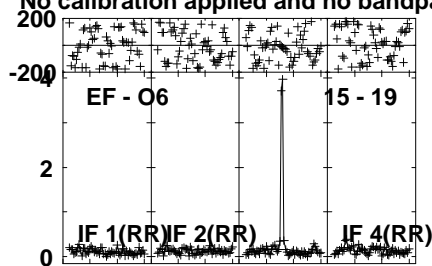
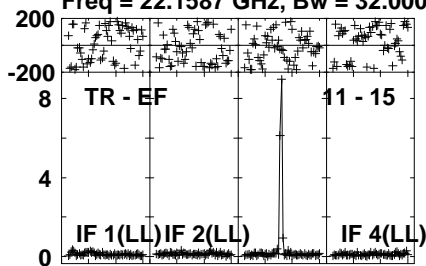
Timerange: 01/03:14:00 to 01/03:15:59

Plot file version 397 created 04-JUN-2021 15:27:45

I16293 EB084 1.UVDATA.1

Freq = 22.1587 GHz, Bw = 32.000 MH

No calibration applied and no bandpass applied



Lower frame: Milli Ampl Jy Top frame: Phas deg

Vector averaged cross-power spectrum Several baselines displayed

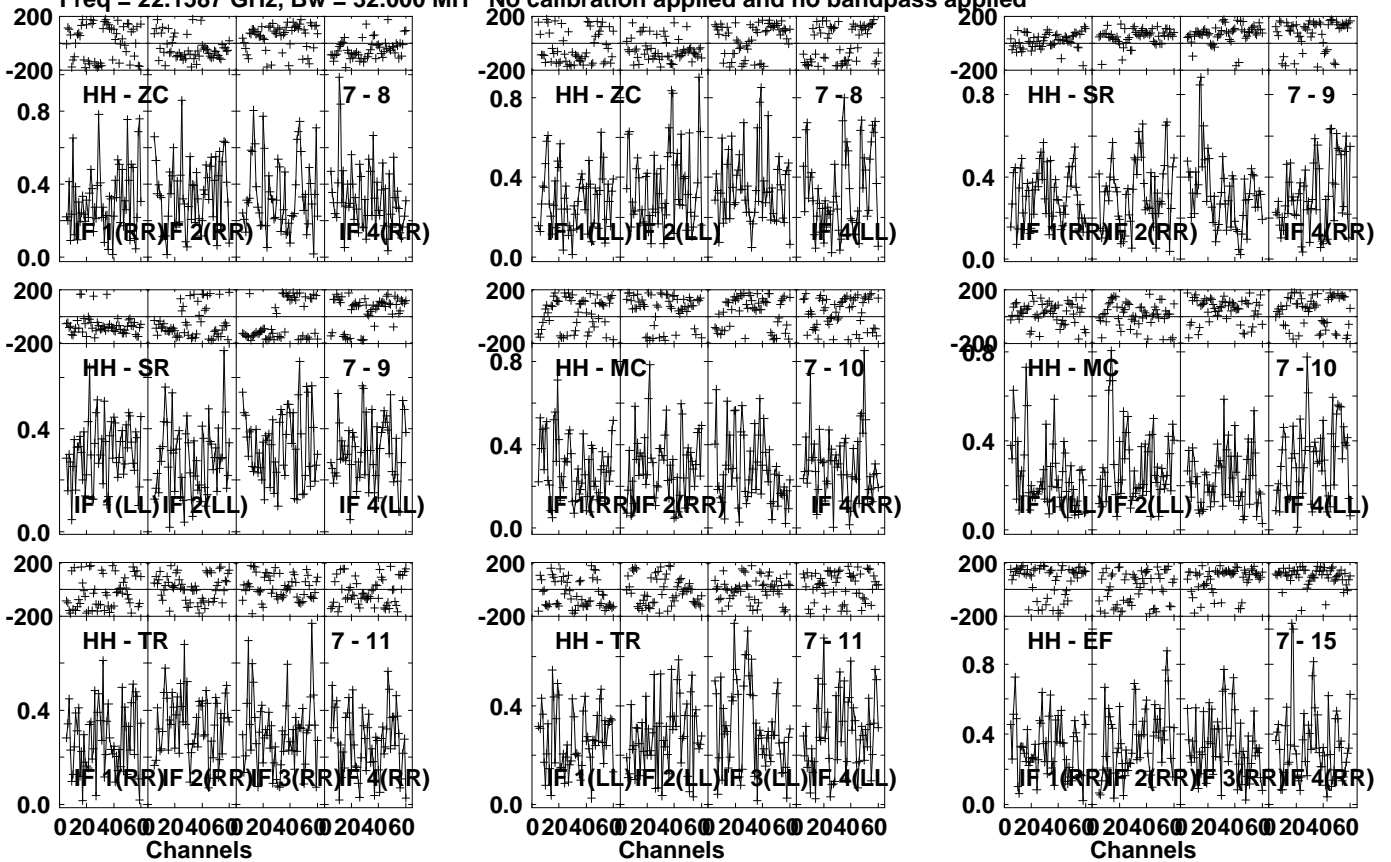
Timerange: 01/03:14:00 to 01/03:15:59

Plot file version 398 created 04-JUN-2021 15:27:45

J1625-2527 EB084 1.UVDATA.1

Freq = 22.1587 GHz, Bw = 32.000 MH

No calibration applied and no bandpass applied



Lower frame: Milli Ampl Jy Top frame: Phas deg

Vector averaged cross-power spectrum Several baselines displayed

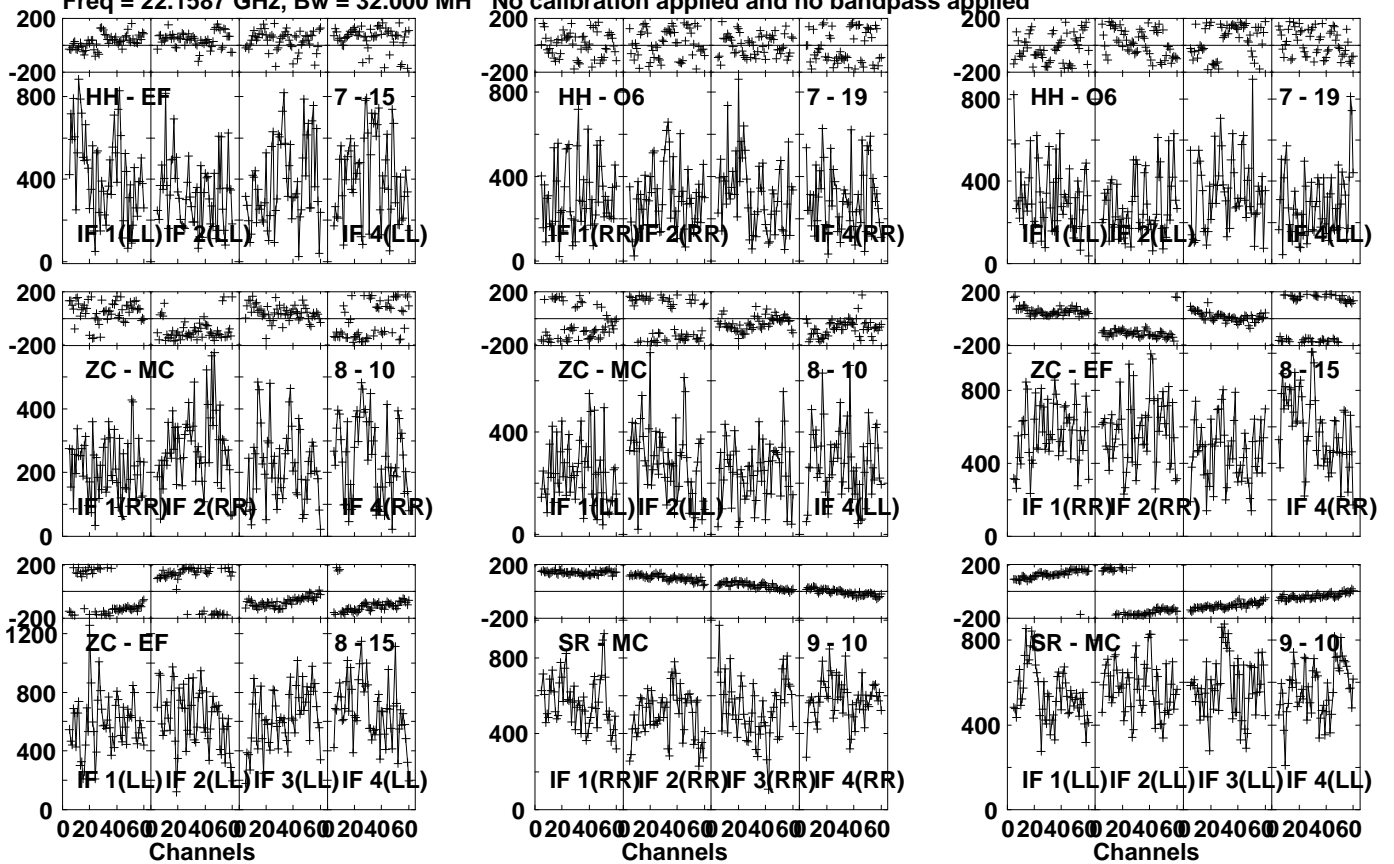
Timerange: 01/03:16:01 to 01/03:17:00

Plot file version 399 created 04-JUN-2021 15:27:45

J1625-2527 EB084 1.UVDATA.1

Freq = 22.1587 GHz, Bw = 32.000 MH

No calibration applied and no bandpass applied



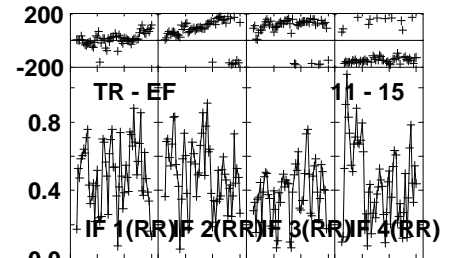
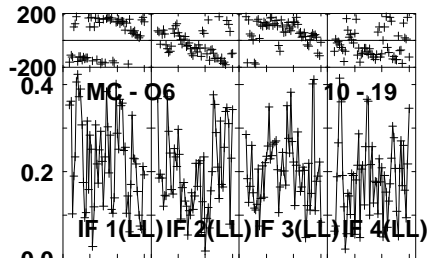
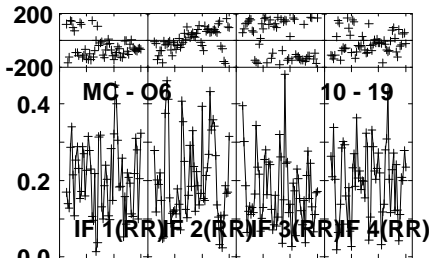
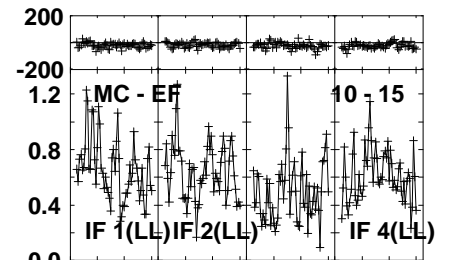
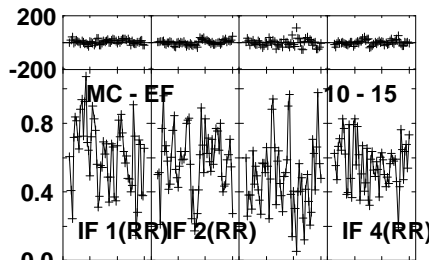
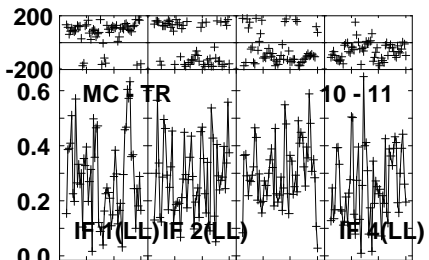
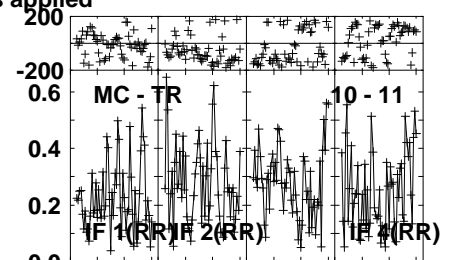
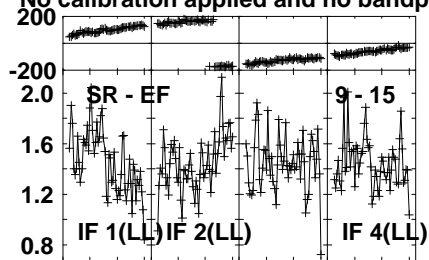
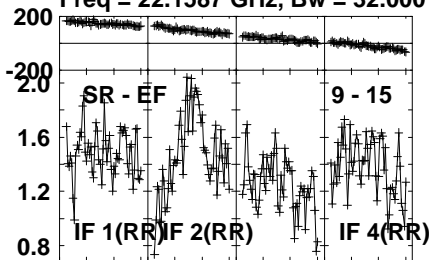
Lower frame: Micro Ampl Jy Top frame: Phas deg
Vector averaged cross-power spectrum Several baselines displayed
Timerange: 01/03:16:01 to 01/03:17:00

Plot file version 400 created 04-JUN-2021 15:27:45

J1625-2527 EB084 1.UVDATA.1

Freq = 22.1587 GHz, Bw = 32.000 MH

No calibration applied and no bandpass applied



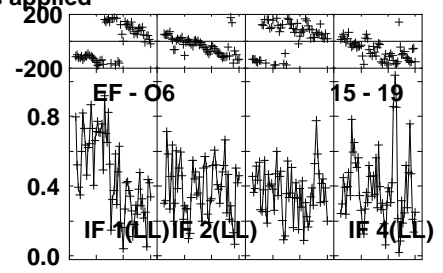
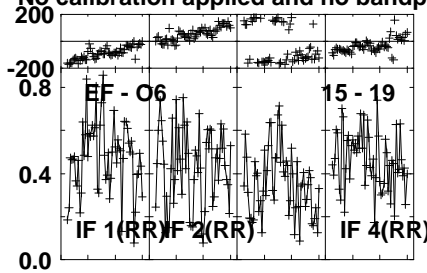
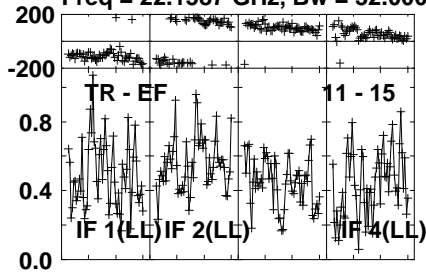
Lower frame: Milli Ampl Jy Top frame: Phas deg
Vector averaged cross-power spectrum Several baselines displayed
Timerange: 01/03:16:01 to 01/03:17:00

Plot file version 401 created 04-JUN-2021 15:27:45

J1625-2527 EB084 1.UVDATA.1

Freq = 22.1587 GHz, Bw = 32.000 MH

No calibration applied and no bandpass applied



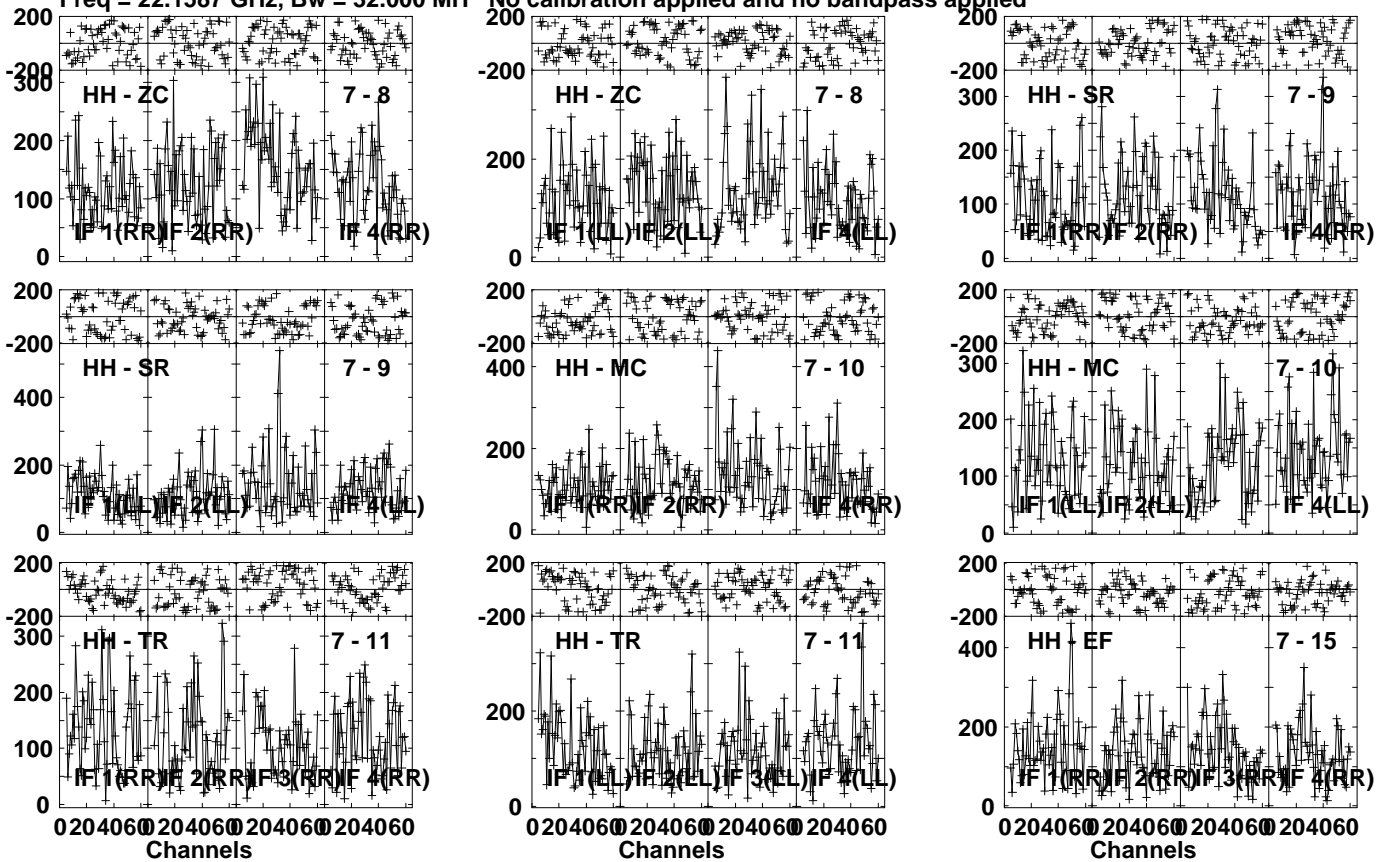
Lower frame: Milli Ampl Jy Top frame: Phas deg
Vector averaged cross-power spectrum Several baselines displayed
Timerange: 01/03:16:01 to 01/03:17:00

Plot file version 402 created 04-JUN-2021 15:27:45

I16293 EB084 1.UVDATA.1

Freq = 22.1587 GHz, Bw = 32.000 MH

No calibration applied and no bandpass applied



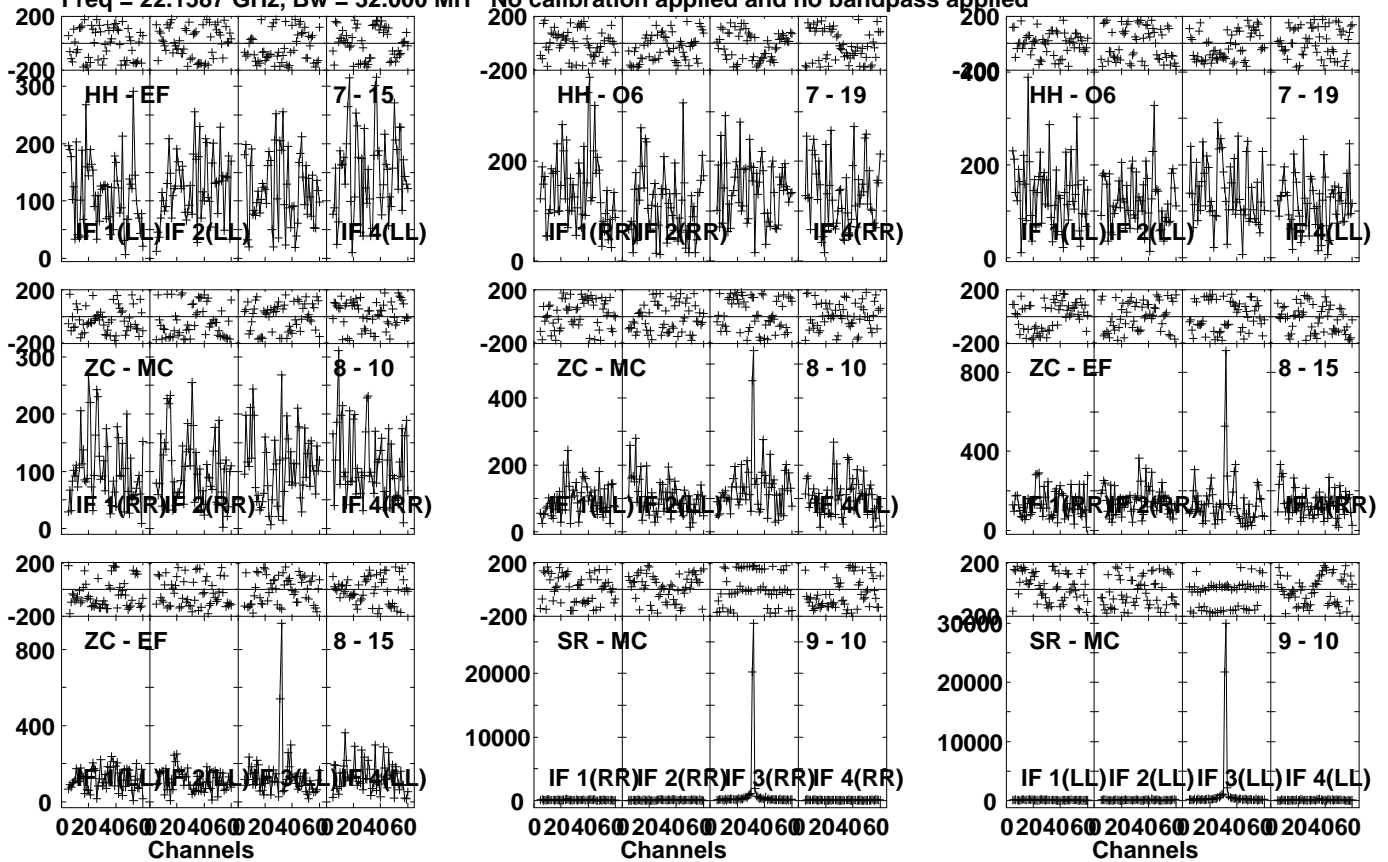
Lower frame: Micro Ampl Jy Top frame: Phas deg
Vector averaged cross-power spectrum Several baselines displayed
Timerange: 01/03:17:01 to 01/03:18:59

Plot file version 403 created 04-JUN-2021 15:27:45

I16293 EB084 1.UVDATA.1

Freq = 22.1587 GHz, Bw = 32.000 MH

No calibration applied and no bandpass applied



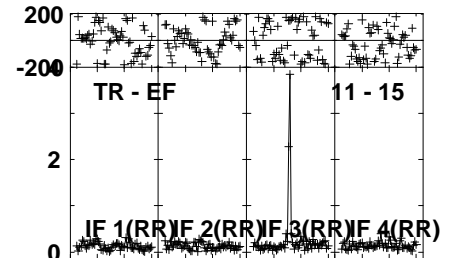
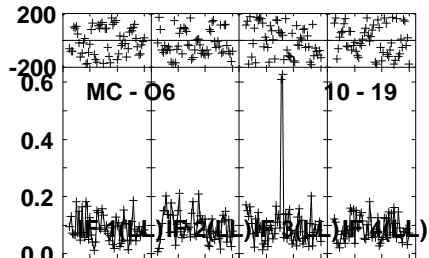
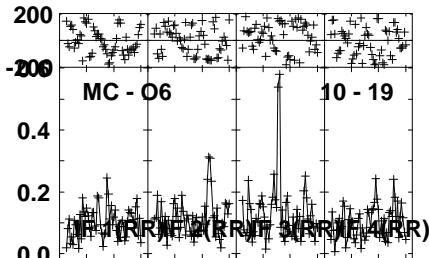
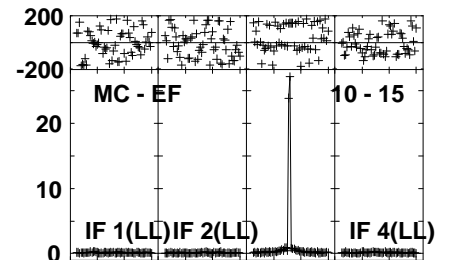
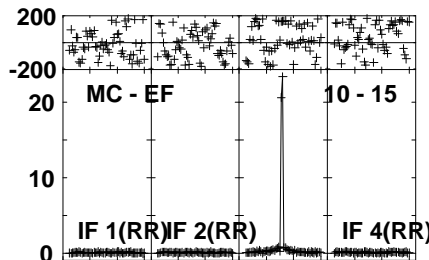
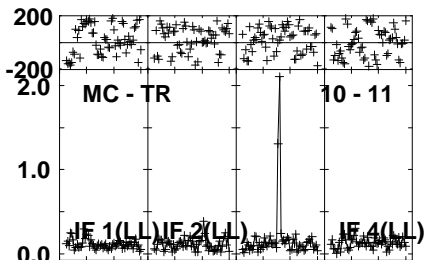
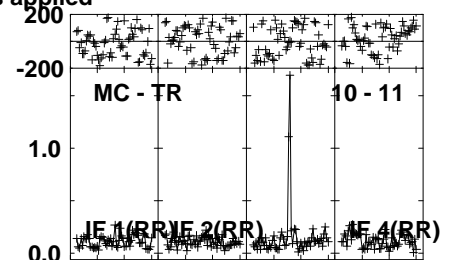
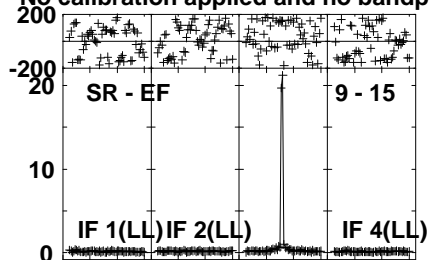
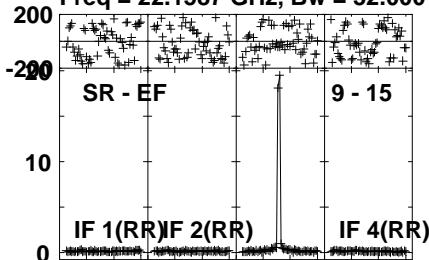
Lower frame: Micro Ampl Jy Top frame: Phas deg
Vector averaged cross-power spectrum Several baselines displayed
Timerange: 01/03:17:01 to 01/03:18:59

Plot file version 404 created 04-JUN-2021 15:27:45

I16293 EB084 1.UVDATA.1

Freq = 22.1587 GHz, Bw = 32.000 MH

No calibration applied and no bandpass applied



Lower frame: Milli Ampl Jy Top frame: Phas deg

Vector averaged cross-power spectrum Several baselines displayed

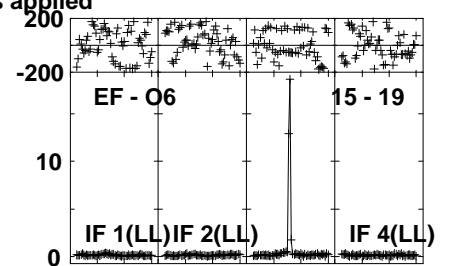

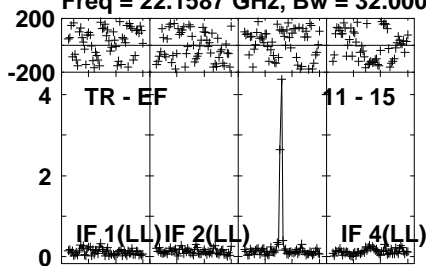
Timerange: 01/03:17:01 to 01/03:18:59

Plot file version 405 created 04-JUN-2021 15:27:45

I16293 EB084 1.UVDATA.1

Freq = 22.1587 GHz, Bw = 32.000 MH

No calibration applied and no bandpass applied



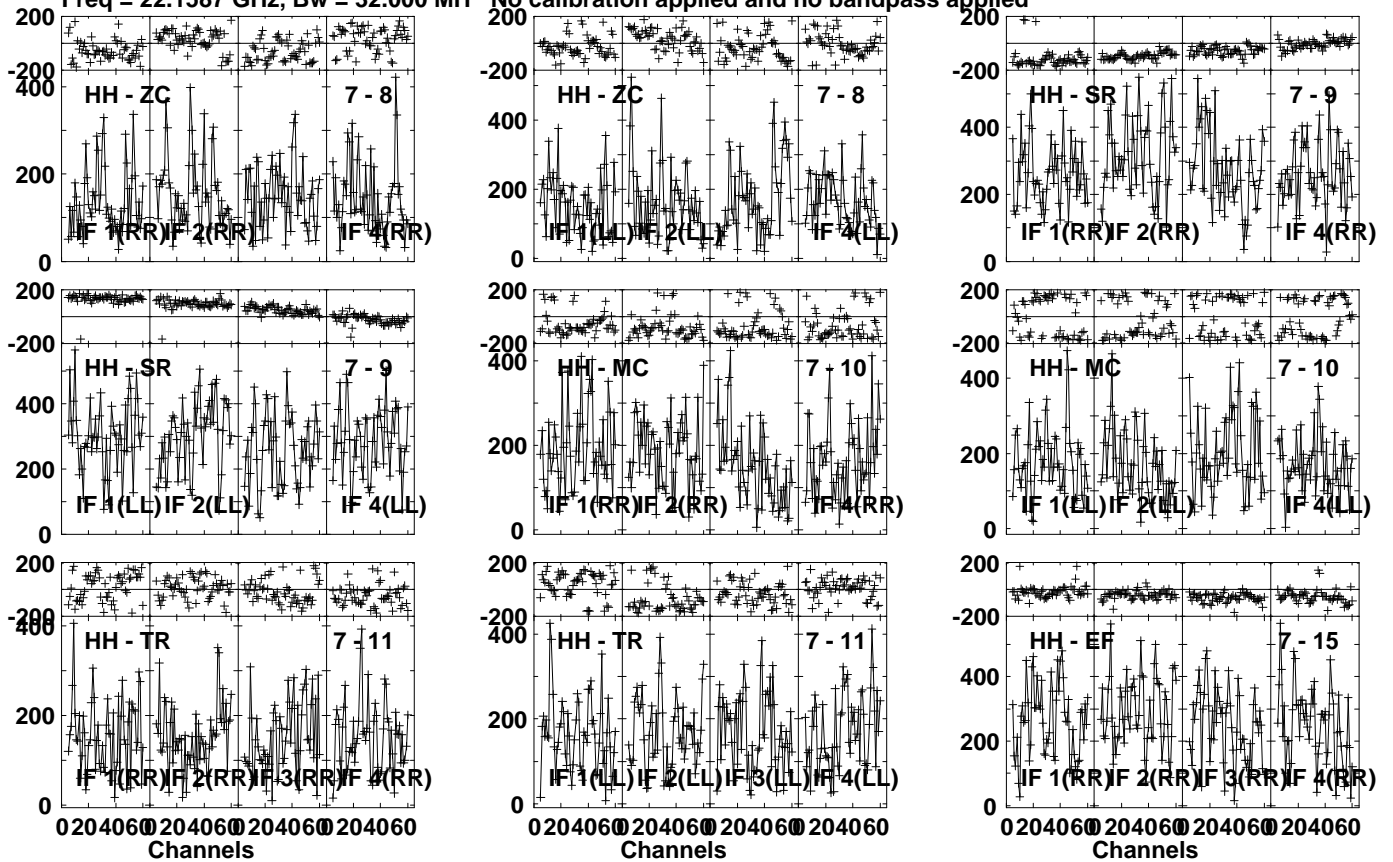
Lower frame: Milli Ampl Jy Top frame: Phas deg
Vector averaged cross-power spectrum Several baselines displayed
Timerange: 01/03:17:01 to 01/03:18:59

Plot file version 406 created 04-JUN-2021 15:27:45

J1625-2527 EB084 1.UVDATA.1

Freq = 22.1587 GHz, Bw = 32.000 MH

No calibration applied and no bandpass applied



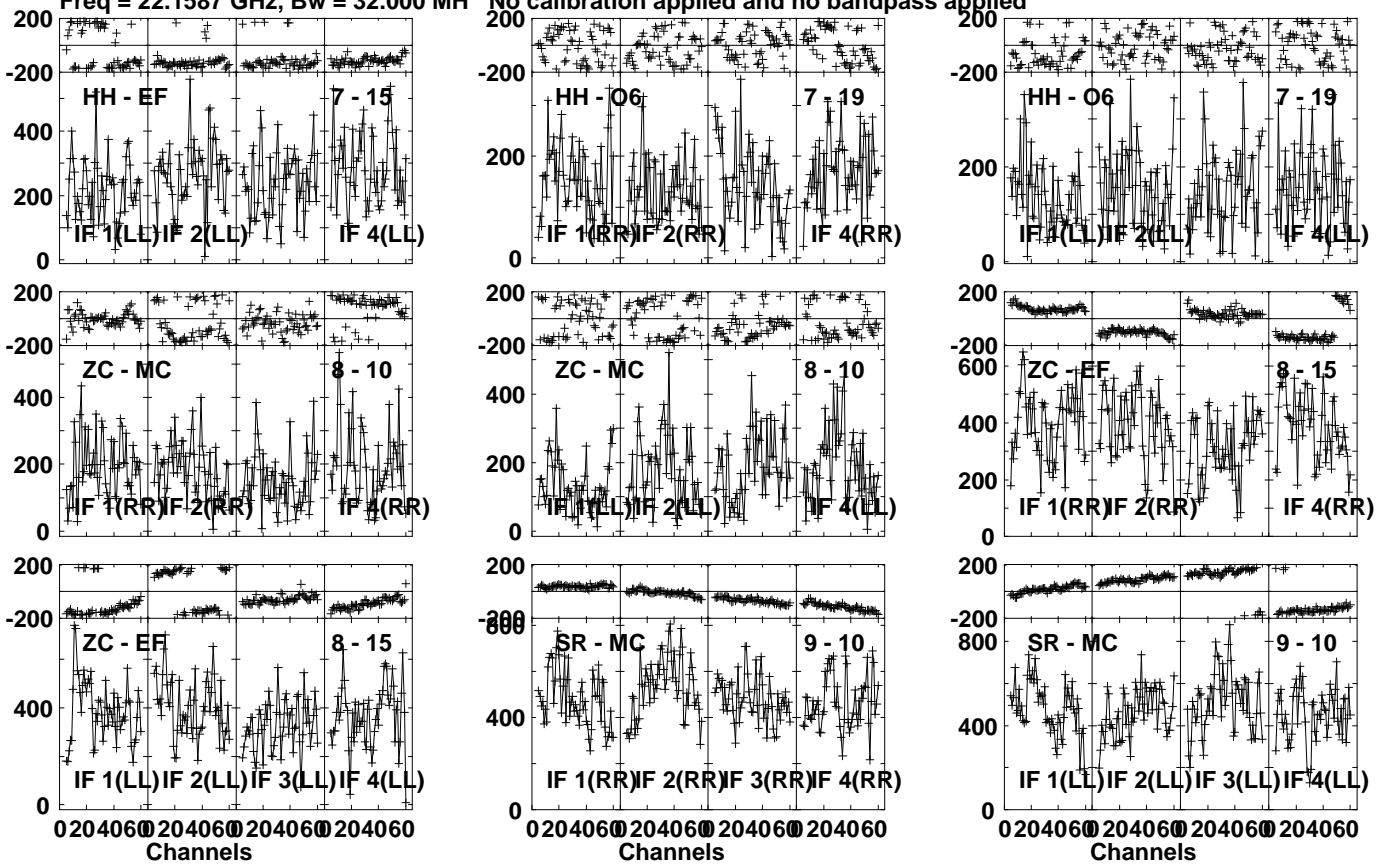
Lower frame: Micro Ampl Jy Top frame: Phas deg
Vector averaged cross-power spectrum Several baselines displayed
Timerange: 01/03:19:41 to 01/03:20:40

Plot file version 407 created 04-JUN-2021 15:27:45

J1625-2527 EB084 1.UVDATA.1

Freq = 22.1587 GHz, Bw = 32.000 MH

No calibration applied and no bandpass applied



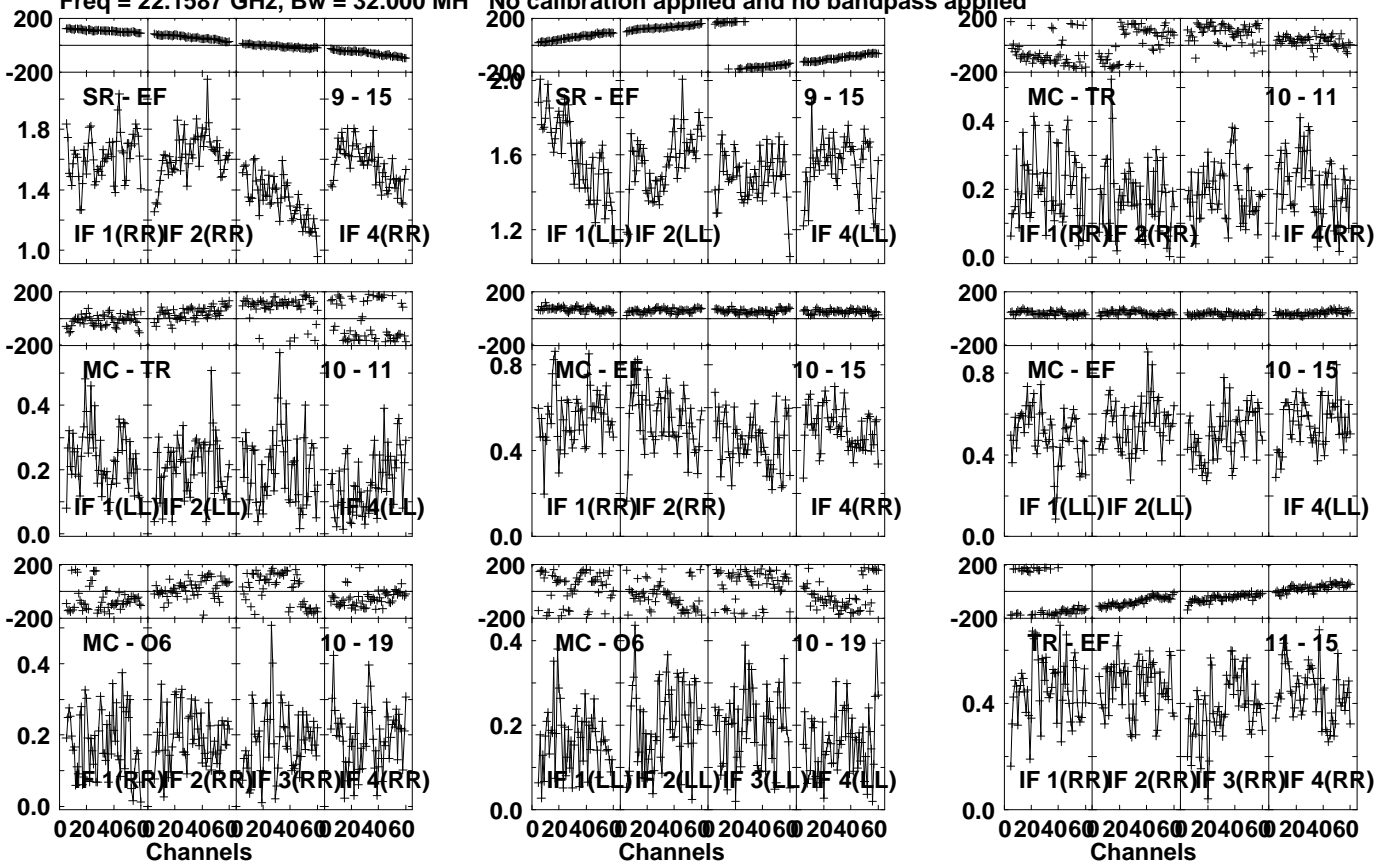
Lower frame: Micro Ampl Jy Top frame: Phas deg
 Vector averaged cross-power spectrum Several baselines displayed
 Timerange: 01/03:19:41 to 01/03:20:40

Plot file version 408 created 04-JUN-2021 15:27:45

J1625-2527 EB084 1.UVDATA.1

Freq = 22.1587 GHz, Bw = 32.000 MH

No calibration applied and no bandpass applied



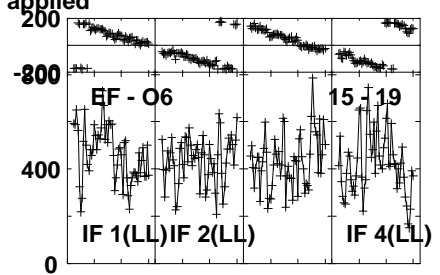
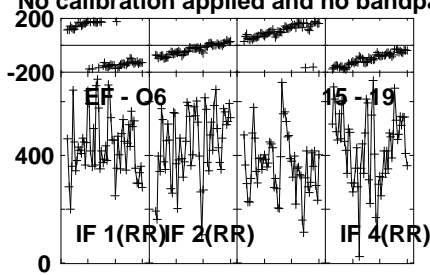
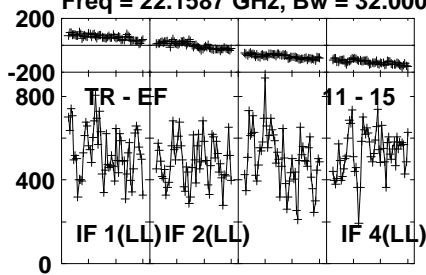
Lower frame: Milli Ampl Jy Top frame: Phas deg
Vector averaged cross-power spectrum Several baselines displayed
Timerange: 01/03:19:41 to 01/03:20:40

Plot file version 409 created 04-JUN-2021 15:27:45

J1625-2527 EB084 1.UVDATA.1

Freq = 22.1587 GHz, Bw = 32.000 MH

No calibration applied and no bandpass applied



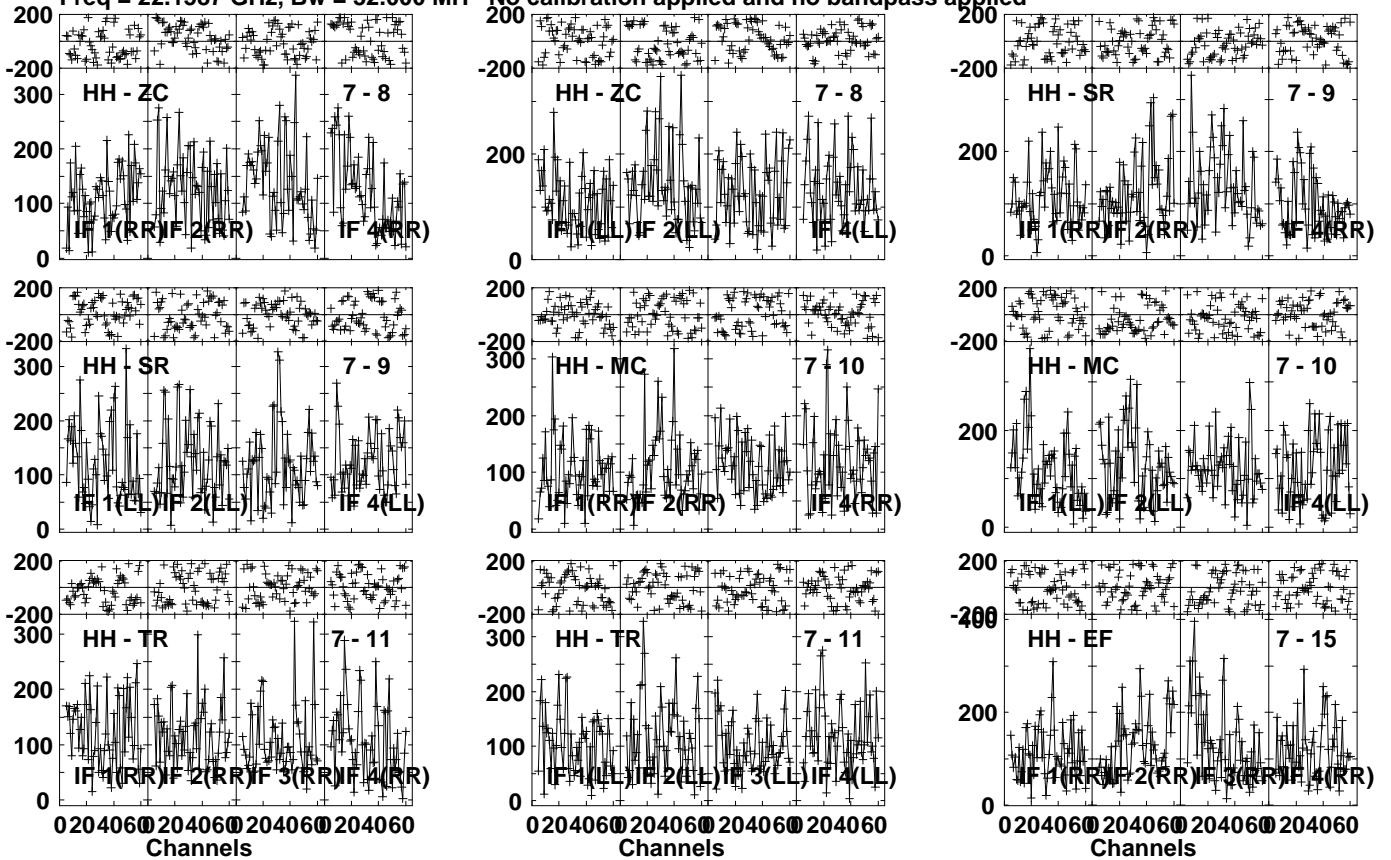
Lower frame: Micro Ampl Jy Top frame: Phas deg
Vector averaged cross-power spectrum Several baselines displayed
Timerange: 01/03:19:41 to 01/03:20:40

Plot file version 410 created 04-JUN-2021 15:27:46

I16293 EB084 1.UVDATA.1

Freq = 22.1587 GHz, Bw = 32.000 MH

No calibration applied and no bandpass applied



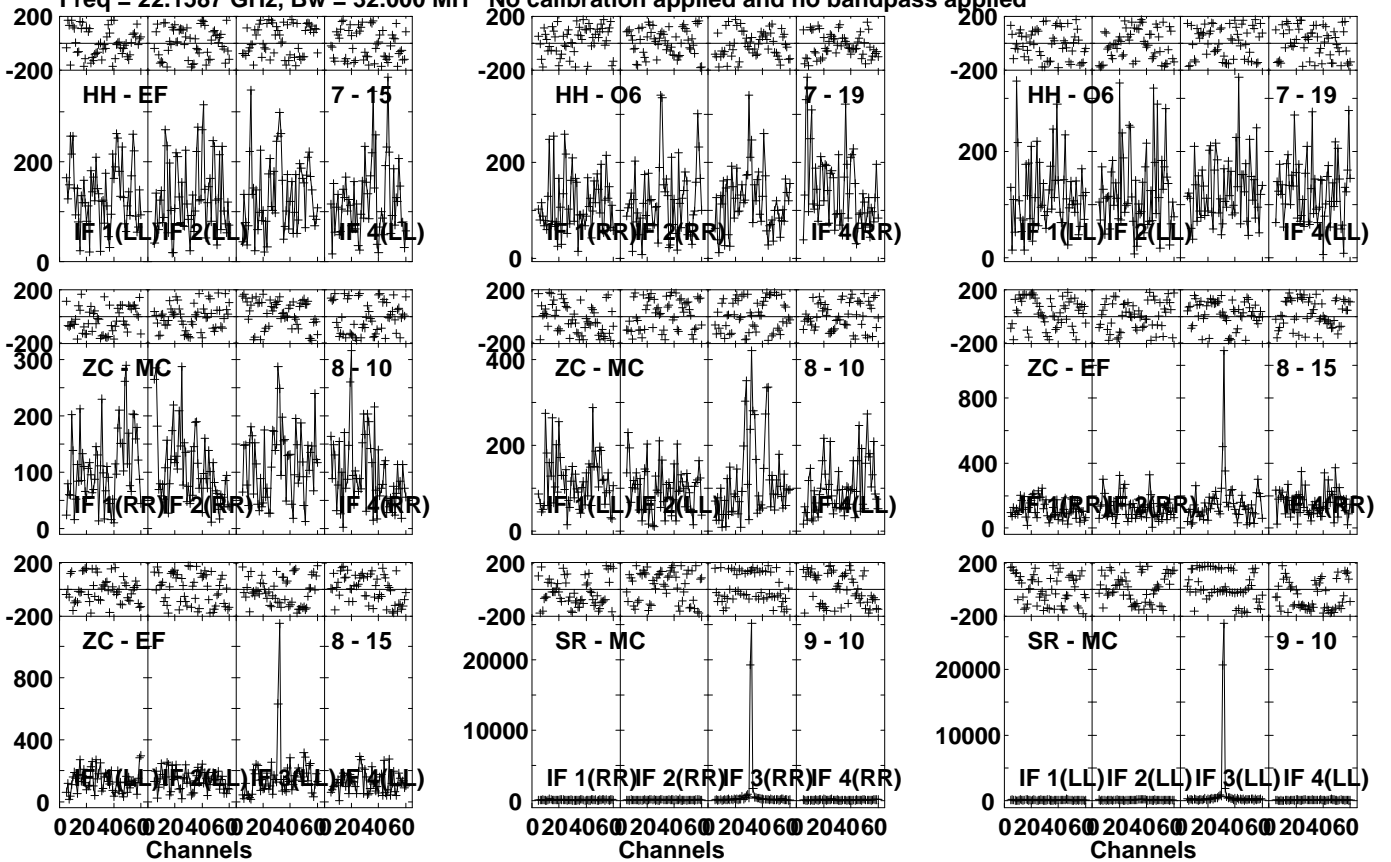
Lower frame: Micro Ampl Jy Top frame: Phas deg
Vector averaged cross-power spectrum Several baselines displayed
Timerange: 01/03:20:41 to 01/03:22:39

Plot file version 411 created 04-JUN-2021 15:27:46

I16293 EB084 1.UVDATA.1

Freq = 22.1587 GHz, Bw = 32.000 MH

No calibration applied and no bandpass applied



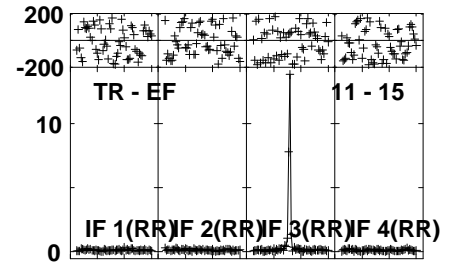
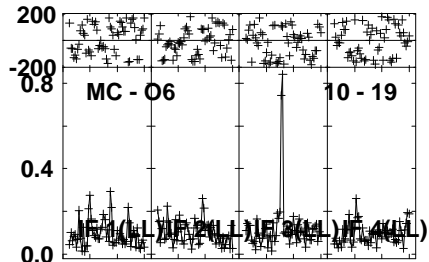
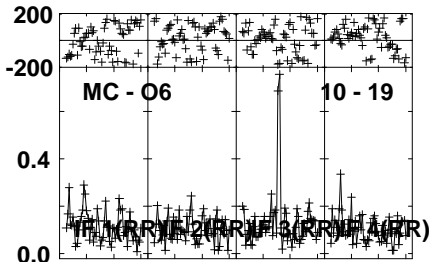
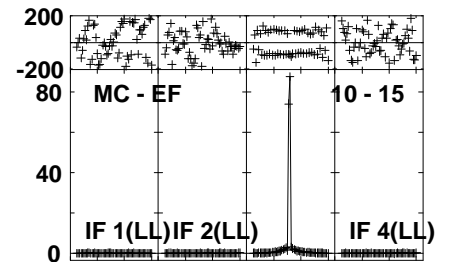
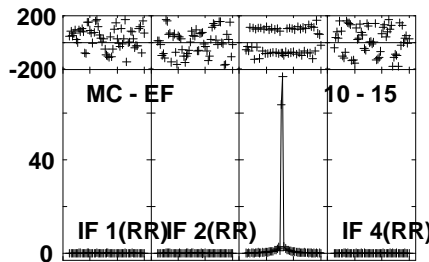
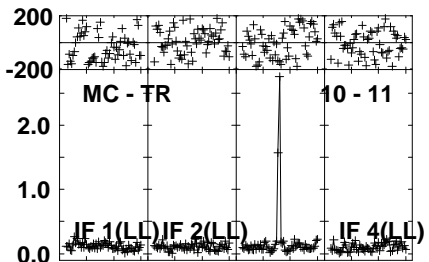
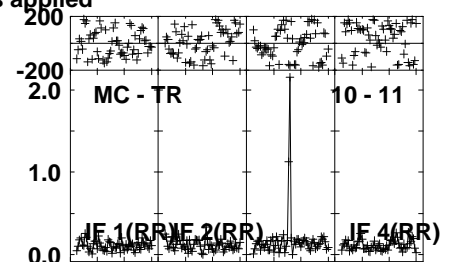
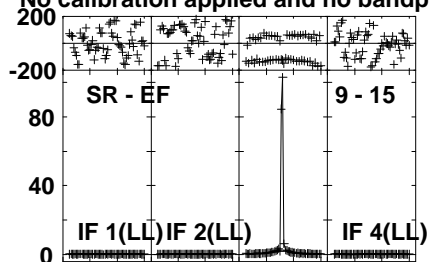
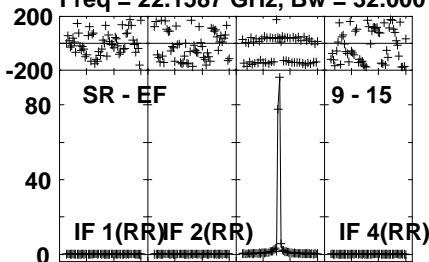
Lower frame: Micro Ampl Jy Top frame: Phas deg
Vector averaged cross-power spectrum Several baselines displayed
Timerange: 01/03:20:41 to 01/03:22:39

Plot file version 412 created 04-JUN-2021 15:27:46

I16293 EB084 1.UVDATA.1

Freq = 22.1587 GHz, Bw = 32.000 MH

No calibration applied and no bandpass applied



Lower frame: Milli Ampl Jy Top frame: Phas deg

Vector averaged cross-power spectrum Several baselines displayed

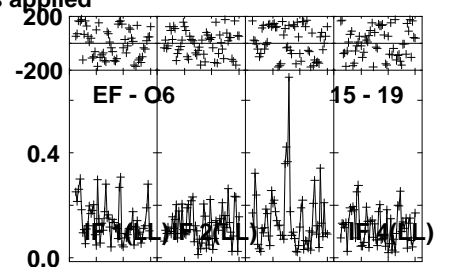
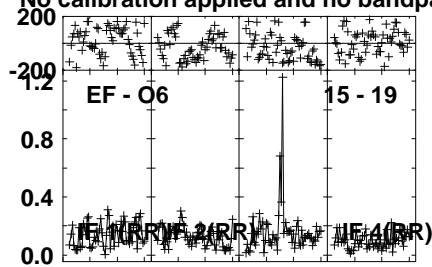
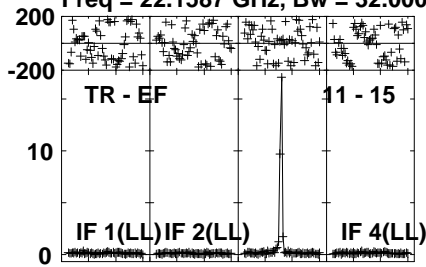
Timerange: 01/03:20:41 to 01/03:22:39

Plot file version 413 created 04-JUN-2021 15:27:46

I16293 EB084 1.UVDATA.1

Freq = 22.1587 GHz, Bw = 32.000 MH

No calibration applied and no bandpass applied



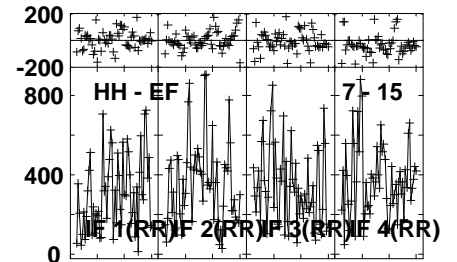
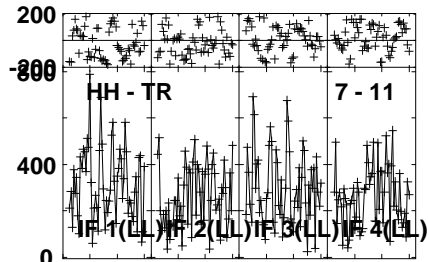
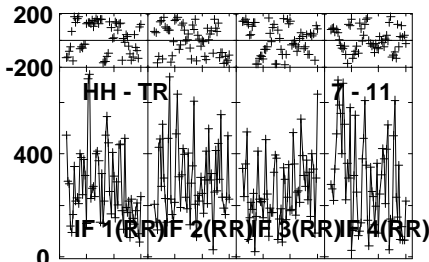
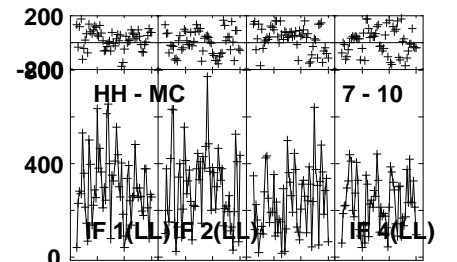
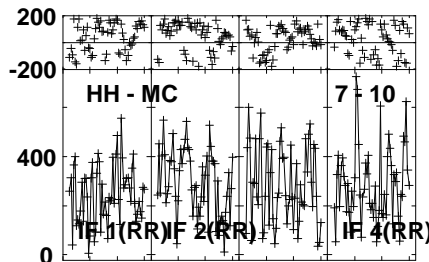
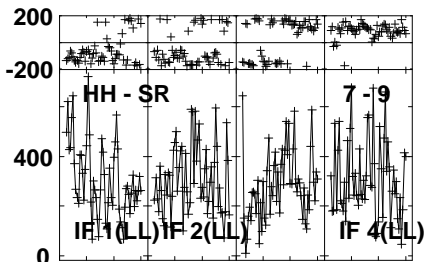
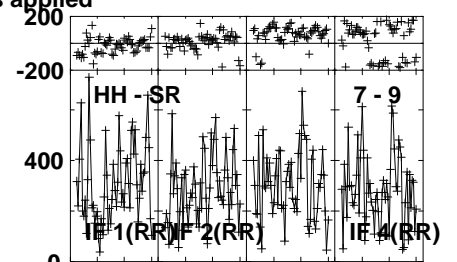
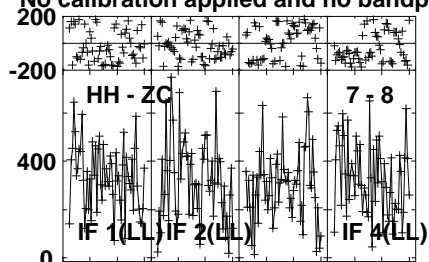
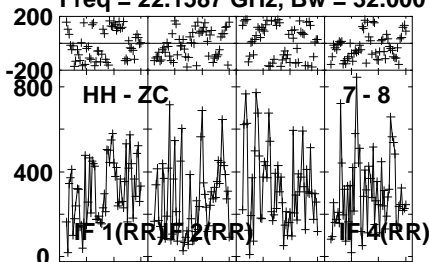
Lower frame: Milli Ampl Jy Top frame: Phas deg
Vector averaged cross-power spectrum Several baselines displayed
Timerange: 01/03:20:41 to 01/03:22:39

Plot file version 414 created 04-JUN-2021 15:27:46

J1625-2527 EB084 1.UVDATA.1

Freq = 22.1587 GHz, Bw = 32.000 MH

No calibration applied and no bandpass applied



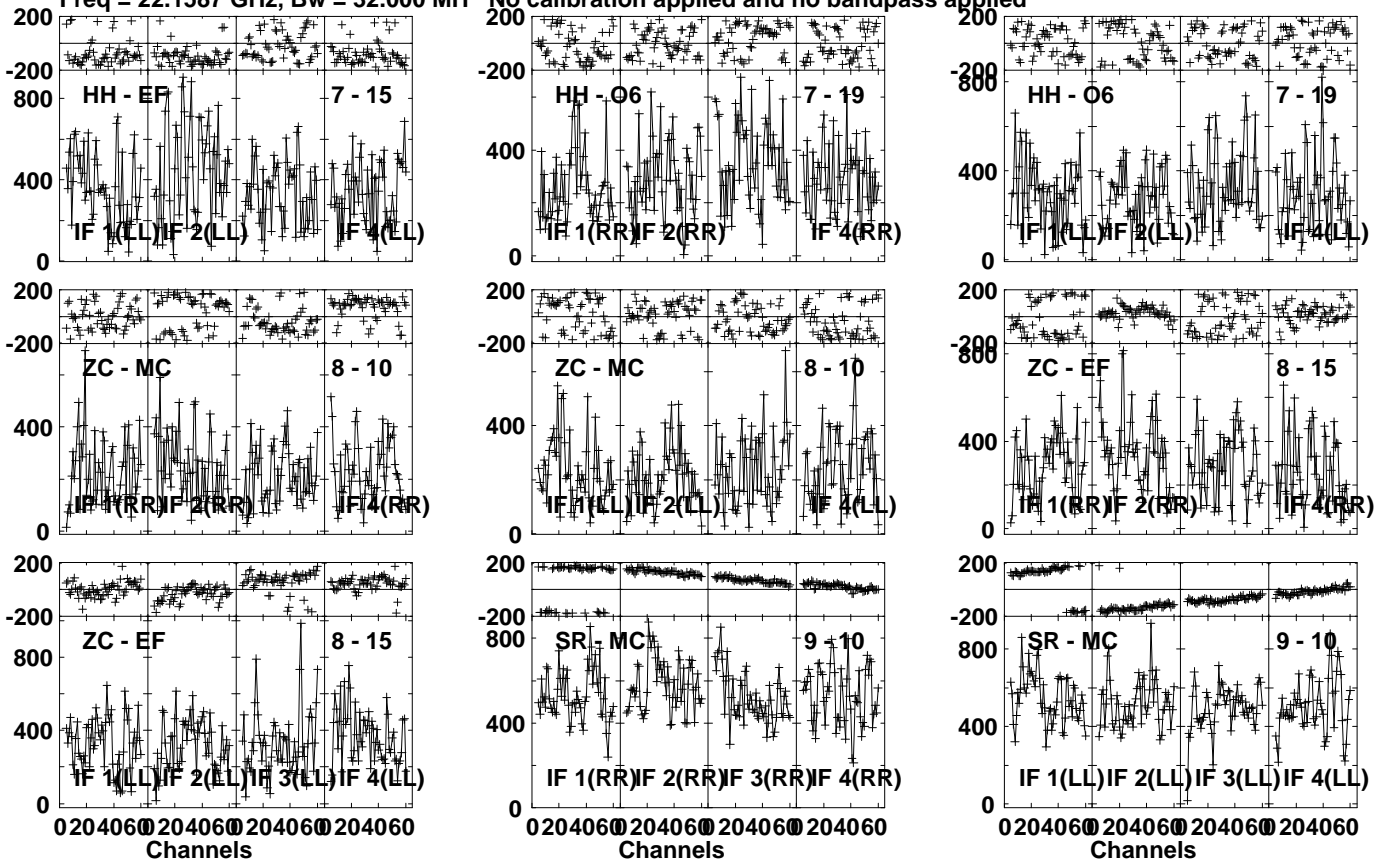
Lower frame: Micro Ampl Jy Top frame: Phas deg
Vector averaged cross-power spectrum Several baselines displayed
Timerange: 01/03:22:41 to 01/03:23:40

Plot file version 415 created 04-JUN-2021 15:27:46

J1625-2527 EB084 1.UVDATA.1

Freq = 22.1587 GHz, Bw = 32.000 MH

No calibration applied and no bandpass applied



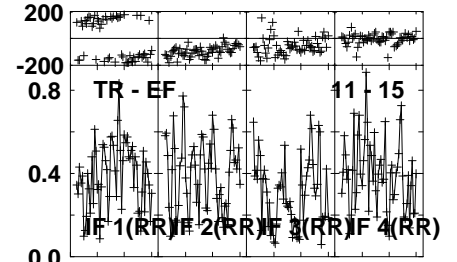
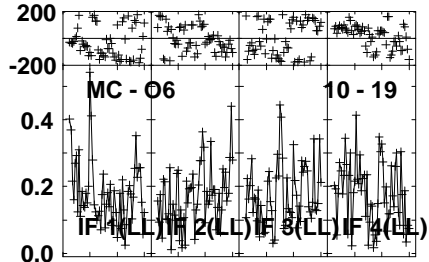
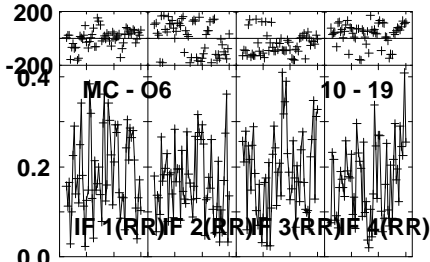
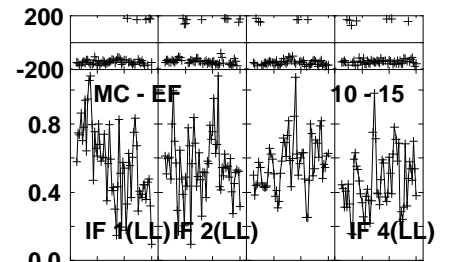
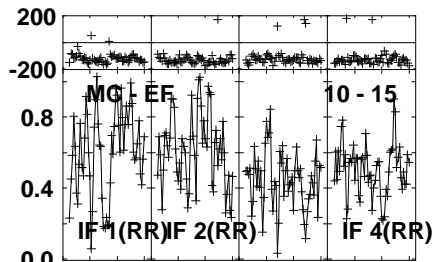
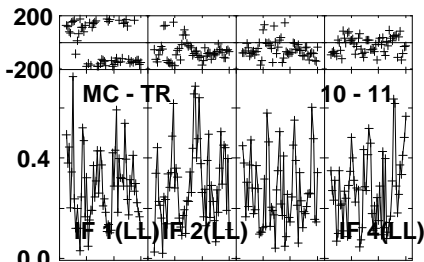
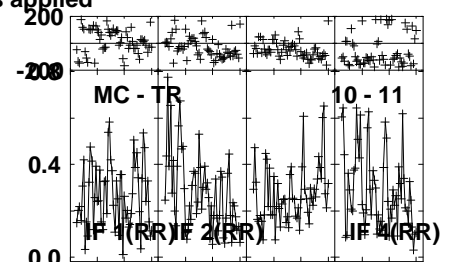
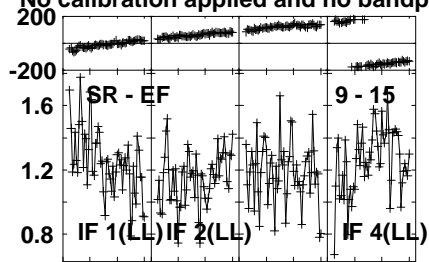
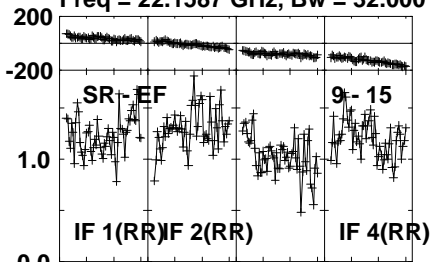
Lower frame: Micro Ampl Jy Top frame: Phas deg
Vector averaged cross-power spectrum Several baselines displayed
Timerange: 01/03:22:41 to 01/03:23:40

Plot file version 416 created 04-JUN-2021 15:27:46

J1625-2527 EB084 1.UVDATA.1

Freq = 22.1587 GHz, Bw = 32.000 MH

No calibration applied and no bandpass applied



0204060 204060 204060 204060

Channels

0204060 204060 204060 204060

Channels

0204060 204060 204060 204060

Channels

Lower frame: Milli Ampl Jy Top frame: Phas deg

Vector averaged cross-power spectrum Several baselines displayed

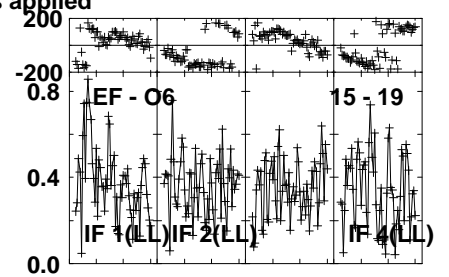
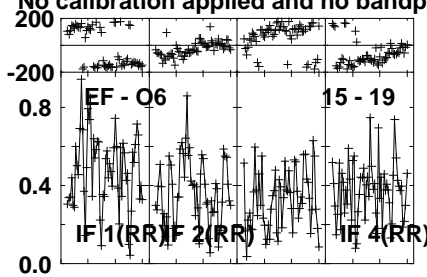
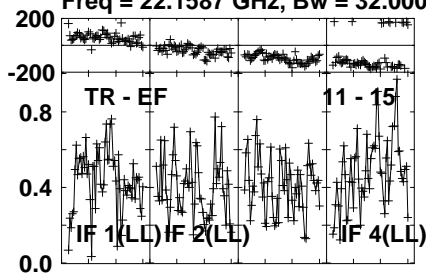
Timerange: 01/03:22:41 to 01/03:23:40

Plot file version 417 created 04-JUN-2021 15:27:46

J1625-2527 EB084 1.UVDATA.1

Freq = 22.1587 GHz, Bw = 32.000 MH

No calibration applied and no bandpass applied



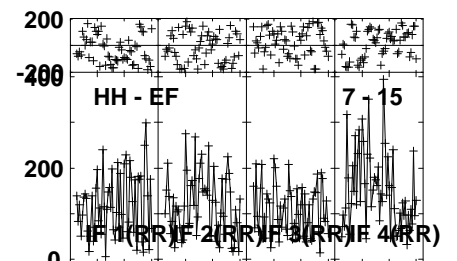
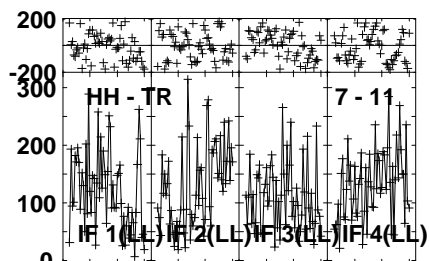
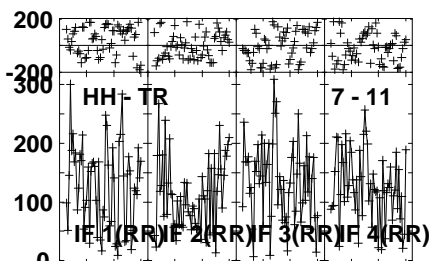
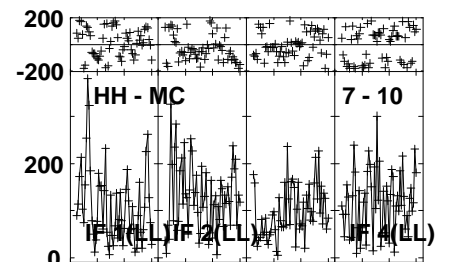
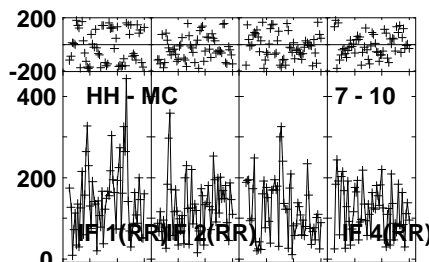
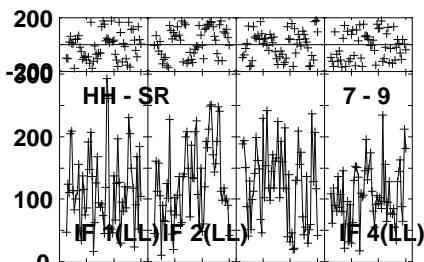
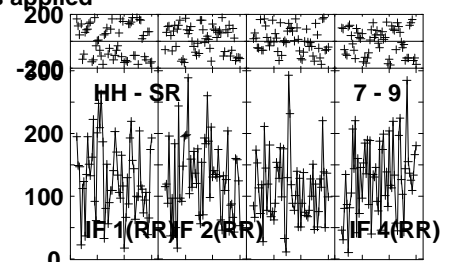
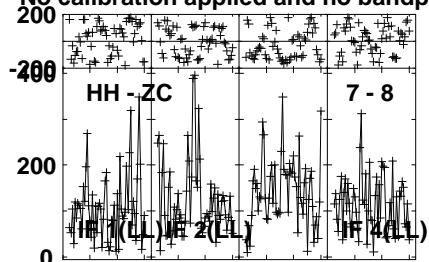
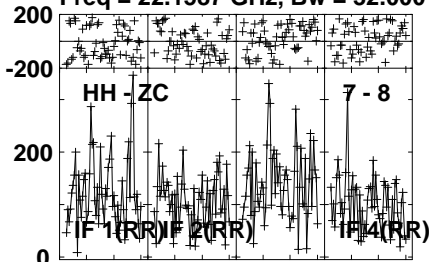
Lower frame: Milli Ampl Jy Top frame: Phas deg
Vector averaged cross-power spectrum Several baselines displayed
Timerange: 01/03:22:41 to 01/03:23:40

Plot file version 418 created 04-JUN-2021 15:27:46

I16293 EB084 1.UVDATA.1

Freq = 22.1587 GHz, Bw = 32.000 MH

No calibration applied and no bandpass applied



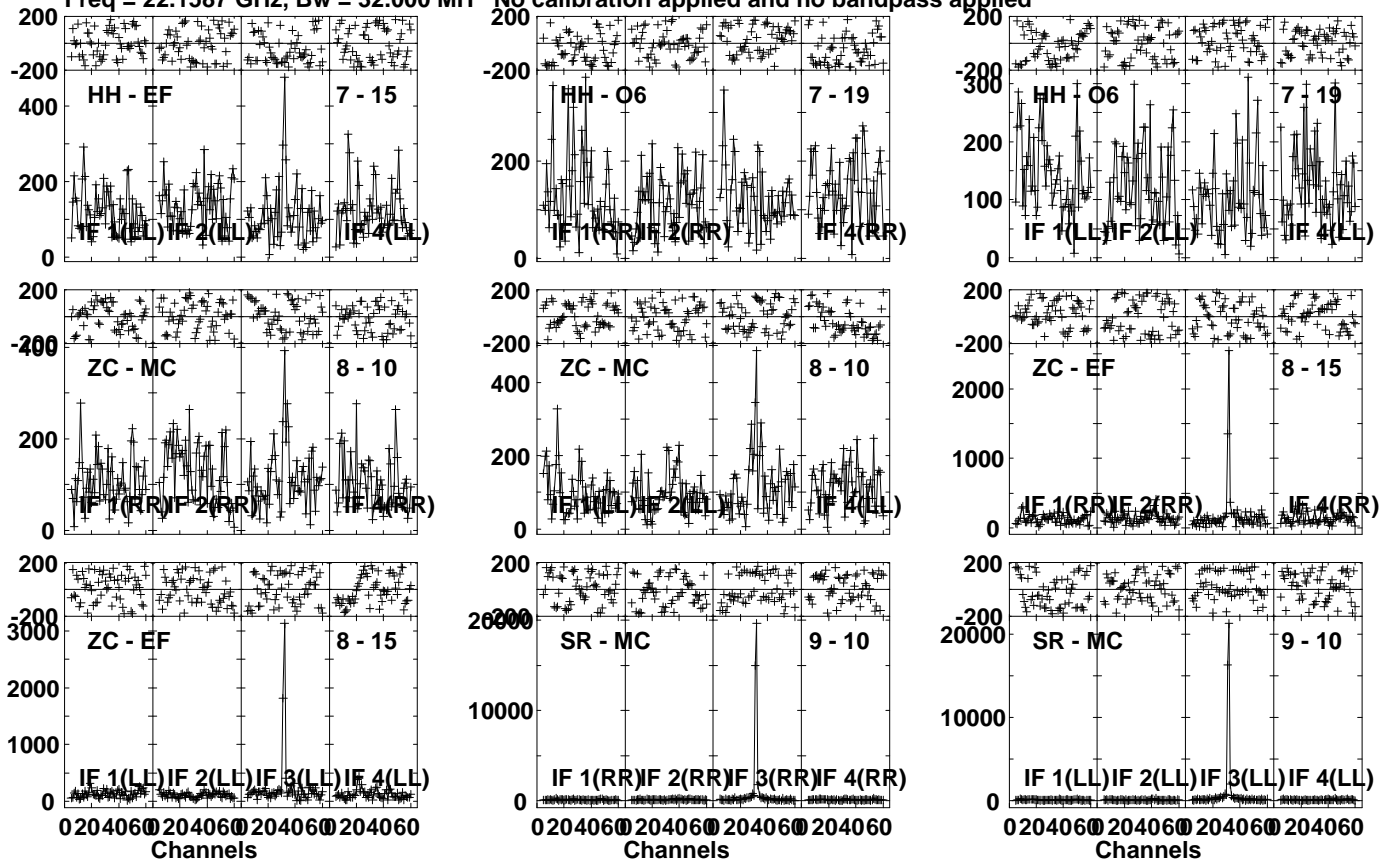
Lower frame: Micro Ampl Jy Top frame: Phas deg
Vector averaged cross-power spectrum Several baselines displayed
Timerange: 01/03:23:41 to 01/03:25:40

Plot file version 419 created 04-JUN-2021 15:27:46

I16293 EB084 1.UVDATA.1

Freq = 22.1587 GHz, Bw = 32.000 MH

No calibration applied and no bandpass applied



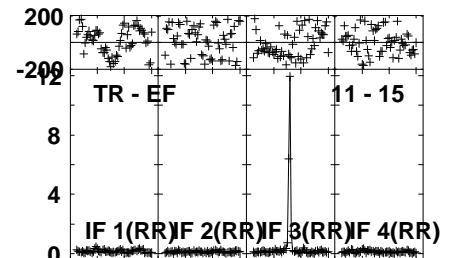
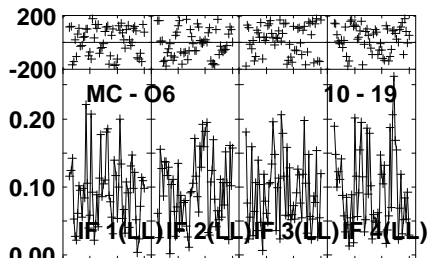
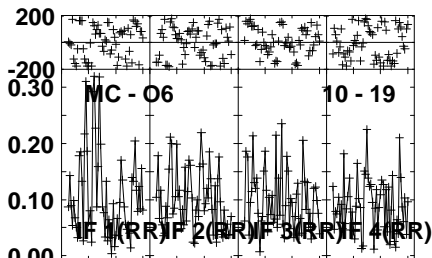
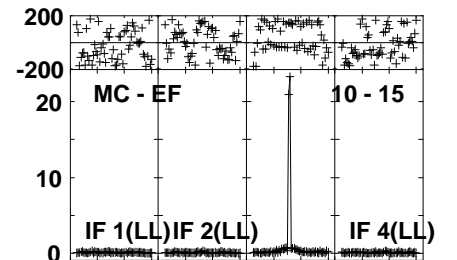
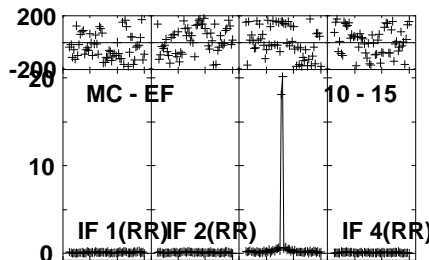
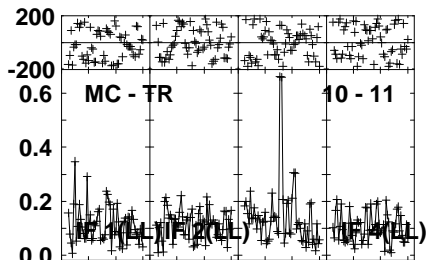
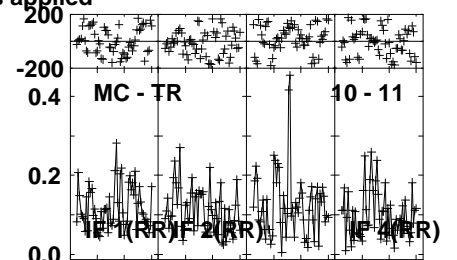
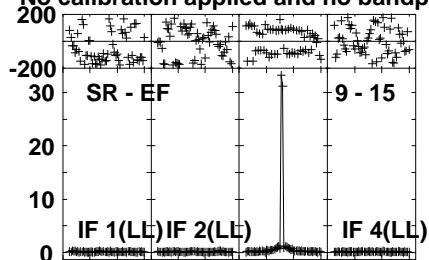
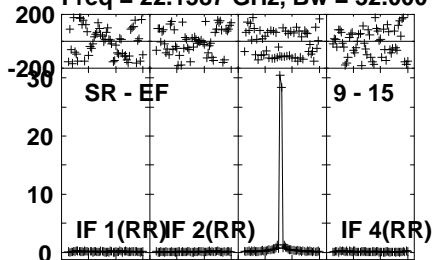
Lower frame: Micro Ampl Jy Top frame: Phas deg
Vector averaged cross-power spectrum Several baselines displayed
Timerange: 01/03:23:41 to 01/03:25:40

Plot file version 420 created 04-JUN-2021 15:27:46

I16293 EB084 1.UVDATA.1

Freq = 22.1587 GHz, Bw = 32.000 MH

No calibration applied and no bandpass applied



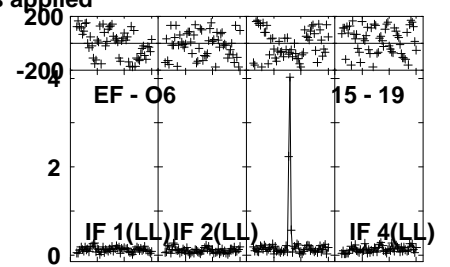
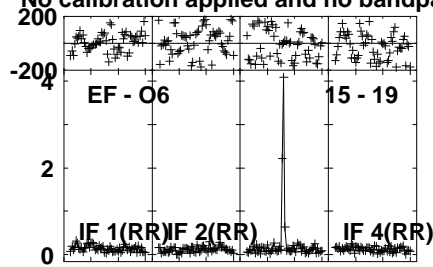
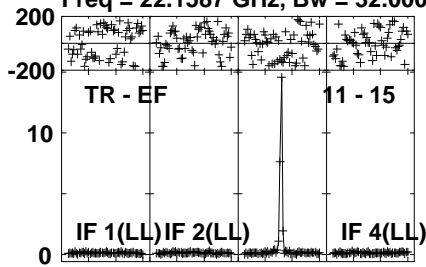
Lower frame: Milli Ampl Jy Top frame: Phas deg
Vector averaged cross-power spectrum Several baselines displayed
Timerange: 01/03:23:41 to 01/03:25:40

Plot file version 421 created 04-JUN-2021 15:27:46

I16293 EB084 1.UVDATA.1

Freq = 22.1587 GHz, Bw = 32.000 MH

No calibration applied and no bandpass applied



Lower frame: Milli Ampl Jy Top frame: Phas deg

Vector averaged cross-power spectrum Several baselines displayed

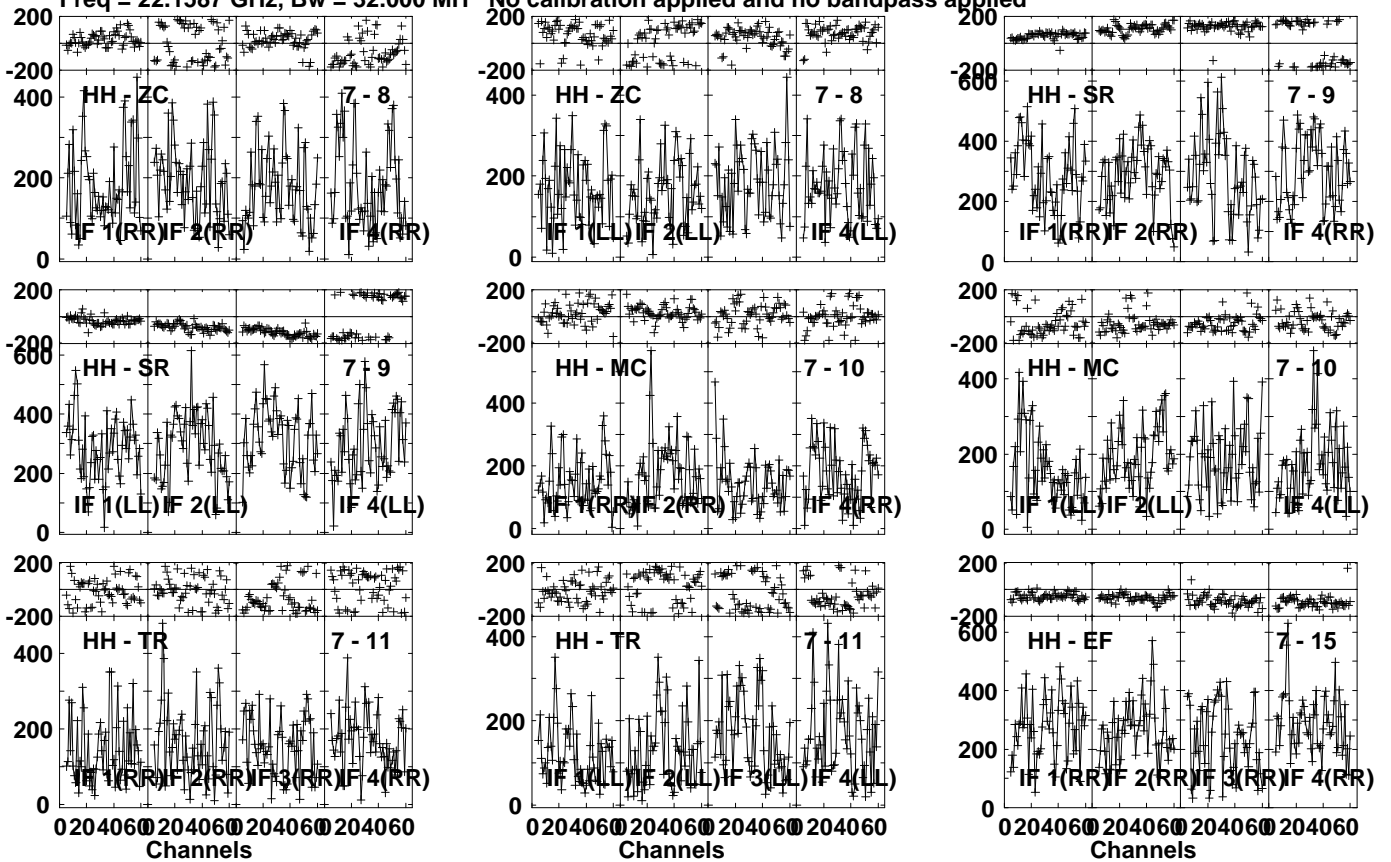
Timerange: 01/03:23:41 to 01/03:25:40

Plot file version 422 created 04-JUN-2021 15:27:46

J1625-2527 EB084 1.UVDATA.1

Freq = 22.1587 GHz, Bw = 32.000 MH

No calibration applied and no bandpass applied



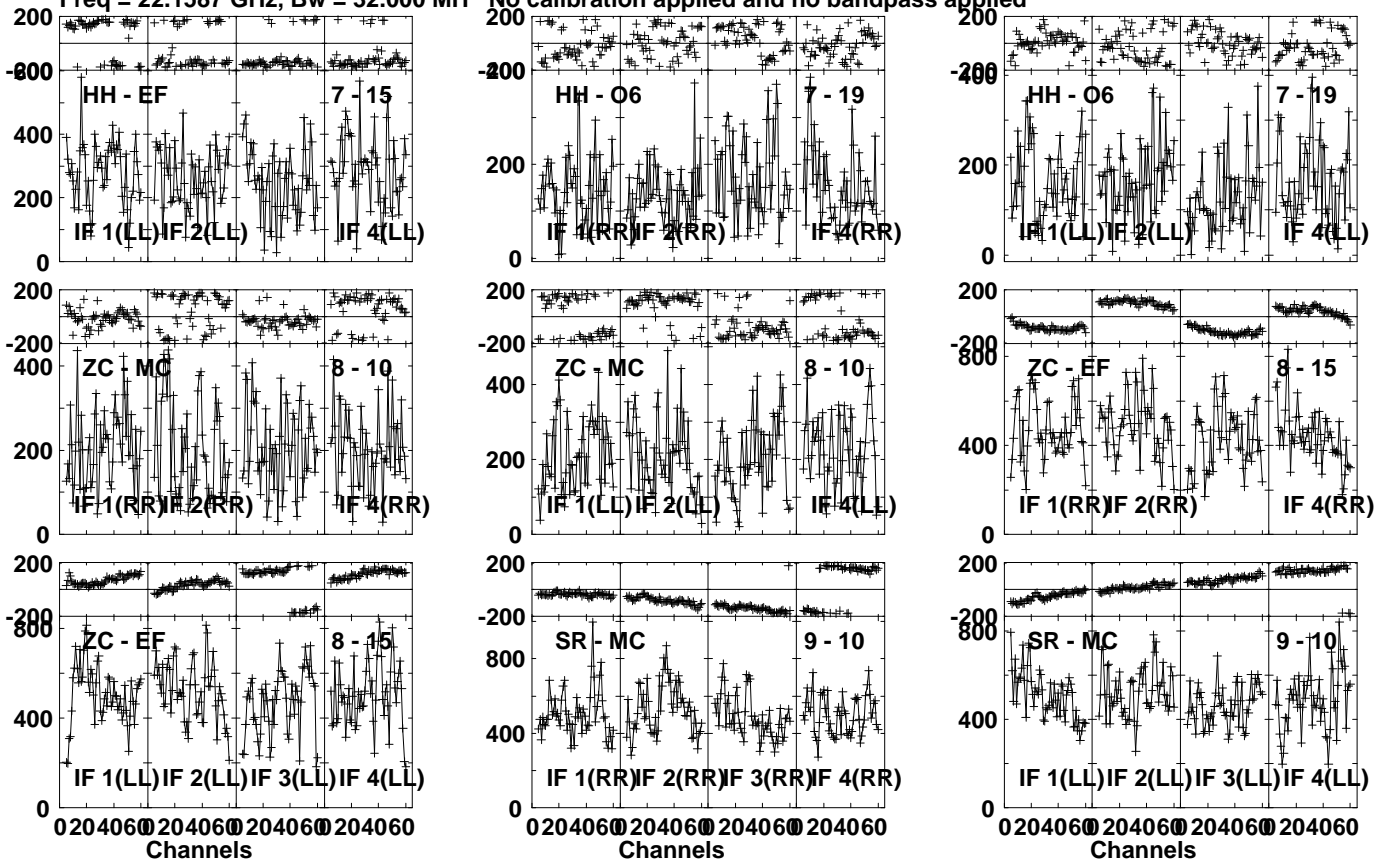
Lower frame: Micro Ampl Jy Top frame: Phas deg
Vector averaged cross-power spectrum Several baselines displayed
Timerange: 01/03:26:21 to 01/03:27:20

Plot file version 423 created 04-JUN-2021 15:27:46

J1625-2527 EB084 1.UVDATA.1

Freq = 22.1587 GHz, Bw = 32.000 MH

No calibration applied and no bandpass applied



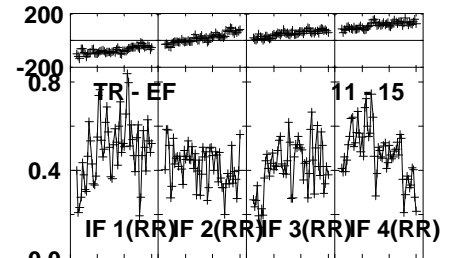
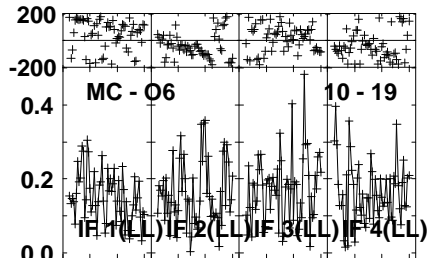
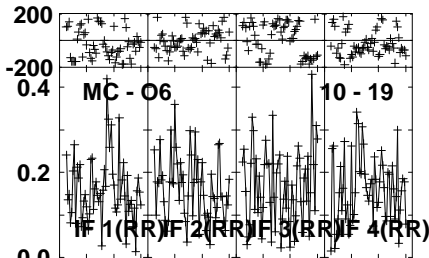
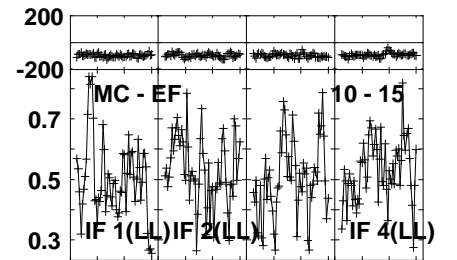
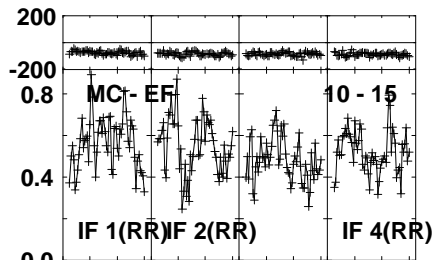
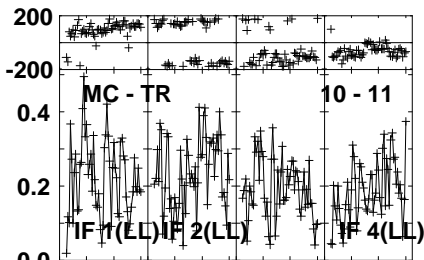
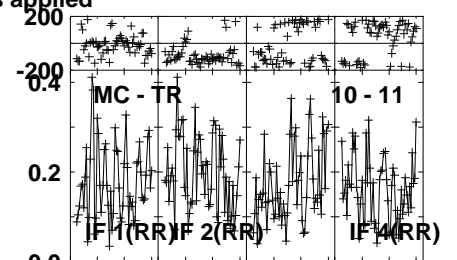
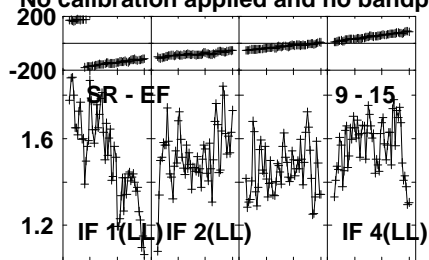
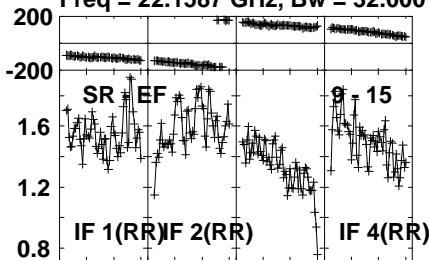
Lower frame: Micro Ampl Jy Top frame: Phas deg
Vector averaged cross-power spectrum Several baselines displayed
Timerange: 01/03:26:21 to 01/03:27:20

Plot file version 424 created 04-JUN-2021 15:27:46

J1625-2527 EB084 1.UVDATA.1

Freq = 22.1587 GHz, Bw = 32.000 MH

No calibration applied and no bandpass applied



0204060 204060 204060 204060
Channels

0204060 204060 204060 204060
Channels

0204060 204060 204060 204060
Channels

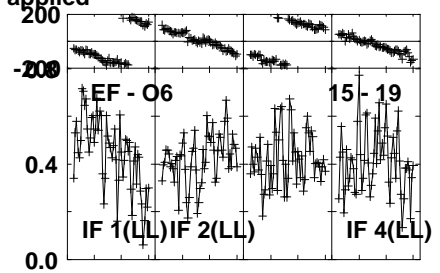
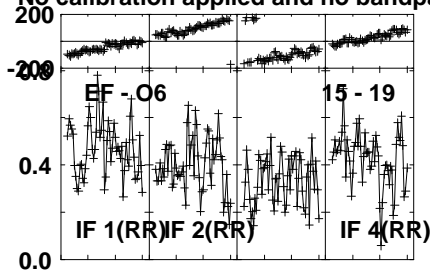
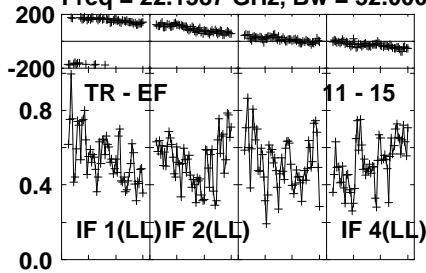
Lower frame: Milli Ampl Jy Top frame: Phas deg
Vector averaged cross-power spectrum Several baselines displayed
Timerange: 01/03:26:21 to 01/03:27:20

Plot file version 425 created 04-JUN-2021 15:27:46

J1625-2527 EB084 1.UVDATA.1

Freq = 22.1587 GHz, Bw = 32.000 MH

No calibration applied and no bandpass applied



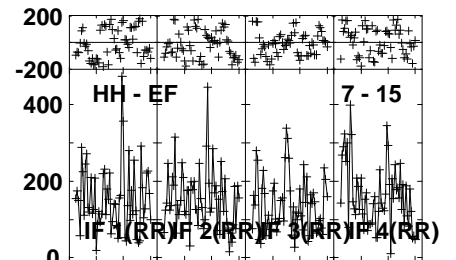
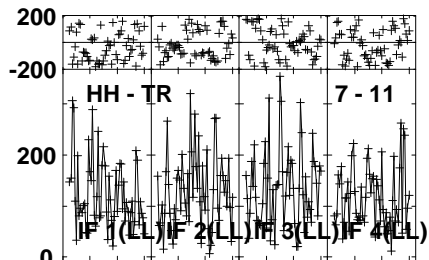
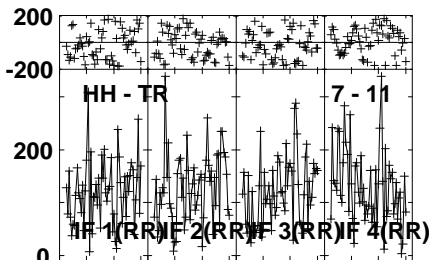
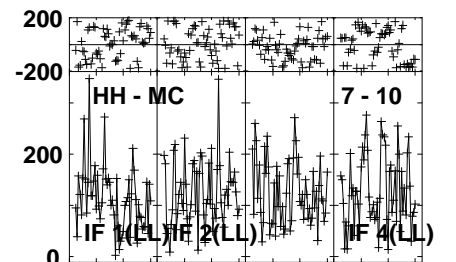
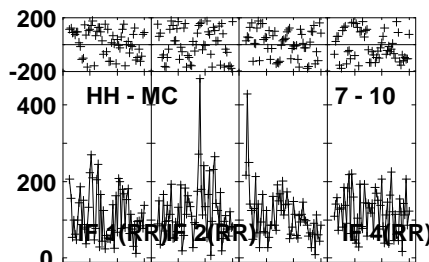
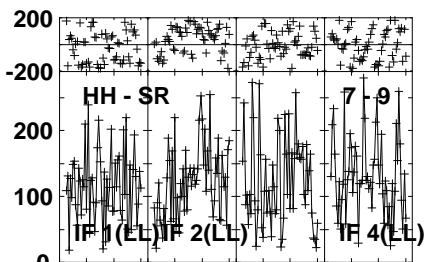
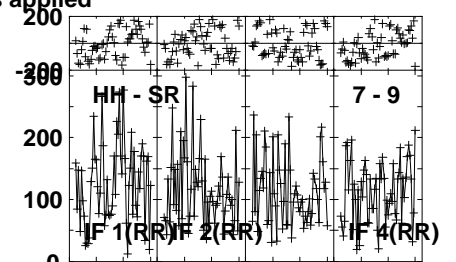
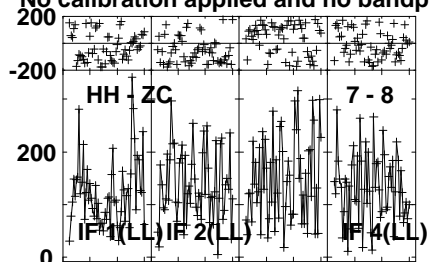
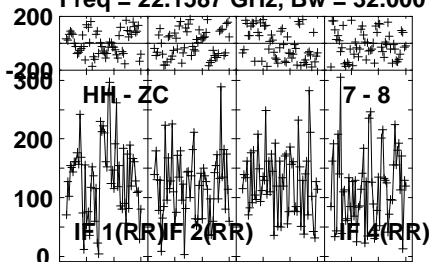
Lower frame: Milli Ampl Jy Top frame: Phas deg
Vector averaged cross-power spectrum Several baselines displayed
Timerange: 01/03:26:21 to 01/03:27:20

Plot file version 426 created 04-JUN-2021 15:27:46

I16293 EB084 1.UVDATA.1

Freq = 22.1587 GHz, Bw = 32.000 MH

No calibration applied and no bandpass applied



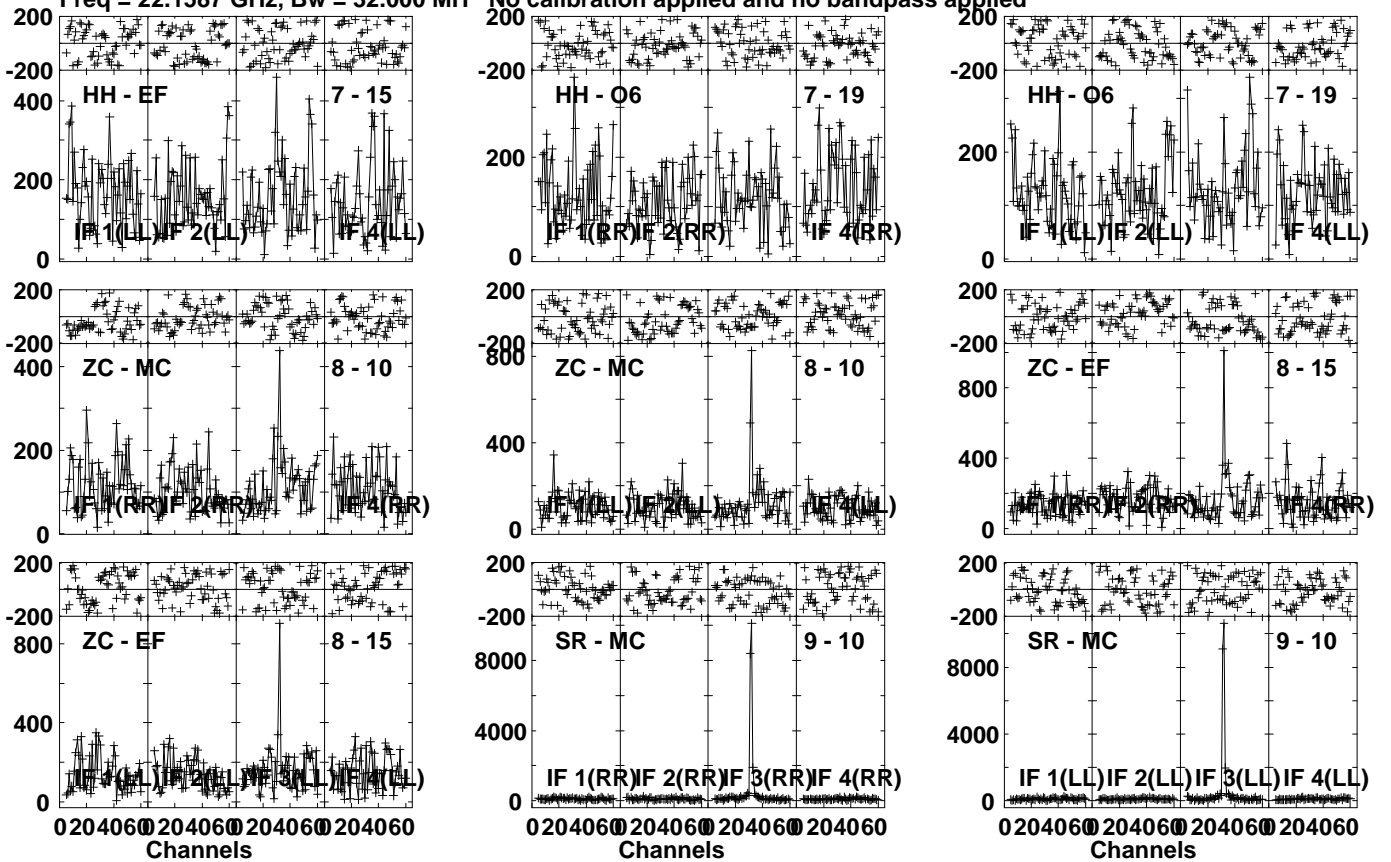
Lower frame: Micro Ampl Jy Top frame: Phas deg
Vector averaged cross-power spectrum Several baselines displayed
Timerange: 01/03:27:21 to 01/03:29:19

Plot file version 427 created 04-JUN-2021 15:27:47

I16293 EB084 1.UVDATA.1

Freq = 22.1587 GHz, Bw = 32.000 MH

No calibration applied and no bandpass applied



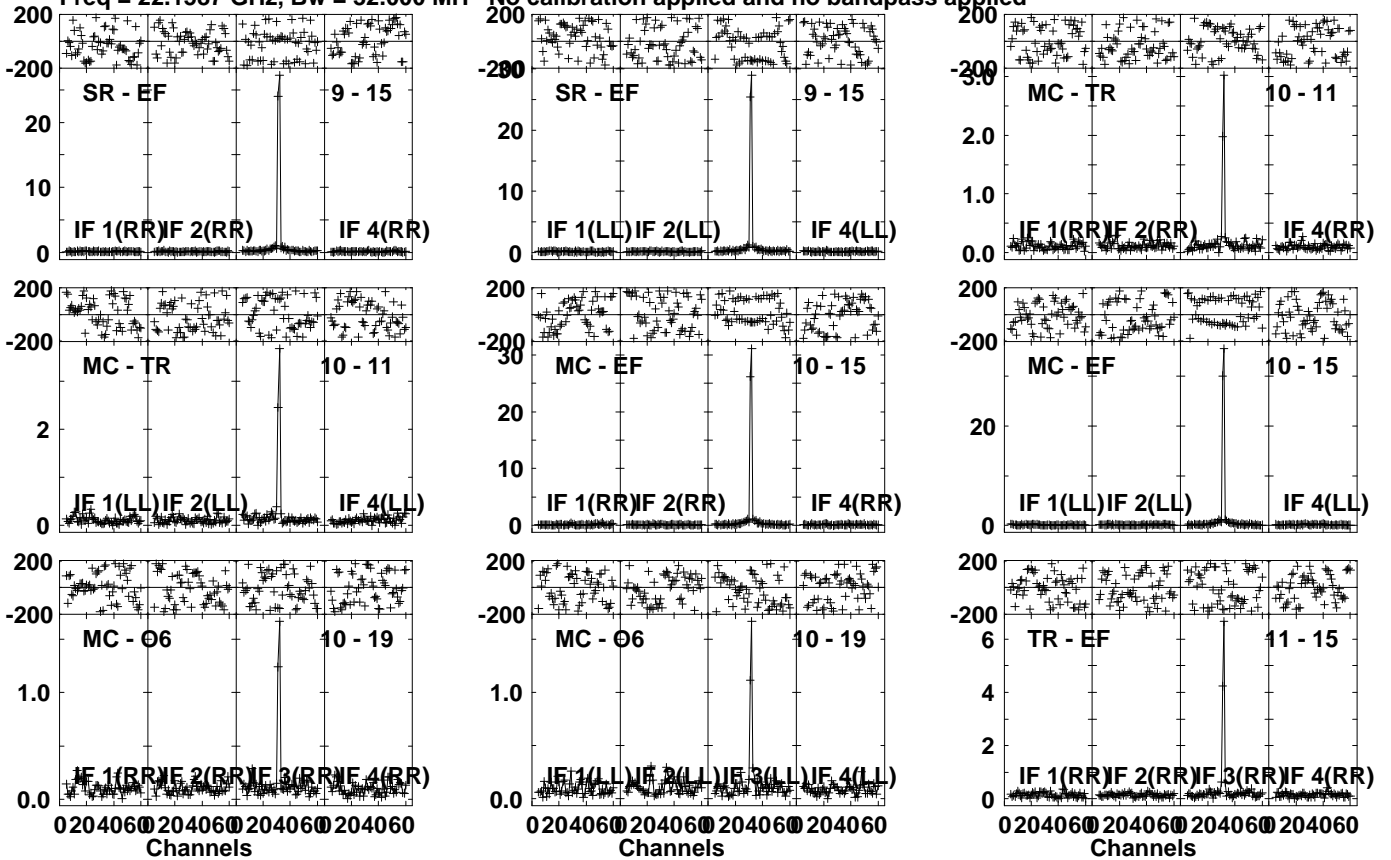
Lower frame: Micro Ampl Jy Top frame: Phas deg
Vector averaged cross-power spectrum Several baselines displayed
Timerange: 01/03:27:21 to 01/03:29:19

Plot file version 428 created 04-JUN-2021 15:27:47

I16293 EB084 1.UVDATA.1

Freq = 22.1587 GHz, Bw = 32.000 MH

No calibration applied and no bandpass applied



Lower frame: Milli Ampl Jy Top frame: Phas deg

Vector averaged cross-power spectrum Several baselines displayed

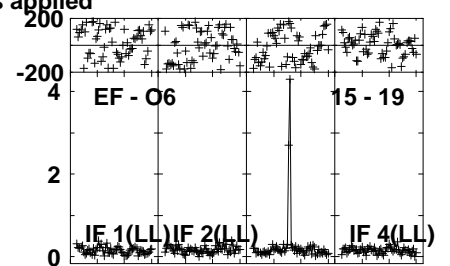
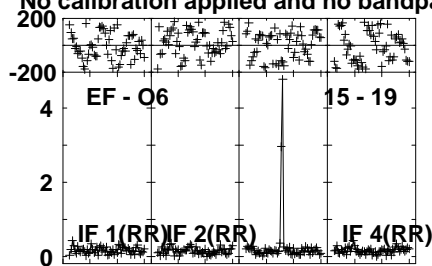
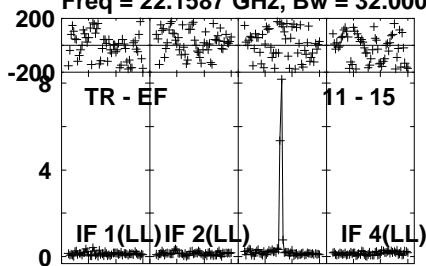
Timerange: 01/03:27:21 to 01/03:29:19

Plot file version 429 created 04-JUN-2021 15:27:47

I16293 EB084 1.UVDATA.1

Freq = 22.1587 GHz, Bw = 32.000 MH

No calibration applied and no bandpass applied



Lower frame: Milli Ampl Jy Top frame: Phas deg

Vector averaged cross-power spectrum Several baselines displayed

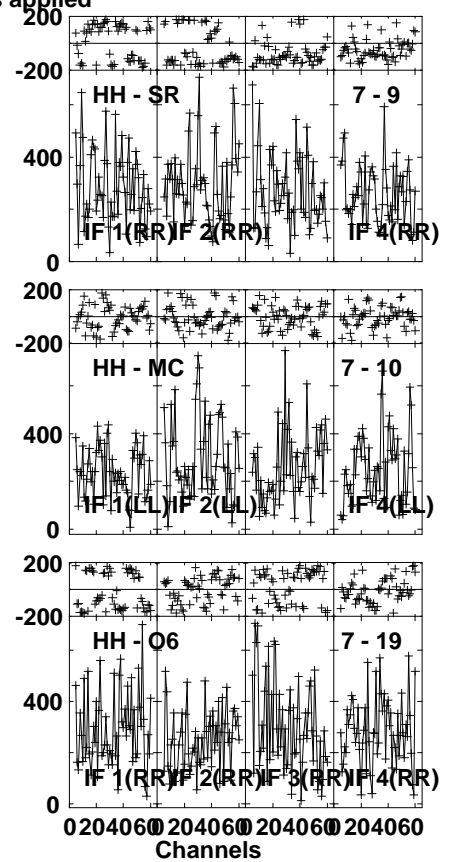
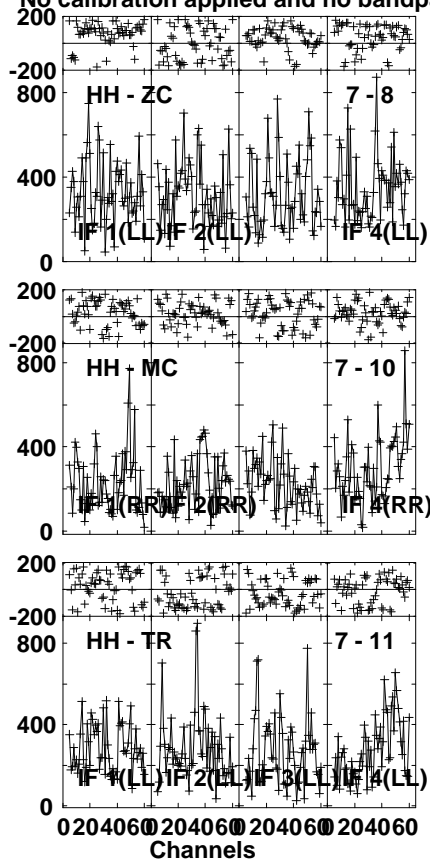
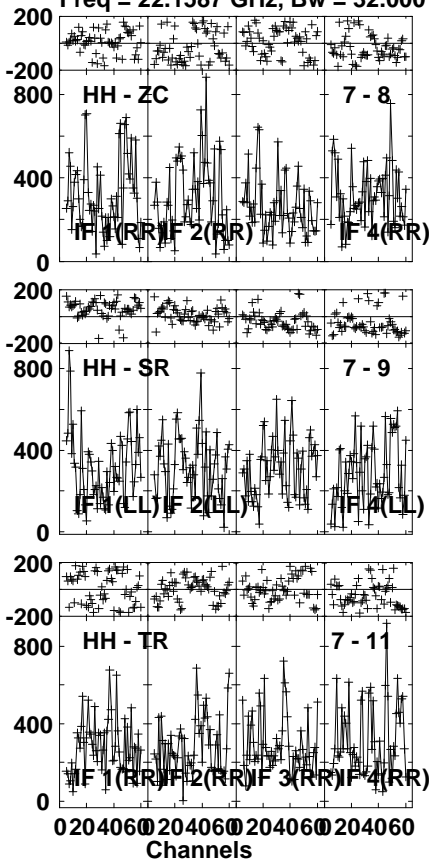
Timerange: 01/03:27:21 to 01/03:29:19

Plot file version 430 created 04-JUN-2021 15:27:47

J1625-2527 EB084 1.UVDATA.1

Freq = 22.1587 GHz, Bw = 32.000 MH

No calibration applied and no bandpass applied



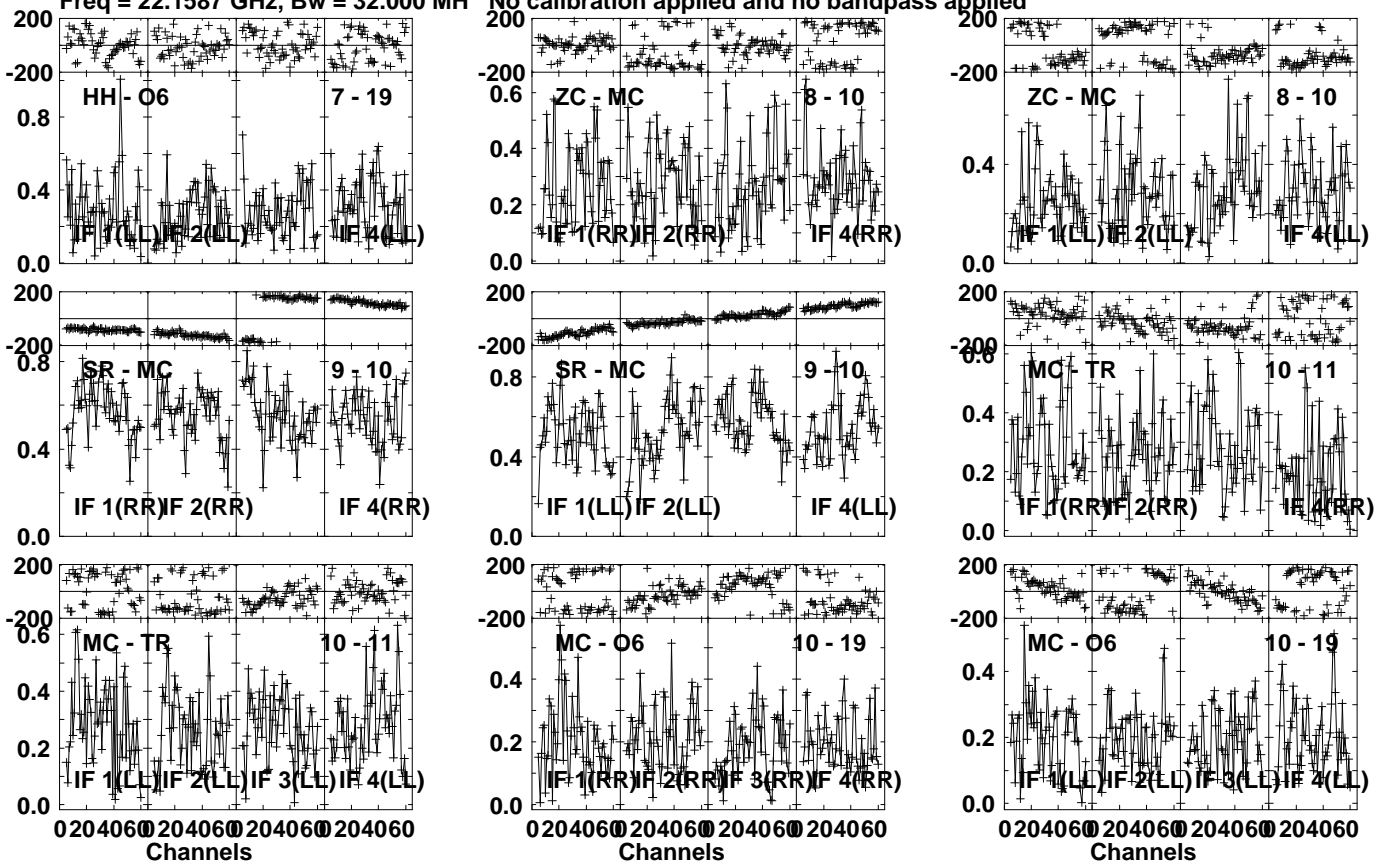
Lower frame: Micro Ampl Jy Top frame: Phas deg
 Vector averaged cross-power spectrum Several baselines displayed
 Timerange: 01/03:29:21 to 01/03:30:20

Plot file version 431 created 04-JUN-2021 15:27:47

J1625-2527 EB084 1.UVDATA.1

Freq = 22.1587 GHz, Bw = 32.000 MH

No calibration applied and no bandpass applied



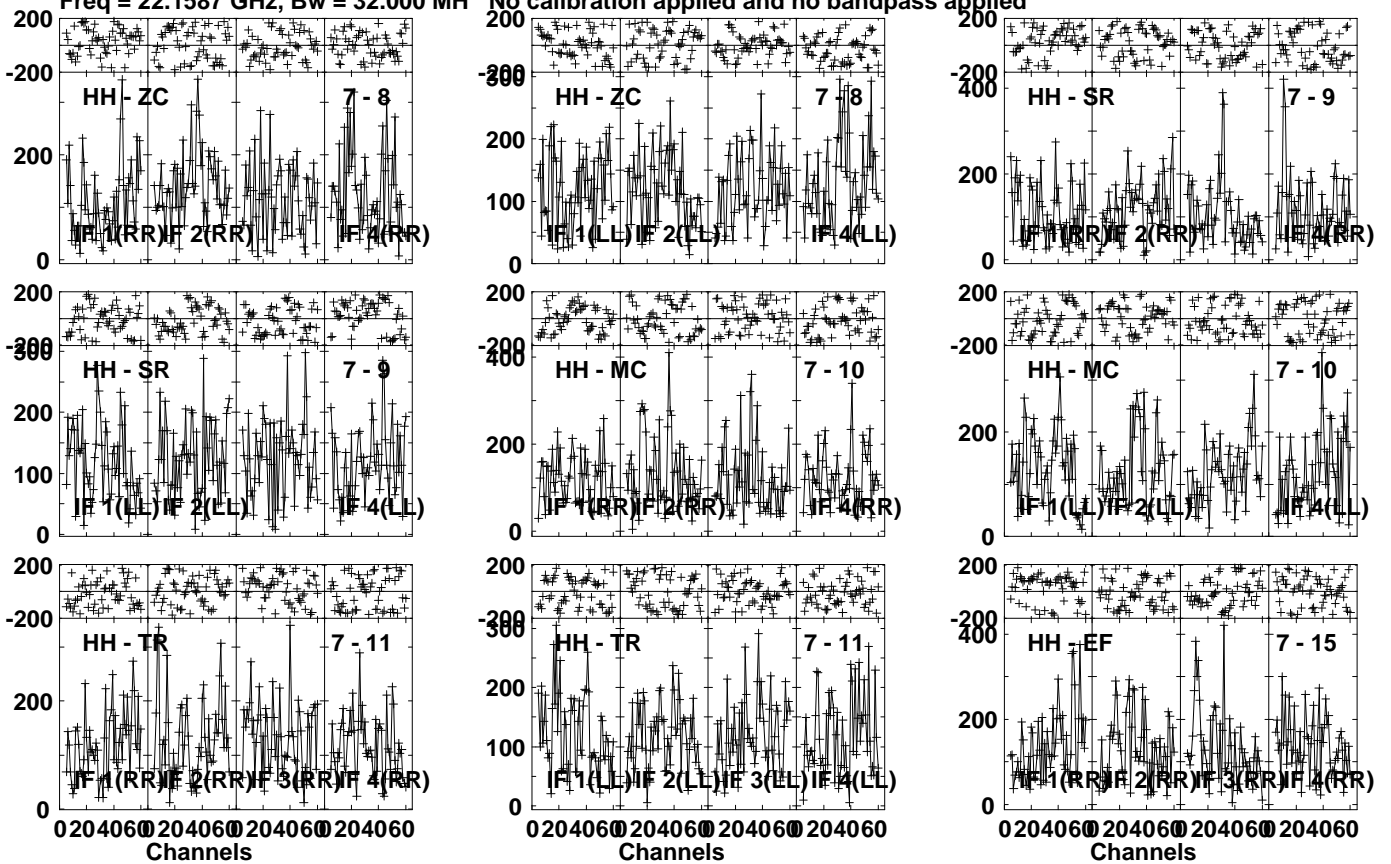
Lower frame: Milli Ampl Jy Top frame: Phas deg
Vector averaged cross-power spectrum Several baselines displayed
Timerange: 01/03:29:21 to 01/03:30:20

Plot file version 432 created 04-JUN-2021 15:27:47

I16293 EB084 1.UVDATA.1

Freq = 22.1587 GHz, Bw = 32.000 MH

No calibration applied and no bandpass applied



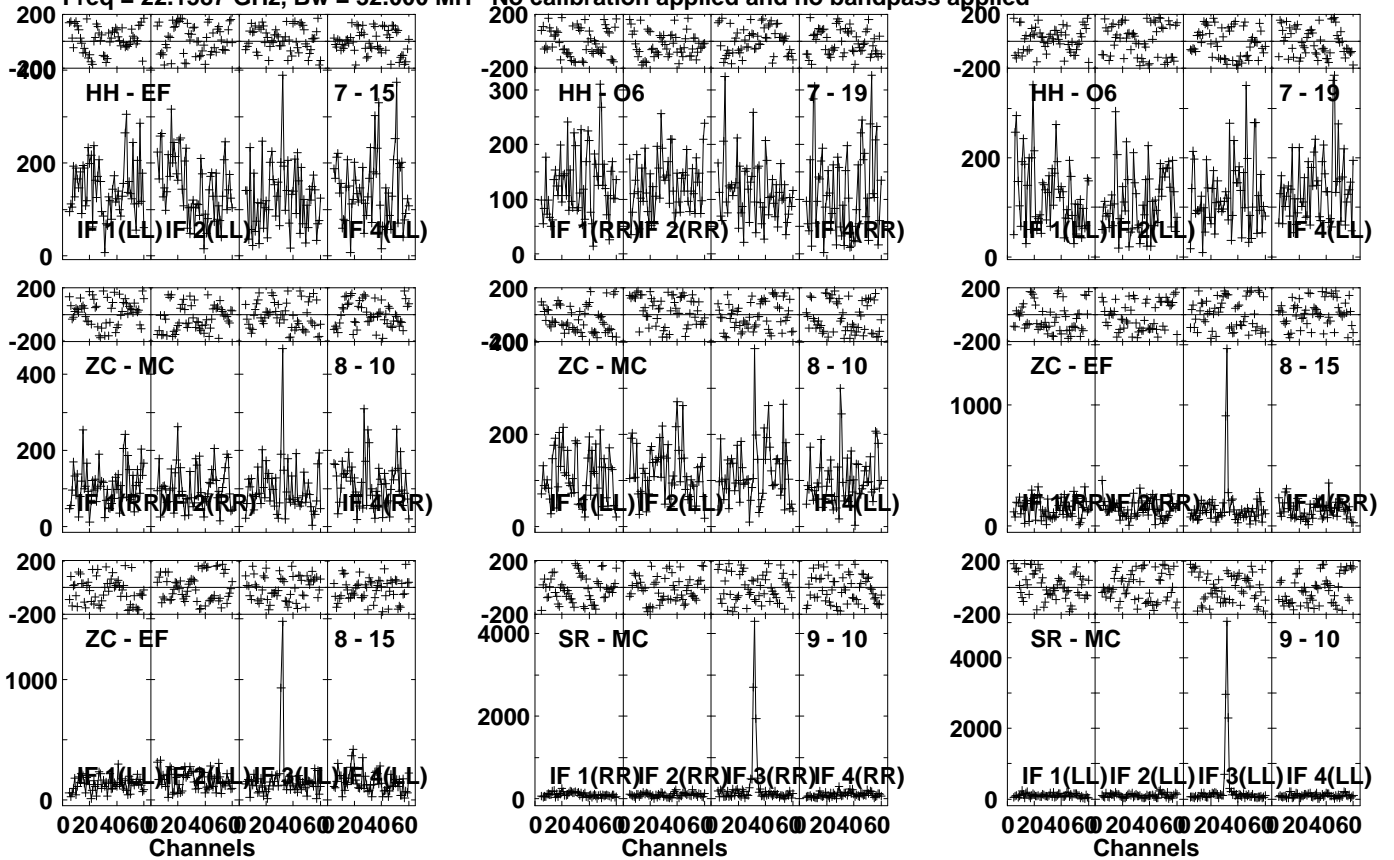
Lower frame: Micro Ampl Jy Top frame: Phas deg
Vector averaged cross-power spectrum Several baselines displayed
Timerange: 01/03:30:20 to 01/03:32:20

Plot file version 433 created 04-JUN-2021 15:27:47

I16293 EB084 1.UVDATA.1

Freq = 22.1587 GHz, Bw = 32.000 MH

No calibration applied and no bandpass applied



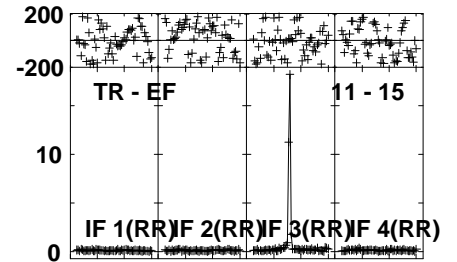
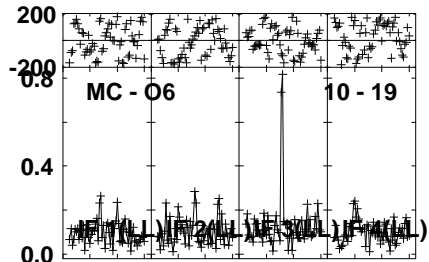
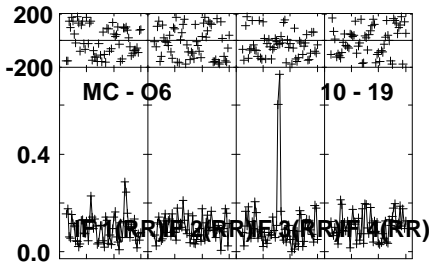
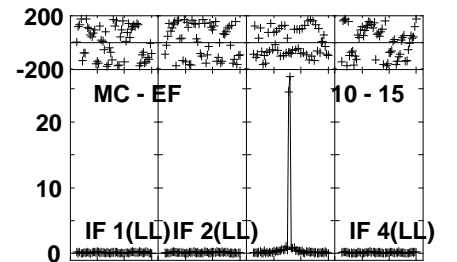
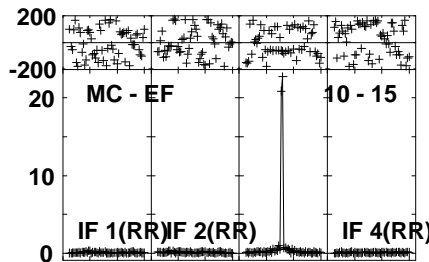
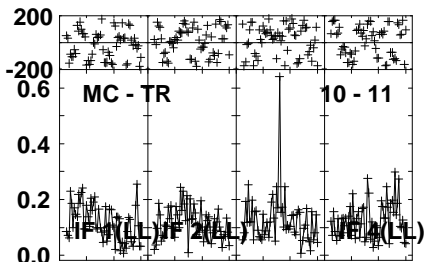
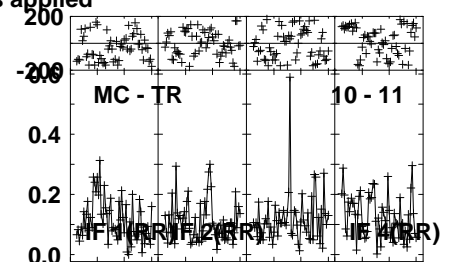
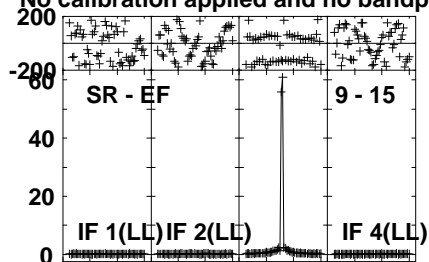
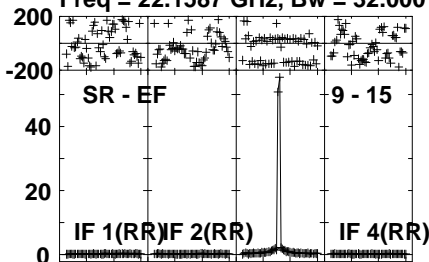
Lower frame: Micro Ampl Jy Top frame: Phas deg
Vector averaged cross-power spectrum Several baselines displayed
Timerange: 01/03:30:20 to 01/03:32:20

Plot file version 434 created 04-JUN-2021 15:27:47

I16293 EB084 1.UVDATA.1

Freq = 22.1587 GHz, Bw = 32.000 MH

No calibration applied and no bandpass applied



0204060 204060 204060 204060
Channels

0204060 204060 204060 204060
Channels

0204060 204060 204060 204060
Channels

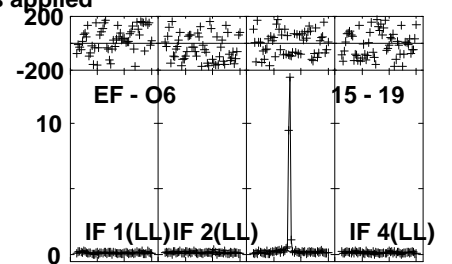

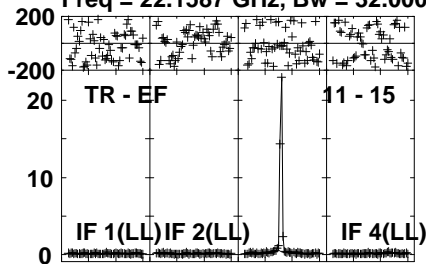
Lower frame: Milli Ampl Jy Top frame: Phas deg
Vector averaged cross-power spectrum Several baselines displayed
Timerange: 01/03:30:20 to 01/03:32:20

Plot file version 435 created 04-JUN-2021 15:27:47

I16293 EB084 1.UVDATA.1

Freq = 22.1587 GHz, Bw = 32.000 MH

No calibration applied and no bandpass applied



Lower frame: Milli Ampl Jy Top frame: Phas deg

Vector averaged cross-power spectrum Several baselines displayed

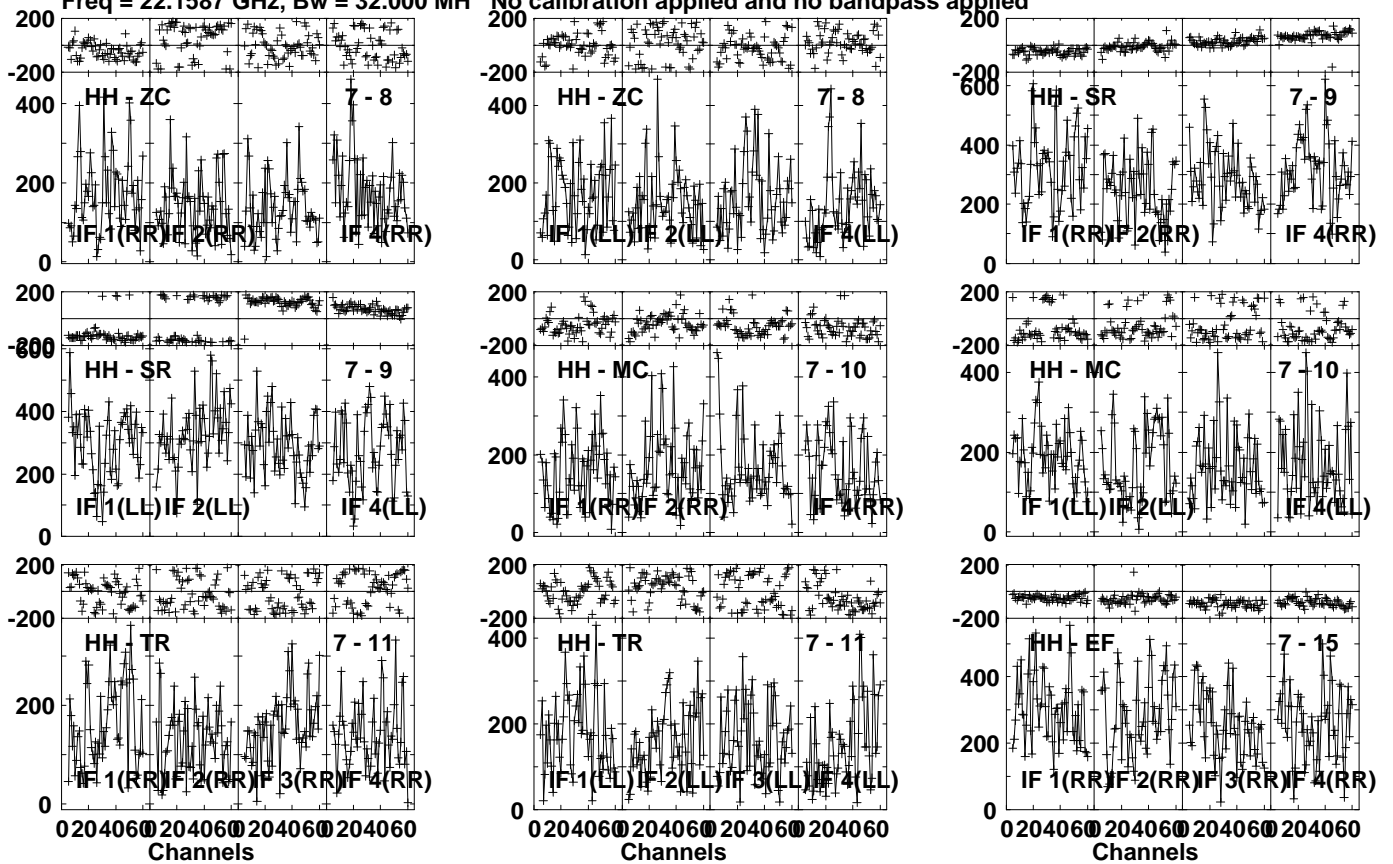
Timerange: 01/03:30:20 to 01/03:32:20

Plot file version 436 created 04-JUN-2021 15:27:47

J1625-2527 EB084 1.UVDATA.1

Freq = 22.1587 GHz, Bw = 32.000 MH

No calibration applied and no bandpass applied



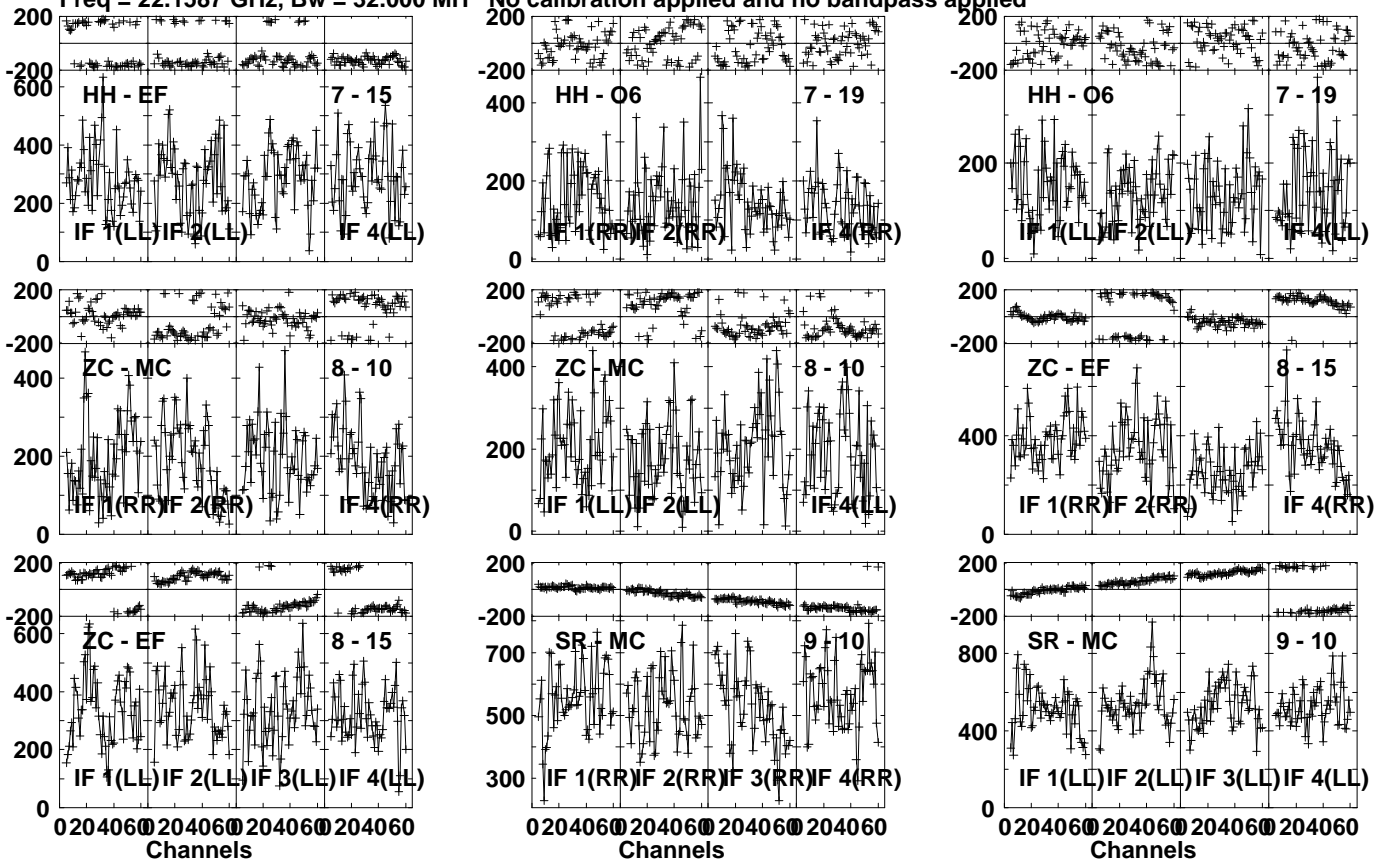
Lower frame: Micro Ampl Jy Top frame: Phas deg
Vector averaged cross-power spectrum Several baselines displayed
Timerange: 01/03:33:01 to 01/03:34:00

Plot file version 437 created 04-JUN-2021 15:27:47

J1625-2527 EB084 1.UVDATA.1

Freq = 22.1587 GHz, Bw = 32.000 MH

No calibration applied and no bandpass applied



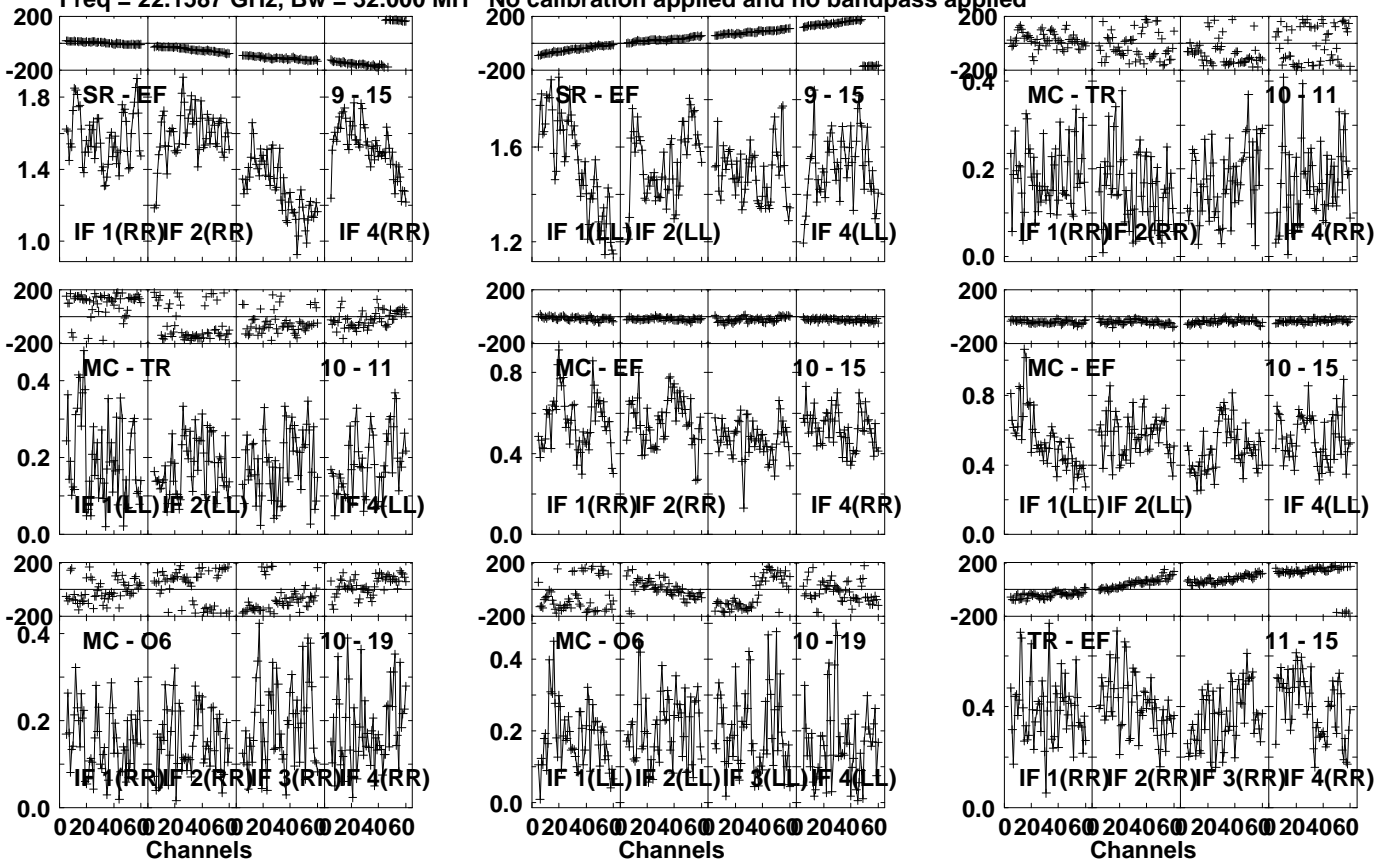
Lower frame: Micro Ampl Jy Top frame: Phas deg
 Vector averaged cross-power spectrum Several baselines displayed
 Timerange: 01/03:33:01 to 01/03:34:00

Plot file version 438 created 04-JUN-2021 15:27:47

J1625-2527 EB084 1.UVDATA.1

Freq = 22.1587 GHz, Bw = 32.000 MH

No calibration applied and no bandpass applied



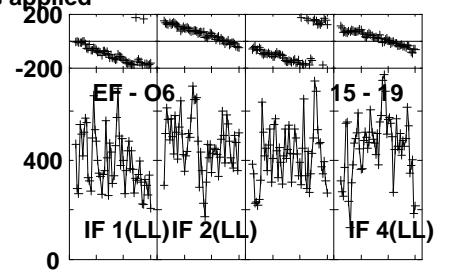
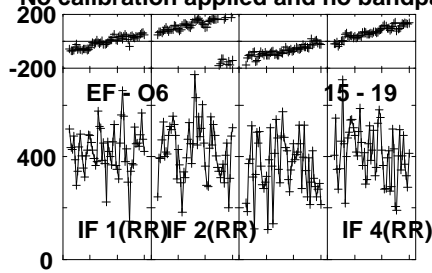
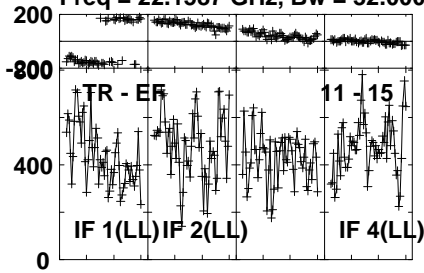
Lower frame: Milli Ampl Jy Top frame: Phas deg
Vector averaged cross-power spectrum Several baselines displayed
Timerange: 01/03:33:01 to 01/03:34:00

Plot file version 439 created 04-JUN-2021 15:27:47

J1625-2527 EB084 1.UVDATA.1

Freq = 22.1587 GHz, Bw = 32.000 MH

No calibration applied and no bandpass applied



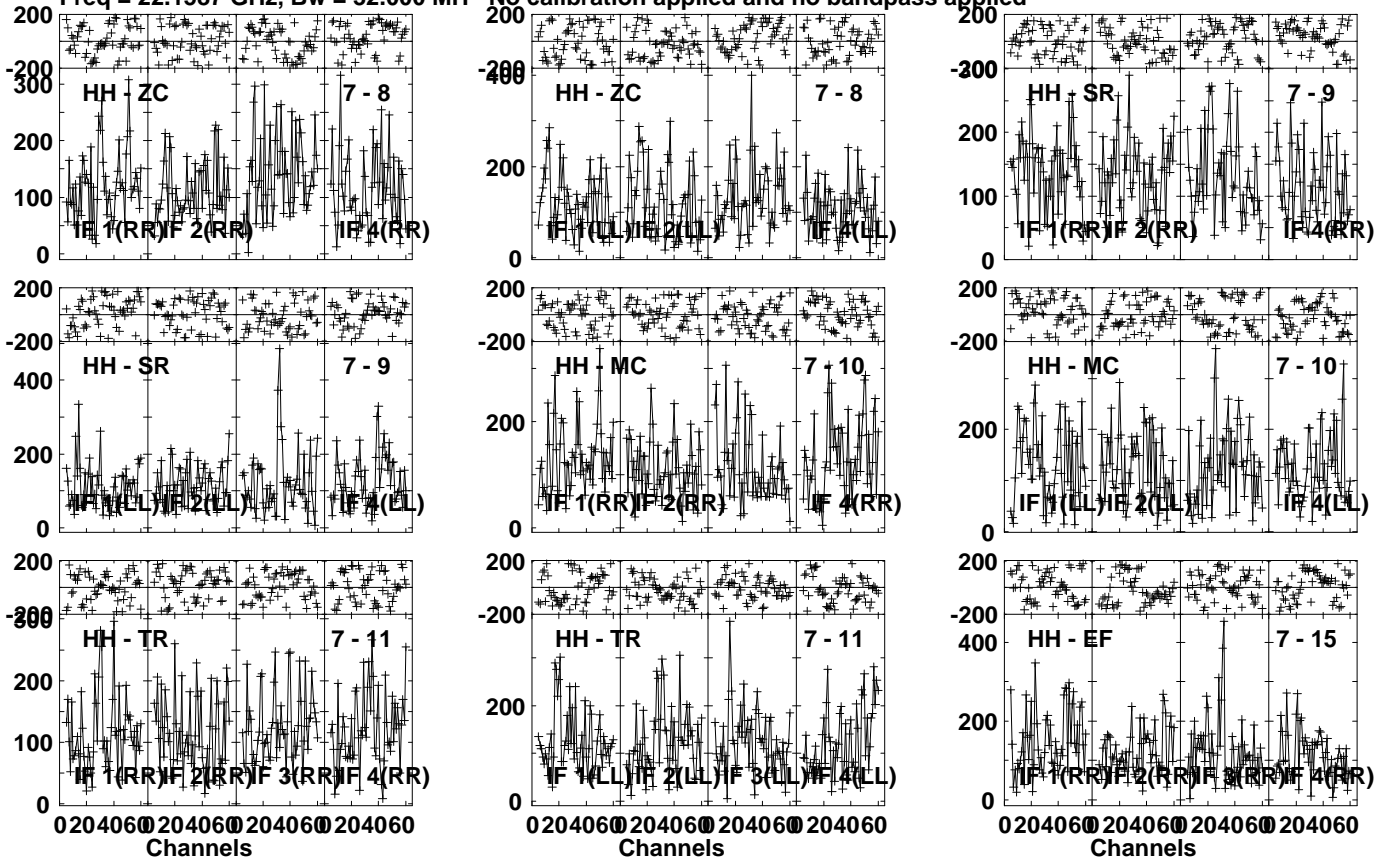
Lower frame: Micro Ampl Jy Top frame: Phas deg
Vector averaged cross-power spectrum Several baselines displayed
Timerange: 01/03:33:01 to 01/03:34:00

Plot file version 440 created 04-JUN-2021 15:27:48

I16293 EB084 1.UVDATA.1

Freq = 22.1587 GHz, Bw = 32.000 MH

No calibration applied and no bandpass applied



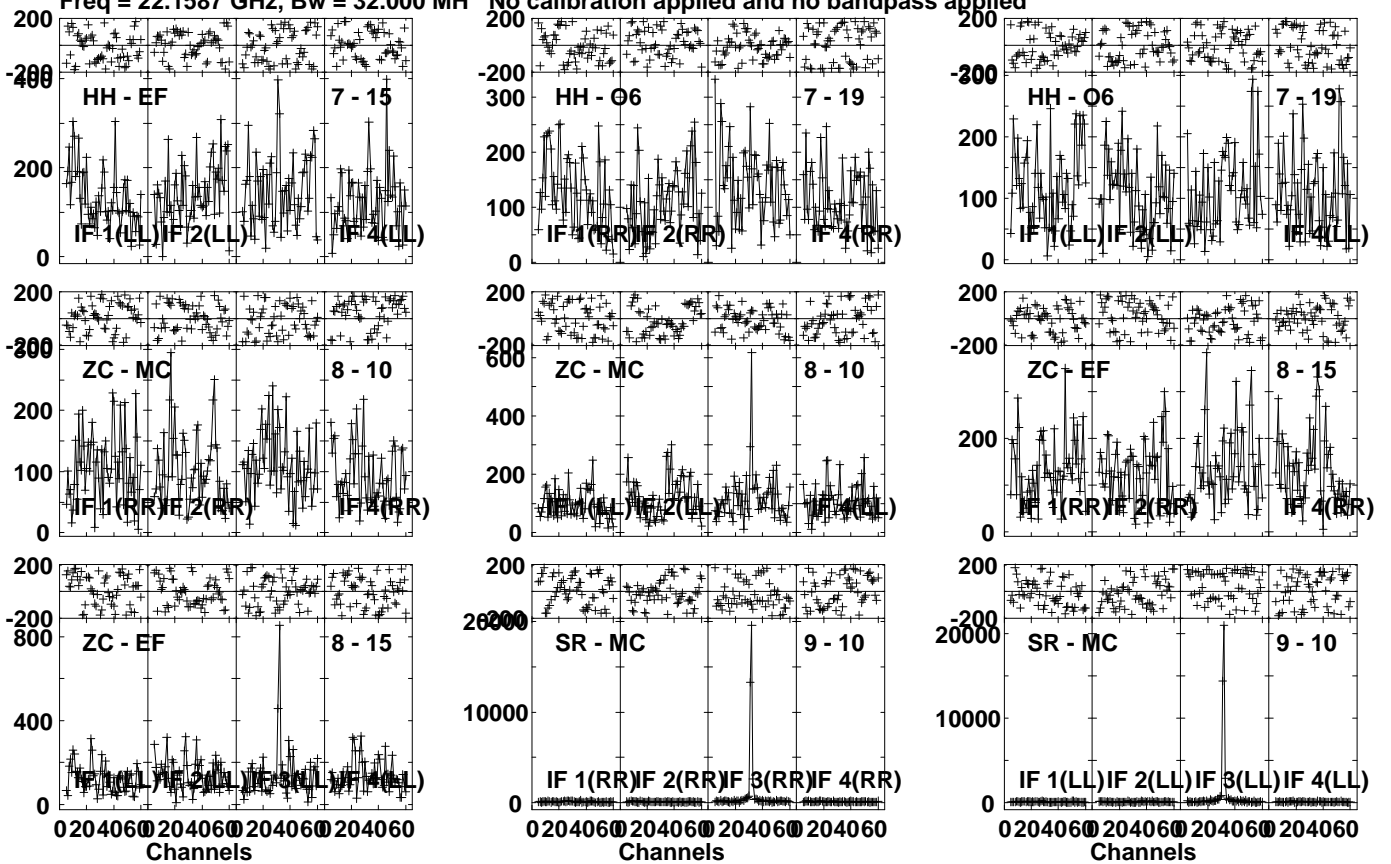
Lower frame: Micro Ampl Jy Top frame: Phas deg
Vector averaged cross-power spectrum Several baselines displayed
Timerange: 01/03:34:01 to 01/03:36:00

Plot file version 441 created 04-JUN-2021 15:27:48

I16293 EB084 1.UVDATA.1

Freq = 22.1587 GHz, Bw = 32.000 MH

No calibration applied and no bandpass applied



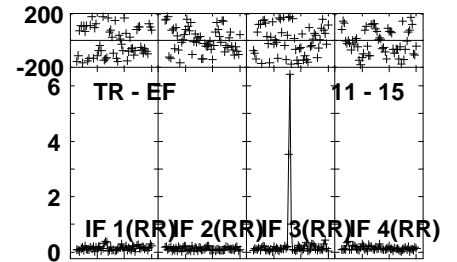
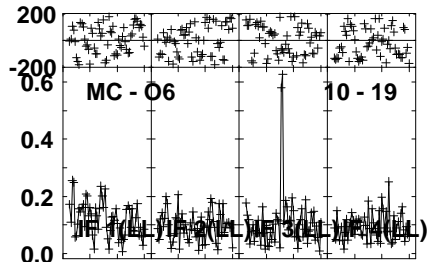
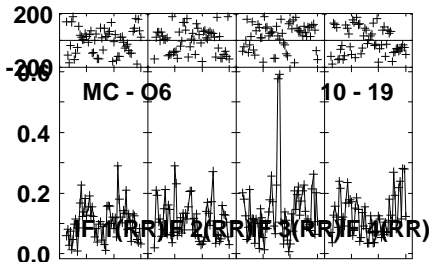
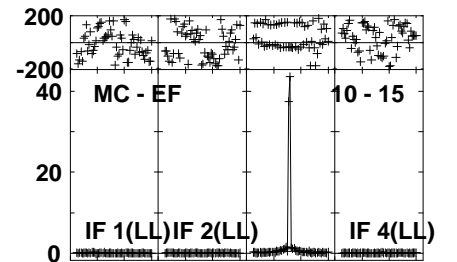
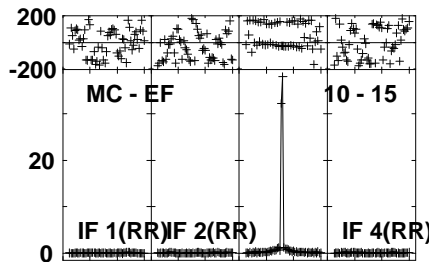
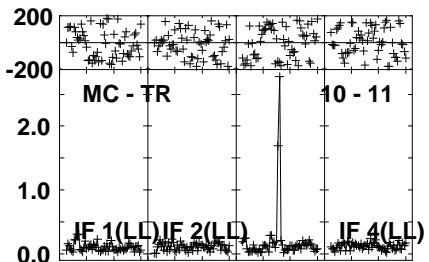
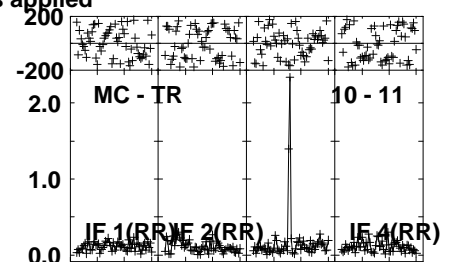
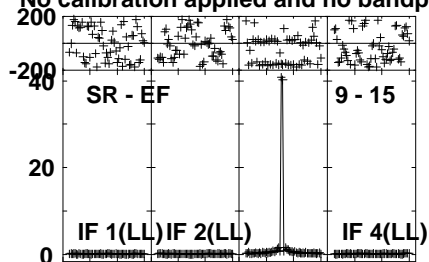
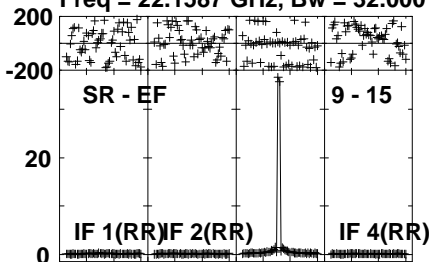
Lower frame: Micro Ampl Jy Top frame: Phas deg
Vector averaged cross-power spectrum Several baselines displayed
Timerange: 01/03:34:01 to 01/03:36:00

Plot file version 442 created 04-JUN-2021 15:27:48

I16293 EB084 1.UVDATA.1

Freq = 22.1587 GHz, Bw = 32.000 MH

No calibration applied and no bandpass applied



Lower frame: Milli Ampl Jy Top frame: Phas deg

Vector averaged cross-power spectrum Several baselines displayed

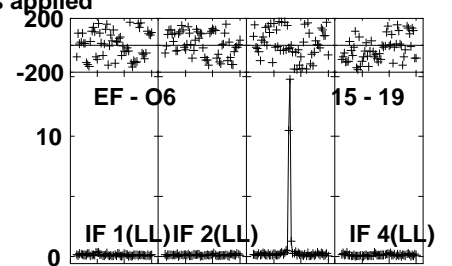
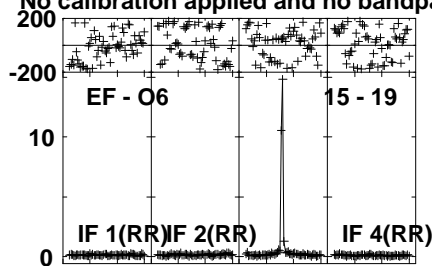
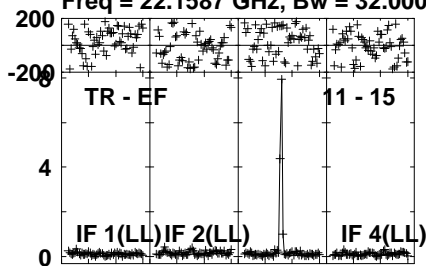
Timerange: 01/03:34:01 to 01/03:36:00

Plot file version 443 created 04-JUN-2021 15:27:48

I16293 EB084 1.UVDATA.1

Freq = 22.1587 GHz, Bw = 32.000 MH

No calibration applied and no bandpass applied



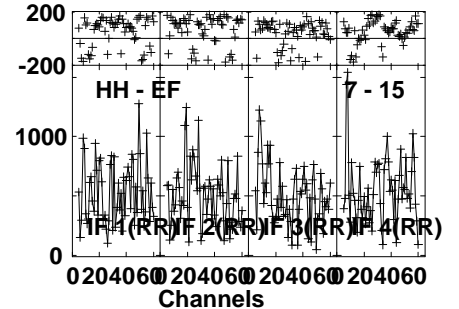
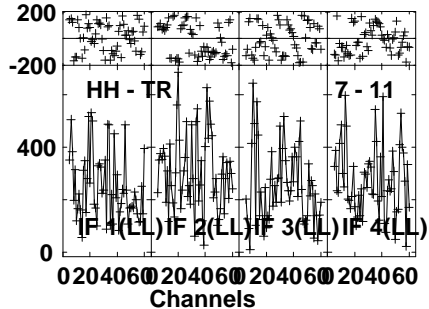
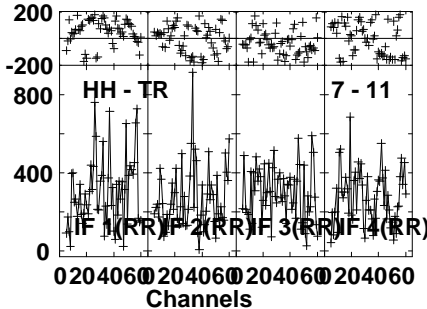
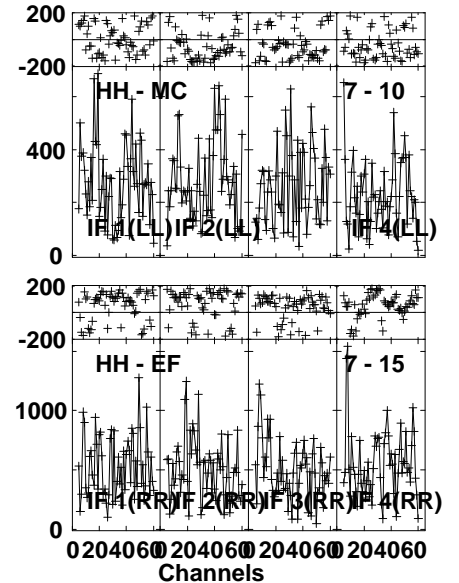
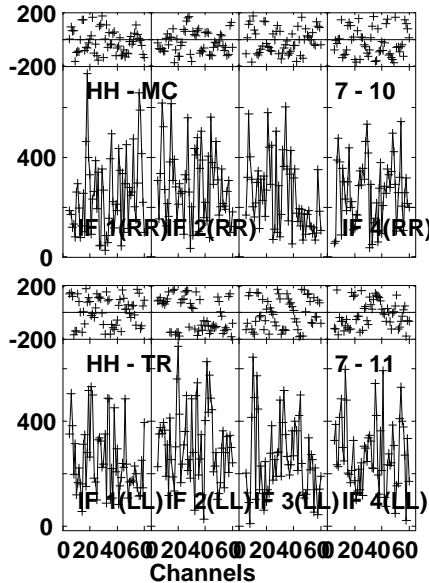
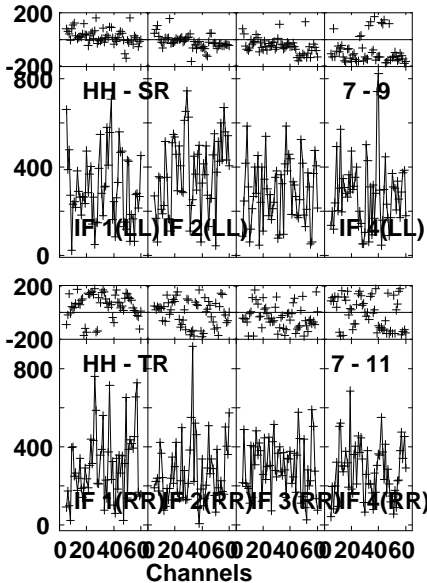
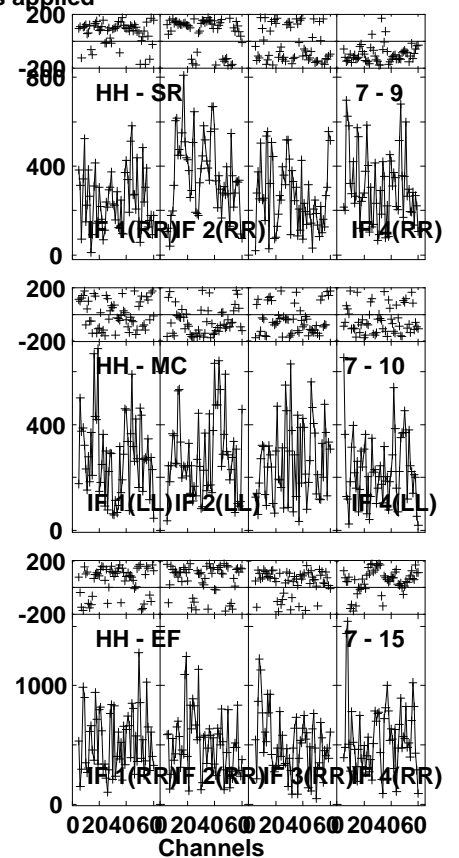
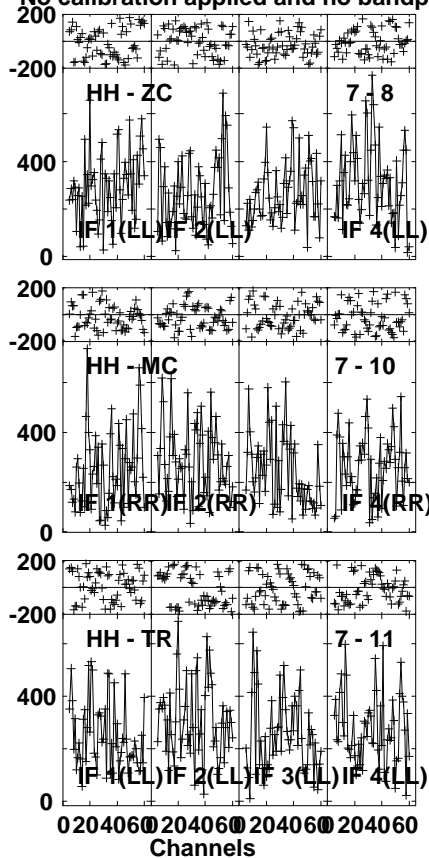
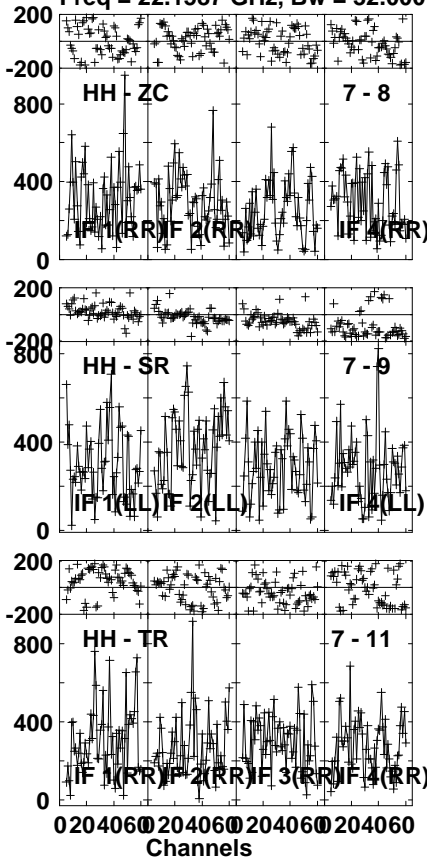
Lower frame: Milli Ampl Jy Top frame: Phas deg
Vector averaged cross-power spectrum Several baselines displayed
Timerange: 01/03:34:01 to 01/03:36:00

Plot file version 444 created 04-JUN-2021 15:27:48

J1625-2527 EB084 1.UVDATA.1

Freq = 22.1587 GHz, Bw = 32.000 MH

No calibration applied and no bandpass applied



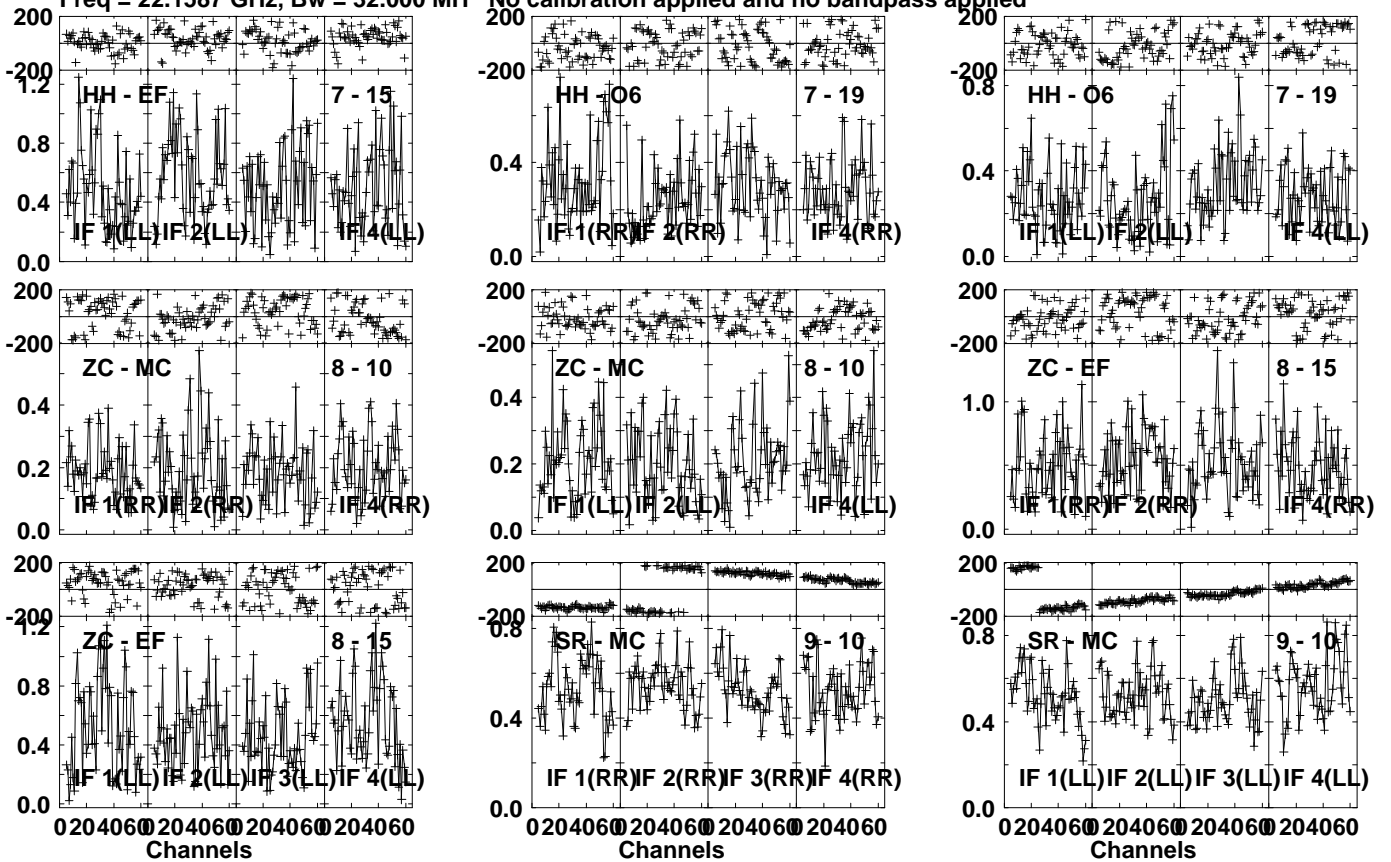
Lower frame: Micro Ampl Jy Top frame: Phas deg
Vector averaged cross-power spectrum Several baselines displayed
Timerange: 01/03:36:01 to 01/03:36:59

Plot file version 445 created 04-JUN-2021 15:27:48

J1625-2527 EB084 1.UVDATA.1

Freq = 22.1587 GHz, Bw = 32.000 MH

No calibration applied and no bandpass applied



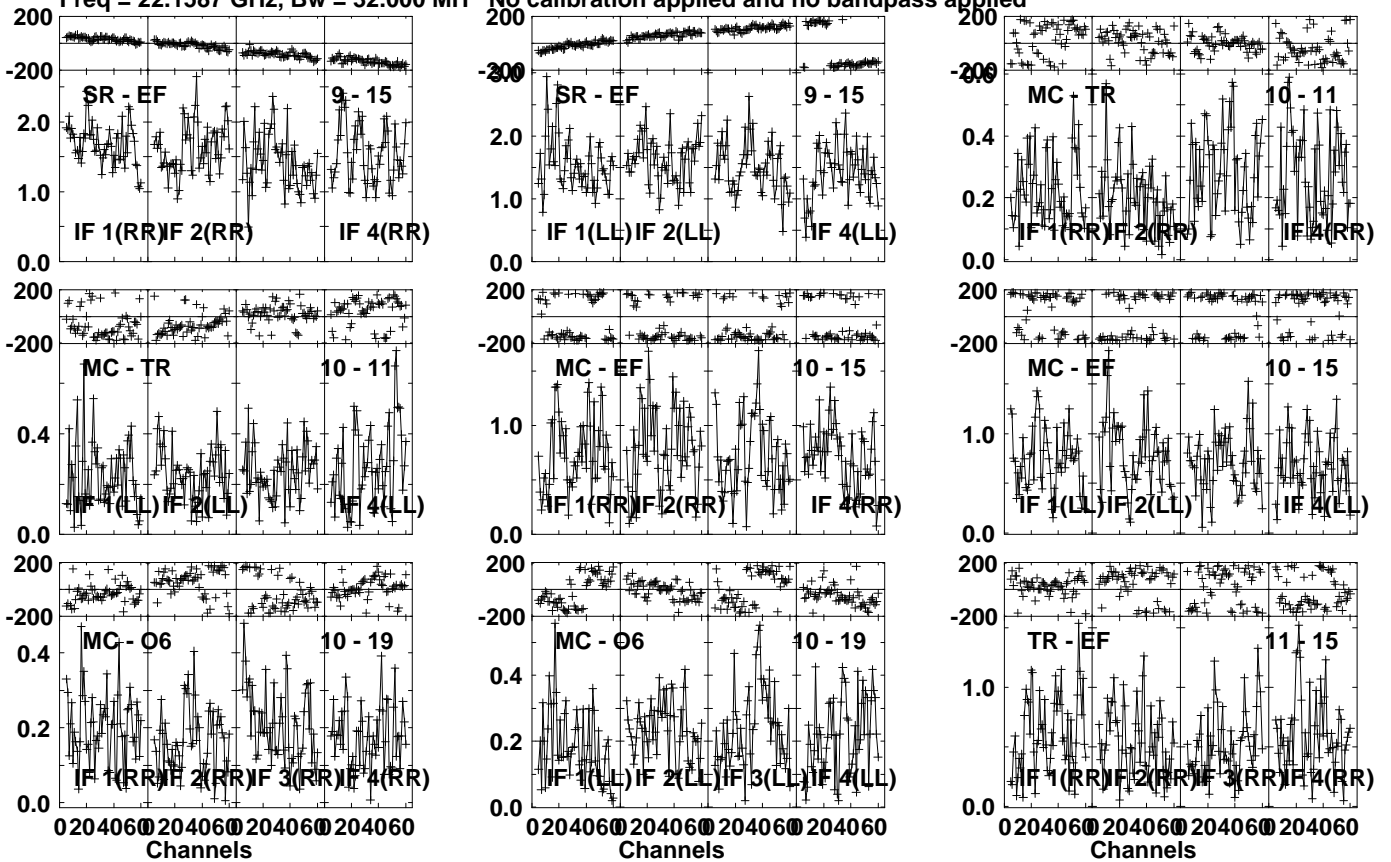
Lower frame: Milli Ampl Jy Top frame: Phas deg
Vector averaged cross-power spectrum Several baselines displayed
Timerange: 01/03:36:01 to 01/03:36:59

Plot file version 446 created 04-JUN-2021 15:27:48

J1625-2527 EB084 1.UVDATA.1

Freq = 22.1587 GHz, Bw = 32.000 MH

No calibration applied and no bandpass applied



Lower frame: Milli Ampl Jy Top frame: Phas deg

Vector averaged cross-power spectrum Several baselines displayed

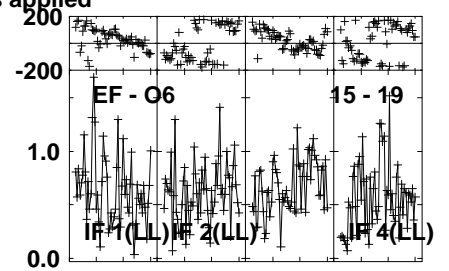
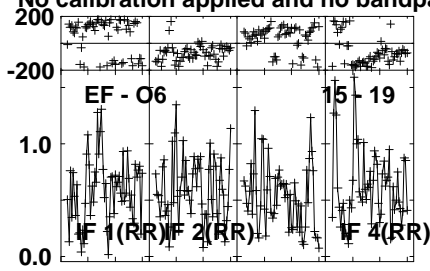
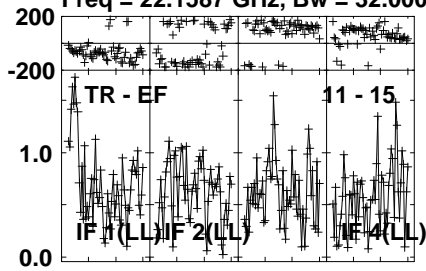
Timerange: 01/03:36:01 to 01/03:36:59

Plot file version 447 created 04-JUN-2021 15:27:48

J1625-2527 EB084 1.UVDATA.1

Freq = 22.1587 GHz, Bw = 32.000 MH

No calibration applied and no bandpass applied



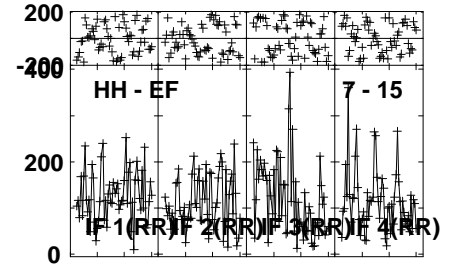
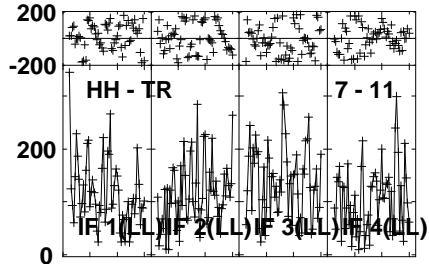
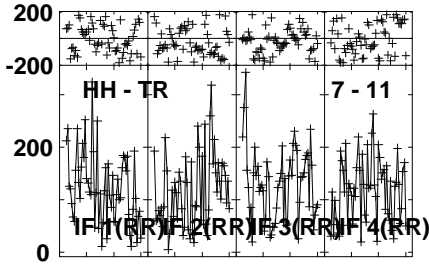
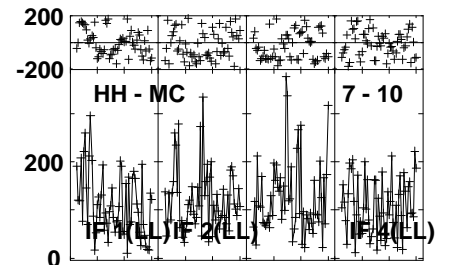
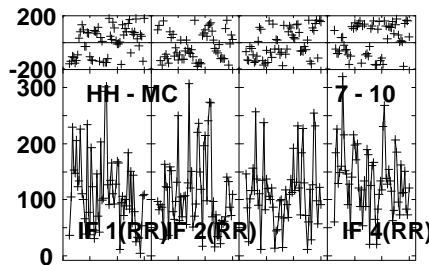
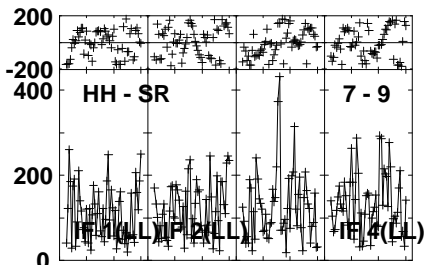
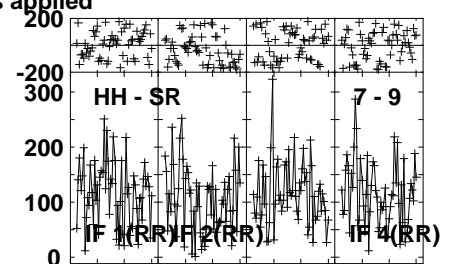
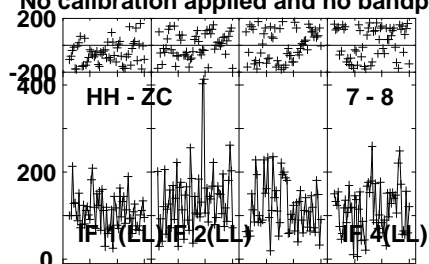
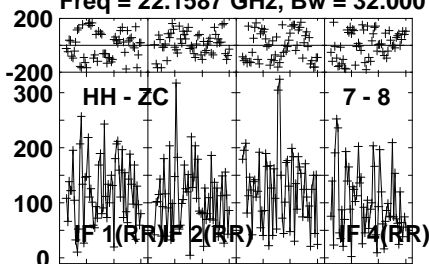
Lower frame: Milli Ampl Jy Top frame: Phas deg
Vector averaged cross-power spectrum Several baselines displayed
Timerange: 01/03:36:01 to 01/03:36:59

Plot file version 448 created 04-JUN-2021 15:27:48

I16293 EB084 1.UVDATA.1

Freq = 22.1587 GHz, Bw = 32.000 MH

No calibration applied and no bandpass applied



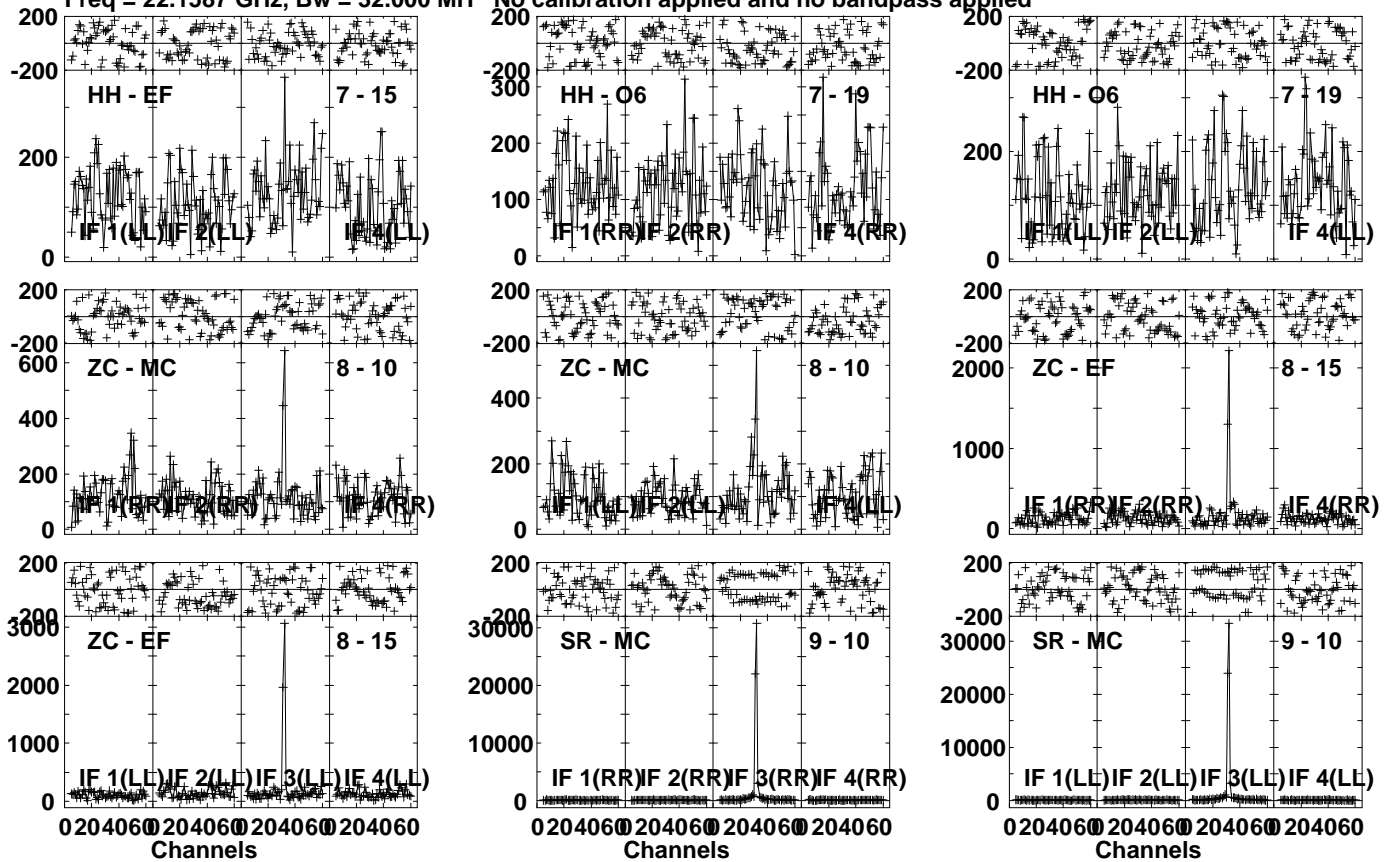
Lower frame: Micro Ampl Jy Top frame: Phas deg
Vector averaged cross-power spectrum Several baselines displayed
Timerange: 01/03:37:00 to 01/03:39:00

Plot file version 449 created 04-JUN-2021 15:27:48

I16293 EB084 1.UVDATA.1

Freq = 22.1587 GHz, Bw = 32.000 MH

No calibration applied and no bandpass applied



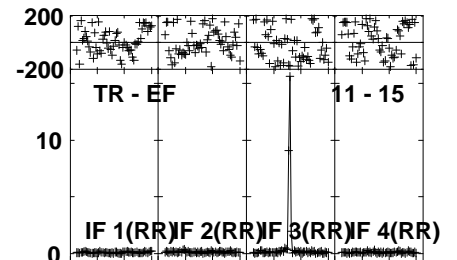
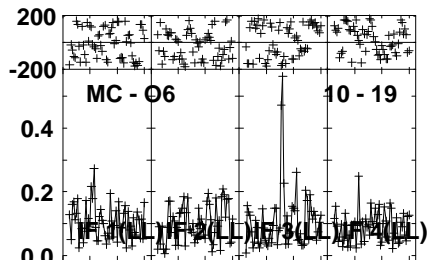
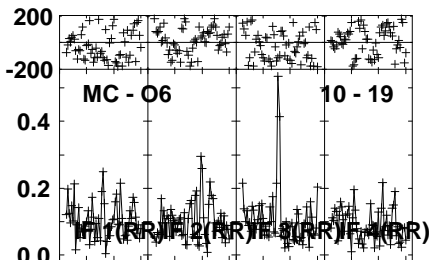
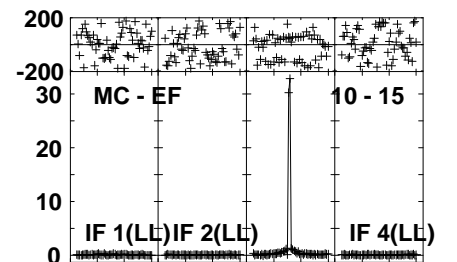
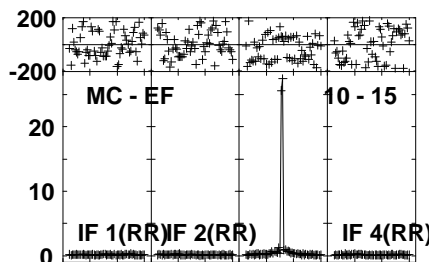
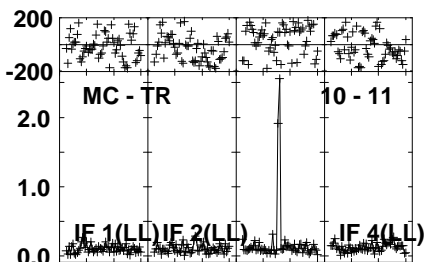
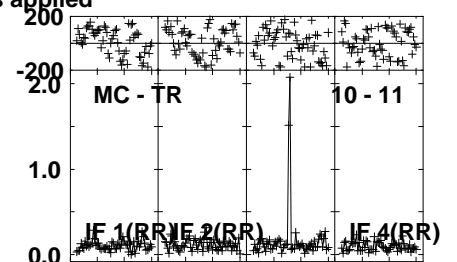
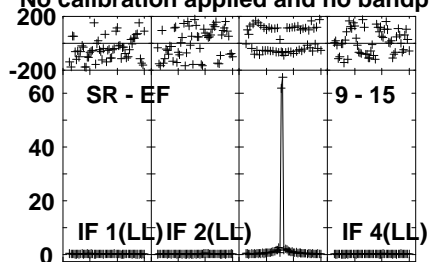
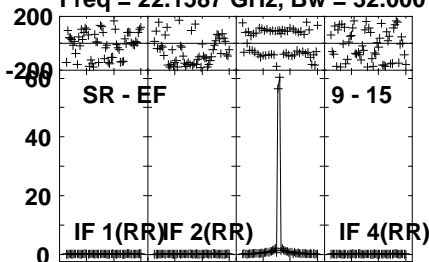
Lower frame: Micro Ampl Jy Top frame: Phas deg
Vector averaged cross-power spectrum Several baselines displayed
Timerange: 01/03:37:00 to 01/03:39:00

Plot file version 450 created 04-JUN-2021 15:27:48

I16293 EB084 1.UVDATA.1

Freq = 22.1587 GHz, Bw = 32.000 MH

No calibration applied and no bandpass applied



Lower frame: Milli Ampl Jy Top frame: Phas deg

Vector averaged cross-power spectrum Several baselines displayed

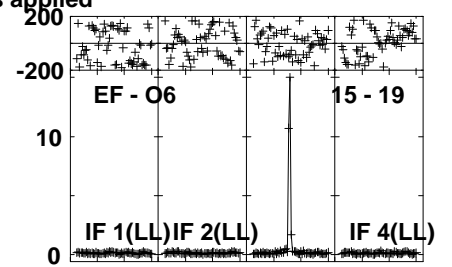

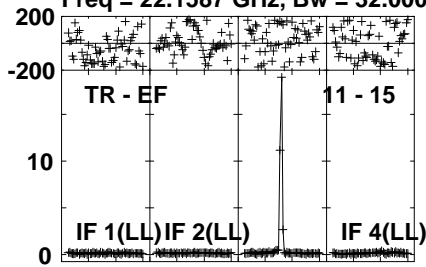
Timerange: 01/03:37:00 to 01/03:39:00

Plot file version 451 created 04-JUN-2021 15:27:48

I16293 EB084 1.UVDATA.1

Freq = 22.1587 GHz, Bw = 32.000 MH

No calibration applied and no bandpass applied



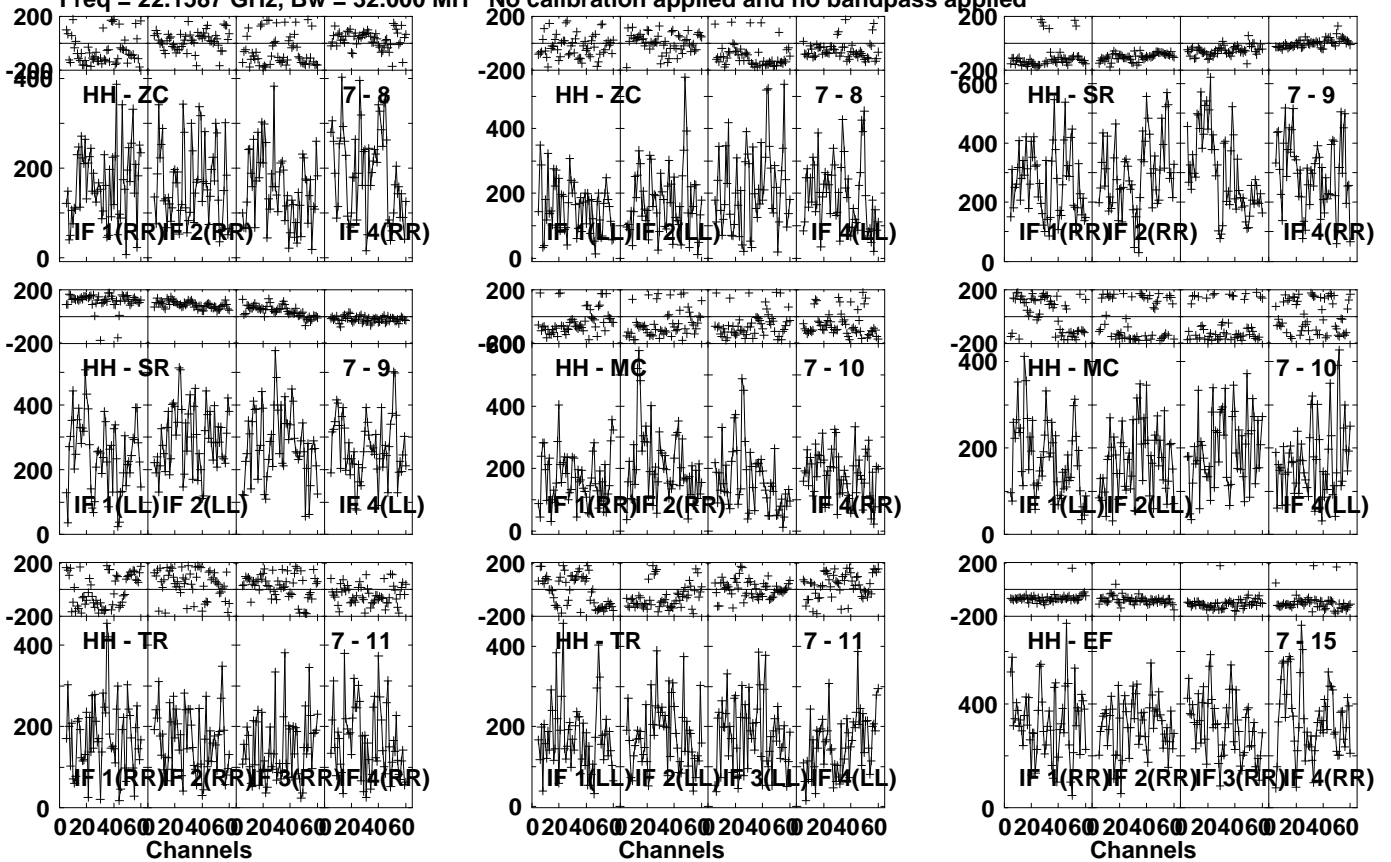
Lower frame: Milli Ampl Jy Top frame: Phas deg
Vector averaged cross-power spectrum Several baselines displayed
Timerange: 01/03:37:00 to 01/03:39:00

Plot file version 452 created 04-JUN-2021 15:27:48

J1625-2527 EB084 1.UVDATA.1

Freq = 22.1587 GHz, Bw = 32.000 MH

No calibration applied and no bandpass applied



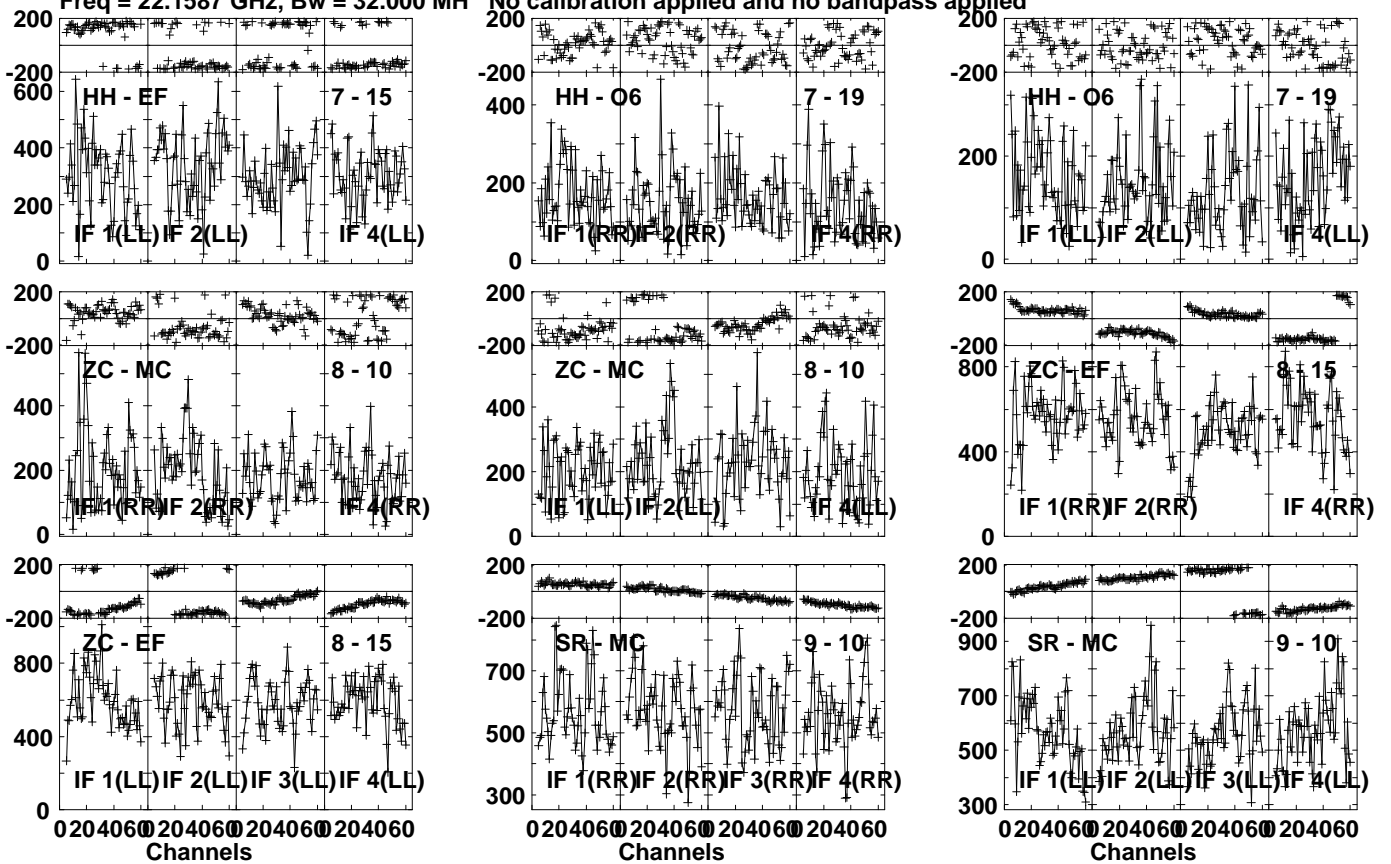
Lower frame: Micro Ampl Jy Top frame: Phas deg
 Vector averaged cross-power spectrum Several baselines displayed
 Timerange: 01/03:39:41 to 01/03:40:40

Plot file version 453 created 04-JUN-2021 15:27:48

J1625-2527 EB084 1.UVDATA.1

Freq = 22.1587 GHz, Bw = 32.000 MH

No calibration applied and no bandpass applied



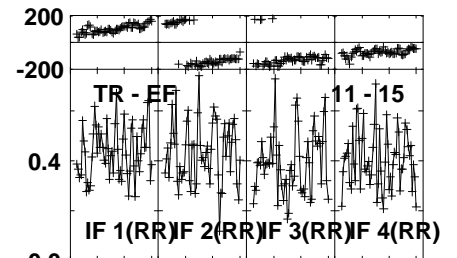
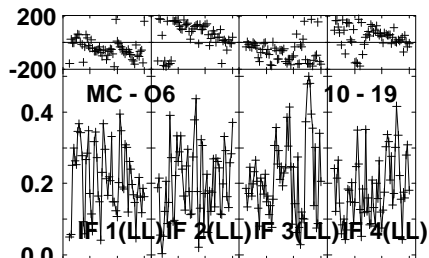
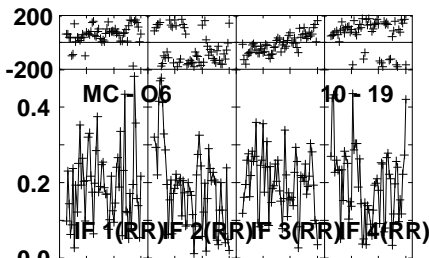
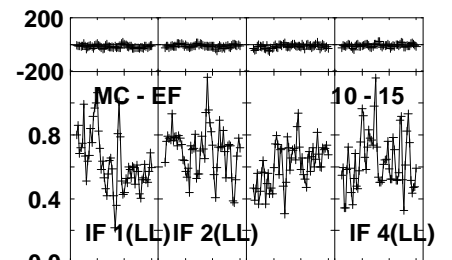
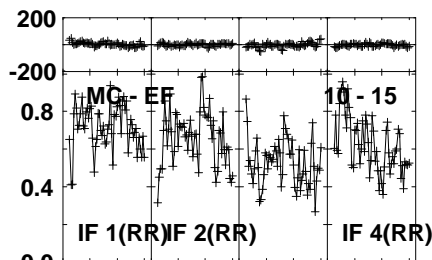
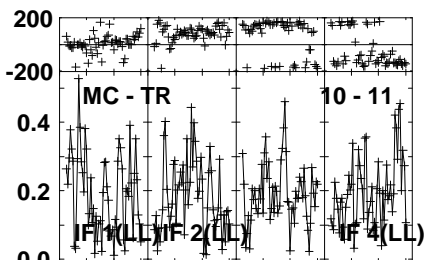
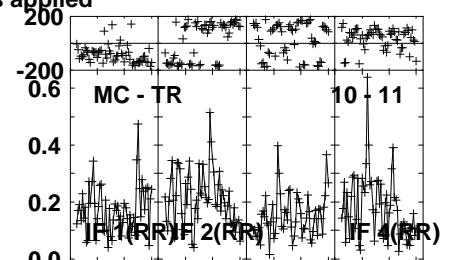
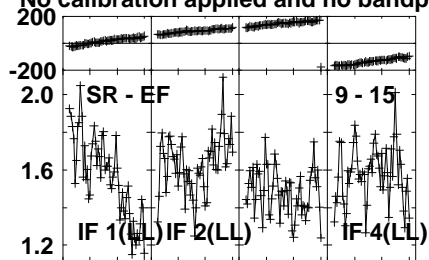
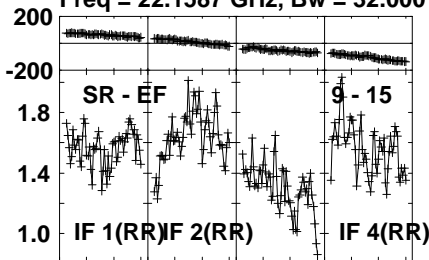
Lower frame: Micro Ampl Jy Top frame: Phas deg
Vector averaged cross-power spectrum Several baselines displayed
Timerange: 01/03:39:41 to 01/03:40:40

Plot file version 454 created 04-JUN-2021 15:27:48

J1625-2527 EB084 1.UVDATA.1

Freq = 22.1587 GHz, Bw = 32.000 MH

No calibration applied and no bandpass applied



0204060 204060 204060 204060
Channels

0204060 204060 204060 204060
Channels

0204060 204060 204060 204060
Channels

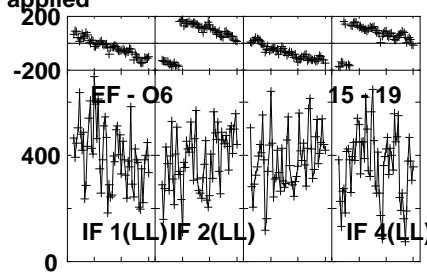
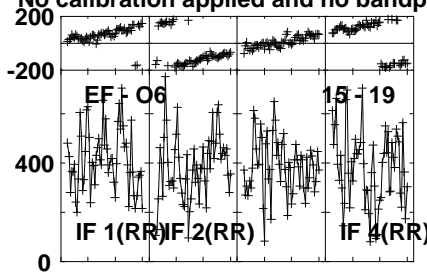
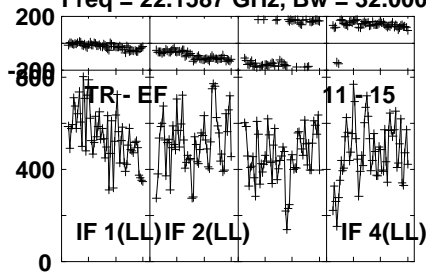
Lower frame: Milli Ampl Jy Top frame: Phas deg
Vector averaged cross-power spectrum Several baselines displayed
Timerange: 01/03:39:41 to 01/03:40:40

Plot file version 455 created 04-JUN-2021 15:27:48

J1625-2527 EB084 1.UVDATA.1

Freq = 22.1587 GHz, Bw = 32.000 MH

No calibration applied and no bandpass applied



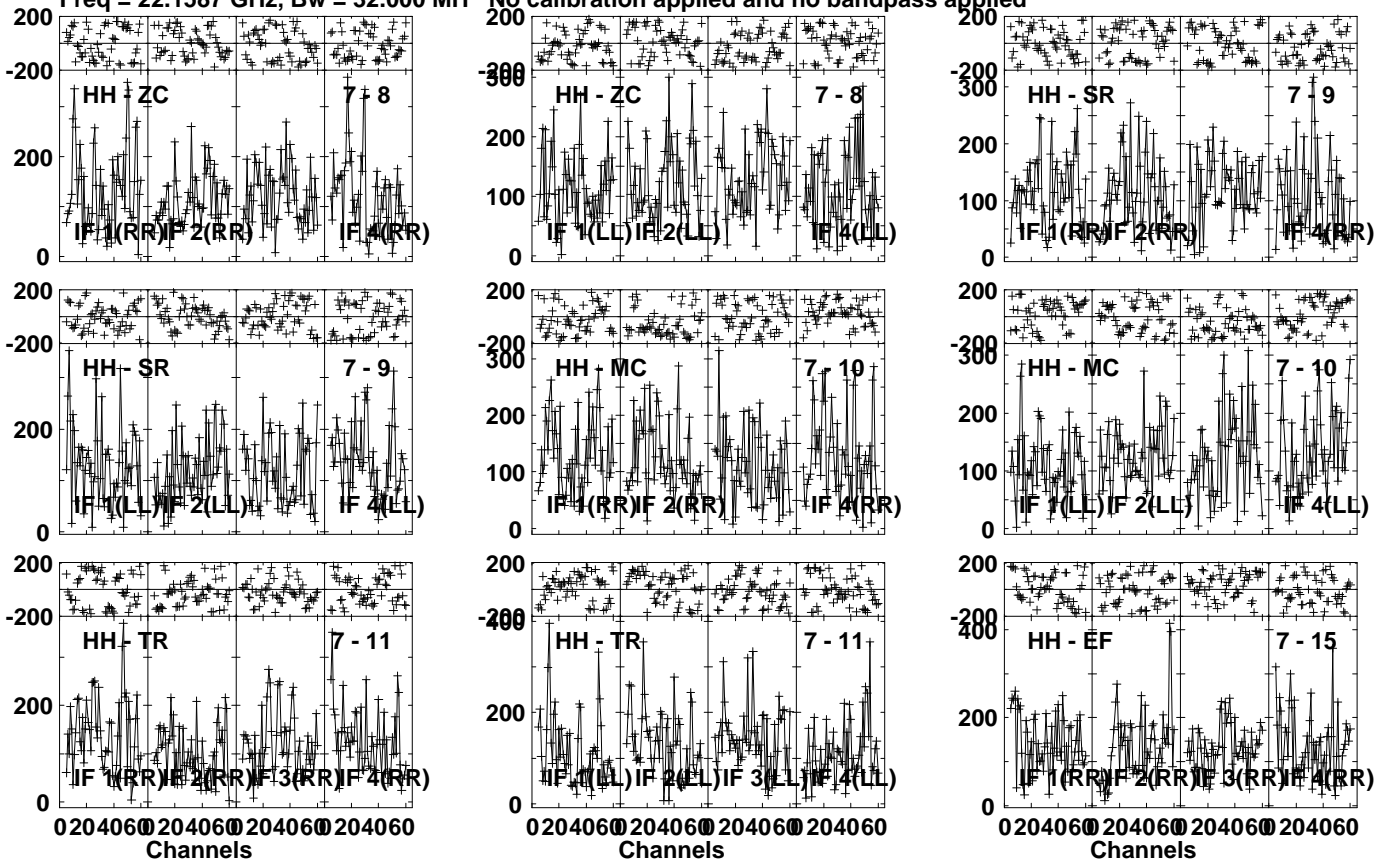
Lower frame: Micro Ampl Jy Top frame: Phas deg
Vector averaged cross-power spectrum Several baselines displayed
Timerange: 01/03:39:41 to 01/03:40:40

Plot file version 456 created 04-JUN-2021 15:27:49

I16293 EB084 1.UVDATA.1

Freq = 22.1587 GHz, Bw = 32.000 MH

No calibration applied and no bandpass applied



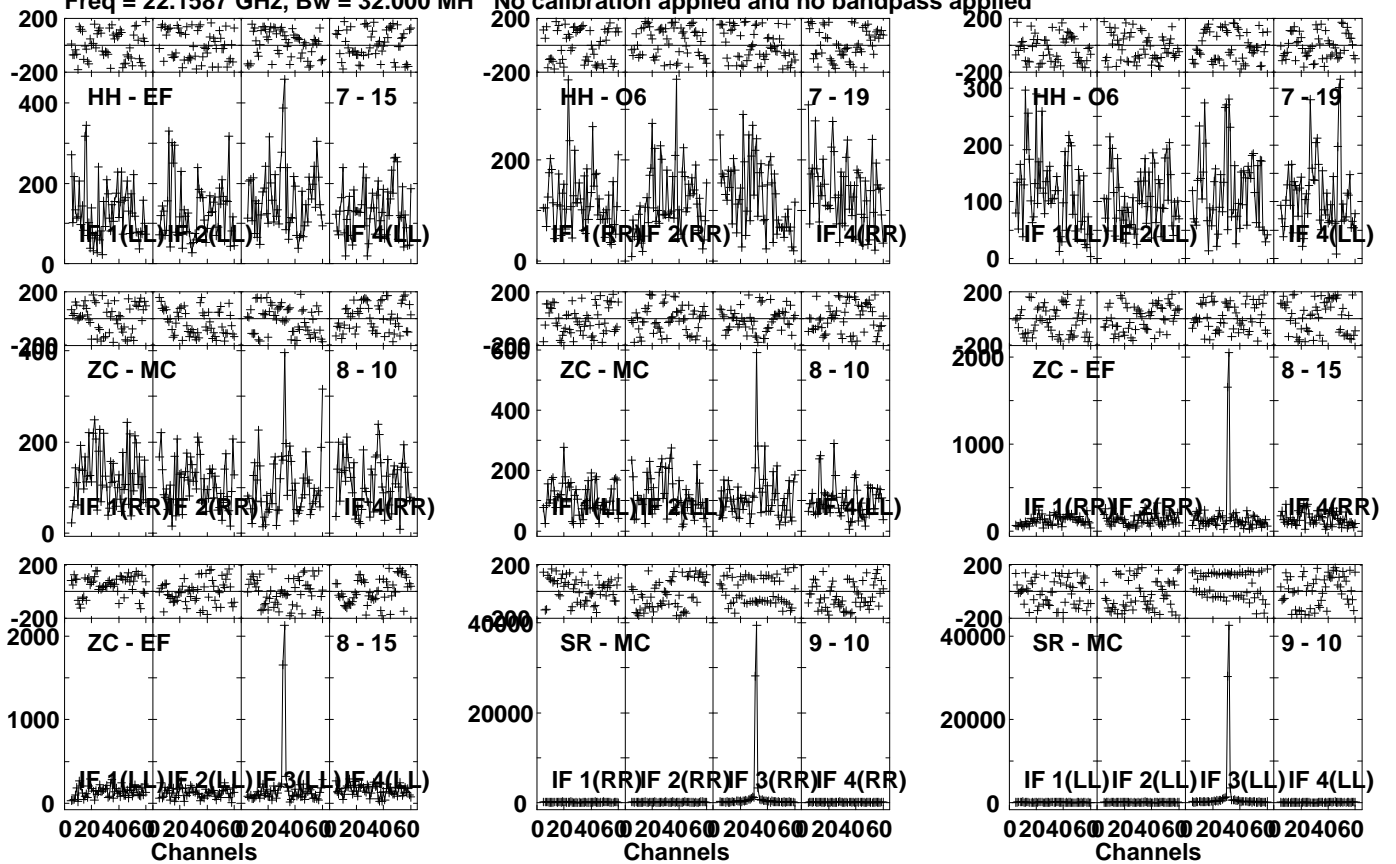
Lower frame: Micro Ampl Jy Top frame: Phas deg
Vector averaged cross-power spectrum Several baselines displayed
Timerange: 01/03:40:40 to 01/03:42:40

Plot file version 457 created 04-JUN-2021 15:27:49

I16293 EB084 1.UVDATA.1

Freq = 22.1587 GHz, Bw = 32.000 MH

No calibration applied and no bandpass applied



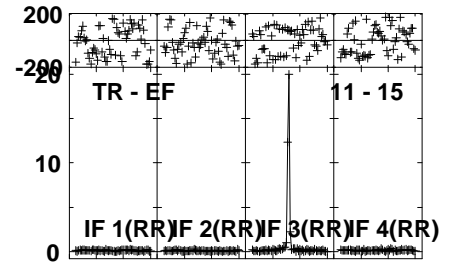
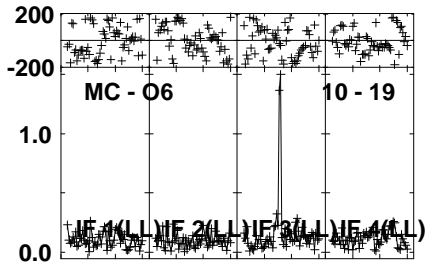
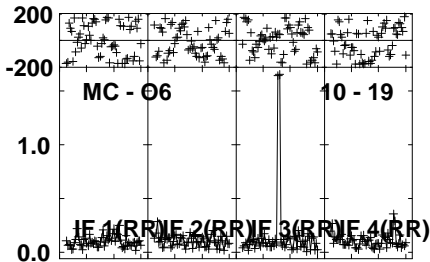
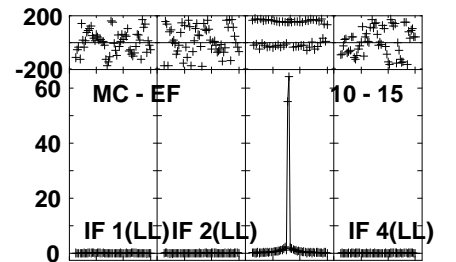
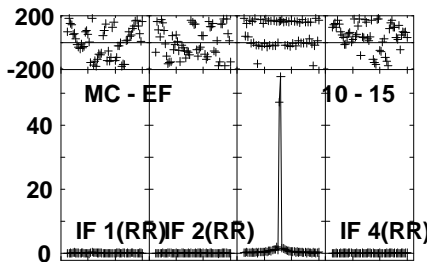
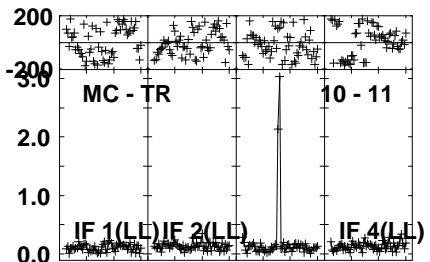
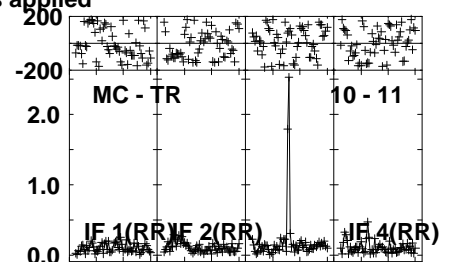
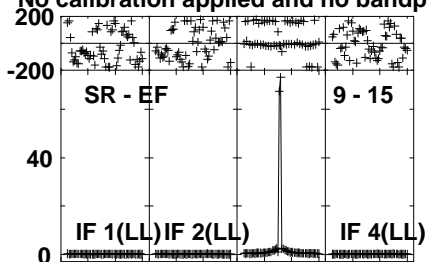
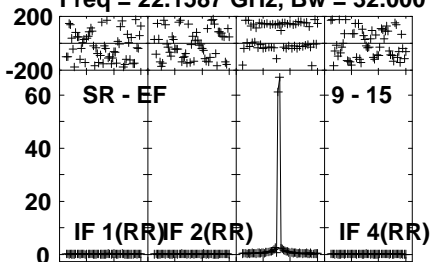
Lower frame: Micro Ampl Jy Top frame: Phas deg
Vector averaged cross-power spectrum Several baselines displayed
Timerange: 01/03:40:40 to 01/03:42:40

Plot file version 458 created 04-JUN-2021 15:27:49

I16293 EB084 1.UVDATA.1

Freq = 22.1587 GHz, Bw = 32.000 MH

No calibration applied and no bandpass applied



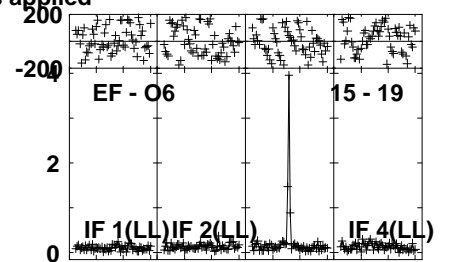
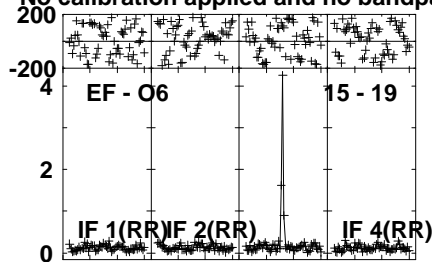
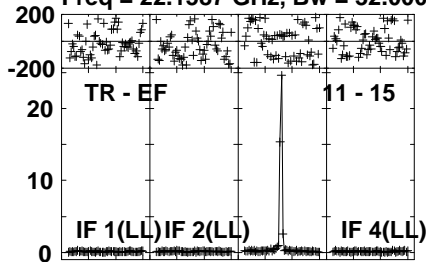
Lower frame: Milli Ampl Jy Top frame: Phas deg
Vector averaged cross-power spectrum Several baselines displayed
Timerange: 01/03:40:40 to 01/03:42:40

Plot file version 459 created 04-JUN-2021 15:27:49

I16293 EB084 1.UVDATA.1

Freq = 22.1587 GHz, Bw = 32.000 MH

No calibration applied and no bandpass applied



Lower frame: Milli Ampl Jy Top frame: Phas deg

Vector averaged cross-power spectrum Several baselines displayed

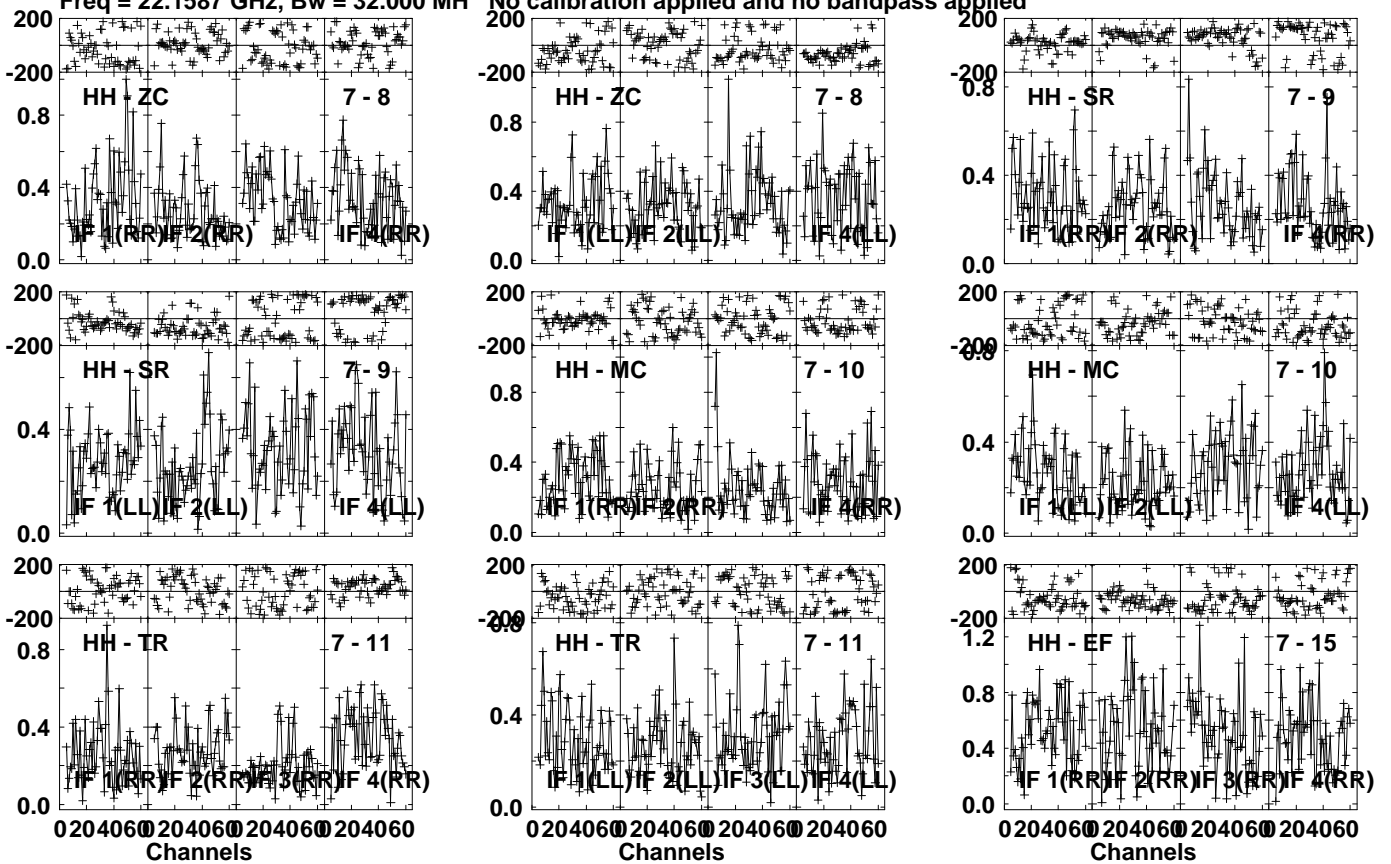
Timerange: 01/03:40:40 to 01/03:42:40

Plot file version 460 created 04-JUN-2021 15:27:49

J1625-2527 EB084 1.UVDATA.1

Freq = 22.1587 GHz, Bw = 32.000 MH

No calibration applied and no bandpass applied



Lower frame: Milli Ampl Jy Top frame: Phas deg

Vector averaged cross-power spectrum Several baselines displayed

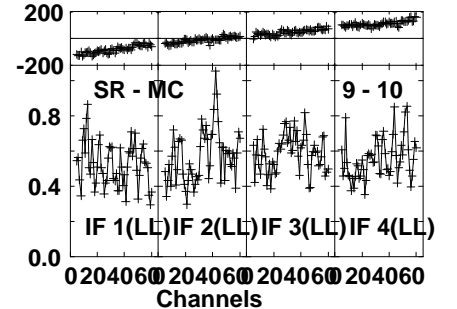
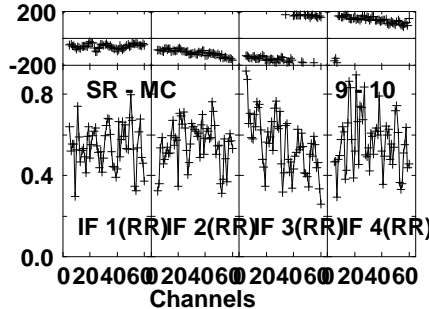
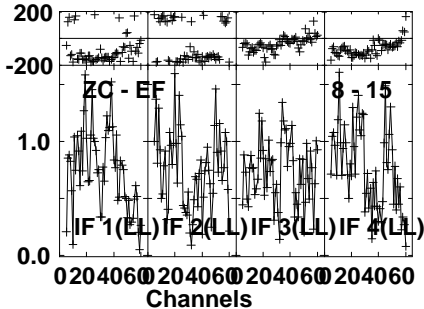
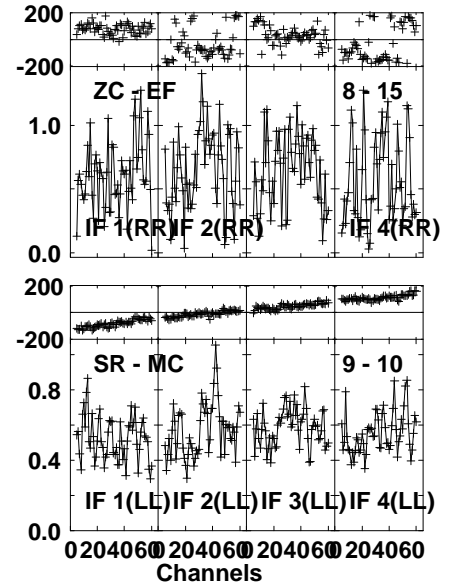
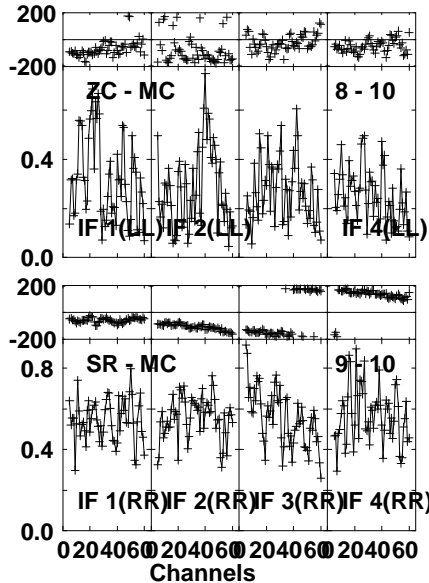
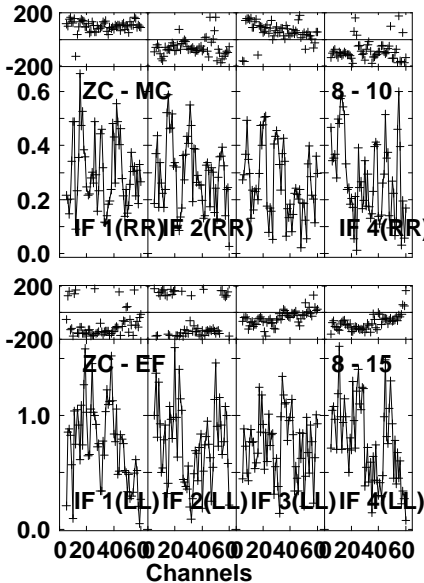
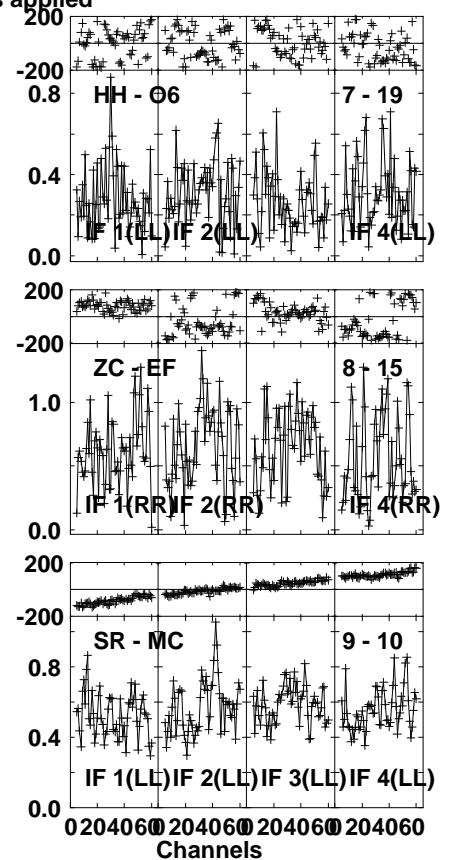
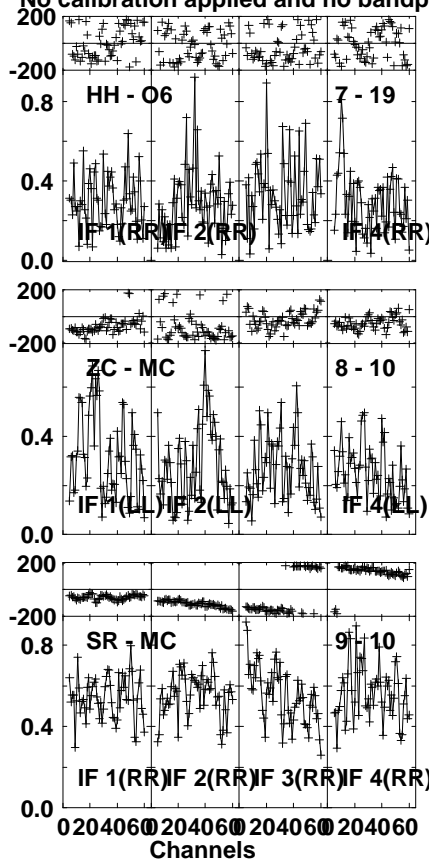
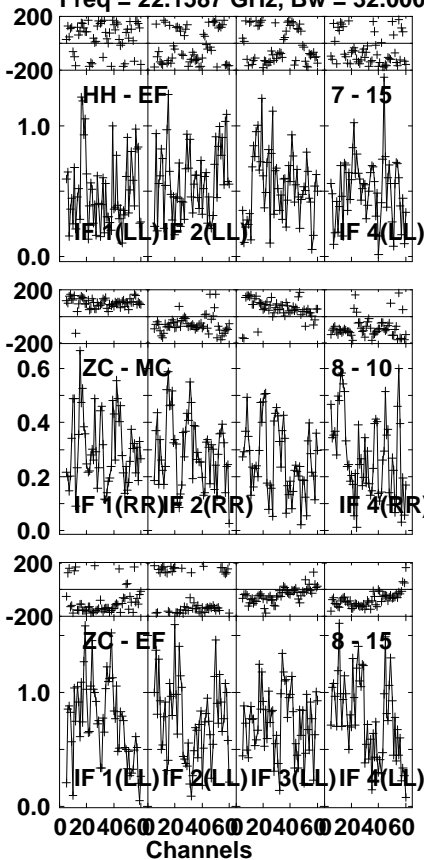
Timerange: 01/03:42:41 to 01/03:43:39

Plot file version 461 created 04-JUN-2021 15:27:49

J1625-2527 EB084 1.UVDATA.1

Freq = 22.1587 GHz, Bw = 32.000 MH

No calibration applied and no bandpass applied



Lower frame: Milli Ampl Jy Top frame: Phas deg

Vector averaged cross-power spectrum Several baselines displayed

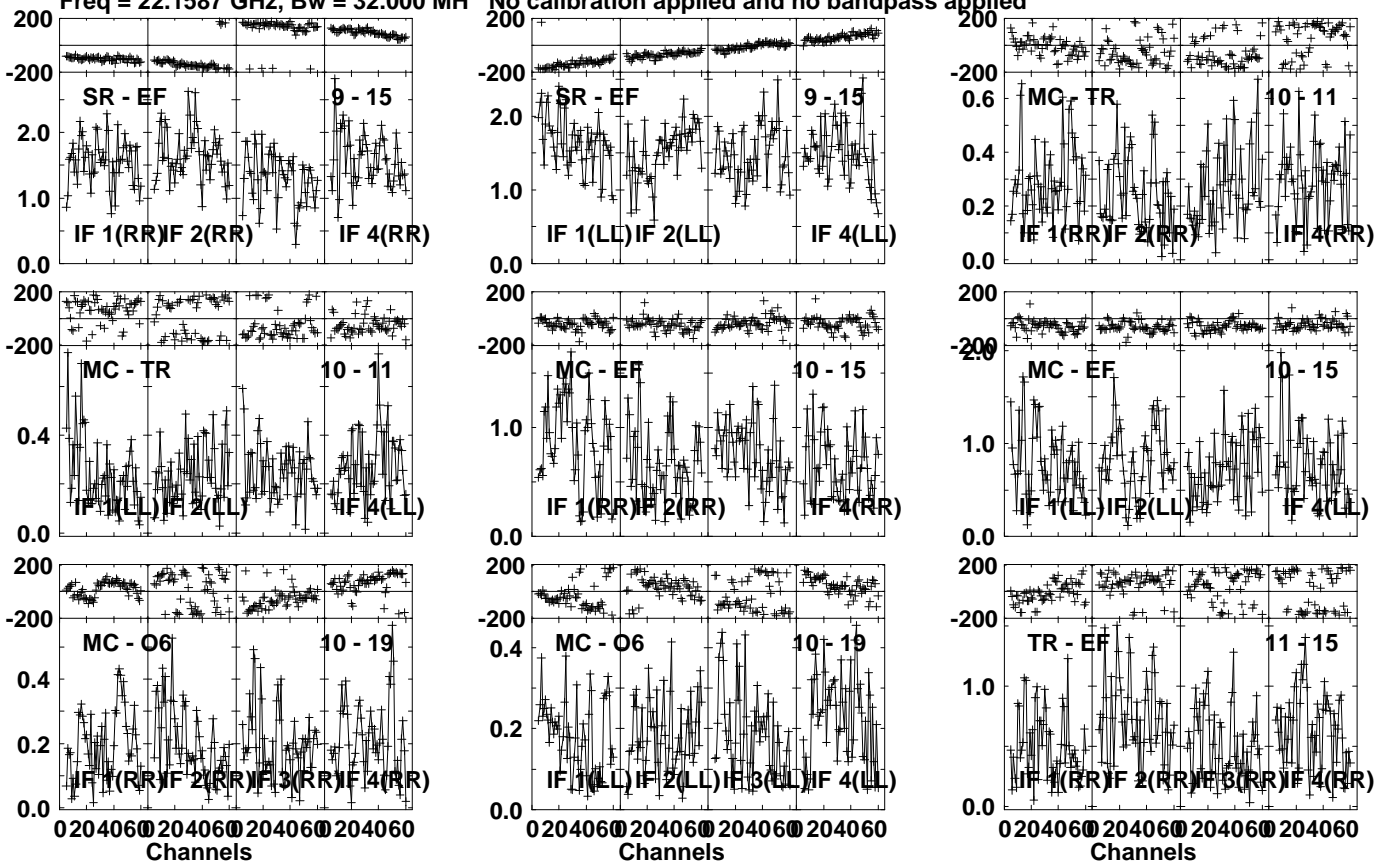
Timerange: 01/03:42:41 to 01/03:43:39

Plot file version 462 created 04-JUN-2021 15:27:49

J1625-2527 EB084 1.UVDATA.1

Freq = 22.1587 GHz, Bw = 32.000 MH

No calibration applied and no bandpass applied



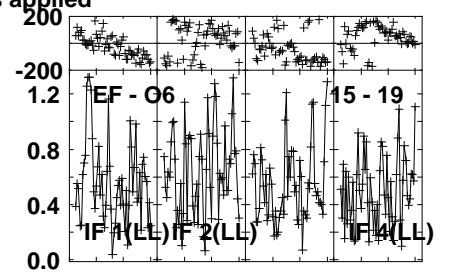
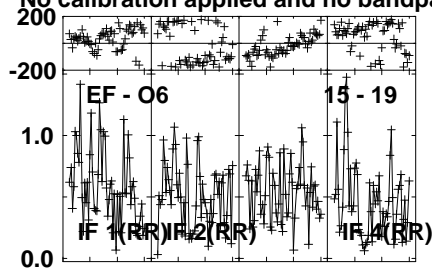
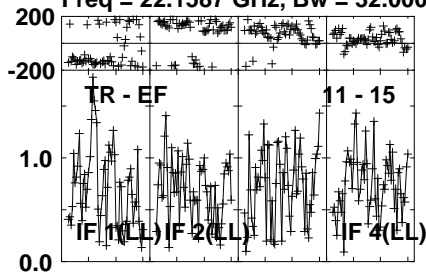
Lower frame: Milli Ampl Jy Top frame: Phas deg
Vector averaged cross-power spectrum Several baselines displayed
Timerange: 01/03:42:41 to 01/03:43:39

Plot file version 463 created 04-JUN-2021 15:27:49

J1625-2527 EB084 1.UVDATA.1

Freq = 22.1587 GHz, Bw = 32.000 MH

No calibration applied and no bandpass applied



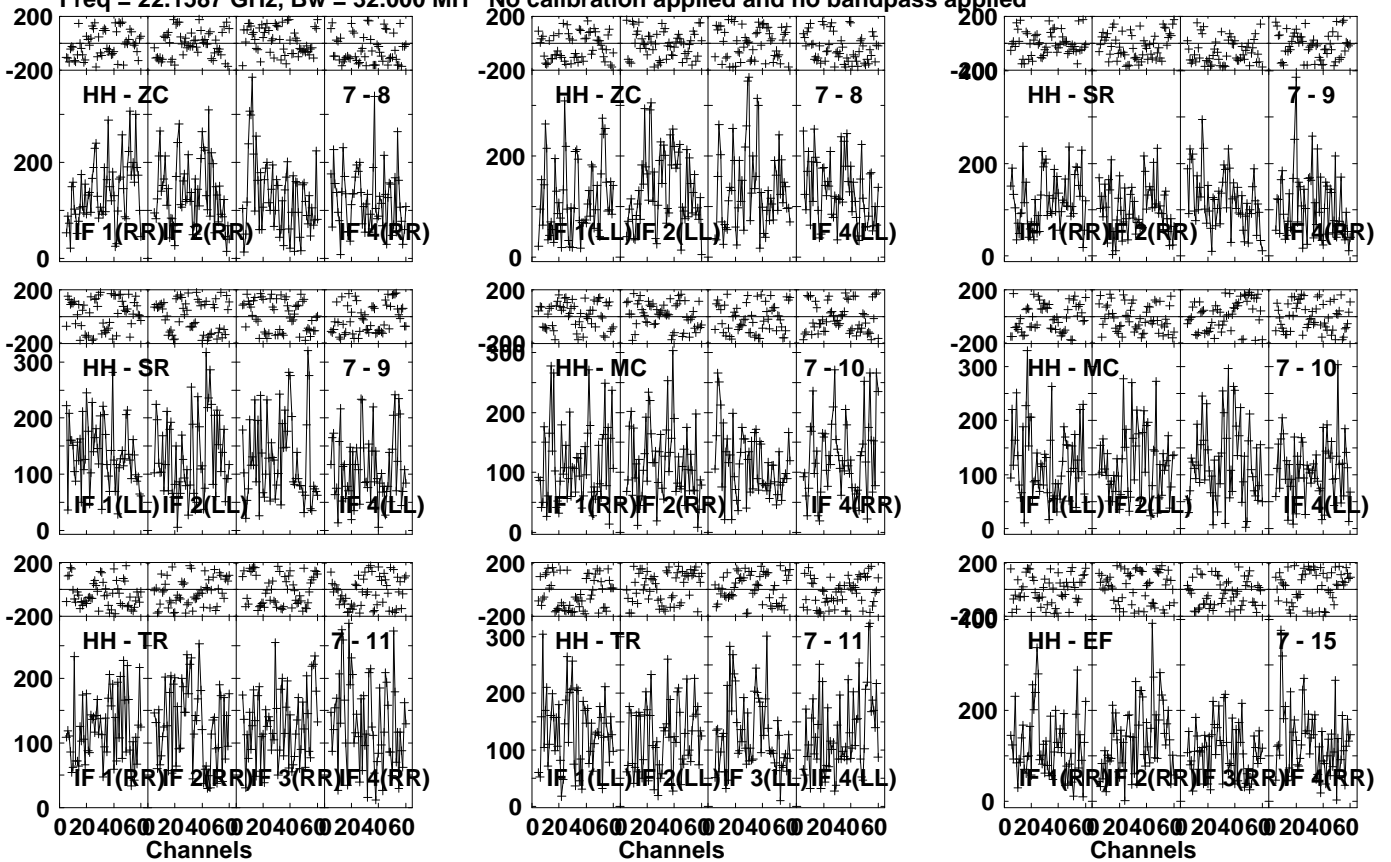
Lower frame: Milli Ampl Jy Top frame: Phas deg
Vector averaged cross-power spectrum Several baselines displayed
Timerange: 01/03:42:41 to 01/03:43:39

Plot file version 464 created 04-JUN-2021 15:27:49

I16293 EB084 1.UVDATA.1

Freq = 22.1587 GHz, Bw = 32.000 MH

No calibration applied and no bandpass applied



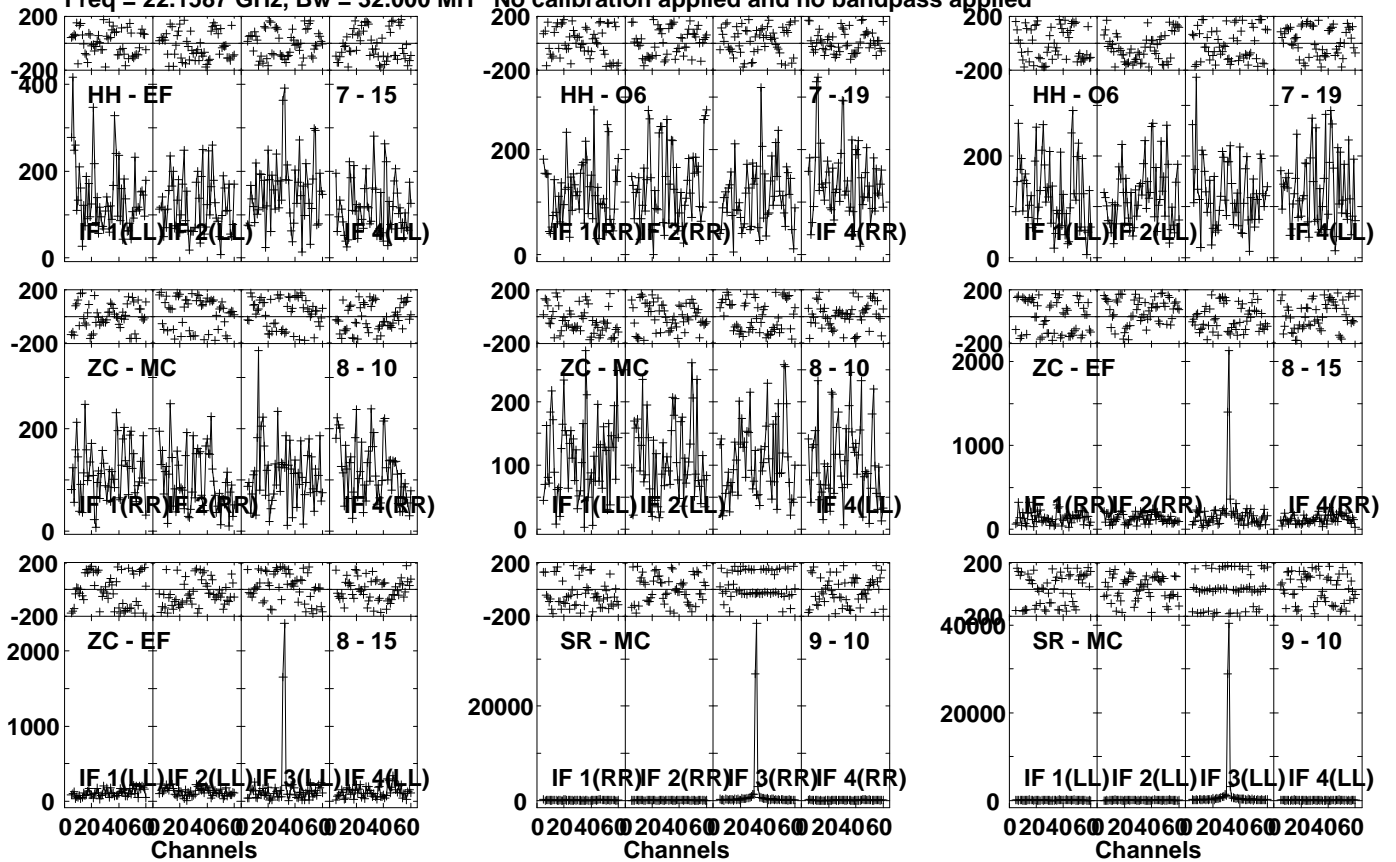
Lower frame: Micro Ampl Jy Top frame: Phas deg
Vector averaged cross-power spectrum Several baselines displayed
Timerange: 01/03:43:40 to 01/03:45:39

Plot file version 465 created 04-JUN-2021 15:27:49

I16293 EB084 1.UVDATA.1

Freq = 22.1587 GHz, Bw = 32.000 MH

No calibration applied and no bandpass applied



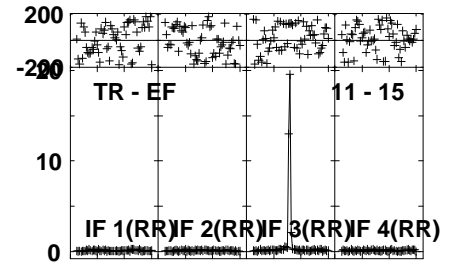
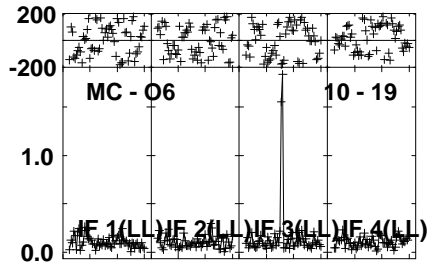
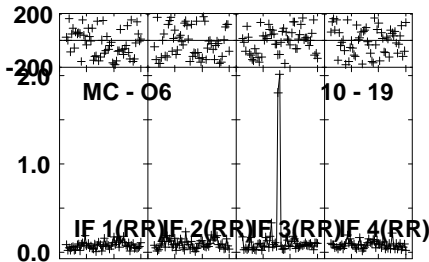
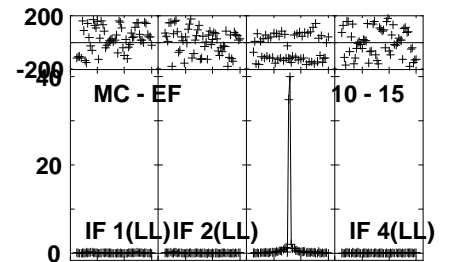
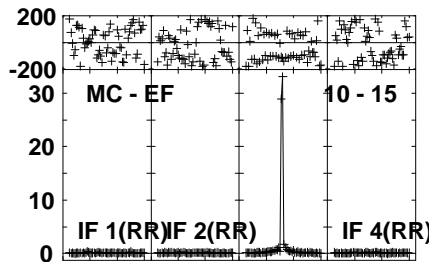
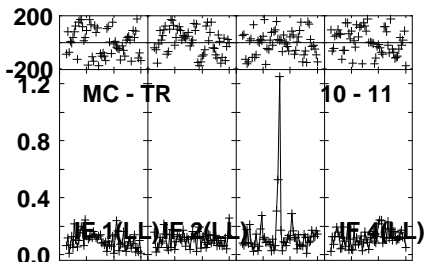
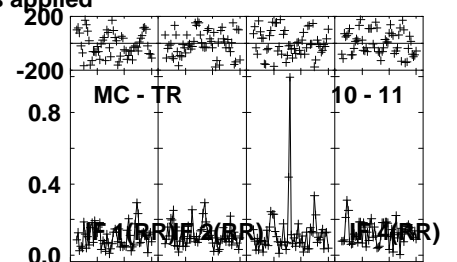
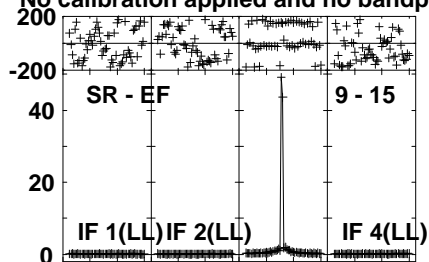
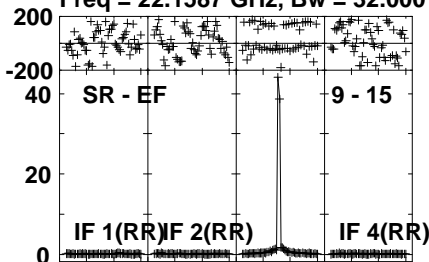
Lower frame: Micro Ampl Jy Top frame: Phas deg
Vector averaged cross-power spectrum Several baselines displayed
Timerange: 01/03:43:40 to 01/03:45:39

Plot file version 466 created 04-JUN-2021 15:27:49

I16293 EB084 1.UVDATA.1

Freq = 22.1587 GHz, Bw = 32.000 MH

No calibration applied and no bandpass applied



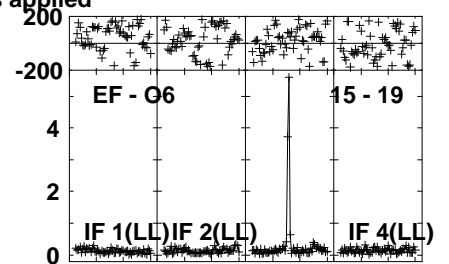
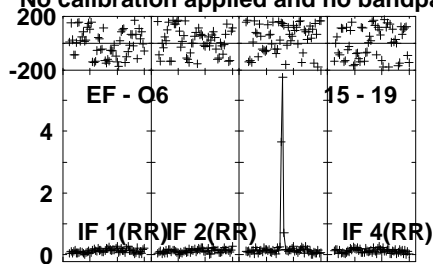
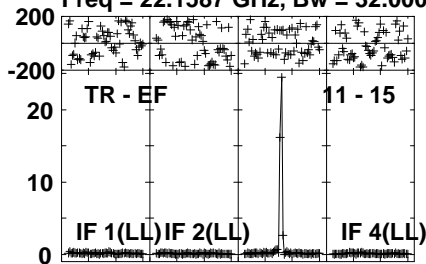
Lower frame: Milli Ampl Jy Top frame: Phas deg
Vector averaged cross-power spectrum Several baselines displayed
Timerange: 01/03:43:40 to 01/03:45:39

Plot file version 467 created 04-JUN-2021 15:27:49

I16293 EB084 1.UVDATA.1

Freq = 22.1587 GHz, Bw = 32.000 MH

No calibration applied and no bandpass applied



Lower frame: Milli Ampl Jy Top frame: Phas deg

Vector averaged cross-power spectrum Several baselines displayed

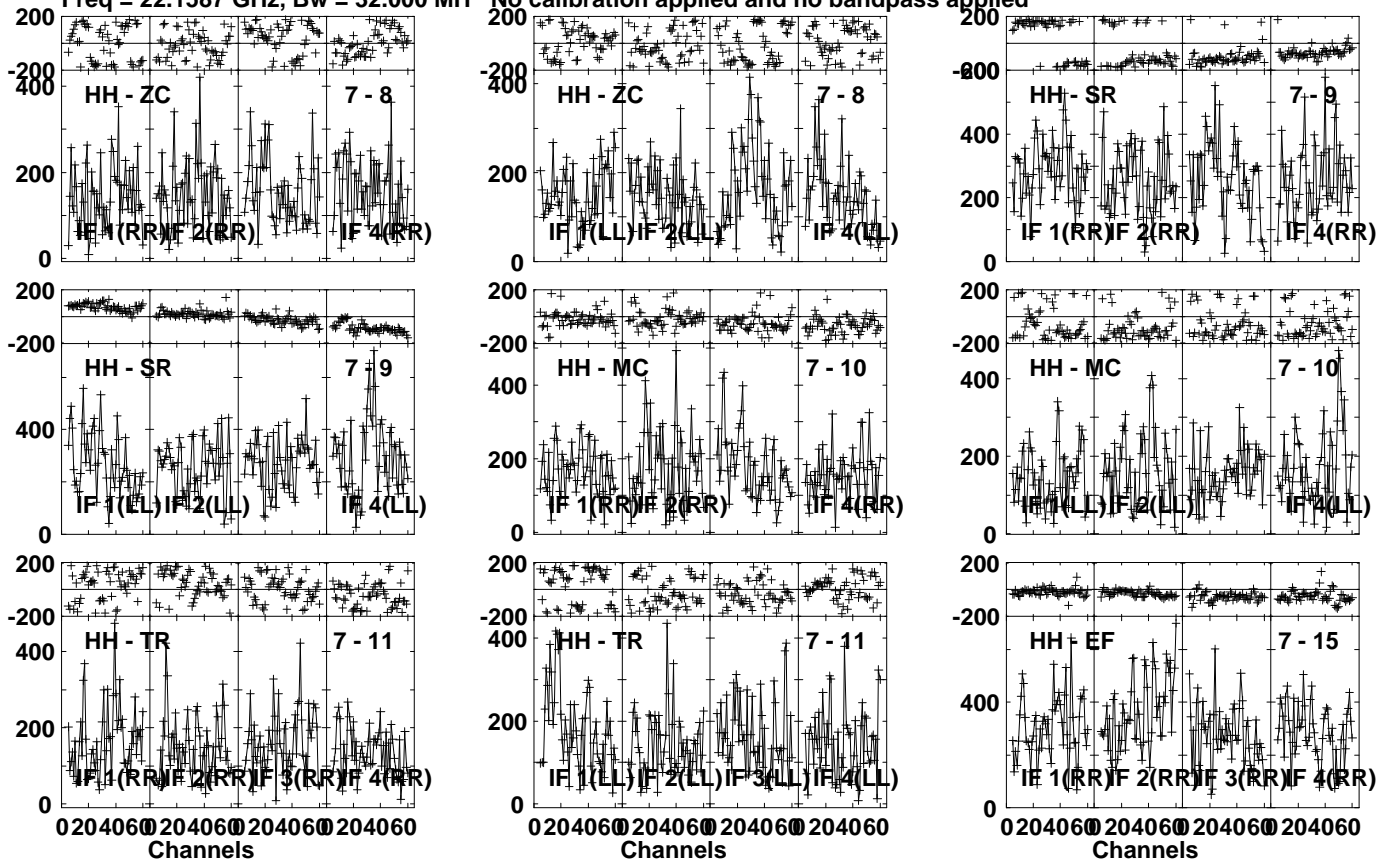
Timerange: 01/03:43:40 to 01/03:45:39

Plot file version 468 created 04-JUN-2021 15:27:49

J1625-2527 EB084 1.UVDATA.1

Freq = 22.1587 GHz, Bw = 32.000 MH

No calibration applied and no bandpass applied



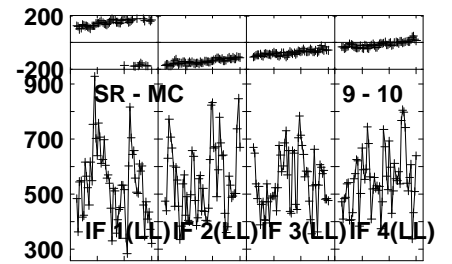
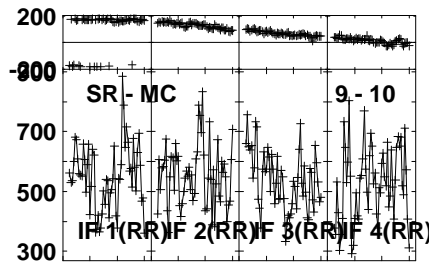
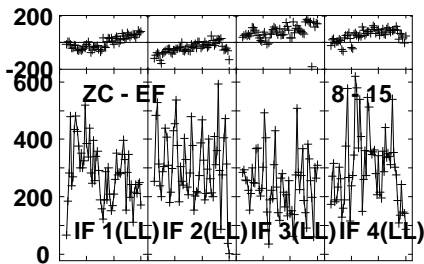
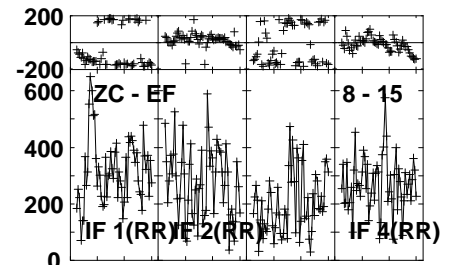
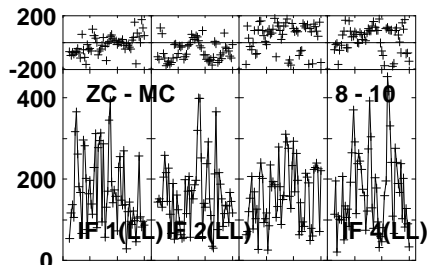
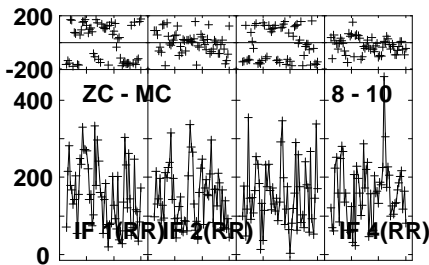
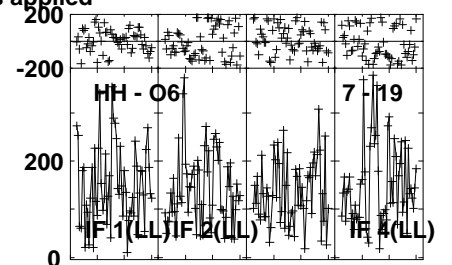
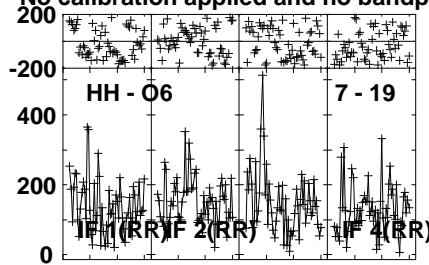
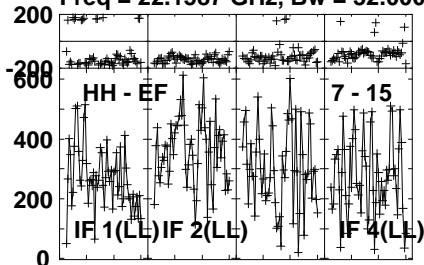
Lower frame: Micro Ampl Jy Top frame: Phas deg
Vector averaged cross-power spectrum Several baselines displayed
Timerange: 01/03:46:21 to 01/03:47:19

Plot file version 469 created 04-JUN-2021 15:27:49

J1625-2527 EB084 1.UVDATA.1

Freq = 22.1587 GHz, Bw = 32.000 MH

No calibration applied and no bandpass applied



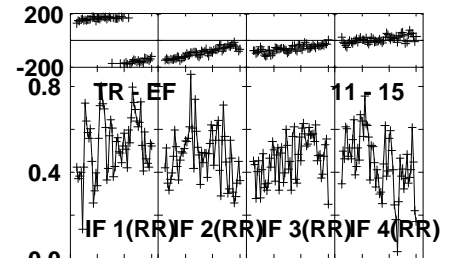
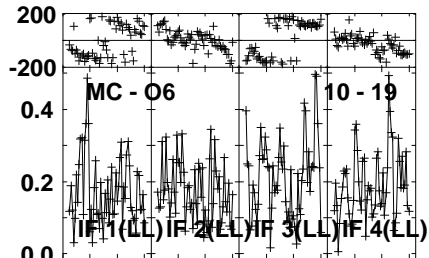
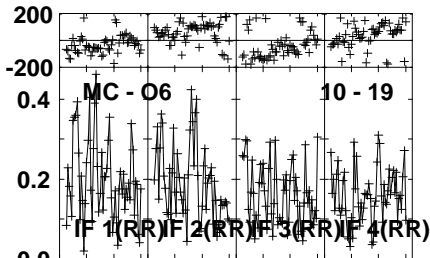
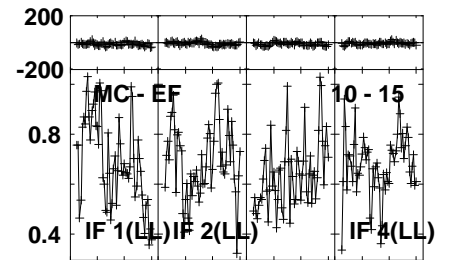
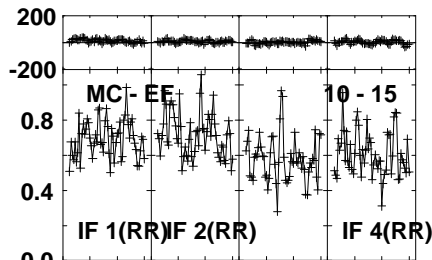
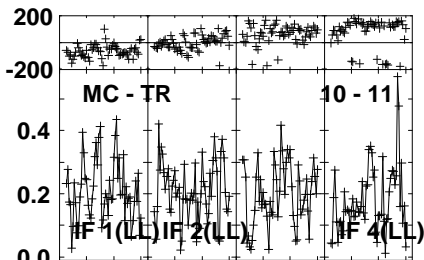
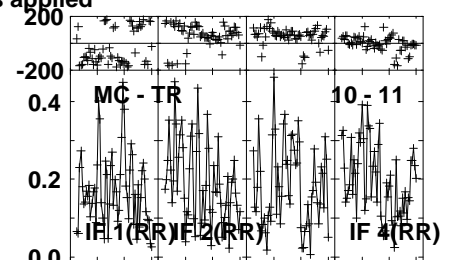
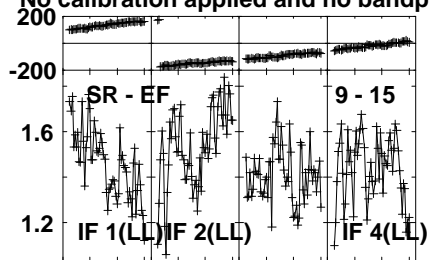
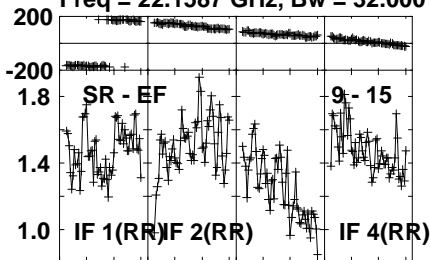
Lower frame: Micro Ampl Jy Top frame: Phas deg
Vector averaged cross-power spectrum Several baselines displayed
Timerange: 01/03:46:21 to 01/03:47:19

Plot file version 470 created 04-JUN-2021 15:27:49

J1625-2527 EB084 1.UVDATA.1

Freq = 22.1587 GHz, Bw = 32.000 MH

No calibration applied and no bandpass applied



020406@20406@20406@20406@
Channels

020406@20406@20406@20406@
Channels

020406@20406@20406@20406@
Channels

Lower frame: Milli Ampl Jy Top frame: Phas deg

Vector averaged cross-power spectrum Several baselines displayed

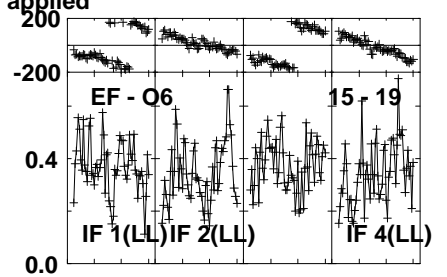
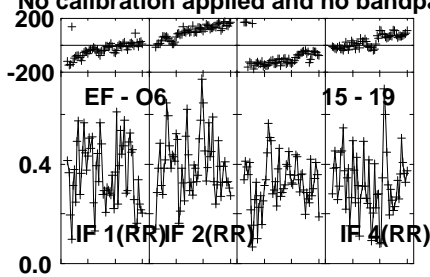
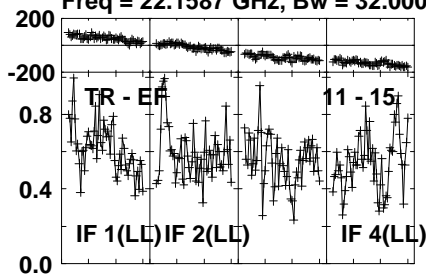
Timerange: 01/03:46:21 to 01/03:47:19

Plot file version 471 created 04-JUN-2021 15:27:49

J1625-2527 EB084 1.UVDATA.1

Freq = 22.1587 GHz, Bw = 32.000 MH

No calibration applied and no bandpass applied



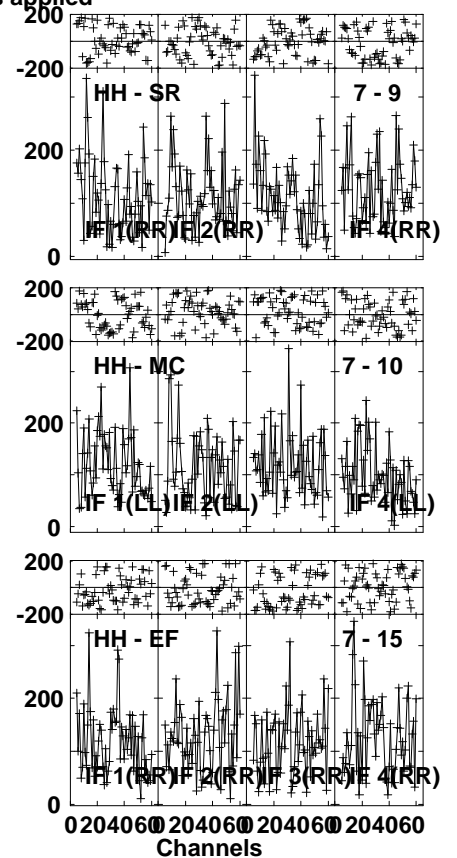
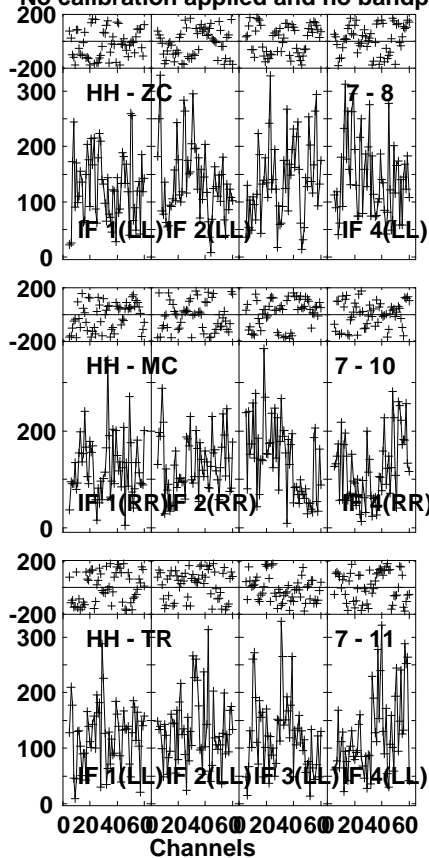
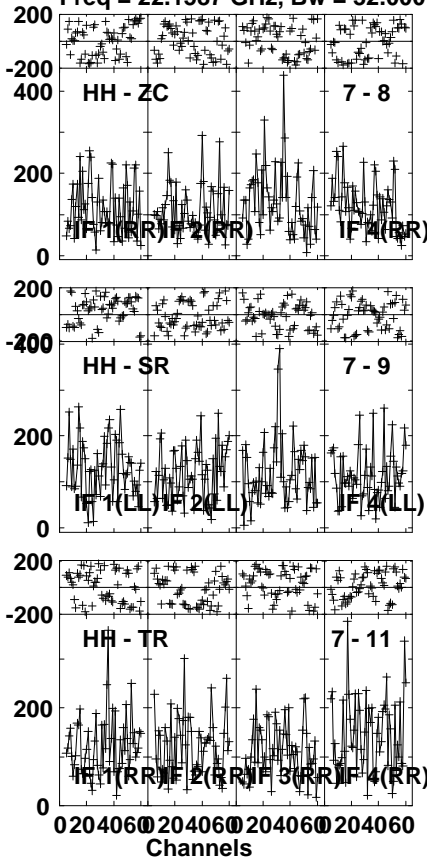
Lower frame: Milli Ampl Jy Top frame: Phas deg
Vector averaged cross-power spectrum Several baselines displayed
Timerange: 01/03:46:21 to 01/03:47:19

Plot file version 472 created 04-JUN-2021 15:27:49

I16293 EB084 1.UVDATA.1

Freq = 22.1587 GHz, Bw = 32.000 MH

No calibration applied and no bandpass applied



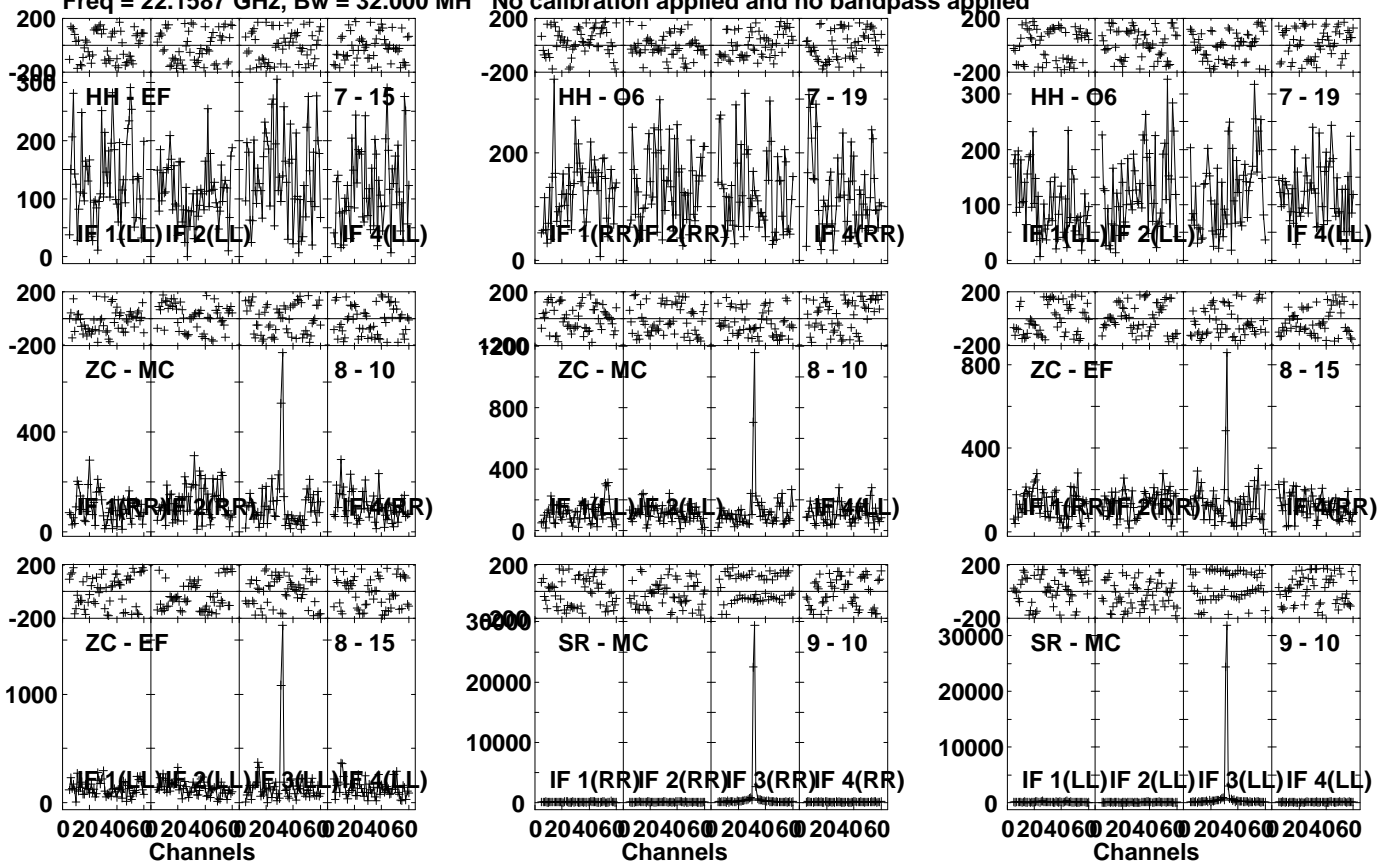
Lower frame: Micro Ampl Jy Top frame: Phas deg
Vector averaged cross-power spectrum Several baselines displayed
Timerange: 01/03:47:20 to 01/03:49:20

Plot file version 473 created 04-JUN-2021 15:27:50

I16293 EB084 1.UVDATA.1

Freq = 22.1587 GHz, Bw = 32.000 MH

No calibration applied and no bandpass applied



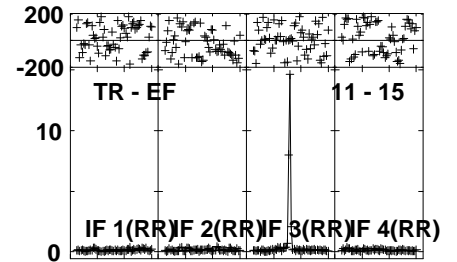
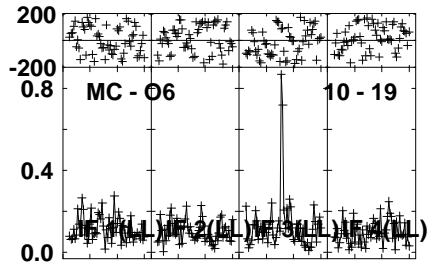
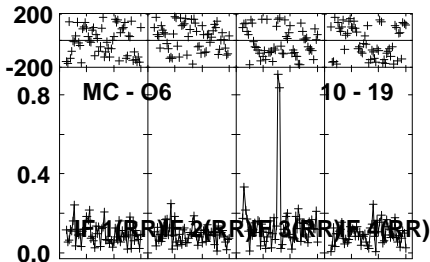
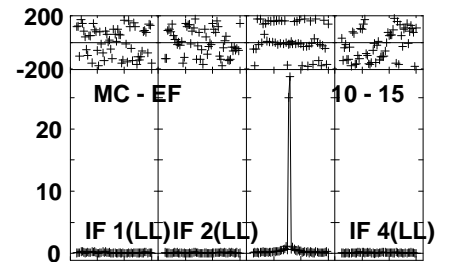
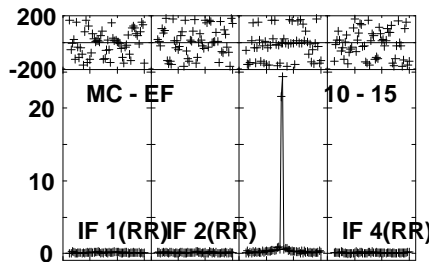
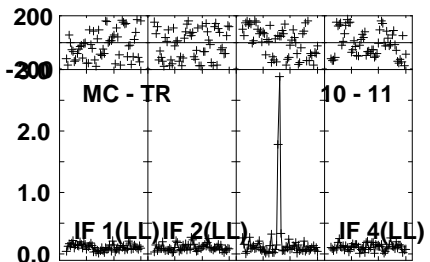
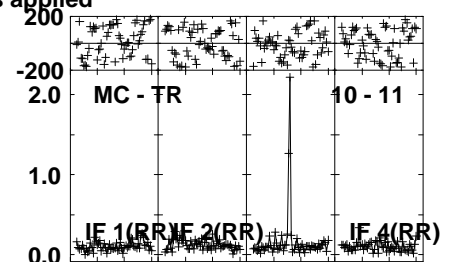
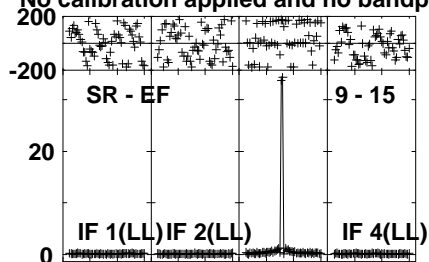
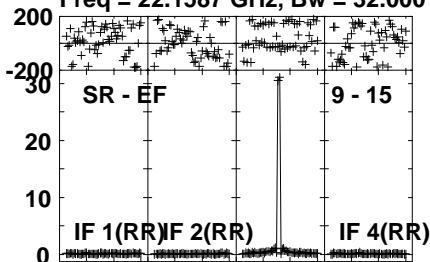
Lower frame: Micro Ampl Jy Top frame: Phas deg
Vector averaged cross-power spectrum Several baselines displayed
Timerange: 01/03:47:20 to 01/03:49:20

Plot file version 474 created 04-JUN-2021 15:27:50

I16293 EB084 1.UVDATA.1

Freq = 22.1587 GHz, Bw = 32.000 MH

No calibration applied and no bandpass applied



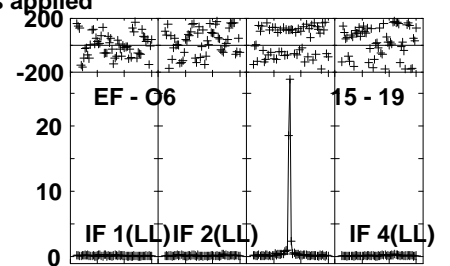
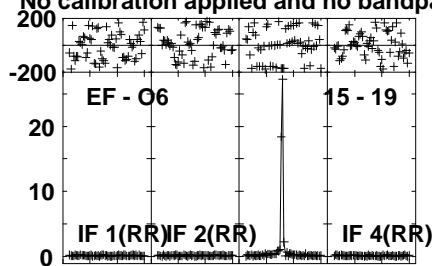
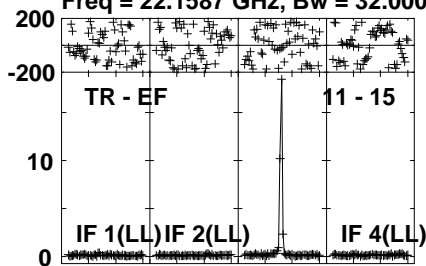
Lower frame: Milli Ampl Jy Top frame: Phas deg
Vector averaged cross-power spectrum Several baselines displayed
Timerange: 01/03:47:20 to 01/03:49:20

Plot file version 475 created 04-JUN-2021 15:27:50

I16293 EB084 1.UVDATA.1

Freq = 22.1587 GHz, Bw = 32.000 MH

No calibration applied and no bandpass applied



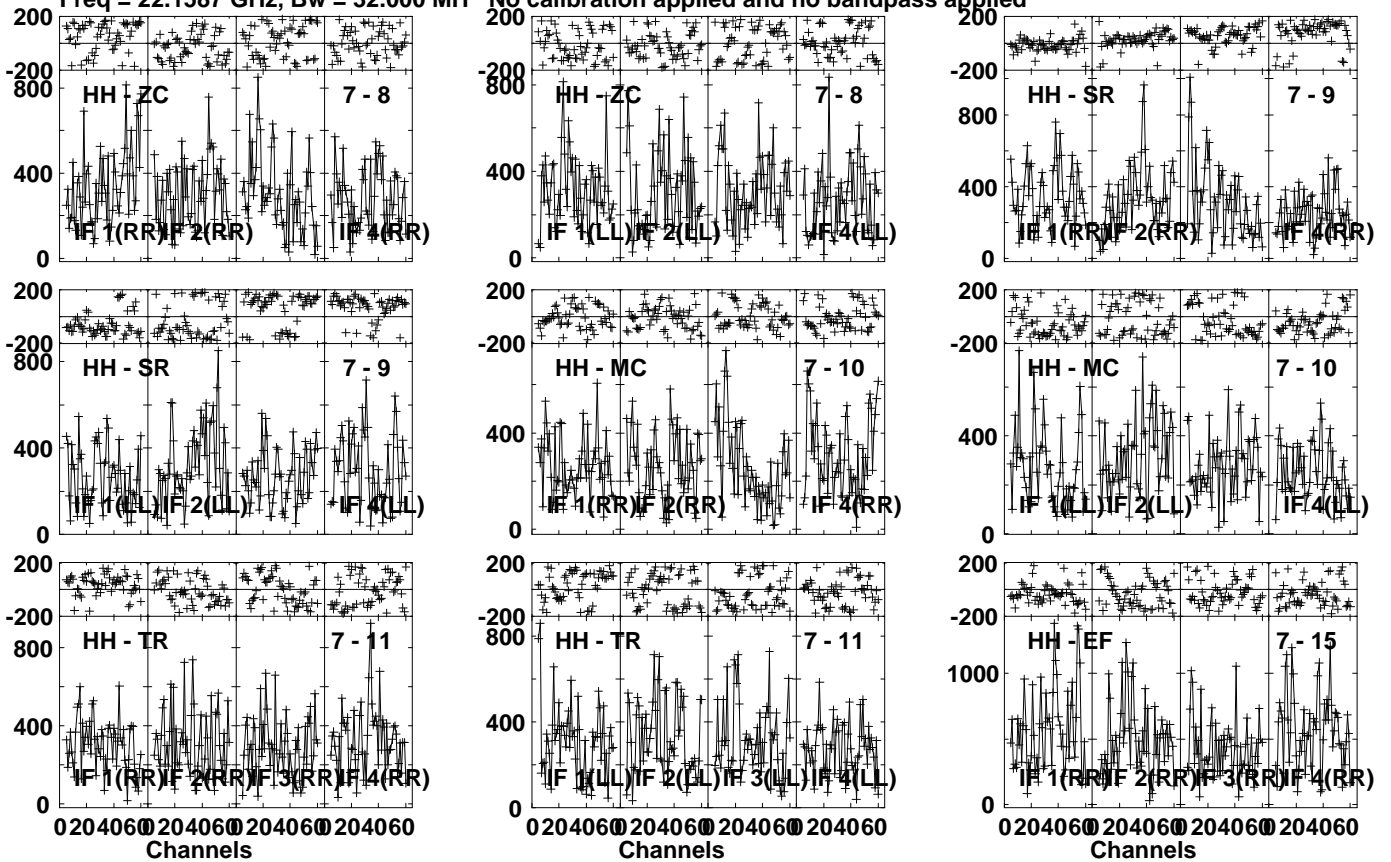
Lower frame: Milli Ampl Jy Top frame: Phas deg
Vector averaged cross-power spectrum Several baselines displayed
Timerange: 01/03:47:20 to 01/03:49:20

Plot file version 476 created 04-JUN-2021 15:27:50

J1625-2527 EB084 1.UVDATA.1

Freq = 22.1587 GHz, Bw = 32.000 MH

No calibration applied and no bandpass applied



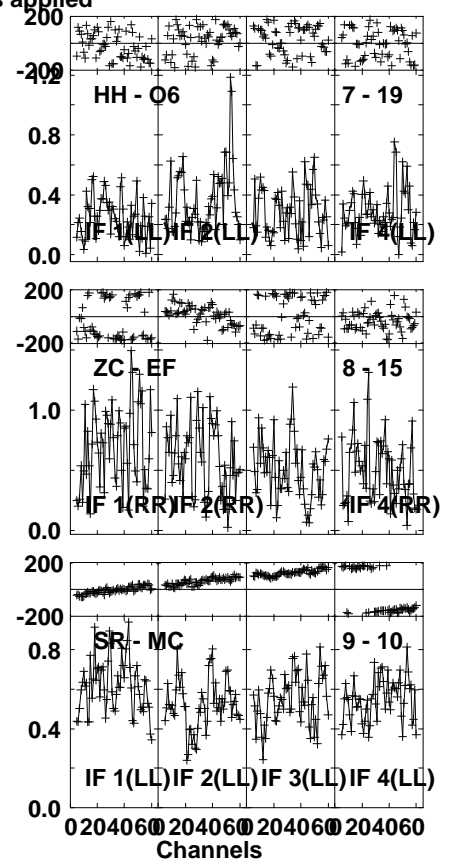
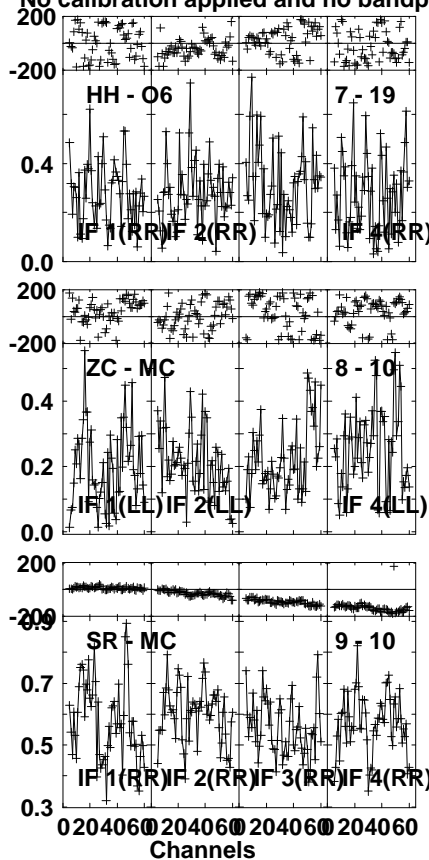
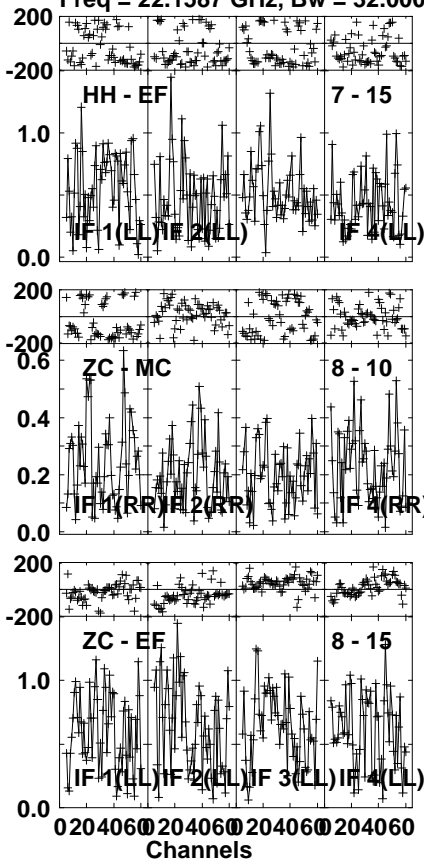
Lower frame: Micro Ampl Jy Top frame: Phas deg
Vector averaged cross-power spectrum Several baselines displayed
Timerange: 01/03:49:20 to 01/03:50:19

Plot file version 477 created 04-JUN-2021 15:27:50

J1625-2527 EB084 1.UVDATA.1

Freq = 22.1587 GHz, Bw = 32.000 MH

No calibration applied and no bandpass applied



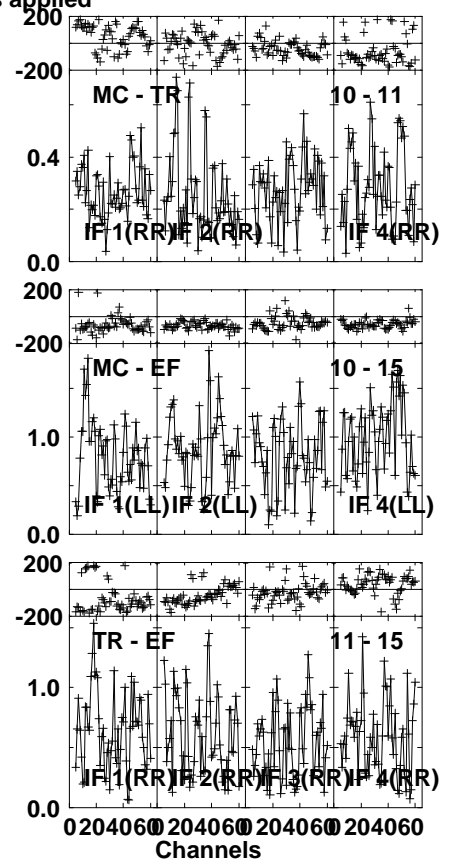
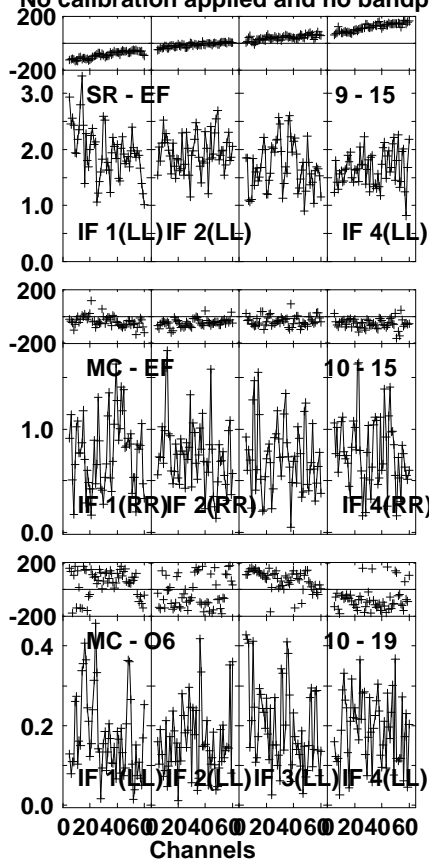
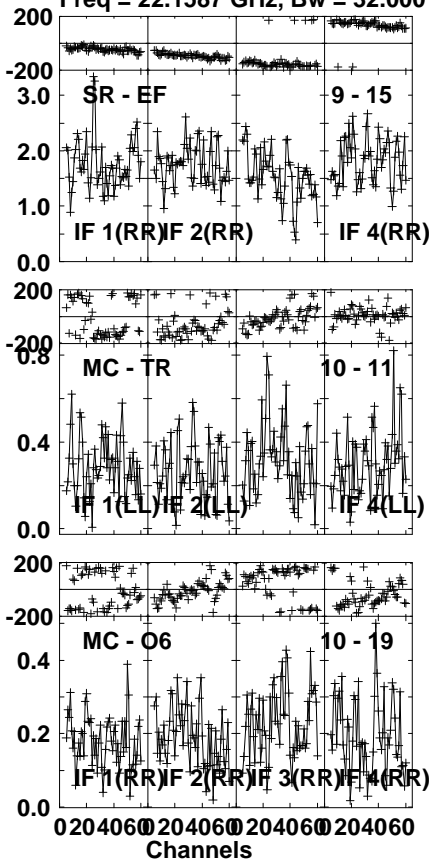
Lower frame: Milli Ampl Jy Top frame: Phas deg
Vector averaged cross-power spectrum Several baselines displayed
Timerange: 01/03:49:20 to 01/03:50:19

Plot file version 478 created 04-JUN-2021 15:27:50

J1625-2527 EB084 1.UVDATA.1

Freq = 22.1587 GHz, Bw = 32.000 MH

No calibration applied and no bandpass applied



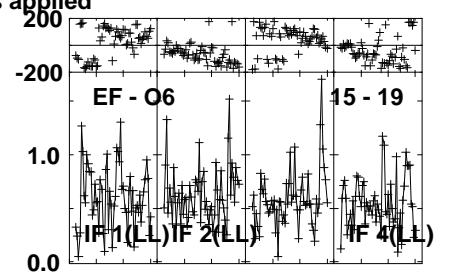
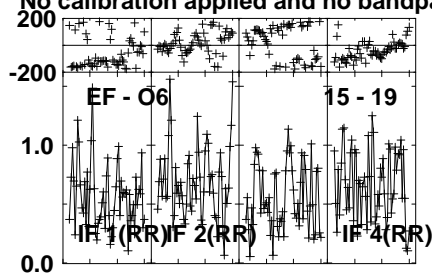
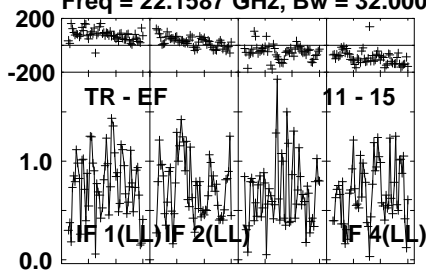
Lower frame: Milli Ampl Jy Top frame: Phas deg
Vector averaged cross-power spectrum Several baselines displayed
Timerange: 01/03:49:20 to 01/03:50:19

Plot file version 479 created 04-JUN-2021 15:27:50

J1625-2527 EB084 1.UVDATA.1

Freq = 22.1587 GHz, Bw = 32.000 MH

No calibration applied and no bandpass applied



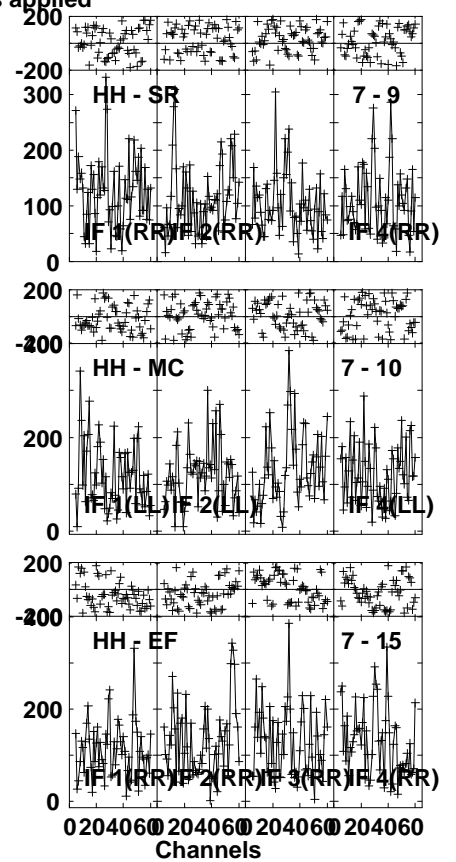
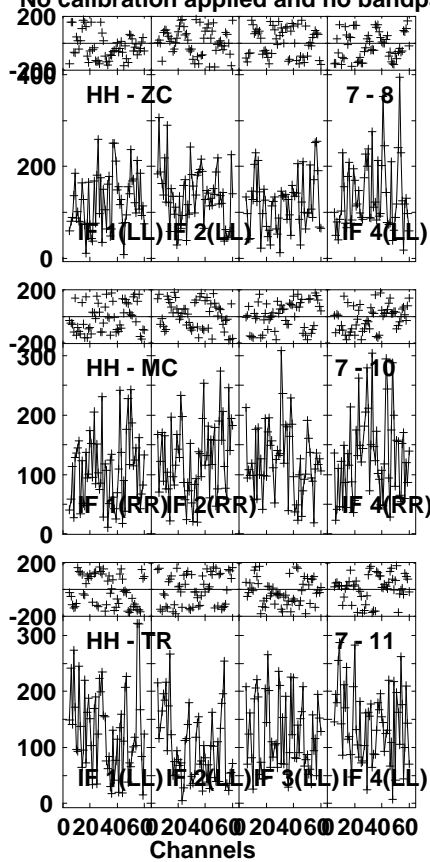
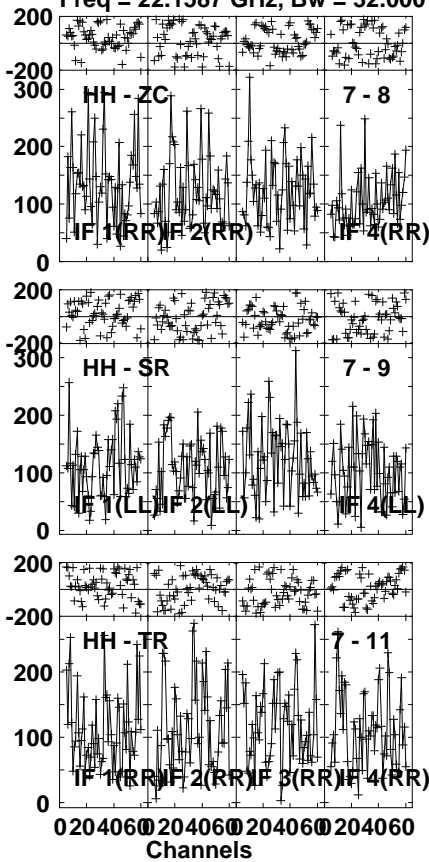
Lower frame: Milli Ampl Jy Top frame: Phas deg
Vector averaged cross-power spectrum Several baselines displayed
Timerange: 01/03:49:20 to 01/03:50:19

Plot file version 480 created 04-JUN-2021 15:27:50

I16293 EB084 1.UVDATA.1

Freq = 22.1587 GHz, Bw = 32.000 MH

No calibration applied and no bandpass applied



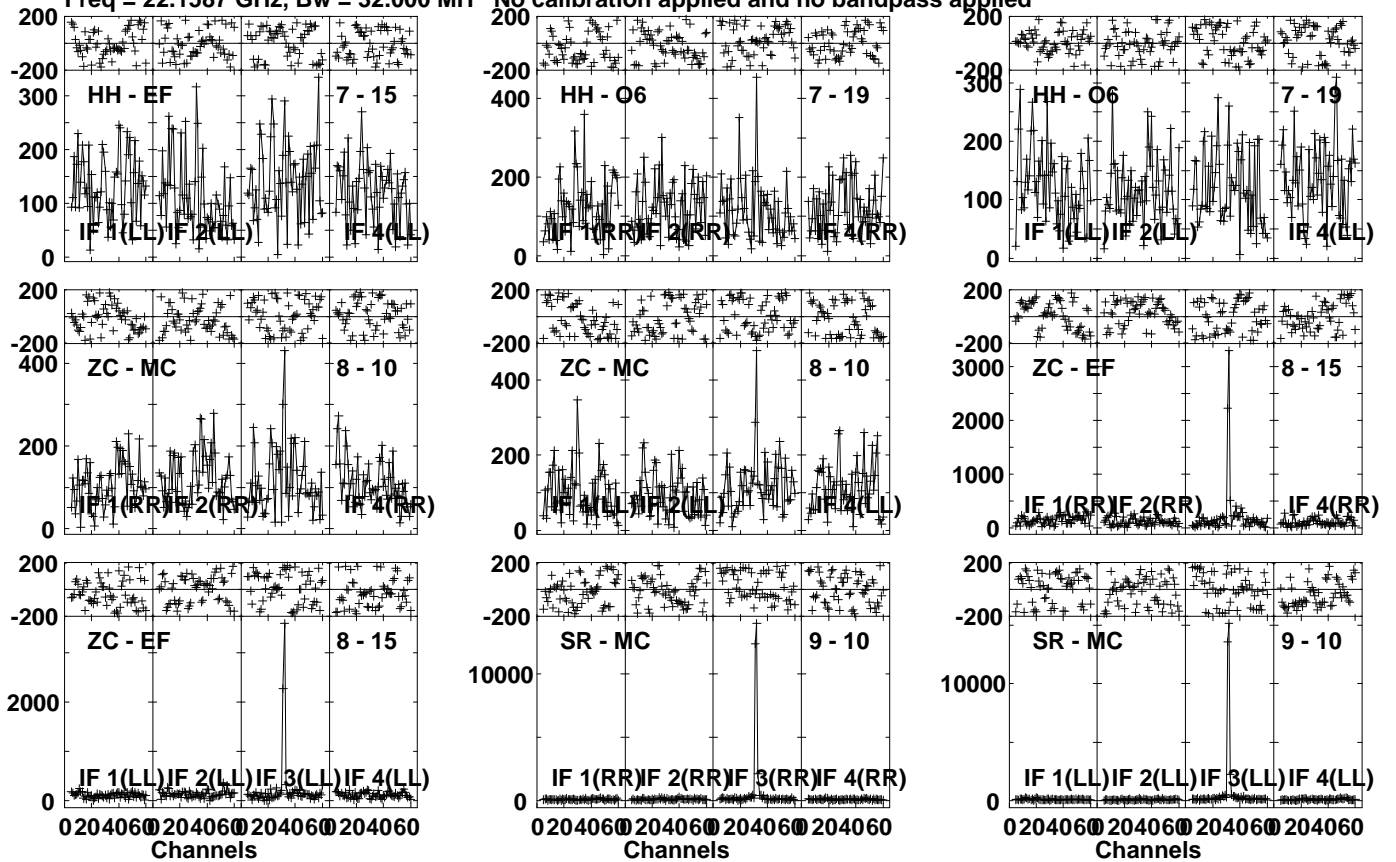
Lower frame: Micro Ampl Jy Top frame: Phas deg
Vector averaged cross-power spectrum Several baselines displayed
Timerange: 01/03:50:21 to 01/03:52:19

Plot file version 481 created 04-JUN-2021 15:27:50

I16293 EB084 1.UVDATA.1

Freq = 22.1587 GHz, Bw = 32.000 MH

No calibration applied and no bandpass applied



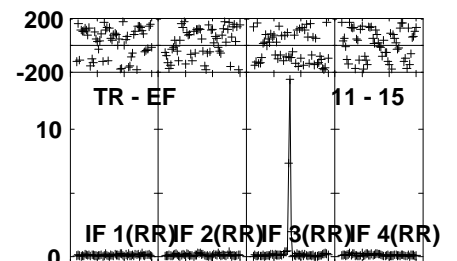
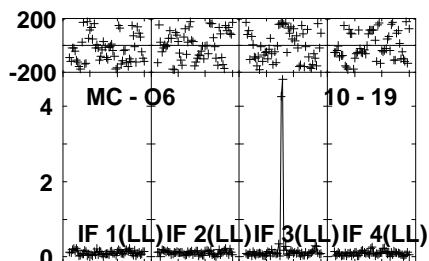
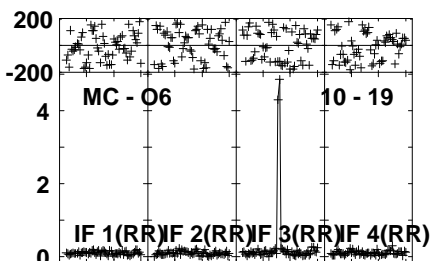
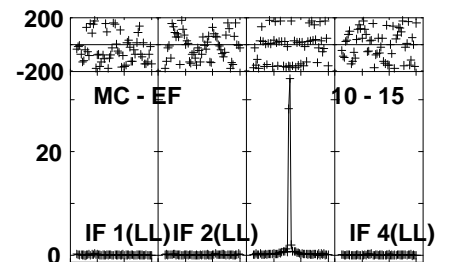
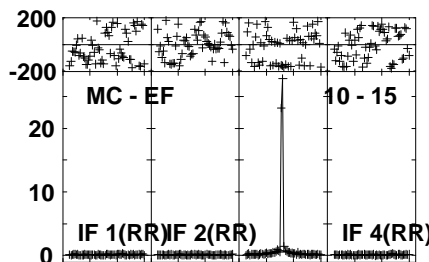
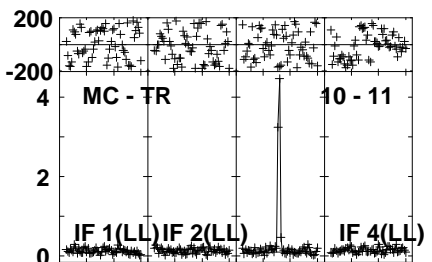
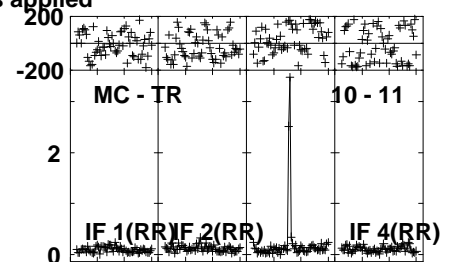
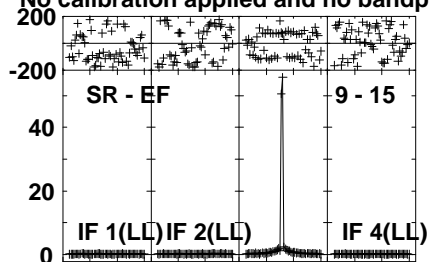
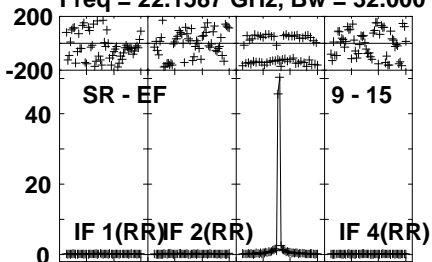
Lower frame: Micro Ampl Jy Top frame: Phas deg
Vector averaged cross-power spectrum Several baselines displayed
Timerange: 01/03:50:21 to 01/03:52:19

Plot file version 482 created 04-JUN-2021 15:27:50

I16293 EB084 1.UVDATA.1

Freq = 22.1587 GHz, Bw = 32.000 MH

No calibration applied and no bandpass applied



Lower frame: Milli Ampl Jy Top frame: Phas deg

Vector averaged cross-power spectrum Several baselines displayed

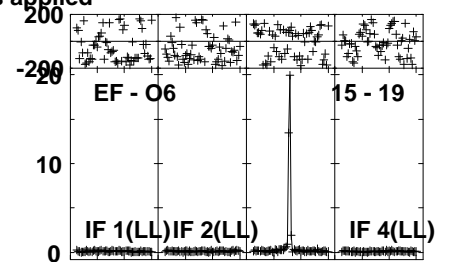

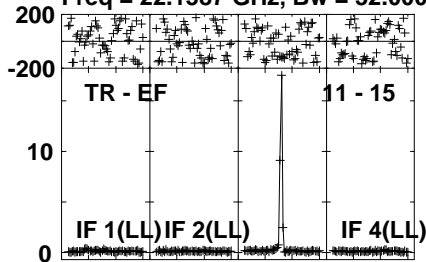
Timerange: 01/03:50:21 to 01/03:52:19

Plot file version 483 created 04-JUN-2021 15:27:50

I16293 EB084 1.UVDATA.1

Freq = 22.1587 GHz, Bw = 32.000 MH

No calibration applied and no bandpass applied



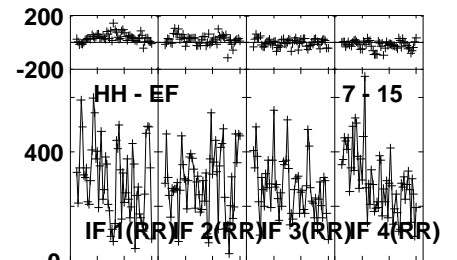
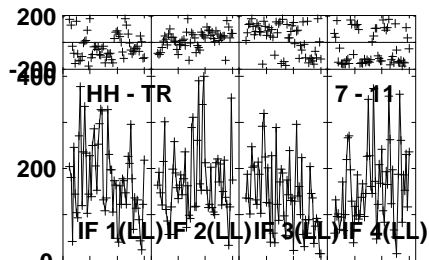
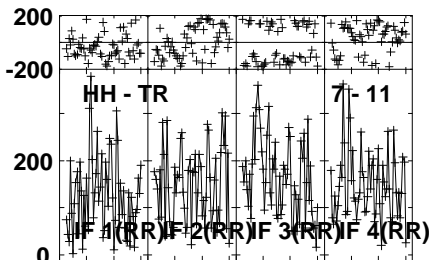
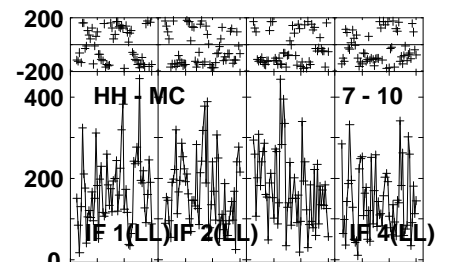
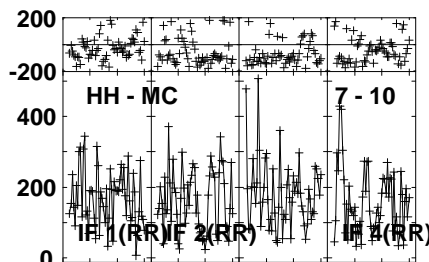
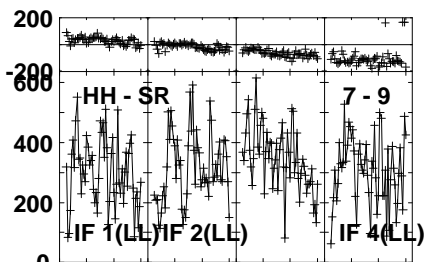
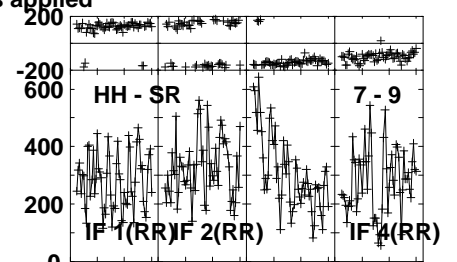
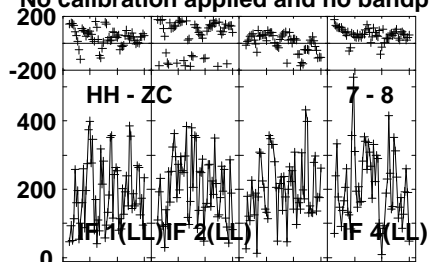
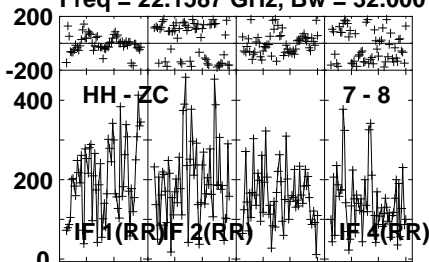
Lower frame: Milli Ampl Jy Top frame: Phas deg
Vector averaged cross-power spectrum Several baselines displayed
Timerange: 01/03:50:21 to 01/03:52:19

Plot file version 484 created 04-JUN-2021 15:27:50

J1625-2527 EB084 1.UVDATA.1

Freq = 22.1587 GHz, Bw = 32.000 MH

No calibration applied and no bandpass applied



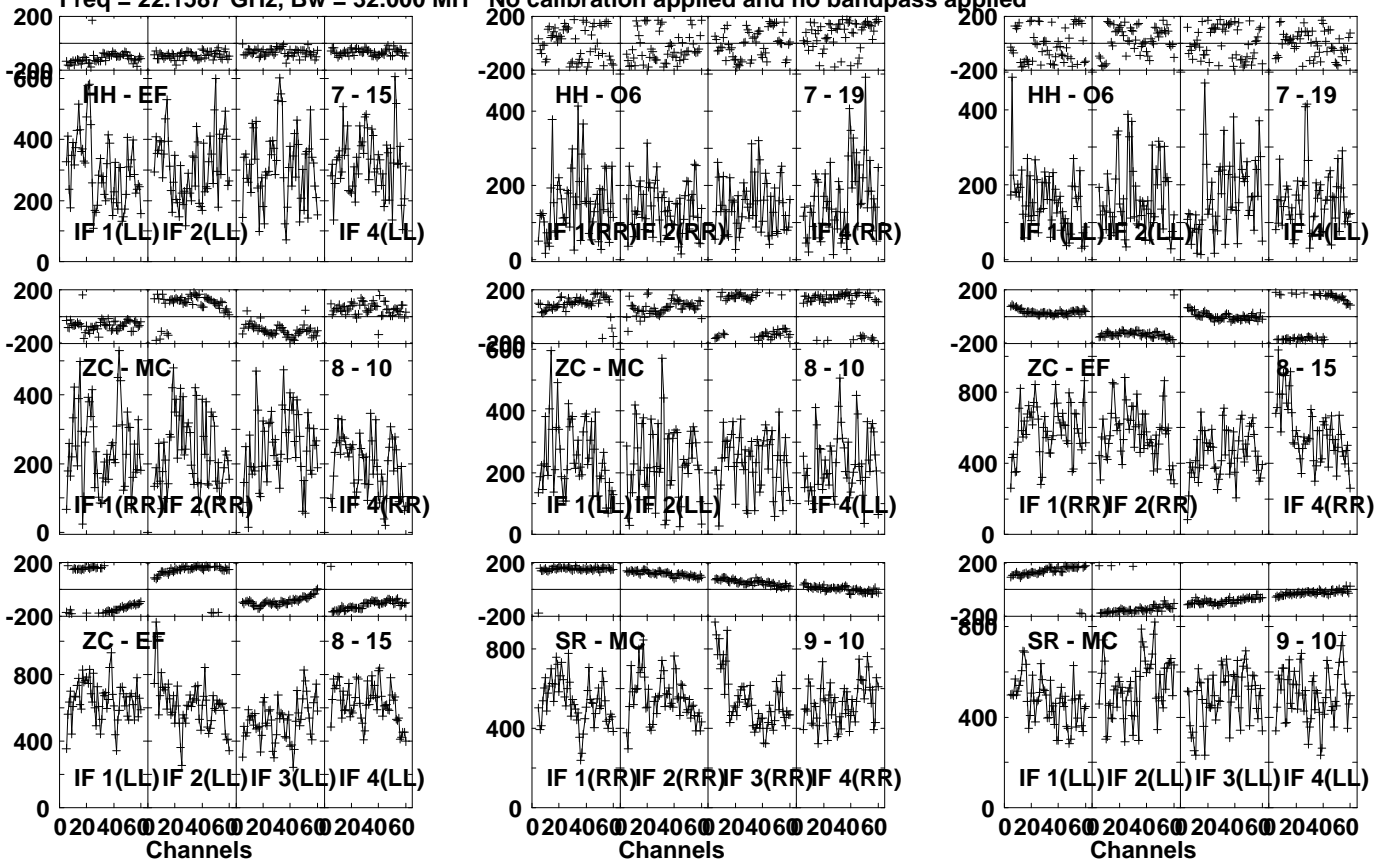
Lower frame: Micro Ampl Jy Top frame: Phas deg
Vector averaged cross-power spectrum Several baselines displayed
Timerange: 01/03:53:01 to 01/03:53:59

Plot file version 485 created 04-JUN-2021 15:27:50

J1625-2527 EB084 1.UVDATA.1

Freq = 22.1587 GHz, Bw = 32.000 MH

No calibration applied and no bandpass applied



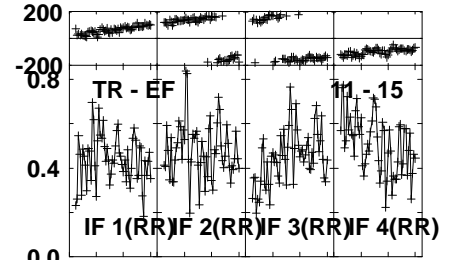
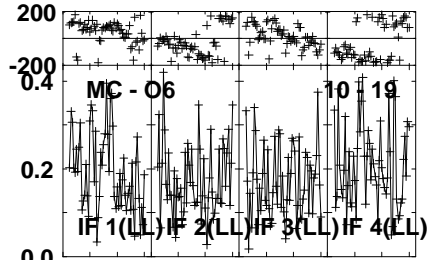
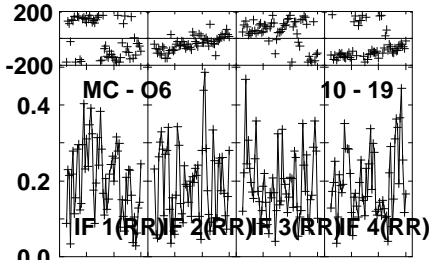
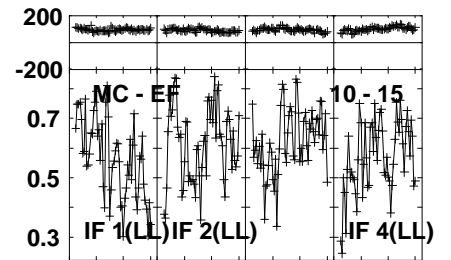
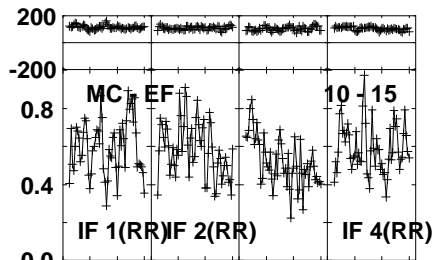
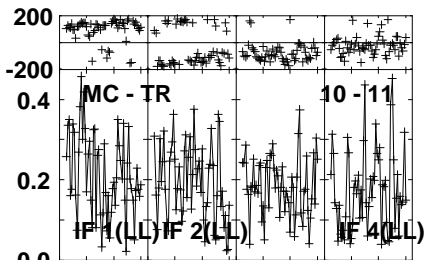
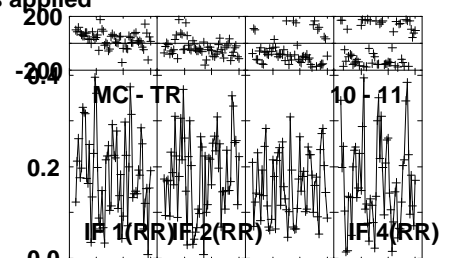
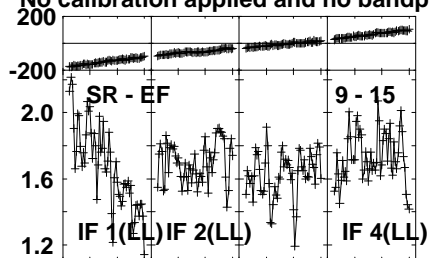
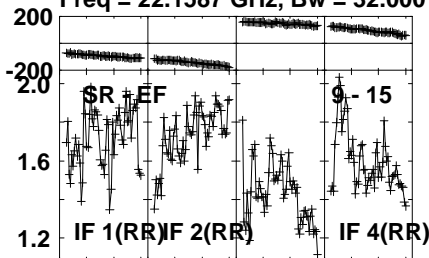
Lower frame: Micro Ampl Jy Top frame: Phas deg
Vector averaged cross-power spectrum Several baselines displayed
Timerange: 01/03:53:01 to 01/03:53:59

Plot file version 486 created 04-JUN-2021 15:27:50

J1625-2527 EB084 1.UVDATA.1

Freq = 22.1587 GHz, Bw = 32.000 MH

No calibration applied and no bandpass applied



Lower frame: Milli Ampl Jy Top frame: Phas deg

Vector averaged cross-power spectrum Several baselines displayed

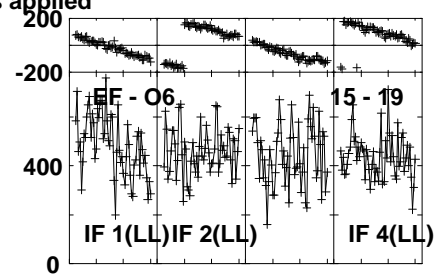
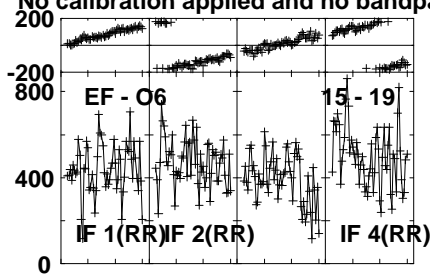
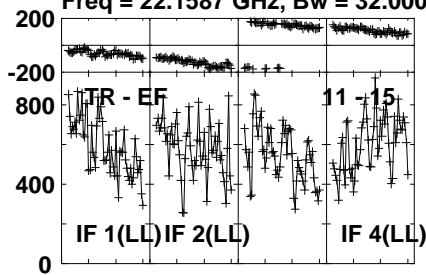
Timerange: 01/03:53:01 to 01/03:53:59

Plot file version 487 created 04-JUN-2021 15:27:50

J1625-2527 EB084 1.UVDATA.1

Freq = 22.1587 GHz, Bw = 32.000 MH

No calibration applied and no bandpass applied



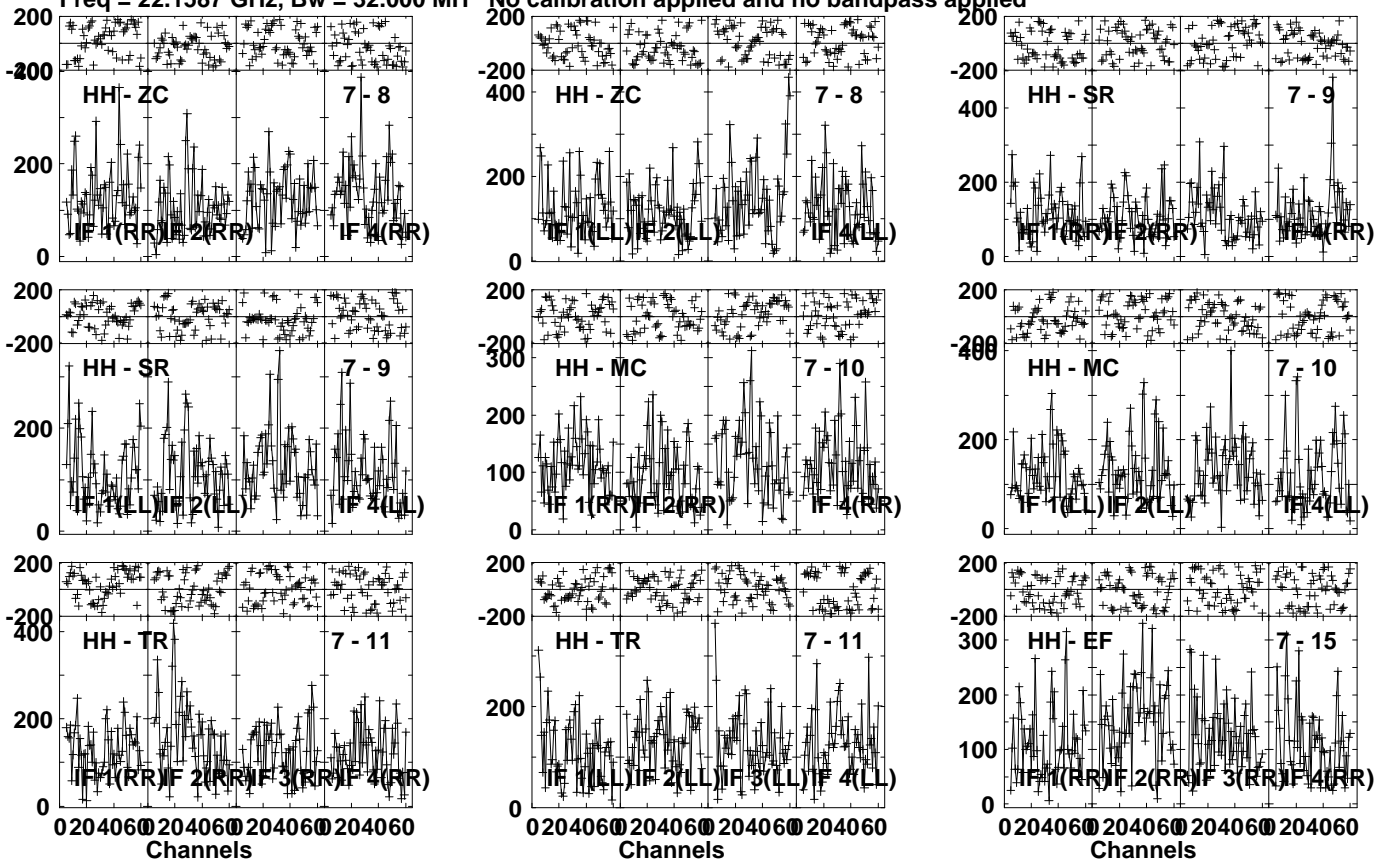
Lower frame: Micro Ampl Jy Top frame: Phas deg
Vector averaged cross-power spectrum Several baselines displayed
Timerange: 01/03:53:01 to 01/03:53:59

Plot file version 488 created 04-JUN-2021 15:27:50

I16293 EB084 1.UVDATA.1

Freq = 22.1587 GHz, Bw = 32.000 MH

No calibration applied and no bandpass applied



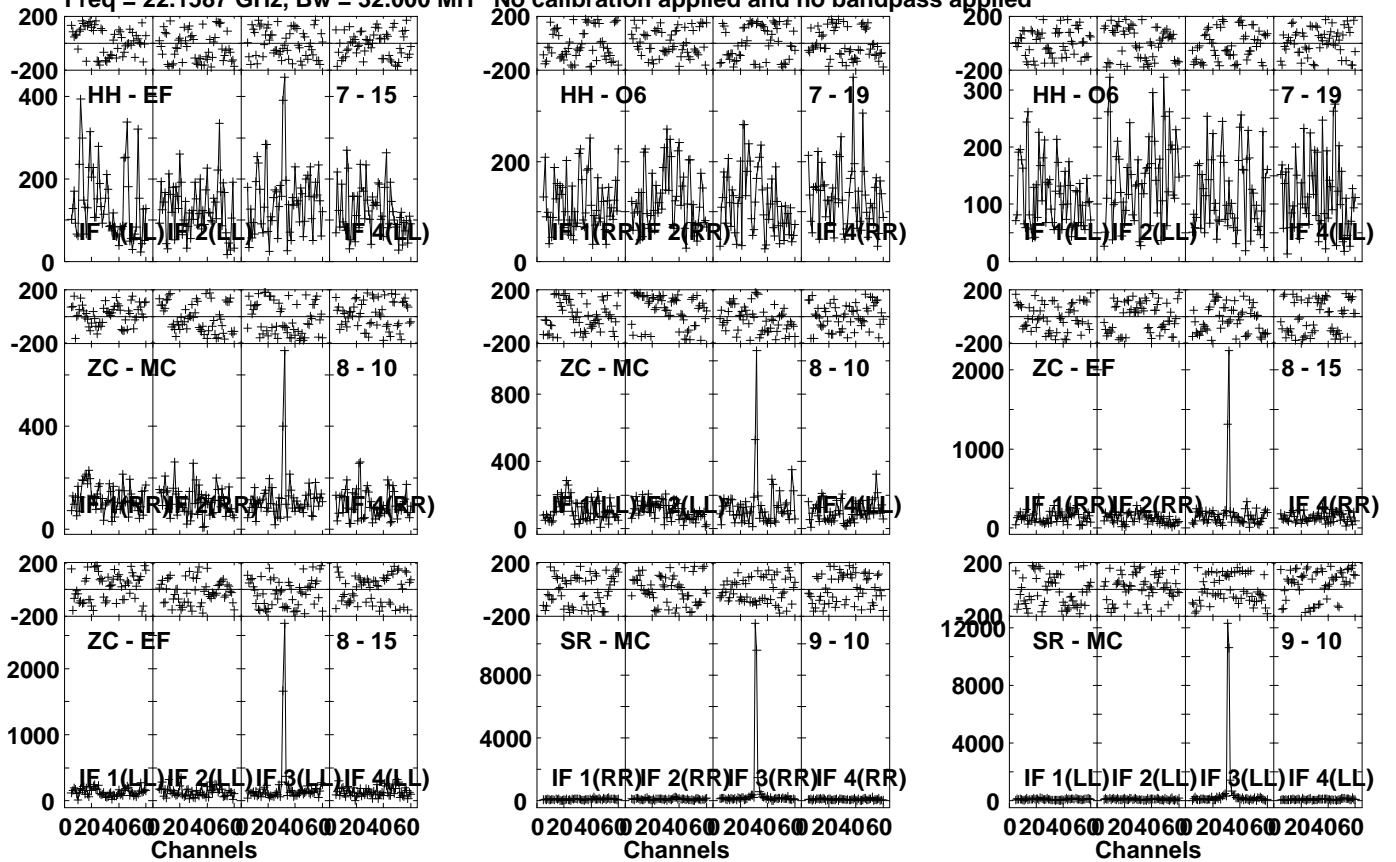
Lower frame: Micro Ampl Jy Top frame: Phas deg
Vector averaged cross-power spectrum Several baselines displayed
Timerange: 01/03:54:00 to 01/03:55:59

Plot file version 489 created 04-JUN-2021 15:27:51

I16293 EB084 1.UVDATA.1

Freq = 22.1587 GHz, Bw = 32.000 MH

No calibration applied and no bandpass applied




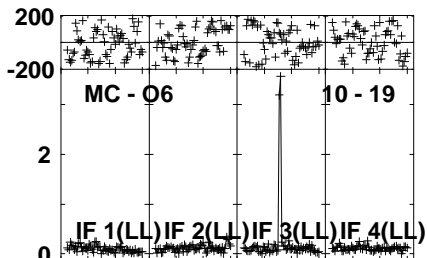
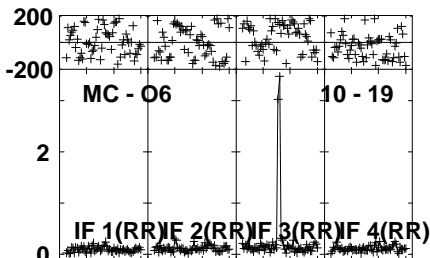
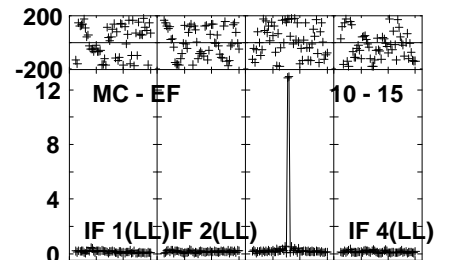
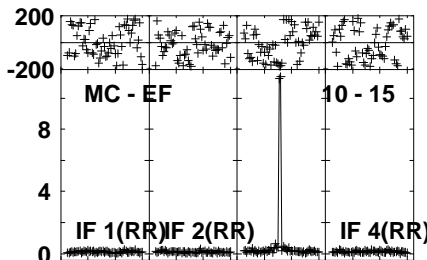
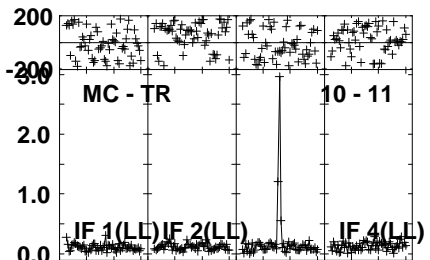
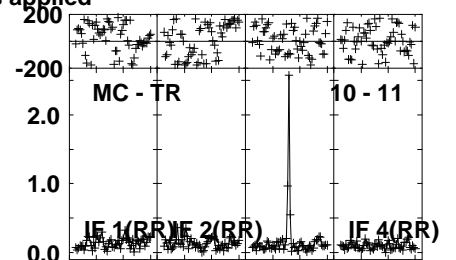
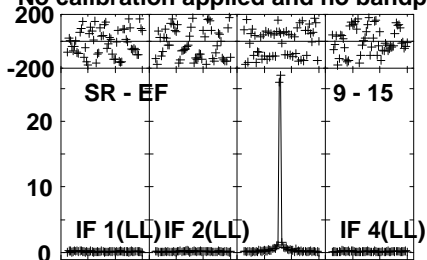
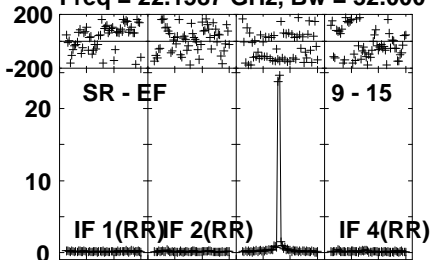
Lower frame: Micro Ampl Jy Top frame: Phas deg
Vector averaged cross-power spectrum Several baselines displayed
Timerange: 01/03:54:00 to 01/03:55:59

Plot file version 490 created 04-JUN-2021 15:27:51

I16293 EB084 1.UVDATA.1

Freq = 22.1587 GHz, Bw = 32.000 MH

No calibration applied and no bandpass applied



0204060 204060 204060 204060
Channels

0204060 204060 204060 204060
Channels

0204060 204060 204060 204060
Channels

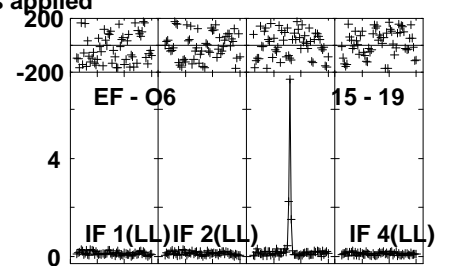
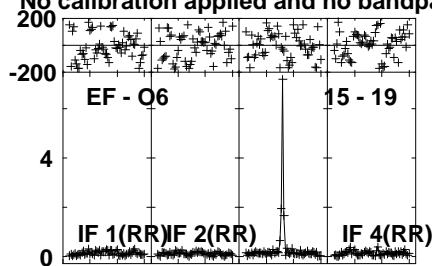
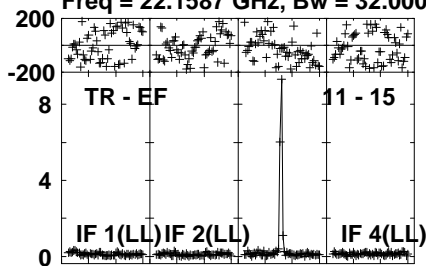
Lower frame: Milli Ampl Jy Top frame: Phas deg
Vector averaged cross-power spectrum Several baselines displayed
Timerange: 01/03:54:00 to 01/03:55:59

Plot file version 491 created 04-JUN-2021 15:27:51

I16293 EB084 1.UVDATA.1

Freq = 22.1587 GHz, Bw = 32.000 MH

No calibration applied and no bandpass applied



Lower frame: Milli Ampl Jy Top frame: Phas deg

Vector averaged cross-power spectrum Several baselines displayed

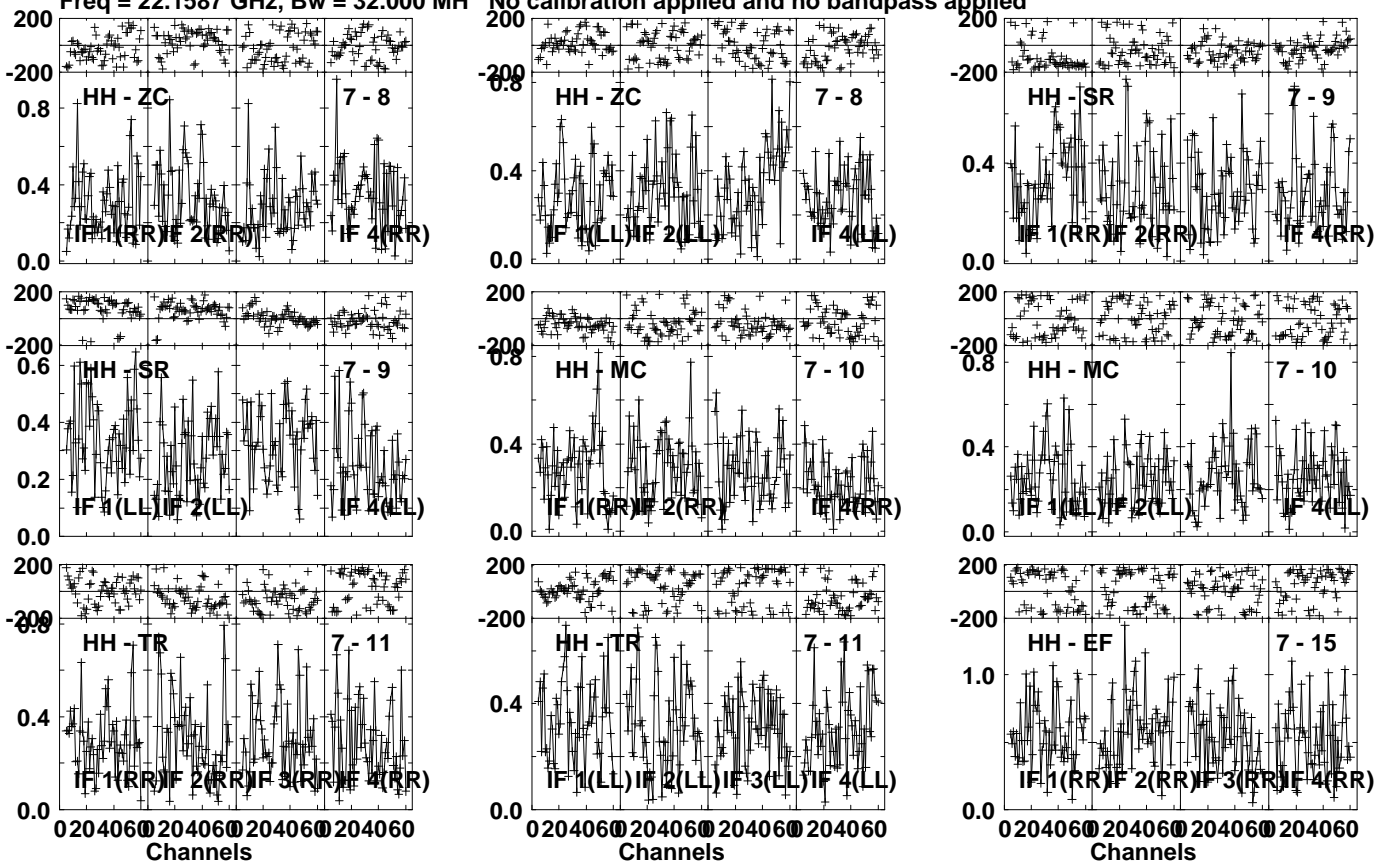
Timerange: 01/03:54:00 to 01/03:55:59

Plot file version 492 created 04-JUN-2021 15:27:51

J1625-2527 EB084 1.UVDATA.1

Freq = 22.1587 GHz, Bw = 32.000 MH

No calibration applied and no bandpass applied



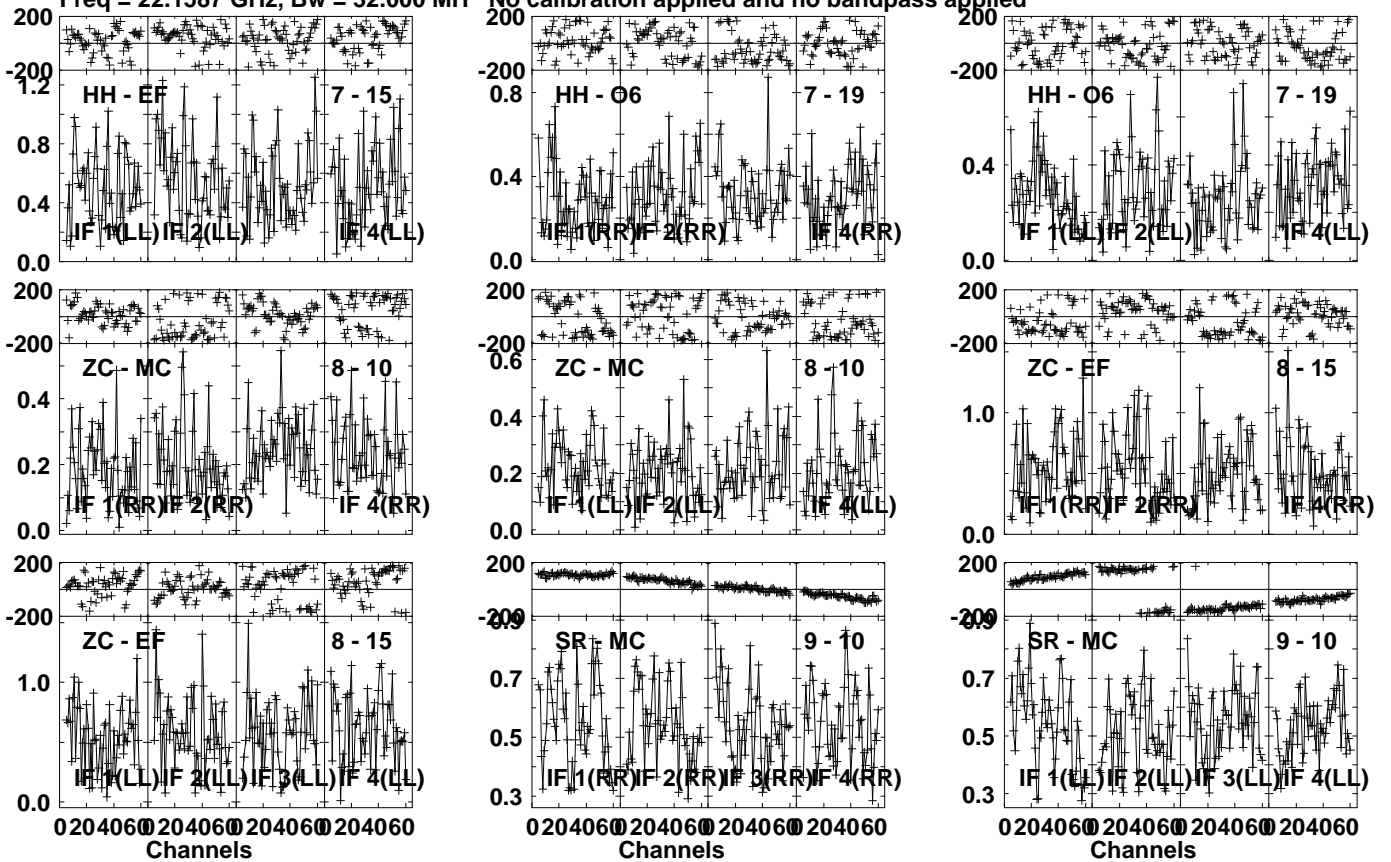
Lower frame: Milli Ampl Jy Top frame: Phas deg
 Vector averaged cross-power spectrum Several baselines displayed
 Timerange: 01/03:56:00 to 01/03:56:59

Plot file version 493 created 04-JUN-2021 15:27:51

J1625-2527 EB084 1.UVDATA.1

Freq = 22.1587 GHz, Bw = 32.000 MH

No calibration applied and no bandpass applied



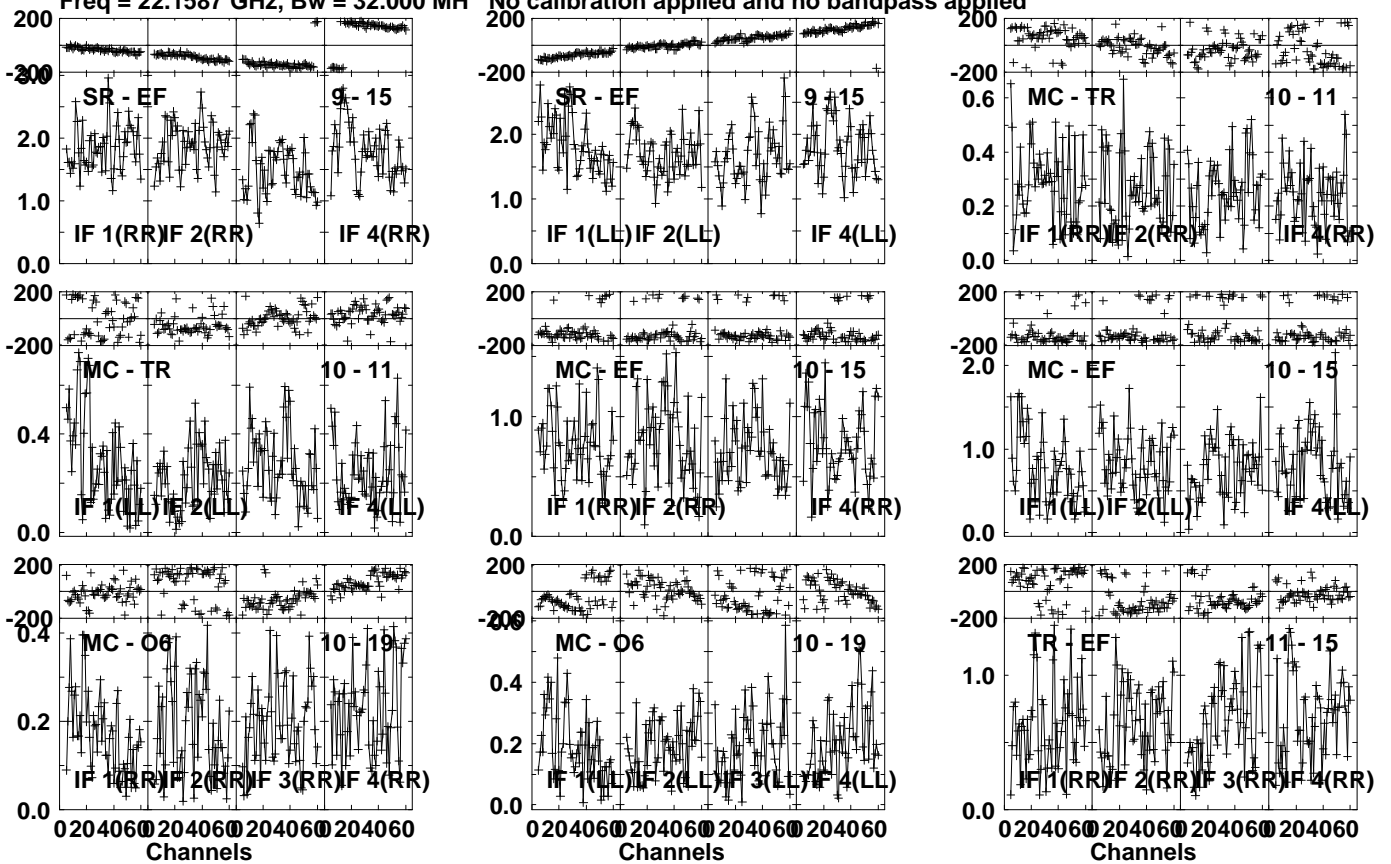
Lower frame: Milli Ampl Jy Top frame: Phas deg
Vector averaged cross-power spectrum Several baselines displayed
Timerange: 01/03:56:00 to 01/03:56:59

Plot file version 494 created 04-JUN-2021 15:27:51

J1625-2527 EB084 1.UVDATA.1

Freq = 22.1587 GHz, Bw = 32.000 MH

No calibration applied and no bandpass applied



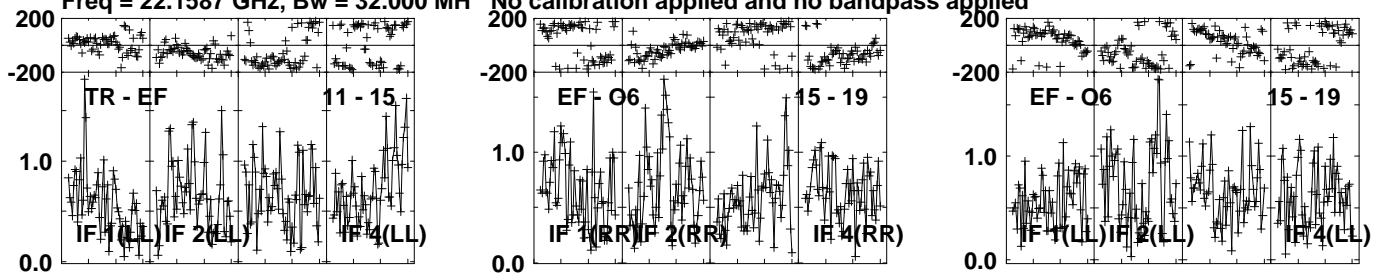
Lower frame: Milli Ampl Jy Top frame: Phas deg
Vector averaged cross-power spectrum Several baselines displayed
Timerange: 01/03:56:00 to 01/03:56:59

Plot file version 495 created 04-JUN-2021 15:27:51

J1625-2527 EB084 1.UVDATA.1

Freq = 22.1587 GHz, Bw = 32.000 MH

No calibration applied and no bandpass applied



Lower frame: Milli Ampl Jy Top frame: Phas deg

Vector averaged cross-power spectrum Several baselines displayed

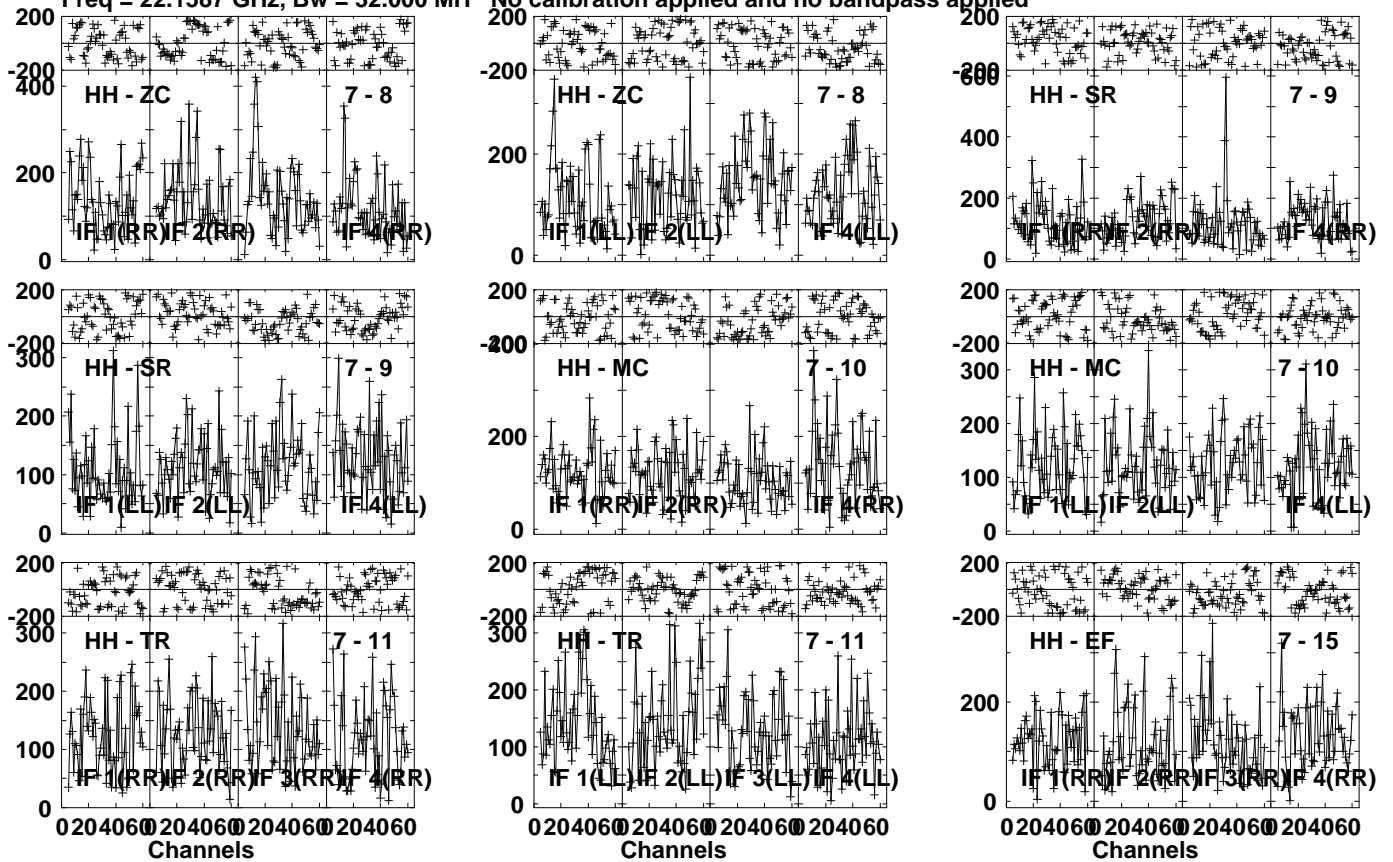
Timerange: 01/03:56:00 to 01/03:56:59

Plot file version 496 created 04-JUN-2021 15:27:51

I16293 EB084 1.UVDATA.1

Freq = 22.1587 GHz, Bw = 32.000 MH

No calibration applied and no bandpass applied



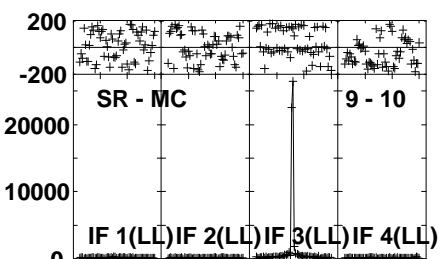
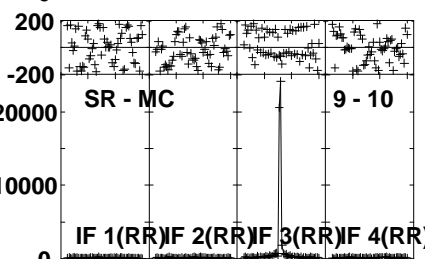
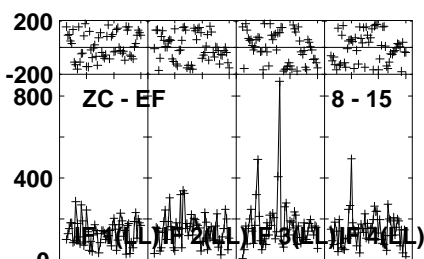
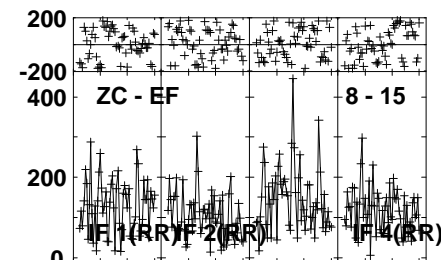
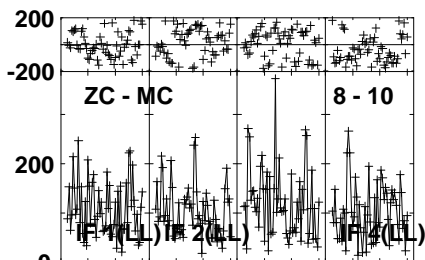
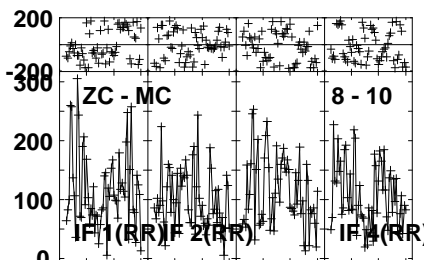
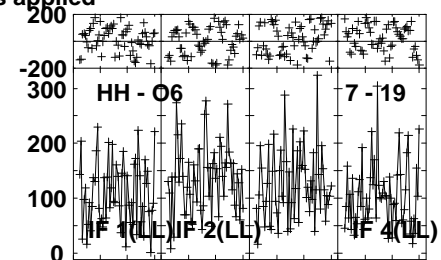
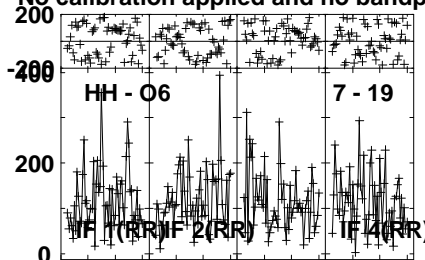
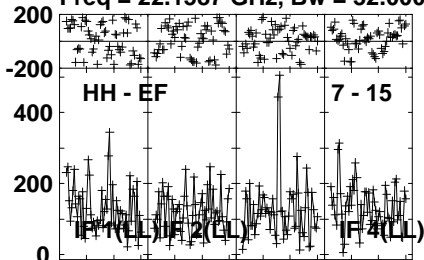
Lower frame: Micro Ampl Jy Top frame: Phas deg
Vector averaged cross-power spectrum Several baselines displayed
Timerange: 01/03:57:01 to 01/03:58:59

Plot file version 497 created 04-JUN-2021 15:27:51

I16293 EB084 1.UVDATA.1

Freq = 22.1587 GHz, Bw = 32.000 MH

No calibration applied and no bandpass applied



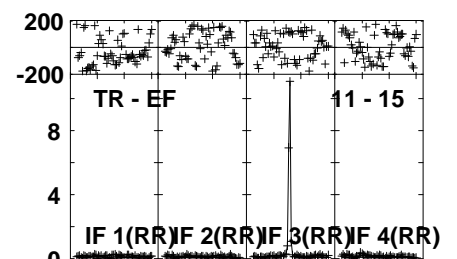
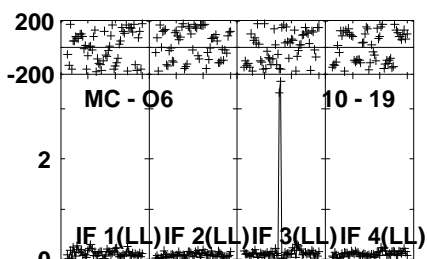
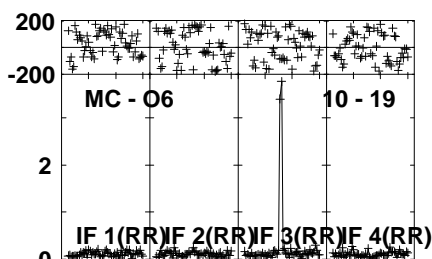
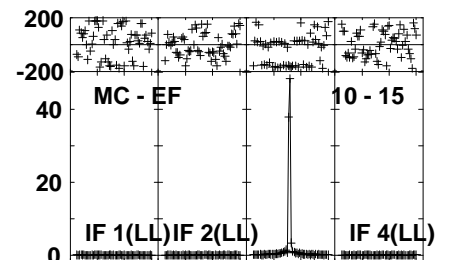
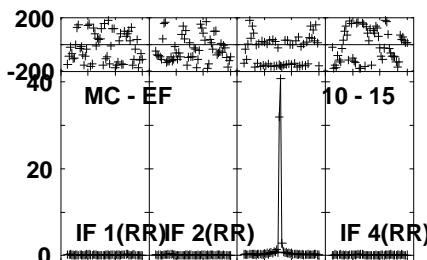
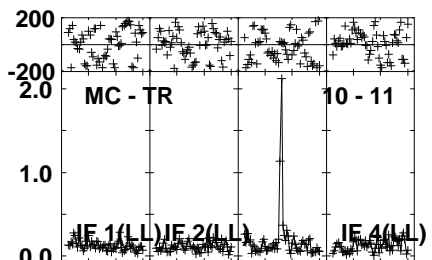
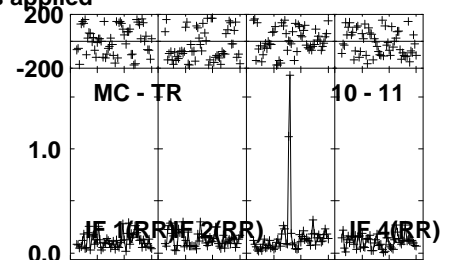
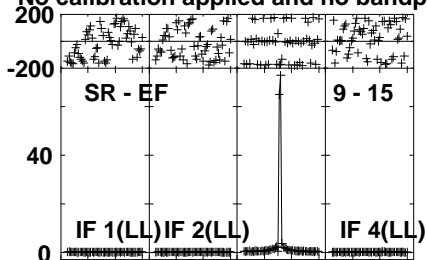
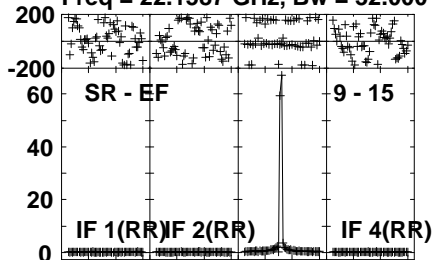
Lower frame: Micro Ampl Jy Top frame: Phas deg
Vector averaged cross-power spectrum Several baselines displayed
Timerange: 01/03:57:01 to 01/03:58:59

Plot file version 498 created 04-JUN-2021 15:27:51

I16293 EB084 1.UVDATA.1

Freq = 22.1587 GHz, Bw = 32.000 MH

No calibration applied and no bandpass applied



0204060 204060 204060 204060
Channels

0204060 204060 204060 204060
Channels

0204060 204060 204060 204060
Channels

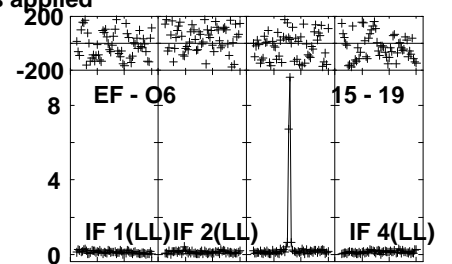
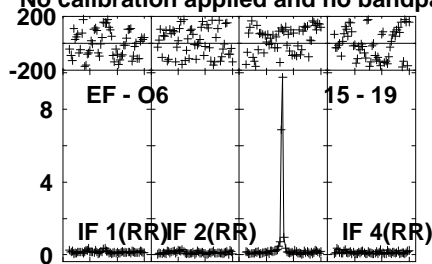
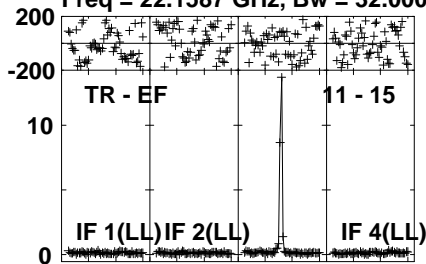
Lower frame: Milli Ampl Jy Top frame: Phas deg
Vector averaged cross-power spectrum Several baselines displayed
Timerange: 01/03:57:01 to 01/03:58:59

Plot file version 499 created 04-JUN-2021 15:27:51

I16293 EB084 1.UVDATA.1

Freq = 22.1587 GHz, Bw = 32.000 MH

No calibration applied and no bandpass applied



Lower frame: Milli Ampl Jy Top frame: Phas deg

Vector averaged cross-power spectrum Several baselines displayed

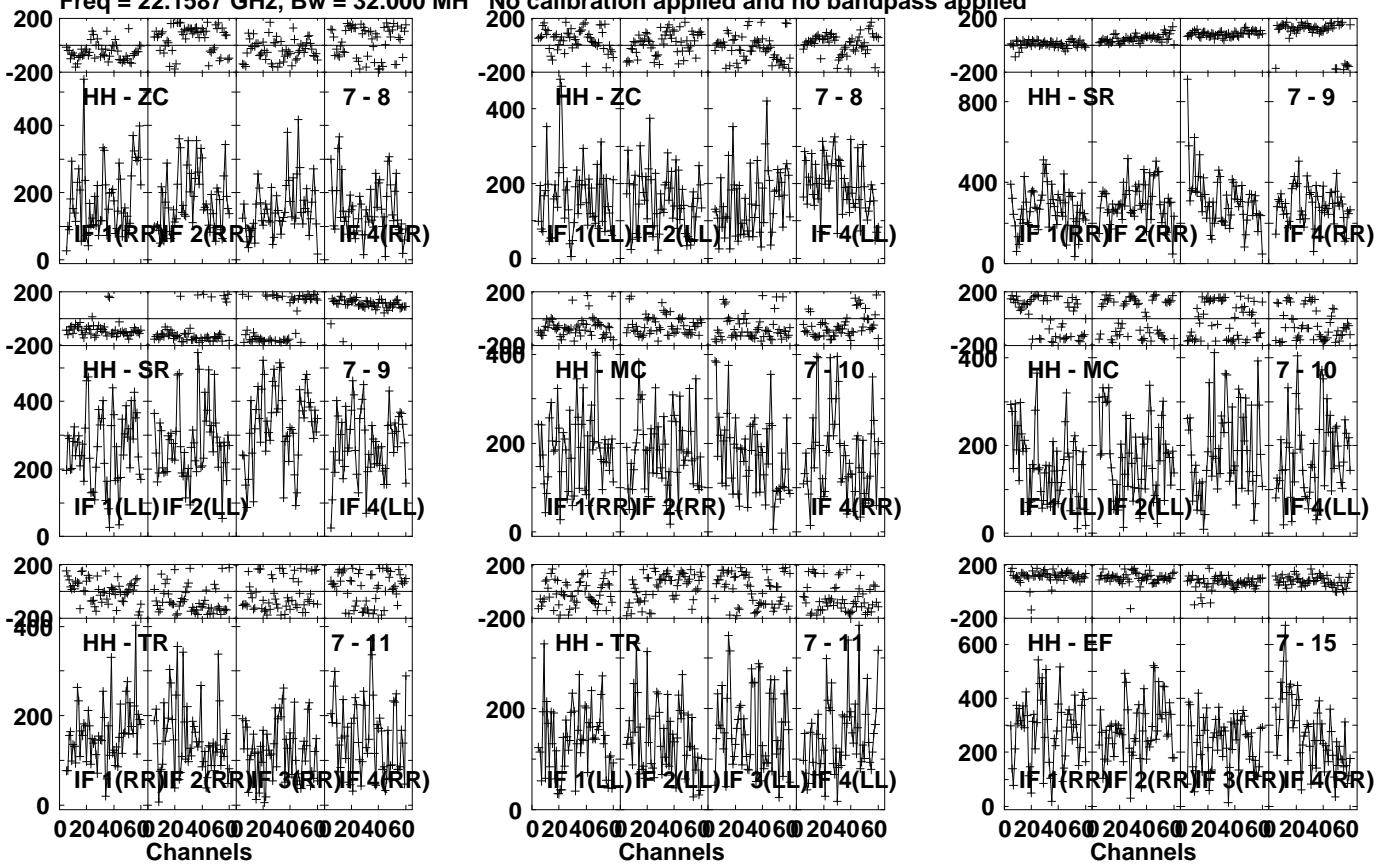
Timerange: 01/03:57:01 to 01/03:58:59

Plot file version 500 created 04-JUN-2021 15:27:51

J1625-2527 EB084 1.UVDATA.1

Freq = 22.1587 GHz, Bw = 32.000 MH

No calibration applied and no bandpass applied



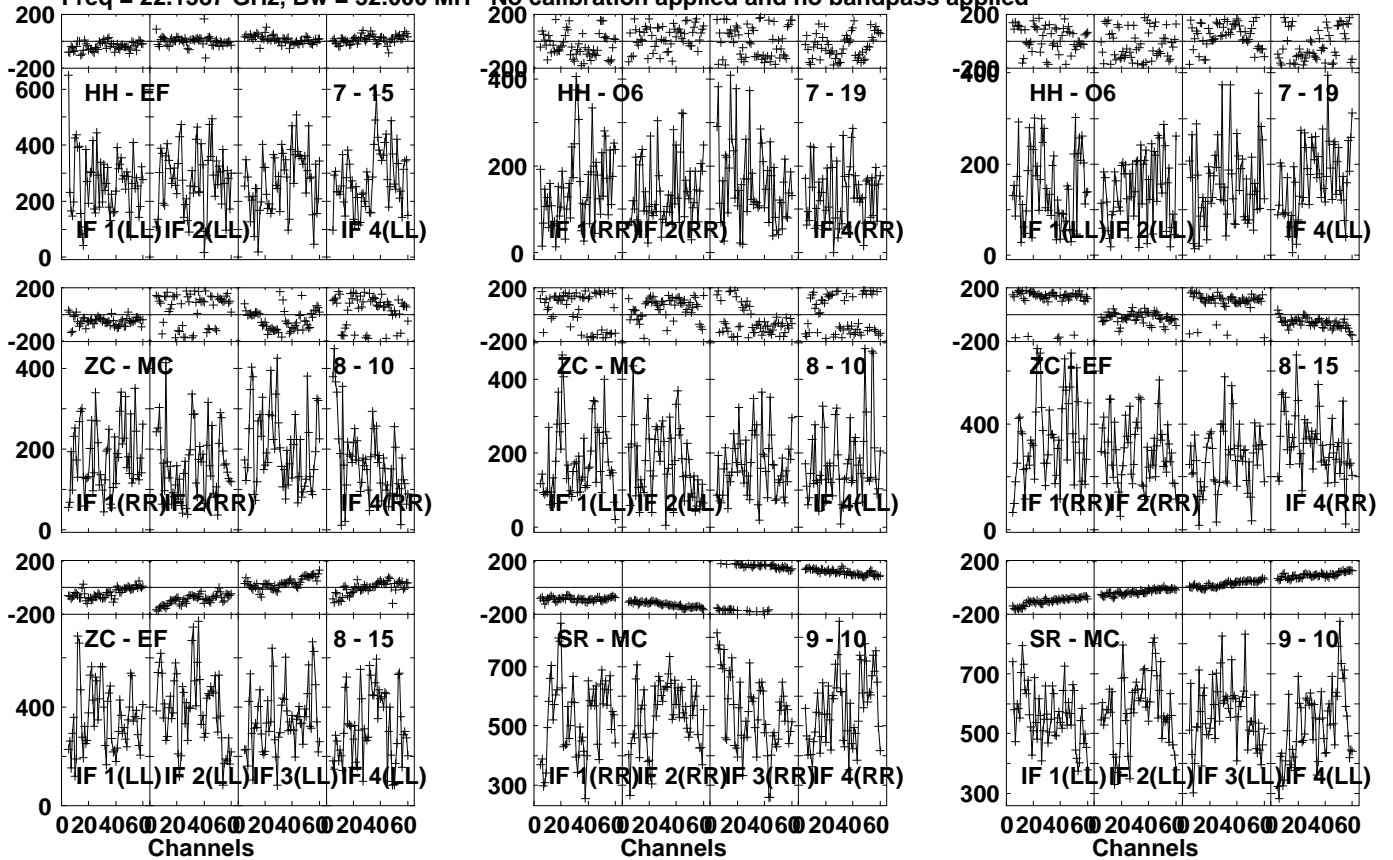
Lower frame: Micro Ampl Jy Top frame: Phas deg
Vector averaged cross-power spectrum Several baselines displayed
Timerange: 01/03:59:40 to 01/04:00:39

Plot file version 501 created 04-JUN-2021 15:27:51

J1625-2527 EB084 1.UVDATA.1

Freq = 22.1587 GHz, Bw = 32.000 MH

No calibration applied and no bandpass applied



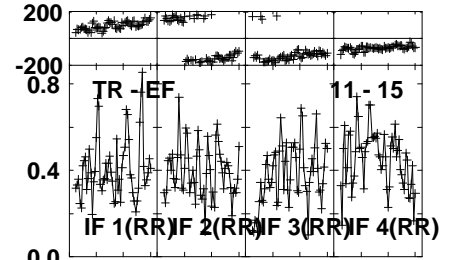
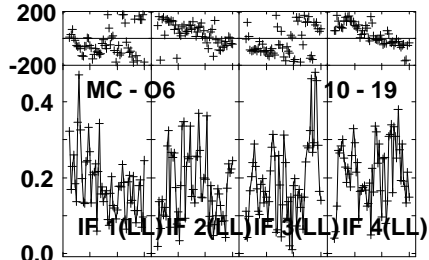
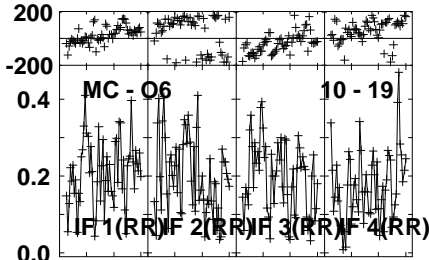
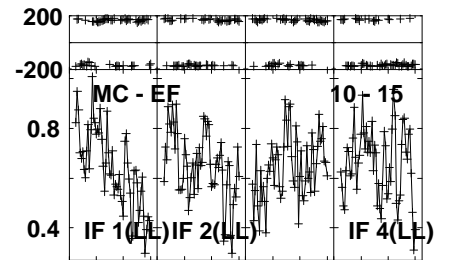
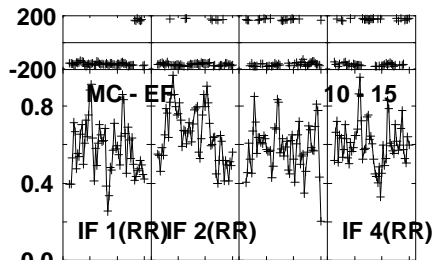
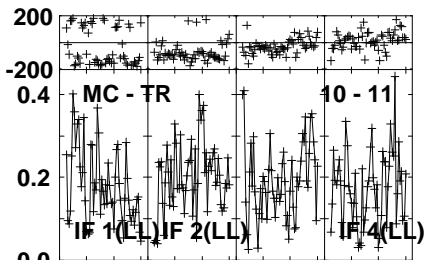
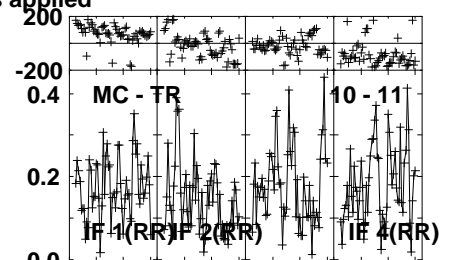
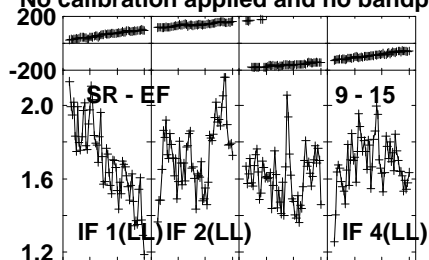
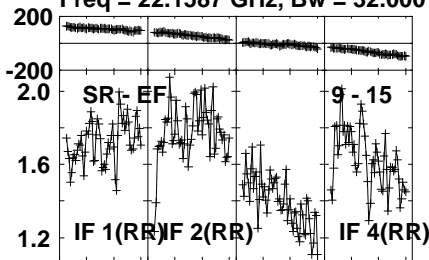
Lower frame: Micro Ampl Jy Top frame: Phas deg
Vector averaged cross-power spectrum Several baselines displayed
Timerange: 01/03:59:40 to 01/04:00:39

Plot file version 502 created 04-JUN-2021 15:27:51

J1625-2527 EB084 1.UVDATA.1

Freq = 22.1587 GHz, Bw = 32.000 MH

No calibration applied and no bandpass applied



0204060 204060 204060 204060
Channels

0204060 204060 204060 204060
Channels

0204060 204060 204060 204060
Channels

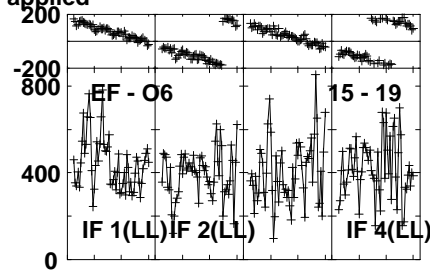
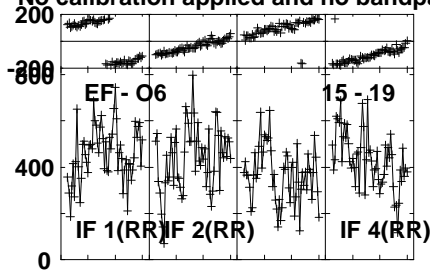
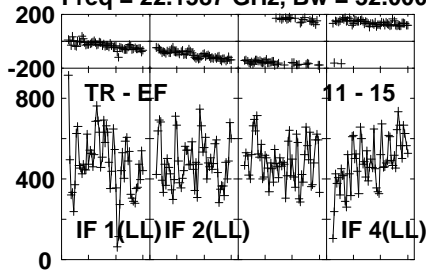
Lower frame: Milli Ampl Jy Top frame: Phas deg
Vector averaged cross-power spectrum Several baselines displayed
Timerange: 01/03:59:40 to 01/04:00:39

Plot file version 503 created 04-JUN-2021 15:27:51

J1625-2527 EB084 1.UVDATA.1

Freq = 22.1587 GHz, Bw = 32.000 MH

No calibration applied and no bandpass applied



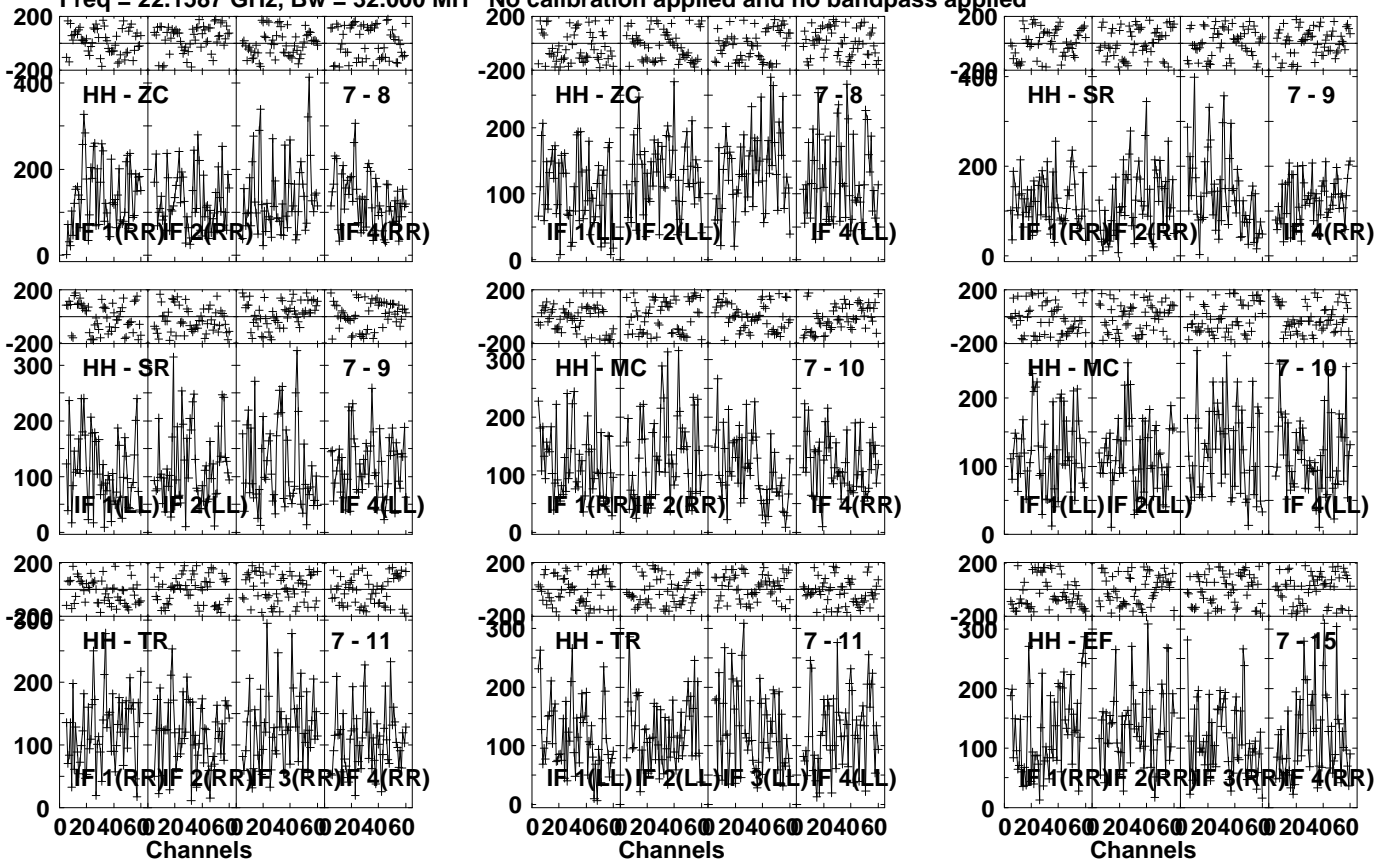
Lower frame: Micro Ampl Jy Top frame: Phas deg
Vector averaged cross-power spectrum Several baselines displayed
Timerange: 01/03:59:40 to 01/04:00:39

Plot file version 504 created 04-JUN-2021 15:27:51

I16293 EB084 1.UVDATA.1

Freq = 22.1587 GHz, Bw = 32.000 MH

No calibration applied and no bandpass applied



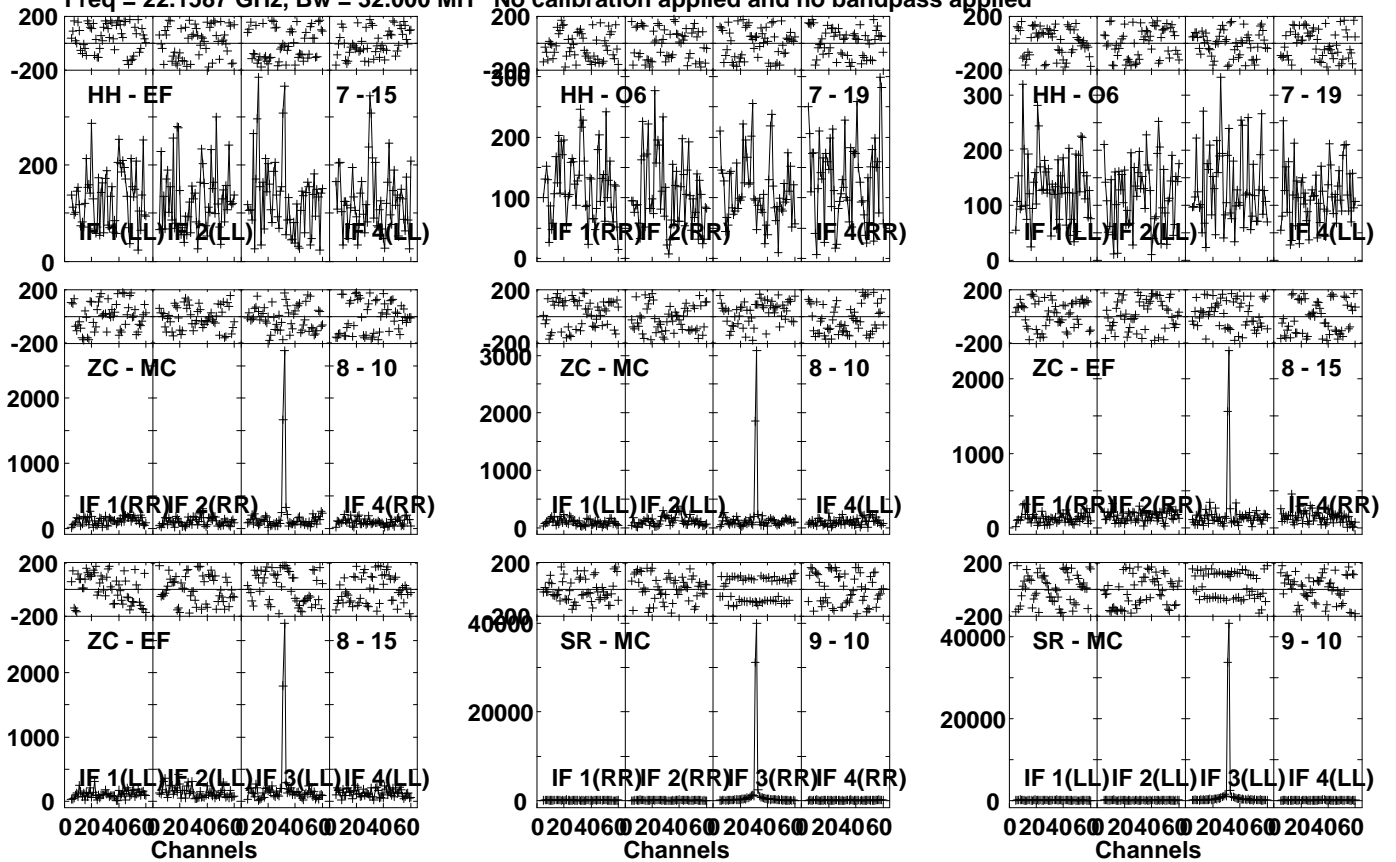
Lower frame: Micro Ampl Jy Top frame: Phas deg
Vector averaged cross-power spectrum Several baselines displayed
Timerange: 01/04:00:41 to 01/04:02:39

Plot file version 505 created 04-JUN-2021 15:27:51

I16293 EB084 1.UVDATA.1

Freq = 22.1587 GHz, Bw = 32.000 MH

No calibration applied and no bandpass applied



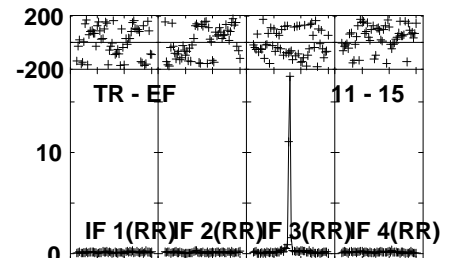
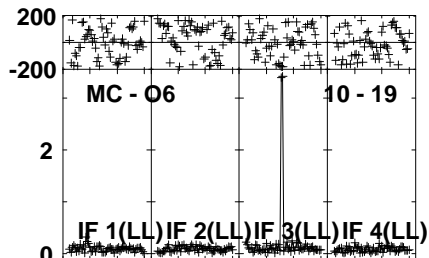
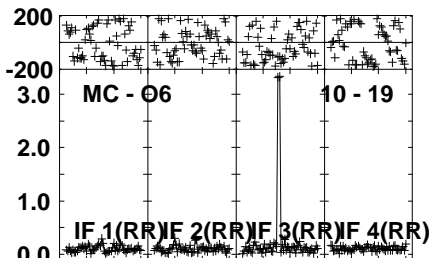
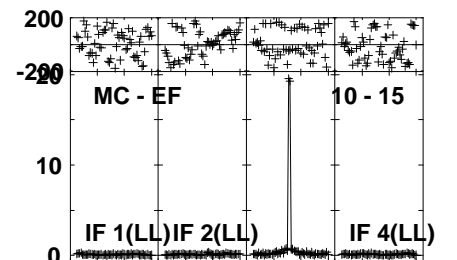
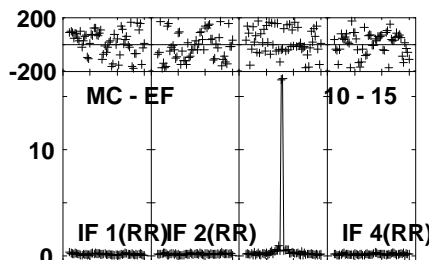
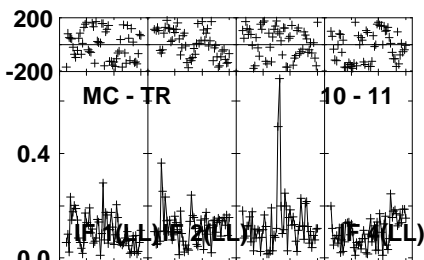
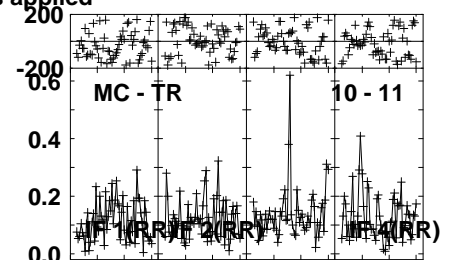
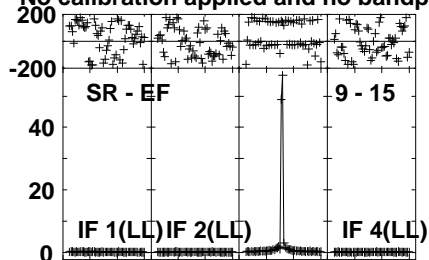
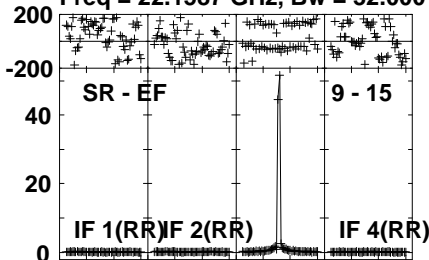
Lower frame: Micro Ampl Jy Top frame: Phas deg
Vector averaged cross-power spectrum Several baselines displayed
Timerange: 01/04:00:41 to 01/04:02:39

Plot file version 506 created 04-JUN-2021 15:27:52

I16293 EB084 1.UVDATA.1

Freq = 22.1587 GHz, Bw = 32.000 MH

No calibration applied and no bandpass applied



020406@20406@20406@20406@
Channels

020406@20406@20406@20406@
Channels

020406@20406@20406@20406@
Channels

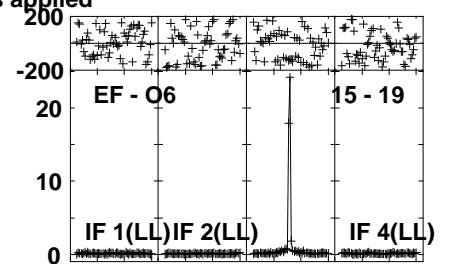
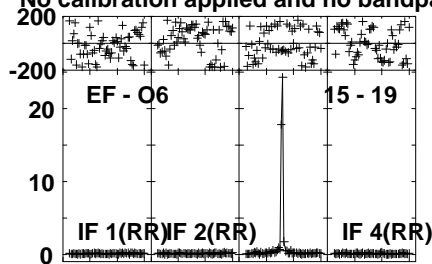
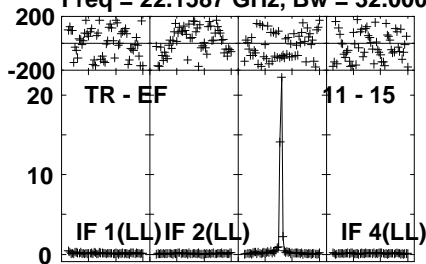
Lower frame: Milli Ampl Jy Top frame: Phas deg
Vector averaged cross-power spectrum Several baselines displayed
Timerange: 01/04:00:41 to 01/04:02:39

Plot file version 507 created 04-JUN-2021 15:27:52

I16293 EB084 1.UVDATA.1

Freq = 22.1587 GHz, Bw = 32.000 MH

No calibration applied and no bandpass applied



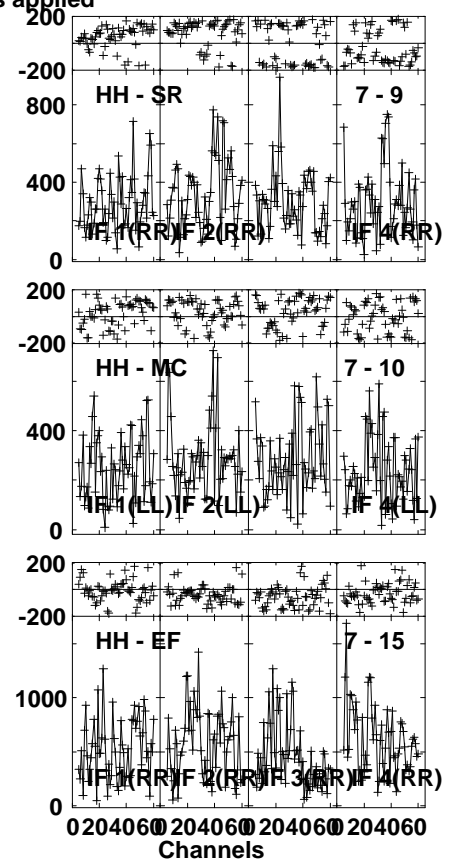
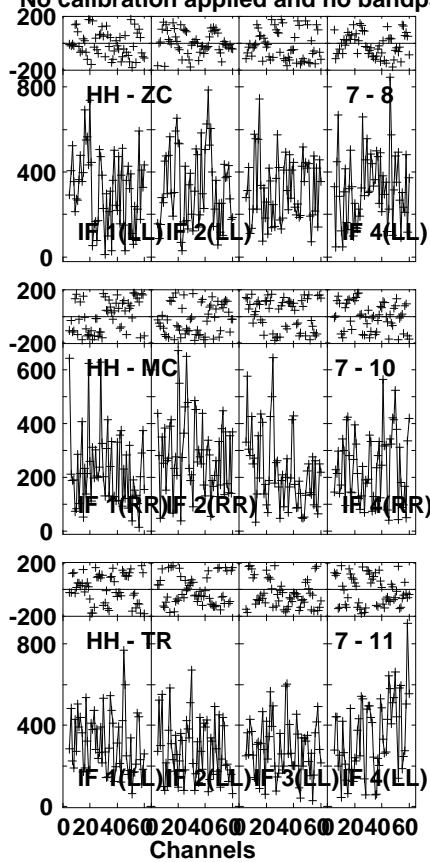
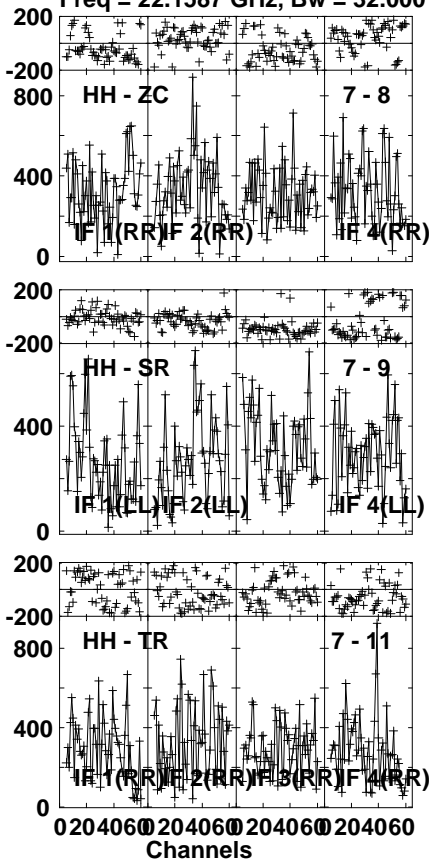
Lower frame: Milli Ampl Jy Top frame: Phas deg
Vector averaged cross-power spectrum Several baselines displayed
Timerange: 01/04:00:41 to 01/04:02:39

Plot file version 508 created 04-JUN-2021 15:27:52

J1625-2527 EB084 1.UVDATA.1

Freq = 22.1587 GHz, Bw = 32.000 MH

No calibration applied and no bandpass applied



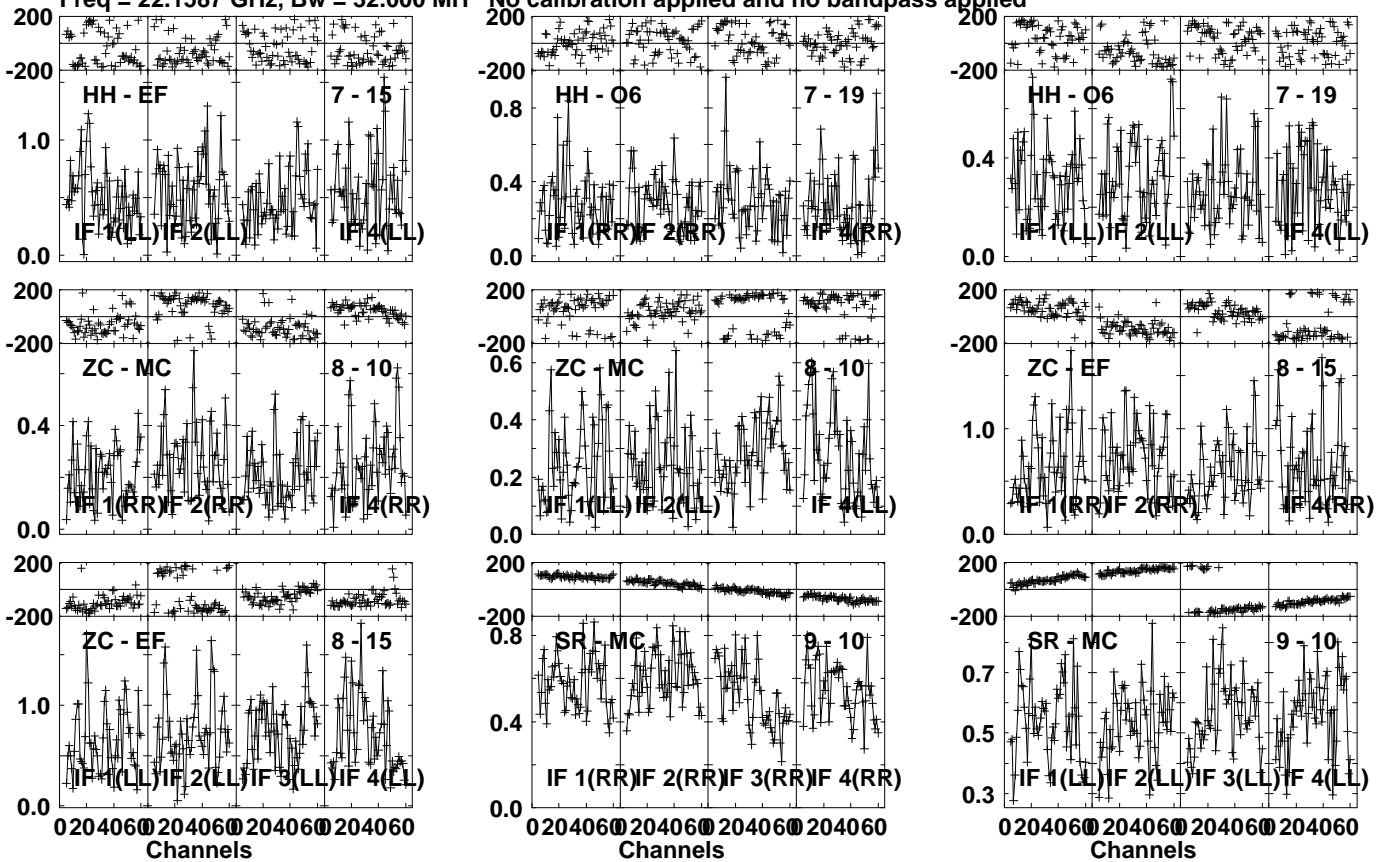
Lower frame: Micro Ampl Jy Top frame: Phas deg
Vector averaged cross-power spectrum Several baselines displayed
Timerange: 01/04:02:40 to 01/04:03:39

Plot file version 509 created 04-JUN-2021 15:27:52

J1625-2527 EB084 1.UVDATA.1

Freq = 22.1587 GHz, Bw = 32.000 MH

No calibration applied and no bandpass applied



Lower frame: Milli Ampl Jy Top frame: Phas deg

Vector averaged cross-power spectrum Several baselines displayed

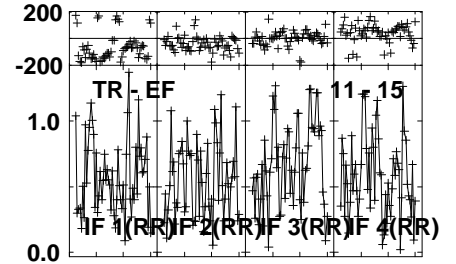
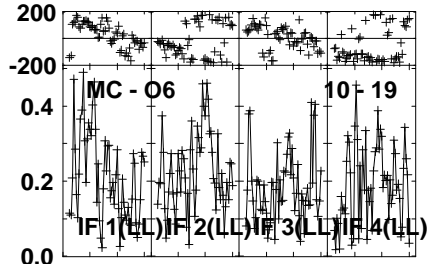
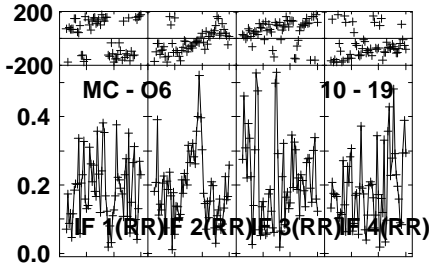
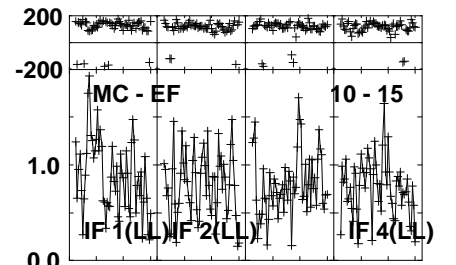
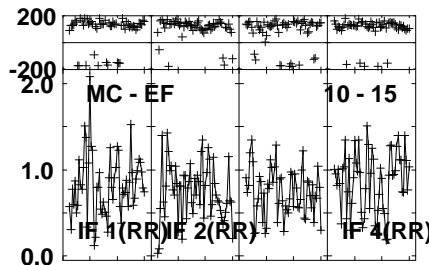
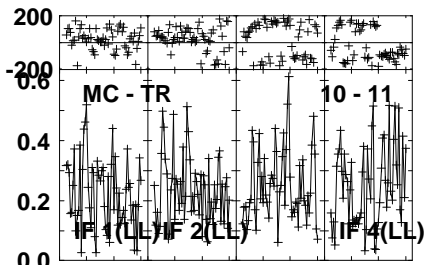
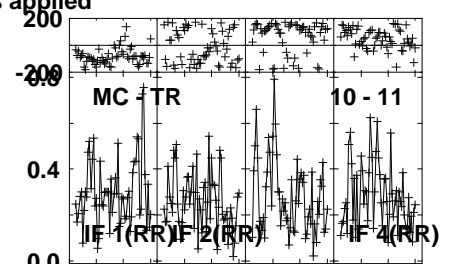
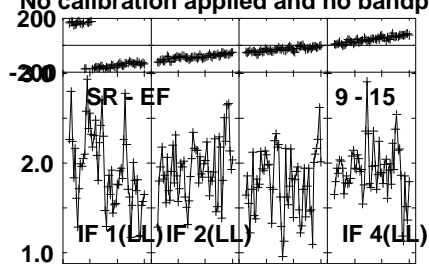
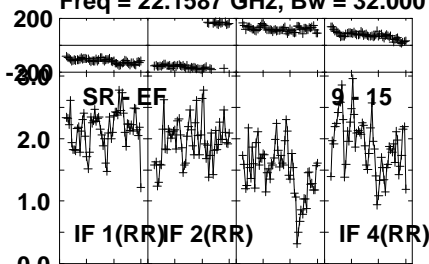
Timerange: 01/04:02:40 to 01/04:03:39

Plot file version 510 created 04-JUN-2021 15:27:52

J1625-2527 EB084 1.UVDATA.1

Freq = 22.1587 GHz, Bw = 32.000 MH

No calibration applied and no bandpass applied



0204060 204060 204060 204060
Channels

0204060 204060 204060 204060
Channels

0204060 204060 204060 204060
Channels

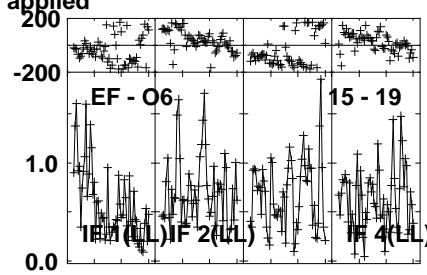
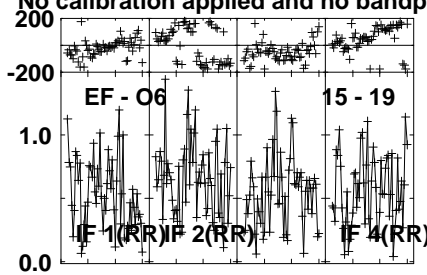
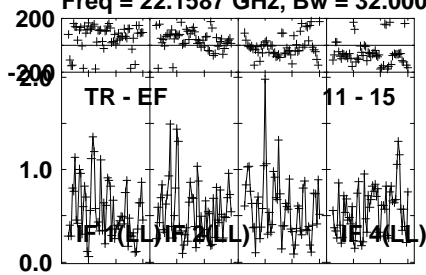
Lower frame: Milli Ampl Jy Top frame: Phas deg
Vector averaged cross-power spectrum Several baselines displayed
Timerange: 01/04:02:40 to 01/04:03:39

Plot file version 511 created 04-JUN-2021 15:27:52

J1625-2527 EB084 1.UVDATA.1

Freq = 22.1587 GHz, Bw = 32.000 MH

No calibration applied and no bandpass applied



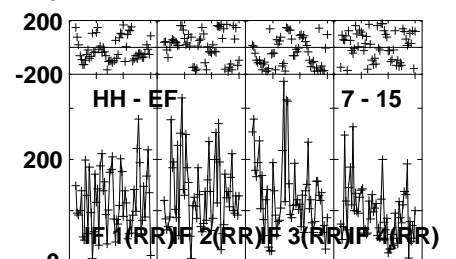
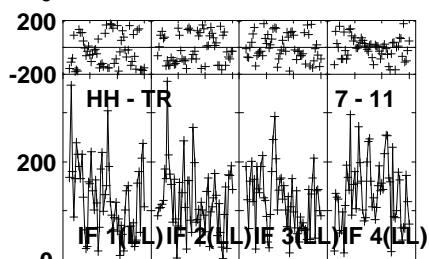
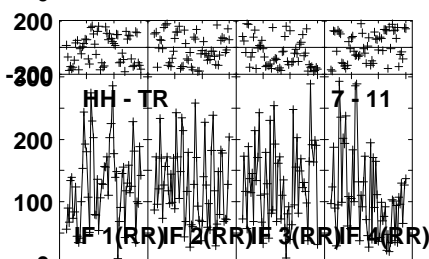
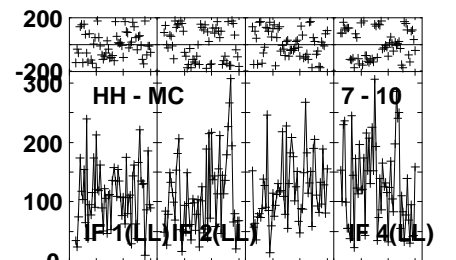
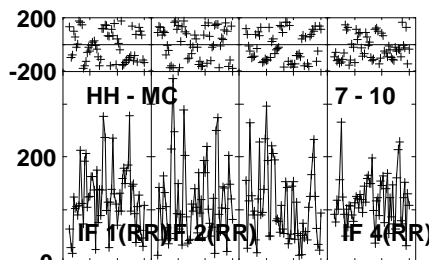
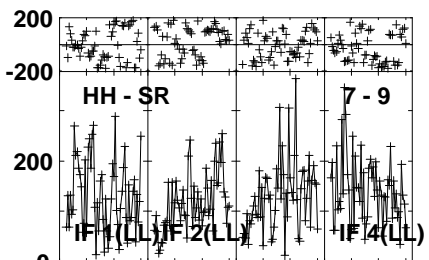
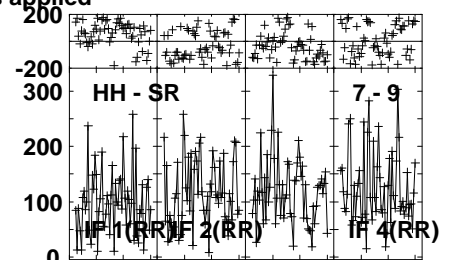
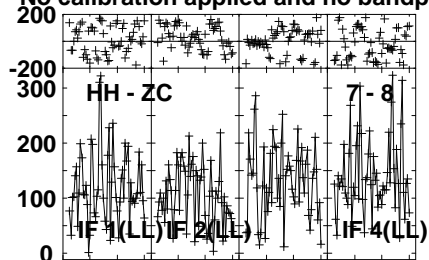
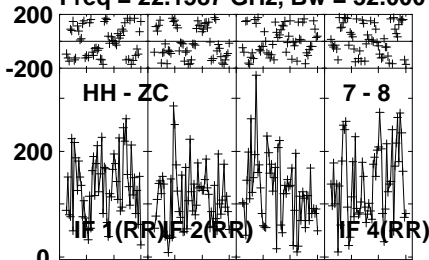
Lower frame: Milli Ampl Jy Top frame: Phas deg
Vector averaged cross-power spectrum Several baselines displayed
Timerange: 01/04:02:40 to 01/04:03:39

Plot file version 512 created 04-JUN-2021 15:27:52

I16293 EB084 1.UVDATA.1

Freq = 22.1587 GHz, Bw = 32.000 MH

No calibration applied and no bandpass applied



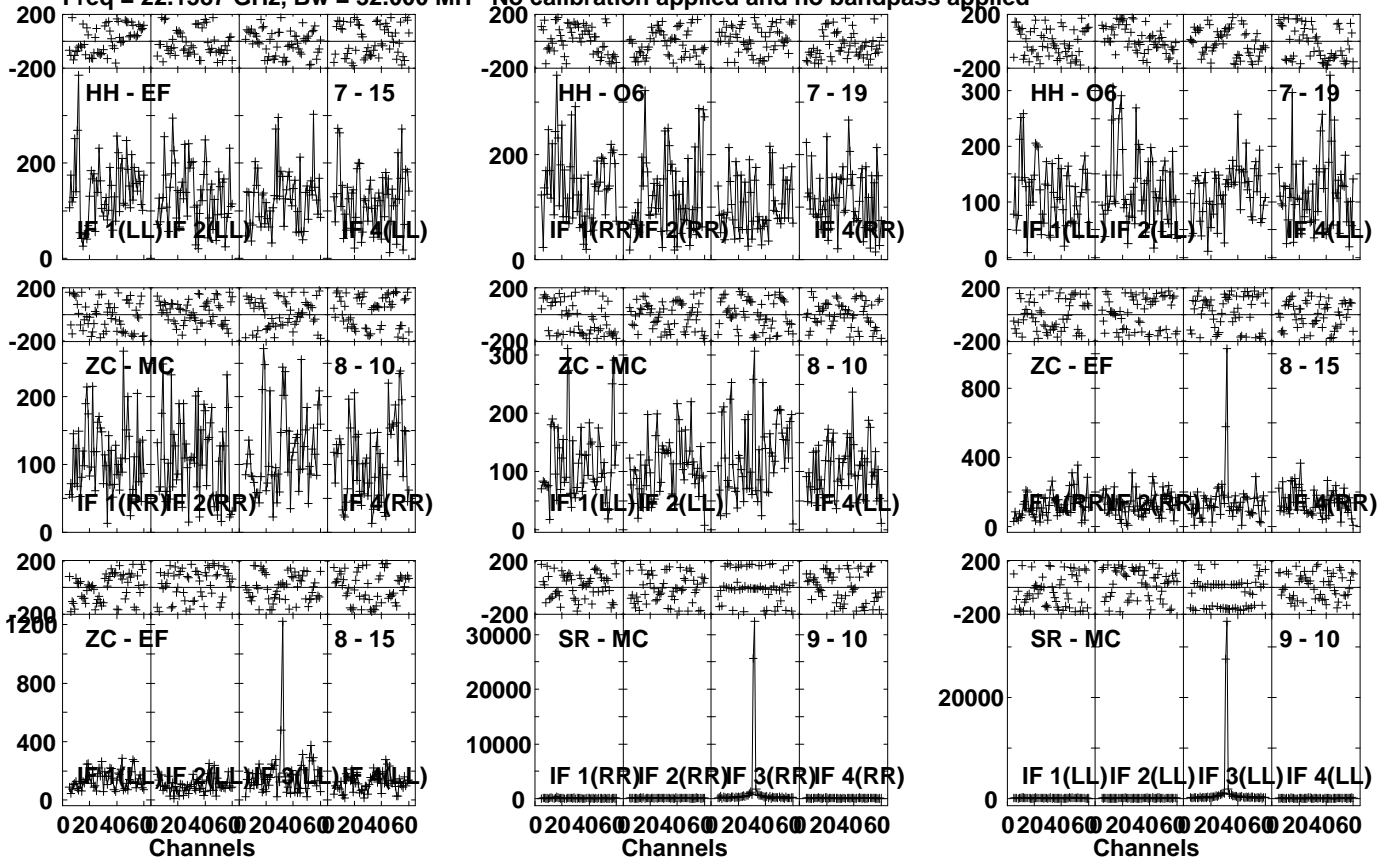
Lower frame: Micro Ampl Jy Top frame: Phas deg
Vector averaged cross-power spectrum Several baselines displayed
Timerange: 01/04:03:41 to 01/04:05:40

Plot file version 513 created 04-JUN-2021 15:27:52

I16293 EB084 1.UVDATA.1

Freq = 22.1587 GHz, Bw = 32.000 MH

No calibration applied and no bandpass applied



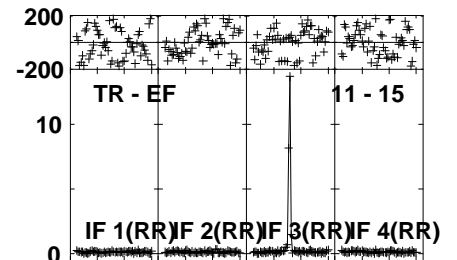
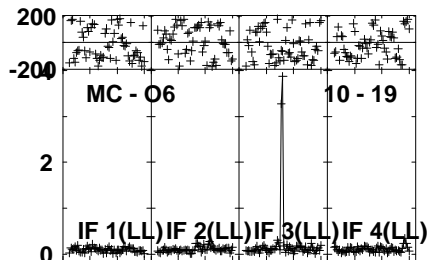
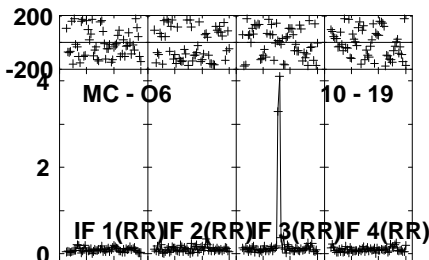
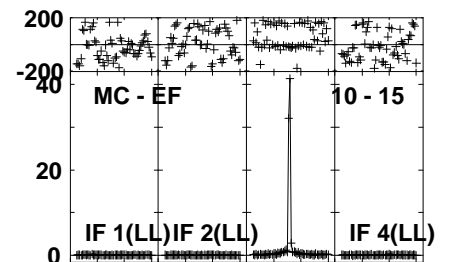
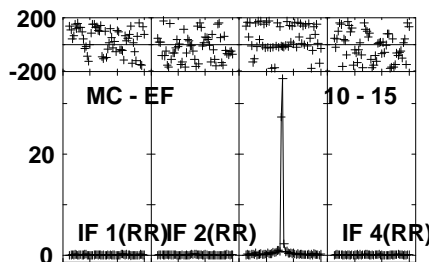
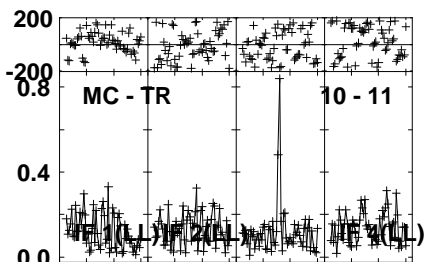
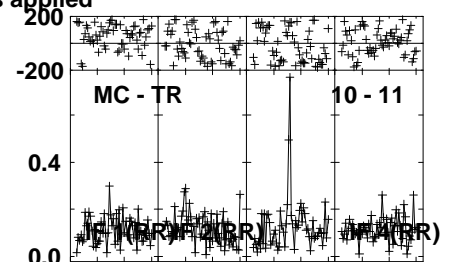
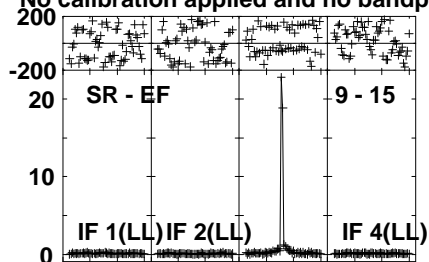
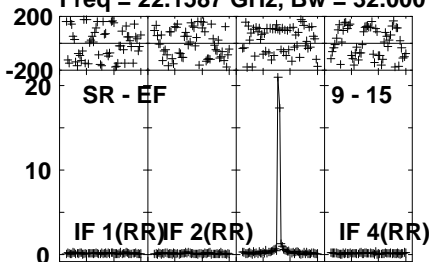
Lower frame: Micro Ampl Jy Top frame: Phas deg
Vector averaged cross-power spectrum Several baselines displayed
Timerange: 01/04:03:41 to 01/04:05:40

Plot file version 514 created 04-JUN-2021 15:27:52

I16293 EB084 1.UVDATA.1

Freq = 22.1587 GHz, Bw = 32.000 MH

No calibration applied and no bandpass applied



020406@20406@20406@20406@
Channels

020406@20406@20406@20406@
Channels

020406@20406@20406@20406@
Channels

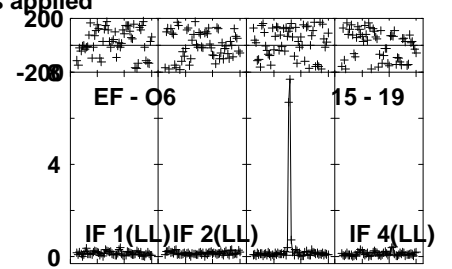
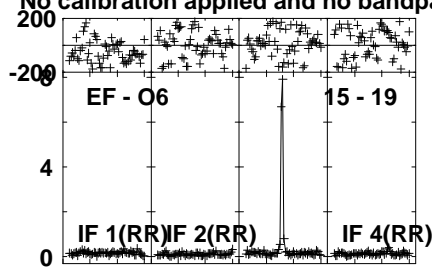
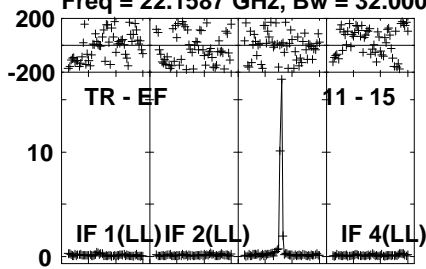
Lower frame: Milli Ampl Jy Top frame: Phas deg
Vector averaged cross-power spectrum Several baselines displayed
Timerange: 01/04:03:41 to 01/04:05:40

Plot file version 515 created 04-JUN-2021 15:27:52

I16293 EB084 1.UVDATA.1

Freq = 22.1587 GHz, Bw = 32.000 MH

No calibration applied and no bandpass applied



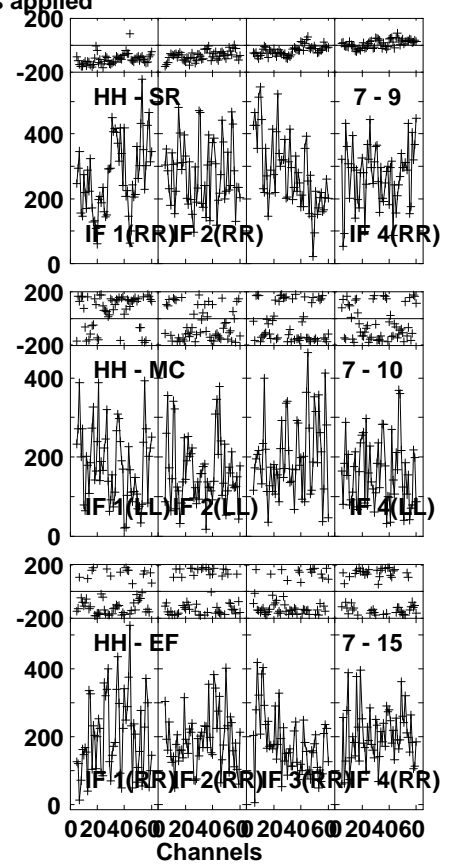
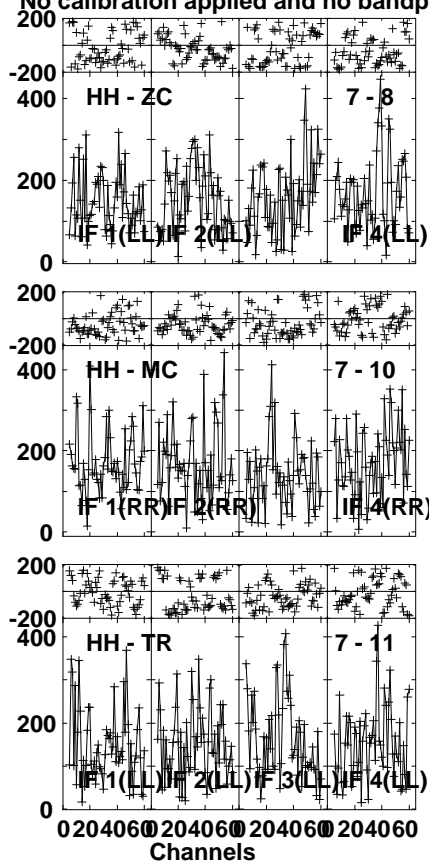
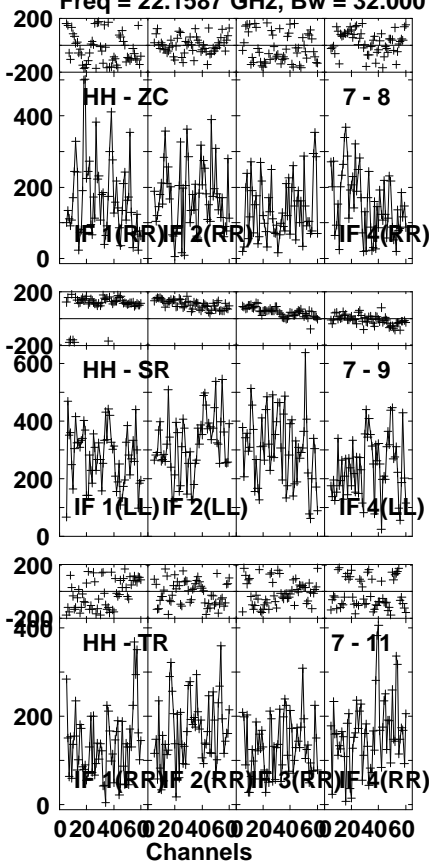
Lower frame: Milli Ampl Jy Top frame: Phas deg
Vector averaged cross-power spectrum Several baselines displayed
Timerange: 01/04:03:41 to 01/04:05:40

Plot file version 516 created 04-JUN-2021 15:27:52

J1625-2527 EB084 1.UVDATA.1

Freq = 22.1587 GHz, Bw = 32.000 MH

No calibration applied and no bandpass applied



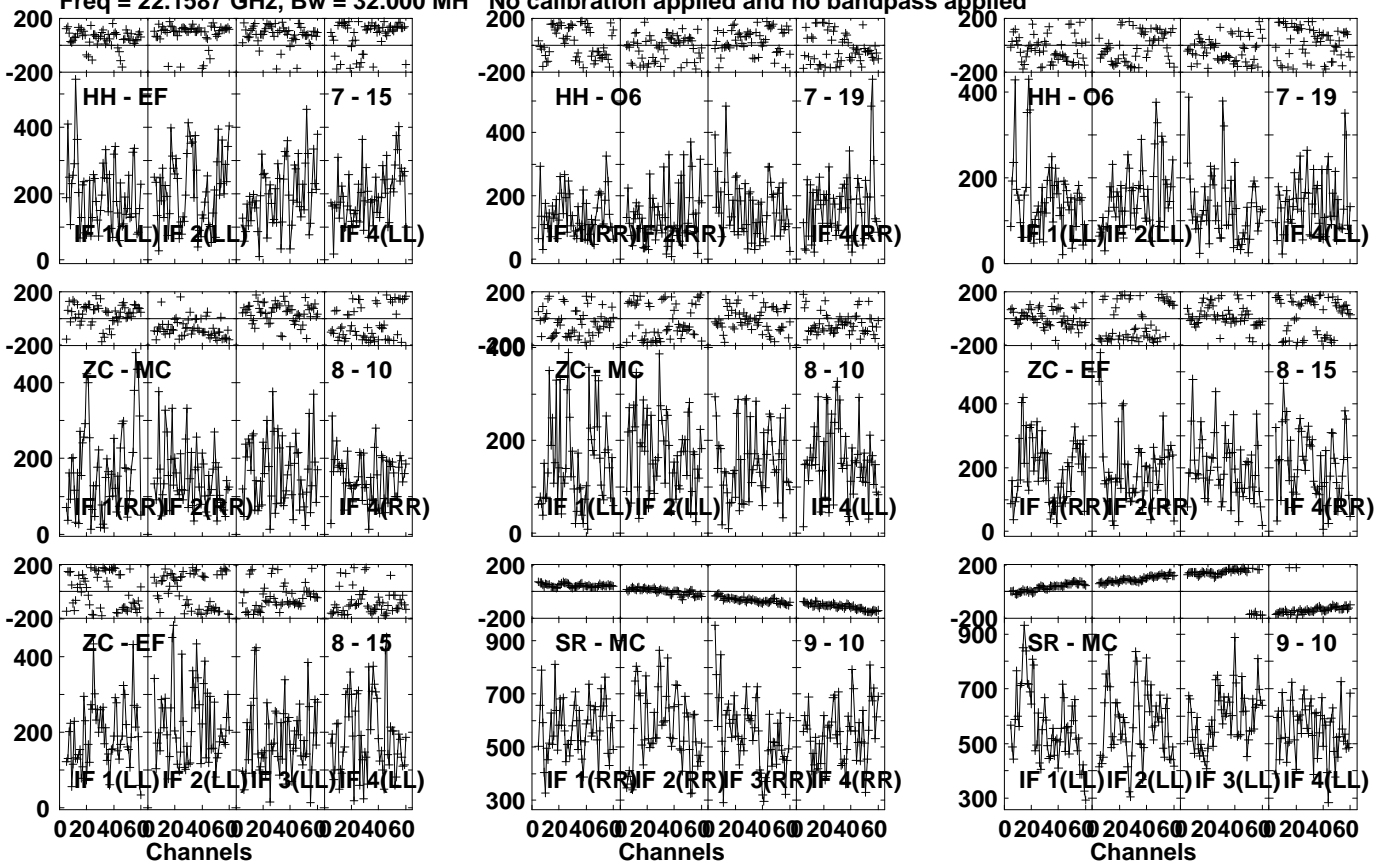
Lower frame: Micro Ampl Jy Top frame: Phas deg
Vector averaged cross-power spectrum Several baselines displayed
Timerange: 01/04:06:20 to 01/04:07:19

Plot file version 517 created 04-JUN-2021 15:27:52

J1625-2527 EB084 1.UVDATA.1

Freq = 22.1587 GHz, Bw = 32.000 MH

No calibration applied and no bandpass applied



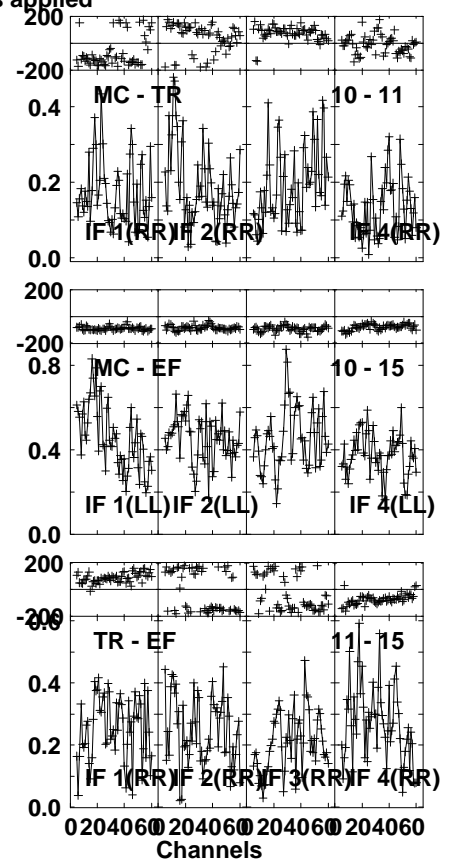
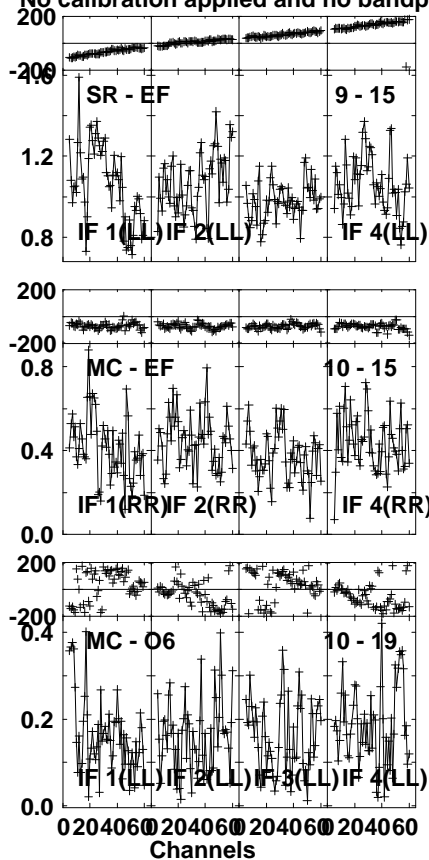
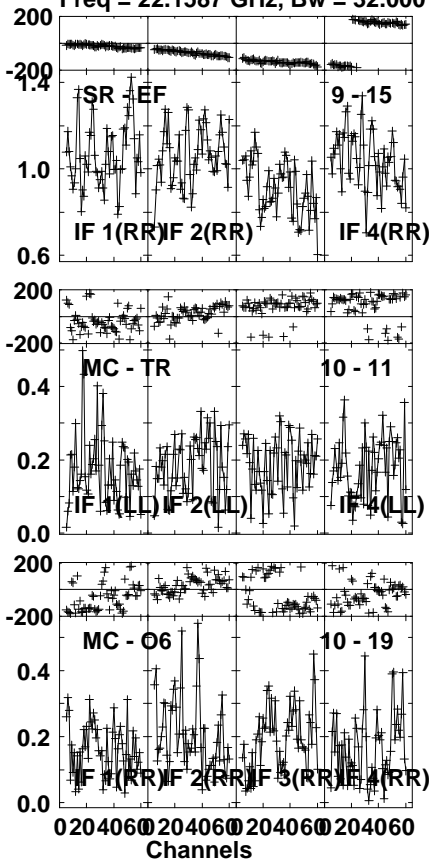
Lower frame: Micro Ampl Jy Top frame: Phas deg
Vector averaged cross-power spectrum Several baselines displayed
Timerange: 01/04:06:20 to 01/04:07:19

Plot file version 518 created 04-JUN-2021 15:27:52

J1625-2527 EB084 1.UVDATA.1

Freq = 22.1587 GHz, Bw = 32.000 MH

No calibration applied and no bandpass applied



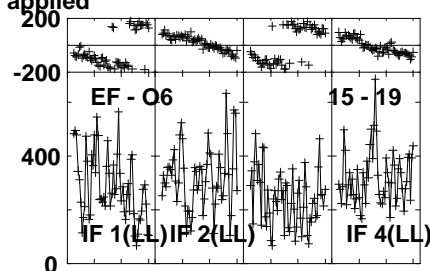
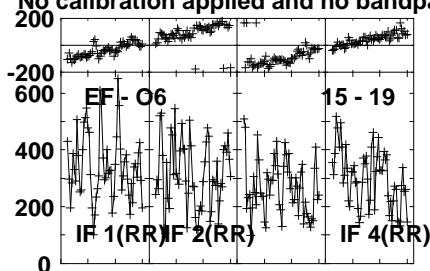
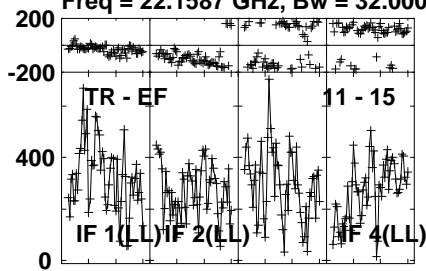
Lower frame: Milli Ampl Jy Top frame: Phas deg
Vector averaged cross-power spectrum Several baselines displayed
Timerange: 01/04:06:20 to 01/04:07:19

Plot file version 519 created 04-JUN-2021 15:27:52

J1625-2527 EB084 1.UVDATA.1

Freq = 22.1587 GHz, Bw = 32.000 MH

No calibration applied and no bandpass applied



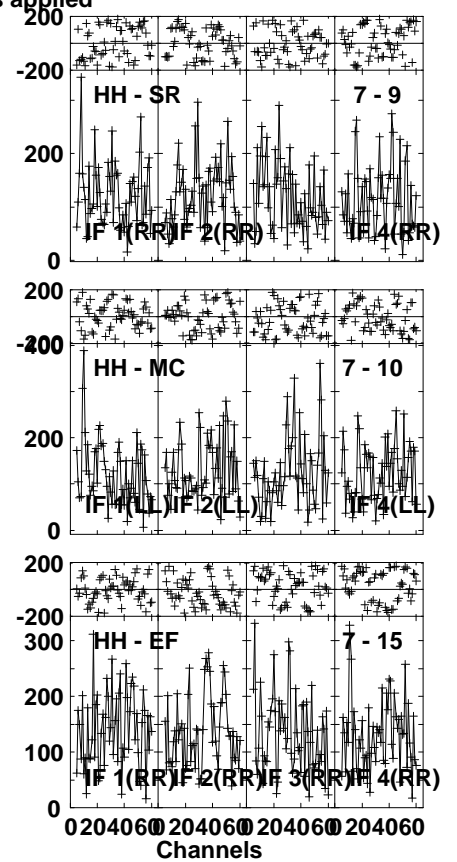
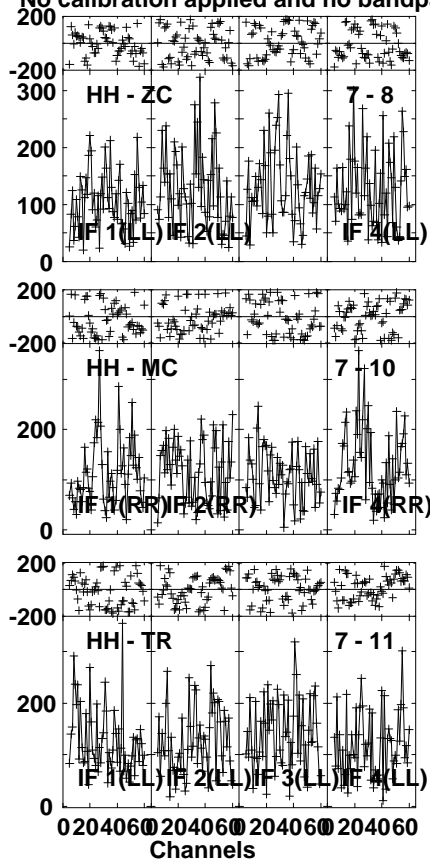
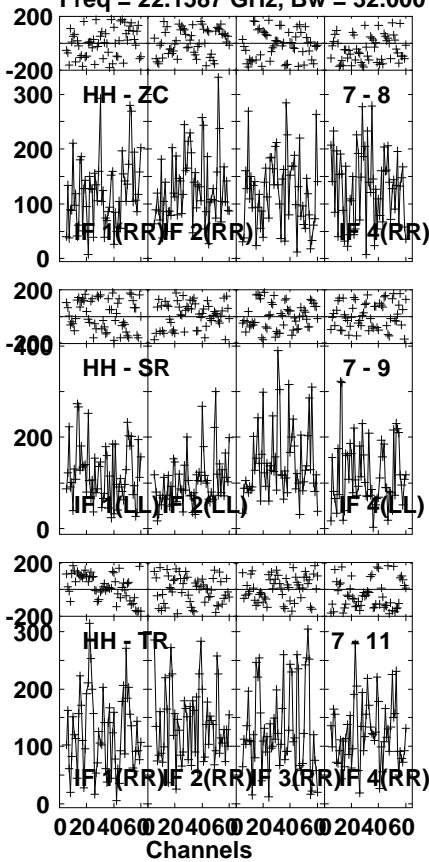
Lower frame: Micro Ampl Jy Top frame: Phas deg
Vector averaged cross-power spectrum Several baselines displayed
Timerange: 01/04:06:20 to 01/04:07:19

Plot file version 520 created 04-JUN-2021 15:27:52

I16293 EB084 1.UVDATA.1

Freq = 22.1587 GHz, Bw = 32.000 MH

No calibration applied and no bandpass applied



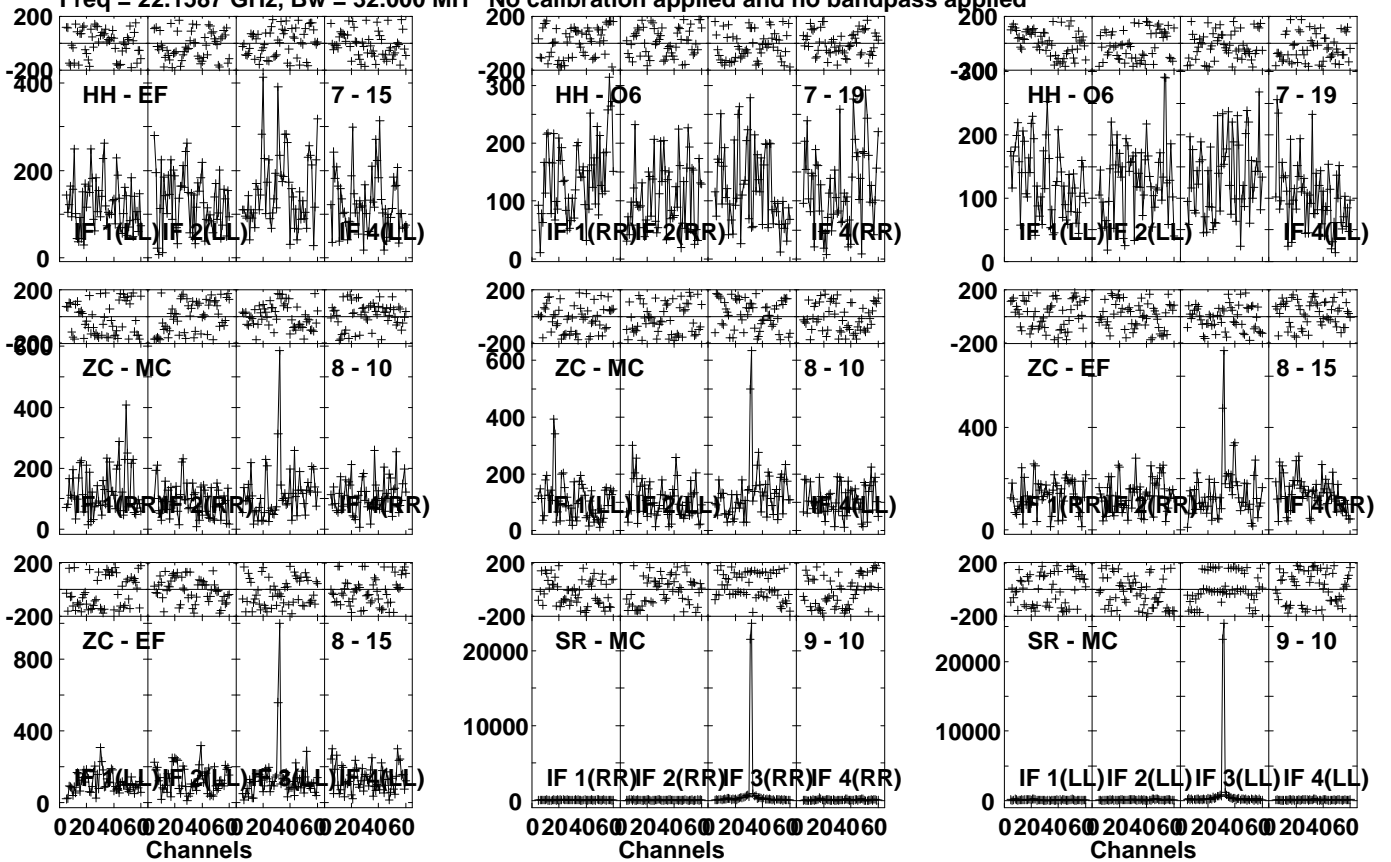
Lower frame: Micro Ampl Jy Top frame: Phas deg
Vector averaged cross-power spectrum Several baselines displayed
Timerange: 01/04:07:21 to 01/04:09:19

Plot file version 521 created 04-JUN-2021 15:27:52

I16293 EB084 1.UVDATA.1

Freq = 22.1587 GHz, Bw = 32.000 MH

No calibration applied and no bandpass applied



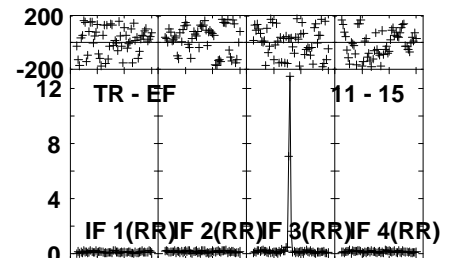
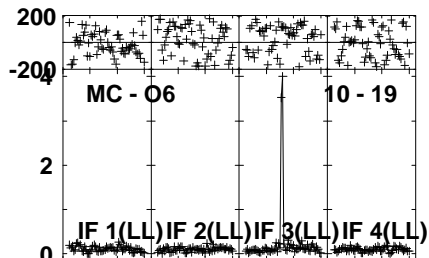
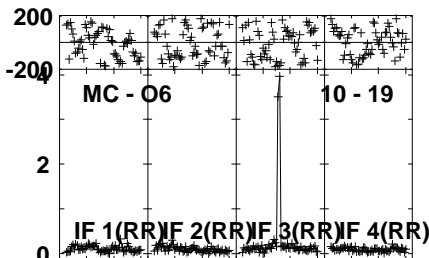
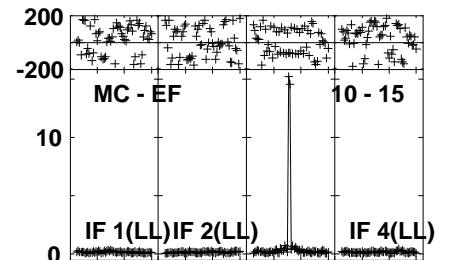
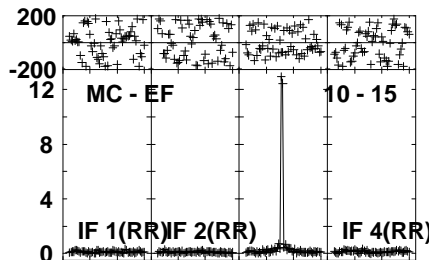
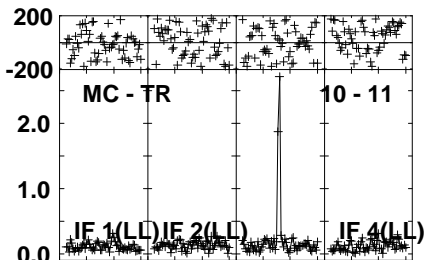
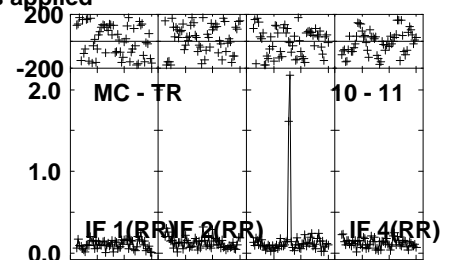

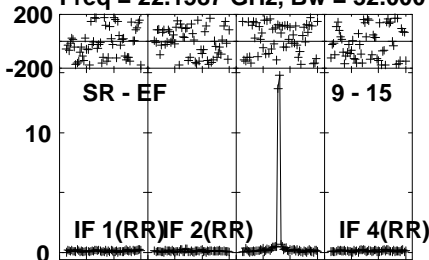
Lower frame: Micro Ampl Jy Top frame: Phas deg
Vector averaged cross-power spectrum Several baselines displayed
Timerange: 01/04:07:21 to 01/04:09:19

Plot file version 522 created 04-JUN-2021 15:27:52

I16293 EB084 1.UVDATA.1

Freq = 22.1587 GHz, Bw = 32.000 MH

No calibration applied and no bandpass applied



0204060 204060 204060 204060 204060
Channels

0204060 204060 204060 204060 204060
Channels

0204060 204060 204060 204060 204060
Channels

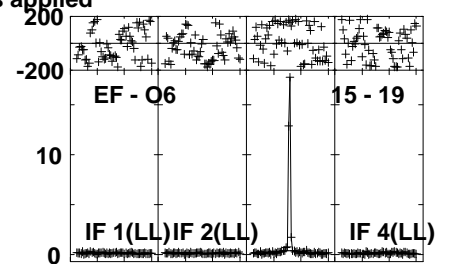
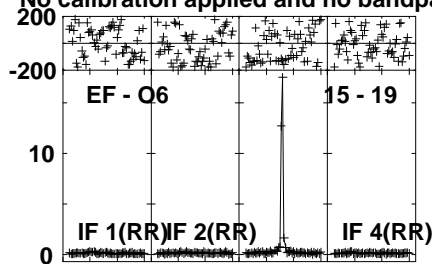
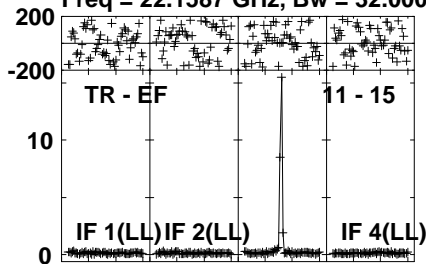
Lower frame: Milli Ampl Jy Top frame: Phas deg
Vector averaged cross-power spectrum Several baselines displayed
Timerange: 01/04:07:21 to 01/04:09:19

Plot file version 523 created 04-JUN-2021 15:27:53

I16293 EB084 1.UVDATA.1

Freq = 22.1587 GHz, Bw = 32.000 MH

No calibration applied and no bandpass applied



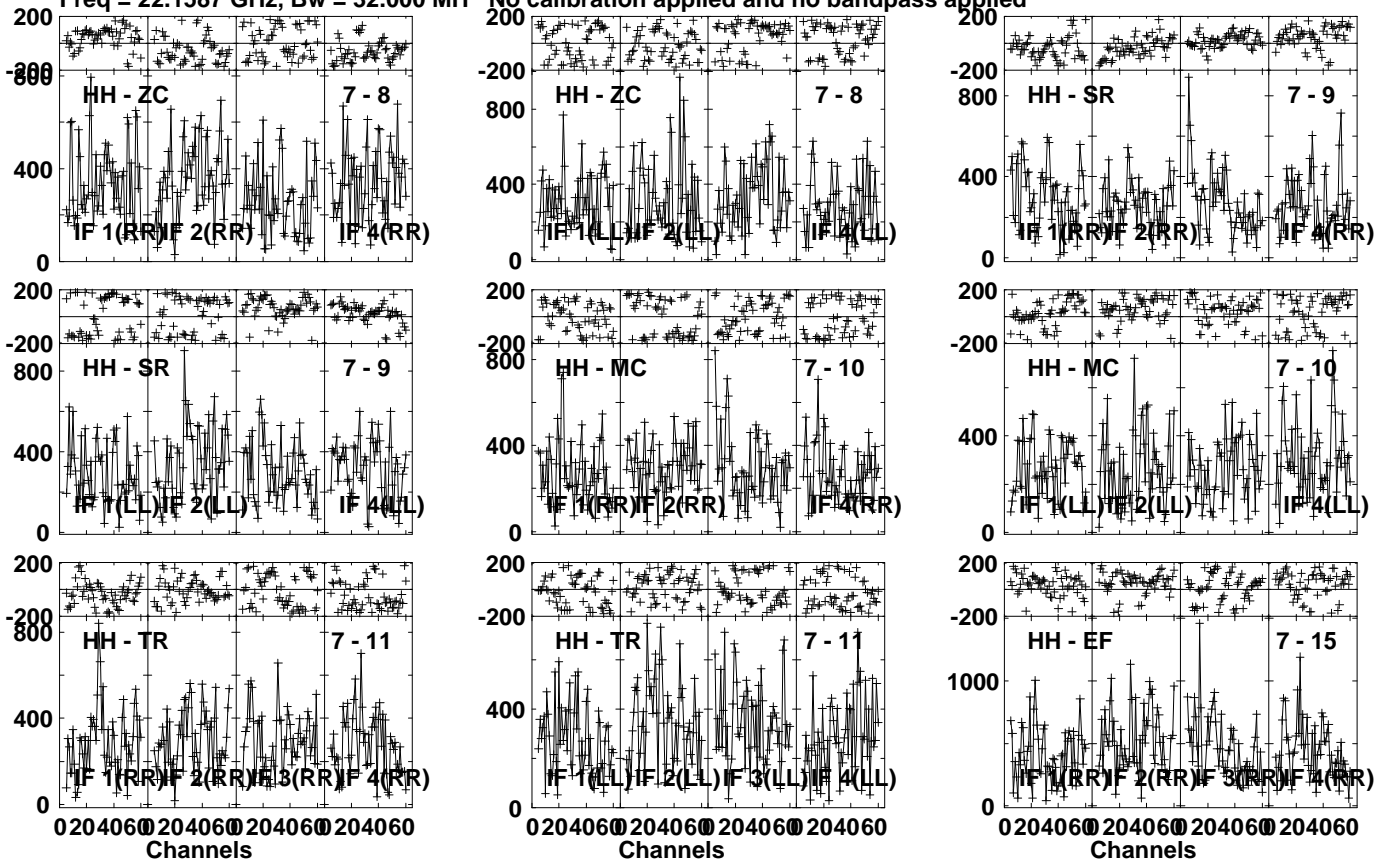
Lower frame: Milli Ampl Jy Top frame: Phas deg
Vector averaged cross-power spectrum Several baselines displayed
Timerange: 01/04:07:21 to 01/04:09:19

Plot file version 524 created 04-JUN-2021 15:27:53

J1625-2527 EB084 1.UVDATA.1

Freq = 22.1587 GHz, Bw = 32.000 MH

No calibration applied and no bandpass applied



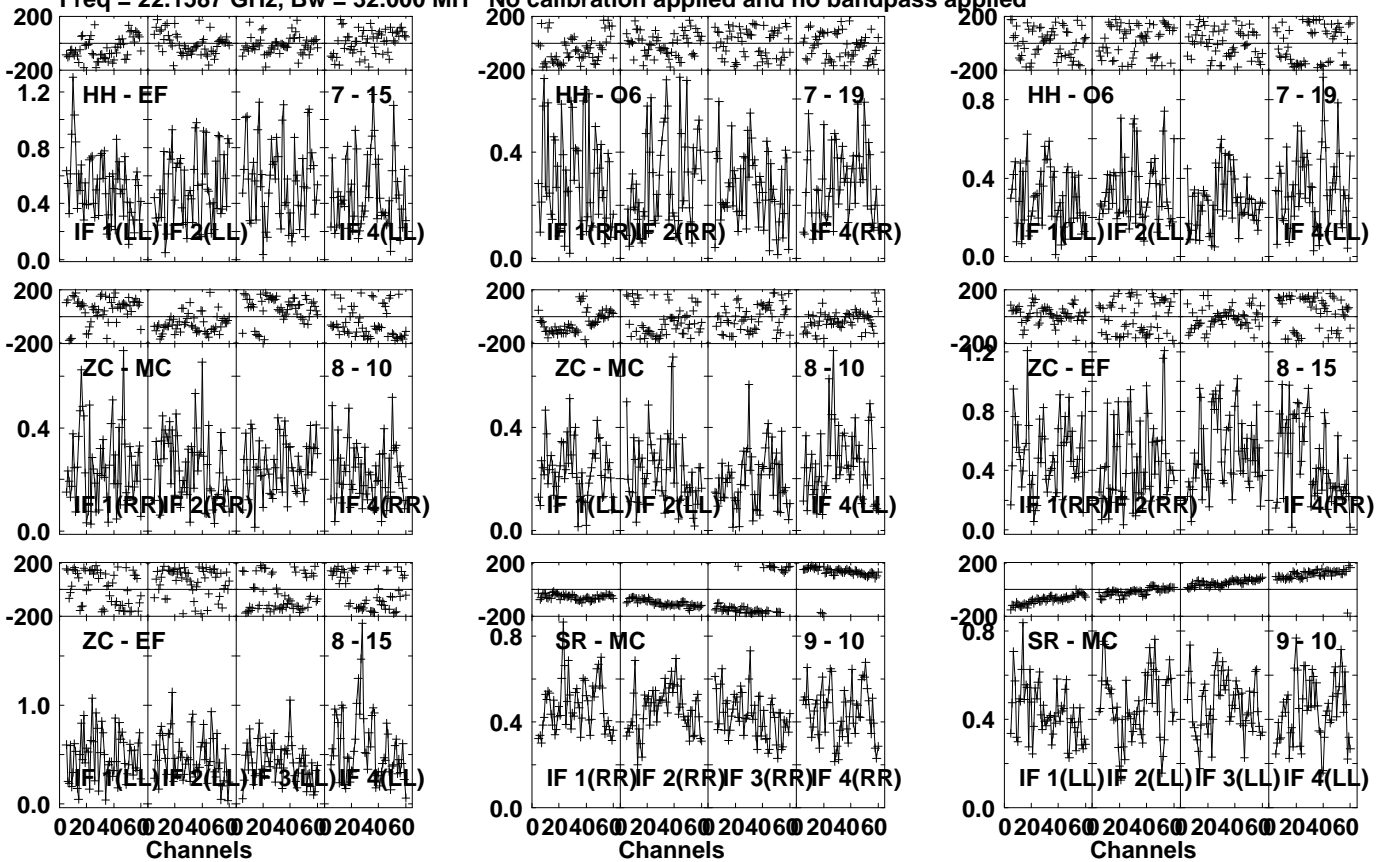
Lower frame: Micro Ampl Jy Top frame: Phas deg
Vector averaged cross-power spectrum Several baselines displayed
Timerange: 01/04:09:20 to 01/04:10:19

Plot file version 525 created 04-JUN-2021 15:27:53

J1625-2527 EB084 1.UVDATA.1

Freq = 22.1587 GHz, Bw = 32.000 MH

No calibration applied and no bandpass applied



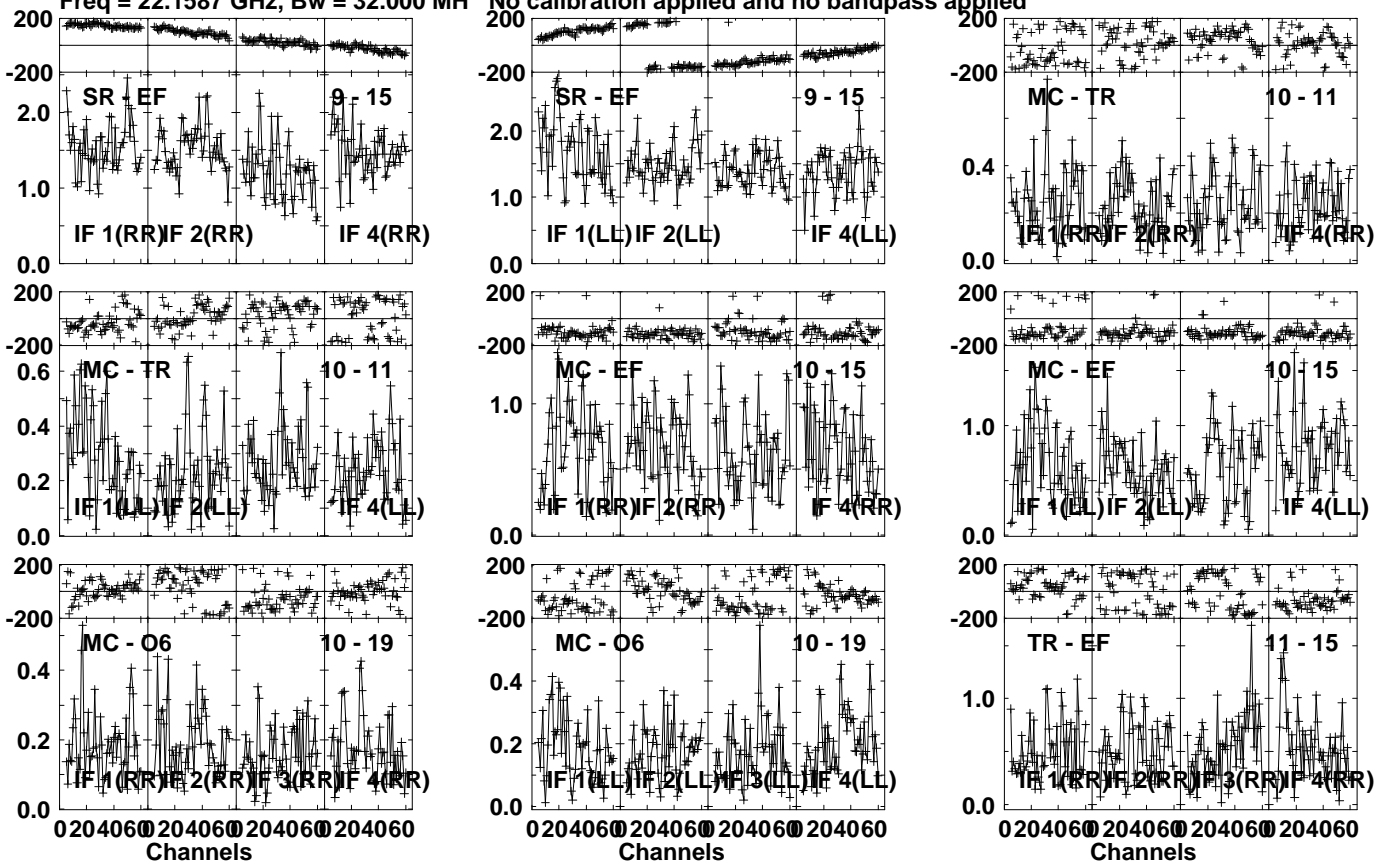
Lower frame: Milli Ampl Jy Top frame: Phas deg
Vector averaged cross-power spectrum Several baselines displayed
Timerange: 01/04:09:20 to 01/04:10:19

Plot file version 526 created 04-JUN-2021 15:27:53

J1625-2527 EB084 1.UVDATA.1

Freq = 22.1587 GHz, Bw = 32.000 MH

No calibration applied and no bandpass applied



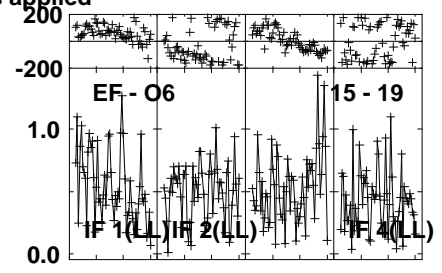
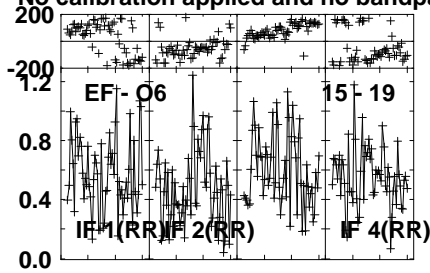
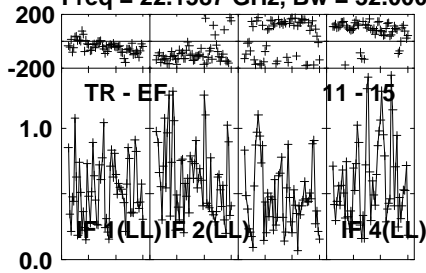
Lower frame: Milli Ampl Jy Top frame: Phas deg
Vector averaged cross-power spectrum Several baselines displayed
Timerange: 01/04:09:20 to 01/04:10:19

Plot file version 527 created 04-JUN-2021 15:27:53

J1625-2527 EB084 1.UVDATA.1

Freq = 22.1587 GHz, Bw = 32.000 MH

No calibration applied and no bandpass applied



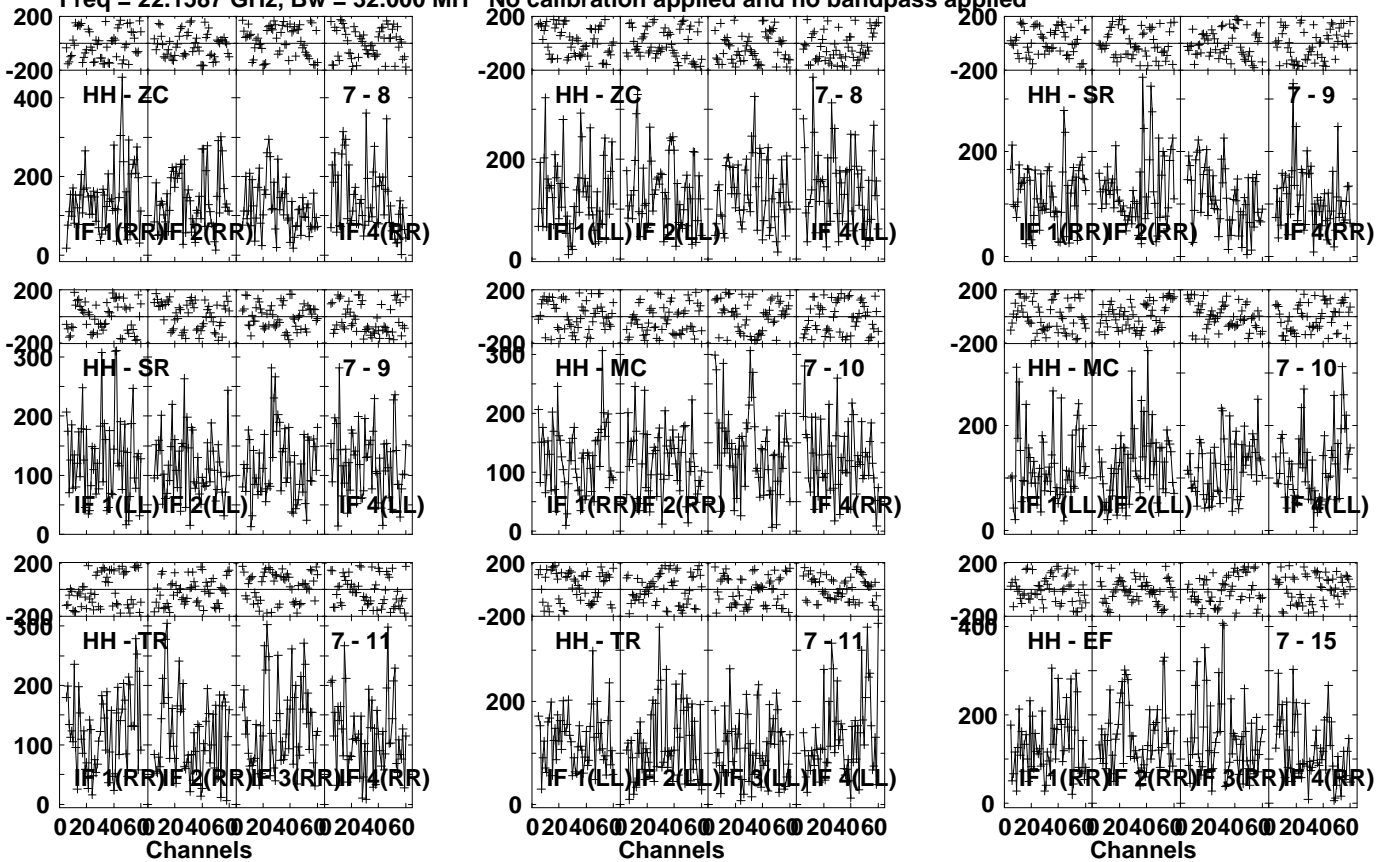
Lower frame: Milli Ampl Jy Top frame: Phas deg
Vector averaged cross-power spectrum Several baselines displayed
Timerange: 01/04:09:20 to 01/04:10:19

Plot file version 528 created 04-JUN-2021 15:27:53

I16293 EB084 1.UVDATA.1

Freq = 22.1587 GHz, Bw = 32.000 MH

No calibration applied and no bandpass applied



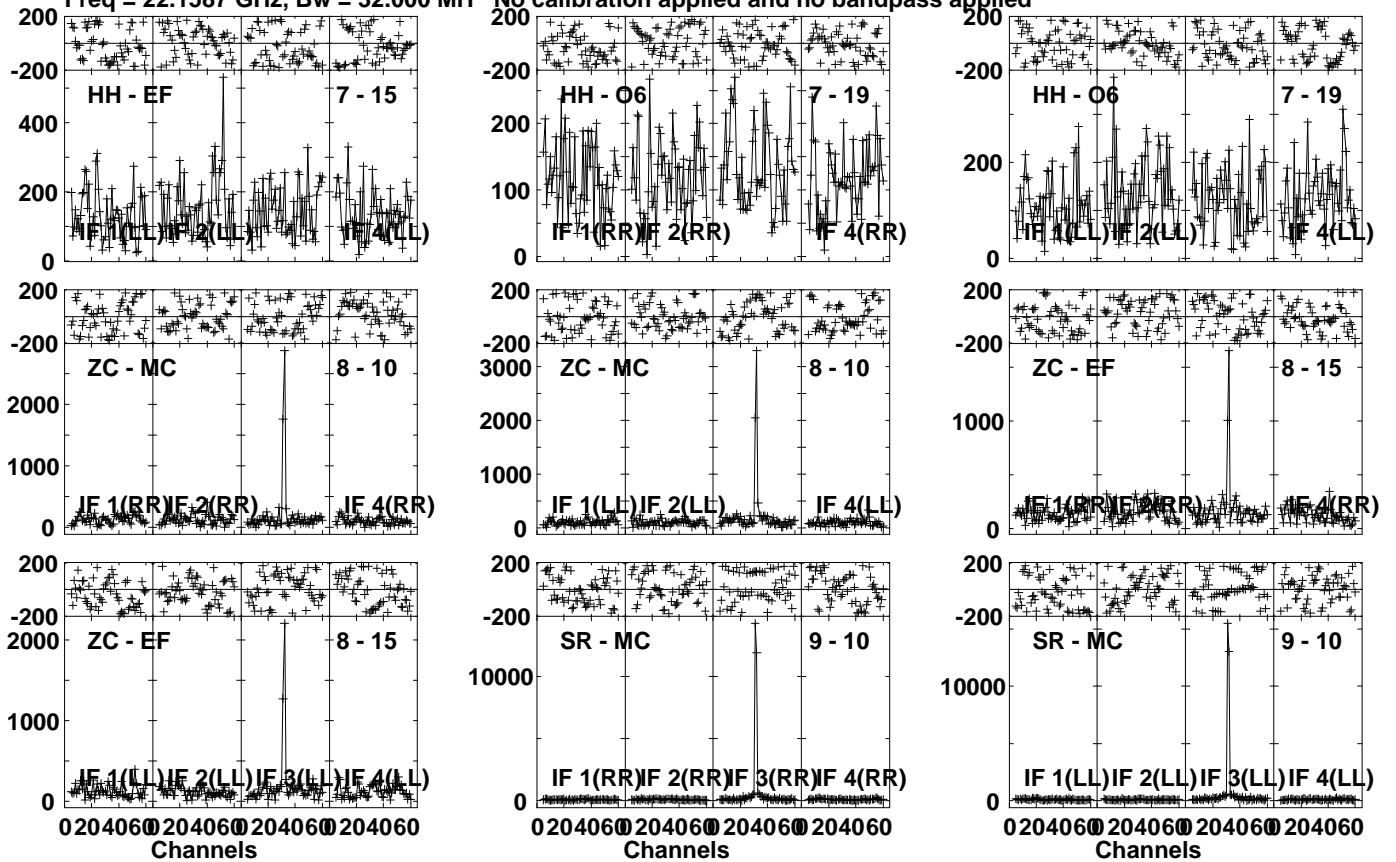
Lower frame: Micro Ampl Jy Top frame: Phas deg
Vector averaged cross-power spectrum Several baselines displayed
Timerange: 01/04:10:21 to 01/04:12:20

Plot file version 529 created 04-JUN-2021 15:27:53

I16293 EB084 1.UVDATA.1

Freq = 22.1587 GHz, Bw = 32.000 MH

No calibration applied and no bandpass applied



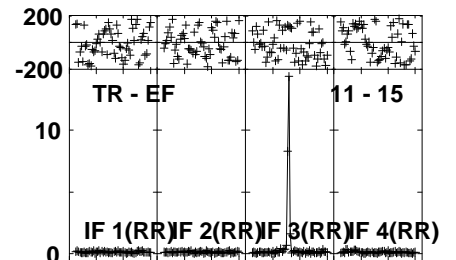
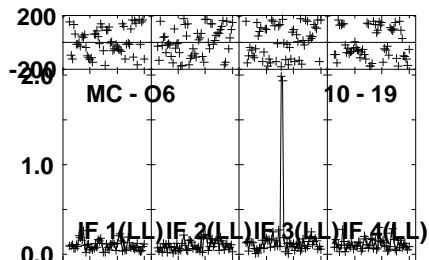
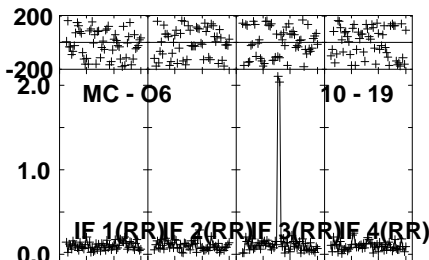
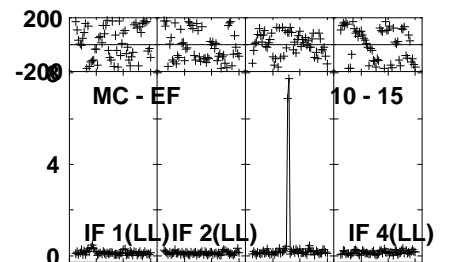
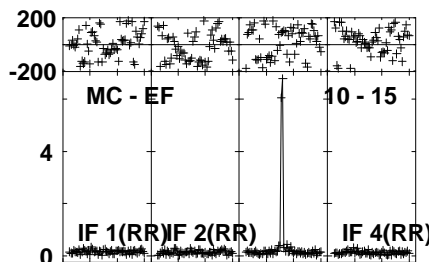
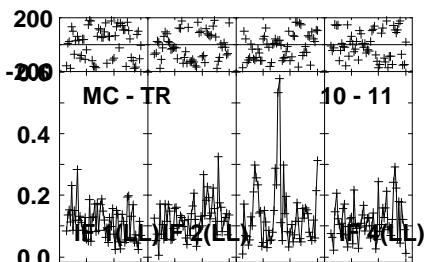
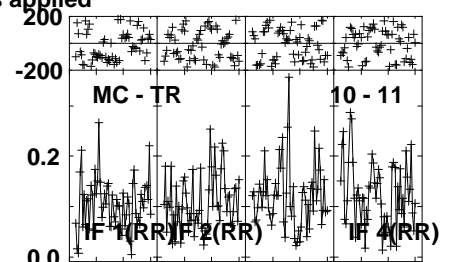
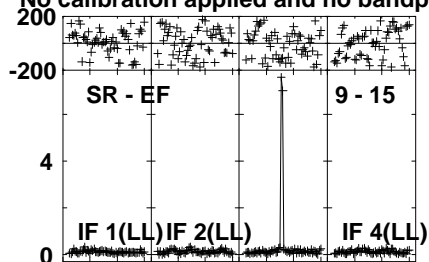
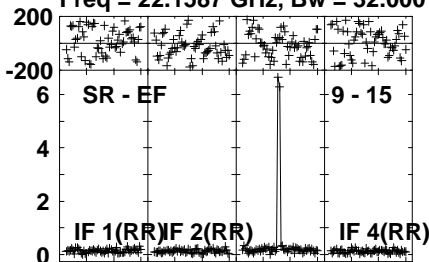
Lower frame: Micro Ampl Jy Top frame: Phas deg
Vector averaged cross-power spectrum Several baselines displayed
Timerange: 01/04:10:21 to 01/04:12:20

Plot file version 530 created 04-JUN-2021 15:27:53

I16293 EB084 1.UVDATA.1

Freq = 22.1587 GHz, Bw = 32.000 MH

No calibration applied and no bandpass applied



020406@20406@20406@20406@
Channels

020406@20406@20406@20406@
Channels

020406@20406@20406@20406@
Channels

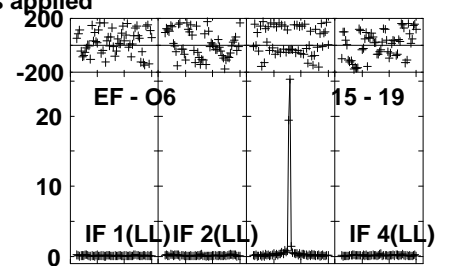
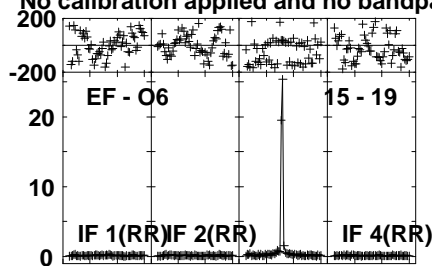
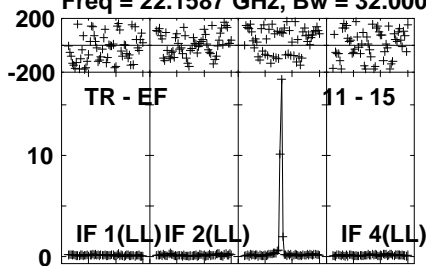
Lower frame: Milli Ampl Jy Top frame: Phas deg
Vector averaged cross-power spectrum Several baselines displayed
Timerange: 01/04:10:21 to 01/04:12:20

Plot file version 531 created 04-JUN-2021 15:27:53

I16293 EB084 1.UVDATA.1

Freq = 22.1587 GHz, Bw = 32.000 MH

No calibration applied and no bandpass applied



Lower frame: Milli Ampl Jy Top frame: Phas deg

Vector averaged cross-power spectrum Several baselines displayed

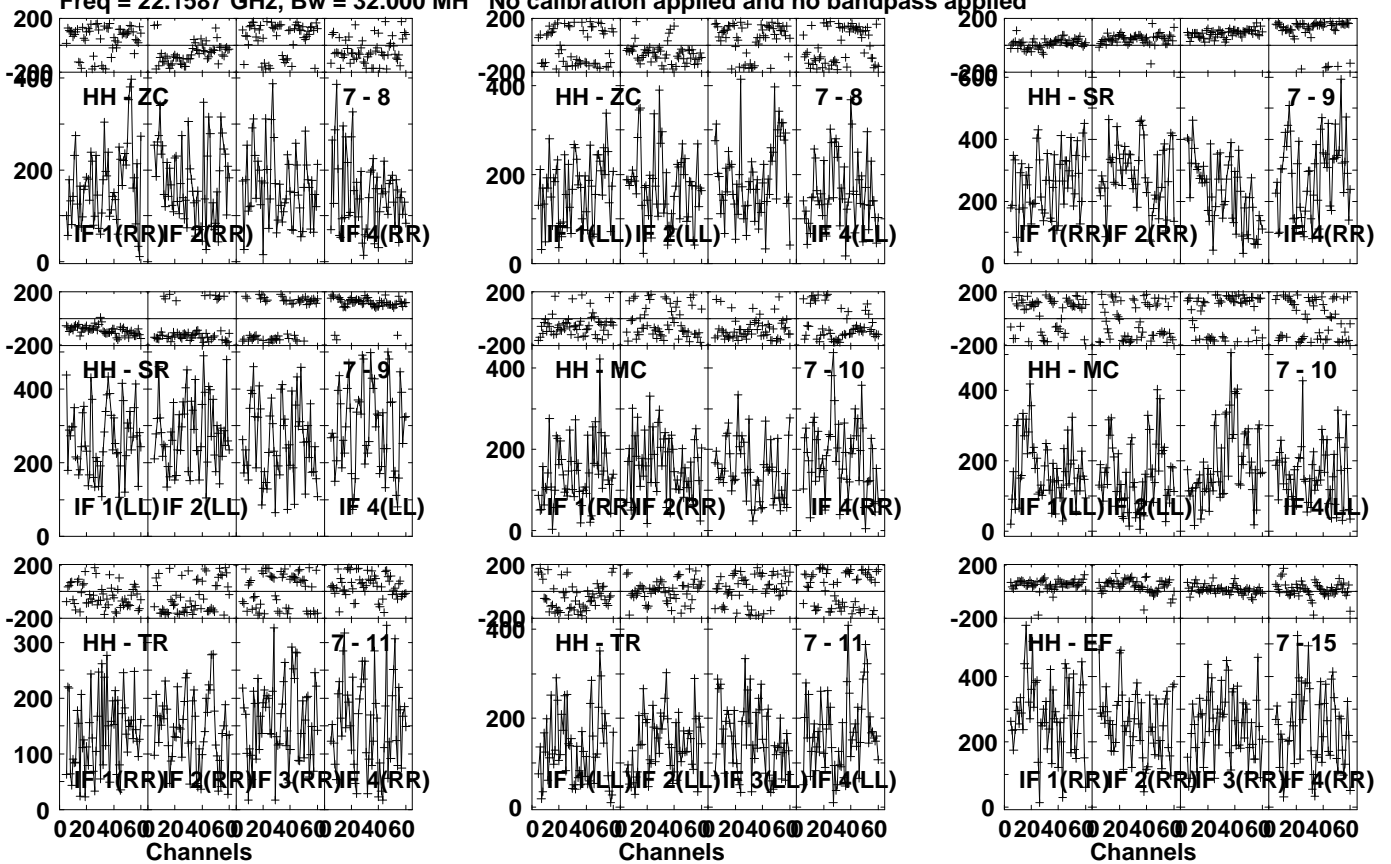
Timerange: 01/04:10:21 to 01/04:12:20

Plot file version 532 created 04-JUN-2021 15:27:53

J1625-2527 EB084 1.UVDATA.1

Freq = 22.1587 GHz, Bw = 32.000 MH

No calibration applied and no bandpass applied



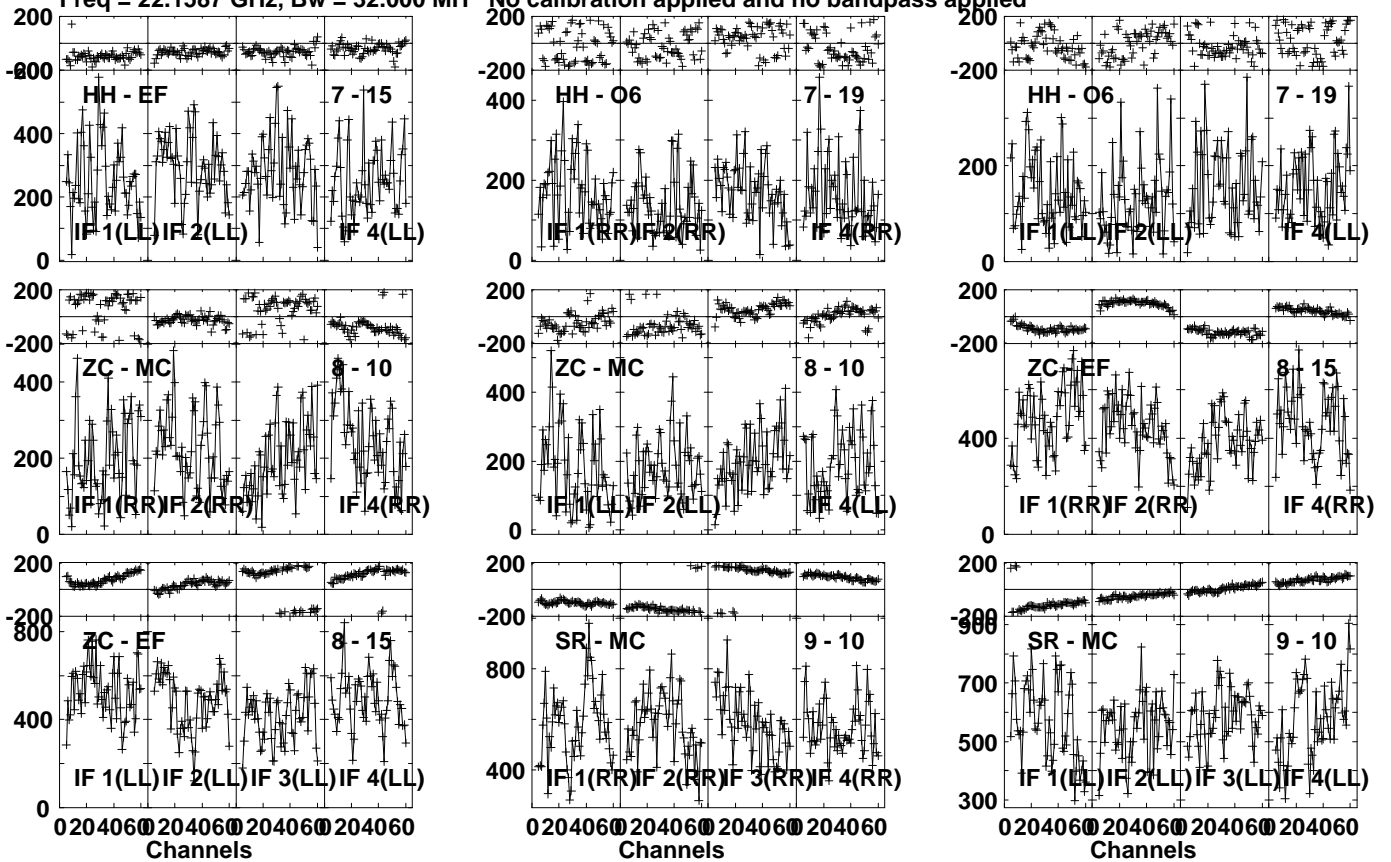
Lower frame: Micro Ampl Jy Top frame: Phas deg
 Vector averaged cross-power spectrum Several baselines displayed
 Timerange: 01/04:13:00 to 01/04:13:59

Plot file version 533 created 04-JUN-2021 15:27:53

J1625-2527 EB084 1.UVDATA.1

Freq = 22.1587 GHz, Bw = 32.000 MH

No calibration applied and no bandpass applied



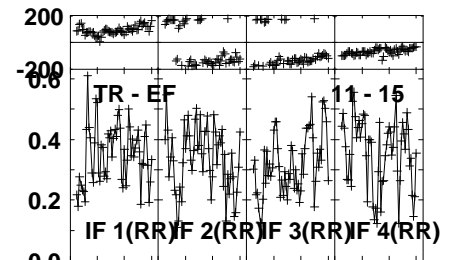
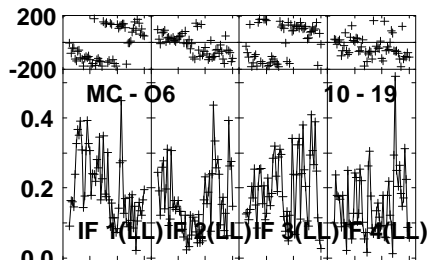
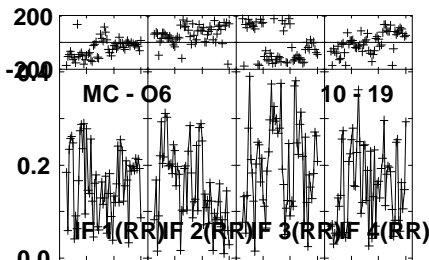
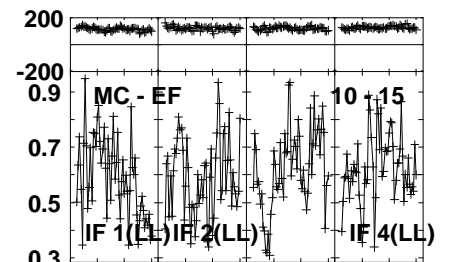
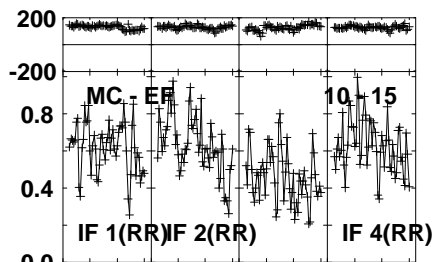
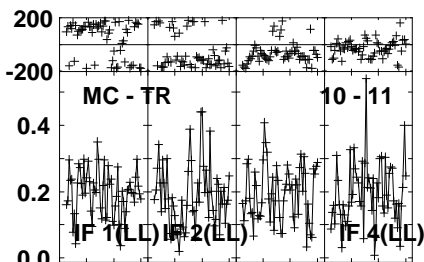
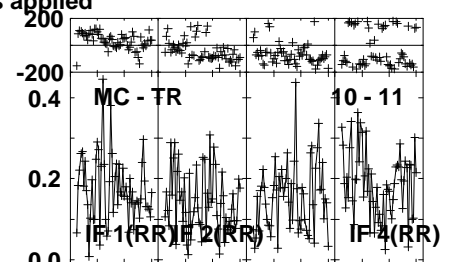
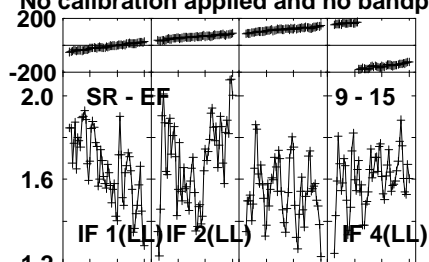
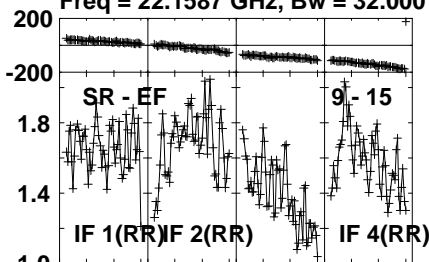
Lower frame: Micro Ampl Jy Top frame: Phas deg
Vector averaged cross-power spectrum Several baselines displayed
Timerange: 01/04:13:00 to 01/04:13:59

Plot file version 534 created 04-JUN-2021 15:27:53

J1625-2527 EB084 1.UVDATA.1

Freq = 22.1587 GHz, Bw = 32.000 MH

No calibration applied and no bandpass applied



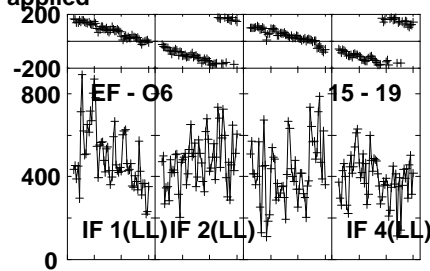
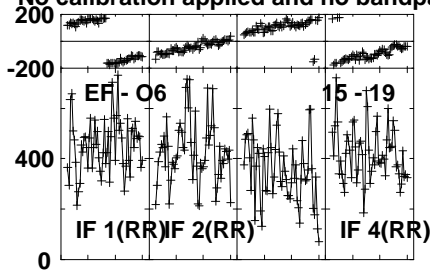
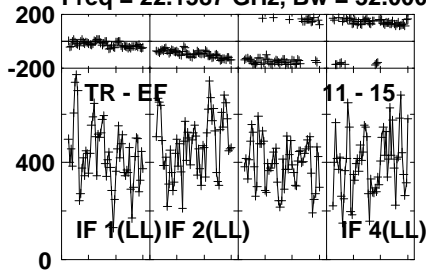
Lower frame: Milli Ampl Jy Top frame: Phas deg
Vector averaged cross-power spectrum Several baselines displayed
Timerange: 01/04:13:00 to 01/04:13:59

Plot file version 535 created 04-JUN-2021 15:27:53

J1625-2527 EB084 1.UVDATA.1

Freq = 22.1587 GHz, Bw = 32.000 MH

No calibration applied and no bandpass applied



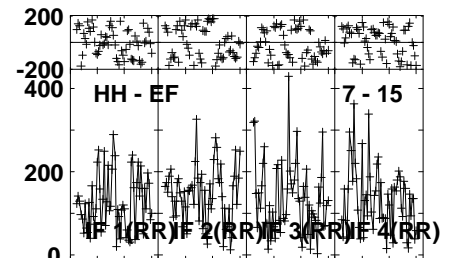
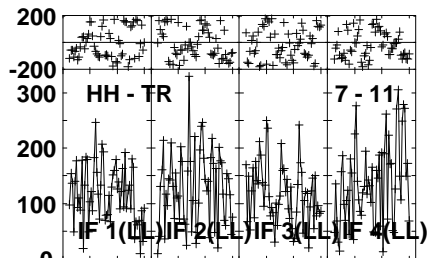
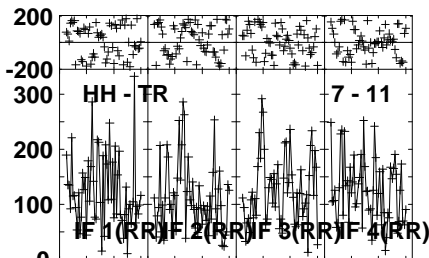
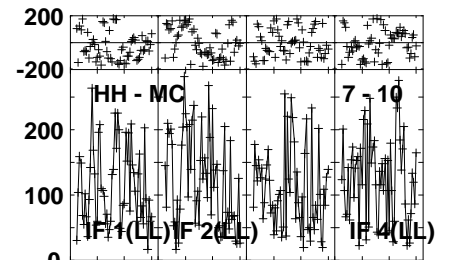
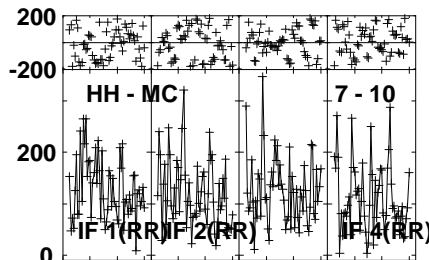
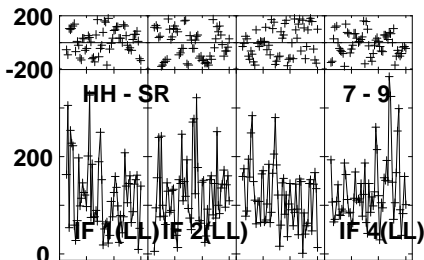
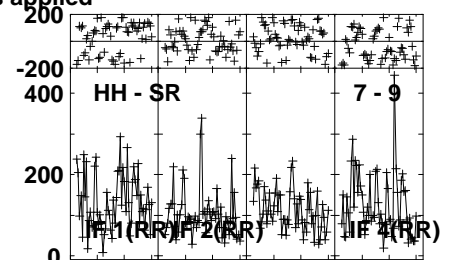
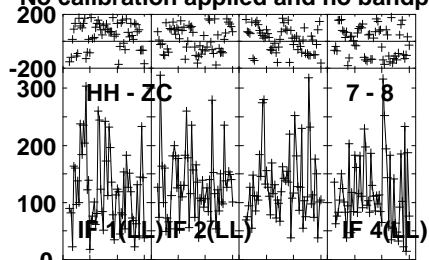
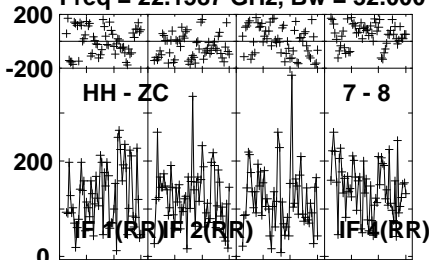
Lower frame: Micro Ampl Jy Top frame: Phas deg
Vector averaged cross-power spectrum Several baselines displayed
Timerange: 01/04:13:00 to 01/04:13:59

Plot file version 536 created 04-JUN-2021 15:27:53

I16293 EB084 1.UVDATA.1

Freq = 22.1587 GHz, Bw = 32.000 MH

No calibration applied and no bandpass applied



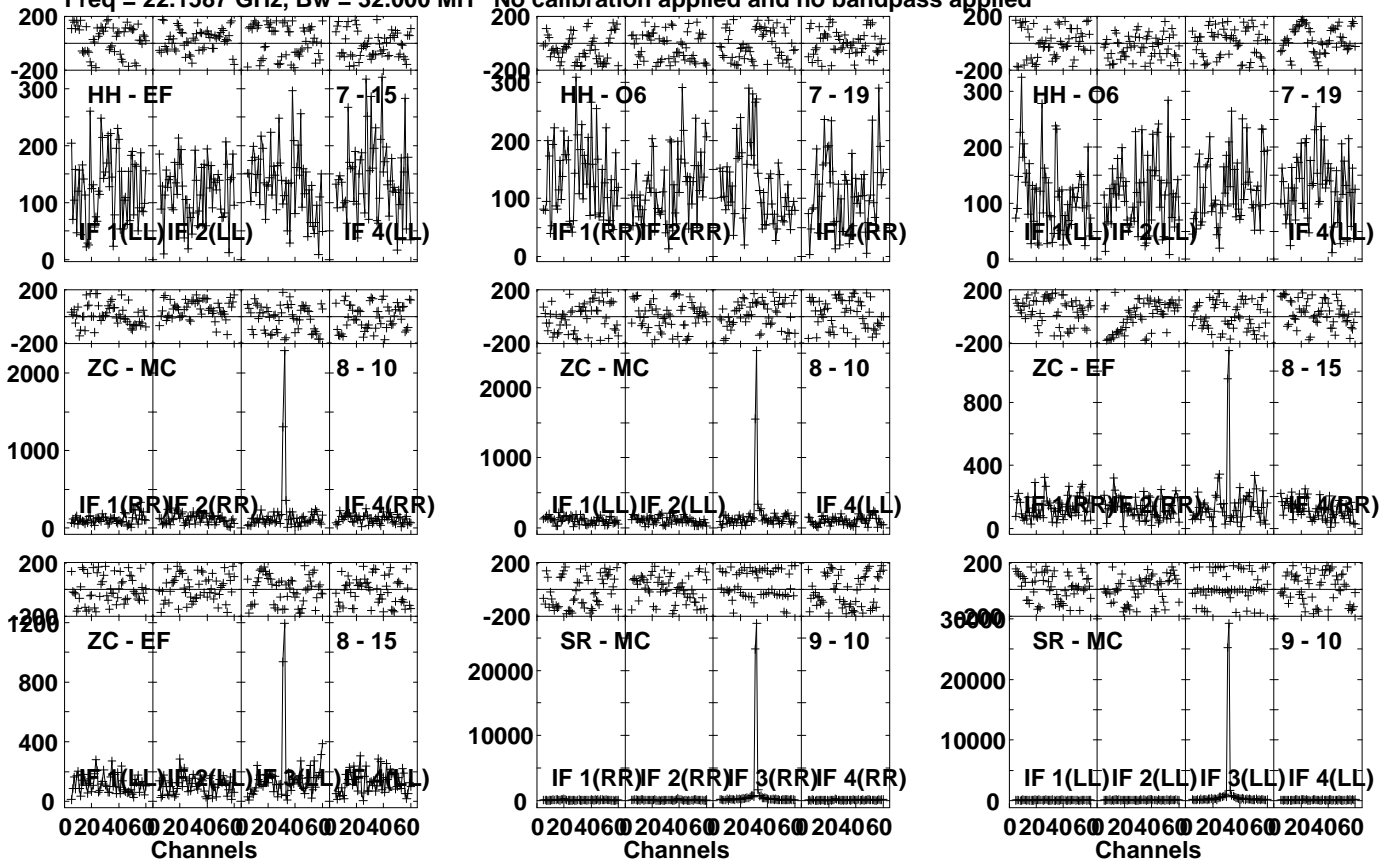
Lower frame: Micro Ampl Jy Top frame: Phas deg
Vector averaged cross-power spectrum Several baselines displayed
Timerange: 01/04:14:01 to 01/04:16:00

Plot file version 537 created 04-JUN-2021 15:27:53

I16293 EB084 1.UVDATA.1

Freq = 22.1587 GHz, Bw = 32.000 MH

No calibration applied and no bandpass applied



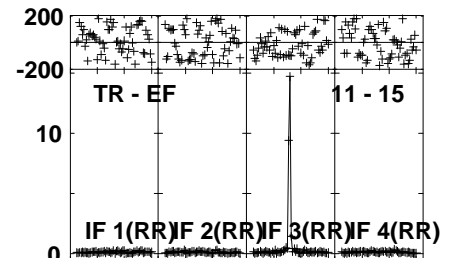
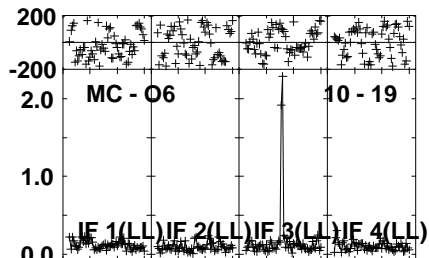
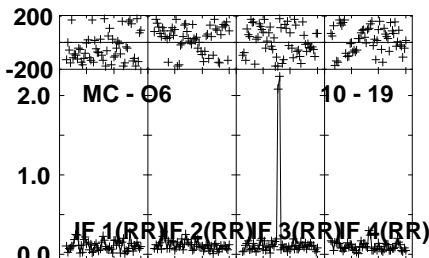
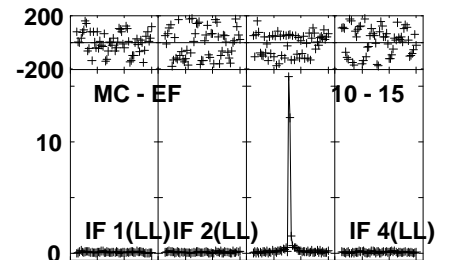
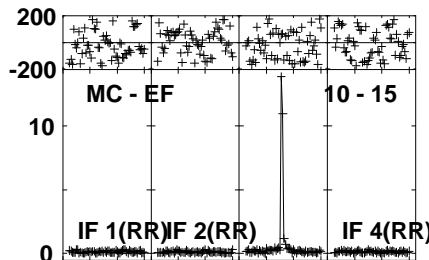
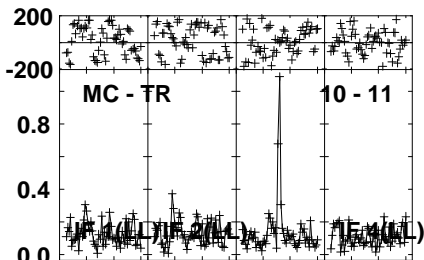
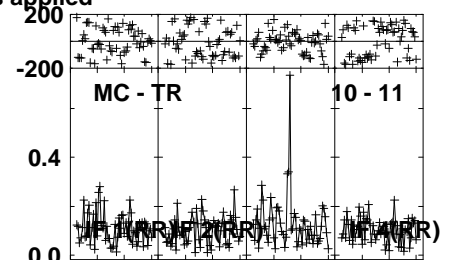
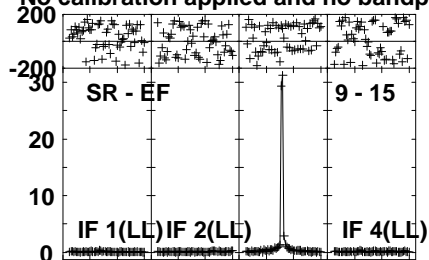
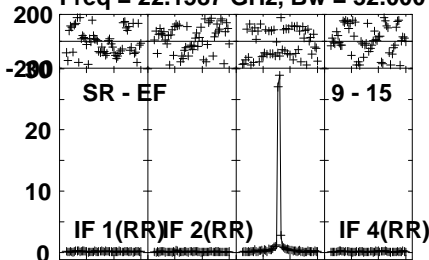
Lower frame: Micro Ampl Jy Top frame: Phas deg
Vector averaged cross-power spectrum Several baselines displayed
Timerange: 01/04:14:01 to 01/04:16:00

Plot file version 538 created 04-JUN-2021 15:27:53

I16293 EB084 1.UVDATA.1

Freq = 22.1587 GHz, Bw = 32.000 MH

No calibration applied and no bandpass applied



0204060 204060 204060 204060
Channels

0204060 204060 204060 204060
Channels

0204060 204060 204060 204060
Channels

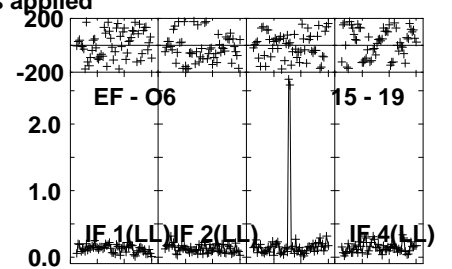
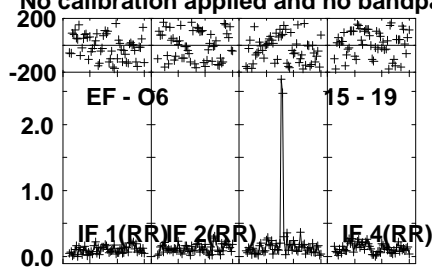
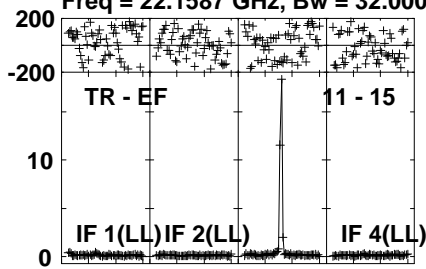
Lower frame: Milli Ampl Jy Top frame: Phas deg
Vector averaged cross-power spectrum Several baselines displayed
Timerange: 01/04:14:01 to 01/04:16:00

Plot file version 539 created 04-JUN-2021 15:27:53

I16293 EB084 1.UVDATA.1

Freq = 22.1587 GHz, Bw = 32.000 MH

No calibration applied and no bandpass applied



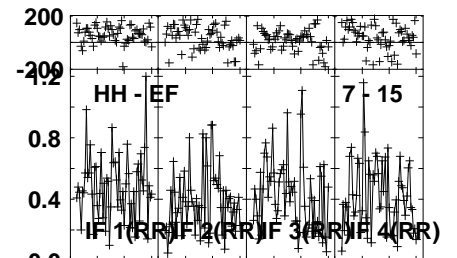
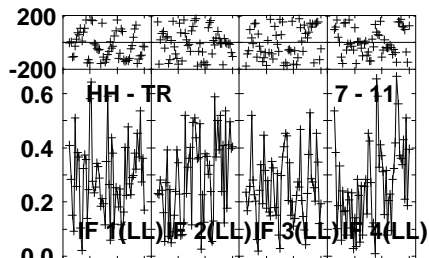
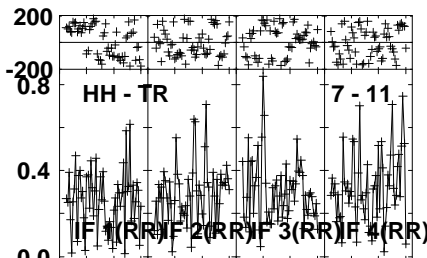
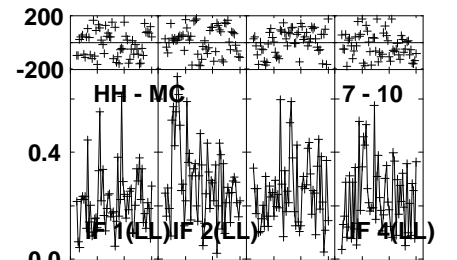
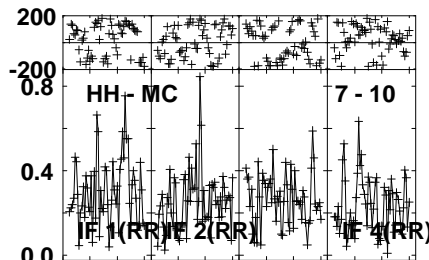
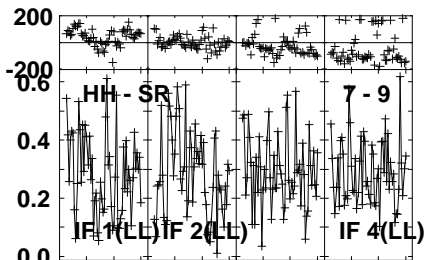
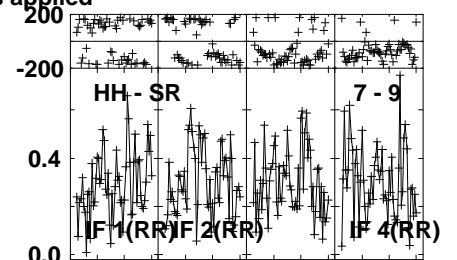
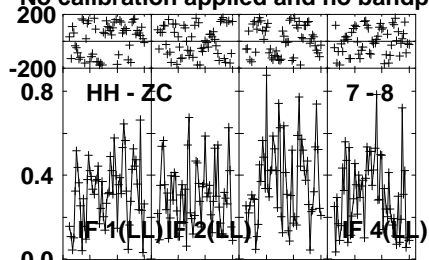
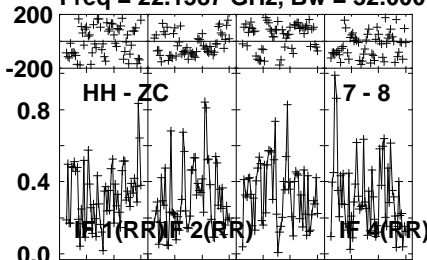
Lower frame: Milli Ampl Jy Top frame: Phas deg
Vector averaged cross-power spectrum Several baselines displayed
Timerange: 01/04:14:01 to 01/04:16:00

Plot file version 540 created 04-JUN-2021 15:27:53

J1625-2527 EB084 1.UVDATA.1

Freq = 22.1587 GHz, Bw = 32.000 MH

No calibration applied and no bandpass applied



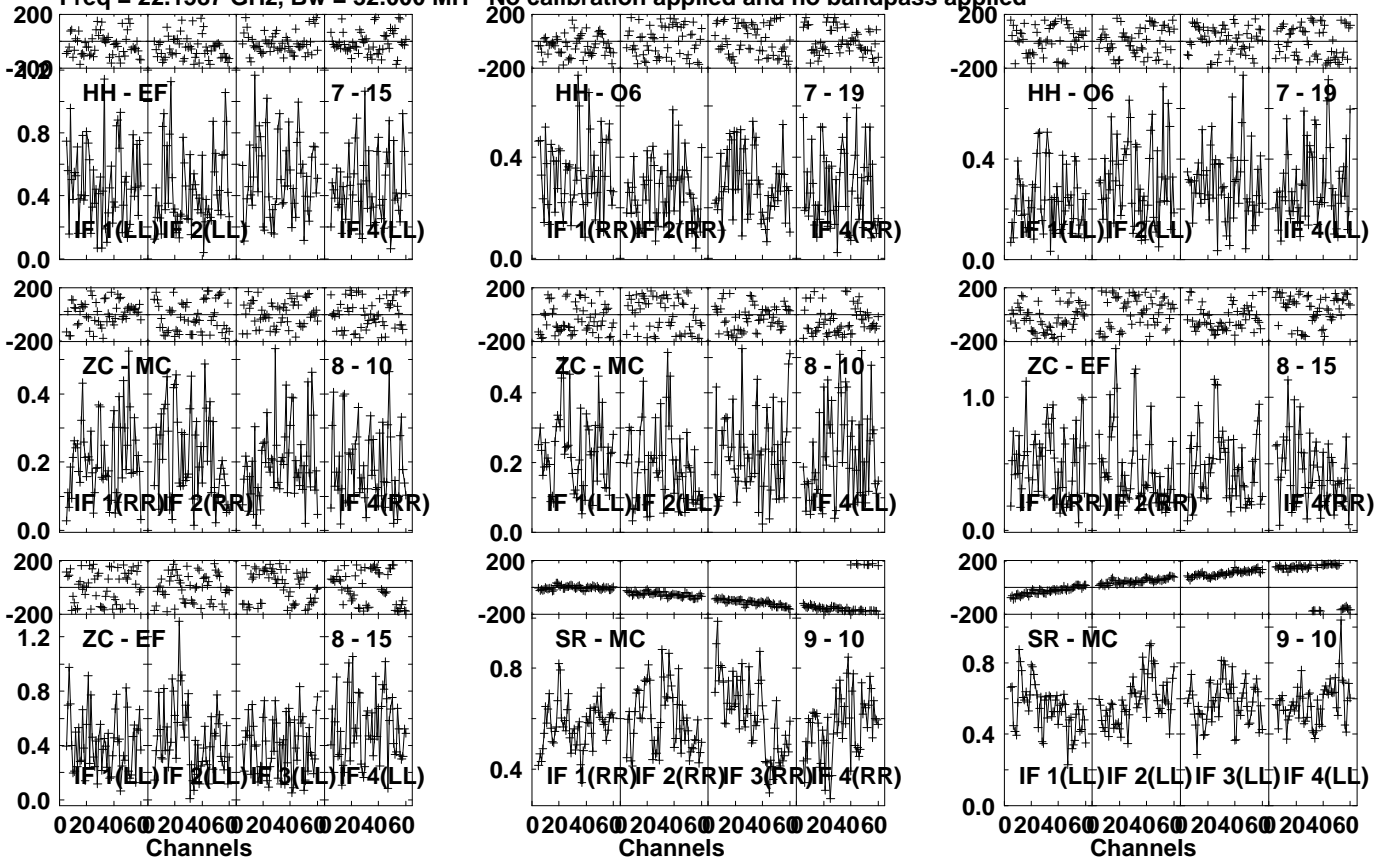
Lower frame: Milli Ampl Jy Top frame: Phas deg
Vector averaged cross-power spectrum Several baselines displayed
Timerange: 01/04:16:01 to 01/04:17:00

Plot file version 541 created 04-JUN-2021 15:27:54

J1625-2527 EB084 1.UVDATA.1

Freq = 22.1587 GHz, Bw = 32.000 MH

No calibration applied and no bandpass applied



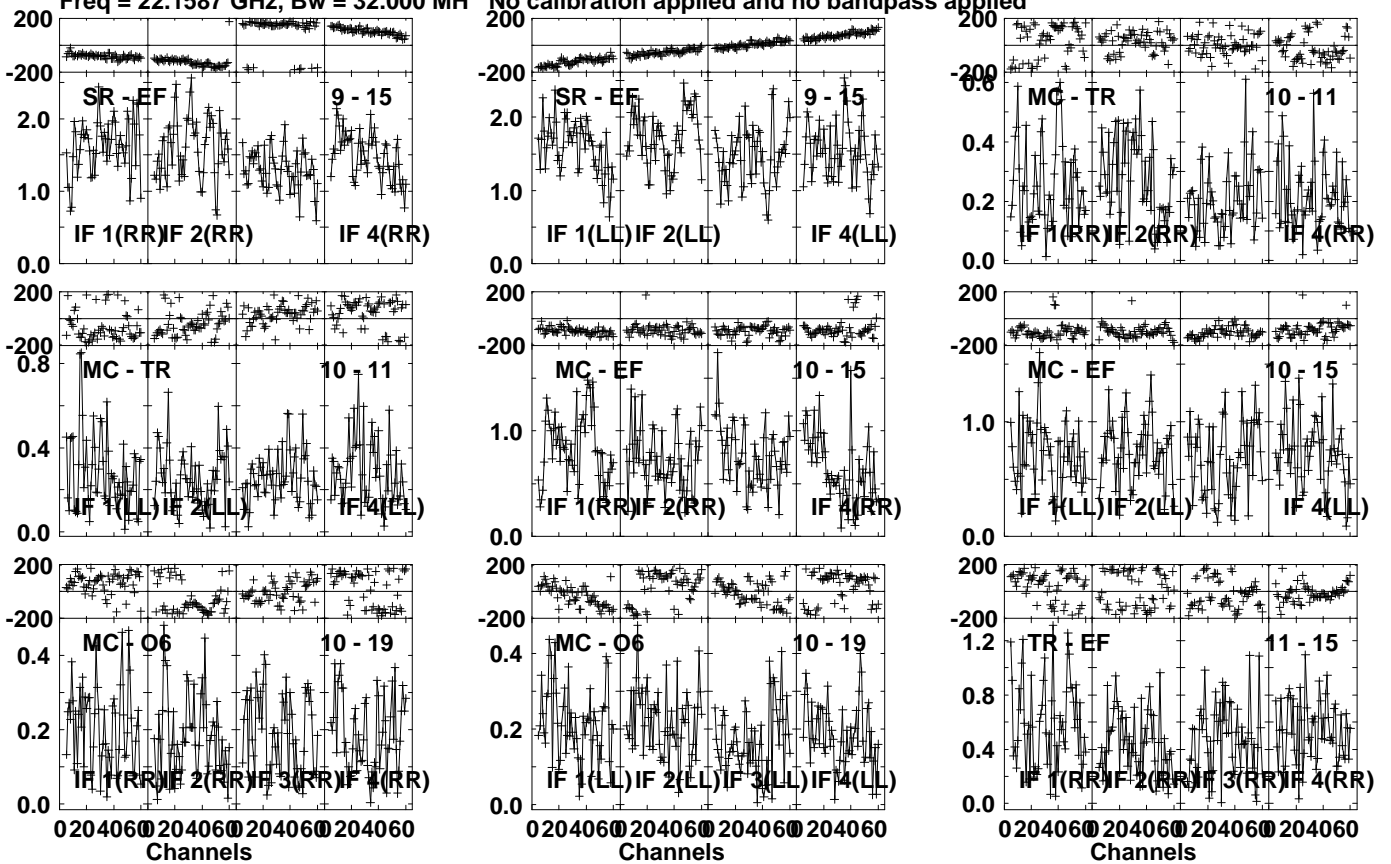
Lower frame: Milli Ampl Jy Top frame: Phas deg
Vector averaged cross-power spectrum Several baselines displayed
Timerange: 01/04:16:01 to 01/04:17:00

Plot file version 542 created 04-JUN-2021 15:27:54

J1625-2527 EB084 1.UVDATA.1

Freq = 22.1587 GHz, Bw = 32.000 MH

No calibration applied and no bandpass applied



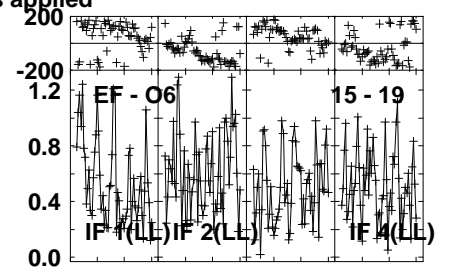
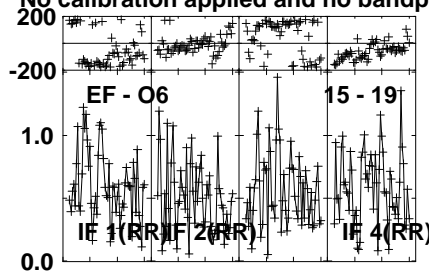
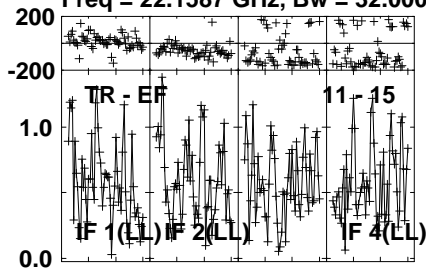
Lower frame: Milli Ampl Jy Top frame: Phas deg
Vector averaged cross-power spectrum Several baselines displayed
Timerange: 01/04:16:01 to 01/04:17:00

Plot file version 543 created 04-JUN-2021 15:27:54

J1625-2527 EB084 1.UVDATA.1

Freq = 22.1587 GHz, Bw = 32.000 MH

No calibration applied and no bandpass applied



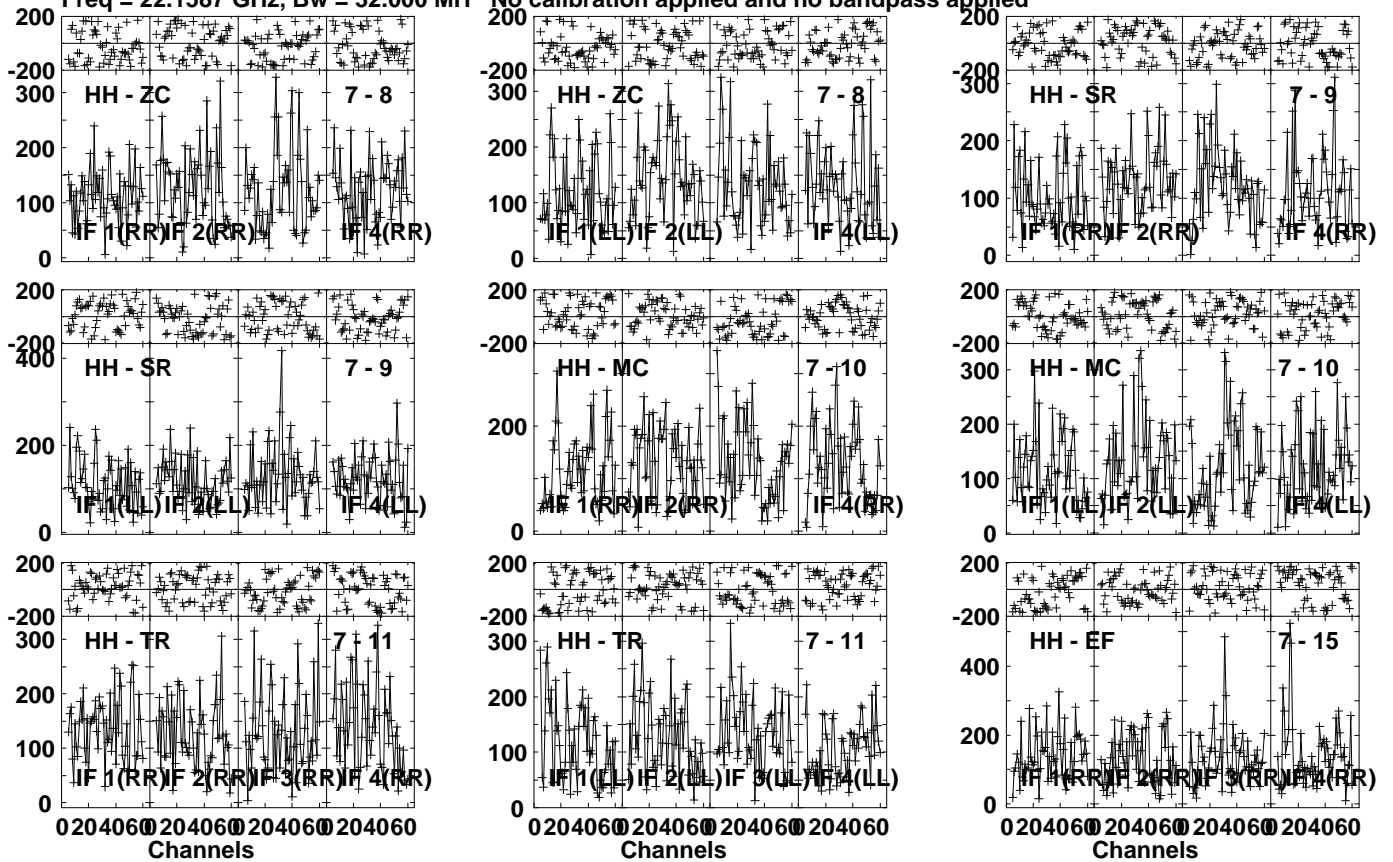
Lower frame: Milli Ampl Jy Top frame: Phas deg
Vector averaged cross-power spectrum Several baselines displayed
Timerange: 01/04:16:01 to 01/04:17:00

Plot file version 544 created 04-JUN-2021 15:27:54

I16293 EB084 1.UVDATA.1

Freq = 22.1587 GHz, Bw = 32.000 MH

No calibration applied and no bandpass applied



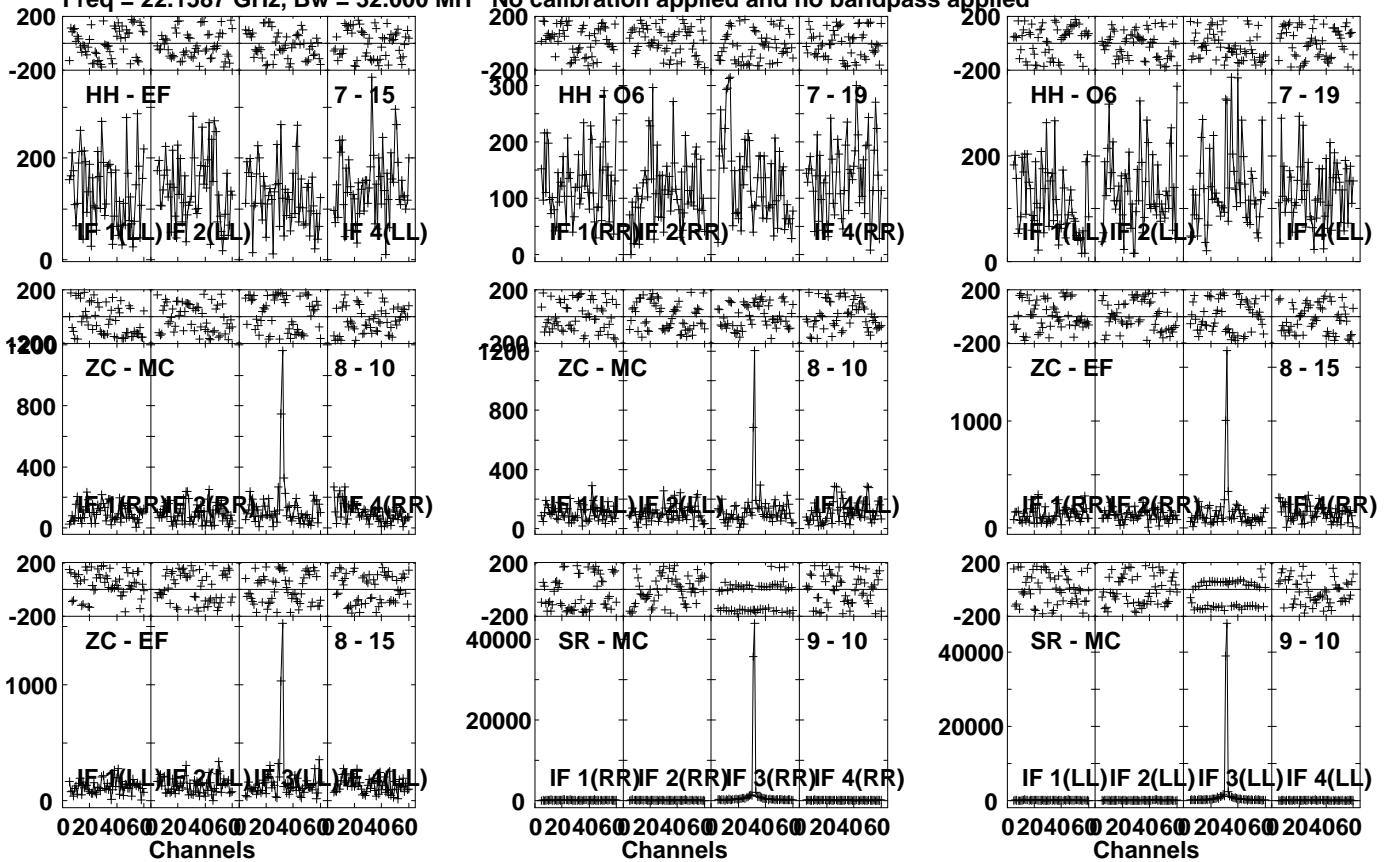
Lower frame: Micro Ampl Jy Top frame: Phas deg
Vector averaged cross-power spectrum Several baselines displayed
Timerange: 01/04:17:00 to 01/04:19:00

Plot file version 545 created 04-JUN-2021 15:27:54

I16293 EB084 1.UVDATA.1

Freq = 22.1587 GHz, Bw = 32.000 MH

No calibration applied and no bandpass applied



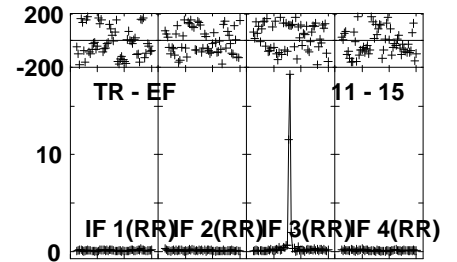
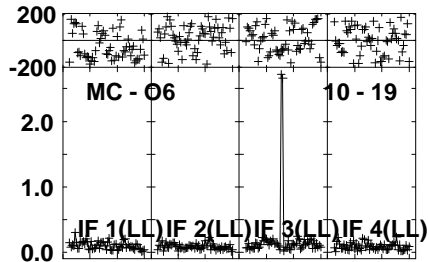
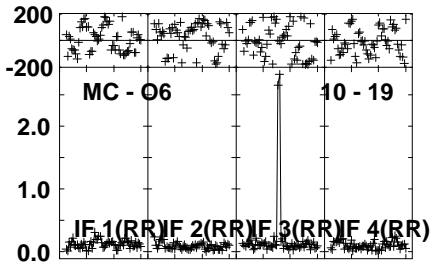
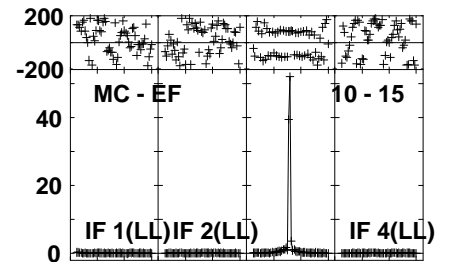
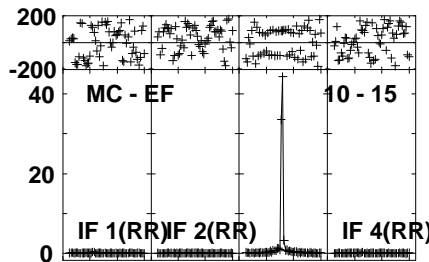
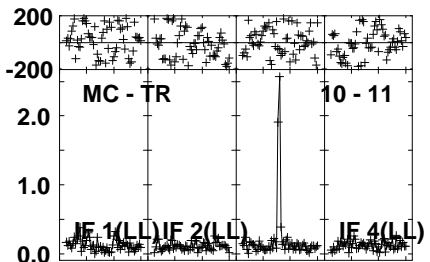
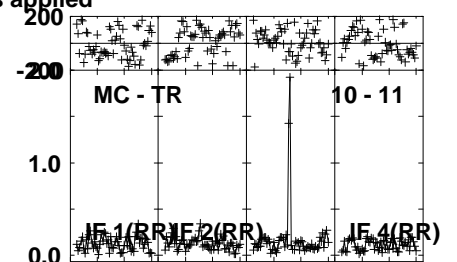
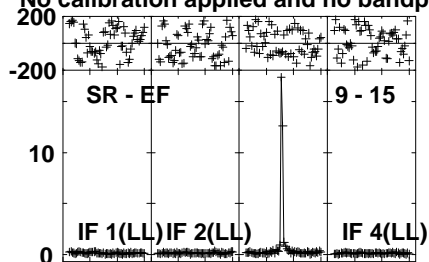
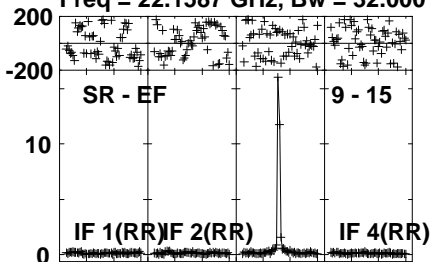
Lower frame: Micro Ampl Jy Top frame: Phas deg
Vector averaged cross-power spectrum Several baselines displayed
Timerange: 01/04:17:00 to 01/04:19:00

Plot file version 546 created 04-JUN-2021 15:27:54

I16293 EB084 1.UVDATA.1

Freq = 22.1587 GHz, Bw = 32.000 MH

No calibration applied and no bandpass applied



020406@20406@20406@20406@
Channels

020406@20406@20406@20406@
Channels

020406@20406@20406@20406@
Channels

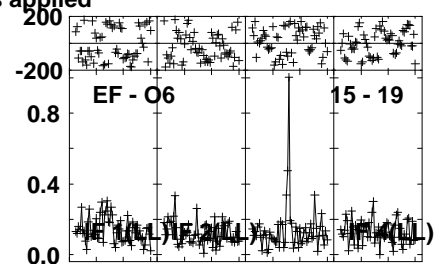
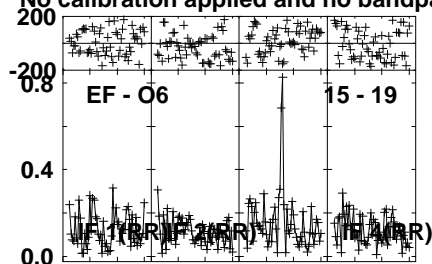
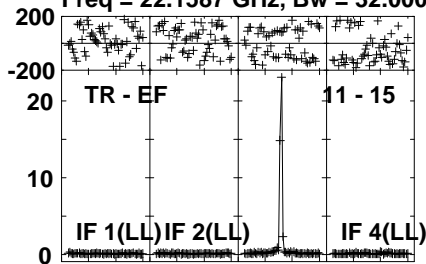
Lower frame: Milli Ampl Jy Top frame: Phas deg
Vector averaged cross-power spectrum Several baselines displayed
Timerange: 01/04:17:00 to 01/04:19:00

Plot file version 547 created 04-JUN-2021 15:27:54

I16293 EB084 1.UVDATA.1

Freq = 22.1587 GHz, Bw = 32.000 MH

No calibration applied and no bandpass applied



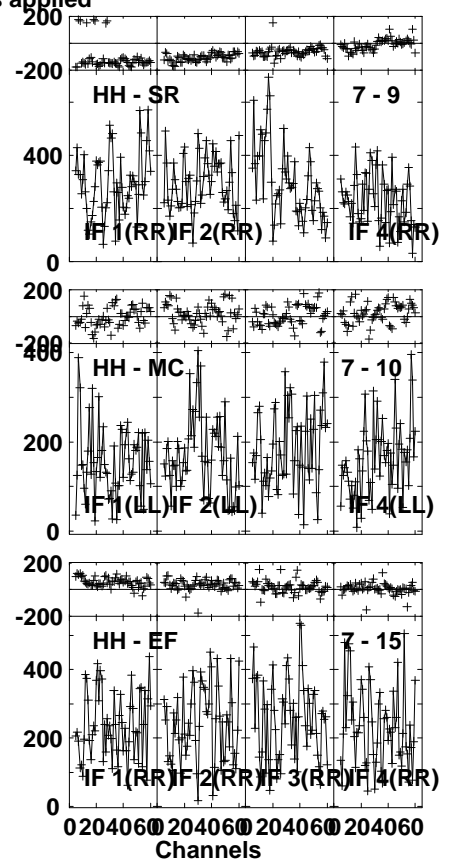
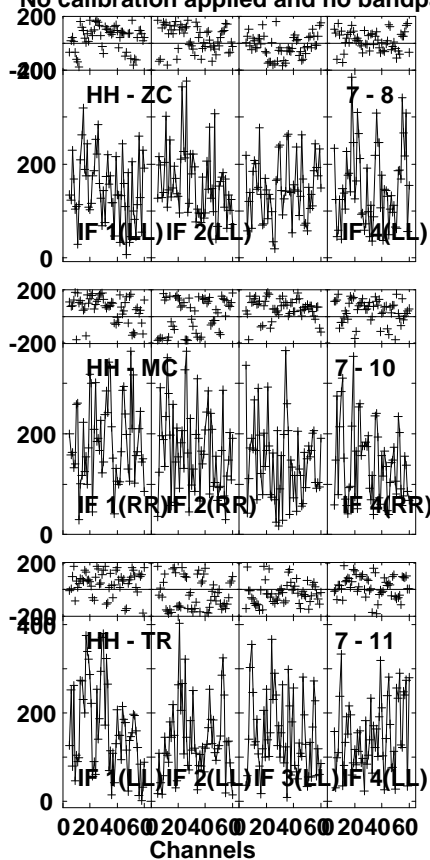
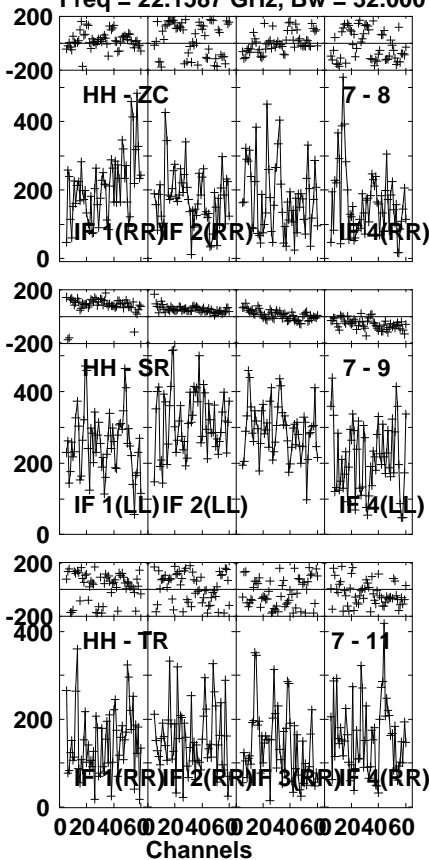
Lower frame: Milli Ampl Jy Top frame: Phas deg
Vector averaged cross-power spectrum Several baselines displayed
Timerange: 01/04:17:00 to 01/04:19:00

Plot file version 548 created 04-JUN-2021 15:27:54

J1625-2527 EB084 1.UVDATA.1

Freq = 22.1587 GHz, Bw = 32.000 MH

No calibration applied and no bandpass applied



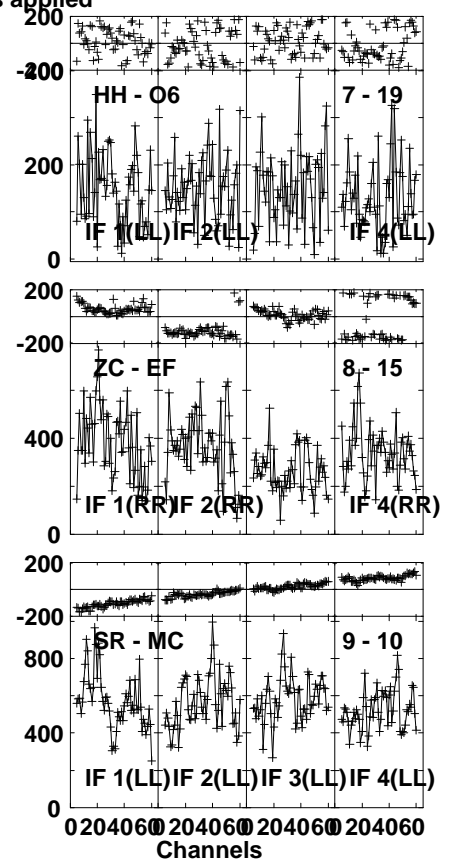
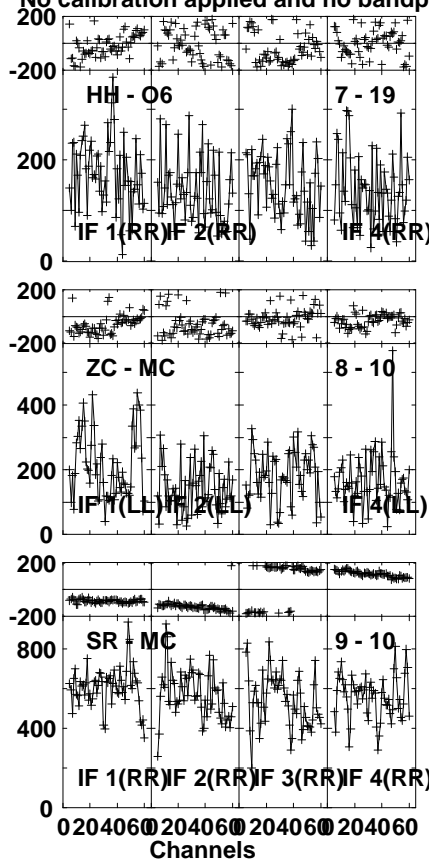
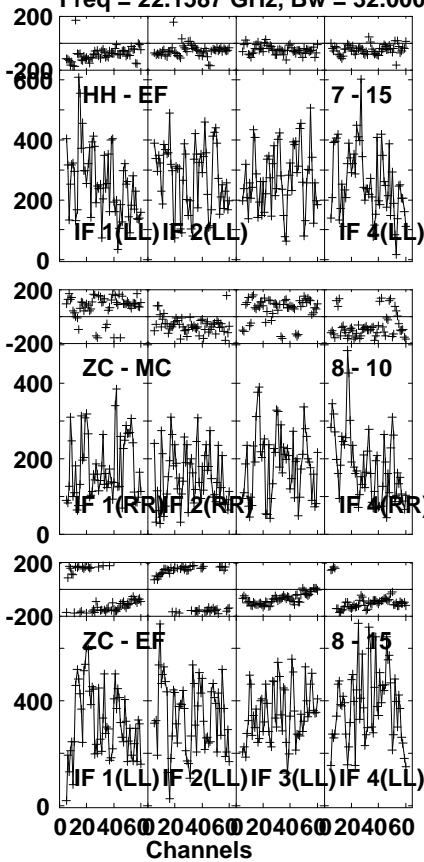
Lower frame: Micro Ampl Jy Top frame: Phas deg
Vector averaged cross-power spectrum Several baselines displayed
Timerange: 01/04:19:40 to 01/04:20:39

Plot file version 549 created 04-JUN-2021 15:27:54

J1625-2527 EB084 1.UVDATA.1

Freq = 22.1587 GHz, Bw = 32.000 MH

No calibration applied and no bandpass applied



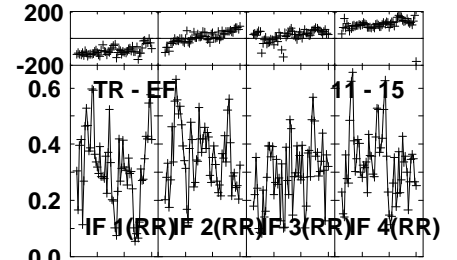
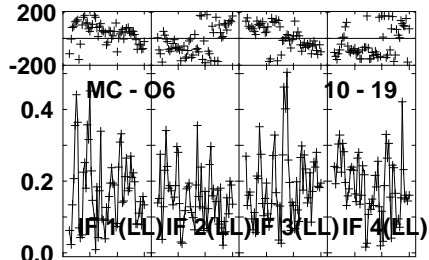
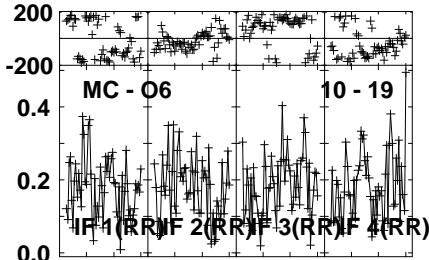
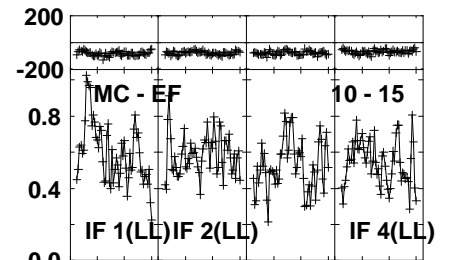
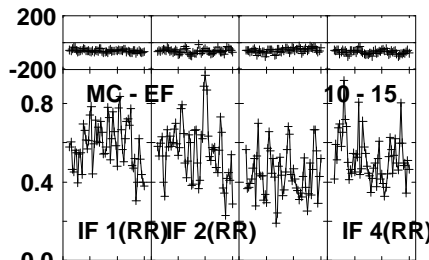
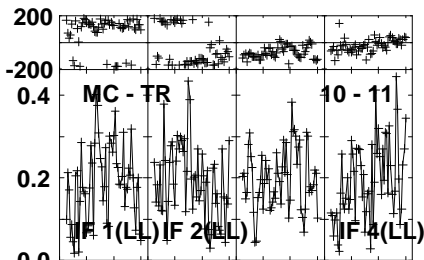
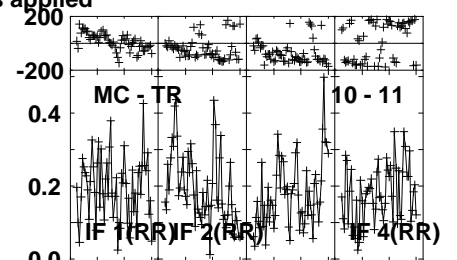
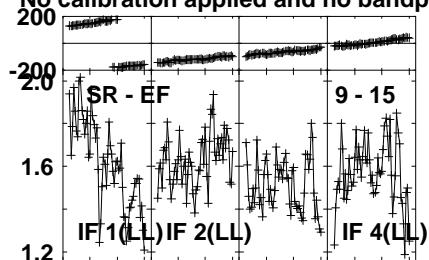
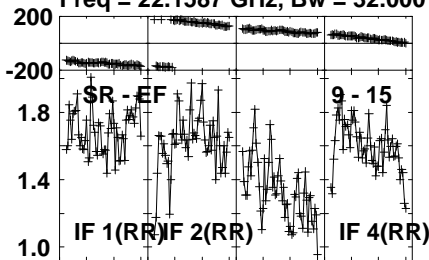
Lower frame: Micro Ampl Jy Top frame: Phas deg
Vector averaged cross-power spectrum Several baselines displayed
Timerange: 01/04:19:40 to 01/04:20:39

Plot file version 550 created 04-JUN-2021 15:27:54

J1625-2527 EB084 1.UVDATA.1

Freq = 22.1587 GHz, Bw = 32.000 MH

No calibration applied and no bandpass applied



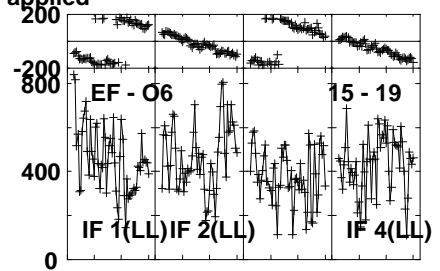
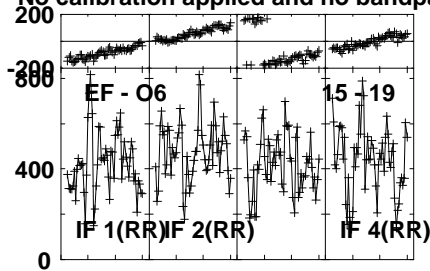
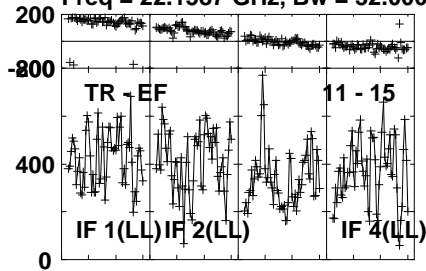
Lower frame: Milli Ampl Jy Top frame: Phas deg
Vector averaged cross-power spectrum Several baselines displayed
Timerange: 01/04:19:40 to 01/04:20:39

Plot file version 551 created 04-JUN-2021 15:27:54

J1625-2527 EB084 1.UVDATA.1

Freq = 22.1587 GHz, Bw = 32.000 MH

No calibration applied and no bandpass applied



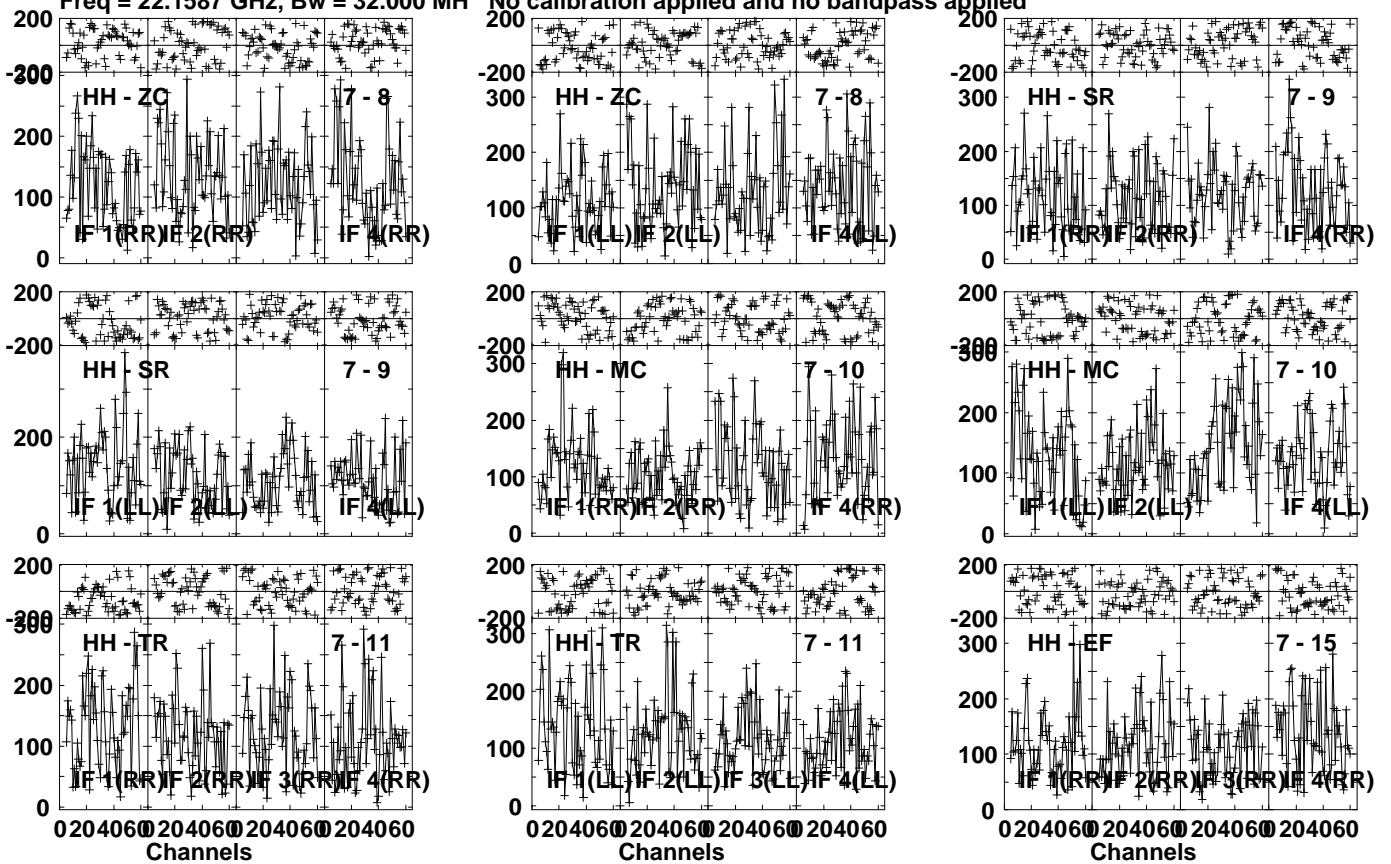
Lower frame: Micro Ampl Jy Top frame: Phas deg
Vector averaged cross-power spectrum Several baselines displayed
Timerange: 01/04:19:40 to 01/04:20:39

Plot file version 552 created 04-JUN-2021 15:27:54

I16293 EB084 1.UVDATA.1

Freq = 22.1587 GHz, Bw = 32.000 MH

No calibration applied and no bandpass applied



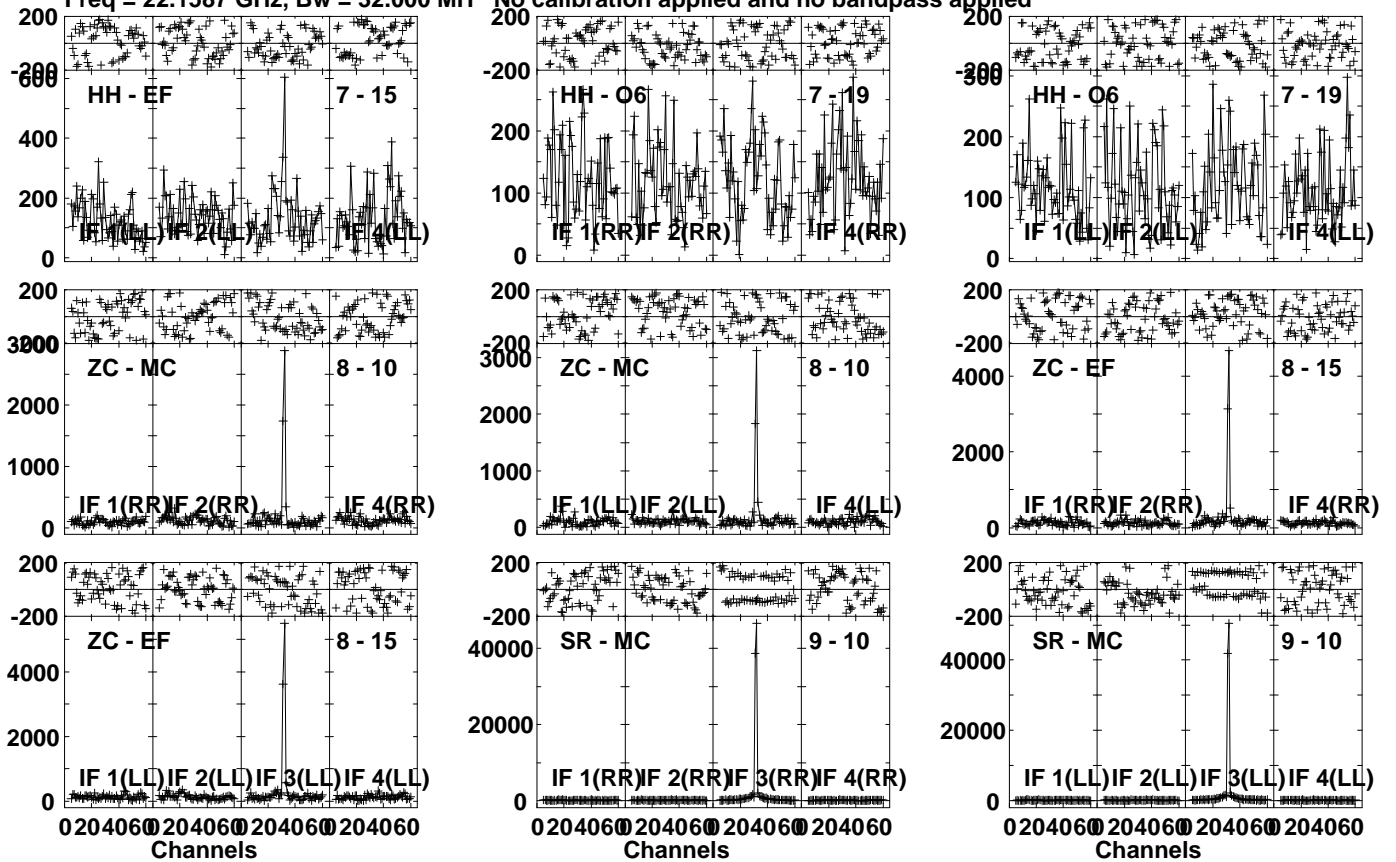
Lower frame: Micro Ampl Jy Top frame: Phas deg
Vector averaged cross-power spectrum Several baselines displayed
Timerange: 01/04:20:41 to 01/04:22:40

Plot file version 553 created 04-JUN-2021 15:27:54

I16293 EB084 1.UVDATA.1

Freq = 22.1587 GHz, Bw = 32.000 MH

No calibration applied and no bandpass applied



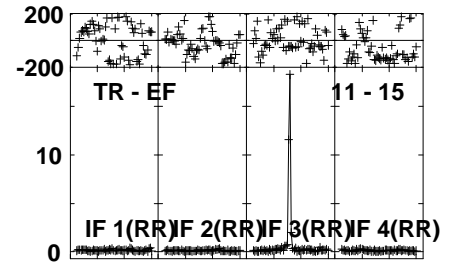
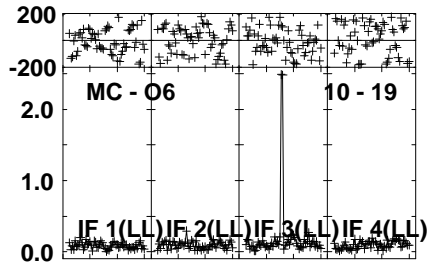
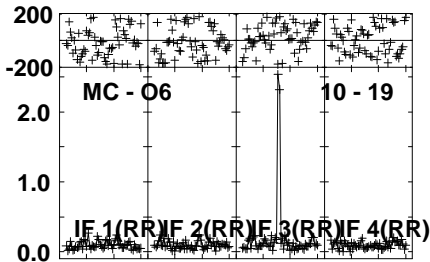
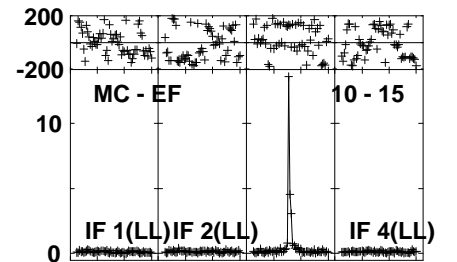
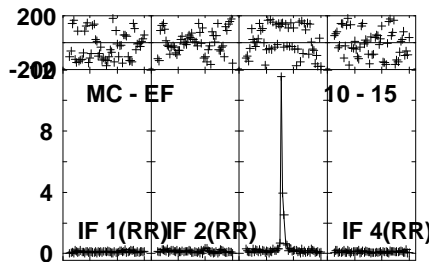
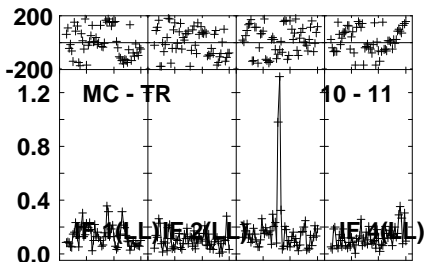
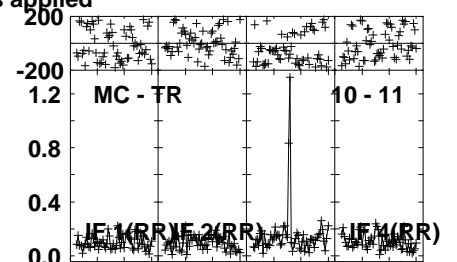
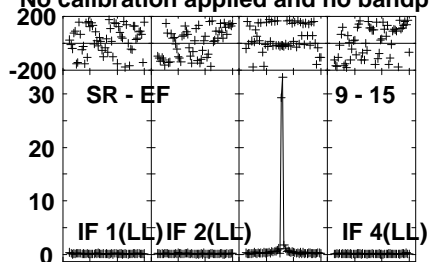
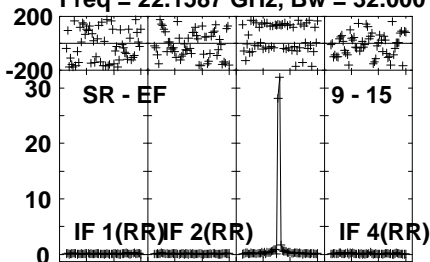
Lower frame: Micro Ampl Jy Top frame: Phas deg
Vector averaged cross-power spectrum Several baselines displayed
Timerange: 01/04:20:41 to 01/04:22:40

Plot file version 554 created 04-JUN-2021 15:27:54

I16293 EB084 1.UVDATA.1

Freq = 22.1587 GHz, Bw = 32.000 MH

No calibration applied and no bandpass applied



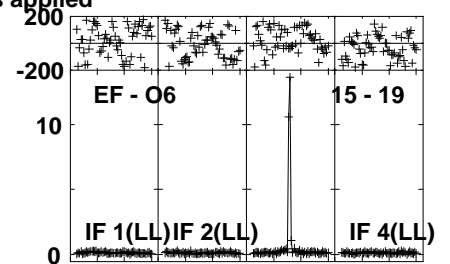
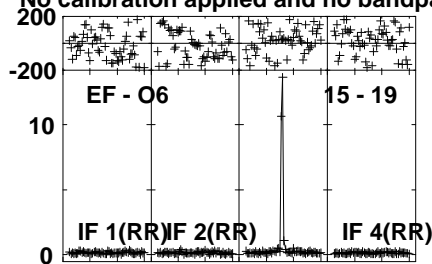
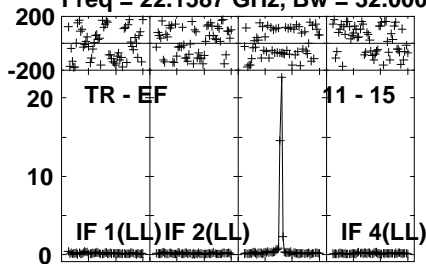
Lower frame: Milli Ampl Jy Top frame: Phas deg
Vector averaged cross-power spectrum Several baselines displayed
Timerange: 01/04:20:41 to 01/04:22:40

Plot file version 555 created 04-JUN-2021 15:27:54

I16293 EB084 1.UVDATA.1

Freq = 22.1587 GHz, Bw = 32.000 MH

No calibration applied and no bandpass applied



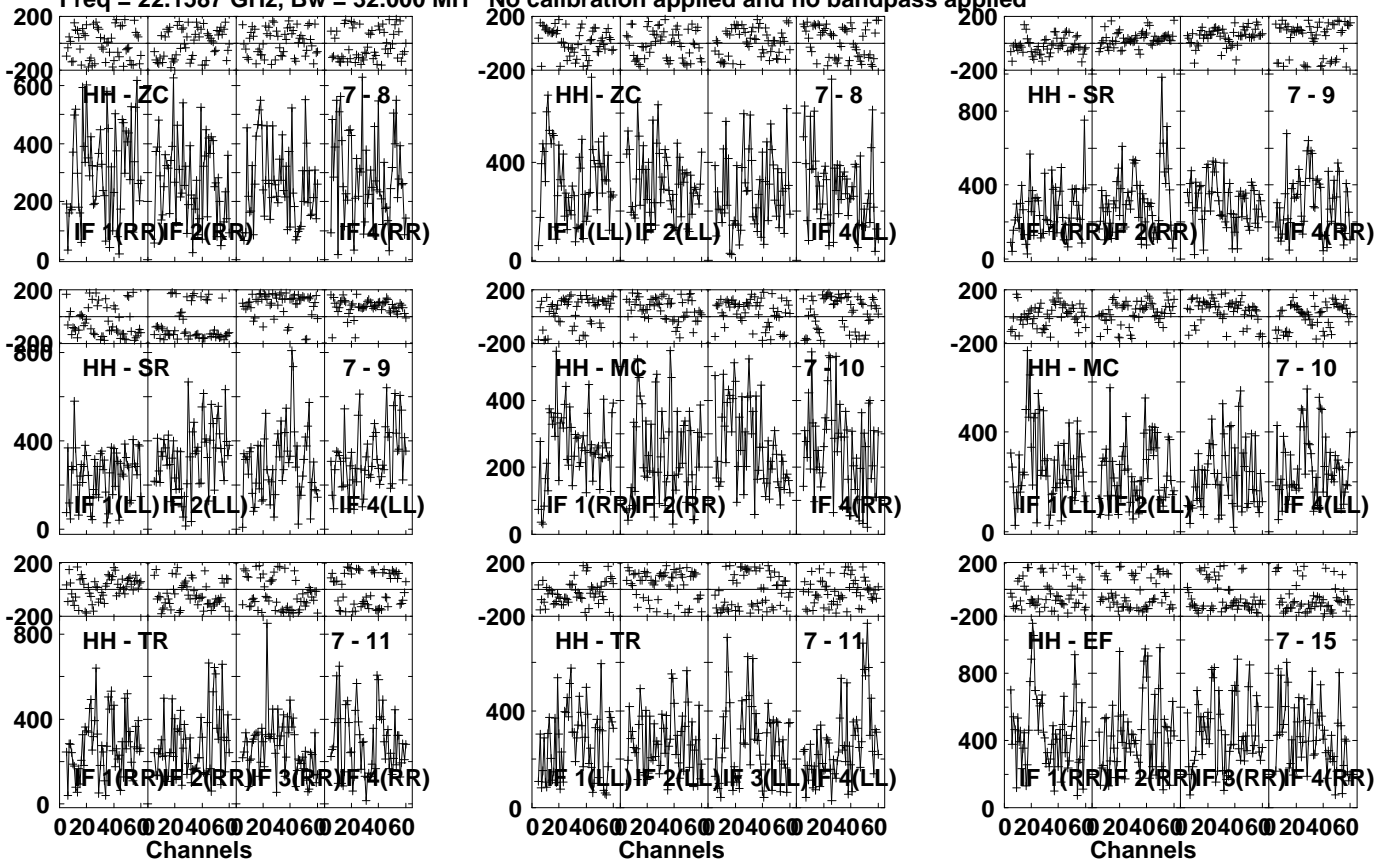
Lower frame: Milli Ampl Jy Top frame: Phas deg
Vector averaged cross-power spectrum Several baselines displayed
Timerange: 01/04:20:41 to 01/04:22:40

Plot file version 556 created 04-JUN-2021 15:27:54

J1625-2527 EB084 1.UVDATA.1

Freq = 22.1587 GHz, Bw = 32.000 MH

No calibration applied and no bandpass applied



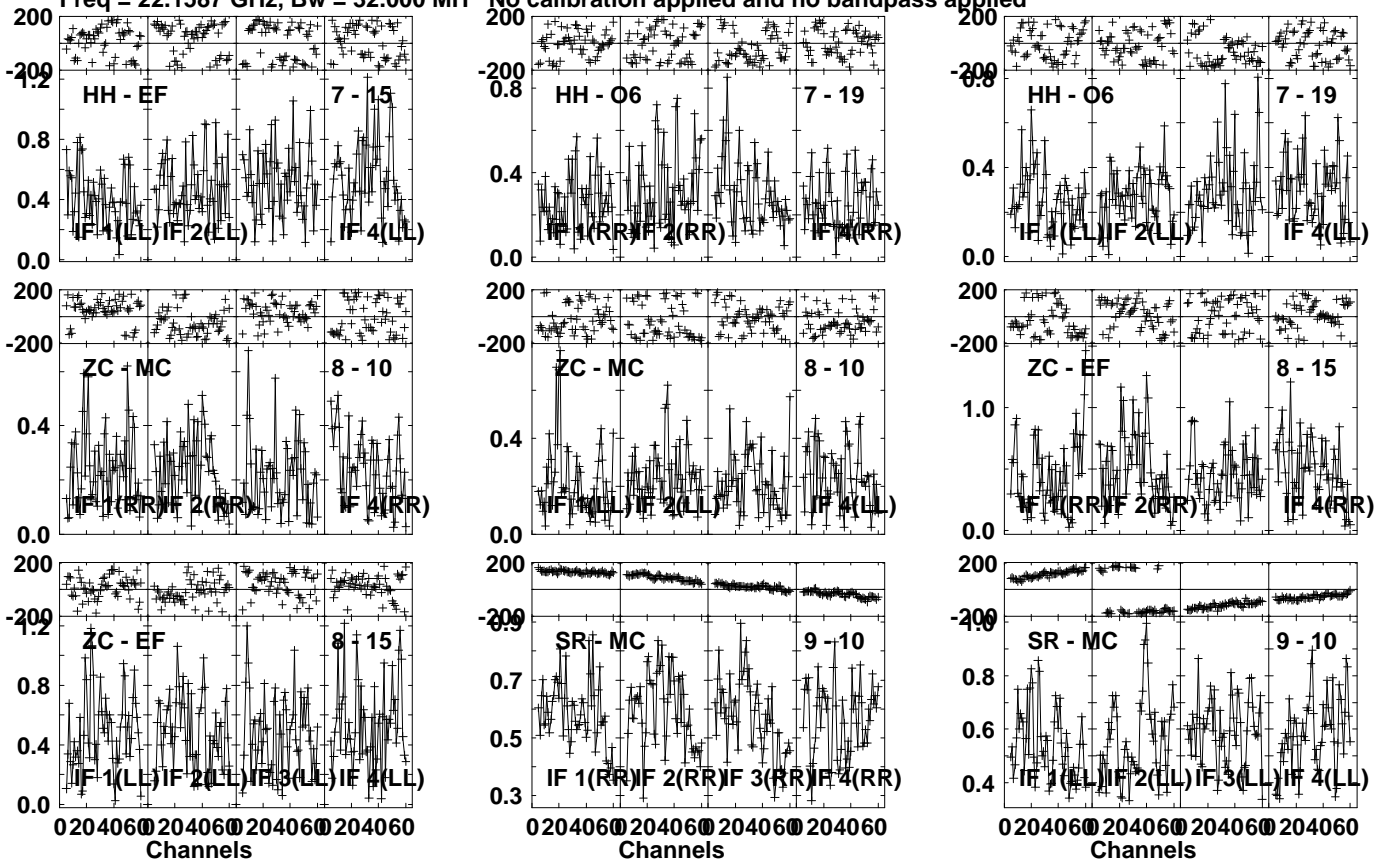
Lower frame: Micro Ampl Jy Top frame: Phas deg
Vector averaged cross-power spectrum Several baselines displayed
Timerange: 01/04:22:41 to 01/04:23:39

Plot file version 557 created 04-JUN-2021 15:27:54

J1625-2527 EB084 1.UVDATA.1

Freq = 22.1587 GHz, Bw = 32.000 MH

No calibration applied and no bandpass applied



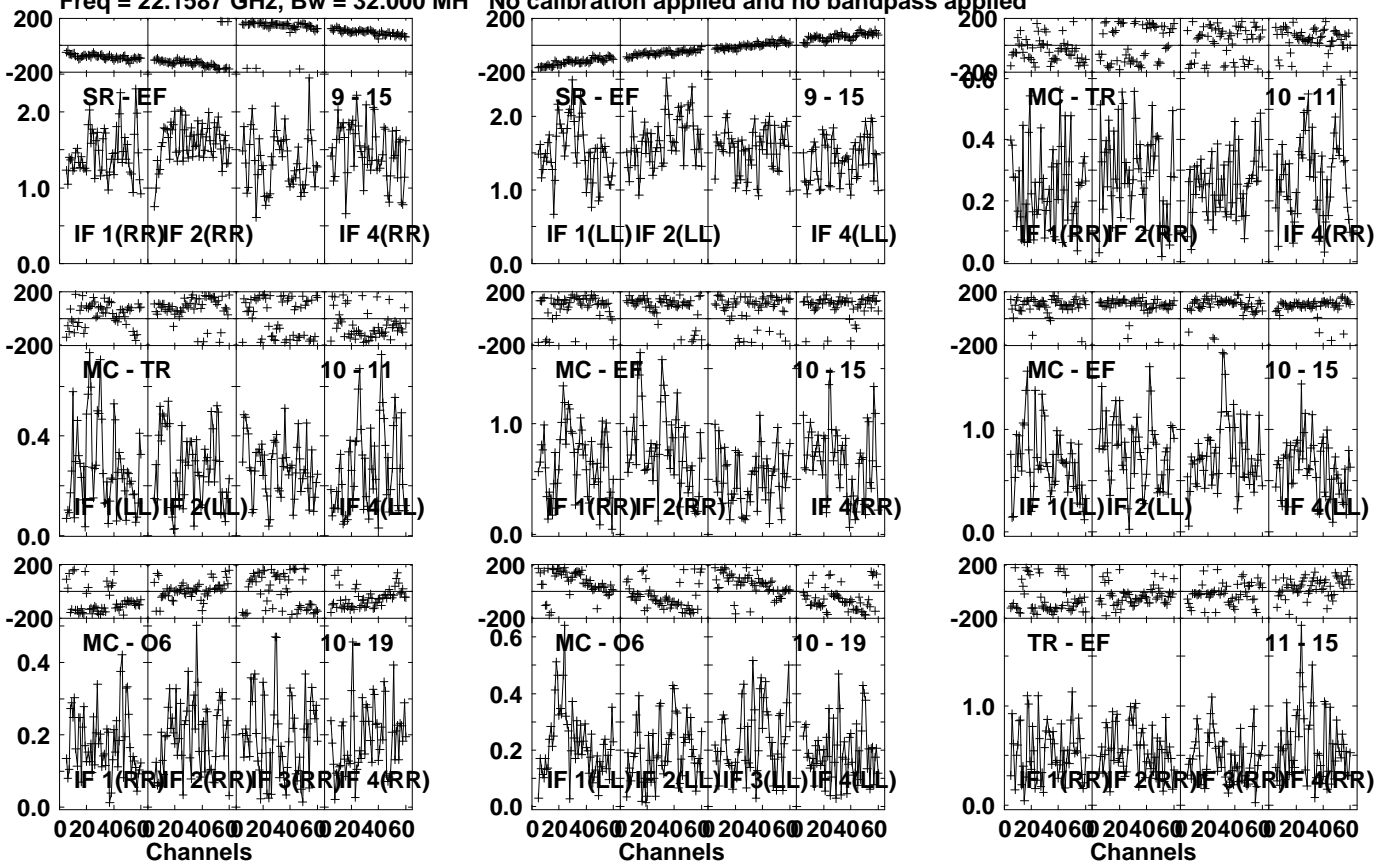
Lower frame: Milli Ampl Jy Top frame: Phas deg
Vector averaged cross-power spectrum Several baselines displayed
Timerange: 01/04:22:41 to 01/04:23:39

Plot file version 558 created 04-JUN-2021 15:27:55

J1625-2527 EB084 1.UVDATA.1

Freq = 22.1587 GHz, Bw = 32.000 MH

No calibration applied and no bandpass applied



Lower frame: Milli Ampl Jy Top frame: Phas deg

Vector averaged cross-power spectrum Several baselines displayed

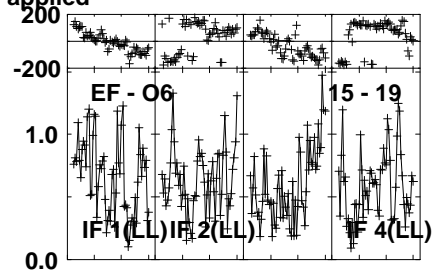
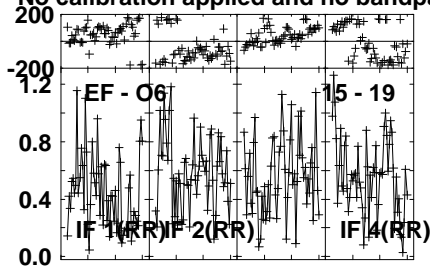
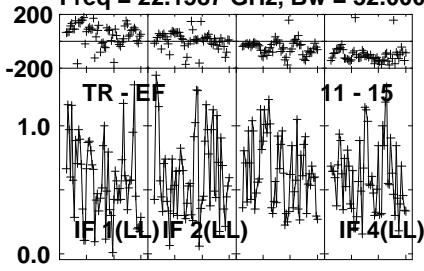
Timerange: 01/04:22:41 to 01/04:23:39

Plot file version 559 created 04-JUN-2021 15:27:55

J1625-2527 EB084 1.UVDATA.1

Freq = 22.1587 GHz, Bw = 32.000 MH

No calibration applied and no bandpass applied



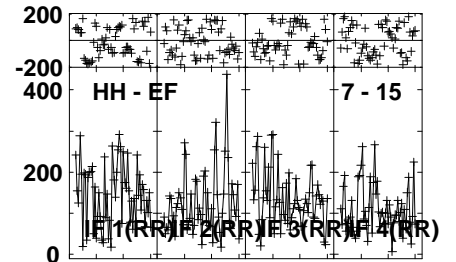
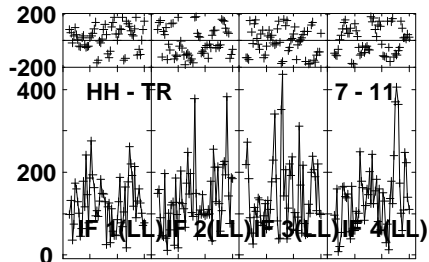
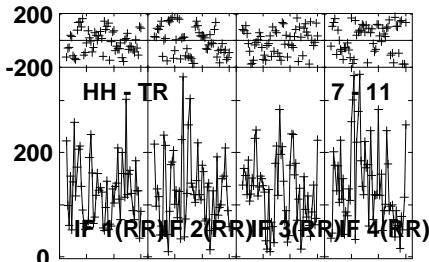
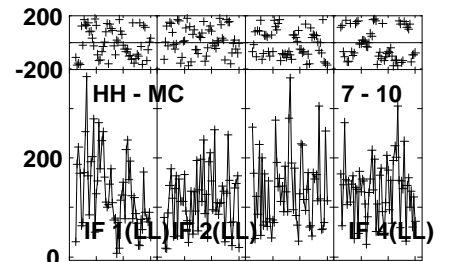
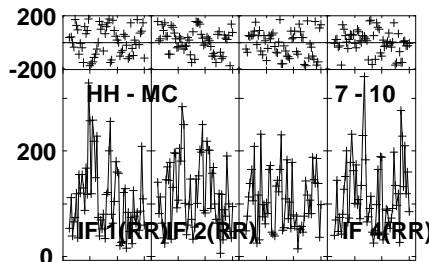
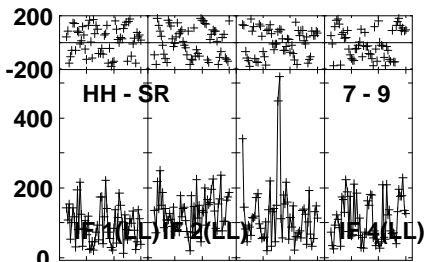
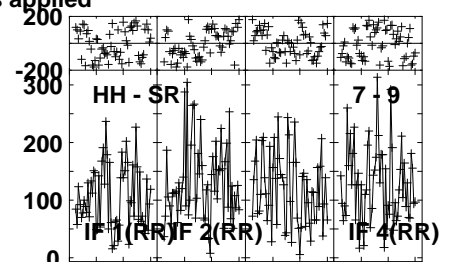
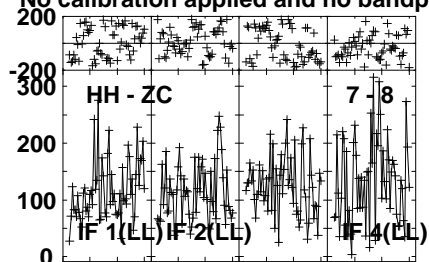
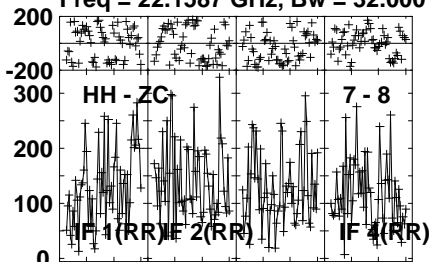
Lower frame: Milli Ampl Jy Top frame: Phas deg
Vector averaged cross-power spectrum Several baselines displayed
Timerange: 01/04:22:41 to 01/04:23:39

Plot file version 560 created 04-JUN-2021 15:27:55

I16293 EB084 1.UVDATA.1

Freq = 22.1587 GHz, Bw = 32.000 MH

No calibration applied and no bandpass applied



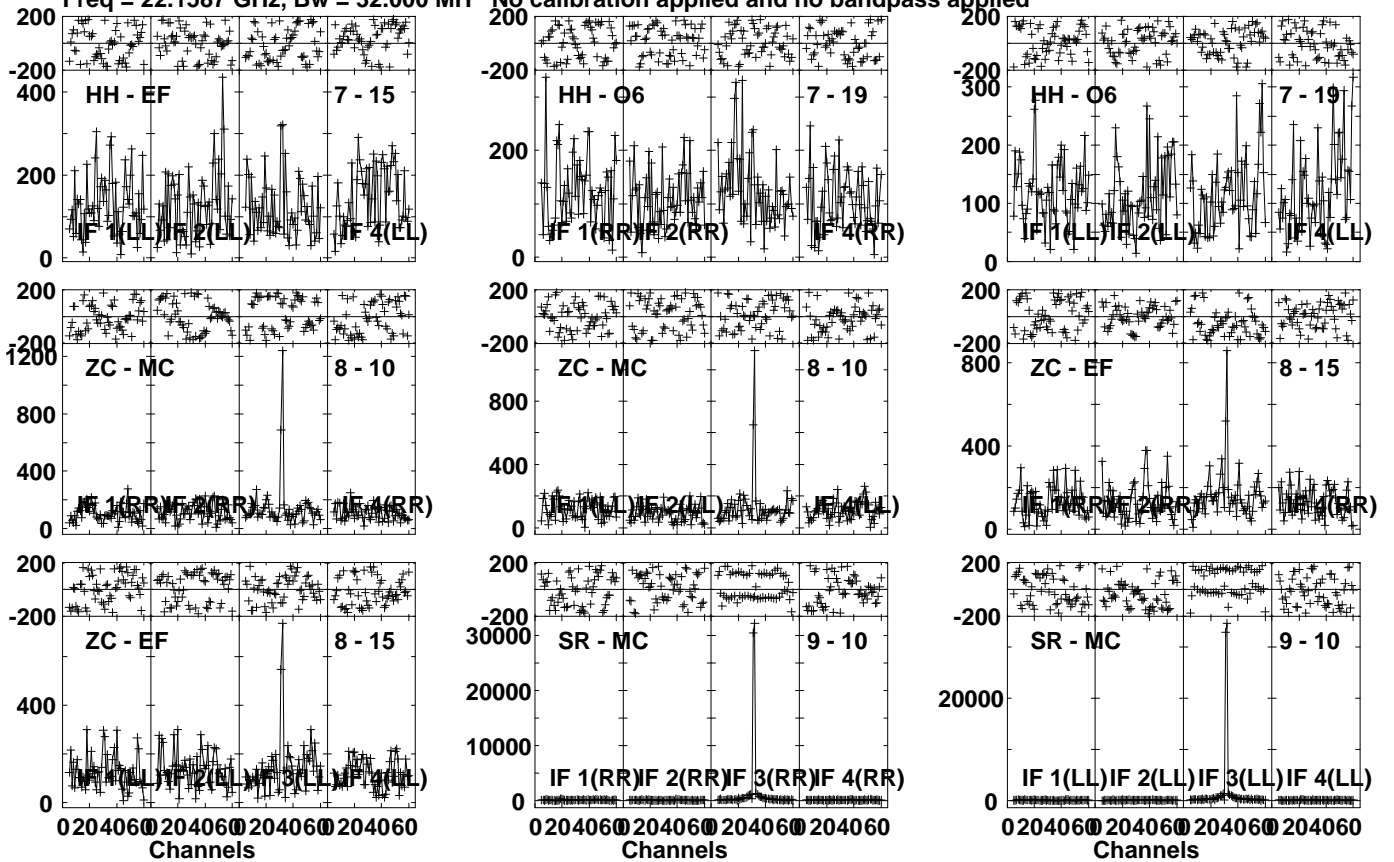
Lower frame: Micro Ampl Jy Top frame: Phas deg
Vector averaged cross-power spectrum Several baselines displayed
Timerange: 01/04:23:40 to 01/04:25:40

Plot file version 561 created 04-JUN-2021 15:27:55

I16293 EB084 1.UVDATA.1

Freq = 22.1587 GHz, Bw = 32.000 MH

No calibration applied and no bandpass applied



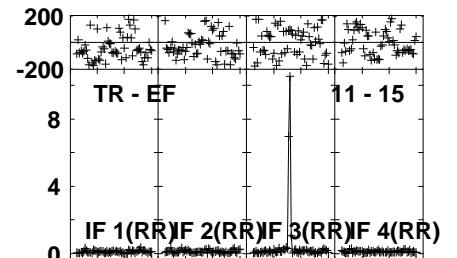
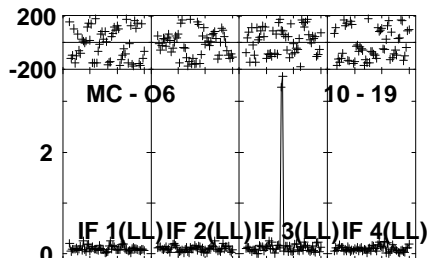
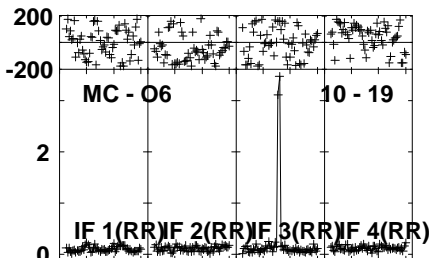
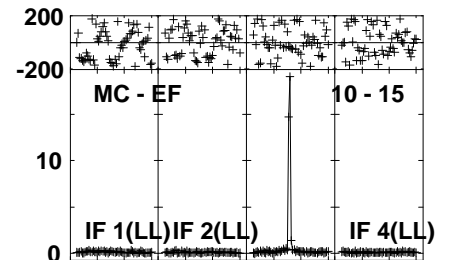
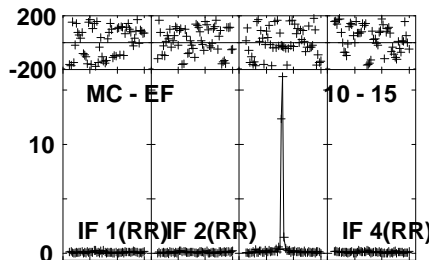
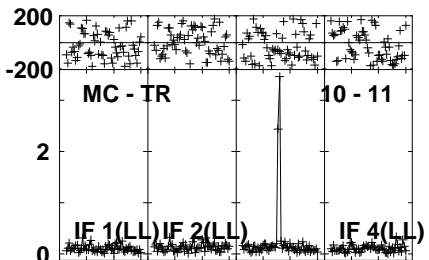
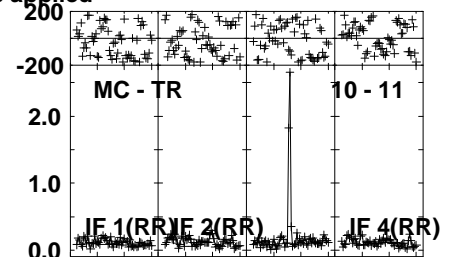
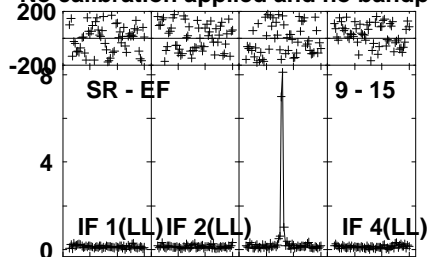
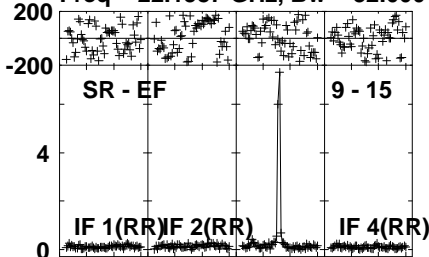
Lower frame: Micro Ampl Jy Top frame: Phas deg
Vector averaged cross-power spectrum Several baselines displayed
Timerange: 01/04:23:40 to 01/04:25:40

Plot file version 562 created 04-JUN-2021 15:27:55

I16293 EB084 1.UVDATA.1

Freq = 22.1587 GHz, Bw = 32.000 MH

No calibration applied and no bandpass applied



020406@20406@20406@20406@

Channels

020406@20406@20406@20406@

Channels

020406@20406@20406@20406@

Channels

Lower frame: Milli Ampl Jy Top frame: Phas deg

Vector averaged cross-power spectrum Several baselines displayed

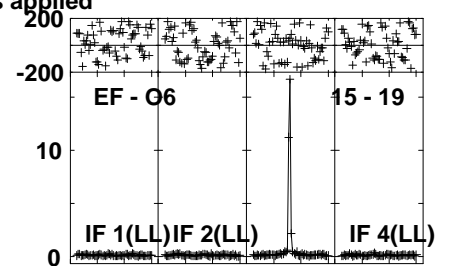
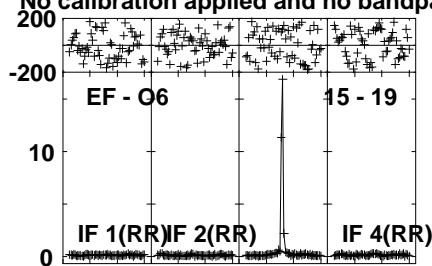
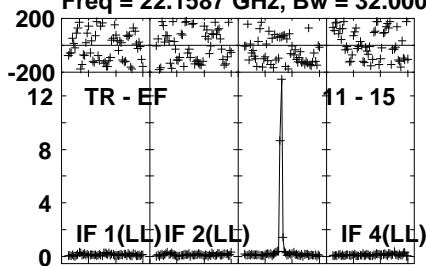
Timerange: 01/04:23:40 to 01/04:25:40

Plot file version 563 created 04-JUN-2021 15:27:55

I16293 EB084 1.UVDATA.1

Freq = 22.1587 GHz, Bw = 32.000 MH

No calibration applied and no bandpass applied



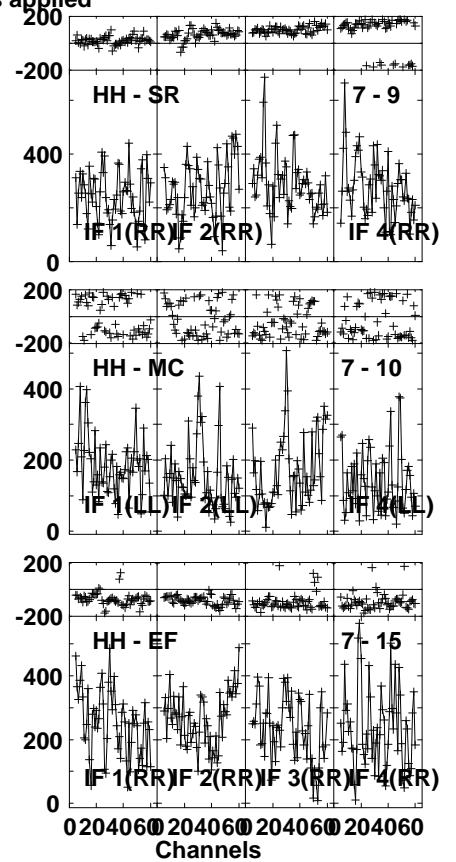
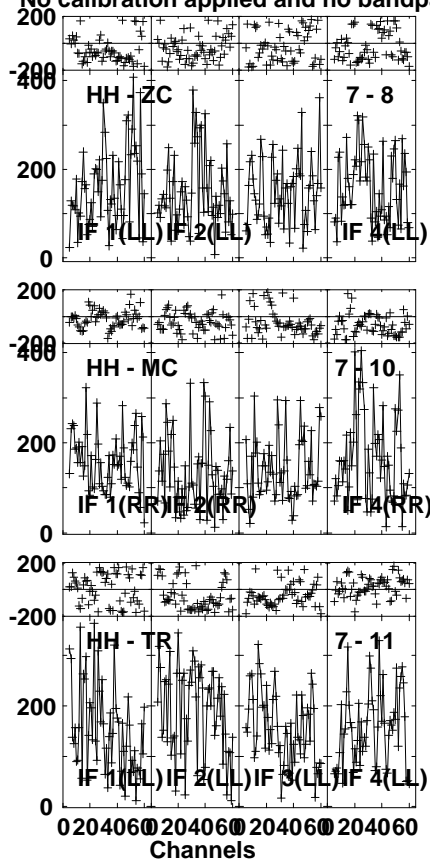
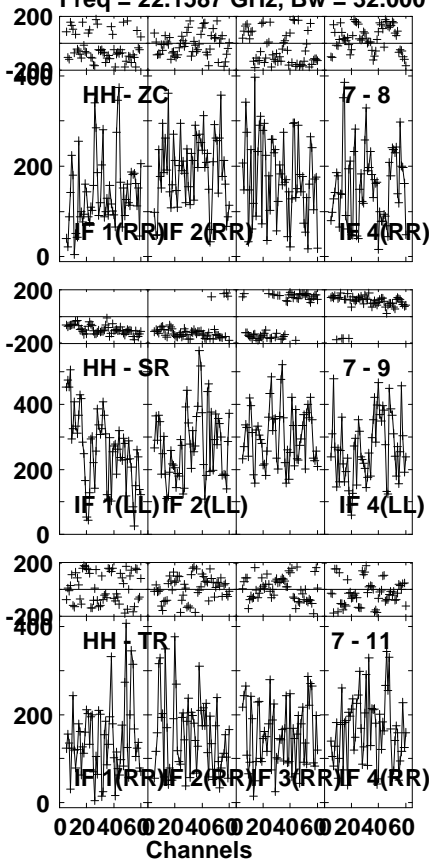
Lower frame: Milli Ampl Jy Top frame: Phas deg
Vector averaged cross-power spectrum Several baselines displayed
Timerange: 01/04:23:40 to 01/04:25:40

Plot file version 564 created 04-JUN-2021 15:27:55

J1625-2527 EB084 1.UVDATA.1

Freq = 22.1587 GHz, Bw = 32.000 MH

No calibration applied and no bandpass applied



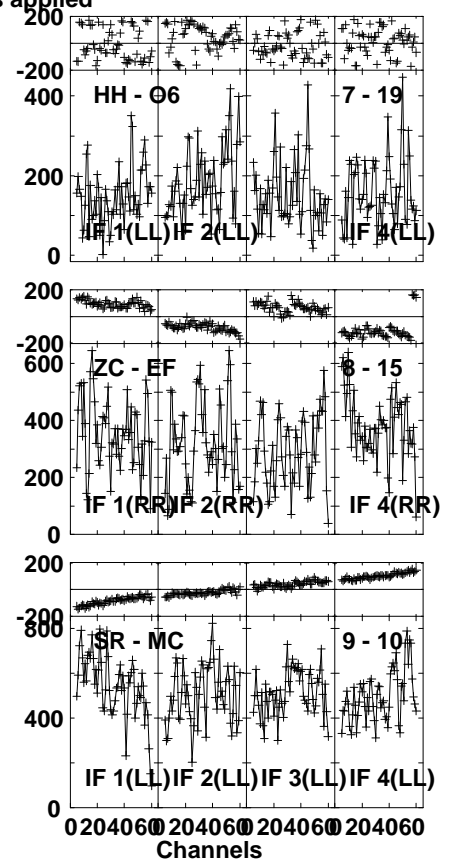
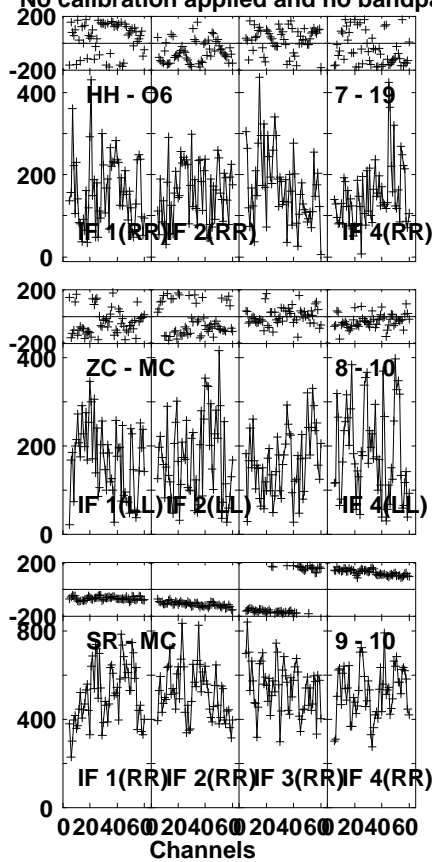
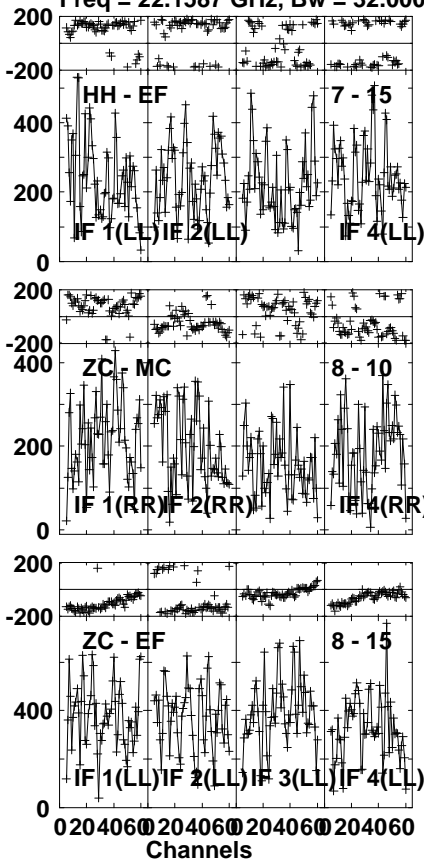
Lower frame: Micro Ampl Jy Top frame: Phas deg
Vector averaged cross-power spectrum Several baselines displayed
Timerange: 01/04:26:21 to 01/04:27:20

Plot file version 565 created 04-JUN-2021 15:27:55

J1625-2527 EB084 1.UVDATA.1

Freq = 22.1587 GHz, Bw = 32.000 MH

No calibration applied and no bandpass applied



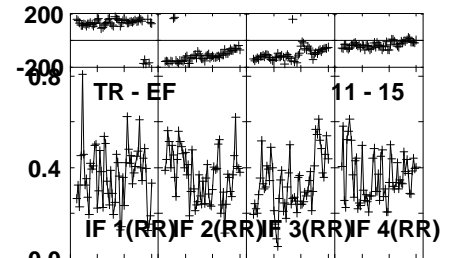
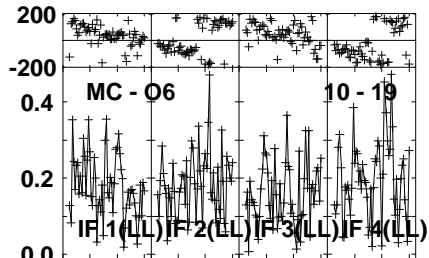
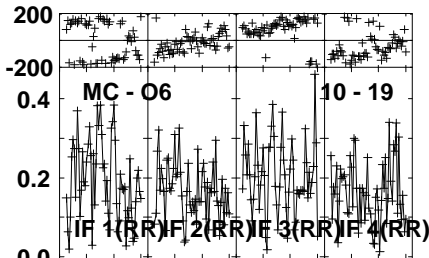
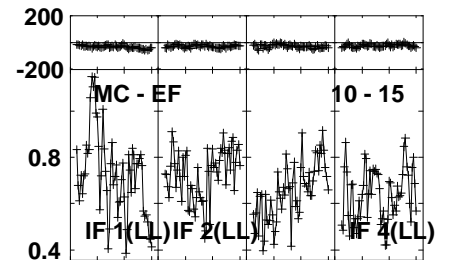
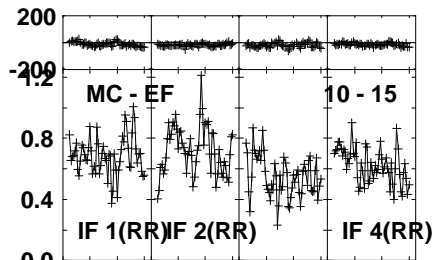
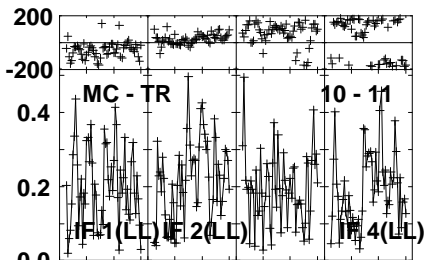
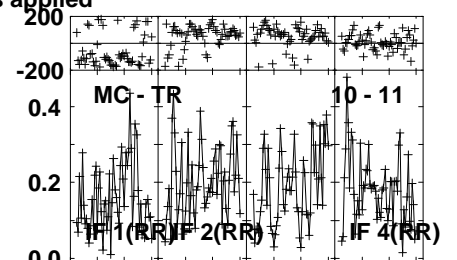
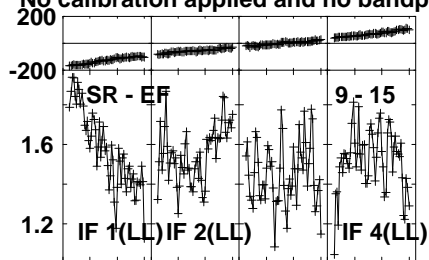
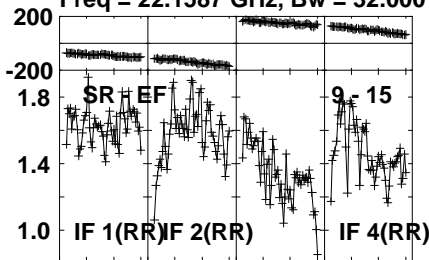
Lower frame: Micro Ampl Jy Top frame: Phas deg
Vector averaged cross-power spectrum Several baselines displayed
Timerange: 01/04:26:21 to 01/04:27:20

Plot file version 566 created 04-JUN-2021 15:27:55

J1625-2527 EB084 1.UVDATA.1

Freq = 22.1587 GHz, Bw = 32.000 MH

No calibration applied and no bandpass applied



0204060 204060 204060 204060
Channels

0204060 204060 204060 204060
Channels

0204060 204060 204060 204060
Channels

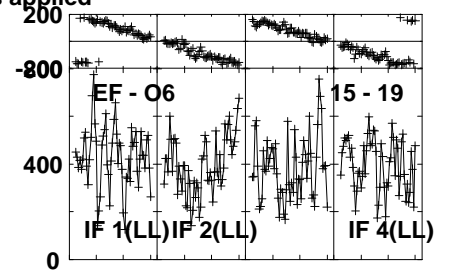
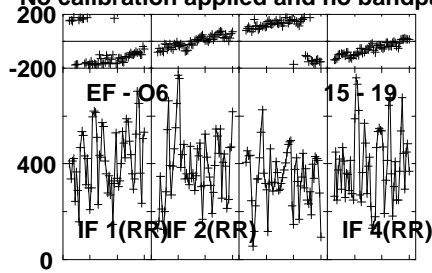
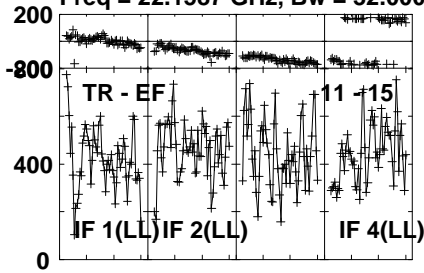
Lower frame: Milli Ampl Jy Top frame: Phas deg
Vector averaged cross-power spectrum Several baselines displayed
Timerange: 01/04:26:21 to 01/04:27:20

Plot file version 567 created 04-JUN-2021 15:27:55

J1625-2527 EB084 1.UVDATA.1

Freq = 22.1587 GHz, Bw = 32.000 MH

No calibration applied and no bandpass applied



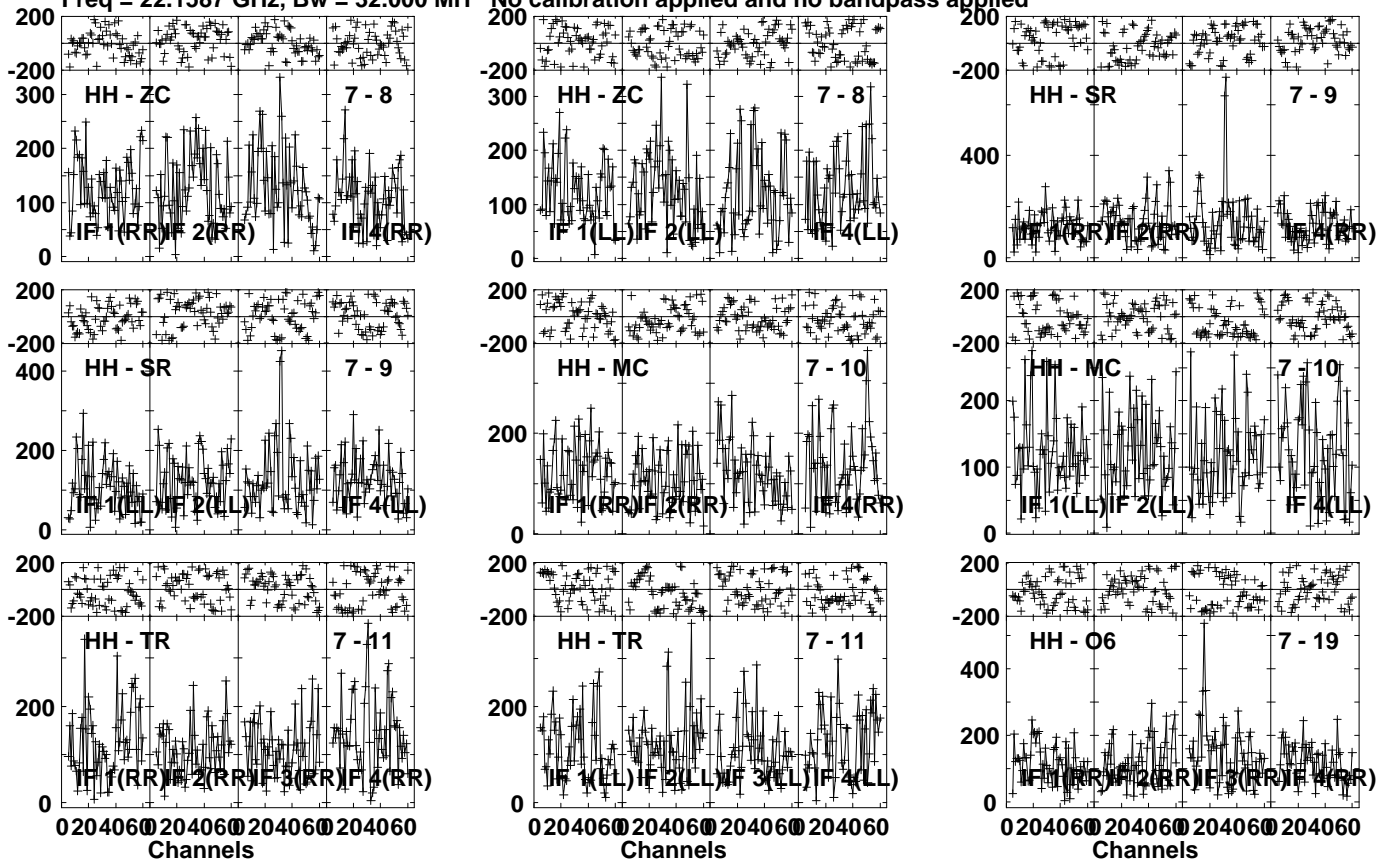
Lower frame: Micro Ampl Jy Top frame: Phas deg
Vector averaged cross-power spectrum Several baselines displayed
Timerange: 01/04:26:21 to 01/04:27:20

Plot file version 568 created 04-JUN-2021 15:27:55

I16293 EB084 1.UVDATA.1

Freq = 22.1587 GHz, Bw = 32.000 MH

No calibration applied and no bandpass applied



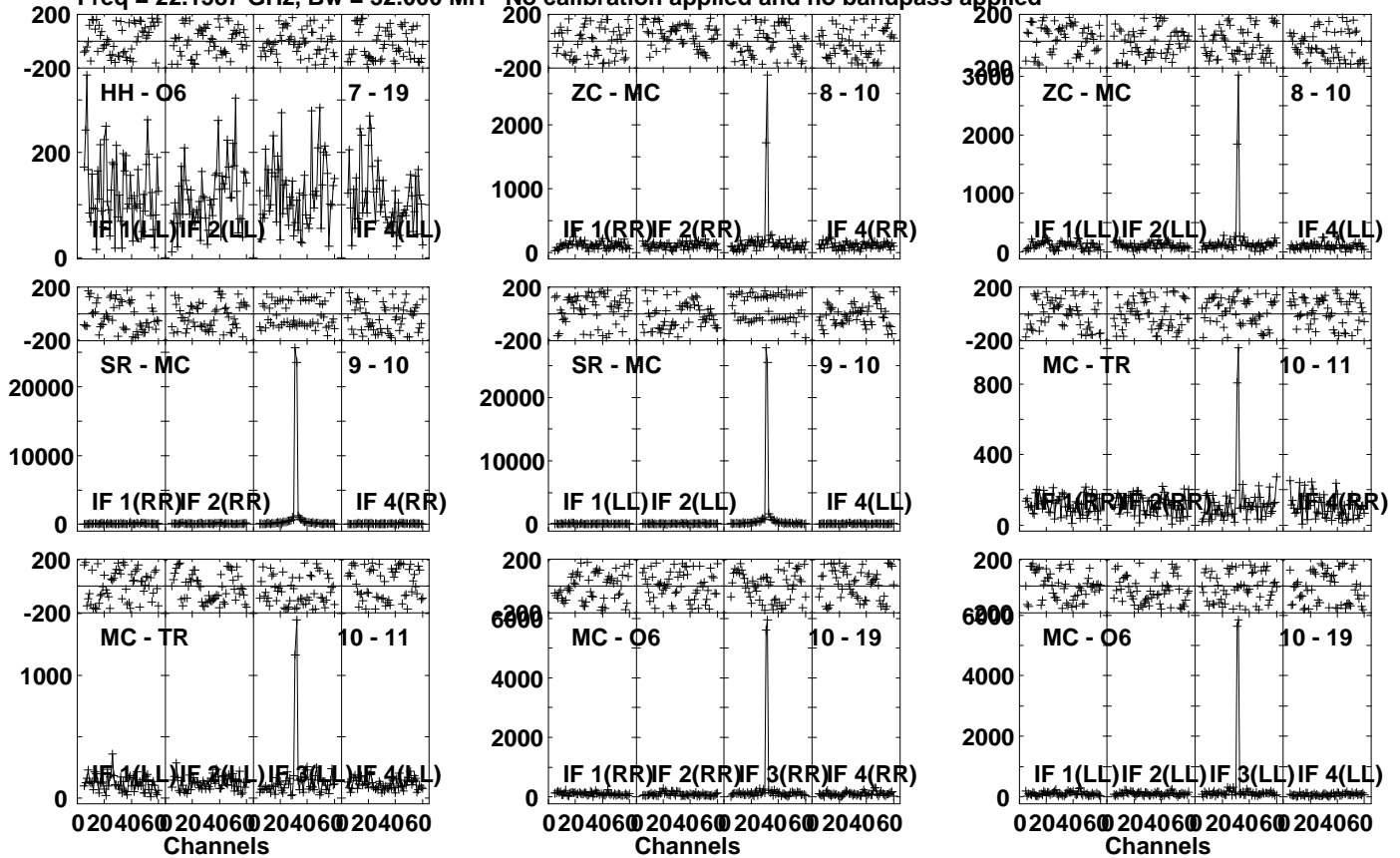
Lower frame: Micro Ampl Jy Top frame: Phas deg
Vector averaged cross-power spectrum Several baselines displayed
Timerange: 01/04:27:20 to 01/04:29:20

Plot file version 569 created 04-JUN-2021 15:27:55

I16293 EB084 1.UVDATA.1

Freq = 22.1587 GHz, Bw = 32.000 MH

No calibration applied and no bandpass applied



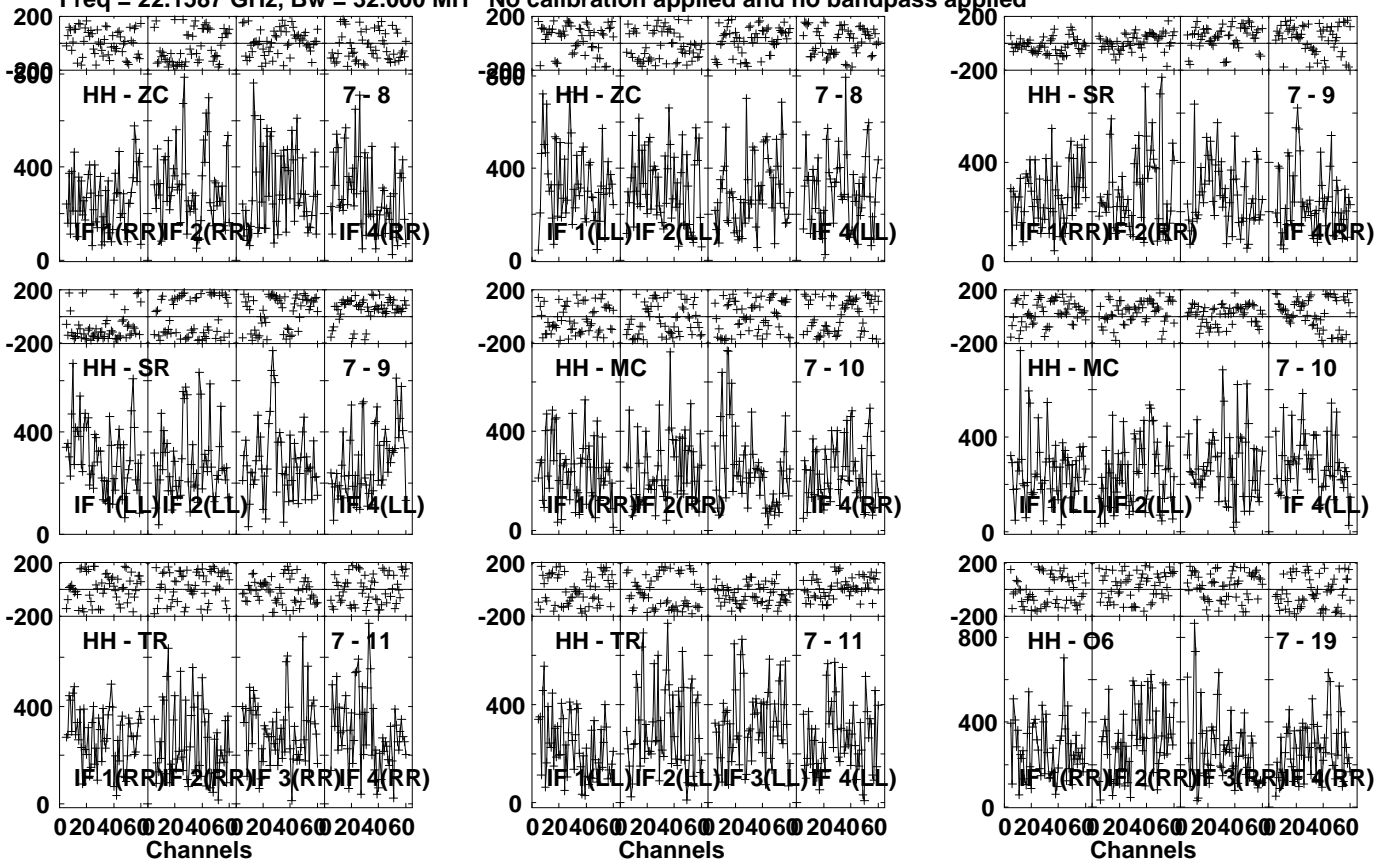
Lower frame: Micro Ampl Jy Top frame: Phas deg
Vector averaged cross-power spectrum Several baselines displayed
Timerange: 01/04:27:20 to 01/04:29:20

Plot file version 570 created 04-JUN-2021 15:27:55

J1625-2527 EB084 1.UVDATA.1

Freq = 22.1587 GHz, Bw = 32.000 MH

No calibration applied and no bandpass applied



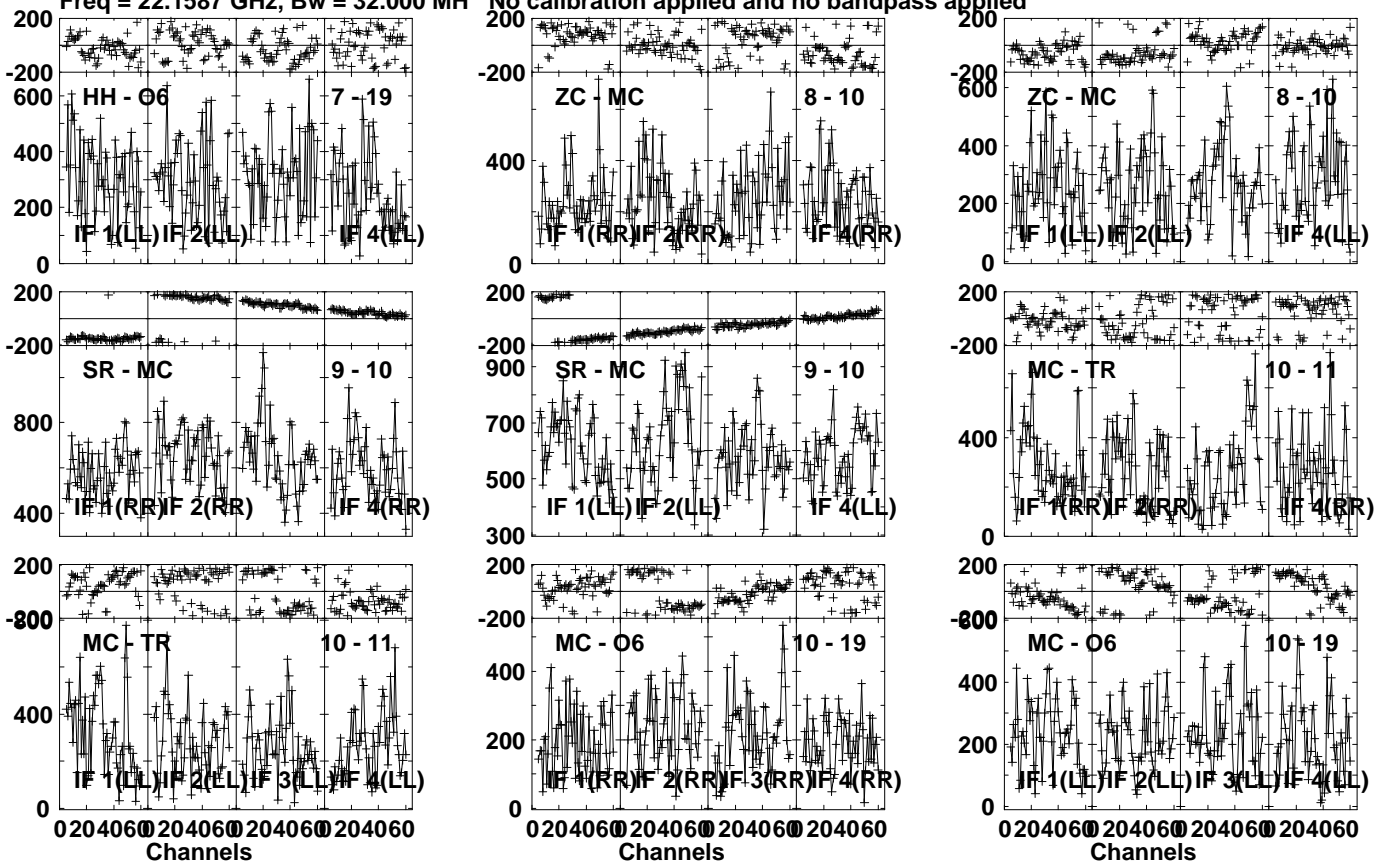
Lower frame: Micro Ampl Jy Top frame: Phas deg
Vector averaged cross-power spectrum Several baselines displayed
Timerange: 01/04:29:21 to 01/04:30:19

Plot file version 571 created 04-JUN-2021 15:27:55

J1625-2527 EB084 1.UVDATA.1

Freq = 22.1587 GHz, Bw = 32,000 MH

No calibration applied and no bandpass applied



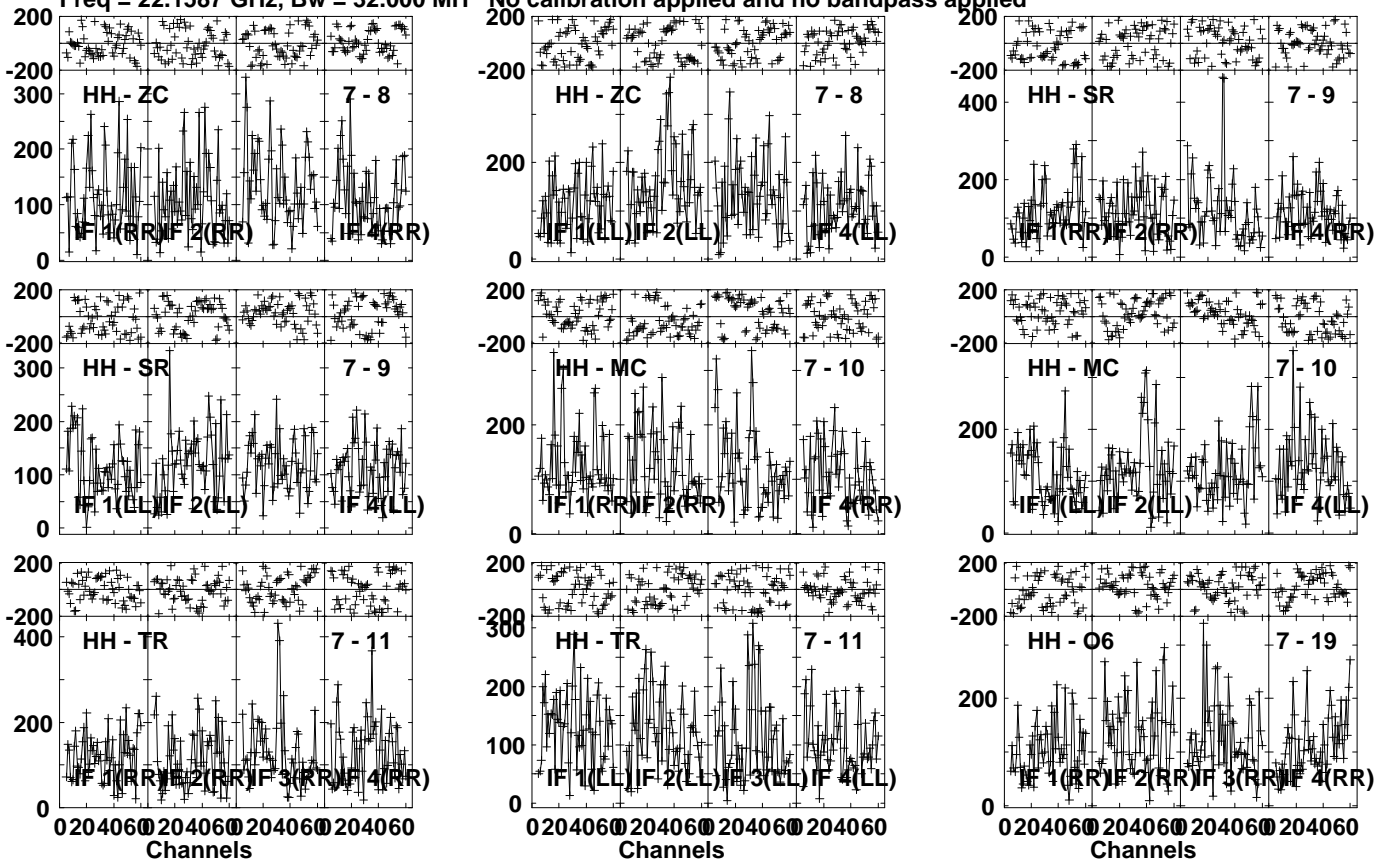
Lower frame: Micro Ampl Jy Top frame: Phas deg
Vector averaged cross-power spectrum Several baselines displayed
Timerange: 01/04:29:21 to 01/04:30:19

Plot file version 572 created 04-JUN-2021 15:27:55

I16293 EB084 1.UVDATA.1

Freq = 22.1587 GHz, Bw = 32.000 MH

No calibration applied and no bandpass applied



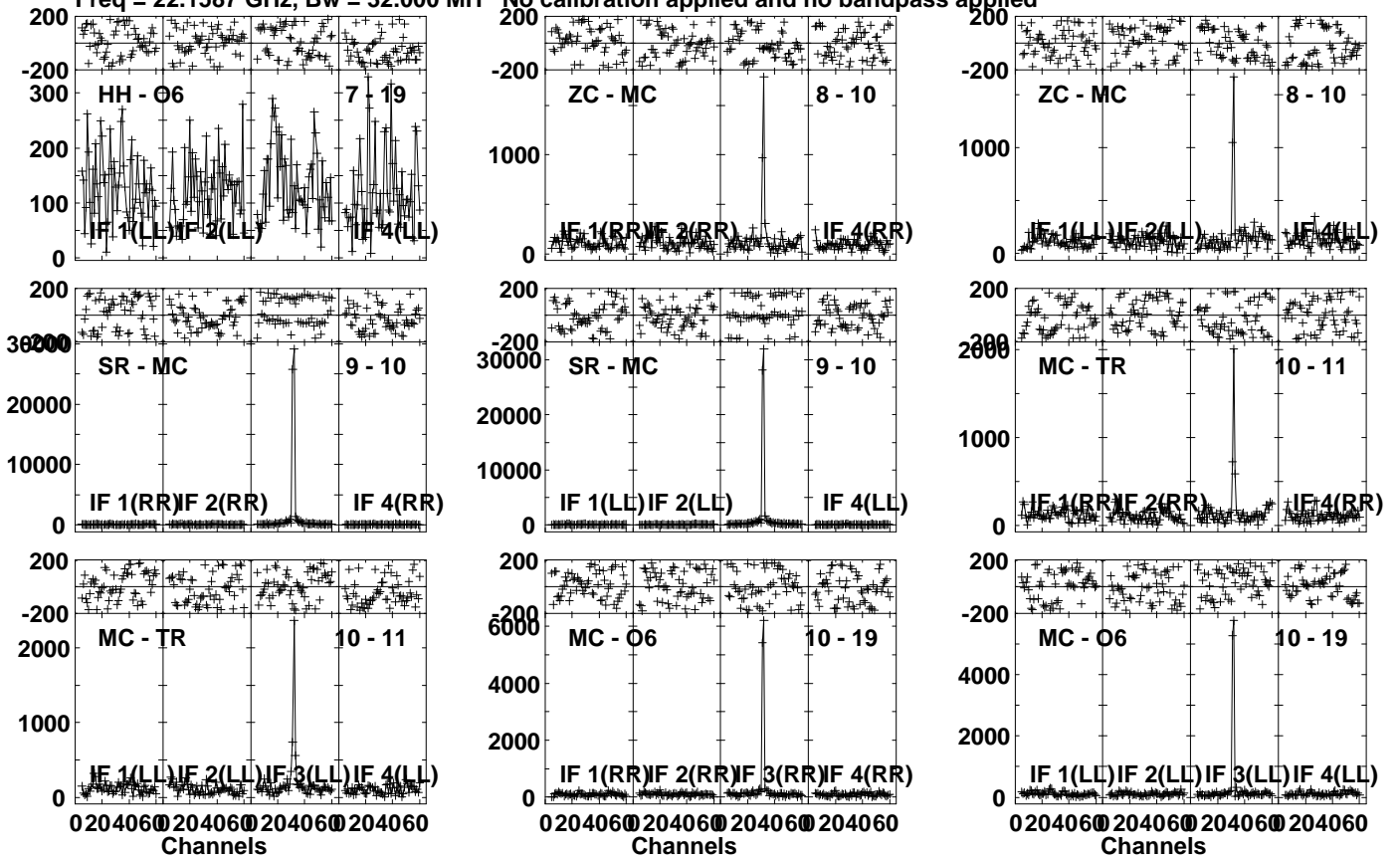
Lower frame: Micro Ampl Jy Top frame: Phas deg
Vector averaged cross-power spectrum Several baselines displayed
Timerange: 01/04:30:20 to 01/04:32:19

Plot file version 573 created 04-JUN-2021 15:27:55

I16293 EB084 1.UVDATA.1

Freq = 22.1587 GHz, Bw = 32.000 MH

No calibration applied and no bandpass applied



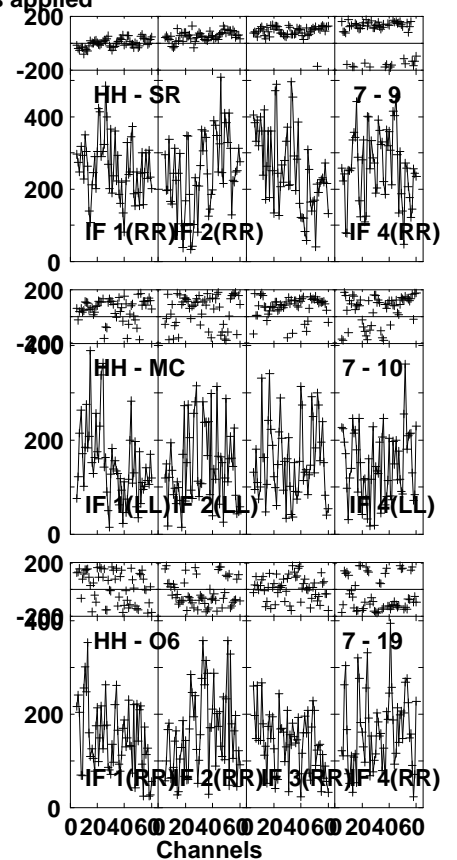
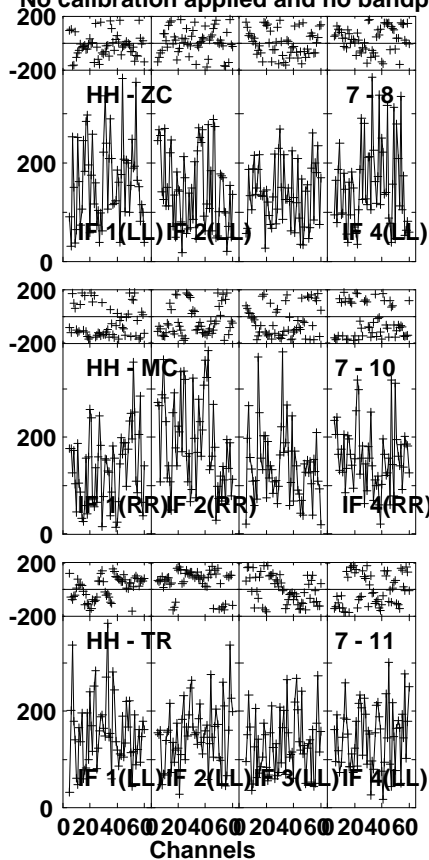
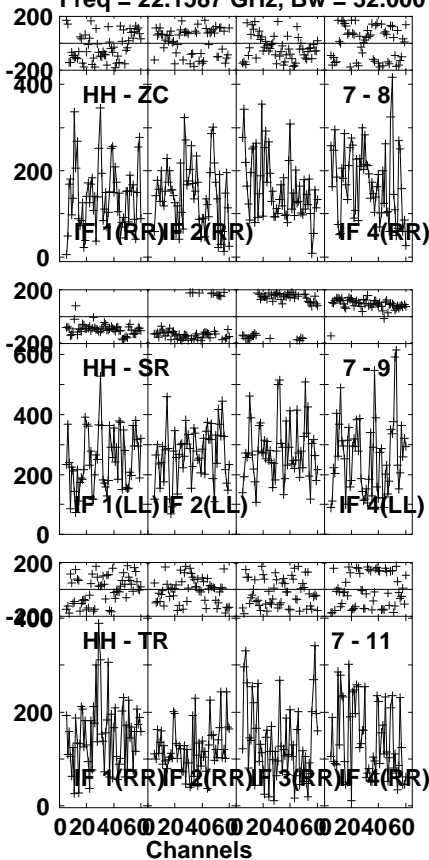
Lower frame: Micro Ampl Jy Top frame: Phas deg
Vector averaged cross-power spectrum Several baselines displayed
Timerange: 01/04:30:20 to 01/04:32:19

Plot file version 574 created 04-JUN-2021 15:27:56

J1625-2527 EB084 1.UVDATA.1

Freq = 22.1587 GHz, Bw = 32.000 MH

No calibration applied and no bandpass applied



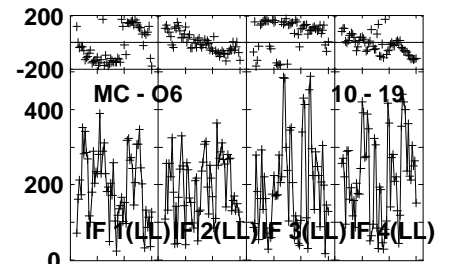
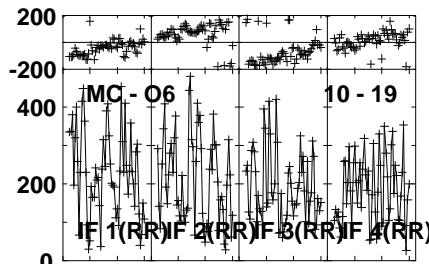
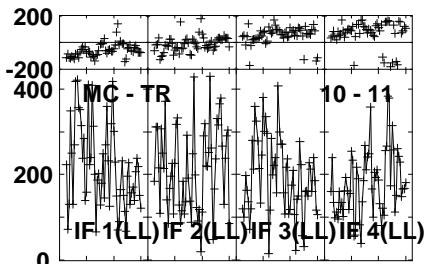
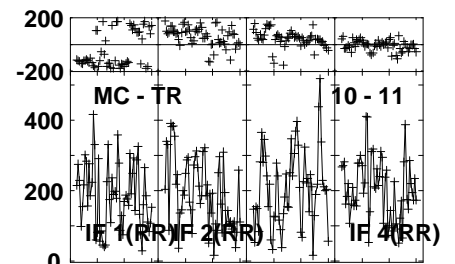
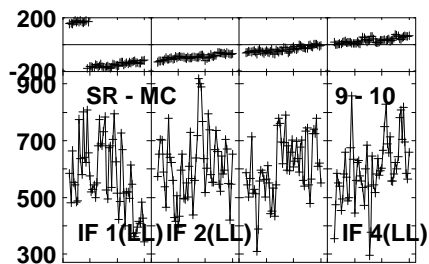
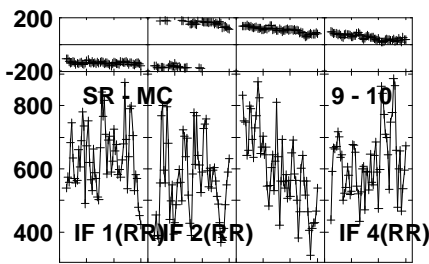
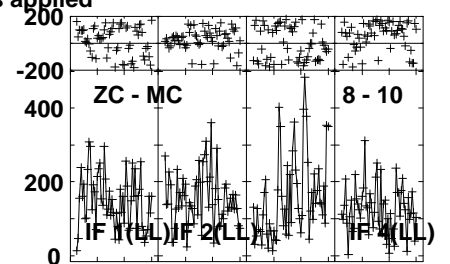
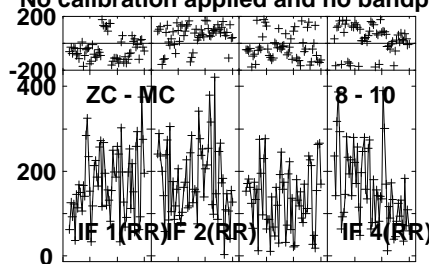
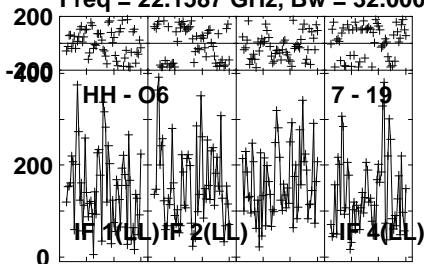
Lower frame: Micro Ampl Jy Top frame: Phas deg
Vector averaged cross-power spectrum Several baselines displayed
Timerange: 01/04:33:01 to 01/04:33:59

Plot file version 575 created 04-JUN-2021 15:27:56

J1625-2527 EB084 1.UVDATA.1

Freq = 22.1587 GHz, Bw = 32.000 MH

No calibration applied and no bandpass applied



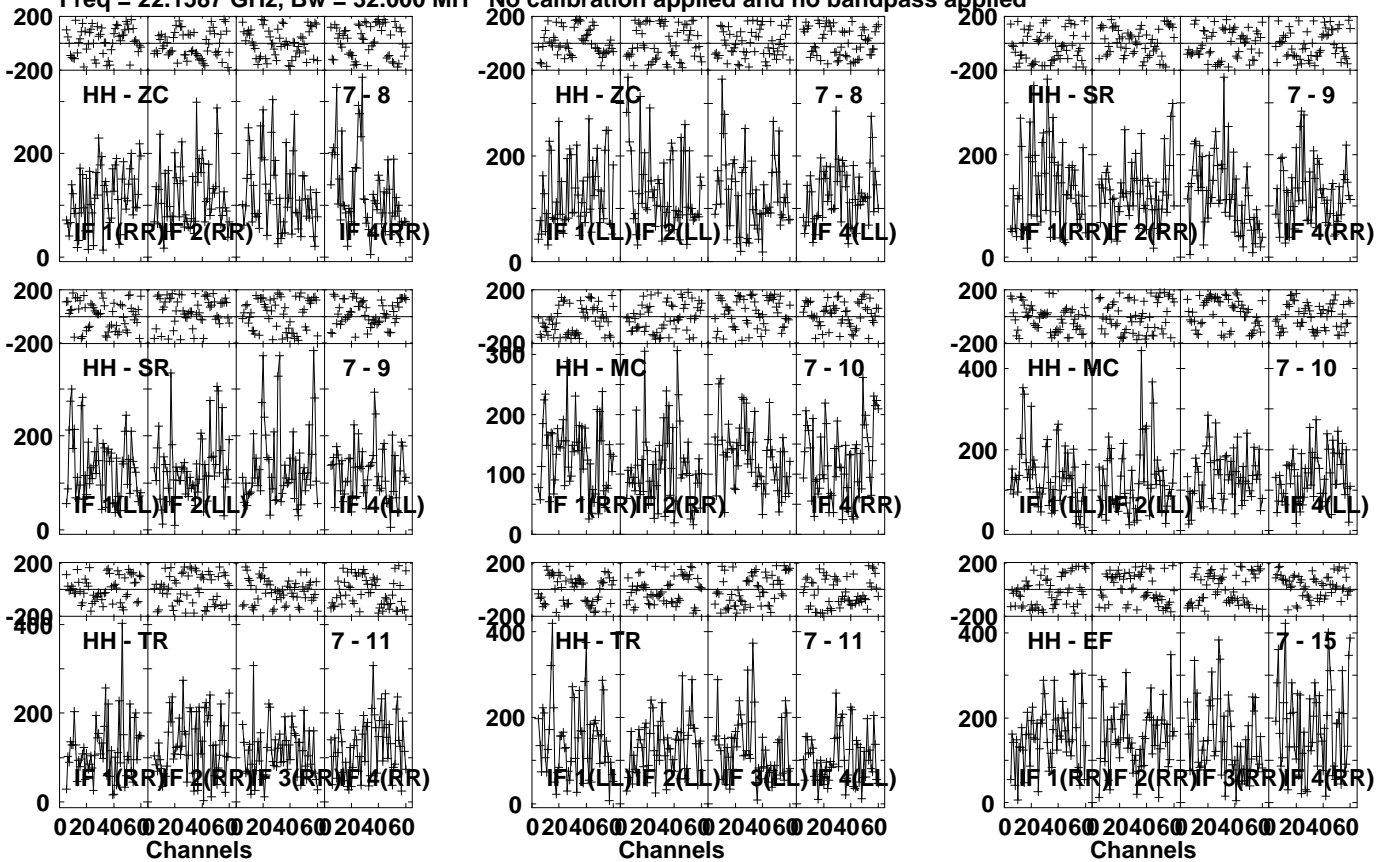
Lower frame: Micro Ampl Jy Top frame: Phas deg
Vector averaged cross-power spectrum Several baselines displayed
Timerange: 01/04:33:01 to 01/04:33:59

Plot file version 576 created 04-JUN-2021 15:27:56

I16293 EB084 1.UVDATA.1

Freq = 22.1587 GHz, Bw = 32.000 MH

No calibration applied and no bandpass applied



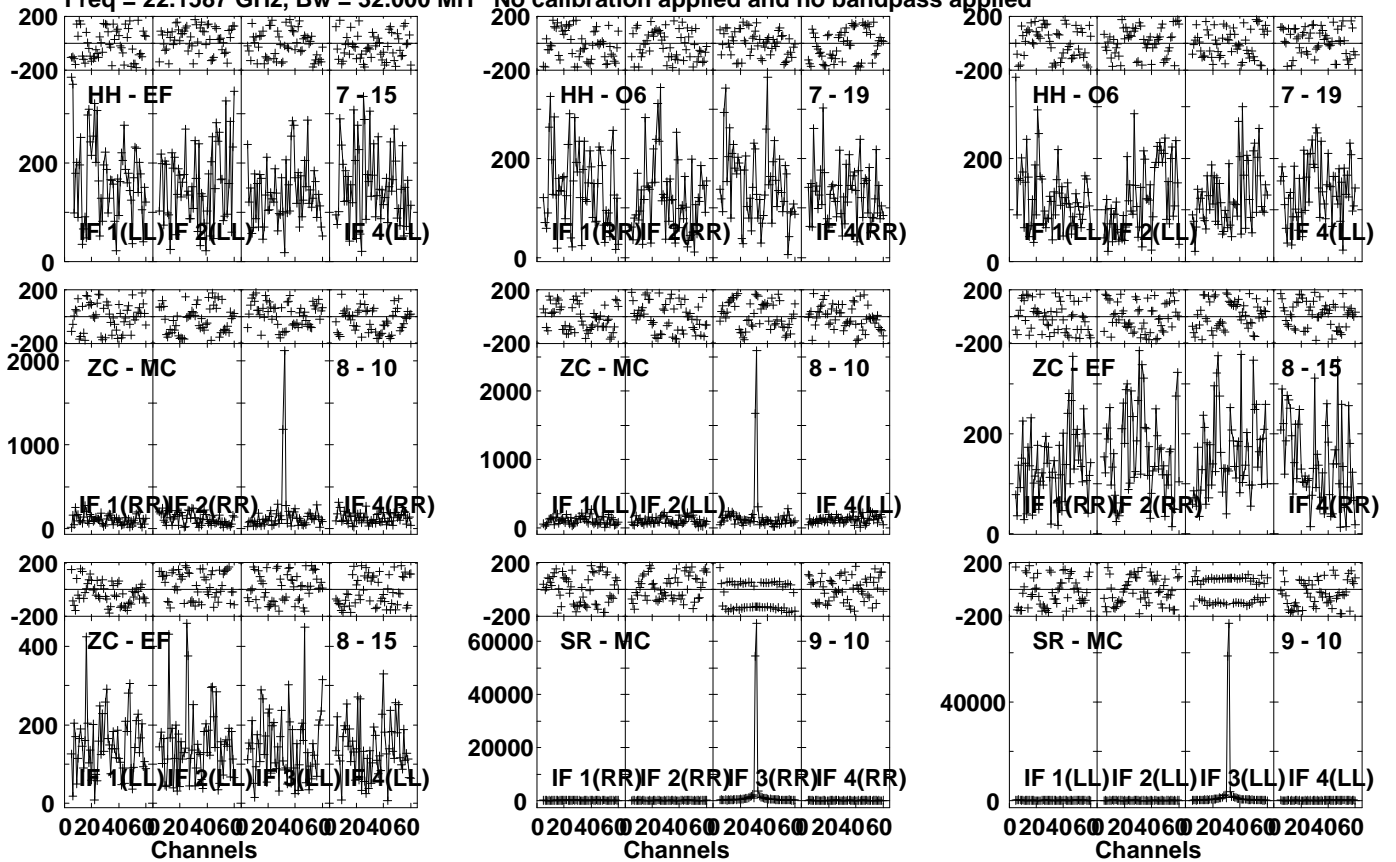
Lower frame: Micro Ampl Jy Top frame: Phas deg
Vector averaged cross-power spectrum Several baselines displayed
Timerange: 01/04:34:00 to 01/04:36:00

Plot file version 577 created 04-JUN-2021 15:27:56

I16293 EB084 1.UVDATA.1

Freq = 22.1587 GHz, Bw = 32.000 MH

No calibration applied and no bandpass applied



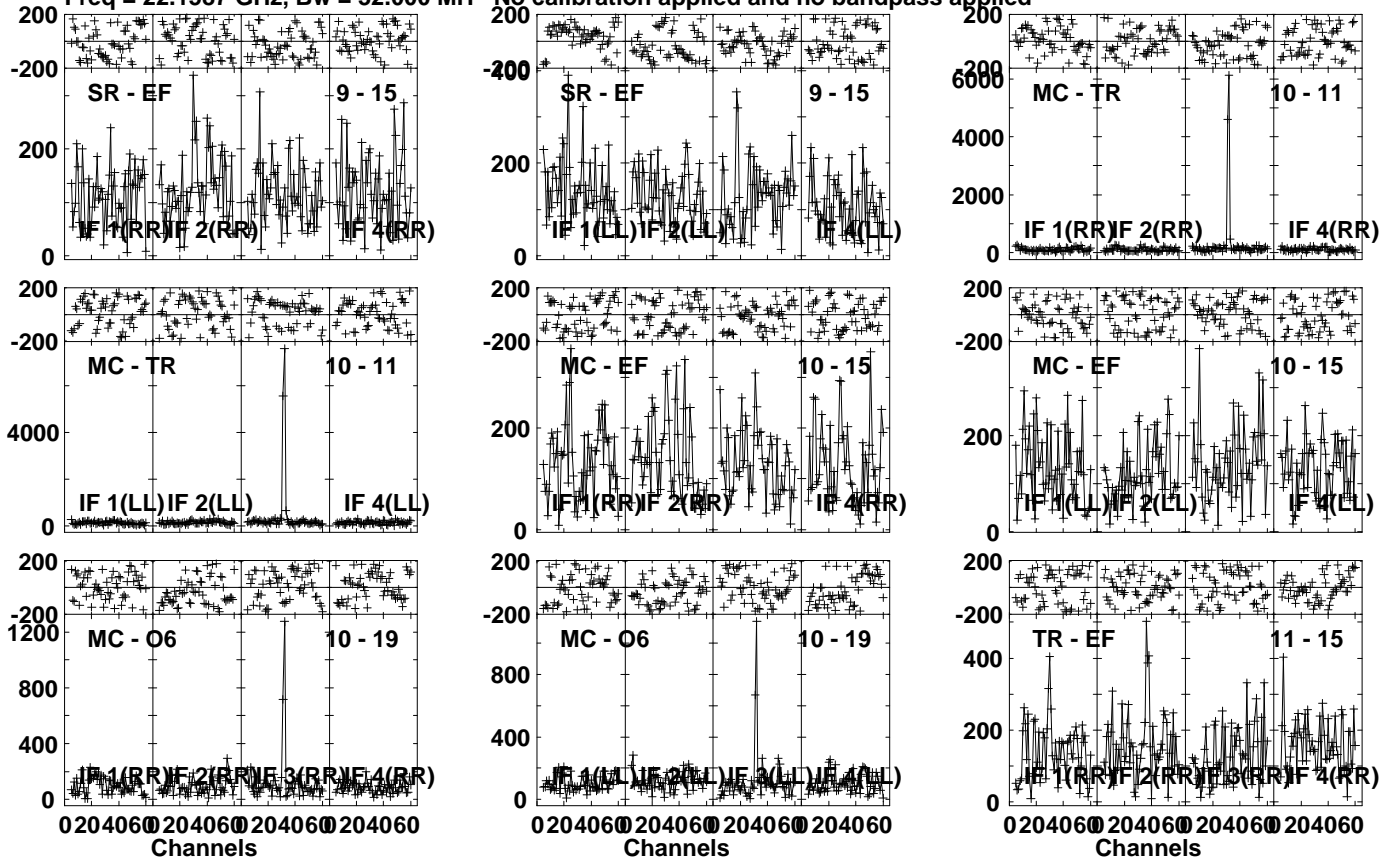
Lower frame: Micro Ampl Jy Top frame: Phas deg
Vector averaged cross-power spectrum Several baselines displayed
Timerange: 01/04:34:00 to 01/04:36:00

Plot file version 578 created 04-JUN-2021 15:27:56

I16293 EB084 1.UVDATA.1

Freq = 22.1587 GHz, Bw = 32.000 MH

No calibration applied and no bandpass applied



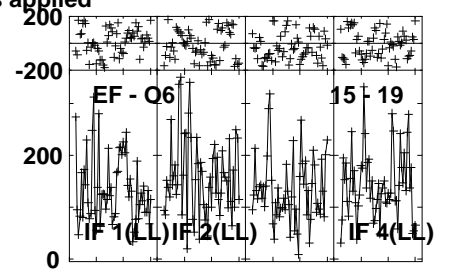
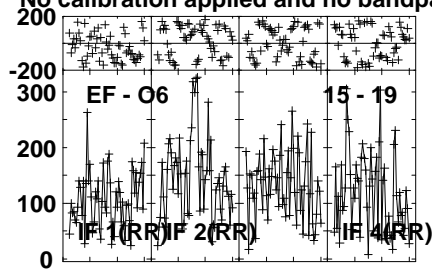
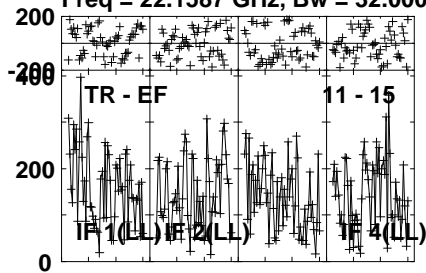
Lower frame: Micro Ampl Jy Top frame: Phas deg
Vector averaged cross-power spectrum Several baselines displayed
Timerange: 01/04:34:00 to 01/04:36:00

Plot file version 579 created 04-JUN-2021 15:27:56

I16293 EB084 1.UVDATA.1

Freq = 22.1587 GHz, Bw = 32.000 MH

No calibration applied and no bandpass applied



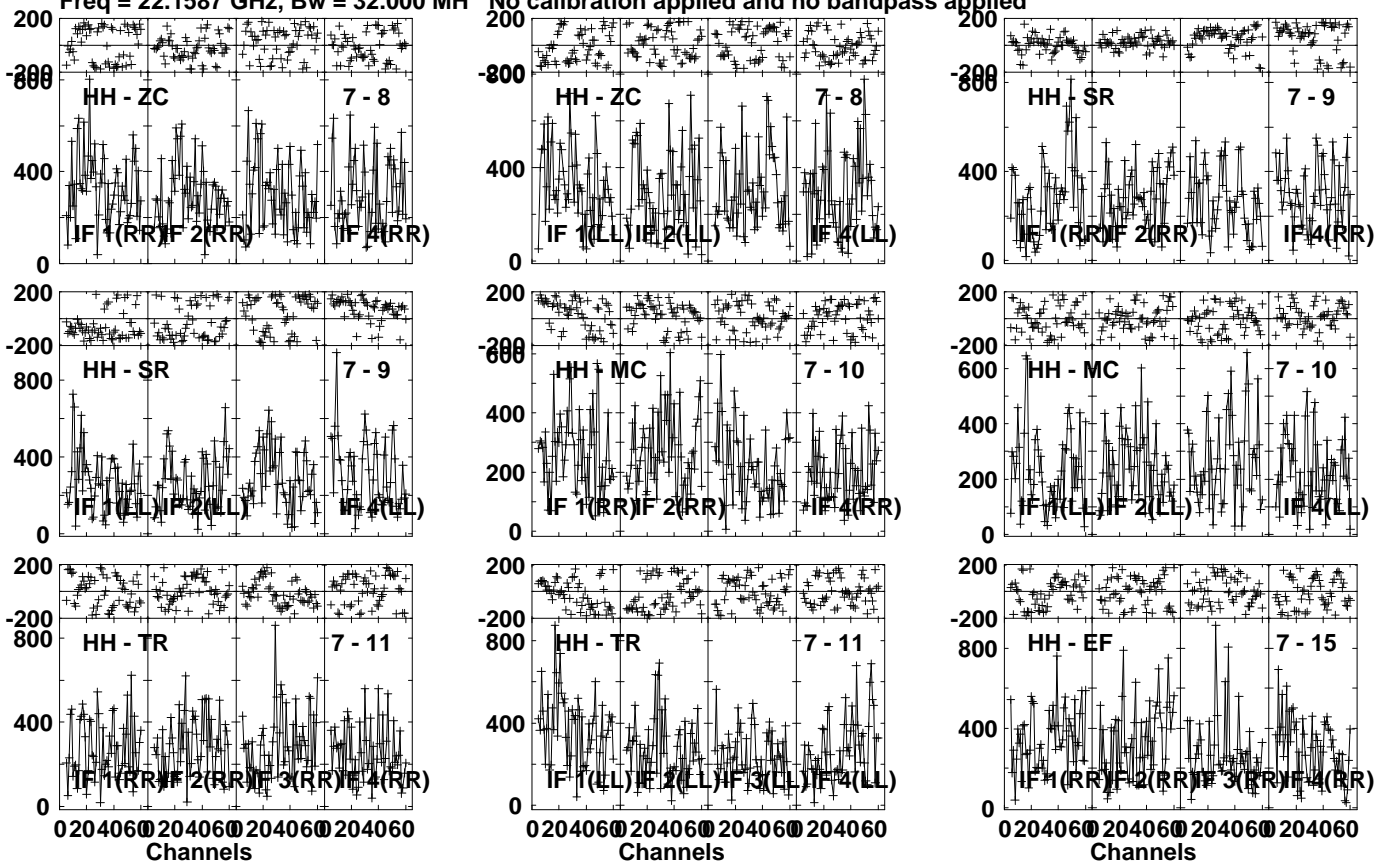
Lower frame: Micro Ampl Jy Top frame: Phas deg
Vector averaged cross-power spectrum Several baselines displayed
Timerange: 01/04:34:00 to 01/04:36:00

Plot file version 580 created 04-JUN-2021 15:27:56

J1625-2527 EB084 1.UVDATA.1

Freq = 22.1587 GHz, Bw = 32.000 MH

No calibration applied and no bandpass applied



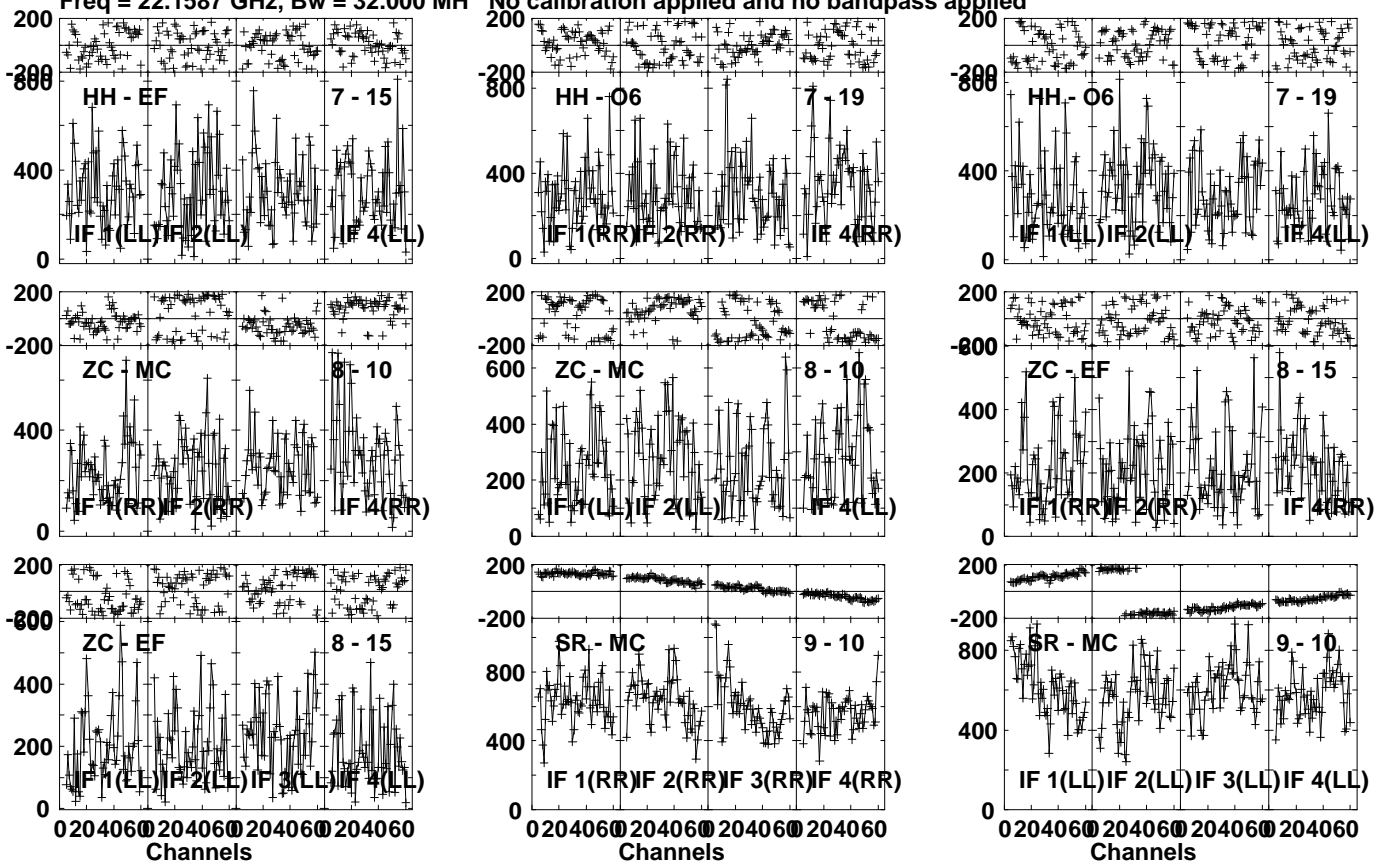
Lower frame: Micro Ampl Jy Top frame: Phas deg
Vector averaged cross-power spectrum Several baselines displayed
Timerange: 01/04:36:00 to 01/04:36:59

Plot file version 581 created 04-JUN-2021 15:27:56

J1625-2527 EB084 1.UVDATA.1

Freq = 22.1587 GHz, Bw = 32.000 MH

No calibration applied and no bandpass applied



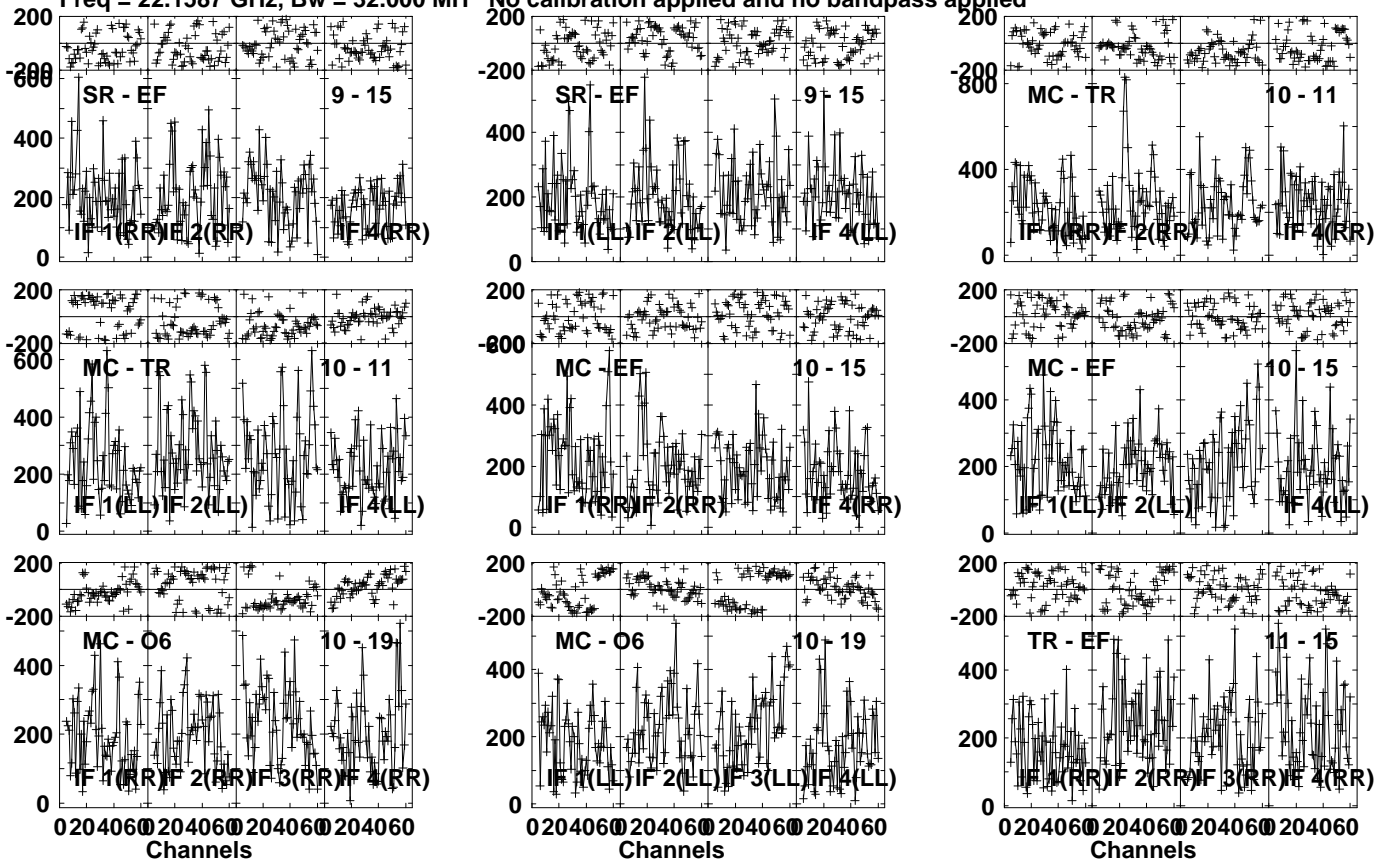
Lower frame: Micro Ampl Jy Top frame: Phas deg
Vector averaged cross-power spectrum Several baselines displayed
Timerange: 01/04:36:00 to 01/04:36:59

Plot file version 582 created 04-JUN-2021 15:27:56

J1625-2527 EB084 1.UVDATA.1

Freq = 22.1587 GHz, Bw = 32.000 MH

No calibration applied and no bandpass applied



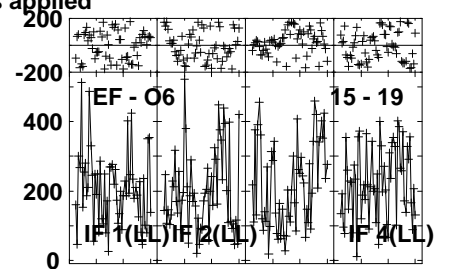
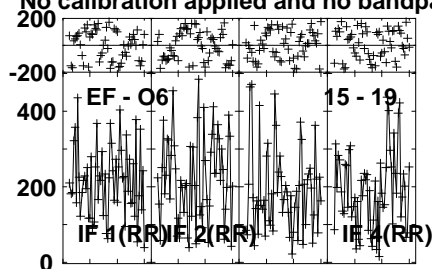
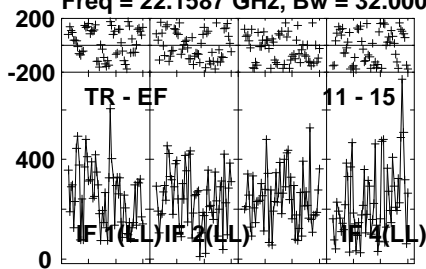
Lower frame: Micro Ampl Jy Top frame: Phas deg
Vector averaged cross-power spectrum Several baselines displayed
Timerange: 01/04:36:00 to 01/04:36:59

Plot file version 583 created 04-JUN-2021 15:27:56

J1625-2527 EB084 1.UVDATA.1

Freq = 22.1587 GHz, Bw = 32.000 MH

No calibration applied and no bandpass applied



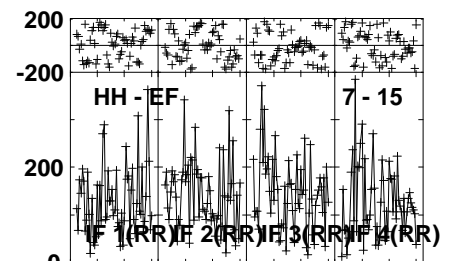
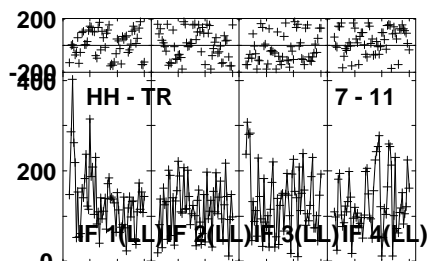
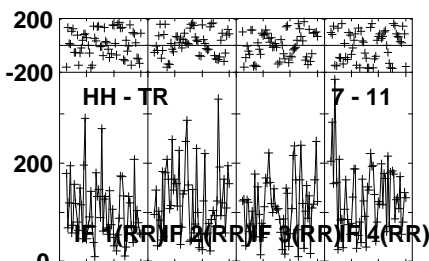
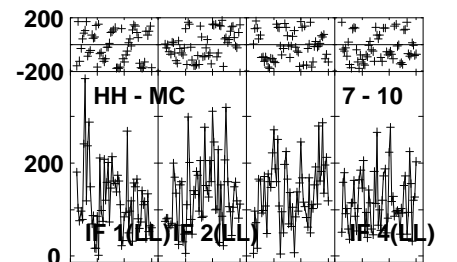
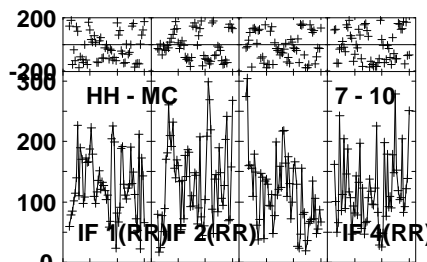
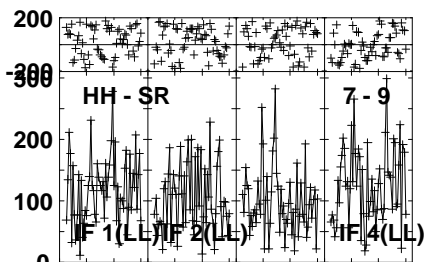
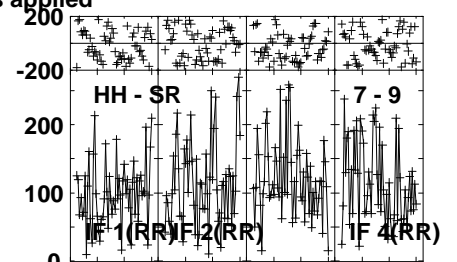
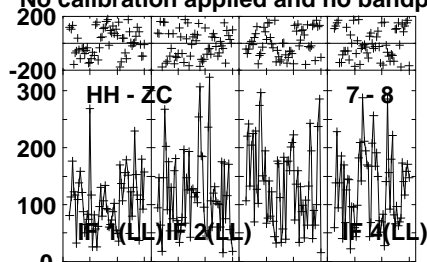
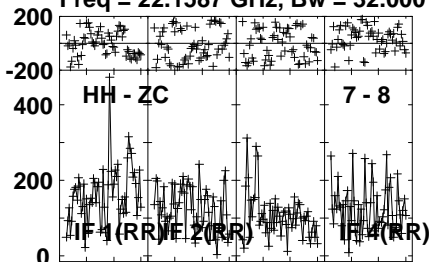
Lower frame: Micro Ampl Jy Top frame: Phas deg
Vector averaged cross-power spectrum Several baselines displayed
Timerange: 01/04:36:00 to 01/04:36:59

Plot file version 584 created 04-JUN-2021 15:27:56

I16293 EB084 1.UVDATA.1

Freq = 22.1587 GHz, Bw = 32.000 MH

No calibration applied and no bandpass applied



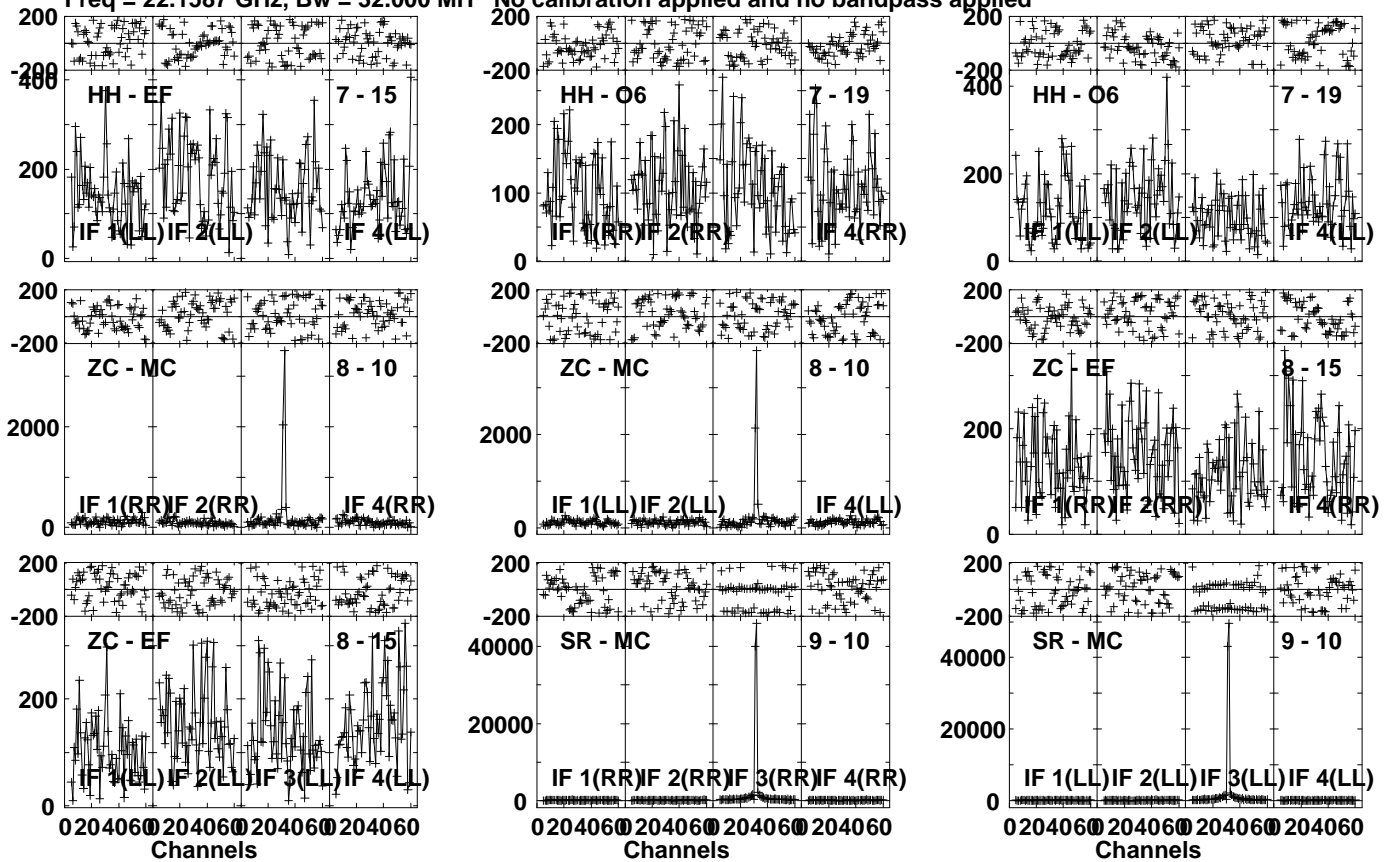
Lower frame: Micro Ampl Jy Top frame: Phas deg
Vector averaged cross-power spectrum Several baselines displayed
Timerange: 01/04:37:00 to 01/04:38:59

Plot file version 585 created 04-JUN-2021 15:27:56

I16293 EB084 1.UVDATA.1

Freq = 22.1587 GHz, Bw = 32.000 MH

No calibration applied and no bandpass applied



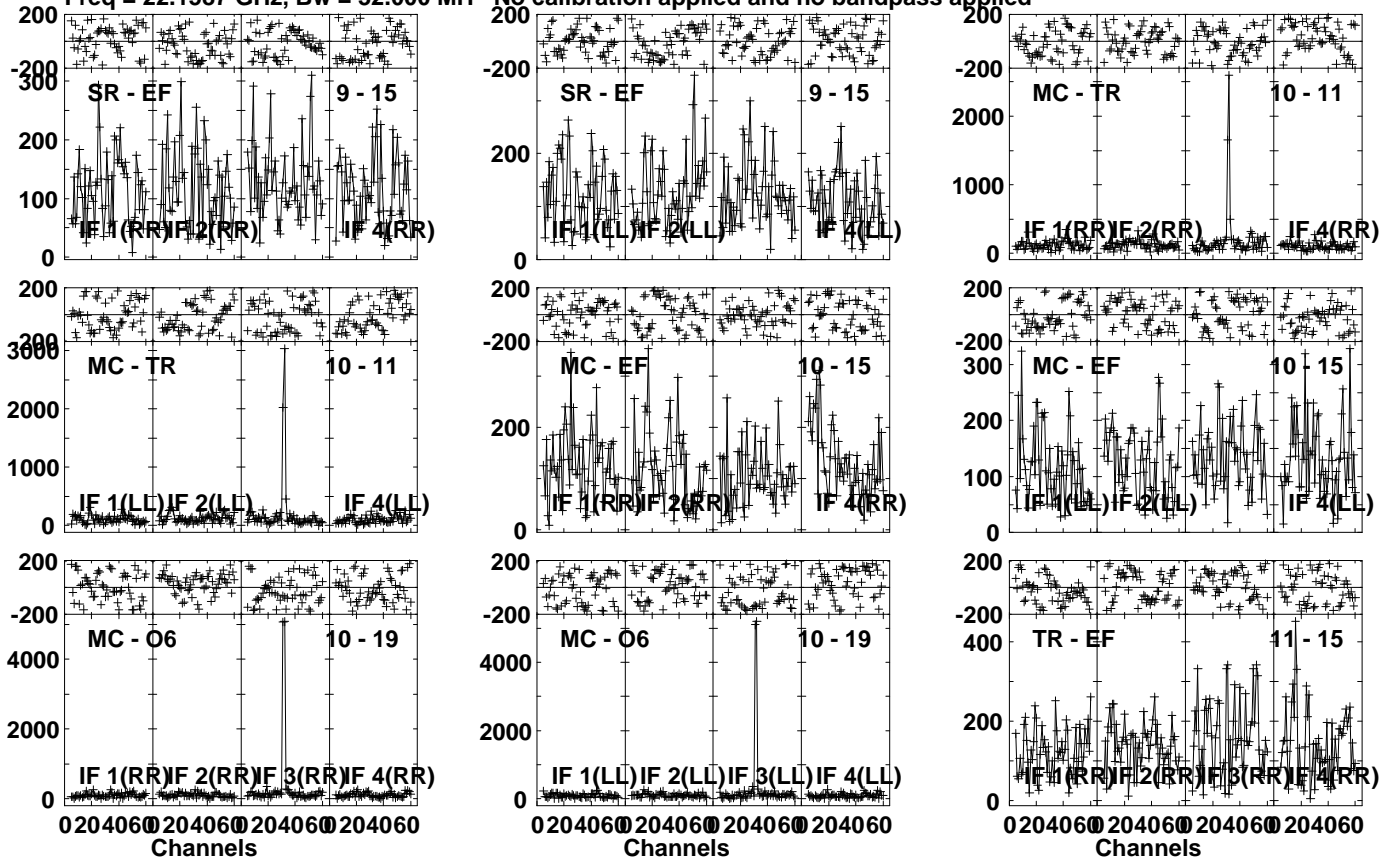
Lower frame: Micro Ampl Jy Top frame: Phas deg
Vector averaged cross-power spectrum Several baselines displayed
Timerange: 01/04:37:00 to 01/04:38:59

Plot file version 586 created 04-JUN-2021 15:27:56

I16293 EB084 1.UVDATA.1

Freq = 22.1587 GHz, Bw = 32.000 MH

No calibration applied and no bandpass applied



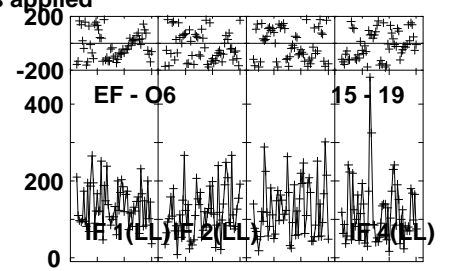
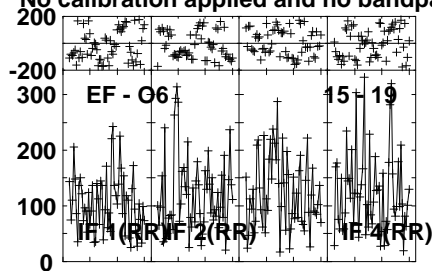
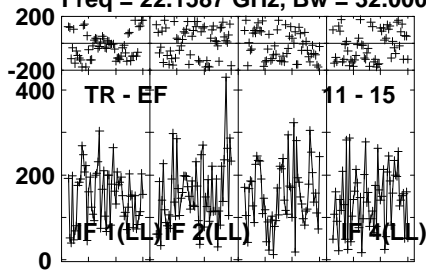
Lower frame: Micro Ampl Jy Top frame: Phas deg
Vector averaged cross-power spectrum Several baselines displayed
Timerange: 01/04:37:00 to 01/04:38:59

Plot file version 587 created 04-JUN-2021 15:27:57

I16293 EB084 1.UVDATA.1

Freq = 22.1587 GHz, Bw = 32.000 MH

No calibration applied and no bandpass applied



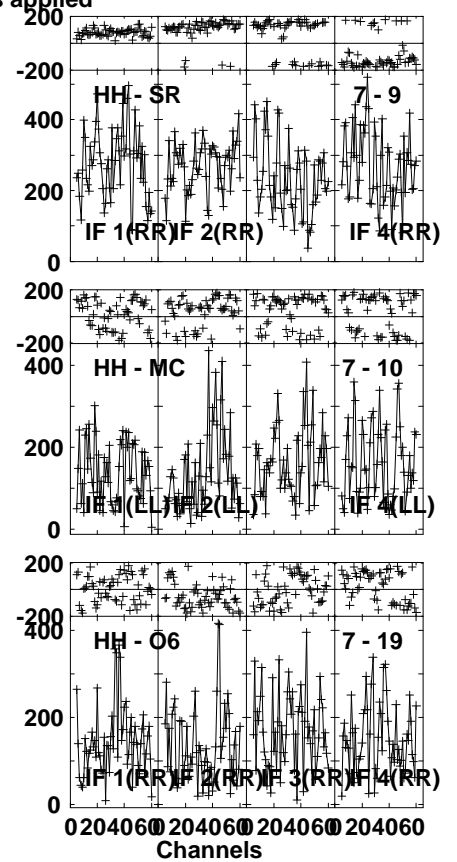
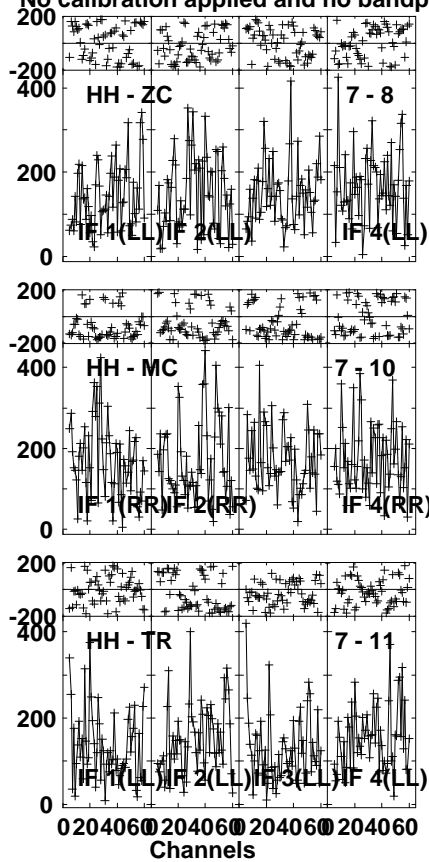
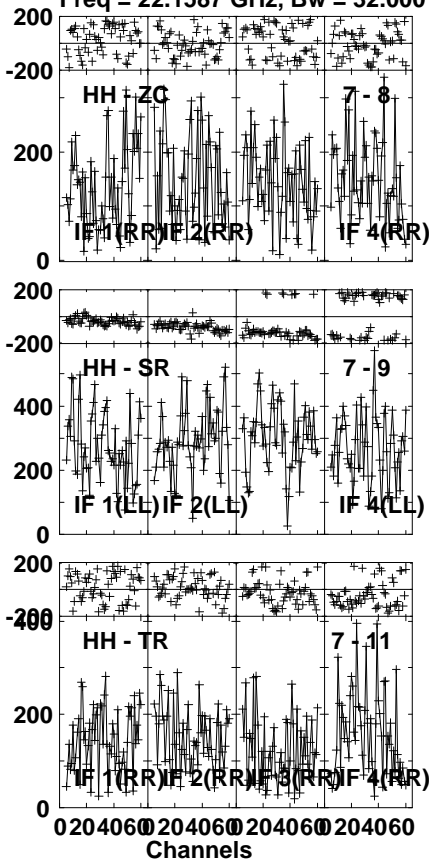
Lower frame: Micro Ampl Jy Top frame: Phas deg
Vector averaged cross-power spectrum Several baselines displayed
Timerange: 01/04:37:00 to 01/04:38:59

Plot file version 588 created 04-JUN-2021 15:27:57

J1625-2527 EB084 1.UVDATA.1

Freq = 22.1587 GHz, Bw = 32.000 MH

No calibration applied and no bandpass applied



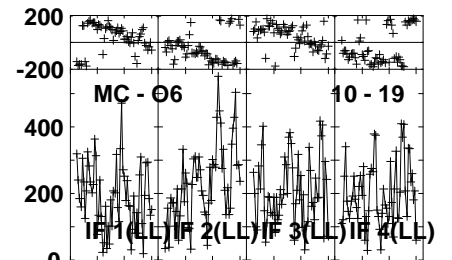
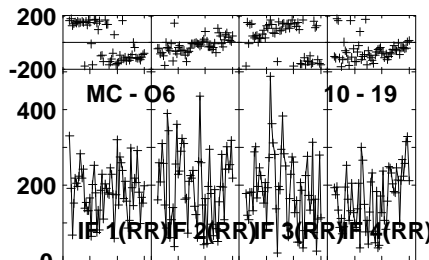
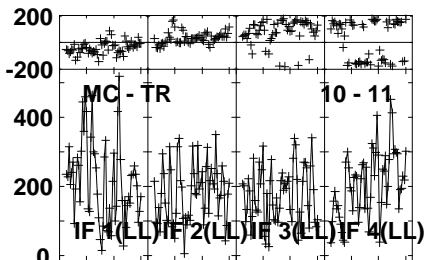
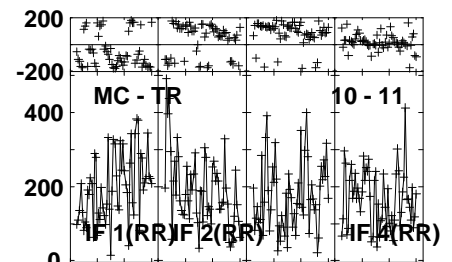
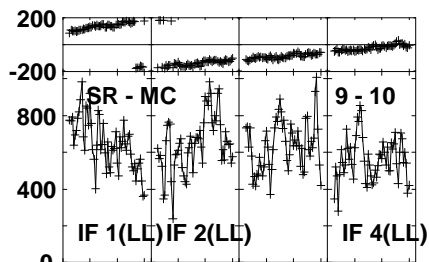
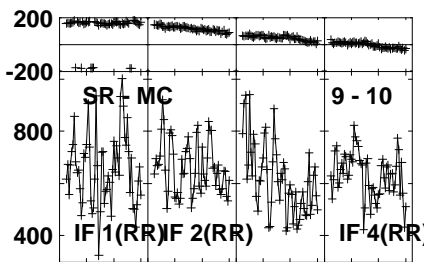
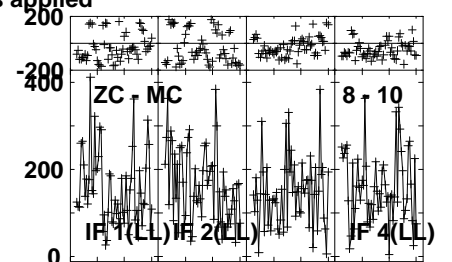
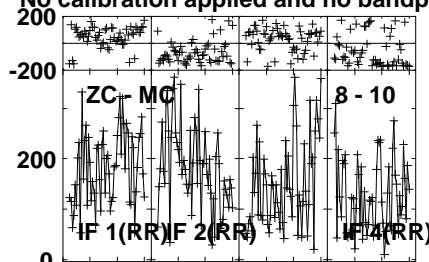
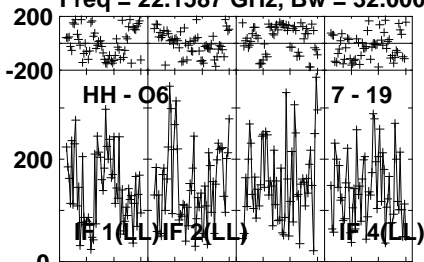
Lower frame: Micro Ampl Jy Top frame: Phas deg
Vector averaged cross-power spectrum Several baselines displayed
Timerange: 01/04:39:41 to 01/04:40:39

Plot file version 589 created 04-JUN-2021 15:27:57

J1625-2527 EB084 1.UVDATA.1

Freq = 22.1587 GHz, Bw = 32.000 MH

No calibration applied and no bandpass applied



020406@20406@20406@20406@20406@
Channels

020406@20406@20406@20406@20406@
Channels

020406@20406@20406@20406@20406@
Channels

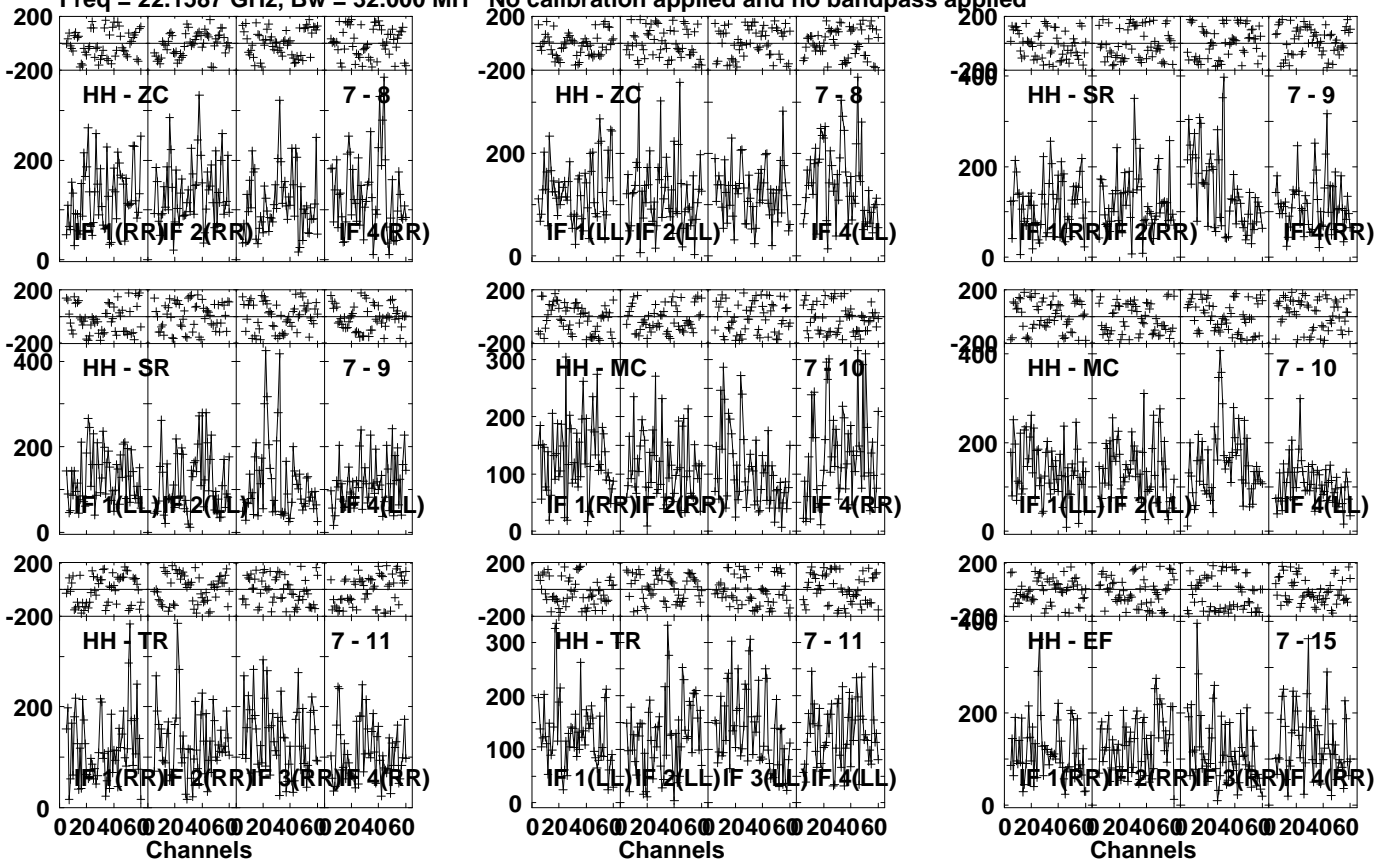
Lower frame: Micro Ampl Jy Top frame: Phas deg
Vector averaged cross-power spectrum Several baselines displayed
Timerange: 01/04:39:41 to 01/04:40:39

Plot file version 590 created 04-JUN-2021 15:27:57

I16293 EB084 1.UVDATA.1

Freq = 22.1587 GHz, Bw = 32.000 MH

No calibration applied and no bandpass applied



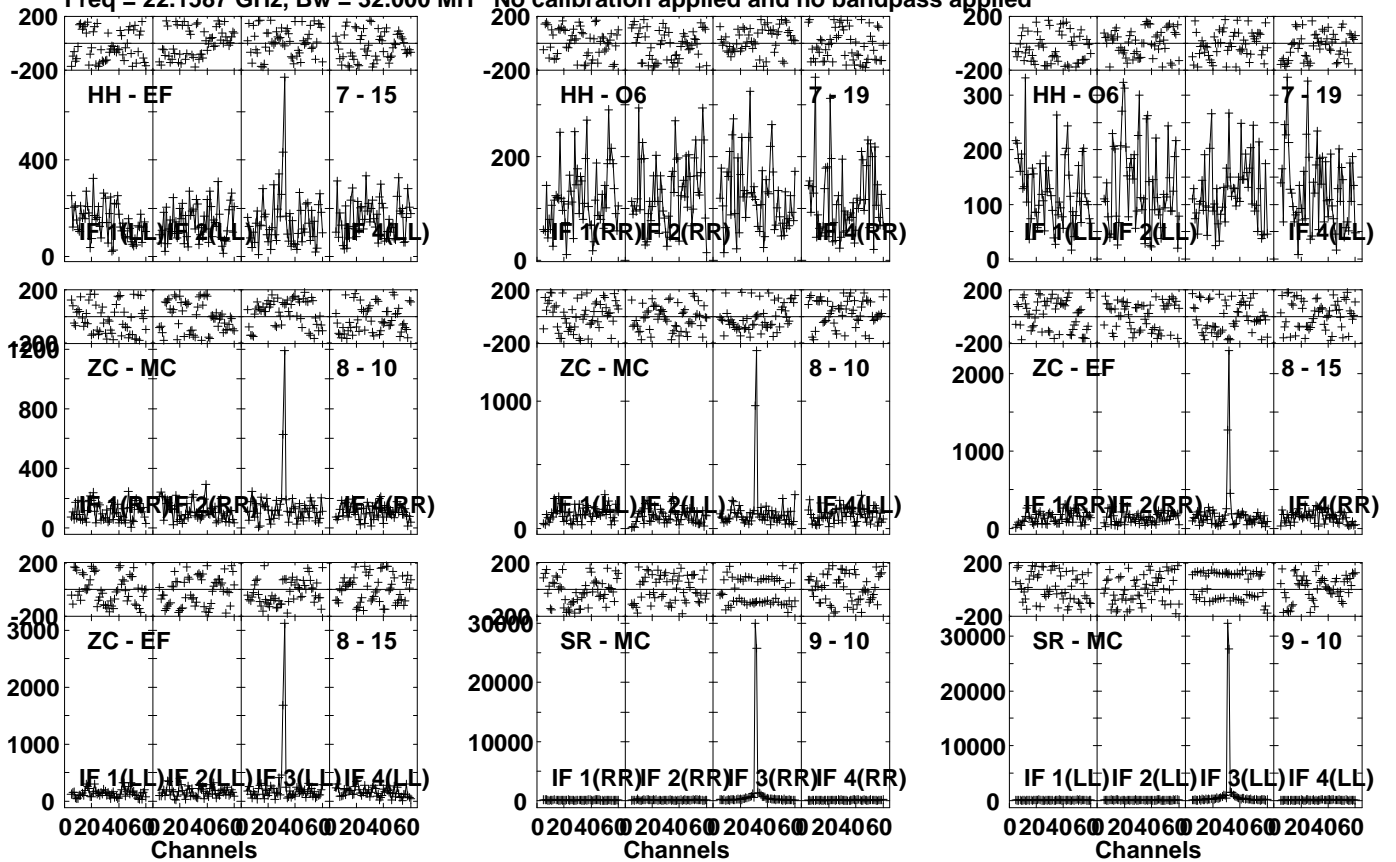
Lower frame: Micro Ampl Jy Top frame: Phas deg
Vector averaged cross-power spectrum Several baselines displayed
Timerange: 01/04:40:40 to 01/04:42:39

Plot file version 591 created 04-JUN-2021 15:27:57

I16293 EB084 1.UVDATA.1

Freq = 22.1587 GHz, Bw = 32.000 MH

No calibration applied and no bandpass applied



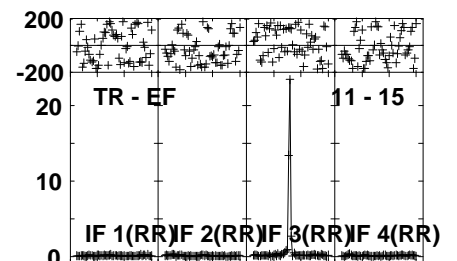
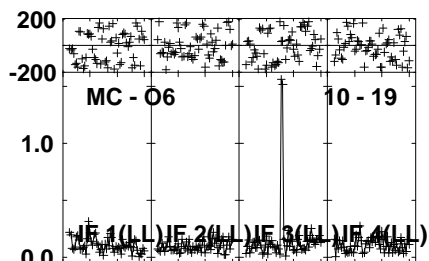
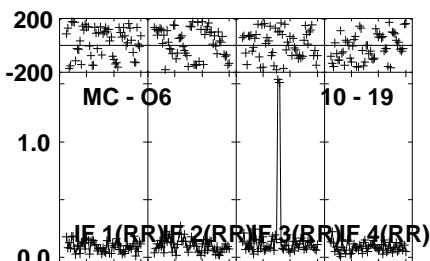
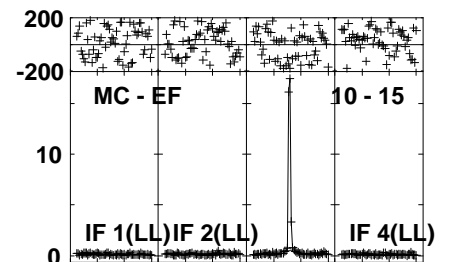

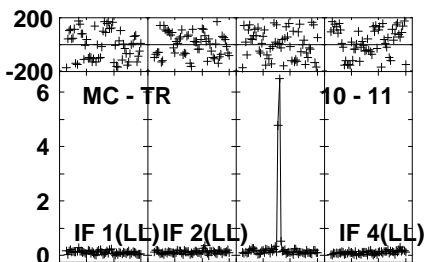
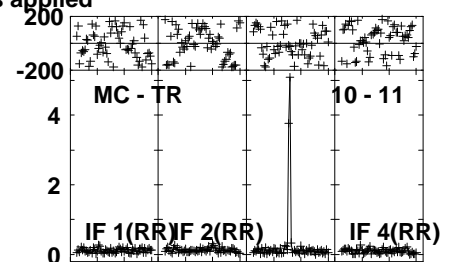
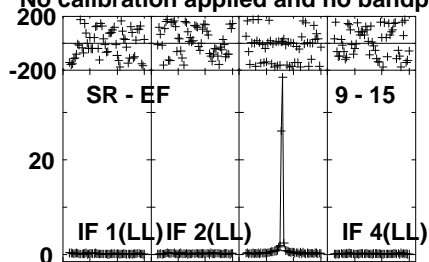
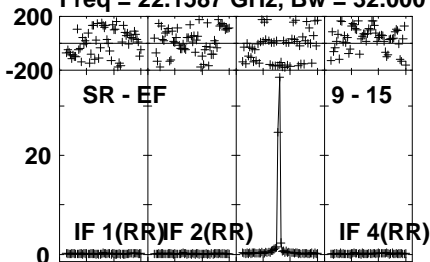
Lower frame: Micro Ampl Jy Top frame: Phas deg
Vector averaged cross-power spectrum Several baselines displayed
Timerange: 01/04:40:40 to 01/04:42:39

Plot file version 592 created 04-JUN-2021 15:27:57

I16293 EB084 1.UVDATA.1

Freq = 22.1587 GHz, Bw = 32.000 MH

No calibration applied and no bandpass applied



0204060 204060 204060 204060
Channels

0204060 204060 204060 204060
Channels

0204060 204060 204060 204060
Channels

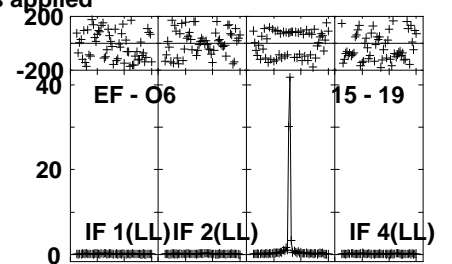
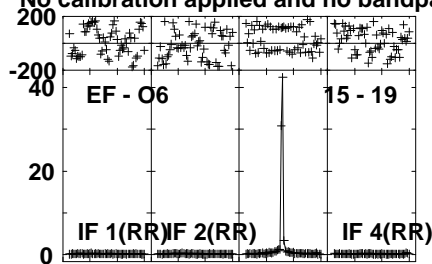
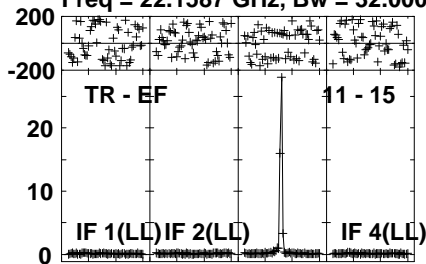
Lower frame: Milli Ampl Jy Top frame: Phas deg
Vector averaged cross-power spectrum Several baselines displayed
Timerange: 01/04:40:40 to 01/04:42:39

Plot file version 593 created 04-JUN-2021 15:27:57

I16293 EB084 1.UVDATA.1

Freq = 22.1587 GHz, Bw = 32.000 MH

No calibration applied and no bandpass applied



Lower frame: Milli Ampl Jy Top frame: Phas deg

Vector averaged cross-power spectrum Several baselines displayed

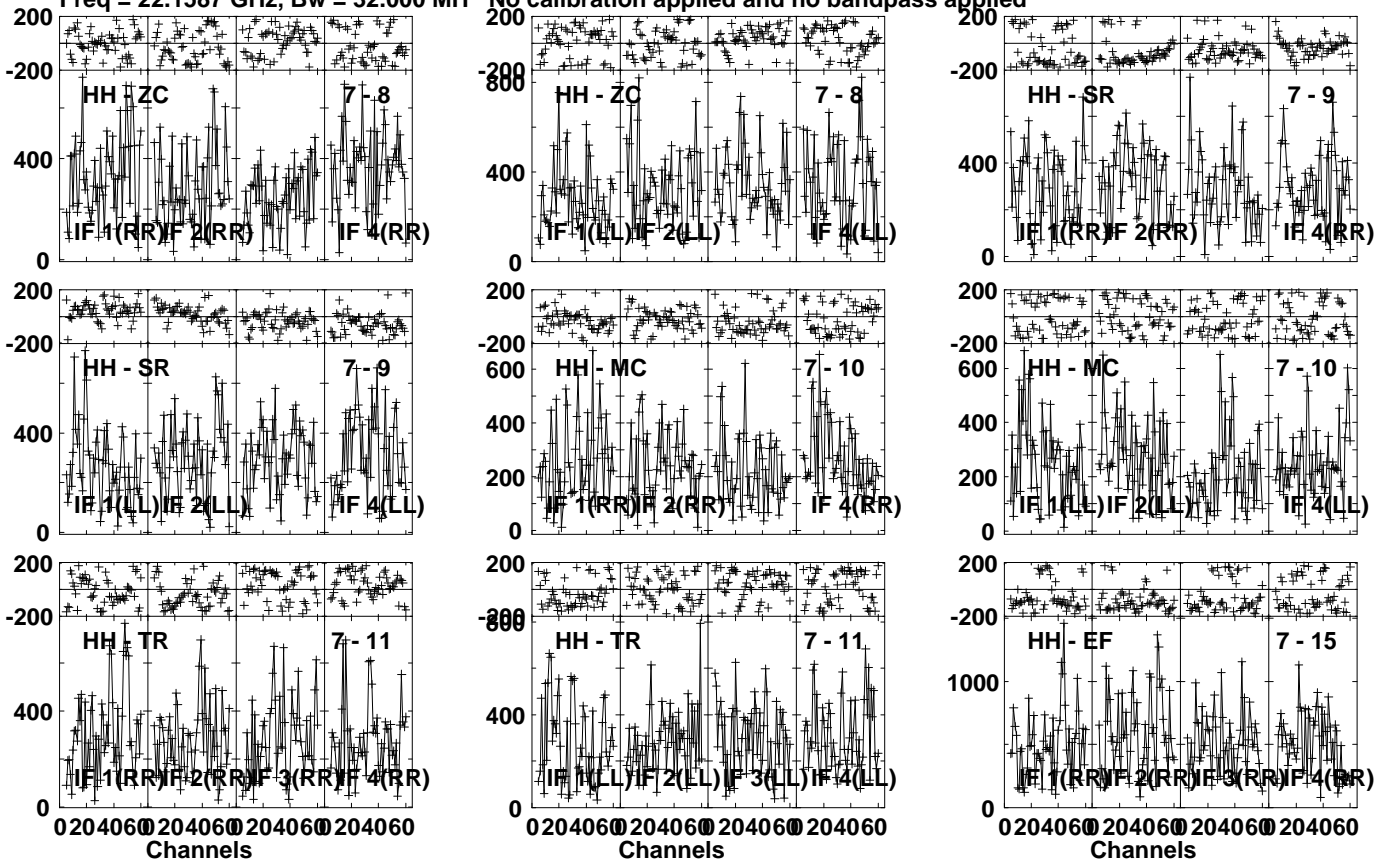
Timerange: 01/04:40:40 to 01/04:42:39

Plot file version 594 created 04-JUN-2021 15:27:57

J1625-2527 EB084 1.UVDATA.1

Freq = 22.1587 GHz, Bw = 32.000 MH

No calibration applied and no bandpass applied



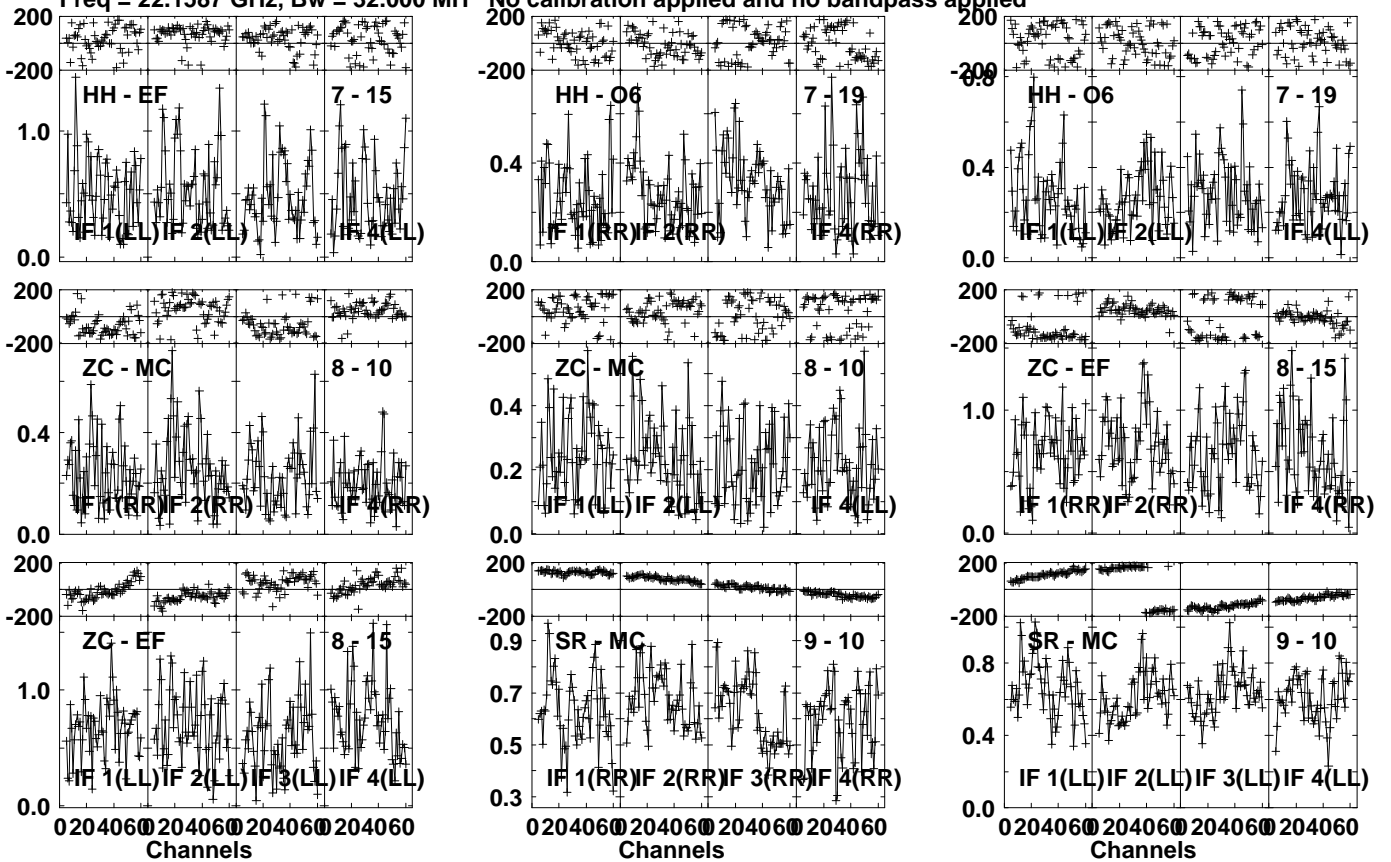
Lower frame: Micro Ampl Jy Top frame: Phas deg
Vector averaged cross-power spectrum Several baselines displayed
Timerange: 01/04:42:41 to 01/04:43:40

Plot file version 595 created 04-JUN-2021 15:27:57

J1625-2527 EB084 1.UVDATA.1

Freq = 22.1587 GHz, Bw = 32.000 MH

No calibration applied and no bandpass applied



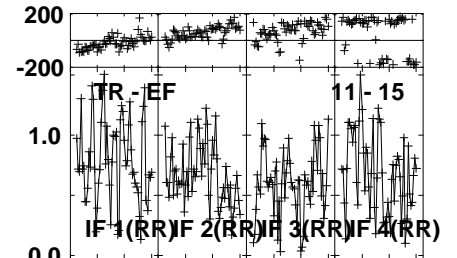
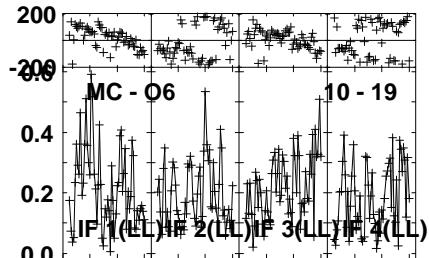
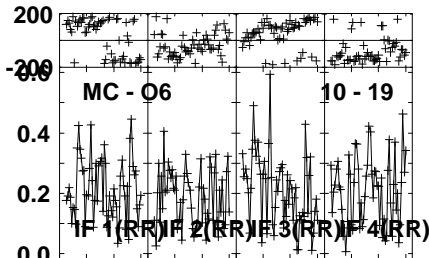
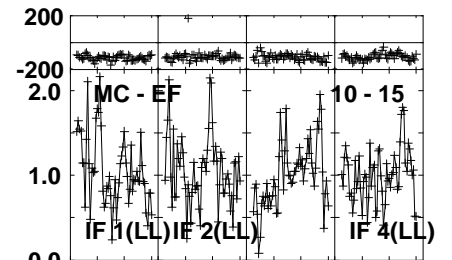
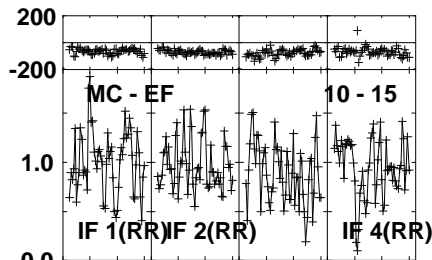
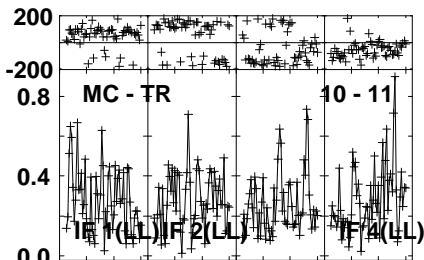
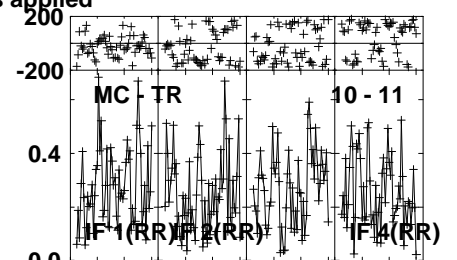
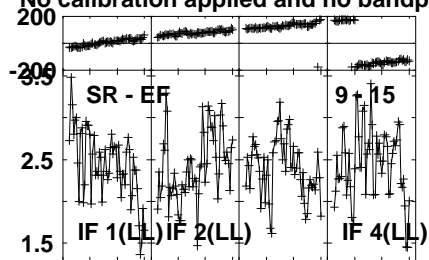
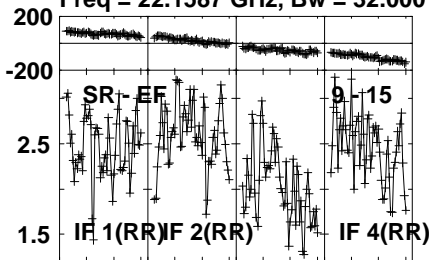
Lower frame: Milli Ampl Jy Top frame: Phas deg
Vector averaged cross-power spectrum Several baselines displayed
Timerange: 01/04:42:41 to 01/04:43:40

Plot file version 596 created 04-JUN-2021 15:27:57

J1625-2527 EB084 1.UVDATA.1

Freq = 22.1587 GHz, Bw = 32.000 MH

No calibration applied and no bandpass applied



0204060 2040600 2040600 2040600
Channels

0204060 2040600 2040600 2040600
Channels

0204060 2040600 2040600 2040600
Channels

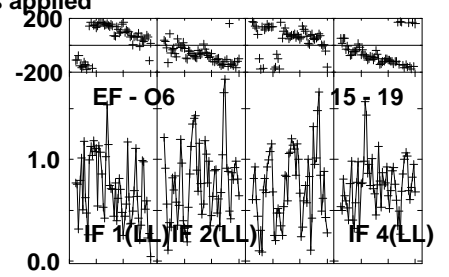
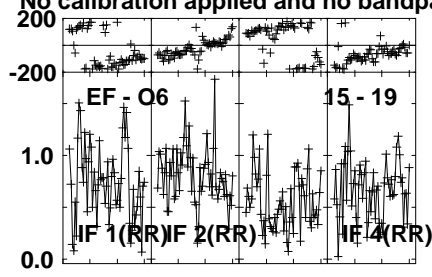
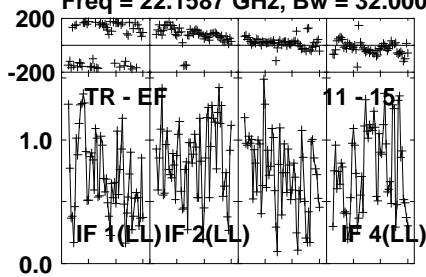
Lower frame: Milli Ampl Jy Top frame: Phas deg
Vector averaged cross-power spectrum Several baselines displayed
Timerange: 01/04:42:41 to 01/04:43:40

Plot file version 597 created 04-JUN-2021 15:27:57

J1625-2527 EB084 1.UVDATA.1

Freq = 22.1587 GHz, Bw = 32.000 MH

No calibration applied and no bandpass applied



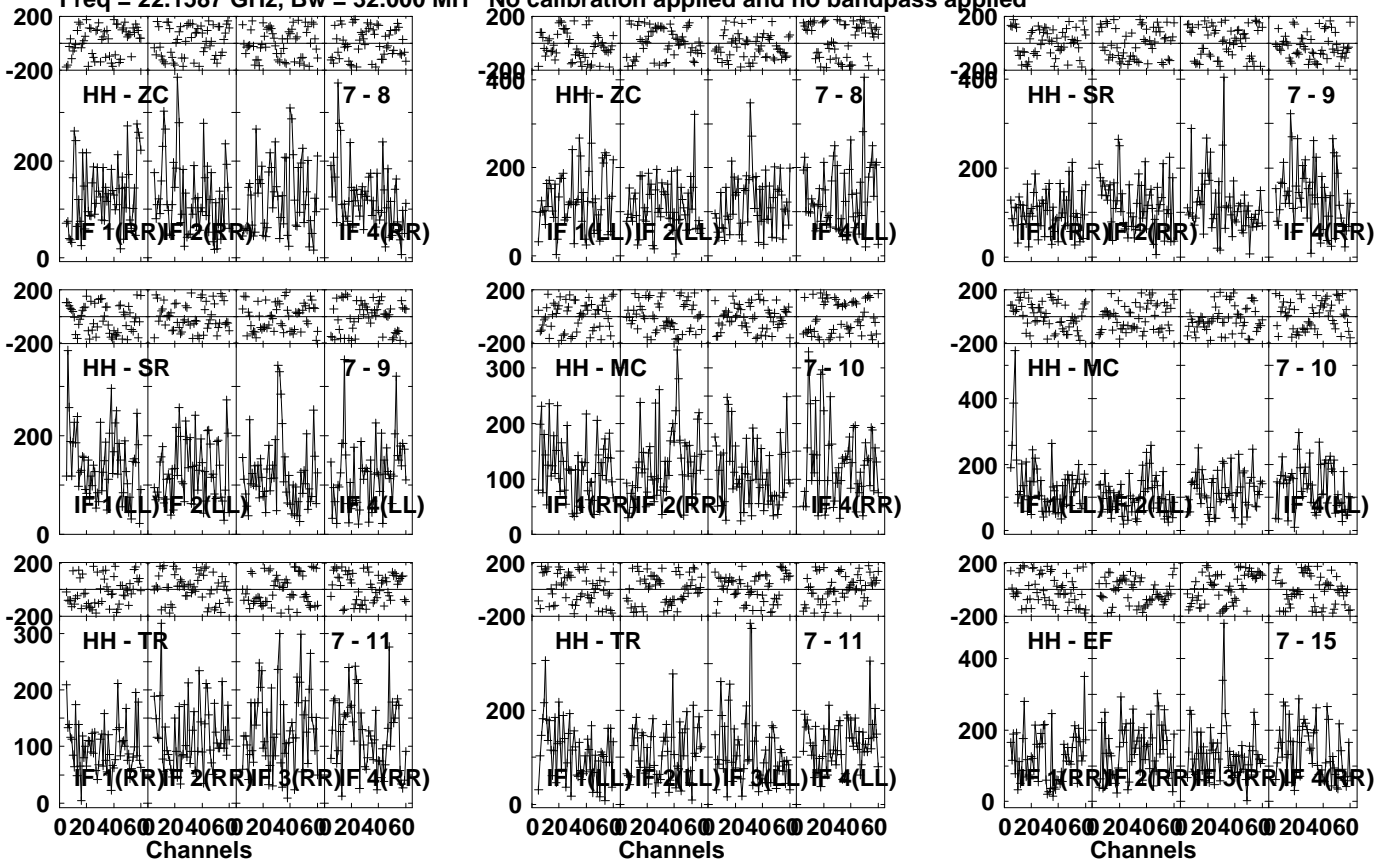
Lower frame: Milli Ampl Jy Top frame: Phas deg
Vector averaged cross-power spectrum Several baselines displayed
Timerange: 01/04:42:41 to 01/04:43:40

Plot file version 598 created 04-JUN-2021 15:27:57

I16293 EB084 1.UVDATA.1

Freq = 22.1587 GHz, Bw = 32.000 MH

No calibration applied and no bandpass applied



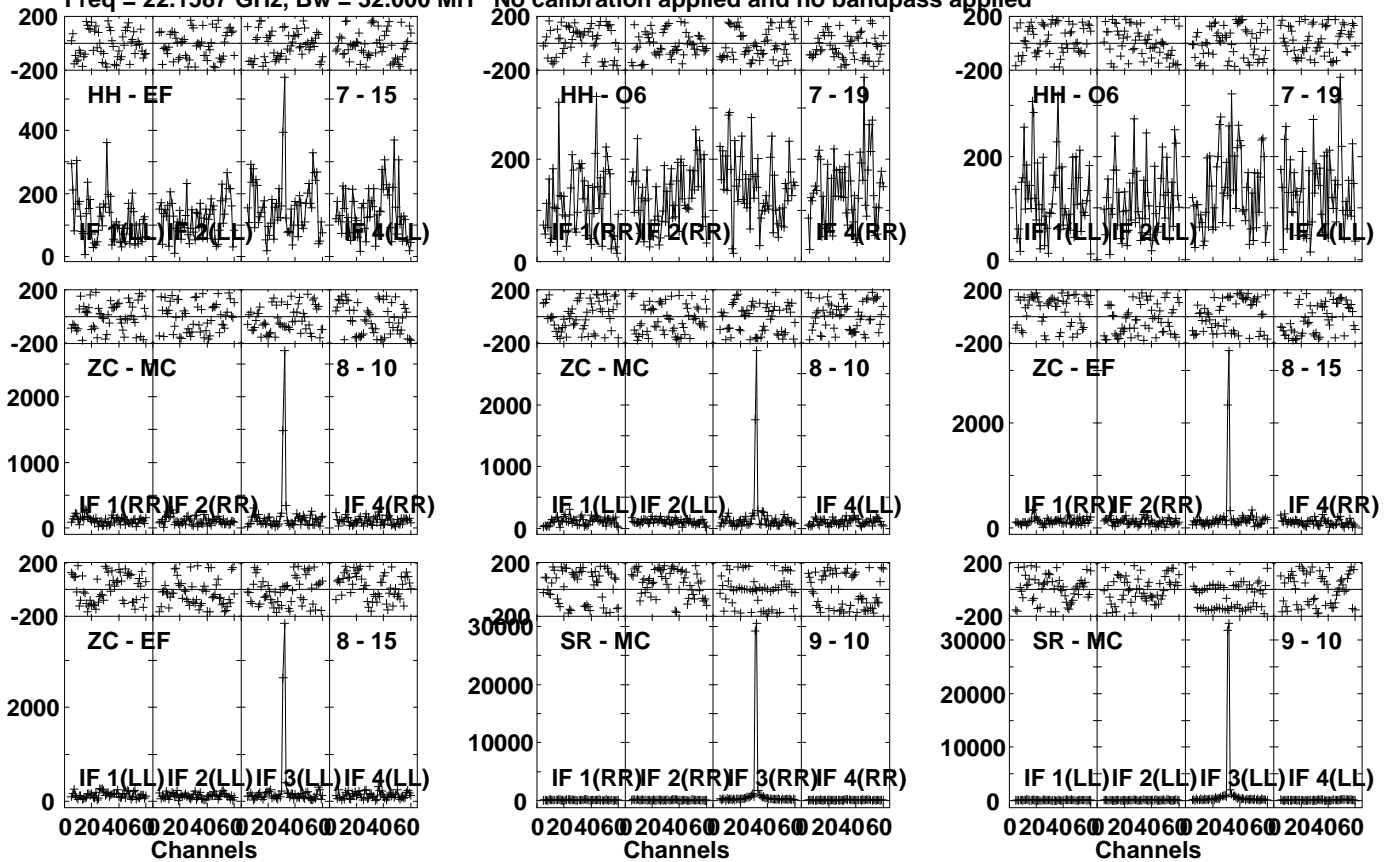
Lower frame: Micro Ampl Jy Top frame: Phas deg
Vector averaged cross-power spectrum Several baselines displayed
Timerange: 01/04:43:41 to 01/04:45:39

Plot file version 599 created 04-JUN-2021 15:27:57

I16293 EB084 1.UVDATA.1

Freq = 22.1587 GHz, Bw = 32.000 MH

No calibration applied and no bandpass applied



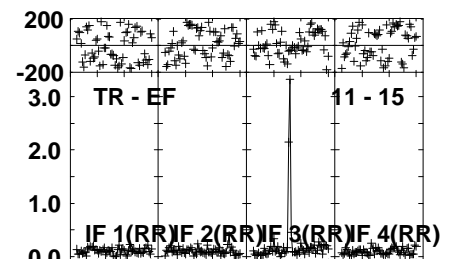
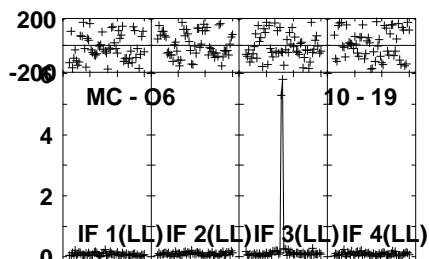
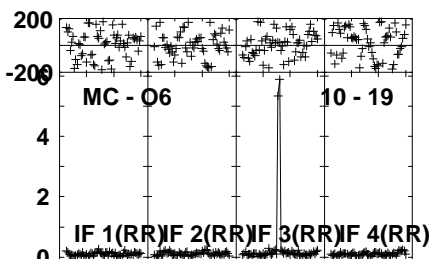
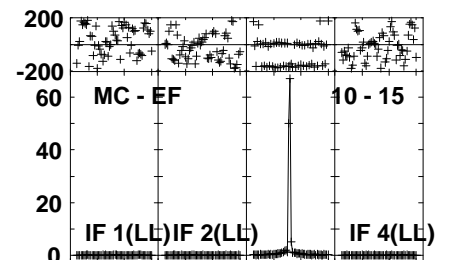
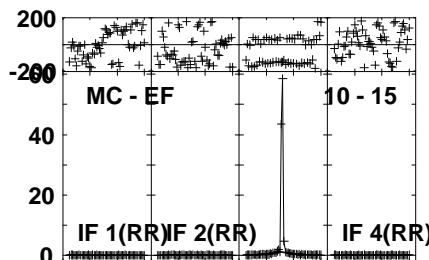
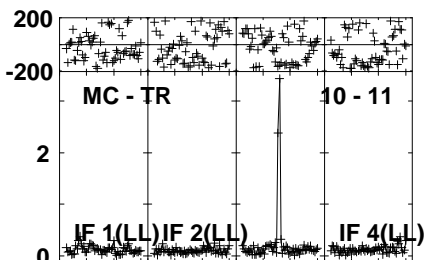
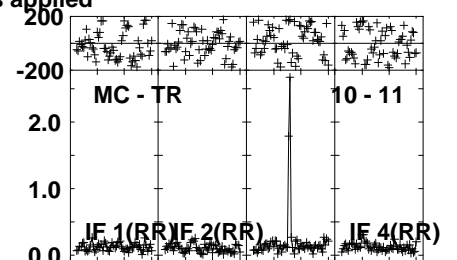
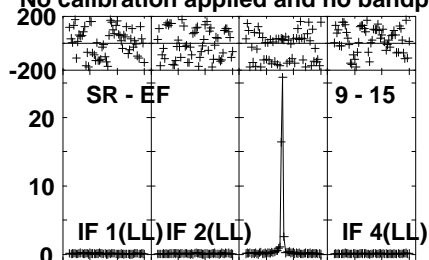
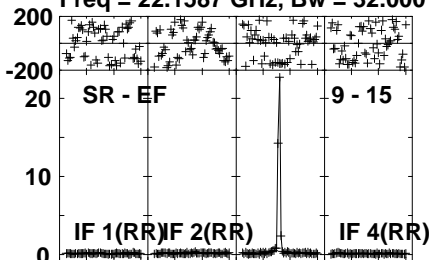
Lower frame: Micro Ampl Jy Top frame: Phas deg
Vector averaged cross-power spectrum Several baselines displayed
Timerange: 01/04:43:41 to 01/04:45:39

Plot file version 600 created 04-JUN-2021 15:27:57

I16293 EB084 1.UVDATA.1

Freq = 22.1587 GHz, Bw = 32.000 MH

No calibration applied and no bandpass applied



0204060 204060 204060 204060

Channels

0204060 204060 204060 204060

Channels

0204060 204060 204060 204060

Channels

Lower frame: Milli Ampl Jy Top frame: Phas deg

Vector averaged cross-power spectrum Several baselines displayed

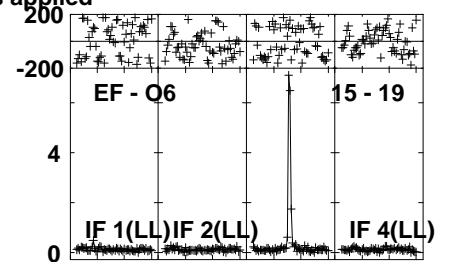
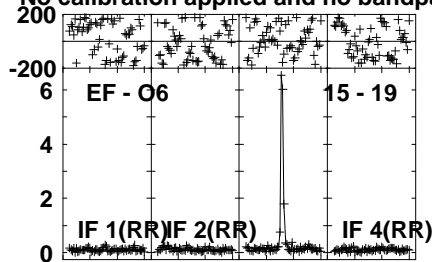
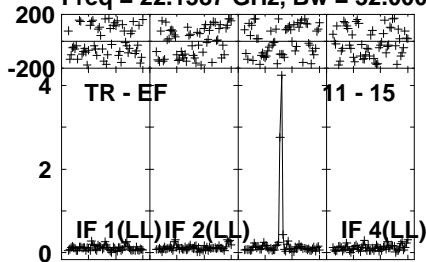
Timerange: 01/04:43:41 to 01/04:45:39

Plot file version 601 created 04-JUN-2021 15:27:58

I16293 EB084 1.UVDATA.1

Freq = 22.1587 GHz, Bw = 32.000 MH

No calibration applied and no bandpass applied



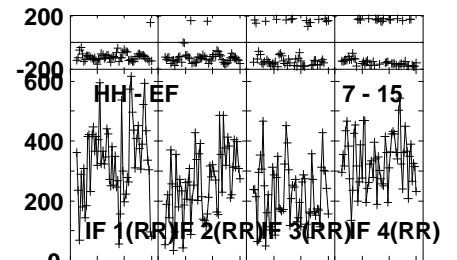
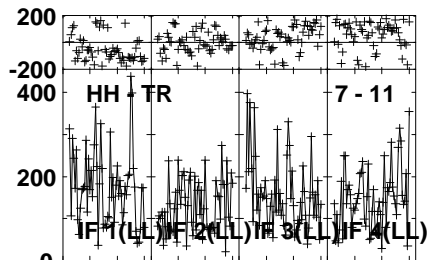
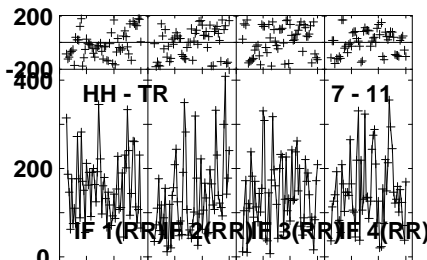
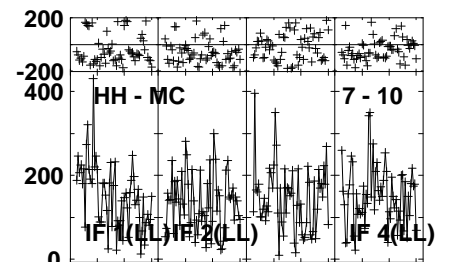
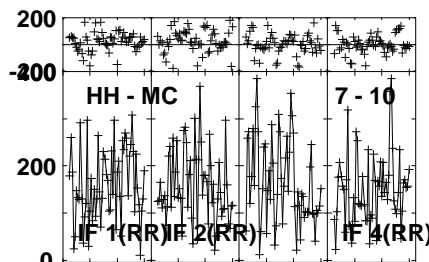
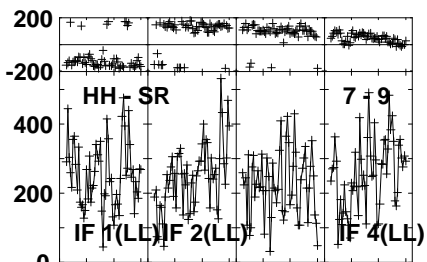
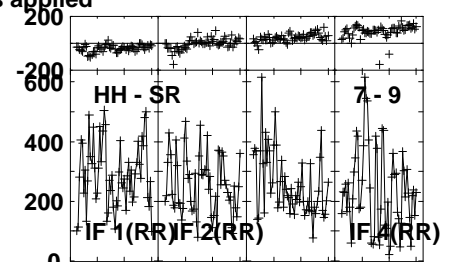
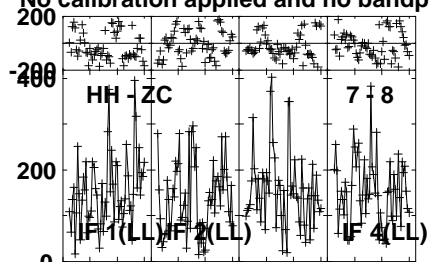
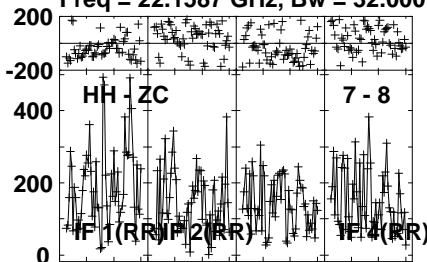
Lower frame: Milli Ampl Jy Top frame: Phas deg
Vector averaged cross-power spectrum Several baselines displayed
Timerange: 01/04:43:41 to 01/04:45:39

Plot file version 602 created 04-JUN-2021 15:27:58

J1625-2527 EB084 1.UVDATA.1

Freq = 22.1587 GHz, Bw = 32.000 MH

No calibration applied and no bandpass applied



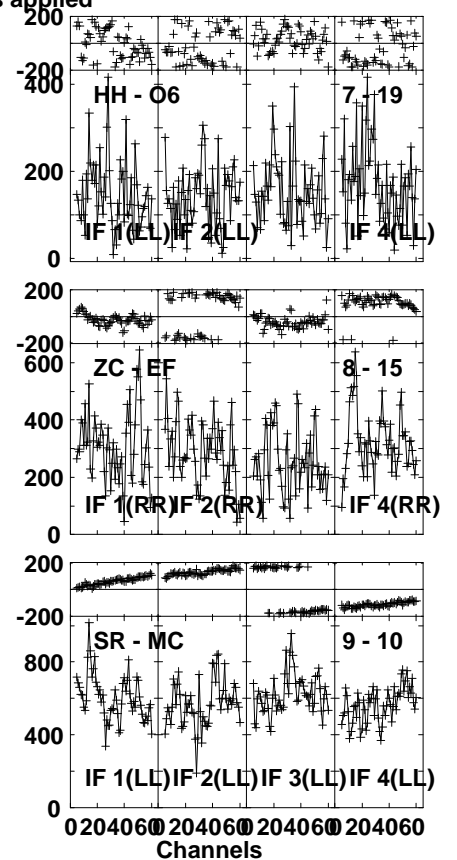
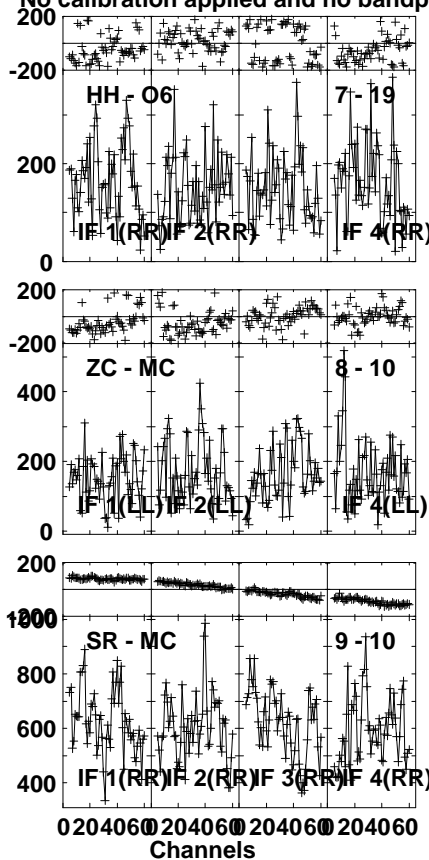
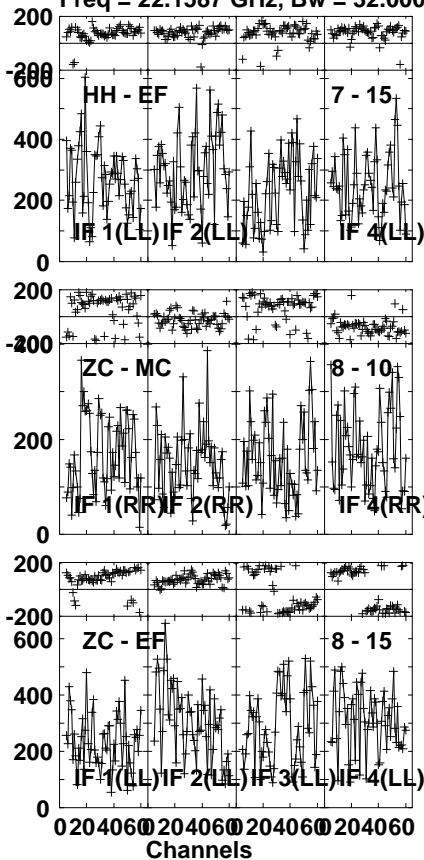
Lower frame: Micro Ampl Jy Top frame: Phas deg
Vector averaged cross-power spectrum Several baselines displayed
Timerange: 01/04:46:21 to 01/04:47:20

Plot file version 603 created 04-JUN-2021 15:27:58

J1625-2527 EB084 1.UVDATA.1

Freq = 22.1587 GHz, Bw = 32.000 MH

No calibration applied and no bandpass applied



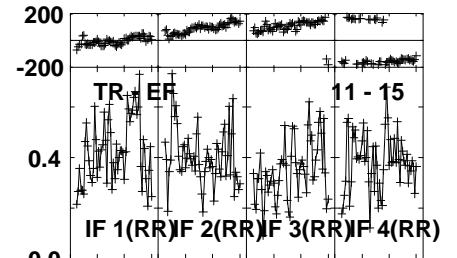
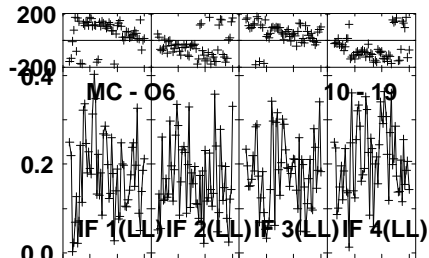
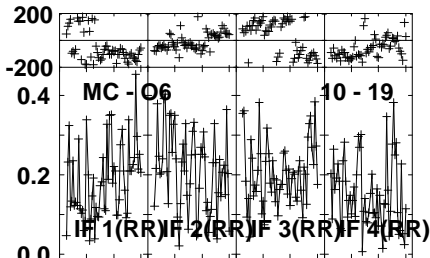
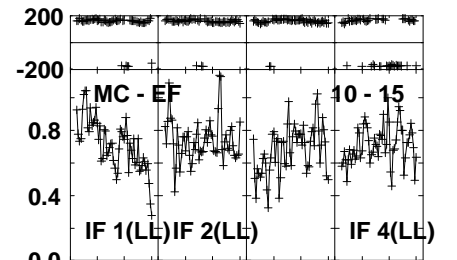
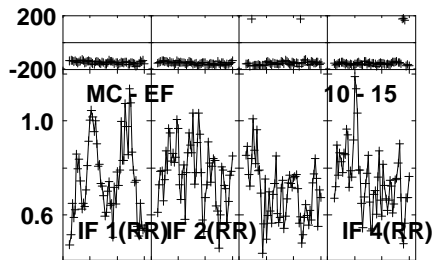
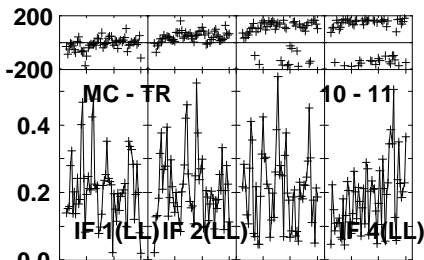
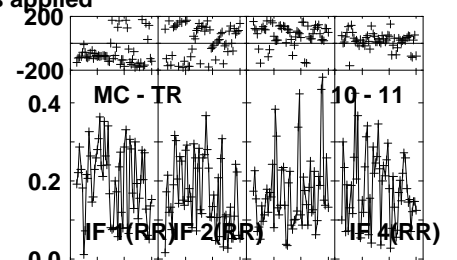
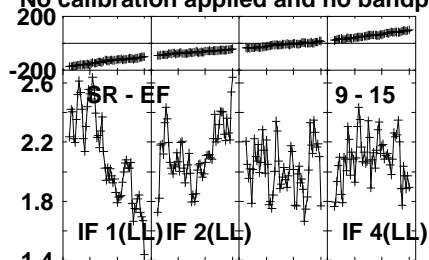
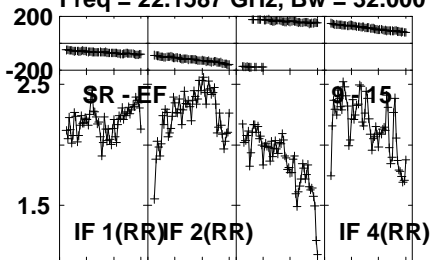
Lower frame: Micro Ampl Jy Top frame: Phas deg
Vector averaged cross-power spectrum Several baselines displayed
Timerange: 01/04:46:21 to 01/04:47:20

Plot file version 604 created 04-JUN-2021 15:27:58

J1625-2527 EB084 1.UVDATA.1

Freq = 22.1587 GHz, Bw = 32.000 MH

No calibration applied and no bandpass applied



0204060 204060 204060 204060
Channels

0204060 204060 204060 204060
Channels

0204060 204060 204060 204060
Channels

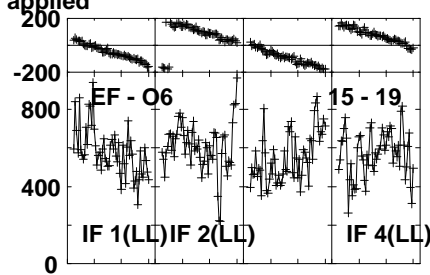
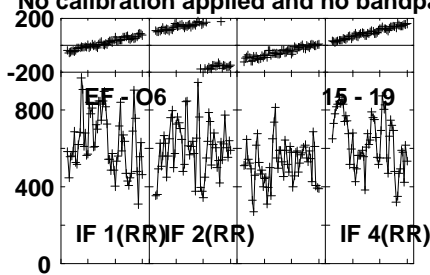
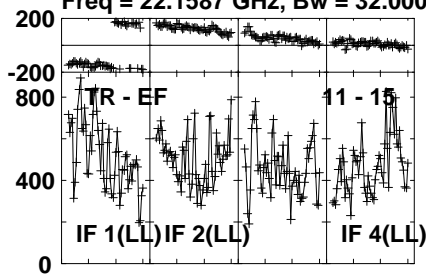
Lower frame: Milli Ampl Jy Top frame: Phas deg
Vector averaged cross-power spectrum Several baselines displayed
Timerange: 01/04:46:21 to 01/04:47:20

Plot file version 605 created 04-JUN-2021 15:27:58

J1625-2527 EB084 1.UVDATA.1

Freq = 22.1587 GHz, Bw = 32.000 MH

No calibration applied and no bandpass applied



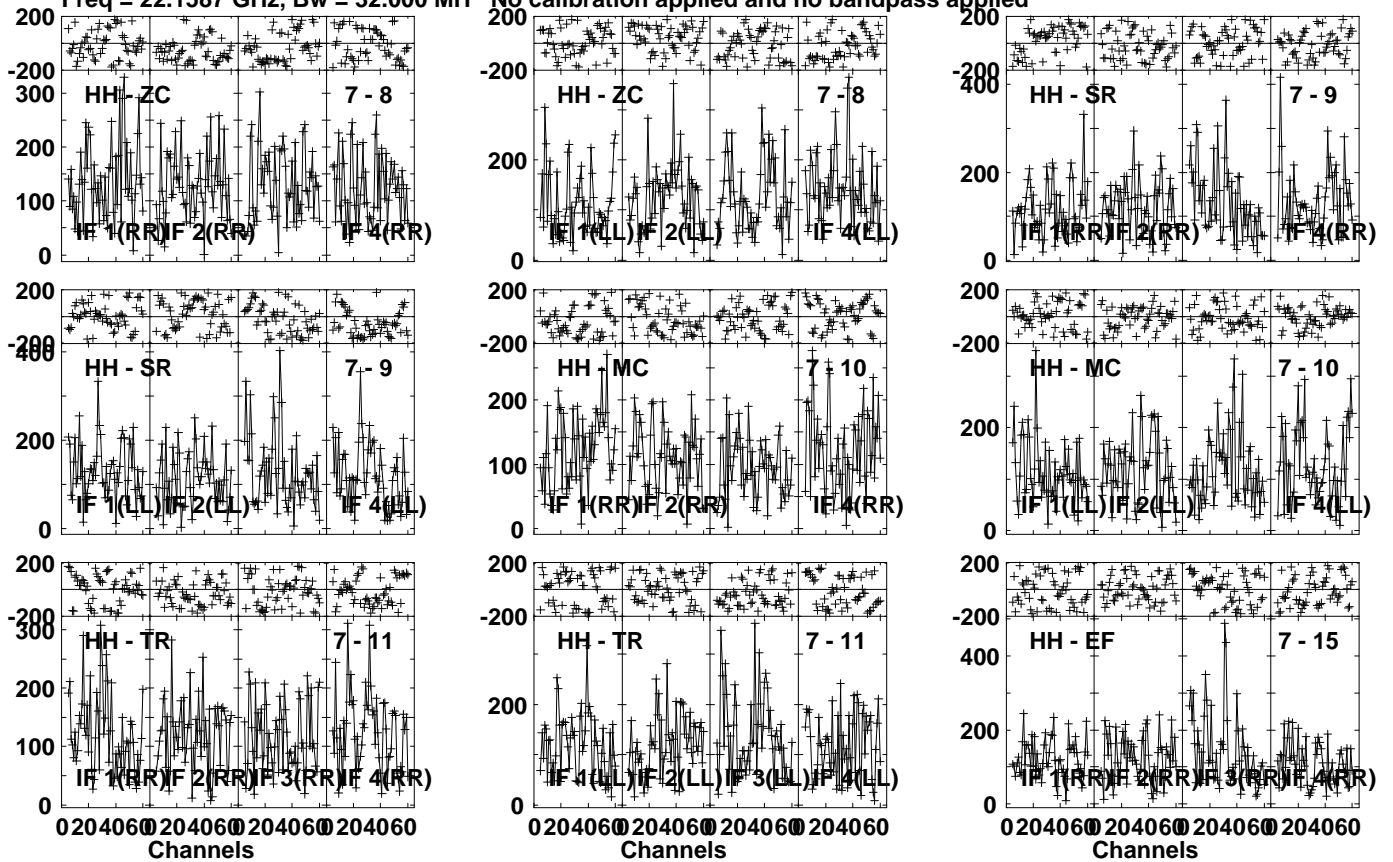
Lower frame: Micro Ampl Jy Top frame: Phas deg
Vector averaged cross-power spectrum Several baselines displayed
Timerange: 01/04:46:21 to 01/04:47:20

Plot file version 606 created 04-JUN-2021 15:27:58

I16293 EB084 1.UVDATA.1

Freq = 22.1587 GHz, Bw = 32.000 MH

No calibration applied and no bandpass applied



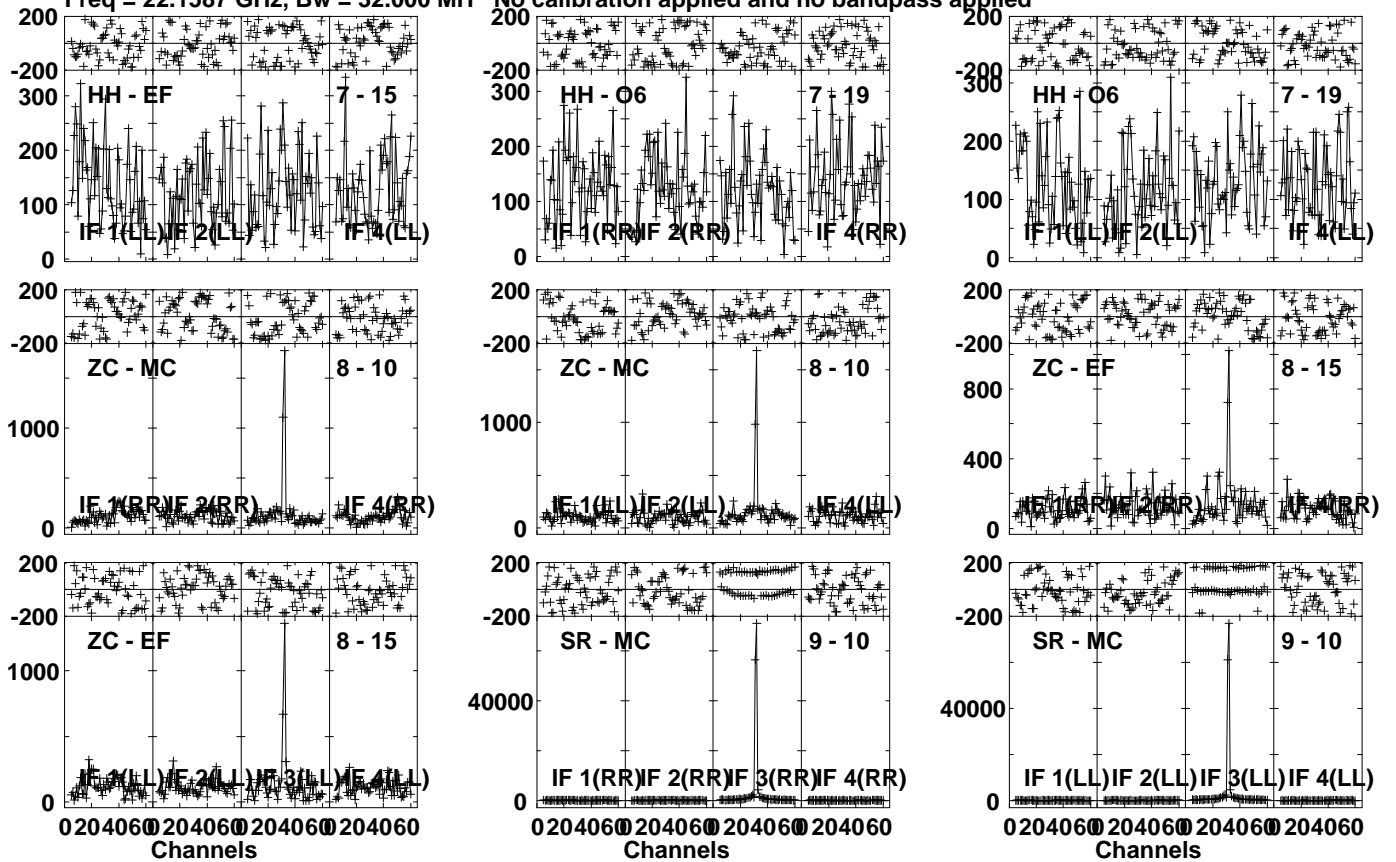
Lower frame: Micro Ampl Jy Top frame: Phas deg
Vector averaged cross-power spectrum Several baselines displayed
Timerange: 01/04:47:20 to 01/04:49:19

Plot file version 607 created 04-JUN-2021 15:27:58

I16293 EB084 1.UVDATA.1

Freq = 22.1587 GHz, Bw = 32.000 MH

No calibration applied and no bandpass applied



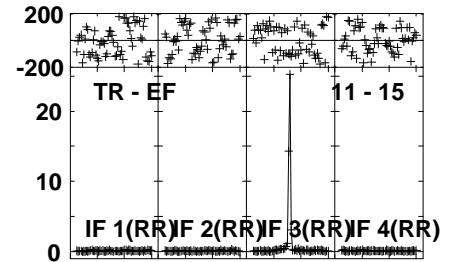
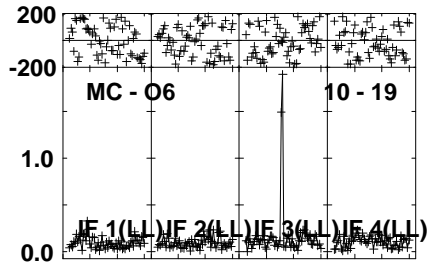
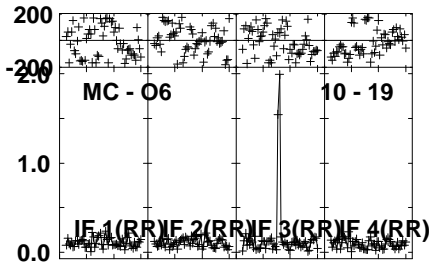
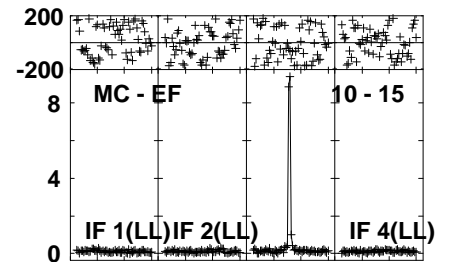
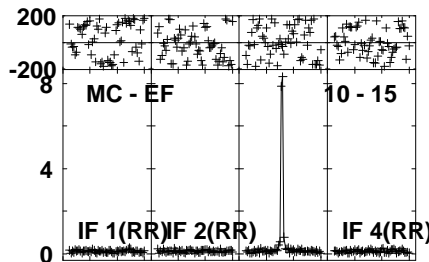
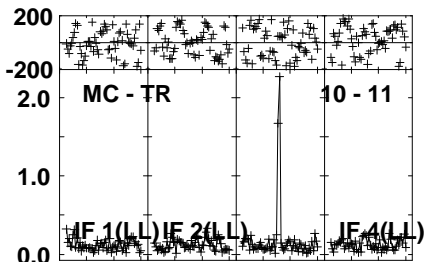
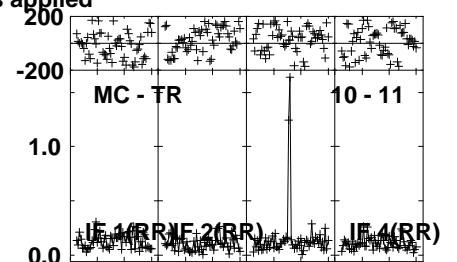
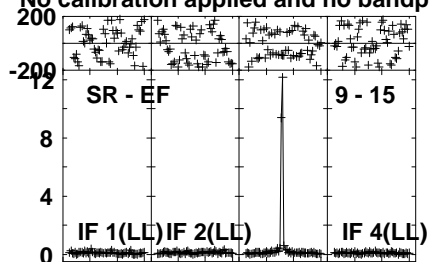
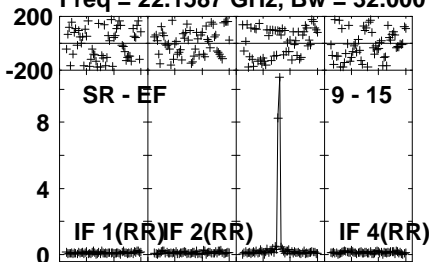
Lower frame: Micro Ampl Jy Top frame: Phas deg
Vector averaged cross-power spectrum Several baselines displayed
Timerange: 01/04:47:20 to 01/04:49:19

Plot file version 608 created 04-JUN-2021 15:27:58

I16293 EB084 1.UVDATA.1

Freq = 22.1587 GHz, Bw = 32.000 MH

No calibration applied and no bandpass applied



020406@20406@20406@20406@20406@
Channels

020406@20406@20406@20406@20406@
Channels

020406@20406@20406@20406@20406@
Channels

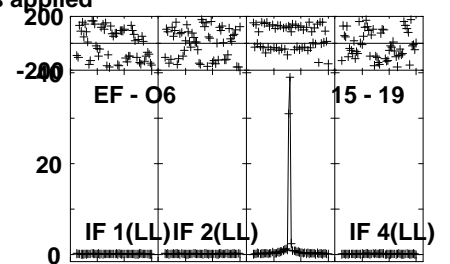
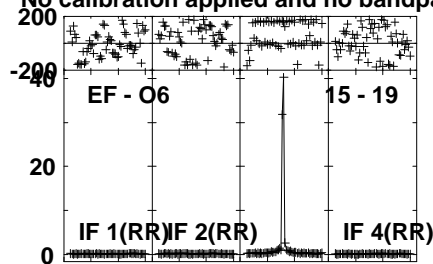
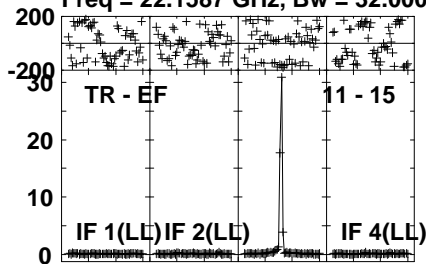
Lower frame: Milli Ampl Jy Top frame: Phas deg
Vector averaged cross-power spectrum Several baselines displayed
Timerange: 01/04:47:20 to 01/04:49:19

Plot file version 609 created 04-JUN-2021 15:27:58

I16293 EB084 1.UVDATA.1

Freq = 22.1587 GHz, Bw = 32.000 MH

No calibration applied and no bandpass applied



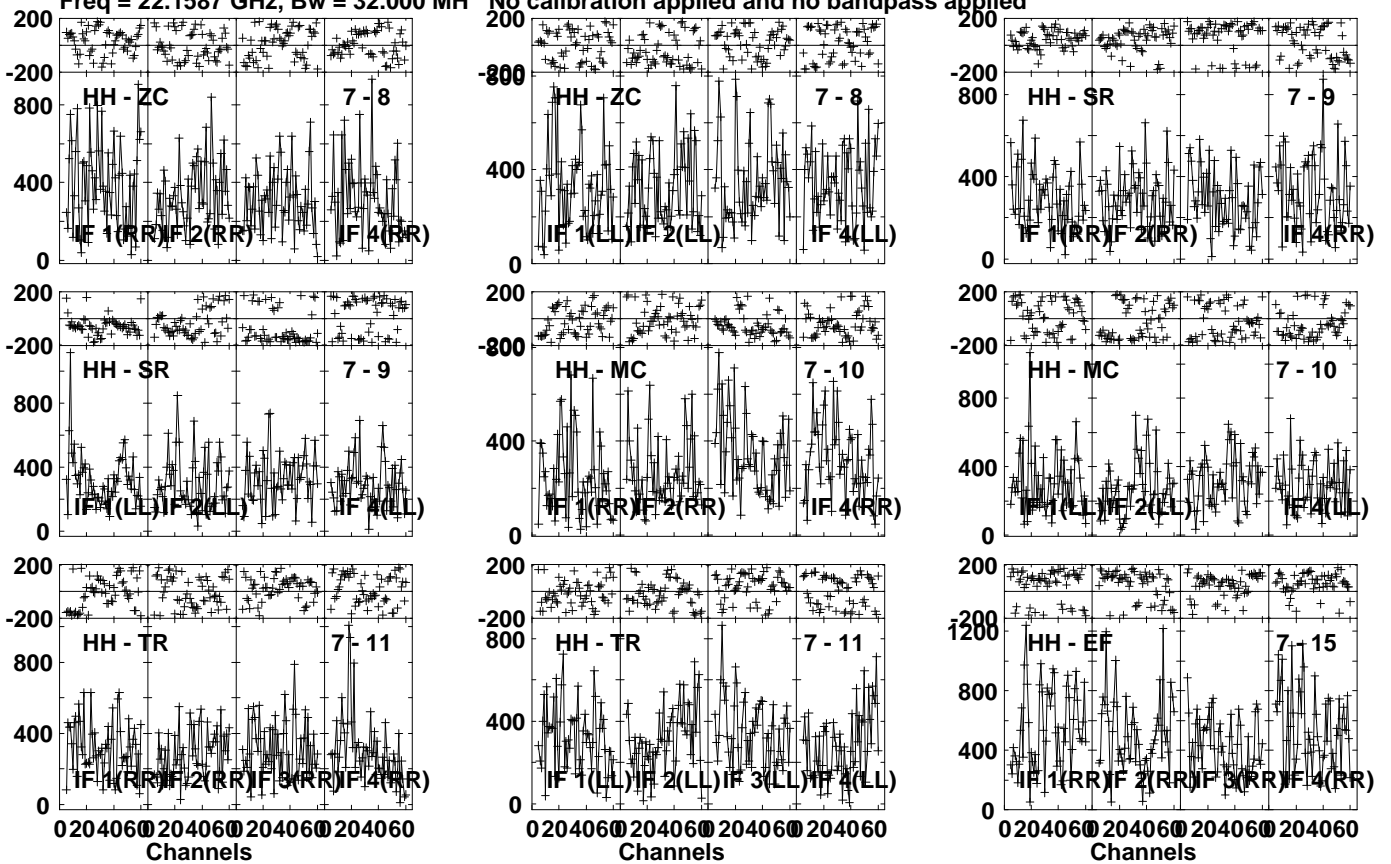
Lower frame: Milli Ampl Jy Top frame: Phas deg
Vector averaged cross-power spectrum Several baselines displayed
Timerange: 01/04:47:20 to 01/04:49:19

Plot file version 610 created 04-JUN-2021 15:27:58

J1625-2527 EB084 1.UVDATA.1

Freq = 22.1587 GHz, Bw = 32.000 MH

No calibration applied and no bandpass applied



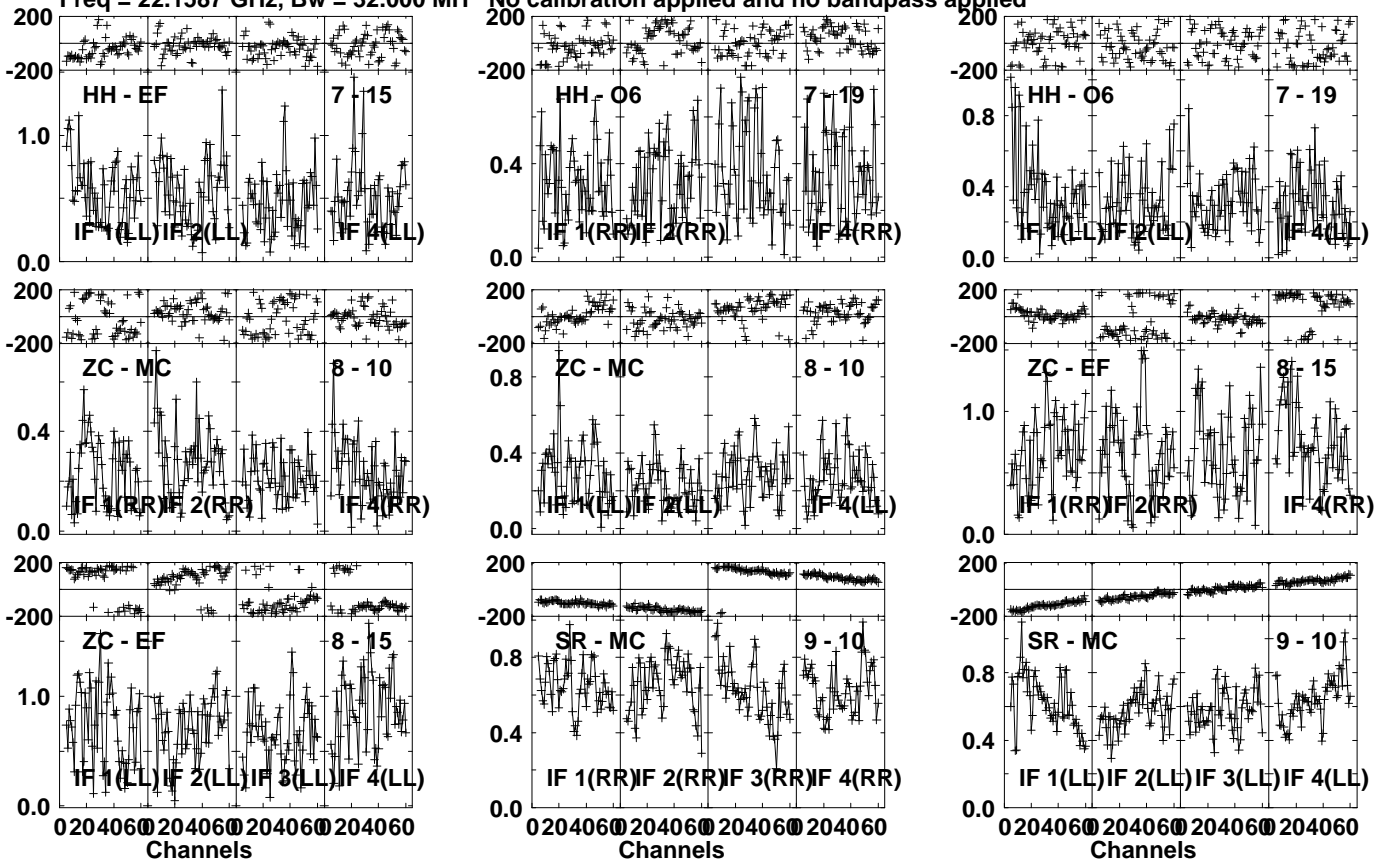
Lower frame: Micro Ampl Jy Top frame: Phas deg
Vector averaged cross-power spectrum Several baselines displayed
Timerange: 01/04:49:21 to 01/04:50:20

Plot file version 611 created 04-JUN-2021 15:27:58

J1625-2527 EB084 1.UVDATA.1

Freq = 22.1587 GHz, Bw = 32.000 MH

No calibration applied and no bandpass applied



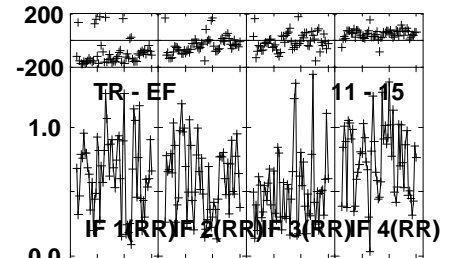
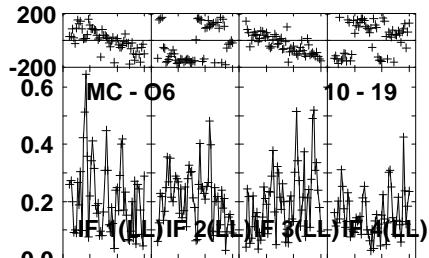
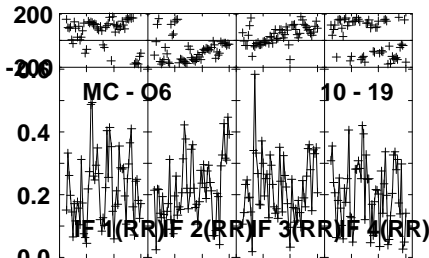
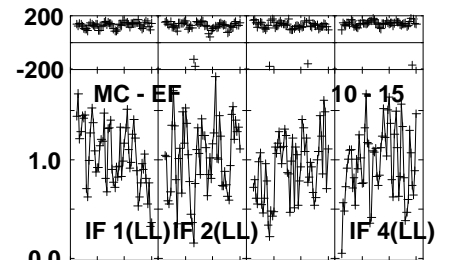
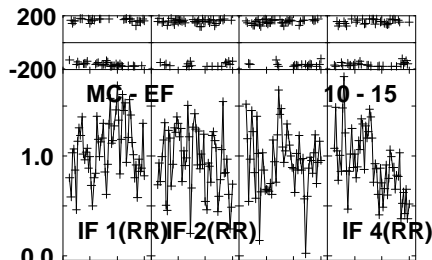
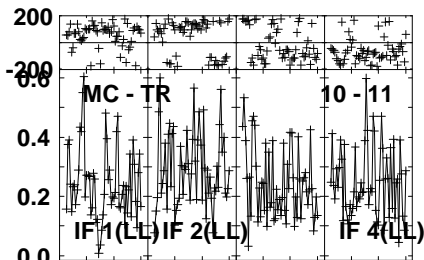
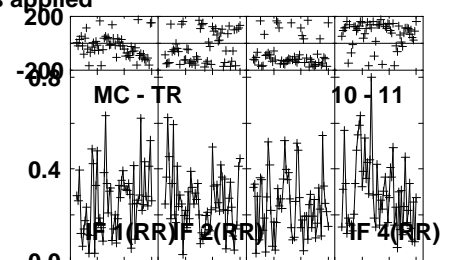
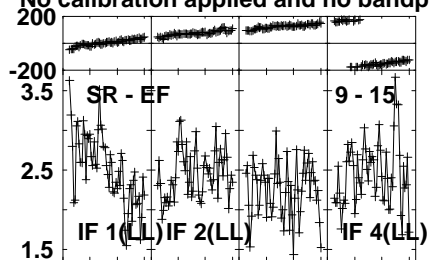
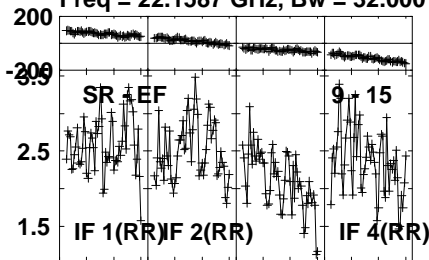
Lower frame: Milli Ampl Jy Top frame: Phas deg
Vector averaged cross-power spectrum Several baselines displayed
Timerange: 01/04:49:21 to 01/04:50:20

Plot file version 612 created 04-JUN-2021 15:27:58

J1625-2527 EB084 1.UVDATA.1

Freq = 22.1587 GHz, Bw = 32.000 MH

No calibration applied and no bandpass applied



0204060 204060 204060 204060
Channels

0204060 204060 204060 204060
Channels

0204060 204060 204060 204060
Channels

Lower frame: Milli Ampl Jy Top frame: Phas deg

Vector averaged cross-power spectrum Several baselines displayed

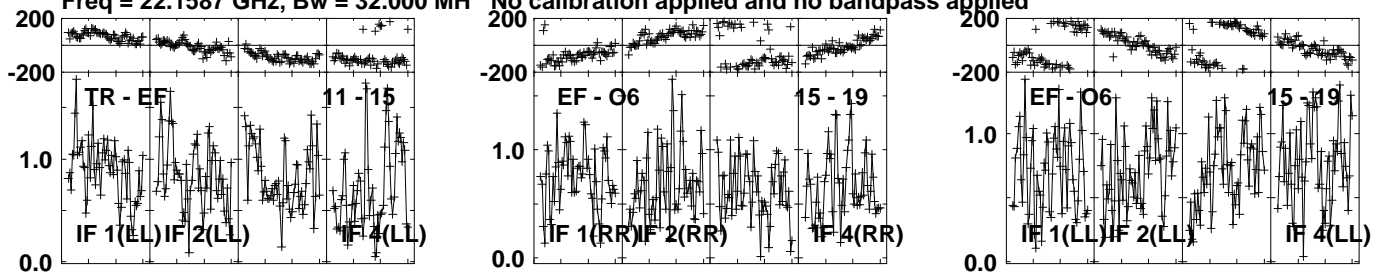
Timerange: 01/04:49:21 to 01/04:50:20

Plot file version 613 created 04-JUN-2021 15:27:58

J1625-2527 EB084 1.UVDATA.1

Freq = 22.1587 GHz, Bw = 32.000 MH

No calibration applied and no bandpass applied



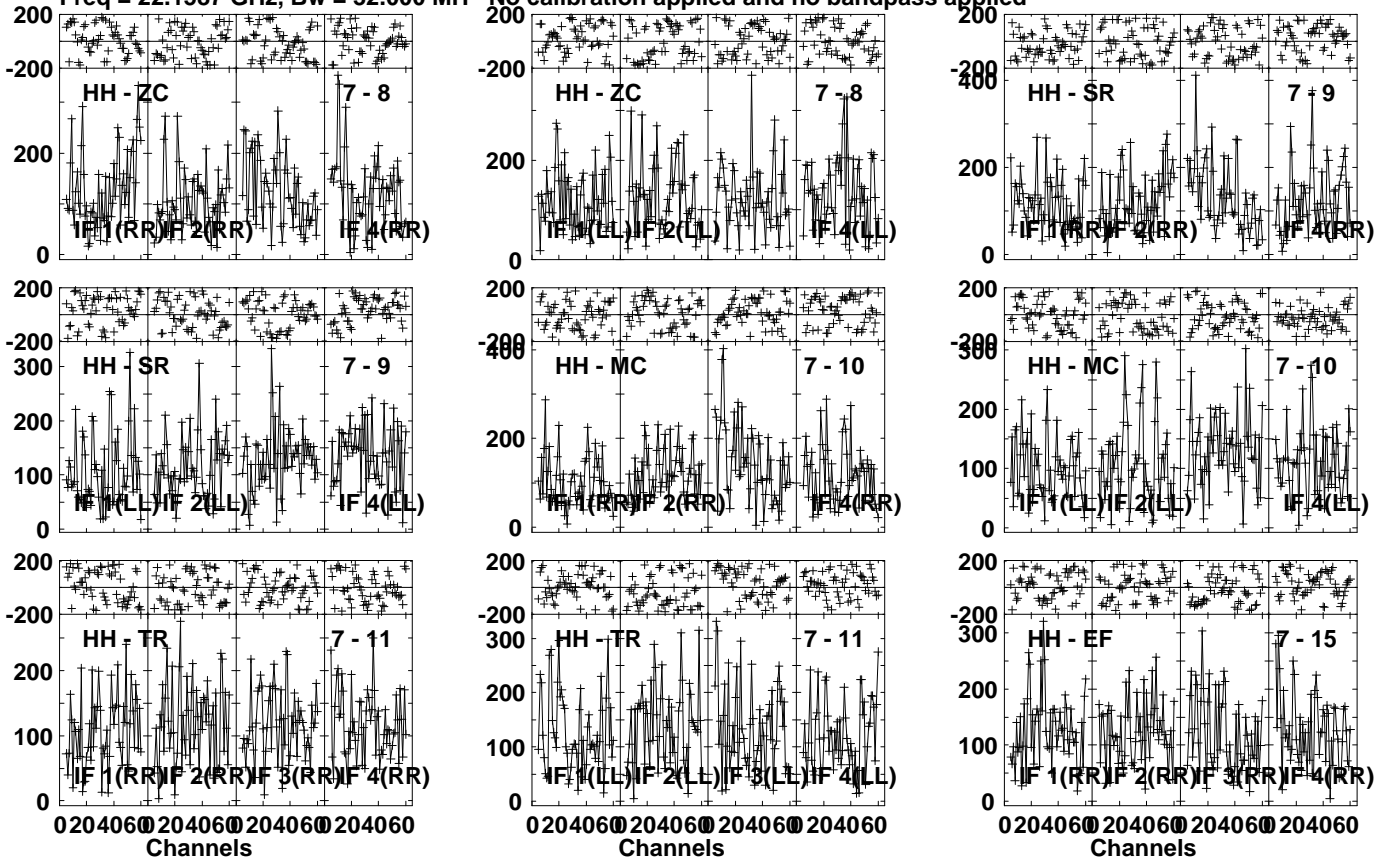
Lower frame: Milli Ampl Jy Top frame: Phas deg
Vector averaged cross-power spectrum Several baselines displayed
Timerange: 01/04:49:21 to 01/04:50:20

Plot file version 614 created 04-JUN-2021 15:27:58

I16293 EB084 1.UVDATA.1

Freq = 22.1587 GHz, Bw = 32.000 MH

No calibration applied and no bandpass applied



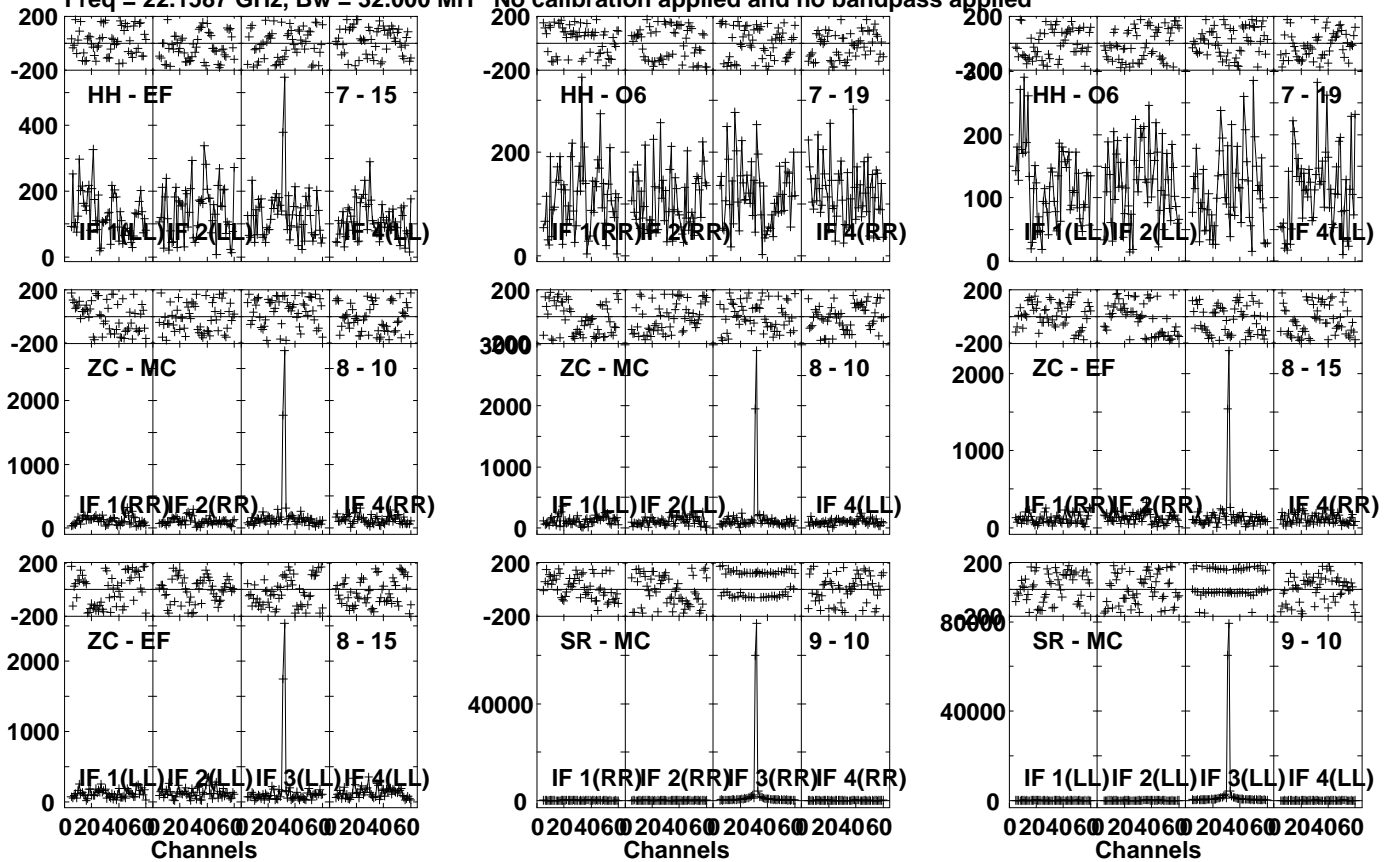
Lower frame: Micro Ampl Jy Top frame: Phas deg
Vector averaged cross-power spectrum Several baselines displayed
Timerange: 01/04:50:21 to 01/04:52:19

Plot file version 615 created 04-JUN-2021 15:27:58

I16293 EB084 1.UVDATA.1

Freq = 22.1587 GHz, Bw = 32.000 MH

No calibration applied and no bandpass applied



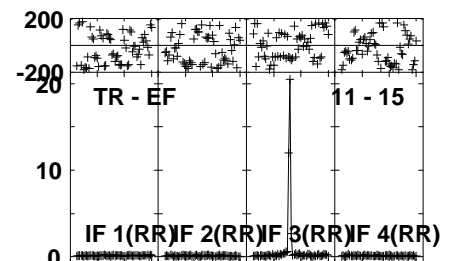
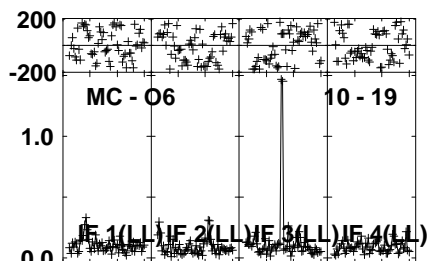
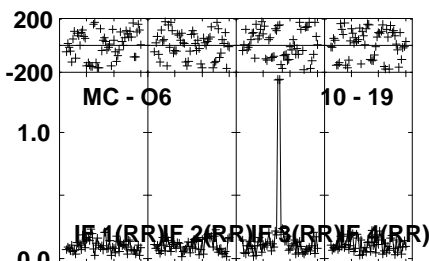
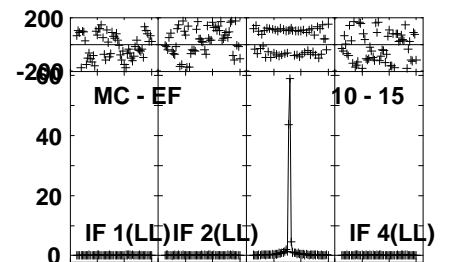
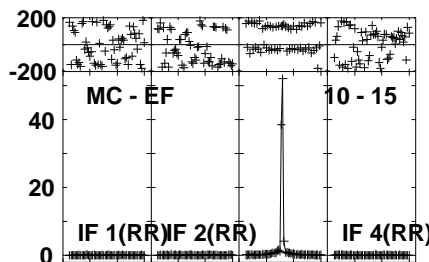
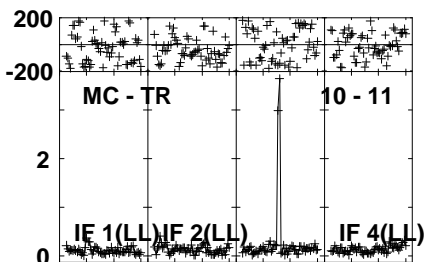
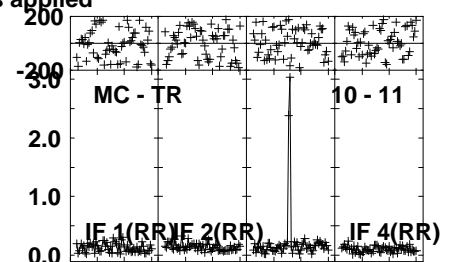
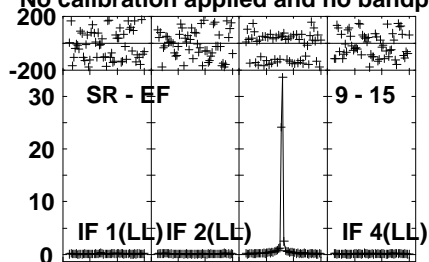
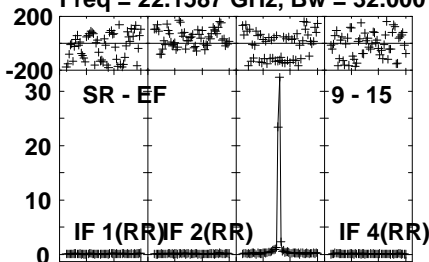
Lower frame: Micro Ampl Jy Top frame: Phas deg
Vector averaged cross-power spectrum Several baselines displayed
Timerange: 01/04:50:21 to 01/04:52:19

Plot file version 616 created 04-JUN-2021 15:27:58

I16293 EB084 1.UVDATA.1

Freq = 22.1587 GHz, Bw = 32.000 MH

No calibration applied and no bandpass applied



0204060 204060 204060 204060
Channels

0204060 204060 204060 204060
Channels

0204060 204060 204060 204060
Channels

Lower frame: Milli Ampl Jy Top frame: Phas deg

Vector averaged cross-power spectrum Several baselines displayed

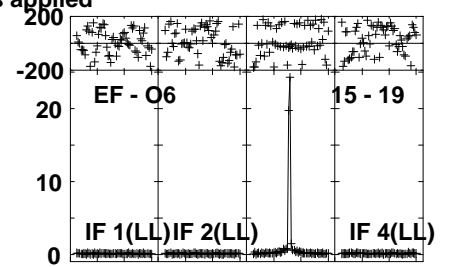

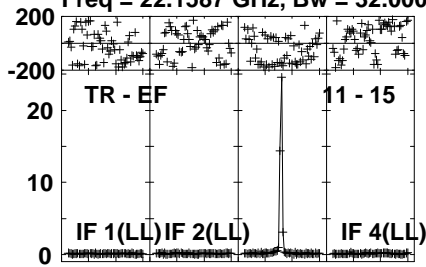
Timerange: 01/04:50:21 to 01/04:52:19

Plot file version 617 created 04-JUN-2021 15:27:59

I16293 EB084 1.UVDATA.1

Freq = 22.1587 GHz, Bw = 32.000 MH

No calibration applied and no bandpass applied



Lower frame: Milli Ampl Jy Top frame: Phas deg

Vector averaged cross-power spectrum Several baselines displayed

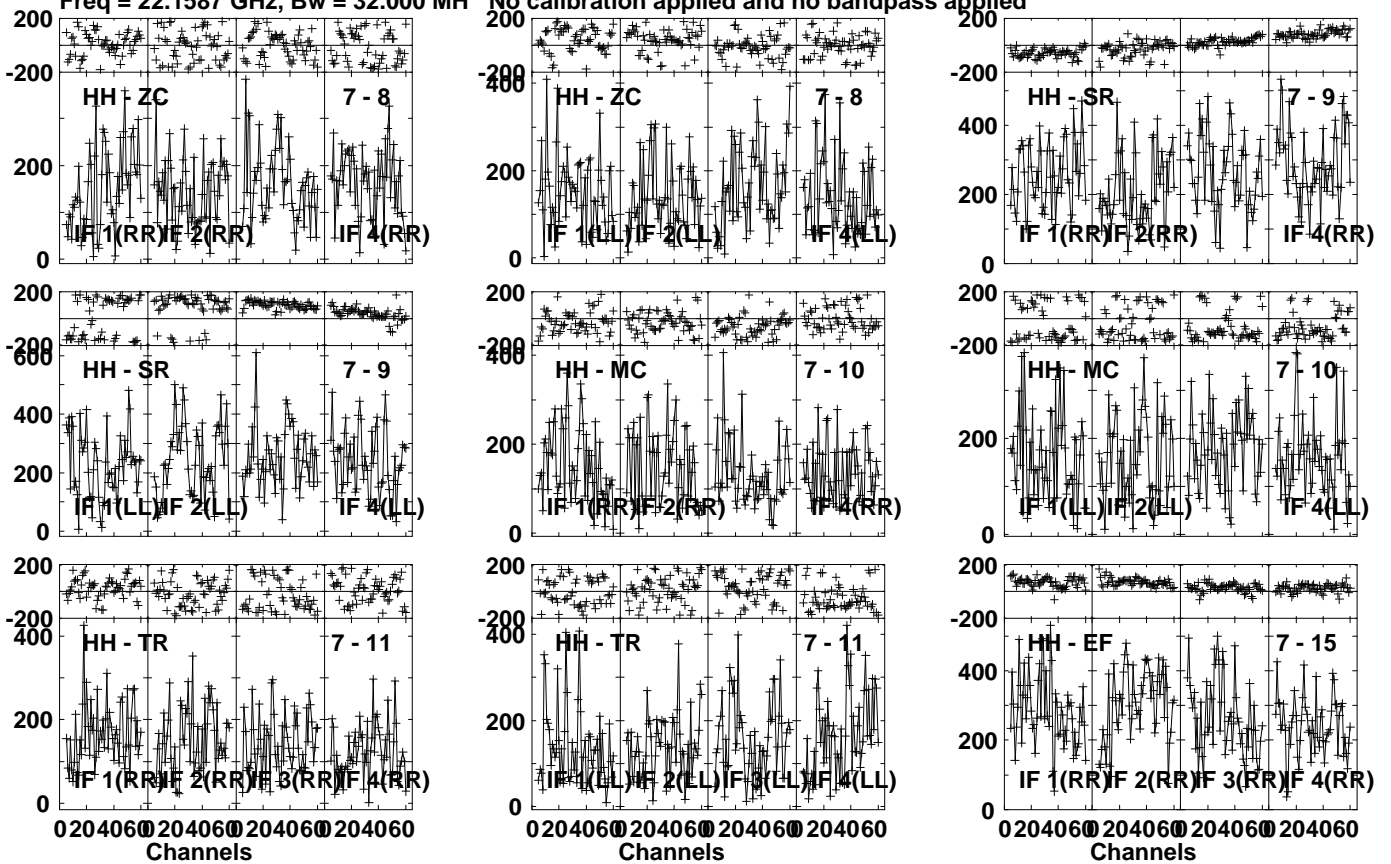
Timerange: 01/04:50:21 to 01/04:52:19

Plot file version 618 created 04-JUN-2021 15:27:59

J1625-2527 EB084 1.UVDATA.1

Freq = 22.1587 GHz, Bw = 32.000 MH

No calibration applied and no bandpass applied



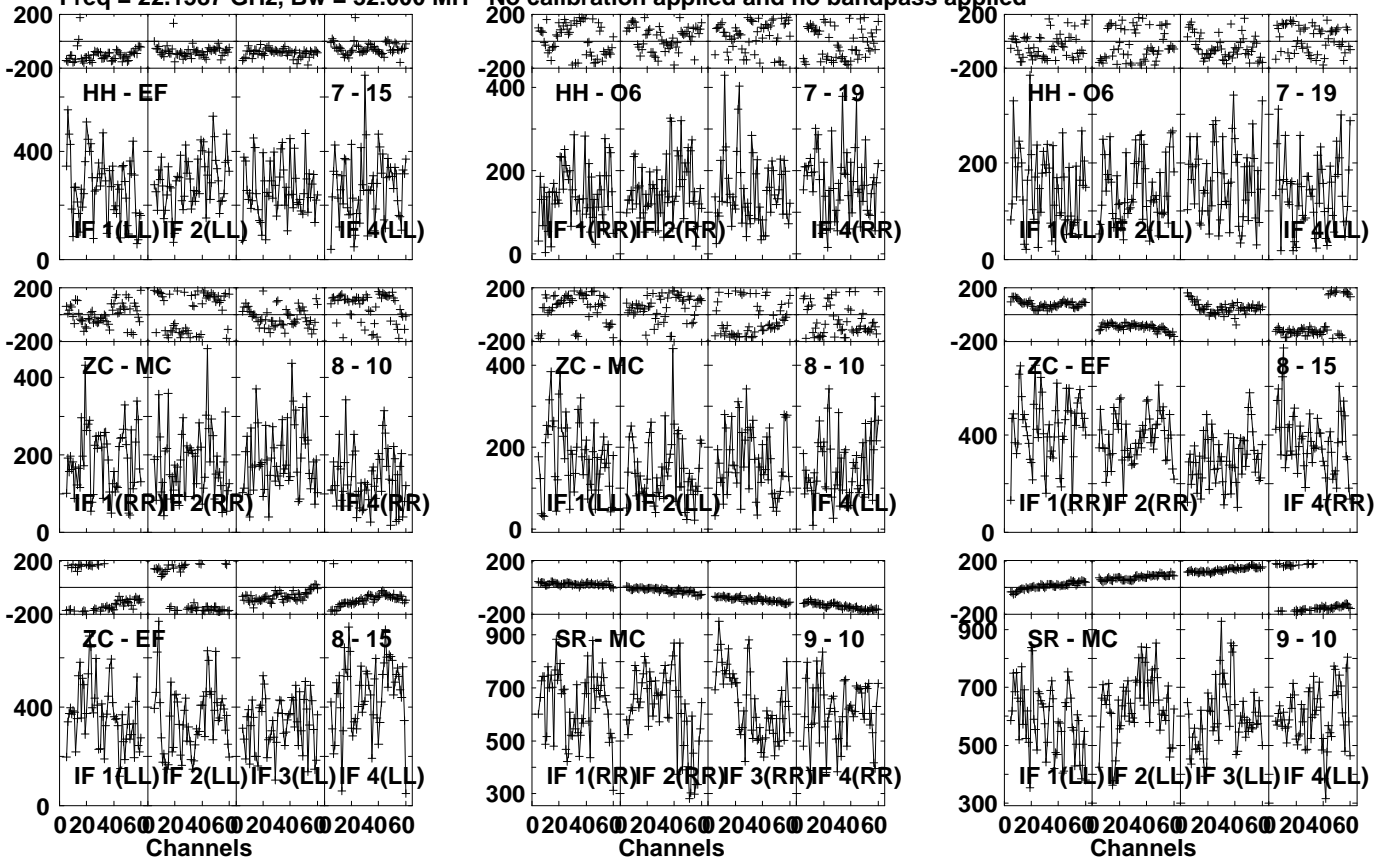
Lower frame: Micro Ampl Jy Top frame: Phas deg
Vector averaged cross-power spectrum Several baselines displayed
Timerange: 01/04:53:01 to 01/04:54:00

Plot file version 619 created 04-JUN-2021 15:27:59

J1625-2527 EB084 1.UVDATA.1

Freq = 22.1587 GHz, Bw = 32.000 MH

No calibration applied and no bandpass applied



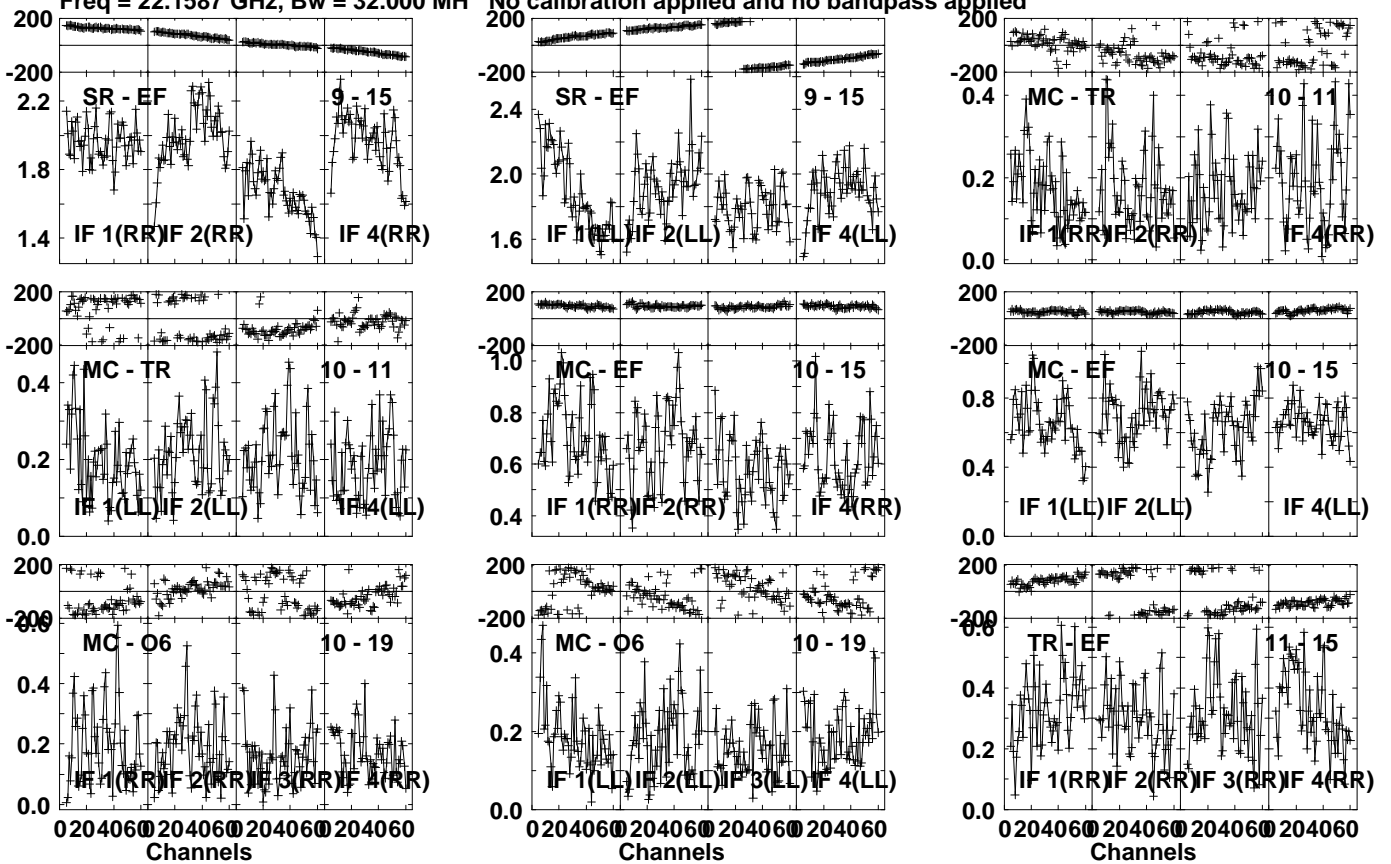
Lower frame: Micro Ampl Jy Top frame: Phas deg
Vector averaged cross-power spectrum Several baselines displayed
Timerange: 01/04:53:01 to 01/04:54:00

Plot file version 620 created 04-JUN-2021 15:27:59

J1625-2527 EB084 1.UVDATA.1

Freq = 22.1587 GHz, Bw = 32.000 MH

No calibration applied and no bandpass applied



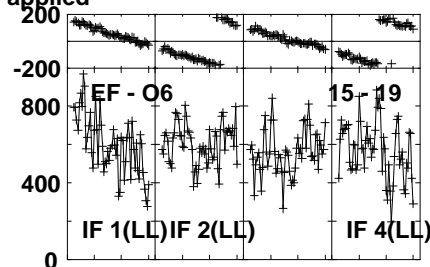
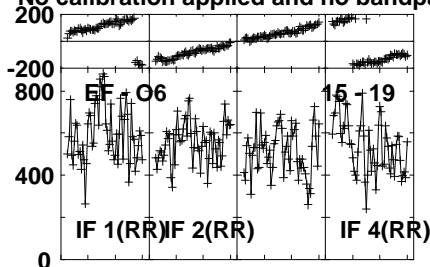
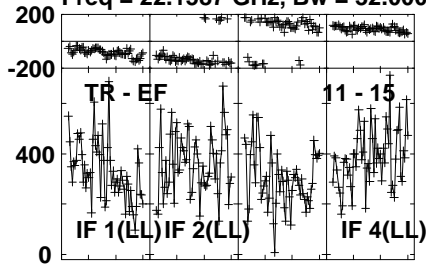
Lower frame: Milli Ampl Jy Top frame: Phas deg
 Vector averaged cross-power spectrum Several baselines displayed
 Timerange: 01/04:53:01 to 01/04:54:00

Plot file version 621 created 04-JUN-2021 15:27:59

J1625-2527 EB084 1.UVDATA.1

Freq = 22.1587 GHz, Bw = 32.000 MH

No calibration applied and no bandpass applied



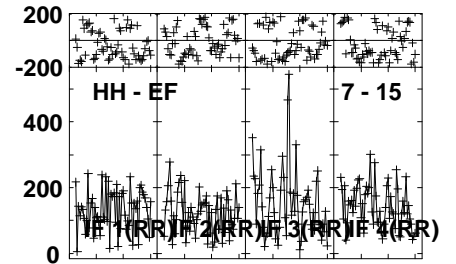
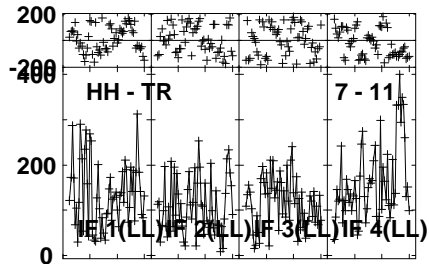
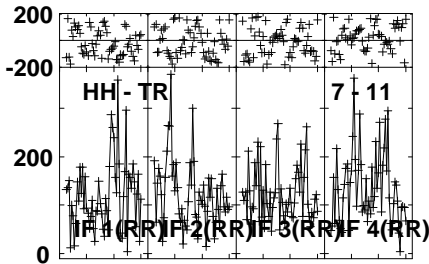
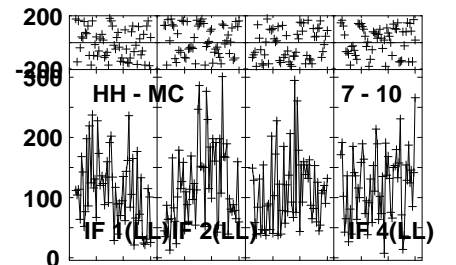
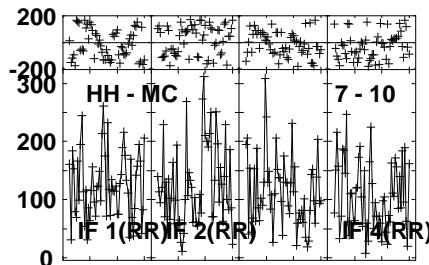
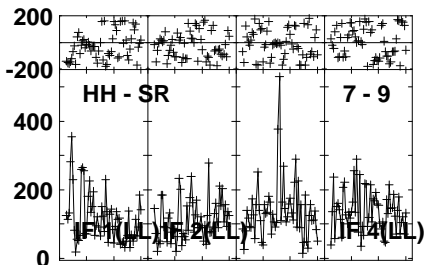
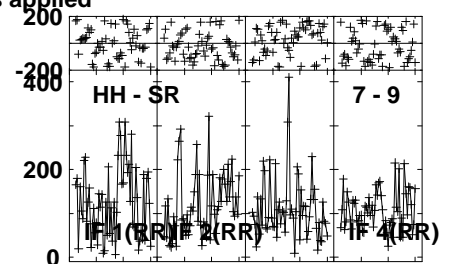
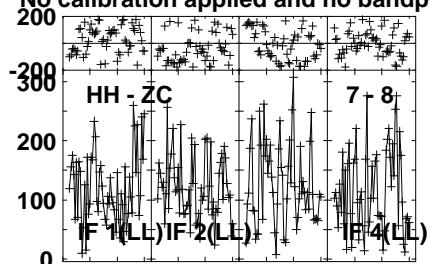
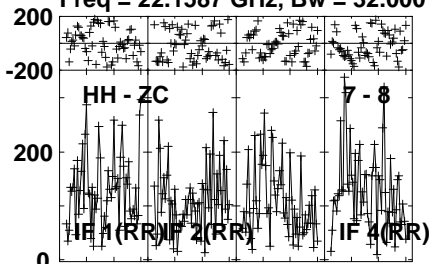
Lower frame: Micro Ampl Jy Top frame: Phas deg
Vector averaged cross-power spectrum Several baselines displayed
Timerange: 01/04:53:01 to 01/04:54:00

Plot file version 622 created 04-JUN-2021 15:27:59

I16293 EB084 1.UVDATA.1

Freq = 22.1587 GHz, Bw = 32.000 MH

No calibration applied and no bandpass applied



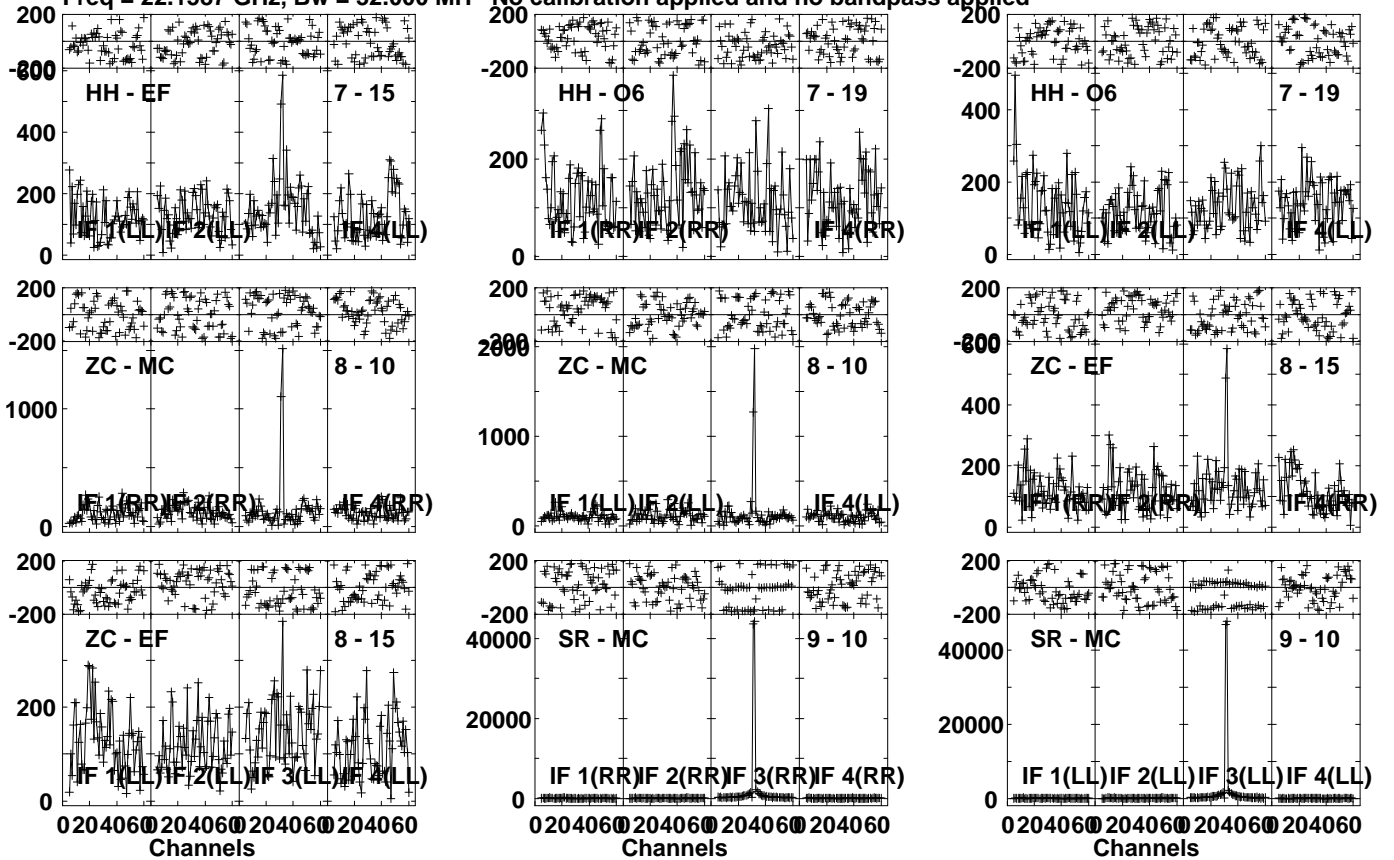
Lower frame: Micro Ampl Jy Top frame: Phas deg
Vector averaged cross-power spectrum Several baselines displayed
Timerange: 01/04:54:01 to 01/04:55:59

Plot file version 623 created 04-JUN-2021 15:27:59

I16293 EB084 1.UVDATA.1

Freq = 22.1587 GHz, Bw = 32.000 MH

No calibration applied and no bandpass applied



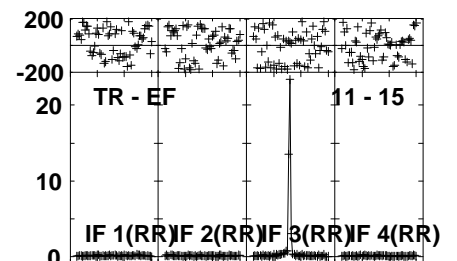
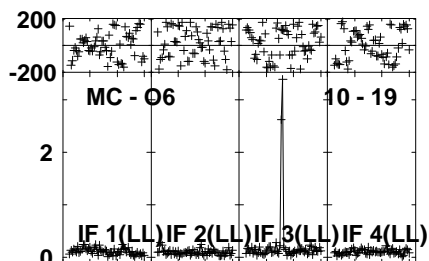
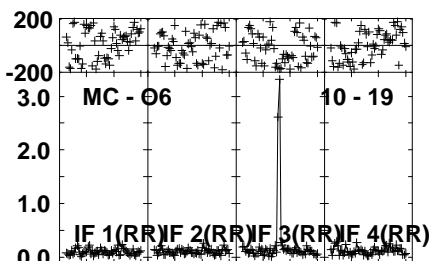
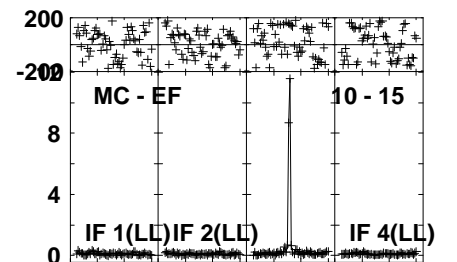
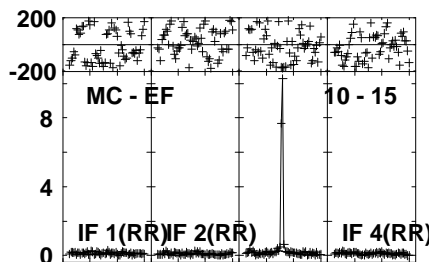
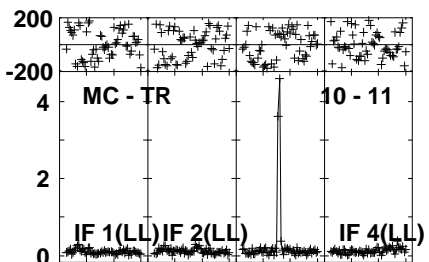
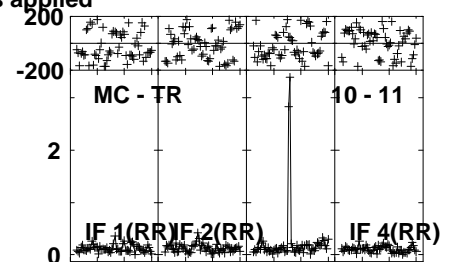

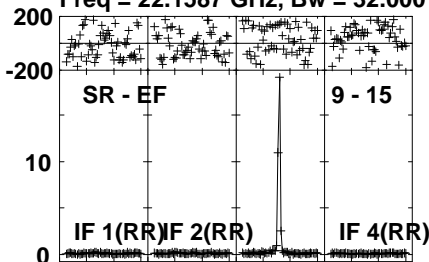
Lower frame: Micro Ampl Jy Top frame: Phas deg
Vector averaged cross-power spectrum Several baselines displayed
Timerange: 01/04:54:01 to 01/04:55:59

Plot file version 624 created 04-JUN-2021 15:27:59

I16293 EB084 1.UVDATA.1

Freq = 22.1587 GHz, Bw = 32.000 MH

No calibration applied and no bandpass applied



0204060 204060 204060 204060
Channels

0204060 204060 204060 204060
Channels

0204060 204060 204060 204060
Channels

Lower frame: Milli Ampl Jy Top frame: Phas deg

Vector averaged cross-power spectrum Several baselines displayed

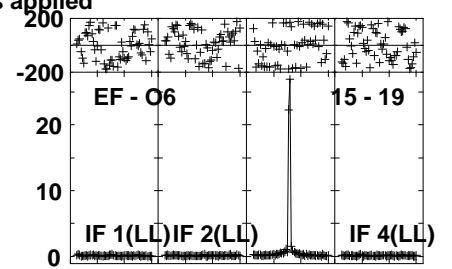

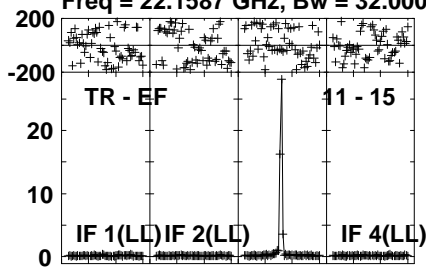
Timerange: 01/04:54:01 to 01/04:55:59

Plot file version 625 created 04-JUN-2021 15:27:59

I16293 EB084 1.UVDATA.1

Freq = 22.1587 GHz, Bw = 32.000 MH

No calibration applied and no bandpass applied



Lower frame: Milli Ampl Jy Top frame: Phas deg

Vector averaged cross-power spectrum Several baselines displayed

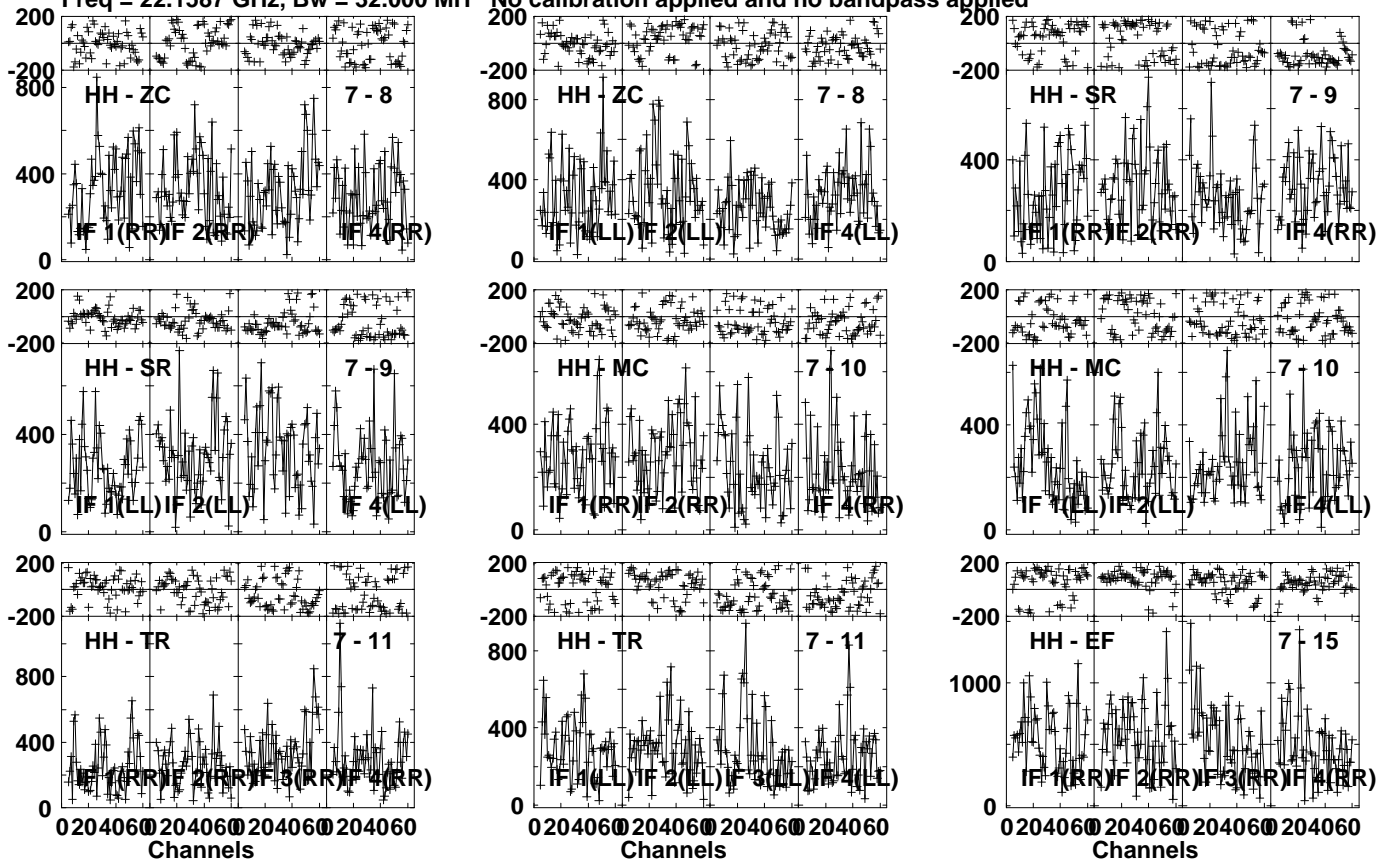
Timerange: 01/04:54:01 to 01/04:55:59

Plot file version 626 created 04-JUN-2021 15:27:59

J1625-2527 EB084 1.UVDATA.1

Freq = 22.1587 GHz, Bw = 32.000 MH

No calibration applied and no bandpass applied



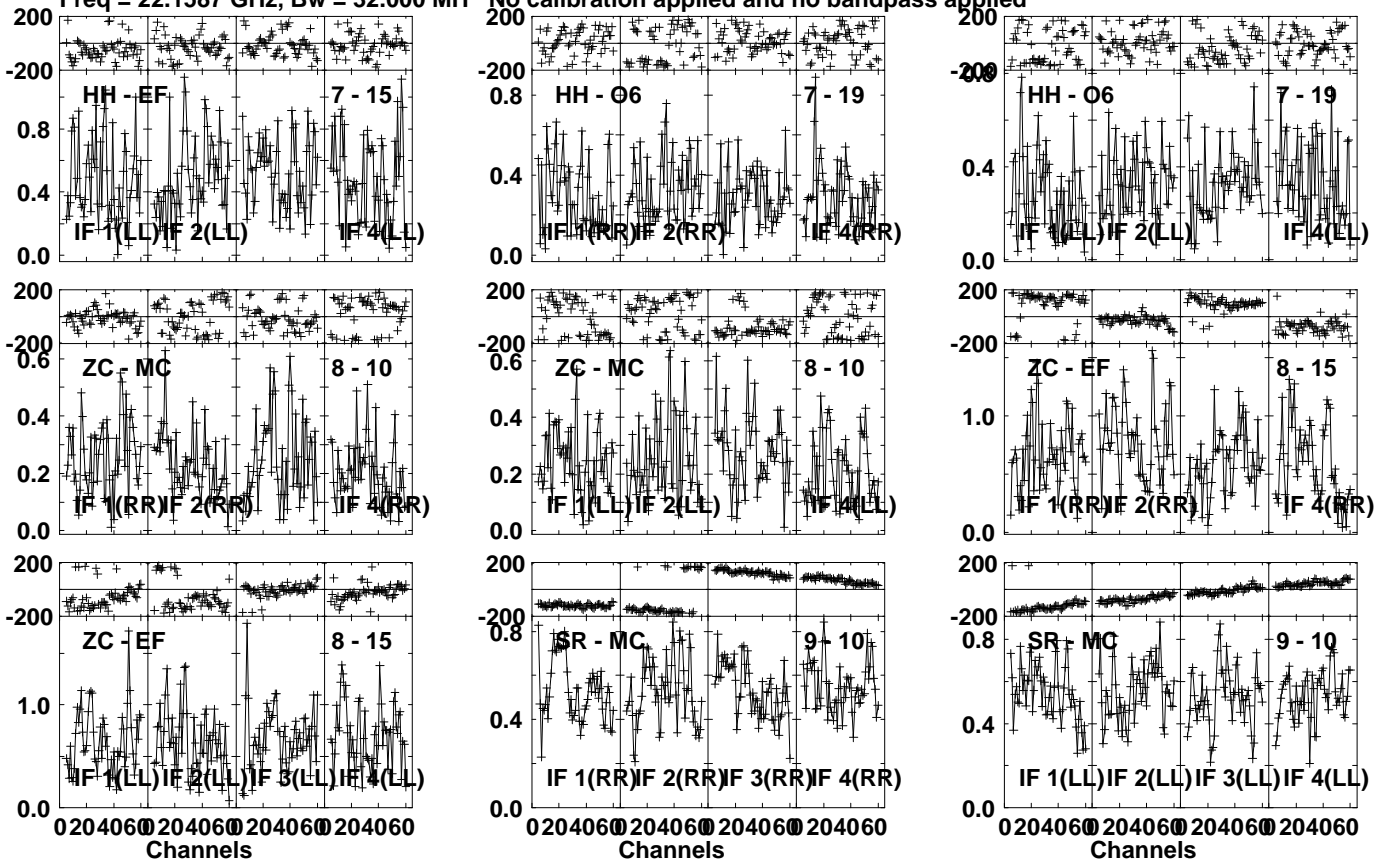
Lower frame: Micro Ampl Jy Top frame: Phas deg
Vector averaged cross-power spectrum Several baselines displayed
Timerange: 01/04:56:01 to 01/04:57:00

Plot file version 627 created 04-JUN-2021 15:27:59

J1625-2527 EB084 1.UVDATA.1

Freq = 22.1587 GHz, Bw = 32.000 MH

No calibration applied and no bandpass applied



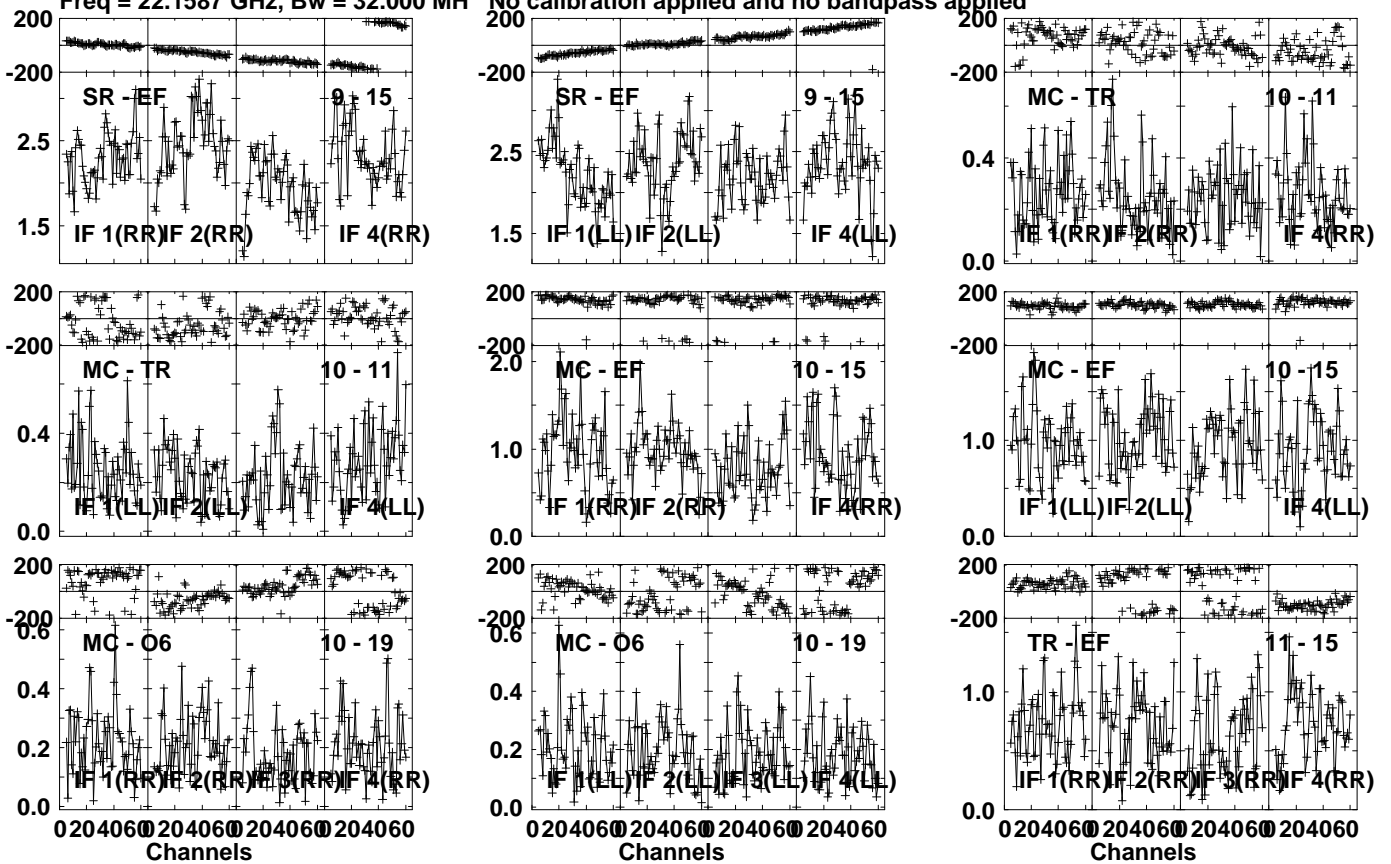
Lower frame: Milli Ampl Jy Top frame: Phas deg
 Vector averaged cross-power spectrum Several baselines displayed
 Timerange: 01/04:56:01 to 01/04:57:00

Plot file version 628 created 04-JUN-2021 15:27:59

J1625-2527 EB084 1.UVDATA.1

Freq = 22.1587 GHz, Bw = 32.000 MH

No calibration applied and no bandpass applied



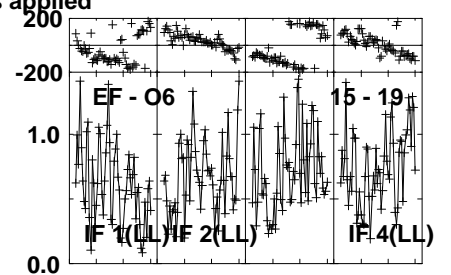
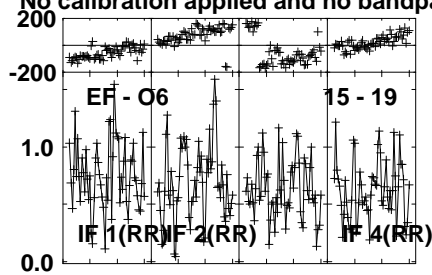
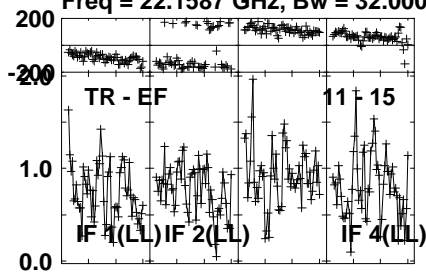
Lower frame: Milli Ampl Jy Top frame: Phas deg
 Vector averaged cross-power spectrum Several baselines displayed
 Timerange: 01/04:56:01 to 01/04:57:00

Plot file version 629 created 04-JUN-2021 15:27:59

J1625-2527 EB084 1.UVDATA.1

Freq = 22.1587 GHz, Bw = 32.000 MH

No calibration applied and no bandpass applied



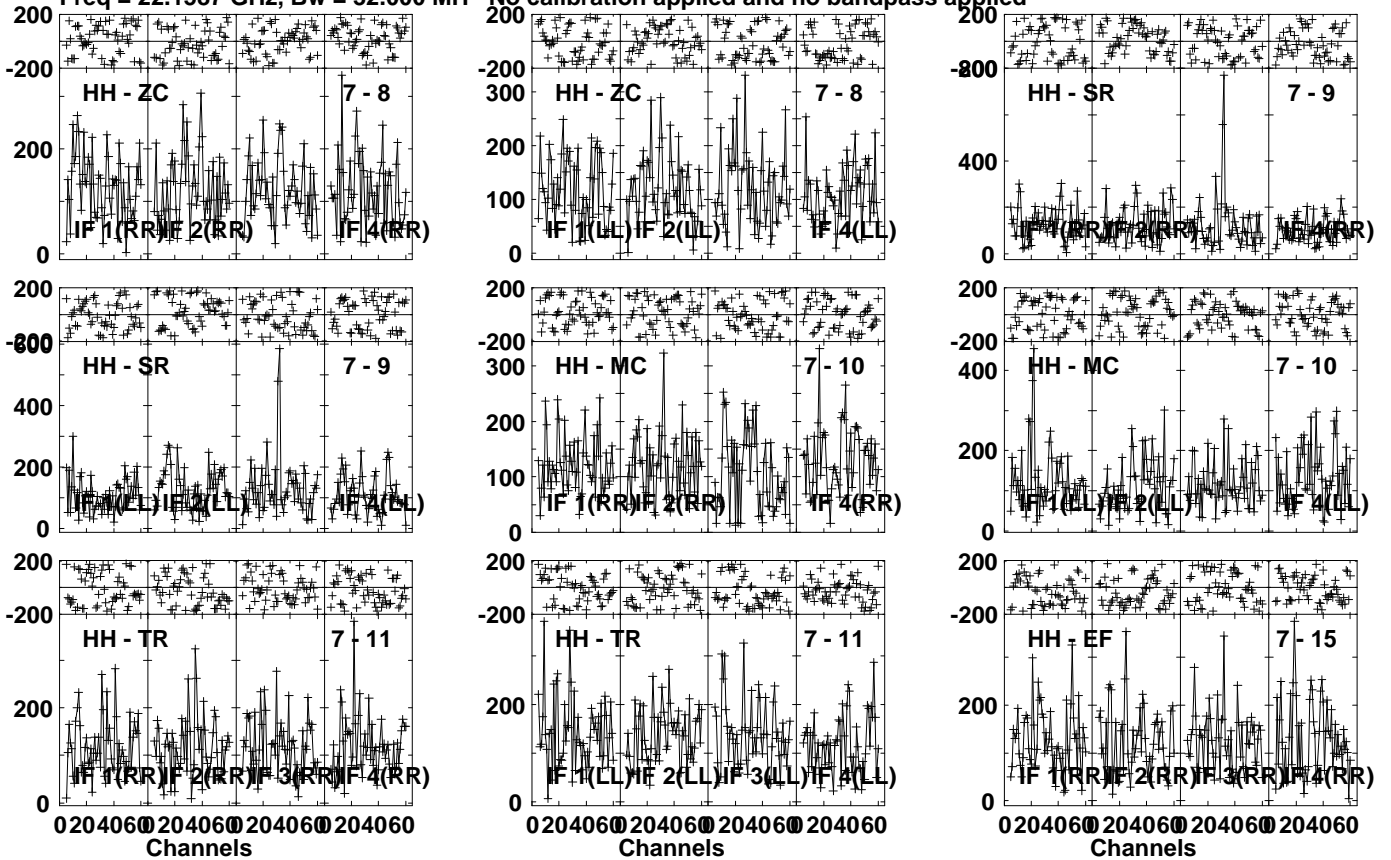
Lower frame: Milli Ampl Jy Top frame: Phas deg
Vector averaged cross-power spectrum Several baselines displayed
Timerange: 01/04:56:01 to 01/04:57:00

Plot file version 630 created 04-JUN-2021 15:27:59

I16293 EB084 1.UVDATA.1

Freq = 22.1587 GHz, Bw = 32.000 MH

No calibration applied and no bandpass applied



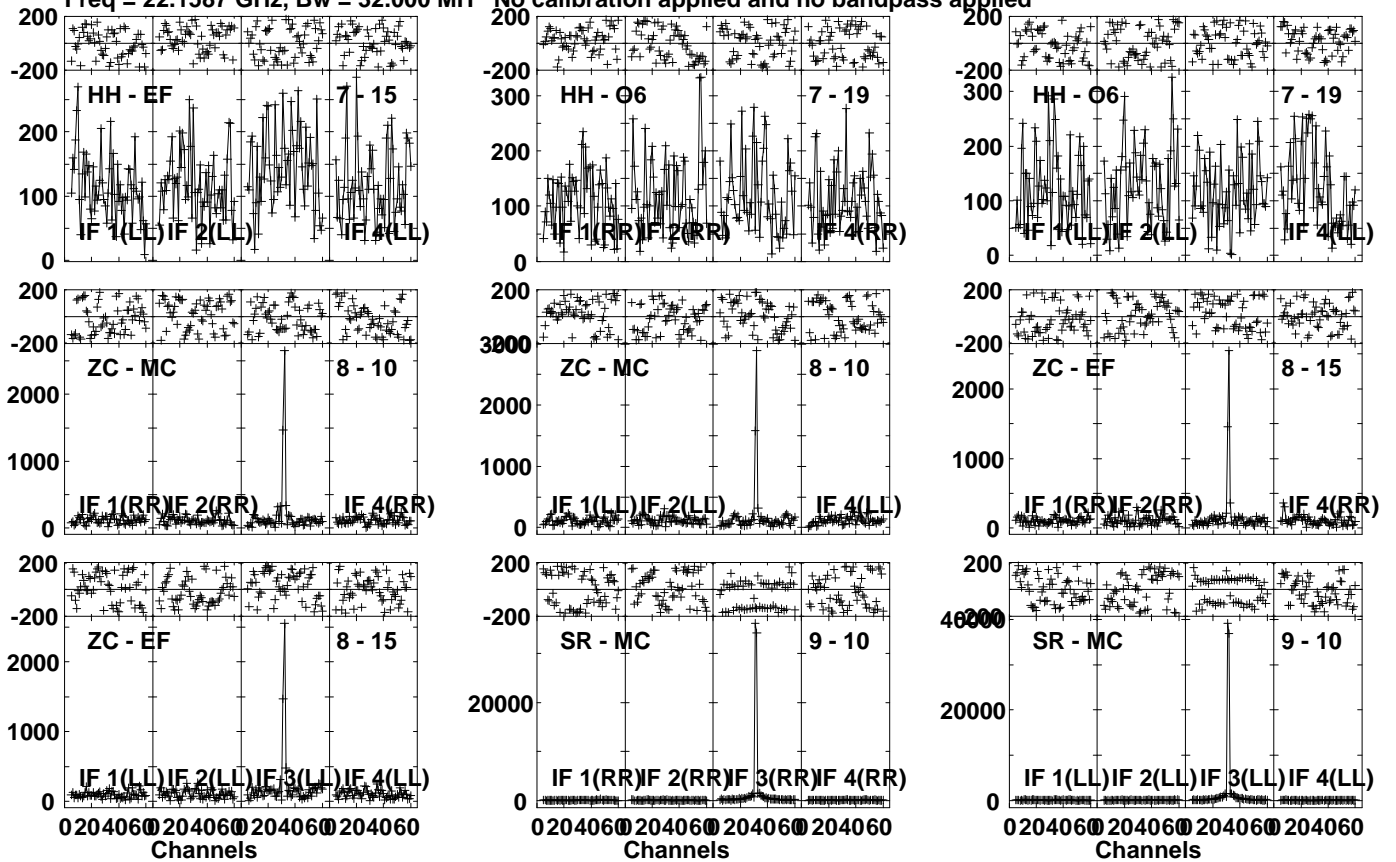
Lower frame: Micro Ampl Jy Top frame: Phas deg
Vector averaged cross-power spectrum Several baselines displayed
Timerange: 01/04:57:01 to 01/04:59:00

Plot file version 631 created 04-JUN-2021 15:27:59

I16293 EB084 1.UVDATA.1

Freq = 22.1587 GHz, Bw = 32.000 MH

No calibration applied and no bandpass applied



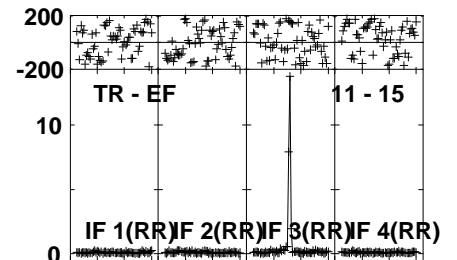
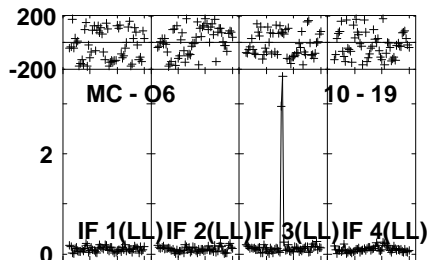
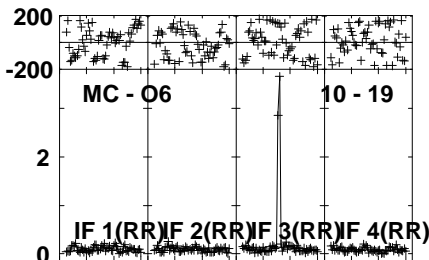
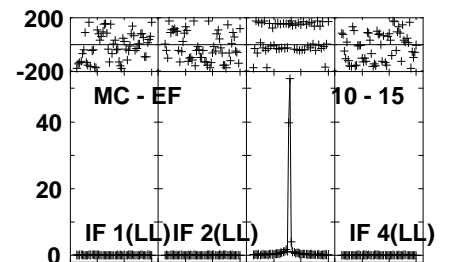
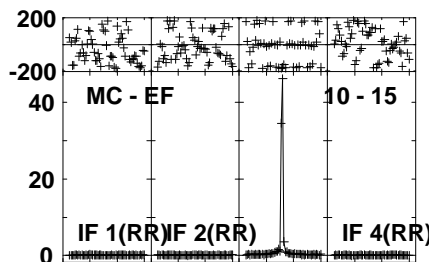
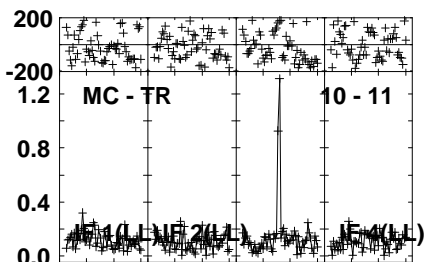
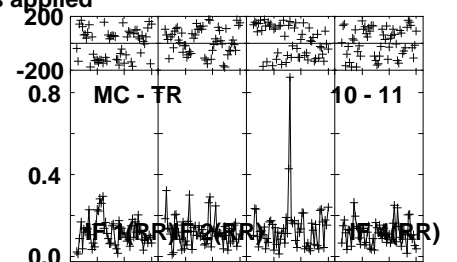
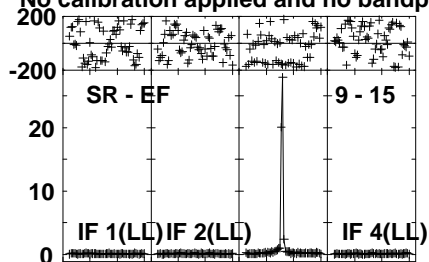
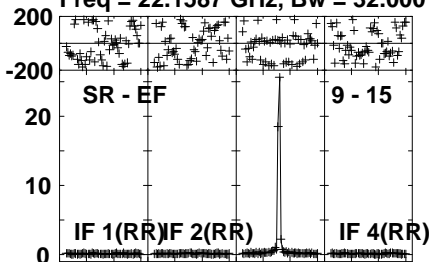
Lower frame: Micro Ampl Jy Top frame: Phas deg
Vector averaged cross-power spectrum Several baselines displayed
Timerange: 01/04:57:01 to 01/04:59:00

Plot file version 632 created 04-JUN-2021 15:27:59

I16293 EB084 1.UVDATA.1

Freq = 22.1587 GHz, Bw = 32.000 MH

No calibration applied and no bandpass applied



020406@20406@20406@20406@
Channels

020406@20406@20406@20406@
Channels

020406@20406@20406@20406@
Channels

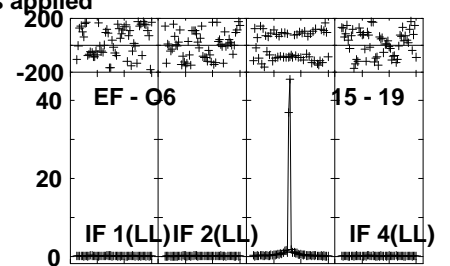

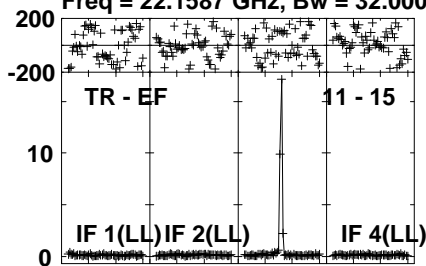
Lower frame: Milli Ampl Jy Top frame: Phas deg
Vector averaged cross-power spectrum Several baselines displayed
Timerange: 01/04:57:01 to 01/04:59:00

Plot file version 633 created 04-JUN-2021 15:28:00

I16293 EB084 1.UVDATA.1

Freq = 22.1587 GHz, Bw = 32.000 MH

No calibration applied and no bandpass applied



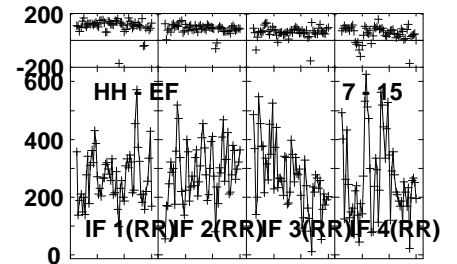
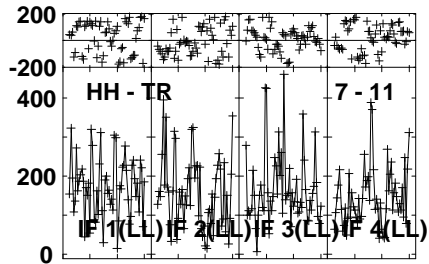
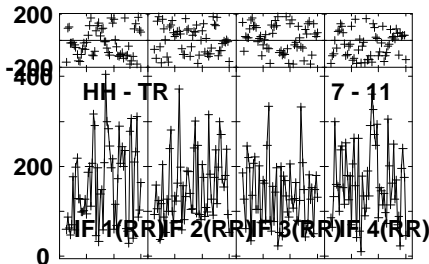
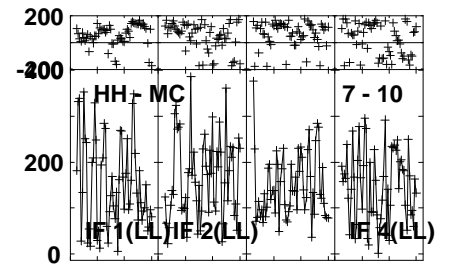
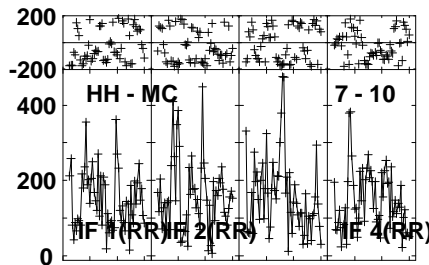
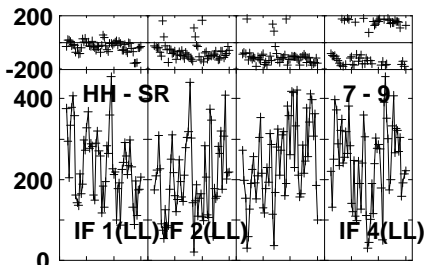
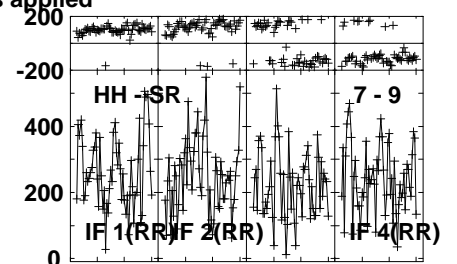
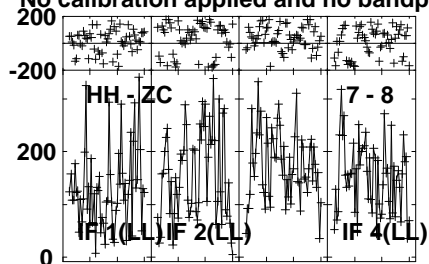
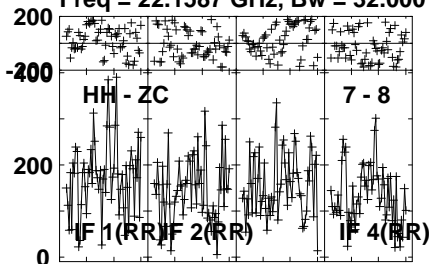
Lower frame: Milli Ampl Jy Top frame: Phas deg
Vector averaged cross-power spectrum Several baselines displayed
Timerange: 01/04:57:01 to 01/04:59:00

Plot file version 634 created 04-JUN-2021 15:28:00

J1625-2527 EB084 1.UVDATA.1

Freq = 22.1587 GHz, Bw = 32.000 MH

No calibration applied and no bandpass applied



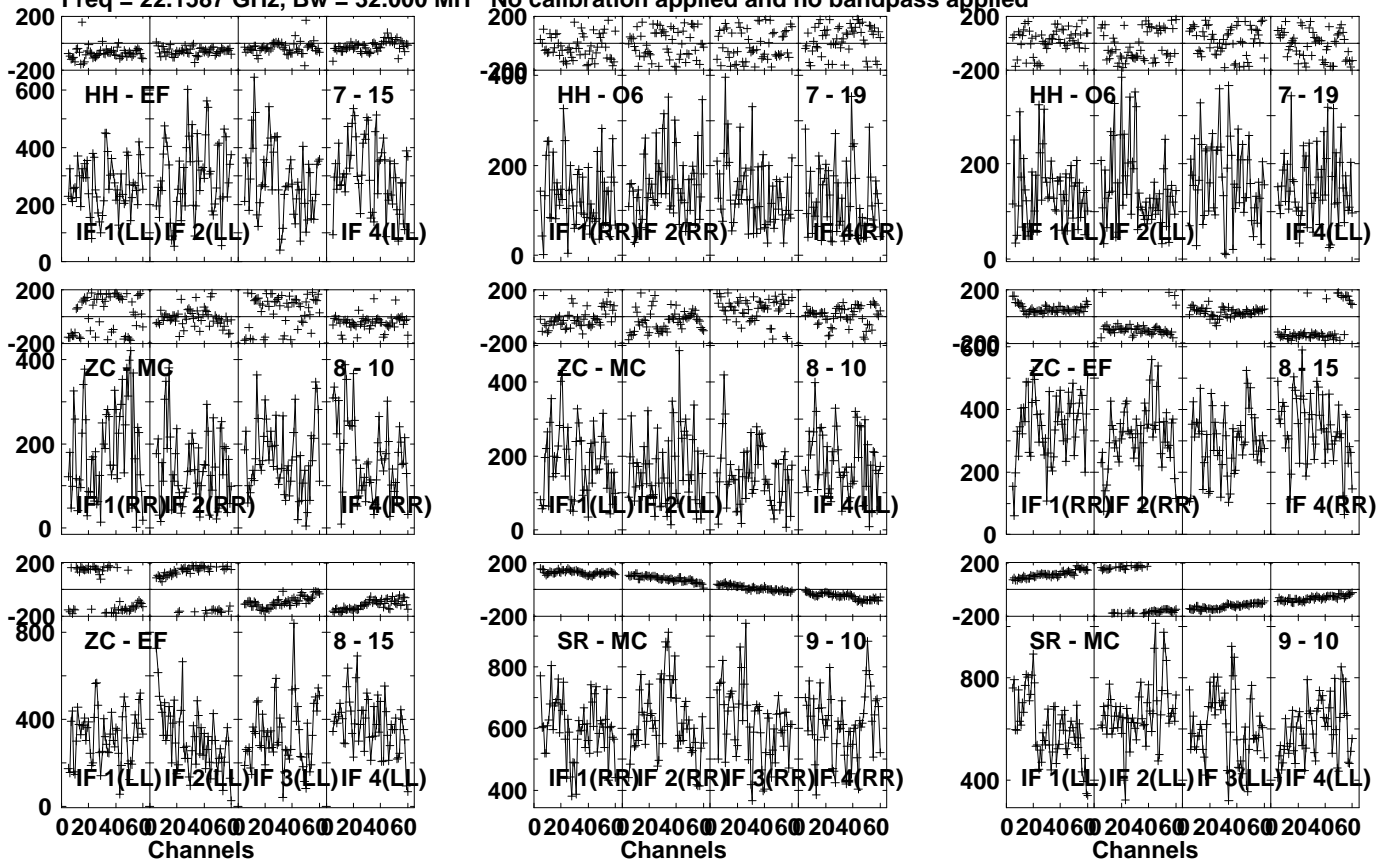
Lower frame: Micro Ampl Jy Top frame: Phas deg
Vector averaged cross-power spectrum Several baselines displayed
Timerange: 01/04:59:41 to 01/05:00:40

Plot file version 635 created 04-JUN-2021 15:28:00

J1625-2527 EB084 1.UVDATA.1

Freq = 22.1587 GHz, Bw = 32.000 MH

No calibration applied and no bandpass applied



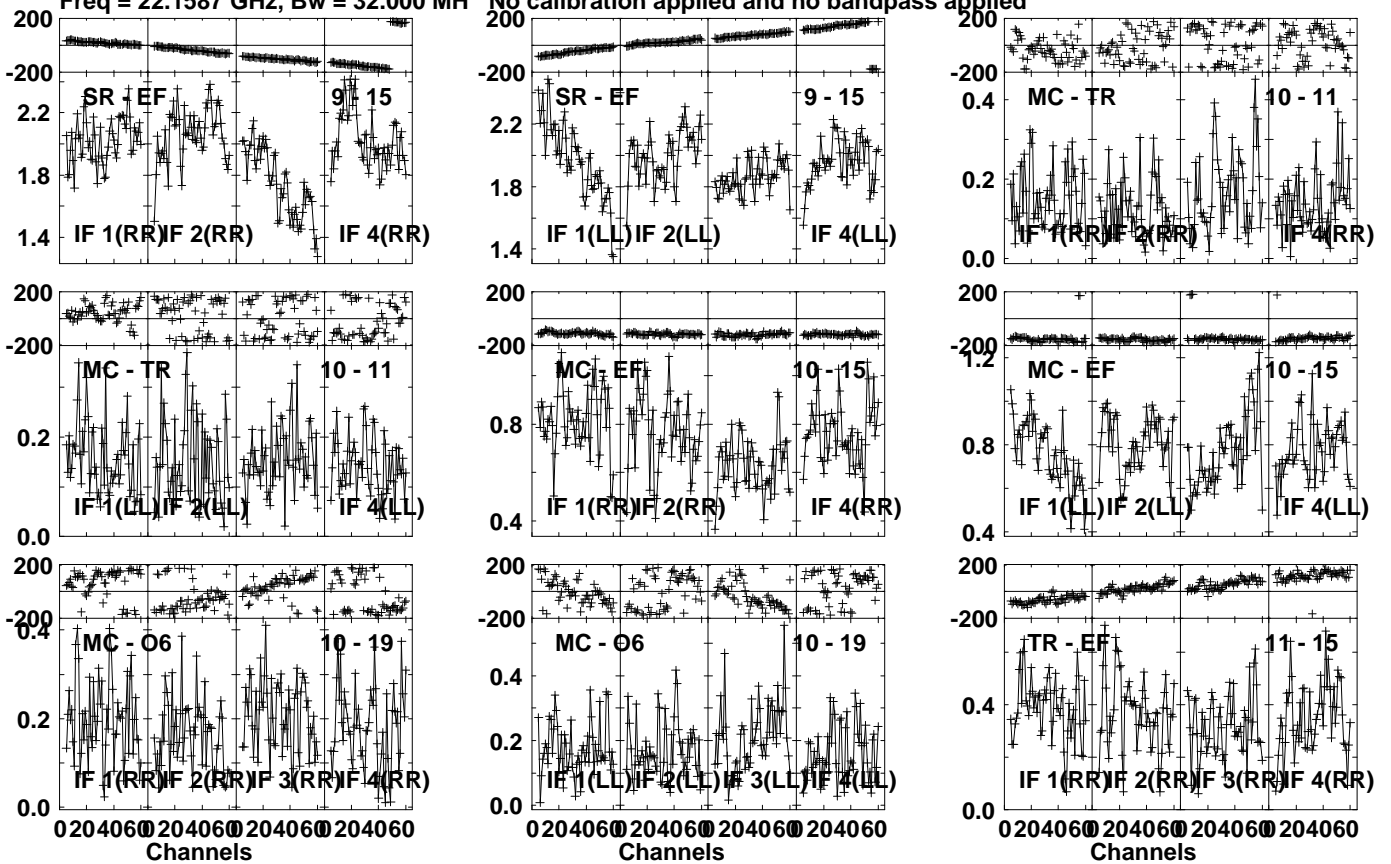
Lower frame: Micro Ampl Jy Top frame: Phas deg
Vector averaged cross-power spectrum Several baselines displayed
Timerange: 01/04:59:41 to 01/05:00:40

Plot file version 636 created 04-JUN-2021 15:28:00

J1625-2527 EB084 1.UVDATA.1

Freq = 22.1587 GHz, Bw = 32.000 MH

No calibration applied and no bandpass applied



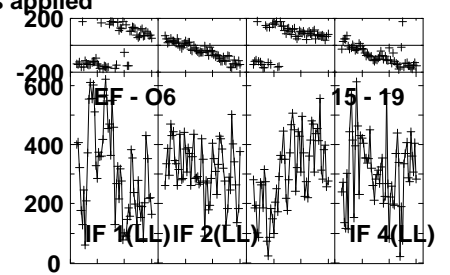
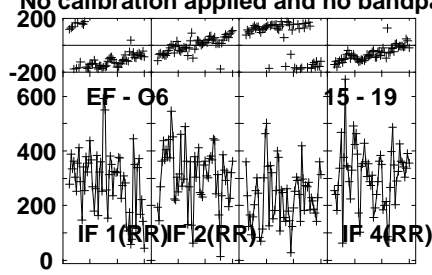
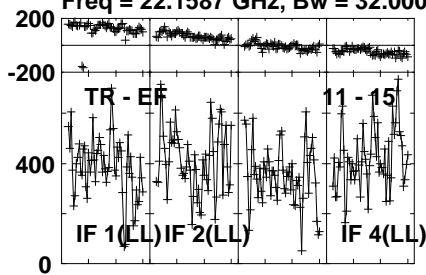
Lower frame: Milli Ampl Jy Top frame: Phas deg
 Vector averaged cross-power spectrum Several baselines displayed
 Timerange: 01/04:59:41 to 01/05:00:40

Plot file version 637 created 04-JUN-2021 15:28:00

J1625-2527 EB084 1.UVDATA.1

Freq = 22.1587 GHz, Bw = 32.000 MH

No calibration applied and no bandpass applied



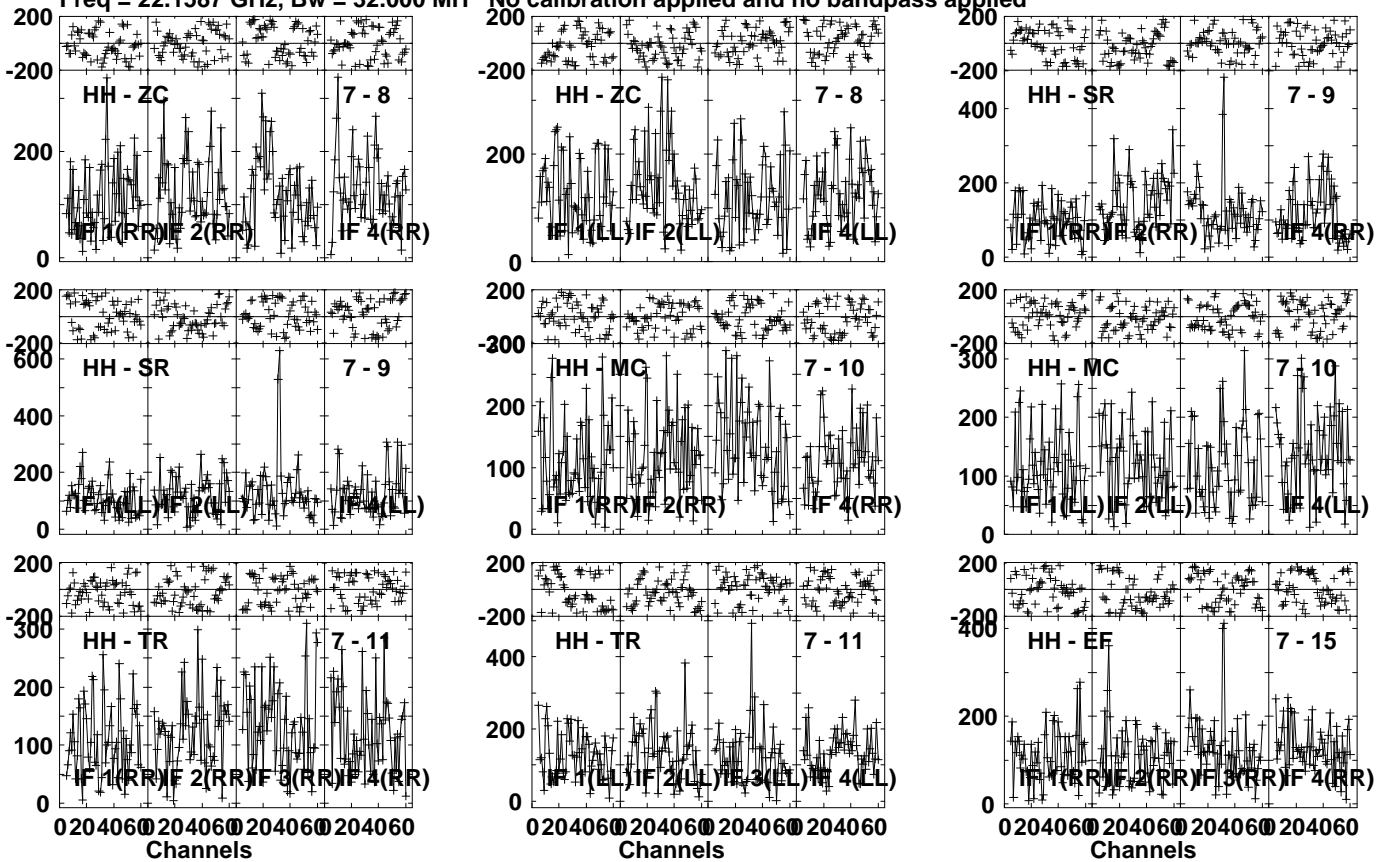
Lower frame: Micro Ampl Jy Top frame: Phas deg
Vector averaged cross-power spectrum Several baselines displayed
Timerange: 01/04:59:41 to 01/05:00:40

Plot file version 638 created 04-JUN-2021 15:28:00

I16293 EB084 1.UVDATA.1

Freq = 22.1587 GHz, Bw = 32.000 MH

No calibration applied and no bandpass applied



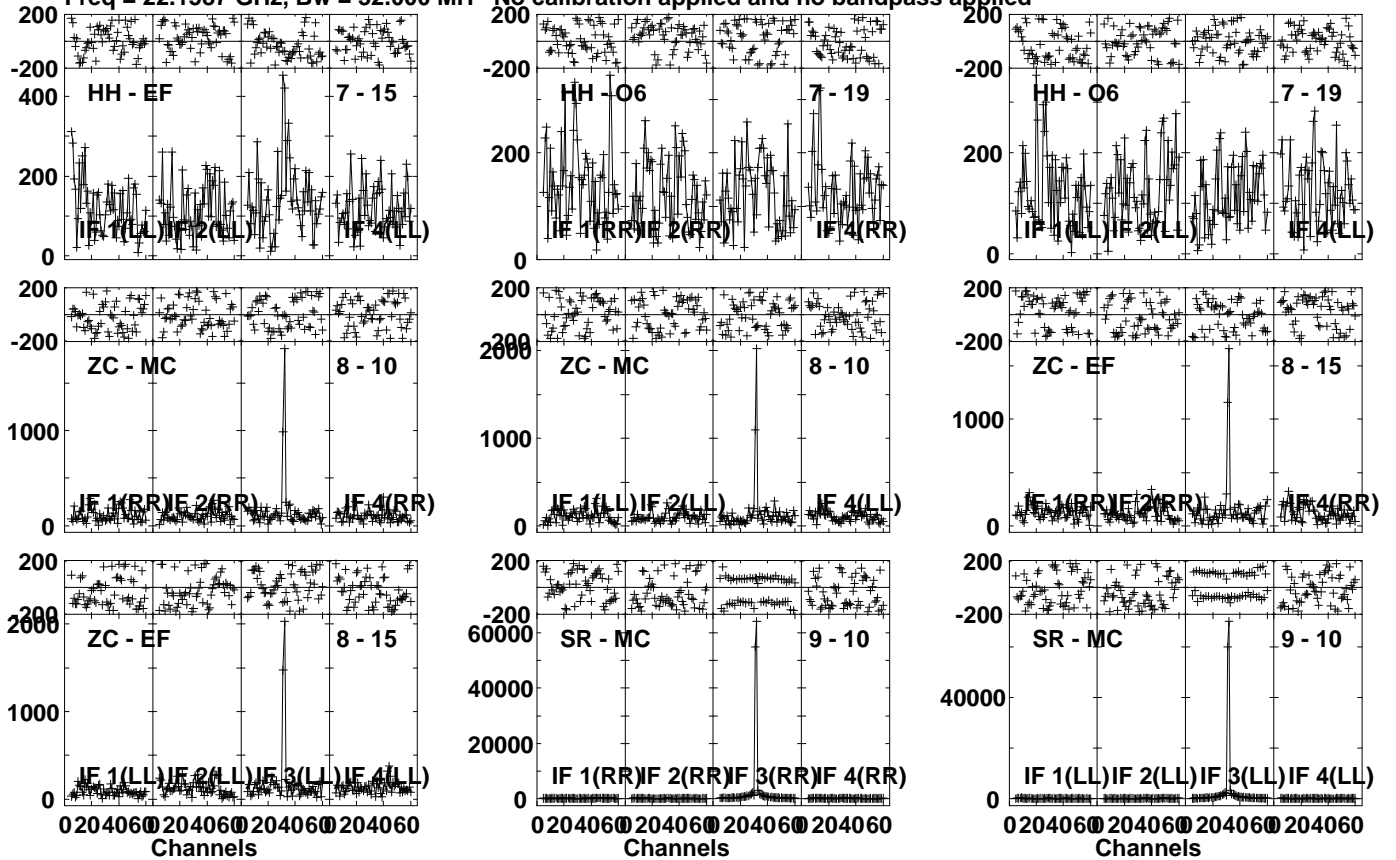
Lower frame: Micro Ampl Jy Top frame: Phas deg
Vector averaged cross-power spectrum Several baselines displayed
Timerange: 01/05:00:41 to 01/05:02:40

Plot file version 639 created 04-JUN-2021 15:28:00

I16293 EB084 1.UVDATA.1

Freq = 22.1587 GHz, Bw = 32.000 MH

No calibration applied and no bandpass applied



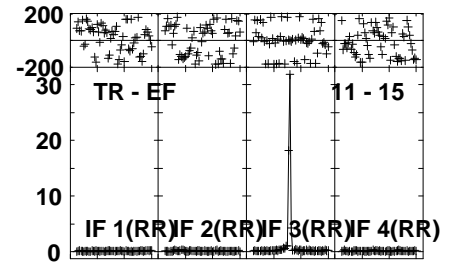
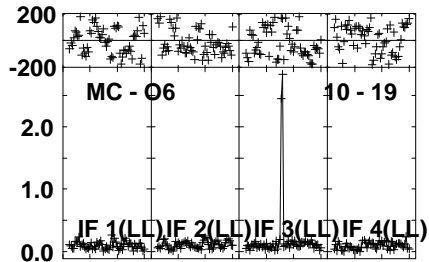
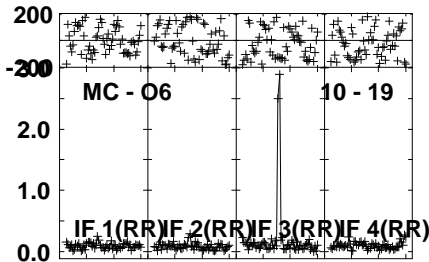
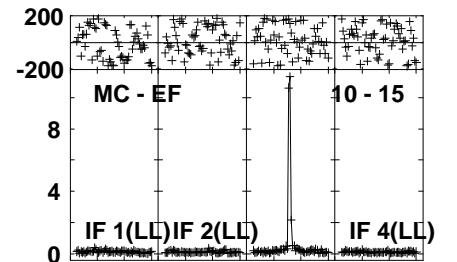
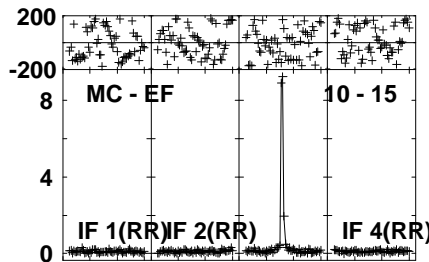
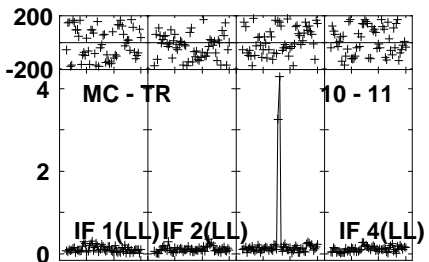
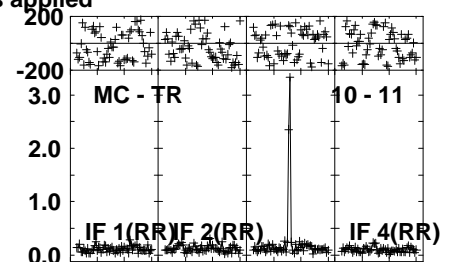
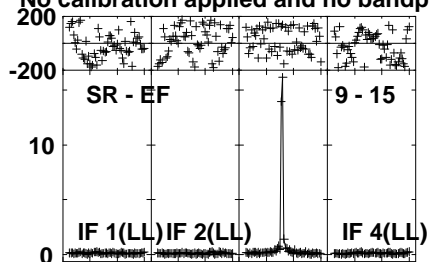
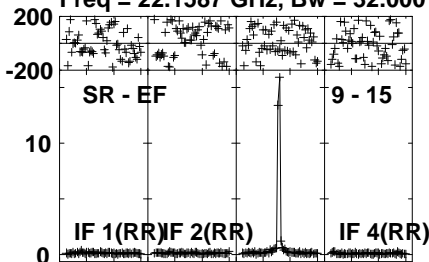
Lower frame: Micro Ampl Jy Top frame: Phas deg
Vector averaged cross-power spectrum Several baselines displayed
Timerange: 01/05:00:41 to 01/05:02:40

Plot file version 640 created 04-JUN-2021 15:28:00

I16293 EB084 1.UVDATA.1

Freq = 22.1587 GHz, Bw = 32.000 MH

No calibration applied and no bandpass applied



Lower frame: Milli Ampl Jy Top frame: Phas deg

Vector averaged cross-power spectrum Several baselines displayed

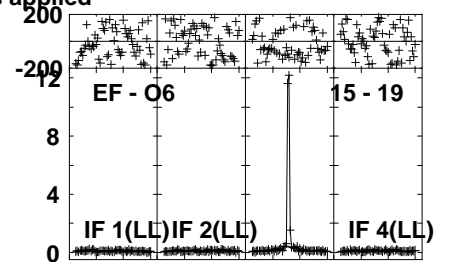
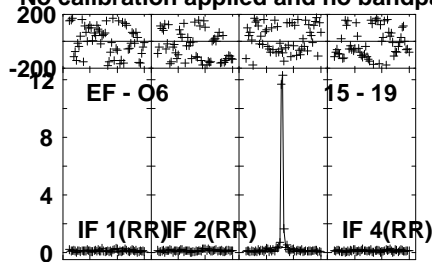
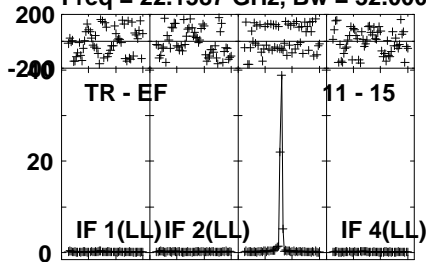
Timerange: 01/05:00:41 to 01/05:02:40

Plot file version 641 created 04-JUN-2021 15:28:00

I16293 EB084 1.UVDATA.1

Freq = 22.1587 GHz, Bw = 32.000 MH

No calibration applied and no bandpass applied



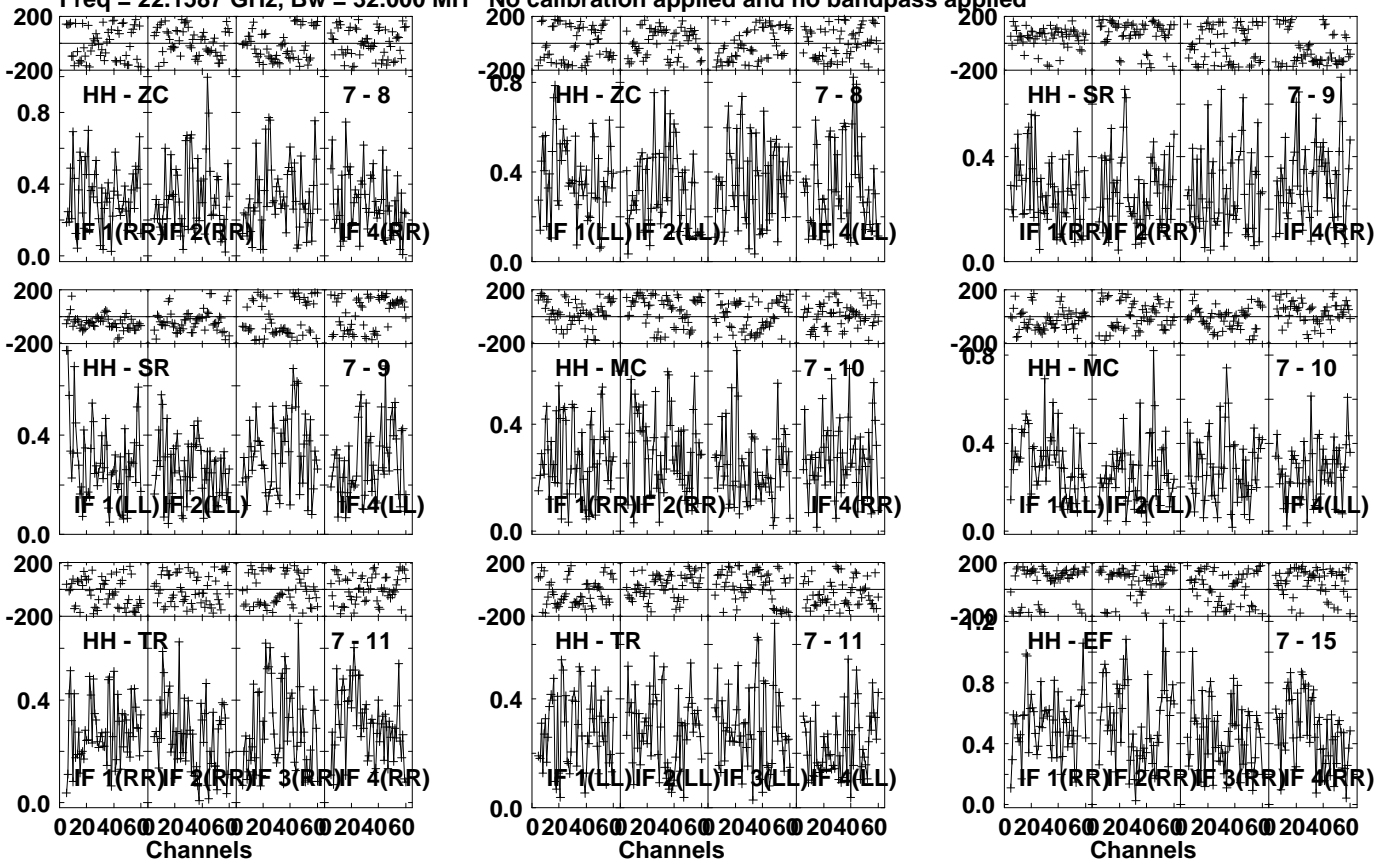
Lower frame: Milli Ampl Jy Top frame: Phas deg
Vector averaged cross-power spectrum Several baselines displayed
Timerange: 01/05:00:41 to 01/05:02:40

Plot file version 642 created 04-JUN-2021 15:28:00

J1625-2527 EB084 1.UVDATA.1

Freq = 22.1587 GHz, Bw = 32.000 MH

No calibration applied and no bandpass applied



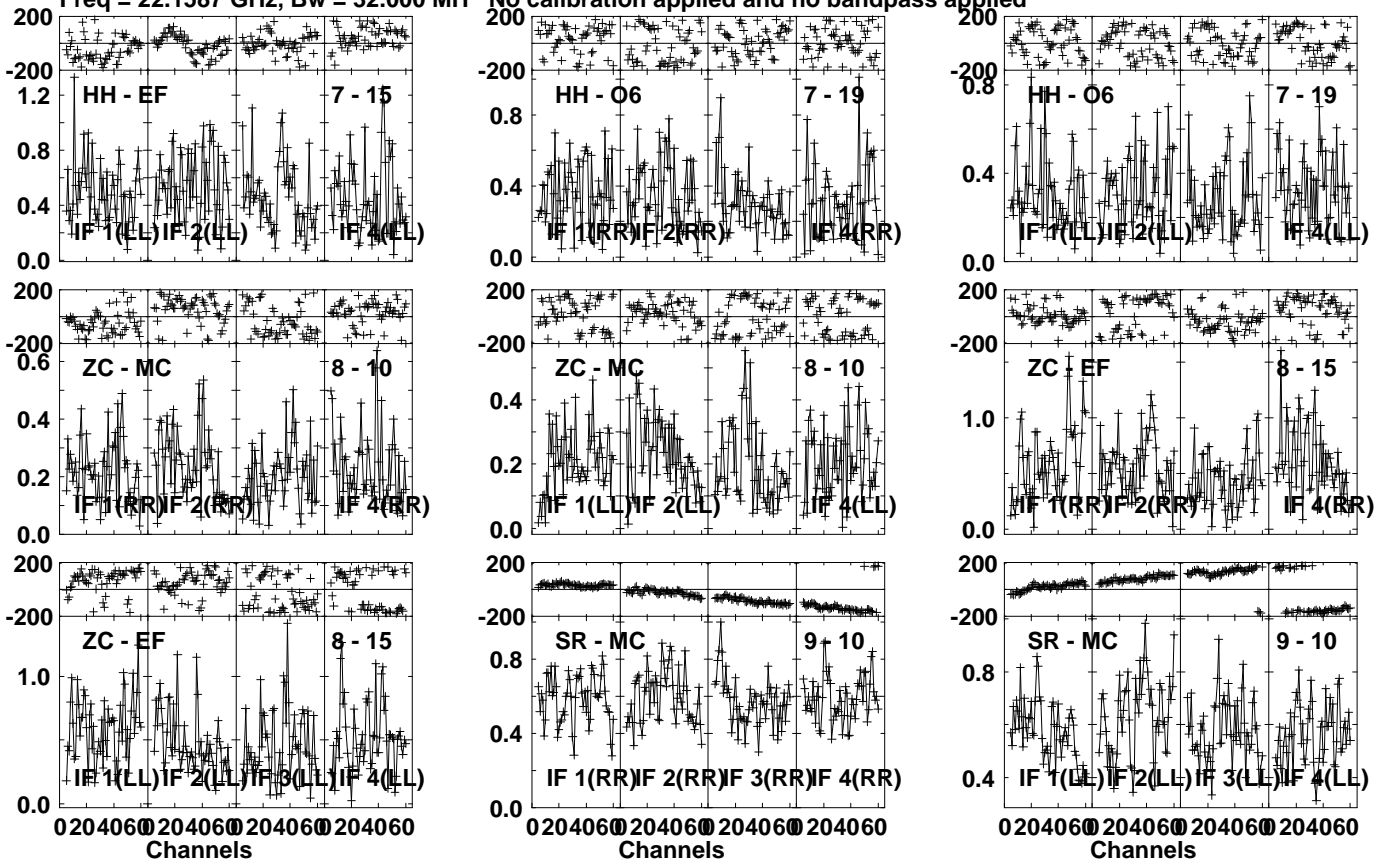
Lower frame: Milli Ampl Jy Top frame: Phas deg
Vector averaged cross-power spectrum Several baselines displayed
Timerange: 01/05:02:41 to 01/05:03:39

Plot file version 643 created 04-JUN-2021 15:28:00

J1625-2527 EB084 1.UVDATA.1

Freq = 22.1587 GHz, Bw = 32.000 MH

No calibration applied and no bandpass applied



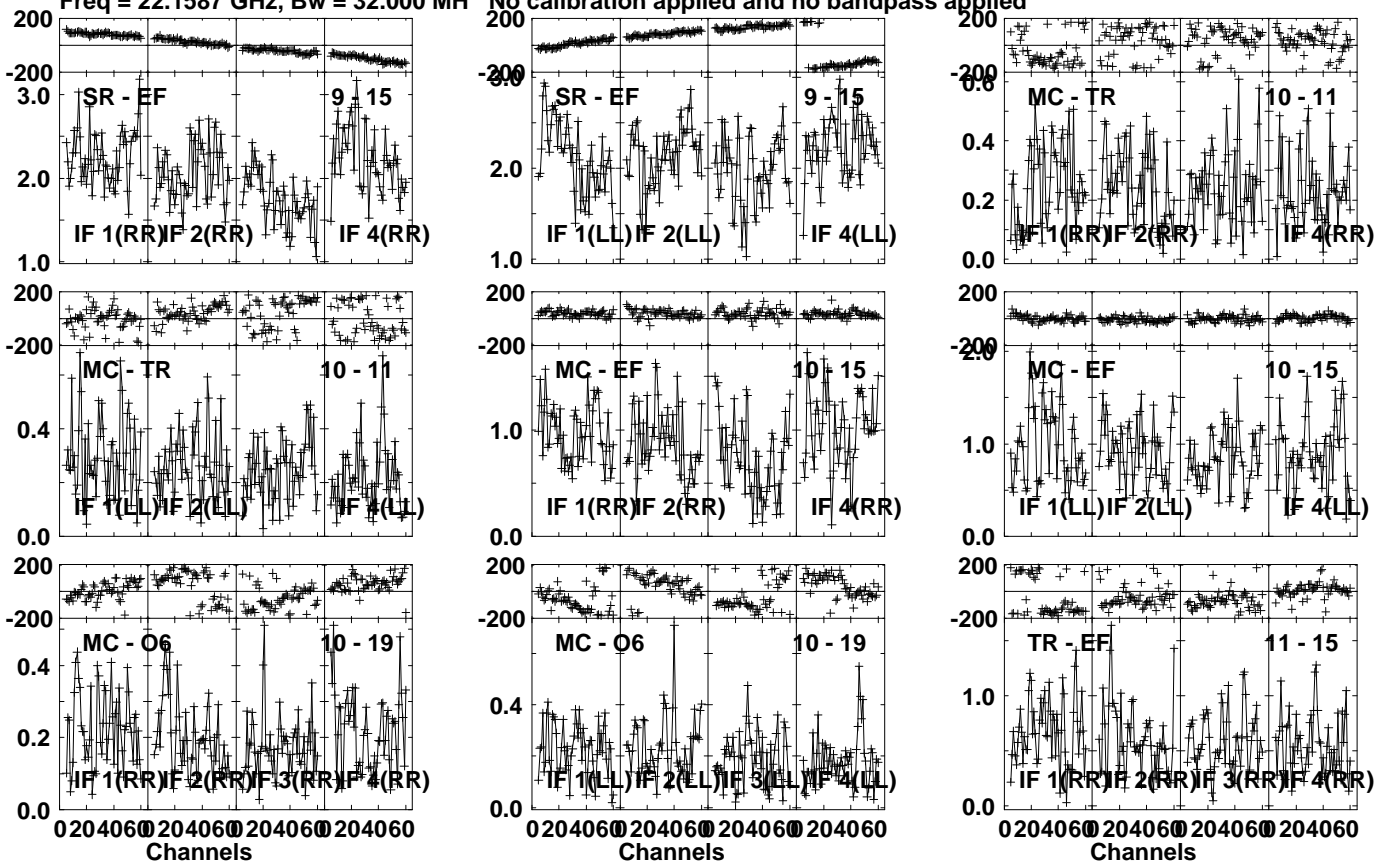
Lower frame: Milli Ampl Jy Top frame: Phas deg
Vector averaged cross-power spectrum Several baselines displayed
Timerange: 01/05:02:41 to 01/05:03:39

Plot file version 644 created 04-JUN-2021 15:28:00

J1625-2527 EB084 1.UVDATA.1

Freq = 22.1587 GHz, Bw = 32.000 MH

No calibration applied and no bandpass applied



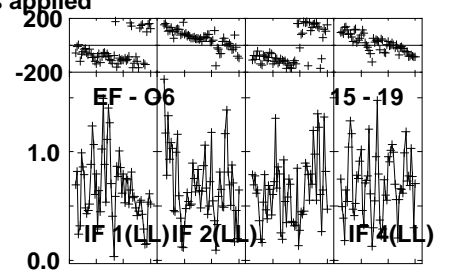
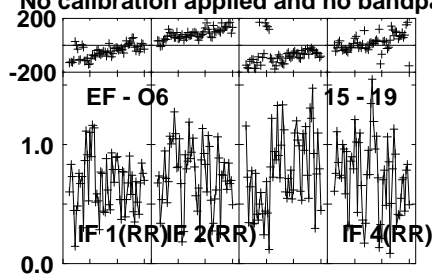
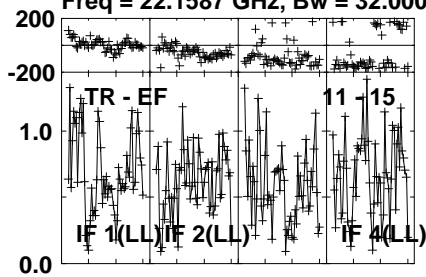
Lower frame: Milli Ampl Jy Top frame: Phas deg
Vector averaged cross-power spectrum Several baselines displayed
Timerange: 01/05:02:41 to 01/05:03:39

Plot file version 645 created 04-JUN-2021 15:28:00

J1625-2527 EB084 1.UVDATA.1

Freq = 22.1587 GHz, Bw = 32.000 MH

No calibration applied and no bandpass applied



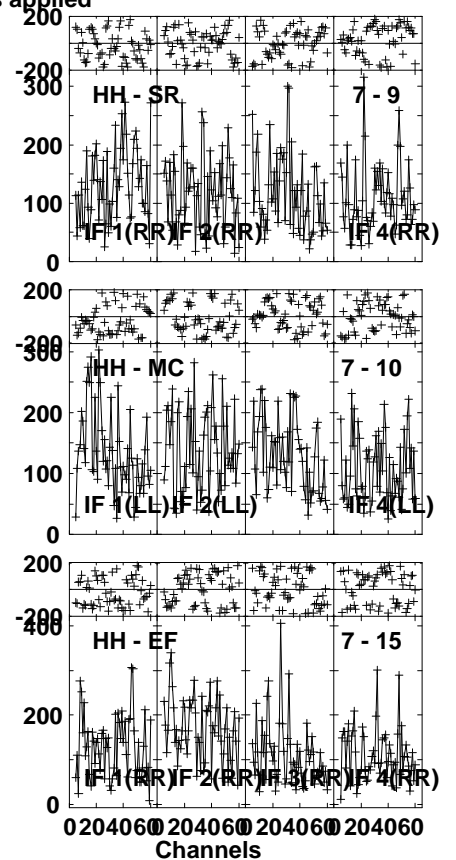
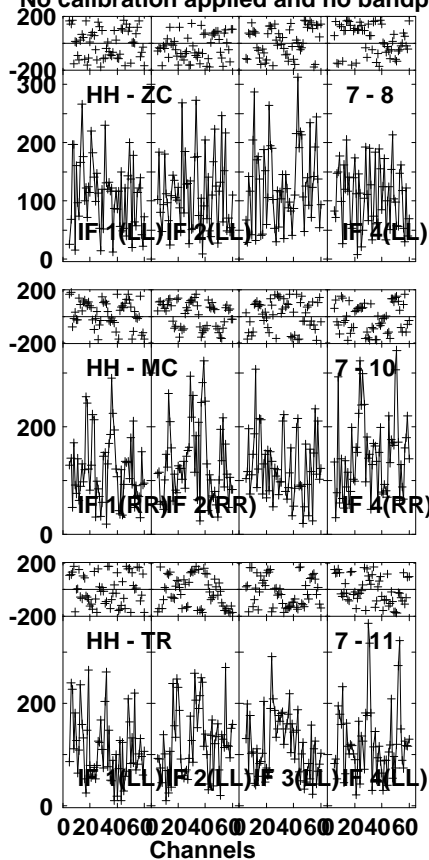
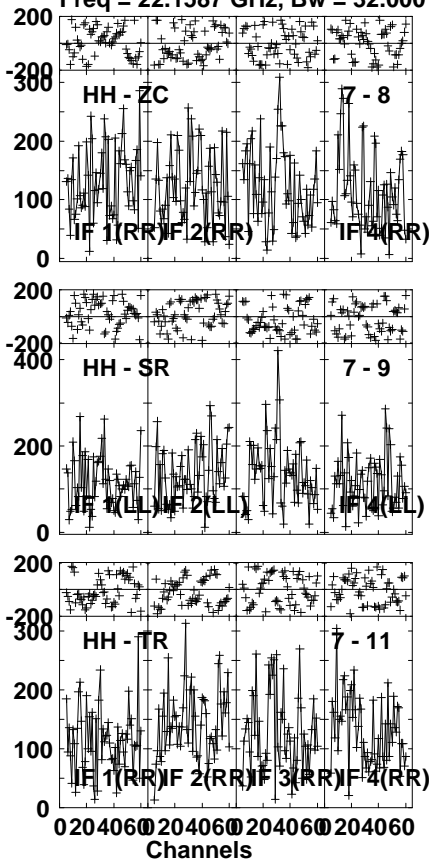
Lower frame: Milli Ampl Jy Top frame: Phas deg
Vector averaged cross-power spectrum Several baselines displayed
Timerange: 01/05:02:41 to 01/05:03:39

Plot file version 646 created 04-JUN-2021 15:28:00

I16293 EB084 1.UVDATA.1

Freq = 22.1587 GHz, Bw = 32.000 MH

No calibration applied and no bandpass applied



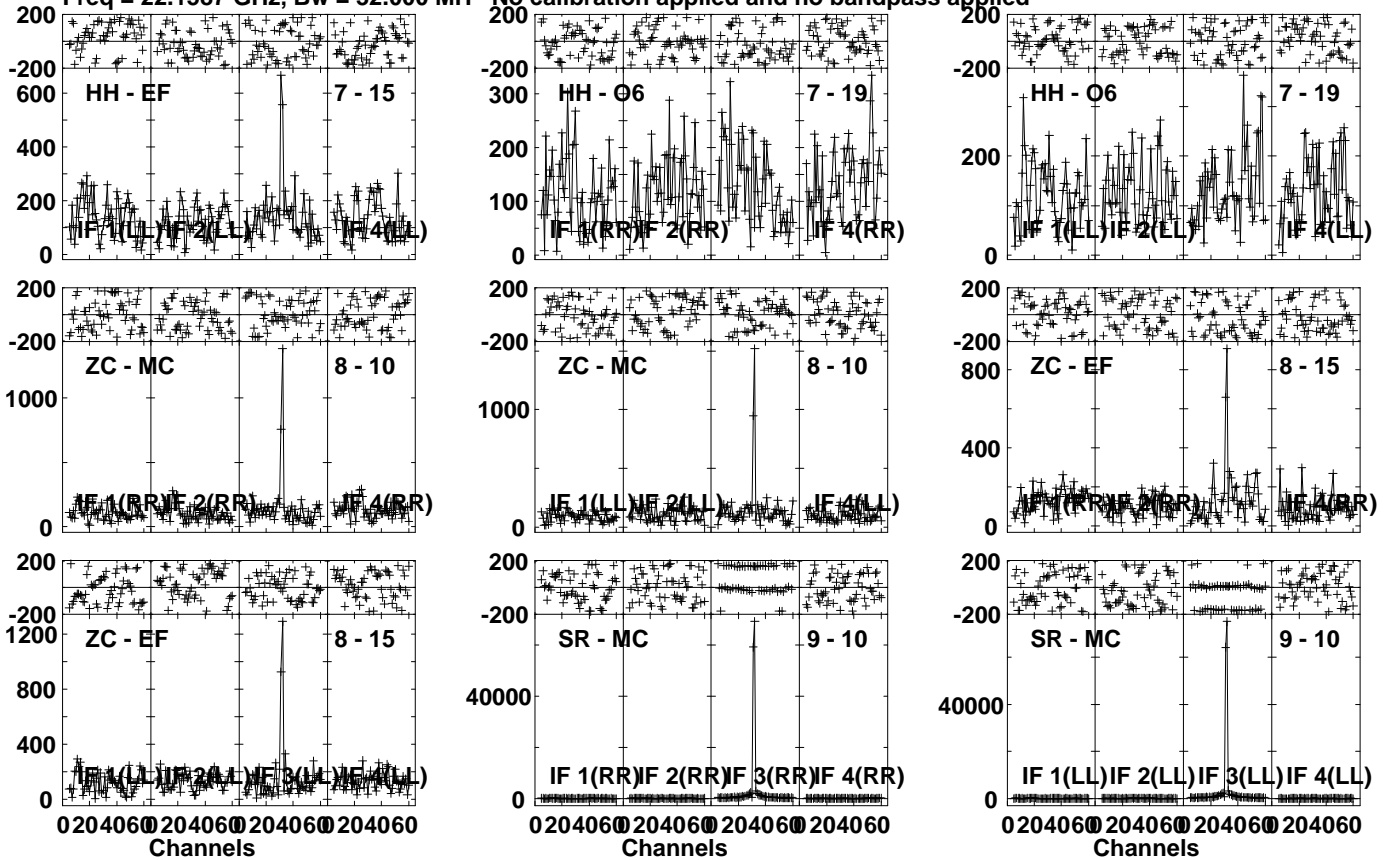
Lower frame: Micro Ampl Jy Top frame: Phas deg
Vector averaged cross-power spectrum Several baselines displayed
Timerange: 01/05:03:40 to 01/05:05:40

Plot file version 647 created 04-JUN-2021 15:28:00

I16293 EB084 1.UVDATA.1

Freq = 22.1587 GHz, Bw = 32.000 MH

No calibration applied and no bandpass applied



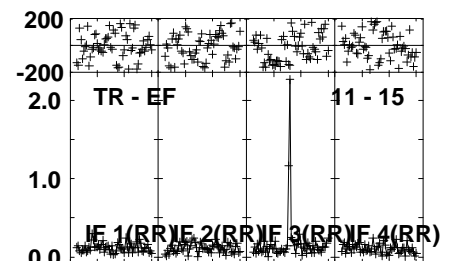
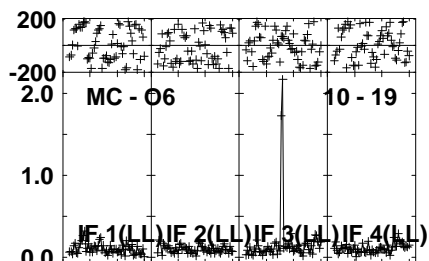
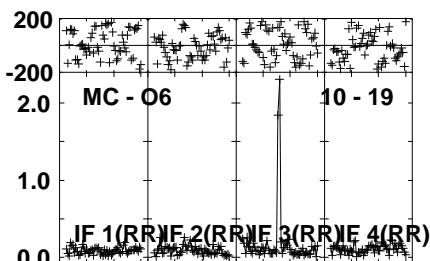
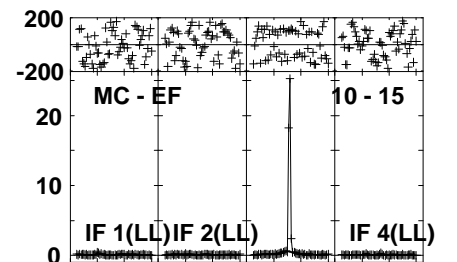
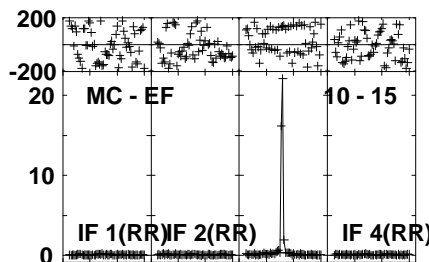
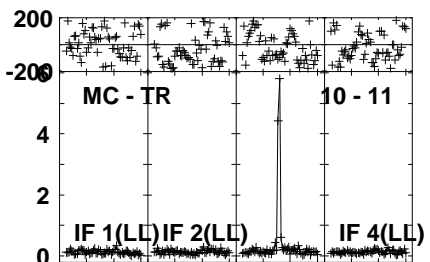
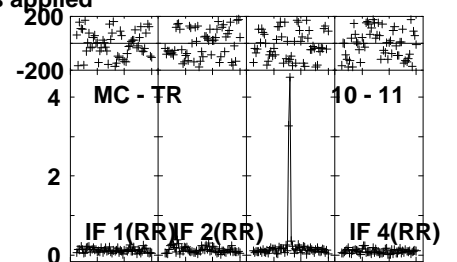
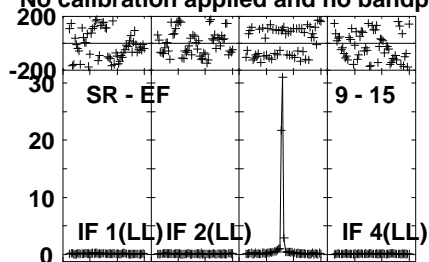
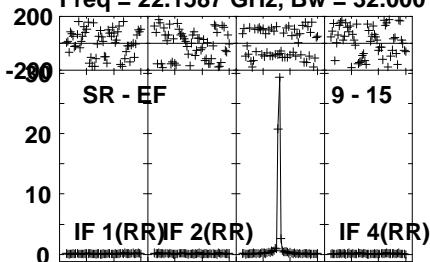
Lower frame: Micro Ampl Jy Top frame: Phas deg
Vector averaged cross-power spectrum Several baselines displayed
Timerange: 01/05:03:40 to 01/05:05:40

Plot file version 648 created 04-JUN-2021 15:28:00

I16293 EB084 1.UVDATA.1

Freq = 22.1587 GHz, Bw = 32.000 MH

No calibration applied and no bandpass applied



Lower frame: Milli Ampl Jy Top frame: Phas deg

Vector averaged cross-power spectrum Several baselines displayed

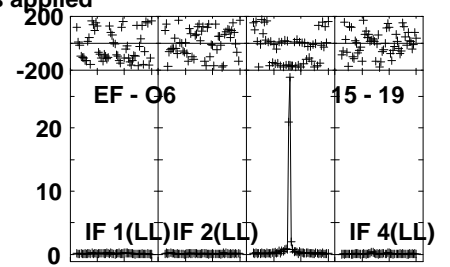

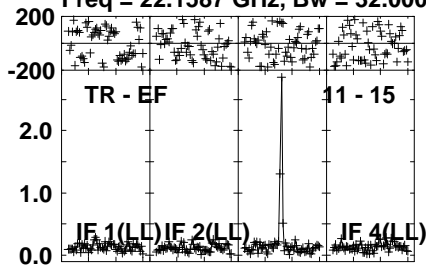
Timerange: 01/05:03:40 to 01/05:05:40

Plot file version 649 created 04-JUN-2021 15:28:00

I16293 EB084 1.UVDATA.1

Freq = 22.1587 GHz, Bw = 32.000 MH

No calibration applied and no bandpass applied



Lower frame: Milli Ampl Jy Top frame: Phas deg

Vector averaged cross-power spectrum Several baselines displayed

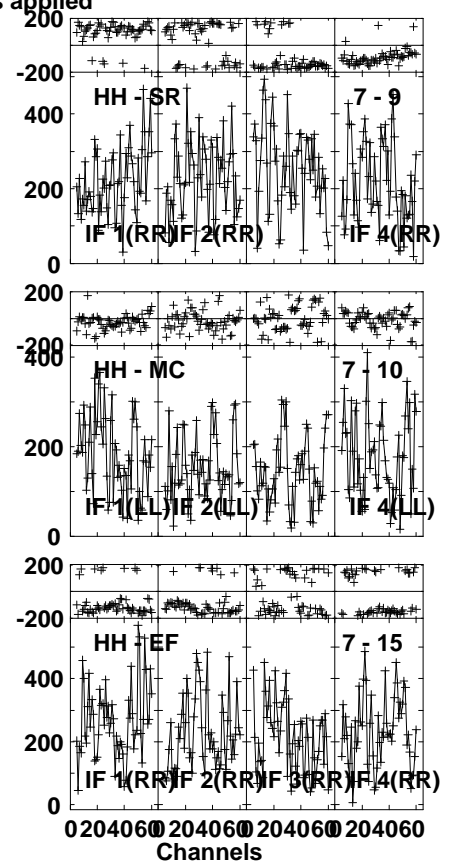
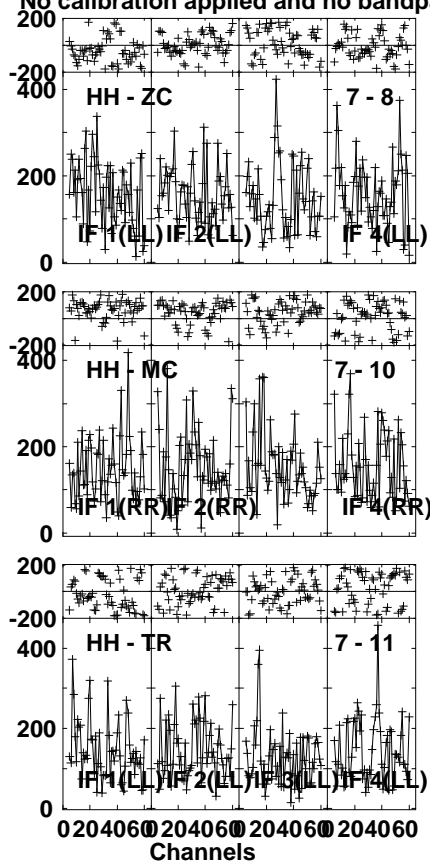
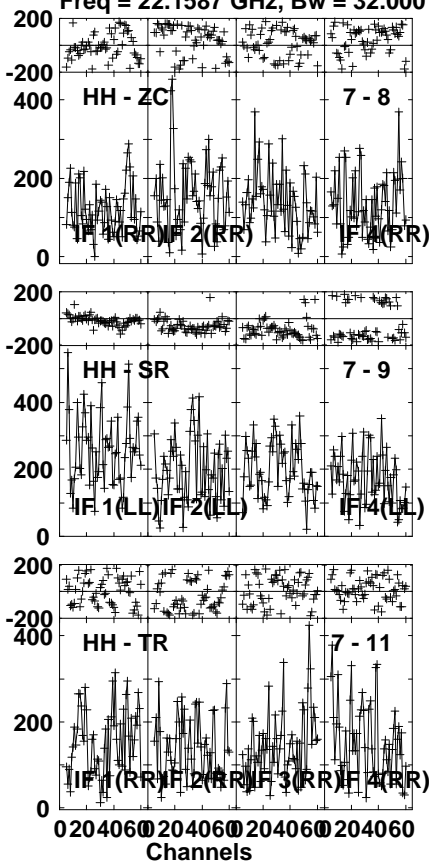
Timerange: 01/05:03:40 to 01/05:05:40

Plot file version 650 created 04-JUN-2021 15:28:01

J1625-2527 EB084 1.UVDATA.1

Freq = 22.1587 GHz, Bw = 32.000 MH

No calibration applied and no bandpass applied



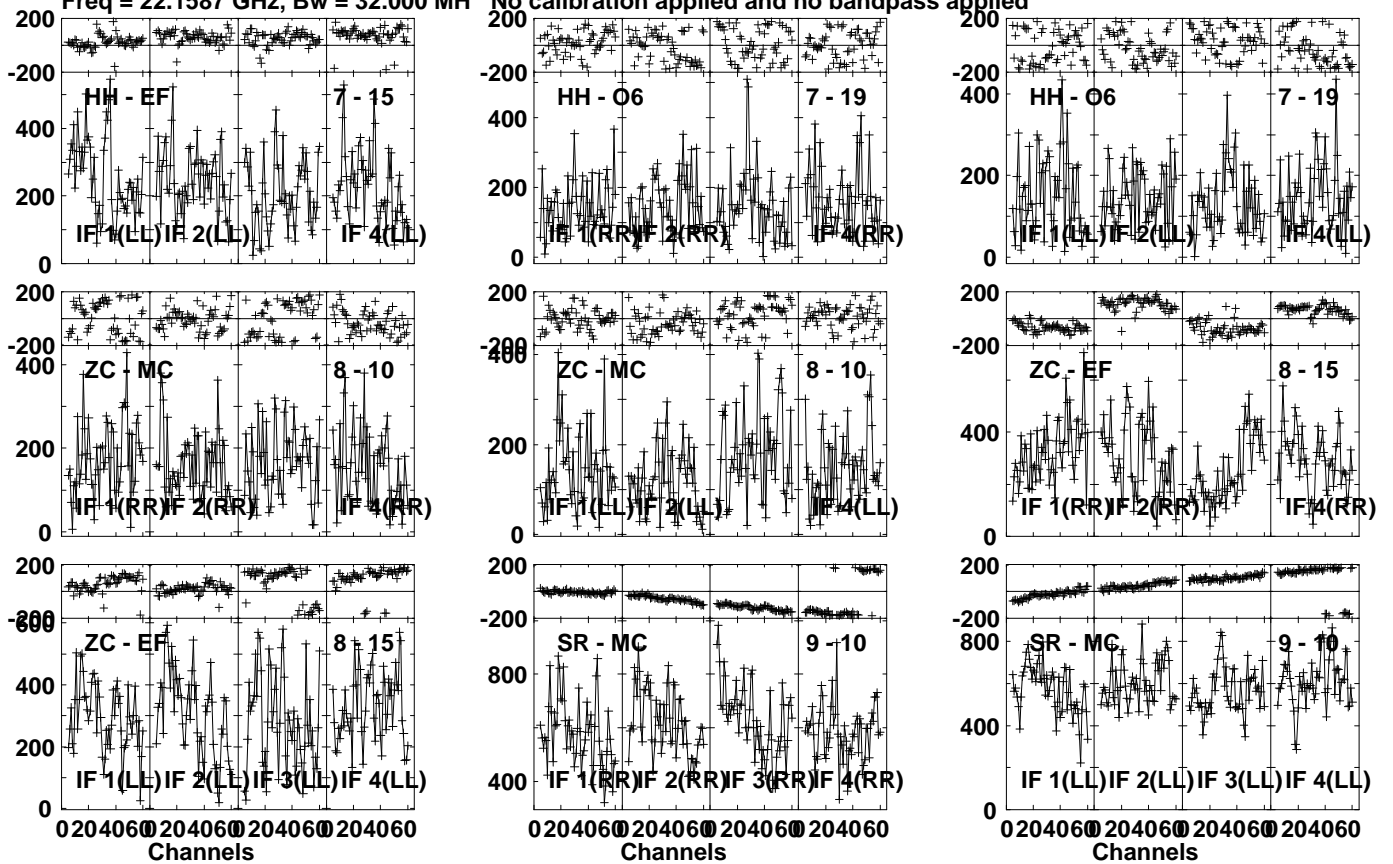
Lower frame: Micro Ampl Jy Top frame: Phas deg
Vector averaged cross-power spectrum Several baselines displayed
Timerange: 01/05:06:21 to 01/05:07:20

Plot file version 651 created 04-JUN-2021 15:28:01

J1625-2527 EB084 1.UVDATA.1

Freq = 22.1587 GHz, Bw = 32.000 MH

No calibration applied and no bandpass applied



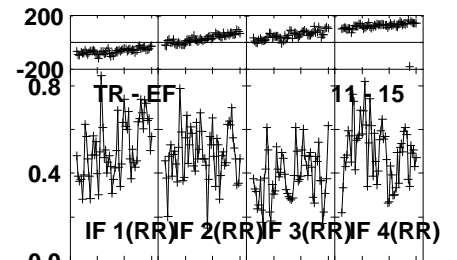
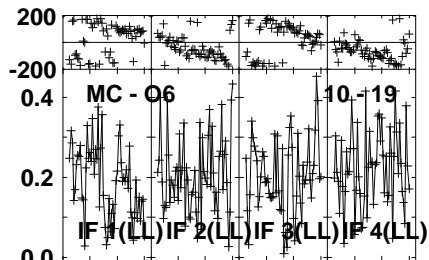
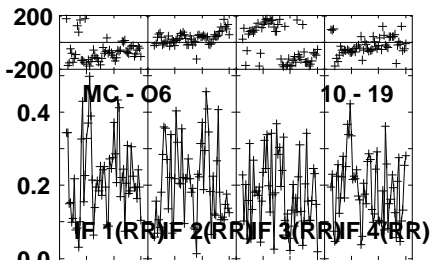
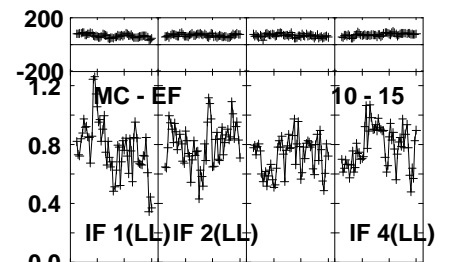
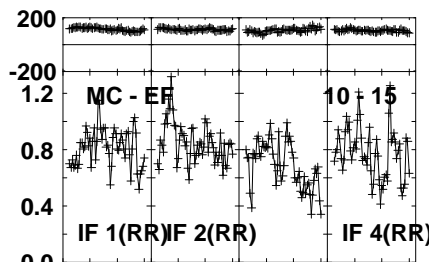
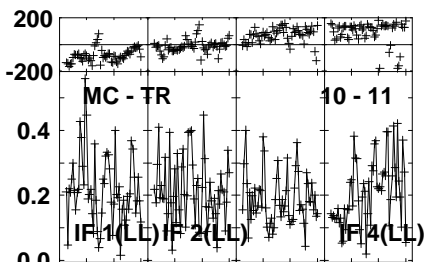
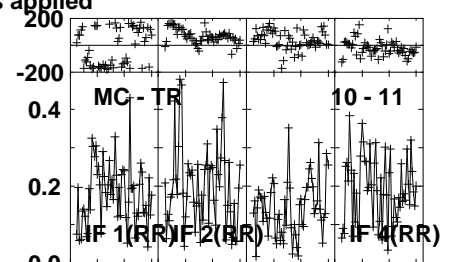
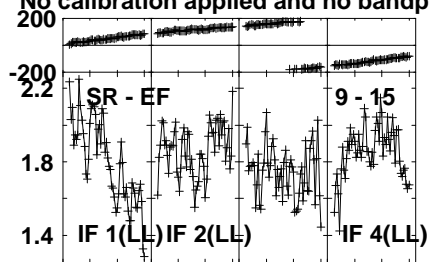
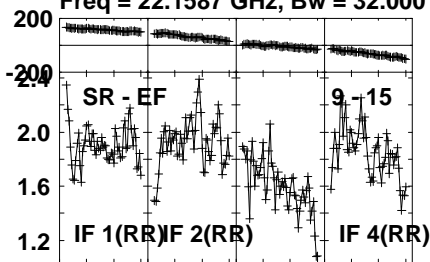
Lower frame: Micro Ampl Jy Top frame: Phas deg
 Vector averaged cross-power spectrum Several baselines displayed
 Timerange: 01/05:06:21 to 01/05:07:20

Plot file version 652 created 04-JUN-2021 15:28:01

J1625-2527 EB084 1.UVDATA.1

Freq = 22.1587 GHz, Bw = 32.000 MH

No calibration applied and no bandpass applied



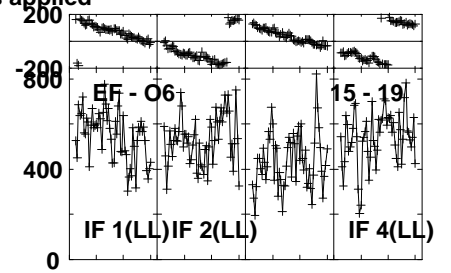
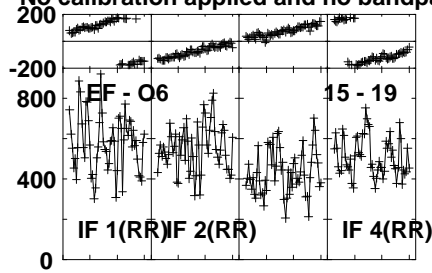
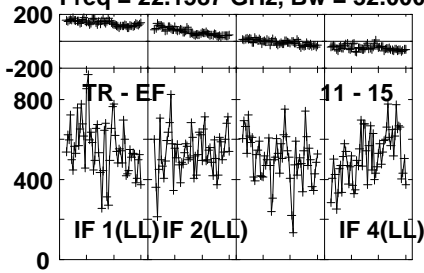
Lower frame: Milli Ampl Jy Top frame: Phas deg
Vector averaged cross-power spectrum Several baselines displayed
Timerange: 01/05:06:21 to 01/05:07:20

Plot file version 653 created 04-JUN-2021 15:28:01

J1625-2527 EB084 1.UVDATA.1

Freq = 22.1587 GHz, Bw = 32.000 MH

No calibration applied and no bandpass applied



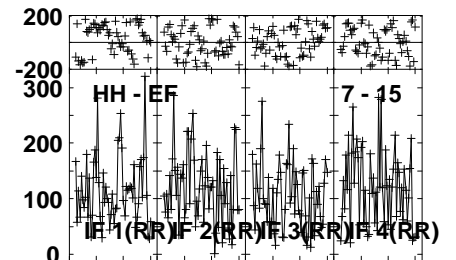
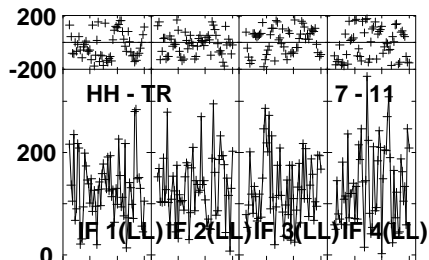
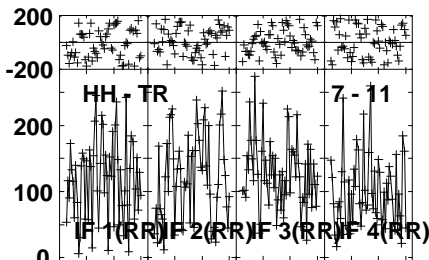
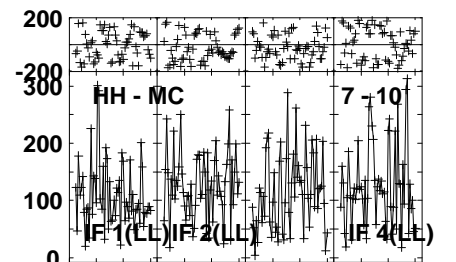
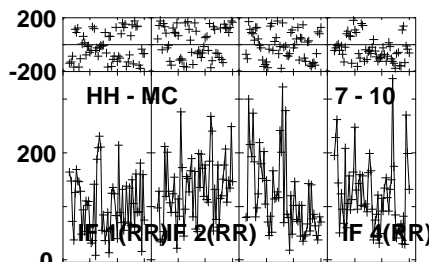
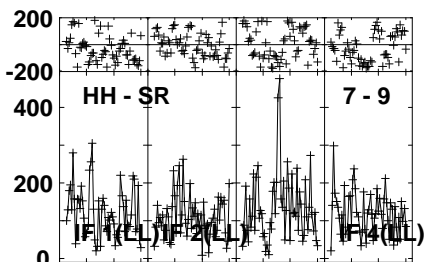
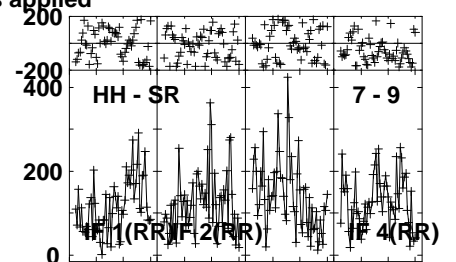
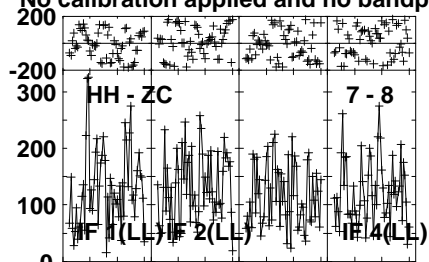
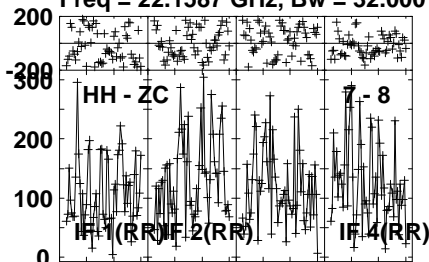
Lower frame: Micro Ampl Jy Top frame: Phas deg
Vector averaged cross-power spectrum Several baselines displayed
Timerange: 01/05:06:21 to 01/05:07:20

Plot file version 654 created 04-JUN-2021 15:28:01

I16293 EB084 1.UVDATA.1

Freq = 22.1587 GHz, Bw = 32.000 MH

No calibration applied and no bandpass applied



0204060 204060 204060 204060
Channels

0204060 204060 204060 204060
Channels

0204060 204060 204060 204060
Channels

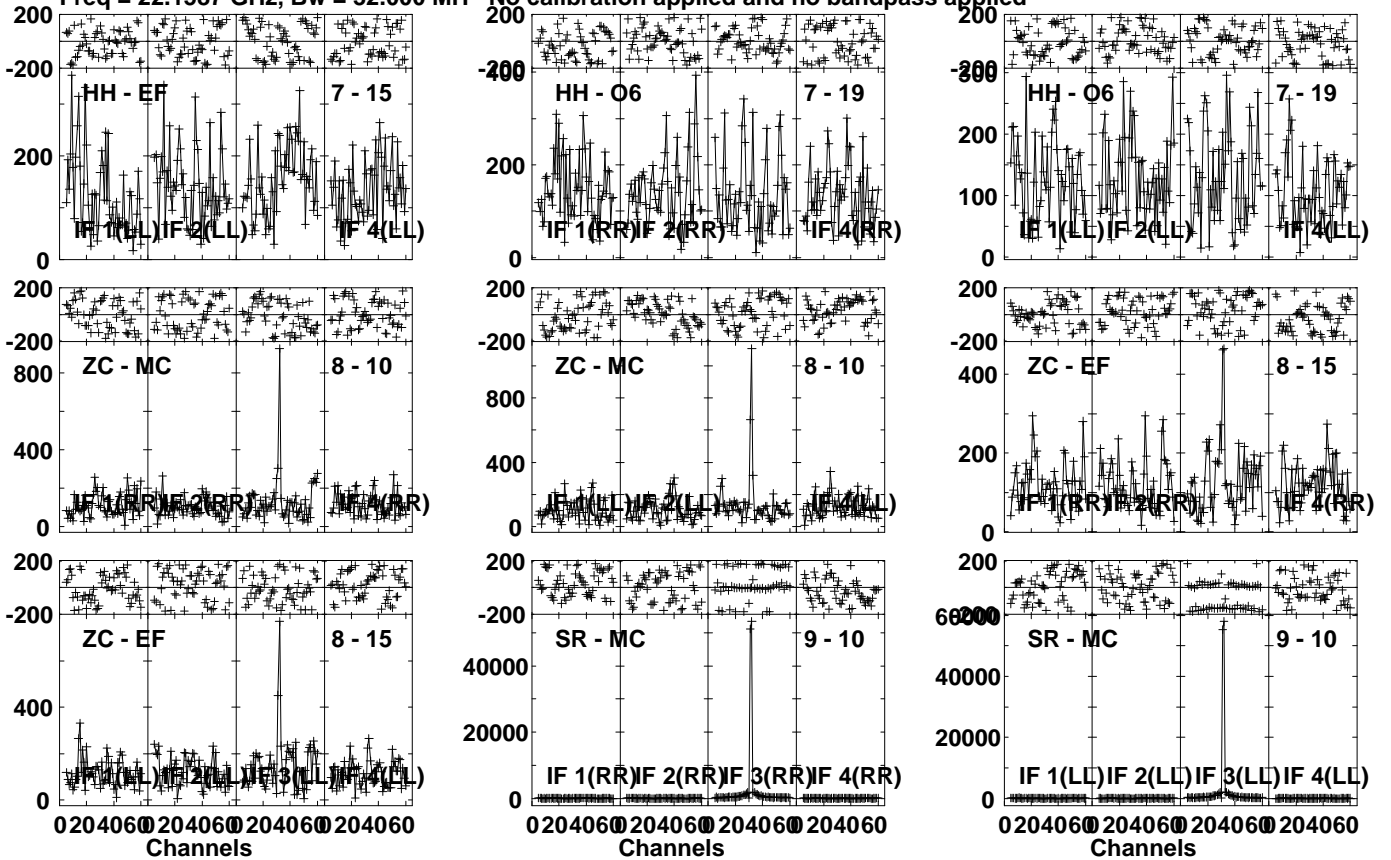
Lower frame: Micro Ampl Jy Top frame: Phas deg
Vector averaged cross-power spectrum Several baselines displayed
Timerange: 01/05:07:21 to 01/05:09:20

Plot file version 655 created 04-JUN-2021 15:28:01

I16293 EB084 1.UVDATA.1

Freq = 22.1587 GHz, Bw = 32.000 MH

No calibration applied and no bandpass applied



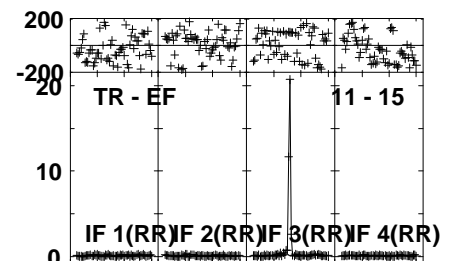
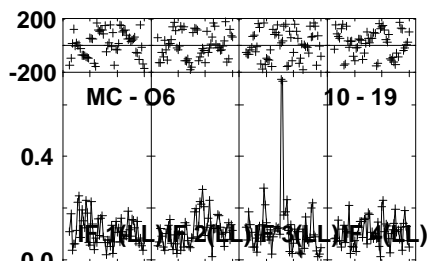
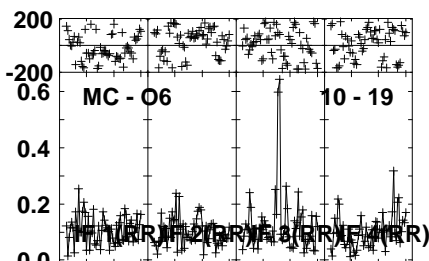
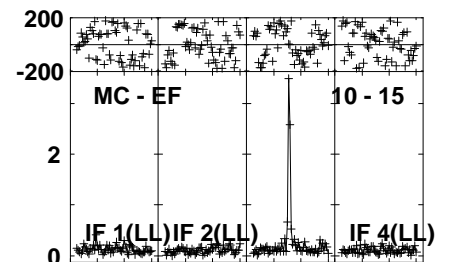
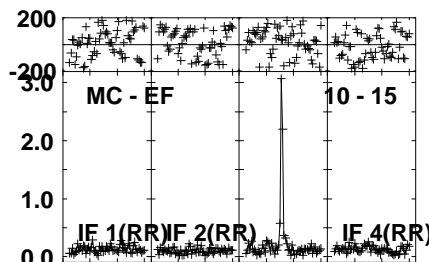
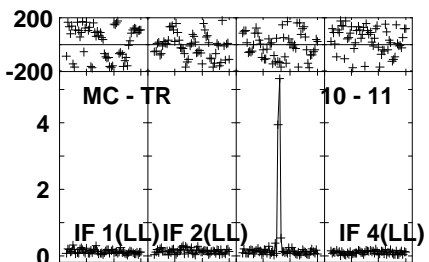
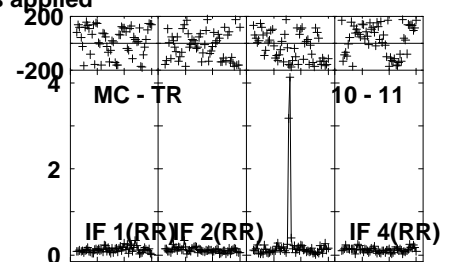
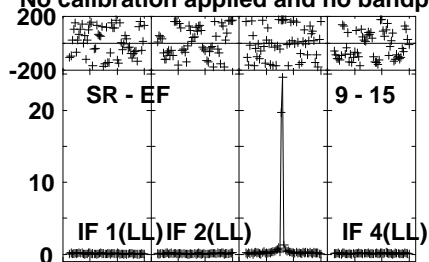
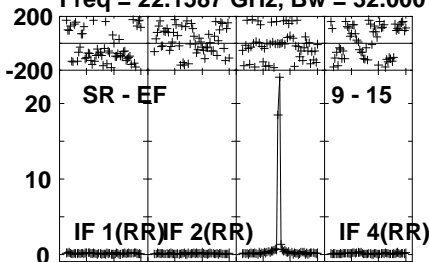
Lower frame: Micro Ampl Jy Top frame: Phas deg
Vector averaged cross-power spectrum Several baselines displayed
Timerange: 01/05:07:21 to 01/05:09:20

Plot file version 656 created 04-JUN-2021 15:28:01

I16293 EB084 1.UVDATA.1

Freq = 22.1587 GHz, Bw = 32.000 MH

No calibration applied and no bandpass applied



Lower frame: Milli Ampl Jy Top frame: Phas deg

Vector averaged cross-power spectrum Several baselines displayed

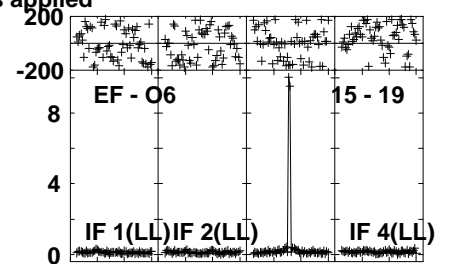

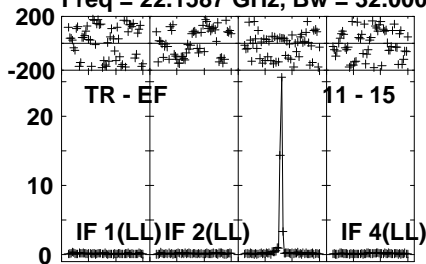
Timerange: 01/05:07:21 to 01/05:09:20

Plot file version 657 created 04-JUN-2021 15:28:01

I16293 EB084 1.UVDATA.1

Freq = 22.1587 GHz, Bw = 32.000 MH

No calibration applied and no bandpass applied



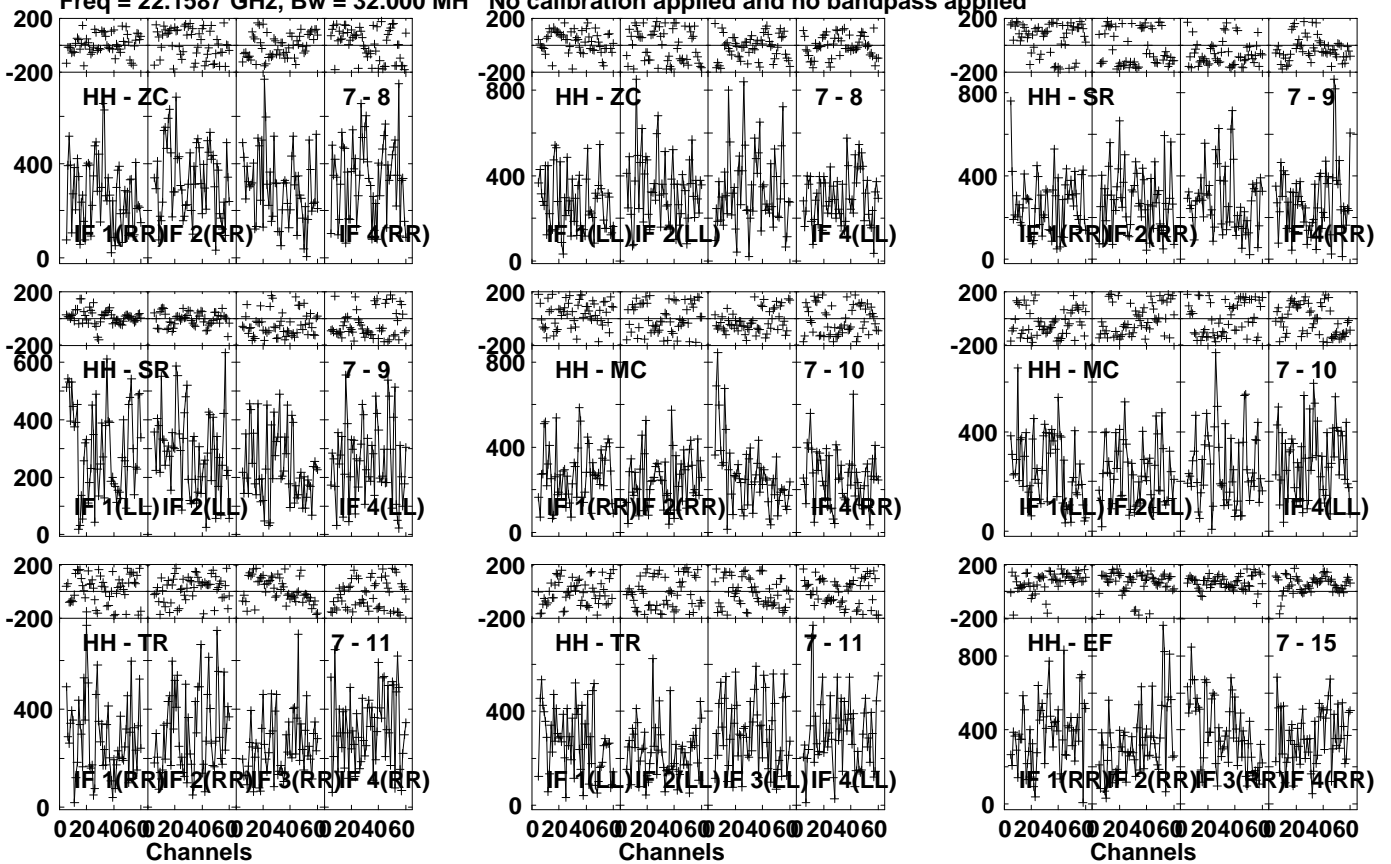
Lower frame: Milli Ampl Jy Top frame: Phas deg
Vector averaged cross-power spectrum Several baselines displayed
Timerange: 01/05:07:21 to 01/05:09:20

Plot file version 658 created 04-JUN-2021 15:28:01

J1625-2527 EB084 1.UVDATA.1

Freq = 22.1587 GHz, Bw = 32.000 MH

No calibration applied and no bandpass applied



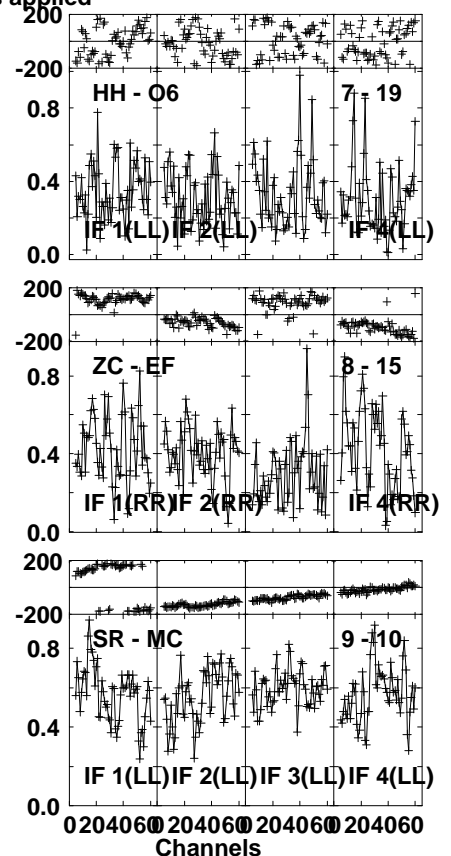
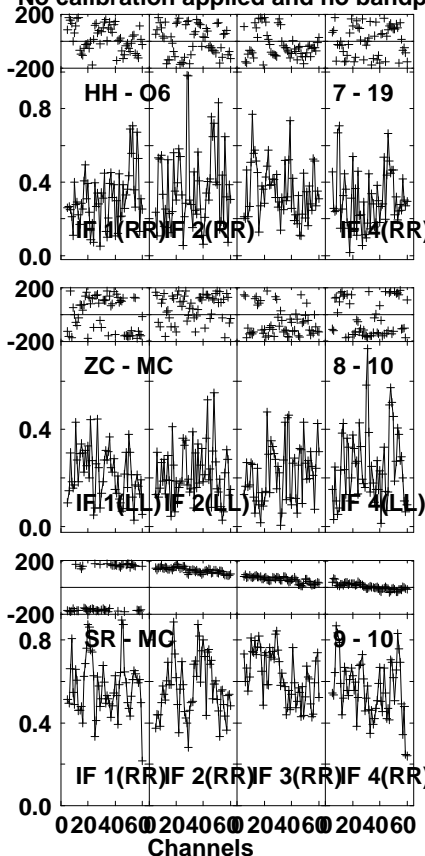
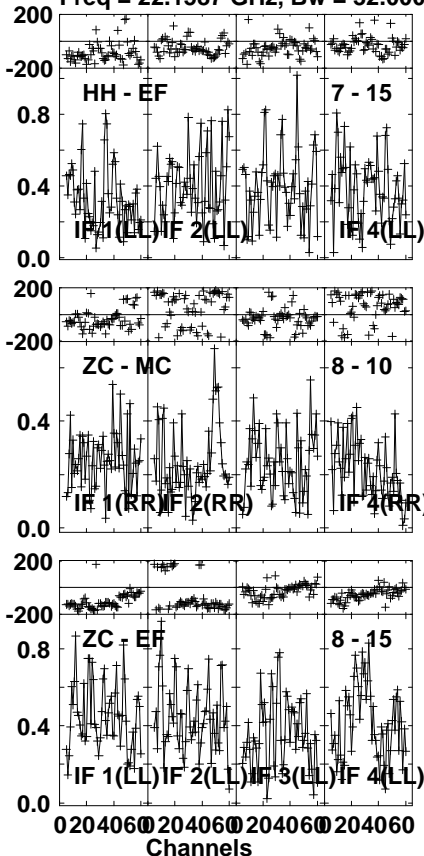
Lower frame: Micro Ampl Jy Top frame: Phas deg
Vector averaged cross-power spectrum Several baselines displayed
Timerange: 01/05:09:21 to 01/05:10:19

Plot file version 659 created 04-JUN-2021 15:28:01

J1625-2527 EB084 1.UVDATA.1

Freq = 22.1587 GHz, Bw = 32.000 MH

No calibration applied and no bandpass applied



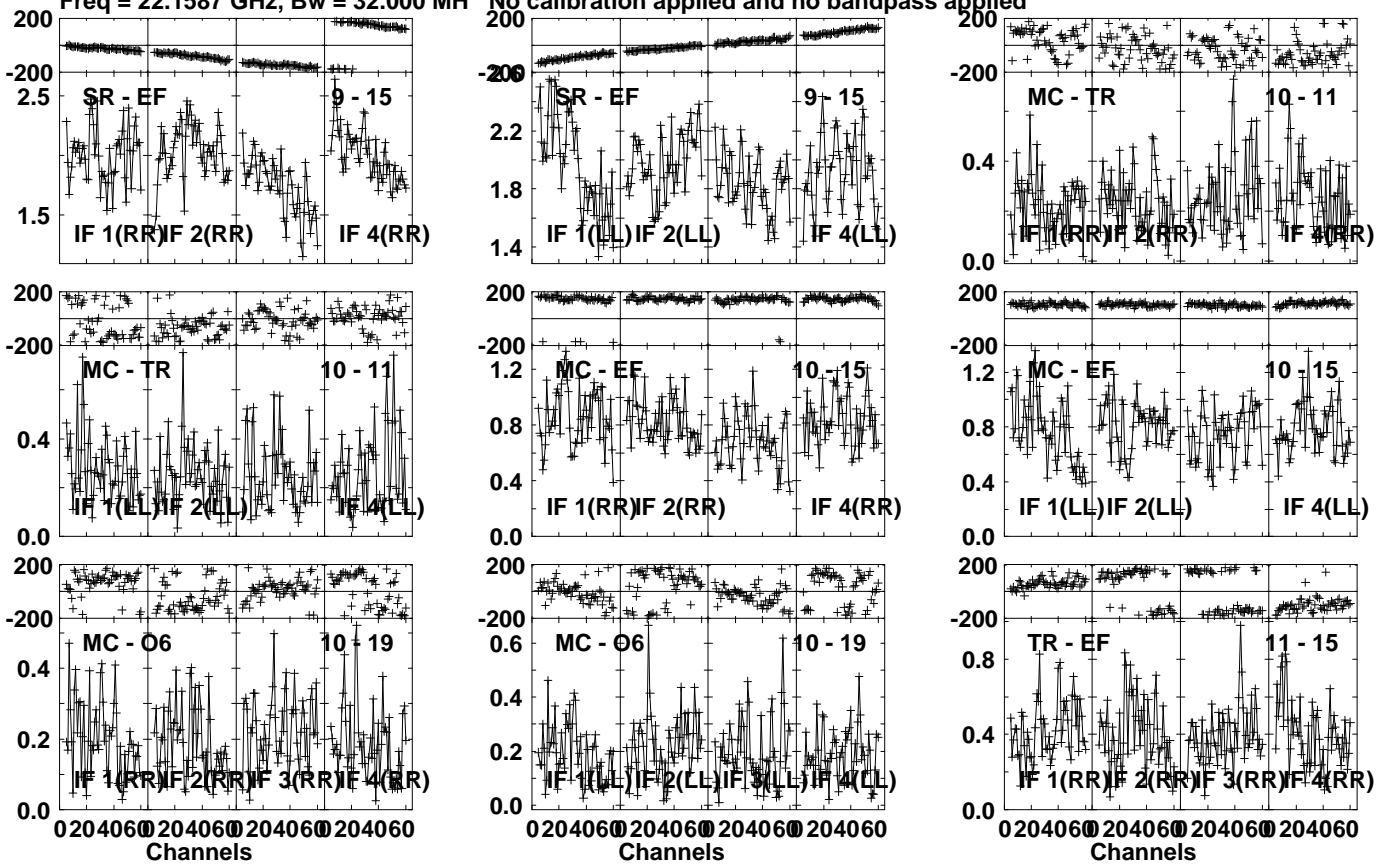
Lower frame: Milli Ampl Jy Top frame: Phas deg
Vector averaged cross-power spectrum Several baselines displayed
Timerange: 01/05:09:21 to 01/05:10:19

Plot file version 660 created 04-JUN-2021 15:28:01

J1625-2527 EB084 1.UVDATA.1

Freq = 22.1587 GHz, Bw = 32.000 MH

No calibration applied and no bandpass applied



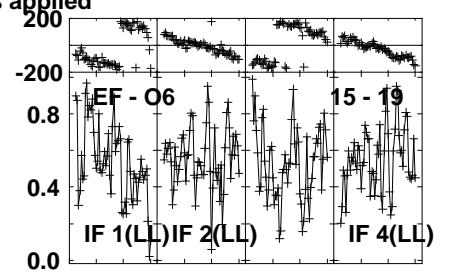
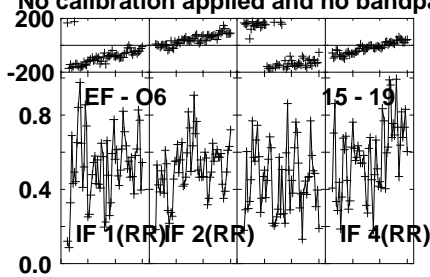
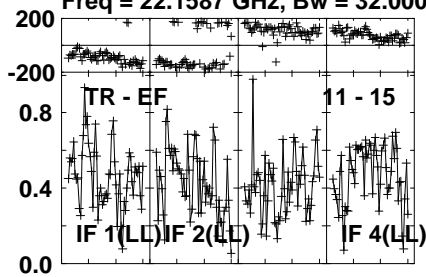
Lower frame: Milli Ampl Jy Top frame: Phas deg
Vector averaged cross-power spectrum Several baselines displayed
Timerange: 01/05:09:21 to 01/05:10:19

Plot file version 661 created 04-JUN-2021 15:28:01

J1625-2527 EB084 1.UVDATA.1

Freq = 22.1587 GHz, Bw = 32.000 MH

No calibration applied and no bandpass applied



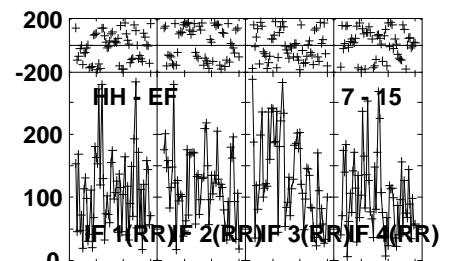
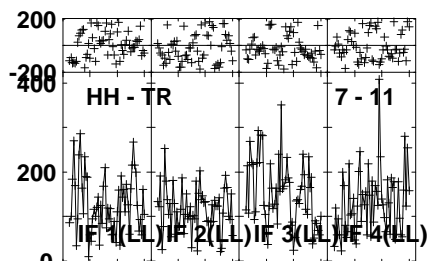
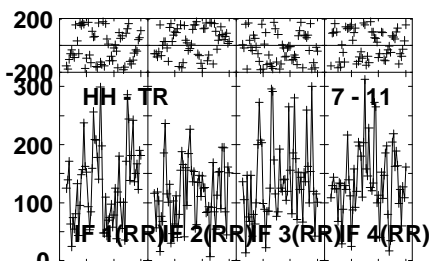
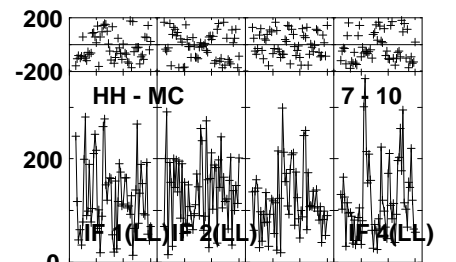
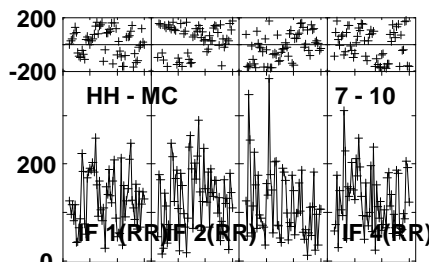
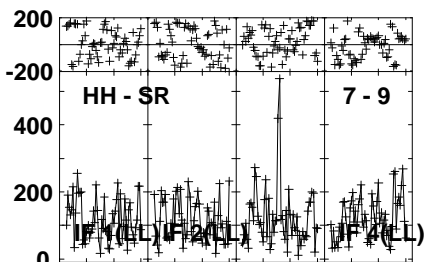
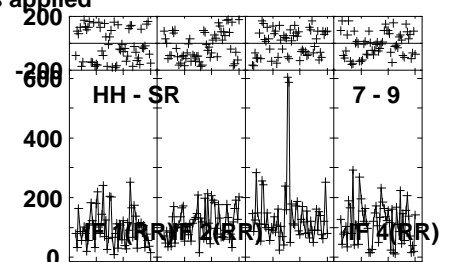
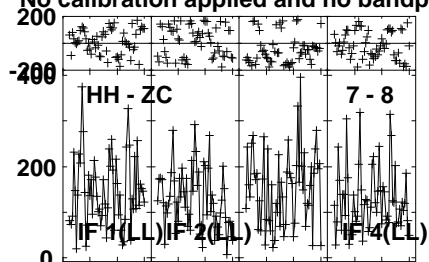
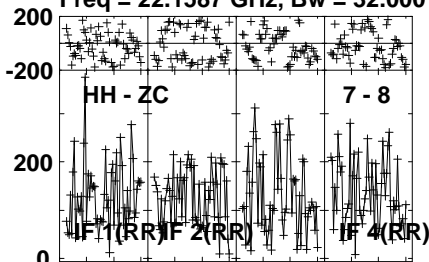
Lower frame: Milli Ampl Jy Top frame: Phas deg
Vector averaged cross-power spectrum Several baselines displayed
Timerange: 01/05:09:21 to 01/05:10:19

Plot file version 662 created 04-JUN-2021 15:28:01

I16293 EB084 1.UVDATA.1

Freq = 22.1587 GHz, Bw = 32.000 MH

No calibration applied and no bandpass applied



0204060 204060 204060 204060
Channels

0204060 204060 204060 204060
Channels

0204060 204060 204060 204060
Channels

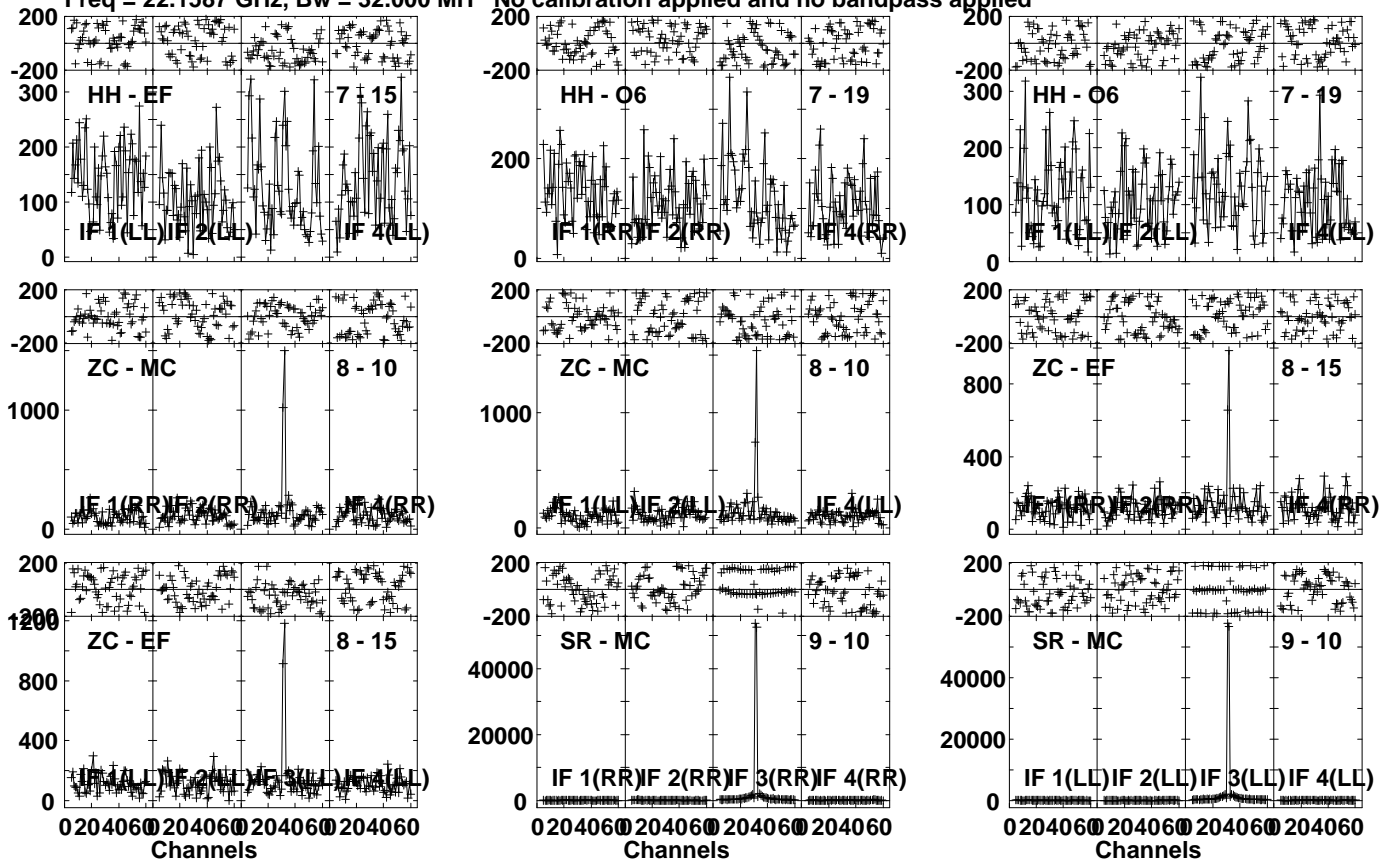
Lower frame: Micro Ampl Jy Top frame: Phas deg
Vector averaged cross-power spectrum Several baselines displayed
Timerange: 01/05:10:20 to 01/05:12:20

Plot file version 663 created 04-JUN-2021 15:28:01

I16293 EB084 1.UVDATA.1

Freq = 22.1587 GHz, Bw = 32.000 MH

No calibration applied and no bandpass applied



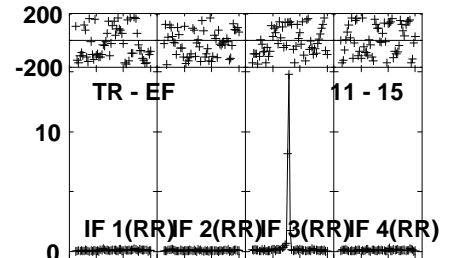
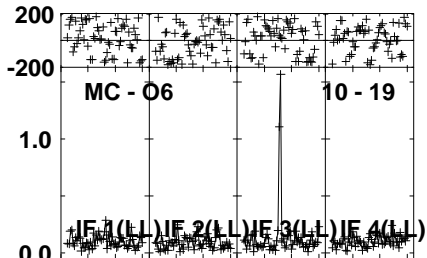
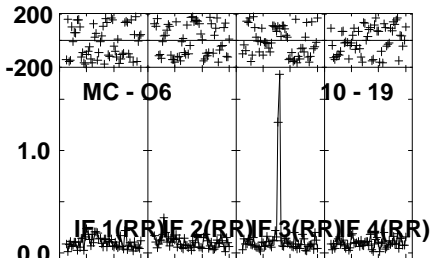
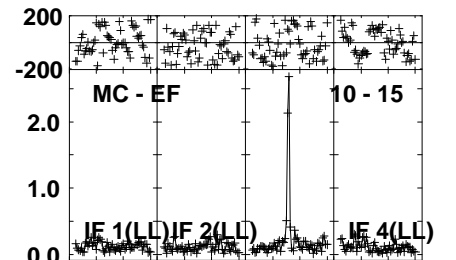
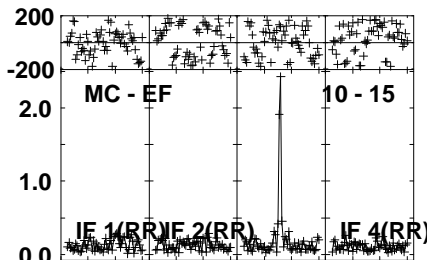
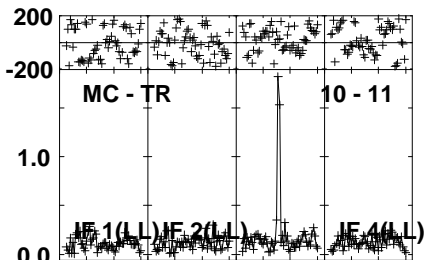
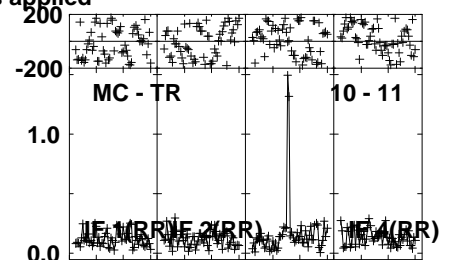
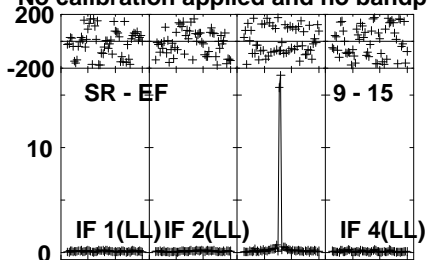
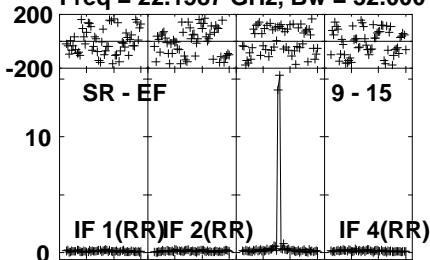
Lower frame: Micro Ampl Jy Top frame: Phas deg
Vector averaged cross-power spectrum Several baselines displayed
Timerange: 01/05:10:20 to 01/05:12:20

Plot file version 664 created 04-JUN-2021 15:28:01

I16293 EB084 1.UVDATA.1

Freq = 22.1587 GHz, Bw = 32.000 MH

No calibration applied and no bandpass applied



020406@20406@20406@20406@
Channels

020406@20406@20406@20406@
Channels

020406@20406@20406@20406@
Channels

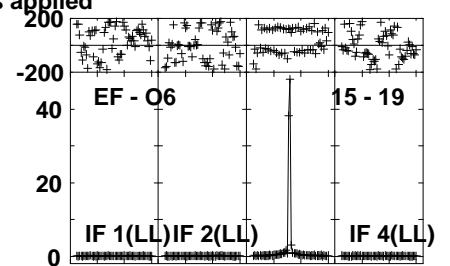
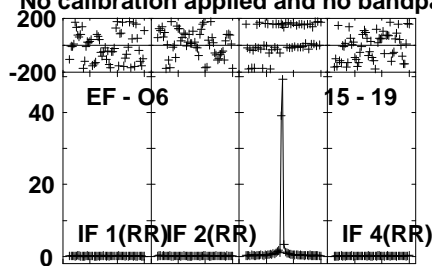
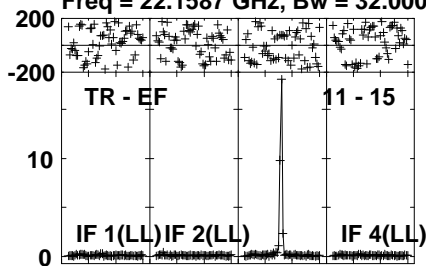
Lower frame: Milli Ampl Jy Top frame: Phas deg
Vector averaged cross-power spectrum Several baselines displayed
Timerange: 01/05:10:20 to 01/05:12:20

Plot file version 665 created 04-JUN-2021 15:28:01

I16293 EB084 1.UVDATA.1

Freq = 22.1587 GHz, Bw = 32.000 MH

No calibration applied and no bandpass applied



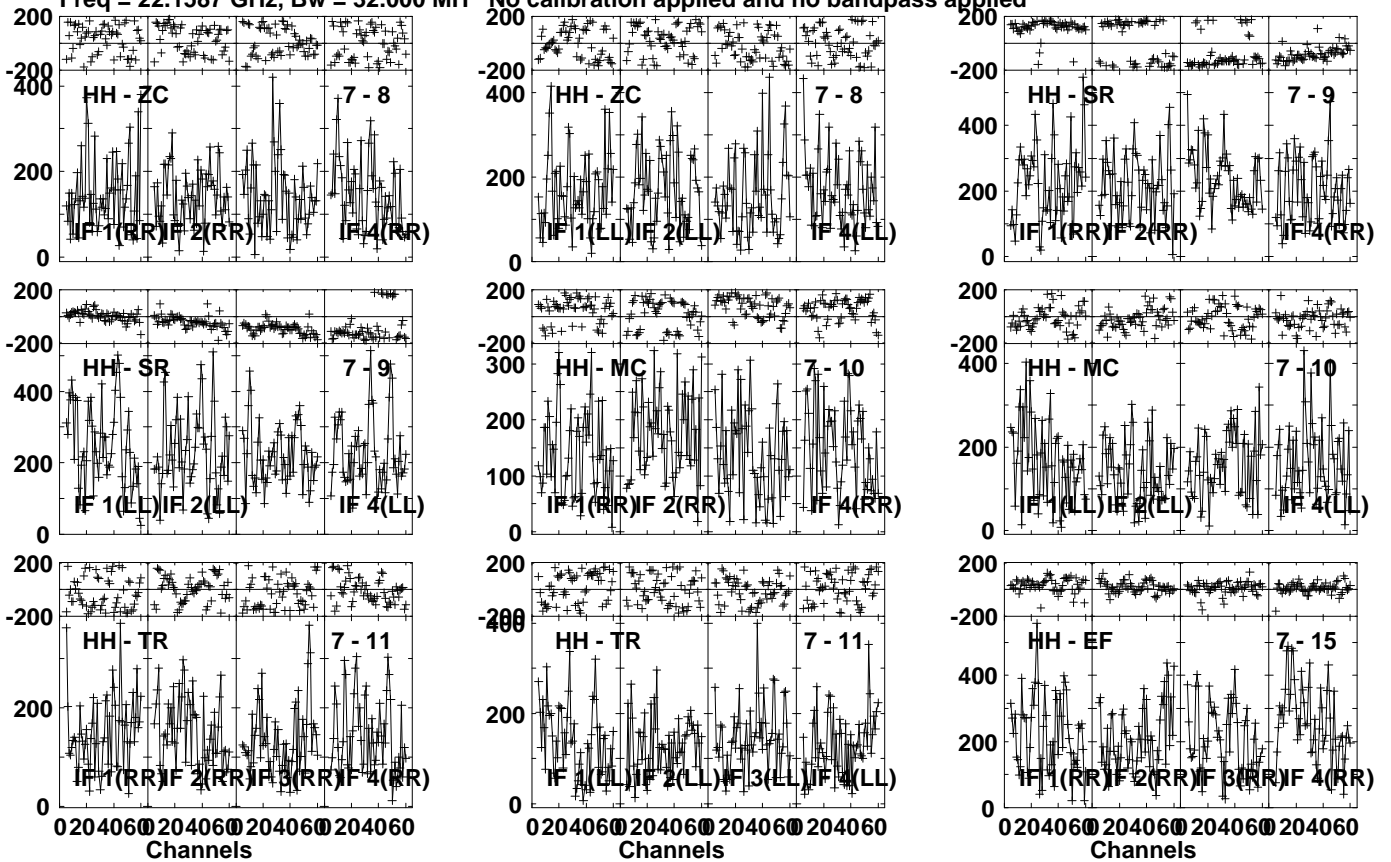
Lower frame: Milli Ampl Jy Top frame: Phas deg
Vector averaged cross-power spectrum Several baselines displayed
Timerange: 01/05:10:20 to 01/05:12:20

Plot file version 666 created 04-JUN-2021 15:28:02

J1625-2527 EB084 1.UVDATA.1

Freq = 22.1587 GHz, Bw = 32.000 MH

No calibration applied and no bandpass applied



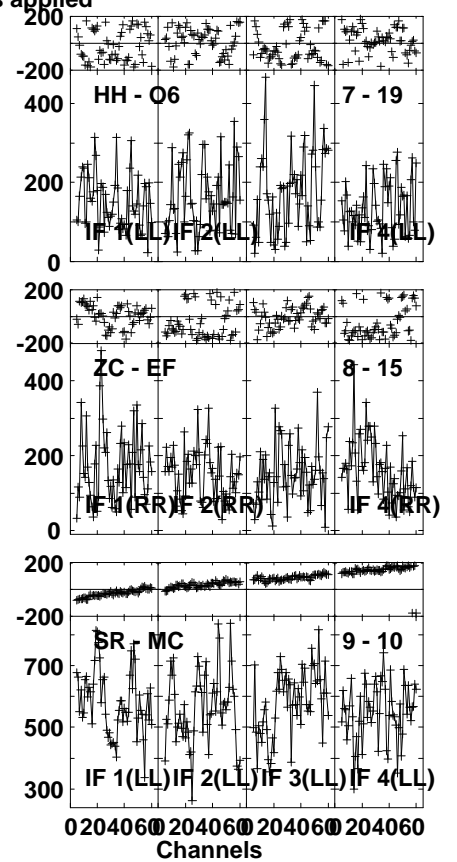
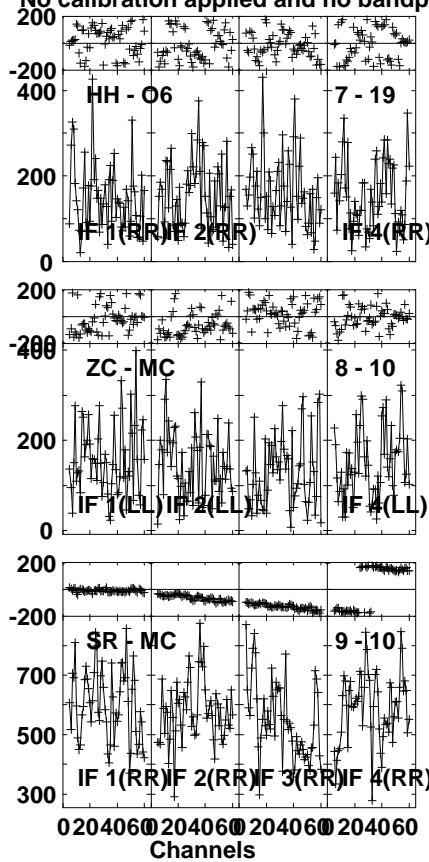
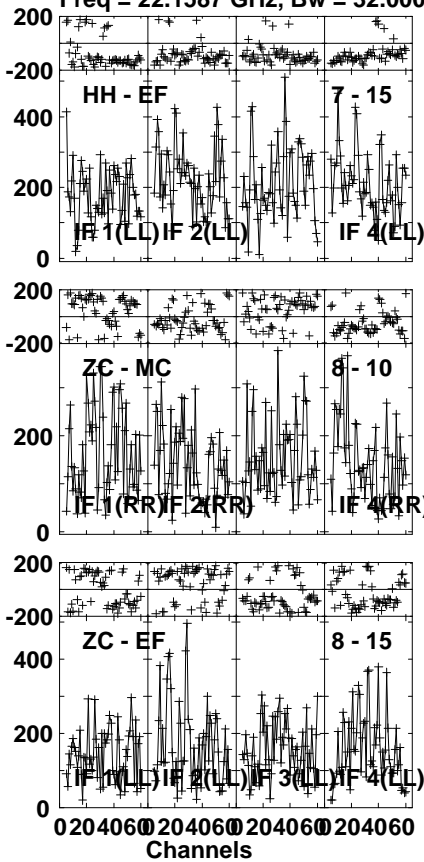
Lower frame: Micro Ampl Jy Top frame: Phas deg
Vector averaged cross-power spectrum Several baselines displayed
Timerange: 01/05:13:01 to 01/05:13:59

Plot file version 667 created 04-JUN-2021 15:28:02

J1625-2527 EB084 1.UVDATA.1

Freq = 22.1587 GHz, Bw = 32.000 MH

No calibration applied and no bandpass applied



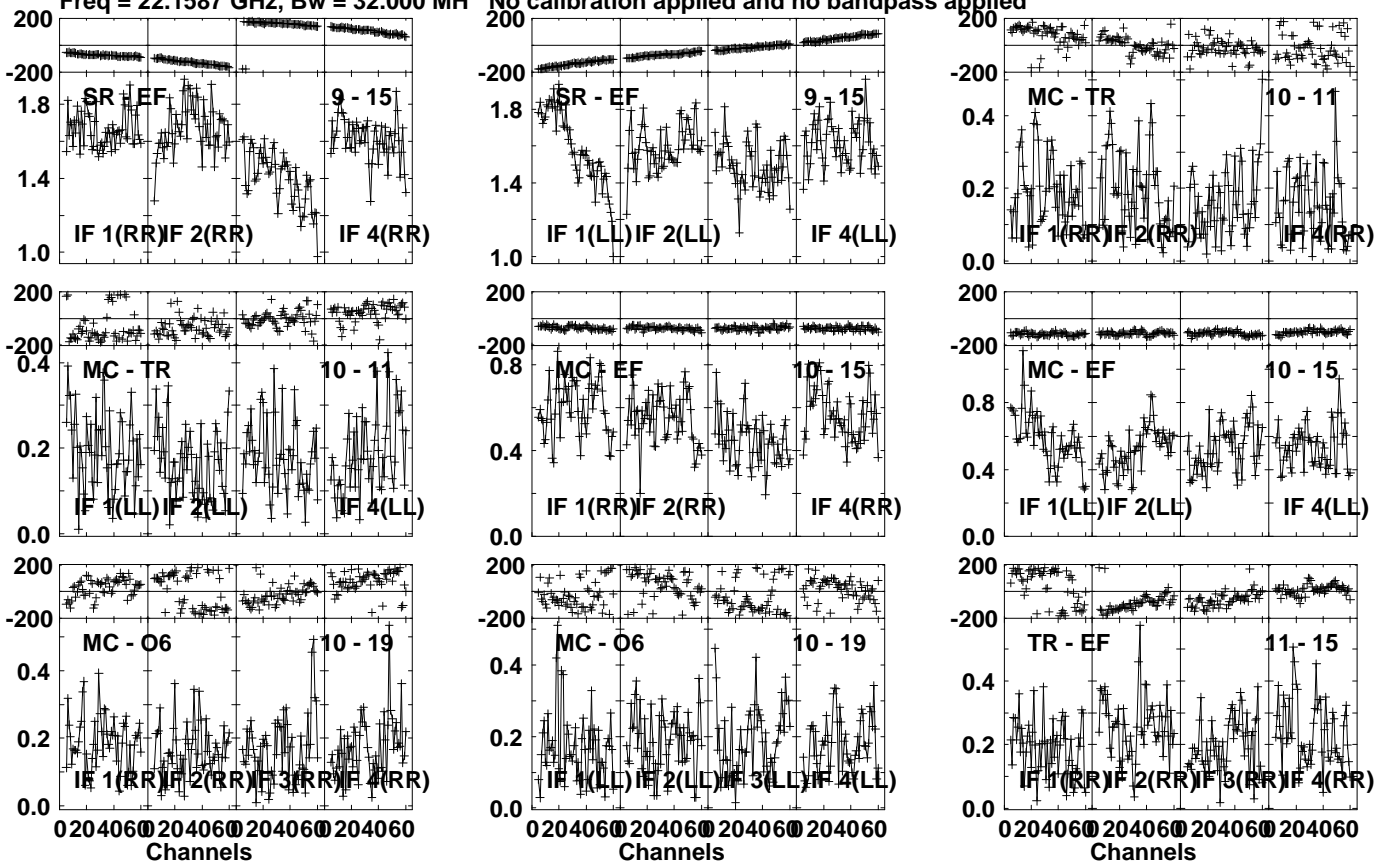
Lower frame: Micro Ampl Jy Top frame: Phas deg
Vector averaged cross-power spectrum Several baselines displayed
Timerange: 01/05:13:01 to 01/05:13:59

Plot file version 668 created 04-JUN-2021 15:28:02

J1625-2527 EB084 1.UVDATA.1

Freq = 22.1587 GHz, Bw = 32.000 MH

No calibration applied and no bandpass applied



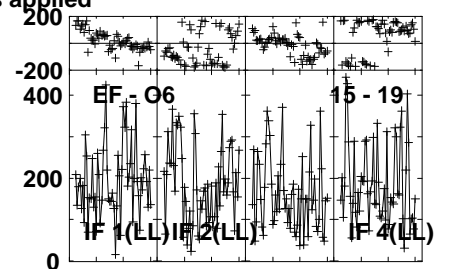
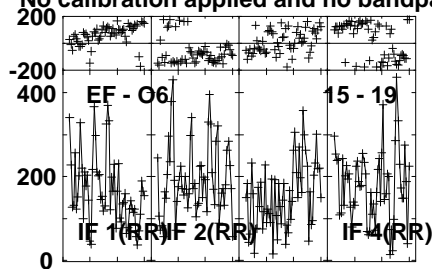
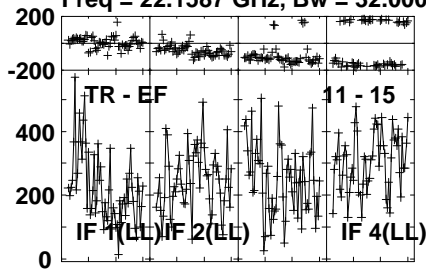
Lower frame: Milli Ampl Jy Top frame: Phas deg
Vector averaged cross-power spectrum Several baselines displayed
Timerange: 01/05:13:01 to 01/05:13:59

Plot file version 669 created 04-JUN-2021 15:28:02

J1625-2527 EB084 1.UVDATA.1

Freq = 22.1587 GHz, Bw = 32.000 MH

No calibration applied and no bandpass applied



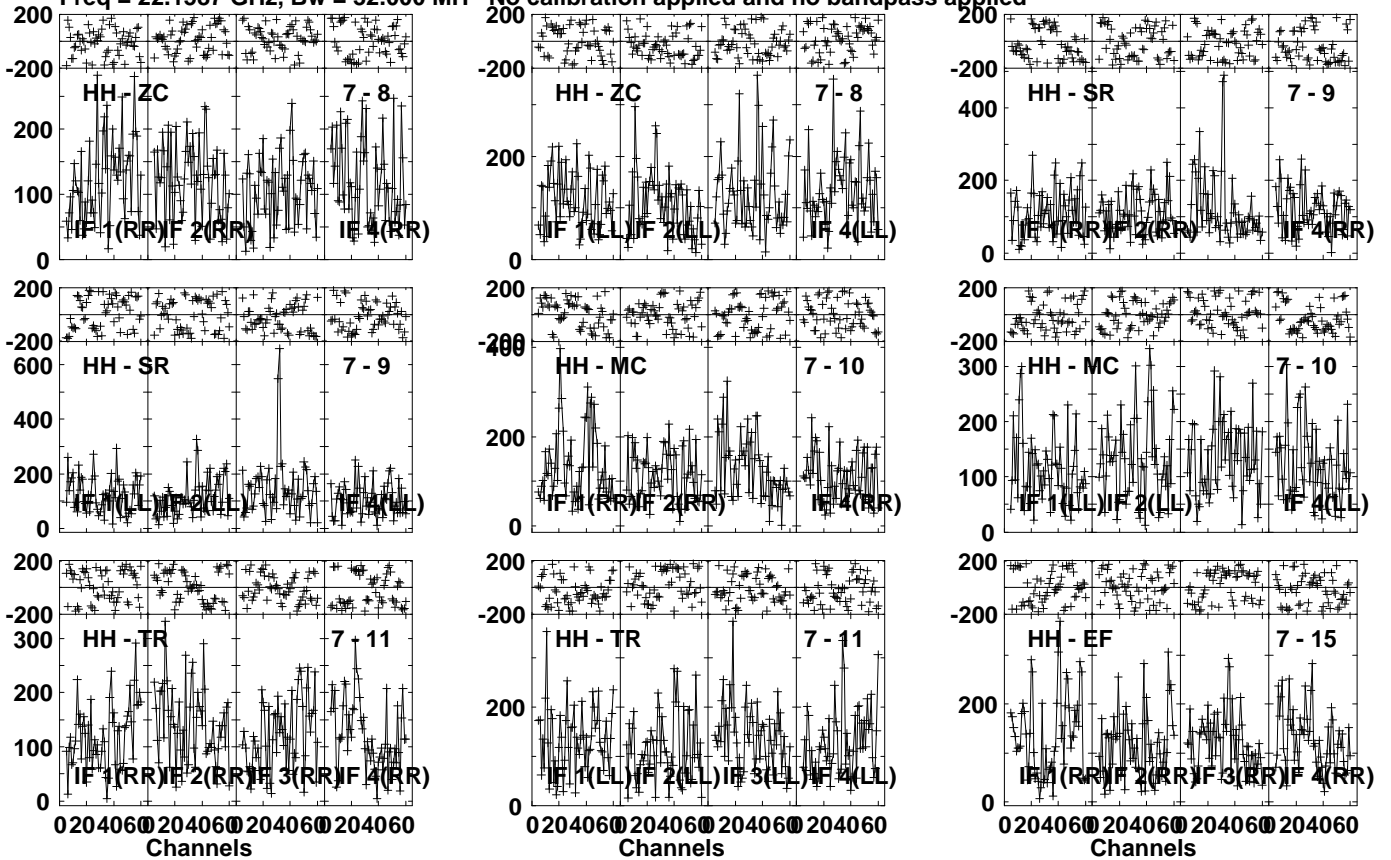
Lower frame: Micro Ampl Jy Top frame: Phas deg
Vector averaged cross-power spectrum Several baselines displayed
Timerange: 01/05:13:01 to 01/05:13:59

Plot file version 670 created 04-JUN-2021 15:28:02

I16293 EB084 1.UVDATA.1

Freq = 22.1587 GHz, Bw = 32.000 MH

No calibration applied and no bandpass applied



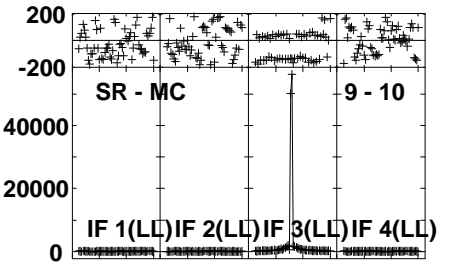
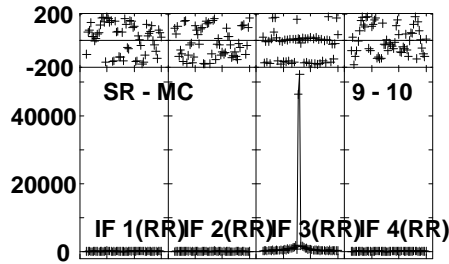
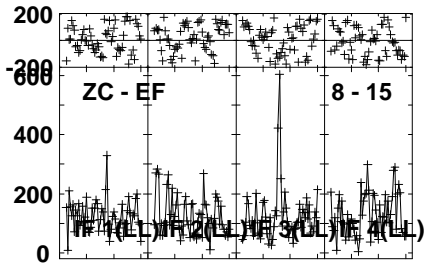
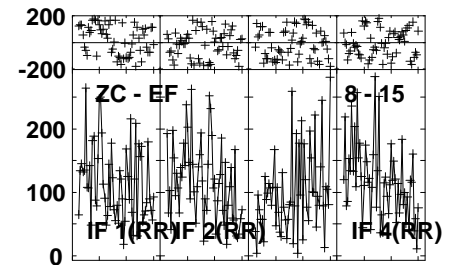
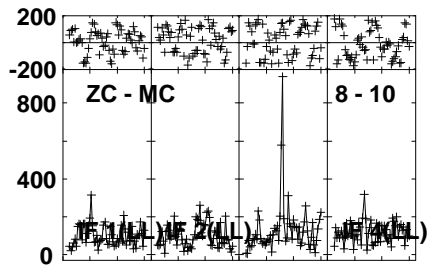
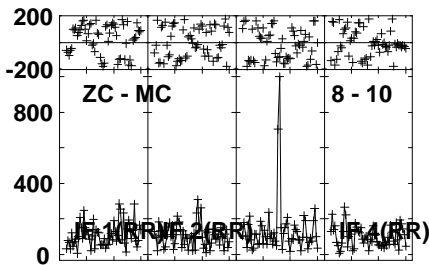
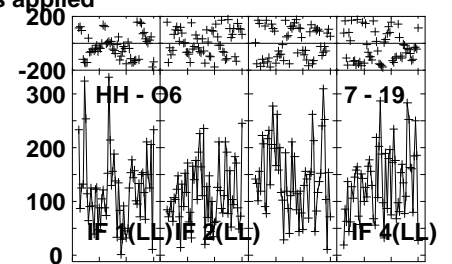
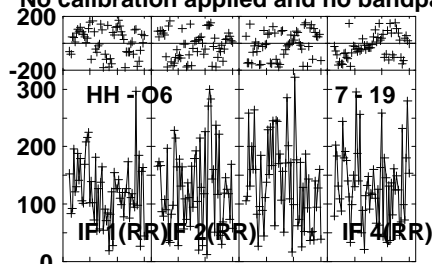
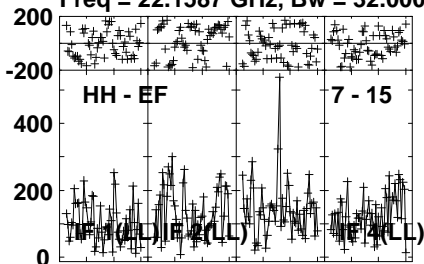
Lower frame: Micro Ampl Jy Top frame: Phas deg
Vector averaged cross-power spectrum Several baselines displayed
Timerange: 01/05:14:00 to 01/05:16:00

Plot file version 671 created 04-JUN-2021 15:28:02

I16293 EB084 1.UVDATA.1

Freq = 22.1587 GHz, Bw = 32.000 MH

No calibration applied and no bandpass applied



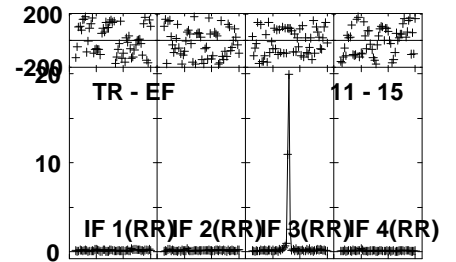
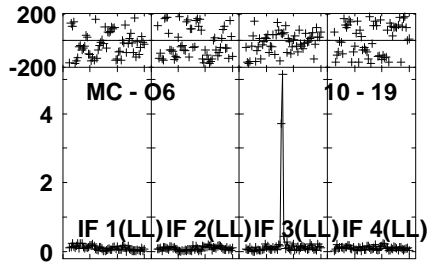
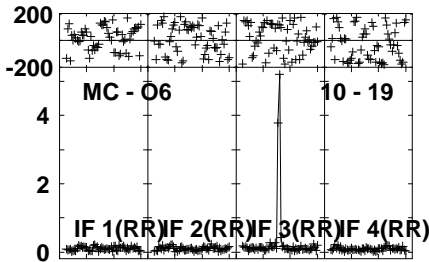
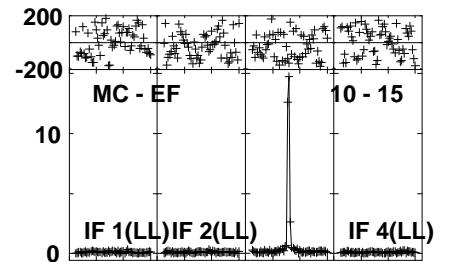
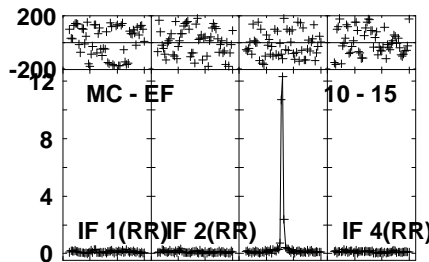
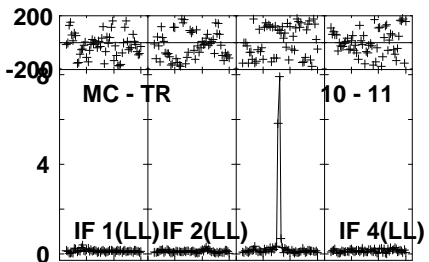
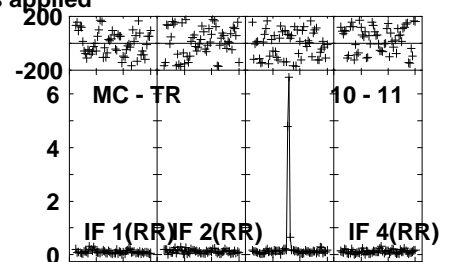
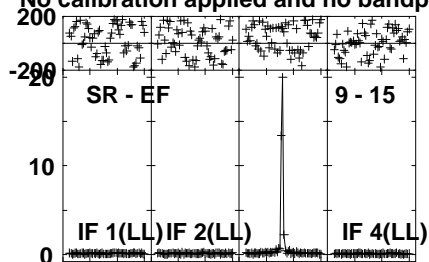
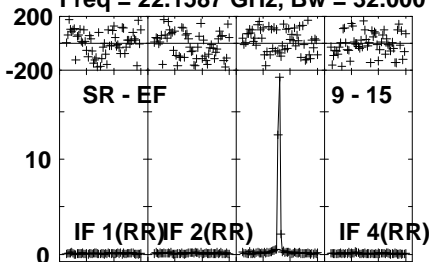
Lower frame: Micro Ampl Jy Top frame: Phas deg
Vector averaged cross-power spectrum Several baselines displayed
Timerange: 01/05:14:00 to 01/05:16:00

Plot file version 672 created 04-JUN-2021 15:28:02

I16293 EB084 1.UVDATA.1

Freq = 22.1587 GHz, Bw = 32.000 MH

No calibration applied and no bandpass applied



Lower frame: Milli Ampl Jy Top frame: Phas deg

Vector averaged cross-power spectrum Several baselines displayed

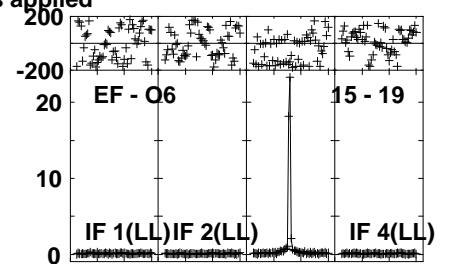

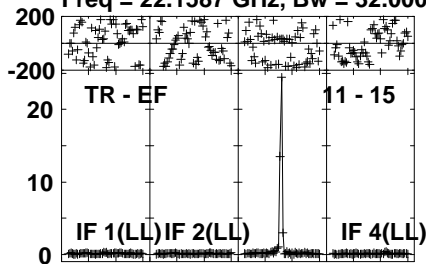
Timerange: 01/05:14:00 to 01/05:16:00

Plot file version 673 created 04-JUN-2021 15:28:02

I16293 EB084 1.UVDATA.1

Freq = 22.1587 GHz, Bw = 32.000 MH

No calibration applied and no bandpass applied



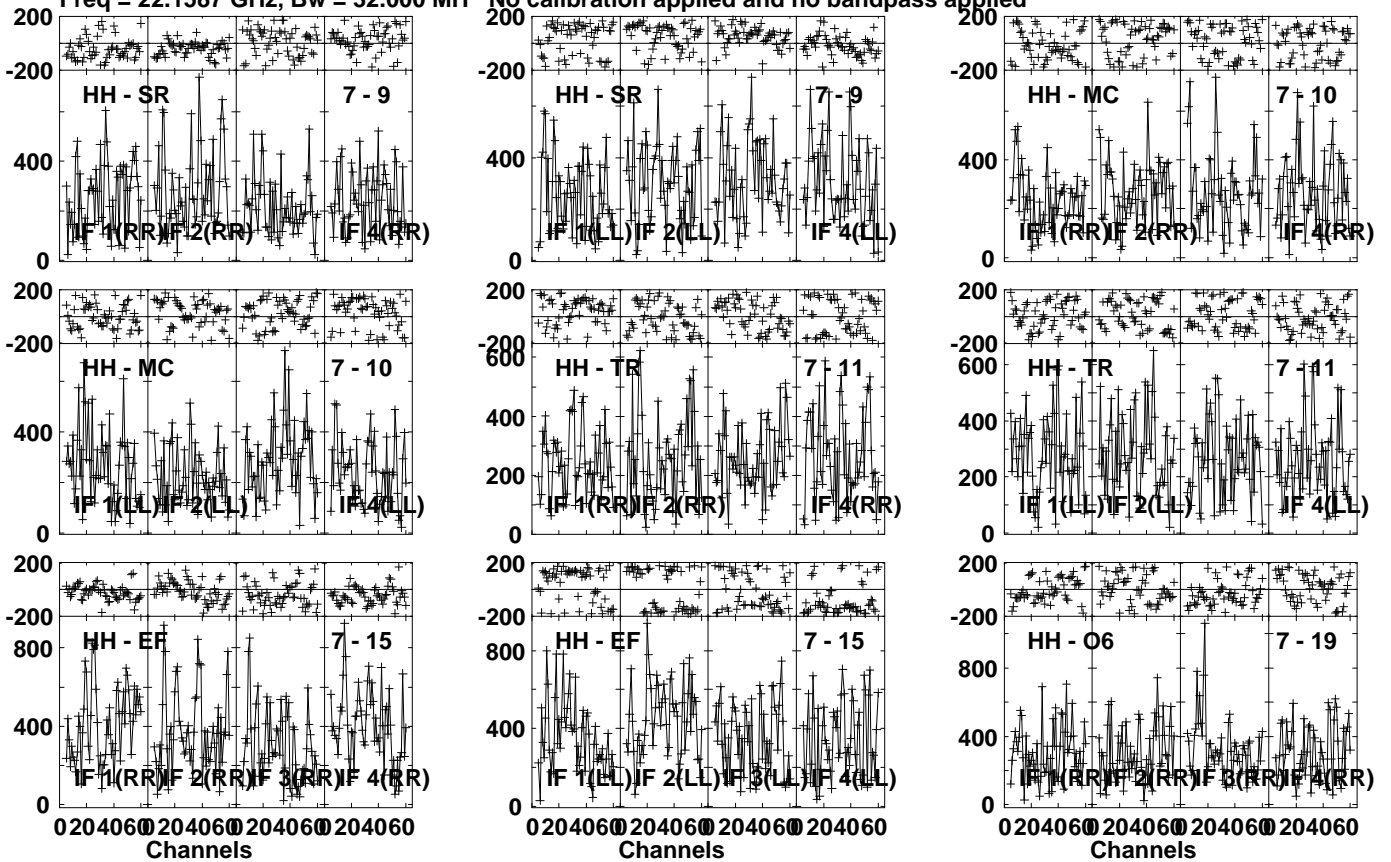
Lower frame: Milli Ampl Jy Top frame: Phas deg
Vector averaged cross-power spectrum Several baselines displayed
Timerange: 01/05:14:00 to 01/05:16:00

Plot file version 674 created 04-JUN-2021 15:28:02

J1625-2527 EB084 1.UVDATA.1

Freq = 22.1587 GHz, Bw = 32.000 MH

No calibration applied and no bandpass applied



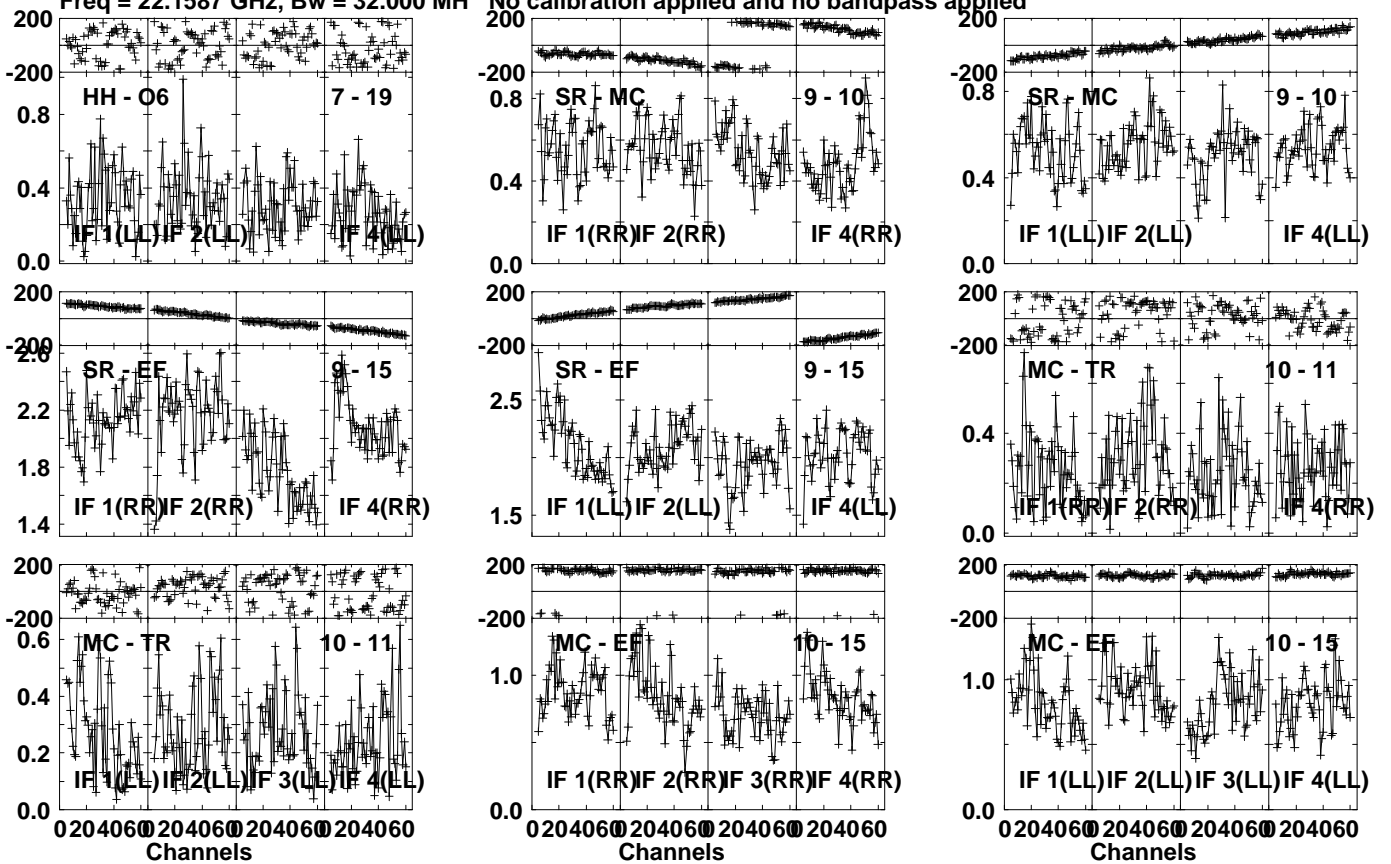
Lower frame: Micro Ampl Jy Top frame: Phas deg
Vector averaged cross-power spectrum Several baselines displayed
Timerange: 01/05:16:01 to 01/05:16:59

Plot file version 675 created 04-JUN-2021 15:28:02

J1625-2527 EB084 1.UVDATA.1

Freq = 22.1587 GHz, Bw = 32.000 MH

No calibration applied and no bandpass applied



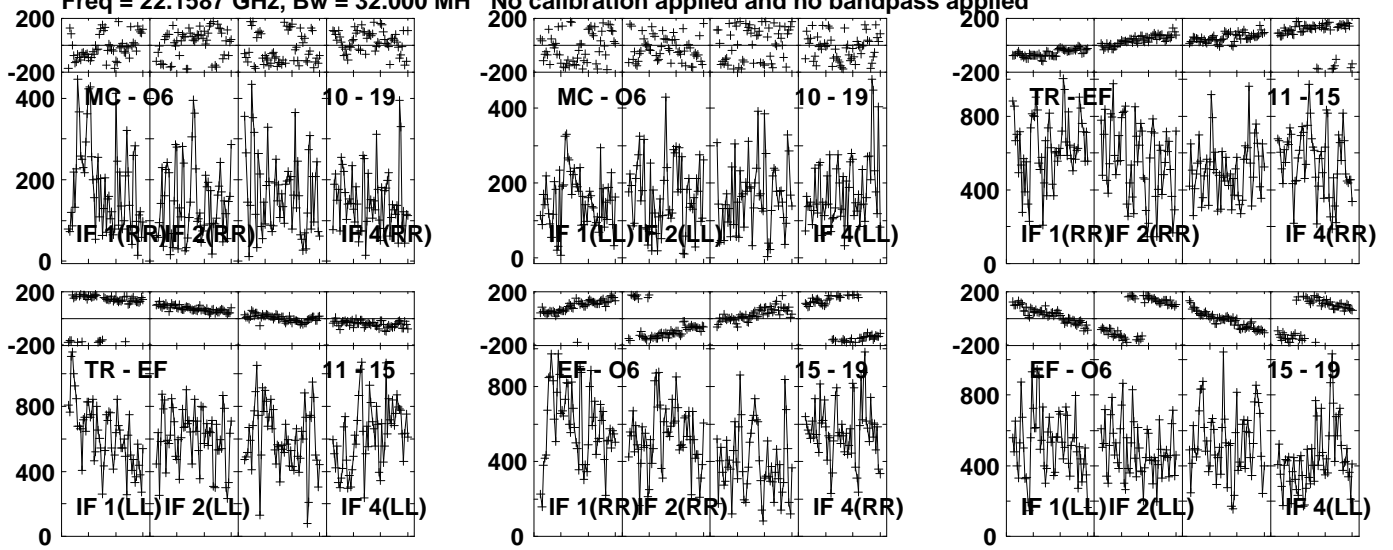
Lower frame: Milli Ampl Jy Top frame: Phas deg
Vector averaged cross-power spectrum Several baselines displayed
Timerange: 01/05:16:01 to 01/05:16:59

Plot file version 676 created 04-JUN-2021 15:28:02

J1625-2527 EB084 1.UVDATA.1

Freq = 22.1587 GHz, Bw = 32.000 MH

No calibration applied and no bandpass applied



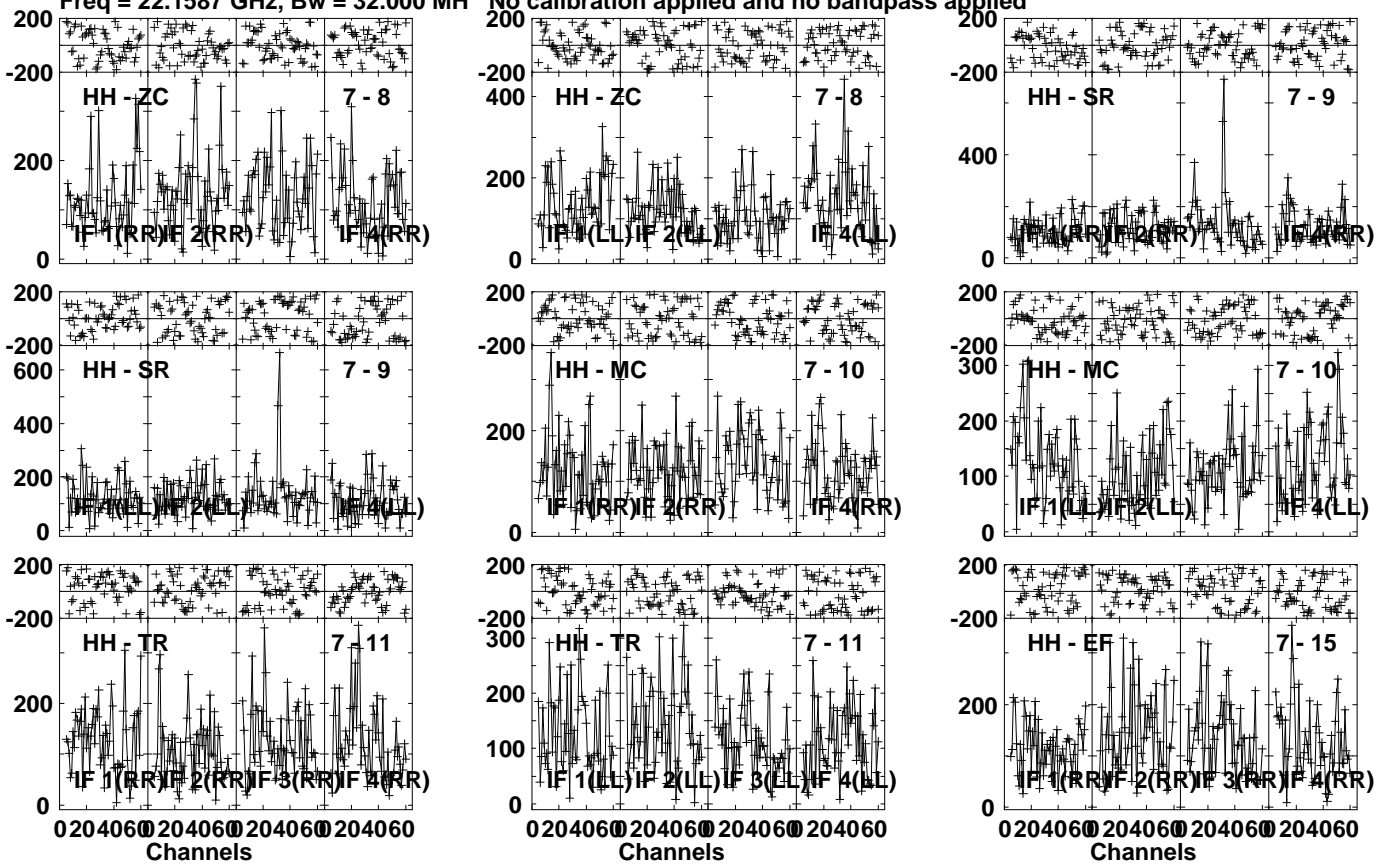
Lower frame: Micro Ampl Jy Top frame: Phas deg
Vector averaged cross-power spectrum Several baselines displayed
Timerange: 01/05:16:01 to 01/05:16:59

Plot file version 677 created 04-JUN-2021 15:28:02

I16293 EB084 1.UVDATA.1

Freq = 22.1587 GHz, Bw = 32.000 MH

No calibration applied and no bandpass applied



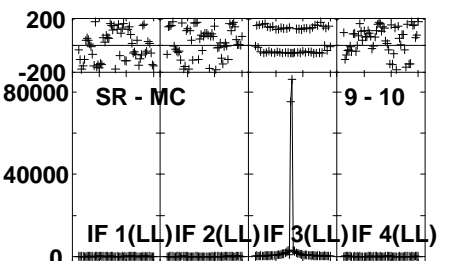
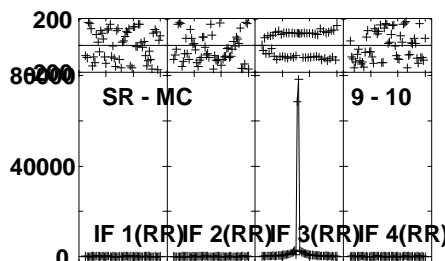
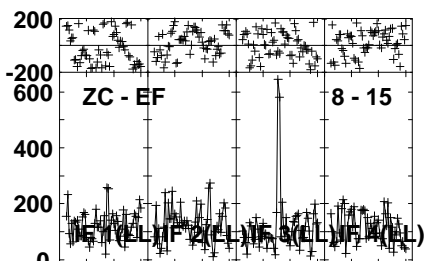
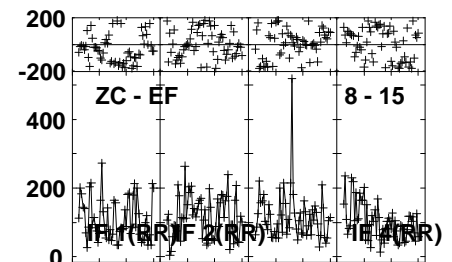
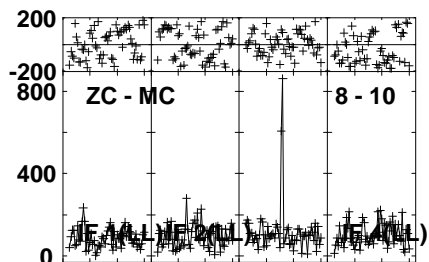
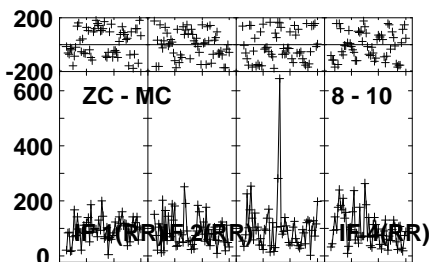
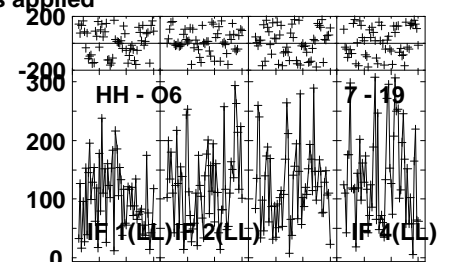
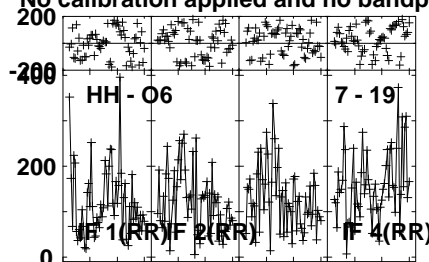
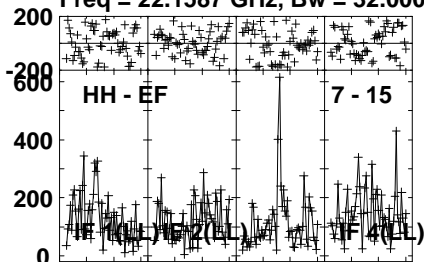
Lower frame: Micro Ampl Jy Top frame: Phas deg
Vector averaged cross-power spectrum Several baselines displayed
Timerange: 01/05:17:00 to 01/05:18:59

Plot file version 678 created 04-JUN-2021 15:28:02

I16293 EB084 1.UVDATA.1

Freq = 22.1587 GHz, Bw = 32.000 MH

No calibration applied and no bandpass applied



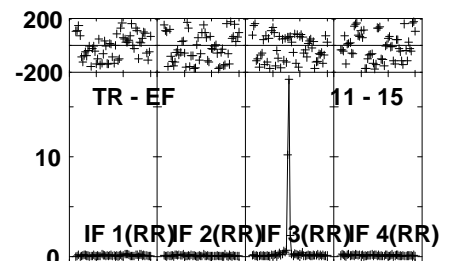
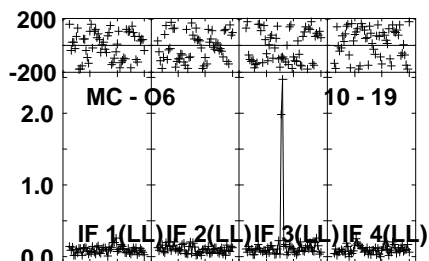
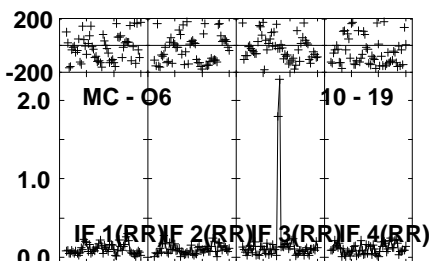
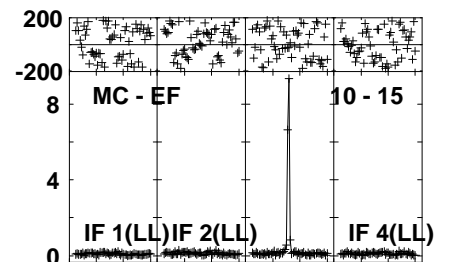
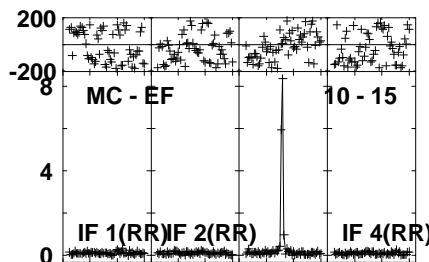
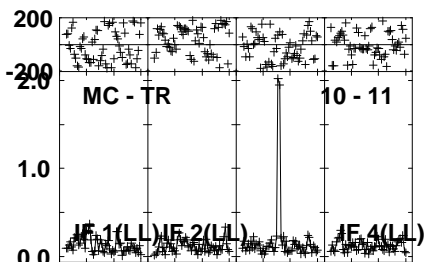
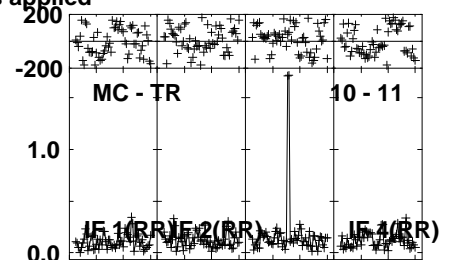
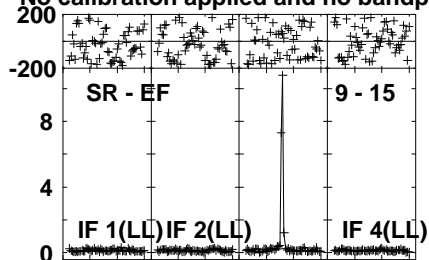
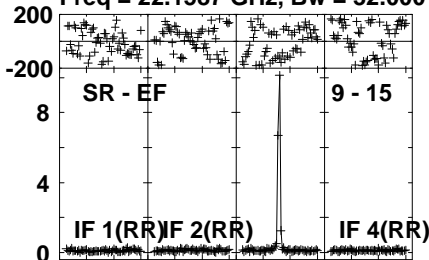
Lower frame: Micro Ampl Jy Top frame: Phas deg
Vector averaged cross-power spectrum Several baselines displayed
Timerange: 01/05:17:00 to 01/05:18:59

Plot file version 679 created 04-JUN-2021 15:28:02

I16293 EB084 1.UVDATA.1

Freq = 22.1587 GHz, Bw = 32.000 MH

No calibration applied and no bandpass applied



020406@20406@20406@20406@
Channels

020406@20406@20406@20406@
Channels

020406@20406@20406@20406@
Channels

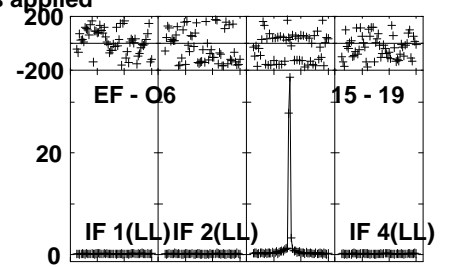
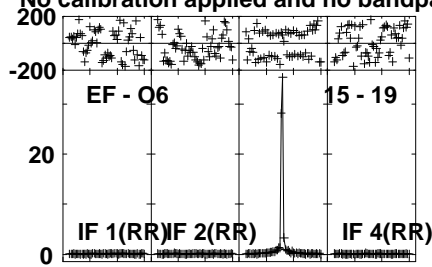
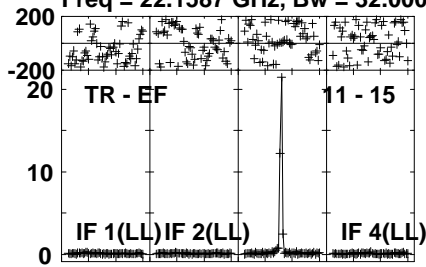
Lower frame: Milli Ampl Jy Top frame: Phas deg
Vector averaged cross-power spectrum Several baselines displayed
Timerange: 01/05:17:00 to 01/05:18:59

Plot file version 680 created 04-JUN-2021 15:28:03

I16293 EB084 1.UVDATA.1

Freq = 22.1587 GHz, Bw = 32.000 MH

No calibration applied and no bandpass applied



Lower frame: Milli Ampl Jy Top frame: Phas deg

Vector averaged cross-power spectrum Several baselines displayed

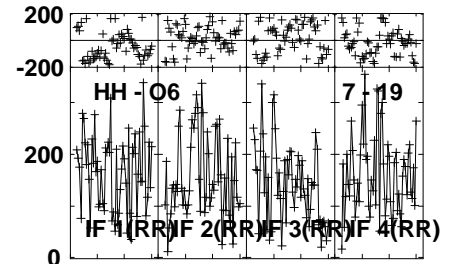
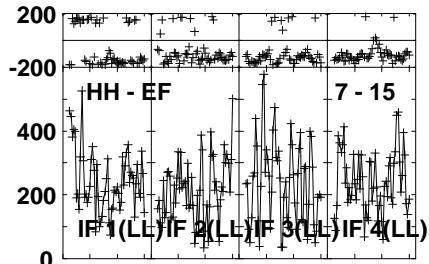
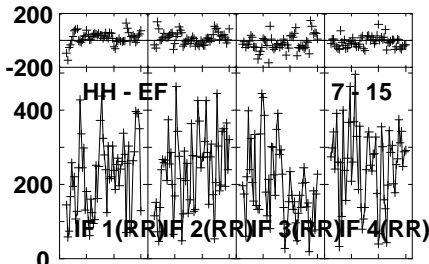
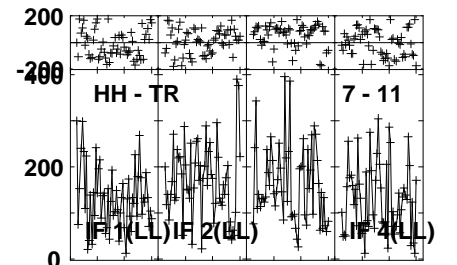
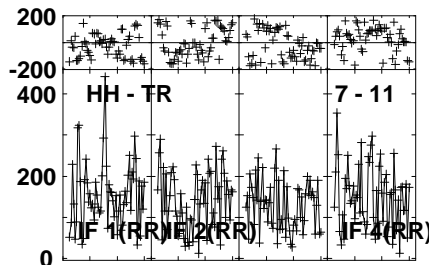
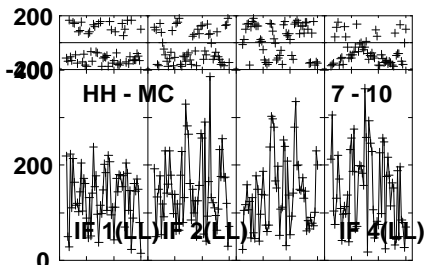
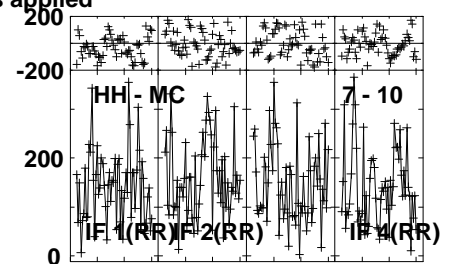
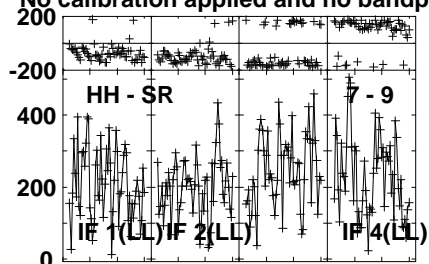
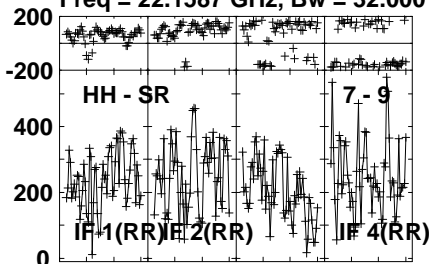
Timerange: 01/05:17:00 to 01/05:18:59

Plot file version 681 created 04-JUN-2021 15:28:03

J1625-2527 EB084 1.UVDATA.1

Freq = 22.1587 GHz, Bw = 32.000 MH

No calibration applied and no bandpass applied



0204060 204060 204060 204060
Channels

0204060 204060 204060 204060
Channels

0204060 204060 204060 204060
Channels

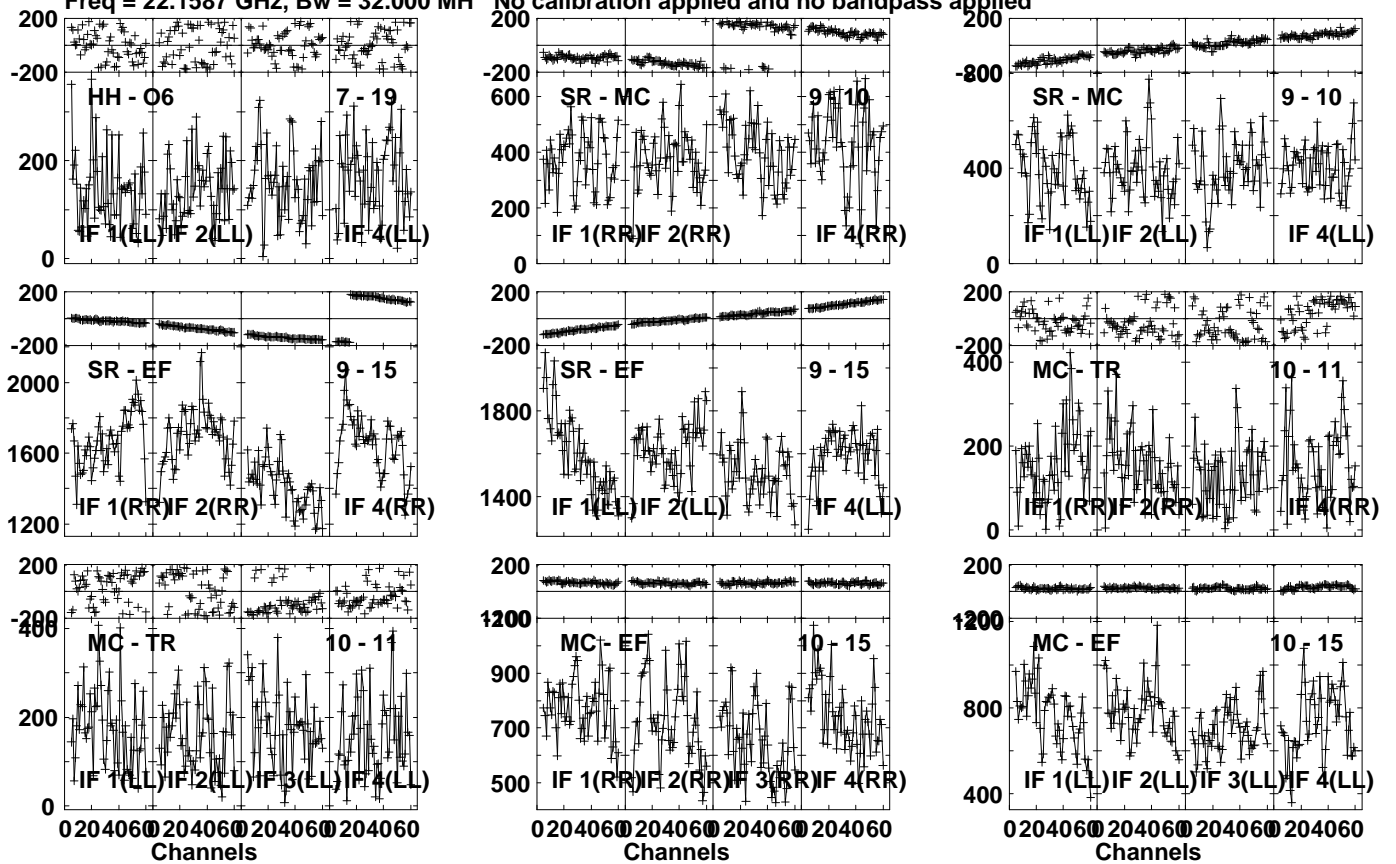
Lower frame: Micro Ampl Jy Top frame: Phas deg
Vector averaged cross-power spectrum Several baselines displayed
Timerange: 01/05:19:41 to 01/05:20:39

Plot file version 682 created 04-JUN-2021 15:28:03

J1625-2527 EB084 1.UVDATA.1

Freq = 22.1587 GHz, Bw = 32.000 MH

No calibration applied and no bandpass applied



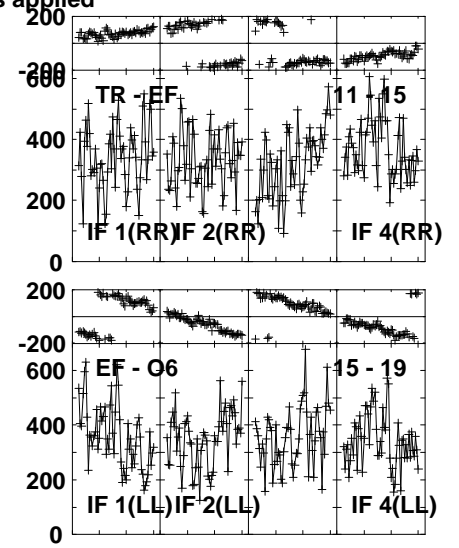
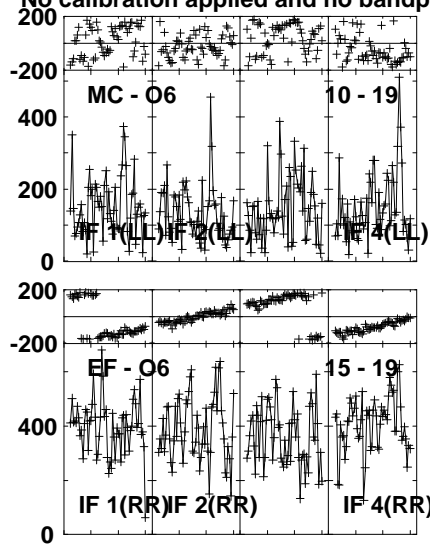
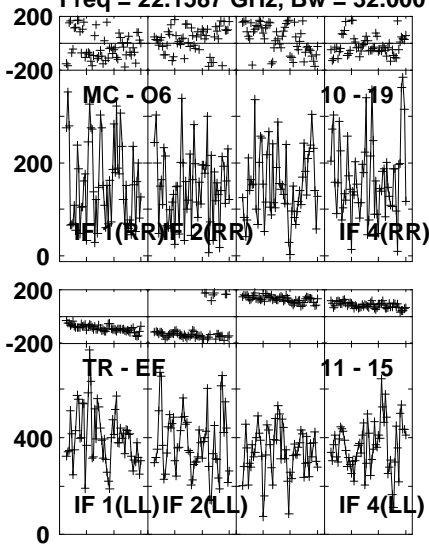
Lower frame: Micro Ampl Jy Top frame: Phas deg
Vector averaged cross-power spectrum Several baselines displayed
Timerange: 01/05:19:41 to 01/05:20:39

Plot file version 683 created 04-JUN-2021 15:28:03

J1625-2527 EB084 1.UVDATA.1

Freq = 22.1587 GHz, Bw = 32.000 MH

No calibration applied and no bandpass applied



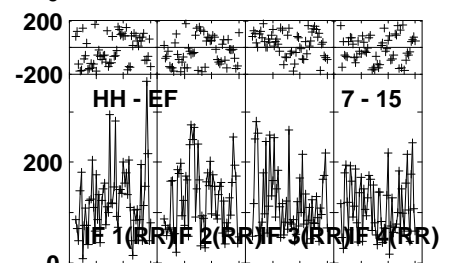
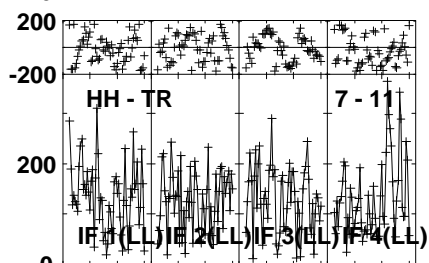
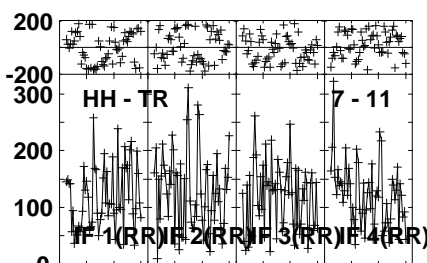
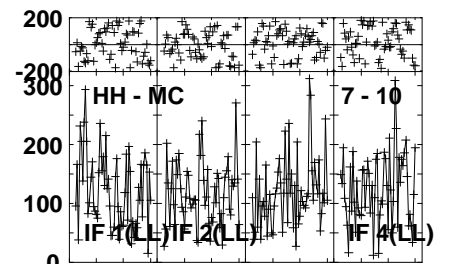
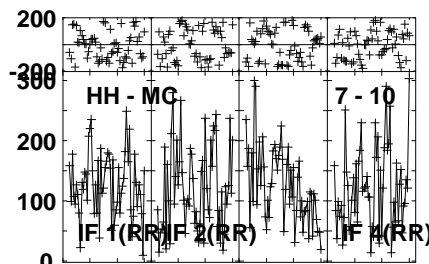
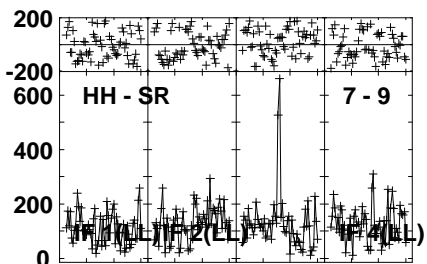
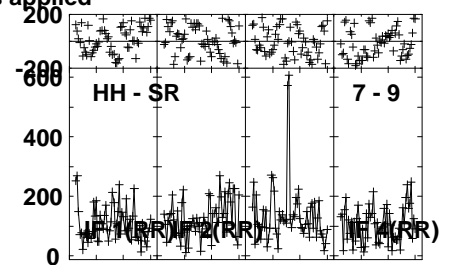
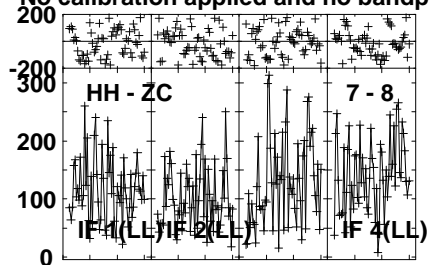
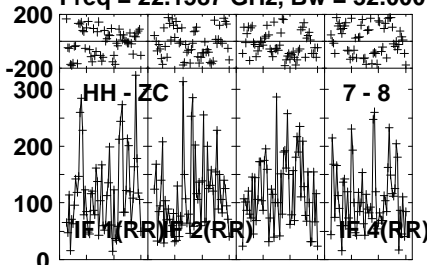
Lower frame: Micro Ampl Jy Top frame: Phas deg
Vector averaged cross-power spectrum Several baselines displayed
Timerange: 01/05:19:41 to 01/05:20:39

Plot file version 684 created 04-JUN-2021 15:28:03

I16293 EB084 1.UVDATA.1

Freq = 22.1587 GHz, Bw = 32.000 MH

No calibration applied and no bandpass applied



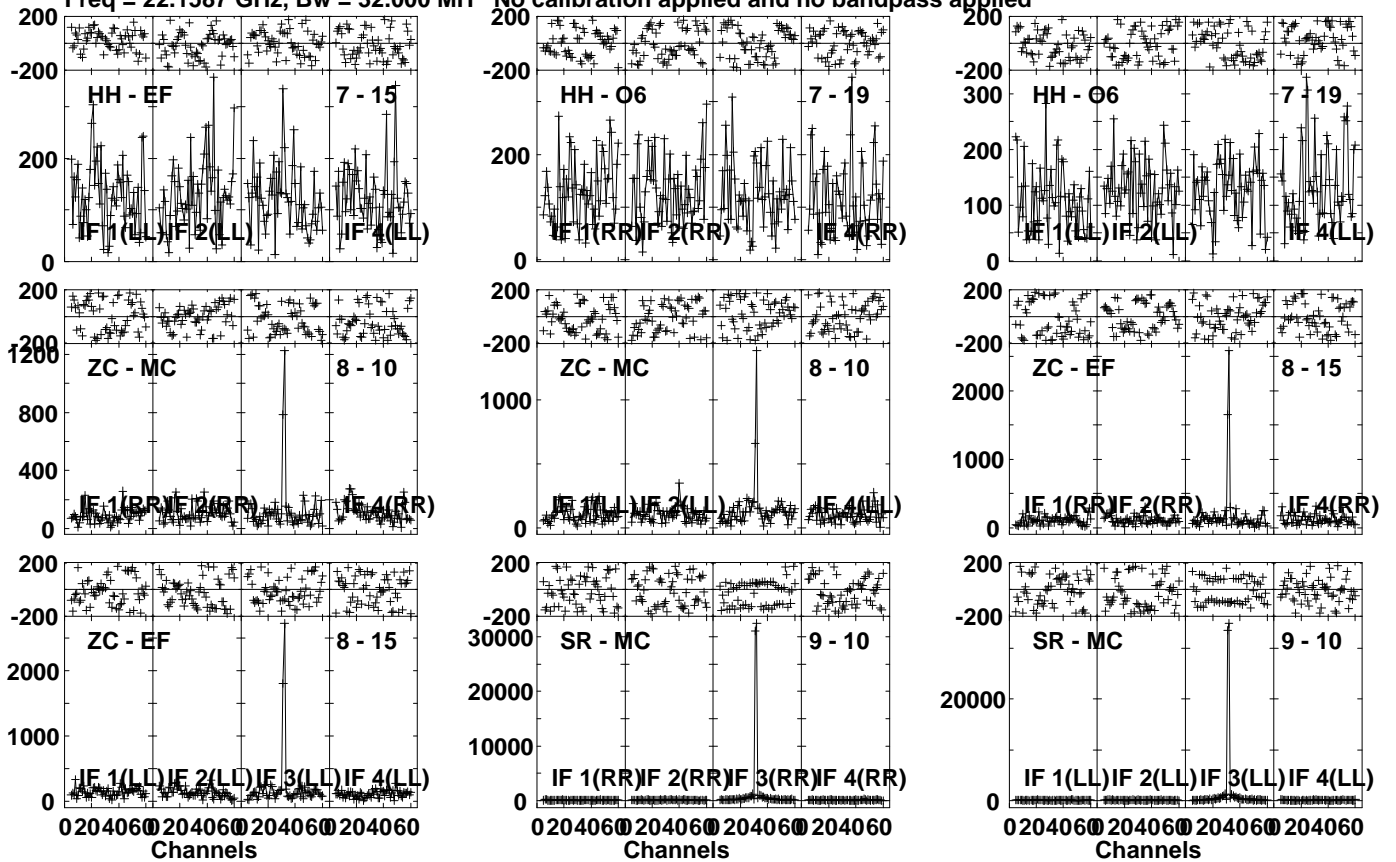
Lower frame: Micro Ampl Jy Top frame: Phas deg
Vector averaged cross-power spectrum Several baselines displayed
Timerange: 01/05:20:40 to 01/05:22:39

Plot file version 685 created 04-JUN-2021 15:28:03

I16293 EB084 1.UVDATA.1

Freq = 22.1587 GHz, Bw = 32.000 MH

No calibration applied and no bandpass applied



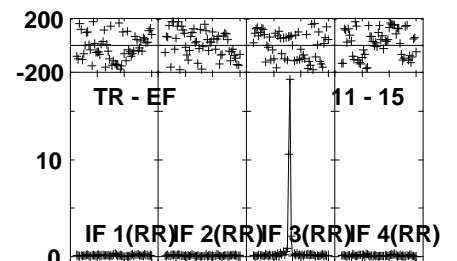
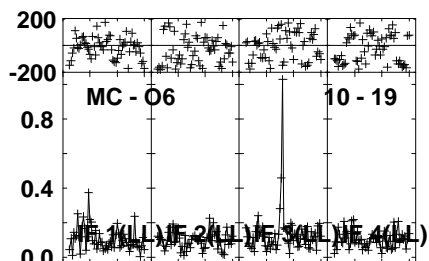
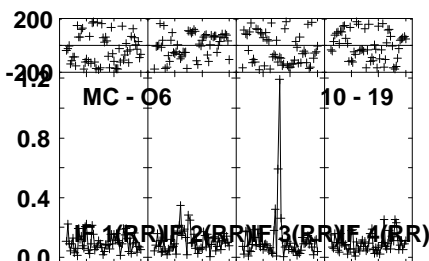
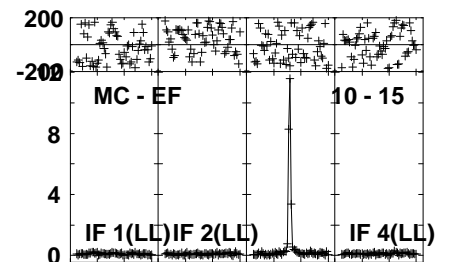
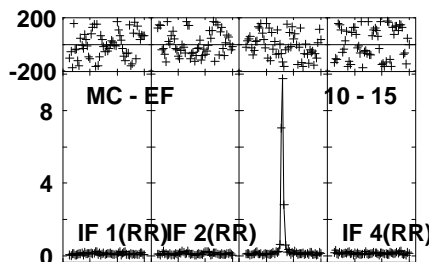
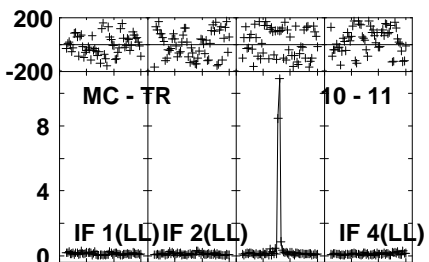
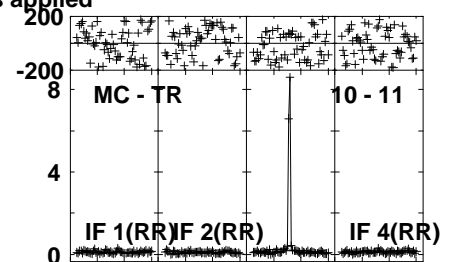
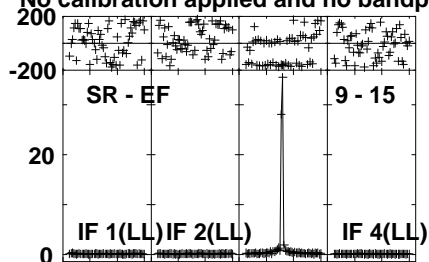
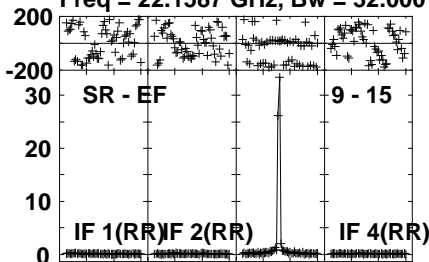
Lower frame: Micro Ampl Jy Top frame: Phas deg
Vector averaged cross-power spectrum Several baselines displayed
Timerange: 01/05:20:40 to 01/05:22:39

Plot file version 686 created 04-JUN-2021 15:28:03

I16293 EB084 1.UVDATA.1

Freq = 22.1587 GHz, Bw = 32.000 MH

No calibration applied and no bandpass applied



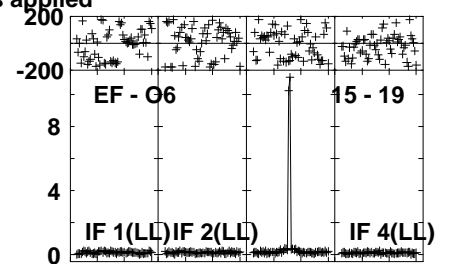
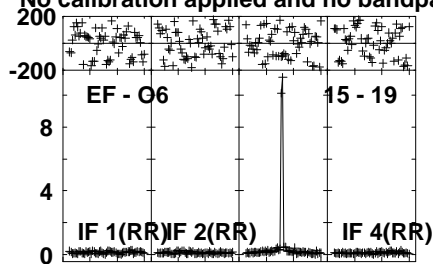
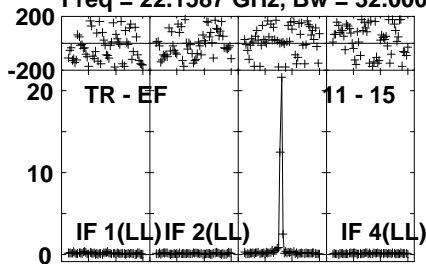
Lower frame: Milli Ampl Jy Top frame: Phas deg
Vector averaged cross-power spectrum Several baselines displayed
Timerange: 01/05:20:40 to 01/05:22:39

Plot file version 687 created 04-JUN-2021 15:28:03

I16293 EB084 1.UVDATA.1

Freq = 22.1587 GHz, Bw = 32.000 MH

No calibration applied and no bandpass applied



Lower frame: Milli Ampl Jy Top frame: Phas deg

Vector averaged cross-power spectrum Several baselines displayed

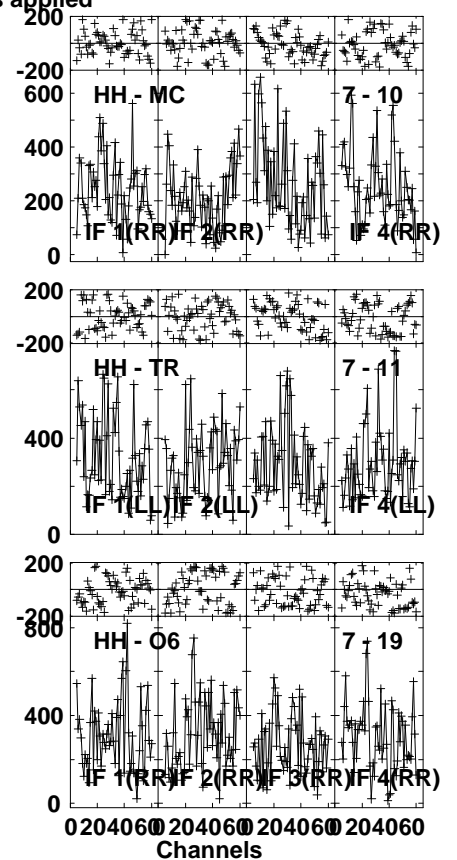
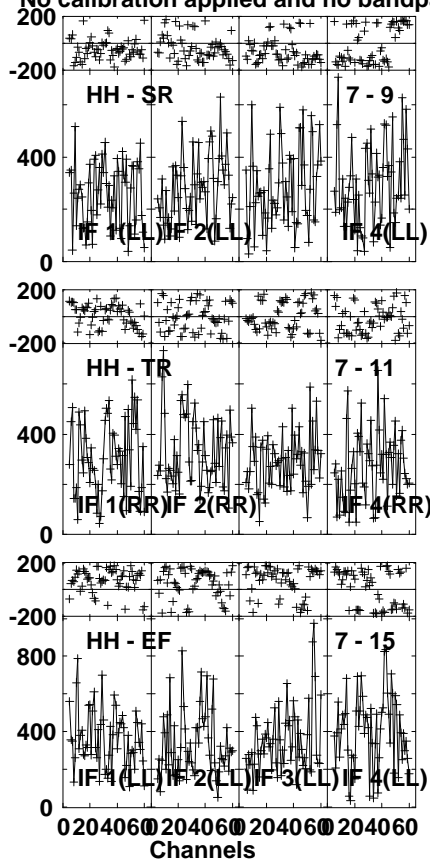
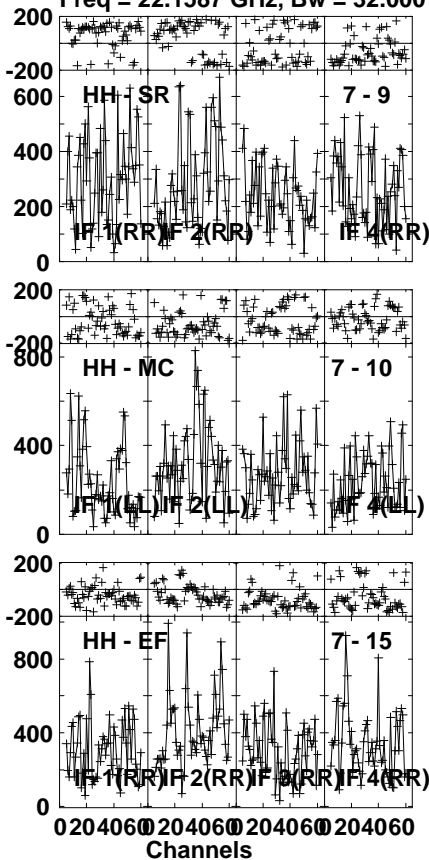
Timerange: 01/05:20:40 to 01/05:22:39

Plot file version 688 created 04-JUN-2021 15:28:03

J1625-2527 EB084 1.UVDATA.1

Freq = 22.1587 GHz, Bw = 32.000 MH

No calibration applied and no bandpass applied



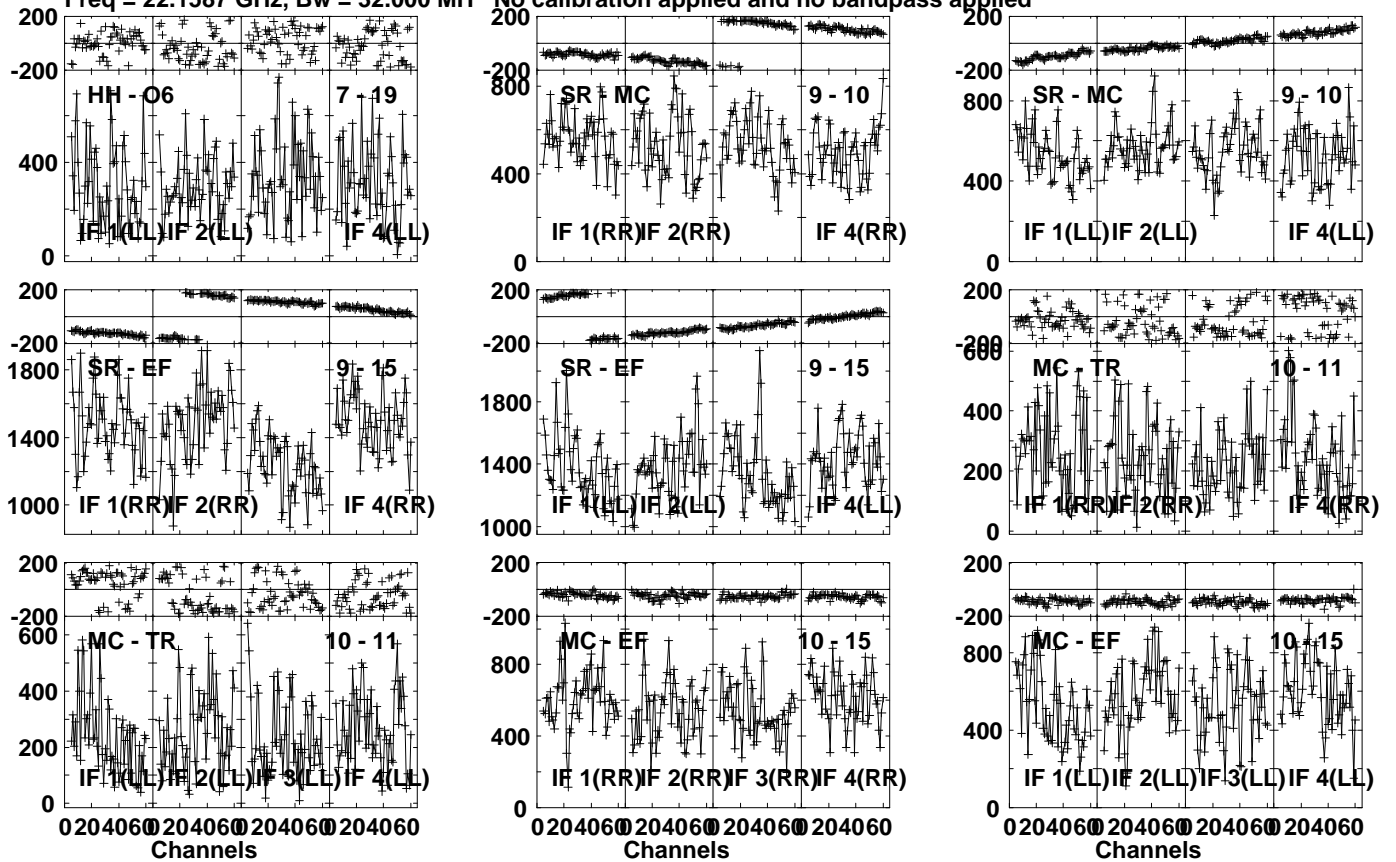
Lower frame: Micro Ampl Jy Top frame: Phas deg
Vector averaged cross-power spectrum Several baselines displayed
Timerange: 01/05:22:40 to 01/05:23:39

Plot file version 689 created 04-JUN-2021 15:28:03

J1625-2527 EB084 1.UVDATA.1

Freq = 22.1587 GHz, Bw = 32.000 MH

No calibration applied and no bandpass applied



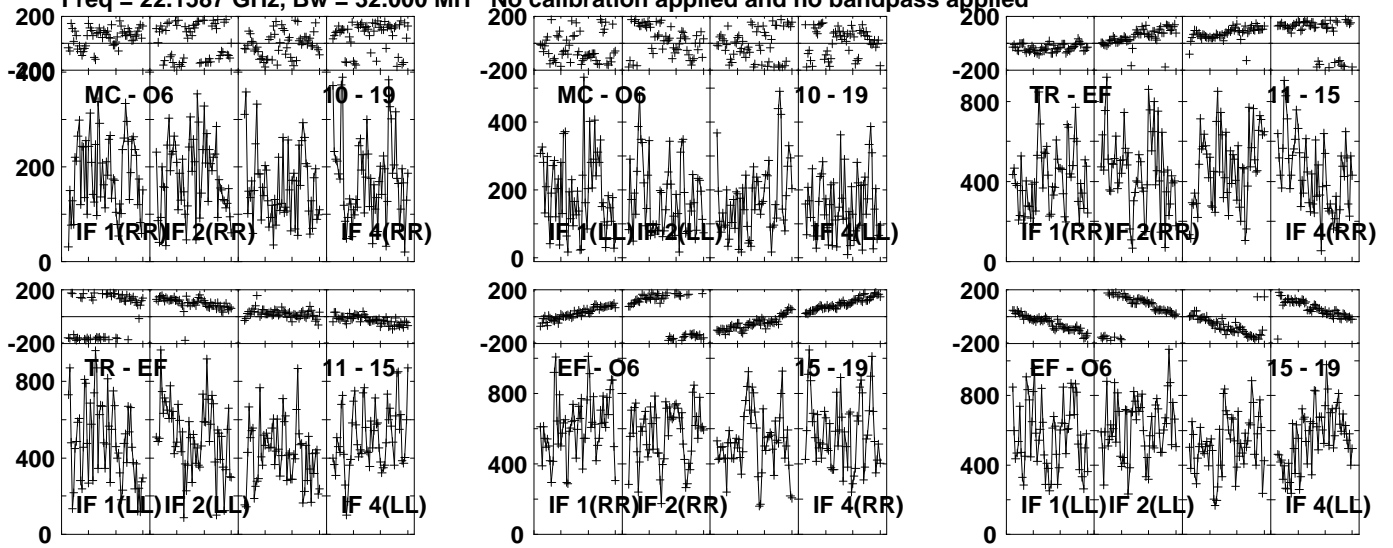
Lower frame: Micro Ampl Jy Top frame: Phas deg
Vector averaged cross-power spectrum Several baselines displayed
Timerange: 01/05:22:40 to 01/05:23:39

Plot file version 690 created 04-JUN-2021 15:28:03

J1625-2527 EB084 1.UVDATA.1

Freq = 22.1587 GHz, Bw = 32.000 MH

No calibration applied and no bandpass applied



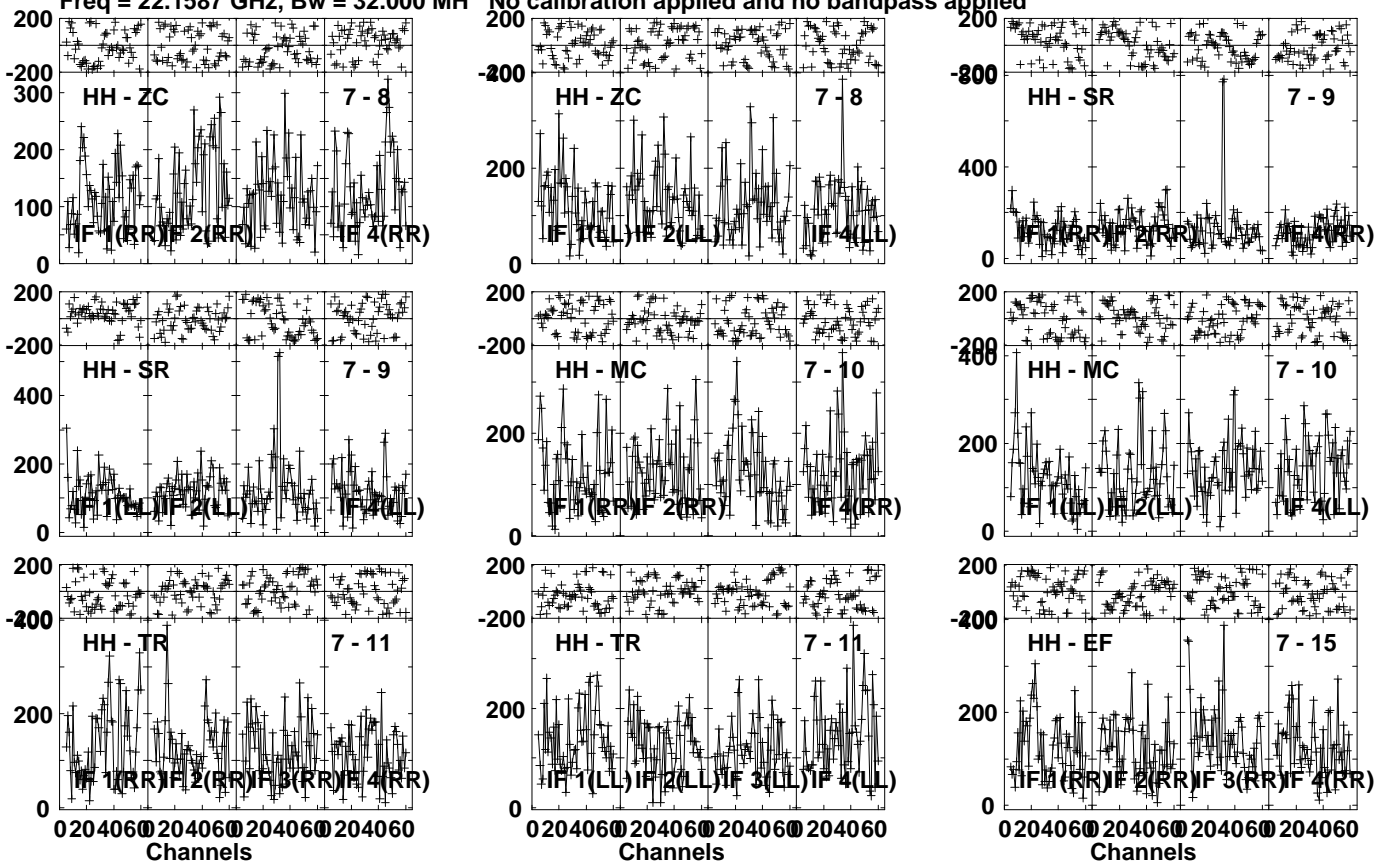
Lower frame: Micro Ampl Jy Top frame: Phas deg
Vector averaged cross-power spectrum Several baselines displayed
Timerange: 01/05:22:40 to 01/05:23:39

Plot file version 691 created 04-JUN-2021 15:28:03

I16293 EB084 1.UVDATA.1

Freq = 22.1587 GHz, Bw = 32.000 MH

No calibration applied and no bandpass applied



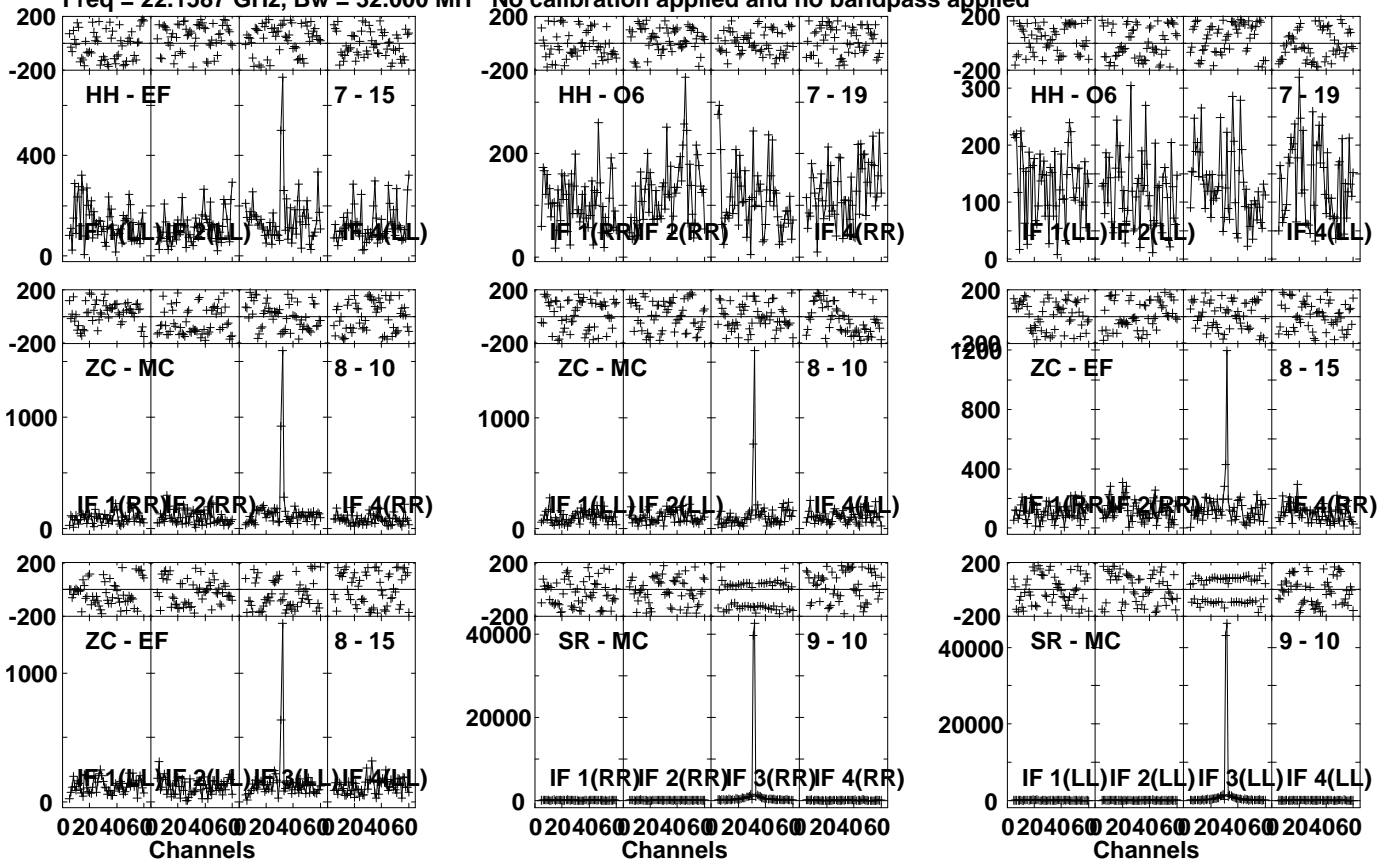
Lower frame: Micro Ampl Jy Top frame: Phas deg
Vector averaged cross-power spectrum Several baselines displayed
Timerange: 01/05:23:41 to 01/05:25:39

Plot file version 692 created 04-JUN-2021 15:28:03

I16293 EB084 1.UVDATA.1

Freq = 22.1587 GHz, Bw = 32.000 MH

No calibration applied and no bandpass applied



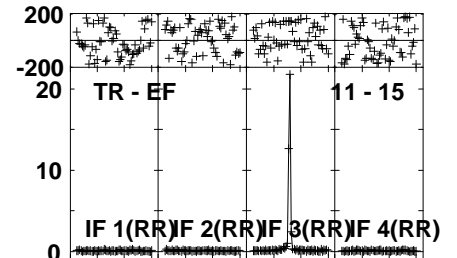
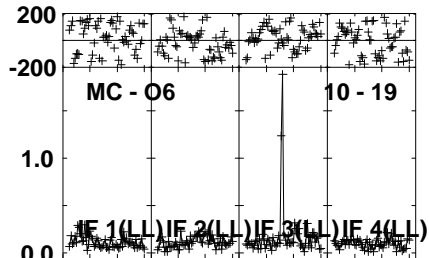
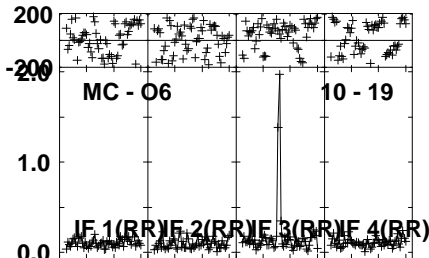
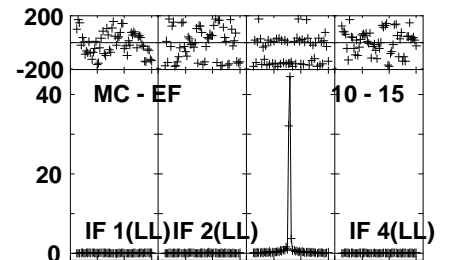
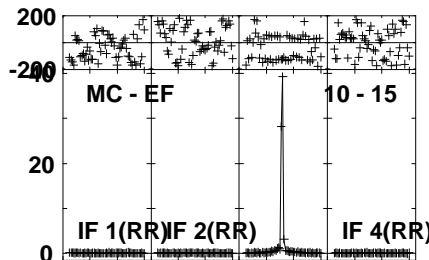
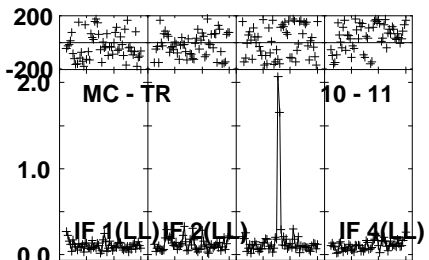
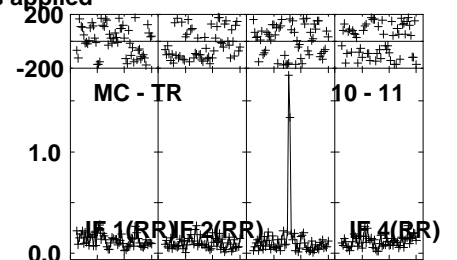
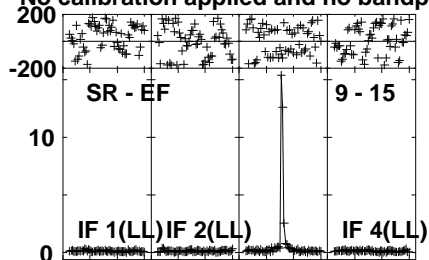
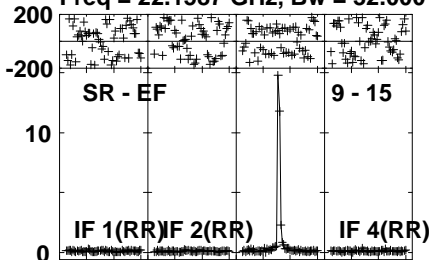
Lower frame: Micro Ampl Jy Top frame: Phas deg
Vector averaged cross-power spectrum Several baselines displayed
Timerange: 01/05:23:41 to 01/05:25:39

Plot file version 693 created 04-JUN-2021 15:28:03

I16293 EB084 1.UVDATA.1

Freq = 22.1587 GHz, Bw = 32.000 MH

No calibration applied and no bandpass applied



0204060 204060 204060 204060
Channels

0204060 204060 204060 204060
Channels

0204060 204060 204060 204060
Channels

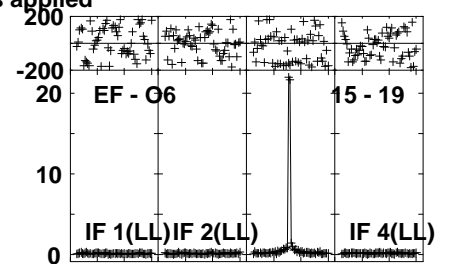
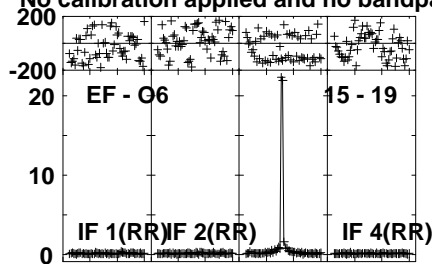
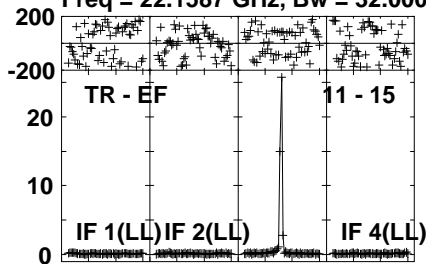
Lower frame: Milli Ampl Jy Top frame: Phas deg
Vector averaged cross-power spectrum Several baselines displayed
Timerange: 01/05:23:41 to 01/05:25:39

Plot file version 694 created 04-JUN-2021 15:28:04

I16293 EB084 1.UVDATA.1

Freq = 22.1587 GHz, Bw = 32.000 MH

No calibration applied and no bandpass applied



Lower frame: Milli Ampl Jy Top frame: Phas deg

Vector averaged cross-power spectrum Several baselines displayed

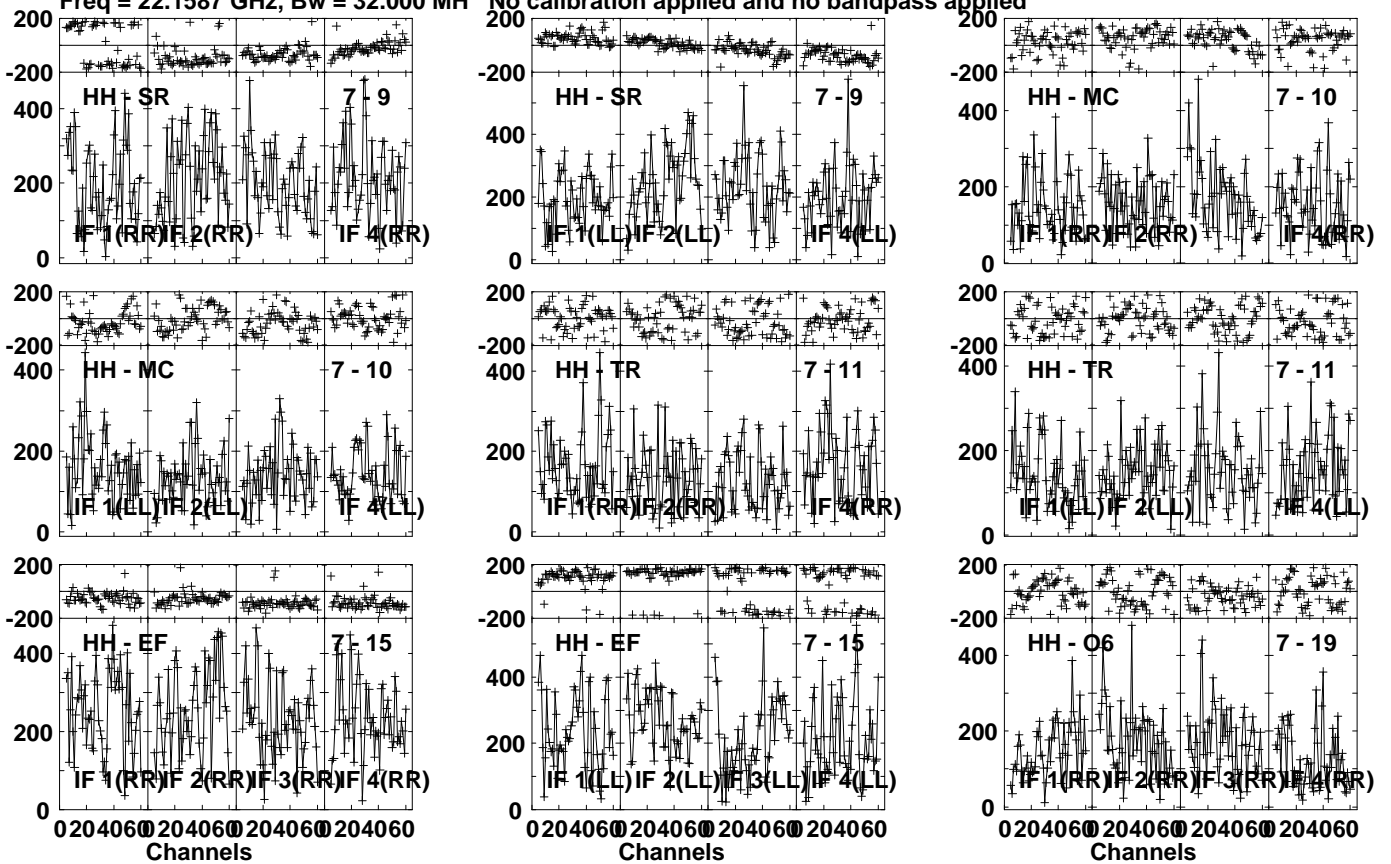
Timerange: 01/05:23:41 to 01/05:25:39

Plot file version 695 created 04-JUN-2021 15:28:04

J1625-2527 EB084 1.UVDATA.1

Freq = 22.1587 GHz, Bw = 32.000 MH

No calibration applied and no bandpass applied



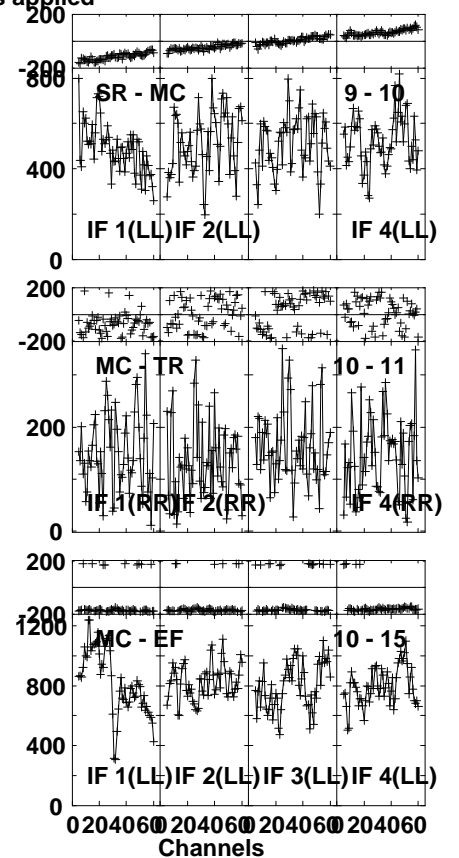
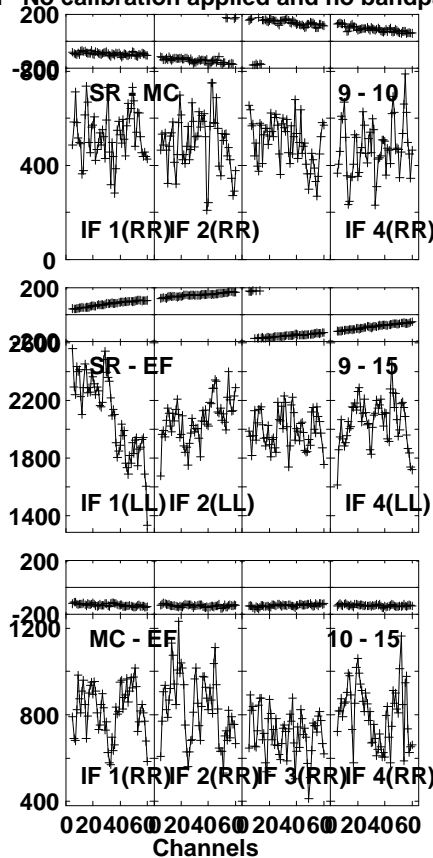
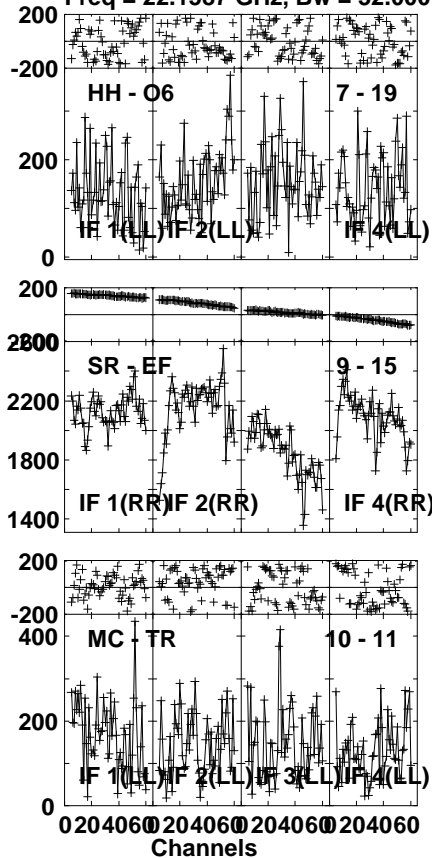
Lower frame: Micro Ampl Jy Top frame: Phas deg
Vector averaged cross-power spectrum Several baselines displayed
Timerange: 01/05:26:21 to 01/05:27:19

Plot file version 696 created 04-JUN-2021 15:28:04

J1625-2527 EB084 1.UVDATA.1

Freq = 22.1587 GHz, Bw = 32.000 MH

No calibration applied and no bandpass applied



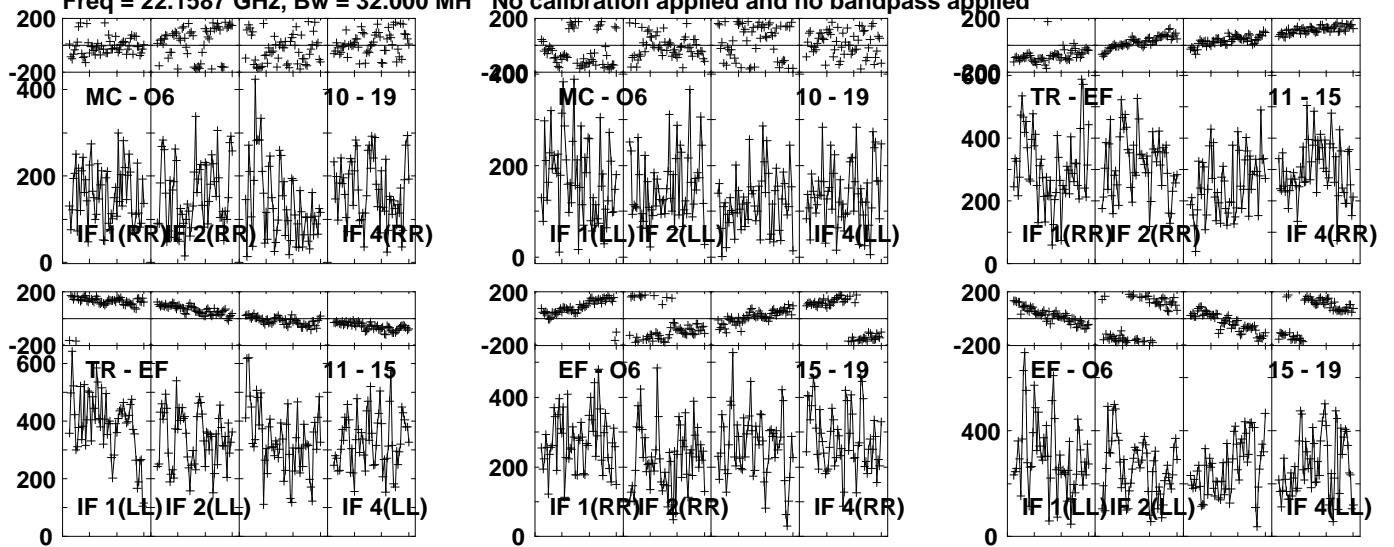
Lower frame: Micro Ampl Jy Top frame: Phas deg
Vector averaged cross-power spectrum Several baselines displayed
Timerange: 01/05:26:21 to 01/05:27:19

Plot file version 697 created 04-JUN-2021 15:28:04

J1625-2527 EB084 1.UVDATA.1

Freq = 22.1587 GHz, Bw = 32.000 MH

No calibration applied and no bandpass applied



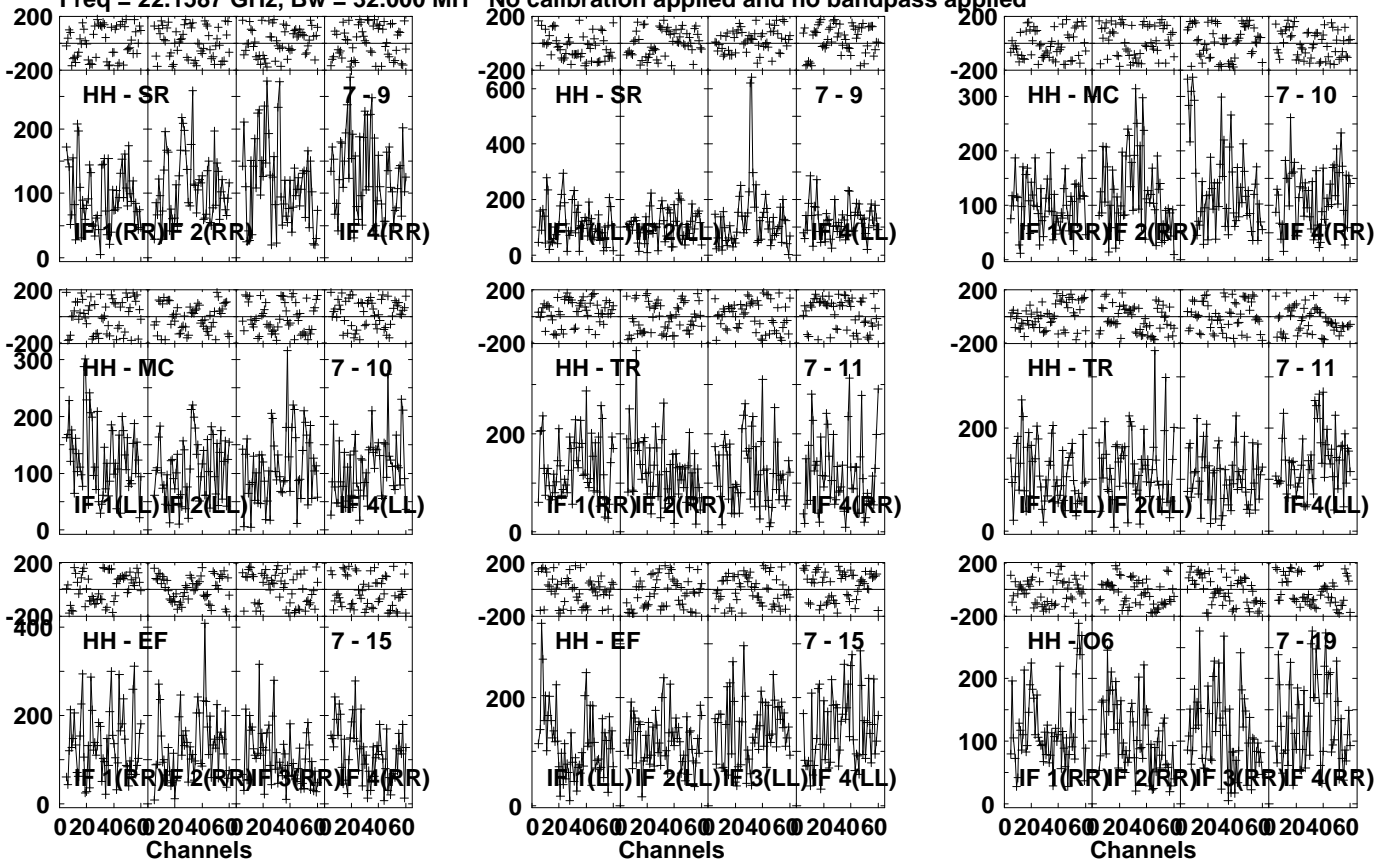
Lower frame: Micro Ampl Jy Top frame: Phas deg
Vector averaged cross-power spectrum Several baselines displayed
Timerange: 01/05:26:21 to 01/05:27:19

Plot file version 698 created 04-JUN-2021 15:28:04

I16293 EB084 1.UVDATA.1

Freq = 22.1587 GHz, Bw = 32.000 MH

No calibration applied and no bandpass applied

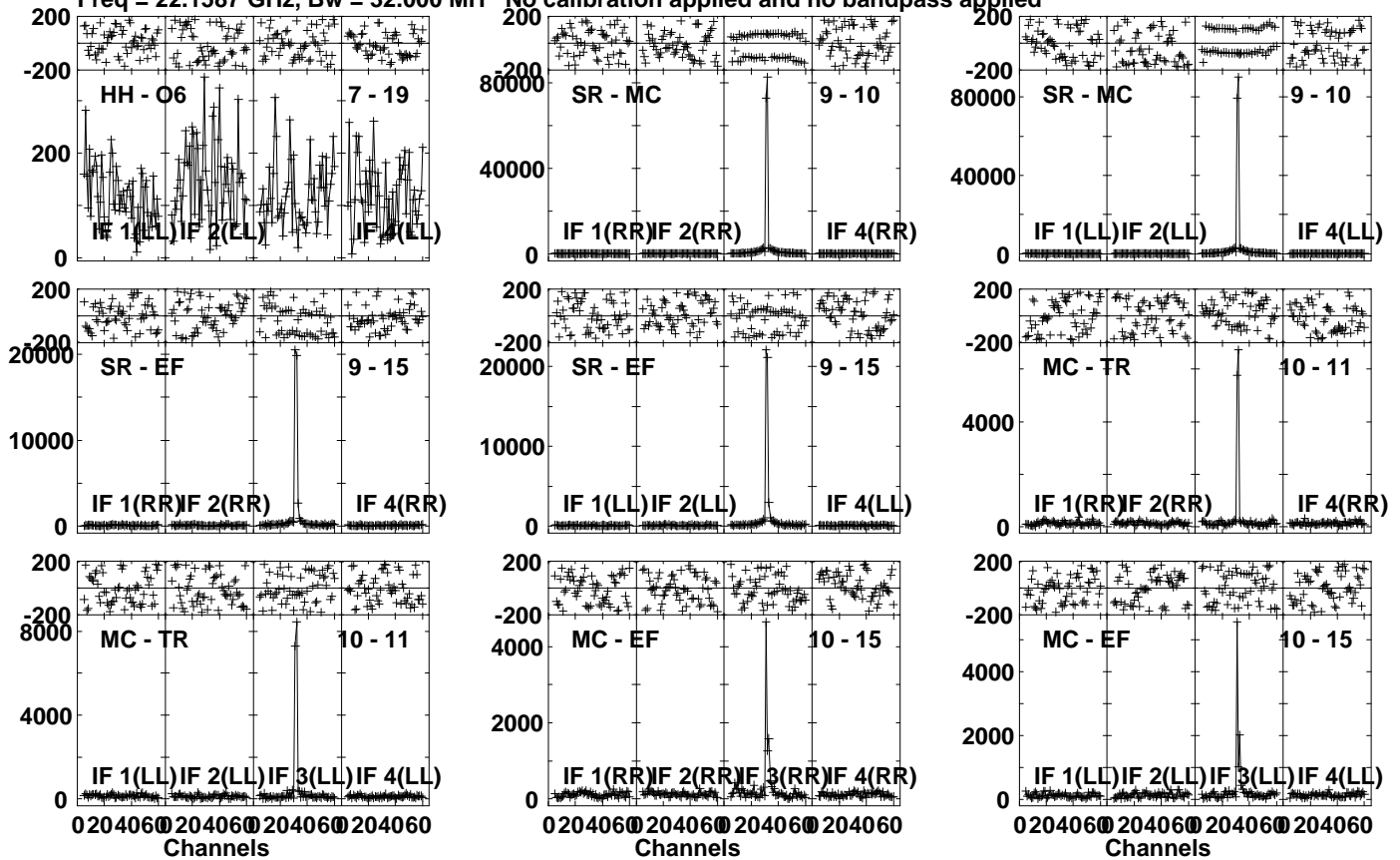


Lower frame: Micro Ampl Jy Top frame: Phas deg
Vector averaged cross-power spectrum Several baselines displayed
Timerange: 01/05:27:20 to 01/05:29:19

Plot file version 699 created 04-JUN-2021 15:28:04

I16293 EB084 1.UVDATA.1

Freq = 22.1587 GHz, Bw = 32.000 MH No calibration applied and no bandpass applied



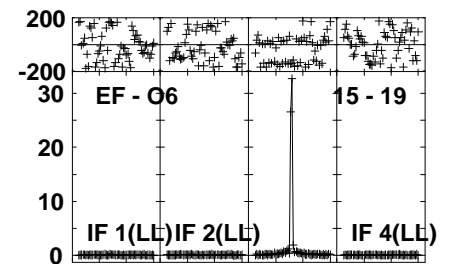
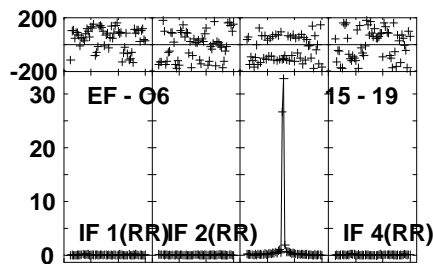
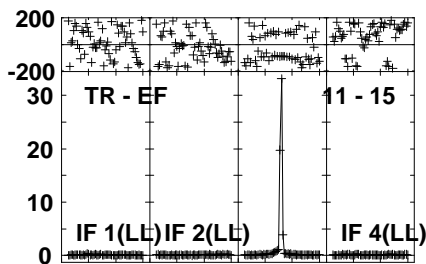
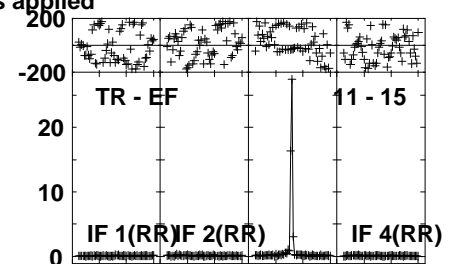
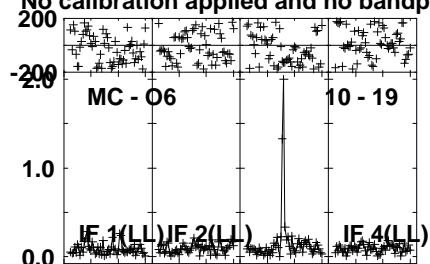
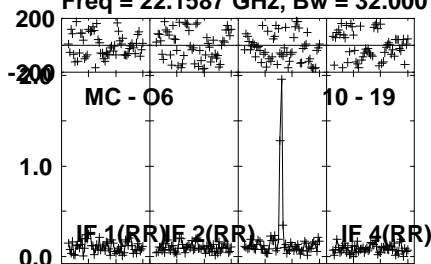
Lower frame: Micro Ampl Jy Top frame: Phas deg
Vector averaged cross-power spectrum Several baselines displayed
Timerange: 01/05:27:20 to 01/05:29:19

Plot file version 700 created 04-JUN-2021 15:28:04

I16293 EB084 1.UVDATA.1

Freq = 22.1587 GHz, Bw = 32.000 MH

No calibration applied and no bandpass applied



Lower frame: Milli Ampl Jy Top frame: Phas deg

Vector averaged cross-power spectrum Several baselines displayed

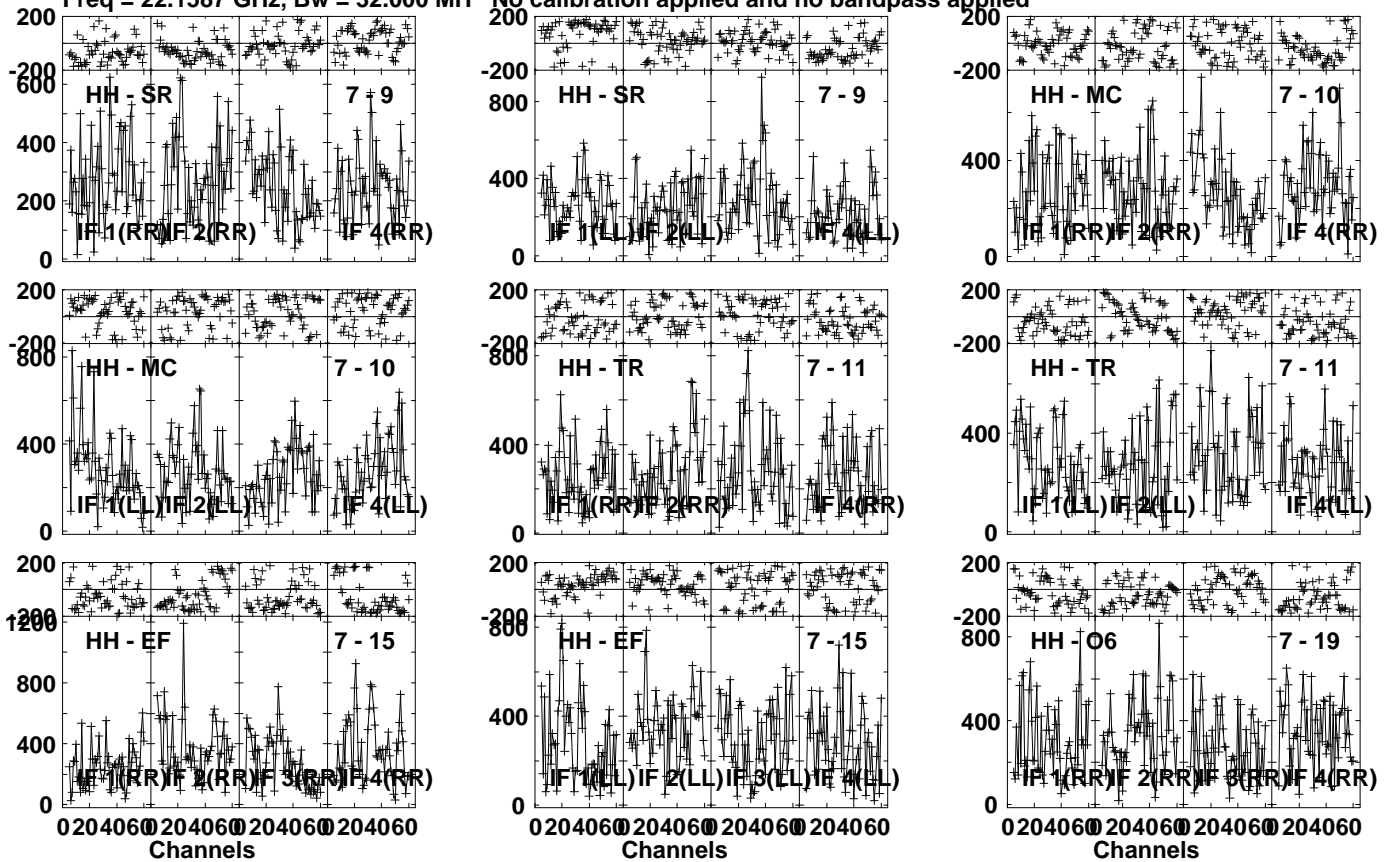
Timerange: 01/05:27:20 to 01/05:29:19

Plot file version 701 created 04-JUN-2021 15:28:04

J1625-2527 EB084 1.UVDATA.1

Freq = 22.1587 GHz, Bw = 32.000 MH

No calibration applied and no bandpass applied



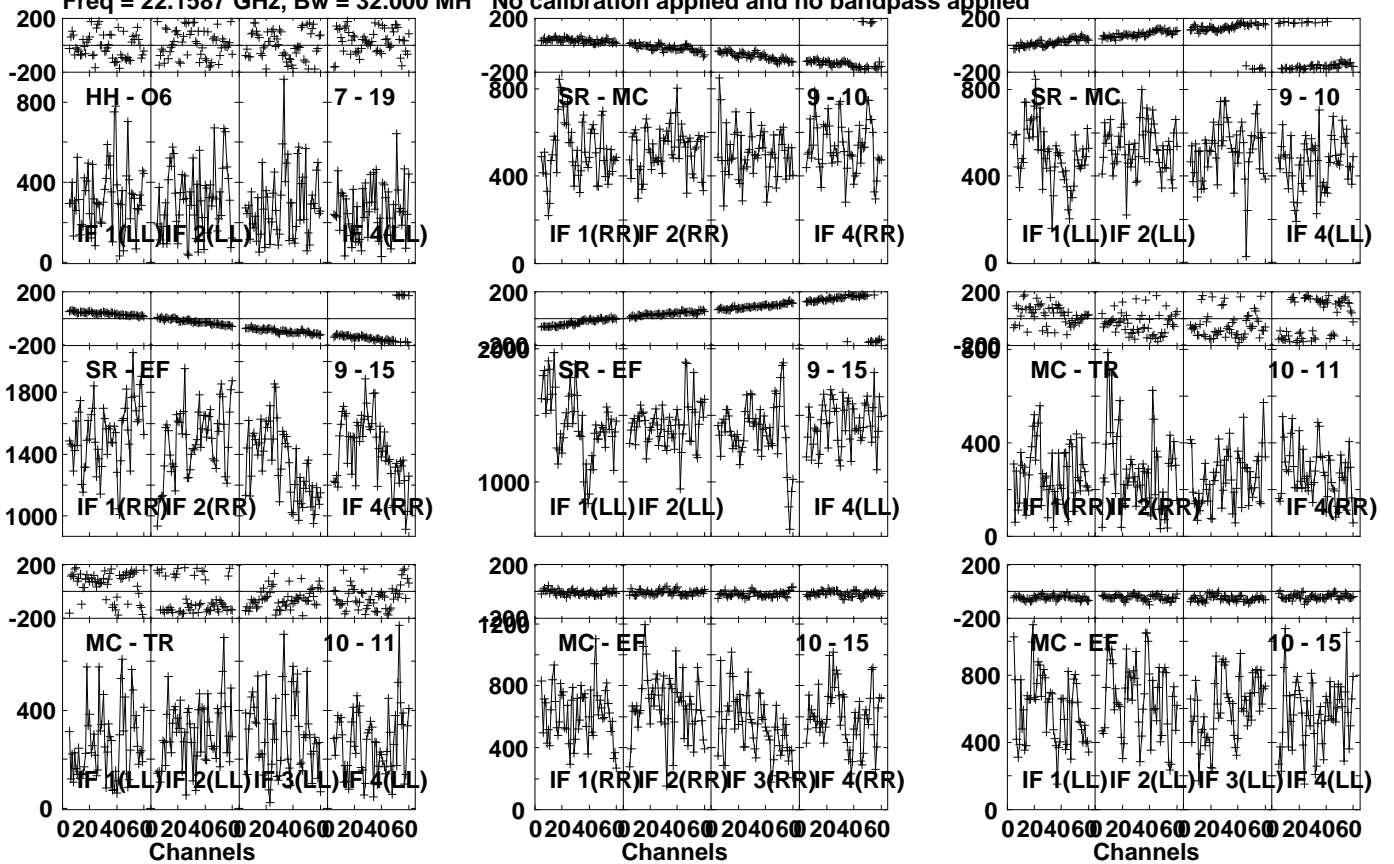
Lower frame: Micro Ampl Jy Top frame: Phas deg
Vector averaged cross-power spectrum Several baselines displayed
Timerange: 01/05:29:20 to 01/05:30:19

Plot file version 702 created 04-JUN-2021 15:28:04

J1625-2527 EB084 1.UVDATA.1

Freq = 22.1587 GHz, Bw = 32.000 MH

No calibration applied and no bandpass applied



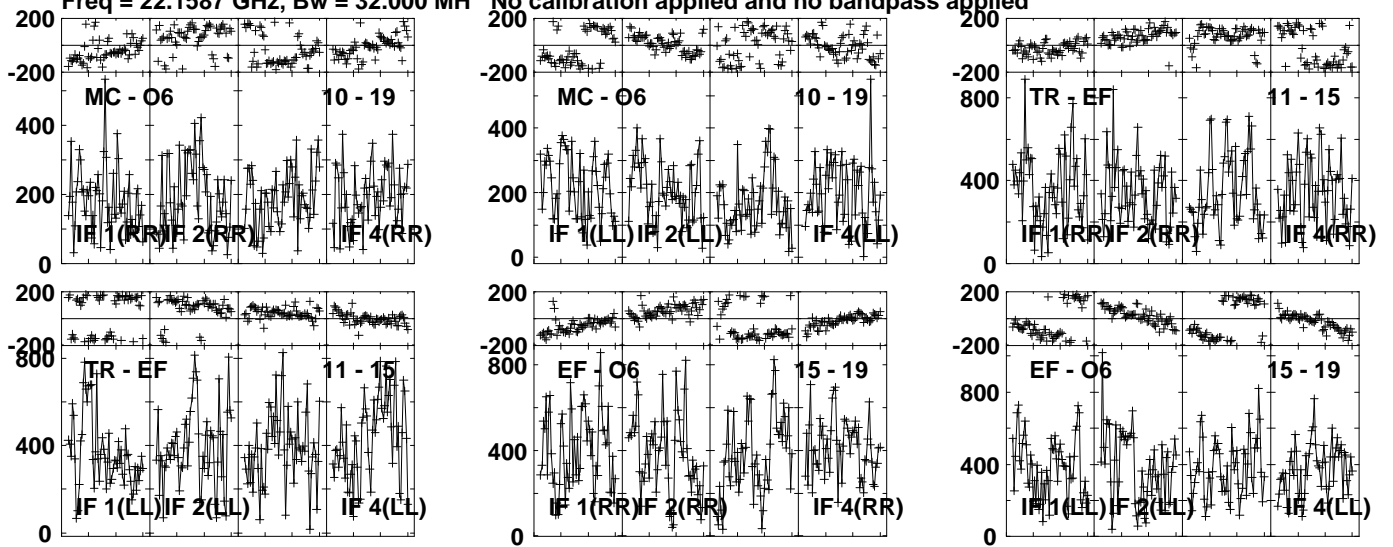
Lower frame: Micro Ampl Jy Top frame: Phas deg
Vector averaged cross-power spectrum Several baselines displayed
Timerange: 01/05:29:20 to 01/05:30:19

Plot file version 703 created 04-JUN-2021 15:28:04

J1625-2527 EB084 1.UVDATA.1

Freq = 22.1587 GHz, Bw = 32.000 MH

No calibration applied and no bandpass applied



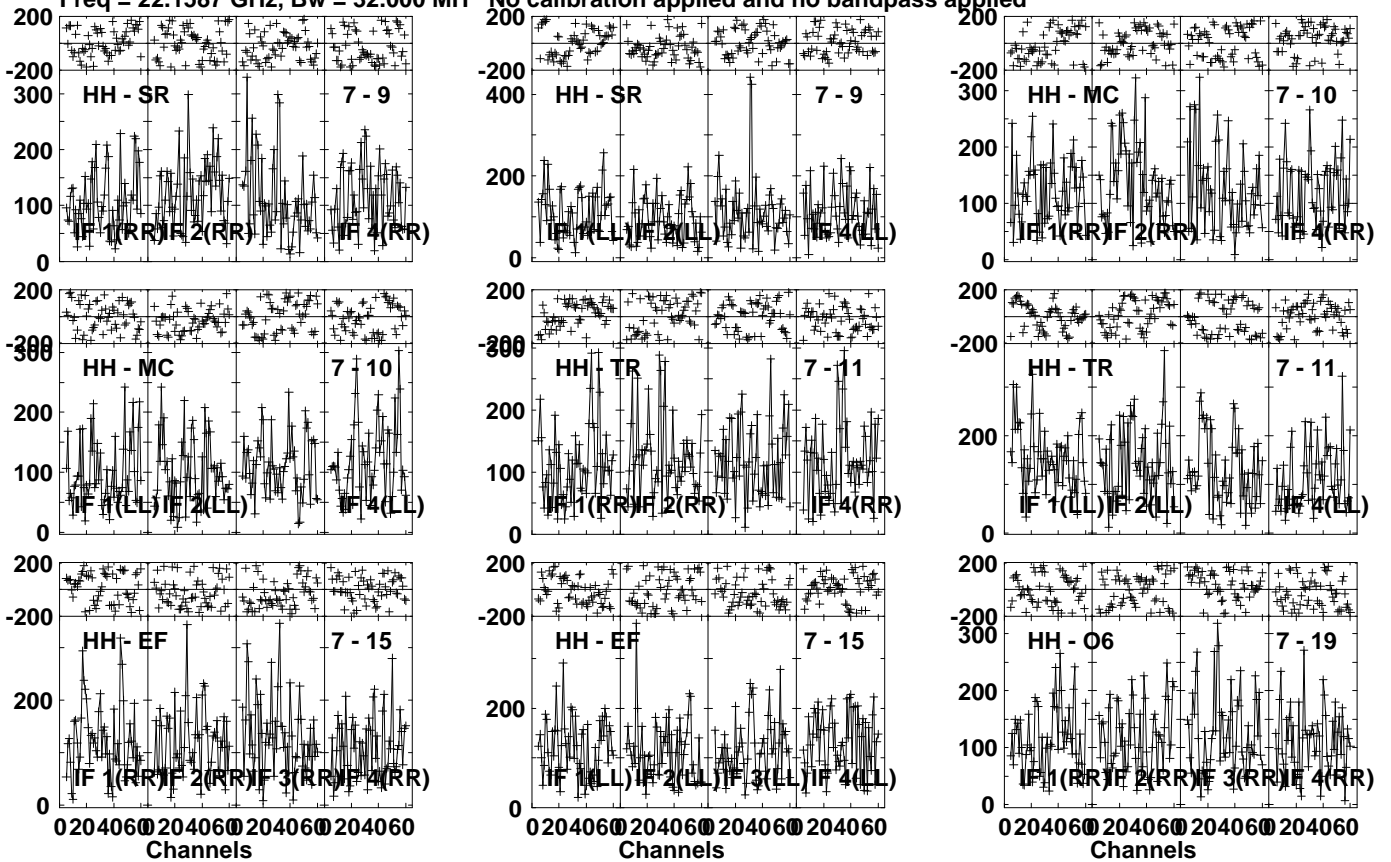
Lower frame: Micro Ampl Jy Top frame: Phas deg
Vector averaged cross-power spectrum Several baselines displayed
Timerange: 01/05:29:20 to 01/05:30:19

Plot file version 704 created 04-JUN-2021 15:28:04

I16293 EB084 1.UVDATA.1

Freq = 22.1587 GHz, Bw = 32.000 MH

No calibration applied and no bandpass applied



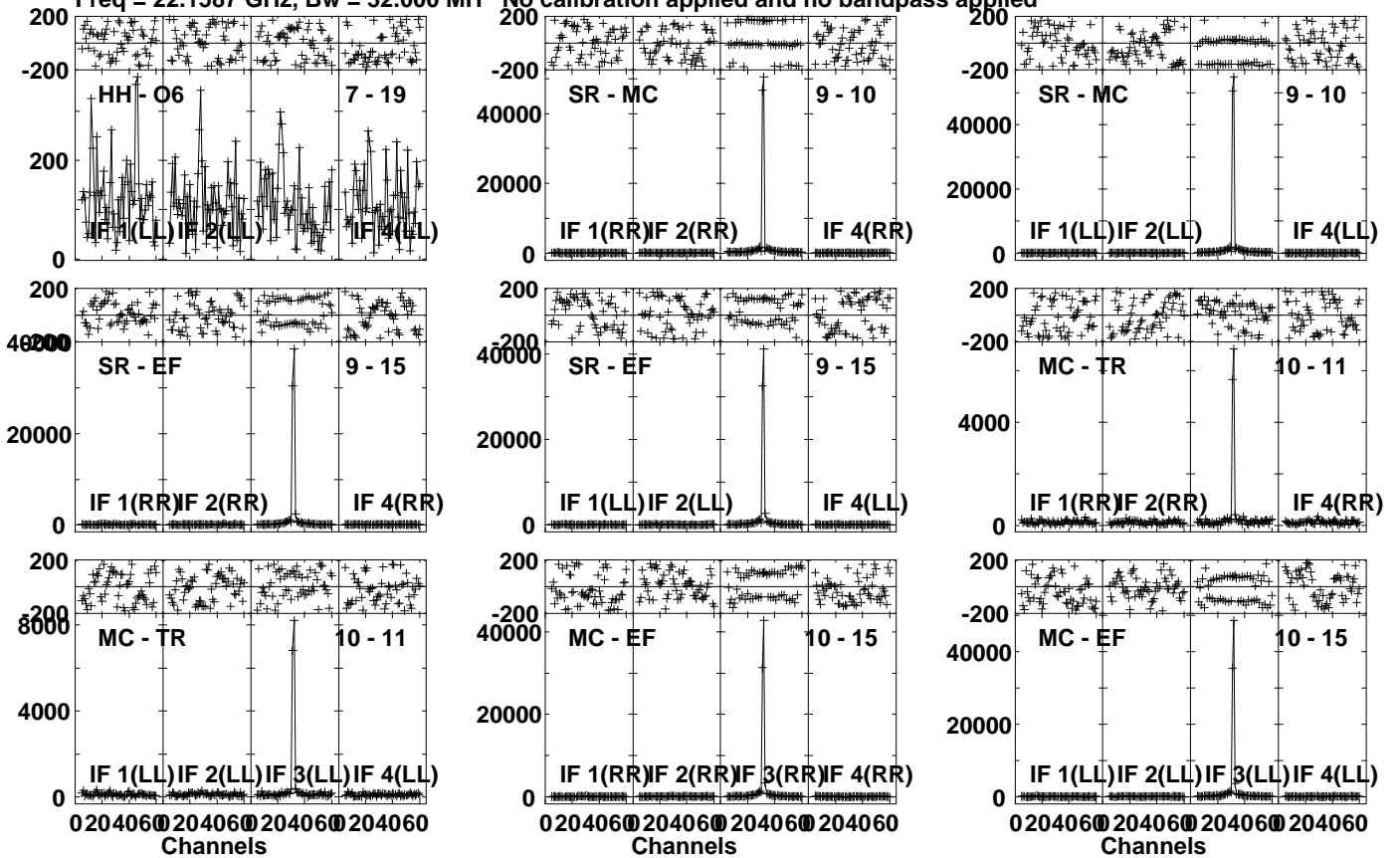
Lower frame: Micro Ampl Jy Top frame: Phas deg
Vector averaged cross-power spectrum Several baselines displayed
Timerange: 01/05:30:21 to 01/05:32:20

Plot file version 705 created 04-JUN-2021 15:28:04

I16293 EB084 1.UVDATA.1

Freq = 22.1587 GHz, Bw = 32.000 MH

No calibration applied and no bandpass applied



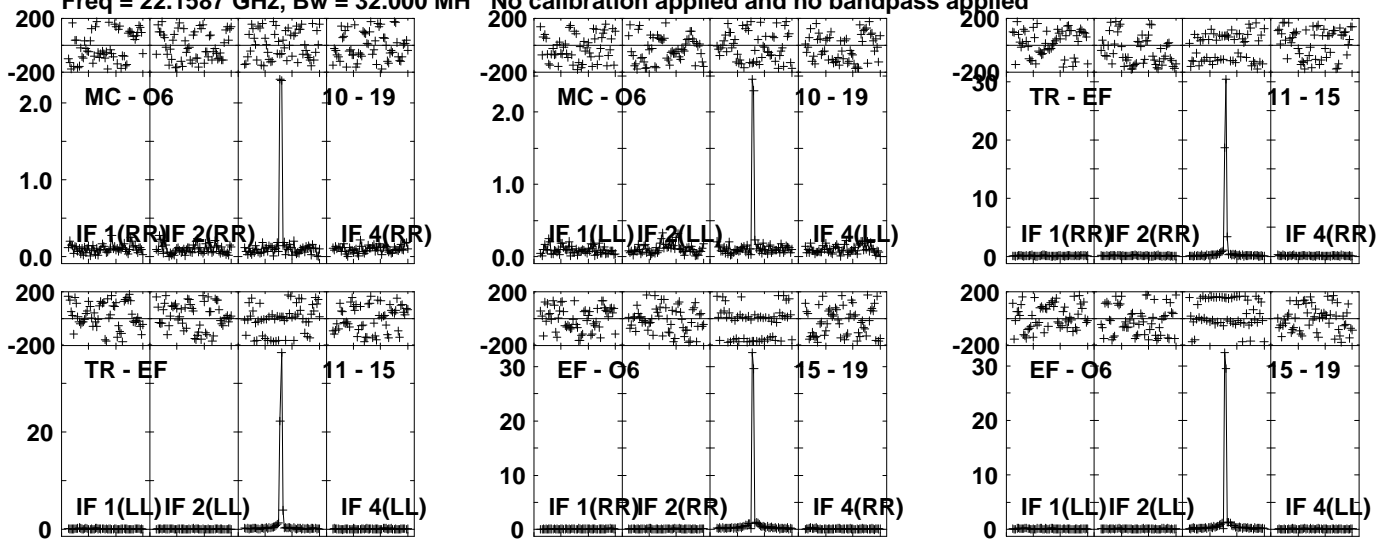
Lower frame: Micro Ampl Jy Top frame: Phas deg
Vector averaged cross-power spectrum Several baselines displayed
Timerange: 01/05:30:21 to 01/05:32:20

Plot file version 706 created 04-JUN-2021 15:28:04

I16293 EB084 1.UVDATA.1

Freq = 22.1587 GHz, Bw = 32.000 MH

No calibration applied and no bandpass applied



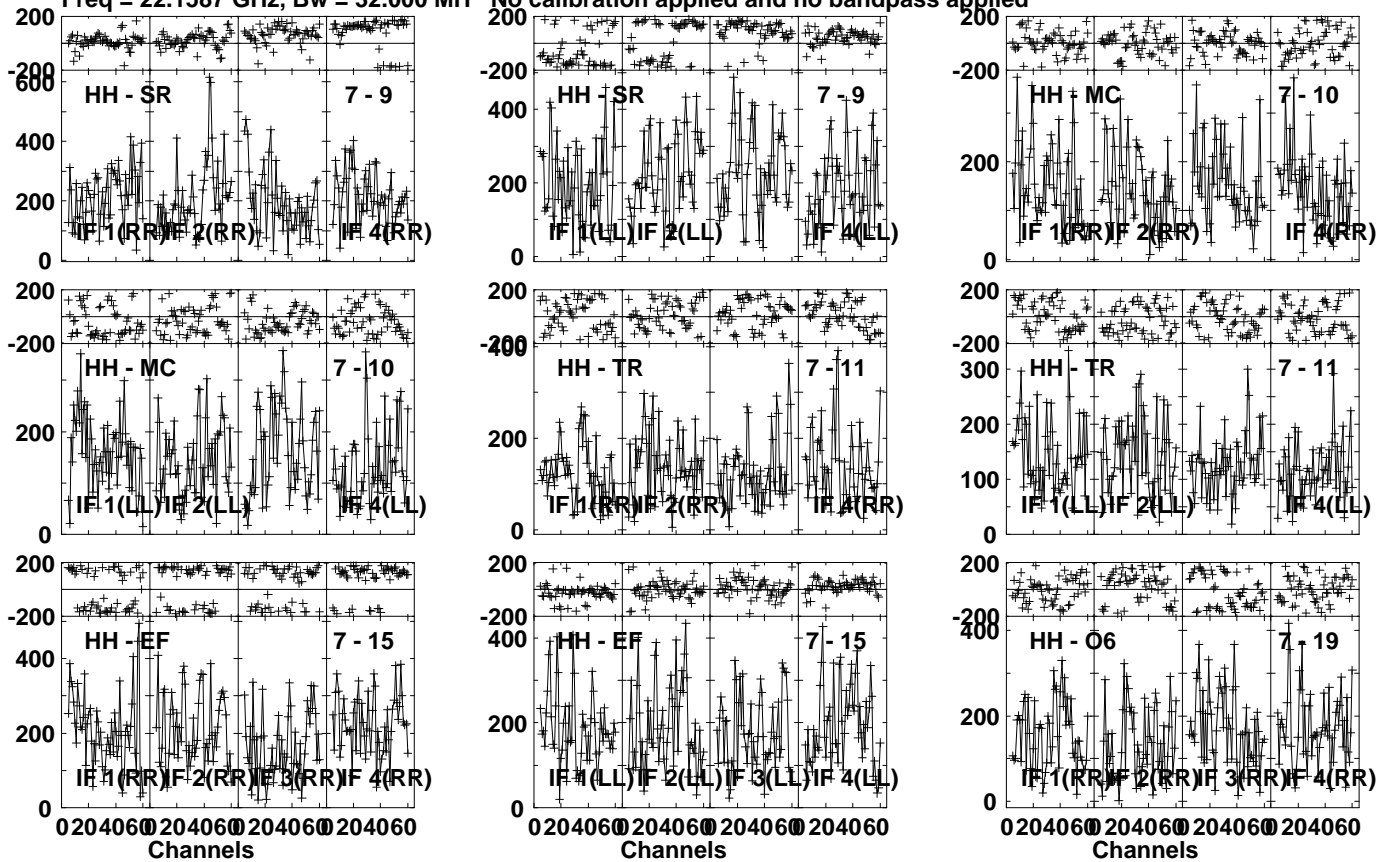
Lower frame: Milli Ampl Jy Top frame: Phas deg
Vector averaged cross-power spectrum Several baselines displayed
Timerange: 01/05:30:21 to 01/05:32:20

Plot file version 707 created 04-JUN-2021 15:28:04

J1625-2527 EB084 1.UVDATA.1

Freq = 22.1587 GHz, Bw = 32.000 MH

No calibration applied and no bandpass applied



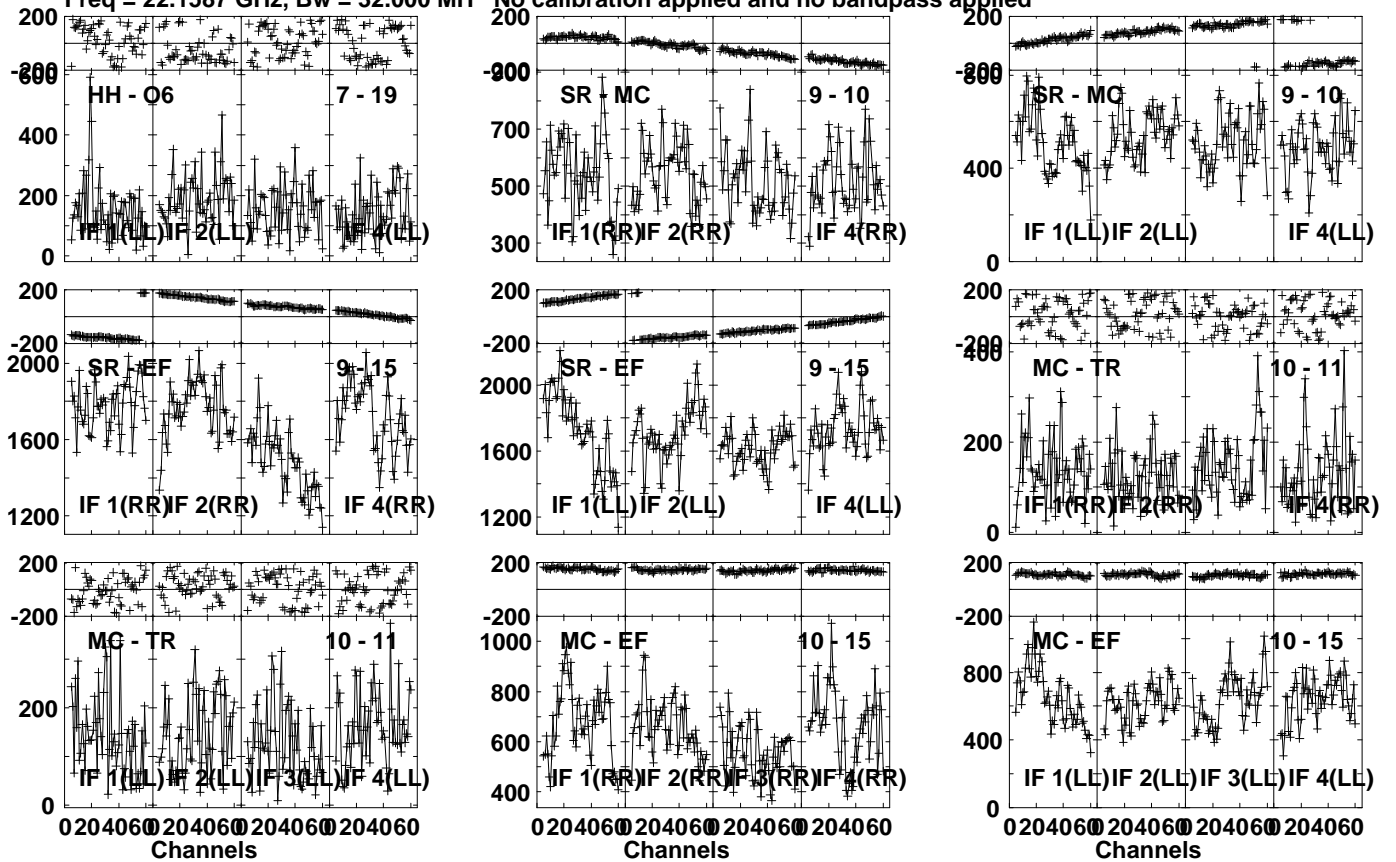
Lower frame: Micro Ampl Jy Top frame: Phas deg
Vector averaged cross-power spectrum Several baselines displayed
Timerange: 01/05:33:00 to 01/05:33:59

Plot file version 708 created 04-JUN-2021 15:28:04

J1625-2527 EB084 1.UVDATA.1

Freq = 22.1587 GHz, Bw = 32.000 MH

No calibration applied and no bandpass applied



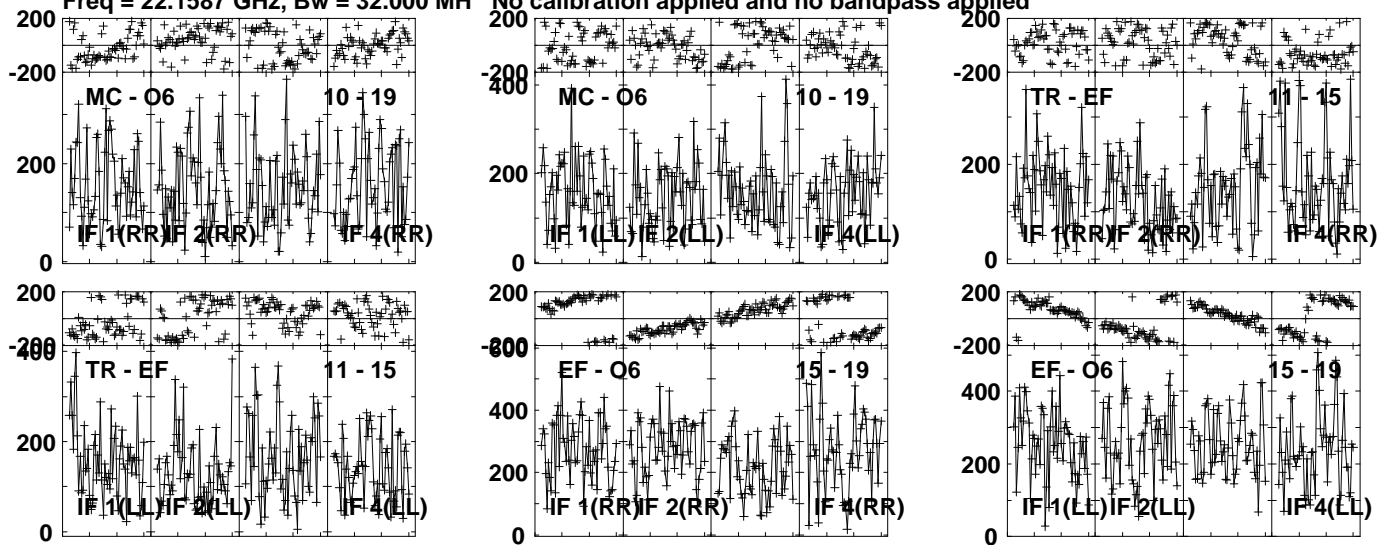
Lower frame: Micro Ampl Jy Top frame: Phas deg
Vector averaged cross-power spectrum Several baselines displayed
Timerange: 01/05:33:00 to 01/05:33:59

Plot file version 709 created 04-JUN-2021 15:28:04

J1625-2527 EB084 1.UVDATA.1

Freq = 22.1587 GHz, Bw = 32.000 MH

No calibration applied and no bandpass applied



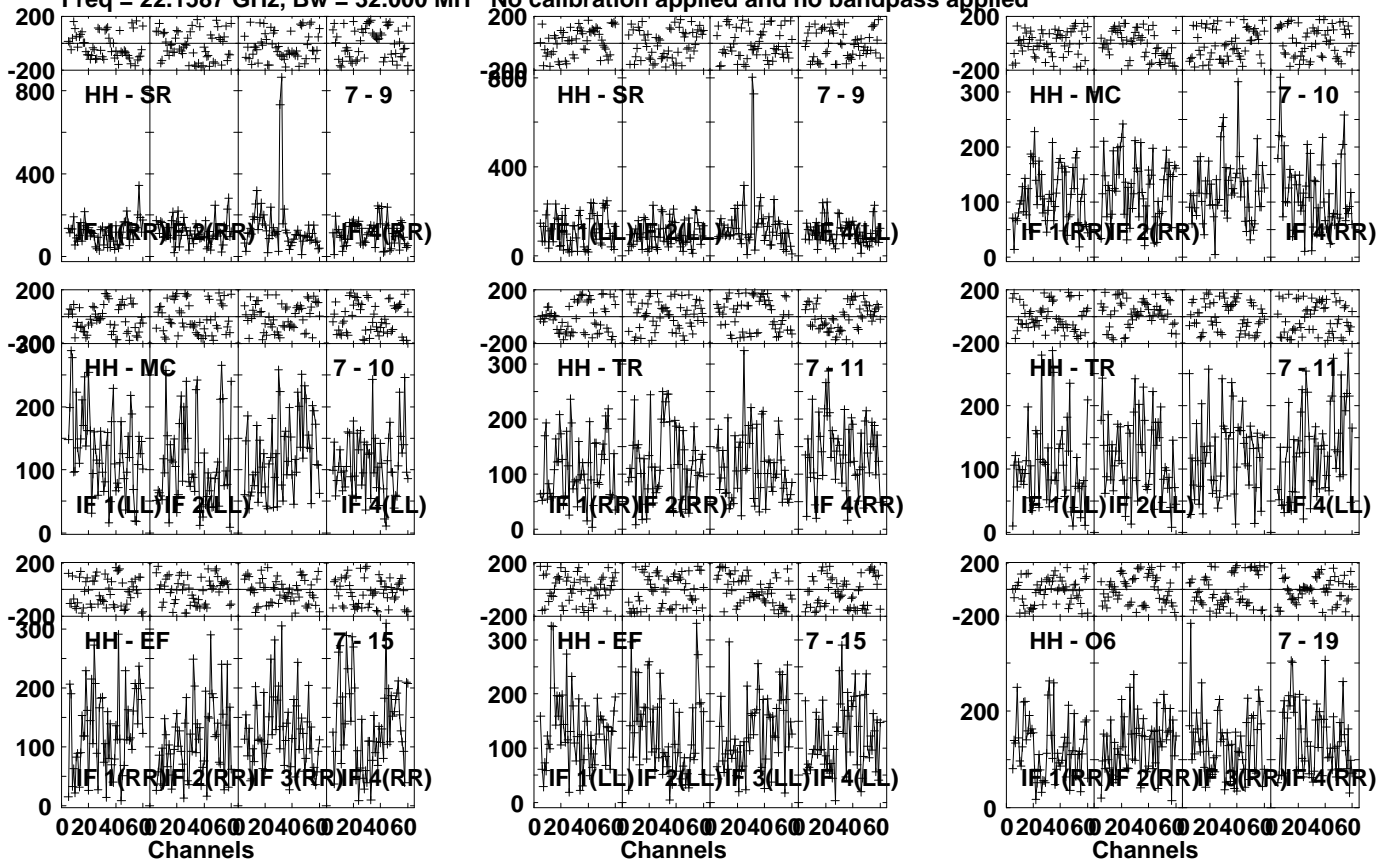
Lower frame: Micro Ampl Jy Top frame: Phas deg
Vector averaged cross-power spectrum Several baselines displayed
Timerange: 01/05:33:00 to 01/05:33:59

Plot file version 710 created 04-JUN-2021 15:28:05

I16293 EB084 1.UVDATA.1

Freq = 22.1587 GHz, Bw = 32.000 MH

No calibration applied and no bandpass applied



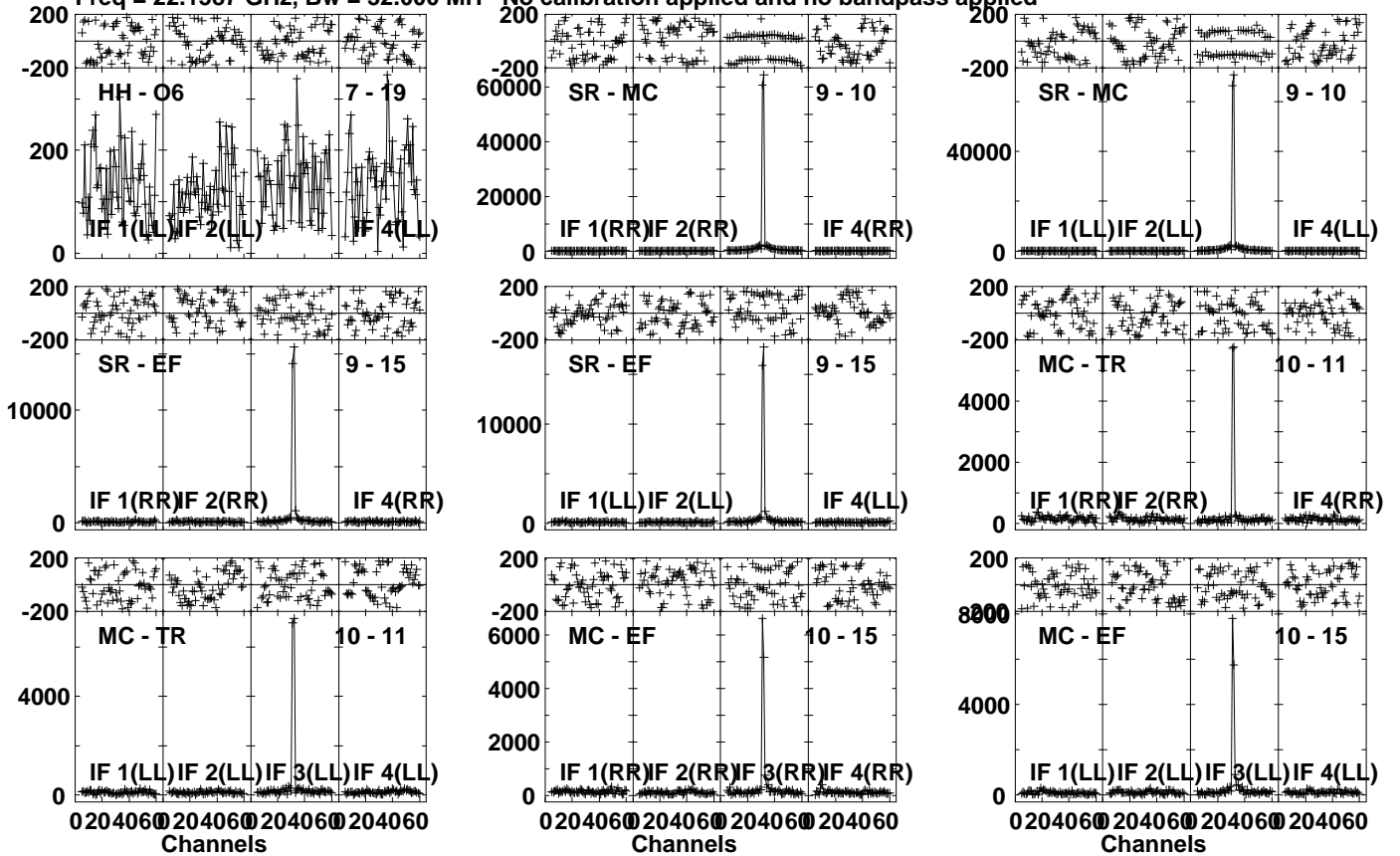
Lower frame: Micro Ampl Jy Top frame: Phas deg
Vector averaged cross-power spectrum Several baselines displayed
Timerange: 01/05:34:01 to 01/05:35:59

Plot file version 711 created 04-JUN-2021 15:28:05

I16293 EB084 1.UVDATA.1

Freq = 22.1587 GHz, Bw = 32.000 MH

No calibration applied and no bandpass applied



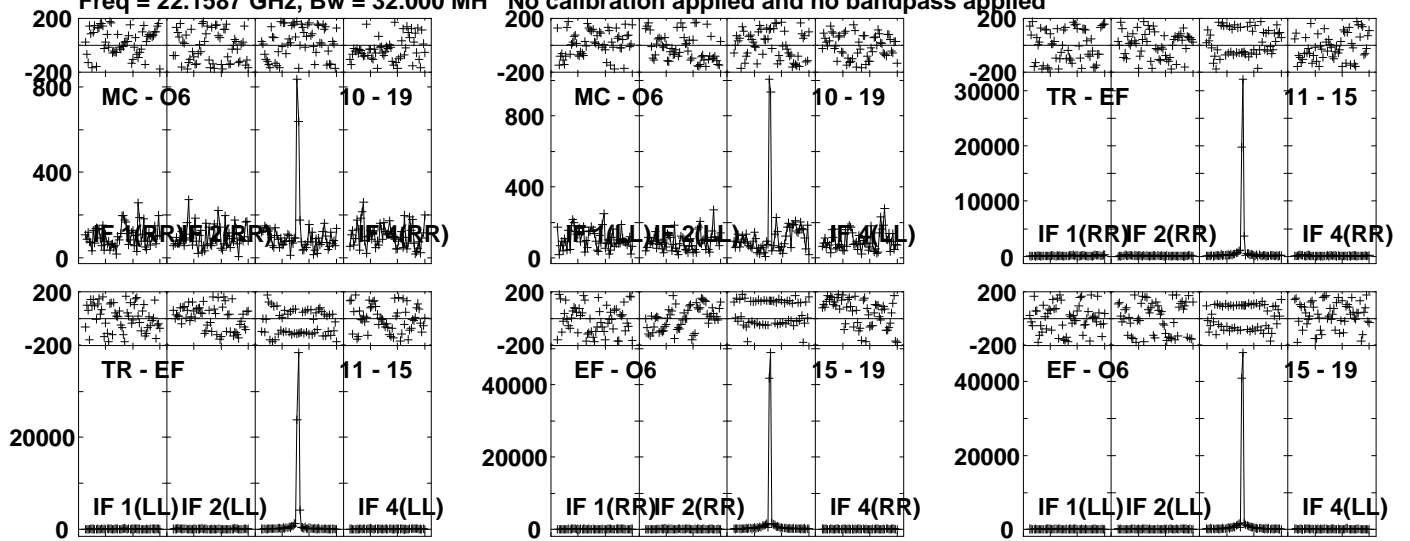
Lower frame: Micro Ampl Jy Top frame: Phas deg
Vector averaged cross-power spectrum Several baselines displayed
Timerange: 01/05:34:01 to 01/05:35:59

Plot file version 712 created 04-JUN-2021 15:28:05

I16293 EB084 1.UVDATA.1

Freq = 22.1587 GHz, Bw = 32.000 MH

No calibration applied and no bandpass applied



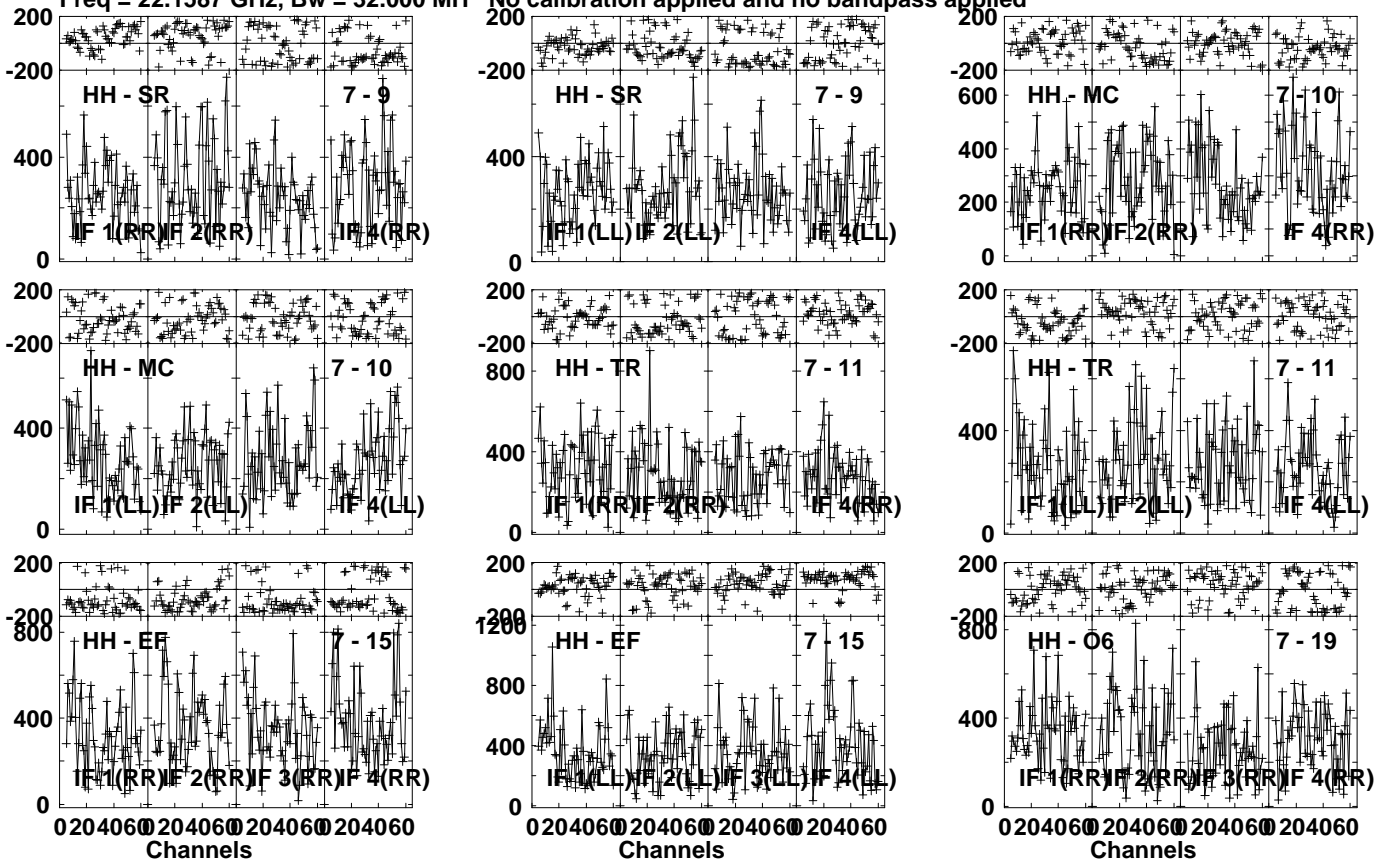
Lower frame: Micro Ampl Jy Top frame: Phas deg
Vector averaged cross-power spectrum Several baselines displayed
Timerange: 01/05:34:01 to 01/05:35:59

Plot file version 713 created 04-JUN-2021 15:28:05

J1625-2527 EB084 1.UVDATA.1

Freq = 22.1587 GHz, Bw = 32.000 MH

No calibration applied and no bandpass applied



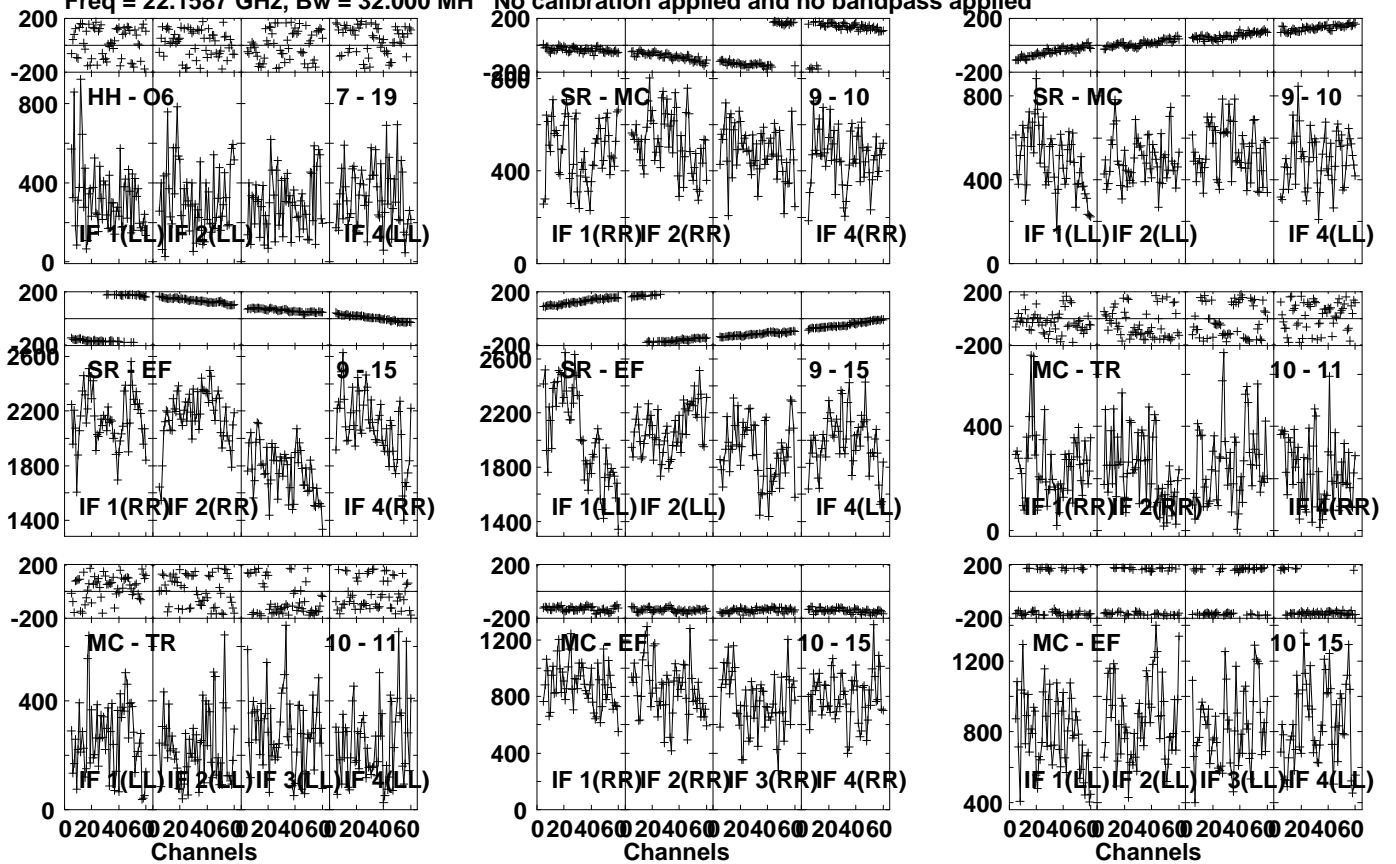
Lower frame: Micro Ampl Jy Top frame: Phas deg
Vector averaged cross-power spectrum Several baselines displayed
Timerange: 01/05:36:00 to 01/05:36:59

Plot file version 714 created 04-JUN-2021 15:28:05

J1625-2527 EB084 1.UVDATA.1

Freq = 22.1587 GHz, Bw = 32.000 MH

No calibration applied and no bandpass applied



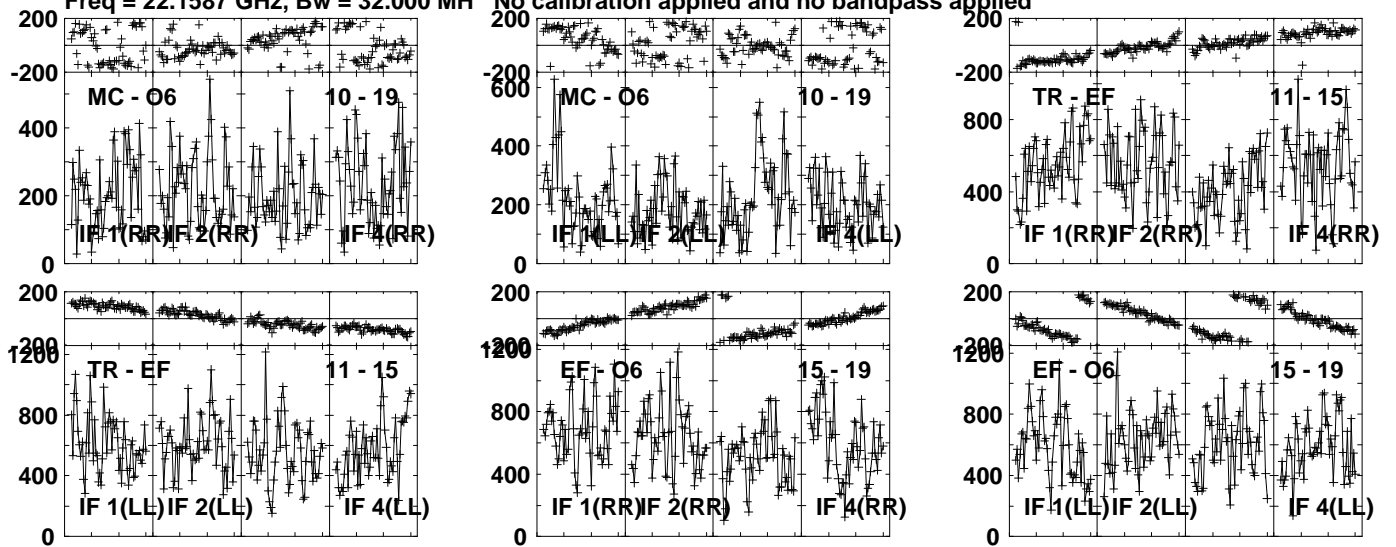
Lower frame: Micro Ampl Jy Top frame: Phas deg
Vector averaged cross-power spectrum Several baselines displayed
Timerange: 01/05:36:00 to 01/05:36:59

Plot file version 715 created 04-JUN-2021 15:28:05

J1625-2527 EB084 1.UVDATA.1

Freq = 22.1587 GHz, Bw = 32.000 MH

No calibration applied and no bandpass applied



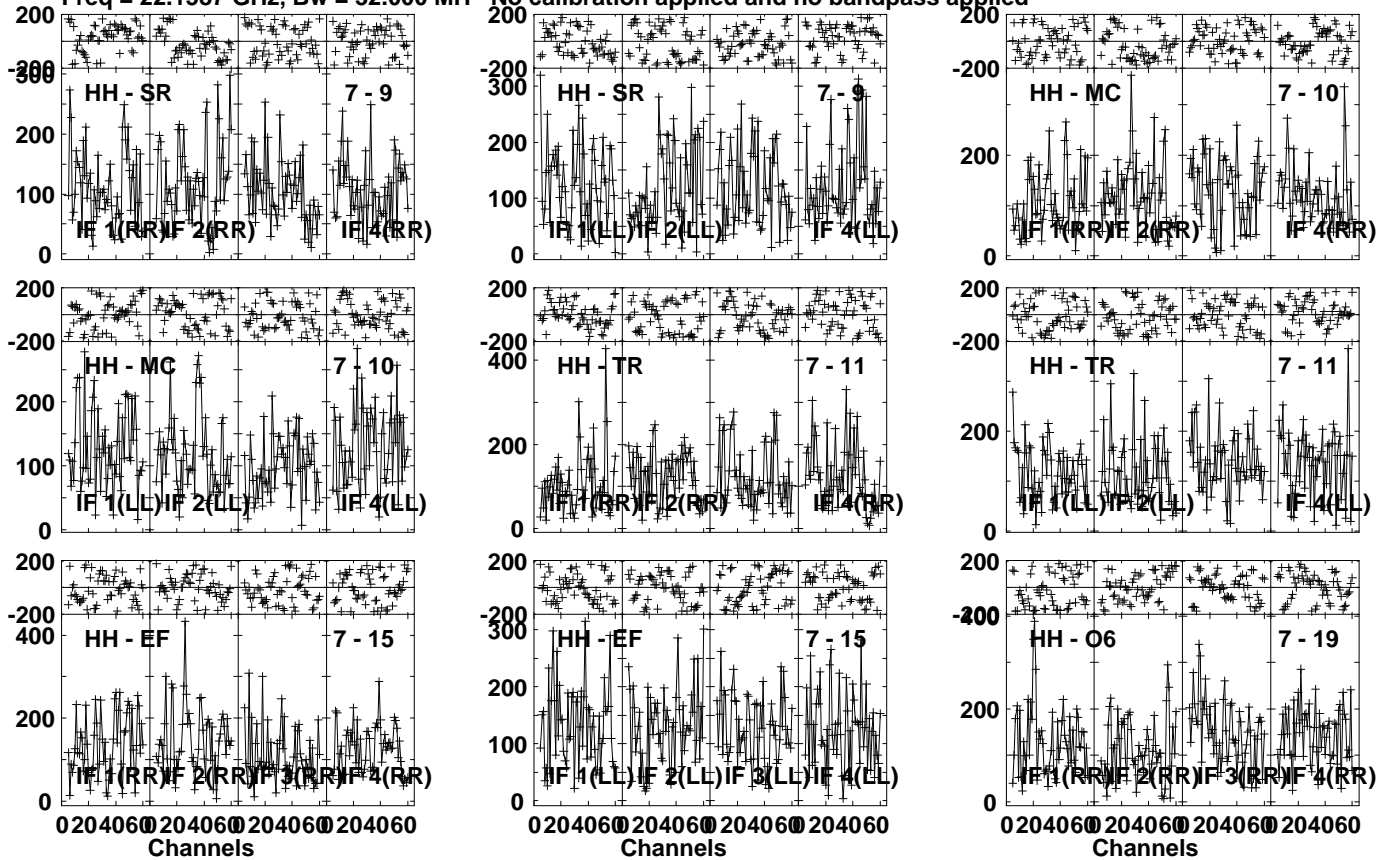
Lower frame: Micro Ampl Jy Top frame: Phas deg
Vector averaged cross-power spectrum Several baselines displayed
Timerange: 01/05:36:00 to 01/05:36:59

Plot file version 716 created 04-JUN-2021 15:28:05

I16293 EB084 1.UVDATA.1

Freq = 22.1587 GHz, Bw = 32.000 MH

No calibration applied and no bandpass applied

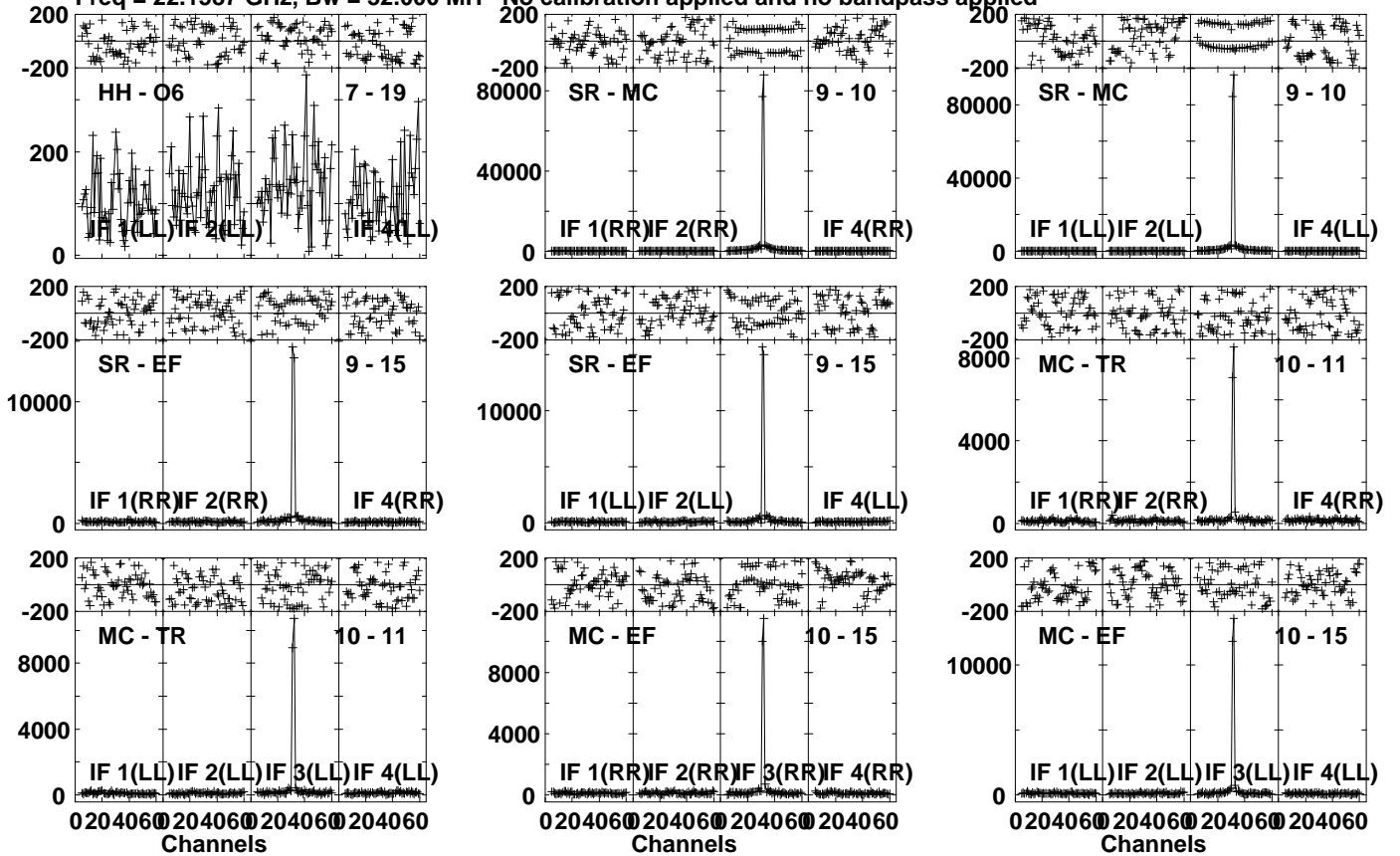


Lower frame: Micro Ampl Jy Top frame: Phas deg
Vector averaged cross-power spectrum Several baselines displayed
Timerange: 01/05:37:01 to 01/05:39:00

Plot file version 717 created 04-JUN-2021 15:28:05

I16293 EB084 1.UVDATA.1

Freq = 22.1587 GHz, Bw = 32.000 MH No calibration applied and no bandpass applied



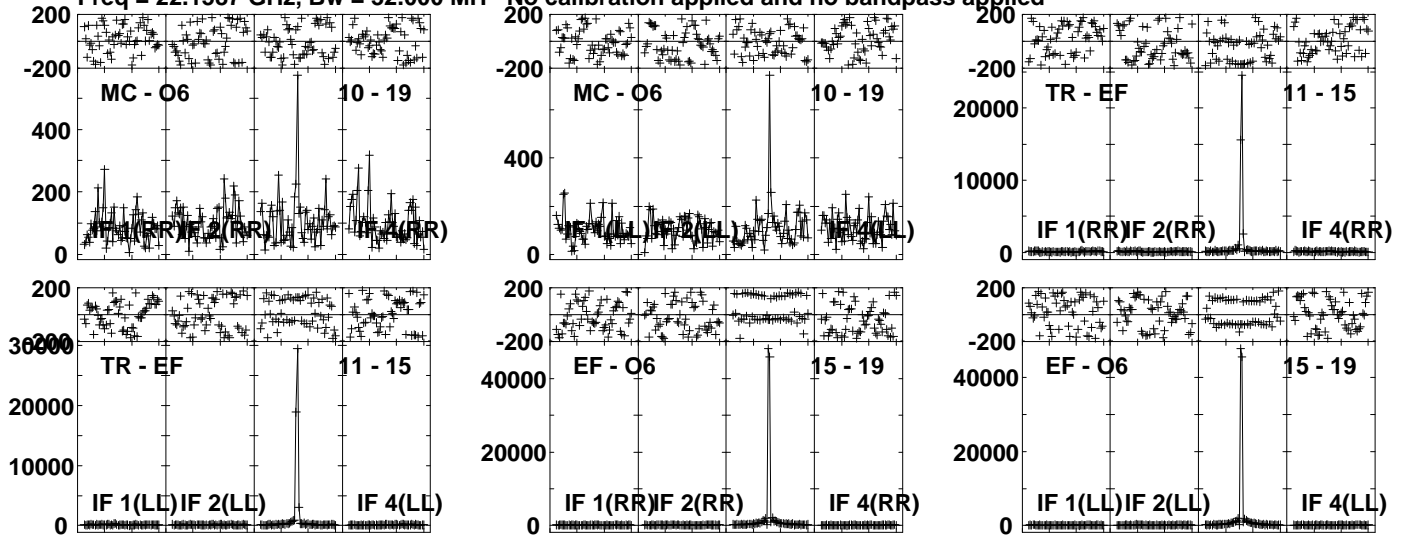
Lower frame: Micro Ampl Jy Top frame: Phas deg
Vector averaged cross-power spectrum Several baselines displayed
Timerange: 01/05:37:01 to 01/05:39:00

Plot file version 718 created 04-JUN-2021 15:28:05

I16293 EB084 1.UVDATA.1

Freq = 22.1587 GHz, Bw = 32.000 MH

No calibration applied and no bandpass applied



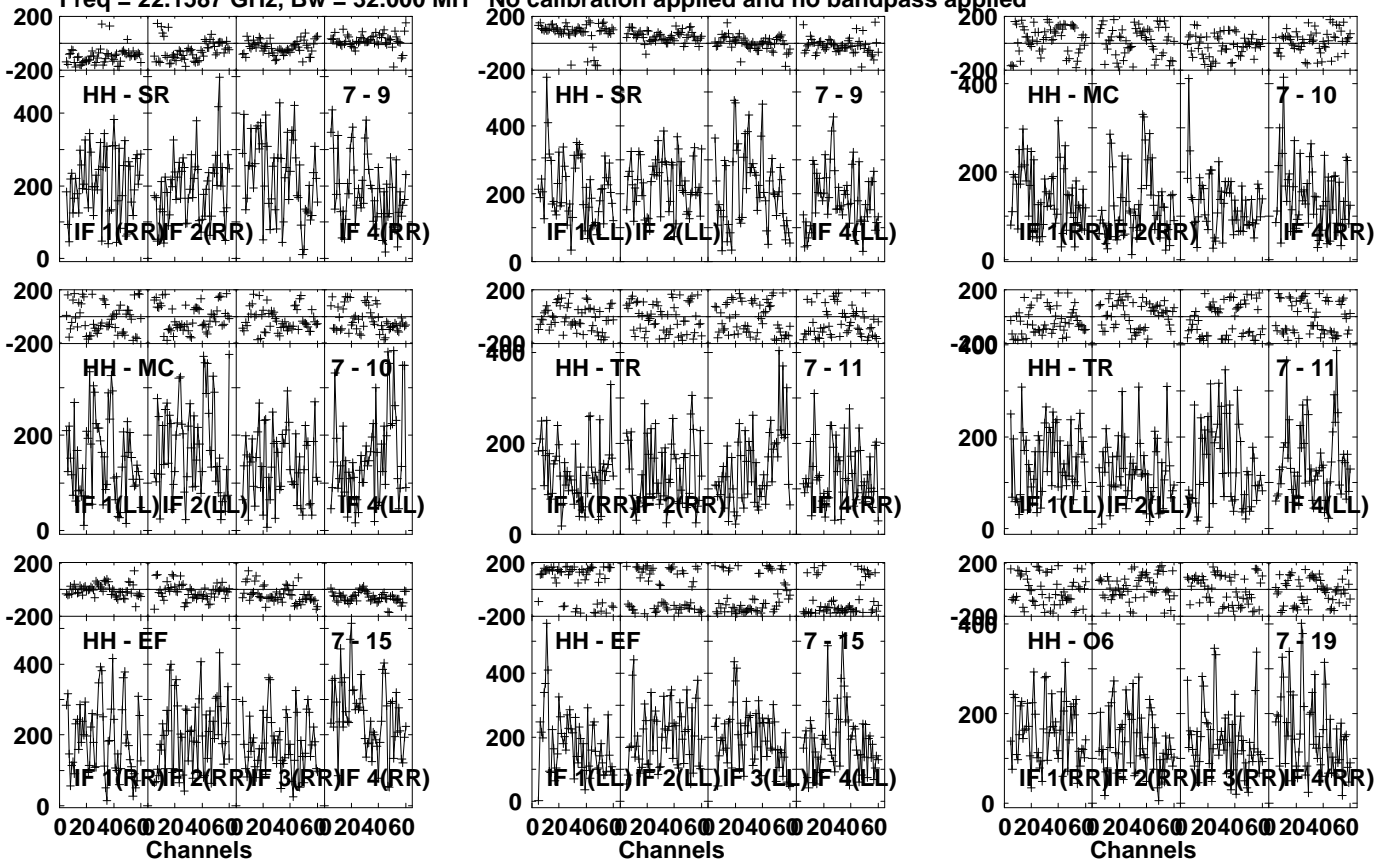
Lower frame: Micro Ampl Jy Top frame: Phas deg
Vector averaged cross-power spectrum Several baselines displayed
Timerange: 01/05:37:01 to 01/05:39:00

Plot file version 719 created 04-JUN-2021 15:28:05

J1625-2527 EB084 1.UVDATA.1

Freq = 22.1587 GHz, Bw = 32.000 MH

No calibration applied and no bandpass applied



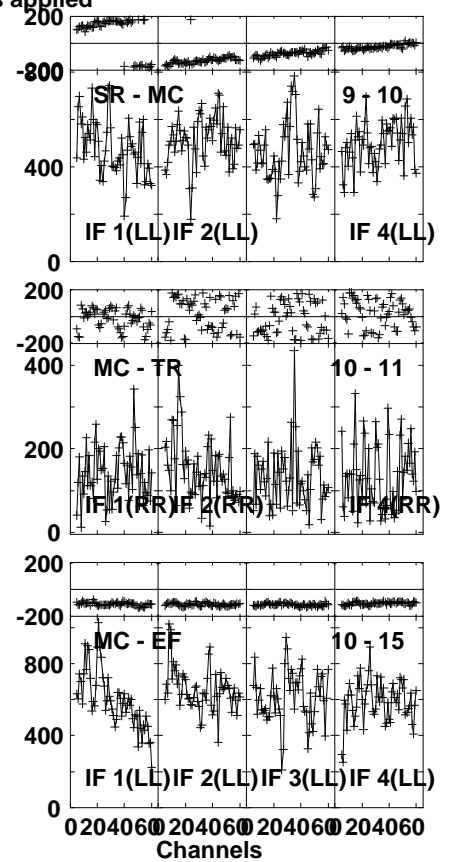
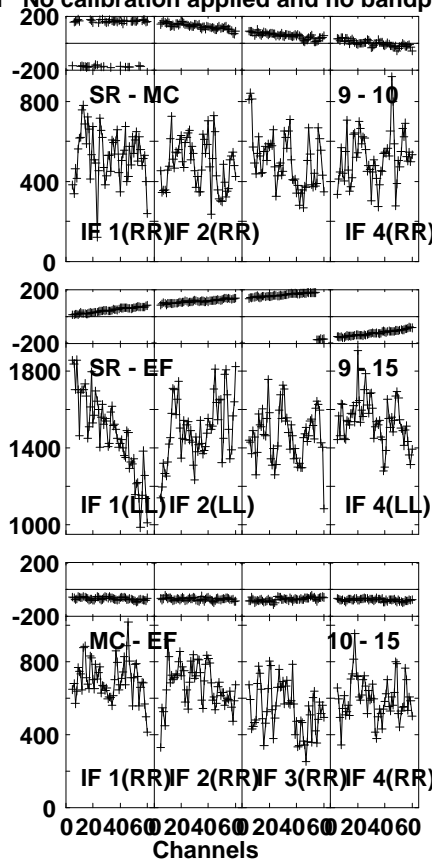
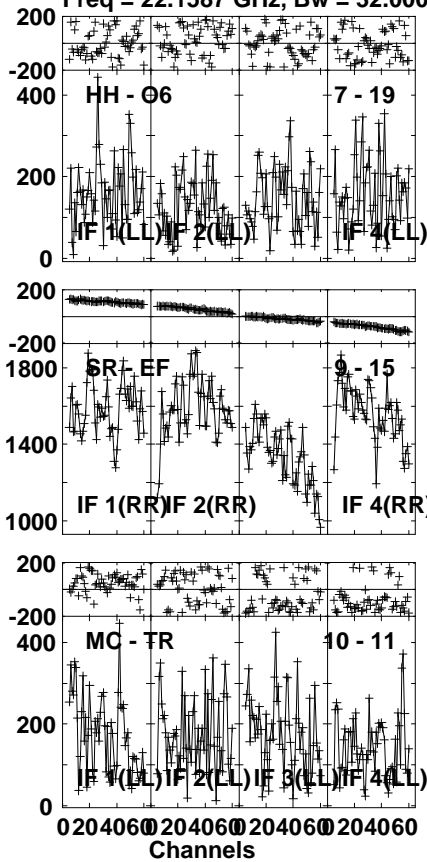
Lower frame: Micro Ampl Jy Top frame: Phas deg
Vector averaged cross-power spectrum Several baselines displayed
Timerange: 01/05:39:40 to 01/05:40:39

Plot file version 720 created 04-JUN-2021 15:28:05

J1625-2527 EB084 1.UVDATA.1

Freq = 22.1587 GHz, Bw = 32.000 MH

No calibration applied and no bandpass applied



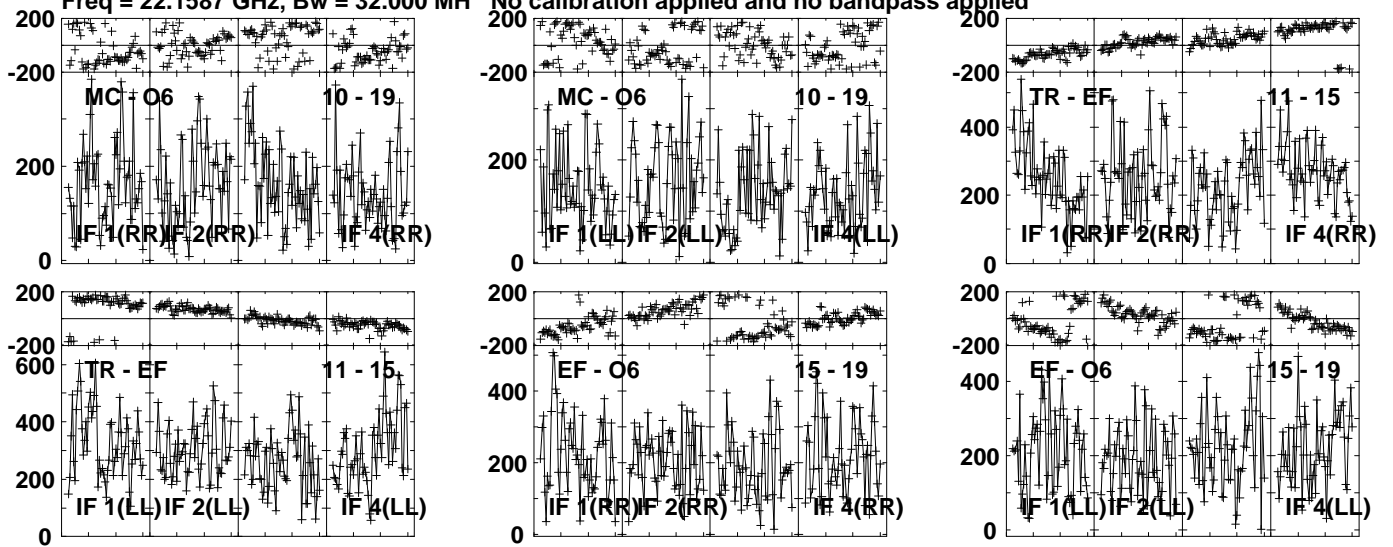
Lower frame: Micro Ampl Jy Top frame: Phas deg
 Vector averaged cross-power spectrum Several baselines displayed
 Timerange: 01/05:39:40 to 01/05:40:39

Plot file version 721 created 04-JUN-2021 15:28:05

J1625-2527 EB084 1.UVDATA.1

Freq = 22.1587 GHz, Bw = 32.000 MH

No calibration applied and no bandpass applied



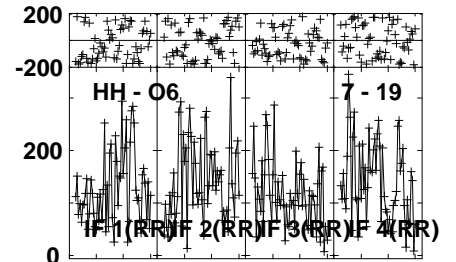
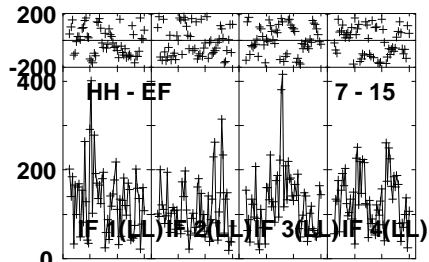
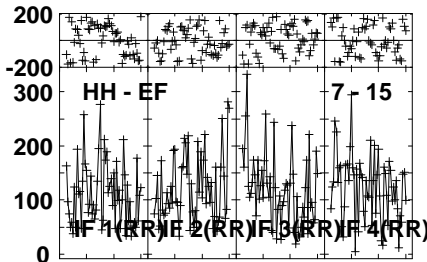
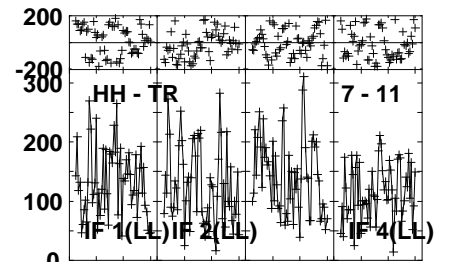
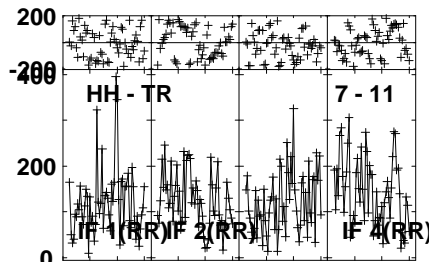
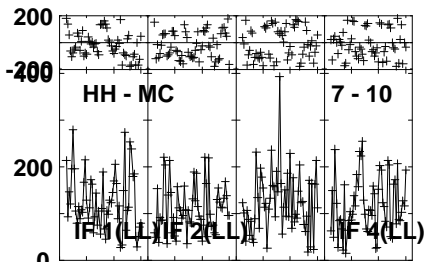
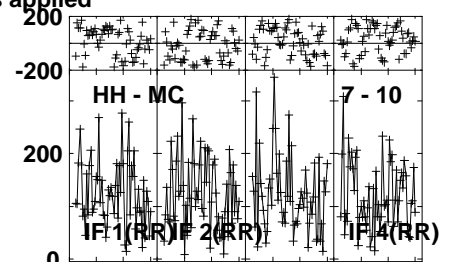
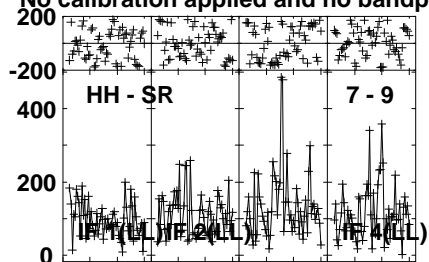
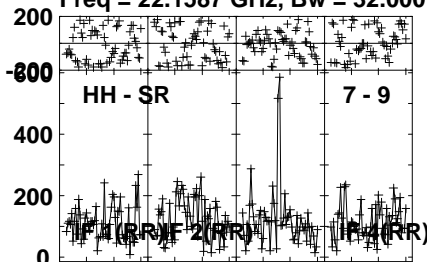
Lower frame: Micro Ampl Jy Top frame: Phas deg
Vector averaged cross-power spectrum Several baselines displayed
Timerange: 01/05:39:40 to 01/05:40:39

Plot file version 722 created 04-JUN-2021 15:28:05

I16293 EB084 1.UVDATA.1

Freq = 22.1587 GHz, Bw = 32.000 MH

No calibration applied and no bandpass applied

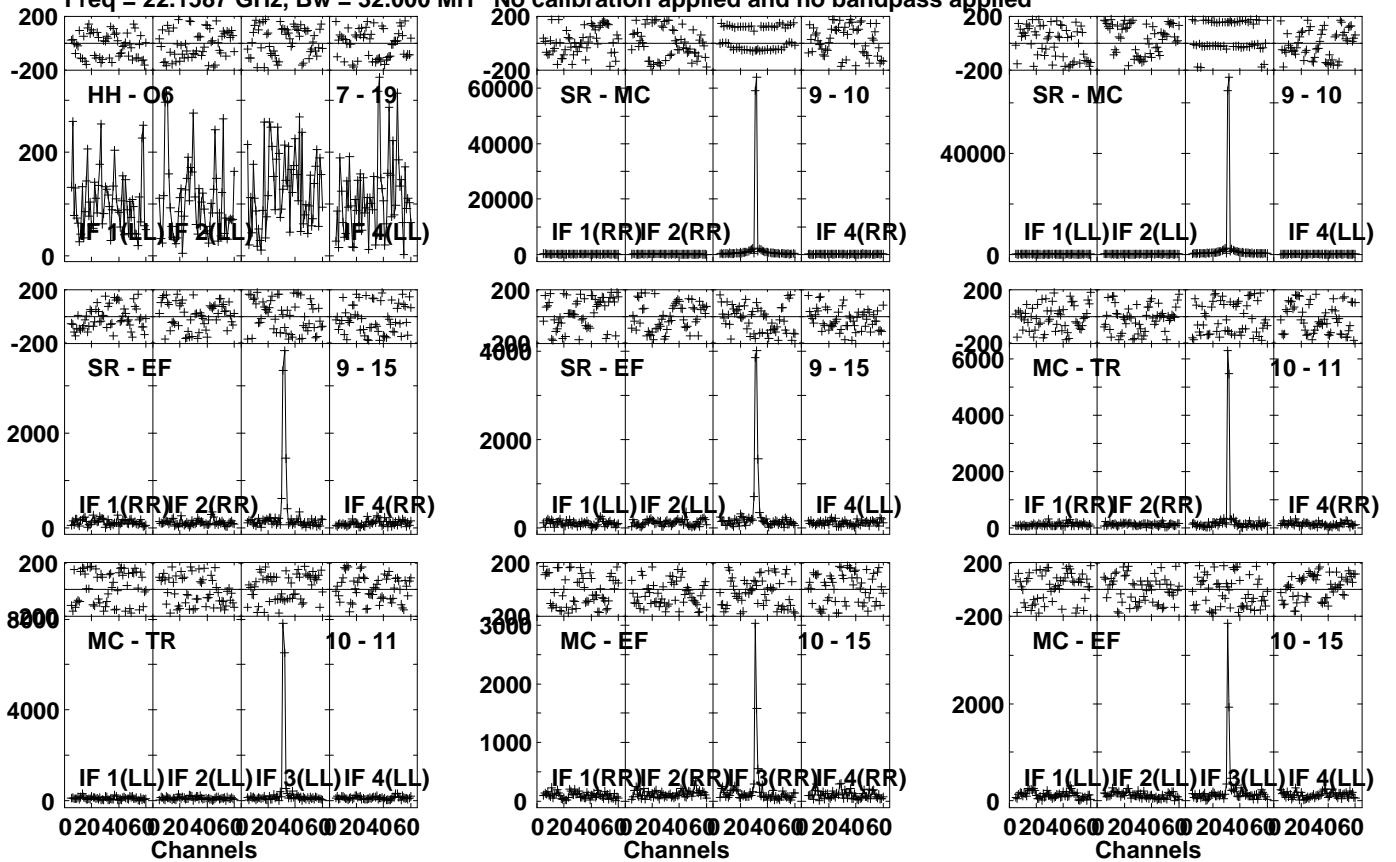


Lower frame: Micro Ampl Jy Top frame: Phas deg
Vector averaged cross-power spectrum Several baselines displayed
Timerange: 01/05:40:41 to 01/05:42:40

Plot file version 723 created 04-JUN-2021 15:28:05

I16293 EB084 1.UVDATA.1

Freq = 22.1587 GHz, Bw = 32.000 MH No calibration applied and no bandpass applied



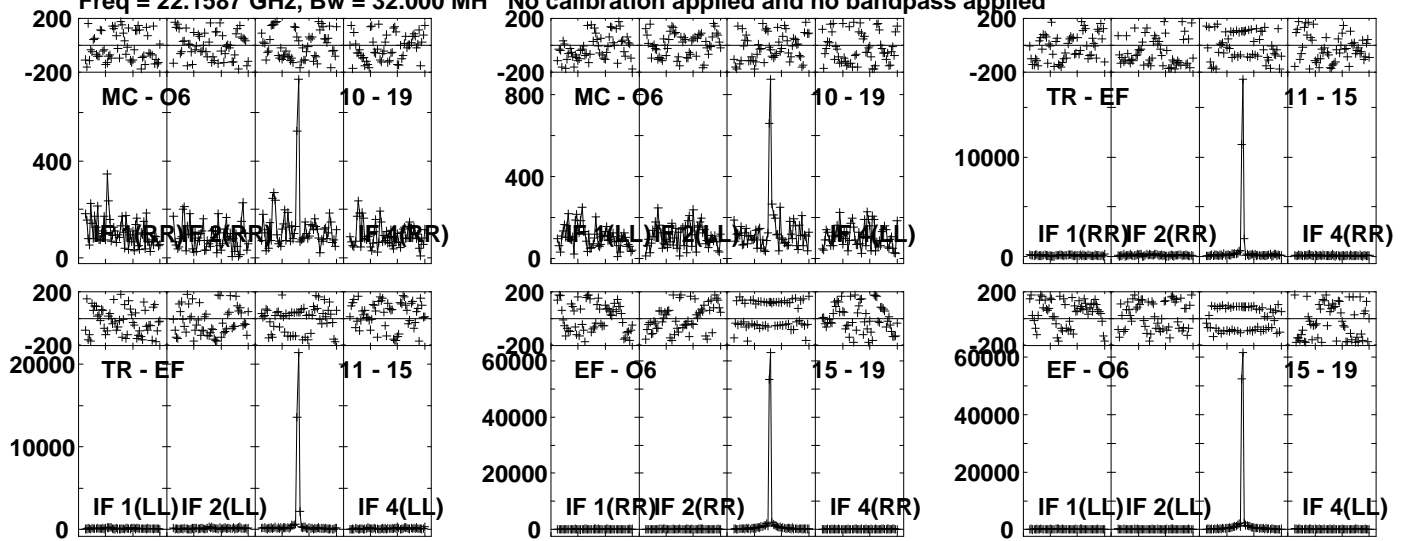
Lower frame: Micro Ampl Jy Top frame: Phas deg
Vector averaged cross-power spectrum Several baselines displayed
Timerange: 01/05:40:41 to 01/05:42:40

Plot file version 724 created 04-JUN-2021 15:28:05

I16293 EB084 1.UVDATA.1

Freq = 22.1587 GHz, Bw = 32.000 MH

No calibration applied and no bandpass applied



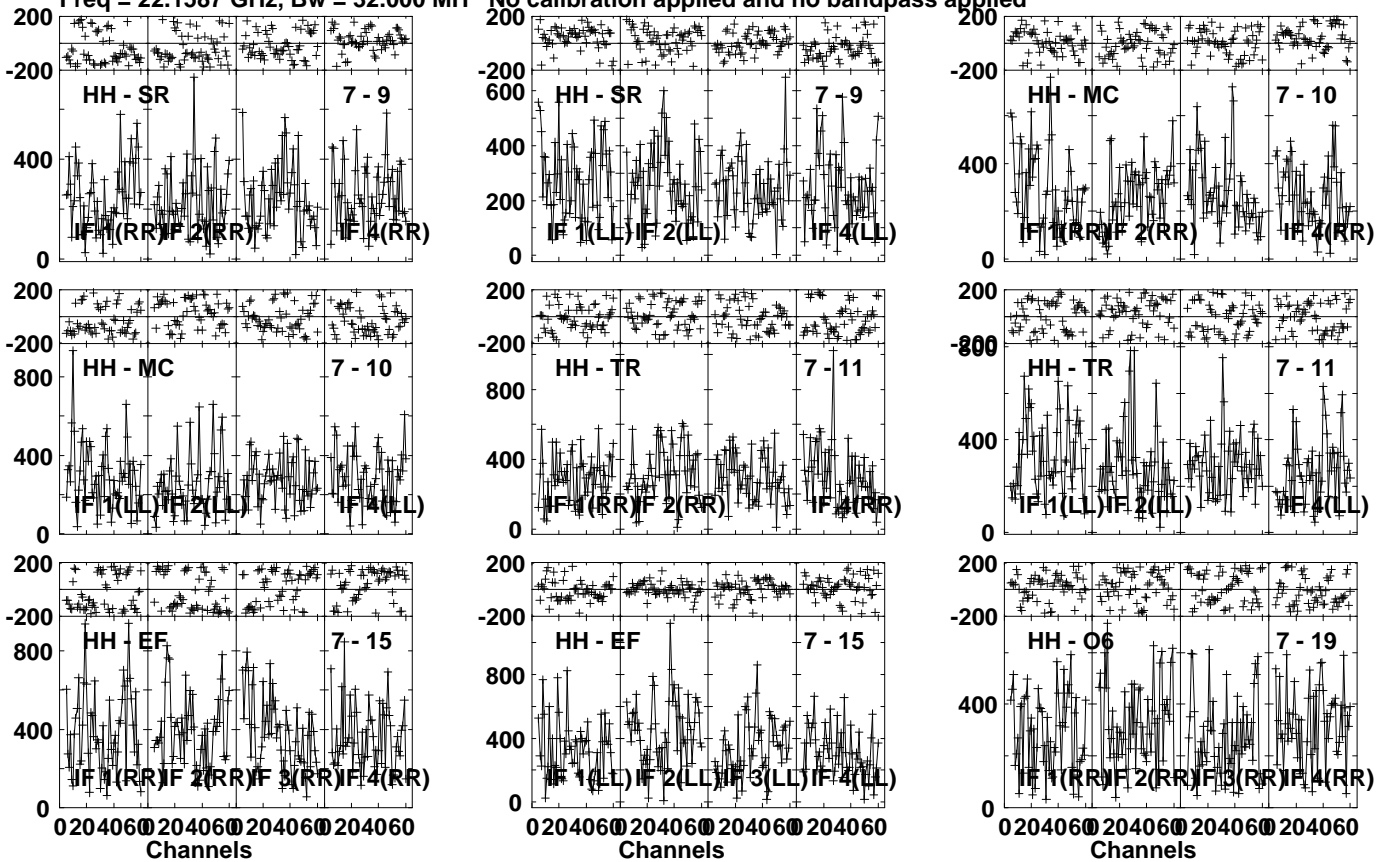
Lower frame: Micro Ampl Jy Top frame: Phas deg
Vector averaged cross-power spectrum Several baselines displayed
Timerange: 01/05:40:41 to 01/05:42:40

Plot file version 725 created 04-JUN-2021 15:28:05

J1625-2527 EB084 1.UVDATA.1

Freq = 22.1587 GHz, Bw = 32.000 MH

No calibration applied and no bandpass applied



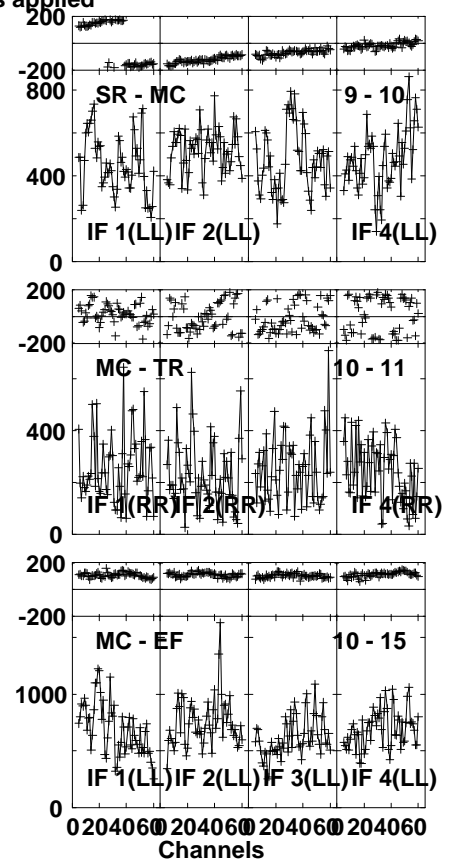
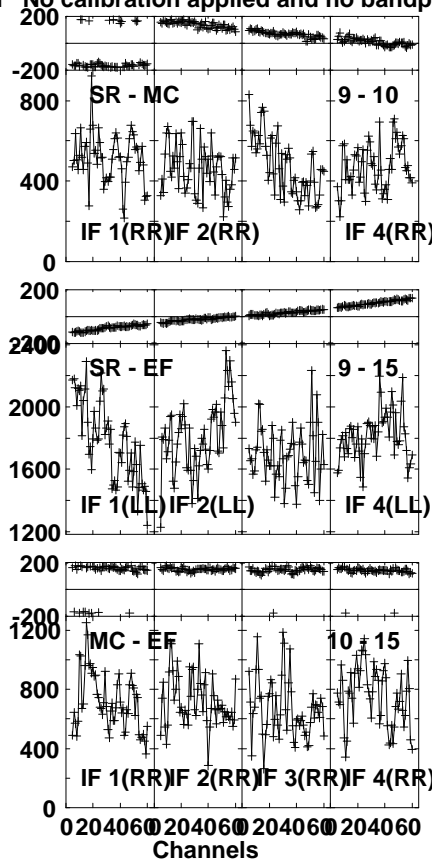
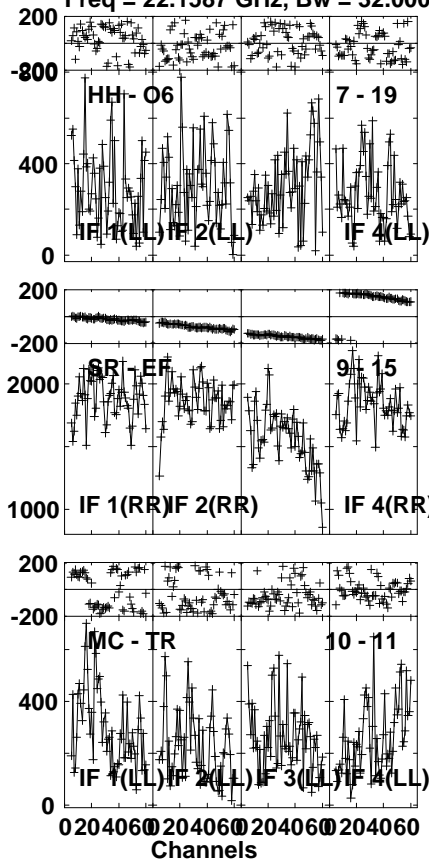
Lower frame: Micro Ampl Jy Top frame: Phas deg
Vector averaged cross-power spectrum Several baselines displayed
Timerange: 01/05:42:40 to 01/05:43:39

Plot file version 726 created 04-JUN-2021 15:28:05

J1625-2527 EB084 1.UVDATA.1

Freq = 22.1587 GHz, Bw = 32.000 MH

No calibration applied and no bandpass applied



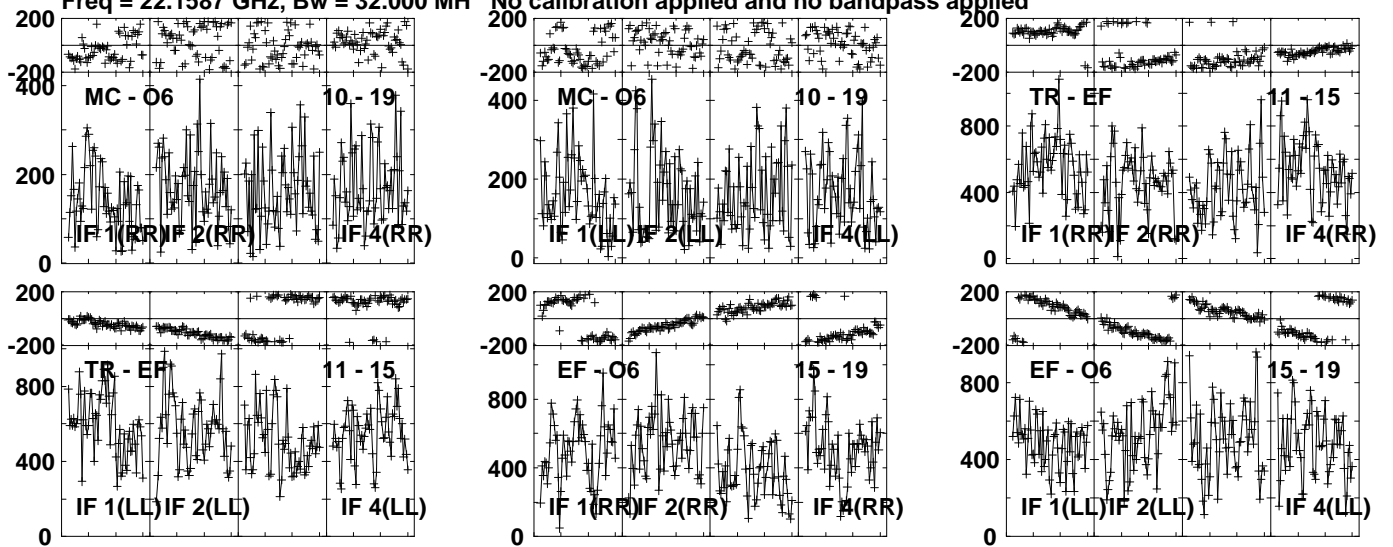
Lower frame: Micro Ampl Jy Top frame: Phas deg
Vector averaged cross-power spectrum Several baselines displayed
Timerange: 01/05:42:40 to 01/05:43:39

Plot file version 727 created 04-JUN-2021 15:28:05

J1625-2527 EB084 1.UVDATA.1

Freq = 22.1587 GHz, Bw = 32.000 MH

No calibration applied and no bandpass applied



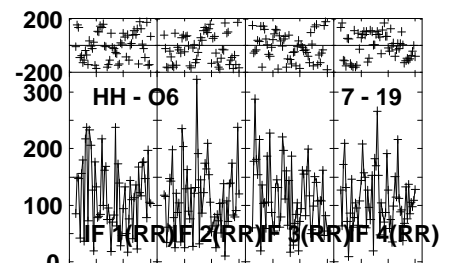
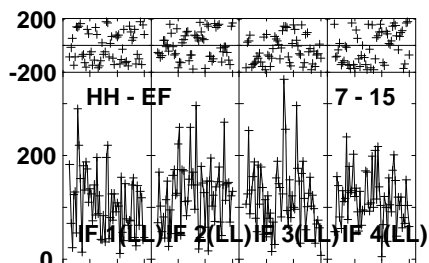
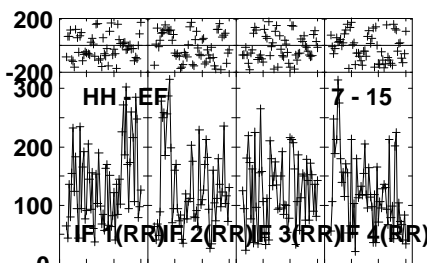
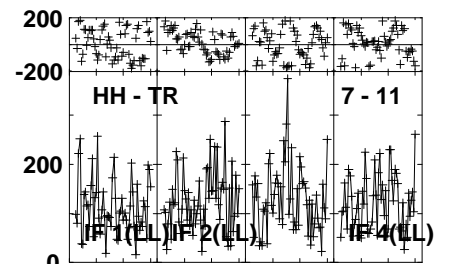
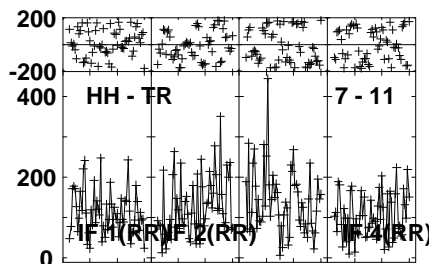
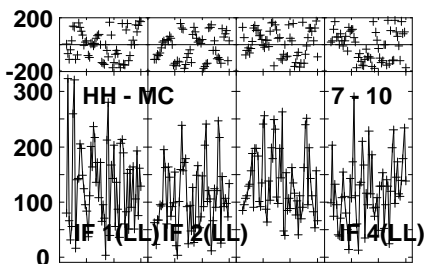
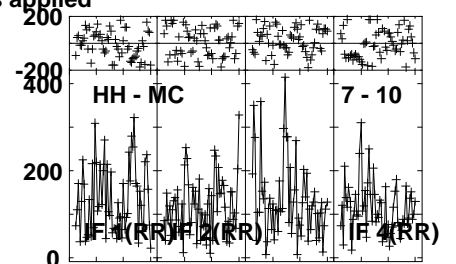
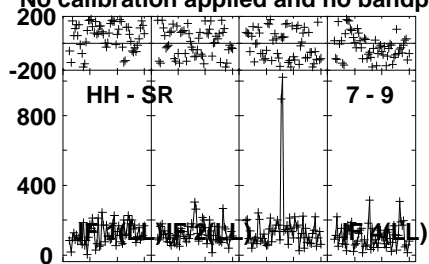
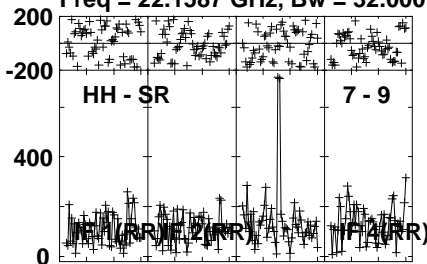
Lower frame: Micro Ampl Jy Top frame: Phas deg
Vector averaged cross-power spectrum Several baselines displayed
Timerange: 01/05:42:40 to 01/05:43:39

Plot file version 728 created 04-JUN-2021 15:28:05

I16293 EB084 1.UVDATA.1

Freq = 22.1587 GHz, Bw = 32.000 MH

No calibration applied and no bandpass applied



0 20 40 60 20 40 60 20 40 60
Channels

0 20 40 60 20 40 60 20 40 60
Channels

0 20 40 60 20 40 60 20 40 60
Channels

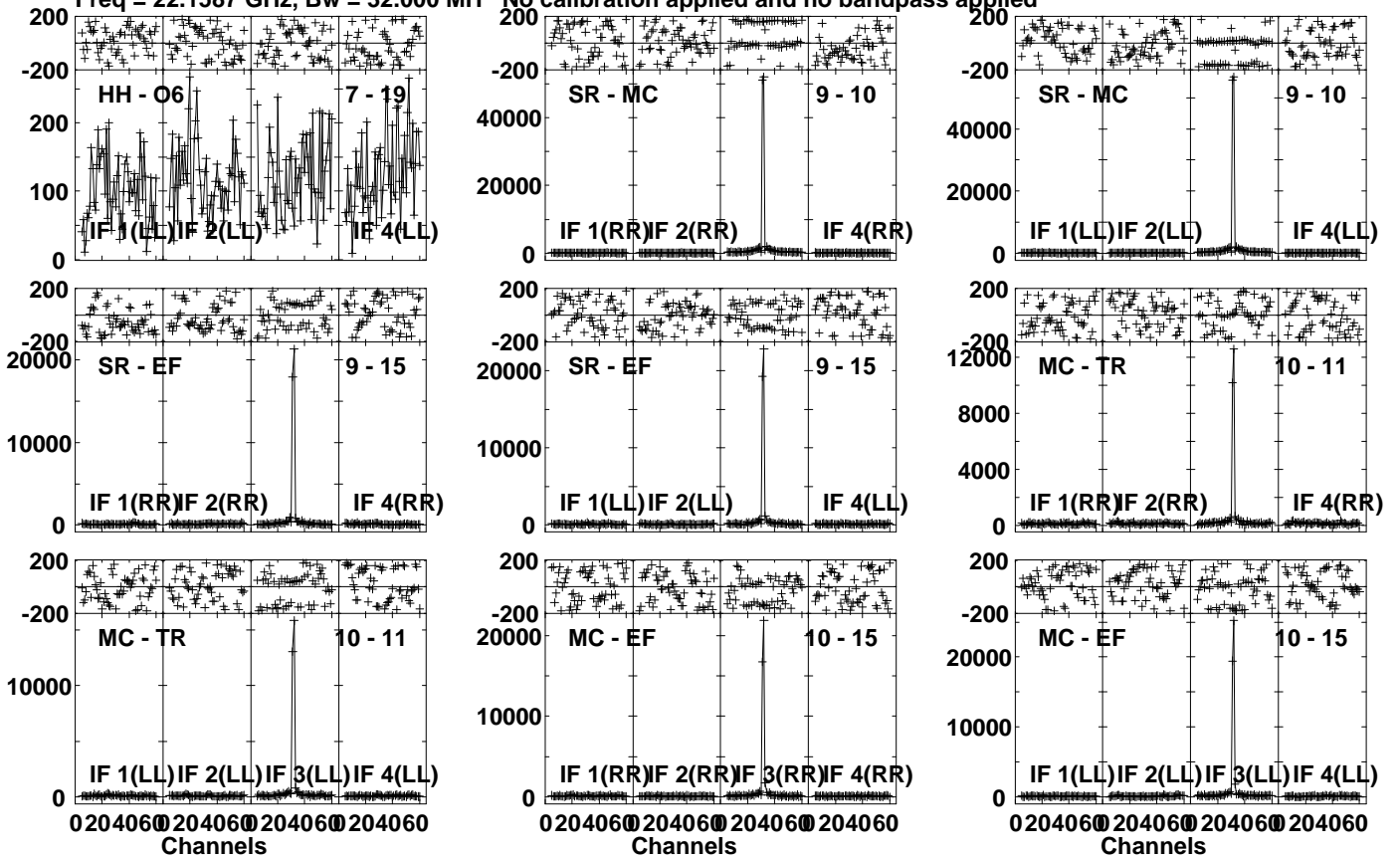
Lower frame: Micro Ampl Jy Top frame: Phas deg
Vector averaged cross-power spectrum Several baselines displayed
Timerange: 01/05:43:41 to 01/05:45:40

Plot file version 729 created 04-JUN-2021 15:28:06

I16293 EB084 1.UVDATA.1

Freq = 22.1587 GHz, Bw = 32.000 MH

No calibration applied and no bandpass applied



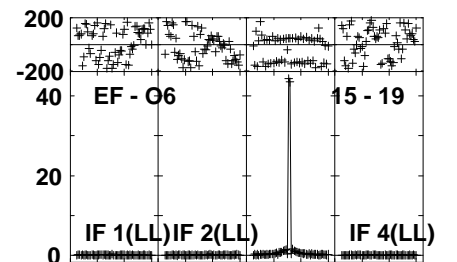
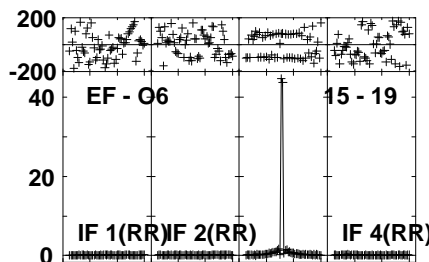
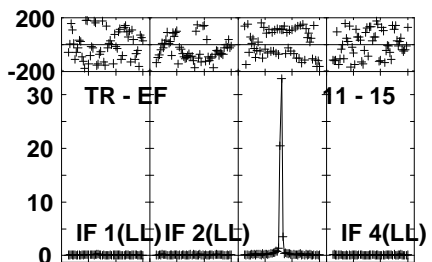
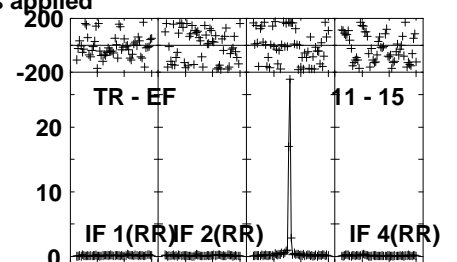
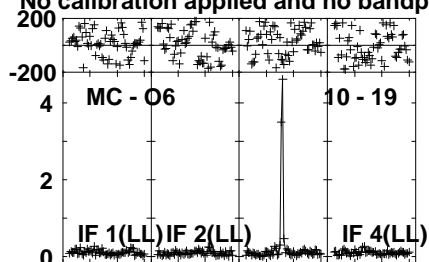
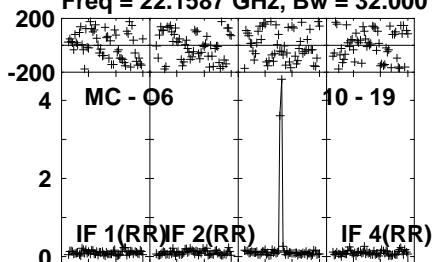
Lower frame: Micro Ampl Jy Top frame: Phas deg
Vector averaged cross-power spectrum Several baselines displayed
Timerange: 01/05:43:41 to 01/05:45:40

Plot file version 730 created 04-JUN-2021 15:28:06

I16293 EB084 1.UVDATA.1

Freq = 22.1587 GHz, Bw = 32.000 MH

No calibration applied and no bandpass applied



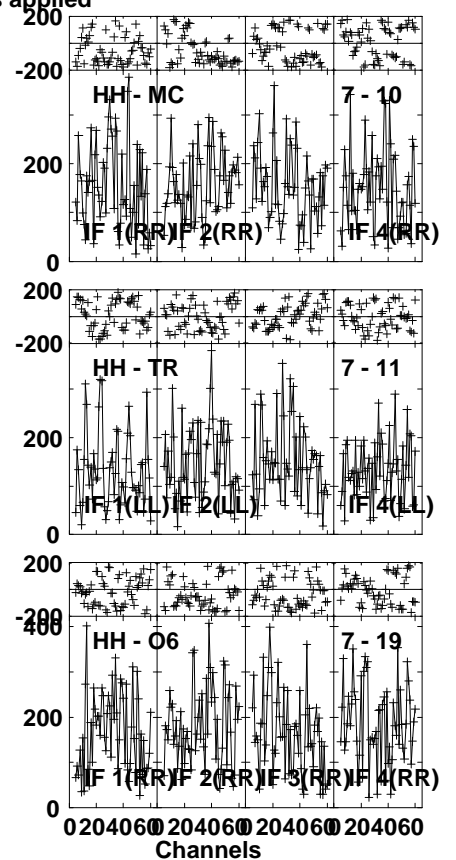
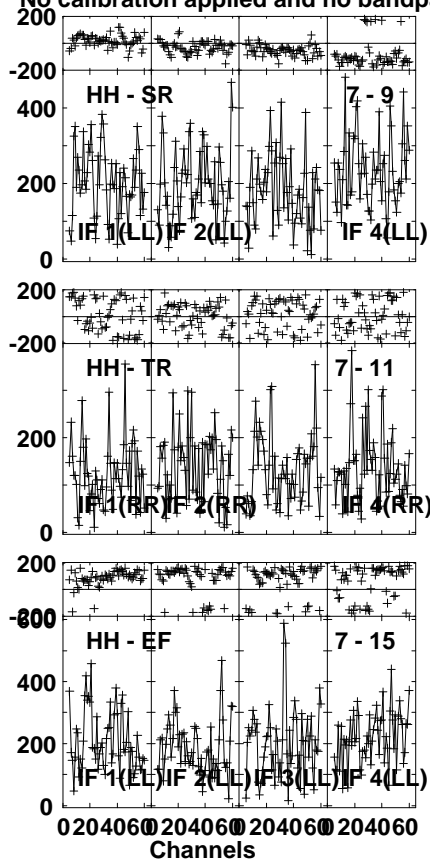
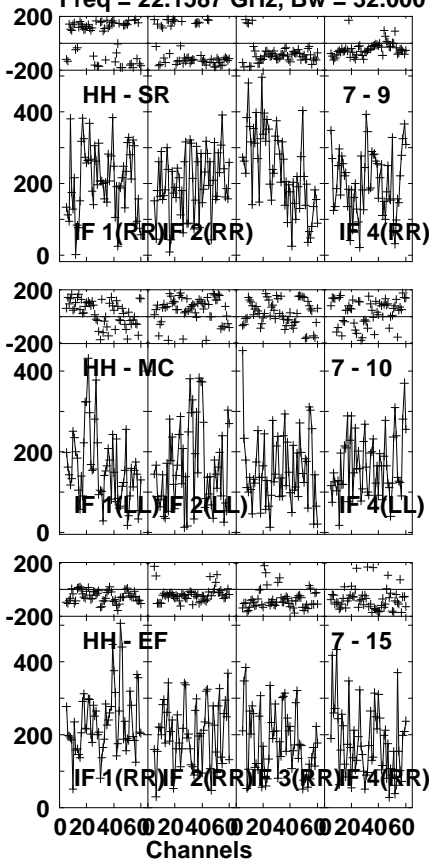
Lower frame: Milli Ampl Jy Top frame: Phas deg
Vector averaged cross-power spectrum Several baselines displayed
Timerange: 01/05:43:41 to 01/05:45:40

Plot file version 731 created 04-JUN-2021 15:28:06

J1625-2527 EB084 1.UVDATA.1

Freq = 22.1587 GHz, Bw = 32.000 MH

No calibration applied and no bandpass applied



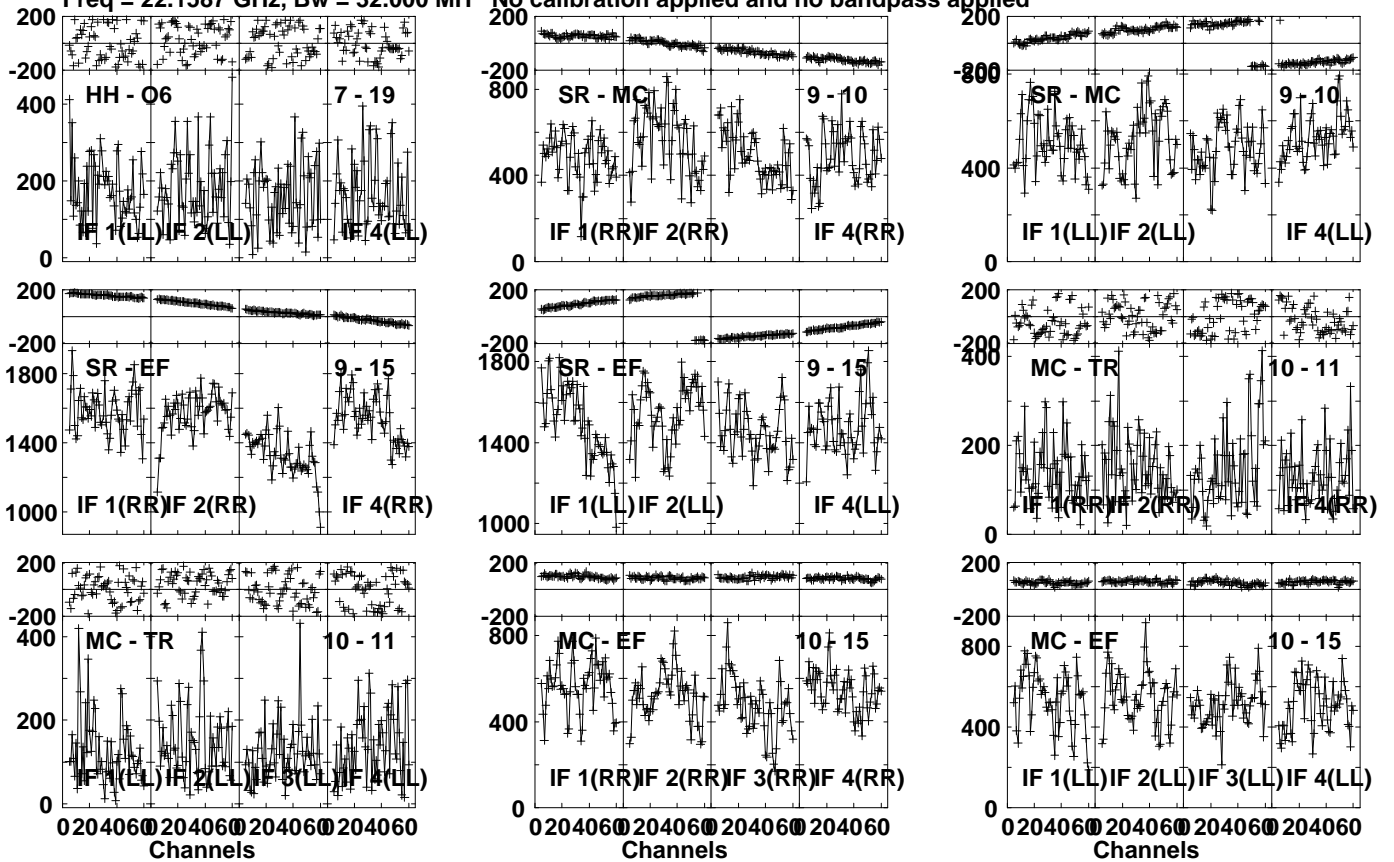
Lower frame: Micro Ampl Jy Top frame: Phas deg
Vector averaged cross-power spectrum Several baselines displayed
Timerange: 01/05:46:20 to 01/05:47:19

Plot file version 732 created 04-JUN-2021 15:28:06

J1625-2527 EB084 1.UVDATA.1

Freq = 22.1587 GHz, Bw = 32.000 MH

No calibration applied and no bandpass applied



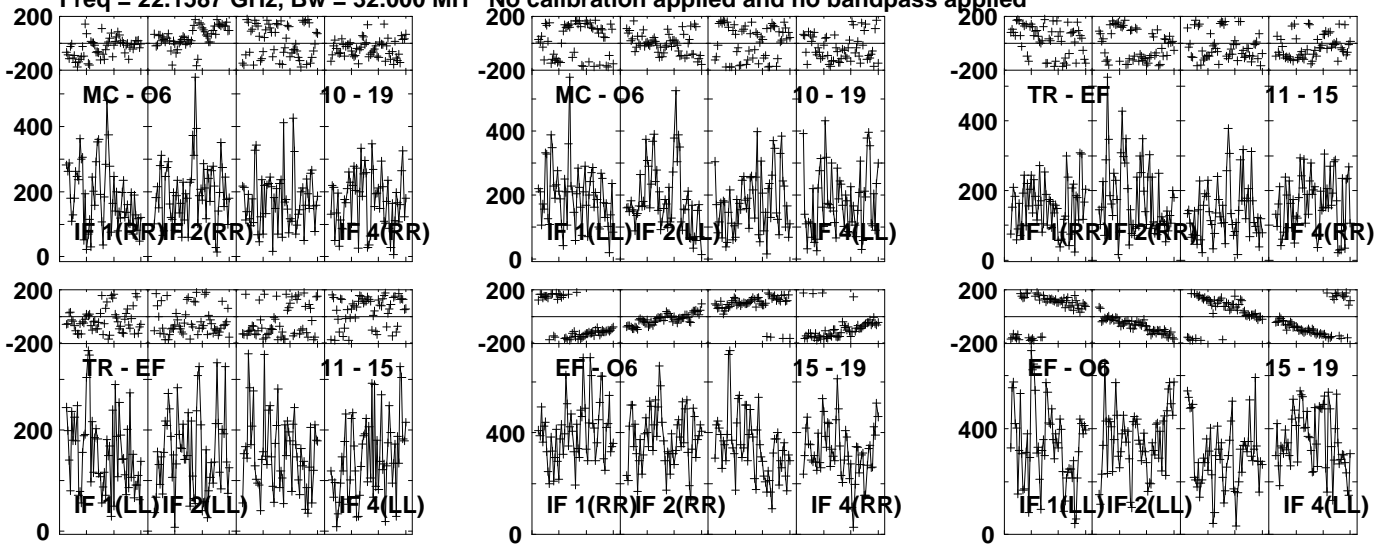
Lower frame: Micro Ampl Jy Top frame: Phas deg
Vector averaged cross-power spectrum Several baselines displayed
Timerange: 01/05:46:20 to 01/05:47:19

Plot file version 733 created 04-JUN-2021 15:28:06

J1625-2527 EB084 1.UVDATA.1

Freq = 22.1587 GHz, Bw = 32.000 MH

No calibration applied and no bandpass applied



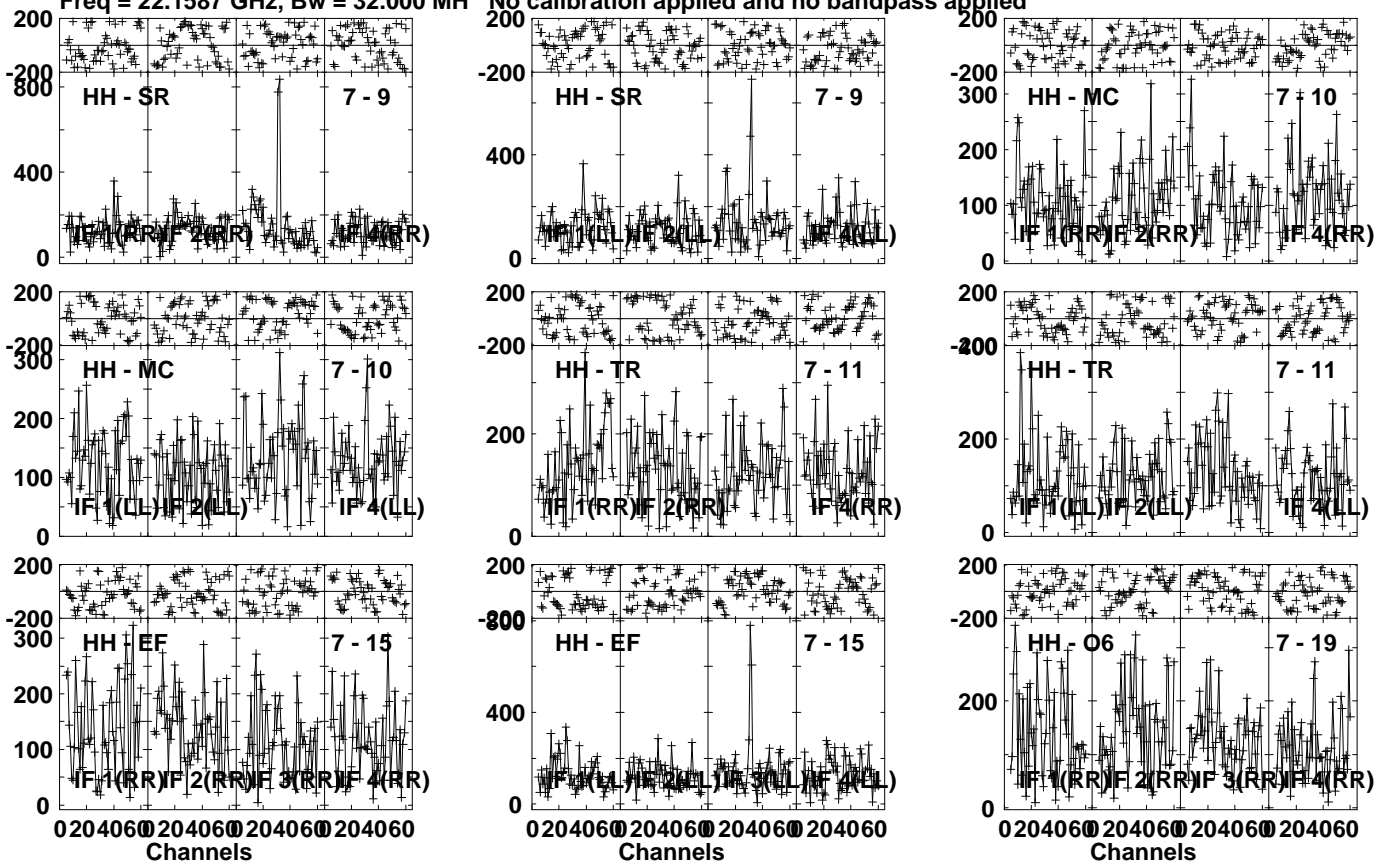
Lower frame: Micro Ampl Jy Top frame: Phas deg
Vector averaged cross-power spectrum Several baselines displayed
Timerange: 01/05:46:20 to 01/05:47:19

Plot file version 734 created 04-JUN-2021 15:28:06

I16293 EB084 1.UVDATA.1

Freq = 22.1587 GHz, Bw = 32.000 MH

No calibration applied and no bandpass applied

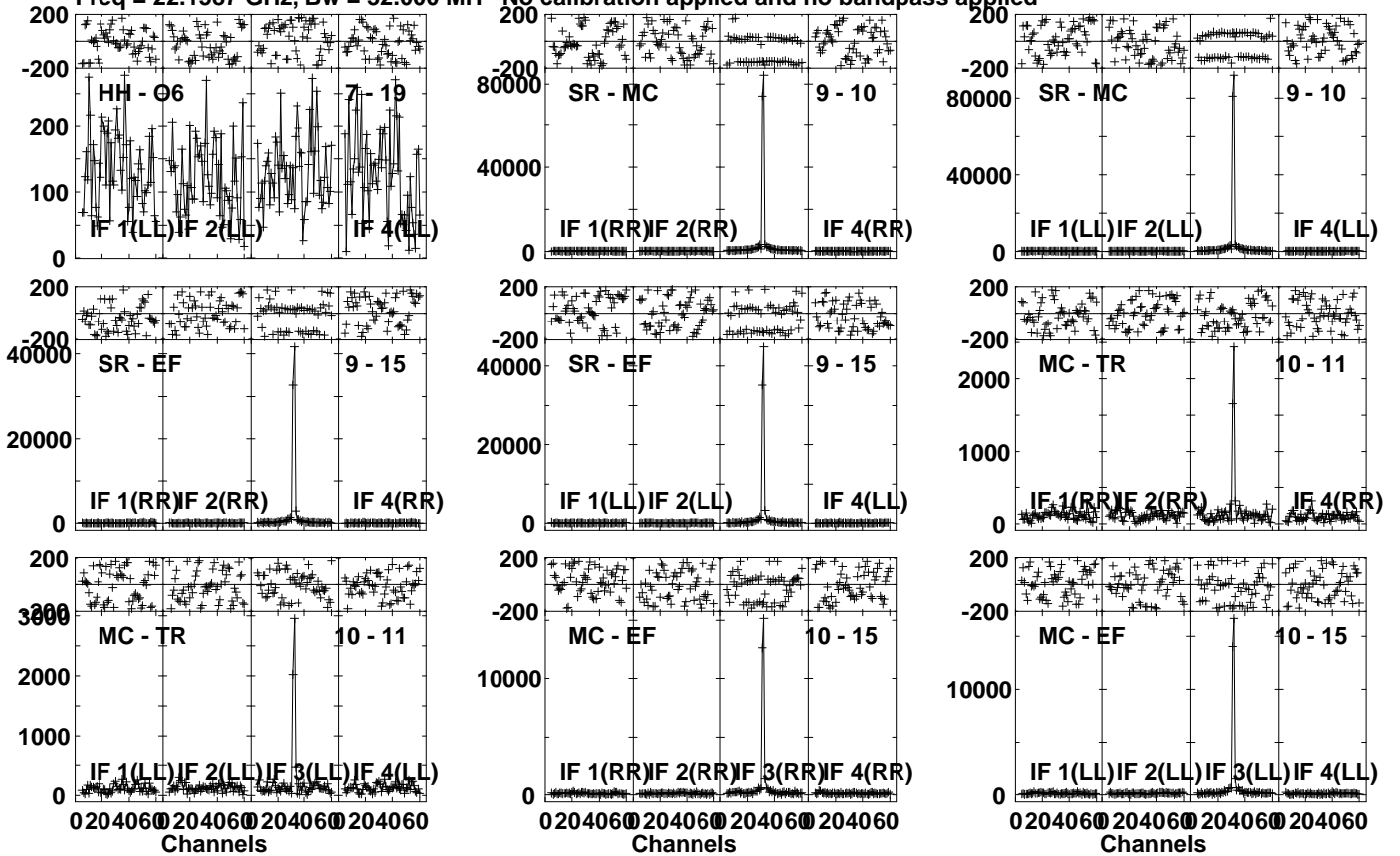


Lower frame: Micro Ampl Jy Top frame: Phas deg
Vector averaged cross-power spectrum Several baselines displayed
Timerange: 01/05:47:21 to 01/05:49:20

Plot file version 735 created 04-JUN-2021 15:28:06

I16293 EB084 1.UVDATA.1

Freq = 22.1587 GHz, Bw = 32.000 MH No calibration applied and no bandpass applied



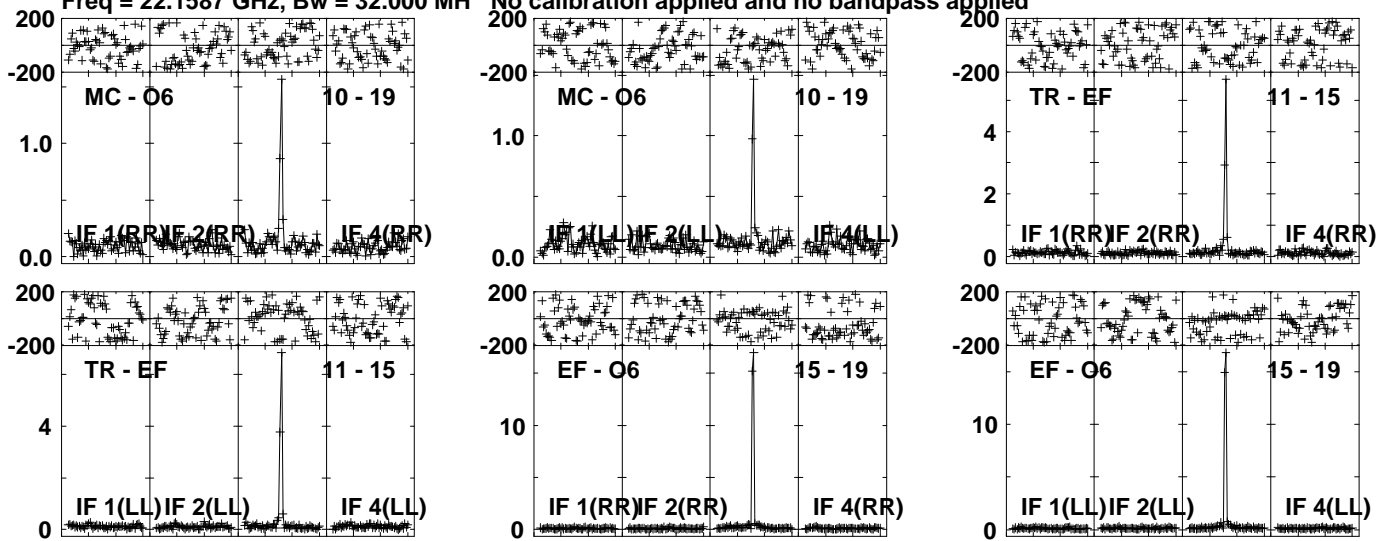
Lower frame: Micro Ampl Jy Top frame: Phas deg
Vector averaged cross-power spectrum Several baselines displayed
Timerange: 01/05:47:21 to 01/05:49:20

Plot file version 736 created 04-JUN-2021 15:28:06

I16293 EB084 1.UVDATA.1

Freq = 22.1587 GHz, Bw = 32.000 MH

No calibration applied and no bandpass applied



Lower frame: Milli Ampl Jy Top frame: Phas deg

Vector averaged cross-power spectrum Several baselines displayed

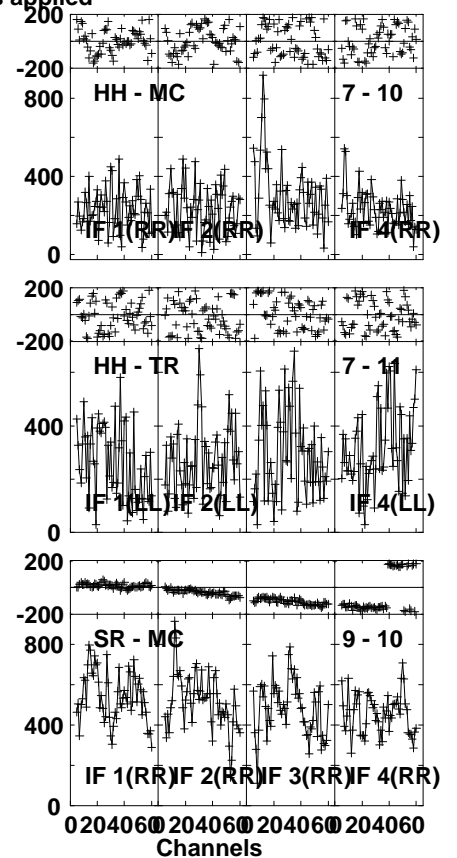
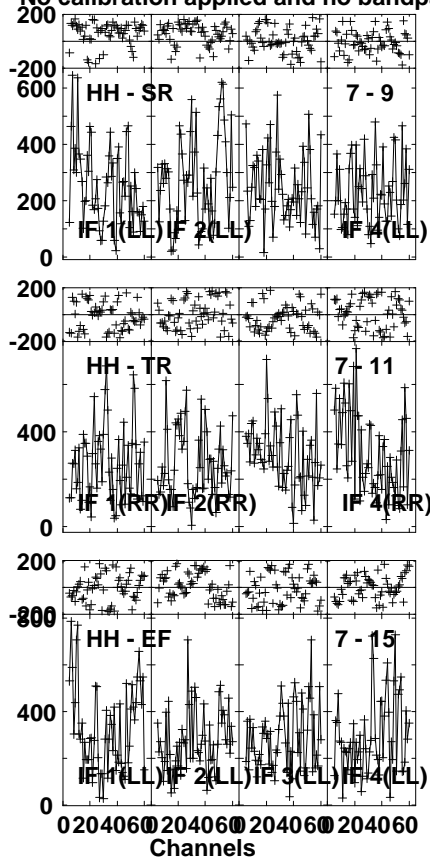
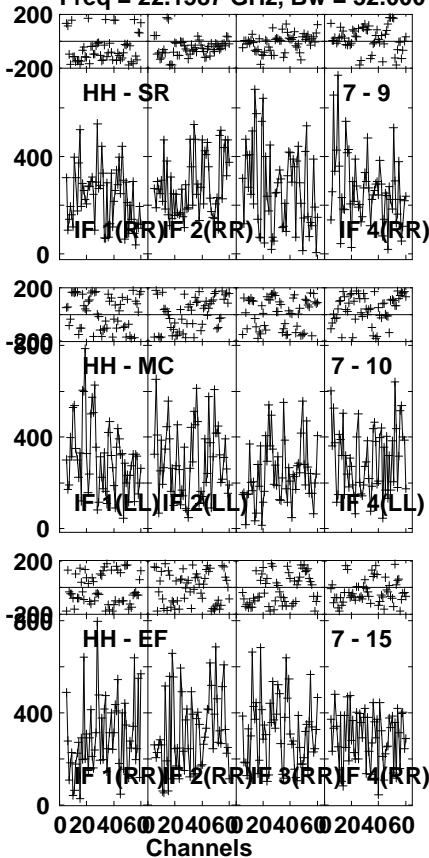
Timerange: 01/05:47:21 to 01/05:49:20

Plot file version 737 created 04-JUN-2021 15:28:06

J1625-2527 EB084 1.UVDATA.1

Freq = 22.1587 GHz, Bw = 32.000 MH

No calibration applied and no bandpass applied



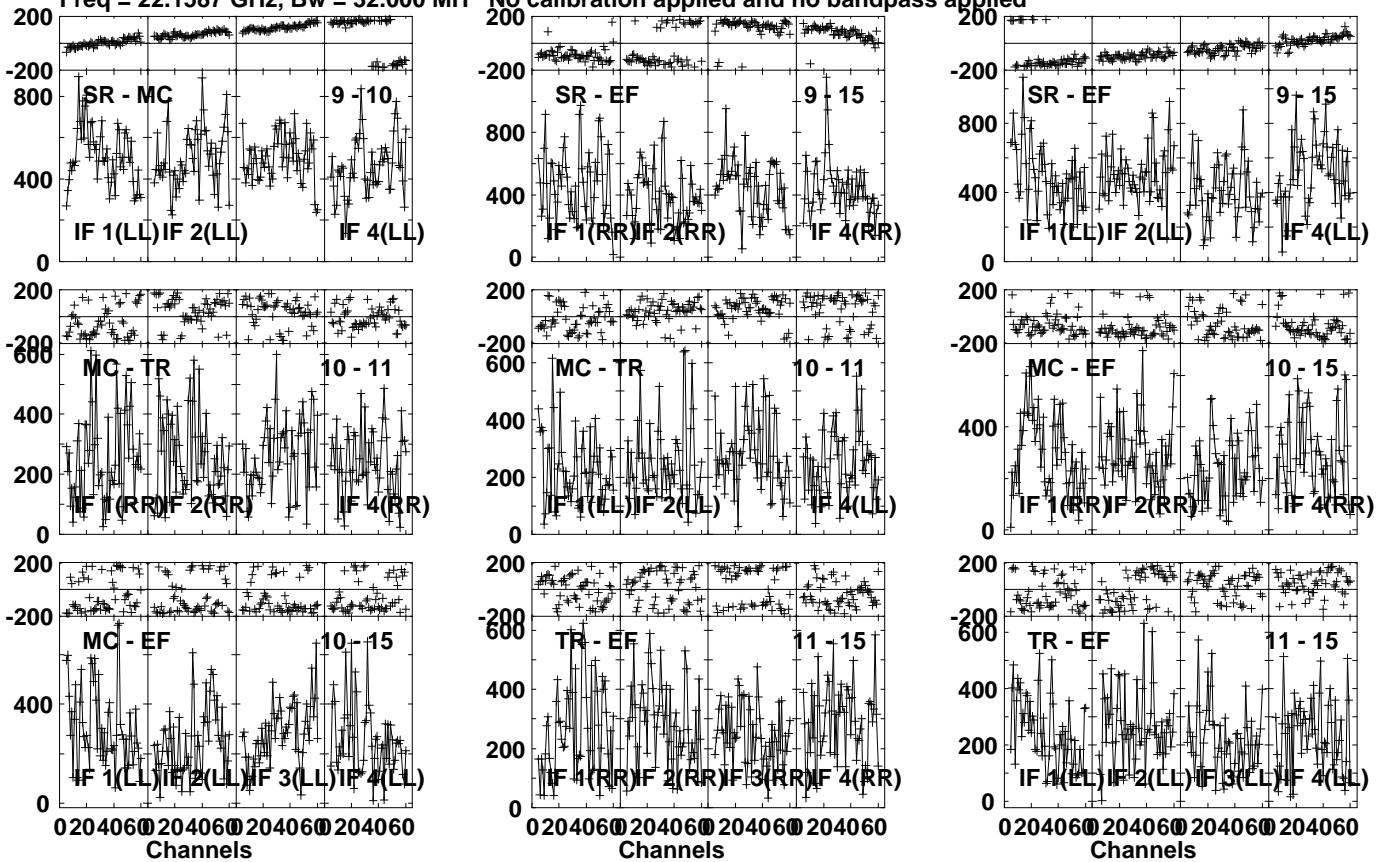
Lower frame: Micro Ampl Jy Top frame: Phas deg
Vector averaged cross-power spectrum Several baselines displayed
Timerange: 01/05:49:21 to 01/05:50:19

Plot file version 738 created 04-JUN-2021 15:28:06

J1625-2527 EB084 1.UVDATA.1

Freq = 22.1587 GHz, Bw = 32.000 MH

No calibration applied and no bandpass applied



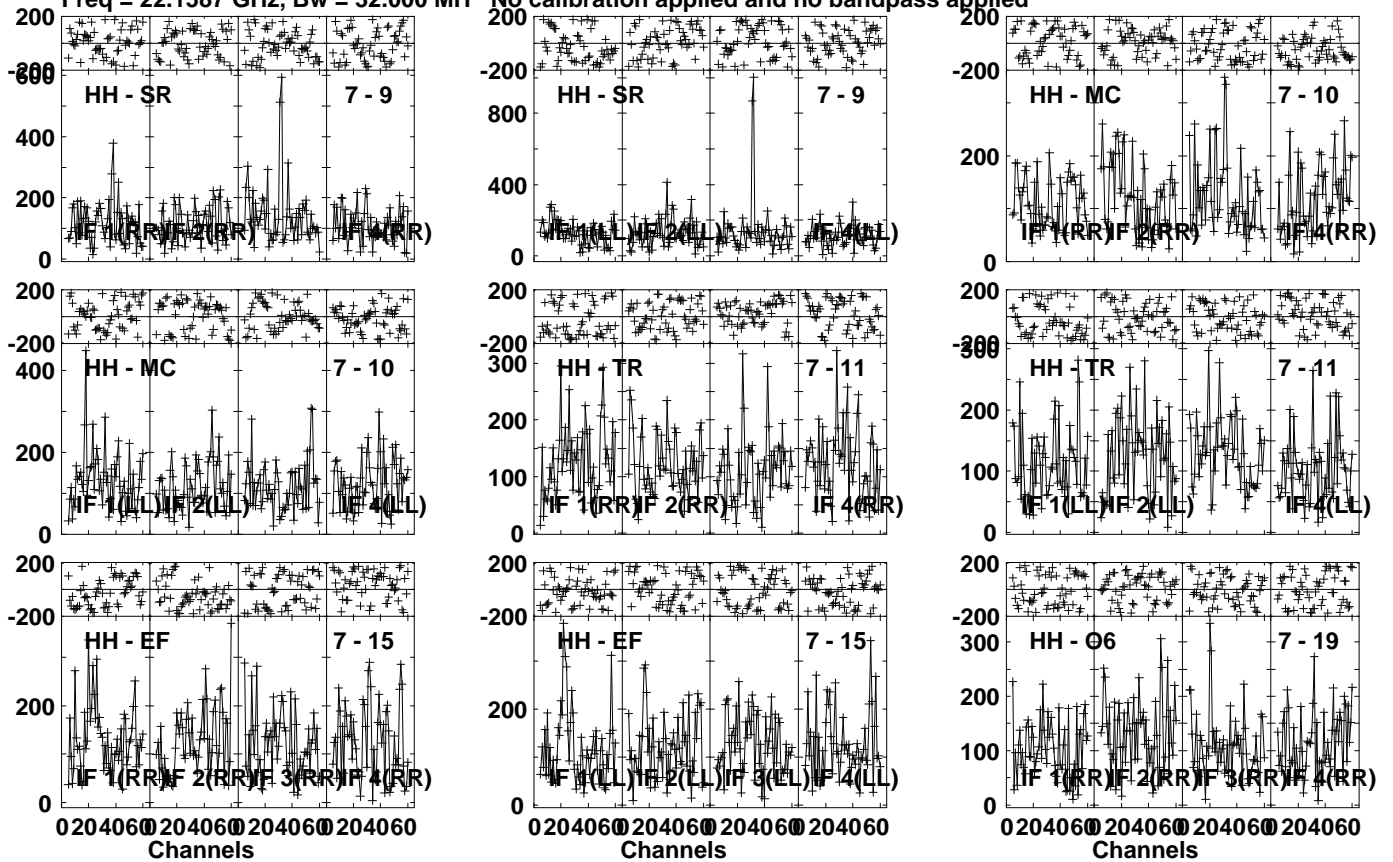
Lower frame: Micro Ampl Jy Top frame: Phas deg
 Vector averaged cross-power spectrum Several baselines displayed
 Timerange: 01/05:49:21 to 01/05:50:19

Plot file version 739 created 04-JUN-2021 15:28:06

I16293 EB084 1.UVDATA.1

Freq = 22.1587 GHz, Bw = 32.000 MH

No calibration applied and no bandpass applied



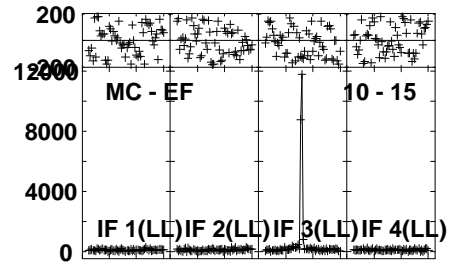
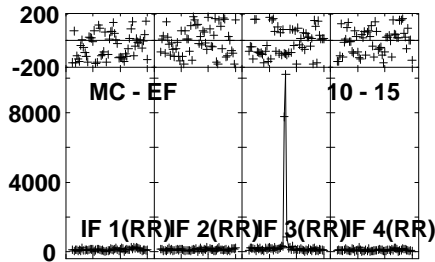
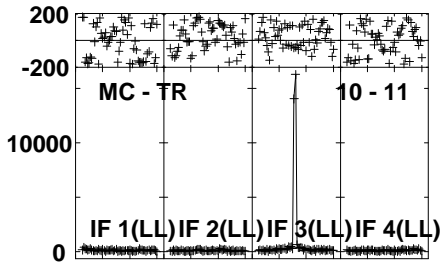
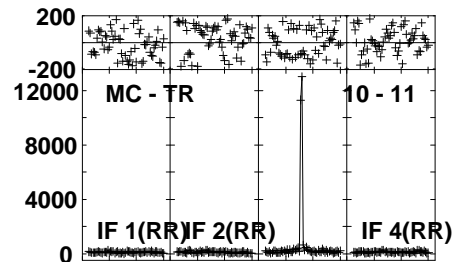
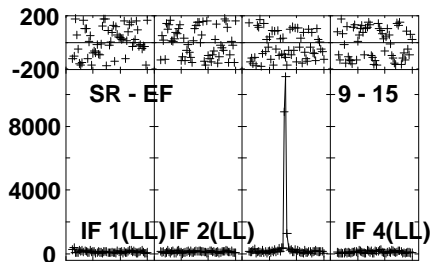
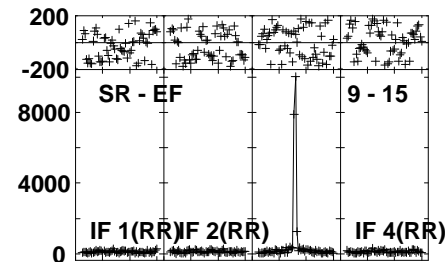
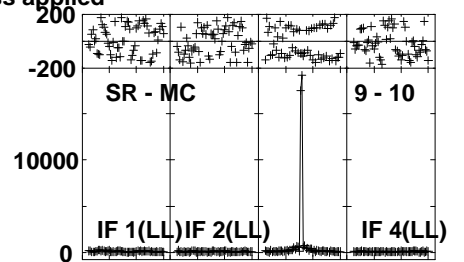

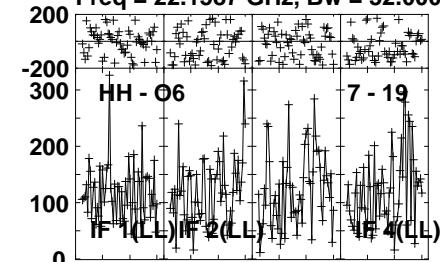
Lower frame: Micro Ampl Jy Top frame: Phas deg
Vector averaged cross-power spectrum Several baselines displayed
Timerange: 01/05:50:20 to 01/05:52:20

Plot file version 740 created 04-JUN-2021 15:28:06

I16293 EB084 1.UVDATA.1

Freq = 22.1587 GHz, Bw = 32.000 MH

No calibration applied and no bandpass applied



020406@20406@20406@20406@
Channels

020406@20406@20406@20406@
Channels

020406@20406@20406@20406@
Channels

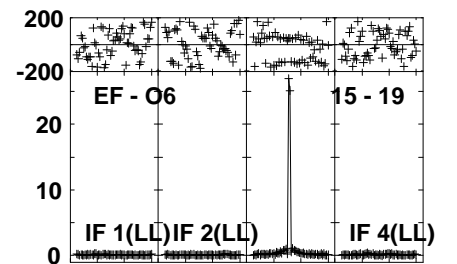
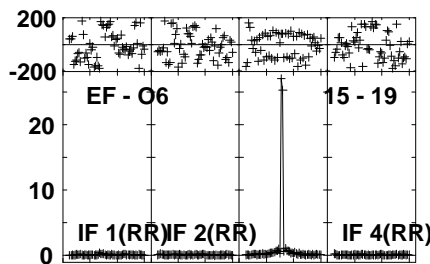
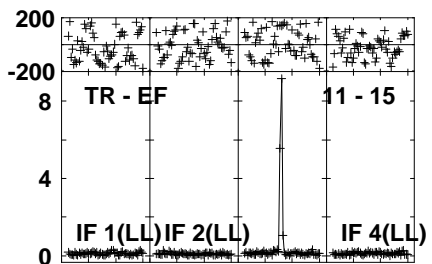
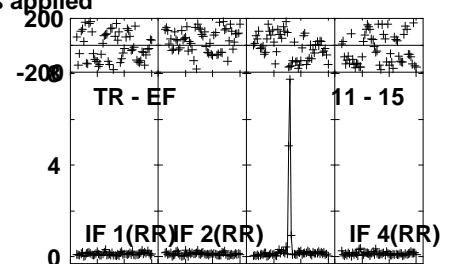
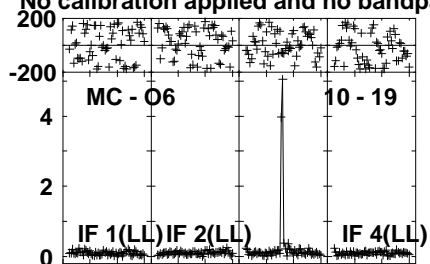
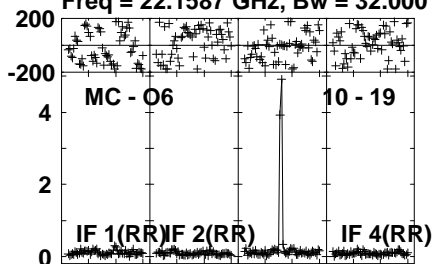
Lower frame: Micro Ampl Jy Top frame: Phas deg
Vector averaged cross-power spectrum Several baselines displayed
Timerange: 01/05:50:20 to 01/05:52:20

Plot file version 741 created 04-JUN-2021 15:28:06

I16293 EB084 1.UVDATA.1

Freq = 22.1587 GHz, Bw = 32.000 MH

No calibration applied and no bandpass applied



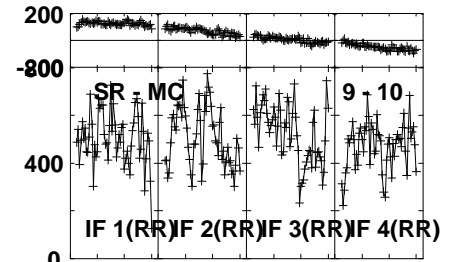
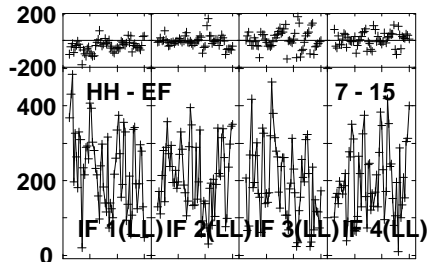
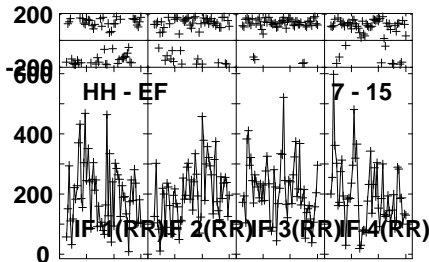
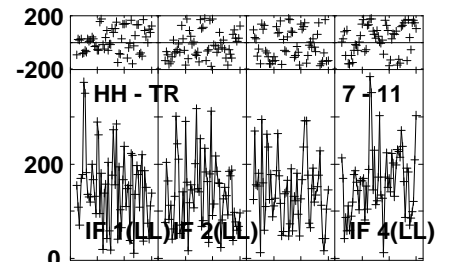
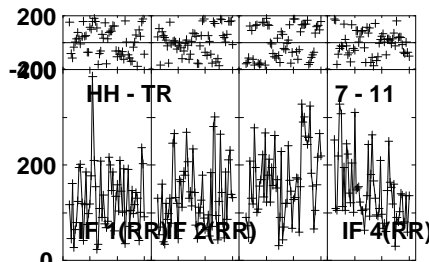
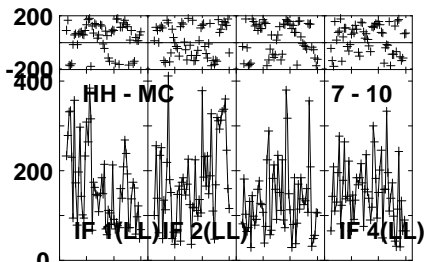
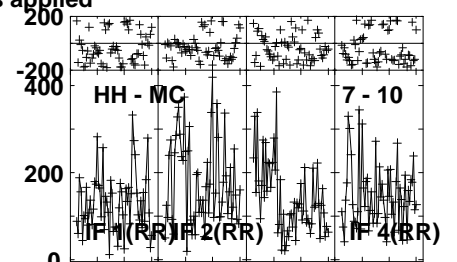
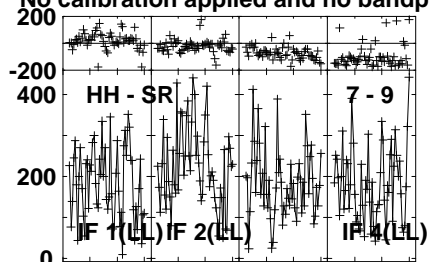
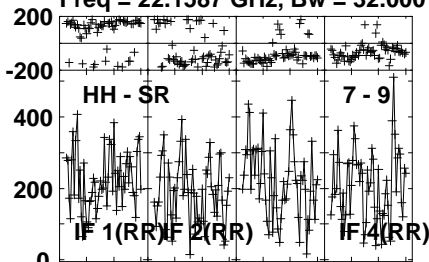
Lower frame: Milli Ampl Jy Top frame: Phas deg
Vector averaged cross-power spectrum Several baselines displayed
Timerange: 01/05:50:20 to 01/05:52:20

Plot file version 742 created 04-JUN-2021 15:28:06

J1625-2527 EB084 1.UVDATA.1

Freq = 22.1587 GHz, Bw = 32.000 MH

No calibration applied and no bandpass applied



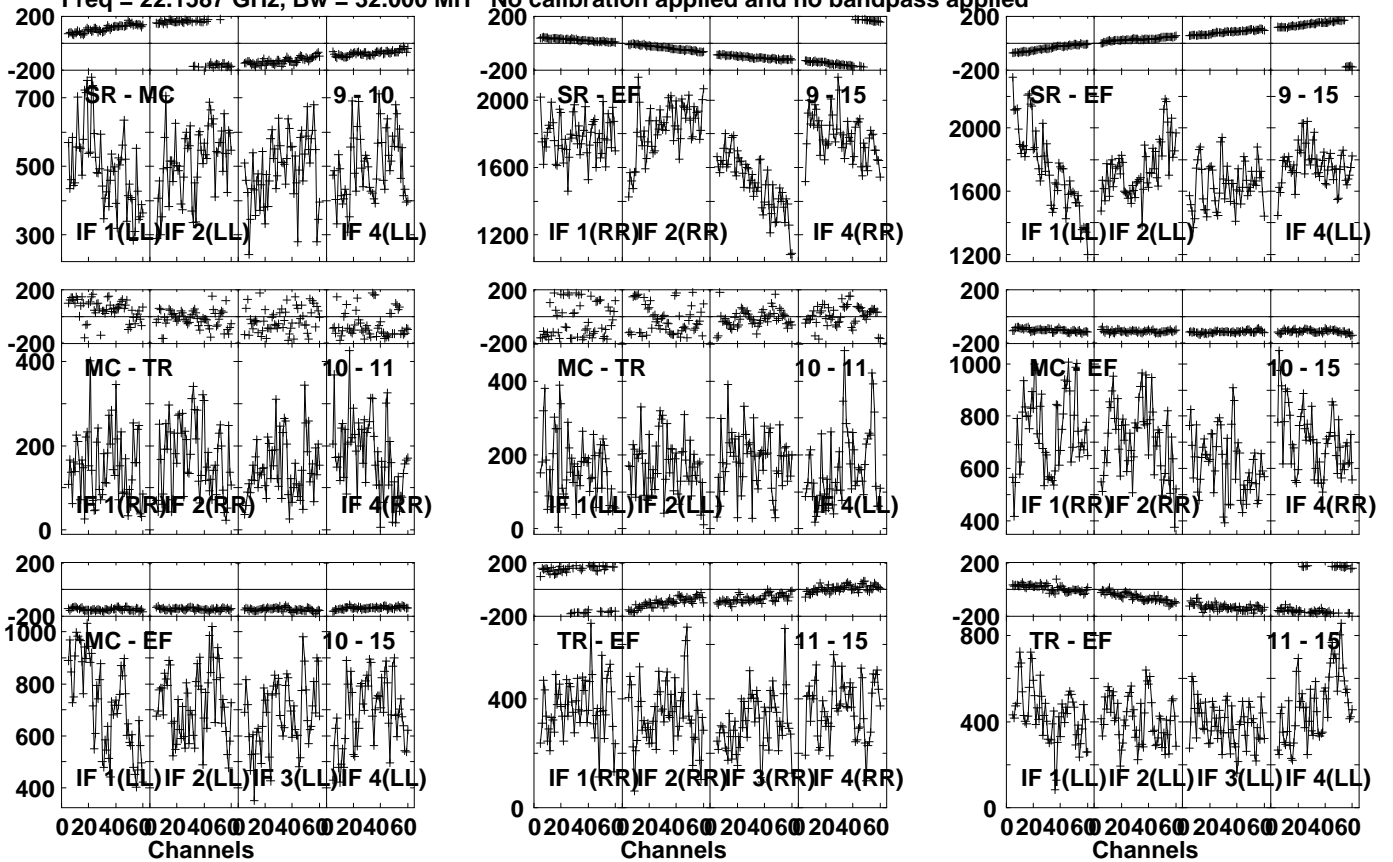
Lower frame: Micro Ampl Jy Top frame: Phas deg
Vector averaged cross-power spectrum Several baselines displayed
Timerange: 01/05:53:01 to 01/05:54:00

Plot file version 743 created 04-JUN-2021 15:28:06

J1625-2527 EB084 1.UVDATA.1

Freq = 22.1587 GHz, Bw = 32.000 MH

No calibration applied and no bandpass applied



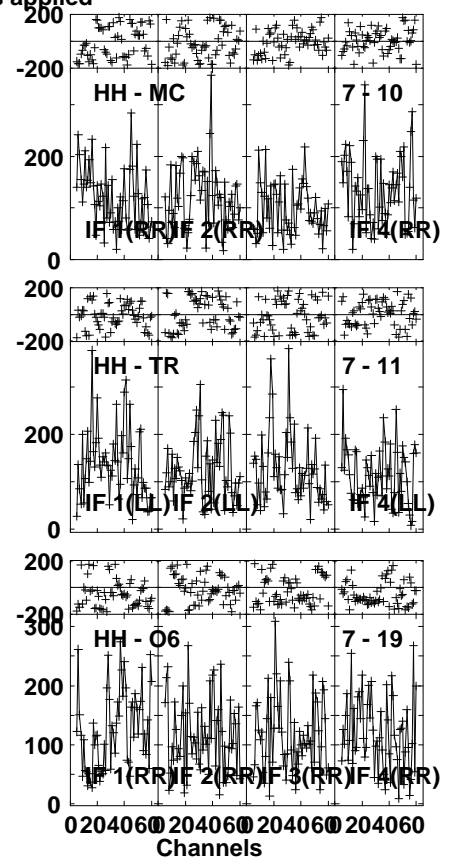
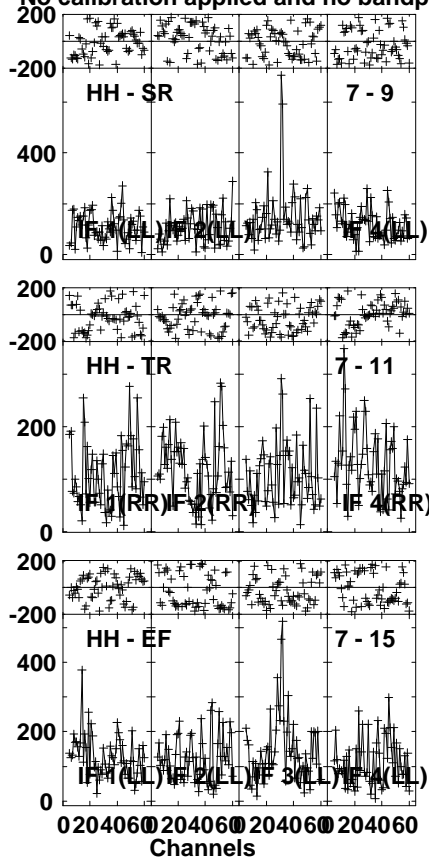
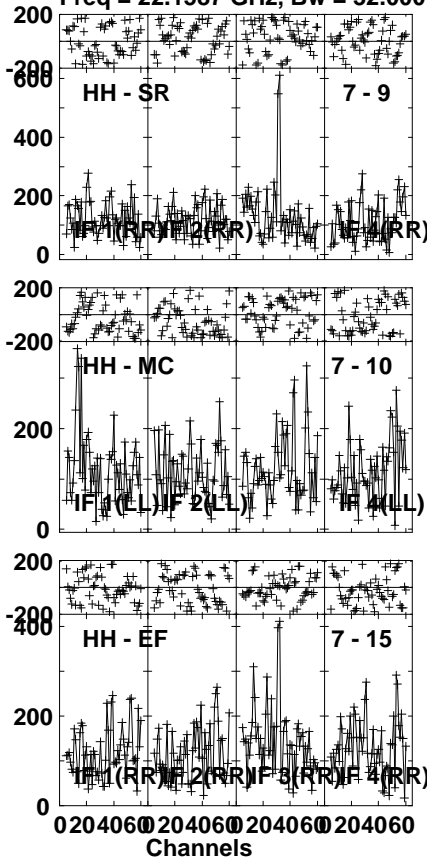
Lower frame: Micro Ampl Jy Top frame: Phas deg
 Vector averaged cross-power spectrum Several baselines displayed
 Timerange: 01/05:53:01 to 01/05:54:00

Plot file version 744 created 04-JUN-2021 15:28:07

I16293 EB084 1.UVDATA.1

Freq = 22.1587 GHz, Bw = 32.000 MH

No calibration applied and no bandpass applied



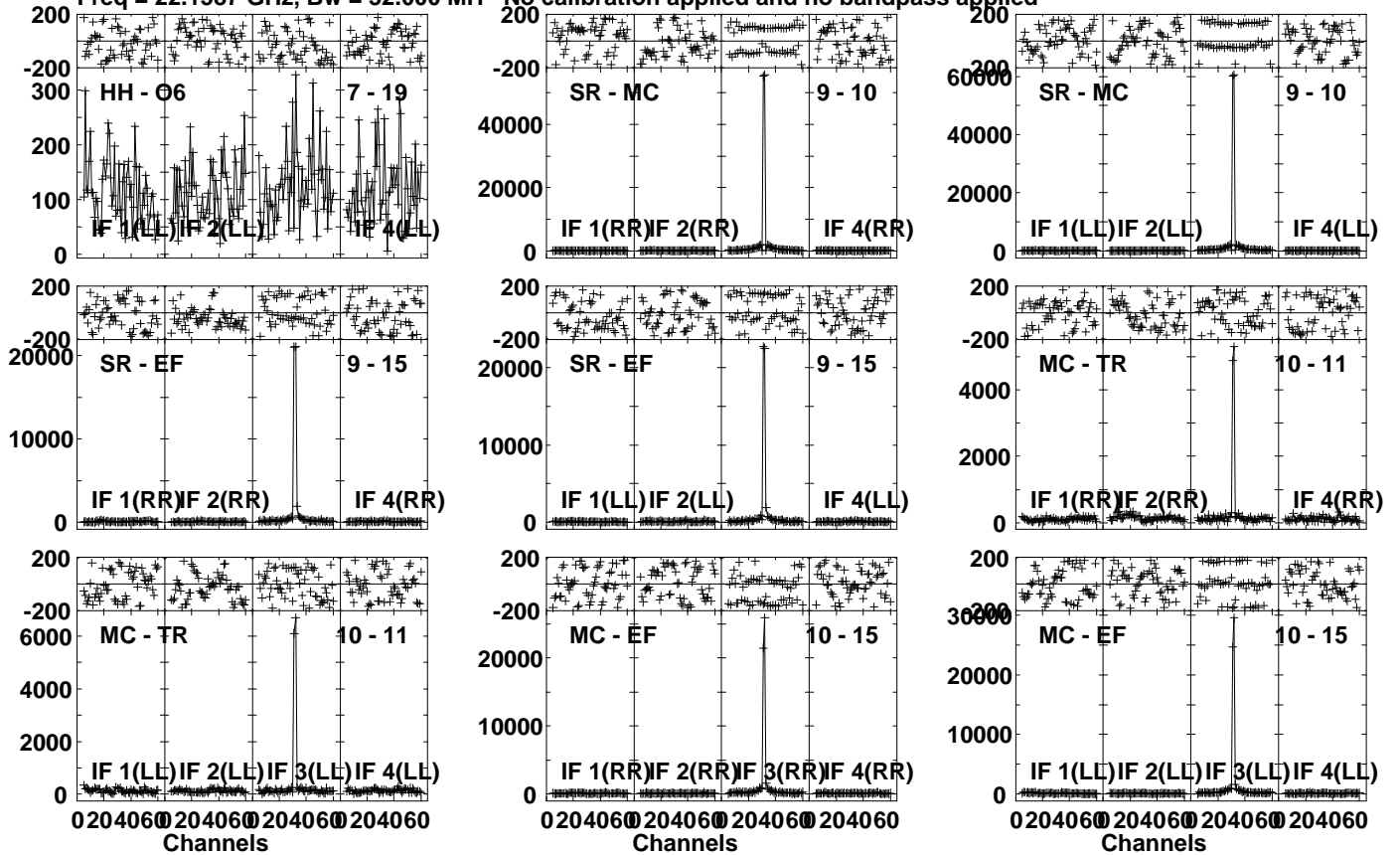
Lower frame: Micro Ampl Jy Top frame: Phas deg
Vector averaged cross-power spectrum Several baselines displayed
Timerange: 01/05:54:00 to 01/05:56:00

Plot file version 745 created 04-JUN-2021 15:28:07

I16293 EB084 1.UVDATA.1

Freq = 22.1587 GHz, Bw = 32.000 MH

No calibration applied and no bandpass applied



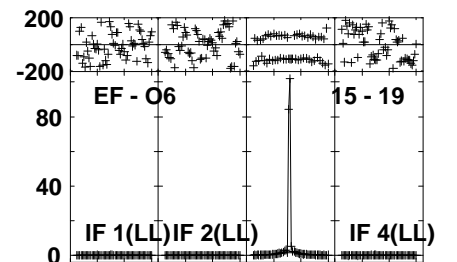
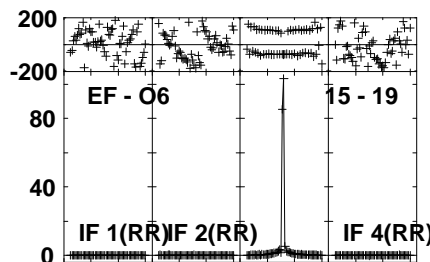
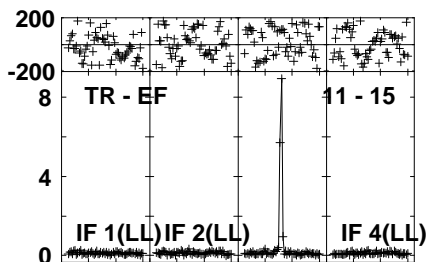
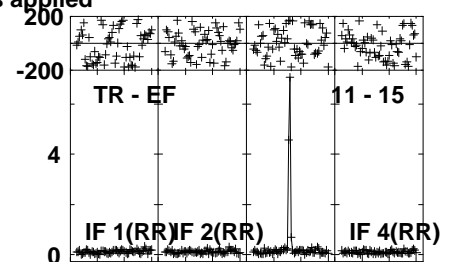
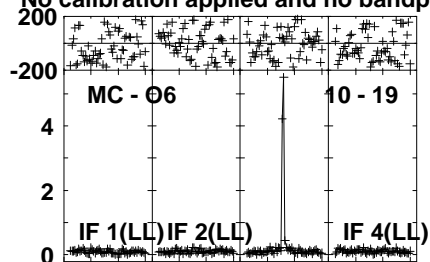
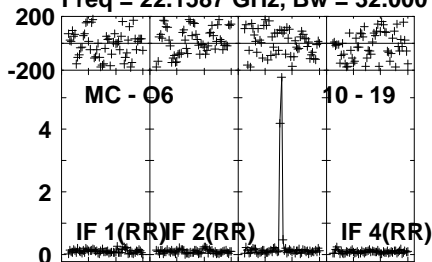
Lower frame: Micro Ampl Jy Top frame: Phas deg
Vector averaged cross-power spectrum Several baselines displayed
Timerange: 01/05:54:00 to 01/05:56:00

Plot file version 746 created 04-JUN-2021 15:28:07

I16293 EB084 1.UVDATA.1

Freq = 22.1587 GHz, Bw = 32.000 MH

No calibration applied and no bandpass applied



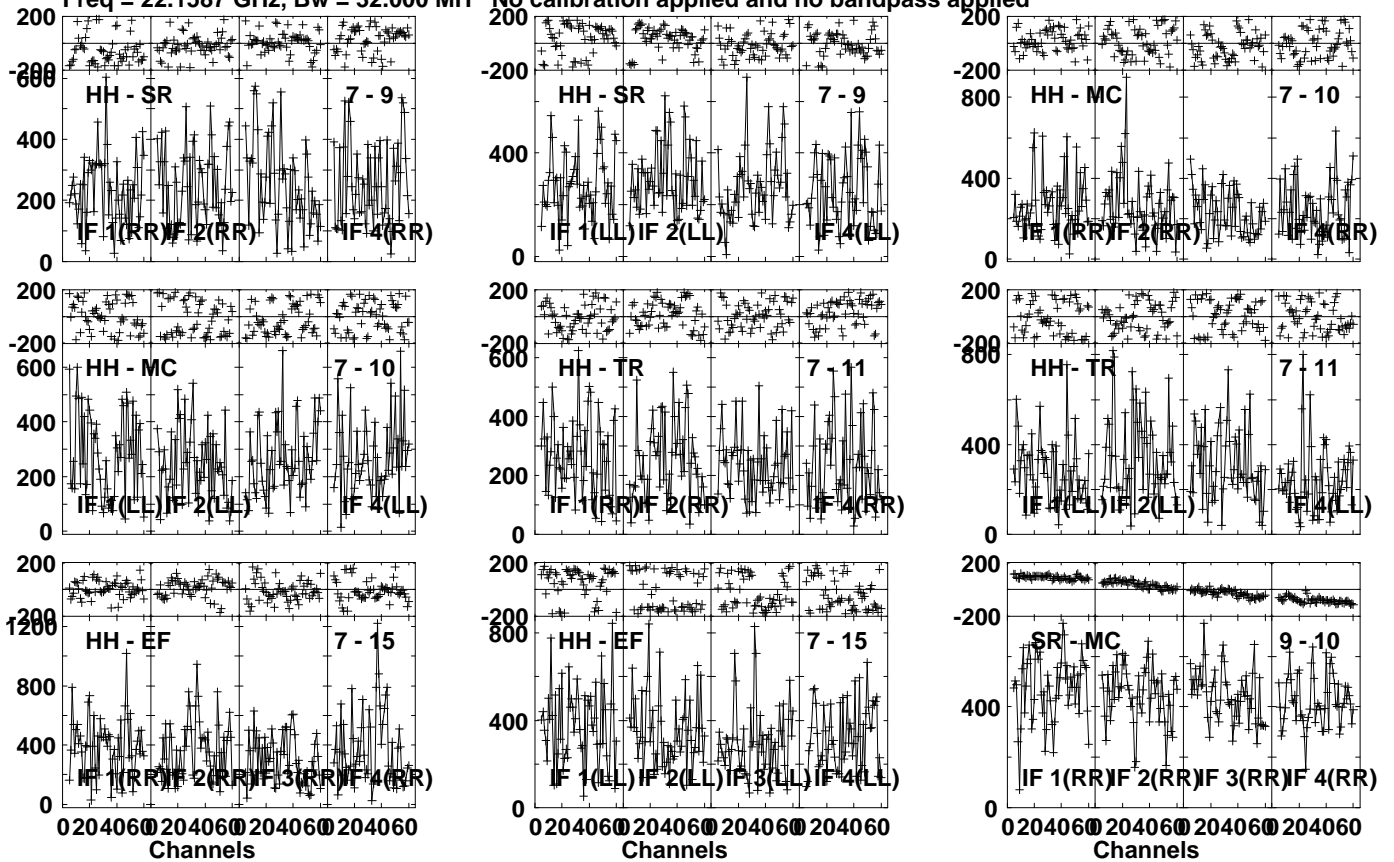
Lower frame: Milli Ampl Jy Top frame: Phas deg
Vector averaged cross-power spectrum Several baselines displayed
Timerange: 01/05:54:00 to 01/05:56:00

Plot file version 747 created 04-JUN-2021 15:28:07

J1625-2527 EB084 1.UVDATA.1

Freq = 22.1587 GHz, Bw = 32.000 MH

No calibration applied and no bandpass applied



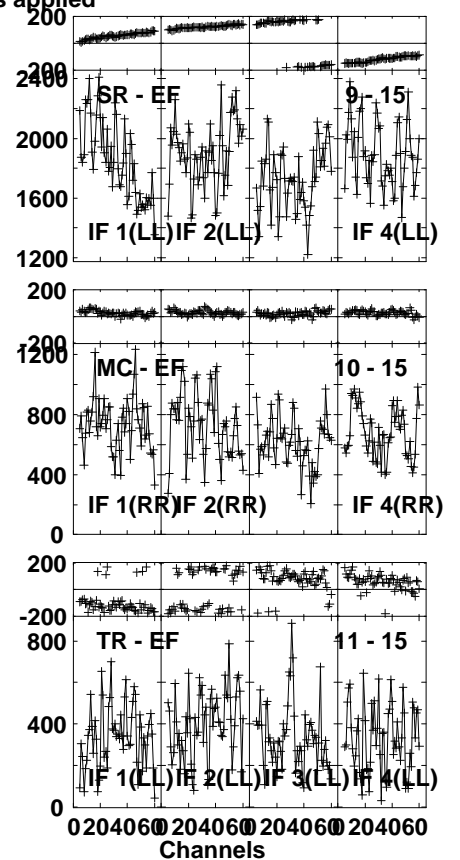
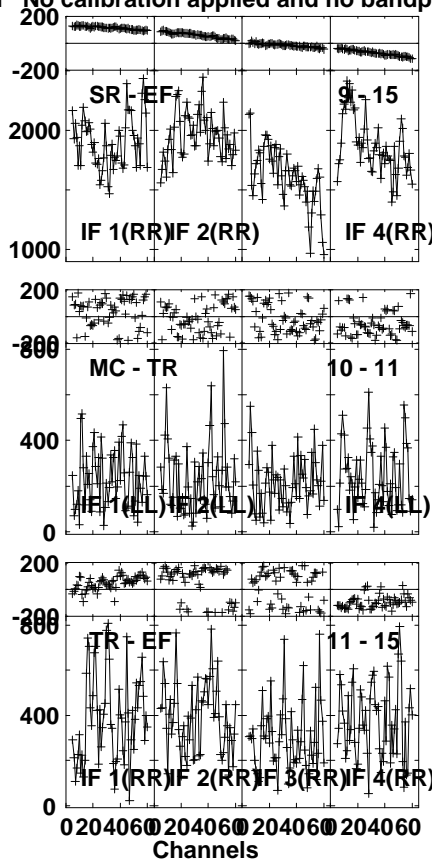
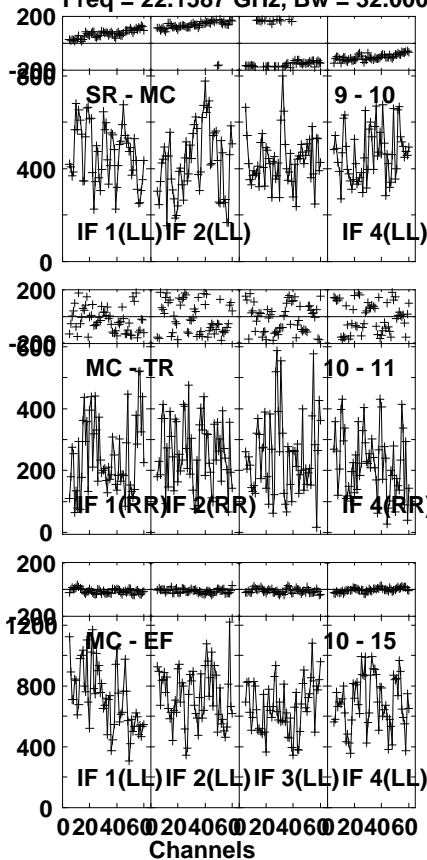
Lower frame: Micro Ampl Jy Top frame: Phas deg
Vector averaged cross-power spectrum Several baselines displayed
Timerange: 01/05:56:01 to 01/05:56:59

Plot file version 748 created 04-JUN-2021 15:28:07

J1625-2527 EB084 1.UVDATA.1

Freq = 22.1587 GHz, Bw = 32.000 MH

No calibration applied and no bandpass applied



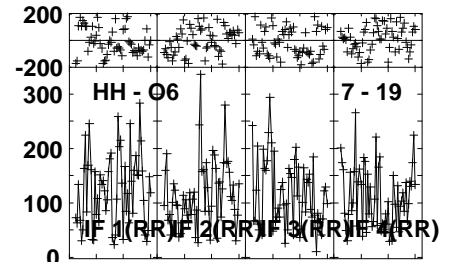
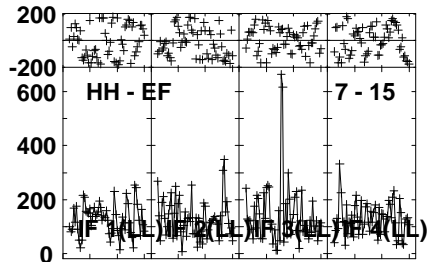
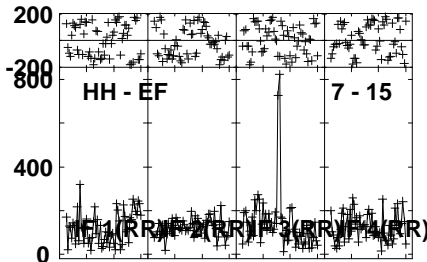
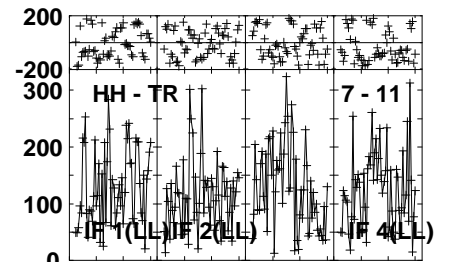
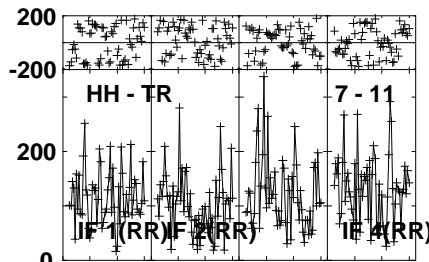
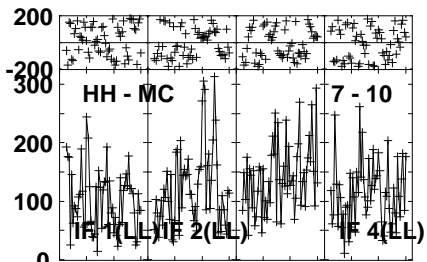
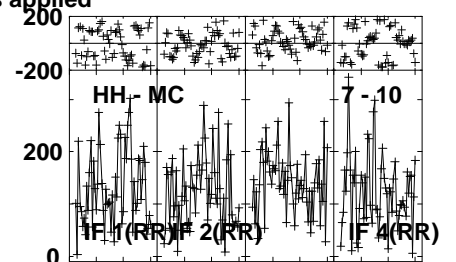
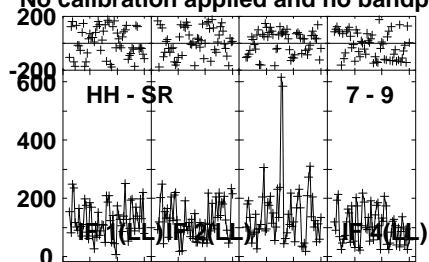
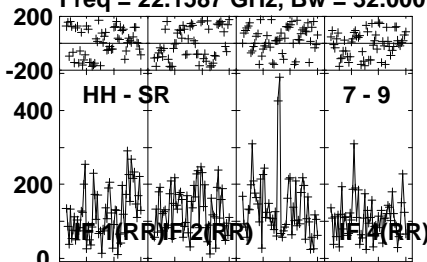
Lower frame: Micro Ampl Jy Top frame: Phas deg
Vector averaged cross-power spectrum Several baselines displayed
Timerange: 01/05:56:01 to 01/05:56:59

Plot file version 749 created 04-JUN-2021 15:28:07

I16293 EB084 1.UVDATA.1

Freq = 22.1587 GHz, Bw = 32.000 MH

No calibration applied and no bandpass applied



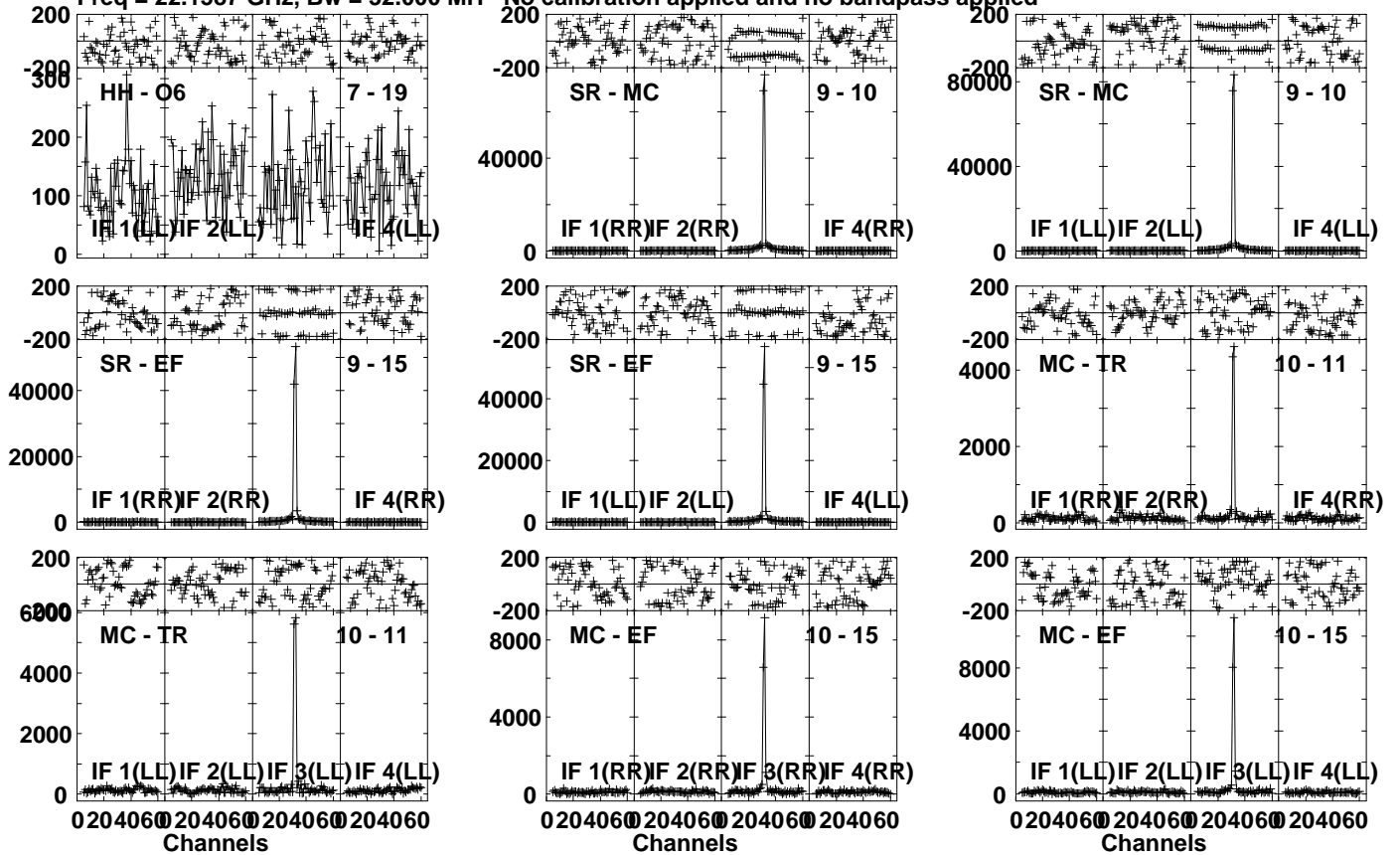
Lower frame: Micro Ampl Jy Top frame: Phas deg
Vector averaged cross-power spectrum Several baselines displayed
Timerange: 01/05:57:00 to 01/05:58:59

Plot file version 750 created 04-JUN-2021 15:28:07

I16293 EB084 1.UVDATA.1

Freq = 22.1587 GHz, Bw = 32.000 MH

No calibration applied and no bandpass applied



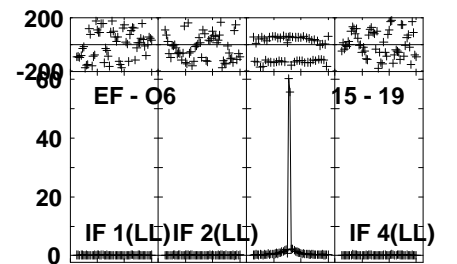
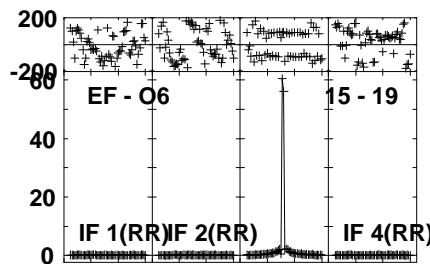
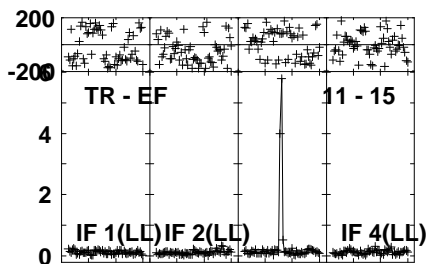
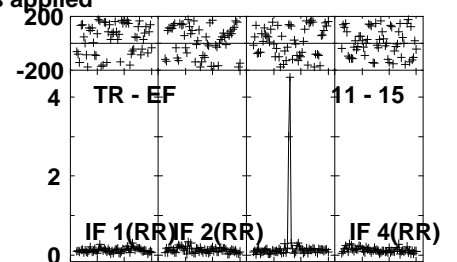
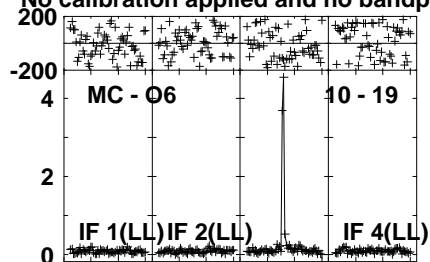
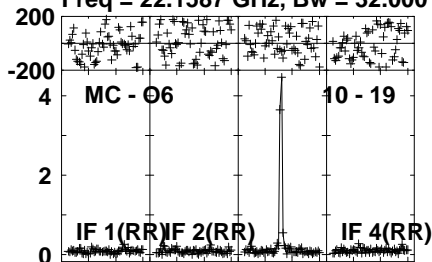
Lower frame: Micro Ampl Jy Top frame: Phas deg
Vector averaged cross-power spectrum Several baselines displayed
Timerange: 01/05:57:00 to 01/05:58:59

Plot file version 751 created 04-JUN-2021 15:28:07

I16293 EB084 1.UVDATA.1

Freq = 22.1587 GHz, Bw = 32.000 MH

No calibration applied and no bandpass applied



Lower frame: Milli Ampl Jy Top frame: Phas deg

Vector averaged cross-power spectrum Several baselines displayed

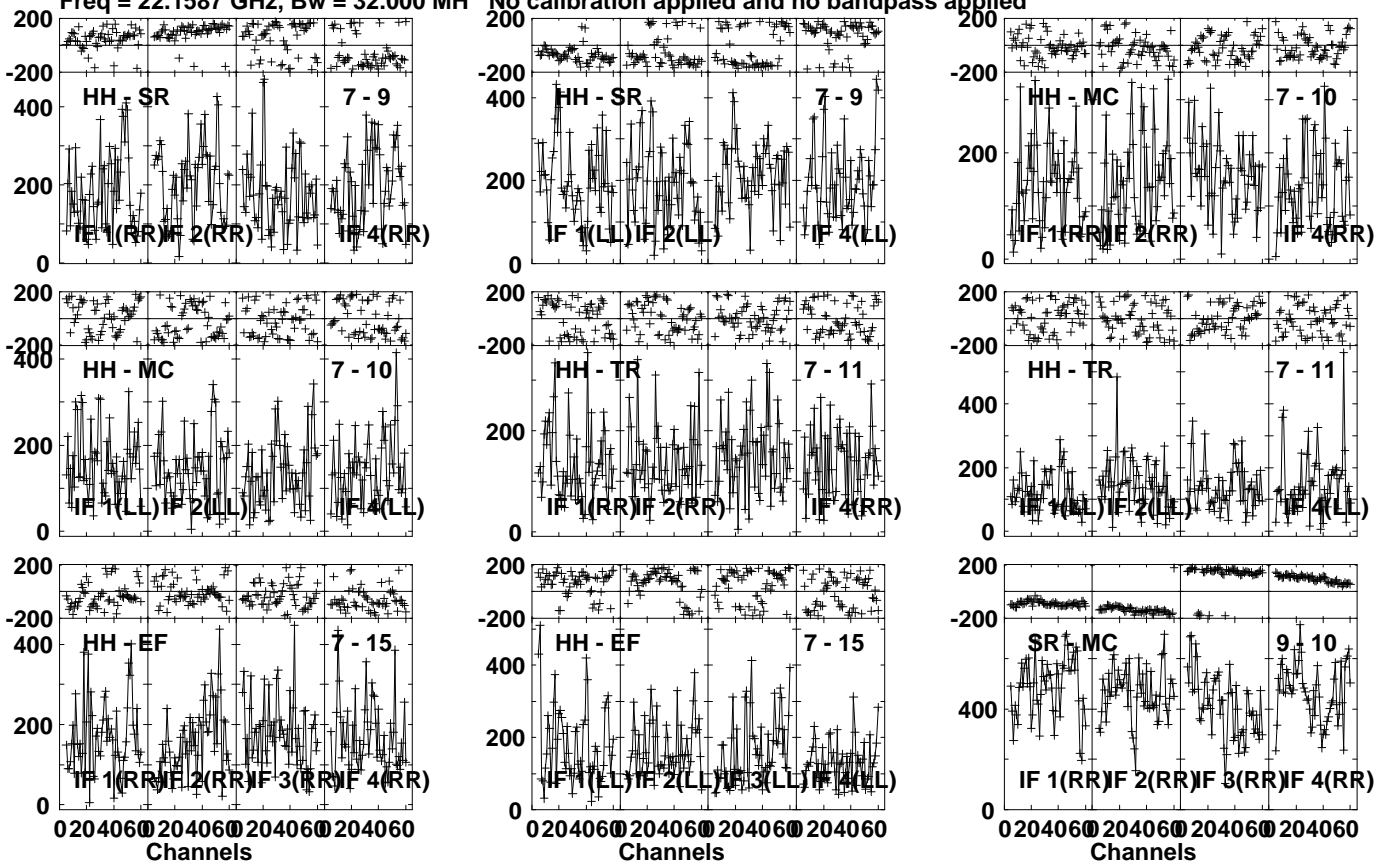
Timerange: 01/05:57:00 to 01/05:58:59

Plot file version 752 created 04-JUN-2021 15:28:07

J1625-2527 EB084 1.UVDATA.1

Freq = 22.1587 GHz, Bw = 32.000 MH

No calibration applied and no bandpass applied



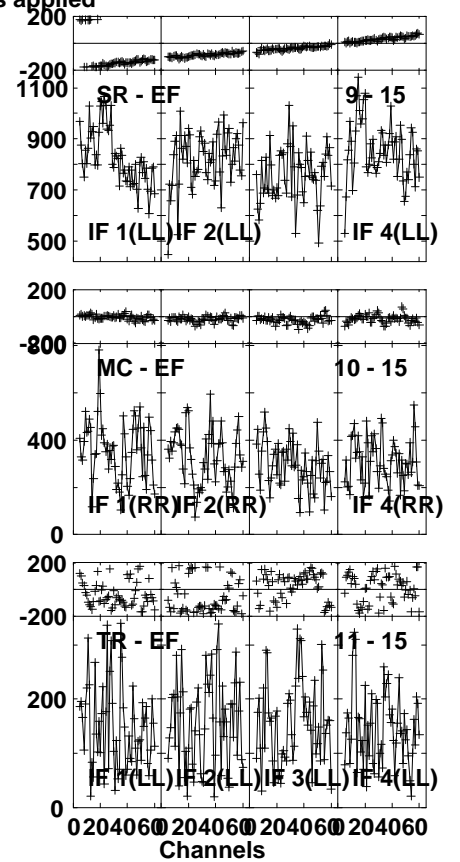
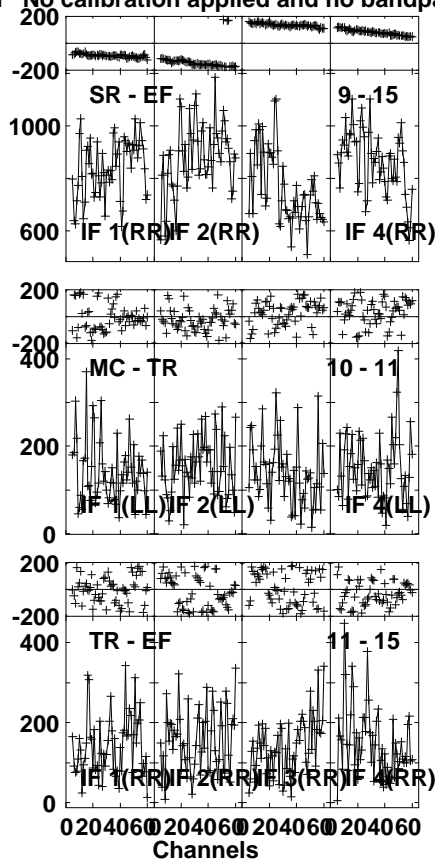
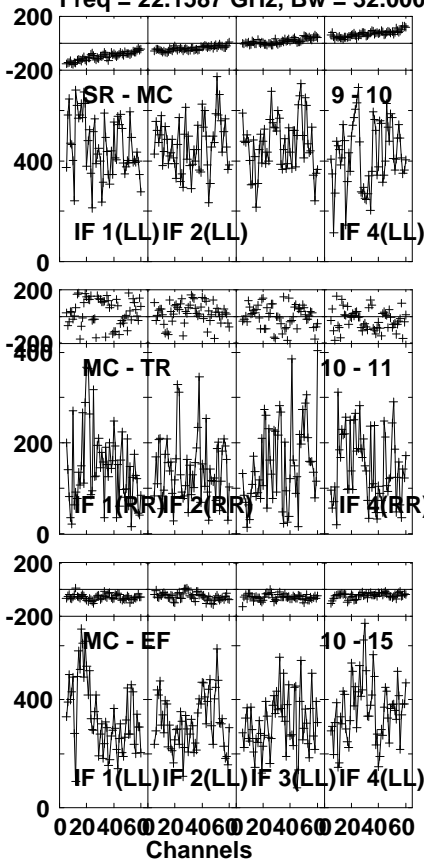
Lower frame: Micro Ampl Jy Top frame: Phas deg
Vector averaged cross-power spectrum Several baselines displayed
Timerange: 01/05:59:41 to 01/06:00:39

Plot file version 753 created 04-JUN-2021 15:28:07

J1625-2527 EB084 1.UVDATA.1

Freq = 22.1587 GHz, Bw = 32.000 MH

No calibration applied and no bandpass applied



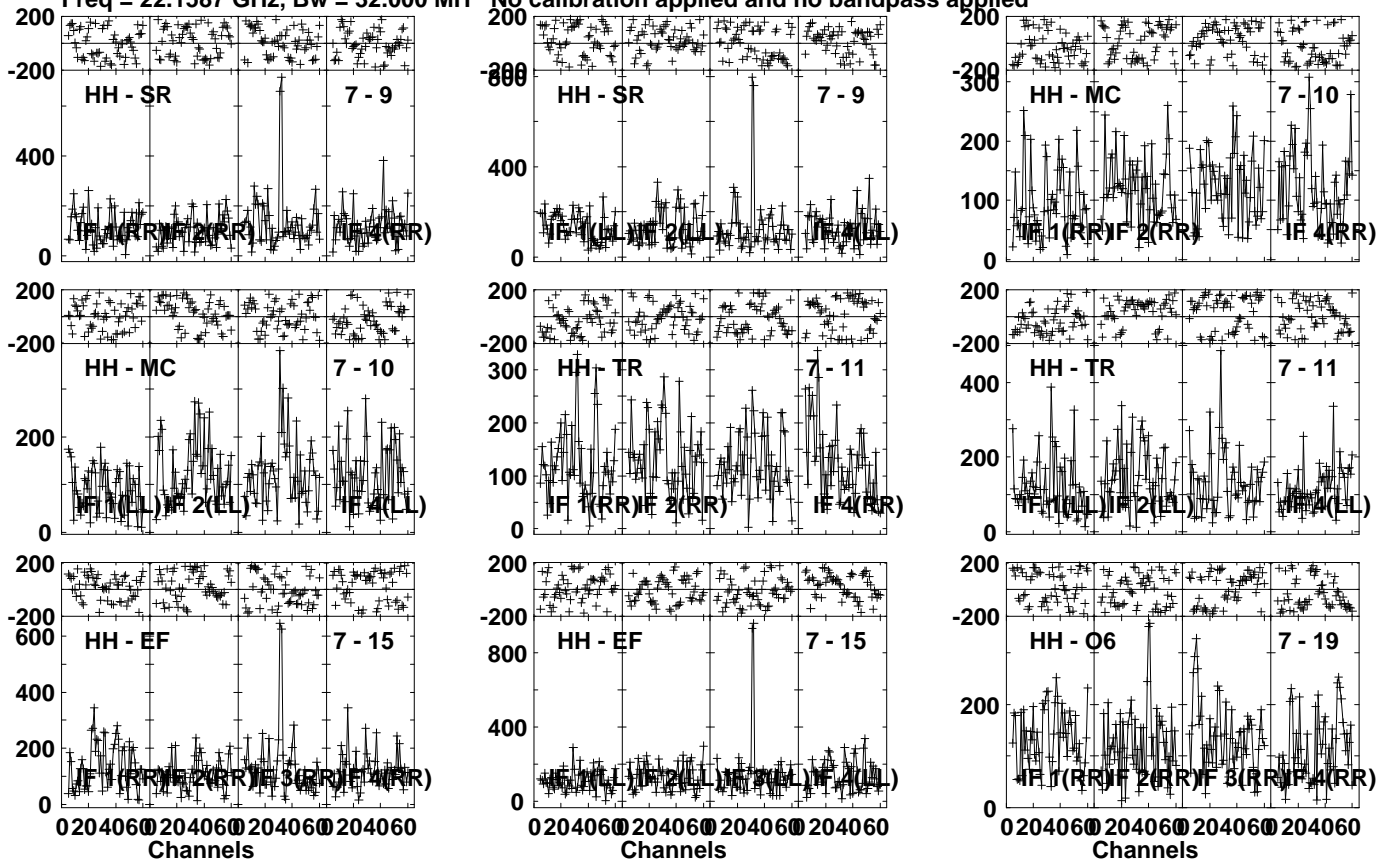
Lower frame: Micro Ampl Jy Top frame: Phas deg
Vector averaged cross-power spectrum Several baselines displayed
Timerange: 01/05:59:41 to 01/06:00:39

Plot file version 754 created 04-JUN-2021 15:28:07

I16293 EB084 1.UVDATA.1

Freq = 22.1587 GHz, Bw = 32.000 MH

No calibration applied and no bandpass applied

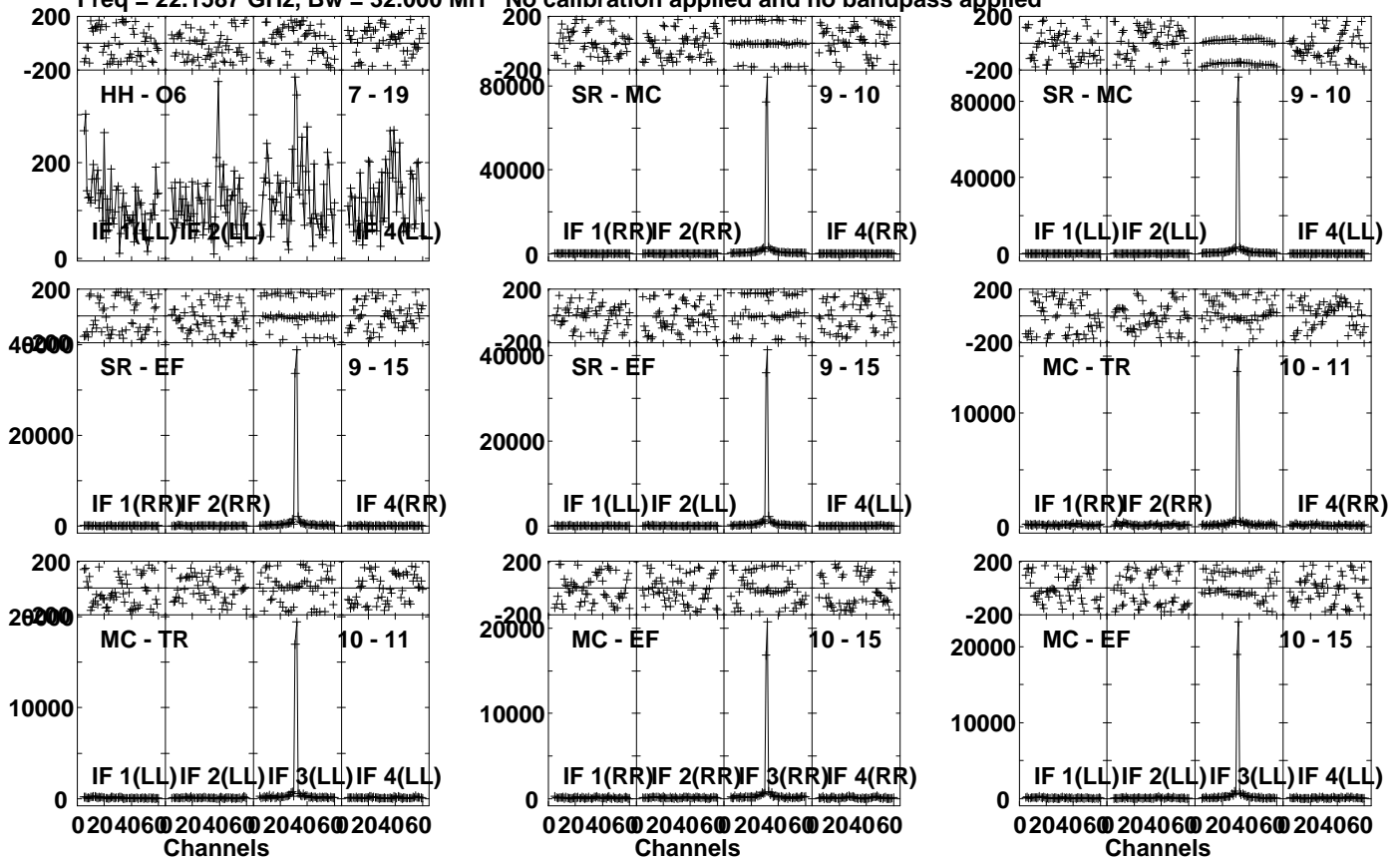


Lower frame: Micro Ampl Jy Top frame: Phas deg
Vector averaged cross-power spectrum Several baselines displayed
Timerange: 01/06:00:40 to 01/06:02:40

Plot file version 755 created 04-JUN-2021 15:28:07

I16293 EB084 1.UVDATA.1

Freq = 22.1587 GHz, Bw = 32.000 MH No calibration applied and no bandpass applied



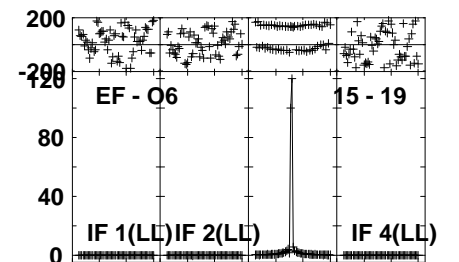
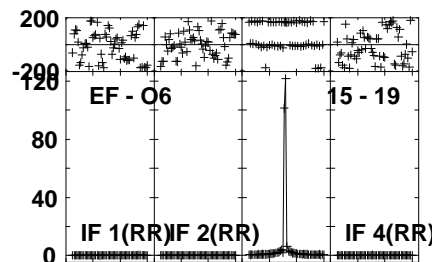
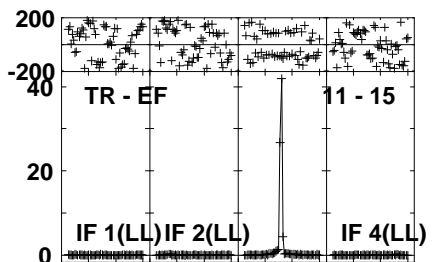
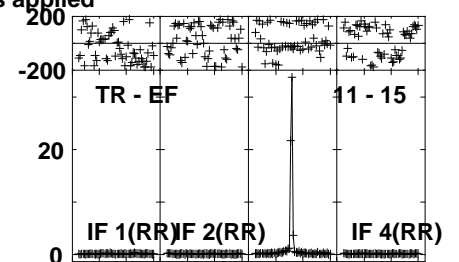
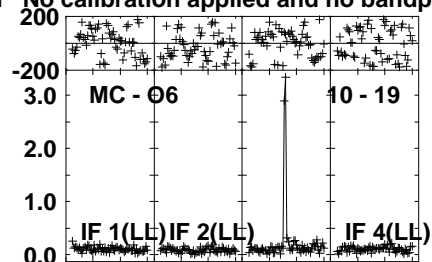
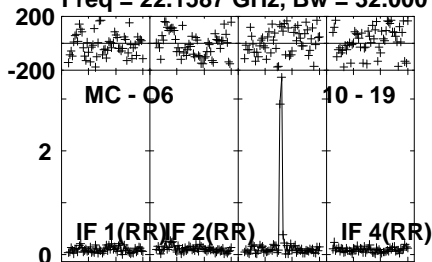
Lower frame: Micro Ampl Jy Top frame: Phas deg
Vector averaged cross-power spectrum Several baselines displayed
Timerange: 01/06:00:40 to 01/06:02:40

Plot file version 756 created 04-JUN-2021 15:28:07

I16293 EB084 1.UVDATA.1

Freq = 22.1587 GHz, Bw = 32.000 MH

No calibration applied and no bandpass applied



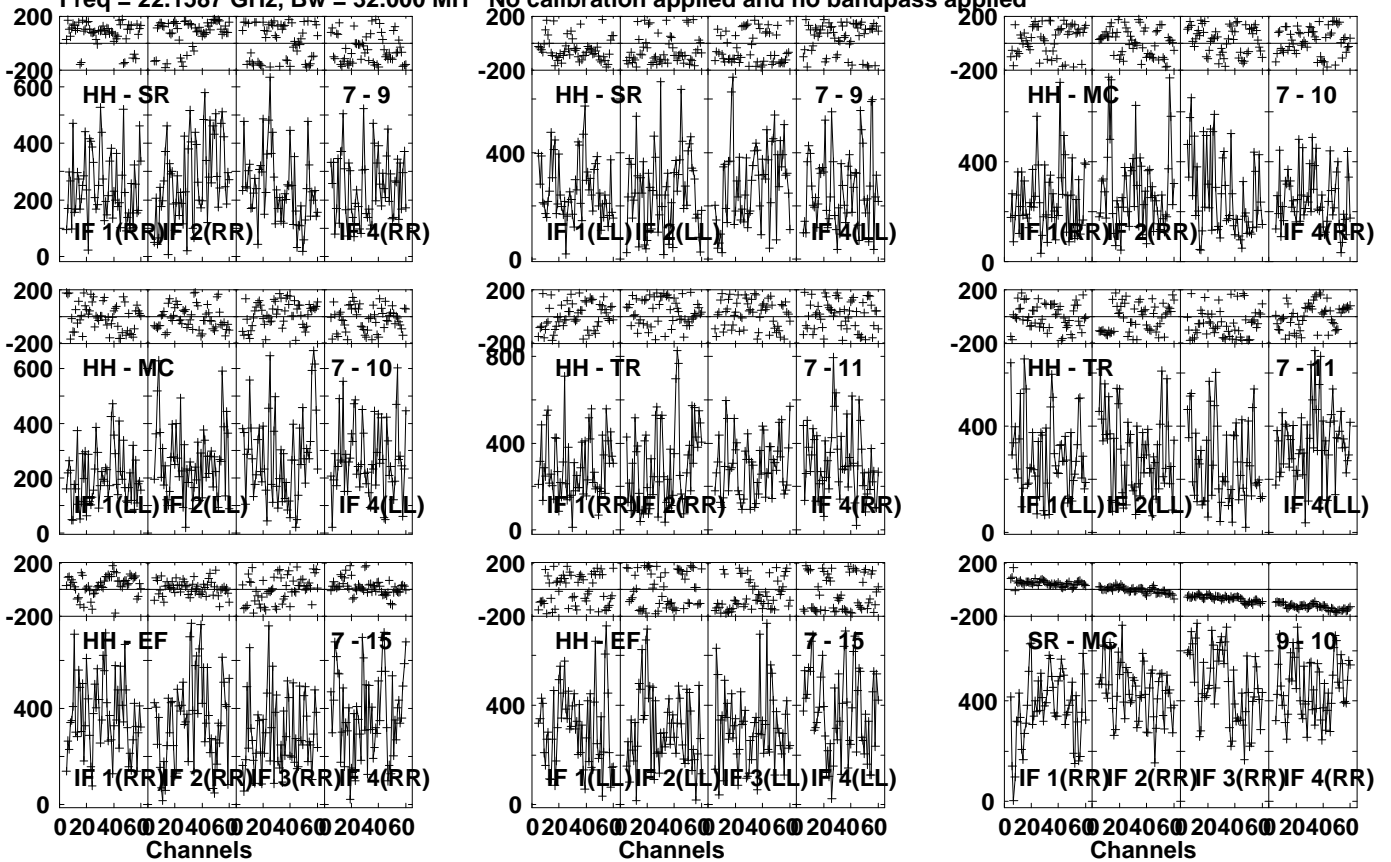
Lower frame: Milli Ampl Jy Top frame: Phas deg
Vector averaged cross-power spectrum Several baselines displayed
Timerange: 01/06:00:40 to 01/06:02:40

Plot file version 757 created 04-JUN-2021 15:28:08

J1625-2527 EB084 1.UVDATA.1

Freq = 22.1587 GHz, Bw = 32.000 MH

No calibration applied and no bandpass applied



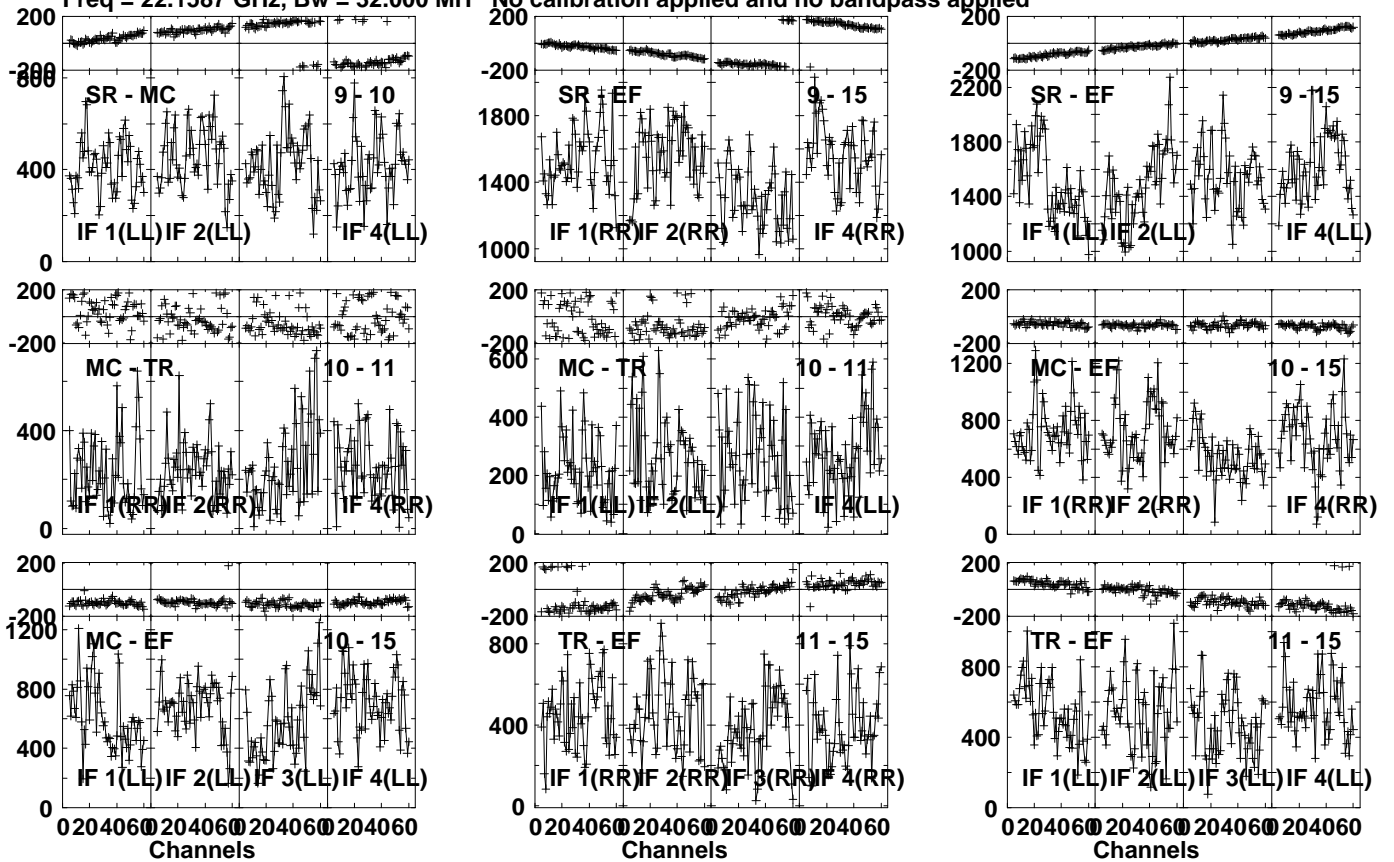
Lower frame: Micro Ampl Jy Top frame: Phas deg
Vector averaged cross-power spectrum Several baselines displayed
Timerange: 01/06:02:40 to 01/06:03:39

Plot file version 758 created 04-JUN-2021 15:28:08

J1625-2527 EB084 1.UVDATA.1

Freq = 22.1587 GHz, Bw = 32.000 MH

No calibration applied and no bandpass applied



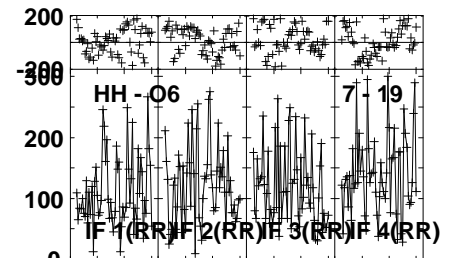

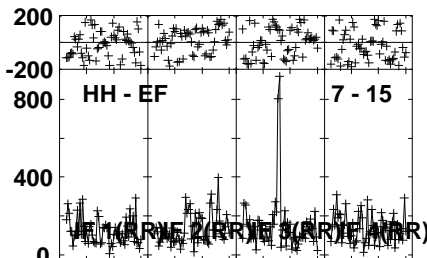
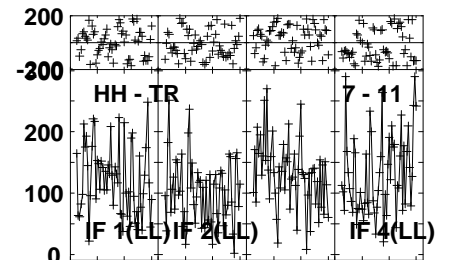
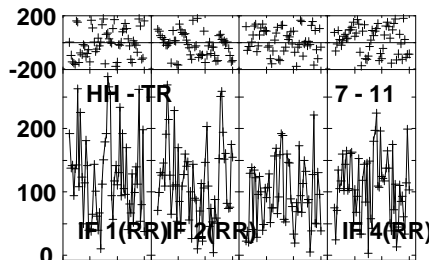
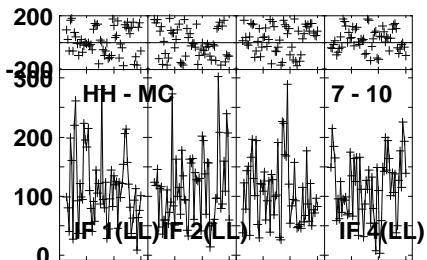
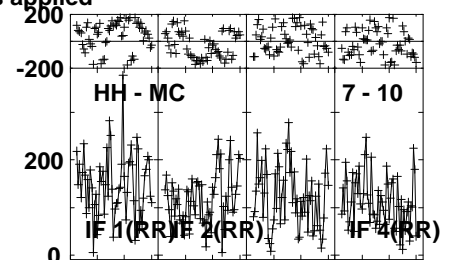
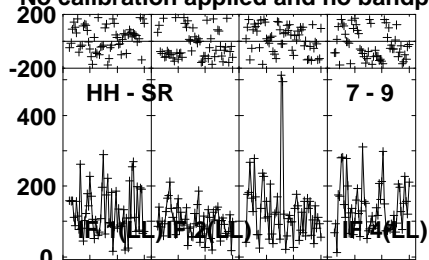
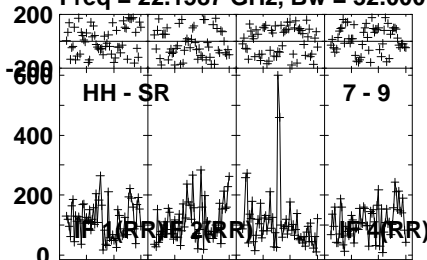
Lower frame: Micro Ampl Jy Top frame: Phas deg
Vector averaged cross-power spectrum Several baselines displayed
Timerange: 01/06:02:40 to 01/06:03:39

Plot file version 759 created 04-JUN-2021 15:28:08

I16293 EB084 1.UVDATA.1

Freq = 22.1587 GHz, Bw = 32.000 MH

No calibration applied and no bandpass applied



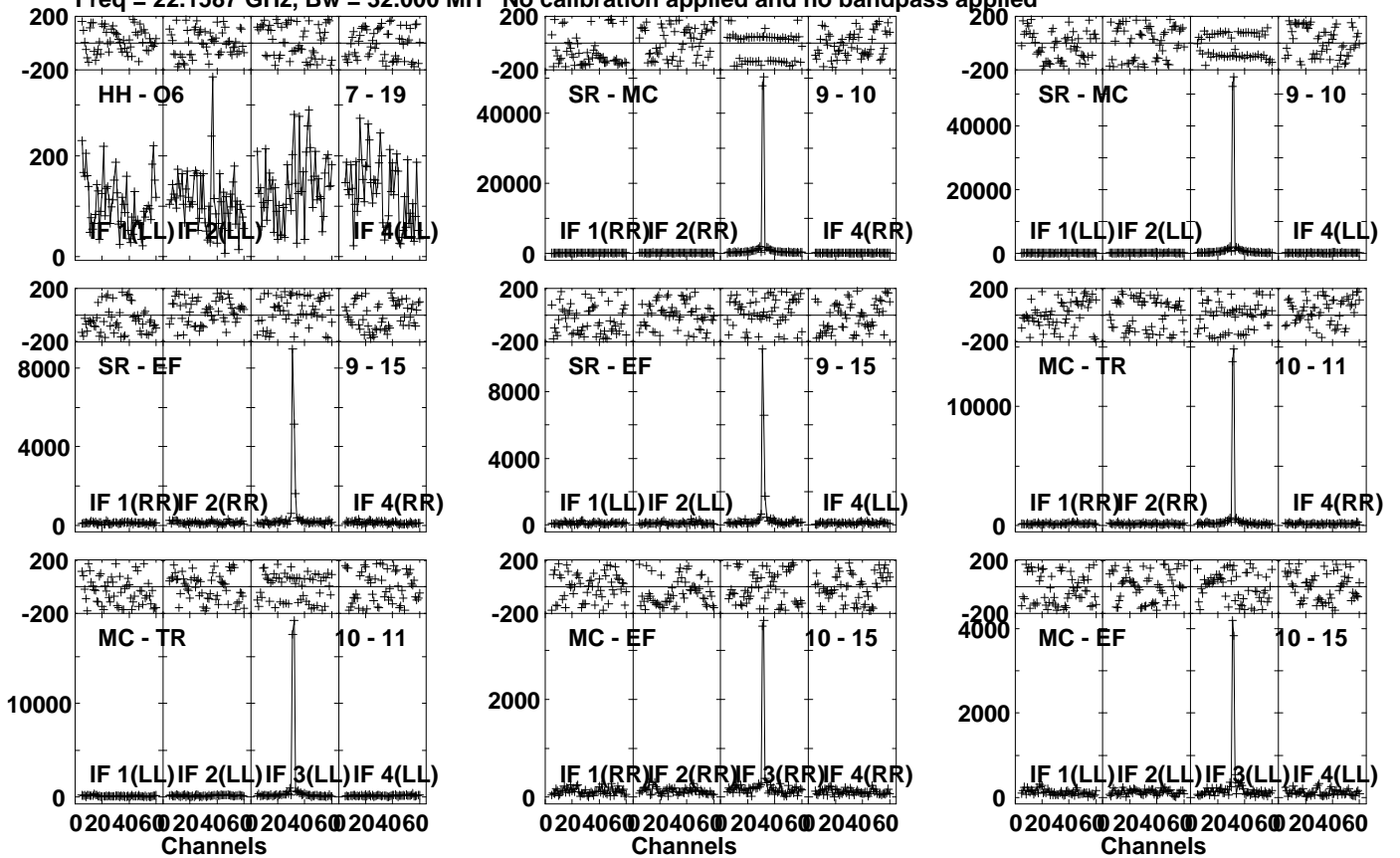
Lower frame: Micro Ampl Jy Top frame: Phas deg
Vector averaged cross-power spectrum Several baselines displayed
Timerange: 01/06:03:40 to 01/06:05:39

Plot file version 760 created 04-JUN-2021 15:28:08

I16293 EB084 1.UVDATA.1

Freq = 22.1587 GHz, Bw = 32.000 MH

No calibration applied and no bandpass applied



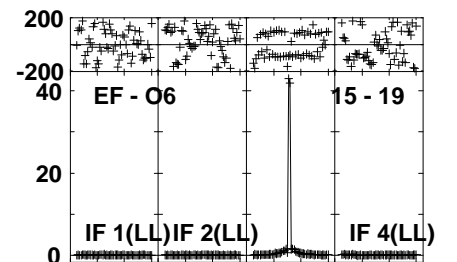
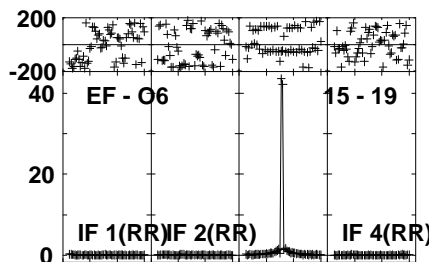
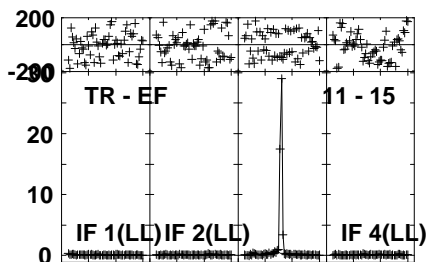
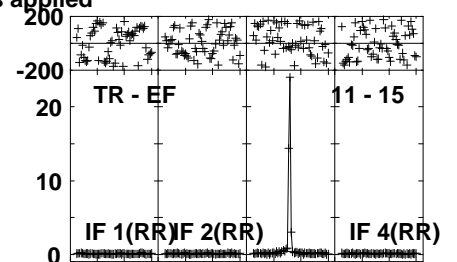
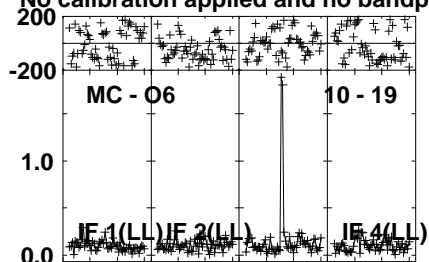
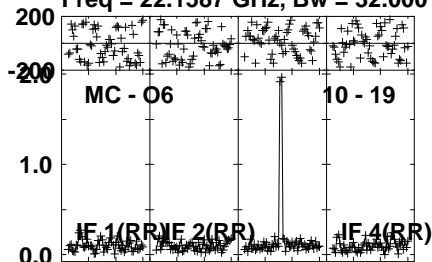
Lower frame: Micro Ampl Jy Top frame: Phas deg
Vector averaged cross-power spectrum Several baselines displayed
Timerange: 01/06:03:40 to 01/06:05:39

Plot file version 761 created 04-JUN-2021 15:28:08

I16293 EB084 1.UVDATA.1

Freq = 22.1587 GHz, Bw = 32.000 MH

No calibration applied and no bandpass applied



Lower frame: Milli Ampl Jy Top frame: Phas deg

Vector averaged cross-power spectrum Several baselines displayed

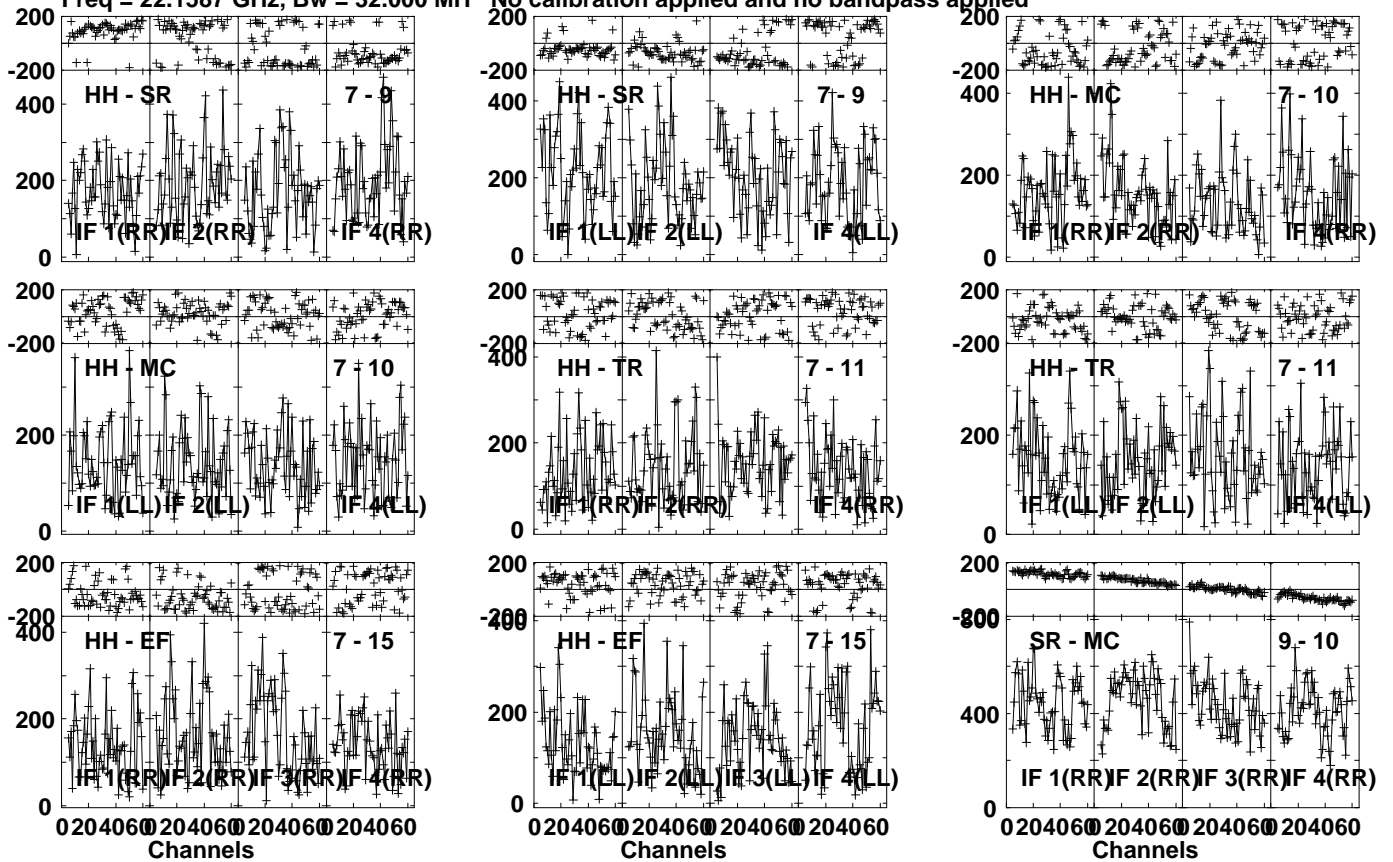
Timerange: 01/06:03:40 to 01/06:05:39

Plot file version 762 created 04-JUN-2021 15:28:08

J1625-2527 EB084 1.UVDATA.1

Freq = 22.1587 GHz, Bw = 32.000 MH

No calibration applied and no bandpass applied



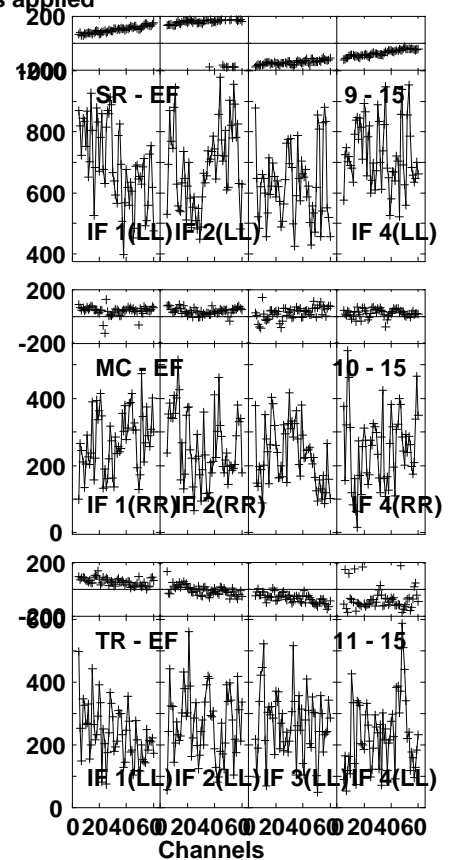
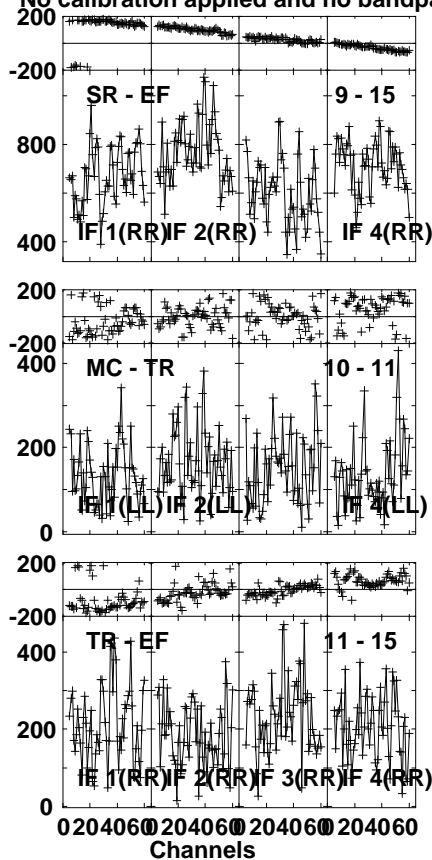
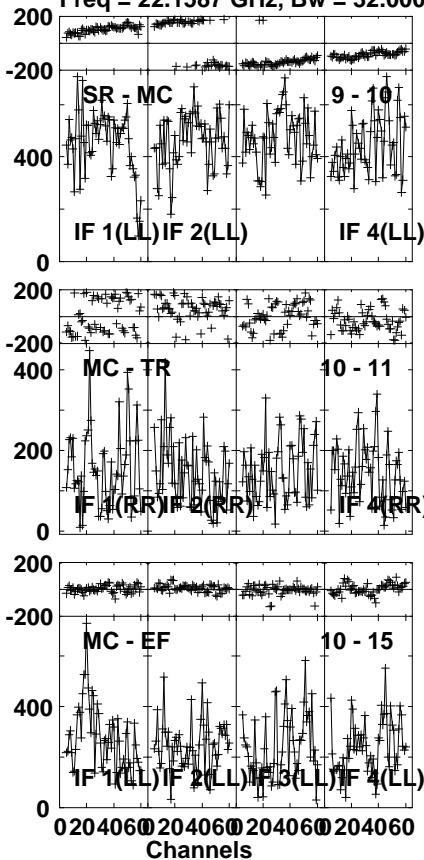
Lower frame: Micro Ampl Jy Top frame: Phas deg
Vector averaged cross-power spectrum Several baselines displayed
Timerange: 01/06:06:21 to 01/06:07:19

Plot file version 763 created 04-JUN-2021 15:28:08

J1625-2527 EB084 1.UVDATA.1

Freq = 22.1587 GHz, Bw = 32.000 MH

No calibration applied and no bandpass applied



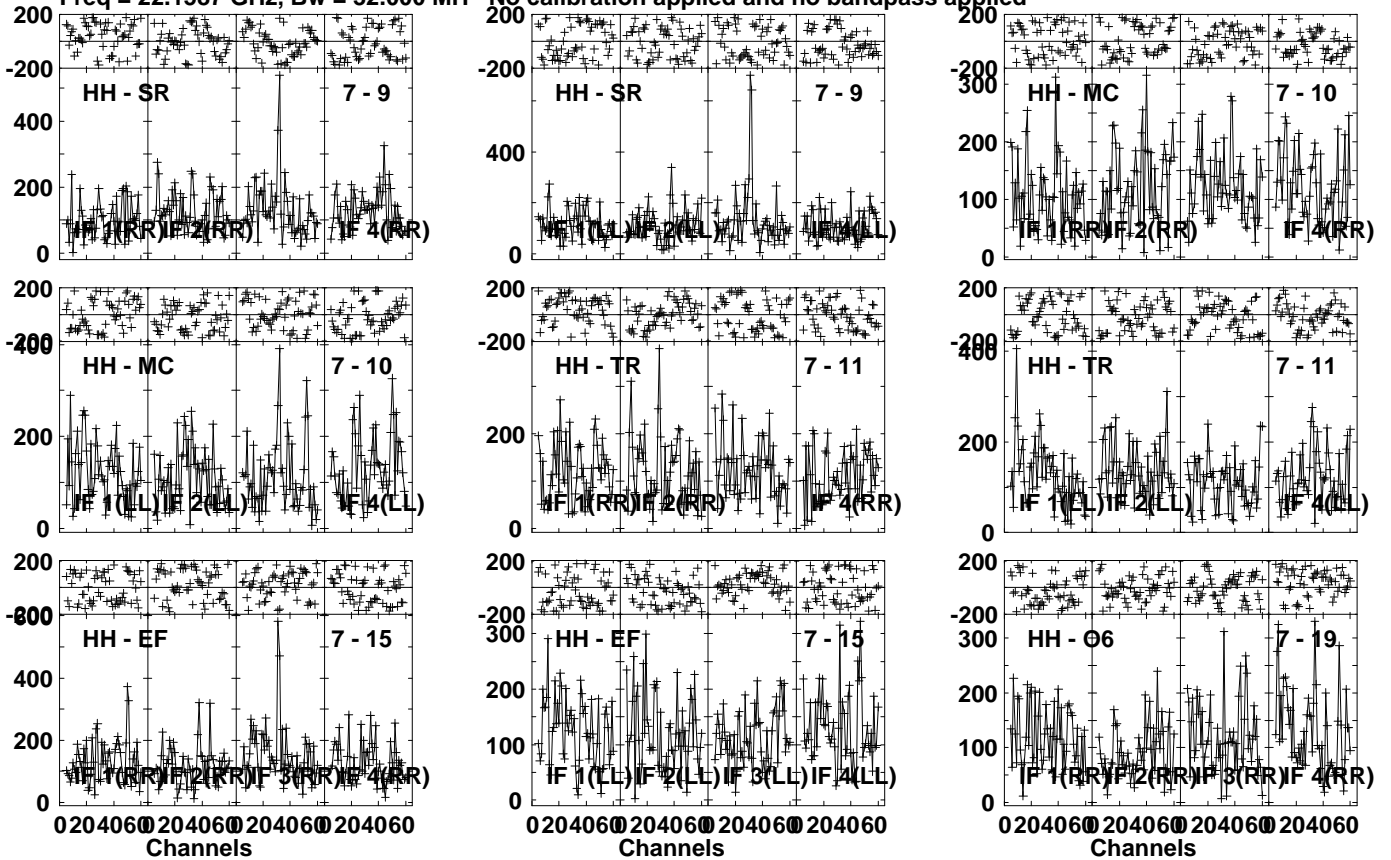
Lower frame: Micro Ampl Jy Top frame: Phas deg
Vector averaged cross-power spectrum Several baselines displayed
Timerange: 01/06:06:21 to 01/06:07:19

Plot file version 764 created 04-JUN-2021 15:28:08

I16293 EB084 1.UVDATA.1

Freq = 22.1587 GHz, Bw = 32.000 MH

No calibration applied and no bandpass applied



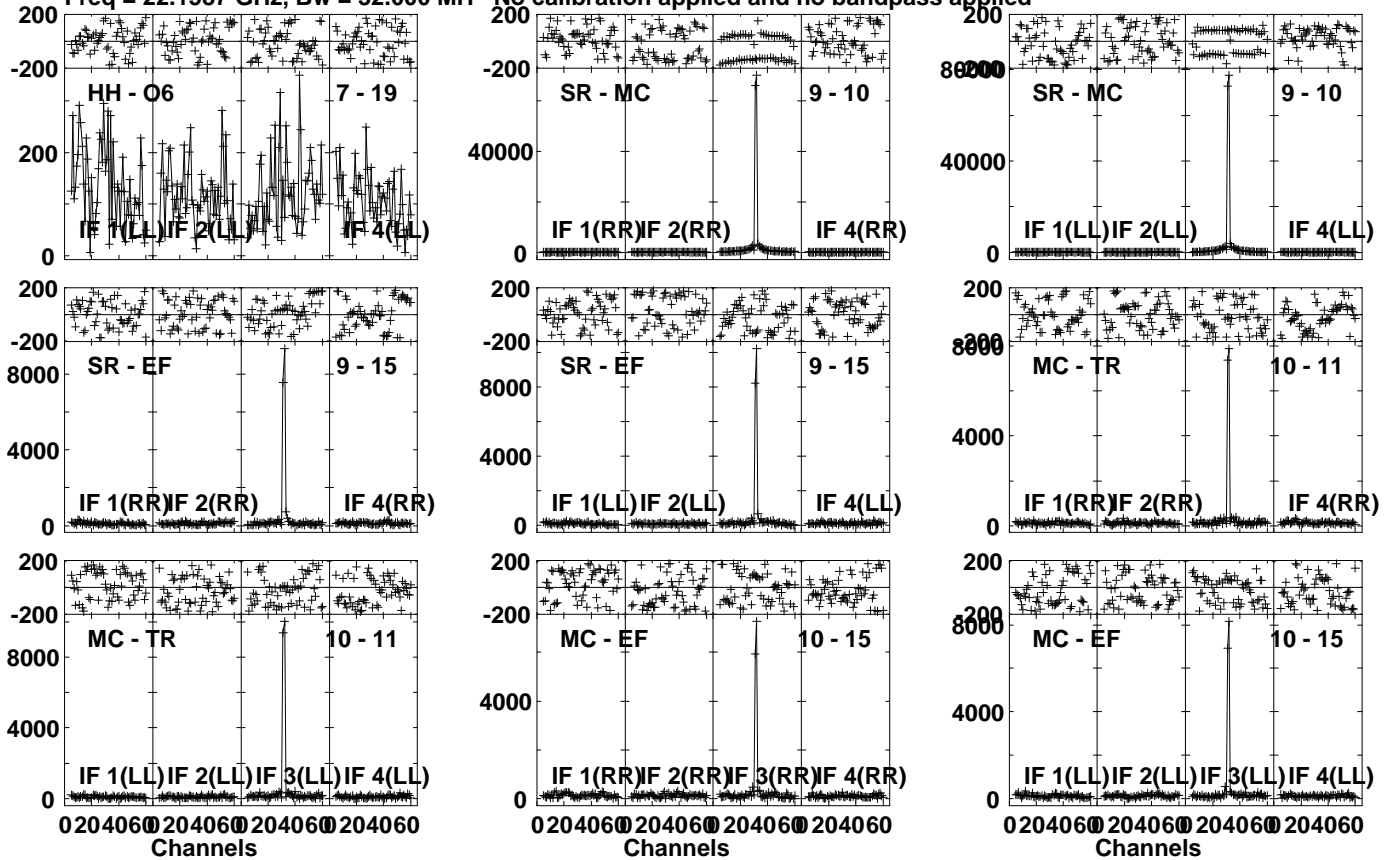
Lower frame: Micro Ampl Jy Top frame: Phas deg
Vector averaged cross-power spectrum Several baselines displayed
Timerange: 01/06:07:20 to 01/06:09:19

Plot file version 765 created 04-JUN-2021 15:28:08

I16293 EB084 1.UVDATA.1

Freq = 22.1587 GHz, Bw = 32.000 MH

No calibration applied and no bandpass applied



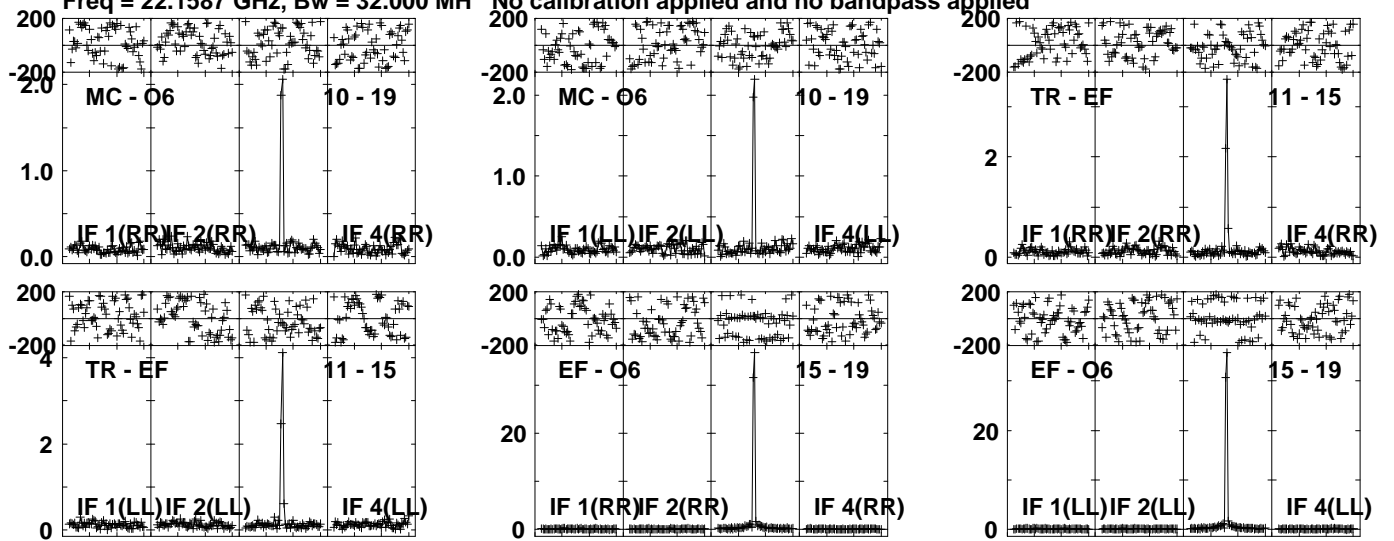
Lower frame: Micro Ampl Jy Top frame: Phas deg
Vector averaged cross-power spectrum Several baselines displayed
Timerange: 01/06:07:20 to 01/06:09:19

Plot file version 766 created 04-JUN-2021 15:28:08

I16293 EB084 1.UVDATA.1

Freq = 22.1587 GHz, Bw = 32.000 MH

No calibration applied and no bandpass applied



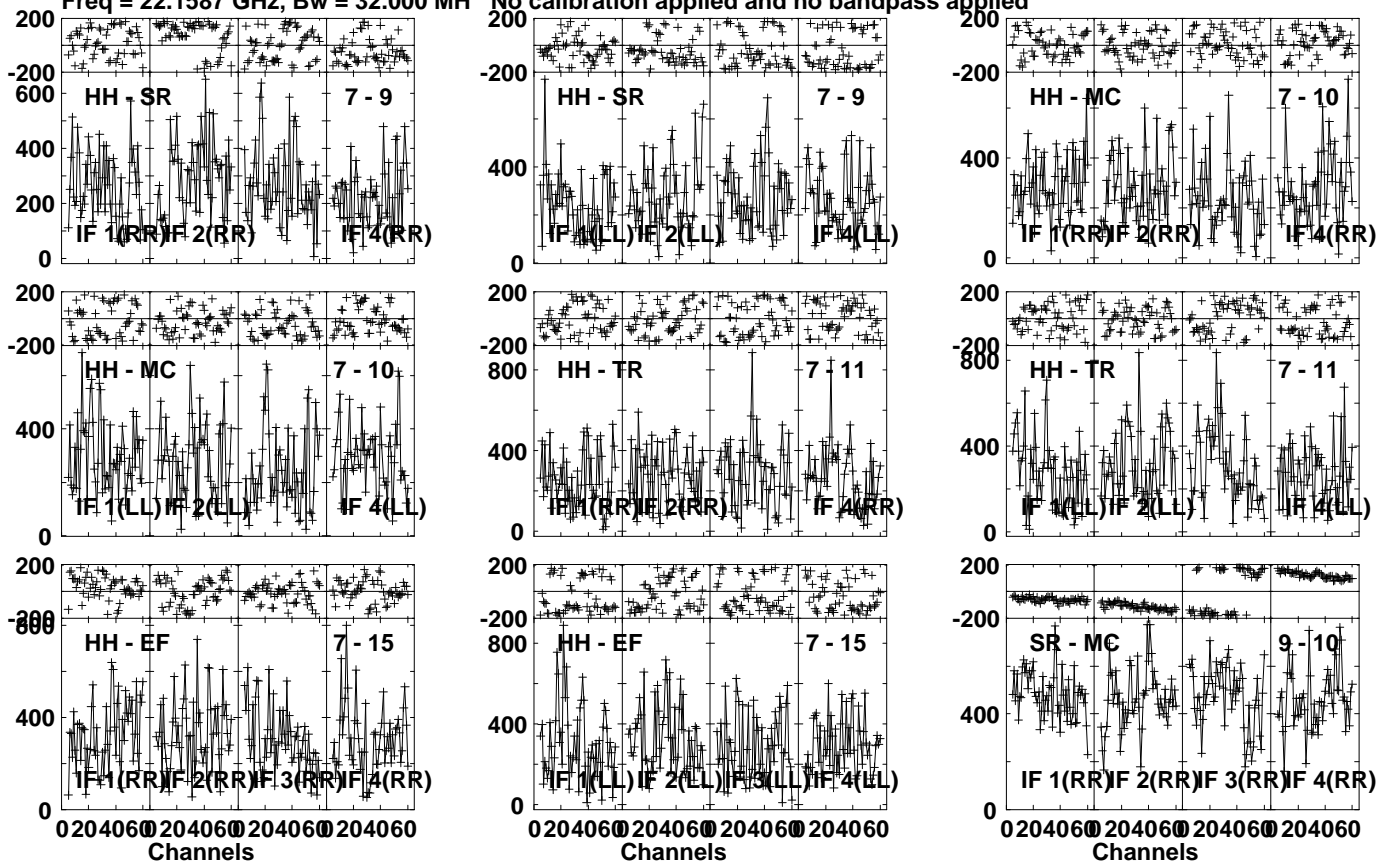
Lower frame: Milli Ampl Jy Top frame: Phas deg
Vector averaged cross-power spectrum Several baselines displayed
Timerange: 01/06:07:20 to 01/06:09:19

Plot file version 767 created 04-JUN-2021 15:28:08

J1625-2527 EB084 1.UVDATA.1

Freq = 22.1587 GHz, Bw = 32.000 MH

No calibration applied and no bandpass applied



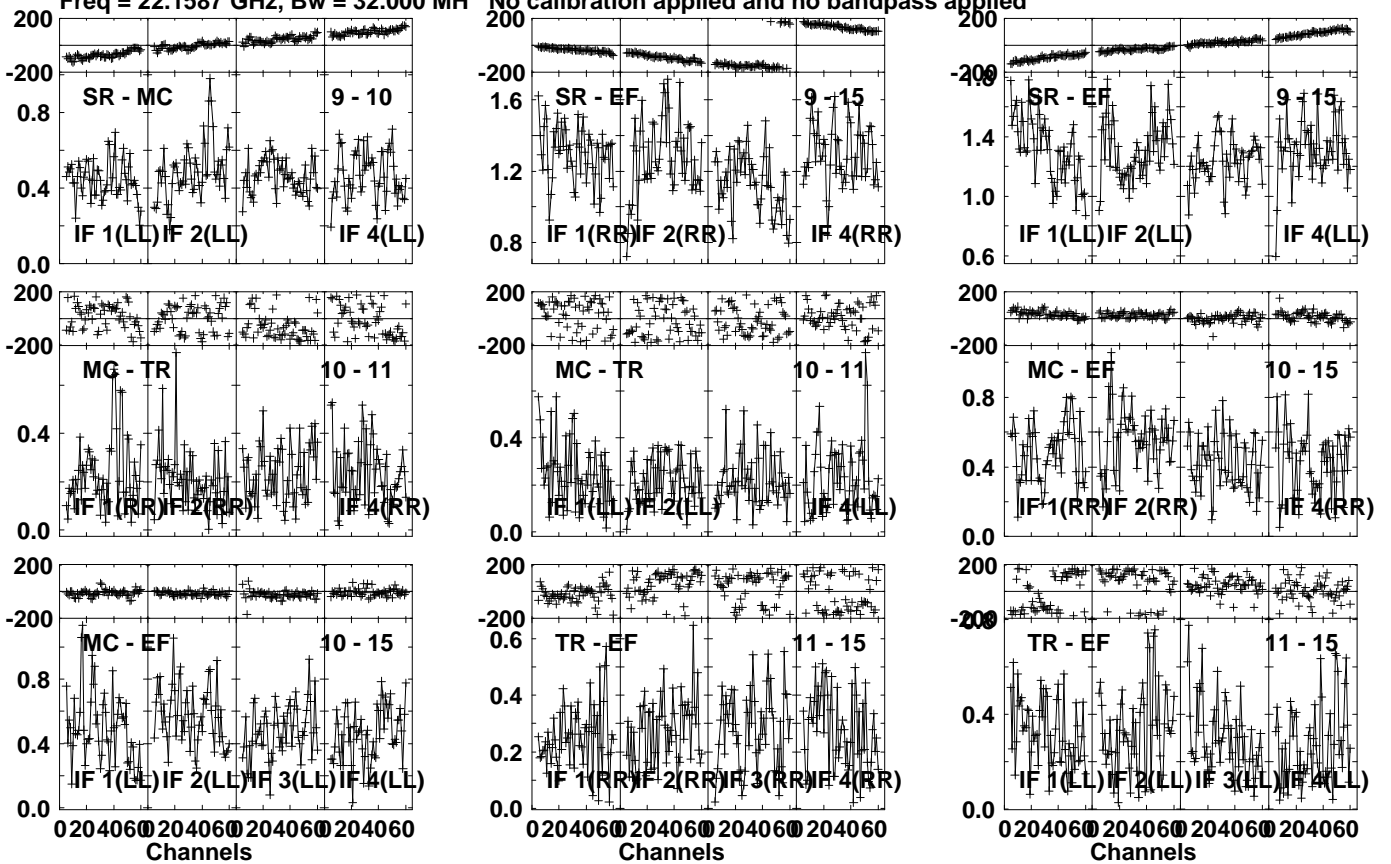
Lower frame: Micro Ampl Jy Top frame: Phas deg
Vector averaged cross-power spectrum Several baselines displayed
Timerange: 01/06:09:21 to 01/06:10:20

Plot file version 768 created 04-JUN-2021 15:28:08

J1625-2527 EB084 1.UVDATA.1

Freq = 22.1587 GHz, Bw = 32.000 MH

No calibration applied and no bandpass applied



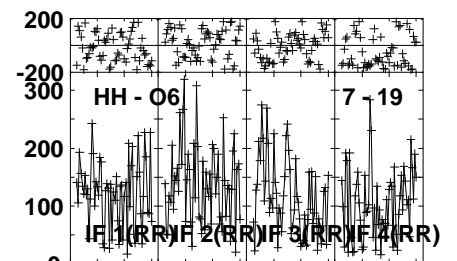
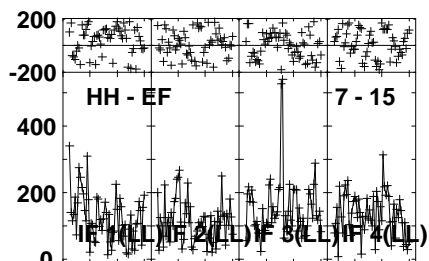
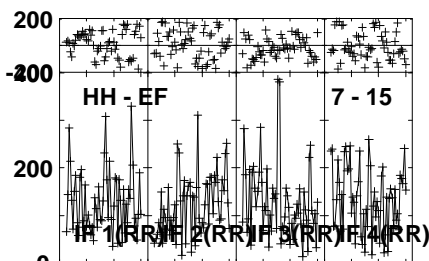
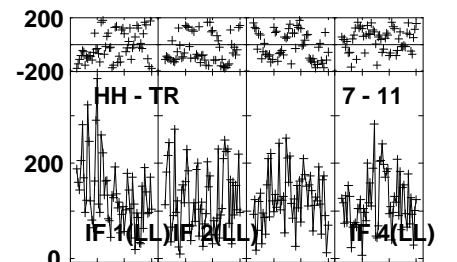
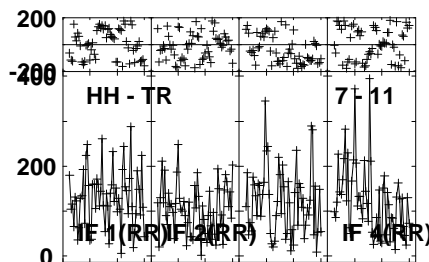
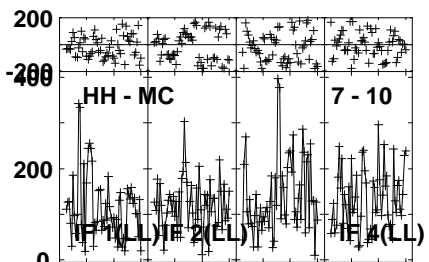
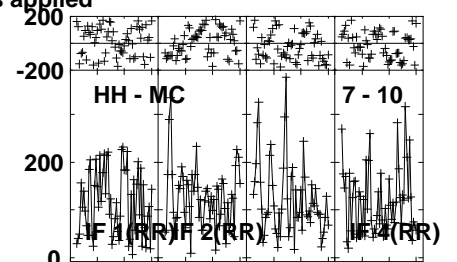
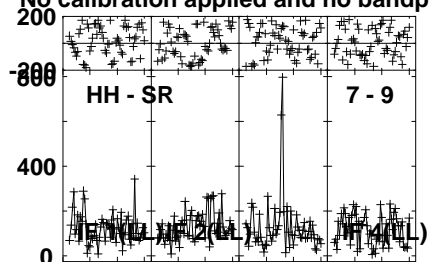
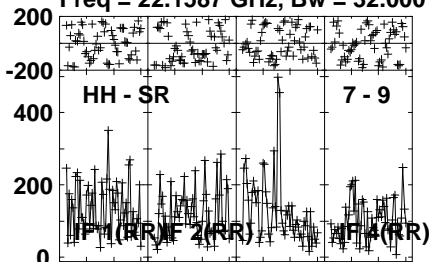
Lower frame: Milli Ampl Jy Top frame: Phas deg
Vector averaged cross-power spectrum Several baselines displayed
Timerange: 01/06:09:21 to 01/06:10:20

Plot file version 769 created 04-JUN-2021 15:28:08

I16293 EB084 1.UVDATA.1

Freq = 22.1587 GHz, Bw = 32.000 MH

No calibration applied and no bandpass applied



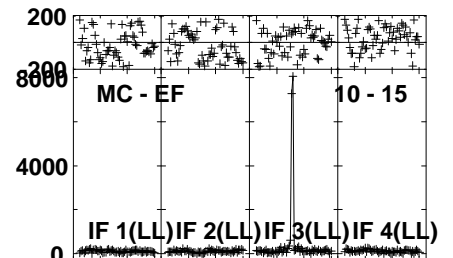
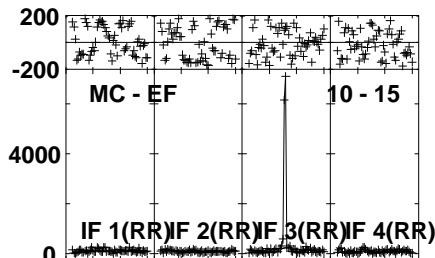
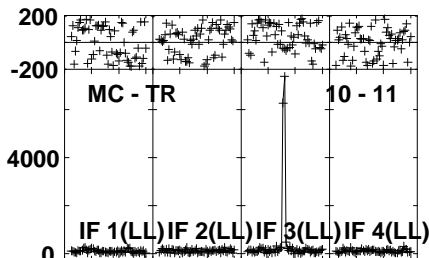
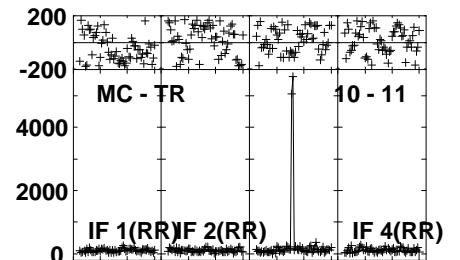
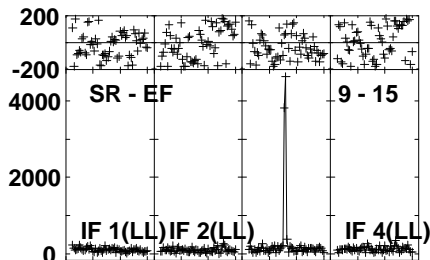
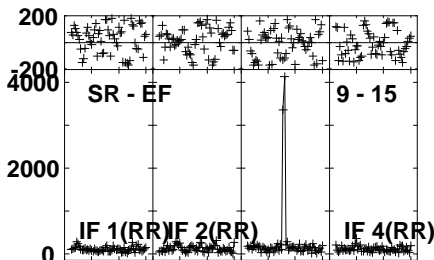
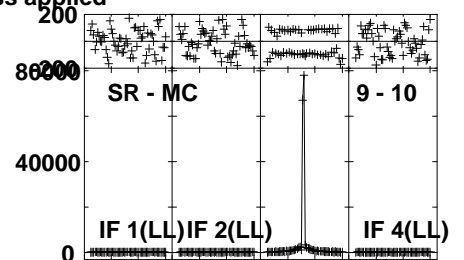
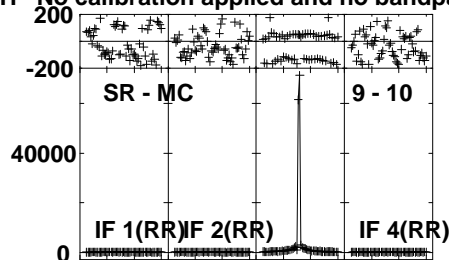
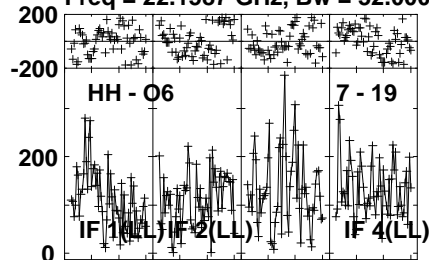
Lower frame: Micro Ampl Jy Top frame: Phas deg
Vector averaged cross-power spectrum Several baselines displayed
Timerange: 01/06:10:20 to 01/06:12:19

Plot file version 770 created 04-JUN-2021 15:28:08

I16293 EB084 1.UVDATA.1

Freq = 22.1587 GHz, Bw = 32.000 MH

No calibration applied and no bandpass applied



0204060 204060 204060 204060
Channels

0204060 204060 204060 204060
Channels

0204060 204060 204060 204060
Channels

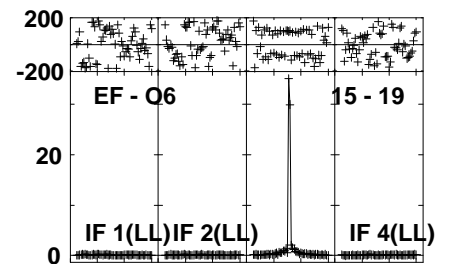
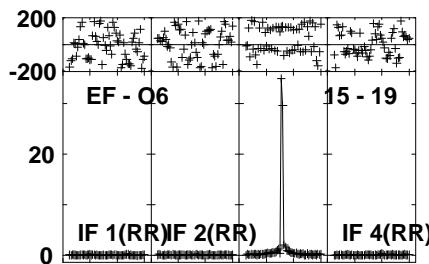
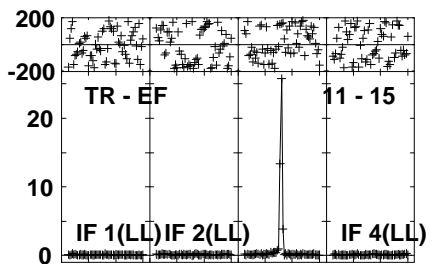
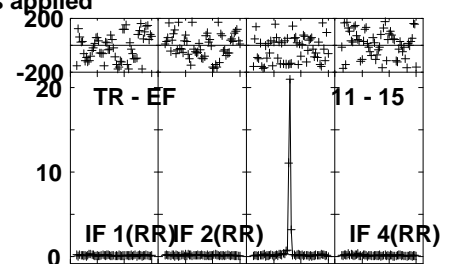
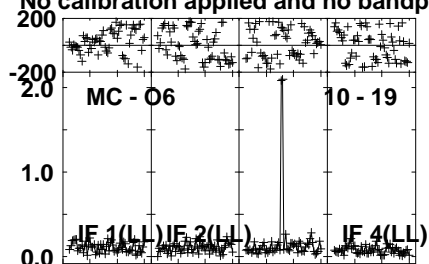
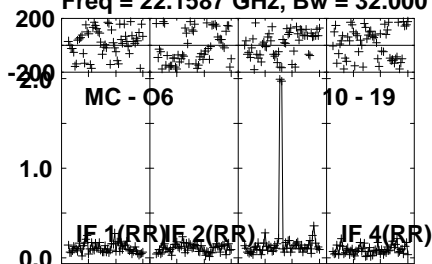
Lower frame: Micro Ampl Jy Top frame: Phas deg
Vector averaged cross-power spectrum Several baselines displayed
Timerange: 01/06:10:20 to 01/06:12:19

Plot file version 771 created 04-JUN-2021 15:28:09

I16293 EB084 1.UVDATA.1

Freq = 22.1587 GHz, Bw = 32.000 MH

No calibration applied and no bandpass applied



Lower frame: Milli Ampl Jy Top frame: Phas deg

Vector averaged cross-power spectrum Several baselines displayed

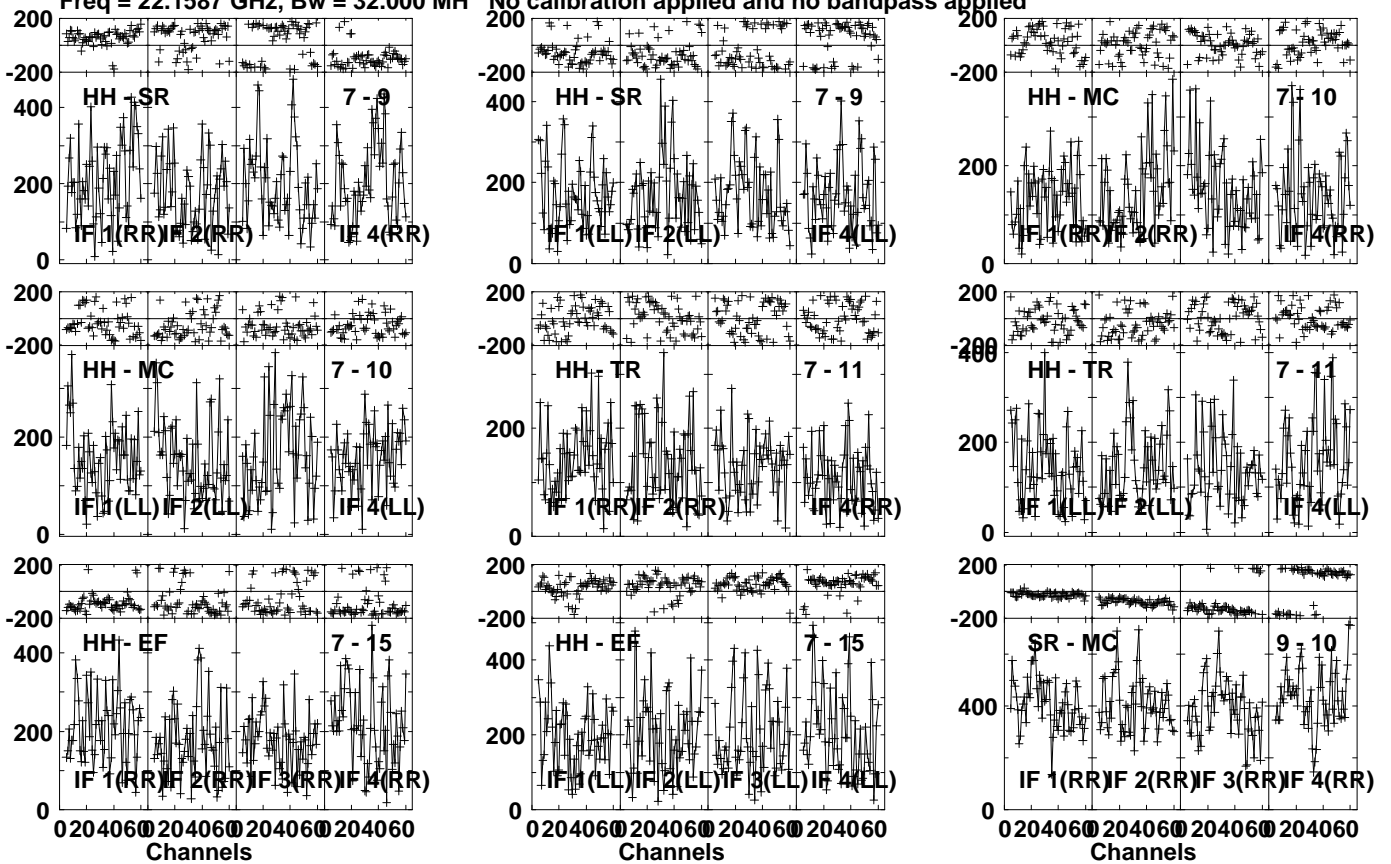
Timerange: 01/06:10:20 to 01/06:12:19

Plot file version 772 created 04-JUN-2021 15:28:09

J1625-2527 EB084 1.UVDATA.1

Freq = 22.1587 GHz, Bw = 32.000 MH

No calibration applied and no bandpass applied



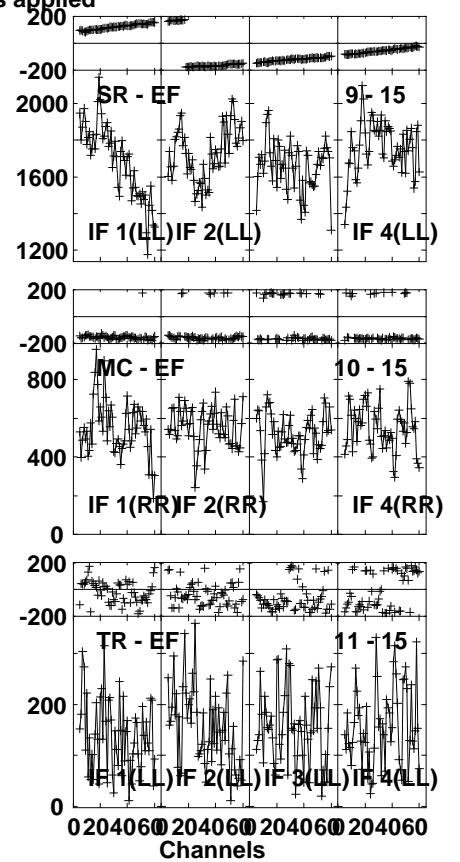
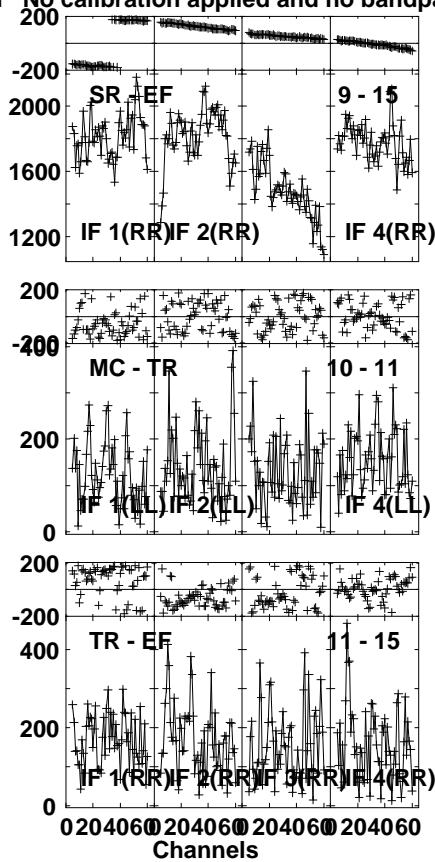
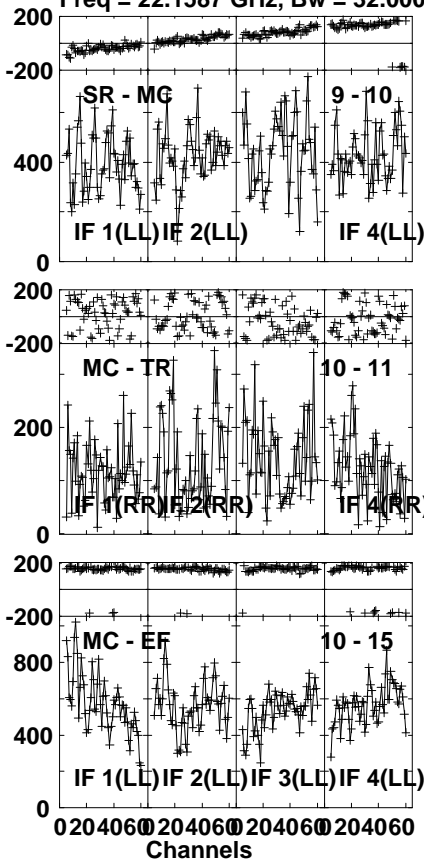
Lower frame: Micro Ampl Jy Top frame: Phas deg
Vector averaged cross-power spectrum Several baselines displayed
Timerange: 01/06:13:00 to 01/06:13:59

Plot file version 773 created 04-JUN-2021 15:28:09

J1625-2527 EB084 1.UVDATA.1

Freq = 22.1587 GHz, Bw = 32.000 MH

No calibration applied and no bandpass applied



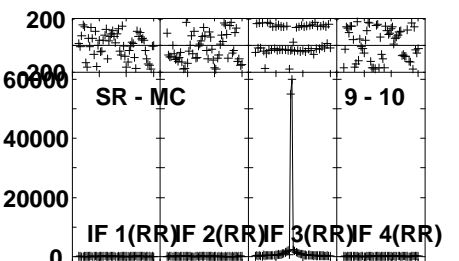
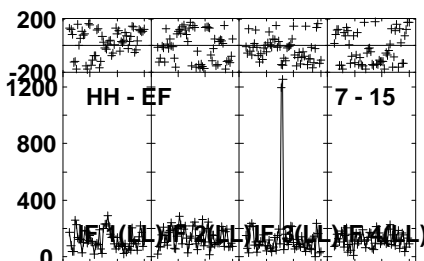
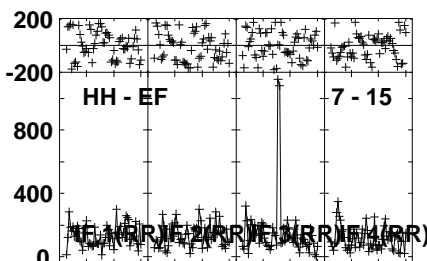
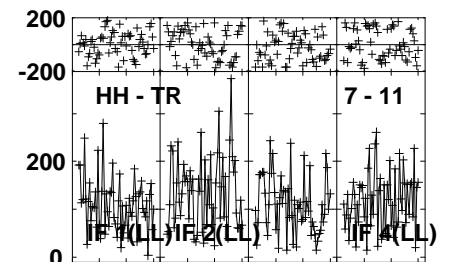
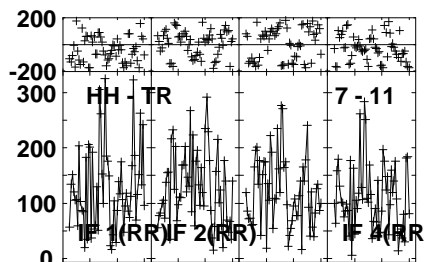
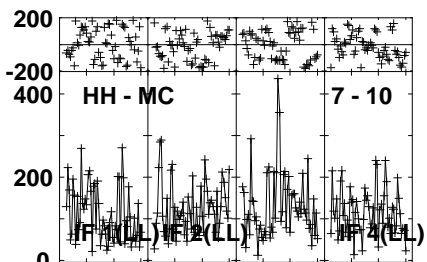
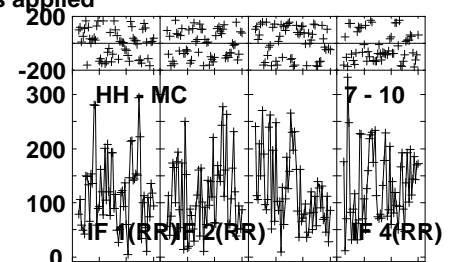
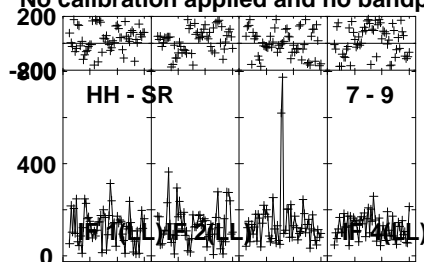
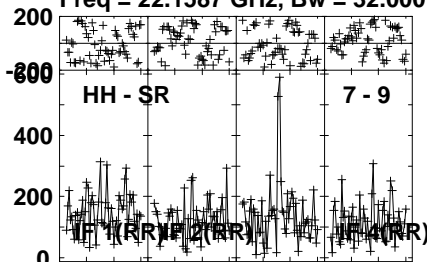
Lower frame: Micro Ampl Jy Top frame: Phas deg
Vector averaged cross-power spectrum Several baselines displayed
Timerange: 01/06:13:00 to 01/06:13:59

Plot file version 774 created 04-JUN-2021 15:28:09

I16293 EB084 1.UVDATA.1

Freq = 22.1587 GHz, Bw = 32.000 MH

No calibration applied and no bandpass applied



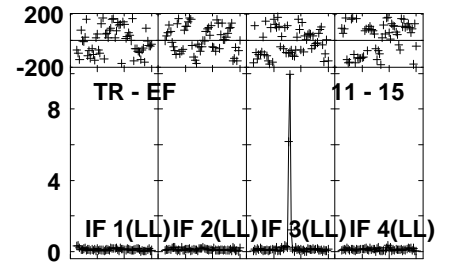
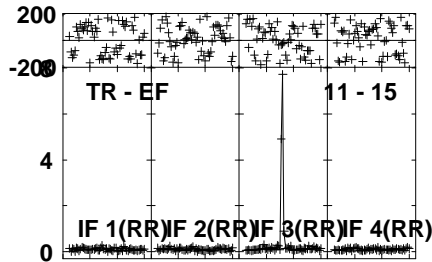
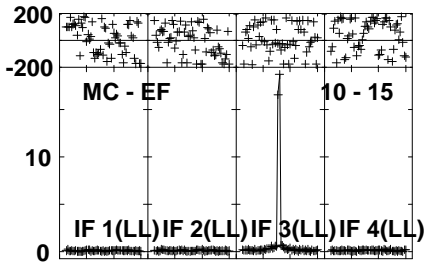
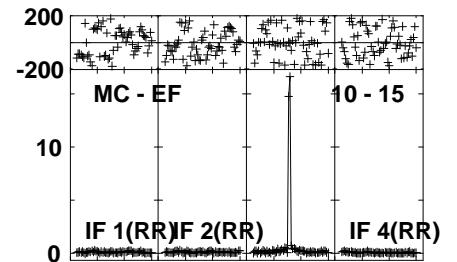
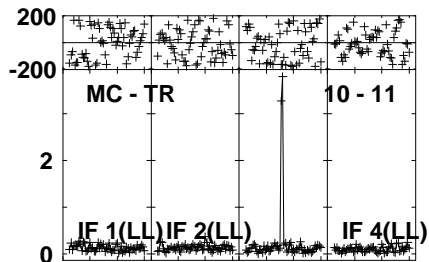
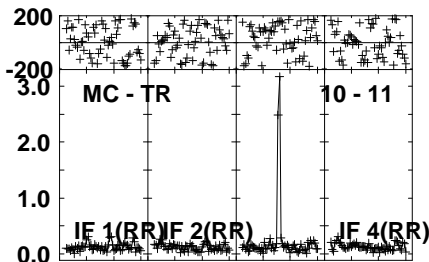
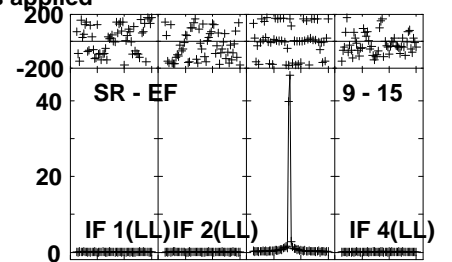
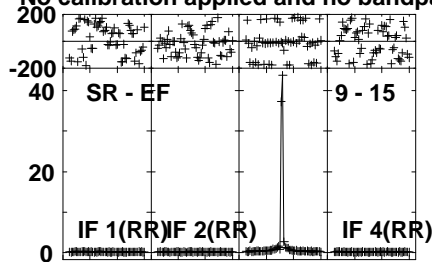
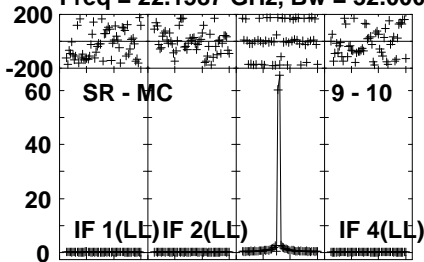
Lower frame: Micro Ampl Jy Top frame: Phas deg
Vector averaged cross-power spectrum Several baselines displayed
Timerange: 01/06:14:00 to 01/06:15:59

Plot file version 775 created 04-JUN-2021 15:28:09

I16293 EB084 1.UVDATA.1

Freq = 22.1587 GHz, Bw = 32.000 MH

No calibration applied and no bandpass applied



Lower frame: Milli Ampl Jy Top frame: Phas deg

Vector averaged cross-power spectrum Several baselines displayed

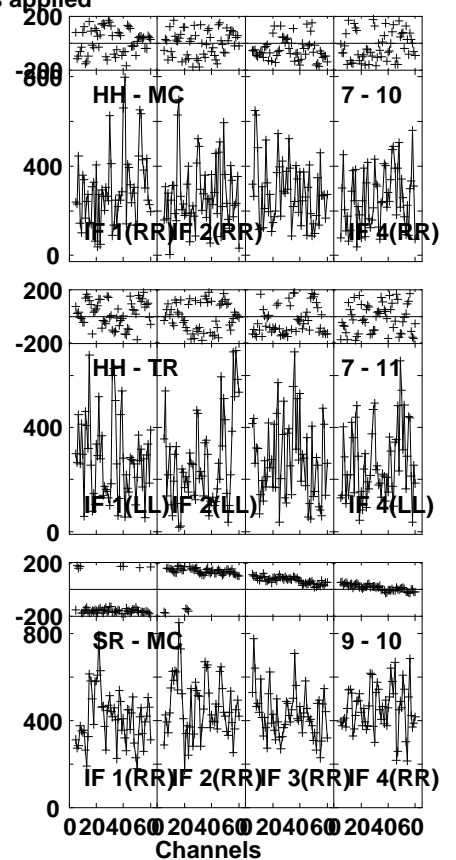
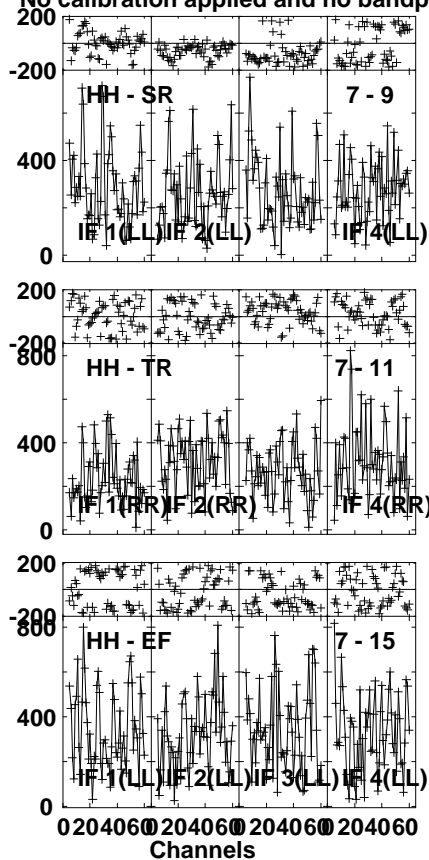
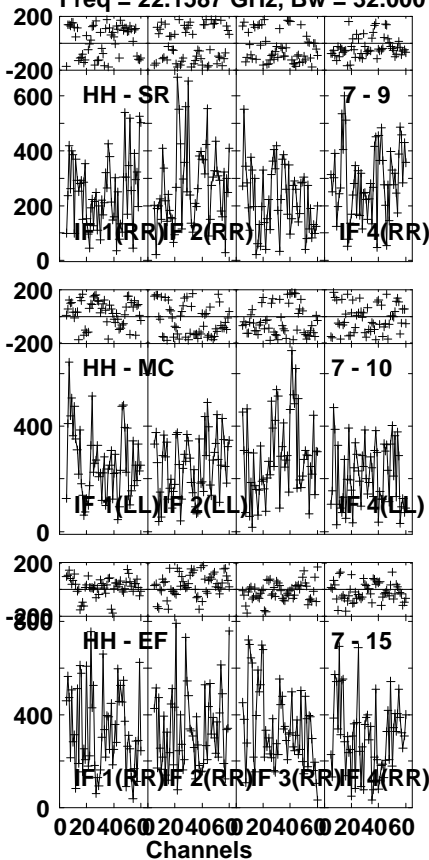
Timerange: 01/06:14:00 to 01/06:15:59

Plot file version 776 created 04-JUN-2021 15:28:09

J1625-2527 EB084 1.UVDATA.1

Freq = 22.1587 GHz, Bw = 32.000 MH

No calibration applied and no bandpass applied



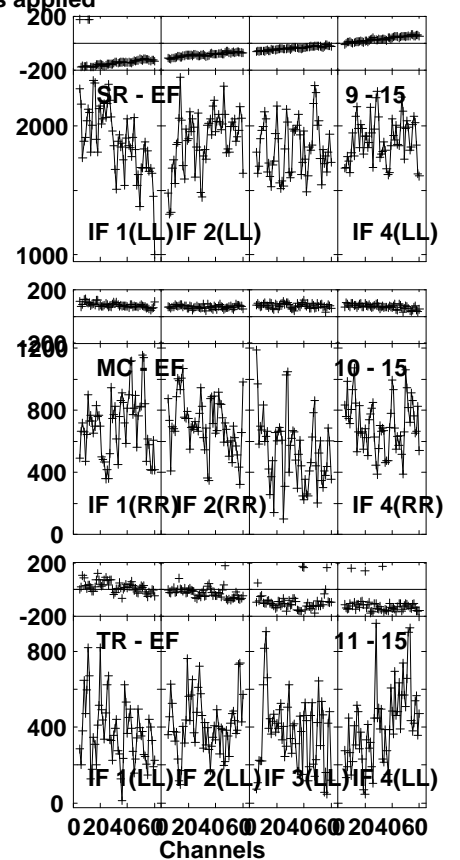
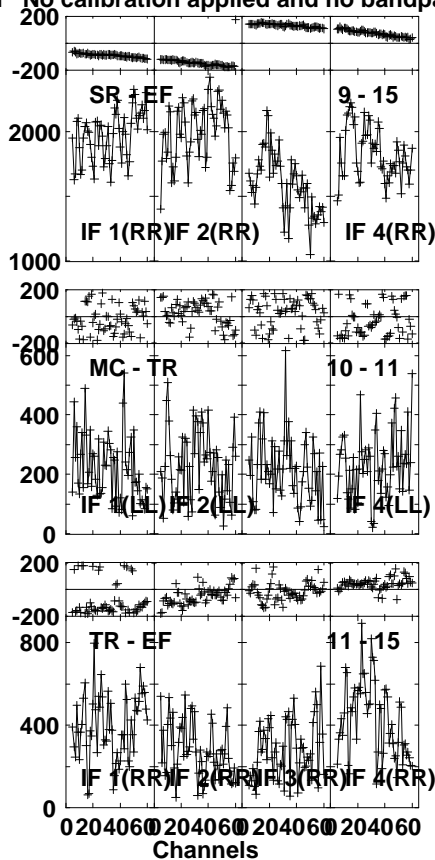
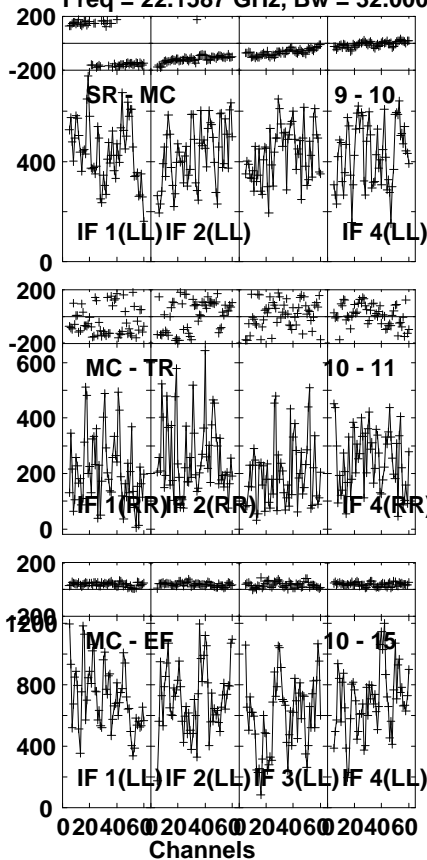
Lower frame: Micro Ampl Jy Top frame: Phas deg
Vector averaged cross-power spectrum Several baselines displayed
Timerange: 01/06:16:01 to 01/06:17:00

Plot file version 777 created 04-JUN-2021 15:28:09

J1625-2527 EB084 1.UVDATA.1

Freq = 22.1587 GHz, Bw = 32.000 MH

No calibration applied and no bandpass applied



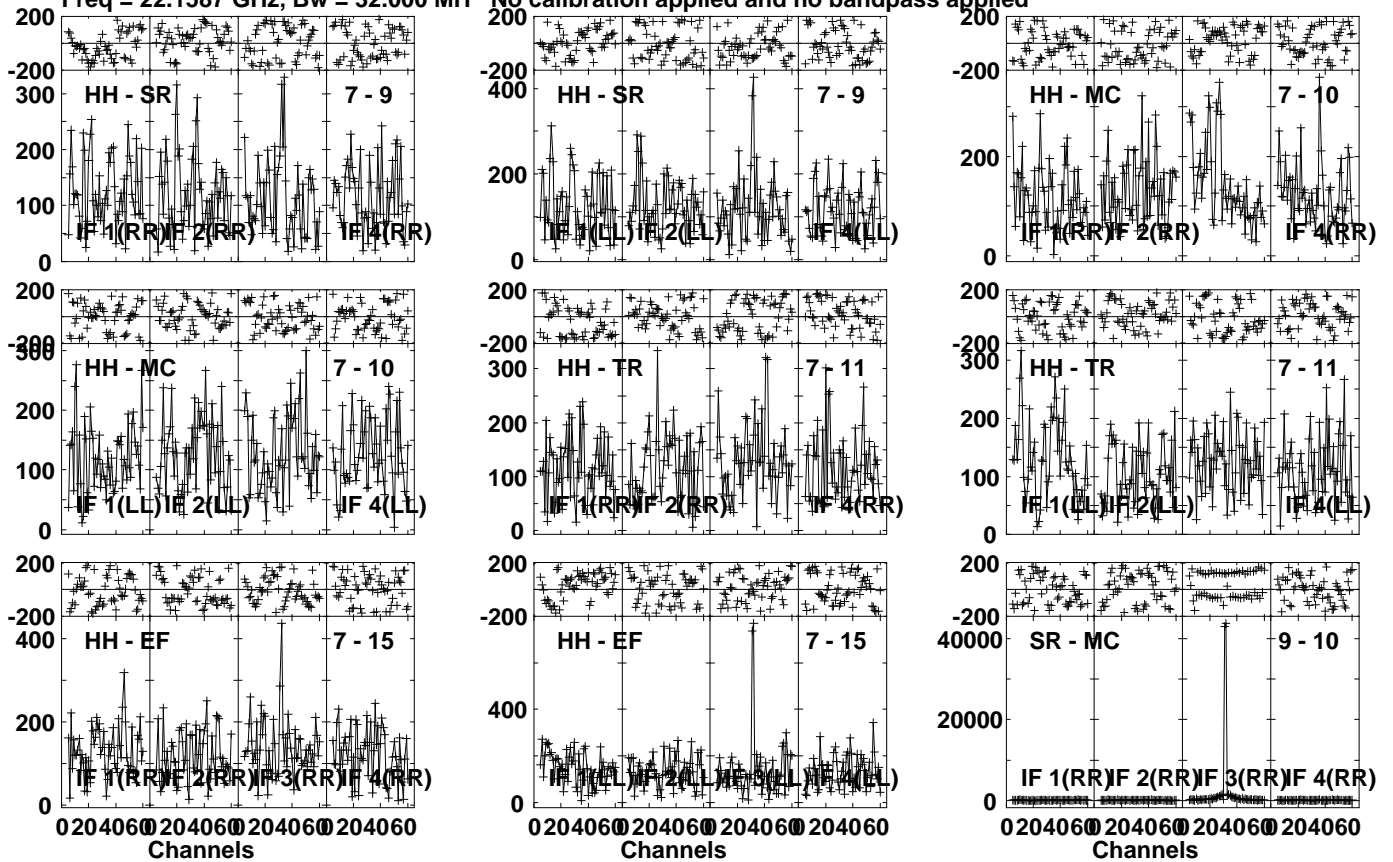
Lower frame: Micro Ampl Jy Top frame: Phas deg
Vector averaged cross-power spectrum Several baselines displayed
Timerange: 01/06:16:01 to 01/06:17:00

Plot file version 778 created 04-JUN-2021 15:28:09

I16293 EB084 1.UVDATA.1

Freq = 22.1587 GHz, Bw = 32.000 MH

No calibration applied and no bandpass applied



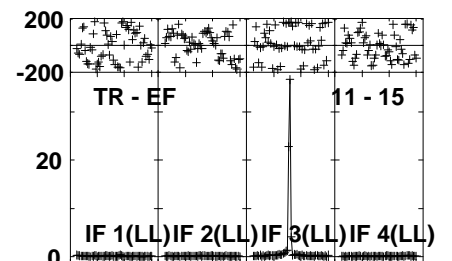
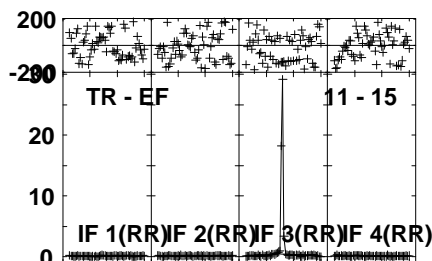
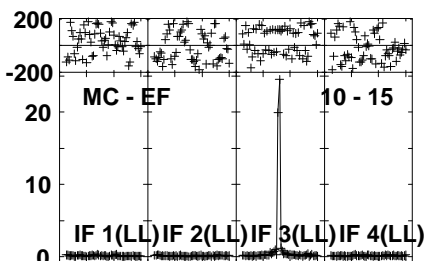
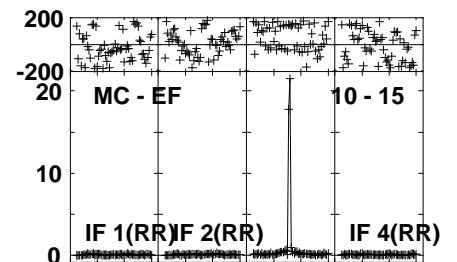
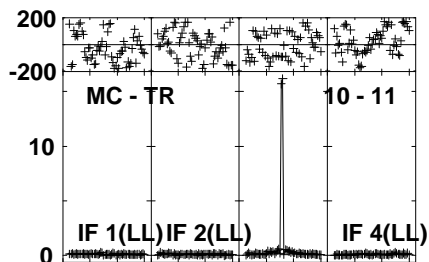
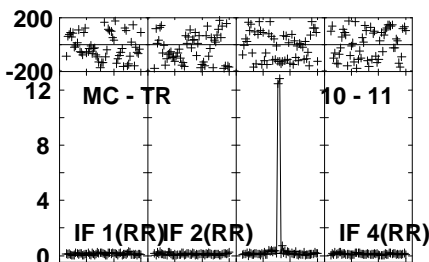
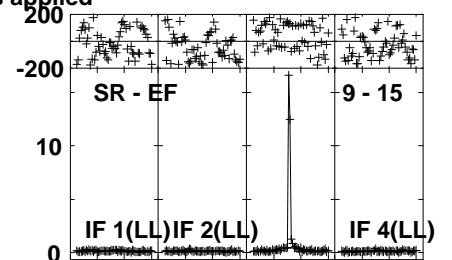

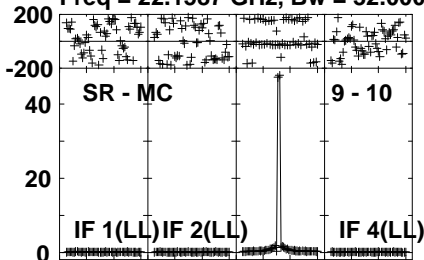
Lower frame: Micro Ampl Jy Top frame: Phas deg
Vector averaged cross-power spectrum Several baselines displayed
Timerange: 01/06:17:01 to 01/06:18:59

Plot file version 779 created 04-JUN-2021 15:28:09

I16293 EB084 1.UVDATA.1

Freq = 22.1587 GHz, Bw = 32.000 MH

No calibration applied and no bandpass applied



0204060 204060 204060 204060
Channels

0204060 204060 204060 204060
Channels

0204060 204060 204060 204060
Channels

Lower frame: Milli Ampl Jy Top frame: Phas deg

Vector averaged cross-power spectrum Several baselines displayed

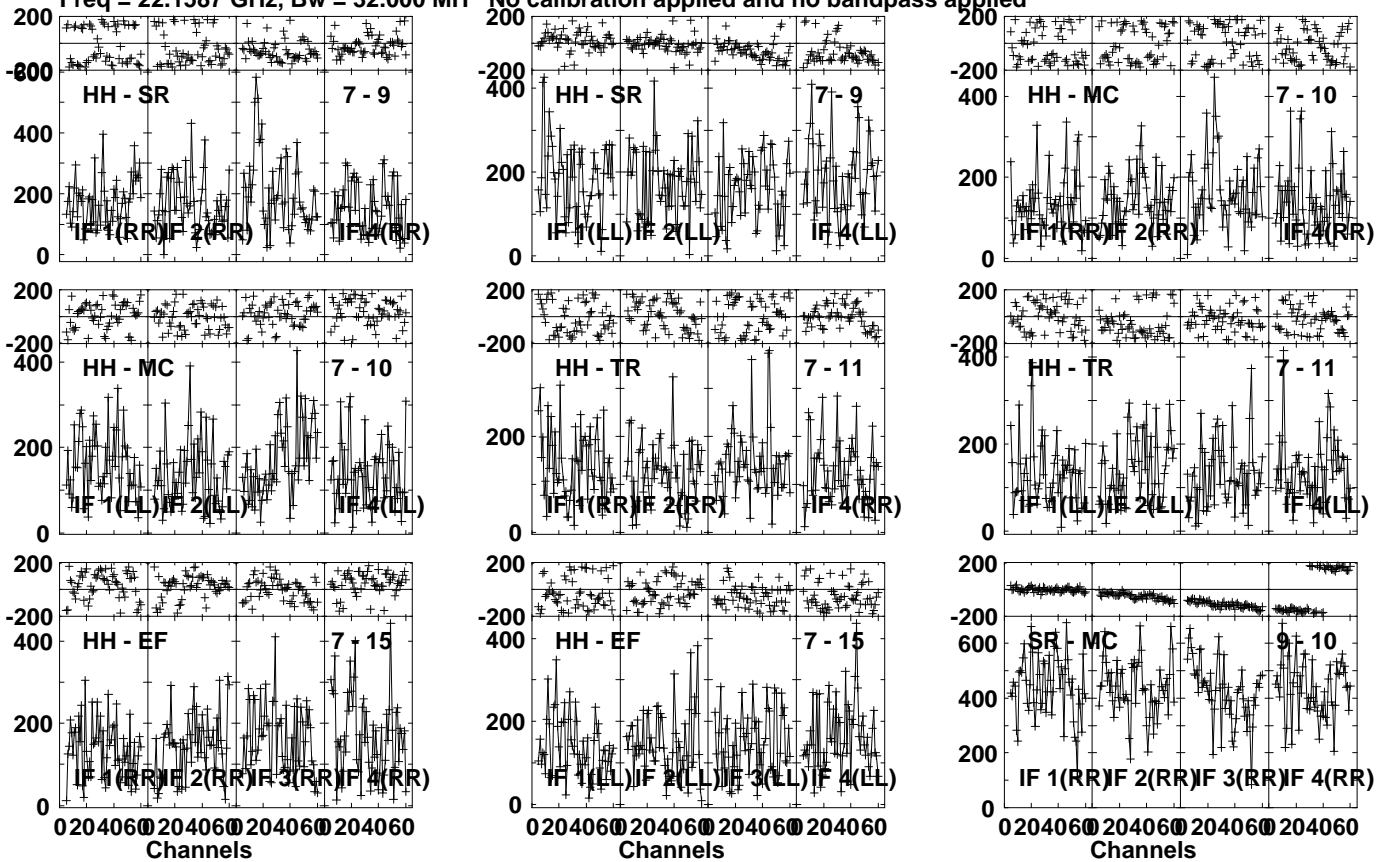
Timerange: 01/06:17:01 to 01/06:18:59

Plot file version 780 created 04-JUN-2021 15:28:09

J1625-2527 EB084 1.UVDATA.1

Freq = 22.1587 GHz, Bw = 32.000 MH

No calibration applied and no bandpass applied



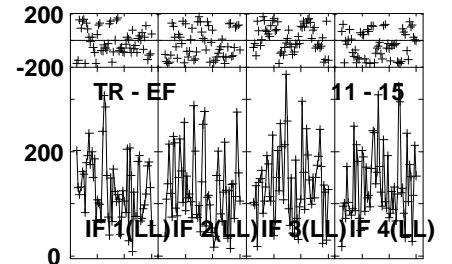
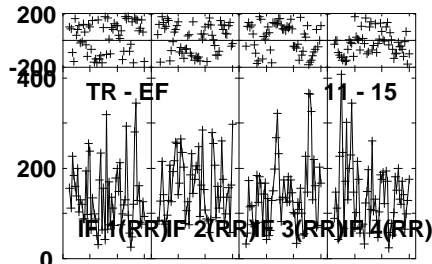
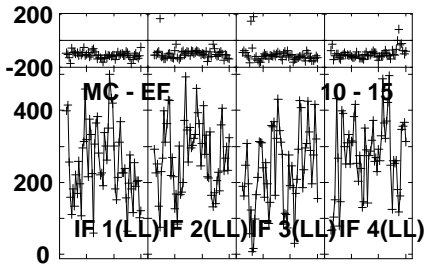
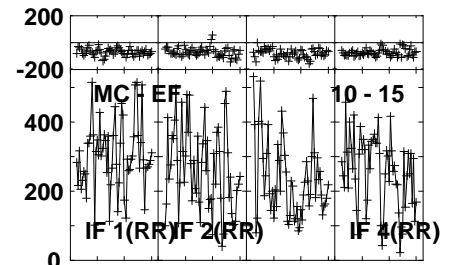
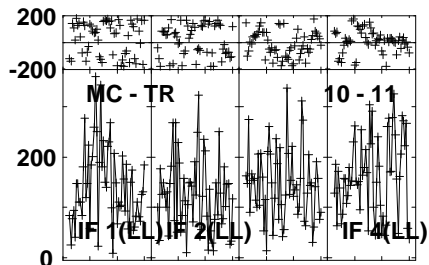
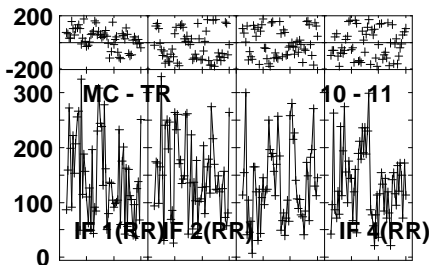
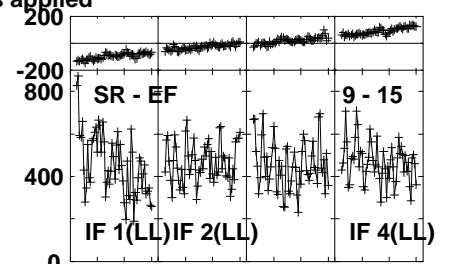
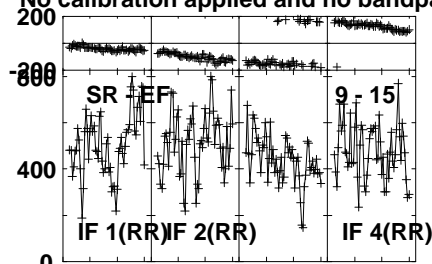
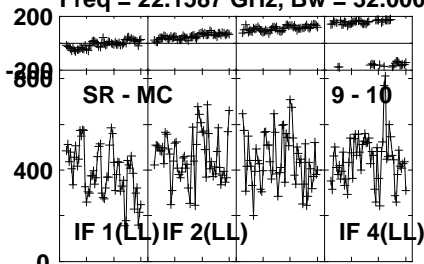
Lower frame: Micro Ampl Jy Top frame: Phas deg
Vector averaged cross-power spectrum Several baselines displayed
Timerange: 01/06:19:41 to 01/06:20:40

Plot file version 781 created 04-JUN-2021 15:28:09

J1625-2527 EB084 1.UVDATA.1

Freq = 22.1587 GHz, Bw = 32.000 MH

No calibration applied and no bandpass applied



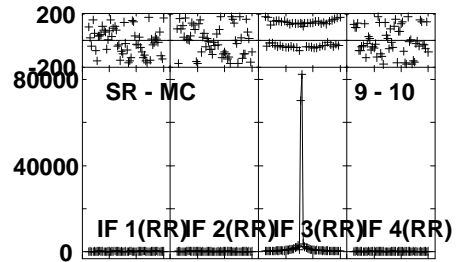
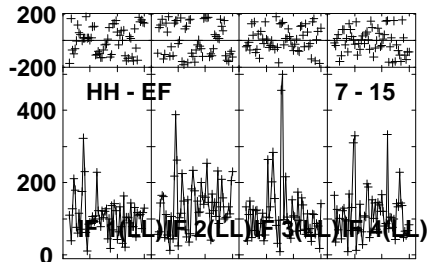
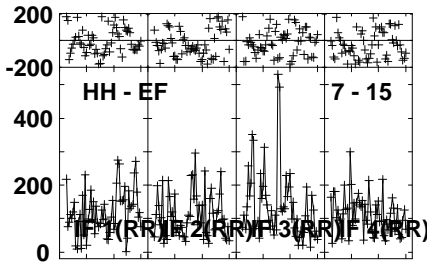
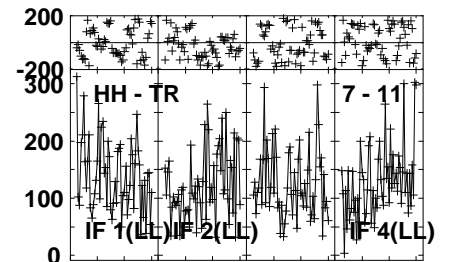
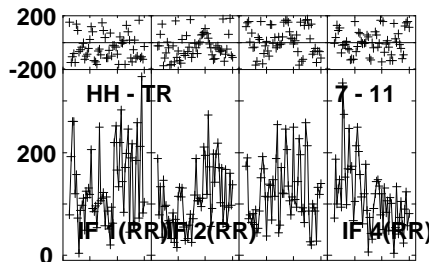
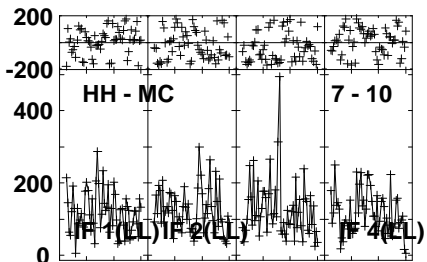
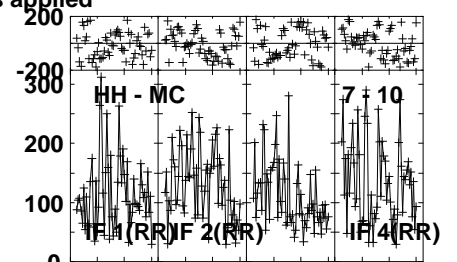
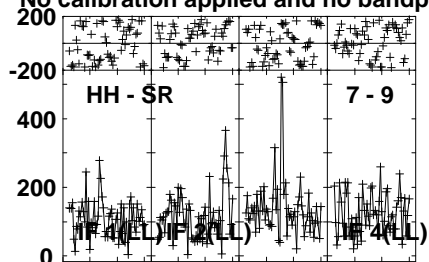
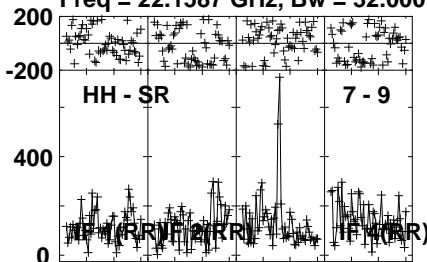
Lower frame: Micro Ampl Jy Top frame: Phas deg
Vector averaged cross-power spectrum Several baselines displayed
Timerange: 01/06:19:41 to 01/06:20:40

Plot file version 782 created 04-JUN-2021 15:28:09

I16293 EB084 1.UVDATA.1

Freq = 22.1587 GHz, Bw = 32.000 MH

No calibration applied and no bandpass applied



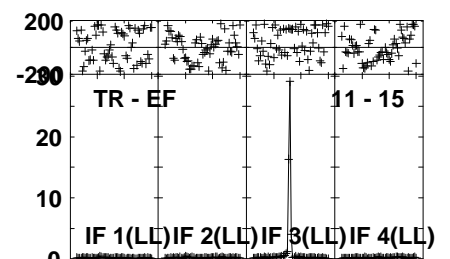

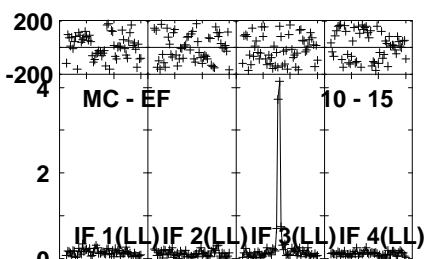
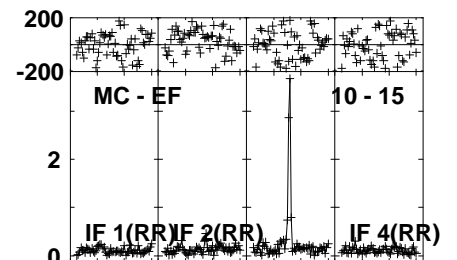
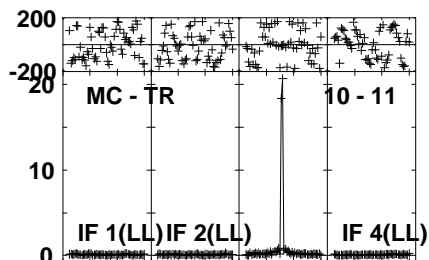
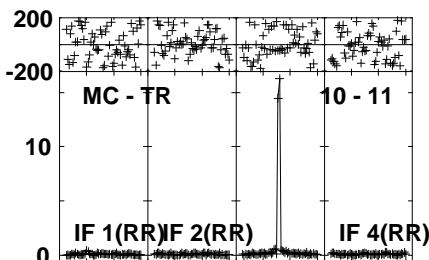
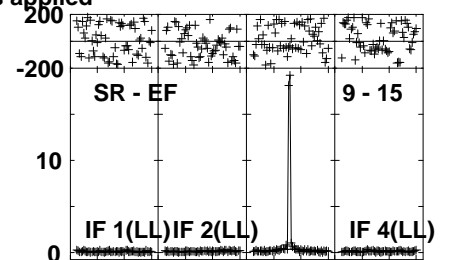
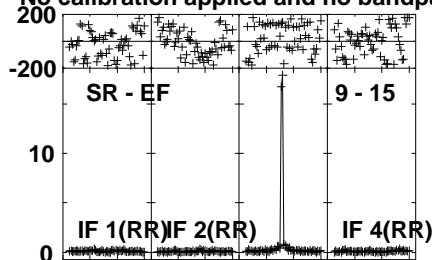
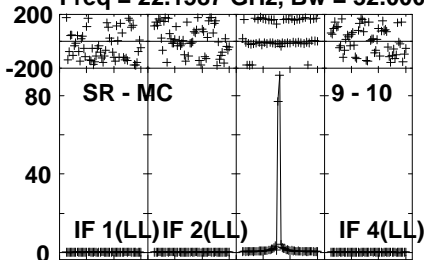
Lower frame: Micro Ampl Jy Top frame: Phas deg
Vector averaged cross-power spectrum Several baselines displayed
Timerange: 01/06:20:40 to 01/06:22:39

Plot file version 783 created 04-JUN-2021 15:28:09

I16293 EB084 1.UVDATA.1

Freq = 22.1587 GHz, Bw = 32.000 MH

No calibration applied and no bandpass applied



0204060 204060 204060 204060
Channels

0204060 204060 204060 204060
Channels

0204060 204060 204060 204060
Channels

Lower frame: Milli Ampl Jy Top frame: Phas deg

Vector averaged cross-power spectrum Several baselines displayed

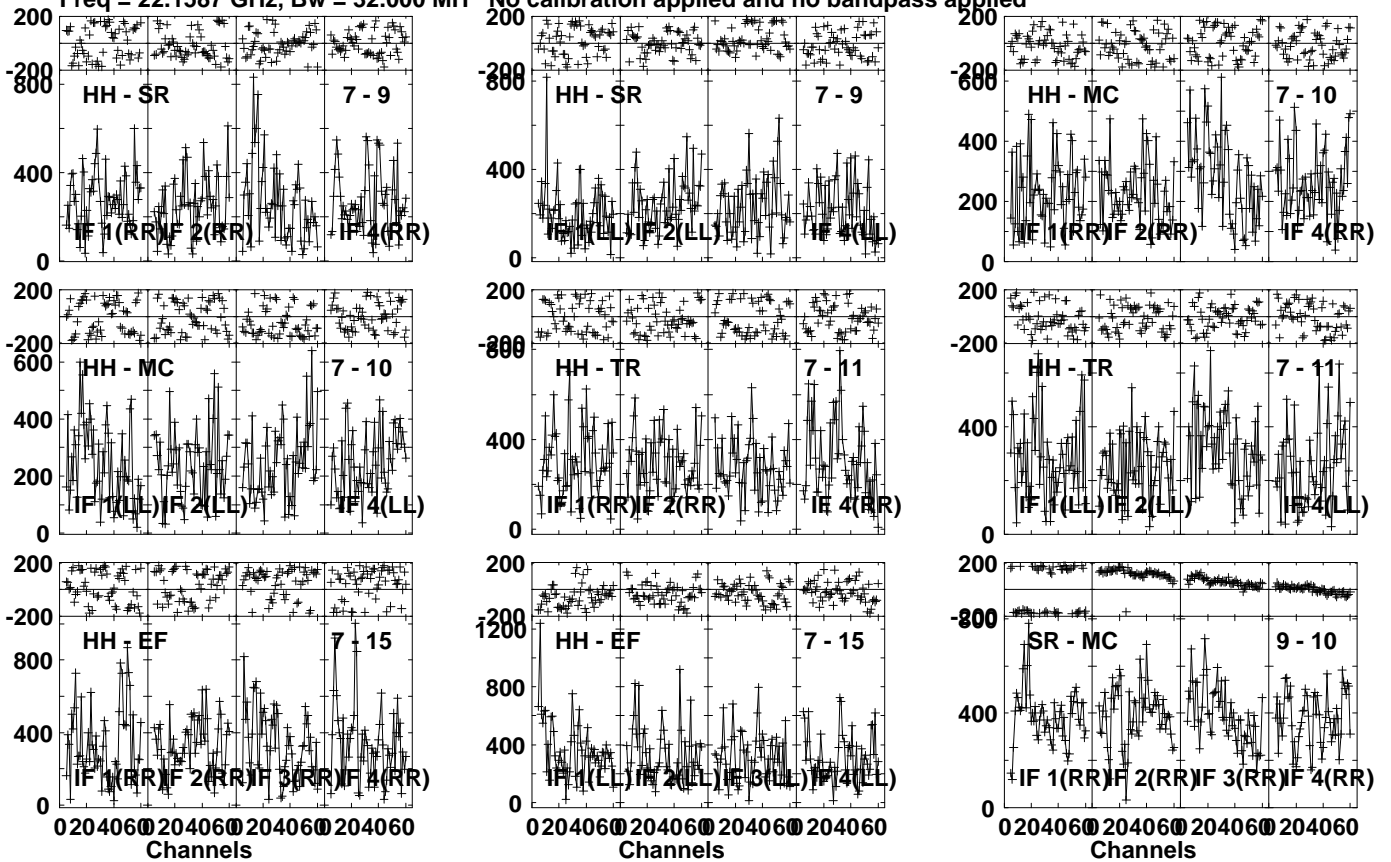
Timerange: 01/06:20:40 to 01/06:22:39

Plot file version 784 created 04-JUN-2021 15:28:09

J1625-2527 EB084 1.UVDATA.1

Freq = 22.1587 GHz, Bw = 32.000 MH

No calibration applied and no bandpass applied



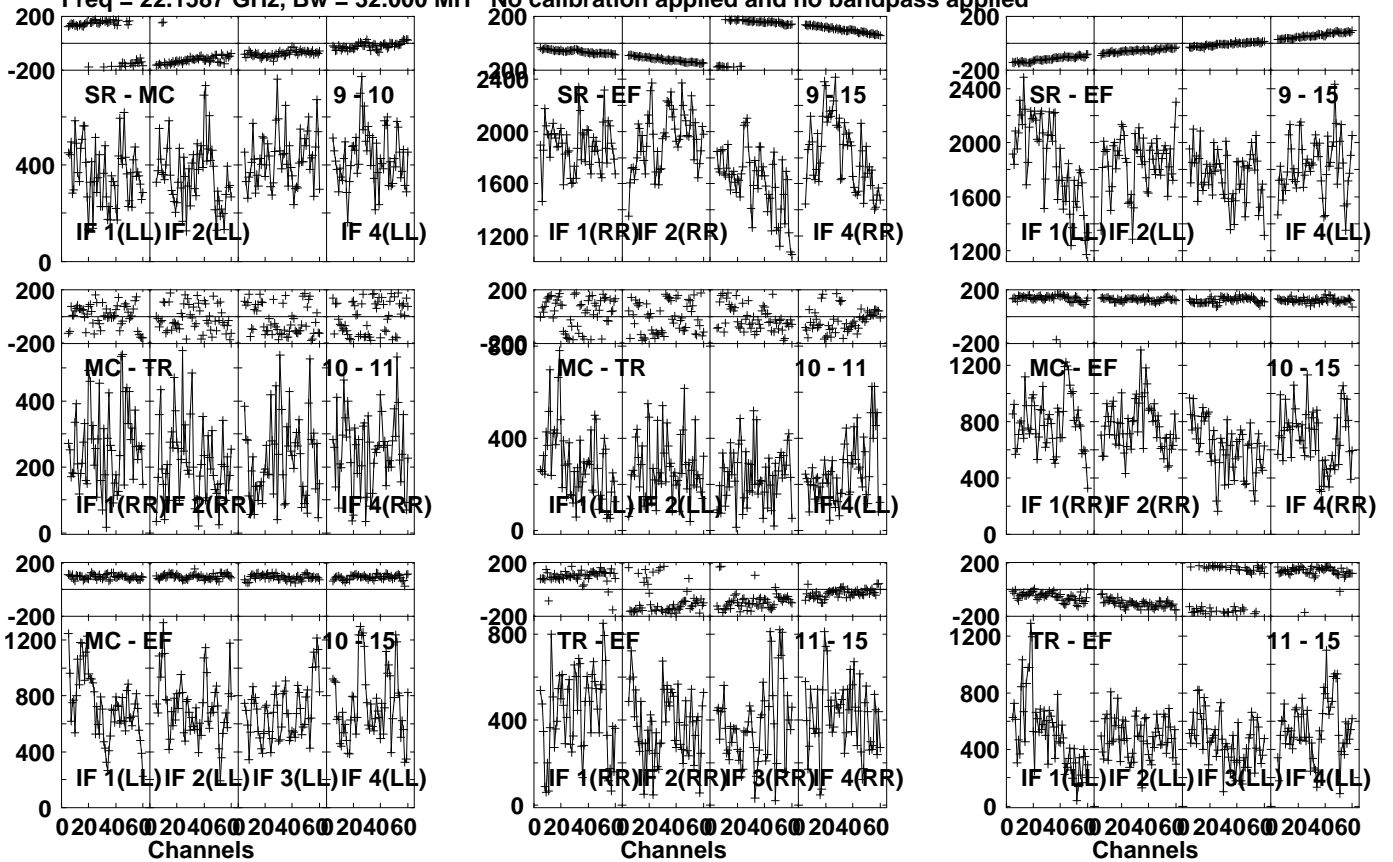
Lower frame: Micro Ampl Jy Top frame: Phas deg
Vector averaged cross-power spectrum Several baselines displayed
Timerange: 01/06:22:41 to 01/06:23:40

Plot file version 785 created 04-JUN-2021 15:28:09

J1625-2527 EB084 1.UVDATA.1

Freq = 22.1587 GHz, Bw = 32.000 MH

No calibration applied and no bandpass applied



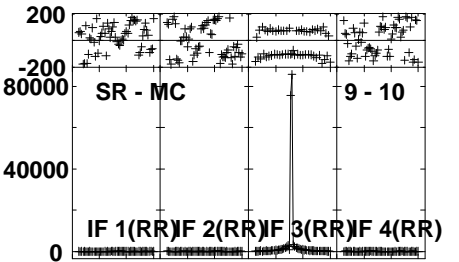
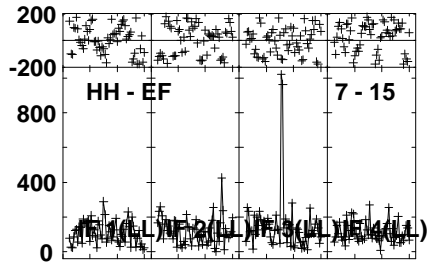
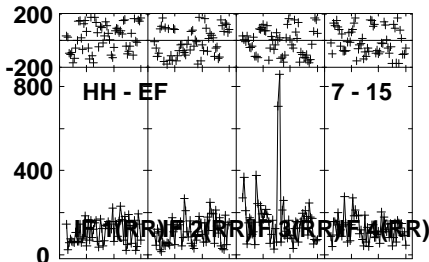
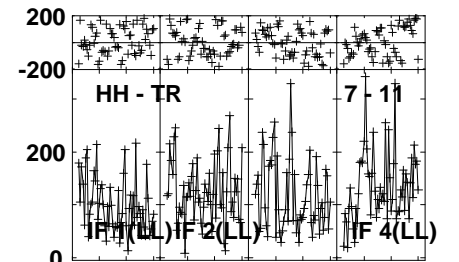
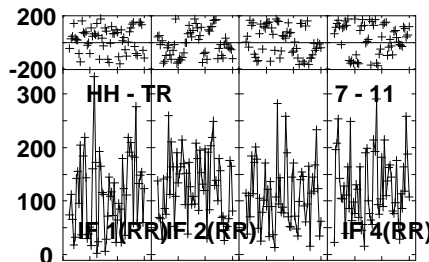
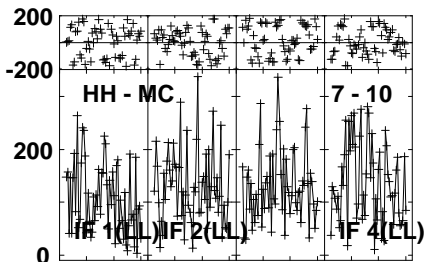
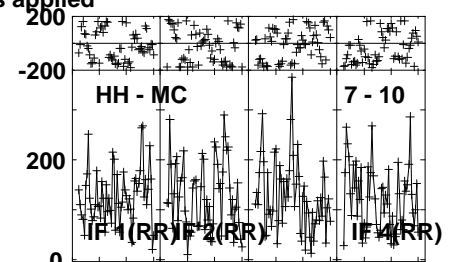
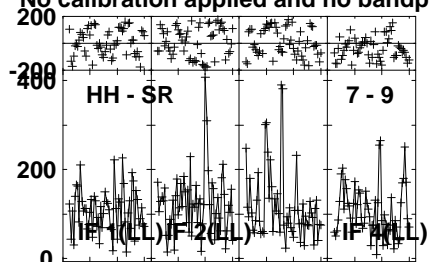
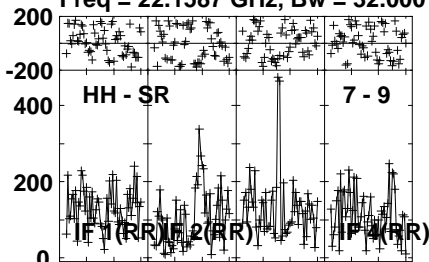
Lower frame: Micro Ampl Jy Top frame: Phas deg
 Vector averaged cross-power spectrum Several baselines displayed
 Timerange: 01/06:22:41 to 01/06:23:40

Plot file version 786 created 04-JUN-2021 15:28:10

I16293 EB084 1.UVDATA.1

Freq = 22.1587 GHz, Bw = 32.000 MH

No calibration applied and no bandpass applied



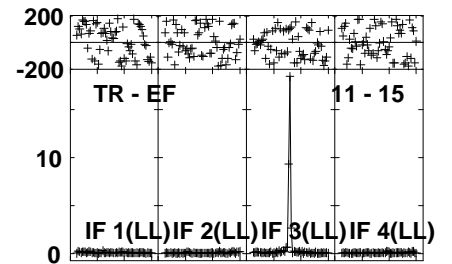
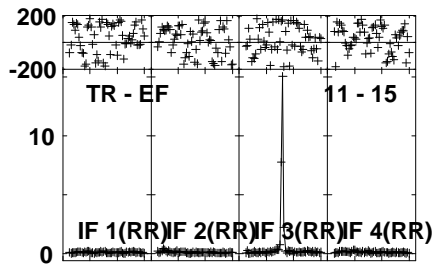
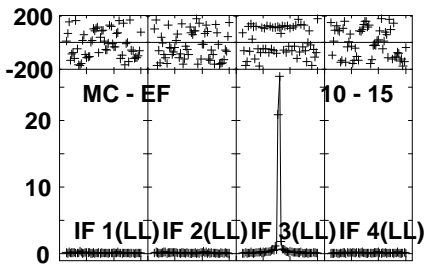
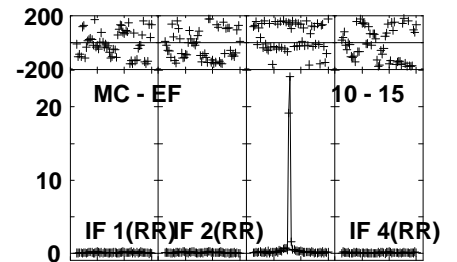
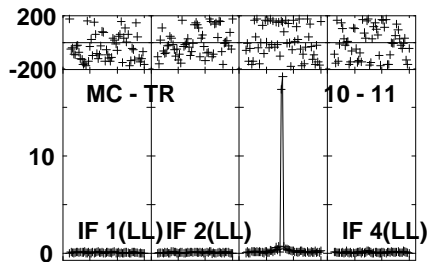
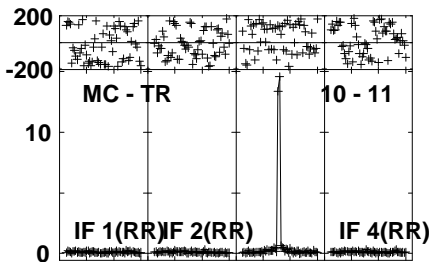
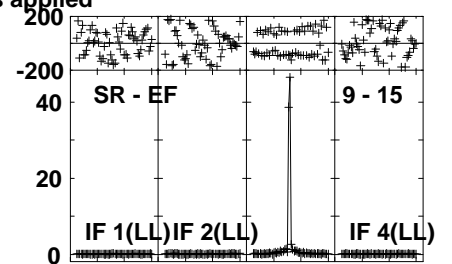
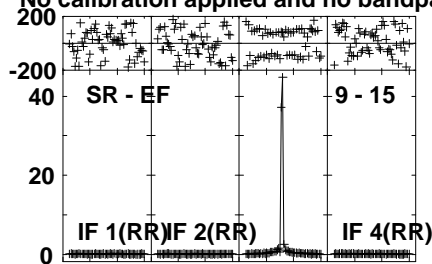
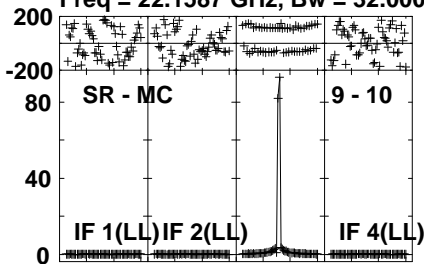
Lower frame: Micro Ampl Jy Top frame: Phas deg
Vector averaged cross-power spectrum Several baselines displayed
Timerange: 01/06:23:41 to 01/06:25:40

Plot file version 787 created 04-JUN-2021 15:28:10

I16293 EB084 1.UVDATA.1

Freq = 22.1587 GHz, Bw = 32.000 MH

No calibration applied and no bandpass applied



0204060 204060 204060 204060
Channels

0204060 204060 204060 204060
Channels

0204060 204060 204060 204060
Channels

Lower frame: Milli Ampl Jy Top frame: Phas deg

Vector averaged cross-power spectrum Several baselines displayed

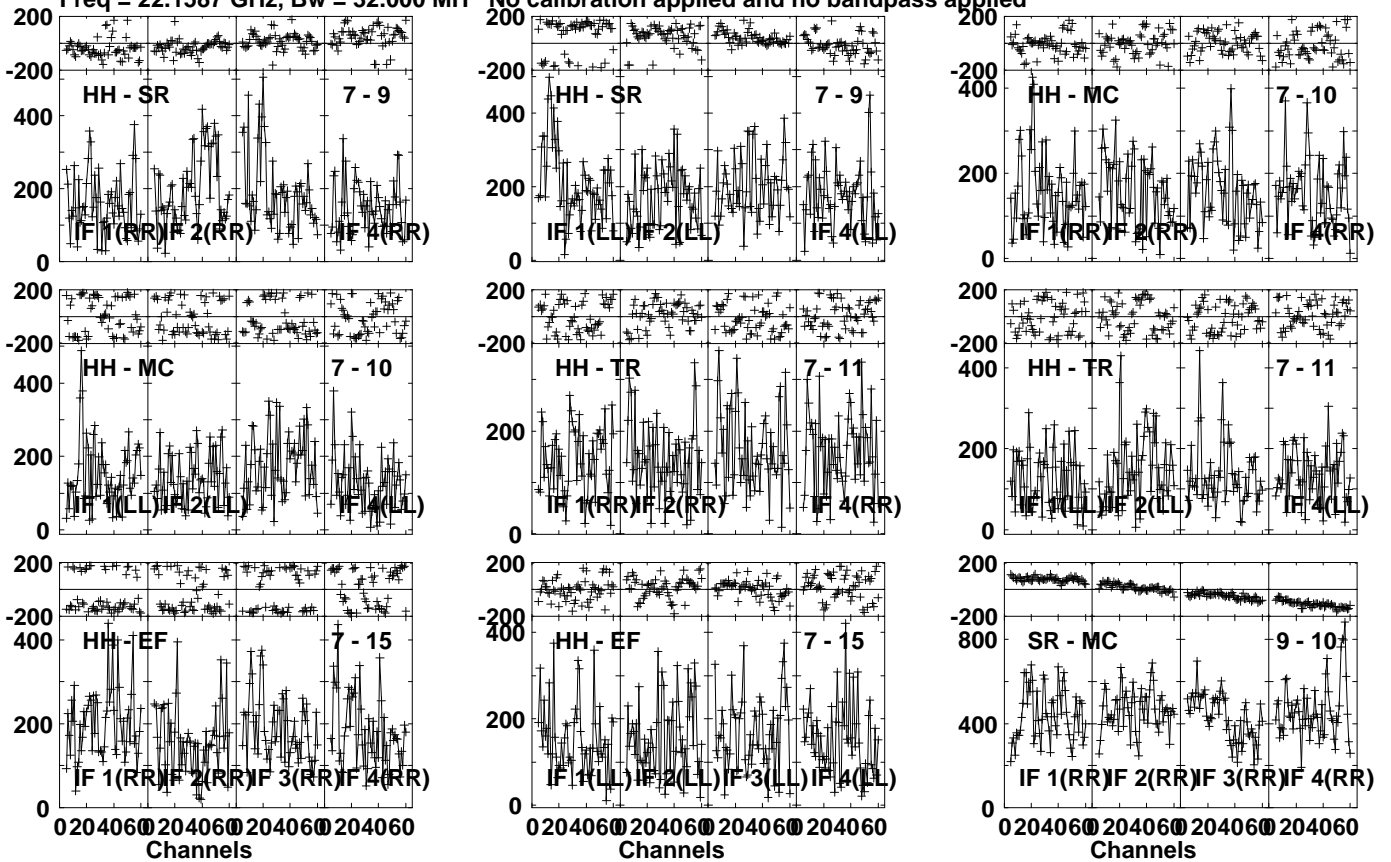
Timerange: 01/06:23:41 to 01/06:25:40

Plot file version 788 created 04-JUN-2021 15:28:10

J1625-2527 EB084 1.UVDATA.1

Freq = 22.1587 GHz, Bw = 32.000 MH

No calibration applied and no bandpass applied



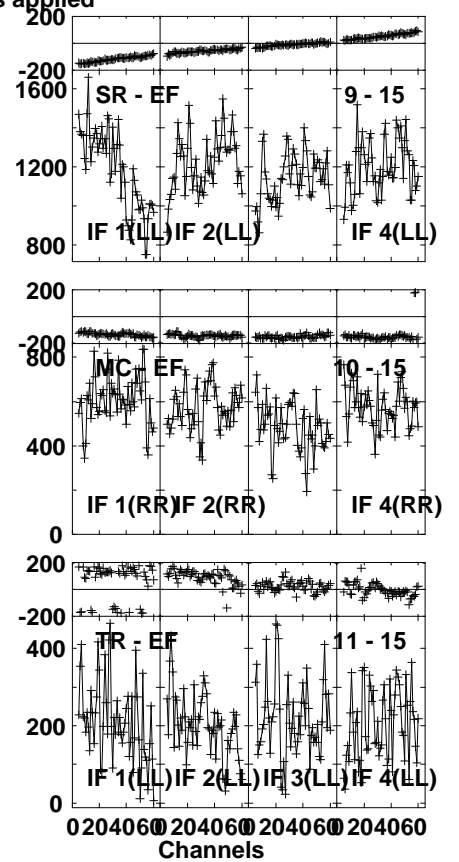
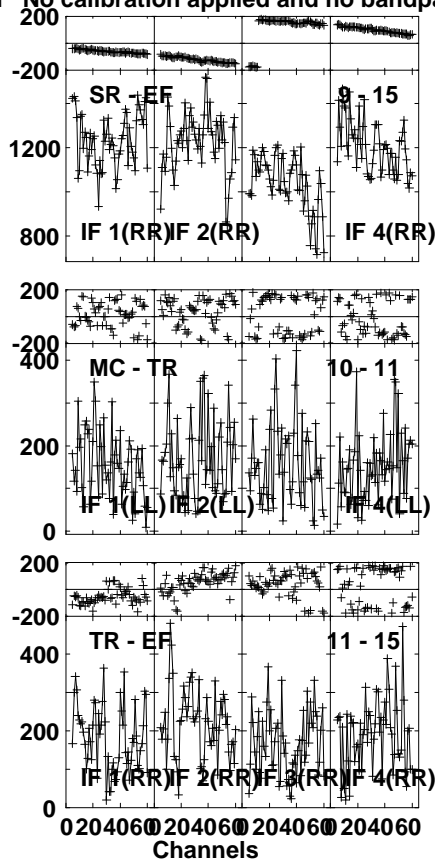
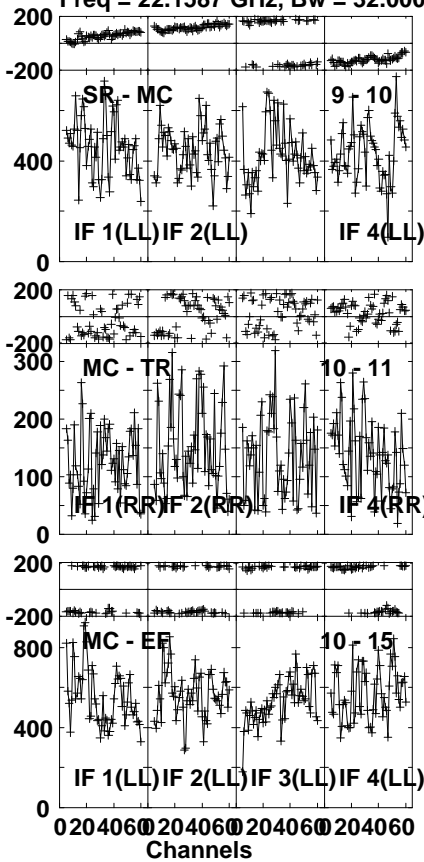
Lower frame: Micro Ampl Jy Top frame: Phas deg
Vector averaged cross-power spectrum Several baselines displayed
Timerange: 01/06:26:21 to 01/06:27:20

Plot file version 789 created 04-JUN-2021 15:28:10

J1625-2527 EB084 1.UVDATA.1

Freq = 22.1587 GHz, Bw = 32.000 MH

No calibration applied and no bandpass applied



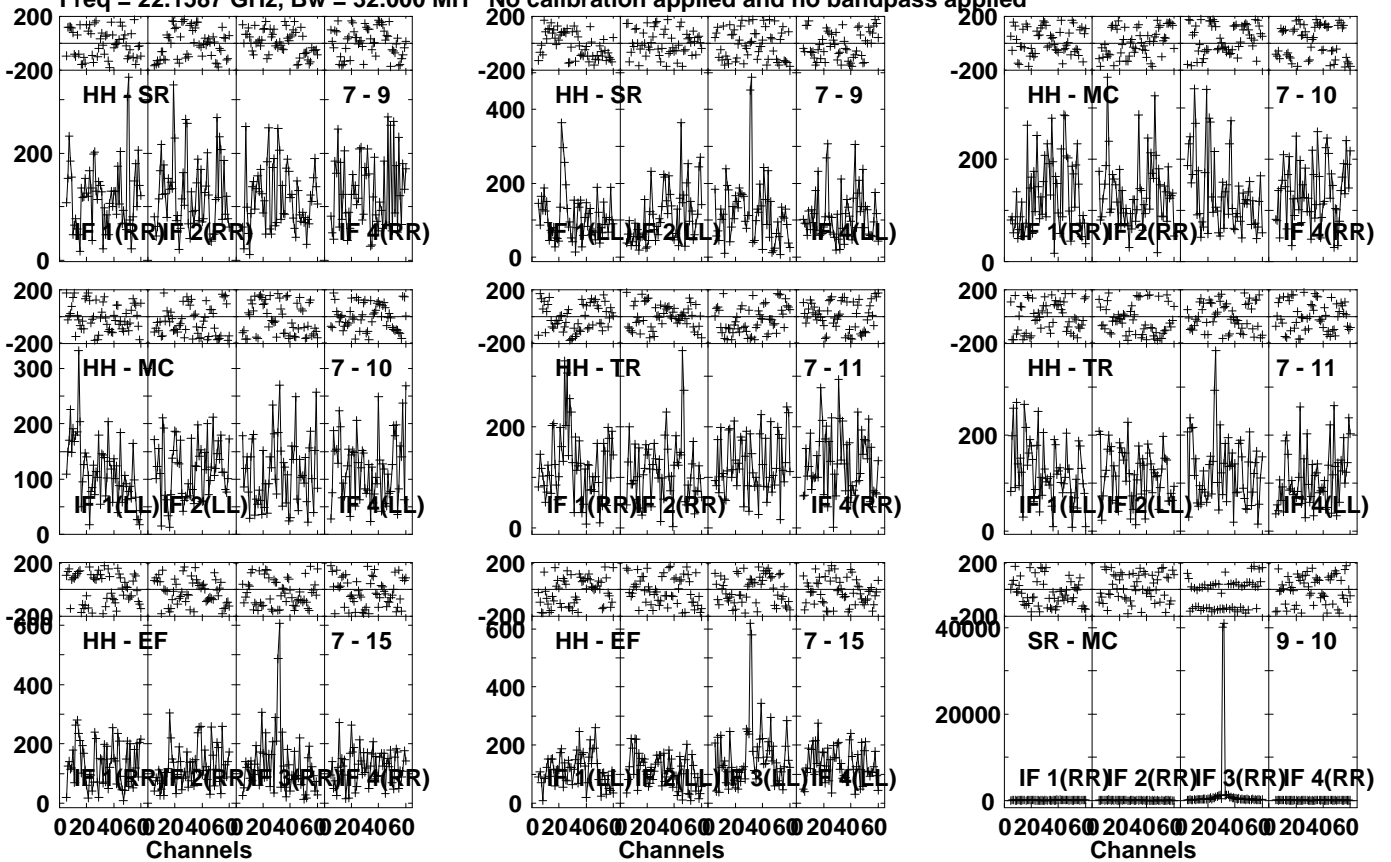
Lower frame: Micro Ampl Jy Top frame: Phas deg
Vector averaged cross-power spectrum Several baselines displayed
Timerange: 01/06:26:21 to 01/06:27:20

Plot file version 790 created 04-JUN-2021 15:28:10

I16293 EB084 1.UVDATA.1

Freq = 22.1587 GHz, Bw = 32.000 MH

No calibration applied and no bandpass applied



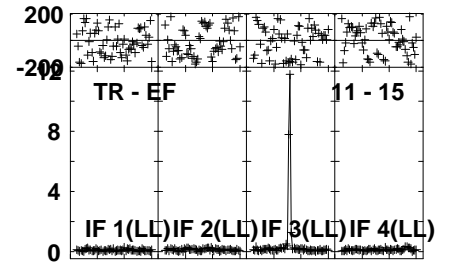
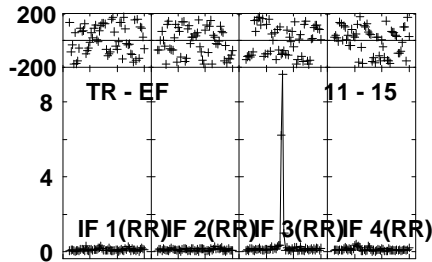
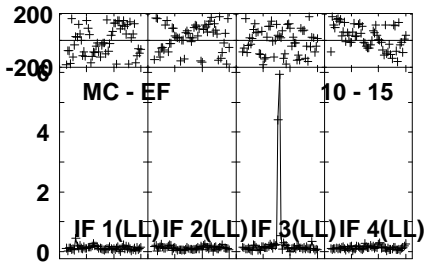
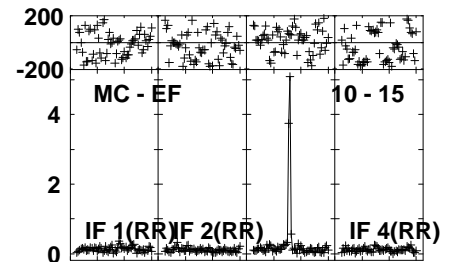
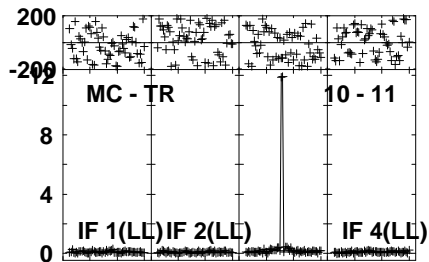
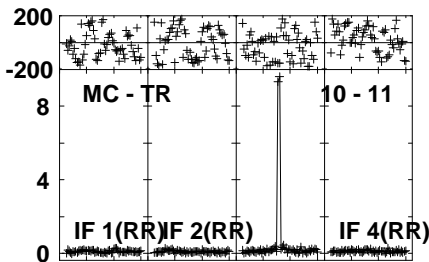
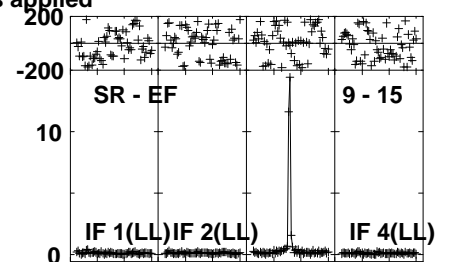
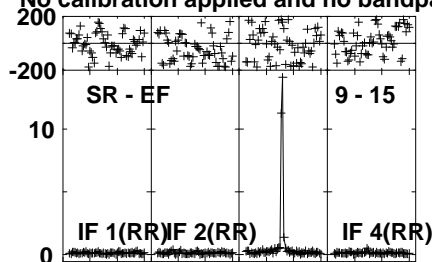
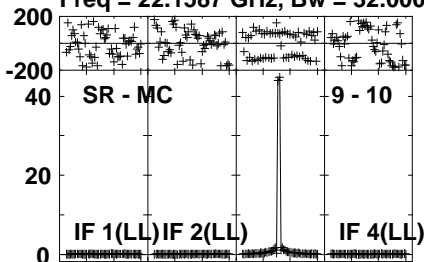
Lower frame: Micro Ampl Jy Top frame: Phas deg
Vector averaged cross-power spectrum Several baselines displayed
Timerange: 01/06:27:21 to 01/06:29:19

Plot file version 791 created 04-JUN-2021 15:28:10

I16293 EB084 1.UVDATA.1

Freq = 22.1587 GHz, Bw = 32.000 MH

No calibration applied and no bandpass applied



0204060 204060 204060 204060 204060
Channels

0204060 204060 204060 204060 204060
Channels

0204060 204060 204060 204060 204060
Channels

Lower frame: Milli Ampl Jy Top frame: Phas deg

Vector averaged cross-power spectrum Several baselines displayed

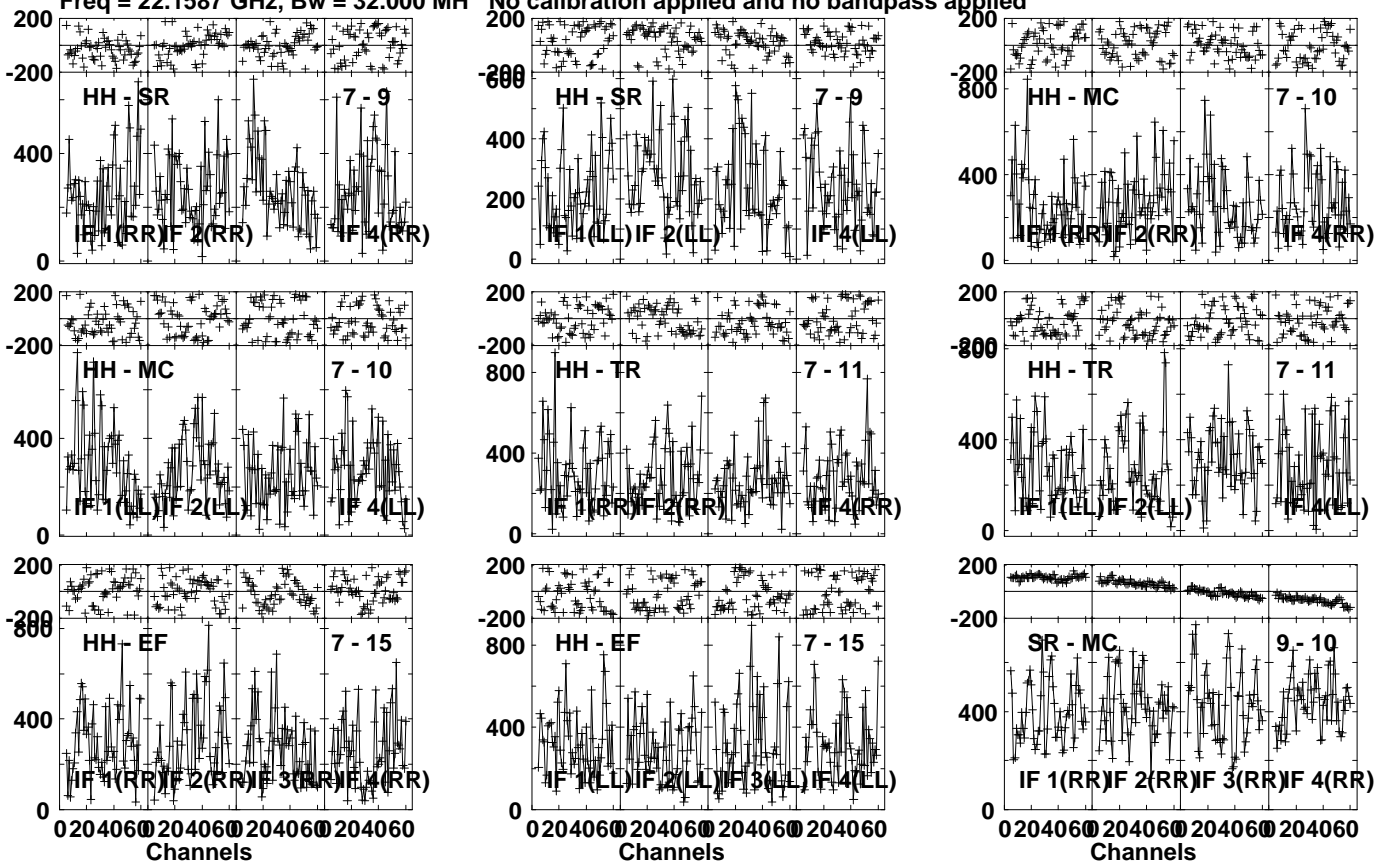
Timerange: 01/06:27:21 to 01/06:29:19

Plot file version 792 created 04-JUN-2021 15:28:10

J1625-2527 EB084 1.UVDATA.1

Freq = 22.1587 GHz, Bw = 32.000 MH

No calibration applied and no bandpass applied



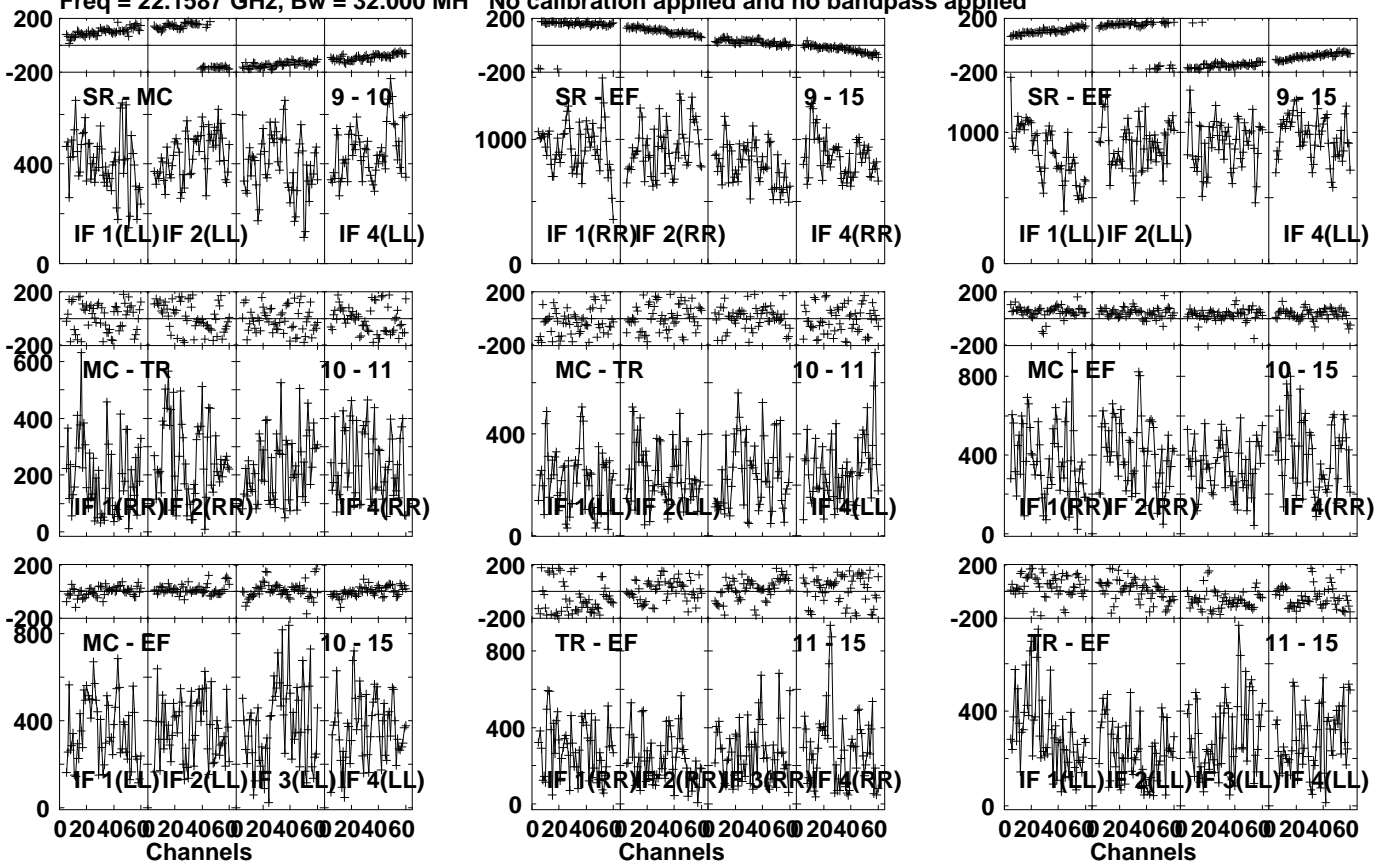
Lower frame: Micro Ampl Jy Top frame: Phas deg
Vector averaged cross-power spectrum Several baselines displayed
Timerange: 01/06:29:21 to 01/06:30:20

Plot file version 793 created 04-JUN-2021 15:28:10

J1625-2527 EB084 1.UVDATA.1

Freq = 22.1587 GHz, Bw = 32.000 MH

No calibration applied and no bandpass applied



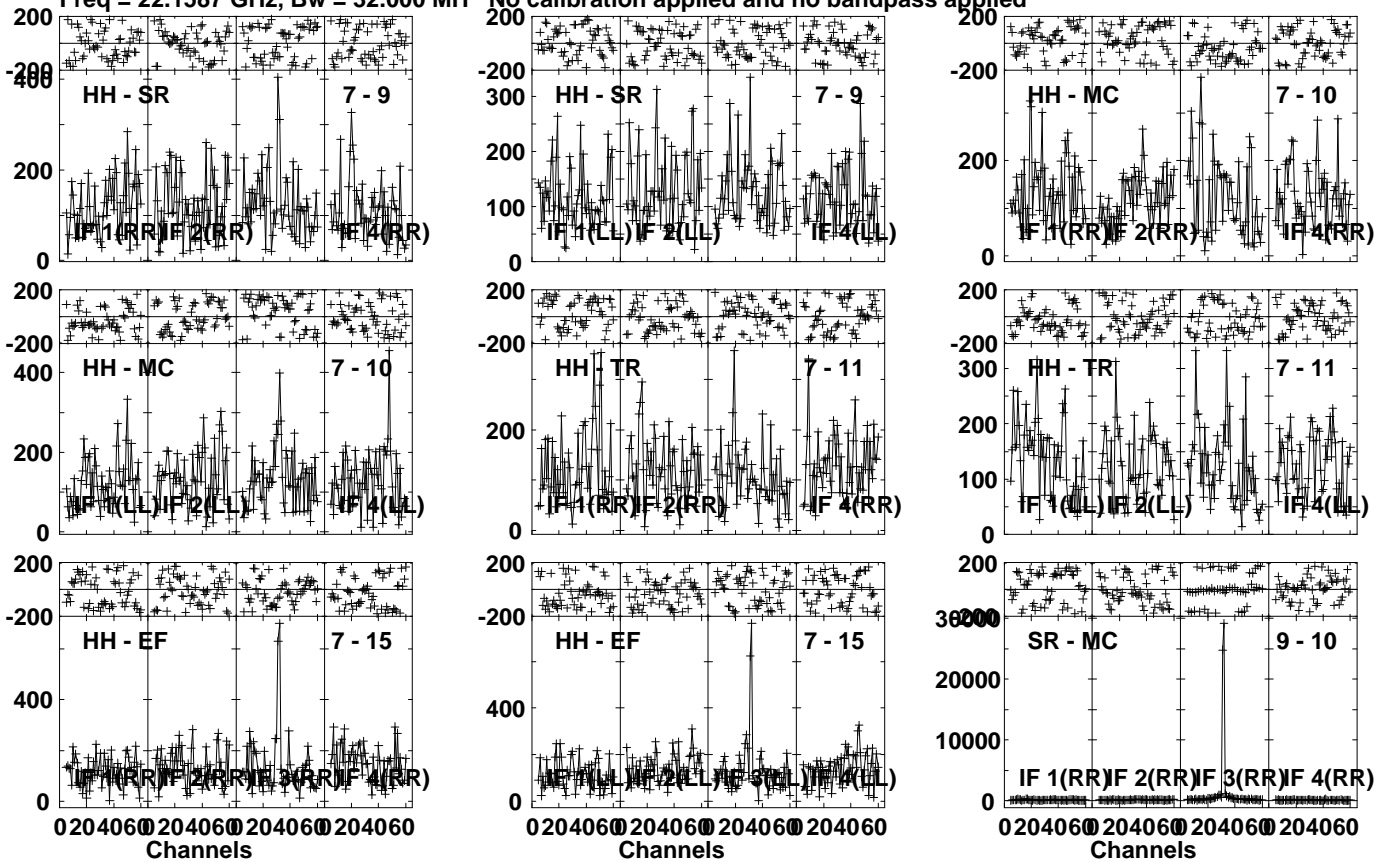
Lower frame: Micro Ampl Jy Top frame: Phas deg
Vector averaged cross-power spectrum Several baselines displayed
Timerange: 01/06:29:21 to 01/06:30:20

Plot file version 794 created 04-JUN-2021 15:28:10

I16293 EB084 1.UVDATA.1

Freq = 22.1587 GHz, Bw = 32.000 MH

No calibration applied and no bandpass applied



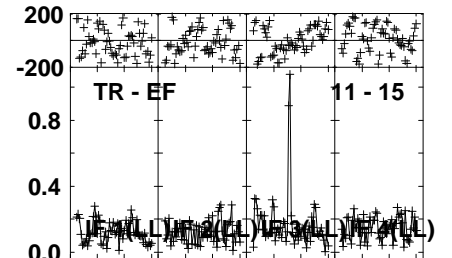
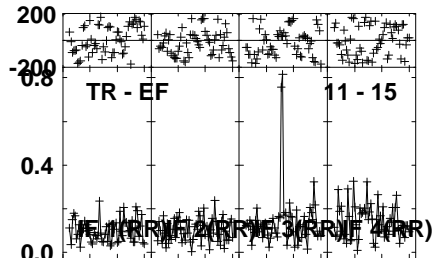
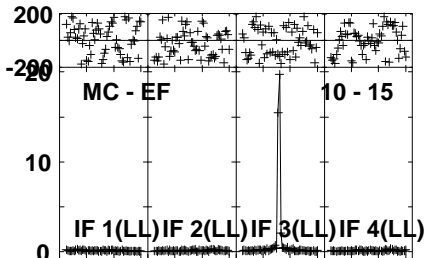
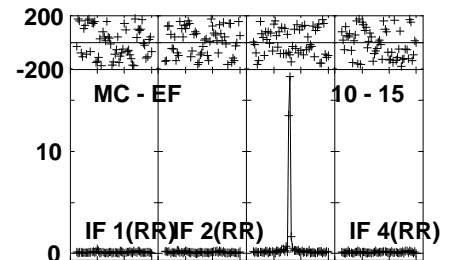
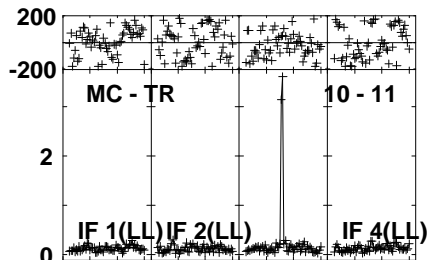
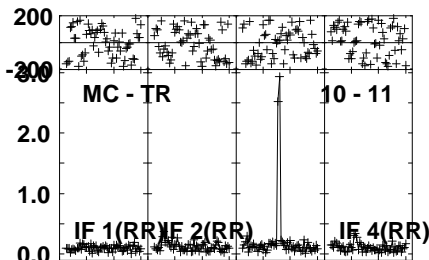
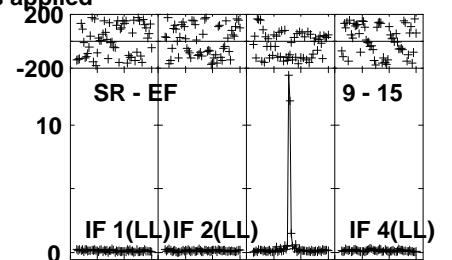
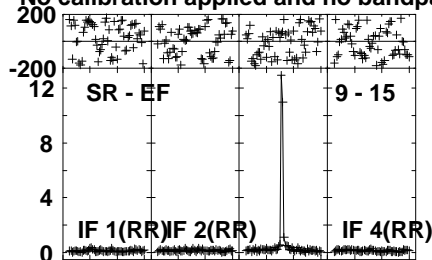
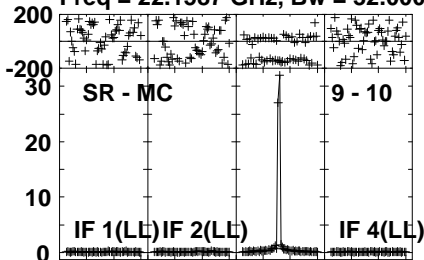
Lower frame: Micro Ampl Jy Top frame: Phas deg
Vector averaged cross-power spectrum Several baselines displayed
Timerange: 01/06:30:20 to 01/06:32:20

Plot file version 795 created 04-JUN-2021 15:28:10

I16293 EB084 1.UVDATA.1

Freq = 22.1587 GHz, Bw = 32.000 MH

No calibration applied and no bandpass applied



0204060 204060 204060 204060
Channels

0204060 204060 204060 204060
Channels

0204060 204060 204060 204060
Channels

Lower frame: Milli Ampl Jy Top frame: Phas deg

Vector averaged cross-power spectrum Several baselines displayed

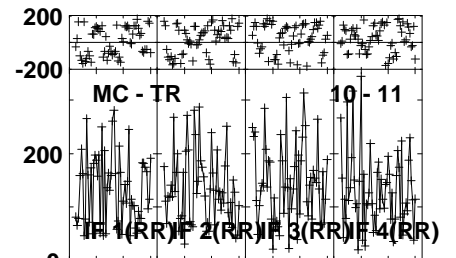
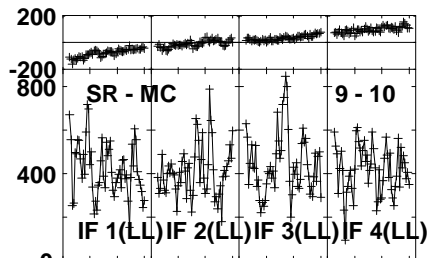
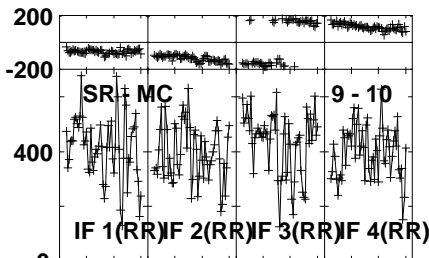
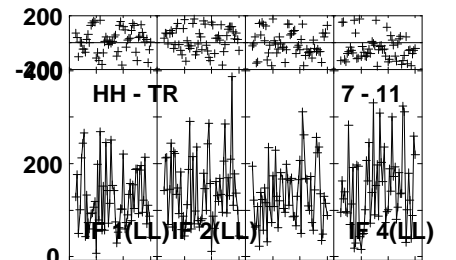
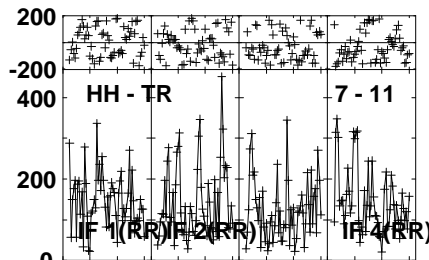
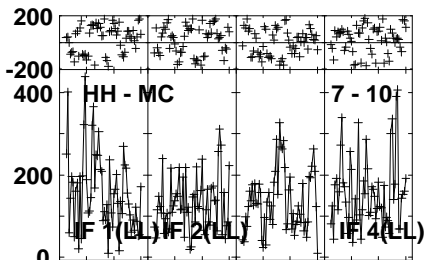
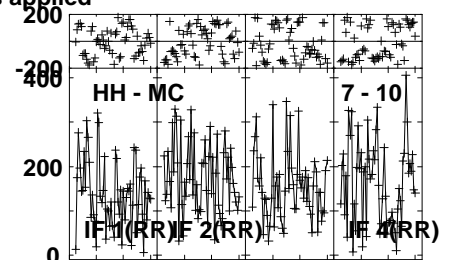
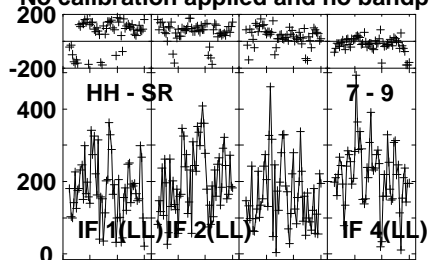
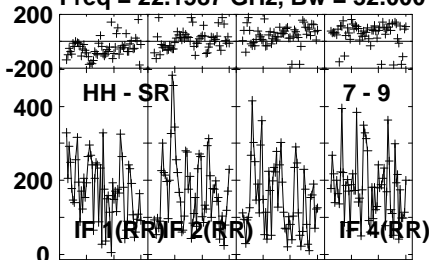
Timerange: 01/06:30:20 to 01/06:32:20

Plot file version 796 created 04-JUN-2021 15:28:10

J1625-2527 EB084 1.UVDATA.1

Freq = 22.1587 GHz, Bw = 32.000 MH

No calibration applied and no bandpass applied

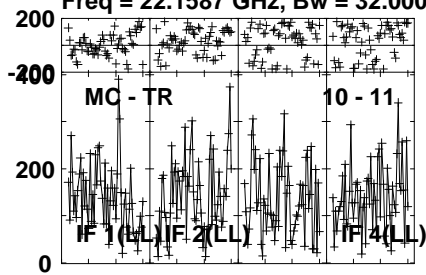


Lower frame: Micro Ampl Jy Top frame: Phas deg
Vector averaged cross-power spectrum Several baselines displayed
Timerange: 01/06:33:01 to 01/06:34:00

Plot file version 797 created 04-JUN-2021 15:28:10

J1625-2527 EB084 1.UVDATA.1

Freq = 22.1587 GHz, Bw = 32.000 MH No calibration applied and no bandpass applied



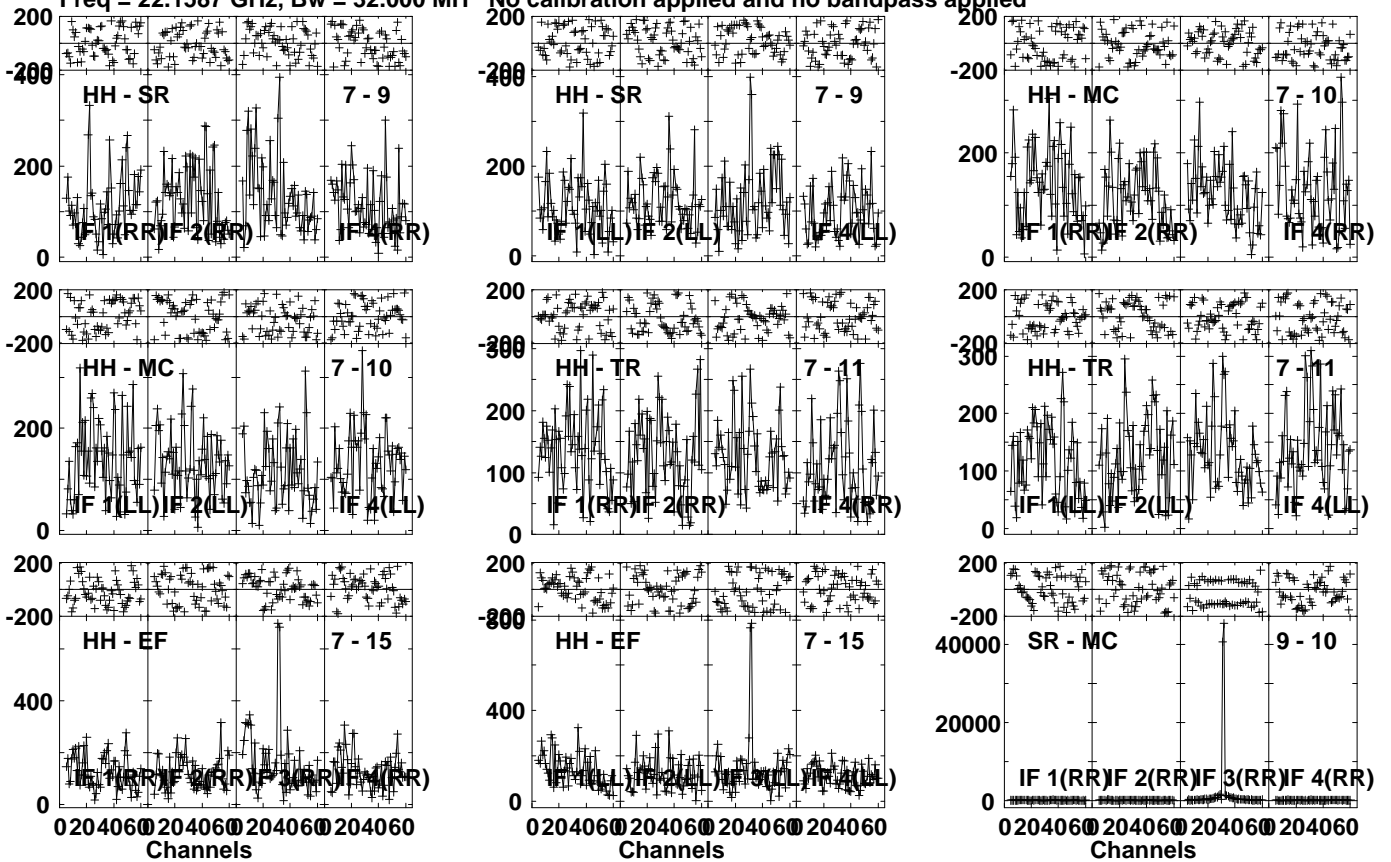
Lower frame: Micro Ampl Jy Top frame: Phas deg
Vector averaged cross-power spectrum Several baselines displayed
Timerange: 01/06:33:01 to 01/06:34:00

Plot file version 798 created 04-JUN-2021 15:28:10

I16293 EB084 1.UVDATA.1

Freq = 22.1587 GHz, Bw = 32.000 MH

No calibration applied and no bandpass applied



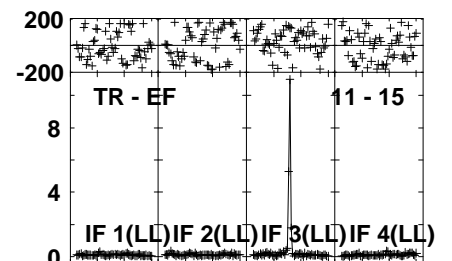
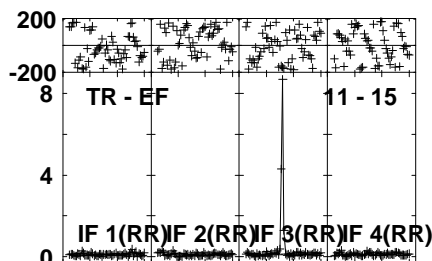
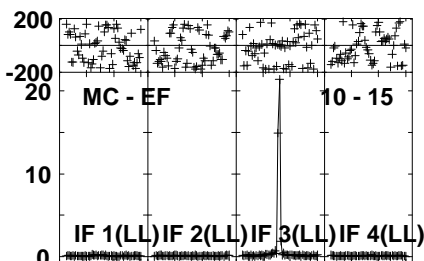
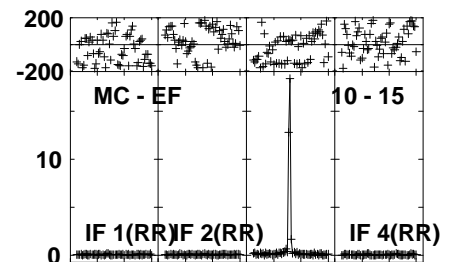
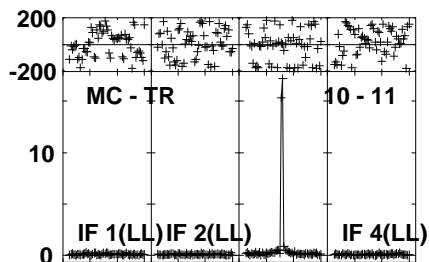
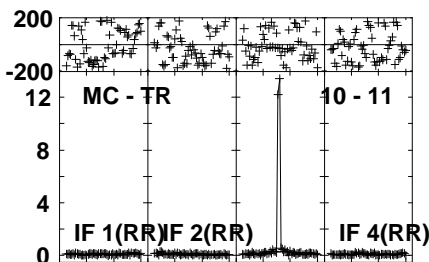
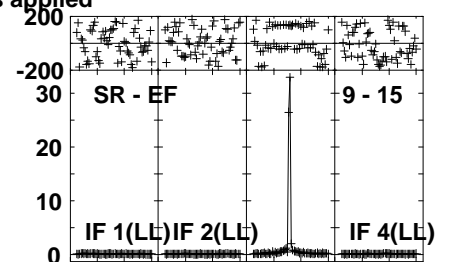
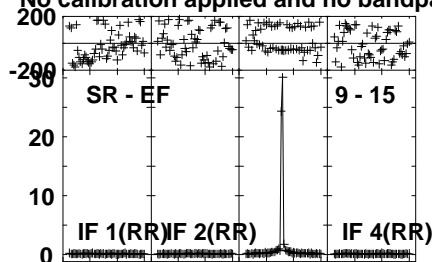
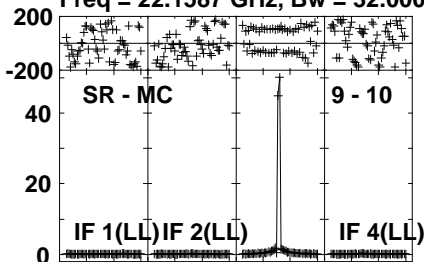
Lower frame: Micro Ampl Jy Top frame: Phas deg
Vector averaged cross-power spectrum Several baselines displayed
Timerange: 01/06:34:01 to 01/06:36:00

Plot file version 799 created 04-JUN-2021 15:28:10

I16293 EB084 1.UVDATA.1

Freq = 22.1587 GHz, Bw = 32.000 MH

No calibration applied and no bandpass applied



020406 20406 20406 20406
Channels

020406 20406 20406 20406
Channels

020406 20406 20406 20406
Channels

Lower frame: Milli Ampl Jy Top frame: Phas deg

Vector averaged cross-power spectrum Several baselines displayed

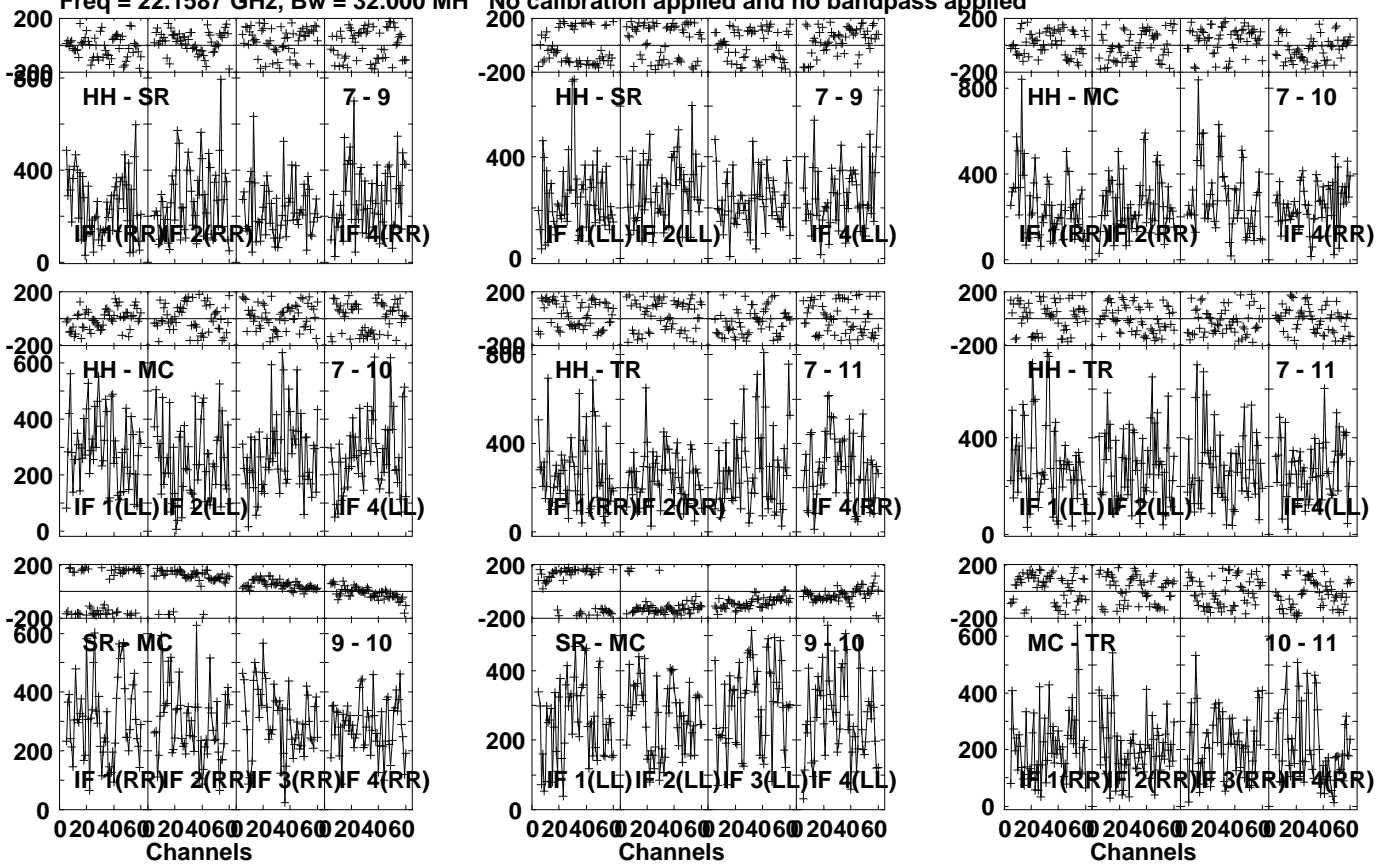
Timerange: 01/06:34:01 to 01/06:36:00

Plot file version 800 created 04-JUN-2021 15:28:10

J1625-2527 EB084 1.UVDATA.1

Freq = 22.1587 GHz, Bw = 32.000 MH

No calibration applied and no bandpass applied

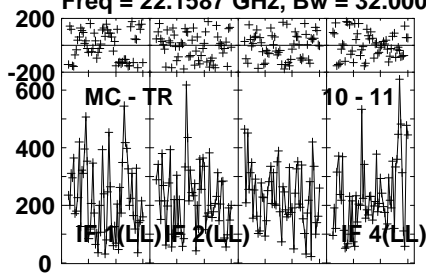


Lower frame: Micro Ampl Jy Top frame: Phas deg
Vector averaged cross-power spectrum Several baselines displayed
Timerange: 01/06:36:01 to 01/06:36:59

Plot file version 801 created 04-JUN-2021 15:28:11

J1625-2527 EB084 1.UVDATA.1

Freq = 22.1587 GHz, Bw = 32.000 MH No calibration applied and no bandpass applied



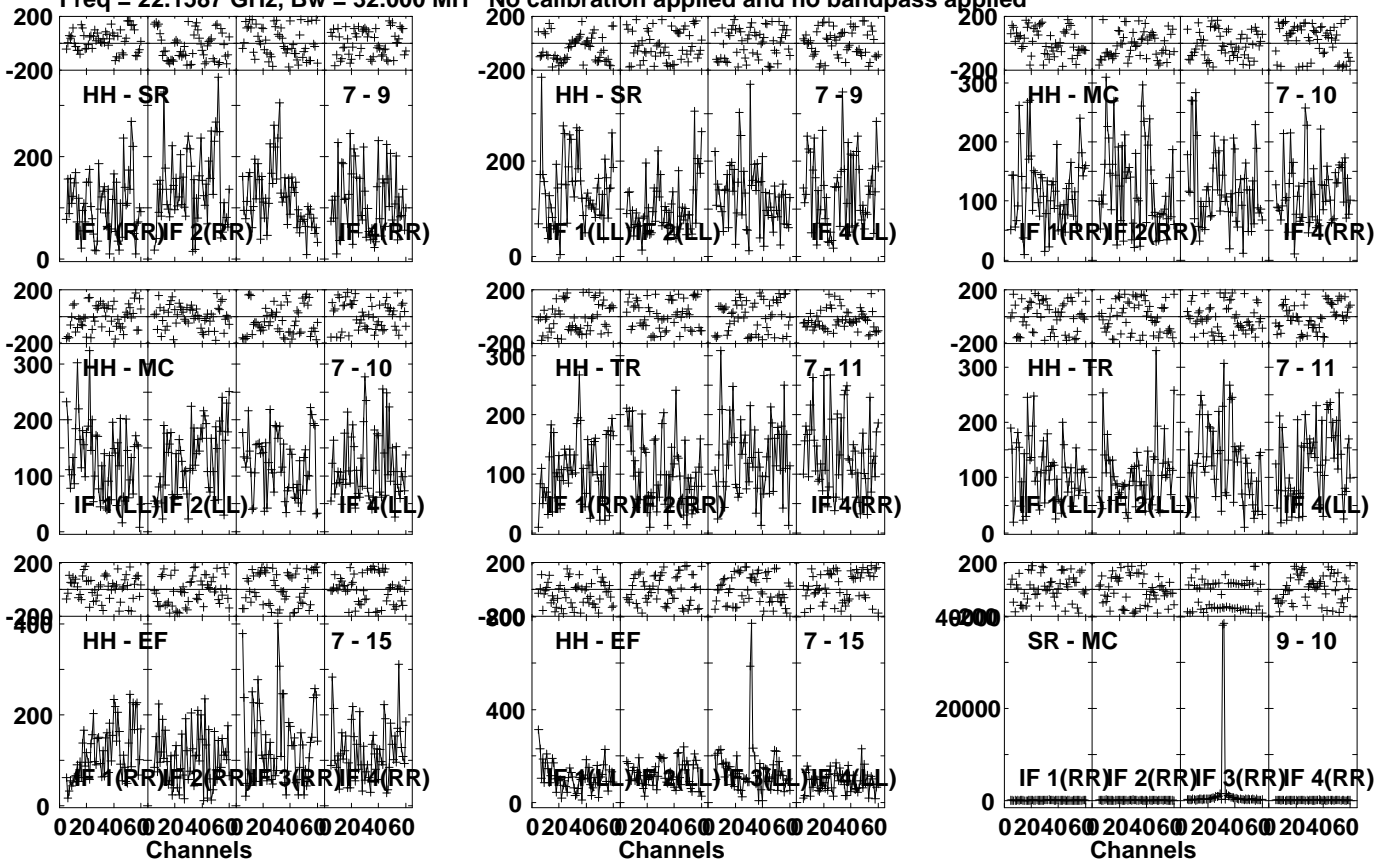
Lower frame: Micro Ampl Jy Top frame: Phas deg
Vector averaged cross-power spectrum Several baselines displayed
Timerange: 01/06:36:01 to 01/06:36:59

Plot file version 802 created 04-JUN-2021 15:28:11

I16293 EB084 1.UVDATA.1

Freq = 22.1587 GHz, Bw = 32.000 MH

No calibration applied and no bandpass applied



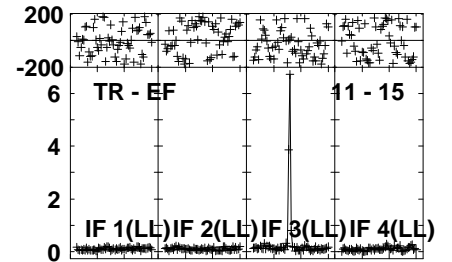
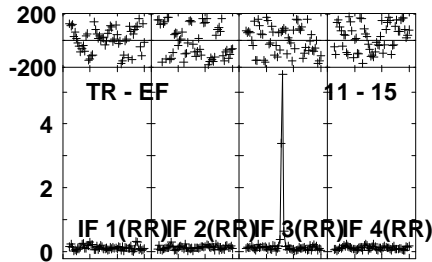
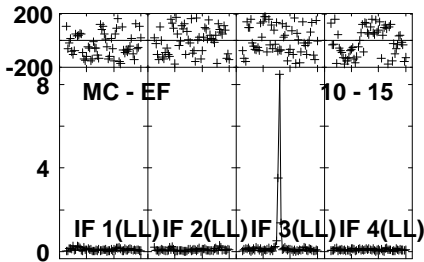
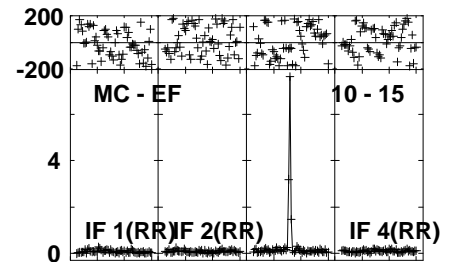
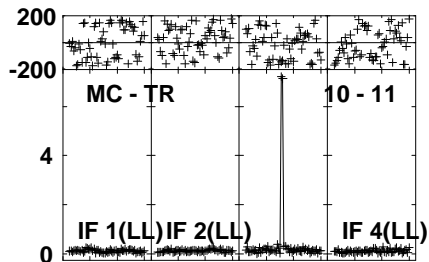
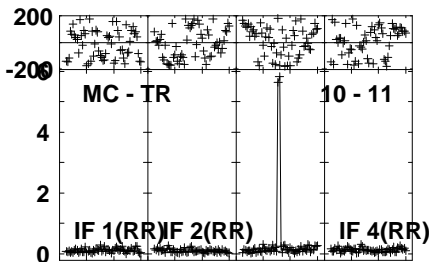
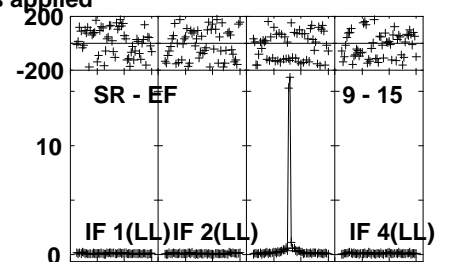
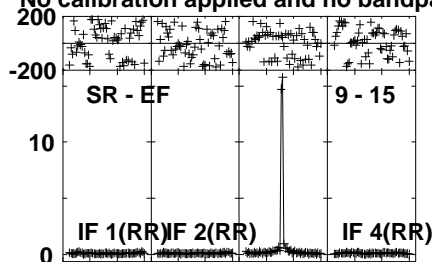
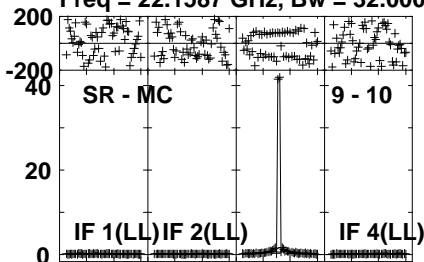
Lower frame: Micro Ampl Jy Top frame: Phas deg
Vector averaged cross-power spectrum Several baselines displayed
Timerange: 01/06:37:00 to 01/06:39:00

Plot file version 803 created 04-JUN-2021 15:28:11

I16293 EB084 1.UVDATA.1

Freq = 22.1587 GHz, Bw = 32.000 MH

No calibration applied and no bandpass applied



0204060 204060 204060 204060
Channels

0204060 204060 204060 204060
Channels

0204060 204060 204060 204060
Channels

Lower frame: Milli Ampl Jy Top frame: Phas deg

Vector averaged cross-power spectrum Several baselines displayed

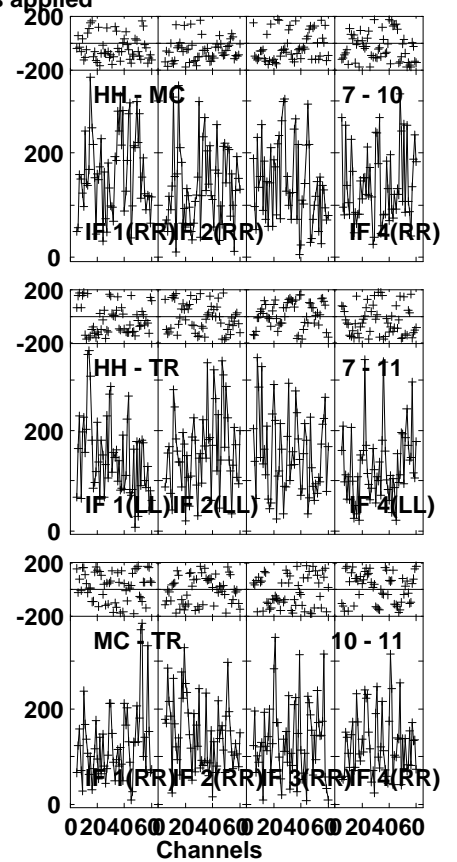
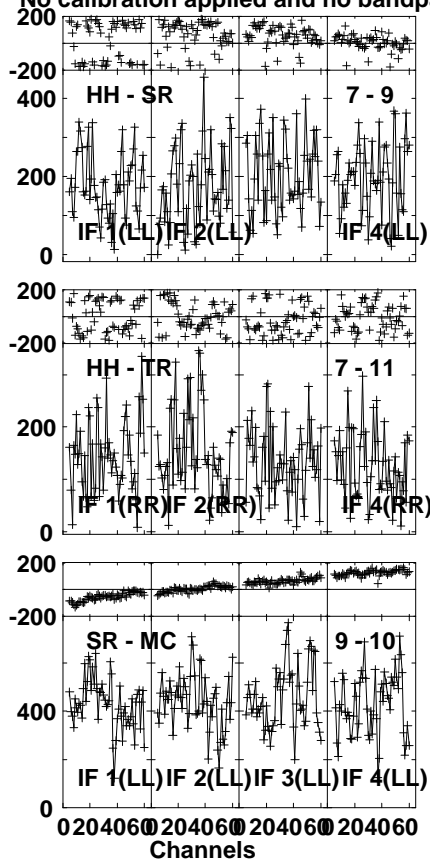
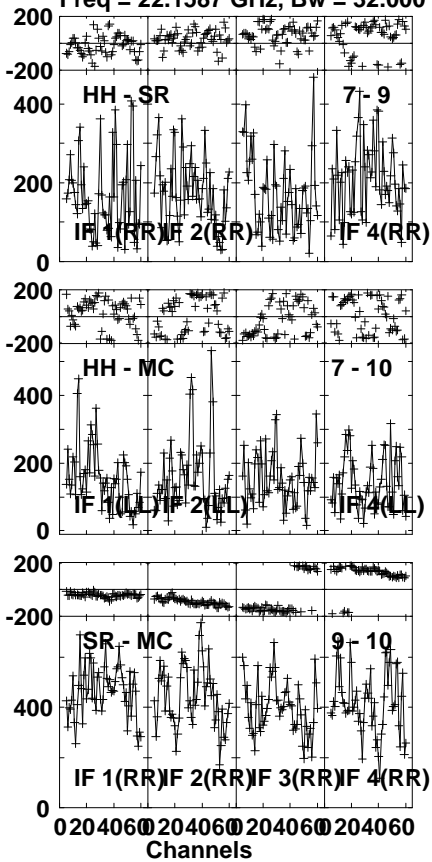
Timerange: 01/06:37:00 to 01/06:39:00

Plot file version 804 created 04-JUN-2021 15:28:11

J1625-2527 EB084 1.UVDATA.1

Freq = 22.1587 GHz, Bw = 32.000 MH

No calibration applied and no bandpass applied

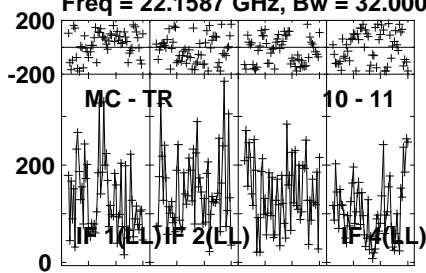


Lower frame: Micro Ampl Jy Top frame: Phas deg
Vector averaged cross-power spectrum Several baselines displayed
Timerange: 01/06:39:41 to 01/06:40:40

Plot file version 805 created 04-JUN-2021 15:28:11

J1625-2527 EB084 1.UVDATA.1

Freq = 22.1587 GHz, Bw = 32.000 MH No calibration applied and no bandpass applied



Lower frame: Micro Ampl Jy Top frame: Phas deg

Vector averaged cross-power spectrum Several baselines displayed

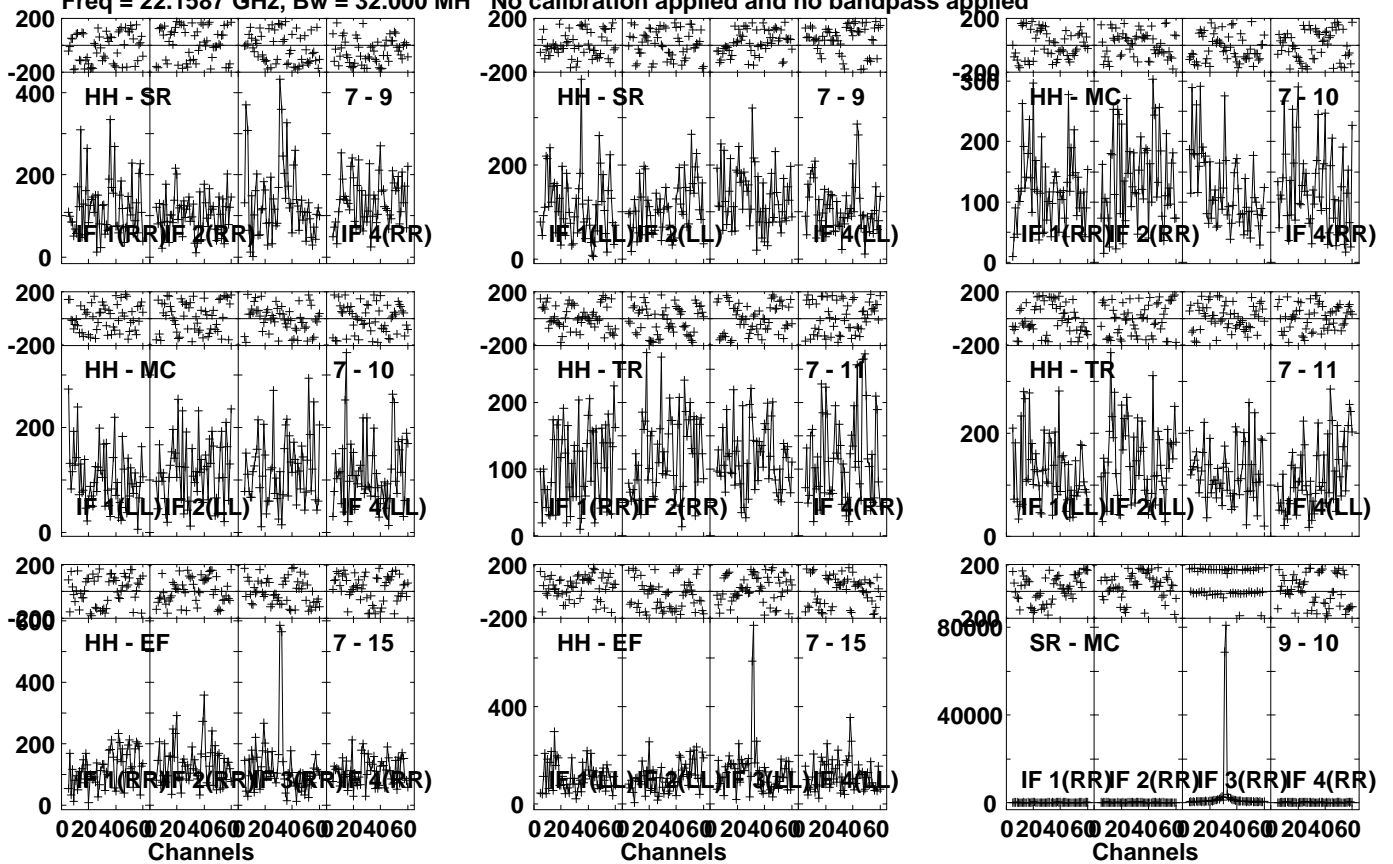
Timerange: 01/06:39:41 to 01/06:40:40

Plot file version 806 created 04-JUN-2021 15:28:11

I16293 EB084 1.UVDATA.1

Freq = 22.1587 GHz, Bw = 32.000 MH

No calibration applied and no bandpass applied



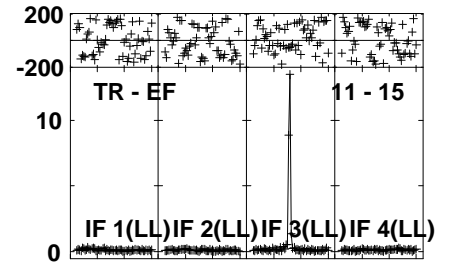
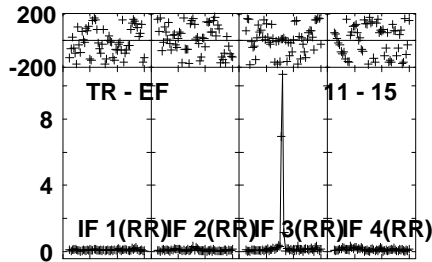
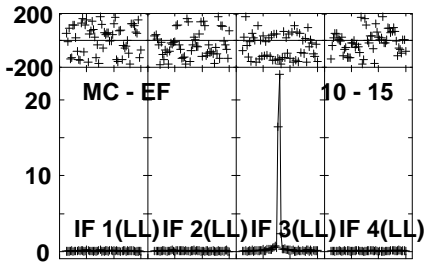
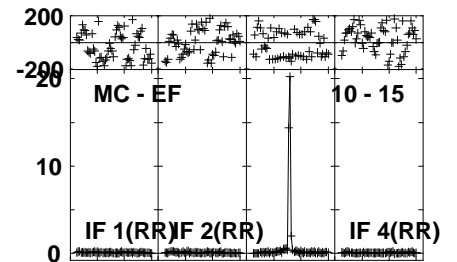
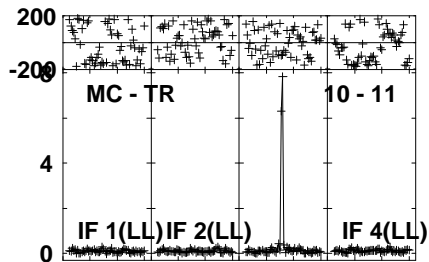
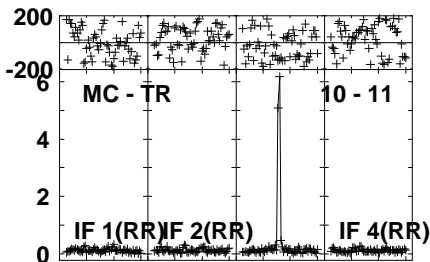
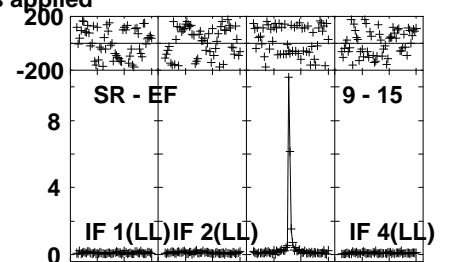
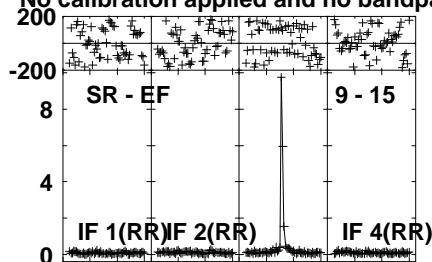
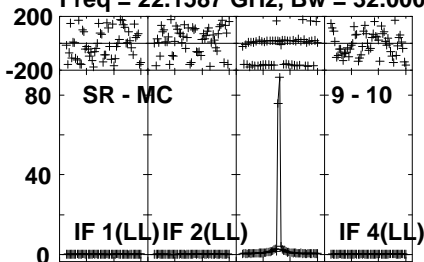
Lower frame: Micro Ampl Jy Top frame: Phas deg
Vector averaged cross-power spectrum Several baselines displayed
Timerange: 01/06:40:40 to 01/06:42:40

Plot file version 807 created 04-JUN-2021 15:28:11

I16293 EB084 1.UVDATA.1

Freq = 22.1587 GHz, Bw = 32.000 MH

No calibration applied and no bandpass applied



0204060 204060 204060 204060 204060
Channels

0204060 204060 204060 204060 204060
Channels

0204060 204060 204060 204060 204060
Channels

Lower frame: Milli Ampl Jy Top frame: Phas deg

Vector averaged cross-power spectrum Several baselines displayed

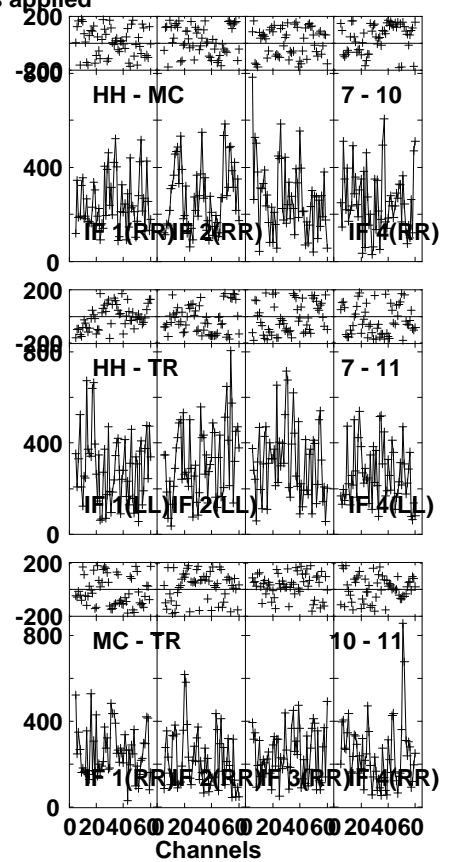
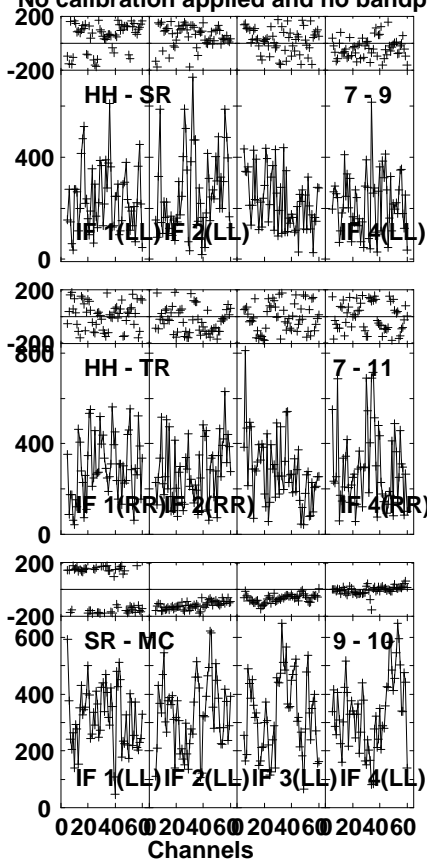
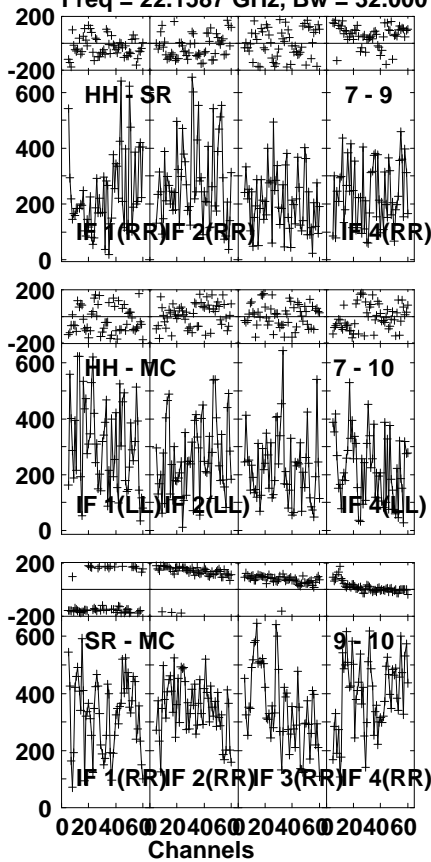
Timerange: 01/06:40:40 to 01/06:42:40

Plot file version 808 created 04-JUN-2021 15:28:11

J1625-2527 EB084 1.UVDATA.1

Freq = 22.1587 GHz, Bw = 32.000 MH

No calibration applied and no bandpass applied

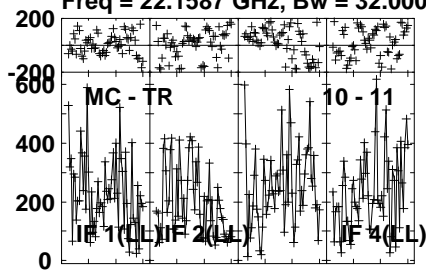


Lower frame: Micro Ampl Jy Top frame: Phas deg
Vector averaged cross-power spectrum Several baselines displayed
Timerange: 01/06:42:41 to 01/06:43:39

Plot file version 809 created 04-JUN-2021 15:28:11

J1625-2527 EB084 1.UVDATA.1

Freq = 22.1587 GHz, Bw = 32.000 MH No calibration applied and no bandpass applied



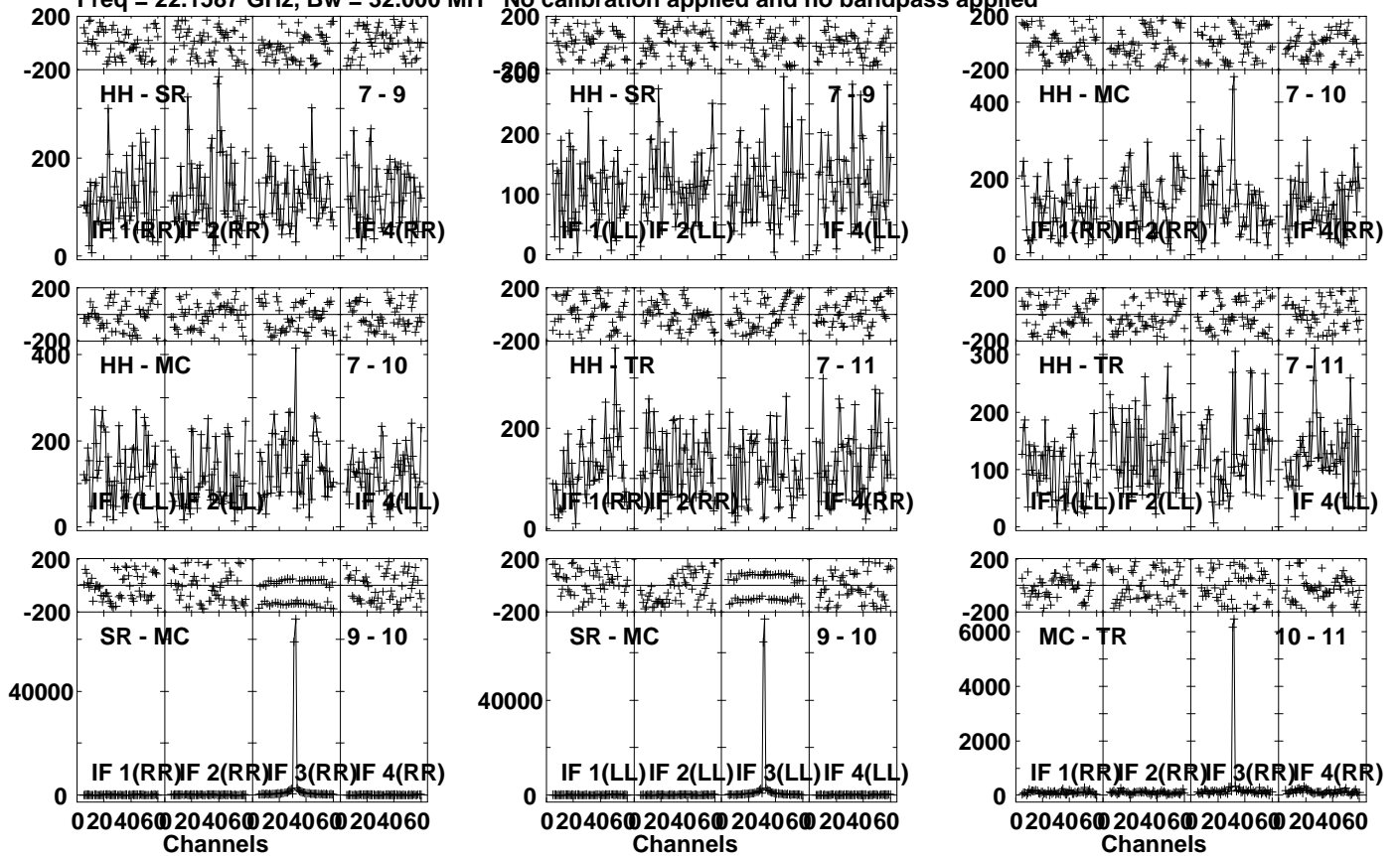
Lower frame: Micro Ampl Jy Top frame: Phas deg
Vector averaged cross-power spectrum Several baselines displayed
Timerange: 01/06:42:41 to 01/06:43:39

Plot file version 810 created 04-JUN-2021 15:28:11

I16293 EB084 1.UVDATA.1

Freq = 22.1587 GHz, Bw = 32.000 MH

No calibration applied and no bandpass applied

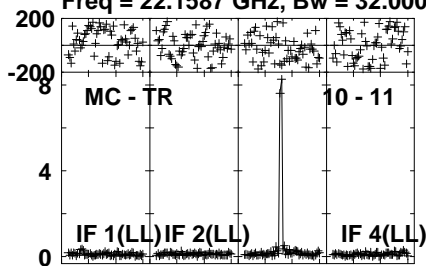


Lower frame: Micro Ampl Jy Top frame: Phas deg
Vector averaged cross-power spectrum Several baselines displayed
Timerange: 01/06:43:40 to 01/06:45:39

Plot file version 811 created 04-JUN-2021 15:28:11

I16293 EB084 1.UVDATA.1

Freq = 22.1587 GHz, Bw = 32.000 MH No calibration applied and no bandpass applied



Lower frame: Milli Ampl Jy Top frame: Phas deg

Vector averaged cross-power spectrum Several baselines displayed

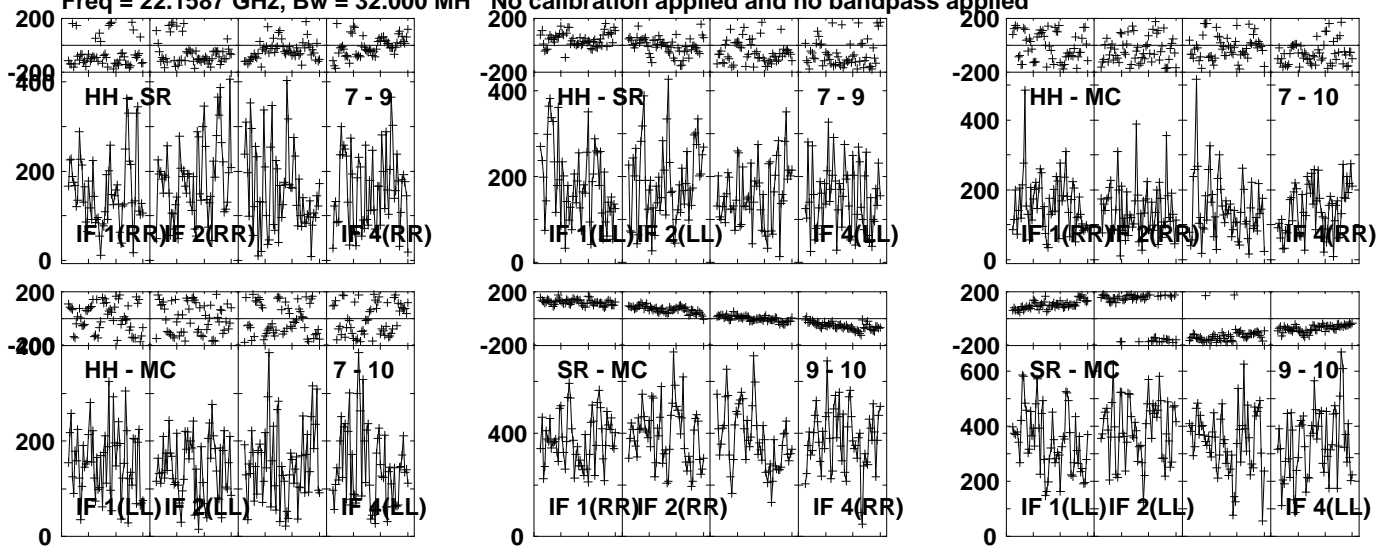
Timerange: 01/06:43:40 to 01/06:45:39

Plot file version 812 created 04-JUN-2021 15:28:11

J1625-2527 EB084 1.UVDATA.1

Freq = 22.1587 GHz, Bw = 32.000 MH

No calibration applied and no bandpass applied



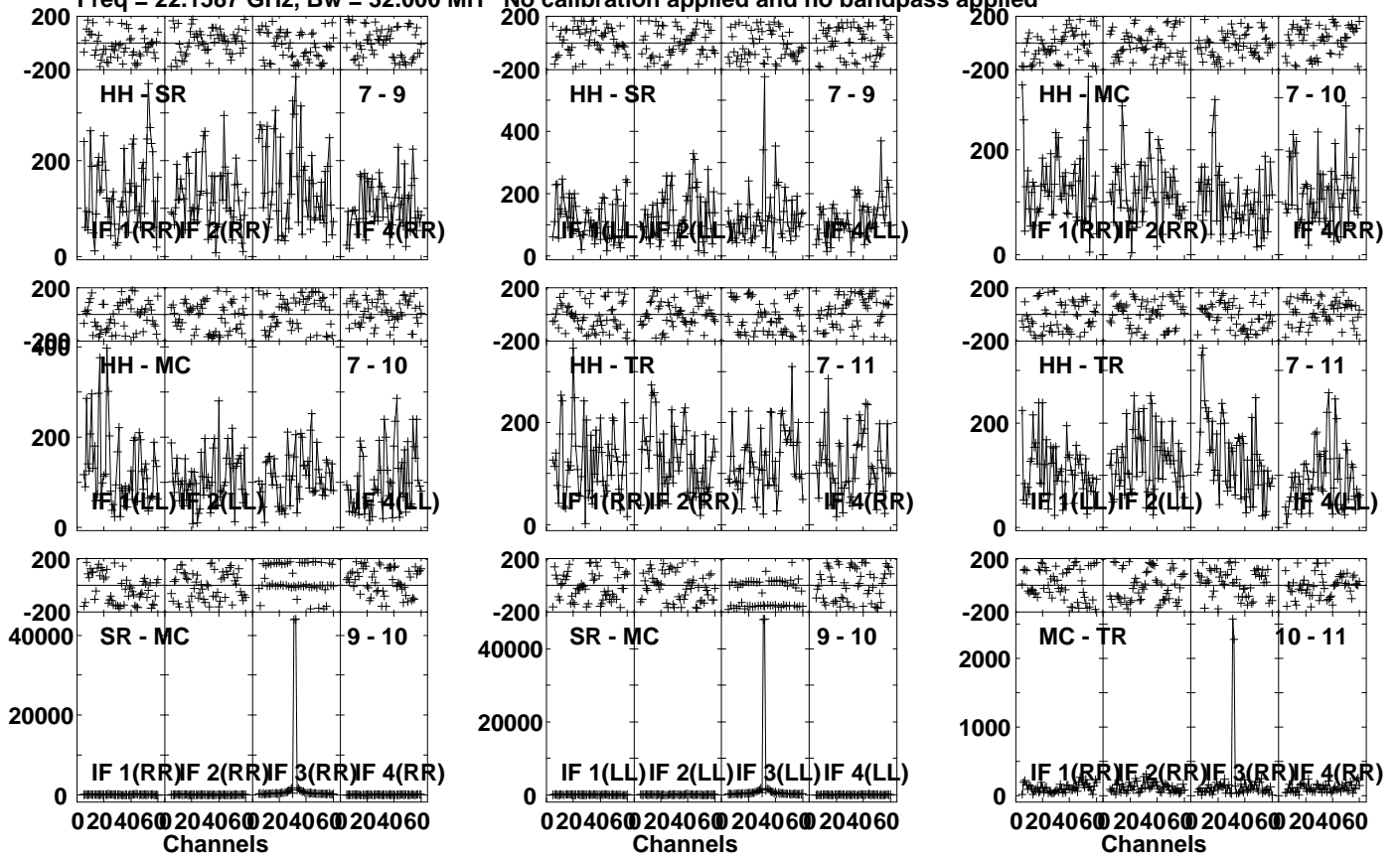
Lower frame: Micro Ampl Jy Top frame: Phas deg
Vector averaged cross-power spectrum Several baselines displayed
Timerange: 01/06:46:21 to 01/06:47:19

Plot file version 813 created 04-JUN-2021 15:28:11

I16293 EB084 1.UVDATA.1

Freq = 22.1587 GHz, Bw = 32.000 MH

No calibration applied and no bandpass applied

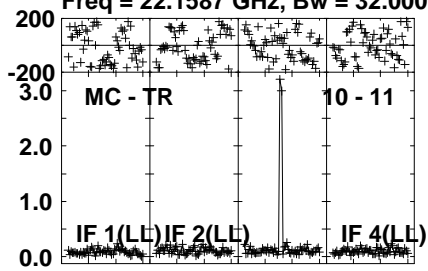


Lower frame: Micro Ampl Jy Top frame: Phas deg
Vector averaged cross-power spectrum Several baselines displayed
Timerange: 01/06:47:20 to 01/06:49:20

Plot file version 814 created 04-JUN-2021 15:28:11

I16293 EB084 1.UVDATA.1

Freq = 22.1587 GHz, Bw = 32.000 MH No calibration applied and no bandpass applied



Lower frame: Milli Ampl Jy Top frame: Phas deg

Vector averaged cross-power spectrum Several baselines displayed

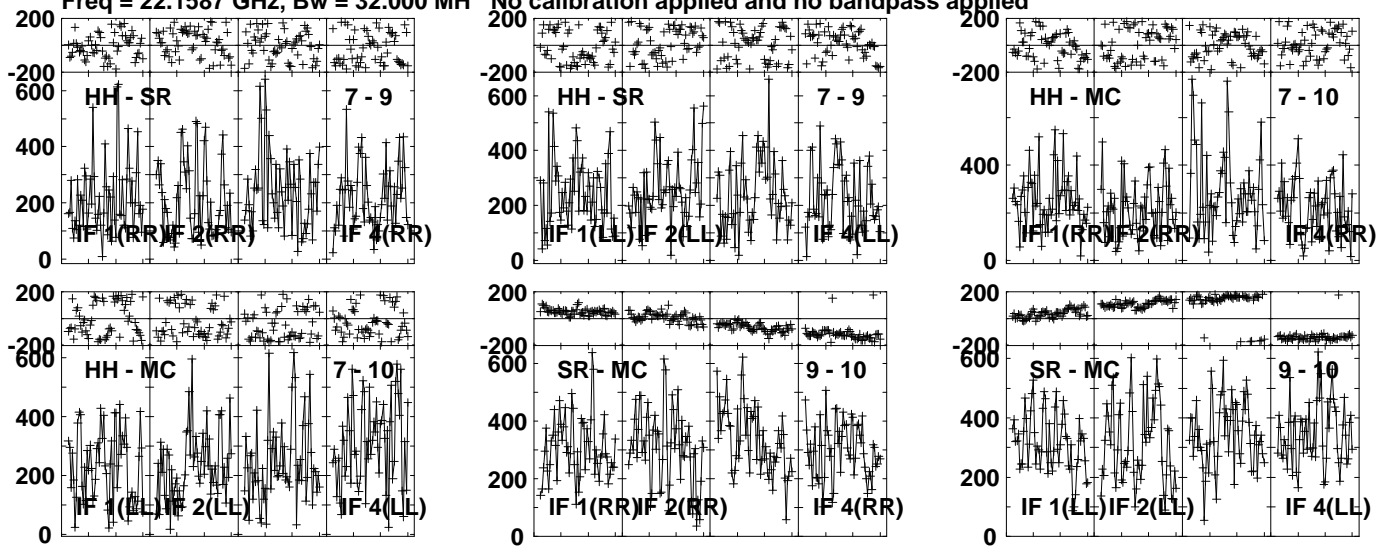
Timerange: 01/06:47:20 to 01/06:49:20

Plot file version 815 created 04-JUN-2021 15:28:11

J1625-2527 EB084 1.UVDATA.1

Freq = 22.1587 GHz, Bw = 32.000 MH

No calibration applied and no bandpass applied



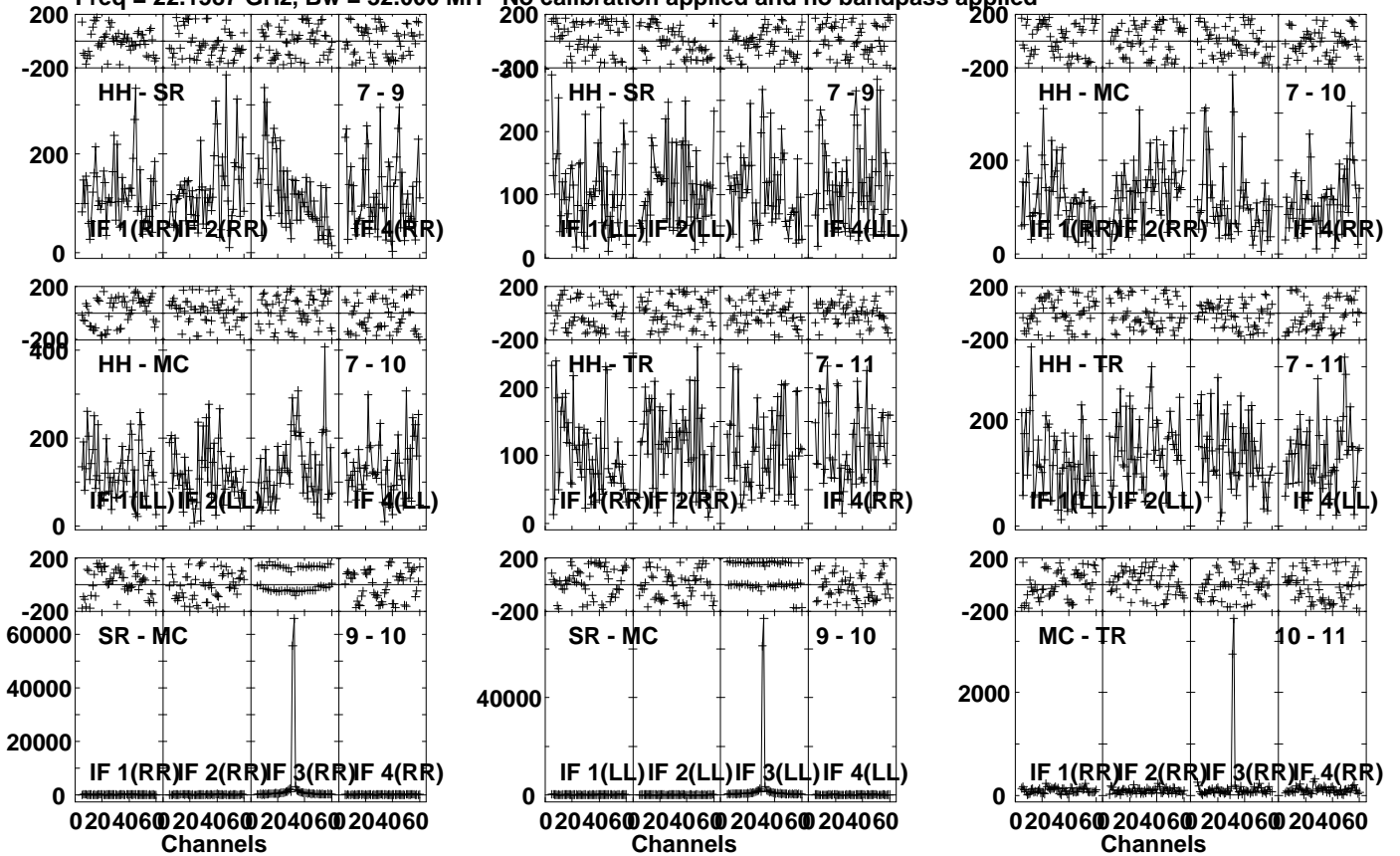
Lower frame: Micro Ampl Jy Top frame: Phas deg
Vector averaged cross-power spectrum Several baselines displayed
Timerange: 01/06:49:20 to 01/06:50:19

Plot file version 816 created 04-JUN-2021 15:28:11

I16293 EB084 1.UVDATA.1

Freq = 22.1587 GHz, Bw = 32.000 MH

No calibration applied and no bandpass applied

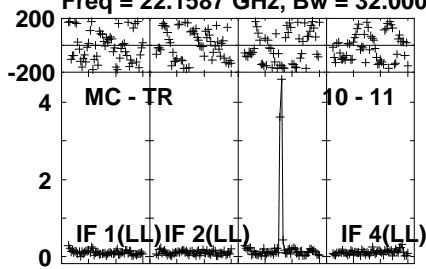


Lower frame: Micro Ampl Jy Top frame: Phas deg
Vector averaged cross-power spectrum Several baselines displayed
Timerange: 01/06:50:21 to 01/06:52:19

Plot file version 817 created 04-JUN-2021 15:28:11

I16293 EB084 1.UVDATA.1

Freq = 22.1587 GHz, Bw = 32.000 MH No calibration applied and no bandpass applied



Lower frame: Milli Ampl Jy Top frame: Phas deg

Vector averaged cross-power spectrum Several baselines displayed

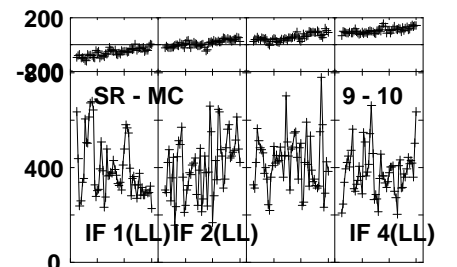
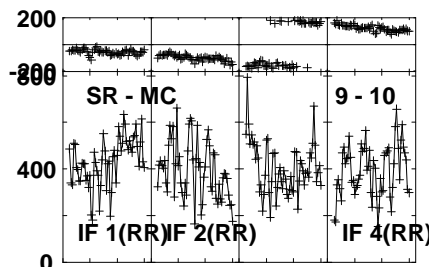
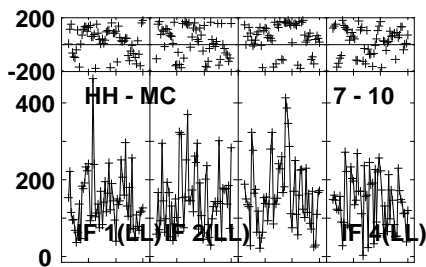
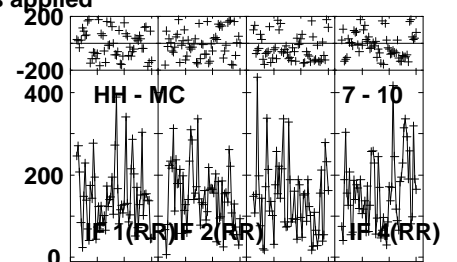
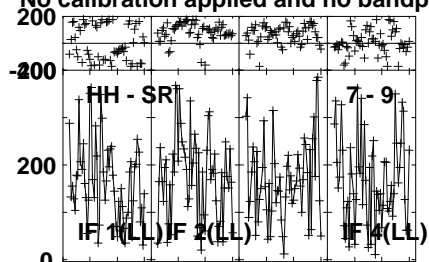
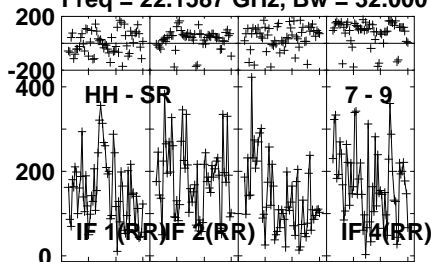
Timerange: 01/06:50:21 to 01/06:52:19

Plot file version 818 created 04-JUN-2021 15:28:12

J1625-2527 EB084 1.UVDATA.1

Freq = 22.1587 GHz, Bw = 32.000 MH

No calibration applied and no bandpass applied



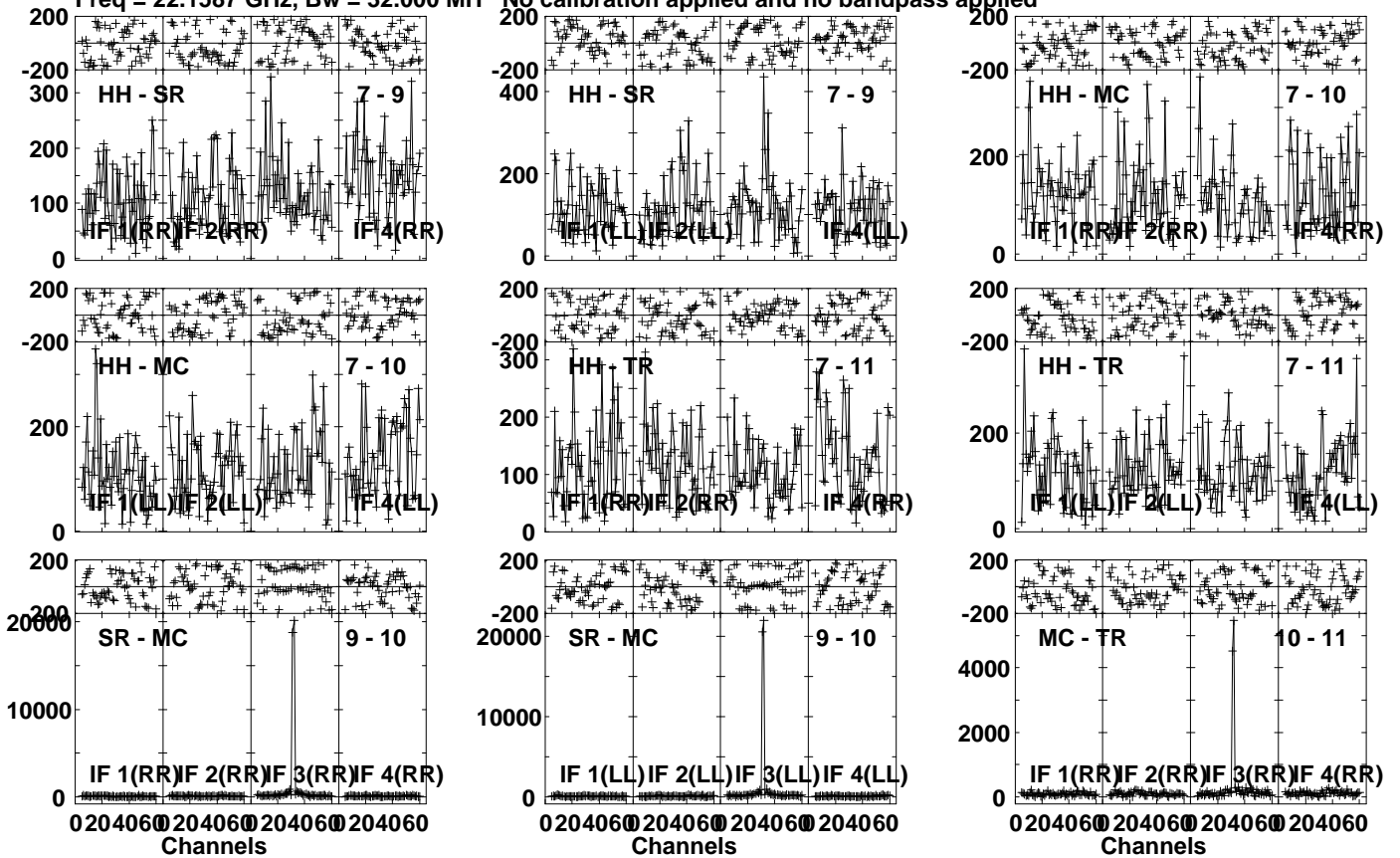
Lower frame: Micro Ampl Jy Top frame: Phas deg
Vector averaged cross-power spectrum Several baselines displayed
Timerange: 01/06:53:01 to 01/06:53:59

Plot file version 819 created 04-JUN-2021 15:28:12

I16293 EB084 1.UVDATA.1

Freq = 22.1587 GHz, Bw = 32.000 MH

No calibration applied and no bandpass applied

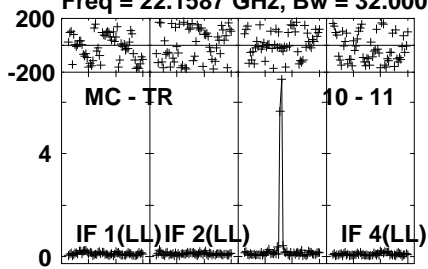


Lower frame: Micro Ampl Jy Top frame: Phas deg
Vector averaged cross-power spectrum Several baselines displayed
Timerange: 01/06:54:00 to 01/06:55:59

Plot file version 820 created 04-JUN-2021 15:28:12

I16293 EB084 1.UVDATA.1

Freq = 22.1587 GHz, Bw = 32.000 MH No calibration applied and no bandpass applied



Lower frame: Milli Ampl Jy Top frame: Phas deg

Vector averaged cross-power spectrum Several baselines displayed

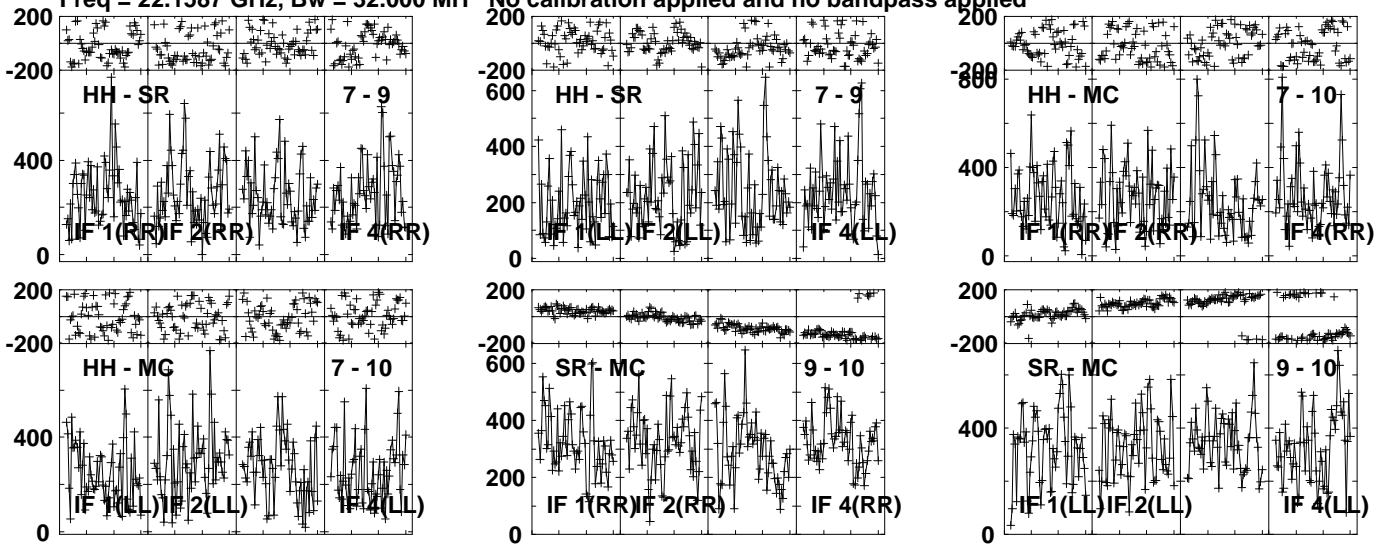
Timerange: 01/06:54:00 to 01/06:55:59

Plot file version 821 created 04-JUN-2021 15:28:12

J1625-2527 EB084 1.UVDATA.1

Freq = 22.1587 GHz, Bw = 32.000 MH

No calibration applied and no bandpass applied



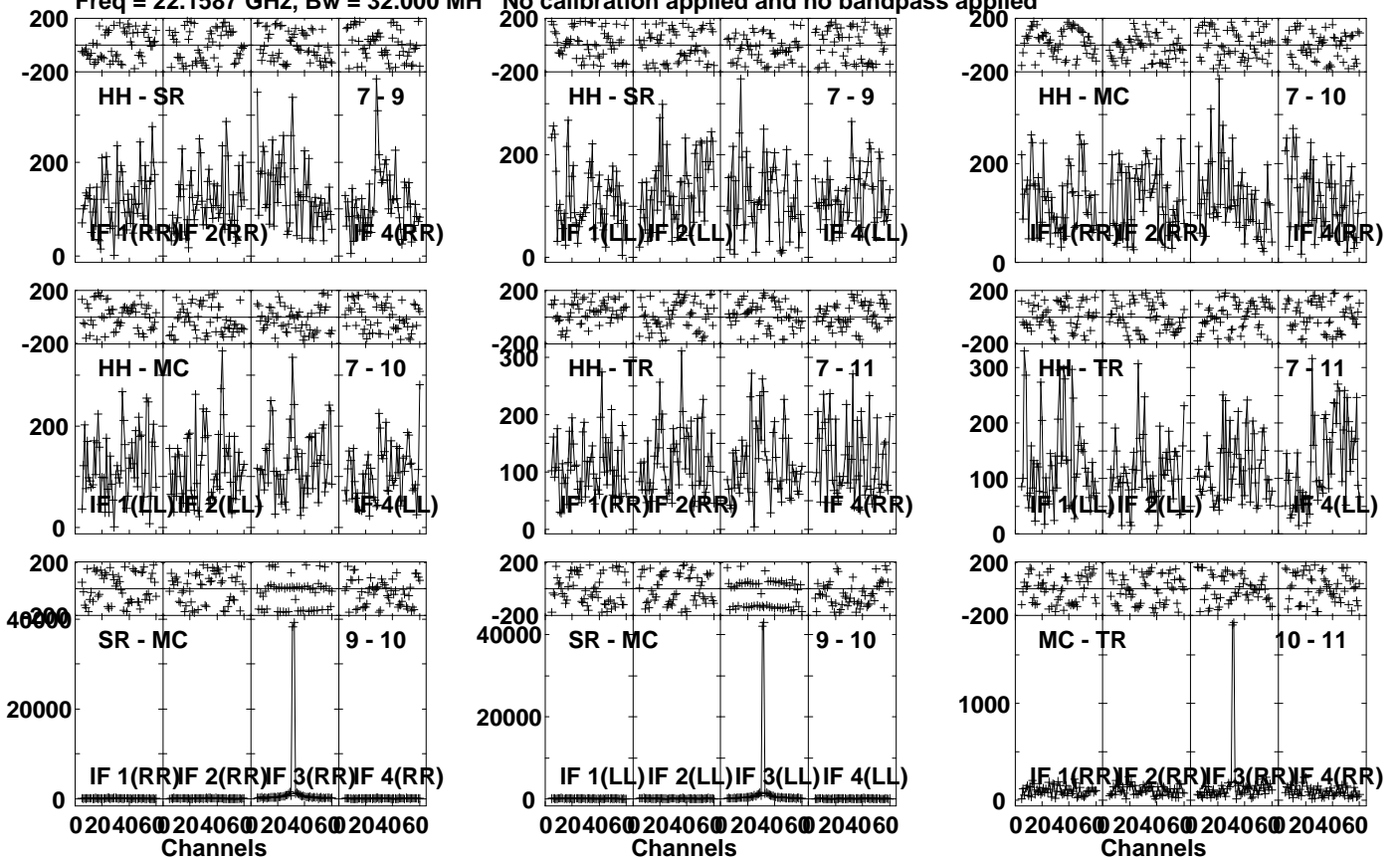
Lower frame: Micro Ampl Jy Top frame: Phas deg
Vector averaged cross-power spectrum Several baselines displayed
Timerange: 01/06:56:00 to 01/06:56:59

Plot file version 822 created 04-JUN-2021 15:28:12

I16293 EB084 1.UVDATA.1

Freq = 22.1587 GHz, Bw = 32.000 MH

No calibration applied and no bandpass applied

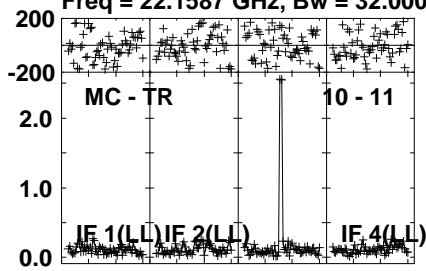


Lower frame: Micro Ampl Jy Top frame: Phas deg
Vector averaged cross-power spectrum Several baselines displayed
Timerange: 01/06:57:01 to 01/06:58:59

Plot file version 823 created 04-JUN-2021 15:28:12

I16293 EB084 1.UVDATA.1

Freq = 22.1587 GHz, Bw = 32.000 MH No calibration applied and no bandpass applied



Lower frame: Milli Ampl Jy Top frame: Phas deg

Vector averaged cross-power spectrum Several baselines displayed

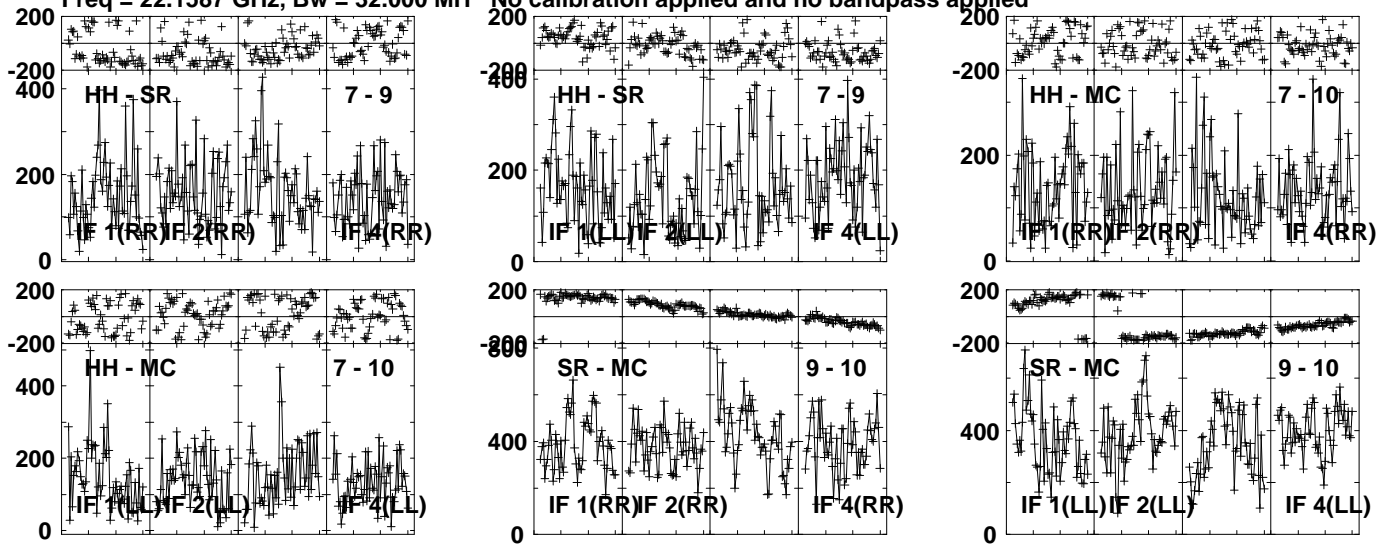
Timerange: 01/06:57:01 to 01/06:58:59

Plot file version 824 created 04-JUN-2021 15:28:12

J1625-2527 EB084 1.UVDATA.1

Freq = 22.1587 GHz, Bw = 32.000 MH

No calibration applied and no bandpass applied



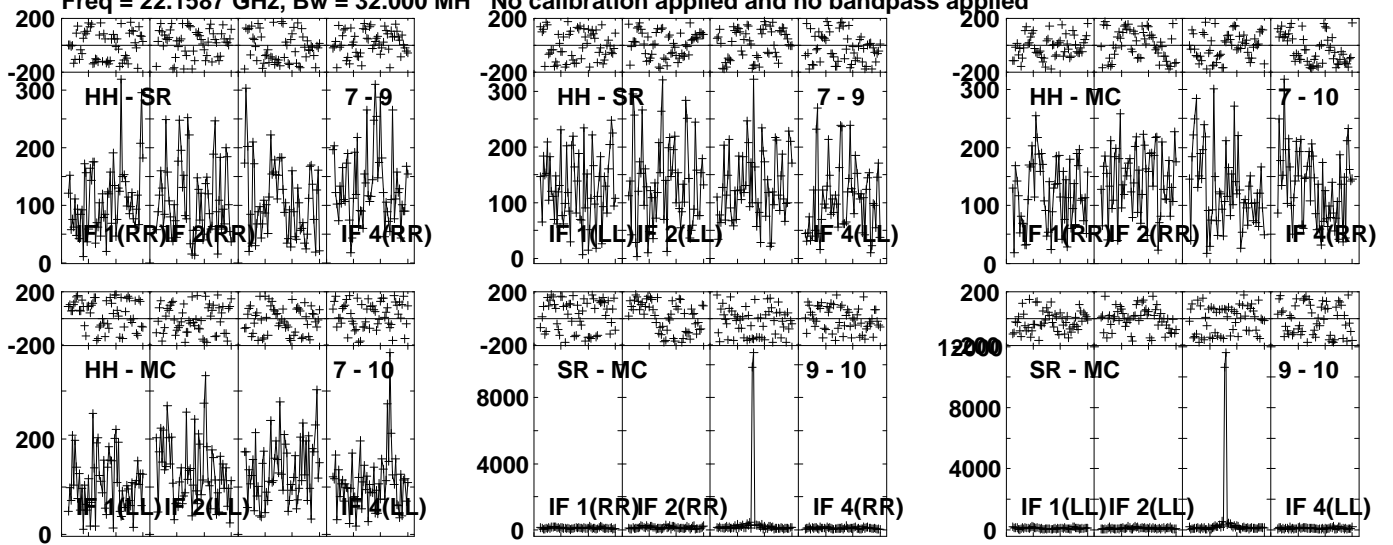
Lower frame: Micro Ampl Jy Top frame: Phas deg
Vector averaged cross-power spectrum Several baselines displayed
Timerange: 01/06:59:40 to 01/07:00:39

Plot file version 825 created 04-JUN-2021 15:28:12

I16293 EB084 1.UVDATA.1

Freq = 22.1587 GHz, Bw = 32.000 MH

No calibration applied and no bandpass applied



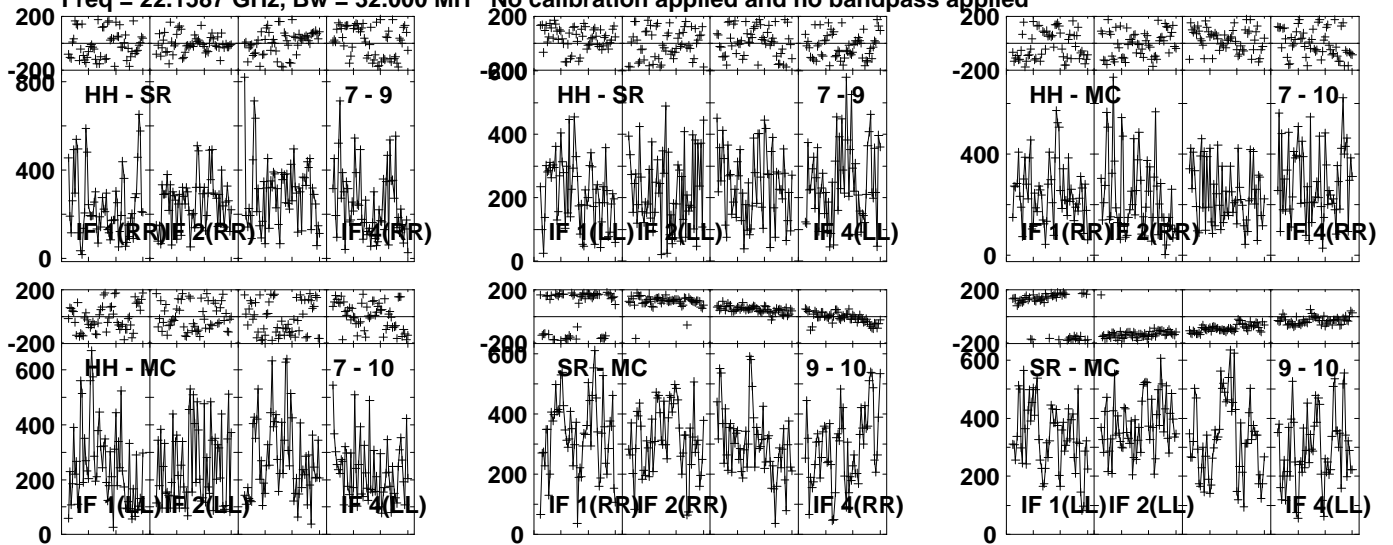
Lower frame: Micro Ampl Jy Top frame: Phas deg
Vector averaged cross-power spectrum Several baselines displayed
Timerange: 01/07:00:41 to 01/07:02:39

Plot file version 826 created 04-JUN-2021 15:28:12

J1625-2527 EB084 1.UVDATA.1

Freq = 22.1587 GHz, Bw = 32.000 MH

No calibration applied and no bandpass applied



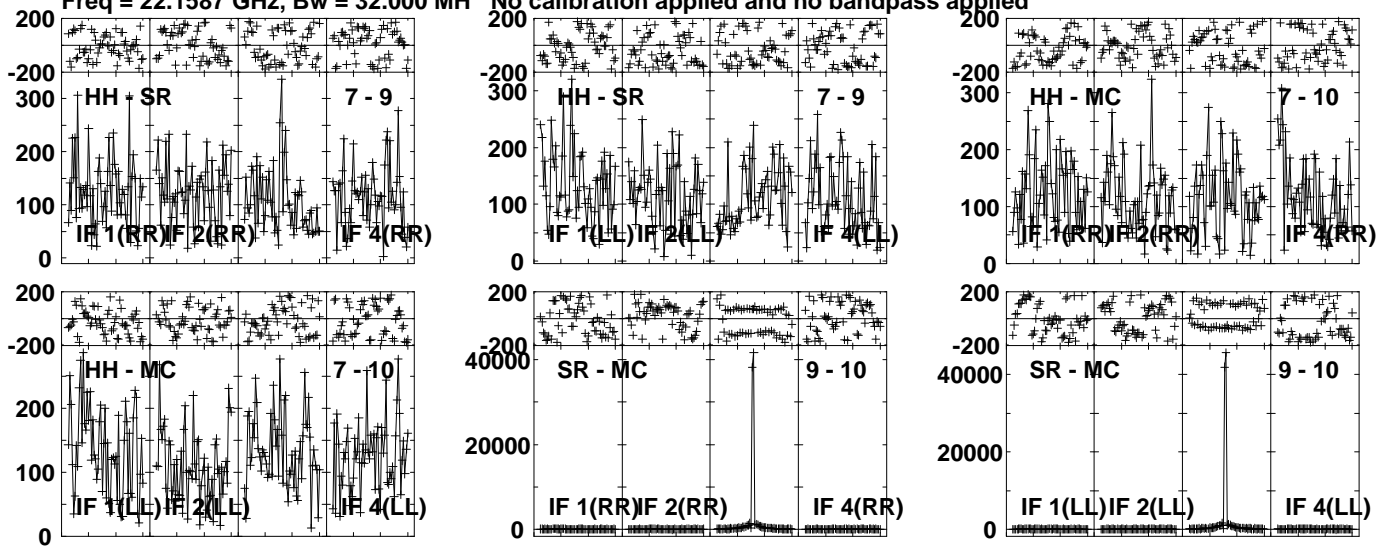
Lower frame: Micro Ampl Jy Top frame: Phas deg
Vector averaged cross-power spectrum Several baselines displayed
Timerange: 01/07:02:40 to 01/07:03:39

Plot file version 827 created 04-JUN-2021 15:28:12

I16293 EB084 1.UVDATA.1

Freq = 22.1587 GHz, Bw = 32.000 MH

No calibration applied and no bandpass applied



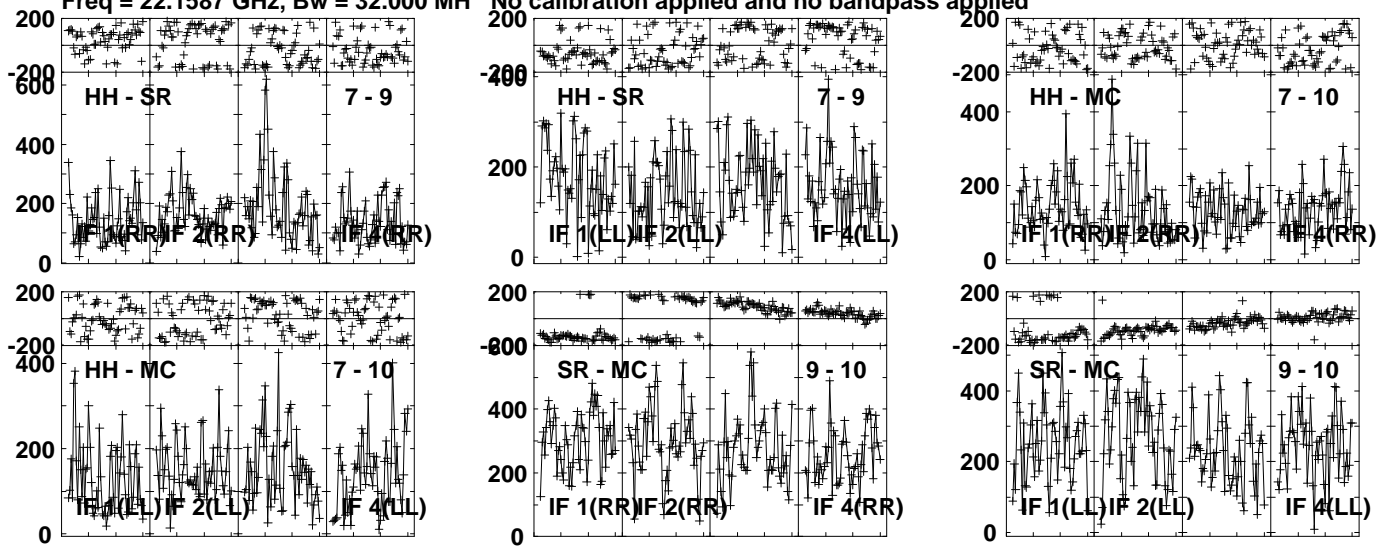
Lower frame: Micro Ampl Jy Top frame: Phas deg
Vector averaged cross-power spectrum Several baselines displayed
Timerange: 01/07:03:41 to 01/07:05:40

Plot file version 828 created 04-JUN-2021 15:28:12

J1625-2527 EB084 1.UVDATA.1

Freq = 22.1587 GHz, Bw = 32.000 MH

No calibration applied and no bandpass applied



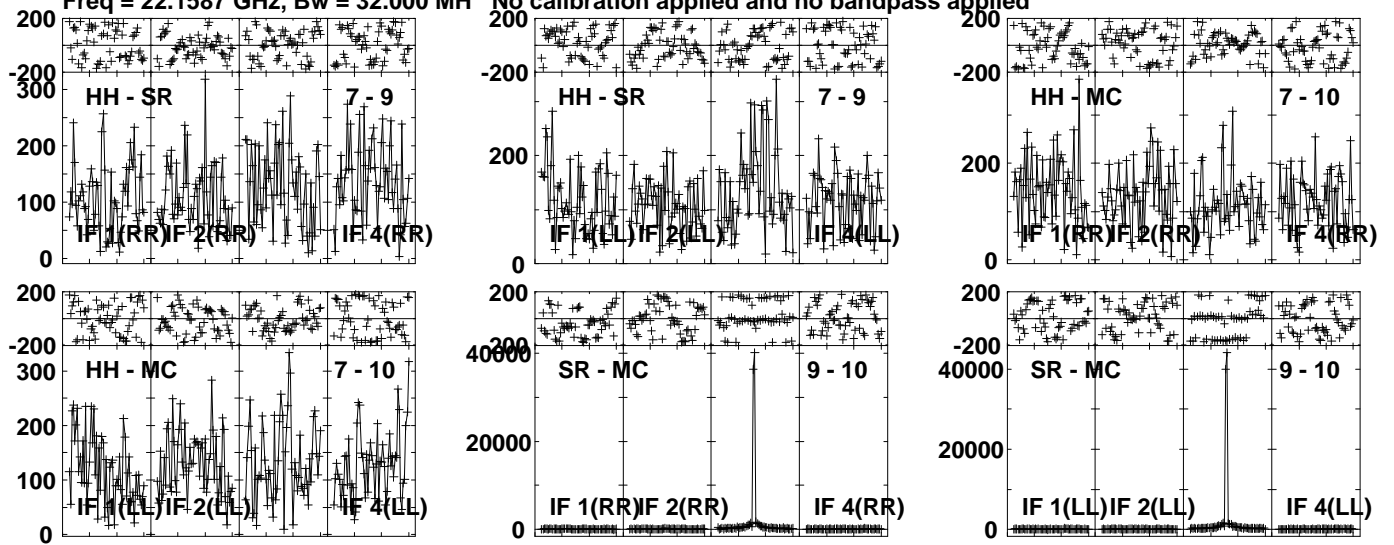
Lower frame: Micro Ampl Jy Top frame: Phas deg
Vector averaged cross-power spectrum Several baselines displayed
Timerange: 01/07:06:20 to 01/07:07:19

Plot file version 829 created 04-JUN-2021 15:28:12

I16293 EB084 1.UVDATA.1

Freq = 22.1587 GHz, Bw = 32.000 MH

No calibration applied and no bandpass applied



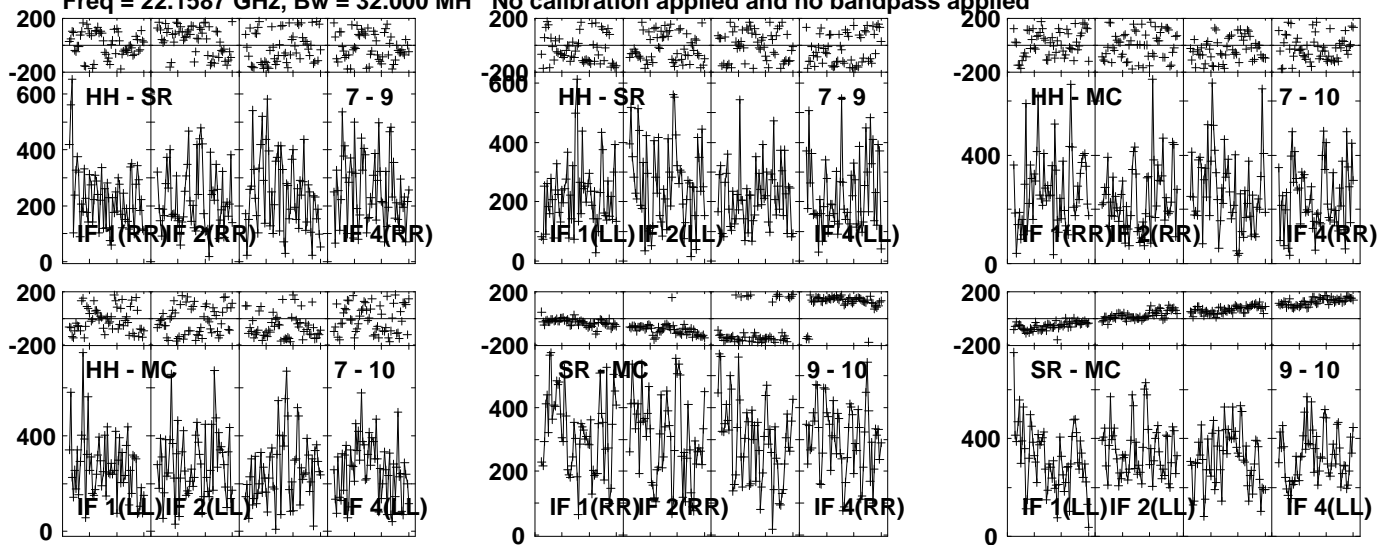
Lower frame: Micro Ampl Jy Top frame: Phas deg
Vector averaged cross-power spectrum Several baselines displayed
Timerange: 01/07:07:21 to 01/07:09:20

Plot file version 830 created 04-JUN-2021 15:28:12

J1625-2527 EB084 1.UVDATA.1

Freq = 22.1587 GHz, Bw = 32.000 MH

No calibration applied and no bandpass applied



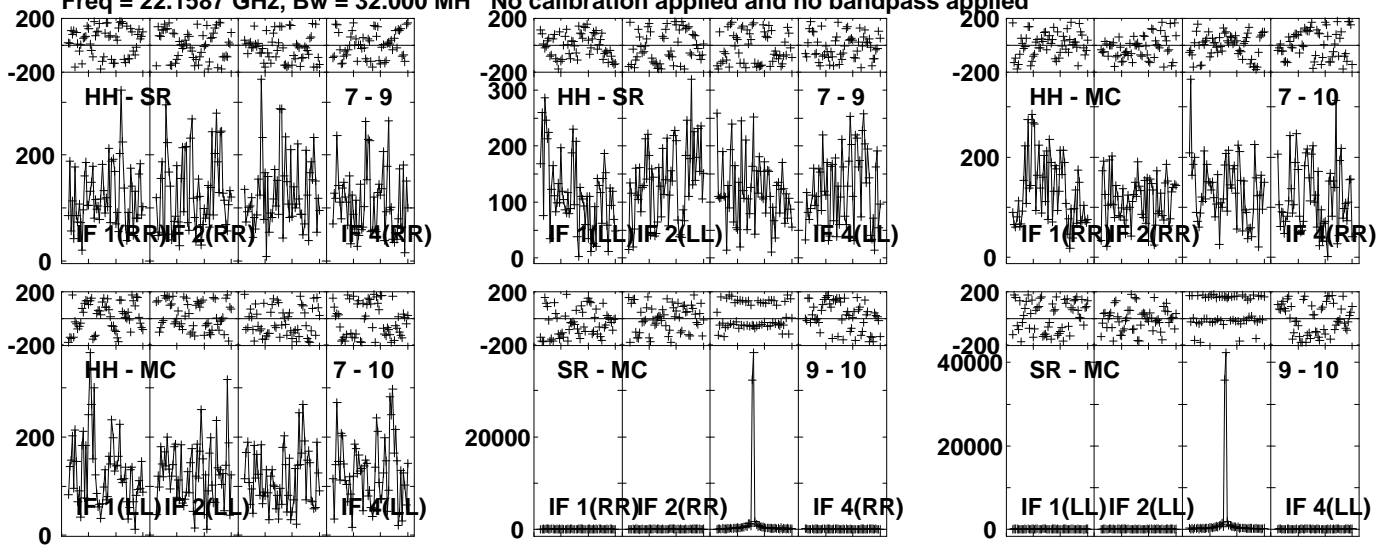
Lower frame: Micro Ampl Jy Top frame: Phas deg
Vector averaged cross-power spectrum Several baselines displayed
Timerange: 01/07:09:20 to 01/07:10:19

Plot file version 831 created 04-JUN-2021 15:28:12

I16293 EB084 1.UVDATA.1

Freq = 22.1587 GHz, Bw = 32.000 MH

No calibration applied and no bandpass applied



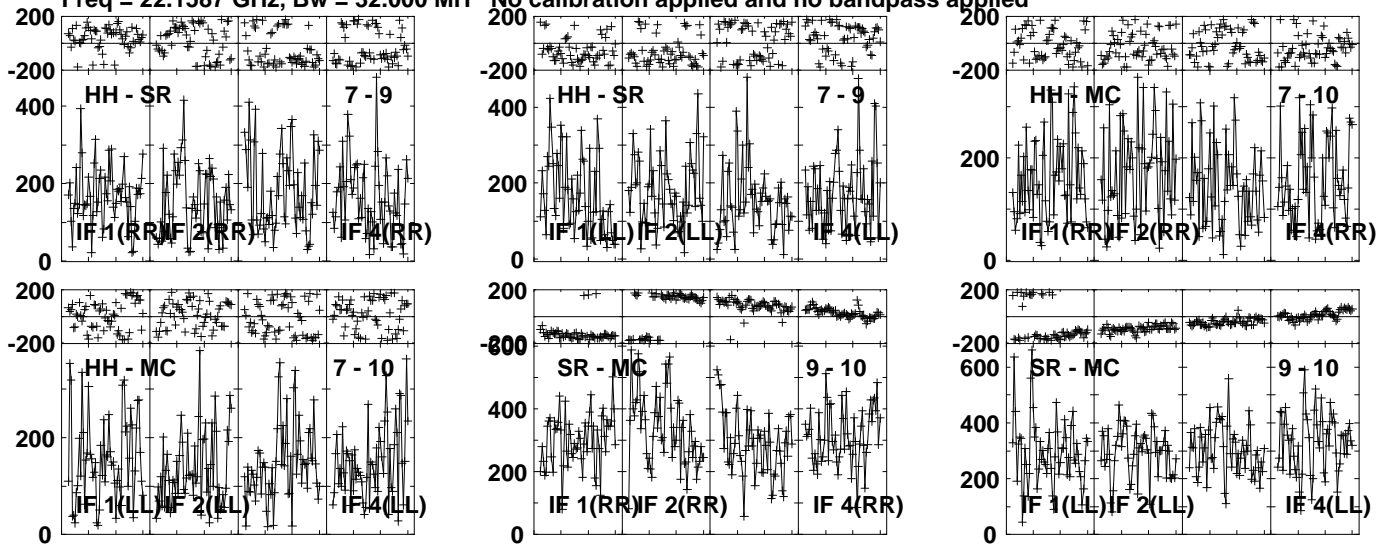
Lower frame: Micro Ampl Jy Top frame: Phas deg
Vector averaged cross-power spectrum Several baselines displayed
Timerange: 01/07:10:21 to 01/07:12:20

Plot file version 832 created 04-JUN-2021 15:28:12

J1625-2527 EB084 1.UVDATA.1

Freq = 22.1587 GHz, Bw = 32.000 MH

No calibration applied and no bandpass applied



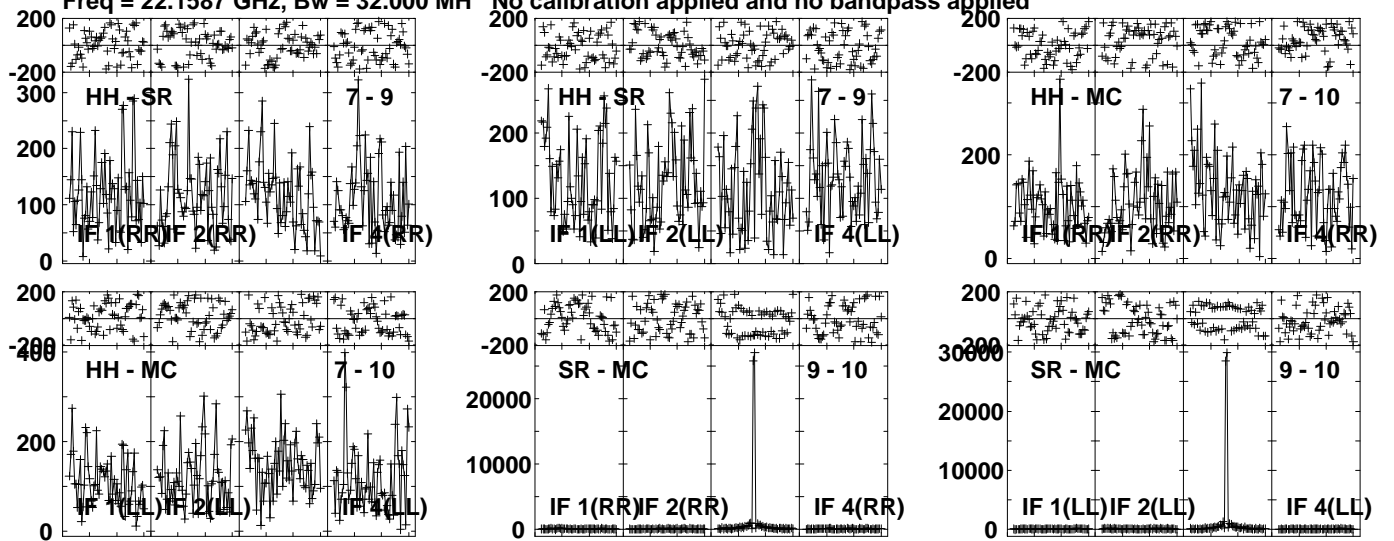
Lower frame: Micro Ampl Jy Top frame: Phas deg
Vector averaged cross-power spectrum Several baselines displayed
Timerange: 01/07:13:02 to 01/07:14:00

Plot file version 833 created 04-JUN-2021 15:28:13

I16293 EB084 1.UVDATA.1

Freq = 22.1587 GHz, Bw = 32.000 MH

No calibration applied and no bandpass applied



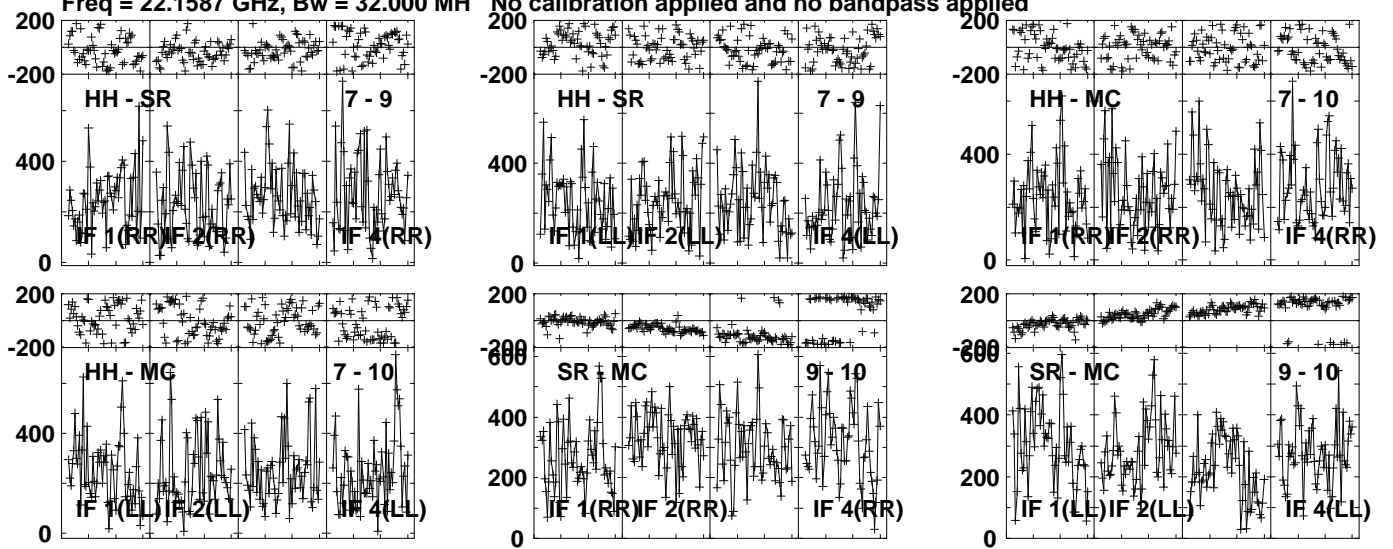
Lower frame: Micro Ampl Jy Top frame: Phas deg
Vector averaged cross-power spectrum Several baselines displayed
Timerange: 01/07:14:01 to 01/07:16:00

Plot file version 834 created 04-JUN-2021 15:28:13

J1625-2527 EB084 1.UVDATA.1

Freq = 22.1587 GHz, Bw = 32.000 MH

No calibration applied and no bandpass applied



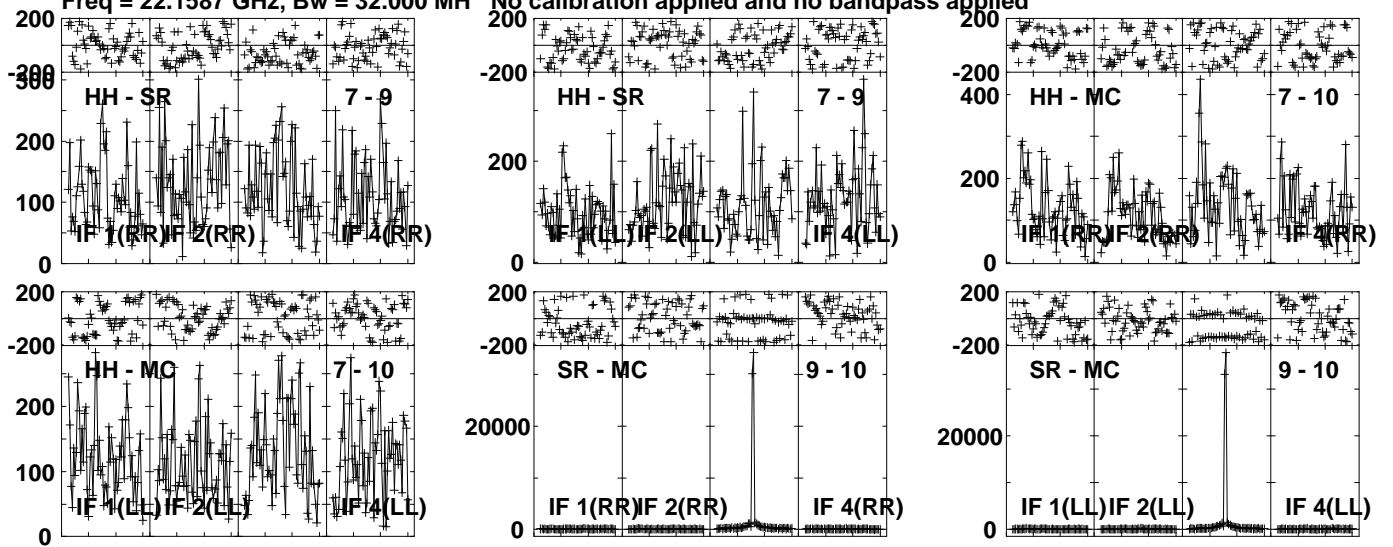
Lower frame: Micro Ampl Jy Top frame: Phas deg
Vector averaged cross-power spectrum Several baselines displayed
Timerange: 01/07:16:01 to 01/07:17:00

Plot file version 835 created 04-JUN-2021 15:28:13

I16293 EB084 1.UVDATA.1

Freq = 22.1587 GHz, Bw = 32.000 MH

No calibration applied and no bandpass applied



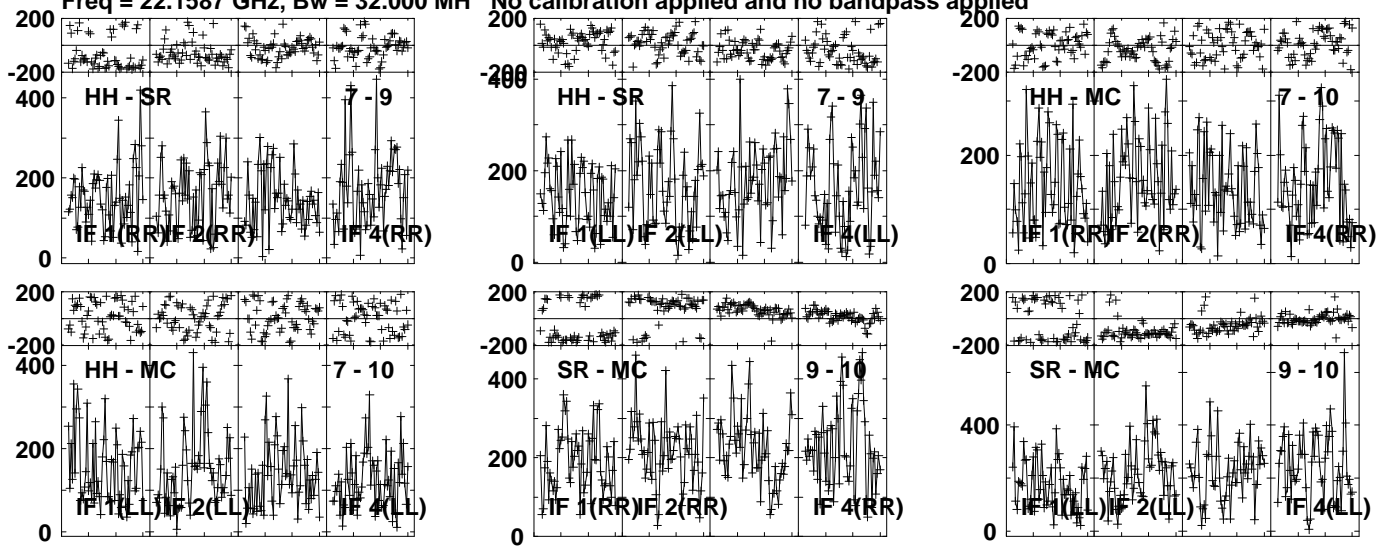
Lower frame: Micro Ampl Jy Top frame: Phas deg
Vector averaged cross-power spectrum Several baselines displayed
Timerange: 01/07:17:00 to 01/07:19:00

Plot file version 836 created 04-JUN-2021 15:28:13

J1625-2527 EB084 1.UVDATA.1

Freq = 22.1587 GHz, Bw = 32.000 MH

No calibration applied and no bandpass applied



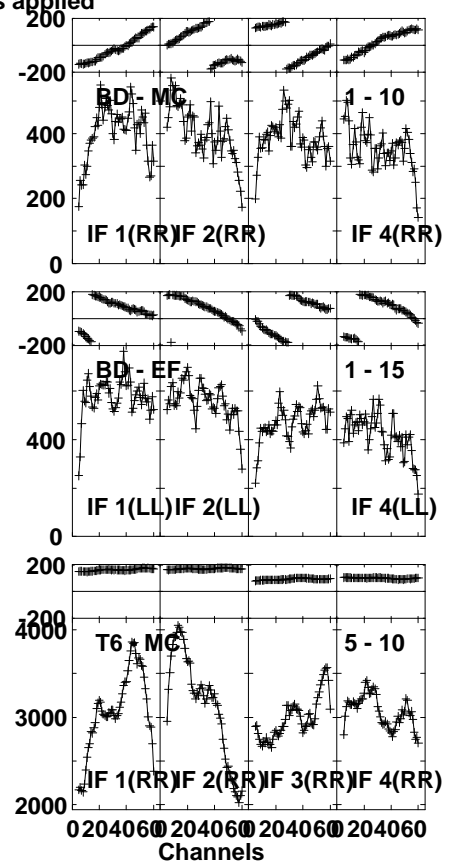
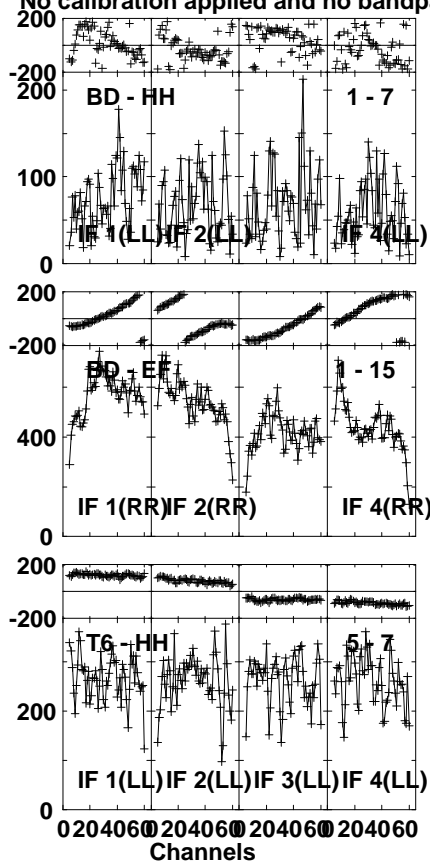
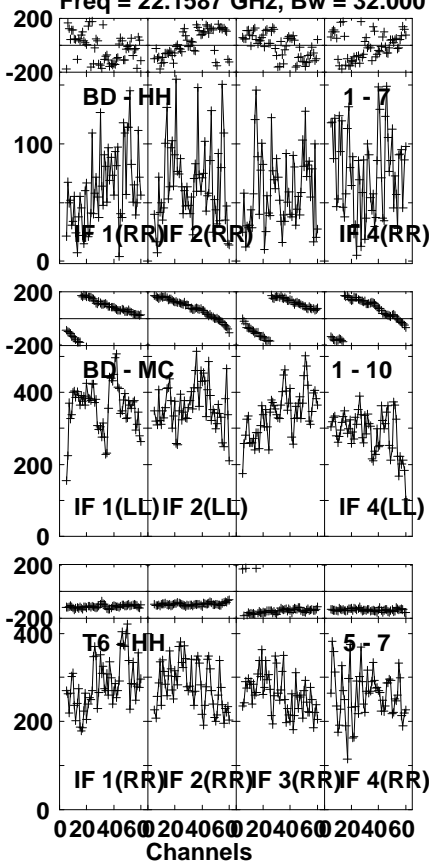
Lower frame: Micro Ampl Jy Top frame: Phas deg
Vector averaged cross-power spectrum Several baselines displayed
Timerange: 01/07:19:40 to 01/07:20:39

Plot file version 837 created 04-JUN-2021 15:28:13

3C454.3 EB084 1.UVDATA.1

Freq = 22.1587 GHz, Bw = 32.000 MH

No calibration applied and no bandpass applied



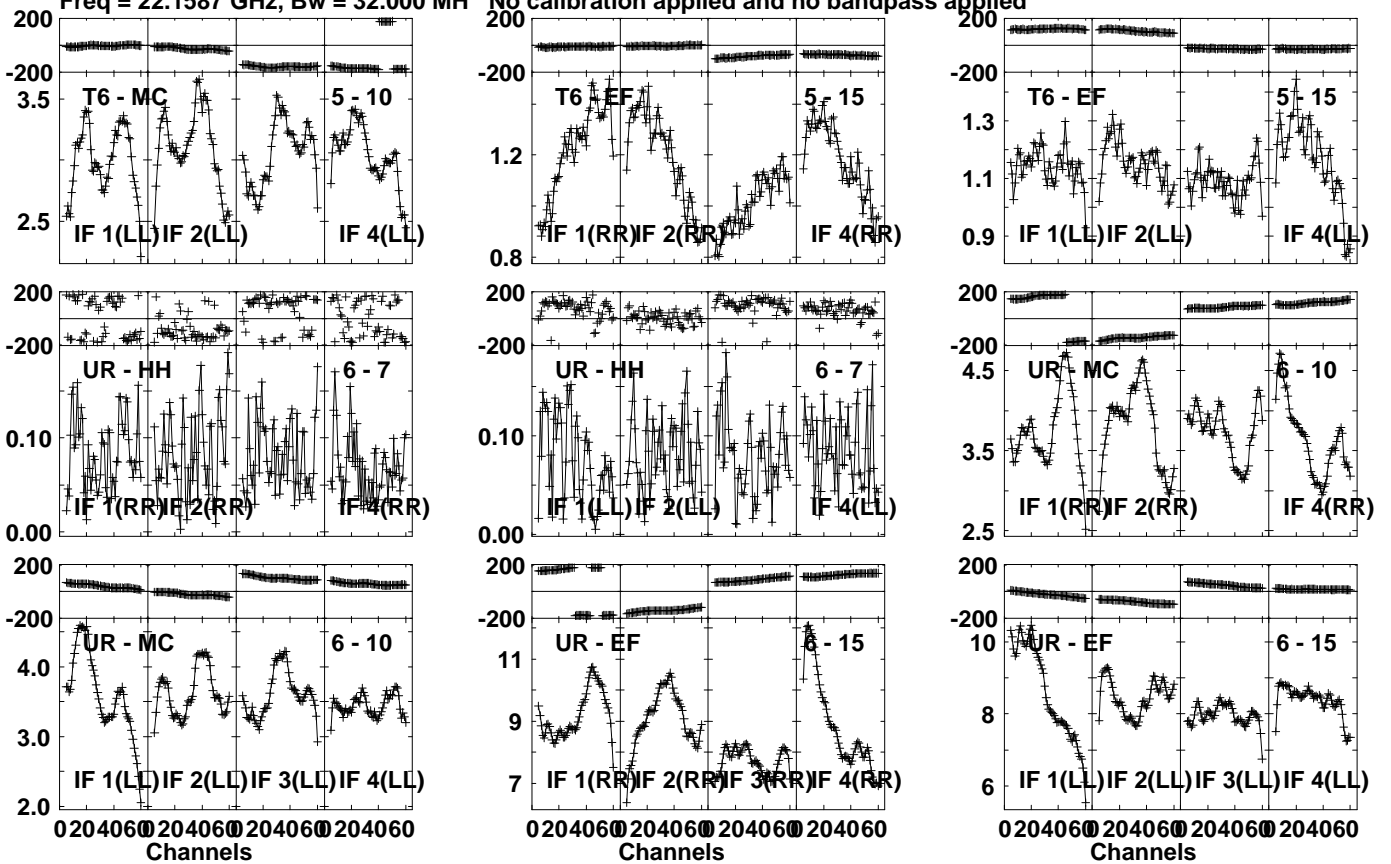
Lower frame: Micro Ampl Jy Top frame: Phas deg
 Vector averaged cross-power spectrum Several baselines displayed
 Timerange: 01/07:24:41 to 01/07:30:00

Plot file version 838 created 04-JUN-2021 15:28:13

3C454.3 EB084 1.UVDATA.1

Freq = 22.1587 GHz, Bw = 32.000 MH

No calibration applied and no bandpass applied



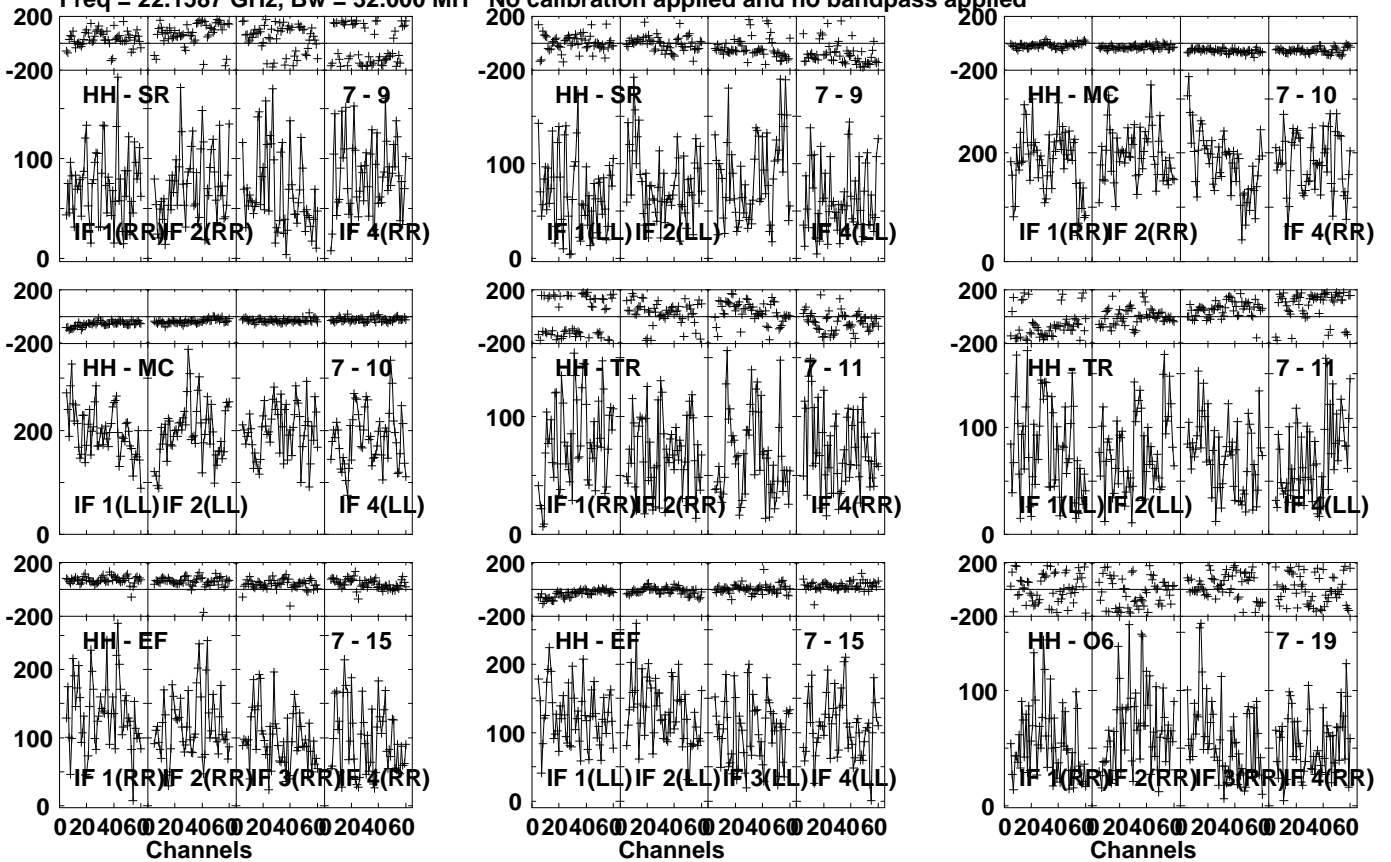
Lower frame: Milli Ampl Jy Top frame: Phas deg
Vector averaged cross-power spectrum Several baselines displayed
Timerange: 01/07:24:41 to 01/07:30:00

Plot file version 839 created 04-JUN-2021 15:28:13

3C454.3 EB084 1.UVDATA.1

Freq = 22.1587 GHz, Bw = 32.000 MH

No calibration applied and no bandpass applied



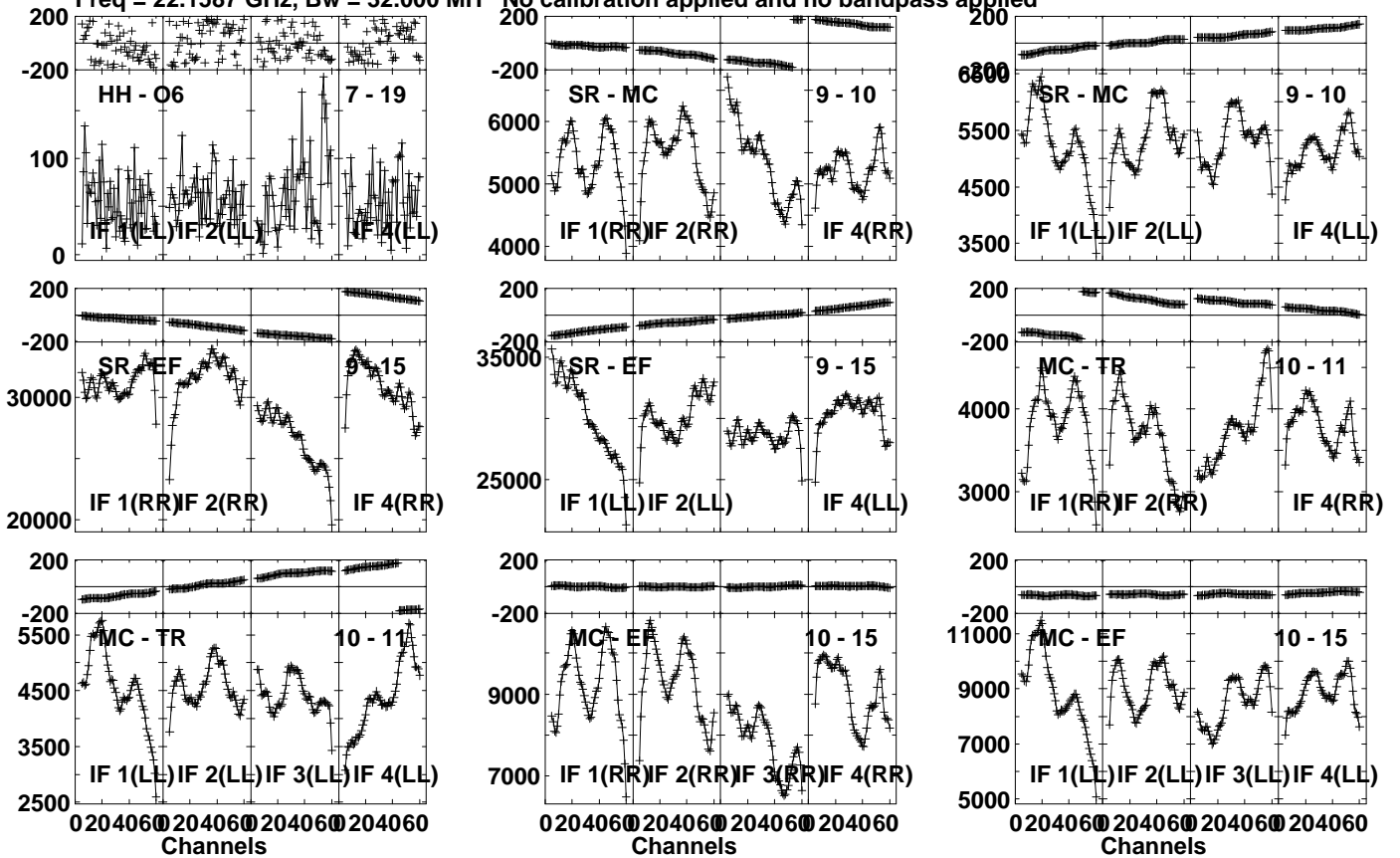
Lower frame: Micro Ampl Jy Top frame: Phas deg
Vector averaged cross-power spectrum Several baselines displayed
Timerange: 01/07:24:41 to 01/07:30:00

Plot file version 840 created 04-JUN-2021 15:28:13

3C454.3 EB084 1.UVDATA.1

Freq = 22.1587 GHz, Bw = 32.000 MH

No calibration applied and no bandpass applied



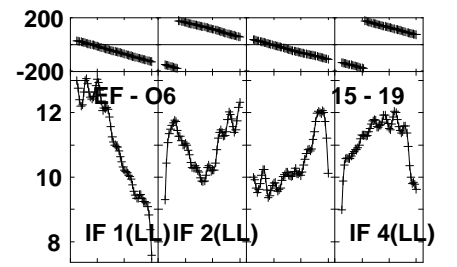
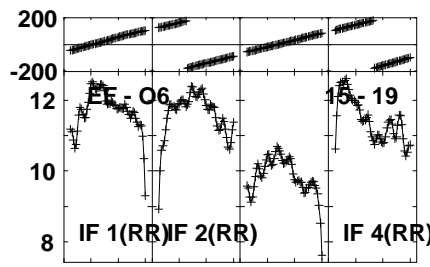
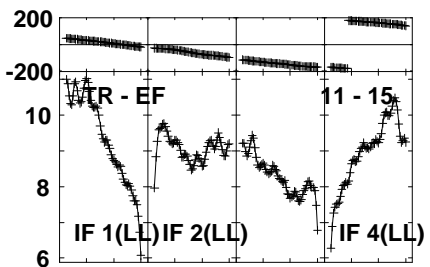
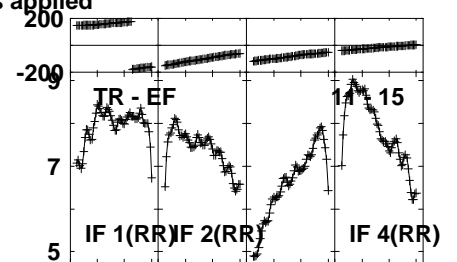
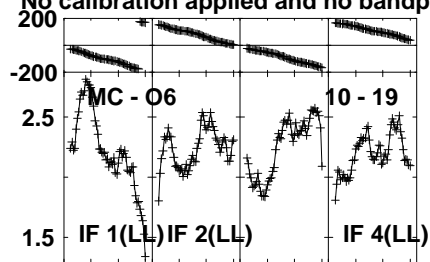
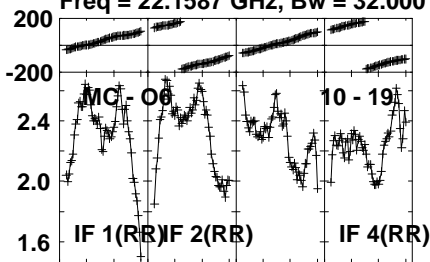
Lower frame: Micro Ampl Jy Top frame: Phas deg
Vector averaged cross-power spectrum Several baselines displayed
Timerange: 01/07:24:41 to 01/07:30:00

Plot file version 841 created 04-JUN-2021 15:28:13

3C454.3 EB084 1.UVDATA.1

Freq = 22.1587 GHz, Bw = 32.000 MH

No calibration applied and no bandpass applied



Lower frame: Milli Ampl Jy Top frame: Phas deg
Vector averaged cross-power spectrum Several baselines displayed
Timerange: 01/07:24:41 to 01/07:30:00