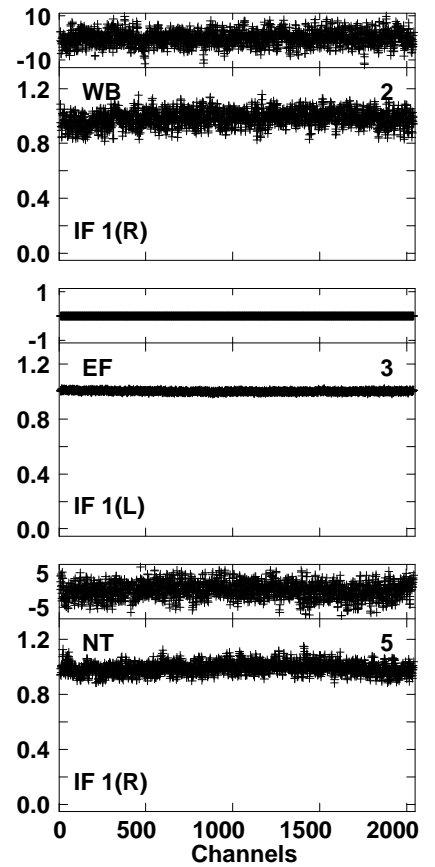
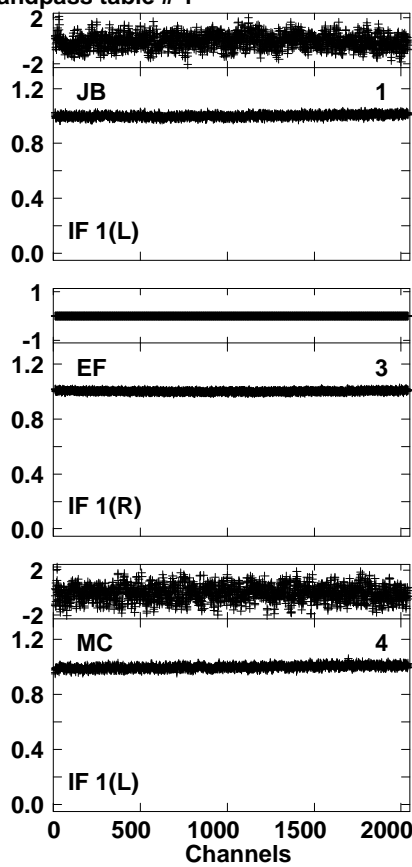
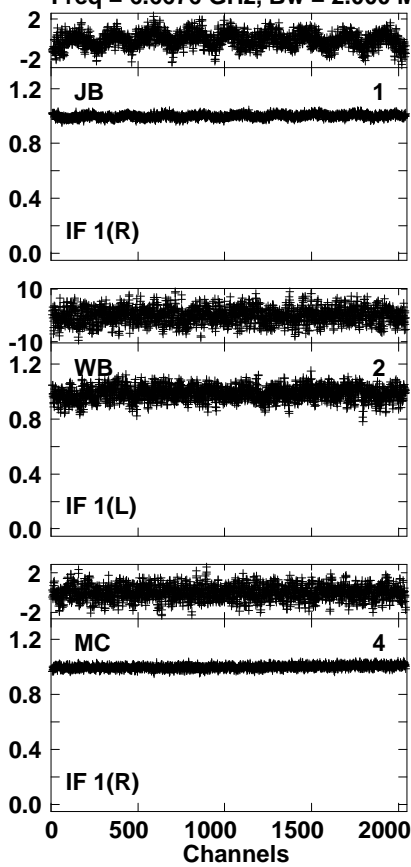


Plot file version 1 created 01-MAR-2022 15:25:05
 EB087 2.UVDATA.1
 Freq = 6.6676 GHz, Bw = 2.000 MH Bandpass table # 1

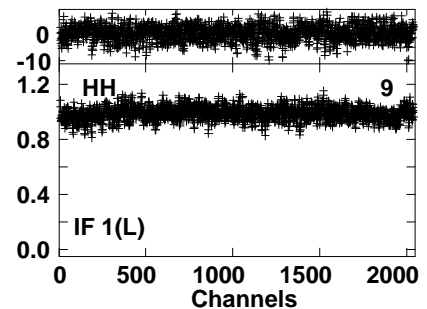
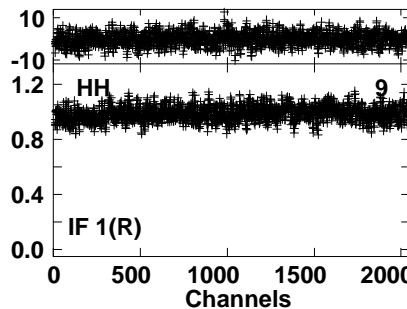
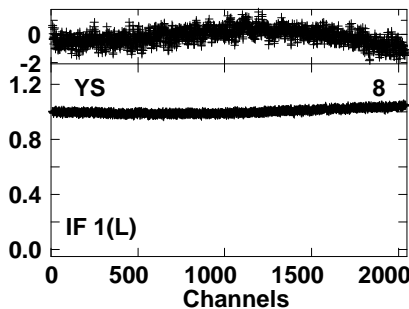
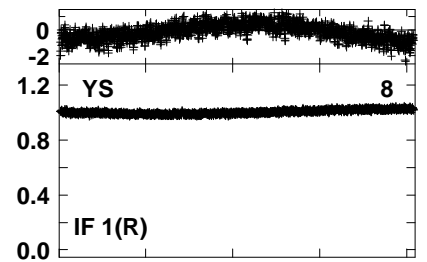
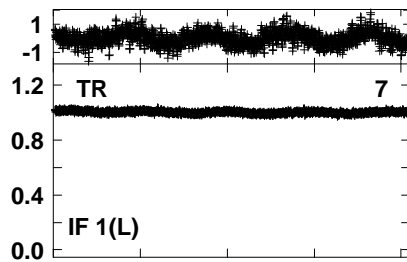
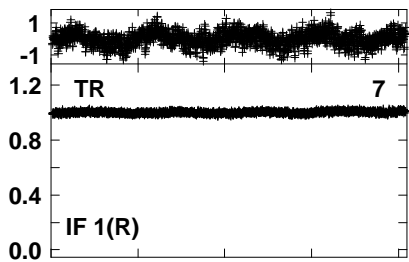
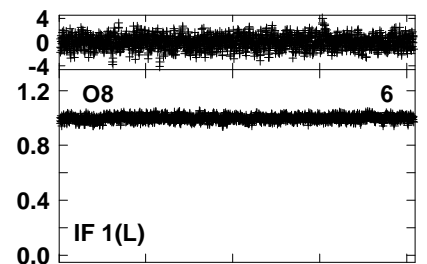
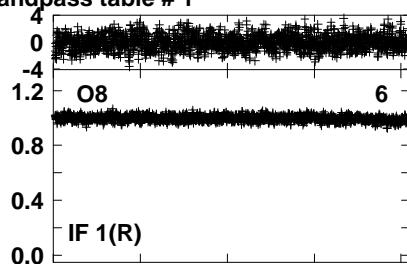
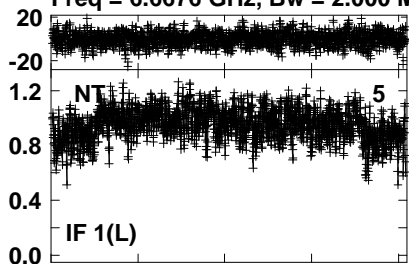


Lower frame: BP ampl Top frame: BP phase
 Bandpass table spectrum Antenna: *
 Timerange: 00/00:00:01 to 999/00:00:00

Plot file version 2 created 01-MAR-2022 15:25:05

EB087 2.UVDATA.1

Freq = 6.6676 GHz, Bw = 2.000 MH Bandpass table # 1

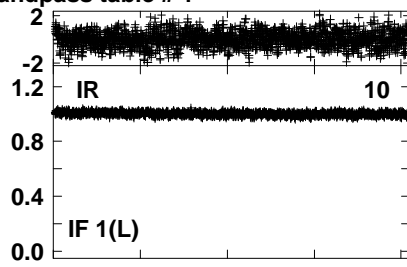
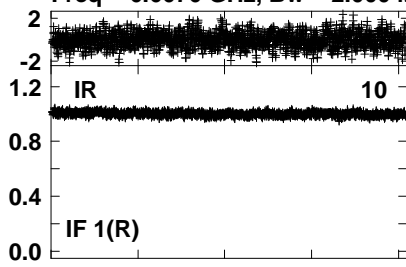


Lower frame: BP ampl Top frame: BP phase
Bandpass table spectrum Antenna: *
Timerange: 00/00:00:01 to 999/00:00:00

Plot file version 3 created 01-MAR-2022 15:25:05

EB087 2.UVDATA.1

Freq = 6.6676 GHz, Bw = 2.000 MH Bandpass table # 1



Lower frame: BP ampl Top frame: BP phase
Bandpass table spectrum Antenna: *
Timerange: 00/00:00:01 to 999/00:00:00