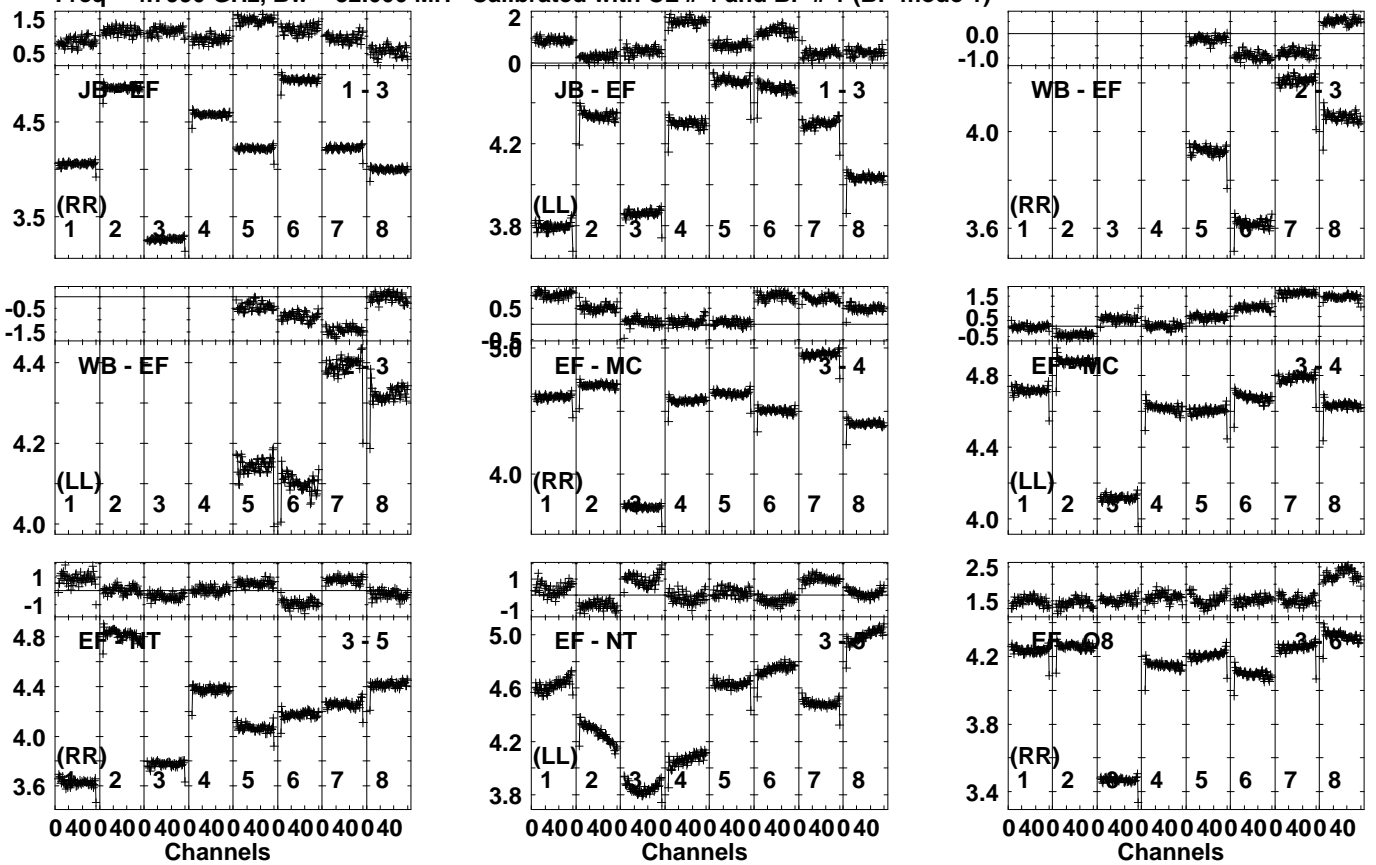


Plot file version 1 created 27-MAR-2023 17:38:14

OJ287 EB092A.UVDATA.1

Freq = 4.7990 GHz, Bw = 32.000 MH Calibrated with CL # 4 and BP # 1 (BP mode 1)

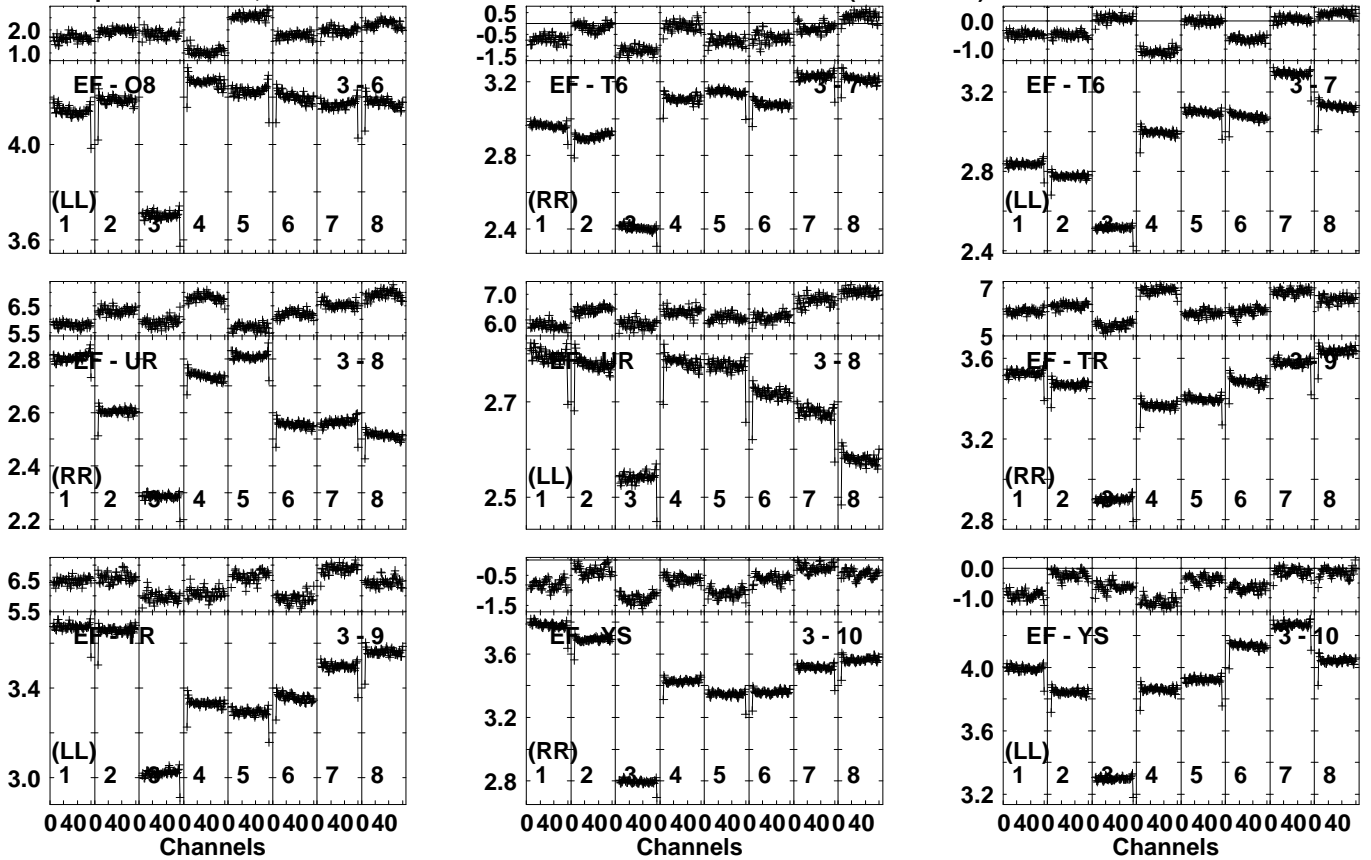


Lower frame: Ampl Jy Top frame: Phas deg
Vector averaged cross-power spectrum Several baselines displayed
Timerange: 00/02:30:01 to 00/02:34:59

Plot file version 2 created 27-MAR-2023 17:38:15

OJ287 EB092A.UVDATA.1

Freq = 4.7990 GHz, Bw = 32.000 MH Calibrated with CL # 4 and BP # 1 (BP mode 1)

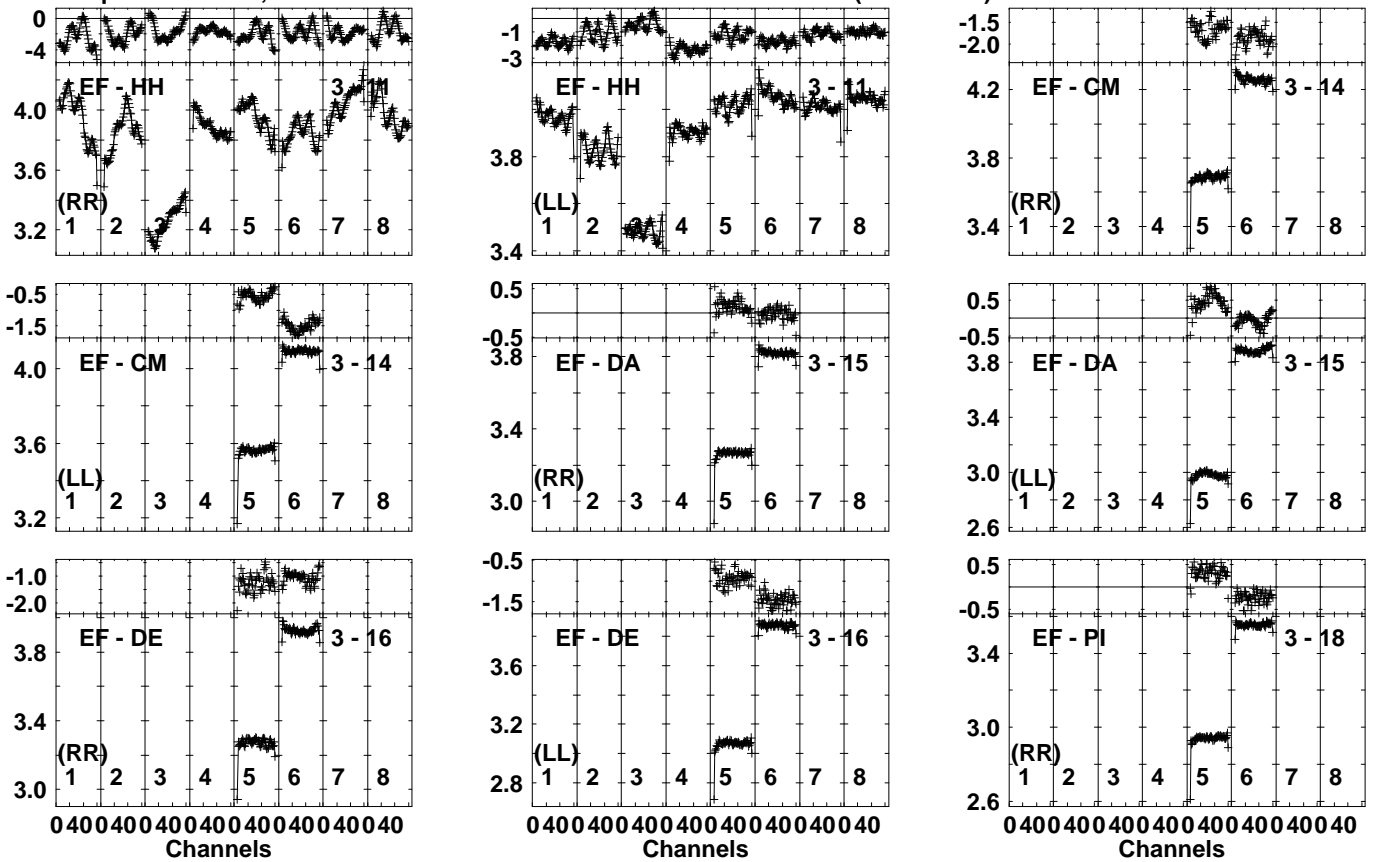


Lower frame: Ampl Jy Top frame: Phas deg
 Vector averaged cross-power spectrum Several baselines displayed
 Timerange: 00/02:30:01 to 00/02:34:59

Plot file version 3 created 27-MAR-2023 17:38:15

OJ287 EB092A.UVDATA.1

Freq = 4.7990 GHz, Bw = 32.000 MH Calibrated with CL # 4 and BP # 1 (BP mode 1)

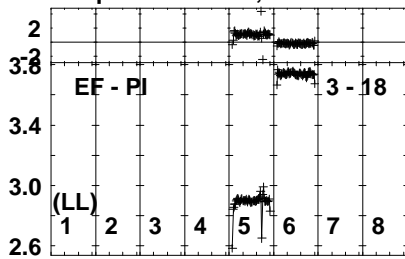


Lower frame: Ampl Jy Top frame: Phas deg
Vector averaged cross-power spectrum Several baselines displayed
Timerange: 00/02:30:01 to 00/02:34:59

Plot file version 4 created 27-MAR-2023 17:38:16

OJ287 EB092A.UVDATA.1

Freq = 4.7990 GHz, Bw = 32.000 MH Calibrated with CL # 4 and BP # 1 (BP mode 1)

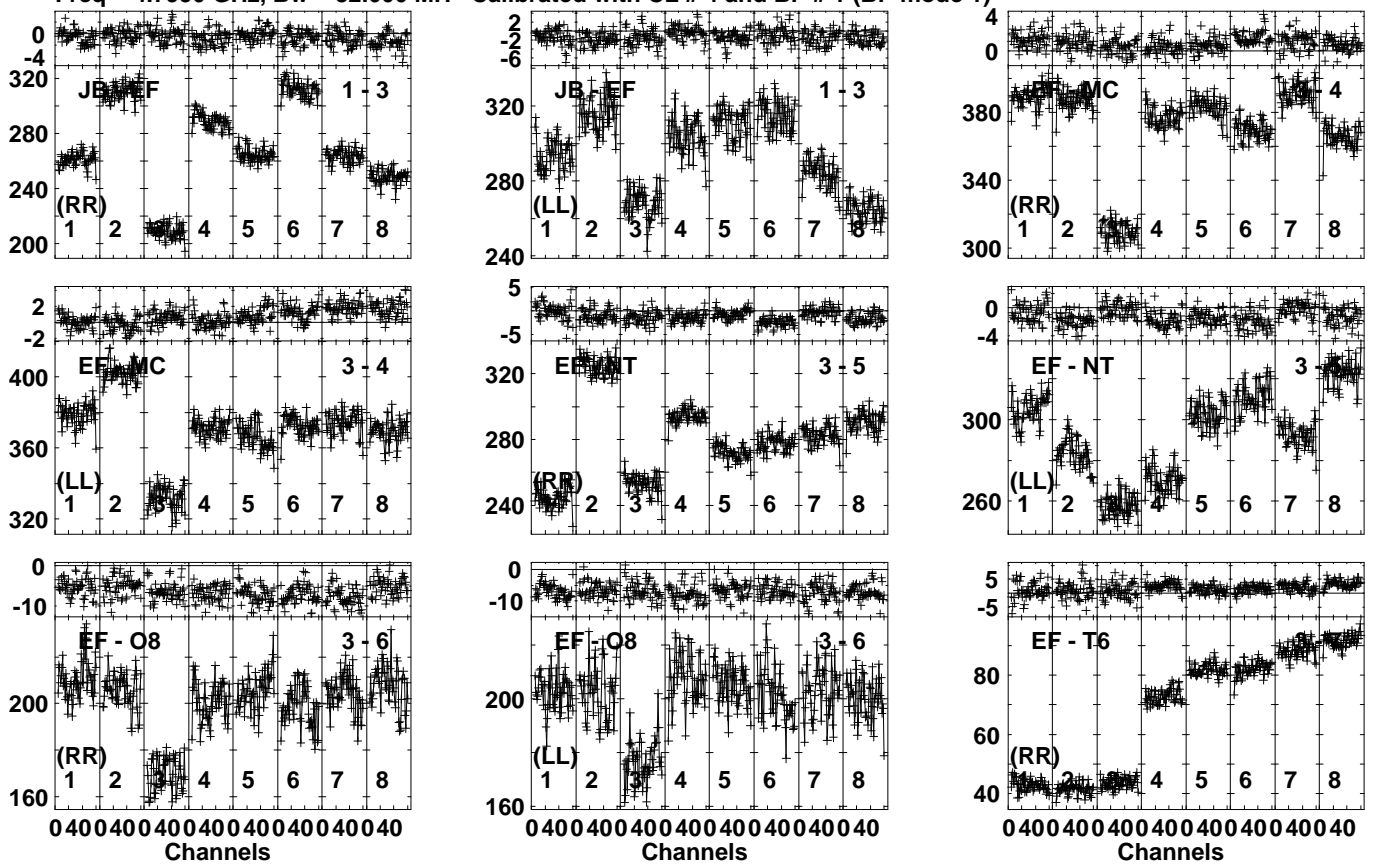


Lower frame: Ampl Jy Top frame: Phas deg
Vector averaged cross-power spectrum Several baselines displayed
Timerange: 00/02:30:01 to 00/02:34:59

Plot file version 5 created 27-MAR-2023 17:38:17

J1148 EB092A.UVDATA.1

Freq = 4.7990 GHz, Bw = 32.000 MH Calibrated with CL # 4 and BP # 1 (BP mode 1)

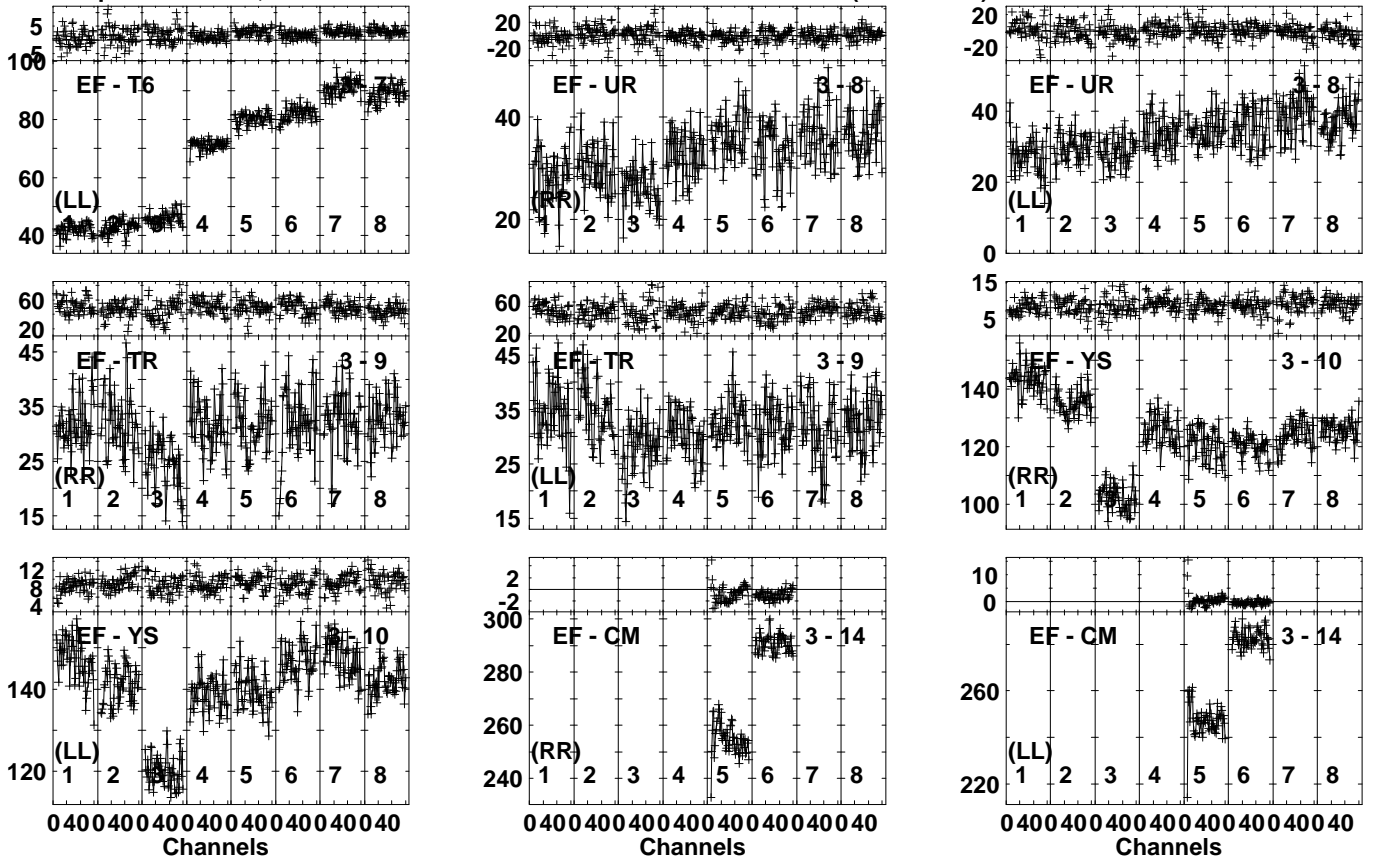


Lower frame: Milli Ampl Jy Top frame: Phas deg
Vector averaged cross-power spectrum Several baselines displayed
Timerange: 00/02:46:31 to 00/02:49:29

Plot file version 6 created 27-MAR-2023 17:38:17

J1148 EB092A.UVDATA.1

Freq = 4.7990 GHz, Bw = 32.000 MH Calibrated with CL # 4 and BP # 1 (BP mode 1)

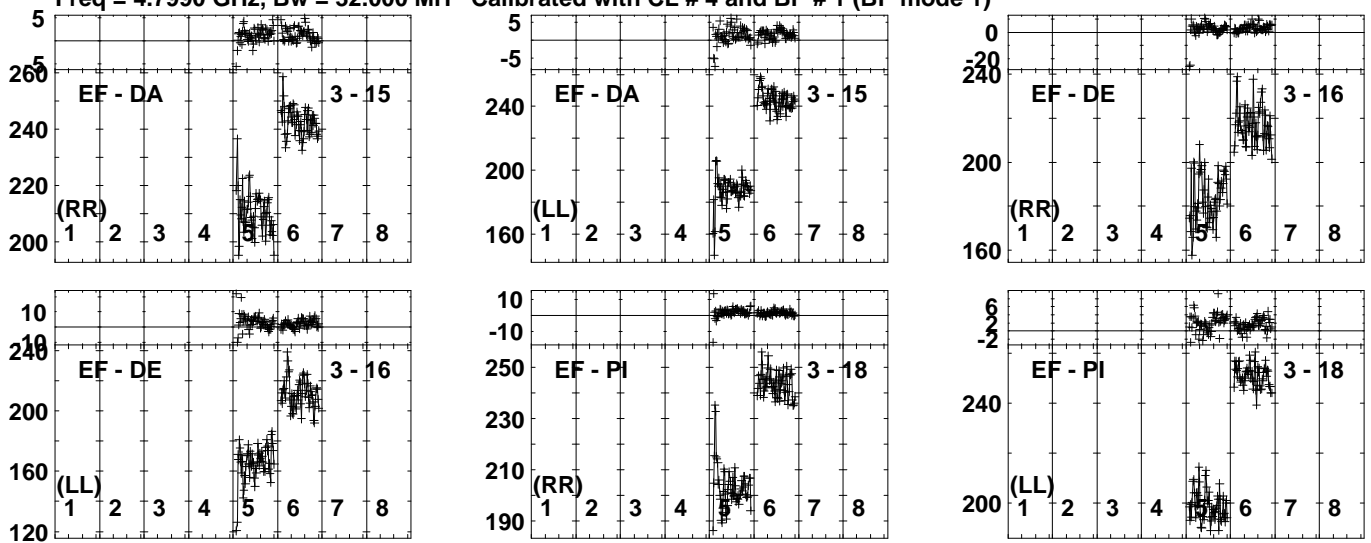


Lower frame: Milli Ampl Jy Top frame: Phas deg
Vector averaged cross-power spectrum Several baselines displayed
Timerange: 00/02:46:31 to 00/02:49:29

Plot file version 7 created 27-MAR-2023 17:38:18

J1148 EB092A.UVDATA.1

Freq = 4.7990 GHz, Bw = 32.000 MH Calibrated with CL # 4 and BP # 1 (BP mode 1)

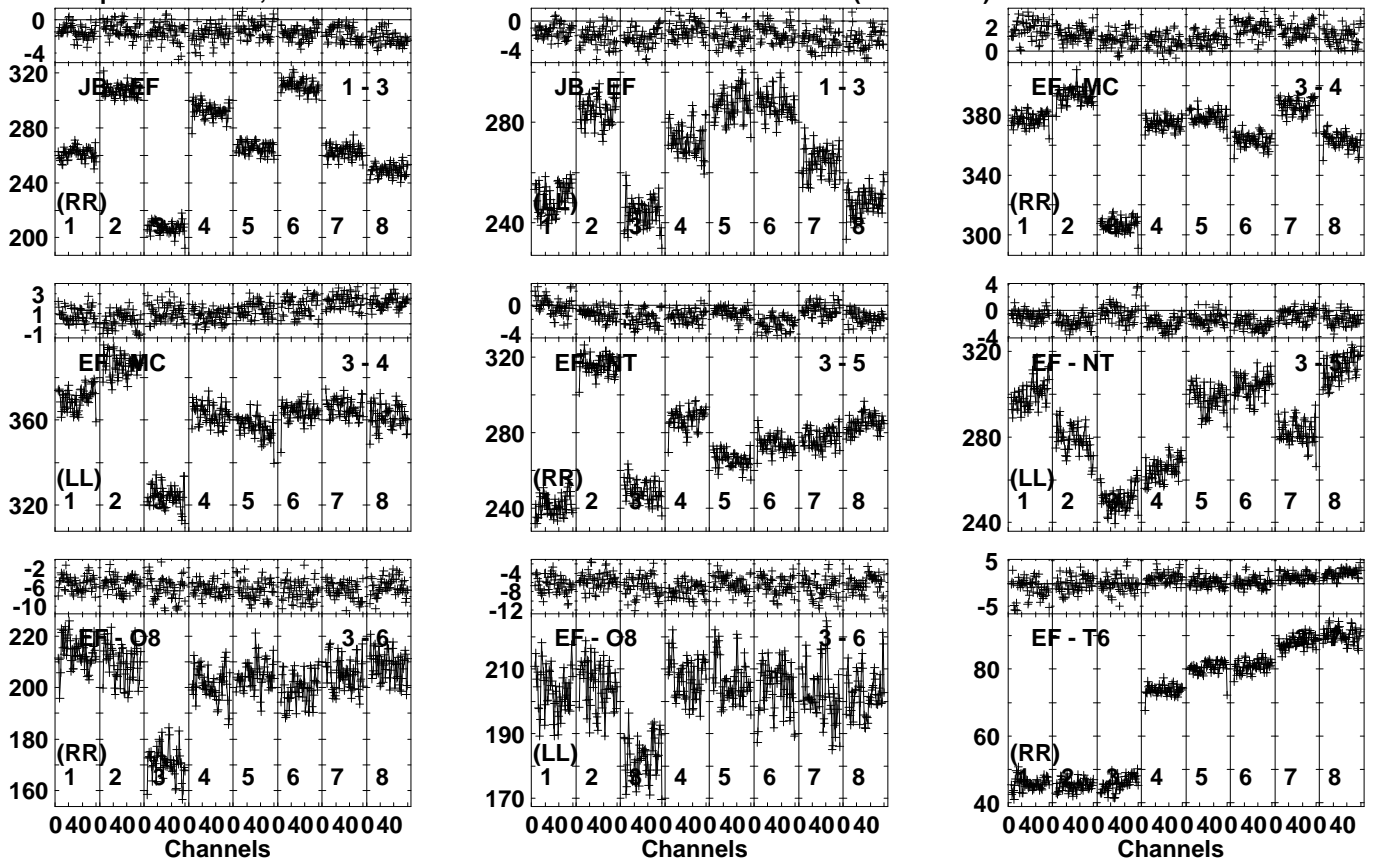


Lower frame: Milli Ampl Jy Top frame: Phas deg
Vector averaged cross-power spectrum Several baselines displayed
Timerange: 00/02:46:31 to 00/02:49:29

Plot file version 8 created 27-MAR-2023 17:38:18

J1148 EB092A.UVDATA.1

Freq = 4.7990 GHz, Bw = 32.000 MH Calibrated with CL # 4 and BP # 1 (BP mode 1)

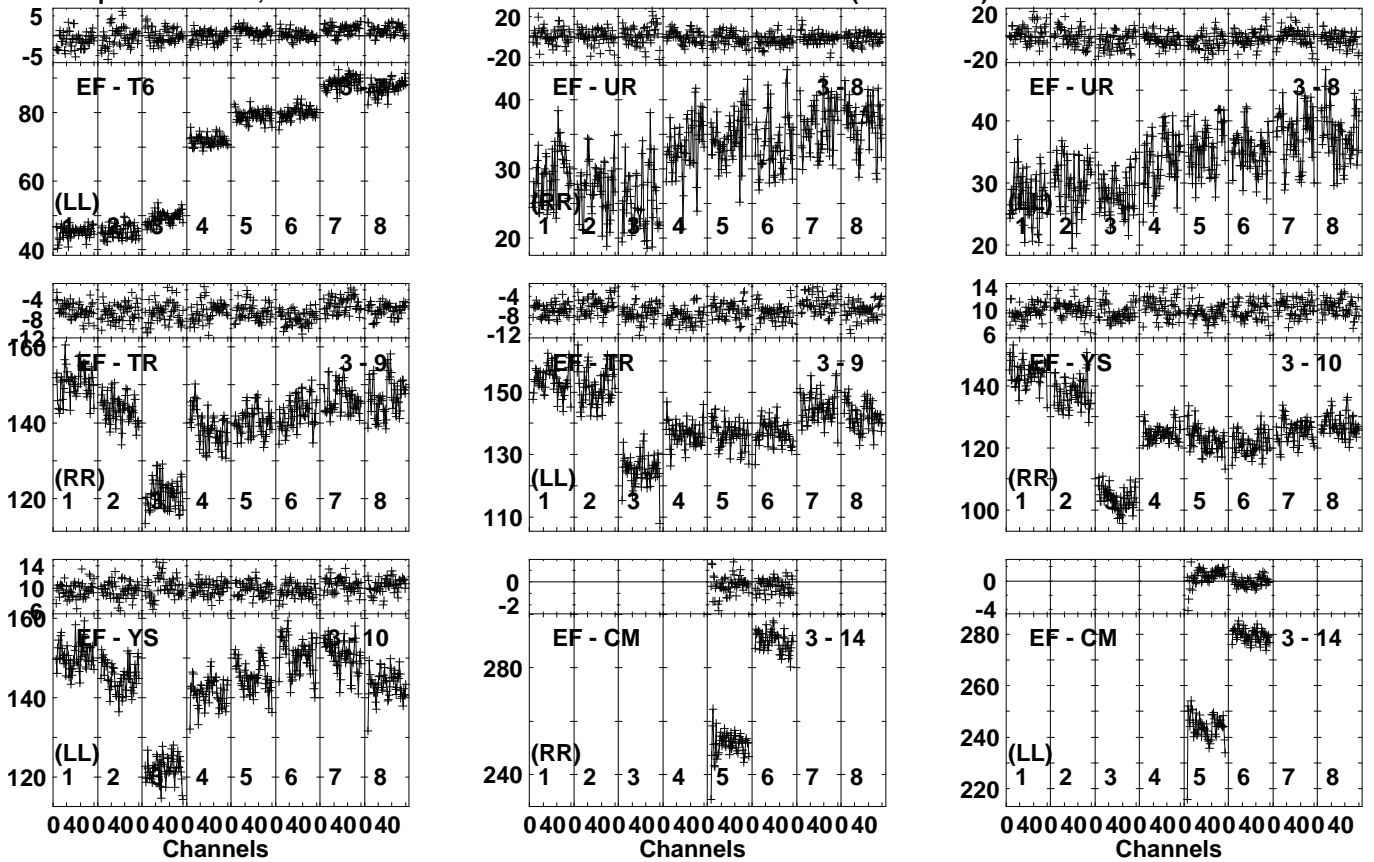


Lower frame: Milli Ampl Jy Top frame: Phas deg
Vector averaged cross-power spectrum Several baselines displayed
Timerange: 00/02:50:01 to 00/02:54:59

Plot file version 9 created 27-MAR-2023 17:38:19

J1148 EB092A.UVDATA.1

Freq = 4.7990 GHz, Bw = 32.000 MH Calibrated with CL # 4 and BP # 1 (BP mode 1)

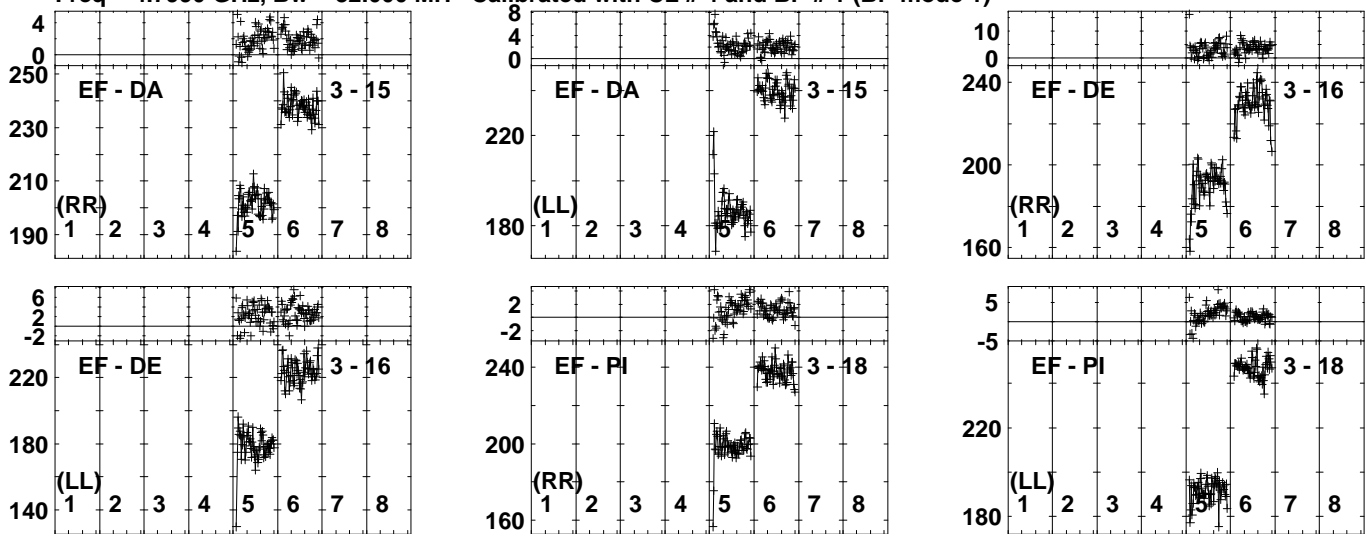


Lower frame: Milli Ampl Jy Top frame: Phas deg
Vector averaged cross-power spectrum Several baselines displayed
Timerange: 00/02:50:01 to 00/02:54:59

Plot file version 10 created 27-MAR-2023 17:38:19

J1148 EB092A.UVDATA.1

Freq = 4.7990 GHz, Bw = 32.000 MH Calibrated with CL # 4 and BP # 1 (BP mode 1)

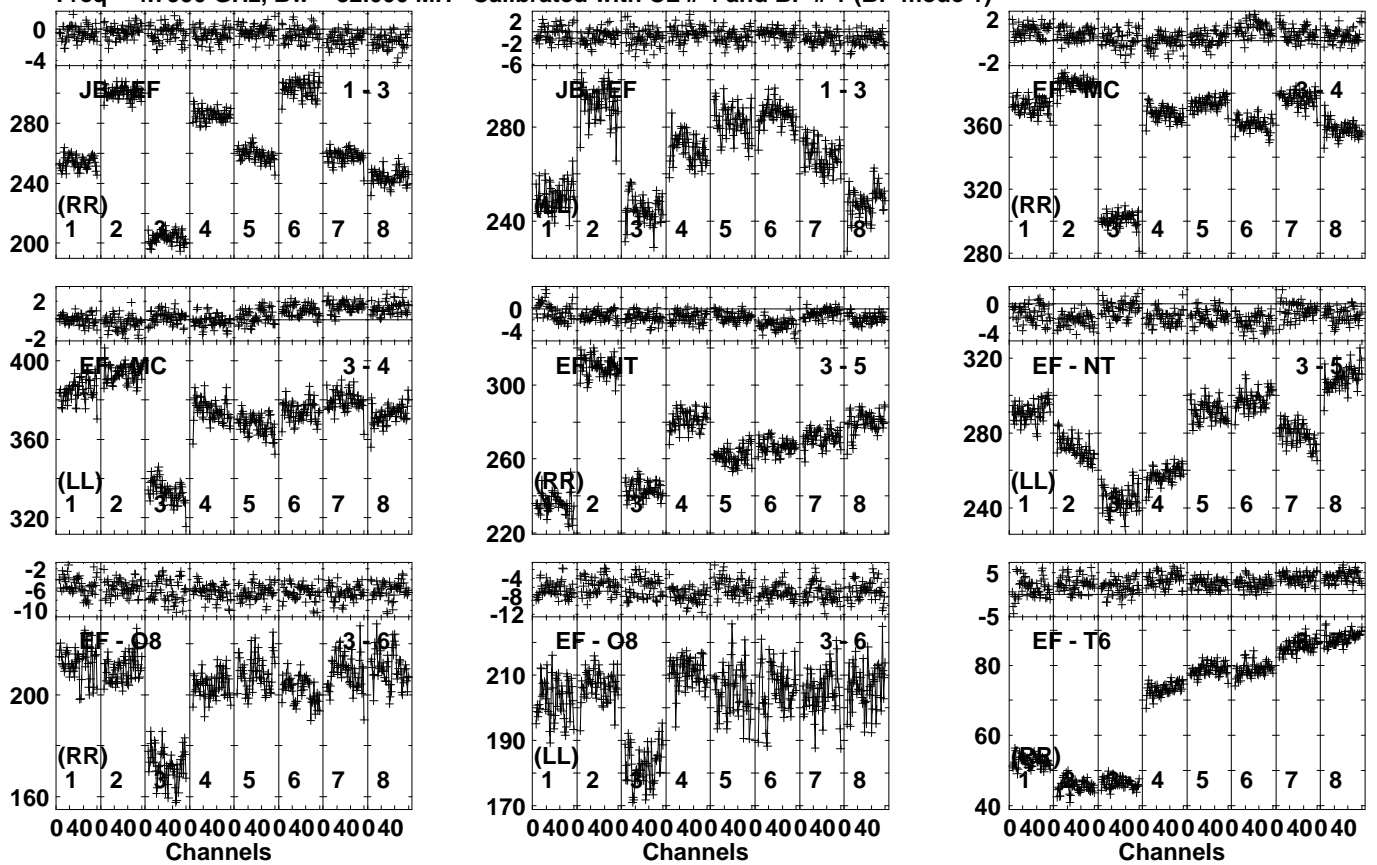


Lower frame: Milli Ampl Jy Top frame: Phas deg
Vector averaged cross-power spectrum Several baselines displayed
Timerange: 00/02:50:01 to 00/02:54:59

Plot file version 11 created 27-MAR-2023 17:38:20

J1148 EB092A.UVDATA.1

Freq = 4.7990 GHz, Bw = 32.000 MH Calibrated with CL # 4 and BP # 1 (BP mode 1)

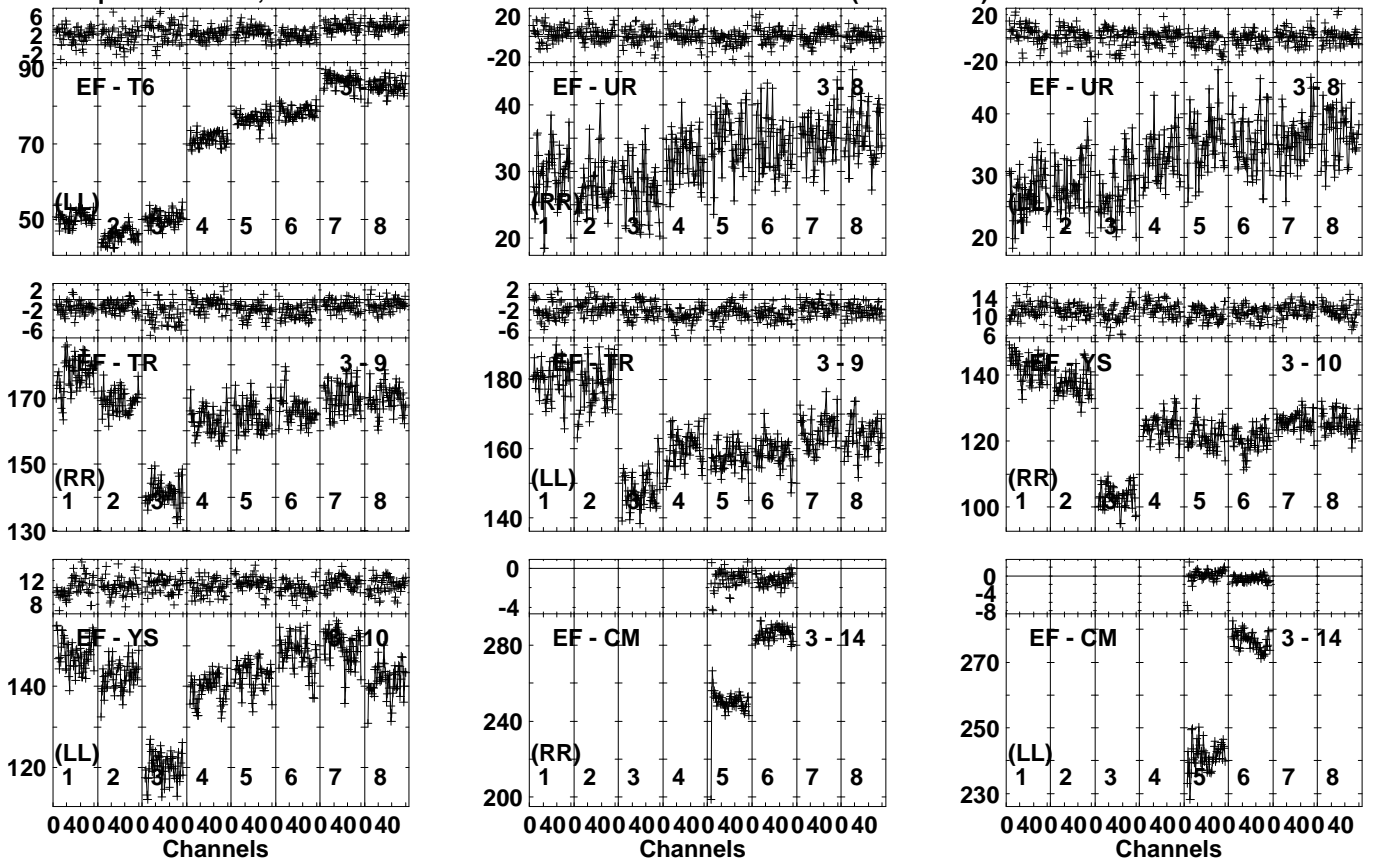


Lower frame: Milli Ampl Jy Top frame: Phas deg
Vector averaged cross-power spectrum Several baselines displayed
Timerange: 00/02:55:31 to 00/03:00:29

Plot file version 12 created 27-MAR-2023 17:38:20

J1148 EB092A.UVDATA.1

Freq = 4.7990 GHz, Bw = 32.000 MH Calibrated with CL # 4 and BP # 1 (BP mode 1)

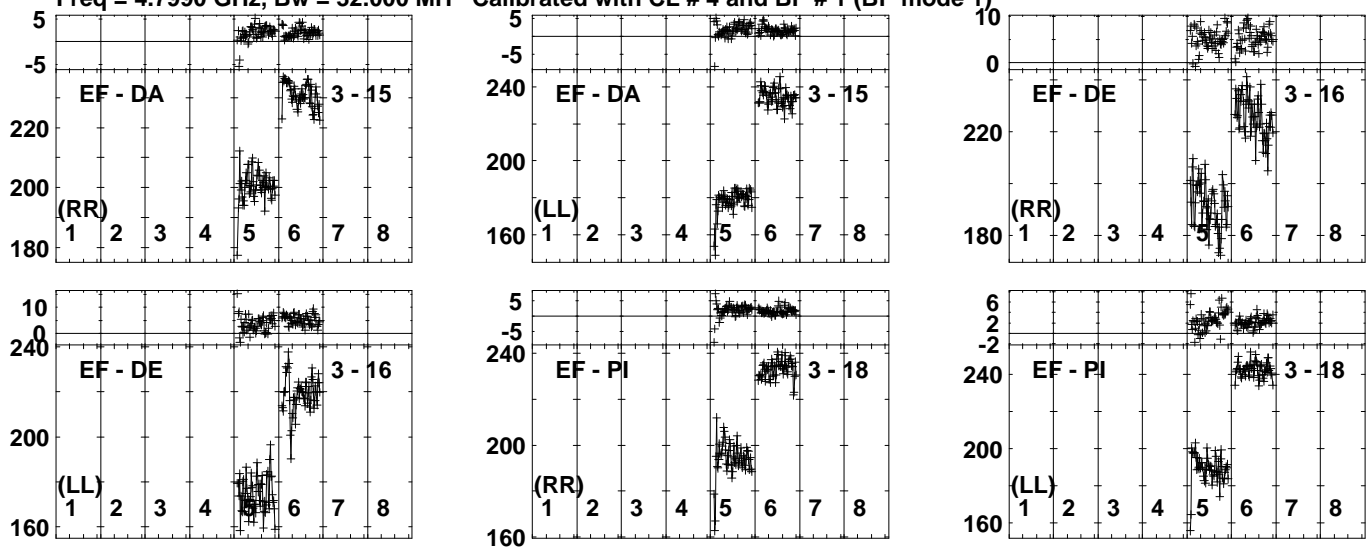


Lower frame: Milli Ampl Jy Top frame: Phas deg
Vector averaged cross-power spectrum Several baselines displayed
Timerange: 00/02:55:31 to 00/03:00:29

Plot file version 13 created 27-MAR-2023 17:38:21

J1148 EB092A.UVDATA.1

Freq = 4.7990 GHz, Bw = 32.000 MH Calibrated with CL # 4 and BP # 1 (BP mode 1)

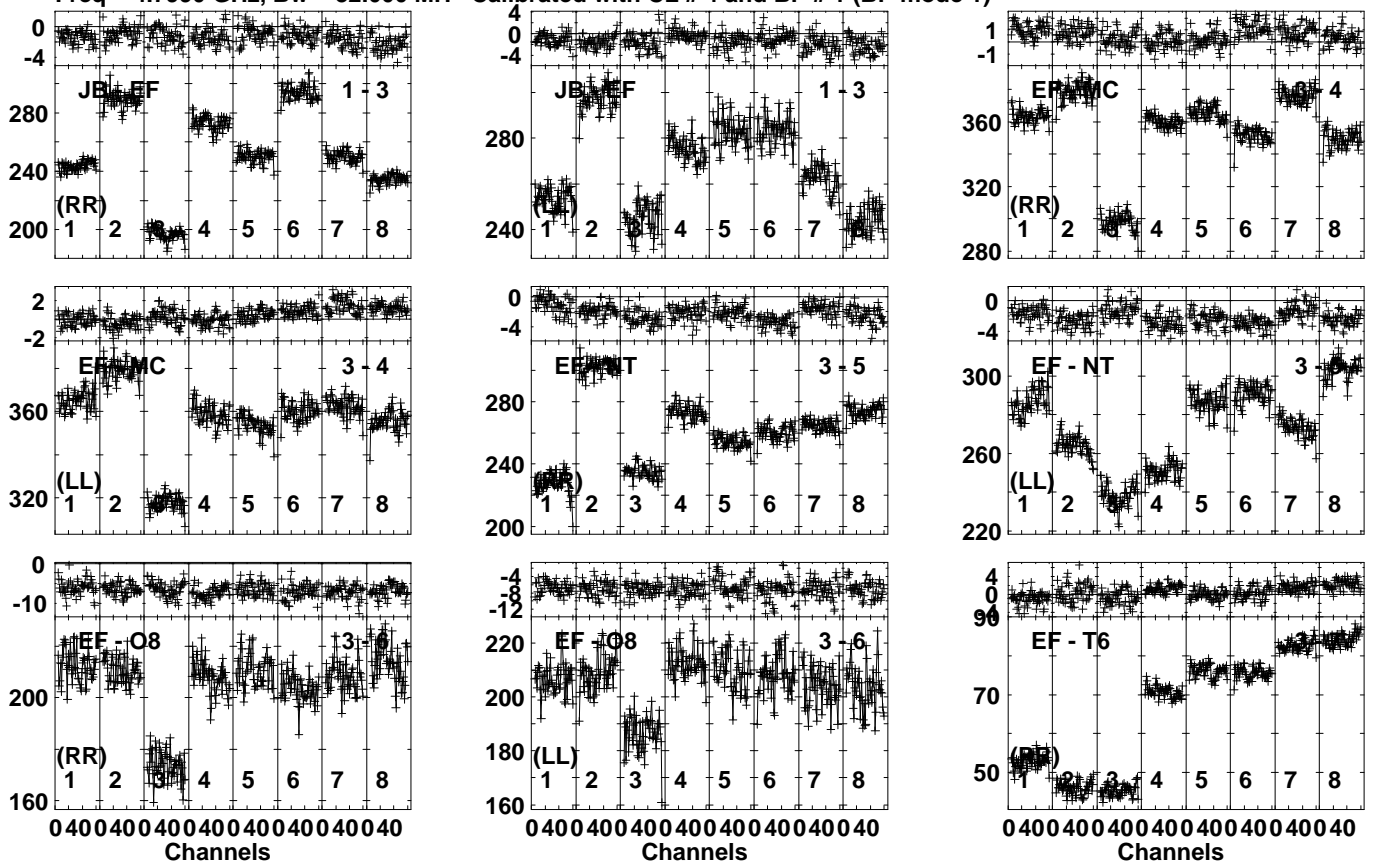


Lower frame: Milli Ampl Jy Top frame: Phas deg
Vector averaged cross-power spectrum Several baselines displayed
Timerange: 00/02:55:31 to 00/03:00:29

Plot file version 14 created 27-MAR-2023 17:38:22

J1148 EB092A.UVDATA.1

Freq = 4.7990 GHz, Bw = 32.000 MH Calibrated with CL # 4 and BP # 1 (BP mode 1)

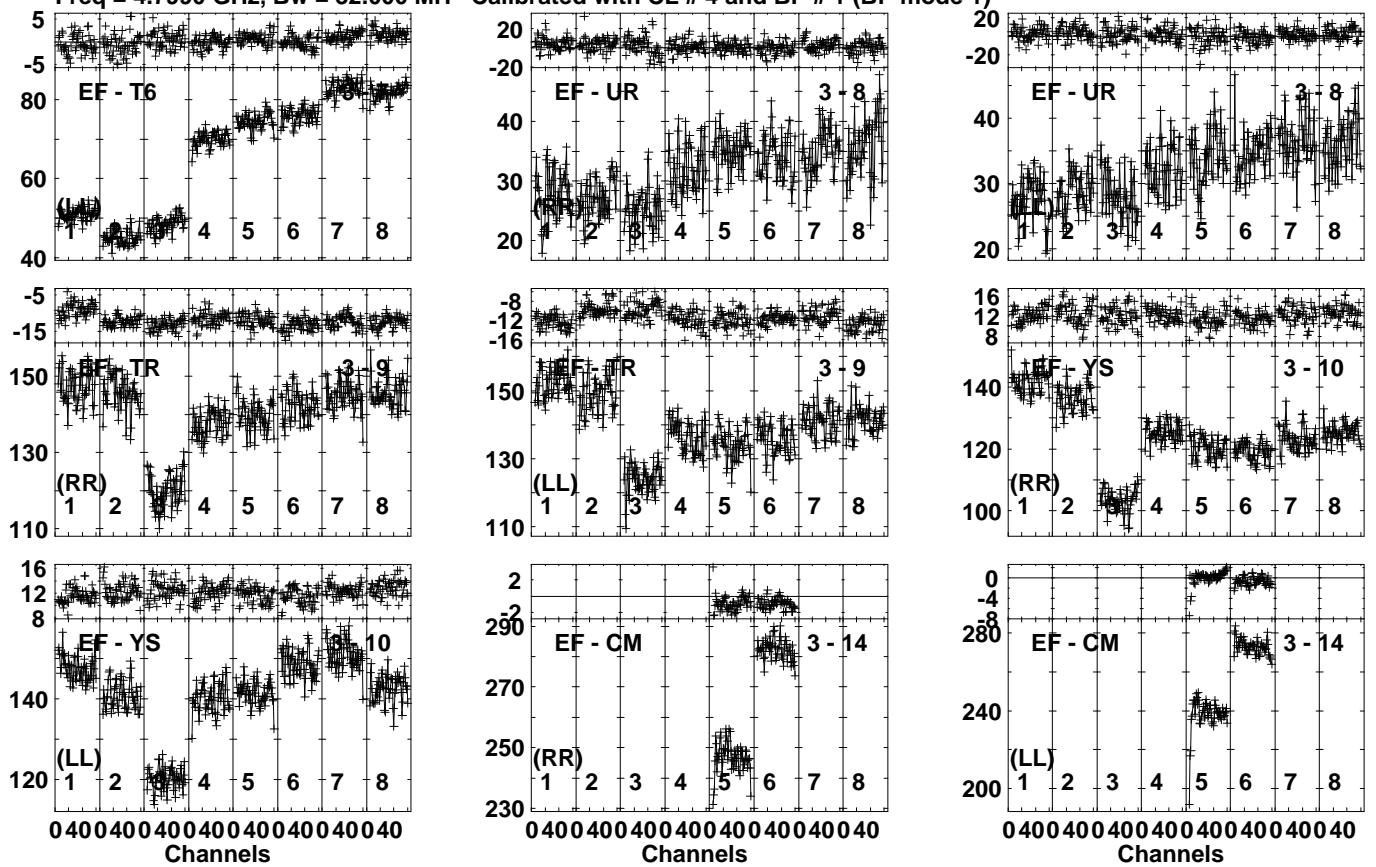


Lower frame: Milli Ampl Jy Top frame: Phas deg
Vector averaged cross-power spectrum Several baselines displayed
Timerange: 00/03:01:01 to 00/03:05:59

Plot file version 15 created 27-MAR-2023 17:38:22

J1148 EB092A.UVDATA.1

Freq = 4.7990 GHz, Bw = 32.000 MH Calibrated with CL # 4 and BP # 1 (BP mode 1)

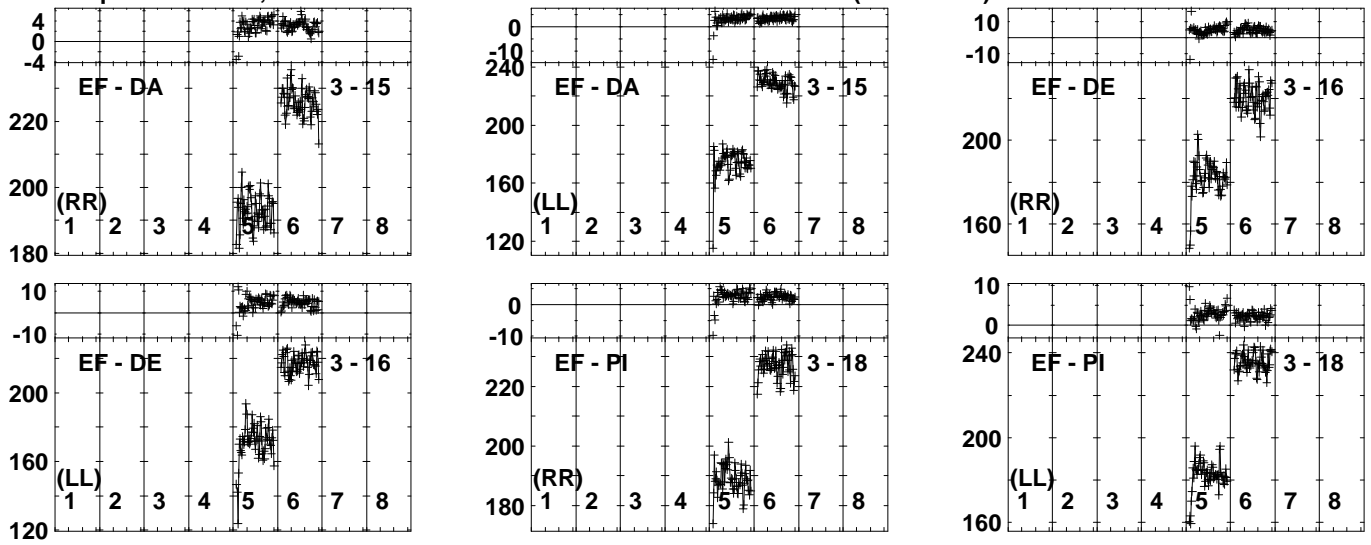


Lower frame: Milli Ampl Jy Top frame: Phas deg
Vector averaged cross-power spectrum Several baselines displayed
Timerange: 00/03:01:01 to 00/03:05:59

Plot file version 16 created 27-MAR-2023 17:38:23

J1148 EB092A.UVDATA.1

Freq = 4.7990 GHz, Bw = 32.000 MH Calibrated with CL # 4 and BP # 1 (BP mode 1)

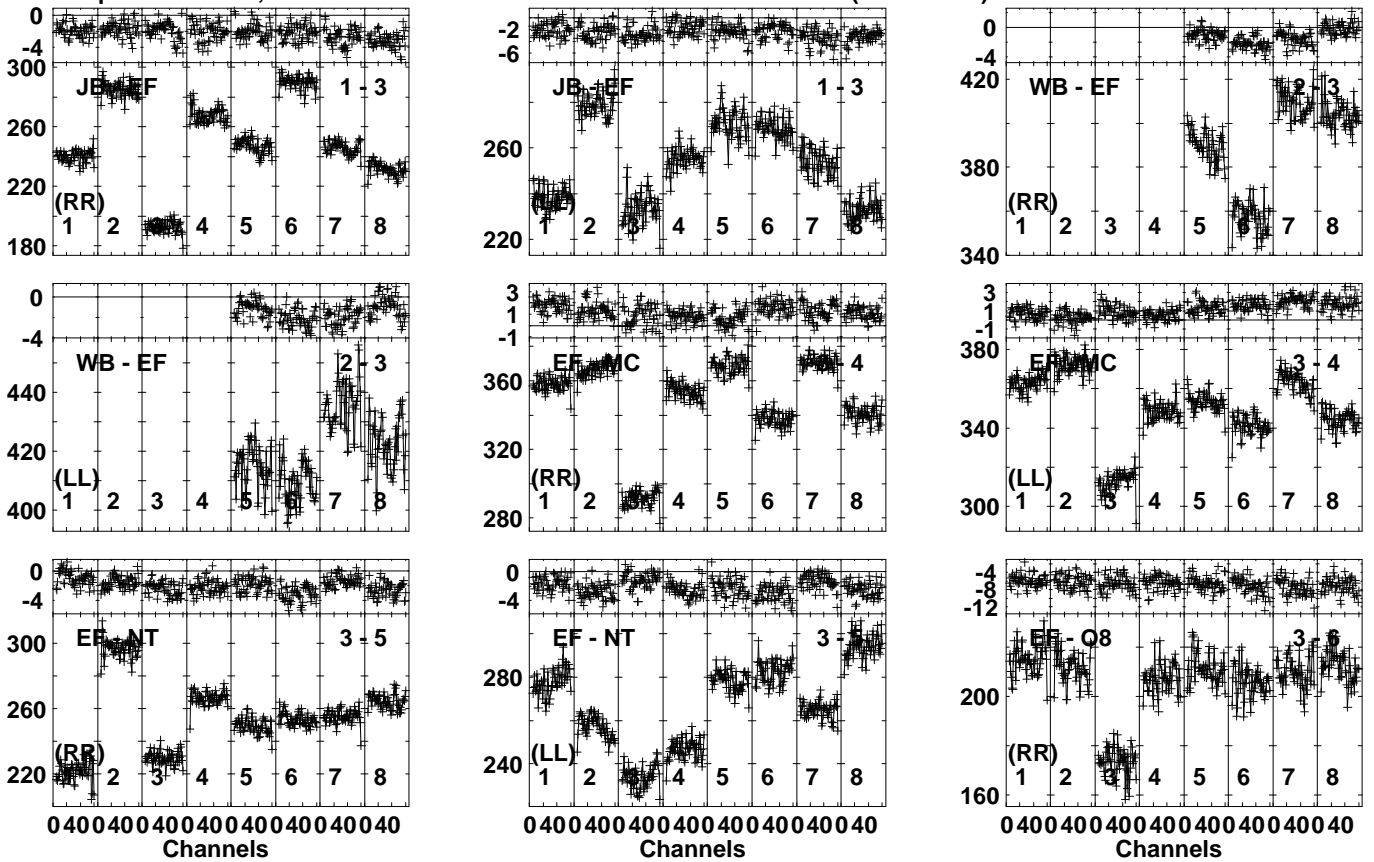


Lower frame: Milli Ampl Jy Top frame: Phas deg
Vector averaged cross-power spectrum Several baselines displayed
Timerange: 00/03:01:01 to 00/03:05:59

Plot file version 17 created 27-MAR-2023 17:38:23

J1148 EB092A.UVDATA.1

Freq = 4.7990 GHz, Bw = 32.000 MH Calibrated with CL # 4 and BP # 1 (BP mode 1)

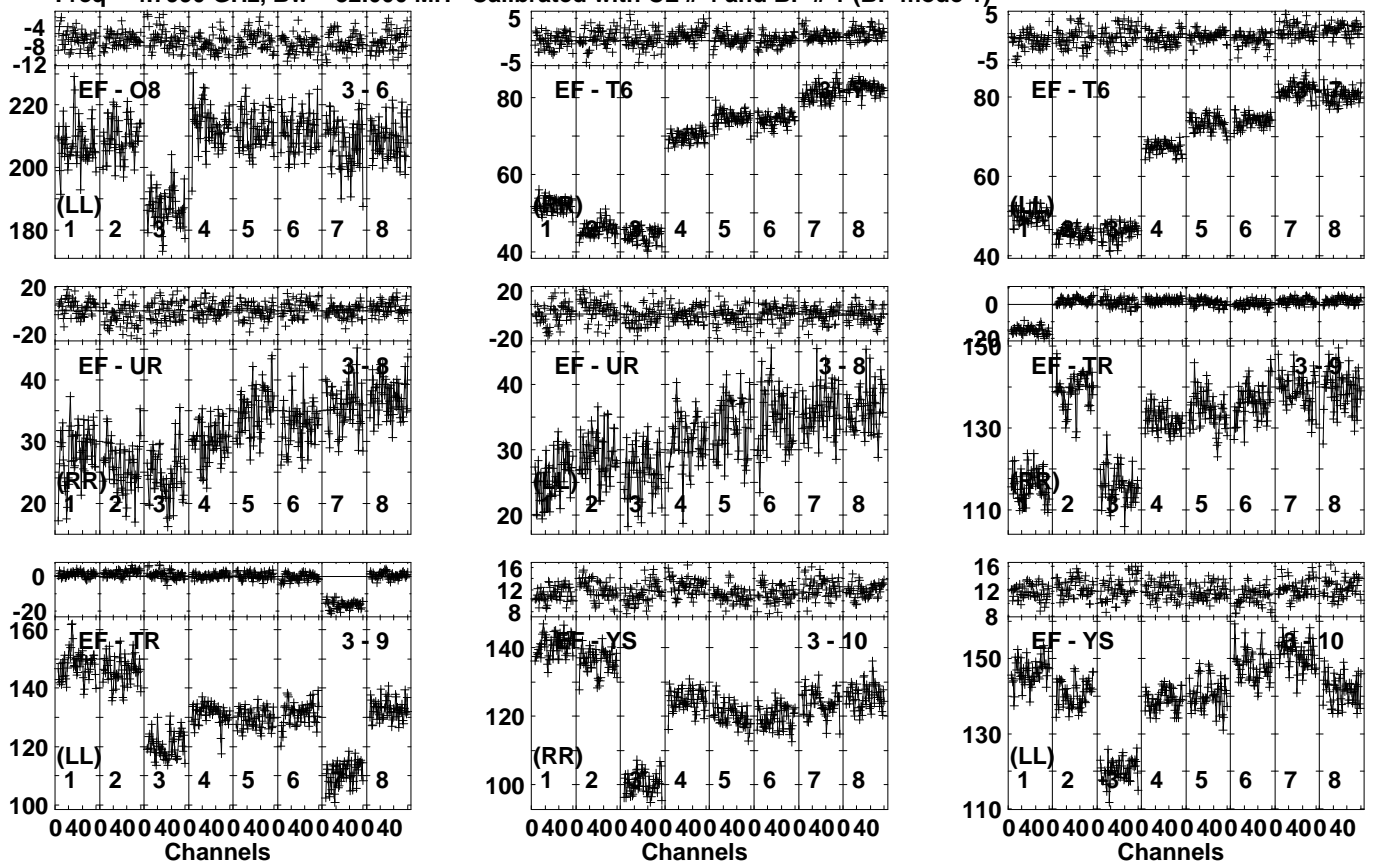


Lower frame: Milli Ampl Jy Top frame: Phas deg
Vector averaged cross-power spectrum Several baselines displayed
Timerange: 00/03:06:31 to 00/03:11:29

Plot file version 18 created 27-MAR-2023 17:38:24

J1148 EB092A.UVDATA.1

Freq = 4.7990 GHz, Bw = 32.000 MH Calibrated with CL # 4 and BP # 1 (BP mode 1)

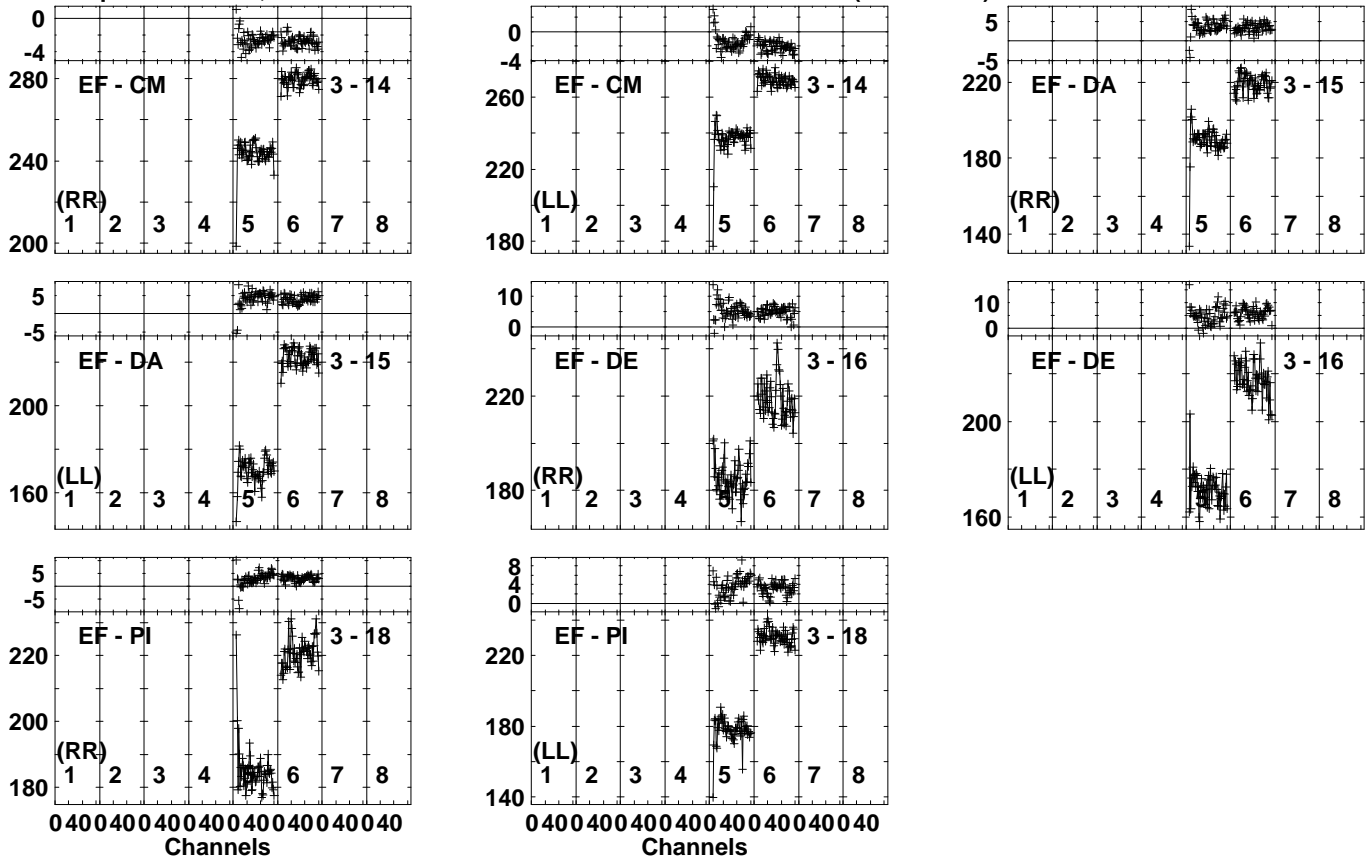


Lower frame: Milli Ampl Jy Top frame: Phas deg
Vector averaged cross-power spectrum Several baselines displayed
Timerange: 00/03:06:31 to 00/03:11:29

Plot file version 19 created 27-MAR-2023 17:38:24

J1148 EB092A.UVDATA.1

Freq = 4.7990 GHz, Bw = 32.000 MH Calibrated with CL # 4 and BP # 1 (BP mode 1)

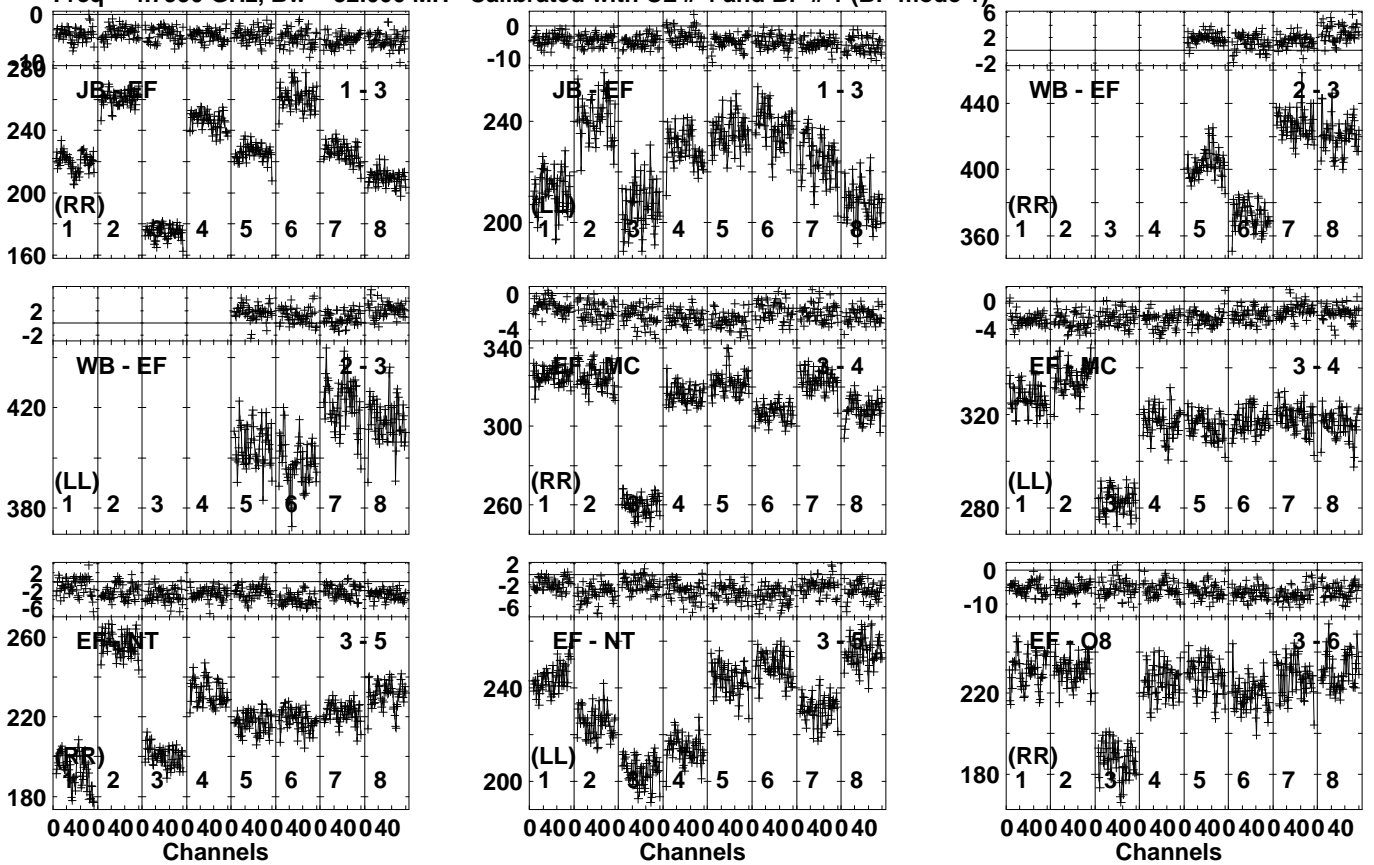


Lower frame: Milli Ampl Jy Top frame: Phas deg
Vector averaged cross-power spectrum Several baselines displayed
Timerange: 00/03:06:31 to 00/03:11:29

Plot file version 20 created 27-MAR-2023 17:38:27

J1148 EB092A.UVDATA.1

Freq = 4.7990 GHz, Bw = 32.000 MH Calibrated with CL # 4 and BP # 1 (BP mode 1)

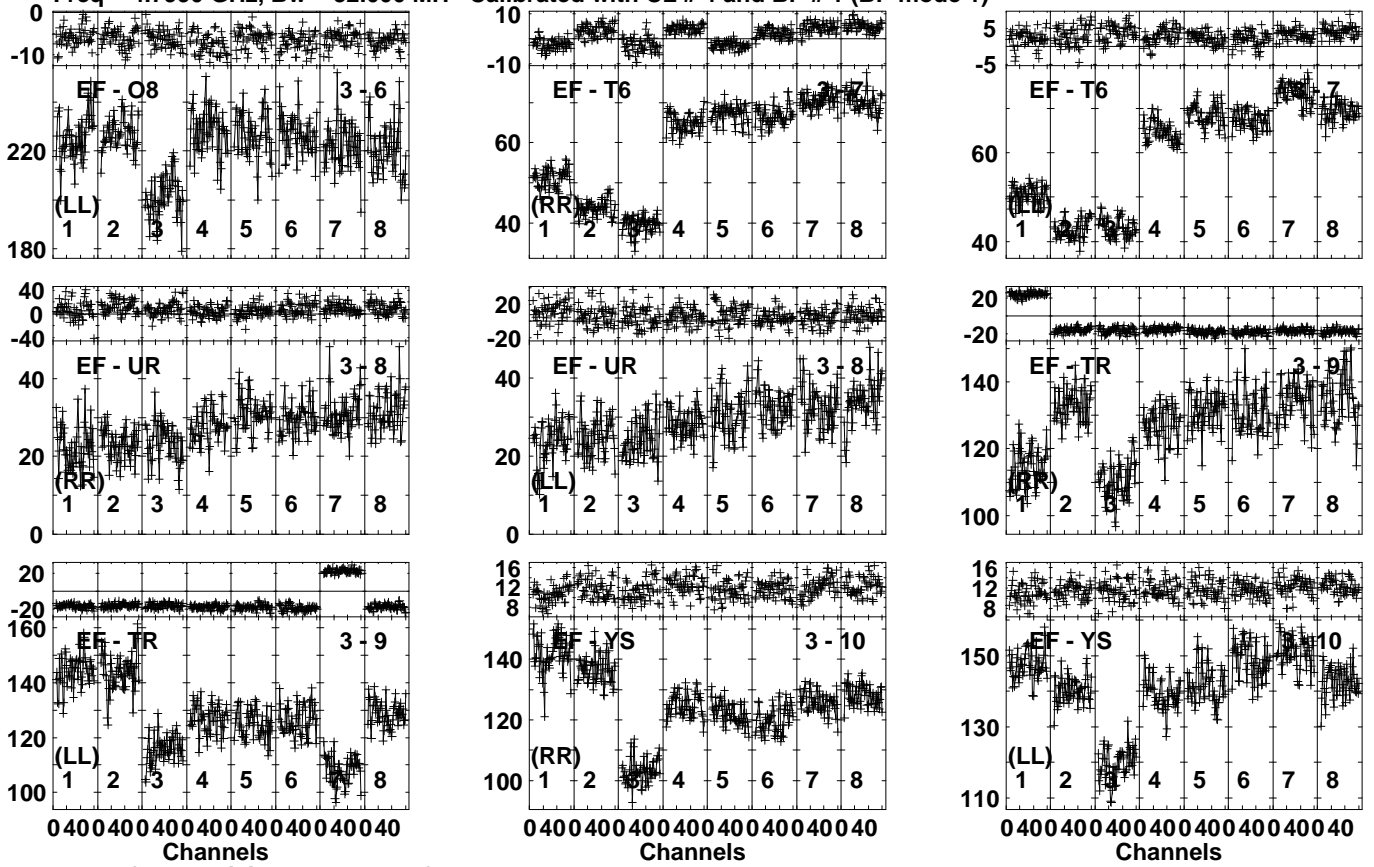


Lower frame: Milli Ampl Jy Top frame: Phas deg
Vector averaged cross-power spectrum Several baselines displayed
Timerange: 00/03:36:20 to 00/03:39:18

Plot file version 21 created 27-MAR-2023 17:38:27

J1148 EB092A.UVDATA.1

Freq = 4.7990 GHz, Bw = 32.000 MH Calibrated with CL # 4 and BP # 1 (BP mode 1)

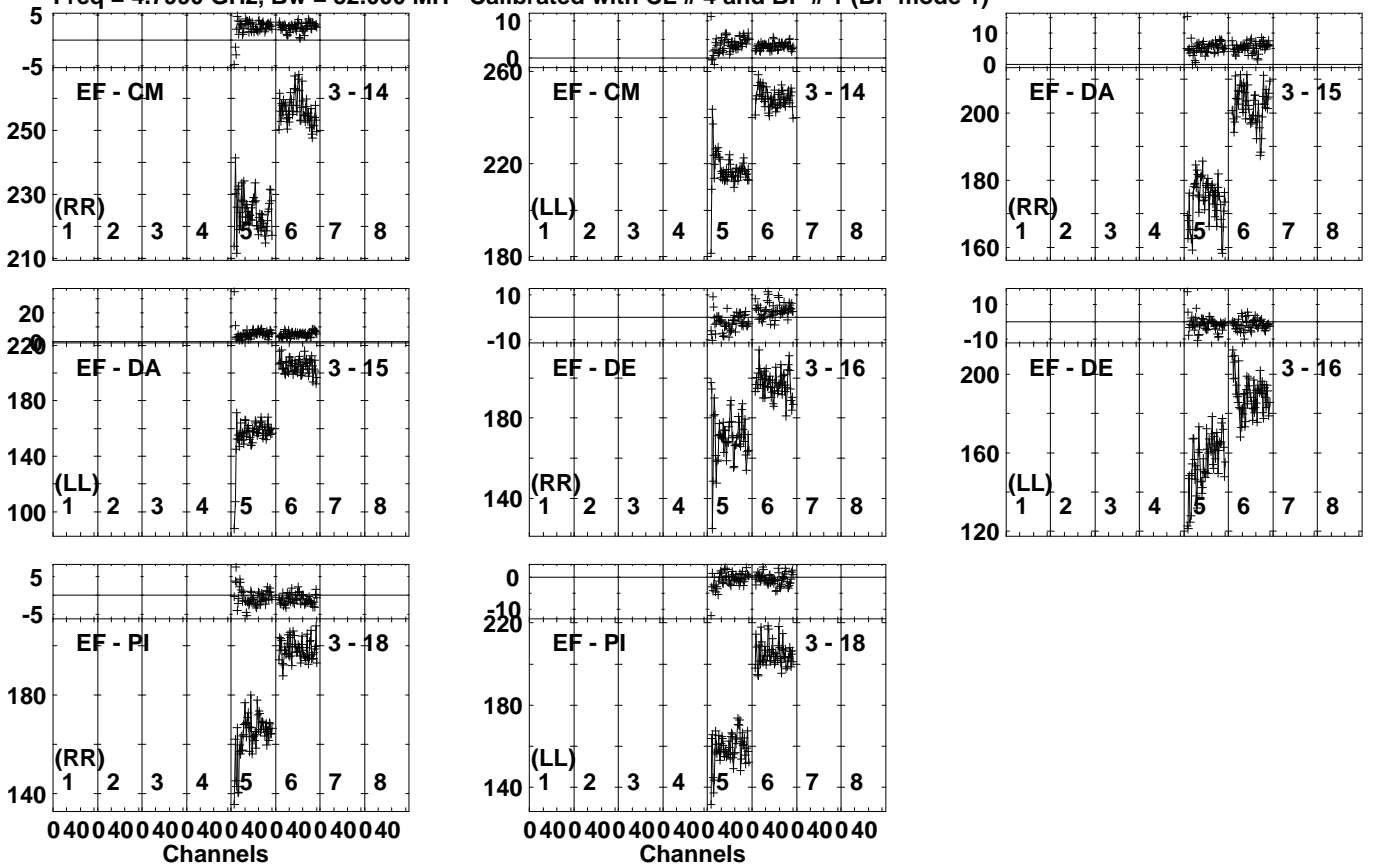


Lower frame: Milli Ampl Jy Top frame: Phas deg
Vector averaged cross-power spectrum Several baselines displayed
Timerange: 00/03:36:20 to 00/03:39:18

Plot file version 22 created 27-MAR-2023 17:38:28

J1148 EB092A.UVDATA.1

Freq = 4.7990 GHz, Bw = 32.000 MH Calibrated with CL # 4 and BP # 1 (BP mode 1)

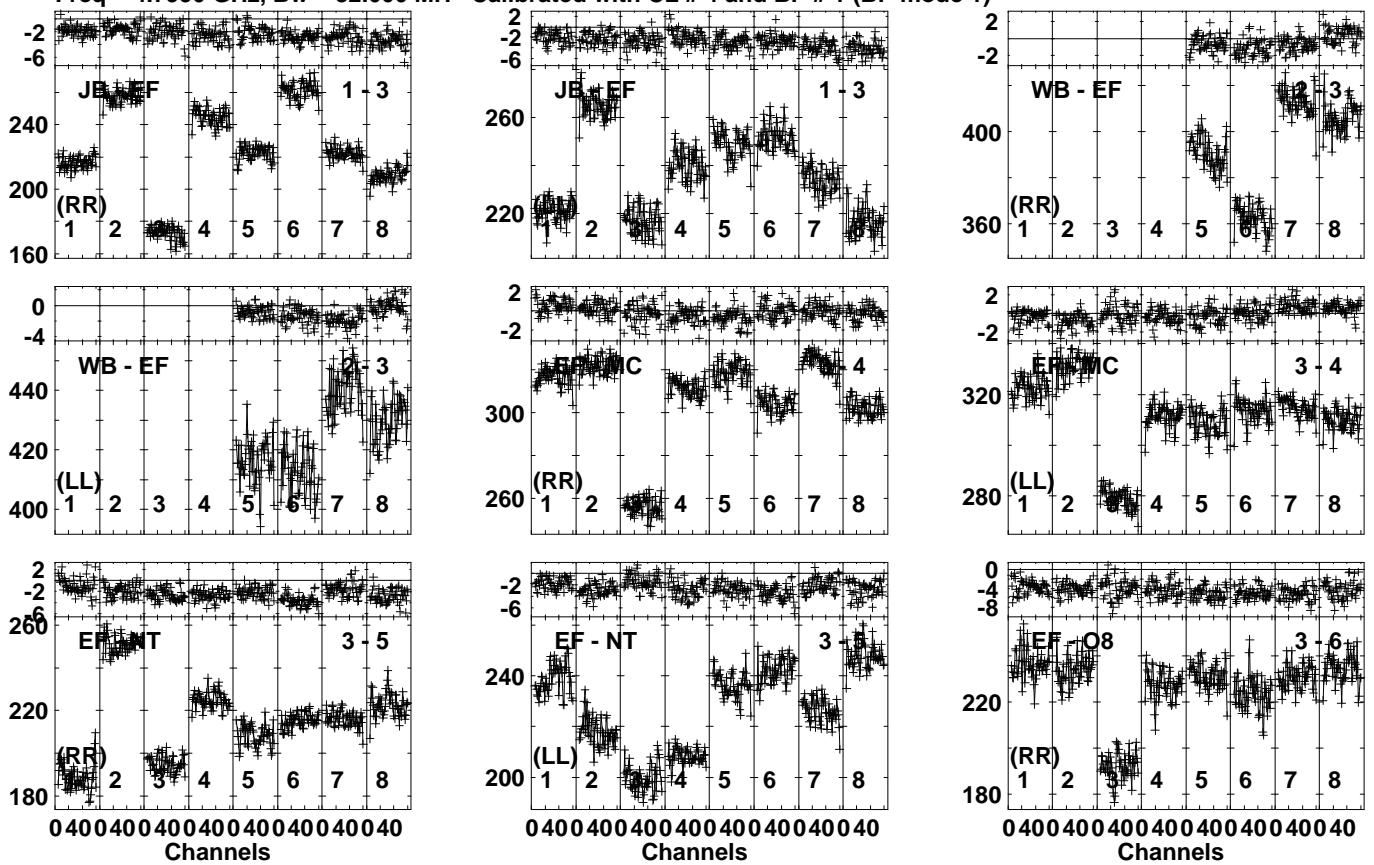


Lower frame: Milli Ampl Jy Top frame: Phas deg
Vector averaged cross-power spectrum Several baselines displayed
Timerange: 00/03:36:20 to 00/03:39:18

Plot file version 23 created 27-MAR-2023 17:38:28

J1148 EB092A.UVDATA.1

Freq = 4.7990 GHz, Bw = 32.000 MH Calibrated with CL # 4 and BP # 1 (BP mode 1)

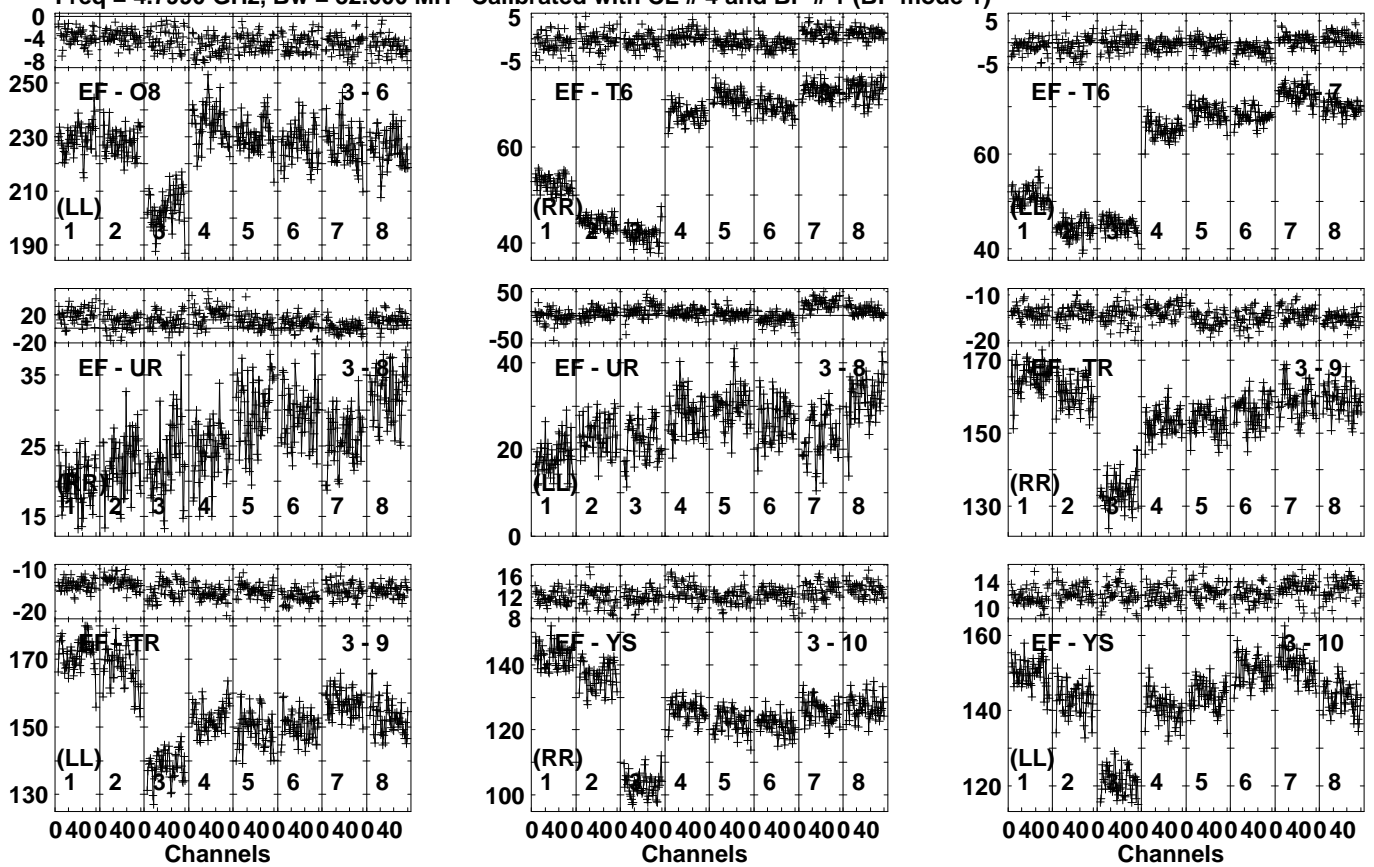


Lower frame: Milli Ampl Jy Top frame: Phas deg
Vector averaged cross-power spectrum Several baselines displayed
Timerange: 00/03:39:50 to 00/03:44:48

Plot file version 24 created 27-MAR-2023 17:38:28

J1148 EB092A.UVDATA.1

Freq = 4.7990 GHz, Bw = 32.000 MH Calibrated with CL # 4 and BP # 1 (BP mode 1)

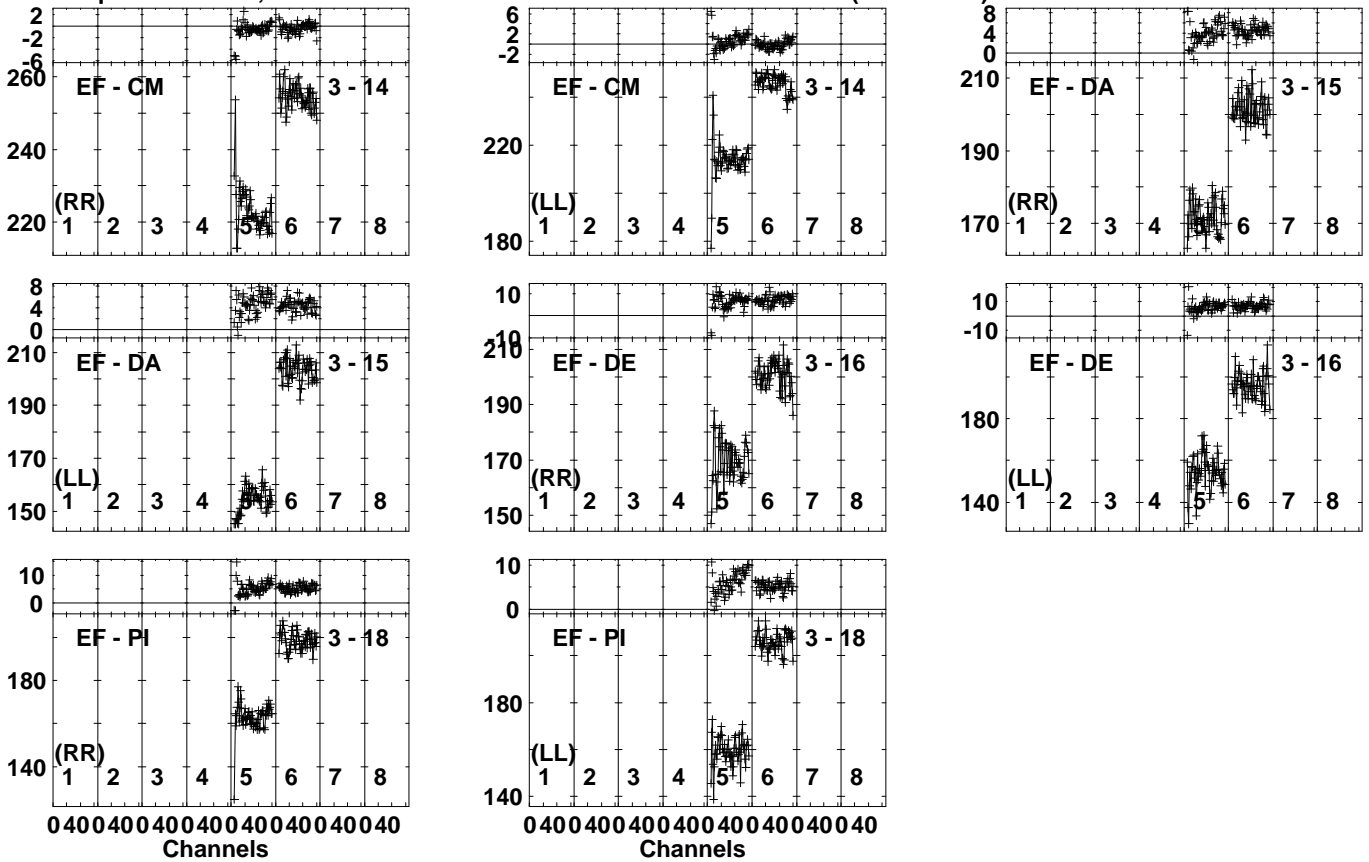


Lower frame: Milli Ampl Jy Top frame: Phas deg
Vector averaged cross-power spectrum Several baselines displayed
Timerange: 00/03:39:50 to 00/03:44:48

Plot file version 25 created 27-MAR-2023 17:38:29

J1148 EB092A.UVDATA.1

Freq = 4.7990 GHz, Bw = 32.000 MH Calibrated with CL # 4 and BP # 1 (BP mode 1)

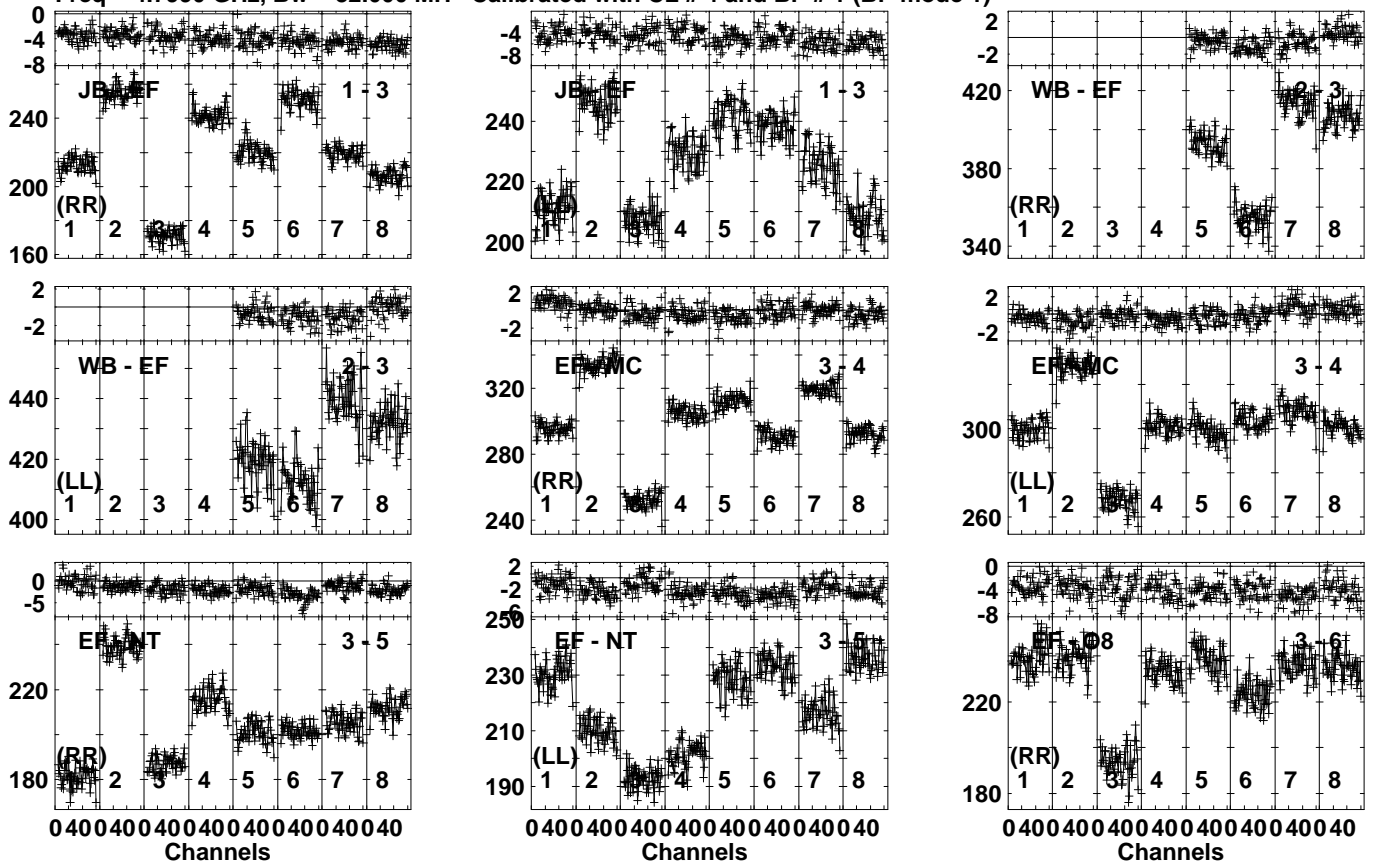


Lower frame: Milli Ampl Jy Top frame: Phas deg
Vector averaged cross-power spectrum Several baselines displayed
Timerange: 00/03:39:50 to 00/03:44:48

Plot file version 26 created 27-MAR-2023 17:38:30

J1148 EB092A.UVDATA.1

Freq = 4.7990 GHz, Bw = 32.000 MH Calibrated with CL # 4 and BP # 1 (BP mode 1)

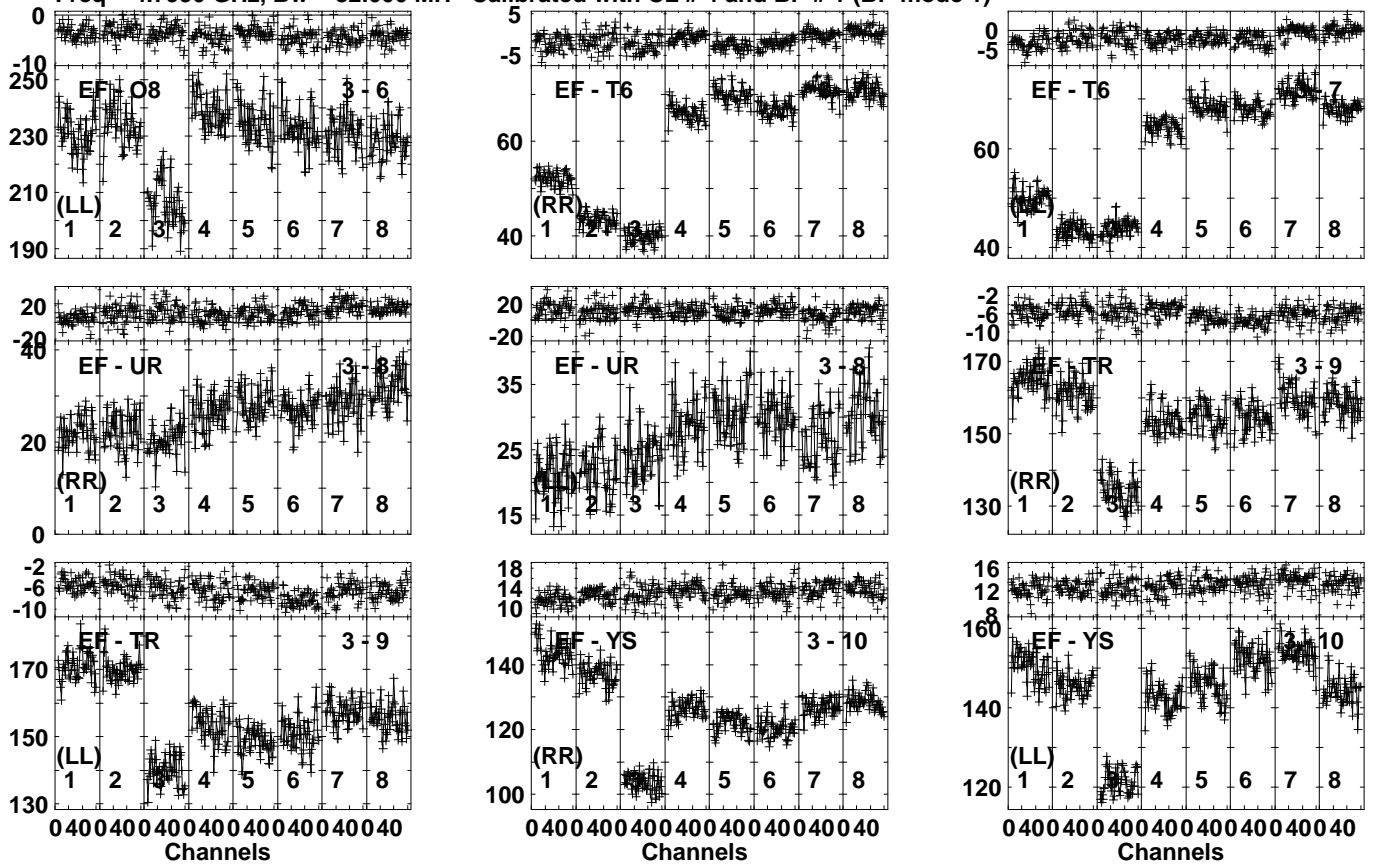


Lower frame: Milli Ampl Jy Top frame: Phas deg
Vector averaged cross-power spectrum Several baselines displayed
Timerange: 00/03:45:20 to 00/03:50:18

Plot file version 27 created 27-MAR-2023 17:38:30

J1148 EB092A.UVDATA.1

Freq = 4.7990 GHz, Bw = 32.000 MH Calibrated with CL # 4 and BP # 1 (BP mode 1)

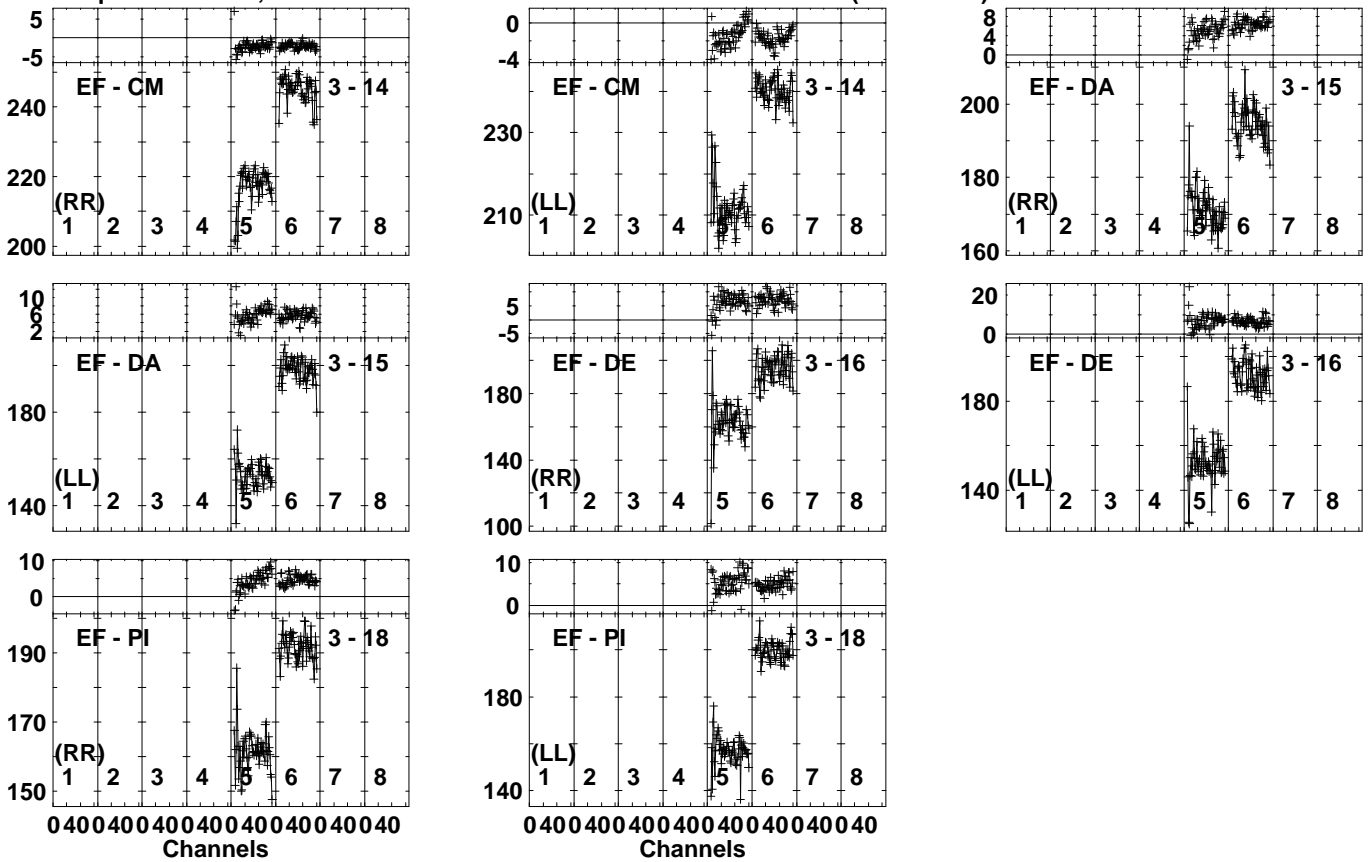


Lower frame: Milli Ampl Jy Top frame: Phas deg
Vector averaged cross-power spectrum Several baselines displayed
Timerange: 00/03:45:20 to 00/03:50:18

Plot file version 28 created 27-MAR-2023 17:38:31

J1148 EB092A.UVDATA.1

Freq = 4.7990 GHz, Bw = 32.000 MH Calibrated with CL # 4 and BP # 1 (BP mode 1)

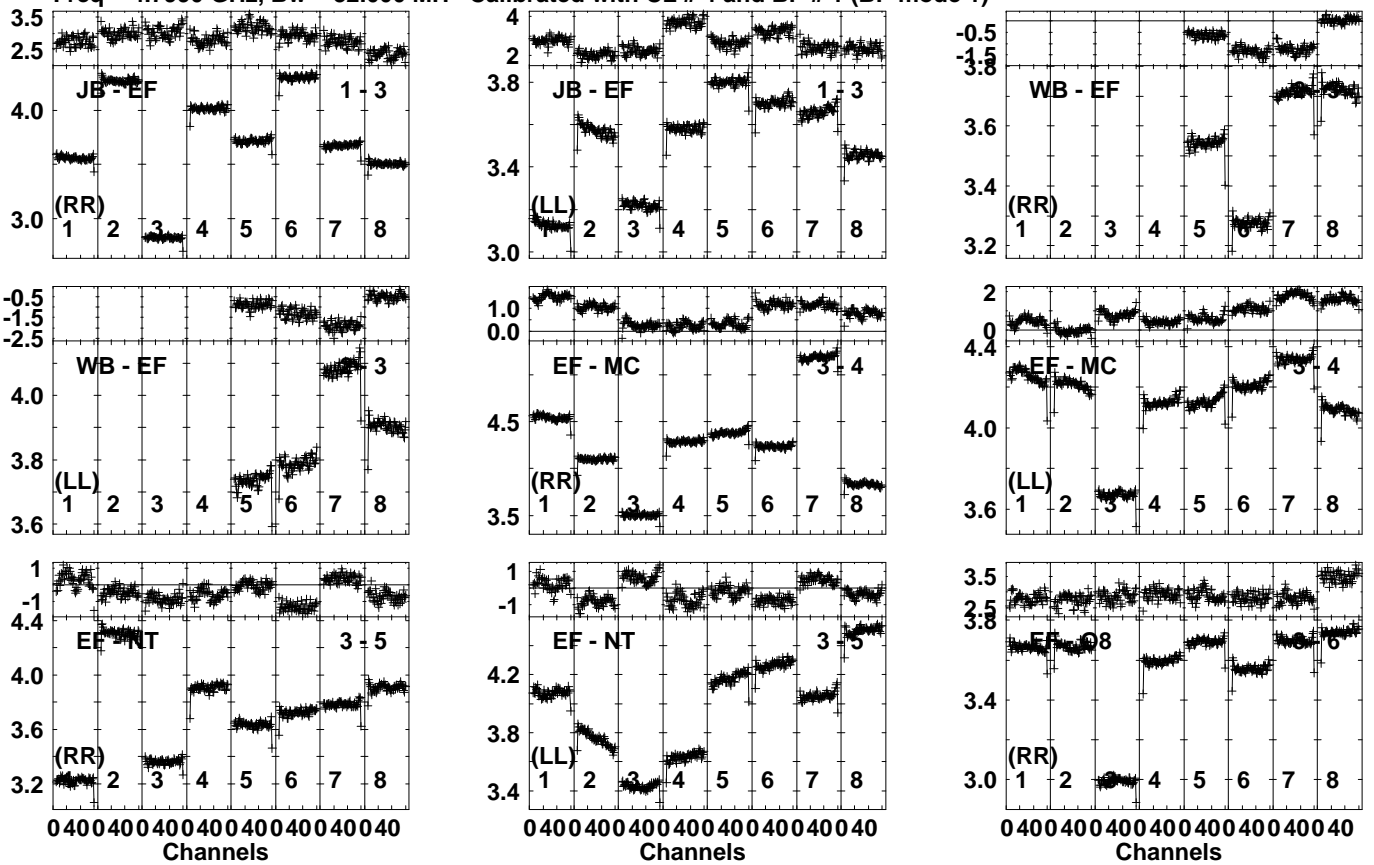


Lower frame: Milli Ampl Jy Top frame: Phas deg
Vector averaged cross-power spectrum Several baselines displayed
Timerange: 00/03:45:20 to 00/03:50:18

Plot file version 29 created 27-MAR-2023 17:38:32

1055+018 EB092A.UVDATA.1

Freq = 4.7990 GHz, Bw = 32.000 MH Calibrated with CL # 4 and BP # 1 (BP mode 1)

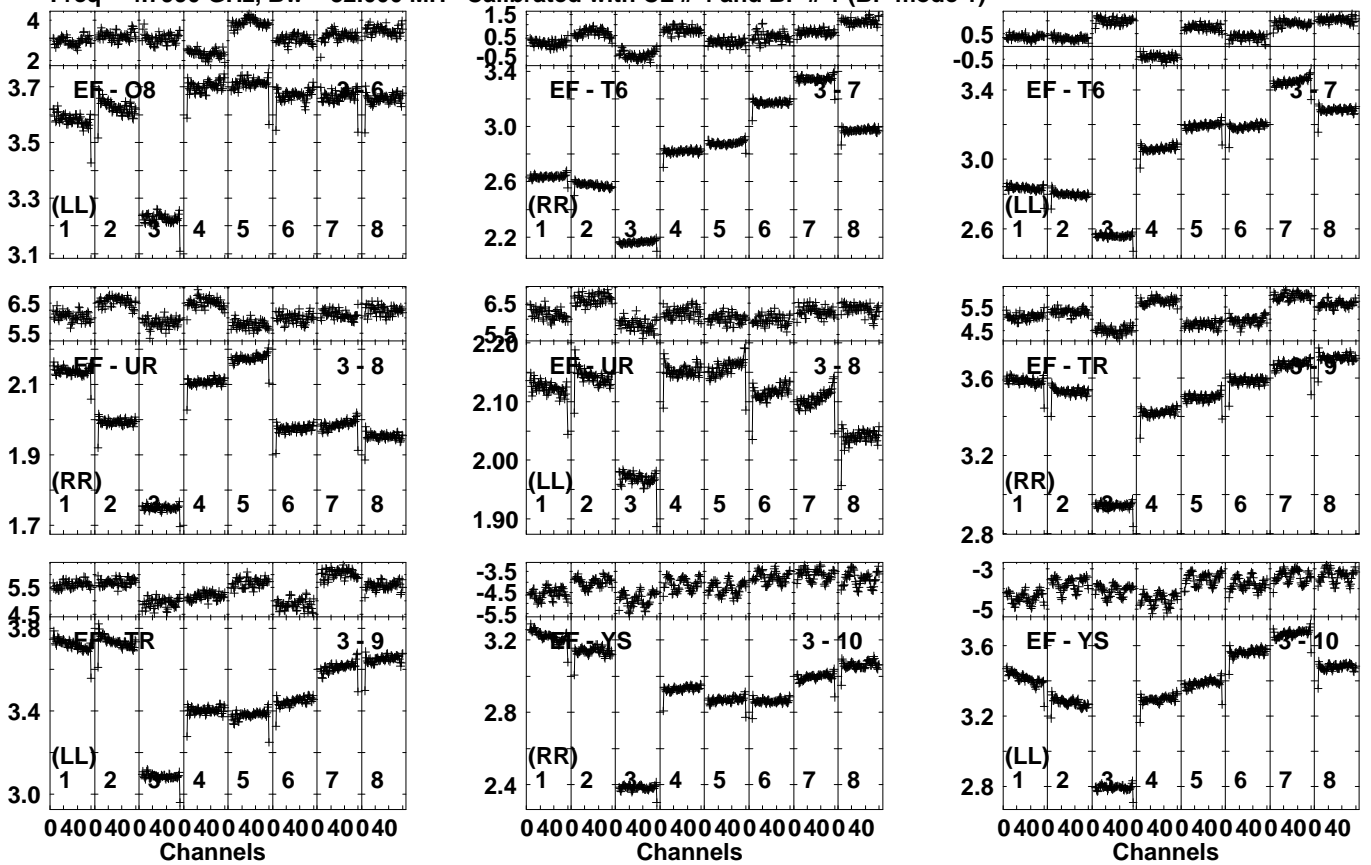


Lower frame: Ampl Jy Top frame: Phas deg
 Vector averaged cross-power spectrum Several baselines displayed
 Timerange: 00/03:59:38 to 00/04:04:36

Plot file version 30 created 27-MAR-2023 17:38:32

1055+018 EB092A.UVDATA.1

Freq = 4.7990 GHz, Bw = 32.000 MH Calibrated with CL # 4 and BP # 1 (BP mode 1)

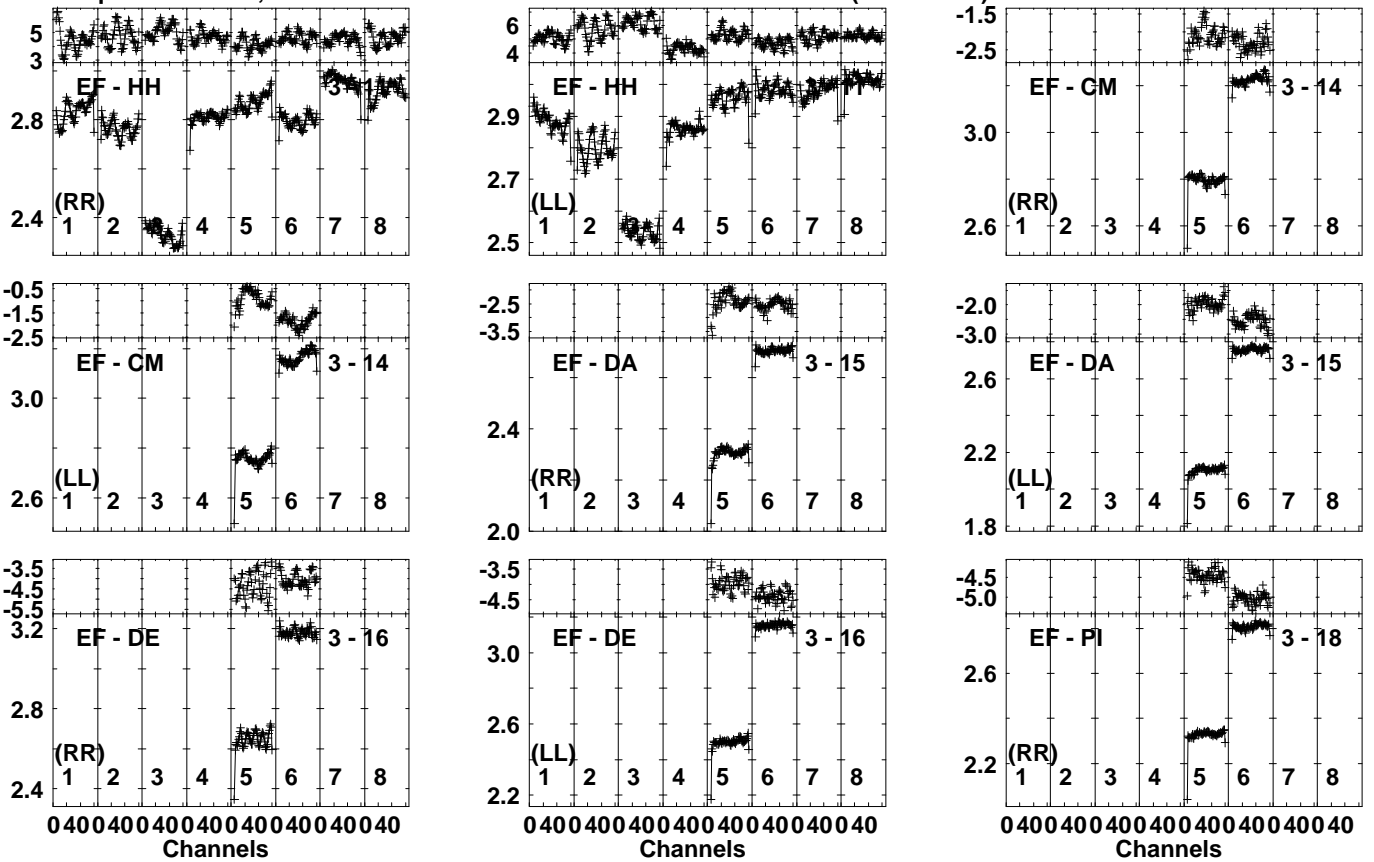


Lower frame: Ampl Jy Top frame: Phas deg
Vector averaged cross-power spectrum Several baselines displayed
Timerange: 00/03:59:38 to 00/04:04:36

Plot file version 31 created 27-MAR-2023 17:38:33

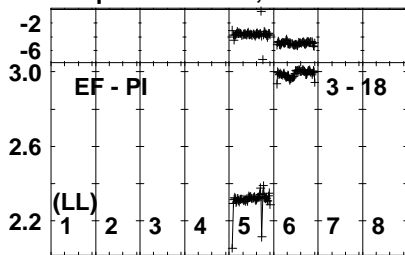
1055+018 EB092A.UVDATA.1

Freq = 4.7990 GHz, Bw = 32.000 MH Calibrated with CL # 4 and BP # 1 (BP mode 1)



Lower frame: Ampl Jy Top frame: Phas deg
Vector averaged cross-power spectrum Several baselines displayed
Timerange: 00/03:59:38 to 00/04:04:36

Plot file version 32 created 27-MAR-2023 17:38:34
1055+018 EB092A.UVDATA.1
Freq = 4.7990 GHz, Bw = 32.000 MH Calibrated with CL # 4 and BP # 1 (BP mode 1)

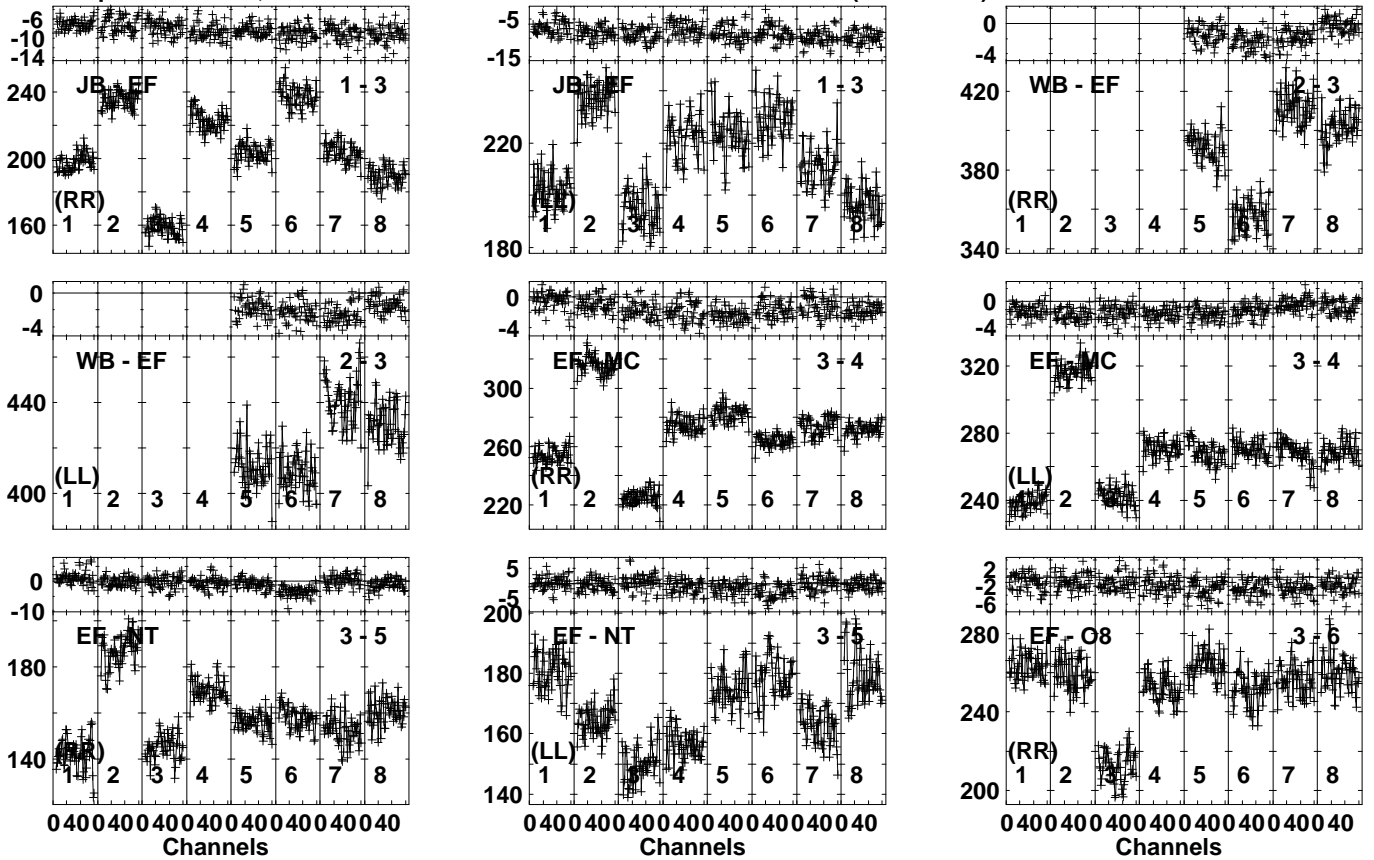


Lower frame: Ampl Jy Top frame: Phas deg
Vector averaged cross-power spectrum Several baselines displayed
Timerange: 00/03:59:38 to 00/04:04:36

Plot file version 33 created 27-MAR-2023 17:38:34

J1148 EB092A.UVDATA.1

Freq = 4.7990 GHz, Bw = 32.000 MH Calibrated with CL # 4 and BP # 1 (BP mode 1)

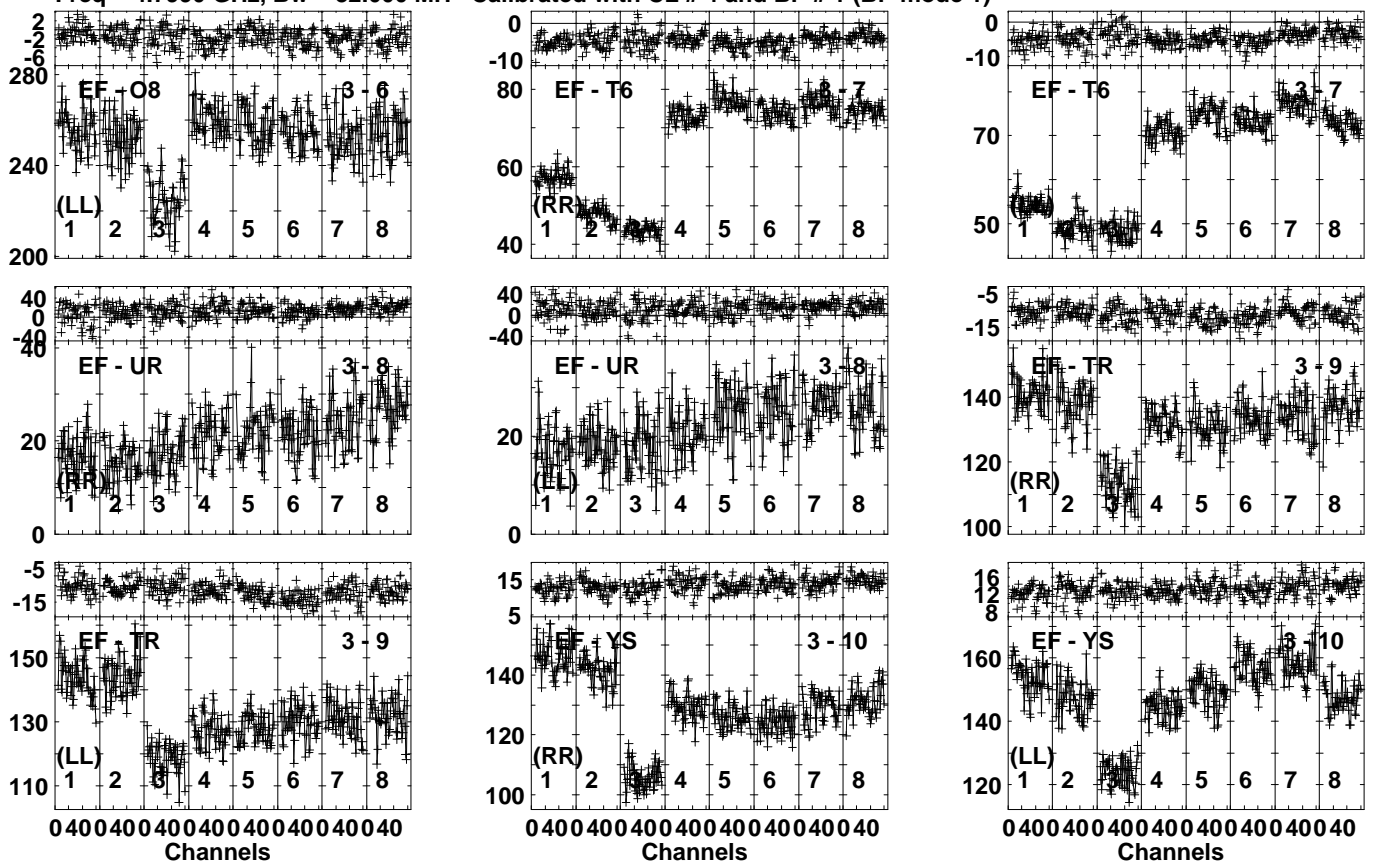


Lower frame: Milli Ampl Jy Top frame: Phas deg
Vector averaged cross-power spectrum Several baselines displayed
Timerange: 00/04:12:58 to 00/04:15:56

Plot file version 34 created 27-MAR-2023 17:38:34

J1148 EB092A.UVDATA.1

Freq = 4.7990 GHz, Bw = 32.000 MH Calibrated with CL # 4 and BP # 1 (BP mode 1)

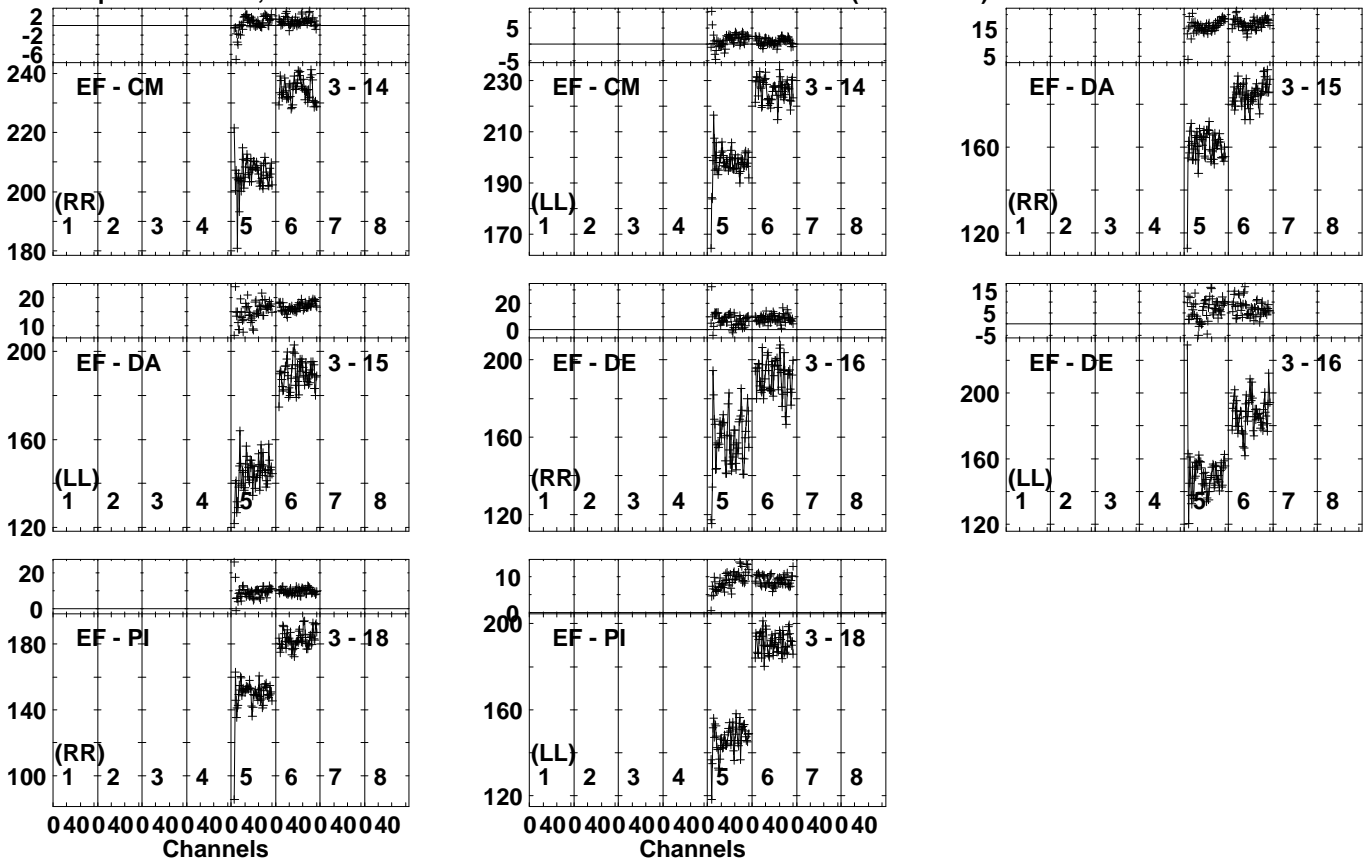


Lower frame: Milli Ampl Jy Top frame: Phas deg
Vector averaged cross-power spectrum Several baselines displayed
Timerange: 00/04:12:58 to 00/04:15:56

Plot file version 35 created 27-MAR-2023 17:38:35

J1148 EB092A.UVDATA.1

Freq = 4.7990 GHz, Bw = 32.000 MH Calibrated with CL # 4 and BP # 1 (BP mode 1)

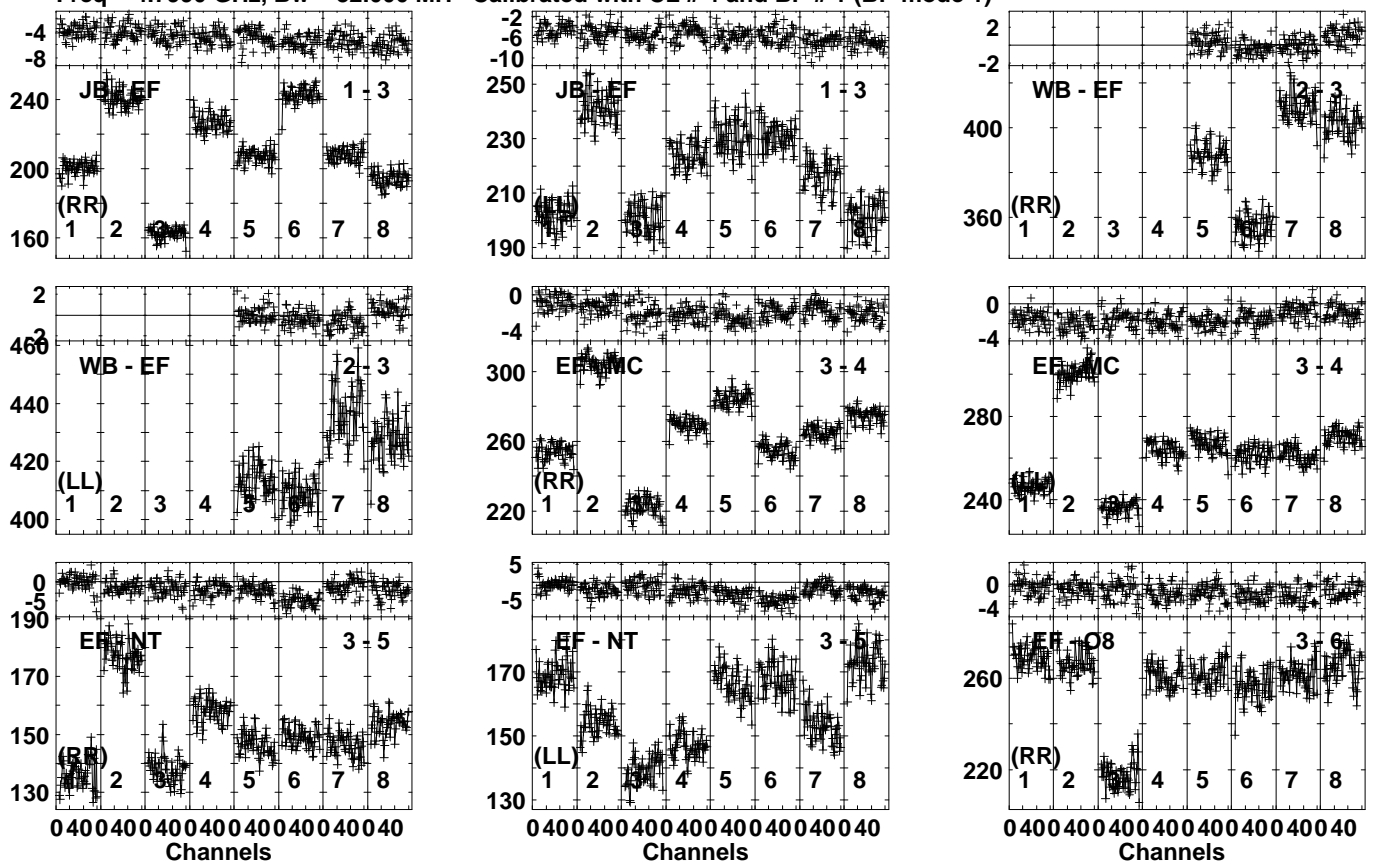


Lower frame: Milli Ampl Jy Top frame: Phas deg
Vector averaged cross-power spectrum Several baselines displayed
Timerange: 00/04:12:58 to 00/04:15:56

Plot file version 36 created 27-MAR-2023 17:38:36

J1148 EB092A.UVDATA.1

Freq = 4.7990 GHz, Bw = 32.000 MH Calibrated with CL # 4 and BP # 1 (BP mode 1)

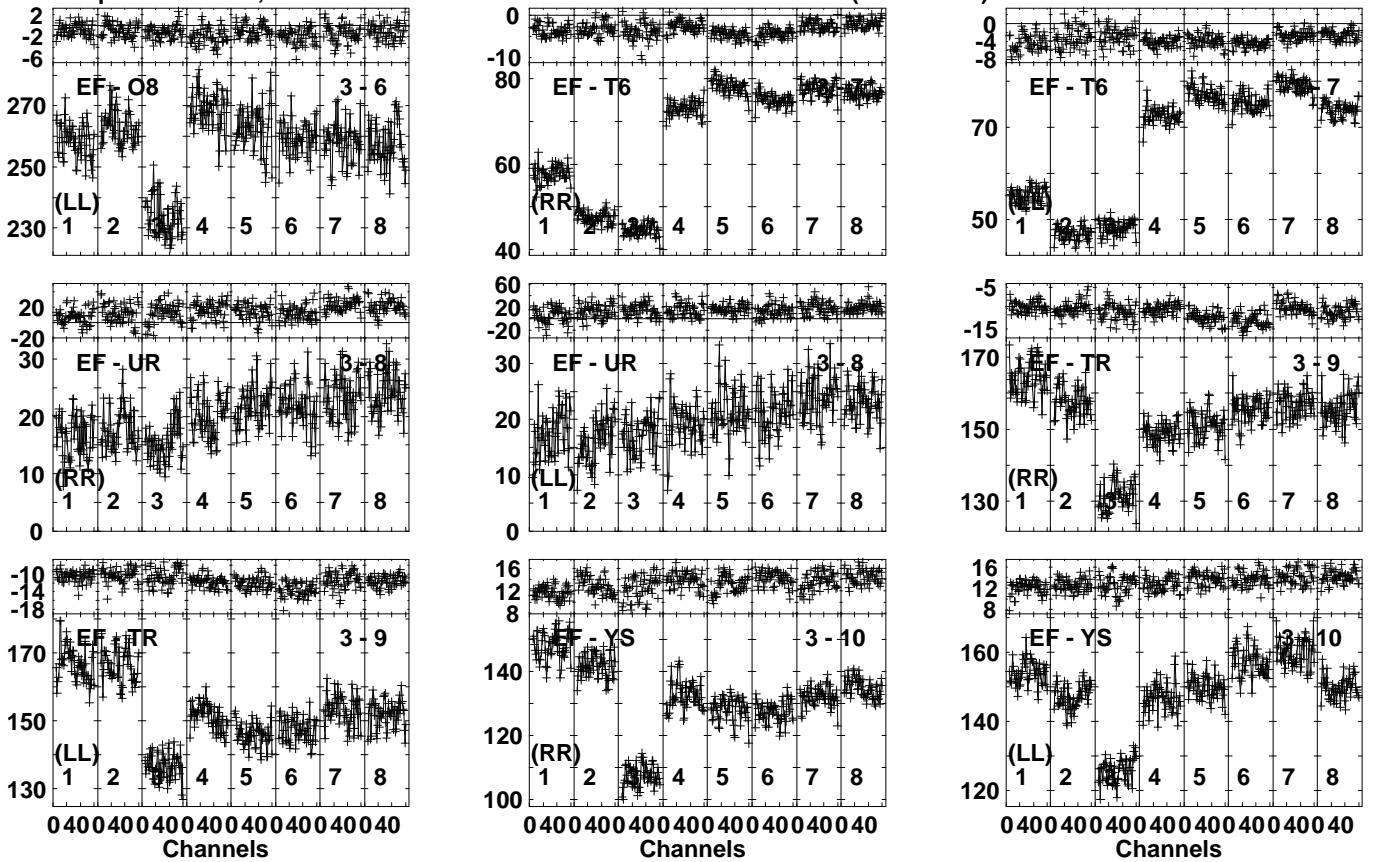


Lower frame: Milli Ampl Jy Top frame: Phas deg
Vector averaged cross-power spectrum Several baselines displayed
Timerange: 00/04:16:28 to 00/04:21:26

Plot file version 37 created 27-MAR-2023 17:38:36

J1148 EB092A.UVDATA.1

Freq = 4.7990 GHz, Bw = 32.000 MH Calibrated with CL # 4 and BP # 1 (BP mode 1)

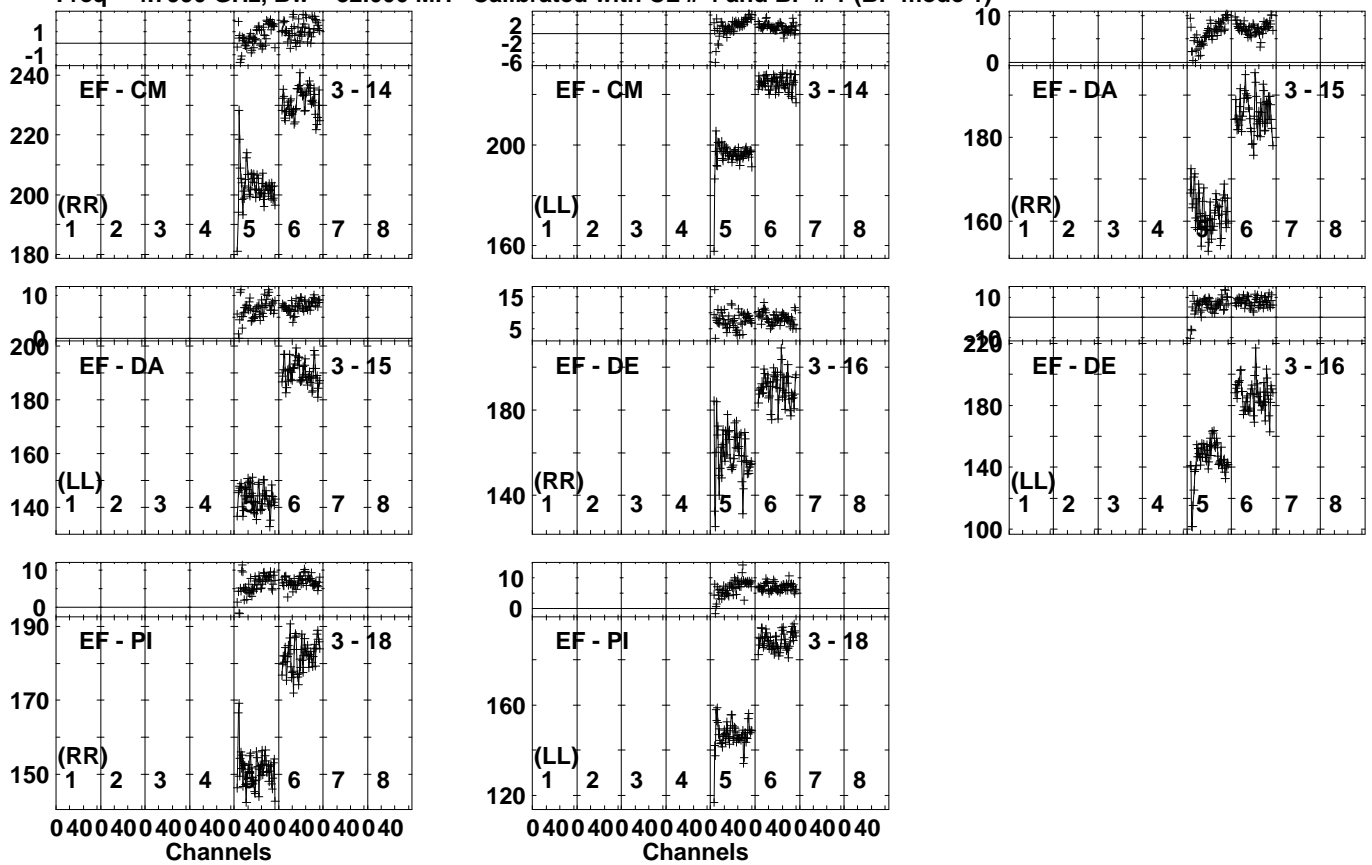


Lower frame: Milli Ampl Jy Top frame: Phas deg
Vector averaged cross-power spectrum Several baselines displayed
Timerange: 00/04:16:28 to 00/04:21:26

Plot file version 38 created 27-MAR-2023 17:38:37

J1148 EB092A.UVDATA.1

Freq = 4.7990 GHz, Bw = 32.000 MH Calibrated with CL # 4 and BP # 1 (BP mode 1)

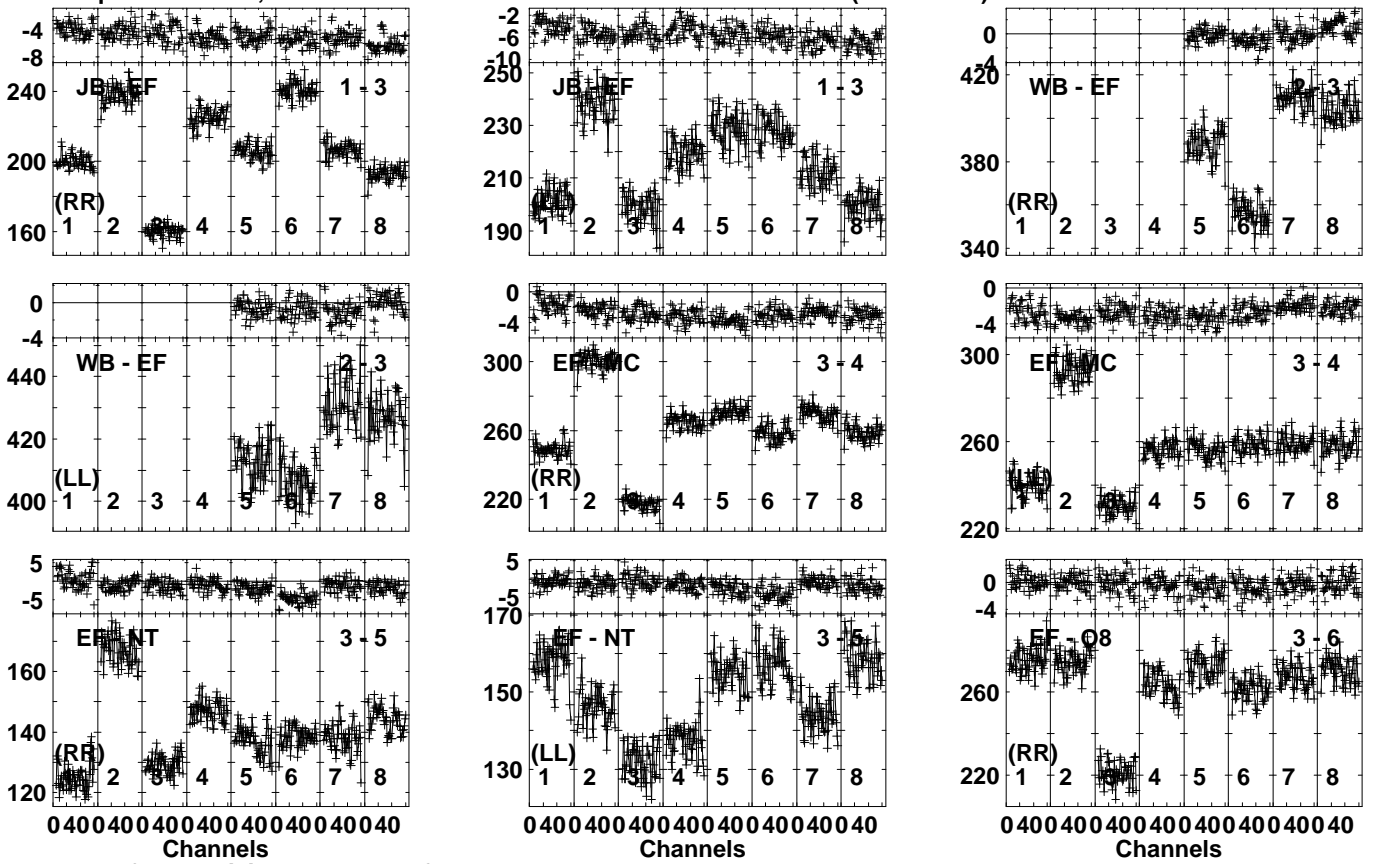


Lower frame: Milli Ampl Jy Top frame: Phas deg
Vector averaged cross-power spectrum Several baselines displayed
Timerange: 00/04:16:28 to 00/04:21:26

Plot file version 39 created 27-MAR-2023 17:38:38

J1148 EB092A.UVDATA.1

Freq = 4.7990 GHz, Bw = 32.000 MH Calibrated with CL # 4 and BP # 1 (BP mode 1)

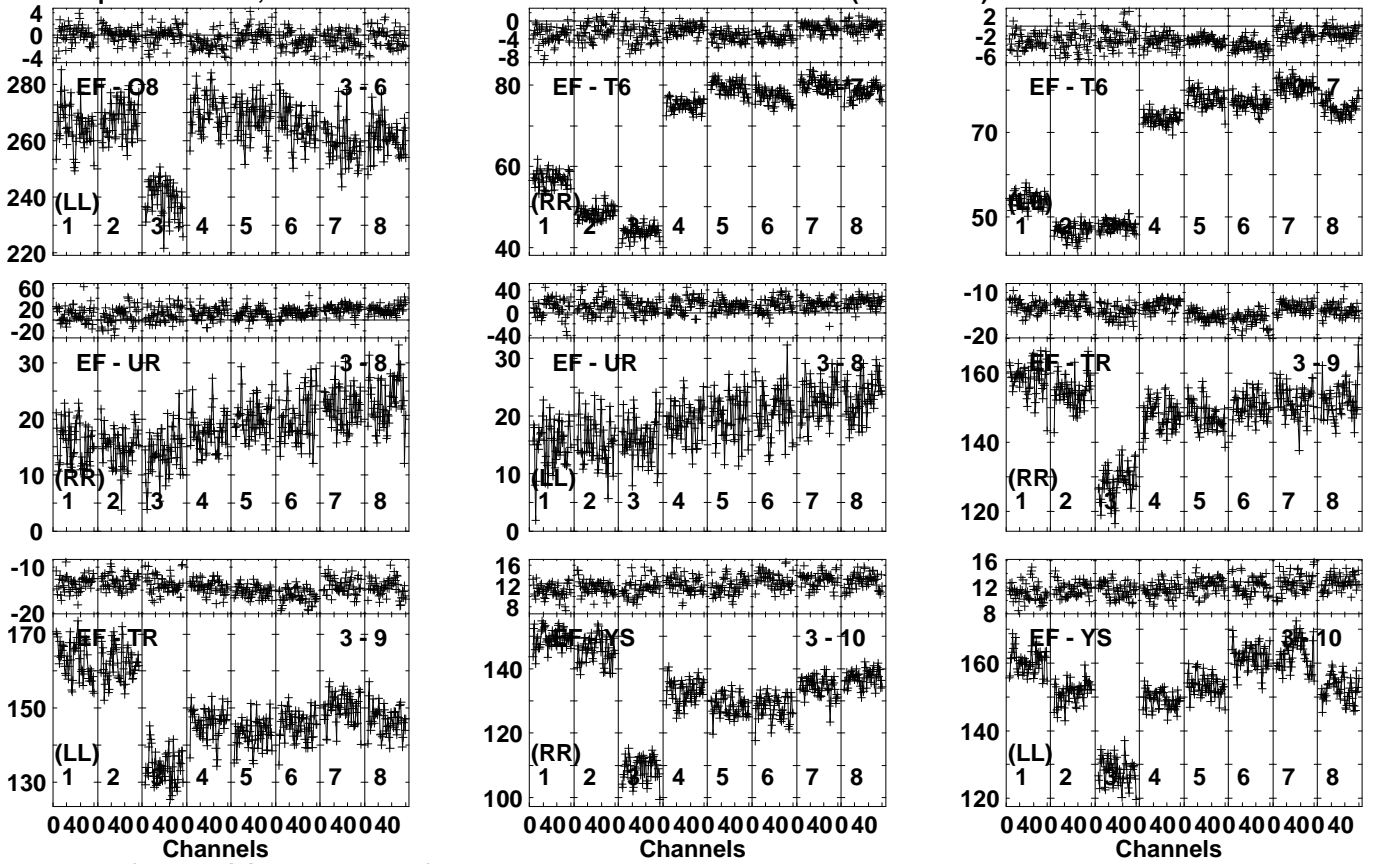


Lower frame: Milli Ampl Jy Top frame: Phas deg
Vector averaged cross-power spectrum Several baselines displayed
Timerange: 00/04:21:58 to 00/04:26:56

Plot file version 40 created 27-MAR-2023 17:38:38

J1148 EB092A.UVDATA.1

Freq = 4.7990 GHz, Bw = 32.000 MH Calibrated with CL # 4 and BP # 1 (BP mode 1)

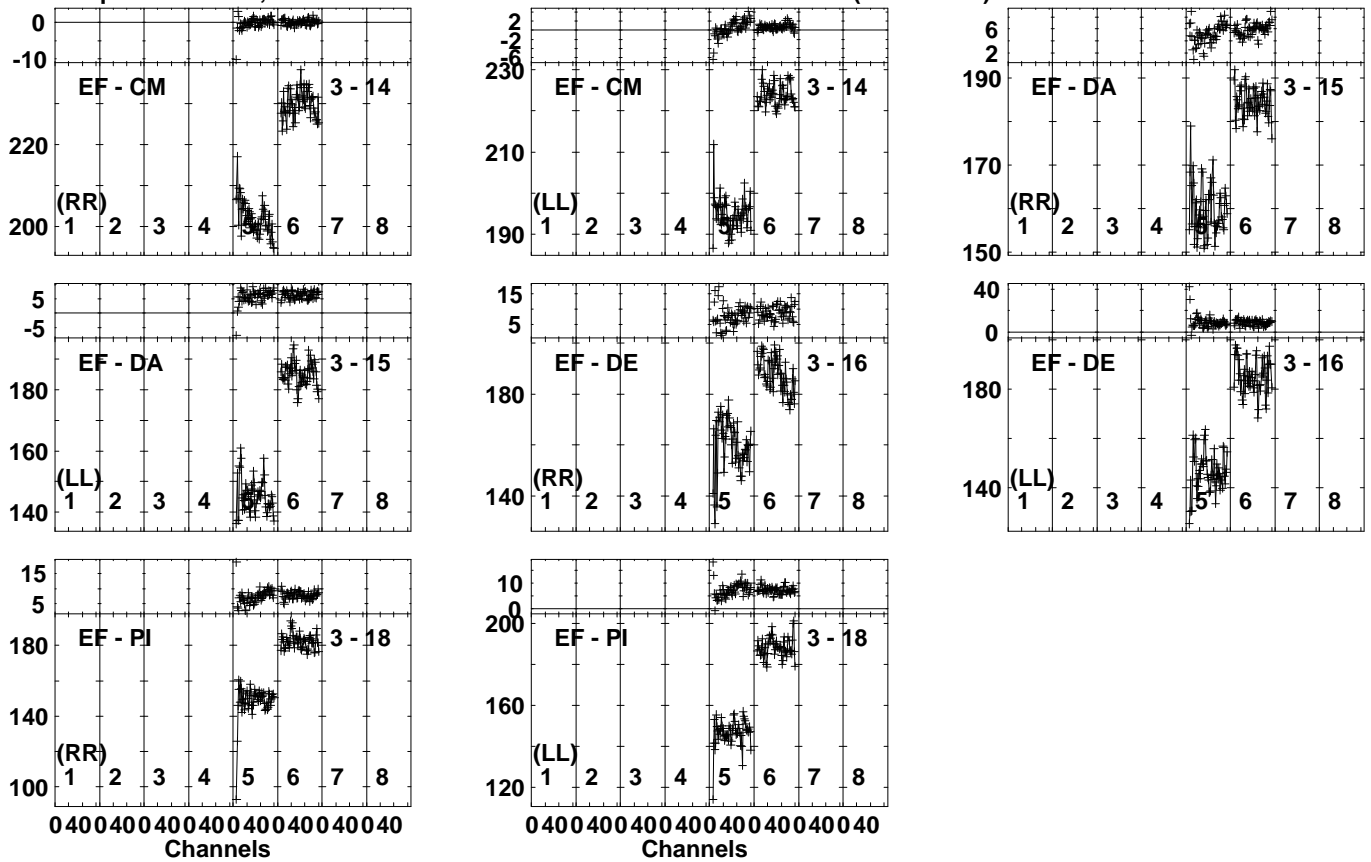


Lower frame: Milli Ampl Jy Top frame: Phas deg
Vector averaged cross-power spectrum Several baselines displayed
Timerange: 00/04:21:58 to 00/04:26:56

Plot file version 41 created 27-MAR-2023 17:38:39

J1148 EB092A.UVDATA.1

Freq = 4.7990 GHz, Bw = 32.000 MH Calibrated with CL # 4 and BP # 1 (BP mode 1)

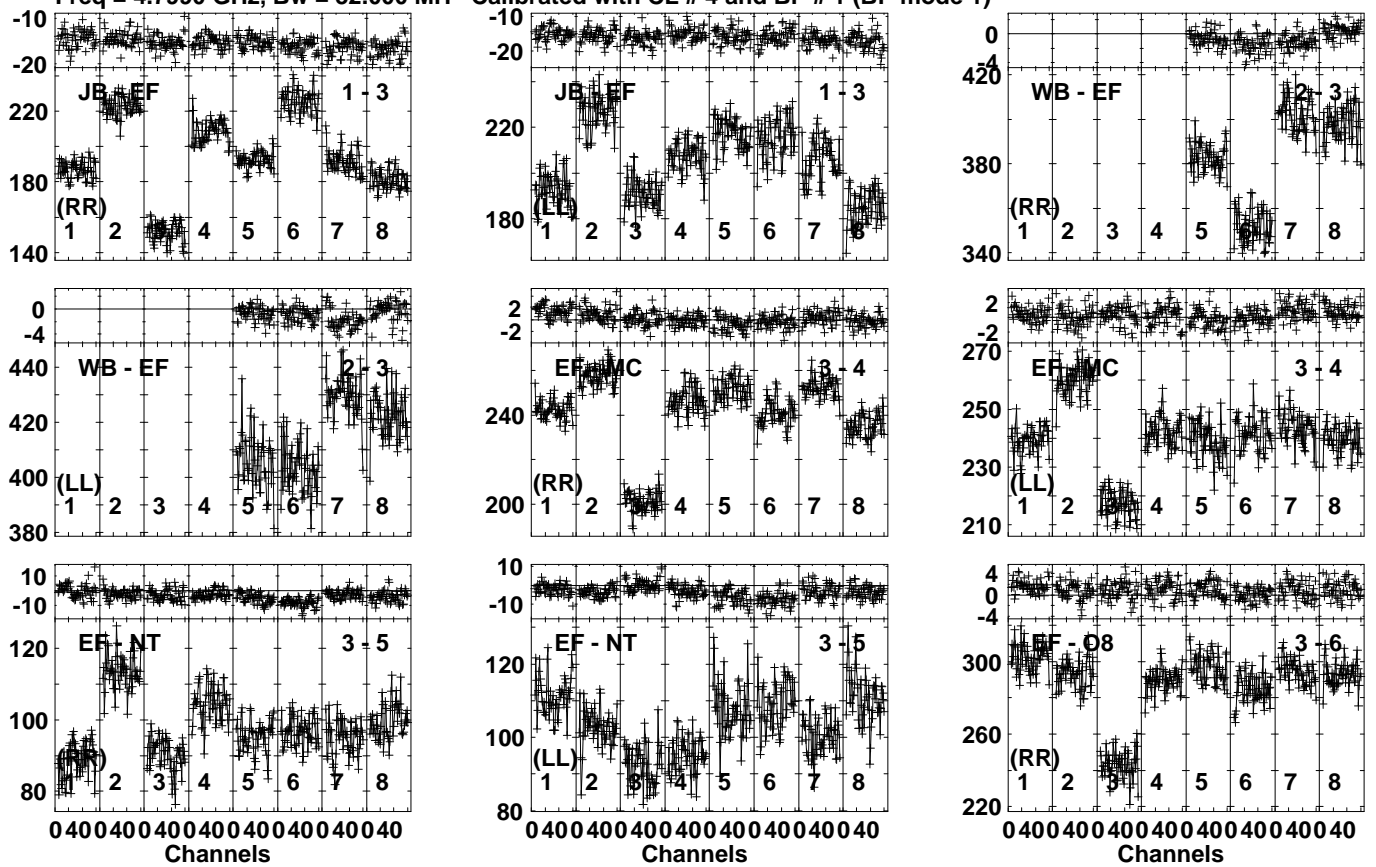


Lower frame: Milli Ampl Jy Top frame: Phas deg
Vector averaged cross-power spectrum Several baselines displayed
Timerange: 00/04:21:58 to 00/04:26:56

Plot file version 42 created 27-MAR-2023 17:38:42

J1148 EB092A.UVDATA.1

Freq = 4.7990 GHz, Bw = 32.000 MH Calibrated with CL # 4 and BP # 1 (BP mode 1)

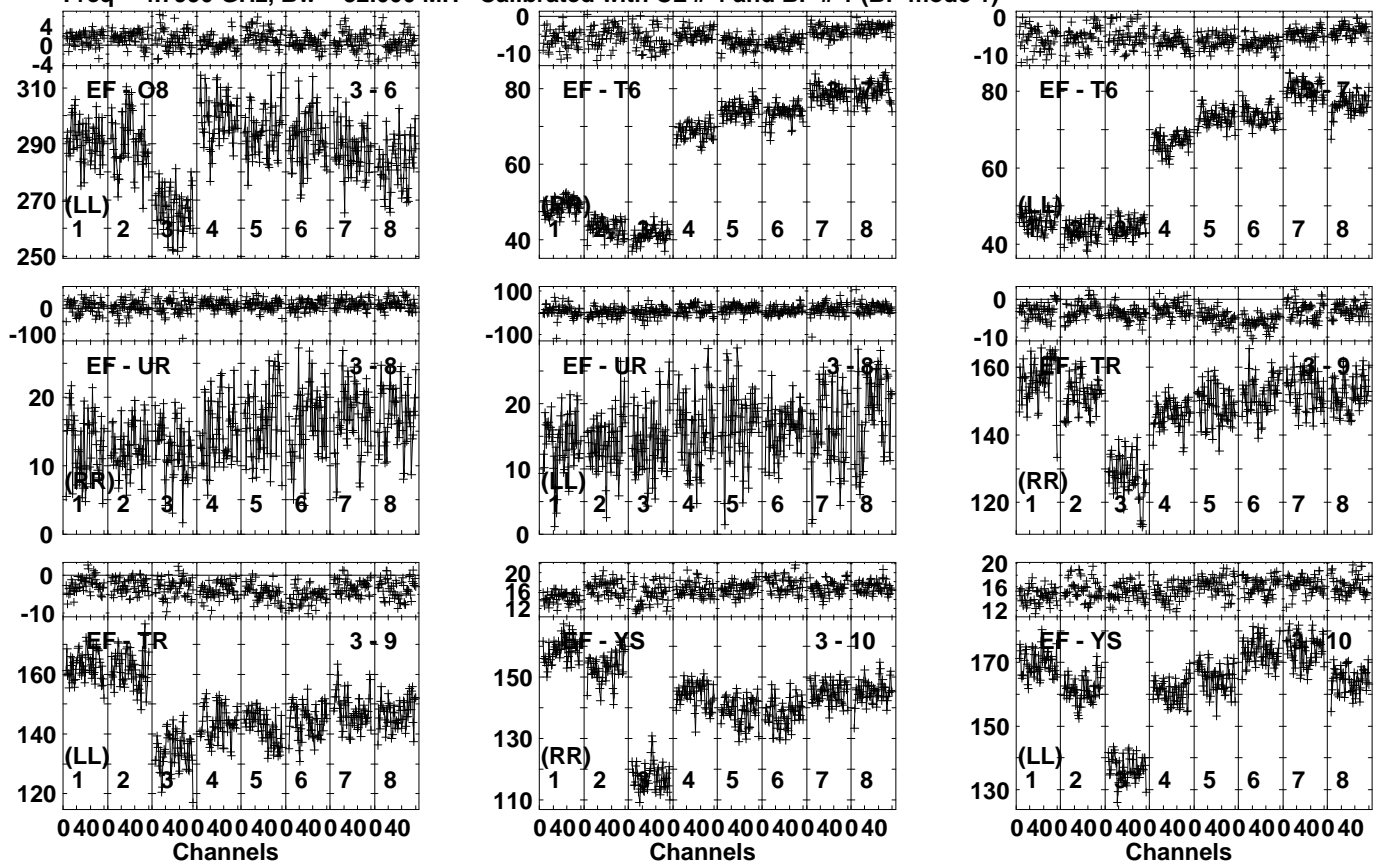


Lower frame: Milli Ampl Jy Top frame: Phas deg
Vector averaged cross-power spectrum Several baselines displayed
Timerange: 00/04:47:20 to 00/04:50:18

Plot file version 43 created 27-MAR-2023 17:38:43

J1148 EB092A.UVDATA.1

Freq = 4.7990 GHz, Bw = 32.000 MH Calibrated with CL # 4 and BP # 1 (BP mode 1)

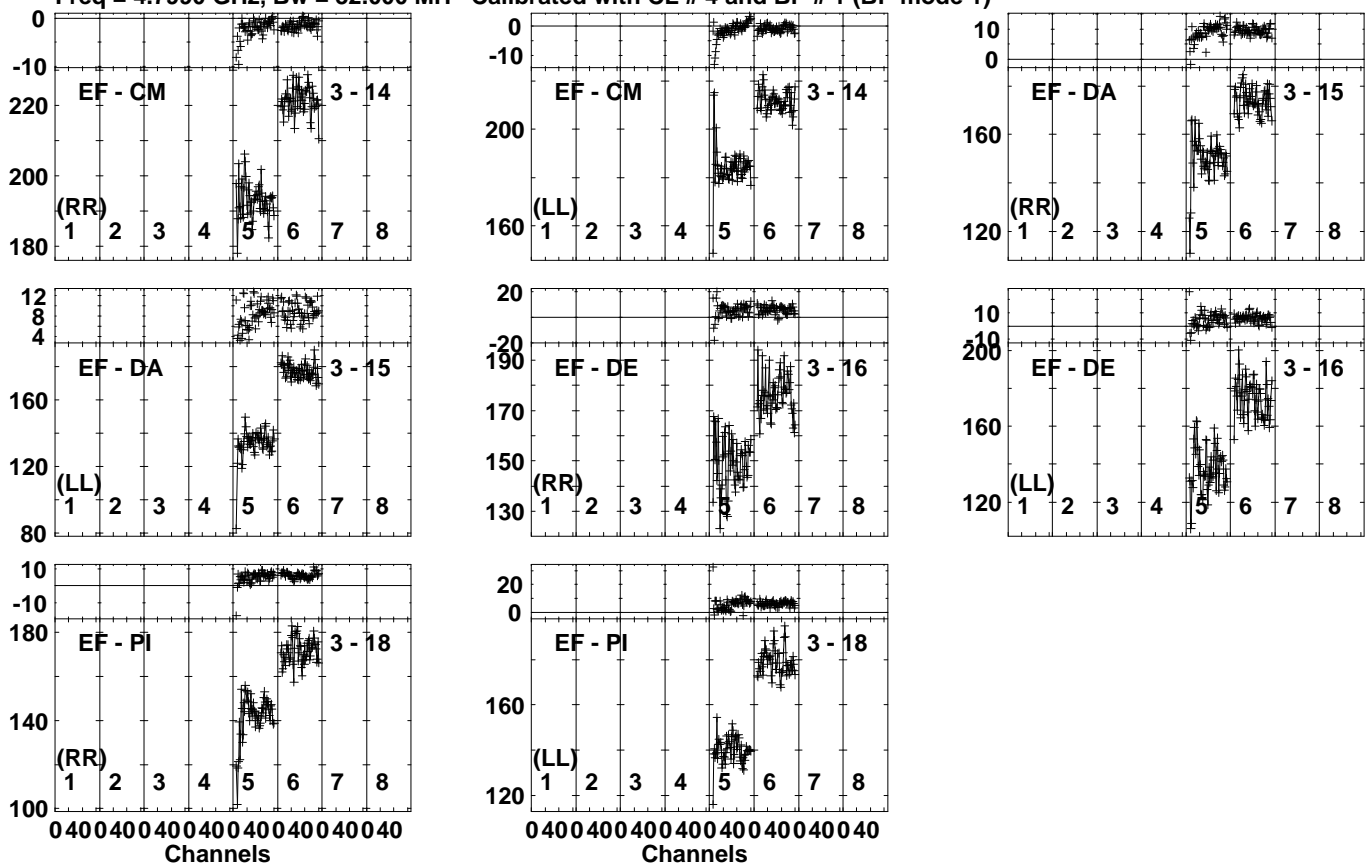


Lower frame: Milli Ampl Jy Top frame: Phas deg
Vector averaged cross-power spectrum Several baselines displayed
Timerange: 00/04:47:20 to 00/04:50:18

Plot file version 44 created 27-MAR-2023 17:38:43

J1148 EB092A.UVDATA.1

Freq = 4.7990 GHz, Bw = 32.000 MH Calibrated with CL # 4 and BP # 1 (BP mode 1)

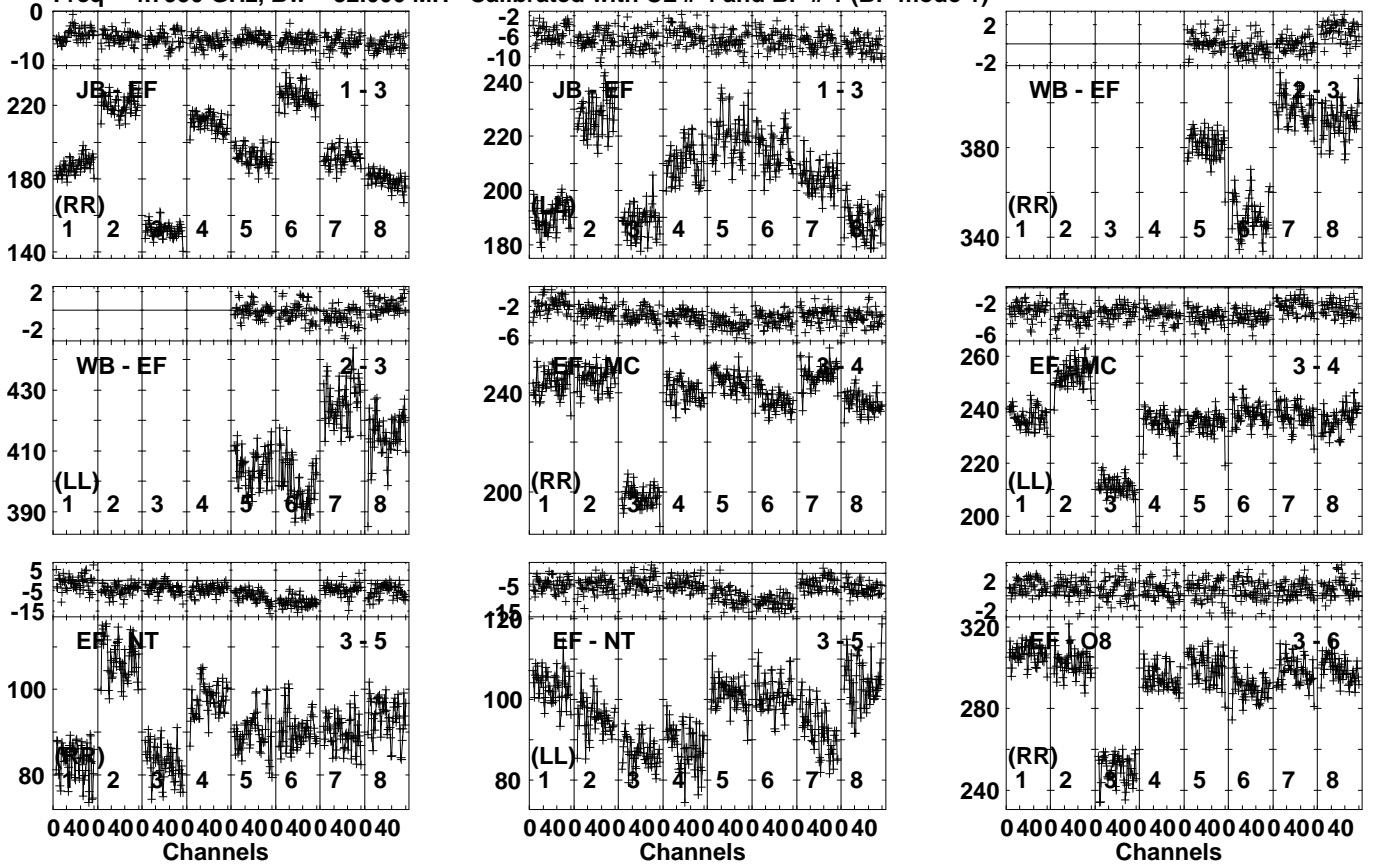


Lower frame: Milli Ampl Jy Top frame: Phas deg
Vector averaged cross-power spectrum Several baselines displayed
Timerange: 00/04:47:20 to 00/04:50:18

Plot file version 45 created 27-MAR-2023 17:38:44

J1148 EB092A.UVDATA.1

Freq = 4.7990 GHz, Bw = 32.000 MH Calibrated with CL # 4 and BP # 1 (BP mode 1)

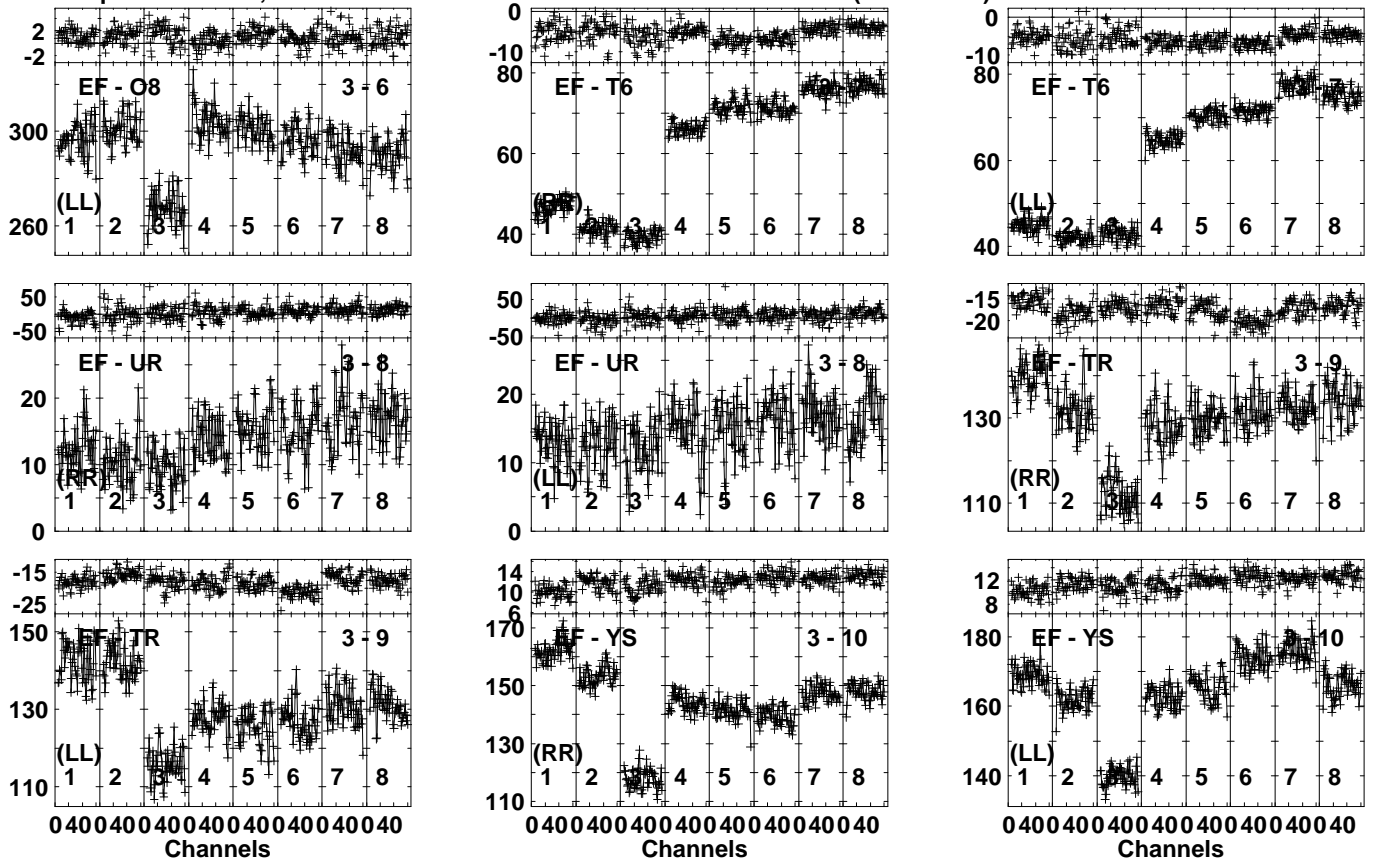


Lower frame: Milli Ampl Jy Top frame: Phas deg
Vector averaged cross-power spectrum Several baselines displayed
Timerange: 00/04:50:50 to 00/04:55:48

Plot file version 46 created 27-MAR-2023 17:38:44

J1148 EB092A.UVDATA.1

Freq = 4.7990 GHz, Bw = 32.000 MH Calibrated with CL # 4 and BP # 1 (BP mode 1)

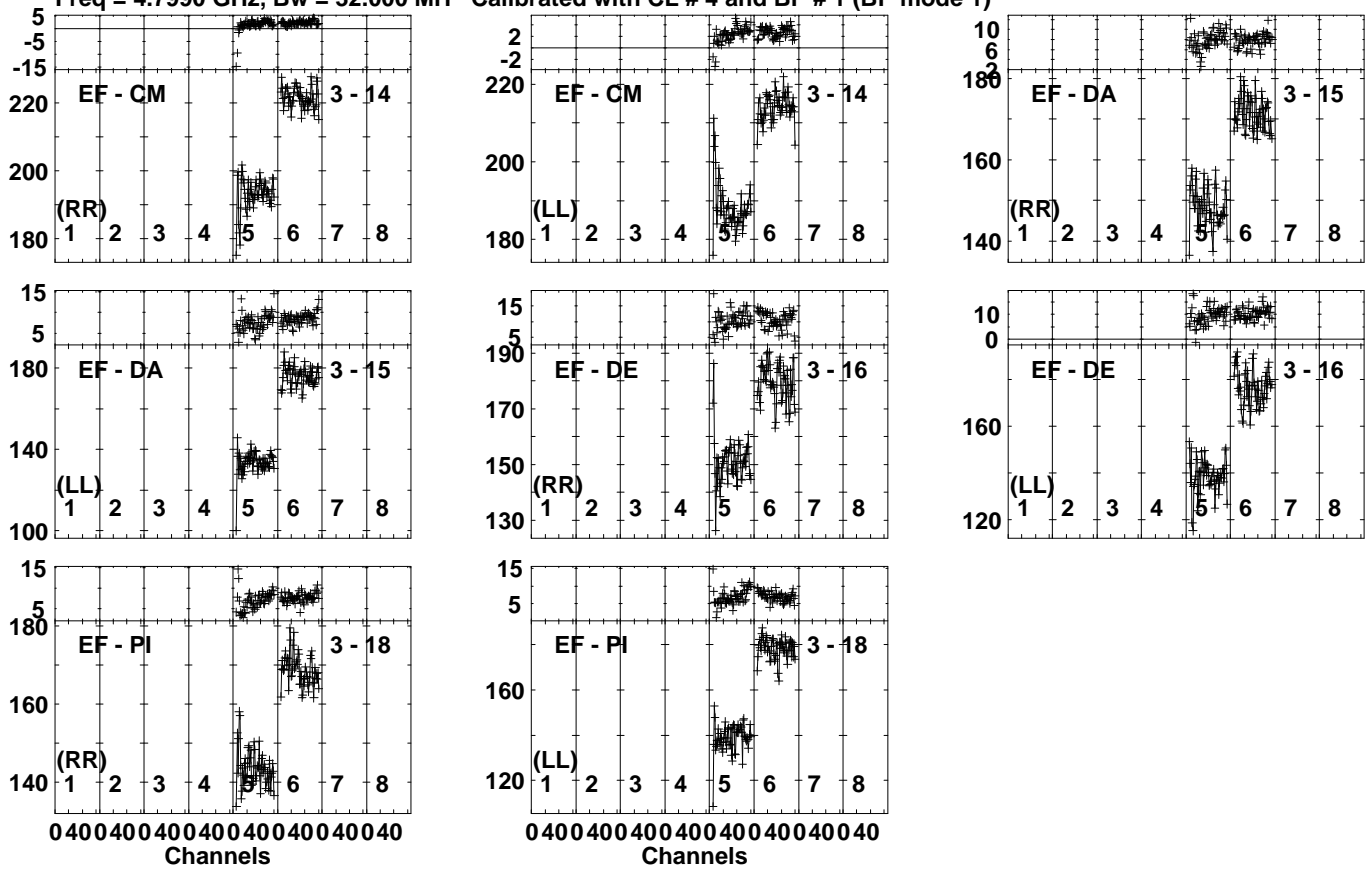


Lower frame: Milli Ampl Jy Top frame: Phas deg
Vector averaged cross-power spectrum Several baselines displayed
Timerange: 00/04:50:50 to 00/04:55:48

Plot file version 47 created 27-MAR-2023 17:38:45

J1148 EB092A.UVDATA.1

Freq = 4.7990 GHz, Bw = 32.000 MH Calibrated with CL # 4 and BP # 1 (BP mode 1)

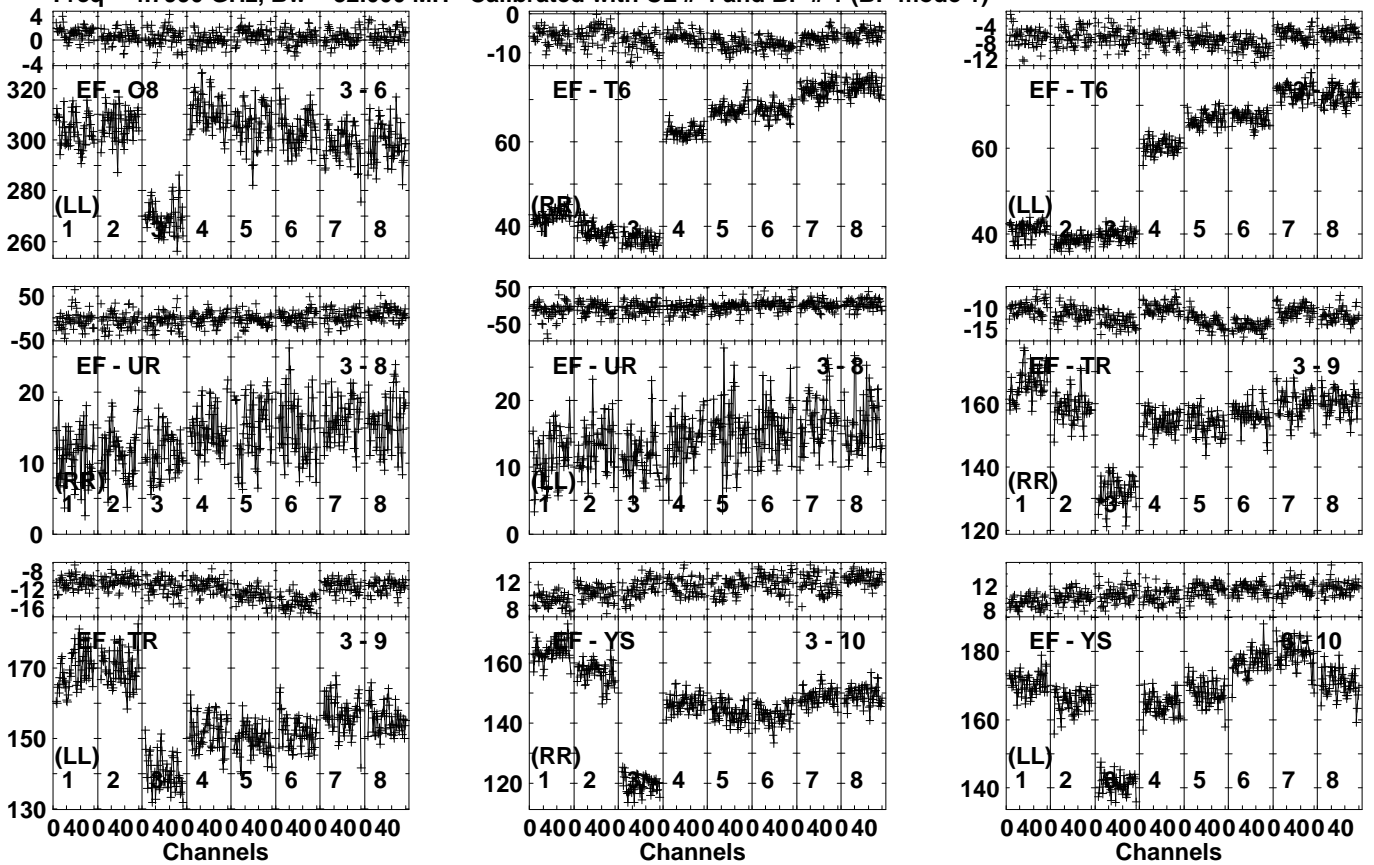


Lower frame: Milli Ampl Jy Top frame: Phas deg
Vector averaged cross-power spectrum Several baselines displayed
Timerange: 00/04:50:50 to 00/04:55:48

Plot file version 49 created 27-MAR-2023 17:38:46

J1148 EB092A.UVDATA.1

Freq = 4.7990 GHz, Bw = 32.000 MH Calibrated with CL # 4 and BP # 1 (BP mode 1)

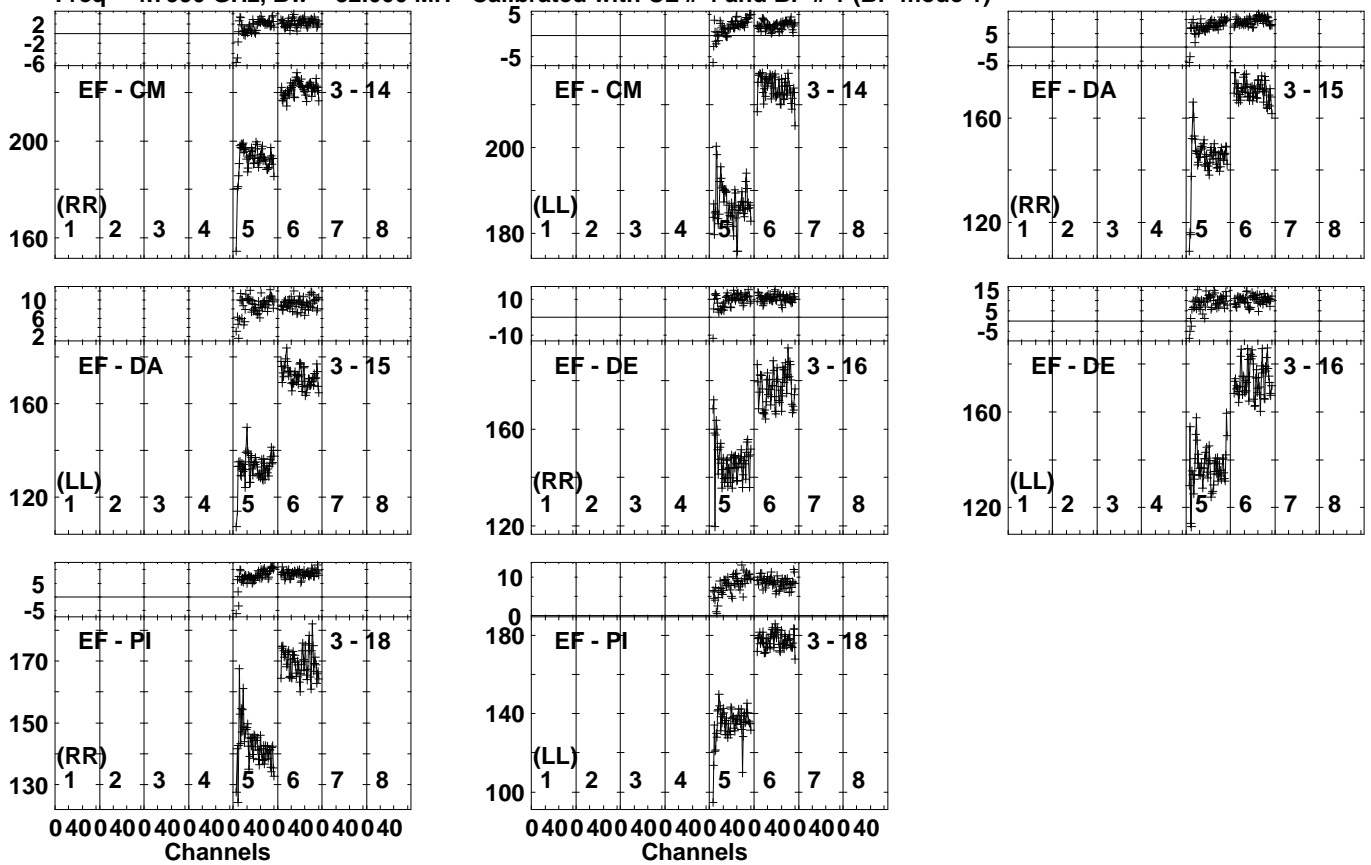


Lower frame: Milli Ampl Jy Top frame: Phas deg
Vector averaged cross-power spectrum Several baselines displayed
Timerange: 00/04:56:20 to 00/05:01:18

Plot file version 50 created 27-MAR-2023 17:38:47

J1148 EB092A.UVDATA.1

Freq = 4.7990 GHz, Bw = 32.000 MH Calibrated with CL # 4 and BP # 1 (BP mode 1)

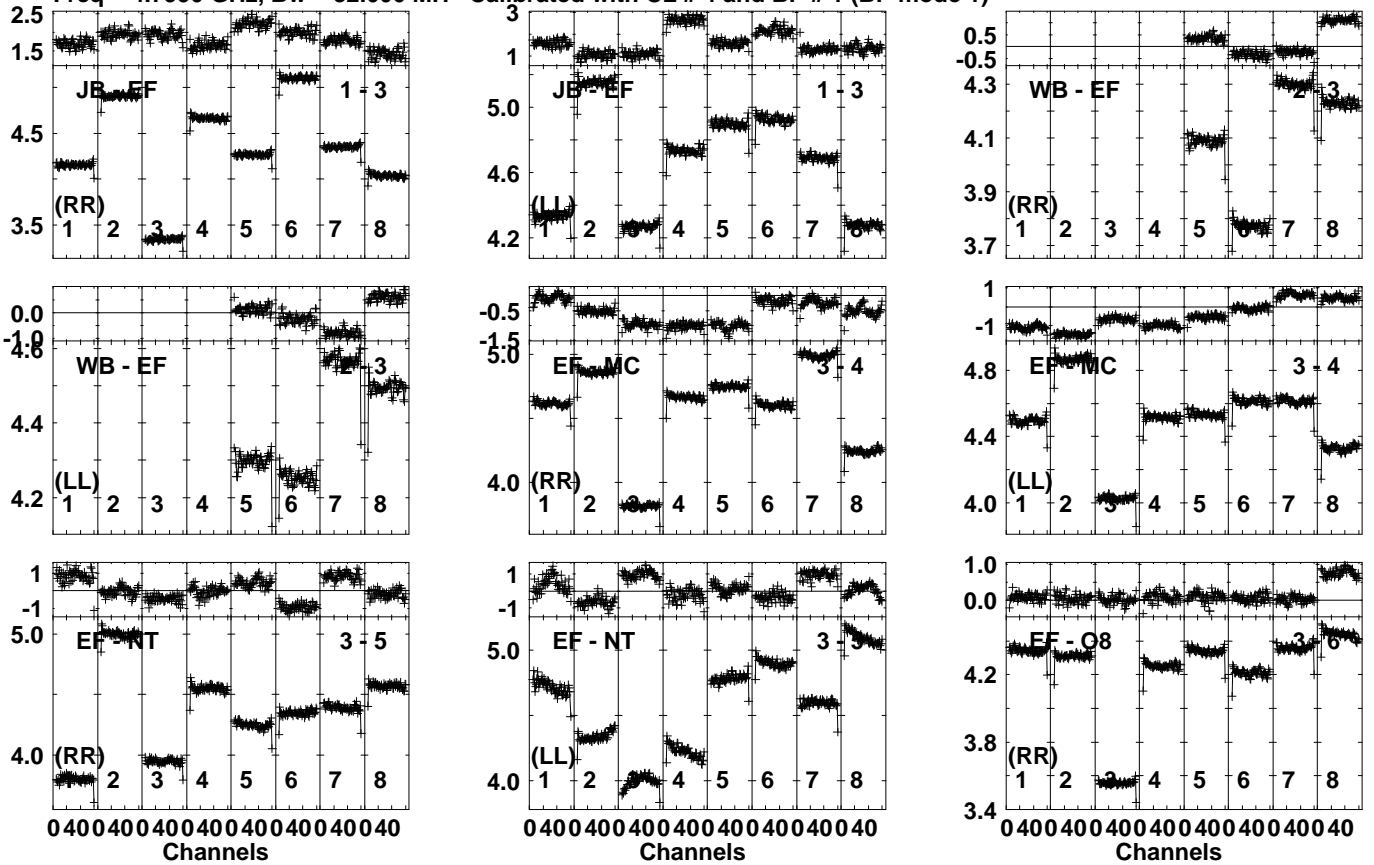


Lower frame: Milli Ampl Jy Top frame: Phas deg
Vector averaged cross-power spectrum Several baselines displayed
Timerange: 00/04:56:20 to 00/05:01:18

Plot file version 51 created 27-MAR-2023 17:38:48

OJ287 EB092A.UVDATA.1

Freq = 4.7990 GHz, Bw = 32.000 MH Calibrated with CL # 4 and BP # 1 (BP mode 1)

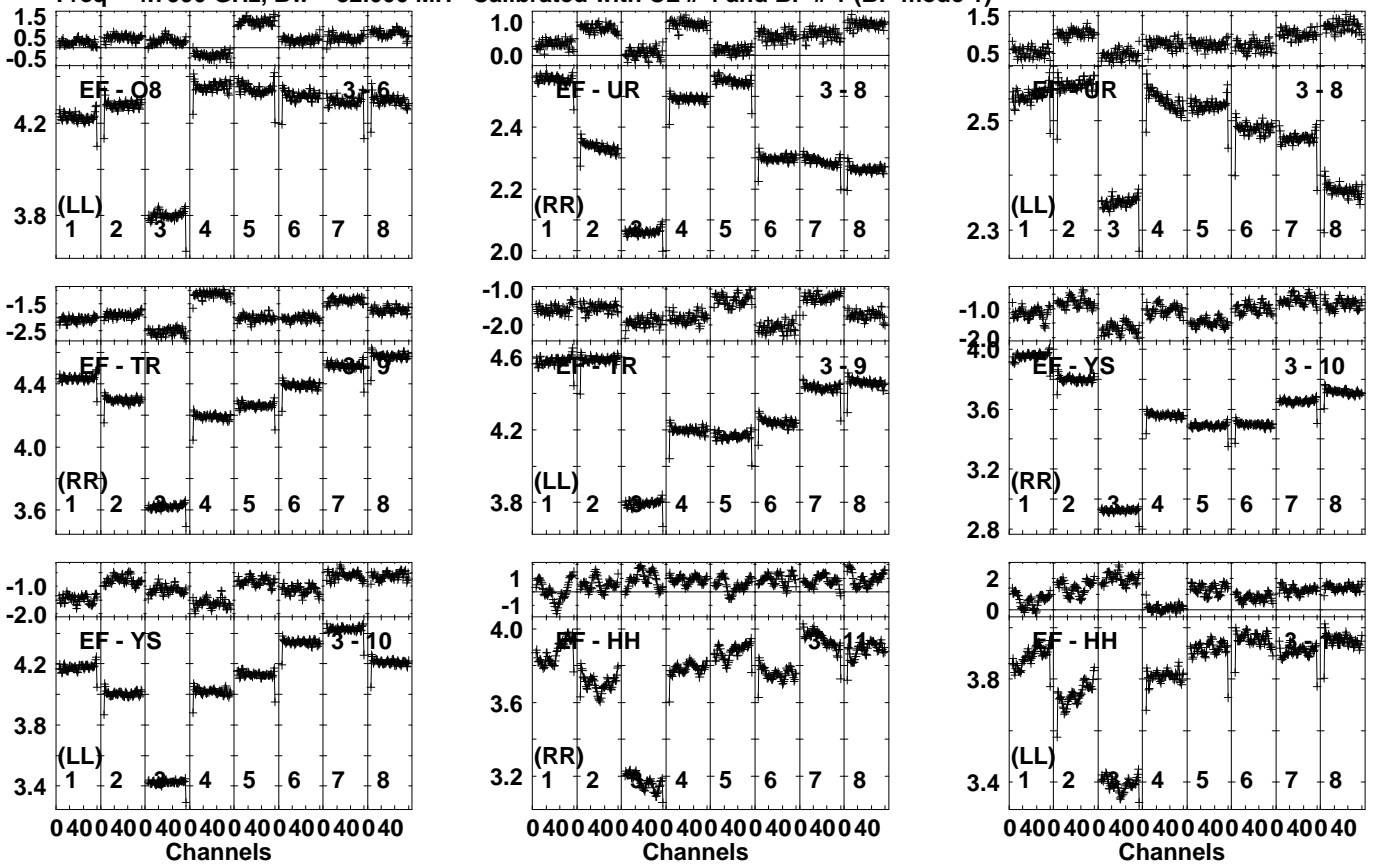


Lower frame: Ampl Jy Top frame: Phas deg
 Vector averaged cross-power spectrum Several baselines displayed
 Timerange: 00/05:06:22 to 00/05:11:20

Plot file version 52 created 27-MAR-2023 17:38:48

OJ287 EB092A.UVDATA.1

Freq = 4.7990 GHz, Bw = 32.000 MH Calibrated with CL # 4 and BP # 1 (BP mode 1)

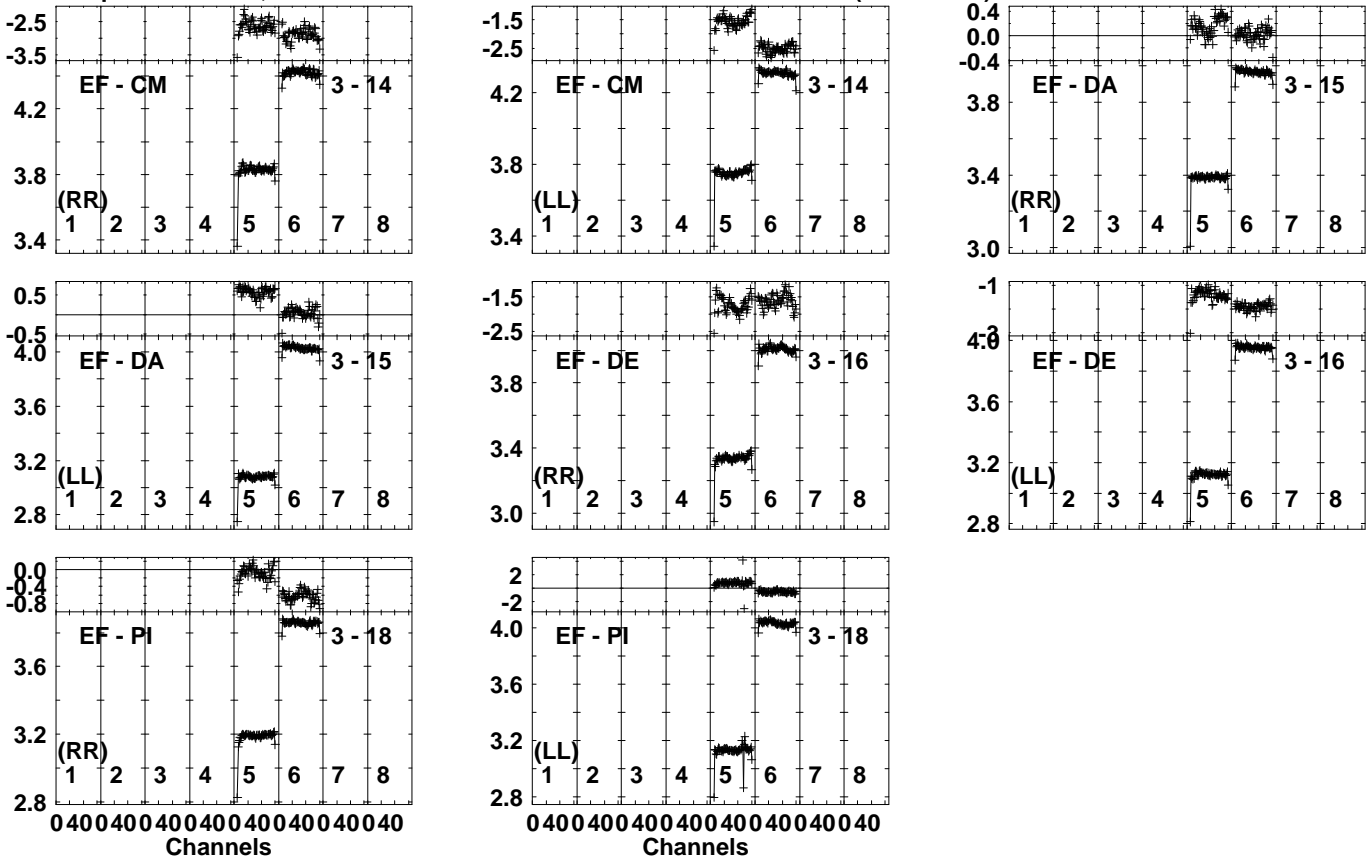


Lower frame: Ampl Jy Top frame: Phas deg
Vector averaged cross-power spectrum Several baselines displayed
Timerange: 00/05:06:22 to 00/05:11:20

Plot file version 53 created 27-MAR-2023 17:38:49

OJ287 EB092A.UVDATA.1

Freq = 4.7990 GHz, Bw = 32.000 MH Calibrated with CL # 4 and BP # 1 (BP mode 1)

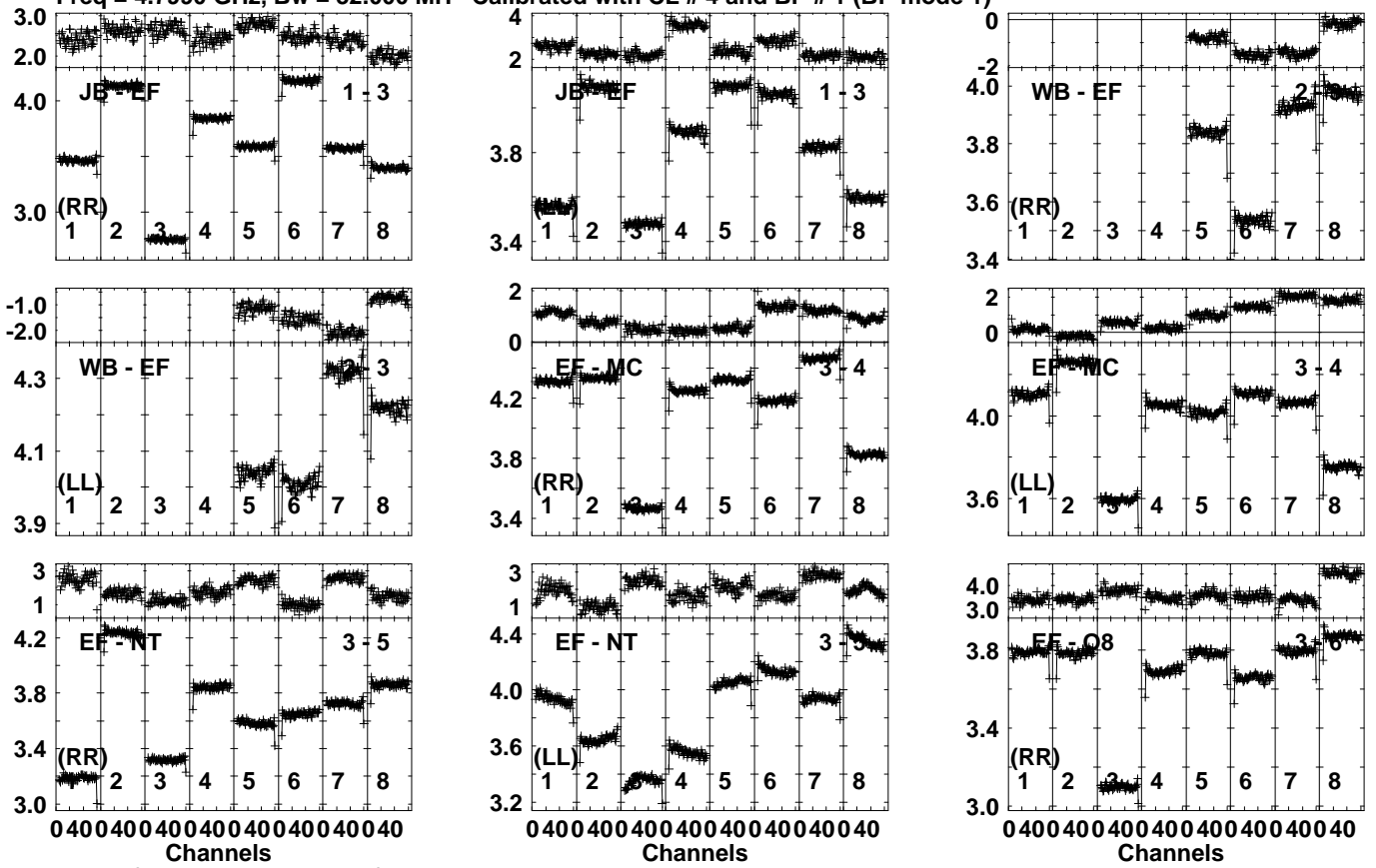


Lower frame: Ampl Jy Top frame: Phas deg
Vector averaged cross-power spectrum Several baselines displayed
Timerange: 00/05:06:22 to 00/05:11:20

Plot file version 54 created 27-MAR-2023 17:38:50

1055+018 EB092A.UVDATA.1

Freq = 4.7990 GHz, Bw = 32.000 MH Calibrated with CL # 4 and BP # 1 (BP mode 1)

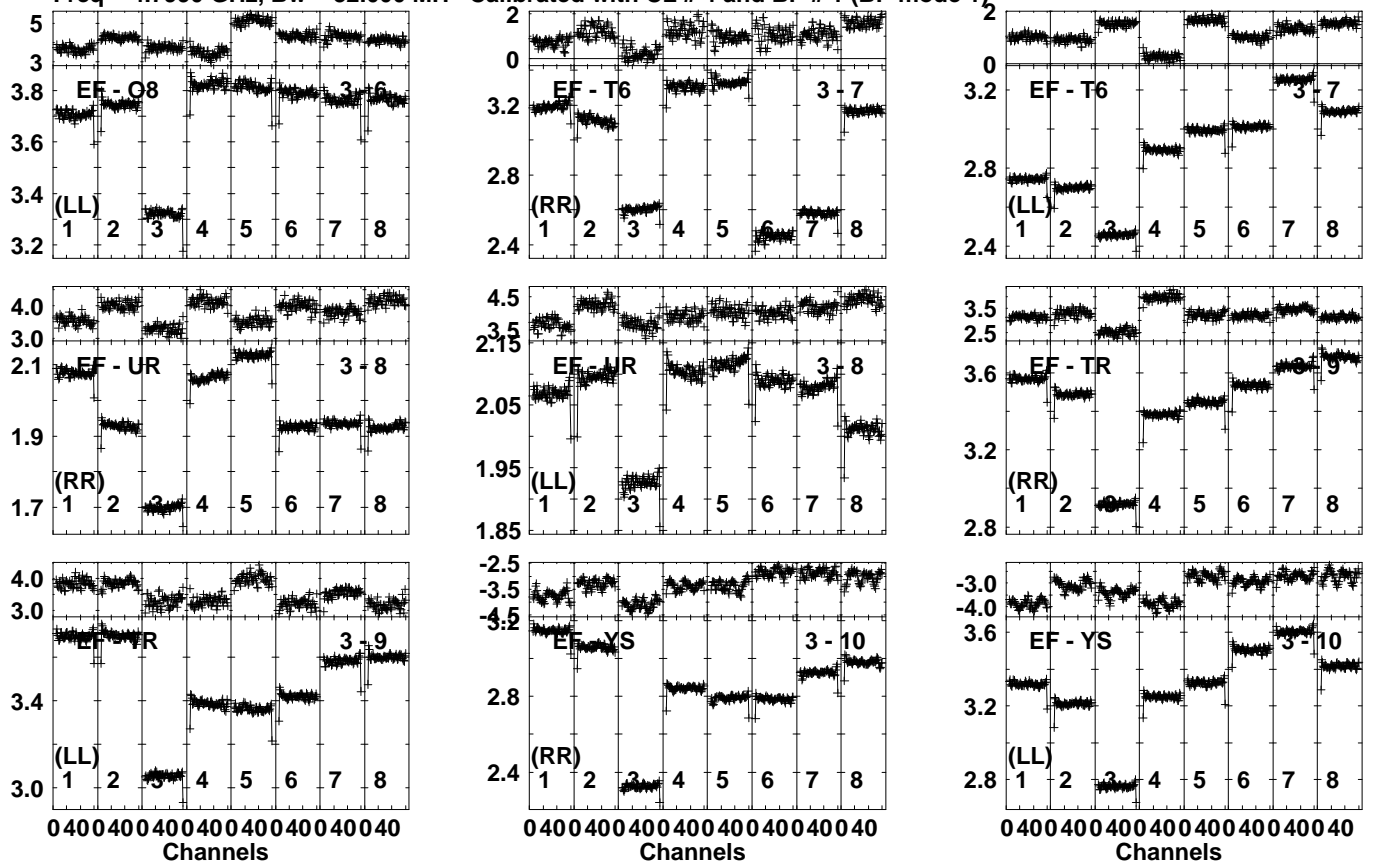


Lower frame: Ampl Jy Top frame: Phas deg
Vector averaged cross-power spectrum Several baselines displayed
Timerange: 00/05:13:50 to 00/05:18:48

Plot file version 55 created 27-MAR-2023 17:38:50

1055+018 EB092A.UVDATA.1

Freq = 4.7990 GHz, Bw = 32.000 MH Calibrated with CL # 4 and BP # 1 (BP mode 1)

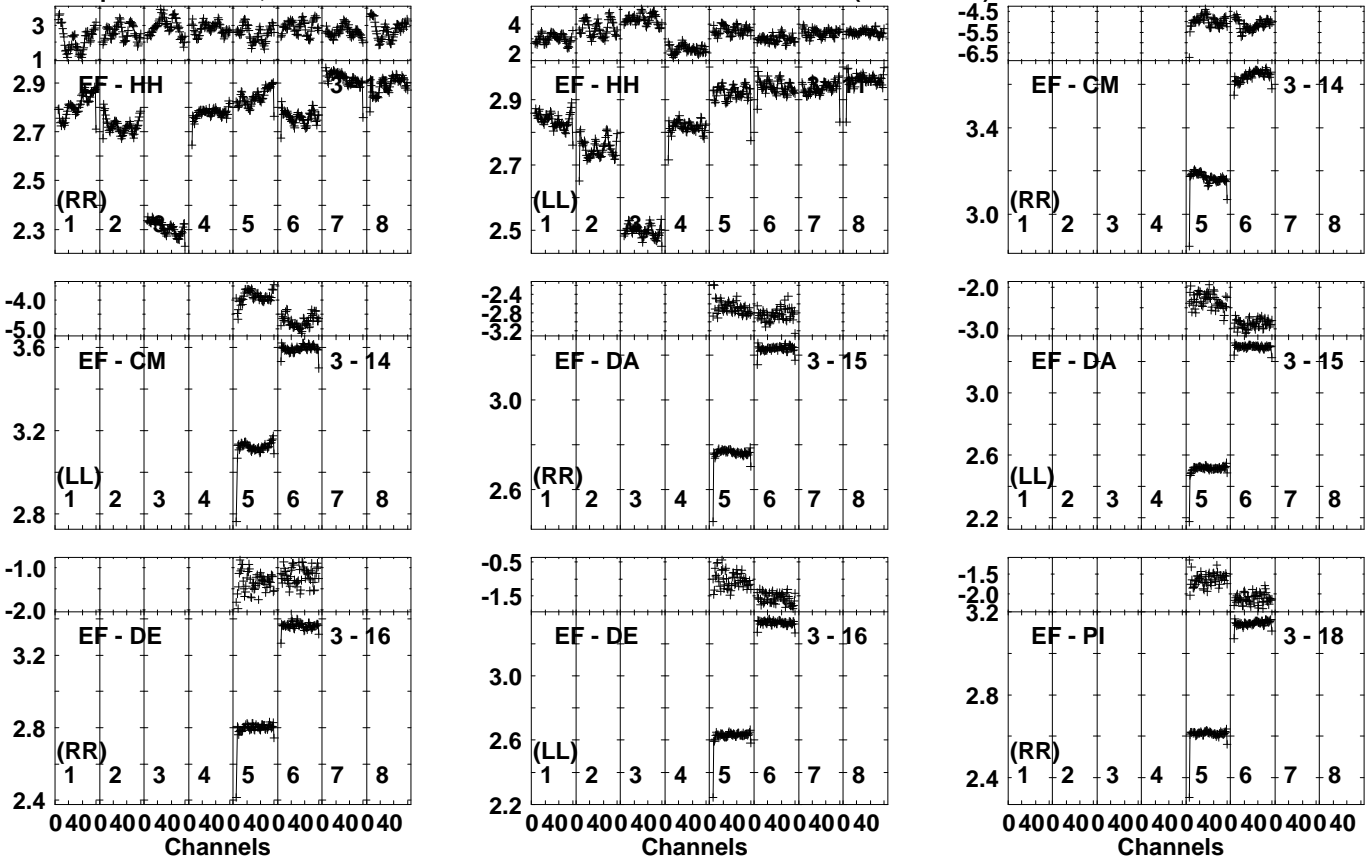


Lower frame: Ampl Jy Top frame: Phas deg
Vector averaged cross-power spectrum Several baselines displayed
Timerange: 00/05:13:50 to 00/05:18:48

Plot file version 56 created 27-MAR-2023 17:38:51

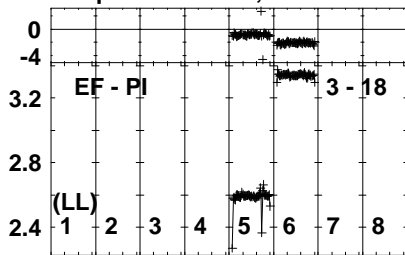
1055+018 EB092A.UVDATA.1

Freq = 4.7990 GHz, Bw = 32.000 MH Calibrated with CL # 4 and BP # 1 (BP mode 1)



Lower frame: Ampl Jy Top frame: Phas deg
Vector averaged cross-power spectrum Several baselines displayed
Timerange: 00/05:13:50 to 00/05:18:48

Plot file version 57 created 27-MAR-2023 17:38:51
1055+018 EB092A.UVDATA.1
Freq = 4.7990 GHz, Bw = 32.000 MH Calibrated with CL # 4 and BP # 1 (BP mode 1)

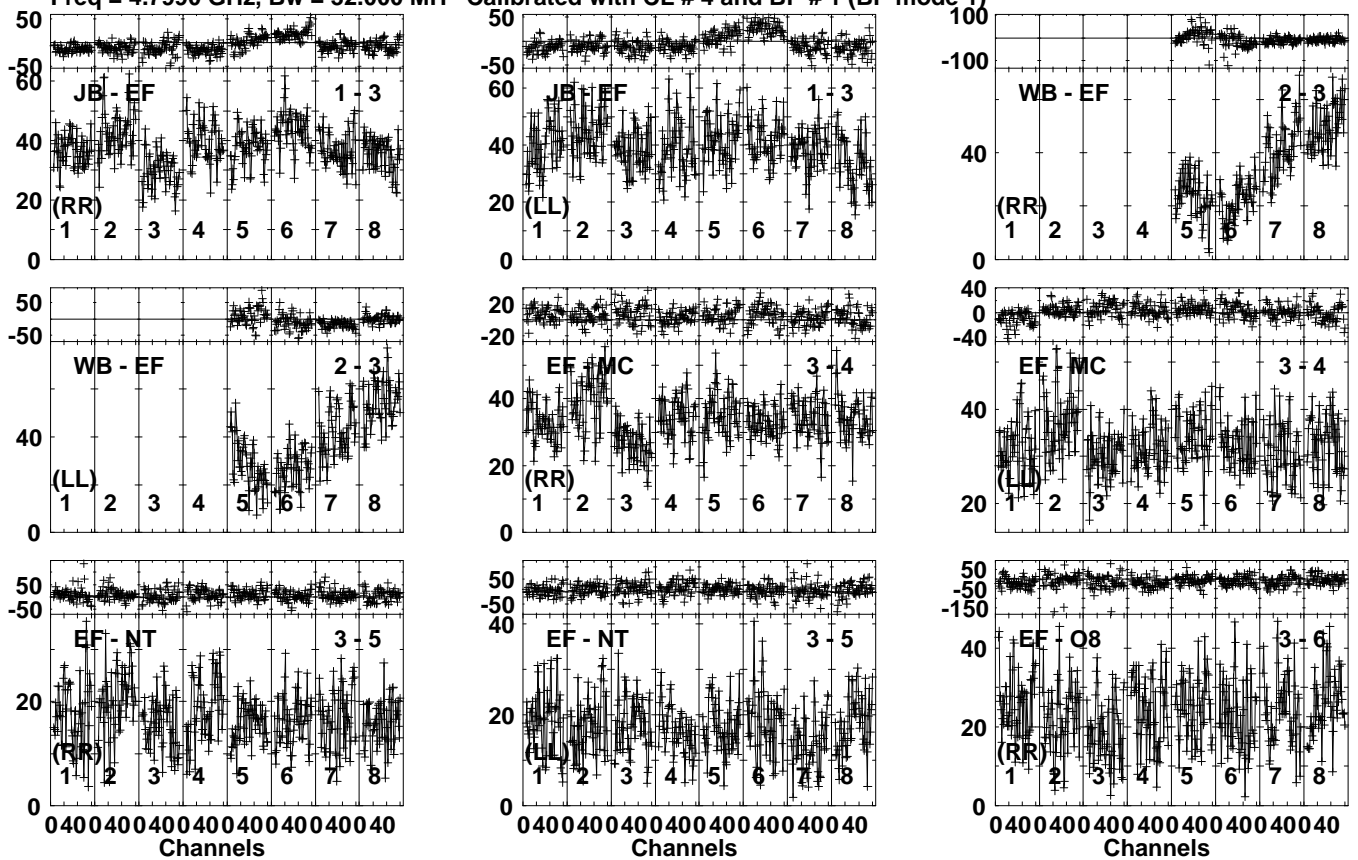


Lower frame: Ampl Jy Top frame: Phas deg
Vector averaged cross-power spectrum Several baselines displayed
Timerange: 00/05:13:50 to 00/05:18:48

Plot file version 58 created 27-MAR-2023 17:38:51

J1352 EB092A.UVDATA.1

Freq = 4.7990 GHz, Bw = 32.000 MH Calibrated with CL # 4 and BP # 1 (BP mode 1)

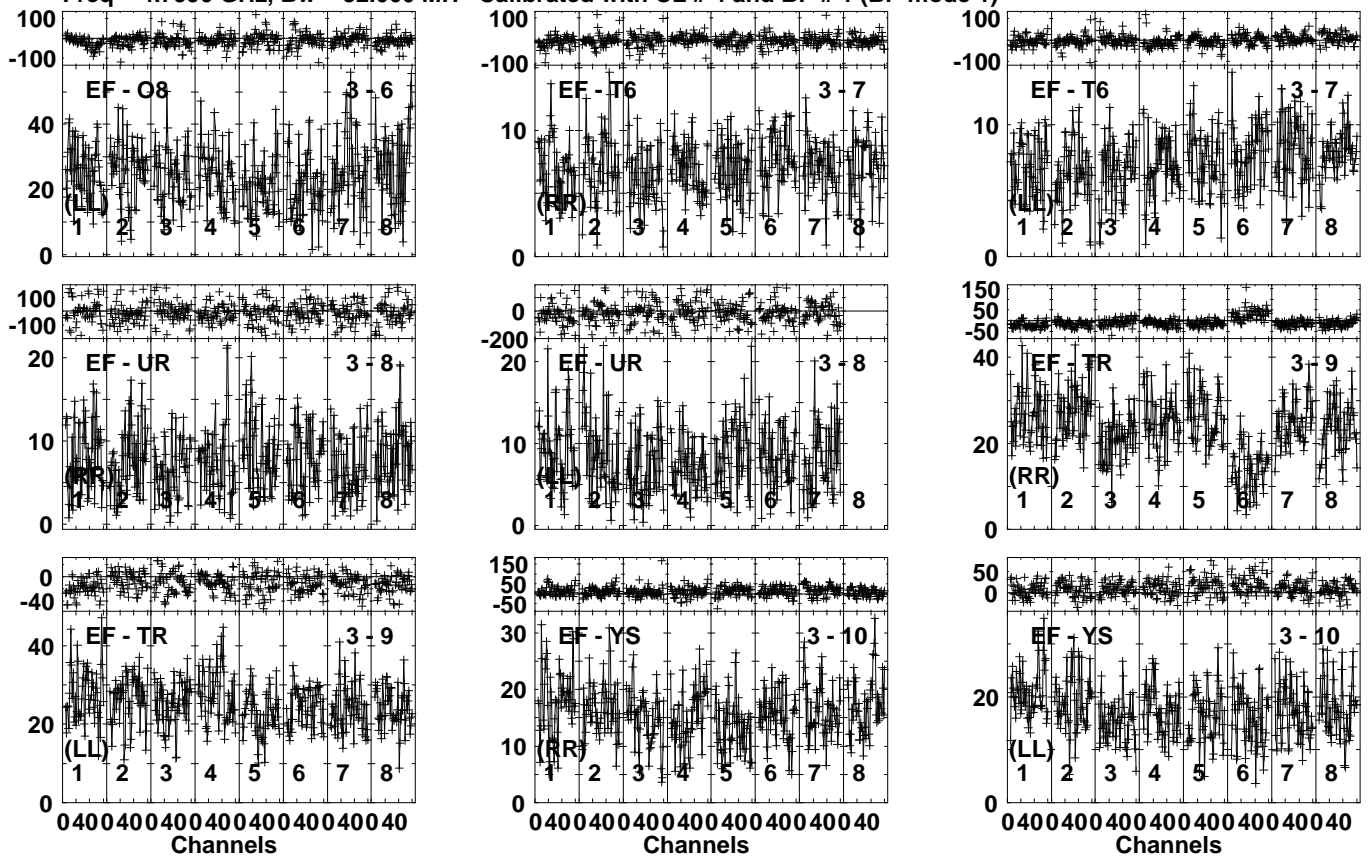


Lower frame: Milli Ampl Jy Top frame: Phas deg
Vector averaged cross-power spectrum Several baselines displayed
Timerange: 00/05:26:50 to 00/05:29:48

Plot file version 59 created 27-MAR-2023 17:38:52

J1352 EB092A.UVDATA.1

Freq = 4.7990 GHz, Bw = 32.000 MH Calibrated with CL # 4 and BP # 1 (BP mode 1)

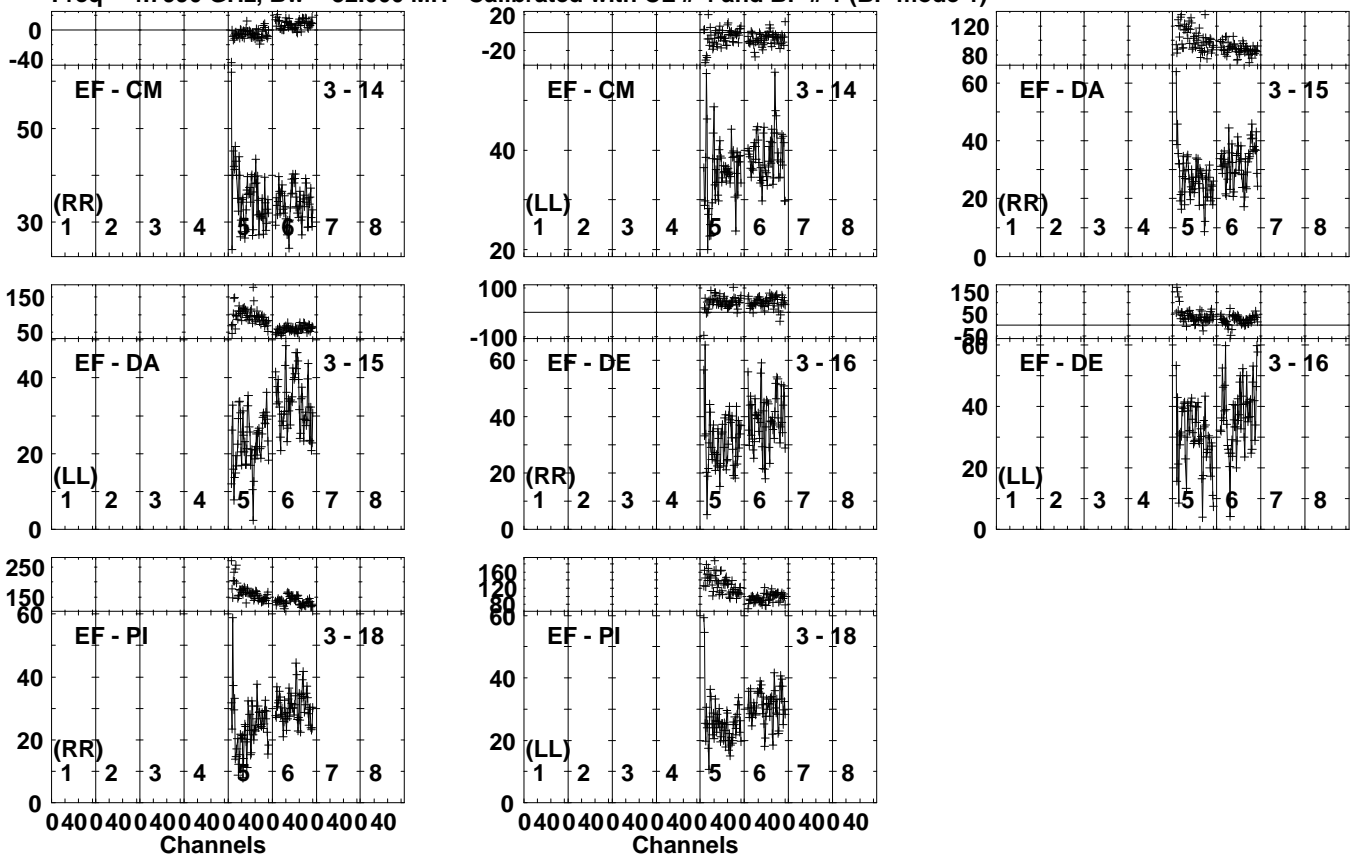


Lower frame: Milli Ampl Jy Top frame: Phas deg
Vector averaged cross-power spectrum Several baselines displayed
Timerange: 00/05:26:50 to 00/05:29:48

Plot file version 60 created 27-MAR-2023 17:38:52

J1352 EB092A.UVDATA.1

Freq = 4.7990 GHz, Bw = 32.000 MH Calibrated with CL # 4 and BP # 1 (BP mode 1)

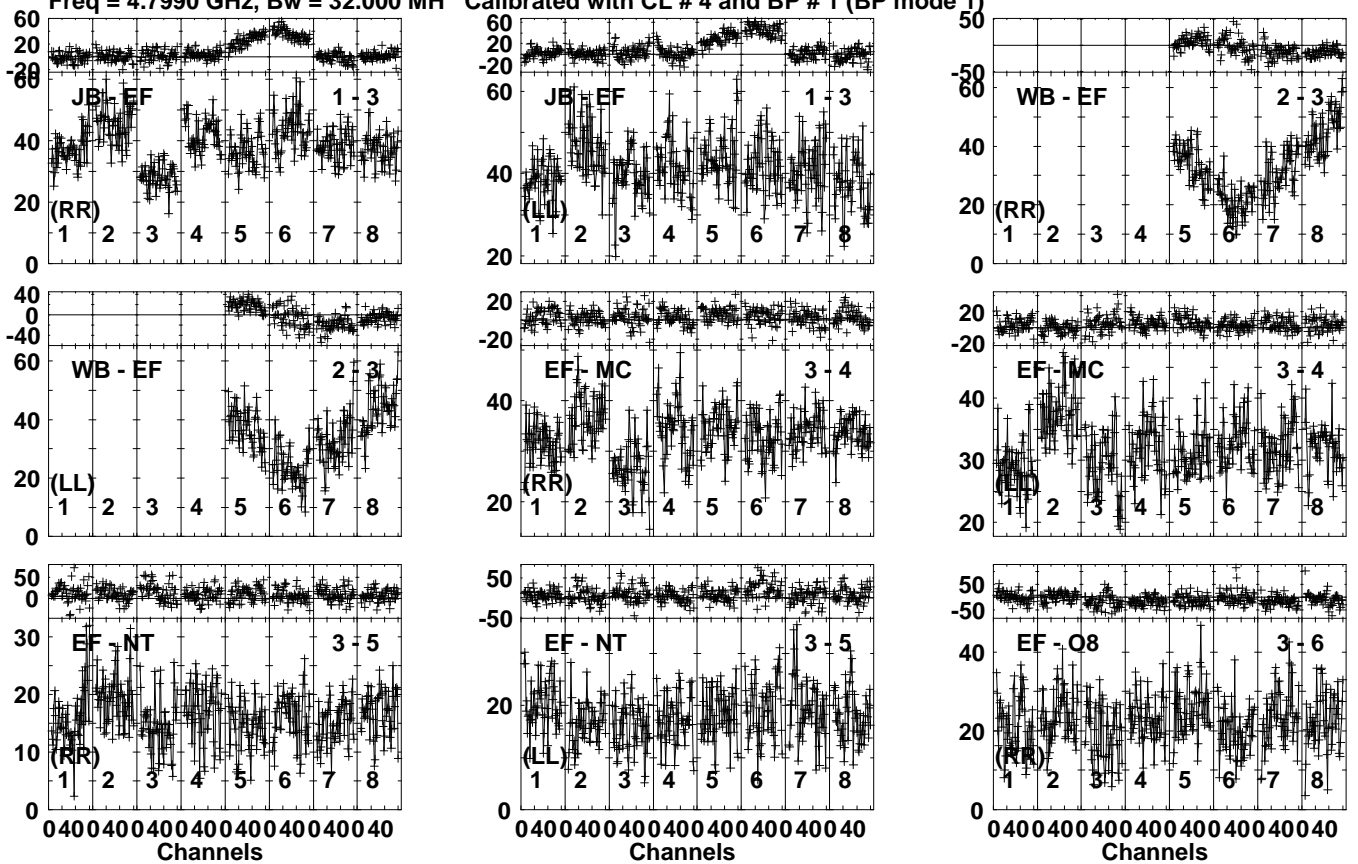


Lower frame: Milli Ampl Jy Top frame: Phas deg
Vector averaged cross-power spectrum Several baselines displayed
Timerange: 00/05:26:50 to 00/05:29:48

Plot file version 61 created 27-MAR-2023 17:38:53

J1352 EB092A.UVDATA.1

Freq = 4.7990 GHz, Bw = 32.000 MH Calibrated with CL # 4 and BP # 1 (BP mode 1)

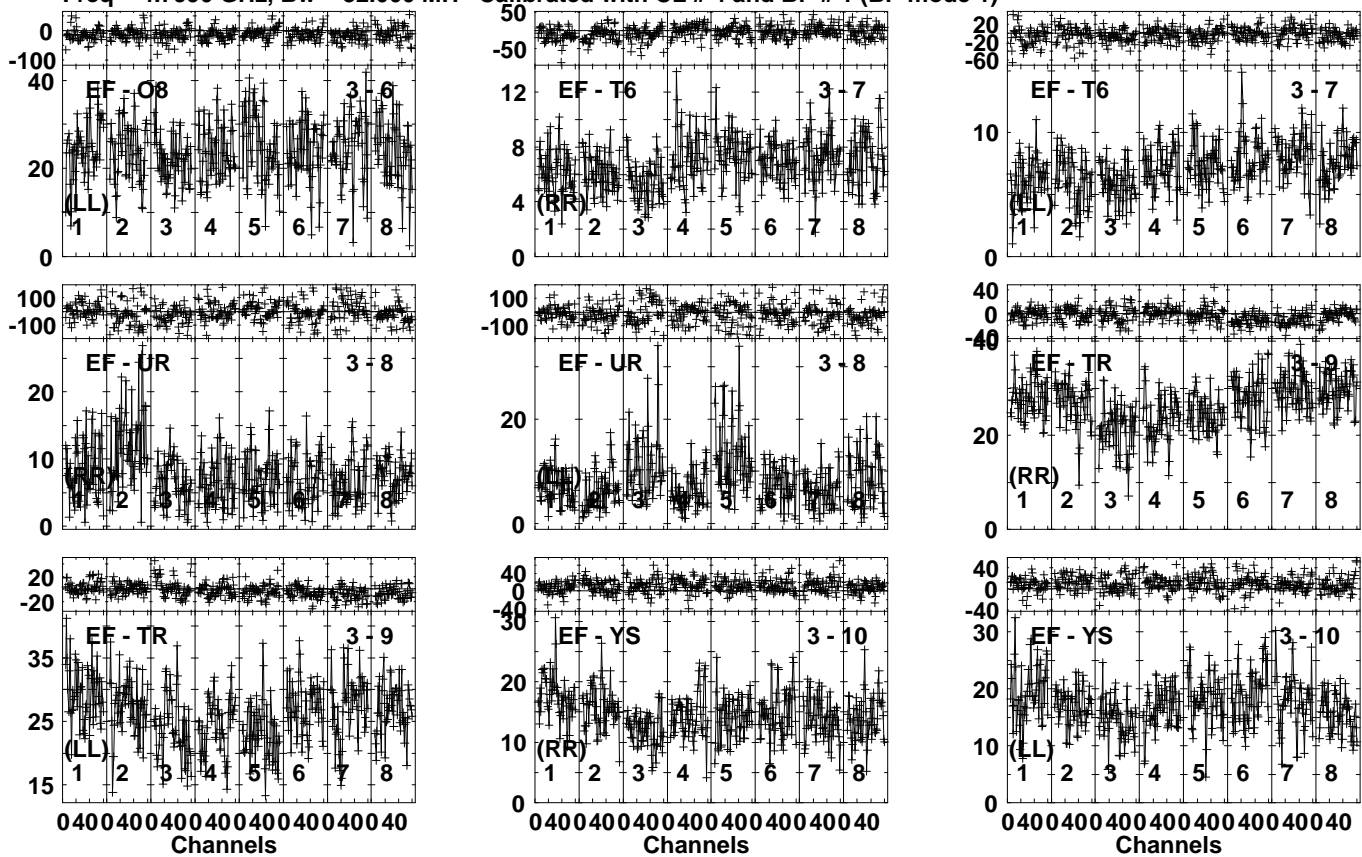


Lower frame: Milli Ampl Jy Top frame: Phas deg
Vector averaged cross-power spectrum Several baselines displayed
Timerange: 00/05:30:20 to 00/05:35:18

Plot file version 62 created 27-MAR-2023 17:38:53

J1352 EB092A.UVDATA.1

Freq = 4.7990 GHz, Bw = 32.000 MH Calibrated with CL # 4 and BP # 1 (BP mode 1)

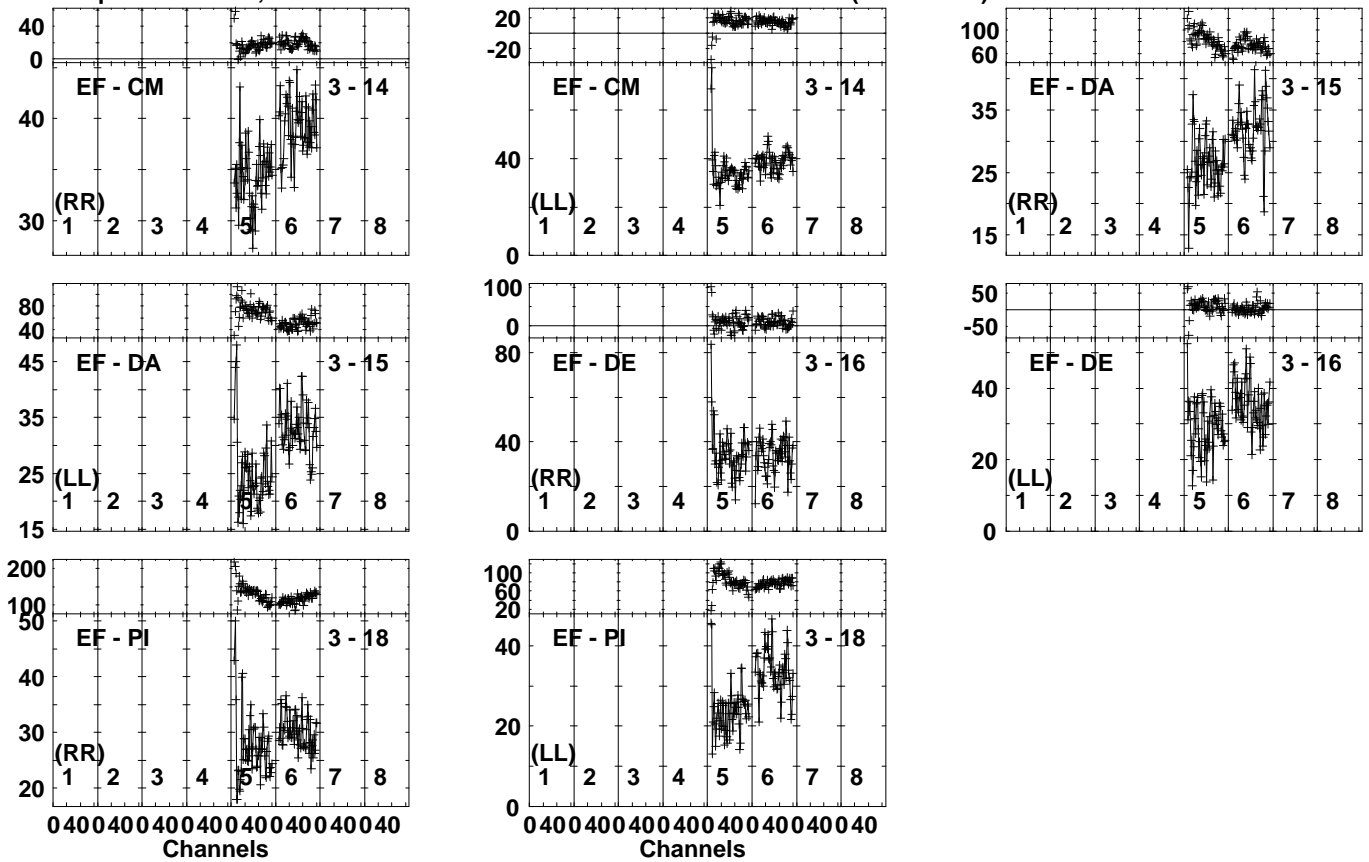


Lower frame: Milli Ampl Jy Top frame: Phas deg
Vector averaged cross-power spectrum Several baselines displayed
Timerange: 00/05:30:20 to 00/05:35:18

Plot file version 63 created 27-MAR-2023 17:38:54

J1352 EB092A.UVDATA.1

Freq = 4.7990 GHz, Bw = 32.000 MH Calibrated with CL # 4 and BP # 1 (BP mode 1)

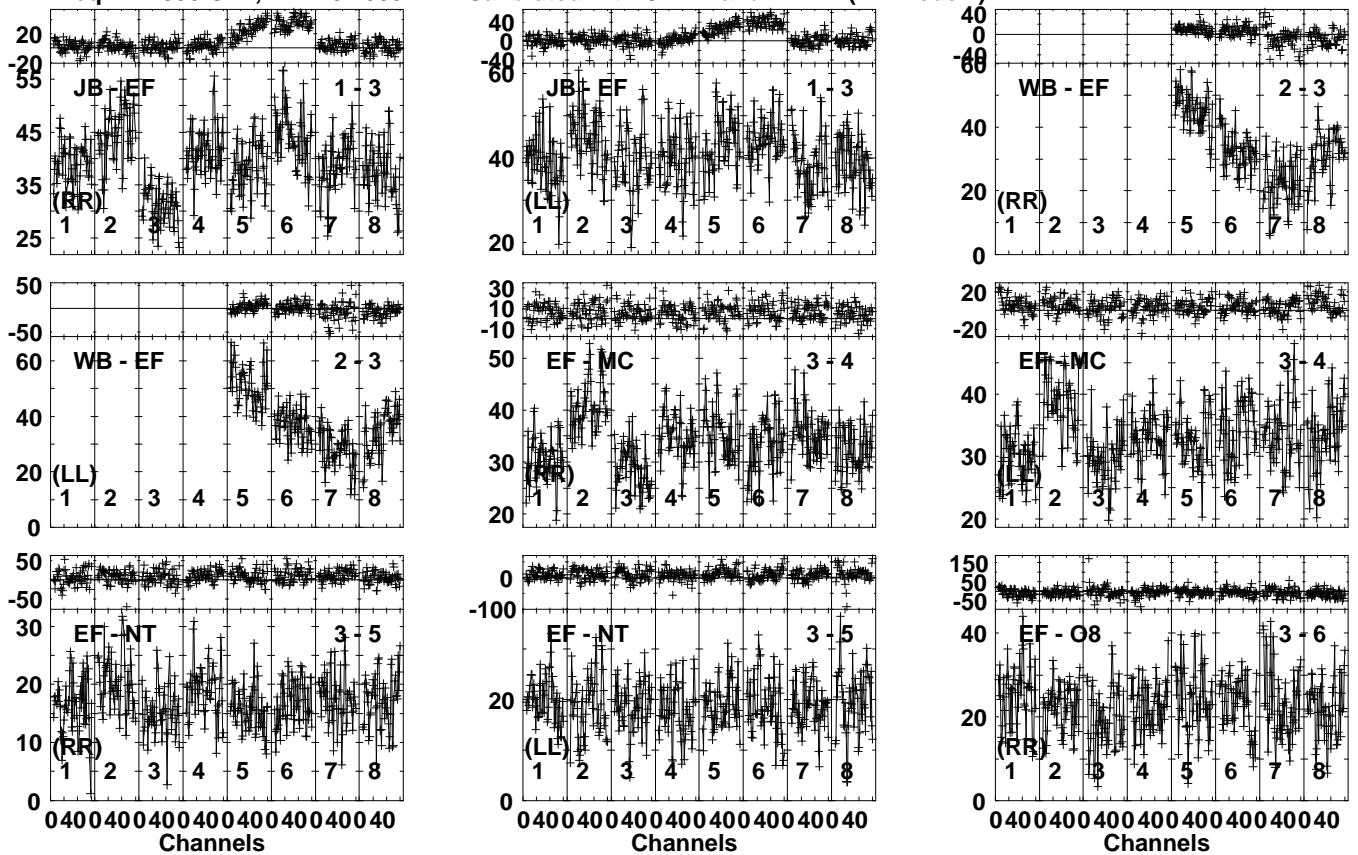


Lower frame: Milli Ampl Jy Top frame: Phas deg
Vector averaged cross-power spectrum Several baselines displayed
Timerange: 00/05:30:20 to 00/05:35:18

Plot file version 64 created 27-MAR-2023 17:38:55

J1352 EB092A.UVDATA.1

Freq = 4.7990 GHz, Bw = 32.000 MH Calibrated with CL # 4 and BP # 1 (BP mode 1)

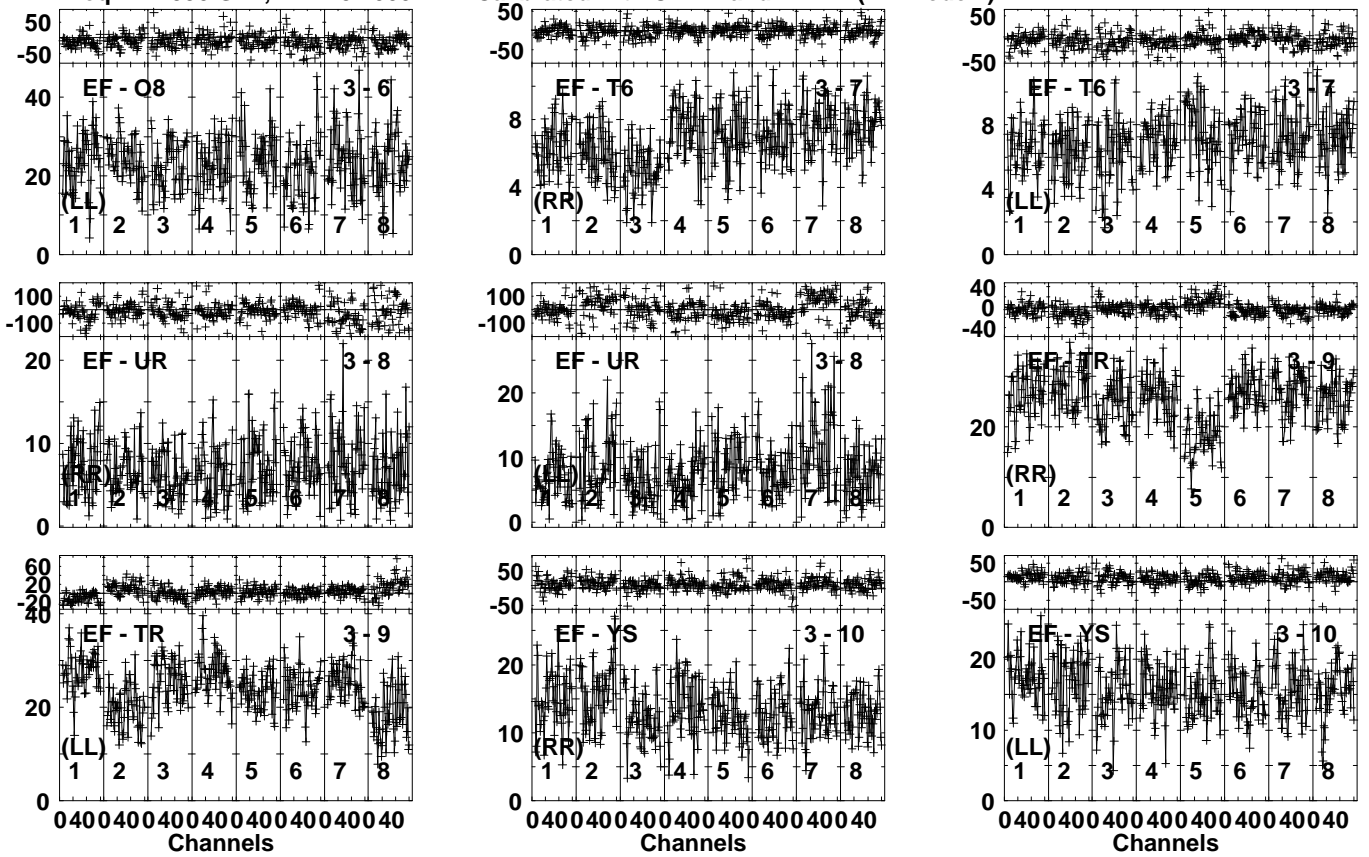


Lower frame: Milli Ampl Jy Top frame: Phas deg
Vector averaged cross-power spectrum Several baselines displayed
Timerange: 00/05:35:50 to 00/05:40:48

Plot file version 65 created 27-MAR-2023 17:38:55

J1352 EB092A.UVDATA.1

Freq = 4.7990 GHz, Bw = 32.000 MH Calibrated with CL # 4 and BP # 1 (BP mode 1)

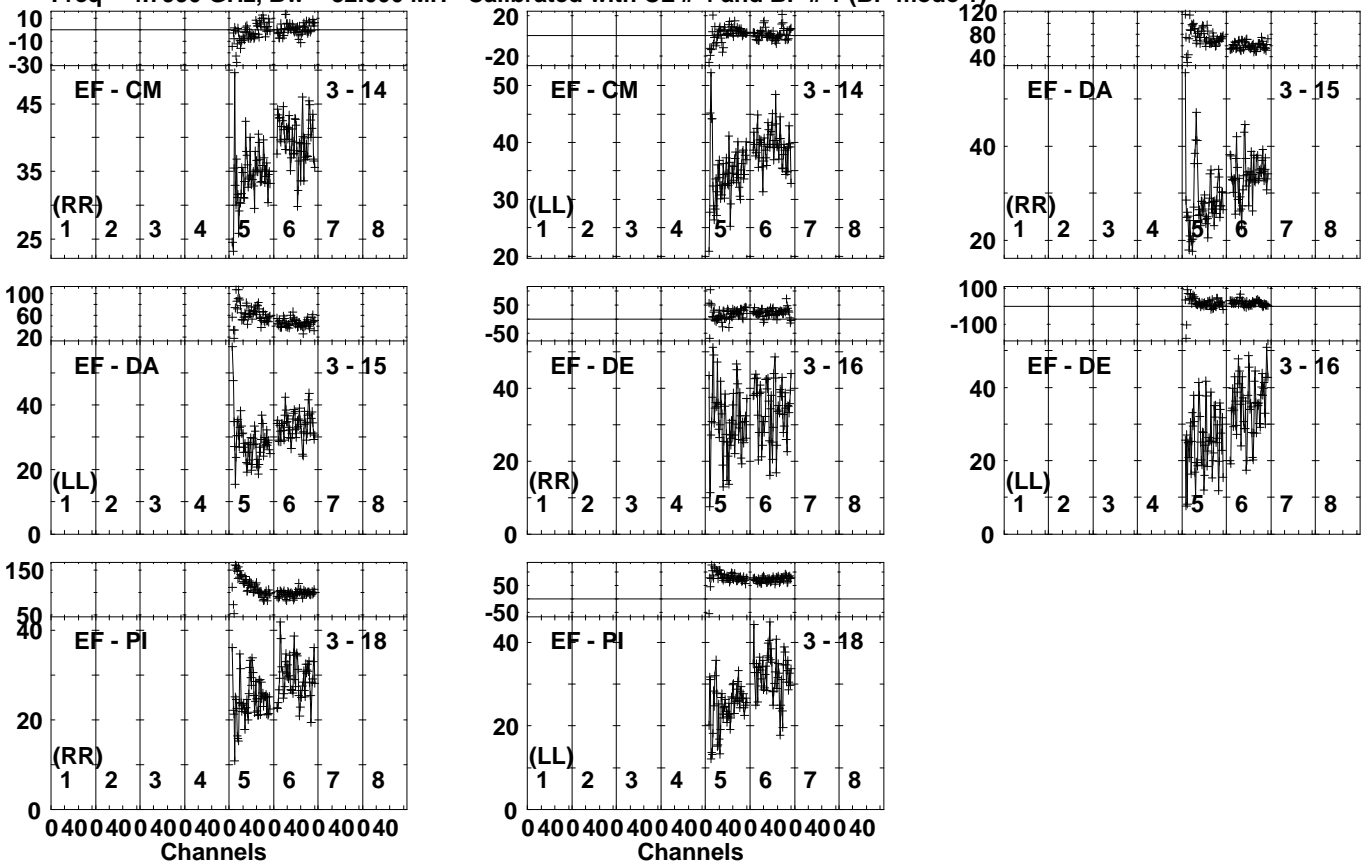


Lower frame: Milli Ampl Jy Top frame: Phas deg
Vector averaged cross-power spectrum Several baselines displayed
Timerange: 00/05:35:50 to 00/05:40:48

Plot file version 66 created 27-MAR-2023 17:38:56

J1352 EB092A.UVDATA.1

Freq = 4.7990 GHz, Bw = 32.000 MH Calibrated with CL # 4 and BP # 1 (BP mode 1)

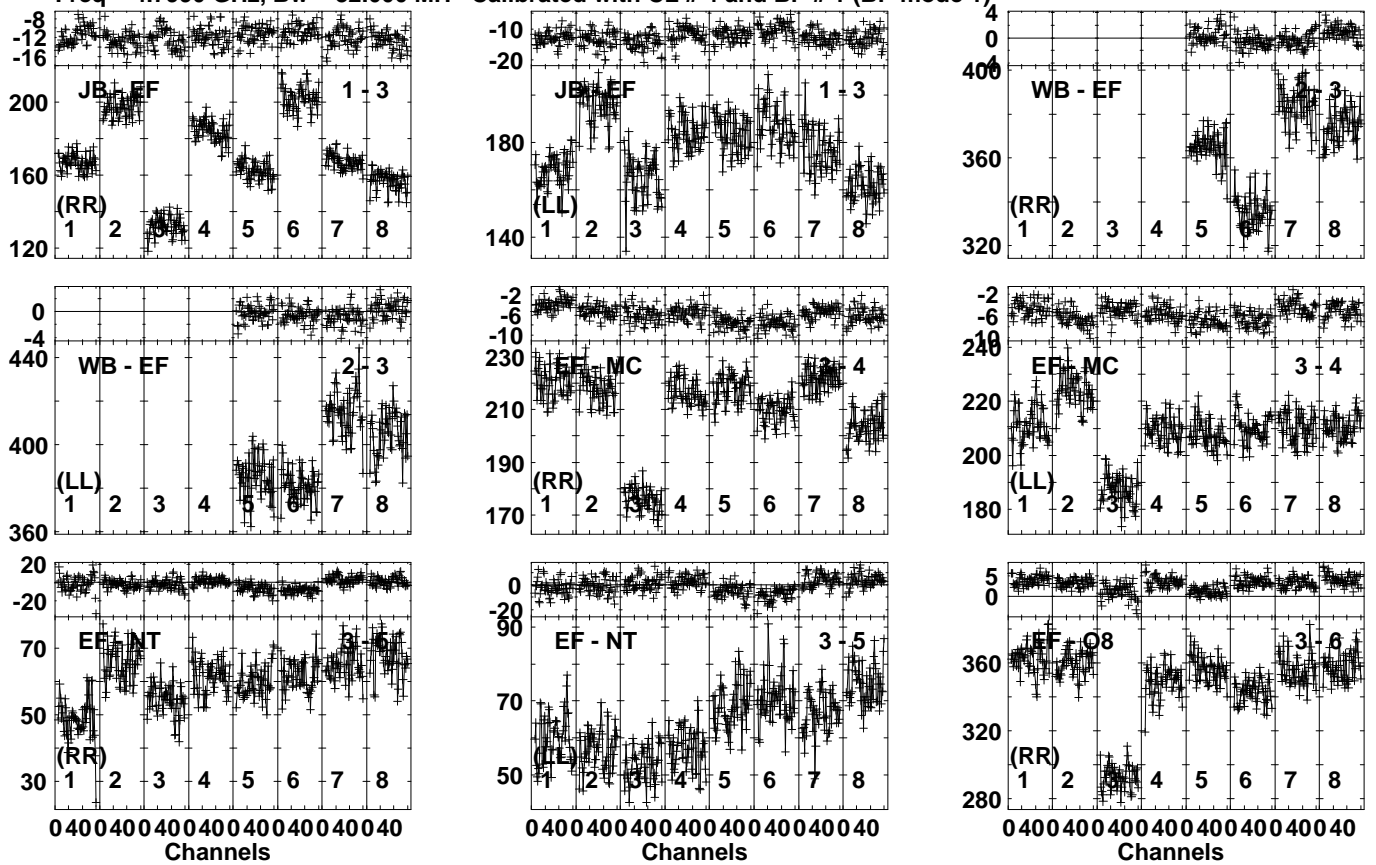


Lower frame: Milli Ampl Jy Top frame: Phas deg
Vector averaged cross-power spectrum Several baselines displayed
Timerange: 00/05:35:50 to 00/05:40:48

Plot file version 67 created 27-MAR-2023 17:38:56

J1148 EB092A.UVDATA.1

Freq = 4.7990 GHz, Bw = 32.000 MH Calibrated with CL # 4 and BP # 1 (BP mode 1)

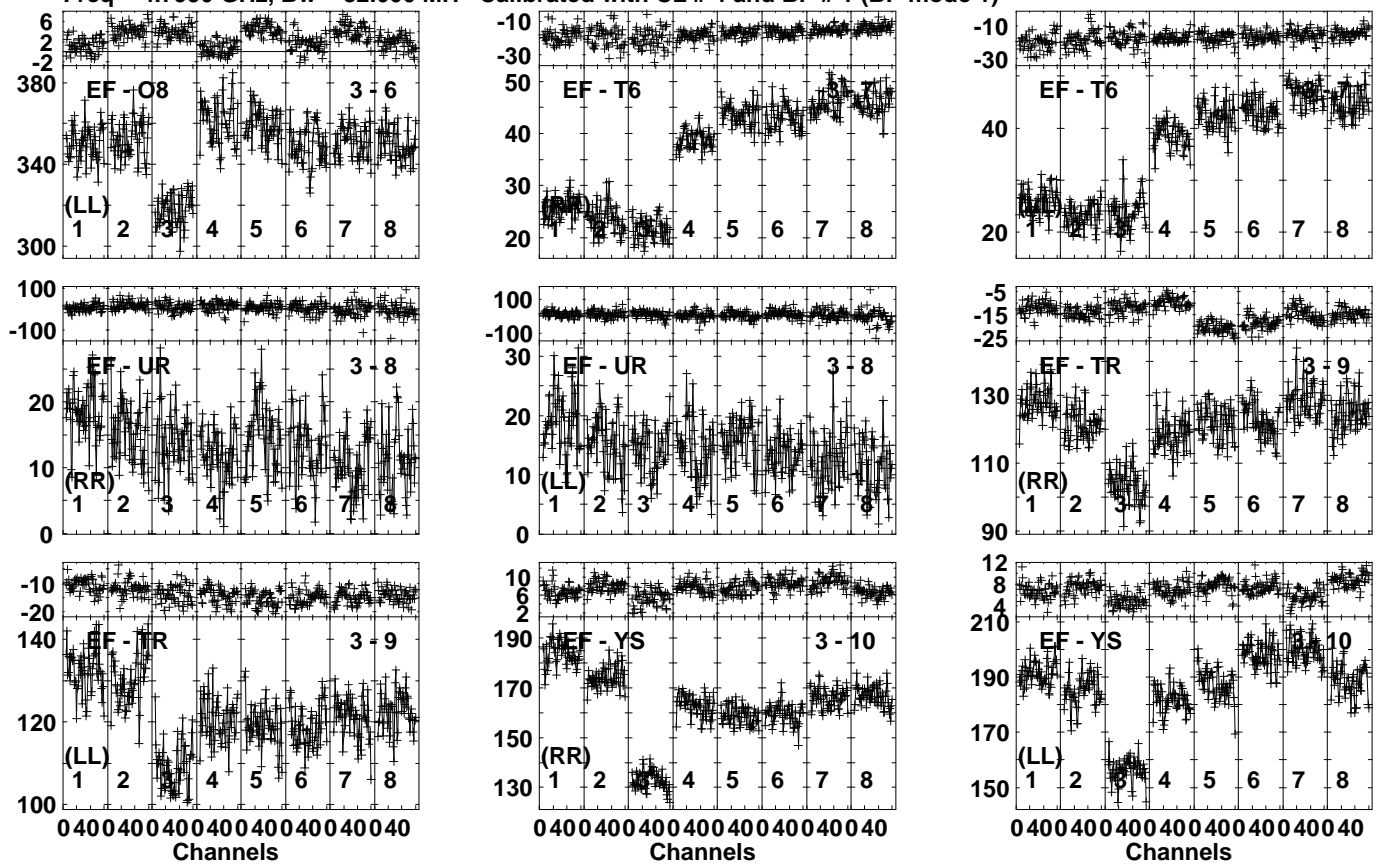


Lower frame: Milli Ampl Jy Top frame: Phas deg
Vector averaged cross-power spectrum Several baselines displayed
Timerange: 00/05:43:27 to 00/05:46:25

Plot file version 68 created 27-MAR-2023 17:38:57

J1148 EB092A.UVDATA.1

Freq = 4.7990 GHz, Bw = 32.000 MH Calibrated with CL # 4 and BP # 1 (BP mode 1)

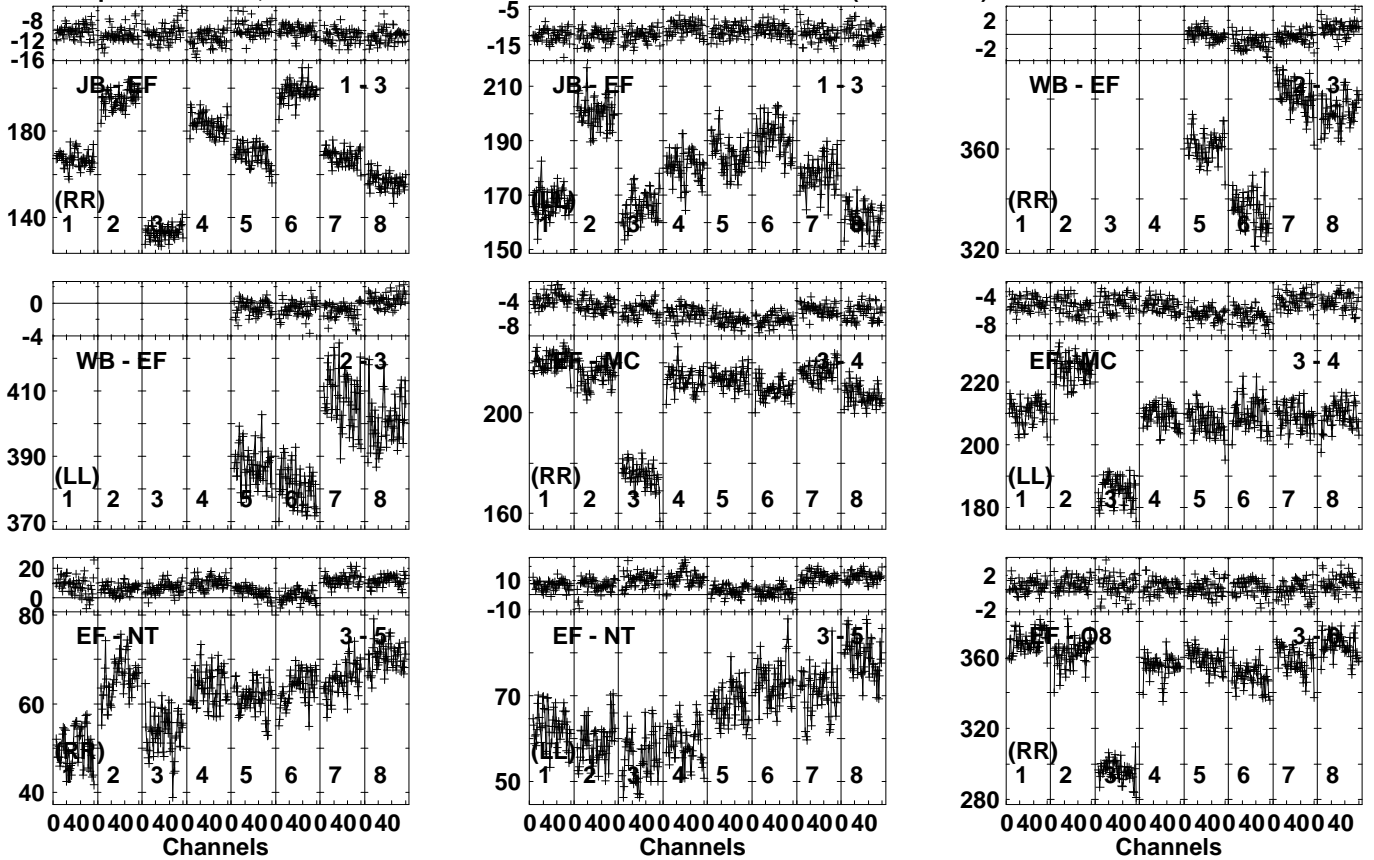


Lower frame: Milli Ampl Jy Top frame: Phas deg
Vector averaged cross-power spectrum Several baselines displayed
Timerange: 00/05:43:27 to 00/05:46:25

Plot file version 70 created 27-MAR-2023 17:38:58

J1148 EB092A.UVDATA.1

Freq = 4.7990 GHz, Bw = 32.000 MH Calibrated with CL # 4 and BP # 1 (BP mode 1)

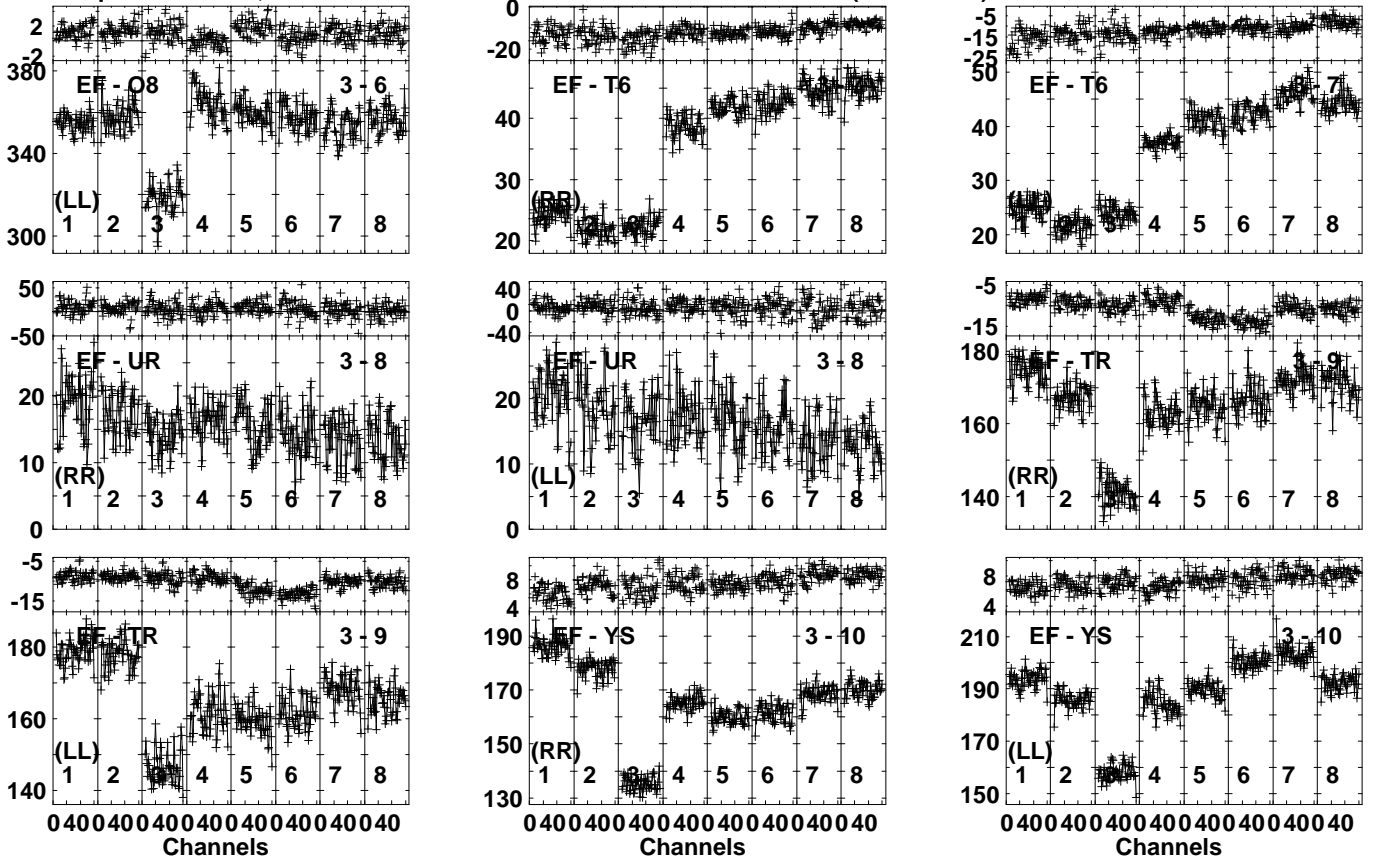


Lower frame: Milli Ampl Jy Top frame: Phas deg
 Vector averaged cross-power spectrum Several baselines displayed
 Timerange: 00/05:46:57 to 00/05:51:55

Plot file version 71 created 27-MAR-2023 17:38:58

J1148 EB092A.UVDATA.1

Freq = 4.7990 GHz, Bw = 32.000 MH Calibrated with CL # 4 and BP # 1 (BP mode 1)

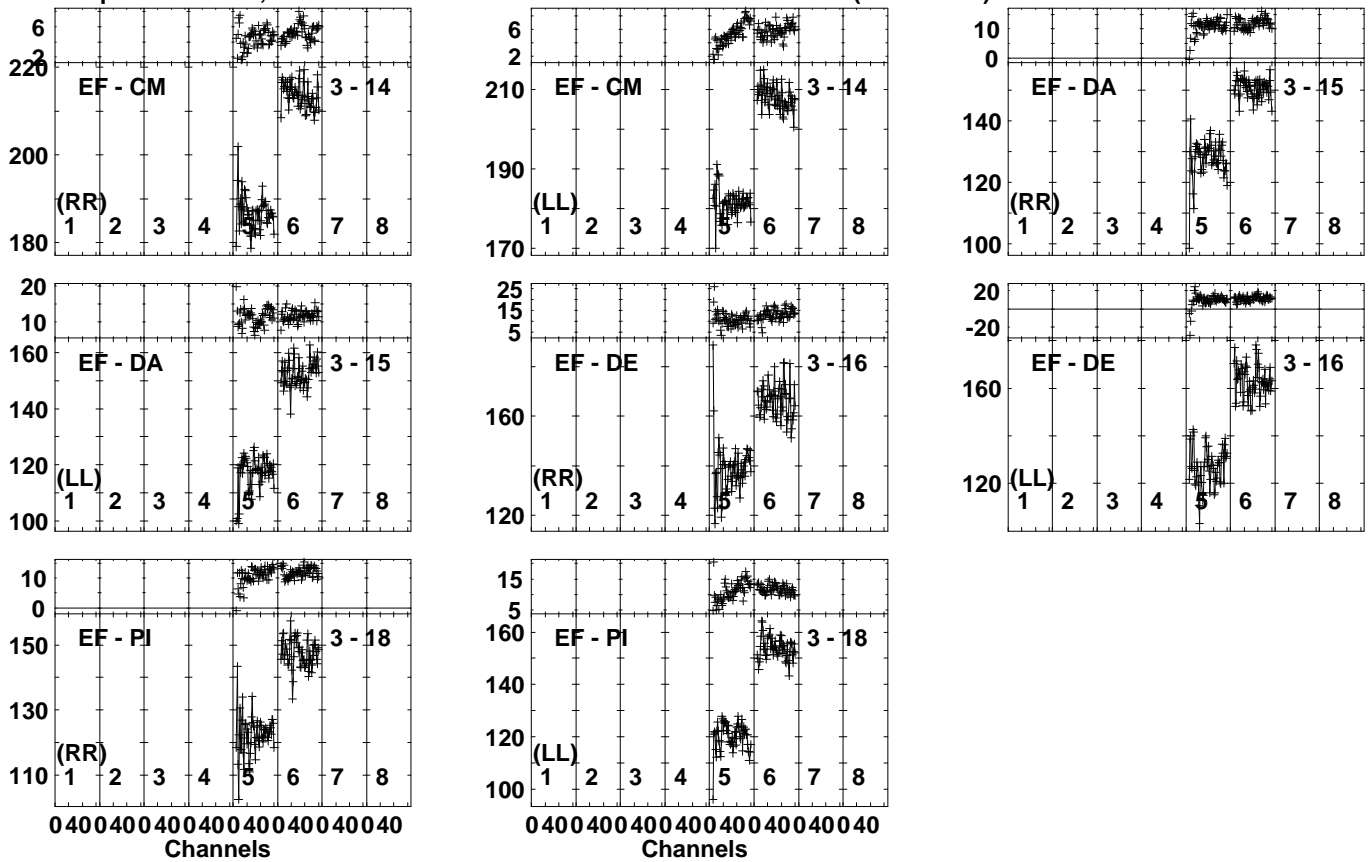


Lower frame: Milli Ampl Jy Top frame: Phas deg
Vector averaged cross-power spectrum Several baselines displayed
Timerange: 00/05:46:57 to 00/05:51:55

Plot file version 72 created 27-MAR-2023 17:38:59

J1148 EB092A.UVDATA.1

Freq = 4.7990 GHz, Bw = 32.000 MH Calibrated with CL # 4 and BP # 1 (BP mode 1)

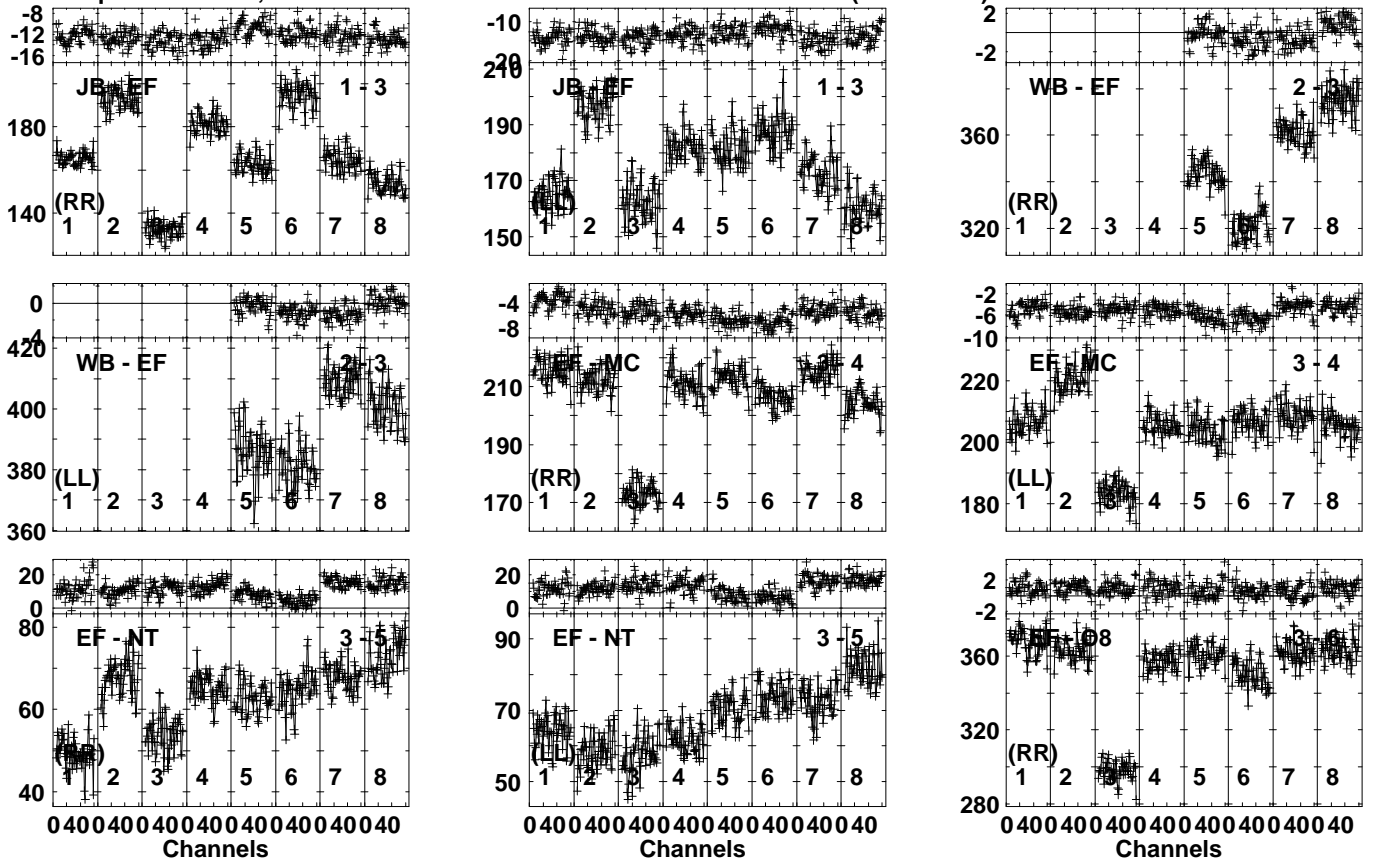


Lower frame: Milli Ampl Jy Top frame: Phas deg
Vector averaged cross-power spectrum Several baselines displayed
Timerange: 00/05:46:57 to 00/05:51:55

Plot file version 73 created 27-MAR-2023 17:39:00

J1148 EB092A.UVDATA.1

Freq = 4.7990 GHz, Bw = 32.000 MH Calibrated with CL # 4 and BP # 1 (BP mode 1)

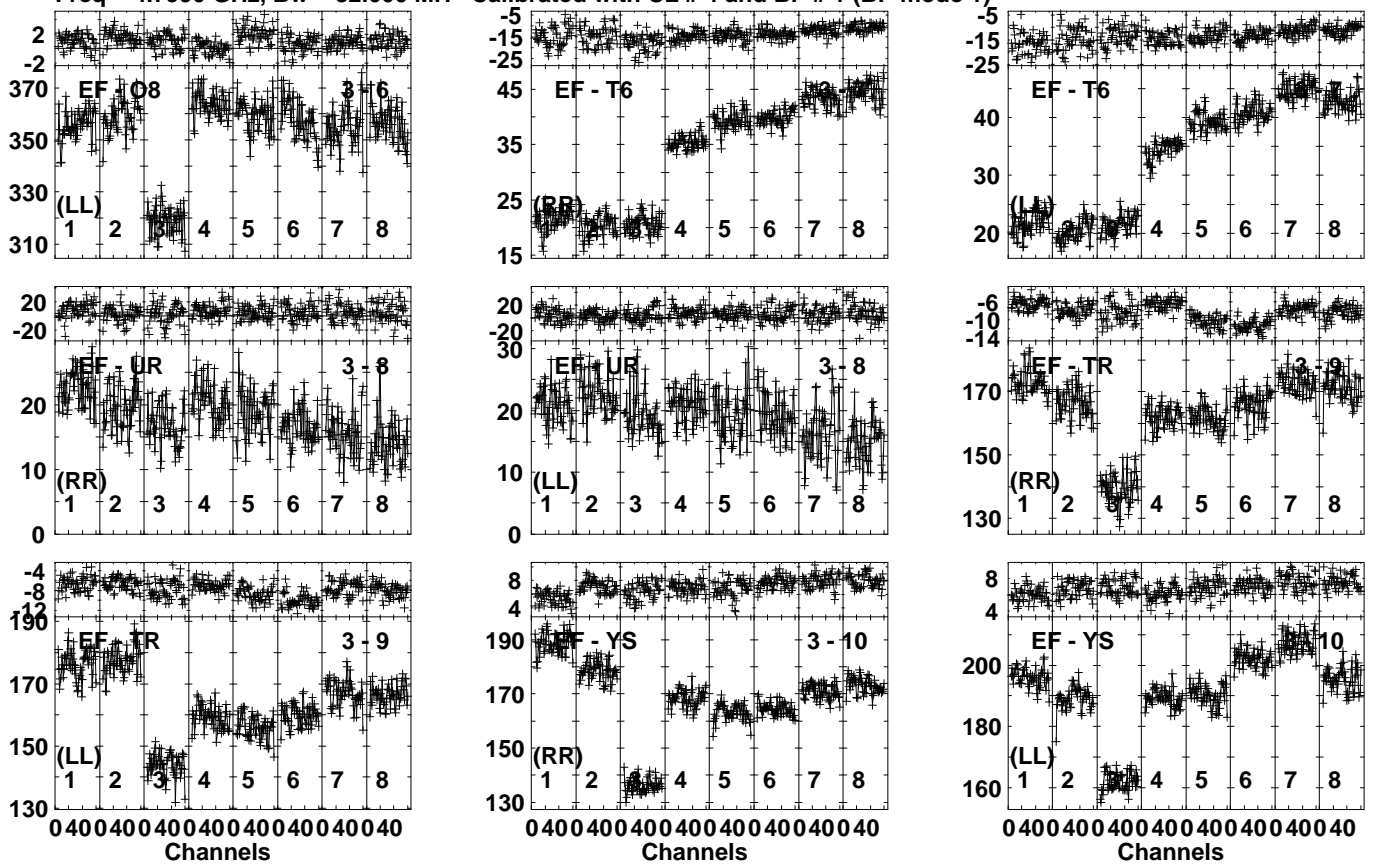


Lower frame: Milli Ampl Jy Top frame: Phas deg
Vector averaged cross-power spectrum Several baselines displayed
Timerange: 00/05:52:27 to 00/05:57:25

Plot file version 74 created 27-MAR-2023 17:39:00

J1148 EB092A.UVDATA.1

Freq = 4.7990 GHz, Bw = 32.000 MH Calibrated with CL # 4 and BP # 1 (BP mode 1)

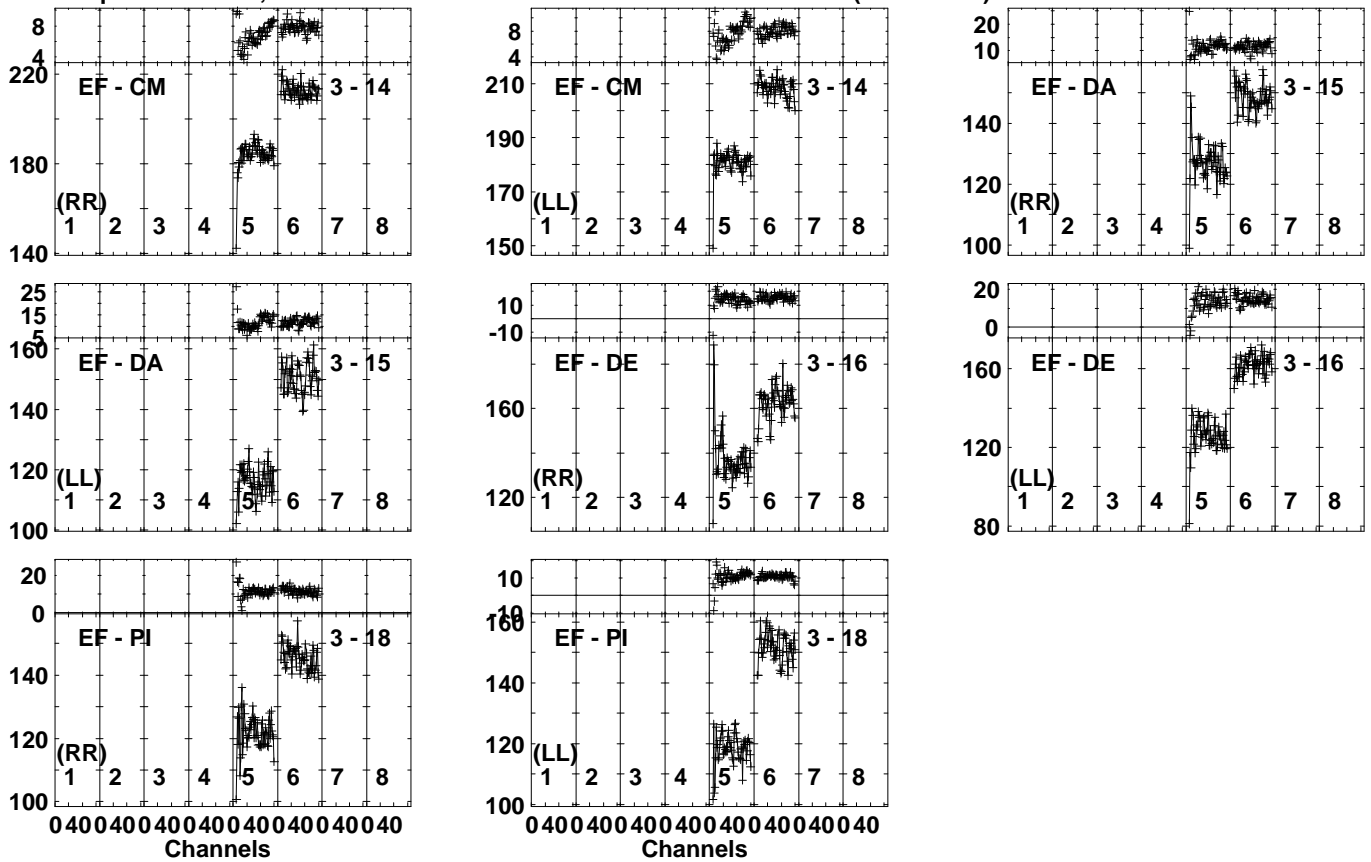


Lower frame: Milli Ampl Jy Top frame: Phas deg
Vector averaged cross-power spectrum Several baselines displayed
Timerange: 00/05:52:27 to 00/05:57:25

Plot file version 75 created 27-MAR-2023 17:39:01

J1148 EB092A.UVDATA.1

Freq = 4.7990 GHz, Bw = 32.000 MH Calibrated with CL # 4 and BP # 1 (BP mode 1)

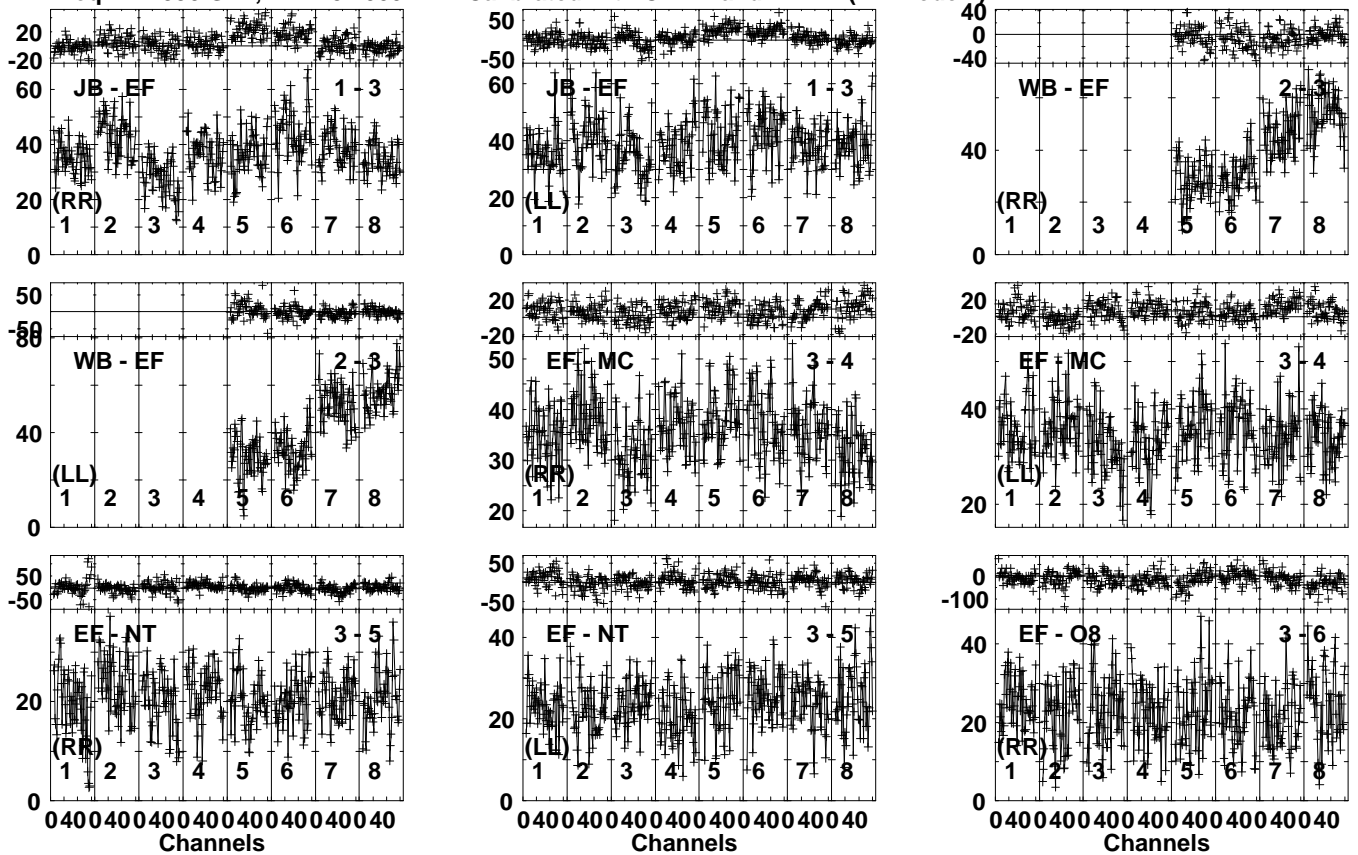


Lower frame: Milli Ampl Jy Top frame: Phas deg
Vector averaged cross-power spectrum Several baselines displayed
Timerange: 00/05:52:27 to 00/05:57:25

Plot file version 76 created 27-MAR-2023 17:39:01

J1352 EB092A.UVDATA.1

Freq = 4.7990 GHz, Bw = 32.000 MH Calibrated with CL # 4 and BP # 1 (BP mode 1)

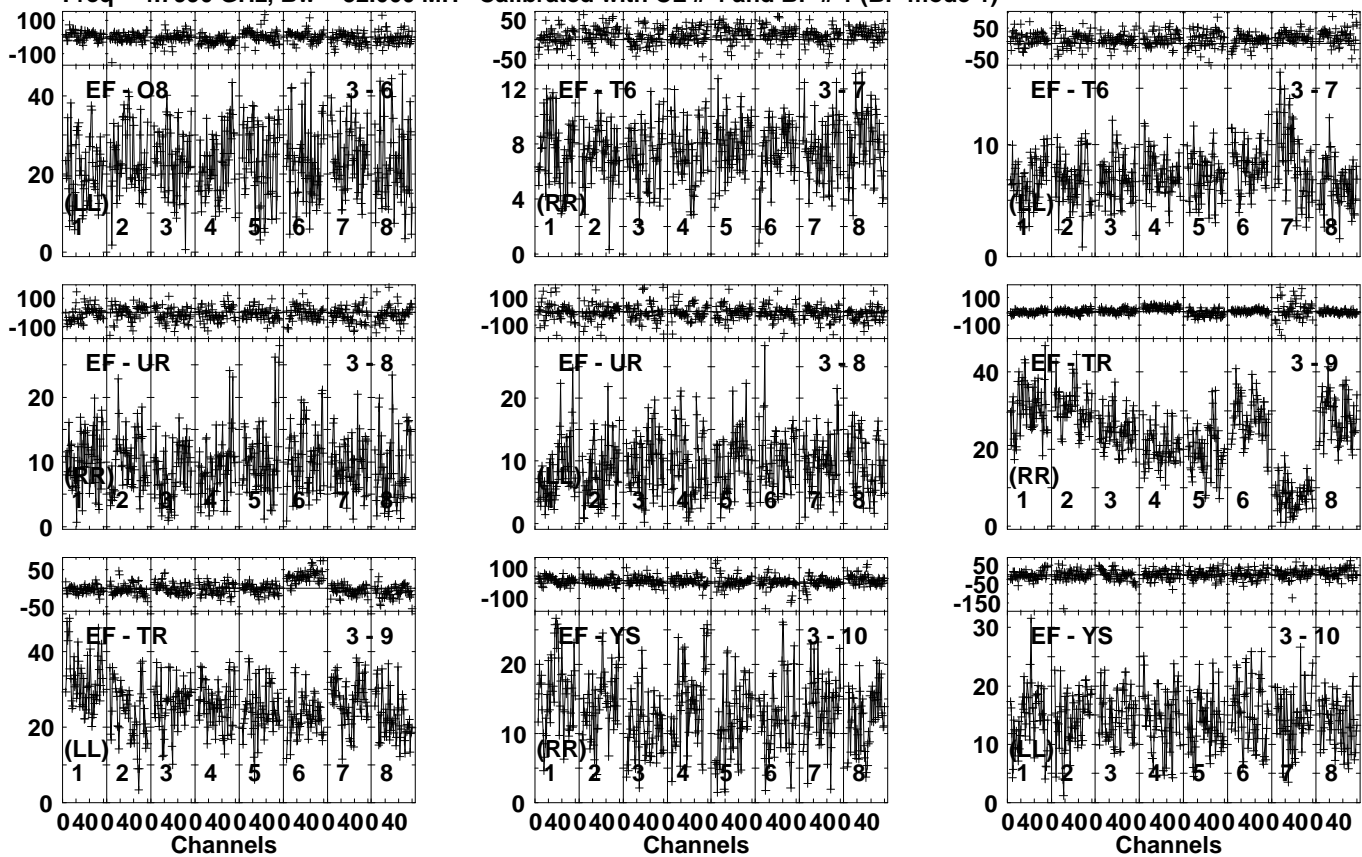


Lower frame: Milli Ampl Jy Top frame: Phas deg
Vector averaged cross-power spectrum Several baselines displayed
Timerange: 00/06:00:00 to 00/06:02:58

Plot file version 77 created 27-MAR-2023 17:39:02

J1352 EB092A.UVDATA.1

Freq = 4.7990 GHz, Bw = 32.000 MH Calibrated with CL # 4 and BP # 1 (BP mode 1)

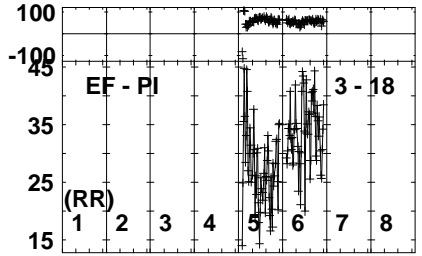
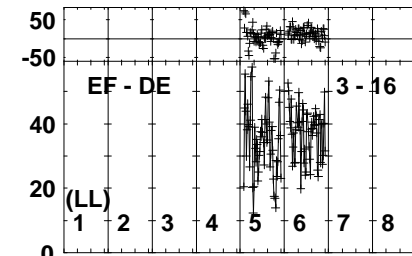
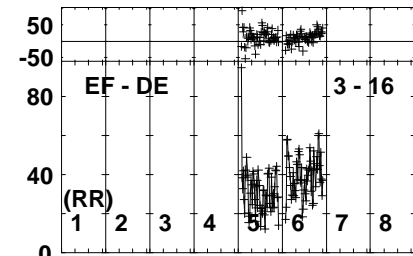
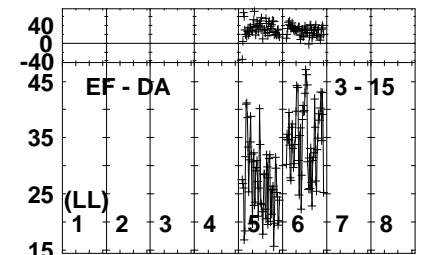
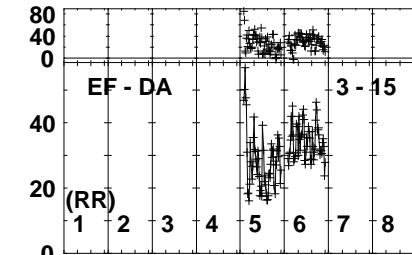
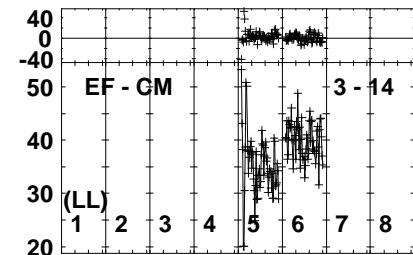
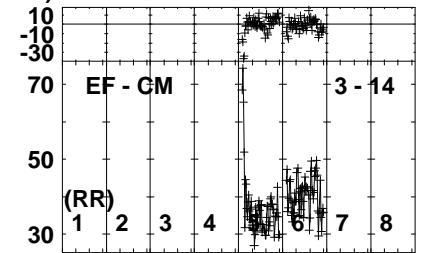
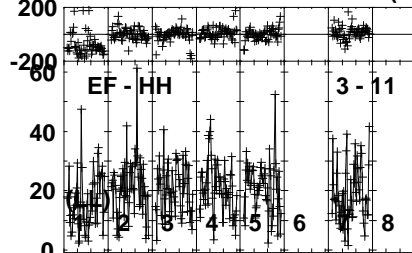
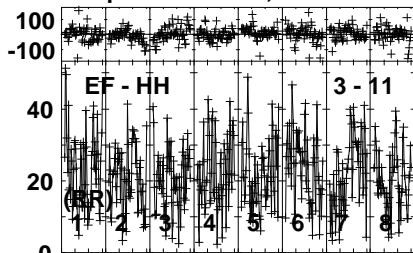


Lower frame: Milli Ampl Jy Top frame: Phas deg
Vector averaged cross-power spectrum Several baselines displayed
Timerange: 00/06:00:00 to 00/06:02:58

Plot file version 78 created 27-MAR-2023 17:39:02

J1352 EB092A.UVDATA.1

Freq = 4.7990 GHz, Bw = 32.000 MH Calibrated with CL # 4 and BP # 1 (BP mode 1)

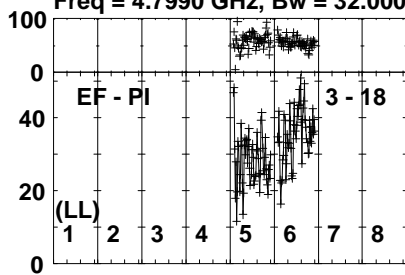


Lower frame: Milli Ampl Jy Top frame: Phas deg
Vector averaged cross-power spectrum Several baselines displayed
Timerange: 00/06:00:00 to 00/06:02:58

Plot file version 79 created 27-MAR-2023 17:39:03

J1352 EB092A.UVDATA.1

Freq = 4.7990 GHz, Bw = 32.000 MH Calibrated with CL # 4 and BP # 1 (BP mode 1)



Lower frame: Milli Ampl Jy Top frame: Phas deg

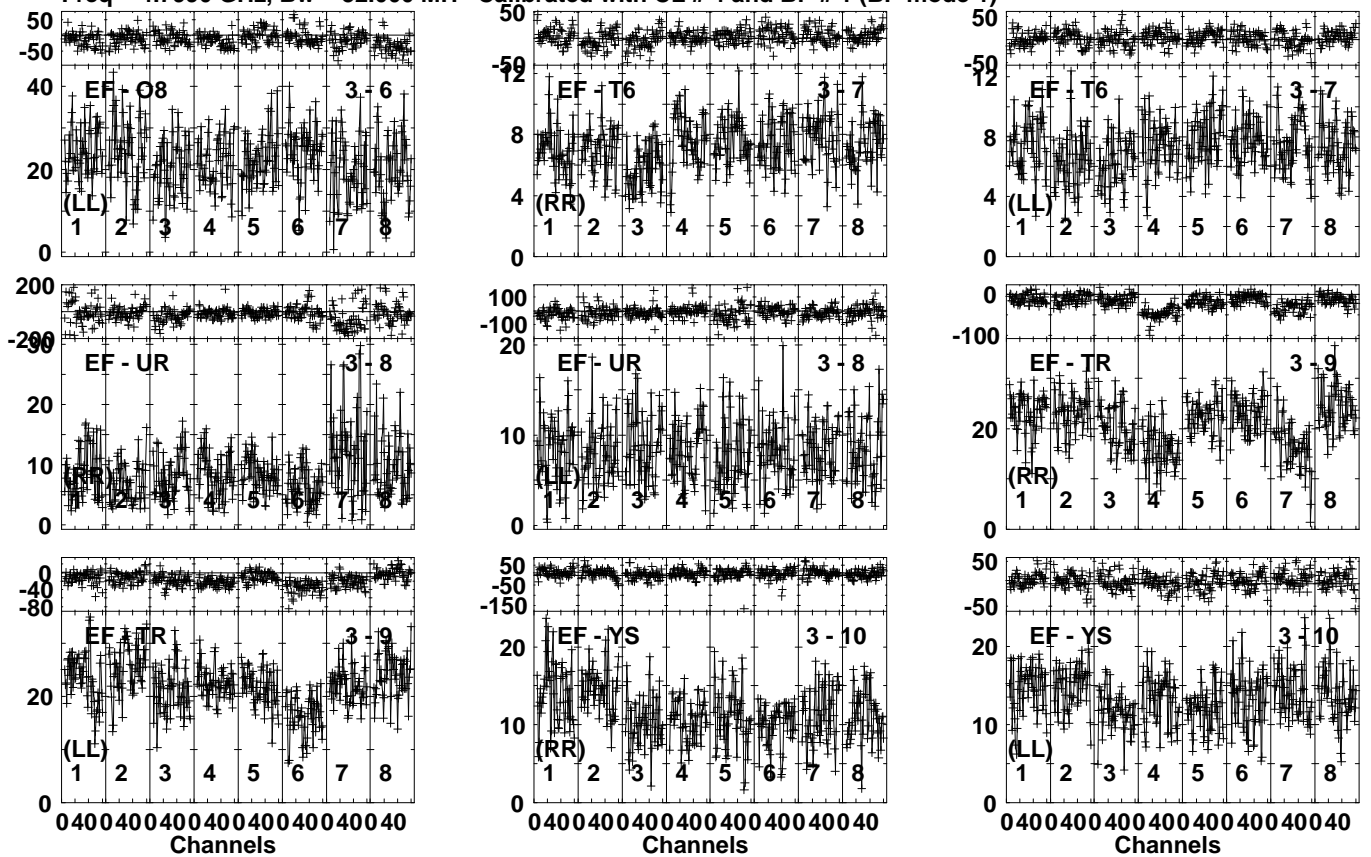
Vector averaged cross-power spectrum Several baselines displayed

Timerange: 00/06:00:00 to 00/06:02:58

Plot file version 81 created 27-MAR-2023 17:39:04

J1352 EB092A.UVDATA.1

Freq = 4.7990 GHz, Bw = 32.000 MH Calibrated with CL # 4 and BP # 1 (BP mode 1)

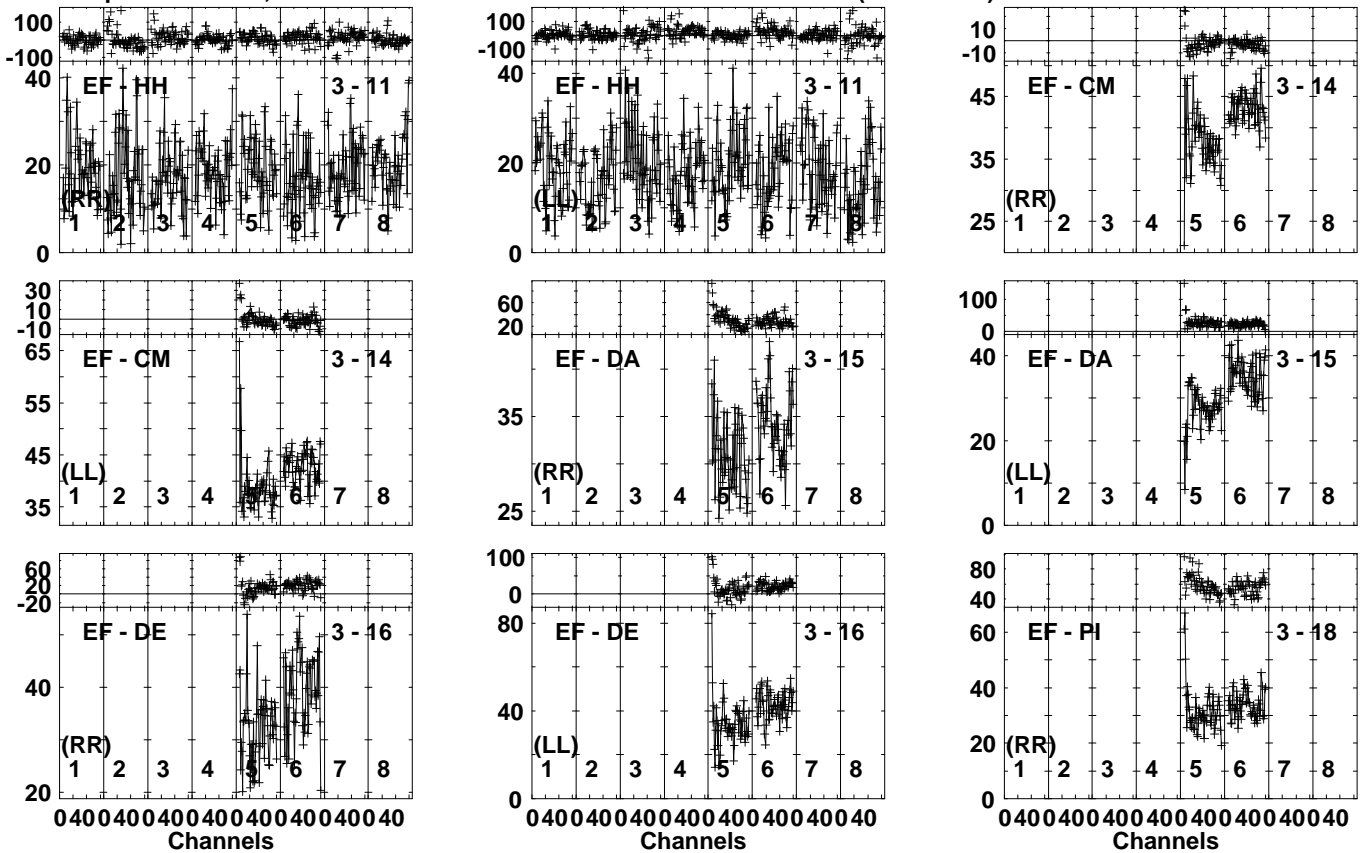


Lower frame: Milli Ampl Jy Top frame: Phas deg
Vector averaged cross-power spectrum Several baselines displayed
Timerange: 00/06:03:30 to 00/06:08:28

Plot file version 82 created 27-MAR-2023 17:39:04

J1352 EB092A.UVDATA.1

Freq = 4.7990 GHz, Bw = 32.000 MH Calibrated with CL # 4 and BP # 1 (BP mode 1)

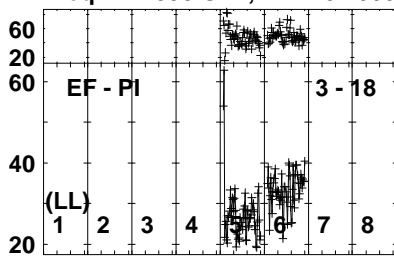


Lower frame: Milli Ampl Jy Top frame: Phas deg
Vector averaged cross-power spectrum Several baselines displayed
Timerange: 00/06:03:30 to 00/06:08:28

Plot file version 83 created 27-MAR-2023 17:39:05

J1352 EB092A.UVDATA.1

Freq = 4.7990 GHz, Bw = 32.000 MH Calibrated with CL # 4 and BP # 1 (BP mode 1)



Lower frame: Milli Ampl Jy Top frame: Phas deg

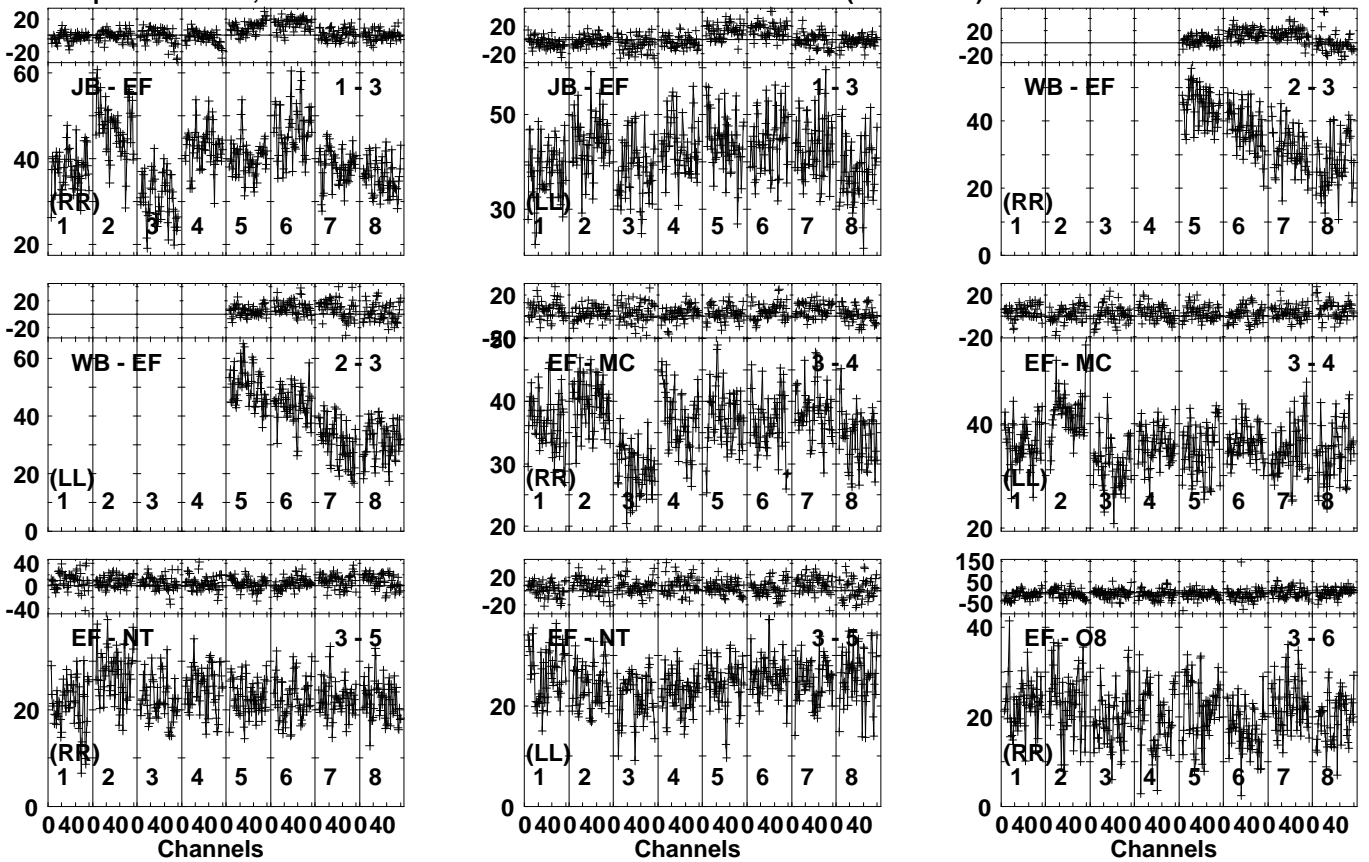
Vector averaged cross-power spectrum Several baselines displayed

Timerange: 00/06:03:30 to 00/06:08:28

Plot file version 84 created 27-MAR-2023 17:39:05

J1352 EB092A.UVDATA.1

Freq = 4.7990 GHz, Bw = 32.000 MH Calibrated with CL # 4 and BP # 1 (BP mode 1)

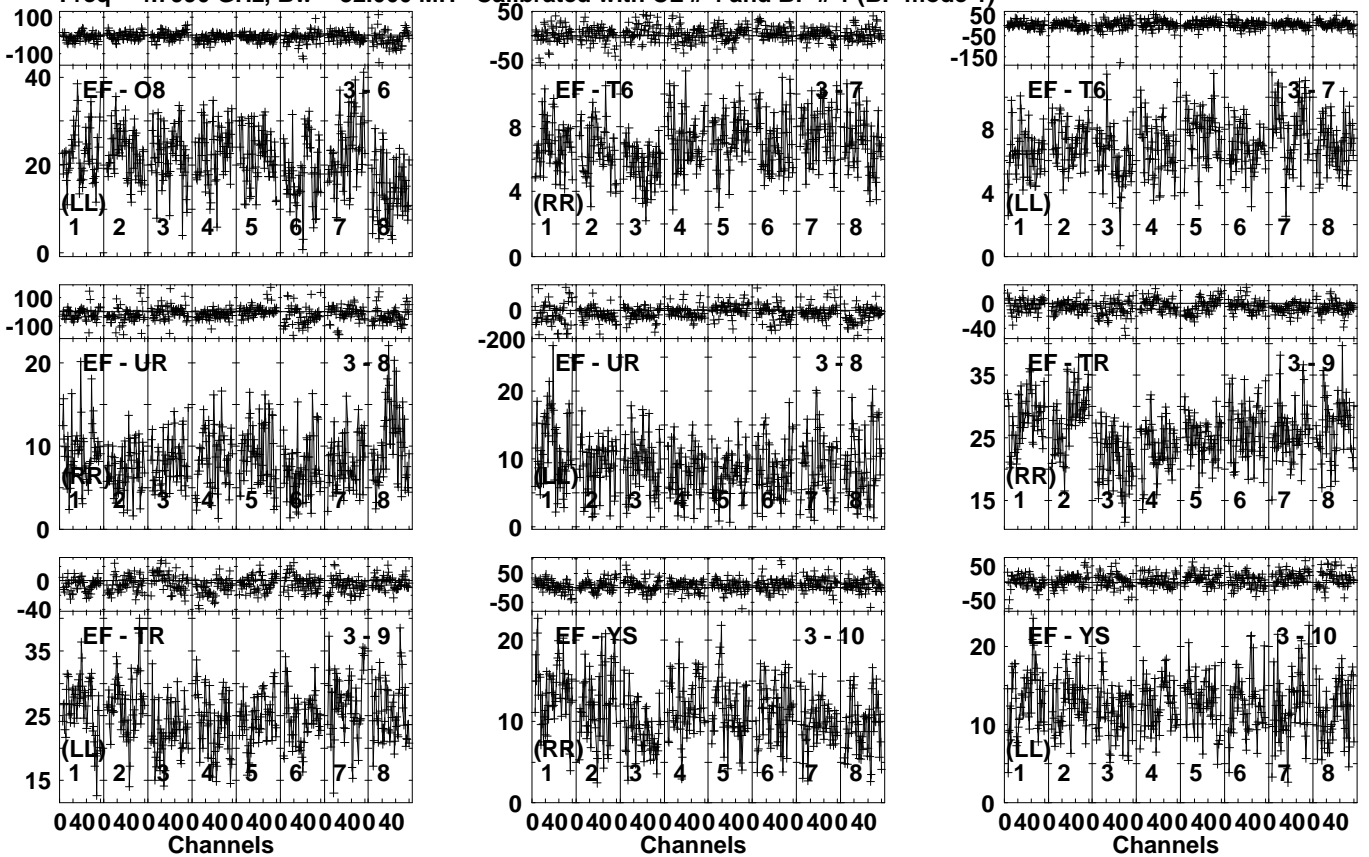


Lower frame: Milli Ampl Jy Top frame: Phas deg
Vector averaged cross-power spectrum Several baselines displayed
Timerange: 00/06:09:00 to 00/06:13:58

Plot file version 85 created 27-MAR-2023 17:39:06

J1352 EB092A.UVDATA.1

Freq = 4.7990 GHz, Bw = 32.000 MH Calibrated with CL # 4 and BP # 1 (BP mode 1)

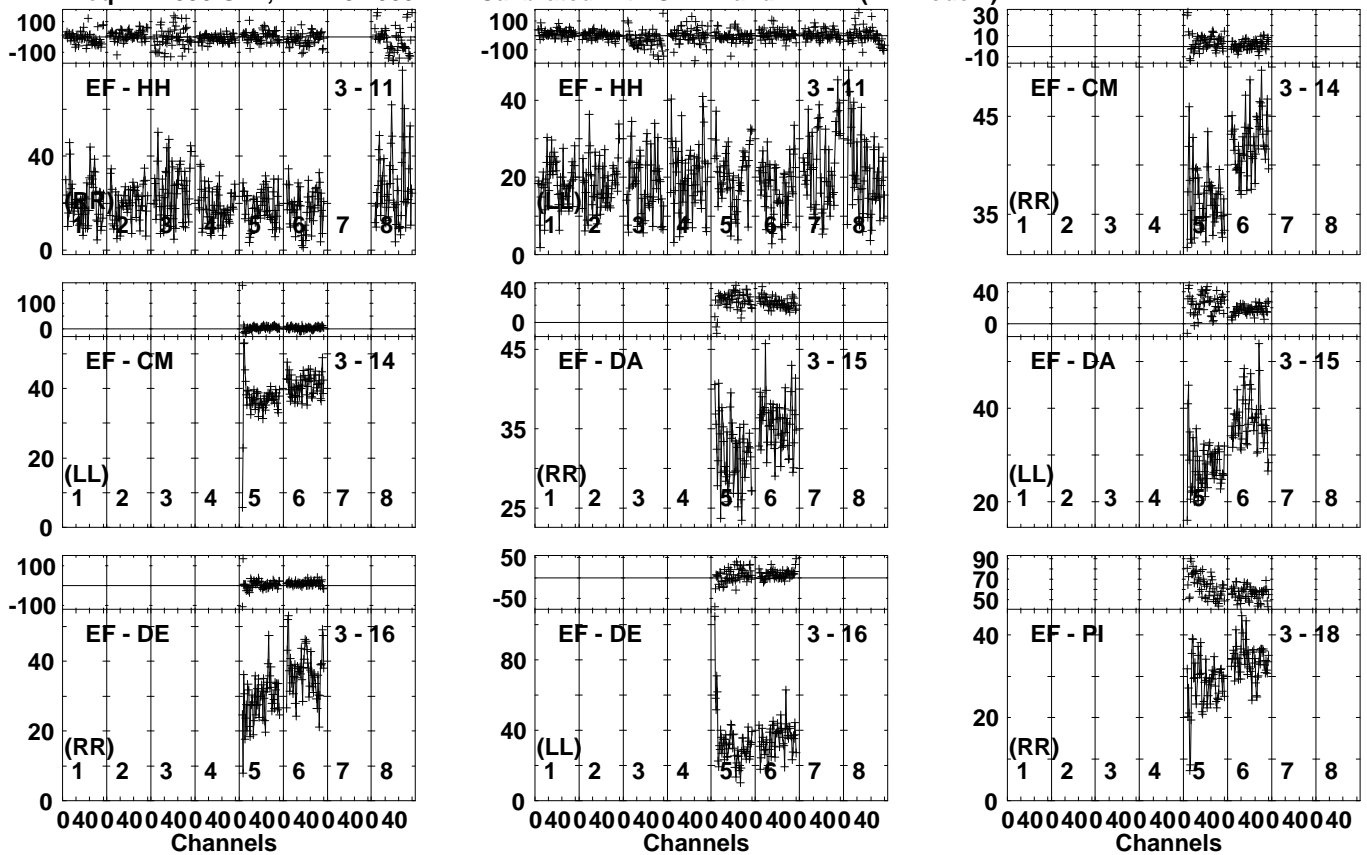


Lower frame: Milli Ampl Jy Top frame: Phas deg
Vector averaged cross-power spectrum Several baselines displayed
Timerange: 00/06:09:00 to 00/06:13:58

Plot file version 86 created 27-MAR-2023 17:39:07

J1352 EB092A.UVDATA.1

Freq = 4.7990 GHz, Bw = 32.000 MH Calibrated with CL # 4 and BP # 1 (BP mode 1)

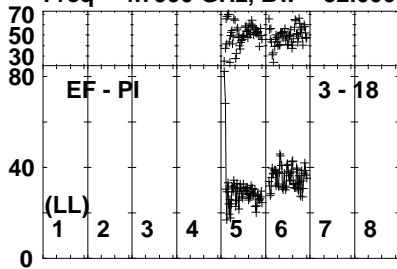


Lower frame: Milli Ampl Jy Top frame: Phas deg
Vector averaged cross-power spectrum Several baselines displayed
Timerange: 00/06:09:00 to 00/06:13:58

Plot file version 87 created 27-MAR-2023 17:39:07

J1352 EB092A.UVDATA.1

Freq = 4.7990 GHz, Bw = 32.000 MH Calibrated with CL # 4 and BP # 1 (BP mode 1)



Lower frame: Milli Ampl Jy Top frame: Phas deg

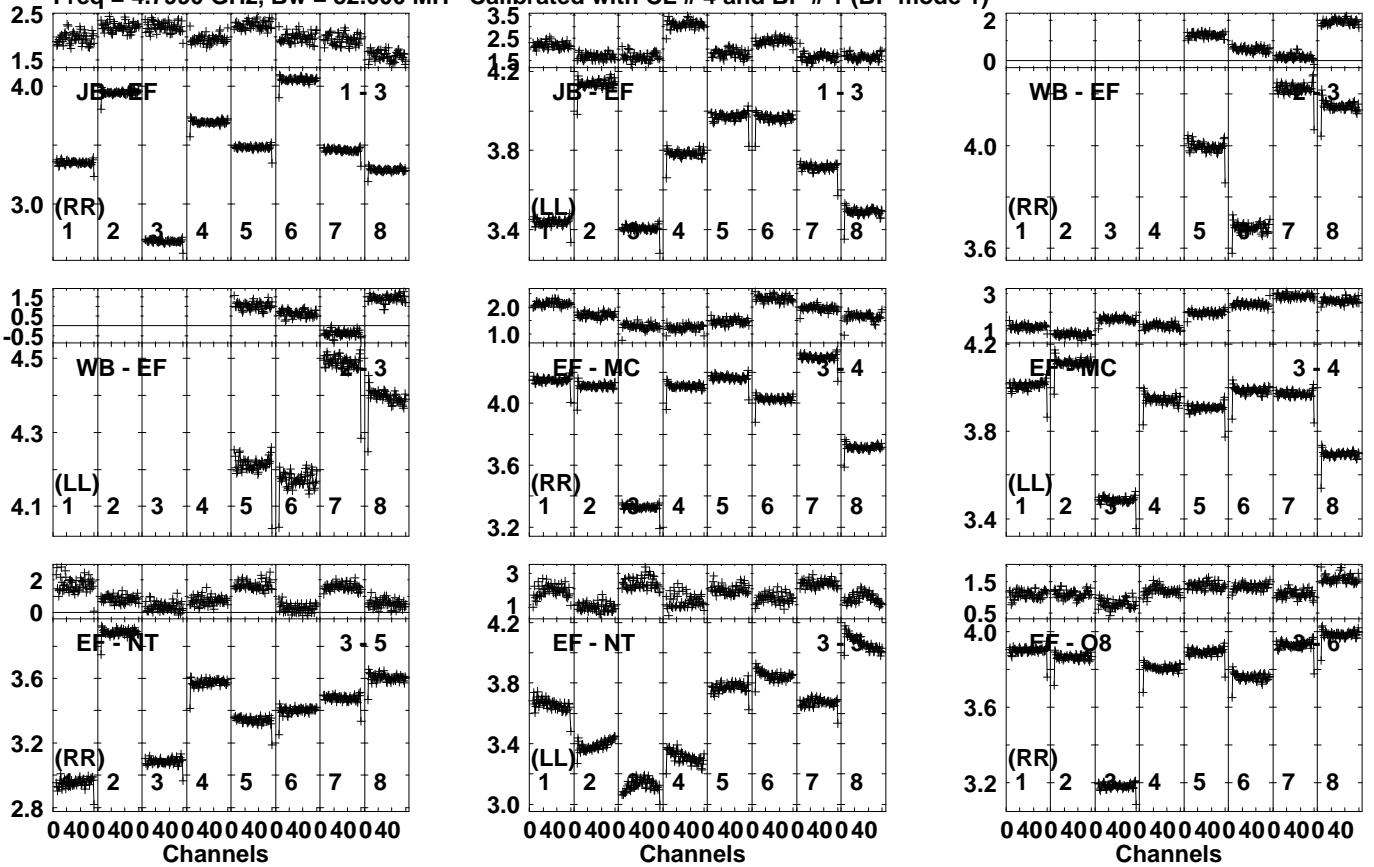
Vector averaged cross-power spectrum Several baselines displayed

Timerange: 00/06:09:00 to 00/06:13:58

Plot file version 88 created 27-MAR-2023 17:39:08

1055+018 EB092A.UVDATA.1

Freq = 4.7990 GHz, Bw = 32.000 MH Calibrated with CL # 4 and BP # 1 (BP mode 1)

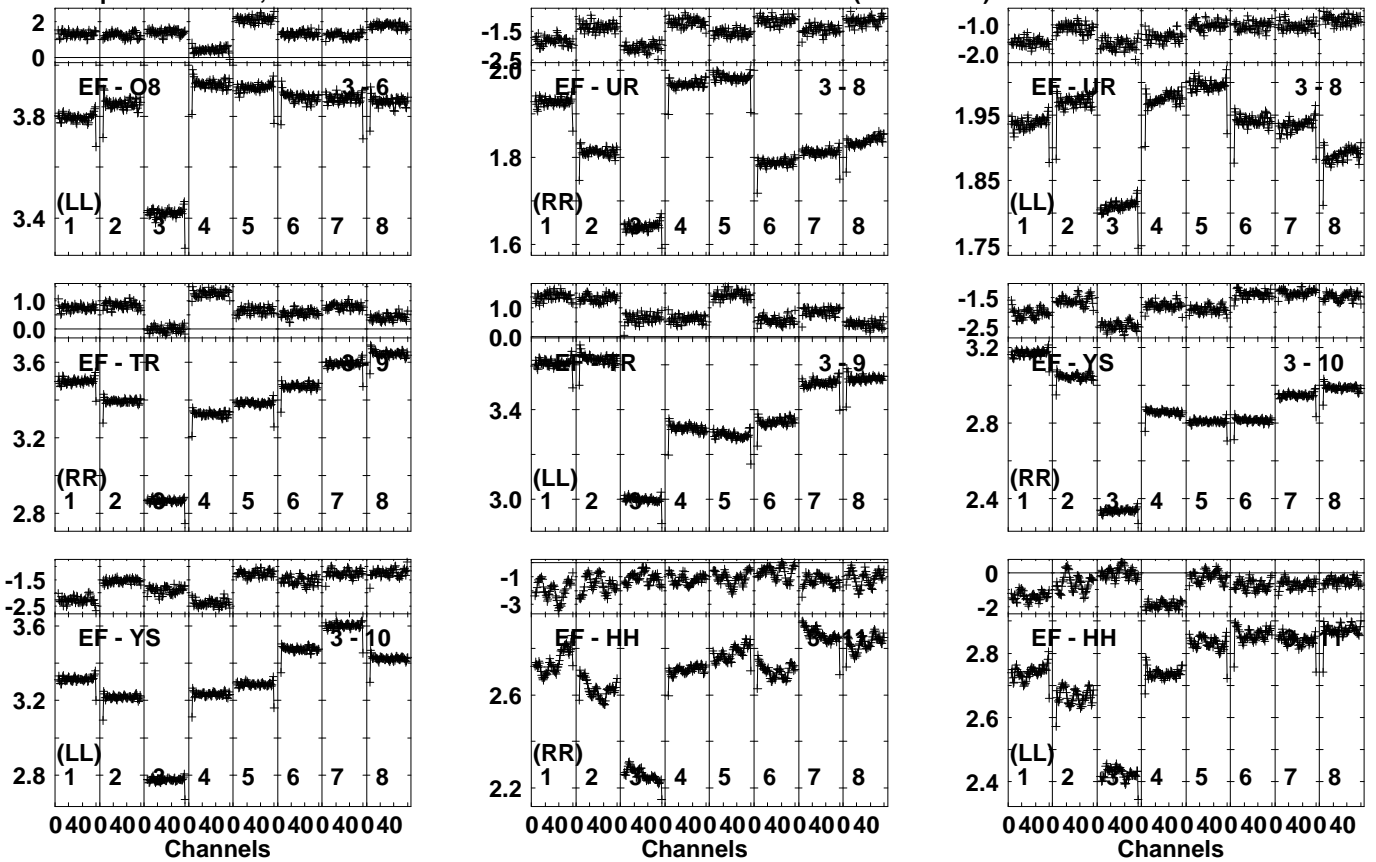


Lower frame: Ampl Jy Top frame: Phas deg
 Vector averaged cross-power spectrum Several baselines displayed
 Timerange: 00/06:17:22 to 00/06:22:20

Plot file version 89 created 27-MAR-2023 17:39:08

1055+018 EB092A.UVDATA.1

Freq = 4.7990 GHz, Bw = 32.000 MH Calibrated with CL # 4 and BP # 1 (BP mode 1)

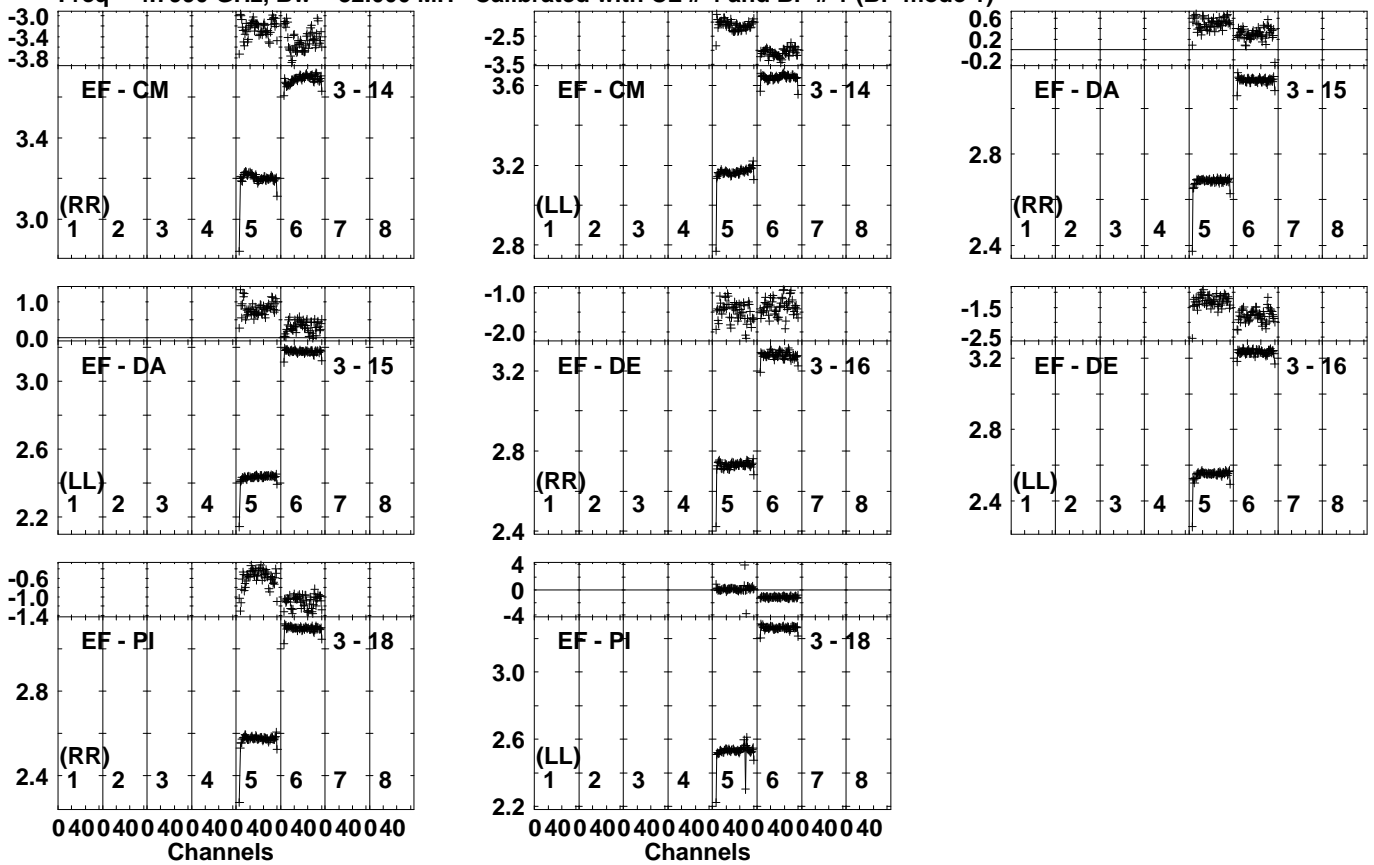


Lower frame: Ampl Jy Top frame: Phas deg
Vector averaged cross-power spectrum Several baselines displayed
Timerange: 00/06:17:22 to 00/06:22:20

Plot file version 90 created 27-MAR-2023 17:39:09

1055+018 EB092A.UVDATA.1

Freq = 4.7990 GHz, Bw = 32.000 MH Calibrated with CL # 4 and BP # 1 (BP mode 1)

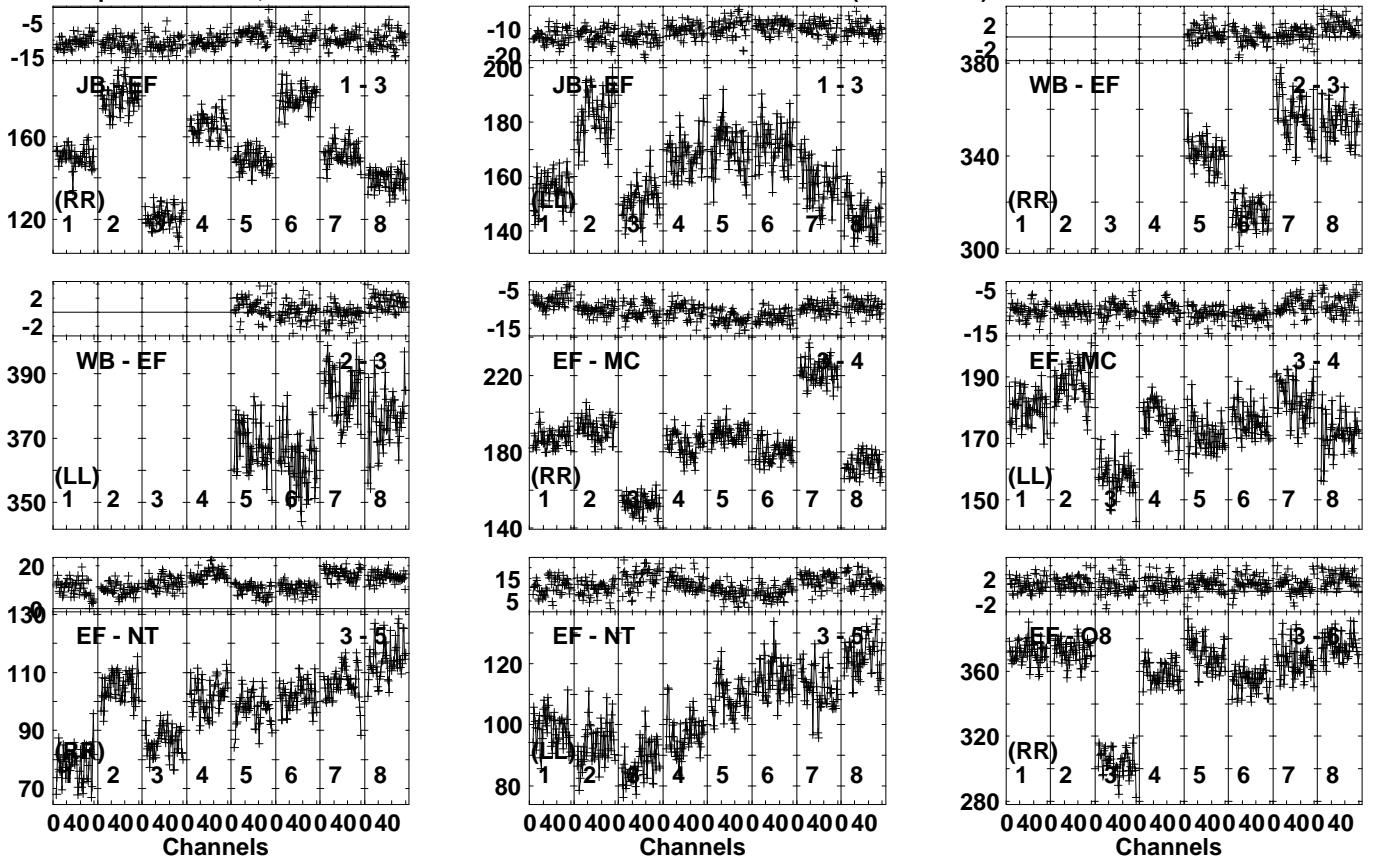


Lower frame: Ampl Jy Top frame: Phas deg
 Vector averaged cross-power spectrum Several baselines displayed
 Timerange: 00/06:17:22 to 00/06:22:20

Plot file version 91 created 27-MAR-2023 17:39:11

J1148 EB092A.UVDATA.1

Freq = 4.7990 GHz, Bw = 32.000 MH Calibrated with CL # 4 and BP # 1 (BP mode 1)

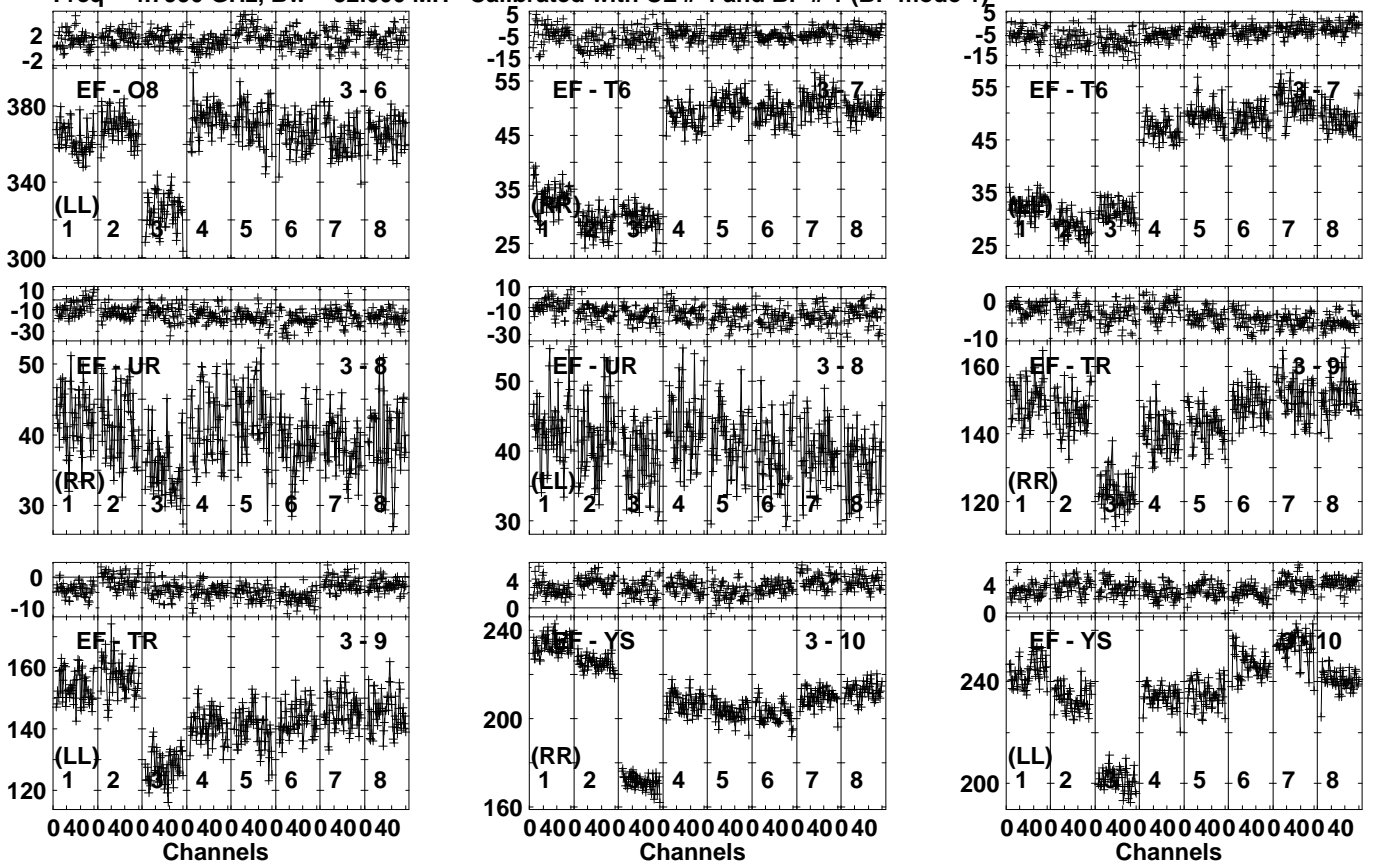


Lower frame: Milli Ampl Jy Top frame: Phas deg
Vector averaged cross-power spectrum Several baselines displayed
Timerange: 00/06:38:59 to 00/06:41:57

Plot file version 92 created 27-MAR-2023 17:39:11

J1148 EB092A.UVDATA.1

Freq = 4.7990 GHz, Bw = 32.000 MH Calibrated with CL # 4 and BP # 1 (BP mode 1)

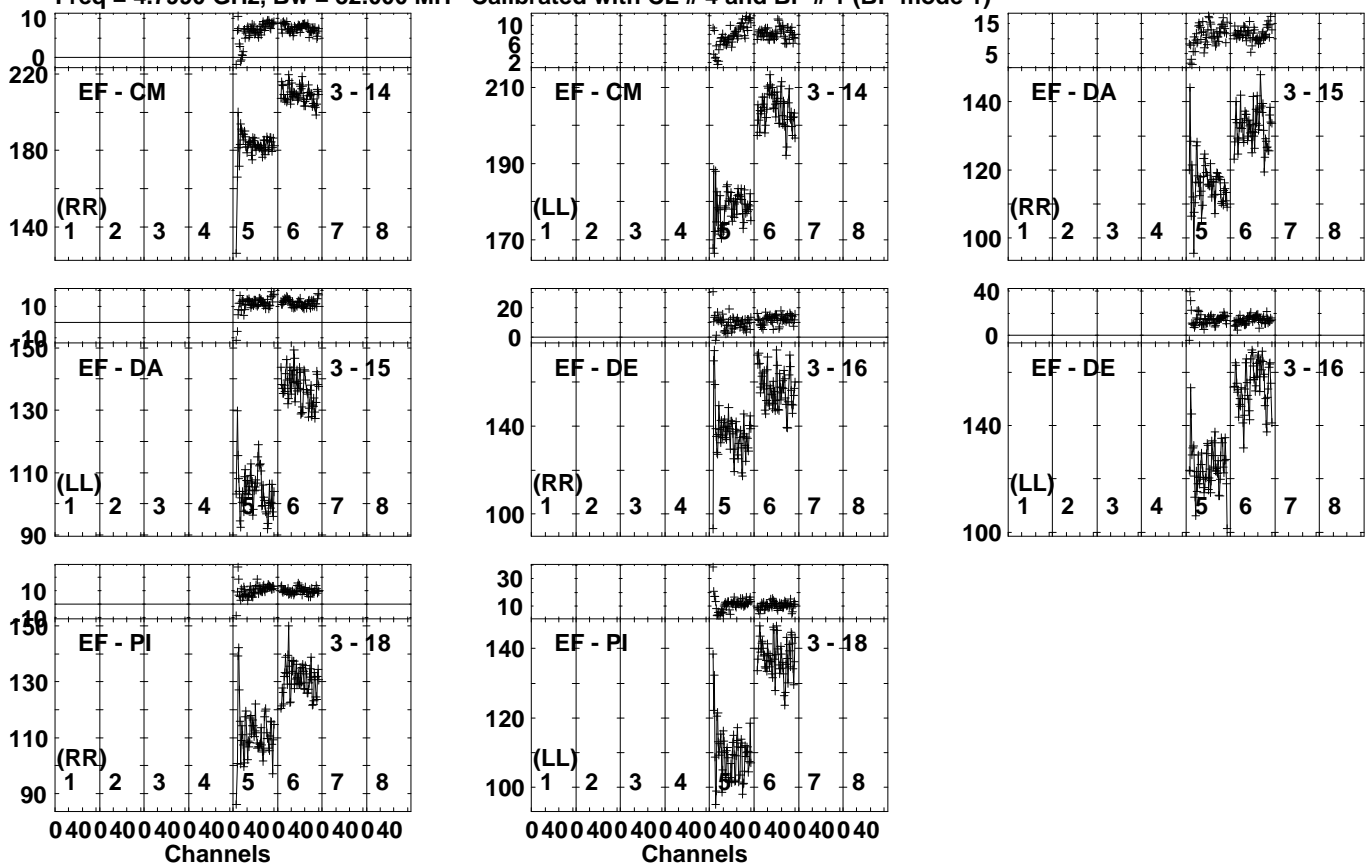


Lower frame: Milli Ampl Jy Top frame: Phas deg
Vector averaged cross-power spectrum Several baselines displayed
Timerange: 00/06:38:59 to 00/06:41:57

Plot file version 93 created 27-MAR-2023 17:39:12

J1148 EB092A.UVDATA.1

Freq = 4.7990 GHz, Bw = 32.000 MH Calibrated with CL # 4 and BP # 1 (BP mode 1)

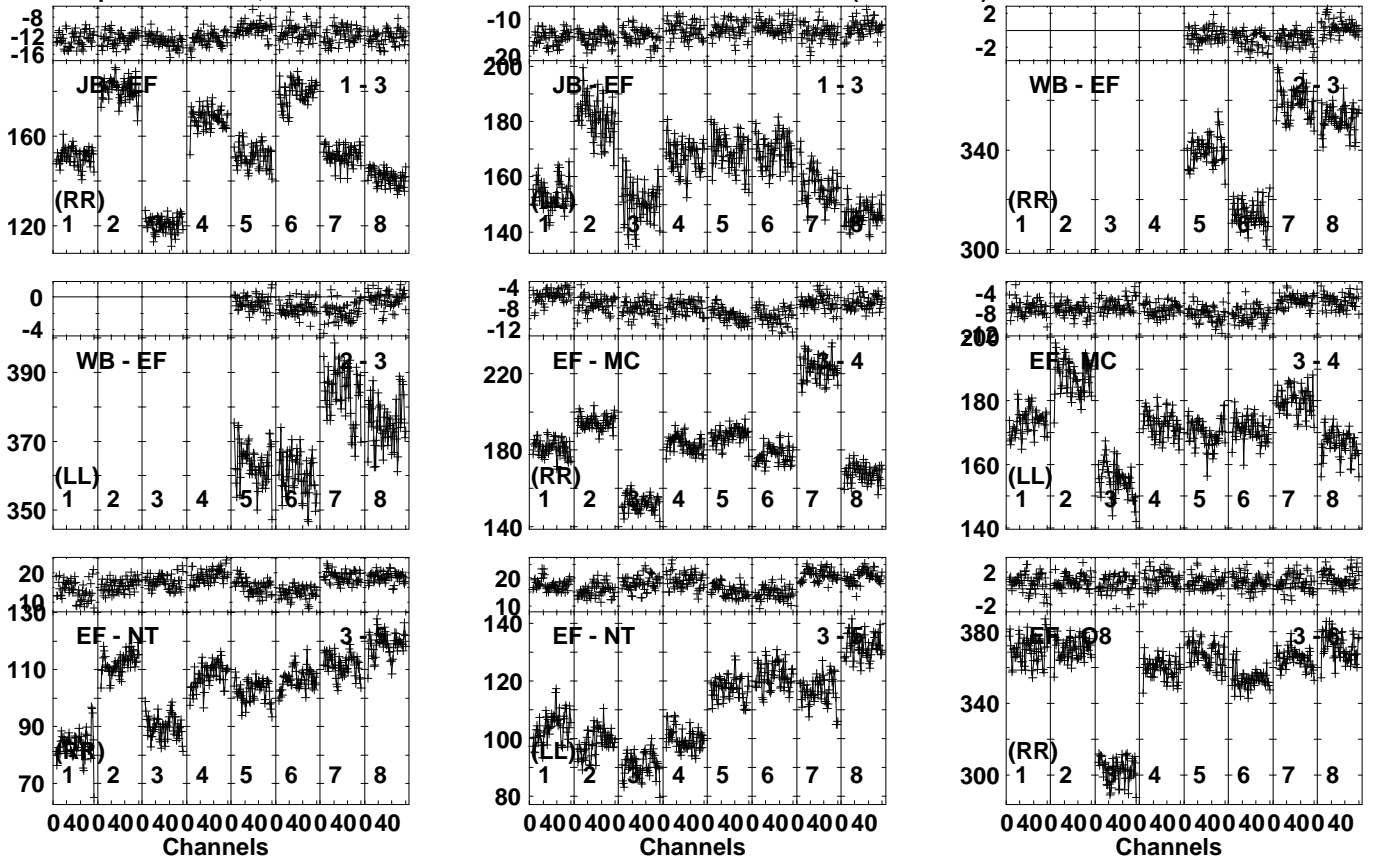


Lower frame: Milli Ampl Jy Top frame: Phas deg
Vector averaged cross-power spectrum Several baselines displayed
Timerange: 00/06:38:59 to 00/06:41:57

Plot file version 94 created 27-MAR-2023 17:39:12

J1148 EB092A.UVDATA.1

Freq = 4.7990 GHz, Bw = 32.000 MH Calibrated with CL # 4 and BP # 1 (BP mode 1)

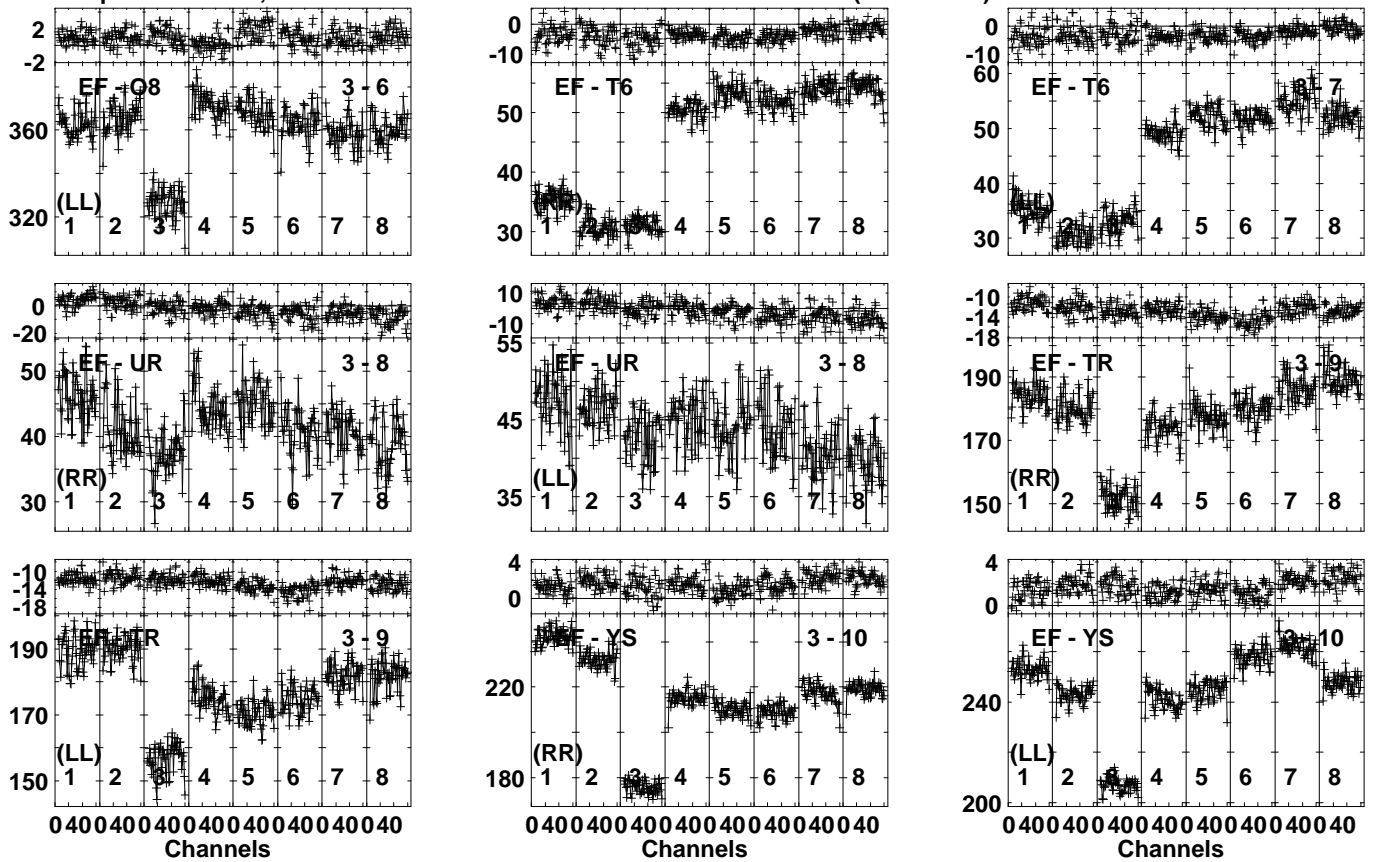


Lower frame: Milli Ampl Jy Top frame: Phas deg
Vector averaged cross-power spectrum Several baselines displayed
Timerange: 00/06:42:29 to 00/06:47:27

Plot file version 95 created 27-MAR-2023 17:39:13

J1148 EB092A.UVDATA.1

Freq = 4.7990 GHz, Bw = 32.000 MH Calibrated with CL # 4 and BP # 1 (BP mode 1)

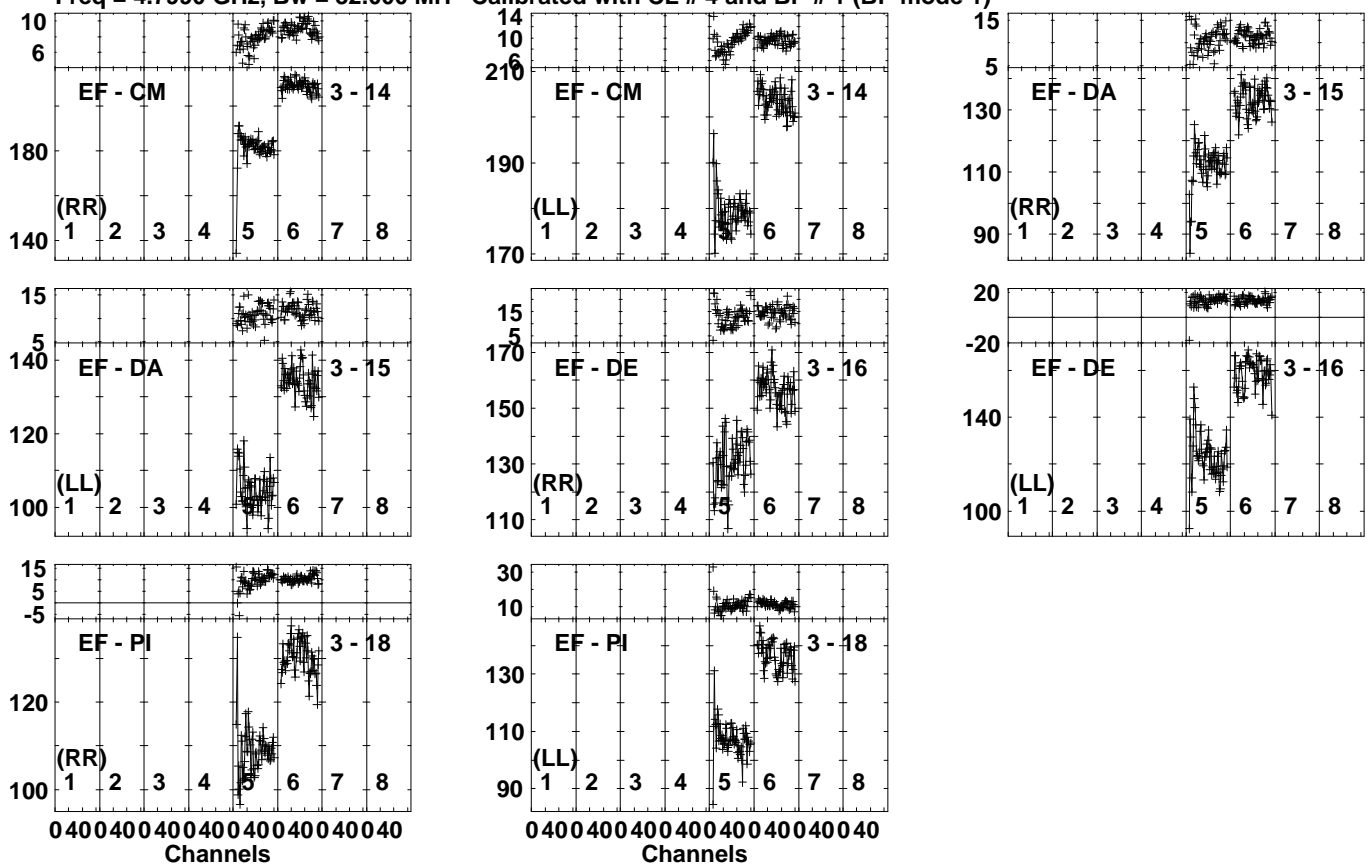


Lower frame: Milli Ampl Jy Top frame: Phas deg
Vector averaged cross-power spectrum Several baselines displayed
Timerange: 00/06:42:29 to 00/06:47:27

Plot file version 96 created 27-MAR-2023 17:39:14

J1148 EB092A.UVDATA.1

Freq = 4.7990 GHz, Bw = 32.000 MH Calibrated with CL # 4 and BP # 1 (BP mode 1)

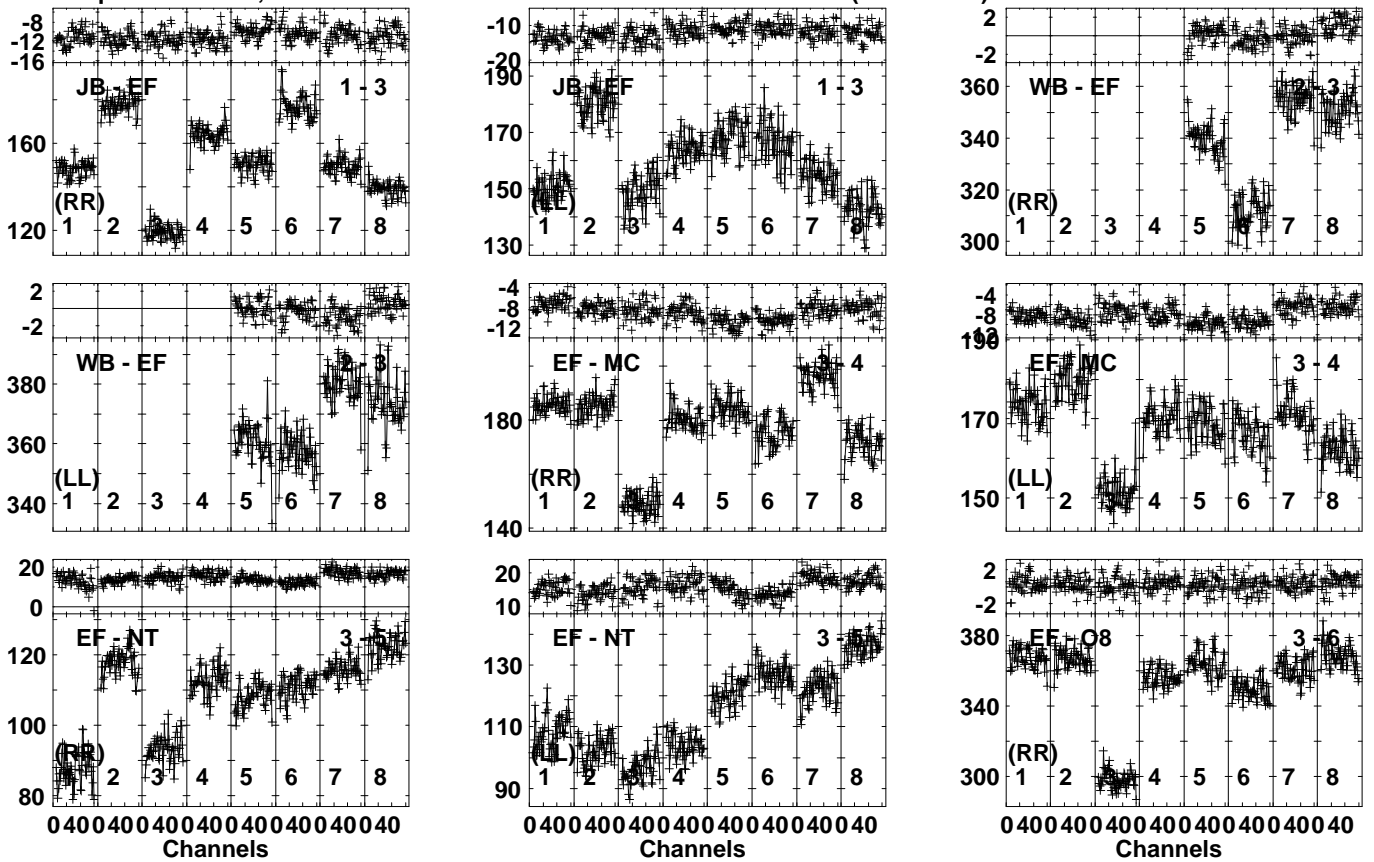


Lower frame: Milli Ampl Jy Top frame: Phas deg
Vector averaged cross-power spectrum Several baselines displayed
Timerange: 00/06:42:29 to 00/06:47:27

Plot file version 97 created 27-MAR-2023 17:39:14

J1148 EB092A.UVDATA.1

Freq = 4.7990 GHz, Bw = 32.000 MH Calibrated with CL # 4 and BP # 1 (BP mode 1)

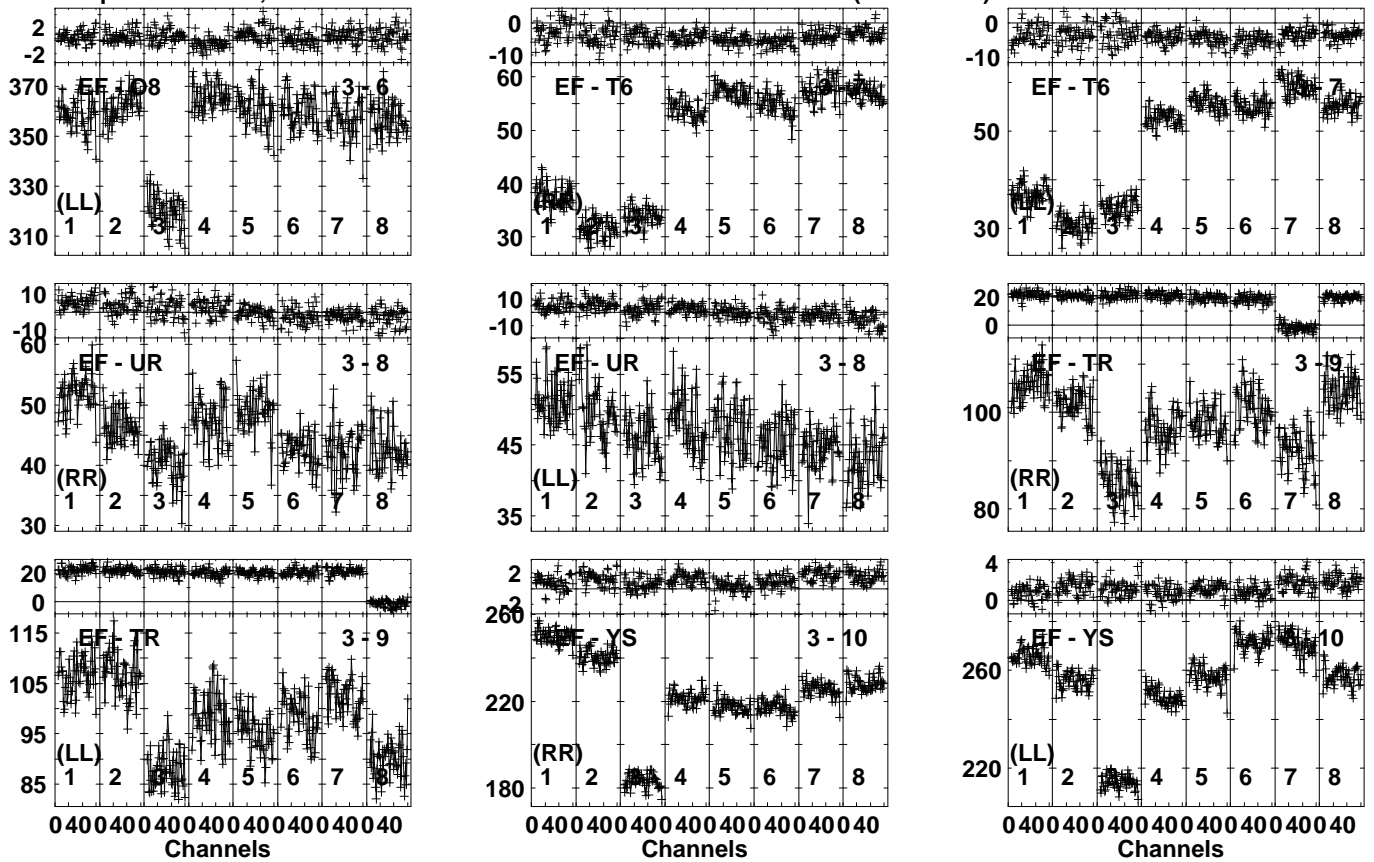


Lower frame: Milli Ampl Jy Top frame: Phas deg
 Vector averaged cross-power spectrum Several baselines displayed
 Timerange: 00/06:47:59 to 00/06:52:57

Plot file version 98 created 27-MAR-2023 17:39:14

J1148 EB092A.UVDATA.1

Freq = 4.7990 GHz, Bw = 32.000 MH Calibrated with CL # 4 and BP # 1 (BP mode 1)

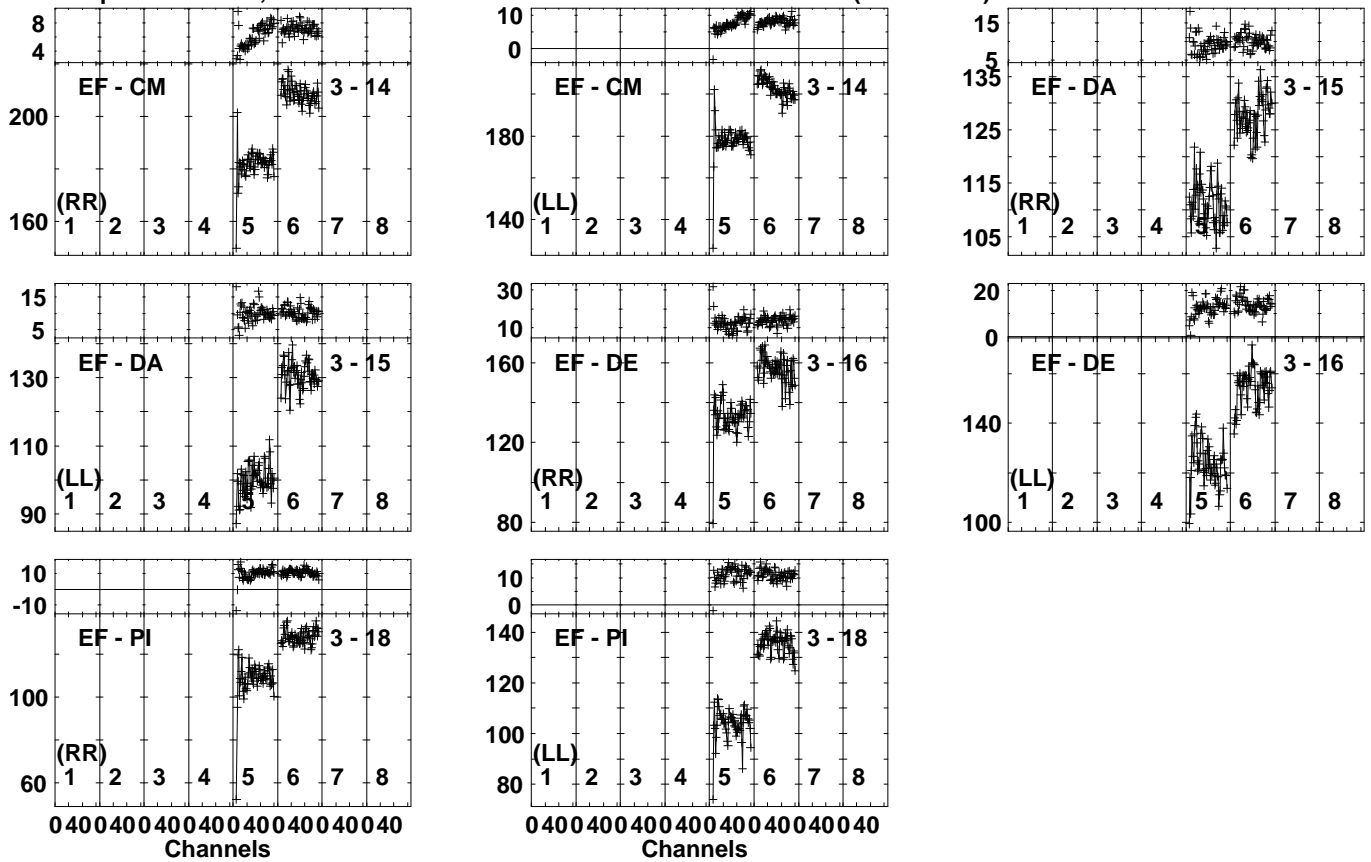


Lower frame: Milli Ampl Jy Top frame: Phas deg
Vector averaged cross-power spectrum Several baselines displayed
Timerange: 00/06:47:59 to 00/06:52:57

Plot file version 99 created 27-MAR-2023 17:39:15

J1148 EB092A.UVDATA.1

Freq = 4.7990 GHz, Bw = 32.000 MH Calibrated with CL # 4 and BP # 1 (BP mode 1)

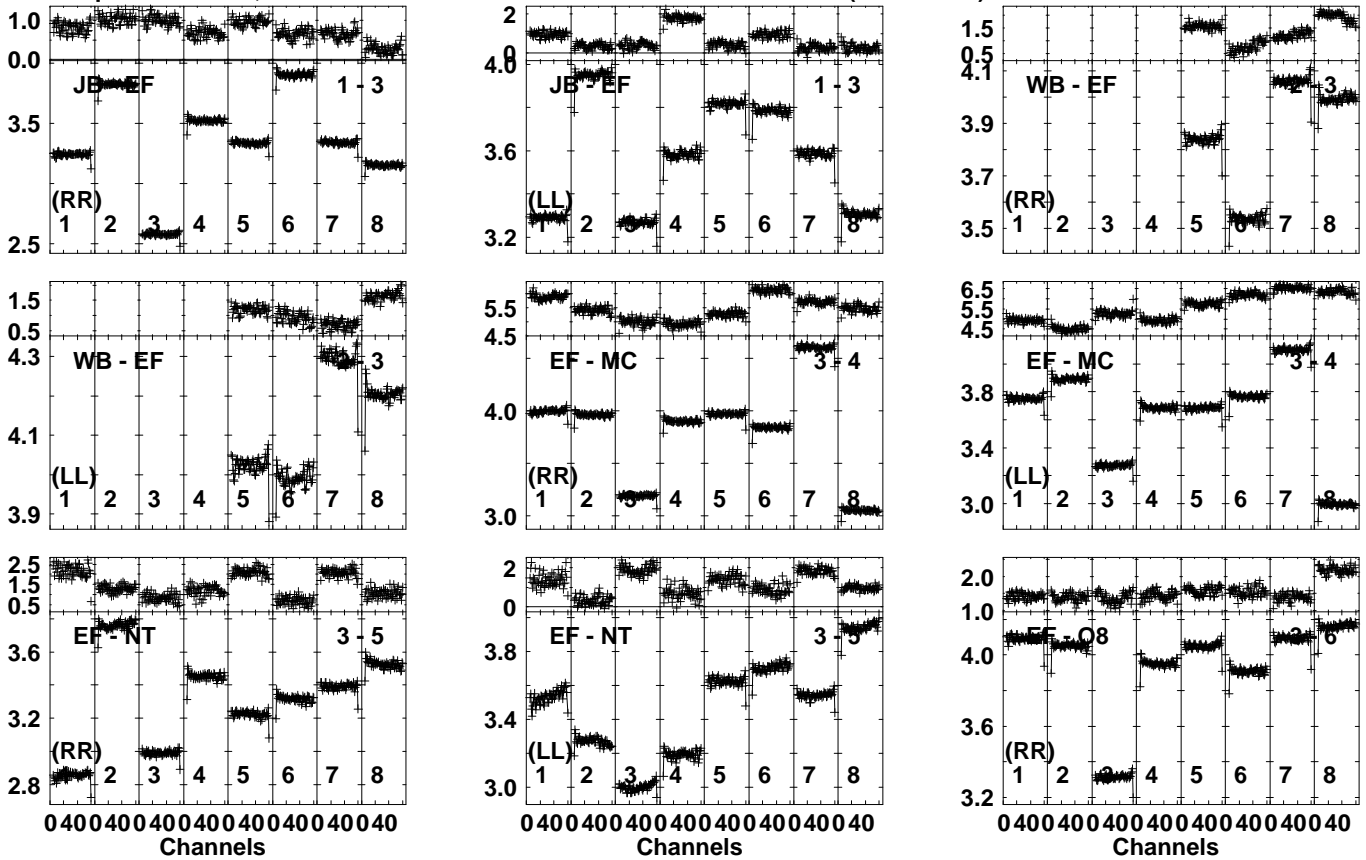


Lower frame: Milli Ampl Jy Top frame: Phas deg
Vector averaged cross-power spectrum Several baselines displayed
Timerange: 00/06:47:59 to 00/06:52:57

Plot file version 100 created 27-MAR-2023 17:39:18

1055+018 EB092A.UVDATA.1

Freq = 4.7990 GHz, Bw = 32.000 MH Calibrated with CL # 4 and BP # 1 (BP mode 1)

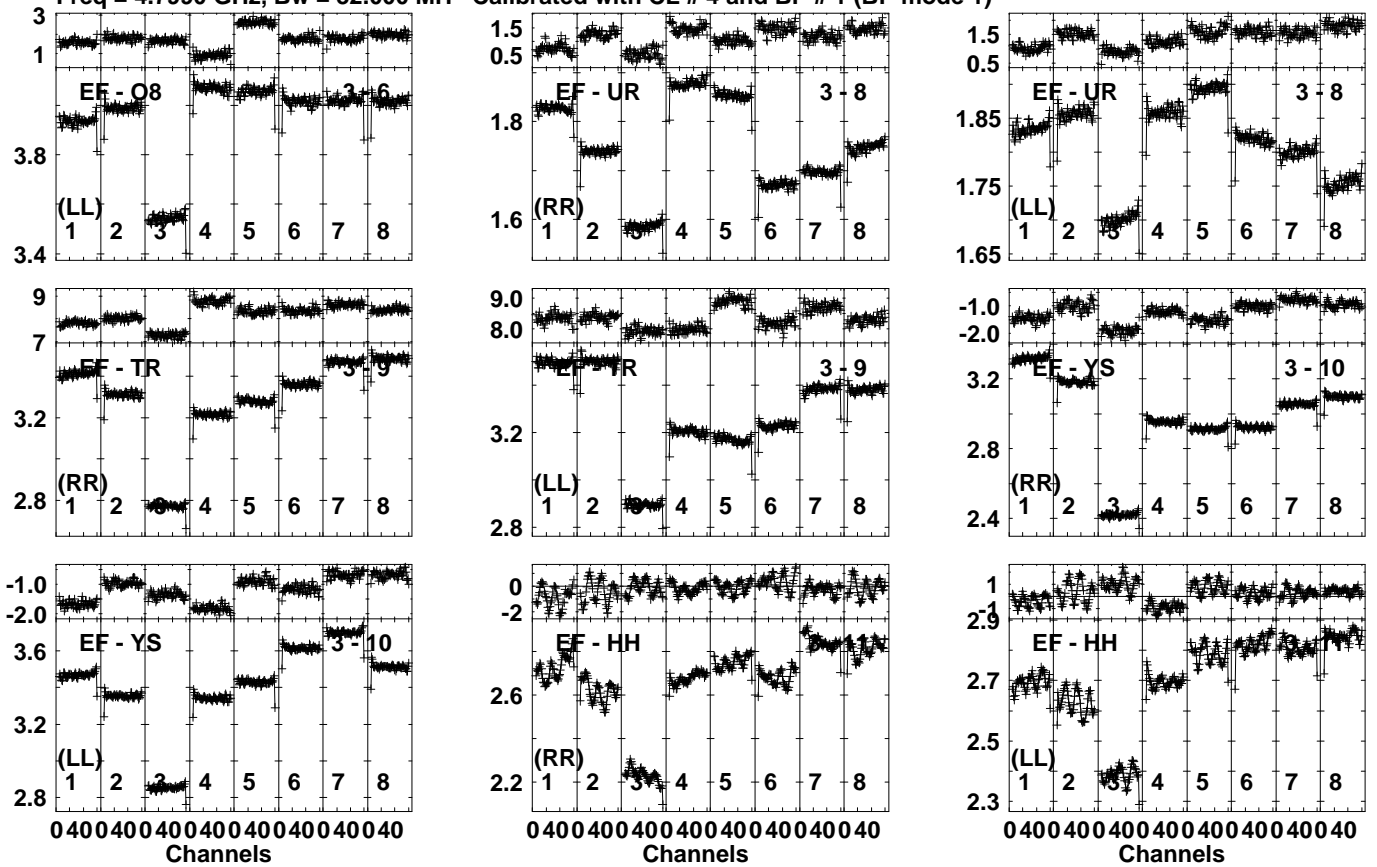


Lower frame: Ampl Jy Top frame: Phas deg
 Vector averaged cross-power spectrum Several baselines displayed
 Timerange: 00/07:14:52 to 00/07:19:50

Plot file version 101 created 27-MAR-2023 17:39:18

1055+018 EB092A.UVDATA.1

Freq = 4.7990 GHz, Bw = 32.000 MH Calibrated with CL # 4 and BP # 1 (BP mode 1)

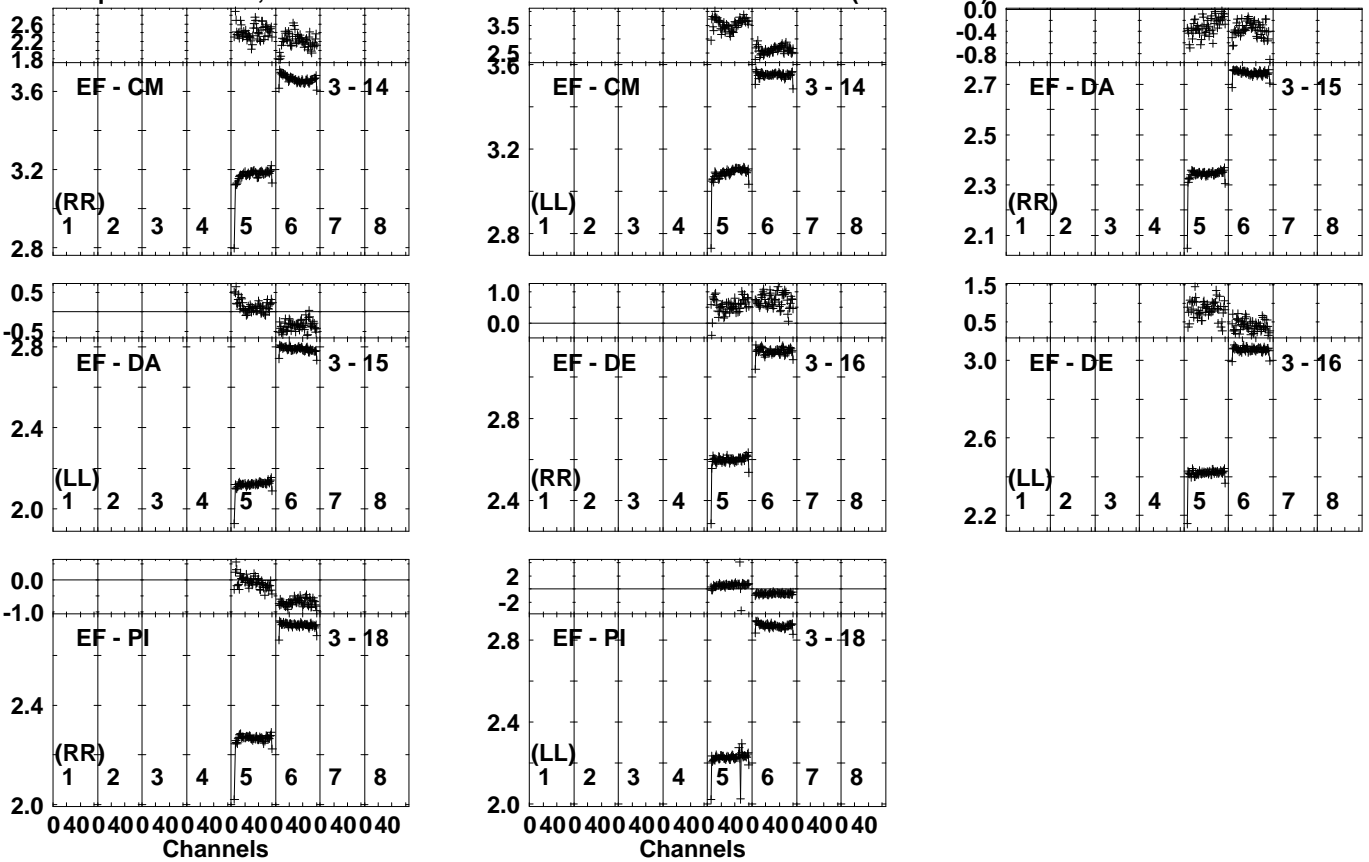


Lower frame: Ampl Jy Top frame: Phas deg
Vector averaged cross-power spectrum Several baselines displayed
Timerange: 00/07:14:52 to 00/07:19:50

Plot file version 102 created 27-MAR-2023 17:39:19

1055+018 EB092A.UVDATA.1

Freq = 4.7990 GHz, Bw = 32.000 MH Calibrated with CL # 4 and BP # 1 (BP mode 1)

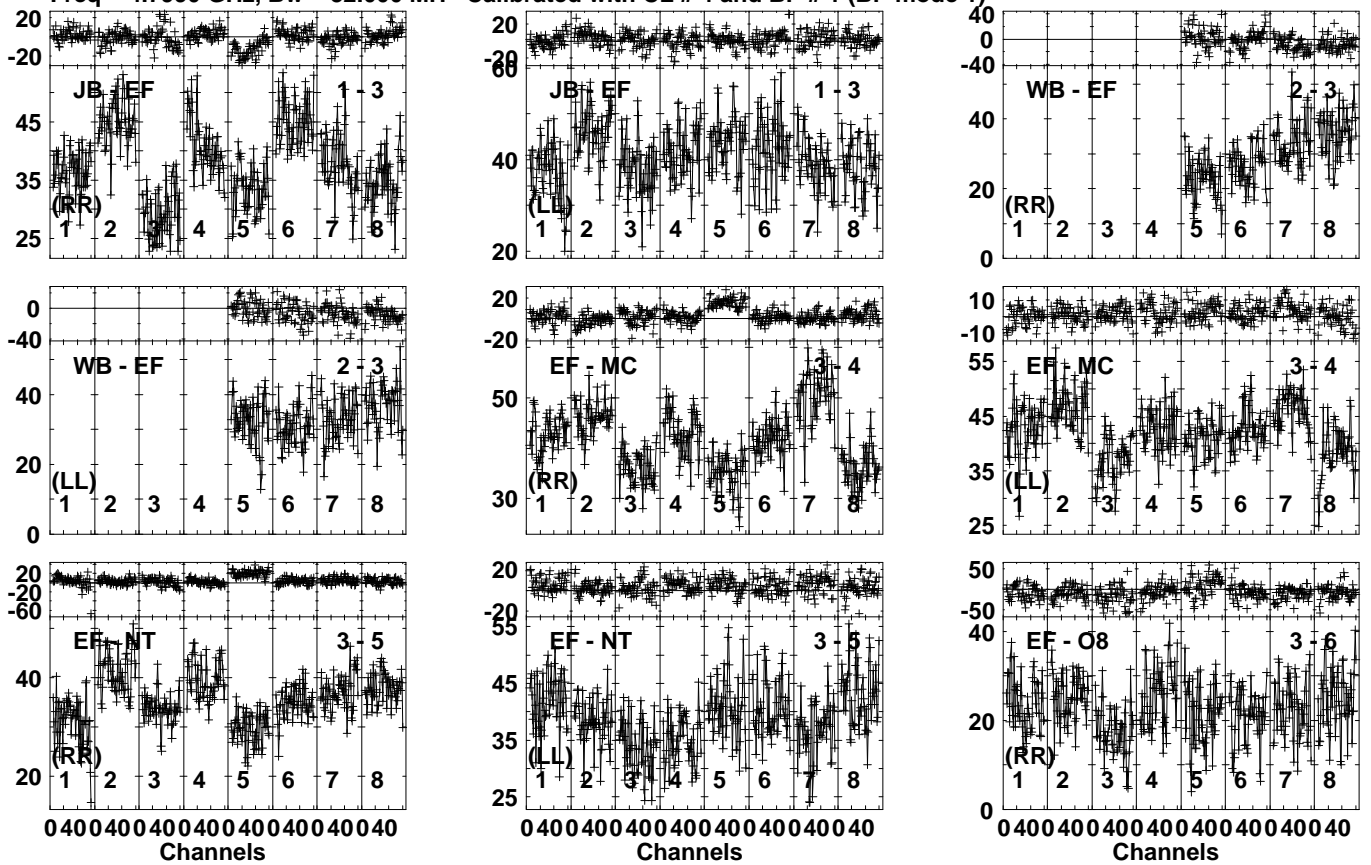


Lower frame: Ampl Jy Top frame: Phas deg
Vector averaged cross-power spectrum Several baselines displayed
Timerange: 00/07:14:52 to 00/07:19:50

Plot file version 103 created 27-MAR-2023 17:39:21

J1352 EB092A.UVDATA.1

Freq = 4.7990 GHz, Bw = 32.000 MH Calibrated with CL # 4 and BP # 1 (BP mode 1)

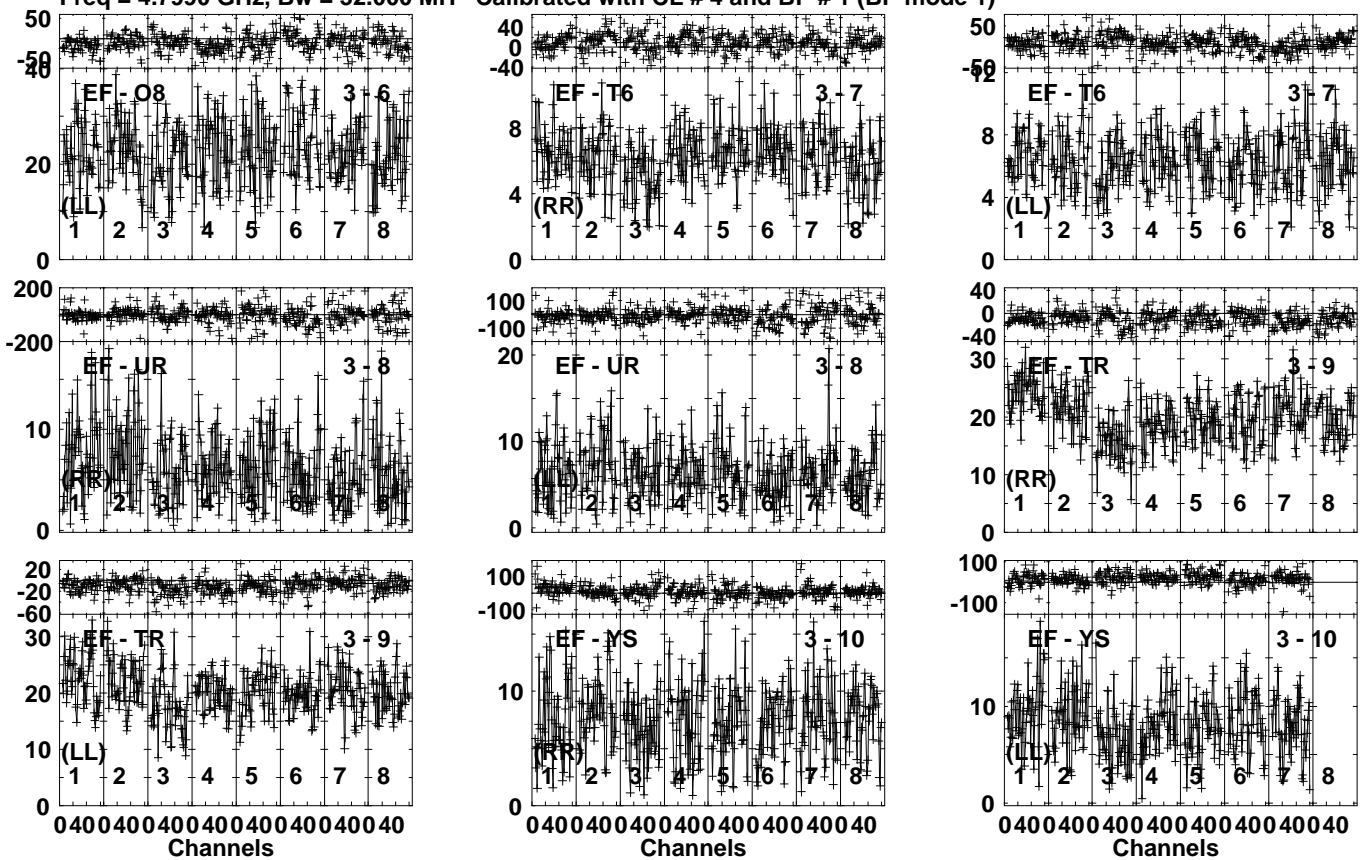


Lower frame: Milli Ampl Jy Top frame: Phas deg
Vector averaged cross-power spectrum Several baselines displayed
Timerange: 00/07:31:52 to 00/07:36:50

Plot file version 104 created 27-MAR-2023 17:39:22

J1352 EB092A.UVDATA.1

Freq = 4.7990 GHz, Bw = 32.000 MH Calibrated with CL # 4 and BP # 1 (BP mode 1)

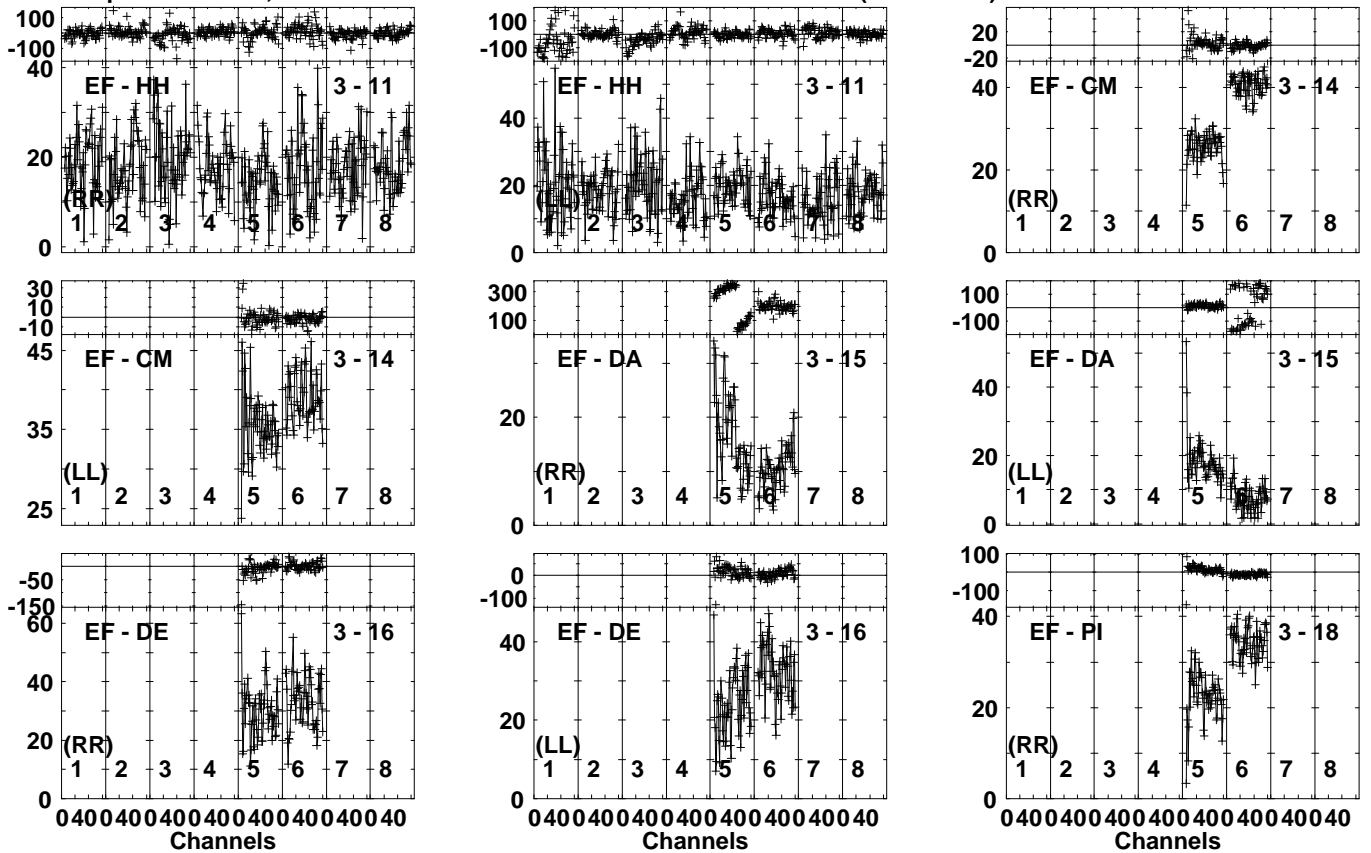


Lower frame: Milli Ampl Jy Top frame: Phas deg
Vector averaged cross-power spectrum Several baselines displayed
Timerange: 00/07:31:52 to 00/07:36:50

Plot file version 105 created 27-MAR-2023 17:39:23

J1352 EB092A.UVDATA.1

Freq = 4.7990 GHz, Bw = 32.000 MH Calibrated with CL # 4 and BP # 1 (BP mode 1)

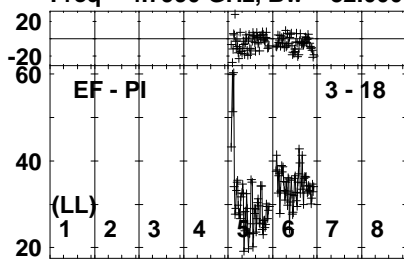


Lower frame: Milli Ampl Jy Top frame: Phas deg
Vector averaged cross-power spectrum Several baselines displayed
Timerange: 00/07:31:52 to 00/07:36:50

Plot file version 106 created 27-MAR-2023 17:39:23

J1352 EB092A.UVDATA.1

Freq = 4.7990 GHz, Bw = 32.000 MH Calibrated with CL # 4 and BP # 1 (BP mode 1)

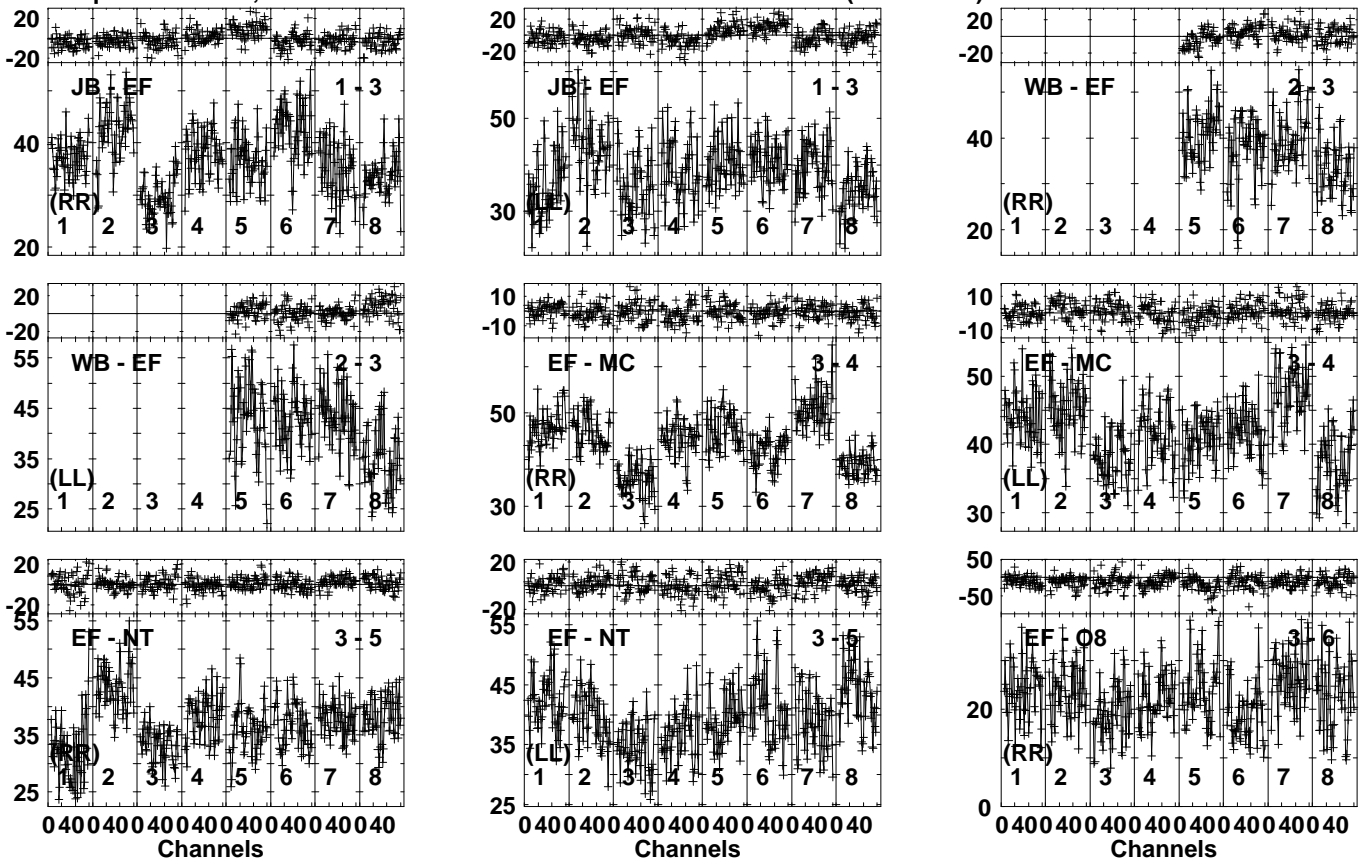


Lower frame: Milli Ampl Jy Top frame: Phas deg
Vector averaged cross-power spectrum Several baselines displayed
Timerange: 00/07:31:52 to 00/07:36:50

Plot file version 107 created 27-MAR-2023 17:39:23

J1352 EB092A.UVDATA.1

Freq = 4.7990 GHz, Bw = 32.000 MH Calibrated with CL # 4 and BP # 1 (BP mode 1)

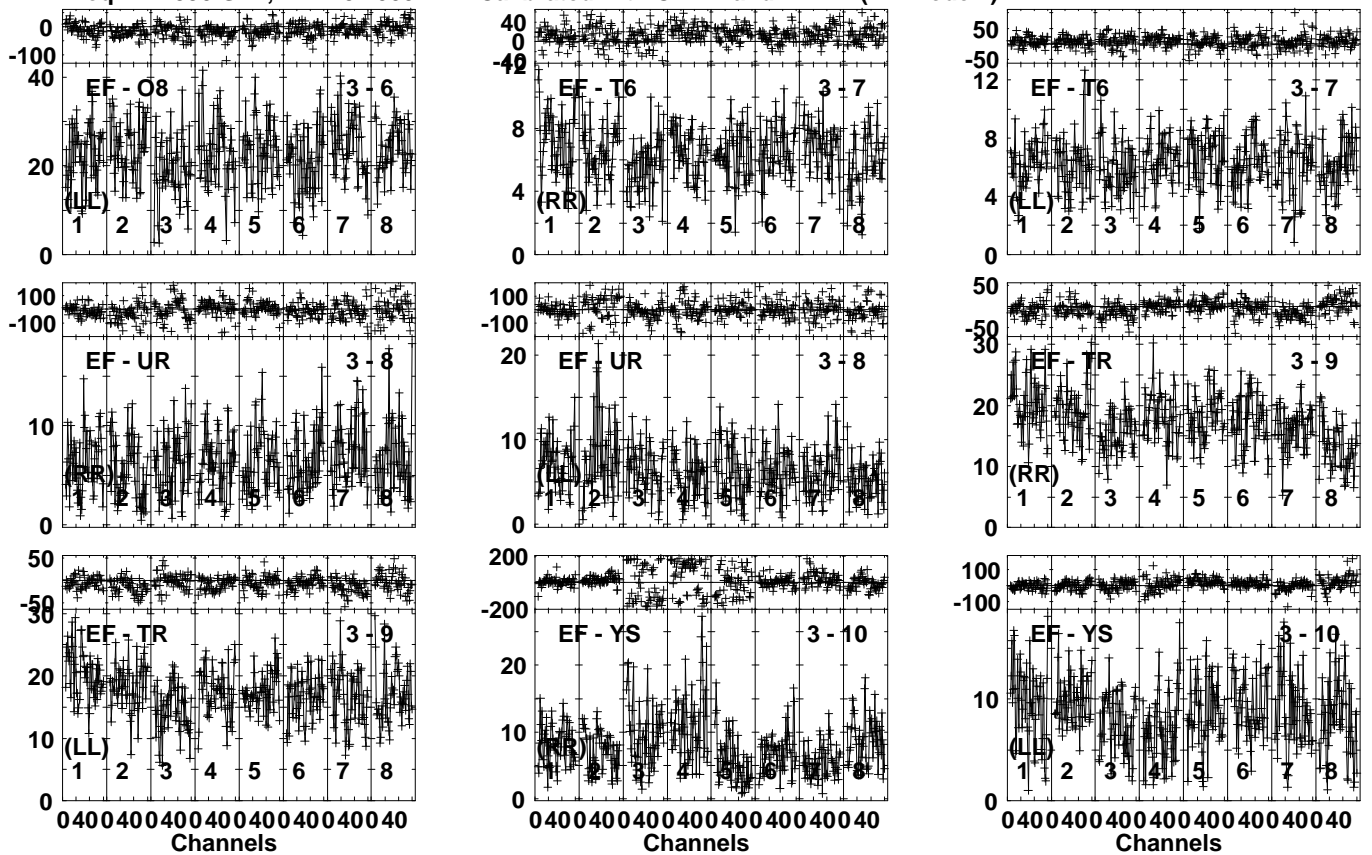


Lower frame: Milli Ampl Jy Top frame: Phas deg
Vector averaged cross-power spectrum Several baselines displayed
Timerange: 00/07:37:22 to 00/07:42:20

Plot file version 108 created 27-MAR-2023 17:39:24

J1352 EB092A.UVDATA.1

Freq = 4.7990 GHz, Bw = 32.000 MH Calibrated with CL # 4 and BP # 1 (BP mode 1)

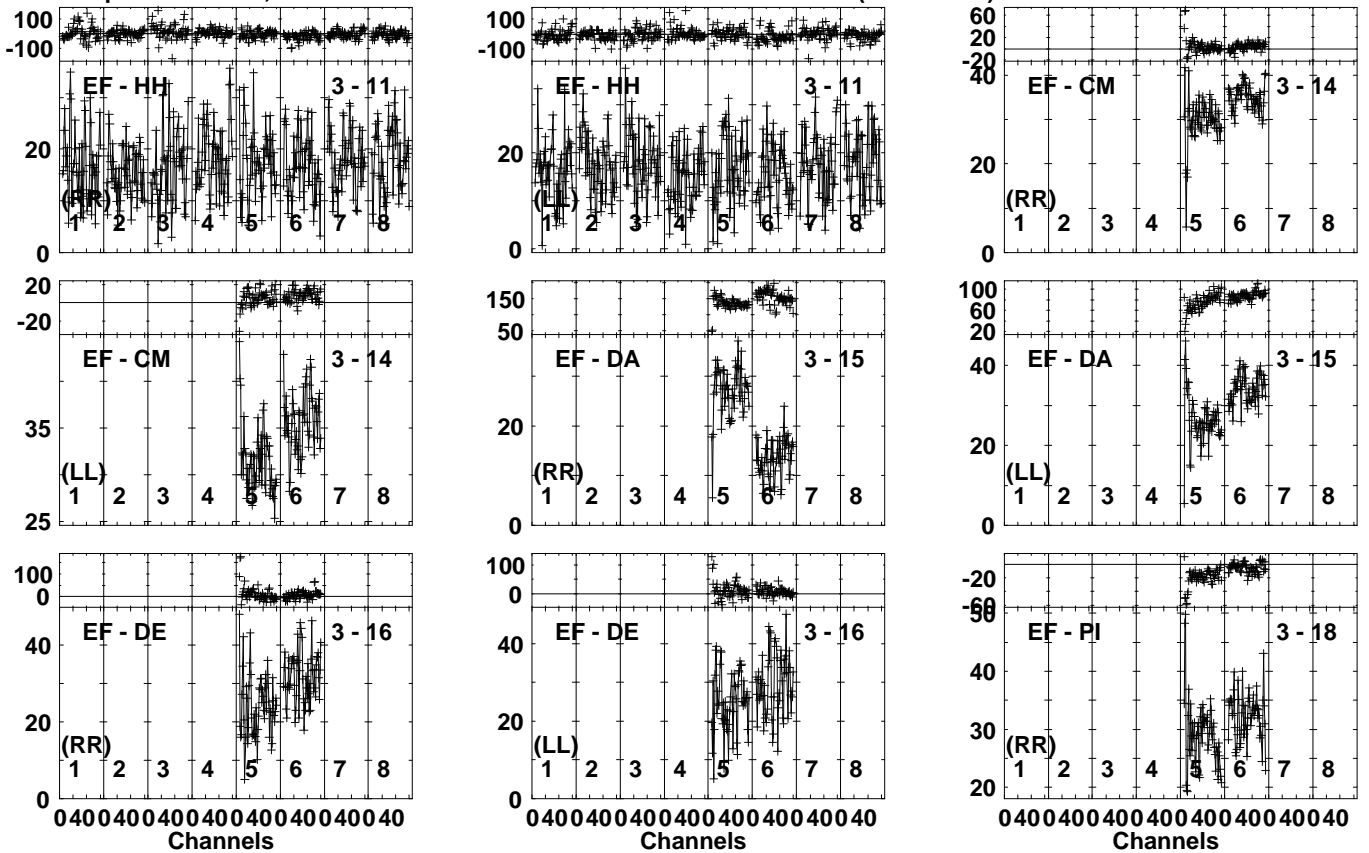


Lower frame: Milli Ampl Jy Top frame: Phas deg
Vector averaged cross-power spectrum Several baselines displayed
Timerange: 00/07:37:22 to 00/07:42:20

Plot file version 109 created 27-MAR-2023 17:39:25

J1352 EB092A.UVDATA.1

Freq = 4.7990 GHz, Bw = 32.000 MH Calibrated with CL # 4 and BP # 1 (BP mode 1)

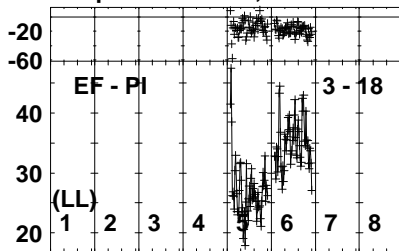


Lower frame: Milli Ampl Jy Top frame: Phas deg
Vector averaged cross-power spectrum Several baselines displayed
Timerange: 00/07:37:22 to 00/07:42:20

Plot file version 110 created 27-MAR-2023 17:39:25

J1352 EB092A.UVDATA.1

Freq = 4.7990 GHz, Bw = 32.000 MH Calibrated with CL # 4 and BP # 1 (BP mode 1)



Lower frame: Milli Ampl Jy Top frame: Phas deg

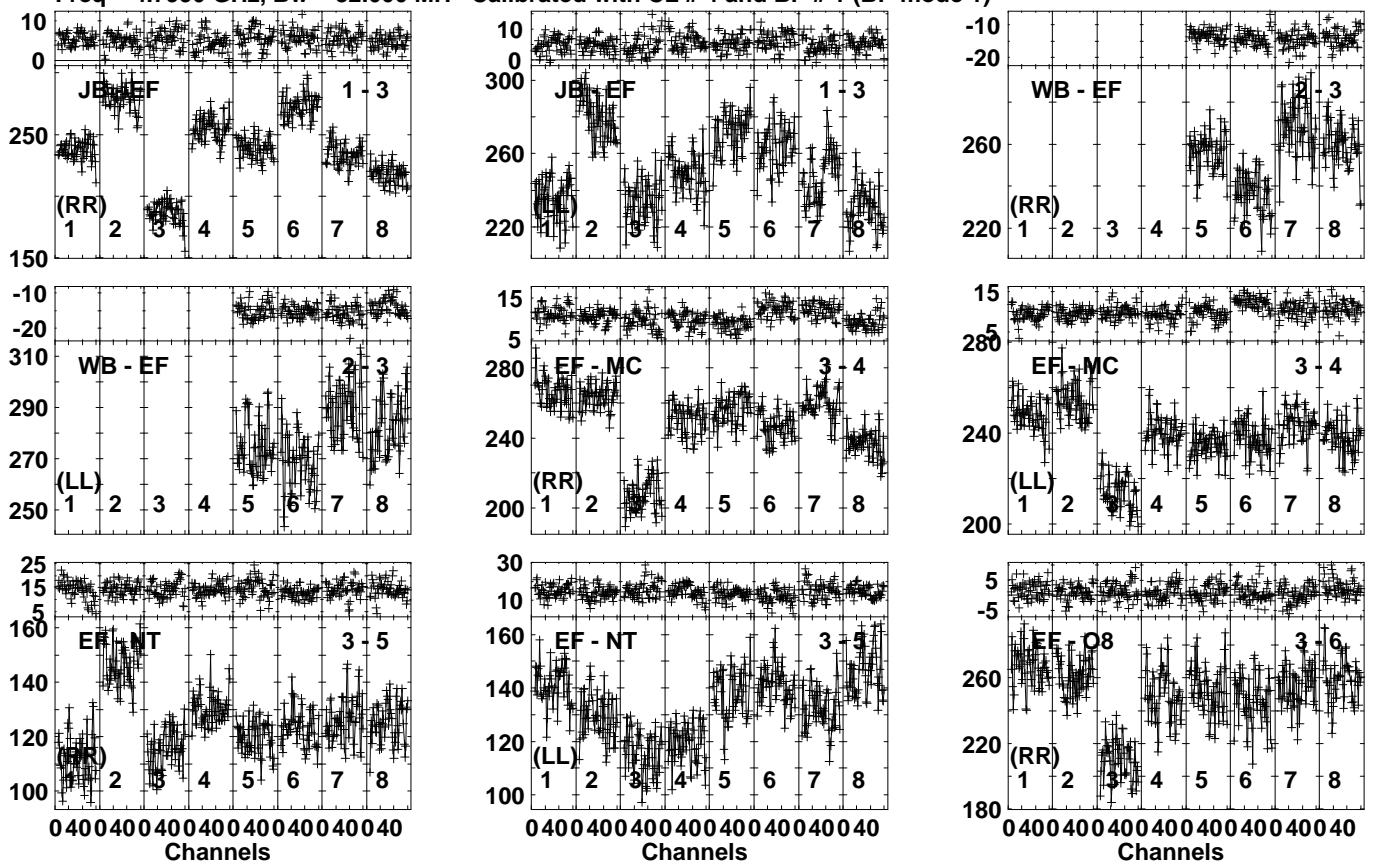
Vector averaged cross-power spectrum Several baselines displayed

Timerange: 00/07:37:22 to 00/07:42:20

Plot file version 111 created 27-MAR-2023 17:39:25

J1516 EB092A.UVDATA.1

Freq = 4.7990 GHz, Bw = 32.000 MH Calibrated with CL # 4 and BP # 1 (BP mode 1)

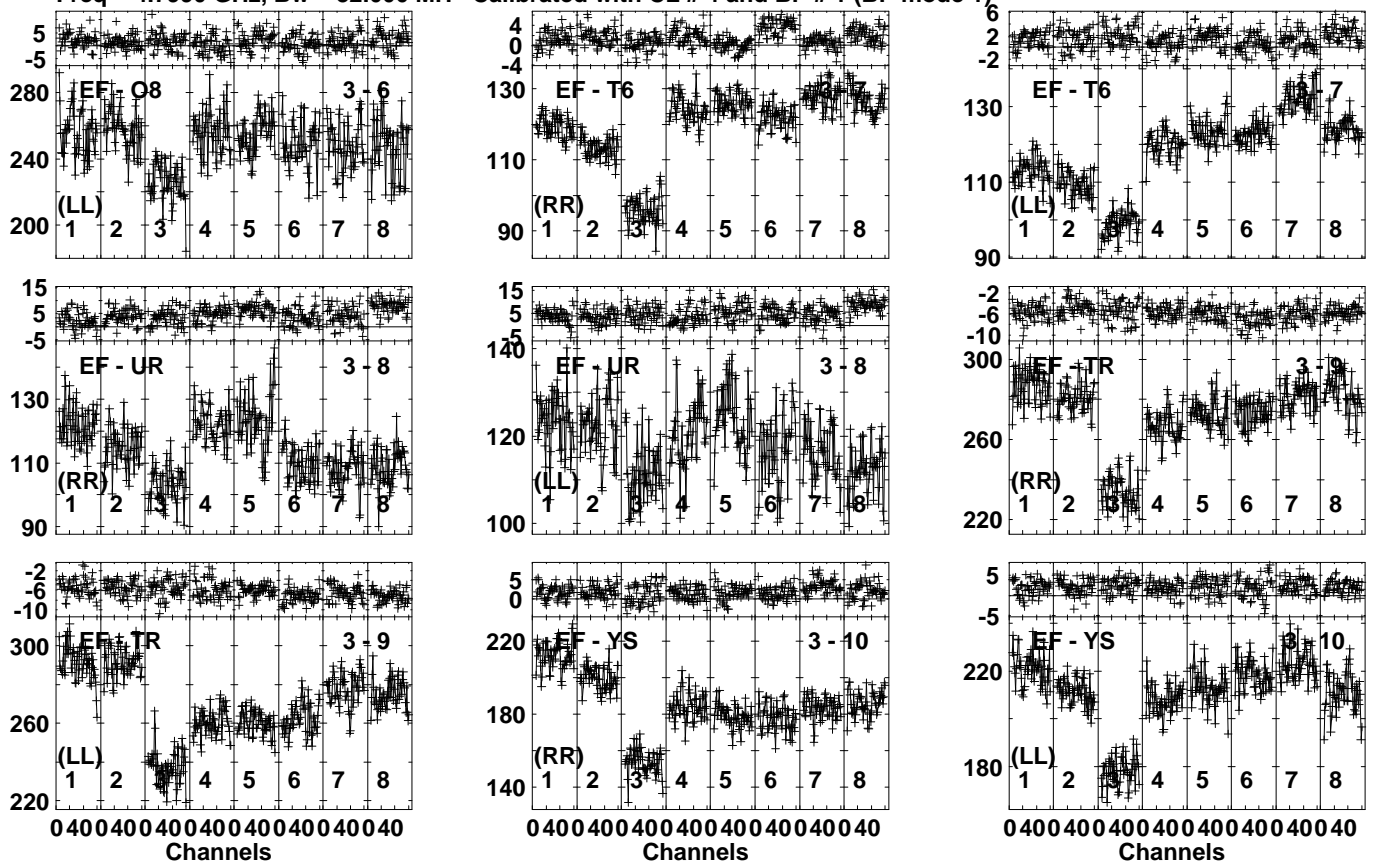


Lower frame: Milli Ampl Jy Top frame: Phas deg
Vector averaged cross-power spectrum Several baselines displayed
Timerange: 00/07:44:56 to 00/07:47:54

Plot file version 112 created 27-MAR-2023 17:39:26

J1516 EB092A.UVDATA.1

Freq = 4.7990 GHz, Bw = 32.000 MH Calibrated with CL # 4 and BP # 1 (BP mode 1)

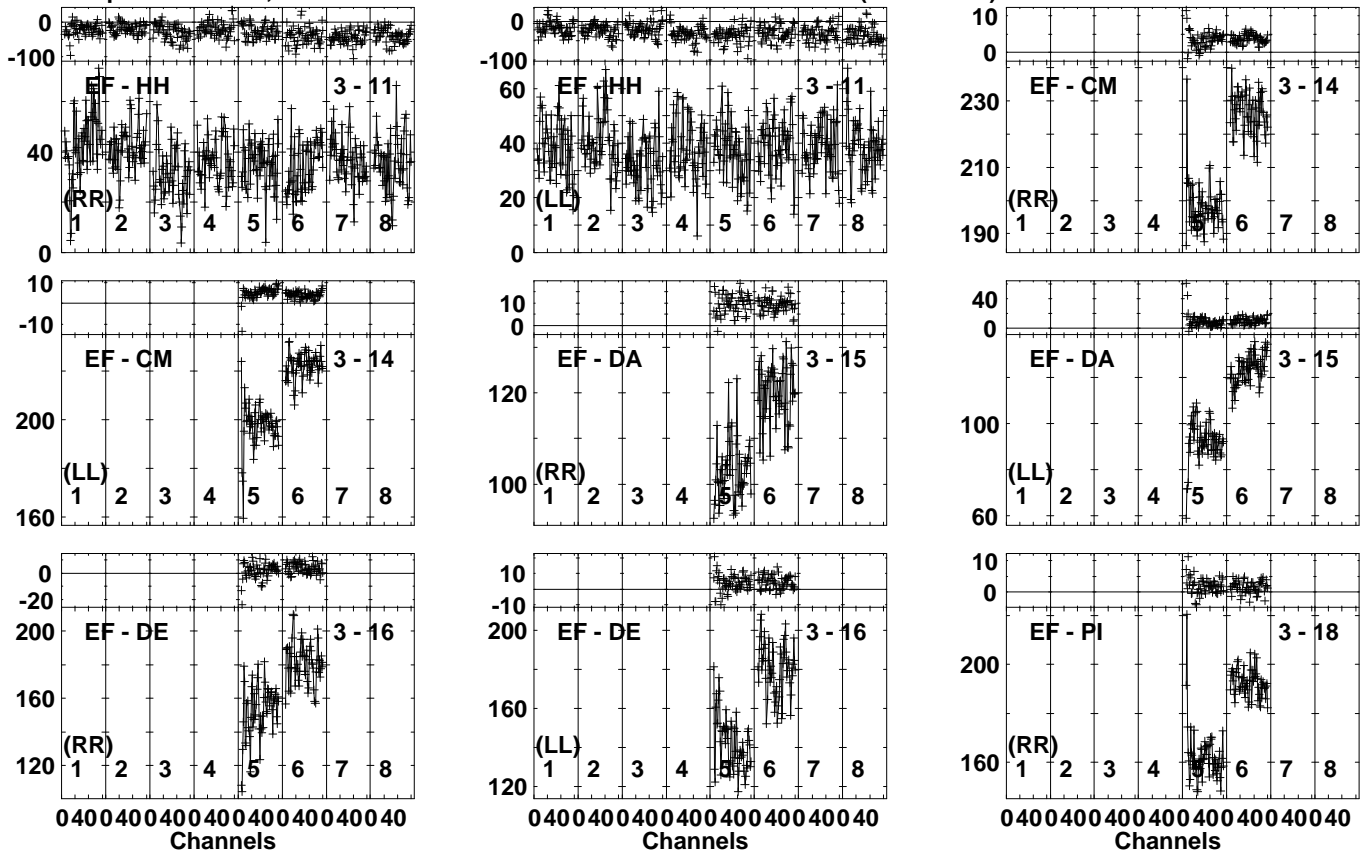


Lower frame: Milli Ampl Jy Top frame: Phas deg
Vector averaged cross-power spectrum Several baselines displayed
Timerange: 00/07:44:56 to 00/07:47:54

Plot file version 113 created 27-MAR-2023 17:39:26

J1516 EB092A.UVDATA.1

Freq = 4.7990 GHz, Bw = 32.000 MH Calibrated with CL # 4 and BP # 1 (BP mode 1)

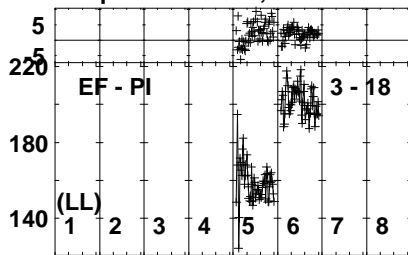


Lower frame: Milli Ampl Jy Top frame: Phas deg
Vector averaged cross-power spectrum Several baselines displayed
Timerange: 00/07:44:56 to 00/07:47:54

Plot file version 114 created 27-MAR-2023 17:39:27

J1516 EB092A.UVDATA.1

Freq = 4.7990 GHz, Bw = 32.000 MH Calibrated with CL # 4 and BP # 1 (BP mode 1)



Lower frame: Milli Ampl Jy Top frame: Phas deg

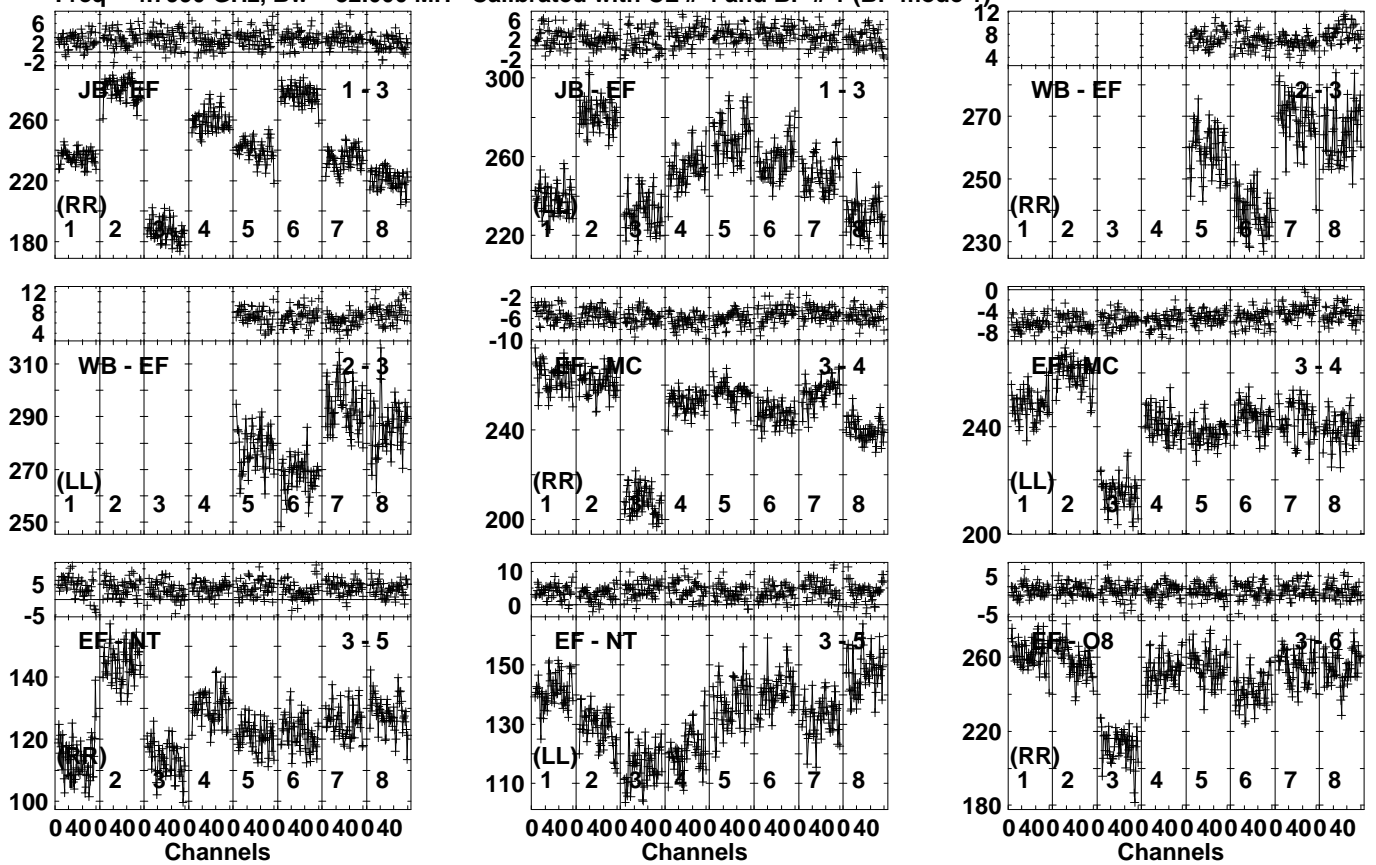
Vector averaged cross-power spectrum Several baselines displayed

Timerange: 00/07:44:56 to 00/07:47:54

Plot file version 115 created 27-MAR-2023 17:39:27

J1516 EB092A.UVDATA.1

Freq = 4.7990 GHz, Bw = 32.000 MH Calibrated with CL # 4 and BP # 1 (BP mode 1)

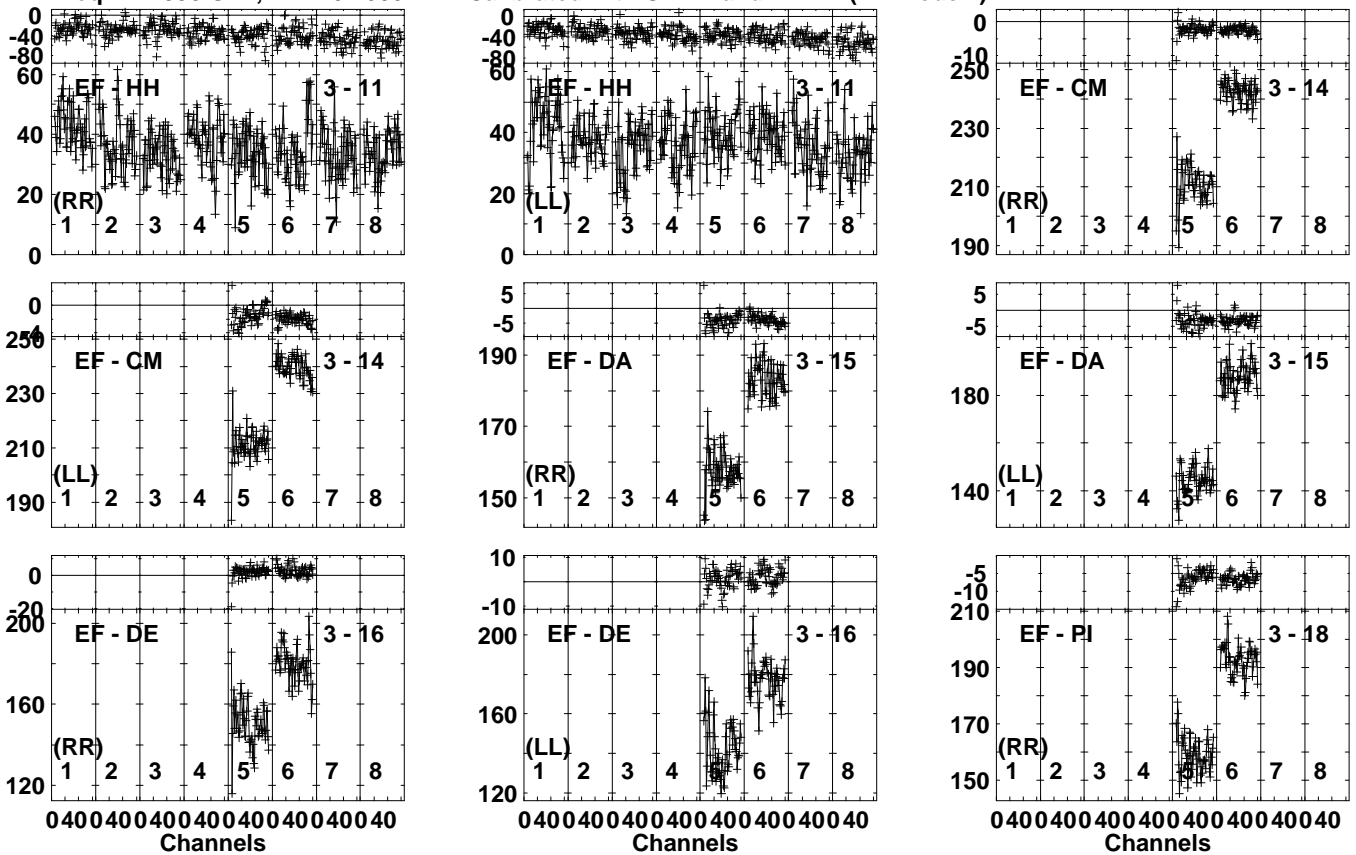


Lower frame: Milli Ampl Jy Top frame: Phas deg
 Vector averaged cross-power spectrum Several baselines displayed
 Timerange: 00/07:48:26 to 00/07:53:24

Plot file version 117 created 27-MAR-2023 17:39:28

J1516 EB092A.UVDATA.1

Freq = 4.7990 GHz, Bw = 32.000 MH Calibrated with CL # 4 and BP # 1 (BP mode 1)

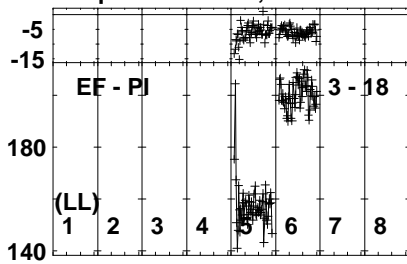


Lower frame: Milli Ampl Jy Top frame: Phas deg
Vector averaged cross-power spectrum Several baselines displayed
Timerange: 00/07:48:26 to 00/07:53:24

Plot file version 118 created 27-MAR-2023 17:39:29

J1516 EB092A.UVDATA.1

Freq = 4.7990 GHz, Bw = 32.000 MH Calibrated with CL # 4 and BP # 1 (BP mode 1)



Lower frame: Milli Ampl Jy Top frame: Phas deg

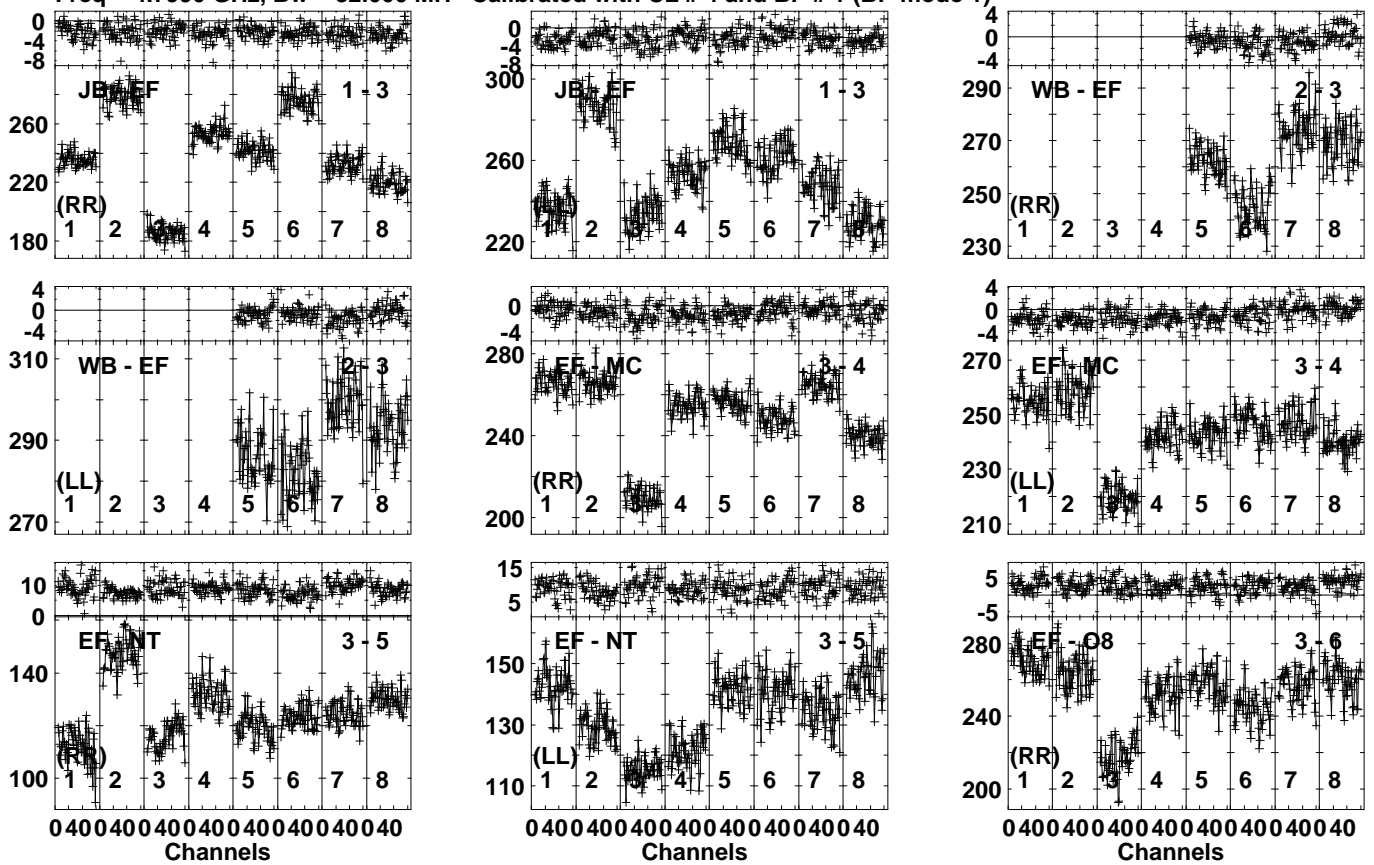
Vector averaged cross-power spectrum Several baselines displayed

Timerange: 00/07:48:26 to 00/07:53:24

Plot file version 119 created 27-MAR-2023 17:39:29

J1516 EB092A.UVDATA.1

Freq = 4.7990 GHz, Bw = 32.000 MH Calibrated with CL # 4 and BP # 1 (BP mode 1)

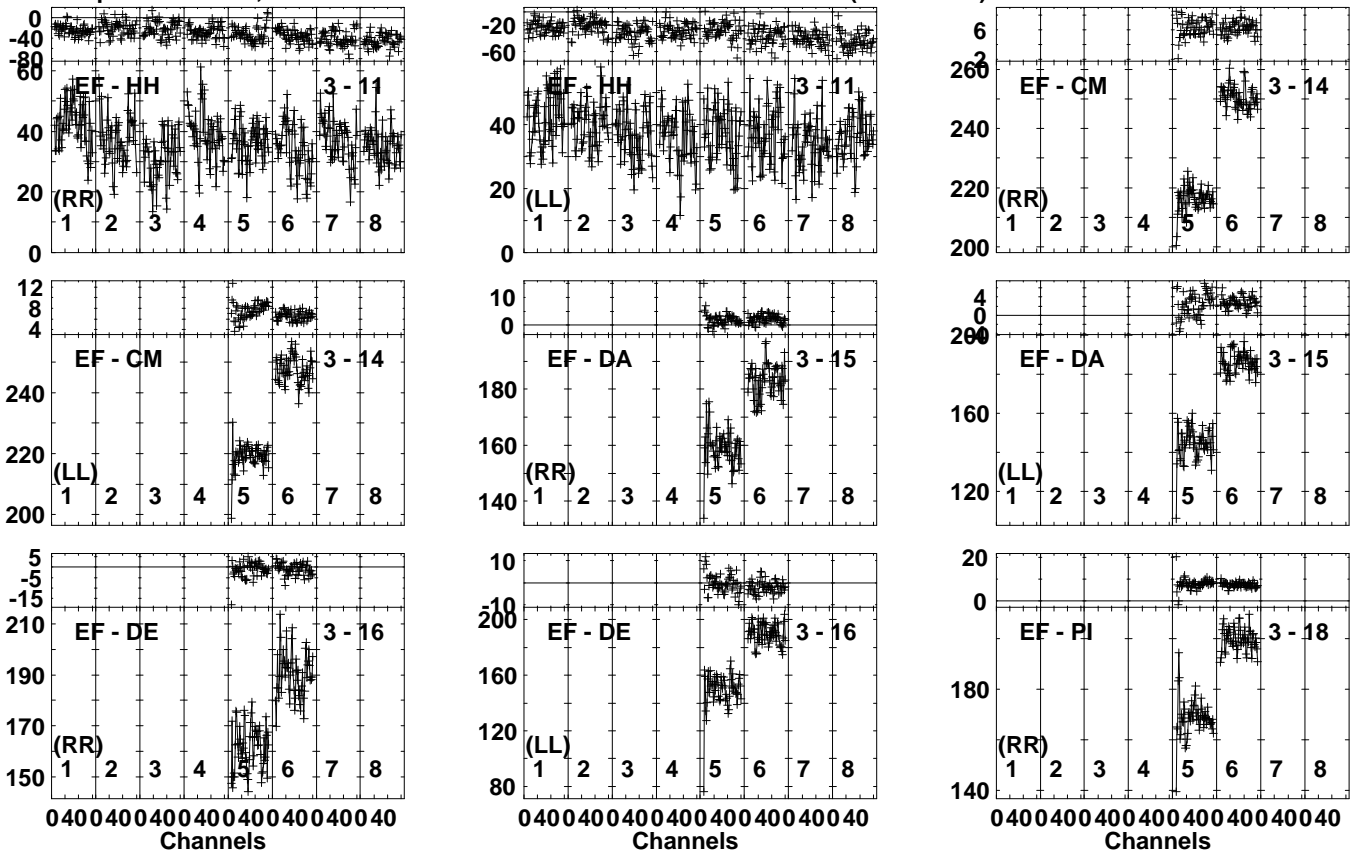


Lower frame: Milli Ampl Jy Top frame: Phas deg
Vector averaged cross-power spectrum Several baselines displayed
Timerange: 00/07:53:56 to 00/07:58:54

Plot file version 121 created 27-MAR-2023 17:39:30

J1516 EB092A.UVDATA.1

Freq = 4.7990 GHz, Bw = 32.000 MH Calibrated with CL # 4 and BP # 1 (BP mode 1)

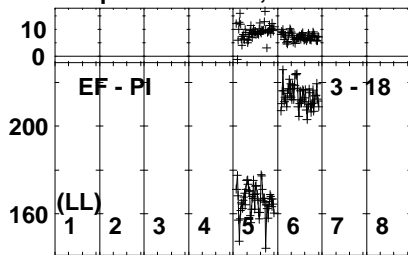


Lower frame: Milli Ampl Jy Top frame: Phas deg
Vector averaged cross-power spectrum Several baselines displayed
Timerange: 00/07:53:56 to 00/07:58:54

Plot file version 122 created 27-MAR-2023 17:39:31

J1516 EB092A.UVDATA.1

Freq = 4.7990 GHz, Bw = 32.000 MH Calibrated with CL # 4 and BP # 1 (BP mode 1)



Lower frame: Milli Ampl Jy Top frame: Phas deg

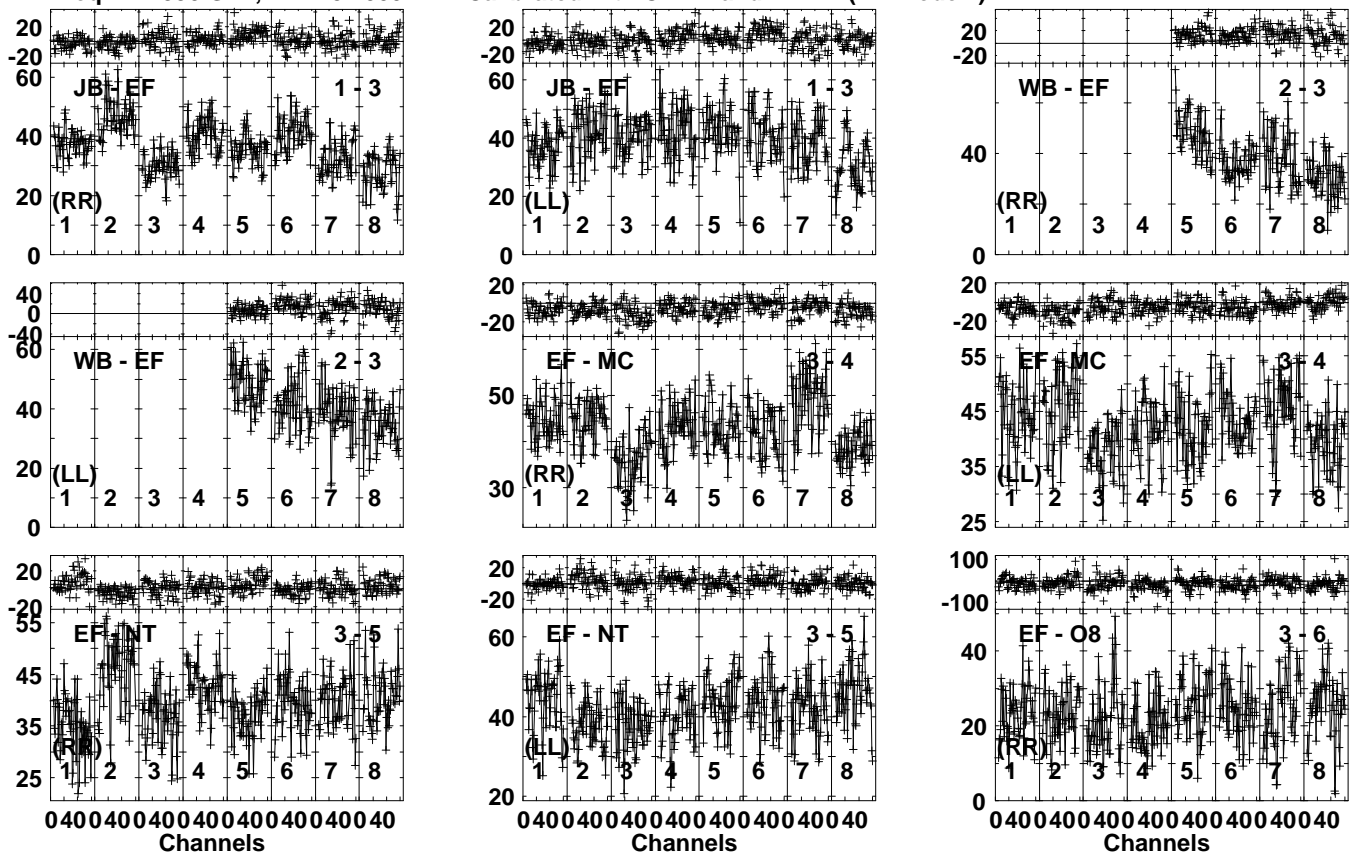
Vector averaged cross-power spectrum Several baselines displayed

Timerange: 00/07:53:56 to 00/07:58:54

Plot file version 123 created 27-MAR-2023 17:39:31

J1352 EB092A.UVDATA.1

Freq = 4.7990 GHz, Bw = 32.000 MH Calibrated with CL # 4 and BP # 1 (BP mode 1)

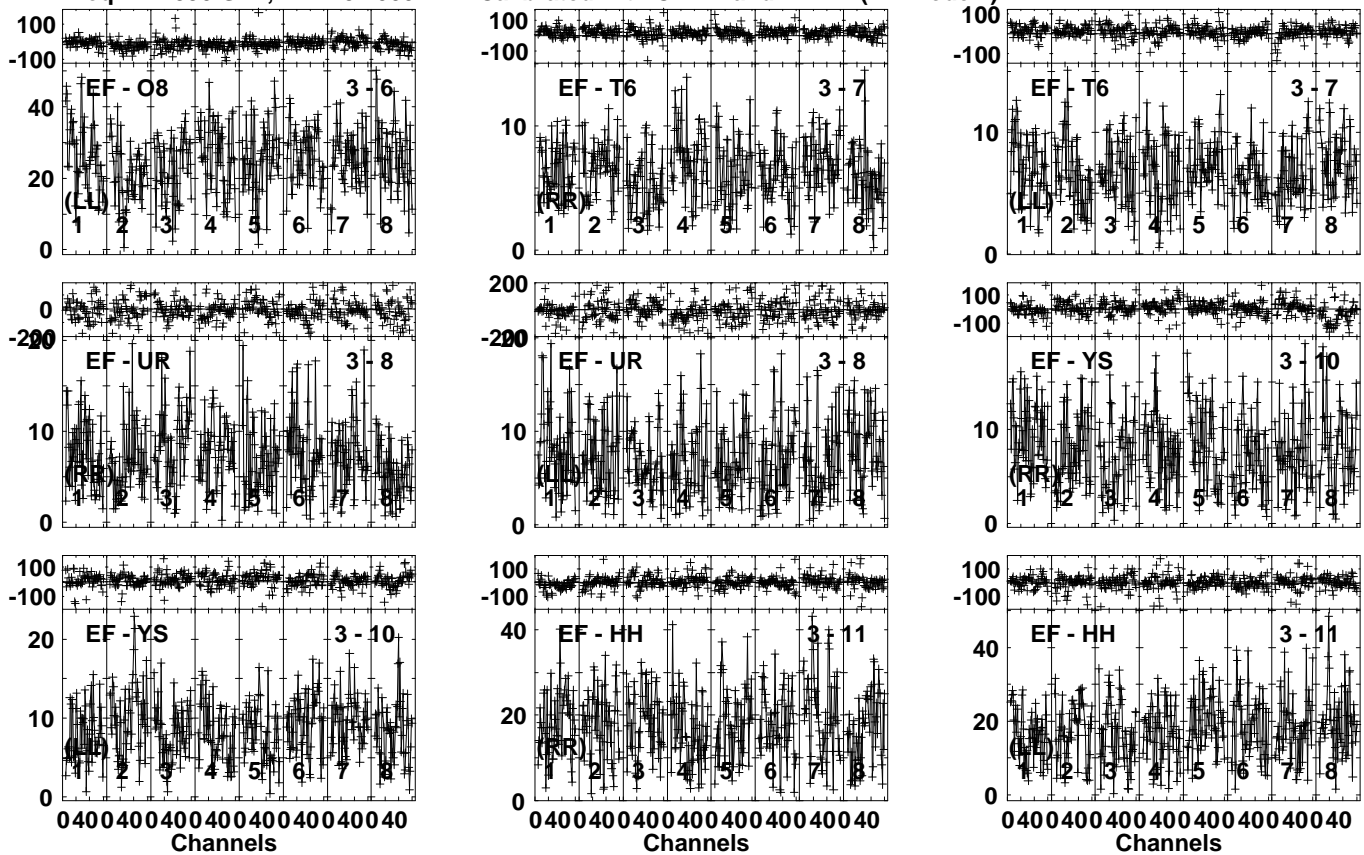


Lower frame: Milli Ampl Jy Top frame: Phas deg
Vector averaged cross-power spectrum Several baselines displayed
Timerange: 00/08:01:33 to 00/08:04:31

Plot file version 124 created 27-MAR-2023 17:39:31

J1352 EB092A.UVDATA.1

Freq = 4.7990 GHz, Bw = 32.000 MH Calibrated with CL # 4 and BP # 1 (BP mode 1)

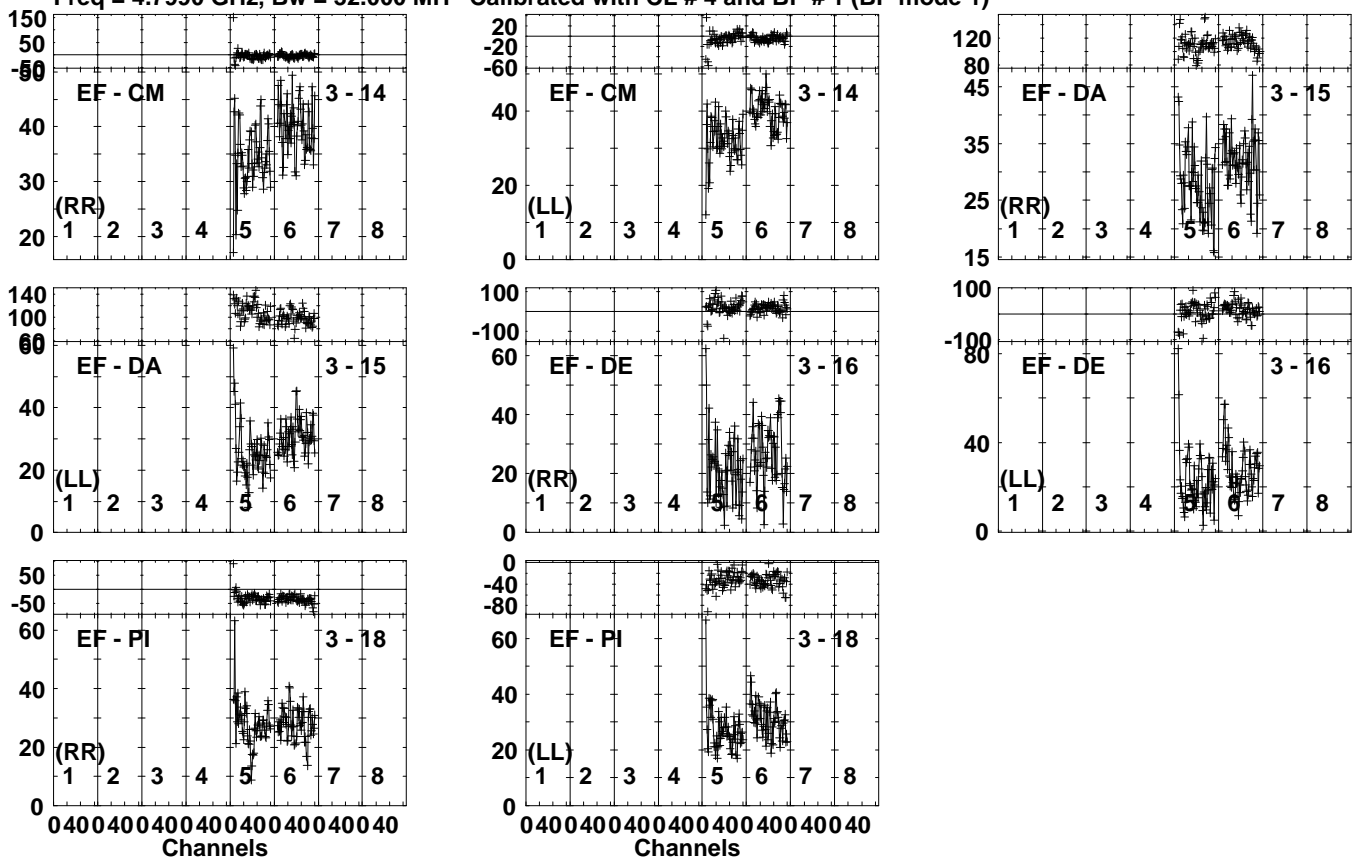


Lower frame: Milli Ampl Jy Top frame: Phas deg
Vector averaged cross-power spectrum Several baselines displayed
Timerange: 00/08:01:33 to 00/08:04:31

Plot file version 125 created 27-MAR-2023 17:39:32

J1352 EB092A.UVDATA.1

Freq = 4.7990 GHz, Bw = 32.000 MH Calibrated with CL # 4 and BP # 1 (BP mode 1)

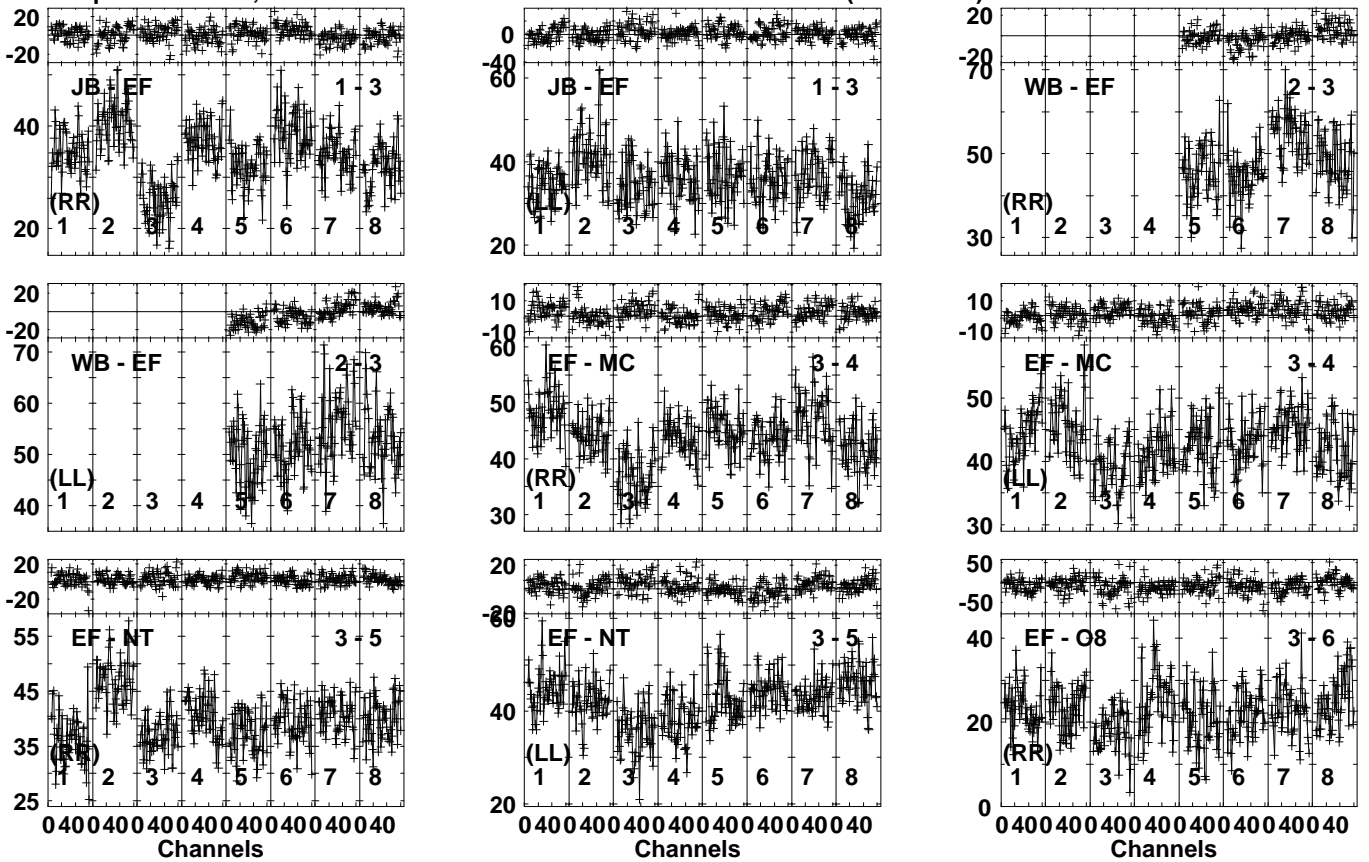


Lower frame: Milli Ampl Jy Top frame: Phas deg
Vector averaged cross-power spectrum Several baselines displayed
Timerange: 00/08:01:33 to 00/08:04:31

Plot file version 126 created 27-MAR-2023 17:39:32

J1352 EB092A.UVDATA.1

Freq = 4.7990 GHz, Bw = 32.000 MH Calibrated with CL # 4 and BP # 1 (BP mode 1)

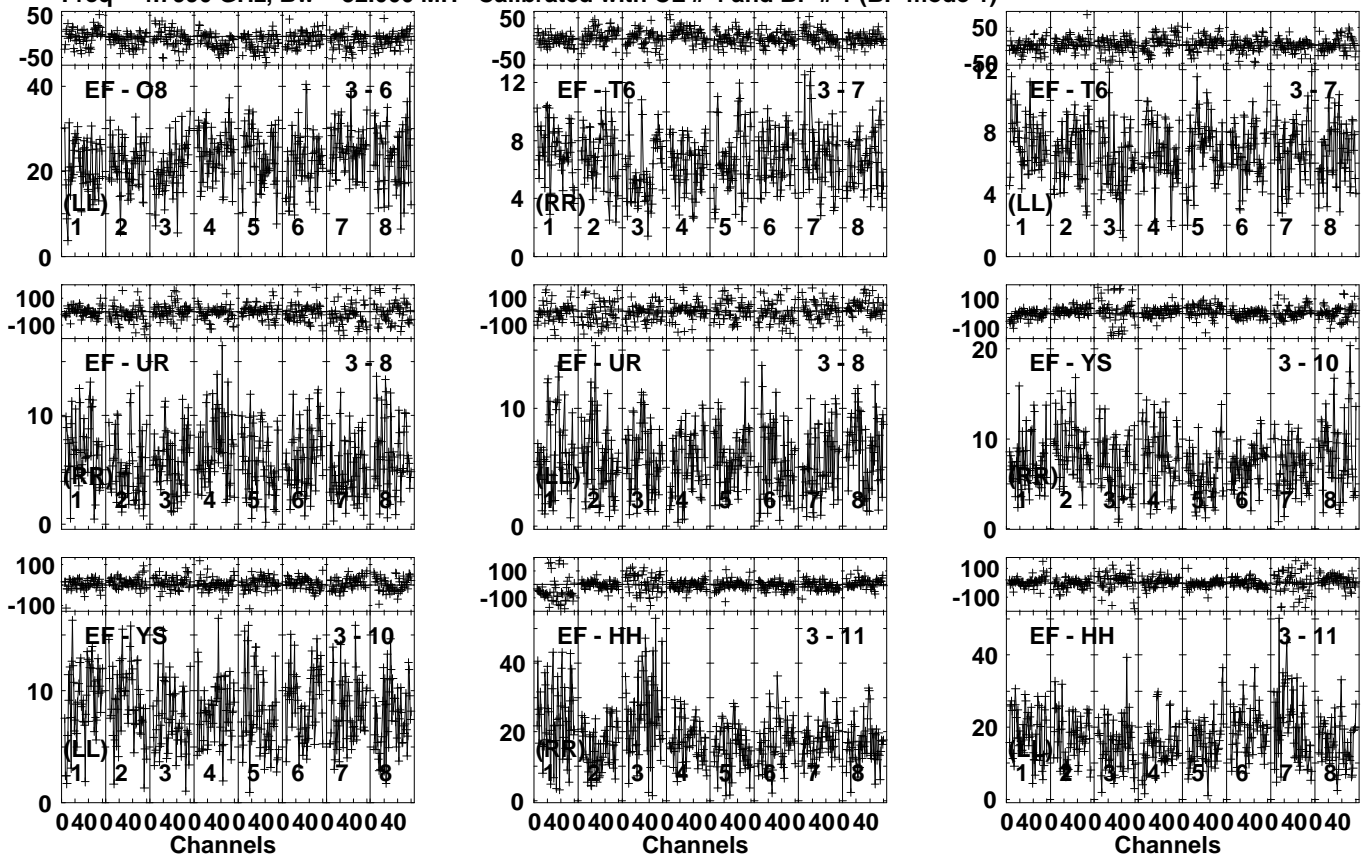


Lower frame: Milli Ampl Jy Top frame: Phas deg
Vector averaged cross-power spectrum Several baselines displayed
Timerange: 00/08:05:03 to 00/08:10:01

Plot file version 127 created 27-MAR-2023 17:39:33

J1352 EB092A.UVDATA.1

Freq = 4.7990 GHz, Bw = 32.000 MH Calibrated with CL # 4 and BP # 1 (BP mode 1)

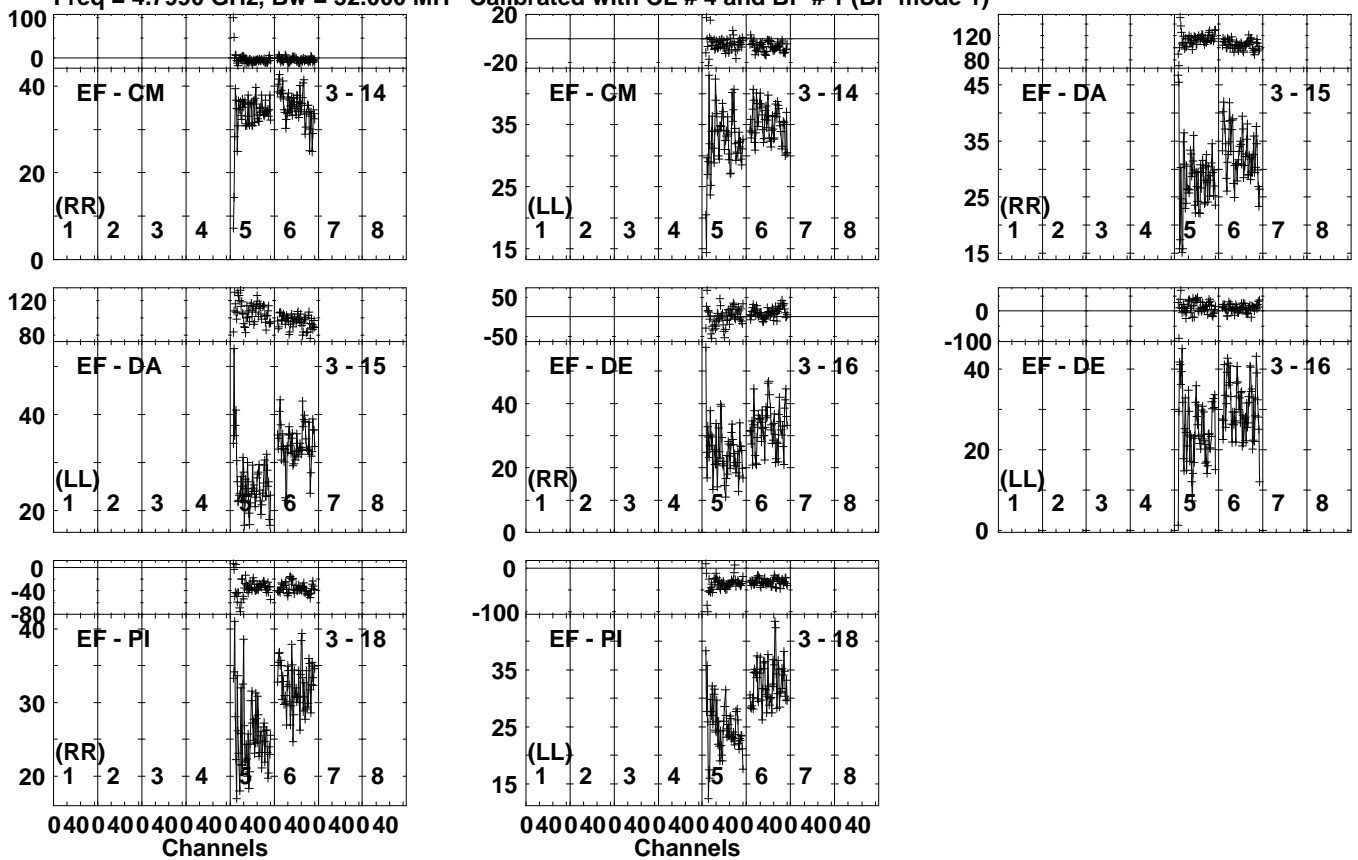


Lower frame: Milli Ampl Jy Top frame: Phas deg
Vector averaged cross-power spectrum Several baselines displayed
Timerange: 00/08:05:03 to 00/08:10:01

Plot file version 128 created 27-MAR-2023 17:39:34

J1352 EB092A.UVDATA.1

Freq = 4.7990 GHz, Bw = 32.000 MH Calibrated with CL # 4 and BP # 1 (BP mode 1)

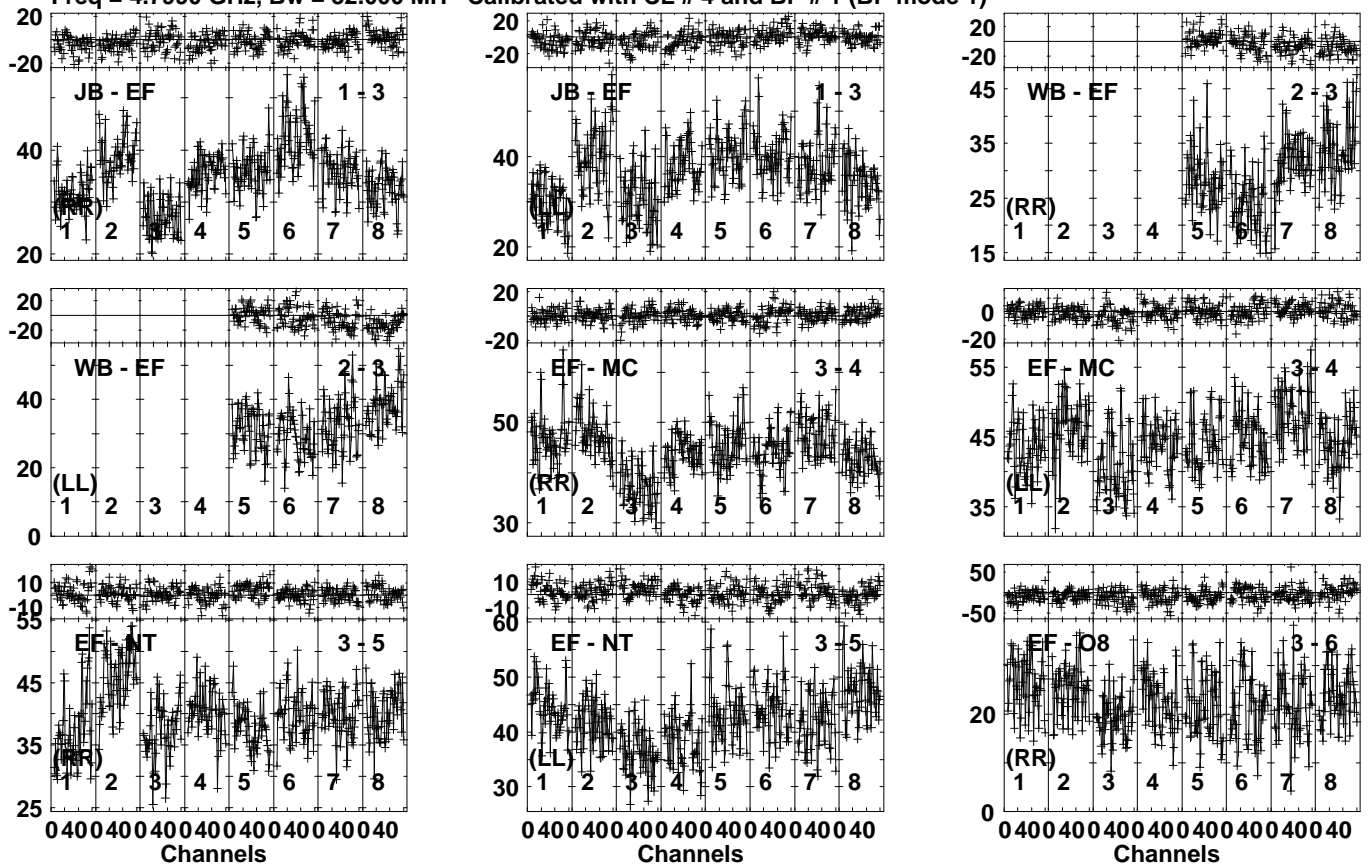


Lower frame: Milli Ampl Jy Top frame: Phas deg
Vector averaged cross-power spectrum Several baselines displayed
Timerange: 00/08:05:03 to 00/08:10:01

Plot file version 129 created 27-MAR-2023 17:39:34

J1352 EB092A.UVDATA.1

Freq = 4.7990 GHz, Bw = 32.000 MH Calibrated with CL # 4 and BP # 1 (BP mode 1)

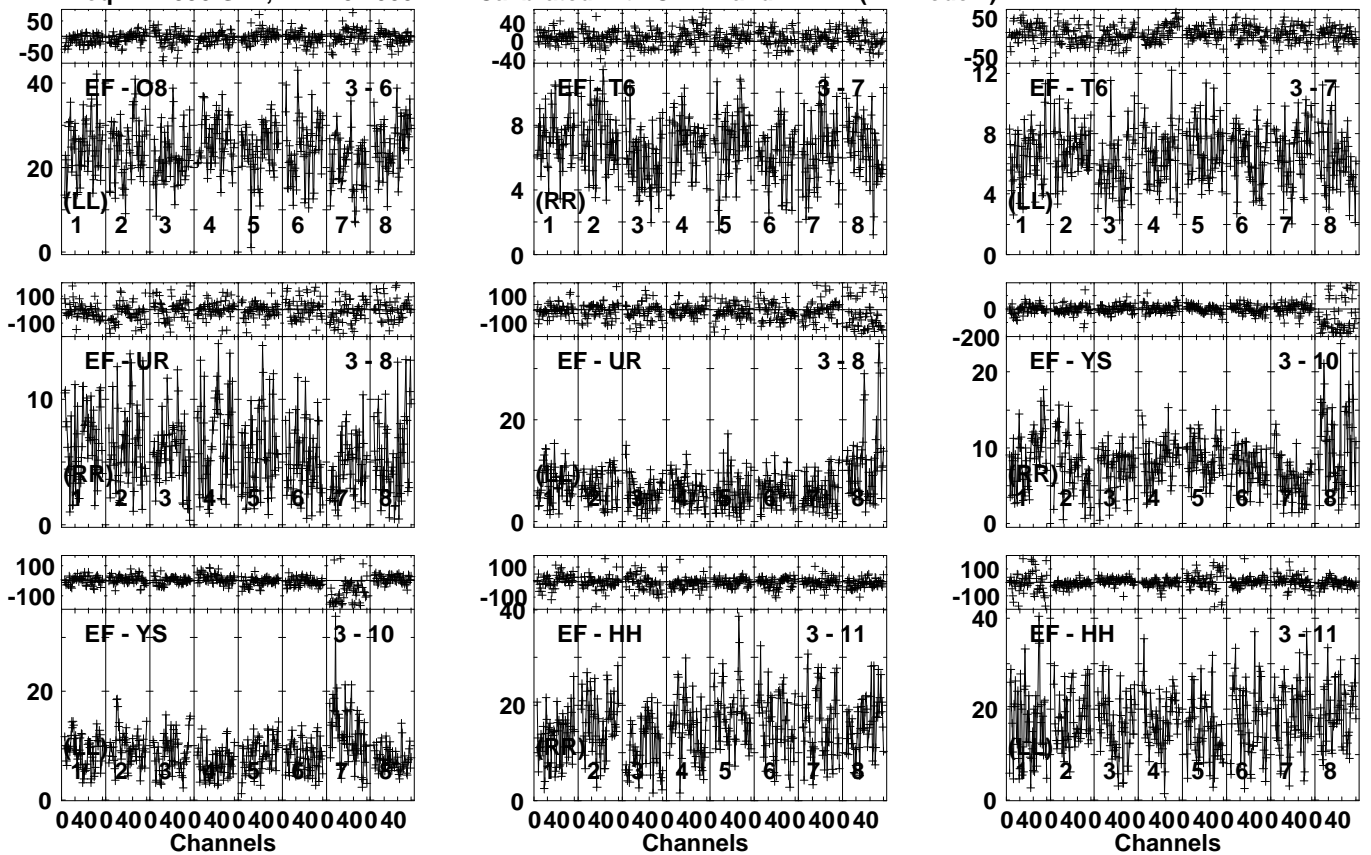


Lower frame: Milli Ampl Jy Top frame: Phas deg
Vector averaged cross-power spectrum Several baselines displayed
Timerange: 00/08:10:33 to 00/08:15:31

Plot file version 130 created 27-MAR-2023 17:39:35

J1352 EB092A.UVDATA.1

Freq = 4.7990 GHz, Bw = 32.000 MH Calibrated with CL # 4 and BP # 1 (BP mode 1)

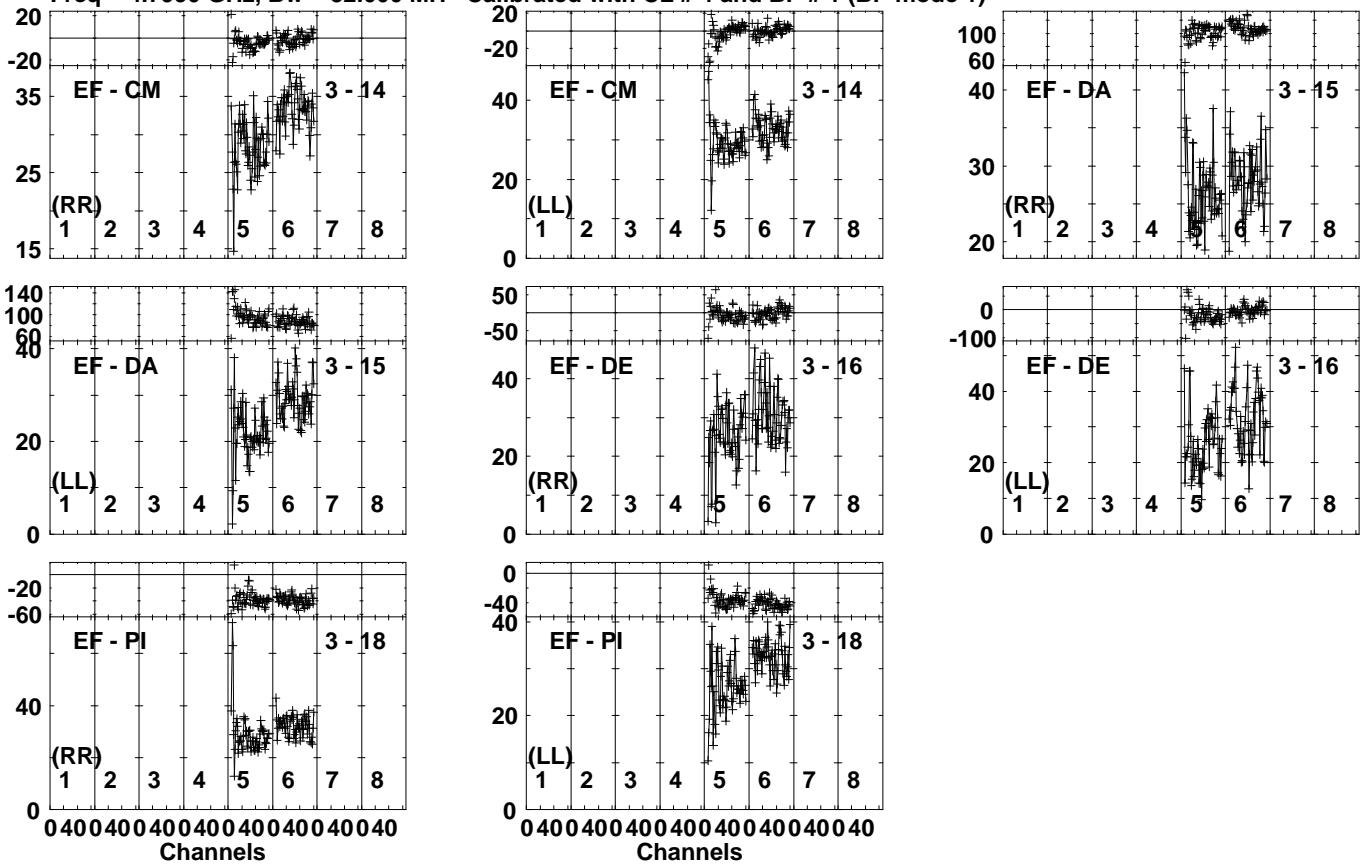


Lower frame: Milli Ampl Jy Top frame: Phas deg
Vector averaged cross-power spectrum Several baselines displayed
Timerange: 00/08:10:33 to 00/08:15:31

Plot file version 131 created 27-MAR-2023 17:39:36

J1352 EB092A.UVDATA.1

Freq = 4.7990 GHz, Bw = 32.000 MH Calibrated with CL # 4 and BP # 1 (BP mode 1)

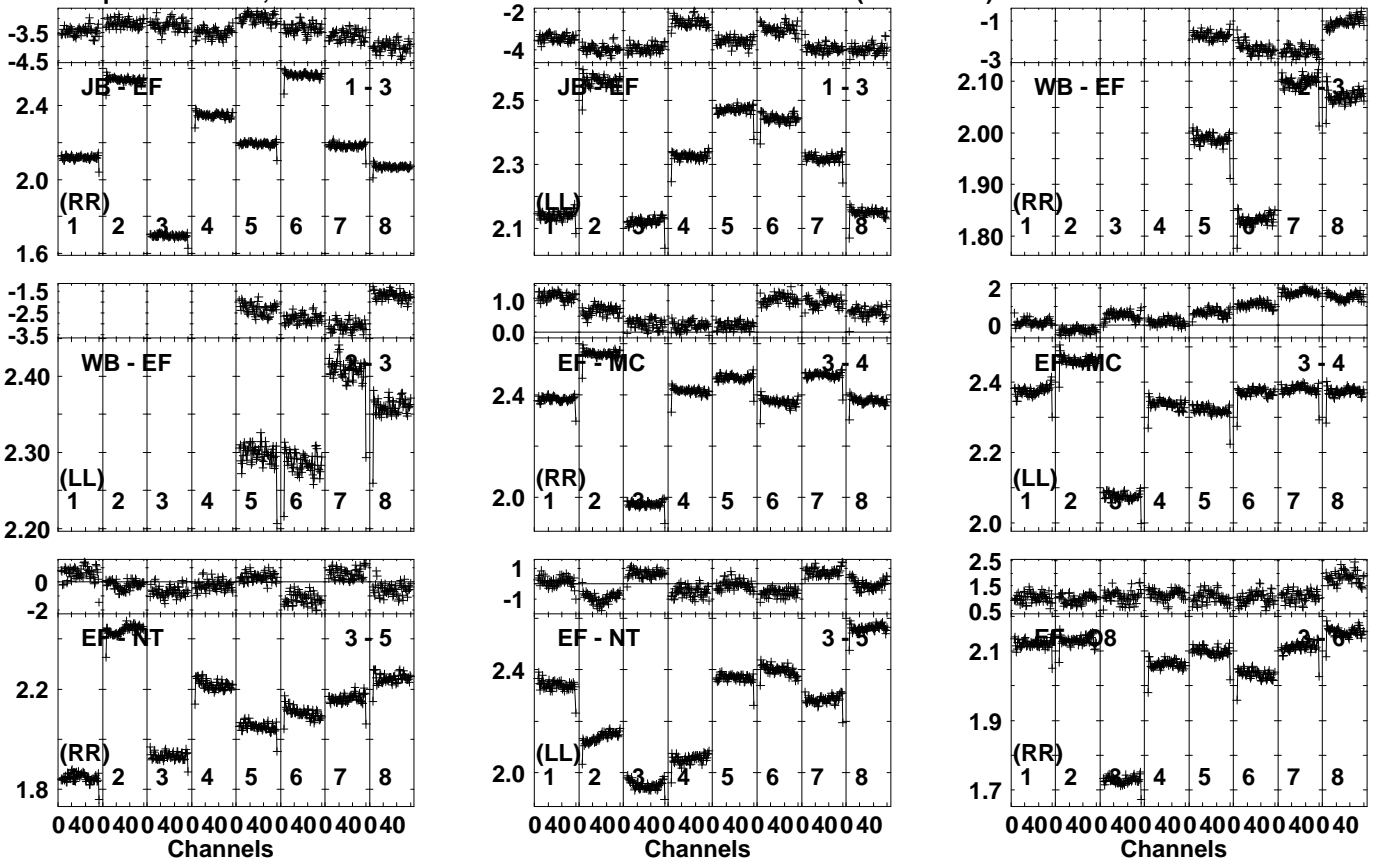


Lower frame: Milli Ampl Jy Top frame: Phas deg
Vector averaged cross-power spectrum Several baselines displayed
Timerange: 00/08:10:33 to 00/08:15:31

Plot file version 132 created 27-MAR-2023 17:39:36

C1-1635 EB092A.UVDATA.1

Freq = 4.7990 GHz, Bw = 32.000 MH Calibrated with CL # 4 and BP # 1 (BP mode 1)

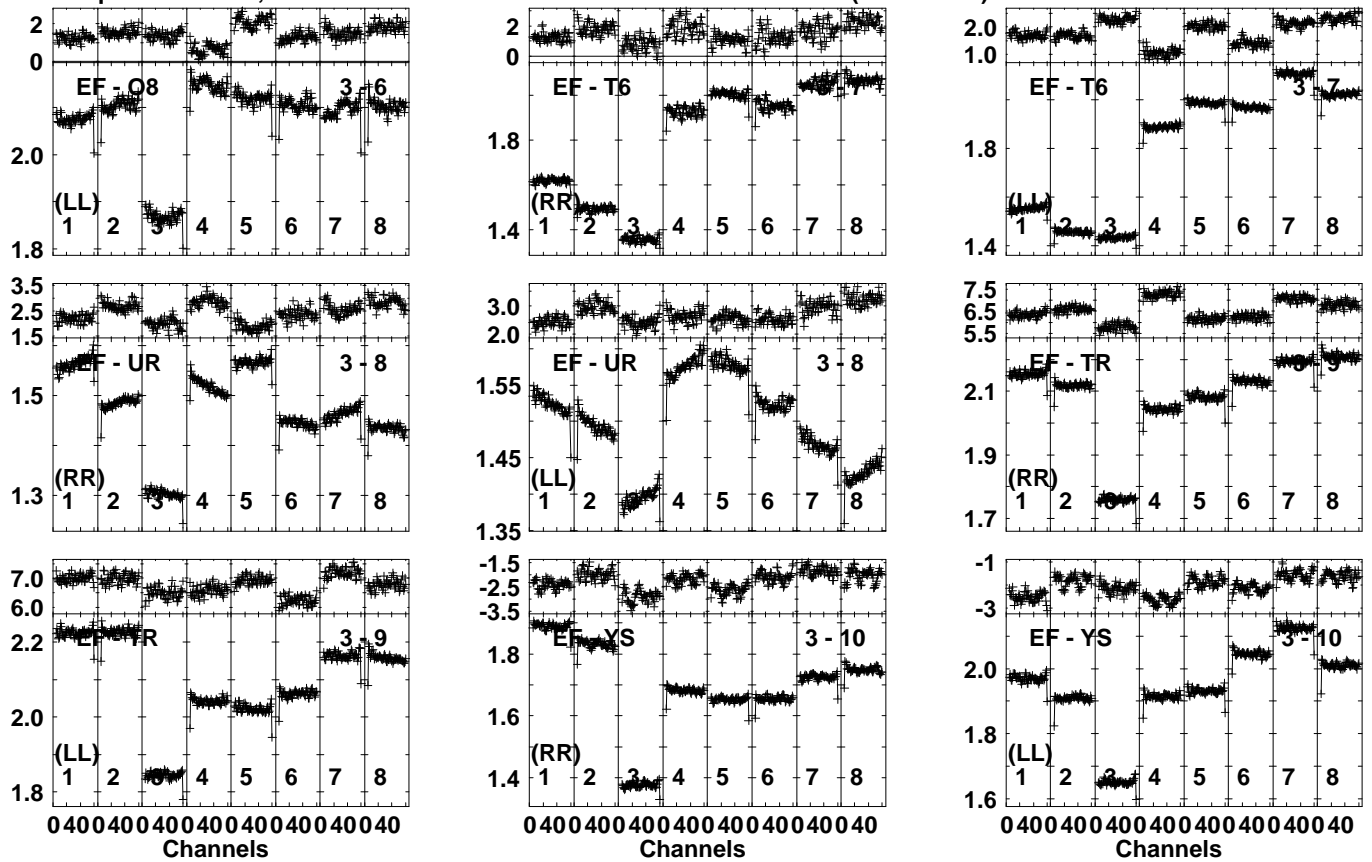


Lower frame: Ampl Jy Top frame: Phas deg
Vector averaged cross-power spectrum Several baselines displayed
Timerange: 00/08:17:59 to 00/08:22:57

Plot file version 133 created 27-MAR-2023 17:39:37

C1-1635 EB092A.UVDATA.1

Freq = 4.7990 GHz, Bw = 32.000 MH Calibrated with CL # 4 and BP # 1 (BP mode 1)

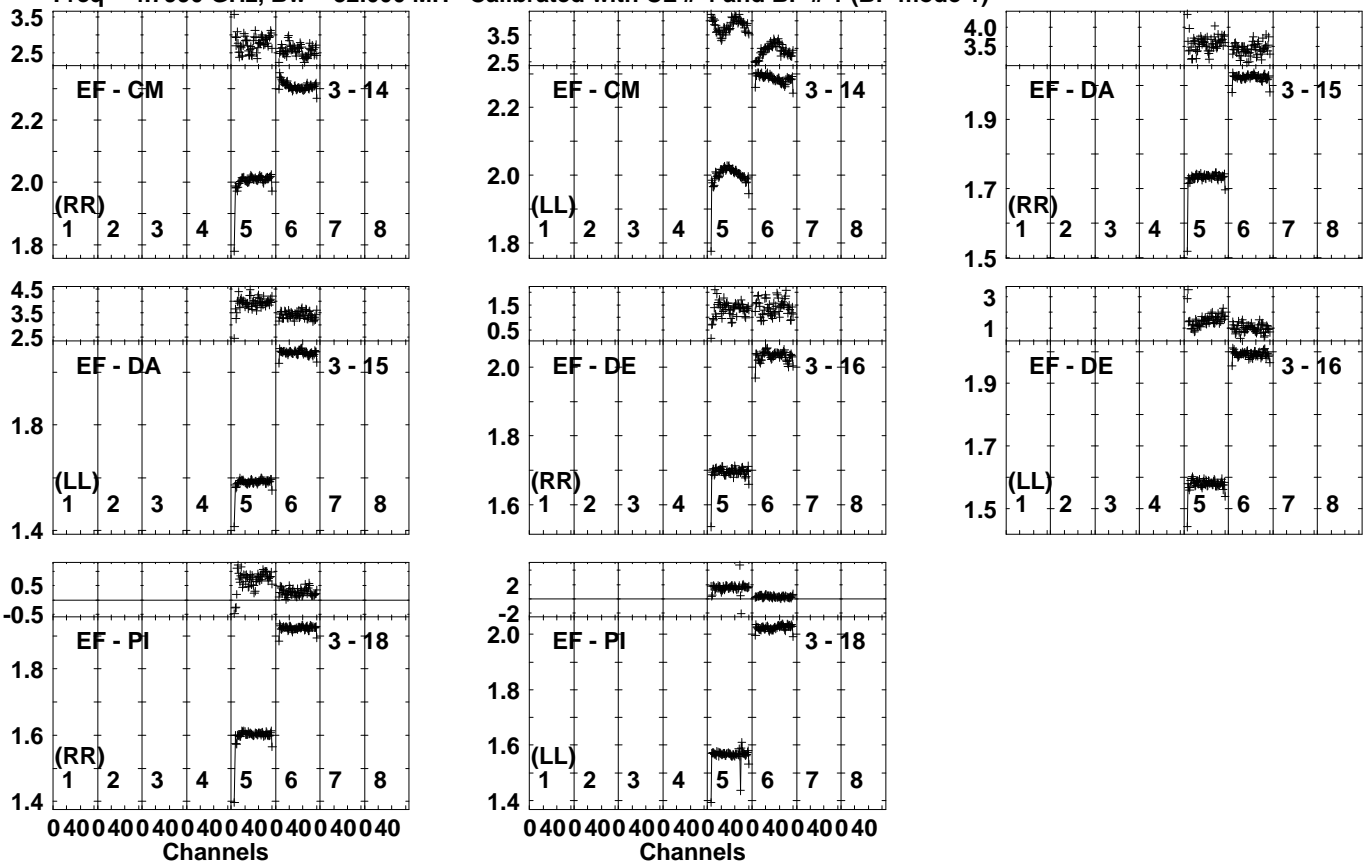


Lower frame: Ampl Jy Top frame: Phas deg
Vector averaged cross-power spectrum Several baselines displayed
Timerange: 00/08:17:59 to 00/08:22:57

Plot file version 134 created 27-MAR-2023 17:39:37

C1-1635 EB092A.UVDATA.1

Freq = 4.7990 GHz, Bw = 32.000 MH Calibrated with CL # 4 and BP # 1 (BP mode 1)

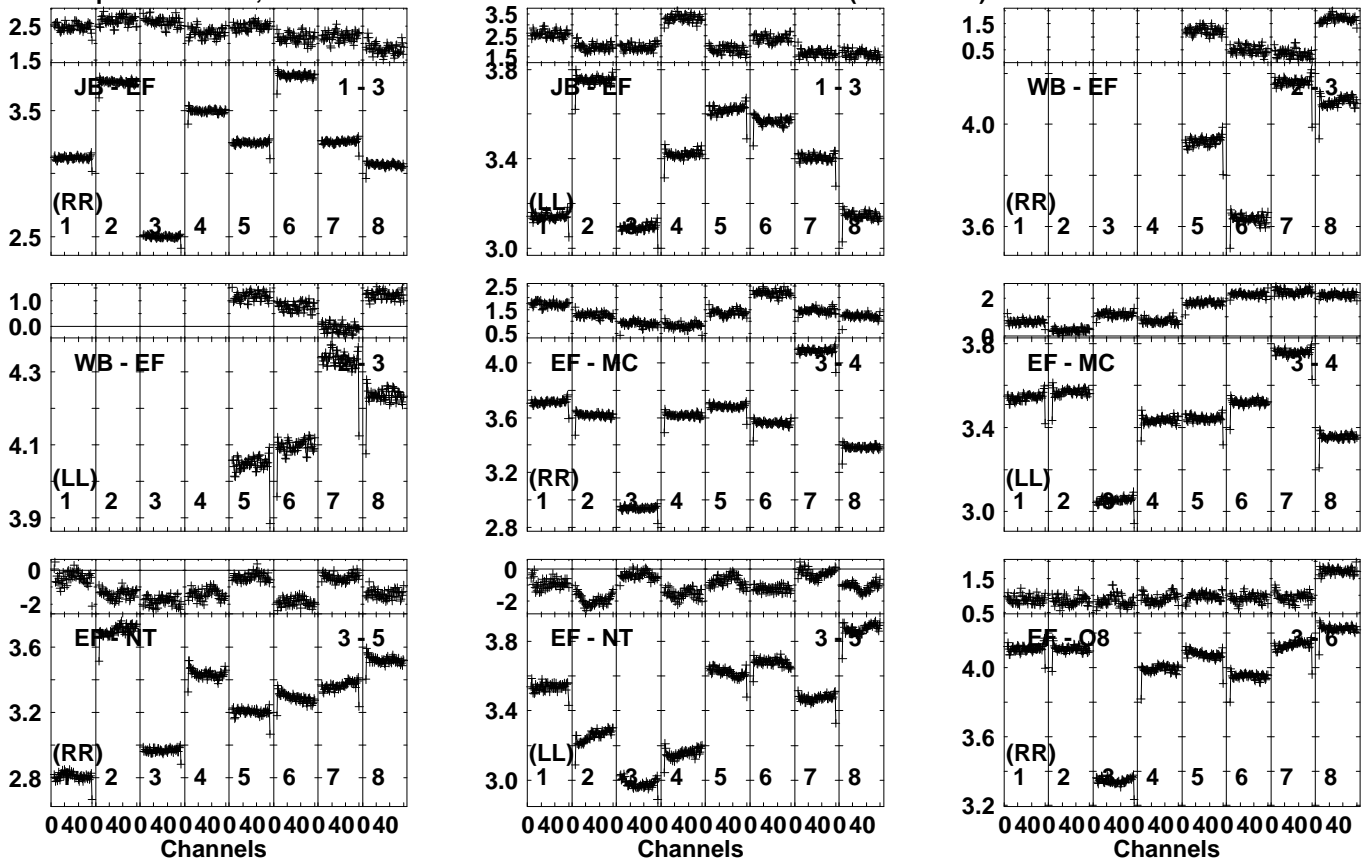


Lower frame: Ampl Jy Top frame: Phas deg
Vector averaged cross-power spectrum Several baselines displayed
Timerange: 00/08:17:59 to 00/08:22:57

Plot file version 135 created 27-MAR-2023 17:39:38

1055+018 EB092A.UVDATA.1

Freq = 4.7990 GHz, Bw = 32.000 MH Calibrated with CL # 4 and BP # 1 (BP mode 1)

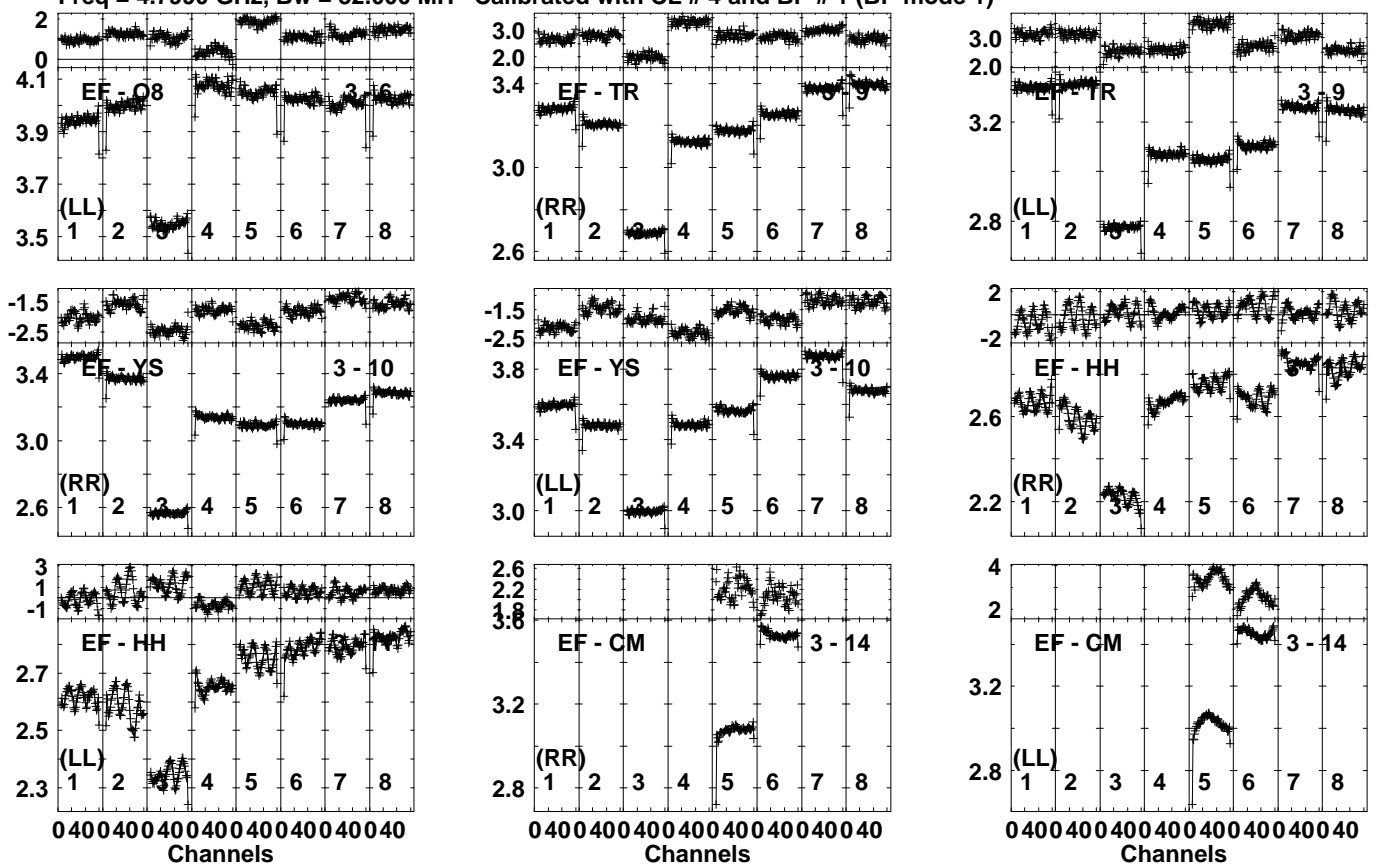


Lower frame: Ampl Jy Top frame: Phas deg
 Vector averaged cross-power spectrum Several baselines displayed
 Timerange: 00/08:28:51 to 00/08:33:49

Plot file version 136 created 27-MAR-2023 17:39:38

1055+018 EB092A.UVDATA.1

Freq = 4.7990 GHz, Bw = 32.000 MH Calibrated with CL # 4 and BP # 1 (BP mode 1)

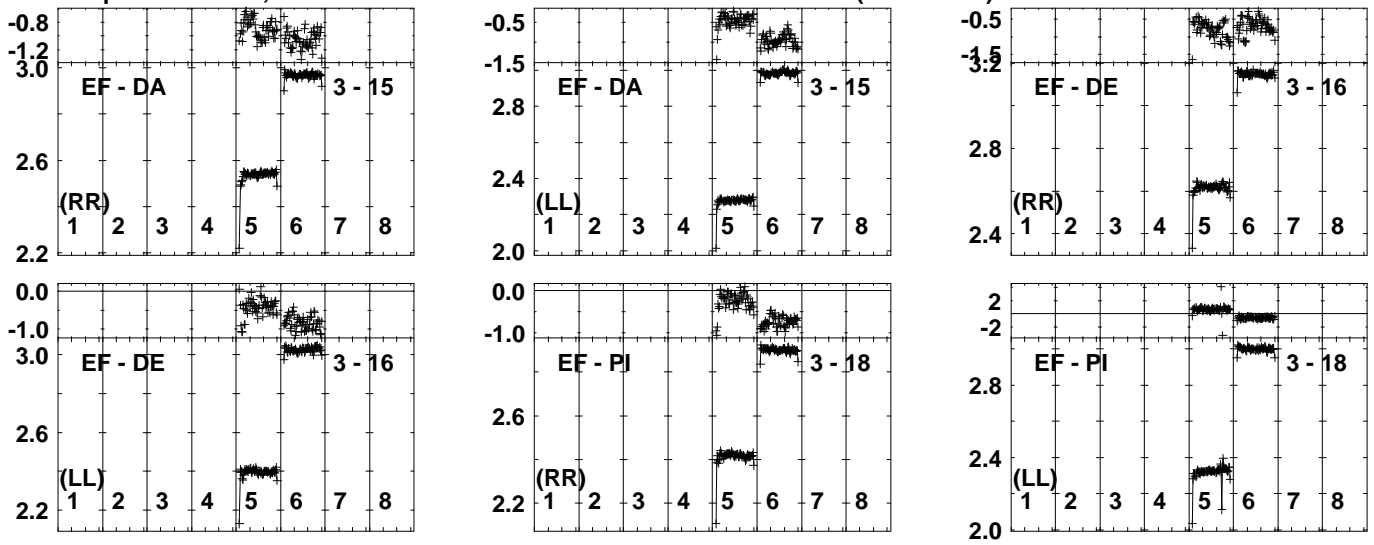


Lower frame: Ampl Jy Top frame: Phas deg
 Vector averaged cross-power spectrum Several baselines displayed
 Timerange: 00/08:28:51 to 00/08:33:49

Plot file version 137 created 27-MAR-2023 17:39:39

1055+018 EB092A.UVDATA.1

Freq = 4.7990 GHz, Bw = 32.000 MH Calibrated with CL # 4 and BP # 1 (BP mode 1)

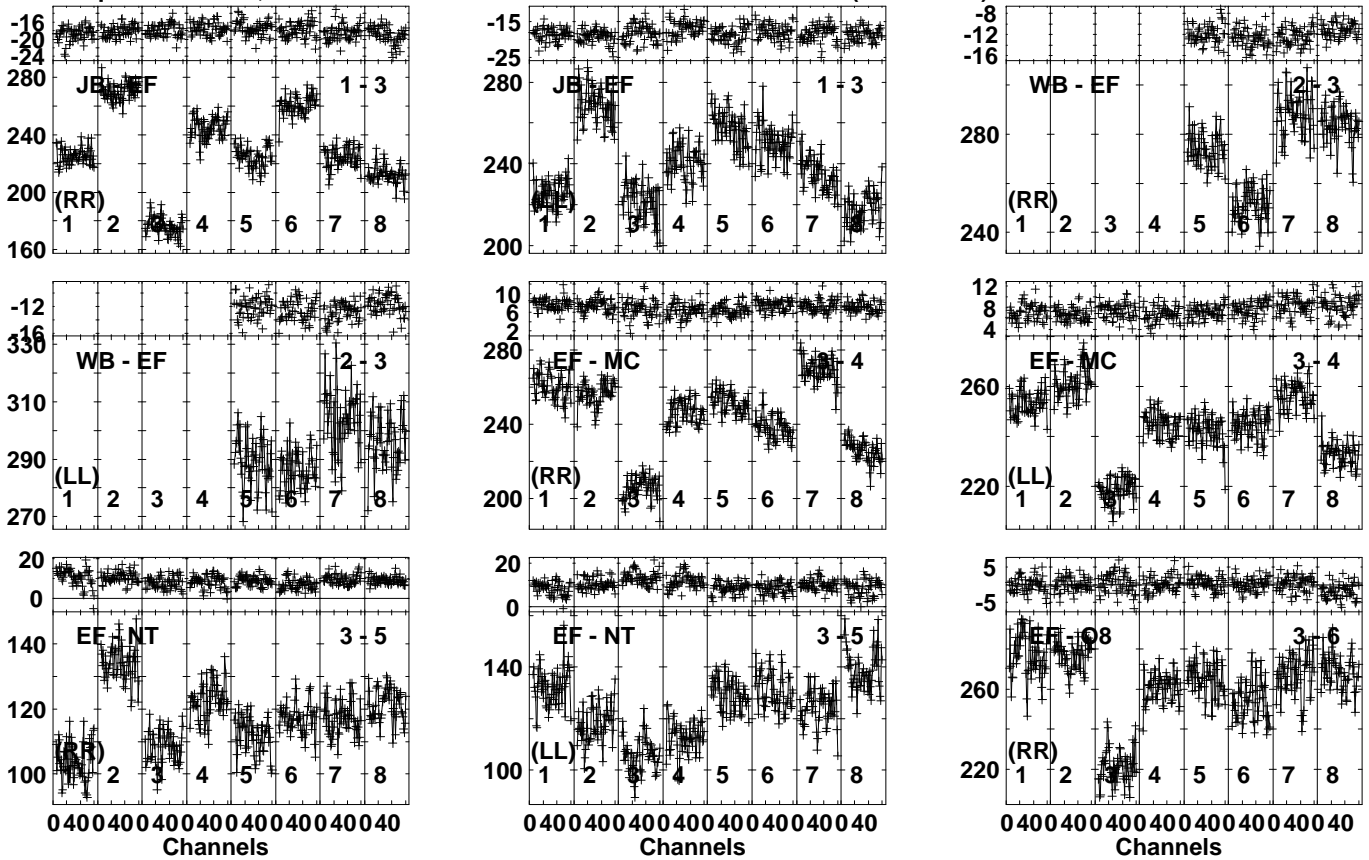


Lower frame: Ampl Jy Top frame: Phas deg
Vector averaged cross-power spectrum Several baselines displayed
Timerange: 00/08:28:51 to 00/08:33:49

Plot file version 138 created 27-MAR-2023 17:39:40

J1516 EB092A.UVDATA.1

Freq = 4.7990 GHz, Bw = 32.000 MH Calibrated with CL # 4 and BP # 1 (BP mode 1)

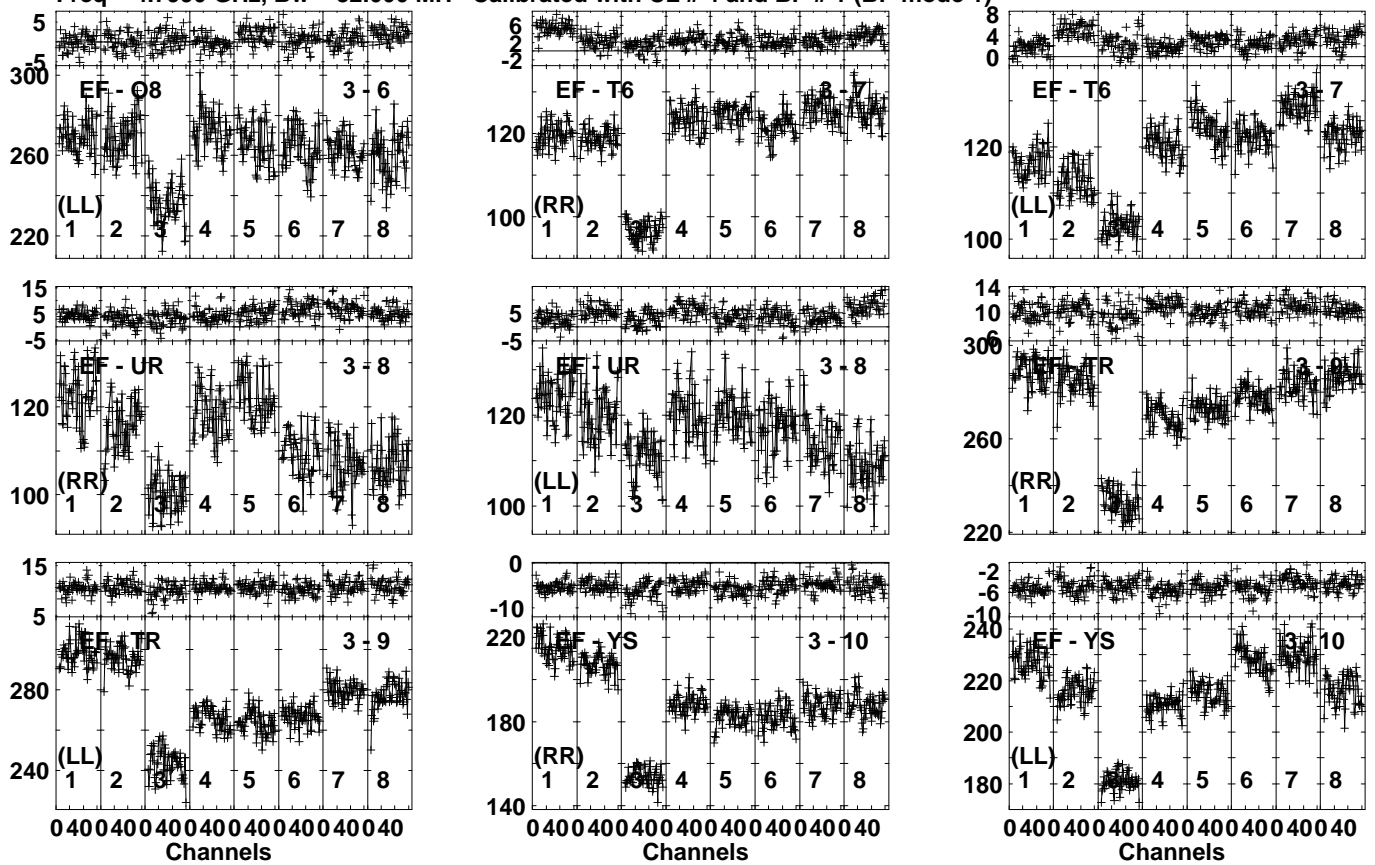


Lower frame: Milli Ampl Jy Top frame: Phas deg
Vector averaged cross-power spectrum Several baselines displayed
Timerange: 00/08:42:51 to 00/08:45:49

Plot file version 139 created 27-MAR-2023 17:39:40

J1516 EB092A.UVDATA.1

Freq = 4.7990 GHz, Bw = 32.000 MH Calibrated with CL # 4 and BP # 1 (BP mode 1)

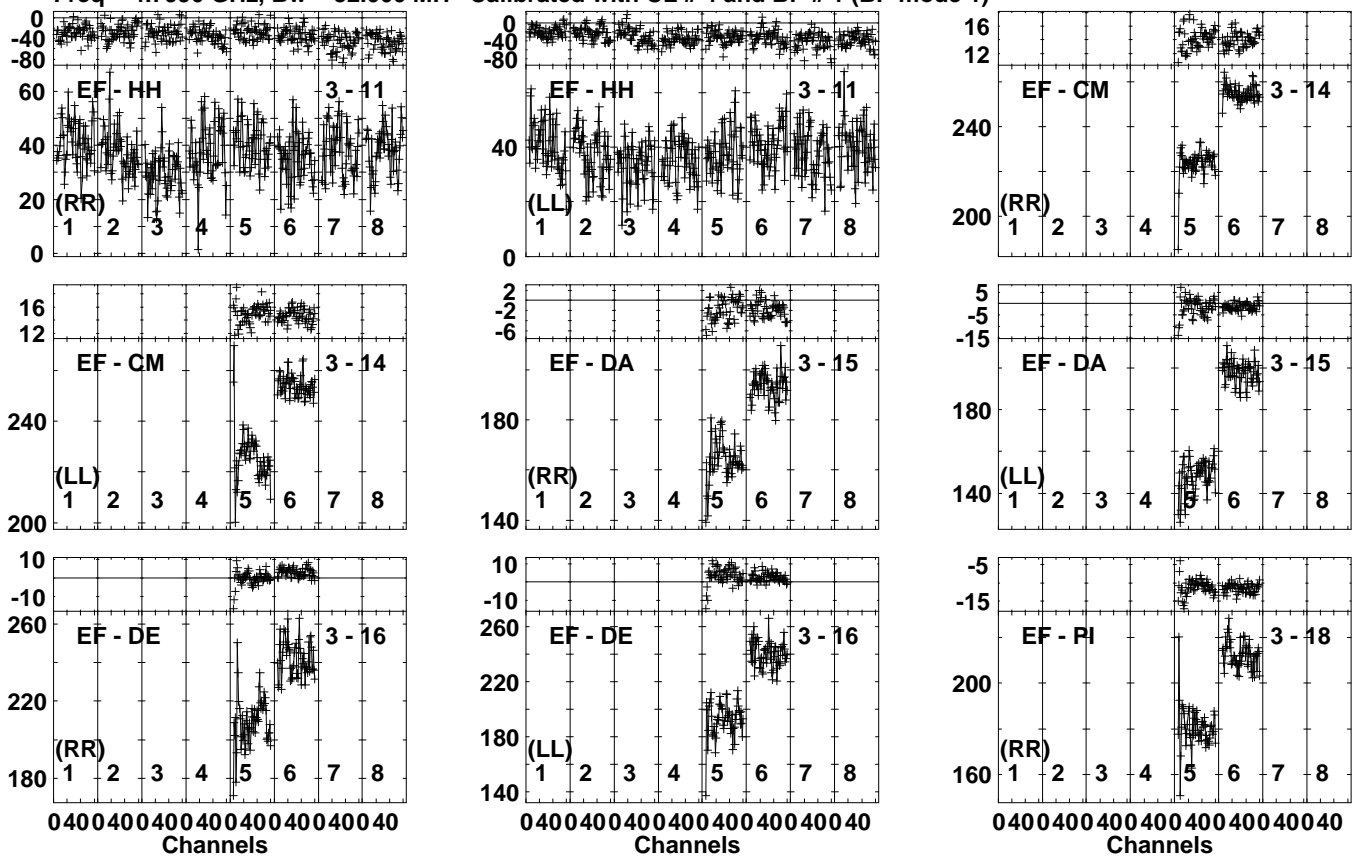


Lower frame: Milli Ampl Jy Top frame: Phas deg
Vector averaged cross-power spectrum Several baselines displayed
Timerange: 00/08:42:51 to 00/08:45:49

Plot file version 140 created 27-MAR-2023 17:39:40

J1516 EB092A.UVDATA.1

Freq = 4.7990 GHz, Bw = 32.000 MH Calibrated with CL # 4 and BP # 1 (BP mode 1)

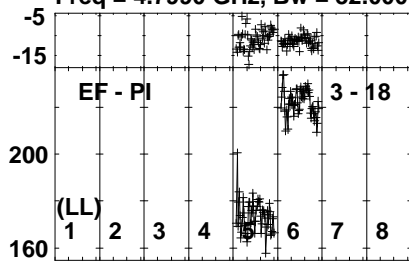


Lower frame: Milli Ampl Jy Top frame: Phas deg
Vector averaged cross-power spectrum Several baselines displayed
Timerange: 00/08:42:51 to 00/08:45:49

Plot file version 141 created 27-MAR-2023 17:39:41

J1516 EB092A.UVDATA.1

Freq = 4.7990 GHz, Bw = 32.000 MH Calibrated with CL # 4 and BP # 1 (BP mode 1)



Lower frame: Milli Ampl Jy Top frame: Phas deg

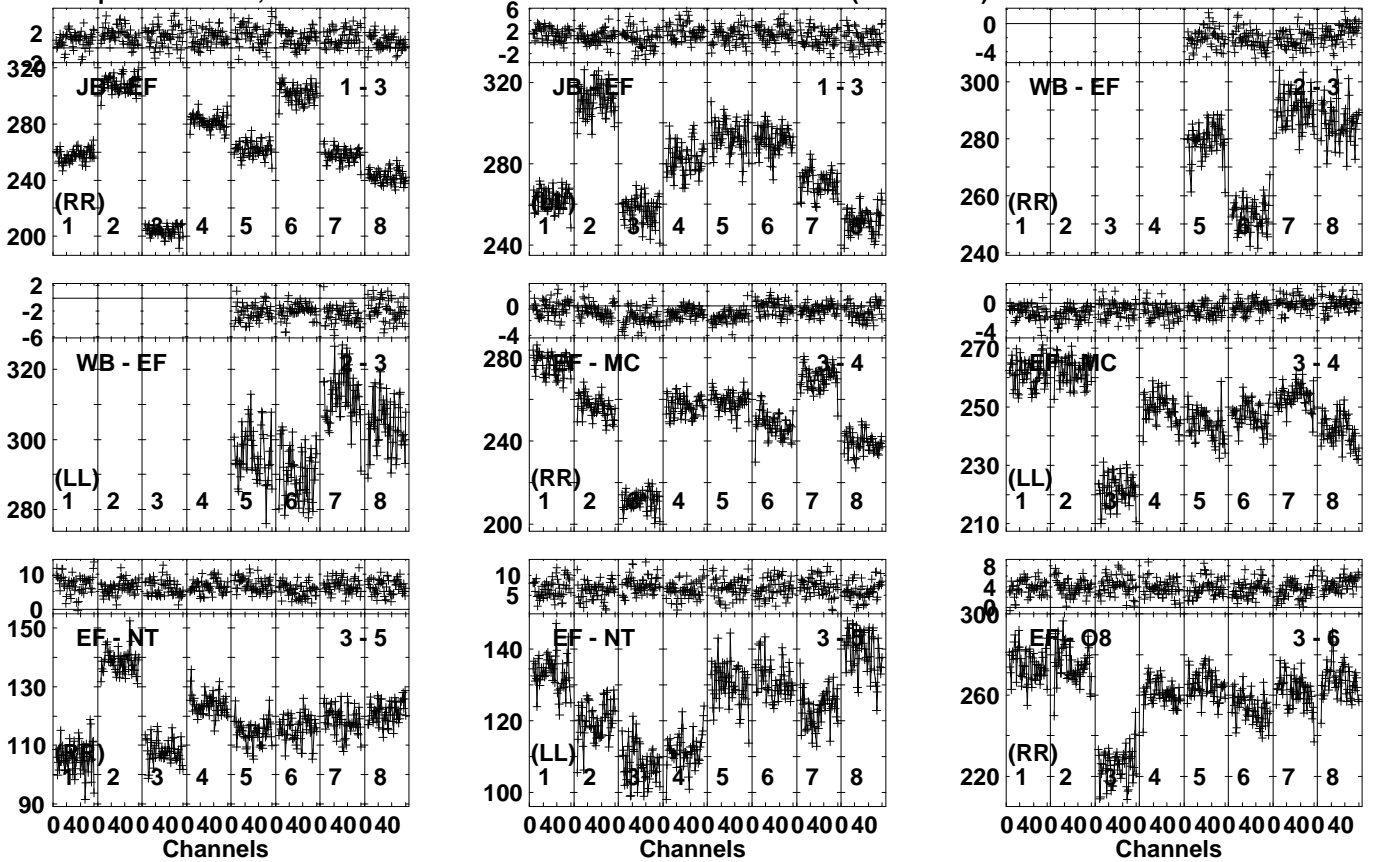
Vector averaged cross-power spectrum Several baselines displayed

Timerange: 00/08:42:51 to 00/08:45:49

Plot file version 142 created 27-MAR-2023 17:39:41

J1516 EB092A.UVDATA.1

Freq = 4.7990 GHz, Bw = 32.000 MH Calibrated with CL # 4 and BP # 1 (BP mode 1)

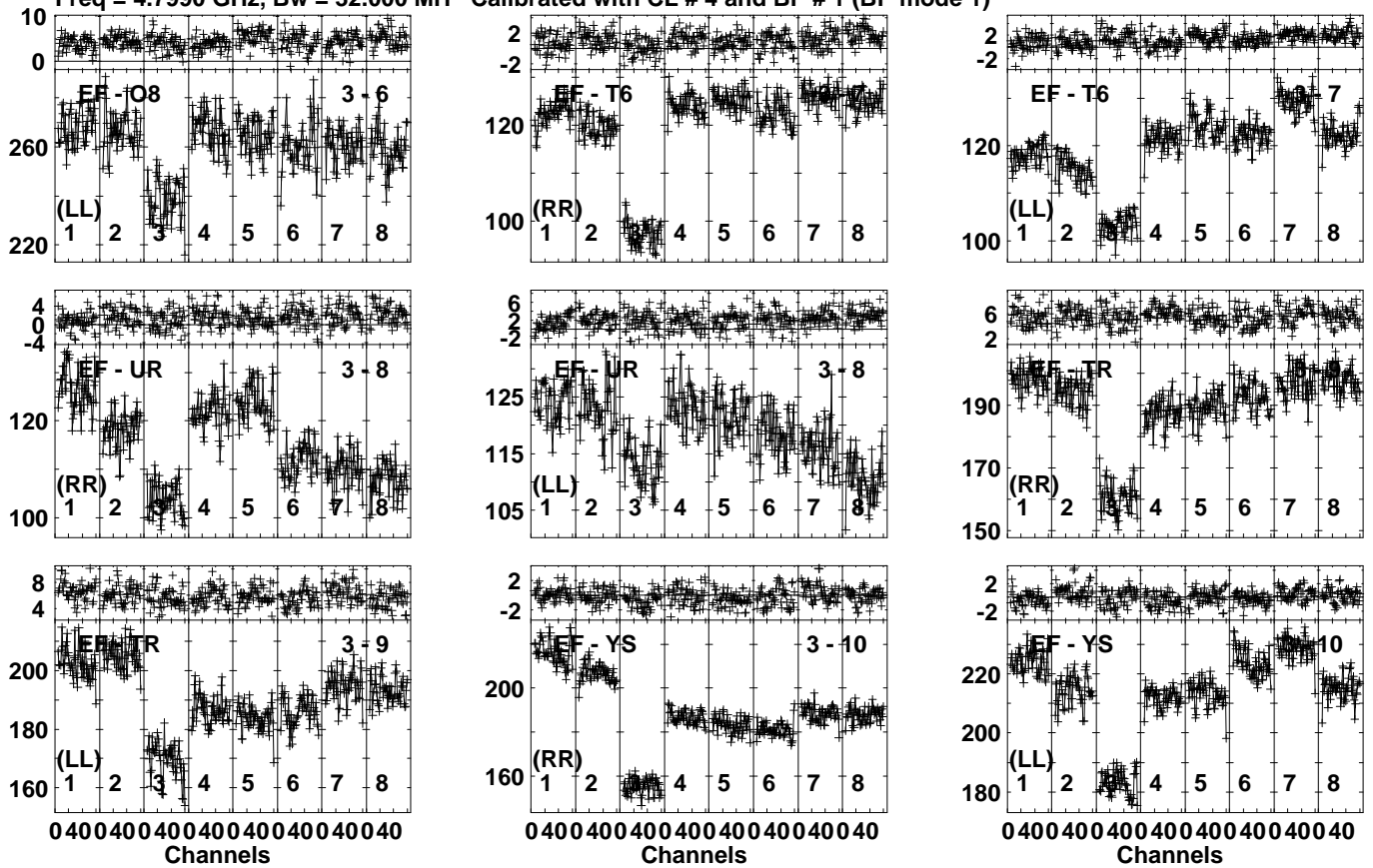


Lower frame: Milli Ampl Jy Top frame: Phas deg
Vector averaged cross-power spectrum Several baselines displayed
Timerange: 00/08:46:21 to 00/08:51:19

Plot file version 143 created 27-MAR-2023 17:39:42

J1516 EB092A.UVDATA.1

Freq = 4.7990 GHz, Bw = 32.000 MH Calibrated with CL # 4 and BP # 1 (BP mode 1)

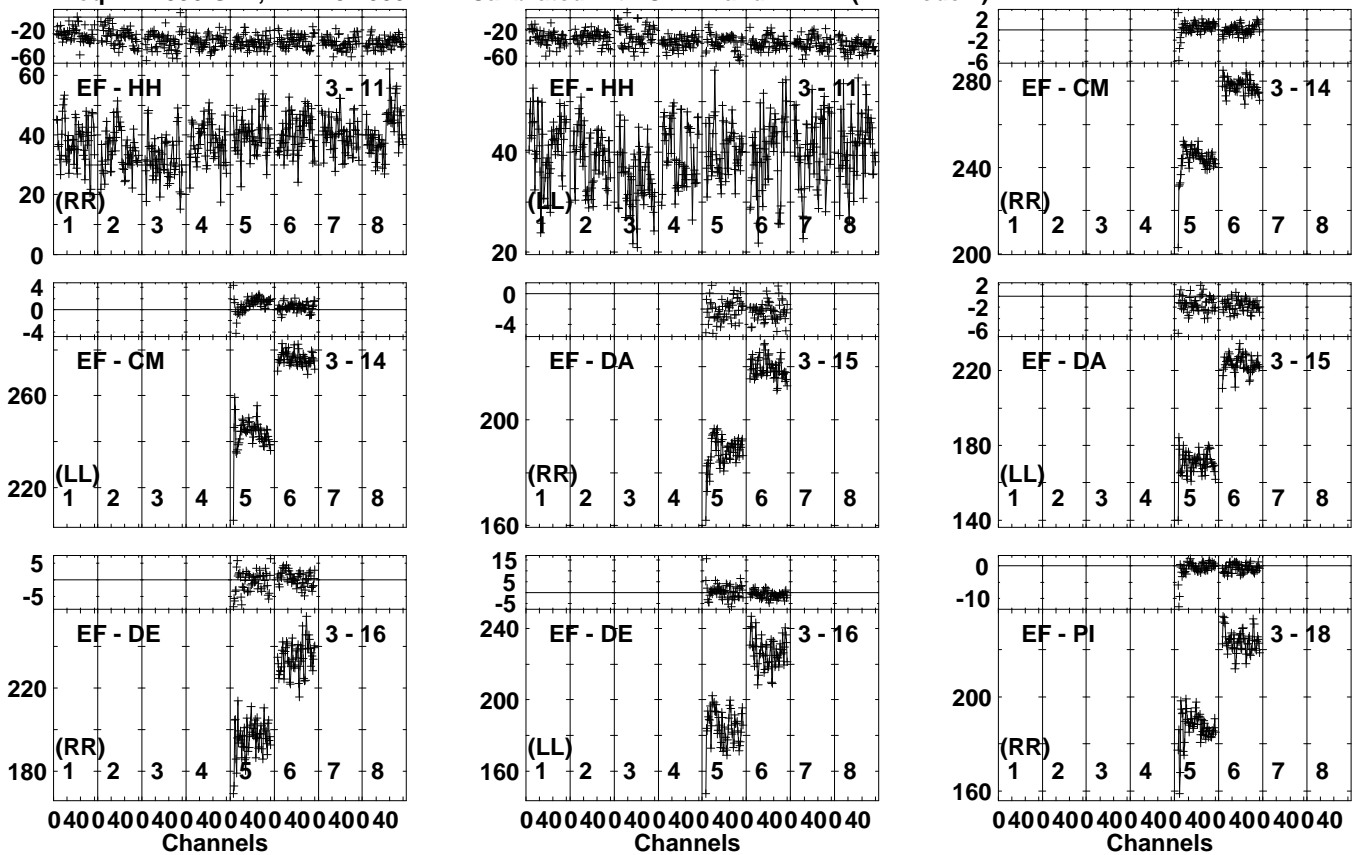


Lower frame: Milli Ampl Jy Top frame: Phas deg
Vector averaged cross-power spectrum Several baselines displayed
Timerange: 00/08:46:21 to 00/08:51:19

Plot file version 144 created 27-MAR-2023 17:39:42

J1516 EB092A.UVDATA.1

Freq = 4.7990 GHz, Bw = 32.000 MH Calibrated with CL # 4 and BP # 1 (BP mode 1)

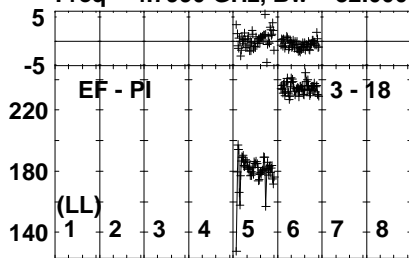


Lower frame: Milli Ampl Jy Top frame: Phas deg
Vector averaged cross-power spectrum Several baselines displayed
Timerange: 00/08:46:21 to 00/08:51:19

Plot file version 145 created 27-MAR-2023 17:39:43

J1516 EB092A.UVDATA.1

Freq = 4.7990 GHz, Bw = 32.000 MH Calibrated with CL # 4 and BP # 1 (BP mode 1)

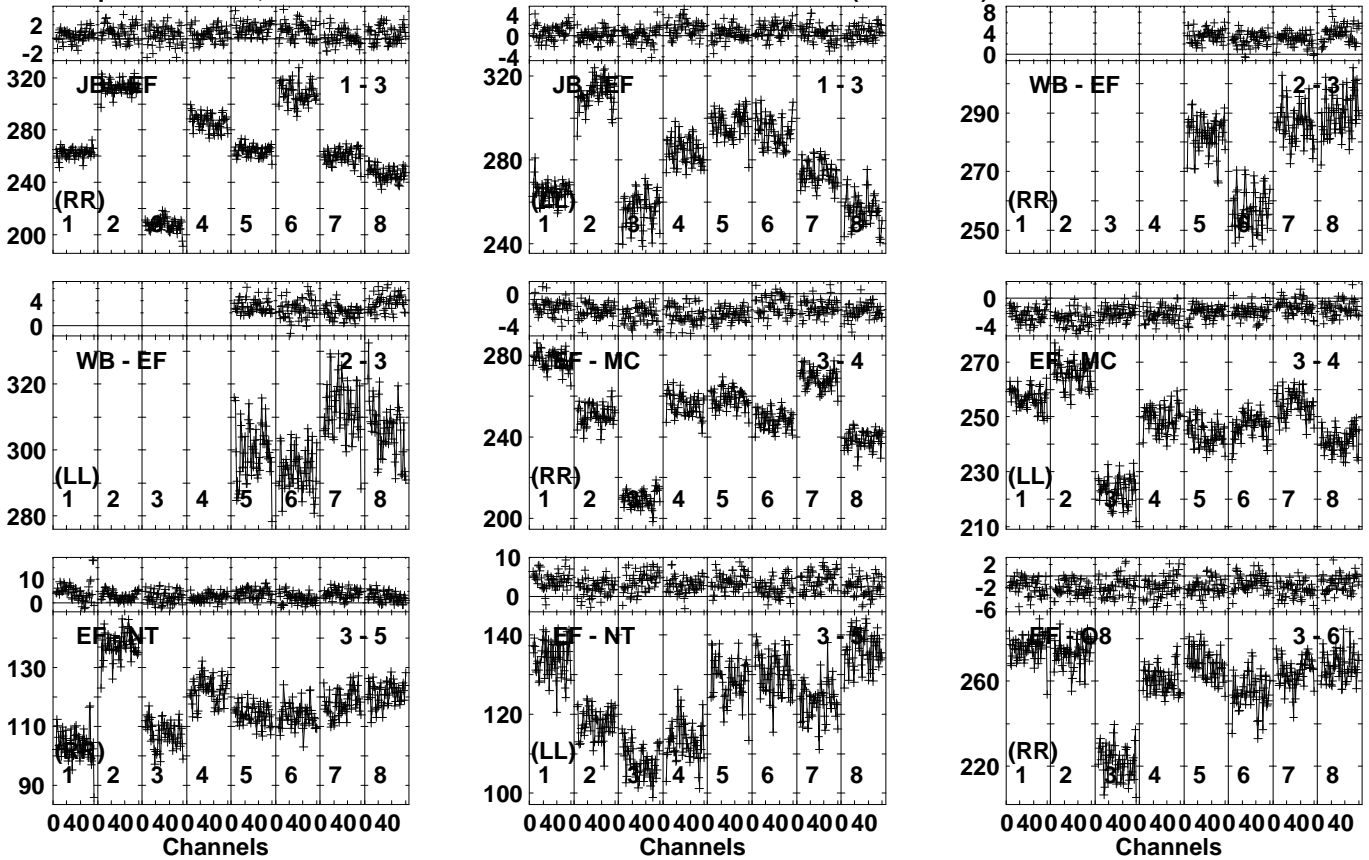


Lower frame: Milli Ampl Jy Top frame: Phas deg
Vector averaged cross-power spectrum Several baselines displayed
Timerange: 00/08:46:21 to 00/08:51:19

Plot file version 146 created 27-MAR-2023 17:39:43

J1516 EB092A.UVDATA.1

Freq = 4.7990 GHz, Bw = 32.000 MH Calibrated with CL # 4 and BP # 1 (BP mode 1)

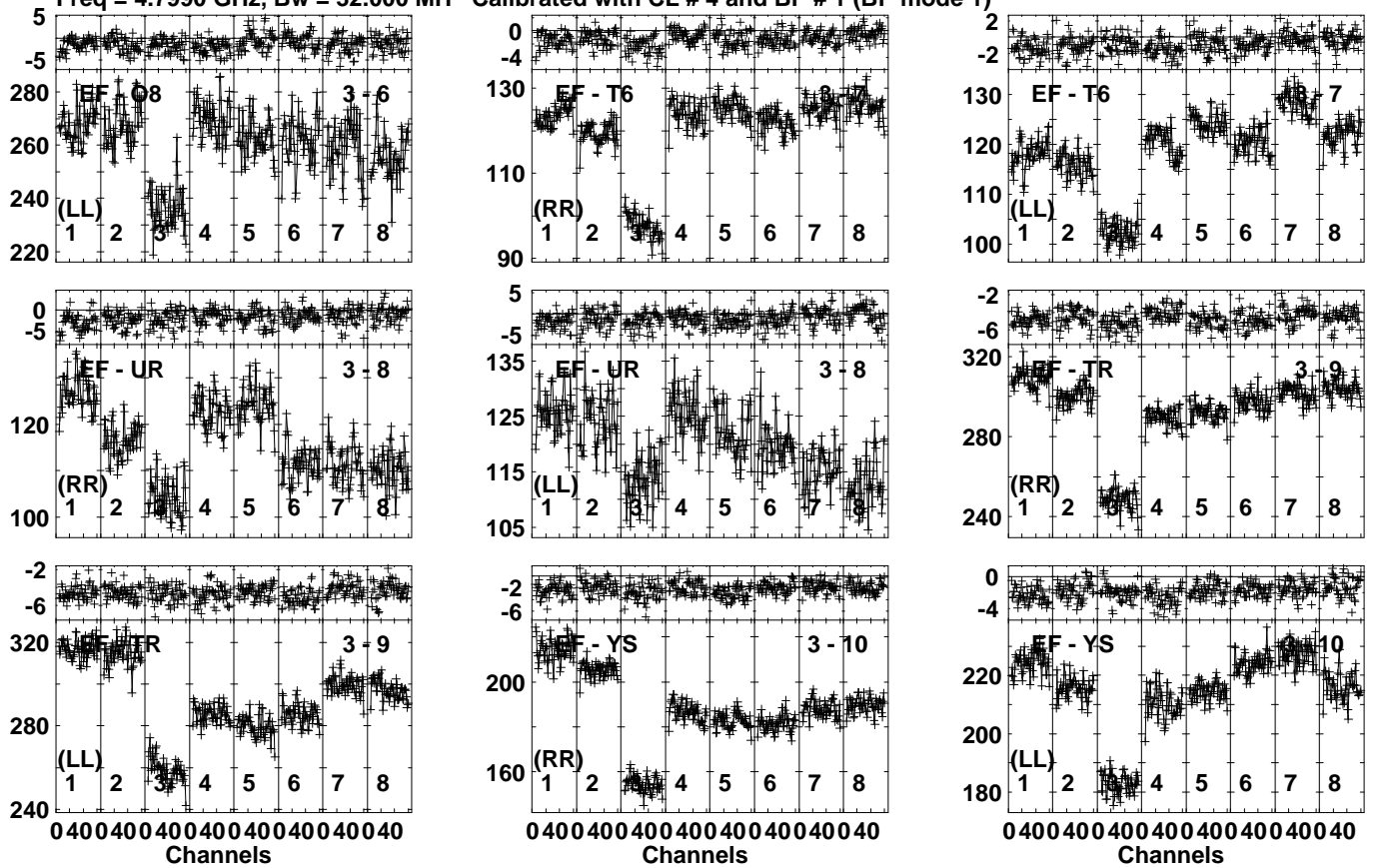


Lower frame: Milli Ampl Jy Top frame: Phas deg
Vector averaged cross-power spectrum Several baselines displayed
Timerange: 00/08:51:51 to 00/08:56:49

Plot file version 147 created 27-MAR-2023 17:39:44

J1516 EB092A.UVDATA.1

Freq = 4.7990 GHz, Bw = 32.000 MH Calibrated with CL # 4 and BP # 1 (BP mode 1)

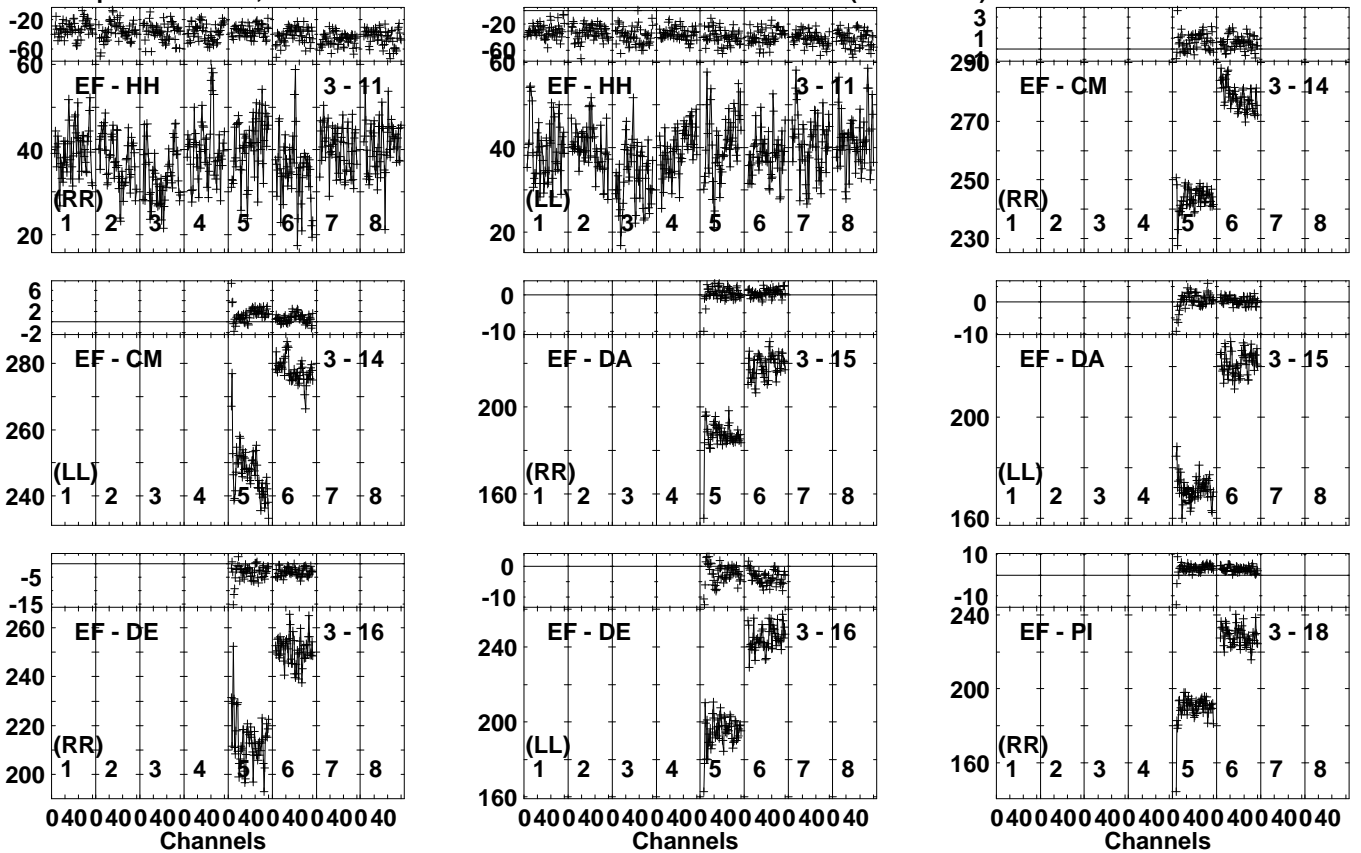


Lower frame: Milli Ampl Jy Top frame: Phas deg
Vector averaged cross-power spectrum Several baselines displayed
Timerange: 00/08:51:51 to 00/08:56:49

Plot file version 148 created 27-MAR-2023 17:39:44

J1516 EB092A.UVDATA.1

Freq = 4.7990 GHz, Bw = 32.000 MH Calibrated with CL # 4 and BP # 1 (BP mode 1)

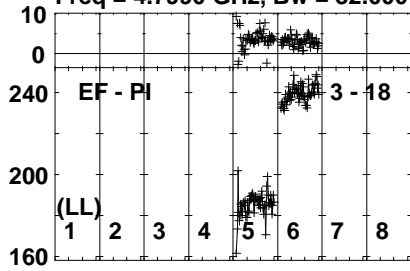


Lower frame: Milli Ampl Jy Top frame: Phas deg
Vector averaged cross-power spectrum Several baselines displayed
Timerange: 00/08:51:51 to 00/08:56:49

Plot file version 149 created 27-MAR-2023 17:39:45

J1516 EB092A.UVDATA.1

Freq = 4.7990 GHz, Bw = 32.000 MH Calibrated with CL # 4 and BP # 1 (BP mode 1)



Lower frame: Milli Ampl Jy Top frame: Phas deg

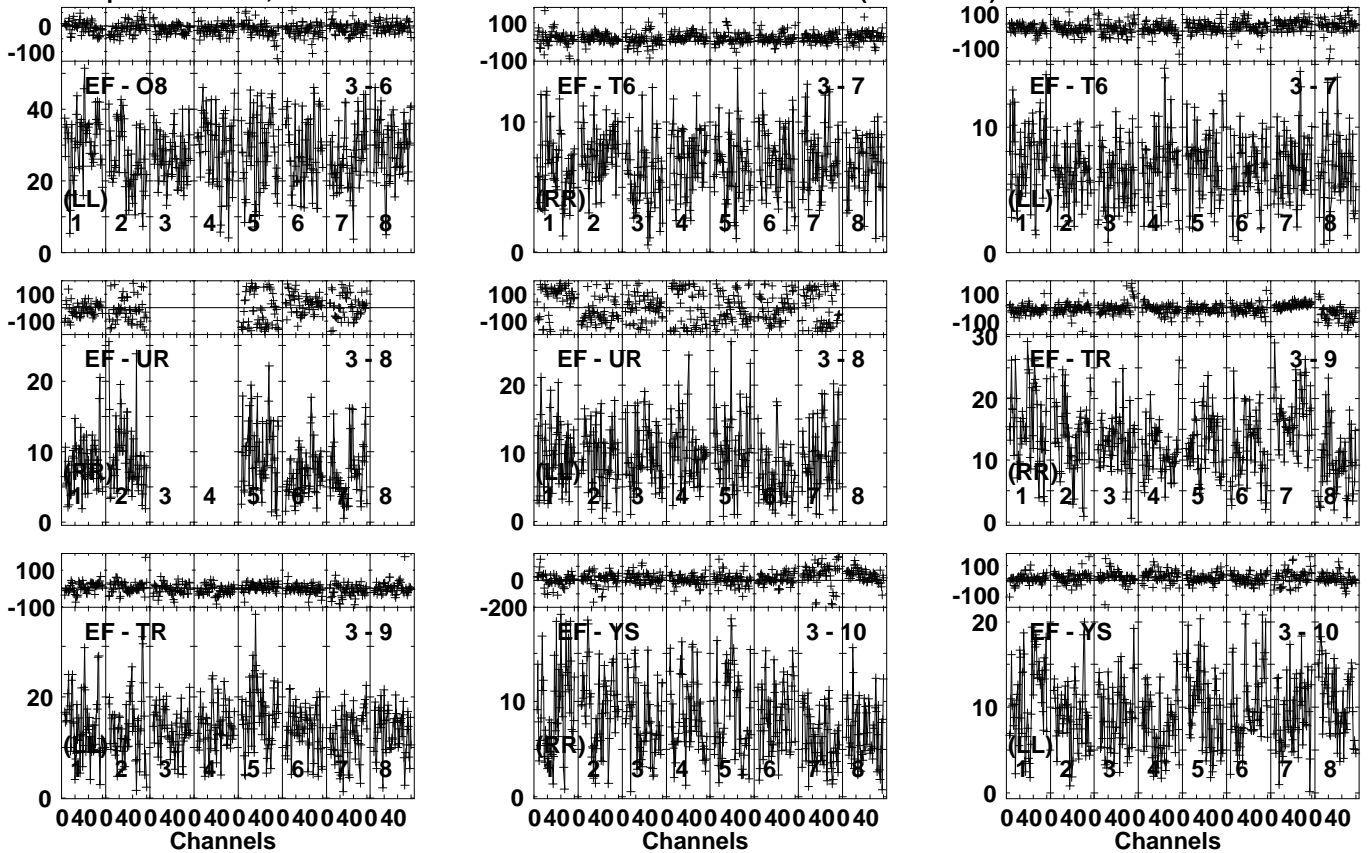
Vector averaged cross-power spectrum Several baselines displayed

Timerange: 00/08:51:51 to 00/08:56:49

Plot file version 151 created 27-MAR-2023 17:39:46

J1352 EB092A.UVDATA.1

Freq = 4.7990 GHz, Bw = 32.000 MH Calibrated with CL # 4 and BP # 1 (BP mode 1)

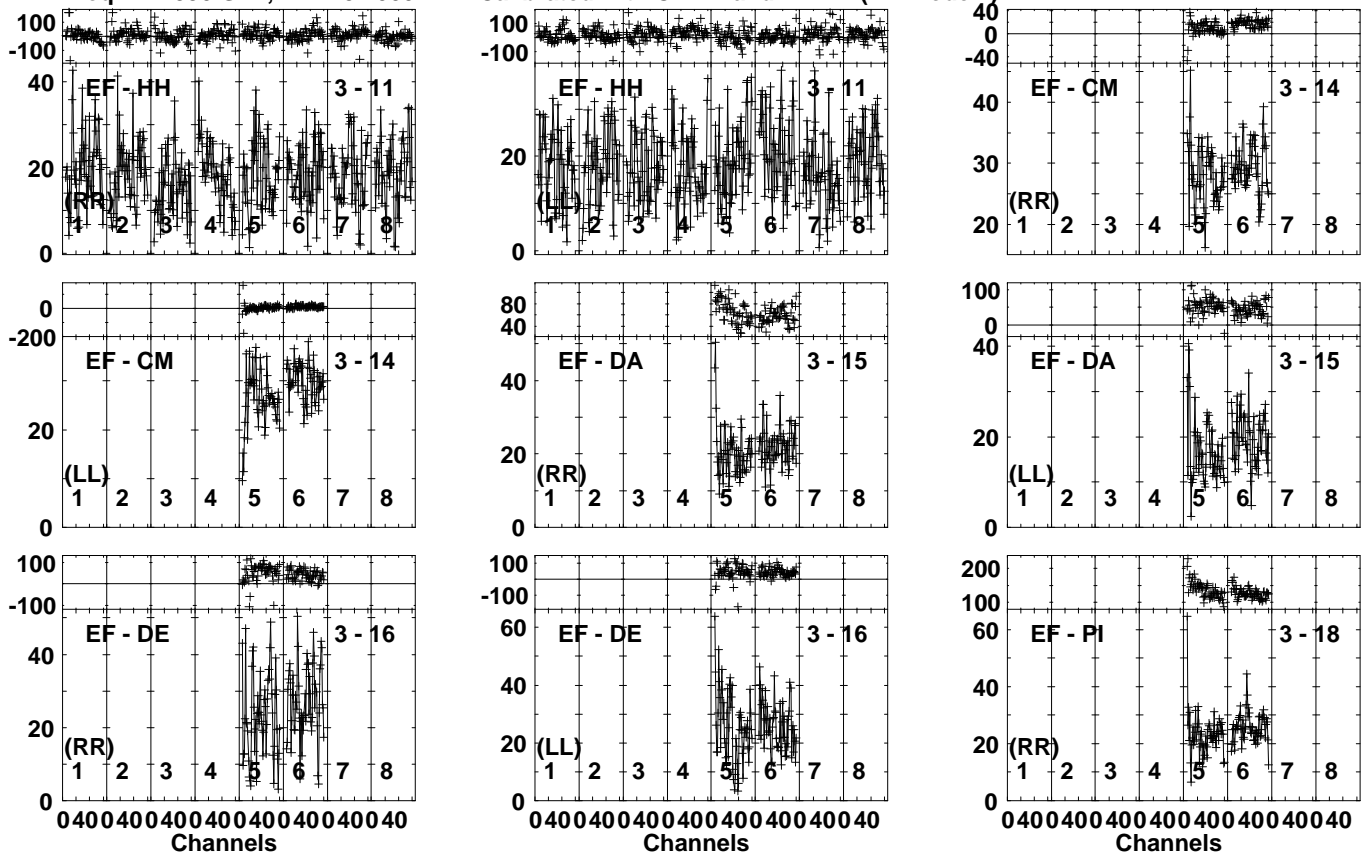


Lower frame: Milli Ampl Jy Top frame: Phas deg
Vector averaged cross-power spectrum Several baselines displayed
Timerange: 00/08:59:27 to 00/09:02:25

Plot file version 152 created 27-MAR-2023 17:39:46

J1352 EB092A.UVDATA.1

Freq = 4.7990 GHz, Bw = 32.000 MH Calibrated with CL # 4 and BP # 1 (BP mode 1)

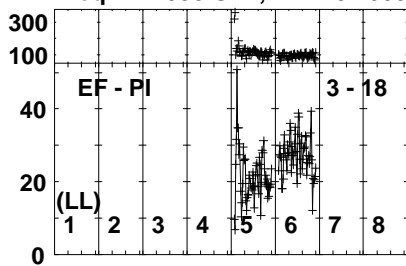


Lower frame: Milli Ampl Jy Top frame: Phas deg
Vector averaged cross-power spectrum Several baselines displayed
Timerange: 00/08:59:27 to 00/09:02:25

Plot file version 153 created 27-MAR-2023 17:39:47

J1352 EB092A.UVDATA.1

Freq = 4.7990 GHz, Bw = 32.000 MH Calibrated with CL # 4 and BP # 1 (BP mode 1)



Lower frame: Milli Ampl Jy Top frame: Phas deg

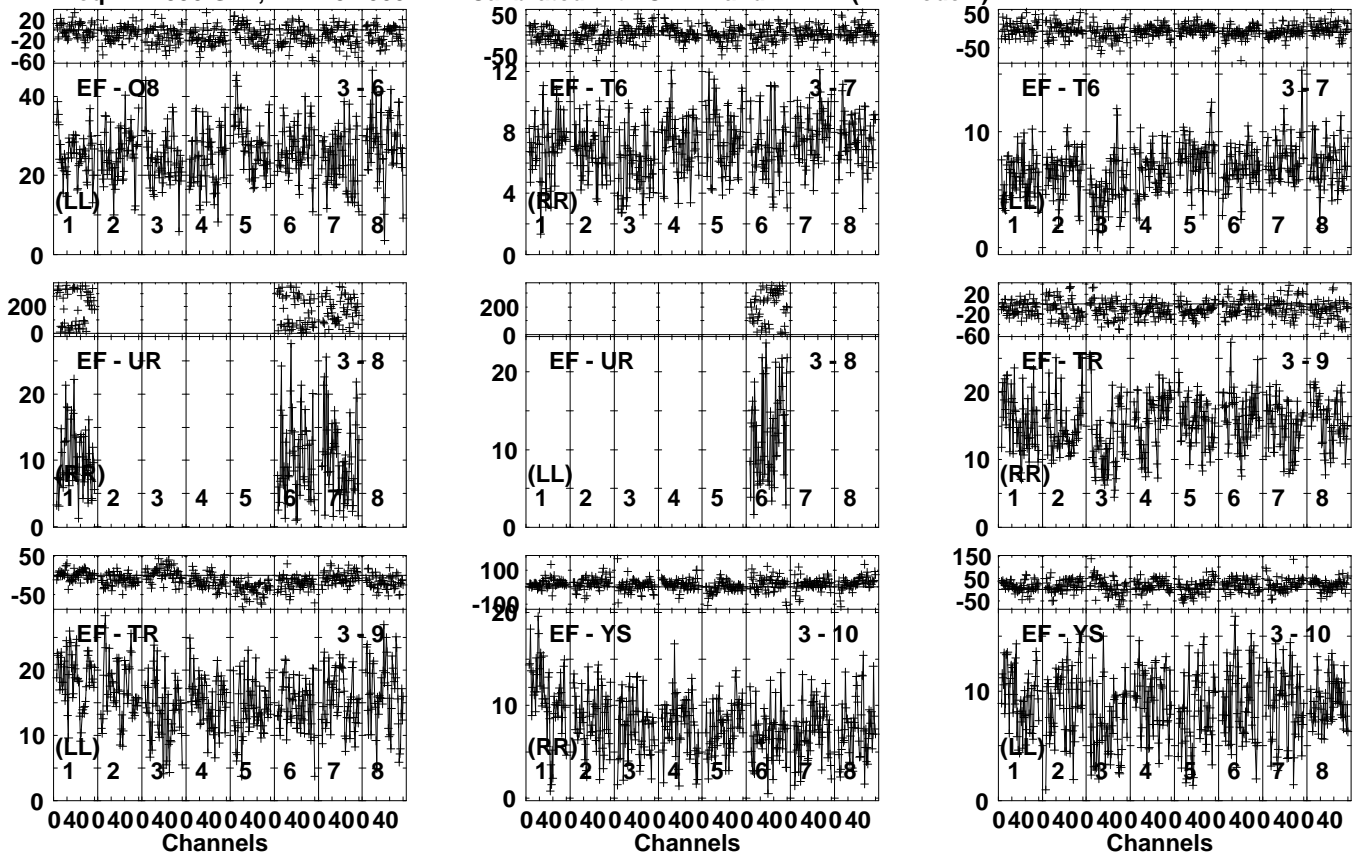
Vector averaged cross-power spectrum Several baselines displayed

Timerange: 00/08:59:27 to 00/09:02:25

Plot file version 155 created 27-MAR-2023 17:39:47

J1352 EB092A.UVDATA.1

Freq = 4.7990 GHz, Bw = 32.000 MH Calibrated with CL # 4 and BP # 1 (BP mode 1)

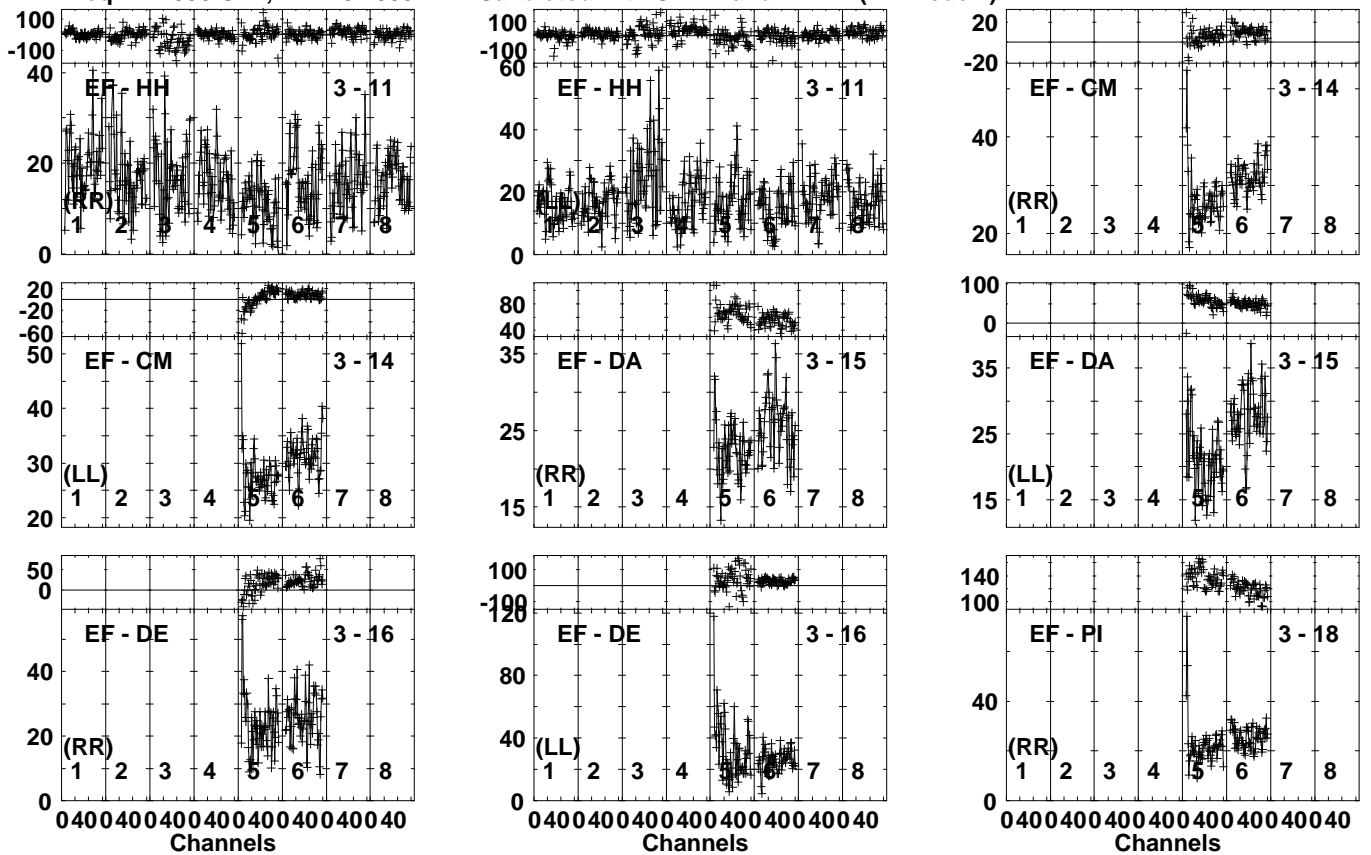


Lower frame: Milli Ampl Jy Top frame: Phas deg
Vector averaged cross-power spectrum Several baselines displayed
Timerange: 00/09:02:57 to 00/09:07:55

Plot file version 156 created 27-MAR-2023 17:39:48

J1352 EB092A.UVDATA.1

Freq = 4.7990 GHz, Bw = 32.000 MH Calibrated with CL # 4 and BP # 1 (BP mode 1)

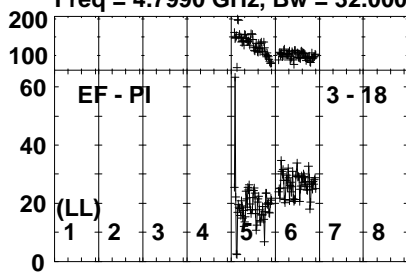


Lower frame: Milli Ampl Jy Top frame: Phas deg
Vector averaged cross-power spectrum Several baselines displayed
Timerange: 00/09:02:57 to 00/09:07:55

Plot file version 157 created 27-MAR-2023 17:39:49

J1352 EB092A.UVDATA.1

Freq = 4.7990 GHz, Bw = 32.000 MH Calibrated with CL # 4 and BP # 1 (BP mode 1)



Lower frame: Milli Ampl Jy Top frame: Phas deg

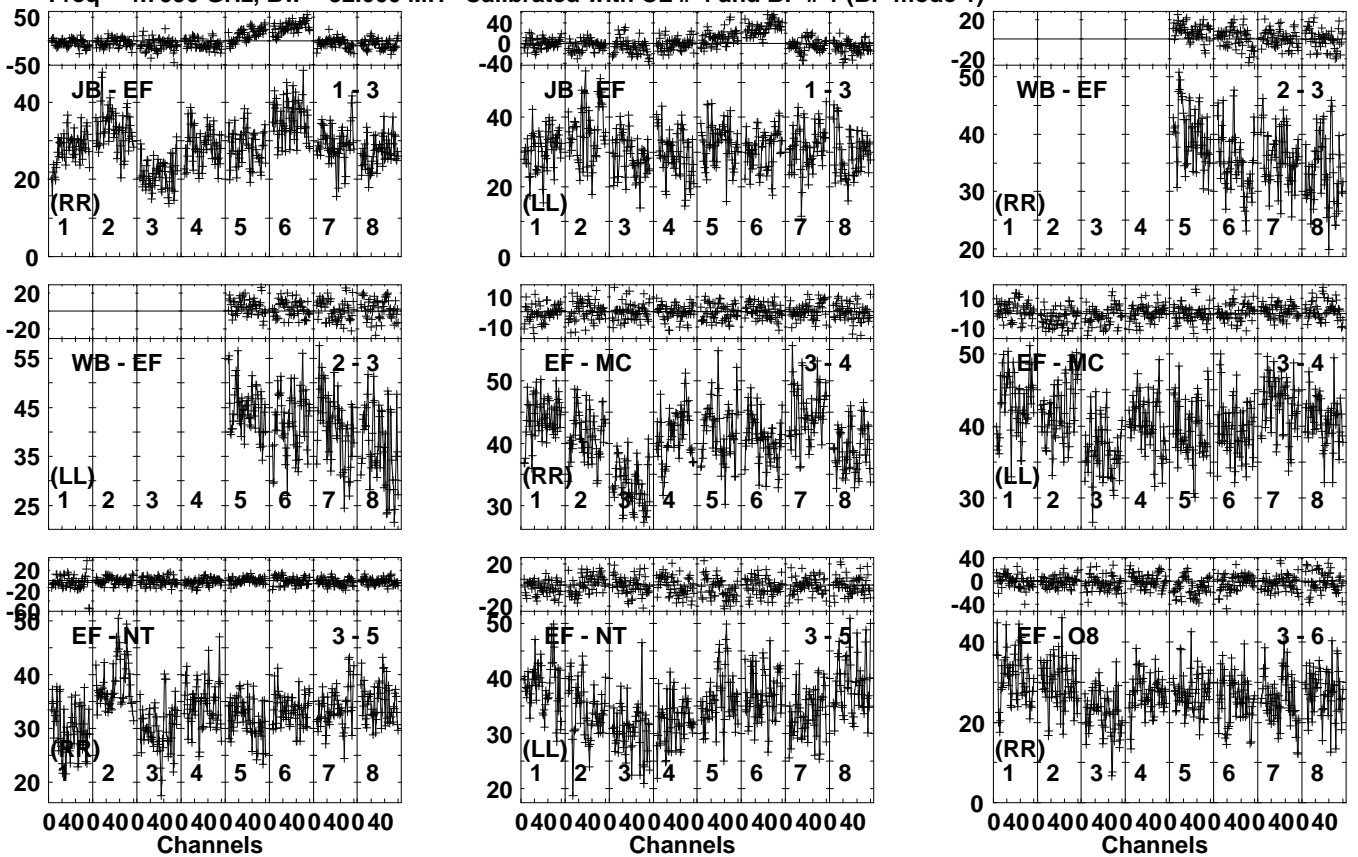
Vector averaged cross-power spectrum Several baselines displayed

Timerange: 00/09:02:57 to 00/09:07:55

Plot file version 158 created 27-MAR-2023 17:39:49

J1352 EB092A.UVDATA.1

Freq = 4.7990 GHz, Bw = 32.000 MH Calibrated with CL # 4 and BP # 1 (BP mode 1)

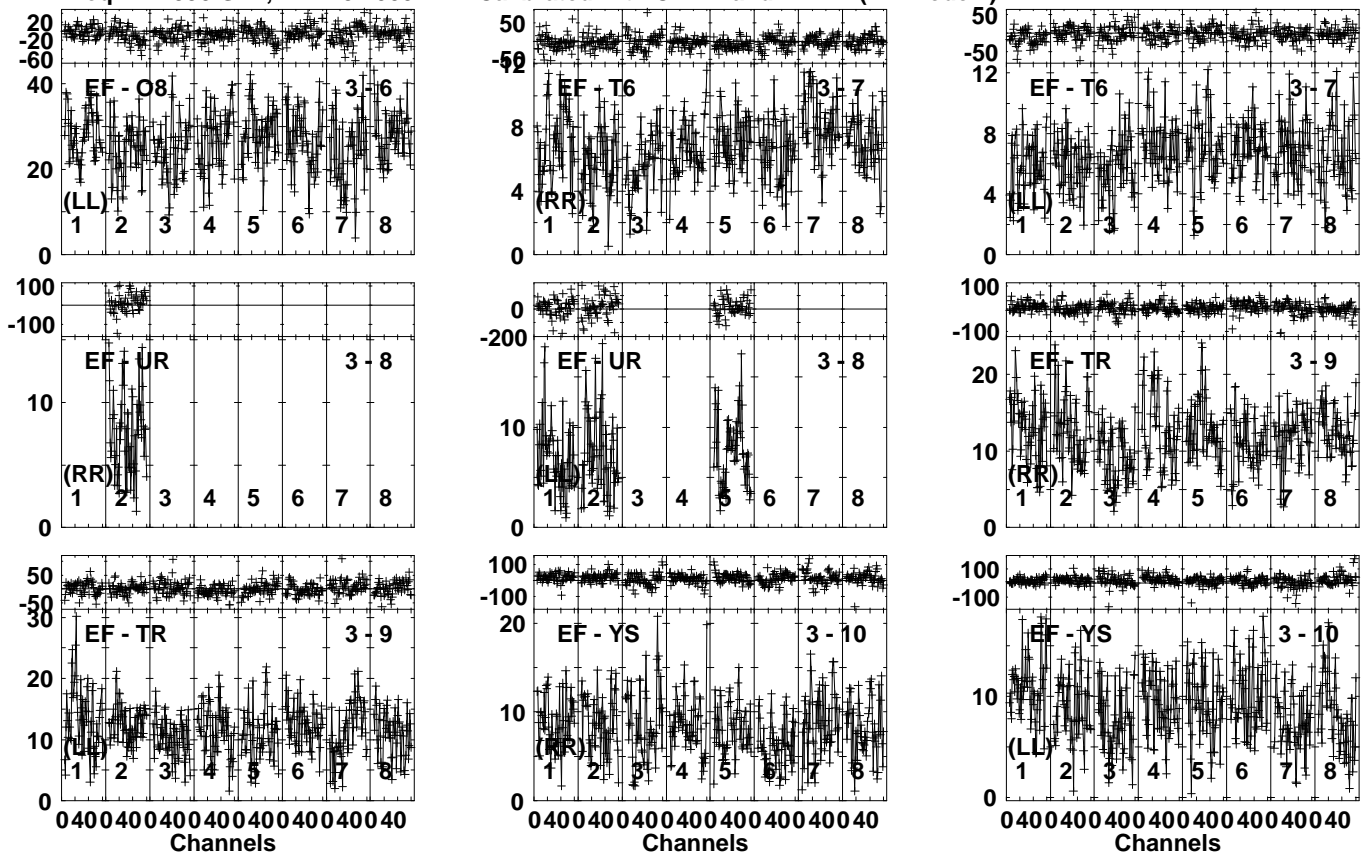


Lower frame: Milli Ampl Jy Top frame: Phas deg
Vector averaged cross-power spectrum Several baselines displayed
Timerange: 00/09:08:27 to 00/09:13:25

Plot file version 159 created 27-MAR-2023 17:39:49

J1352 EB092A.UVDATA.1

Freq = 4.7990 GHz, Bw = 32.000 MH Calibrated with CL # 4 and BP # 1 (BP mode 1)

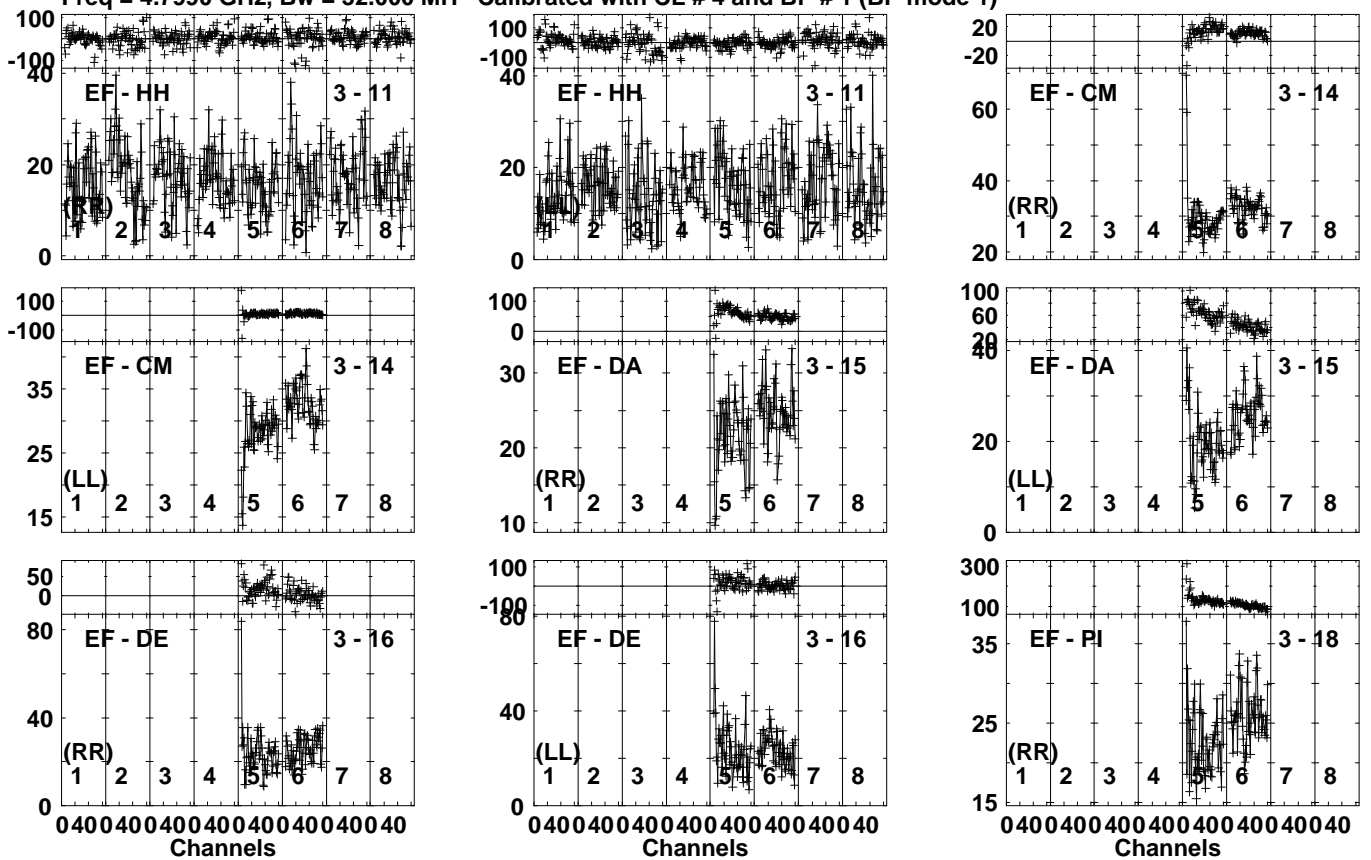


Lower frame: Milli Ampl Jy Top frame: Phas deg
Vector averaged cross-power spectrum Several baselines displayed
Timerange: 00/09:08:27 to 00/09:13:25

Plot file version 160 created 27-MAR-2023 17:39:50

J1352 EB092A.UVDATA.1

Freq = 4.7990 GHz, Bw = 32.000 MH Calibrated with CL # 4 and BP # 1 (BP mode 1)

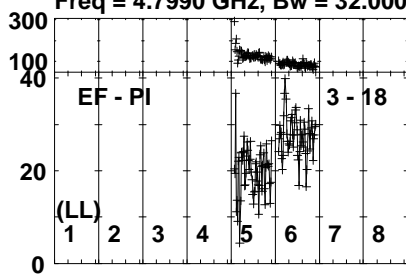


Lower frame: Milli Ampl Jy Top frame: Phas deg
Vector averaged cross-power spectrum Several baselines displayed
Timerange: 00/09:08:27 to 00/09:13:25

Plot file version 161 created 27-MAR-2023 17:39:51

J1352 EB092A.UVDATA.1

Freq = 4.7990 GHz, Bw = 32.000 MH Calibrated with CL # 4 and BP # 1 (BP mode 1)



Lower frame: Milli Ampl Jy Top frame: Phas deg

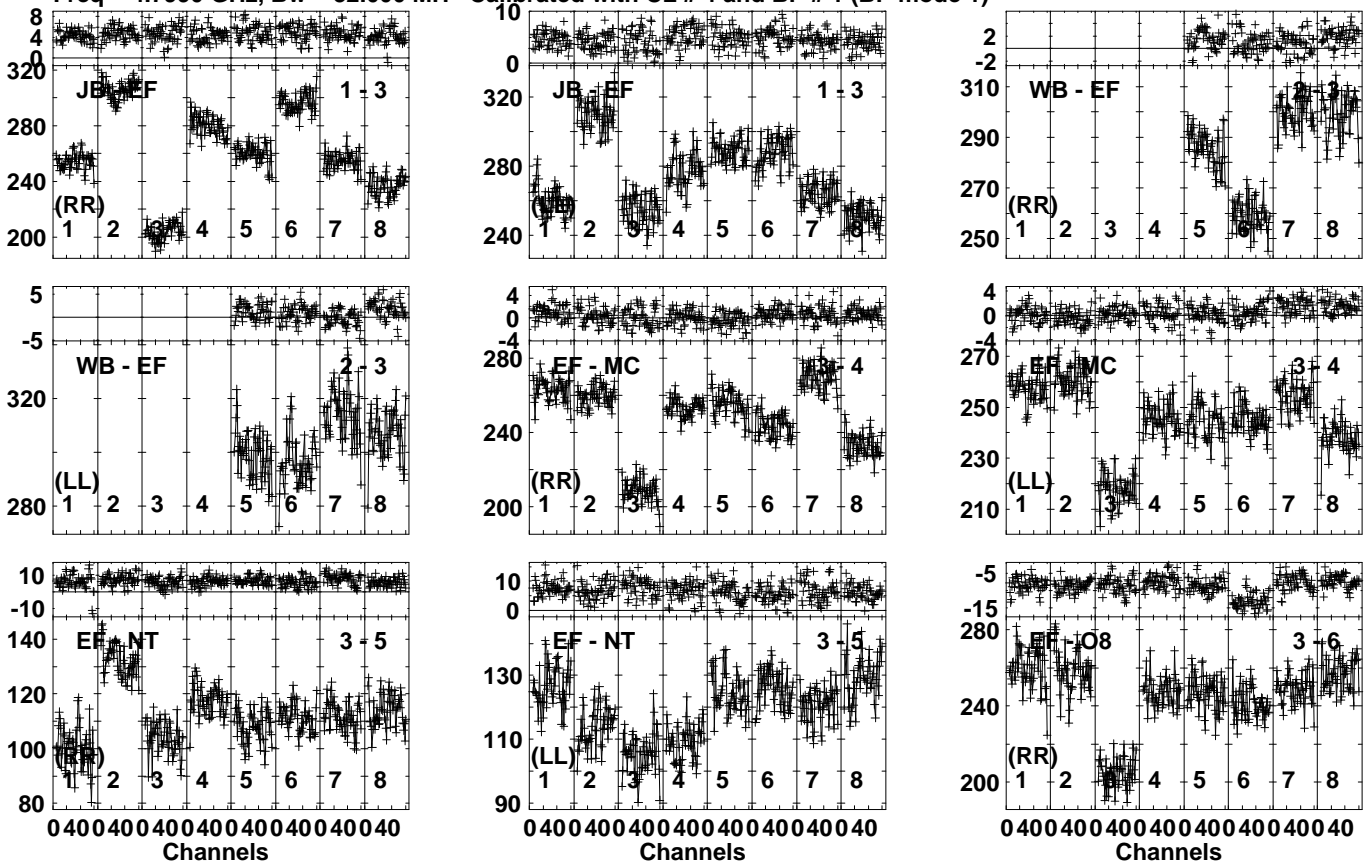
Vector averaged cross-power spectrum Several baselines displayed

Timerange: 00/09:08:27 to 00/09:13:25

Plot file version 162 created 27-MAR-2023 17:39:51

J1516 EB092A.UVDATA.1

Freq = 4.7990 GHz, Bw = 32.000 MH Calibrated with CL # 4 and BP # 1 (BP mode 1)

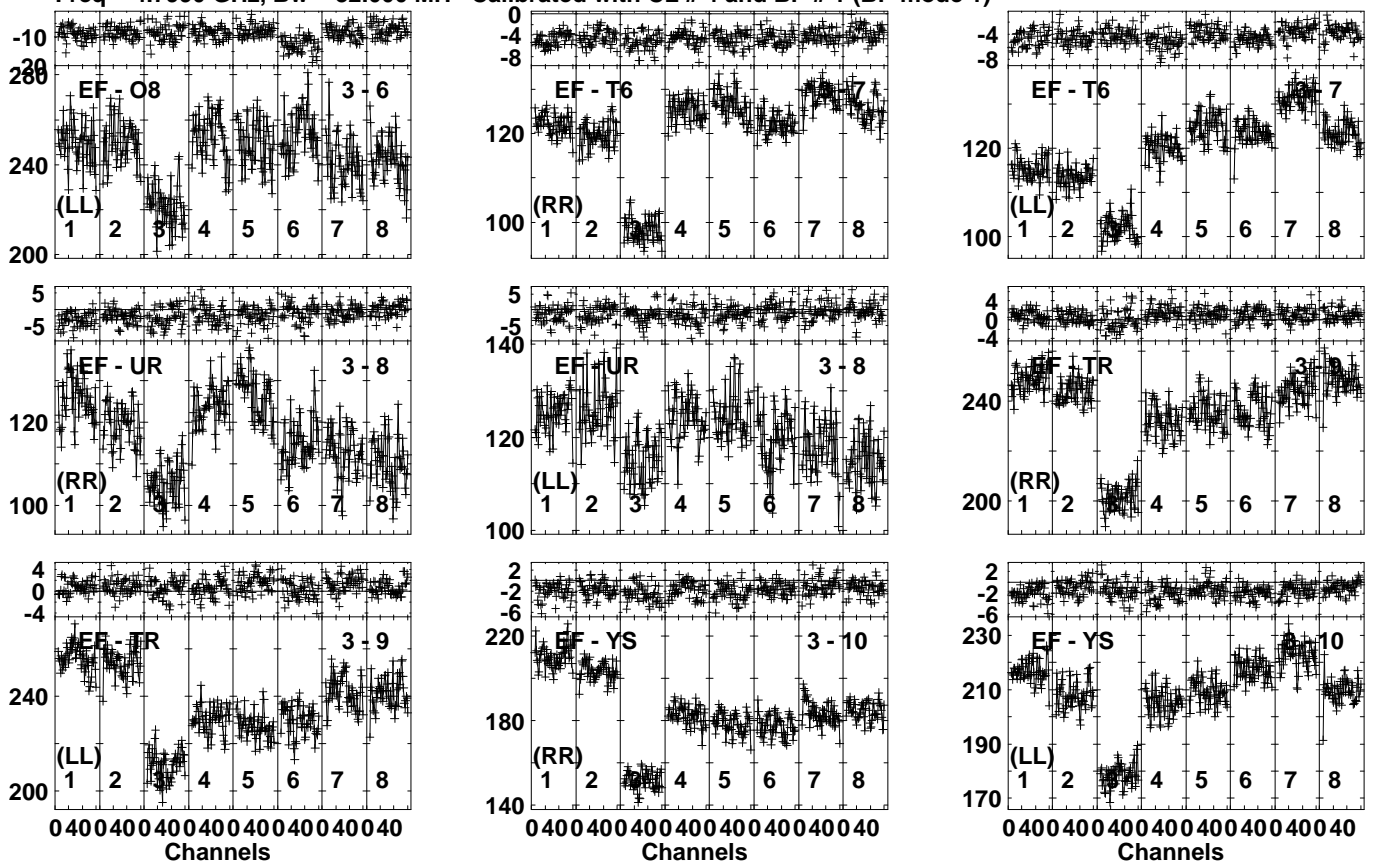


Lower frame: Milli Ampl Jy Top frame: Phas deg
 Vector averaged cross-power spectrum Several baselines displayed
 Timerange: 00/09:16:01 to 00/09:18:59

Plot file version 163 created 27-MAR-2023 17:39:51

J1516 EB092A.UVDATA.1

Freq = 4.7990 GHz, Bw = 32.000 MH Calibrated with CL # 4 and BP # 1 (BP mode 1)

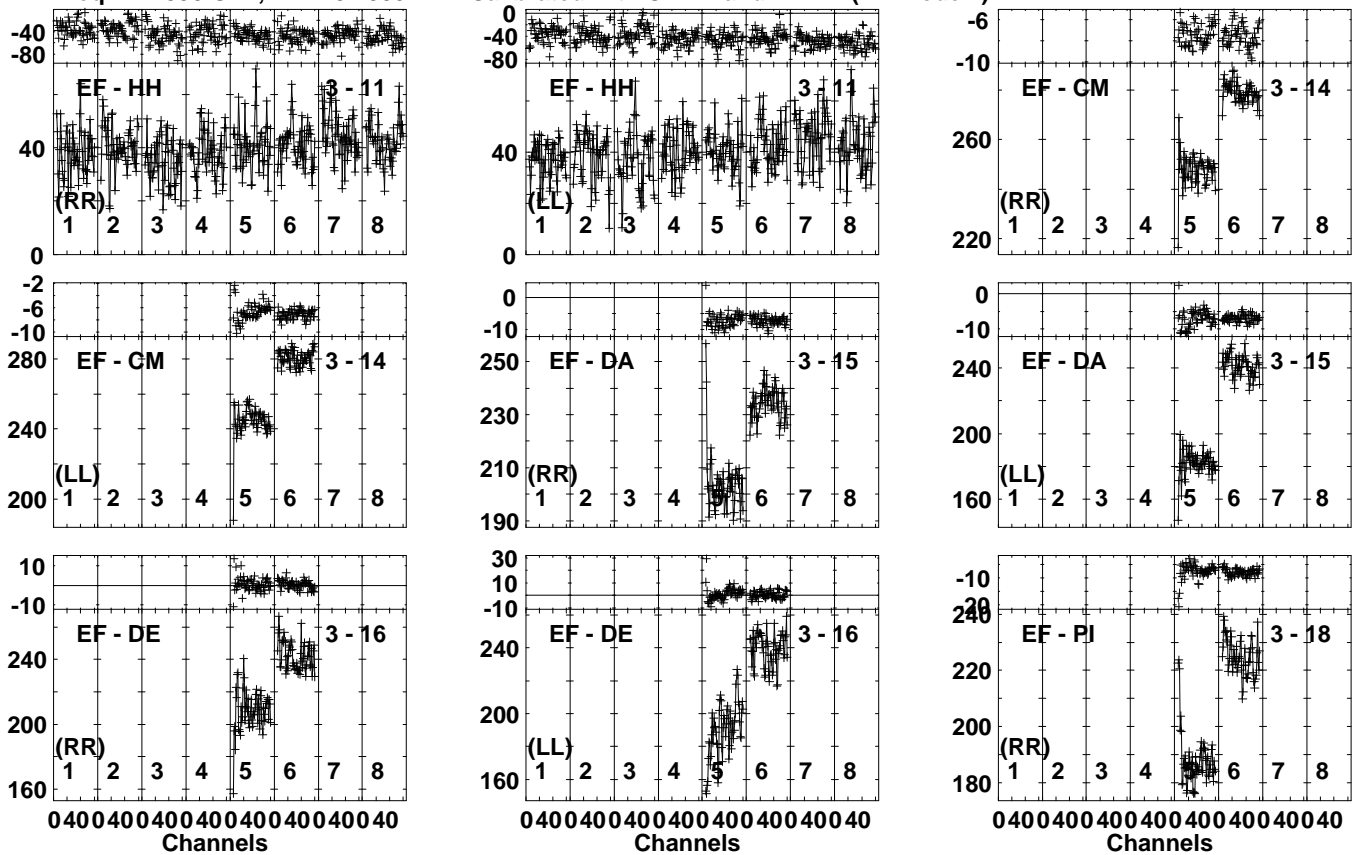


Lower frame: Milli Ampl Jy Top frame: Phas deg
Vector averaged cross-power spectrum Several baselines displayed
Timerange: 00/09:16:01 to 00/09:18:59

Plot file version 164 created 27-MAR-2023 17:39:52

J1516 EB092A.UVDATA.1

Freq = 4.7990 GHz, Bw = 32.000 MH Calibrated with CL # 4 and BP # 1 (BP mode 1)

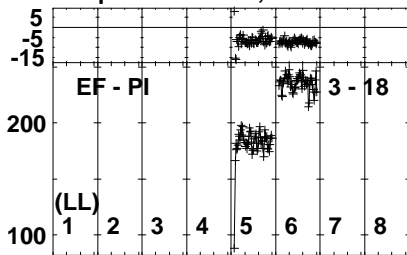


Lower frame: Milli Ampl Jy Top frame: Phas deg
Vector averaged cross-power spectrum Several baselines displayed
Timerange: 00/09:16:01 to 00/09:18:59

Plot file version 165 created 27-MAR-2023 17:39:52

J1516 EB092A.UVDATA.1

Freq = 4.7990 GHz, Bw = 32.000 MH Calibrated with CL # 4 and BP # 1 (BP mode 1)



Lower frame: Milli Ampl Jy Top frame: Phas deg

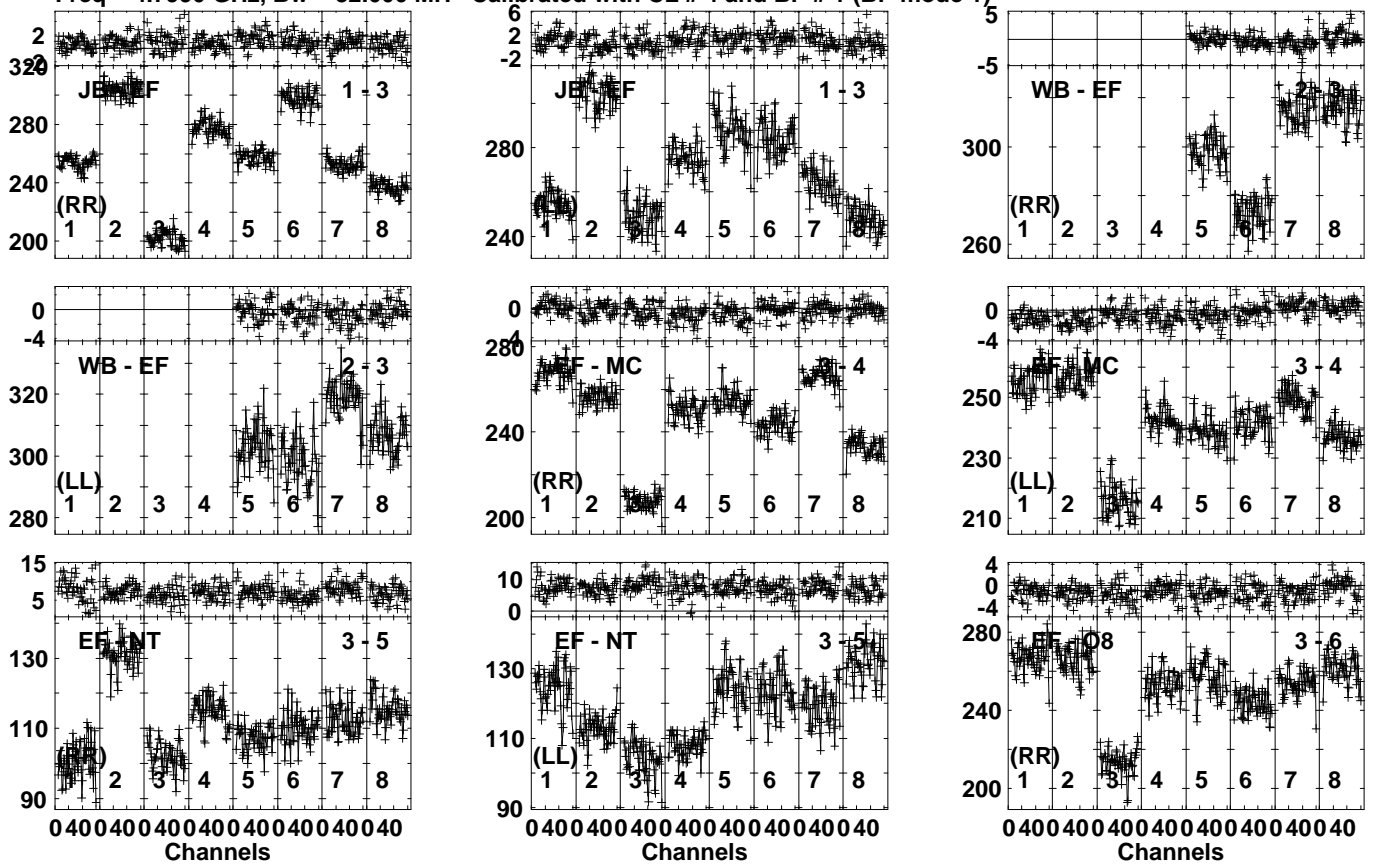
Vector averaged cross-power spectrum Several baselines displayed

Timerange: 00/09:16:01 to 00/09:18:59

Plot file version 166 created 27-MAR-2023 17:39:52

J1516 EB092A.UVDATA.1

Freq = 4.7990 GHz, Bw = 32.000 MH Calibrated with CL # 4 and BP # 1 (BP mode 1)

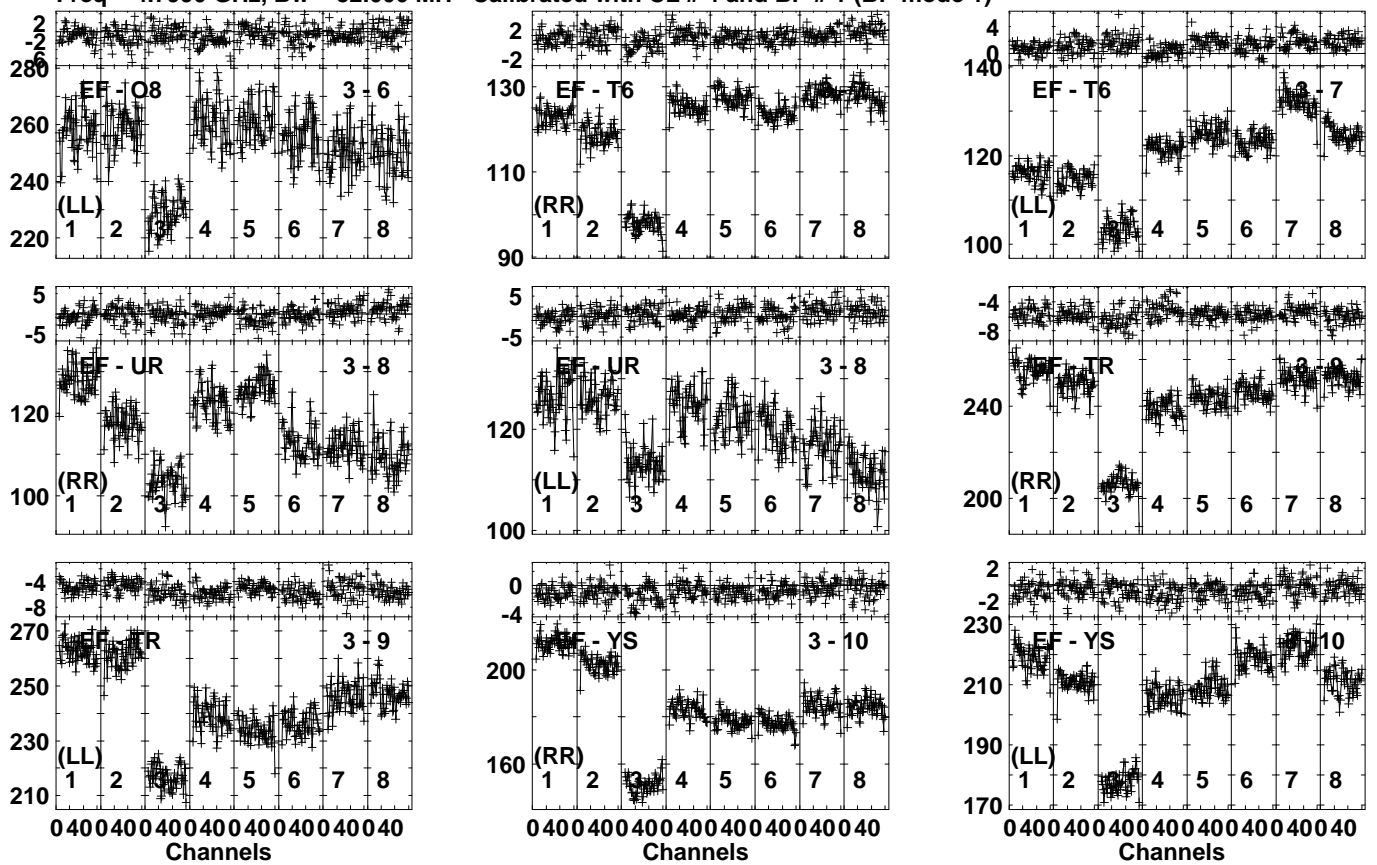


Lower frame: Milli Ampl Jy Top frame: Phas deg
Vector averaged cross-power spectrum Several baselines displayed
Timerange: 00/09:19:31 to 00/09:24:29

Plot file version 167 created 27-MAR-2023 17:39:53

J1516 EB092A.UVDATA.1

Freq = 4.7990 GHz, Bw = 32.000 MH Calibrated with CL # 4 and BP # 1 (BP mode 1)

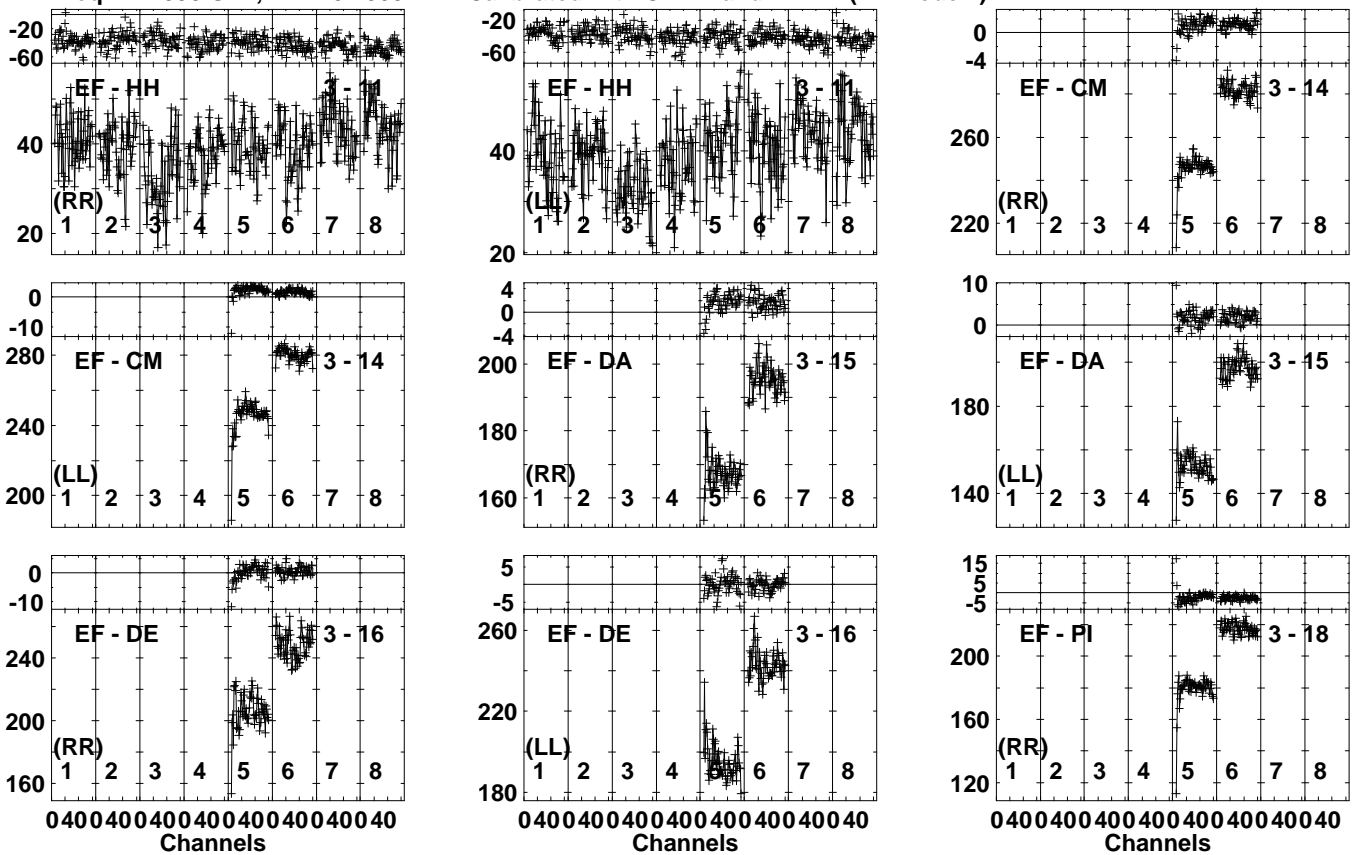


Lower frame: Milli Ampl Jy Top frame: Phas deg
Vector averaged cross-power spectrum Several baselines displayed
Timerange: 00/09:19:31 to 00/09:24:29

Plot file version 168 created 27-MAR-2023 17:39:54

J1516 EB092A.UVDATA.1

Freq = 4.7990 GHz, Bw = 32.000 MH Calibrated with CL # 4 and BP # 1 (BP mode 1)

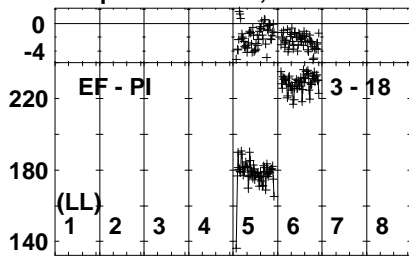


Lower frame: Milli Ampl Jy Top frame: Phas deg
Vector averaged cross-power spectrum Several baselines displayed
Timerange: 00/09:19:31 to 00/09:24:29

Plot file version 169 created 27-MAR-2023 17:39:54

J1516 EB092A.UVDATA.1

Freq = 4.7990 GHz, Bw = 32.000 MH Calibrated with CL # 4 and BP # 1 (BP mode 1)

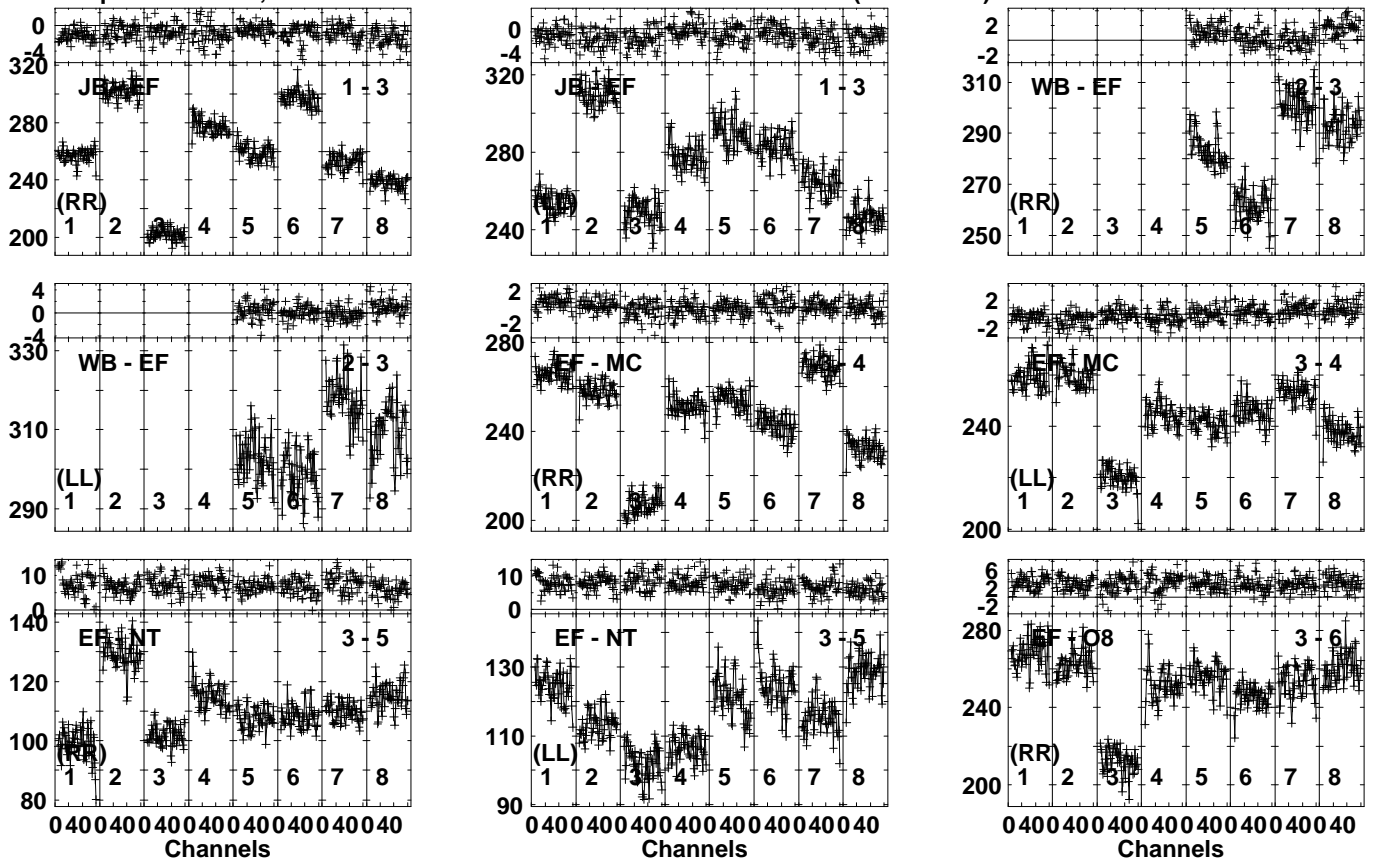


Lower frame: Milli Ampl Jy Top frame: Phas deg
Vector averaged cross-power spectrum Several baselines displayed
Timerange: 00/09:19:31 to 00/09:24:29

Plot file version 170 created 27-MAR-2023 17:39:54

J1516 EB092A.UVDATA.1

Freq = 4.7990 GHz, Bw = 32.000 MH Calibrated with CL # 4 and BP # 1 (BP mode 1)

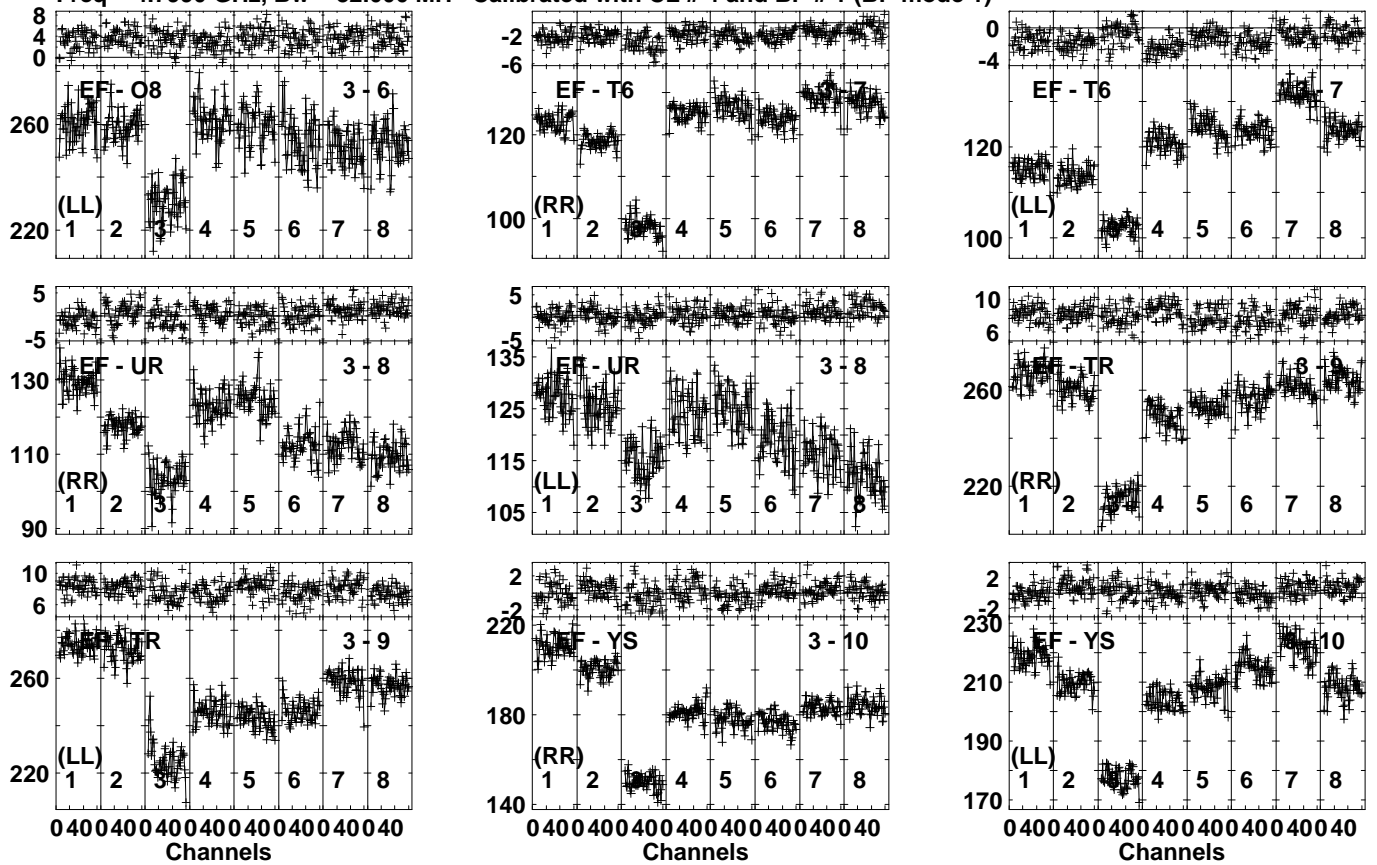


Lower frame: Milli Ampl Jy Top frame: Phas deg
 Vector averaged cross-power spectrum Several baselines displayed
 Timerange: 00/09:25:01 to 00/09:29:59

Plot file version 171 created 27-MAR-2023 17:39:55

J1516 EB092A.UVDATA.1

Freq = 4.7990 GHz, Bw = 32.000 MH Calibrated with CL # 4 and BP # 1 (BP mode 1)

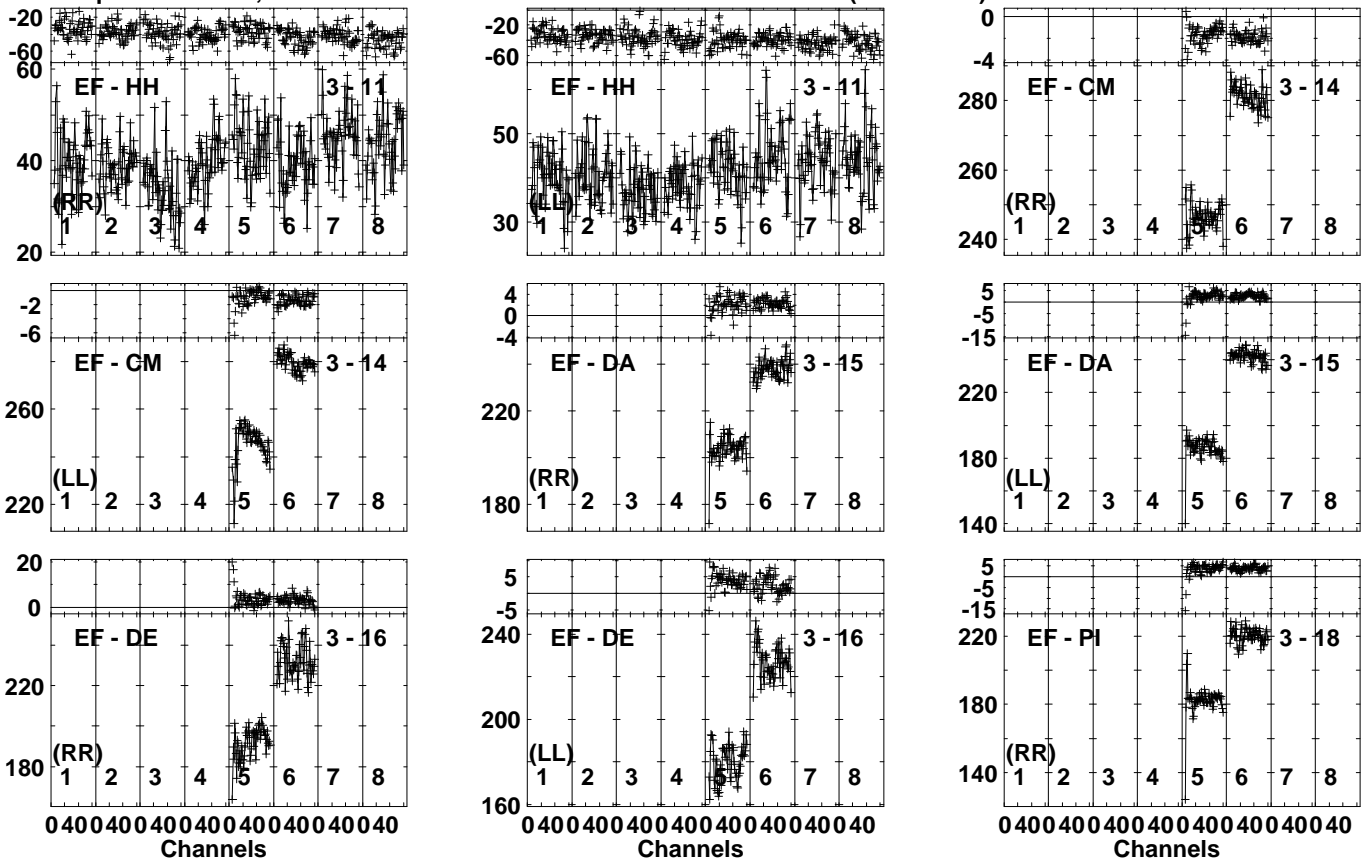


Lower frame: Milli Ampl Jy Top frame: Phas deg
Vector averaged cross-power spectrum Several baselines displayed
Timerange: 00/09:25:01 to 00/09:29:59

Plot file version 172 created 27-MAR-2023 17:39:56

J1516 EB092A.UVDATA.1

Freq = 4.7990 GHz, Bw = 32.000 MH Calibrated with CL # 4 and BP # 1 (BP mode 1)

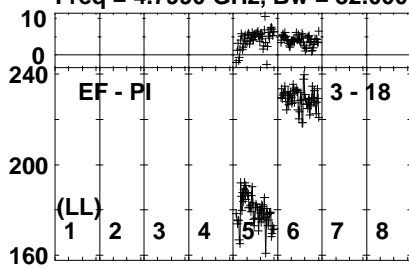


Lower frame: Milli Ampl Jy Top frame: Phas deg
Vector averaged cross-power spectrum Several baselines displayed
Timerange: 00/09:25:01 to 00/09:29:59

Plot file version 173 created 27-MAR-2023 17:39:56

J1516 EB092A.UVDATA.1

Freq = 4.7990 GHz, Bw = 32.000 MH Calibrated with CL # 4 and BP # 1 (BP mode 1)



Lower frame: Milli Ampl Jy Top frame: Phas deg

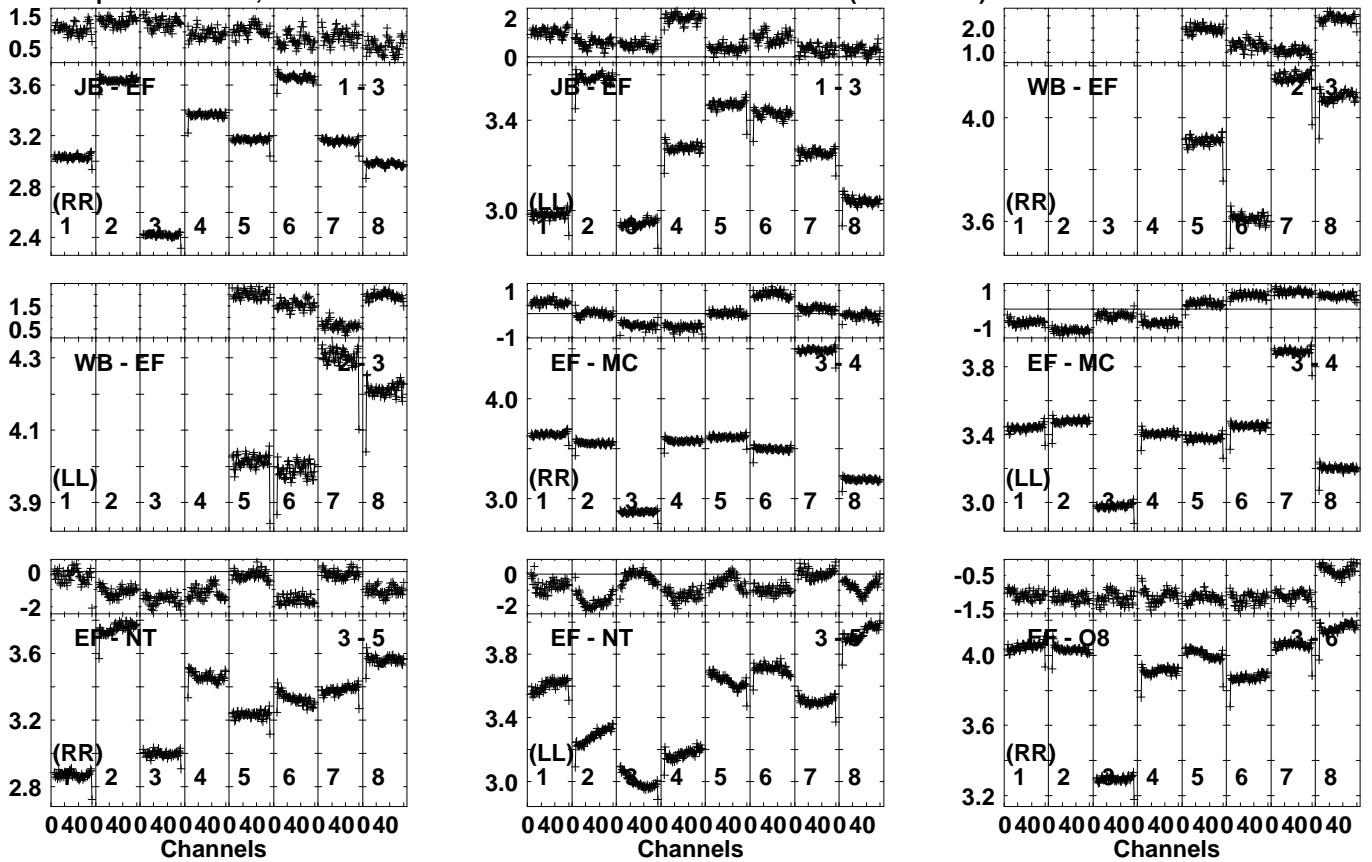
Vector averaged cross-power spectrum Several baselines displayed

Timerange: 00/09:25:01 to 00/09:29:59

Plot file version 174 created 27-MAR-2023 17:39:56

1055+018 EB092A.UVDATA.1

Freq = 4.7990 GHz, Bw = 32.000 MH Calibrated with CL # 4 and BP # 1 (BP mode 1)

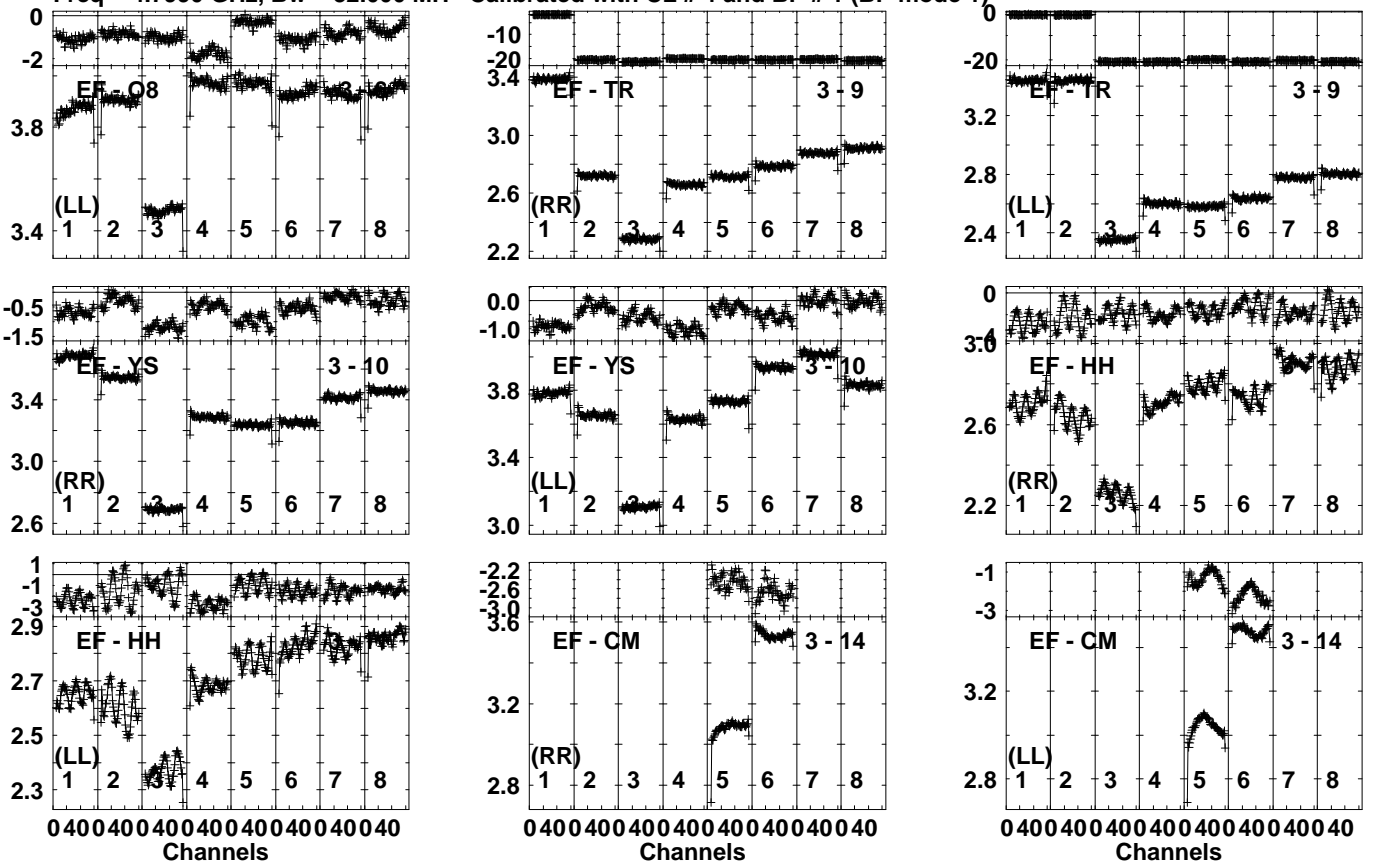


Lower frame: Ampl Jy Top frame: Phas deg
Vector averaged cross-power spectrum Several baselines displayed
Timerange: 00/09:34:21 to 00/09:39:19

Plot file version 175 created 27-MAR-2023 17:39:57

1055+018 EB092A.UVDATA.1

Freq = 4.7990 GHz, Bw = 32.000 MH Calibrated with CL # 4 and BP # 1 (BP mode 1)

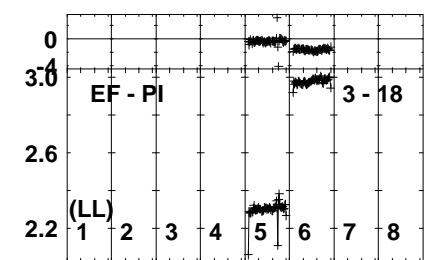
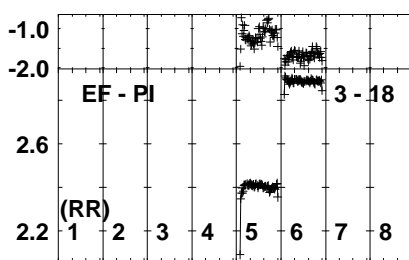
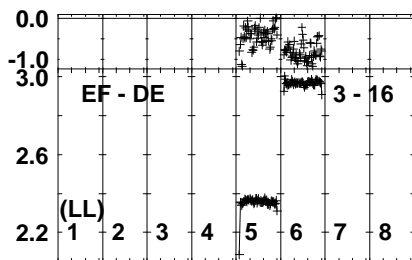
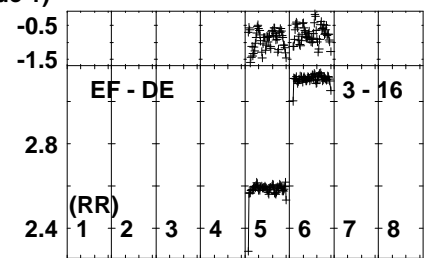
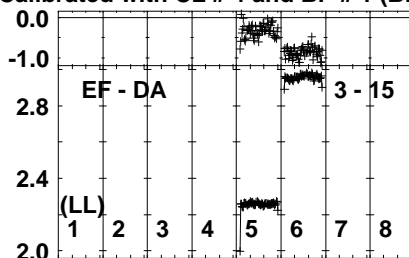
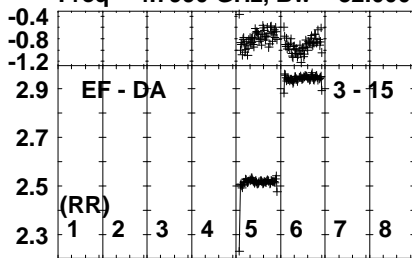


Lower frame: Ampl Jy Top frame: Phas deg
 Vector averaged cross-power spectrum Several baselines displayed
 Timerange: 00/09:34:21 to 00/09:39:19

Plot file version 176 created 27-MAR-2023 17:39:58

1055+018 EB092A.UVDATA.1

Freq = 4.7990 GHz, Bw = 32.000 MH Calibrated with CL # 4 and BP # 1 (BP mode 1)

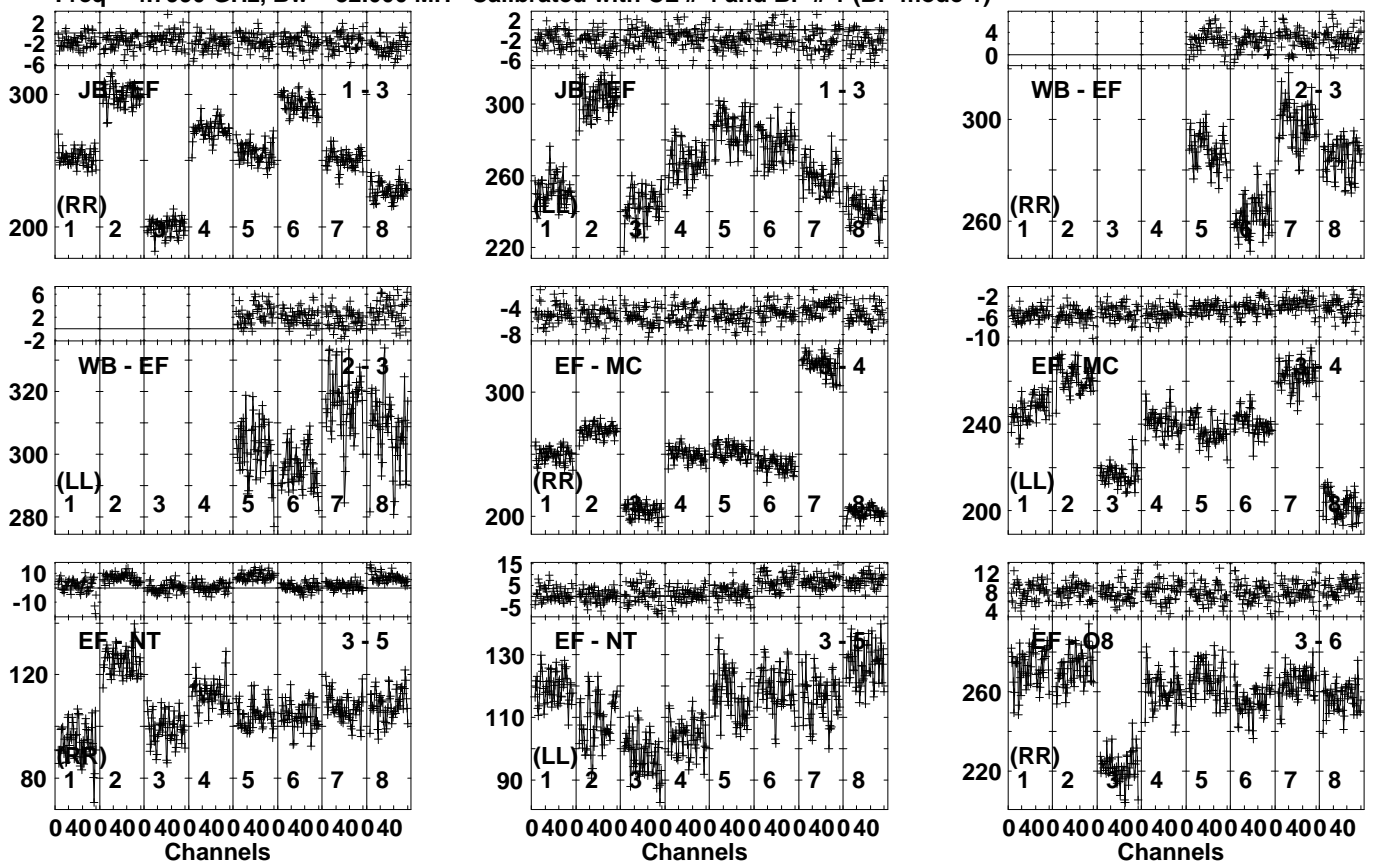


Lower frame: Ampl Jy Top frame: Phas deg
Vector averaged cross-power spectrum Several baselines displayed
Timerange: 00/09:34:21 to 00/09:39:19

Plot file version 177 created 27-MAR-2023 17:39:58

J1516 EB092A.UVDATA.1

Freq = 4.7990 GHz, Bw = 32.000 MH Calibrated with CL # 4 and BP # 1 (BP mode 1)

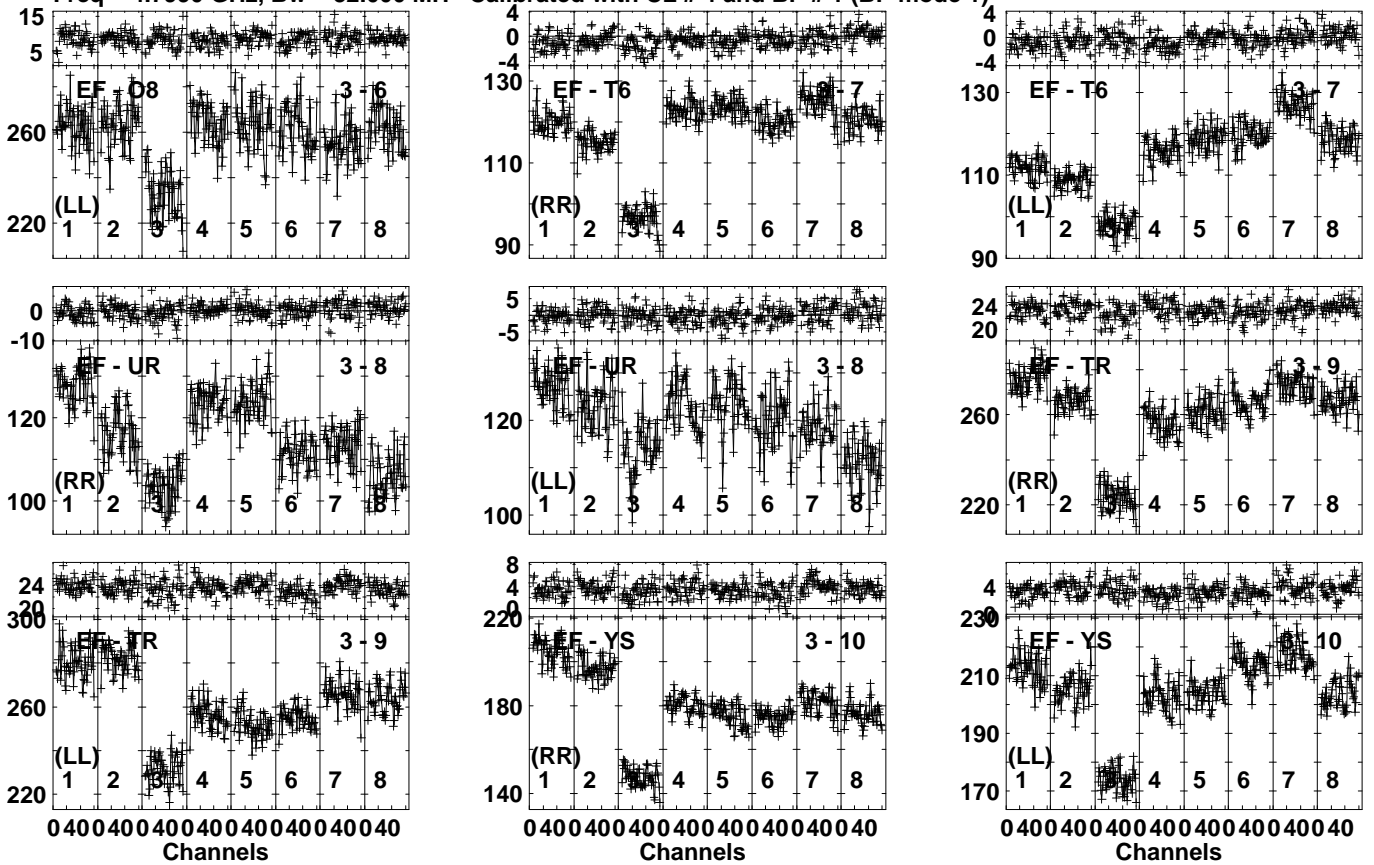


Lower frame: Milli Ampl Jy Top frame: Phas deg
Vector averaged cross-power spectrum Several baselines displayed
Timerange: 00/09:48:21 to 00/09:51:19

Plot file version 178 created 27-MAR-2023 17:39:58

J1516 EB092A.UVDATA.1

Freq = 4.7990 GHz, Bw = 32.000 MH Calibrated with CL # 4 and BP # 1 (BP mode 1)

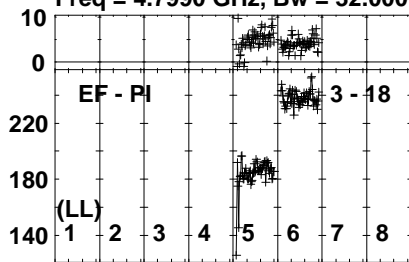


Lower frame: Milli Ampl Jy Top frame: Phas deg
Vector averaged cross-power spectrum Several baselines displayed
Timerange: 00/09:48:21 to 00/09:51:19

Plot file version 180 created 27-MAR-2023 17:40:00

J1516 EB092A.UVDATA.1

Freq = 4.7990 GHz, Bw = 32.000 MH Calibrated with CL # 4 and BP # 1 (BP mode 1)



Lower frame: Milli Ampl Jy Top frame: Phas deg

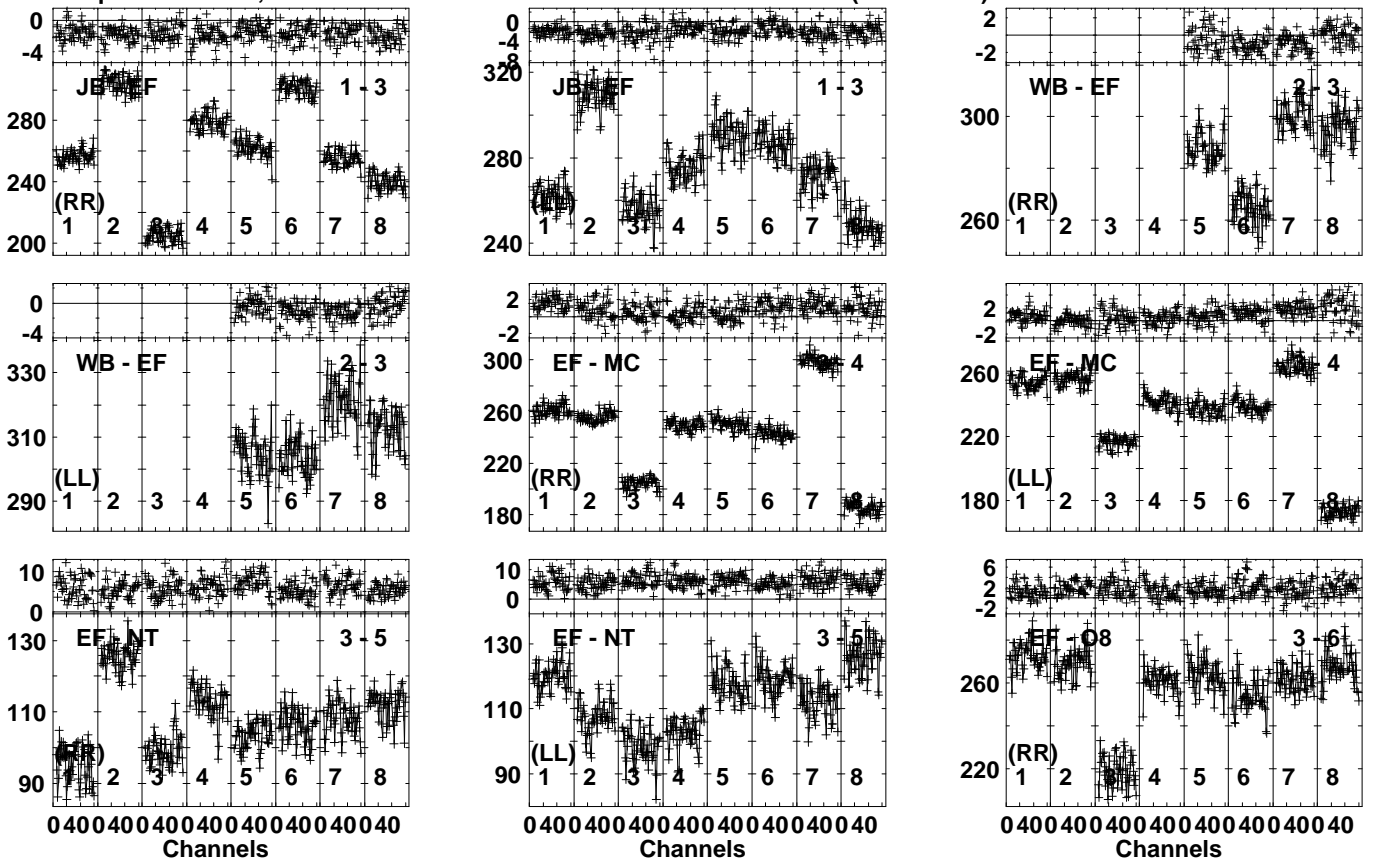
Vector averaged cross-power spectrum Several baselines displayed

Timerange: 00/09:48:21 to 00/09:51:19

Plot file version 181 created 27-MAR-2023 17:40:00

J1516 EB092A.UVDATA.1

Freq = 4.7990 GHz, Bw = 32.000 MH Calibrated with CL # 4 and BP # 1 (BP mode 1)

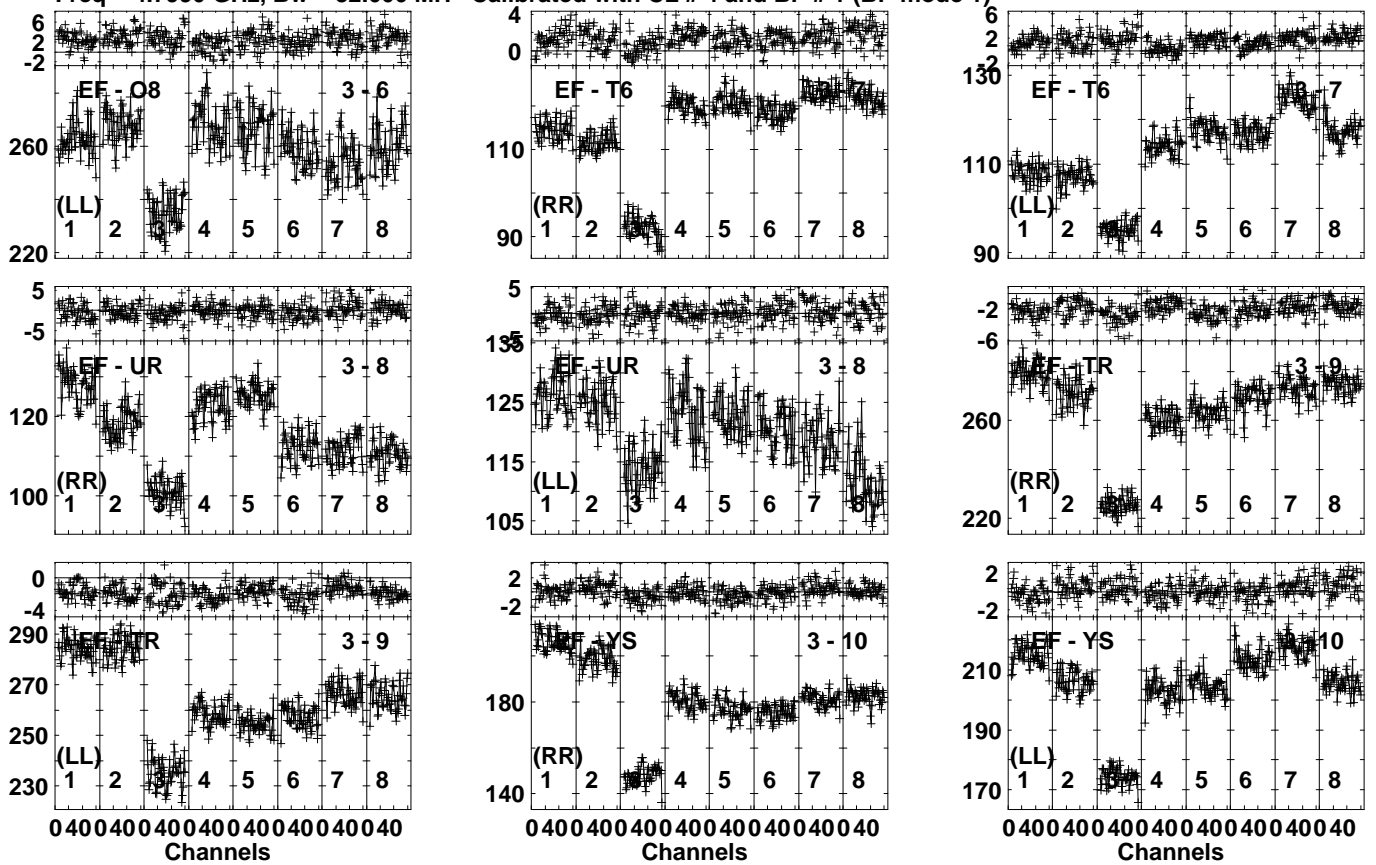


Lower frame: Milli Ampl Jy Top frame: Phas deg
Vector averaged cross-power spectrum Several baselines displayed
Timerange: 00/09:51:51 to 00/09:56:49

Plot file version 182 created 27-MAR-2023 17:40:00

J1516 EB092A.UVDATA.1

Freq = 4.7990 GHz, Bw = 32.000 MH Calibrated with CL # 4 and BP # 1 (BP mode 1)

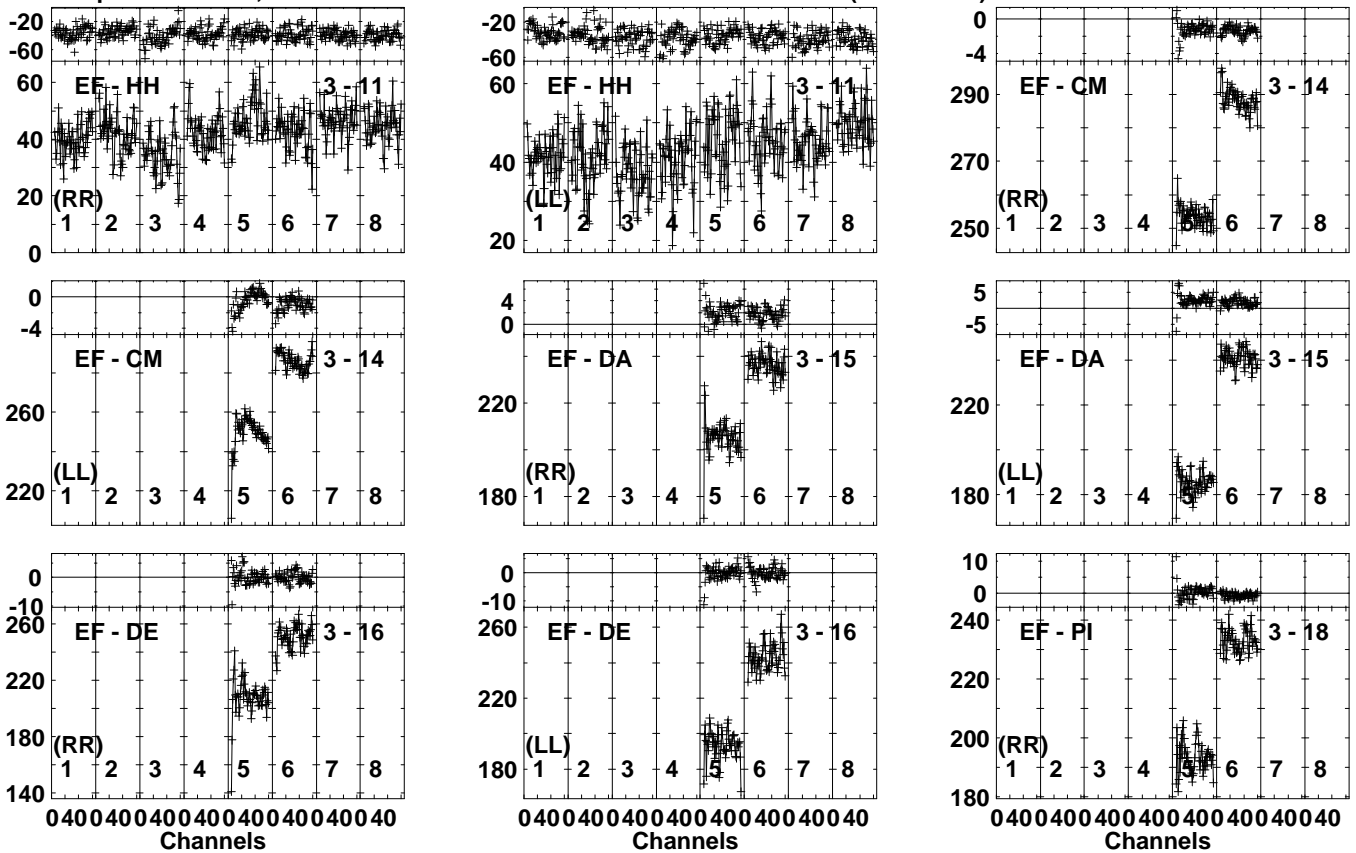


Lower frame: Milli Ampl Jy Top frame: Phas deg
Vector averaged cross-power spectrum Several baselines displayed
Timerange: 00/09:51:51 to 00/09:56:49

Plot file version 183 created 27-MAR-2023 17:40:01

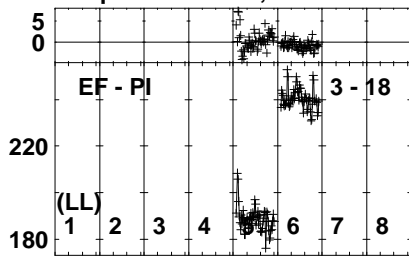
J1516 EB092A.UVDATA.1

Freq = 4.7990 GHz, Bw = 32.000 MH Calibrated with CL # 4 and BP # 1 (BP mode 1)



Lower frame: Milli Ampl Jy Top frame: Phas deg
Vector averaged cross-power spectrum Several baselines displayed
Timerange: 00/09:51:51 to 00/09:56:49

Plot file version 184 created 27-MAR-2023 17:40:02
J1516 EB092A.UVDATA.1
Freq = 4.7990 GHz, Bw = 32.000 MH Calibrated with CL # 4 and BP # 1 (BP mode 1)

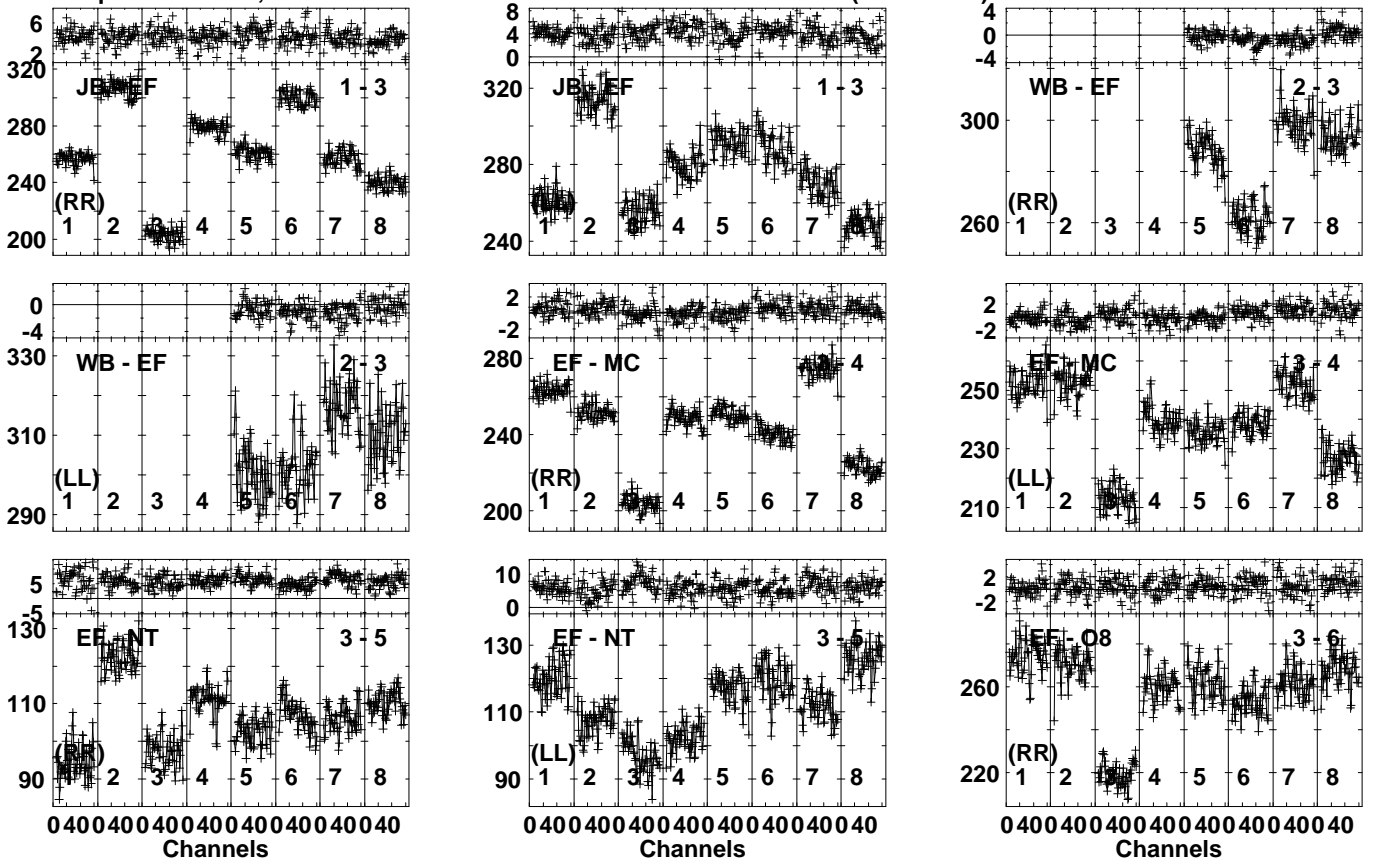


Lower frame: Milli Ampl Jy Top frame: Phas deg
Vector averaged cross-power spectrum Several baselines displayed
Timerange: 00/09:51:51 to 00/09:56:49

Plot file version 185 created 27-MAR-2023 17:40:02

J1516 EB092A.UVDATA.1

Freq = 4.7990 GHz, Bw = 32.000 MH Calibrated with CL # 4 and BP # 1 (BP mode 1)

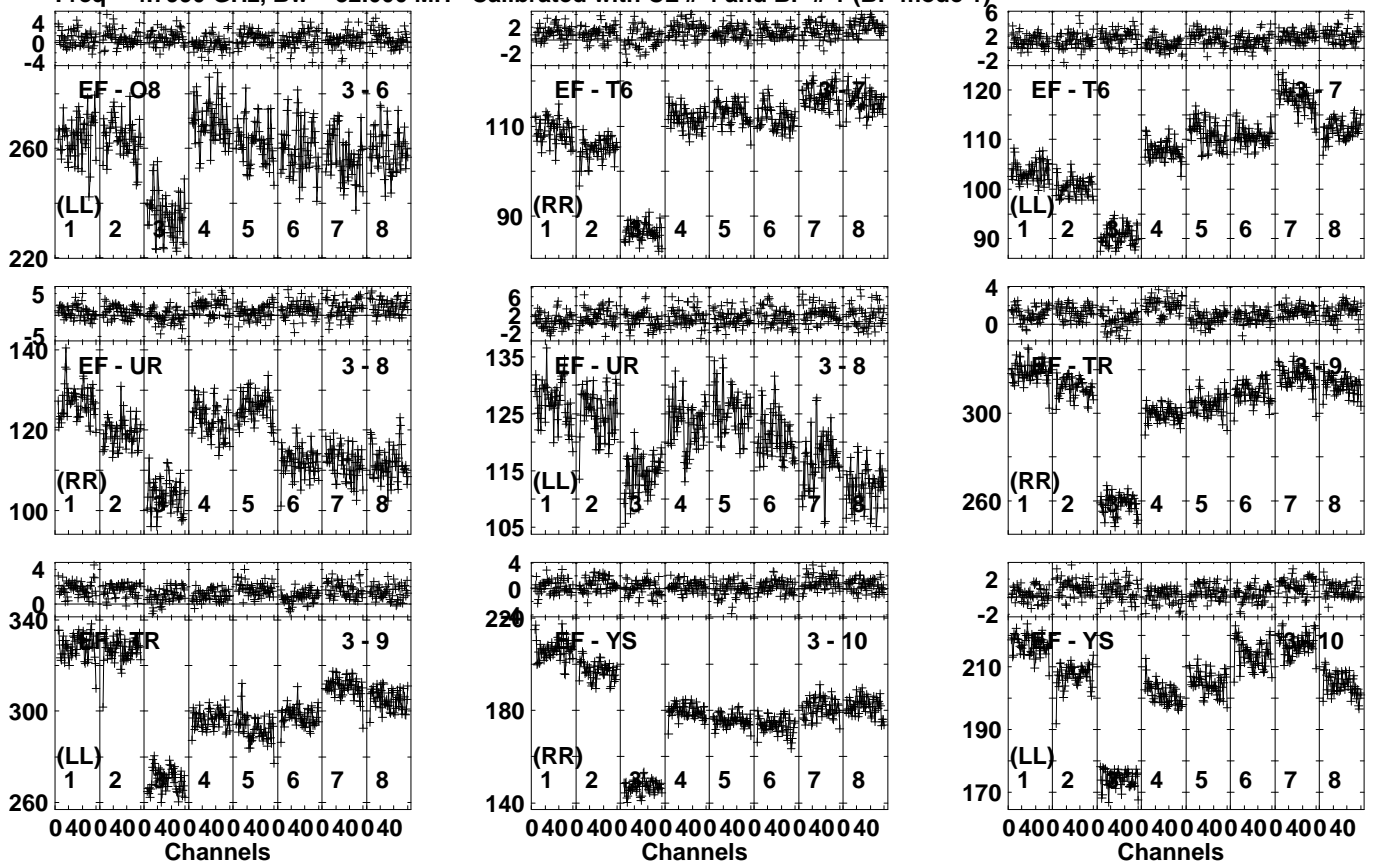


Lower frame: Milli Ampl Jy Top frame: Phas deg
Vector averaged cross-power spectrum Several baselines displayed
Timerange: 00/09:57:21 to 00/10:02:19

Plot file version 186 created 27-MAR-2023 17:40:02

J1516 EB092A.UVDATA.1

Freq = 4.7990 GHz, Bw = 32.000 MH Calibrated with CL # 4 and BP # 1 (BP mode 1)

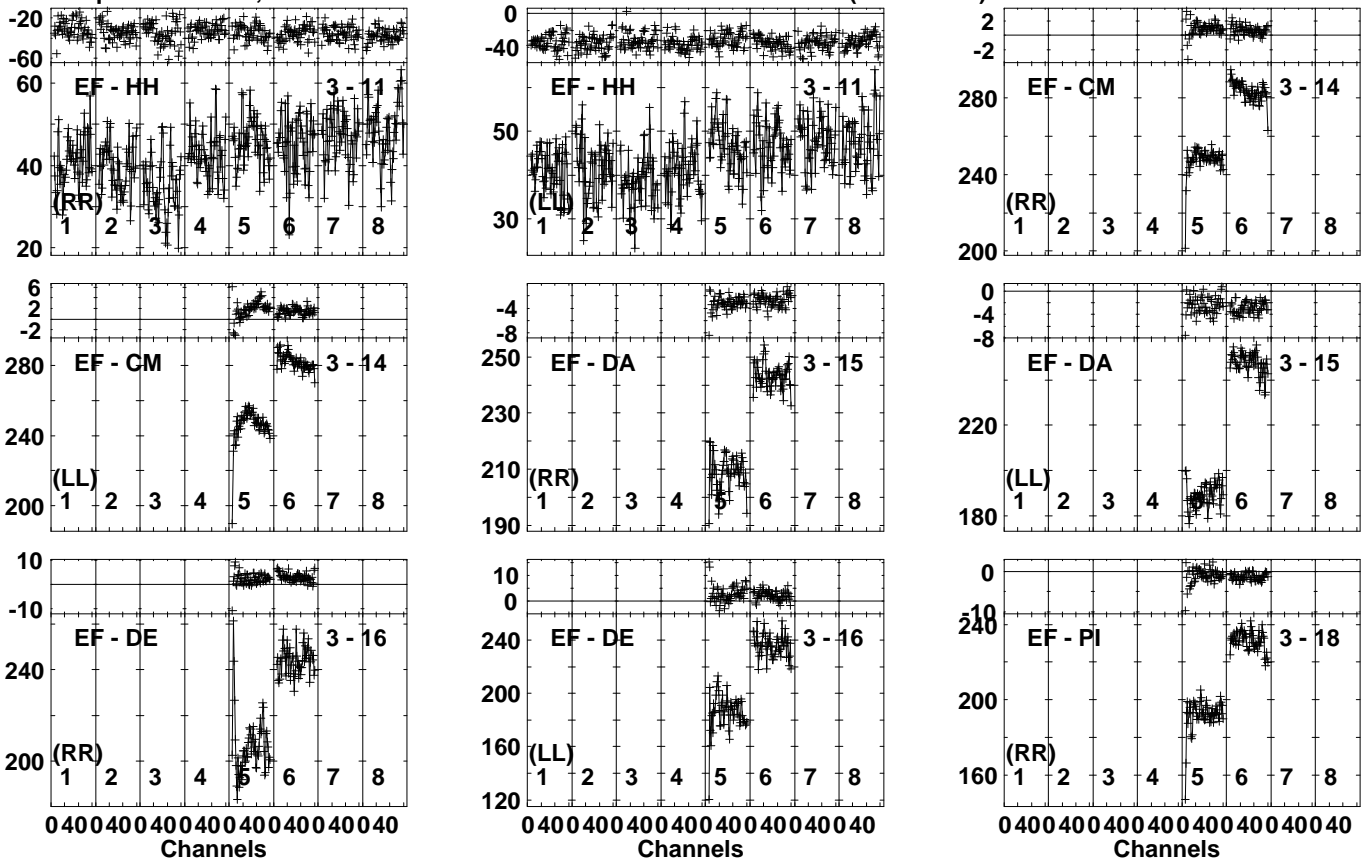


Lower frame: Milli Ampl Jy Top frame: Phas deg
Vector averaged cross-power spectrum Several baselines displayed
Timerange: 00/09:57:21 to 00/10:02:19

Plot file version 187 created 27-MAR-2023 17:40:03

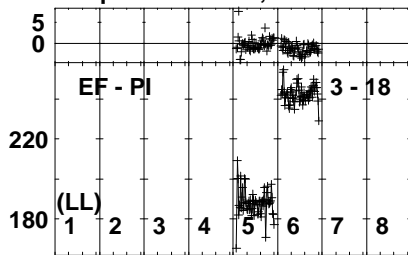
J1516 EB092A.UVDATA.1

Freq = 4.7990 GHz, Bw = 32.000 MH Calibrated with CL # 4 and BP # 1 (BP mode 1)



Lower frame: Milli Ampl Jy Top frame: Phas deg
Vector averaged cross-power spectrum Several baselines displayed
Timerange: 00/09:57:21 to 00/10:02:19

Plot file version 188 created 27-MAR-2023 17:40:04
J1516 EB092A.UVDATA.1
Freq = 4.7990 GHz, Bw = 32.000 MH Calibrated with CL # 4 and BP # 1 (BP mode 1)

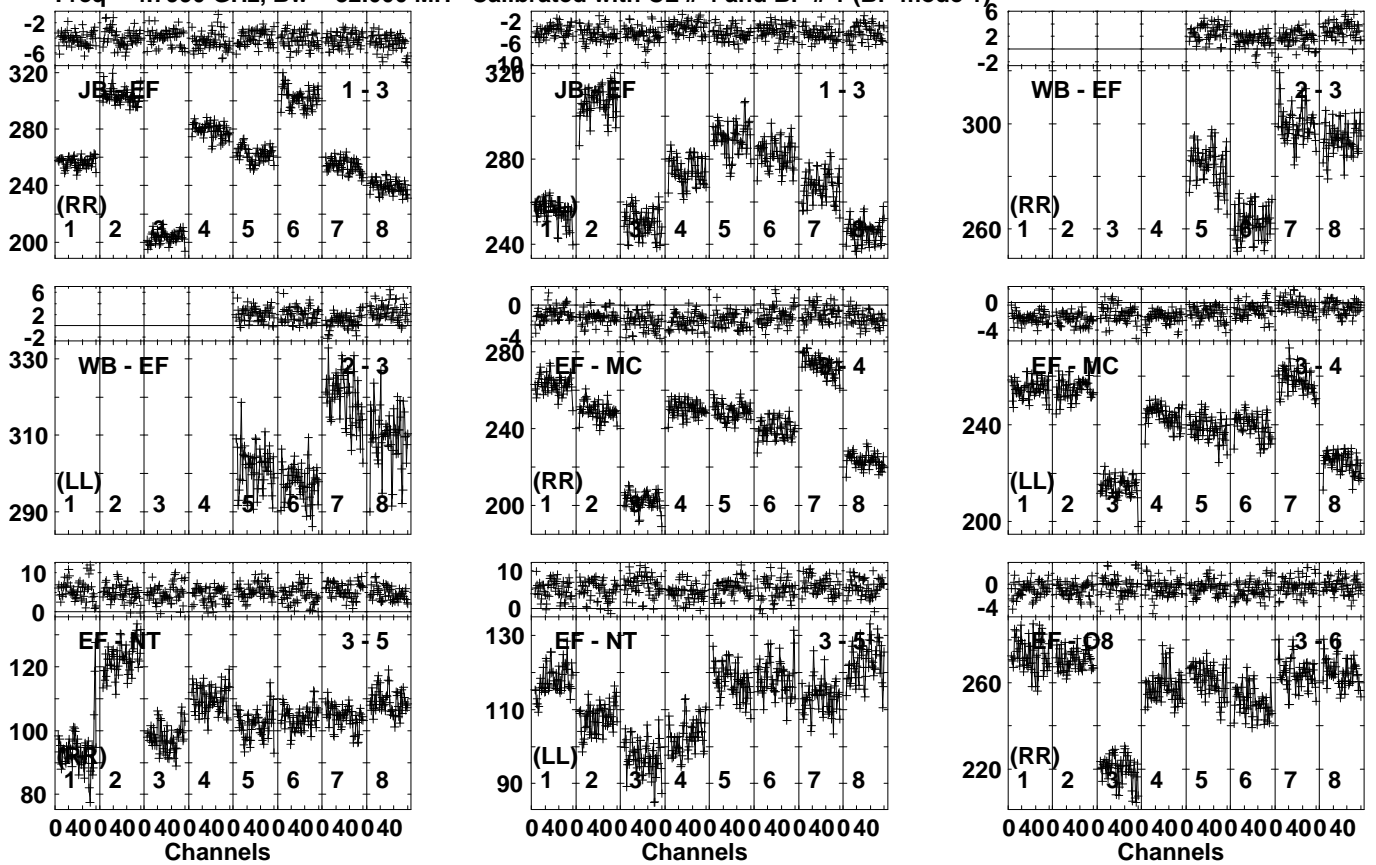


Lower frame: Milli Ampl Jy Top frame: Phas deg
Vector averaged cross-power spectrum Several baselines displayed
Timerange: 00/09:57:21 to 00/10:02:19

Plot file version 189 created 27-MAR-2023 17:40:04

J1516 EB092A.UVDATA.1

Freq = 4.7990 GHz, Bw = 32.000 MH Calibrated with CL # 4 and BP # 1 (BP mode 1)

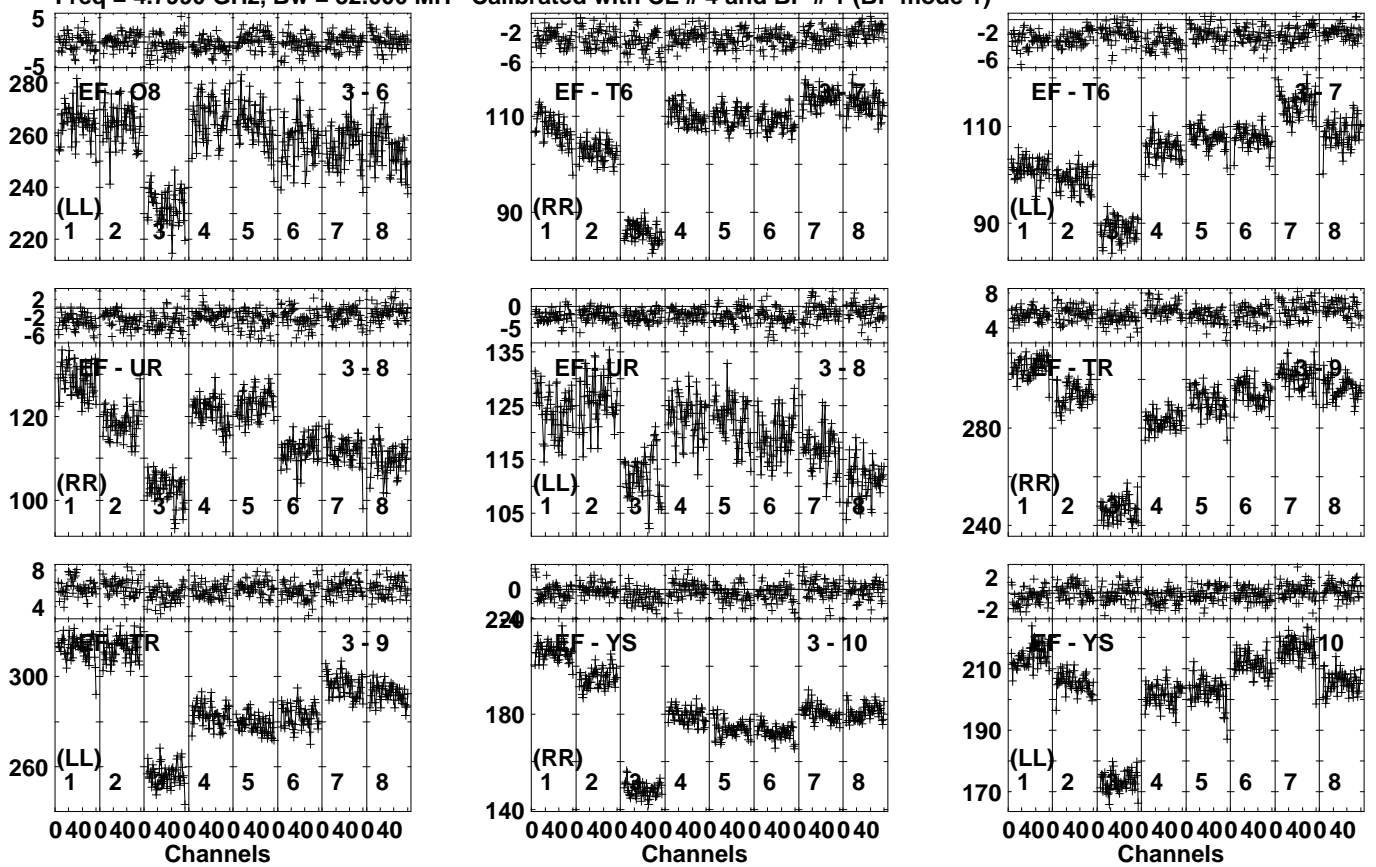


Lower frame: Milli Ampl Jy Top frame: Phas deg
 Vector averaged cross-power spectrum Several baselines displayed
 Timerange: 00/10/02:51 to 00/10/07:49

Plot file version 190 created 27-MAR-2023 17:40:04

J1516 EB092A.UVDATA.1

Freq = 4.7990 GHz, Bw = 32.000 MH Calibrated with CL # 4 and BP # 1 (BP mode 1)

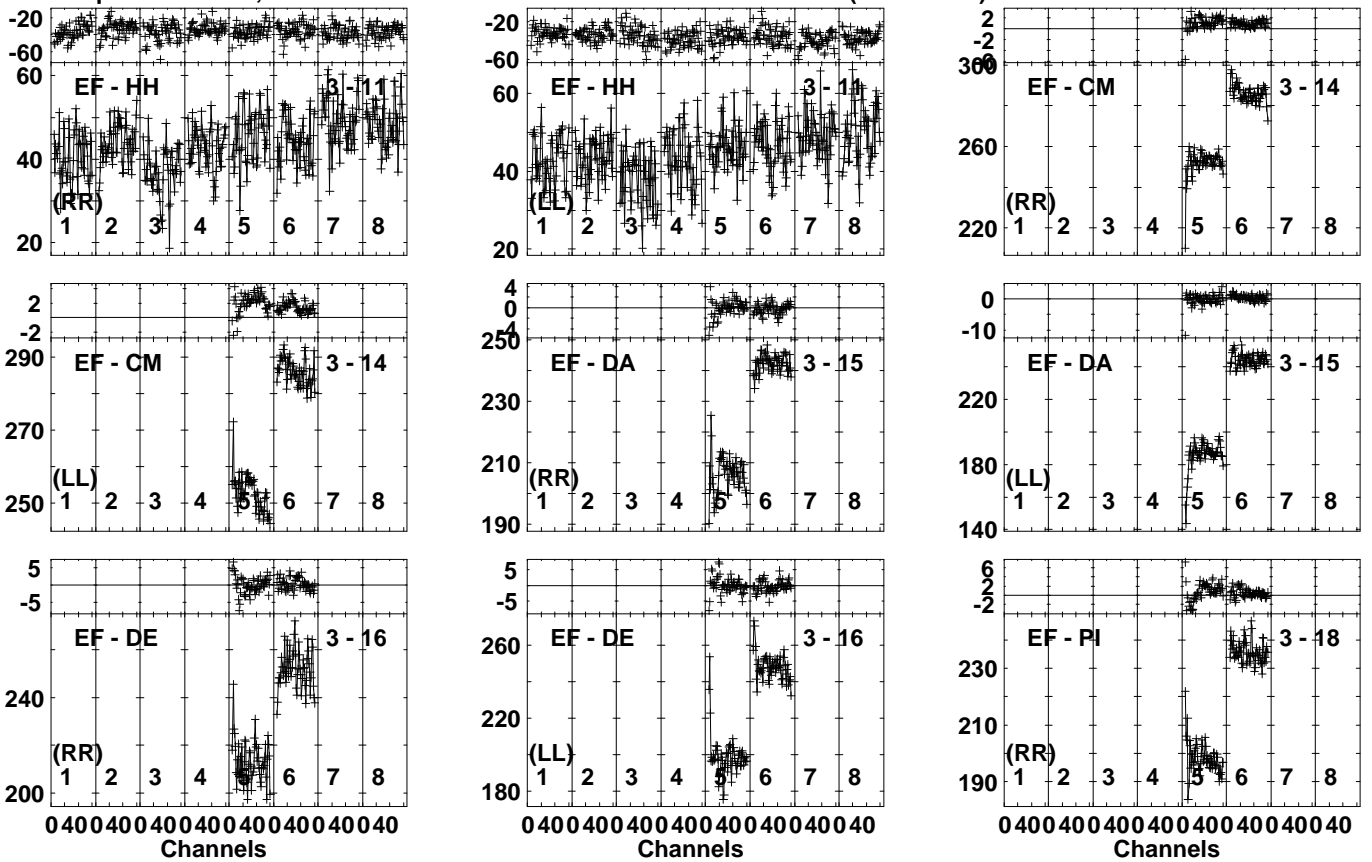


Lower frame: Milli Ampl Jy Top frame: Phas deg
Vector averaged cross-power spectrum Several baselines displayed
Timerange: 00/10:02:51 to 00/10:07:49

Plot file version 191 created 27-MAR-2023 17:40:05

J1516 EB092A.UVDATA.1

Freq = 4.7990 GHz, Bw = 32.000 MH Calibrated with CL # 4 and BP # 1 (BP mode 1)

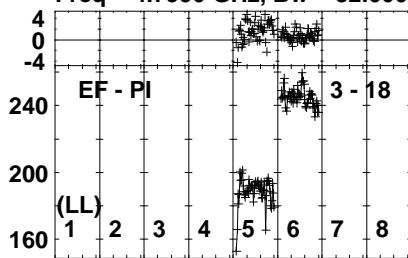


Lower frame: Milli Ampl Jy Top frame: Phas deg
Vector averaged cross-power spectrum Several baselines displayed
Timerange: 00/10:02:51 to 00/10:07:49

Plot file version 192 created 27-MAR-2023 17:40:05

J1516 EB092A.UVDATA.1

Freq = 4.7990 GHz, Bw = 32.000 MH Calibrated with CL # 4 and BP # 1 (BP mode 1)



Lower frame: Milli Ampl Jy Top frame: Phas deg

Vector averaged cross-power spectrum Several baselines displayed

Timerange: 00/10:02:51 to 00/10:07:49