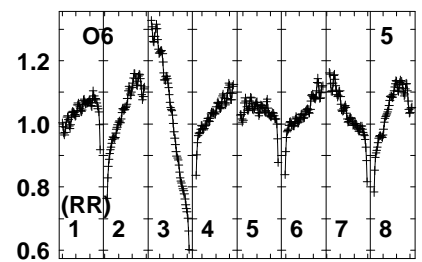
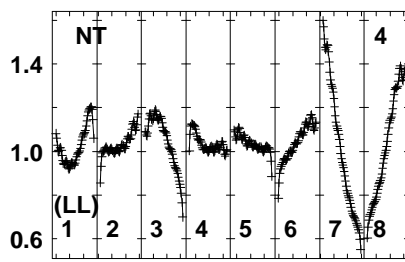
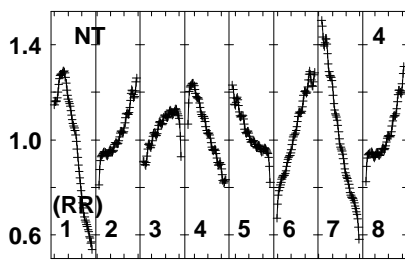
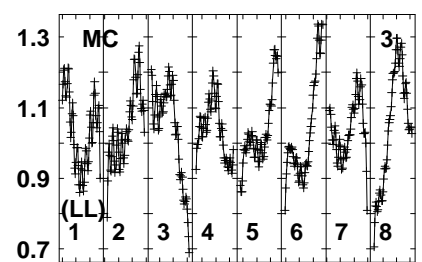
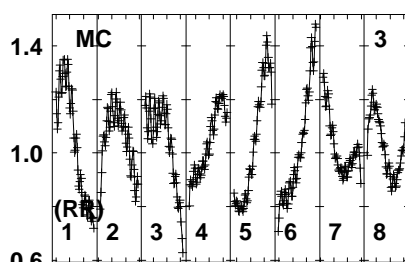
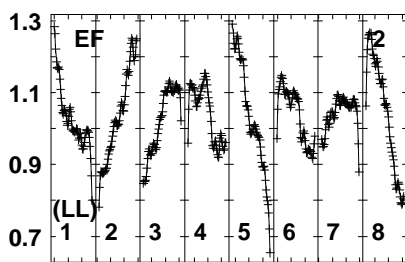
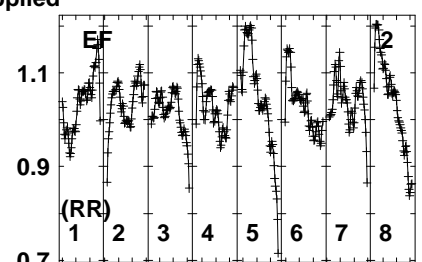
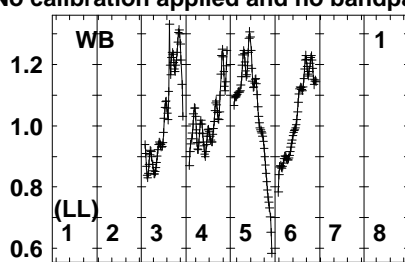
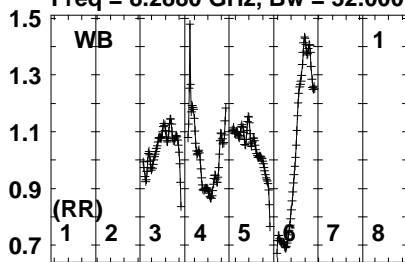


Plot file version 1 created 04-APR-2023 15:52:13

CTA102 EB092C.UVDATA.1

Freq = 8.2880 GHz, Bw = 32.000 MH No calibration applied and no bandpass applied



829032083603904204504808520  
FREQ MHz

829032083603904204504808520  
FREQ MHz

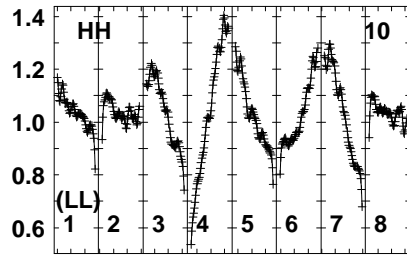
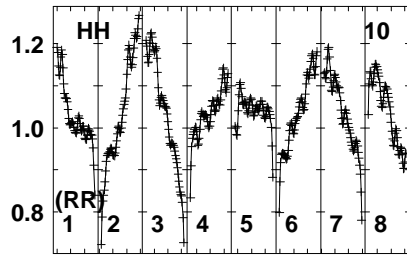
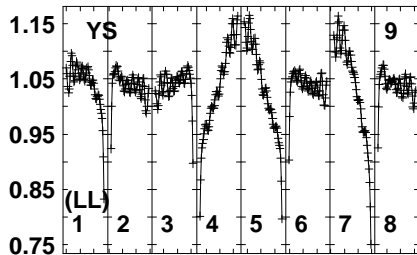
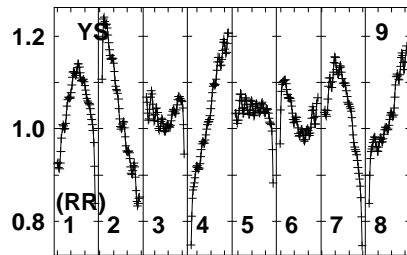
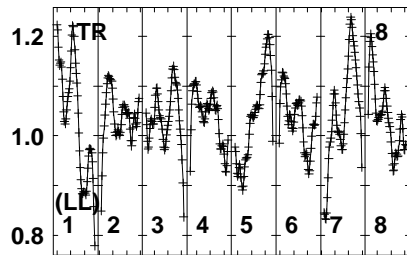
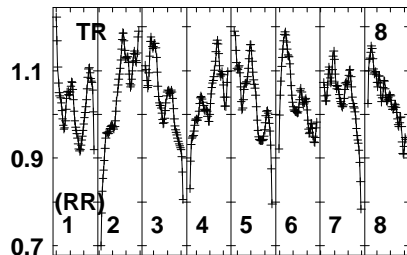
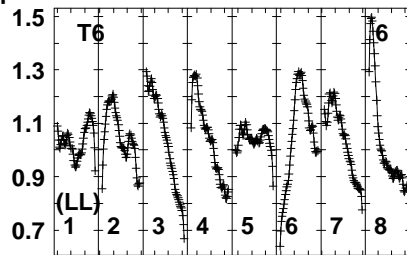
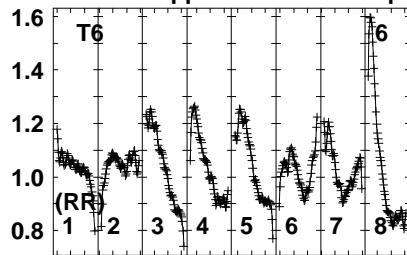
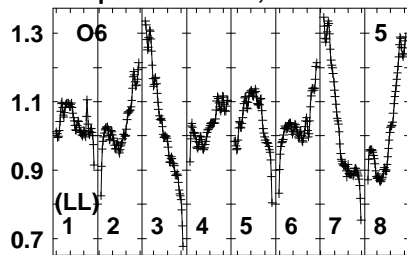
829032083603904204504808520  
FREQ MHz

Lower frame: Real Jy  
Auto-corr total-power spectrum Antenna: \*  
Timerange: 00/14:30:01 to 00/14:34:59

Plot file version 2 created 04-APR-2023 15:52:13

CTA102 EB092C.UVDATA.1

Freq = 8.2880 GHz, Bw = 32.000 MH No calibration applied and no bandpass applied



829032083603904204504808520  
FREQ MHz

829032083603904204504808520  
FREQ MHz

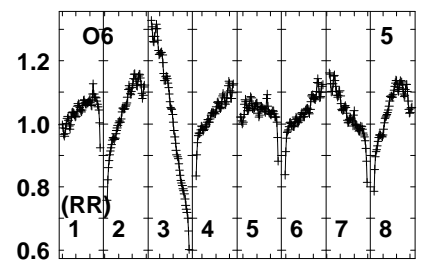
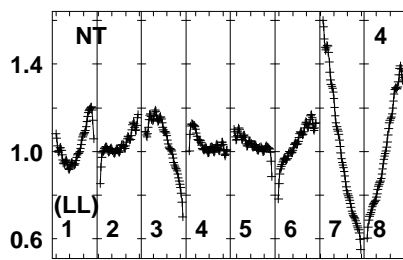
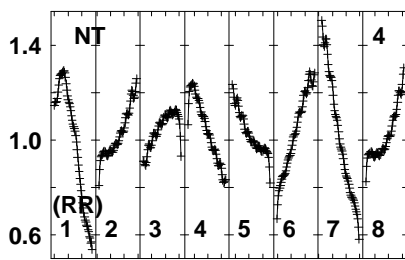
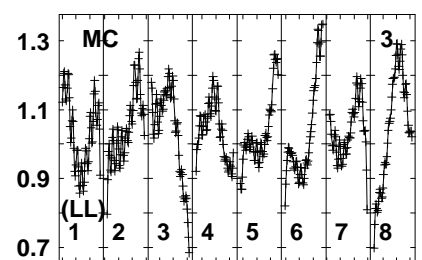
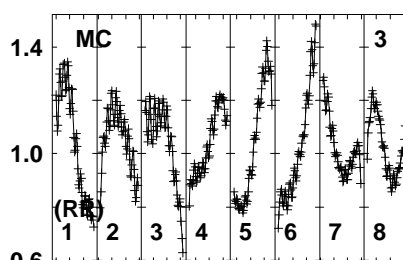
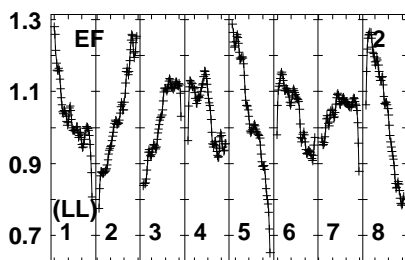
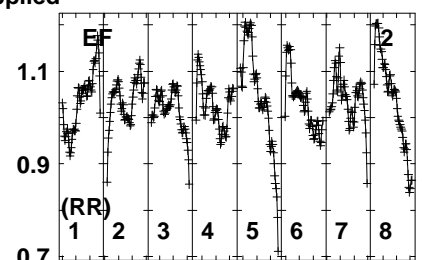
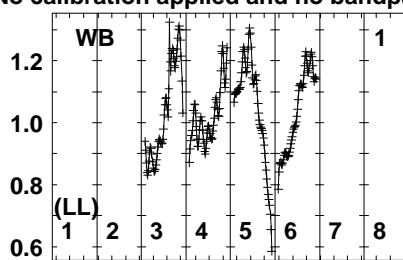
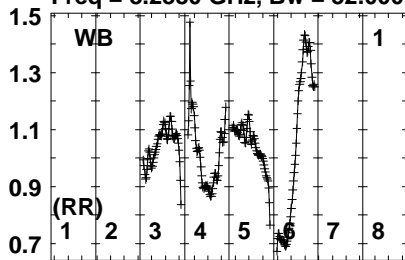
829032083603904204504808520  
FREQ MHz

Lower frame: Real Jy  
Auto-corr total-power spectrum Antenna: \*  
Timerange: 00/14:30:01 to 00/14:34:59

Plot file version 3 created 04-APR-2023 15:52:14

BLLAC EB092C.UVDATA.1

Freq = 8.2880 GHz, Bw = 32.000 MH No calibration applied and no bandpass applied



829032083603904204504808520  
FREQ MHz

829032083603904204504808520  
FREQ MHz

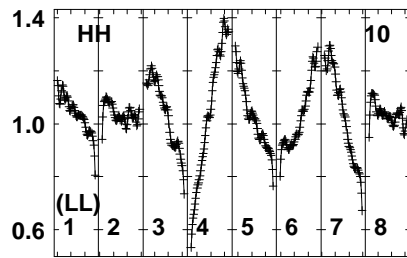
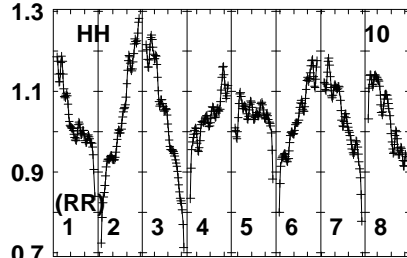
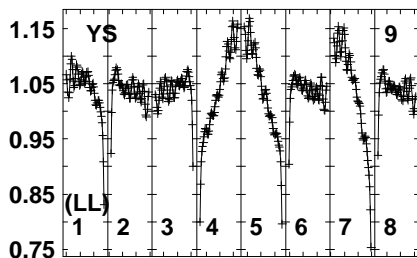
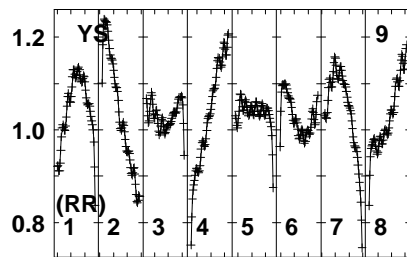
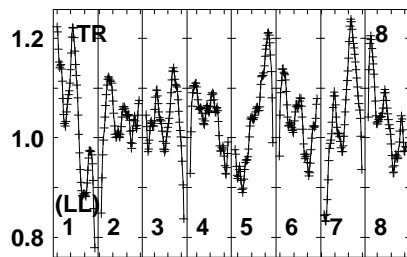
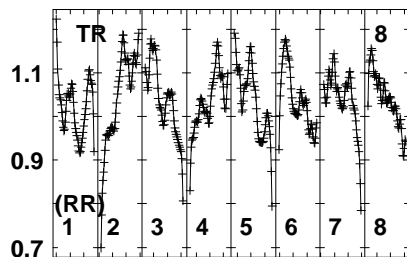
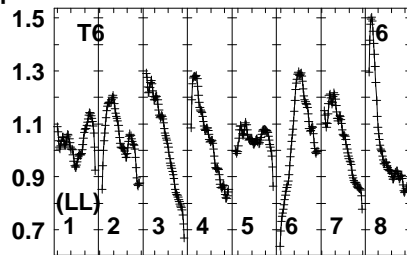
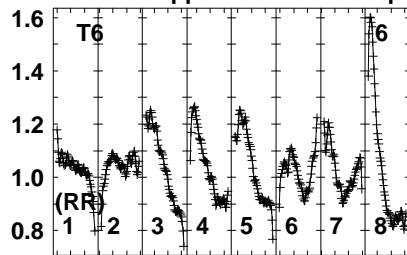
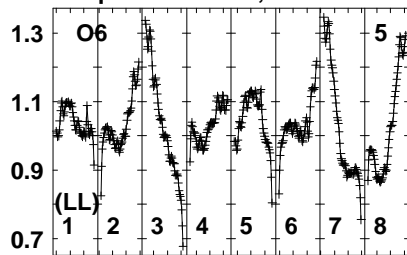
829032083603904204504808520  
FREQ MHz

Lower frame: Real Jy  
Auto-corr total-power spectrum Antenna: \*  
Timerange: 00/14:37:15 to 00/14:42:13

Plot file version 4 created 04-APR-2023 15:52:14

BLLAC EB092C.UVDATA.1

Freq = 8.2880 GHz, Bw = 32.000 MH No calibration applied and no bandpass applied



829032083603904204504808520

FREQ MHz

829032083603904204504808520

FREQ MHz

829032083603904204504808520

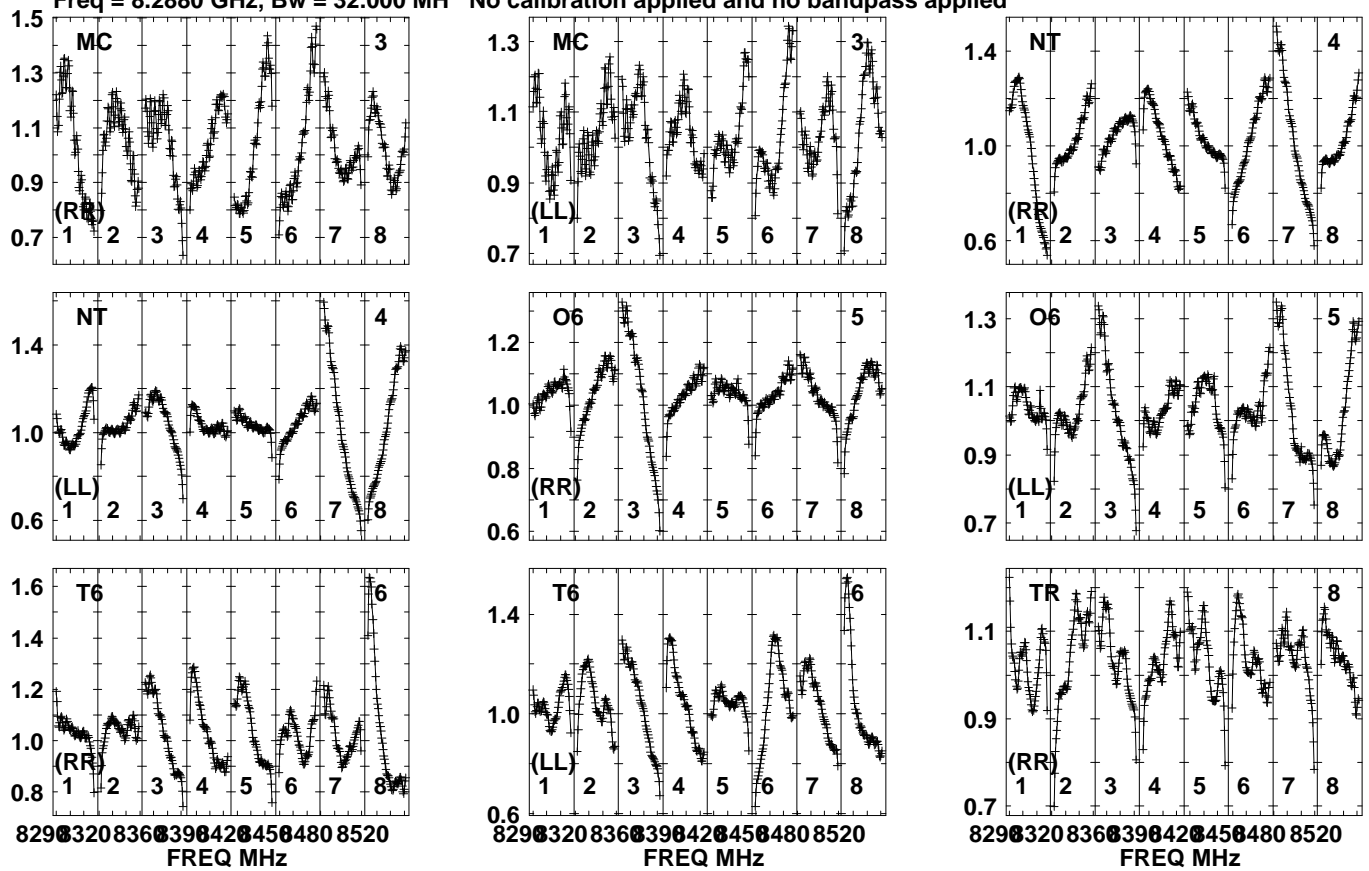
FREQ MHz

Lower frame: Real Jy  
Auto-corr total-power spectrum Antenna: \*  
Timerange: 00/14:37:15 to 00/14:42:13

Plot file version 5 created 04-APR-2023 15:52:14

J0119 EB092C.UVDATA.1

Freq = 8.2880 GHz, Bw = 32.000 MH No calibration applied and no bandpass applied

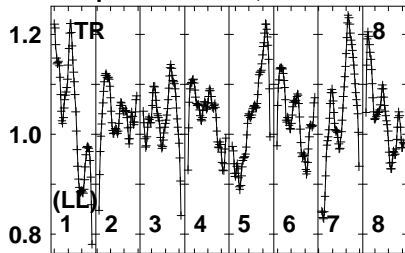


Lower frame: Real Jy  
Auto-corr total-power spectrum Antenna: \*  
Timerange: 00/14:45:03 to 00/14:48:01

Plot file version 6 created 04-APR-2023 15:52:14

J0119 EB092C.UVDATA.1

Freq = 8.2880 GHz, Bw = 32.000 MH No calibration applied and no bandpass applied



Lower frame: Real Jy

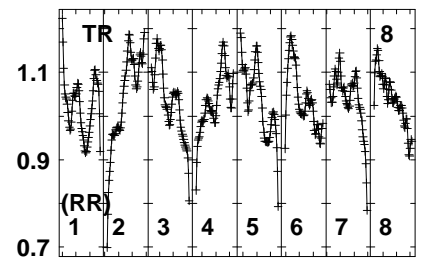
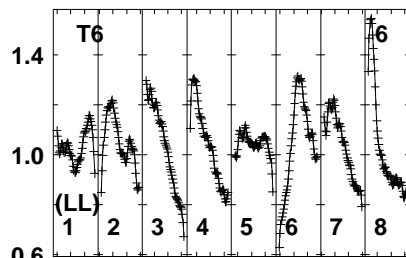
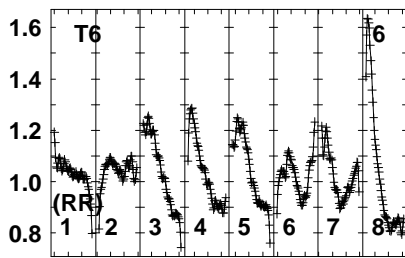
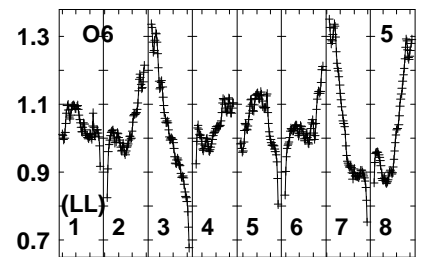
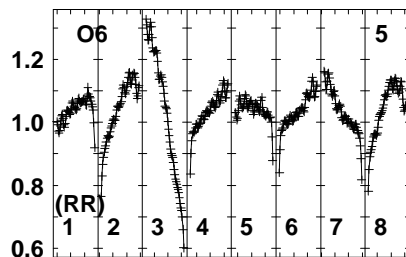
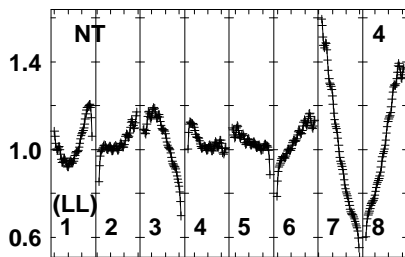
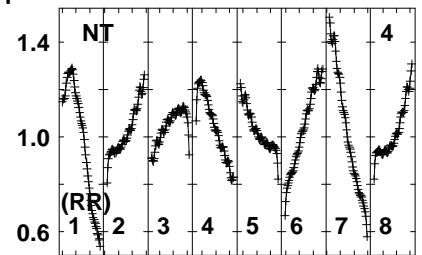
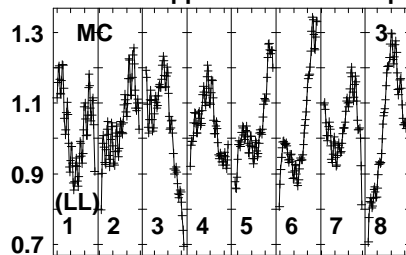
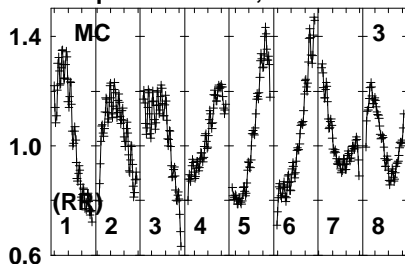
Auto-corr total-power spectrum Antenna: \*

Timerange: 00/14:45:03 to 00/14:48:01

Plot file version 7 created 04-APR-2023 15:52:14

J0119 EB092C.UVDATA.1

Freq = 8.2880 GHz, Bw = 32.000 MH No calibration applied and no bandpass applied



829032083603904204504808520  
FREQ MHz

829032083603904204504808520  
FREQ MHz

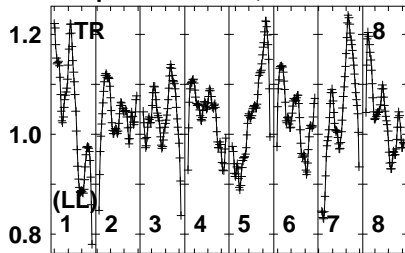
829032083603904204504808520  
FREQ MHz

Lower frame: Real Jy  
Auto-corr total-power spectrum Antenna: \*  
Timerange: 00/14:48:33 to 00/14:53:31

Plot file version 8 created 04-APR-2023 15:52:14

J0119 EB092C.UVDATA.1

Freq = 8.2880 GHz, Bw = 32.000 MH No calibration applied and no bandpass applied



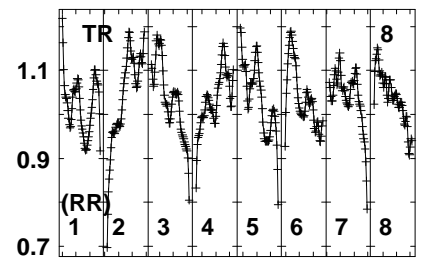
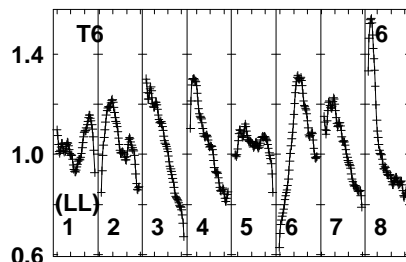
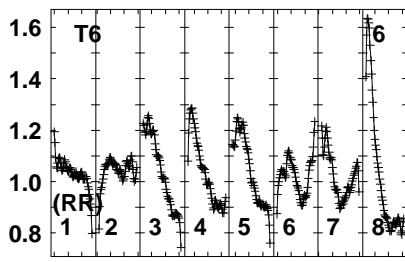
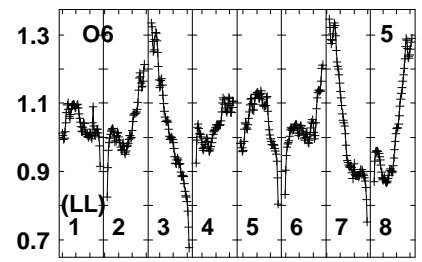
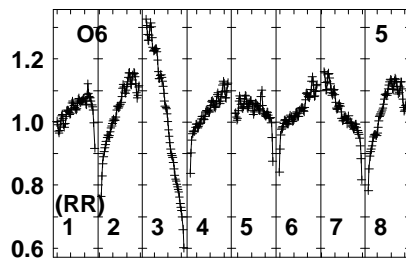
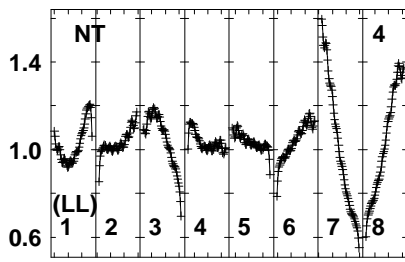
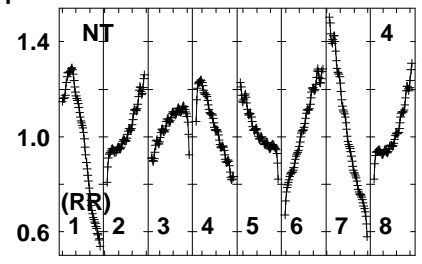
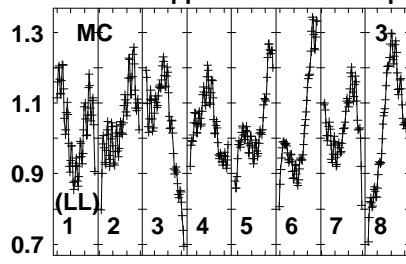
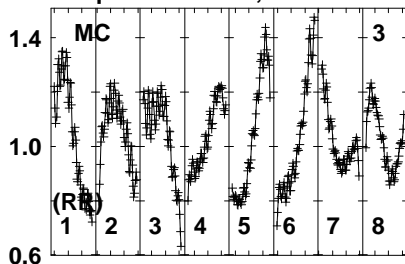
Lower frame: Real Jy  
Auto-corr total-power spectrum Antenna: \*  
Timerange: 00/14:48:33 to 00/14:53:31



Plot file version 9 created 04-APR-2023 15:52:14

J0119 EB092C.UVDATA.1

Freq = 8.2880 GHz, Bw = 32.000 MH No calibration applied and no bandpass applied



829032083603904204504808520  
FREQ MHz

829032083603904204504808520  
FREQ MHz

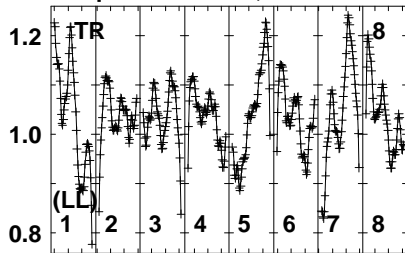
829032083603904204504808520  
FREQ MHz

Lower frame: Real Jy  
Auto-corr total-power spectrum Antenna: \*  
Timerange: 00/14:54:03 to 00/14:59:01

Plot file version 10 created 04-APR-2023 15:52:15

J0119 EB092C.UVDATA.1

Freq = 8.2880 GHz, Bw = 32.000 MH No calibration applied and no bandpass applied

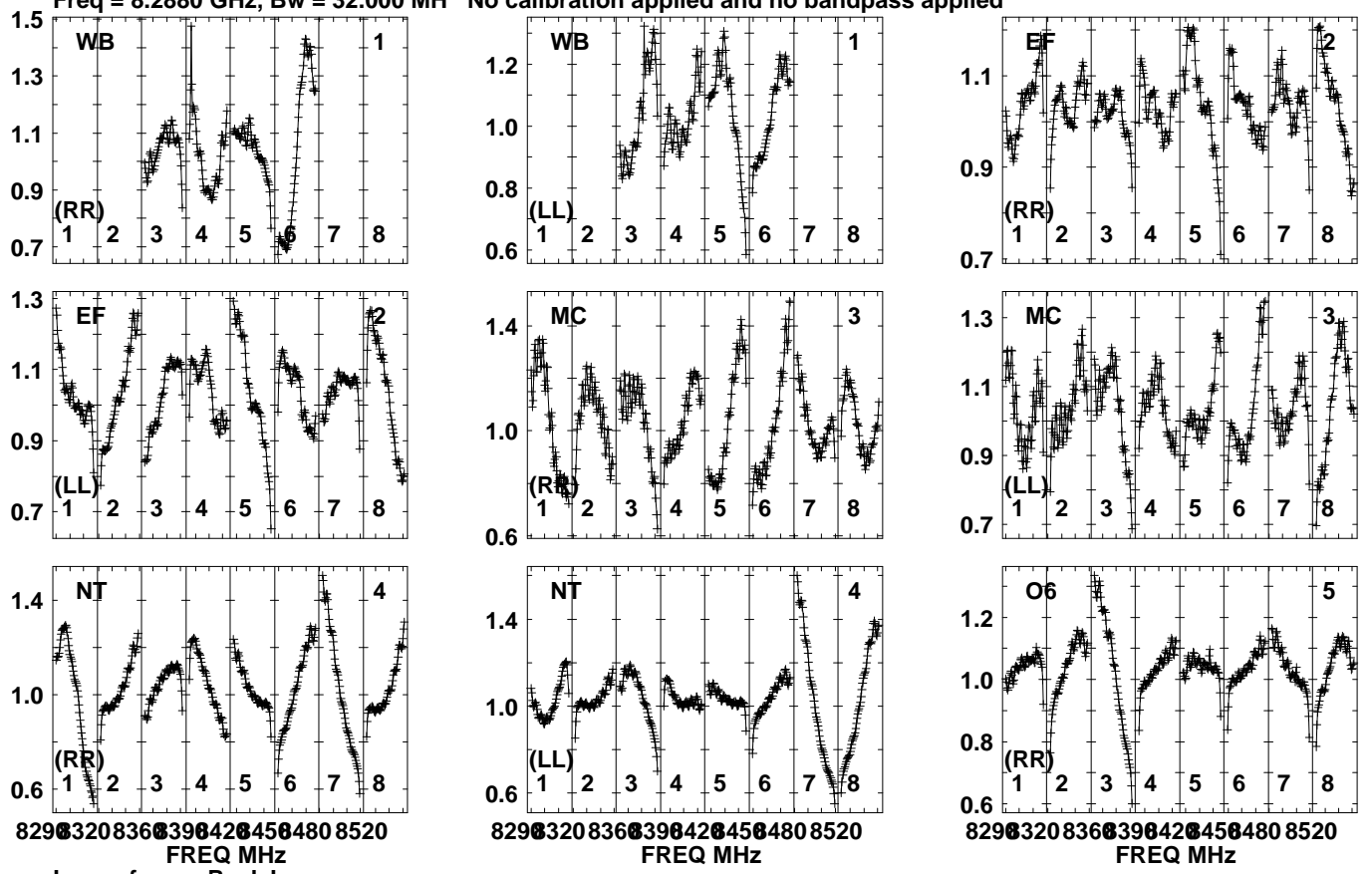


Lower frame: Real Jy  
Auto-corr total-power spectrum Antenna: \*  
Timerange: 00/14:54:03 to 00/14:59:01

Plot file version 11 created 04-APR-2023 15:52:15

J1945 EB092C.UVDATA.1

Freq = 8.2880 GHz, Bw = 32.000 MH No calibration applied and no bandpass applied

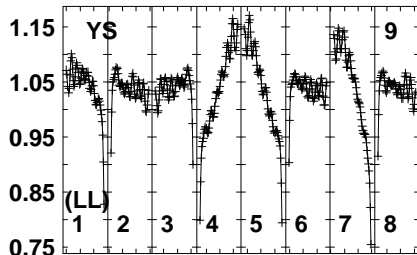
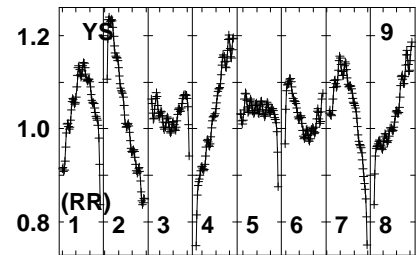
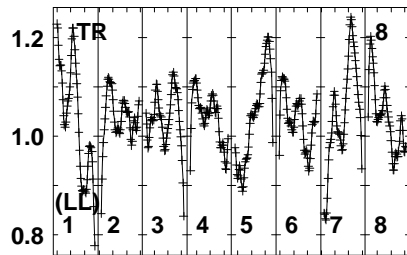
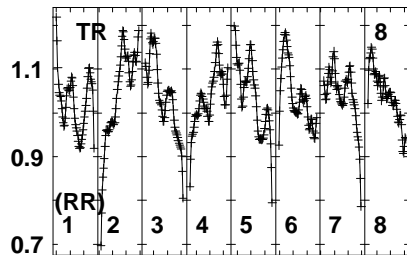
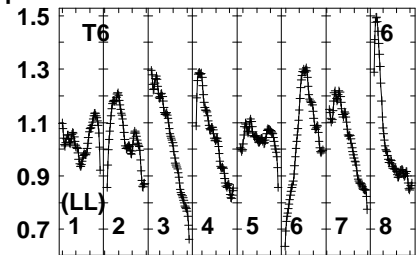
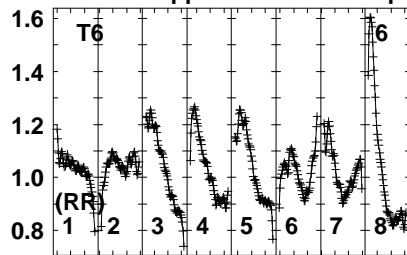
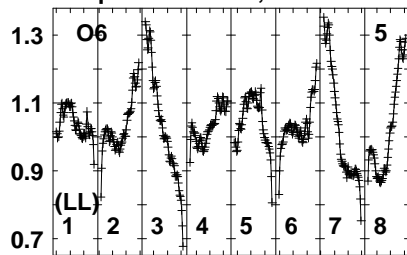


Lower frame: Real Jy  
Auto-corr total-power spectrum Antenna: \*  
Timerange: 00/15:02:36 to 00/15:05:34

Plot file version 12 created 04-APR-2023 15:52:15

J1945 EB092C.UVDATA.1

Freq = 8.2880 GHz, Bw = 32.000 MH No calibration applied and no bandpass applied



829032083603904204504808520

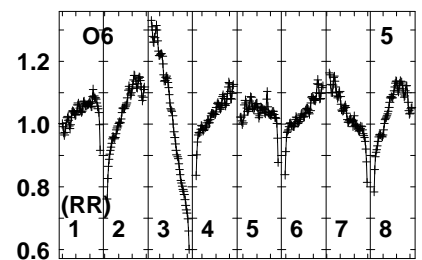
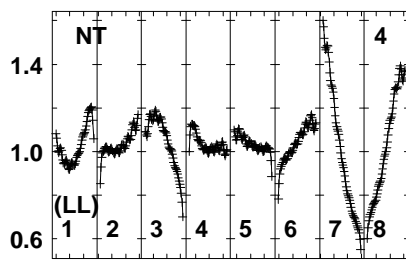
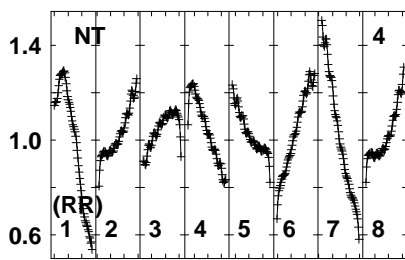
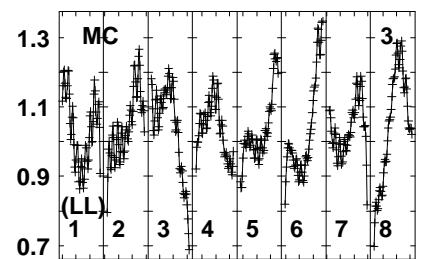
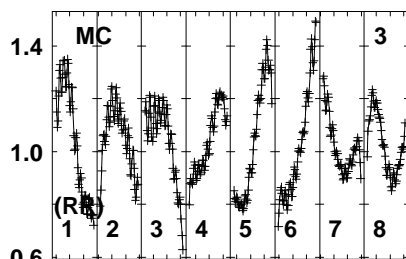
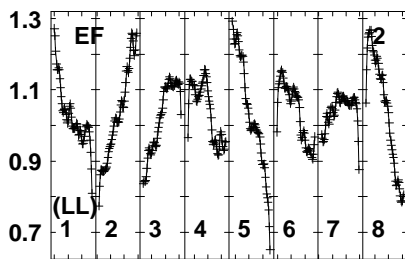
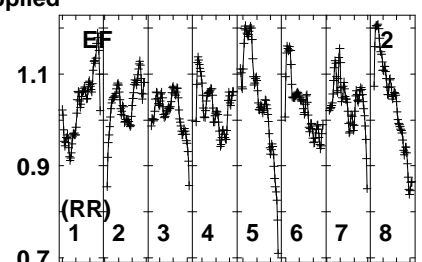
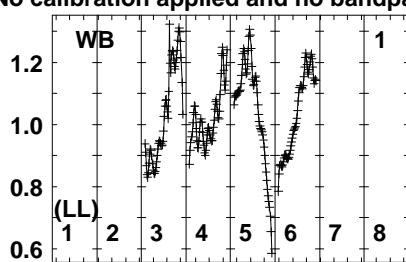
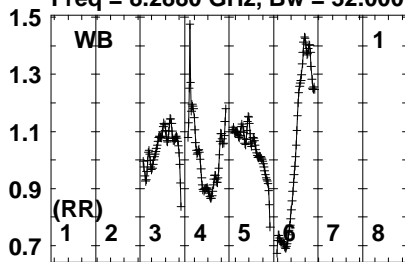
FREQ MHz

Lower frame: Real Jy  
Auto-corr total-power spectrum Antenna: \*  
Timerange: 00/15:02:36 to 00/15:05:34

Plot file version 13 created 04-APR-2023 15:52:15

J1945 EB092C.UVDATA.1

Freq = 8.2880 GHz, Bw = 32.000 MH No calibration applied and no bandpass applied



829032083603904204504808520  
FREQ MHz

829032083603904204504808520  
FREQ MHz

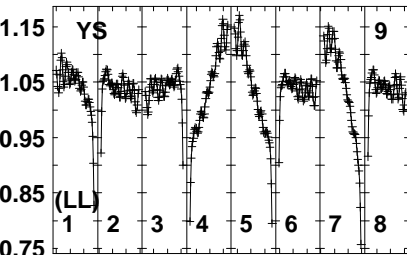
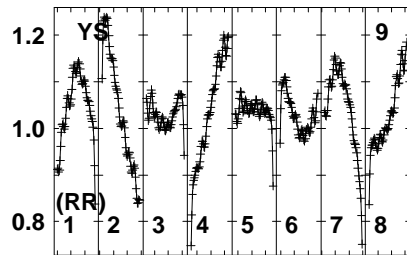
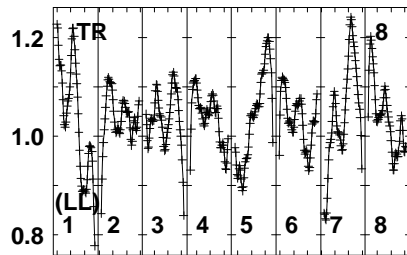
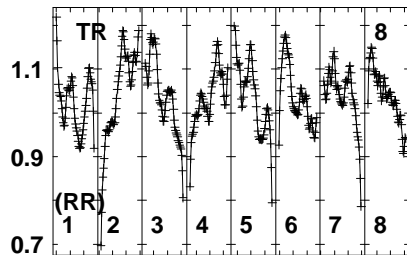
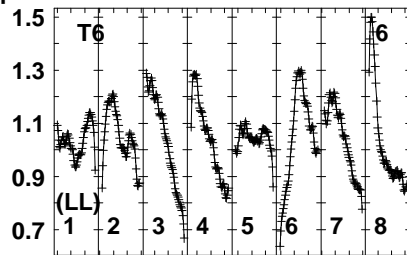
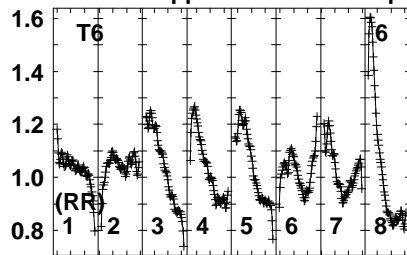
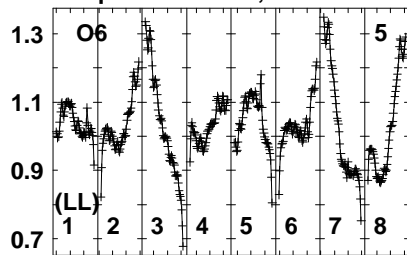
829032083603904204504808520  
FREQ MHz

Lower frame: Real Jy  
Auto-corr total-power spectrum Antenna: \*  
Timerange: 00/15:06:06 to 00/15:11:04

Plot file version 14 created 04-APR-2023 15:52:15

J1945 EB092C.UVDATA.1

Freq = 8.2880 GHz, Bw = 32.000 MH No calibration applied and no bandpass applied



829032083603904204504808520

FREQ MHz

Lower frame: Real Jy

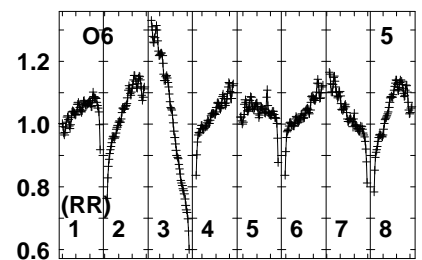
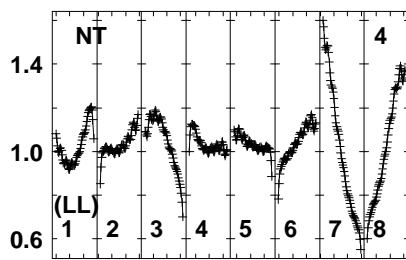
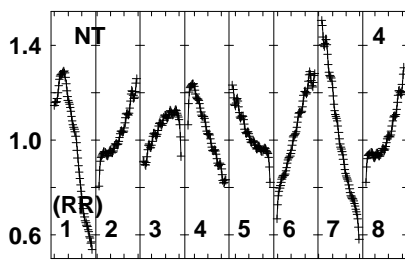
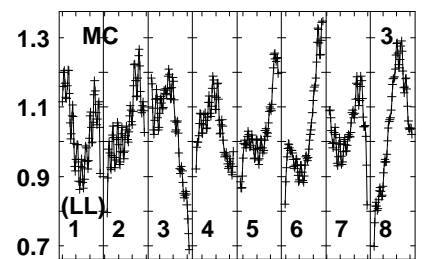
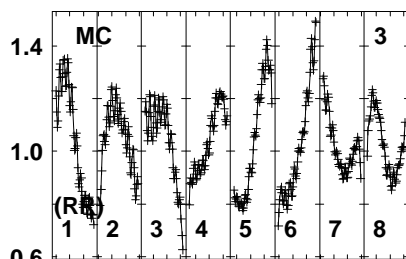
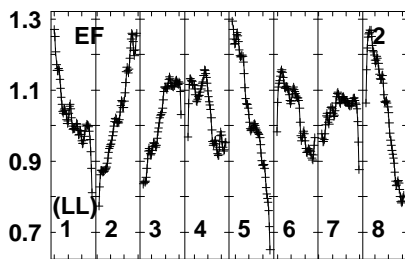
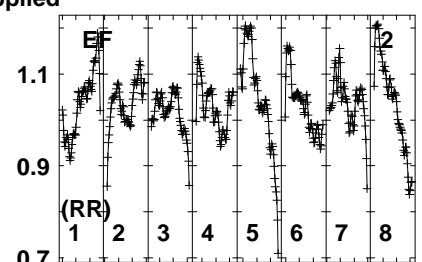
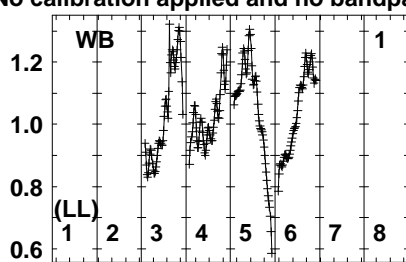
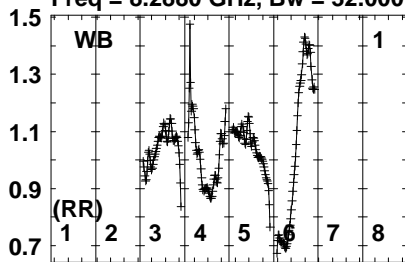
Auto-corr total-power spectrum Antenna: \*

Timerange: 00/15:06:06 to 00/15:11:04

Plot file version 15 created 04-APR-2023 15:52:16

J1945 EB092C.UVDATA.1

Freq = 8.2880 GHz, Bw = 32.000 MH No calibration applied and no bandpass applied



829032083603904204504808520  
FREQ MHz

829032083603904204504808520  
FREQ MHz

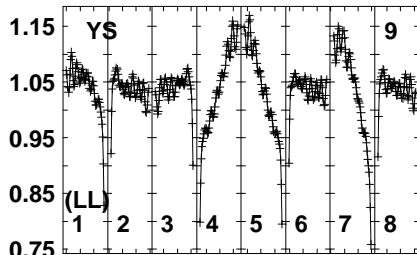
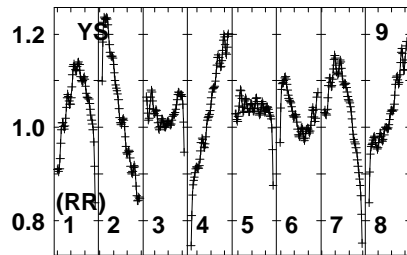
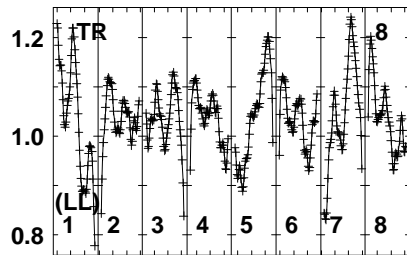
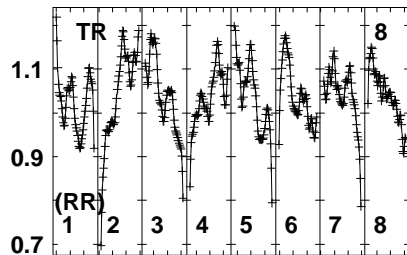
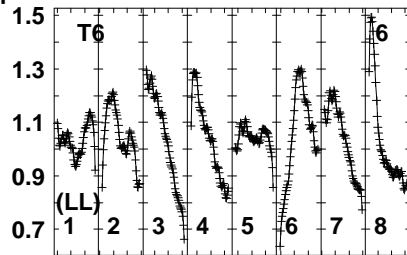
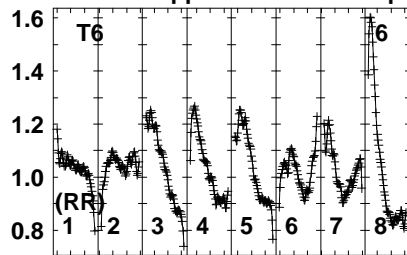
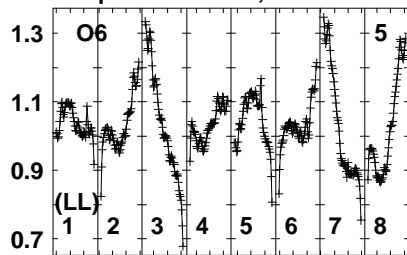
829032083603904204504808520  
FREQ MHz

Lower frame: Real Jy  
Auto-corr total-power spectrum Antenna: \*  
Timerange: 00/15:11:36 to 00/15:16:34

Plot file version 16 created 04-APR-2023 15:52:16

J1945 EB092C.UVDATA.1

Freq = 8.2880 GHz, Bw = 32.000 MH No calibration applied and no bandpass applied



829032083603904204504808520

FREQ MHz

Lower frame: Real Jy

Auto-corr total-power spectrum Antenna: \*

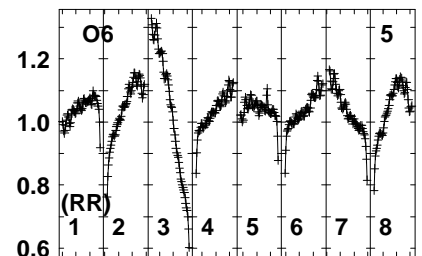
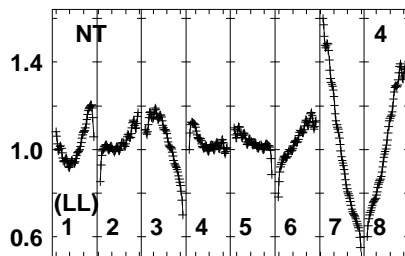
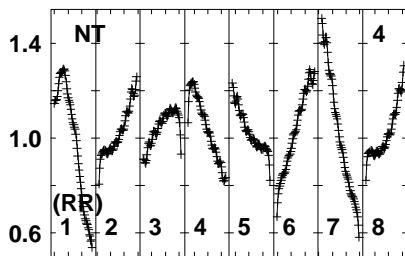
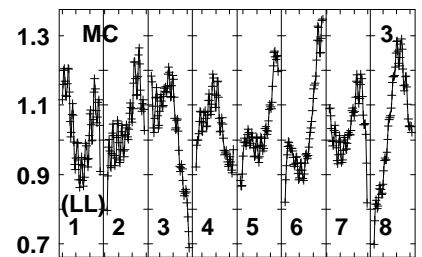
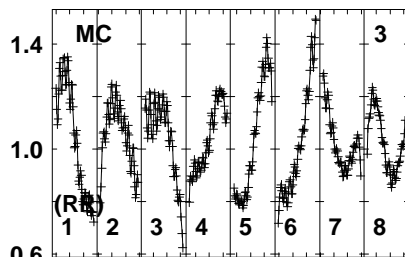
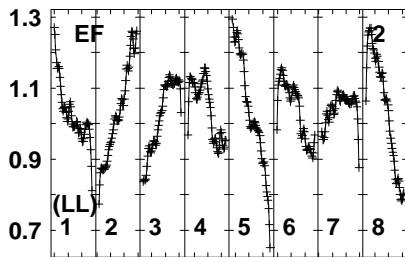
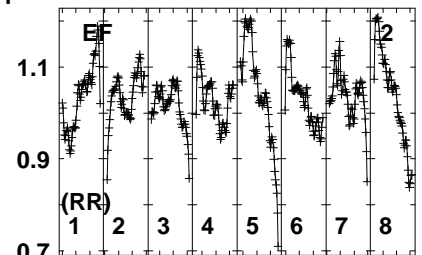
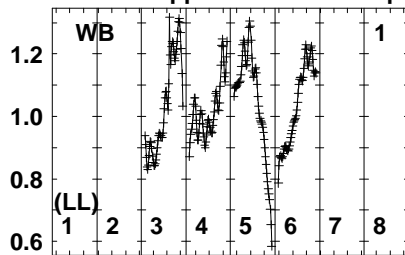
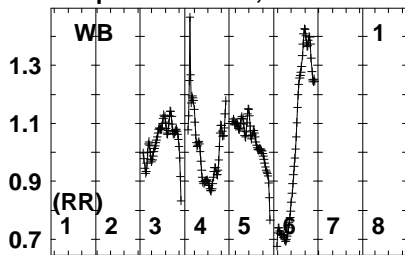
Timerange: 00/15:11:36 to 00/15:16:34



Plot file version 17 created 04-APR-2023 15:52:16

J1945 EB092C.UVDATA.1

Freq = 8.2880 GHz, Bw = 32.000 MH No calibration applied and no bandpass applied



829032083603904204504808520  
FREQ MHz

829032083603904204504808520  
FREQ MHz

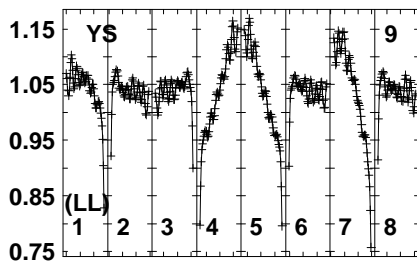
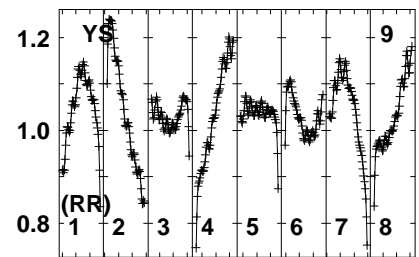
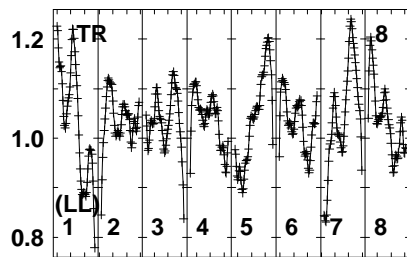
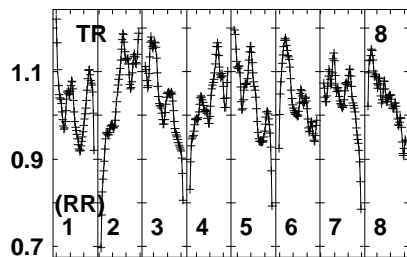
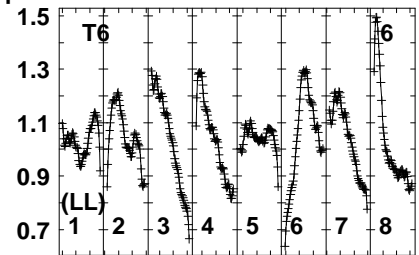
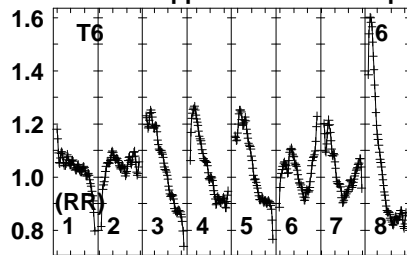
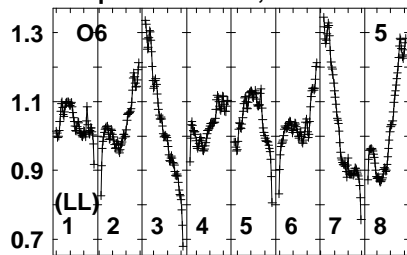
829032083603904204504808520  
FREQ MHz

Lower frame: Real Jy  
Auto-corr total-power spectrum Antenna: \*  
Timerange: 00/15:17:06 to 00/15:22:04

Plot file version 18 created 04-APR-2023 15:52:16

J1945 EB092C.UVDATA.1

Freq = 8.2880 GHz, Bw = 32.000 MH No calibration applied and no bandpass applied



829032083603904204504808520

FREQ MHz

Lower frame: Real Jy

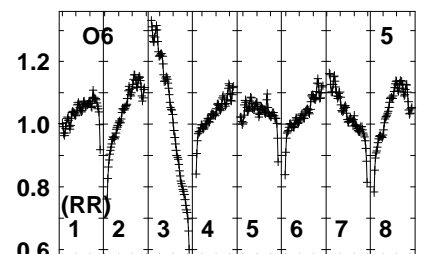
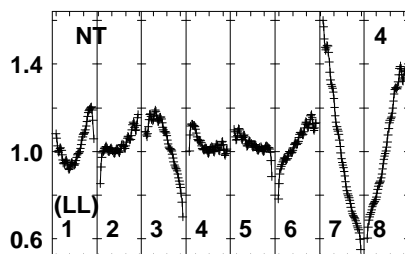
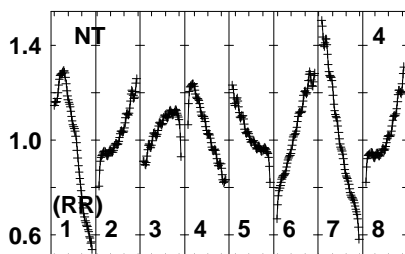
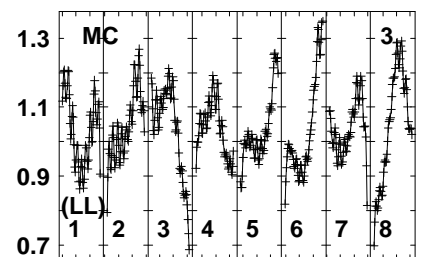
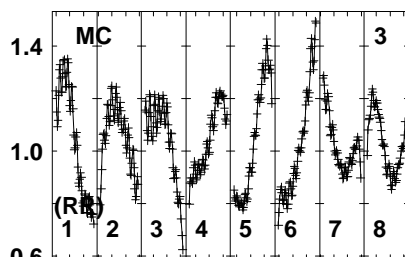
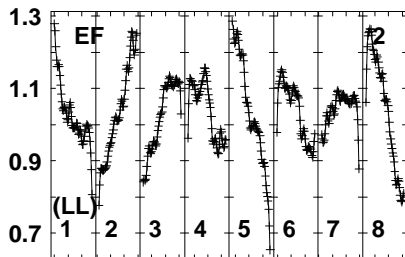
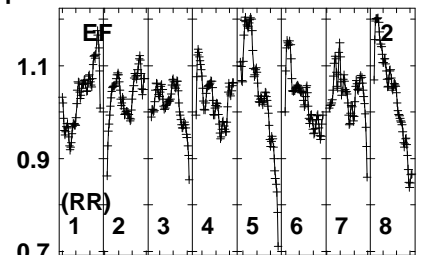
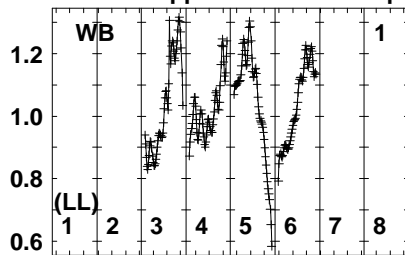
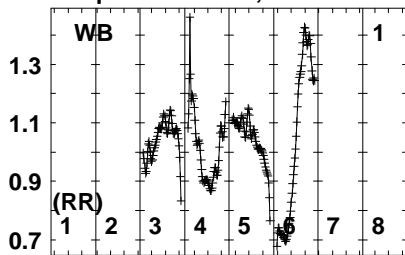
Auto-corr total-power spectrum Antenna: \*

Timerange: 00/15:17:06 to 00/15:22:04

Plot file version 19 created 04-APR-2023 15:52:16

BLLAC EB092C.UVDATA.1

Freq = 8.2880 GHz, Bw = 32.000 MH No calibration applied and no bandpass applied



829032083603904204504808520  
FREQ MHz

829032083603904204504808520  
FREQ MHz

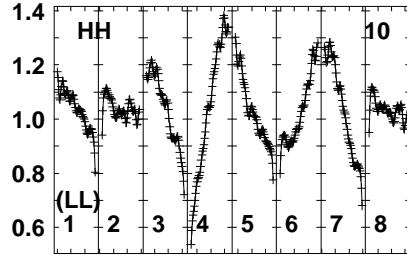
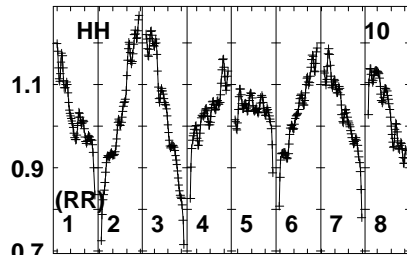
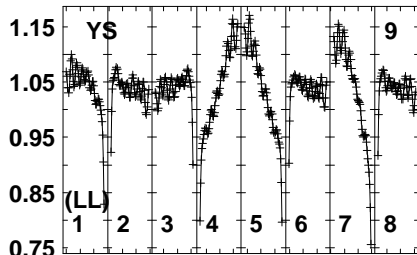
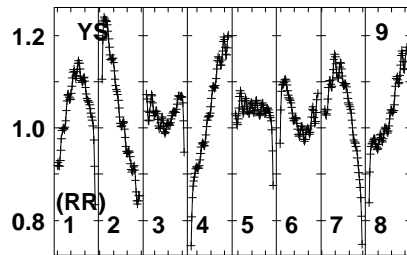
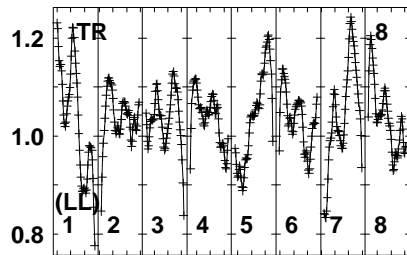
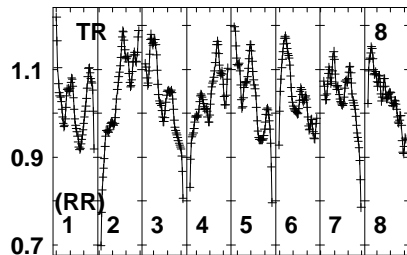
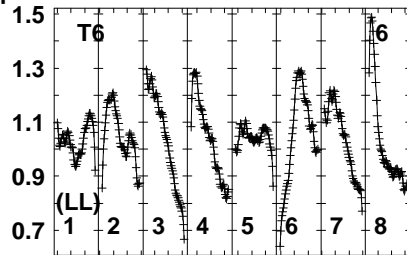
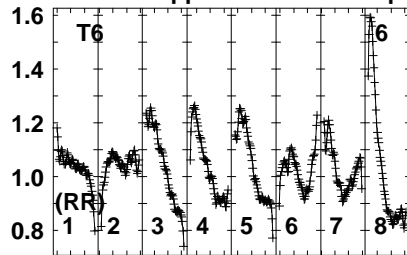
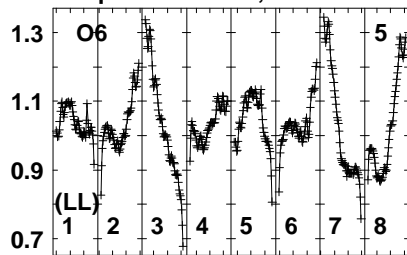
829032083603904204504808520  
FREQ MHz

Lower frame: Real Jy  
Auto-corr total-power spectrum Antenna: \*  
Timerange: 00/15:27:16 to 00/15:32:14

Plot file version 20 created 04-APR-2023 15:52:17

BLLAC EB092C.UVDATA.1

Freq = 8.2880 GHz, Bw = 32.000 MH No calibration applied and no bandpass applied



829032083603904204504808520  
FREQ MHz

829032083603904204504808520  
FREQ MHz

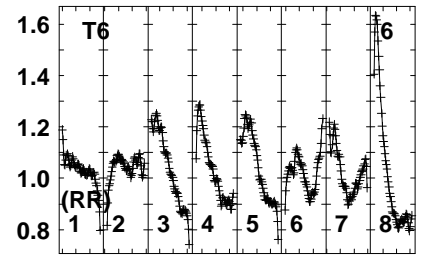
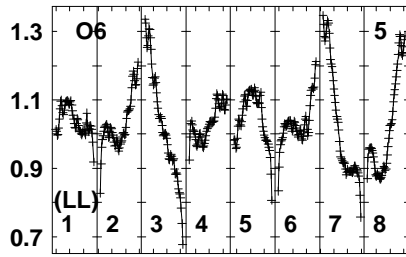
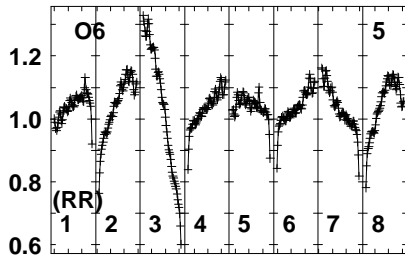
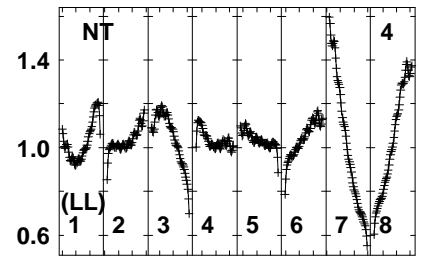
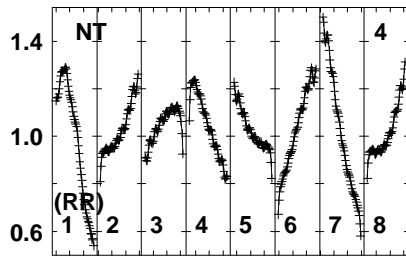
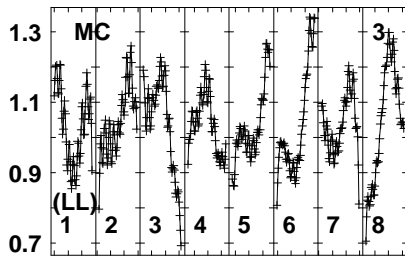
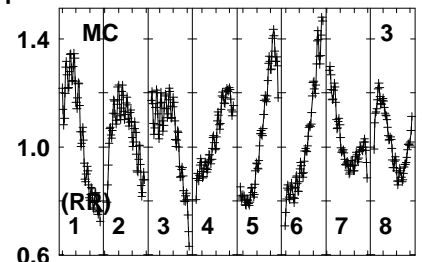
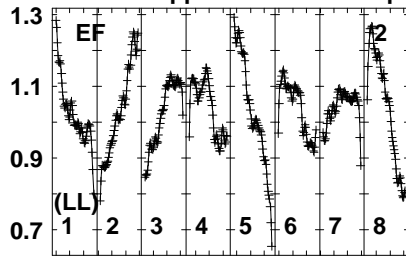
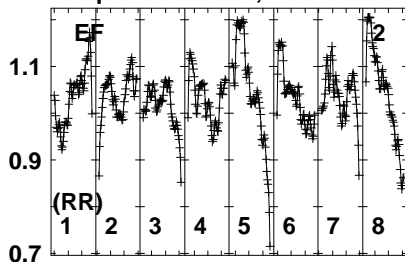
829032083603904204504808520  
FREQ MHz

Lower frame: Real Jy  
Auto-corr total-power spectrum Antenna: \*  
Timerange: 00/15:27:16 to 00/15:32:14

Plot file version 21 created 04-APR-2023 15:52:17

J0119 EB092C.UVDATA.1

Freq = 8.2880 GHz, Bw = 32.000 MH No calibration applied and no bandpass applied



829032083603904204504808520  
FREQ MHz

829032083603904204504808520  
FREQ MHz

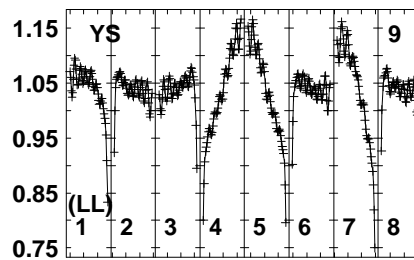
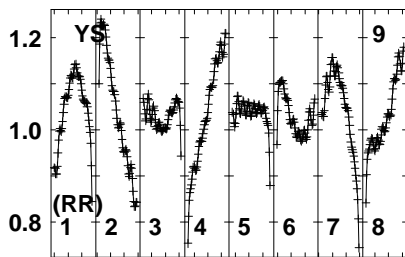
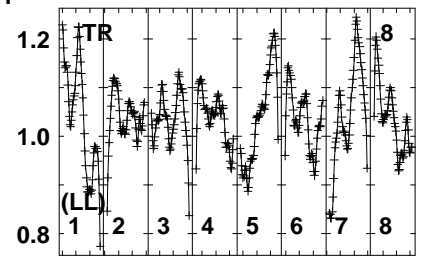
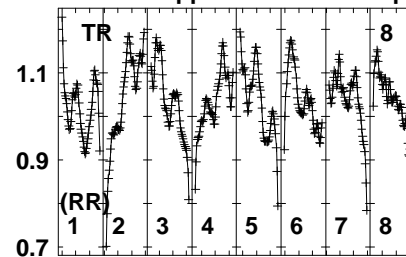
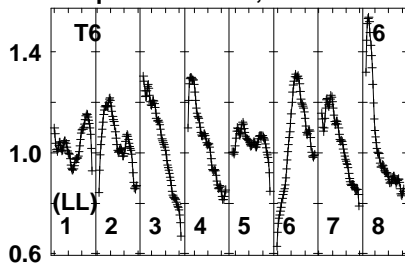
829032083603904204504808520  
FREQ MHz

Lower frame: Real Jy  
Auto-corr total-power spectrum Antenna: \*  
Timerange: 00/15:40:16 to 00/15:43:14

Plot file version 22 created 04-APR-2023 15:52:17

J0119 EB092C.UVDATA.1

Freq = 8.2880 GHz, Bw = 32.000 MH No calibration applied and no bandpass applied

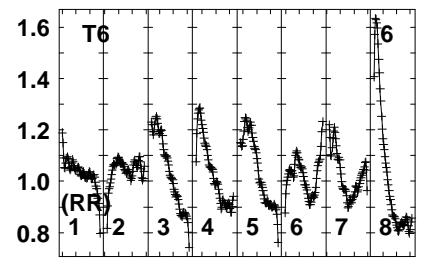
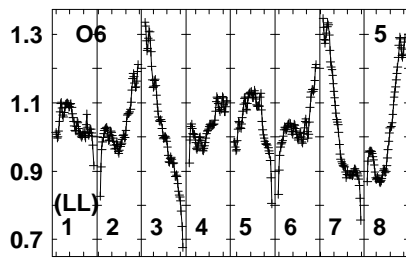
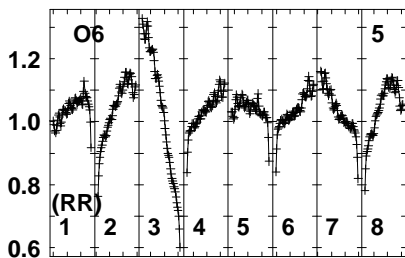
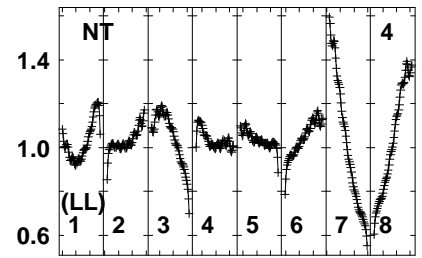
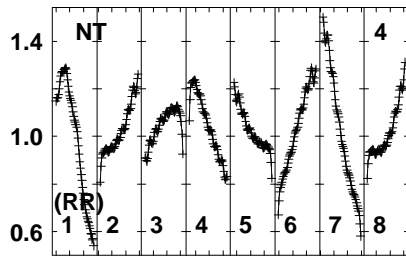
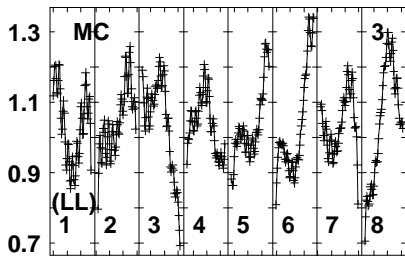
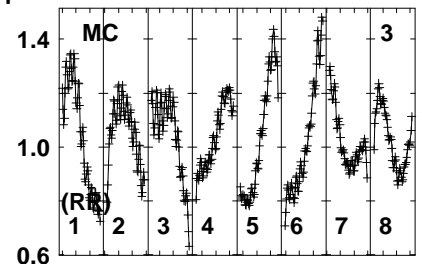
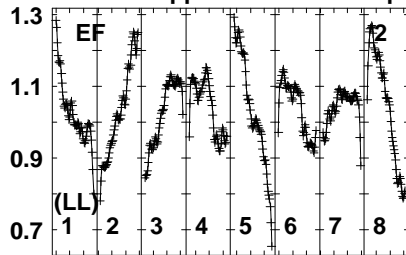
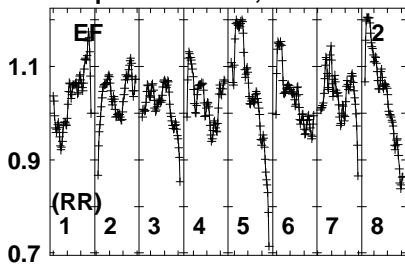


Lower frame: Real Jy  
Auto-corr total-power spectrum Antenna: \*  
Timerange: 00/15:40:16 to 00/15:43:14

Plot file version 23 created 04-APR-2023 15:52:17

J0119 EB092C.UVDATA.1

Freq = 8.2880 GHz, Bw = 32.000 MH No calibration applied and no bandpass applied



829032083603904204504808520  
FREQ MHz

829032083603904204504808520  
FREQ MHz

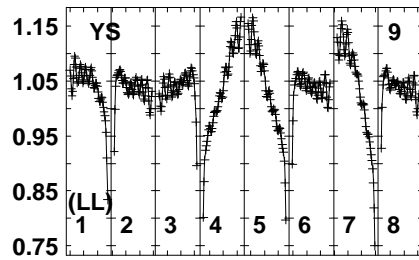
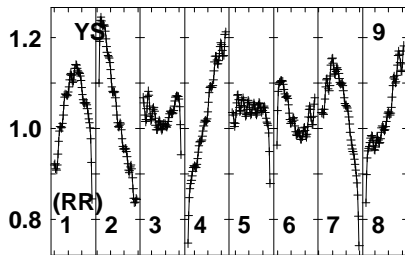
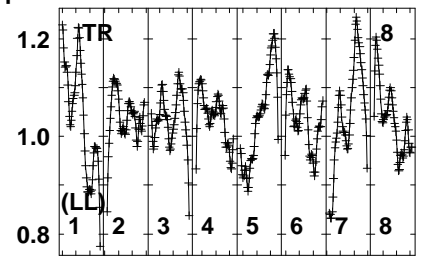
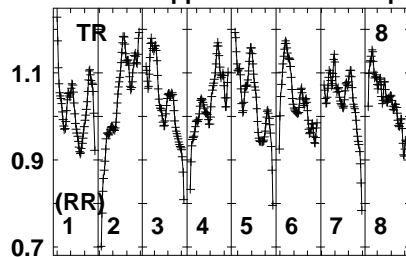
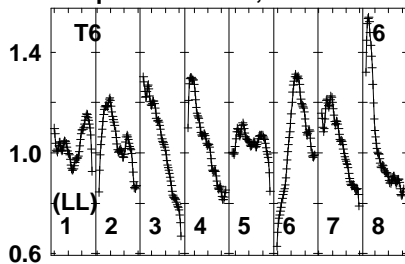
829032083603904204504808520  
FREQ MHz

Lower frame: Real Jy  
Auto-corr total-power spectrum Antenna: \*  
Timerange: 00/15:43:46 to 00/15:48:44

Plot file version 24 created 04-APR-2023 15:52:17

J0119 EB092C.UVDATA.1

Freq = 8.2880 GHz, Bw = 32.000 MH No calibration applied and no bandpass applied



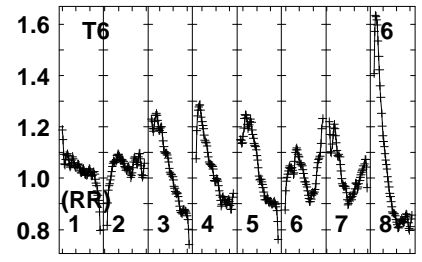
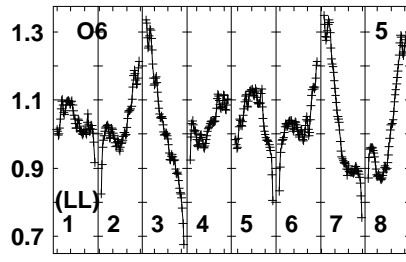
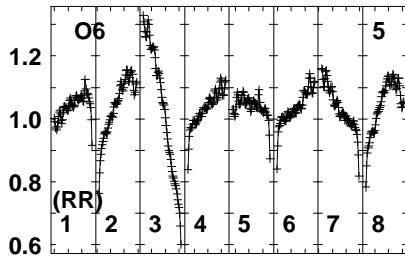
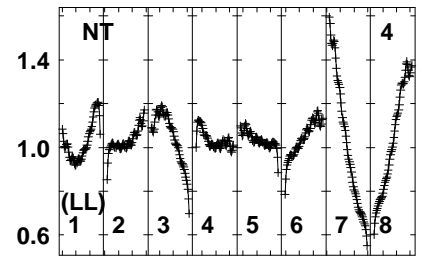
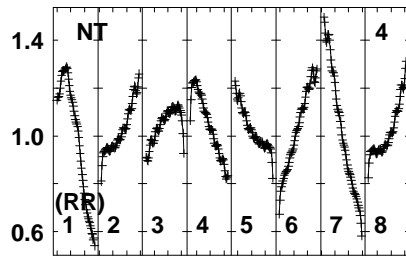
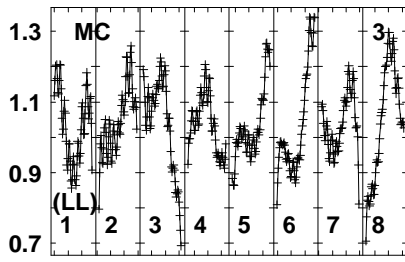
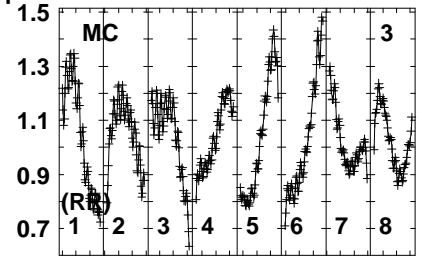
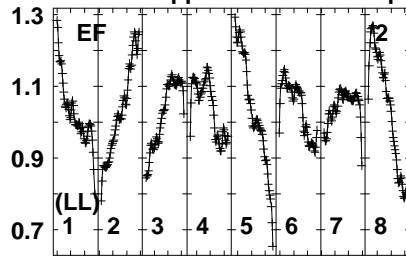
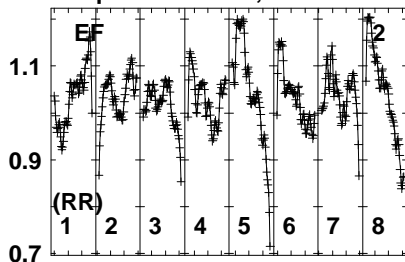
Lower frame: Real Jy  
Auto-corr total-power spectrum Antenna: \*  
Timerange: 00/15:43:46 to 00/15:48:44



Plot file version 25 created 04-APR-2023 15:52:18

J0119 EB092C.UVDATA.1

Freq = 8.2880 GHz, Bw = 32.000 MH No calibration applied and no bandpass applied



829032083603904204504808520  
FREQ MHz

829032083603904204504808520  
FREQ MHz

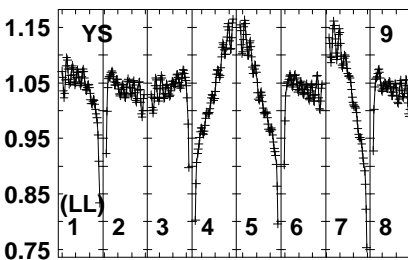
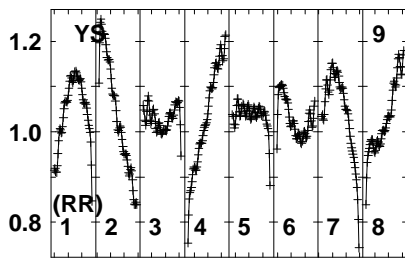
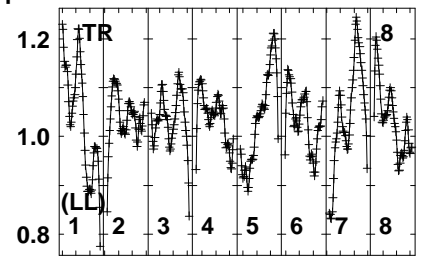
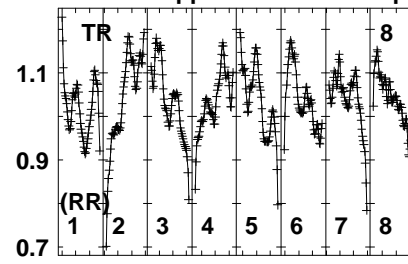
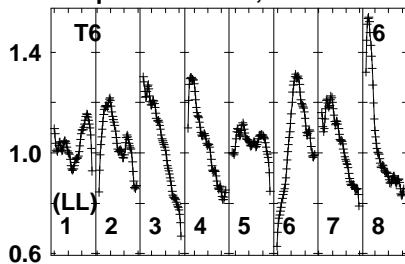
829032083603904204504808520  
FREQ MHz

Lower frame: Real Jy  
Auto-corr total-power spectrum Antenna: \*  
Timerange: 00/15:49:16 to 00/15:54:14

Plot file version 26 created 04-APR-2023 15:52:18

J0119 EB092C.UVDATA.1

Freq = 8.2880 GHz, Bw = 32.000 MH No calibration applied and no bandpass applied

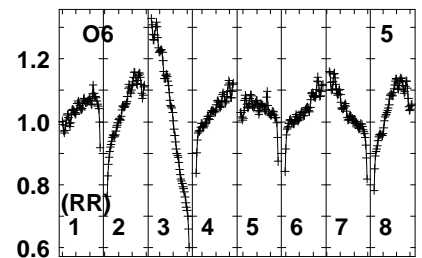
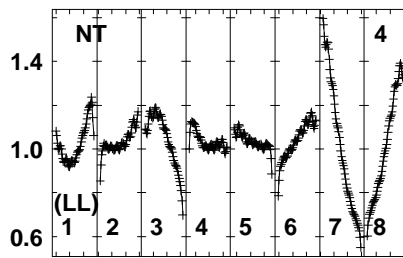
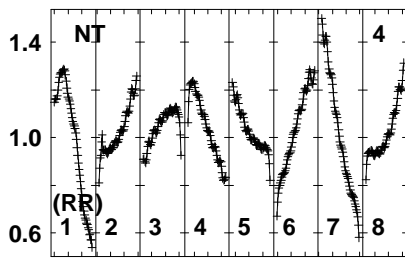
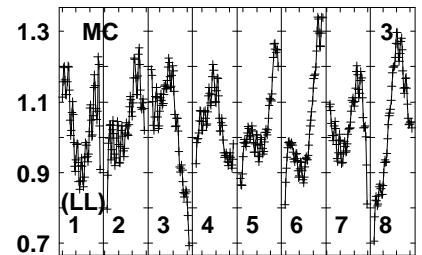
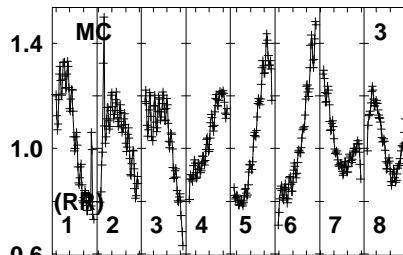
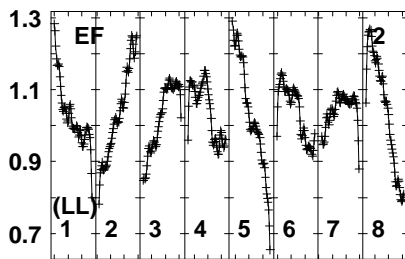
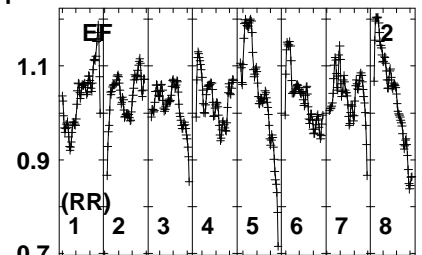
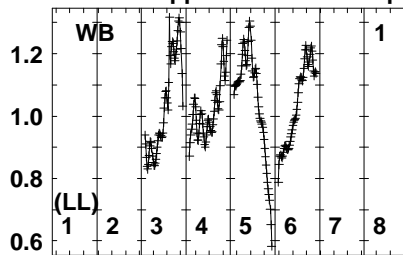
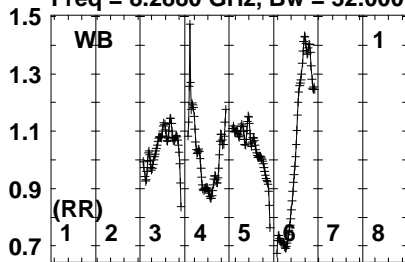


Lower frame: Real Jy  
Auto-corr total-power spectrum Antenna: \*  
Timerange: 00/15:49:16 to 00/15:54:14

Plot file version 27 created 04-APR-2023 15:52:18

J0119 EB092C.UVDATA.1

Freq = 8.2880 GHz, Bw = 32.000 MH No calibration applied and no bandpass applied



829032083603904204504808520  
FREQ MHz

829032083603904204504808520  
FREQ MHz

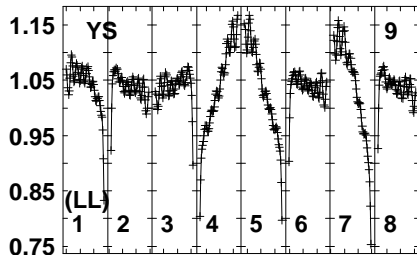
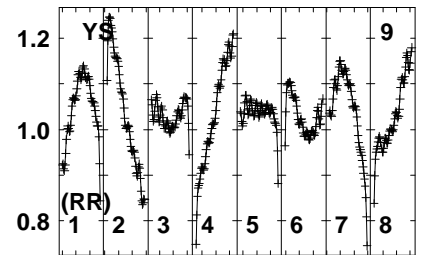
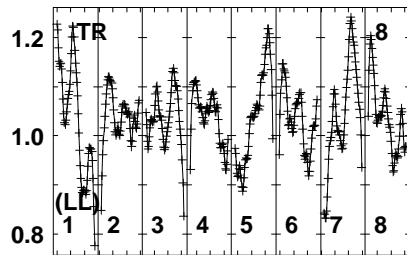
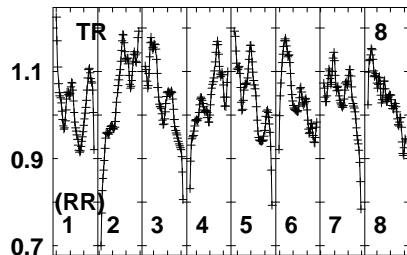
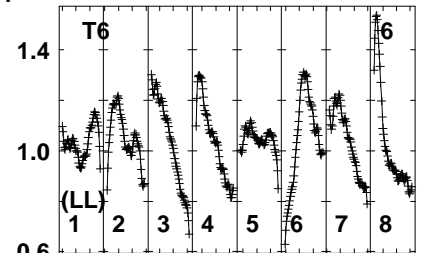
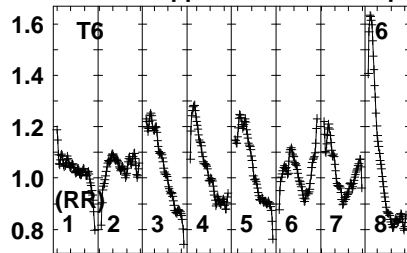
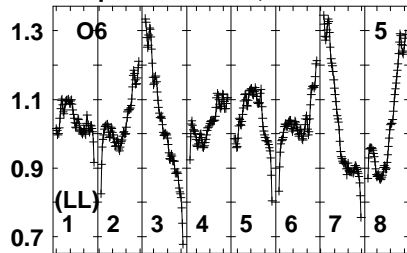
829032083603904204504808520  
FREQ MHz

Lower frame: Real Jy  
Auto-corr total-power spectrum Antenna: \*  
Timerange: 00/15:54:46 to 00/15:59:44

Plot file version 28 created 04-APR-2023 15:52:18

J0119 EB092C.UVDATA.1

Freq = 8.2880 GHz, Bw = 32.000 MH No calibration applied and no bandpass applied



829032083603904204504808520

FREQ MHz

Lower frame: Real Jy

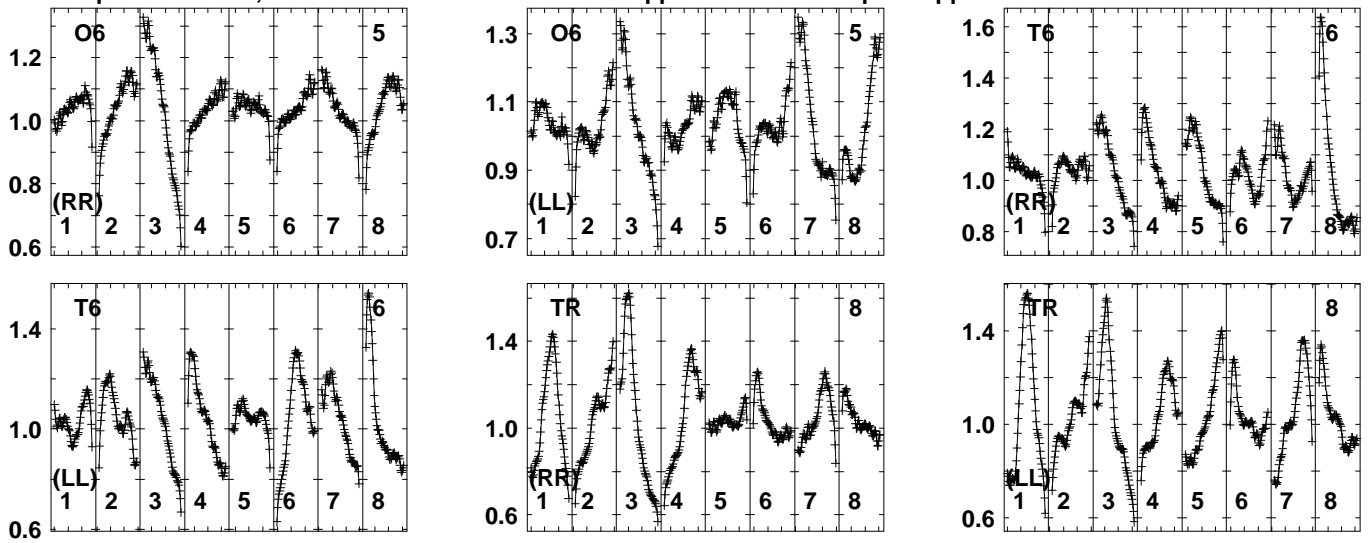
Auto-corr total-power spectrum Antenna: \*

Timerange: 00/15:54:46 to 00/15:59:44

Plot file version 29 created 04-APR-2023 15:52:18

J0405 EB092C.UVDATA.1

Freq = 8.2880 GHz, Bw = 32.000 MH No calibration applied and no bandpass applied

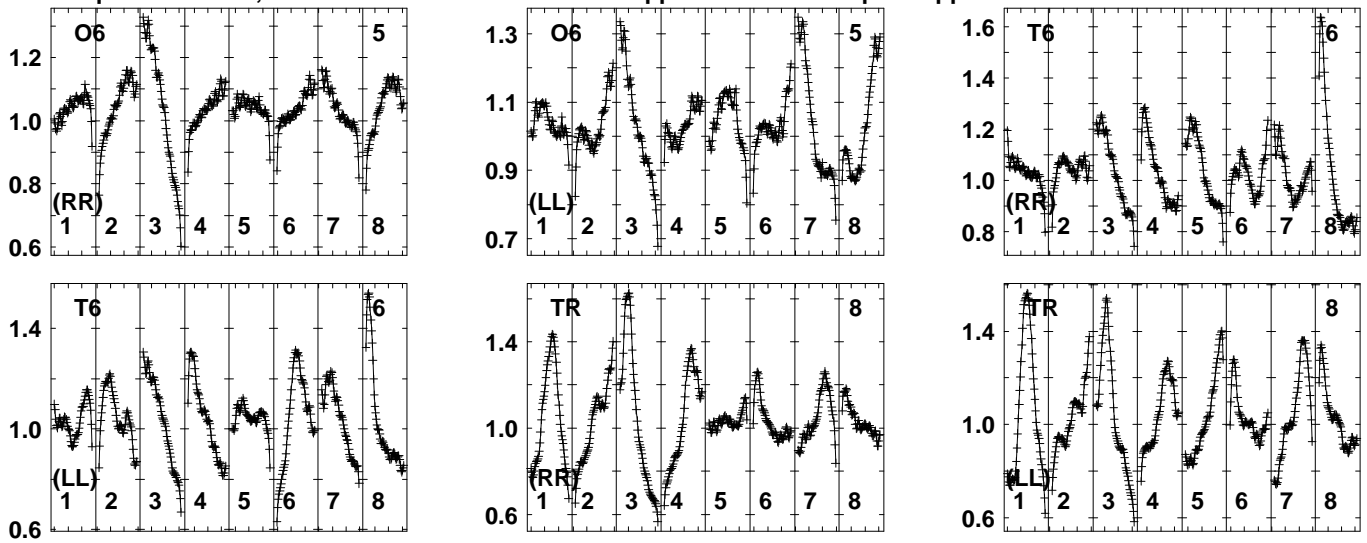


Lower frame: Real Jy  
Auto-corr total-power spectrum Antenna: \*  
Timerange: 00/16:04:17 to 00/16:07:15

Plot file version 30 created 04-APR-2023 15:52:18

J0405 EB092C.UVDATA.1

Freq = 8.2880 GHz, Bw = 32.000 MH No calibration applied and no bandpass applied

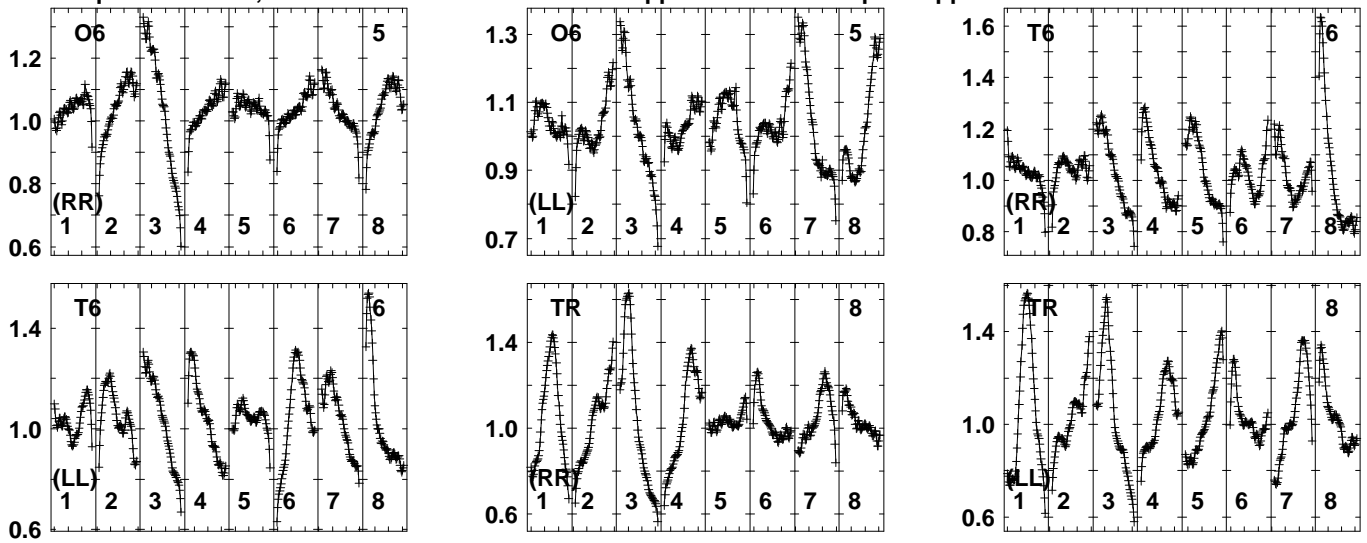


Lower frame: Real Jy  
Auto-corr total-power spectrum Antenna: \*  
Timerange: 00/16:07:47 to 00/16:12:45

Plot file version 31 created 04-APR-2023 15:52:19

J0405 EB092C.UVDATA.1

Freq = 8.2880 GHz, Bw = 32.000 MH No calibration applied and no bandpass applied

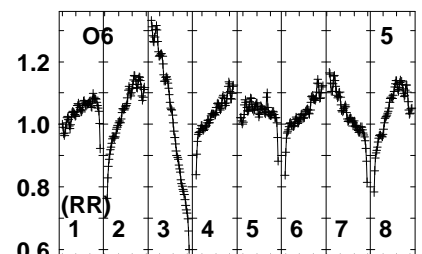
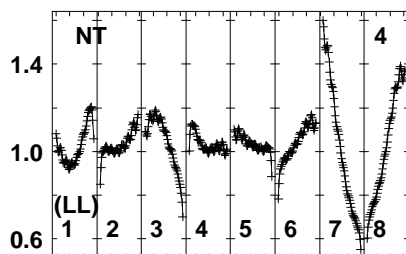
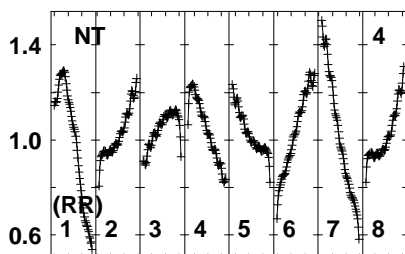
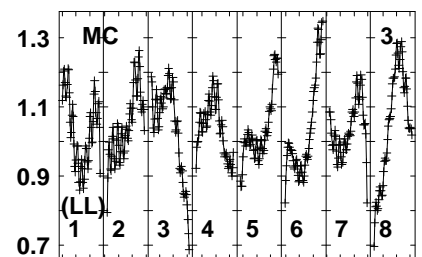
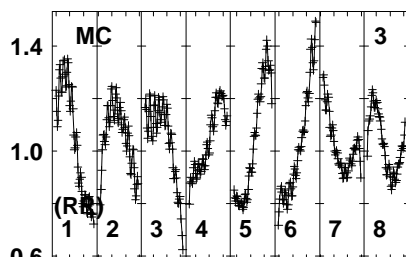
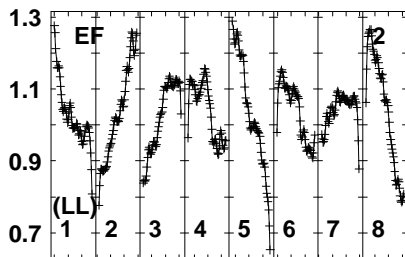
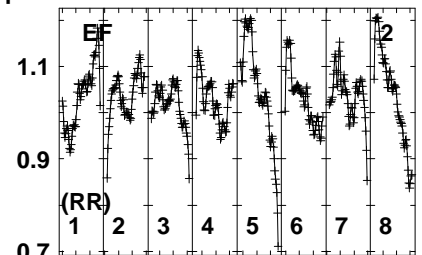
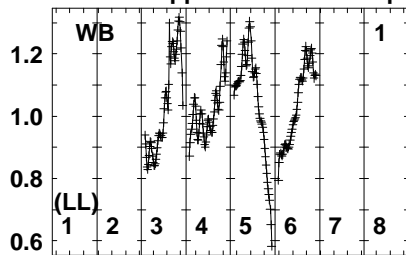
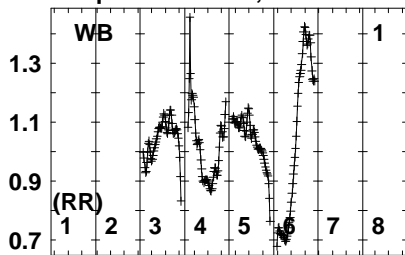


Lower frame: Real Jy  
Auto-corr total-power spectrum Antenna: \*  
Timerange: 00/16:13:17 to 00/16:18:15

Plot file version 32 created 04-APR-2023 15:52:19

BLLAC EB092C.UVDATA.1

Freq = 8.2880 GHz, Bw = 32.000 MH No calibration applied and no bandpass applied



829032083603904204504808520  
FREQ MHz

829032083603904204504808520  
FREQ MHz

829032083603904204504808520  
FREQ MHz

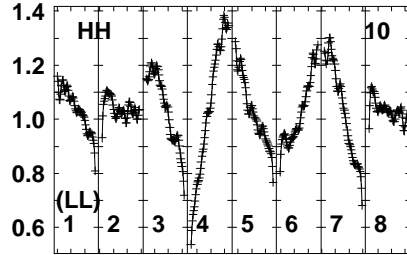
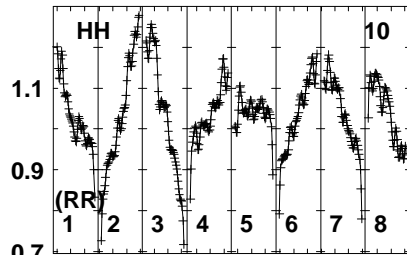
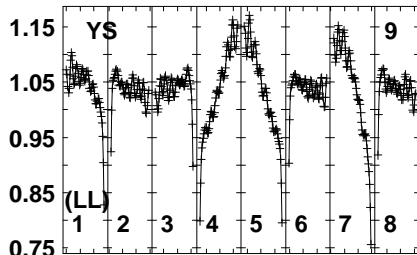
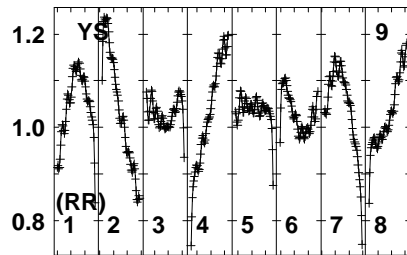
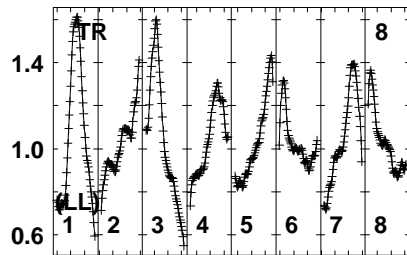
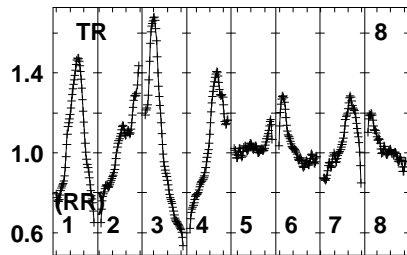
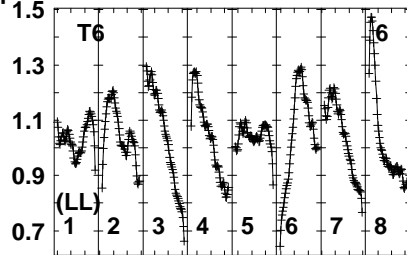
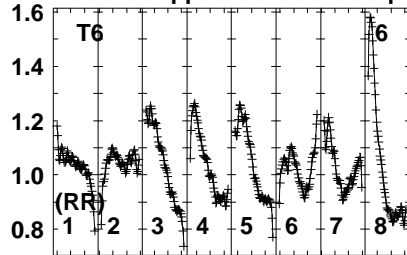
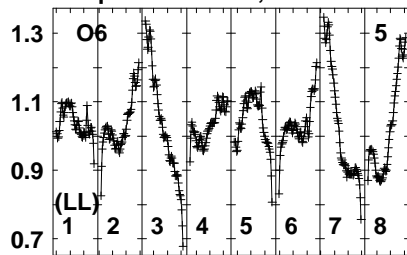
Lower frame: Real Jy  
Auto-corr total-power spectrum Antenna: \*  
Timerange: 00/16:21:54 to 00/16:26:52



Plot file version 33 created 04-APR-2023 15:52:19

BLLAC EB092C.UVDATA.1

Freq = 8.2880 GHz, Bw = 32.000 MH No calibration applied and no bandpass applied



829032083603904204504808520  
FREQ MHz

829032083603904204504808520  
FREQ MHz

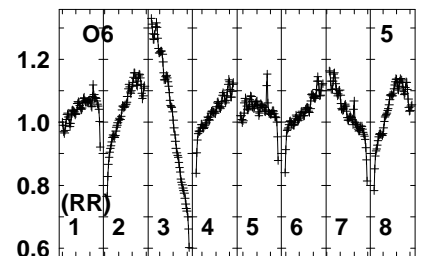
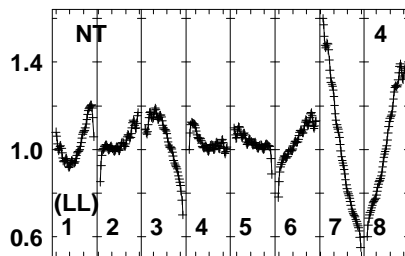
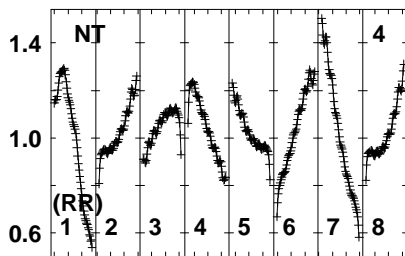
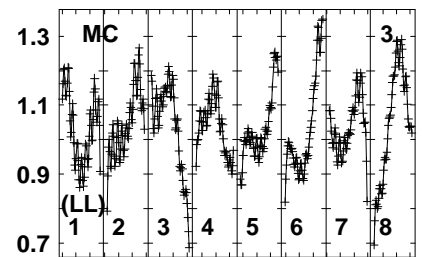
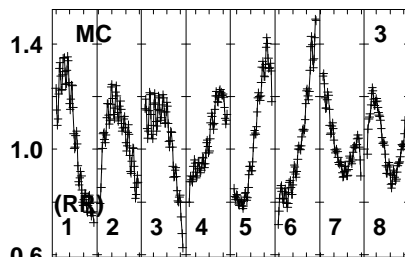
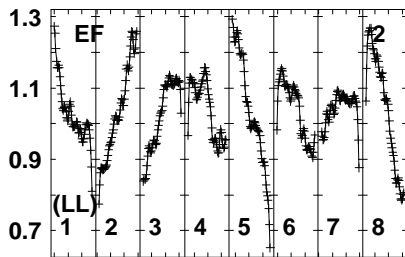
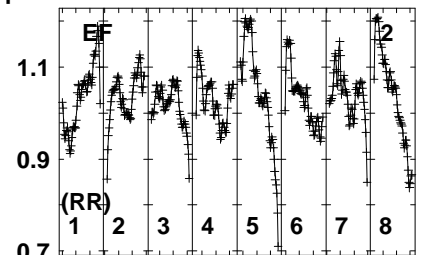
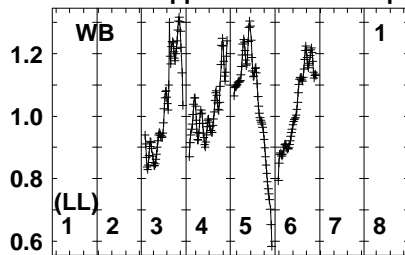
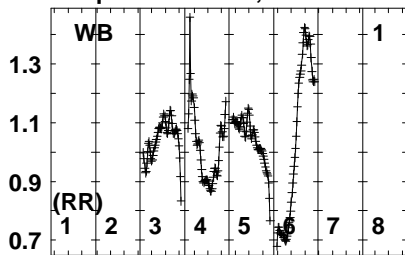
829032083603904204504808520  
FREQ MHz

Lower frame: Real Jy  
Auto-corr total-power spectrum Antenna: \*  
Timerange: 00/16:21:54 to 00/16:26:52

Plot file version 34 created 04-APR-2023 15:52:19

J1945 EB092C.UVDATA.1

Freq = 8.2880 GHz, Bw = 32.000 MH No calibration applied and no bandpass applied



829032083603904204504808520  
FREQ MHz

829032083603904204504808520  
FREQ MHz

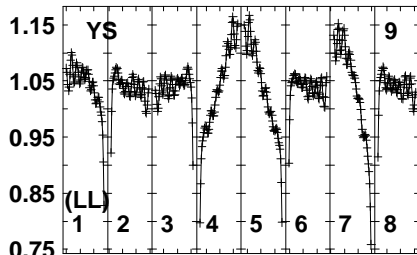
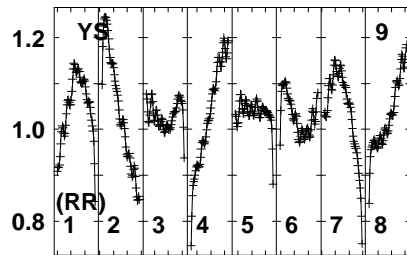
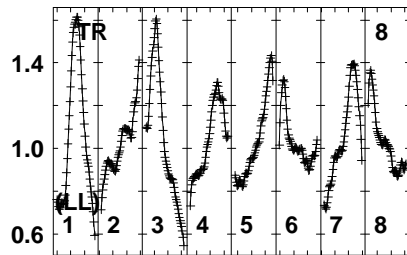
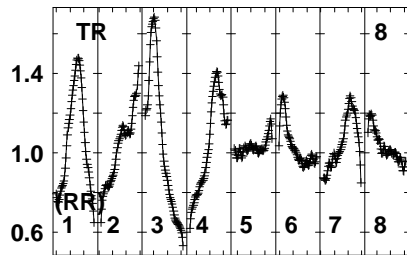
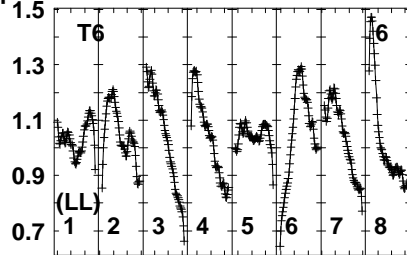
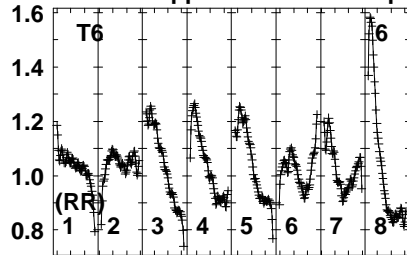
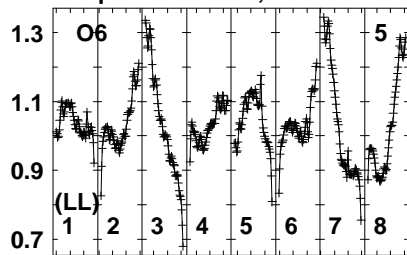
829032083603904204504808520  
FREQ MHz

Lower frame: Real Jy  
Auto-corr total-power spectrum Antenna: \*  
Timerange: 00/16:36:39 to 00/16:39:37

Plot file version 35 created 04-APR-2023 15:52:19

J1945 EB092C.UVDATA.1

Freq = 8.2880 GHz, Bw = 32.000 MH No calibration applied and no bandpass applied



829032083603904204504808520

FREQ MHz

Lower frame: Real Jy

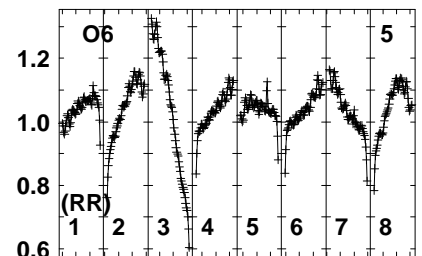
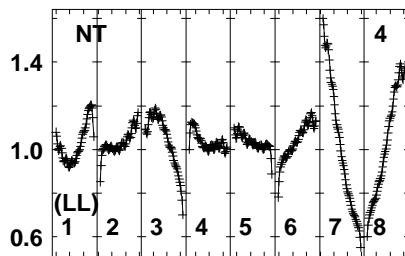
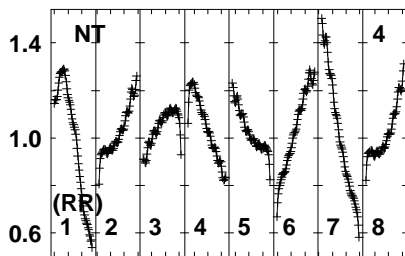
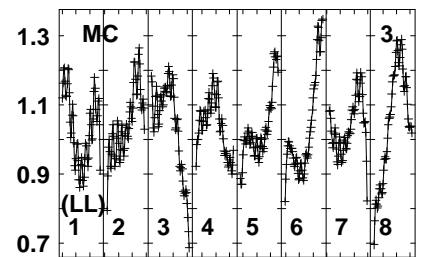
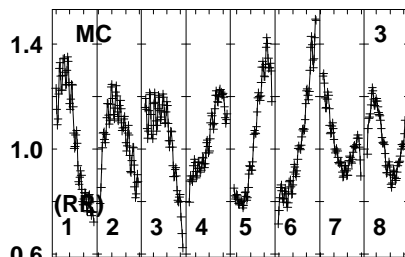
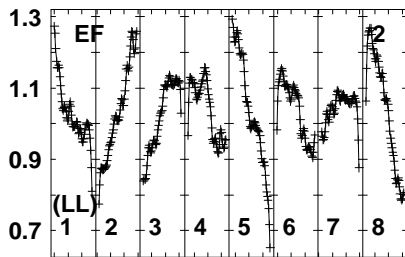
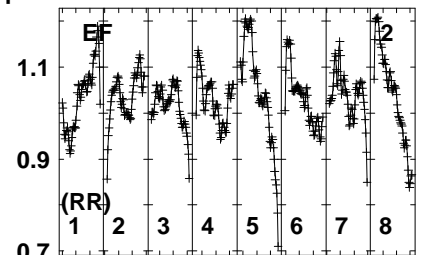
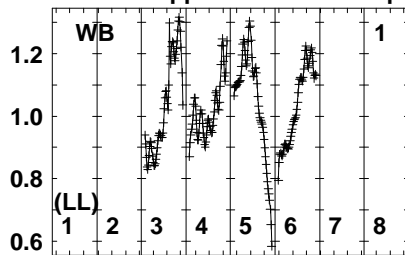
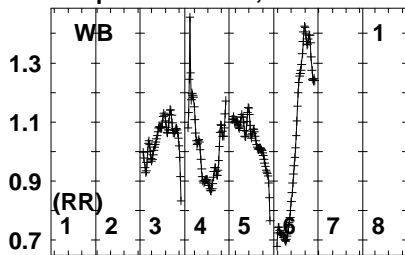
Auto-corr total-power spectrum Antenna: \*

Timerange: 00/16:36:39 to 00/16:39:37

Plot file version 36 created 04-APR-2023 15:52:20

J1945 EB092C.UVDATA.1

Freq = 8.2880 GHz, Bw = 32.000 MH No calibration applied and no bandpass applied



829032083603904204504808520  
FREQ MHz

829032083603904204504808520  
FREQ MHz

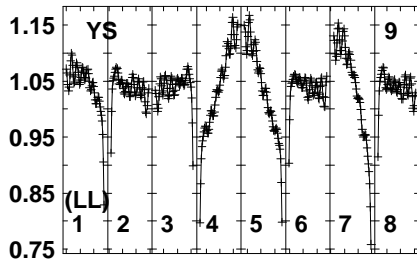
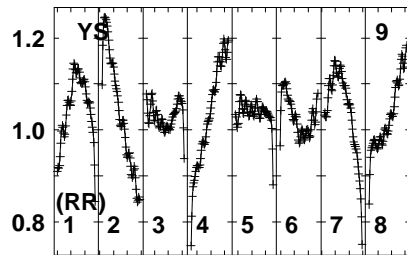
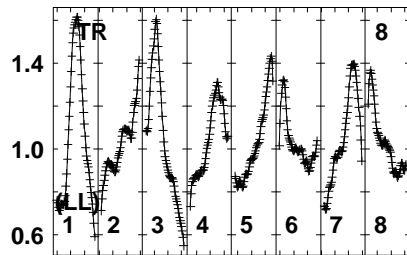
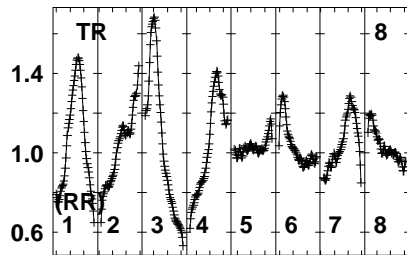
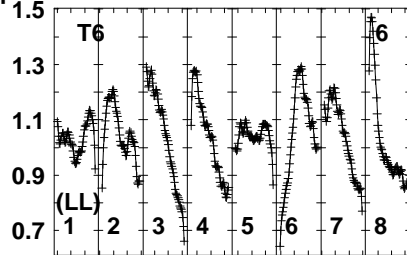
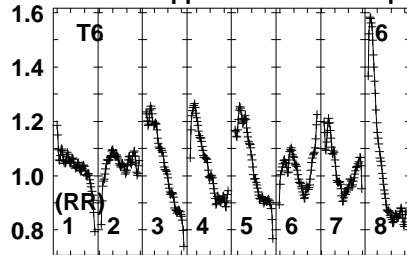
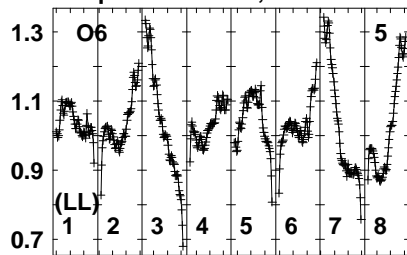
829032083603904204504808520  
FREQ MHz

Lower frame: Real Jy  
Auto-corr total-power spectrum Antenna: \*  
Timerange: 00/16:40:09 to 00/16:45:07

Plot file version 37 created 04-APR-2023 15:52:20

J1945 EB092C.UVDATA.1

Freq = 8.2880 GHz, Bw = 32.000 MH No calibration applied and no bandpass applied



829032083603904204504808520

FREQ MHz

Lower frame: Real Jy

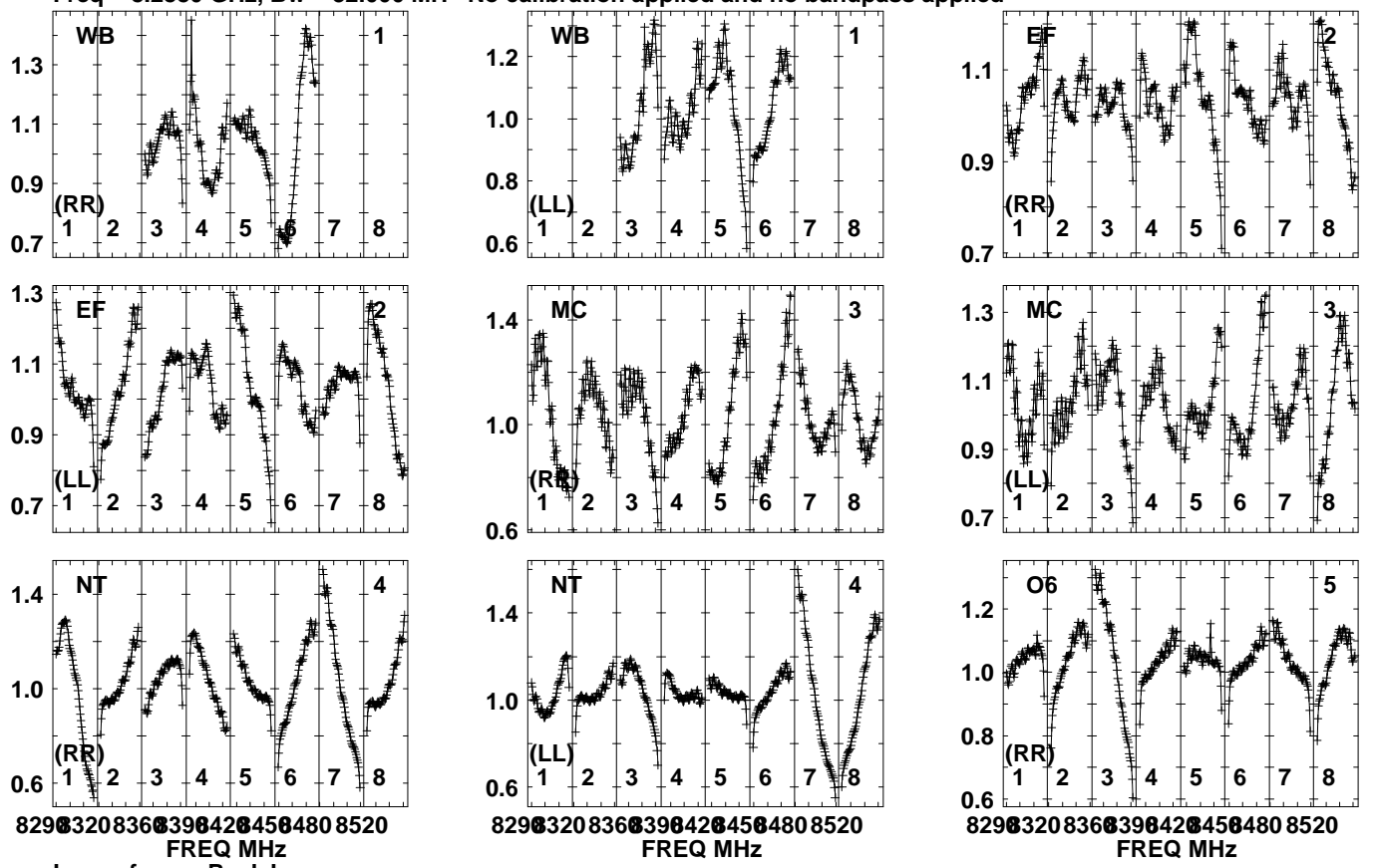
Auto-corr total-power spectrum Antenna: \*

Timerange: 00/16:40:09 to 00/16:45:07

Plot file version 38 created 04-APR-2023 15:52:20

J1945 EB092C.UVDATA.1

Freq = 8.2880 GHz, Bw = 32.000 MH No calibration applied and no bandpass applied

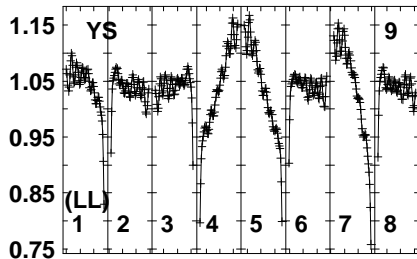
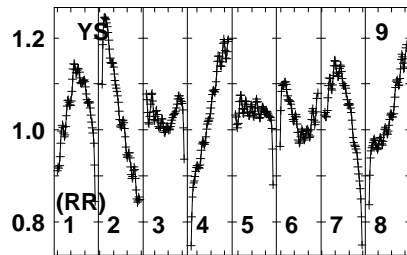
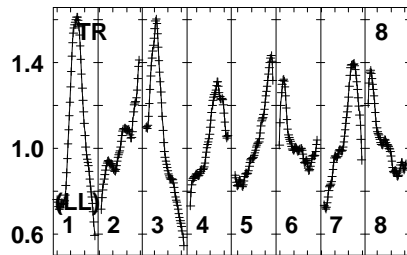
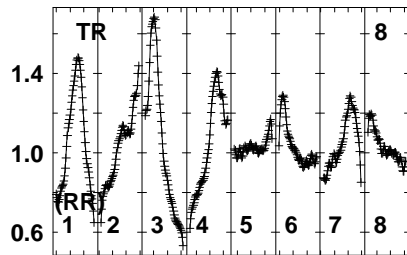
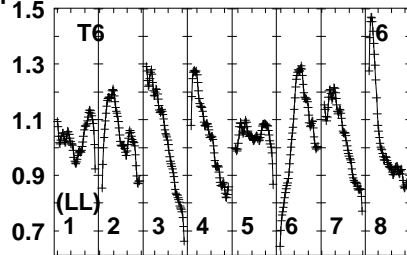
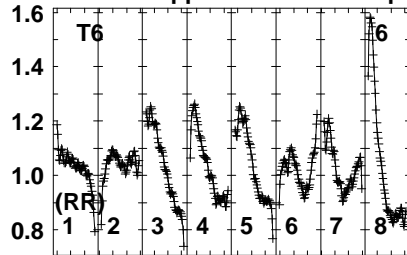
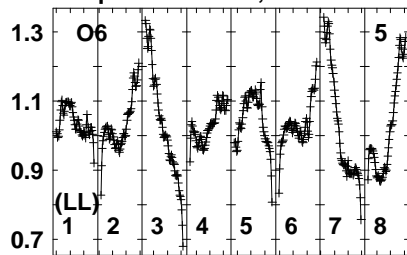


Lower frame: Real Jy  
Auto-corr total-power spectrum Antenna: \*  
Timerange: 00/16:45:39 to 00/16:50:37

Plot file version 39 created 04-APR-2023 15:52:20

J1945 EB092C.UVDATA.1

Freq = 8.2880 GHz, Bw = 32.000 MH No calibration applied and no bandpass applied



829032083603904204504808520

FREQ MHz

Lower frame: Real Jy

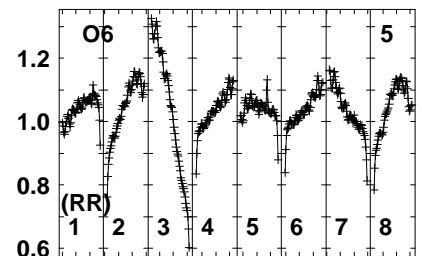
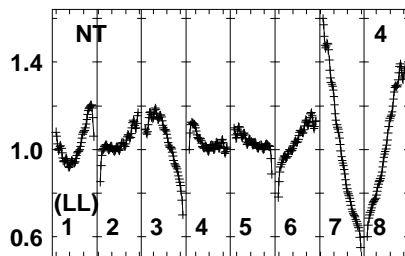
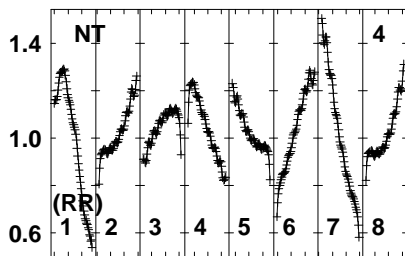
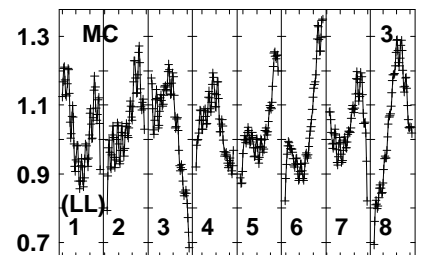
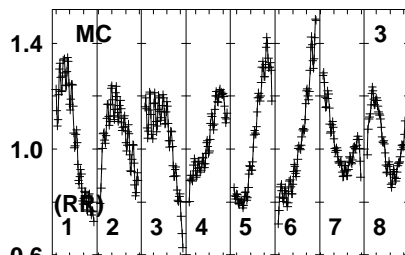
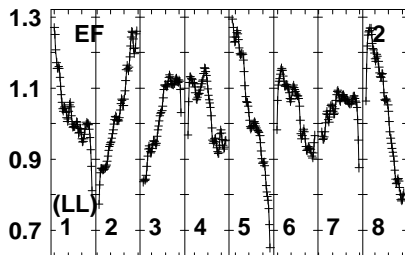
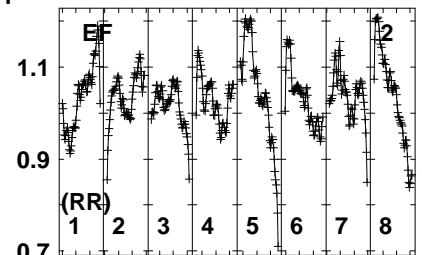
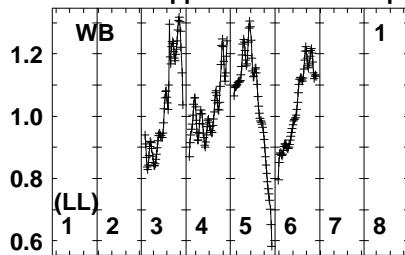
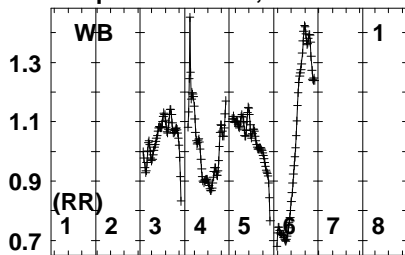
Auto-corr total-power spectrum Antenna: \*

Timerange: 00/16:45:39 to 00/16:50:37

Plot file version 40 created 04-APR-2023 15:52:20

J1945 EB092C.UVDATA.1

Freq = 8.2880 GHz, Bw = 32.000 MH No calibration applied and no bandpass applied



829032083603904204504808520  
FREQ MHz

829032083603904204504808520  
FREQ MHz

829032083603904204504808520  
FREQ MHz

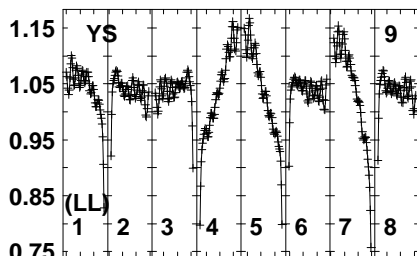
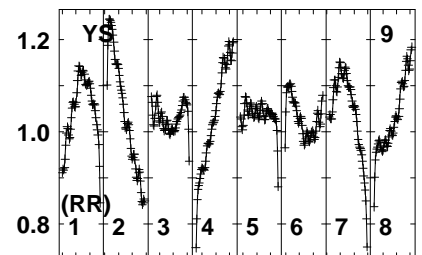
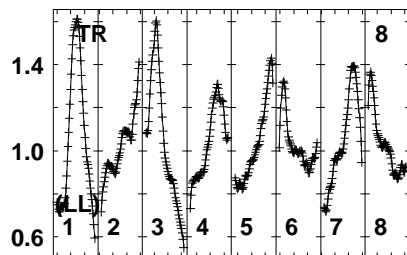
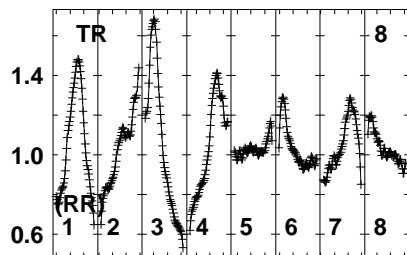
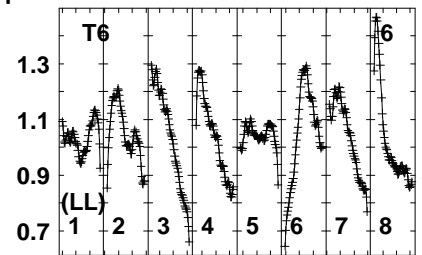
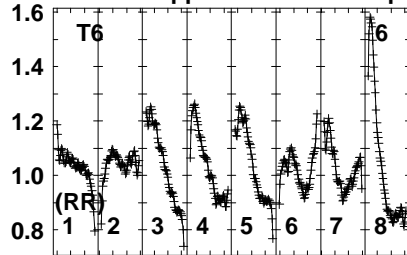
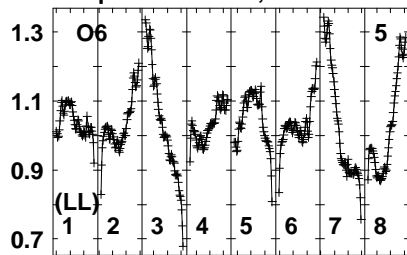
Lower frame: Real Jy  
Auto-corr total-power spectrum Antenna: \*  
Timerange: 00/16:51:09 to 00/16:56:07



Plot file version 41 created 04-APR-2023 15:52:21

J1945 EB092C.UVDATA.1

Freq = 8.2880 GHz, Bw = 32.000 MH No calibration applied and no bandpass applied



829032083603904204504808520

FREQ MHz

Lower frame: Real Jy

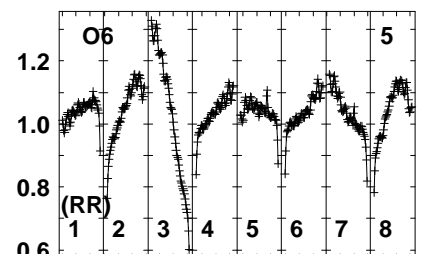
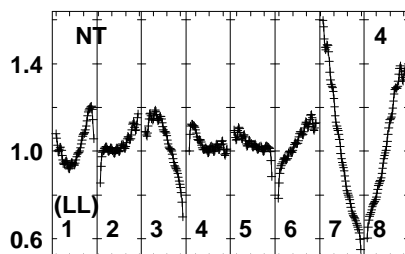
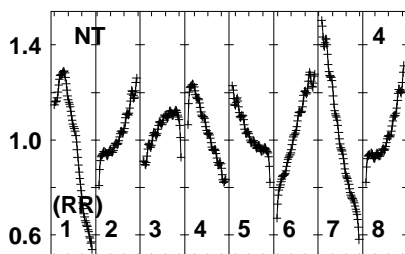
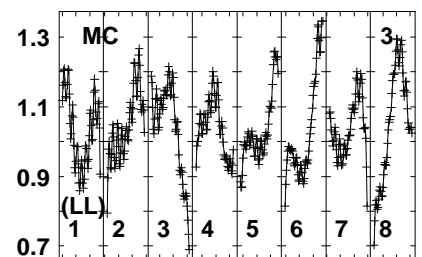
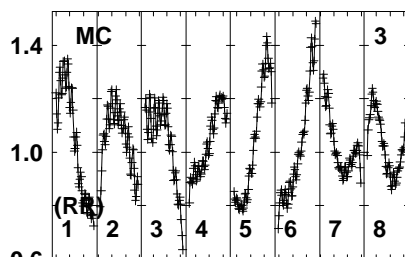
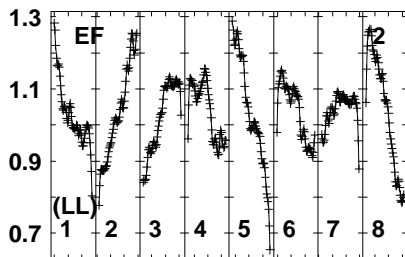
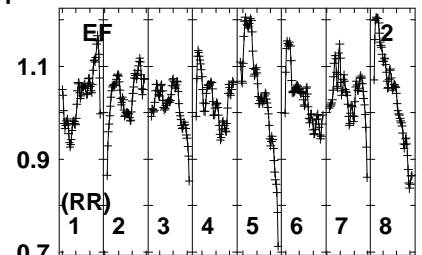
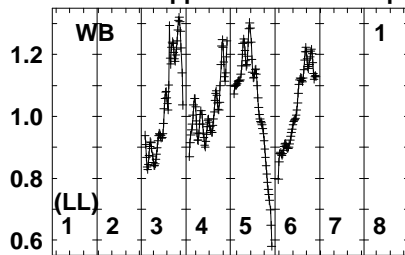
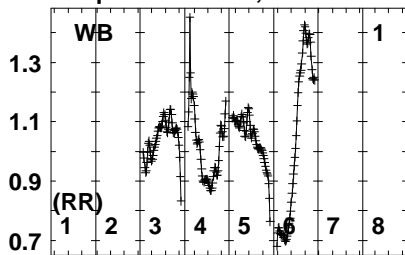
Auto-corr total-power spectrum Antenna: \*

Timerange: 00/16:51:09 to 00/16:56:07

Plot file version 42 created 04-APR-2023 15:52:21

J0119 EB092C.UVDATA.1

Freq = 8.2880 GHz, Bw = 32.000 MH No calibration applied and no bandpass applied



829032083603904204504808520  
FREQ MHz

829032083603904204504808520  
FREQ MHz

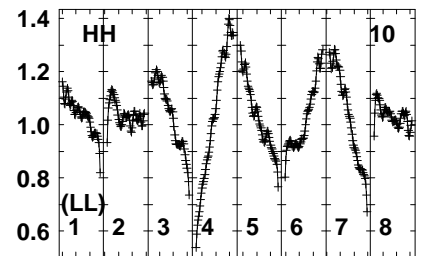
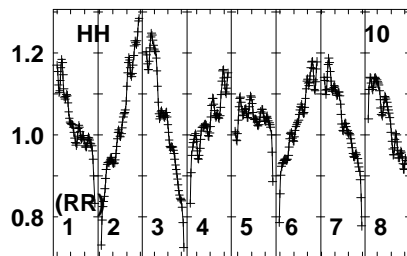
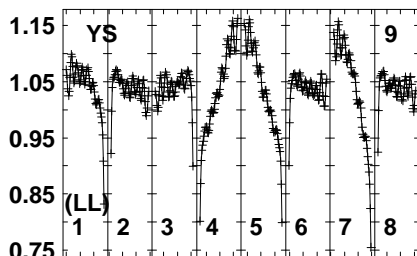
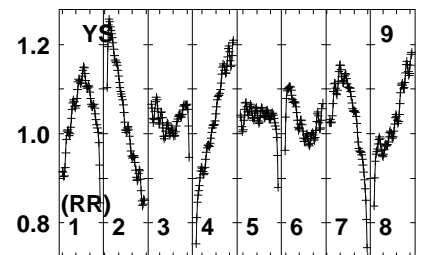
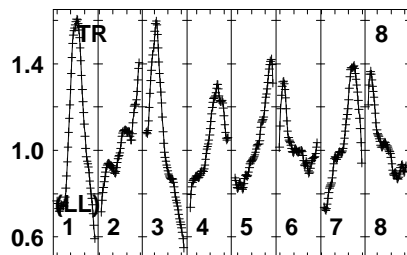
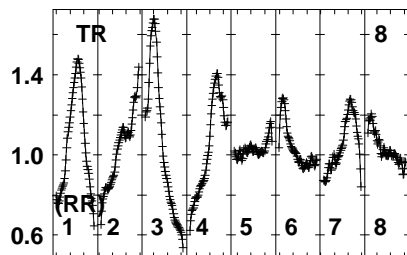
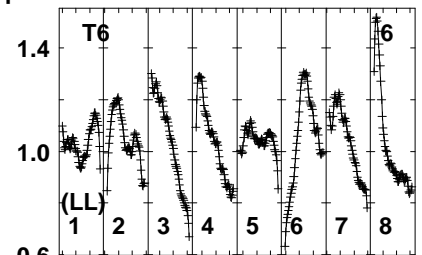
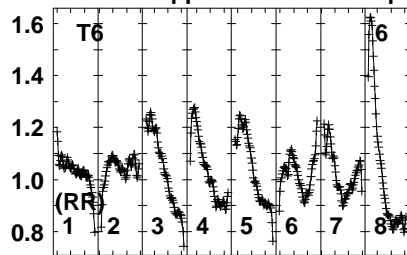
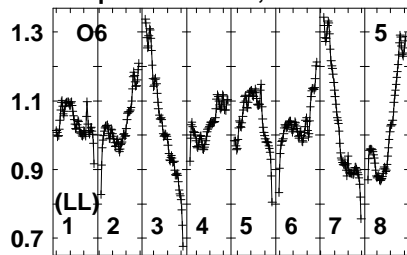
829032083603904204504808520  
FREQ MHz

Lower frame: Real Jy  
Auto-corr total-power spectrum Antenna: \*  
Timerange: 00/17:00:58 to 00/17:03:56

Plot file version 43 created 04-APR-2023 15:52:21

J0119 EB092C.UVDATA.1

Freq = 8.2880 GHz, Bw = 32.000 MH No calibration applied and no bandpass applied



829032083603904204504808520  
FREQ MHz

829032083603904204504808520  
FREQ MHz

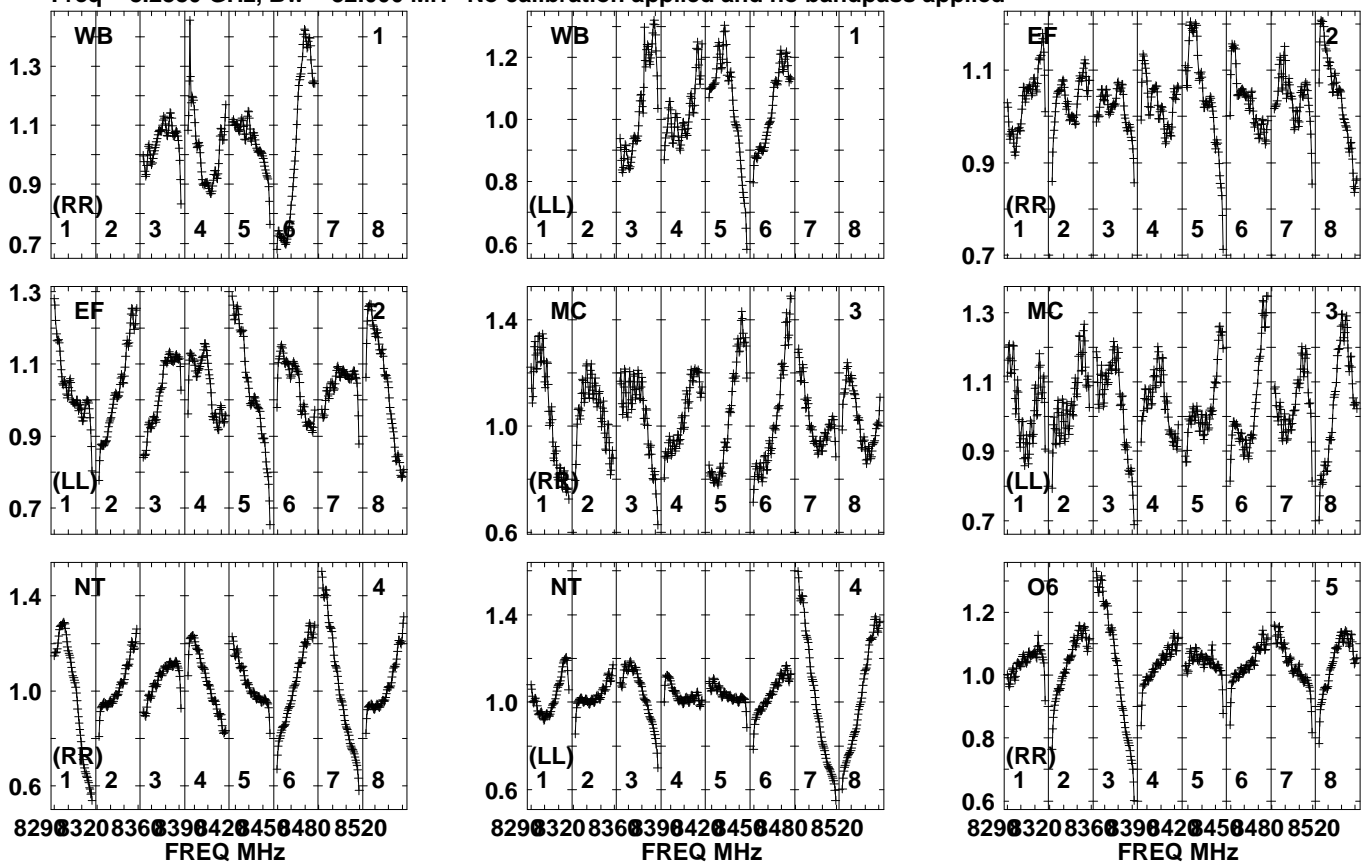
829032083603904204504808520  
FREQ MHz

Lower frame: Real Jy  
Auto-corr total-power spectrum Antenna: \*  
Timerange: 00/17:00:58 to 00/17:03:56

Plot file version 44 created 04-APR-2023 15:52:21

J0119 EB092C.UVDATA.1

Freq = 8.2880 GHz, Bw = 32.000 MH No calibration applied and no bandpass applied

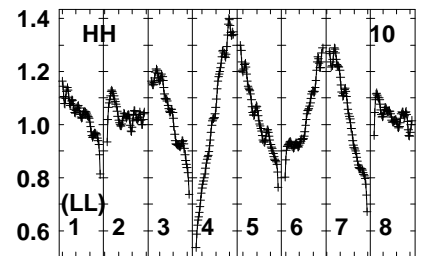
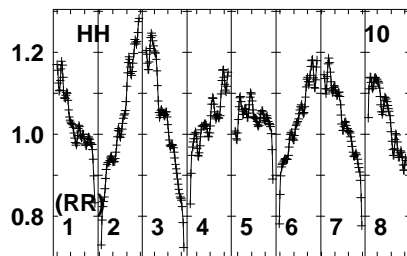
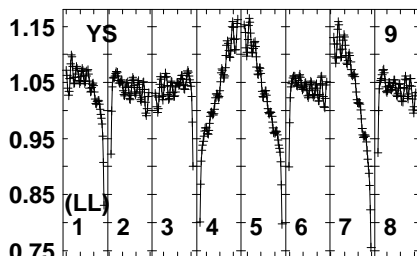
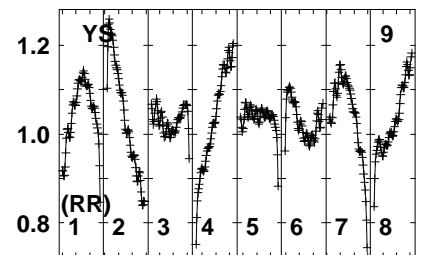
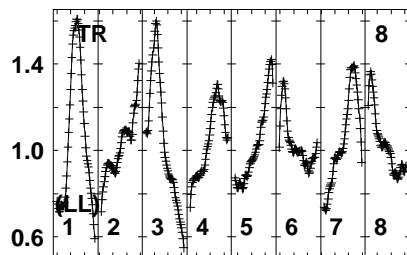
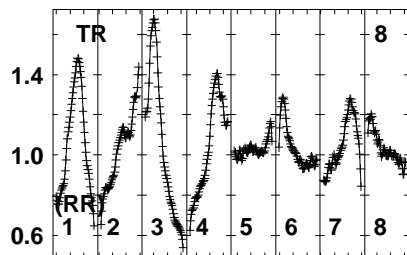
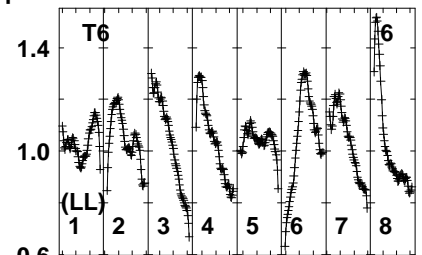
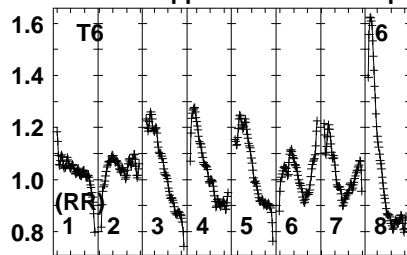
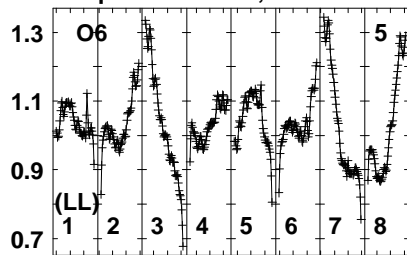


Lower frame: Real Jy  
Auto-corr total-power spectrum Antenna: \*  
Timerange: 00/17:04:28 to 00/17:09:26

Plot file version 45 created 04-APR-2023 15:52:22

J0119 EB092C.UVDATA.1

Freq = 8.2880 GHz, Bw = 32.000 MH No calibration applied and no bandpass applied



829032083603904204504808520

FREQ MHz

Lower frame: Real Jy

Auto-corr total-power spectrum Antenna: \*

Timerange: 00/17:04:28 to 00/17:09:26

829032083603904204504808520

FREQ MHz

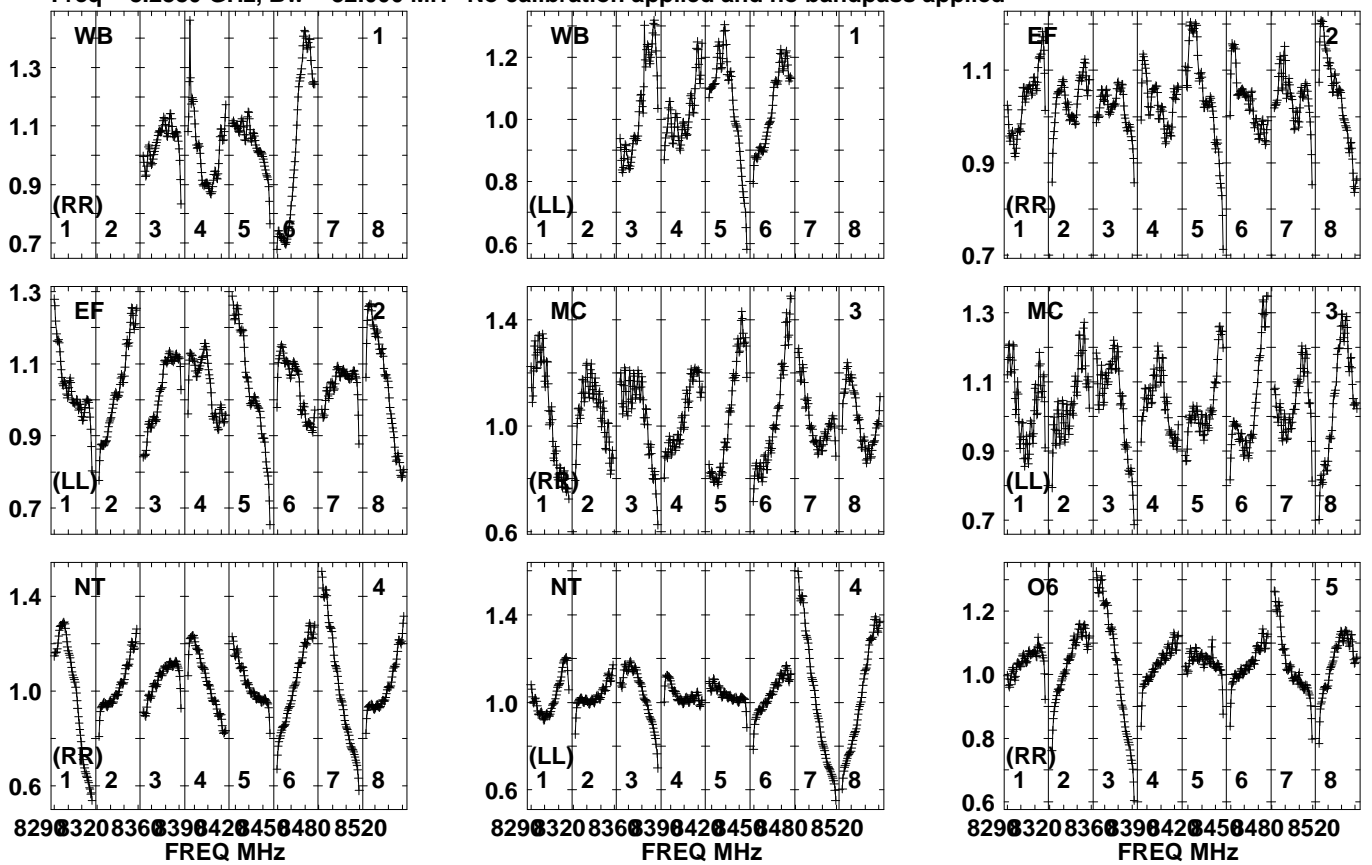
829032083603904204504808520

FREQ MHz

Plot file version 46 created 04-APR-2023 15:52:22

J0119 EB092C.UVDATA.1

Freq = 8.2880 GHz, Bw = 32.000 MH No calibration applied and no bandpass applied

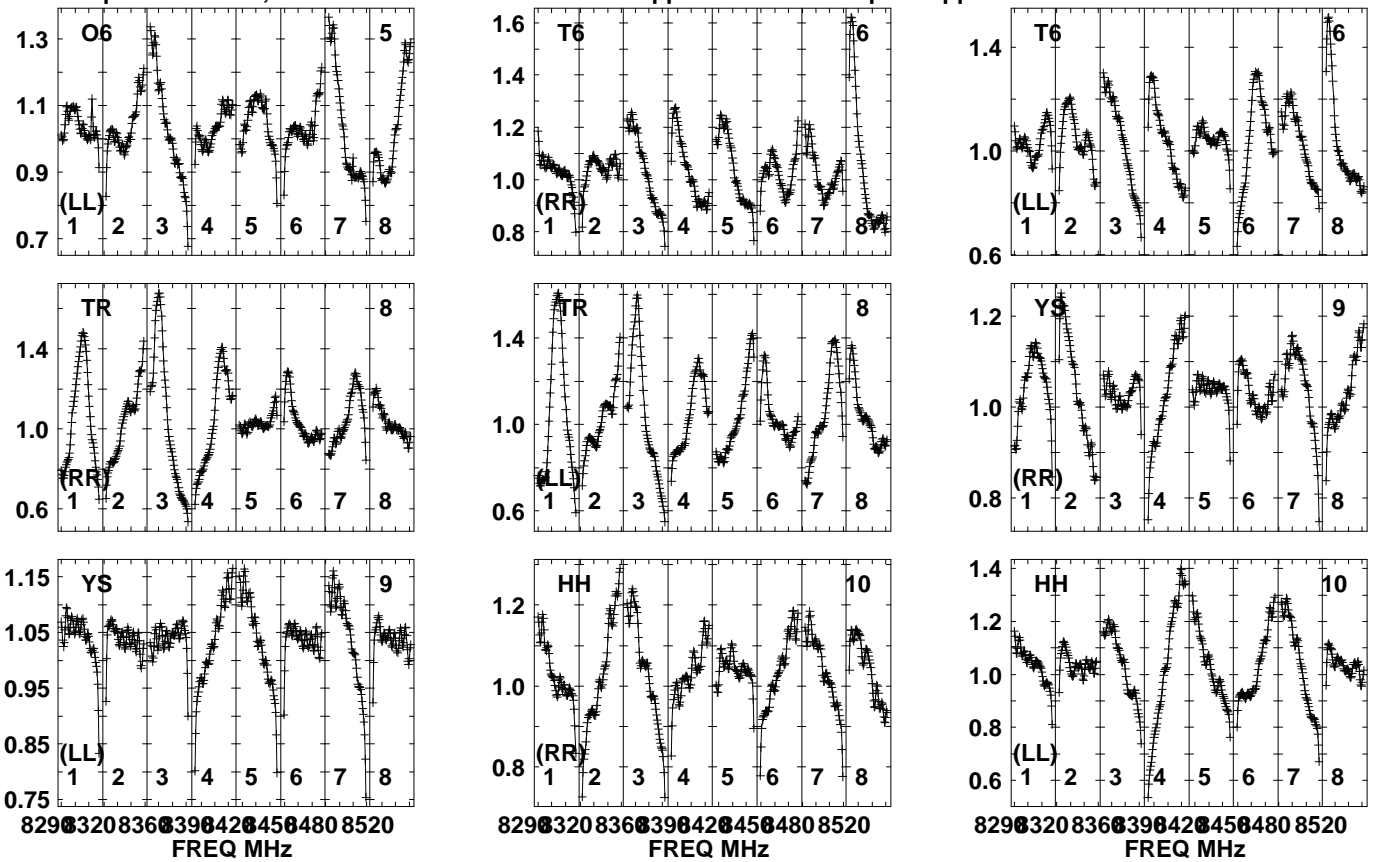


Lower frame: Real Jy  
Auto-corr total-power spectrum Antenna: \*  
Timerange: 00/17:09:58 to 00/17:14:56

Plot file version 47 created 04-APR-2023 15:52:22

J0119 EB092C.UVDATA.1

Freq = 8.2880 GHz, Bw = 32.000 MH No calibration applied and no bandpass applied

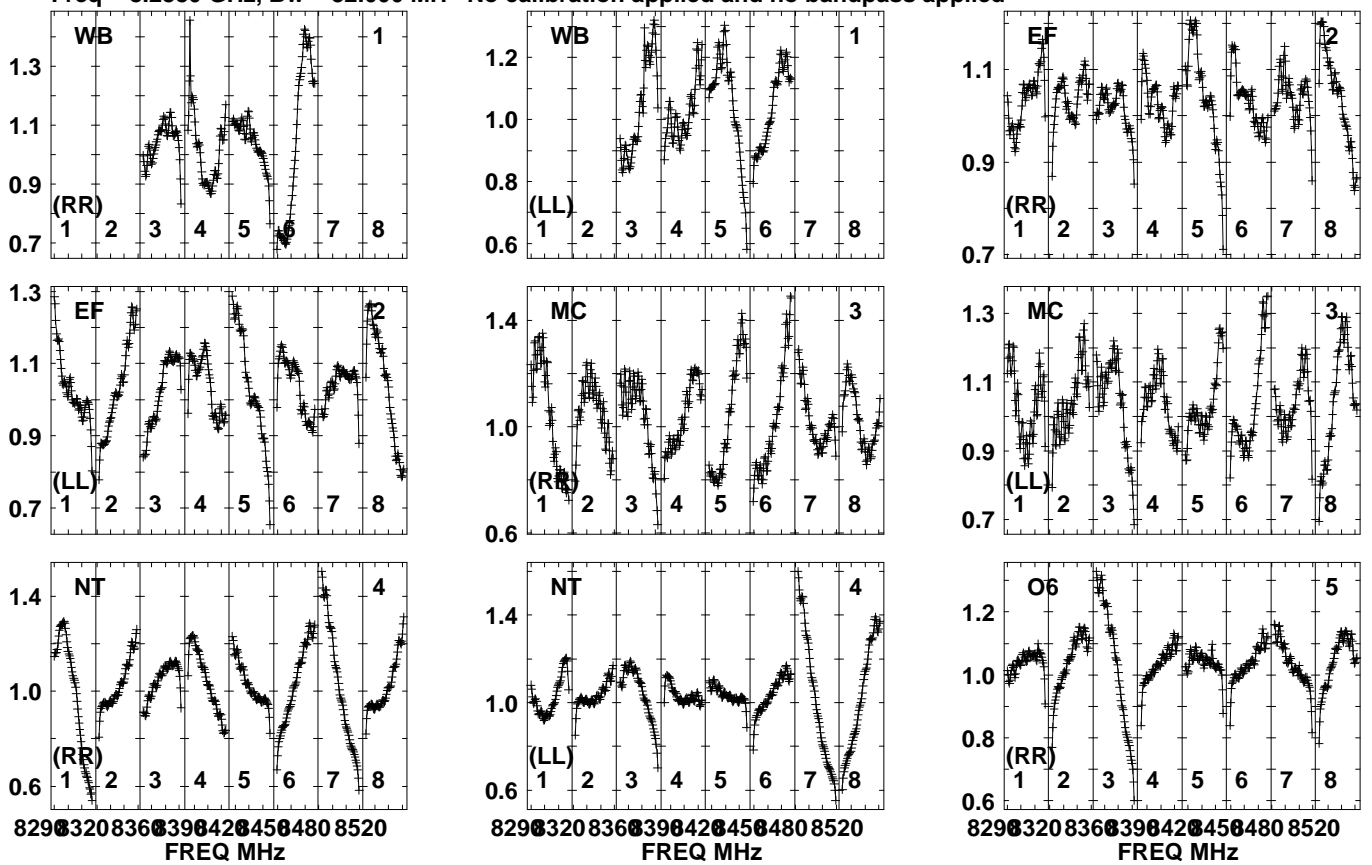


Lower frame: Real Jy  
Auto-corr total-power spectrum Antenna: \*  
Timerange: 00/17:09:58 to 00/17:14:56

Plot file version 48 created 04-APR-2023 15:52:22

CTA102 EB092C.UVDATA.1

Freq = 8.2880 GHz, Bw = 32.000 MH No calibration applied and no bandpass applied



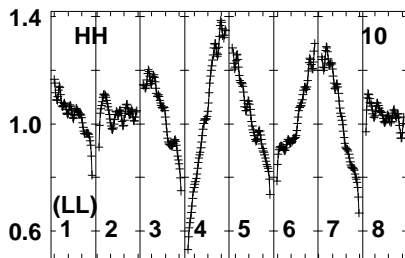
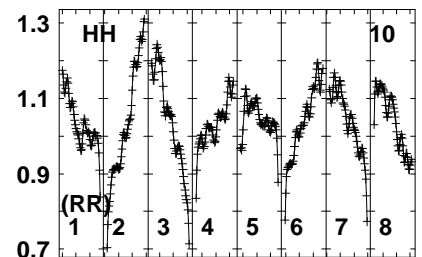
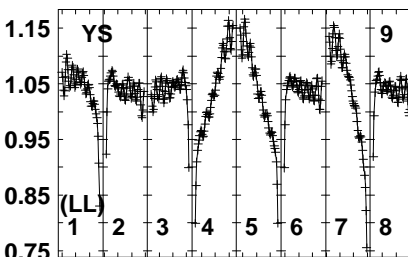
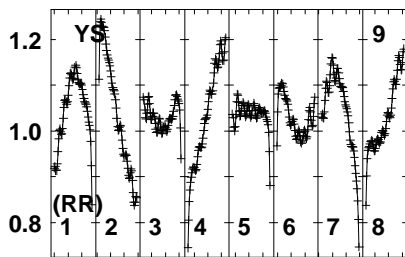
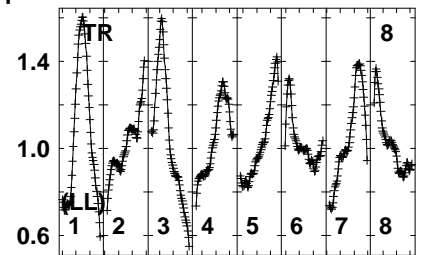
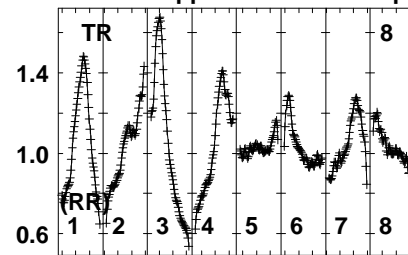
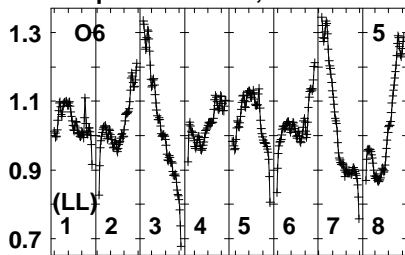
Lower frame: Real Jy  
Auto-corr total-power spectrum Antenna: \*  
Timerange: 00/17:27:31 to 00/17:32:29



Plot file version 49 created 04-APR-2023 15:52:23

CTA102 EB092C.UVDATA.1

Freq = 8.2880 GHz, Bw = 32.000 MH No calibration applied and no bandpass applied



829032083603904204504808520

FREQ MHz

Lower frame: Real Jy

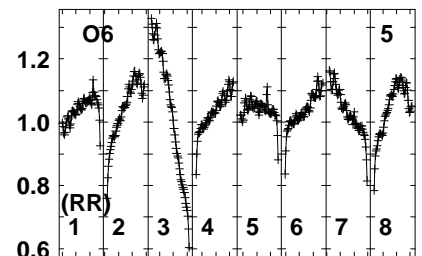
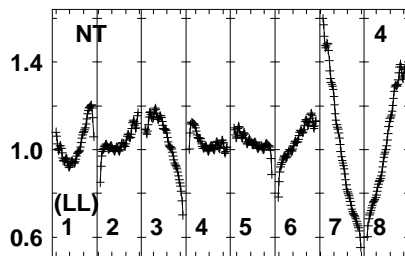
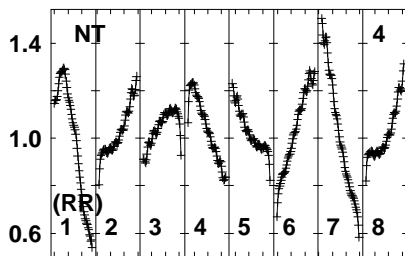
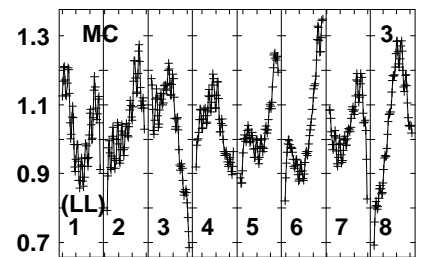
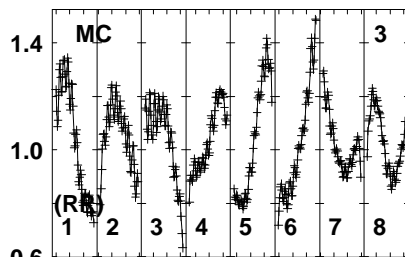
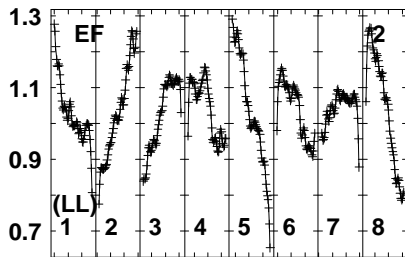
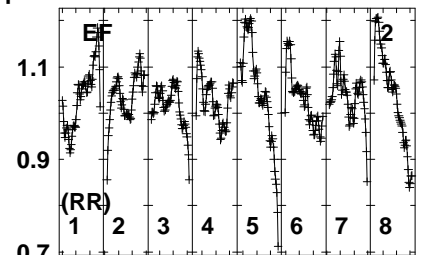
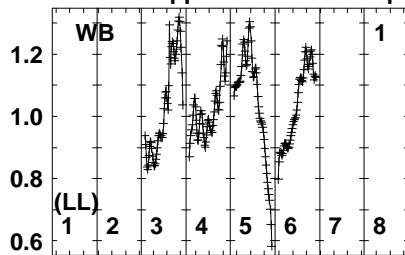
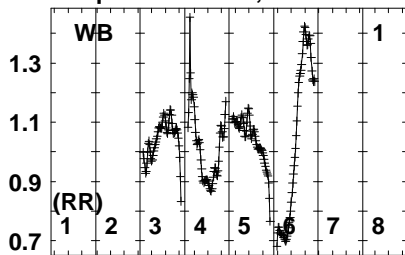
Auto-corr total-power spectrum Antenna: \*

Timerange: 00/17:27:31 to 00/17:32:29

Plot file version 50 created 04-APR-2023 15:52:23

BLLAC EB092C.UVDATA.1

Freq = 8.2880 GHz, Bw = 32.000 MH No calibration applied and no bandpass applied



829032083603904204504808520  
FREQ MHz

829032083603904204504808520  
FREQ MHz

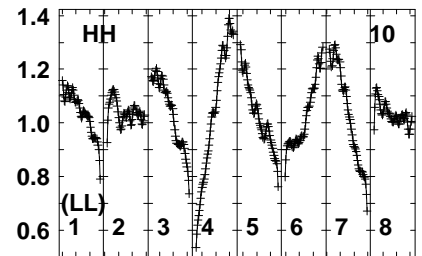
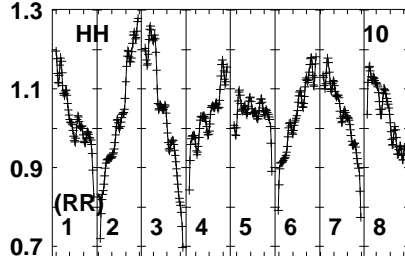
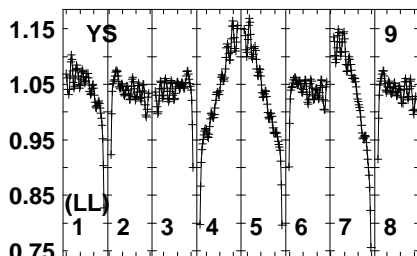
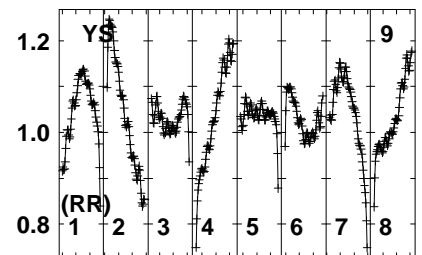
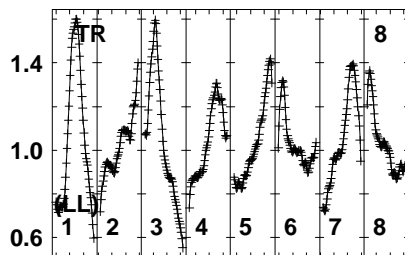
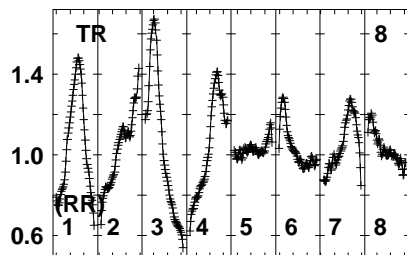
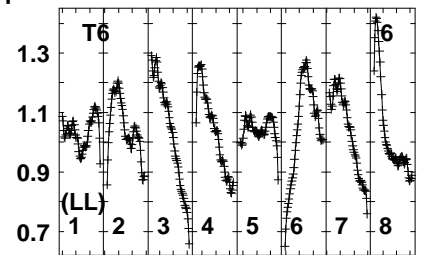
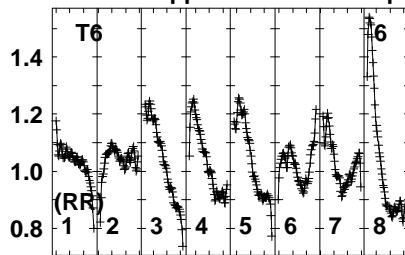
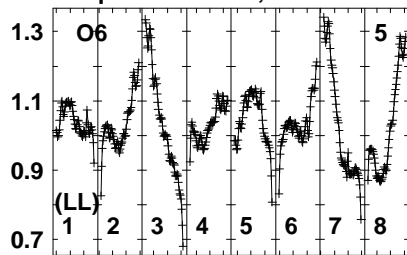
829032083603904204504808520  
FREQ MHz

Lower frame: Real Jy  
Auto-corr total-power spectrum Antenna: \*  
Timerange: 00/17:35:07 to 00/17:40:05

Plot file version 51 created 04-APR-2023 15:52:23

BLLAC EB092C.UVDATA.1

Freq = 8.2880 GHz, Bw = 32.000 MH No calibration applied and no bandpass applied



829032083603904204504808520

FREQ MHz

829032083603904204504808520

FREQ MHz

829032083603904204504808520

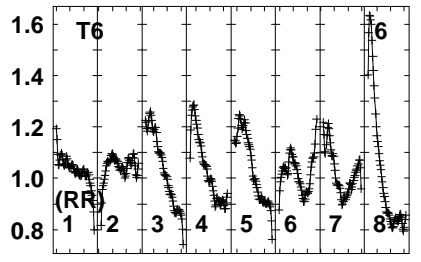
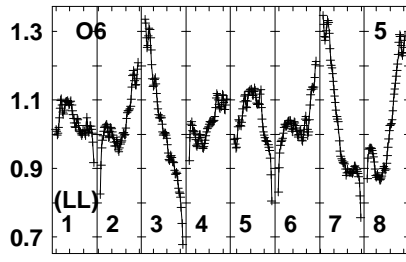
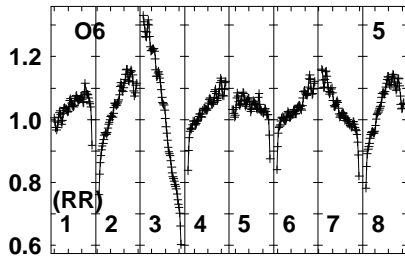
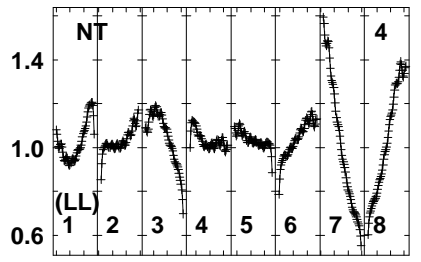
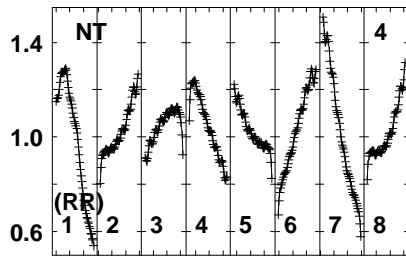
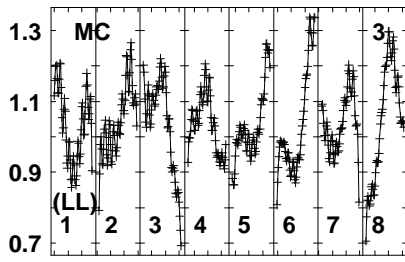
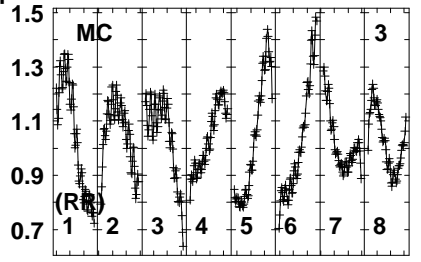
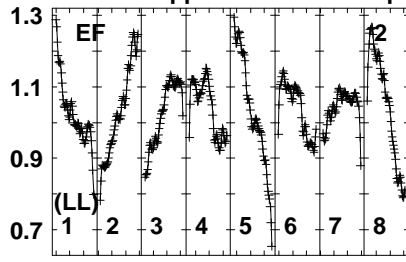
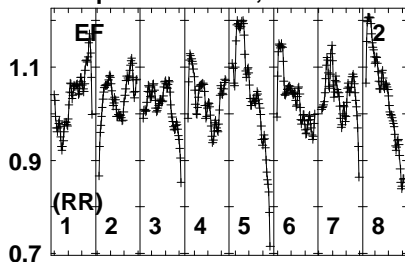
FREQ MHz

Lower frame: Real Jy  
Auto-corr total-power spectrum Antenna: \*  
Timerange: 00/17:35:07 to 00/17:40:05

Plot file version 52 created 04-APR-2023 15:52:23

J0405 EB092C.UVDATA.1

Freq = 8.2880 GHz, Bw = 32.000 MH No calibration applied and no bandpass applied



829032083603904204504808520  
FREQ MHz

829032083603904204504808520  
FREQ MHz

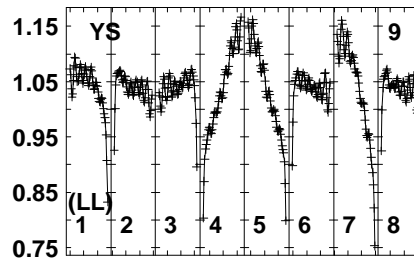
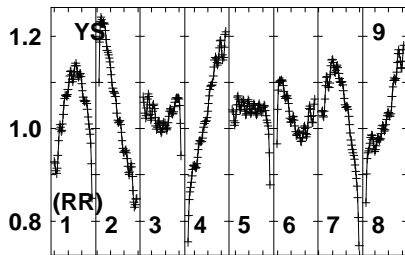
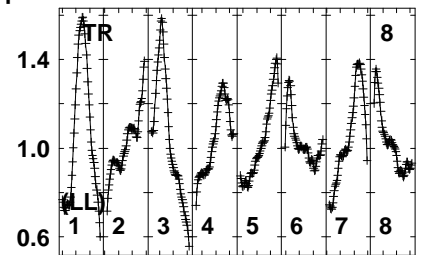
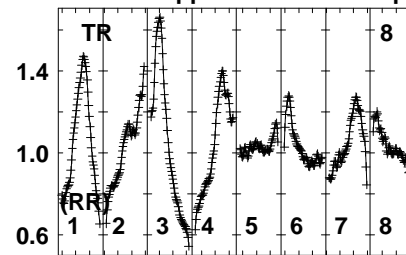
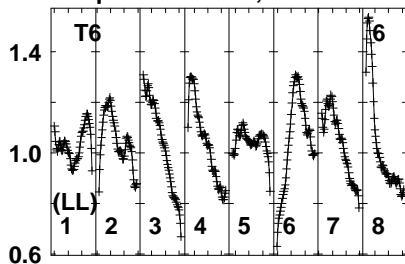
829032083603904204504808520  
FREQ MHz

Lower frame: Real Jy  
Auto-corr total-power spectrum Antenna: \*  
Timerange: 00/17:49:27 to 00/17:52:25

Plot file version 53 created 04-APR-2023 15:52:24

J0405 EB092C.UVDATA.1

Freq = 8.2880 GHz, Bw = 32.000 MH No calibration applied and no bandpass applied

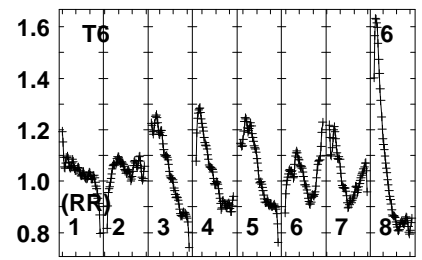
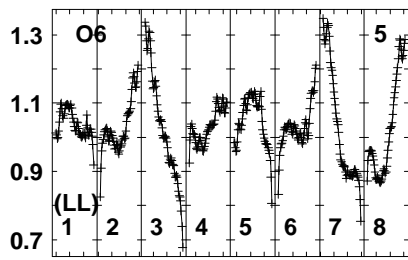
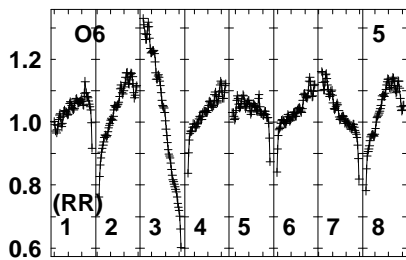
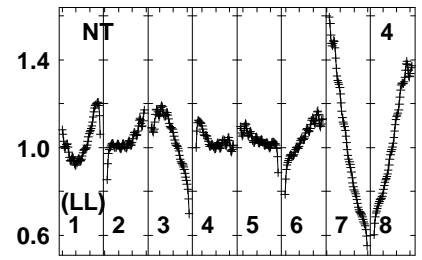
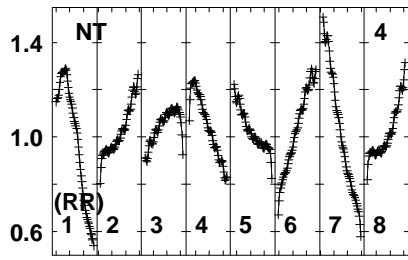
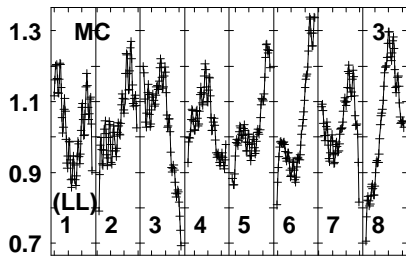
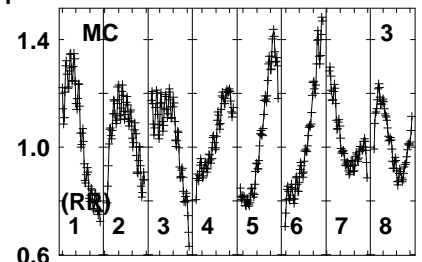
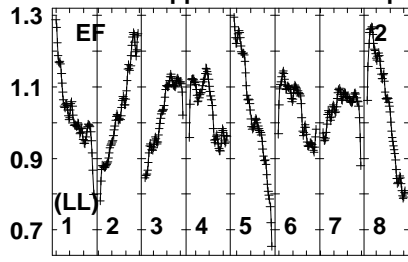
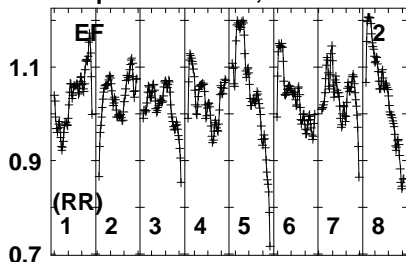


Lower frame: Real Jy  
Auto-corr total-power spectrum Antenna: \*  
Timerange: 00/17:49:27 to 00/17:52:25

Plot file version 54 created 04-APR-2023 15:52:24

J0405 EB092C.UVDATA.1

Freq = 8.2880 GHz, Bw = 32.000 MH No calibration applied and no bandpass applied



829032083603904204504808520  
FREQ MHz

829032083603904204504808520  
FREQ MHz

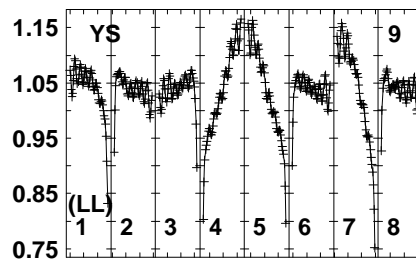
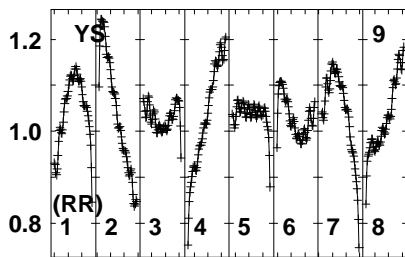
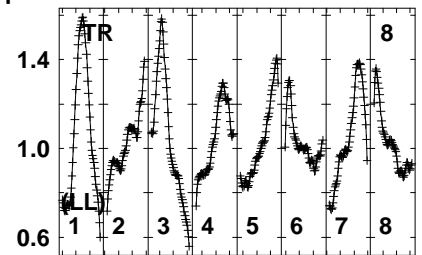
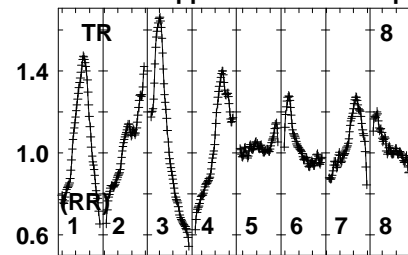
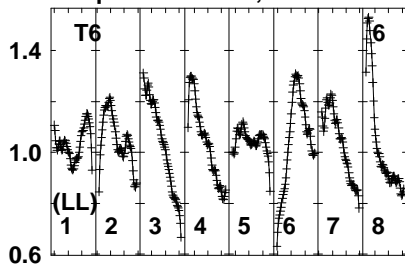
829032083603904204504808520  
FREQ MHz

Lower frame: Real Jy  
Auto-corr total-power spectrum Antenna: \*  
Timerange: 00/17:52:57 to 00/17:57:55

Plot file version 55 created 04-APR-2023 15:52:24

J0405 EB092C.UVDATA.1

Freq = 8.2880 GHz, Bw = 32.000 MH No calibration applied and no bandpass applied

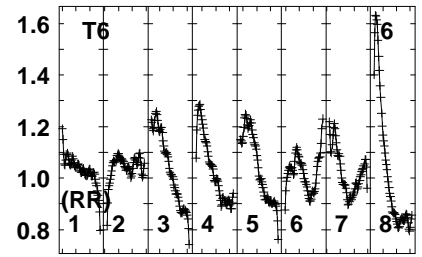
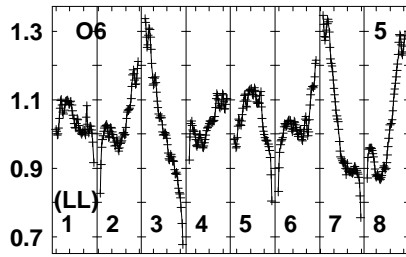
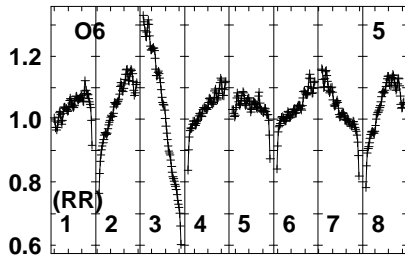
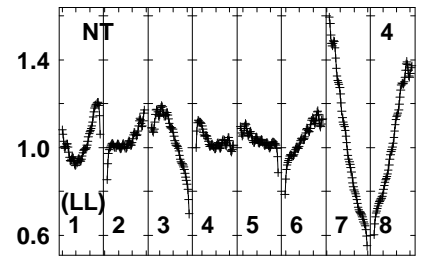
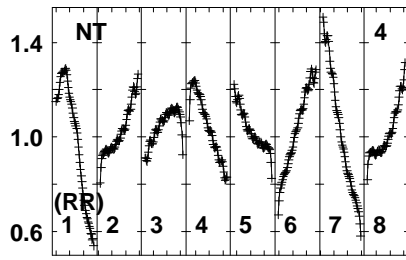
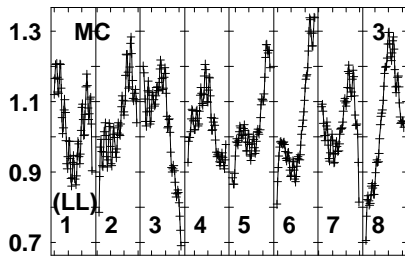
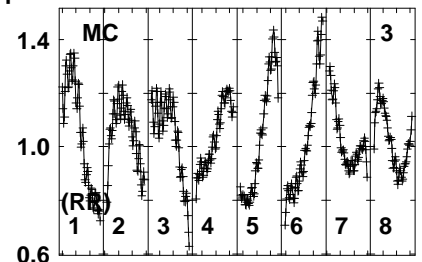
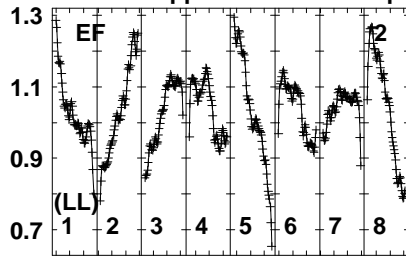
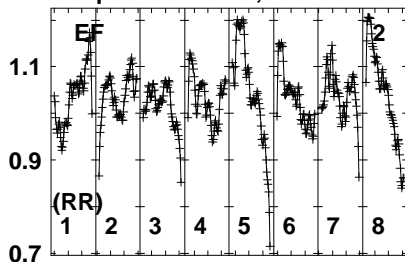


Lower frame: Real Jy  
Auto-corr total-power spectrum Antenna: \*  
Timerange: 00/17:52:57 to 00/17:57:55

Plot file version 56 created 04-APR-2023 15:52:24

J0405 EB092C.UVDATA.1

Freq = 8.2880 GHz, Bw = 32.000 MH No calibration applied and no bandpass applied



829032083603904204504808520  
FREQ MHz

829032083603904204504808520  
FREQ MHz

829032083603904204504808520  
FREQ MHz

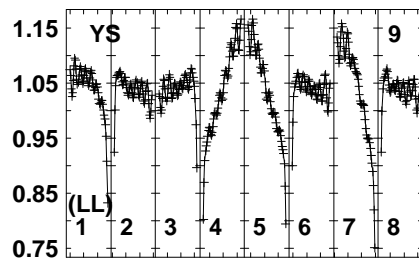
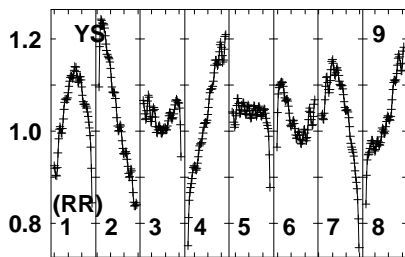
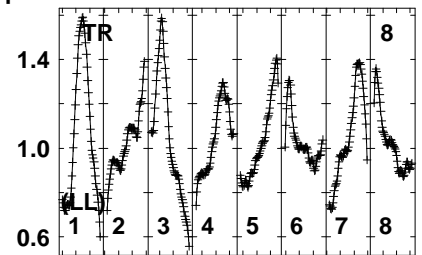
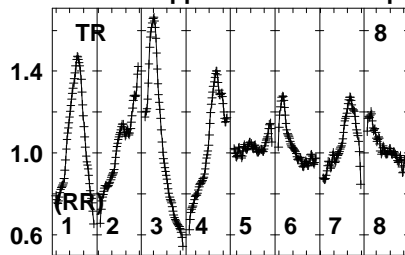
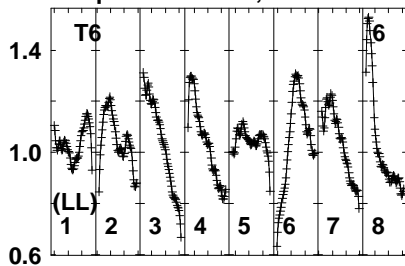
Lower frame: Real Jy  
Auto-corr total-power spectrum Antenna: \*  
Timerange: 00/17:58:27 to 00/18:03:25



Plot file version 57 created 04-APR-2023 15:52:24

J0405 EB092C.UVDATA.1

Freq = 8.2880 GHz, Bw = 32.000 MH No calibration applied and no bandpass applied

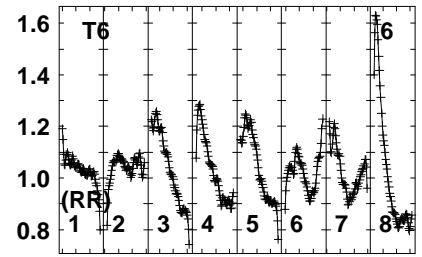
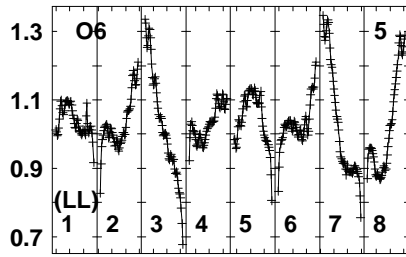
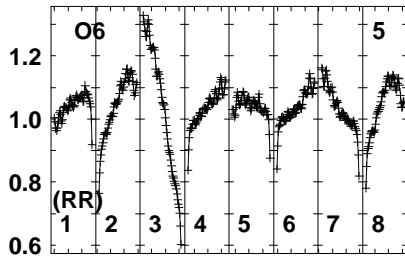
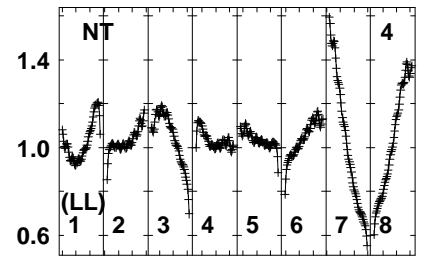
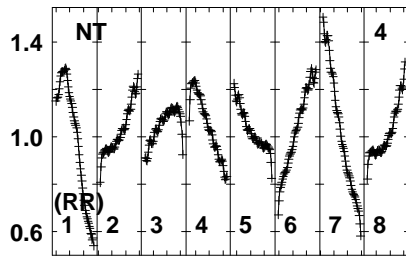
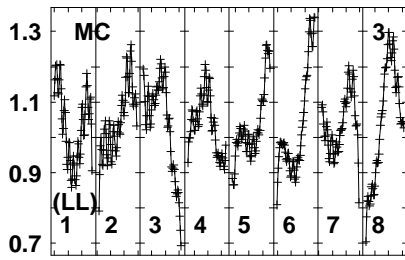
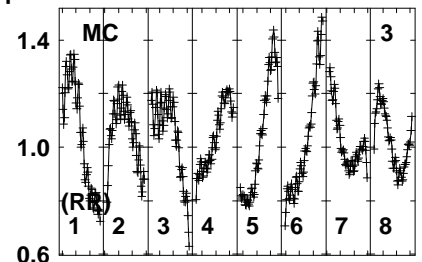
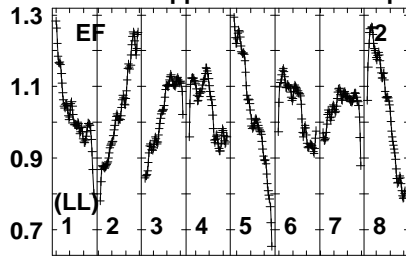
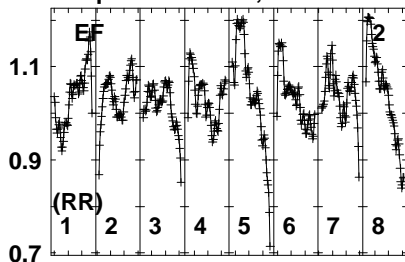


Lower frame: Real Jy  
Auto-corr total-power spectrum Antenna: \*  
Timerange: 00/17:58:27 to 00/18:03:25

Plot file version 58 created 04-APR-2023 15:52:24

J0405 EB092C.UVDATA.1

Freq = 8.2880 GHz, Bw = 32.000 MH No calibration applied and no bandpass applied



829032083603904204504808520  
FREQ MHz

829032083603904204504808520  
FREQ MHz

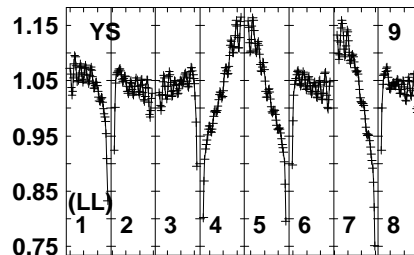
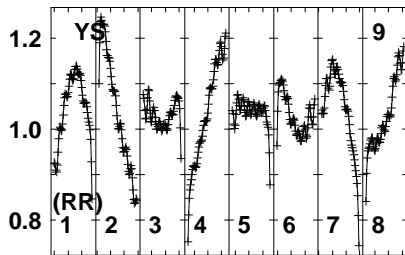
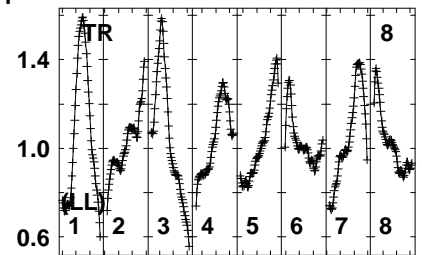
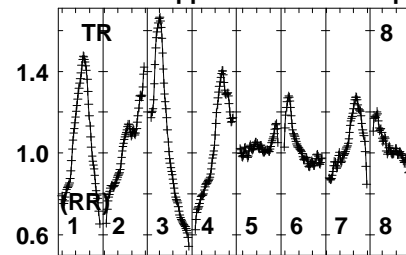
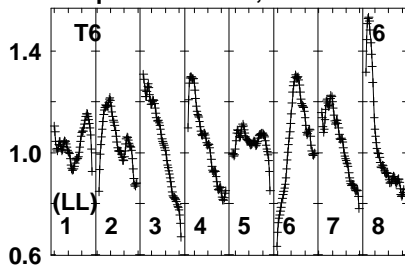
829032083603904204504808520  
FREQ MHz

Lower frame: Real Jy  
Auto-corr total-power spectrum Antenna: \*  
Timerange: 00/18:03:57 to 00/18:08:55

Plot file version 59 created 04-APR-2023 15:52:25

J0405 EB092C.UVDATA.1

Freq = 8.2880 GHz, Bw = 32.000 MH No calibration applied and no bandpass applied

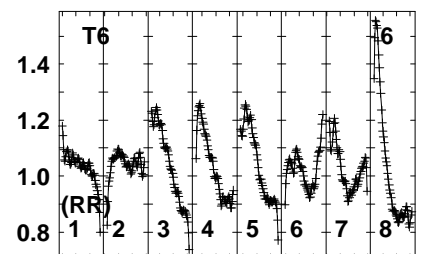
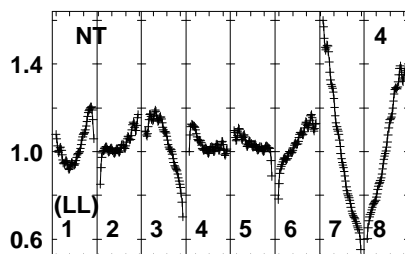
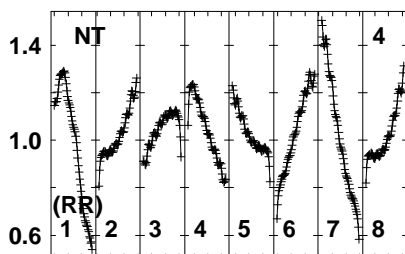
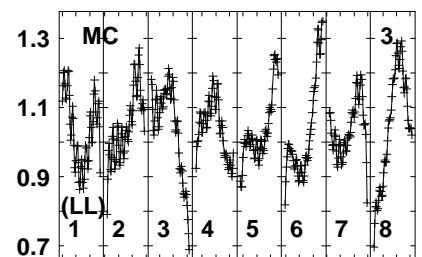
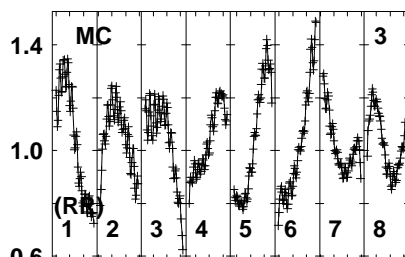
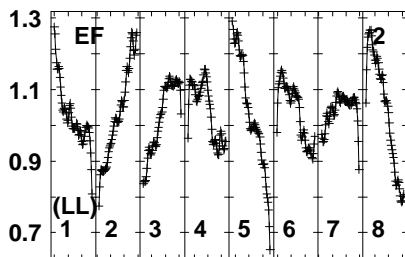
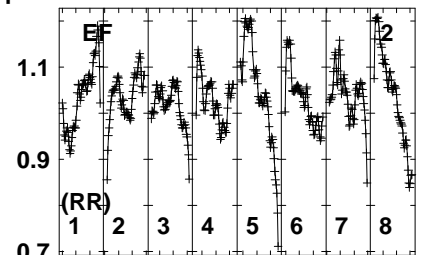
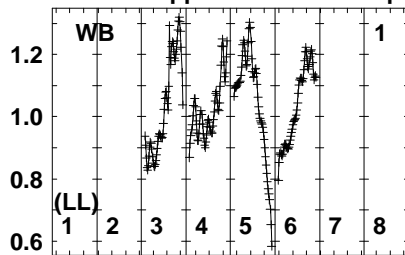
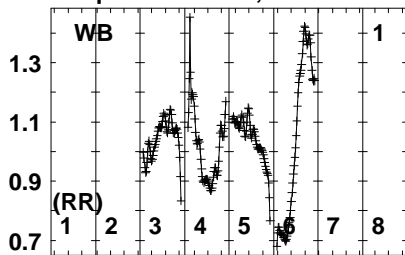


Lower frame: Real Jy  
Auto-corr total-power spectrum Antenna: \*  
Timerange: 00/18:03:57 to 00/18:08:55

Plot file version 60 created 04-APR-2023 15:52:25

J1945 EB092C.UVDATA.1

Freq = 8.2880 GHz, Bw = 32.000 MH No calibration applied and no bandpass applied



829032083603904204504808520  
FREQ MHz

829032083603904204504808520  
FREQ MHz

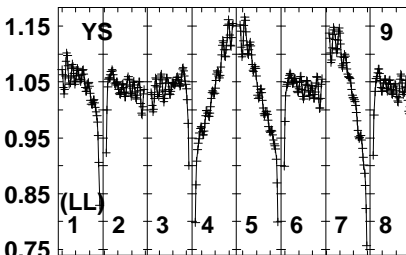
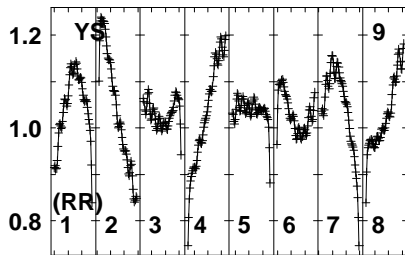
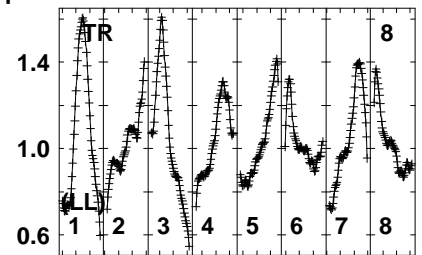
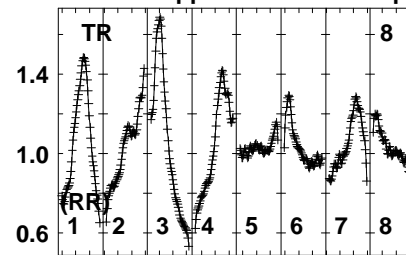
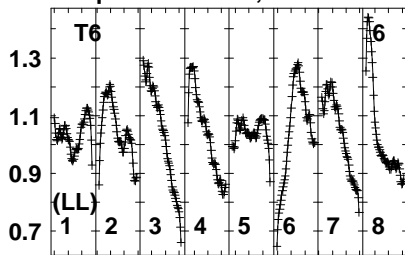
829032083603904204504808520  
FREQ MHz

Lower frame: Real Jy  
Auto-corr total-power spectrum Antenna: \*  
Timerange: 00/18:20:41 to 00/18:23:39

Plot file version 61 created 04-APR-2023 15:52:25

J1945 EB092C.UVDATA.1

Freq = 8.2880 GHz, Bw = 32.000 MH No calibration applied and no bandpass applied

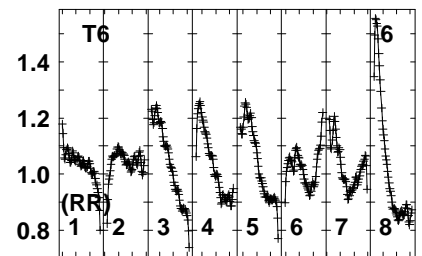
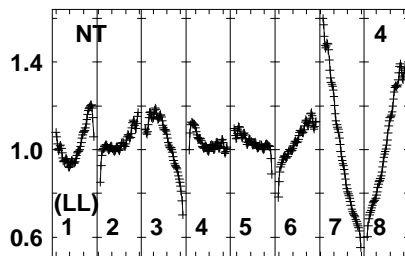
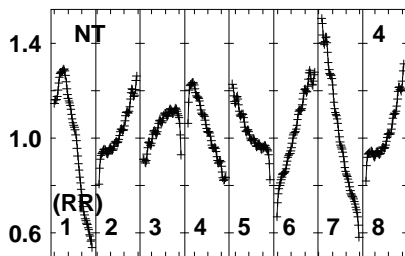
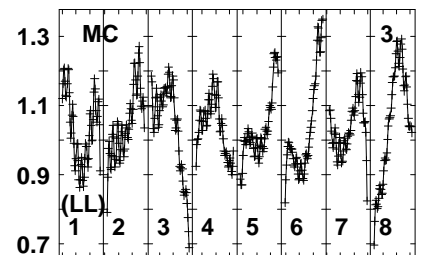
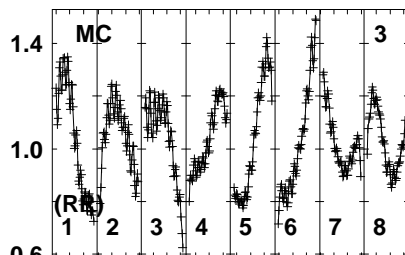
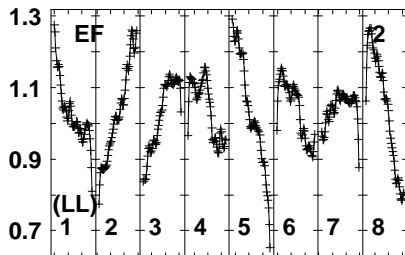
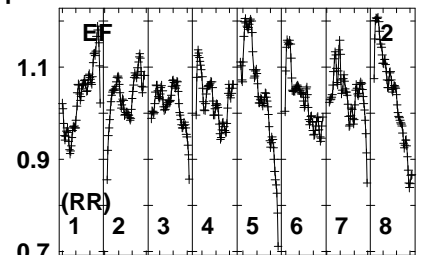
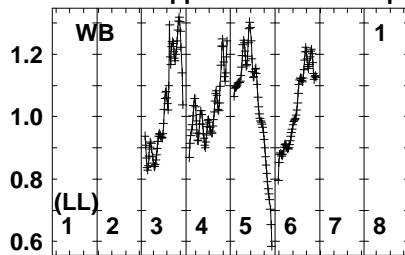
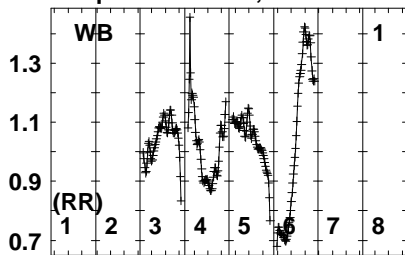


Lower frame: Real Jy  
Auto-corr total-power spectrum Antenna: \*  
Timerange: 00/18:20:41 to 00/18:23:39

Plot file version 62 created 04-APR-2023 15:52:25

J1945 EB092C.UVDATA.1

Freq = 8.2880 GHz, Bw = 32.000 MH No calibration applied and no bandpass applied



829032083603904204504808520  
FREQ MHz

829032083603904204504808520  
FREQ MHz

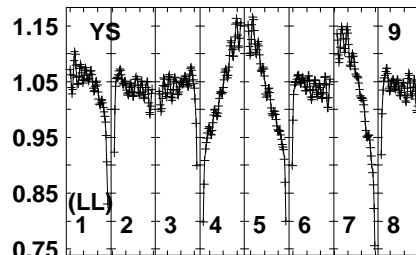
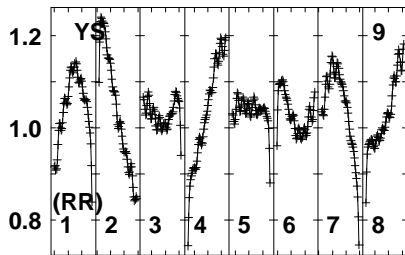
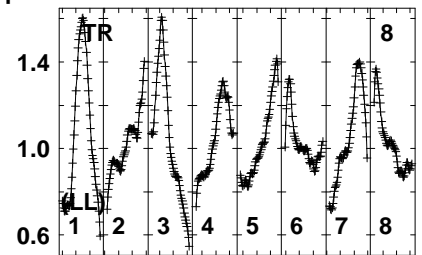
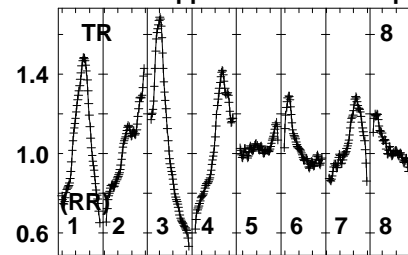
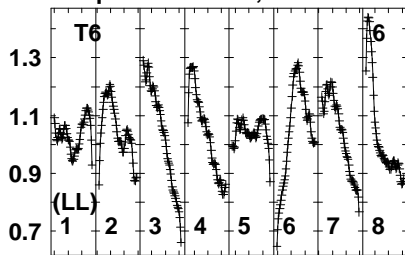
829032083603904204504808520  
FREQ MHz

Lower frame: Real Jy  
Auto-corr total-power spectrum Antenna: \*  
Timerange: 00/18:24:11 to 00/18:29:09

Plot file version 63 created 04-APR-2023 15:52:25

J1945 EB092C.UVDATA.1

Freq = 8.2880 GHz, Bw = 32.000 MH No calibration applied and no bandpass applied

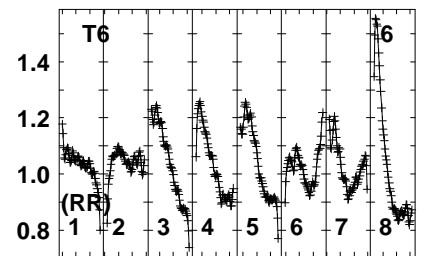
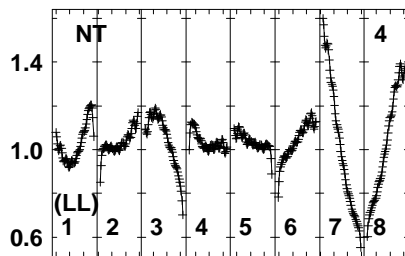
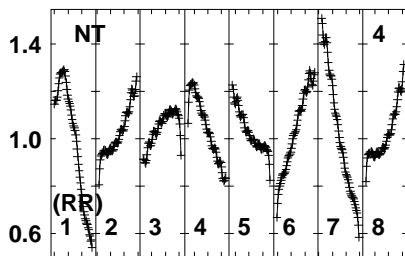
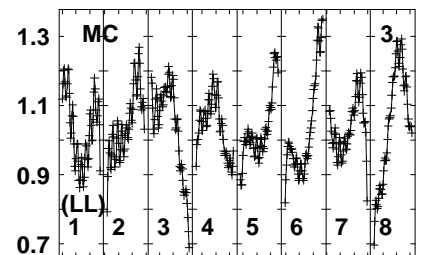
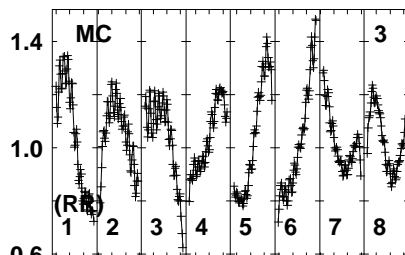
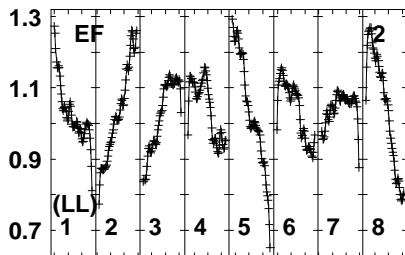
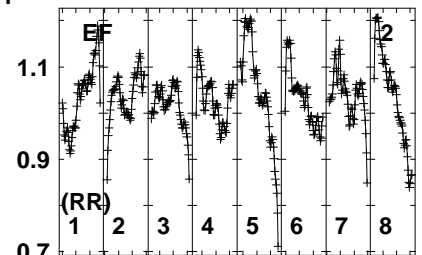
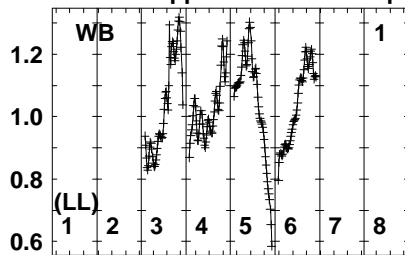
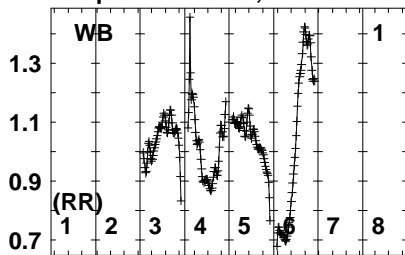


Lower frame: Real Jy  
Auto-corr total-power spectrum Antenna: \*  
Timerange: 00/18:24:11 to 00/18:29:09

Plot file version 64 created 04-APR-2023 15:52:26

J1945 EB092C.UVDATA.1

Freq = 8.2880 GHz, Bw = 32.000 MH No calibration applied and no bandpass applied



829032083603904204504808520  
FREQ MHz

829032083603904204504808520  
FREQ MHz

829032083603904204504808520  
FREQ MHz

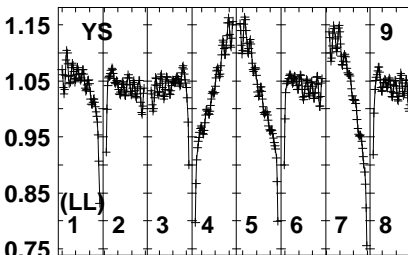
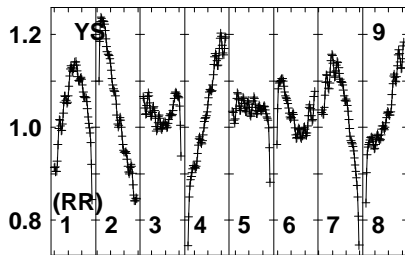
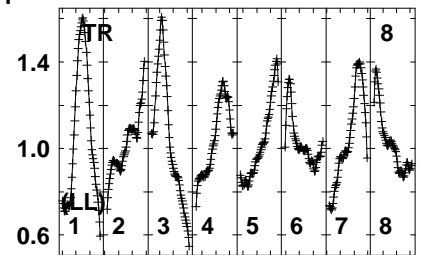
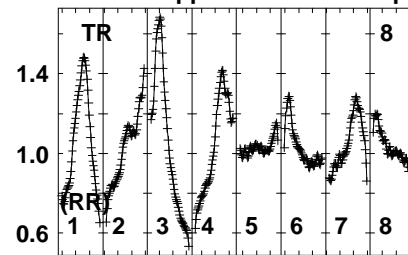
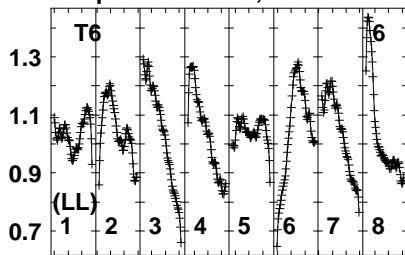
Lower frame: Real Jy  
Auto-corr total-power spectrum Antenna: \*  
Timerange: 00/18:29:41 to 00/18:34:39



Plot file version 65 created 04-APR-2023 15:52:26

J1945 EB092C.UVDATA.1

Freq = 8.2880 GHz, Bw = 32.000 MH No calibration applied and no bandpass applied

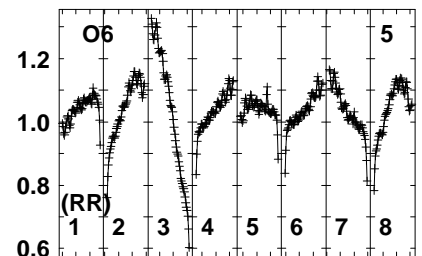
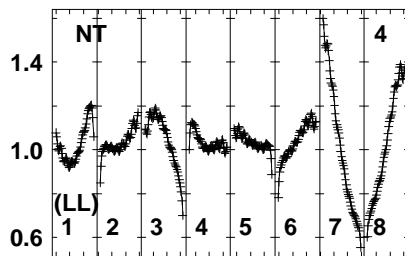
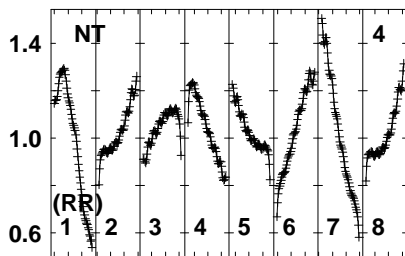
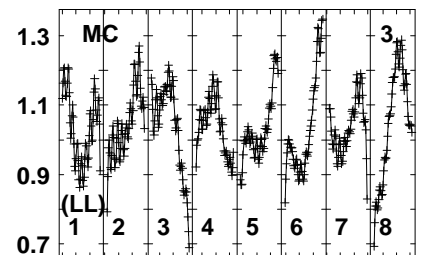
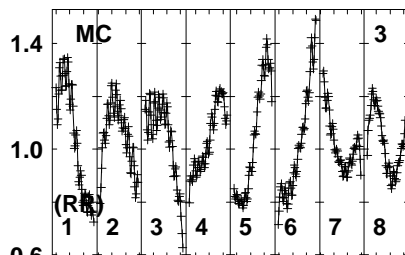
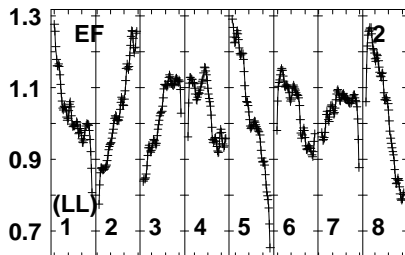
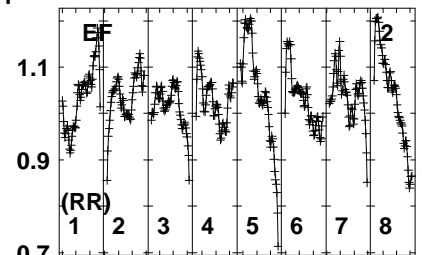
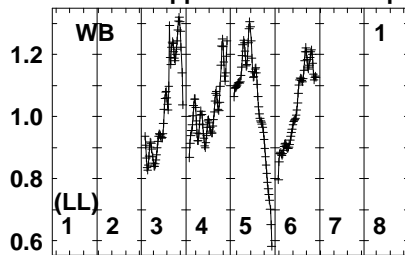
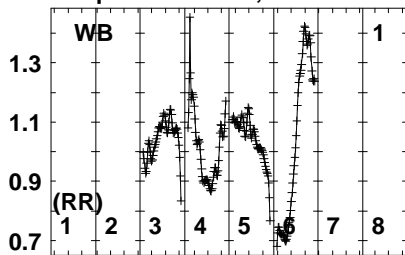


Lower frame: Real Jy  
Auto-corr total-power spectrum Antenna: \*  
Timerange: 00/18:29:41 to 00/18:34:39

Plot file version 66 created 04-APR-2023 15:52:26

BLLAC EB092C.UVDATA.1

Freq = 8.2880 GHz, Bw = 32.000 MH No calibration applied and no bandpass applied



829032083603904204504808520  
FREQ MHz

829032083603904204504808520  
FREQ MHz

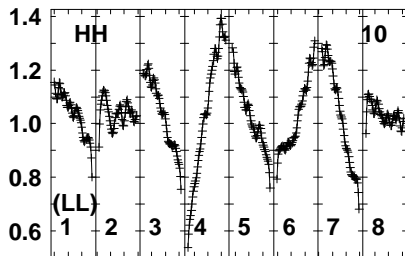
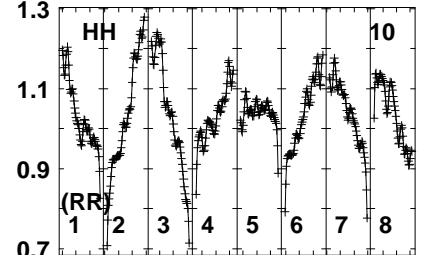
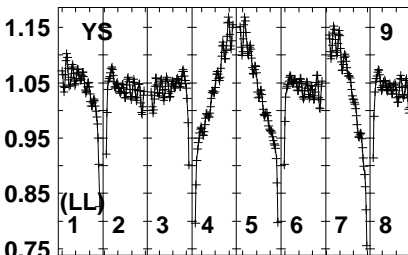
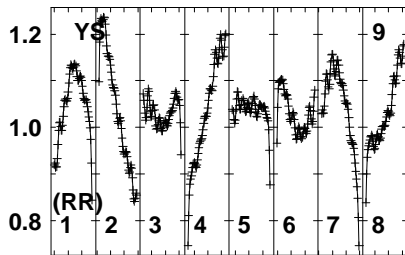
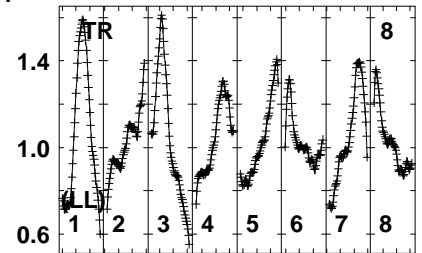
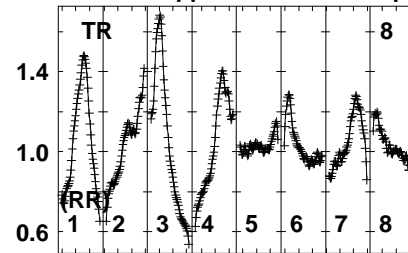
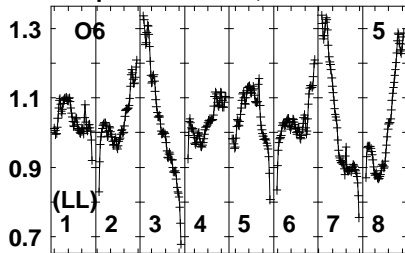
829032083603904204504808520  
FREQ MHz

Lower frame: Real Jy  
Auto-corr total-power spectrum Antenna: \*  
Timerange: 00/18:43:34 to 00/18:48:32

Plot file version 67 created 04-APR-2023 15:52:26

BLLAC EB092C.UVDATA.1

Freq = 8.2880 GHz, Bw = 32.000 MH No calibration applied and no bandpass applied



829032083603904204504808520

FREQ MHz

Lower frame: Real Jy

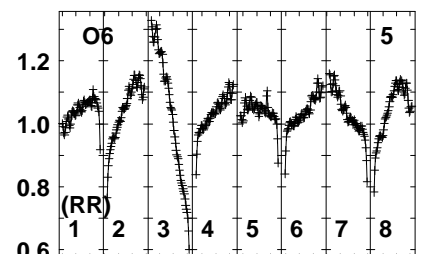
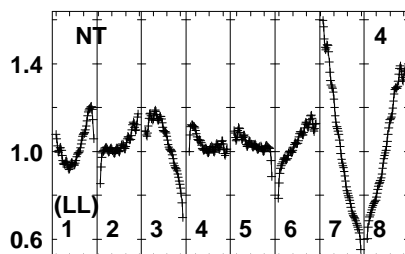
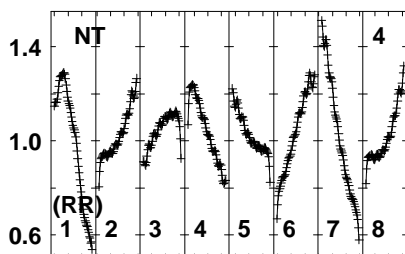
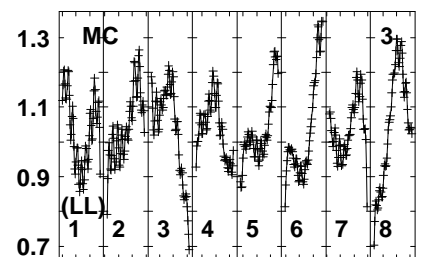
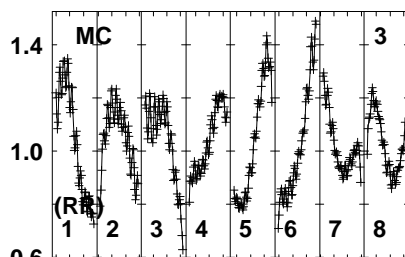
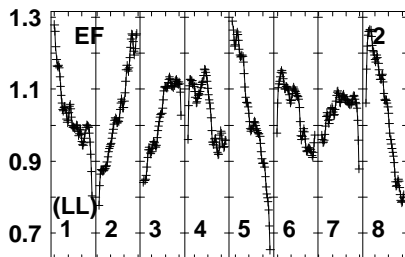
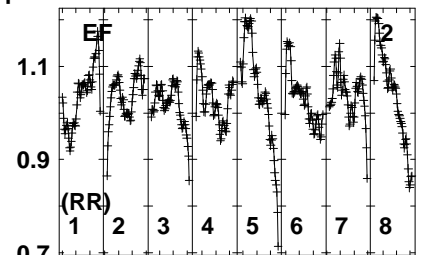
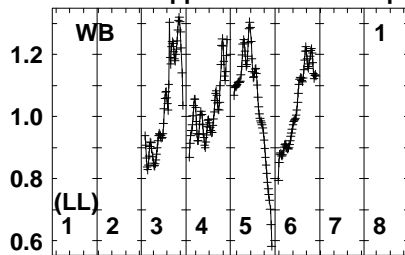
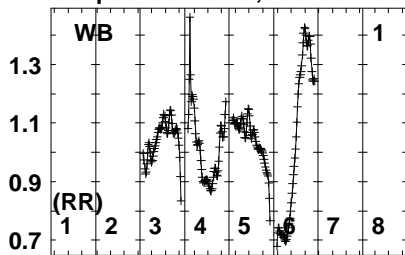
Auto-corr total-power spectrum Antenna: \*

Timerange: 00/18:43:34 to 00/18:48:32

Plot file version 68 created 04-APR-2023 15:52:26

J0405 EB092C.UVDATA.1

Freq = 8.2880 GHz, Bw = 32.000 MH No calibration applied and no bandpass applied



829032083603904204504808520  
FREQ MHz

829032083603904204504808520  
FREQ MHz

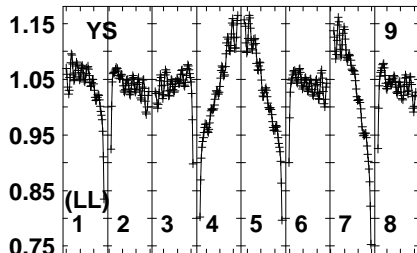
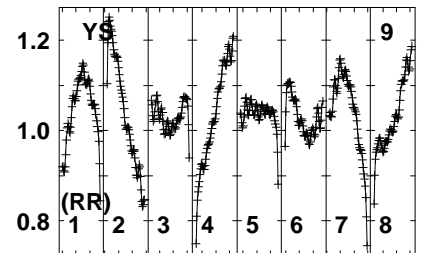
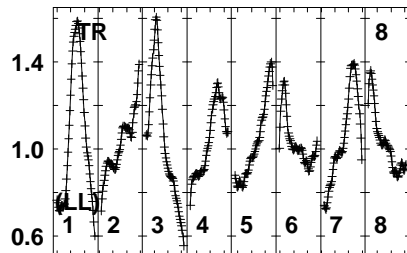
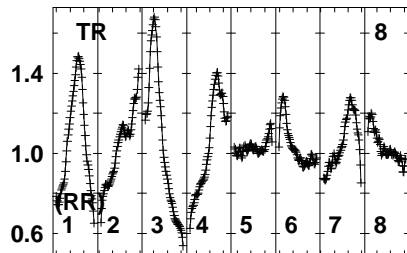
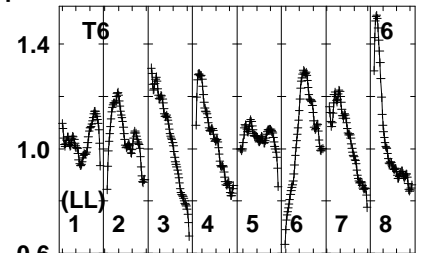
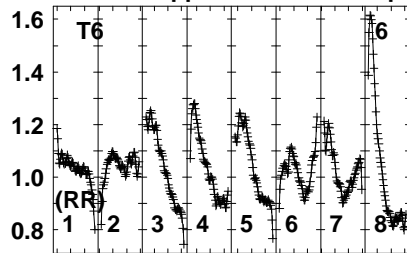
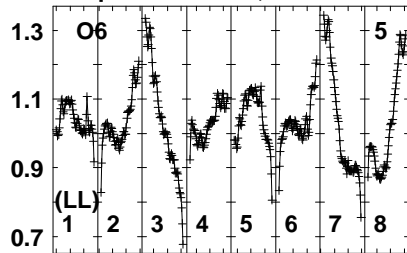
829032083603904204504808520  
FREQ MHz

Lower frame: Real Jy  
Auto-corr total-power spectrum Antenna: \*  
Timerange: 00/18:59:34 to 00/19:02:32

Plot file version 69 created 04-APR-2023 15:52:27

J0405 EB092C.UVDATA.1

Freq = 8.2880 GHz, Bw = 32.000 MH No calibration applied and no bandpass applied



829032083603904204504808520

FREQ MHz

Lower frame: Real Jy

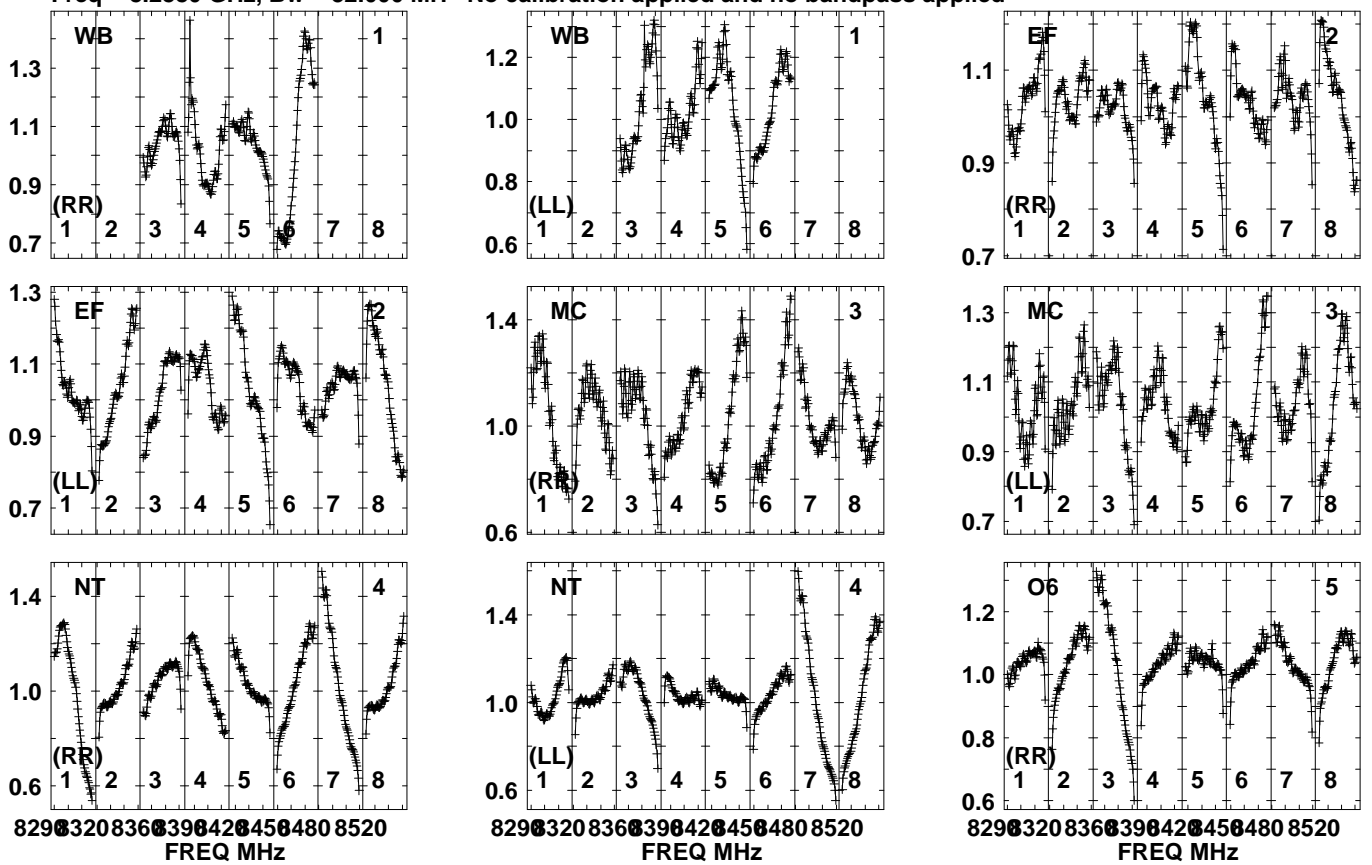
Auto-corr total-power spectrum Antenna: \*

Timerange: 00/18:59:34 to 00/19:02:32

Plot file version 70 created 04-APR-2023 15:52:27

J0405 EB092C.UVDATA.1

Freq = 8.2880 GHz, Bw = 32.000 MH No calibration applied and no bandpass applied

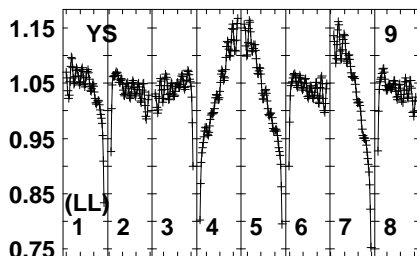
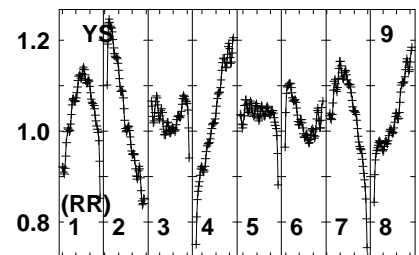
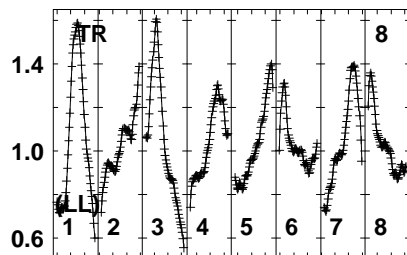
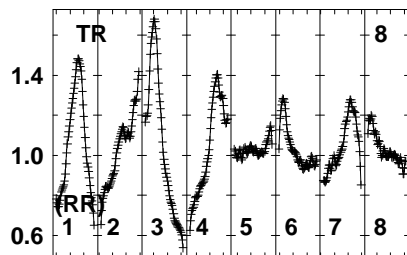
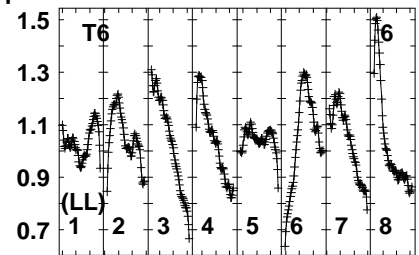
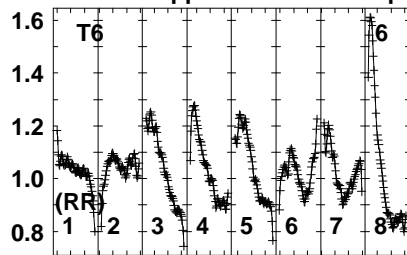
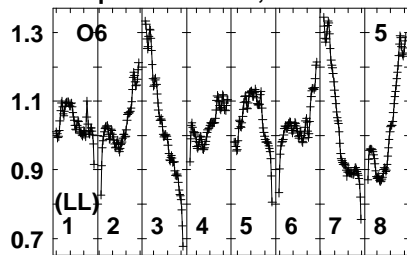


Lower frame: Real Jy  
Auto-corr total-power spectrum Antenna: \*  
Timerange: 00/19:03:04 to 00/19:08:02

Plot file version 71 created 04-APR-2023 15:52:27

J0405 EB092C.UVDATA.1

Freq = 8.2880 GHz, Bw = 32.000 MH No calibration applied and no bandpass applied



829032083603904204504808520

FREQ MHz

Lower frame: Real Jy

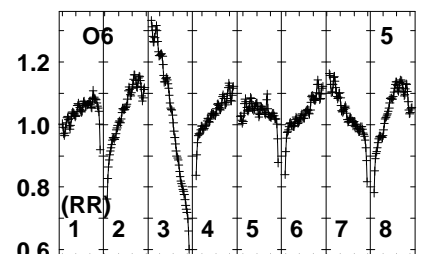
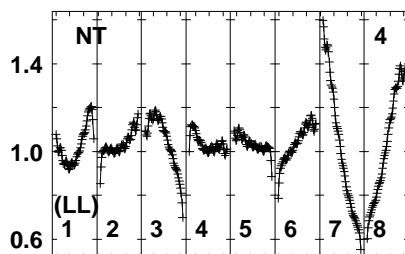
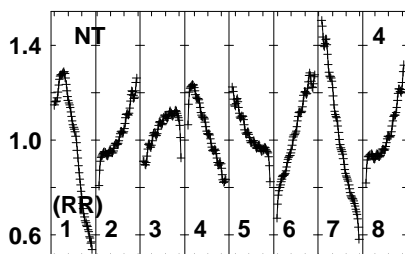
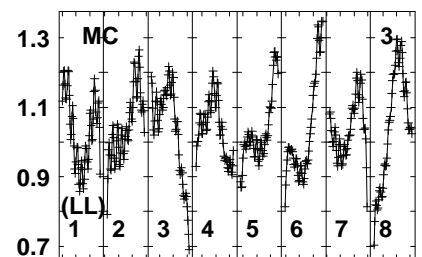
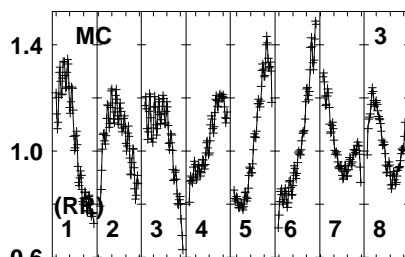
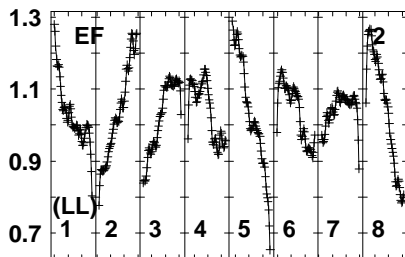
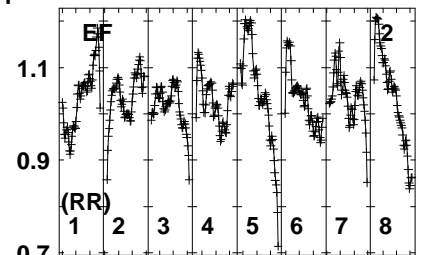
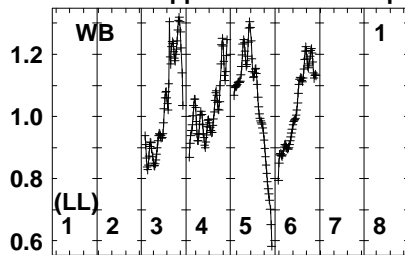
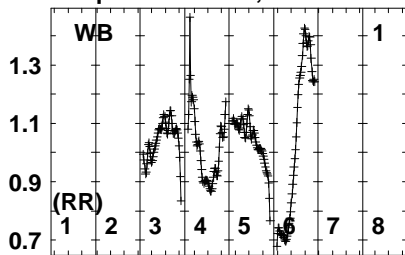
Auto-corr total-power spectrum Antenna: \*

Timerange: 00/19:03:04 to 00/19:08:02

Plot file version 72 created 04-APR-2023 15:52:27

J0405 EB092C.UVDATA.1

Freq = 8.2880 GHz, Bw = 32.000 MH No calibration applied and no bandpass applied



829032083603904204504808520  
FREQ MHz

829032083603904204504808520  
FREQ MHz

829032083603904204504808520  
FREQ MHz

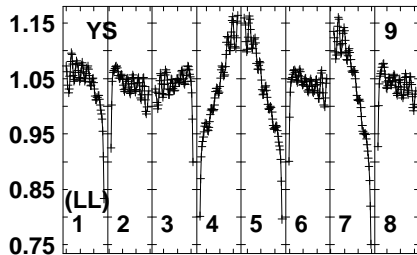
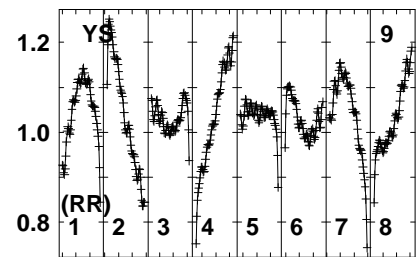
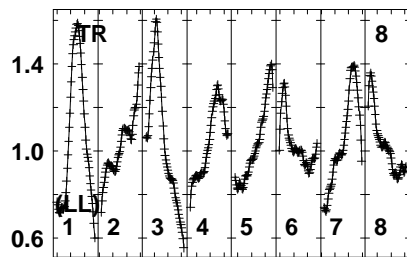
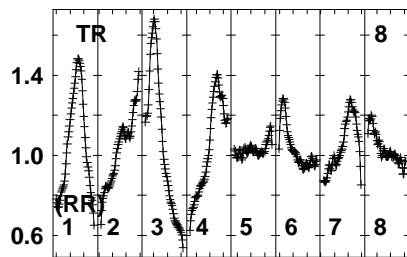
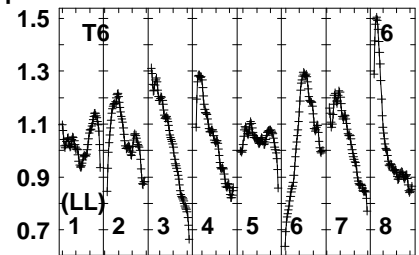
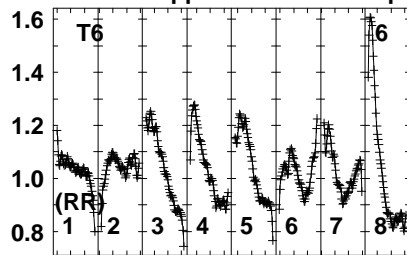
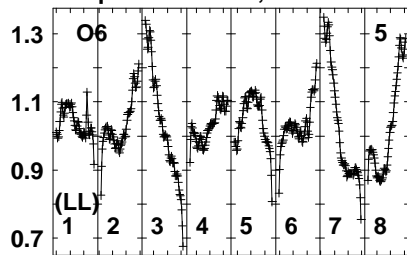
Lower frame: Real Jy  
Auto-corr total-power spectrum Antenna: \*  
Timerange: 00/19:08:34 to 00/19:13:32



Plot file version 73 created 04-APR-2023 15:52:27

J0405 EB092C.UVDATA.1

Freq = 8.2880 GHz, Bw = 32.000 MH No calibration applied and no bandpass applied



829032083603904204504808520

FREQ MHz

Lower frame: Real Jy

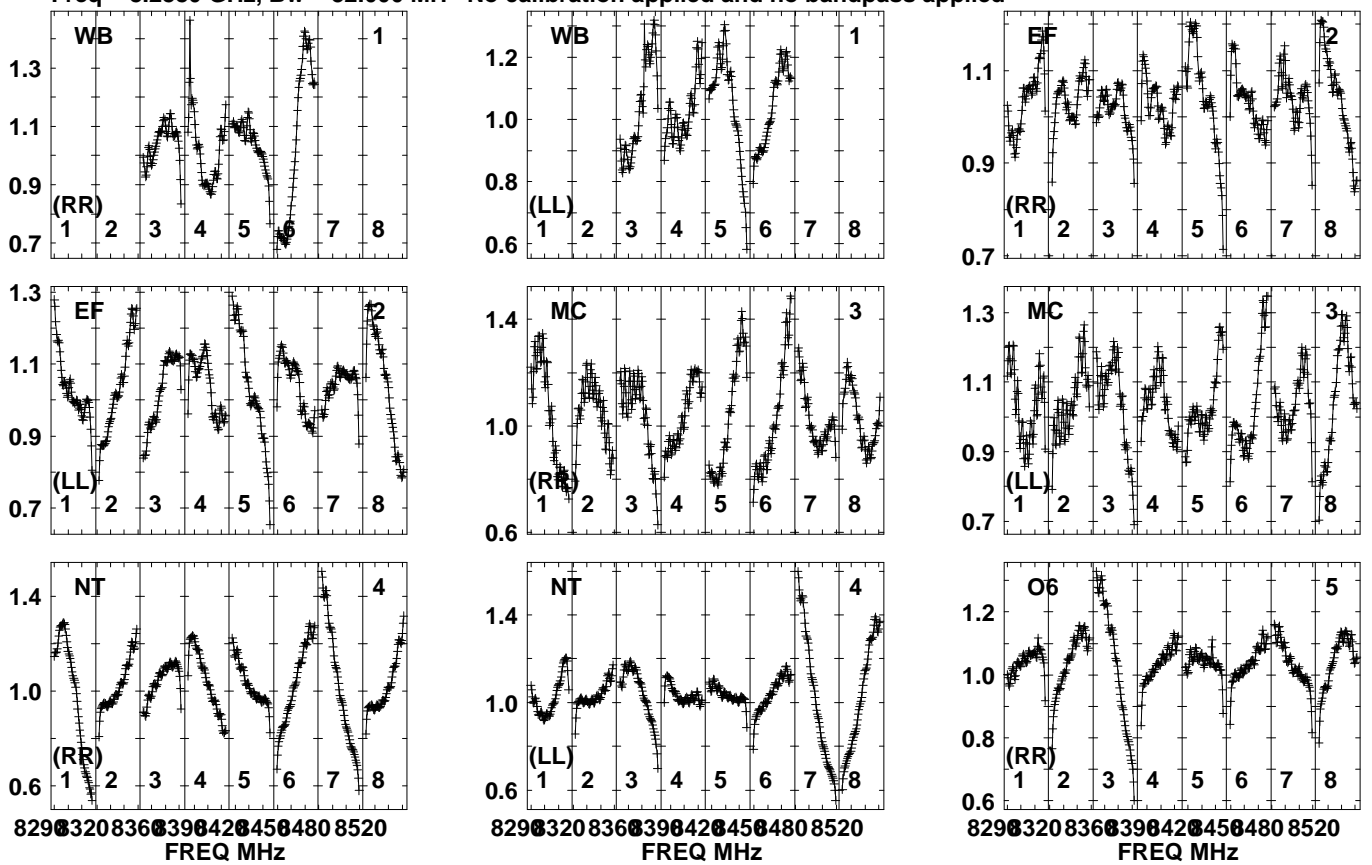
Auto-corr total-power spectrum Antenna: \*

Timerange: 00/19:08:34 to 00/19:13:32

Plot file version 74 created 04-APR-2023 15:52:28

J0405 EB092C.UVDATA.1

Freq = 8.2880 GHz, Bw = 32.000 MH No calibration applied and no bandpass applied

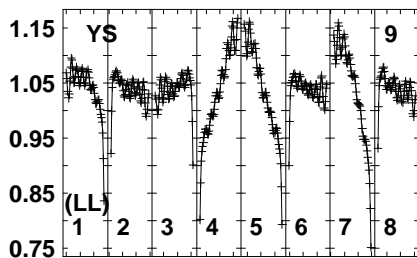
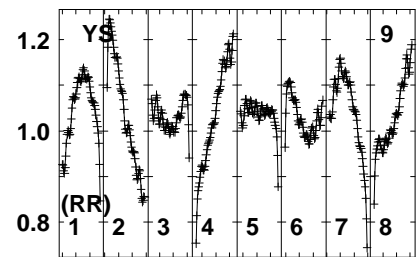
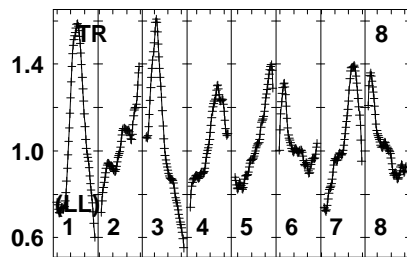
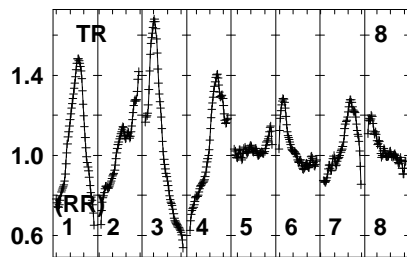
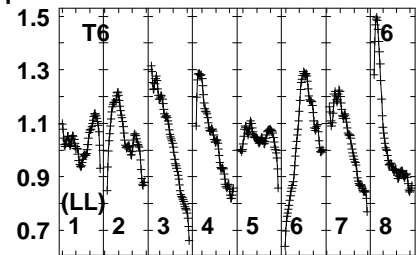
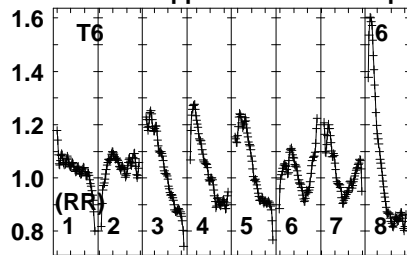
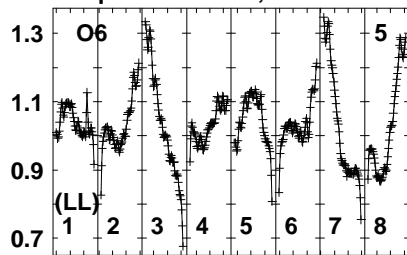


Lower frame: Real Jy  
Auto-corr total-power spectrum Antenna: \*  
Timerange: 00/19:14:04 to 00/19:19:02

Plot file version 75 created 04-APR-2023 15:52:28

J0405 EB092C.UVDATA.1

Freq = 8.2880 GHz, Bw = 32.000 MH No calibration applied and no bandpass applied



829032083603904204504808520

FREQ MHz

Lower frame: Real Jy

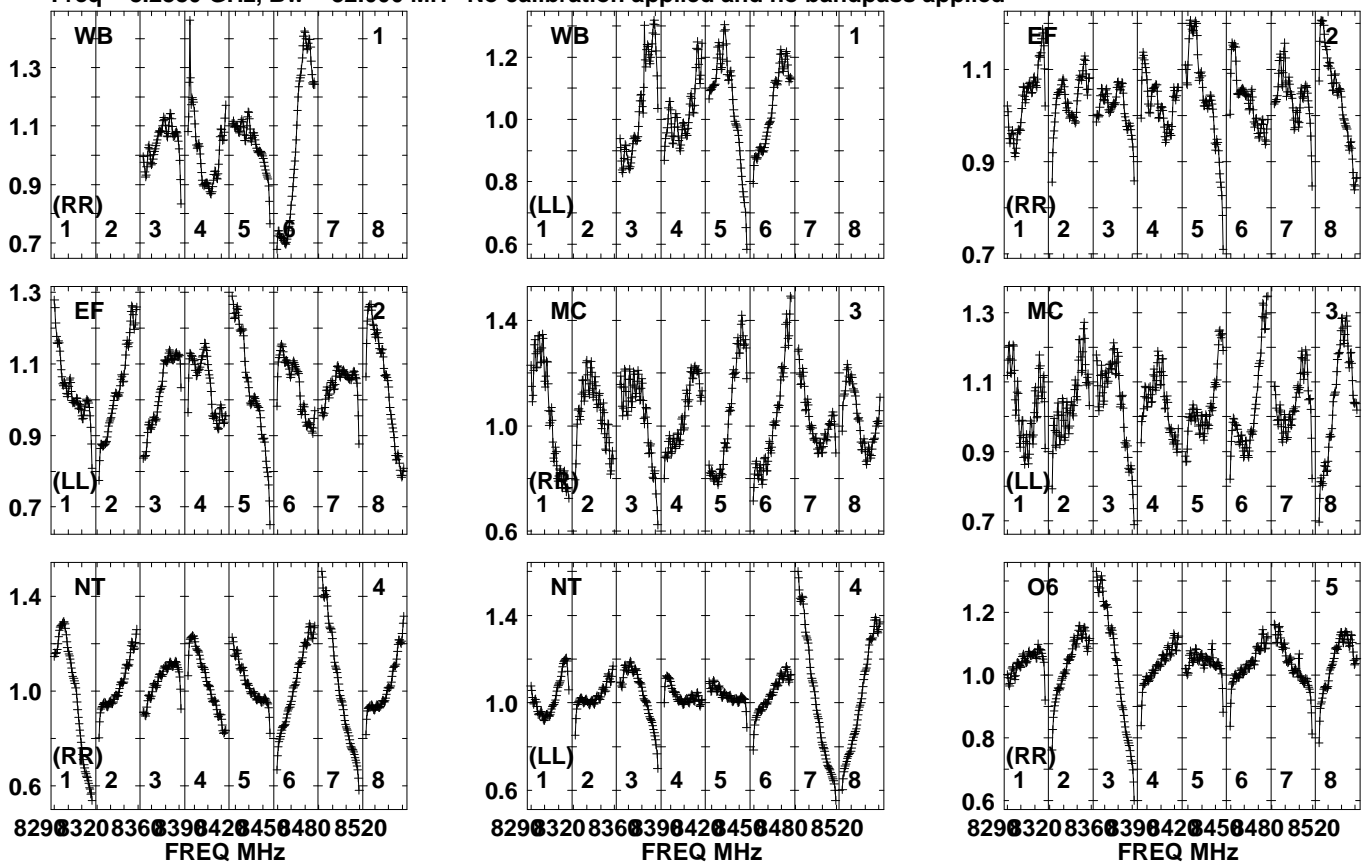
Auto-corr total-power spectrum Antenna: \*

Timerange: 00/19:14:04 to 00/19:19:02

Plot file version 76 created 04-APR-2023 15:52:28

J0119 EB092C.UVDATA.1

Freq = 8.2880 GHz, Bw = 32.000 MH No calibration applied and no bandpass applied

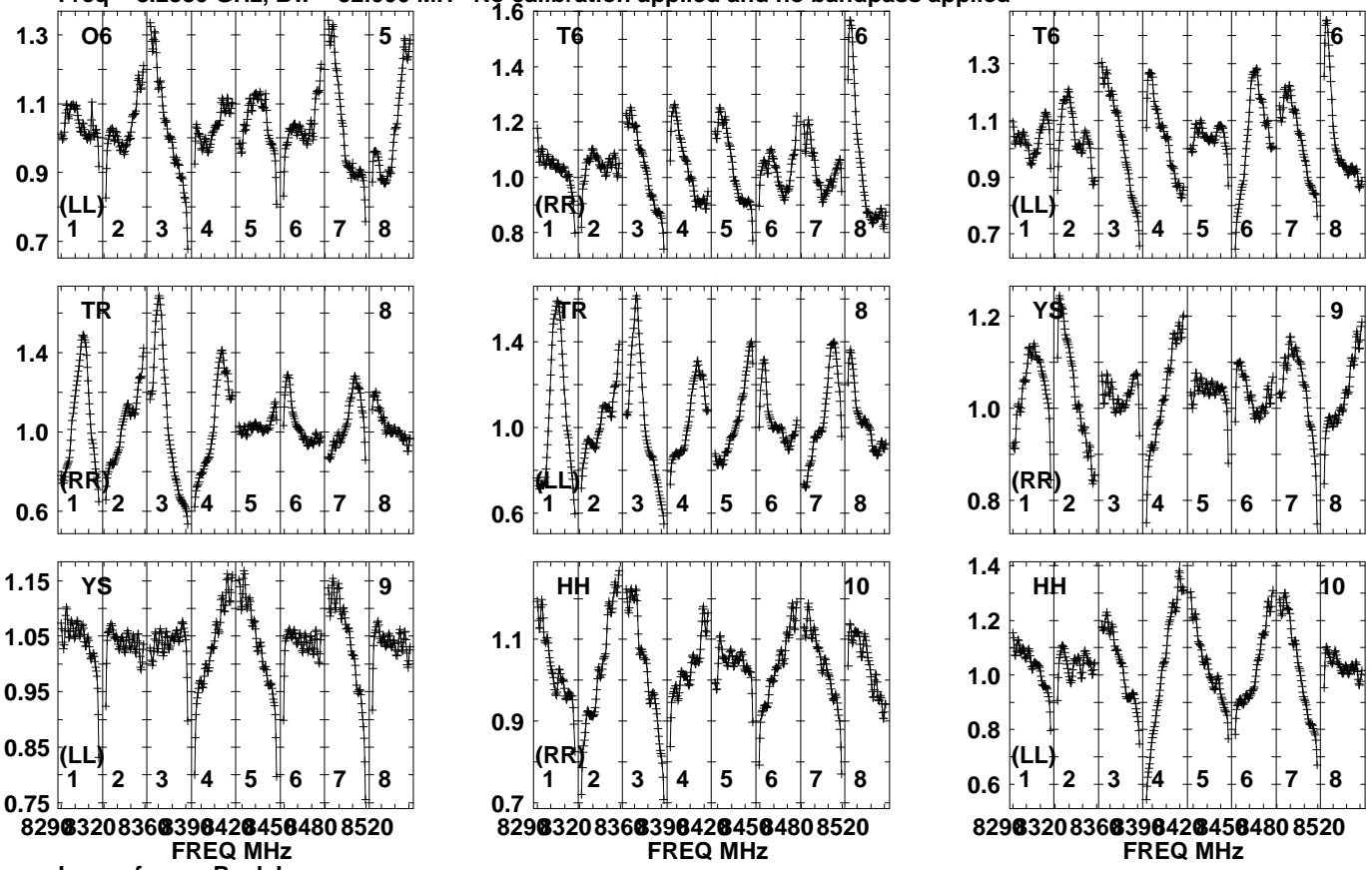


Lower frame: Real Jy  
Auto-corr total-power spectrum Antenna: \*  
Timerange: 00/19:26:18 to 00/19:29:16

Plot file version 77 created 04-APR-2023 15:52:28

J0119 EB092C.UVDATA.1

Freq = 8.2880 GHz, Bw = 32.000 MH No calibration applied and no bandpass applied

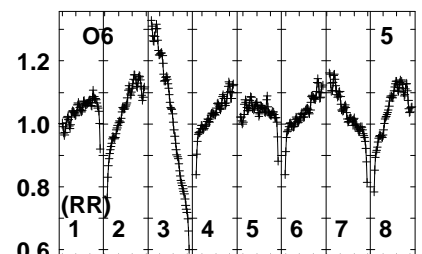
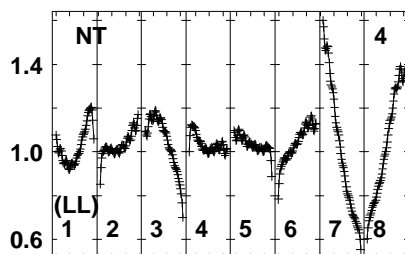
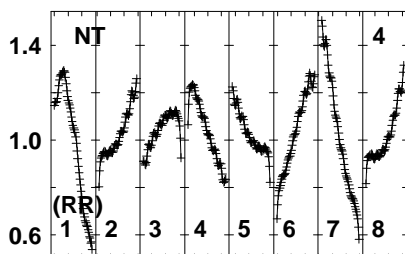
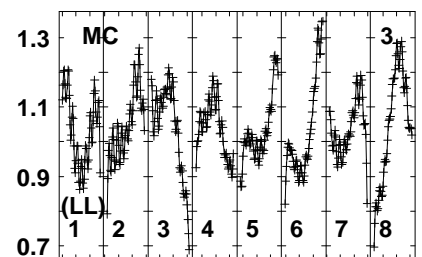
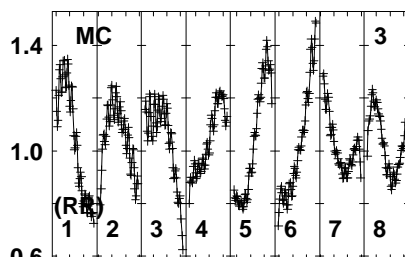
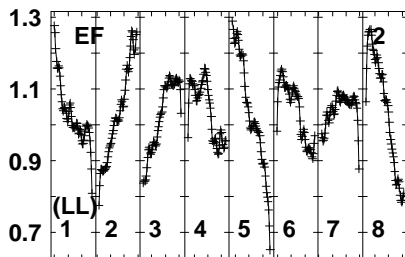
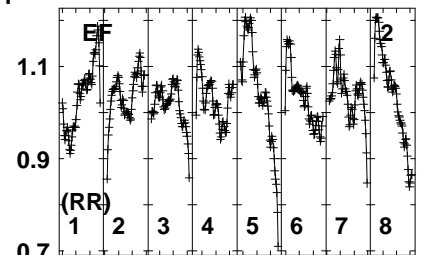
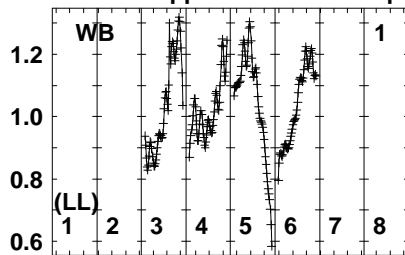
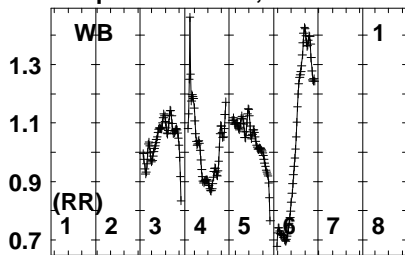


Lower frame: Real Jy  
Auto-corr total-power spectrum Antenna: \*  
Timerange: 00/19:26:18 to 00/19:29:16

Plot file version 78 created 04-APR-2023 15:52:28

J0119 EB092C.UVDATA.1

Freq = 8.2880 GHz, Bw = 32.000 MH No calibration applied and no bandpass applied



829032083603904204504808520  
FREQ MHz

829032083603904204504808520  
FREQ MHz

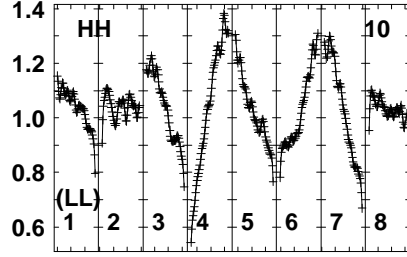
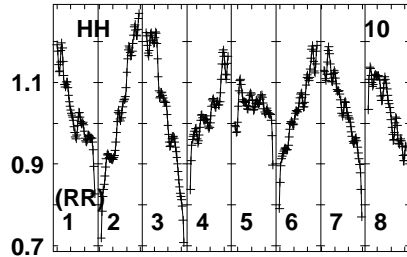
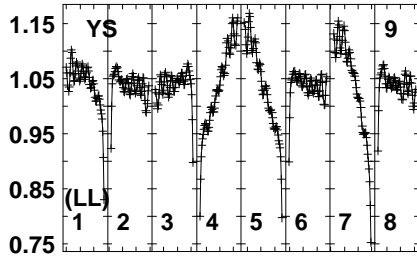
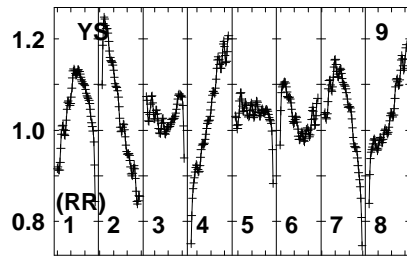
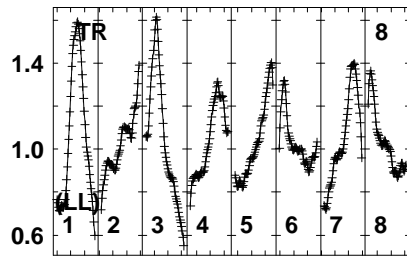
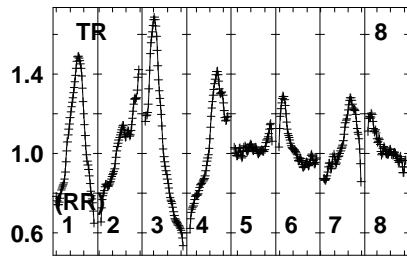
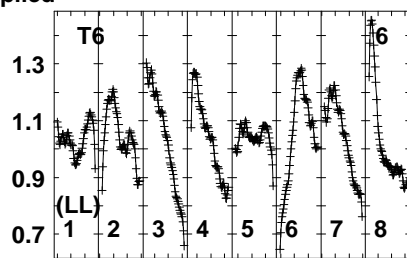
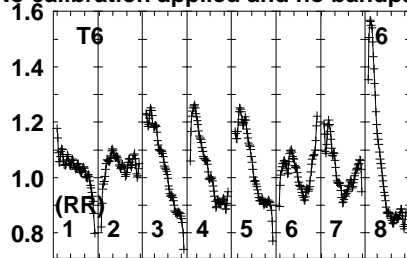
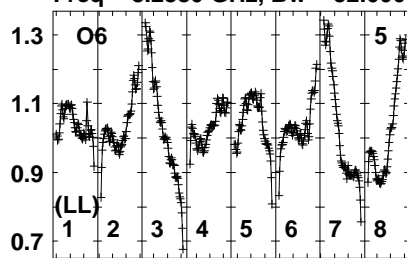
829032083603904204504808520  
FREQ MHz

Lower frame: Real Jy  
Auto-corr total-power spectrum Antenna: \*  
Timerange: 00/19:29:48 to 00/19:34:46

Plot file version 79 created 04-APR-2023 15:52:29

J0119 EB092C.UVDATA.1

Freq = 8.2880 GHz, Bw = 32.000 MH No calibration applied and no bandpass applied



829032083603904204504808520

FREQ MHz

829032083603904204504808520

FREQ MHz

829032083603904204504808520

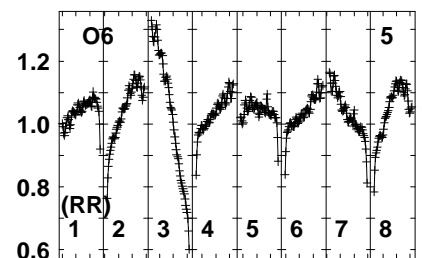
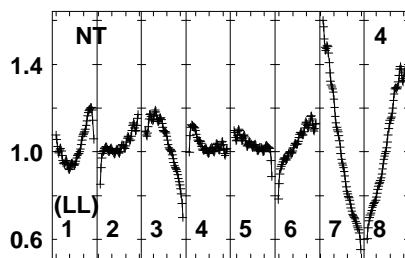
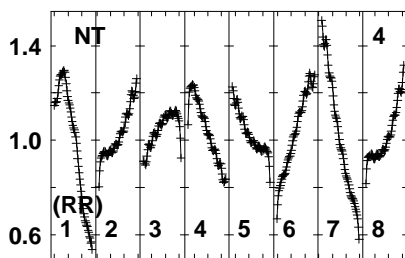
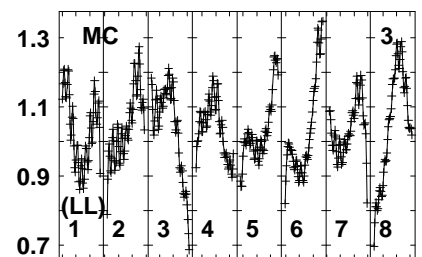
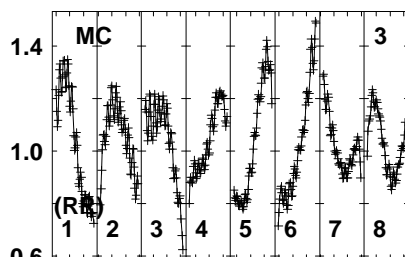
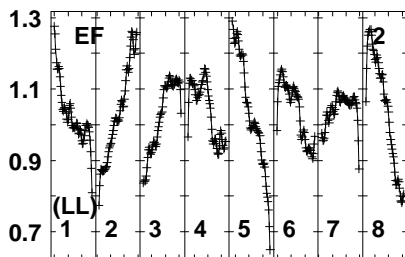
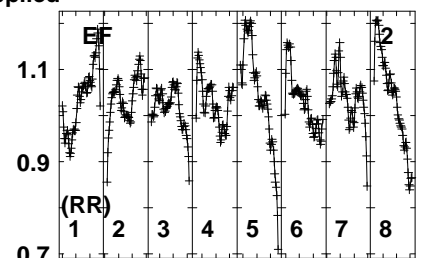
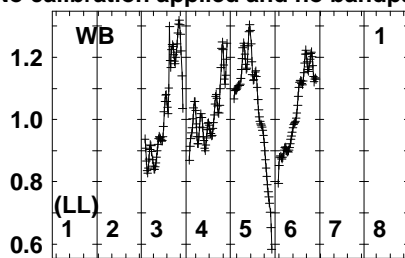
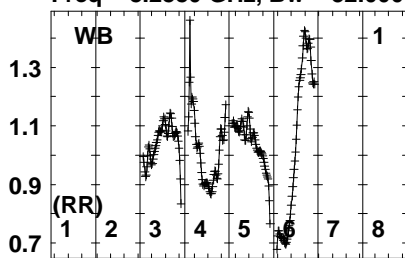
FREQ MHz

Lower frame: Real Jy  
Auto-corr total-power spectrum Antenna: \*  
Timerange: 00/19:29:48 to 00/19:34:46

Plot file version 80 created 04-APR-2023 15:52:29

J0119 EB092C.UVDATA.1

Freq = 8.2880 GHz, Bw = 32.000 MH No calibration applied and no bandpass applied



829032083603904204504808520  
FREQ MHz

829032083603904204504808520  
FREQ MHz

829032083603904204504808520  
FREQ MHz

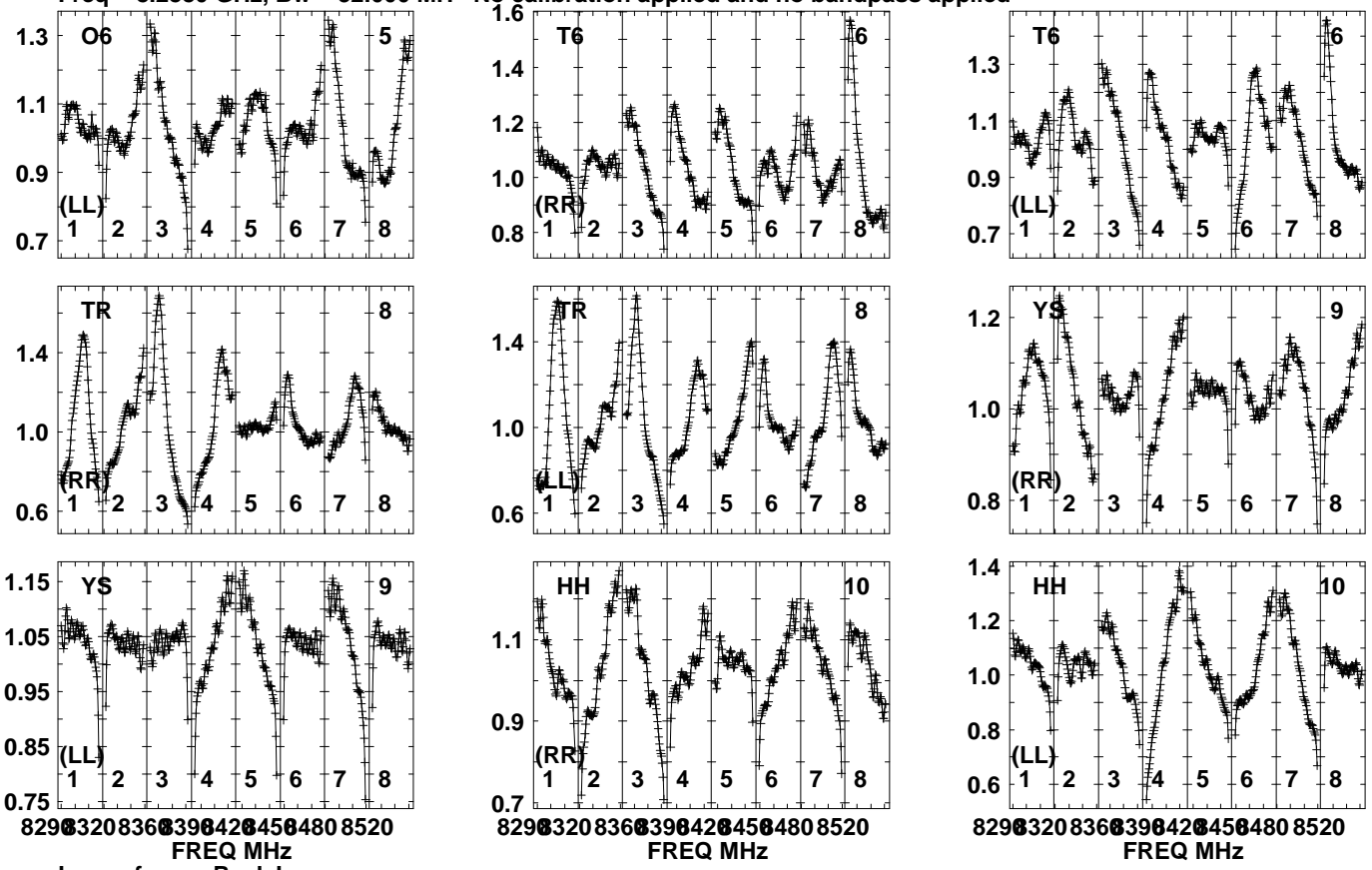
Lower frame: Real Jy  
Auto-corr total-power spectrum Antenna: \*  
Timerange: 00/19:35:18 to 00/19:40:16



Plot file version 81 created 04-APR-2023 15:52:29

J0119 EB092C.UVDATA.1

Freq = 8.2880 GHz, Bw = 32.000 MH No calibration applied and no bandpass applied

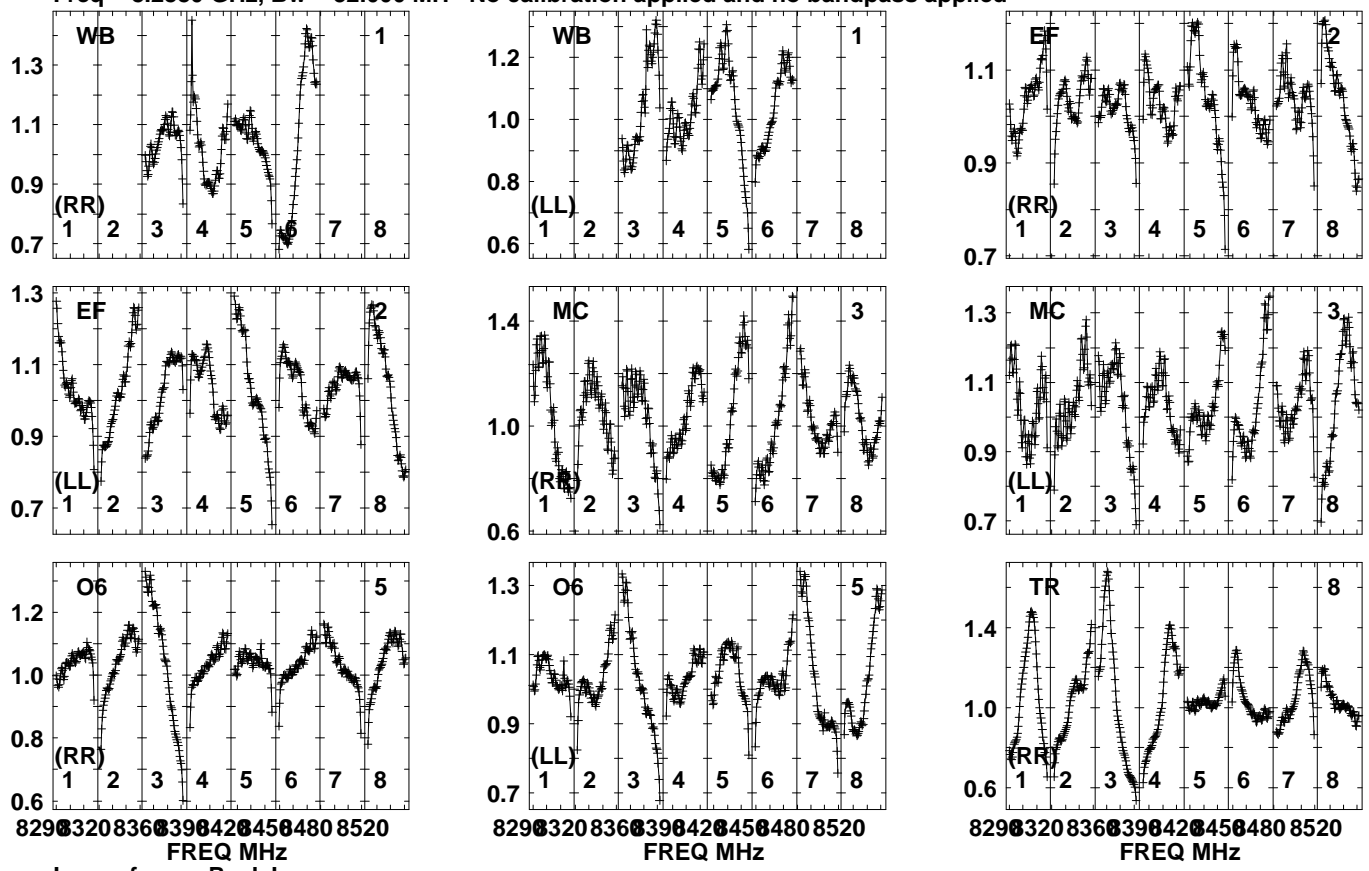


Lower frame: Real Jy  
Auto-corr total-power spectrum Antenna: \*  
Timerange: 00/19:35:18 to 00/19:40:16

Plot file version 82 created 04-APR-2023 15:52:30

BLLAC EB092C.UVDATA.1

Freq = 8.2880 GHz, Bw = 32.000 MH No calibration applied and no bandpass applied

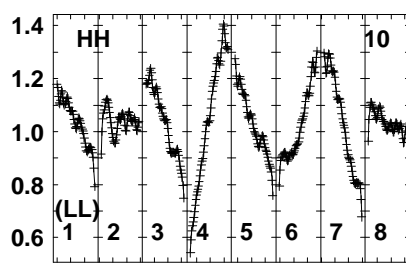
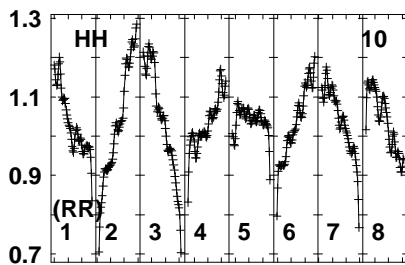
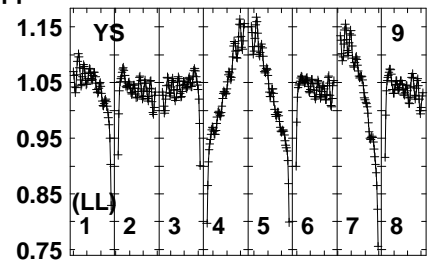
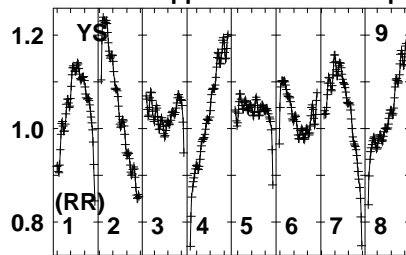
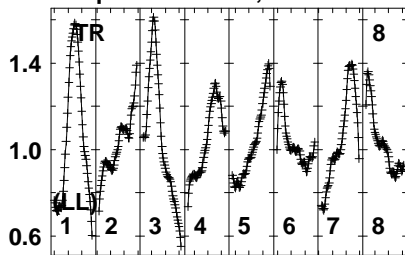


Lower frame: Real Jy  
Auto-corr total-power spectrum Antenna: \*  
Timerange: 00/19:46:07 to 00/19:51:05

Plot file version 83 created 04-APR-2023 15:52:30

BLLAC EB092C.UVDATA.1

Freq = 8.2880 GHz, Bw = 32.000 MH No calibration applied and no bandpass applied

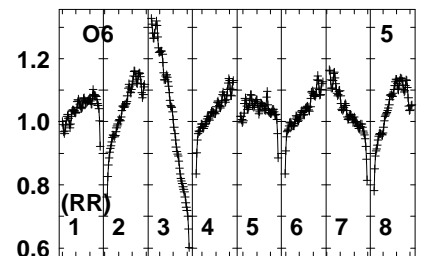
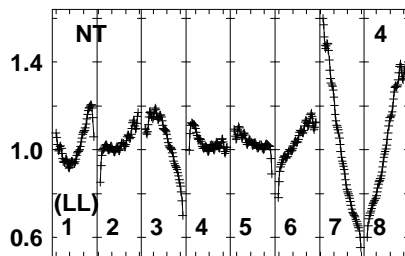
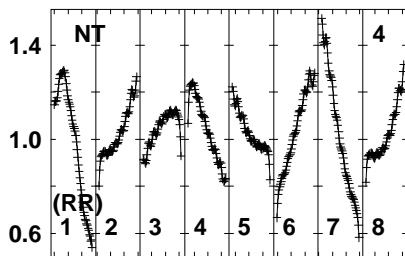
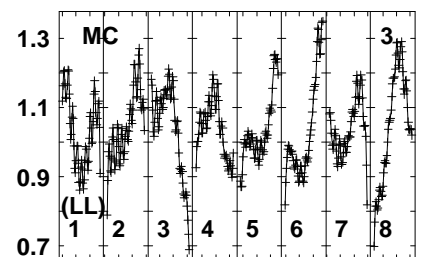
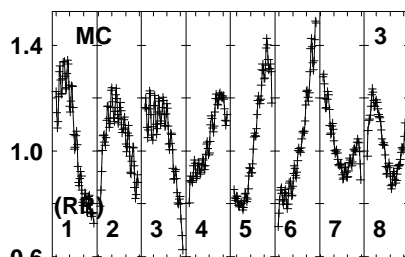
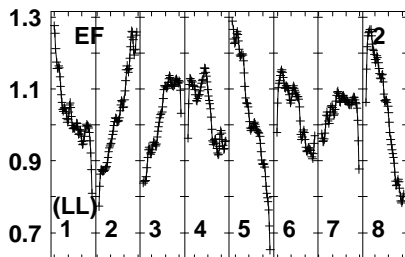
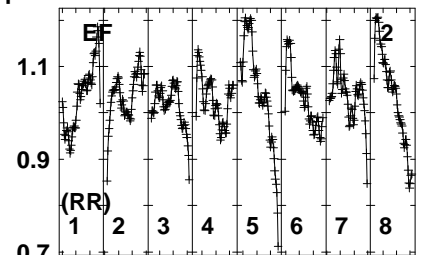
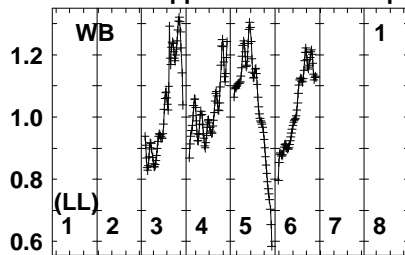
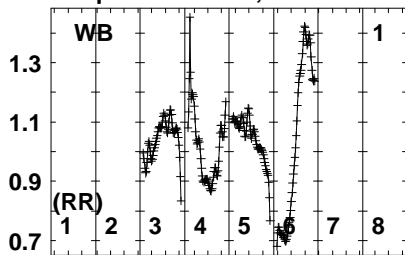


Lower frame: Real Jy  
Auto-corr total-power spectrum Antenna: \*  
Timerange: 00/19:46:07 to 00/19:51:05

Plot file version 84 created 04-APR-2023 15:52:30

J1945 EB092C.UVDATA.1

Freq = 8.2880 GHz, Bw = 32.000 MH No calibration applied and no bandpass applied



829032083603904204504808520  
FREQ MHz

829032083603904204504808520  
FREQ MHz

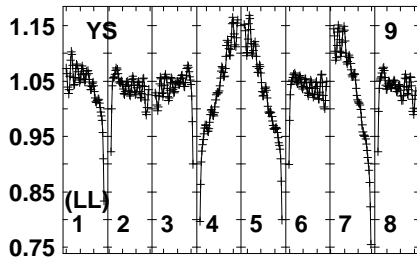
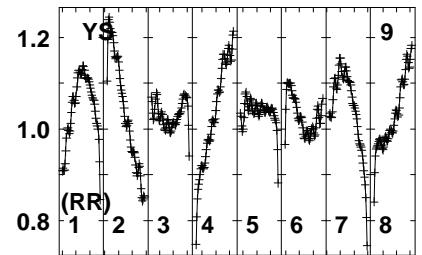
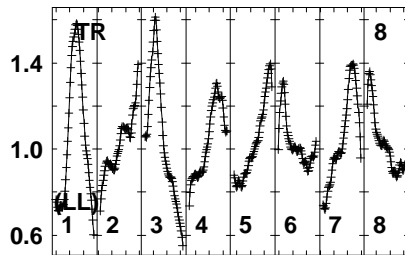
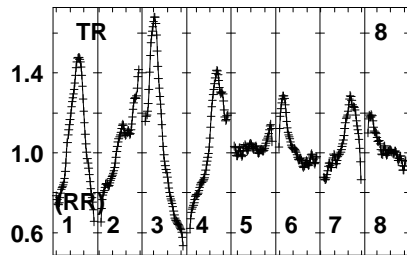
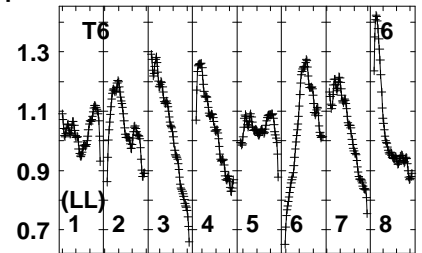
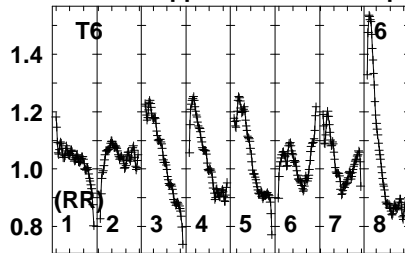
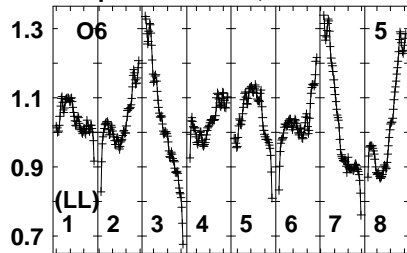
829032083603904204504808520  
FREQ MHz

Lower frame: Real Jy  
Auto-corr total-power spectrum Antenna: \*  
Timerange: 00/20:00:07 to 00/20:03:05

Plot file version 85 created 04-APR-2023 15:52:30

J1945 EB092C.UVDATA.1

Freq = 8.2880 GHz, Bw = 32.000 MH No calibration applied and no bandpass applied



829032083603904204504808520

FREQ MHz

Lower frame: Real Jy

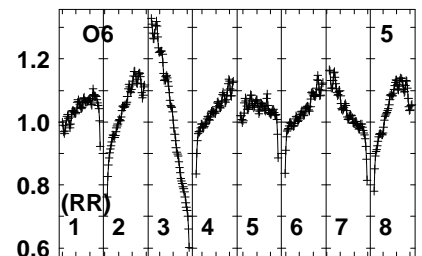
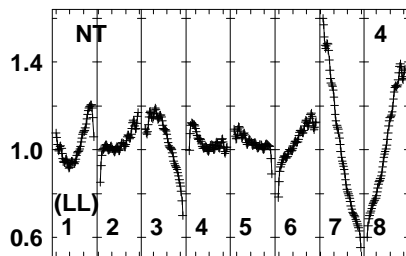
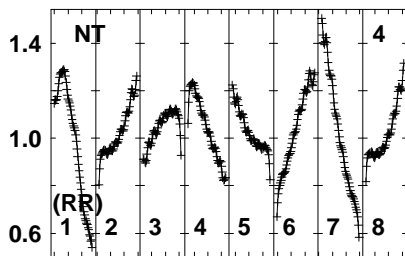
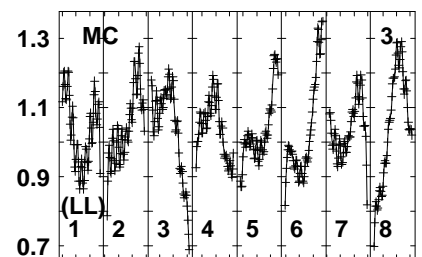
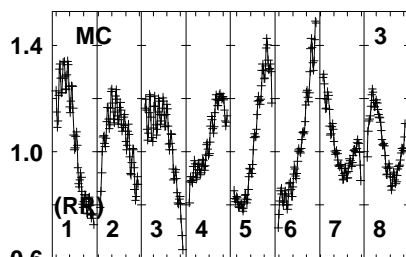
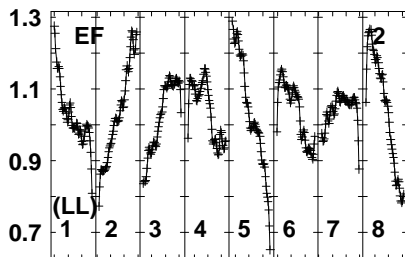
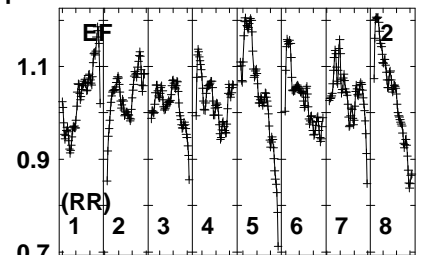
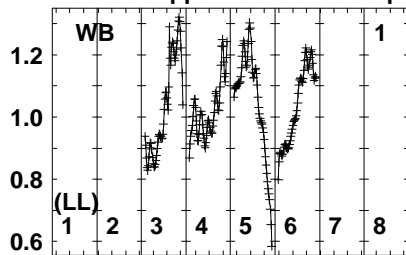
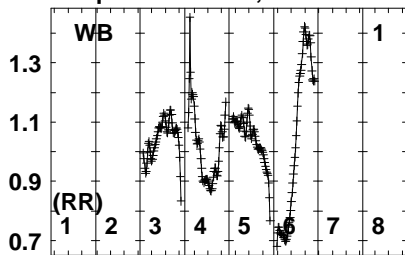
Auto-corr total-power spectrum Antenna: \*

Timerange: 00/20:00:07 to 00/20:03:05

Plot file version 86 created 04-APR-2023 15:52:30

J1945 EB092C.UVDATA.1

Freq = 8.2880 GHz, Bw = 32.000 MH No calibration applied and no bandpass applied



829032083603904204504808520  
FREQ MHz

829032083603904204504808520  
FREQ MHz

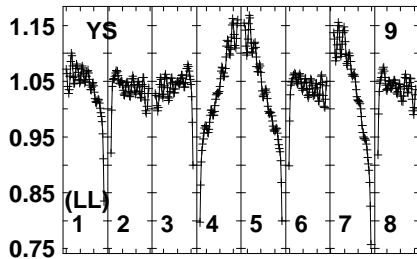
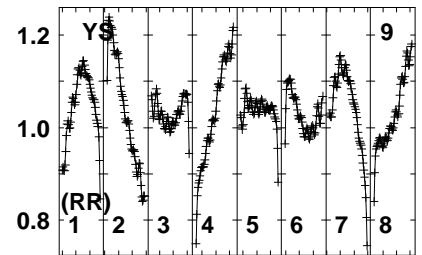
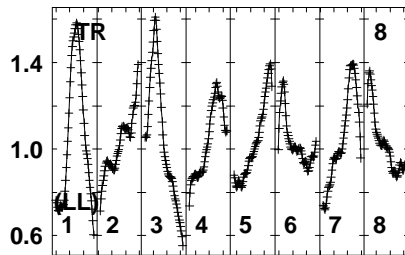
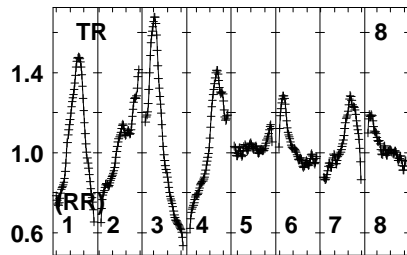
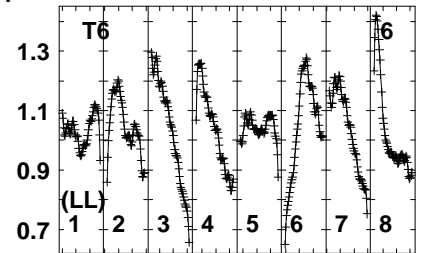
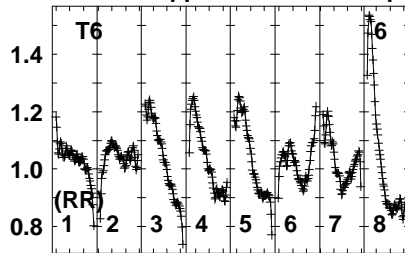
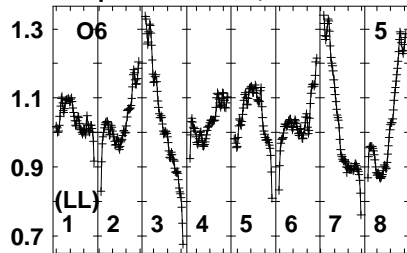
829032083603904204504808520  
FREQ MHz

Lower frame: Real Jy  
Auto-corr total-power spectrum Antenna: \*  
Timerange: 00/20:03:37 to 00/20:08:35

Plot file version 87 created 04-APR-2023 15:52:30

J1945 EB092C.UVDATA.1

Freq = 8.2880 GHz, Bw = 32.000 MH No calibration applied and no bandpass applied



829032083603904204504808520

FREQ MHz

Lower frame: Real Jy

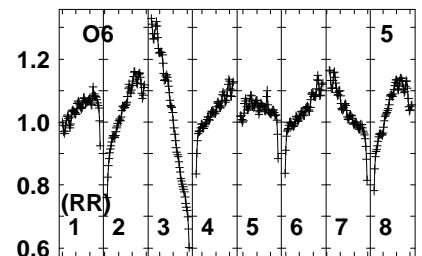
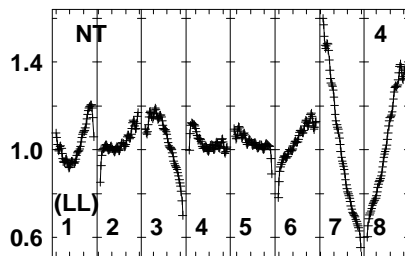
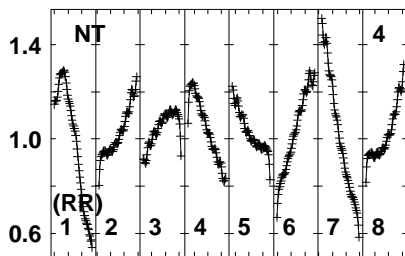
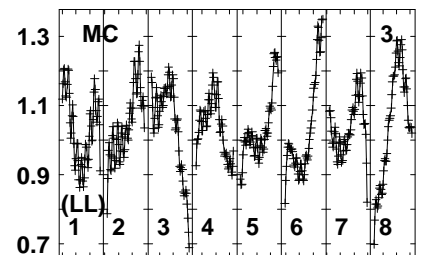
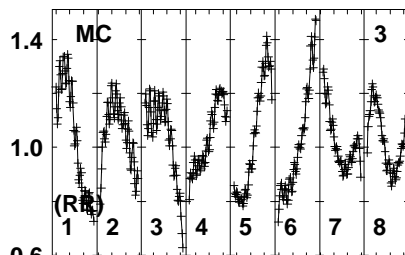
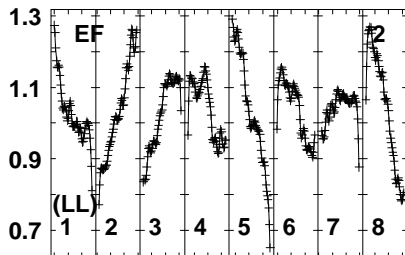
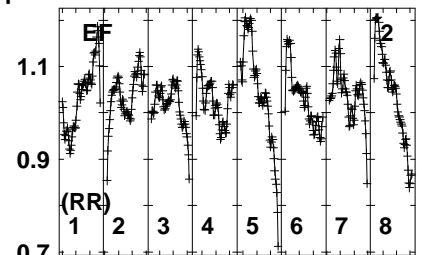
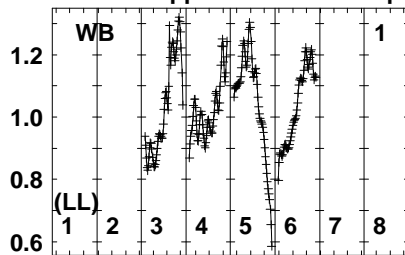
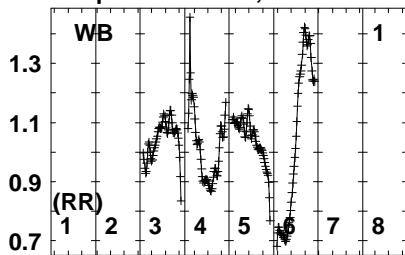
Auto-corr total-power spectrum Antenna: \*

Timerange: 00/20:03:37 to 00/20:08:35

Plot file version 88 created 04-APR-2023 15:52:31

J1945 EB092C.UVDATA.1

Freq = 8.2880 GHz, Bw = 32.000 MH No calibration applied and no bandpass applied



829032083603904204504808520  
FREQ MHz

829032083603904204504808520  
FREQ MHz

829032083603904204504808520  
FREQ MHz

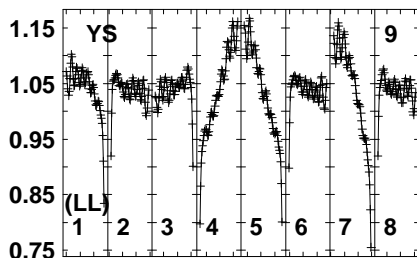
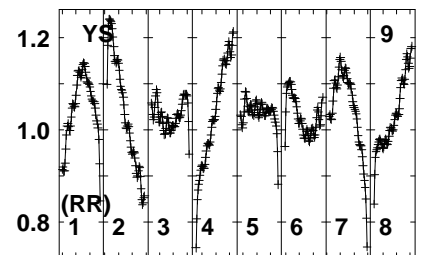
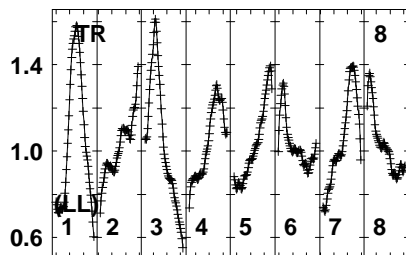
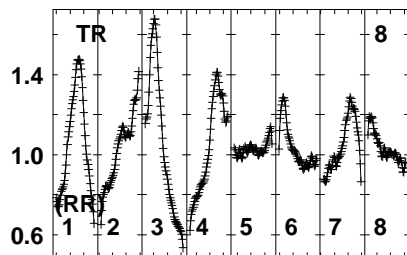
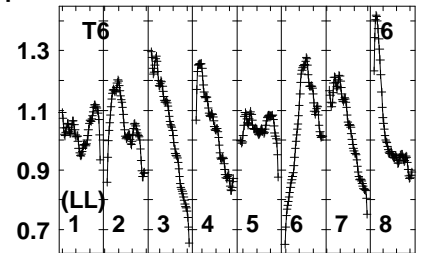
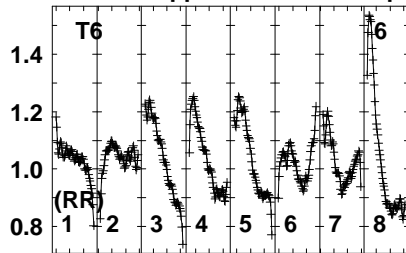
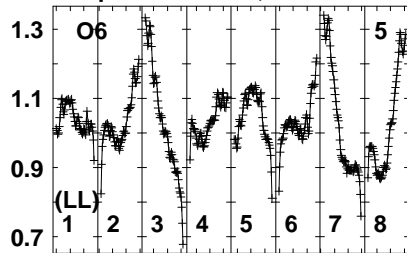
Lower frame: Real Jy  
Auto-corr total-power spectrum Antenna: \*  
Timerange: 00/20:09:07 to 00/20:14:05



Plot file version 89 created 04-APR-2023 15:52:31

J1945 EB092C.UVDATA.1

Freq = 8.2880 GHz, Bw = 32.000 MH No calibration applied and no bandpass applied



829032083603904204504808520

FREQ MHz

Lower frame: Real Jy

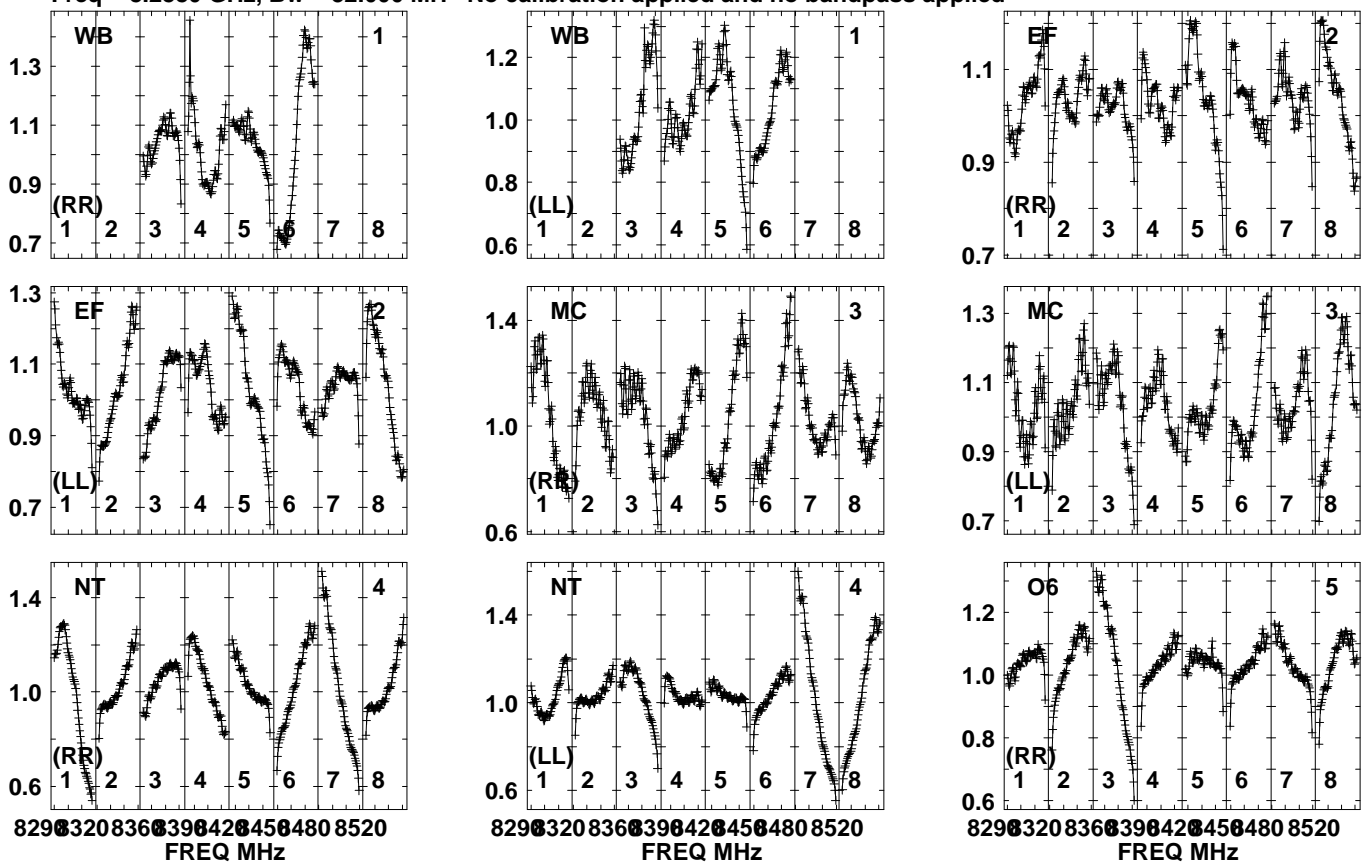
Auto-corr total-power spectrum Antenna: \*

Timerange: 00/20:09:07 to 00/20:14:05

Plot file version 90 created 04-APR-2023 15:52:31

J1945 EB092C.UVDATA.1

Freq = 8.2880 GHz, Bw = 32.000 MH No calibration applied and no bandpass applied

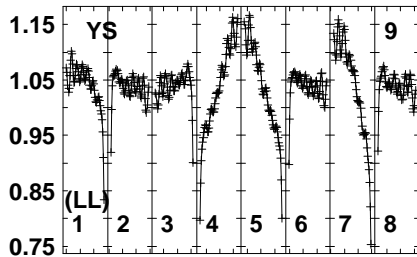
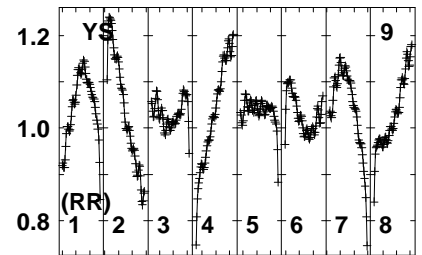
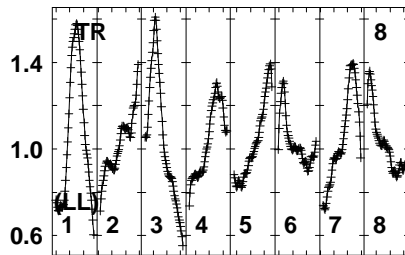
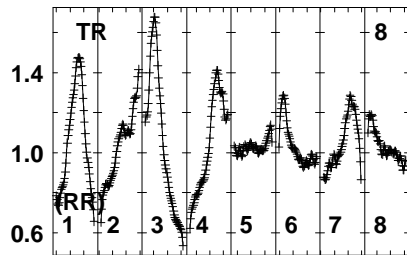
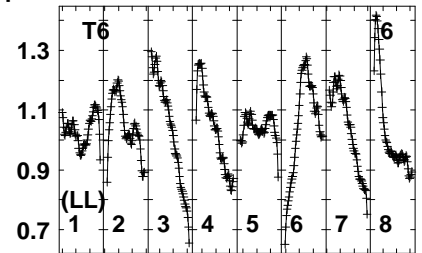
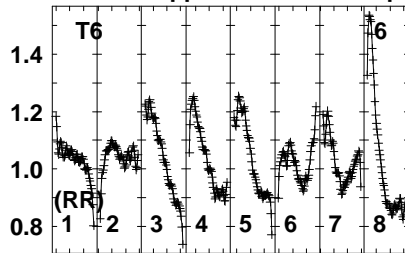
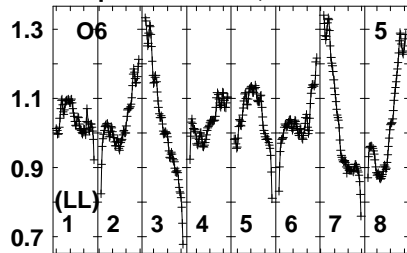


Lower frame: Real Jy  
Auto-corr total-power spectrum Antenna: \*  
Timerange: 00/20:14:37 to 00/20:19:35

Plot file version 91 created 04-APR-2023 15:52:31

J1945 EB092C.UVDATA.1

Freq = 8.2880 GHz, Bw = 32.000 MH No calibration applied and no bandpass applied



829032083603904204504808520

FREQ MHz

Lower frame: Real Jy

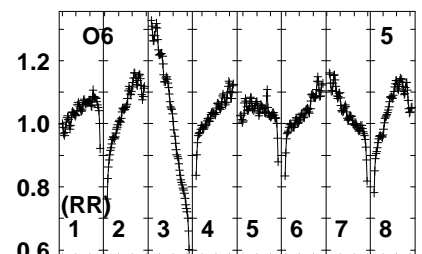
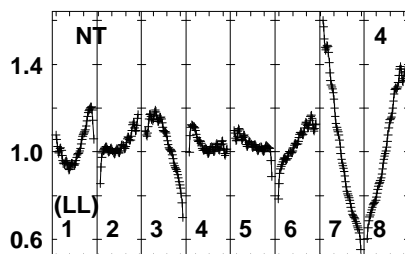
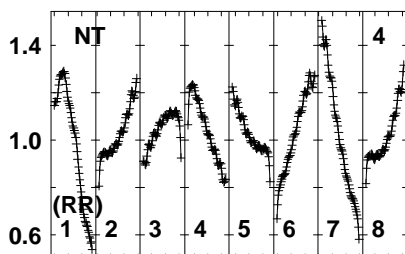
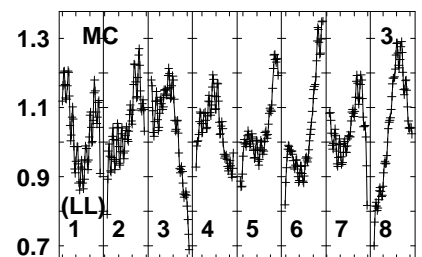
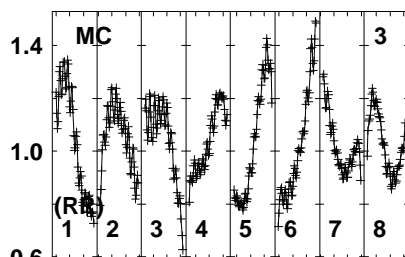
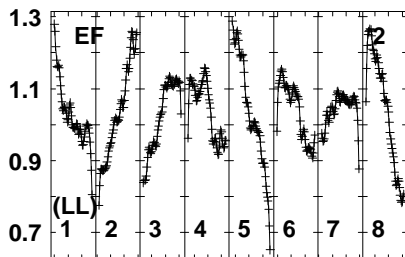
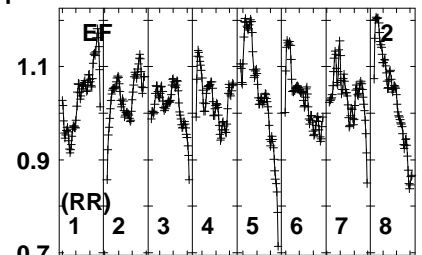
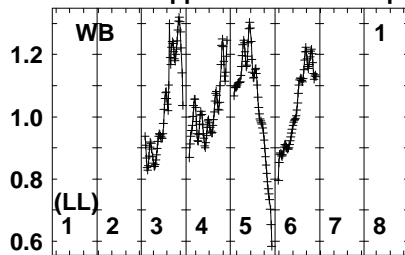
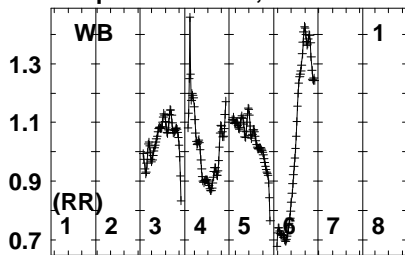
Auto-corr total-power spectrum Antenna: \*

Timerange: 00/20:14:37 to 00/20:19:35

Plot file version 92 created 04-APR-2023 15:52:32

J0405 EB092C.UVDATA.1

Freq = 8.2880 GHz, Bw = 32.000 MH No calibration applied and no bandpass applied



829032083603904204504808520  
FREQ MHz

829032083603904204504808520  
FREQ MHz

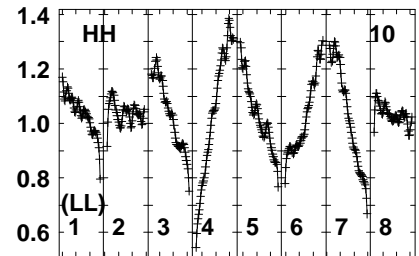
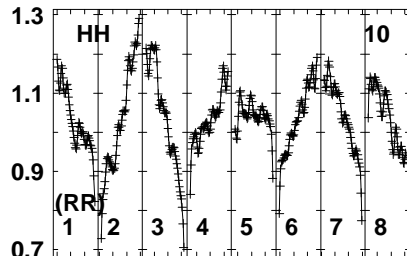
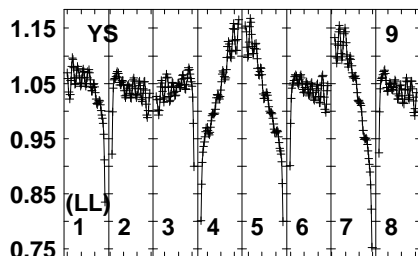
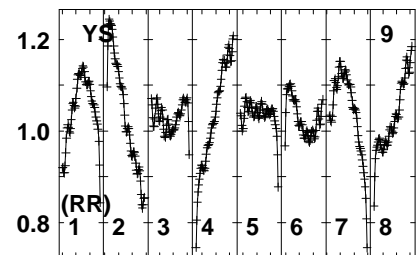
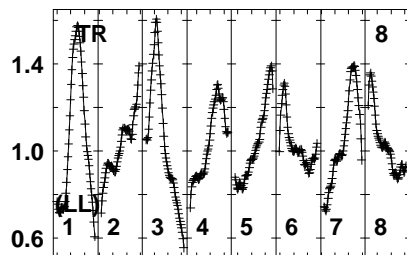
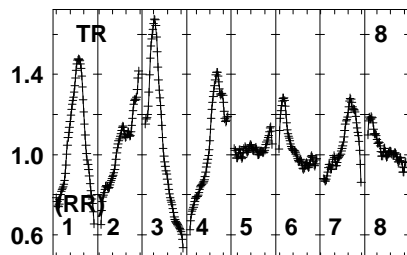
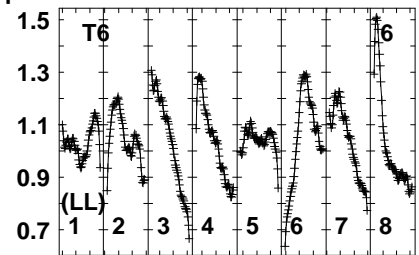
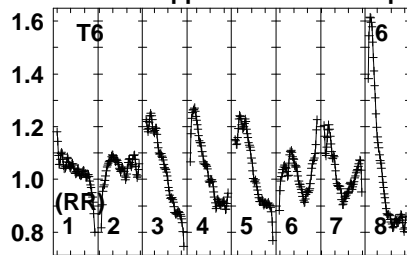
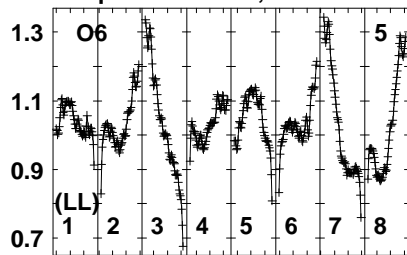
829032083603904204504808520  
FREQ MHz

Lower frame: Real Jy  
Auto-corr total-power spectrum Antenna: \*  
Timerange: 00/20:27:41 to 00/20:30:39

Plot file version 93 created 04-APR-2023 15:52:32

J0405 EB092C.UVDATA.1

Freq = 8.2880 GHz, Bw = 32.000 MH No calibration applied and no bandpass applied



829032083603904204504808520  
FREQ MHz

829032083603904204504808520  
FREQ MHz

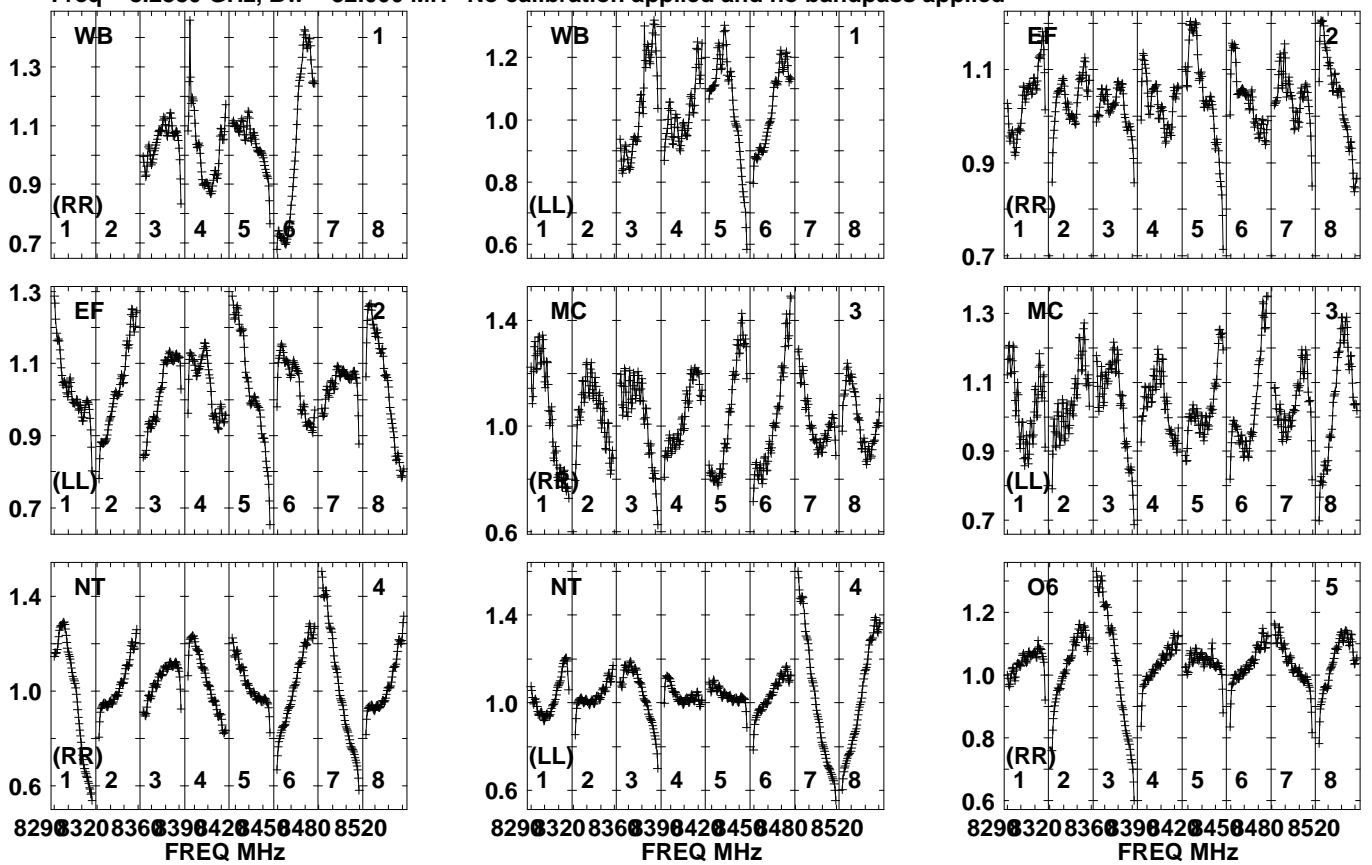
829032083603904204504808520  
FREQ MHz

Lower frame: Real Jy  
Auto-corr total-power spectrum Antenna: \*  
Timerange: 00/20:27:41 to 00/20:30:39

Plot file version 94 created 04-APR-2023 15:52:32

J0405 EB092C.UVDATA.1

Freq = 8.2880 GHz, Bw = 32.000 MH No calibration applied and no bandpass applied

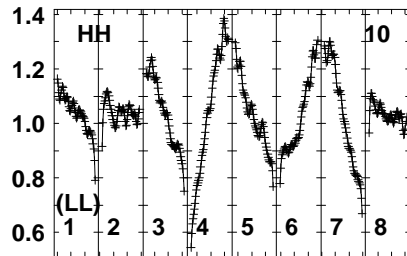
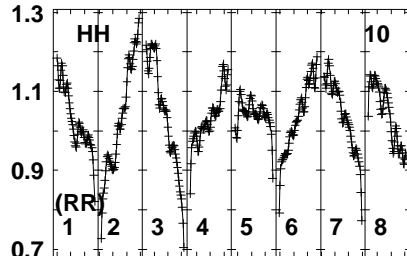
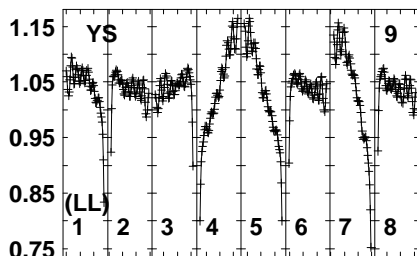
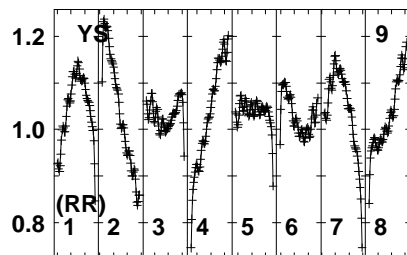
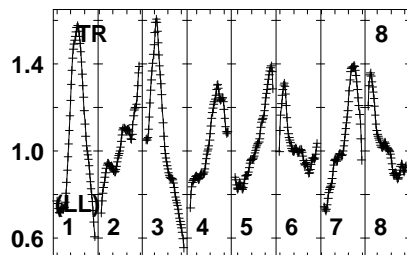
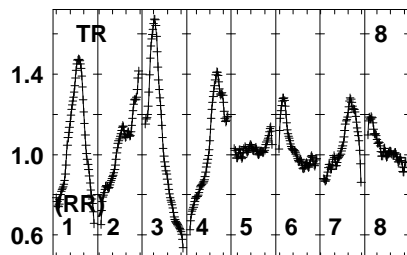
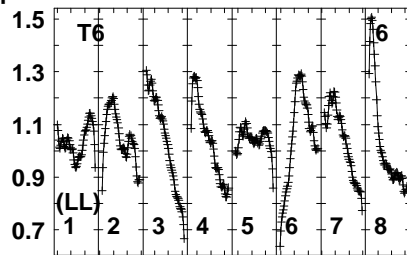
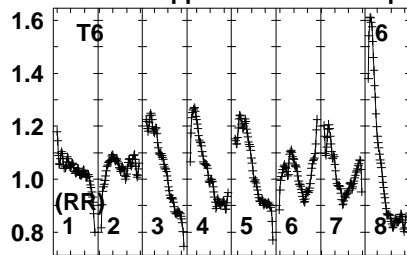
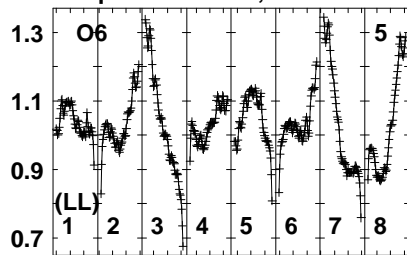


Lower frame: Real Jy  
Auto-corr total-power spectrum Antenna: \*  
Timerange: 00/20:31:11 to 00/20:36:09

Plot file version 95 created 04-APR-2023 15:52:32

J0405 EB092C.UVDATA.1

Freq = 8.2880 GHz, Bw = 32.000 MH No calibration applied and no bandpass applied



829032083603904204504808520

FREQ MHz

829032083603904204504808520

FREQ MHz

829032083603904204504808520

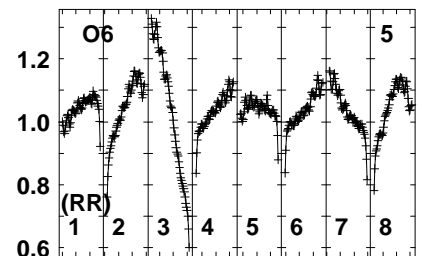
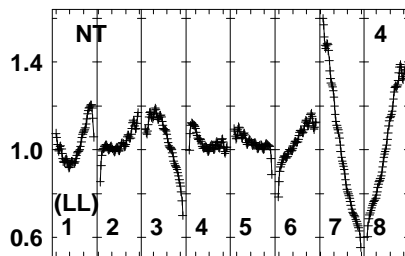
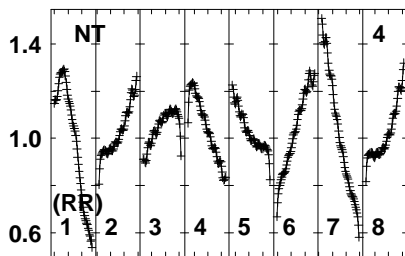
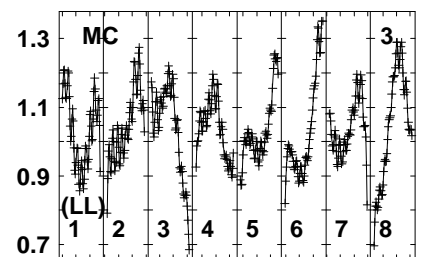
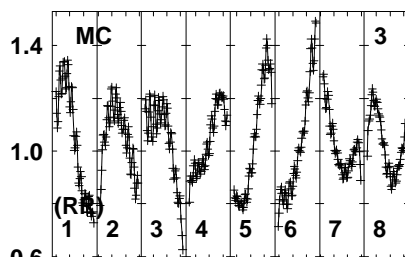
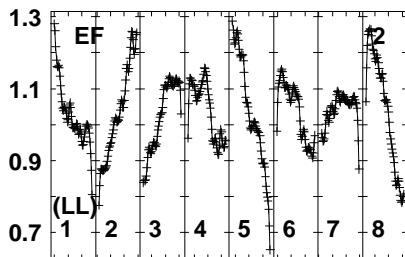
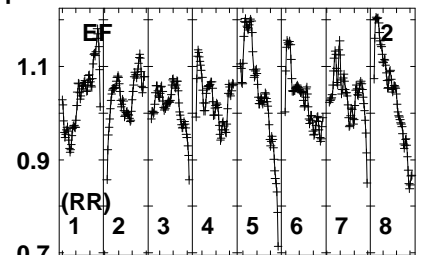
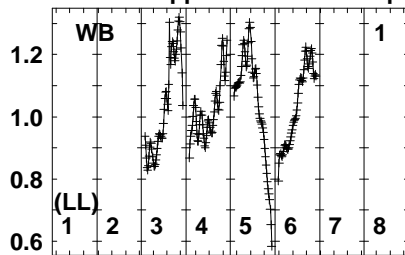
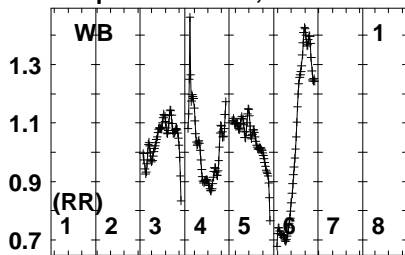
FREQ MHz

Lower frame: Real Jy  
Auto-corr total-power spectrum Antenna: \*  
Timerange: 00/20:31:11 to 00/20:36:09

Plot file version 96 created 04-APR-2023 15:52:32

J0405 EB092C.UVDATA.1

Freq = 8.2880 GHz, Bw = 32.000 MH No calibration applied and no bandpass applied



829032083603904204504808520  
FREQ MHz

829032083603904204504808520  
FREQ MHz

829032083603904204504808520  
FREQ MHz

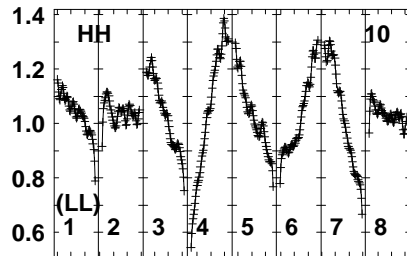
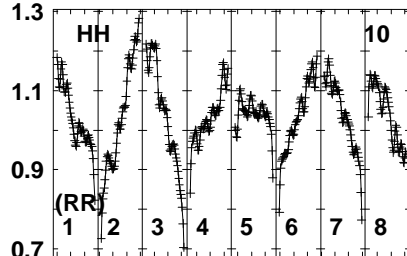
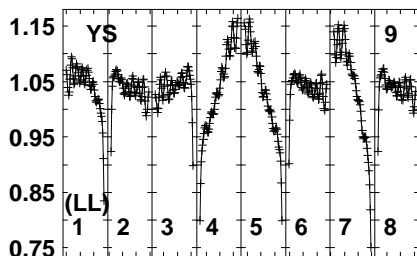
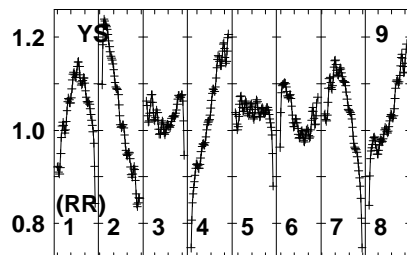
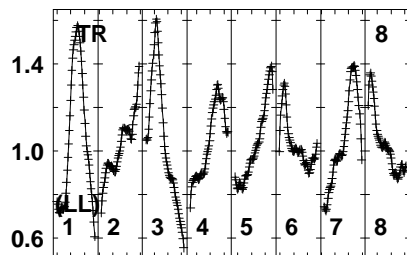
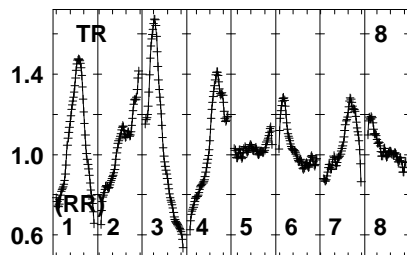
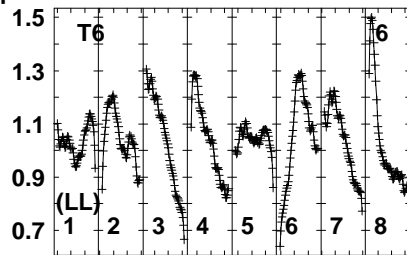
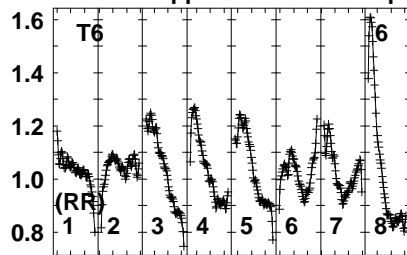
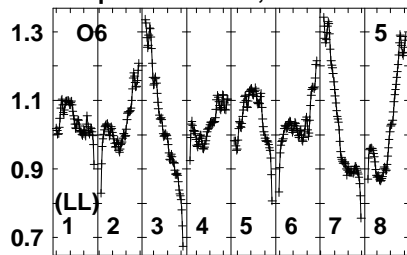
Lower frame: Real Jy  
Auto-corr total-power spectrum Antenna: \*  
Timerange: 00/20:36:41 to 00/20:41:39



Plot file version 97 created 04-APR-2023 15:52:33

J0405 EB092C.UVDATA.1

Freq = 8.2880 GHz, Bw = 32.000 MH No calibration applied and no bandpass applied



829032083603904204504808520

FREQ MHz

829032083603904204504808520

FREQ MHz

829032083603904204504808520

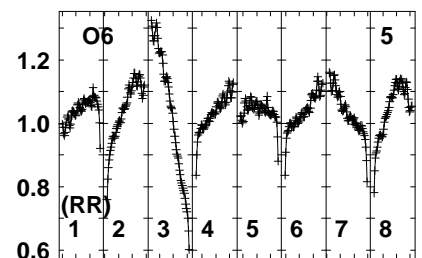
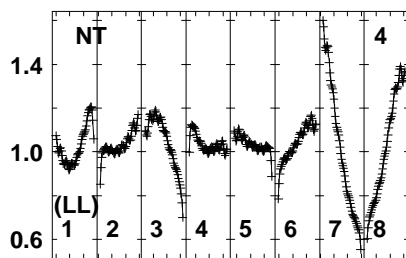
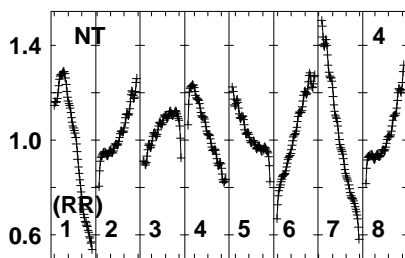
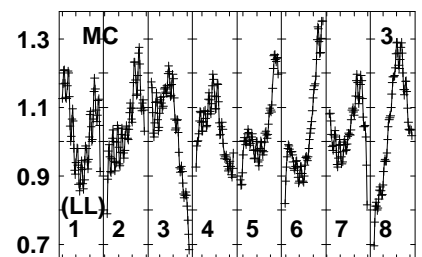
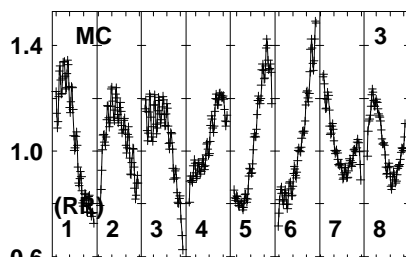
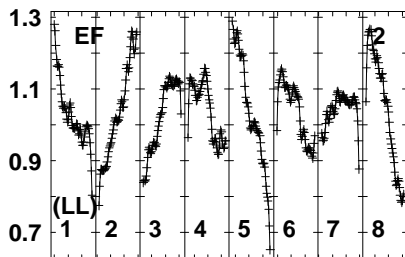
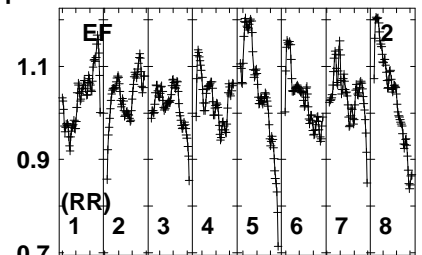
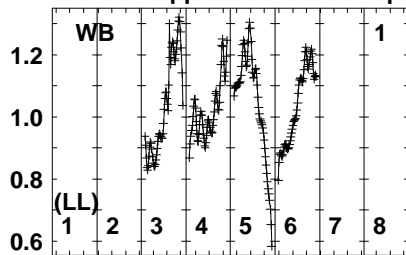
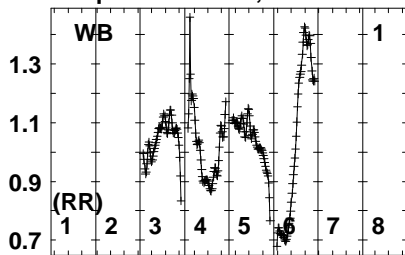
FREQ MHz

Lower frame: Real Jy  
Auto-corr total-power spectrum Antenna: \*  
Timerange: 00/20:36:41 to 00/20:41:39

Plot file version 98 created 04-APR-2023 15:52:33

J0405 EB092C.UVDATA.1

Freq = 8.2880 GHz, Bw = 32.000 MH No calibration applied and no bandpass applied



829032083603904204504808520  
FREQ MHz

829032083603904204504808520  
FREQ MHz

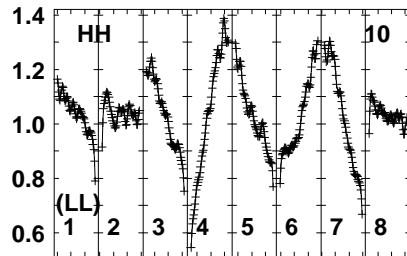
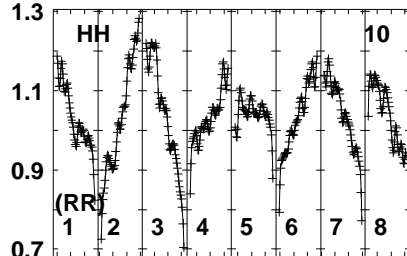
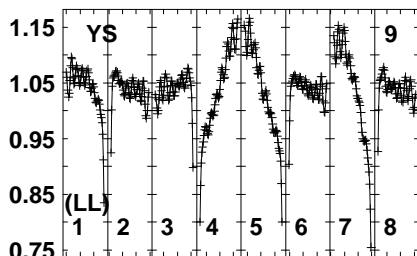
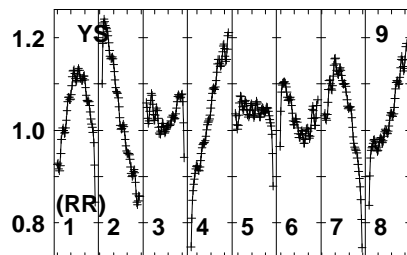
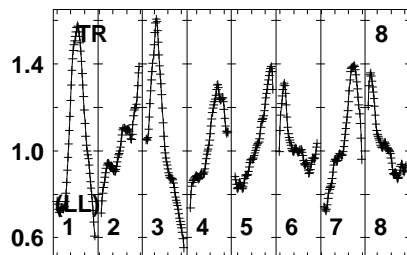
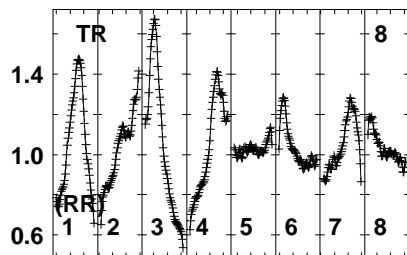
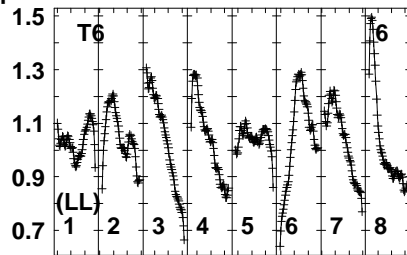
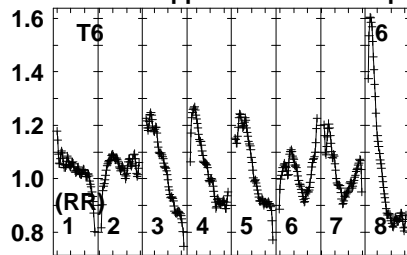
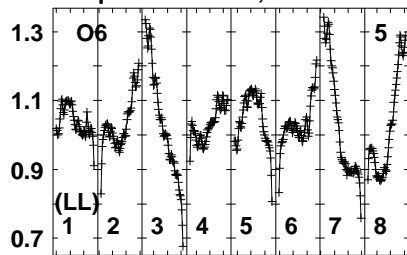
829032083603904204504808520  
FREQ MHz

Lower frame: Real Jy  
Auto-corr total-power spectrum Antenna: \*  
Timerange: 00/20:42:11 to 00/20:47:09

Plot file version 99 created 04-APR-2023 15:52:33

J0405 EB092C.UVDATA.1

Freq = 8.2880 GHz, Bw = 32.000 MH No calibration applied and no bandpass applied



829032083603904204504808520

FREQ MHz

829032083603904204504808520

FREQ MHz

829032083603904204504808520

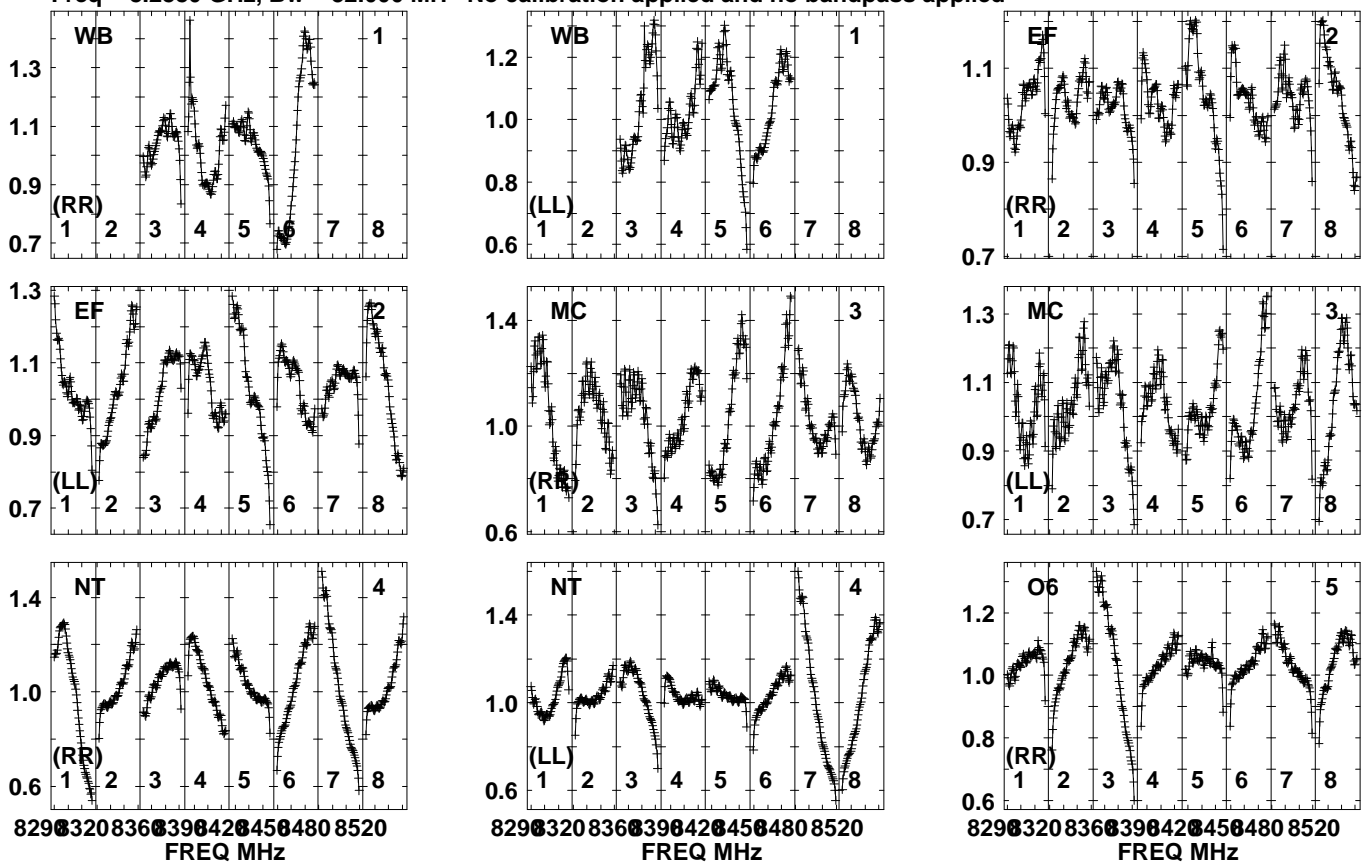
FREQ MHz

Lower frame: Real Jy  
Auto-corr total-power spectrum Antenna: \*  
Timerange: 00/20:42:11 to 00/20:47:09

Plot file version 100 created 04-APR-2023 15:52:34

NRAO150 EB092C.UVDATA.1

Freq = 8.2880 GHz, Bw = 32.000 MH No calibration applied and no bandpass applied

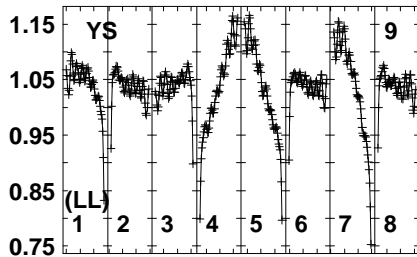
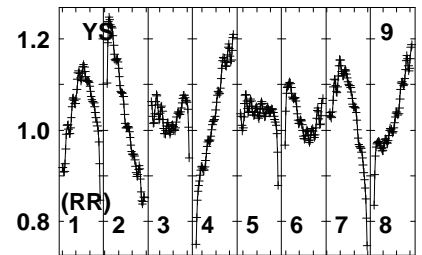
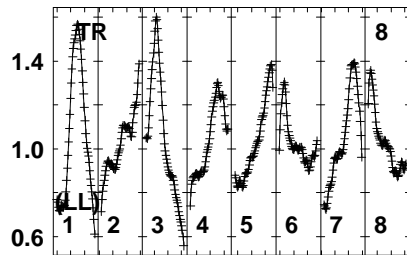
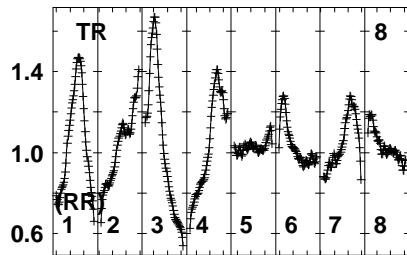
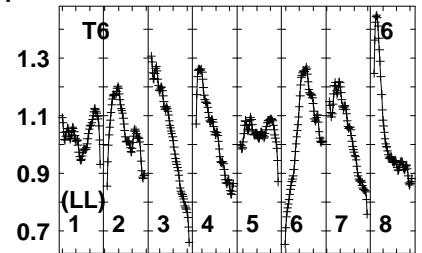
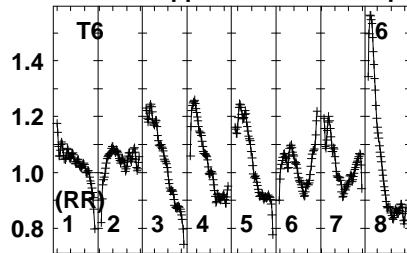
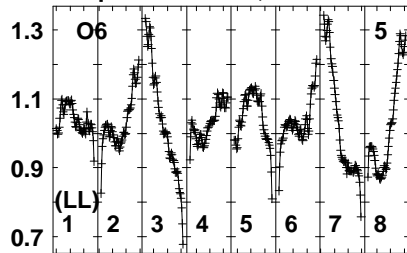


Lower frame: Real Jy  
Auto-corr total-power spectrum Antenna: \*  
Timerange: 00/20:48:32 to 00/20:53:30

Plot file version 101 created 04-APR-2023 15:52:34

NRAO150 EB092C.UVDATA.1

Freq = 8.2880 GHz, Bw = 32.000 MH No calibration applied and no bandpass applied



829032083603904204504808520

FREQ MHz

Lower frame: Real Jy

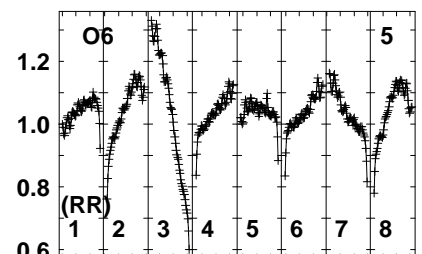
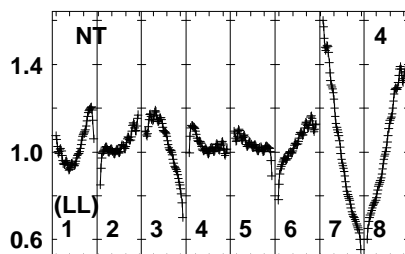
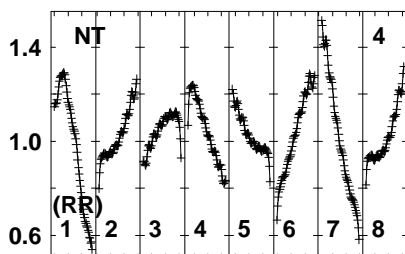
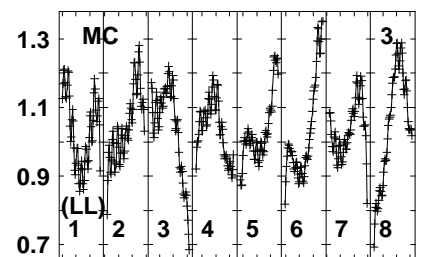
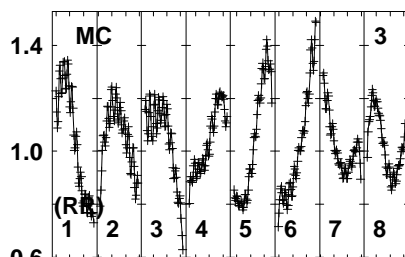
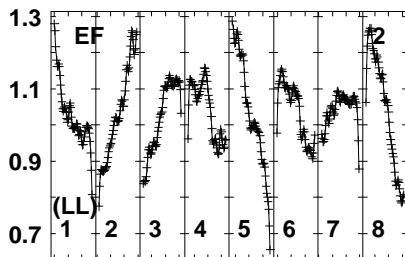
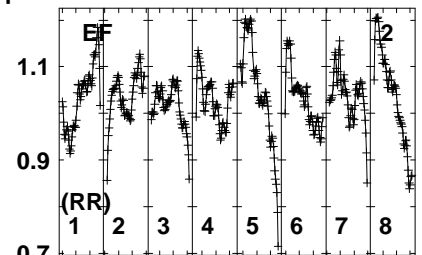
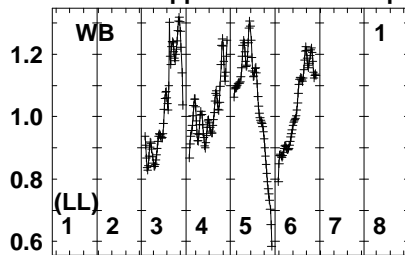
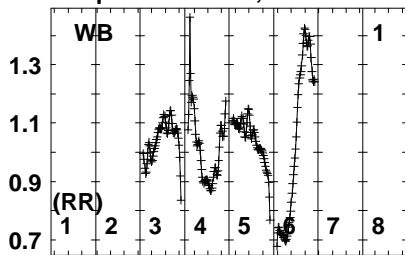
Auto-corr total-power spectrum Antenna: \*

Timerange: 00/20:48:32 to 00/20:53:30

Plot file version 102 created 04-APR-2023 15:52:34

BLLAC EB092C.UVDATA.1

Freq = 8.2880 GHz, Bw = 32.000 MH No calibration applied and no bandpass applied



829032083603904204504808520  
FREQ MHz

829032083603904204504808520  
FREQ MHz

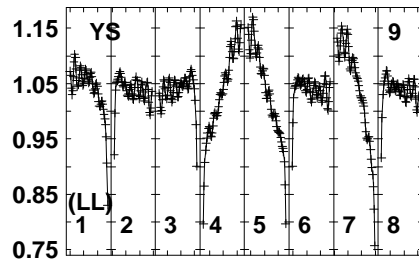
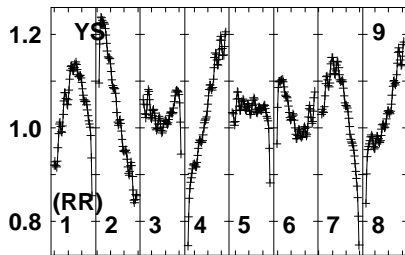
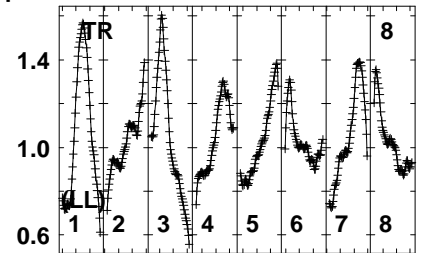
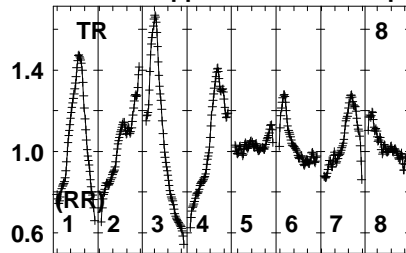
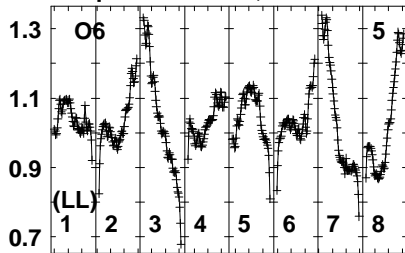
829032083603904204504808520  
FREQ MHz

Lower frame: Real Jy  
Auto-corr total-power spectrum Antenna: \*  
Timerange: 00/21:00:38 to 00/21:05:36

Plot file version 103 created 04-APR-2023 15:52:34

BLLAC EB092C.UVDATA.1

Freq = 8.2880 GHz, Bw = 32.000 MH No calibration applied and no bandpass applied

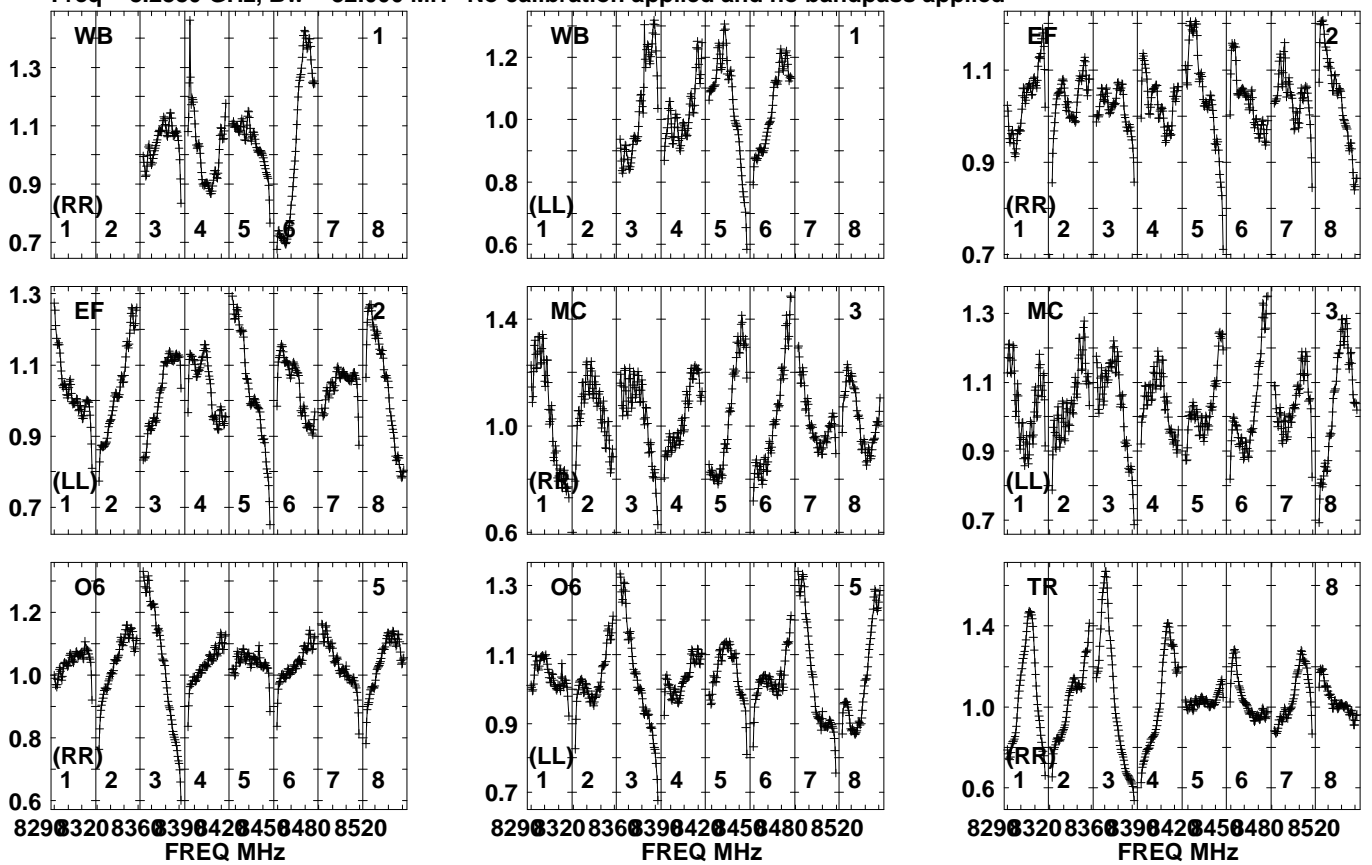


Lower frame: Real Jy  
Auto-corr total-power spectrum Antenna: \*  
Timerange: 00/21:00:38 to 00/21:05:36

Plot file version 104 created 04-APR-2023 15:52:34

J0119 EB092C.UVDATA.1

Freq = 8.2880 GHz, Bw = 32.000 MH No calibration applied and no bandpass applied



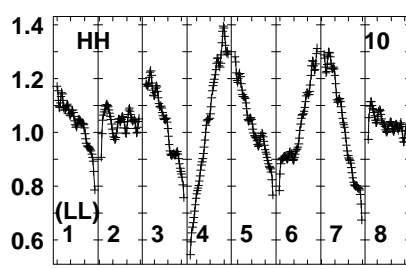
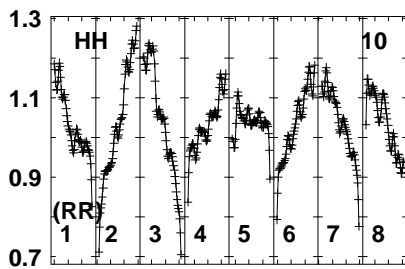
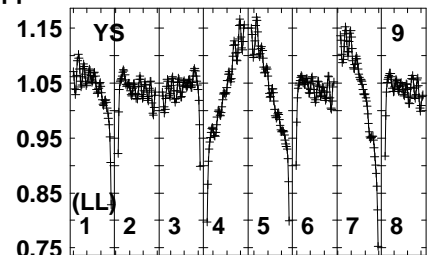
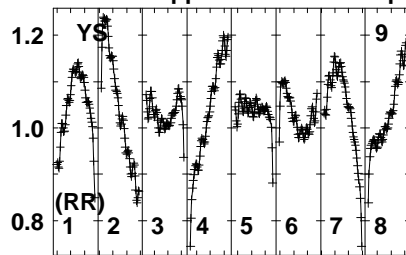
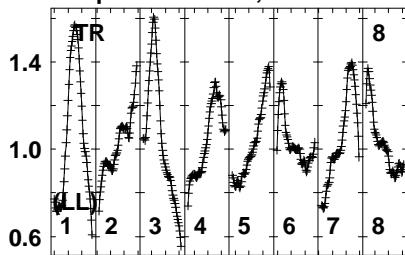
Lower frame: Real Jy  
Auto-corr total-power spectrum Antenna: \*  
Timerange: 00/21:15:38 to 00/21:18:36



Plot file version 105 created 04-APR-2023 15:52:34

J0119 EB092C.UVDATA.1

Freq = 8.2880 GHz, Bw = 32.000 MH No calibration applied and no bandpass applied

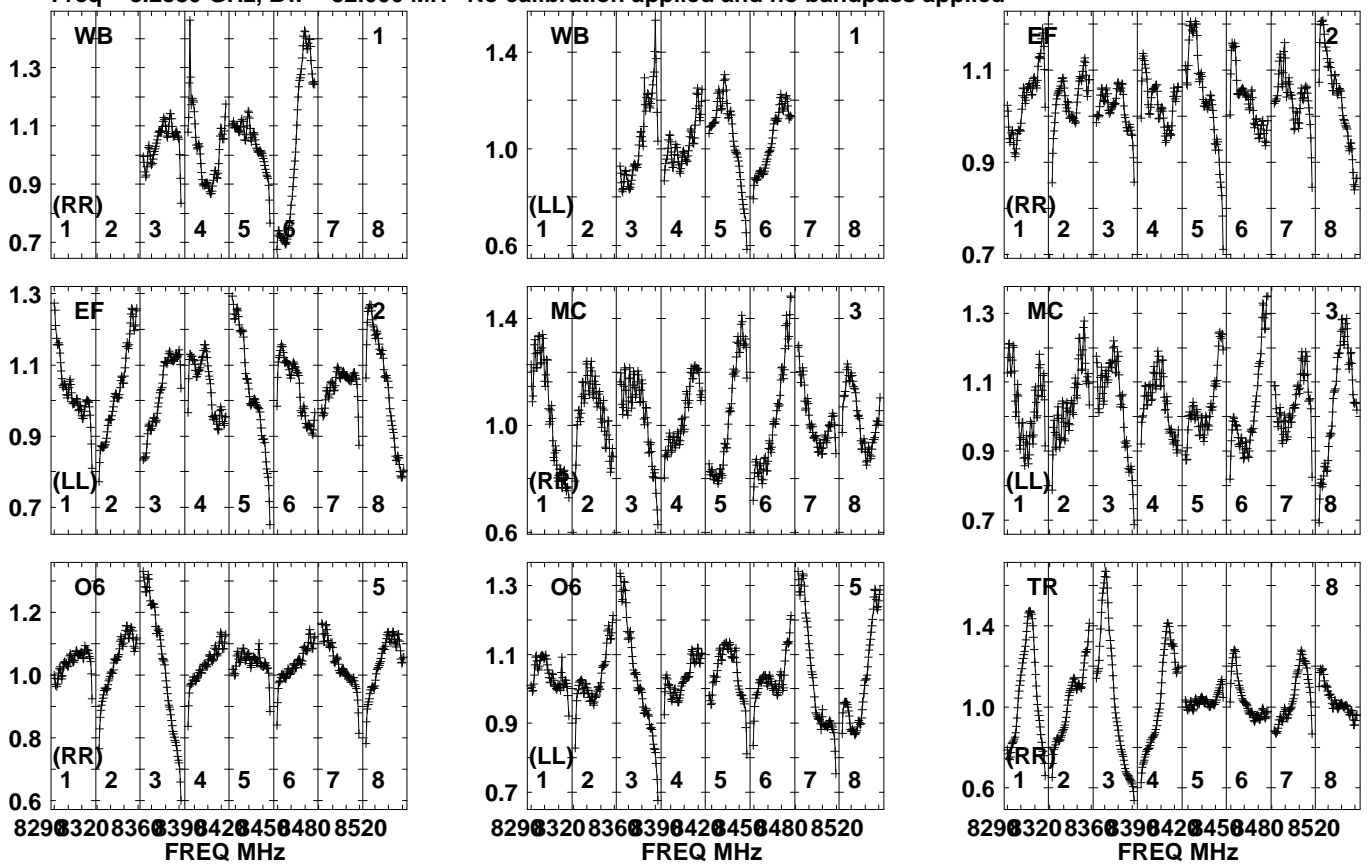


Lower frame: Real Jy  
Auto-corr total-power spectrum Antenna: \*  
Timerange: 00/21:15:38 to 00/21:18:36

Plot file version 106 created 04-APR-2023 15:52:34

J0119 EB092C.UVDATA.1

Freq = 8.2880 GHz, Bw = 32.000 MH No calibration applied and no bandpass applied

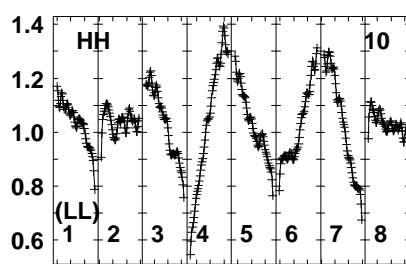
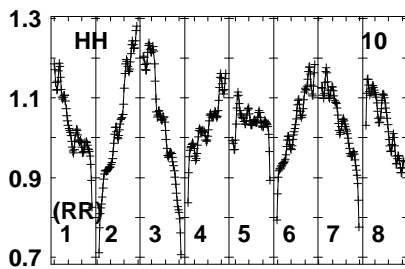
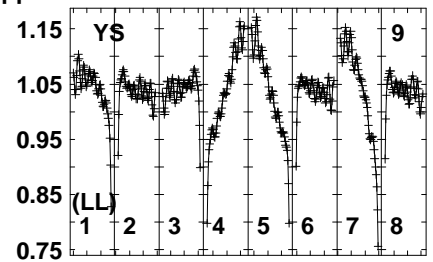
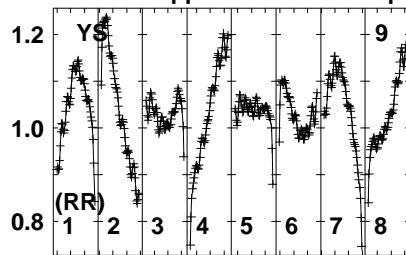
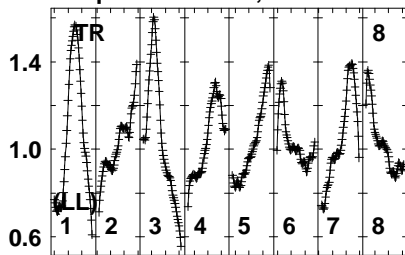


Lower frame: Real Jy  
Auto-corr total-power spectrum Antenna: \*  
Timerange: 00/21:19:08 to 00/21:24:06

Plot file version 107 created 04-APR-2023 15:52:35

J0119 EB092C.UVDATA.1

Freq = 8.2880 GHz, Bw = 32.000 MH No calibration applied and no bandpass applied

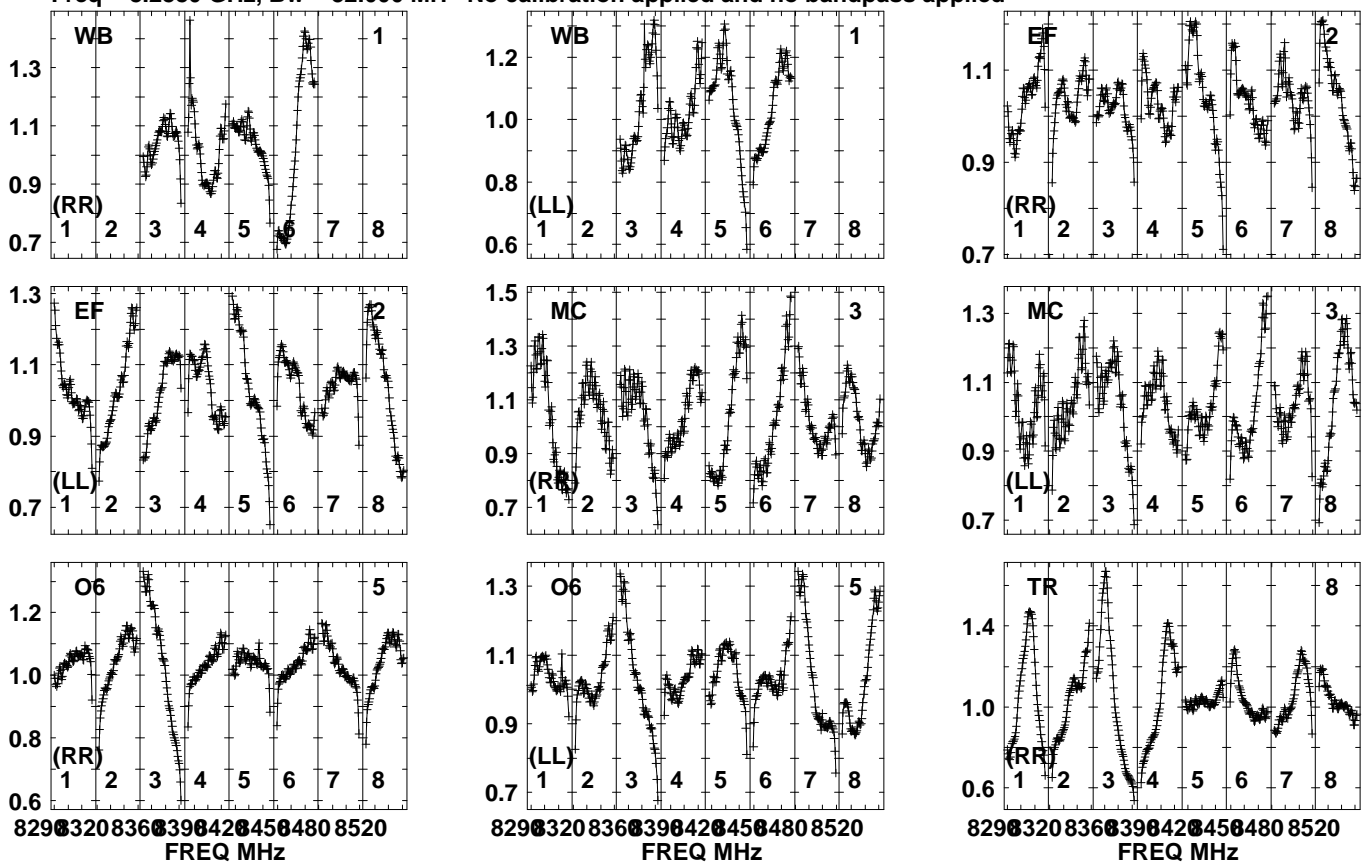


Lower frame: Real Jy  
Auto-corr total-power spectrum Antenna: \*  
Timerange: 00/21:19:08 to 00/21:24:06

Plot file version 108 created 04-APR-2023 15:52:35

J0119 EB092C.UVDATA.1

Freq = 8.2880 GHz, Bw = 32.000 MH No calibration applied and no bandpass applied

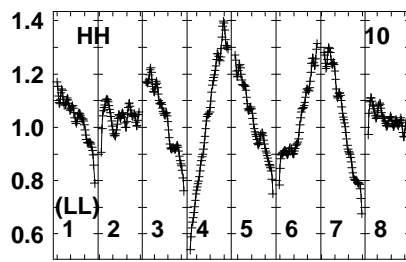
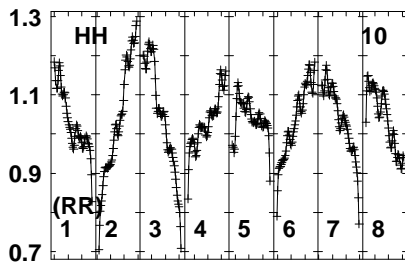
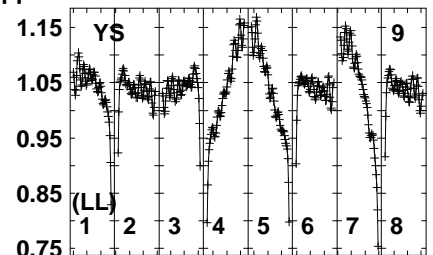
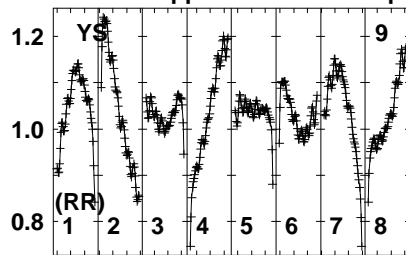
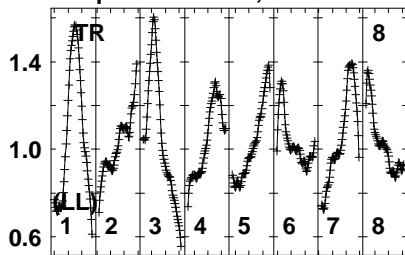


Lower frame: Real Jy  
Auto-corr total-power spectrum Antenna: \*  
Timerange: 00/21:24:38 to 00/21:29:36

Plot file version 109 created 04-APR-2023 15:52:35

J0119 EB092C.UVDATA.1

Freq = 8.2880 GHz, Bw = 32.000 MH No calibration applied and no bandpass applied



Lower frame: Real Jy  
Auto-corr total-power spectrum Antenna: \*  
Timerange: 00/21:24:38 to 00/21:29:36