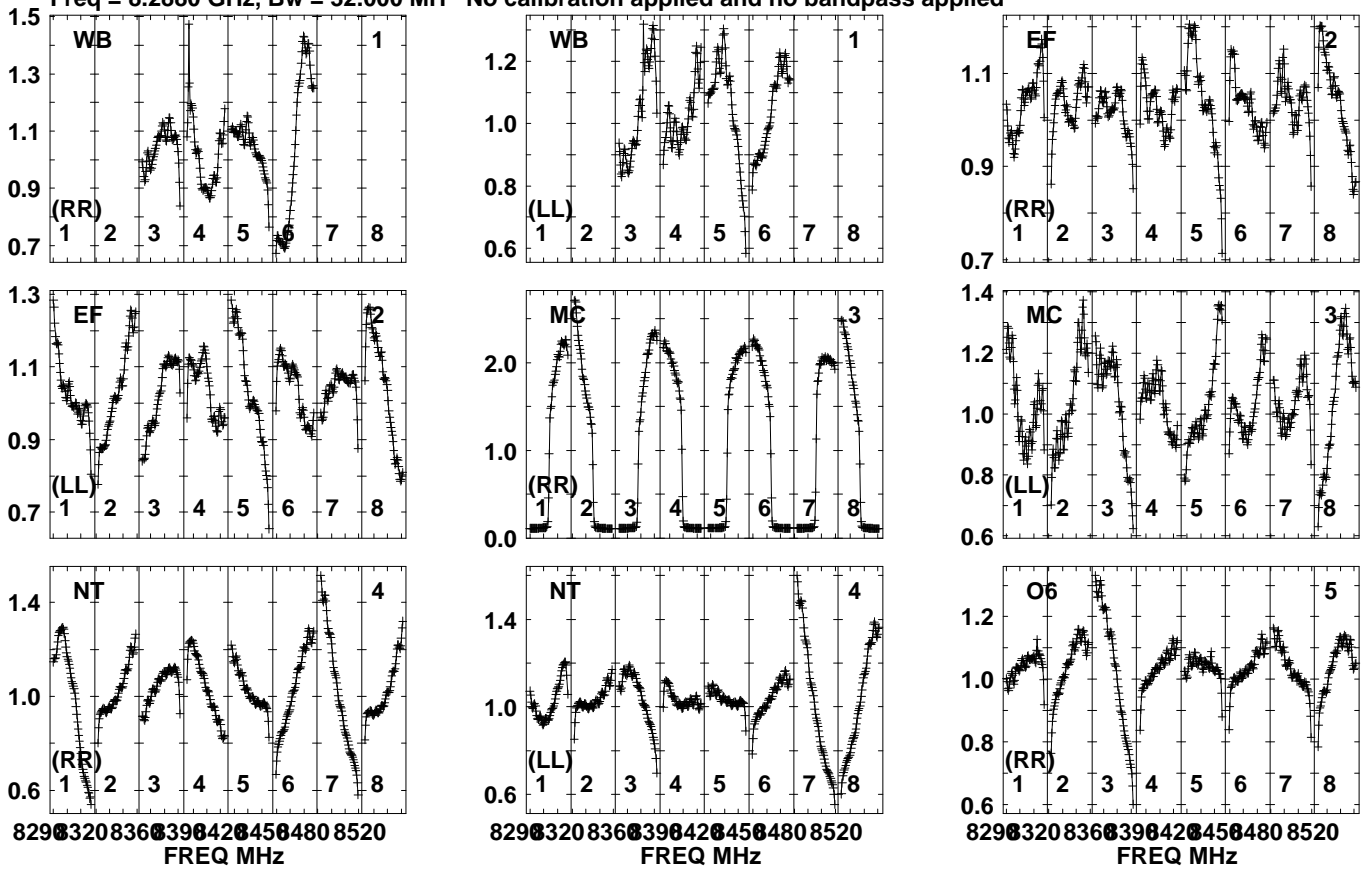


Plot file version 1 created 04-APR-2023 15:54:00

OJ287 EB092D.UVDATA.1

Freq = 8.2880 GHz, Bw = 32.000 MH No calibration applied and no bandpass applied

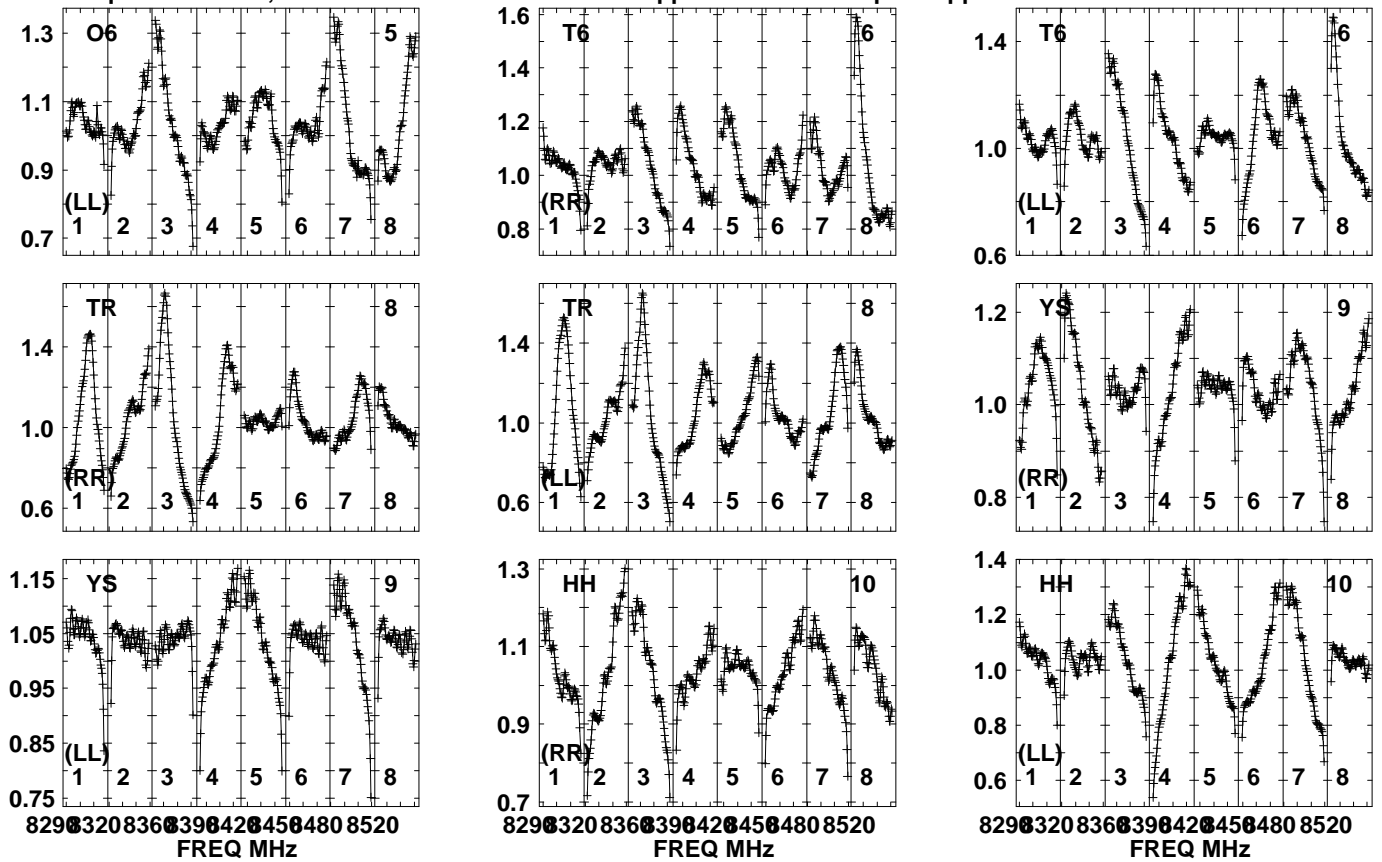


Lower frame: Real Jy
Auto-corr total-power spectrum Antenna: *
Timerange: 00/02:00:01 to 00/02:04:59

Plot file version 2 created 04-APR-2023 15:54:00

OJ287 EB092D.UVDATA.1

Freq = 8.2880 GHz, Bw = 32.000 MH No calibration applied and no bandpass applied

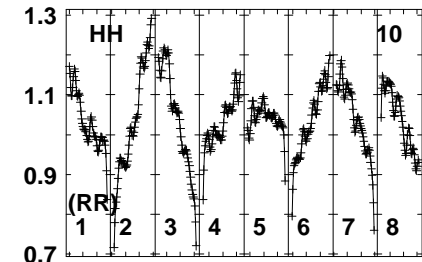
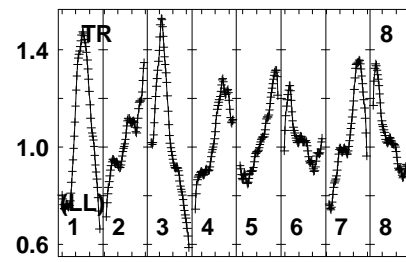
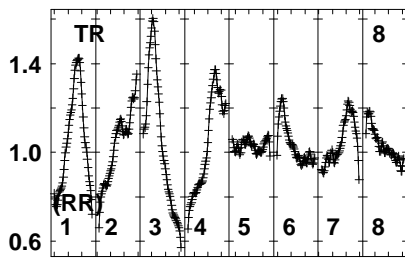
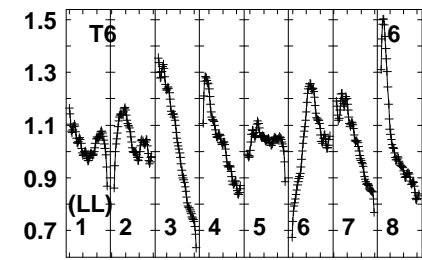
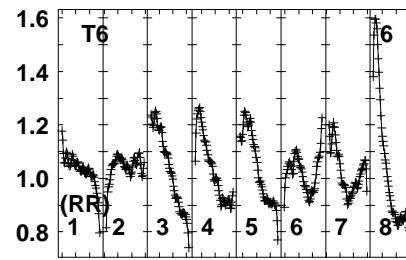
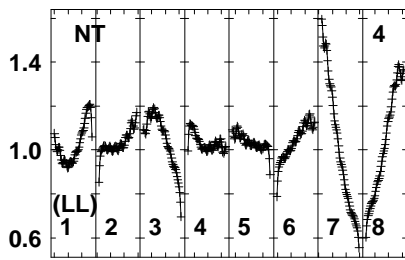
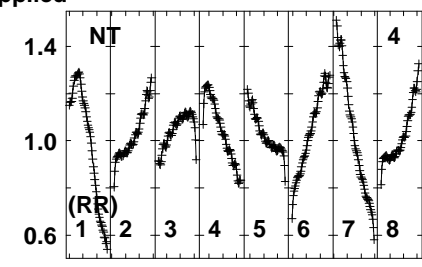
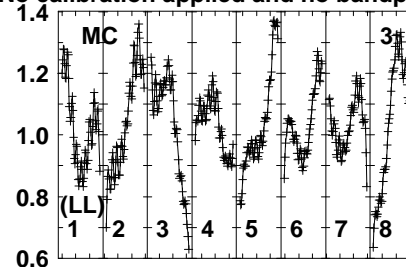
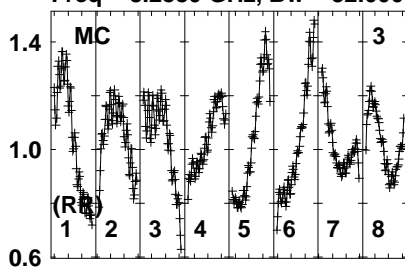


Lower frame: Real Jy
Auto-corr total-power spectrum Antenna: *
Timerange: 00/02:00:01 to 00/02:04:59

Plot file version 3 created 04-APR-2023 15:54:00

1055+018 EB092D.UVDATA.1

Freq = 8.2880 GHz, Bw = 32.000 MH No calibration applied and no bandpass applied



829032083603904204504808520
FREQ MHz

829032083603904204504808520
FREQ MHz

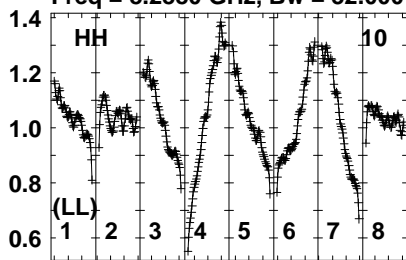
829032083603904204504808520
FREQ MHz

Lower frame: Real Jy
Auto-corr total-power spectrum Antenna: *
Timerange: 00/02:10:09 to 00/02:15:07

Plot file version 4 created 04-APR-2023 15:54:00

1055+018 EB092D.UVDATA.1

Freq = 8.2880 GHz, Bw = 32.000 MH No calibration applied and no bandpass applied



Lower frame: Real Jy

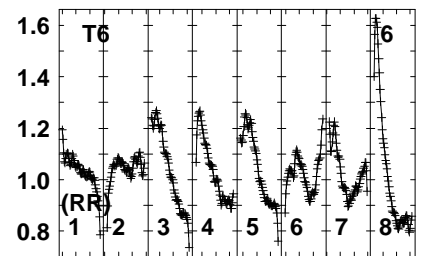
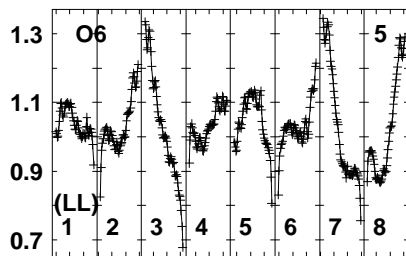
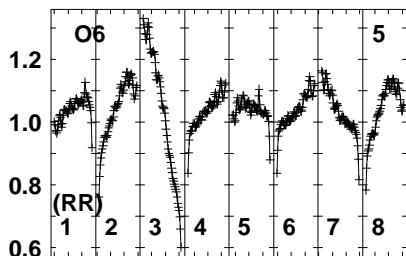
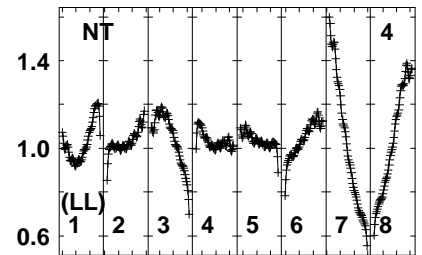
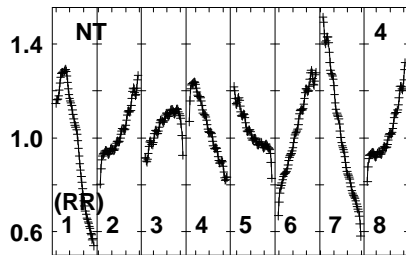
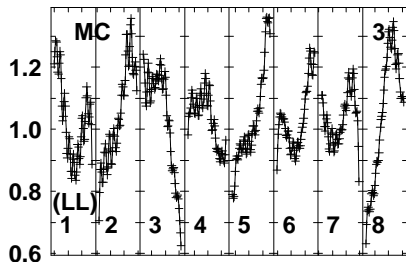
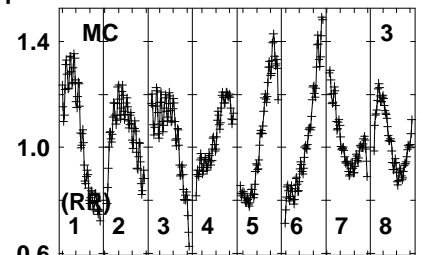
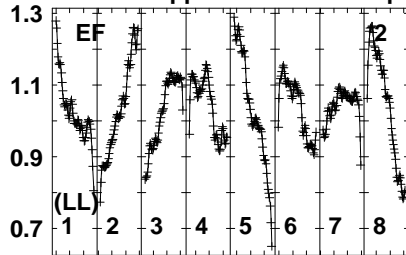
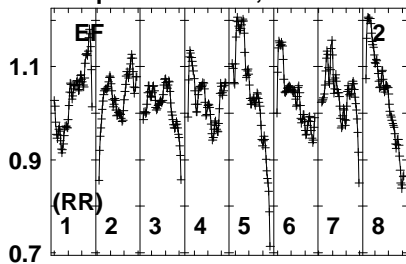
Auto-corr total-power spectrum Antenna: *

Timerange: 00/02:10:09 to 00/02:15:07

Plot file version 5 created 04-APR-2023 15:54:00

J1148 EB092D.UVDATA.1

Freq = 8.2880 GHz, Bw = 32.000 MH No calibration applied and no bandpass applied



829032083603904204504808520
FREQ MHz

829032083603904204504808520
FREQ MHz

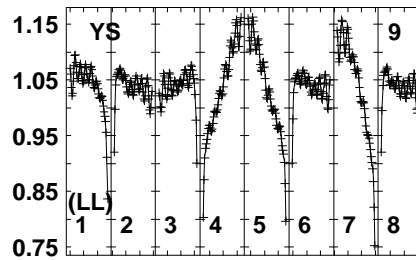
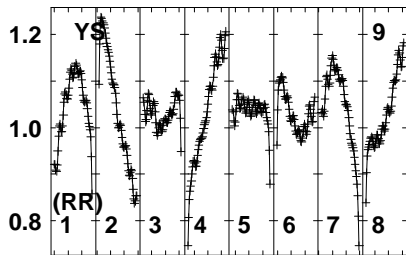
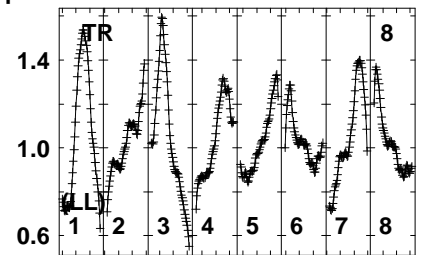
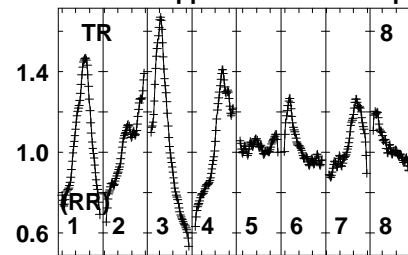
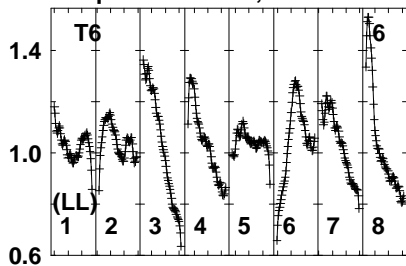
829032083603904204504808520
FREQ MHz

Lower frame: Real Jy
Auto-corr total-power spectrum Antenna: *
Timerange: 00/02:18:32 to 00/02:21:30

Plot file version 6 created 04-APR-2023 15:54:01

J1148 EB092D.UVDATA.1

Freq = 8.2880 GHz, Bw = 32.000 MH No calibration applied and no bandpass applied

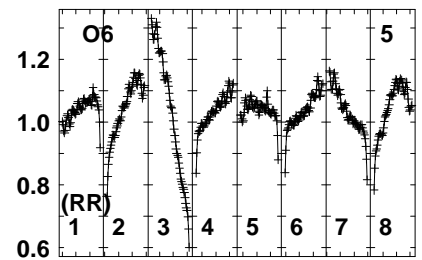
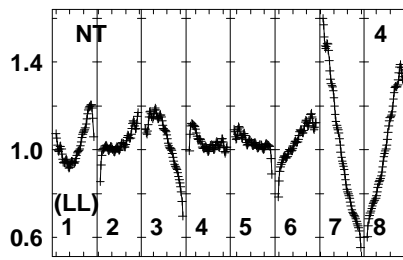
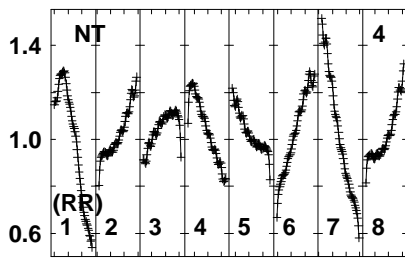
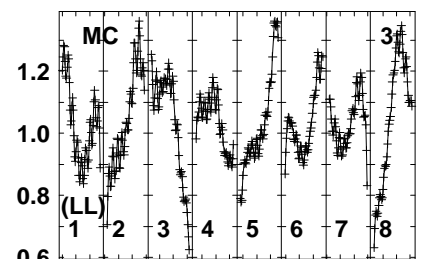
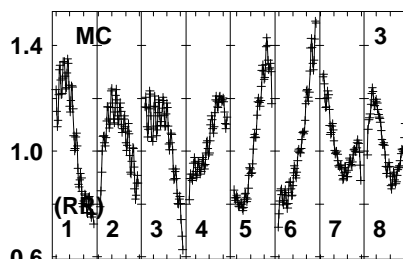
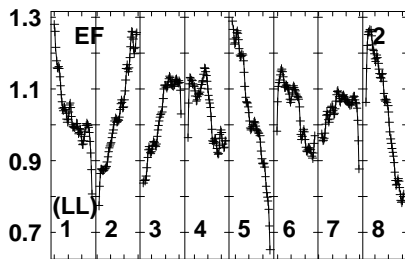
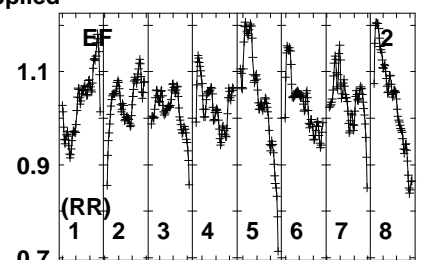
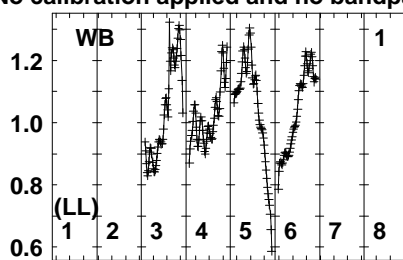
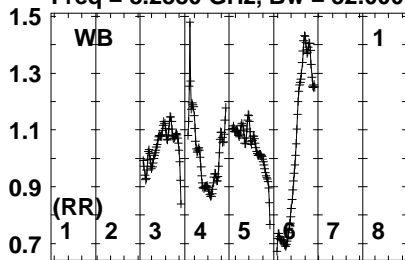


Lower frame: Real Jy
Auto-corr total-power spectrum Antenna: *
Timerange: 00/02:18:32 to 00/02:21:30

Plot file version 7 created 04-APR-2023 15:54:01

J1148 EB092D.UVDATA.1

Freq = 8.2880 GHz, Bw = 32.000 MH No calibration applied and no bandpass applied



829032083603904204504808520
FREQ MHz

829032083603904204504808520
FREQ MHz

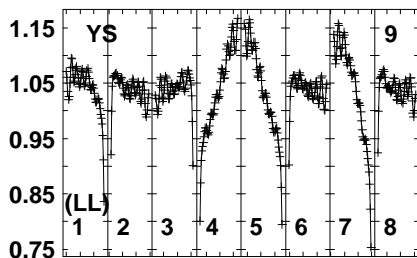
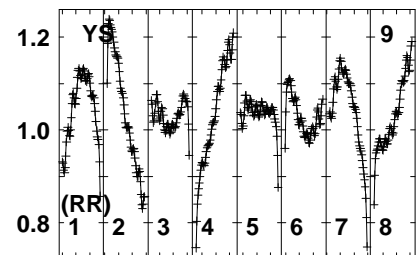
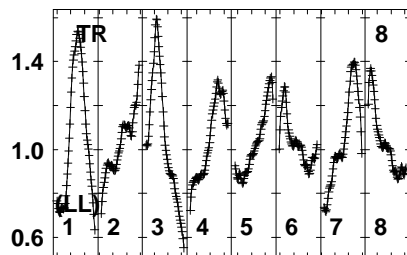
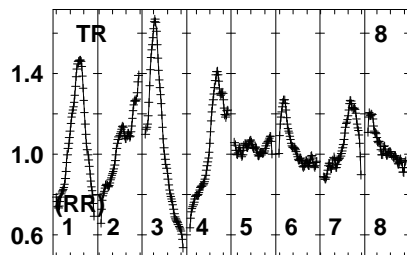
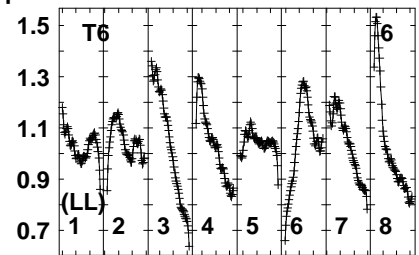
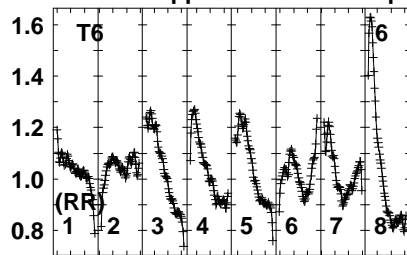
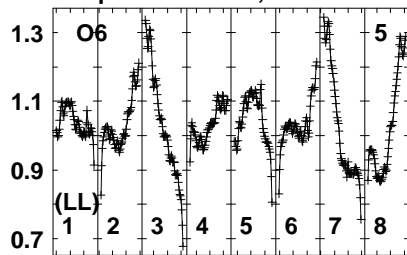
829032083603904204504808520
FREQ MHz

Lower frame: Real Jy
Auto-corr total-power spectrum Antenna: *
Timerange: 00/02:22:02 to 00/02:27:00

Plot file version 8 created 04-APR-2023 15:54:01

J1148 EB092D.UVDATA.1

Freq = 8.2880 GHz, Bw = 32.000 MH No calibration applied and no bandpass applied



829032083603904204504808520

FREQ MHz

Lower frame: Real Jy

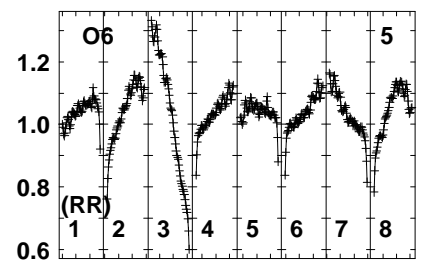
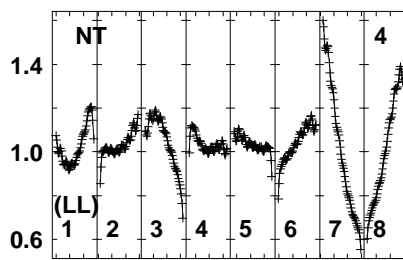
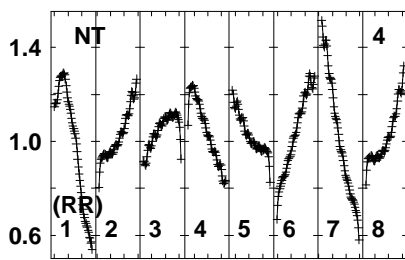
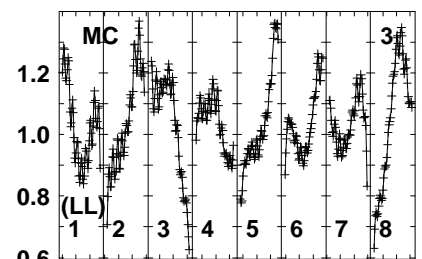
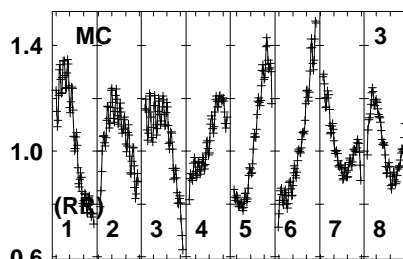
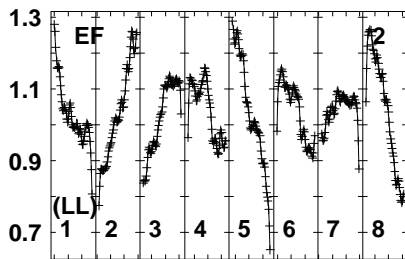
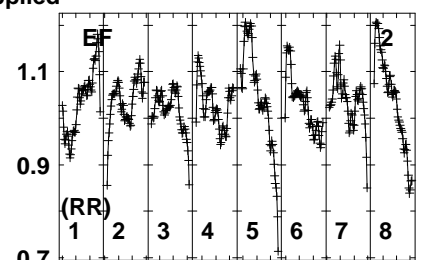
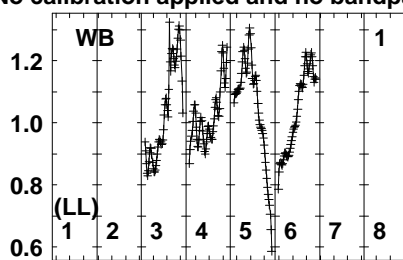
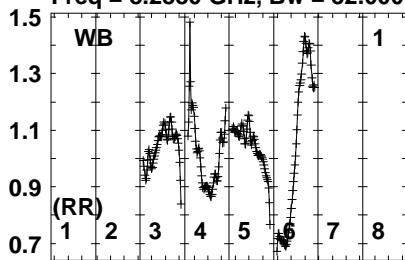
Auto-corr total-power spectrum Antenna: *

Timerange: 00/02:22:02 to 00/02:27:00

Plot file version 9 created 04-APR-2023 15:54:01

J1148 EB092D.UVDATA.1

Freq = 8.2880 GHz, Bw = 32.000 MH No calibration applied and no bandpass applied



829032083603904204504808520
FREQ MHz

829032083603904204504808520
FREQ MHz

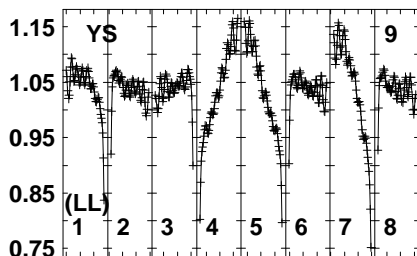
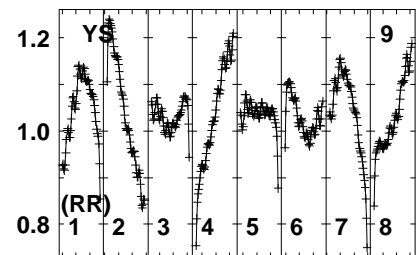
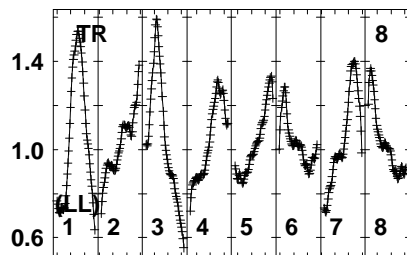
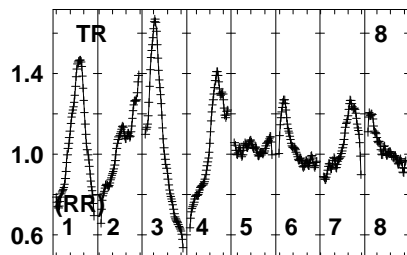
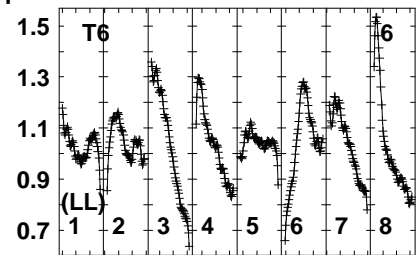
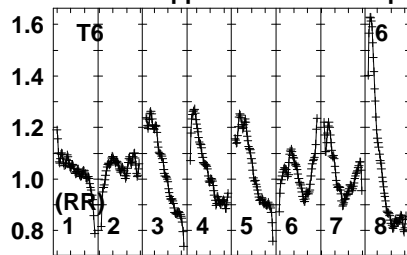
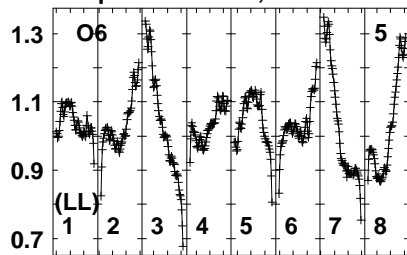
829032083603904204504808520
FREQ MHz

Lower frame: Real Jy
Auto-corr total-power spectrum Antenna: *
Timerange: 00/02:27:32 to 00/02:32:30

Plot file version 10 created 04-APR-2023 15:54:01

J1148 EB092D.UVDATA.1

Freq = 8.2880 GHz, Bw = 32.000 MH No calibration applied and no bandpass applied



829032083603904204504808520

FREQ MHz

Lower frame: Real Jy

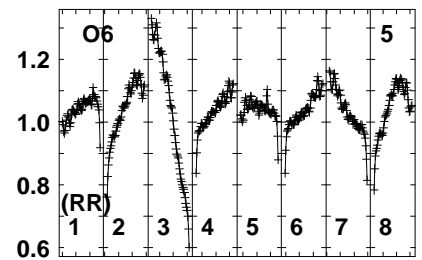
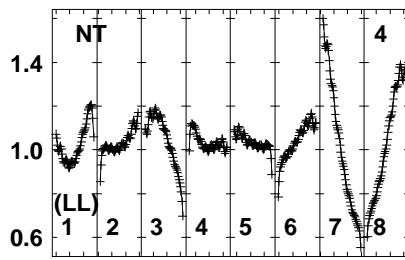
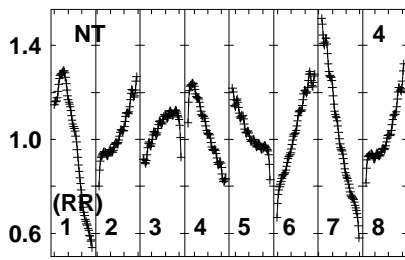
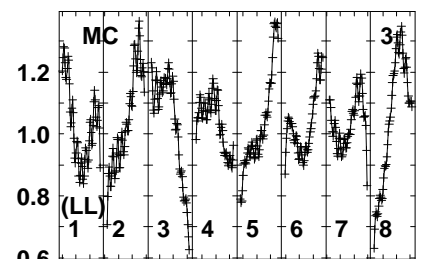
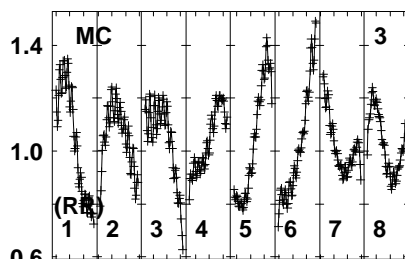
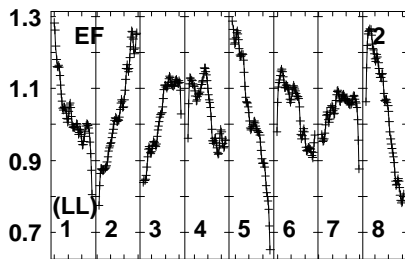
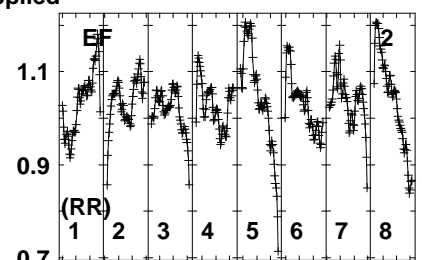
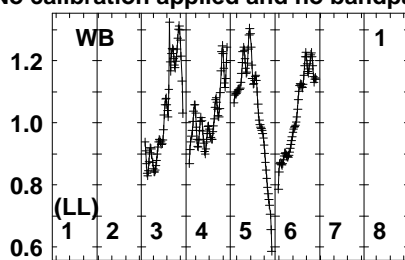
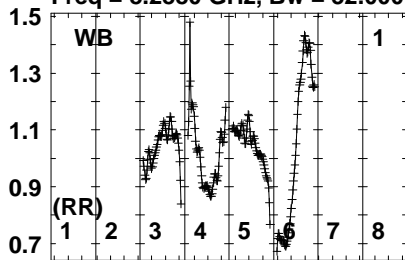
Auto-corr total-power spectrum Antenna: *

Timerange: 00/02:27:32 to 00/02:32:30

Plot file version 11 created 04-APR-2023 15:54:02

J1148 EB092D.UVDATA.1

Freq = 8.2880 GHz, Bw = 32.000 MH No calibration applied and no bandpass applied



829032083603904204504808520
FREQ MHz

829032083603904204504808520
FREQ MHz

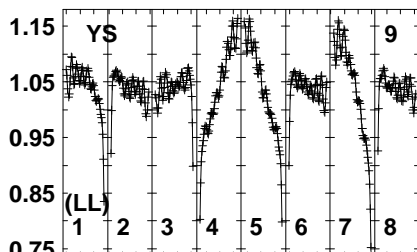
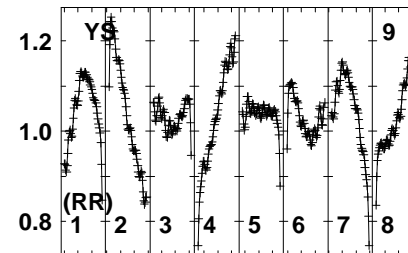
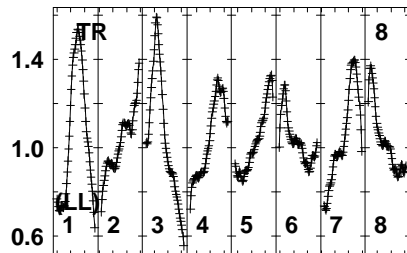
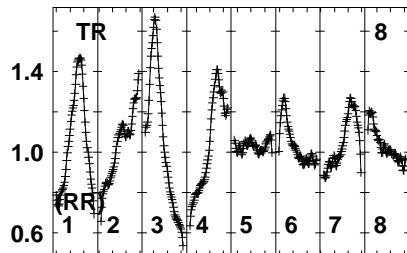
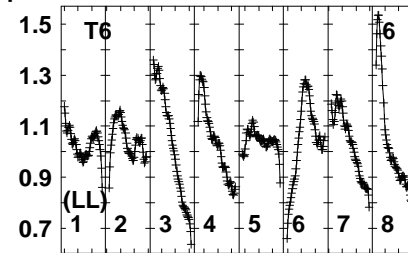
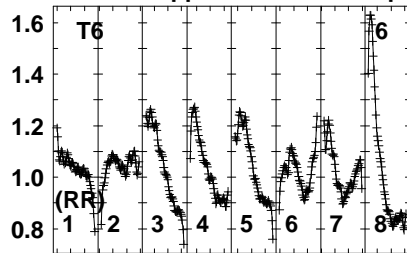
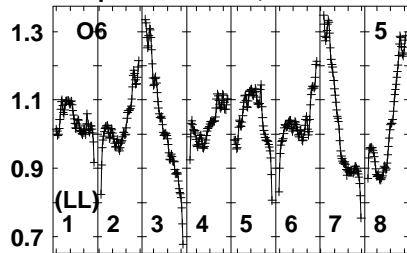
829032083603904204504808520
FREQ MHz

Lower frame: Real Jy
Auto-corr total-power spectrum Antenna: *
Timerange: 00/02:33:02 to 00/02:38:00

Plot file version 12 created 04-APR-2023 15:54:02

J1148 EB092D.UVDATA.1

Freq = 8.2880 GHz, Bw = 32.000 MH No calibration applied and no bandpass applied



829032083603904204504808520

FREQ MHz

Lower frame: Real Jy

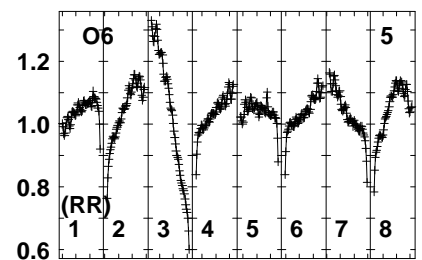
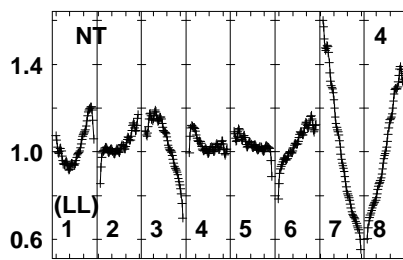
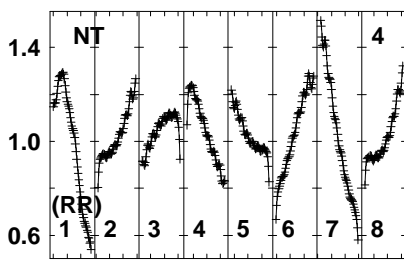
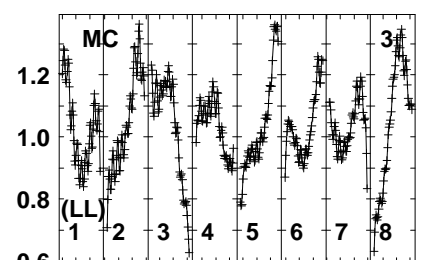
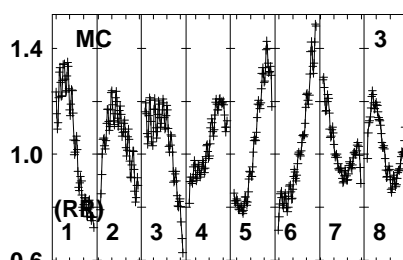
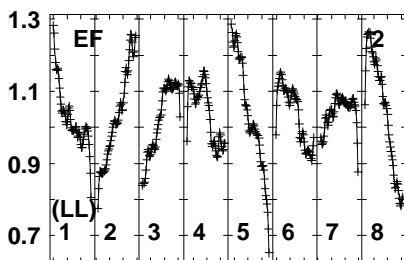
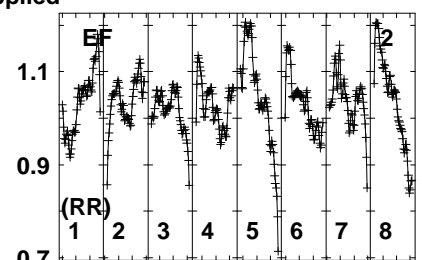
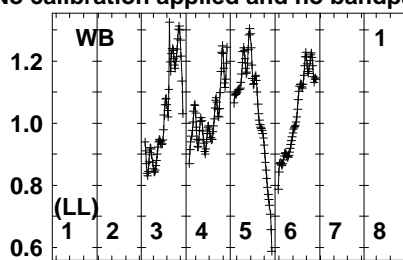
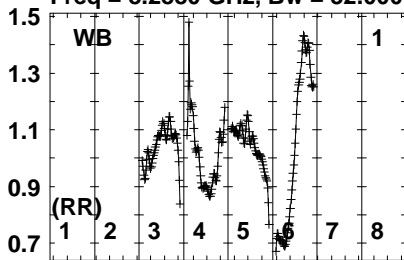
Auto-corr total-power spectrum Antenna: *

Timerange: 00/02:33:02 to 00/02:38:00

Plot file version 13 created 04-APR-2023 15:54:02

J1148 EB092D.UVDATA.1

Freq = 8.2880 GHz, Bw = 32.000 MH No calibration applied and no bandpass applied



829032083603904204504808520
FREQ MHz

829032083603904204504808520
FREQ MHz

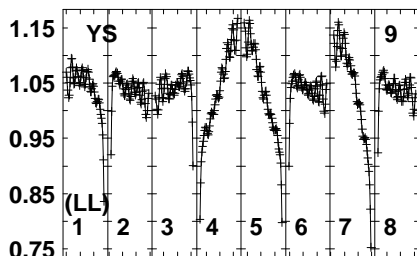
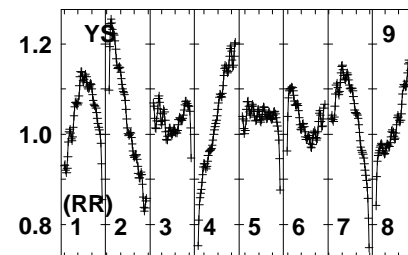
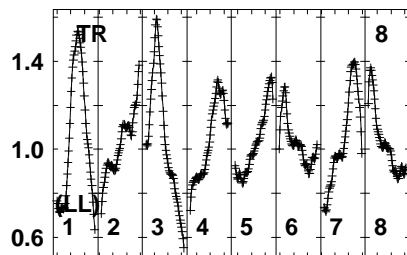
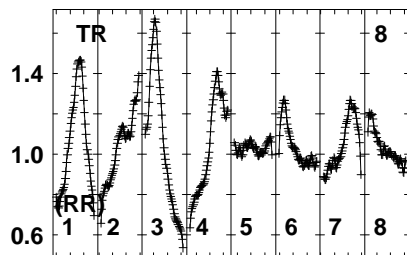
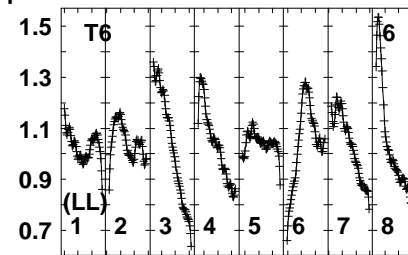
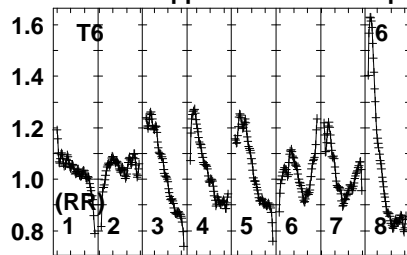
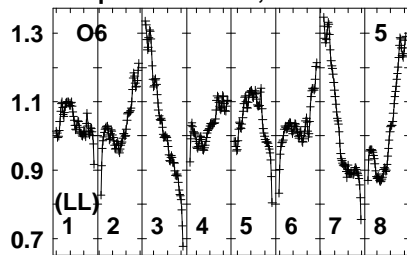
829032083603904204504808520
FREQ MHz

Lower frame: Real Jy
Auto-corr total-power spectrum Antenna: *
Timerange: 00/02:38:32 to 00/02:43:30

Plot file version 14 created 04-APR-2023 15:54:02

J1148 EB092D.UVDATA.1

Freq = 8.2880 GHz, Bw = 32.000 MH No calibration applied and no bandpass applied



829032083603904204504808520

FREQ MHz

Lower frame: Real Jy

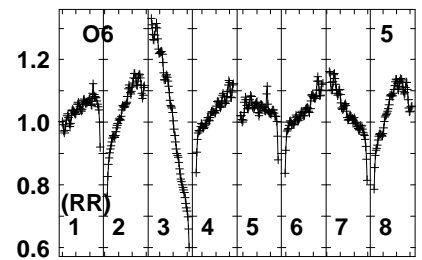
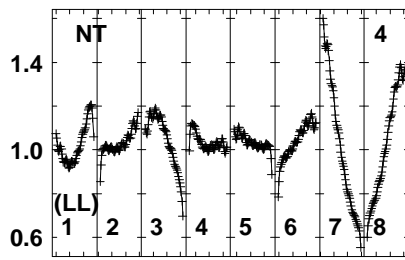
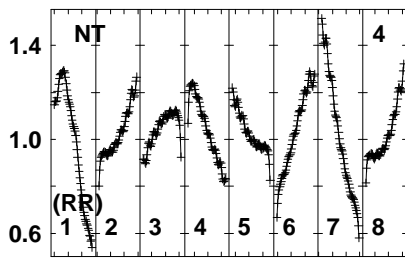
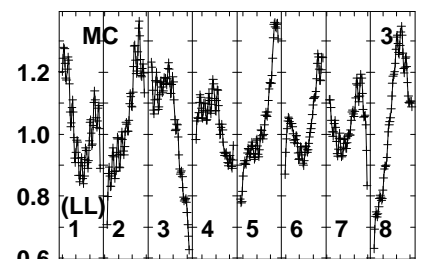
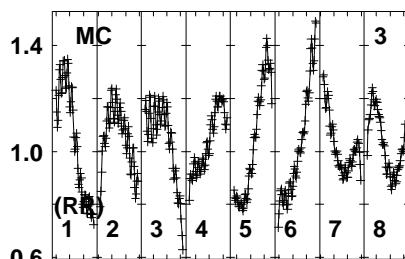
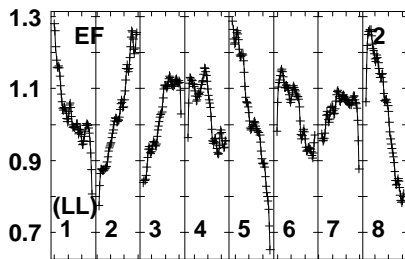
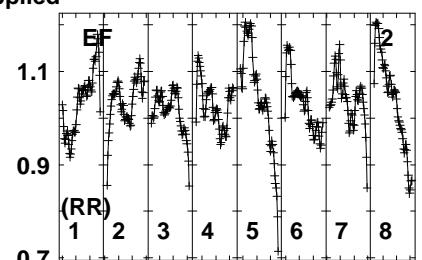
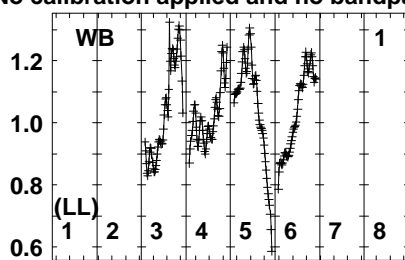
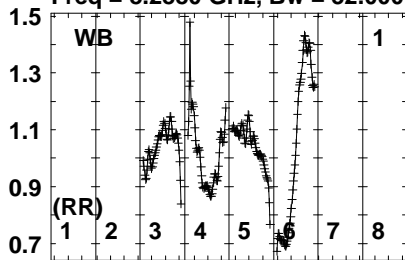
Auto-corr total-power spectrum Antenna: *

Timerange: 00/02:38:32 to 00/02:43:30

Plot file version 15 created 04-APR-2023 15:54:03

J1148 EB092D.UVDATA.1

Freq = 8.2880 GHz, Bw = 32.000 MH No calibration applied and no bandpass applied



829032083603904204504808520
FREQ MHz

829032083603904204504808520
FREQ MHz

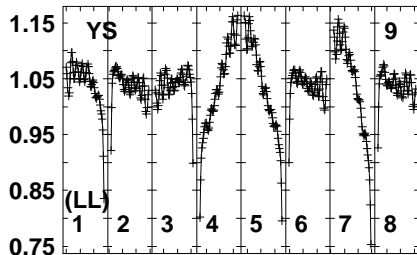
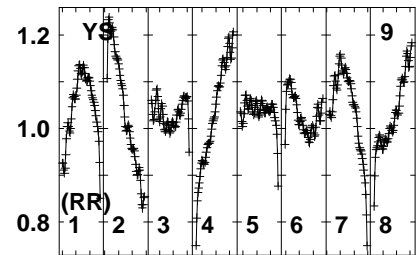
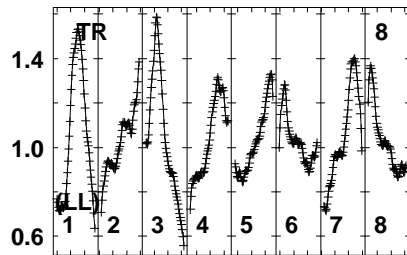
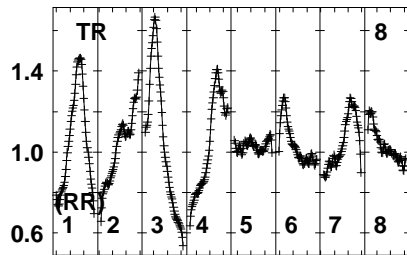
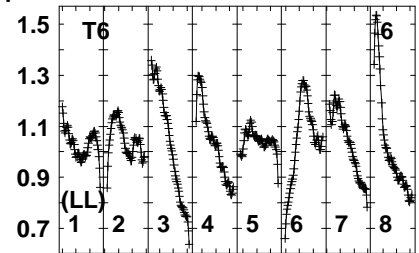
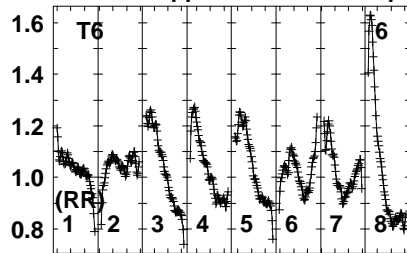
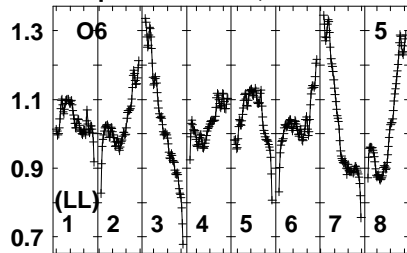
829032083603904204504808520
FREQ MHz

Lower frame: Real Jy
Auto-corr total-power spectrum Antenna: *
Timerange: 00/02:44:02 to 00/02:49:00

Plot file version 16 created 04-APR-2023 15:54:03

J1148 EB092D.UVDATA.1

Freq = 8.2880 GHz, Bw = 32.000 MH No calibration applied and no bandpass applied



829032083603904204504808520

FREQ MHz

Lower frame: Real Jy

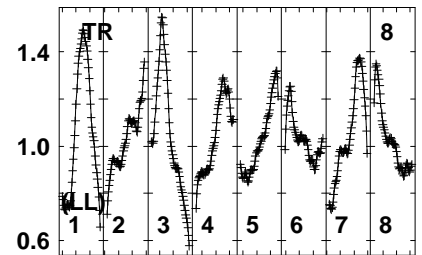
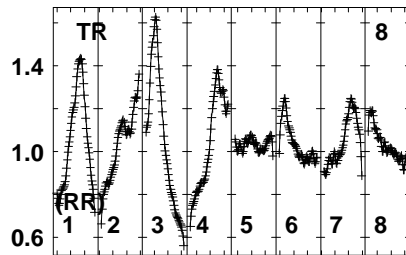
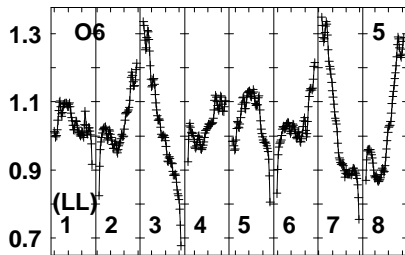
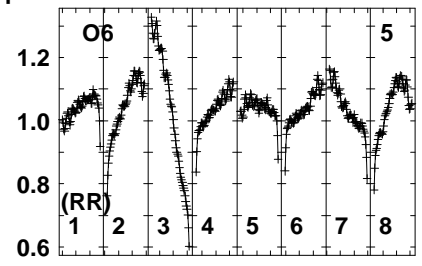
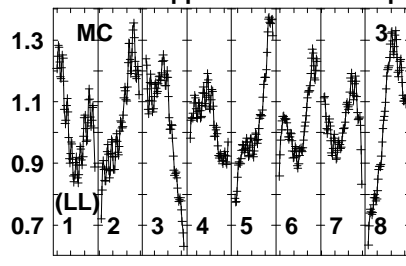
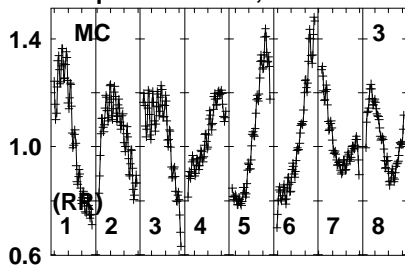
Auto-corr total-power spectrum Antenna: *

Timerange: 00/02:44:02 to 00/02:49:00

Plot file version 17 created 04-APR-2023 15:54:03

J1352 EB092D.UVDATA.1

Freq = 8.2880 GHz, Bw = 32.000 MH No calibration applied and no bandpass applied

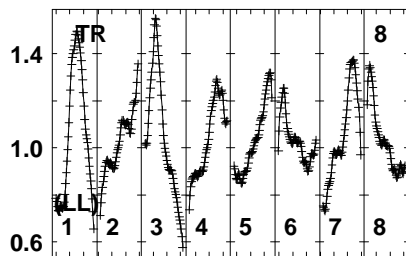
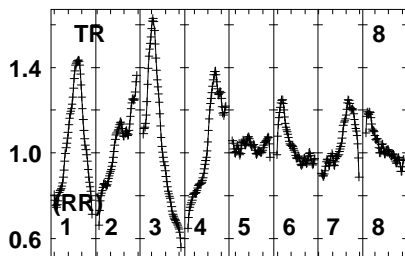
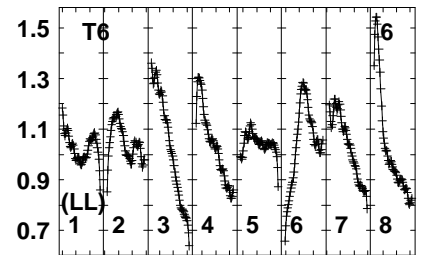
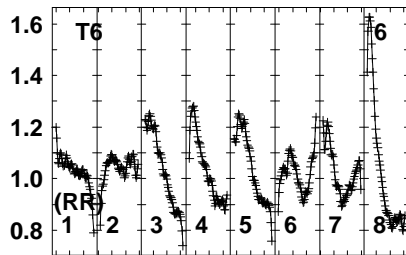
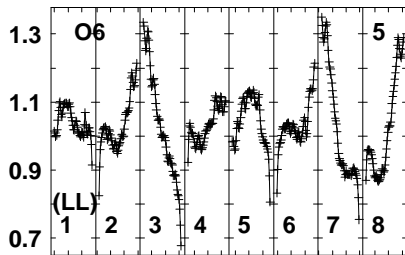
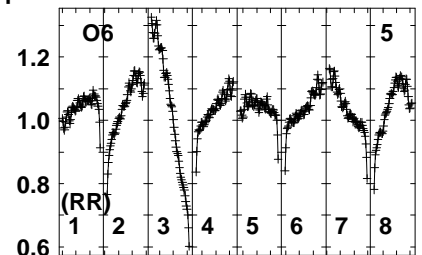
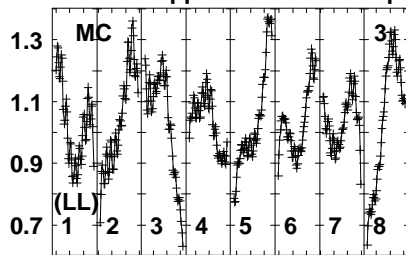
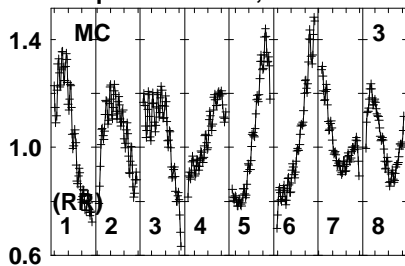


Lower frame: Real Jy
Auto-corr total-power spectrum Antenna: *
Timerange: 00/02:51:21 to 00/02:54:19

Plot file version 18 created 04-APR-2023 15:54:03

J1352 EB092D.UVDATA.1

Freq = 8.2880 GHz, Bw = 32.000 MH No calibration applied and no bandpass applied



829032083603904204504808520
FREQ MHz

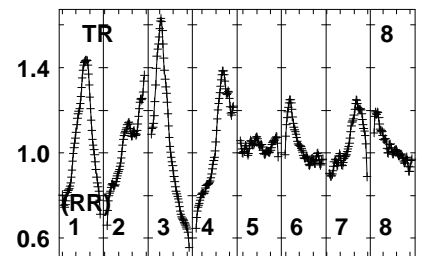
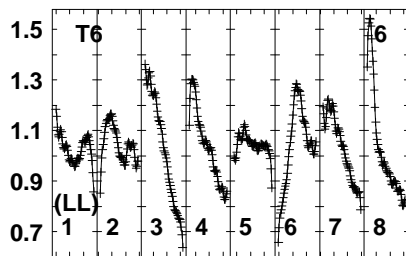
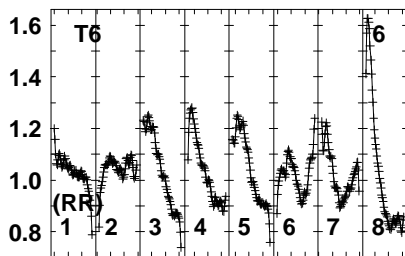
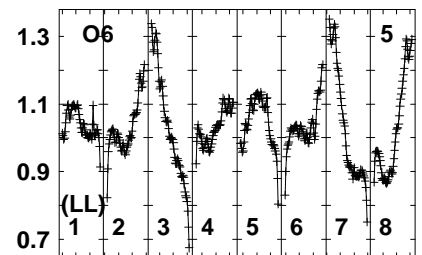
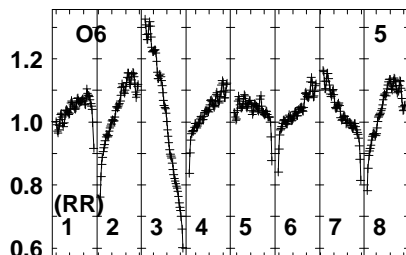
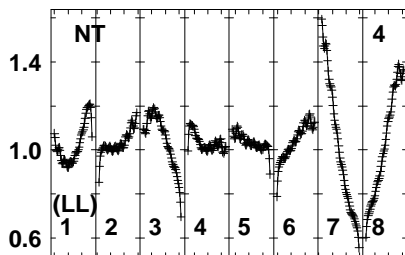
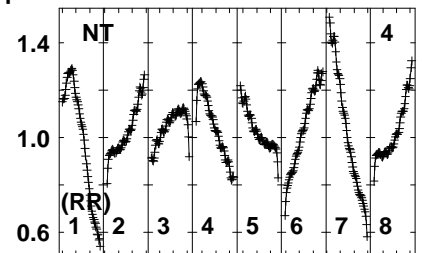
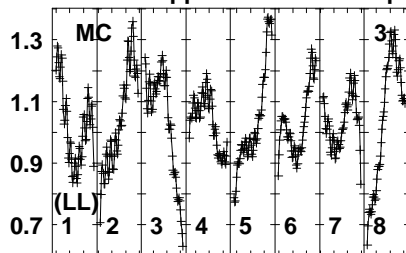
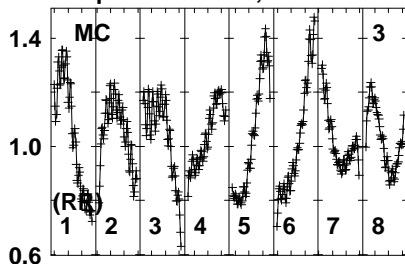
829032083603904204504808520
FREQ MHz

Lower frame: Real Jy
Auto-corr total-power spectrum Antenna: *
Timerange: 00/02:54:51 to 00/02:59:49

Plot file version 19 created 04-APR-2023 15:54:03

J1352 EB092D.UVDATA.1

Freq = 8.2880 GHz, Bw = 32.000 MH No calibration applied and no bandpass applied



829032083603904204504808520
FREQ MHz

829032083603904204504808520
FREQ MHz

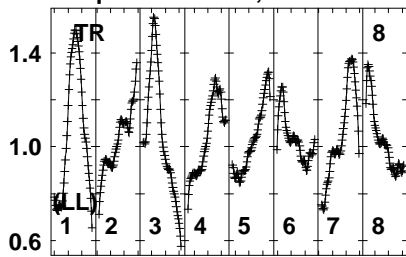
829032083603904204504808520
FREQ MHz

Lower frame: Real Jy
Auto-corr total-power spectrum Antenna: *
Timerange: 00/03:00:21 to 00/03:05:19

Plot file version 20 created 04-APR-2023 15:54:04

J1352 EB092D.UVDATA.1

Freq = 8.2880 GHz, Bw = 32.000 MH No calibration applied and no bandpass applied

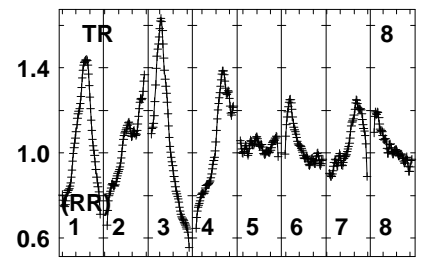
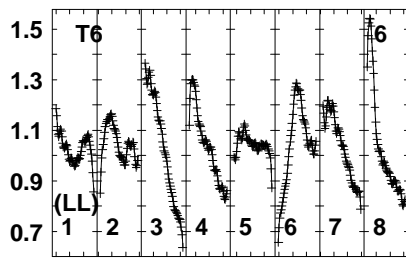
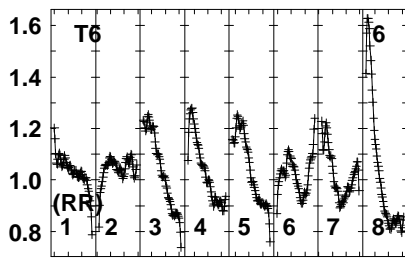
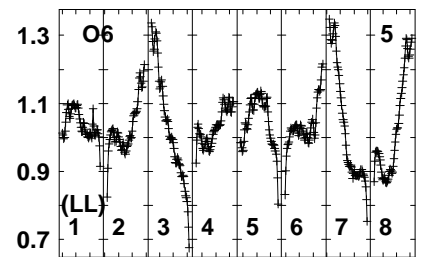
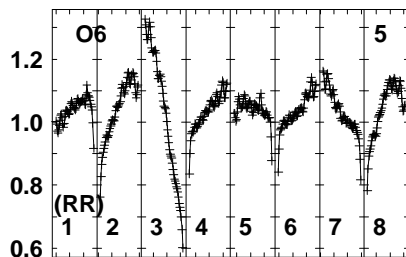
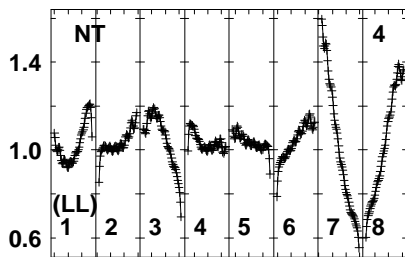
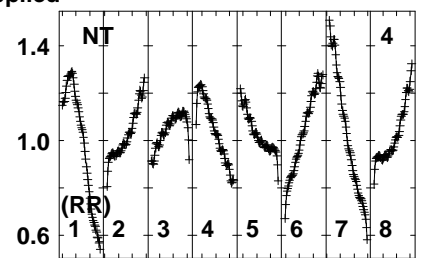
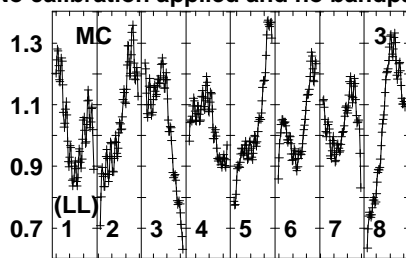
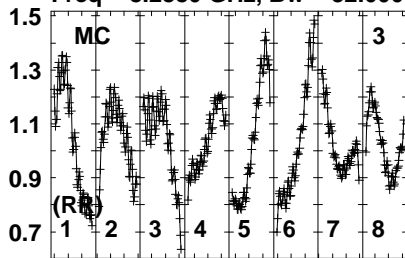


Lower frame: Real Jy
Auto-corr total-power spectrum Antenna: *
Timerange: 00/03:00:21 to 00/03:05:19

Plot file version 21 created 04-APR-2023 15:54:04

J1352 EB092D.UVDATA.1

Freq = 8.2880 GHz, Bw = 32.000 MH No calibration applied and no bandpass applied



829032083603904204504808520
FREQ MHz

829032083603904204504808520
FREQ MHz

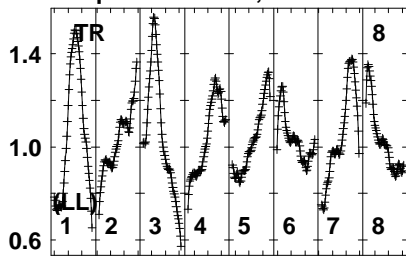
829032083603904204504808520
FREQ MHz

Lower frame: Real Jy
Auto-corr total-power spectrum Antenna: *
Timerange: 00/03:05:51 to 00/03:10:49

Plot file version 22 created 04-APR-2023 15:54:04

J1352 EB092D.UVDATA.1

Freq = 8.2880 GHz, Bw = 32.000 MH No calibration applied and no bandpass applied

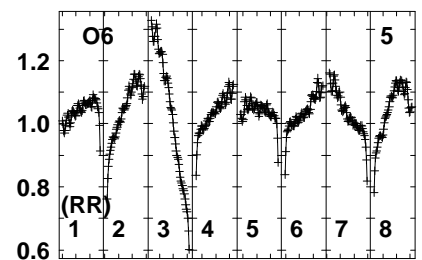
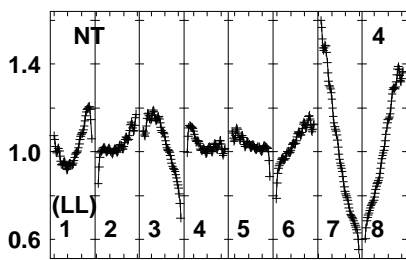
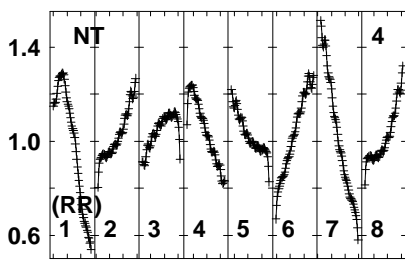
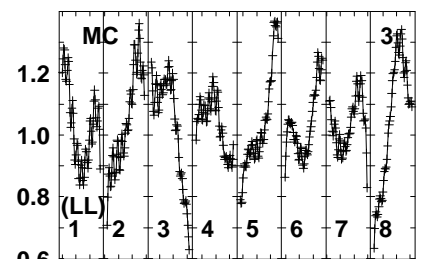
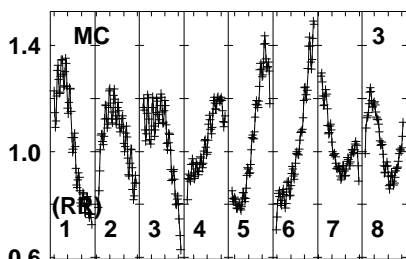
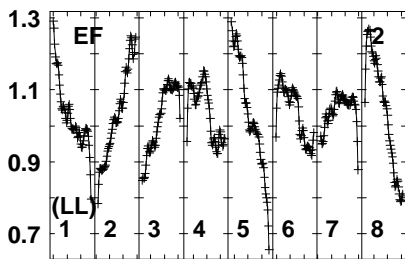
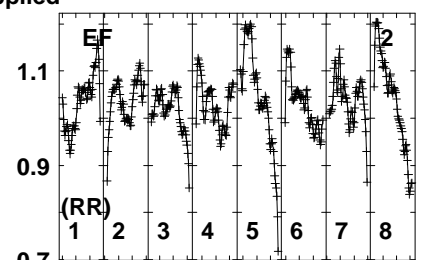
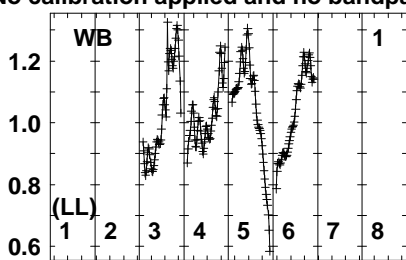
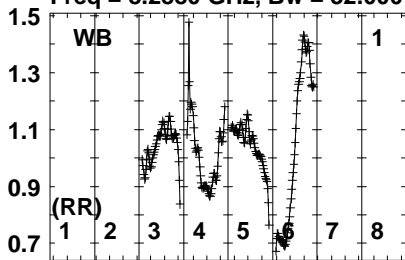


Lower frame: Real Jy
Auto-corr total-power spectrum Antenna: *
Timerange: 00/03:05:51 to 00/03:10:49

Plot file version 23 created 04-APR-2023 15:54:04

1055+018 EB092D.UVDATA.1

Freq = 8.2880 GHz, Bw = 32.000 MH No calibration applied and no bandpass applied



829032083603904204504808520
FREQ MHz

829032083603904204504808520
FREQ MHz

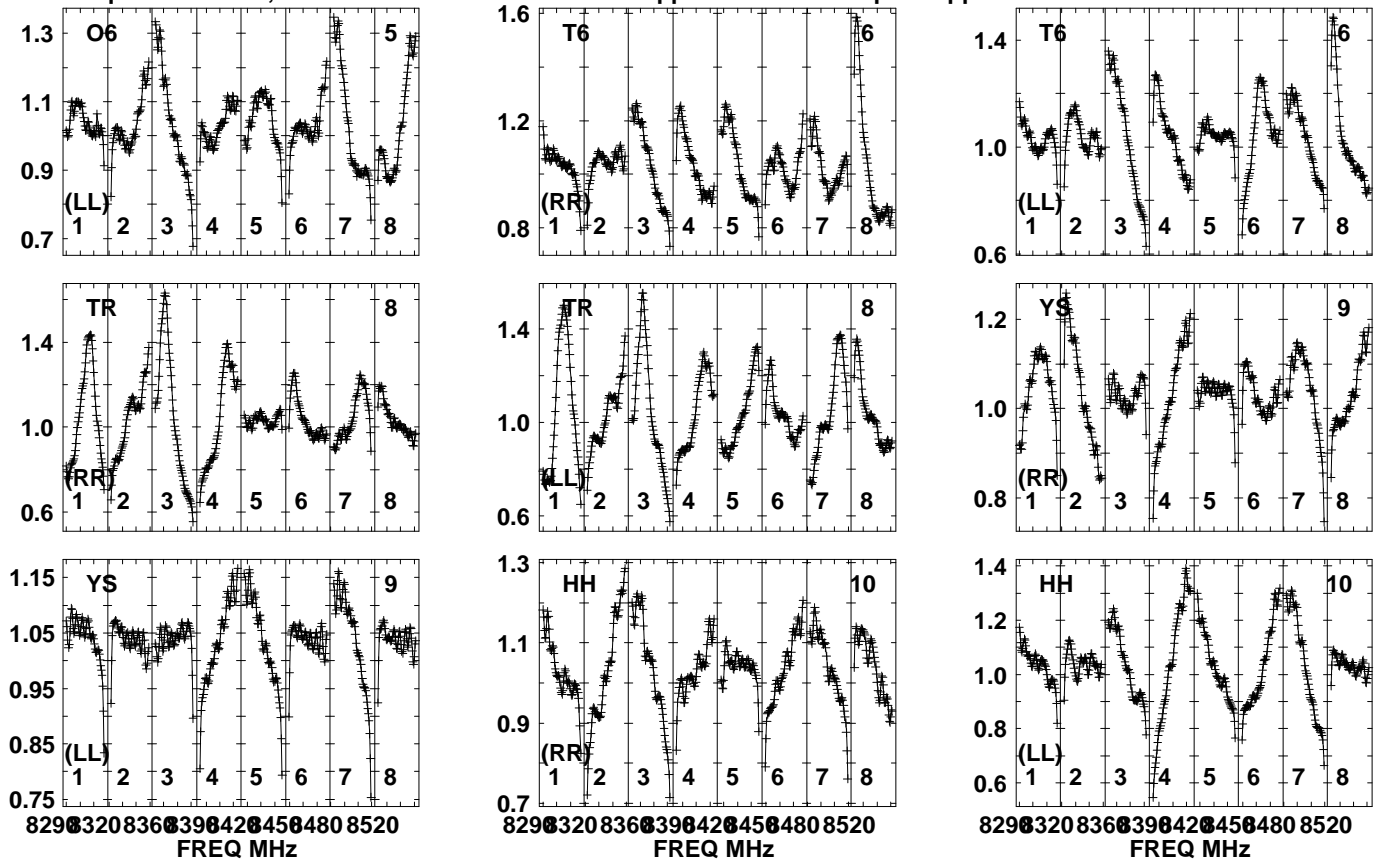
829032083603904204504808520
FREQ MHz

Lower frame: Real Jy
Auto-corr total-power spectrum Antenna: *
Timerange: 00/03:14:16 to 00/03:19:14

Plot file version 24 created 04-APR-2023 15:54:04

1055+018 EB092D.UVDATA.1

Freq = 8.2880 GHz, Bw = 32.000 MH No calibration applied and no bandpass applied

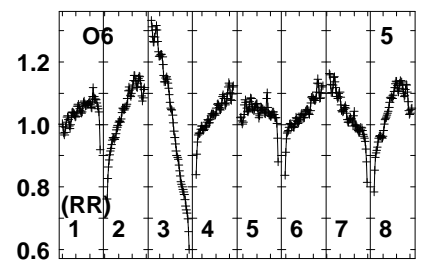
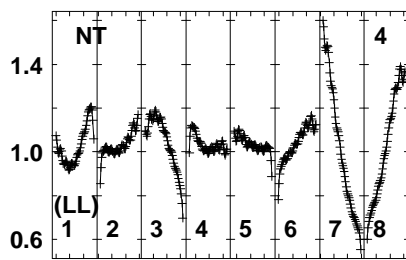
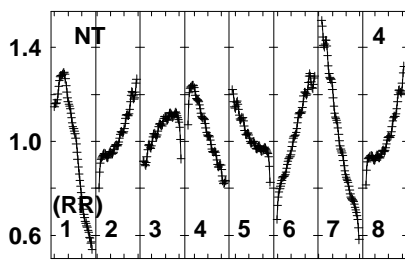
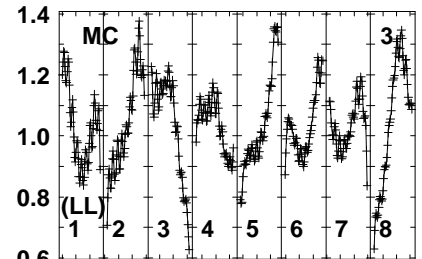
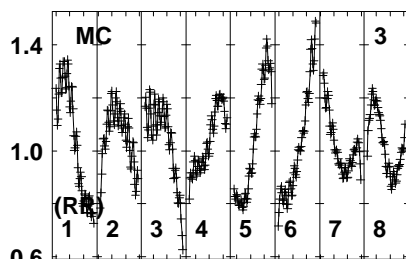
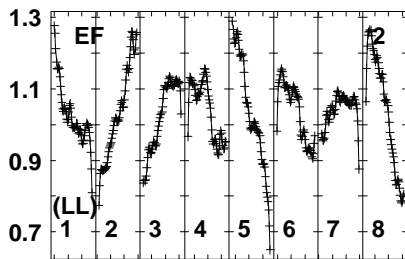
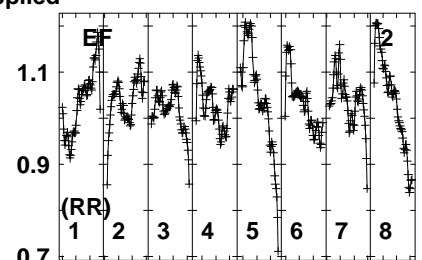
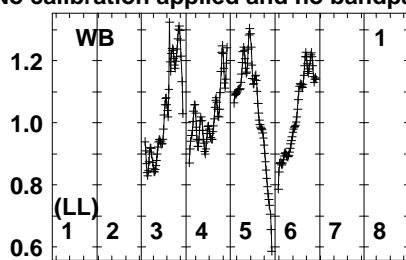
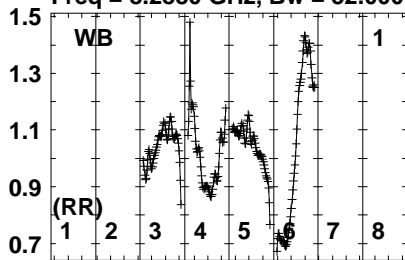


Lower frame: Real Jy
Auto-corr total-power spectrum Antenna: *
Timerange: 00/03:14:16 to 00/03:19:14

Plot file version 25 created 04-APR-2023 15:54:05

J1148 EB092D.UVDATA.1

Freq = 8.2880 GHz, Bw = 32.000 MH No calibration applied and no bandpass applied



829032083603904204504808520
FREQ MHz

829032083603904204504808520
FREQ MHz

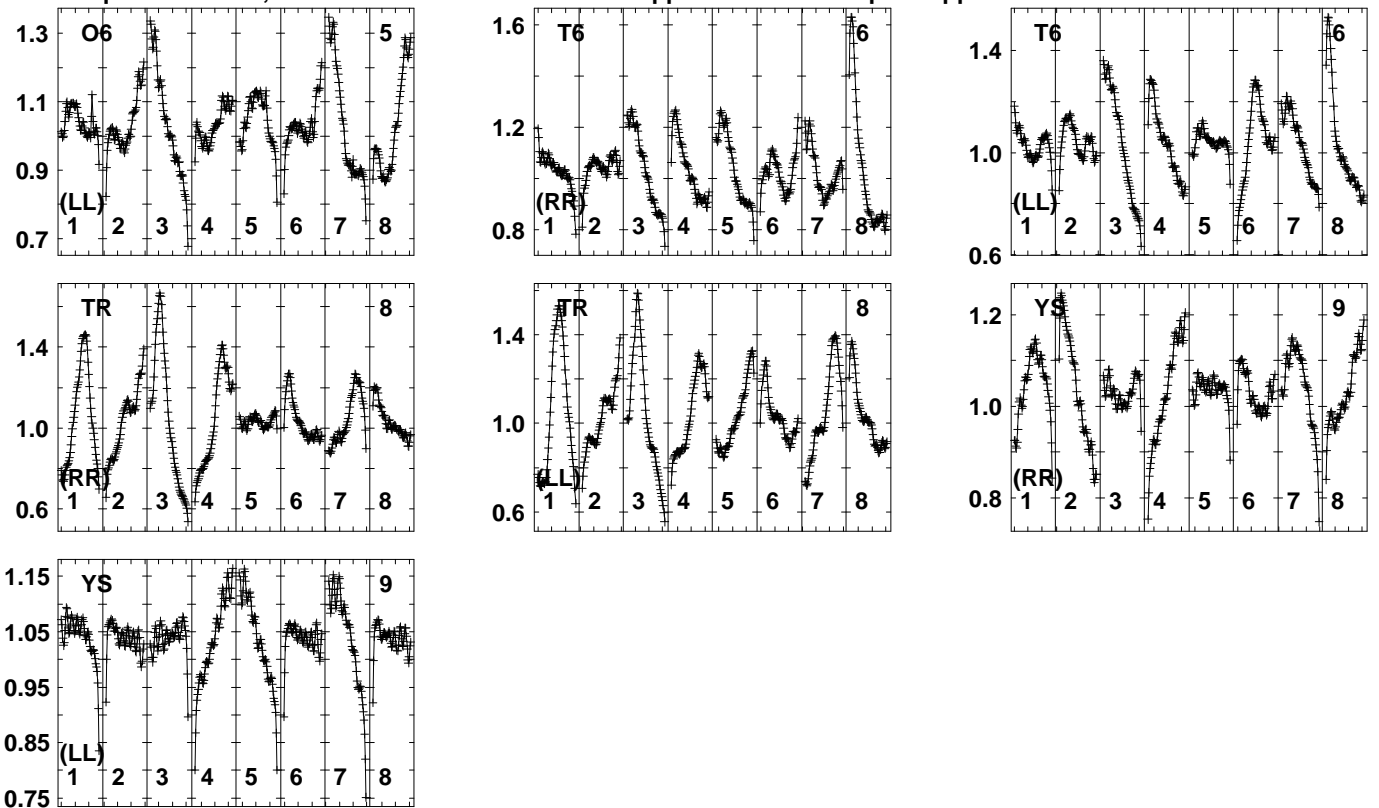
829032083603904204504808520
FREQ MHz

Lower frame: Real Jy
Auto-corr total-power spectrum Antenna: *
Timerange: 00/03:27:46 to 00/03:30:44

Plot file version 26 created 04-APR-2023 15:54:05

J1148 EB092D.UVDATA.1

Freq = 8.2880 GHz, Bw = 32.000 MH No calibration applied and no bandpass applied



8290 8320 8360 8390 8420 8450 8480 8520

Lower frame: Real Jy

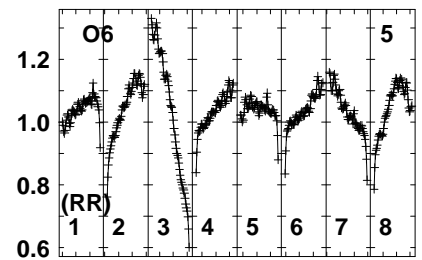
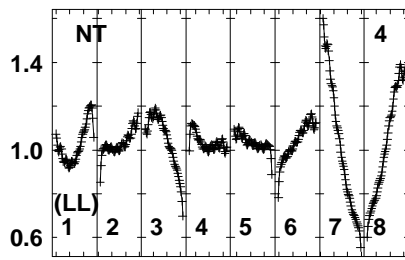
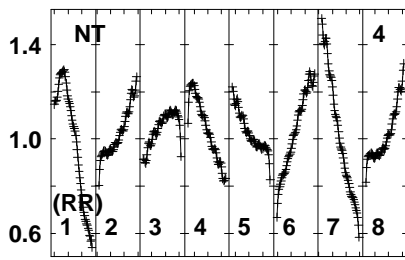
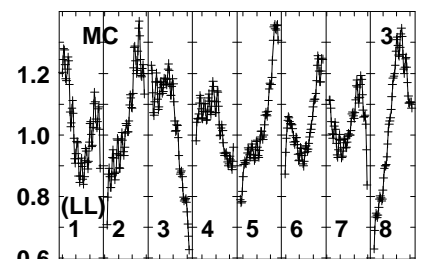
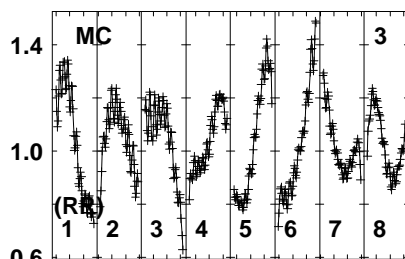
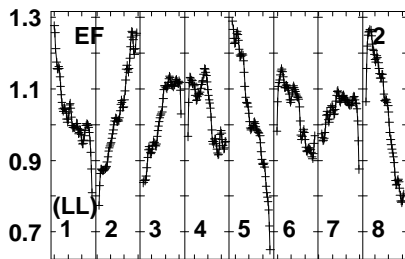
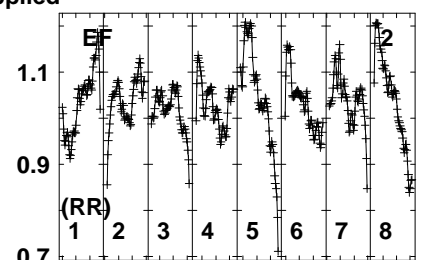
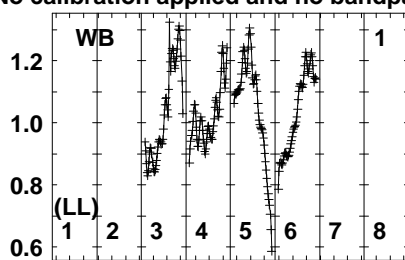
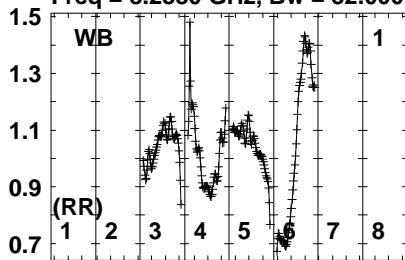
Auto-corr total-power spectrum Antenna: *

Timerange: 00/03:27:46 to 00/03:30:44

Plot file version 27 created 04-APR-2023 15:54:05

J1148 EB092D.UVDATA.1

Freq = 8.2880 GHz, Bw = 32.000 MH No calibration applied and no bandpass applied



829032083603904204504808520
FREQ MHz

829032083603904204504808520
FREQ MHz

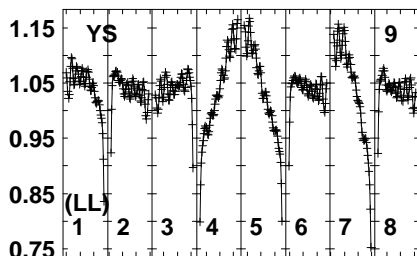
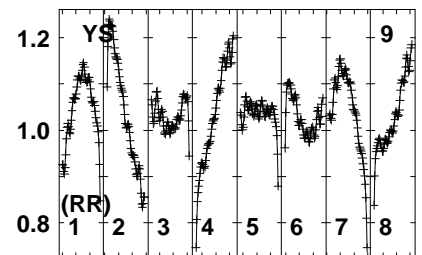
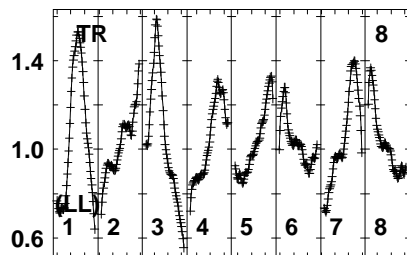
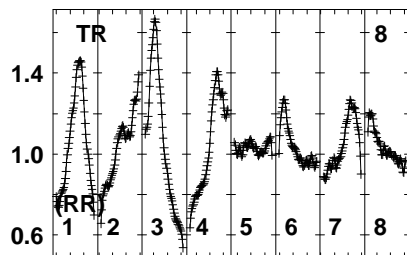
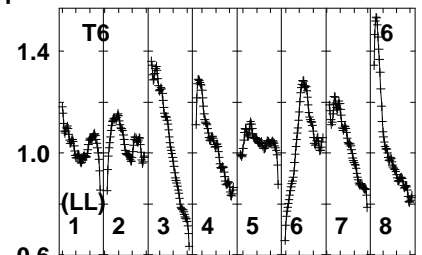
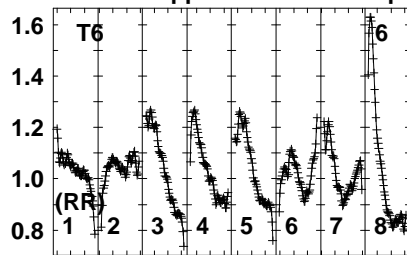
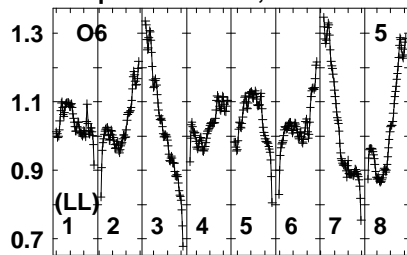
829032083603904204504808520
FREQ MHz

Lower frame: Real Jy
Auto-corr total-power spectrum Antenna: *
Timerange: 00/03:31:16 to 00/03:36:14

Plot file version 28 created 04-APR-2023 15:54:05

J1148 EB092D.UVDATA.1

Freq = 8.2880 GHz, Bw = 32.000 MH No calibration applied and no bandpass applied



829032083603904204504808520

FREQ MHz

Lower frame: Real Jy

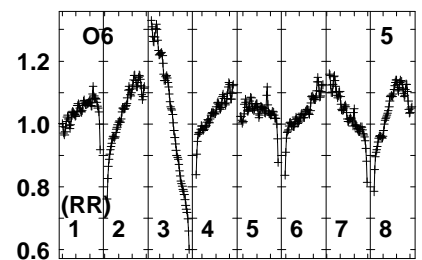
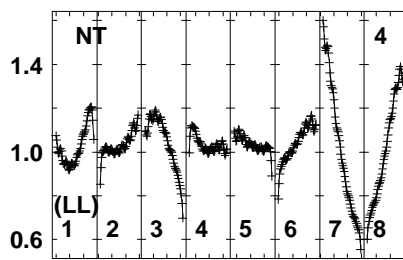
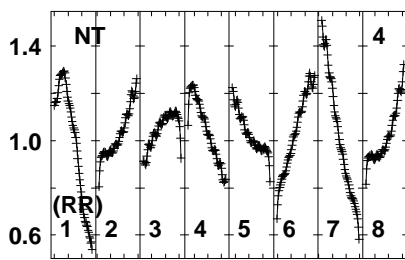
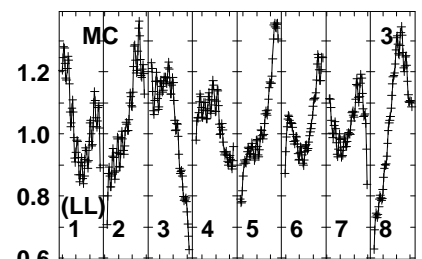
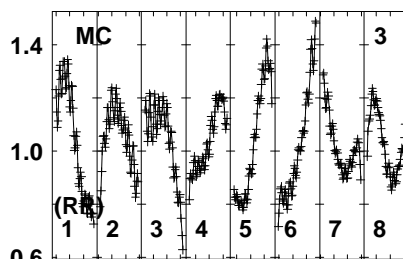
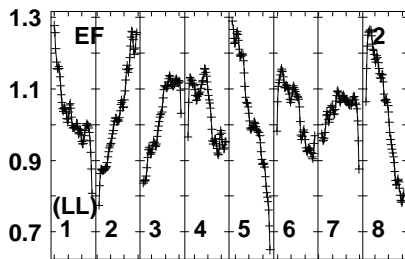
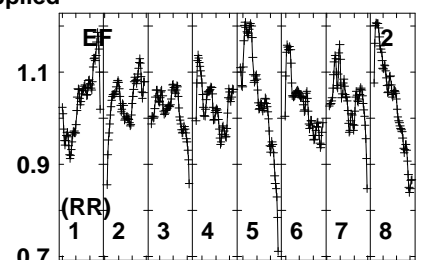
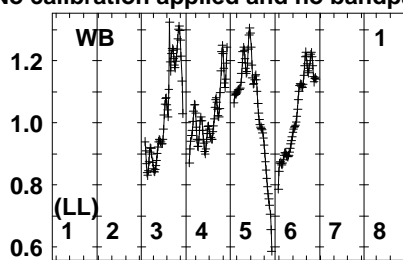
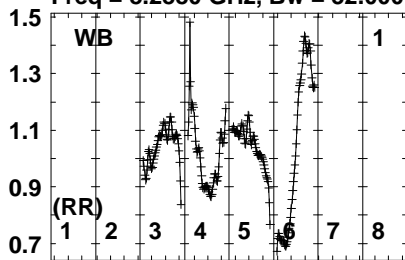
Auto-corr total-power spectrum Antenna: *

Timerange: 00/03:31:16 to 00/03:36:14

Plot file version 29 created 04-APR-2023 15:54:05

J1148 EB092D.UVDATA.1

Freq = 8.2880 GHz, Bw = 32.000 MH No calibration applied and no bandpass applied



829032083603904204504808520
FREQ MHz

829032083603904204504808520
FREQ MHz

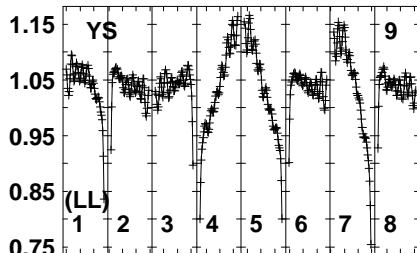
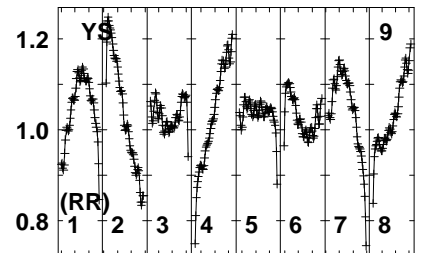
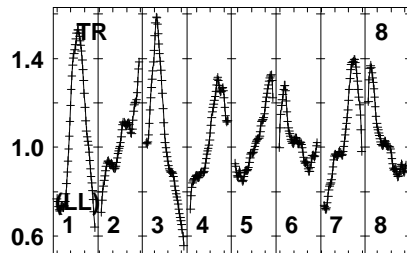
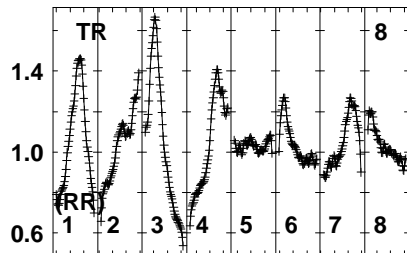
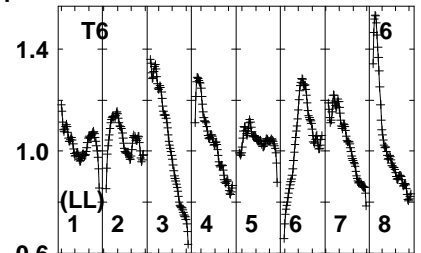
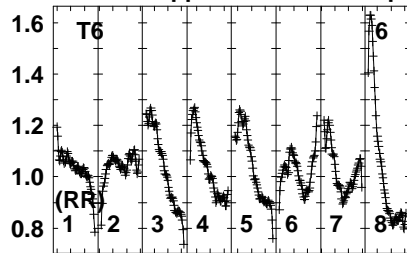
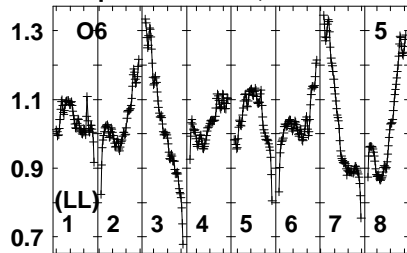
829032083603904204504808520
FREQ MHz

Lower frame: Real Jy
Auto-corr total-power spectrum Antenna: *
Timerange: 00/03:36:46 to 00/03:41:44

Plot file version 30 created 04-APR-2023 15:54:06

J1148 EB092D.UVDATA.1

Freq = 8.2880 GHz, Bw = 32.000 MH No calibration applied and no bandpass applied



829032083603904204504808520

FREQ MHz

Lower frame: Real Jy

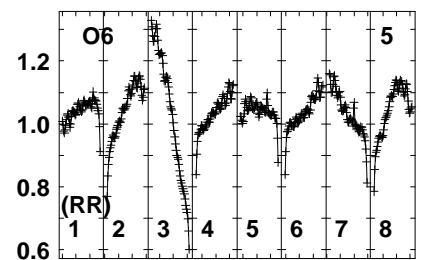
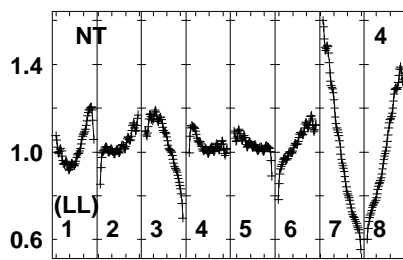
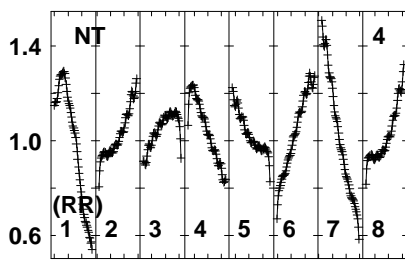
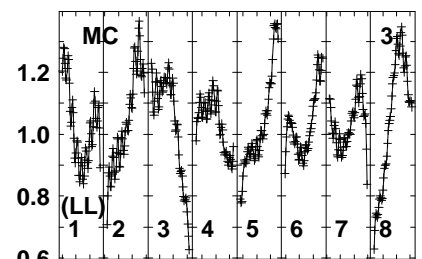
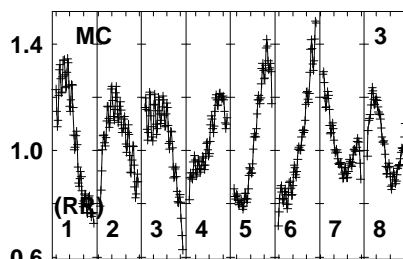
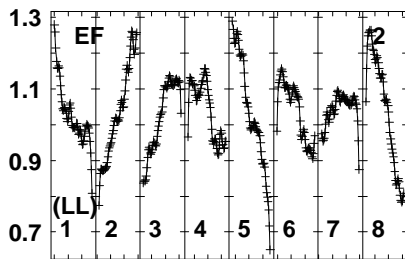
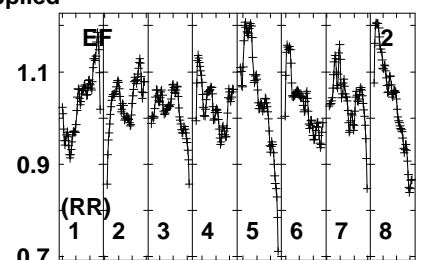
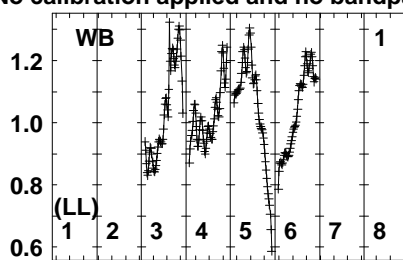
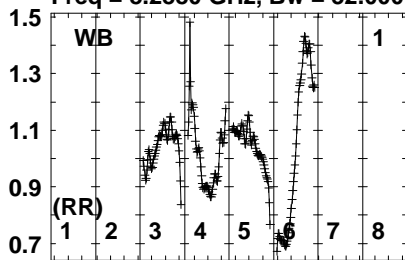
Auto-corr total-power spectrum Antenna: *

Timerange: 00/03:36:46 to 00/03:41:44

Plot file version 31 created 04-APR-2023 15:54:06

J1148 EB092D.UVDATA.1

Freq = 8.2880 GHz, Bw = 32.000 MH No calibration applied and no bandpass applied



829032083603904204504808520
FREQ MHz

829032083603904204504808520
FREQ MHz

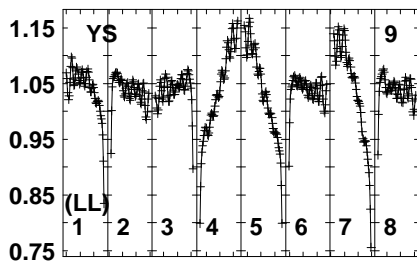
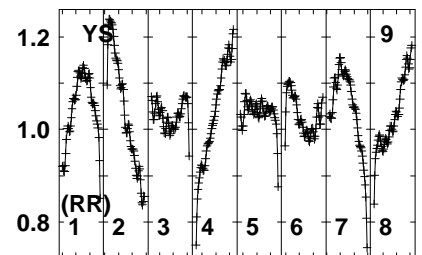
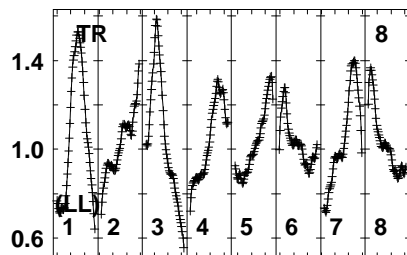
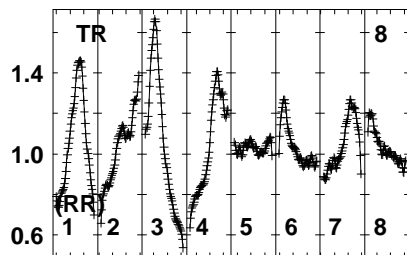
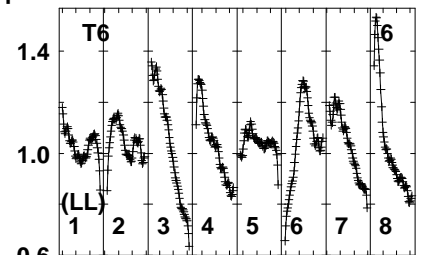
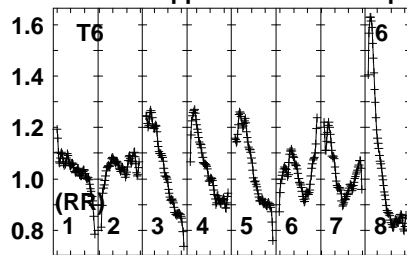
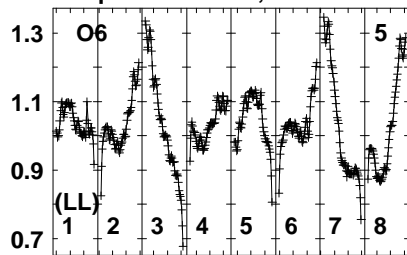
829032083603904204504808520
FREQ MHz

Lower frame: Real Jy
Auto-corr total-power spectrum Antenna: *
Timerange: 00/03:42:16 to 00/03:47:14

Plot file version 32 created 04-APR-2023 15:54:06

J1148 EB092D.UVDATA.1

Freq = 8.2880 GHz, Bw = 32.000 MH No calibration applied and no bandpass applied



829032083603904204504808520

FREQ MHz

Lower frame: Real Jy

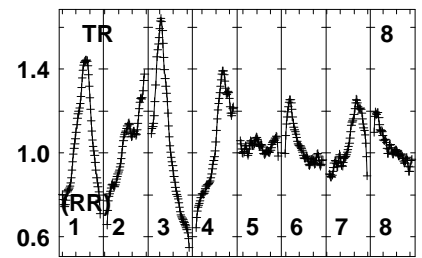
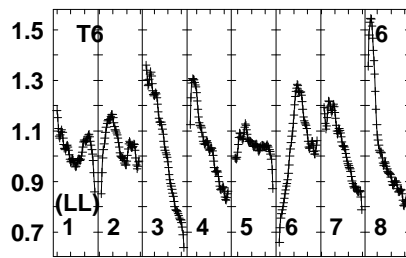
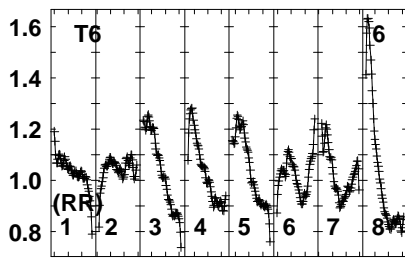
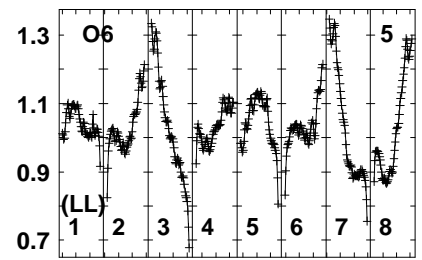
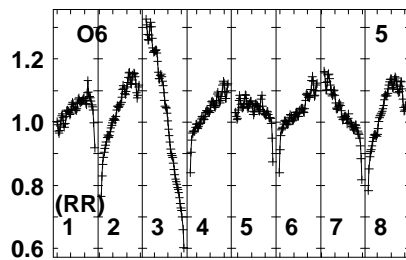
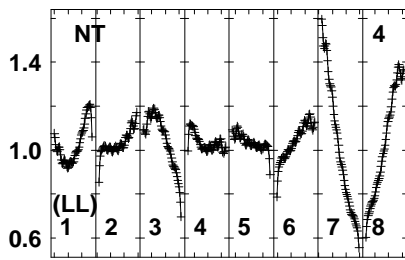
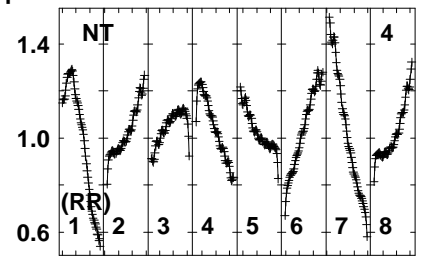
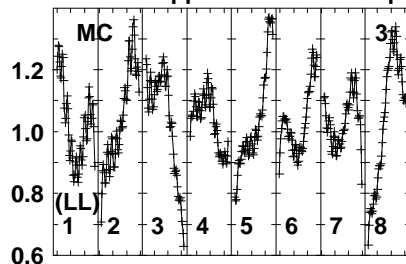
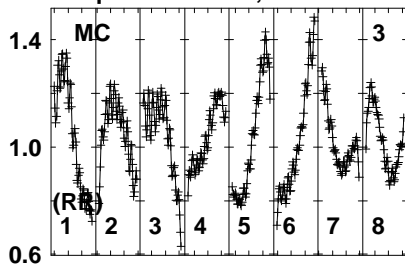
Auto-corr total-power spectrum Antenna: *

Timerange: 00/03:42:16 to 00/03:47:14

Plot file version 33 created 04-APR-2023 15:54:06

J1352 EB092D.UVDATA.1

Freq = 8.2880 GHz, Bw = 32.000 MH No calibration applied and no bandpass applied



829032083603904204504808520
FREQ MHz

829032083603904204504808520
FREQ MHz

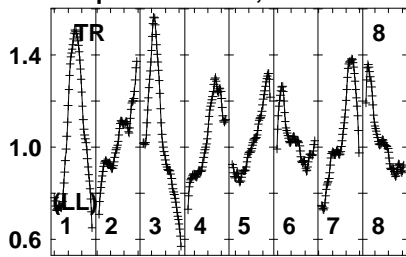
829032083603904204504808520
FREQ MHz

Lower frame: Real Jy
Auto-corr total-power spectrum Antenna: *
Timerange: 00/03:50:52 to 00/03:53:50

Plot file version 34 created 04-APR-2023 15:54:06

J1352 EB092D.UVDATA.1

Freq = 8.2880 GHz, Bw = 32.000 MH No calibration applied and no bandpass applied



Lower frame: Real Jy

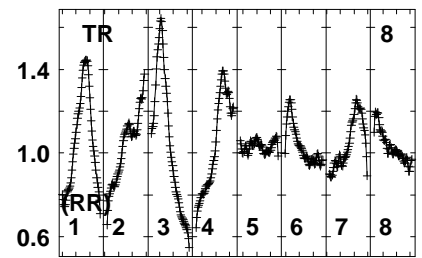
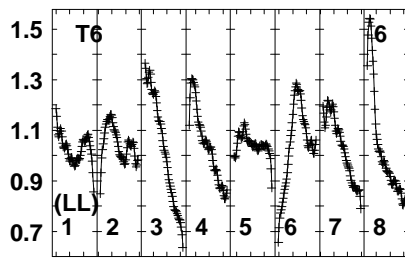
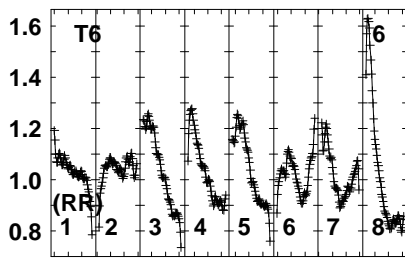
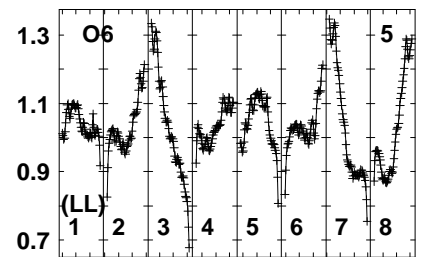
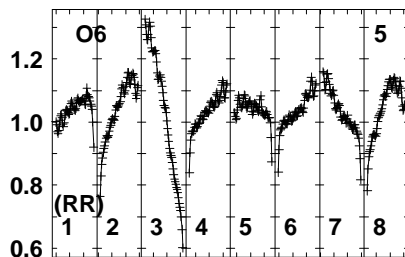
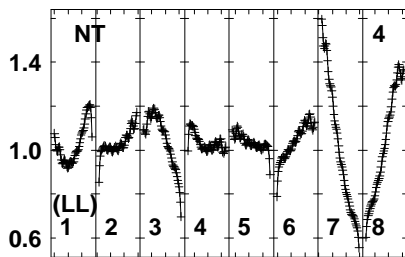
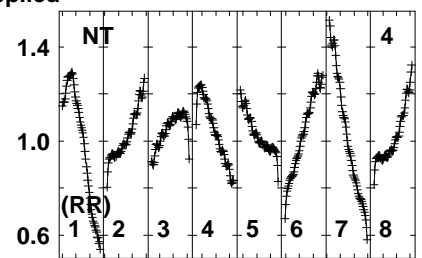
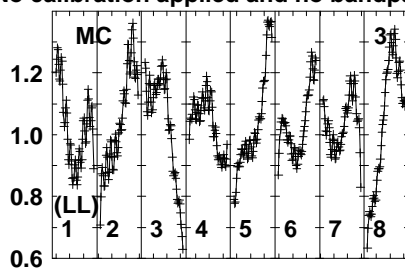
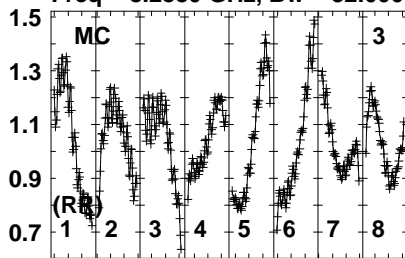
Auto-corr total-power spectrum Antenna: *

Timerange: 00/03:50:52 to 00/03:53:50

Plot file version 35 created 04-APR-2023 15:54:07

J1352 EB092D.UVDATA.1

Freq = 8.2880 GHz, Bw = 32.000 MH No calibration applied and no bandpass applied



829032083603904204504808520
FREQ MHz

829032083603904204504808520
FREQ MHz

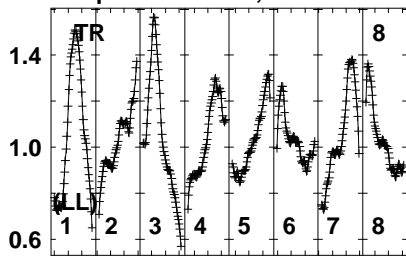
829032083603904204504808520
FREQ MHz

Lower frame: Real Jy
Auto-corr total-power spectrum Antenna: *
Timerange: 00/03:54:22 to 00/03:59:20

Plot file version 36 created 04-APR-2023 15:54:07

J1352 EB092D.UVDATA.1

Freq = 8.2880 GHz, Bw = 32.000 MH No calibration applied and no bandpass applied

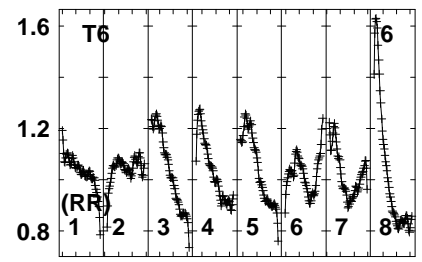
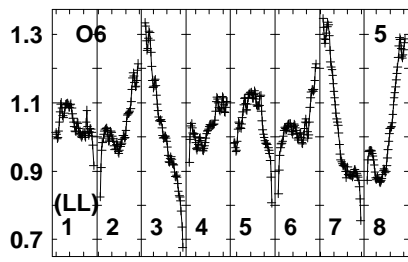
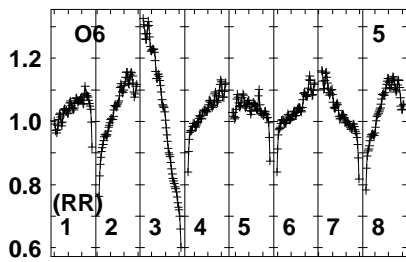
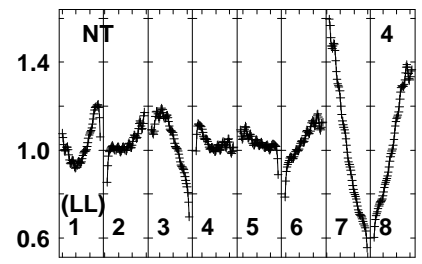
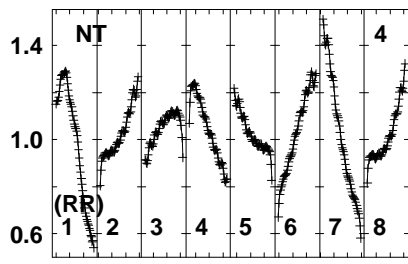
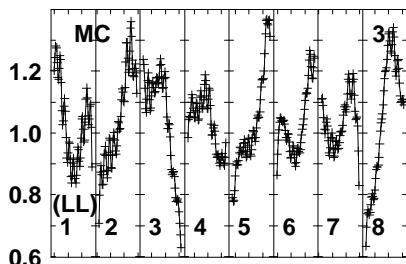
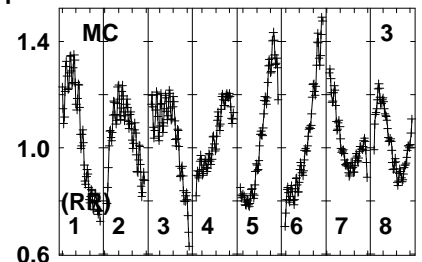
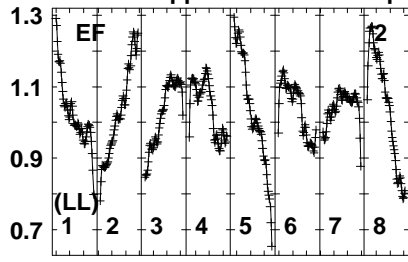
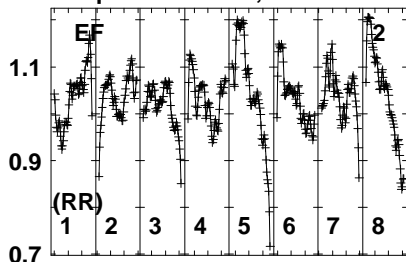


Lower frame: Real Jy
Auto-corr total-power spectrum Antenna: *
Timerange: 00/03:54:22 to 00/03:59:20

Plot file version 37 created 04-APR-2023 15:54:07

J1352 EB092D.UVDATA.1

Freq = 8.2880 GHz, Bw = 32.000 MH No calibration applied and no bandpass applied



829032083603904204504808520
FREQ MHz

829032083603904204504808520
FREQ MHz

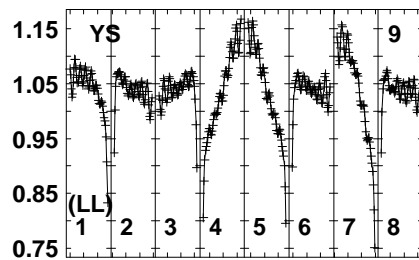
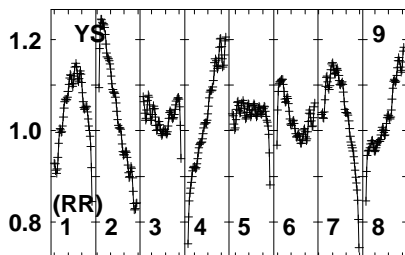
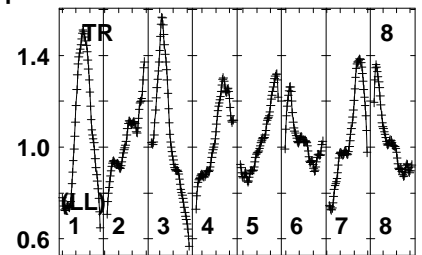
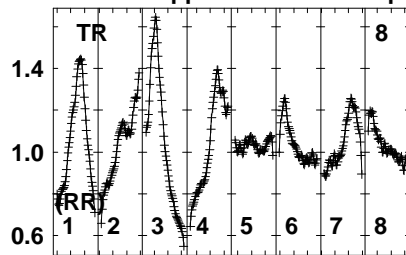
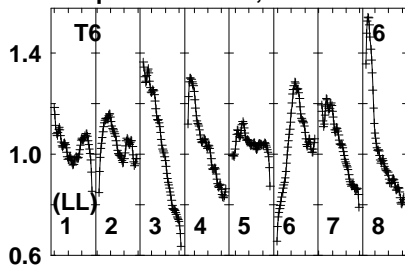
829032083603904204504808520
FREQ MHz

Lower frame: Real Jy
Auto-corr total-power spectrum Antenna: *
Timerange: 00/03:59:52 to 00/04:04:50

Plot file version 38 created 04-APR-2023 15:54:07

J1352 EB092D.UVDATA.1

Freq = 8.2880 GHz, Bw = 32.000 MH No calibration applied and no bandpass applied

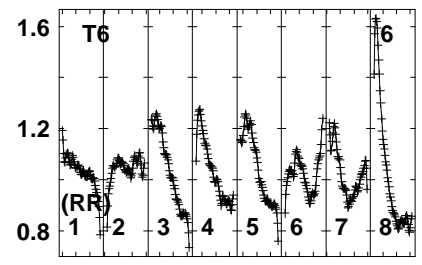
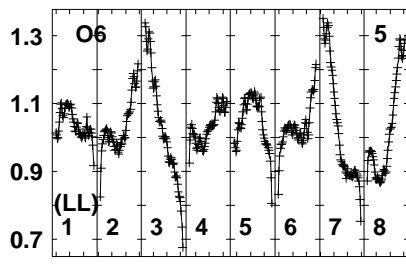
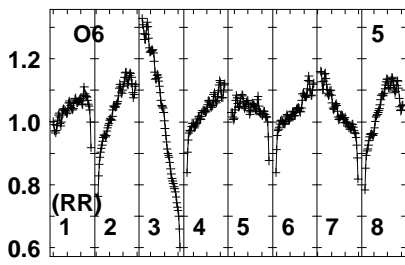
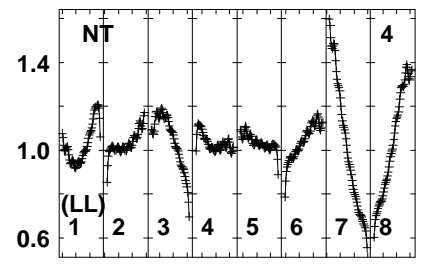
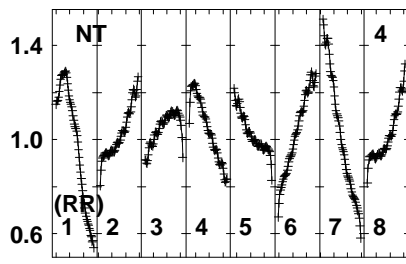
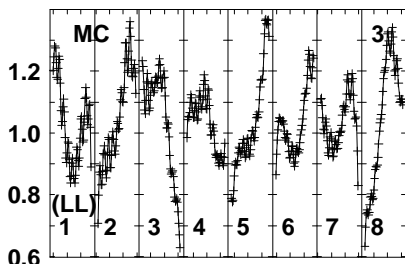
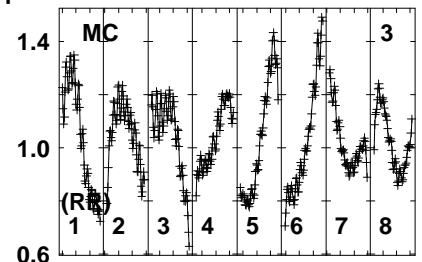
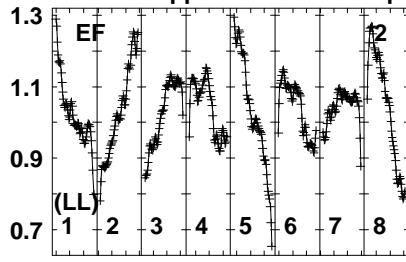
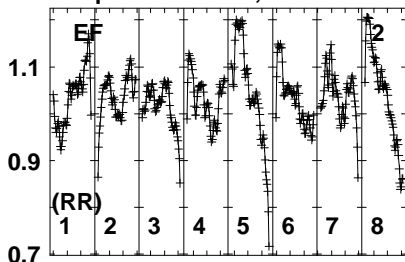


Lower frame: Real Jy
Auto-corr total-power spectrum Antenna: *
Timerange: 00/03:59:52 to 00/04:04:50

Plot file version 39 created 04-APR-2023 15:54:07

J1352 EB092D.UVDATA.1

Freq = 8.2880 GHz, Bw = 32.000 MH No calibration applied and no bandpass applied



829032083603904204504808520
FREQ MHz

829032083603904204504808520
FREQ MHz

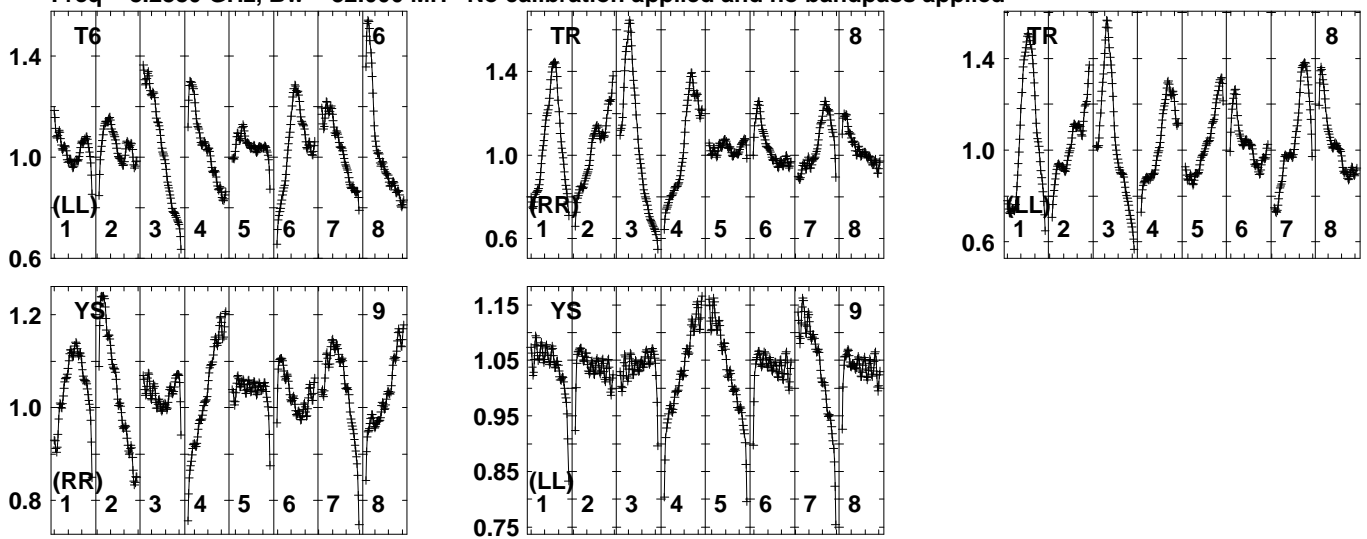
829032083603904204504808520
FREQ MHz

Lower frame: Real Jy
Auto-corr total-power spectrum Antenna: *
Timerange: 00/04:05:22 to 00/04:10:20

Plot file version 40 created 04-APR-2023 15:54:07

J1352 EB092D.UVDATA.1

Freq = 8.2880 GHz, Bw = 32.000 MH No calibration applied and no bandpass applied

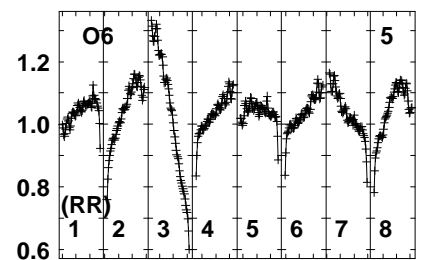
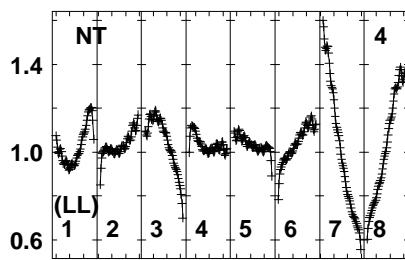
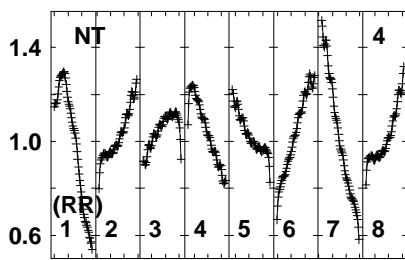
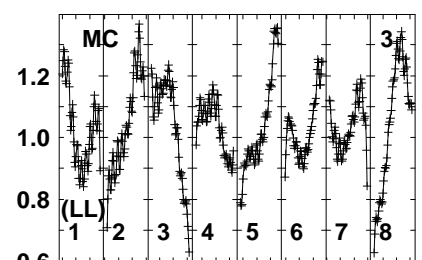
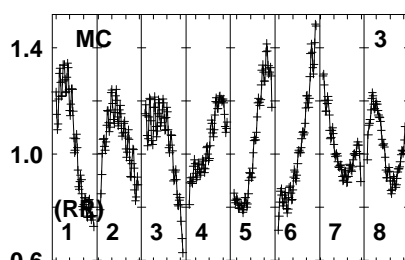
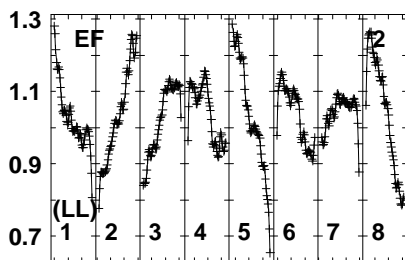
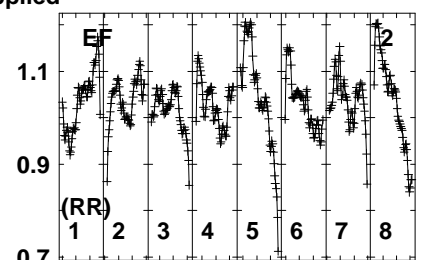
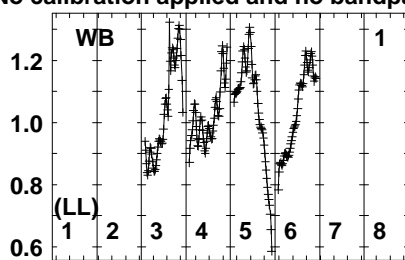
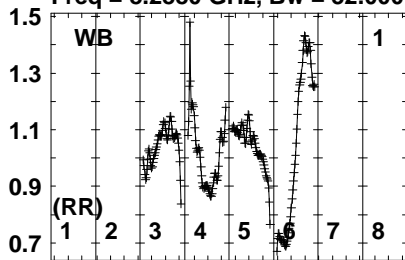


Lower frame: Real Jy
Auto-corr total-power spectrum Antenna: *
Timerange: 00/04:05:22 to 00/04:10:20

Plot file version 41 created 04-APR-2023 15:54:08

OJ287 EB092D.UVDATA.1

Freq = 8.2880 GHz, Bw = 32.000 MH No calibration applied and no bandpass applied



829032083603904204504808520
FREQ MHz

829032083603904204504808520
FREQ MHz

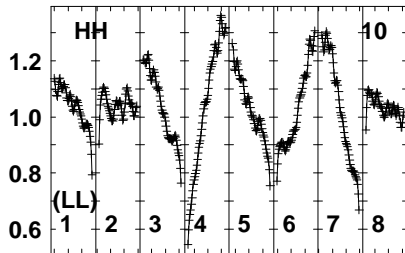
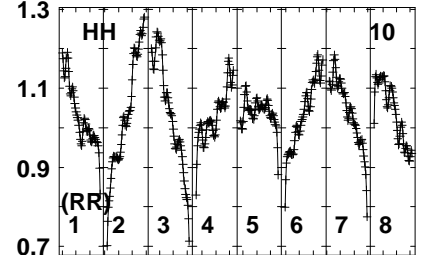
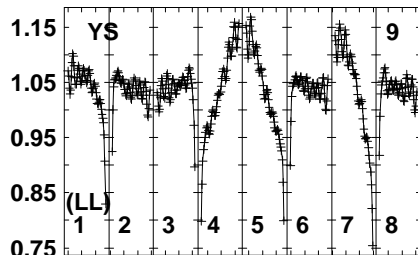
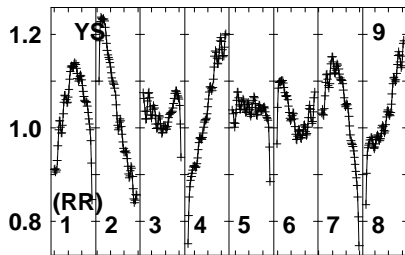
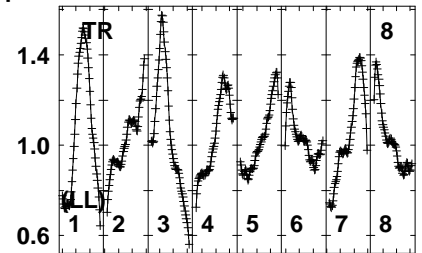
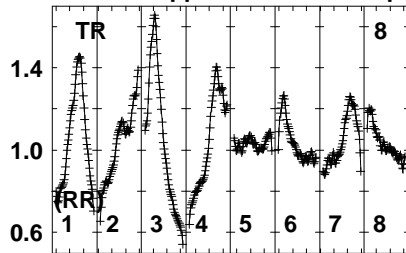
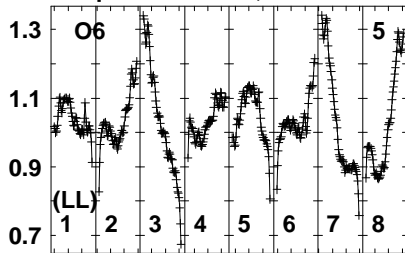
829032083603904204504808520
FREQ MHz

Lower frame: Real Jy
Auto-corr total-power spectrum Antenna: *
Timerange: 00/04:14:19 to 00/04:19:17

Plot file version 42 created 04-APR-2023 15:54:08

OJ287 EB092D.UVDATA.1

Freq = 8.2880 GHz, Bw = 32.000 MH No calibration applied and no bandpass applied



829032083603904204504808520

FREQ MHz

Lower frame: Real Jy

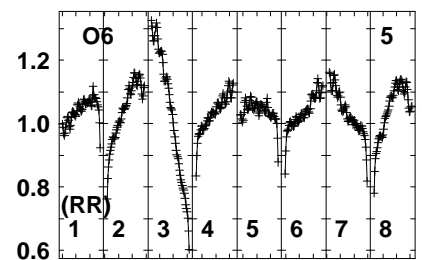
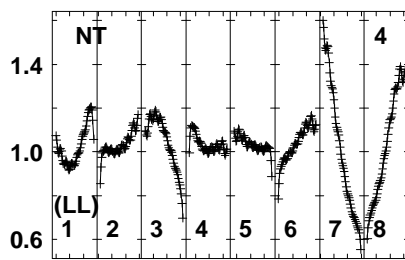
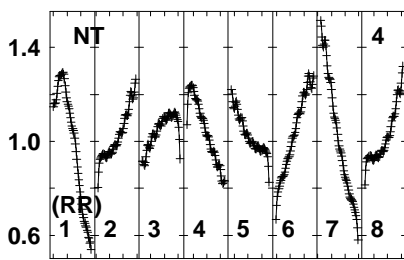
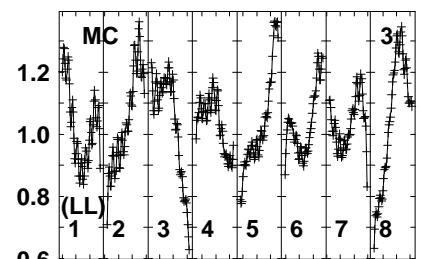
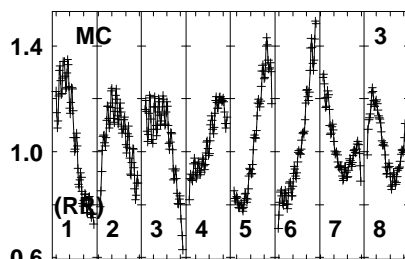
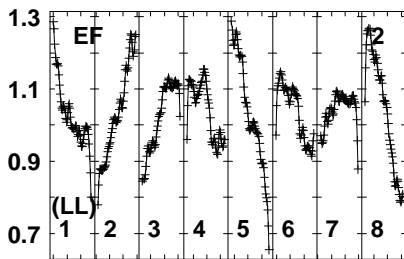
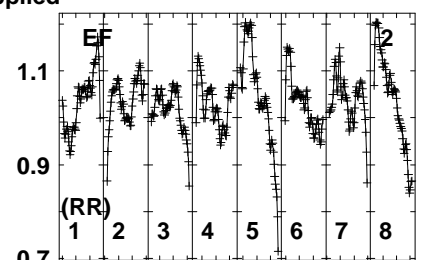
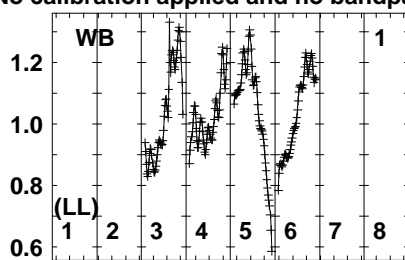
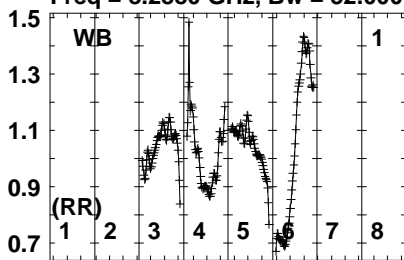
Auto-corr total-power spectrum Antenna: *

Timerange: 00/04:14:19 to 00/04:19:17

Plot file version 43 created 04-APR-2023 15:54:08

1055+018 EB092D.UVDATA.1

Freq = 8.2880 GHz, Bw = 32.000 MH No calibration applied and no bandpass applied



829032083603904204504808520
FREQ MHz

829032083603904204504808520
FREQ MHz

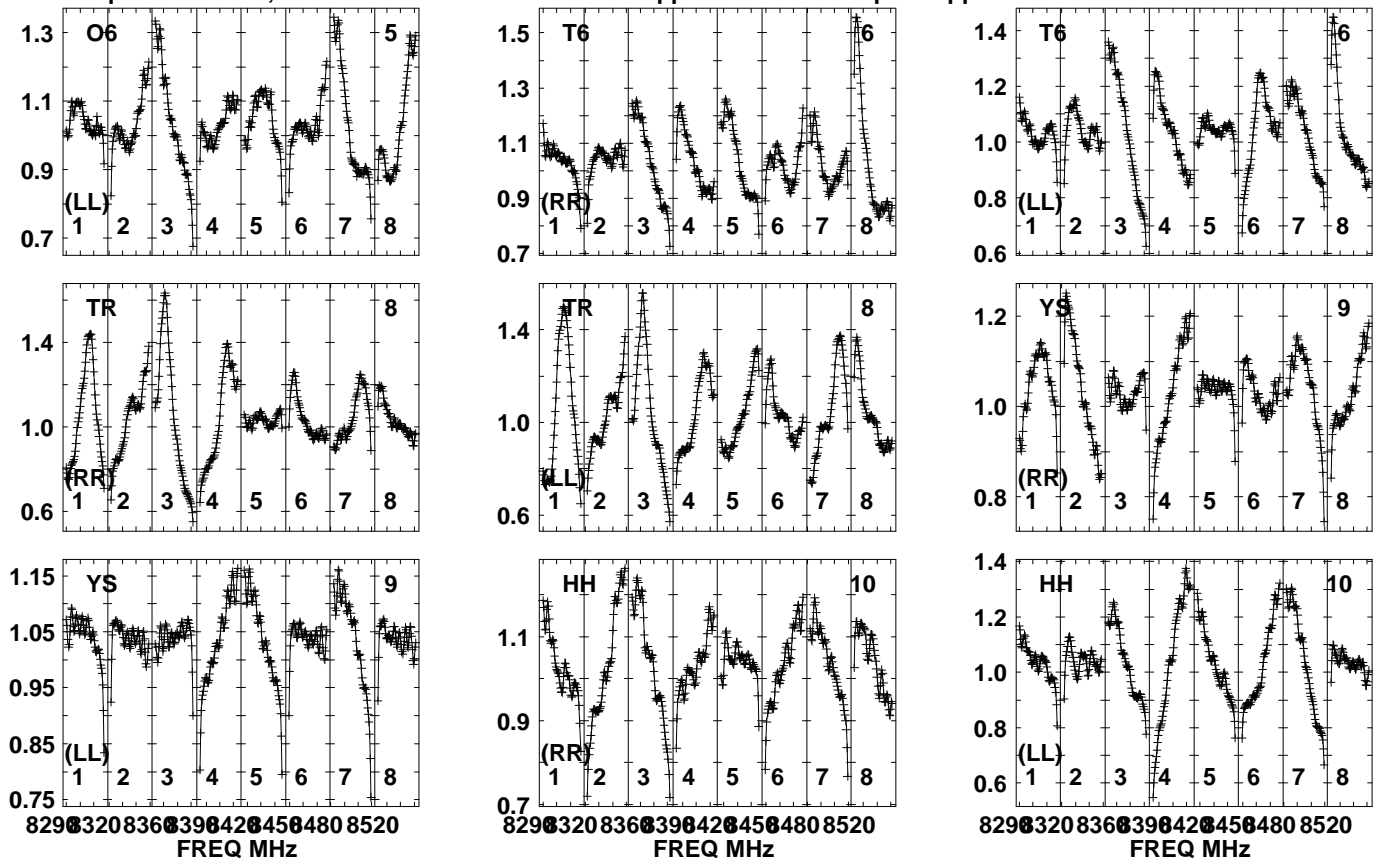
829032083603904204504808520
FREQ MHz

Lower frame: Real Jy
Auto-corr total-power spectrum Antenna: *
Timerange: 00/04:21:48 to 00/04:26:46

Plot file version 44 created 04-APR-2023 15:54:08

1055+018 EB092D.UVDATA.1

Freq = 8.2880 GHz, Bw = 32.000 MH No calibration applied and no bandpass applied

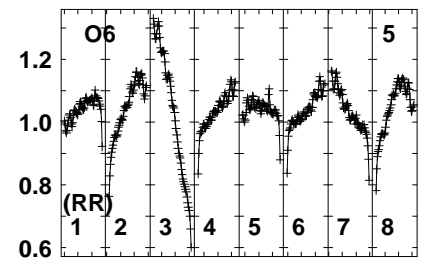
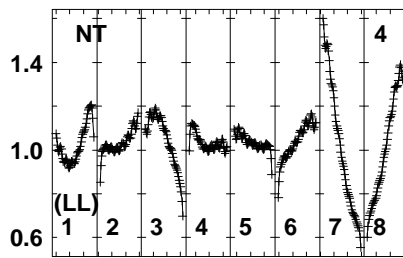
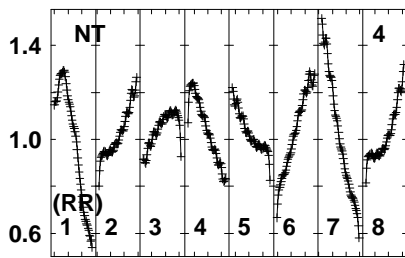
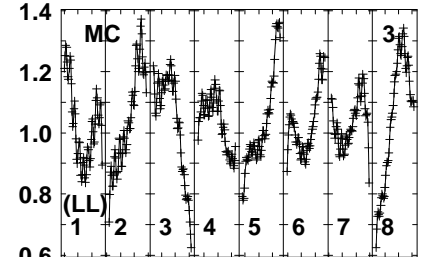
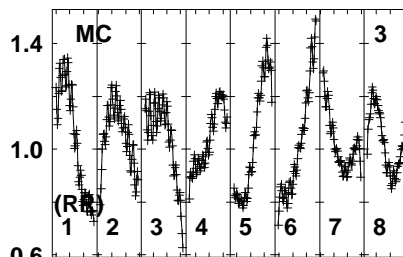
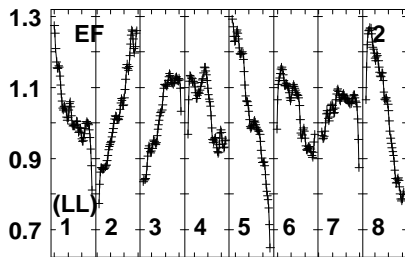
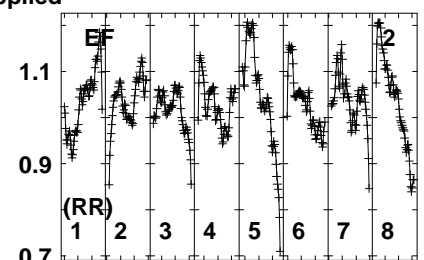
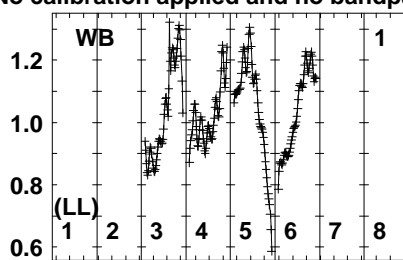
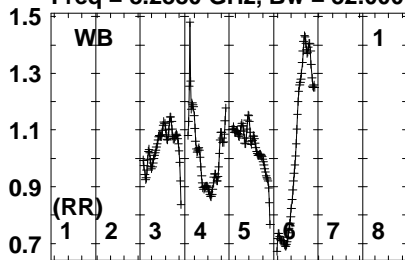


Lower frame: Real Jy
Auto-corr total-power spectrum Antenna: *
Timerange: 00/04:21:48 to 00/04:26:46

Plot file version 45 created 04-APR-2023 15:54:09

J1148 EB092D.UVDATA.1

Freq = 8.2880 GHz, Bw = 32.000 MH No calibration applied and no bandpass applied



829032083603904204504808520
FREQ MHz

829032083603904204504808520
FREQ MHz

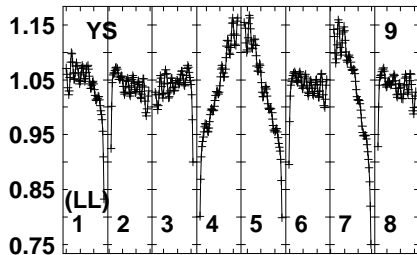
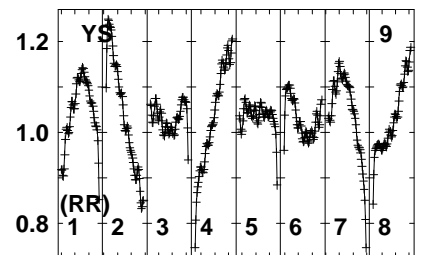
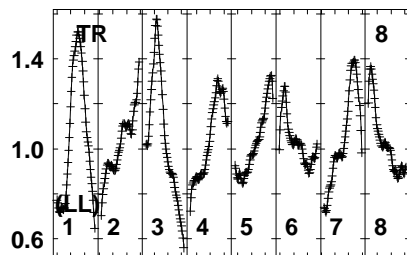
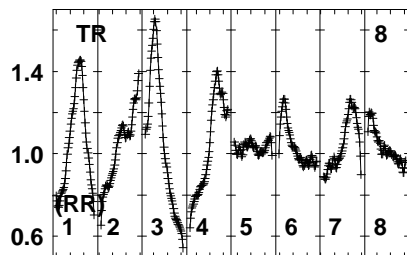
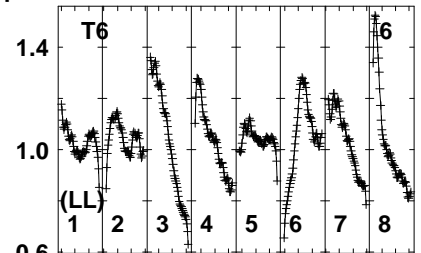
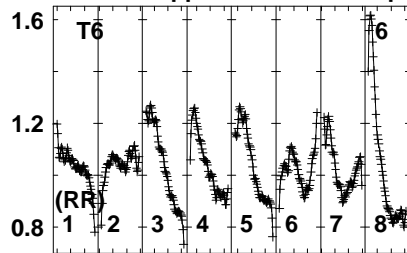
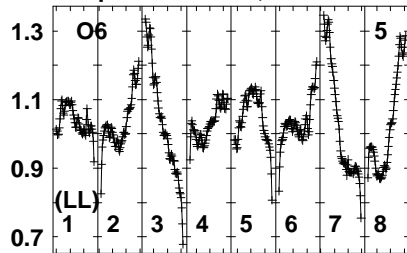
829032083603904204504808520
FREQ MHz

Lower frame: Real Jy
Auto-corr total-power spectrum Antenna: *
Timerange: 00/04:35:28 to 00/04:38:26

Plot file version 46 created 04-APR-2023 15:54:09

J1148 EB092D.UVDATA.1

Freq = 8.2880 GHz, Bw = 32.000 MH No calibration applied and no bandpass applied



829032083603904204504808520

FREQ MHz

Lower frame: Real Jy

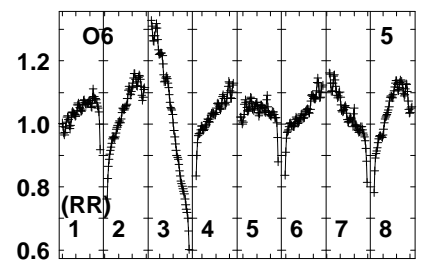
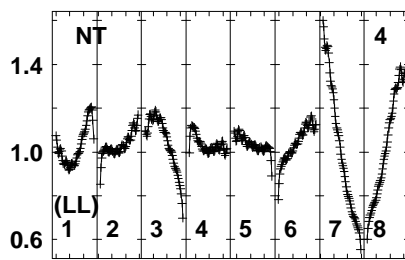
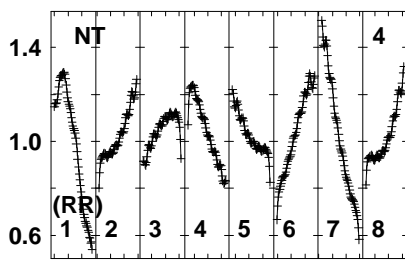
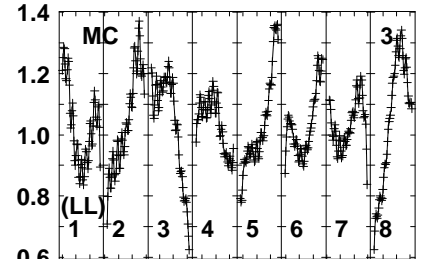
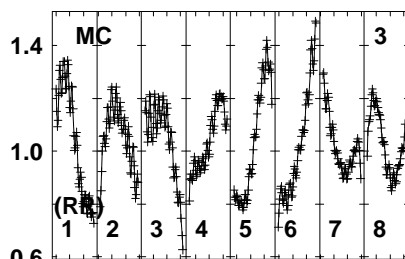
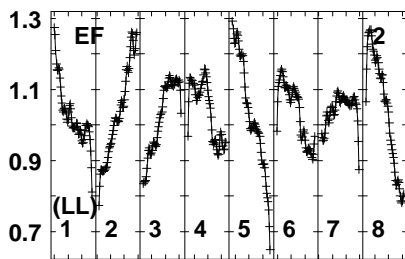
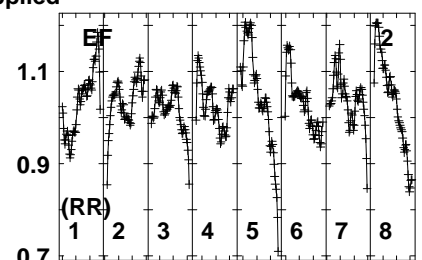
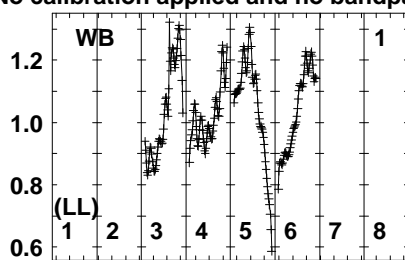
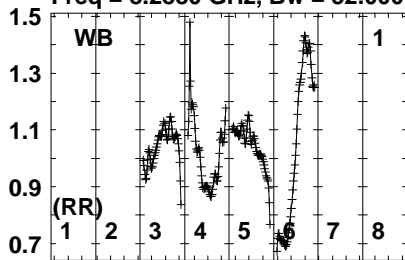
Auto-corr total-power spectrum Antenna: *

Timerange: 00/04:35:28 to 00/04:38:26

Plot file version 47 created 04-APR-2023 15:54:09

J1148 EB092D.UVDATA.1

Freq = 8.2880 GHz, Bw = 32.000 MH No calibration applied and no bandpass applied



829032083603904204504808520
FREQ MHz

829032083603904204504808520
FREQ MHz

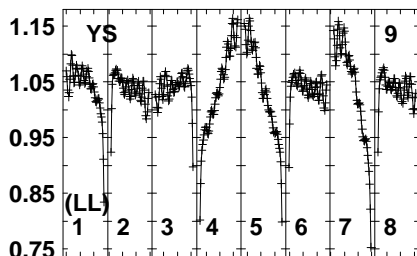
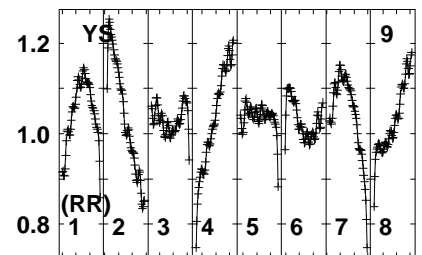
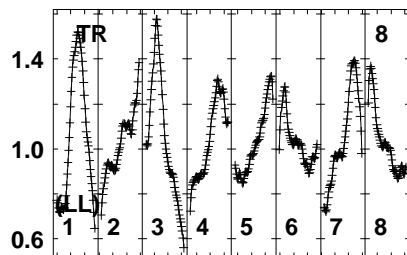
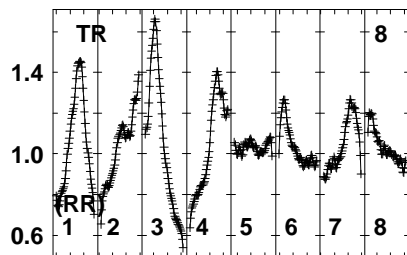
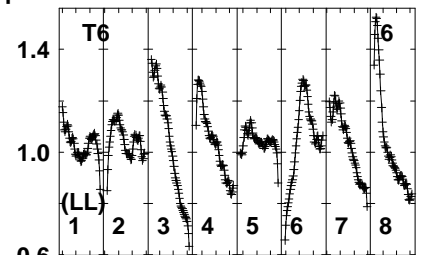
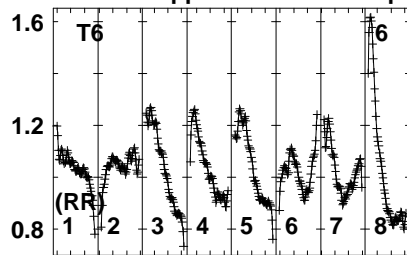
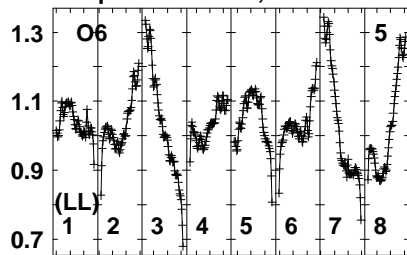
829032083603904204504808520
FREQ MHz

Lower frame: Real Jy
Auto-corr total-power spectrum Antenna: *
Timerange: 00/04:38:58 to 00/04:43:56

Plot file version 48 created 04-APR-2023 15:54:09

J1148 EB092D.UVDATA.1

Freq = 8.2880 GHz, Bw = 32.000 MH No calibration applied and no bandpass applied



829032083603904204504808520

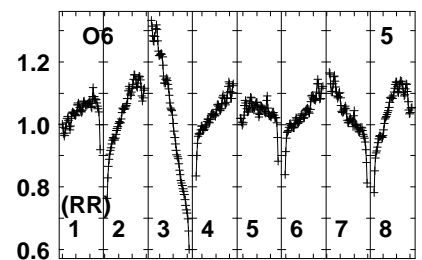
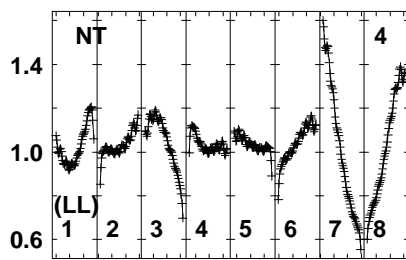
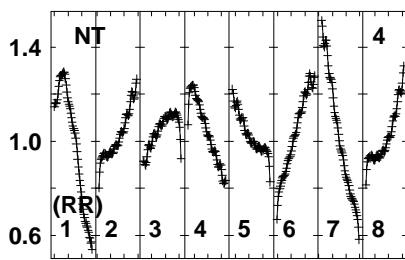
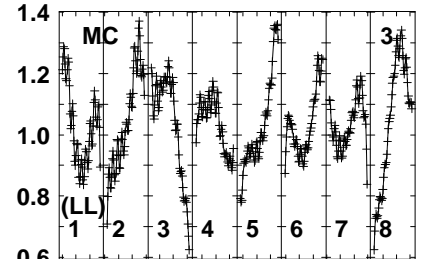
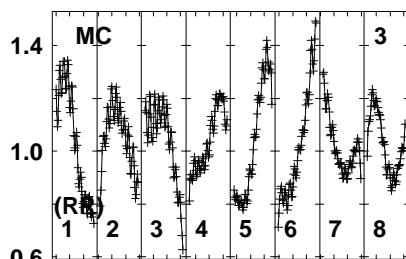
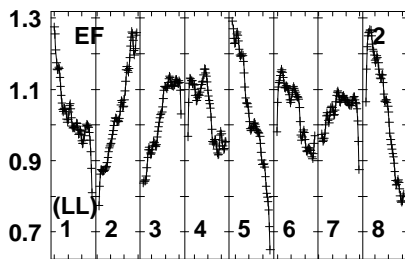
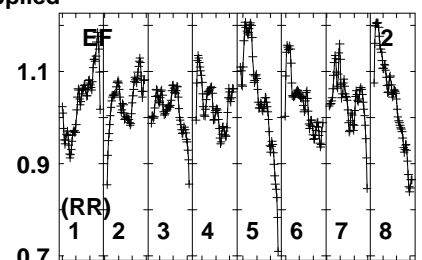
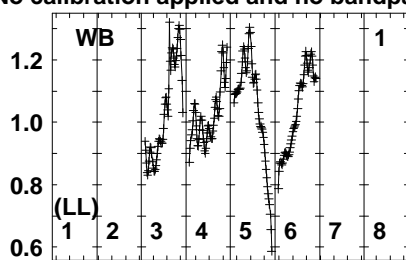
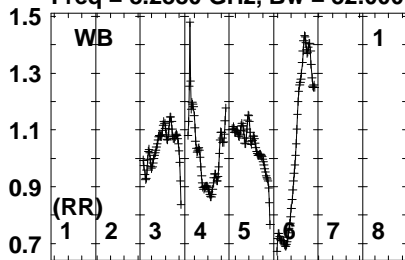
FREQ MHz

Lower frame: Real Jy
Auto-corr total-power spectrum Antenna: *
Timerange: 00/04:38:58 to 00/04:43:56

Plot file version 49 created 04-APR-2023 15:54:09

J1148 EB092D.UVDATA.1

Freq = 8.2880 GHz, Bw = 32.000 MH No calibration applied and no bandpass applied



829032083603904204504808520
FREQ MHz

829032083603904204504808520
FREQ MHz

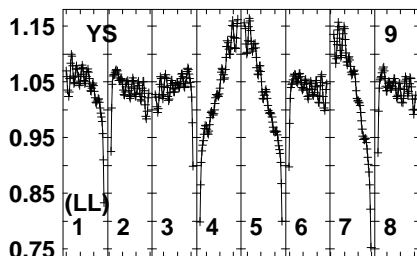
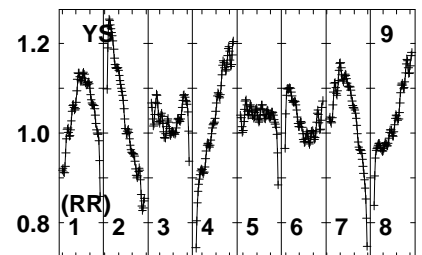
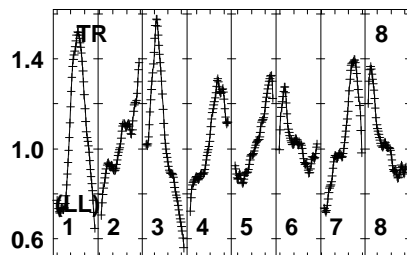
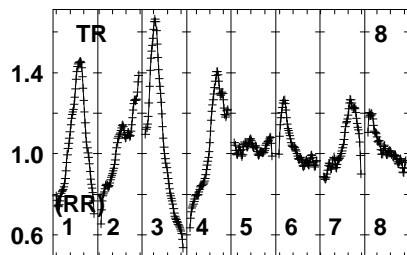
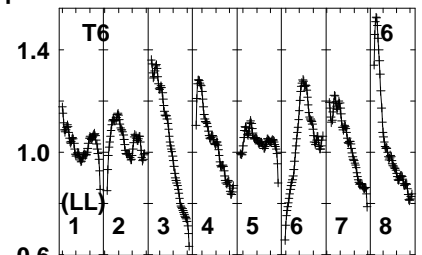
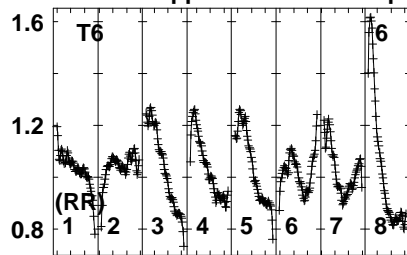
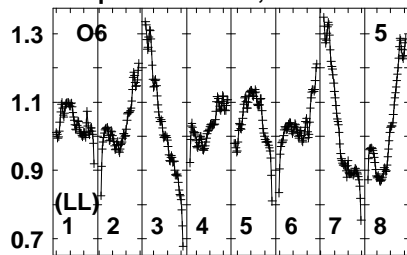
829032083603904204504808520
FREQ MHz

Lower frame: Real Jy
Auto-corr total-power spectrum Antenna: *
Timerange: 00/04:44:28 to 00/04:49:26

Plot file version 50 created 04-APR-2023 15:54:10

J1148 EB092D.UVDATA.1

Freq = 8.2880 GHz, Bw = 32.000 MH No calibration applied and no bandpass applied



829032083603904204504808520

FREQ MHz

Lower frame: Real Jy

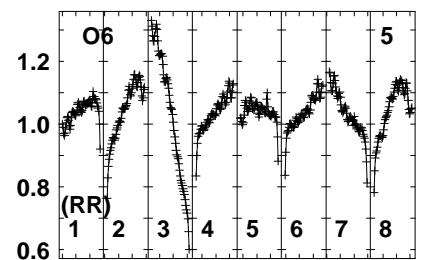
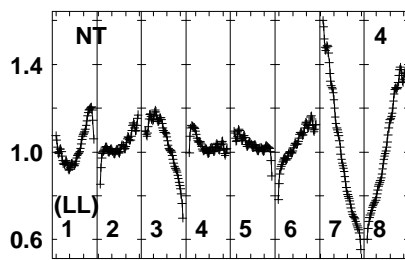
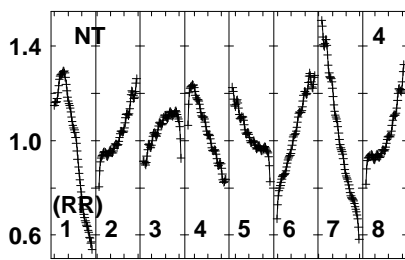
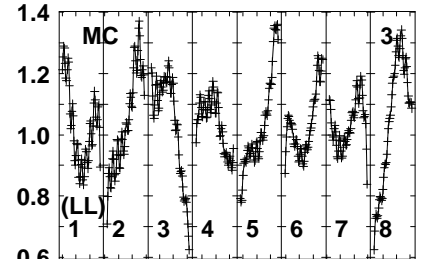
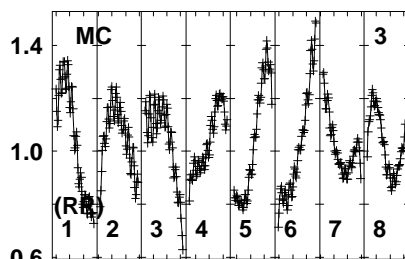
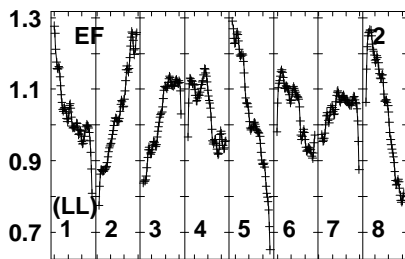
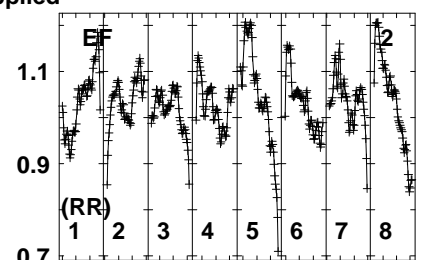
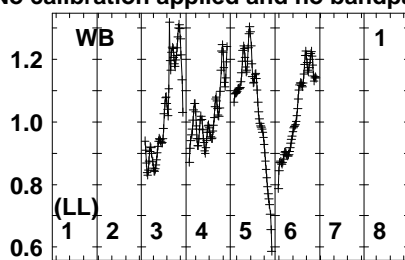
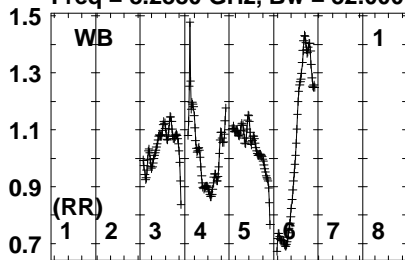
Auto-corr total-power spectrum Antenna: *

Timerange: 00/04:44:28 to 00/04:49:26

Plot file version 51 created 04-APR-2023 15:54:10

J1148 EB092D.UVDATA.1

Freq = 8.2880 GHz, Bw = 32.000 MH No calibration applied and no bandpass applied



829032083603904204504808520
FREQ MHz

829032083603904204504808520
FREQ MHz

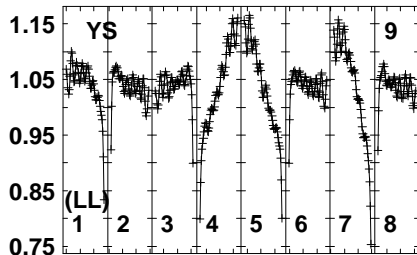
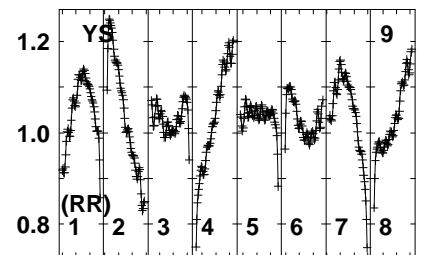
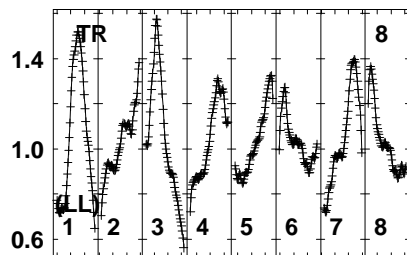
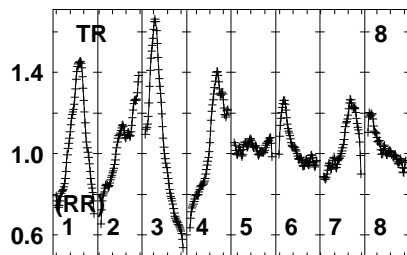
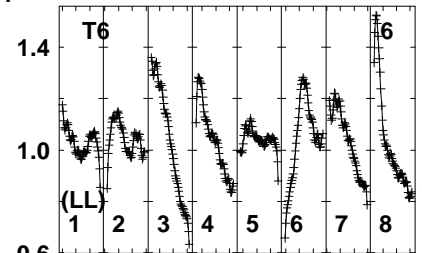
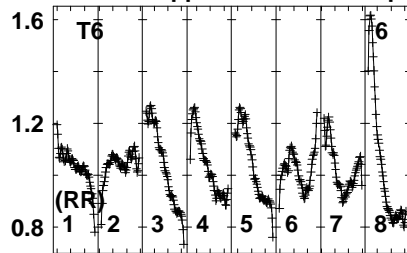
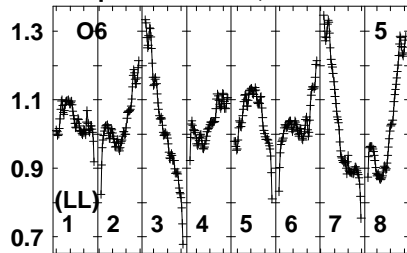
829032083603904204504808520
FREQ MHz

Lower frame: Real Jy
Auto-corr total-power spectrum Antenna: *
Timerange: 00/04:49:58 to 00/04:54:56

Plot file version 52 created 04-APR-2023 15:54:10

J1148 EB092D.UVDATA.1

Freq = 8.2880 GHz, Bw = 32.000 MH No calibration applied and no bandpass applied



829032083603904204504808520

FREQ MHz

Lower frame: Real Jy

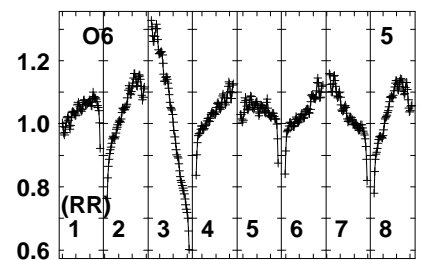
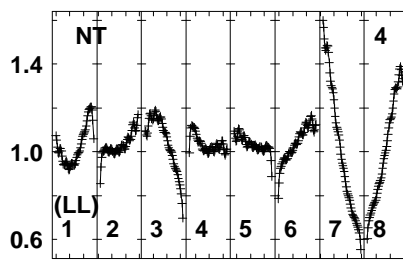
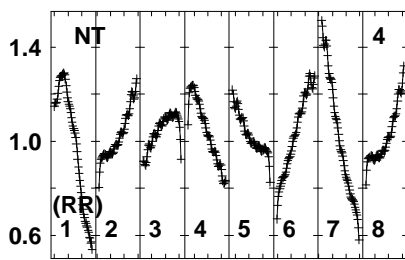
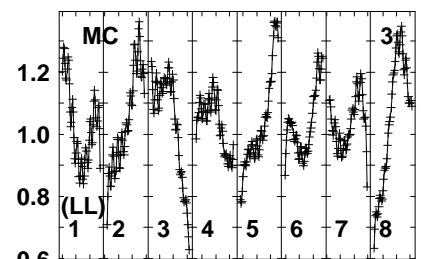
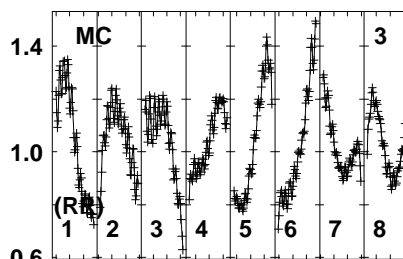
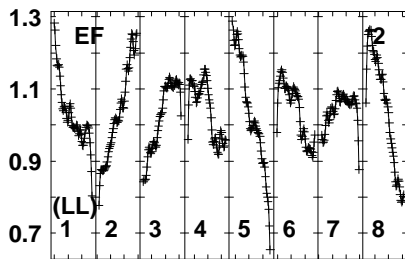
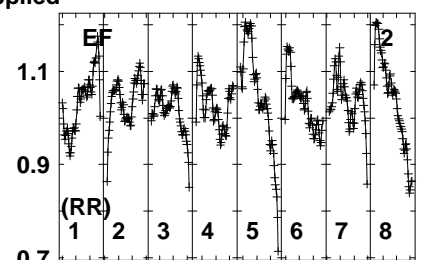
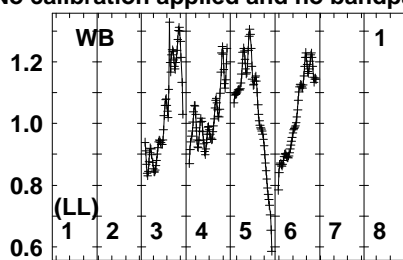
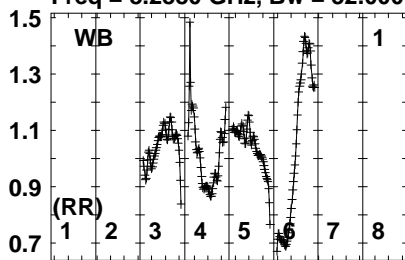
Auto-corr total-power spectrum Antenna: *

Timerange: 00/04:49:58 to 00/04:54:56

Plot file version 53 created 04-APR-2023 15:54:10

J1352 EB092D.UVDATA.1

Freq = 8.2880 GHz, Bw = 32.000 MH No calibration applied and no bandpass applied



829032083603904204504808520
FREQ MHz

829032083603904204504808520
FREQ MHz

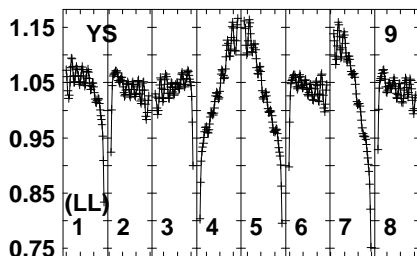
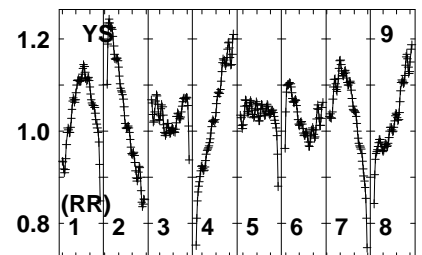
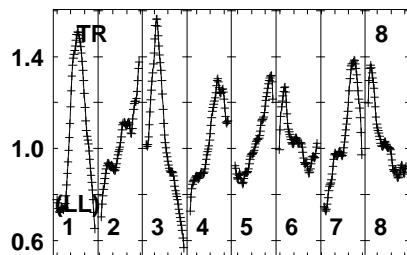
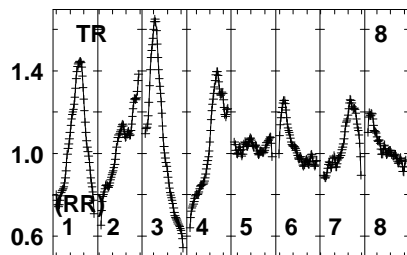
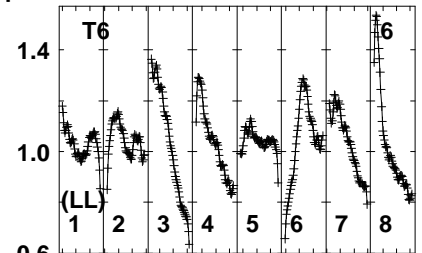
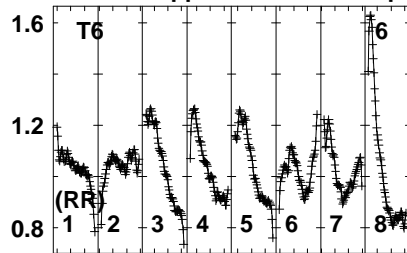
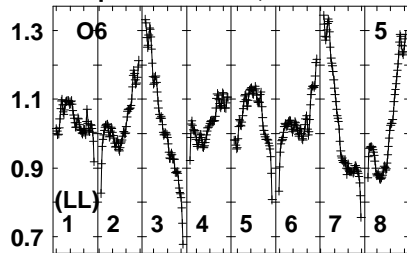
829032083603904204504808520
FREQ MHz

Lower frame: Real Jy
Auto-corr total-power spectrum Antenna: *
Timerange: 00/04:57:32 to 00/05:00:30

Plot file version 54 created 04-APR-2023 15:54:10

J1352 EB092D.UVDATA.1

Freq = 8.2880 GHz, Bw = 32.000 MH No calibration applied and no bandpass applied



829032083603904204504808520

FREQ MHz

Lower frame: Real Jy

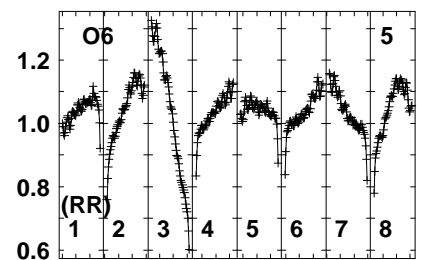
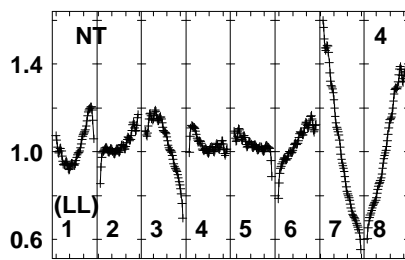
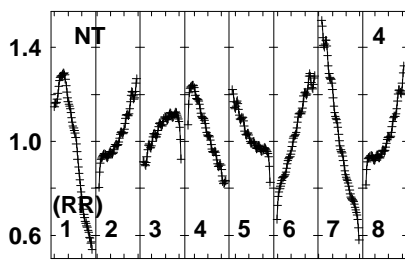
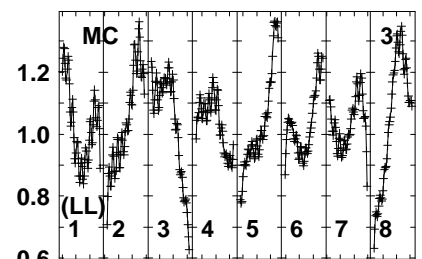
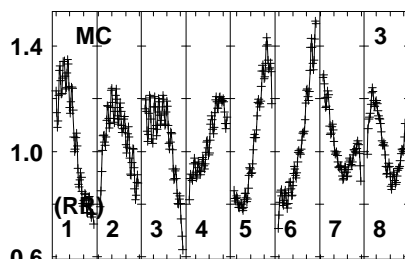
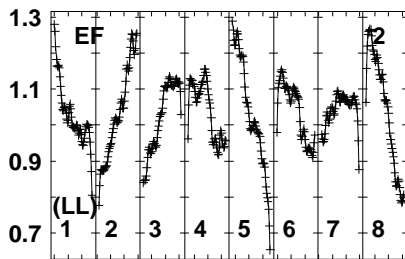
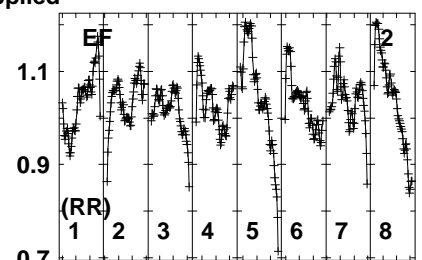
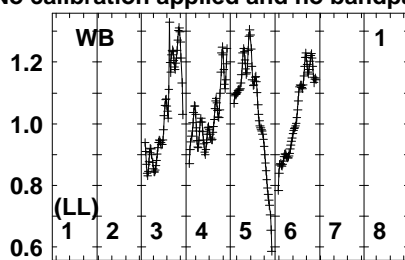
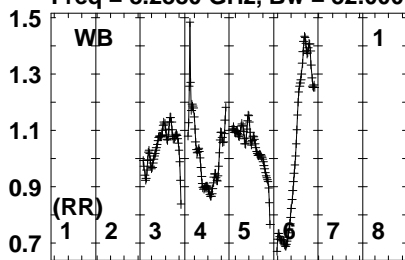
Auto-corr total-power spectrum Antenna: *

Timerange: 00/04:57:32 to 00/05:00:30

Plot file version 55 created 04-APR-2023 15:54:11

J1352 EB092D.UVDATA.1

Freq = 8.2880 GHz, Bw = 32.000 MH No calibration applied and no bandpass applied



829032083603904204504808520
FREQ MHz

829032083603904204504808520
FREQ MHz

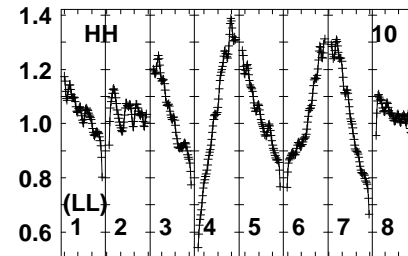
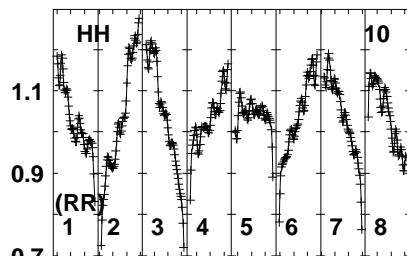
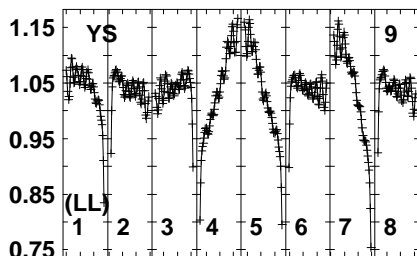
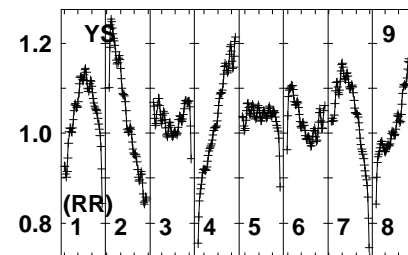
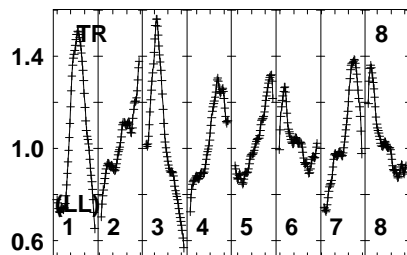
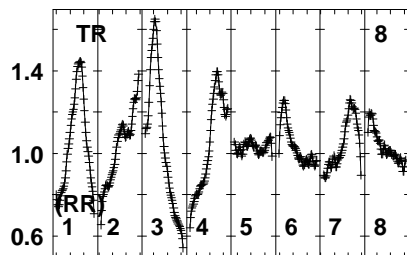
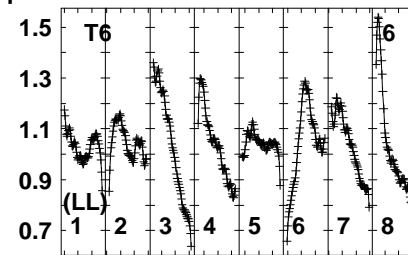
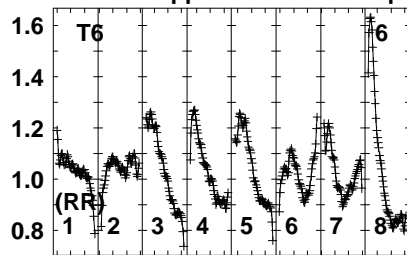
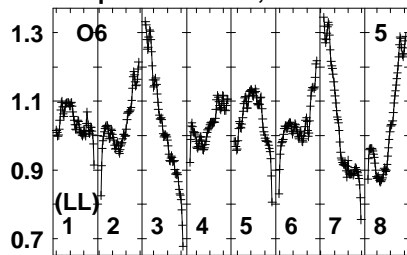
829032083603904204504808520
FREQ MHz

Lower frame: Real Jy
Auto-corr total-power spectrum Antenna: *
Timerange: 00/05:01:02 to 00/05:06:00

Plot file version 56 created 04-APR-2023 15:54:11

J1352 EB092D.UVDATA.1

Freq = 8.2880 GHz, Bw = 32.000 MH No calibration applied and no bandpass applied



829032083603904204504808520

FREQ MHz

829032083603904204504808520

FREQ MHz

829032083603904204504808520

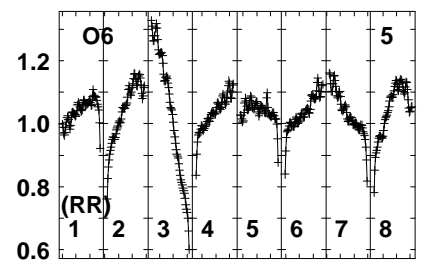
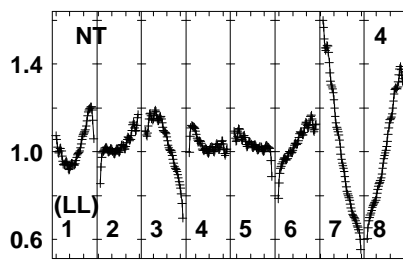
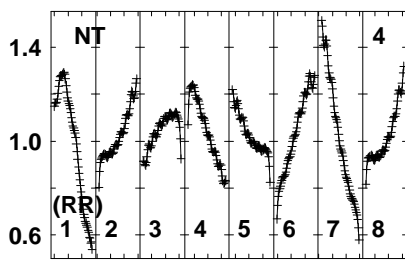
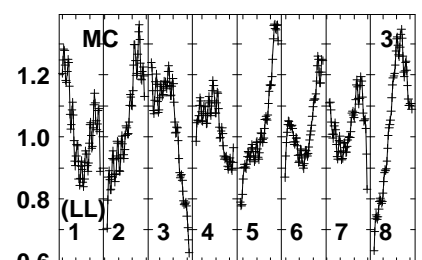
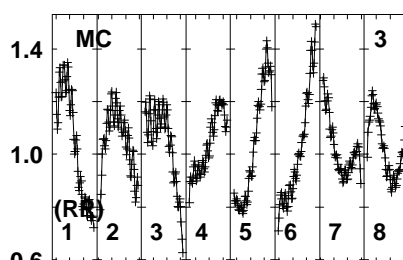
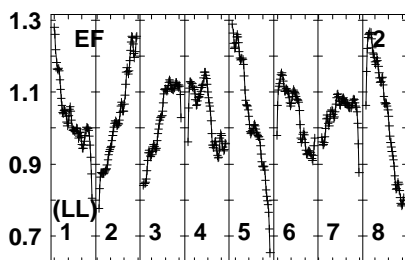
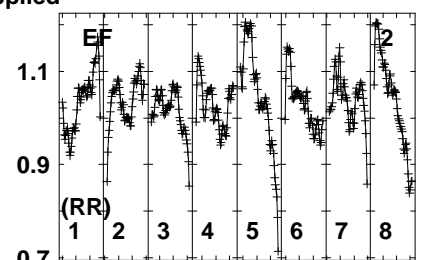
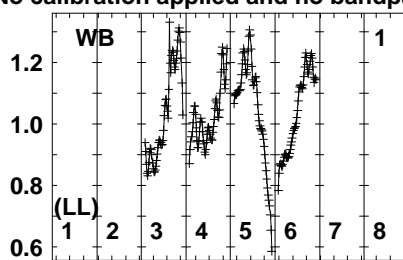
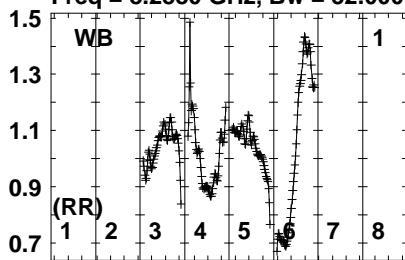
FREQ MHz

Lower frame: Real Jy
Auto-corr total-power spectrum Antenna: *
Timerange: 00/05:01:02 to 00/05:06:00

Plot file version 57 created 04-APR-2023 15:54:11

J1352 EB092D.UVDATA.1

Freq = 8.2880 GHz, Bw = 32.000 MH No calibration applied and no bandpass applied



829032083603904204504808520
FREQ MHz

829032083603904204504808520
FREQ MHz

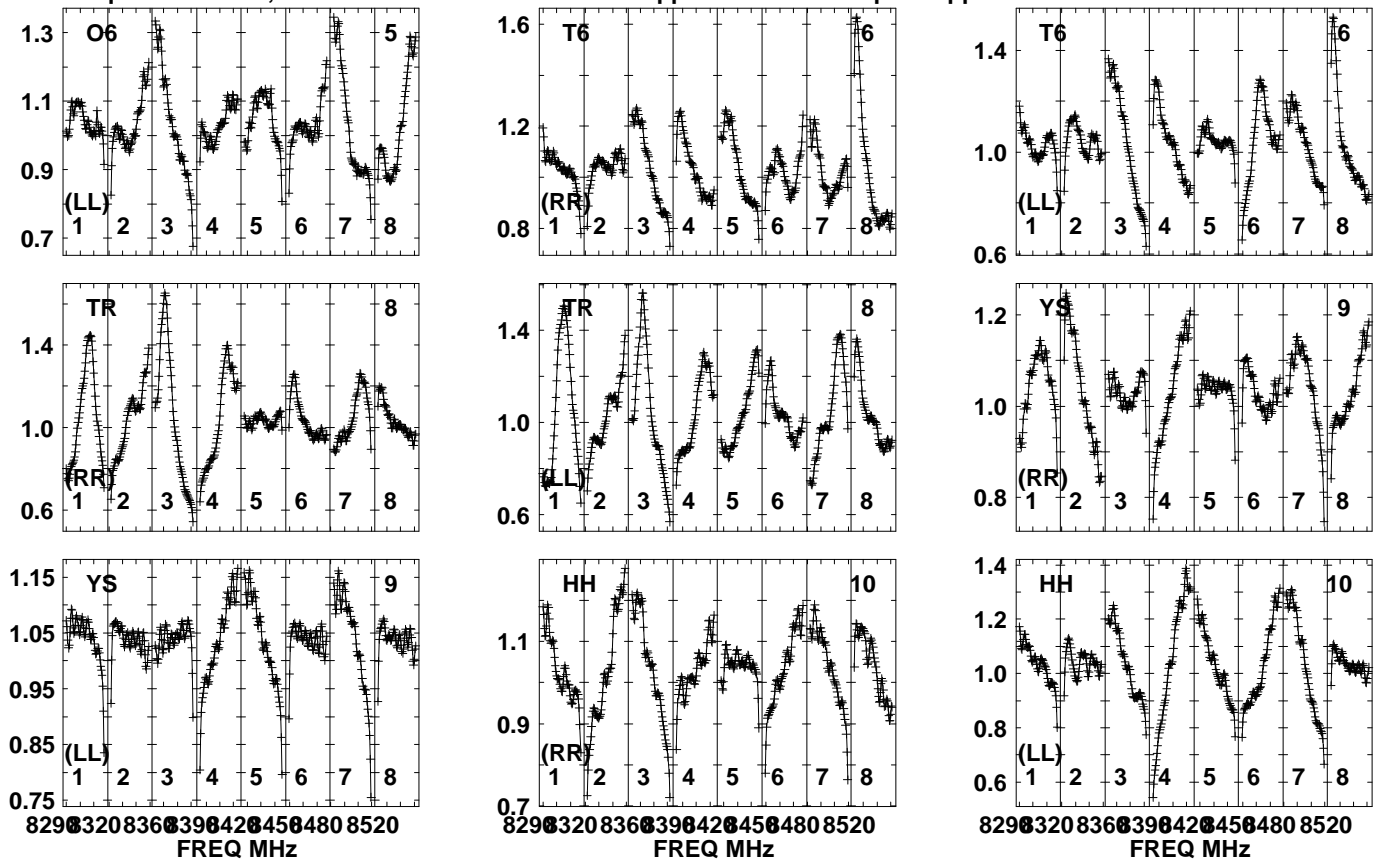
829032083603904204504808520
FREQ MHz

Lower frame: Real Jy
Auto-corr total-power spectrum Antenna: *
Timerange: 00/05:06:32 to 00/05:11:30

Plot file version 58 created 04-APR-2023 15:54:11

J1352 EB092D.UVDATA.1

Freq = 8.2880 GHz, Bw = 32.000 MH No calibration applied and no bandpass applied

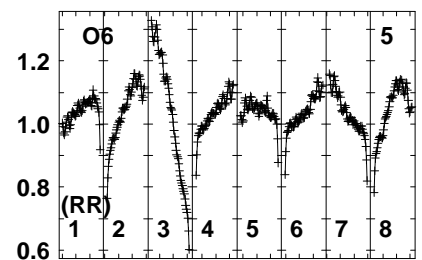
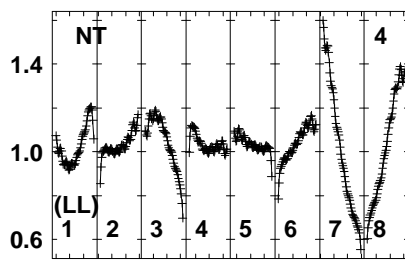
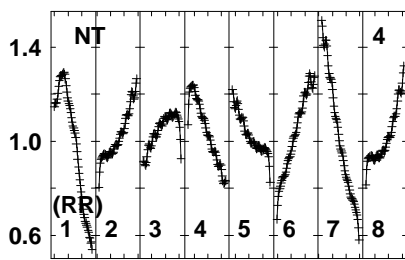
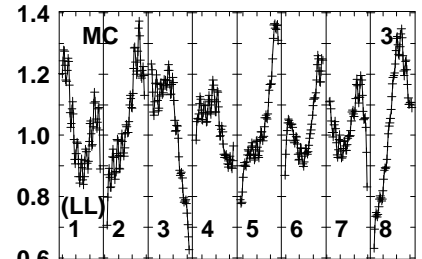
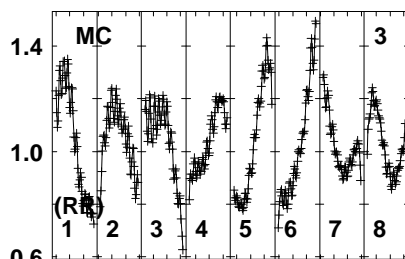
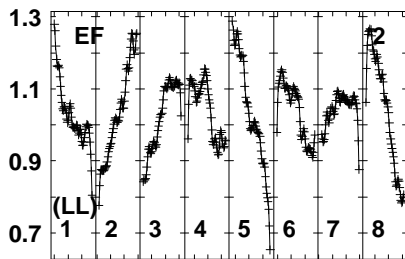
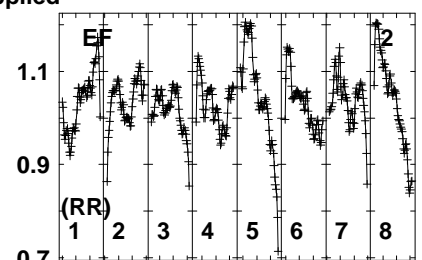
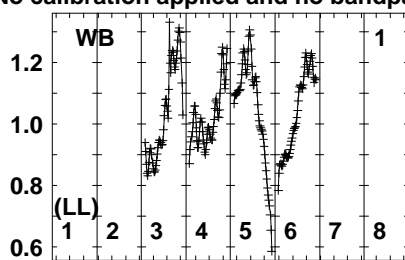
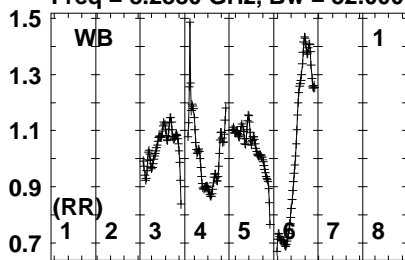


Lower frame: Real Jy
Auto-corr total-power spectrum Antenna: *
Timerange: 00/05:06:32 to 00/05:11:30

Plot file version 59 created 04-APR-2023 15:54:12

J1352 EB092D.UVDATA.1

Freq = 8.2880 GHz, Bw = 32.000 MH No calibration applied and no bandpass applied



829032083603904204504808520
FREQ MHz

829032083603904204504808520
FREQ MHz

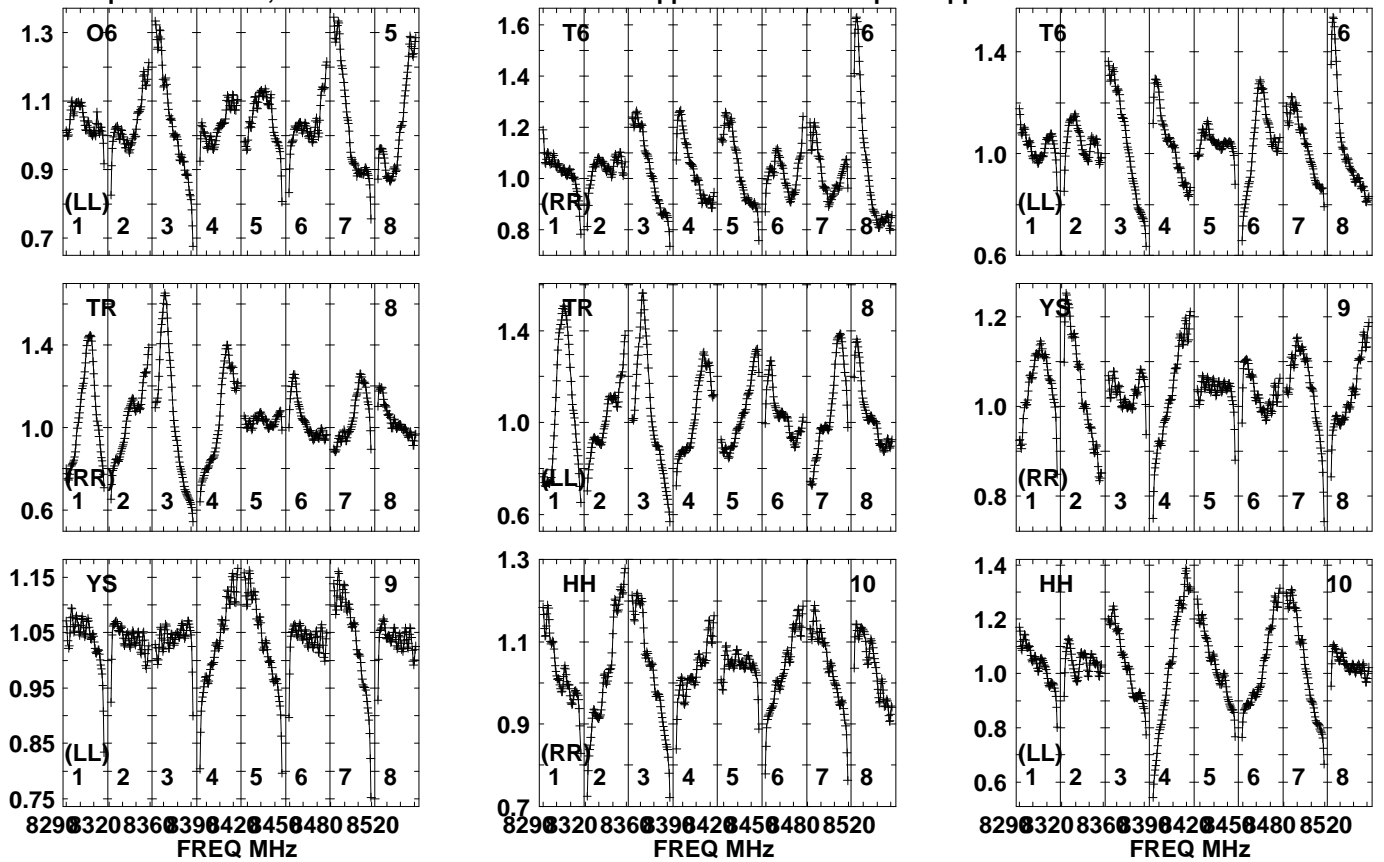
829032083603904204504808520
FREQ MHz

Lower frame: Real Jy
Auto-corr total-power spectrum Antenna: *
Timerange: 00/05:12:02 to 00/05:17:00

Plot file version 60 created 04-APR-2023 15:54:12

J1352 EB092D.UVDATA.1

Freq = 8.2880 GHz, Bw = 32.000 MH No calibration applied and no bandpass applied

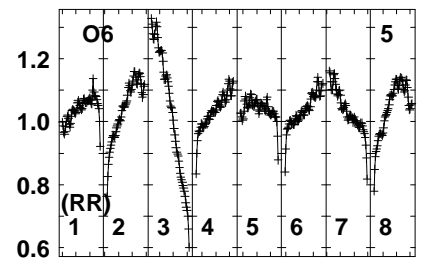
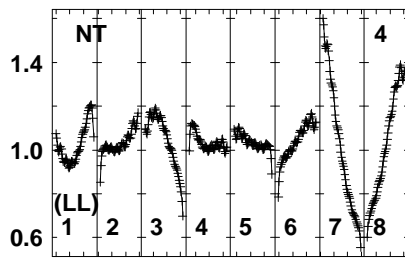
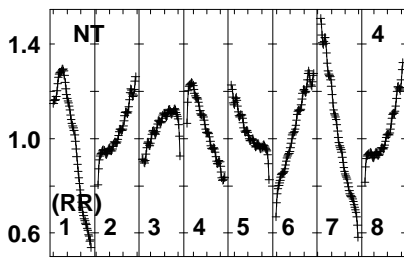
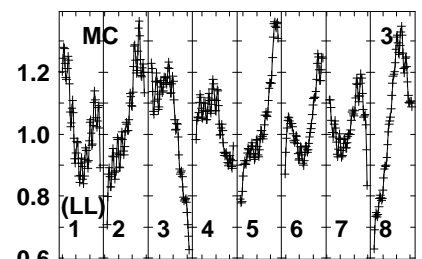
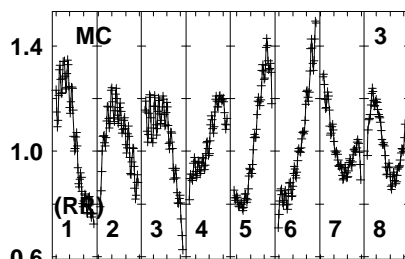
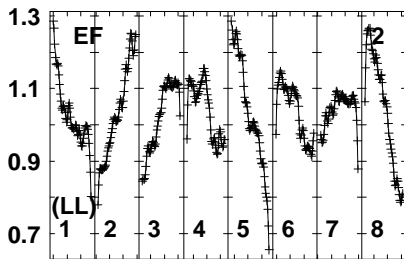
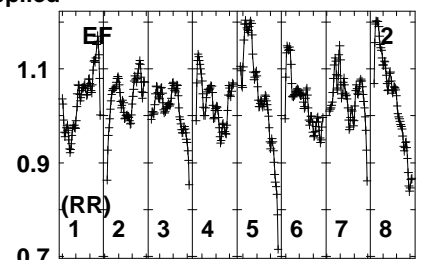
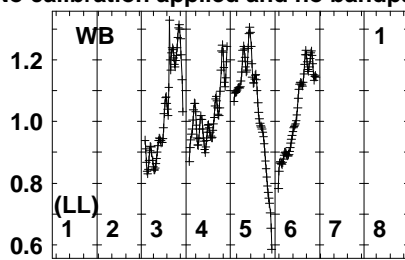
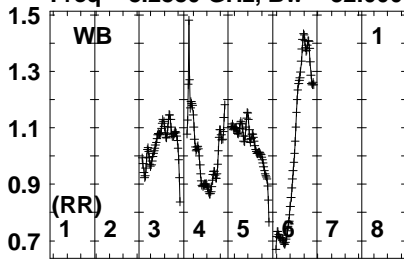


Lower frame: Real Jy
Auto-corr total-power spectrum Antenna: *
Timerange: 00/05:12:02 to 00/05:17:00

Plot file version 61 created 04-APR-2023 15:54:12

1055+018 EB092D.UVDATA.1

Freq = 8.2880 GHz, Bw = 32.000 MH No calibration applied and no bandpass applied



829032083603904204504808520
FREQ MHz

829032083603904204504808520
FREQ MHz

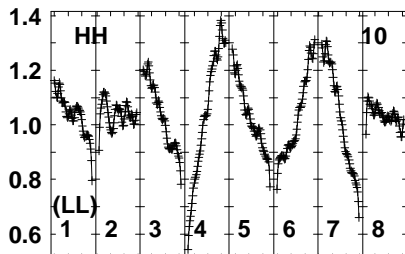
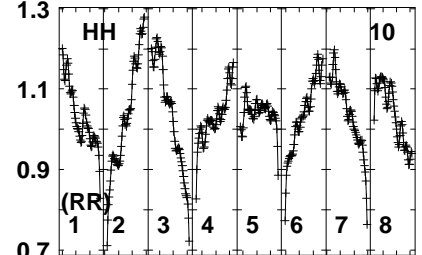
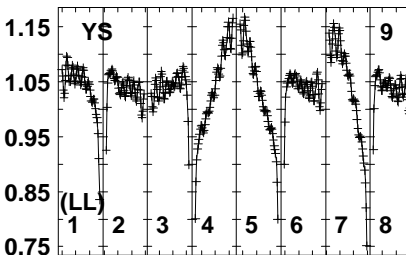
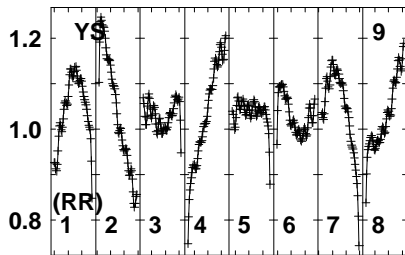
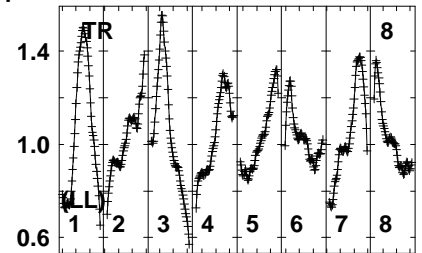
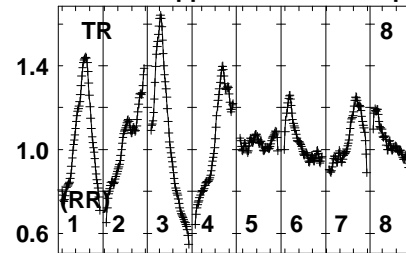
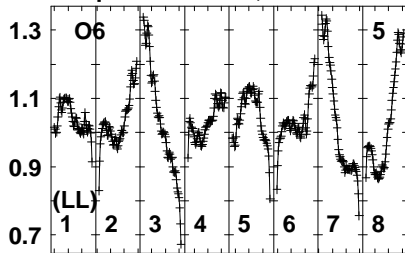
829032083603904204504808520
FREQ MHz

Lower frame: Real Jy
Auto-corr total-power spectrum Antenna: *
Timerange: 00/05:20:11 to 00/05:25:09

Plot file version 62 created 04-APR-2023 15:54:12

1055+018 EB092D.UVDATA.1

Freq = 8.2880 GHz, Bw = 32.000 MH No calibration applied and no bandpass applied



829032083603904204504808520

FREQ MHz

Lower frame: Real Jy

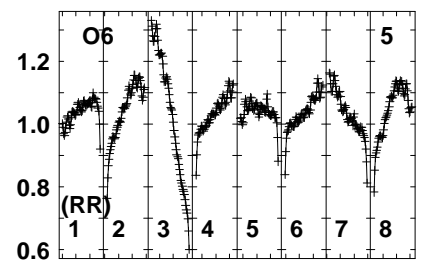
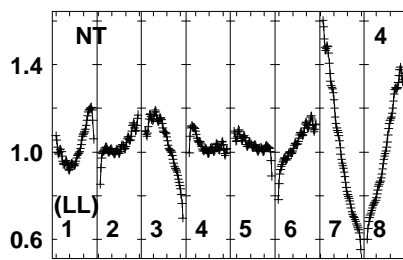
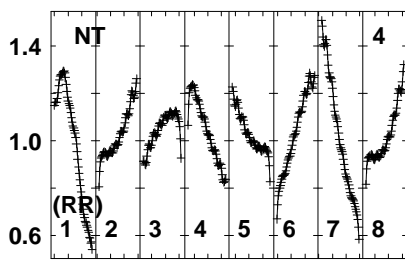
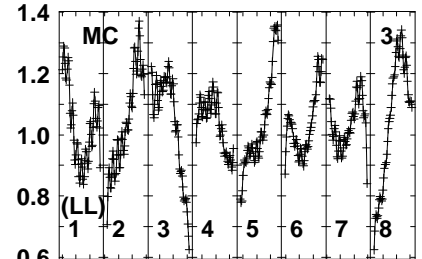
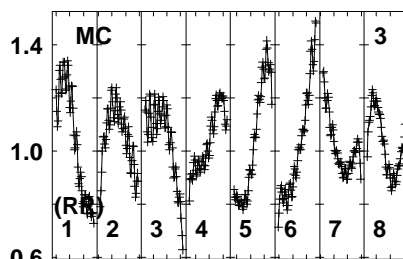
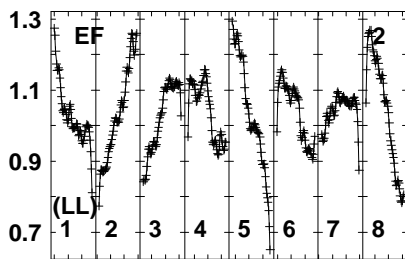
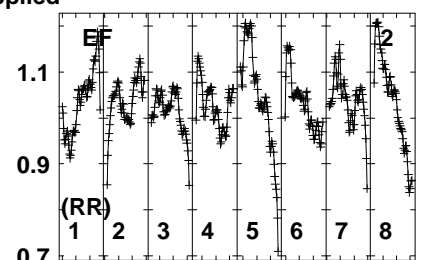
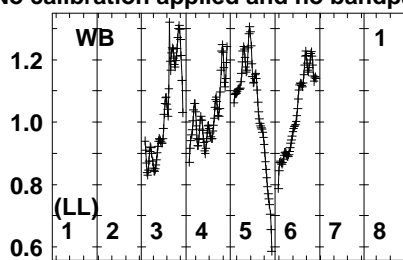
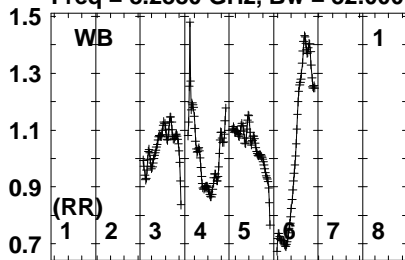
Auto-corr total-power spectrum Antenna: *

Timerange: 00/05:20:11 to 00/05:25:09

Plot file version 63 created 04-APR-2023 15:54:13

J1148 EB092D.UVDATA.1

Freq = 8.2880 GHz, Bw = 32.000 MH No calibration applied and no bandpass applied



829032083603904204504808520
FREQ MHz

829032083603904204504808520
FREQ MHz

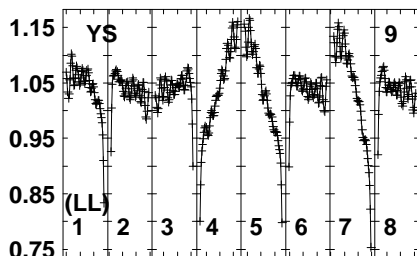
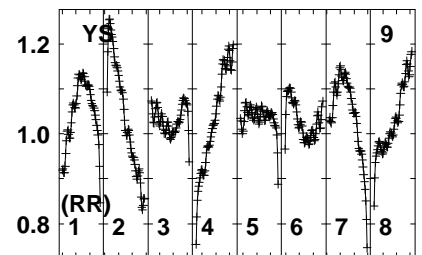
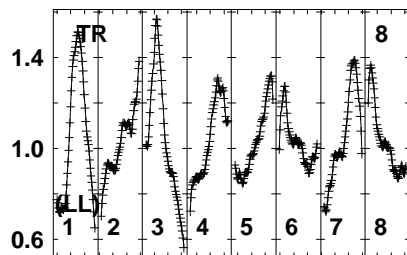
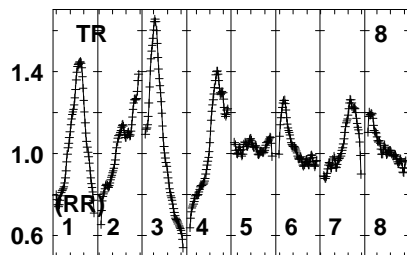
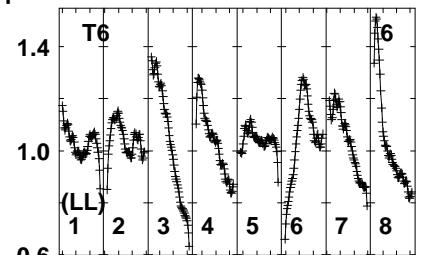
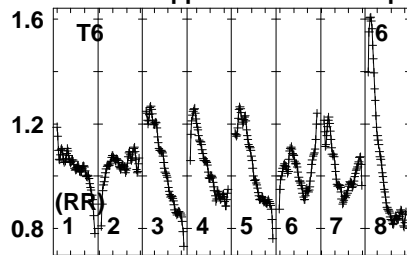
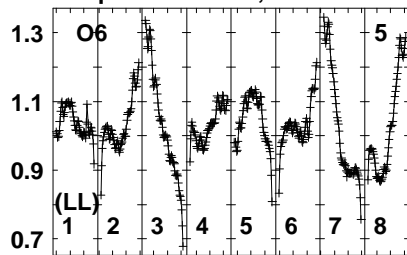
829032083603904204504808520
FREQ MHz

Lower frame: Real Jy
Auto-corr total-power spectrum Antenna: *
Timerange: 00/05:34:31 to 00/05:37:29

Plot file version 64 created 04-APR-2023 15:54:13

J1148 EB092D.UVDATA.1

Freq = 8.2880 GHz, Bw = 32.000 MH No calibration applied and no bandpass applied



829032083603904204504808520

FREQ MHz

Lower frame: Real Jy

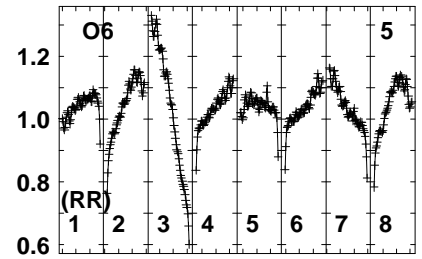
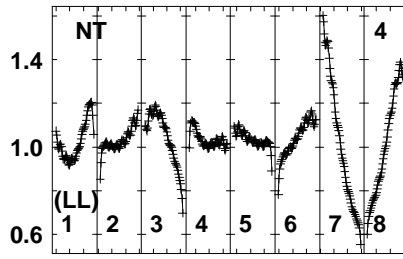
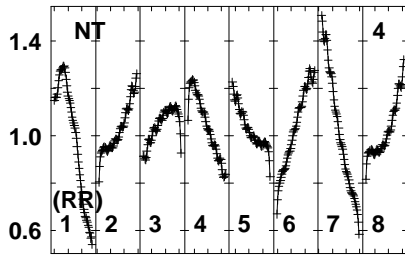
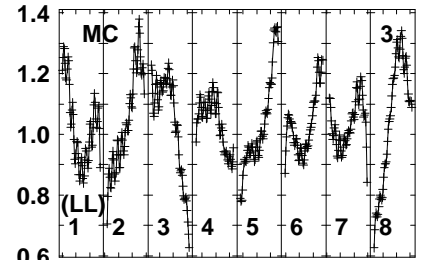
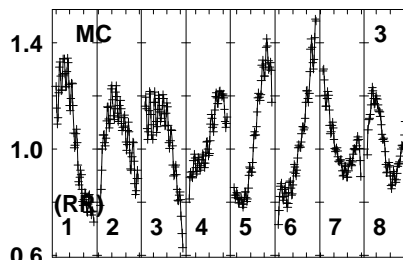
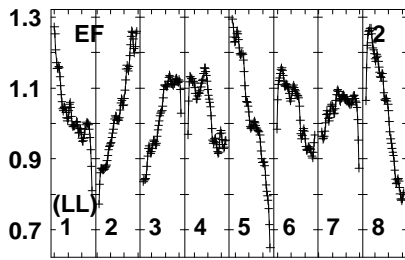
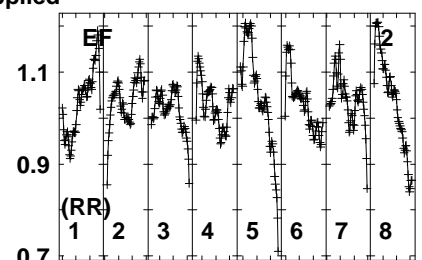
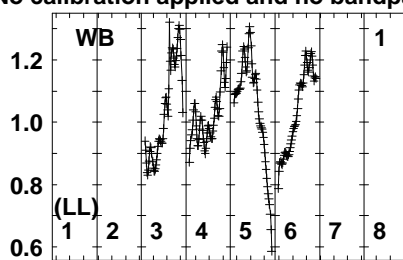
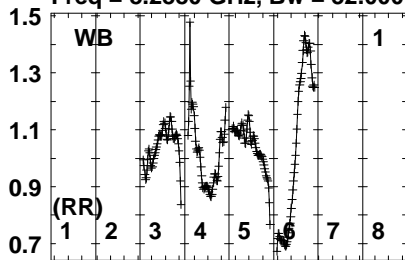
Auto-corr total-power spectrum Antenna: *

Timerange: 00/05:34:31 to 00/05:37:29

Plot file version 65 created 04-APR-2023 15:54:13

J1148 EB092D.UVDATA.1

Freq = 8.2880 GHz, Bw = 32.000 MH No calibration applied and no bandpass applied



829032083603904204504808520
FREQ MHz

829032083603904204504808520
FREQ MHz

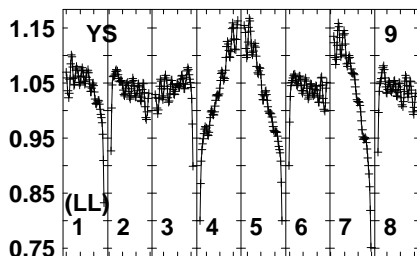
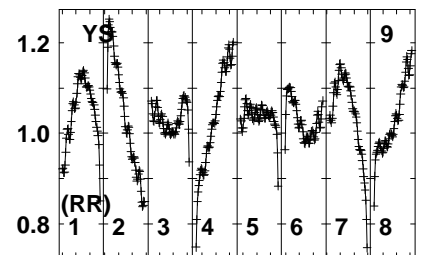
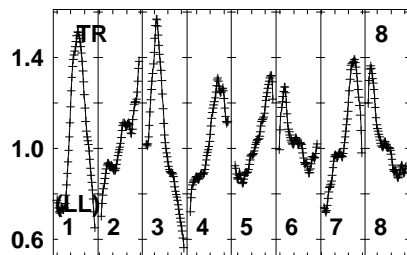
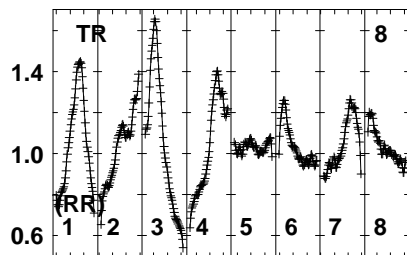
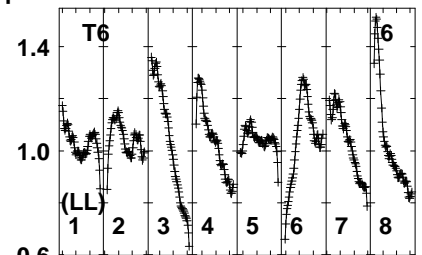
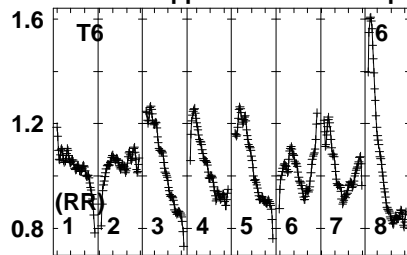
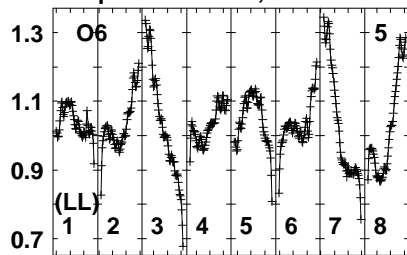
829032083603904204504808520
FREQ MHz

Lower frame: Real Jy
Auto-corr total-power spectrum Antenna: *
Timerange: 00/05:38:01 to 00/05:42:59

Plot file version 66 created 04-APR-2023 15:54:13

J1148 EB092D.UVDATA.1

Freq = 8.2880 GHz, Bw = 32.000 MH No calibration applied and no bandpass applied



829032083603904204504808520

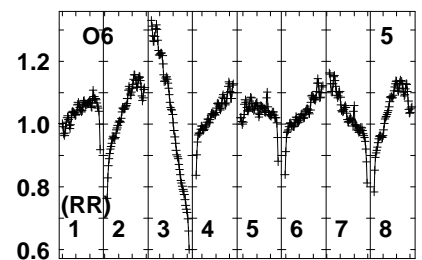
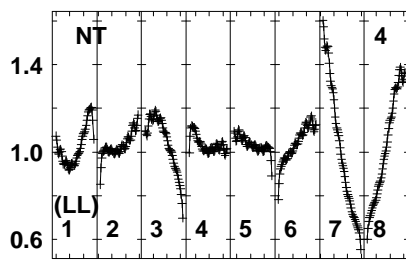
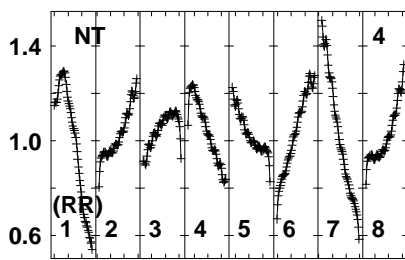
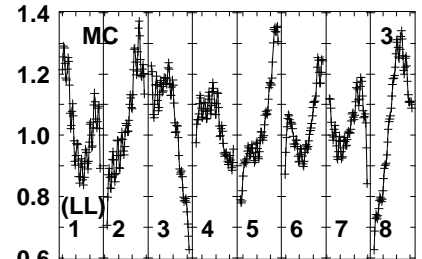
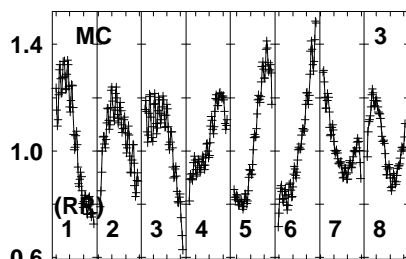
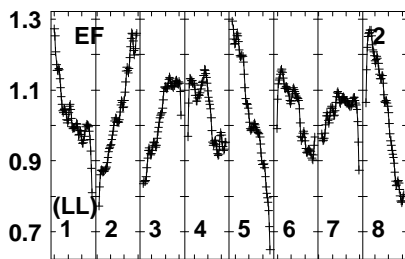
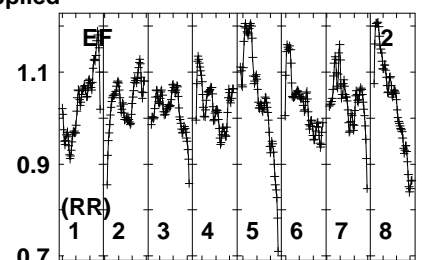
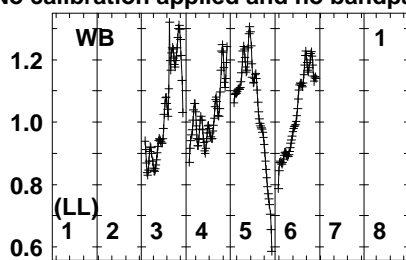
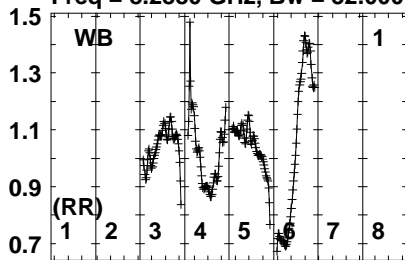
FREQ MHz

Lower frame: Real Jy
Auto-corr total-power spectrum Antenna: *
Timerange: 00/05:38:01 to 00/05:42:59

Plot file version 67 created 04-APR-2023 15:54:13

J1148 EB092D.UVDATA.1

Freq = 8.2880 GHz, Bw = 32.000 MH No calibration applied and no bandpass applied



829032083603904204504808520
FREQ MHz

829032083603904204504808520
FREQ MHz

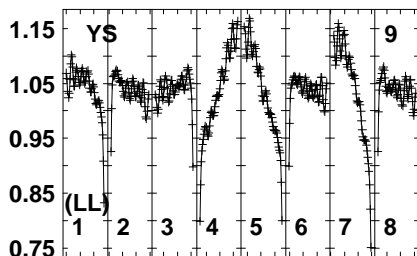
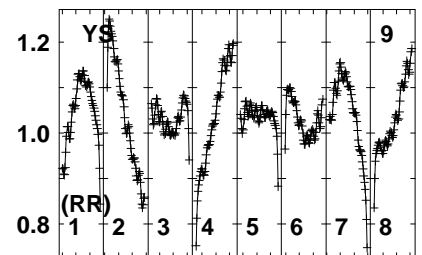
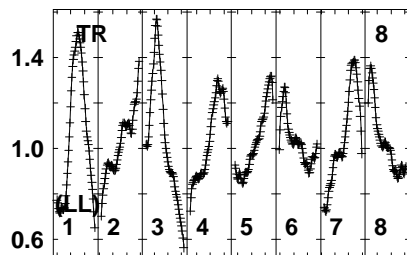
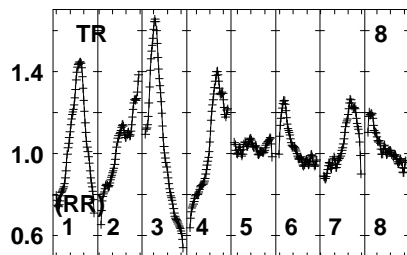
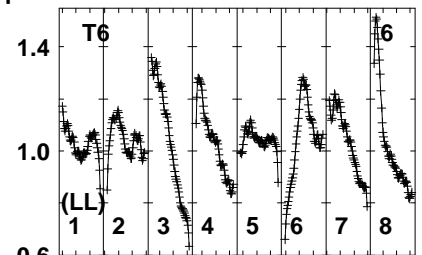
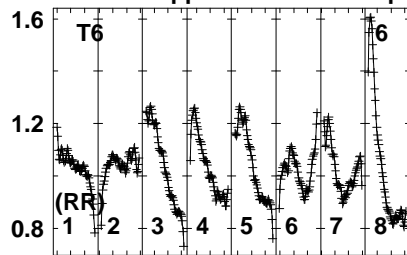
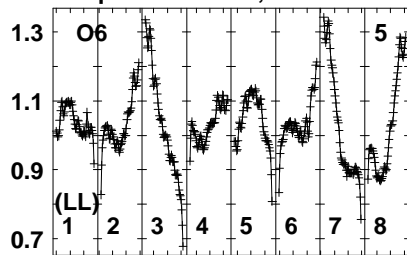
829032083603904204504808520
FREQ MHz

Lower frame: Real Jy
Auto-corr total-power spectrum Antenna: *
Timerange: 00/05:43:31 to 00/05:48:29

Plot file version 68 created 04-APR-2023 15:54:13

J1148 EB092D.UVDATA.1

Freq = 8.2880 GHz, Bw = 32.000 MH No calibration applied and no bandpass applied



829032083603904204504808520

FREQ MHz

Lower frame: Real Jy

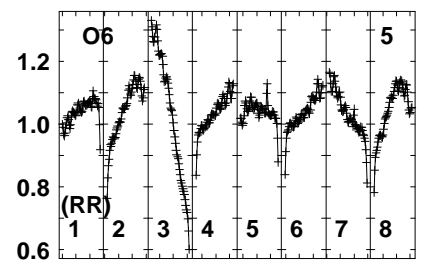
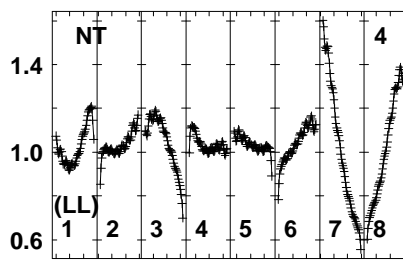
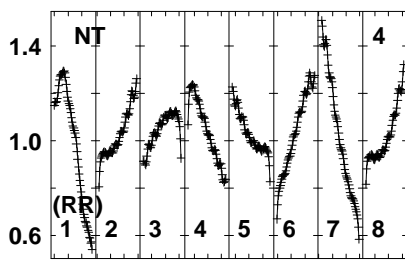
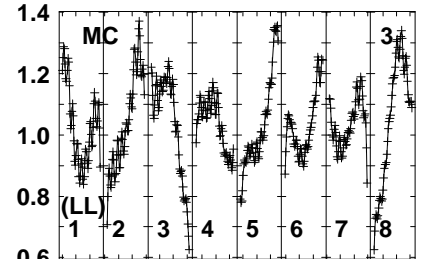
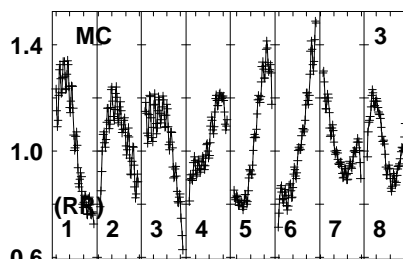
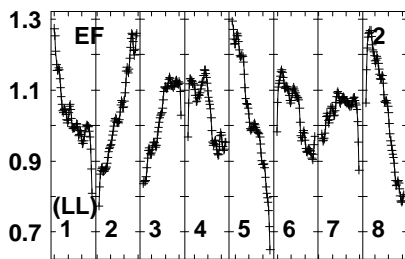
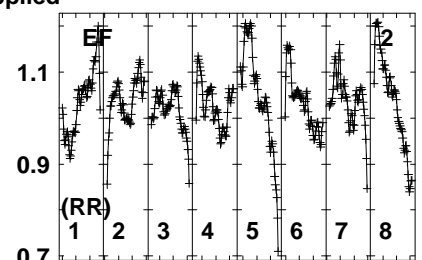
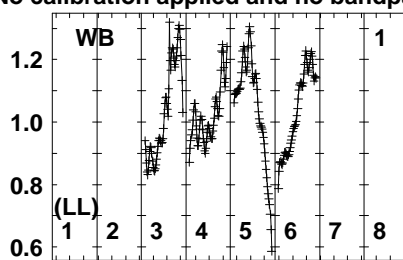
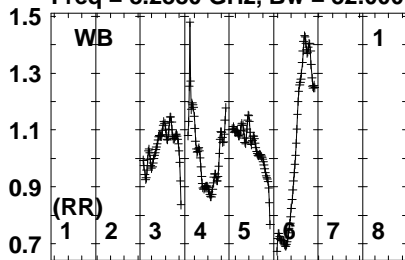
Auto-corr total-power spectrum Antenna: *

Timerange: 00/05:43:31 to 00/05:48:29

Plot file version 69 created 04-APR-2023 15:54:14

J1148 EB092D.UVDATA.1

Freq = 8.2880 GHz, Bw = 32.000 MH No calibration applied and no bandpass applied



829032083603904204504808520
FREQ MHz

829032083603904204504808520
FREQ MHz

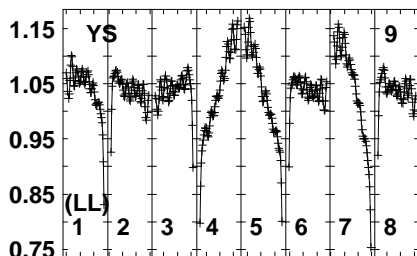
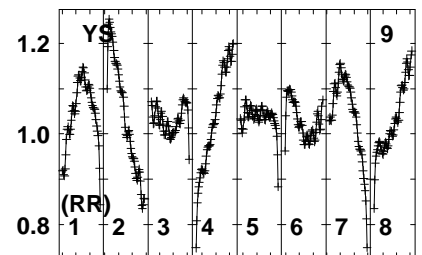
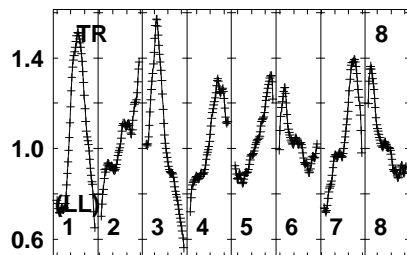
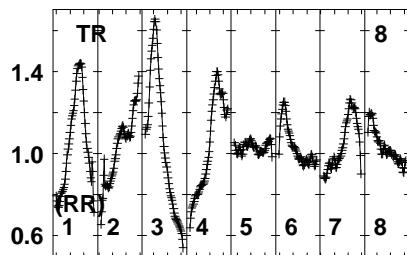
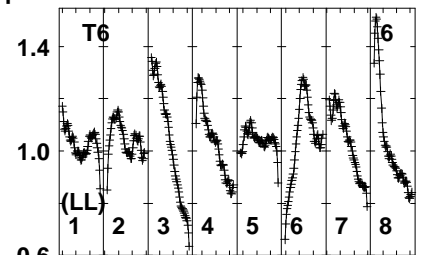
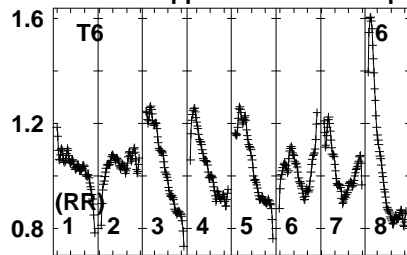
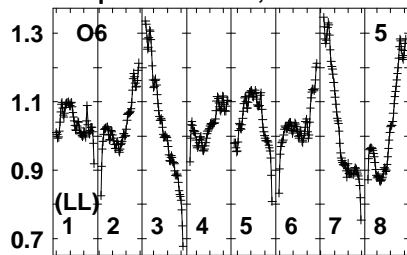
829032083603904204504808520
FREQ MHz

Lower frame: Real Jy
Auto-corr total-power spectrum Antenna: *
Timerange: 00/05:49:01 to 00/05:53:59

Plot file version 70 created 04-APR-2023 15:54:14

J1148 EB092D.UVDATA.1

Freq = 8.2880 GHz, Bw = 32.000 MH No calibration applied and no bandpass applied



829032083603904204504808520

FREQ MHz

Lower frame: Real Jy

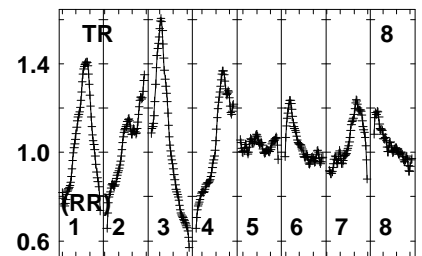
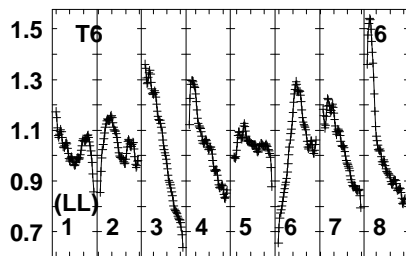
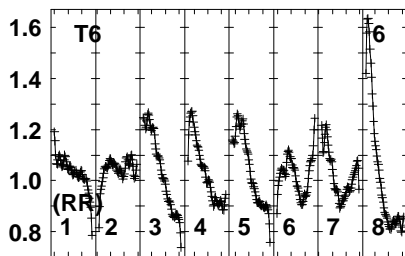
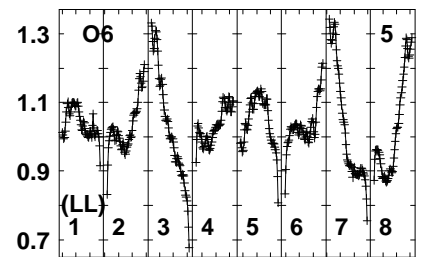
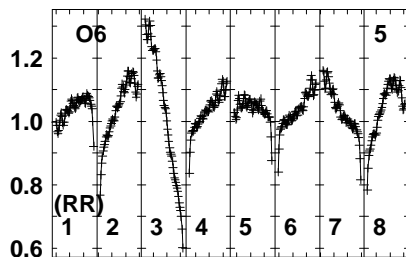
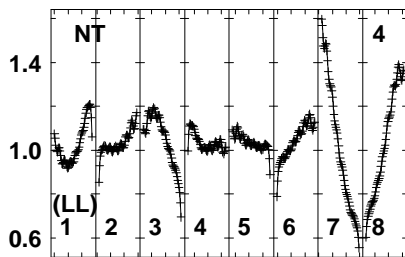
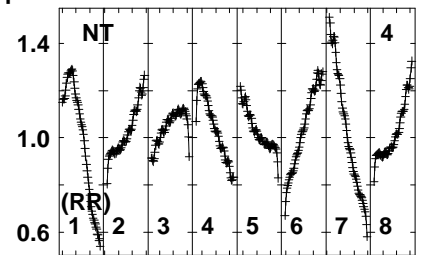
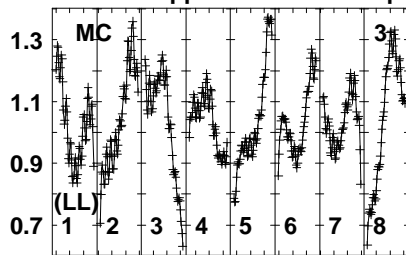
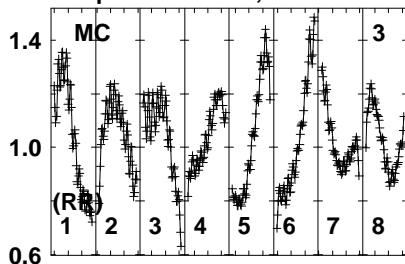
Auto-corr total-power spectrum Antenna: *

Timerange: 00/05:49:01 to 00/05:53:59

Plot file version 71 created 04-APR-2023 15:54:14

J1516 EB092D.UVDATA.1

Freq = 8.2880 GHz, Bw = 32.000 MH No calibration applied and no bandpass applied



829032083603904204504808520
FREQ MHz

829032083603904204504808520
FREQ MHz

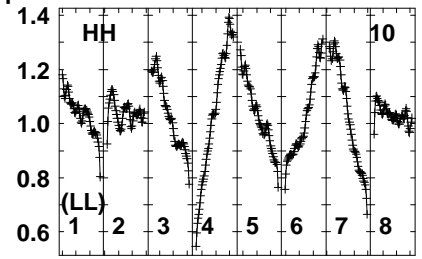
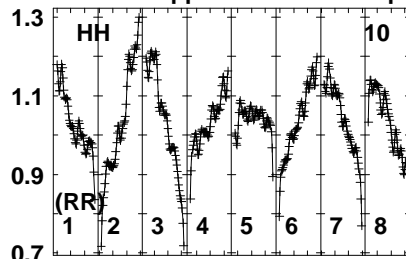
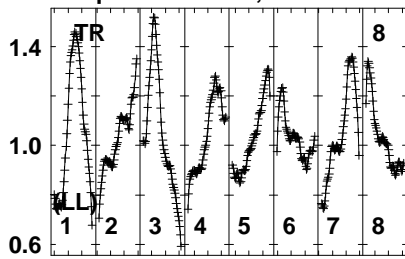
829032083603904204504808520
FREQ MHz

Lower frame: Real Jy
Auto-corr total-power spectrum Antenna: *
Timerange: 00/05:58:03 to 00/06:01:01

Plot file version 72 created 04-APR-2023 15:54:14

J1516 EB092D.UVDATA.1

Freq = 8.2880 GHz, Bw = 32.000 MH No calibration applied and no bandpass applied

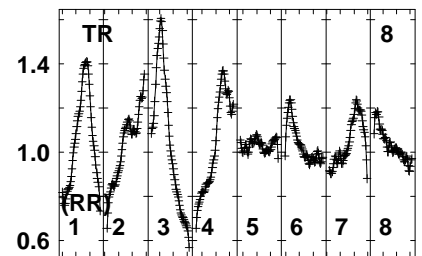
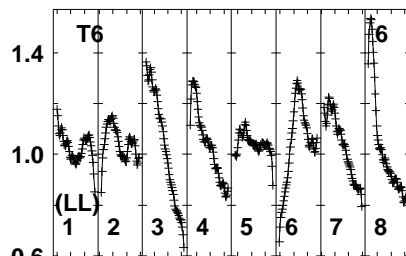
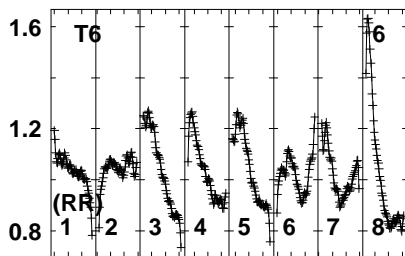
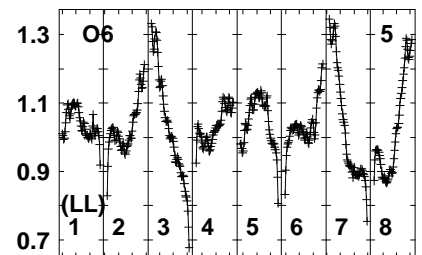
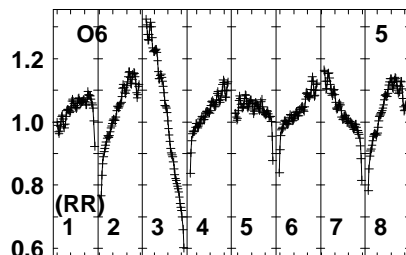
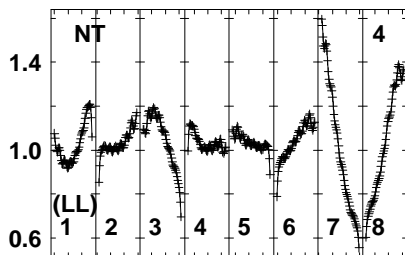
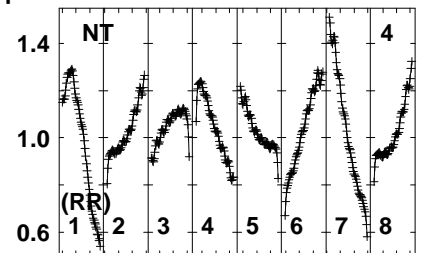
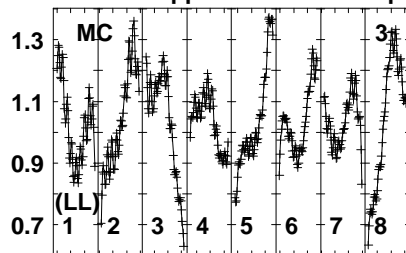
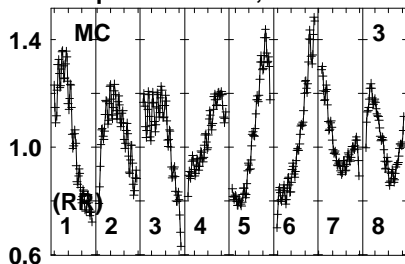


Lower frame: Real Jy
Auto-corr total-power spectrum Antenna: *
Timerange: 00/05:58:03 to 00/06:01:01

Plot file version 73 created 04-APR-2023 15:54:14

J1516 EB092D.UVDATA.1

Freq = 8.2880 GHz, Bw = 32.000 MH No calibration applied and no bandpass applied



829032083603904204504808520
FREQ MHz

829032083603904204504808520
FREQ MHz

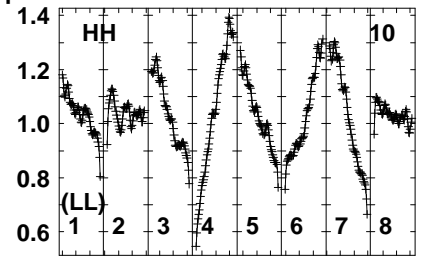
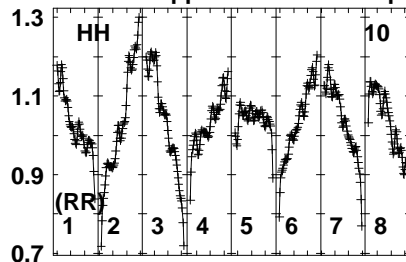
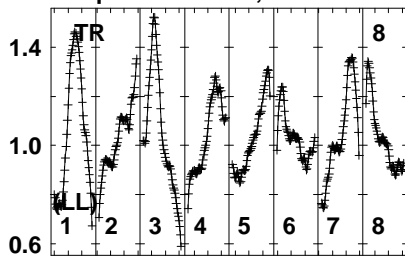
829032083603904204504808520
FREQ MHz

Lower frame: Real Jy
Auto-corr total-power spectrum Antenna: *
Timerange: 00/06:01:33 to 00/06:06:31

Plot file version 74 created 04-APR-2023 15:54:15

J1516 EB092D.UVDATA.1

Freq = 8.2880 GHz, Bw = 32.000 MH No calibration applied and no bandpass applied

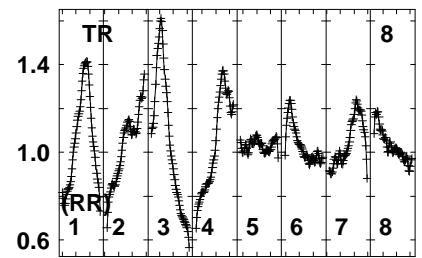
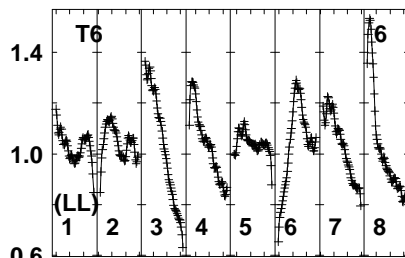
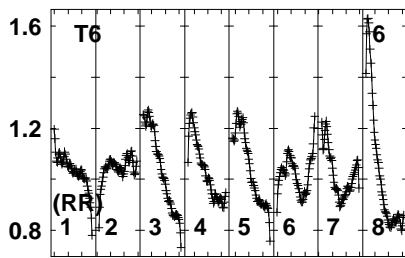
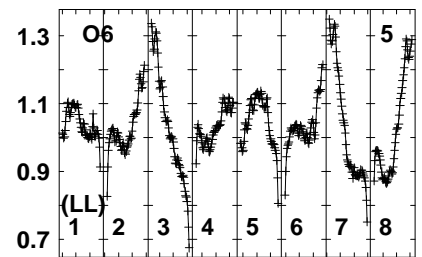
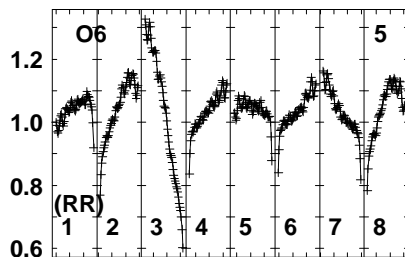
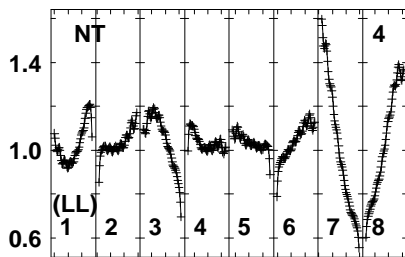
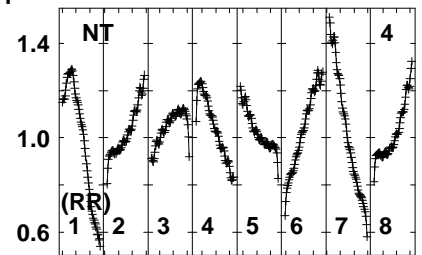
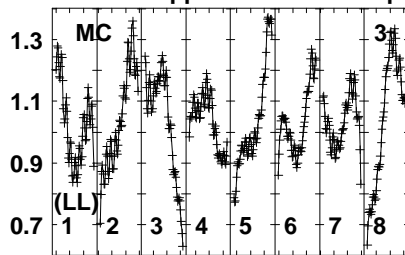
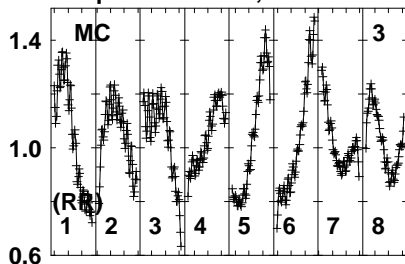


Lower frame: Real Jy
Auto-corr total-power spectrum Antenna: *
Timerange: 00/06:01:33 to 00/06:06:31

Plot file version 75 created 04-APR-2023 15:54:15

J1516 EB092D.UVDATA.1

Freq = 8.2880 GHz, Bw = 32.000 MH No calibration applied and no bandpass applied



829032083603904204504808520
FREQ MHz

829032083603904204504808520
FREQ MHz

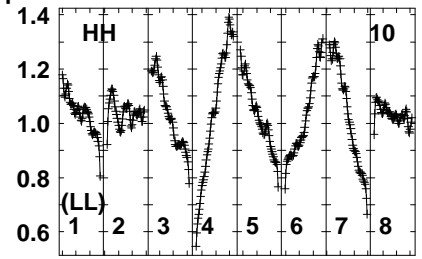
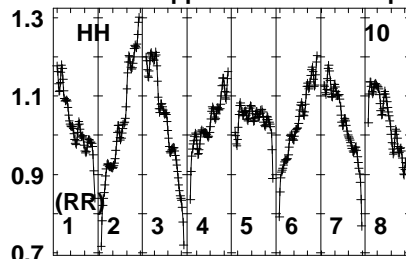
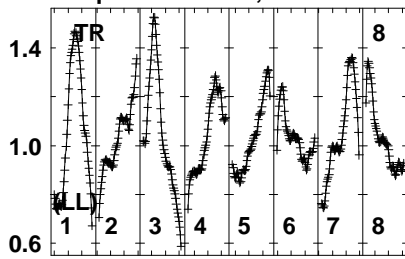
829032083603904204504808520
FREQ MHz

Lower frame: Real Jy
Auto-corr total-power spectrum Antenna: *
Timerange: 00/06:07:03 to 00/06:12:01

Plot file version 76 created 04-APR-2023 15:54:15

J1516 EB092D.UVDATA.1

Freq = 8.2880 GHz, Bw = 32.000 MH No calibration applied and no bandpass applied

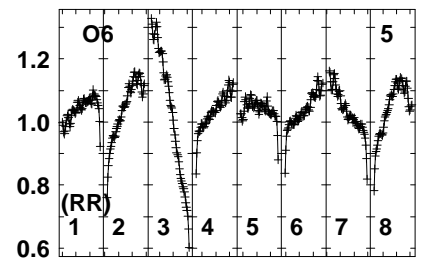
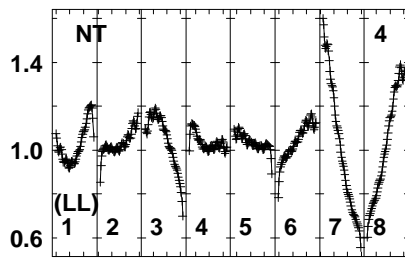
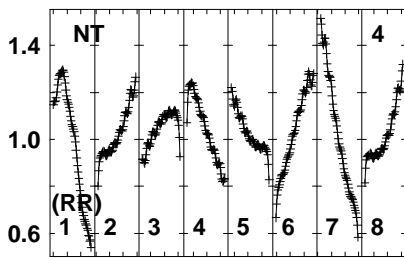
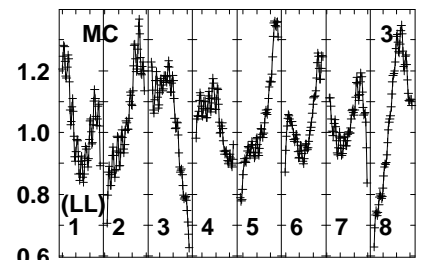
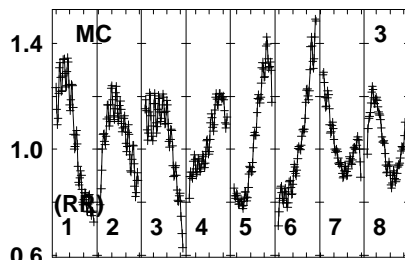
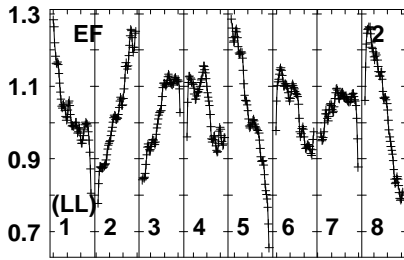
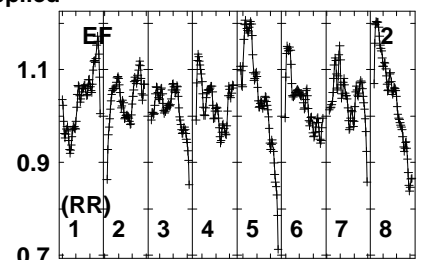
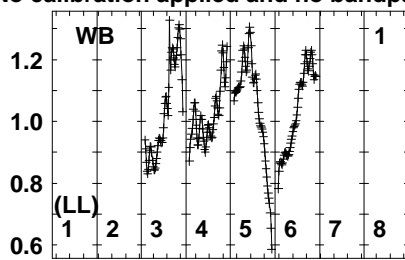
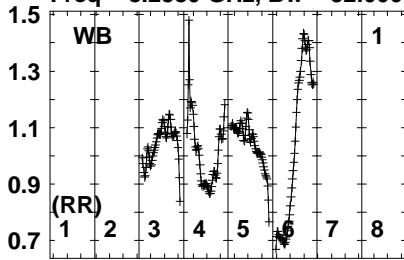


Lower frame: Real Jy
Auto-corr total-power spectrum Antenna: *
Timerange: 00/06:07:03 to 00/06:12:01

Plot file version 77 created 04-APR-2023 15:54:15

1055+018 EB092D.UVDATA.1

Freq = 8.2880 GHz, Bw = 32.000 MH No calibration applied and no bandpass applied



829032083603904204504808520
FREQ MHz

829032083603904204504808520
FREQ MHz

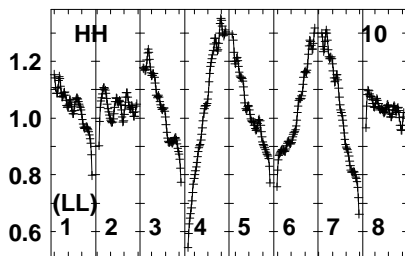
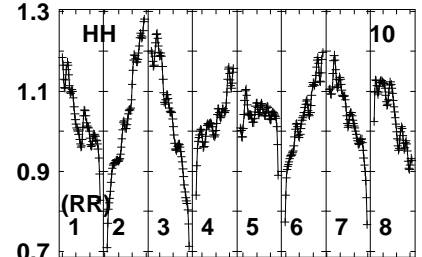
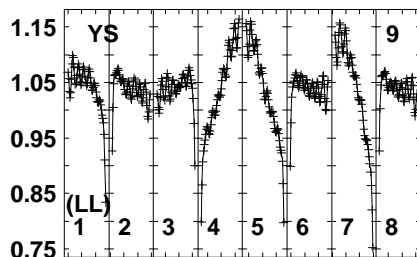
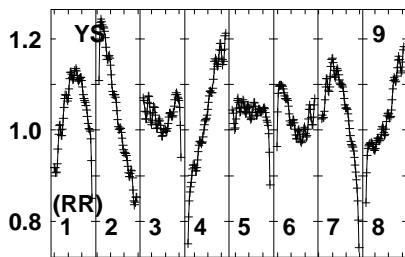
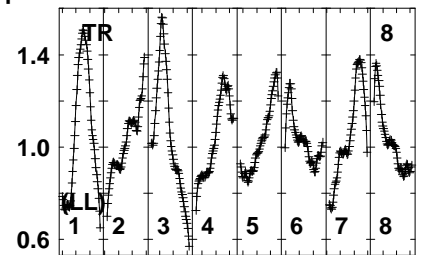
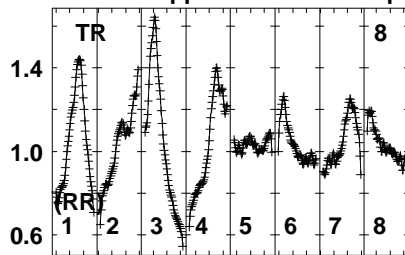
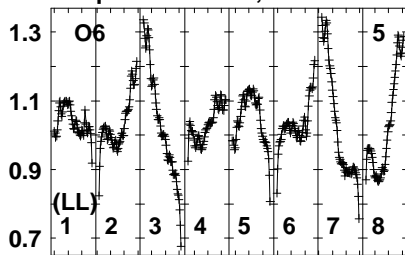
829032083603904204504808520
FREQ MHz

Lower frame: Real Jy
Auto-corr total-power spectrum Antenna: *
Timerange: 00/06:14:40 to 00/06:19:38

Plot file version 78 created 04-APR-2023 15:54:15

1055+018 EB092D.UVDATA.1

Freq = 8.2880 GHz, Bw = 32.000 MH No calibration applied and no bandpass applied



829032083603904204504808520

FREQ MHz

Lower frame: Real Jy

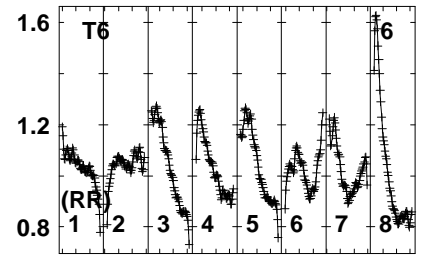
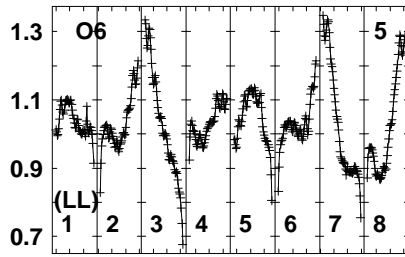
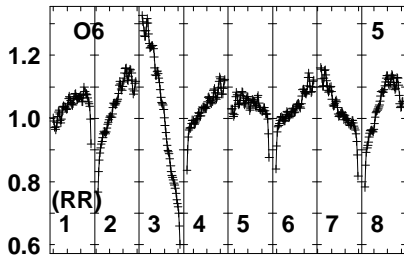
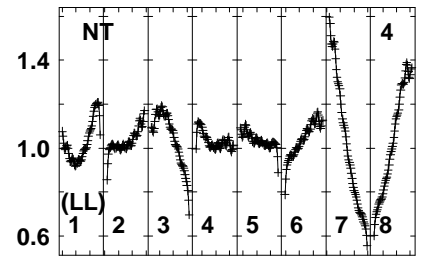
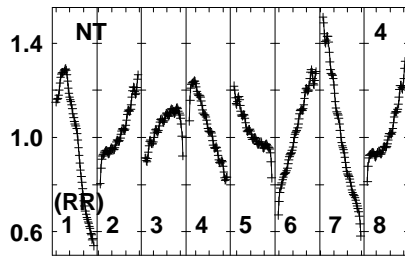
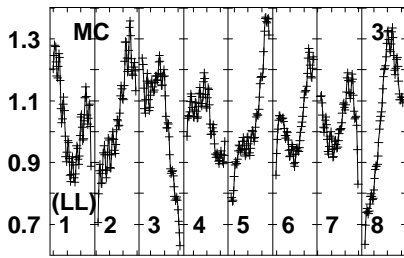
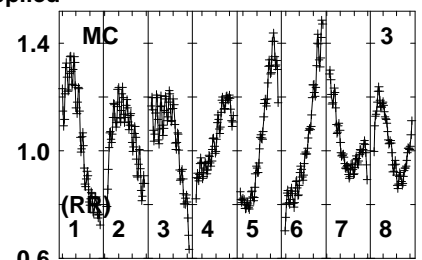
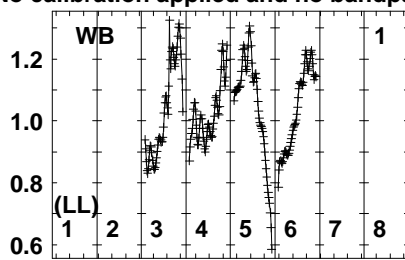
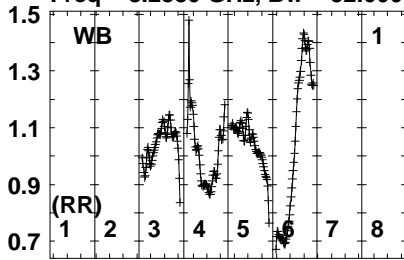
Auto-corr total-power spectrum Antenna: *

Timerange: 00/06:14:40 to 00/06:19:38

Plot file version 79 created 04-APR-2023 15:54:15

J1516 EB092D.UVDATA.1

Freq = 8.2880 GHz, Bw = 32.000 MH No calibration applied and no bandpass applied



829032083603904204504808520
FREQ MHz

829032083603904204504808520
FREQ MHz

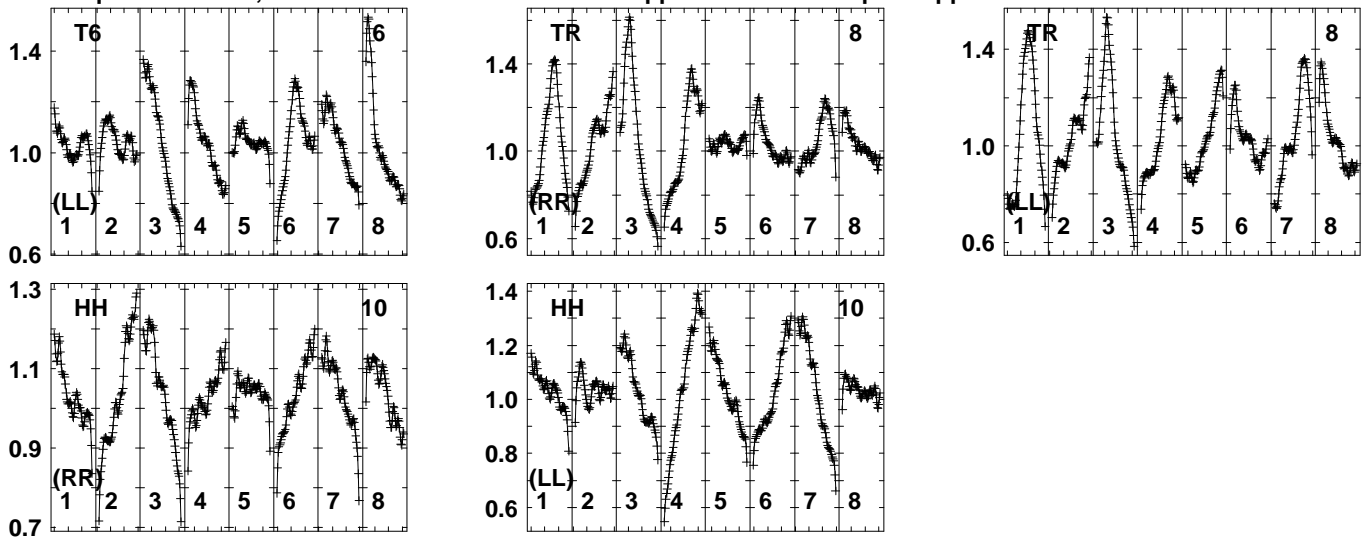
829032083603904204504808520
FREQ MHz

Lower frame: Real Jy
Auto-corr total-power spectrum Antenna: *
Timerange: 00/06:23:25 to 00/06:26:23

Plot file version 80 created 04-APR-2023 15:54:16

J1516 EB092D.UVDATA.1

Freq = 8.2880 GHz, Bw = 32.000 MH No calibration applied and no bandpass applied

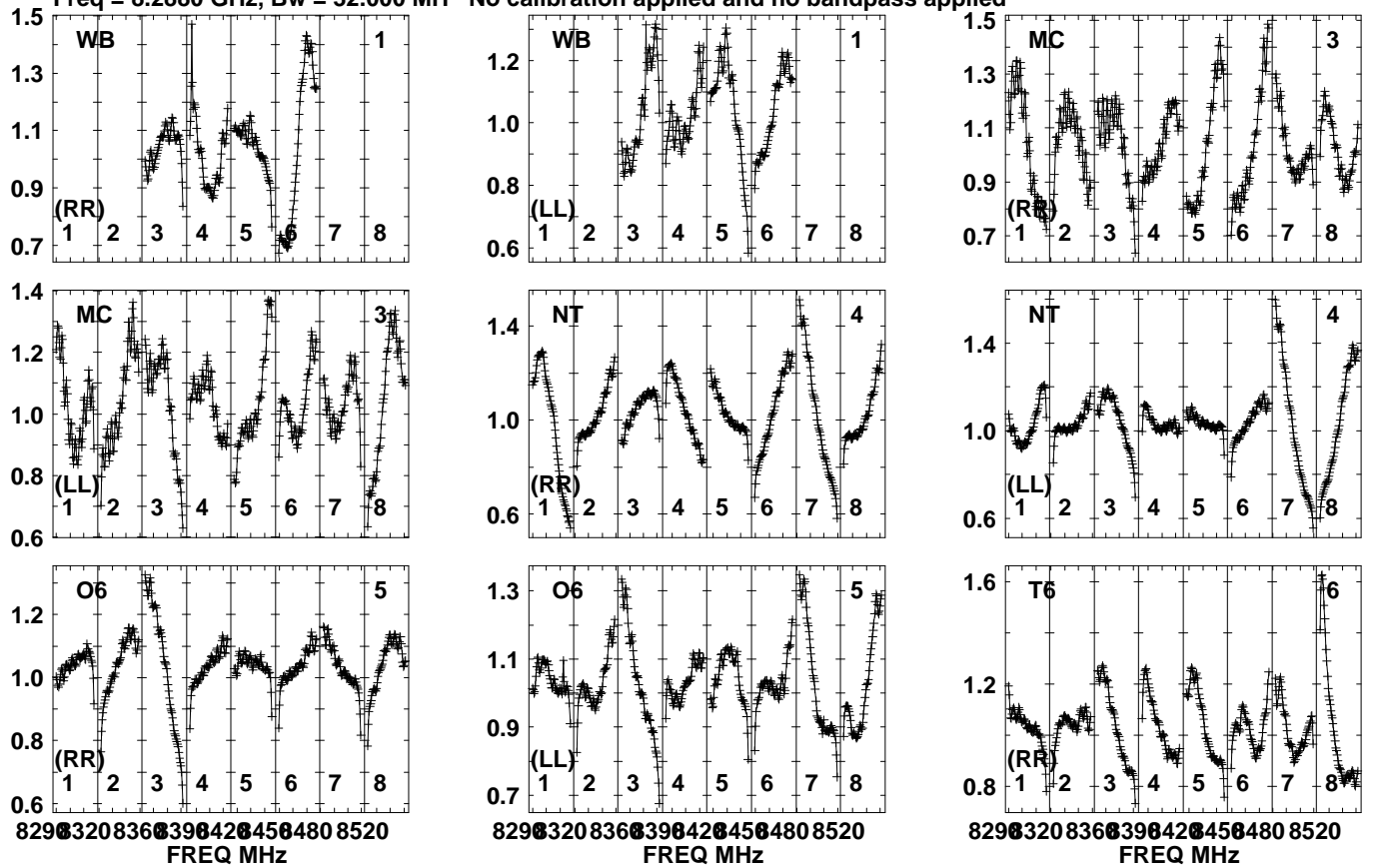


Lower frame: Real Jy
Auto-corr total-power spectrum Antenna: *
Timerange: 00/06:23:25 to 00/06:26:23

Plot file version 81 created 04-APR-2023 15:54:16

J1516 EB092D.UVDATA.1

Freq = 8.2880 GHz, Bw = 32.000 MH No calibration applied and no bandpass applied

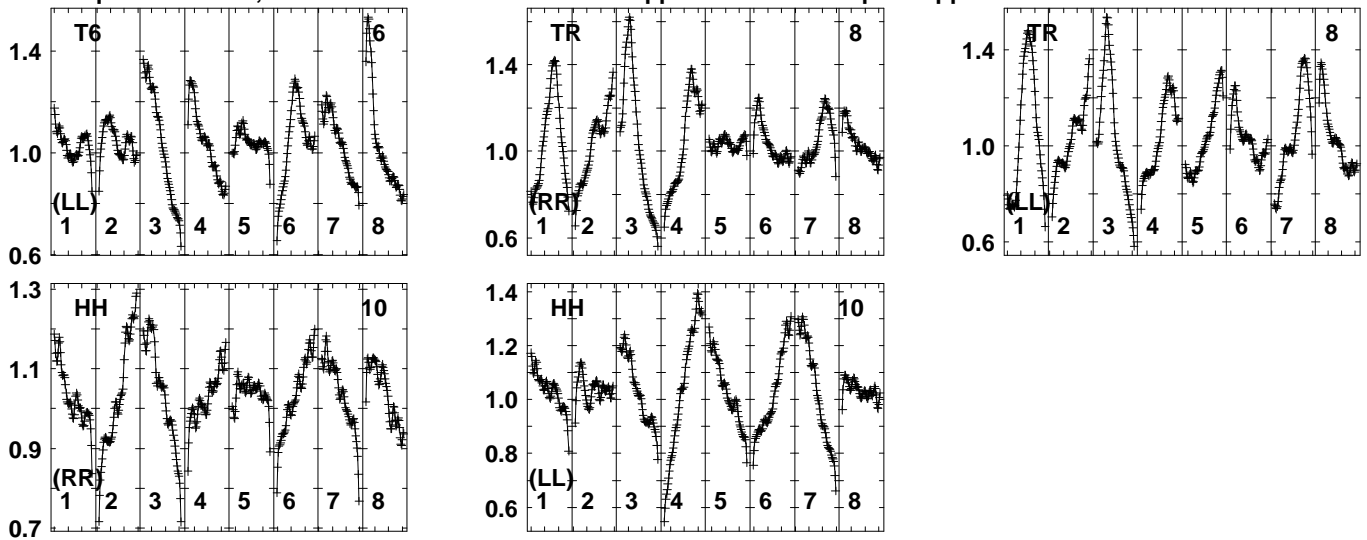


Lower frame: Real Jy
Auto-corr total-power spectrum Antenna: *
Timerange: 00/06:26:55 to 00/06:31:53

Plot file version 82 created 04-APR-2023 15:54:16

J1516 EB092D.UVDATA.1

Freq = 8.2880 GHz, Bw = 32.000 MH No calibration applied and no bandpass applied

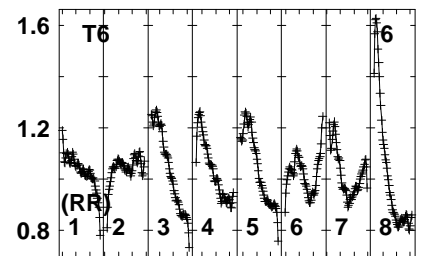
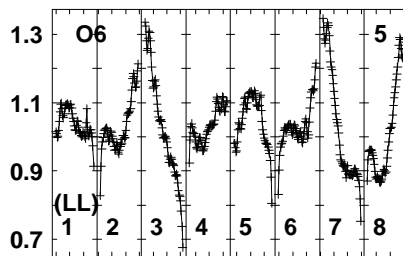
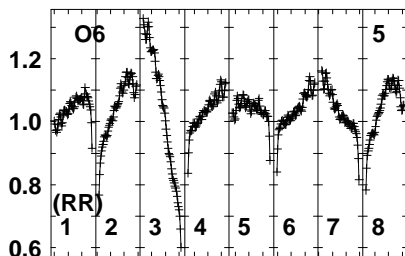
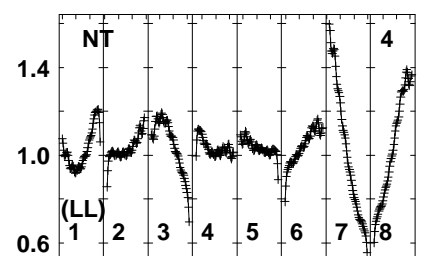
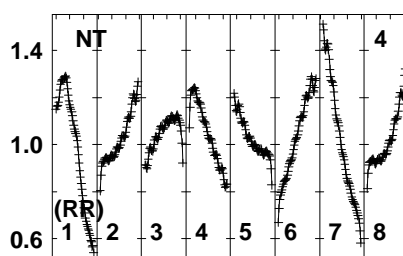
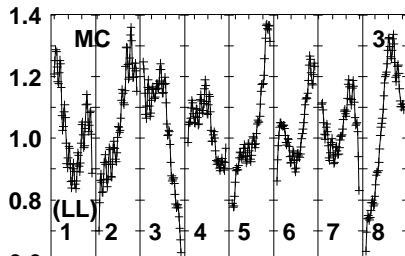
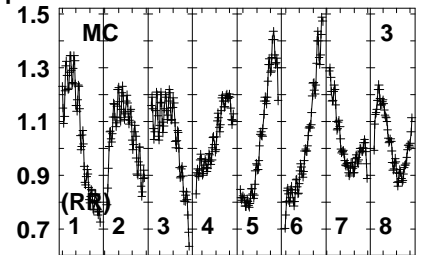
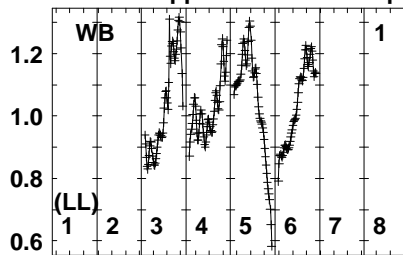
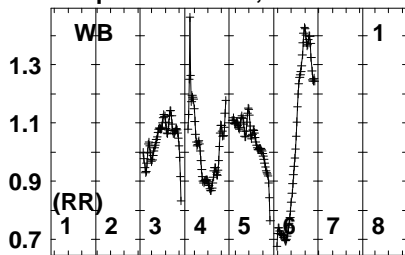


Lower frame: Real Jy
Auto-corr total-power spectrum Antenna: *
Timerange: 00/06:26:55 to 00/06:31:53

Plot file version 83 created 04-APR-2023 15:54:16

J1516 EB092D.UVDATA.1

Freq = 8.2880 GHz, Bw = 32.000 MH No calibration applied and no bandpass applied



829032083603904204504808520
FREQ MHz

829032083603904204504808520
FREQ MHz

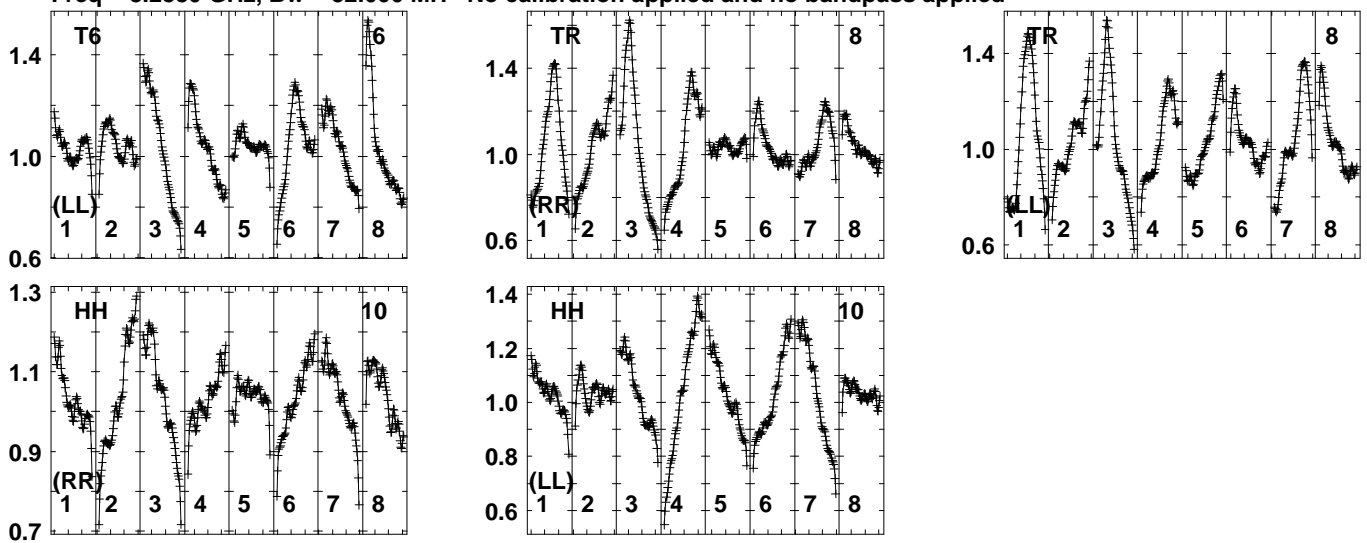
829032083603904204504808520
FREQ MHz

Lower frame: Real Jy
Auto-corr total-power spectrum Antenna: *
Timerange: 00/06:32:25 to 00/06:37:23

Plot file version 84 created 04-APR-2023 15:54:16

J1516 EB092D.UVDATA.1

Freq = 8.2880 GHz, Bw = 32.000 MH No calibration applied and no bandpass applied

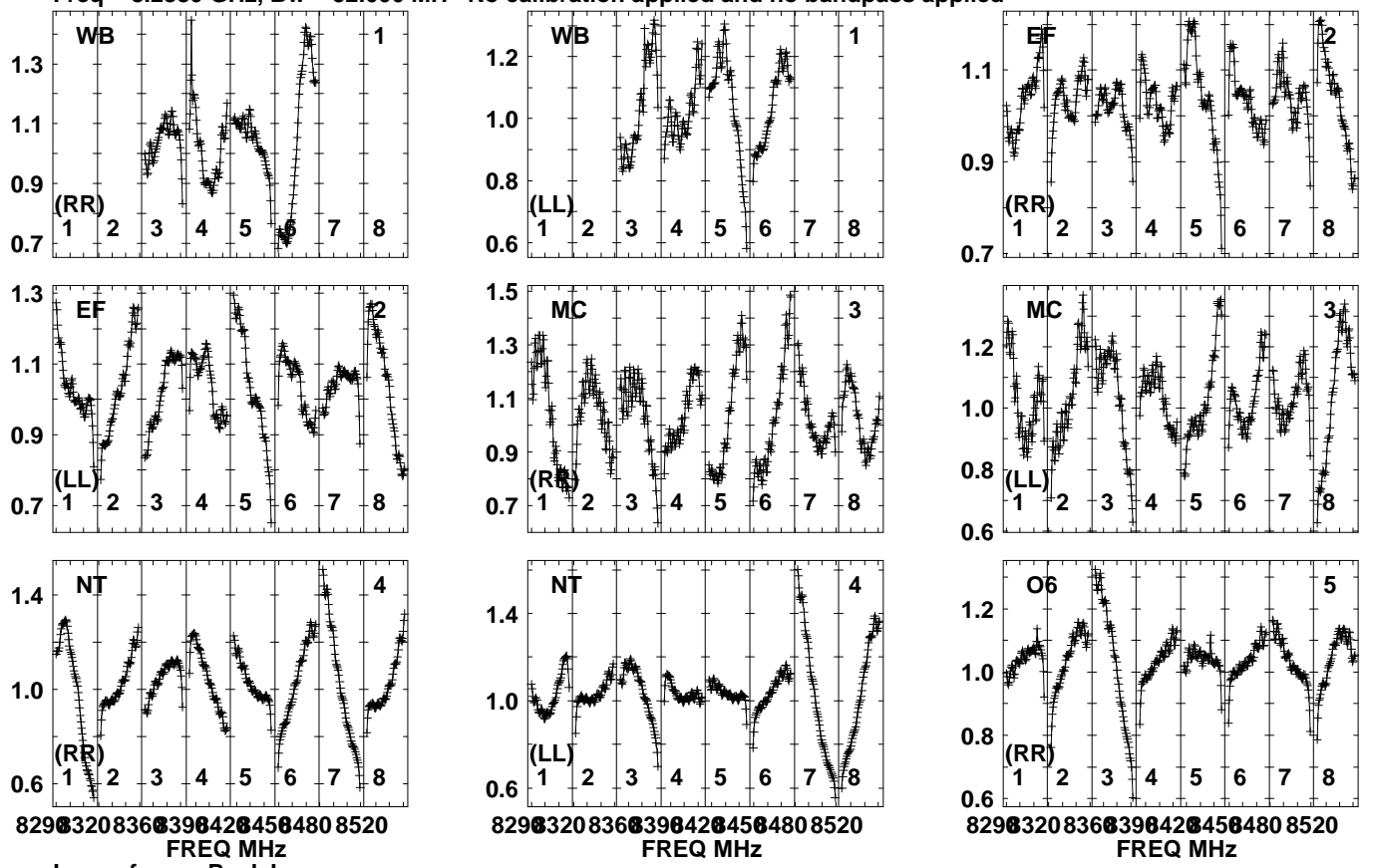


Lower frame: Real Jy
Auto-corr total-power spectrum Antenna: *
Timerange: 00/06:32:25 to 00/06:37:23

Plot file version 85 created 04-APR-2023 15:54:16

J1148 EB092D.UVDATA.1

Freq = 8.2880 GHz, Bw = 32.000 MH No calibration applied and no bandpass applied

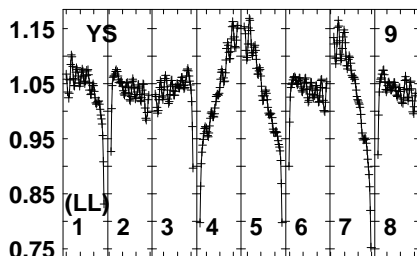
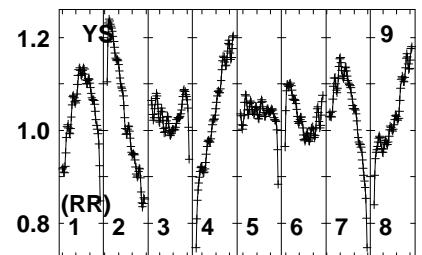
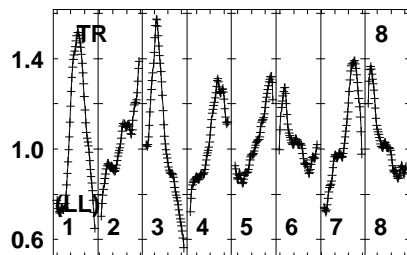
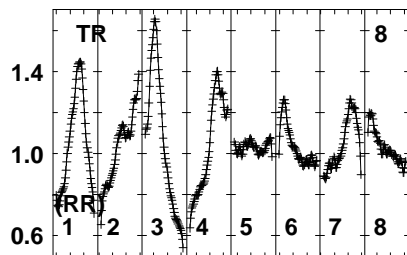
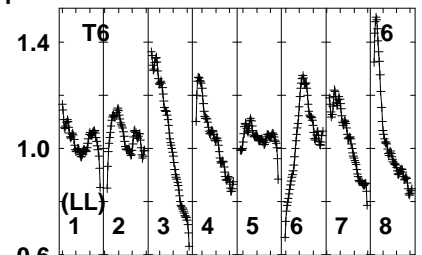
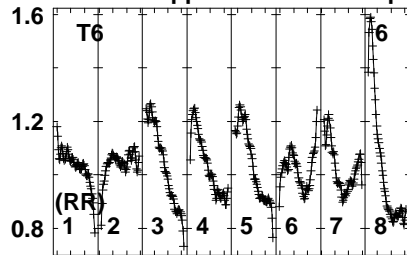
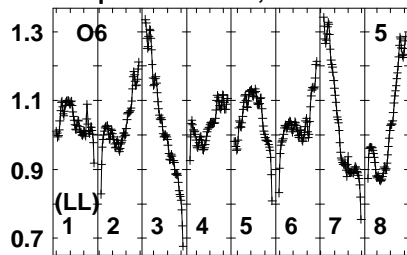


Lower frame: Real Jy
Auto-corr total-power spectrum Antenna: *
Timerange: 00/06:45:25 to 00/06:48:23

Plot file version 86 created 04-APR-2023 15:54:16

J1148 EB092D.UVDATA.1

Freq = 8.2880 GHz, Bw = 32.000 MH No calibration applied and no bandpass applied



829032083603904204504808520

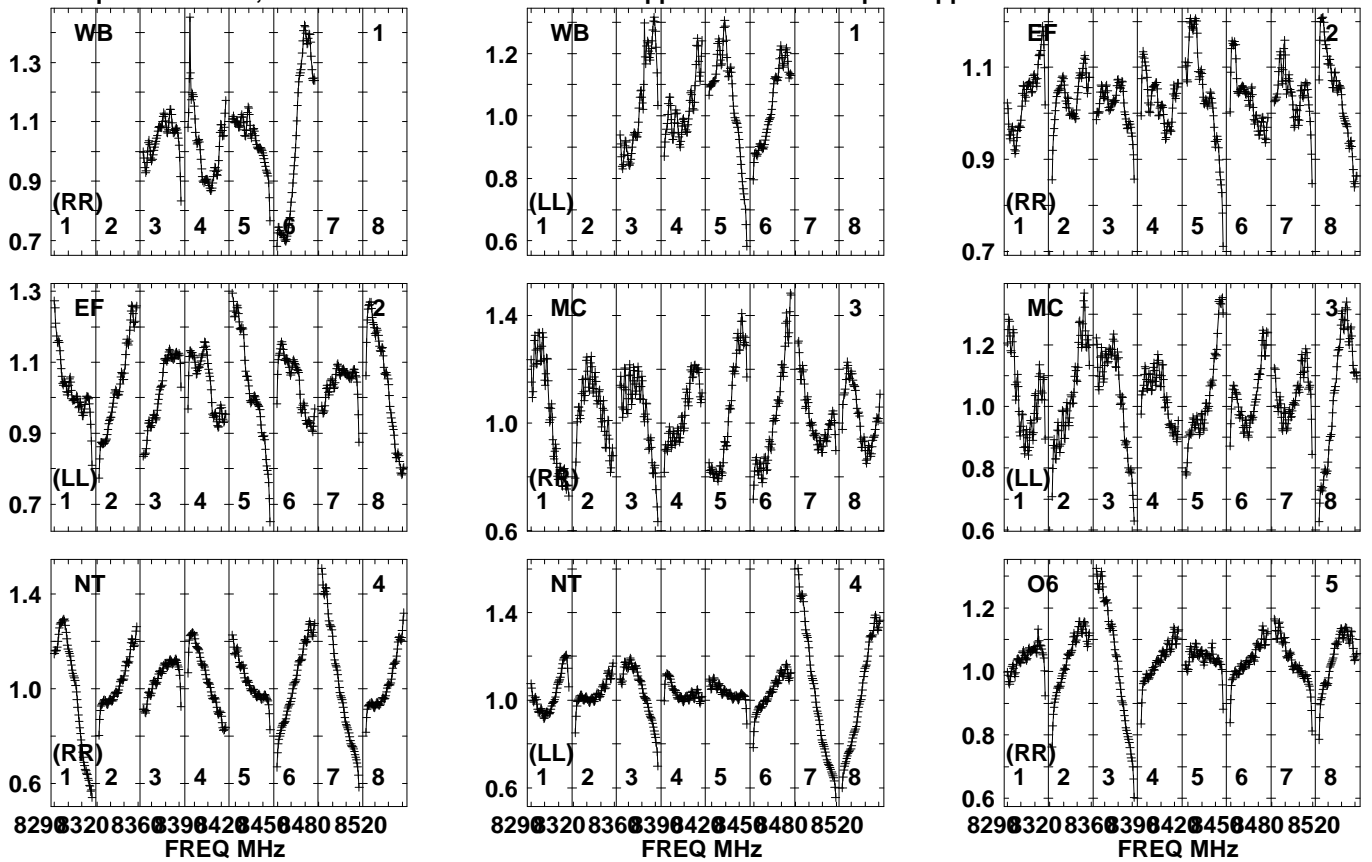
FREQ MHz

Lower frame: Real Jy
Auto-corr total-power spectrum Antenna: *
Timerange: 00/06:45:25 to 00/06:48:23

Plot file version 87 created 04-APR-2023 15:54:17

J1148 EB092D.UVDATA.1

Freq = 8.2880 GHz, Bw = 32.000 MH No calibration applied and no bandpass applied

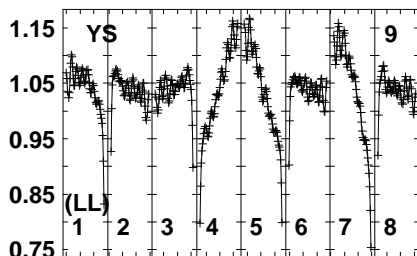
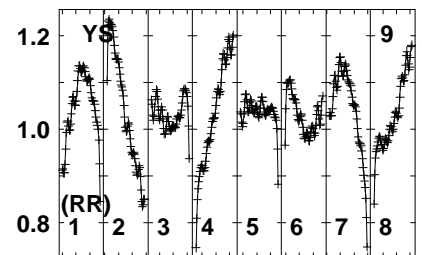
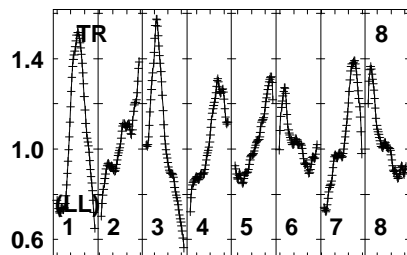
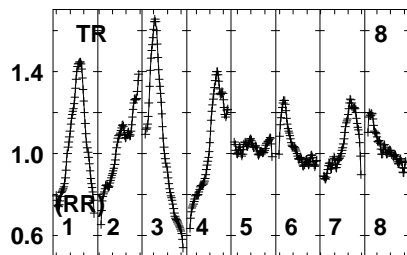
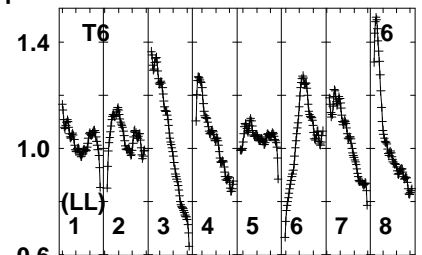
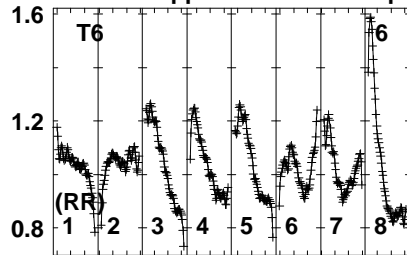
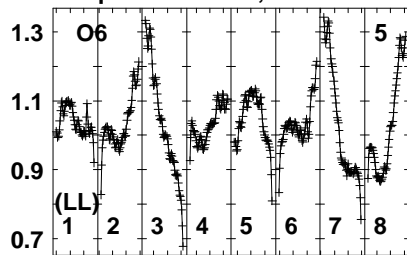


Lower frame: Real Jy
Auto-corr total-power spectrum Antenna: *
Timerange: 00/06:48:55 to 00/06:53:53

Plot file version 88 created 04-APR-2023 15:54:17

J1148 EB092D.UVDATA.1

Freq = 8.2880 GHz, Bw = 32.000 MH No calibration applied and no bandpass applied



829032083603904204504808520

FREQ MHz

Lower frame: Real Jy

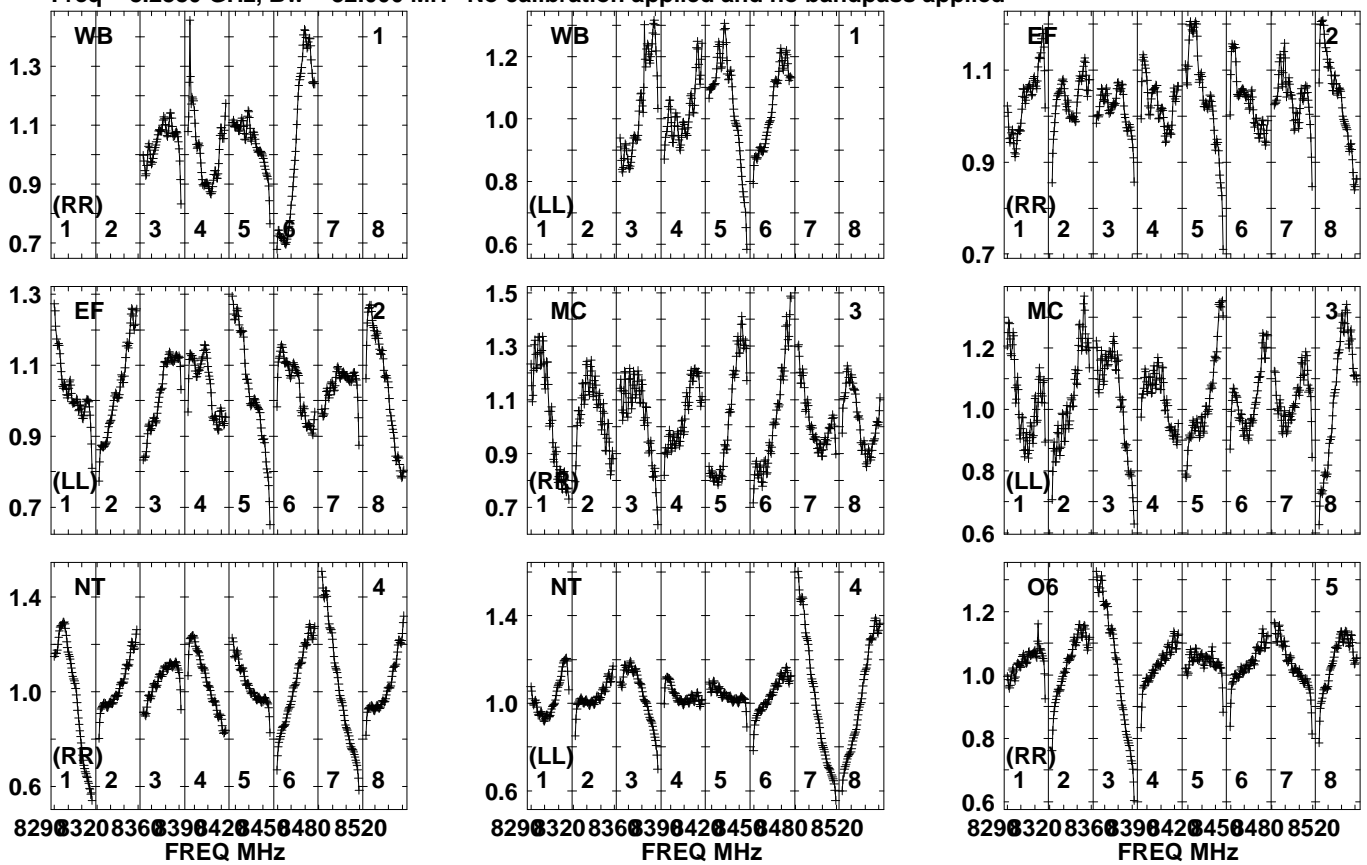
Auto-corr total-power spectrum Antenna: *

Timerange: 00/06:48:55 to 00/06:53:53

Plot file version 89 created 04-APR-2023 15:54:17

J1148 EB092D.UVDATA.1

Freq = 8.2880 GHz, Bw = 32.000 MH No calibration applied and no bandpass applied

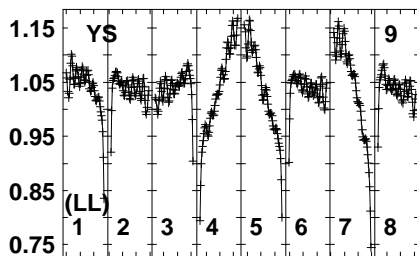
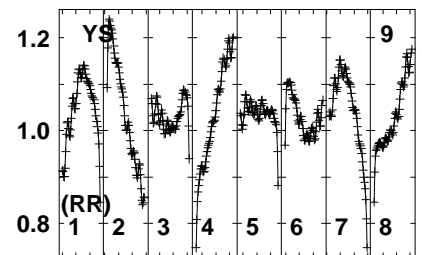
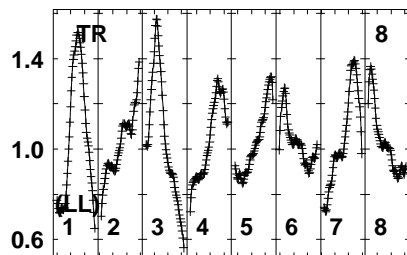
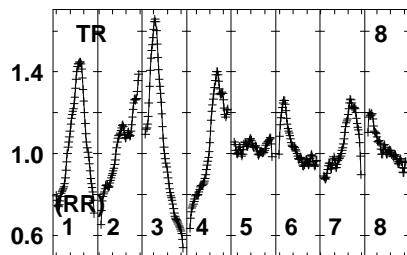
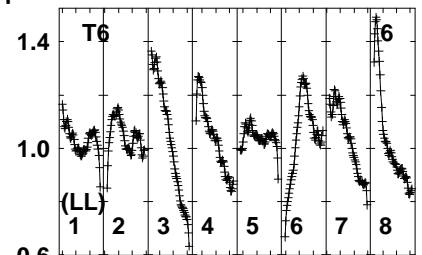
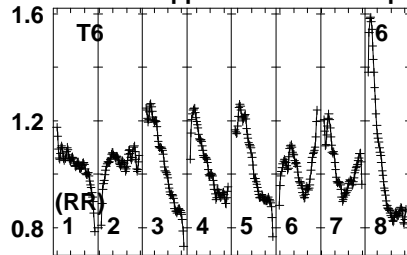
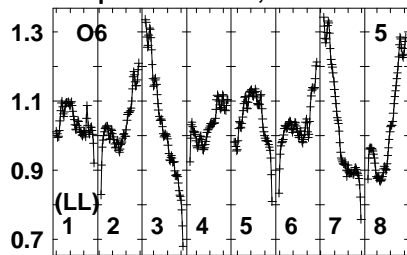


Lower frame: Real Jy
Auto-corr total-power spectrum Antenna: *
Timerange: 00/06:54:25 to 00/06:59:23

Plot file version 90 created 04-APR-2023 15:54:17

J1148 EB092D.UVDATA.1

Freq = 8.2880 GHz, Bw = 32.000 MH No calibration applied and no bandpass applied



829032083603904204504808520

FREQ MHz

Lower frame: Real Jy

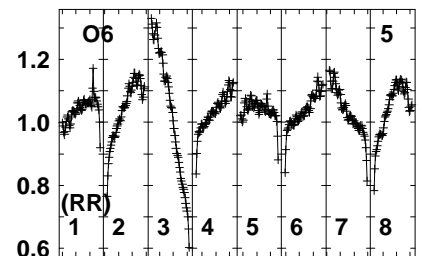
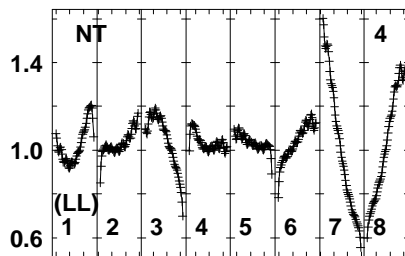
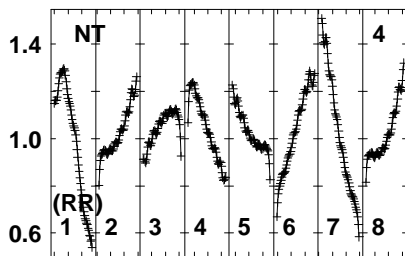
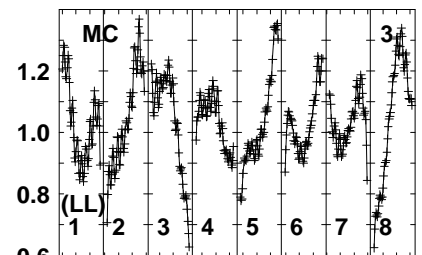
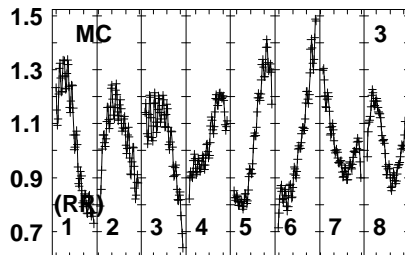
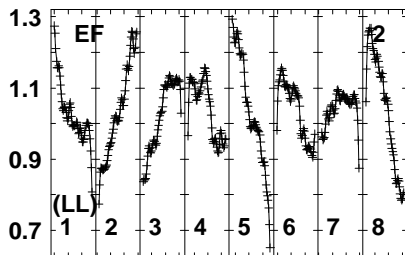
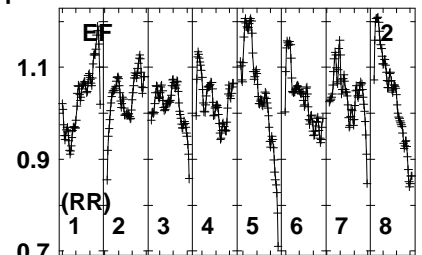
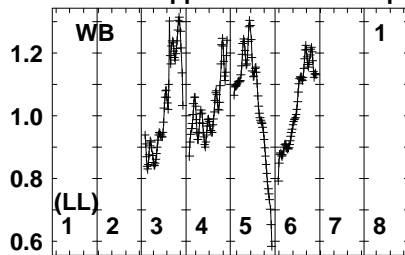
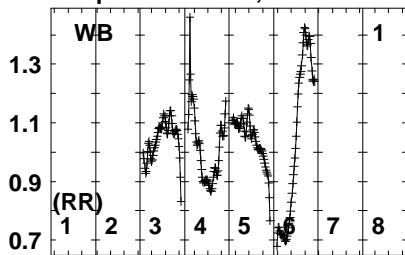
Auto-corr total-power spectrum Antenna: *

Timerange: 00/06:54:25 to 00/06:59:23

Plot file version 91 created 04-APR-2023 15:54:18

J1148 EB092D.UVDATA.1

Freq = 8.2880 GHz, Bw = 32.000 MH No calibration applied and no bandpass applied



829032083603904204504808520
FREQ MHz

829032083603904204504808520
FREQ MHz

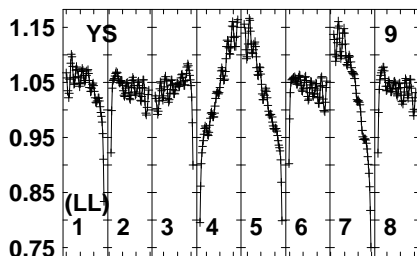
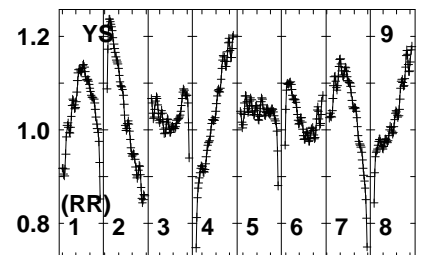
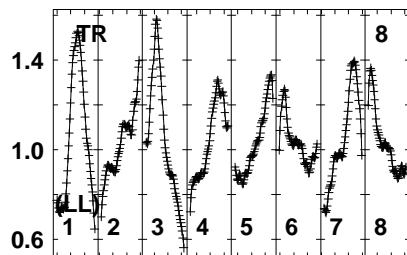
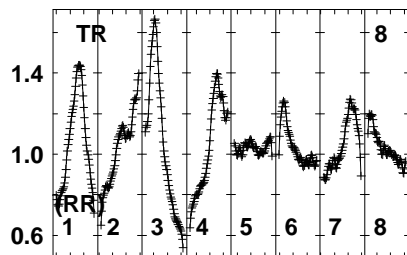
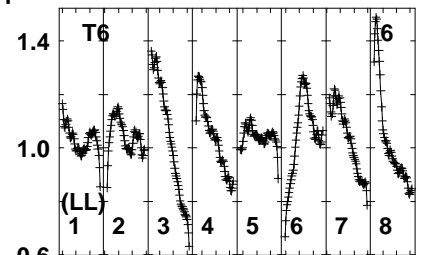
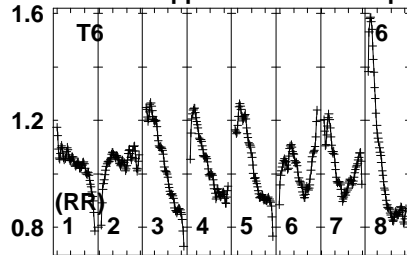
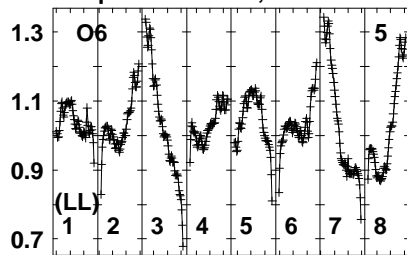
829032083603904204504808520
FREQ MHz

Lower frame: Real Jy
Auto-corr total-power spectrum Antenna: *
Timerange: 00/06:59:55 to 00/07:04:53

Plot file version 92 created 04-APR-2023 15:54:18

J1148 EB092D.UVDATA.1

Freq = 8.2880 GHz, Bw = 32.000 MH No calibration applied and no bandpass applied



829032083603904204504808520

FREQ MHz

Lower frame: Real Jy

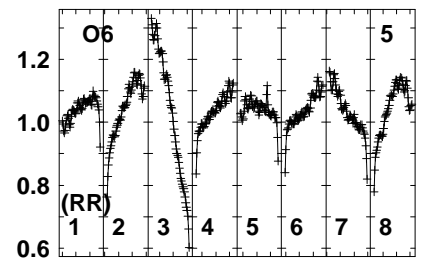
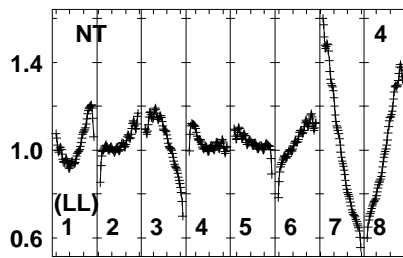
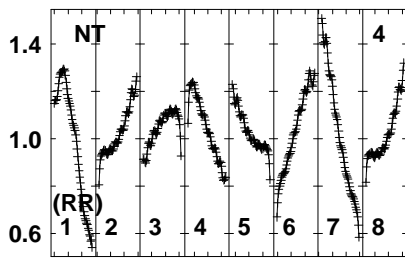
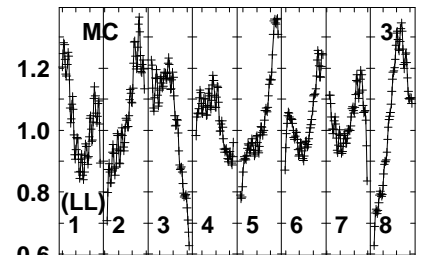
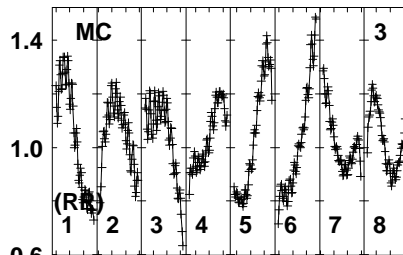
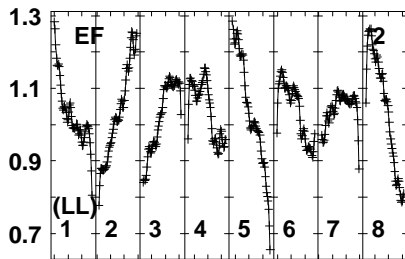
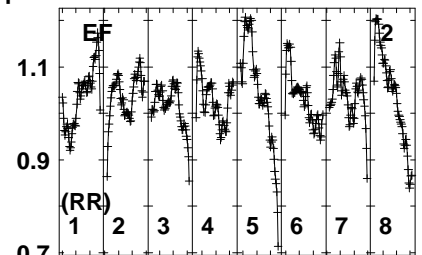
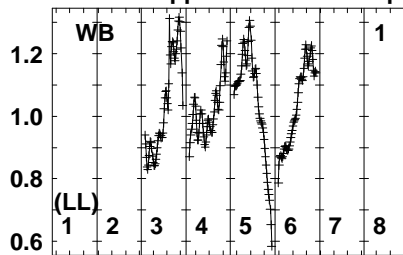
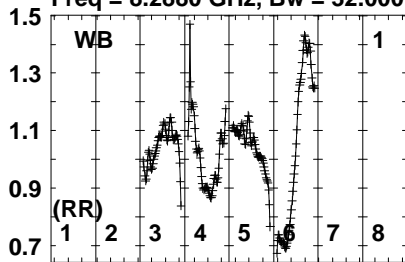
Auto-corr total-power spectrum Antenna: *

Timerange: 00/06:59:55 to 00/07:04:53

Plot file version 93 created 04-APR-2023 15:54:18

1055+018 EB092D.UVDATA.1

Freq = 8.2880 GHz, Bw = 32.000 MH No calibration applied and no bandpass applied



829032083603904204504808520
FREQ MHz

829032083603904204504808520
FREQ MHz

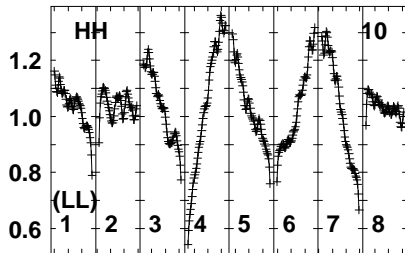
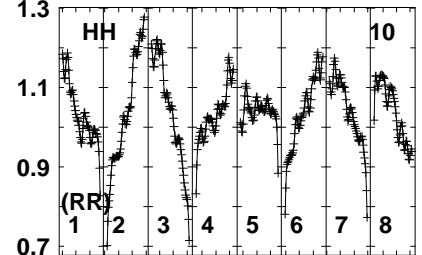
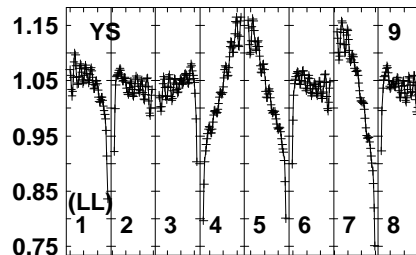
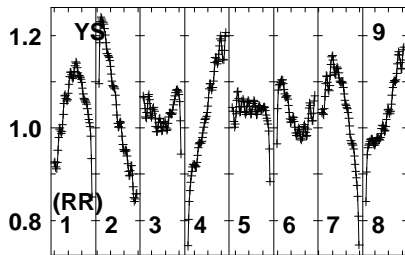
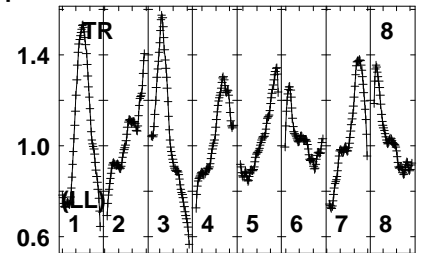
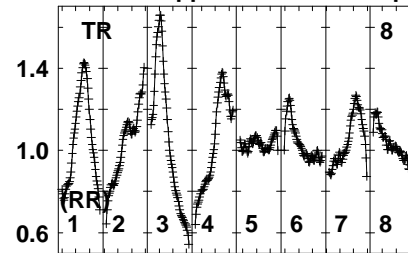
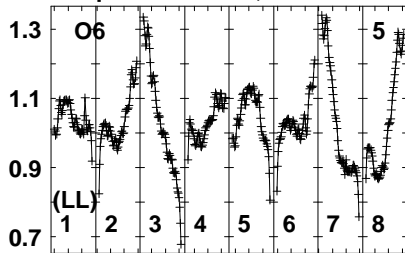
829032083603904204504808520
FREQ MHz

Lower frame: Real Jy
Auto-corr total-power spectrum Antenna: *
Timerange: 00/07:10:52 to 00/07:15:50

Plot file version 94 created 04-APR-2023 15:54:18

1055+018 EB092D.UVDATA.1

Freq = 8.2880 GHz, Bw = 32.000 MH No calibration applied and no bandpass applied



829032083603904204504808520

FREQ MHz

Lower frame: Real Jy

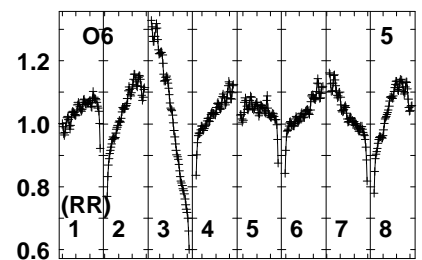
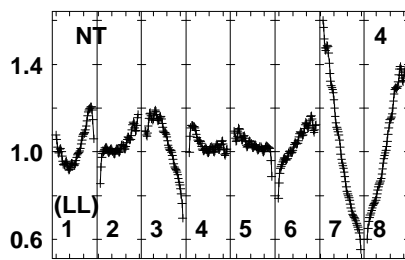
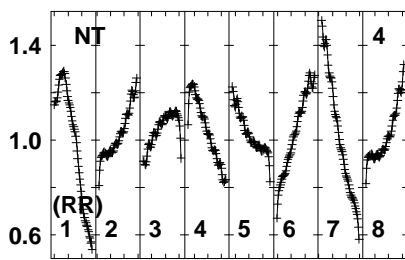
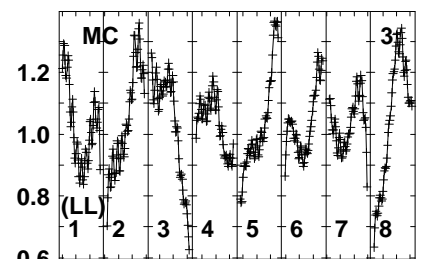
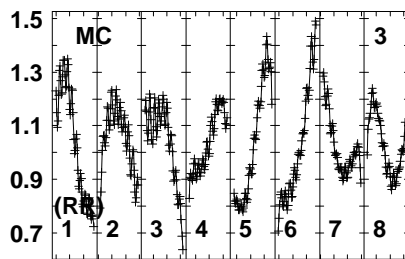
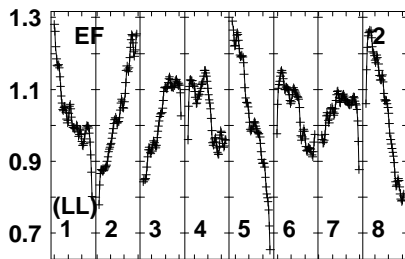
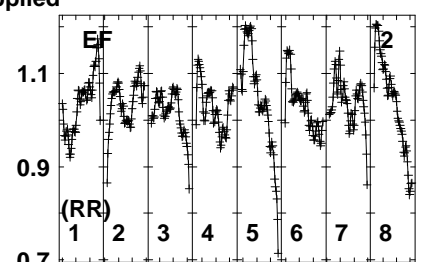
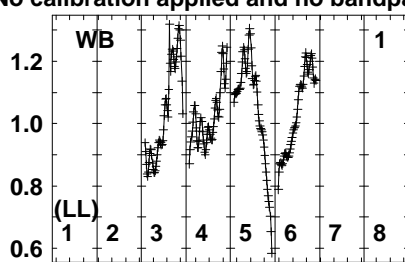
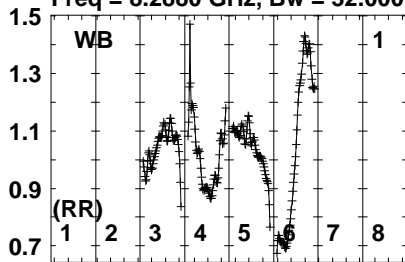
Auto-corr total-power spectrum Antenna: *

Timerange: 00/07:10:52 to 00/07:15:50

Plot file version 95 created 04-APR-2023 15:54:19

J1516 EB092D.UVDATA.1

Freq = 8.2880 GHz, Bw = 32.000 MH No calibration applied and no bandpass applied



829032083603904204504808520
FREQ MHz

829032083603904204504808520
FREQ MHz

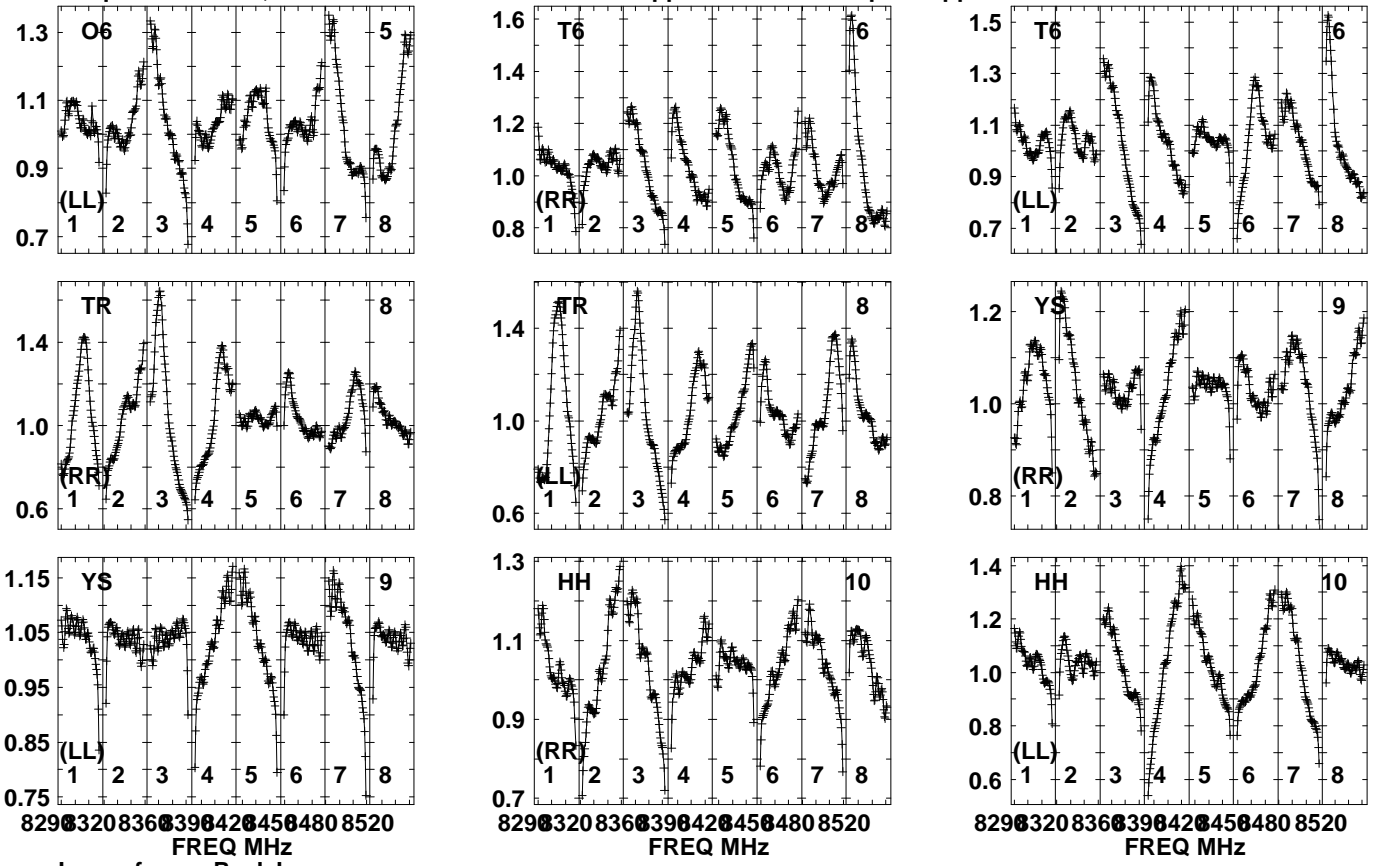
829032083603904204504808520
FREQ MHz

Lower frame: Real Jy
Auto-corr total-power spectrum Antenna: *
Timerange: 00/07:24:42 to 00/07:27:40

Plot file version 96 created 04-APR-2023 15:54:19

J1516 EB092D.UVDATA.1

Freq = 8.2880 GHz, Bw = 32.000 MH No calibration applied and no bandpass applied

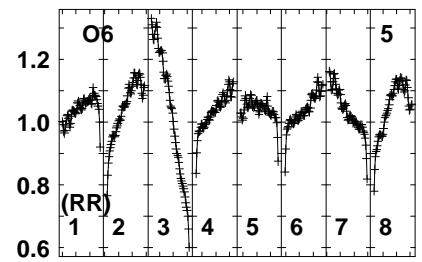
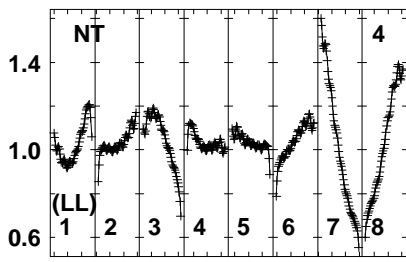
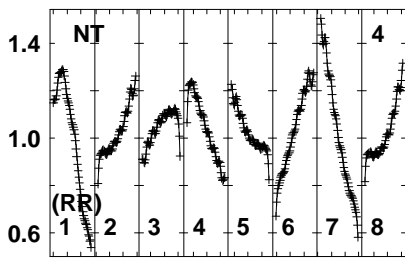
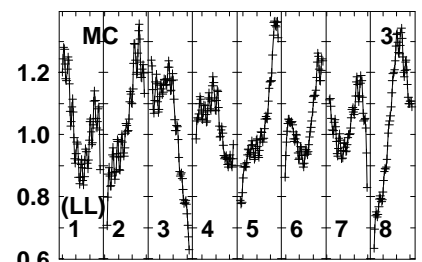
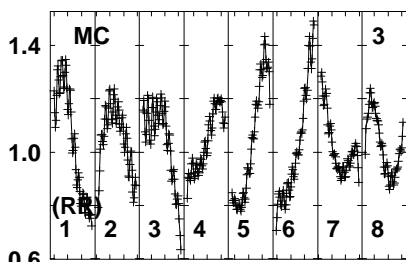
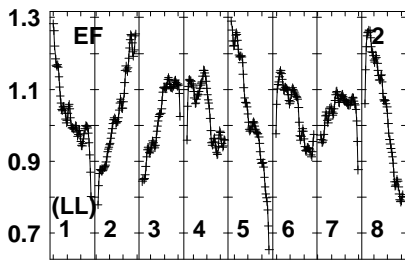
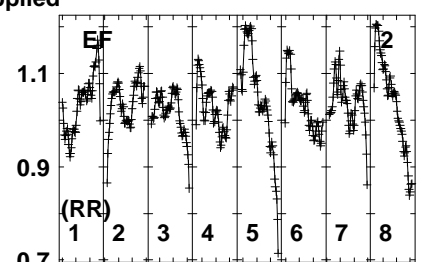
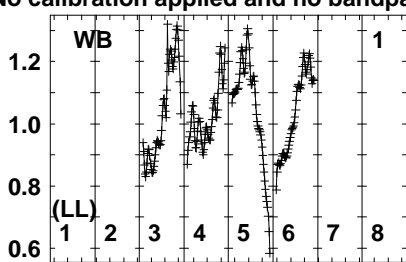
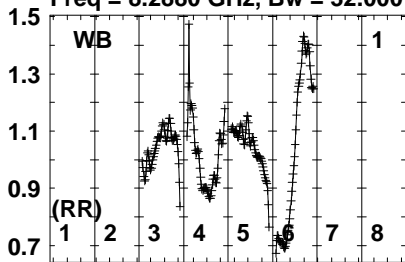


Lower frame: Real Jy
Auto-corr total-power spectrum Antenna: *
Timerange: 00/07:24:42 to 00/07:27:40

Plot file version 97 created 04-APR-2023 15:54:19

J1516 EB092D.UVDATA.1

Freq = 8.2880 GHz, Bw = 32.000 MH No calibration applied and no bandpass applied



829032083603904204504808520
FREQ MHz

829032083603904204504808520
FREQ MHz

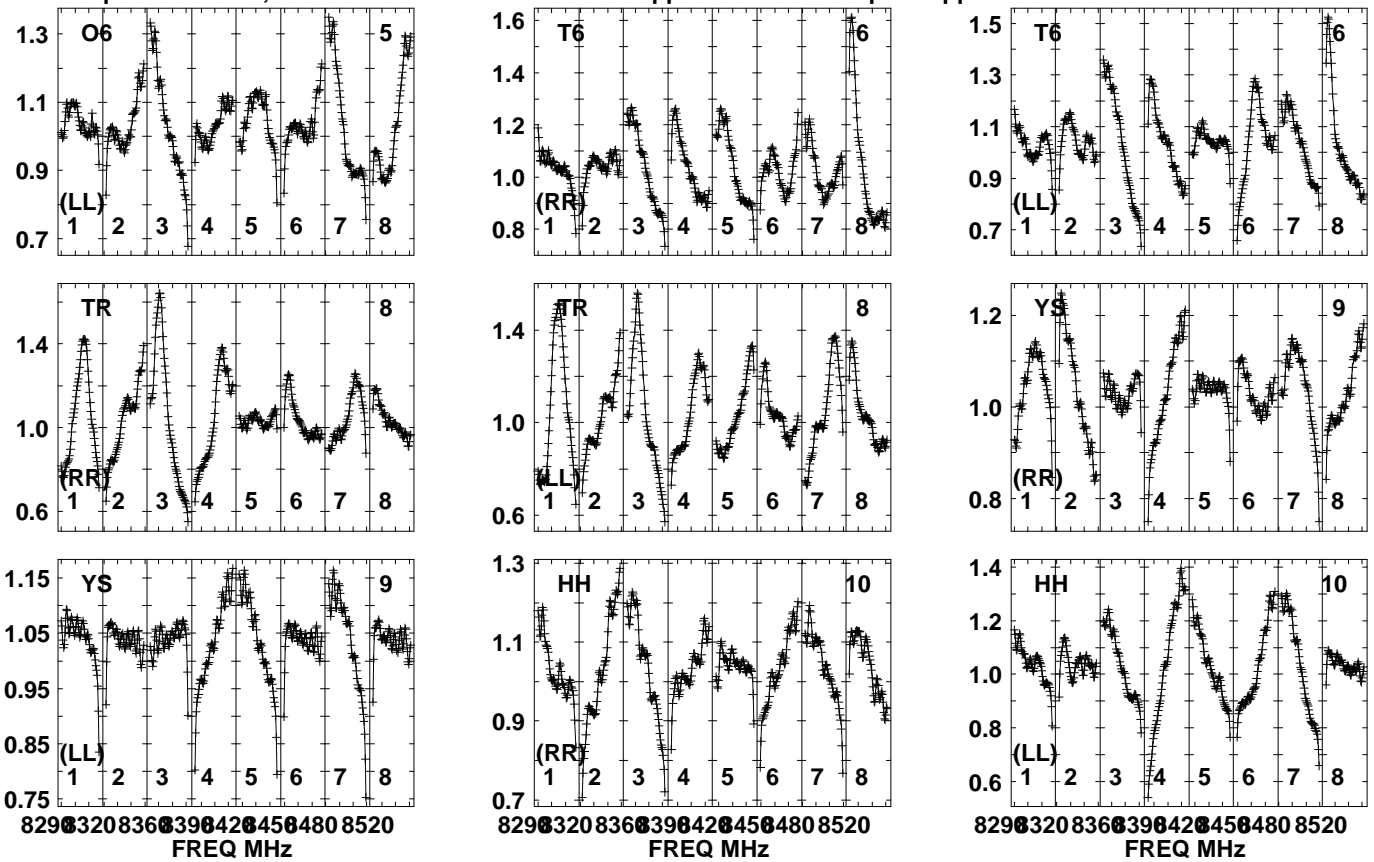
829032083603904204504808520
FREQ MHz

Lower frame: Real Jy
Auto-corr total-power spectrum Antenna: *
Timerange: 00/07:28:12 to 00/07:33:10

Plot file version 98 created 04-APR-2023 15:54:19

J1516 EB092D.UVDATA.1

Freq = 8.2880 GHz, Bw = 32.000 MH No calibration applied and no bandpass applied

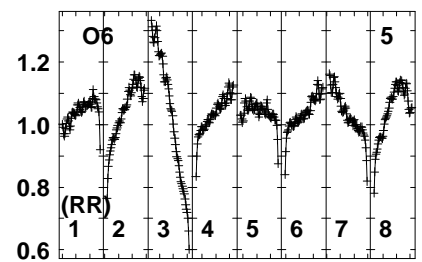
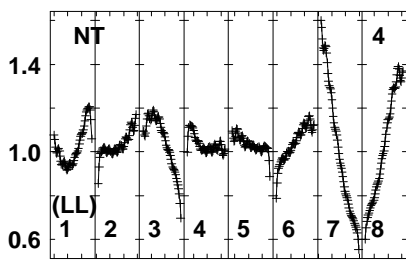
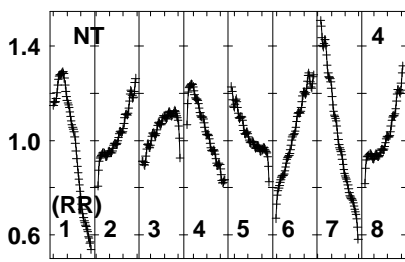
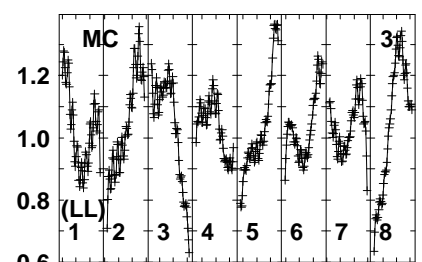
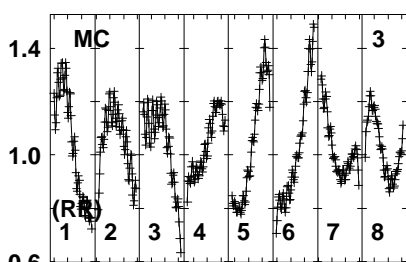
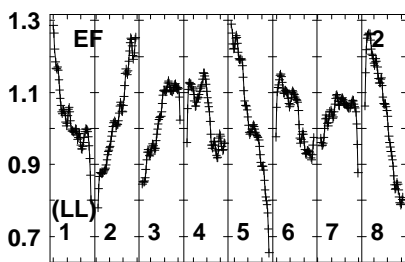
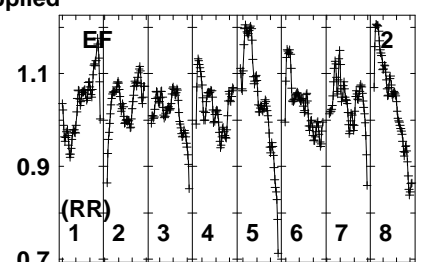
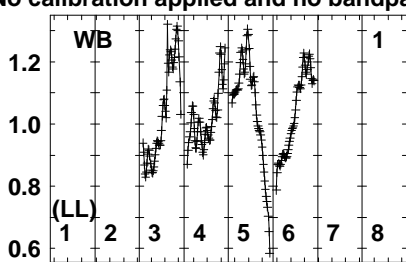
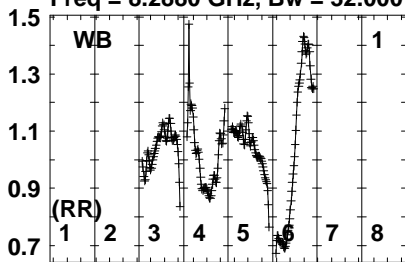


Lower frame: Real Jy
Auto-corr total-power spectrum Antenna: *
Timerange: 00/07:28:12 to 00/07:33:10

Plot file version 99 created 04-APR-2023 15:54:20

J1516 EB092D.UVDATA.1

Freq = 8.2880 GHz, Bw = 32.000 MH No calibration applied and no bandpass applied



829032083603904204504808520
FREQ MHz

829032083603904204504808520
FREQ MHz

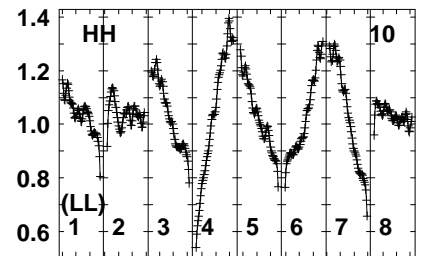
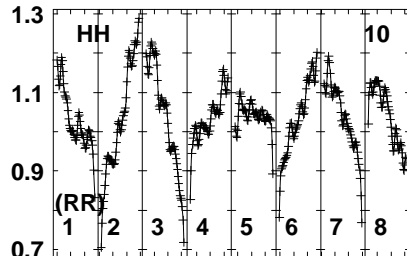
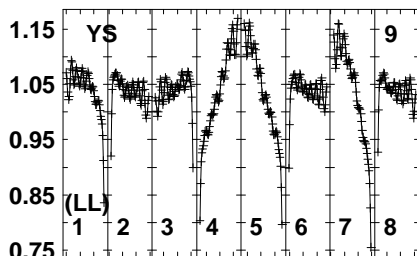
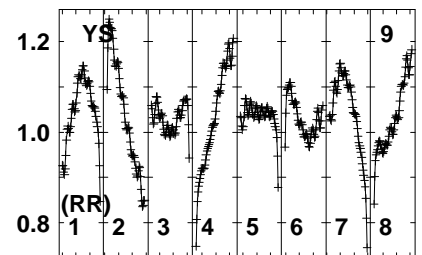
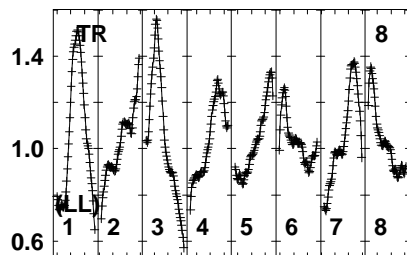
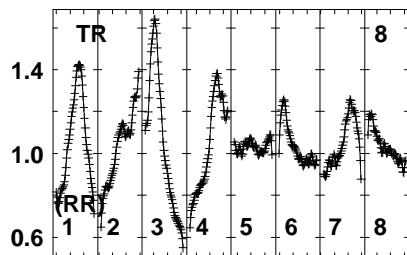
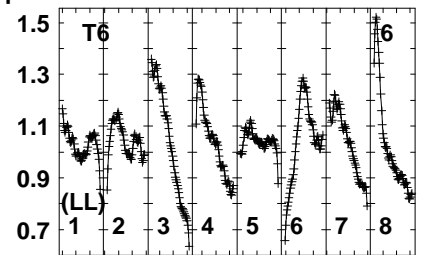
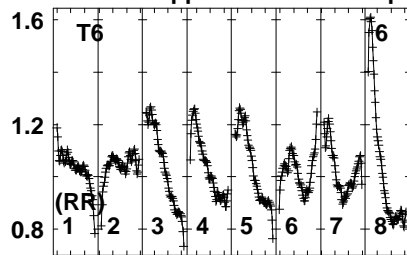
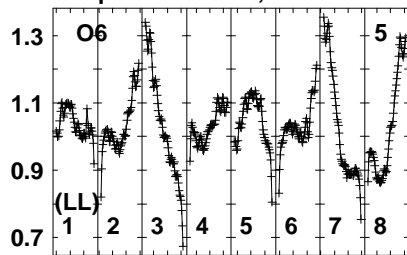
829032083603904204504808520
FREQ MHz

Lower frame: Real Jy
Auto-corr total-power spectrum Antenna: *
Timerange: 00/07:33:42 to 00/07:38:40

Plot file version 100 created 04-APR-2023 15:54:20

J1516 EB092D.UVDATA.1

Freq = 8.2880 GHz, Bw = 32.000 MH No calibration applied and no bandpass applied



829032083603904204504808520

FREQ MHz

829032083603904204504808520

FREQ MHz

829032083603904204504808520

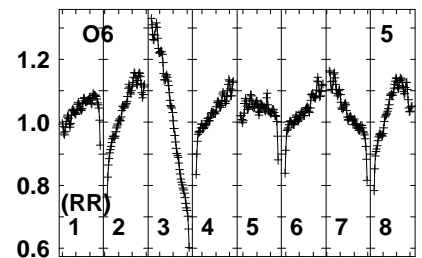
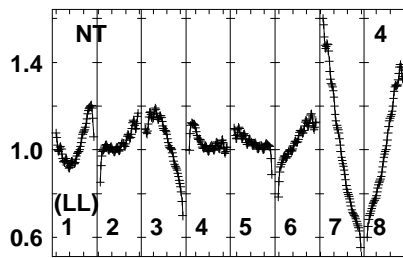
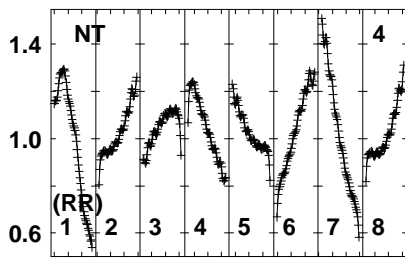
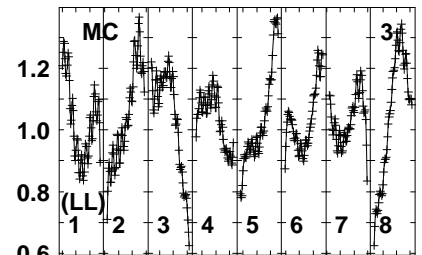
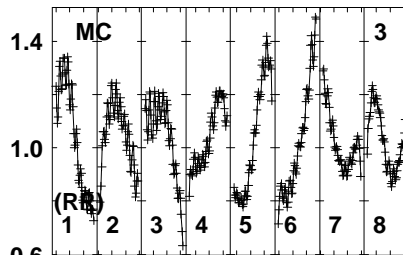
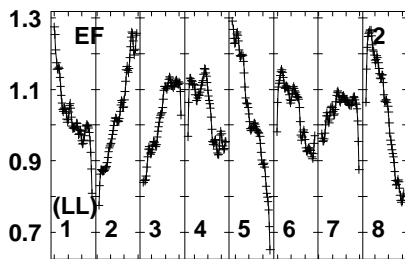
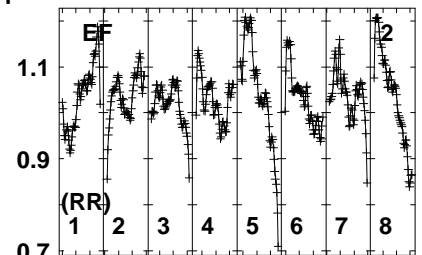
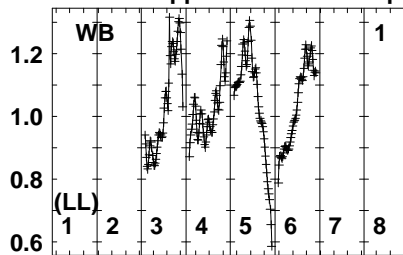
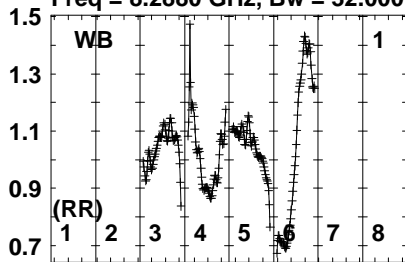
FREQ MHz

Lower frame: Real Jy
Auto-corr total-power spectrum Antenna: *
Timerange: 00/07:33:42 to 00/07:38:40

Plot file version 101 created 04-APR-2023 15:54:20

J1352 EB092D.UVDATA.1

Freq = 8.2880 GHz, Bw = 32.000 MH No calibration applied and no bandpass applied



829032083603904204504808520
FREQ MHz

829032083603904204504808520
FREQ MHz

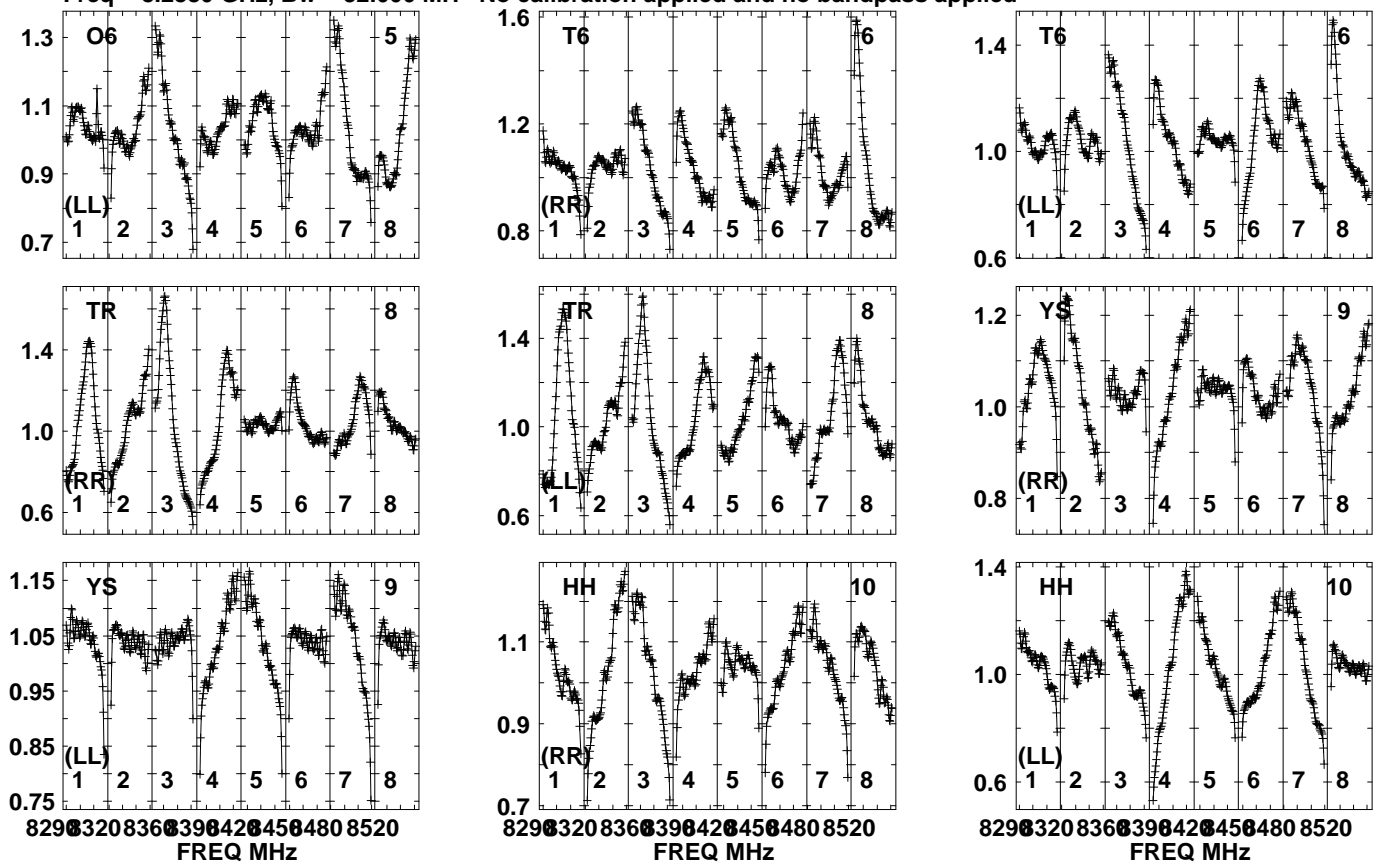
829032083603904204504808520
FREQ MHz

Lower frame: Real Jy
Auto-corr total-power spectrum Antenna: *
Timerange: 00/07:47:22 to 00/07:50:20

Plot file version 102 created 04-APR-2023 15:54:20

J1352 EB092D.UVDATA.1

Freq = 8.2880 GHz, Bw = 32.000 MH No calibration applied and no bandpass applied

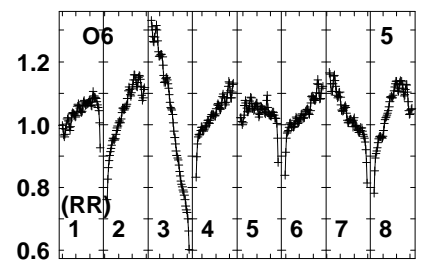
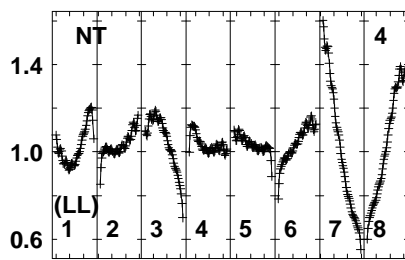
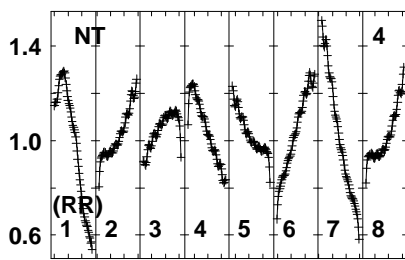
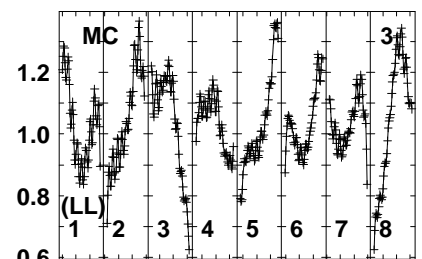
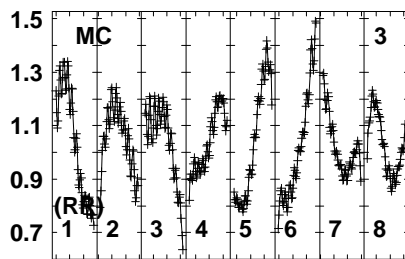
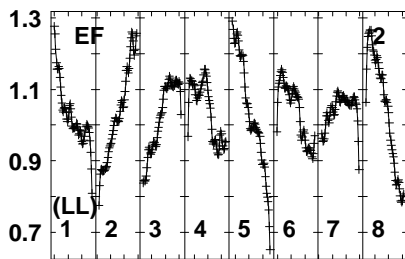
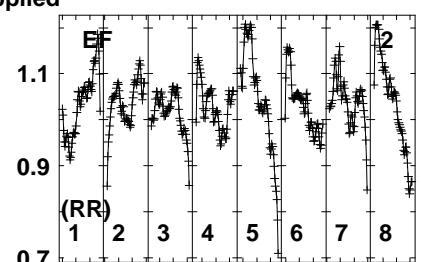
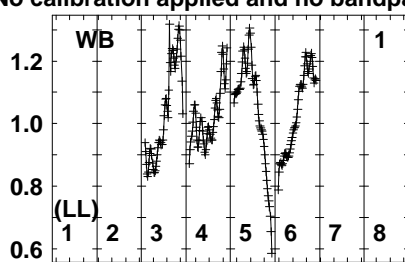
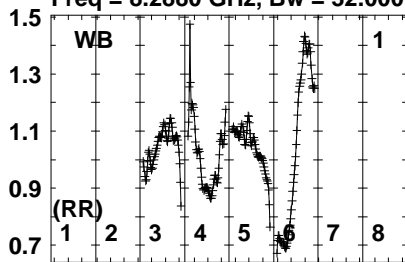


Lower frame: Real Jy
Auto-corr total-power spectrum Antenna: *
Timerange: 00/07:47:22 to 00/07:50:20

Plot file version 103 created 04-APR-2023 15:54:21

J1352 EB092D.UVDATA.1

Freq = 8.2880 GHz, Bw = 32.000 MH No calibration applied and no bandpass applied



829032083603904204504808520
FREQ MHz

829032083603904204504808520
FREQ MHz

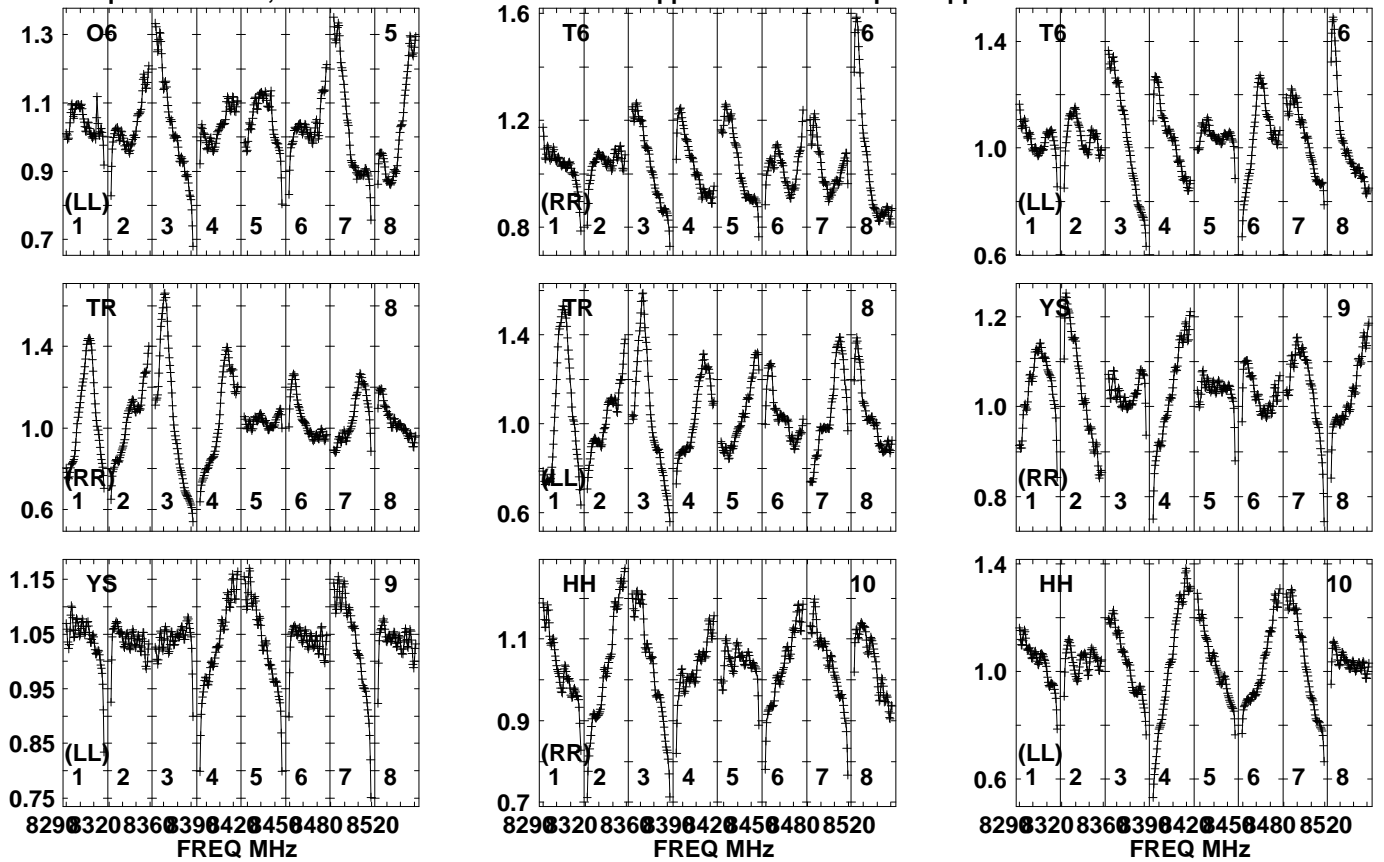
829032083603904204504808520
FREQ MHz

Lower frame: Real Jy
Auto-corr total-power spectrum Antenna: *
Timerange: 00/07:50:52 to 00/07:55:50

Plot file version 104 created 04-APR-2023 15:54:21

J1352 EB092D.UVDATA.1

Freq = 8.2880 GHz, Bw = 32.000 MH No calibration applied and no bandpass applied

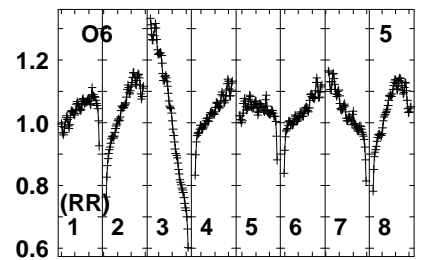
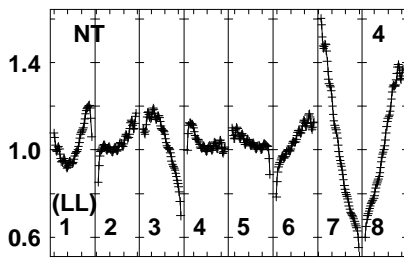
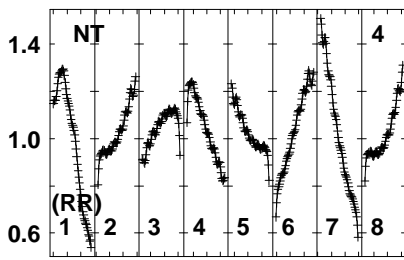
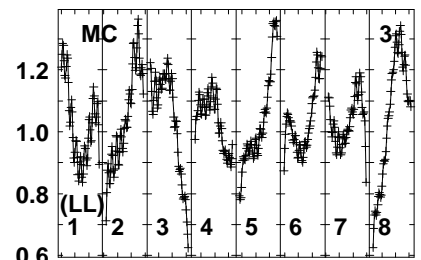
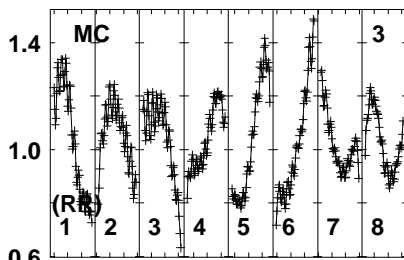
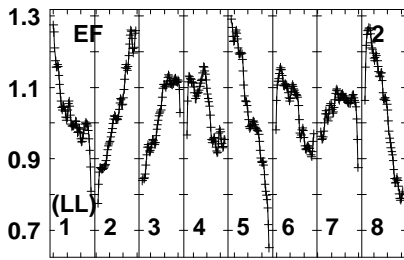
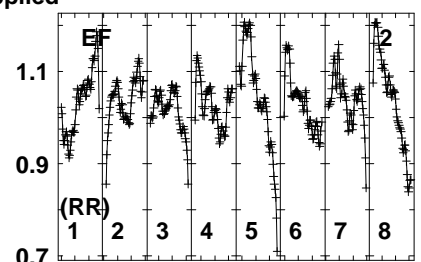
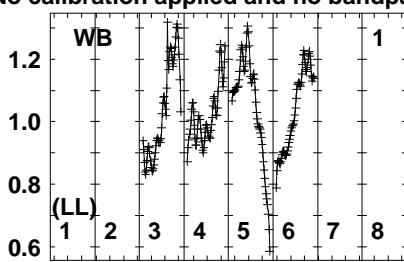
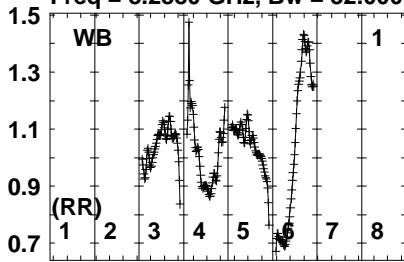


Lower frame: Real Jy
Auto-corr total-power spectrum Antenna: *
Timerange: 00/07:50:52 to 00/07:55:50

Plot file version 105 created 04-APR-2023 15:54:21

J1352 EB092D.UVDATA.1

Freq = 8.2880 GHz, Bw = 32.000 MH No calibration applied and no bandpass applied



829032083603904204504808520
FREQ MHz

829032083603904204504808520
FREQ MHz

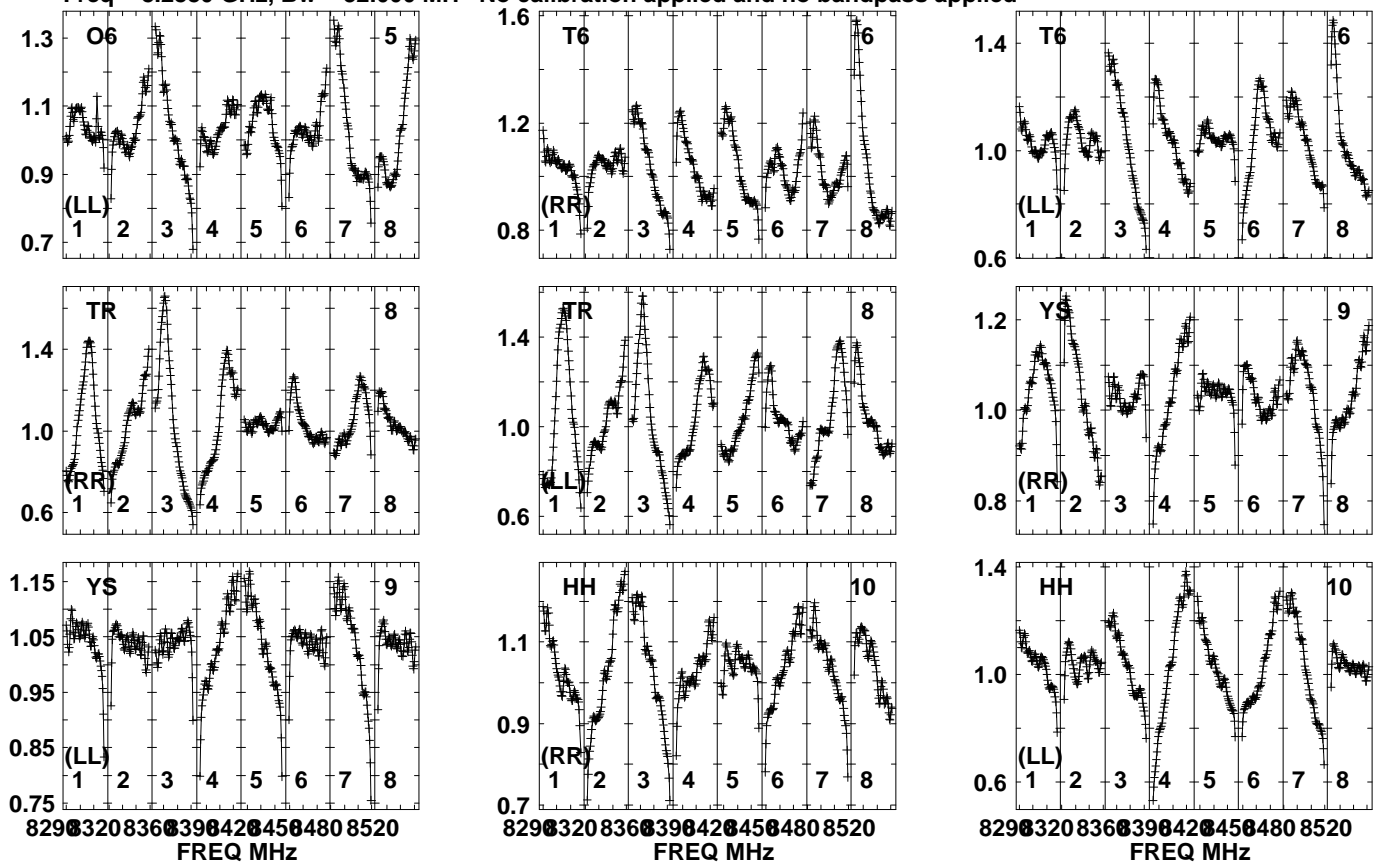
829032083603904204504808520
FREQ MHz

Lower frame: Real Jy
Auto-corr total-power spectrum Antenna: *
Timerange: 00/07:56:22 to 00/08:01:20

Plot file version 106 created 04-APR-2023 15:54:22

J1352 EB092D.UVDATA.1

Freq = 8.2880 GHz, Bw = 32.000 MH No calibration applied and no bandpass applied

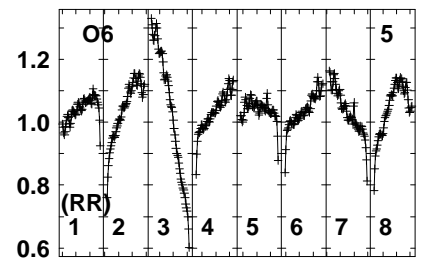
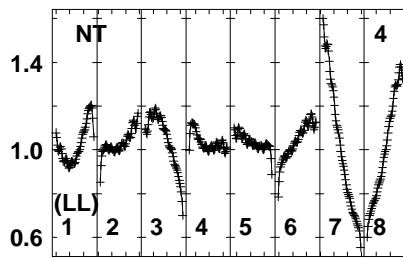
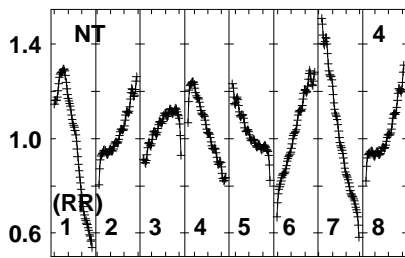
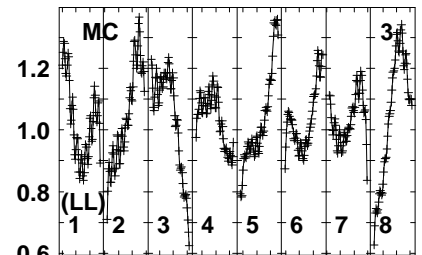
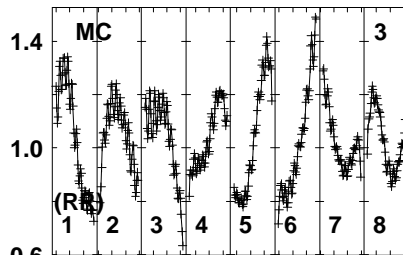
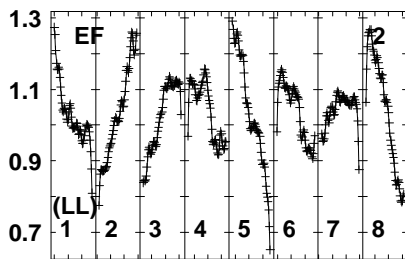
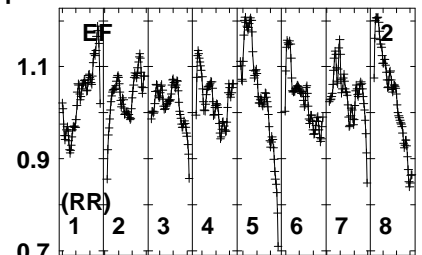
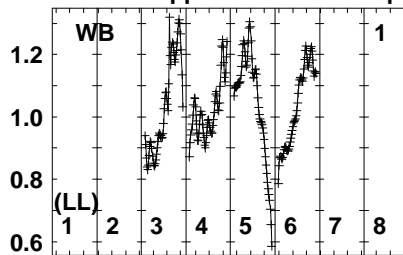
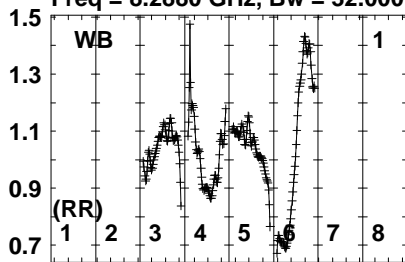


Lower frame: Real Jy
Auto-corr total-power spectrum Antenna: *
Timerange: 00/07:56:22 to 00/08:01:20

Plot file version 107 created 04-APR-2023 15:54:22

J1352 EB092D.UVDATA.1

Freq = 8.2880 GHz, Bw = 32.000 MH No calibration applied and no bandpass applied



829032083603904204504808520
FREQ MHz

829032083603904204504808520
FREQ MHz

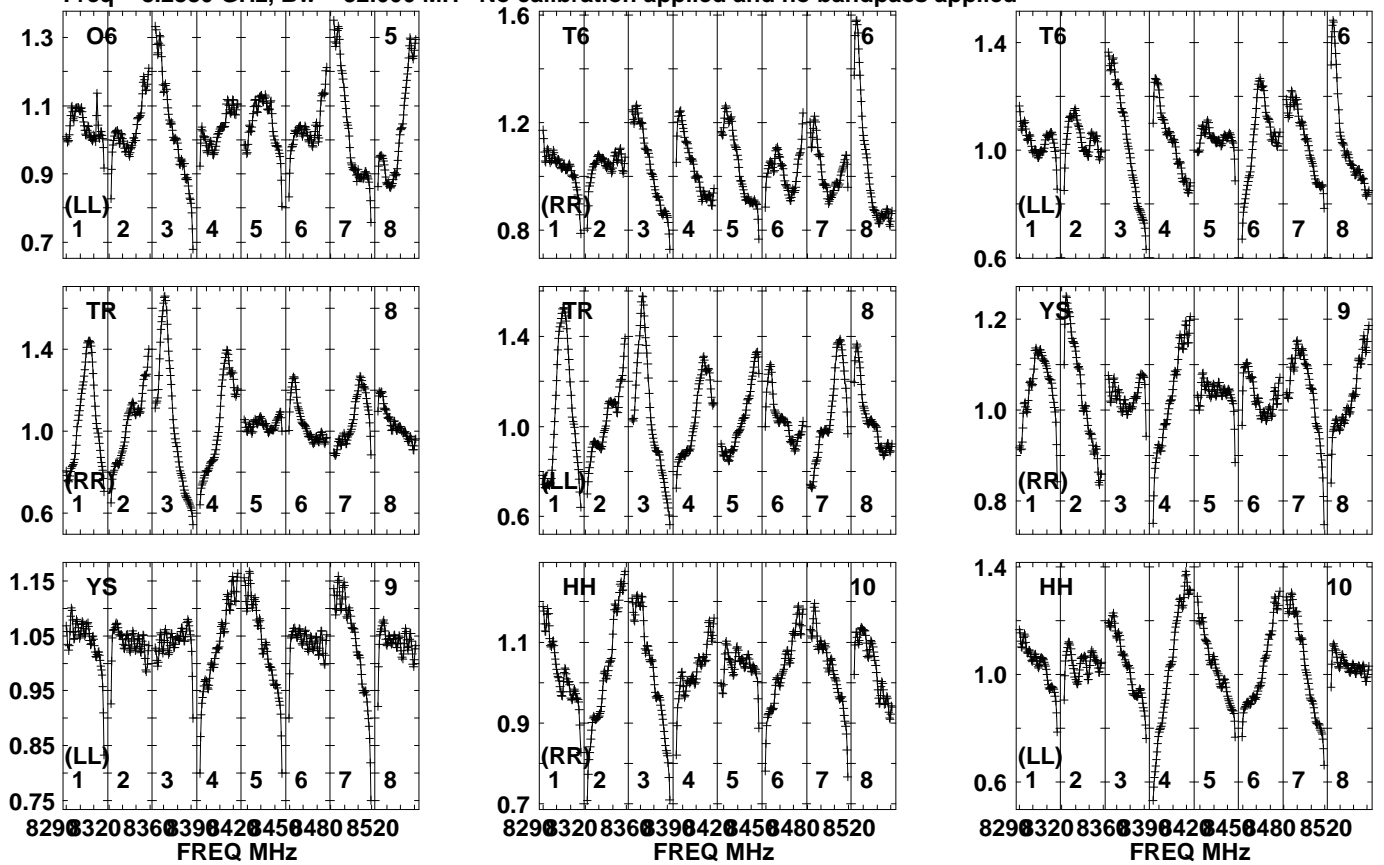
829032083603904204504808520
FREQ MHz

Lower frame: Real Jy
Auto-corr total-power spectrum Antenna: *
Timerange: 00/08:01:52 to 00/08:06:50

Plot file version 108 created 04-APR-2023 15:54:22

J1352 EB092D.UVDATA.1

Freq = 8.2880 GHz, Bw = 32.000 MH No calibration applied and no bandpass applied

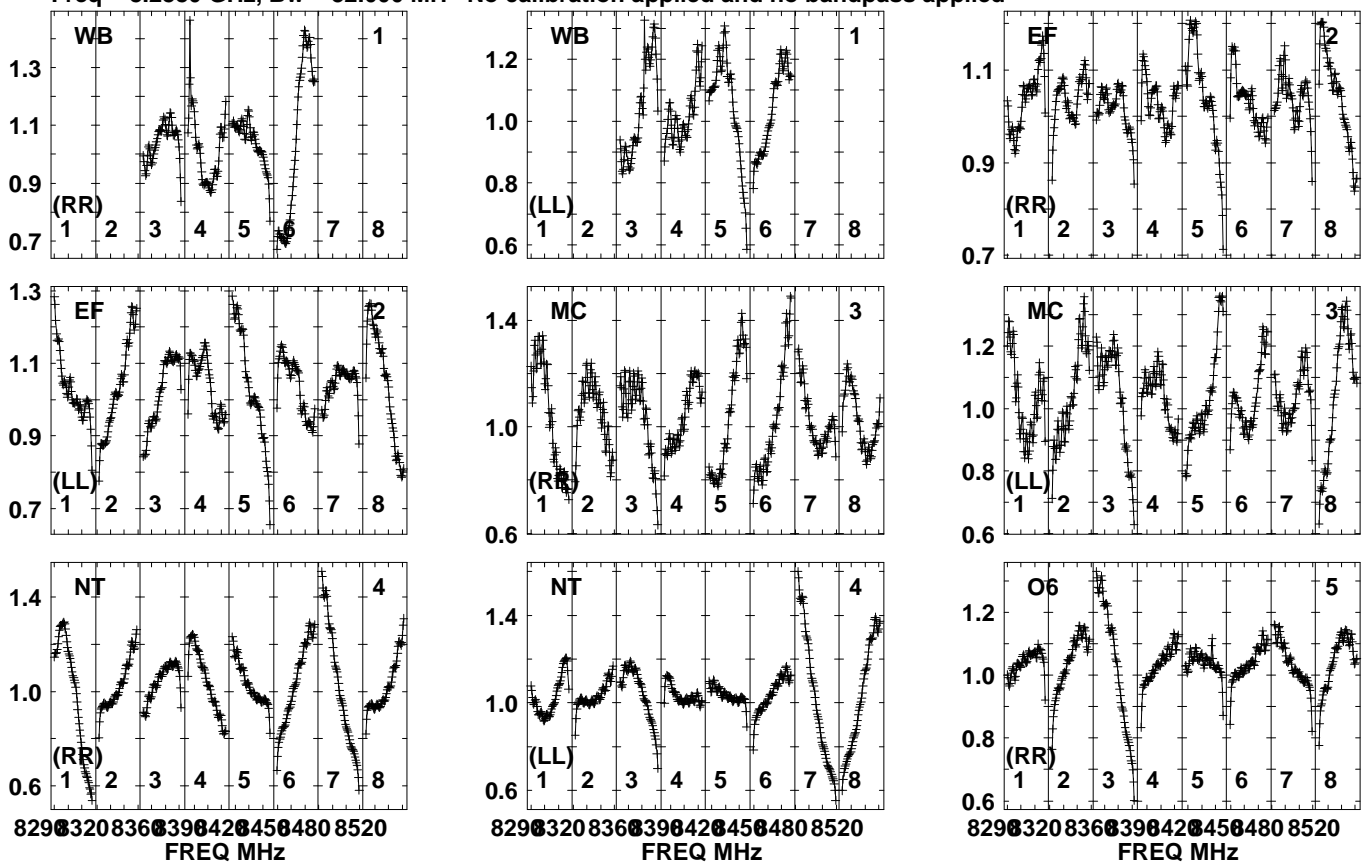


Lower frame: Real Jy
Auto-corr total-power spectrum Antenna: *
Timerange: 00/08:01:52 to 00/08:06:50

Plot file version 109 created 04-APR-2023 15:54:22

1055+018 EB092D.UVDATA.1

Freq = 8.2880 GHz, Bw = 32.000 MH No calibration applied and no bandpass applied

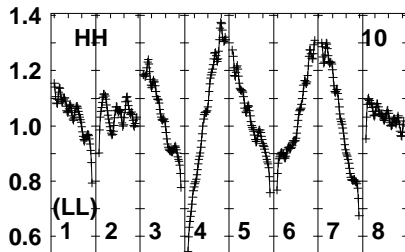
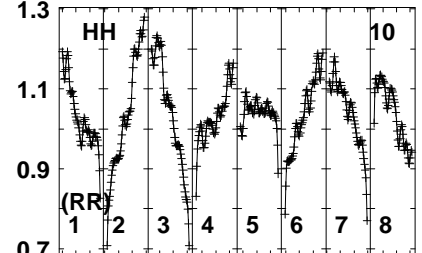
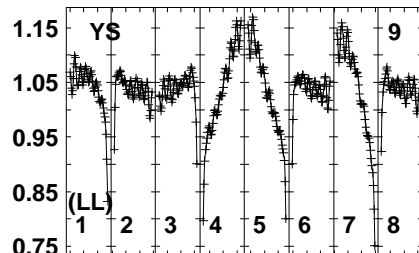
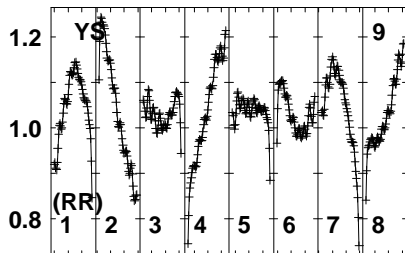
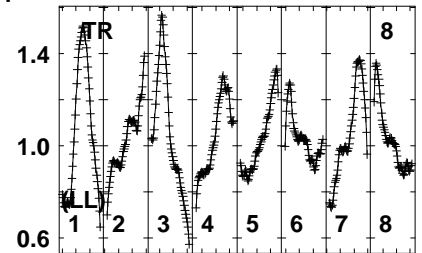
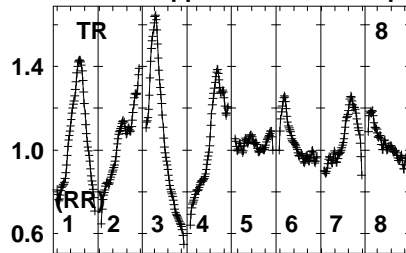
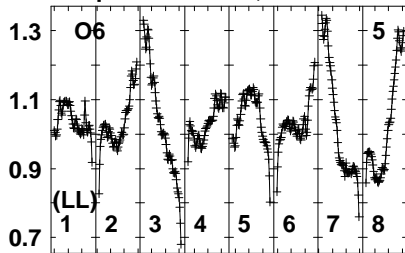


Lower frame: Real Jy
Auto-corr total-power spectrum Antenna: *
Timerange: 00/08:10:41 to 00/08:15:39

Plot file version 110 created 04-APR-2023 15:54:23

1055+018 EB092D.UVDATA.1

Freq = 8.2880 GHz, Bw = 32.000 MH No calibration applied and no bandpass applied



829032083603904204504808520

FREQ MHz

Lower frame: Real Jy

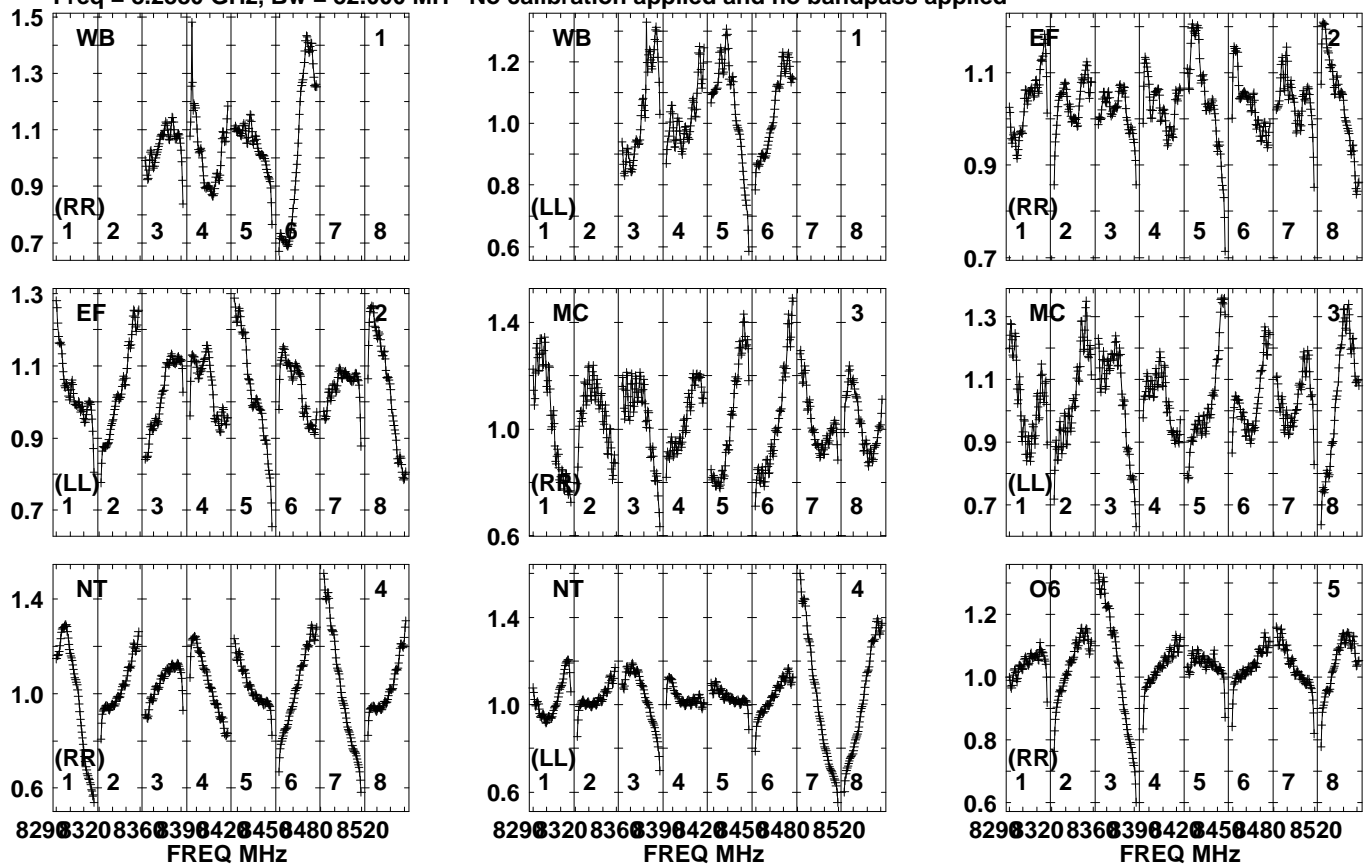
Auto-corr total-power spectrum Antenna: *

Timerange: 00/08:10:41 to 00/08:15:39

Plot file version 111 created 04-APR-2023 15:54:23

J1516 EB092D.UVDATA.1

Freq = 8.2880 GHz, Bw = 32.000 MH No calibration applied and no bandpass applied

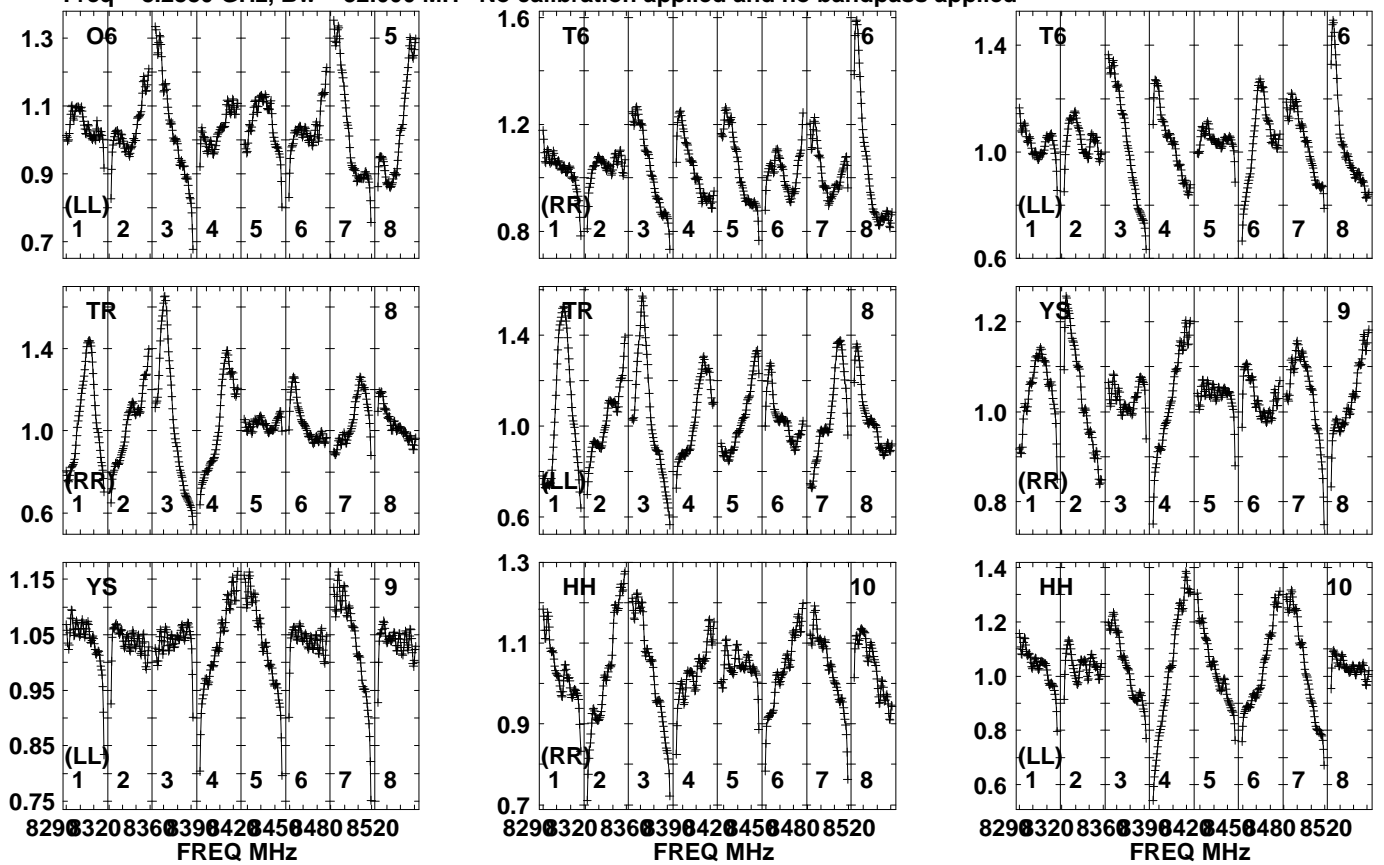


Lower frame: Real Jy
Auto-corr total-power spectrum Antenna: *
Timerange: 00/08:24:31 to 00/08:27:29

Plot file version 112 created 04-APR-2023 15:54:23

J1516 EB092D.UVDATA.1

Freq = 8.2880 GHz, Bw = 32.000 MH No calibration applied and no bandpass applied

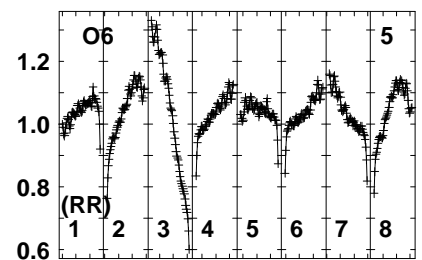
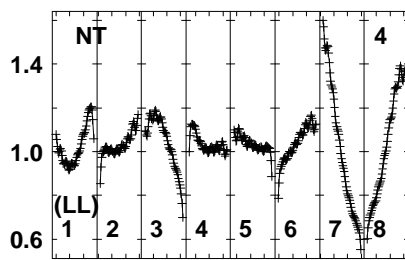
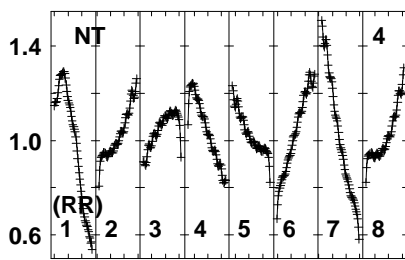
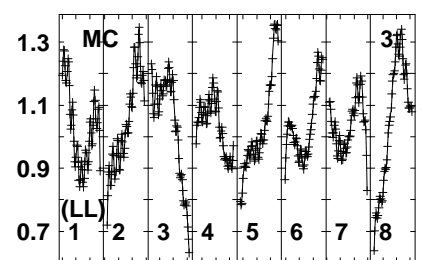
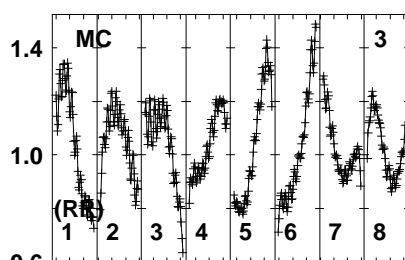
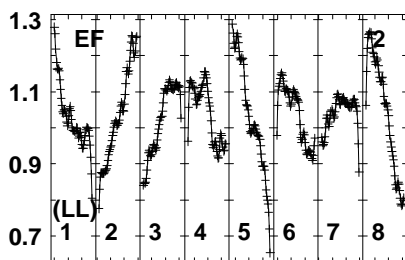
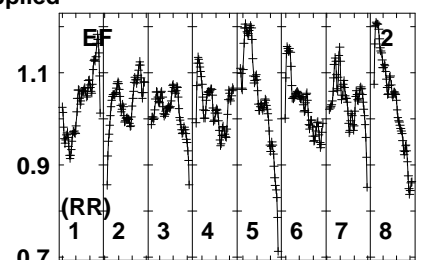
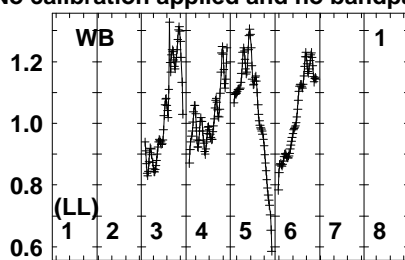
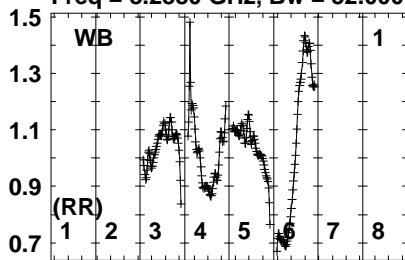


Lower frame: Real Jy
Auto-corr total-power spectrum Antenna: *
Timerange: 00/08:24:31 to 00/08:27:29

Plot file version 113 created 04-APR-2023 15:54:23

J1516 EB092D.UVDATA.1

Freq = 8.2880 GHz, Bw = 32.000 MH No calibration applied and no bandpass applied



829032083603904204504808520
FREQ MHz

829032083603904204504808520
FREQ MHz

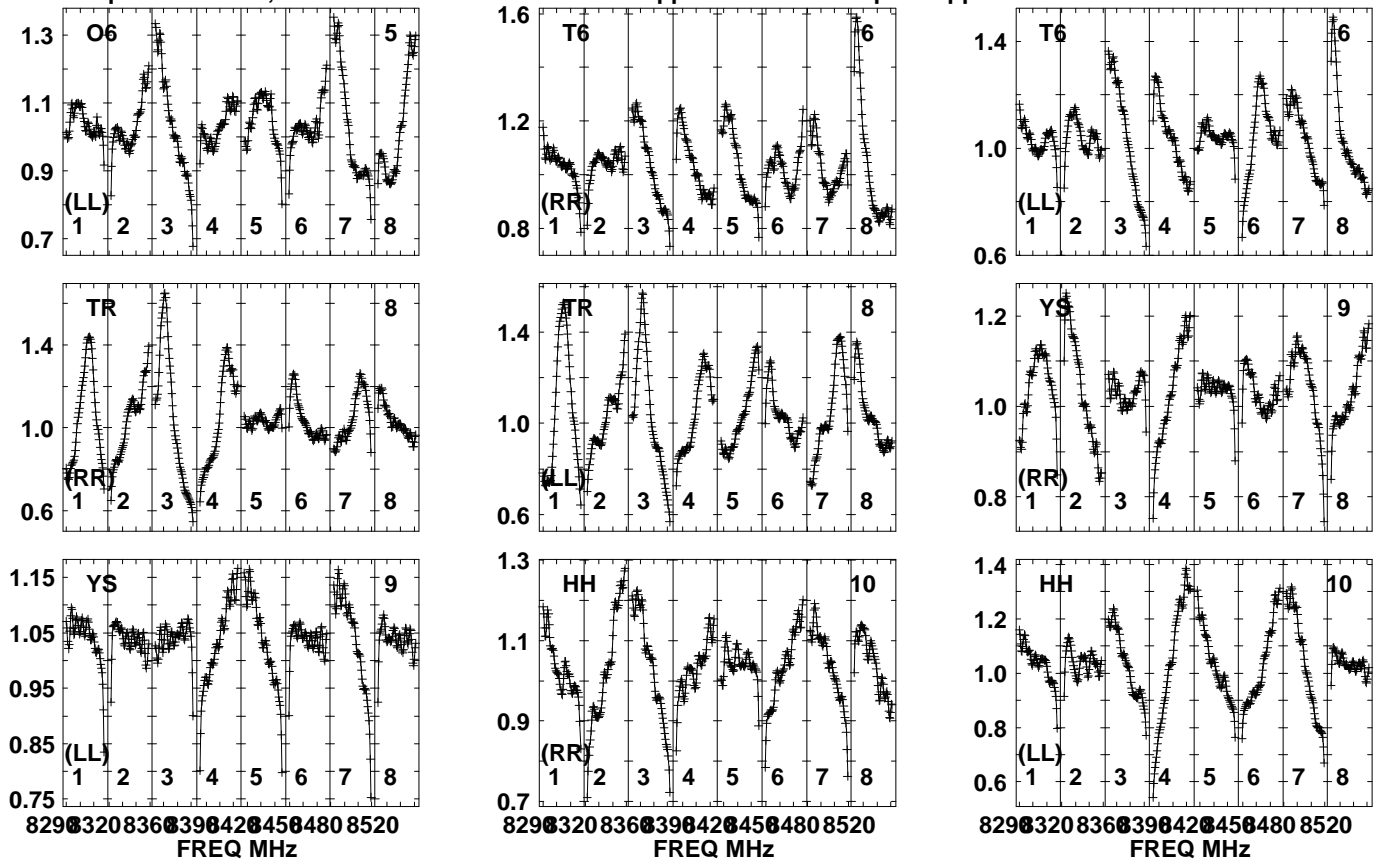
829032083603904204504808520
FREQ MHz

Lower frame: Real Jy
Auto-corr total-power spectrum Antenna: *
Timerange: 00/08:28:01 to 00/08:32:59

Plot file version 114 created 04-APR-2023 15:54:23

J1516 EB092D.UVDATA.1

Freq = 8.2880 GHz, Bw = 32.000 MH No calibration applied and no bandpass applied

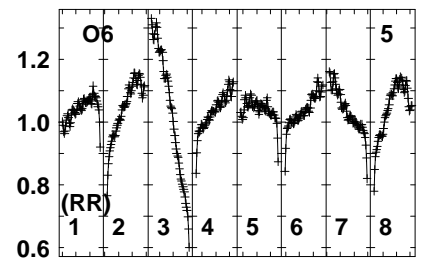
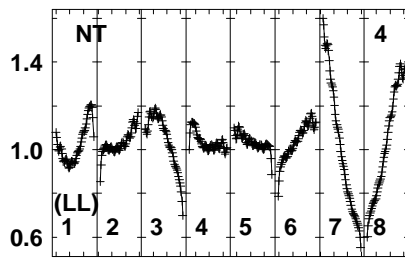
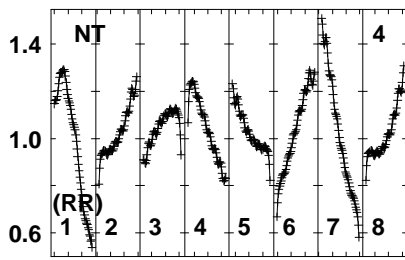
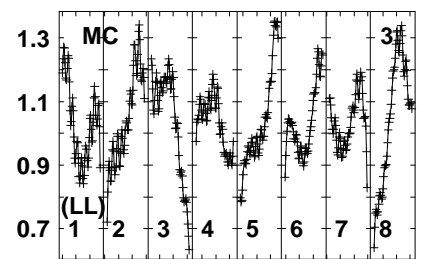
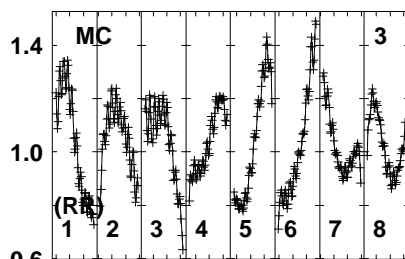
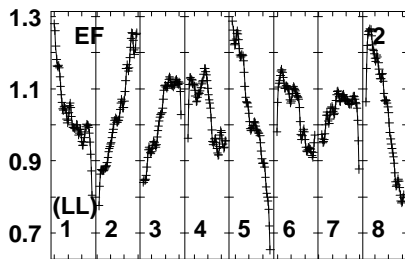
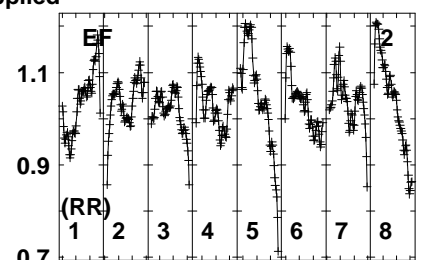
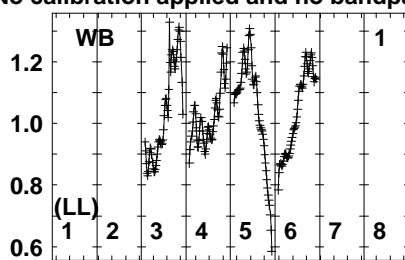
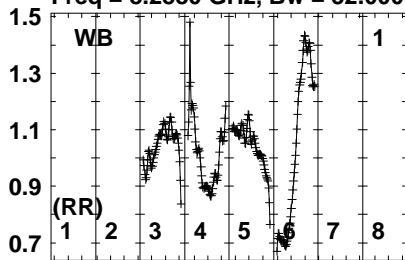


Lower frame: Real Jy
Auto-corr total-power spectrum Antenna: *
Timerange: 00/08:28:01 to 00/08:32:59

Plot file version 115 created 04-APR-2023 15:54:24

J1516 EB092D.UVDATA.1

Freq = 8.2880 GHz, Bw = 32.000 MH No calibration applied and no bandpass applied



829032083603904204504808520
FREQ MHz

829032083603904204504808520
FREQ MHz

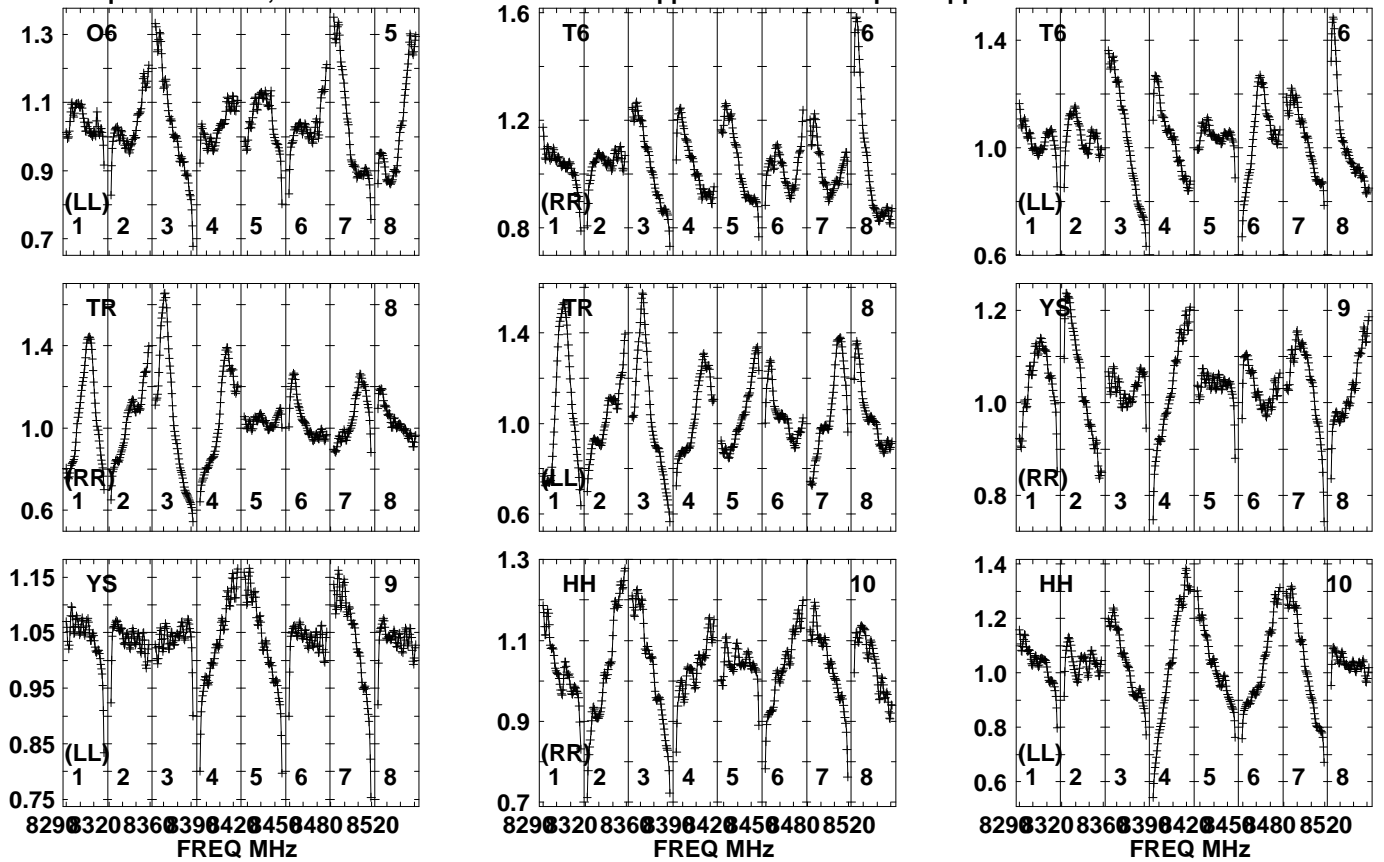
829032083603904204504808520
FREQ MHz

Lower frame: Real Jy
Auto-corr total-power spectrum Antenna: *
Timerange: 00/08:33:31 to 00/08:38:29

Plot file version 116 created 04-APR-2023 15:54:24

J1516 EB092D.UVDATA.1

Freq = 8.2880 GHz, Bw = 32.000 MH No calibration applied and no bandpass applied

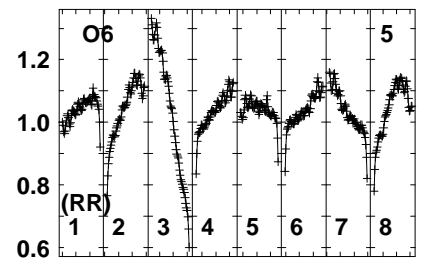
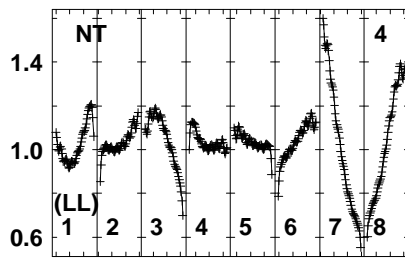
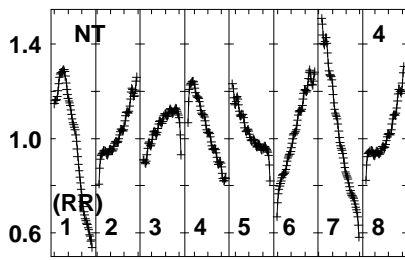
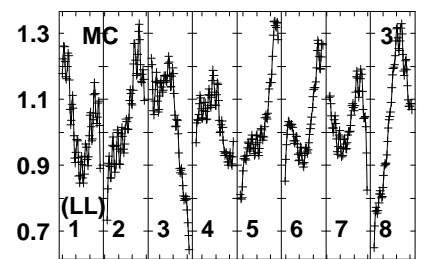
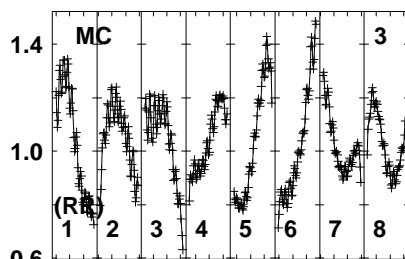
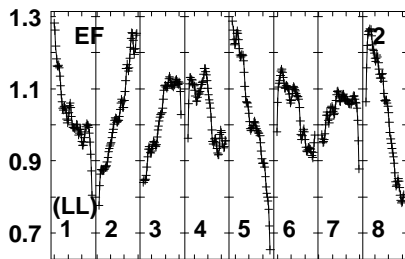
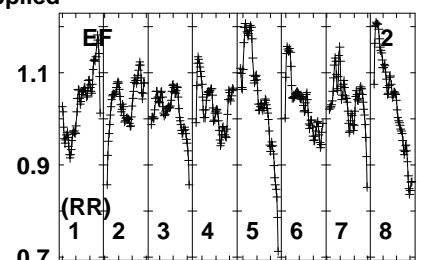
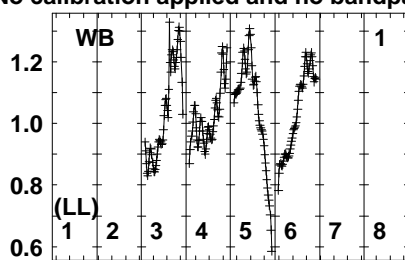
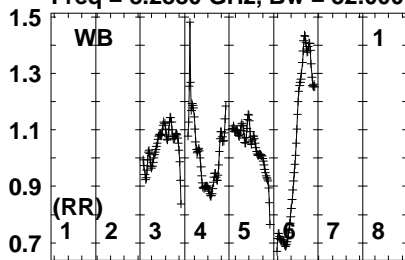


Lower frame: Real Jy
Auto-corr total-power spectrum Antenna: *
Timerange: 00/08:33:31 to 00/08:38:29

Plot file version 117 created 04-APR-2023 15:54:24

J1516 EB092D.UVDATA.1

Freq = 8.2880 GHz, Bw = 32.000 MH No calibration applied and no bandpass applied



829032083603904204504808520
FREQ MHz

829032083603904204504808520
FREQ MHz

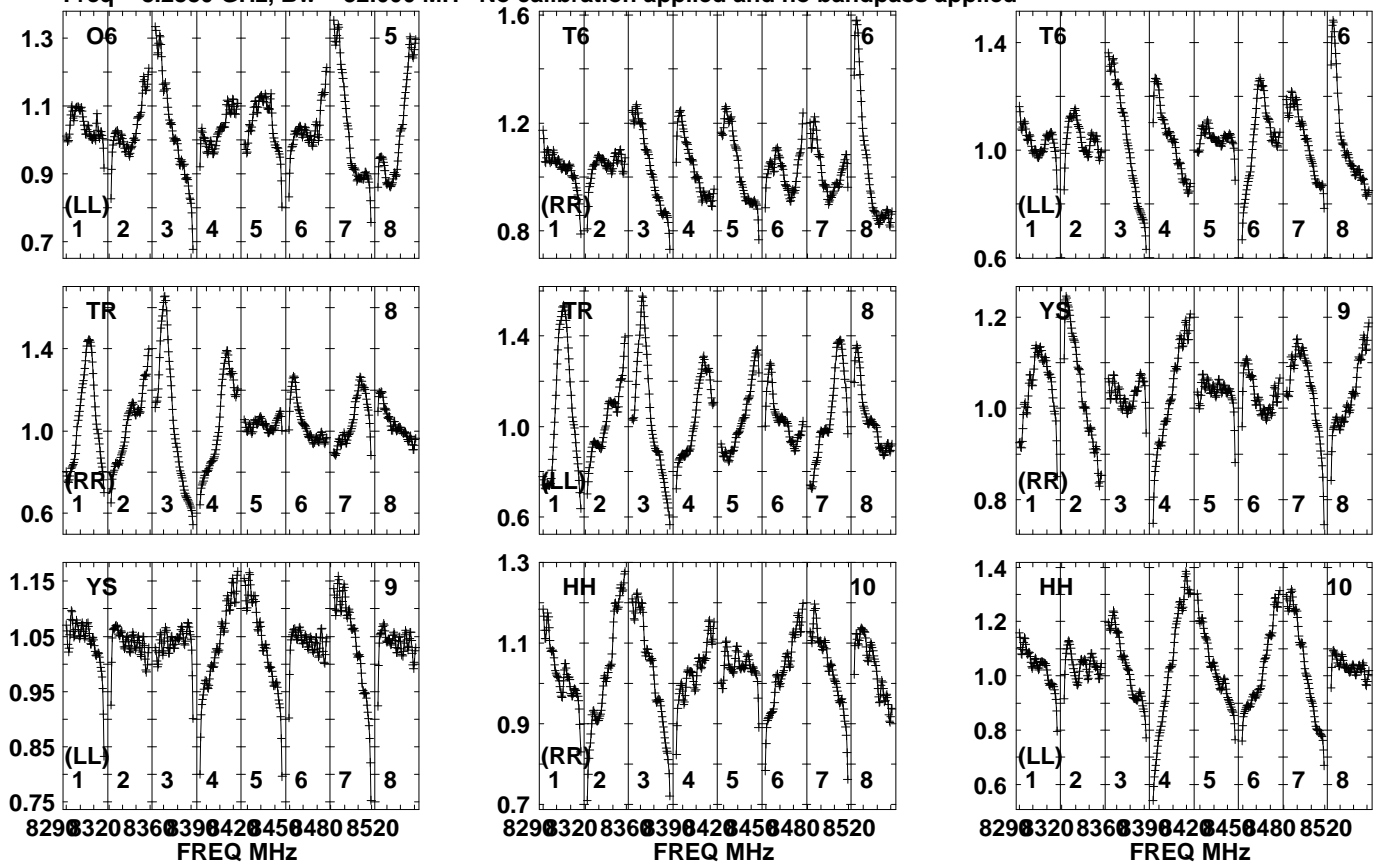
829032083603904204504808520
FREQ MHz

Lower frame: Real Jy
Auto-corr total-power spectrum Antenna: *
Timerange: 00/08:39:01 to 00/08:43:59

Plot file version 118 created 04-APR-2023 15:54:25

J1516 EB092D.UVDATA.1

Freq = 8.2880 GHz, Bw = 32.000 MH No calibration applied and no bandpass applied

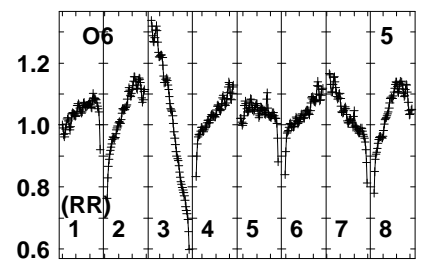
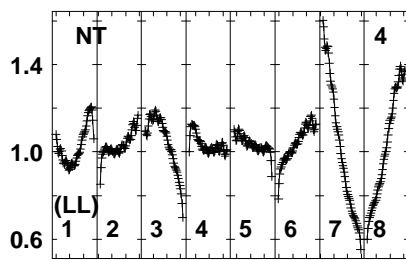
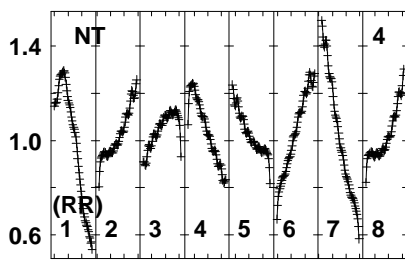
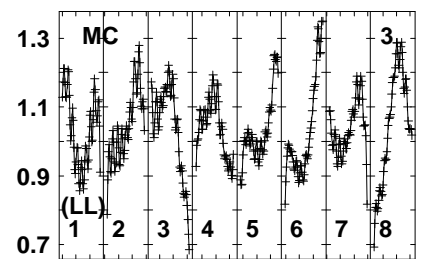
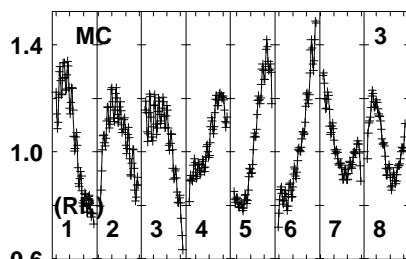
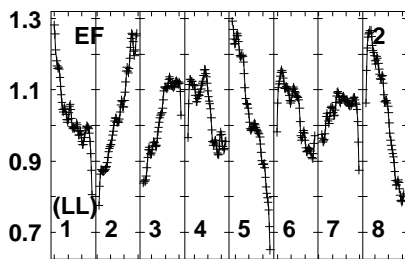
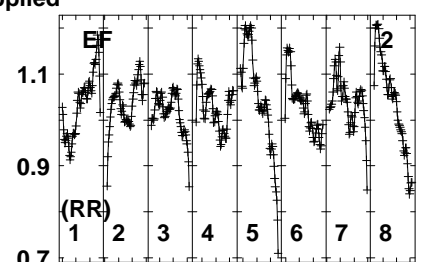
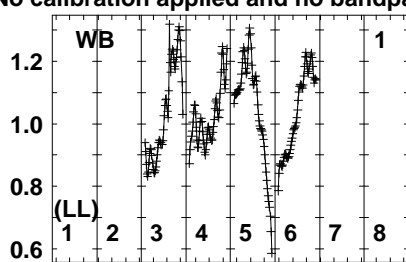
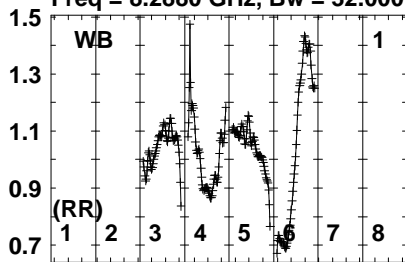


Lower frame: Real Jy
Auto-corr total-power spectrum Antenna: *
Timerange: 00/08:39:01 to 00/08:43:59

Plot file version 119 created 04-APR-2023 15:54:25

J1352 EB092D.UVDATA.1

Freq = 8.2880 GHz, Bw = 32.000 MH No calibration applied and no bandpass applied



829032083603904204504808520
FREQ MHz

829032083603904204504808520
FREQ MHz

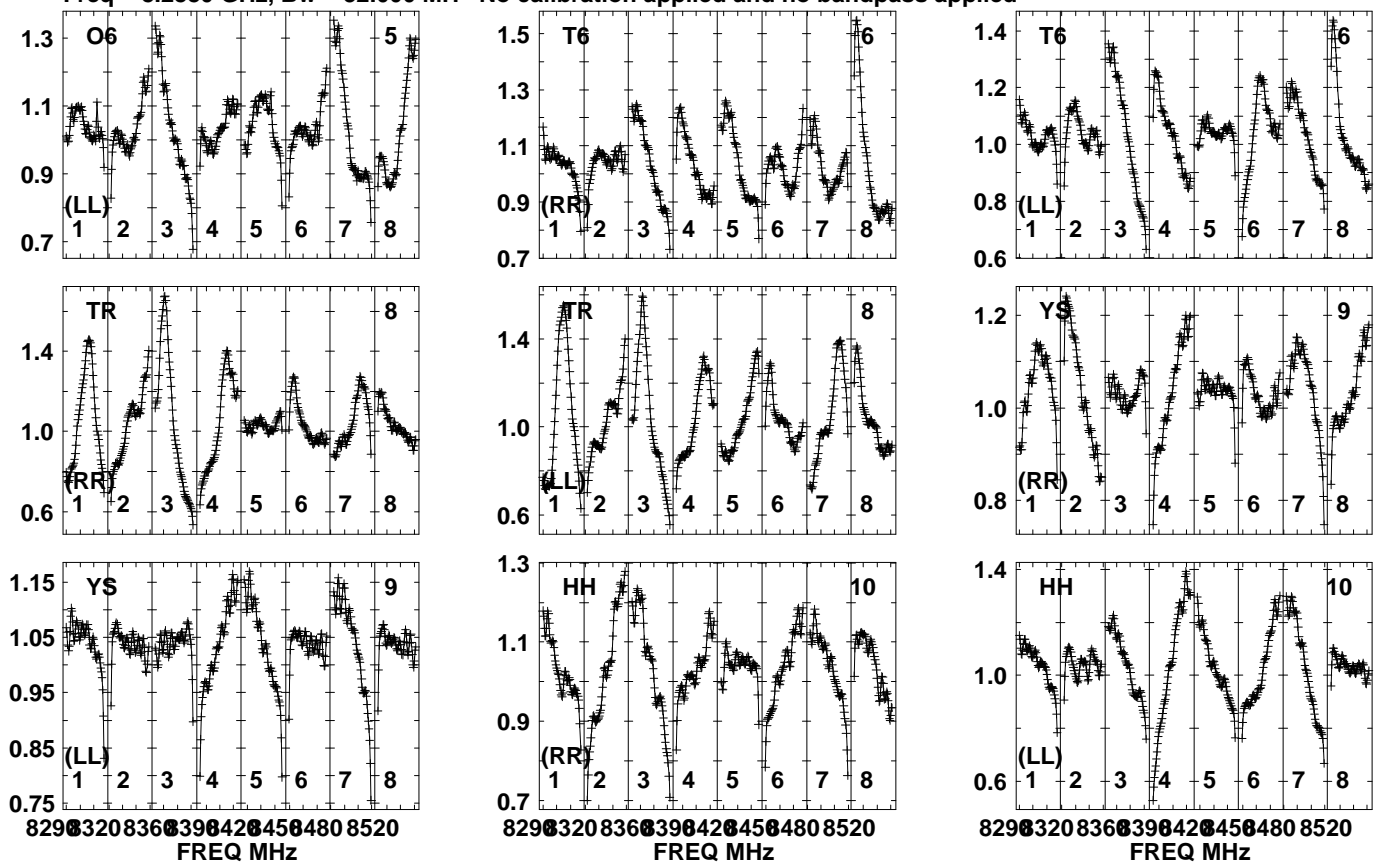
829032083603904204504808520
FREQ MHz

Lower frame: Real Jy
Auto-corr total-power spectrum Antenna: *
Timerange: 00/08:46:37 to 00/08:49:35

Plot file version 120 created 04-APR-2023 15:54:25

J1352 EB092D.UVDATA.1

Freq = 8.2880 GHz, Bw = 32.000 MH No calibration applied and no bandpass applied

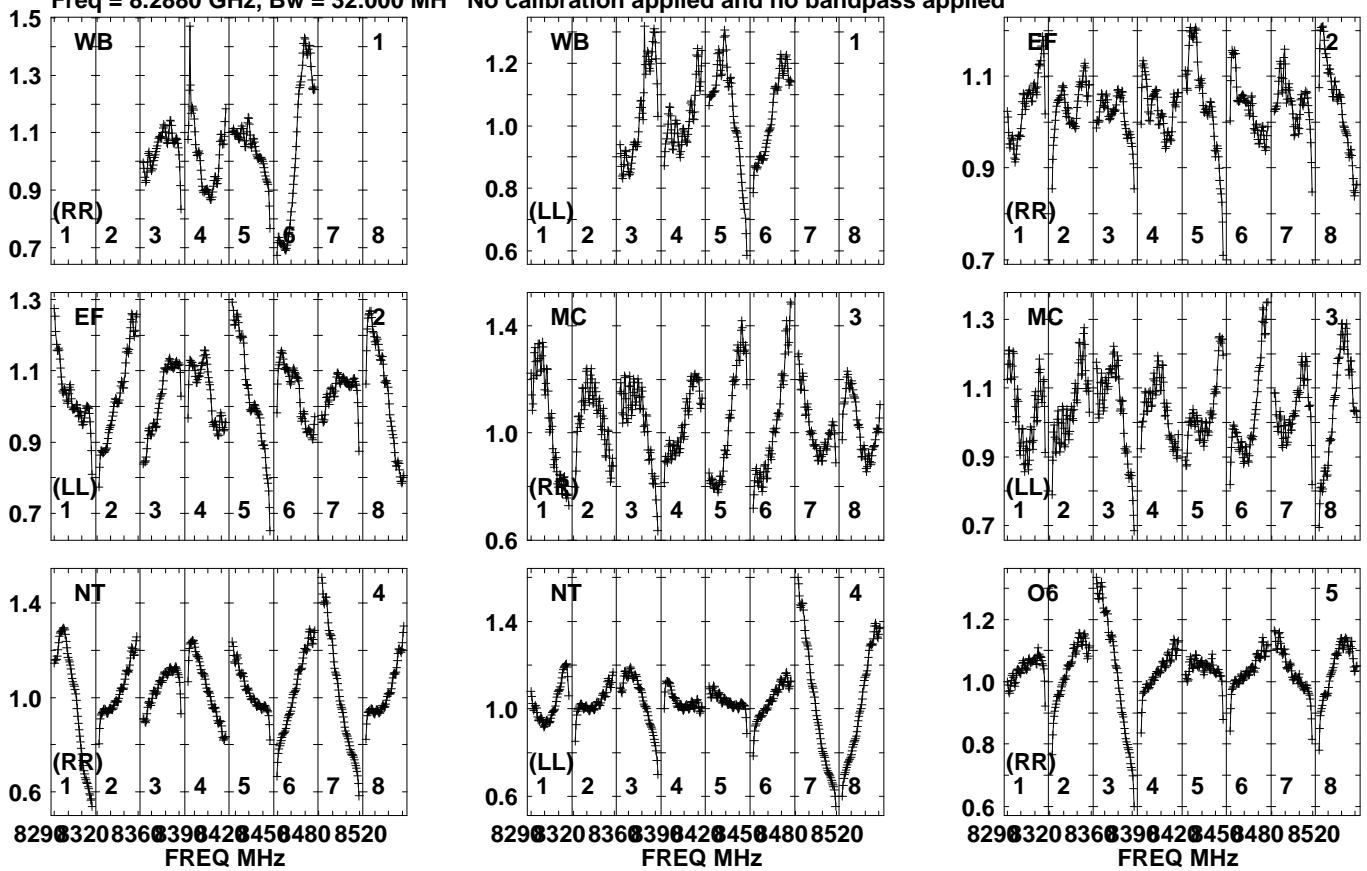


Lower frame: Real Jy
Auto-corr total-power spectrum Antenna: *
Timerange: 00/08:46:37 to 00/08:49:35

Plot file version 121 created 04-APR-2023 15:54:25

J1352 EB092D.UVDATA.1

Freq = 8.2880 GHz, Bw = 32.000 MH No calibration applied and no bandpass applied

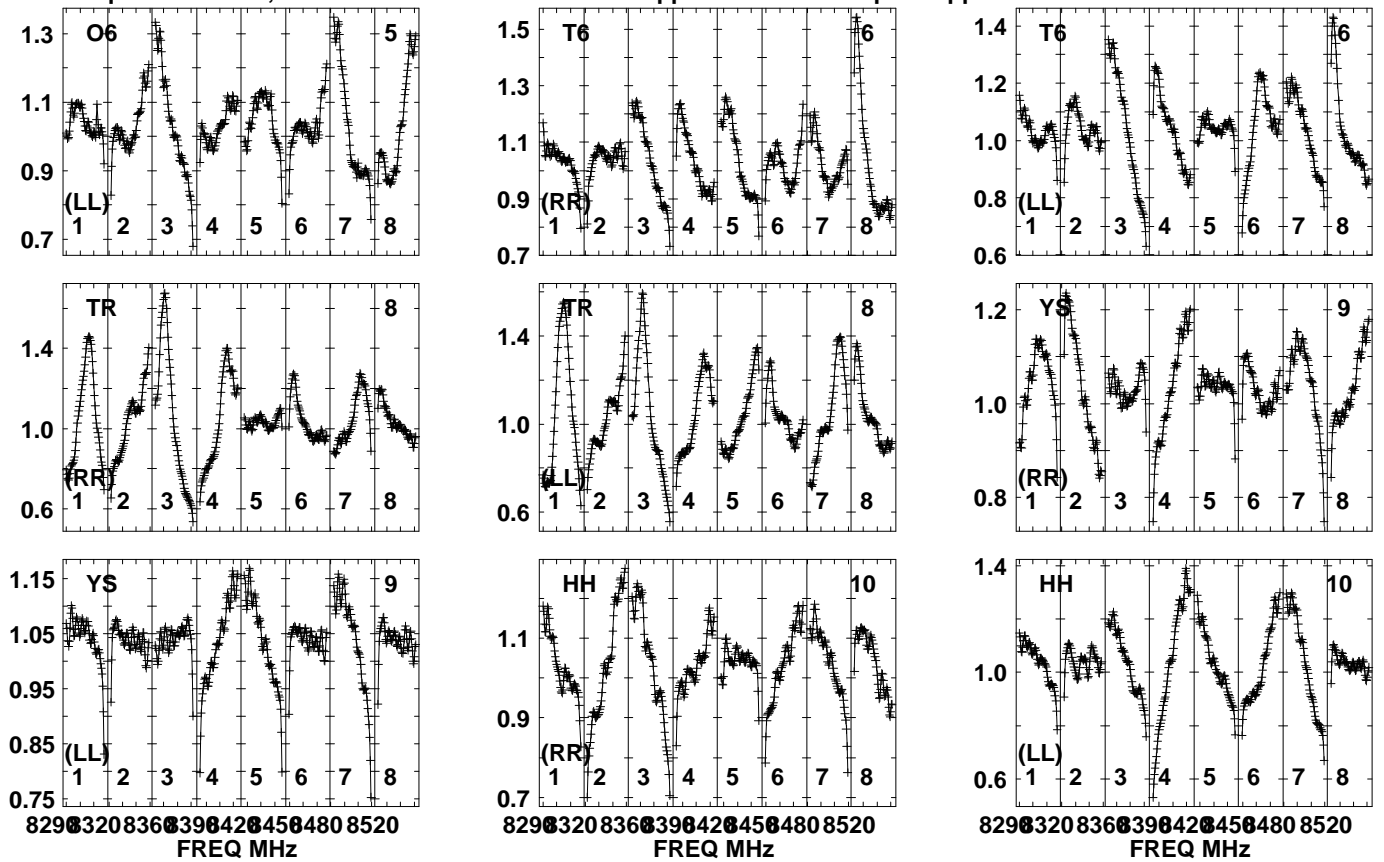


Lower frame: Real Jy
Auto-corr total-power spectrum Antenna: *
Timerange: 00/08:50:07 to 00/08:55:05

Plot file version 122 created 04-APR-2023 15:54:25

J1352 EB092D.UVDATA.1

Freq = 8.2880 GHz, Bw = 32.000 MH No calibration applied and no bandpass applied

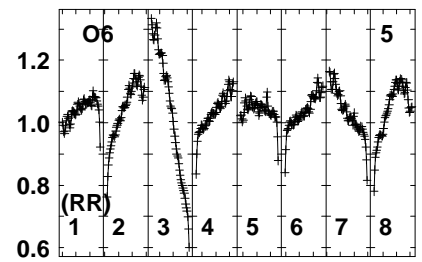
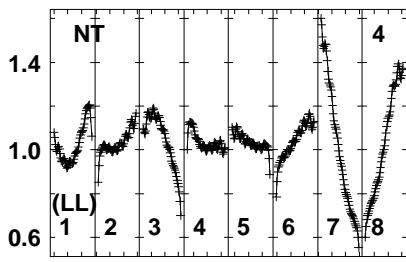
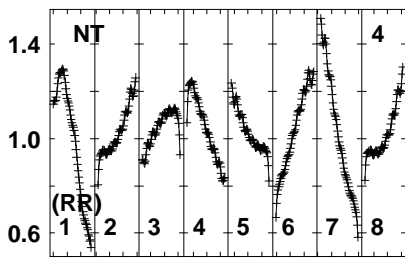
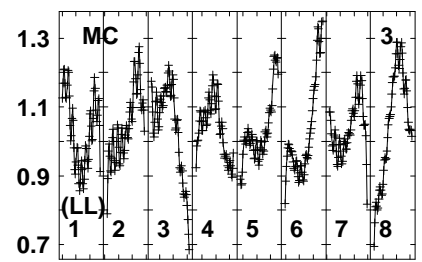
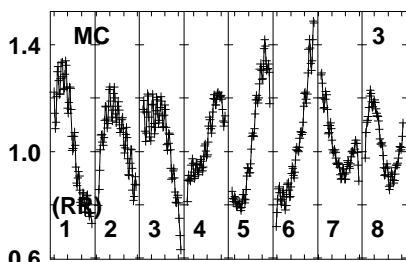
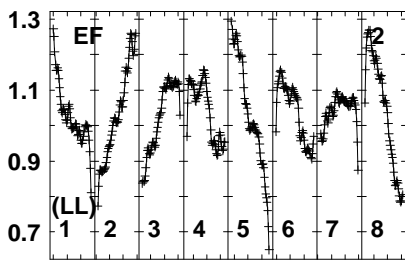
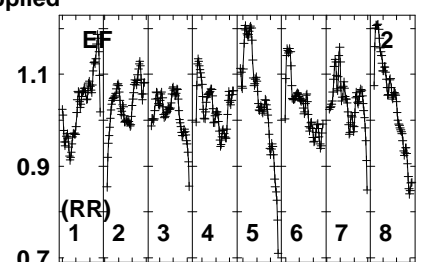
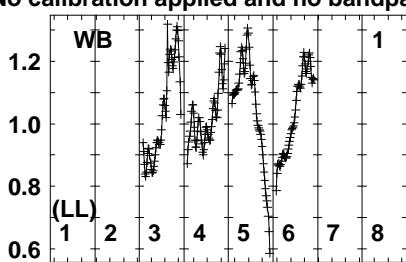
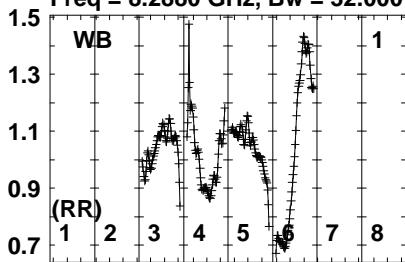


Lower frame: Real Jy
Auto-corr total-power spectrum Antenna: *
Timerange: 00/08:50:07 to 00/08:55:05

Plot file version 123 created 04-APR-2023 15:54:26

J1352 EB092D.UVDATA.1

Freq = 8.2880 GHz, Bw = 32.000 MH No calibration applied and no bandpass applied



829032083603904204504808520
FREQ MHz

829032083603904204504808520
FREQ MHz

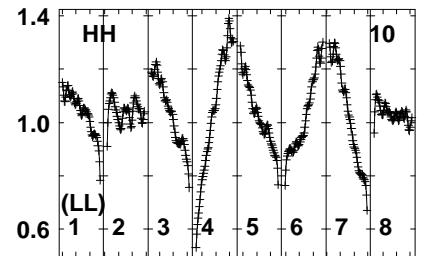
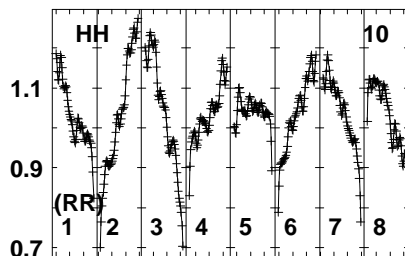
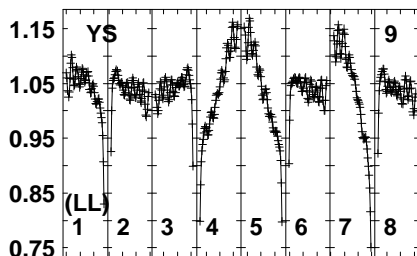
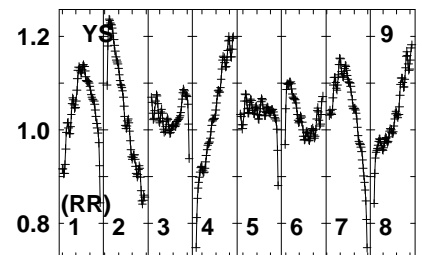
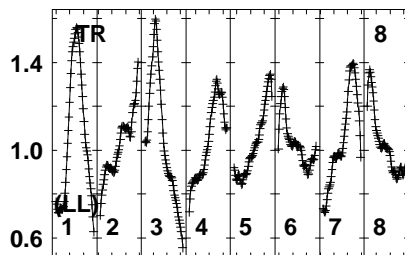
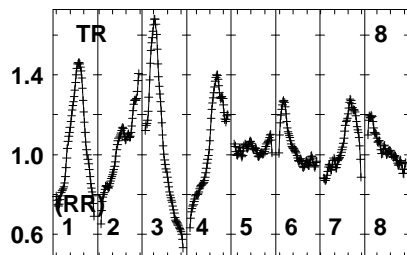
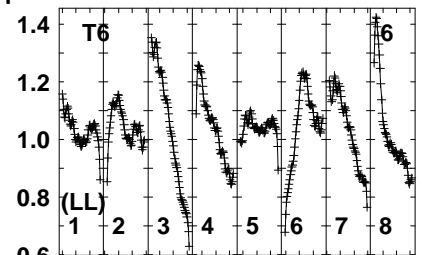
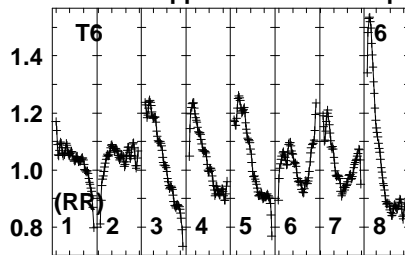
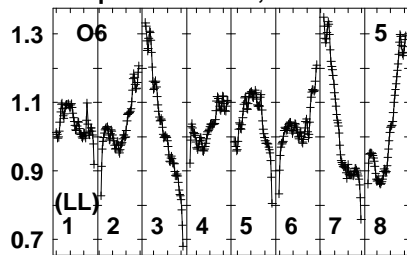
829032083603904204504808520
FREQ MHz

Lower frame: Real Jy
Auto-corr total-power spectrum Antenna: *
Timerange: 00/08:55:37 to 00/09:00:35

Plot file version 124 created 04-APR-2023 15:54:26

J1352 EB092D.UVDATA.1

Freq = 8.2880 GHz, Bw = 32.000 MH No calibration applied and no bandpass applied



829032083603904204504808520
FREQ MHz

829032083603904204504808520
FREQ MHz

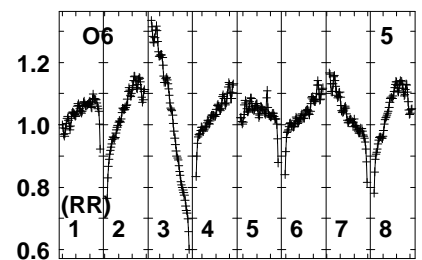
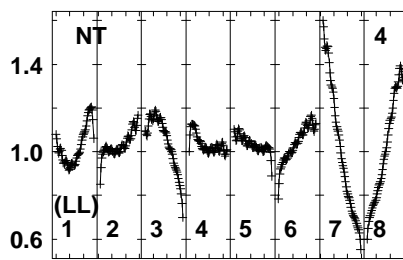
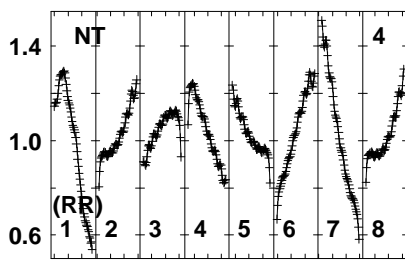
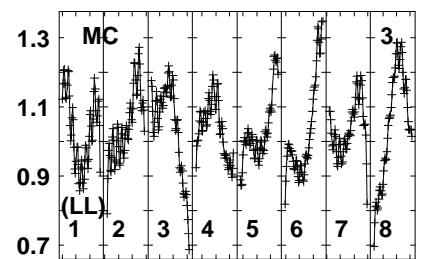
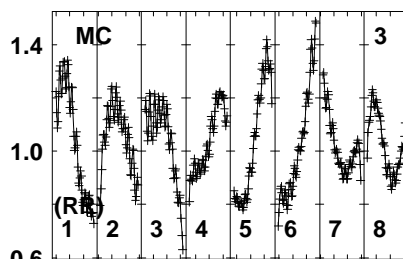
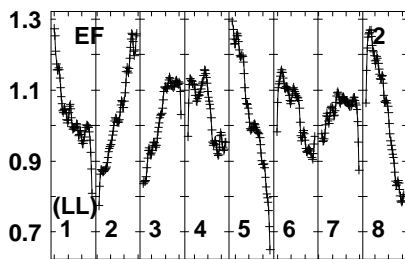
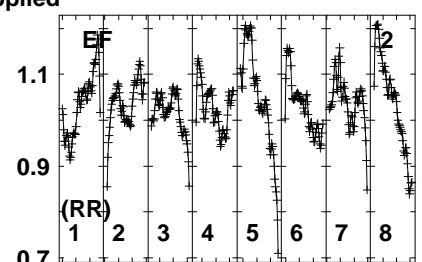
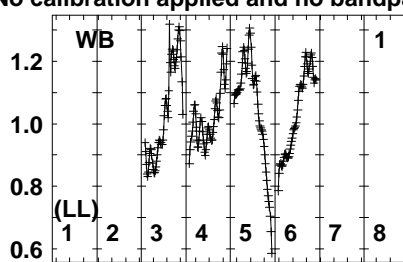
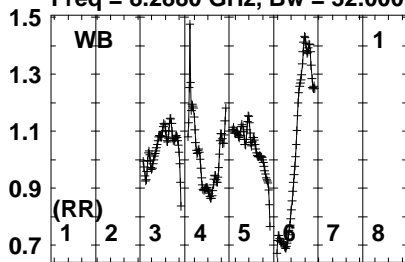
829032083603904204504808520
FREQ MHz

Lower frame: Real Jy
Auto-corr total-power spectrum Antenna: *
Timerange: 00/08:55:37 to 00/09:00:35

Plot file version 125 created 04-APR-2023 15:54:27

J1352 EB092D.UVDATA.1

Freq = 8.2880 GHz, Bw = 32.000 MH No calibration applied and no bandpass applied



829032083603904204504808520
FREQ MHz

829032083603904204504808520
FREQ MHz

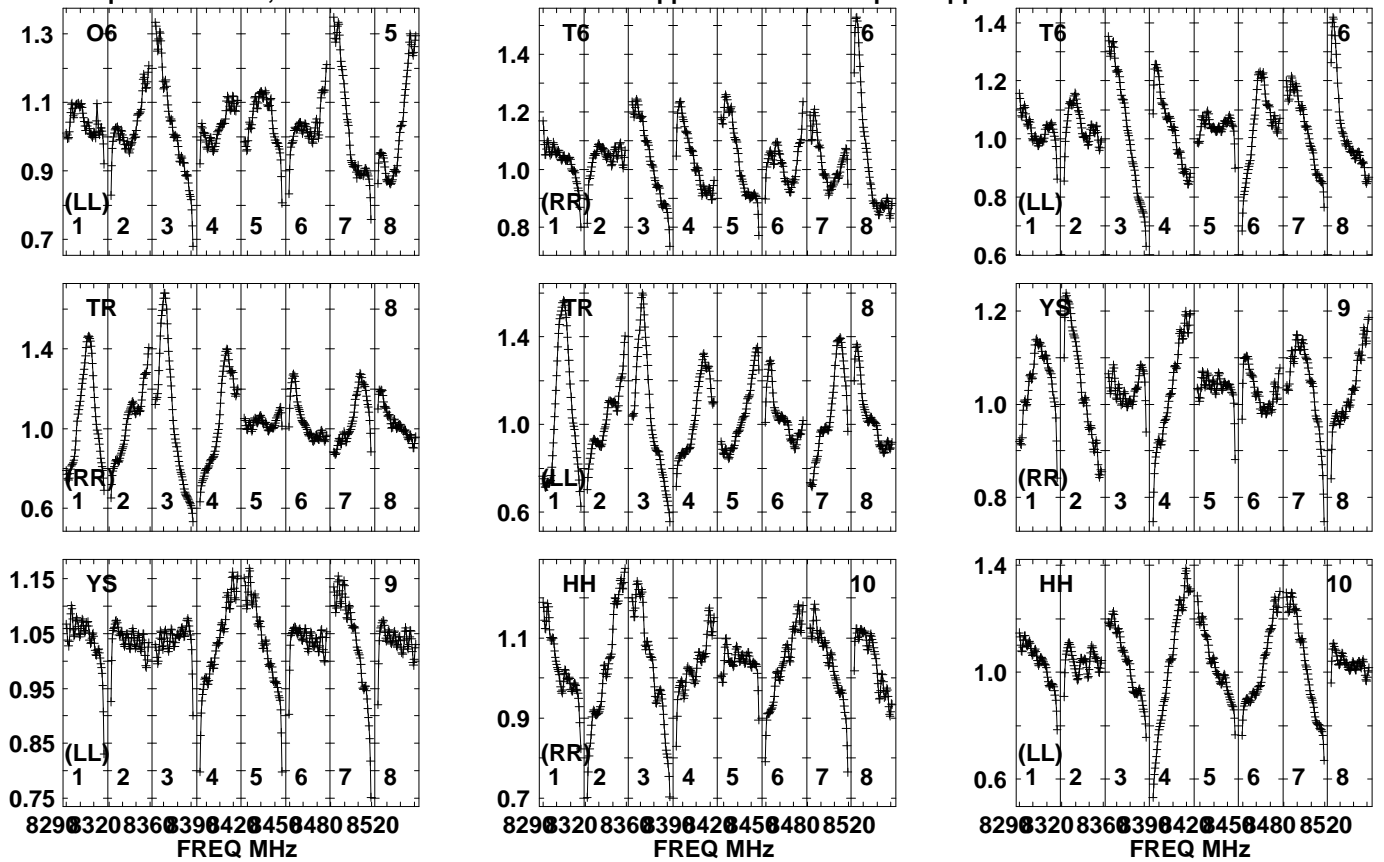
829032083603904204504808520
FREQ MHz

Lower frame: Real Jy
Auto-corr total-power spectrum Antenna: *
Timerange: 00/09:01:07 to 00/09:06:05

Plot file version 126 created 04-APR-2023 15:54:27

J1352 EB092D.UVDATA.1

Freq = 8.2880 GHz, Bw = 32.000 MH No calibration applied and no bandpass applied

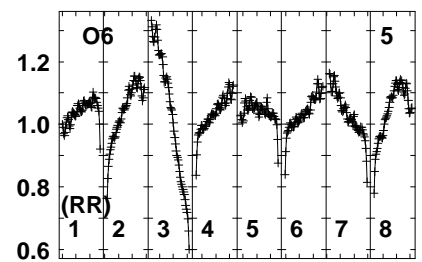
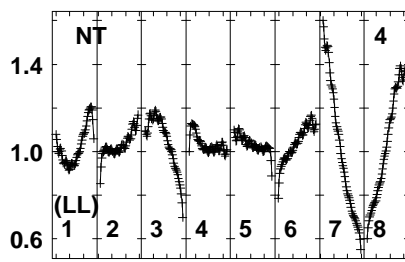
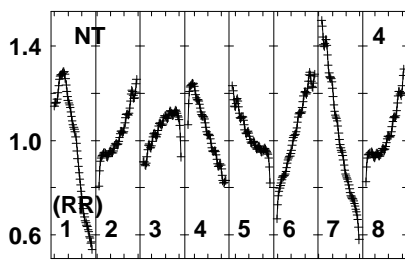
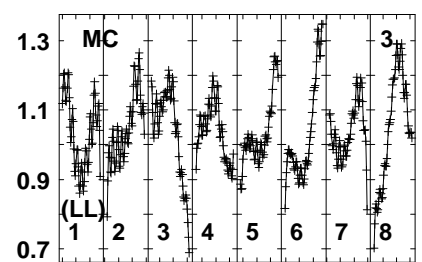
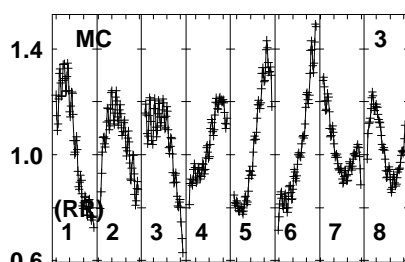
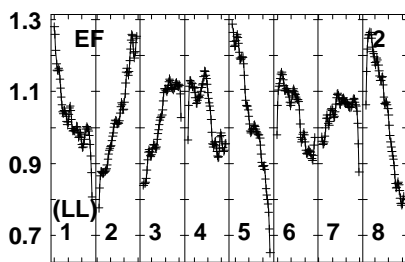
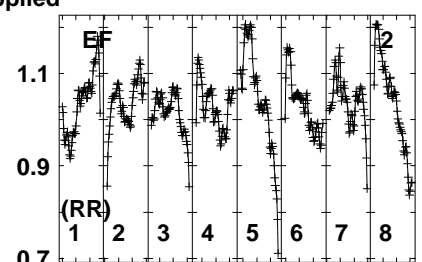
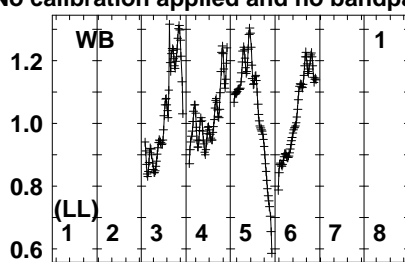
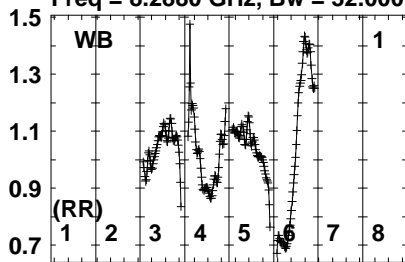


Lower frame: Real Jy
Auto-corr total-power spectrum Antenna: *
Timerange: 00/09:01:07 to 00/09:06:05

Plot file version 127 created 04-APR-2023 15:54:27

C1-1635 EB092D.UVDATA.1

Freq = 8.2880 GHz, Bw = 32.000 MH No calibration applied and no bandpass applied



829032083603904204504808520
FREQ MHz

829032083603904204504808520
FREQ MHz

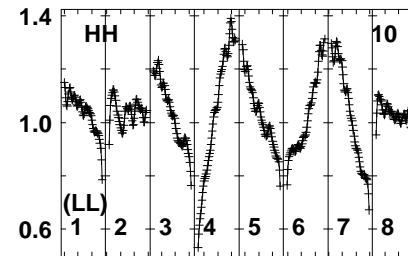
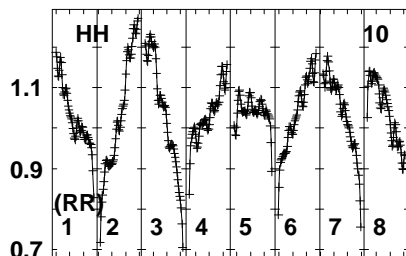
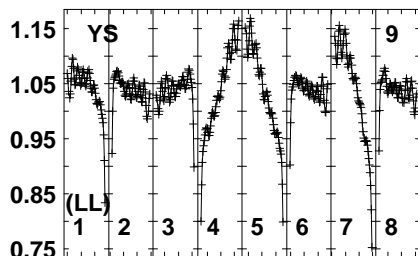
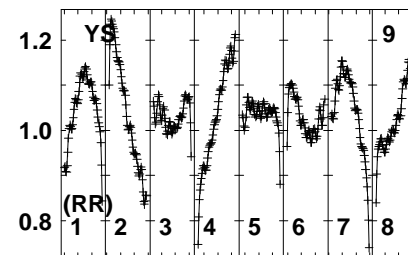
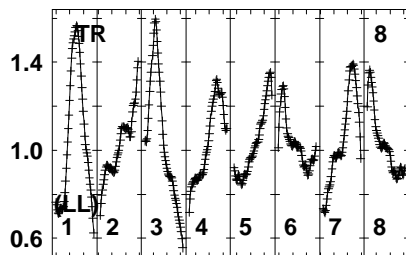
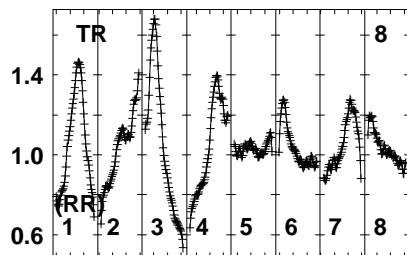
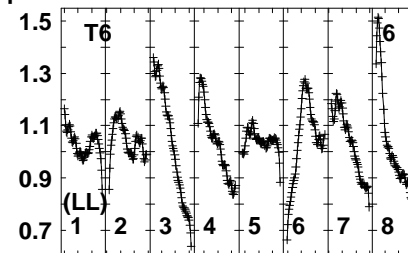
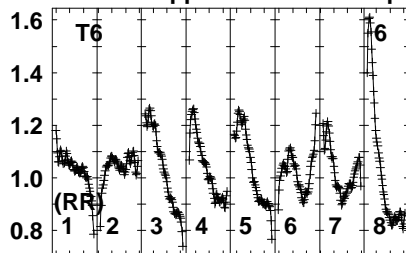
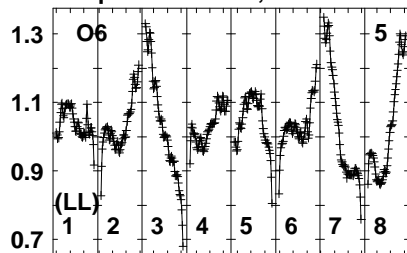
829032083603904204504808520
FREQ MHz

Lower frame: Real Jy
Auto-corr total-power spectrum Antenna: *
Timerange: 00/09:08:56 to 00/09:13:54

Plot file version 128 created 04-APR-2023 15:54:28

C1-1635 EB092D.UVDATA.1

Freq = 8.2880 GHz, Bw = 32.000 MH No calibration applied and no bandpass applied



829032083603904204504808520

FREQ MHz

829032083603904204504808520

FREQ MHz

829032083603904204504808520

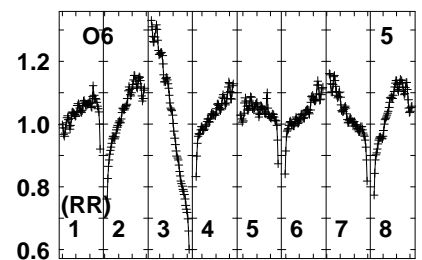
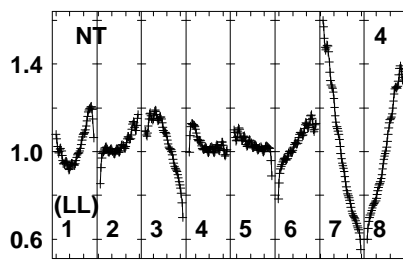
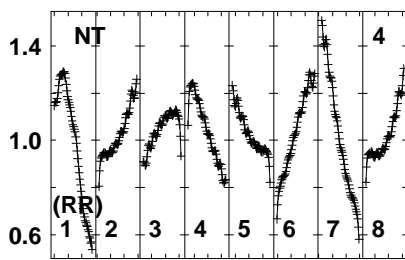
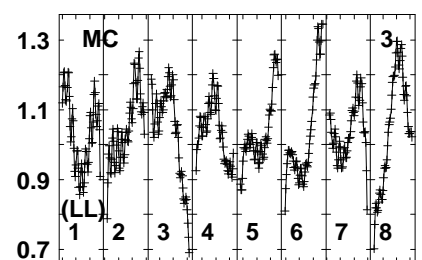
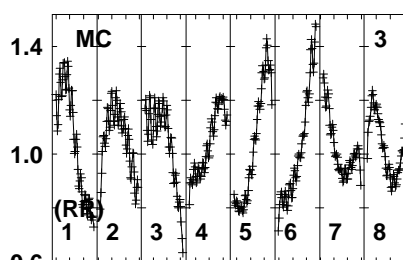
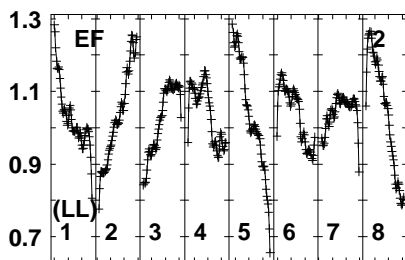
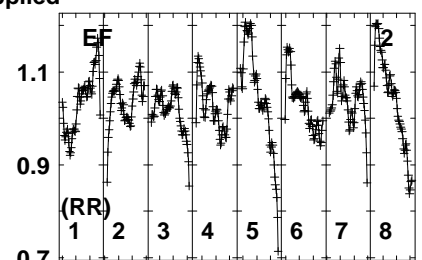
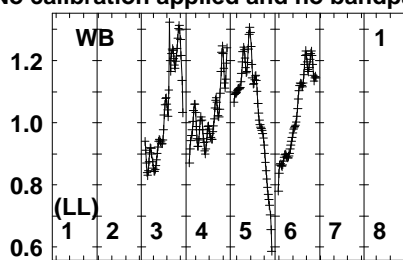
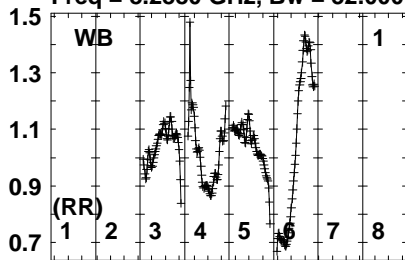
FREQ MHz

Lower frame: Real Jy
Auto-corr total-power spectrum Antenna: *
Timerange: 00/09:08:56 to 00/09:13:54

Plot file version 129 created 04-APR-2023 15:54:28

1055+018 EB092D.UVDATA.1

Freq = 8.2880 GHz, Bw = 32.000 MH No calibration applied and no bandpass applied



829032083603904204504808520
FREQ MHz

829032083603904204504808520
FREQ MHz

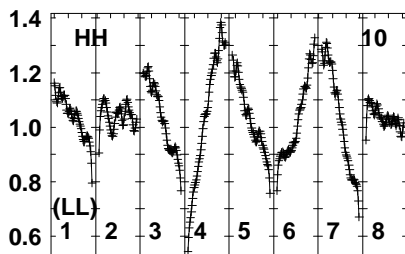
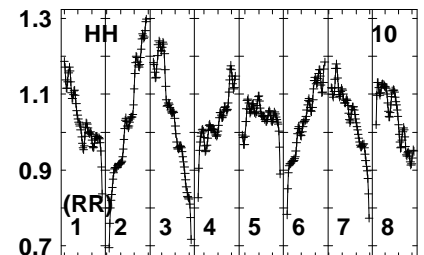
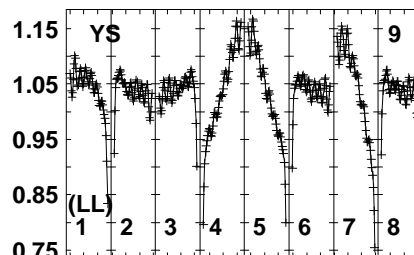
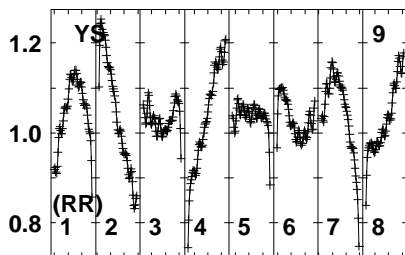
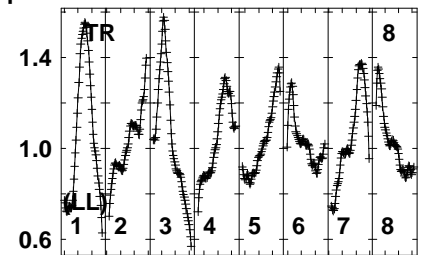
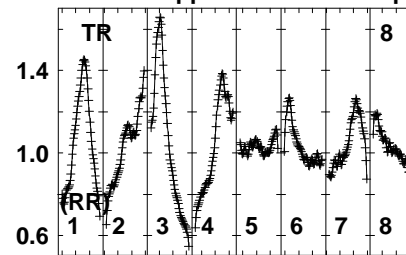
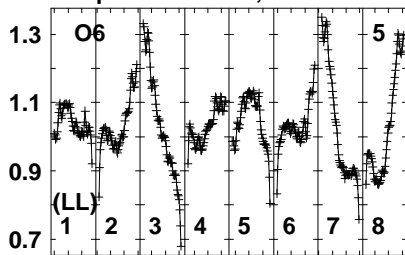
829032083603904204504808520
FREQ MHz

Lower frame: Real Jy
Auto-corr total-power spectrum Antenna: *
Timerange: 00/09:19:50 to 00/09:24:48

Plot file version 130 created 04-APR-2023 15:54:28

1055+018 EB092D.UVDATA.1

Freq = 8.2880 GHz, Bw = 32.000 MH No calibration applied and no bandpass applied



829032083603904204504808520

FREQ MHz

Lower frame: Real Jy

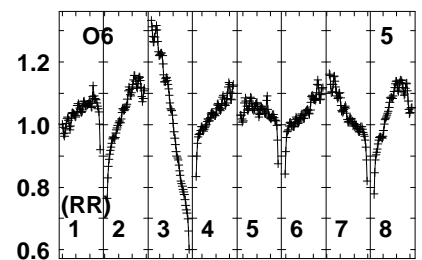
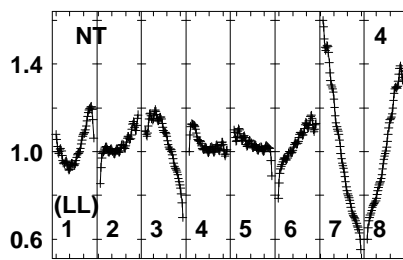
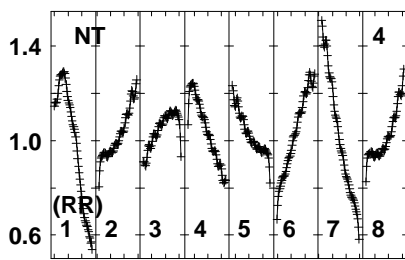
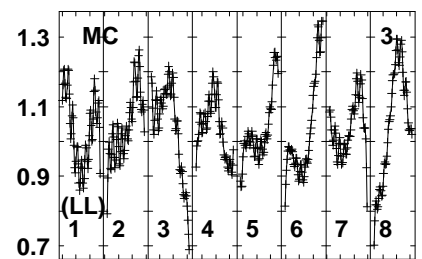
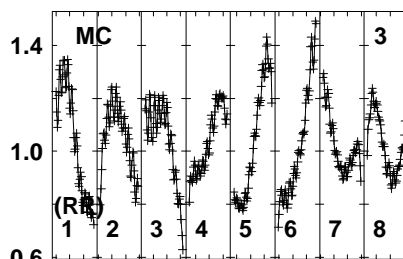
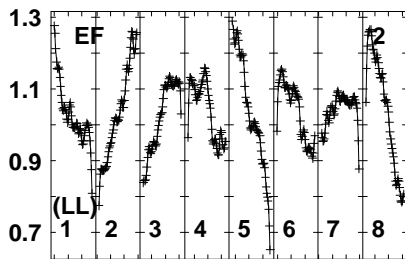
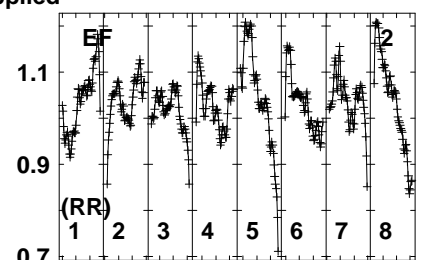
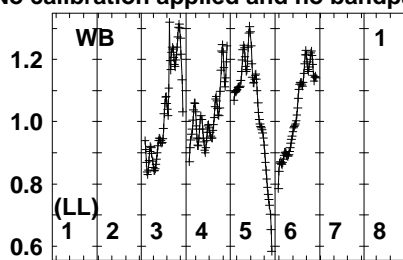
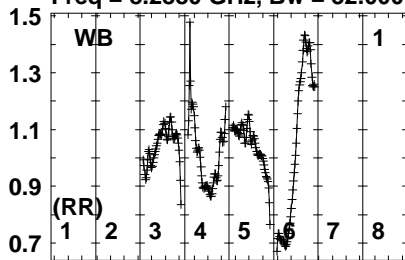
Auto-corr total-power spectrum Antenna: *

Timerange: 00/09:19:50 to 00/09:24:48

Plot file version 131 created 04-APR-2023 15:54:28

J1516 EB092D.UVDATA.1

Freq = 8.2880 GHz, Bw = 32.000 MH No calibration applied and no bandpass applied



829032083603904204504808520
FREQ MHz

829032083603904204504808520
FREQ MHz

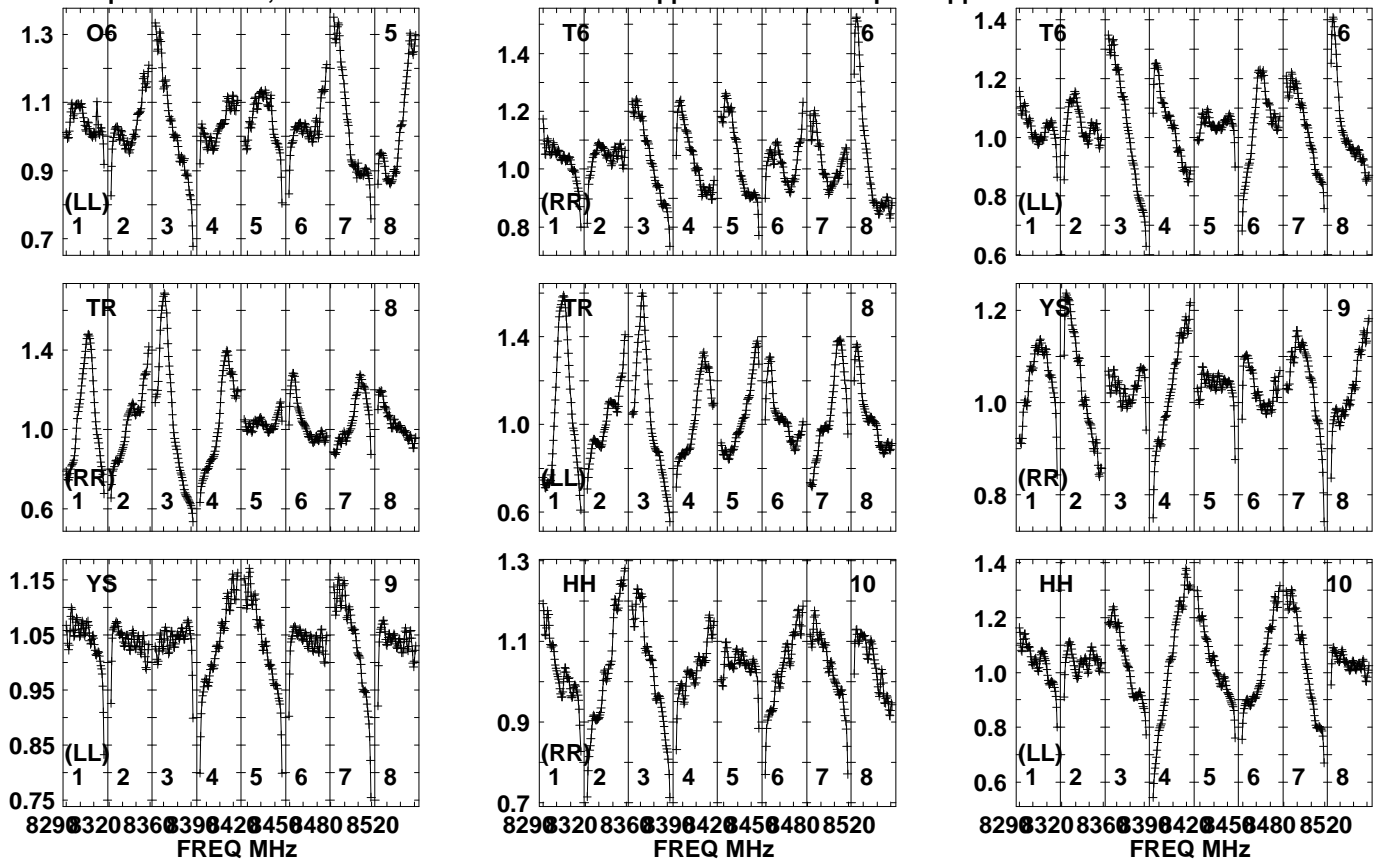
829032083603904204504808520
FREQ MHz

Lower frame: Real Jy
Auto-corr total-power spectrum Antenna: *
Timerange: 00/09:33:50 to 00/09:36:48

Plot file version 132 created 04-APR-2023 15:54:29

J1516 EB092D.UVDATA.1

Freq = 8.2880 GHz, Bw = 32.000 MH No calibration applied and no bandpass applied

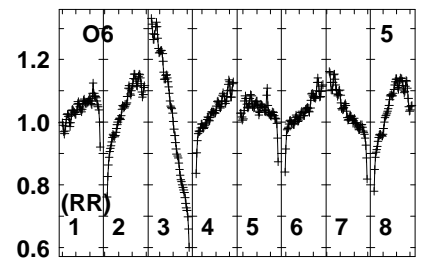
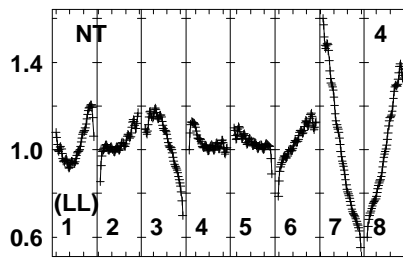
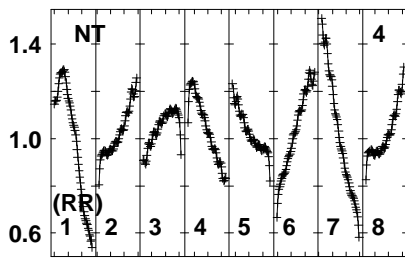
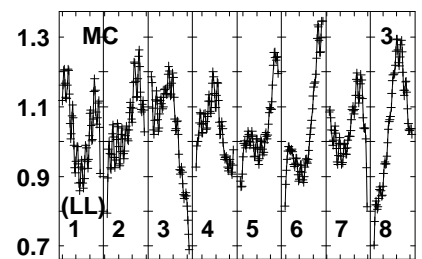
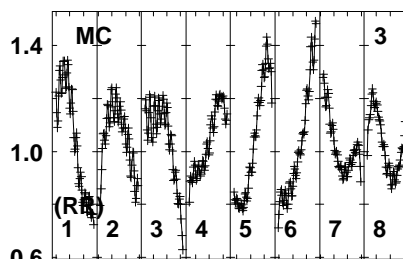
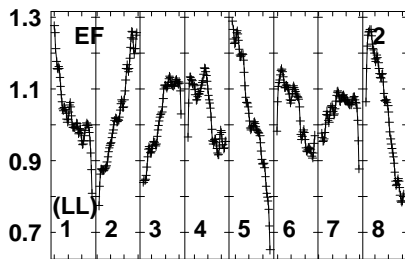
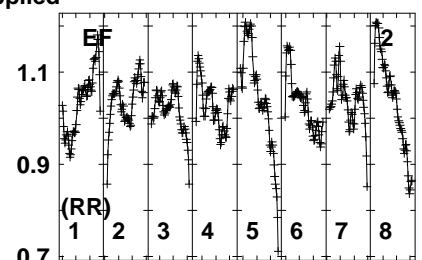
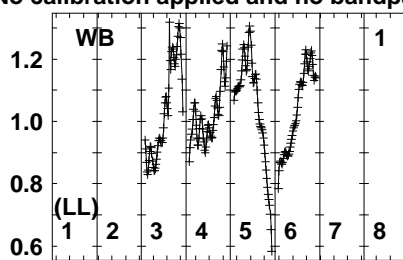
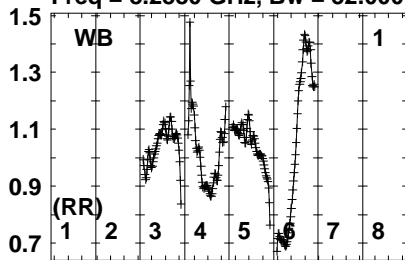


Lower frame: Real Jy
Auto-corr total-power spectrum Antenna: *
Timerange: 00/09:33:50 to 00/09:36:48

Plot file version 133 created 04-APR-2023 15:54:29

J1516 EB092D.UVDATA.1

Freq = 8.2880 GHz, Bw = 32.000 MH No calibration applied and no bandpass applied



829032083603904204504808520
FREQ MHz

829032083603904204504808520
FREQ MHz

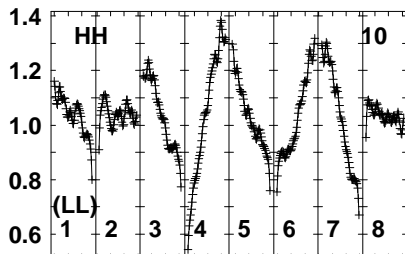
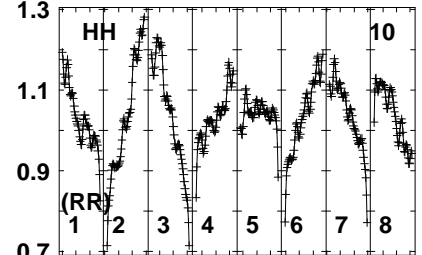
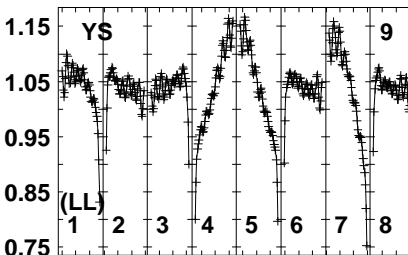
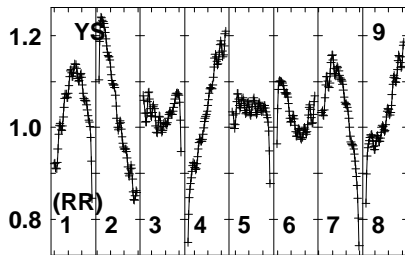
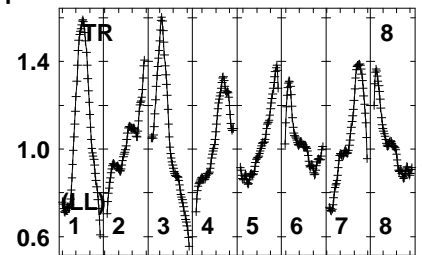
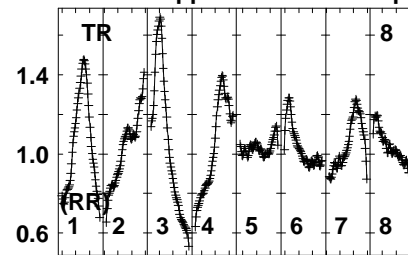
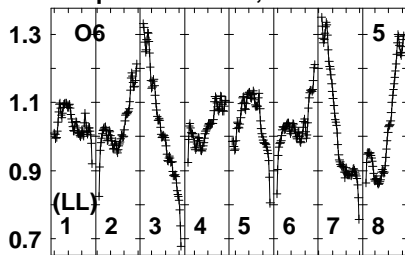
829032083603904204504808520
FREQ MHz

Lower frame: Real Jy
Auto-corr total-power spectrum Antenna: *
Timerange: 00/09:37:20 to 00/09:42:18

Plot file version 134 created 04-APR-2023 15:54:29

J1516 EB092D.UVDATA.1

Freq = 8.2880 GHz, Bw = 32.000 MH No calibration applied and no bandpass applied



829032083603904204504808520

FREQ MHz

Lower frame: Real Jy

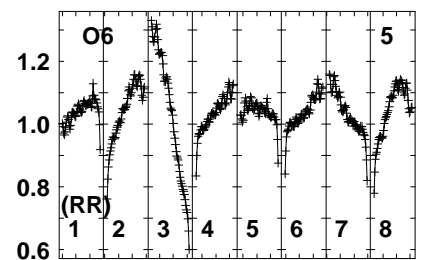
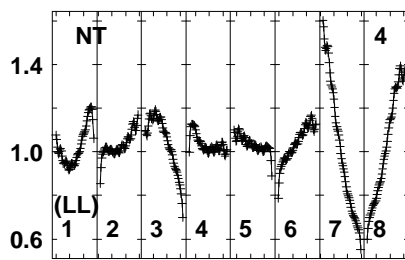
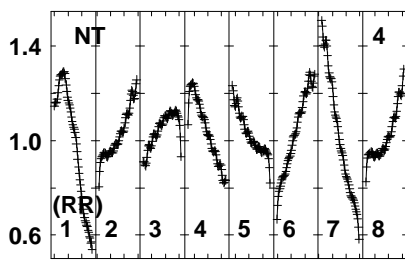
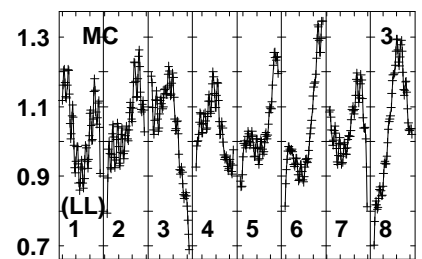
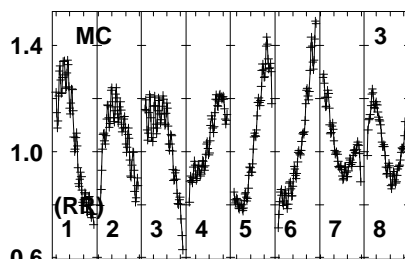
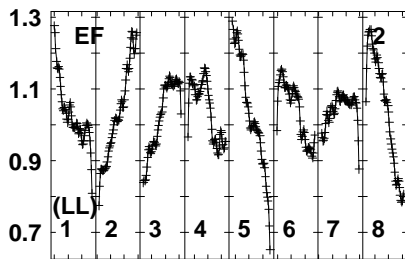
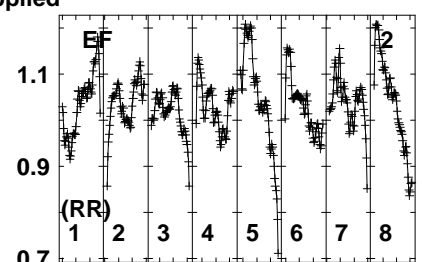
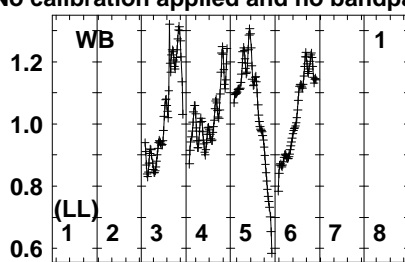
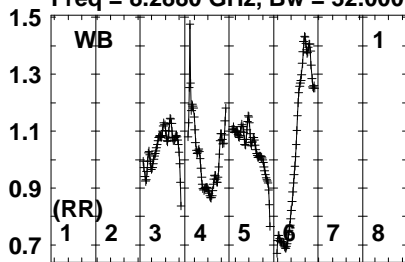
Auto-corr total-power spectrum Antenna: *

Timerange: 00/09:37:20 to 00/09:42:18

Plot file version 135 created 04-APR-2023 15:54:29

J1516 EB092D.UVDATA.1

Freq = 8.2880 GHz, Bw = 32.000 MH No calibration applied and no bandpass applied



829032083603904204504808520
FREQ MHz

829032083603904204504808520
FREQ MHz

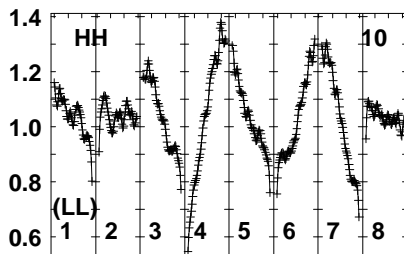
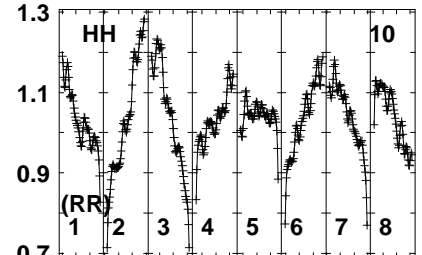
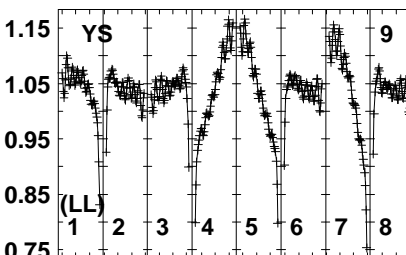
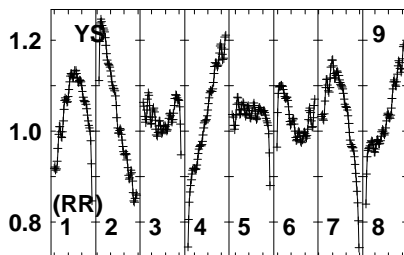
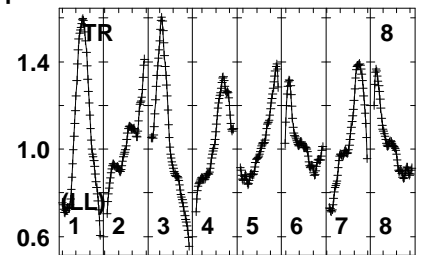
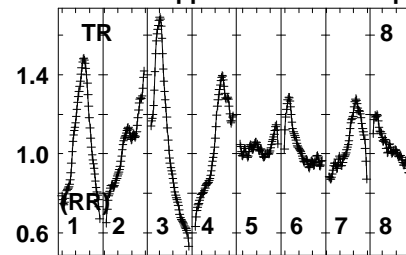
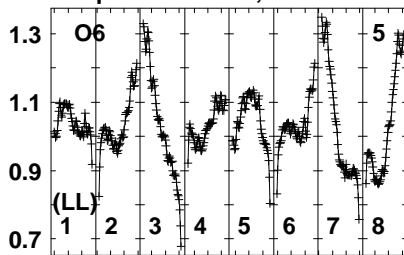
829032083603904204504808520
FREQ MHz

Lower frame: Real Jy
Auto-corr total-power spectrum Antenna: *
Timerange: 00/09:42:50 to 00/09:47:48

Plot file version 136 created 04-APR-2023 15:54:29

J1516 EB092D.UVDATA.1

Freq = 8.2880 GHz, Bw = 32.000 MH No calibration applied and no bandpass applied



829032083603904204504808520

FREQ MHz

Lower frame: Real Jy

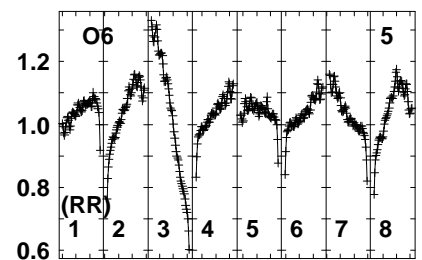
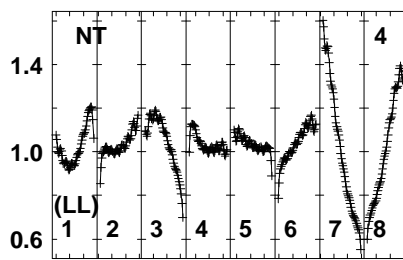
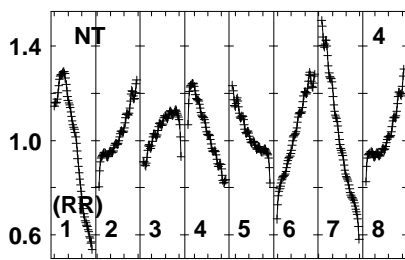
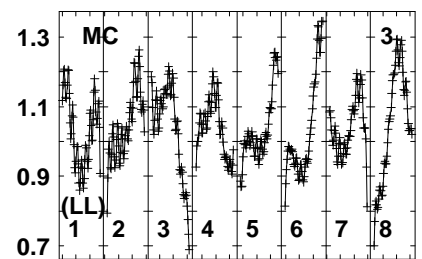
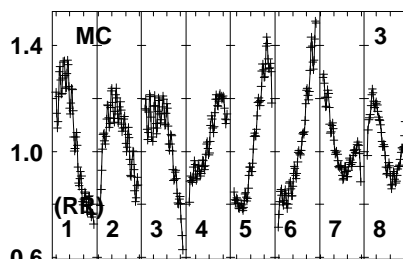
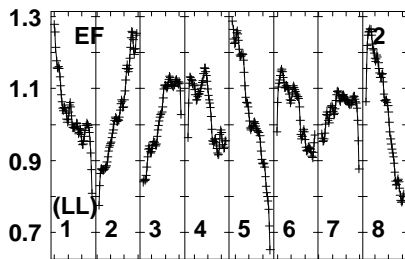
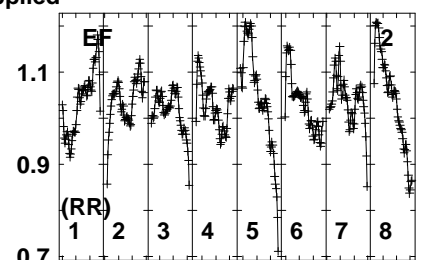
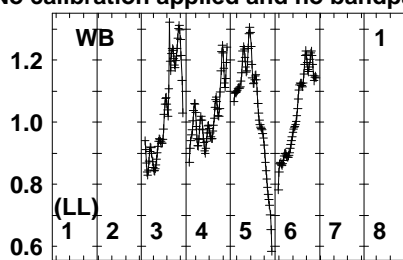
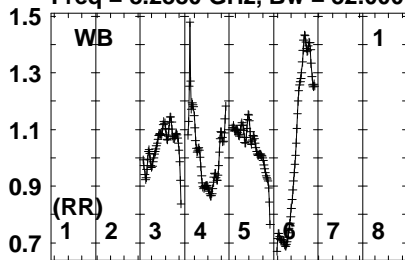
Auto-corr total-power spectrum Antenna: *

Timerange: 00/09:42:50 to 00/09:47:48

Plot file version 137 created 04-APR-2023 15:54:30

J1516 EB092D.UVDATA.1

Freq = 8.2880 GHz, Bw = 32.000 MH No calibration applied and no bandpass applied



829032083603904204504808520
FREQ MHz

829032083603904204504808520
FREQ MHz

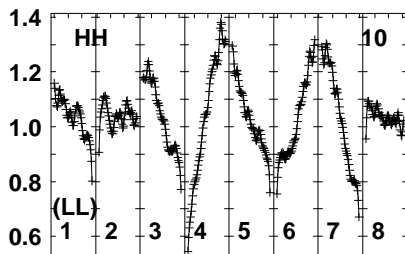
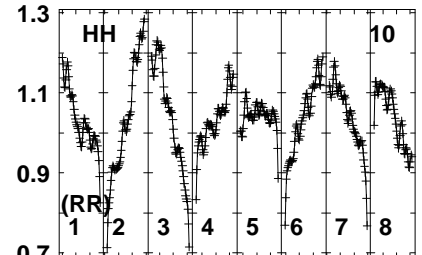
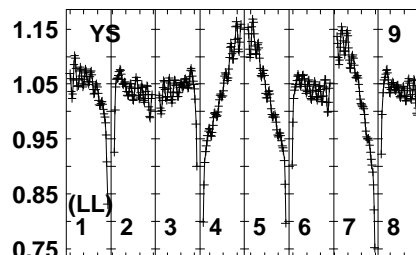
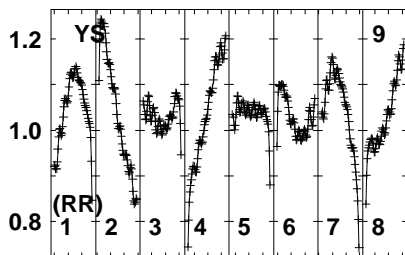
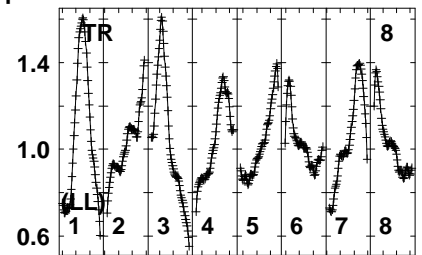
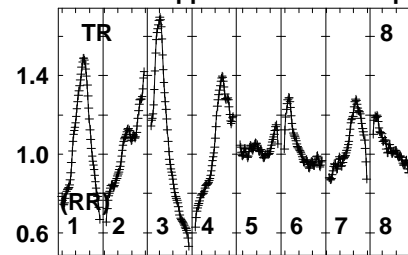
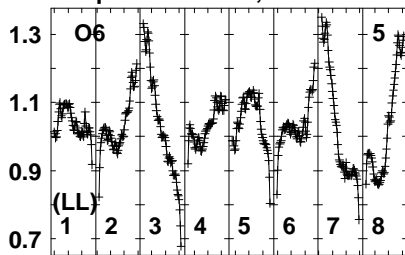
829032083603904204504808520
FREQ MHz

Lower frame: Real Jy
Auto-corr total-power spectrum Antenna: *
Timerange: 00/09:48:20 to 00/09:53:18

Plot file version 138 created 04-APR-2023 15:54:30

J1516 EB092D.UVDATA.1

Freq = 8.2880 GHz, Bw = 32.000 MH No calibration applied and no bandpass applied



829032083603904204504808520

FREQ MHz

Lower frame: Real Jy

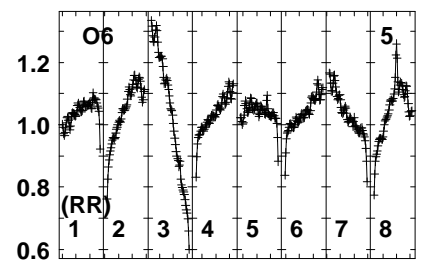
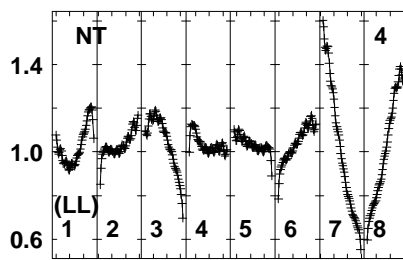
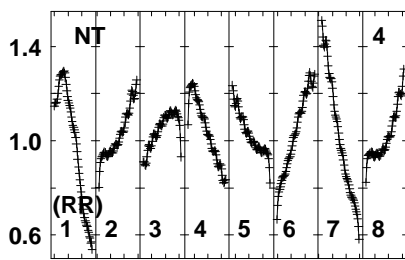
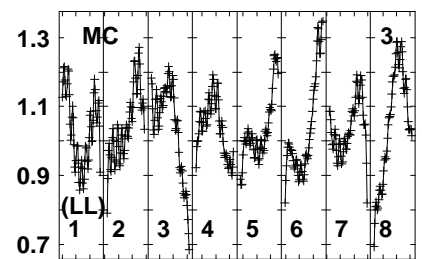
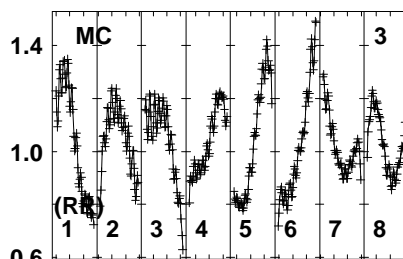
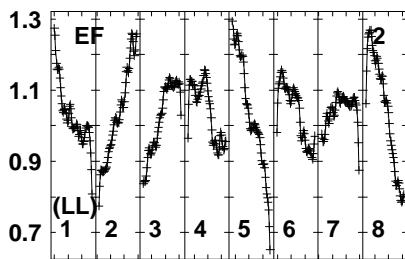
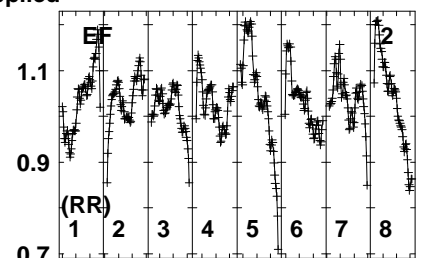
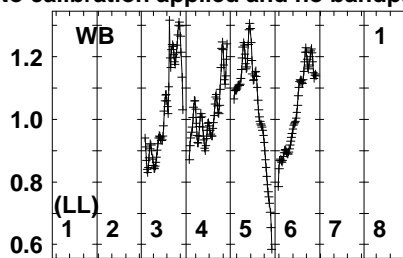
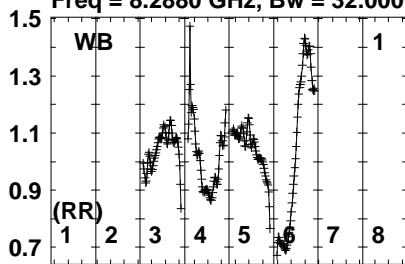
Auto-corr total-power spectrum Antenna: *

Timerange: 00/09:48:20 to 00/09:53:18

Plot file version 139 created 04-APR-2023 15:54:30

J1352 EB092D.UVDATA.1

Freq = 8.2880 GHz, Bw = 32.000 MH No calibration applied and no bandpass applied



829032083603904204504808520
FREQ MHz

829032083603904204504808520
FREQ MHz

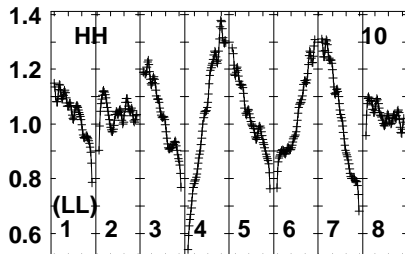
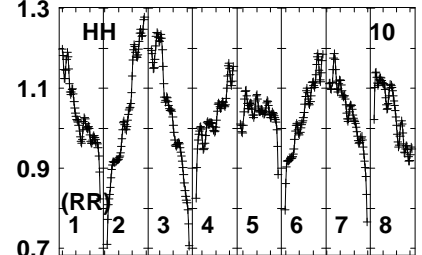
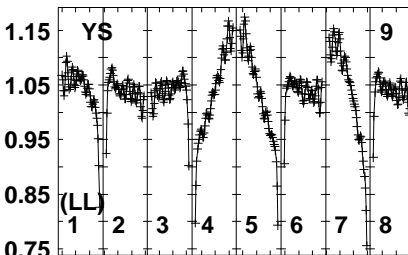
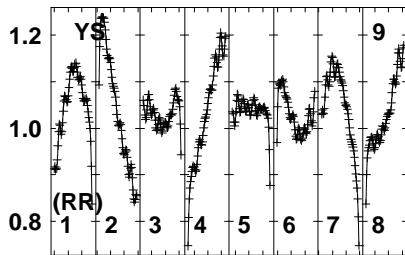
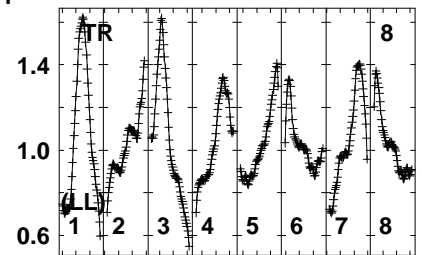
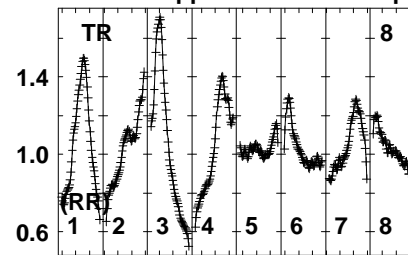
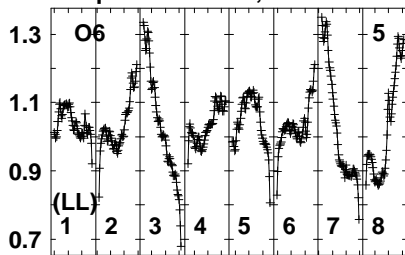
829032083603904204504808520
FREQ MHz

Lower frame: Real Jy
Auto-corr total-power spectrum Antenna: *
Timerange: 00/09:55:48 to 00/09:58:46

Plot file version 140 created 04-APR-2023 15:54:30

J1352 EB092D.UVDATA.1

Freq = 8.2880 GHz, Bw = 32.000 MH No calibration applied and no bandpass applied



829032083603904204504808520

FREQ MHz

Lower frame: Real Jy

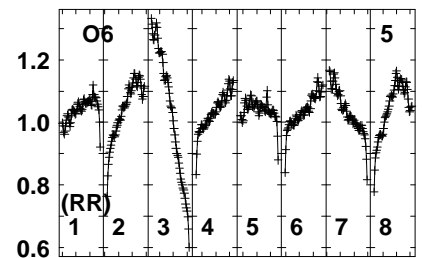
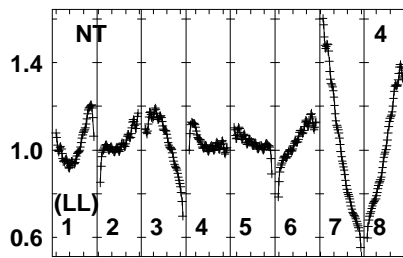
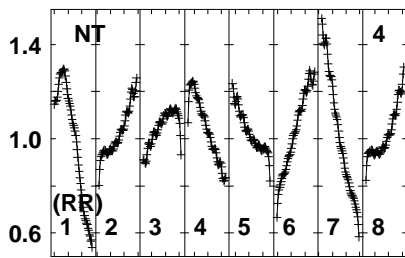
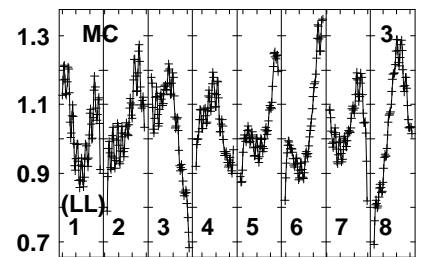
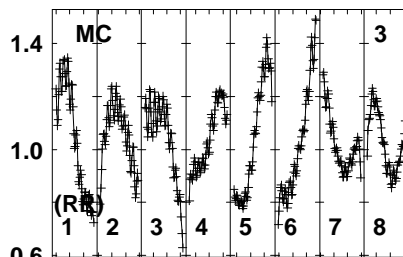
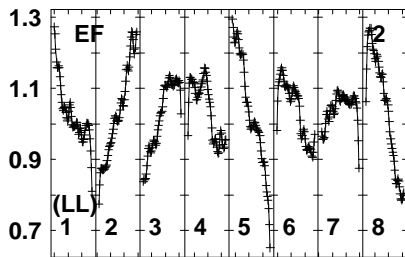
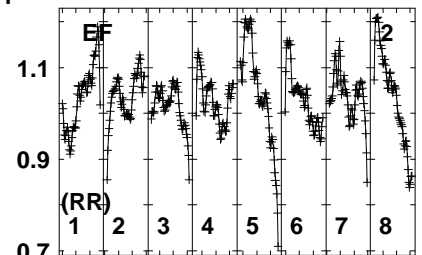
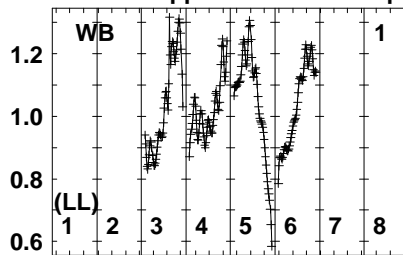
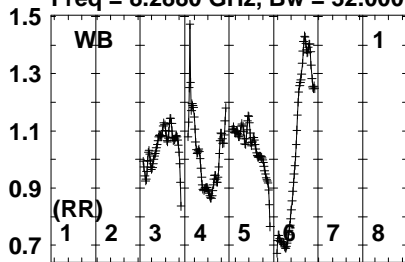
Auto-corr total-power spectrum Antenna: *

Timerange: 00/09:55:48 to 00/09:58:46

Plot file version 141 created 04-APR-2023 15:54:31

J1352 EB092D.UVDATA.1

Freq = 8.2880 GHz, Bw = 32.000 MH No calibration applied and no bandpass applied



829032083603904204504808520
FREQ MHz

829032083603904204504808520
FREQ MHz

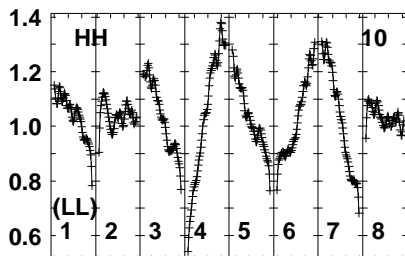
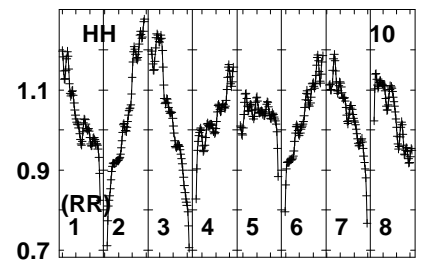
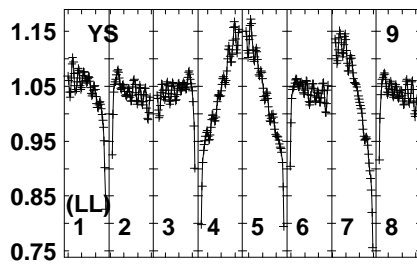
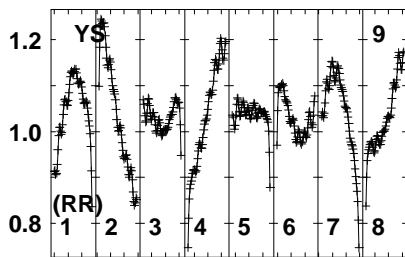
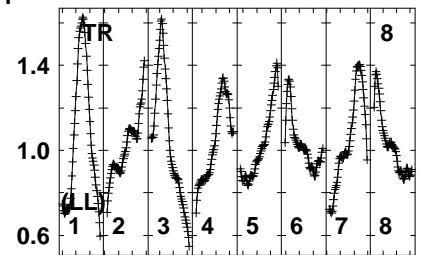
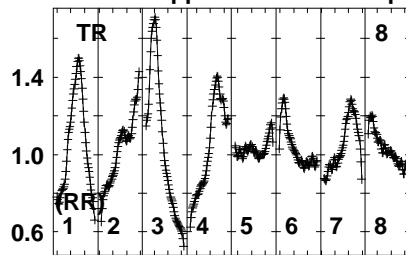
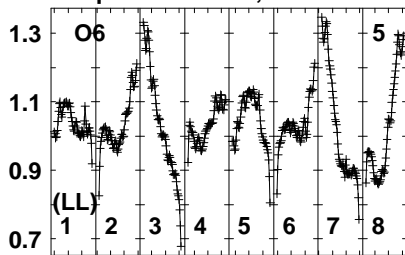
829032083603904204504808520
FREQ MHz

Lower frame: Real Jy
Auto-corr total-power spectrum Antenna: *
Timerange: 00/09:59:18 to 00/10:04:16

Plot file version 142 created 04-APR-2023 15:54:31

J1352 EB092D.UVDATA.1

Freq = 8.2880 GHz, Bw = 32.000 MH No calibration applied and no bandpass applied



829032083603904204504808520

FREQ MHz

Lower frame: Real Jy

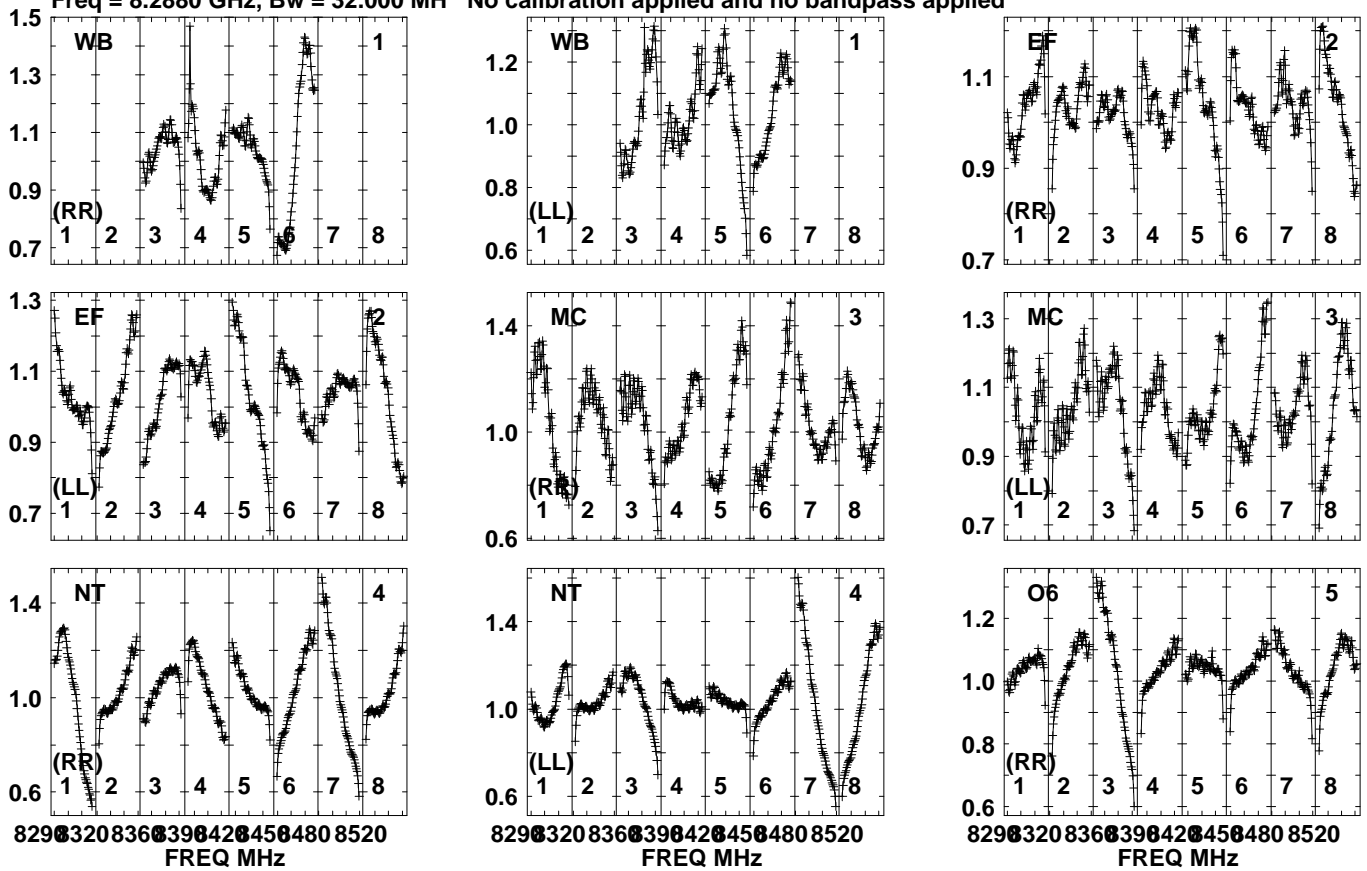
Auto-corr total-power spectrum Antenna: *

Timerange: 00/09:59:18 to 00/10:04:16

Plot file version 143 created 04-APR-2023 15:54:31

J1352 EB092D.UVDATA.1

Freq = 8.2880 GHz, Bw = 32.000 MH No calibration applied and no bandpass applied

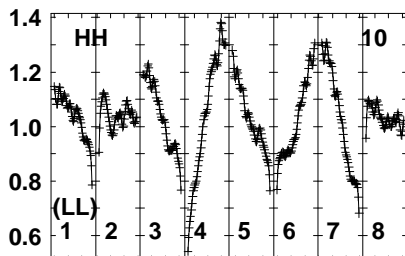
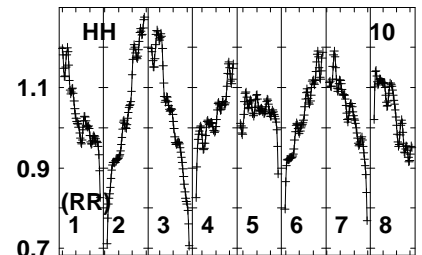
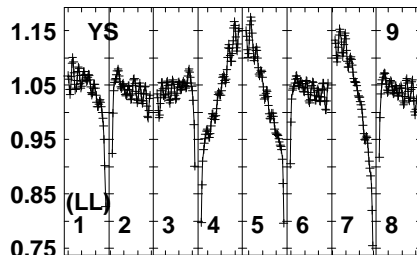
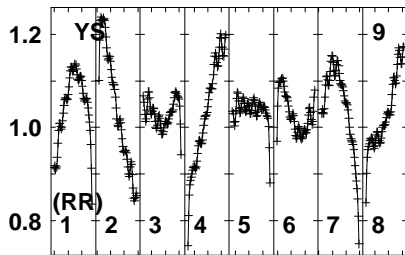
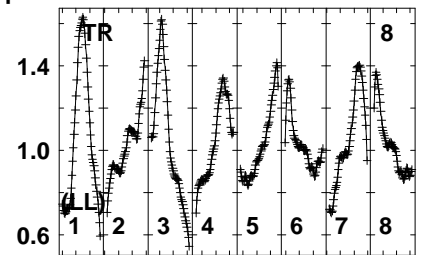
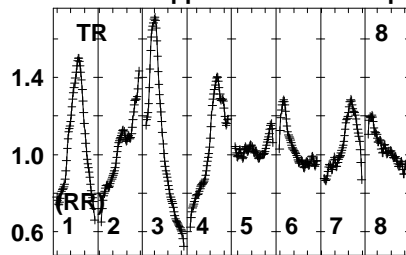
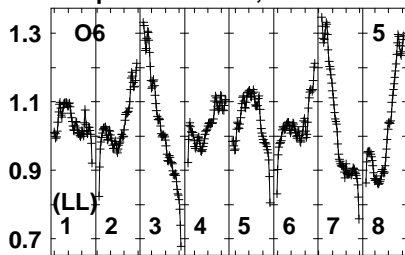


Lower frame: Real Jy
Auto-corr total-power spectrum Antenna: *
Timerange: 00/10:04:48 to 00/10:09:46

Plot file version 144 created 04-APR-2023 15:54:31

J1352 EB092D.UVDATA.1

Freq = 8.2880 GHz, Bw = 32.000 MH No calibration applied and no bandpass applied



829032083603904204504808520

FREQ MHz

Lower frame: Real Jy

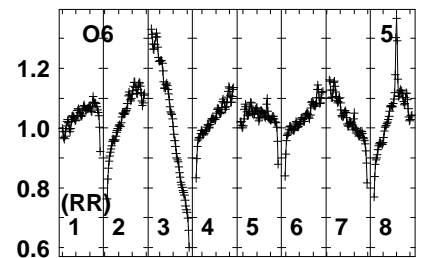
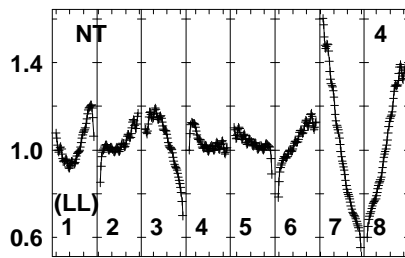
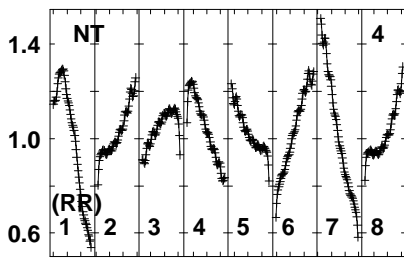
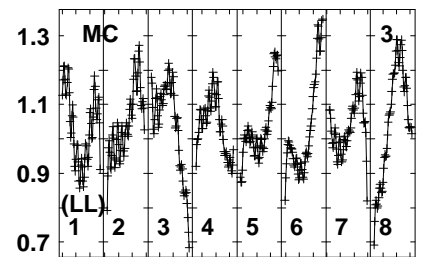
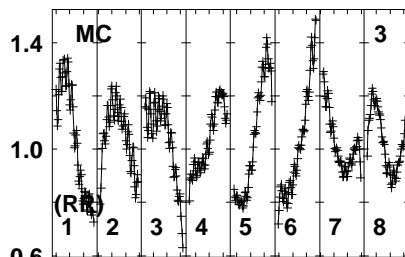
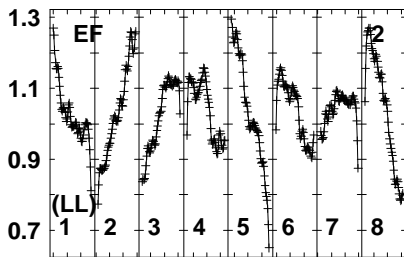
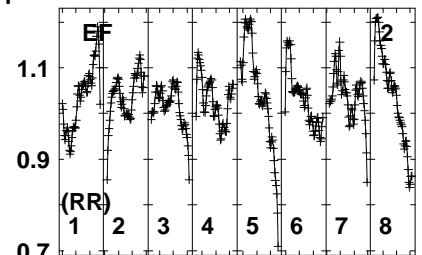
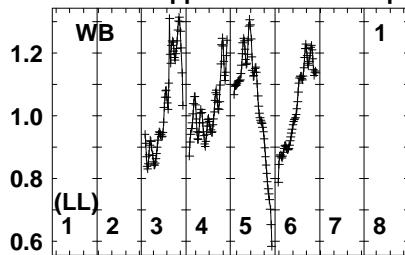
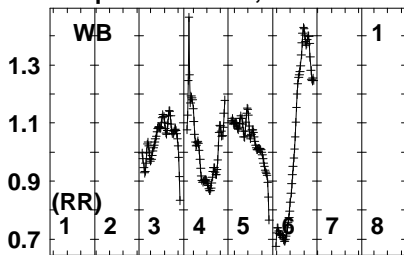
Auto-corr total-power spectrum Antenna: *

Timerange: 00/10:04:48 to 00/10:09:46

Plot file version 145 created 04-APR-2023 15:54:32

J1352 EB092D.UVDATA.1

Freq = 8.2880 GHz, Bw = 32.000 MH No calibration applied and no bandpass applied



829032083603904204504808520
FREQ MHz

829032083603904204504808520
FREQ MHz

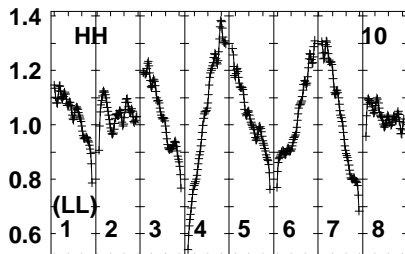
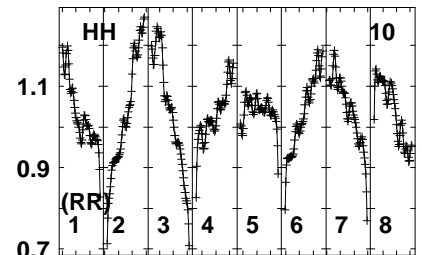
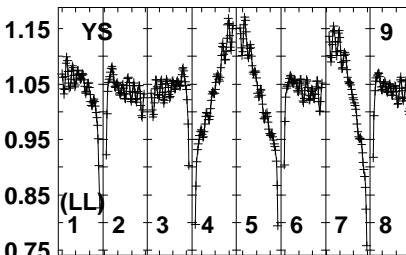
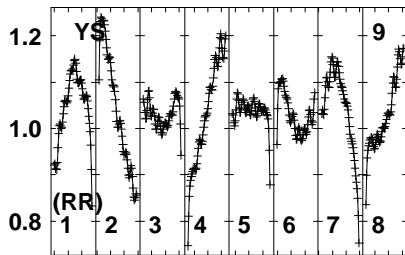
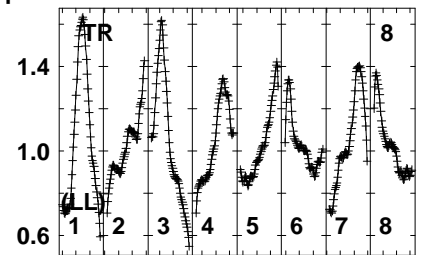
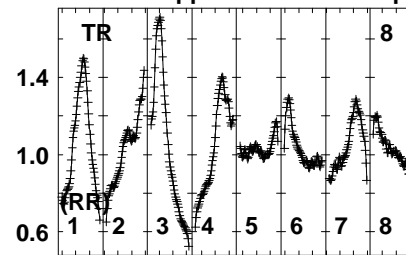
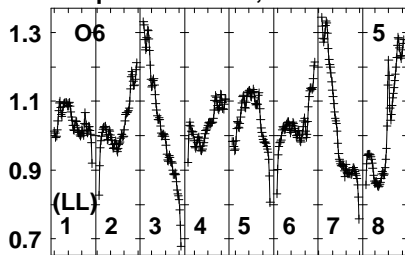
829032083603904204504808520
FREQ MHz

Lower frame: Real Jy
Auto-corr total-power spectrum Antenna: *
Timerange: 00/10:10:18 to 00/10:15:16

Plot file version 146 created 04-APR-2023 15:54:32

J1352 EB092D.UVDATA.1

Freq = 8.2880 GHz, Bw = 32.000 MH No calibration applied and no bandpass applied



829032083603904204504808520

FREQ MHz

Lower frame: Real Jy

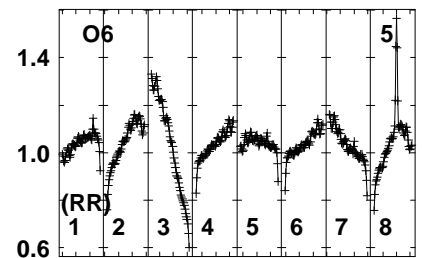
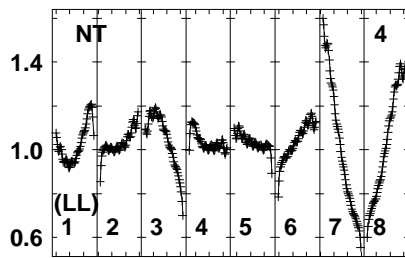
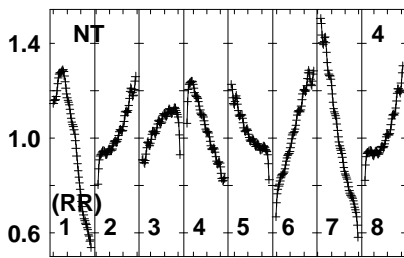
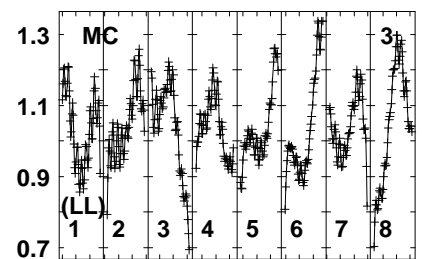
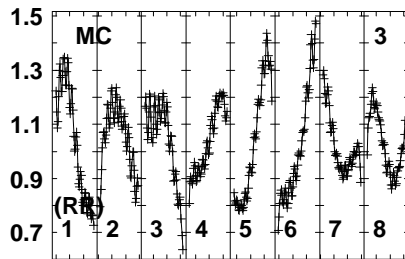
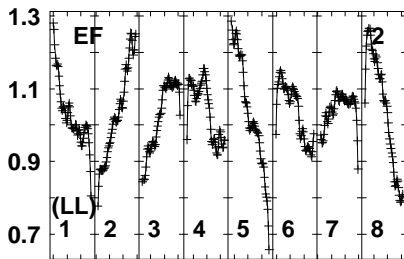
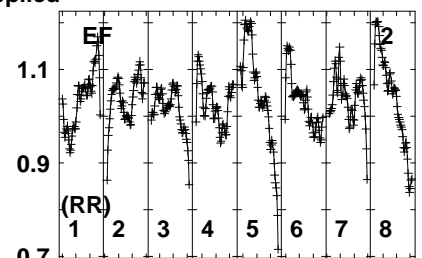
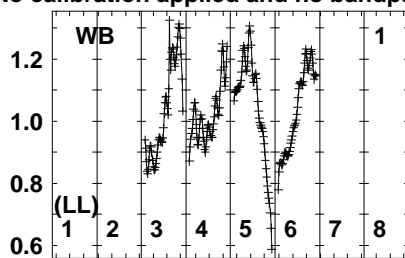
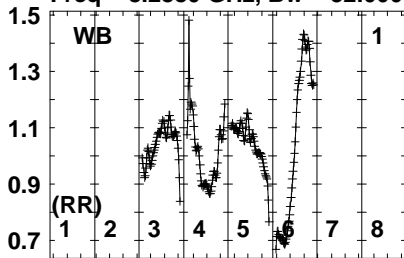
Auto-corr total-power spectrum Antenna: *

Timerange: 00/10:10:18 to 00/10:15:16

Plot file version 147 created 04-APR-2023 15:54:32

1055+018 EB092D.UVDATA.1

Freq = 8.2880 GHz, Bw = 32.000 MH No calibration applied and no bandpass applied



829032083603904204504808520
FREQ MHz

829032083603904204504808520
FREQ MHz

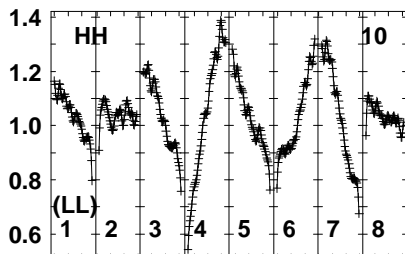
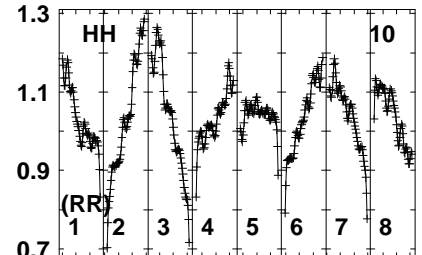
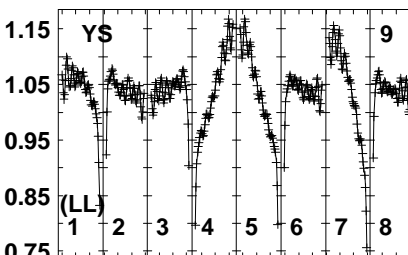
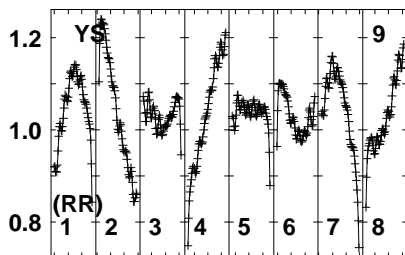
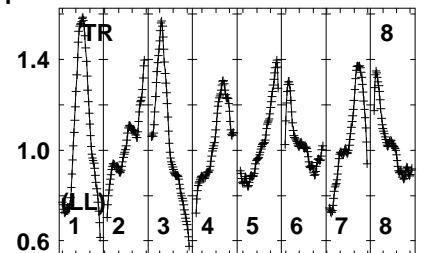
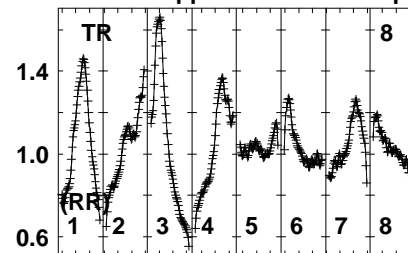
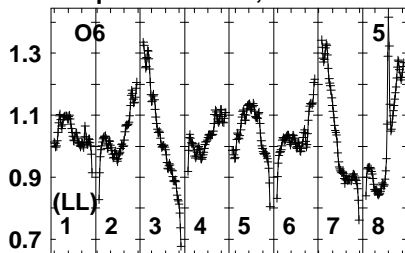
829032083603904204504808520
FREQ MHz

Lower frame: Real Jy
Auto-corr total-power spectrum Antenna: *
Timerange: 00/10:18:35 to 00/10:23:33

Plot file version 148 created 04-APR-2023 15:54:32

1055+018 EB092D.UVDATA.1

Freq = 8.2880 GHz, Bw = 32.000 MH No calibration applied and no bandpass applied



829032083603904204504808520

FREQ MHz

Lower frame: Real Jy

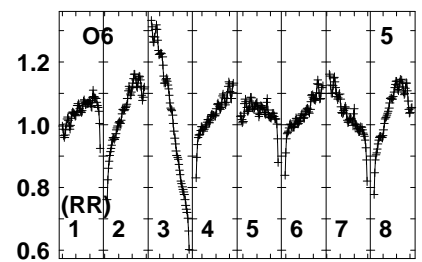
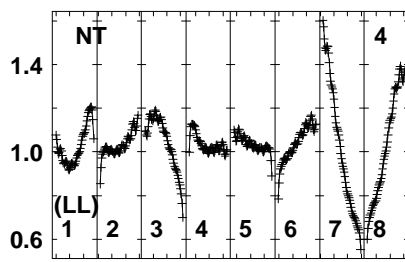
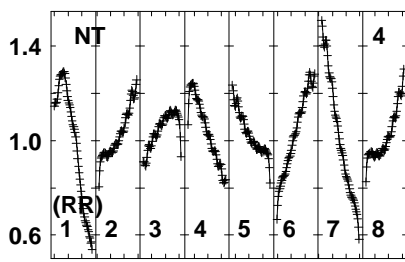
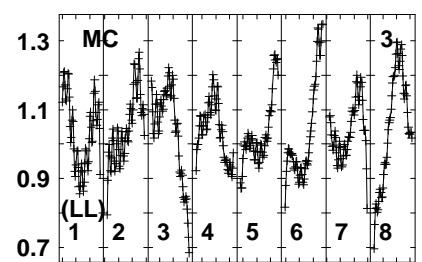
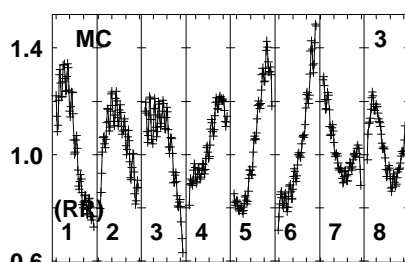
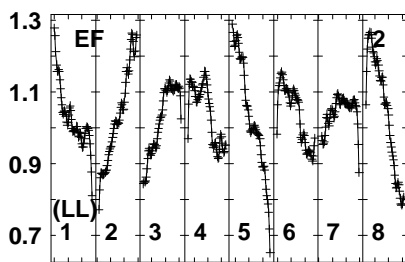
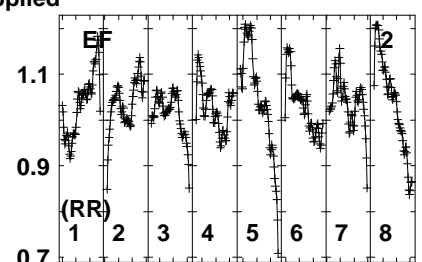
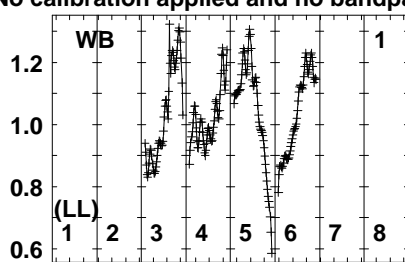
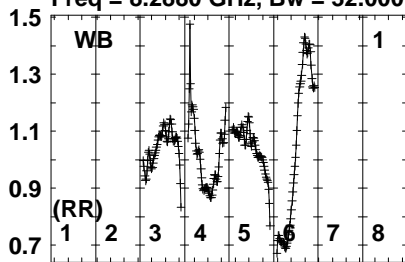
Auto-corr total-power spectrum Antenna: *

Timerange: 00/10:18:35 to 00/10:23:33

Plot file version 149 created 04-APR-2023 15:54:32

J1516 EB092D.UVDATA.1

Freq = 8.2880 GHz, Bw = 32.000 MH No calibration applied and no bandpass applied



829032083603904204504808520
FREQ MHz

829032083603904204504808520
FREQ MHz

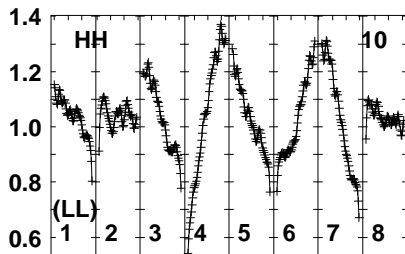
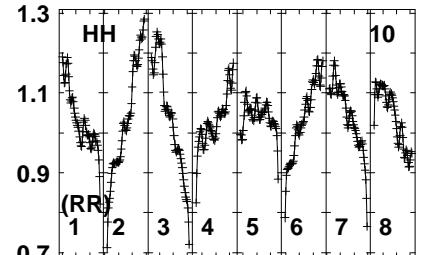
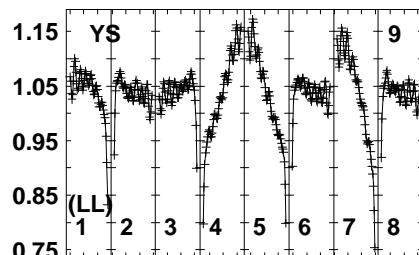
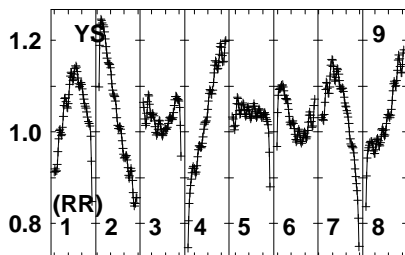
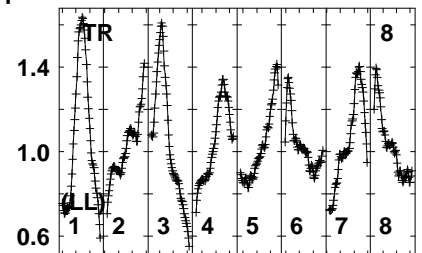
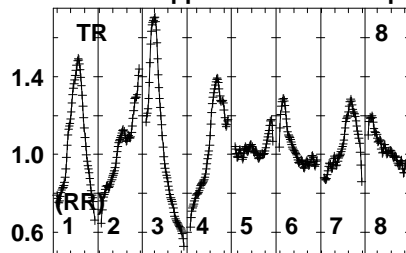
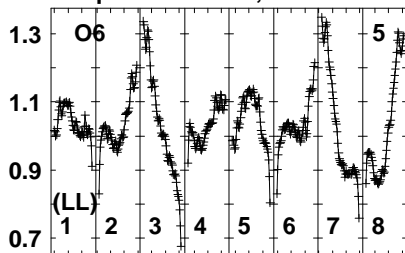
829032083603904204504808520
FREQ MHz

Lower frame: Real Jy
Auto-corr total-power spectrum Antenna: *
Timerange: 00/10:32:35 to 00/10:35:33

Plot file version 150 created 04-APR-2023 15:54:33

J1516 EB092D.UVDATA.1

Freq = 8.2880 GHz, Bw = 32.000 MH No calibration applied and no bandpass applied



829032083603904204504808520

FREQ MHz

Lower frame: Real Jy

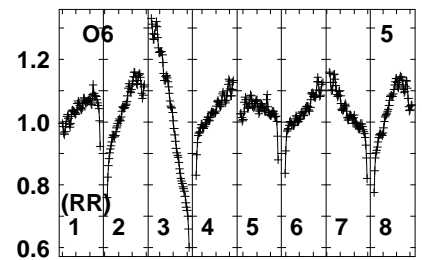
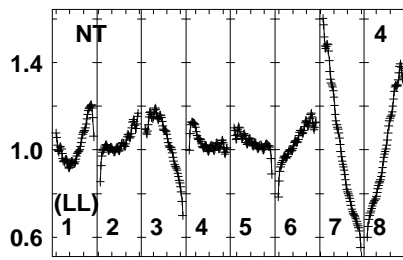
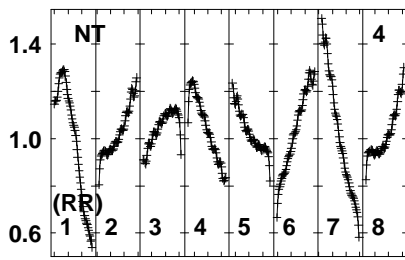
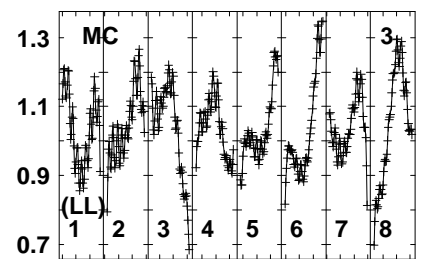
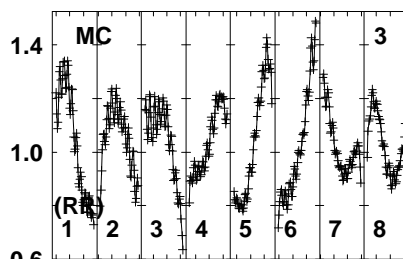
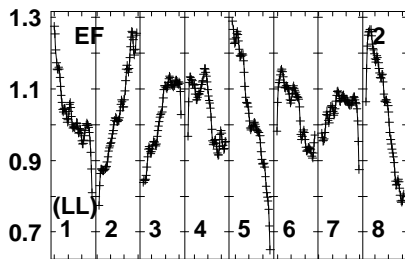
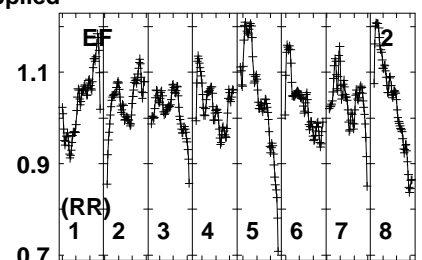
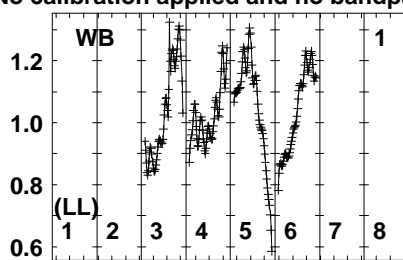
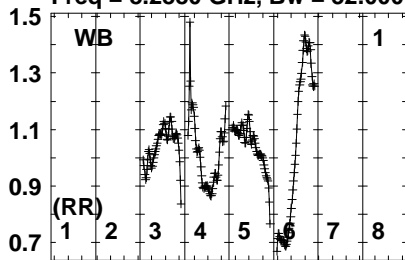
Auto-corr total-power spectrum Antenna: *

Timerange: 00/10:32:35 to 00/10:35:33

Plot file version 151 created 04-APR-2023 15:54:33

J1516 EB092D.UVDATA.1

Freq = 8.2880 GHz, Bw = 32.000 MH No calibration applied and no bandpass applied



829032083603904204504808520
FREQ MHz

829032083603904204504808520
FREQ MHz

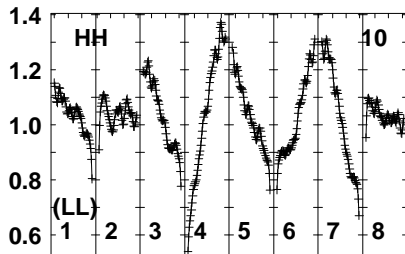
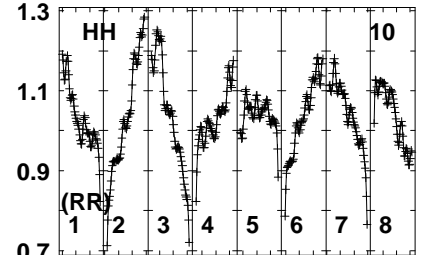
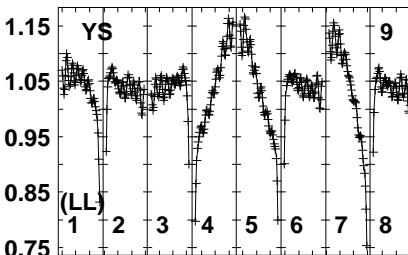
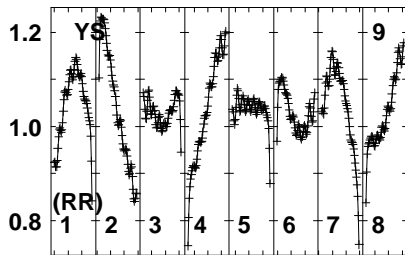
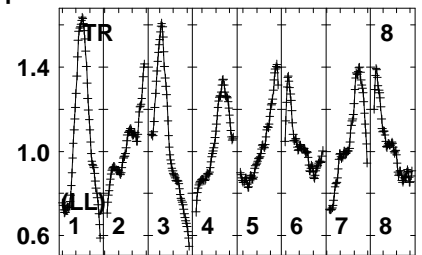
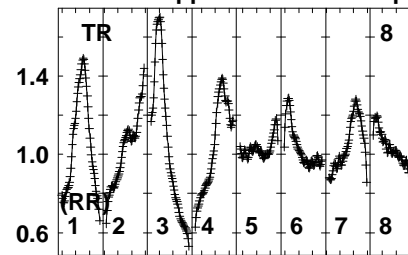
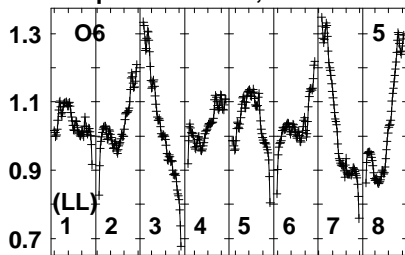
829032083603904204504808520
FREQ MHz

Lower frame: Real Jy
Auto-corr total-power spectrum Antenna: *
Timerange: 00/10:36:05 to 00/10:41:03

Plot file version 152 created 04-APR-2023 15:54:33

J1516 EB092D.UVDATA.1

Freq = 8.2880 GHz, Bw = 32.000 MH No calibration applied and no bandpass applied



829032083603904204504808520

FREQ MHz

Lower frame: Real Jy

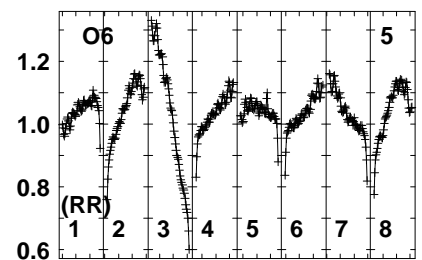
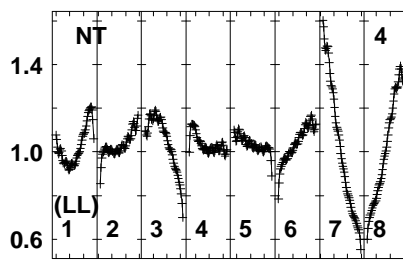
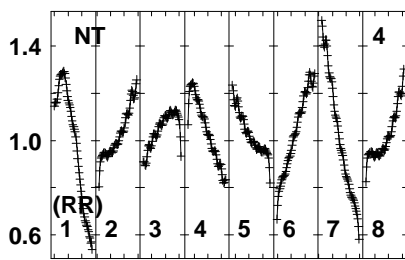
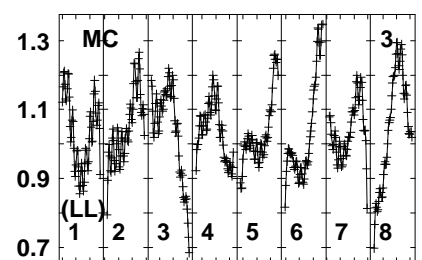
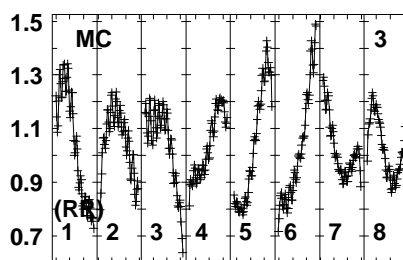
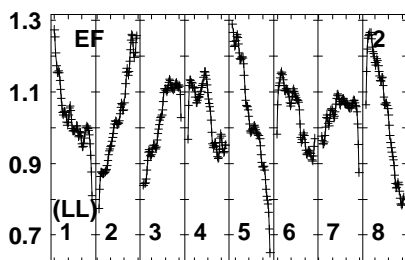
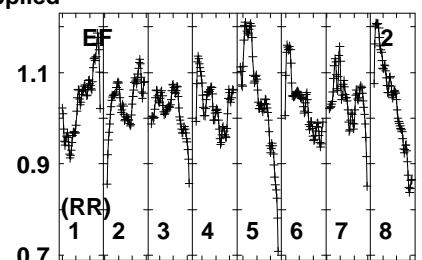
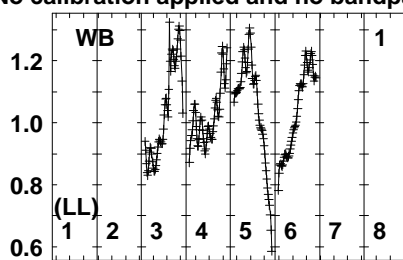
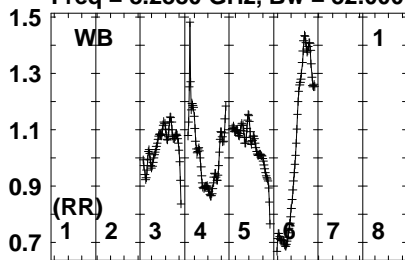
Auto-corr total-power spectrum Antenna: *

Timerange: 00/10:36:05 to 00/10:41:03

Plot file version 153 created 04-APR-2023 15:54:33

J1516 EB092D.UVDATA.1

Freq = 8.2880 GHz, Bw = 32.000 MH No calibration applied and no bandpass applied



829032083603904204504808520
FREQ MHz

829032083603904204504808520
FREQ MHz

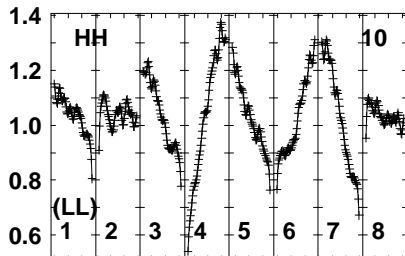
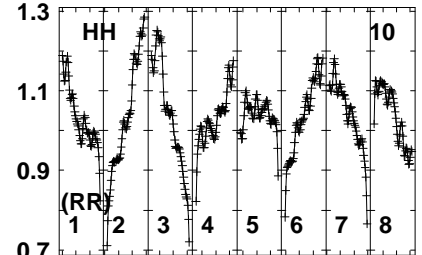
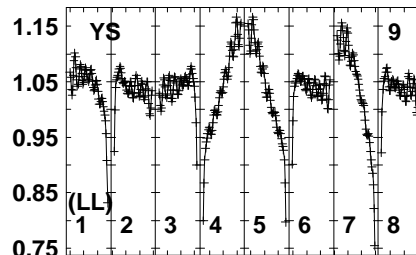
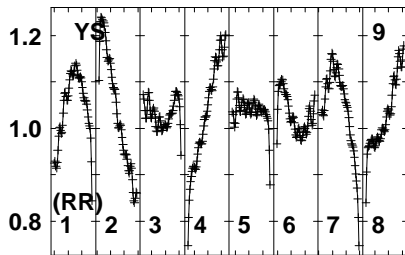
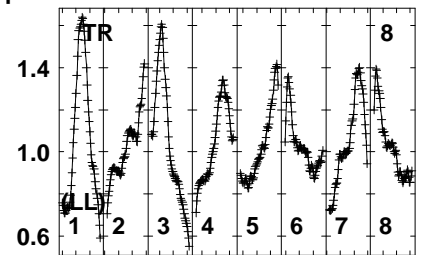
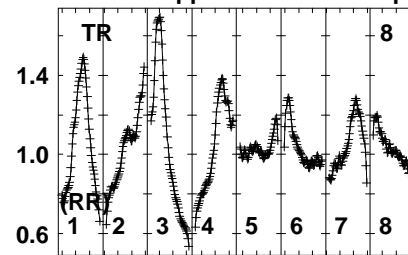
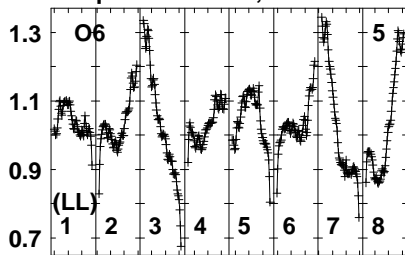
829032083603904204504808520
FREQ MHz

Lower frame: Real Jy
Auto-corr total-power spectrum Antenna: *
Timerange: 00/10:41:35 to 00/10:46:33

Plot file version 154 created 04-APR-2023 15:54:33

J1516 EB092D.UVDATA.1

Freq = 8.2880 GHz, Bw = 32.000 MH No calibration applied and no bandpass applied



829032083603904204504808520

FREQ MHz

Lower frame: Real Jy

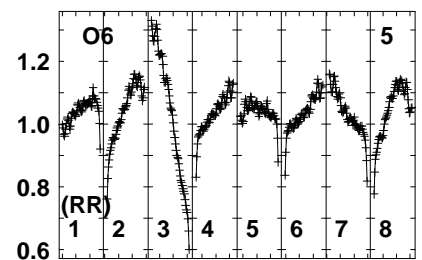
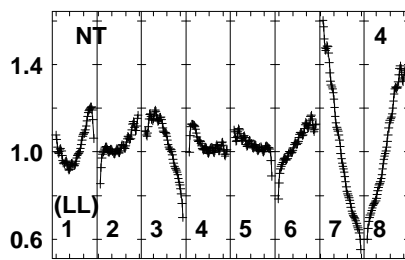
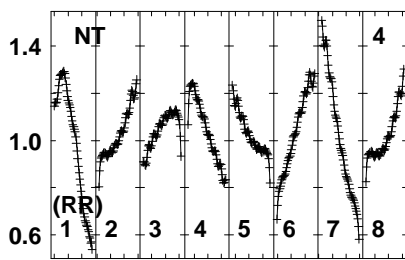
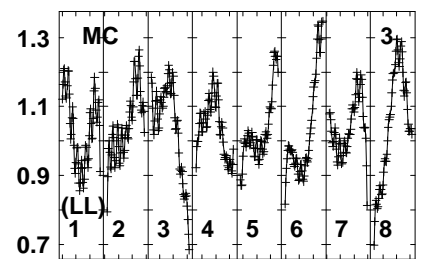
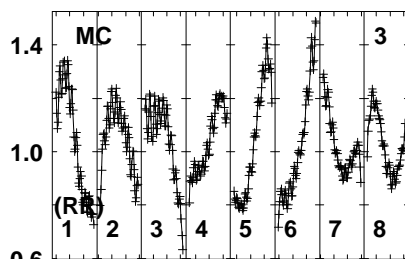
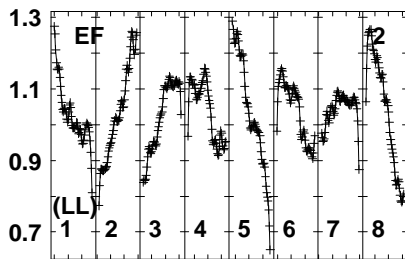
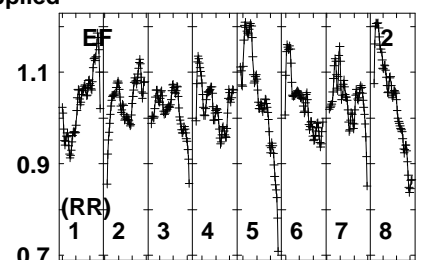
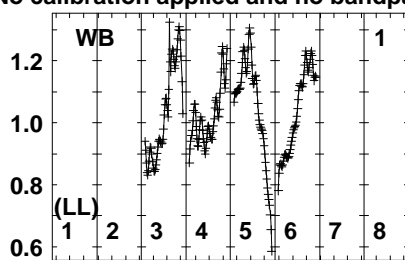
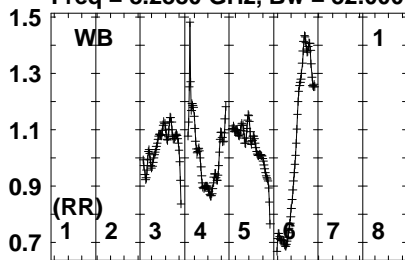
Auto-corr total-power spectrum Antenna: *

Timerange: 00/10:41:35 to 00/10:46:33

Plot file version 155 created 04-APR-2023 15:54:34

J1516 EB092D.UVDATA.1

Freq = 8.2880 GHz, Bw = 32.000 MH No calibration applied and no bandpass applied



829032083603904204504808520
FREQ MHz

829032083603904204504808520
FREQ MHz

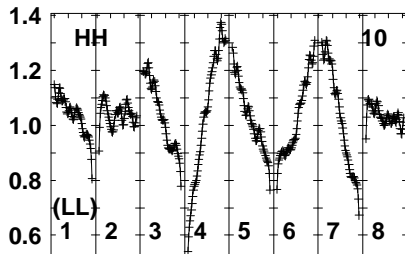
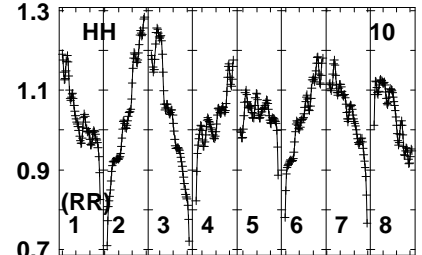
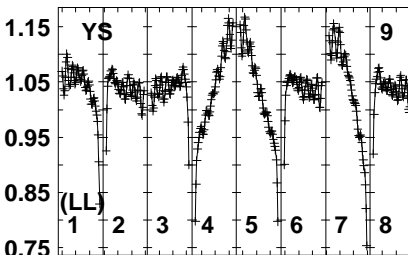
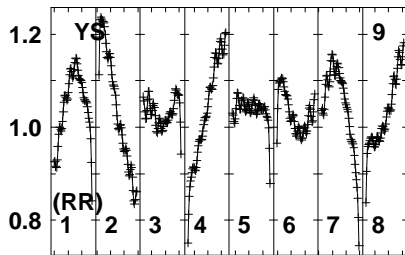
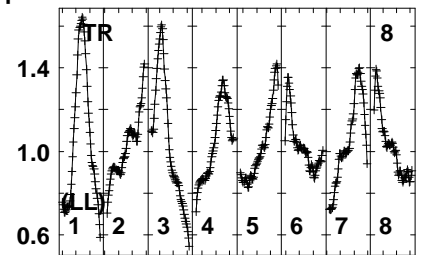
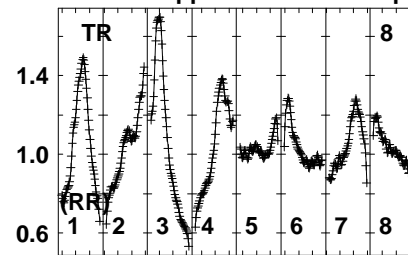
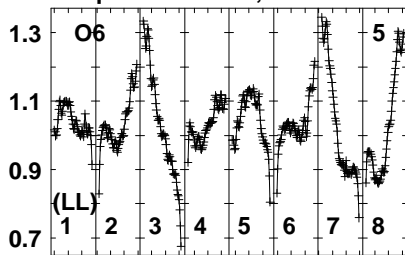
829032083603904204504808520
FREQ MHz

Lower frame: Real Jy
Auto-corr total-power spectrum Antenna: *
Timerange: 00/10:47:05 to 00/10:52:03

Plot file version 156 created 04-APR-2023 15:54:34

J1516 EB092D.UVDATA.1

Freq = 8.2880 GHz, Bw = 32.000 MH No calibration applied and no bandpass applied



829032083603904204504808520

FREQ MHz

Lower frame: Real Jy

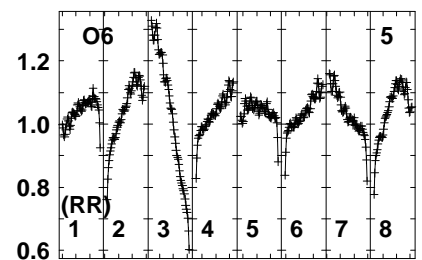
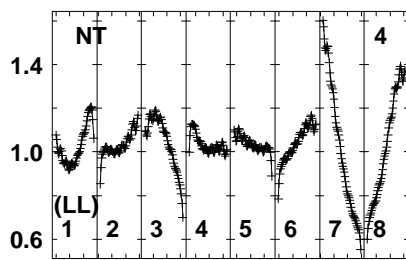
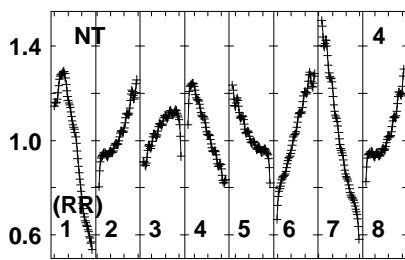
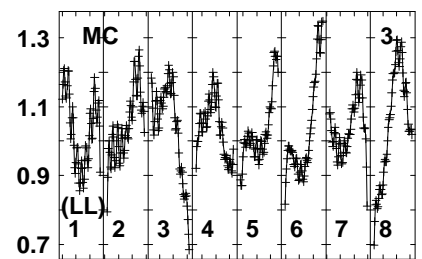
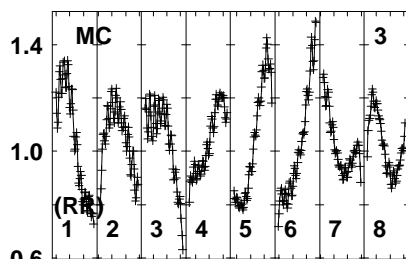
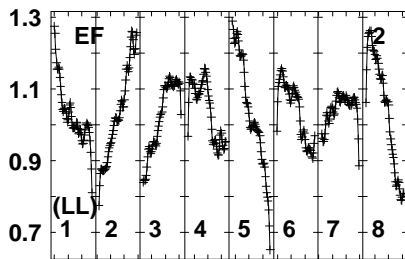
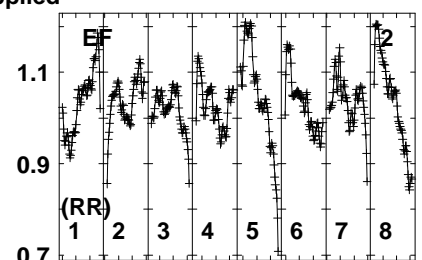
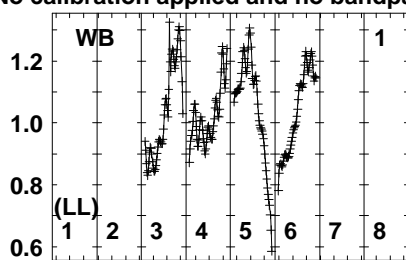
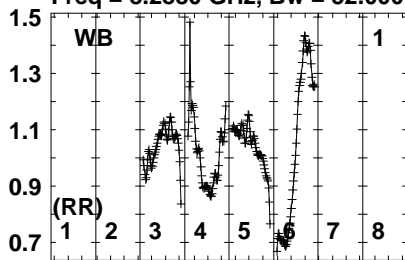
Auto-corr total-power spectrum Antenna: *

Timerange: 00/10:47:05 to 00/10:52:03

Plot file version 157 created 04-APR-2023 15:54:34

J1516 EB092D.UVDATA.1

Freq = 8.2880 GHz, Bw = 32.000 MH No calibration applied and no bandpass applied



829032083603904204504808520
FREQ MHz

829032083603904204504808520
FREQ MHz

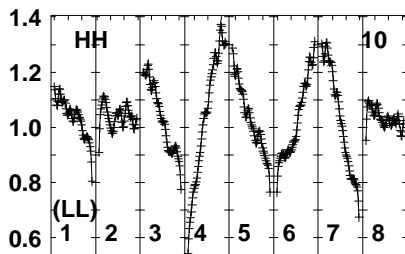
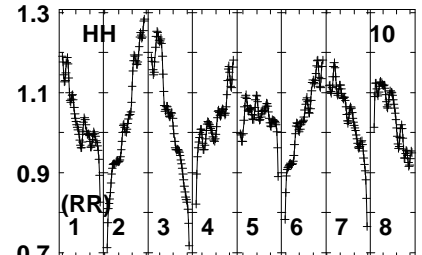
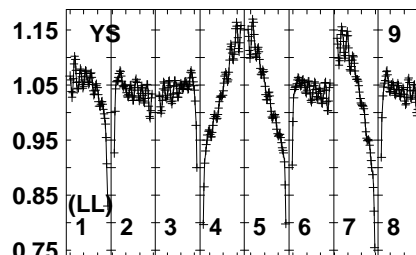
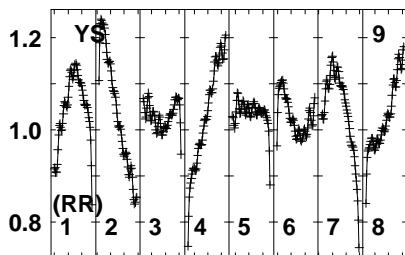
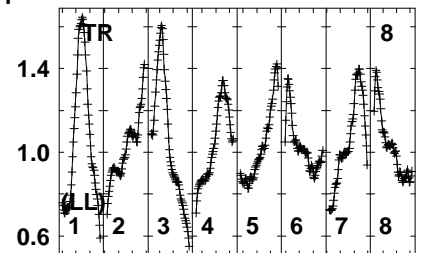
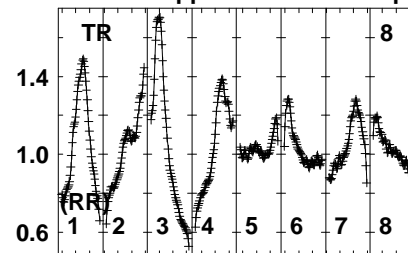
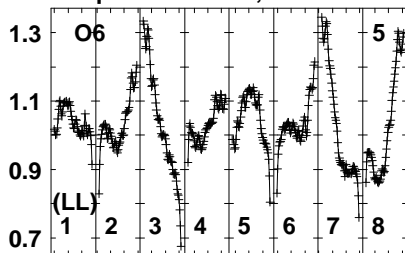
829032083603904204504808520
FREQ MHz

Lower frame: Real Jy
Auto-corr total-power spectrum Antenna: *
Timerange: 00/10:52:35 to 00/10:57:33

Plot file version 158 created 04-APR-2023 15:54:34

J1516 EB092D.UVDATA.1

Freq = 8.2880 GHz, Bw = 32.000 MH No calibration applied and no bandpass applied



829032083603904204504808520

FREQ MHz

Lower frame: Real Jy

Auto-corr total-power spectrum Antenna: *

Timerange: 00/10:52:35 to 00/10:57:33