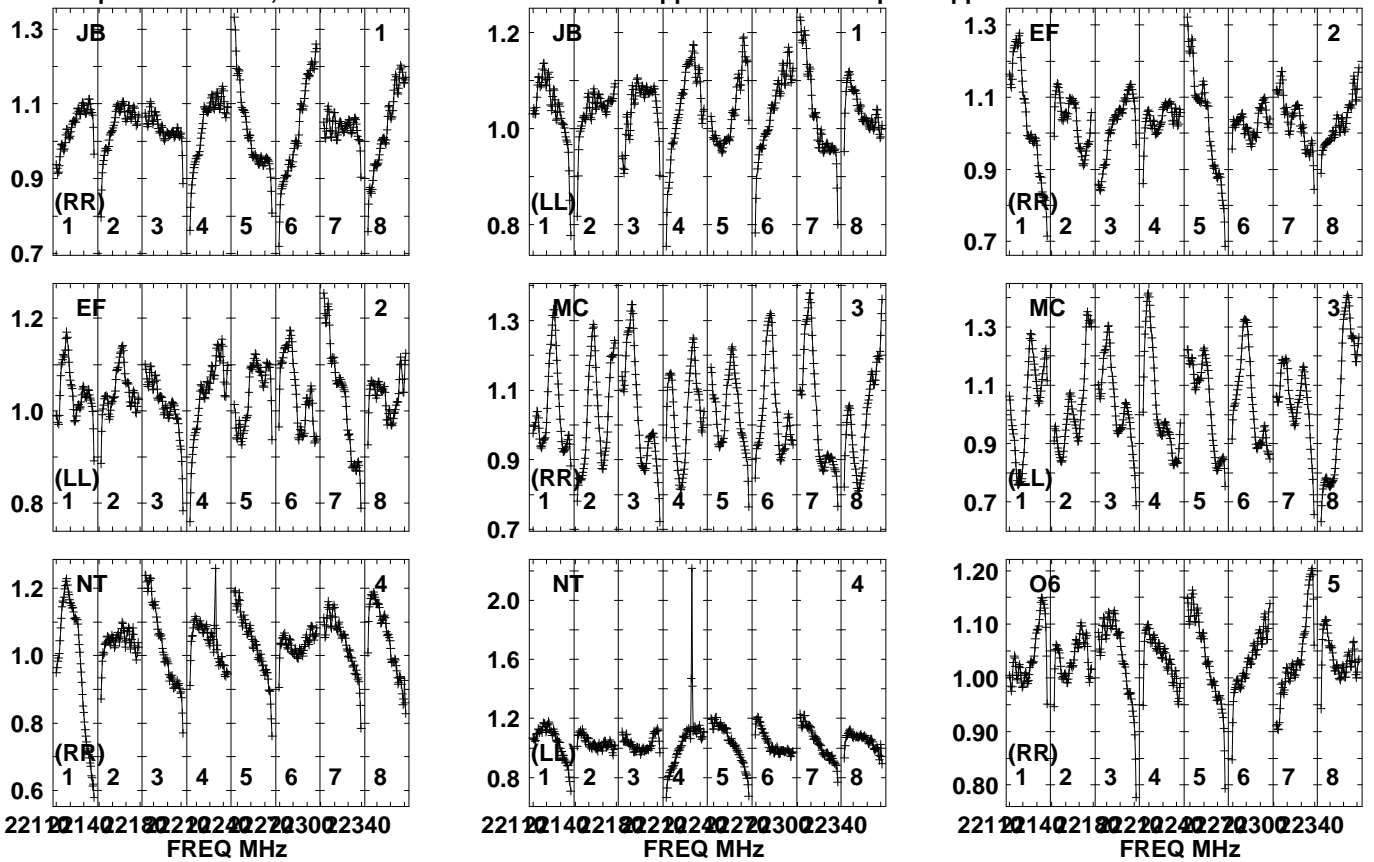


Plot file version 1 created 21-FEB-2023 15:50:46

CTA102 EB092E.UVDATA.1

Freq = 22.1080 GHz, Bw = 32.000 MH No calibration applied and no bandpass applied

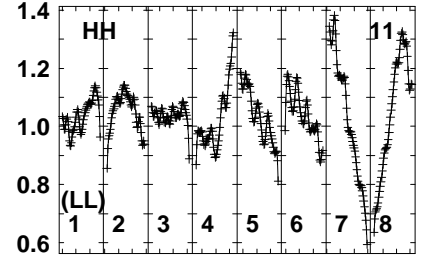
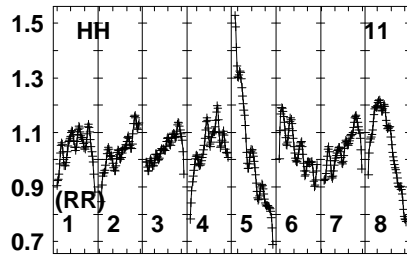
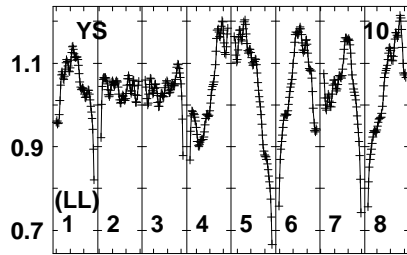
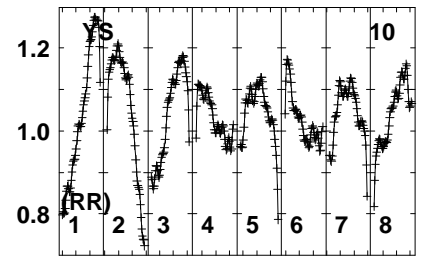
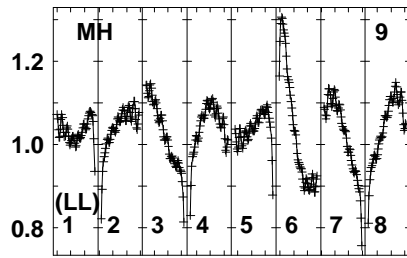
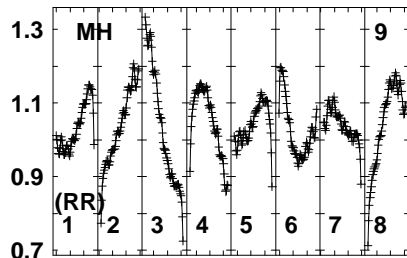
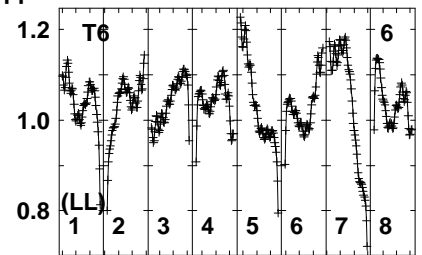
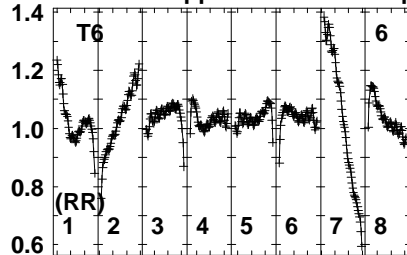
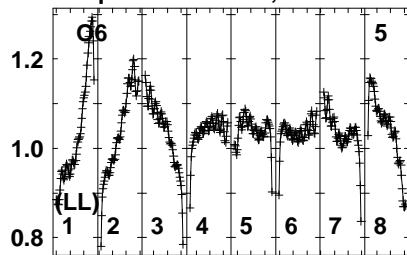


Lower frame: Real Jy
Auto-corr total-power spectrum Antenna: *
Timerange: 00/15:00:01 to 00/15:04:59

Plot file version 2 created 21-FEB-2023 15:50:47

CTA102 EB092E.UVDATA.1

Freq = 22.1080 GHz, Bw = 32.000 MH No calibration applied and no bandpass applied



221021402218022240222802230022340
FREQ MHz

221021402218022240222802230022340
FREQ MHz

221021402218022240222802230022340
FREQ MHz

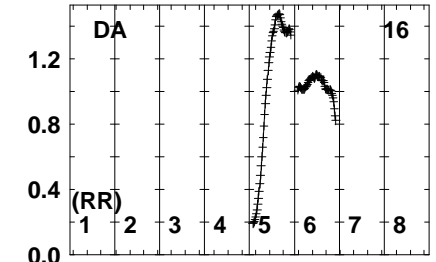
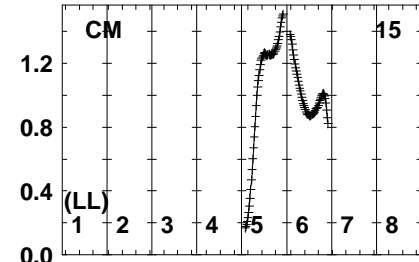
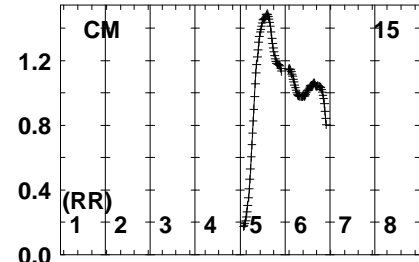
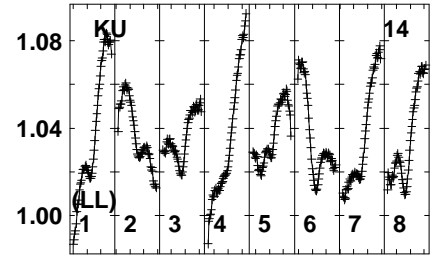
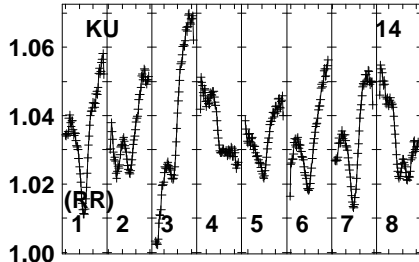
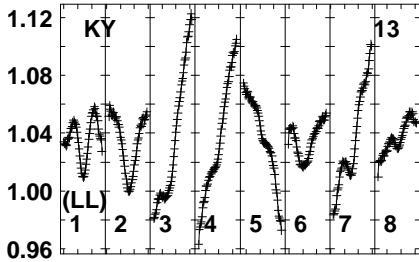
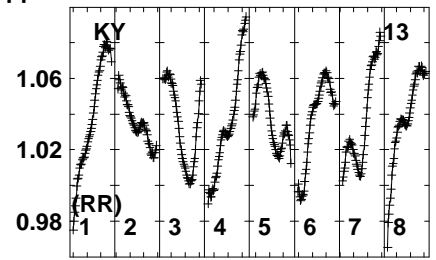
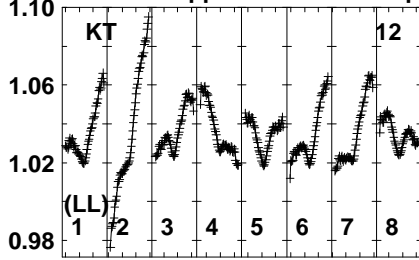
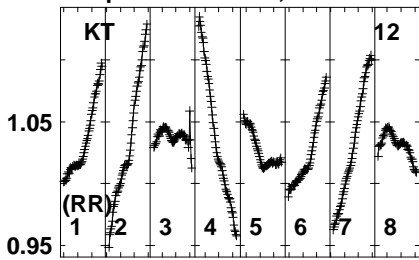
Lower frame: Real Jy
Auto-corr total-power spectrum Antenna: *
Timerange: 00/15:00:01 to 00/15:04:59

Plot file version 3 created 21-FEB-2023 15:50:47

CTA102 EB092E.UVDATA.1

Freq = 22.1080 GHz, Bw = 32.000 MH

No calibration applied and no bandpass applied



221 22140 2180 2220 2400 2270 300 2340
FREQ MHz

221 22140 2180 2220 2400 2270 300 2340
FREQ MHz

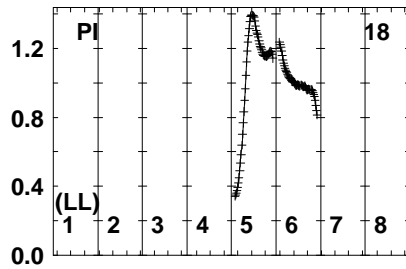
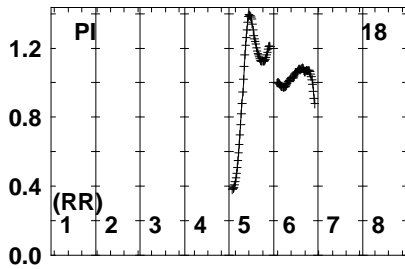
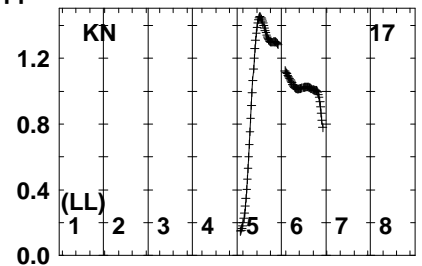
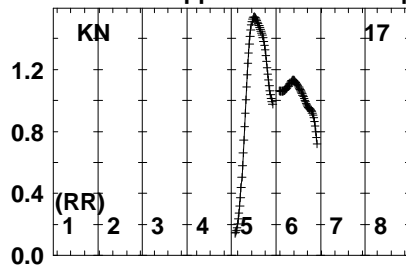
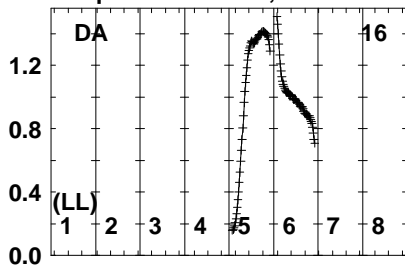
221 22140 2180 2220 2400 2270 300 2340
FREQ MHz

Lower frame: Real Jy
Auto-corr total-power spectrum Antenna: *
Timerange: 00/15:00:01 to 00/15:04:59

Plot file version 4 created 21-FEB-2023 15:50:48

CTA102 EB092E.UVDATA.1

Freq = 22.1080 GHz, Bw = 32.000 MH No calibration applied and no bandpass applied

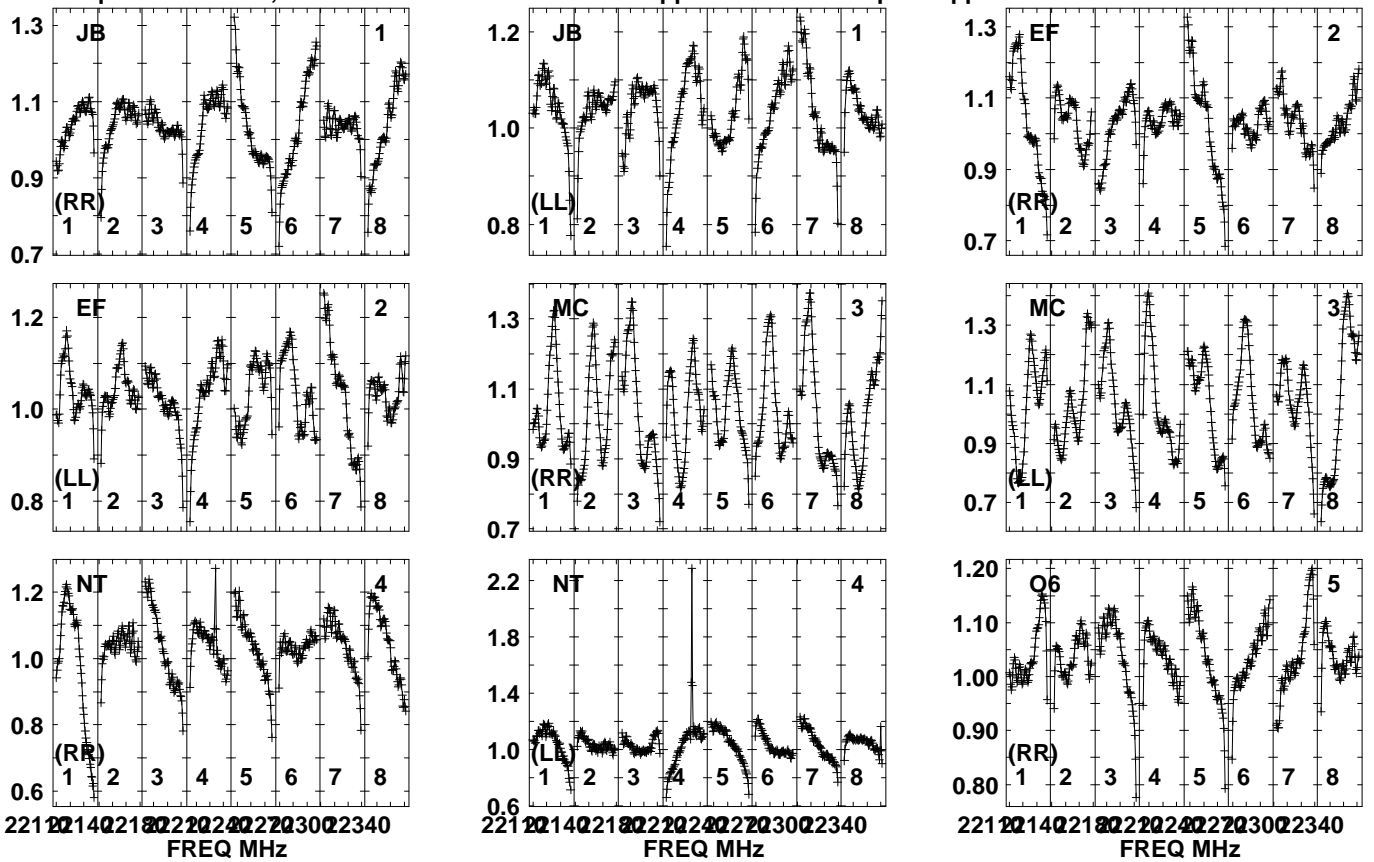


Lower frame: Real Jy
Auto-corr total-power spectrum Antenna: *
Timerange: 00/15:00:01 to 00/15:04:59

Plot file version 5 created 21-FEB-2023 15:50:48

BLLAC EB092E.UVDATA.1

Freq = 22.1080 GHz, Bw = 32.000 MH No calibration applied and no bandpass applied

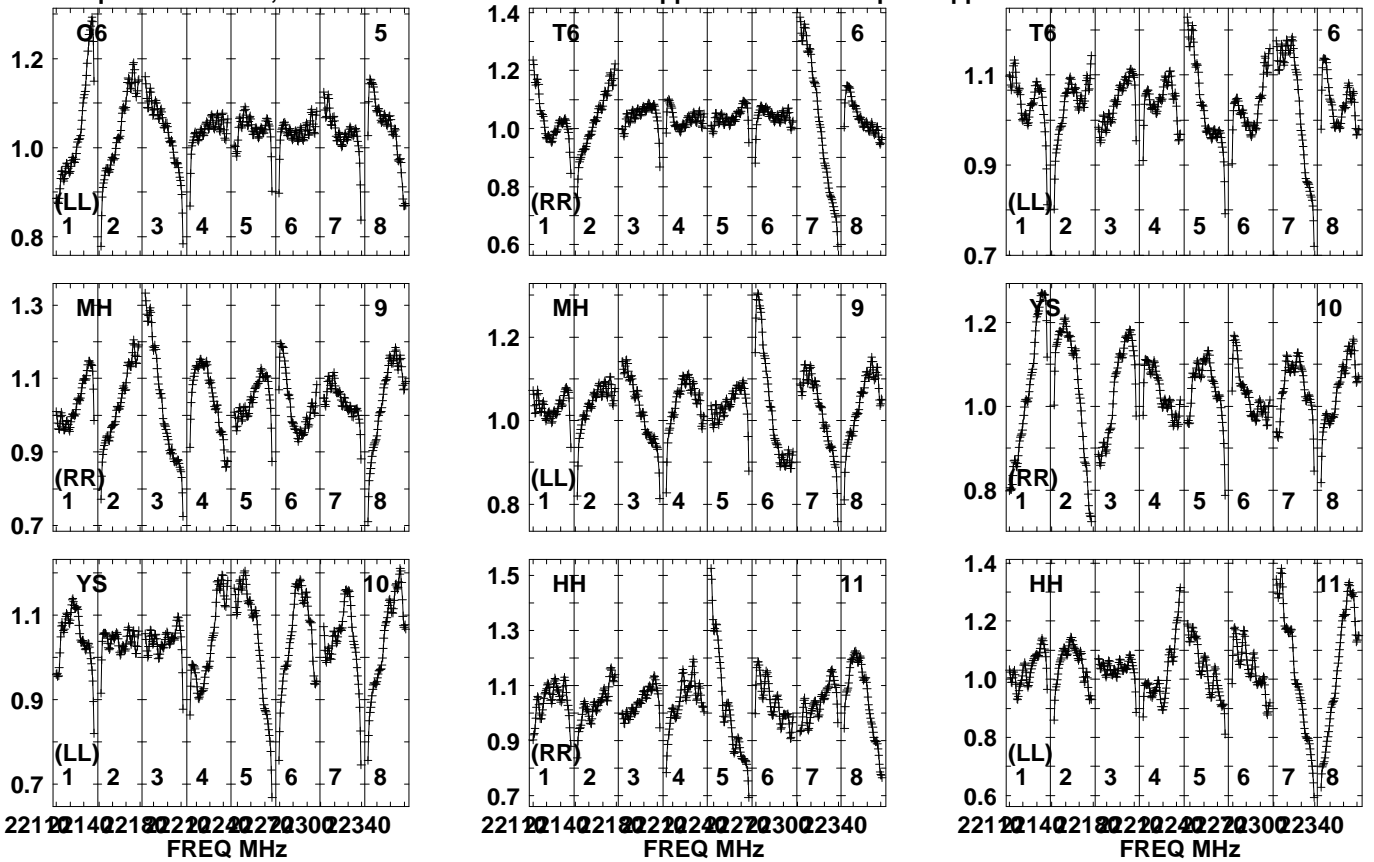


Lower frame: Real Jy
Auto-corr total-power spectrum Antenna: *
Timerange: 00/15:07:15 to 00/15:12:13

Plot file version 6 created 21-FEB-2023 15:50:48

BLLAC EB092E.UVDATA.1

Freq = 22.1080 GHz, Bw = 32.000 MHz No calibration applied and no bandpass applied



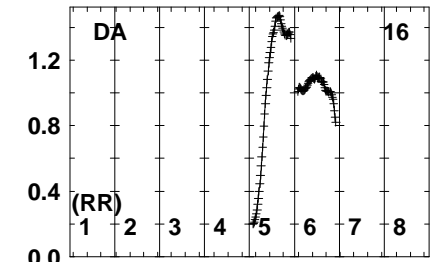
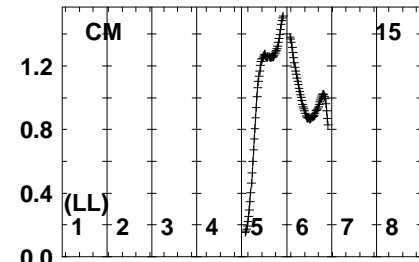
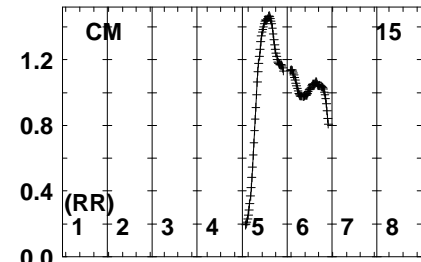
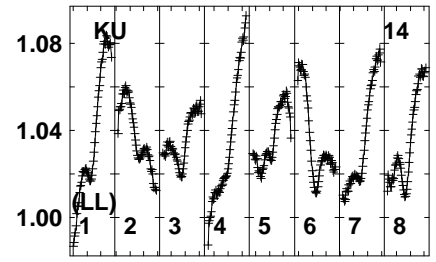
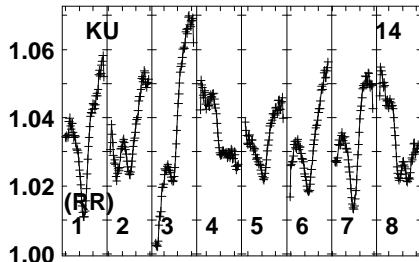
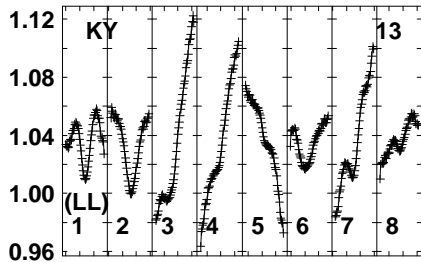
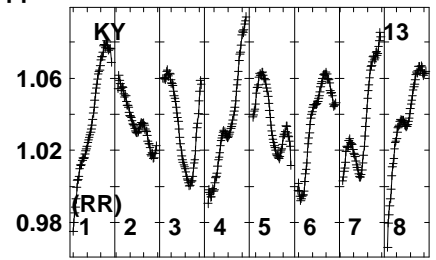
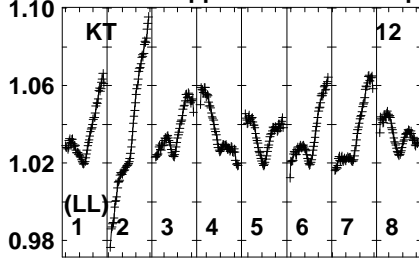
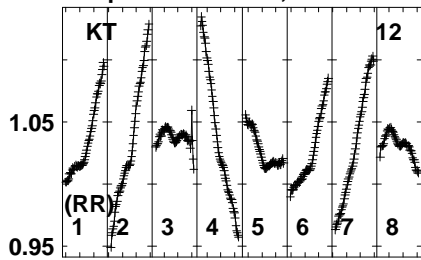
Lower frame: Real Jy
Auto-corr total-power spectrum Antenna: *
Timerange: 00/15:07:15 to 00/15:12:13

Plot file version 7 created 21-FEB-2023 15:50:49

BLLAC EB092E.UVDATA.1

Freq = 22.1080 GHz, Bw = 32.000 MH

No calibration applied and no bandpass applied



221 221402180222024022703002340
FREQ MHz

221 221402180222024022703002340
FREQ MHz

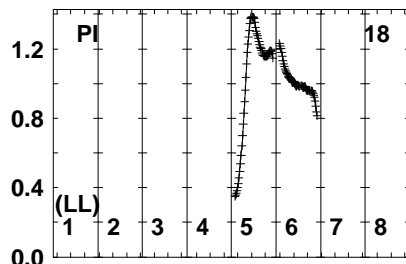
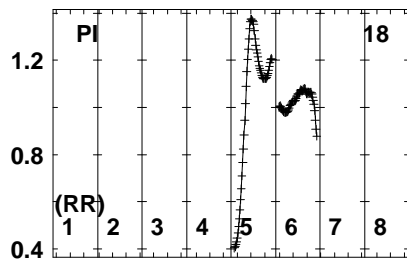
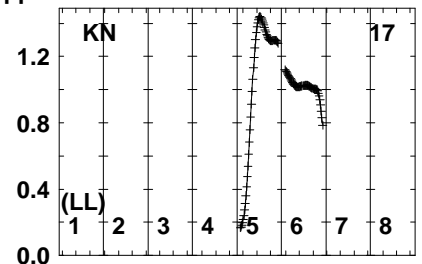
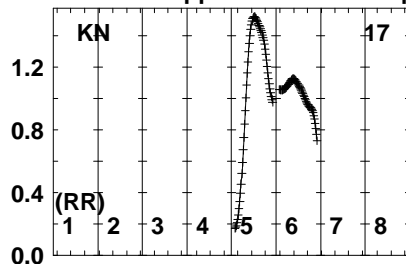
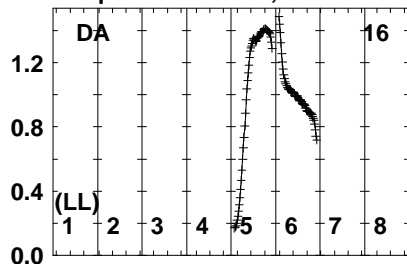
221 221402180222024022703002340
FREQ MHz

Lower frame: Real Jy
Auto-corr total-power spectrum Antenna: *
Timerange: 00/15:07:15 to 00/15:12:13

Plot file version 8 created 21-FEB-2023 15:50:50

BLLAC EB092E.UVDATA.1

Freq = 22.1080 GHz, Bw = 32.000 MH No calibration applied and no bandpass applied

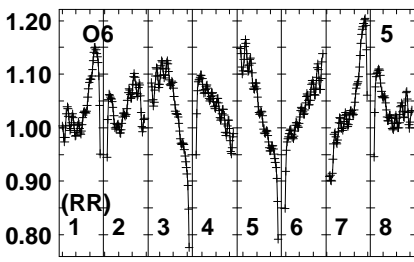
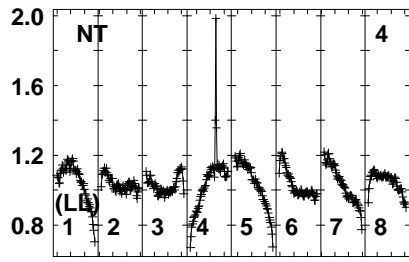
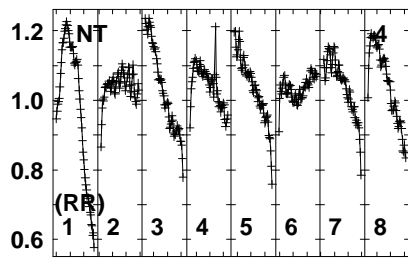
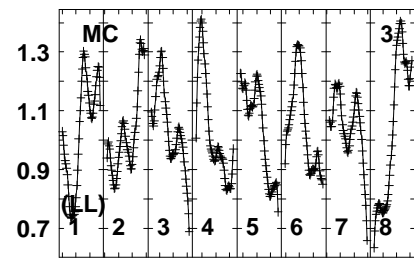
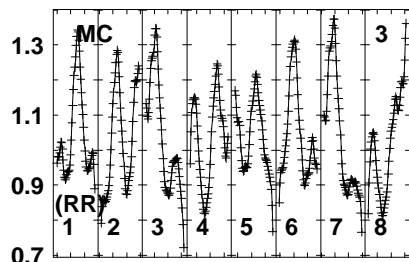
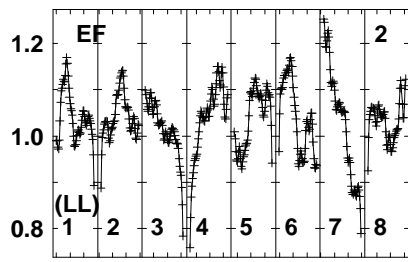
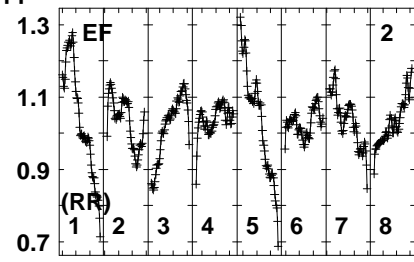
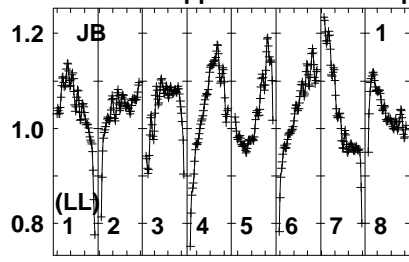
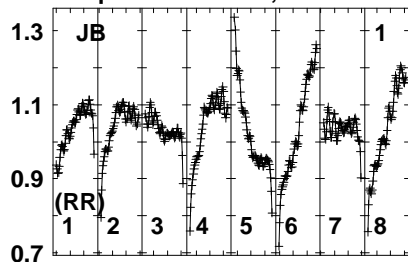


Lower frame: Real Jy
Auto-corr total-power spectrum Antenna: *
Timerange: 00/15:07:15 to 00/15:12:13

Plot file version 9 created 21-FEB-2023 15:50:50

J0119 EB092E.UVDATA.1

Freq = 22.1080 GHz, Bw = 32.000 MH No calibration applied and no bandpass applied



22102140221802224022240222030022340
FREQ MHz

22102140221802224022240222030022340
FREQ MHz

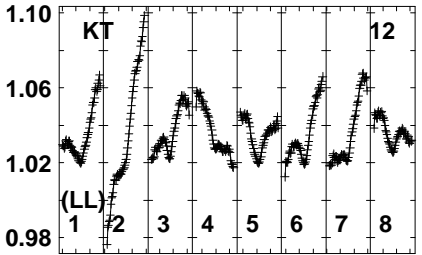
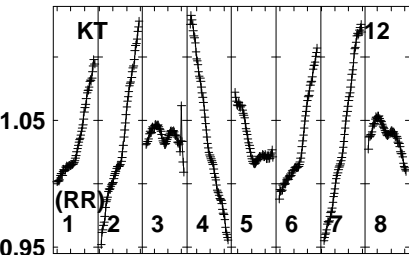
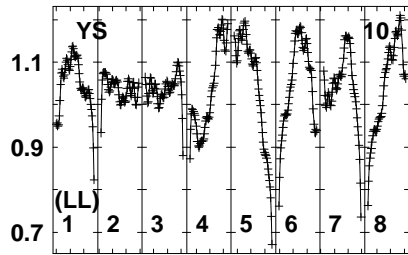
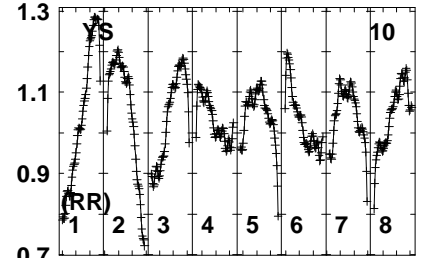
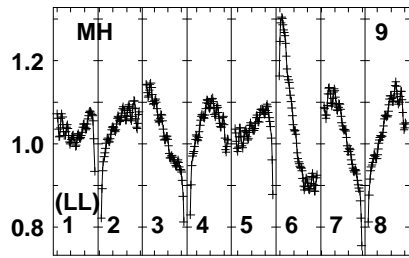
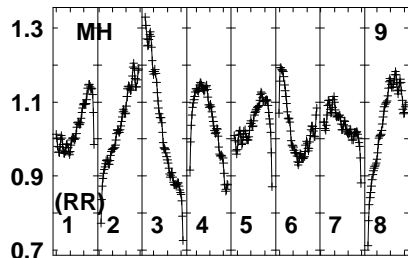
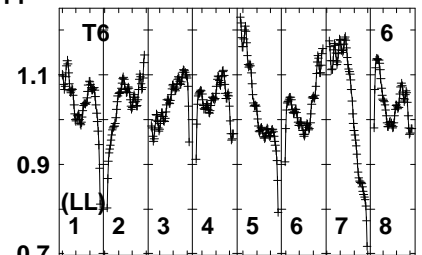
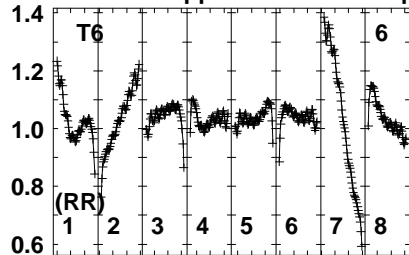
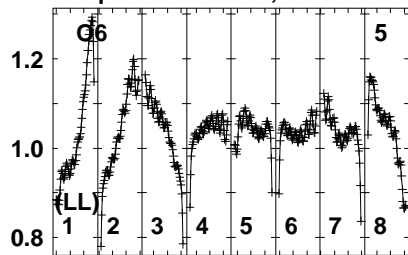
22102140221802224022240222030022340
FREQ MHz

Lower frame: Real Jy
Auto-corr total-power spectrum Antenna: *
Timerange: 00/15:20:15 to 00/15:23:13

Plot file version 10 created 21-FEB-2023 15:50:50

J0119 EB092E.UVDATA.1

Freq = 22.1080 GHz, Bw = 32.000 MH No calibration applied and no bandpass applied



22100 22140 22180 22220 22260 22300 22340
FREQ MHz

22100 22140 22180 22220 22260 22300 22340
FREQ MHz

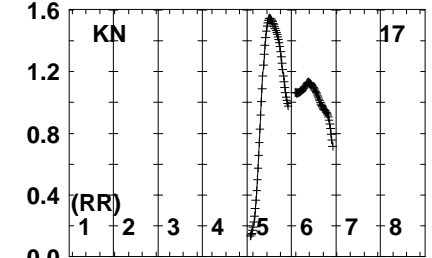
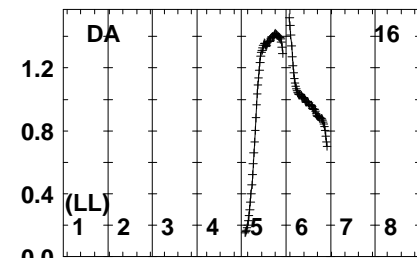
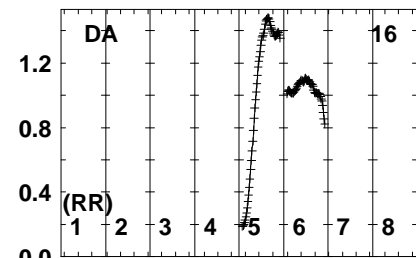
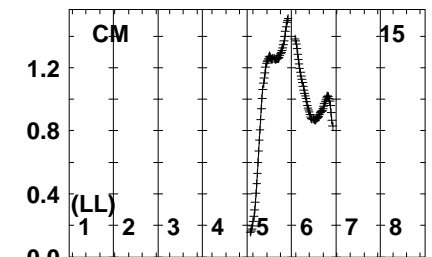
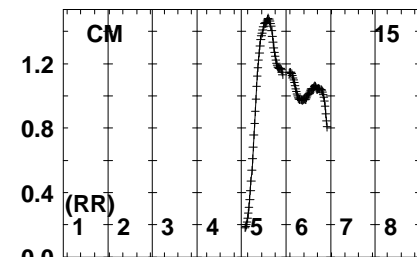
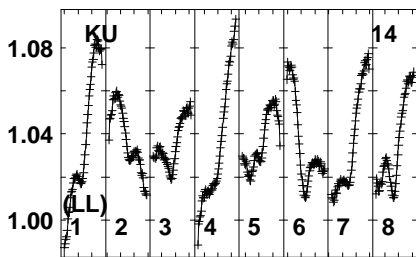
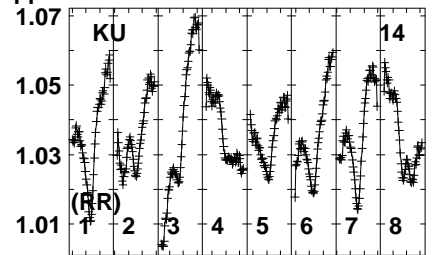
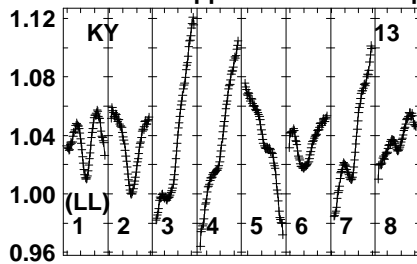
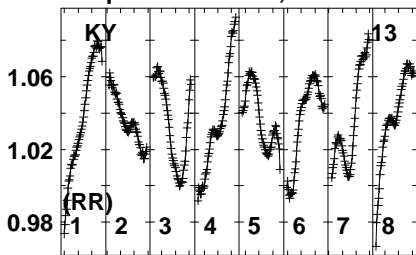
22100 22140 22180 22220 22260 22300 22340
FREQ MHz

Lower frame: Real Jy
Auto-corr total-power spectrum Antenna: *
Timerange: 00/15:20:15 to 00/15:23:13

Plot file version 11 created 21-FEB-2023 15:50:51

J0119 EB092E.UVDATA.1

Freq = 22.1080 GHz, Bw = 32.000 MH No calibration applied and no bandpass applied



221 22140 22180 22220 22260 22300 22340
FREQ MHz

221 22140 22180 22220 22260 22300 22340
FREQ MHz

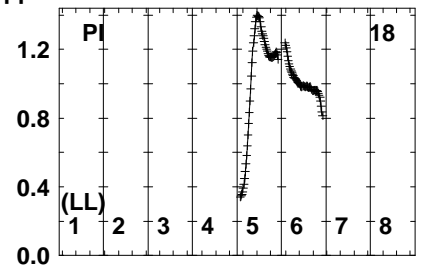
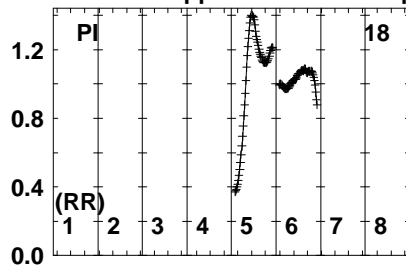
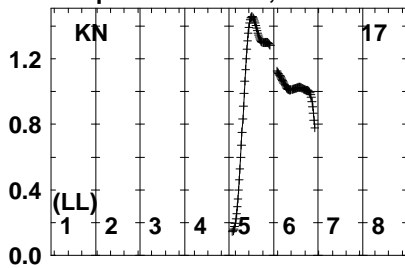
221 22140 22180 22220 22260 22300 22340
FREQ MHz

Lower frame: Real Jy
Auto-corr total-power spectrum Antenna: *
Timerange: 00/15:20:15 to 00/15:23:13

Plot file version 12 created 21-FEB-2023 15:50:51

J0119 EB092E.UVDATA.1

Freq = 22.1080 GHz, Bw = 32.000 MH No calibration applied and no bandpass applied

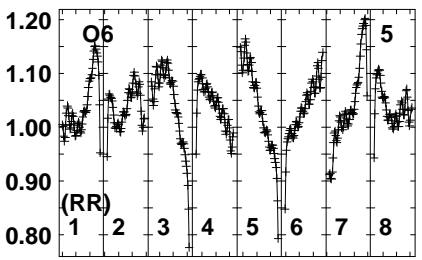
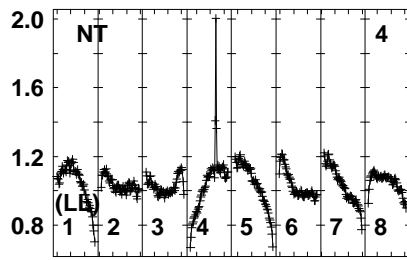
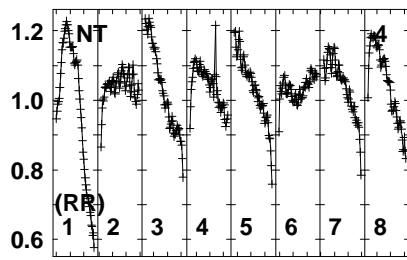
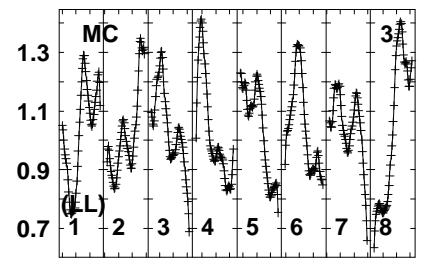
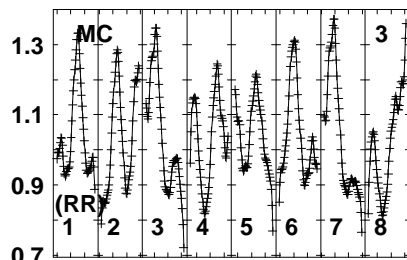
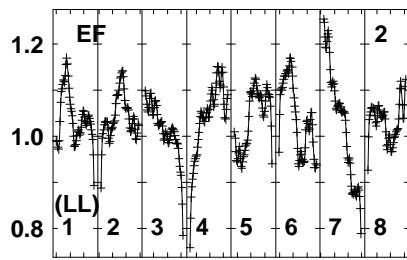
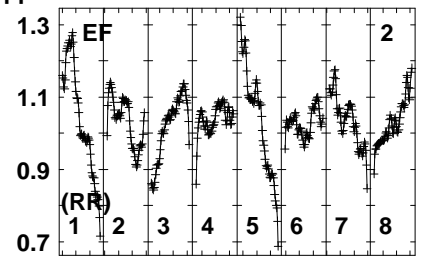
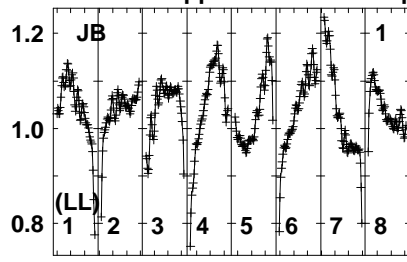
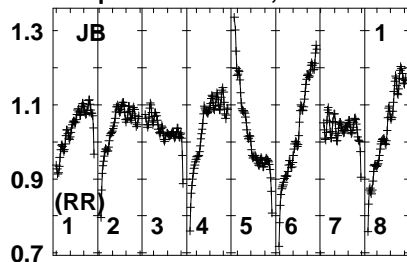


Lower frame: Real Jy
Auto-corr total-power spectrum Antenna: *
Timerange: 00/15:20:15 to 00/15:23:13

Plot file version 13 created 21-FEB-2023 15:50:51

J0119 EB092E.UVDATA.1

Freq = 22.1080 GHz, Bw = 32.000 MH No calibration applied and no bandpass applied



22100 22140 22180 22220 22260 22300 22340
FREQ MHz

22100 22140 22180 22220 22260 22300 22340
FREQ MHz

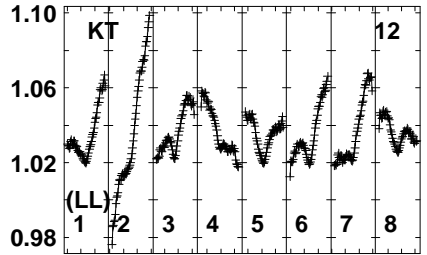
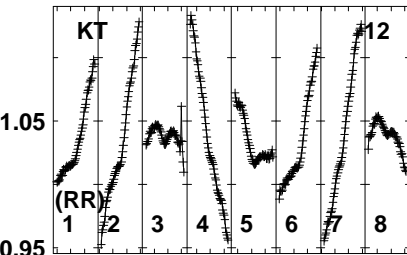
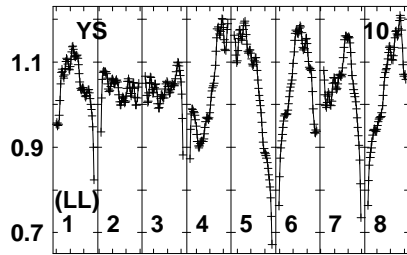
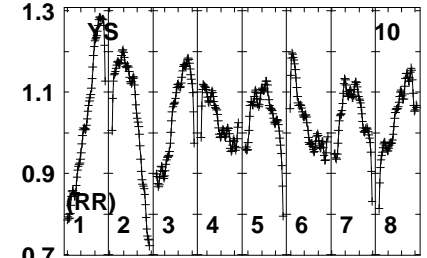
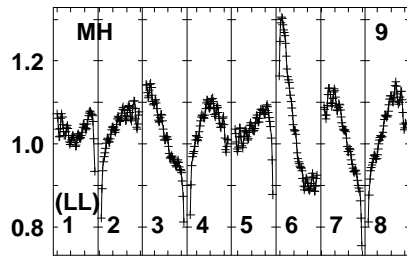
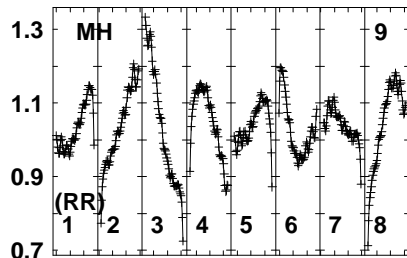
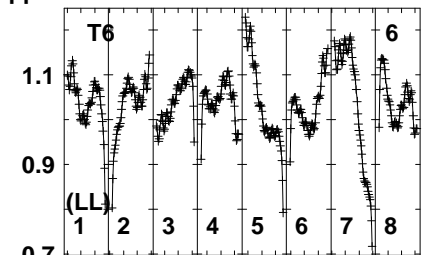
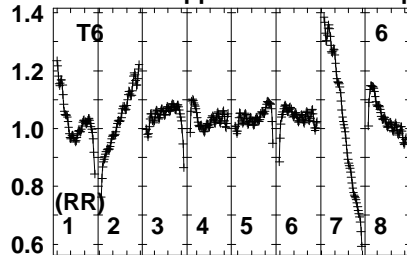
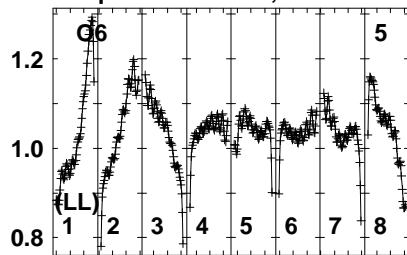
22100 22140 22180 22220 22260 22300 22340
FREQ MHz

Lower frame: Real Jy
Auto-corr total-power spectrum Antenna: *
Timerange: 00/15:23:45 to 00/15:28:43

Plot file version 14 created 21-FEB-2023 15:50:52

J0119 EB092E.UVDATA.1

Freq = 22.1080 GHz, Bw = 32.000 MH No calibration applied and no bandpass applied



22100 22140 22180 22220 22260 22300 22340

22100 22140 22180 22220 22260 22300 22340

22100 22140 22180 22220 22260 22300 22340

FREQ MHz

FREQ MHz

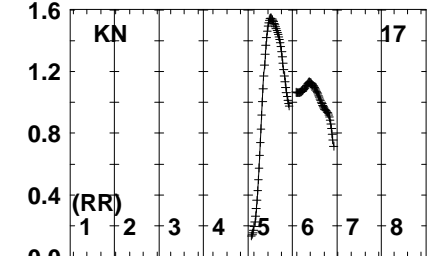
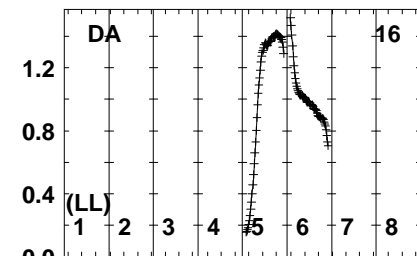
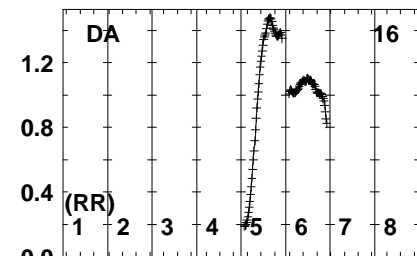
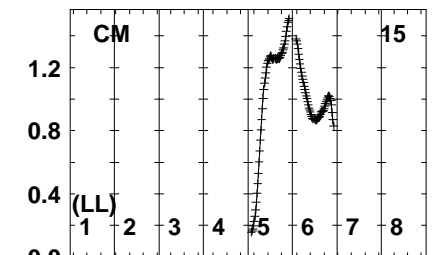
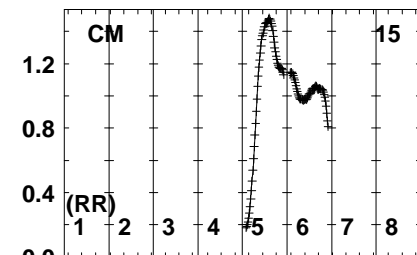
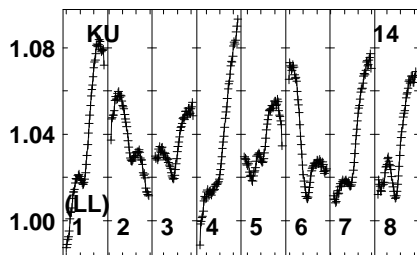
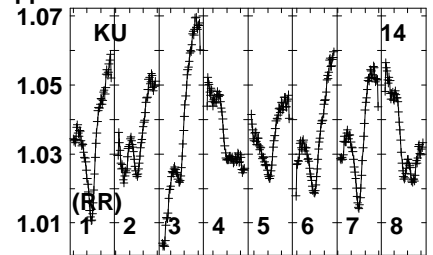
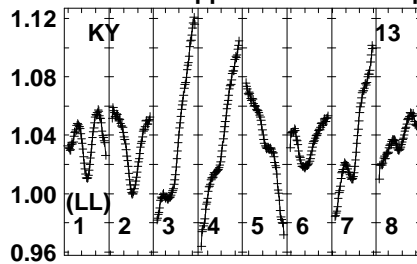
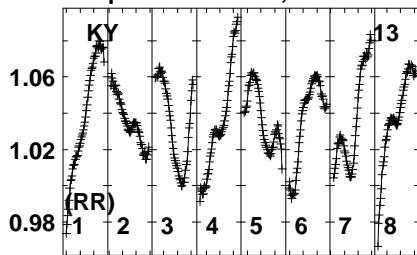
FREQ MHz

Lower frame: Real Jy
Auto-corr total-power spectrum Antenna: *
Timerange: 00/15:23:45 to 00/15:28:43

Plot file version 15 created 21-FEB-2023 15:50:52

J0119 EB092E.UVDATA.1

Freq = 22.1080 GHz, Bw = 32.000 MH No calibration applied and no bandpass applied



221 22140 22180 22220 22260 22300 22340
FREQ MHz

221 22140 22180 22220 22260 22300 22340
FREQ MHz

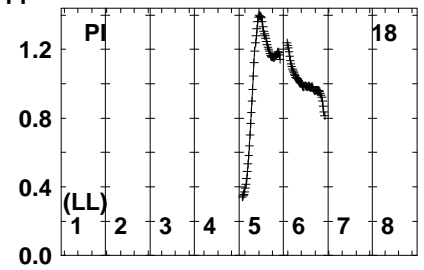
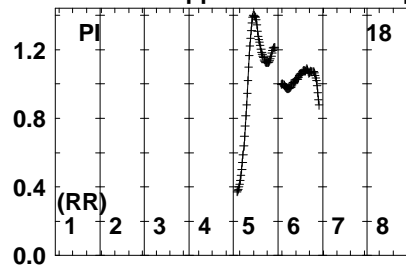
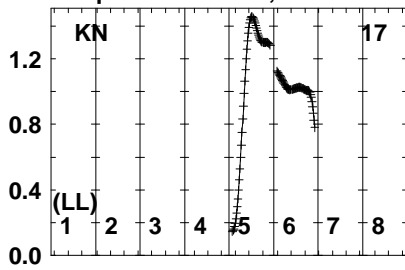
221 22140 22180 22220 22260 22300 22340
FREQ MHz

Lower frame: Real Jy
Auto-corr total-power spectrum Antenna: *
Timerange: 00/15:23:45 to 00/15:28:43

Plot file version 16 created 21-FEB-2023 15:50:53

J0119 EB092E.UVDATA.1

Freq = 22.1080 GHz, Bw = 32.000 MH No calibration applied and no bandpass applied

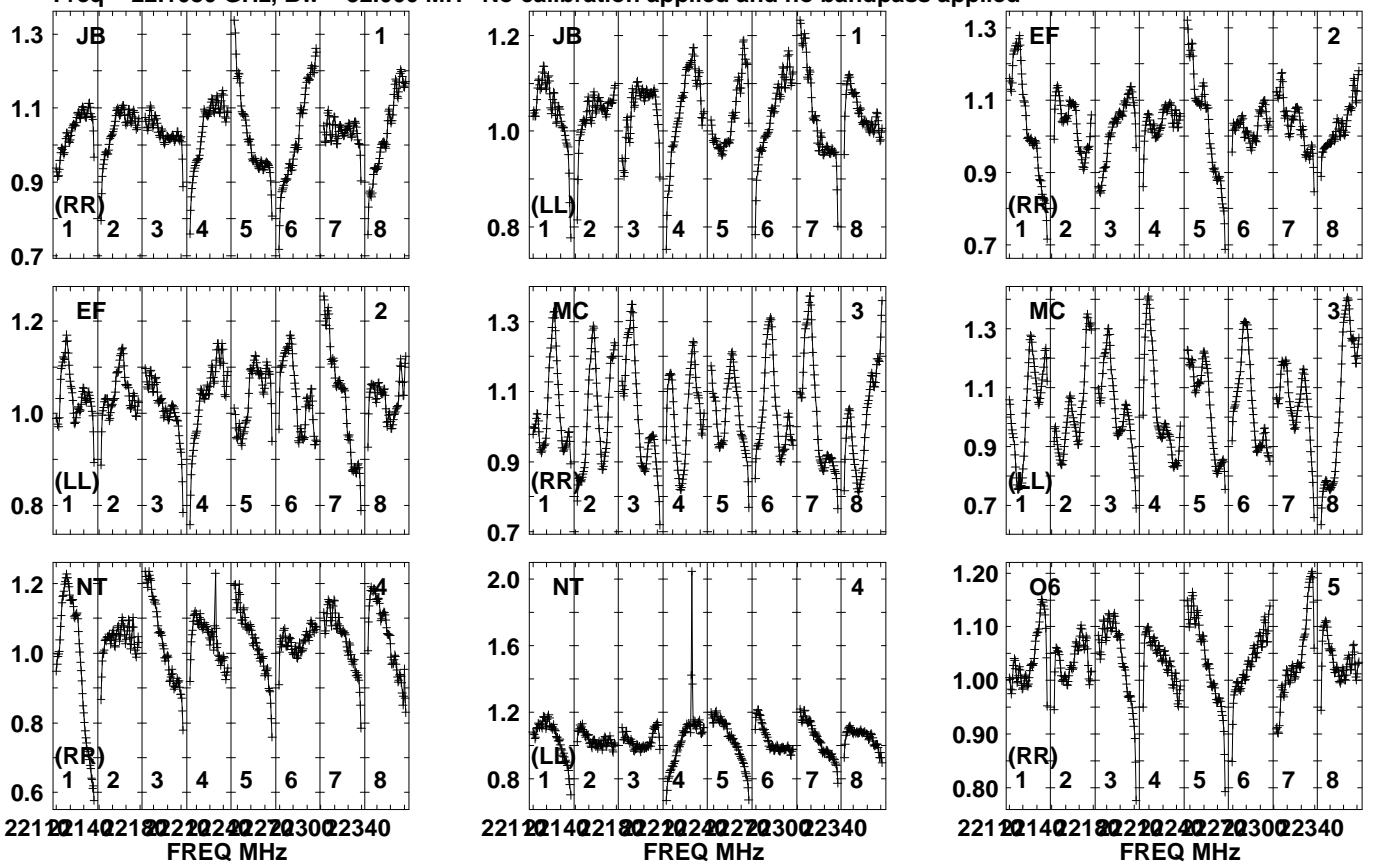


Lower frame: Real Jy
Auto-corr total-power spectrum Antenna: *
Timerange: 00/15:23:45 to 00/15:28:43

Plot file version 17 created 21-FEB-2023 15:50:53

J0119 EB092E.UVDATA.1

Freq = 22.1080 GHz, Bw = 32.000 MH No calibration applied and no bandpass applied

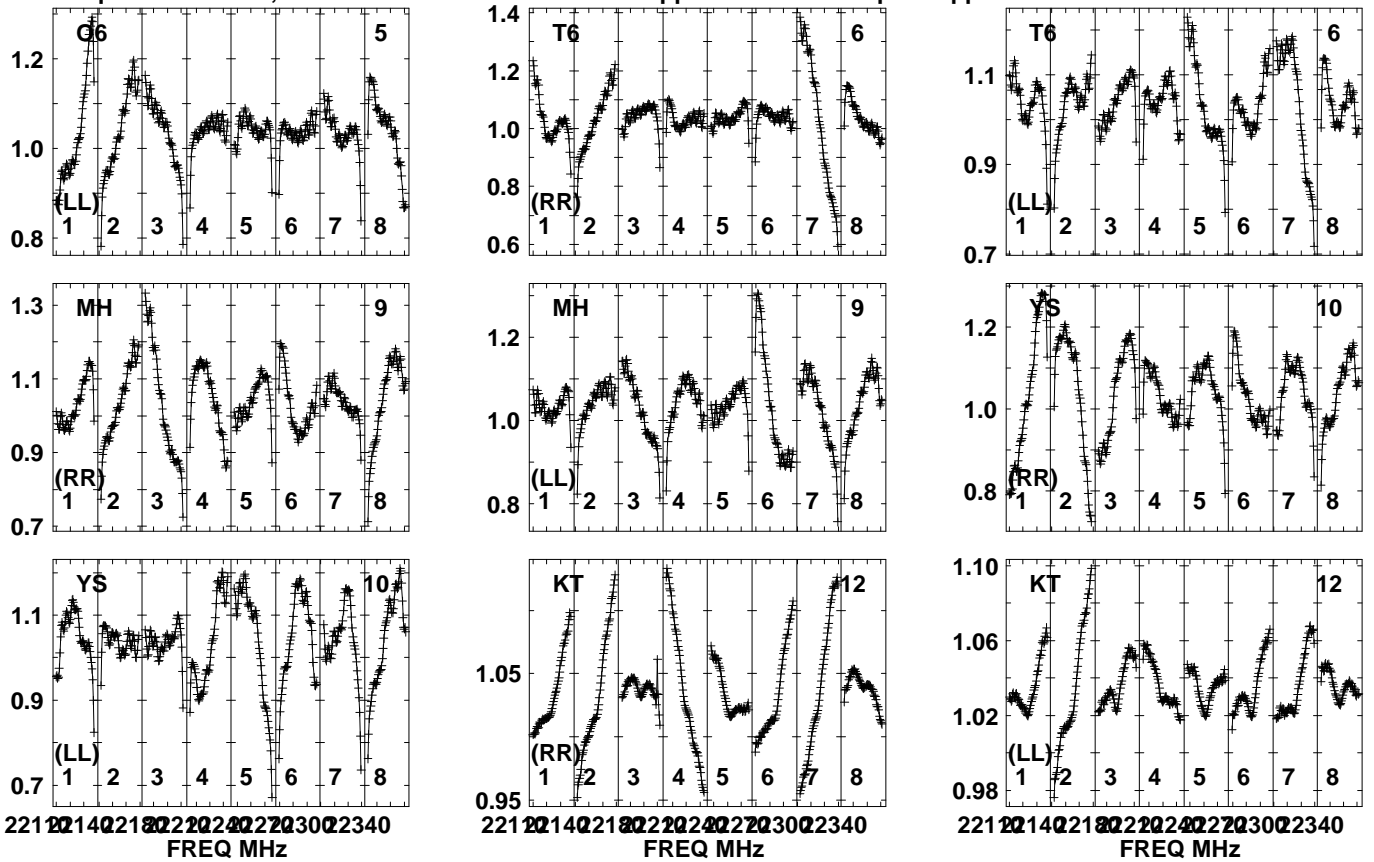


Lower frame: Real Jy
Auto-corr total-power spectrum Antenna: *
Timerange: 00/15:29:15 to 00/15:34:13

Plot file version 18 created 21-FEB-2023 15:50:53

J0119 EB092E.UVDATA.1

Freq = 22.1080 GHz, Bw = 32.000 MH No calibration applied and no bandpass applied

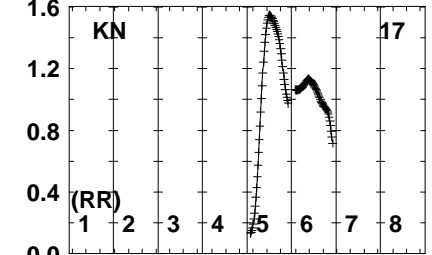
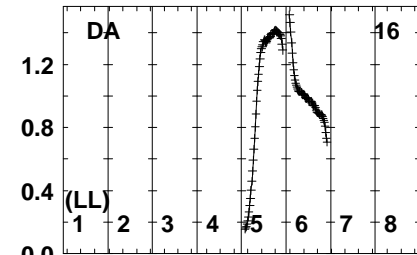
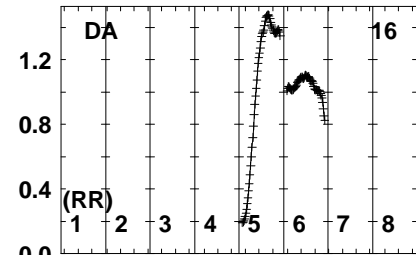
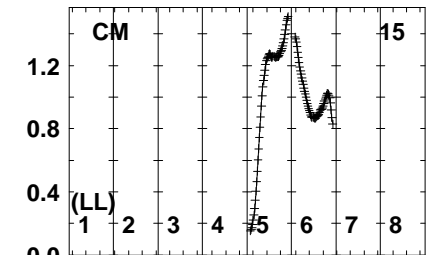
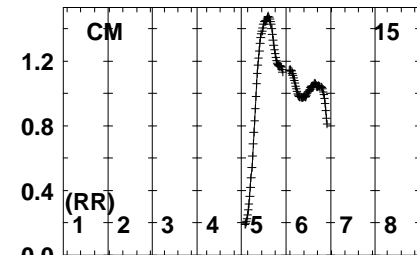
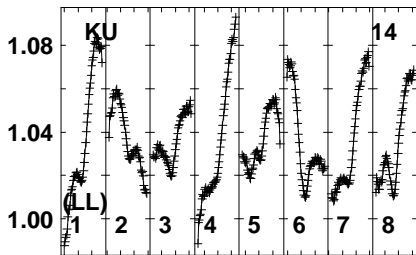
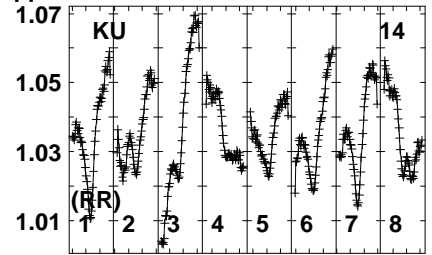
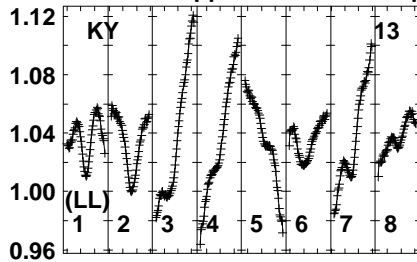
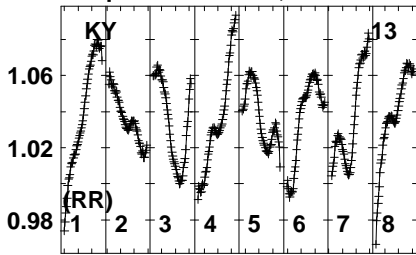


Lower frame: Real Jy
Auto-corr total-power spectrum Antenna: *
Timerange: 00/15:29:15 to 00/15:34:13

Plot file version 19 created 21-FEB-2023 15:50:54

J0119 EB092E.UVDATA.1

Freq = 22.1080 GHz, Bw = 32.000 MH No calibration applied and no bandpass applied



221 22140 22180 22220 22260 22300 22340
FREQ MHz

221 22140 22180 22220 22260 22300 22340
FREQ MHz

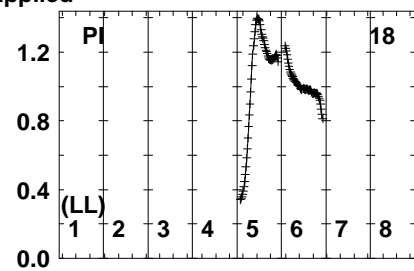
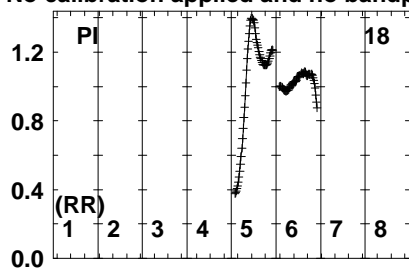
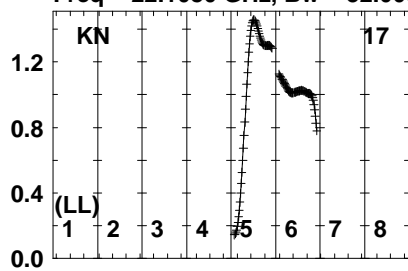
221 22140 22180 22220 22260 22300 22340
FREQ MHz

Lower frame: Real Jy
Auto-corr total-power spectrum Antenna: *
Timerange: 00/15:29:15 to 00/15:34:13

Plot file version 20 created 21-FEB-2023 15:50:54

J0119 EB092E.UVDATA.1

Freq = 22.1080 GHz, Bw = 32.000 MH No calibration applied and no bandpass applied

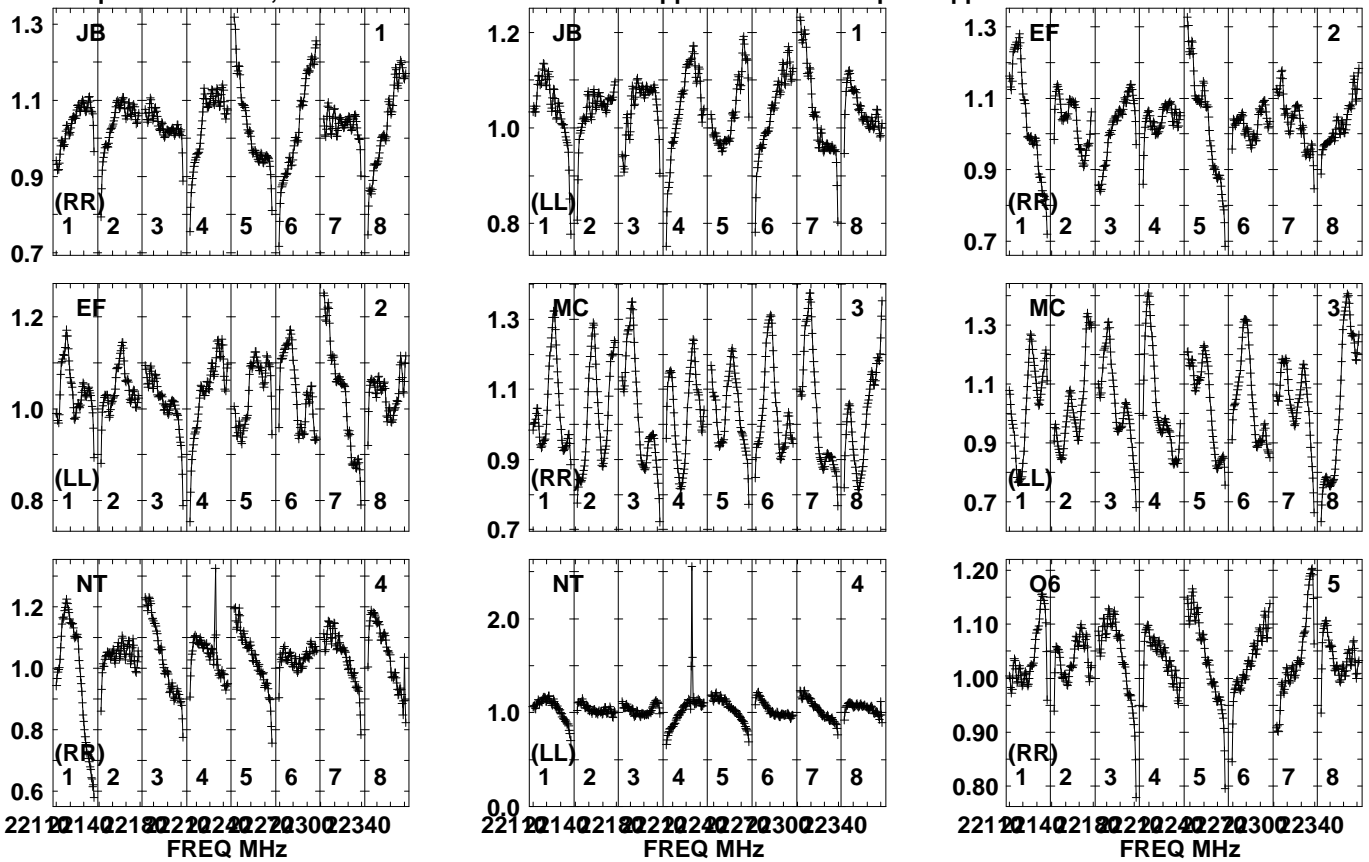


Lower frame: Real Jy
Auto-corr total-power spectrum Antenna: *
Timerange: 00/15:29:15 to 00/15:34:13

Plot file version 21 created 21-FEB-2023 15:50:54

J1945 EB092E.UVDATA.1

Freq = 22.1080 GHz, Bw = 32.000 MH No calibration applied and no bandpass applied

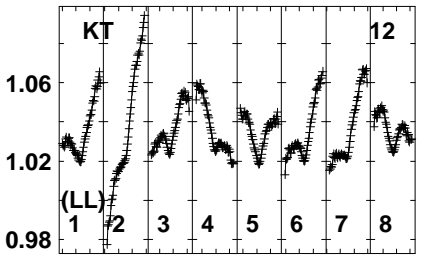
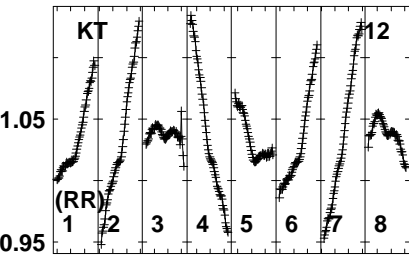
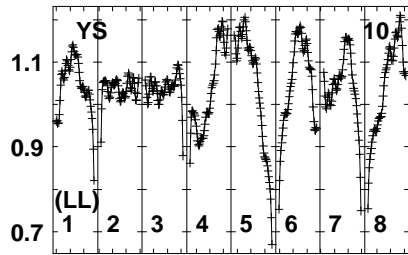
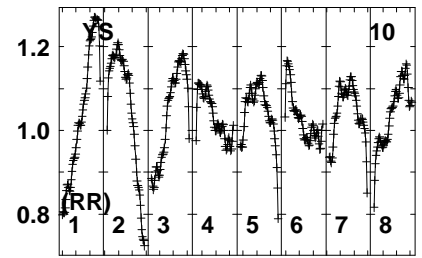
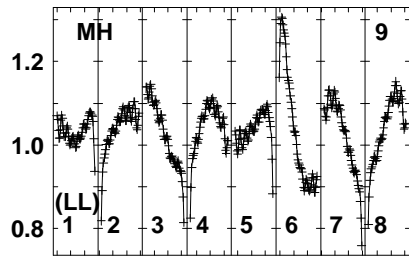
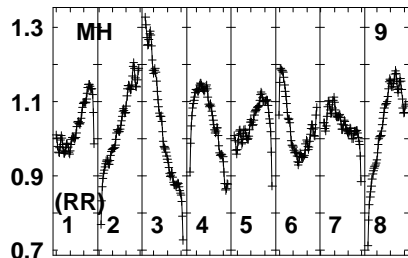
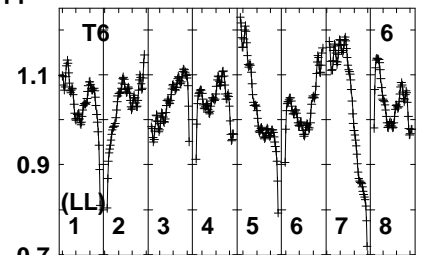
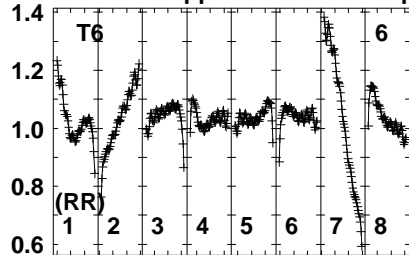
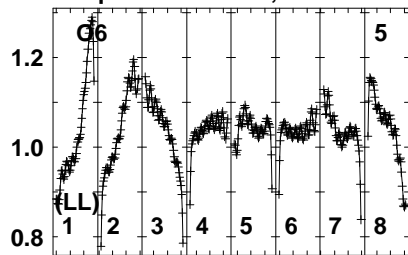


Lower frame: Real Jy
Auto-corr total-power spectrum Antenna: *
Timerange: 00/15:46:49 to 00/15:49:47

Plot file version 22 created 21-FEB-2023 15:50:55

J1945 EB092E.UVDATA.1

Freq = 22.1080 GHz, Bw = 32.000 MH No calibration applied and no bandpass applied



221 2214 2218 2222 2226 2230 2234 0
FREQ MHz

221 2214 2218 2222 2226 2230 2234 0
FREQ MHz

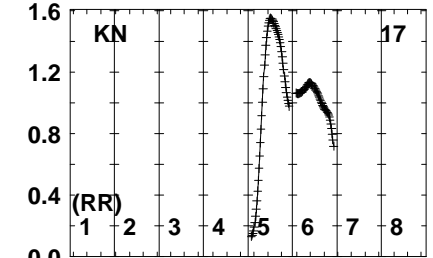
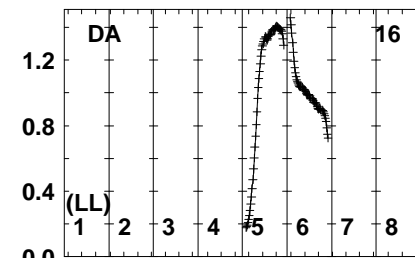
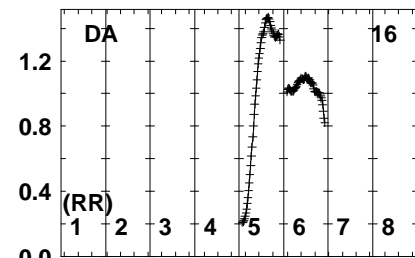
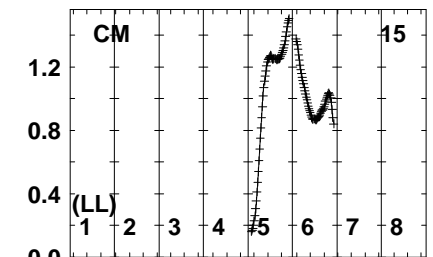
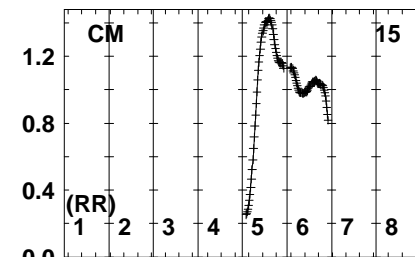
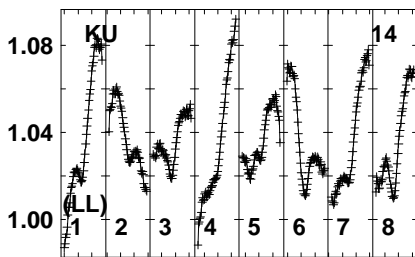
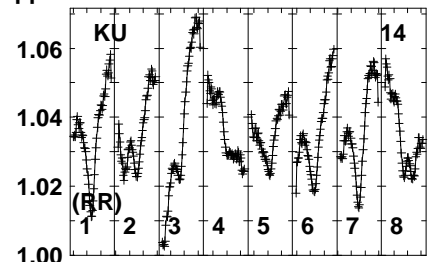
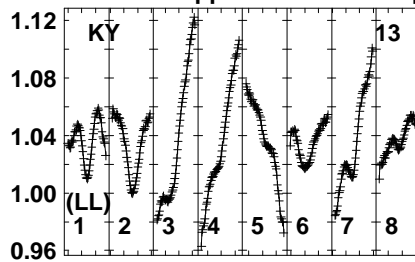
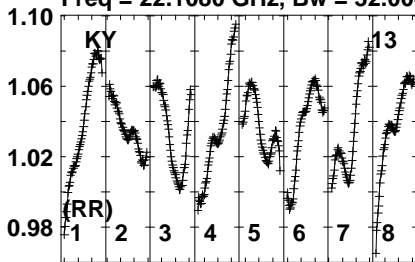
221 2214 2218 2222 2226 2230 2234 0
FREQ MHz

Lower frame: Real Jy
Auto-corr total-power spectrum Antenna: *
Timerange: 00/15:46:49 to 00/15:49:47

Plot file version 23 created 21-FEB-2023 15:50:55

J1945 EB092E.UVDATA.1

Freq = 22.1080 GHz, Bw = 32.000 MH No calibration applied and no bandpass applied



221 2214021802220224022703002340
FREQ MHz

221 2214021802220224022703002340
FREQ MHz

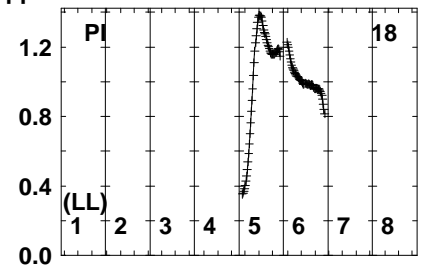
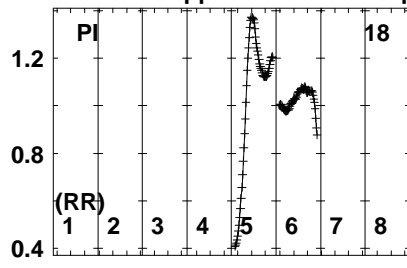
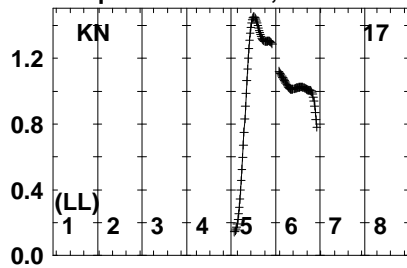
221 2214021802220224022703002340
FREQ MHz

Lower frame: Real Jy
Auto-corr total-power spectrum Antenna: *
Timerange: 00/15:46:49 to 00/15:49:47

Plot file version 24 created 21-FEB-2023 15:50:55

J1945 EB092E.UVDATA.1

Freq = 22.1080 GHz, Bw = 32.000 MH No calibration applied and no bandpass applied

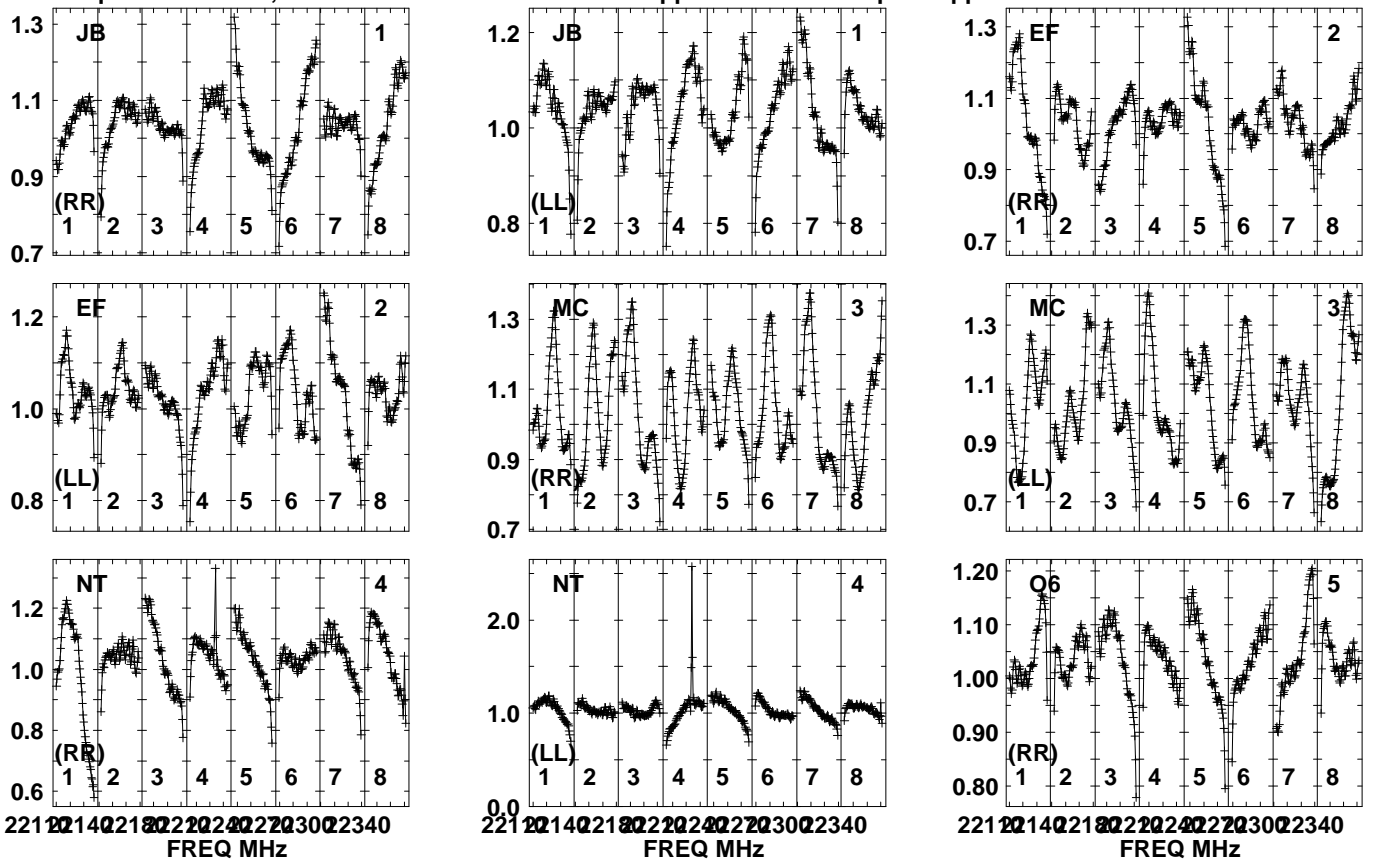


Lower frame: Real Jy
Auto-corr total-power spectrum Antenna: *
Timerange: 00/15:46:49 to 00/15:49:47

Plot file version 25 created 21-FEB-2023 15:50:56

J1945 EB092E.UVDATA.1

Freq = 22.1080 GHz, Bw = 32.000 MH No calibration applied and no bandpass applied

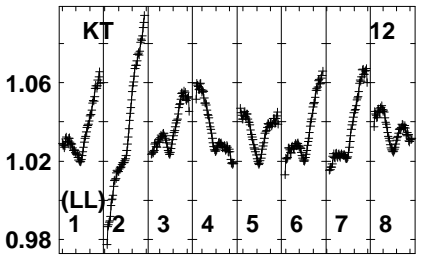
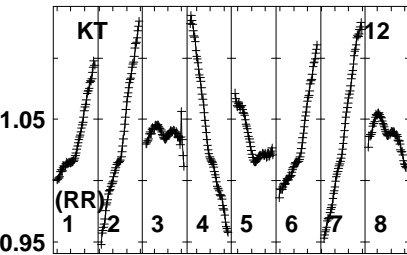
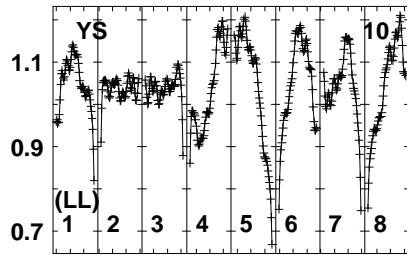
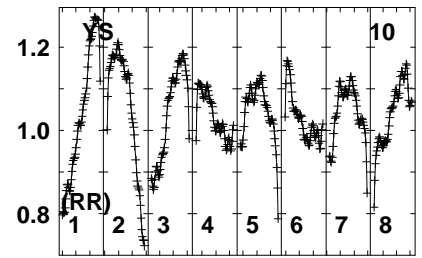
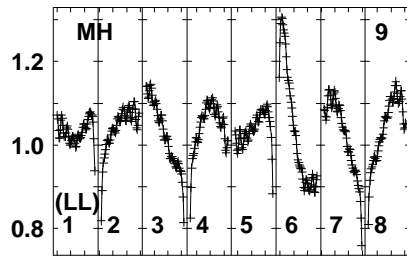
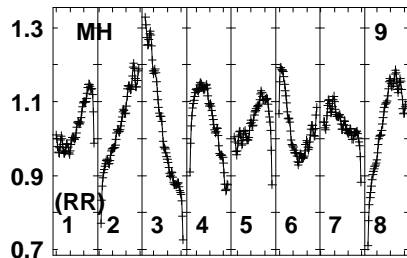
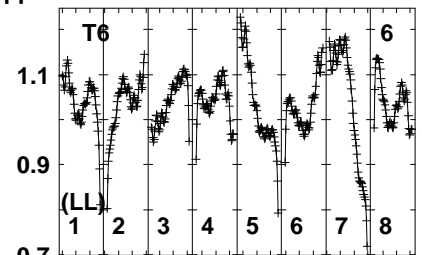
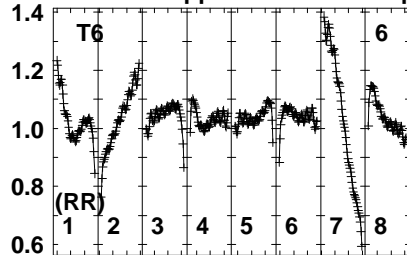
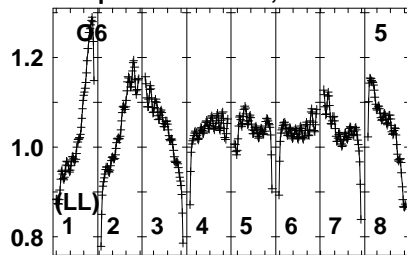


Lower frame: Real Jy
Auto-corr total-power spectrum Antenna: *
Timerange: 00/15:50:19 to 00/15:55:17

Plot file version 26 created 21-FEB-2023 15:50:56

J1945 EB092E.UVDATA.1

Freq = 22.1080 GHz, Bw = 32.000 MH No calibration applied and no bandpass applied



22100 22140 22180 22220 22260 22300 22340
FREQ MHz

22100 22140 22180 22220 22260 22300 22340
FREQ MHz

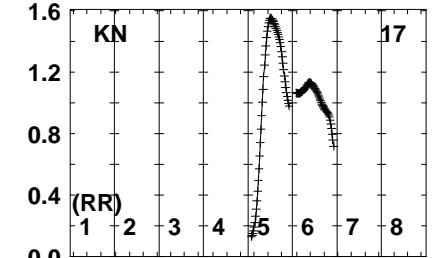
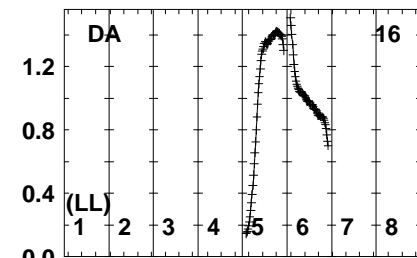
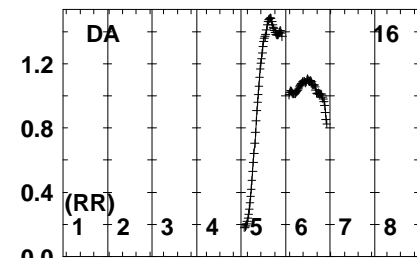
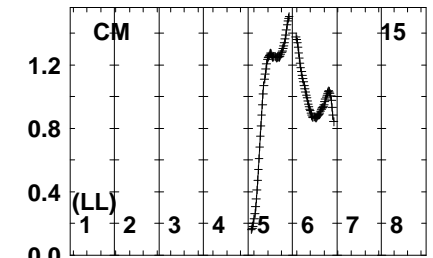
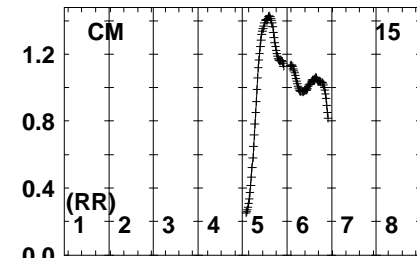
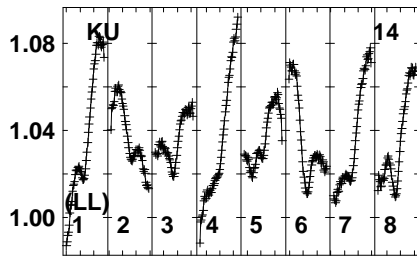
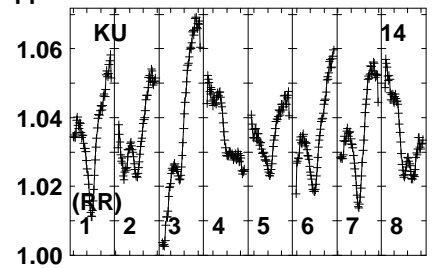
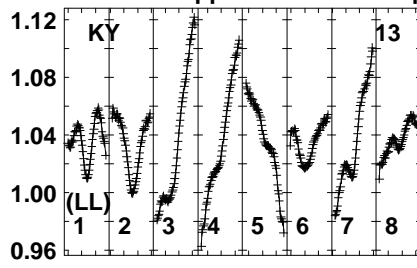
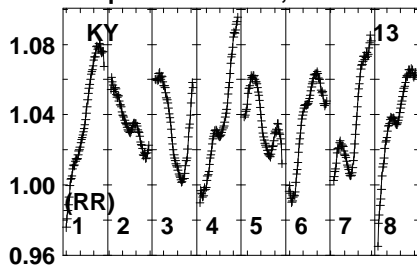
22100 22140 22180 22220 22260 22300 22340
FREQ MHz

Lower frame: Real Jy
Auto-corr total-power spectrum Antenna: *
Timerange: 00/15:50:19 to 00/15:55:17

Plot file version 27 created 21-FEB-2023 15:50:57

J1945 EB092E.UVDATA.1

Freq = 22.1080 GHz, Bw = 32.000 MH No calibration applied and no bandpass applied



221 22140 22180 22220 22260 22300 22340
FREQ MHz

221 22140 22180 22220 22260 22300 22340
FREQ MHz

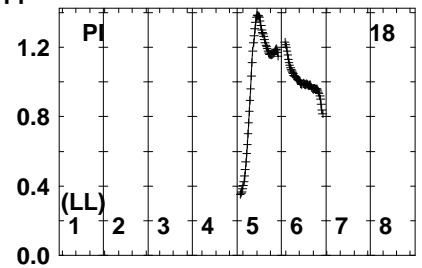
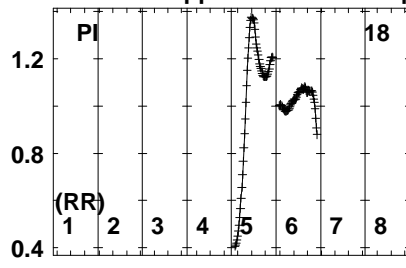
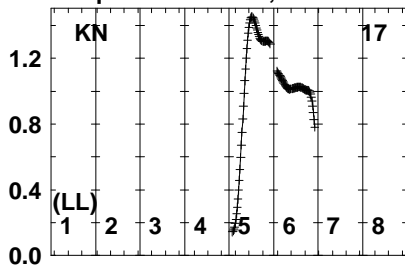
221 22140 22180 22220 22260 22300 22340
FREQ MHz

Lower frame: Real Jy
Auto-corr total-power spectrum Antenna: *
Timerange: 00/15:50:19 to 00/15:55:17

Plot file version 28 created 21-FEB-2023 15:50:57

J1945 EB092E.UVDATA.1

Freq = 22.1080 GHz, Bw = 32.000 MH No calibration applied and no bandpass applied

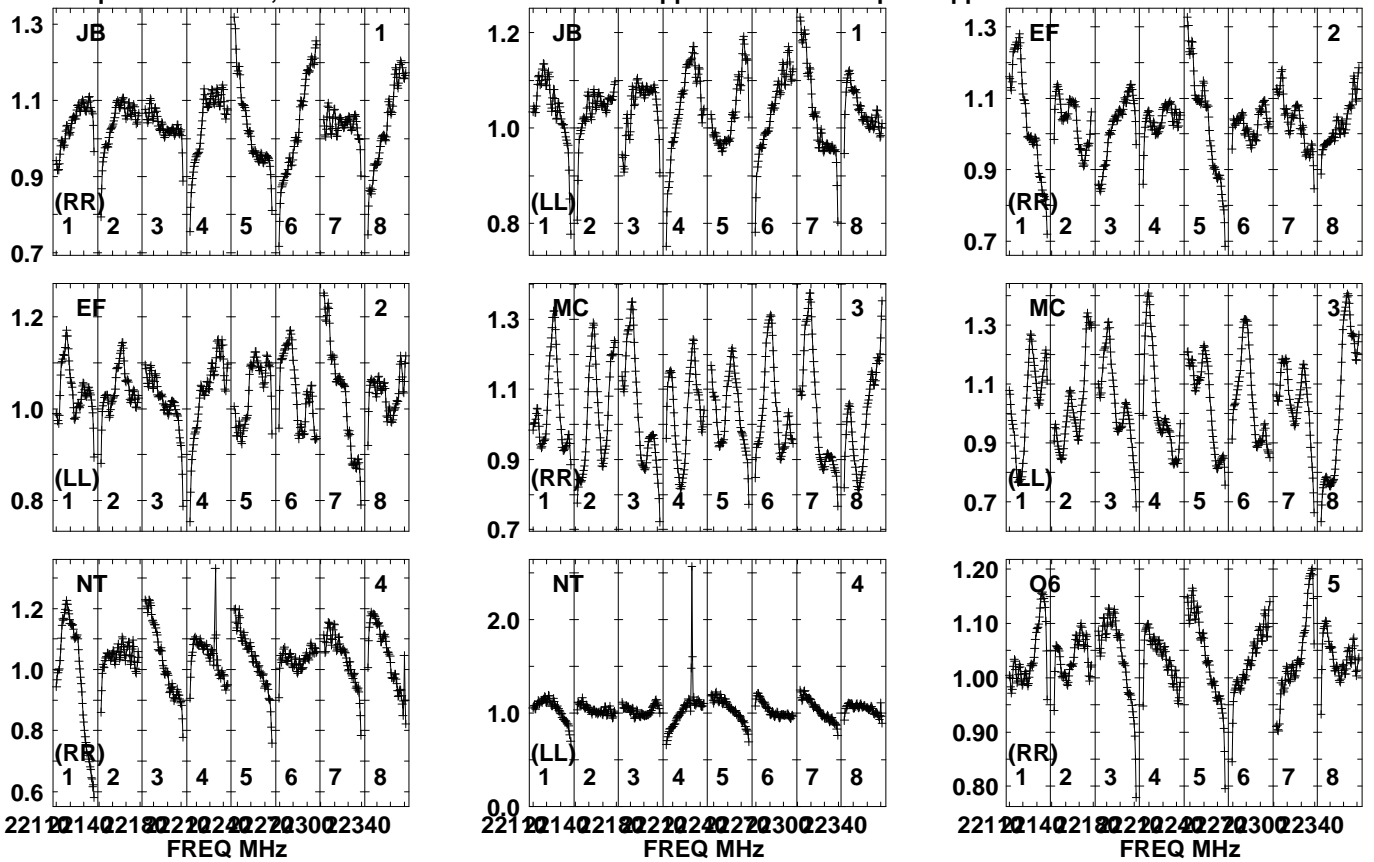


Lower frame: Real Jy
Auto-corr total-power spectrum Antenna: *
Timerange: 00/15:50:19 to 00/15:55:17

Plot file version 29 created 21-FEB-2023 15:50:57

J1945 EB092E.UVDATA.1

Freq = 22.1080 GHz, Bw = 32.000 MH No calibration applied and no bandpass applied

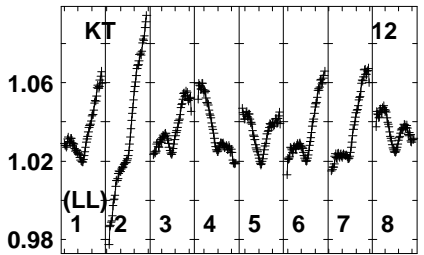
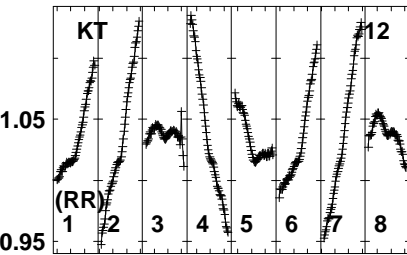
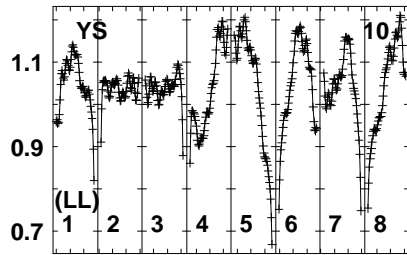
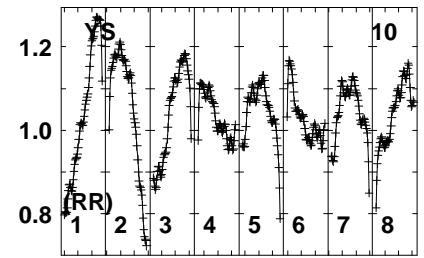
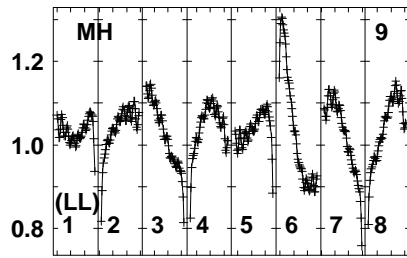
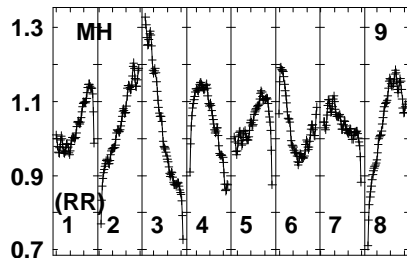
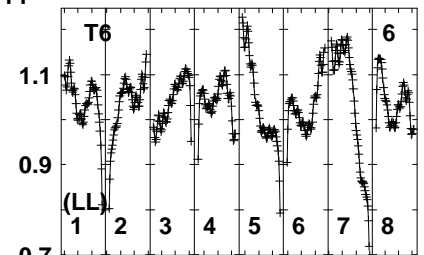
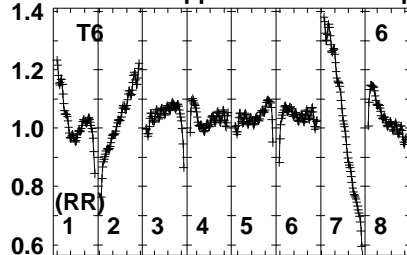
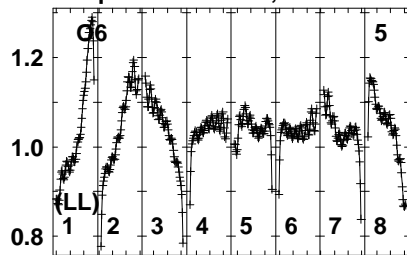


Lower frame: Real Jy
Auto-corr total-power spectrum Antenna: *
Timerange: 00/15:55:49 to 00/16:00:47

Plot file version 30 created 21-FEB-2023 15:50:58

J1945 EB092E.UVDATA.1

Freq = 22.1080 GHz, Bw = 32.000 MH No calibration applied and no bandpass applied



22100 22140 22180 22220 22260 22300 22340
FREQ MHz

22100 22140 22180 22220 22260 22300 22340
FREQ MHz

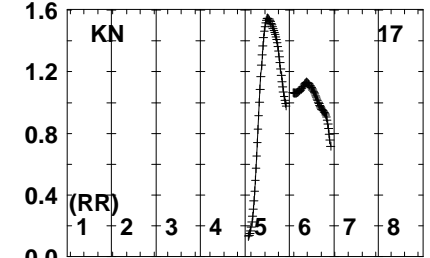
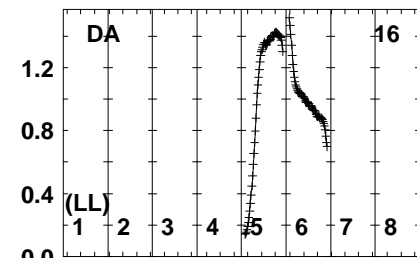
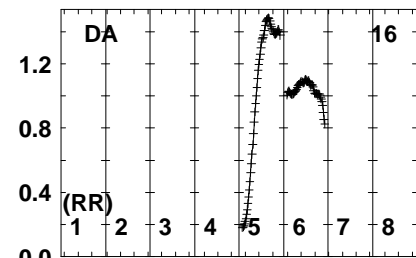
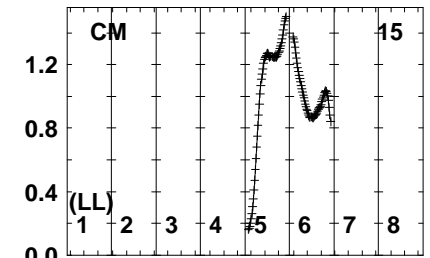
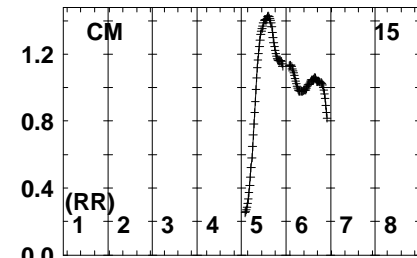
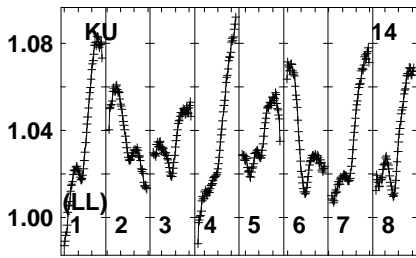
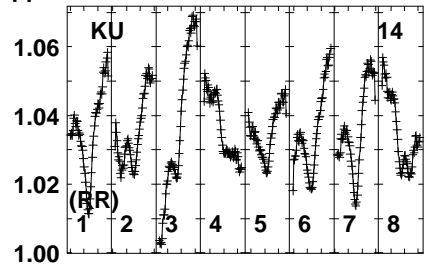
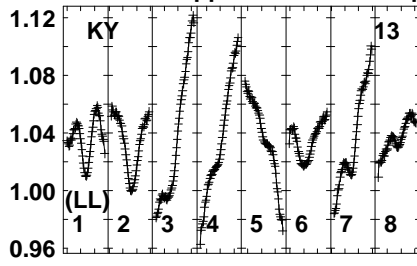
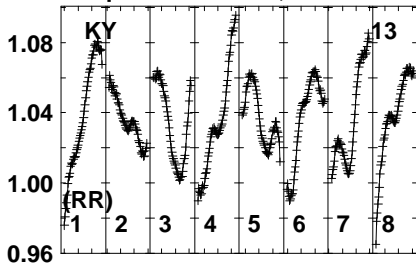
22100 22140 22180 22220 22260 22300 22340
FREQ MHz

Lower frame: Real Jy
Auto-corr total-power spectrum Antenna: *
Timerange: 00/15:55:49 to 00/16:00:47

Plot file version 31 created 21-FEB-2023 15:50:58

J1945 EB092E.UVDATA.1

Freq = 22.1080 GHz, Bw = 32.000 MH No calibration applied and no bandpass applied



221 22140218022202240227023002340
FREQ MHz

221 22140218022202240227023002340
FREQ MHz

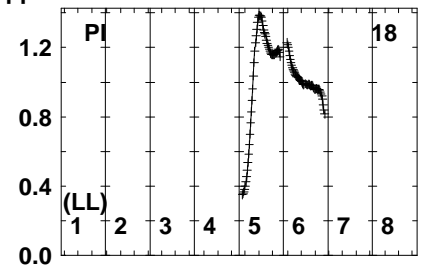
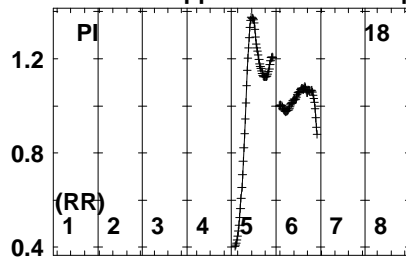
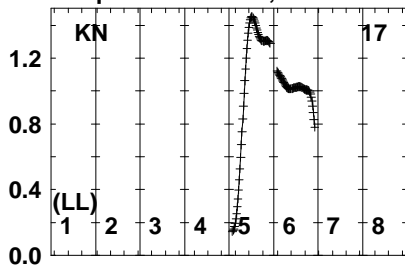
221 22140218022202240227023002340
FREQ MHz

Lower frame: Real Jy
Auto-corr total-power spectrum Antenna: *
Timerange: 00/15:55:49 to 00/16:00:47

Plot file version 32 created 21-FEB-2023 15:50:59

J1945 EB092E.UVDATA.1

Freq = 22.1080 GHz, Bw = 32.000 MH No calibration applied and no bandpass applied

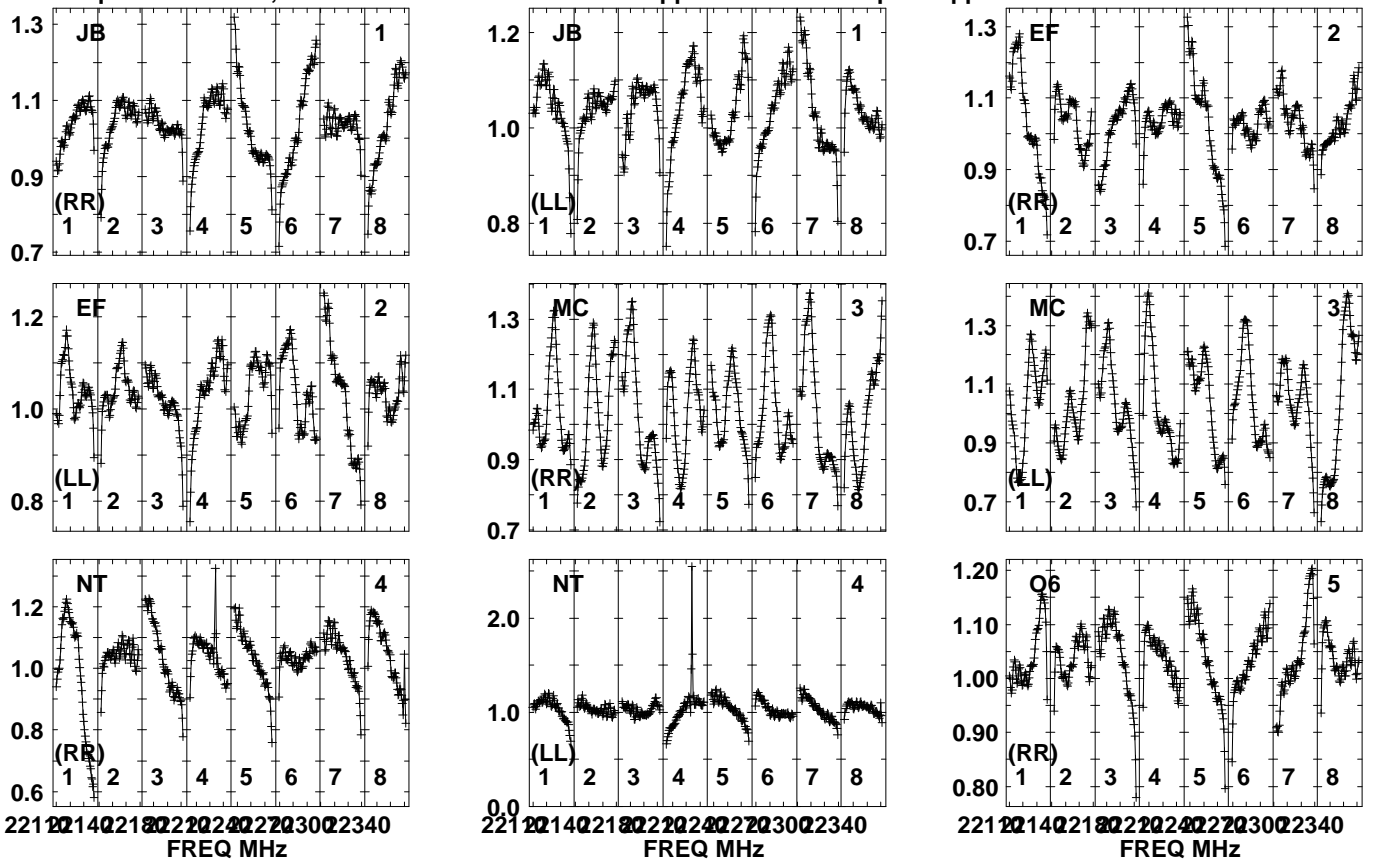


Lower frame: Real Jy
Auto-corr total-power spectrum Antenna: *
Timerange: 00/15:55:49 to 00/16:00:47

Plot file version 33 created 21-FEB-2023 15:50:59

J1945 EB092E.UVDATA.1

Freq = 22.1080 GHz, Bw = 32.000 MH No calibration applied and no bandpass applied

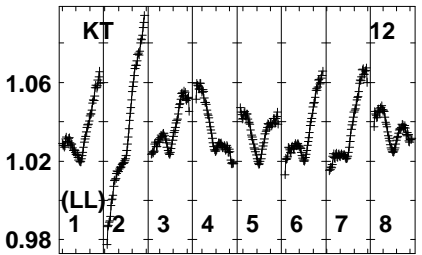
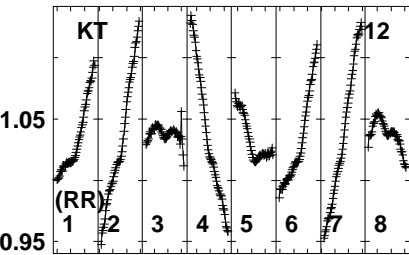
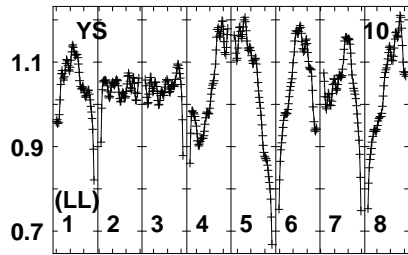
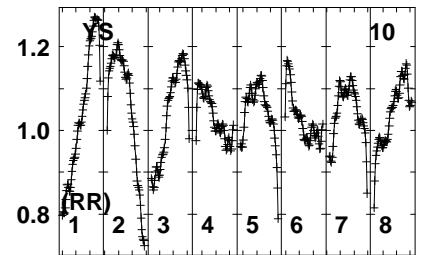
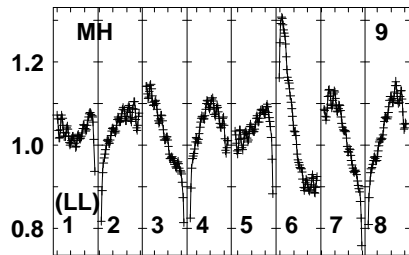
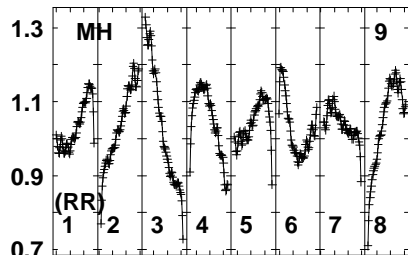
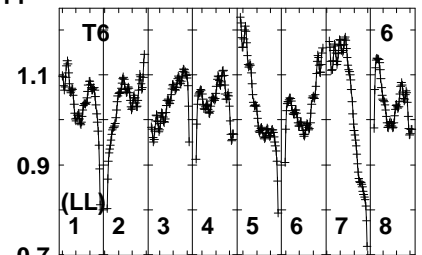
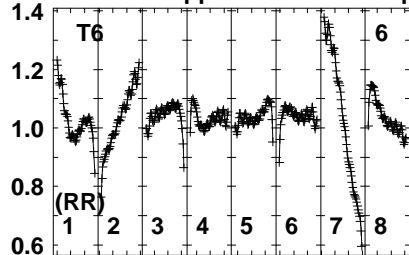
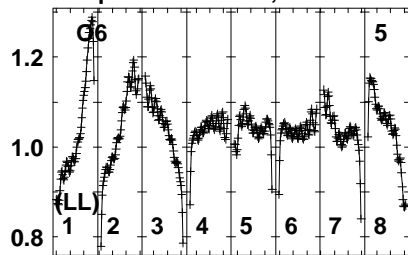


Lower frame: Real Jy
Auto-corr total-power spectrum Antenna: *
Timerange: 00/16:01:19 to 00/16:06:17

Plot file version 34 created 21-FEB-2023 15:50:59

J1945 EB092E.UVDATA.1

Freq = 22.1080 GHz, Bw = 32.000 MH No calibration applied and no bandpass applied



22100 22140 22180 22220 22260 22300 22340
FREQ MHz

22100 22140 22180 22220 22260 22300 22340
FREQ MHz

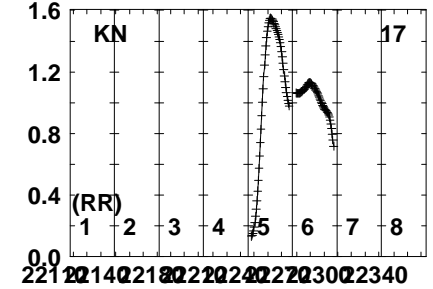
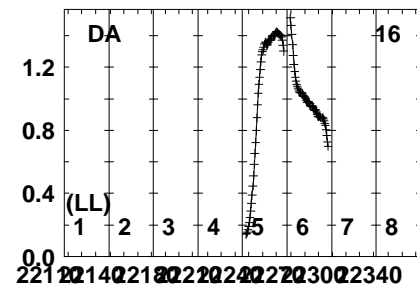
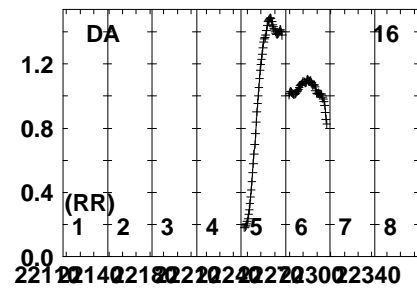
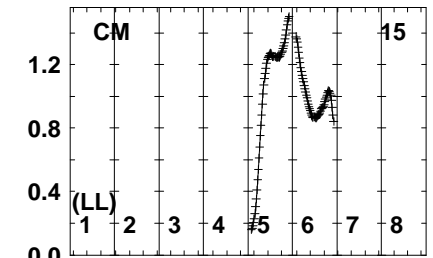
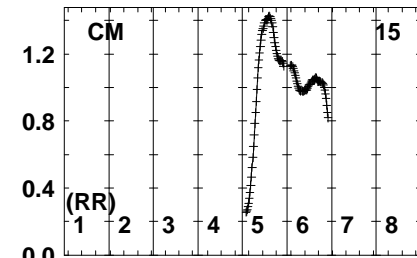
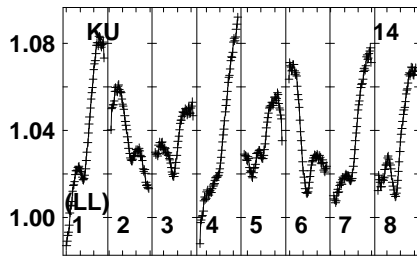
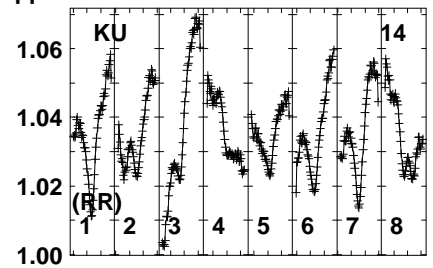
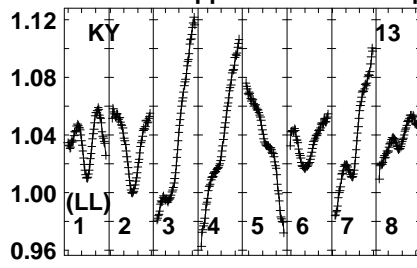
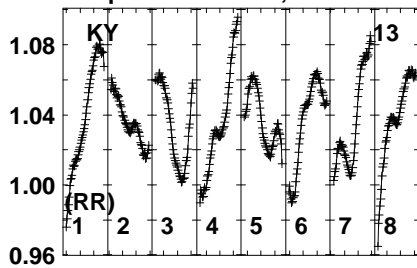
22100 22140 22180 22220 22260 22300 22340
FREQ MHz

Lower frame: Real Jy
Auto-corr total-power spectrum Antenna: *
Timerange: 00/16:01:19 to 00/16:06:17

Plot file version 35 created 21-FEB-2023 15:51:00

J1945 EB092E.UVDATA.1

Freq = 22.1080 GHz, Bw = 32.000 MH No calibration applied and no bandpass applied



221 22140 22180 22220 22260 22300 22340
FREQ MHz

221 22140 22180 22220 22260 22300 22340
FREQ MHz

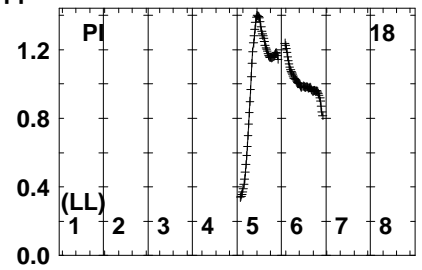
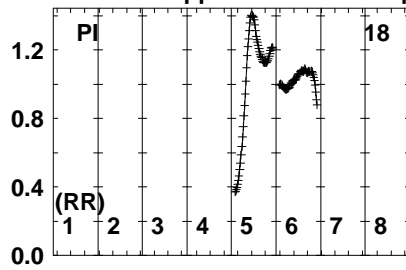
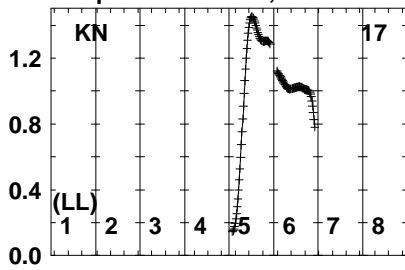
221 22140 22180 22220 22260 22300 22340
FREQ MHz

Lower frame: Real Jy
Auto-corr total-power spectrum Antenna: *
Timerange: 00/16:01:19 to 00/16:06:17

Plot file version 36 created 21-FEB-2023 15:51:01

J1945 EB092E.UVDATA.1

Freq = 22.1080 GHz, Bw = 32.000 MH No calibration applied and no bandpass applied

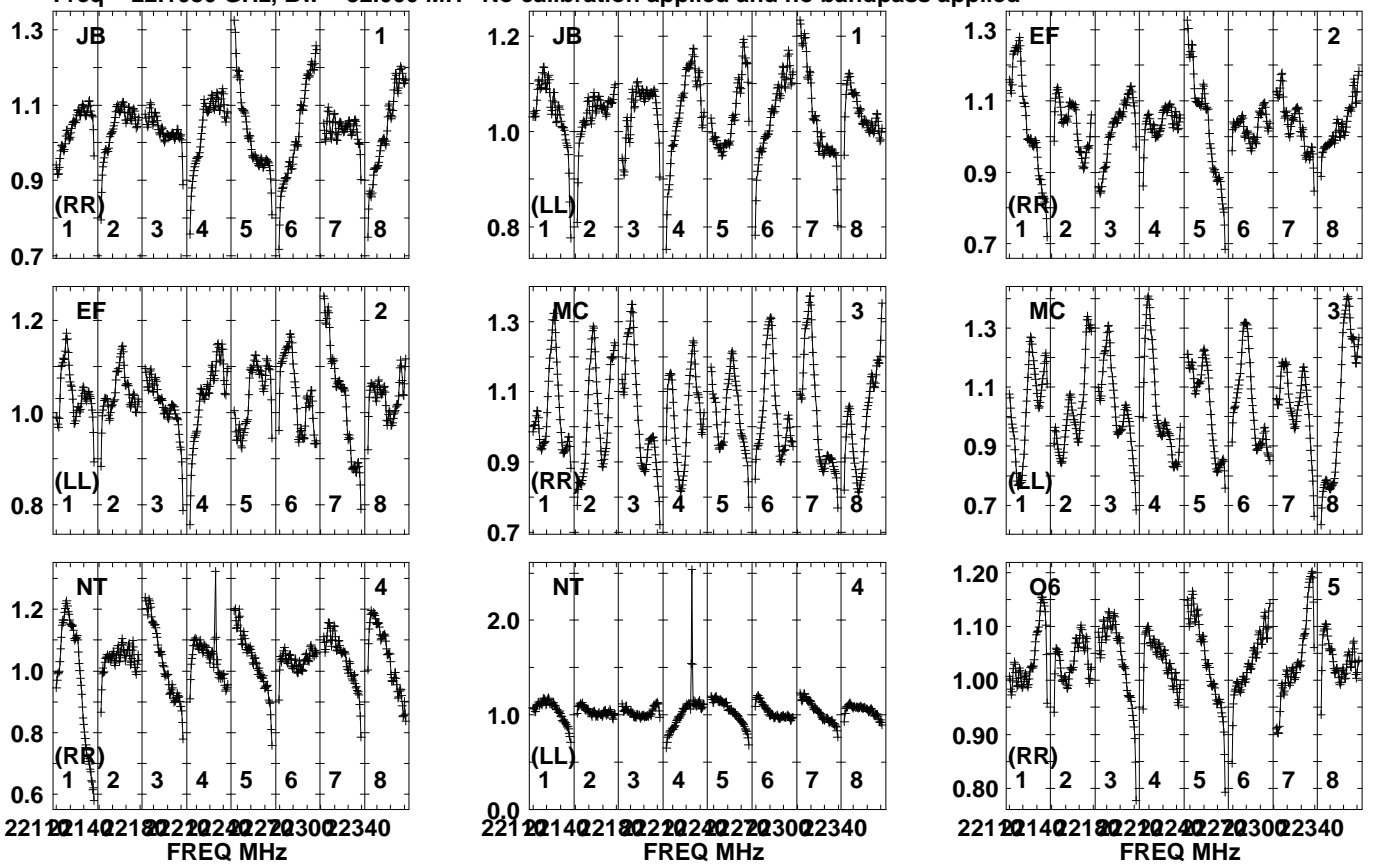


Lower frame: Real Jy
Auto-corr total-power spectrum Antenna: *
Timerange: 00/16:01:19 to 00/16:06:17

Plot file version 37 created 21-FEB-2023 15:51:01

BLLAC EB092E.UVDATA.1

Freq = 22.1080 GHz, Bw = 32.000 MH No calibration applied and no bandpass applied

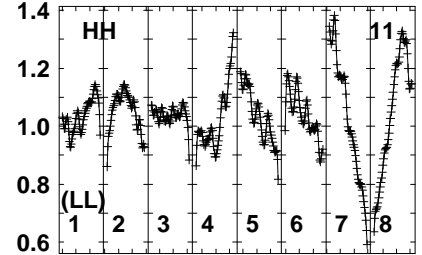
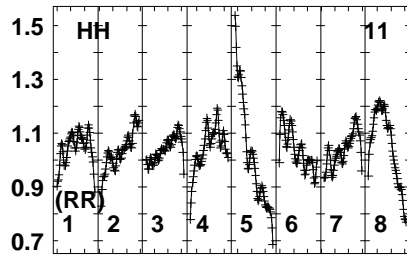
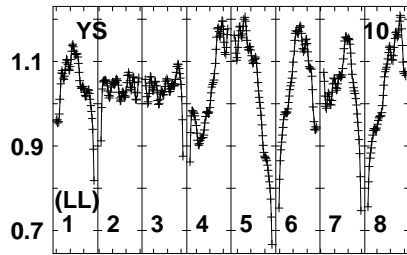
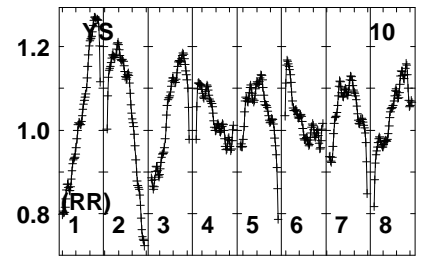
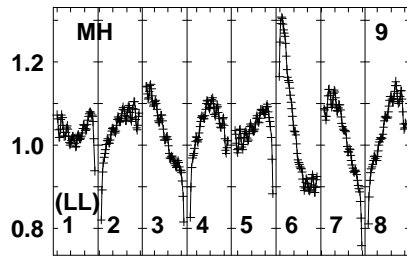
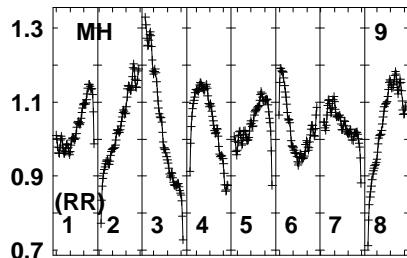
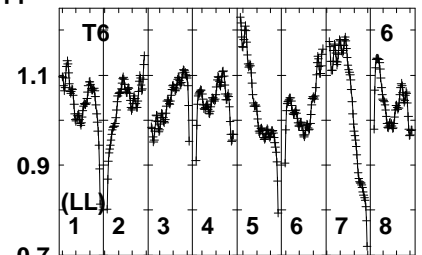
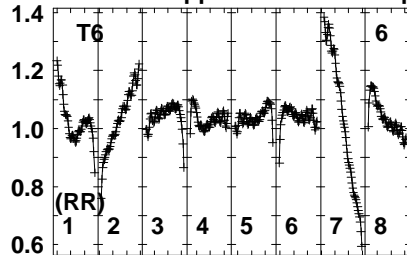
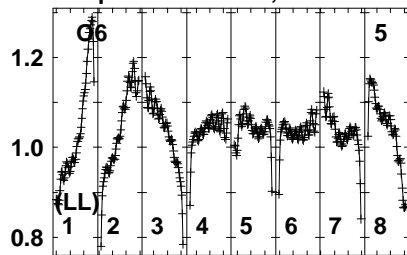


Lower frame: Real Jy
Auto-corr total-power spectrum Antenna: *
Timerange: 00/16:10:54 to 00/16:15:52

Plot file version 38 created 21-FEB-2023 15:51:01

BLLAC EB092E.UVDATA.1

Freq = 22.1080 GHz, Bw = 32.000 MH No calibration applied and no bandpass applied



22100 22140 22180 22220 22260 22300 22340
FREQ MHz

22100 22140 22180 22220 22260 22300 22340
FREQ MHz

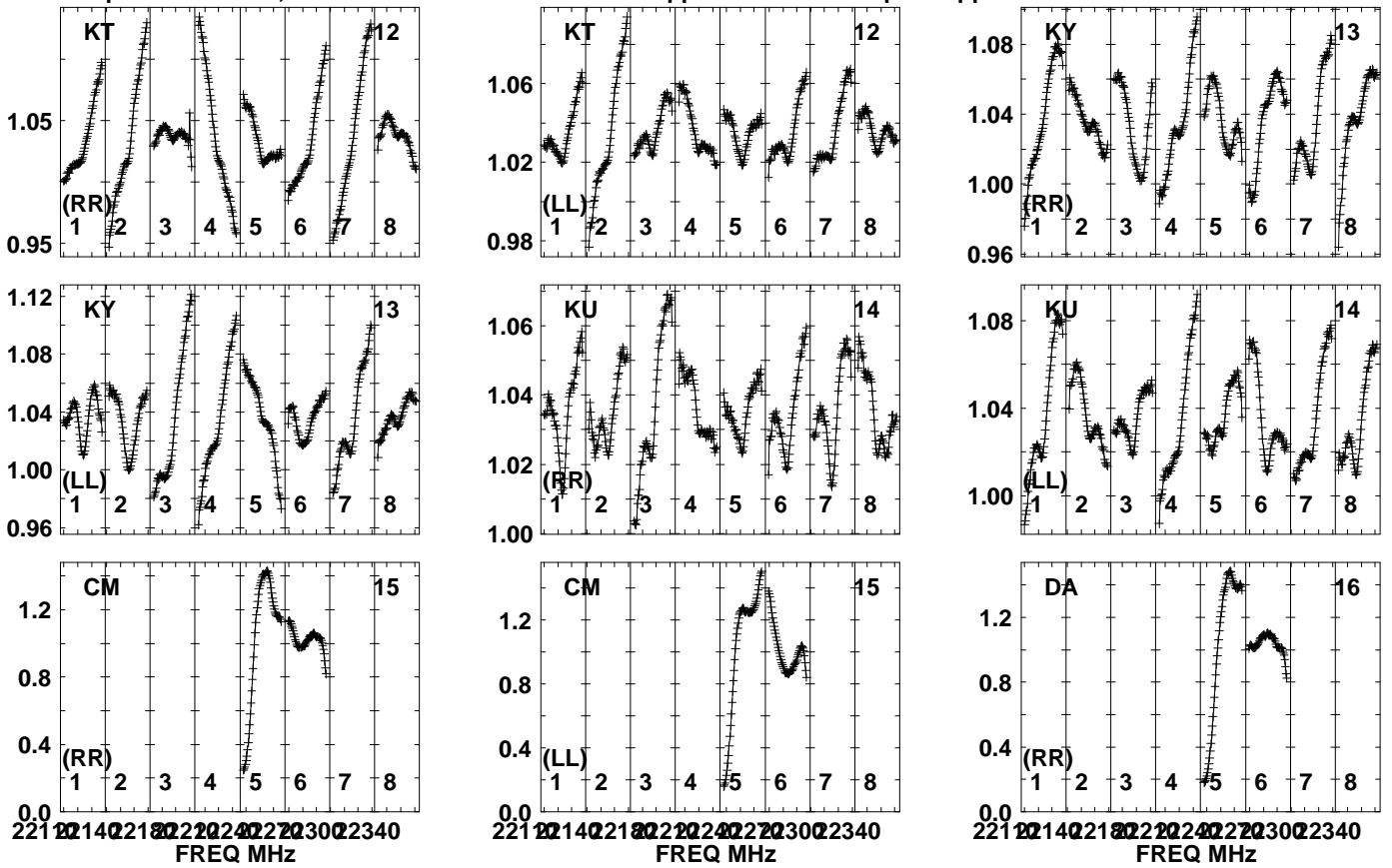
22100 22140 22180 22220 22260 22300 22340
FREQ MHz

Lower frame: Real Jy
Auto-corr total-power spectrum Antenna: *
Timerange: 00/16:10:54 to 00/16:15:52

Plot file version 39 created 21-FEB-2023 15:51:02

BLLAC EB092E.UVDATA.1

Freq = 22.1080 GHz, Bw = 32.000 MH No calibration applied and no bandpass applied

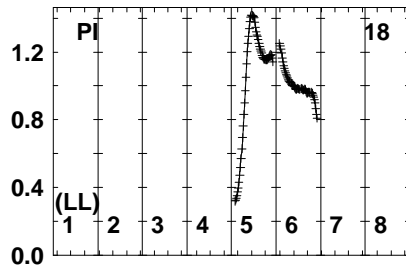
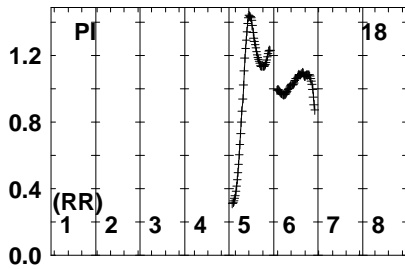
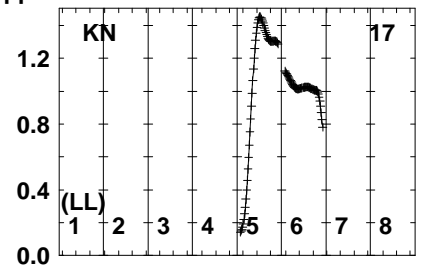
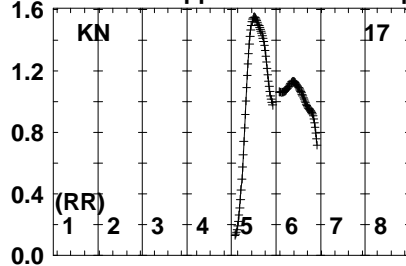
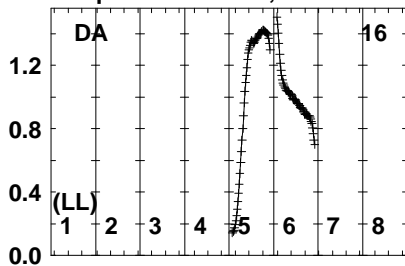


Lower frame: Real Jy
Auto-corr total-power spectrum Antenna: *
Timerange: 00/16:10:54 to 00/16:15:52

Plot file version 40 created 21-FEB-2023 15:51:02

BLLAC EB092E.UVDATA.1

Freq = 22.1080 GHz, Bw = 32.000 MH No calibration applied and no bandpass applied

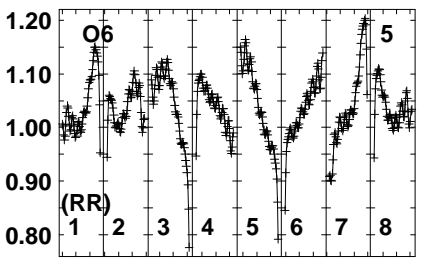
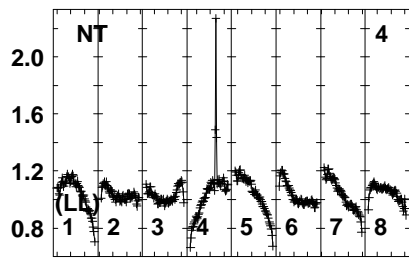
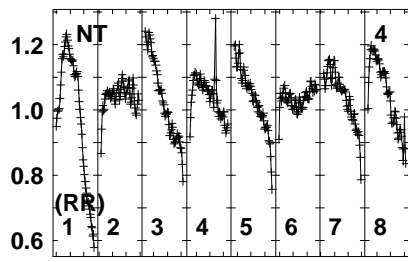
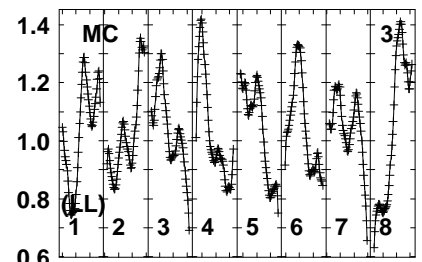
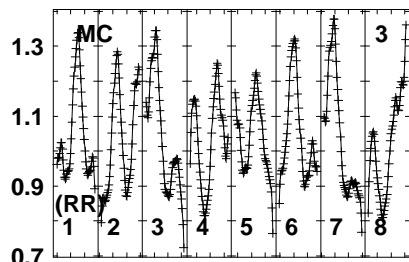
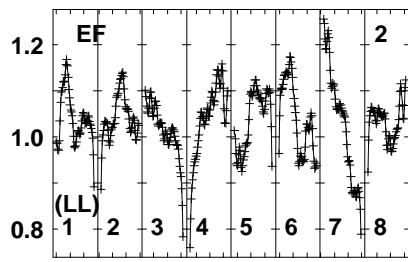
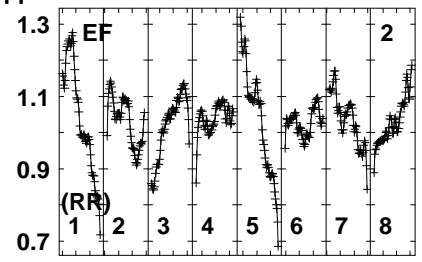
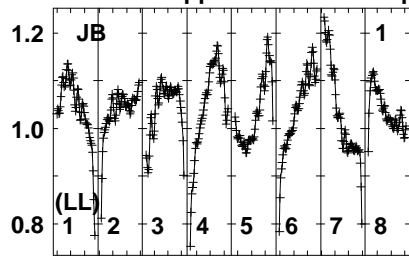
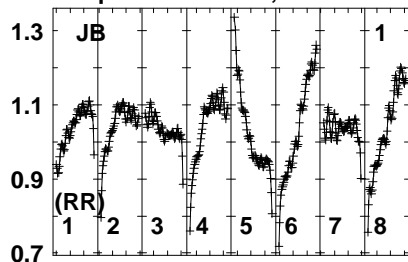


Lower frame: Real Jy
Auto-corr total-power spectrum Antenna: *
Timerange: 00/16:10:54 to 00/16:15:52

Plot file version 41 created 21-FEB-2023 15:51:02

J0119 EB092E.UVDATA.1

Freq = 22.1080 GHz, Bw = 32.000 MH No calibration applied and no bandpass applied



22100 22140 22180 22220 22260 22300 22340
FREQ MHz

22100 22140 22180 22220 22260 22300 22340
FREQ MHz

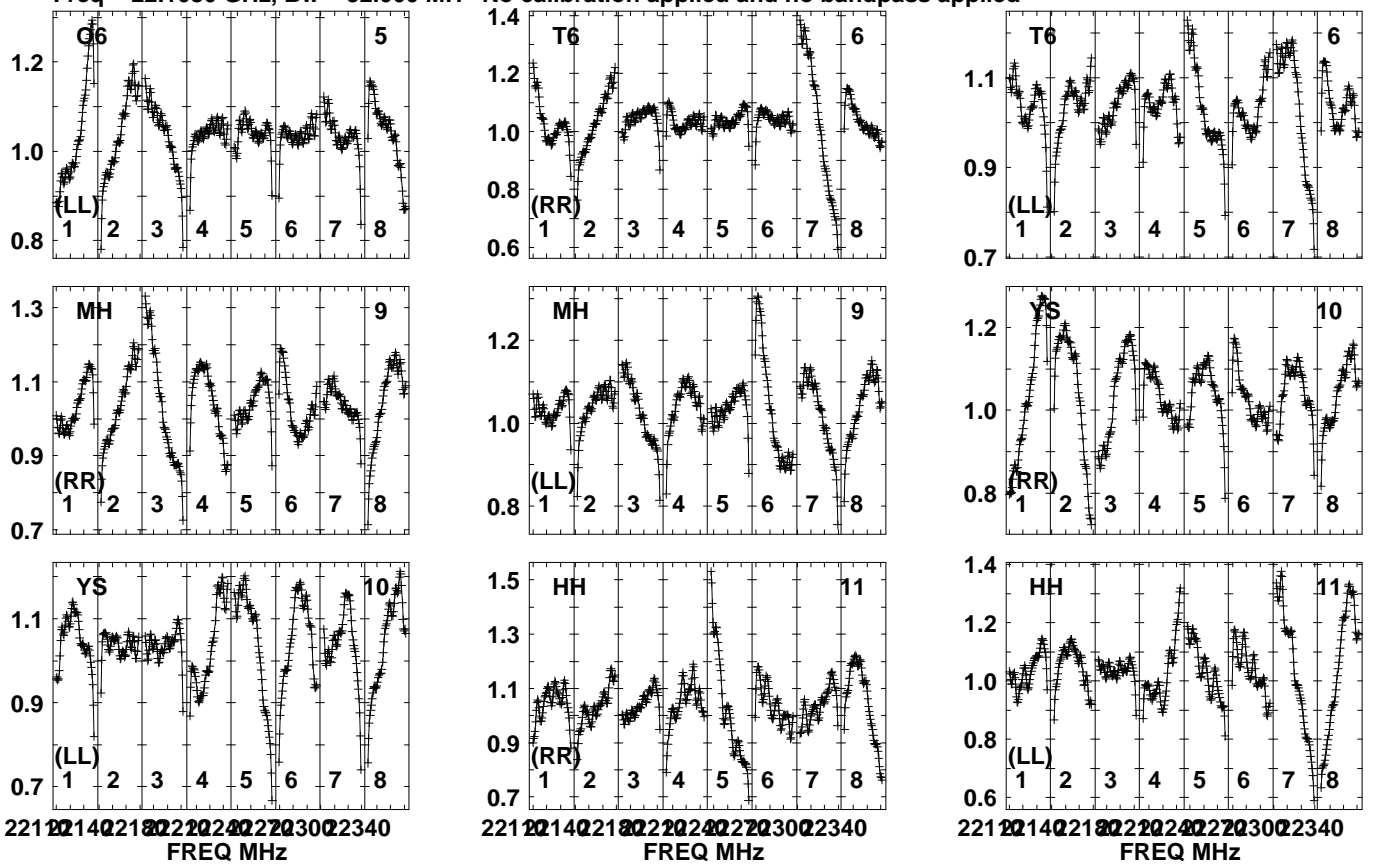
22100 22140 22180 22220 22260 22300 22340
FREQ MHz

Lower frame: Real Jy
Auto-corr total-power spectrum Antenna: *
Timerange: 00/16:23:54 to 00/16:26:52

Plot file version 42 created 21-FEB-2023 15:51:03

J0119 EB092E.UVDATA.1

Freq = 22.1080 GHz, Bw = 32.000 MH No calibration applied and no bandpass applied

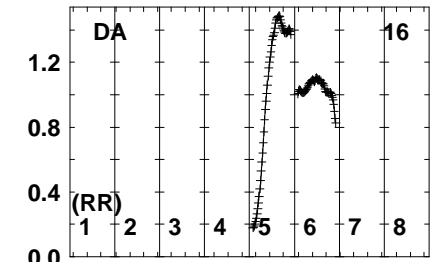
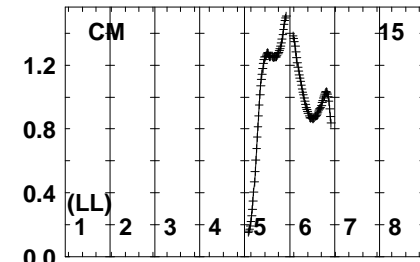
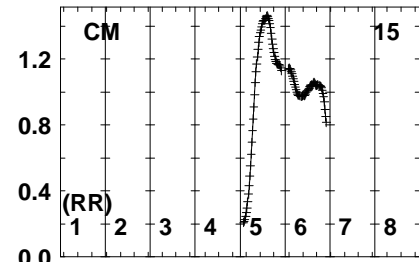
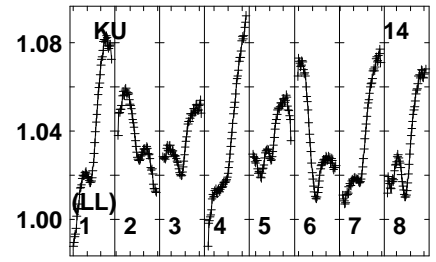
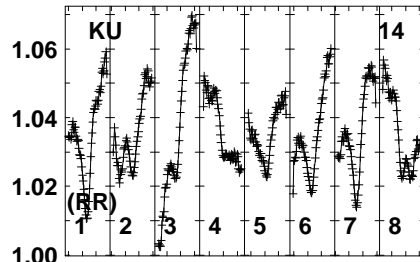
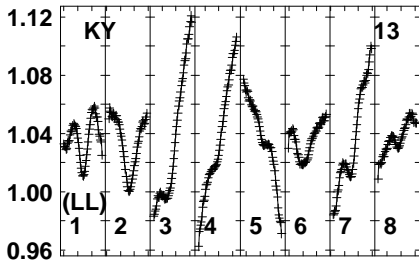
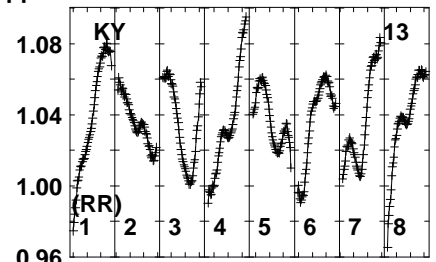
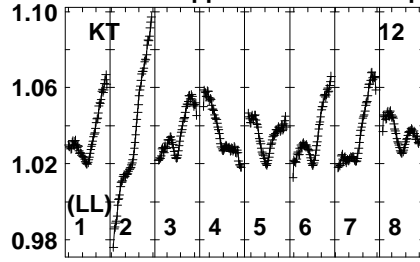
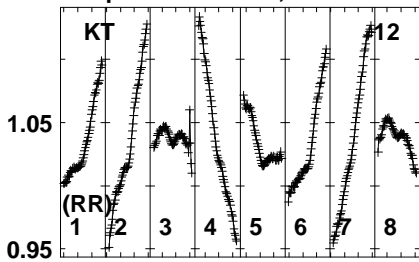


Lower frame: Real Jy
Auto-corr total-power spectrum Antenna: *
Timerange: 00/16:23:54 to 00/16:26:52

Plot file version 43 created 21-FEB-2023 15:51:03

J0119 EB092E.UVDATA.1

Freq = 22.1080 GHz, Bw = 32.000 MH No calibration applied and no bandpass applied



22100 22140 22180 22220 22260 22300 22340
FREQ MHz

22100 22140 22180 22220 22260 22300 22340
FREQ MHz

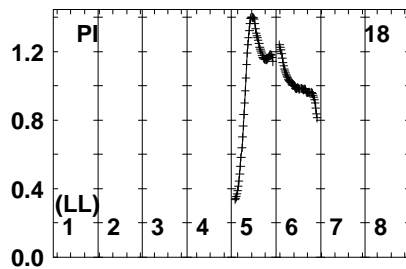
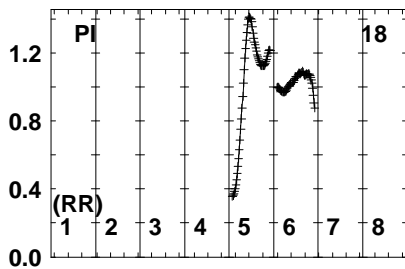
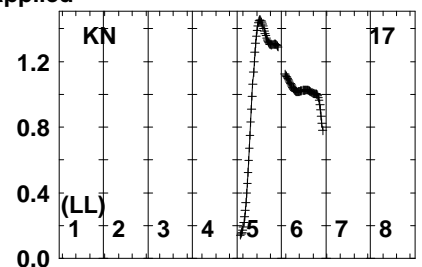
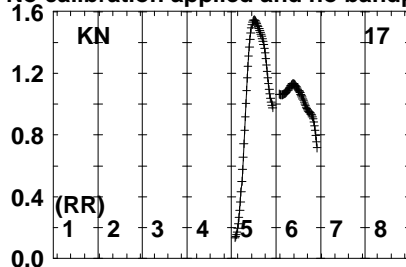
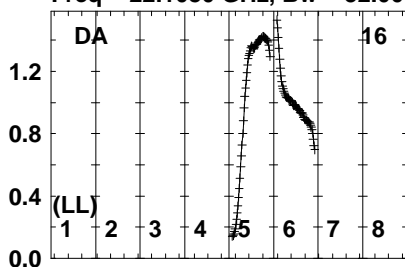
22100 22140 22180 22220 22260 22300 22340
FREQ MHz

Lower frame: Real Jy
Auto-corr total-power spectrum Antenna: *
Timerange: 00/16:23:54 to 00/16:26:52

Plot file version 44 created 21-FEB-2023 15:51:04

J0119 EB092E.UVDATA.1

Freq = 22.1080 GHz, Bw = 32.000 MH No calibration applied and no bandpass applied

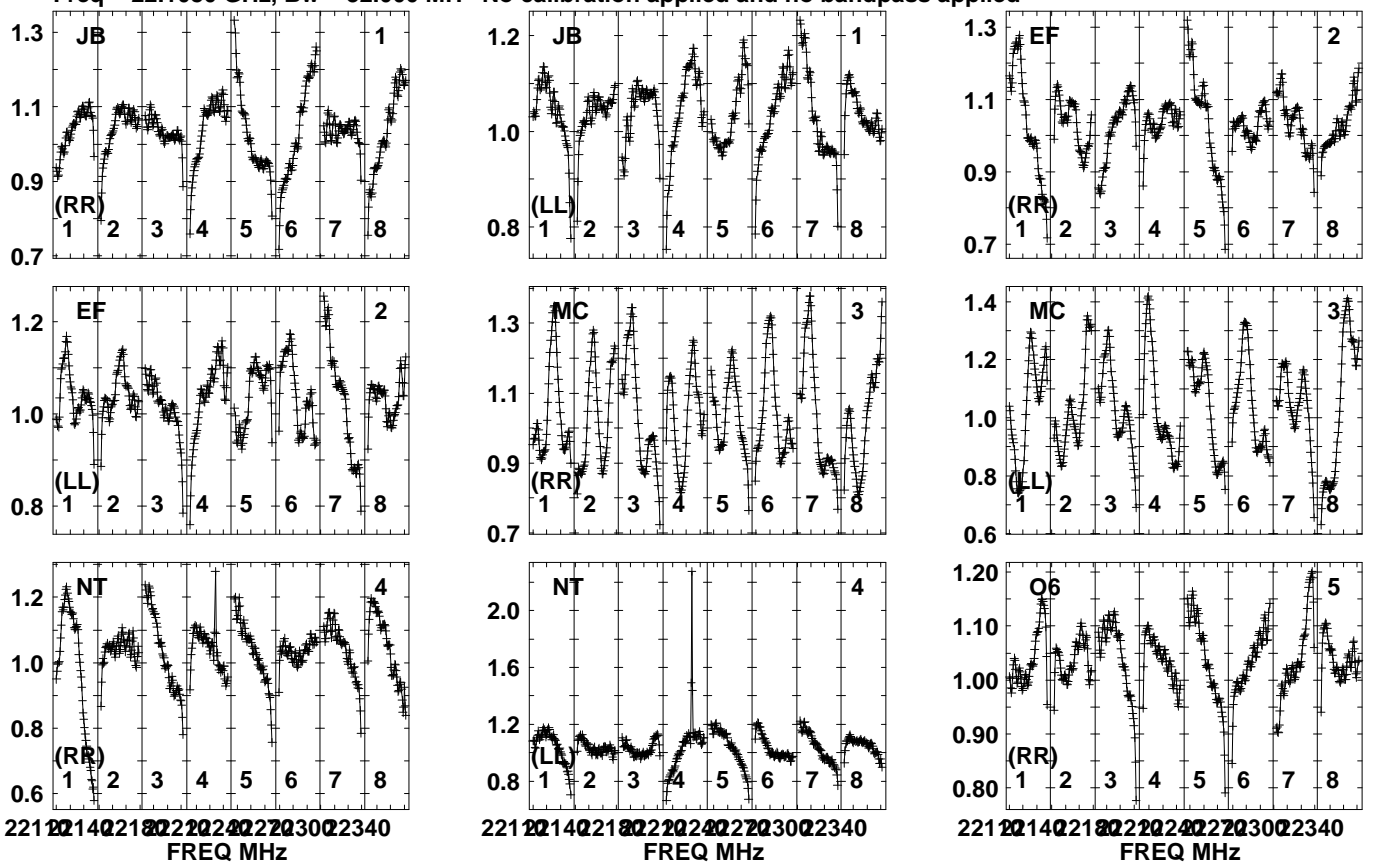


Lower frame: Real Jy
Auto-corr total-power spectrum Antenna: *
Timerange: 00/16:23:54 to 00/16:26:52

Plot file version 45 created 21-FEB-2023 15:51:04

J0119 EB092E.UVDATA.1

Freq = 22.1080 GHz, Bw = 32.000 MH No calibration applied and no bandpass applied

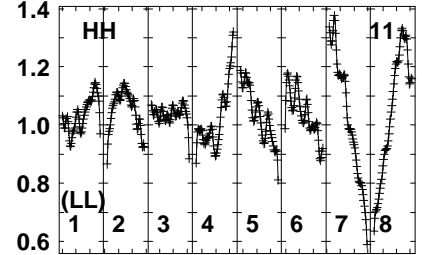
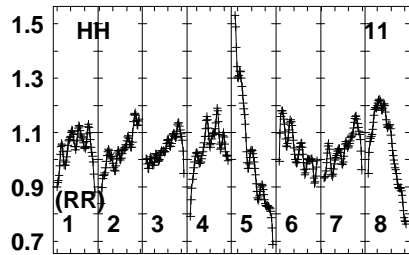
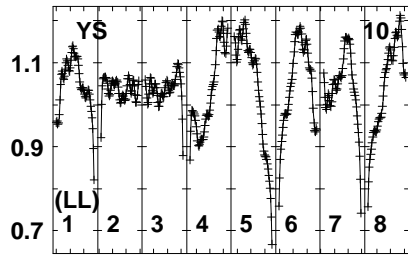
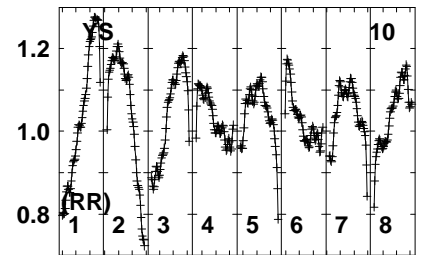
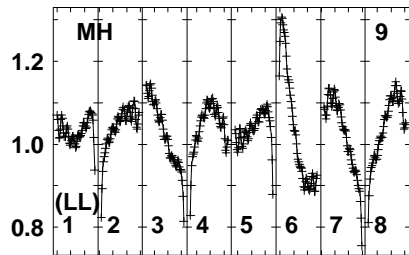
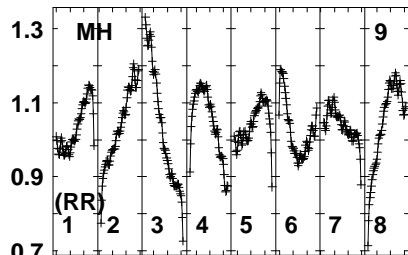
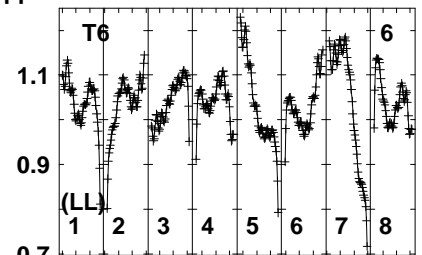
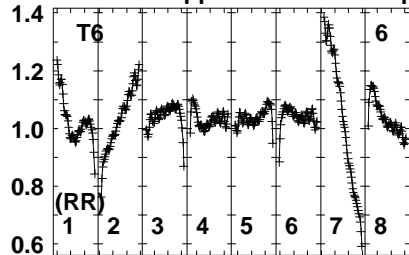
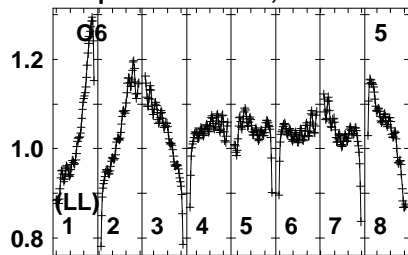


Lower frame: Real Jy
Auto-corr total-power spectrum Antenna: *
Timerange: 00/16:27:24 to 00/16:32:22

Plot file version 46 created 21-FEB-2023 15:51:04

J0119 EB092E.UVDATA.1

Freq = 22.1080 GHz, Bw = 32.000 MH No calibration applied and no bandpass applied



2210214021802240227023002340
FREQ MHz

2210214021802240227023002340
FREQ MHz

2210214021802240227023002340
FREQ MHz

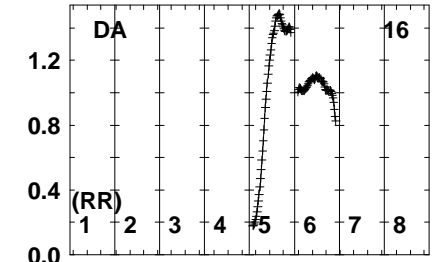
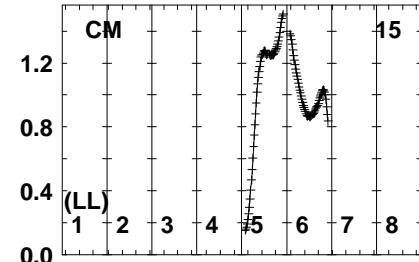
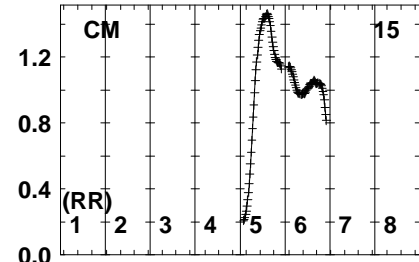
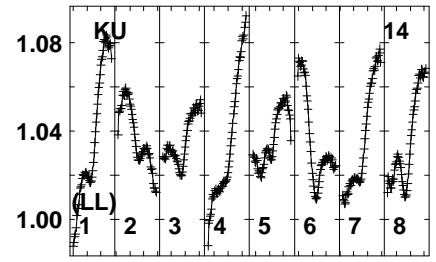
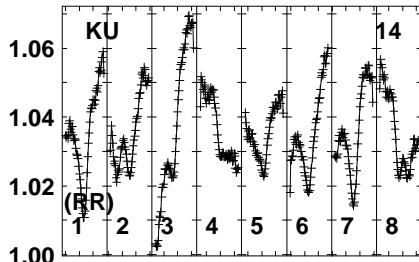
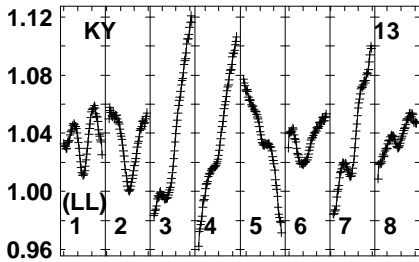
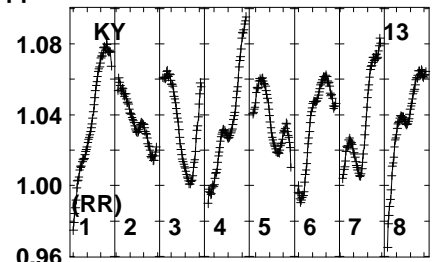
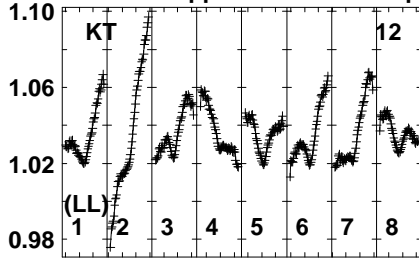
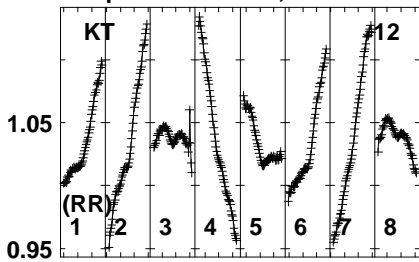
Lower frame: Real Jy
Auto-corr total-power spectrum Antenna: *
Timerange: 00/16:27:24 to 00/16:32:22

Plot file version 47 created 21-FEB-2023 15:51:05

J0119 EB092E.UVDATA.1

Freq = 22.1080 GHz, Bw = 32.000 MH

No calibration applied and no bandpass applied



221 22140 2180 2220 2400 2270 300 2340
FREQ MHz

221 22140 2180 2220 2400 2270 300 2340
FREQ MHz

221 22140 2180 2220 2400 2270 300 2340
FREQ MHz

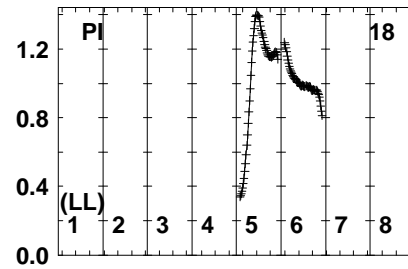
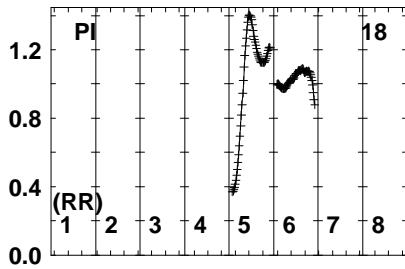
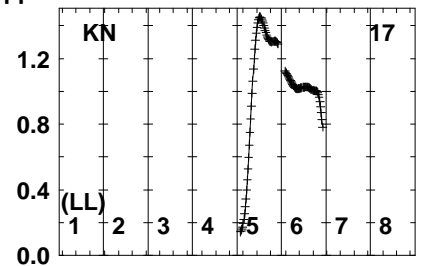
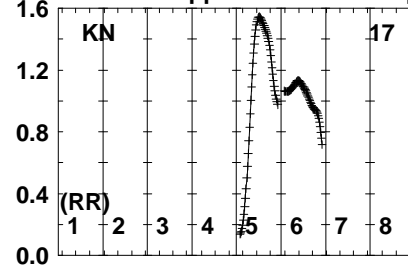
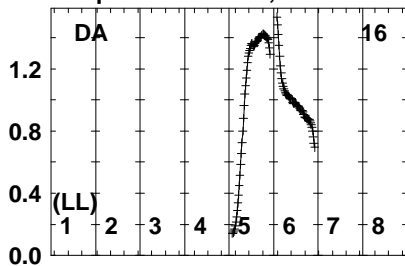
Lower frame: Real Jy
Auto-corr total-power spectrum Antenna: *
Timerange: 00/16:27:24 to 00/16:32:22

Plot file version 48 created 21-FEB-2023 15:51:05

J0119 EB092E.UVDATA.1

Freq = 22.1080 GHz, Bw = 32.000 MH

No calibration applied and no bandpass applied

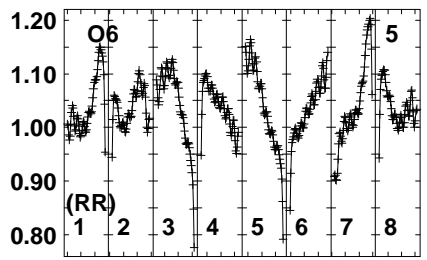
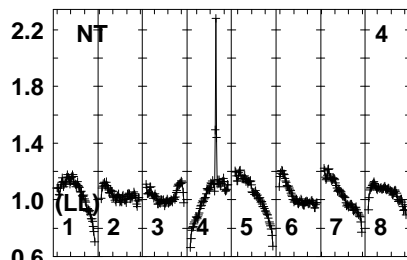
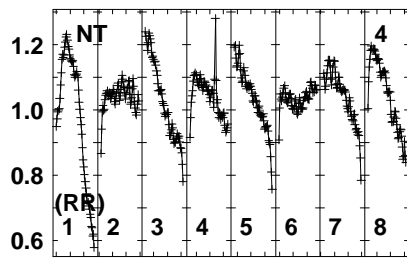
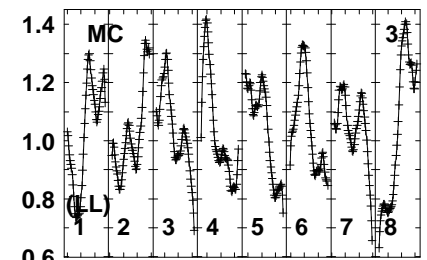
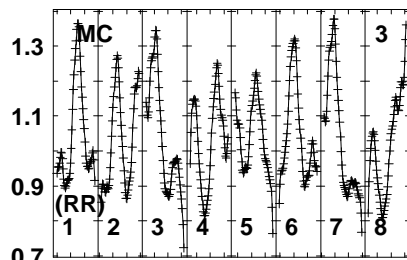
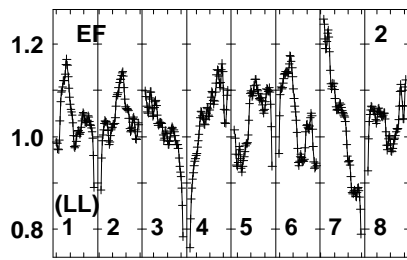
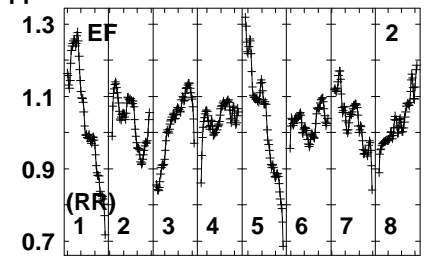
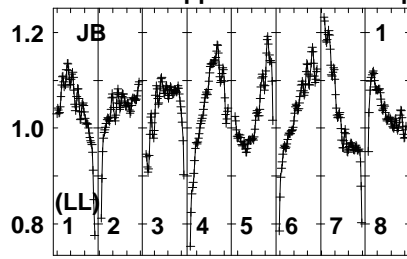
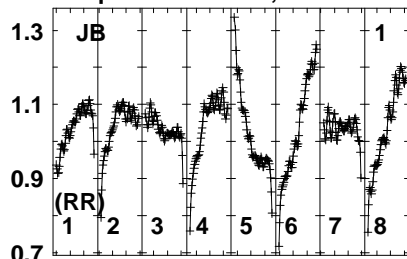


Lower frame: Real Jy
Auto-corr total-power spectrum Antenna: *
Timerange: 00/16:27:24 to 00/16:32:22

Plot file version 49 created 21-FEB-2023 15:51:06

J0119 EB092E.UVDATA.1

Freq = 22.1080 GHz, Bw = 32.000 MH No calibration applied and no bandpass applied



221021402218022240222802230022340
FREQ MHz

221021402218022240222802230022340
FREQ MHz

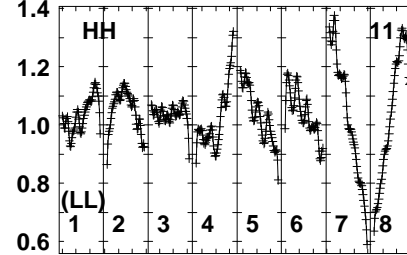
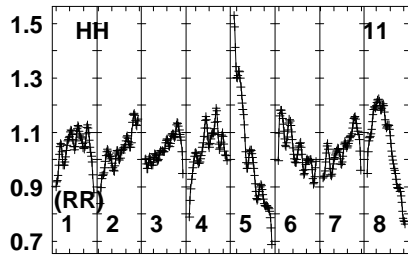
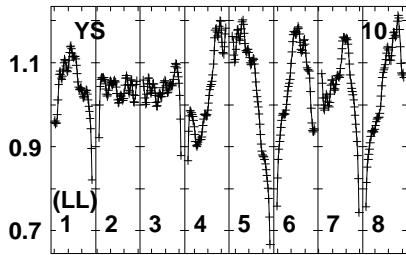
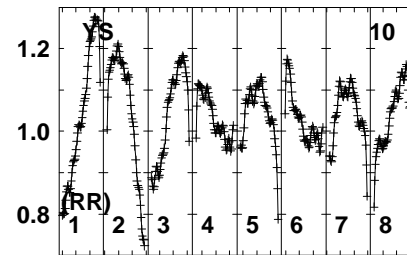
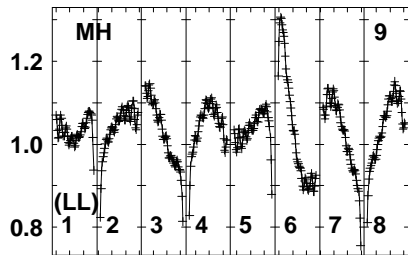
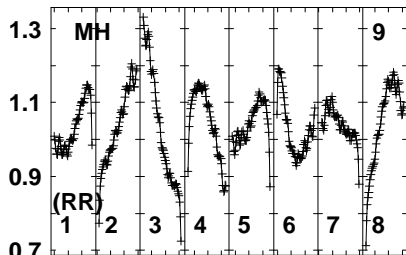
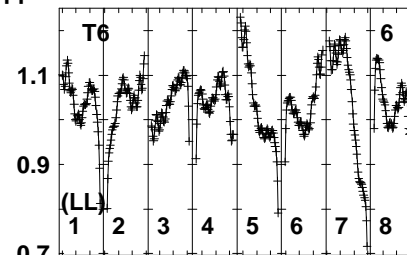
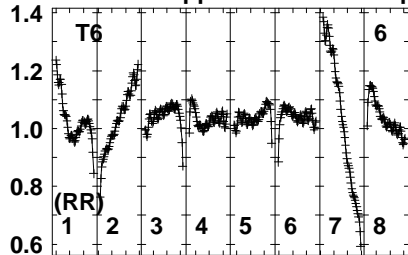
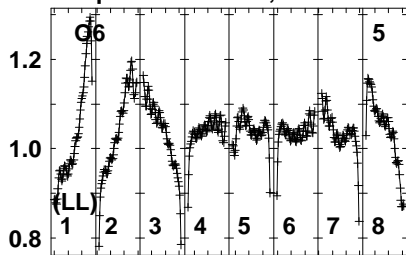
221021402218022240222802230022340
FREQ MHz

Lower frame: Real Jy
Auto-corr total-power spectrum Antenna: *
Timerange: 00/16:32:54 to 00/16:37:52

Plot file version 50 created 21-FEB-2023 15:51:06

J0119 EB092E.UVDATA.1

Freq = 22.1080 GHz, Bw = 32.000 MH No calibration applied and no bandpass applied



22102140221802224022240222030022340

FREQ MHz

Lower frame: Real Jy
Auto-corr total-power spectrum Antenna: *
Timerange: 00/16:32:54 to 00/16:37:52

22102140221802224022240222030022340

FREQ MHz

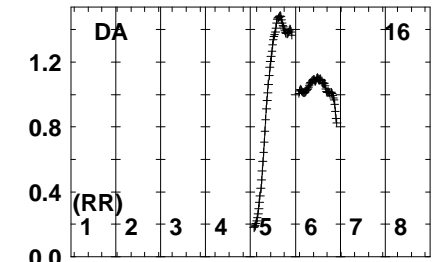
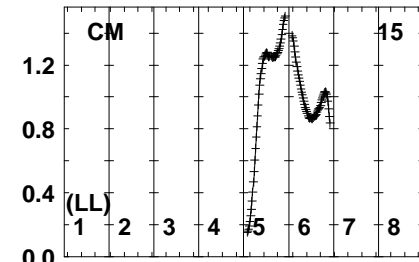
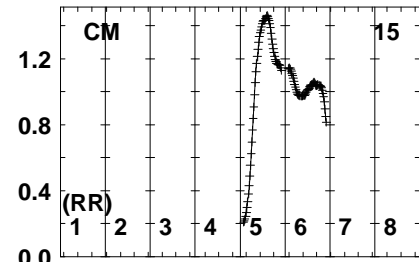
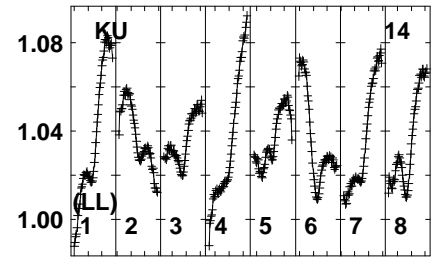
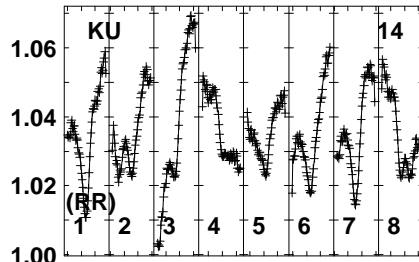
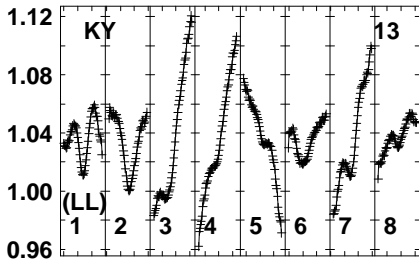
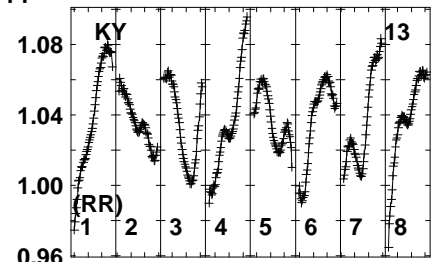
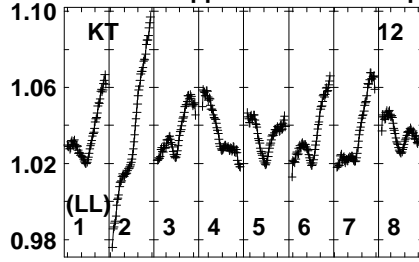
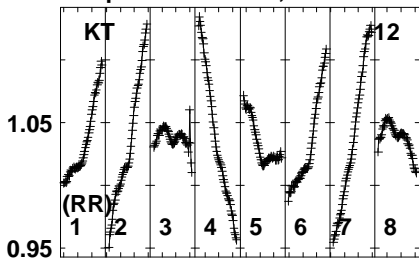
22102140221802224022240222030022340

FREQ MHz

Plot file version 51 created 21-FEB-2023 15:51:07

J0119 EB092E.UVDATA.1

Freq = 22.1080 GHz, Bw = 32.000 MH No calibration applied and no bandpass applied



221 22140 2180 2220 2400 2270 300 2340
FREQ MHz

221 22140 2180 2220 2400 2270 300 2340
FREQ MHz

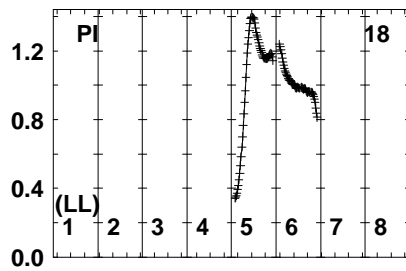
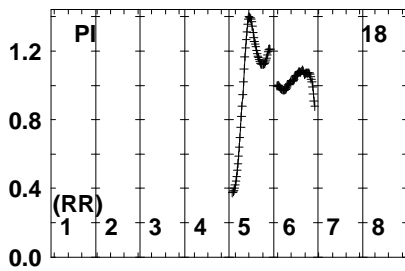
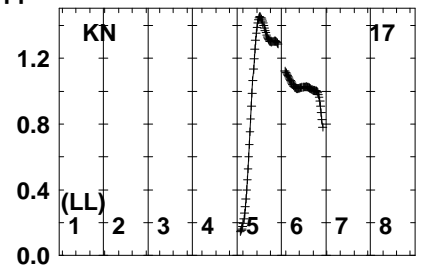
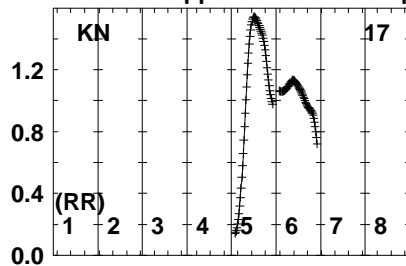
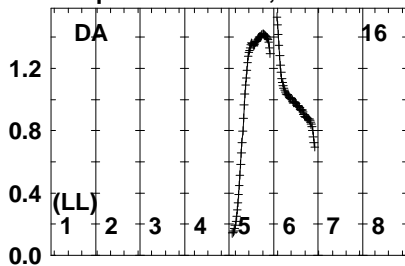
221 22140 2180 2220 2400 2270 300 2340
FREQ MHz

Lower frame: Real Jy
Auto-corr total-power spectrum Antenna: *
Timerange: 00/16:32:54 to 00/16:37:52

Plot file version 52 created 21-FEB-2023 15:51:07

J0119 EB092E.UVDATA.1

Freq = 22.1080 GHz, Bw = 32.000 MH No calibration applied and no bandpass applied

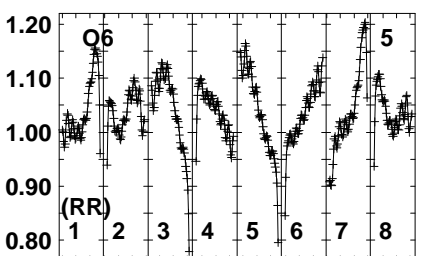
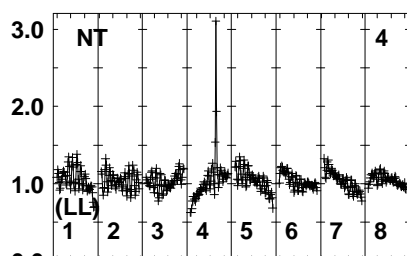
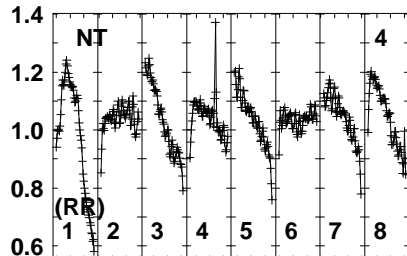
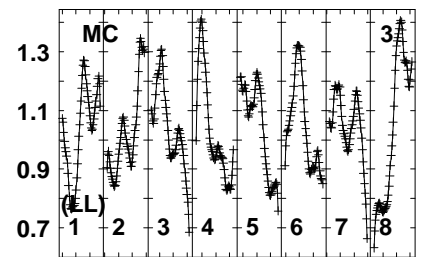
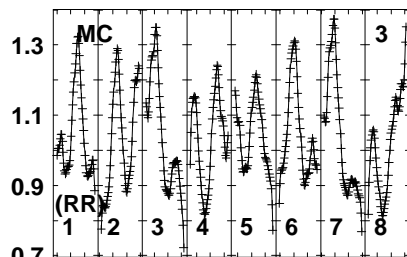
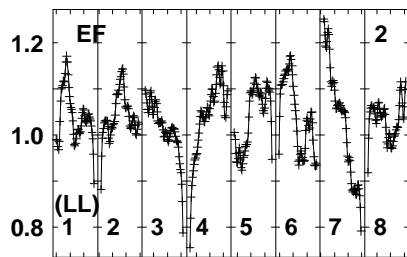
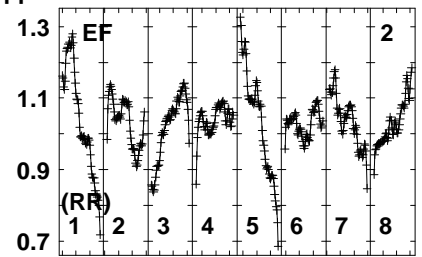
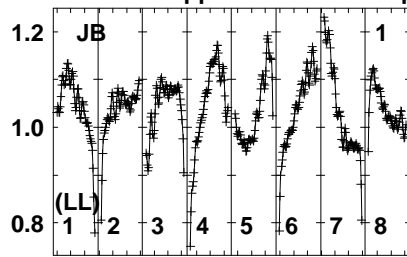
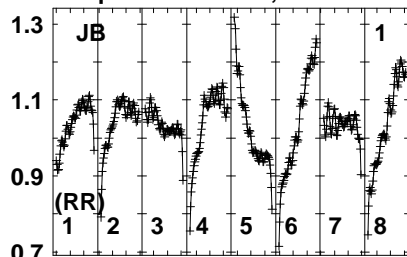


Lower frame: Real Jy
Auto-corr total-power spectrum Antenna: *
Timerange: 00/16:32:54 to 00/16:37:52

Plot file version 53 created 21-FEB-2023 15:51:07

J1945 EB092E.UVDATA.1

Freq = 22.1080 GHz, Bw = 32.000 MH No calibration applied and no bandpass applied



221 22140 22180 22220 22260 22300 22340
FREQ MHz

221 22140 22180 22220 22260 22300 22340
FREQ MHz

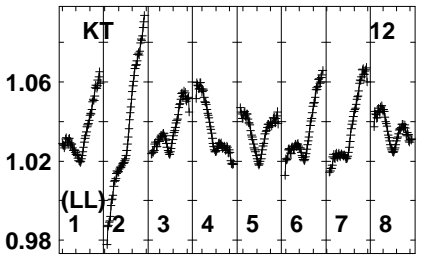
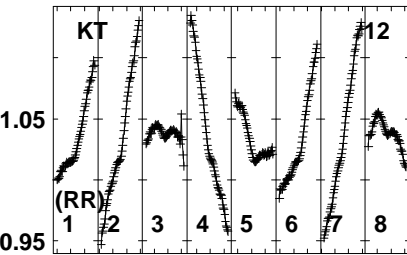
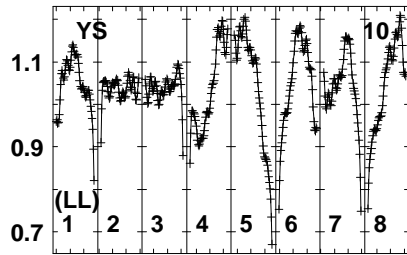
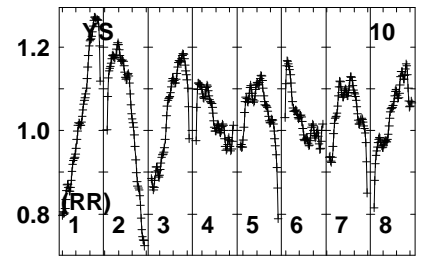
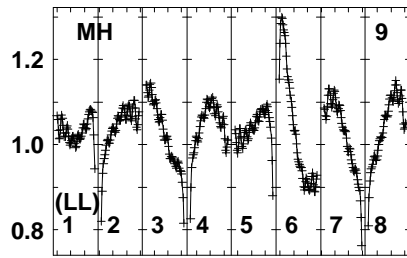
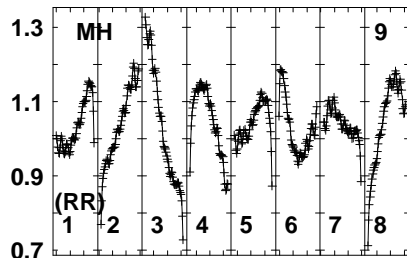
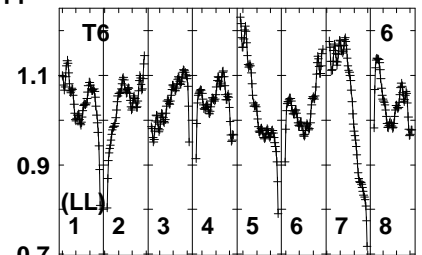
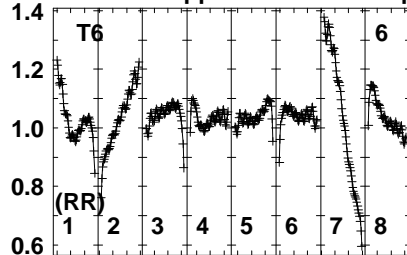
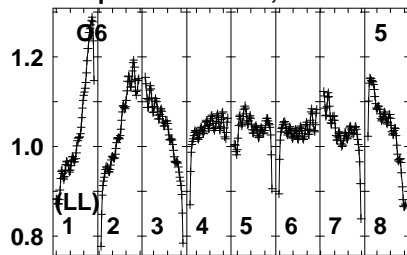
221 22140 22180 22220 22260 22300 22340
FREQ MHz

Lower frame: Real Jy
Auto-corr total-power spectrum Antenna: *
Timerange: 00/16:41:58 to 00/16:44:56

Plot file version 54 created 21-FEB-2023 15:51:08

J1945 EB092E.UVDATA.1

Freq = 22.1080 GHz, Bw = 32.000 MH No calibration applied and no bandpass applied



22100 22140 22180 22220 22260 22300 22340
FREQ MHz

22100 22140 22180 22220 22260 22300 22340
FREQ MHz

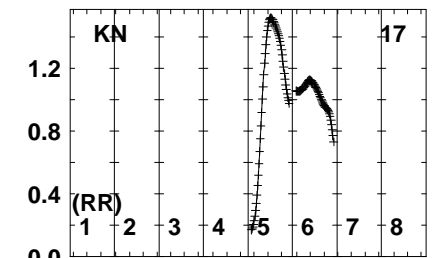
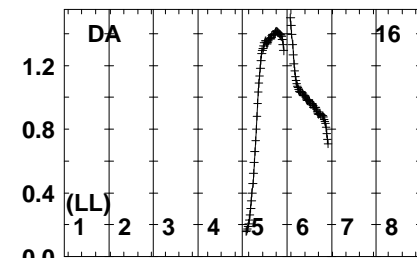
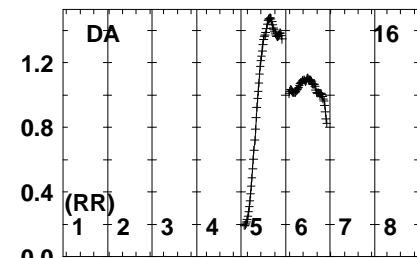
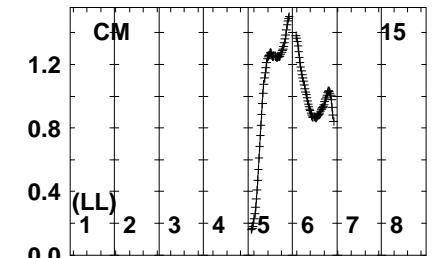
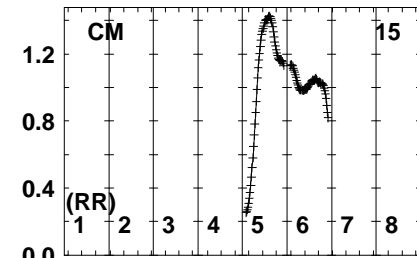
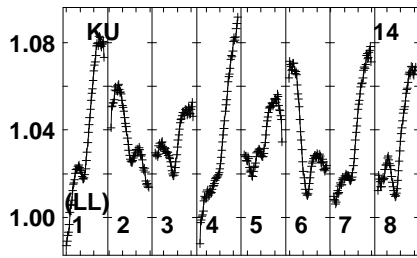
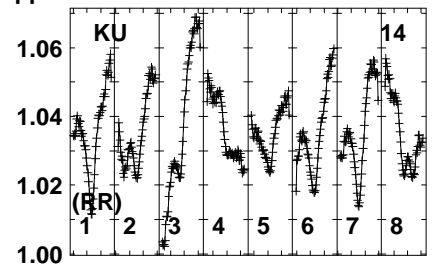
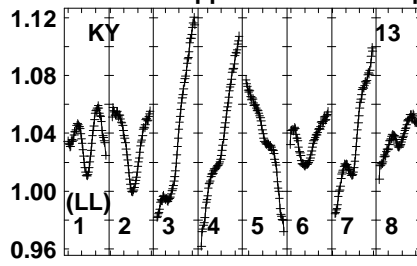
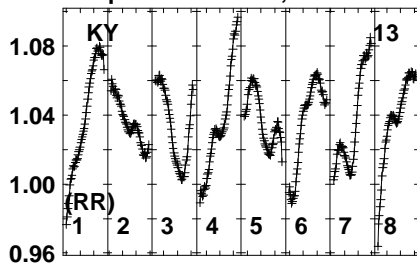
22100 22140 22180 22220 22260 22300 22340
FREQ MHz

Lower frame: Real Jy
Auto-corr total-power spectrum Antenna: *
Timerange: 00/16:41:58 to 00/16:44:56

Plot file version 55 created 21-FEB-2023 15:51:08

J1945 EB092E.UVDATA.1

Freq = 22.1080 GHz, Bw = 32.000 MH No calibration applied and no bandpass applied



221 22140 22180 22220 22260 22300 22340
FREQ MHz

221 22140 22180 22220 22260 22300 22340
FREQ MHz

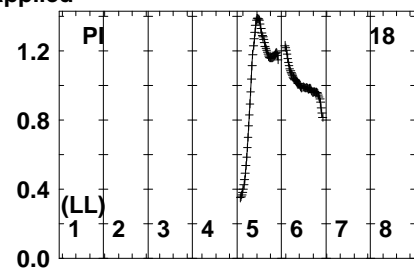
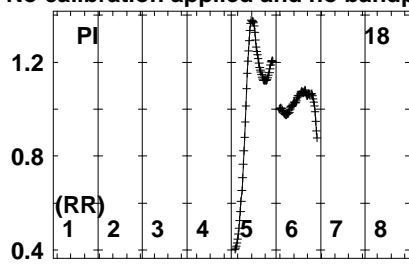
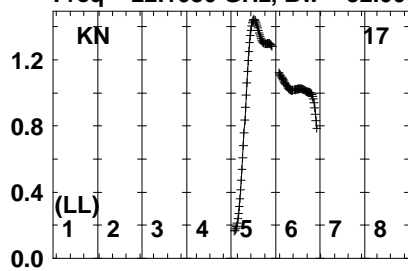
221 22140 22180 22220 22260 22300 22340
FREQ MHz

Lower frame: Real Jy
Auto-corr total-power spectrum Antenna: *
Timerange: 00/16:41:58 to 00/16:44:56

Plot file version 56 created 21-FEB-2023 15:51:08

J1945 EB092E.UVDATA.1

Freq = 22.1080 GHz, Bw = 32.000 MH No calibration applied and no bandpass applied

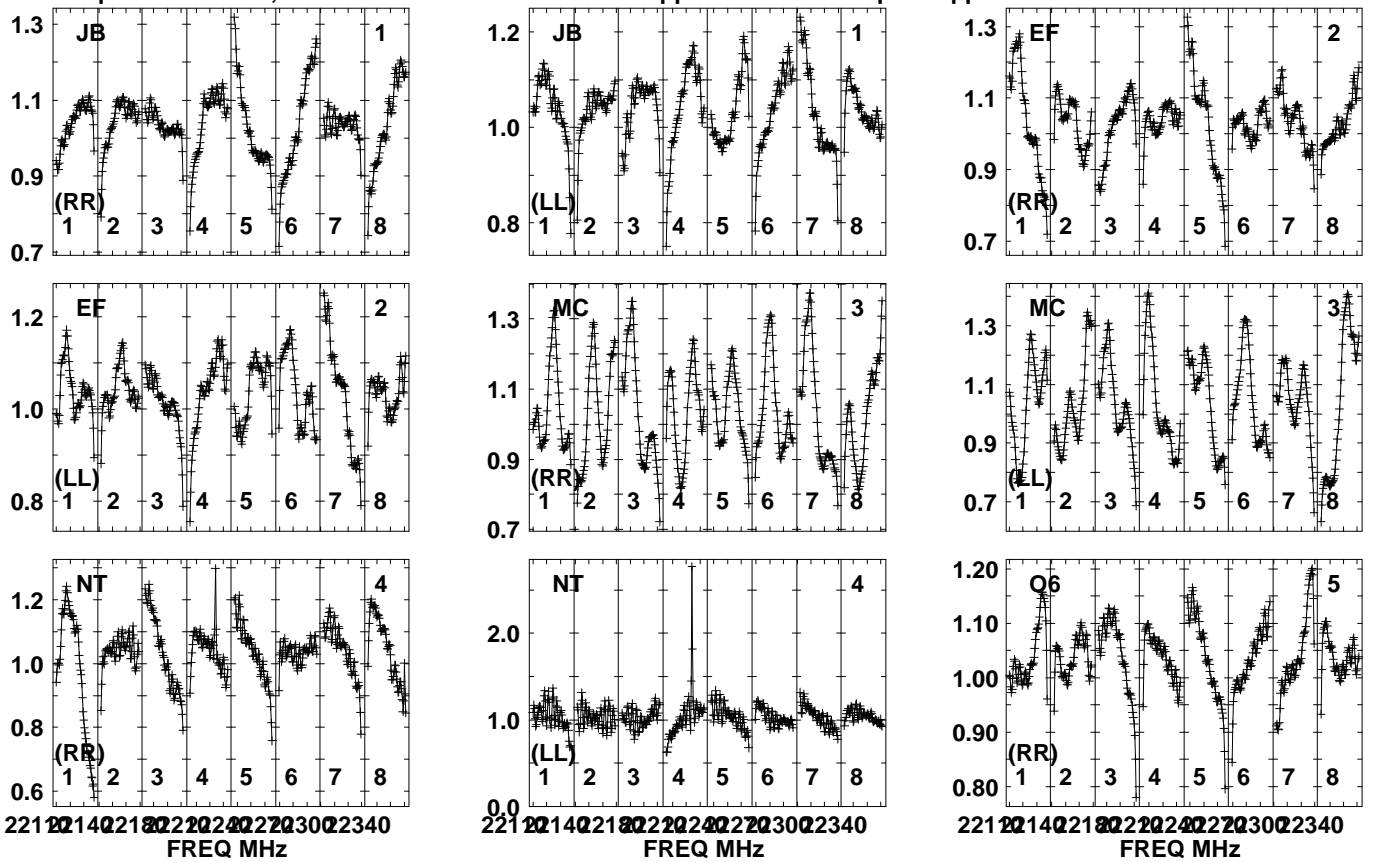


Lower frame: Real Jy
Auto-corr total-power spectrum Antenna: *
Timerange: 00/16:41:58 to 00/16:44:56

Plot file version 57 created 21-FEB-2023 15:51:09

J1945 EB092E.UVDATA.1

Freq = 22.1080 GHz, Bw = 32.000 MH No calibration applied and no bandpass applied

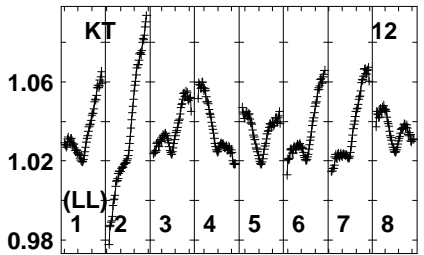
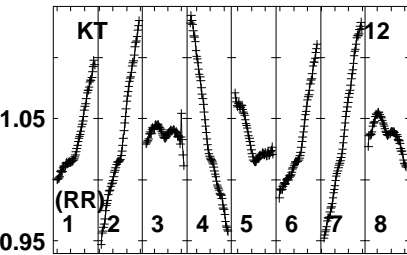
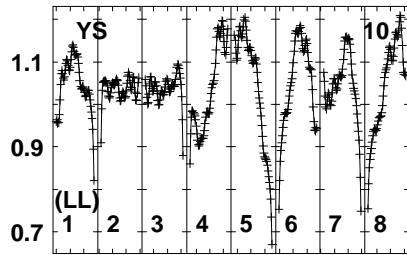
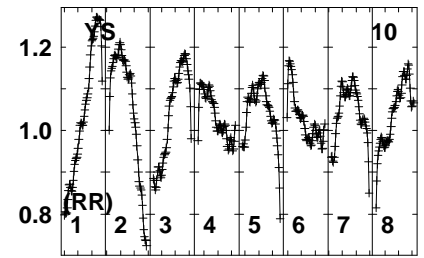
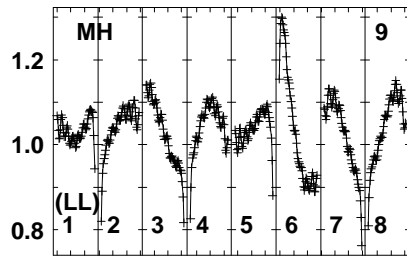
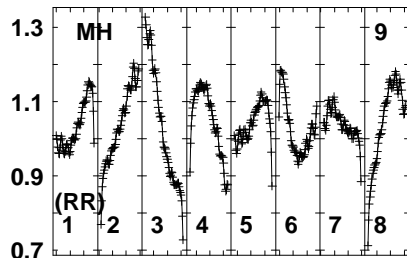
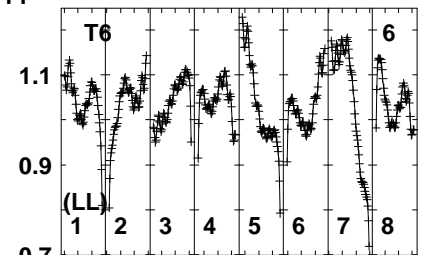
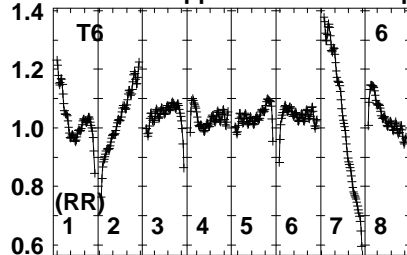
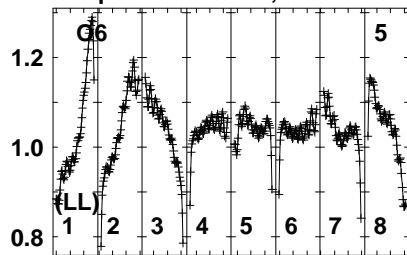


Lower frame: Real Jy
Auto-corr total-power spectrum Antenna: *
Timerange: 00/16:45:28 to 00/16:50:26

Plot file version 58 created 21-FEB-2023 15:51:09

J1945 EB092E.UVDATA.1

Freq = 22.1080 GHz, Bw = 32.000 MH No calibration applied and no bandpass applied



221 2214 2218 2222 2226 2230 2234
FREQ MHz

221 2214 2218 2222 2226 2230 2234
FREQ MHz

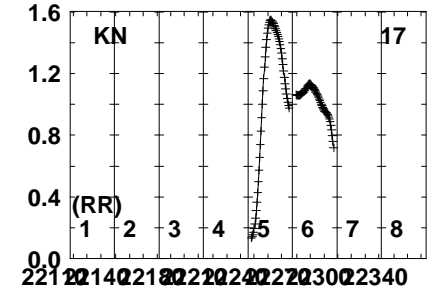
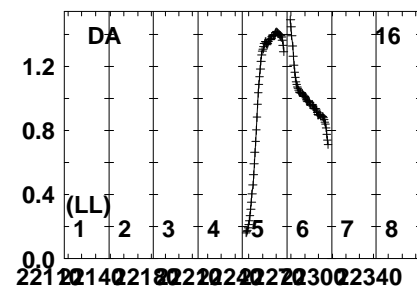
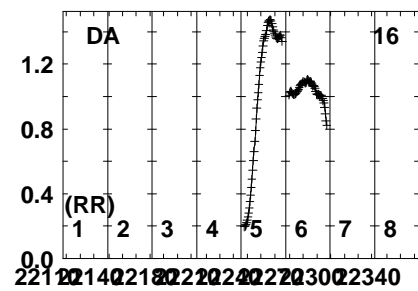
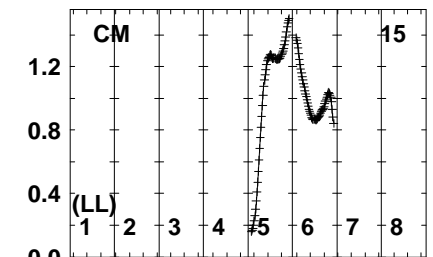
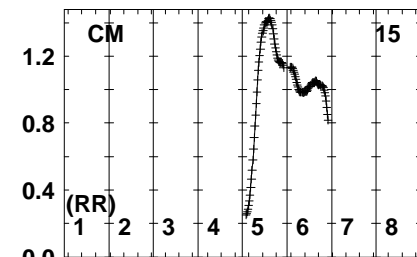
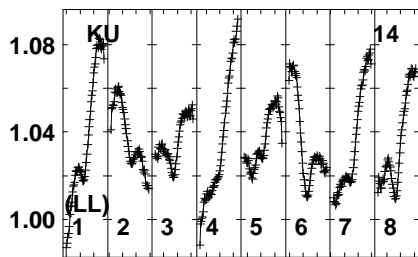
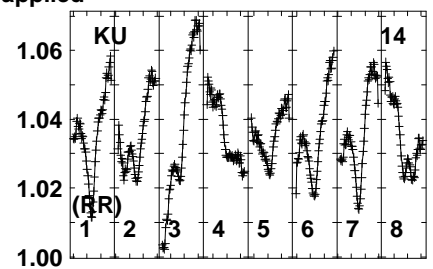
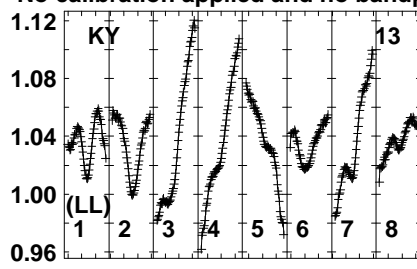
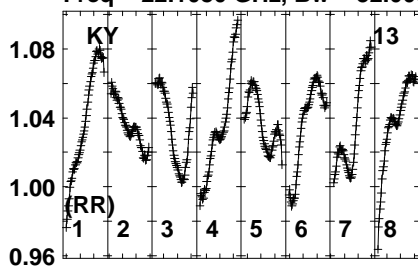
221 2214 2218 2222 2226 2230 2234
FREQ MHz

Lower frame: Real Jy
Auto-corr total-power spectrum Antenna: *
Timerange: 00/16:45:28 to 00/16:50:26

Plot file version 59 created 21-FEB-2023 15:51:10

J1945 EB092E.UVDATA.1

Freq = 22.1080 GHz, Bw = 32.000 MH No calibration applied and no bandpass applied



221 22140 22180 22220 22260 22300 22340
FREQ MHz

221 22140 22180 22220 22260 22300 22340
FREQ MHz

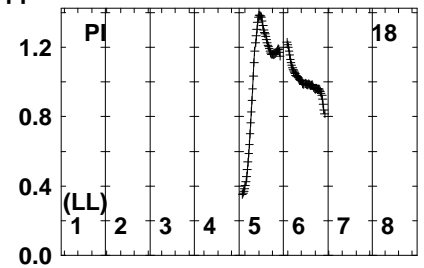
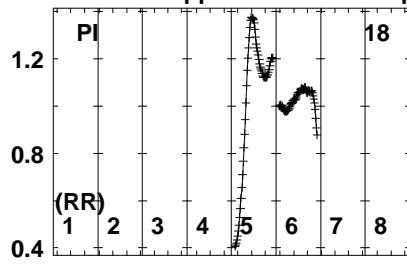
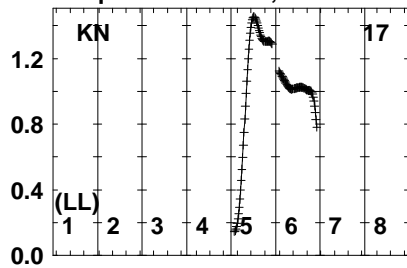
221 22140 22180 22220 22260 22300 22340
FREQ MHz

Lower frame: Real Jy
Auto-corr total-power spectrum Antenna: *
Timerange: 00/16:45:28 to 00/16:50:26

Plot file version 60 created 21-FEB-2023 15:51:10

J1945 EB092E.UVDATA.1

Freq = 22.1080 GHz, Bw = 32.000 MH No calibration applied and no bandpass applied

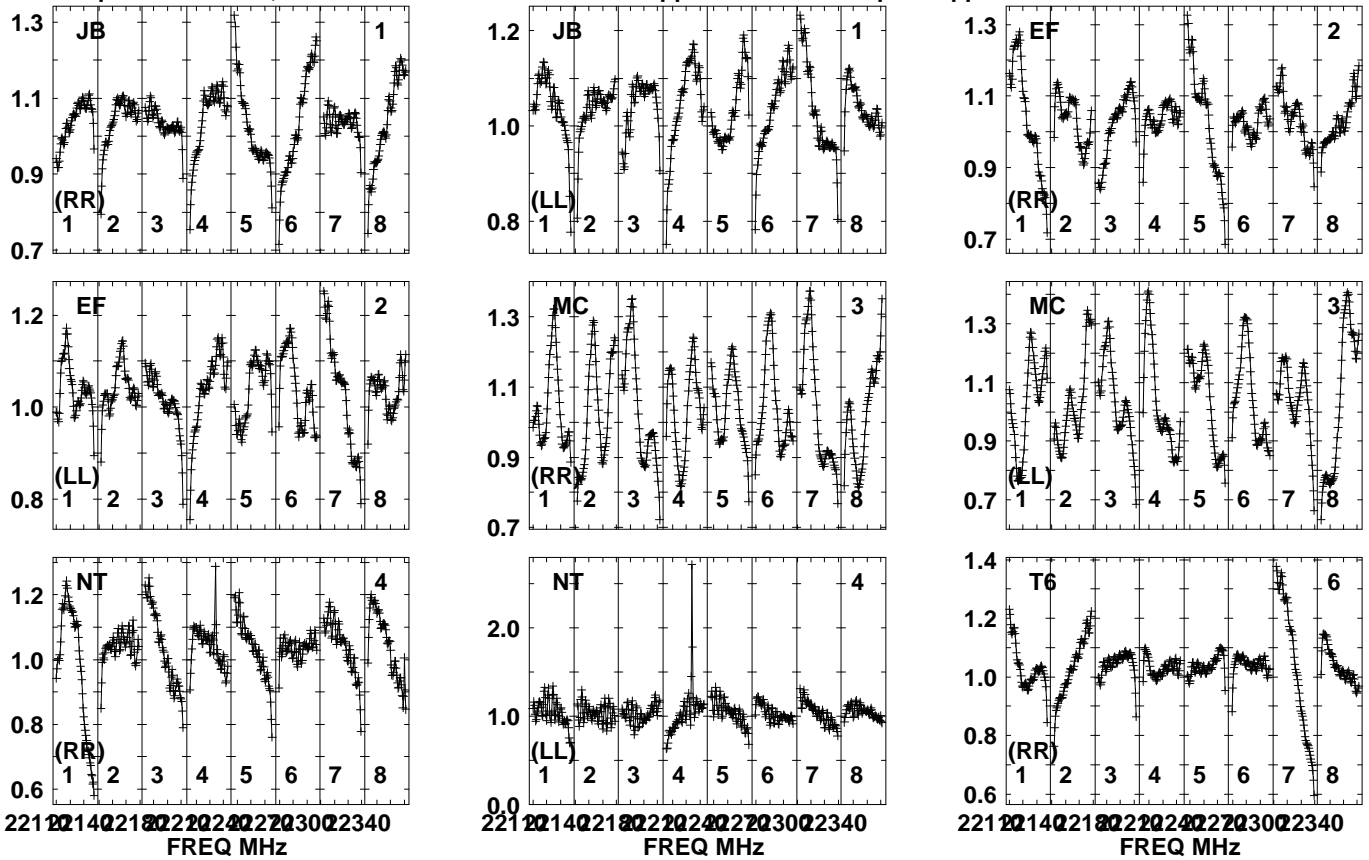


Lower frame: Real Jy
Auto-corr total-power spectrum Antenna: *
Timerange: 00/16:45:28 to 00/16:50:26

Plot file version 61 created 21-FEB-2023 15:51:10

J1945 EB092E.UVDATA.1

Freq = 22.1080 GHz, Bw = 32.000 MH No calibration applied and no bandpass applied

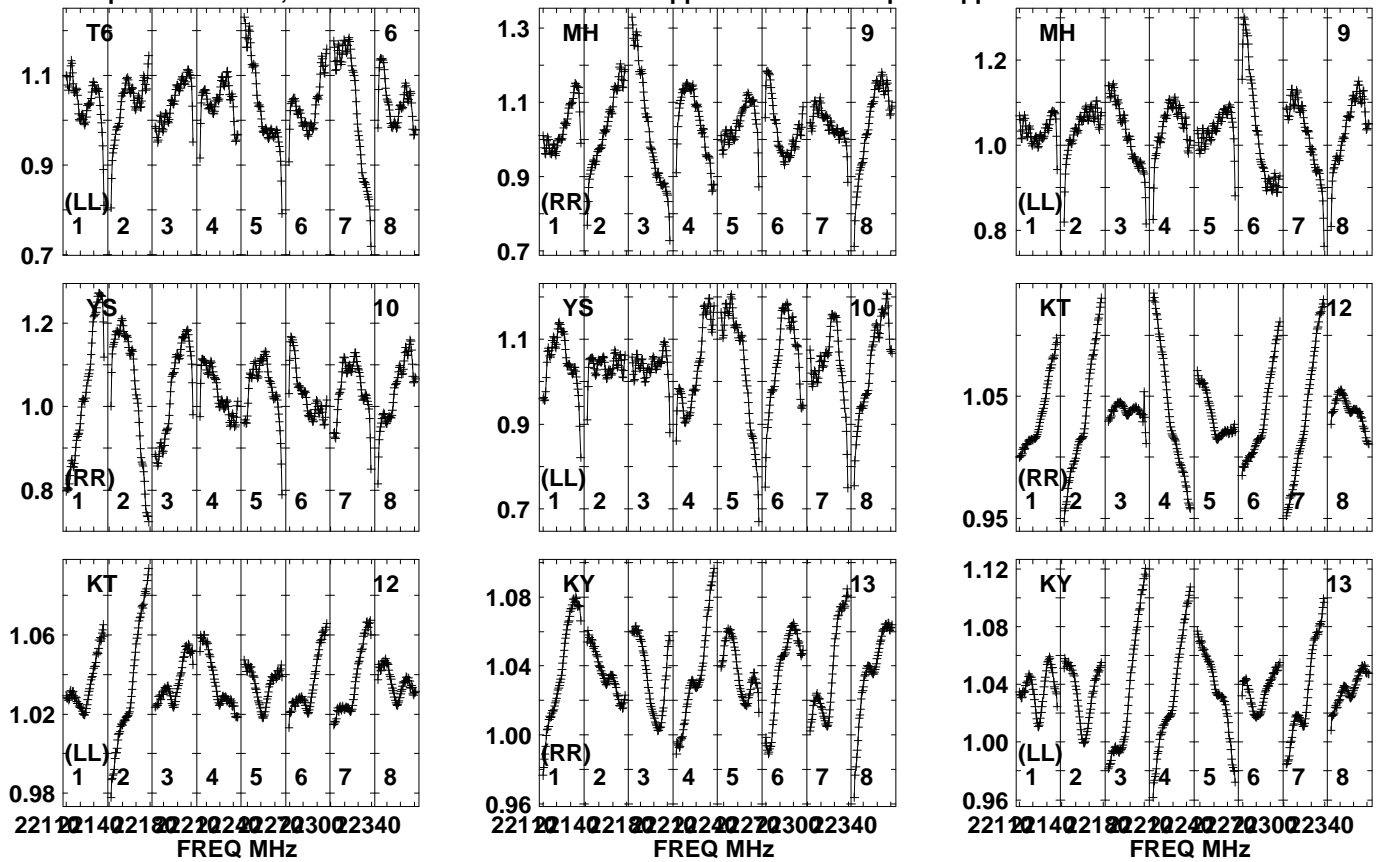


Lower frame: Real Jy
Auto-corr total-power spectrum Antenna: *
Timerange: 00/16:50:58 to 00/16:55:56

Plot file version 62 created 21-FEB-2023 15:51:11

J1945 EB092E.UVDATA.1

Freq = 22.1080 GHz, Bw = 32.000 MH No calibration applied and no bandpass applied

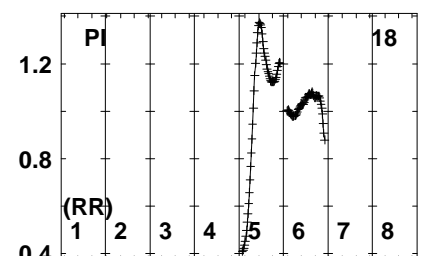
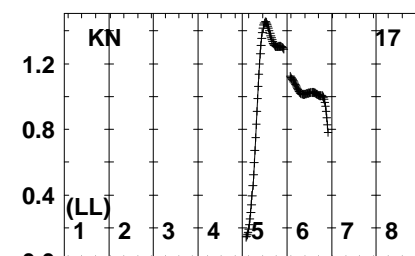
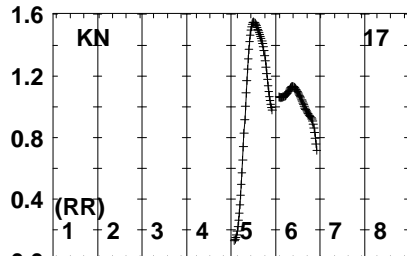
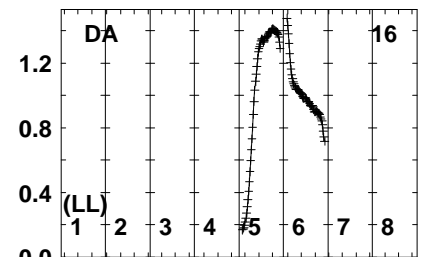
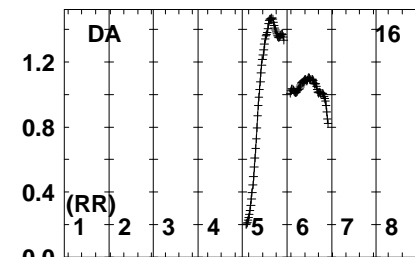
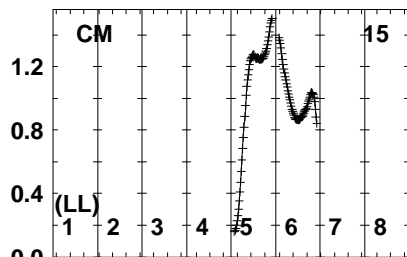
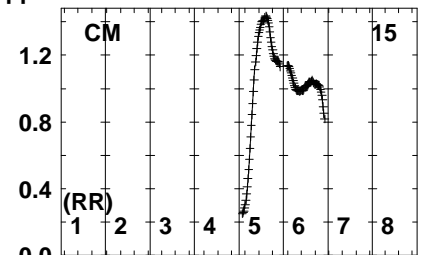
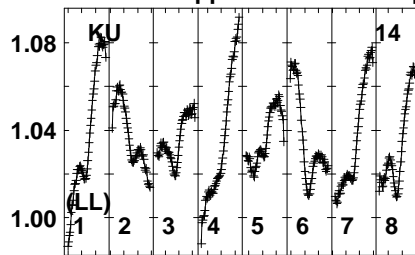
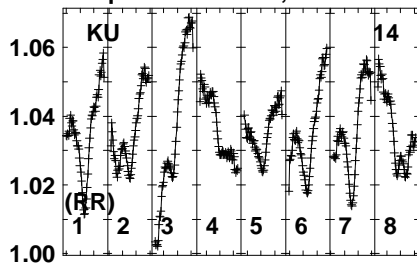


Lower frame: Real Jy
Auto-corr total-power spectrum Antenna: *
Timerange: 00/16:50:58 to 00/16:55:56

Plot file version 63 created 21-FEB-2023 15:51:11

J1945 EB092E.UVDATA.1

Freq = 22.1080 GHz, Bw = 32.000 MH No calibration applied and no bandpass applied



221 22140 22180 22220 22260 22300 22340
FREQ MHz

221 22140 22180 22220 22260 22300 22340
FREQ MHz

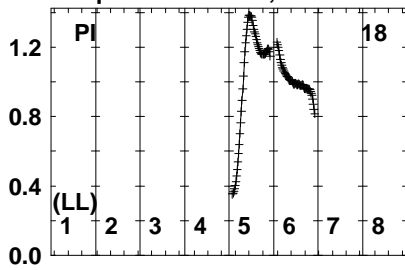
221 22140 22180 22220 22260 22300 22340
FREQ MHz

Lower frame: Real Jy
Auto-corr total-power spectrum Antenna: *
Timerange: 00/16:50:58 to 00/16:55:56

Plot file version 64 created 21-FEB-2023 15:51:12

J1945 EB092E.UVDATA.1

Freq = 22.1080 GHz, Bw = 32.000 MH No calibration applied and no bandpass applied

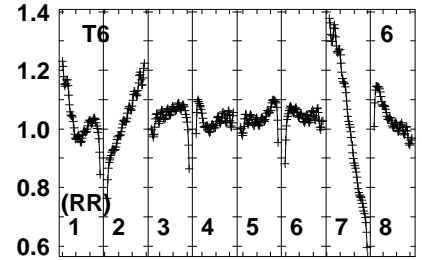
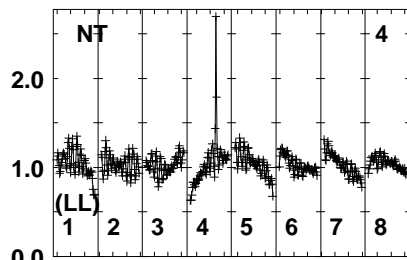
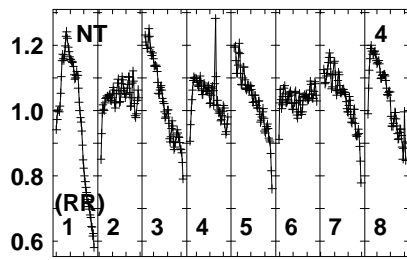
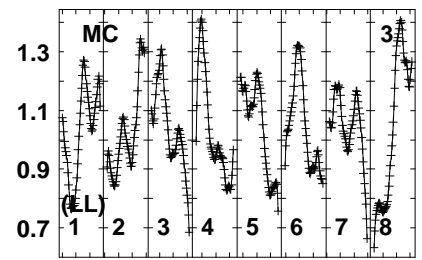
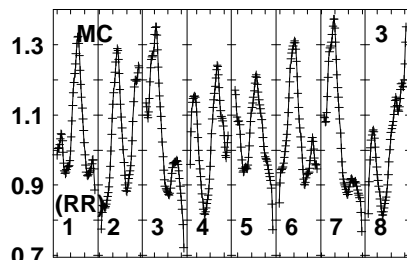
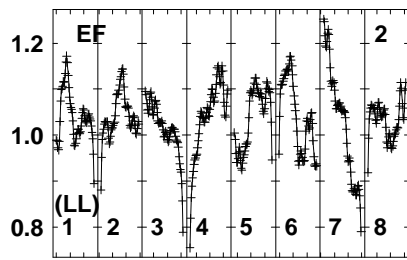
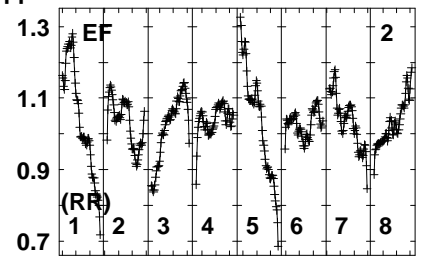
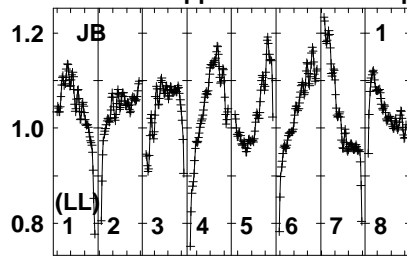
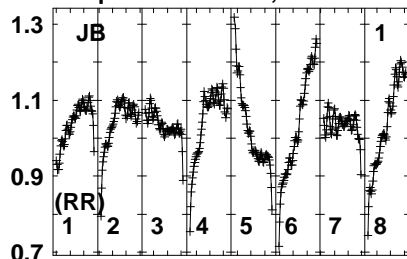


Lower frame: Real Jy
Auto-corr total-power spectrum Antenna: *
Timerange: 00/16:50:58 to 00/16:55:56

Plot file version 65 created 21-FEB-2023 15:51:12

J1945 EB092E.UVDATA.1

Freq = 22.1080 GHz, Bw = 32.000 MH No calibration applied and no bandpass applied



221 2214 2218 2222 2226 2230 2234
FREQ MHz

221 2214 2218 2222 2226 2230 2234
FREQ MHz

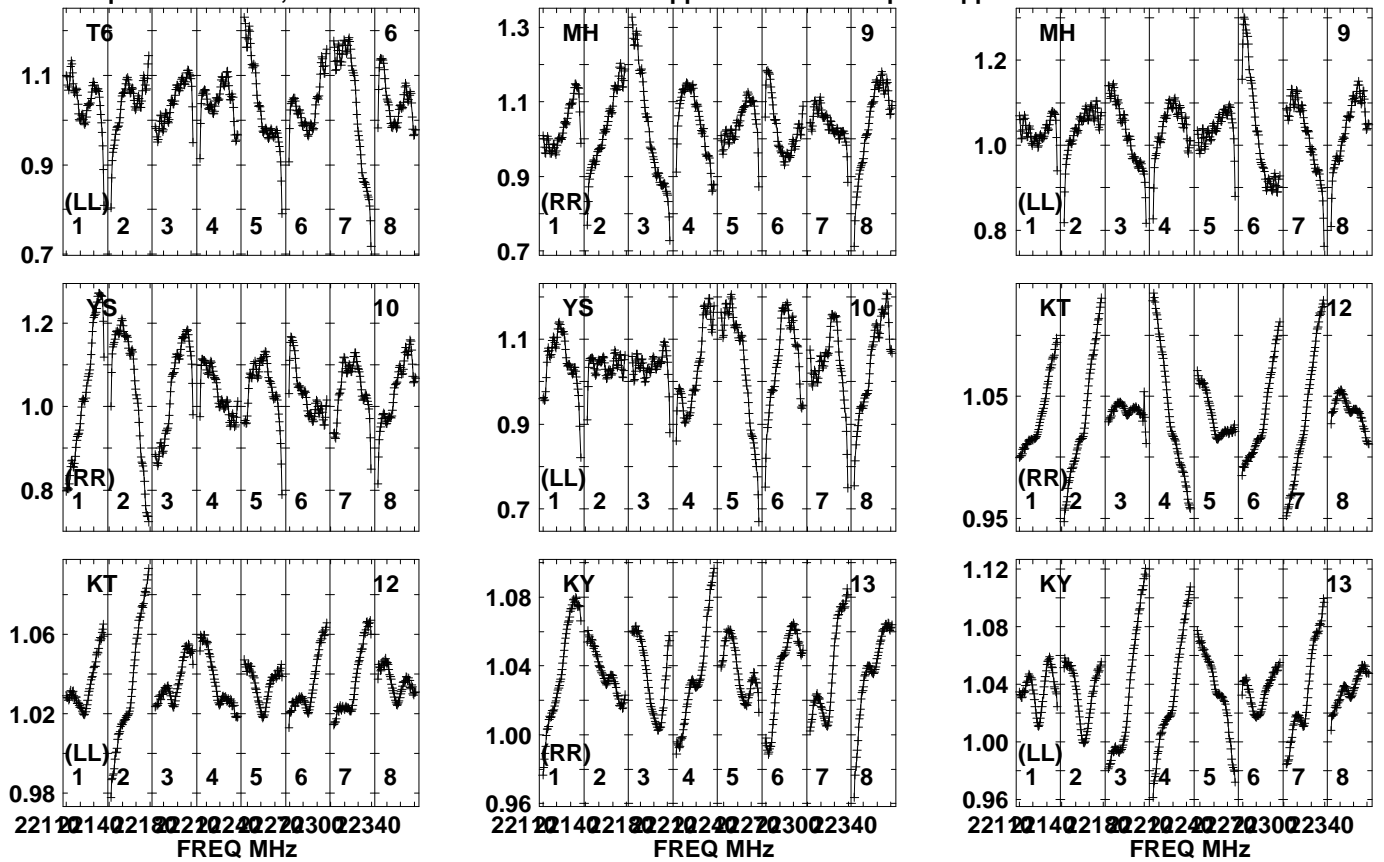
221 2214 2218 2222 2226 2230 2234
FREQ MHz

Lower frame: Real Jy
Auto-corr total-power spectrum Antenna: *
Timerange: 00/16:56:28 to 00/17:01:26

Plot file version 66 created 21-FEB-2023 15:51:12

J1945 EB092E.UVDATA.1

Freq = 22.1080 GHz, Bw = 32.000 MH No calibration applied and no bandpass applied

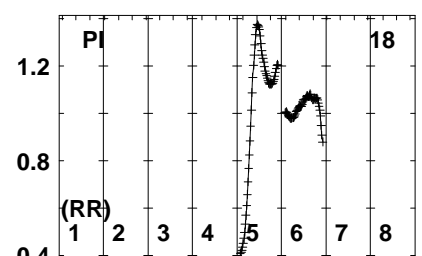
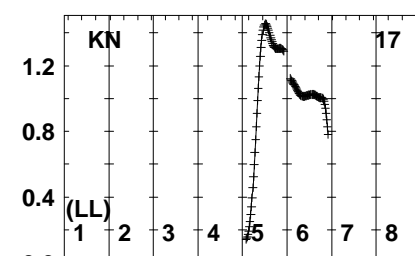
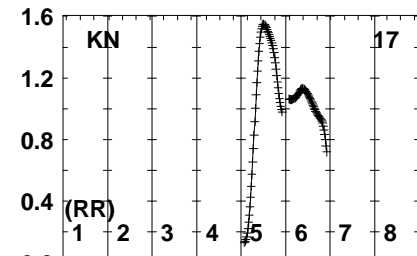
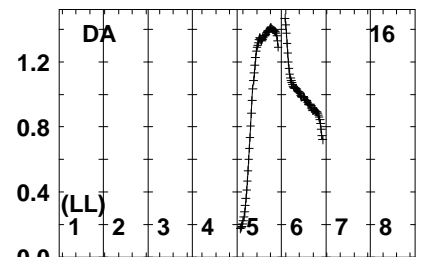
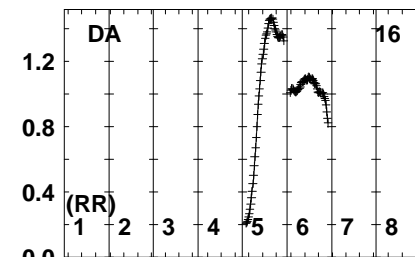
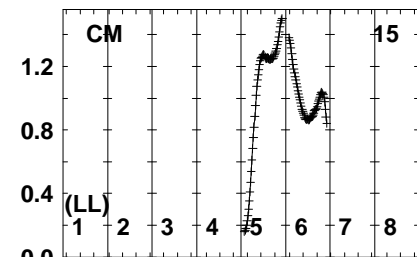
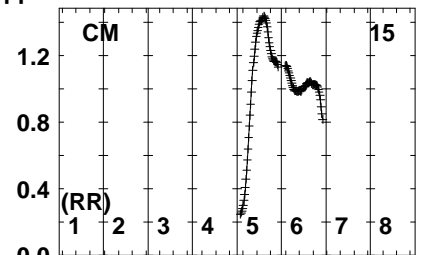
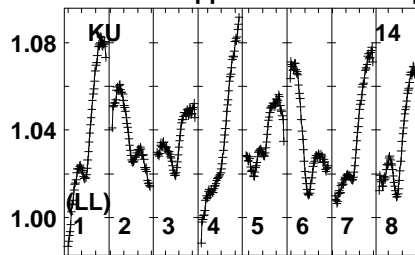
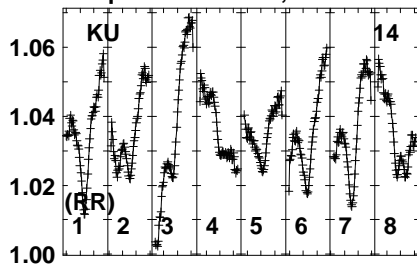


Lower frame: Real Jy
Auto-corr total-power spectrum Antenna: *
Timerange: 00/16:56:28 to 00/17:01:26

Plot file version 67 created 21-FEB-2023 15:51:13

J1945 EB092E.UVDATA.1

Freq = 22.1080 GHz, Bw = 32.000 MH No calibration applied and no bandpass applied



22.1 22.14 22.18 22.22 22.26 22.30 22.34
FREQ MHz

22.1 22.14 22.18 22.22 22.26 22.30 22.34
FREQ MHz

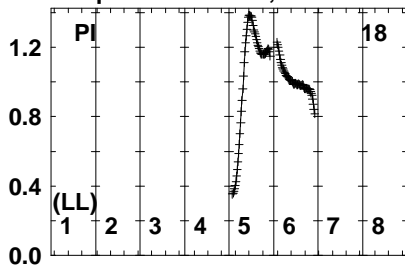
22.1 22.14 22.18 22.22 22.26 22.30 22.34
FREQ MHz

Lower frame: Real Jy
Auto-corr total-power spectrum Antenna: *
Timerange: 00/16:56:28 to 00/17:01:26

Plot file version 68 created 21-FEB-2023 15:51:14

J1945 EB092E.UVDATA.1

Freq = 22.1080 GHz, Bw = 32.000 MH No calibration applied and no bandpass applied

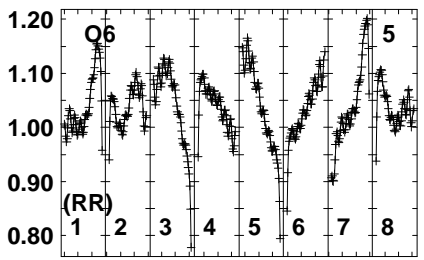
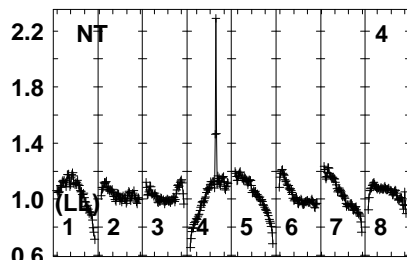
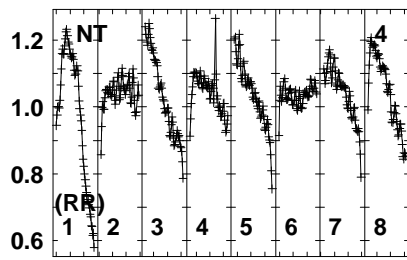
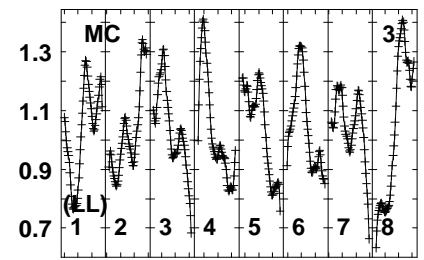
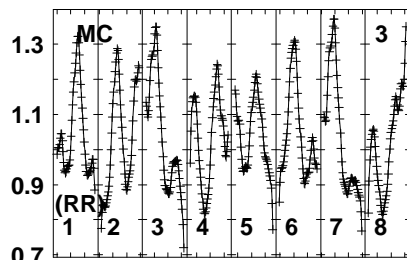
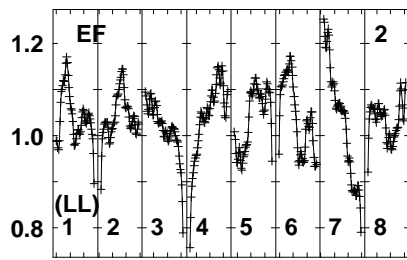
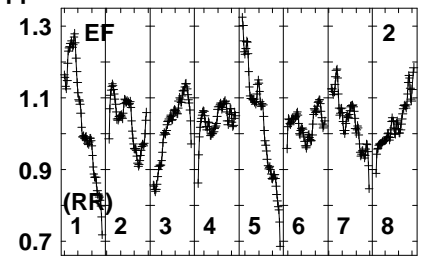
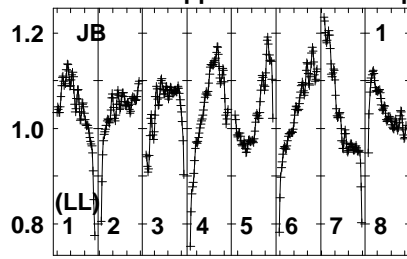
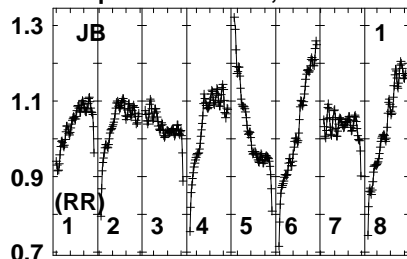


Lower frame: Real Jy
Auto-corr total-power spectrum Antenna: *
Timerange: 00/16:56:28 to 00/17:01:26

Plot file version 69 created 21-FEB-2023 15:51:14

BLLAC EB092E.UVDATA.1

Freq = 22.1080 GHz, Bw = 32.000 MH No calibration applied and no bandpass applied



22102140221802224022280223202236022400
FREQ MHz

22102140221802224022280223202236022400
FREQ MHz

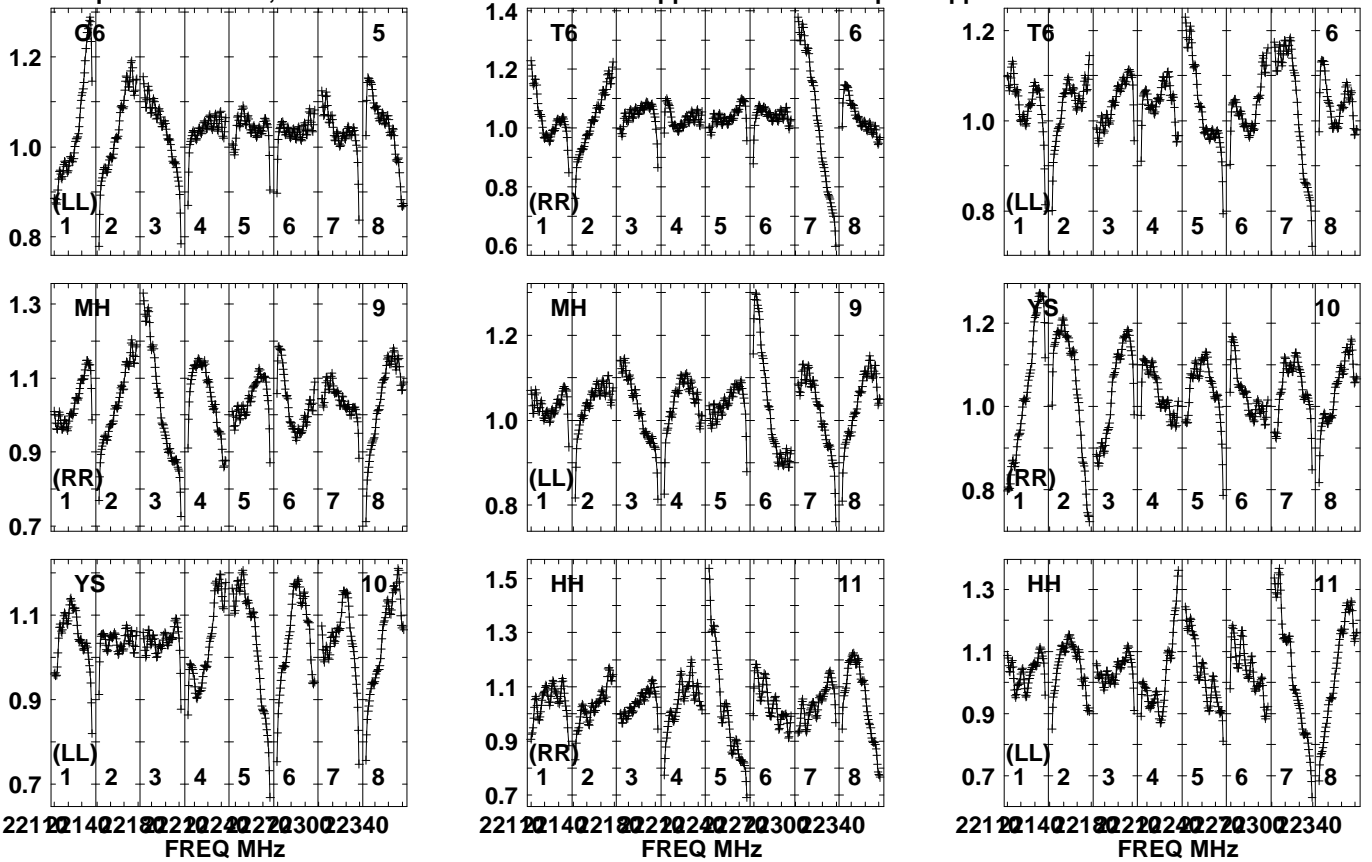
22102140221802224022280223202236022400
FREQ MHz

Lower frame: Real Jy
Auto-corr total-power spectrum Antenna: *
Timerange: 00/17:07:31 to 00/17:12:29

Plot file version 70 created 21-FEB-2023 15:51:14

BLLAC EB092E.UVDATA.1

Freq = 22.1080 GHz, Bw = 32.000 MH No calibration applied and no bandpass applied

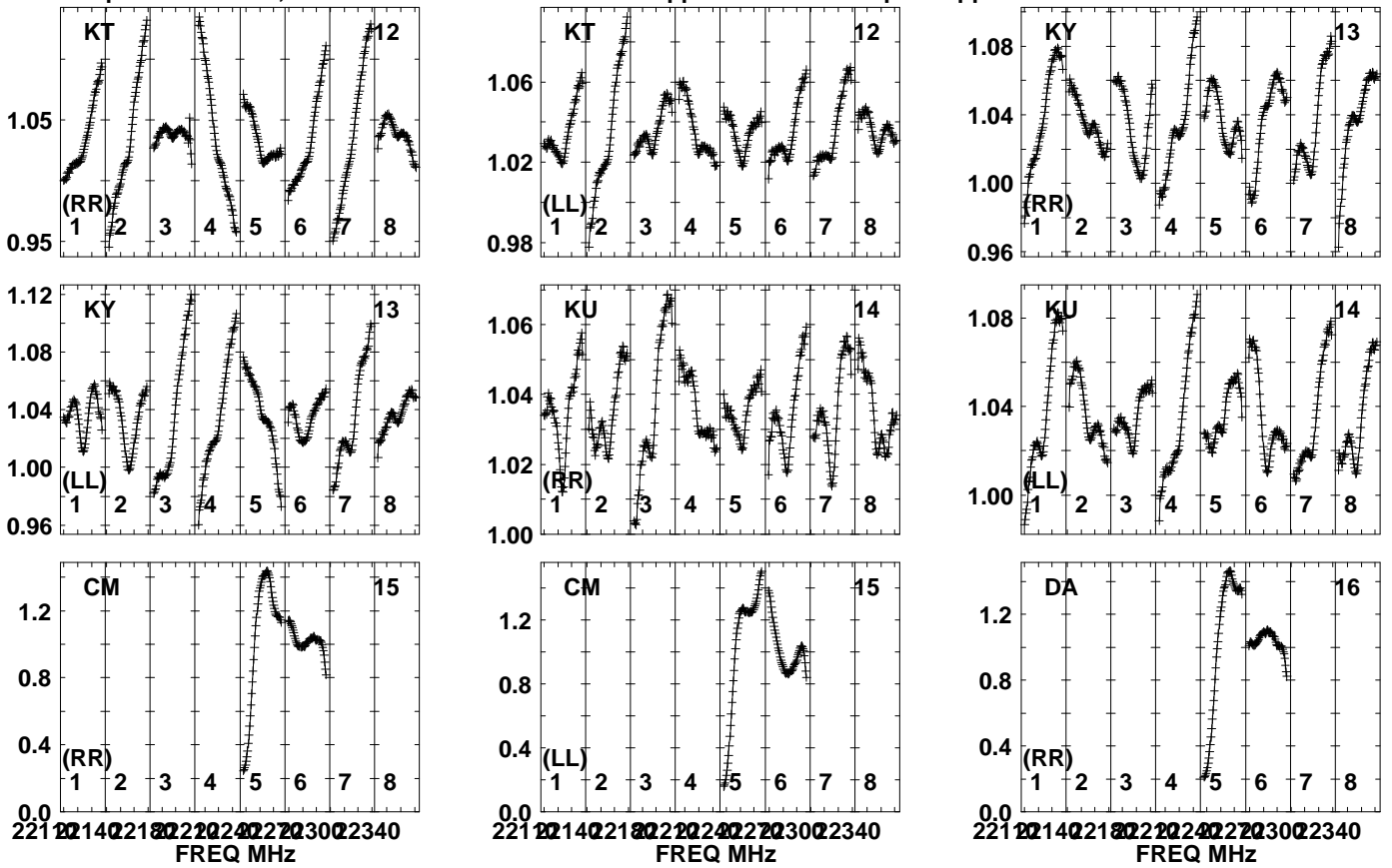


Lower frame: Real Jy
Auto-corr total-power spectrum Antenna: *
Timerange: 00/17:07:31 to 00/17:12:29

Plot file version 71 created 21-FEB-2023 15:51:15

BLLAC EB092E.UVDATA.1

Freq = 22.1080 GHz, Bw = 32.000 MH No calibration applied and no bandpass applied

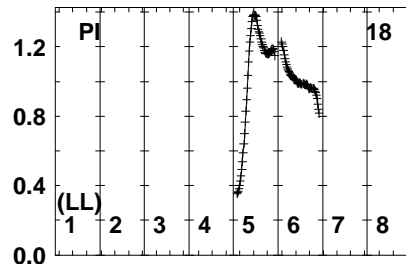
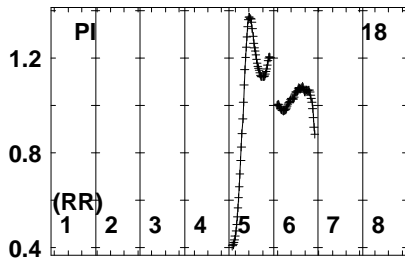
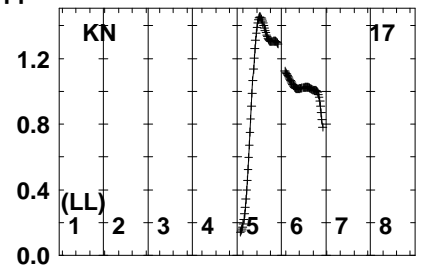
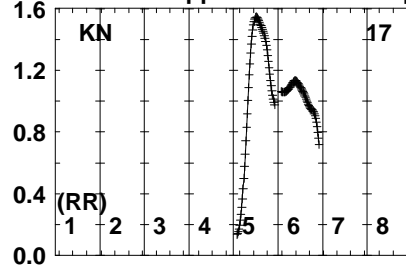
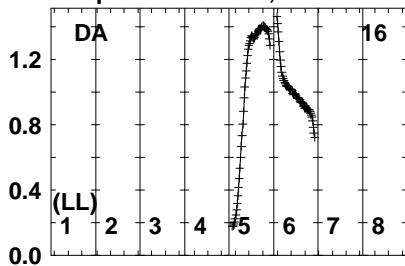


Lower frame: Real Jy
Auto-corr total-power spectrum Antenna: *
Timerange: 00/17:07:31 to 00/17:12:29

Plot file version 72 created 21-FEB-2023 15:51:15

BLLAC EB092E.UVDATA.1

Freq = 22.1080 GHz, Bw = 32.000 MH No calibration applied and no bandpass applied

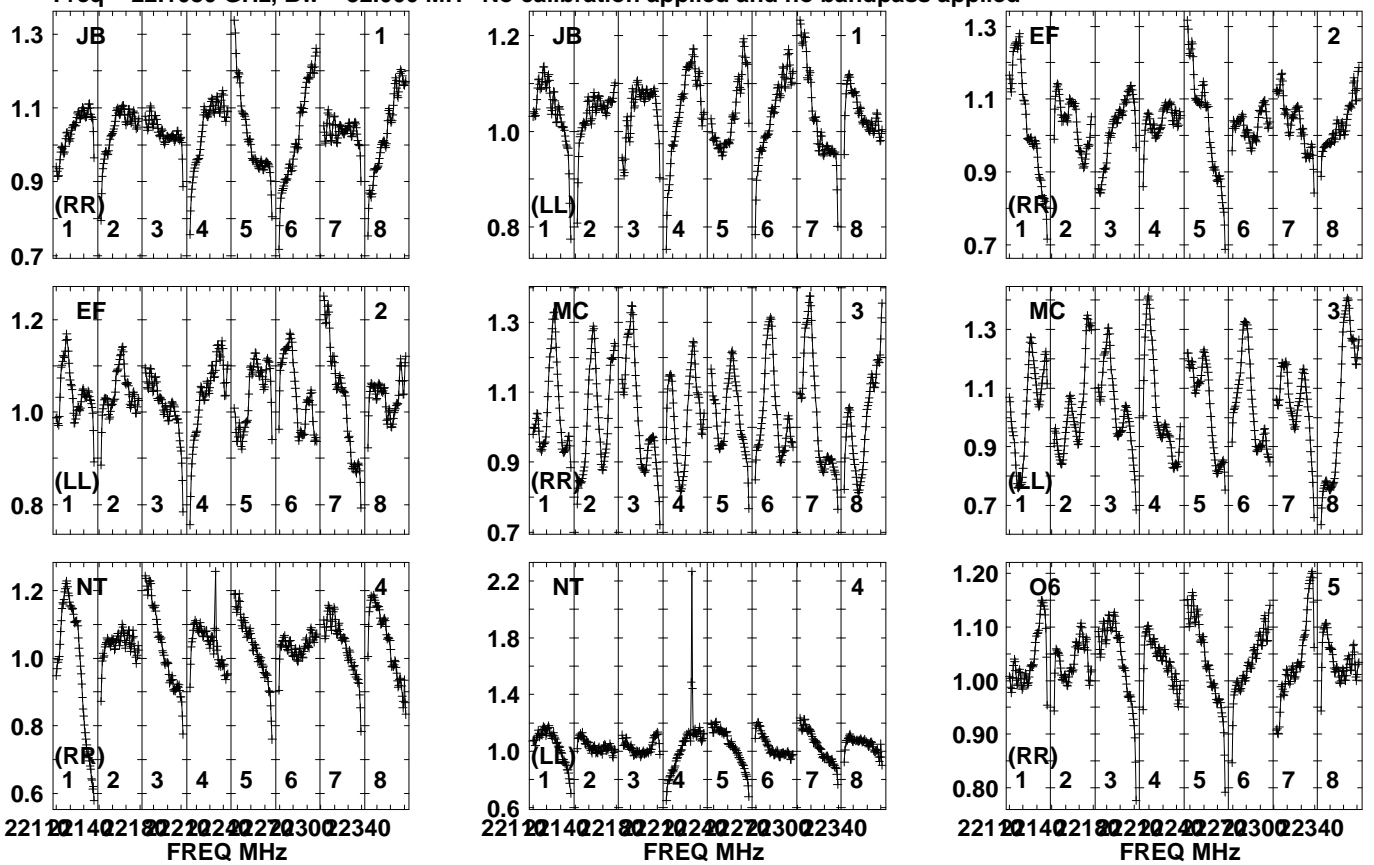


Lower frame: Real Jy
Auto-corr total-power spectrum Antenna: *
Timerange: 00/17:07:31 to 00/17:12:29

Plot file version 73 created 21-FEB-2023 15:51:15

J0119 EB092E.UVDATA.1

Freq = 22.1080 GHz, Bw = 32.000 MH No calibration applied and no bandpass applied

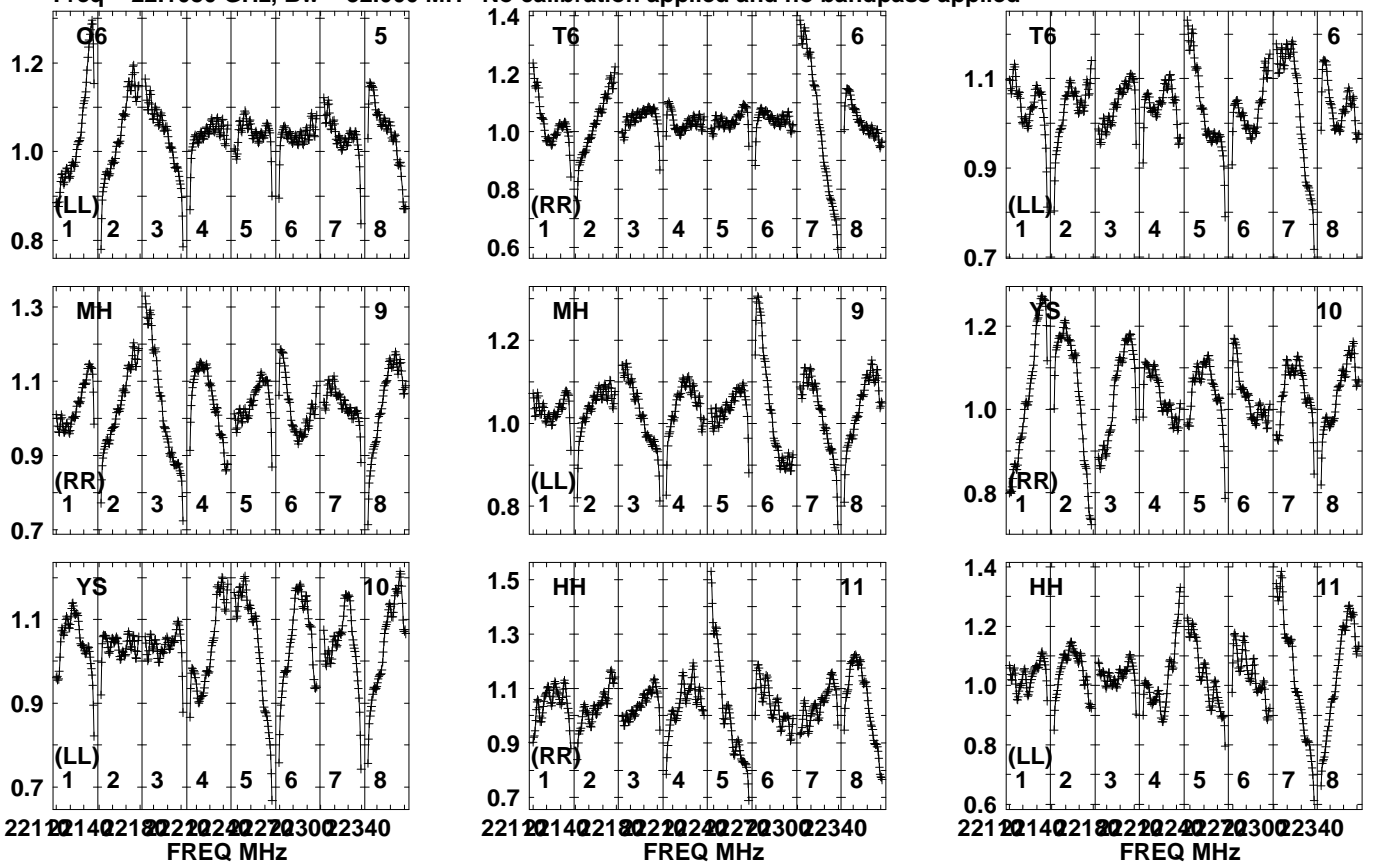


Lower frame: Real Jy
Auto-corr total-power spectrum Antenna: *
Timerange: 00/17:20:31 to 00/17:23:29

Plot file version 74 created 21-FEB-2023 15:51:16

J0119 EB092E.UVDATA.1

Freq = 22.1080 GHz, Bw = 32.000 MH No calibration applied and no bandpass applied



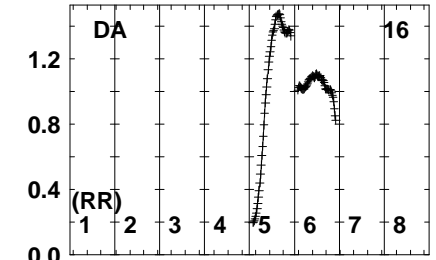
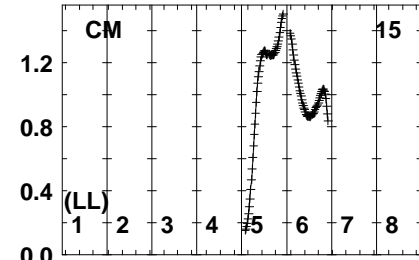
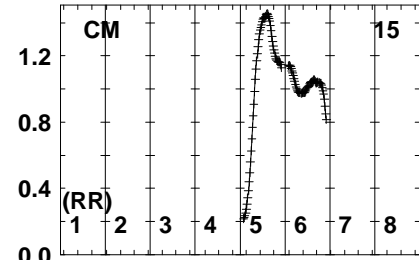
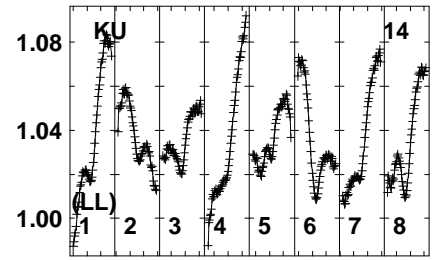
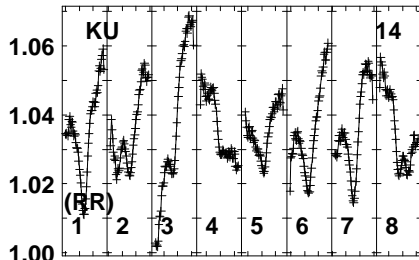
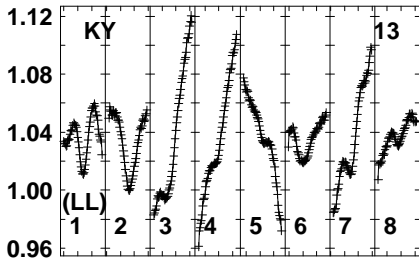
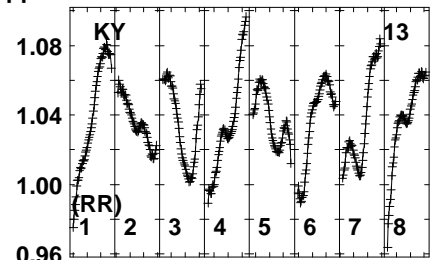
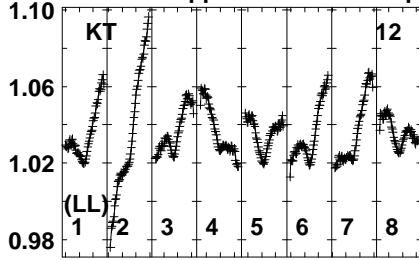
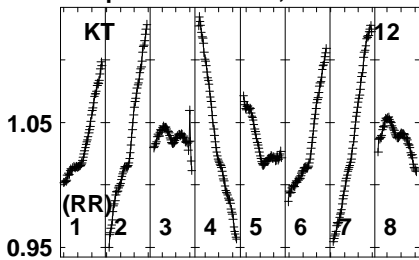
Lower frame: Real Jy
Auto-corr total-power spectrum Antenna: *
Timerange: 00/17:20:31 to 00/17:23:29

Plot file version 75 created 21-FEB-2023 15:51:16

J0119 EB092E.UVDATA.1

Freq = 22.1080 GHz, Bw = 32.000 MH

No calibration applied and no bandpass applied



22100 22140 22180 22220 22260 22300 22340
FREQ MHz

22100 22140 22180 22220 22260 22300 22340
FREQ MHz

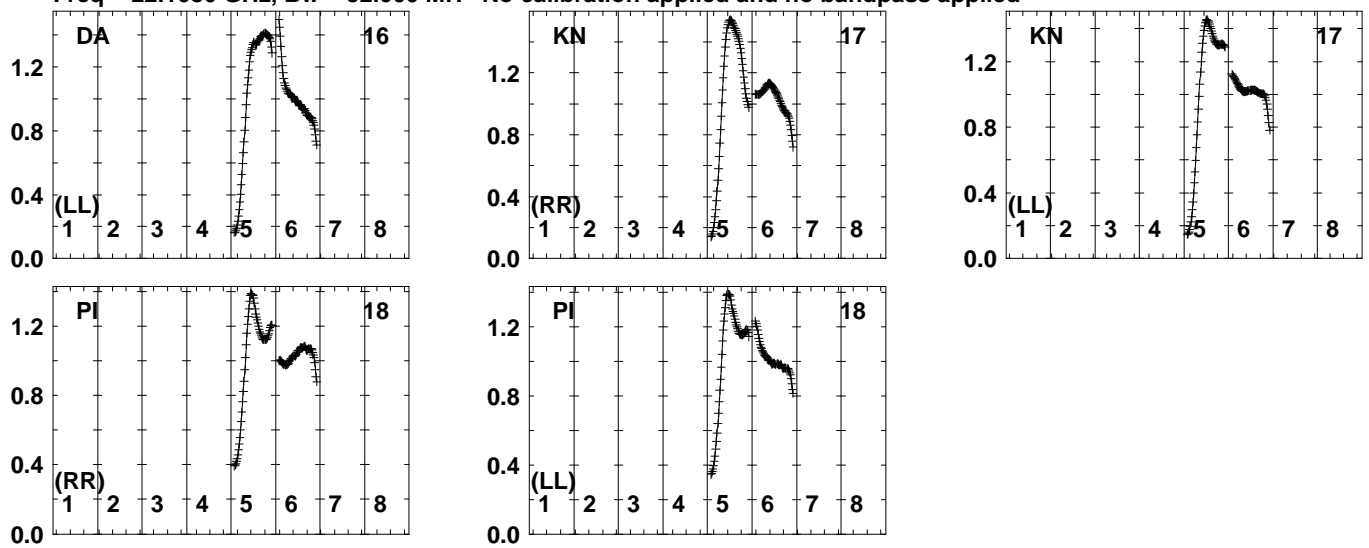
22100 22140 22180 22220 22260 22300 22340
FREQ MHz

Lower frame: Real Jy
Auto-corr total-power spectrum Antenna: *
Timerange: 00/17:20:31 to 00/17:23:29

Plot file version 76 created 21-FEB-2023 15:51:17

J0119 EB092E.UVDATA.1

Freq = 22.1080 GHz, Bw = 32.000 MH No calibration applied and no bandpass applied

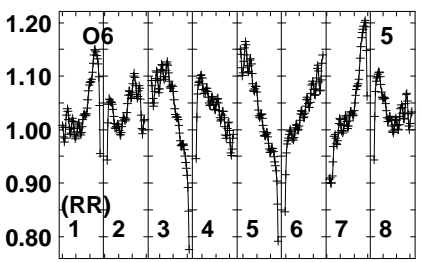
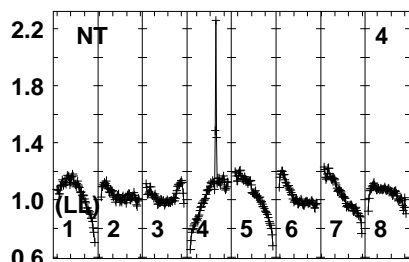
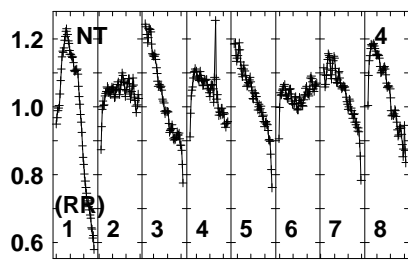
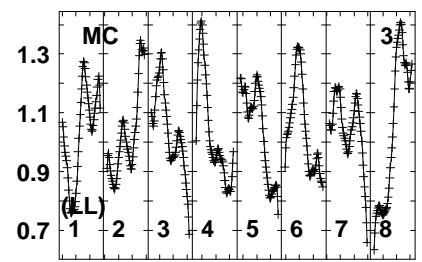
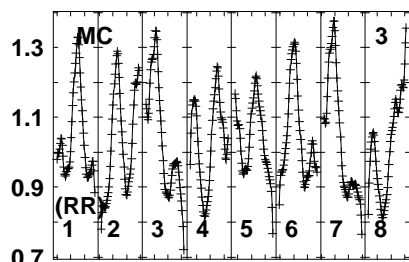
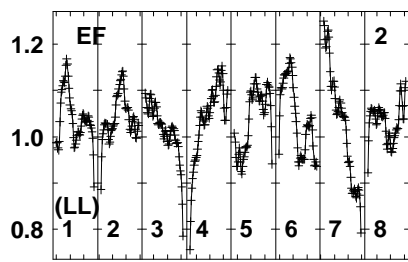
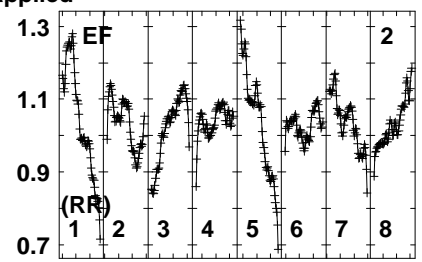
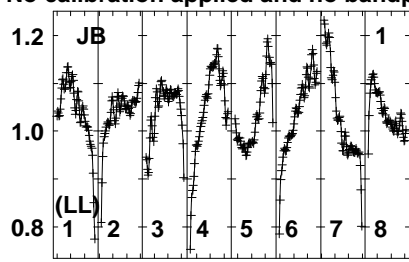
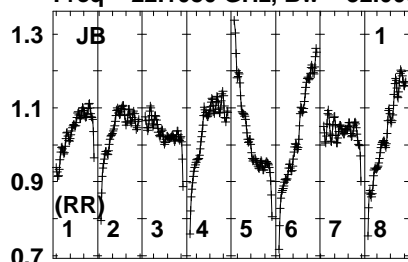


Lower frame: Real Jy
Auto-corr total-power spectrum Antenna: *
Timerange: 00/17:20:31 to 00/17:23:29

Plot file version 77 created 21-FEB-2023 15:51:17

J0119 EB092E.UVDATA.1

Freq = 22.1080 GHz, Bw = 32.000 MH No calibration applied and no bandpass applied



221021402218022240222802230022340
FREQ MHz

221021402218022240222802230022340
FREQ MHz

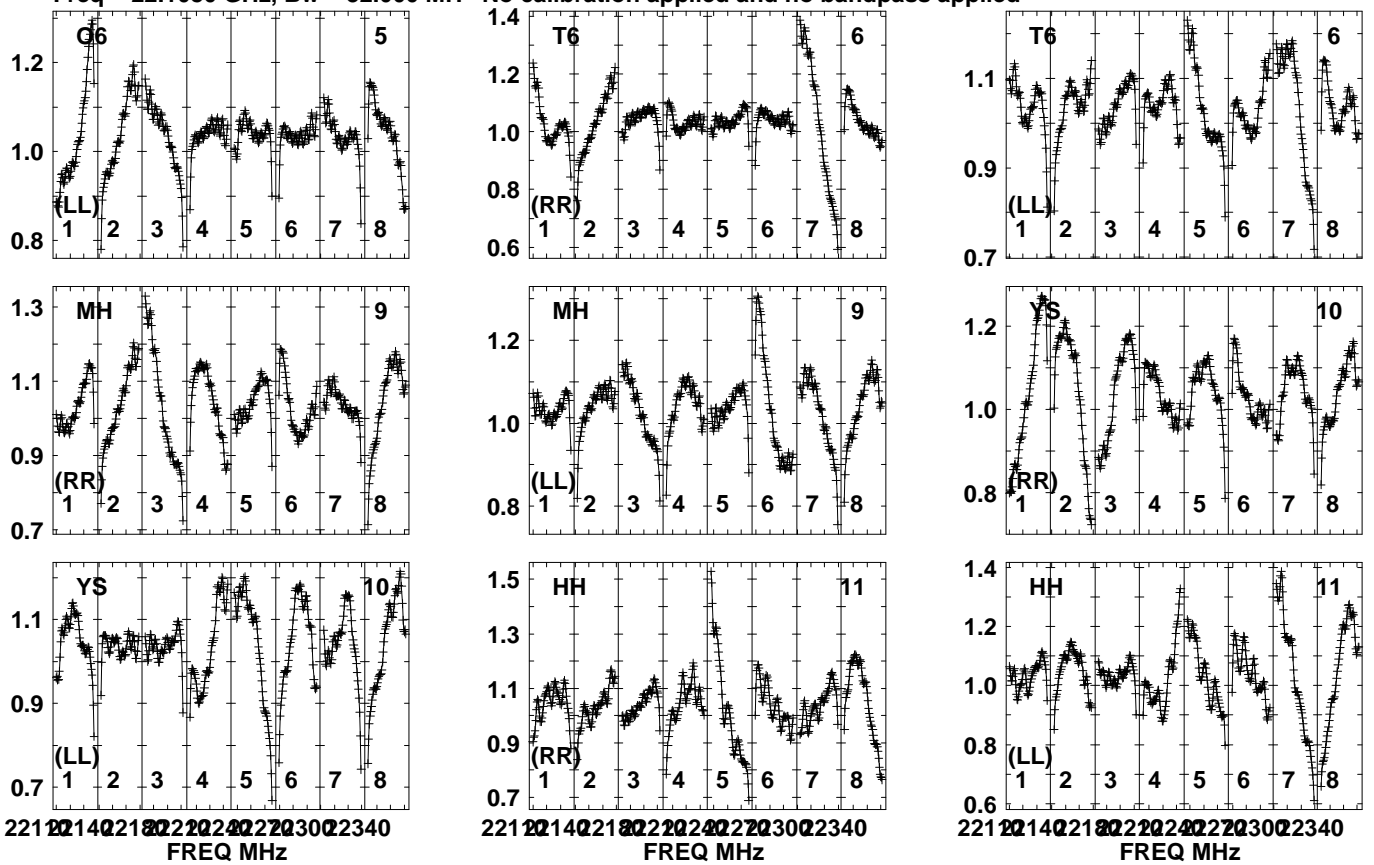
221021402218022240222802230022340
FREQ MHz

Lower frame: Real Jy
Auto-corr total-power spectrum Antenna: *
Timerange: 00/17:24:01 to 00/17:28:59

Plot file version 78 created 21-FEB-2023 15:51:17

J0119 EB092E.UVDATA.1

Freq = 22.1080 GHz, Bw = 32.000 MH No calibration applied and no bandpass applied

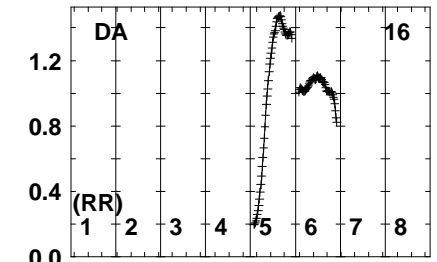
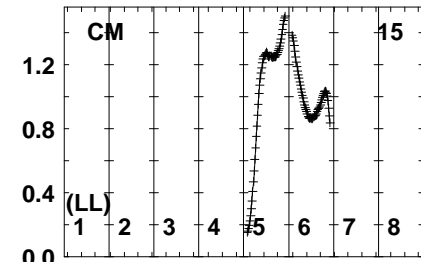
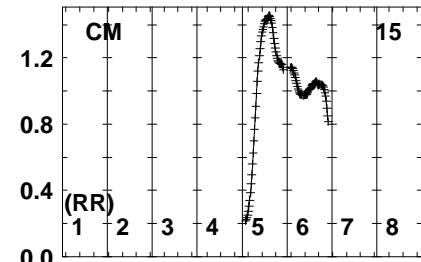
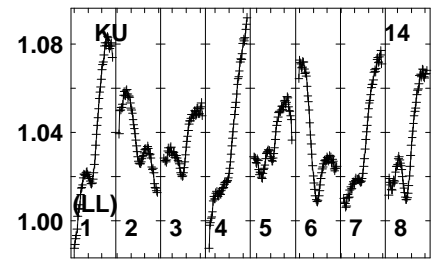
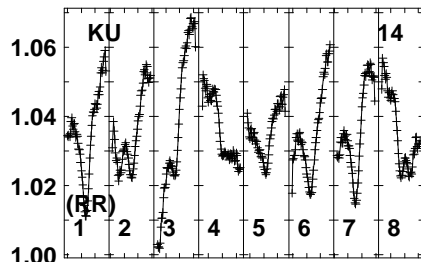
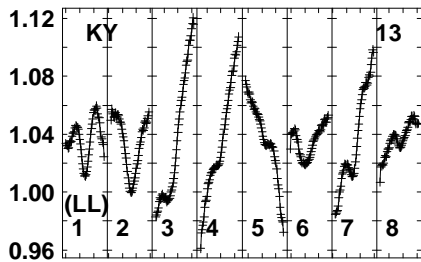
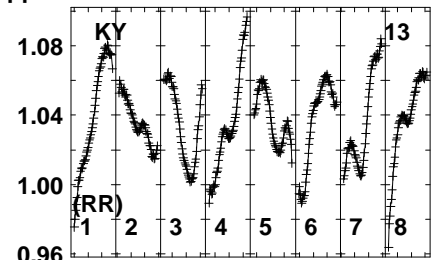
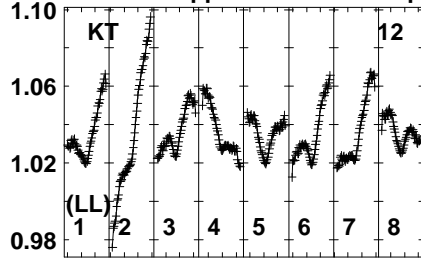
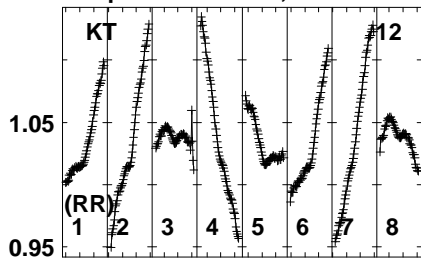


Lower frame: Real Jy
Auto-corr total-power spectrum Antenna: *
Timerange: 00/17:24:01 to 00/17:28:59

Plot file version 79 created 21-FEB-2023 15:51:18

J0119 EB092E.UVDATA.1

Freq = 22.1080 GHz, Bw = 32.000 MH No calibration applied and no bandpass applied



221 22140 2180 2220 2400 2270 300 2340
FREQ MHz

221 22140 2180 2220 2400 2270 300 2340
FREQ MHz

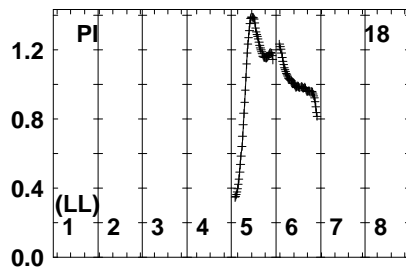
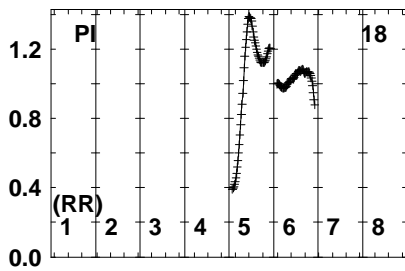
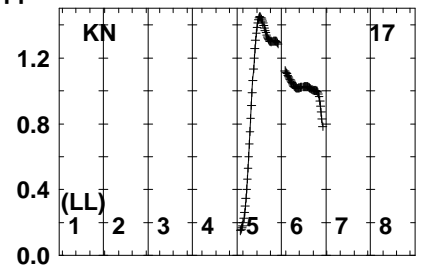
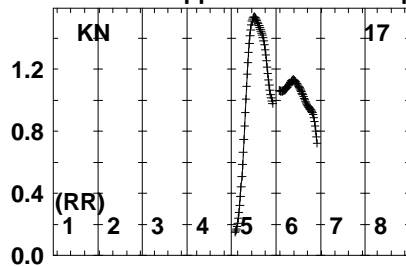
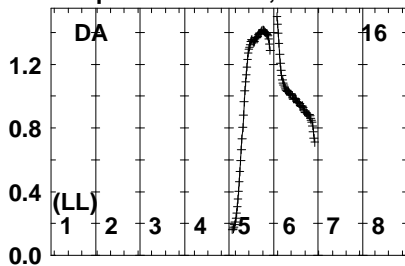
221 22140 2180 2220 2400 2270 300 2340
FREQ MHz

Lower frame: Real Jy
Auto-corr total-power spectrum Antenna: *
Timerange: 00/17:24:01 to 00/17:28:59

Plot file version 80 created 21-FEB-2023 15:51:18

J0119 EB092E.UVDATA.1

Freq = 22.1080 GHz, Bw = 32.000 MH No calibration applied and no bandpass applied

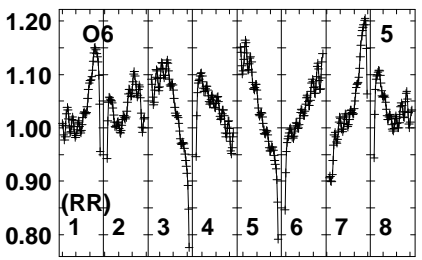
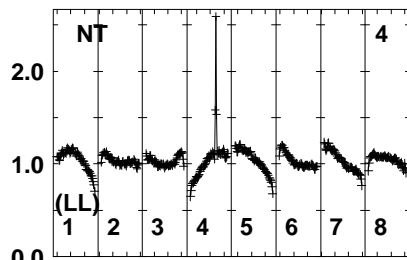
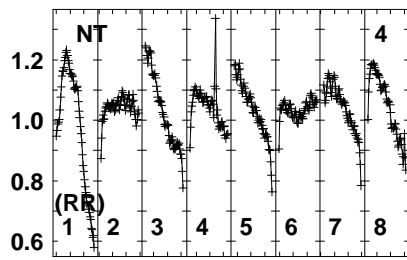
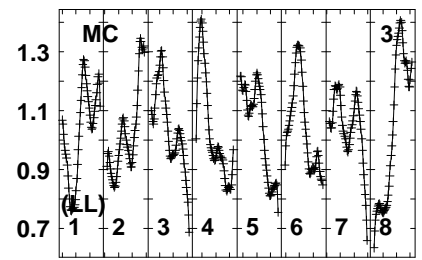
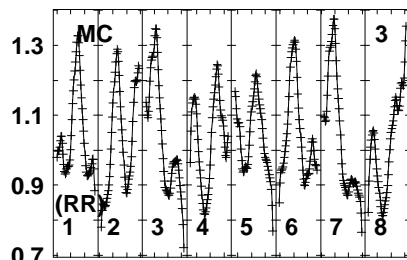
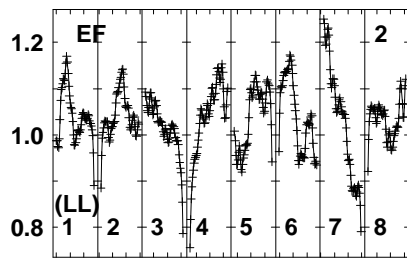
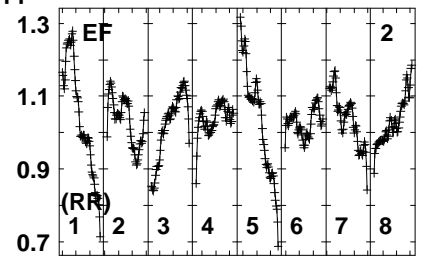
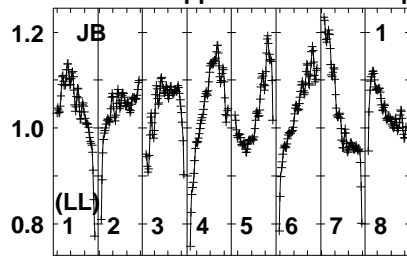
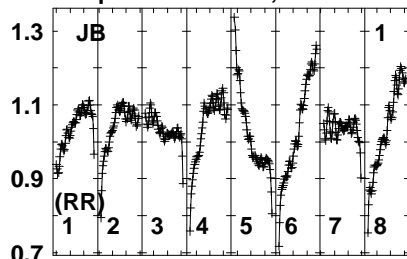


Lower frame: Real Jy
Auto-corr total-power spectrum Antenna: *
Timerange: 00/17:24:01 to 00/17:28:59

Plot file version 81 created 21-FEB-2023 15:51:19

J0119 EB092E.UVDATA.1

Freq = 22.1080 GHz, Bw = 32.000 MH No calibration applied and no bandpass applied



221 22140 22180 22220 22260 22300 22340
FREQ MHz

221 22140 22180 22220 22260 22300 22340
FREQ MHz

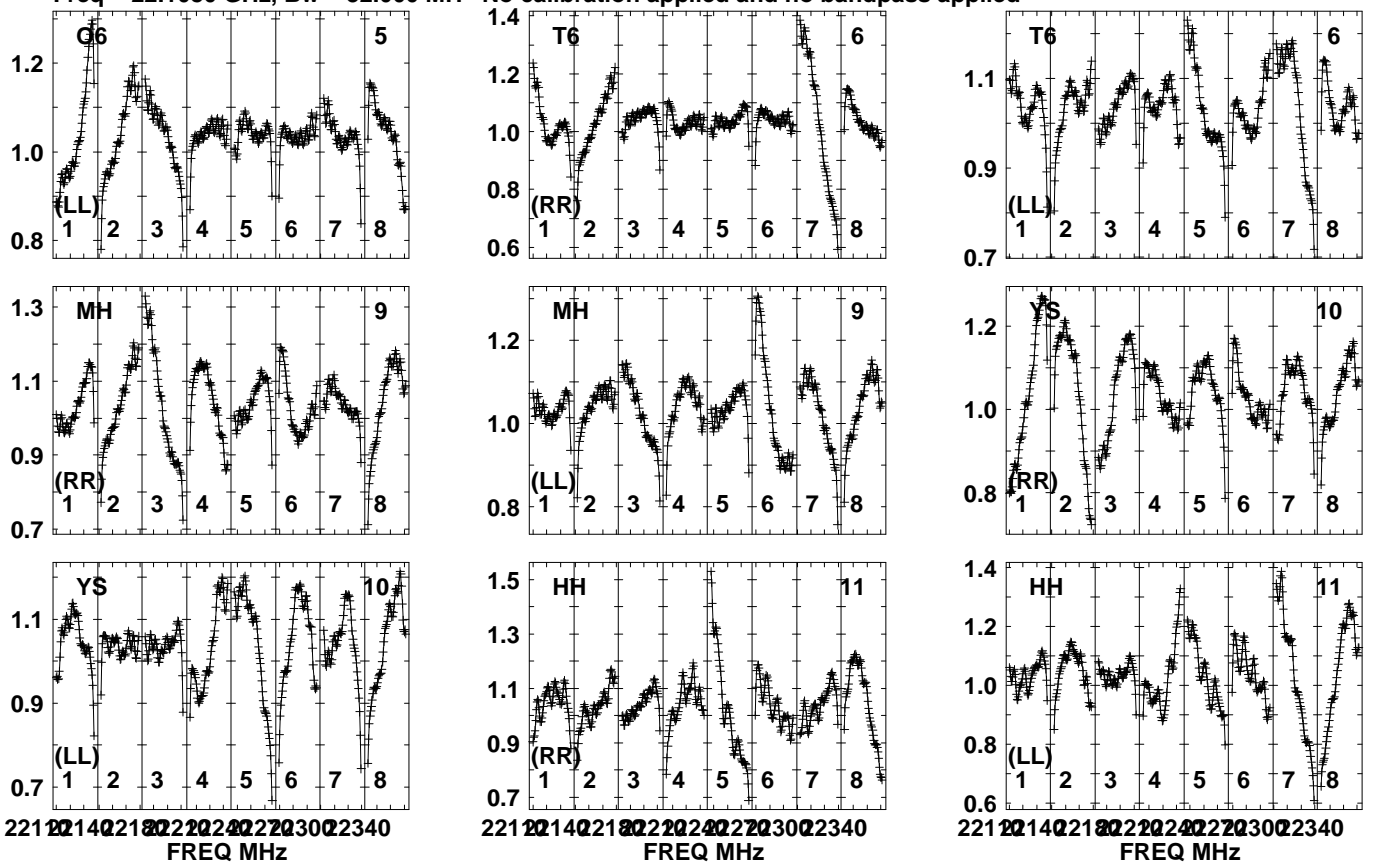
221 22140 22180 22220 22260 22300 22340
FREQ MHz

Lower frame: Real Jy
Auto-corr total-power spectrum Antenna: *
Timerange: 00/17:29:31 to 00/17:34:29

Plot file version 82 created 21-FEB-2023 15:51:19

J0119 EB092E.UVDATA.1

Freq = 22.1080 GHz, Bw = 32.000 MH No calibration applied and no bandpass applied



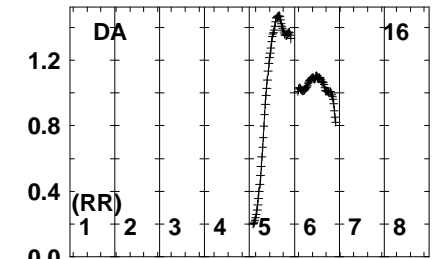
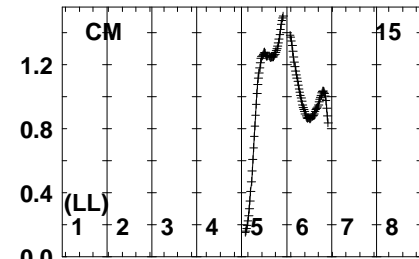
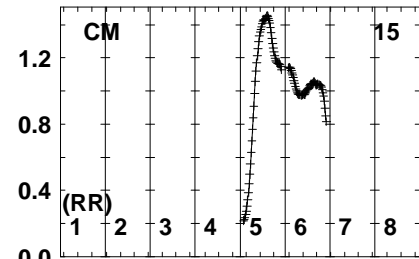
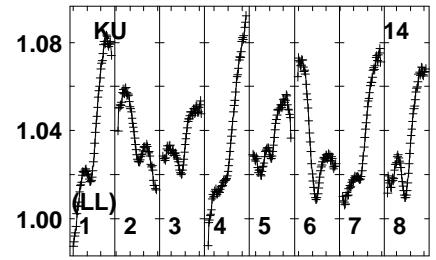
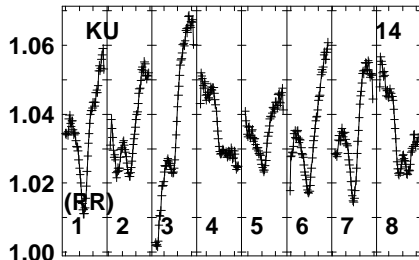
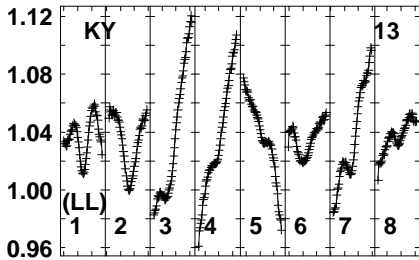
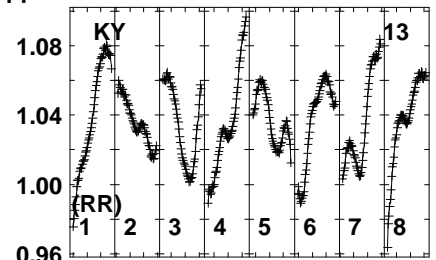
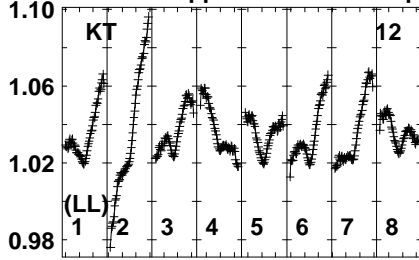
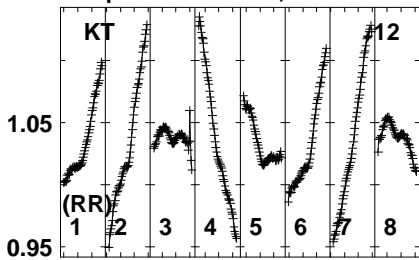
Lower frame: Real Jy
Auto-corr total-power spectrum Antenna: *
Timerange: 00/17:29:31 to 00/17:34:29

Plot file version 83 created 21-FEB-2023 15:51:20

J0119 EB092E.UVDATA.1

Freq = 22.1080 GHz, Bw = 32.000 MH

No calibration applied and no bandpass applied



221 22140 2180 2220 2400 2270 300 2340
FREQ MHz

221 22140 2180 2220 2400 2270 300 2340
FREQ MHz

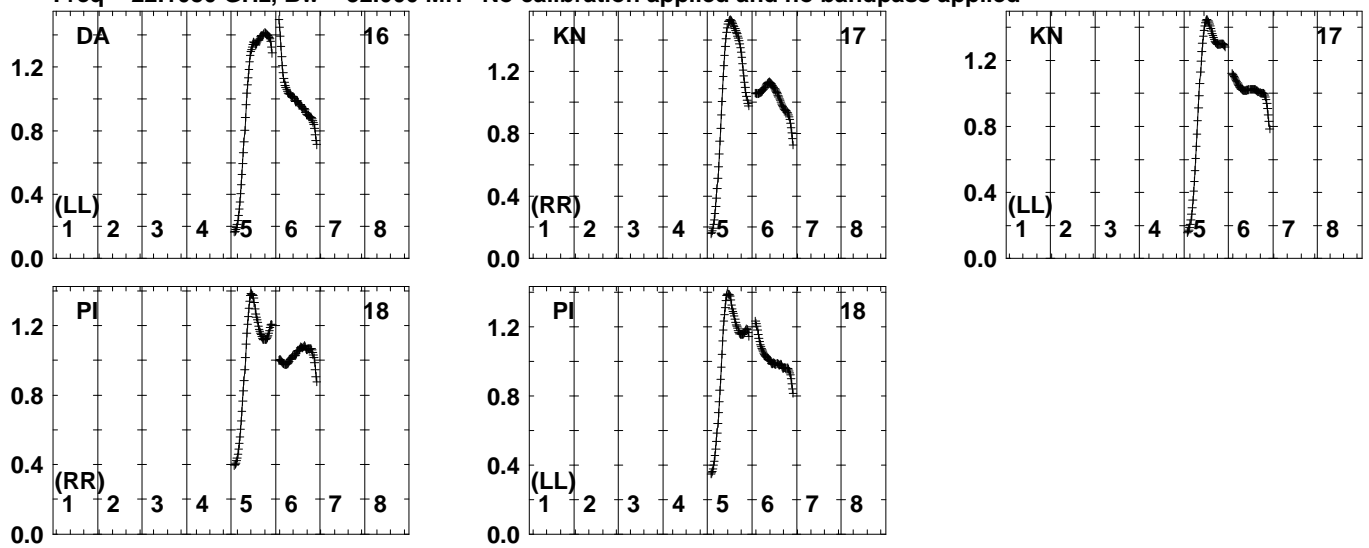
221 22140 2180 2220 2400 2270 300 2340
FREQ MHz

Lower frame: Real Jy
Auto-corr total-power spectrum Antenna: *
Timerange: 00/17:29:31 to 00/17:34:29

Plot file version 84 created 21-FEB-2023 15:51:20

J0119 EB092E.UVDATA.1

Freq = 22.1080 GHz, Bw = 32.000 MH No calibration applied and no bandpass applied

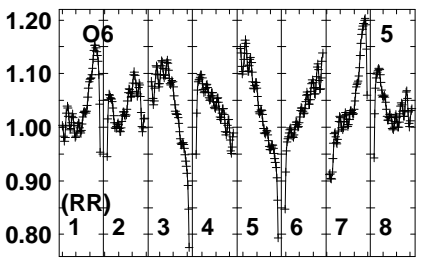
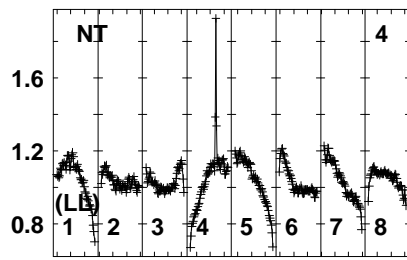
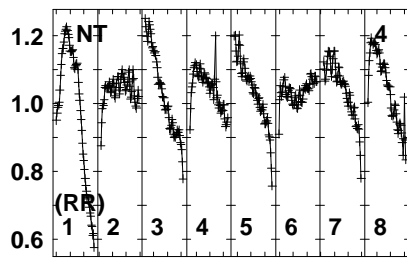
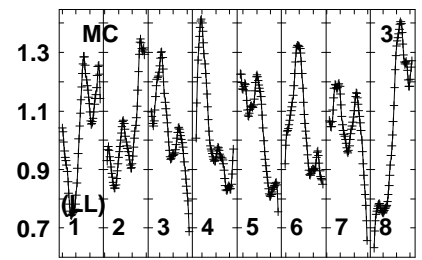
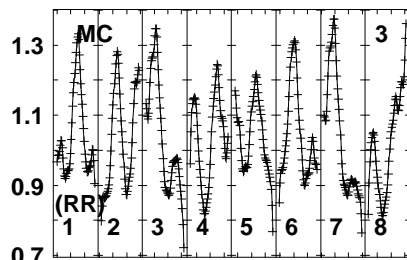
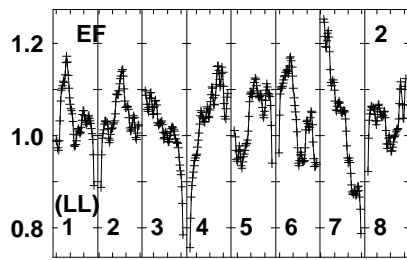
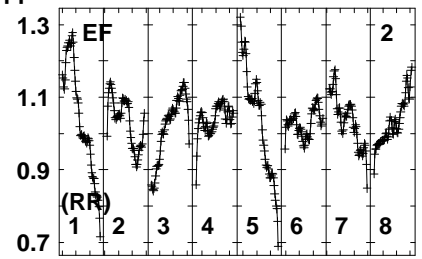
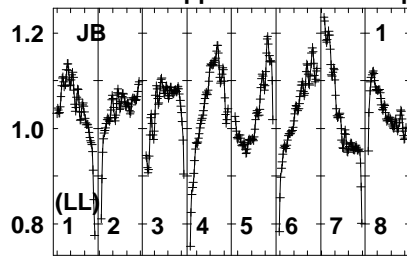
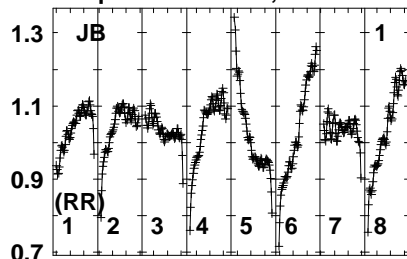


Lower frame: Real Jy
Auto-corr total-power spectrum Antenna: *
Timerange: 00/17:29:31 to 00/17:34:29

Plot file version 85 created 21-FEB-2023 15:51:20

J0405 EB092E.UVDATA.1

Freq = 22.1080 GHz, Bw = 32.000 MH No calibration applied and no bandpass applied



221021402218022240222802232022340
FREQ MHz

221021402218022240222802232022340
FREQ MHz

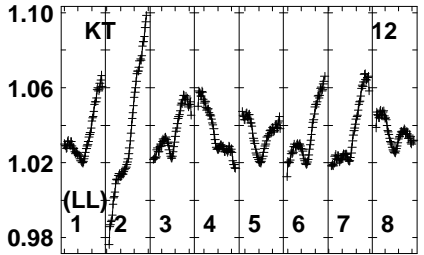
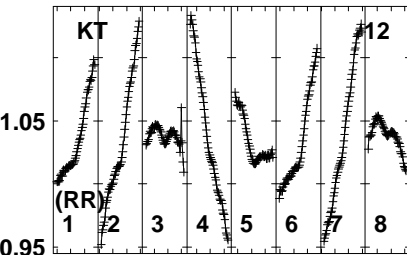
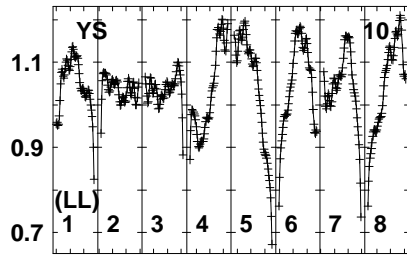
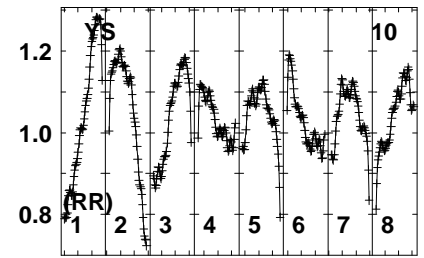
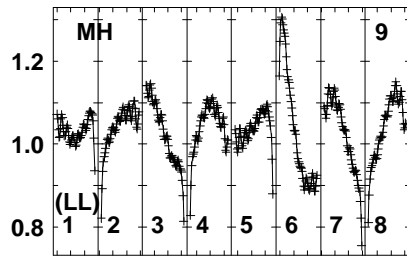
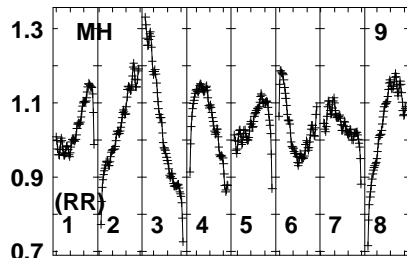
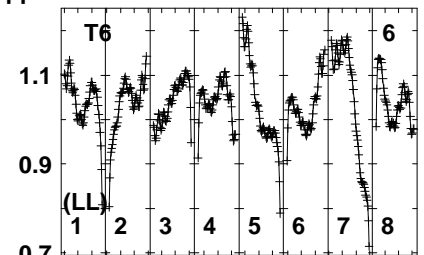
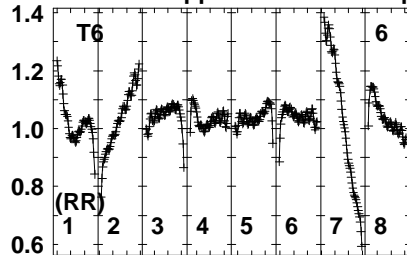
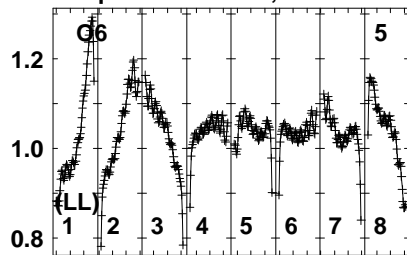
221021402218022240222802232022340
FREQ MHz

Lower frame: Real Jy
Auto-corr total-power spectrum Antenna: *
Timerange: 00/17:36:54 to 00/17:39:52

Plot file version 86 created 21-FEB-2023 15:51:21

J0405 EB092E.UVDATA.1

Freq = 22.1080 GHz, Bw = 32.000 MH No calibration applied and no bandpass applied



221 2214 2218 2222 2226 2230 2234
FREQ MHz

221 2214 2218 2222 2226 2230 2234
FREQ MHz

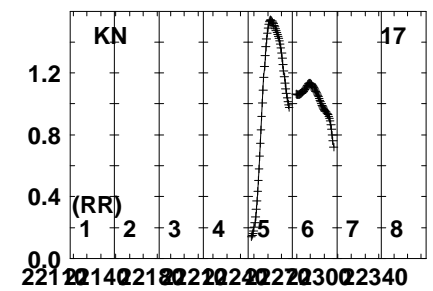
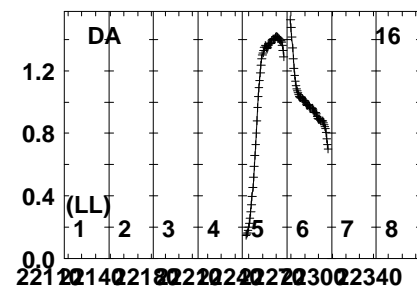
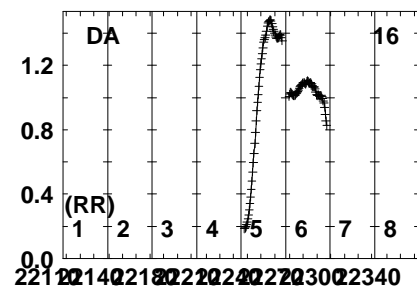
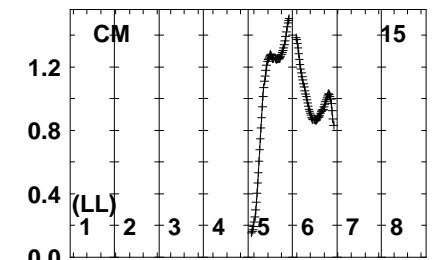
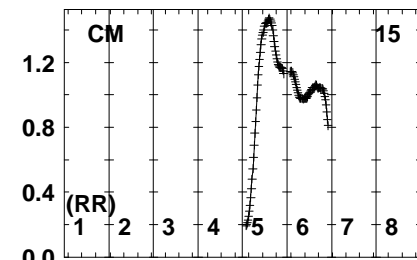
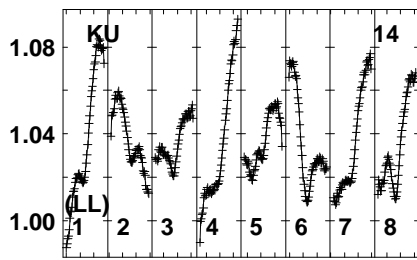
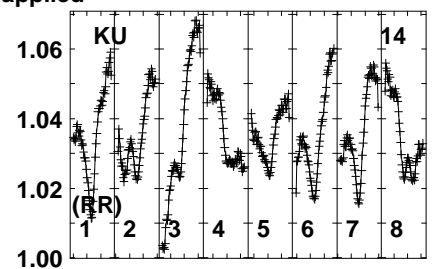
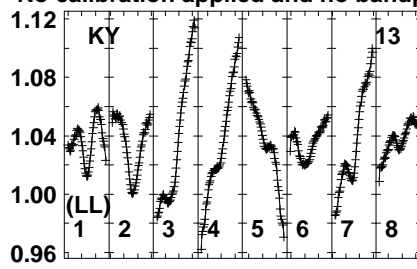
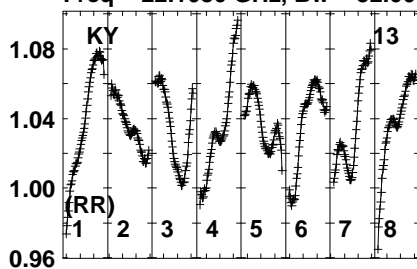
221 2214 2218 2222 2226 2230 2234
FREQ MHz

Lower frame: Real Jy
Auto-corr total-power spectrum Antenna: *
Timerange: 00/17:36:54 to 00/17:39:52

Plot file version 87 created 21-FEB-2023 15:51:21

J0405 EB092E.UVDATA.1

Freq = 22.1080 GHz, Bw = 32.000 MH No calibration applied and no bandpass applied



221 2214021802220224022703002340
FREQ MHz

221 2214021802220224022703002340
FREQ MHz

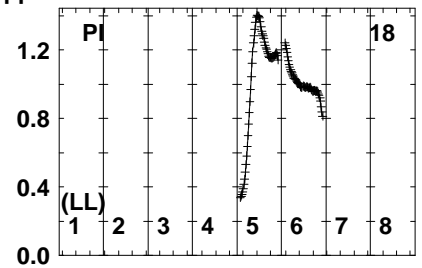
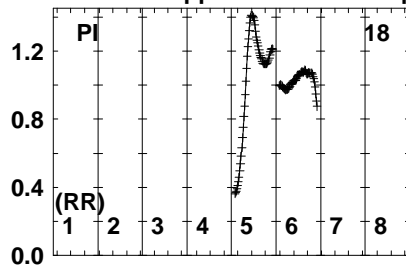
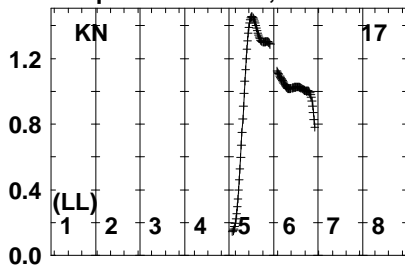
221 2214021802220224022703002340
FREQ MHz

Lower frame: Real Jy
Auto-corr total-power spectrum Antenna: *
Timerange: 00/17:36:54 to 00/17:39:52

Plot file version 88 created 21-FEB-2023 15:51:21

J0405 EB092E.UVDATA.1

Freq = 22.1080 GHz, Bw = 32.000 MH No calibration applied and no bandpass applied

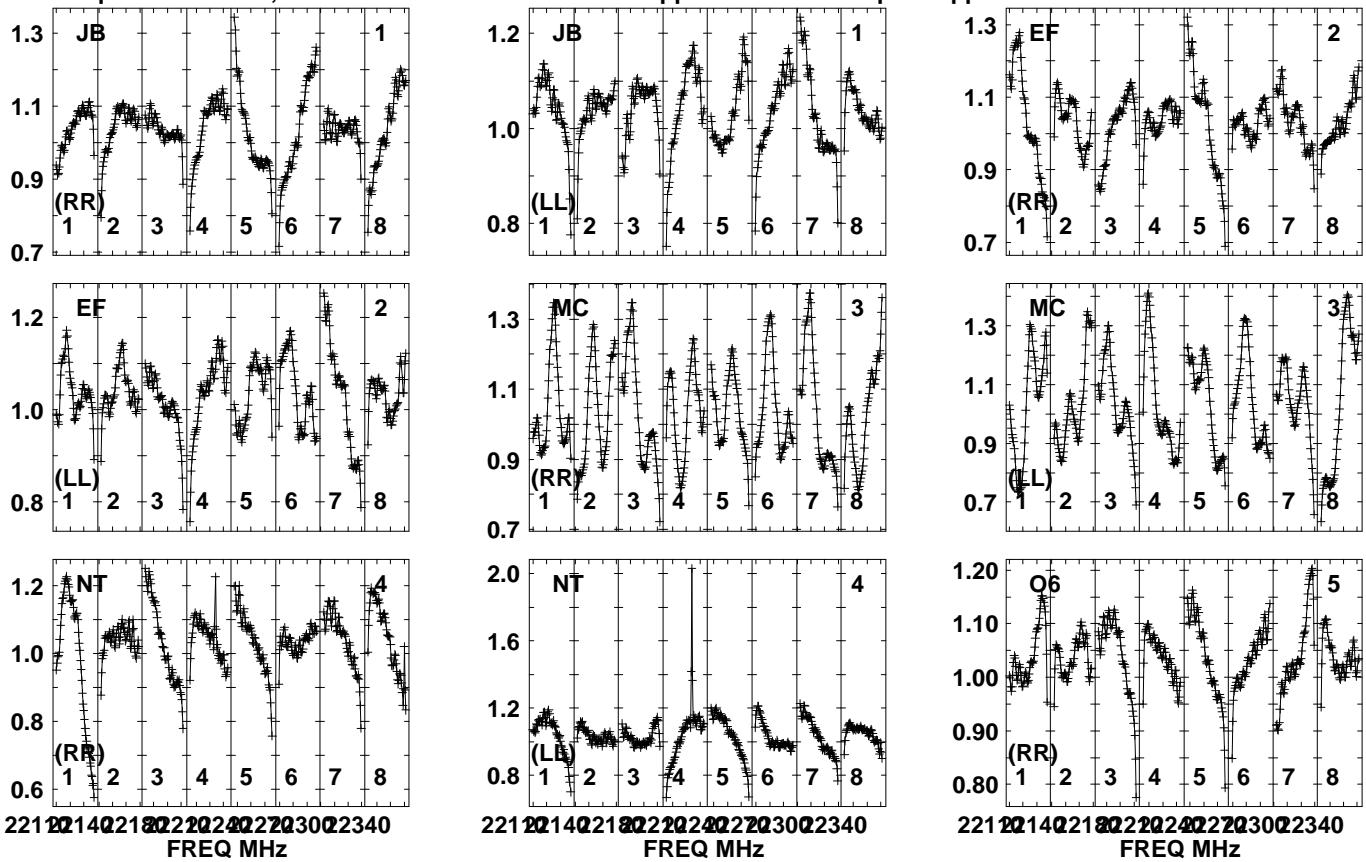


Lower frame: Real Jy
Auto-corr total-power spectrum Antenna: *
Timerange: 00/17:36:54 to 00/17:39:52

Plot file version 89 created 21-FEB-2023 15:51:22

J0405 EB092E.UVDATA.1

Freq = 22.1080 GHz, Bw = 32.000 MH No calibration applied and no bandpass applied

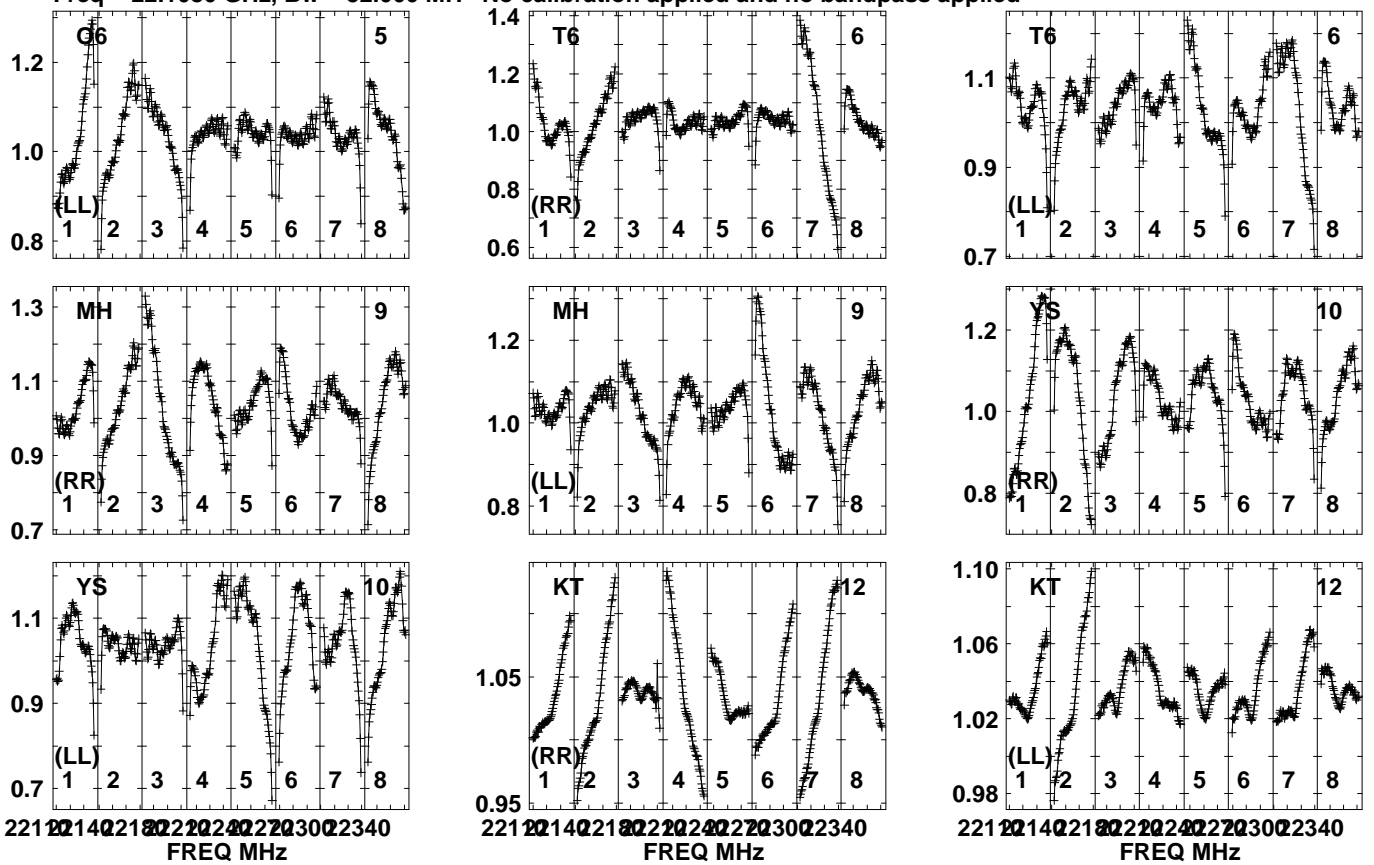


Lower frame: Real Jy
Auto-corr total-power spectrum Antenna: *
Timerange: 00/17:40:24 to 00/17:45:22

Plot file version 90 created 21-FEB-2023 15:51:22

J0405 EB092E.UVDATA.1

Freq = 22.1080 GHz, Bw = 32.000 MH No calibration applied and no bandpass applied

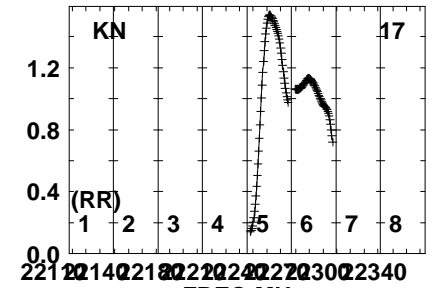
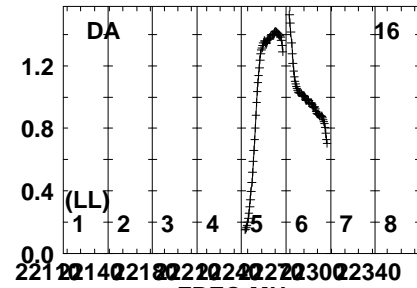
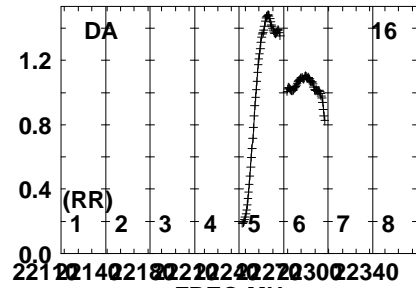
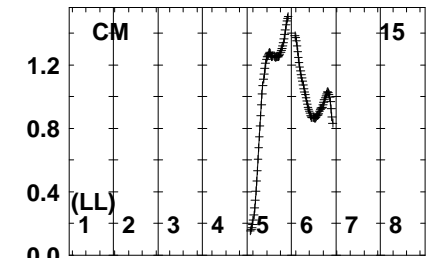
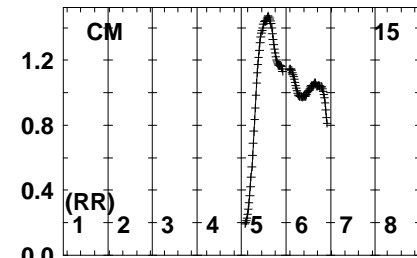
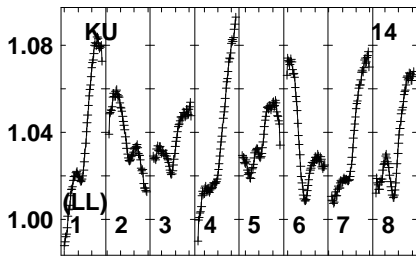
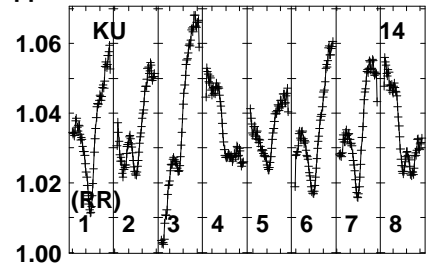
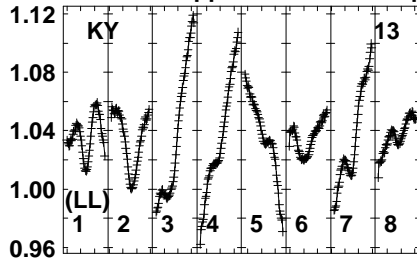
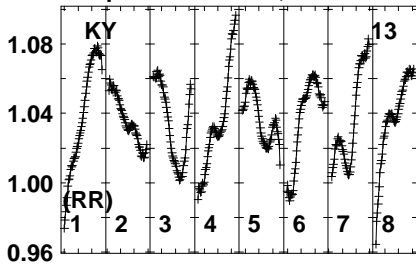


Lower frame: Real Jy
Auto-corr total-power spectrum Antenna: *
Timerange: 00/17:40:24 to 00/17:45:22

Plot file version 91 created 21-FEB-2023 15:51:23

J0405 EB092E.UVDATA.1

Freq = 22.1080 GHz, Bw = 32.000 MH No calibration applied and no bandpass applied



221 22140 22180 22220 22260 22300 22340

221 22140 22180 22220 22260 22300 22340

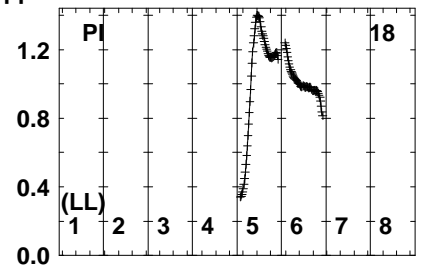
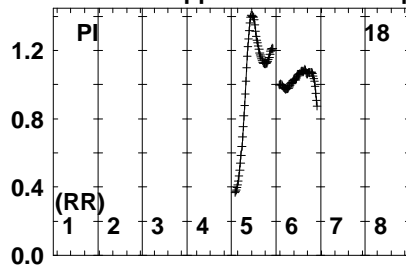
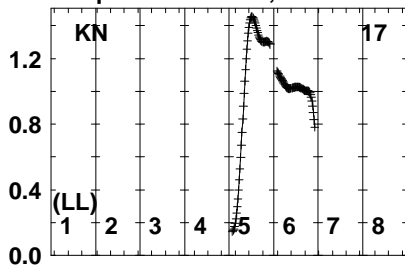
221 22140 22180 22220 22260 22300 22340

FREQ MHz
Lower frame: Real Jy
Auto-corr total-power spectrum Antenna: *
Timerange: 00/17:40:24 to 00/17:45:22

Plot file version 92 created 21-FEB-2023 15:51:23

J0405 EB092E.UVDATA.1

Freq = 22.1080 GHz, Bw = 32.000 MH No calibration applied and no bandpass applied

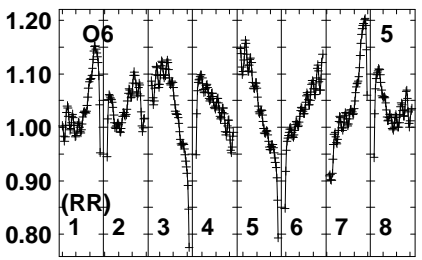
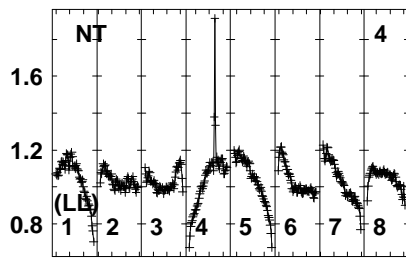
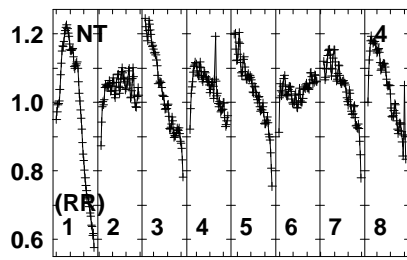
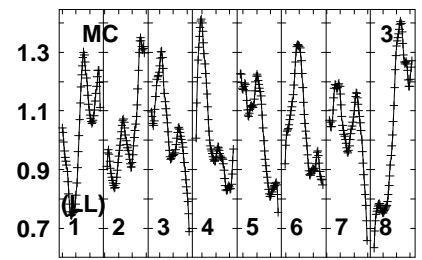
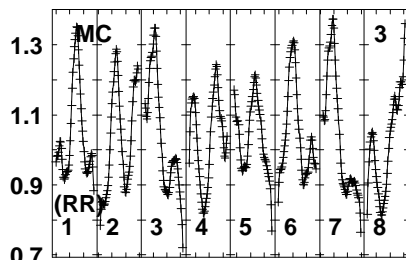
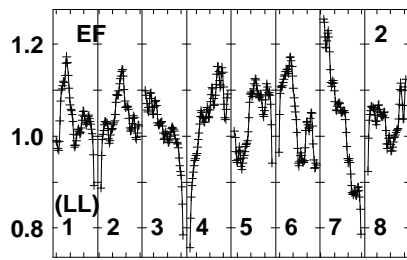
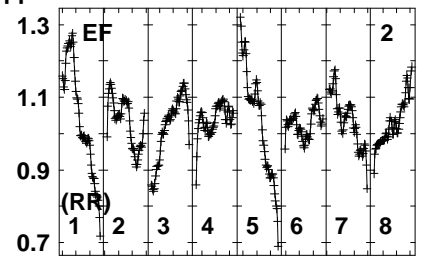
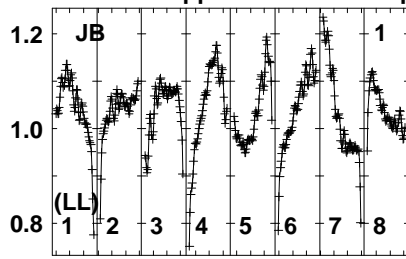
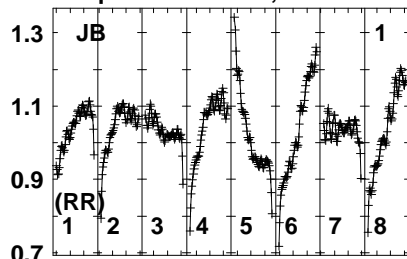


Lower frame: Real Jy
Auto-corr total-power spectrum Antenna: *
Timerange: 00/17:40:24 to 00/17:45:22

Plot file version 93 created 21-FEB-2023 15:51:23

J0405 EB092E.UVDATA.1

Freq = 22.1080 GHz, Bw = 32.000 MH No calibration applied and no bandpass applied



22100 22140 22180 22220 22260 22300 22340
FREQ MHz

22100 22140 22180 22220 22260 22300 22340
FREQ MHz

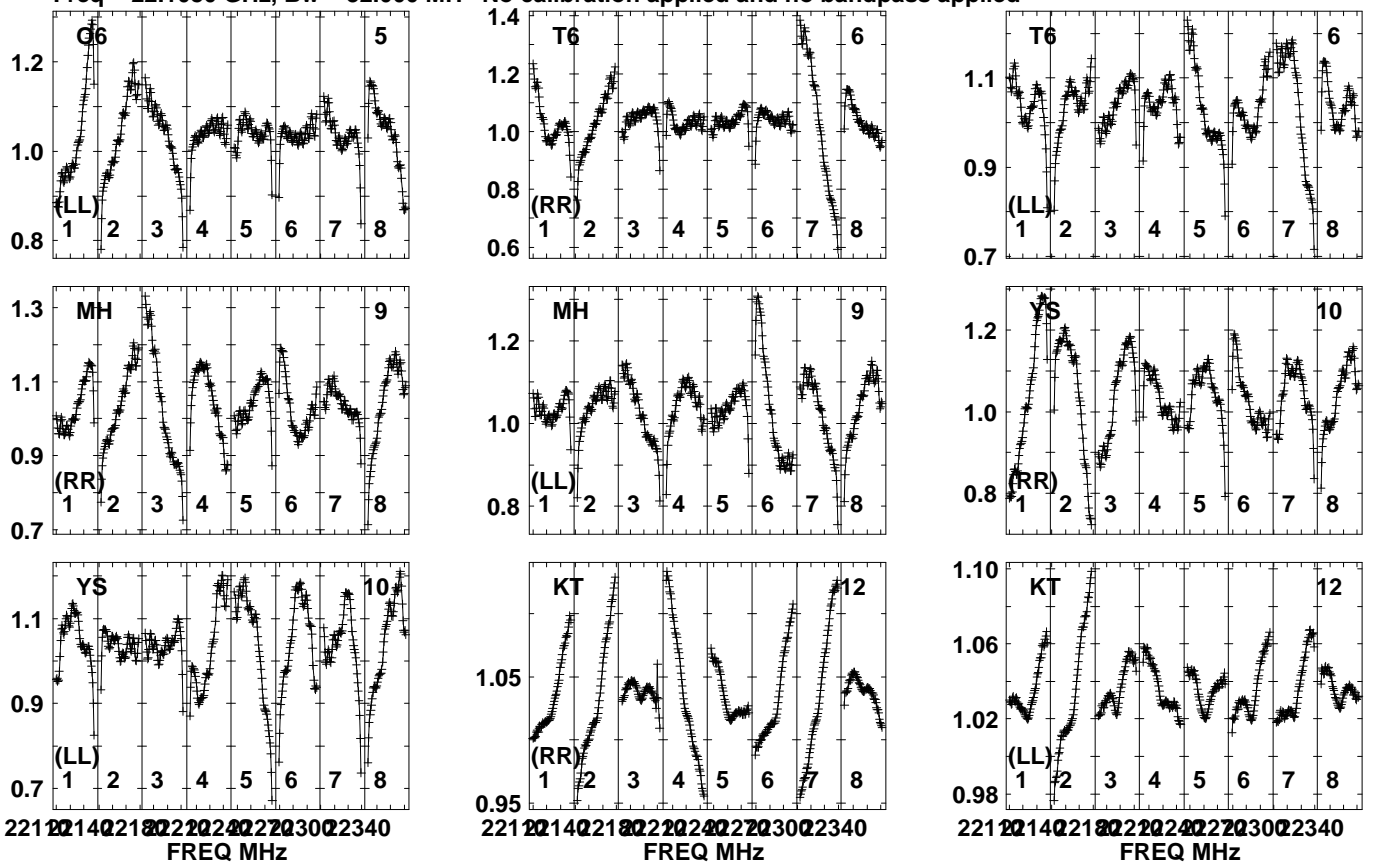
22100 22140 22180 22220 22260 22300 22340
FREQ MHz

Lower frame: Real Jy
Auto-corr total-power spectrum Antenna: *
Timerange: 00/17:45:54 to 00/17:50:52

Plot file version 94 created 21-FEB-2023 15:51:24

J0405 EB092E.UVDATA.1

Freq = 22.1080 GHz, Bw = 32.000 MH No calibration applied and no bandpass applied

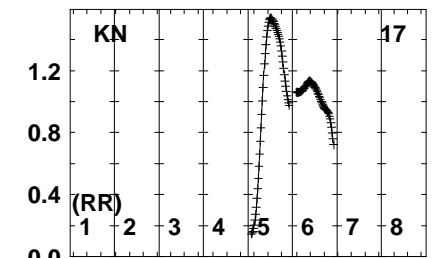
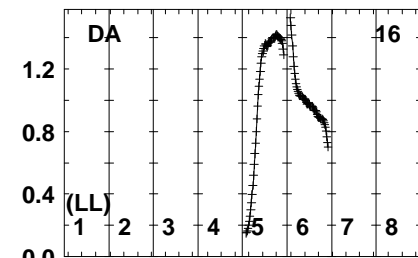
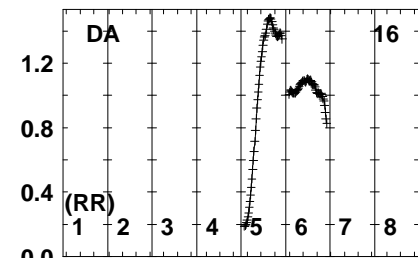
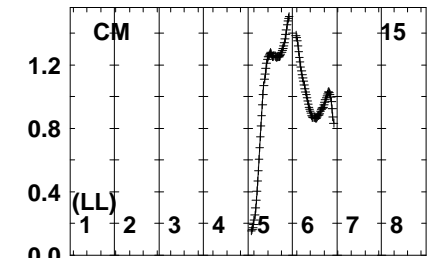
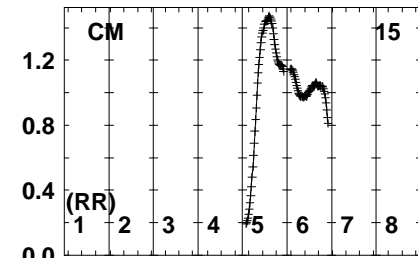
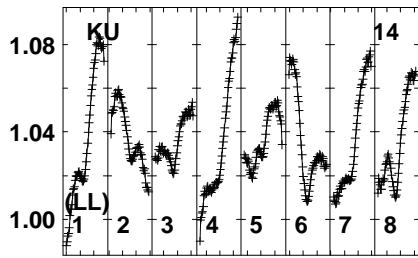
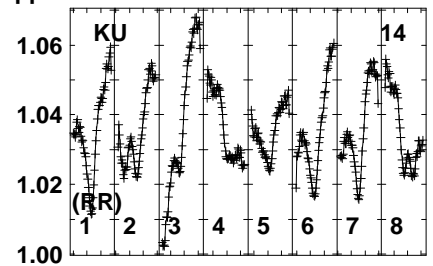
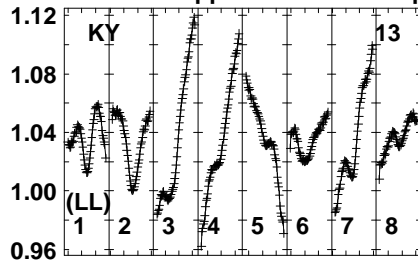
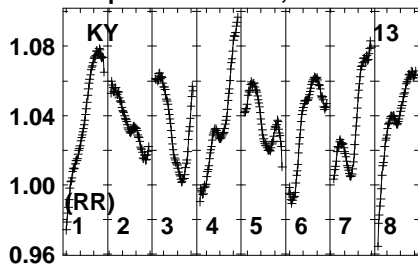


Lower frame: Real Jy
Auto-corr total-power spectrum Antenna: *
Timerange: 00/17:45:54 to 00/17:50:52

Plot file version 95 created 21-FEB-2023 15:51:24

J0405 EB092E.UVDATA.1

Freq = 22.1080 GHz, Bw = 32.000 MH No calibration applied and no bandpass applied



221 2214 2218 2222 2226 2230 2234 0
FREQ MHz

221 2214 2218 2222 2226 2230 2234 0
FREQ MHz

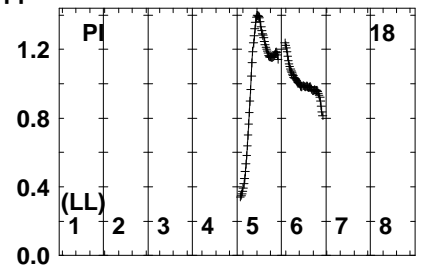
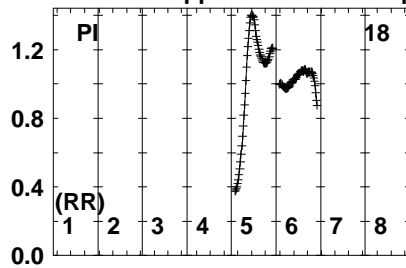
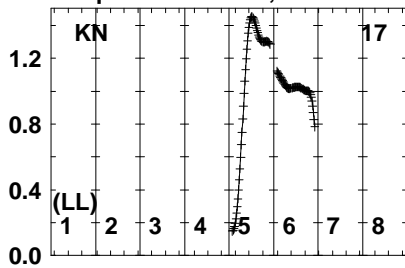
221 2214 2218 2222 2226 2230 2234 0
FREQ MHz

Lower frame: Real Jy
Auto-corr total-power spectrum Antenna: *
Timerange: 00/17:45:54 to 00/17:50:52

Plot file version 96 created 21-FEB-2023 15:51:25

J0405 EB092E.UVDATA.1

Freq = 22.1080 GHz, Bw = 32.000 MH No calibration applied and no bandpass applied

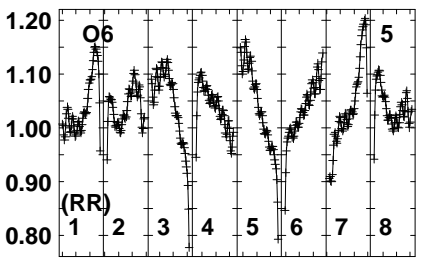
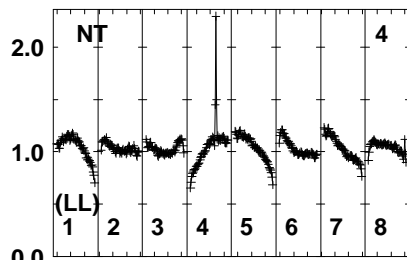
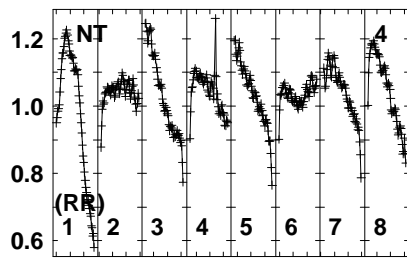
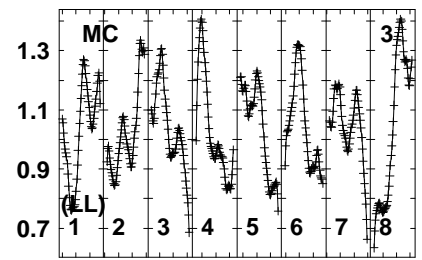
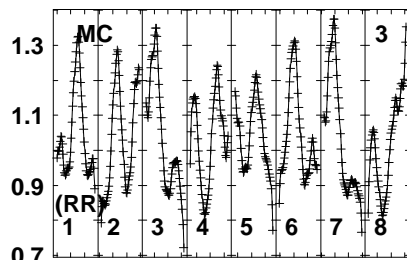
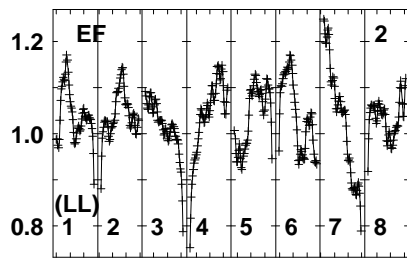
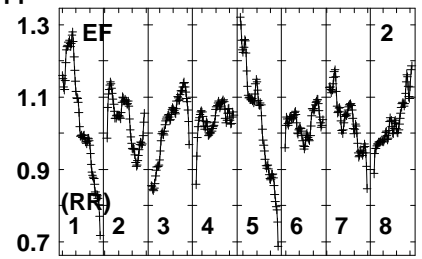
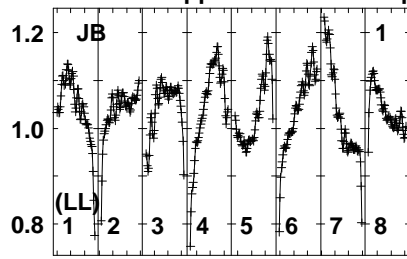
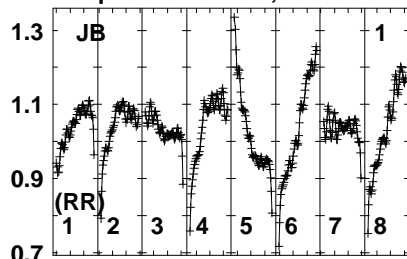


Lower frame: Real Jy
Auto-corr total-power spectrum Antenna: *
Timerange: 00/17:45:54 to 00/17:50:52

Plot file version 97 created 21-FEB-2023 15:51:25

CTA102 EB092E.UVDATA.1

Freq = 22.1080 GHz, Bw = 32.000 MH No calibration applied and no bandpass applied



22100 22140 22180 22220 22260 22300 22340
FREQ MHz

22100 22140 22180 22220 22260 22300 22340
FREQ MHz

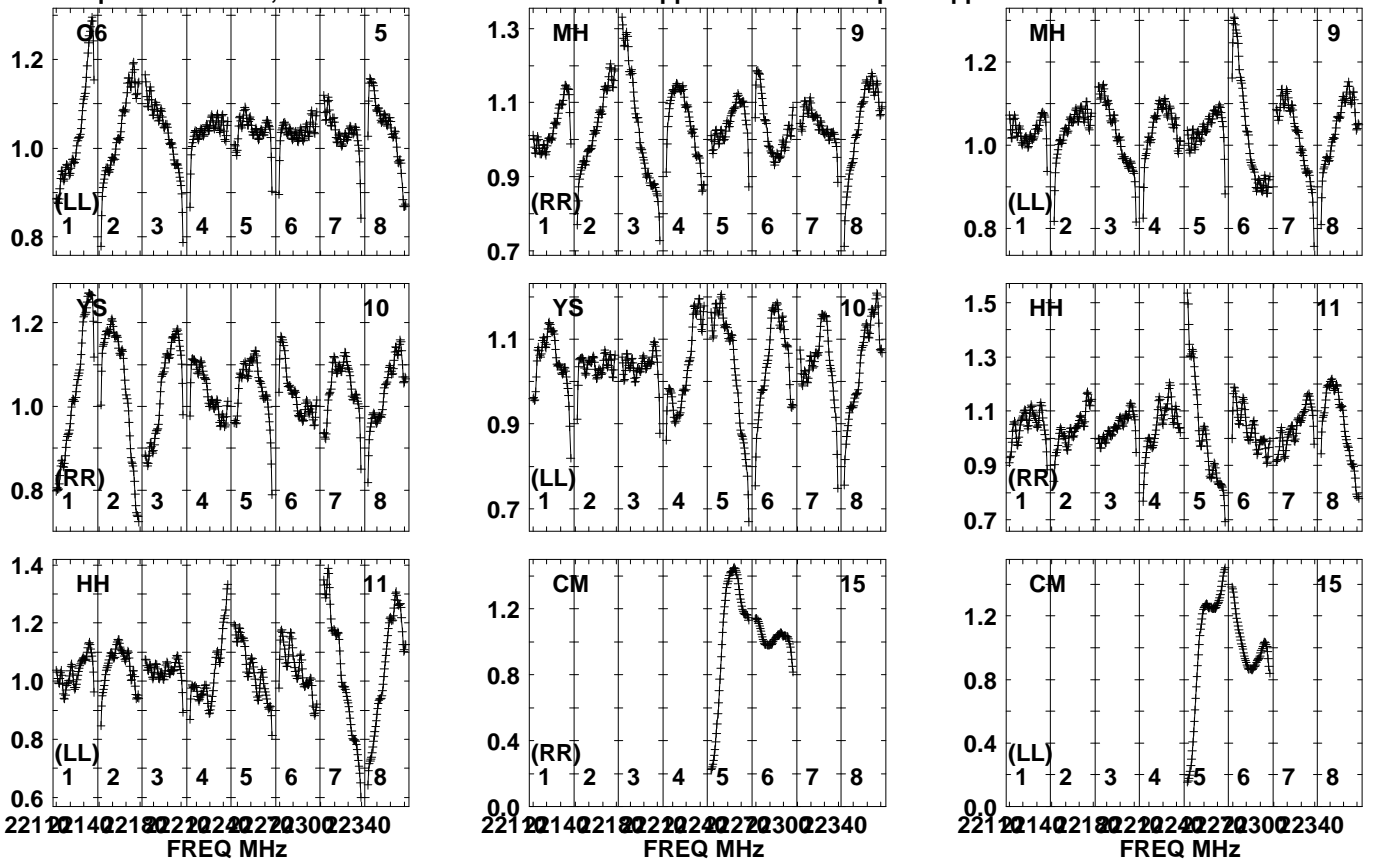
22100 22140 22180 22220 22260 22300 22340
FREQ MHz

Lower frame: Real Jy
Auto-corr total-power spectrum Antenna: *
Timerange: 00/18:01:53 to 00/18:06:51

Plot file version 98 created 21-FEB-2023 15:51:25

CTA102 EB092E.UVDATA.1

Freq = 22.1080 GHz, Bw = 32.000 MH No calibration applied and no bandpass applied

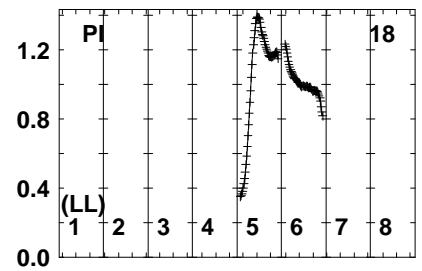
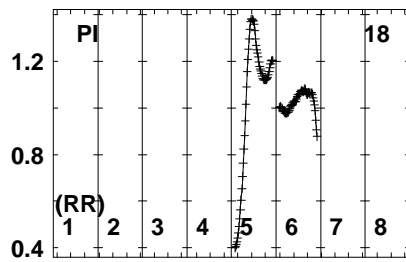
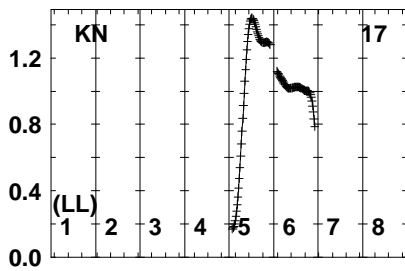
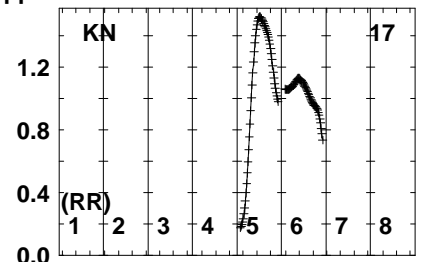
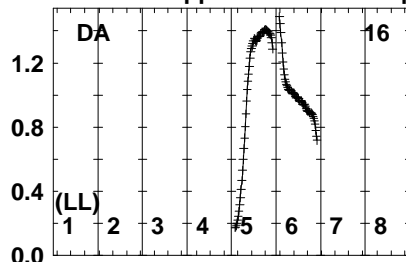
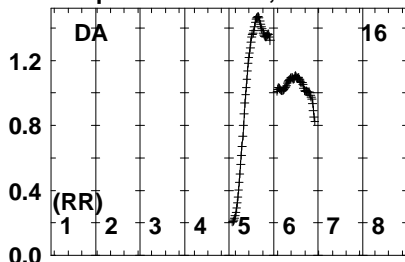


Lower frame: Real Jy
Auto-corr total-power spectrum Antenna: *
Timerange: 00/18:01:53 to 00/18:06:51

Plot file version 99 created 21-FEB-2023 15:51:26

CTA102 EB092E.UVDATA.1

Freq = 22.1080 GHz, Bw = 32.000 MH No calibration applied and no bandpass applied

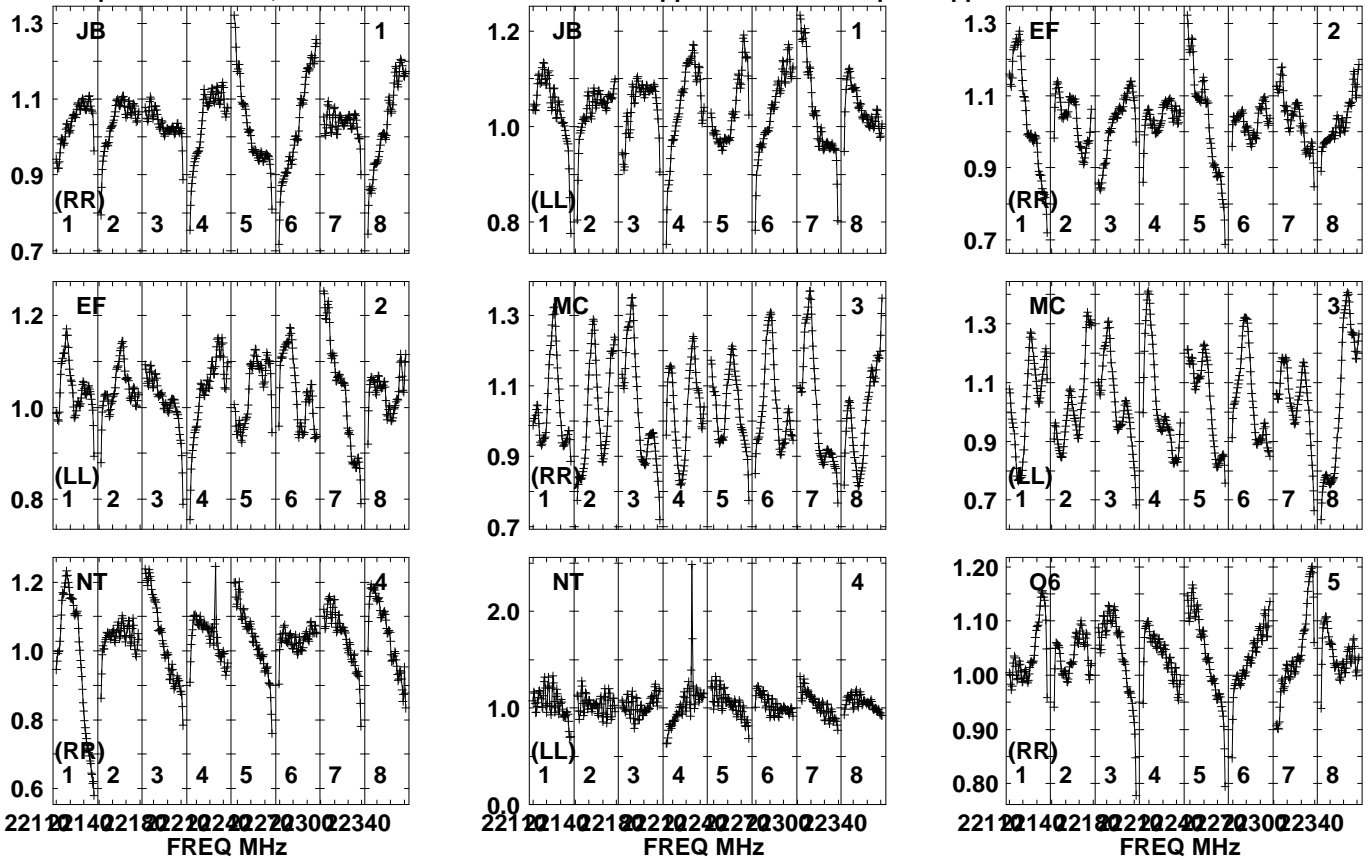


Lower frame: Real Jy
Auto-corr total-power spectrum Antenna: *
Timerange: 00/18:01:53 to 00/18:06:51

Plot file version 100 created 21-FEB-2023 15:51:26

BLLAC EB092E.UVDATA.1

Freq = 22.1080 GHz, Bw = 32.000 MH No calibration applied and no bandpass applied

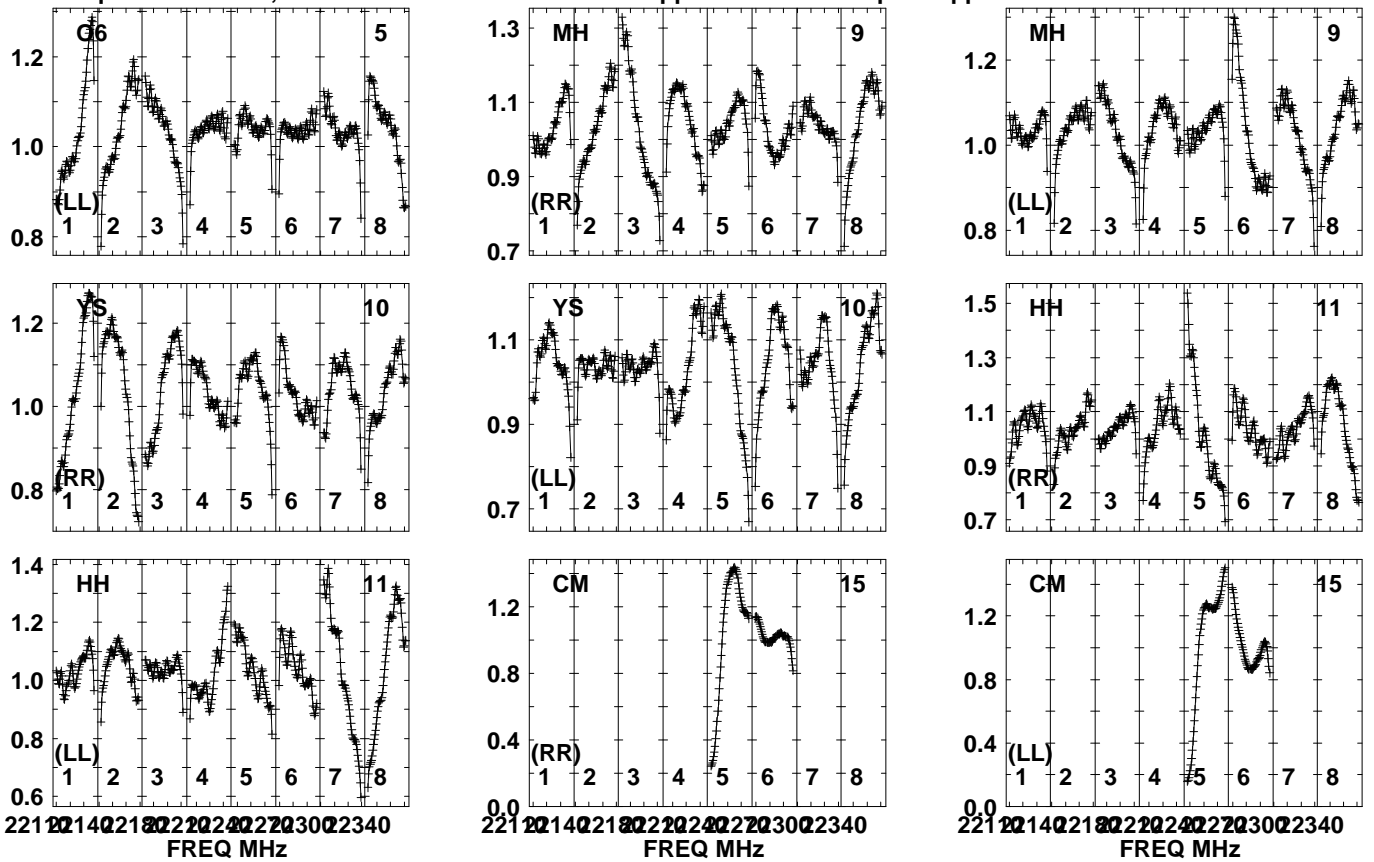


Lower frame: Real Jy
Auto-corr total-power spectrum Antenna: *
Timerange: 00/18:10:34 to 00/18:15:32

Plot file version 101 created 21-FEB-2023 15:51:26

BLLAC EB092E.UVDATA.1

Freq = 22.1080 GHz, Bw = 32.000 MH No calibration applied and no bandpass applied

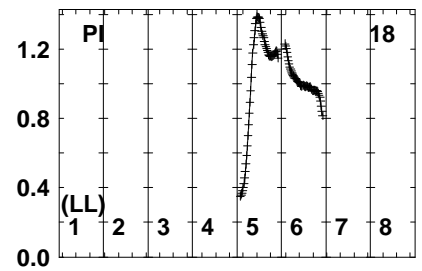
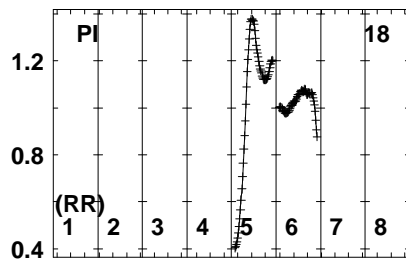
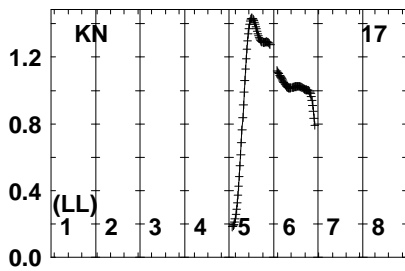
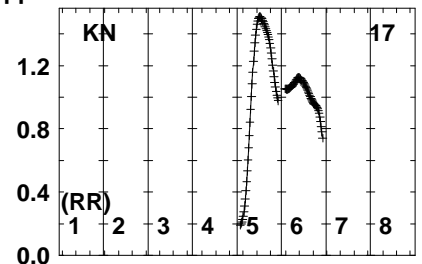
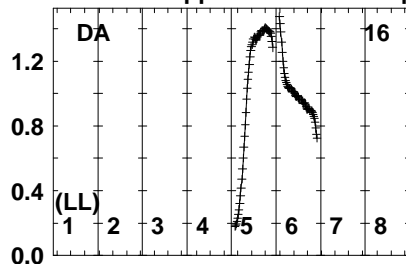
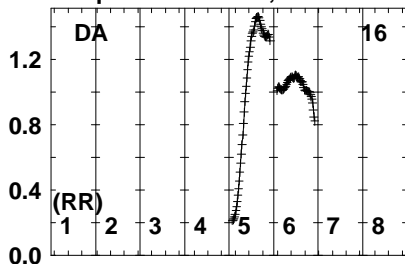


Lower frame: Real Jy
Auto-corr total-power spectrum Antenna: *
Timerange: 00/18:10:34 to 00/18:15:32

Plot file version 102 created 21-FEB-2023 15:51:27

BLLAC EB092E.UVDATA.1

Freq = 22.1080 GHz, Bw = 32.000 MH No calibration applied and no bandpass applied

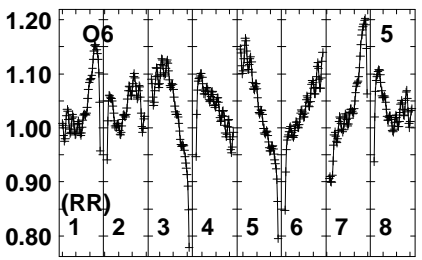
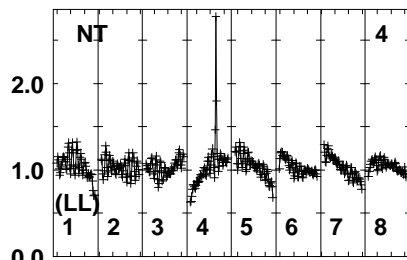
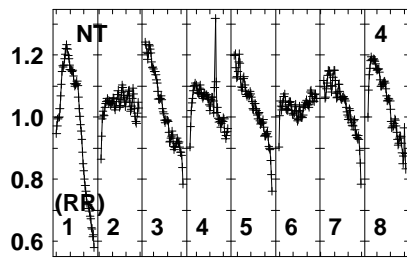
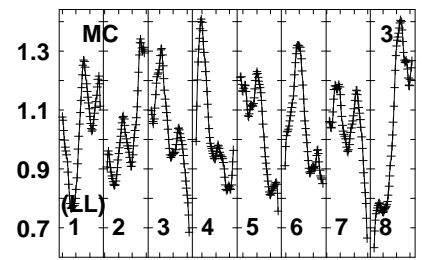
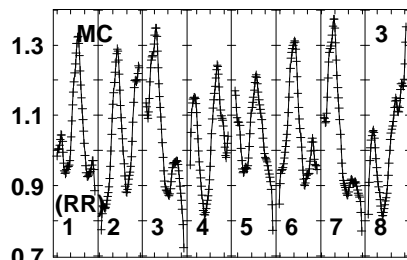
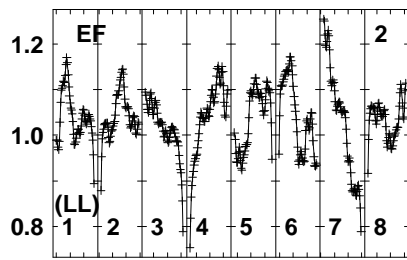
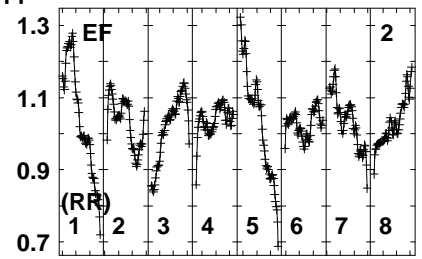
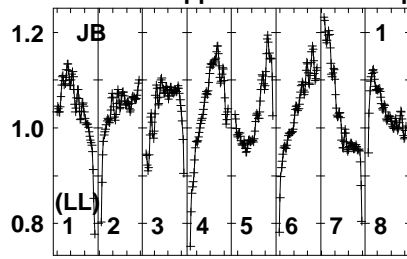
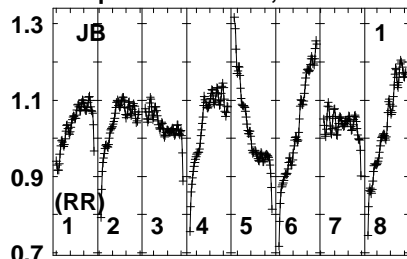


Lower frame: Real Jy
Auto-corr total-power spectrum Antenna: *
Timerange: 00/18:10:34 to 00/18:15:32

Plot file version 103 created 21-FEB-2023 15:51:27

J1945 EB092E.UVDATA.1

Freq = 22.1080 GHz, Bw = 32.000 MH No calibration applied and no bandpass applied



221 2214 2218 2222 2226 2230 2234
FREQ MHz

221 2214 2218 2222 2226 2230 2234
FREQ MHz

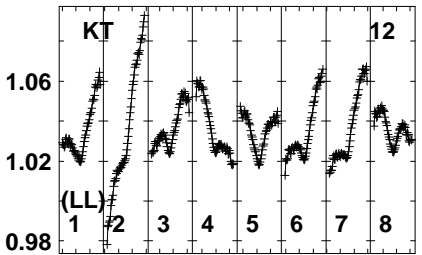
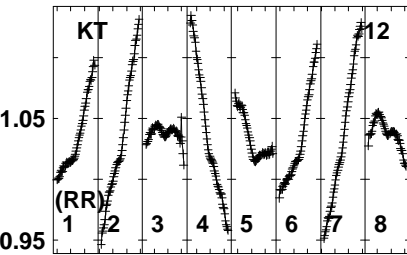
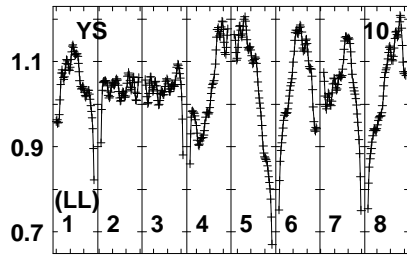
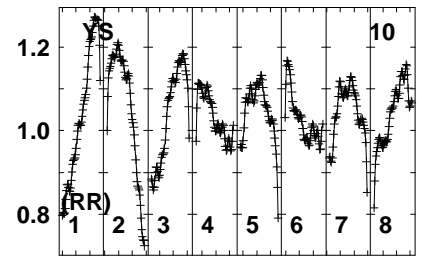
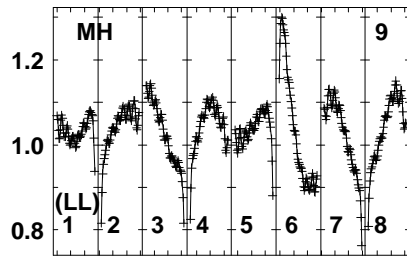
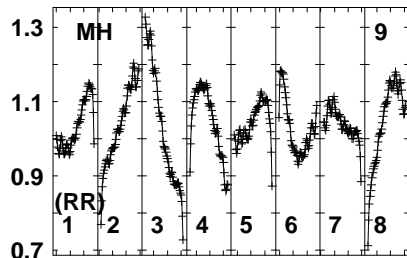
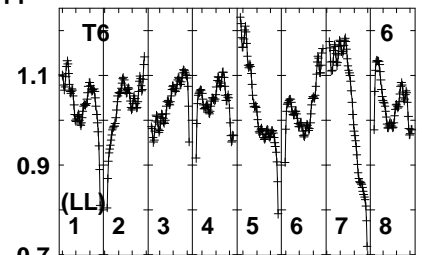
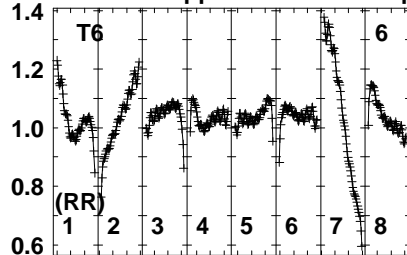
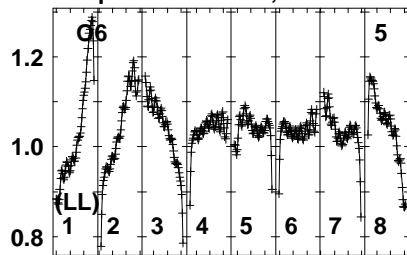
221 2214 2218 2222 2226 2230 2234
FREQ MHz

Lower frame: Real Jy
Auto-corr total-power spectrum Antenna: *
Timerange: 00/18:27:54 to 00/18:30:52

Plot file version 104 created 21-FEB-2023 15:51:27

J1945 EB092E.UVDATA.1

Freq = 22.1080 GHz, Bw = 32.000 MH No calibration applied and no bandpass applied



221 2214 2218 2222 2226 2230 2234
FREQ MHz

221 2214 2218 2222 2226 2230 2234
FREQ MHz

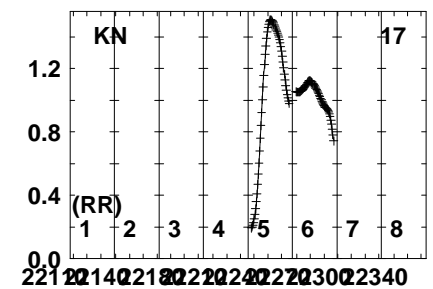
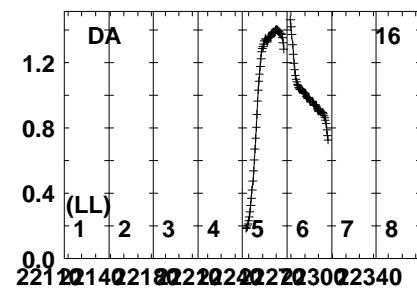
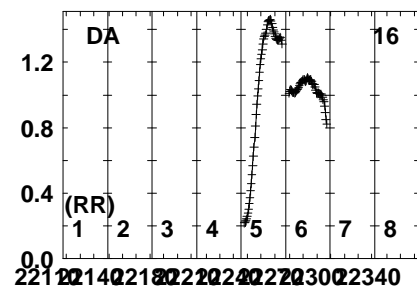
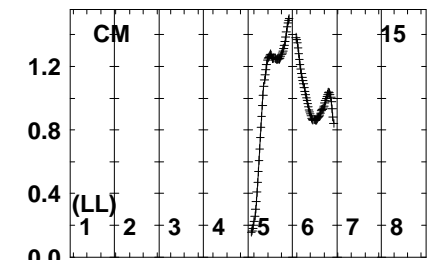
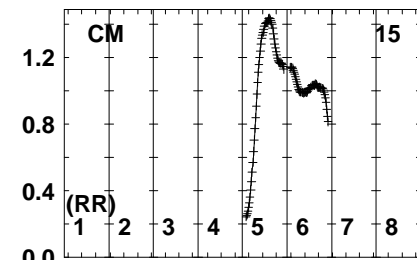
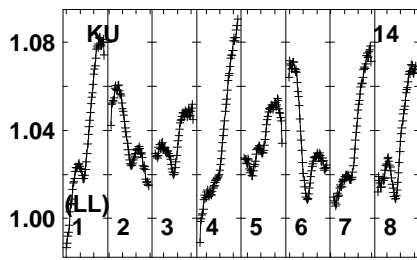
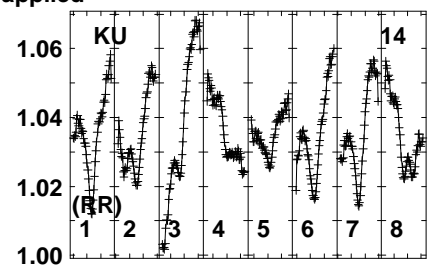
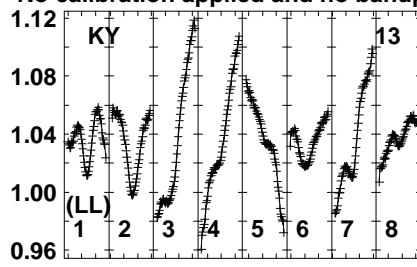
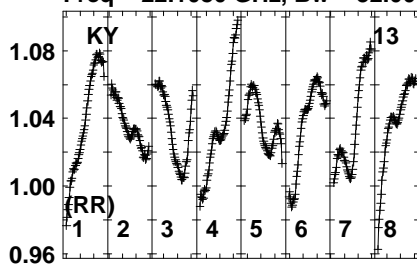
221 2214 2218 2222 2226 2230 2234
FREQ MHz

Lower frame: Real Jy
Auto-corr total-power spectrum Antenna: *
Timerange: 00/18:27:54 to 00/18:30:52

Plot file version 105 created 21-FEB-2023 15:51:28

J1945 EB092E.UVDATA.1

Freq = 22.1080 GHz, Bw = 32.000 MH No calibration applied and no bandpass applied



221 22140 22180 22220 22260 22300 22340
FREQ MHz

221 22140 22180 22220 22260 22300 22340
FREQ MHz

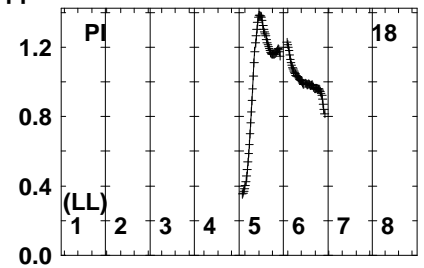
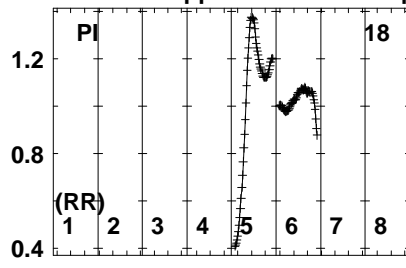
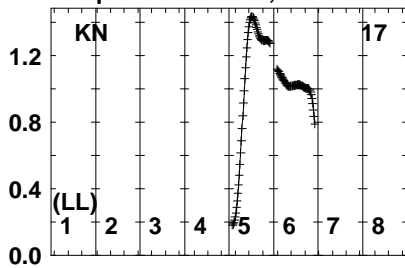
221 22140 22180 22220 22260 22300 22340
FREQ MHz

Lower frame: Real Jy
Auto-corr total-power spectrum Antenna: *
Timerange: 00/18:27:54 to 00/18:30:52

Plot file version 106 created 21-FEB-2023 15:51:28

J1945 EB092E.UVDATA.1

Freq = 22.1080 GHz, Bw = 32.000 MH No calibration applied and no bandpass applied

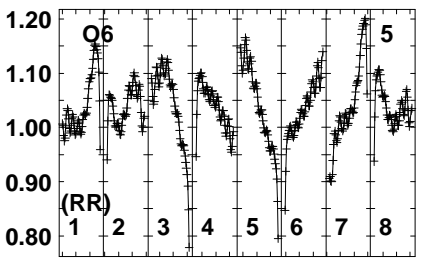
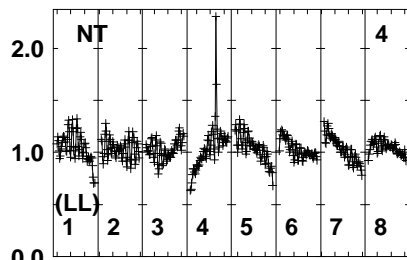
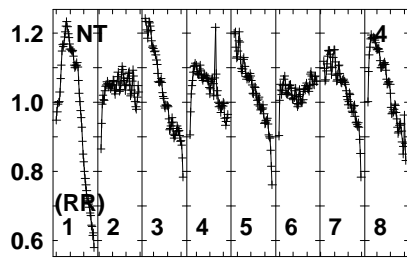
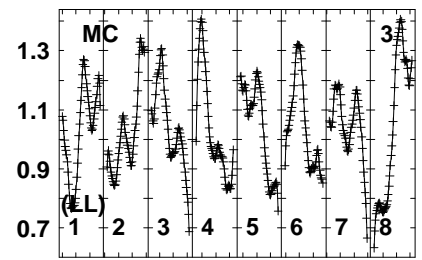
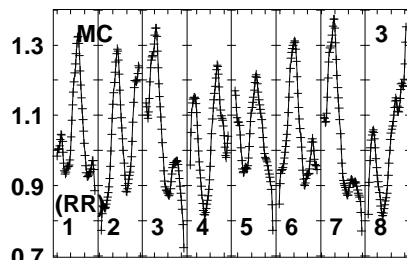
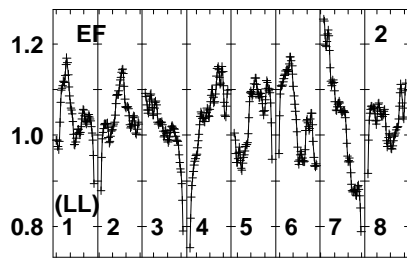
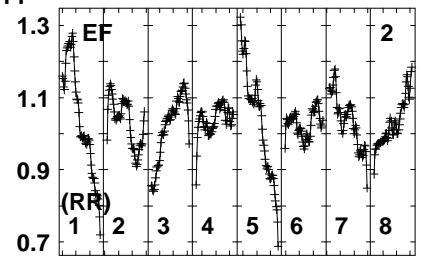
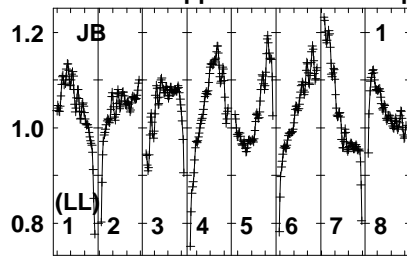
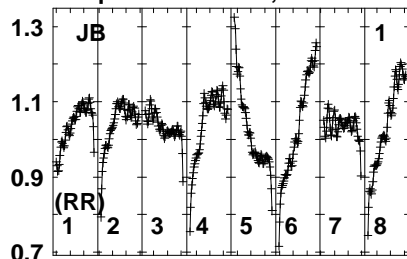


Lower frame: Real Jy
Auto-corr total-power spectrum Antenna: *
Timerange: 00/18:27:54 to 00/18:30:52

Plot file version 107 created 21-FEB-2023 15:51:28

J1945 EB092E.UVDATA.1

Freq = 22.1080 GHz, Bw = 32.000 MH No calibration applied and no bandpass applied



221 22140 22180 22220 22260 22300 22340
FREQ MHz

221 22140 22180 22220 22260 22300 22340
FREQ MHz

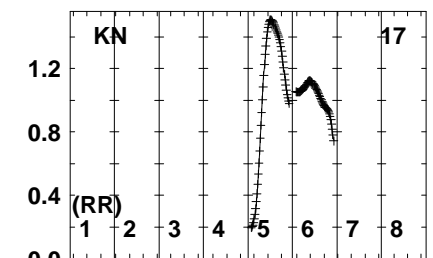
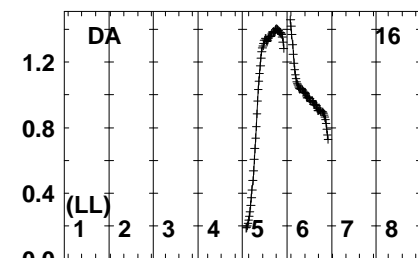
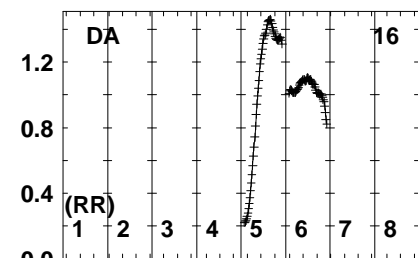
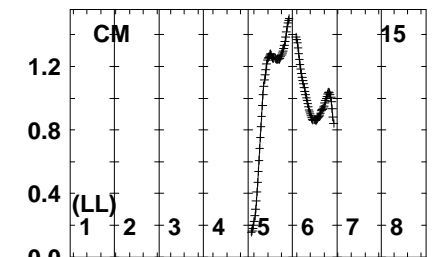
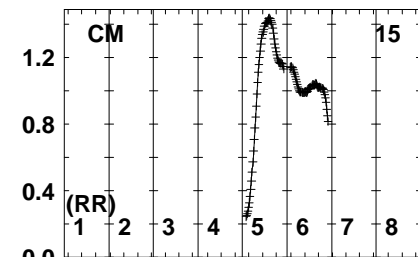
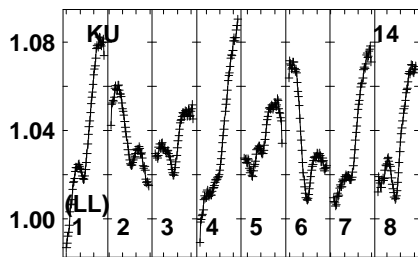
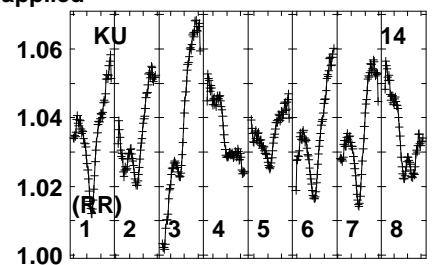
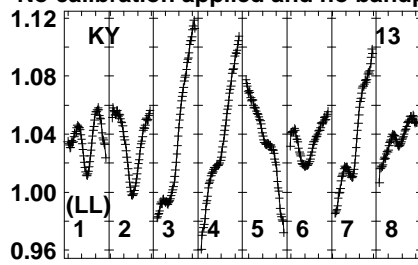
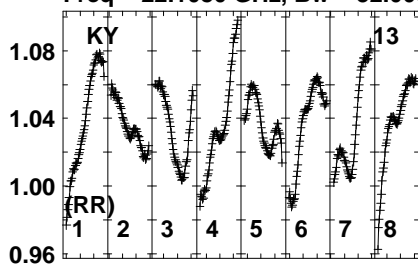
221 22140 22180 22220 22260 22300 22340
FREQ MHz

Lower frame: Real Jy
Auto-corr total-power spectrum Antenna: *
Timerange: 00/18:31:24 to 00/18:36:22

Plot file version 109 created 21-FEB-2023 15:51:30

J1945 EB092E.UVDATA.1

Freq = 22.1080 GHz, Bw = 32.000 MH No calibration applied and no bandpass applied



221 22140 22180 22220 22260 22300 22340
FREQ MHz

221 22140 22180 22220 22260 22300 22340
FREQ MHz

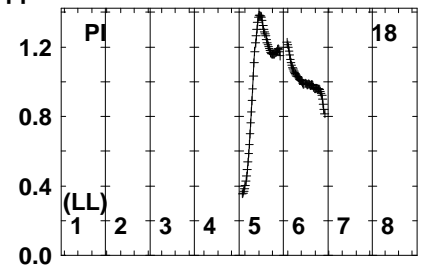
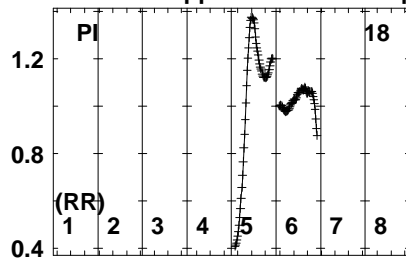
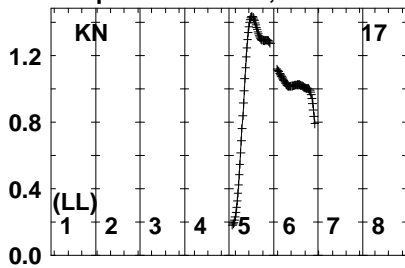
221 22140 22180 22220 22260 22300 22340
FREQ MHz

Lower frame: Real Jy
Auto-corr total-power spectrum Antenna: *
Timerange: 00/18:31:24 to 00/18:36:22

Plot file version 110 created 21-FEB-2023 15:51:30

J1945 EB092E.UVDATA.1

Freq = 22.1080 GHz, Bw = 32.000 MH No calibration applied and no bandpass applied

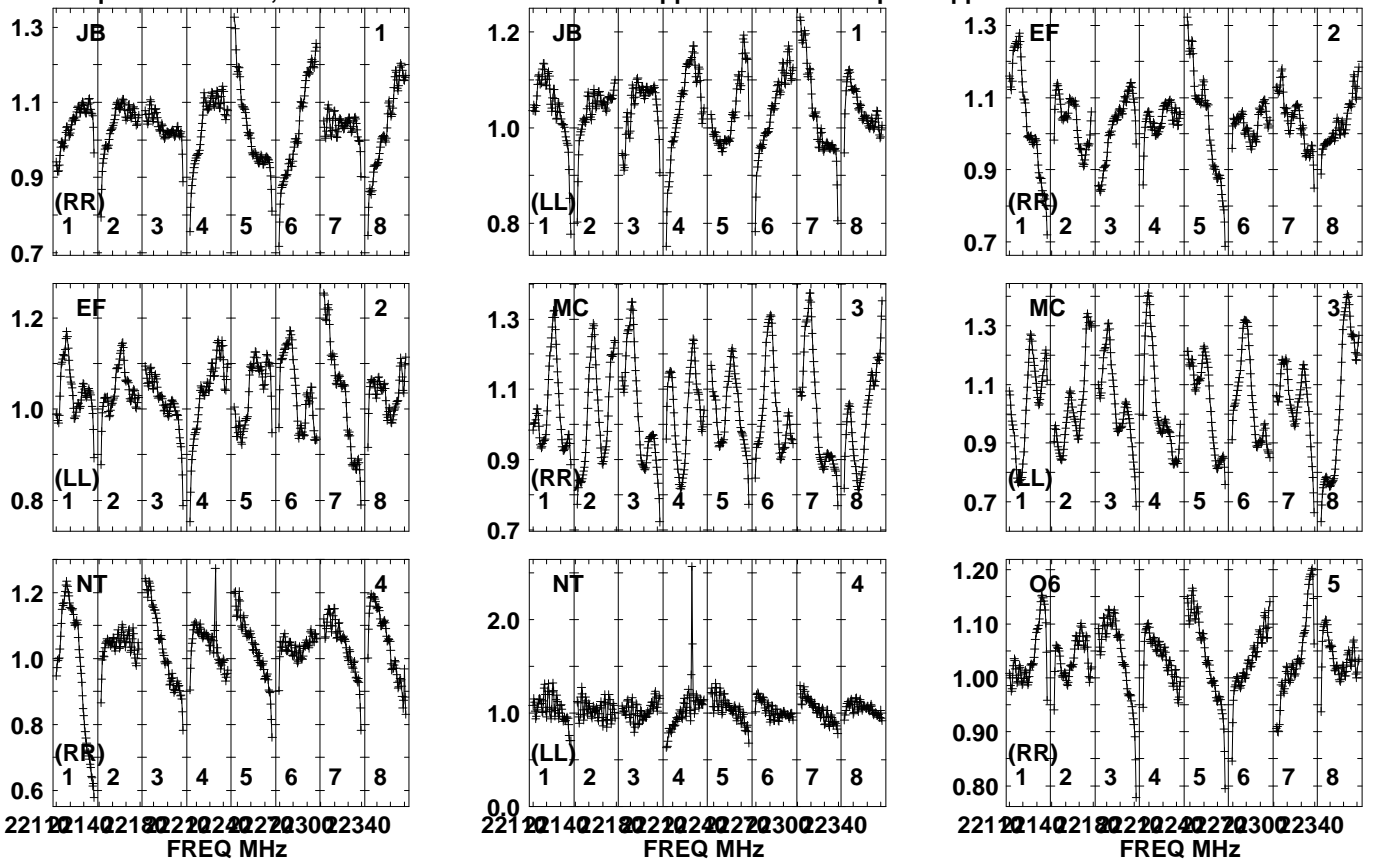


Lower frame: Real Jy
Auto-corr total-power spectrum Antenna: *
Timerange: 00/18:31:24 to 00/18:36:22

Plot file version 111 created 21-FEB-2023 15:51:30

J1945 EB092E.UVDATA.1

Freq = 22.1080 GHz, Bw = 32.000 MH No calibration applied and no bandpass applied

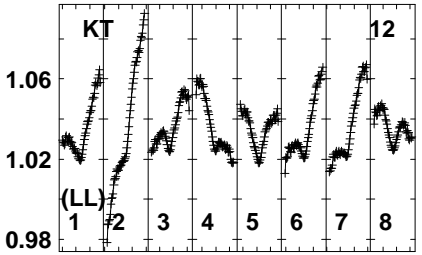
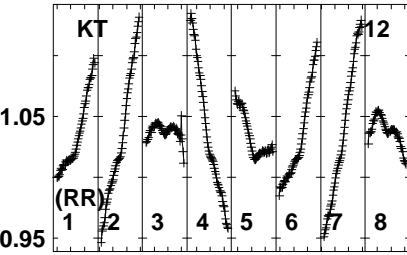
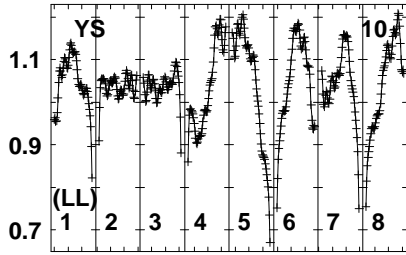
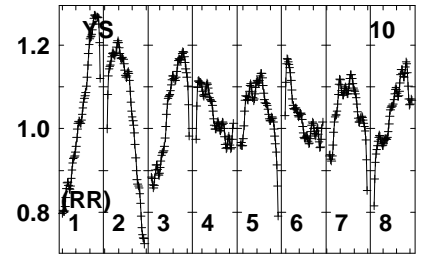
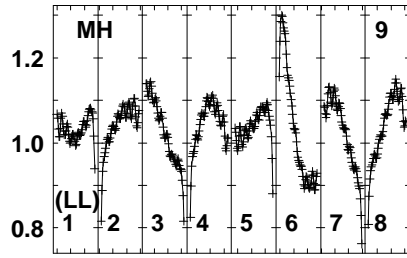
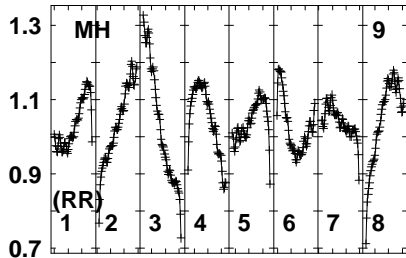
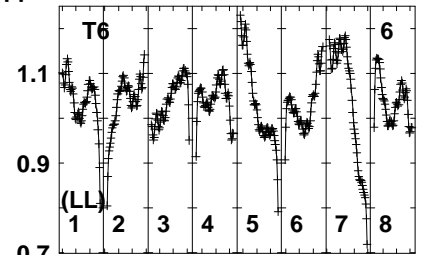
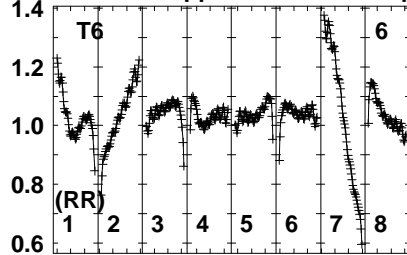
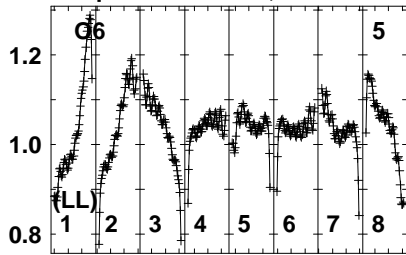


Lower frame: Real Jy
Auto-corr total-power spectrum Antenna: *
Timerange: 00/18:36:54 to 00/18:41:52

Plot file version 112 created 21-FEB-2023 15:51:31

J1945 EB092E.UVDATA.1

Freq = 22.1080 GHz, Bw = 32.000 MH No calibration applied and no bandpass applied



221 2214 2218 2222 2226 2230 2234
FREQ MHz

221 2214 2218 2222 2226 2230 2234
FREQ MHz

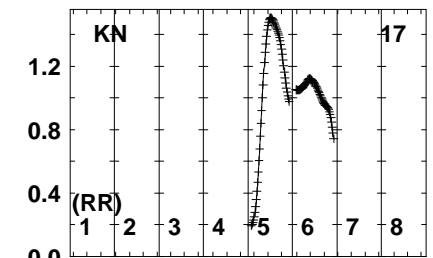
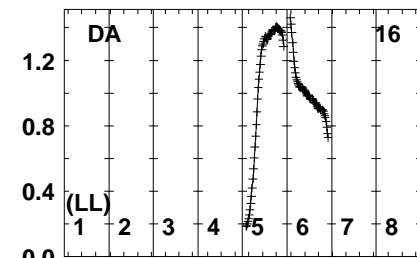
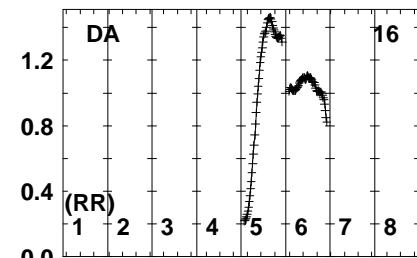
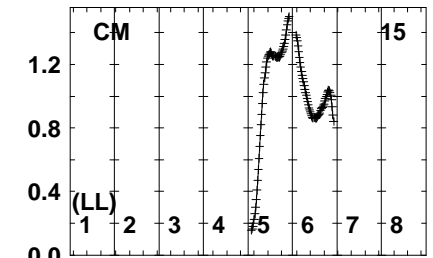
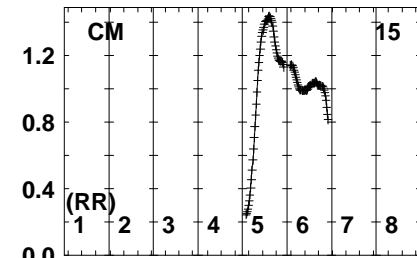
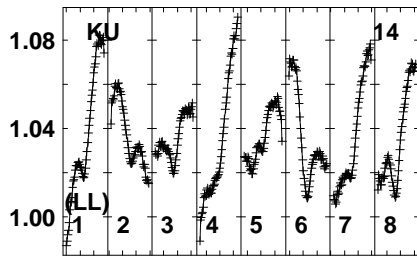
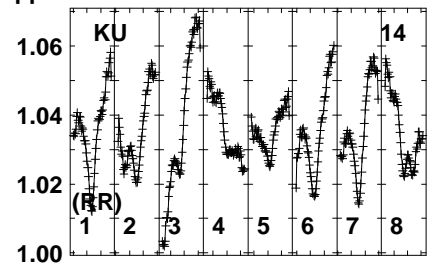
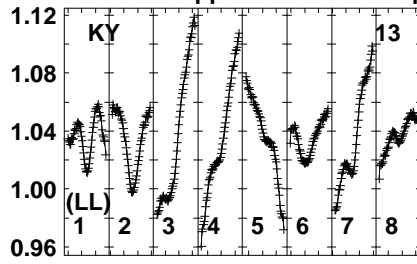
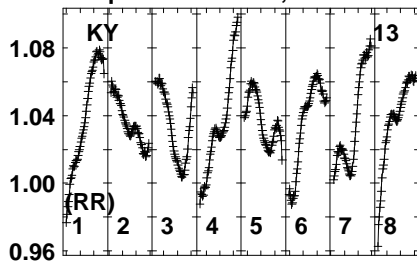
221 2214 2218 2222 2226 2230 2234
FREQ MHz

Lower frame: Real Jy
Auto-corr total-power spectrum Antenna: *
Timerange: 00/18:36:54 to 00/18:41:52

Plot file version 113 created 21-FEB-2023 15:51:31

J1945 EB092E.UVDATA.1

Freq = 22.1080 GHz, Bw = 32.000 MH No calibration applied and no bandpass applied



221 22140 22180 22220 22260 22300 22340
FREQ MHz

221 22140 22180 22220 22260 22300 22340
FREQ MHz

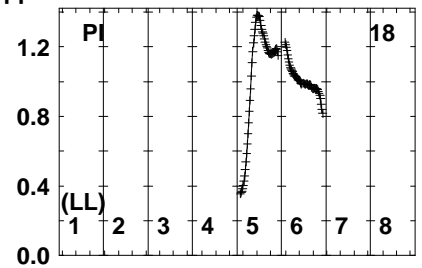
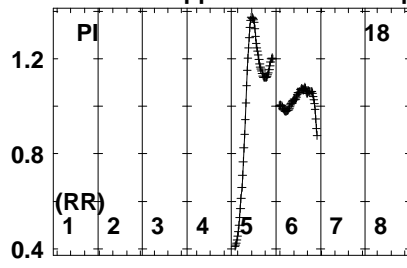
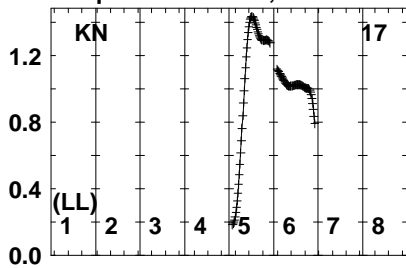
221 22140 22180 22220 22260 22300 22340
FREQ MHz

Lower frame: Real Jy
Auto-corr total-power spectrum Antenna: *
Timerange: 00/18:36:54 to 00/18:41:52

Plot file version 114 created 21-FEB-2023 15:51:32

J1945 EB092E.UVDATA.1

Freq = 22.1080 GHz, Bw = 32.000 MH No calibration applied and no bandpass applied

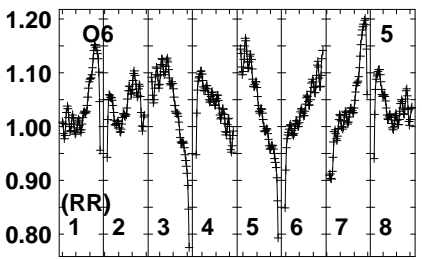
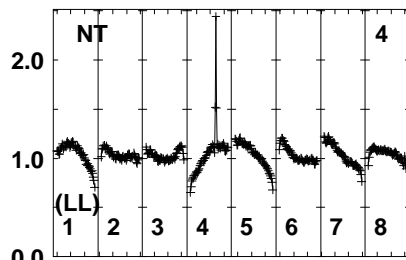
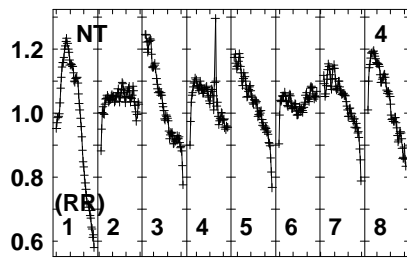
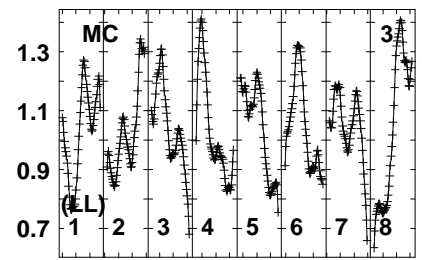
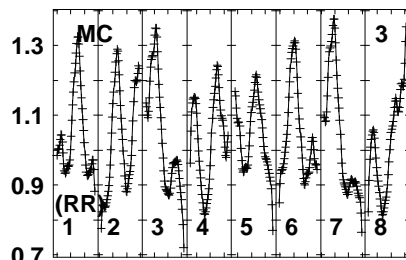
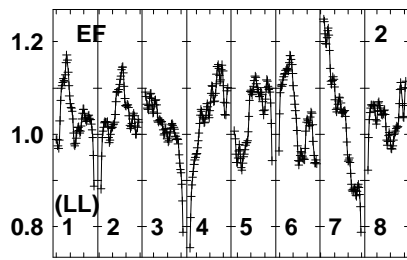
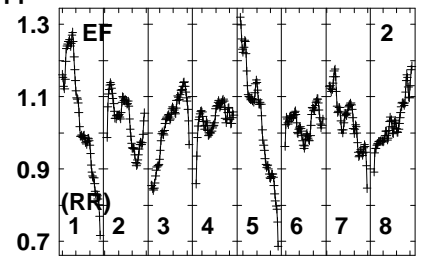
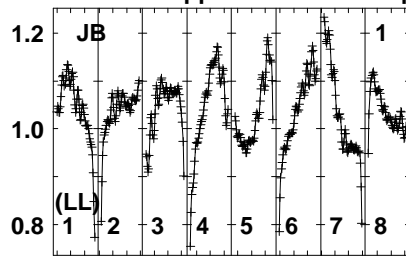
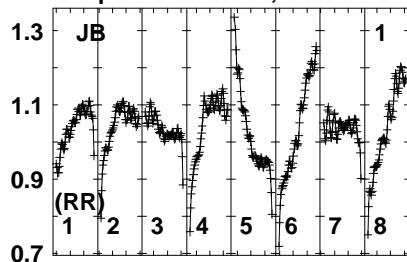


Lower frame: Real Jy
Auto-corr total-power spectrum Antenna: *
Timerange: 00/18:36:54 to 00/18:41:52

Plot file version 115 created 21-FEB-2023 15:51:32

J0119 EB092E.UVDATA.1

Freq = 22.1080 GHz, Bw = 32.000 MH No calibration applied and no bandpass applied



221 22140 22180 22220 22260 22300 22340
FREQ MHz

221 22140 22180 22220 22260 22300 22340
FREQ MHz

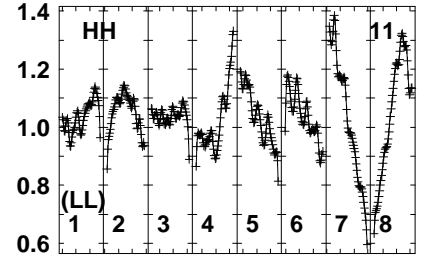
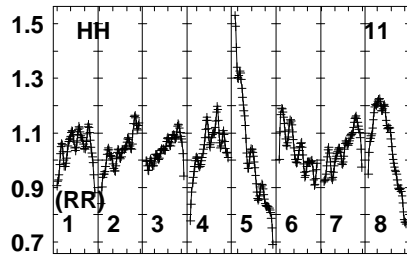
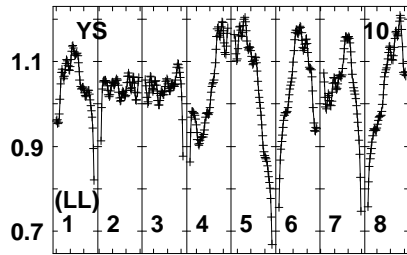
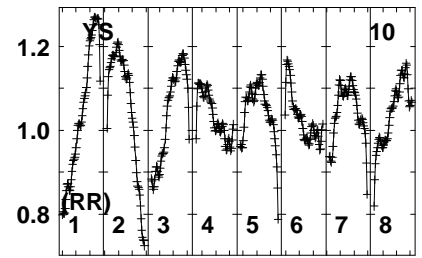
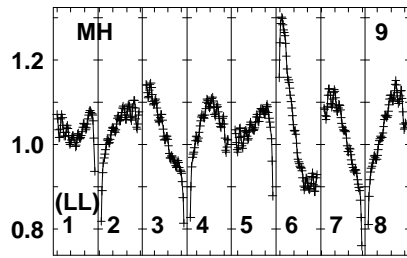
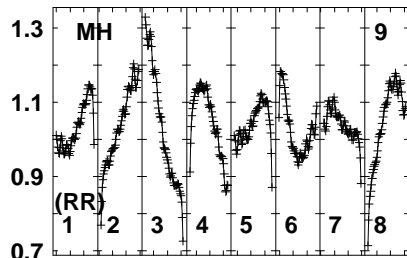
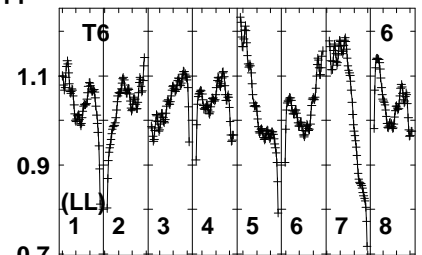
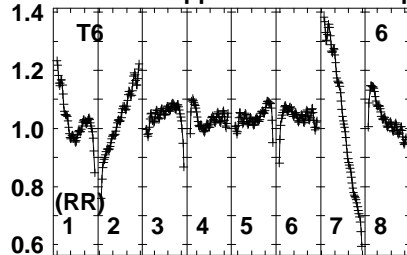
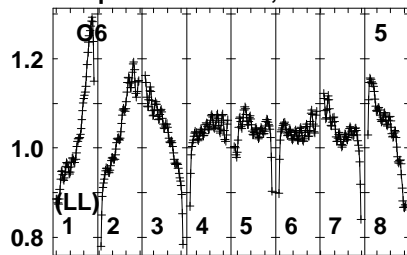
221 22140 22180 22220 22260 22300 22340
FREQ MHz

Lower frame: Real Jy
Auto-corr total-power spectrum Antenna: *
Timerange: 00/18:49:05 to 00/18:52:03

Plot file version 116 created 21-FEB-2023 15:51:32

J0119 EB092E.UVDATA.1

Freq = 22.1080 GHz, Bw = 32.000 MH No calibration applied and no bandpass applied



22102140221802224022240222402230022340
FREQ MHz

22102140221802224022240222402230022340
FREQ MHz

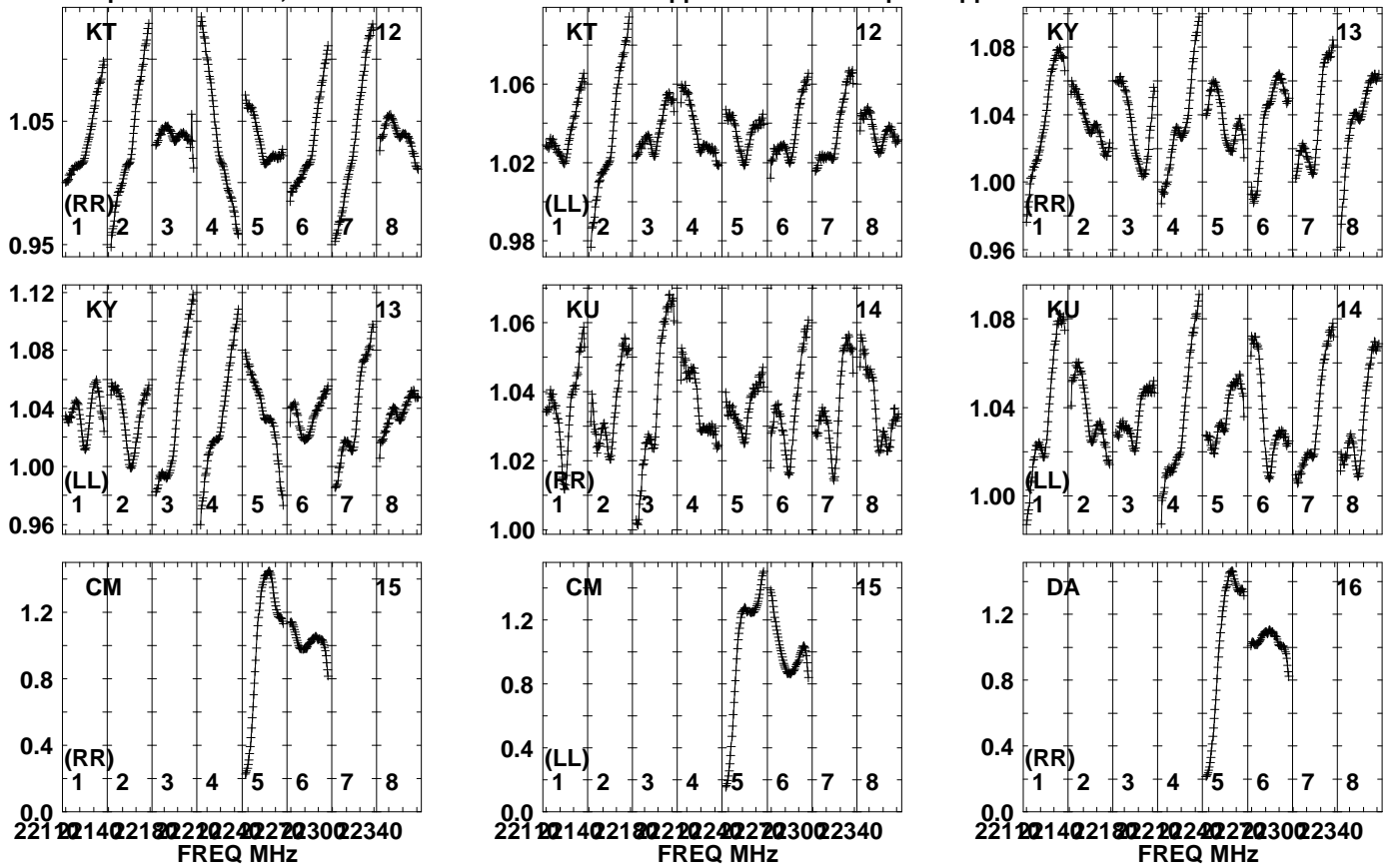
22102140221802224022240222402230022340
FREQ MHz

Lower frame: Real Jy
Auto-corr total-power spectrum Antenna: *
Timerange: 00/18:49:05 to 00/18:52:03

Plot file version 117 created 21-FEB-2023 15:51:33

J0119 EB092E.UVDATA.1

Freq = 22.1080 GHz, Bw = 32.000 MH No calibration applied and no bandpass applied

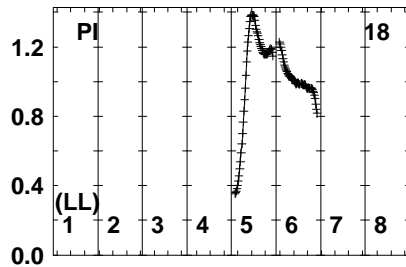
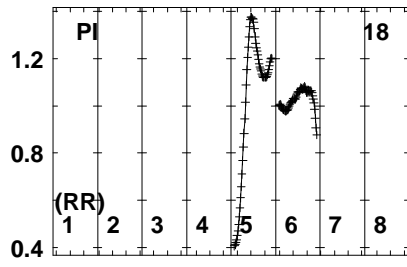
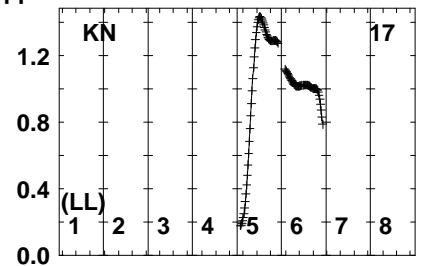
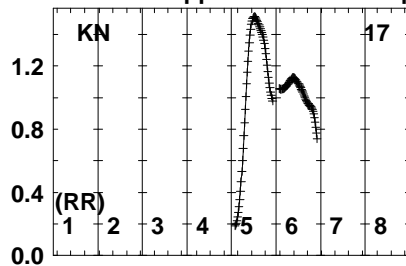
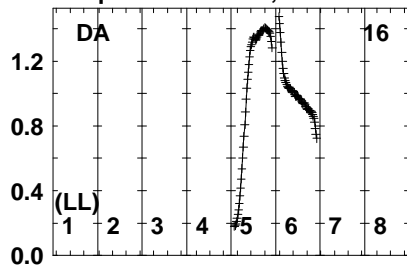


Lower frame: Real Jy
Auto-corr total-power spectrum Antenna: *
Timerange: 00/18:49:05 to 00/18:52:03

Plot file version 118 created 21-FEB-2023 15:51:33

J0119 EB092E.UVDATA.1

Freq = 22.1080 GHz, Bw = 32.000 MH No calibration applied and no bandpass applied

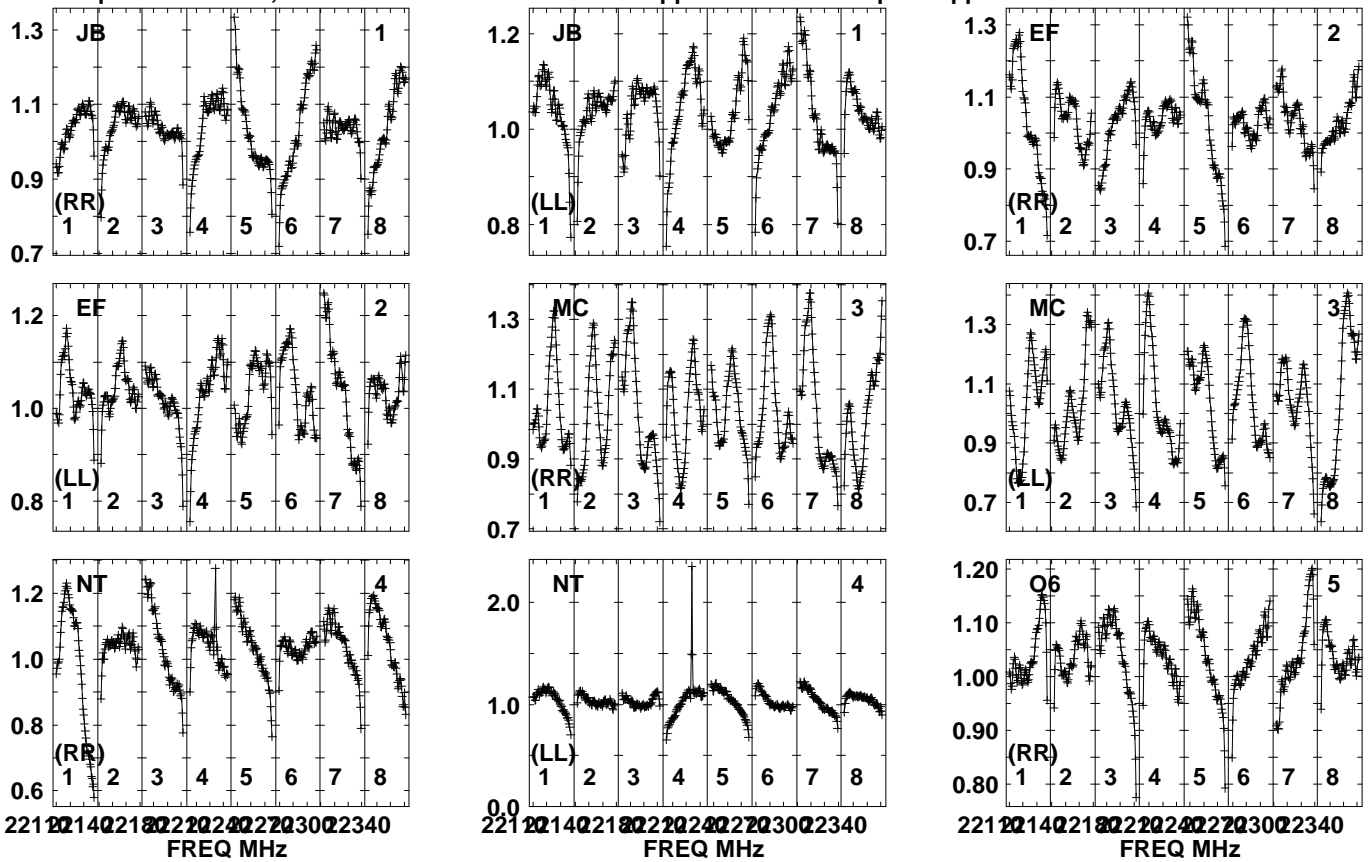


Lower frame: Real Jy
Auto-corr total-power spectrum Antenna: *
Timerange: 00/18:49:05 to 00/18:52:03

Plot file version 119 created 21-FEB-2023 15:51:33

J0119 EB092E.UVDATA.1

Freq = 22.1080 GHz, Bw = 32.000 MH No calibration applied and no bandpass applied

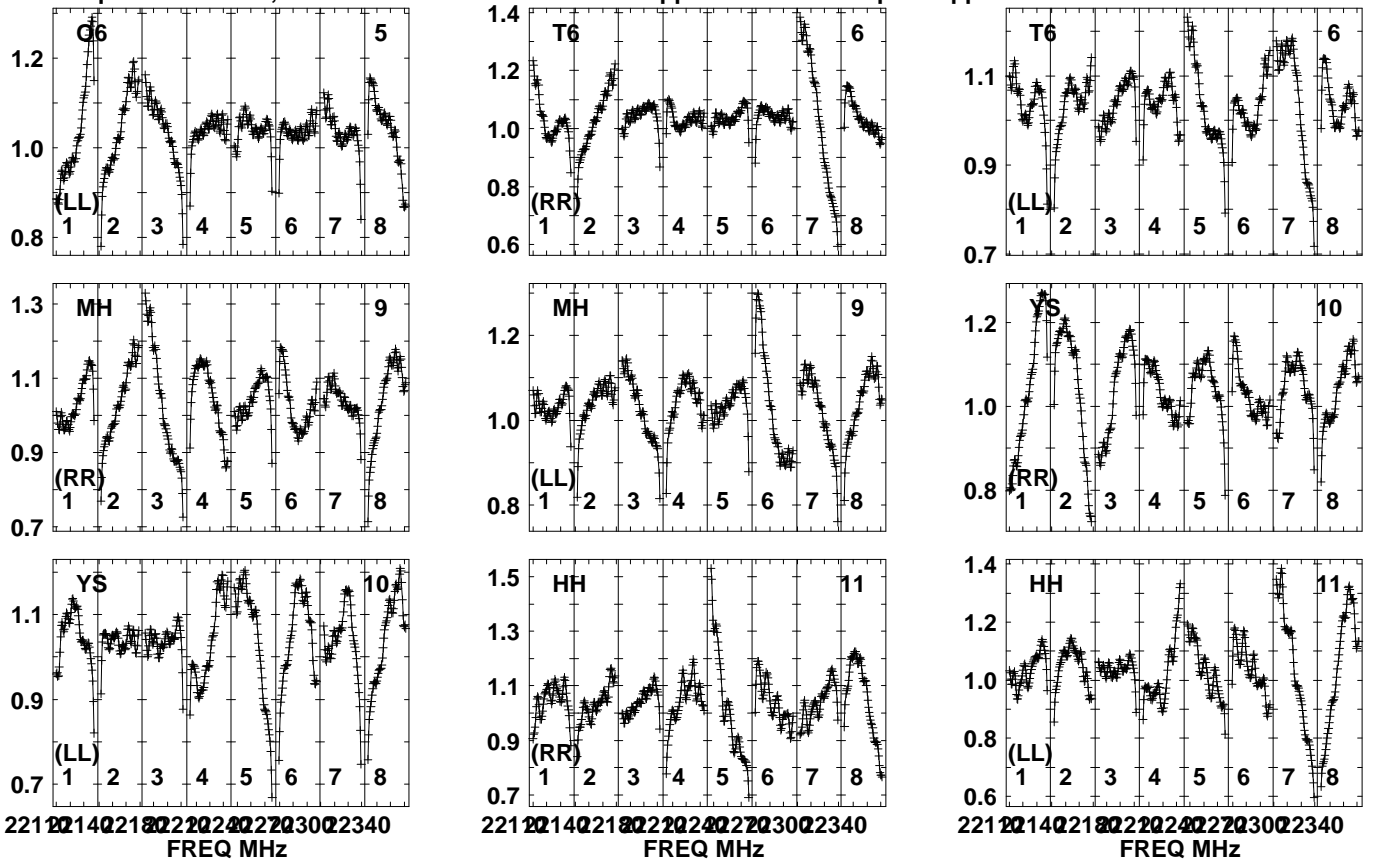


Lower frame: Real Jy
Auto-corr total-power spectrum Antenna: *
Timerange: 00/18:52:35 to 00/18:57:33

Plot file version 120 created 21-FEB-2023 15:51:34

J0119 EB092E.UVDATA.1

Freq = 22.1080 GHz, Bw = 32.000 MH No calibration applied and no bandpass applied

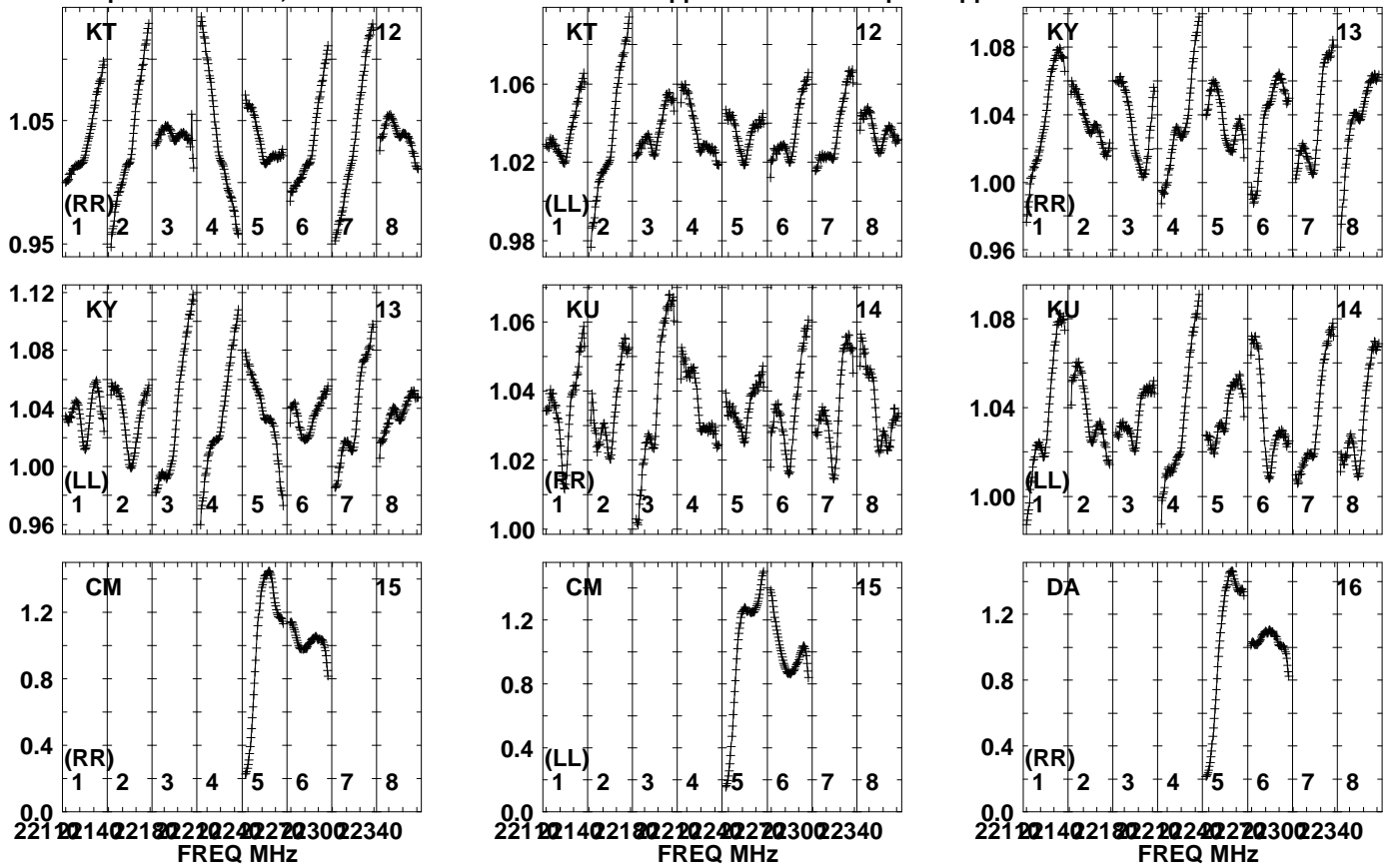


Lower frame: Real Jy
Auto-corr total-power spectrum Antenna: *
Timerange: 00/18:52:35 to 00/18:57:33

Plot file version 121 created 21-FEB-2023 15:51:35

J0119 EB092E.UVDATA.1

Freq = 22.1080 GHz, Bw = 32.000 MH No calibration applied and no bandpass applied

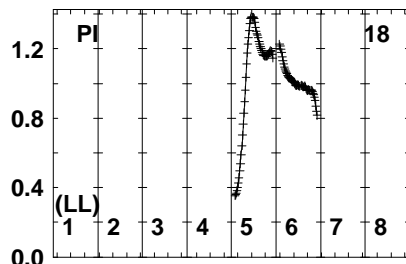
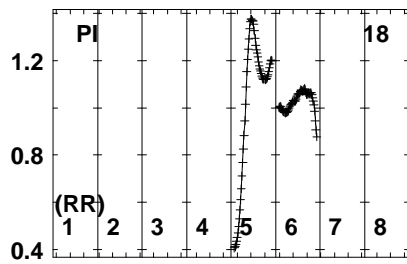
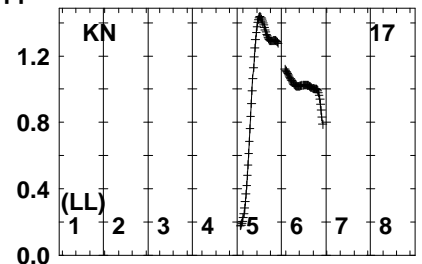
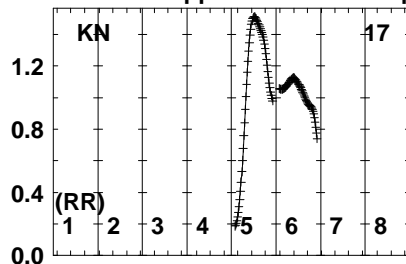
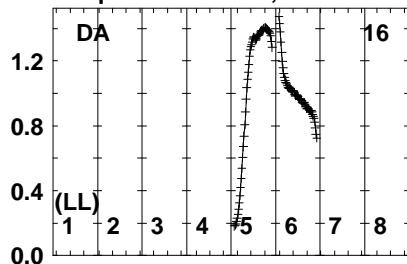


Lower frame: Real Jy
Auto-corr total-power spectrum Antenna: *
Timerange: 00/18:52:35 to 00/18:57:33

Plot file version 122 created 21-FEB-2023 15:51:35

J0119 EB092E.UVDATA.1

Freq = 22.1080 GHz, Bw = 32.000 MH No calibration applied and no bandpass applied

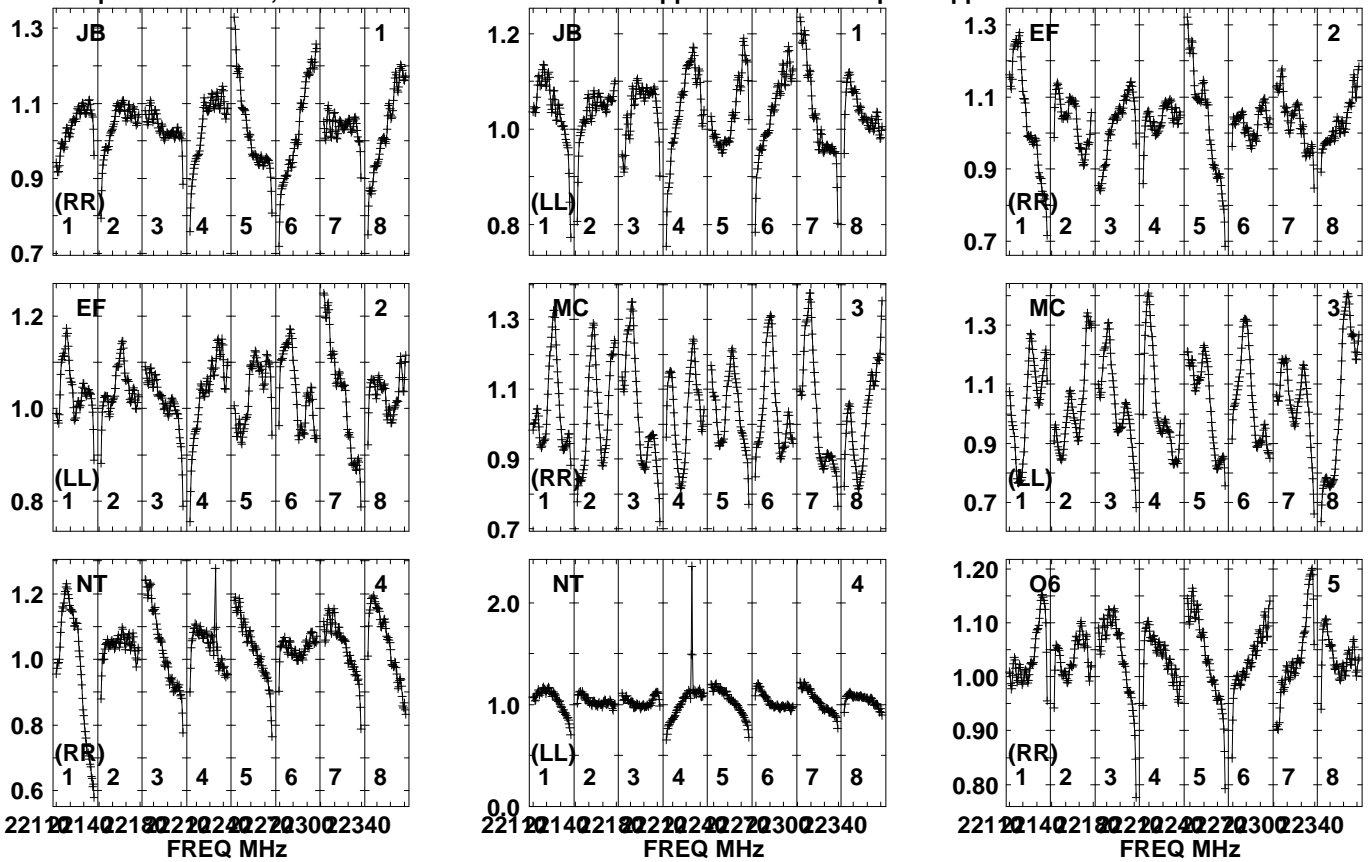


Lower frame: Real Jy
Auto-corr total-power spectrum Antenna: *
Timerange: 00/18:52:35 to 00/18:57:33

Plot file version 123 created 21-FEB-2023 15:51:35

J0119 EB092E.UVDATA.1

Freq = 22.1080 GHz, Bw = 32.000 MH No calibration applied and no bandpass applied

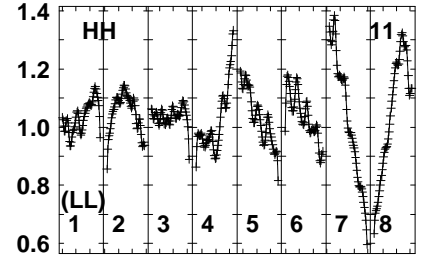
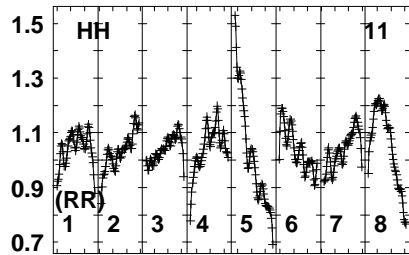
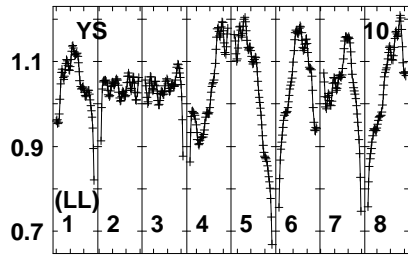
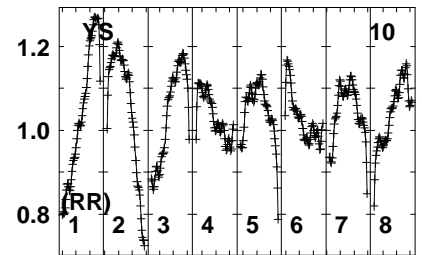
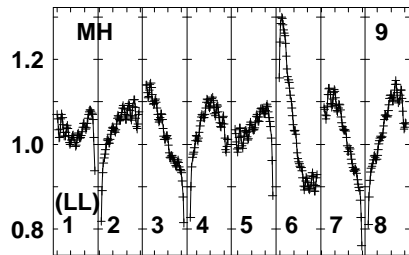
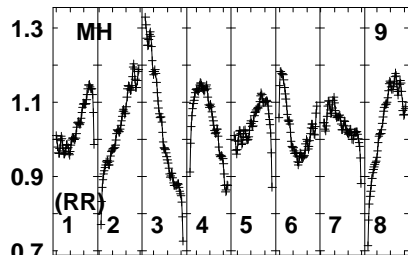
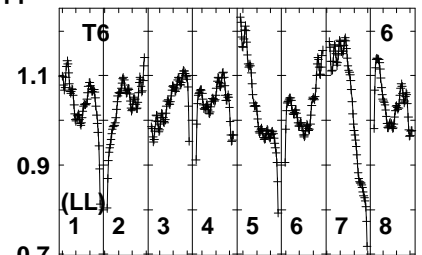
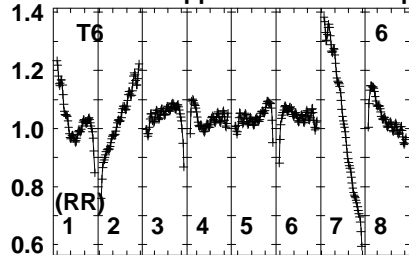
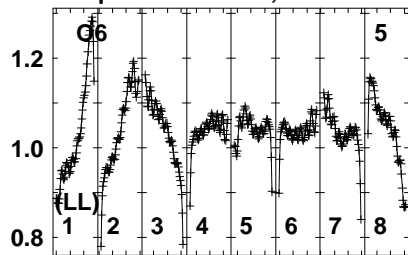


Lower frame: Real Jy
Auto-corr total-power spectrum Antenna: *
Timerange: 00/18:58:05 to 00/19:03:03

Plot file version 124 created 21-FEB-2023 15:51:36

J0119 EB092E.UVDATA.1

Freq = 22.1080 GHz, Bw = 32.000 MH No calibration applied and no bandpass applied



221 2214 2218 2222 2226 2230 2234
FREQ MHz

221 2214 2218 2222 2226 2230 2234
FREQ MHz

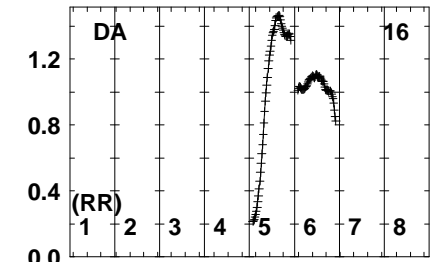
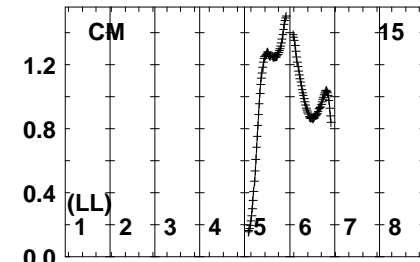
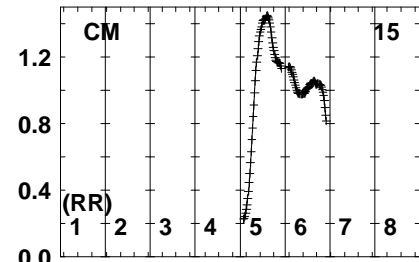
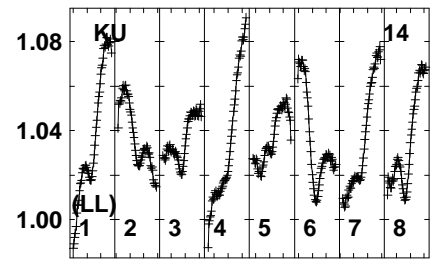
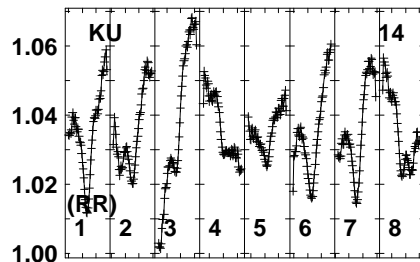
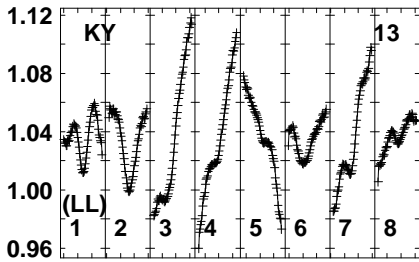
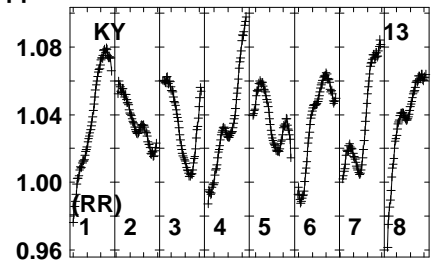
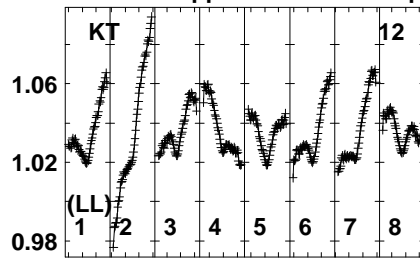
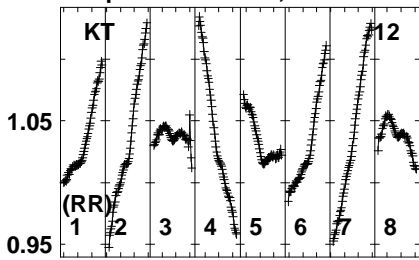
221 2214 2218 2222 2226 2230 2234
FREQ MHz

Lower frame: Real Jy
Auto-corr total-power spectrum Antenna: *
Timerange: 00/18:58:05 to 00/19:03:03

Plot file version 125 created 21-FEB-2023 15:51:36

J0119 EB092E.UVDATA.1

Freq = 22.1080 GHz, Bw = 32.000 MH No calibration applied and no bandpass applied



221 22140 2180 2220 2400 2270 300 2340
FREQ MHz

221 22140 2180 2220 2400 2270 300 2340
FREQ MHz

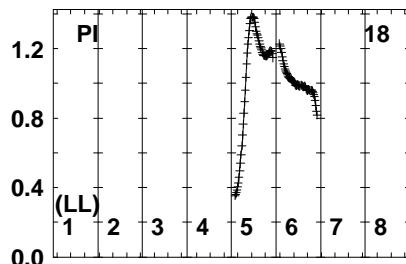
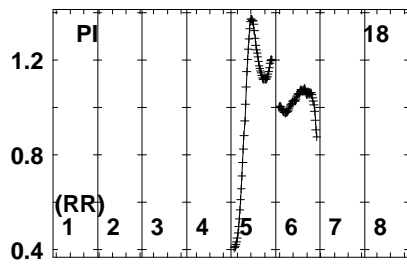
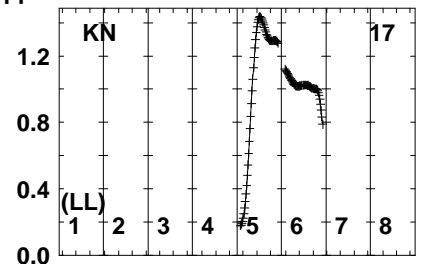
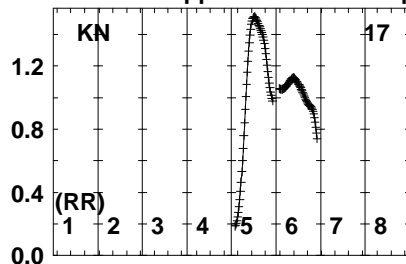
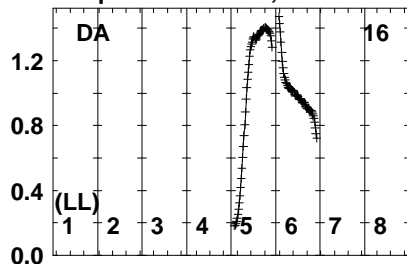
221 22140 2180 2220 2400 2270 300 2340
FREQ MHz

Lower frame: Real Jy
Auto-corr total-power spectrum Antenna: *
Timerange: 00/18:58:05 to 00/19:03:03

Plot file version 126 created 21-FEB-2023 15:51:37

J0119 EB092E.UVDATA.1

Freq = 22.1080 GHz, Bw = 32.000 MH No calibration applied and no bandpass applied

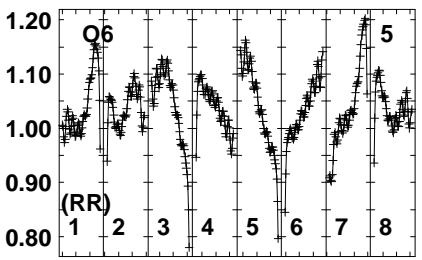
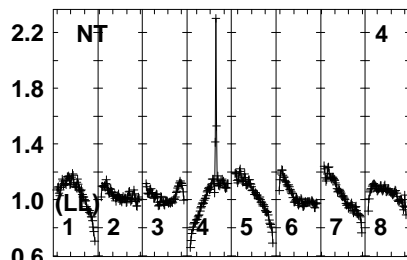
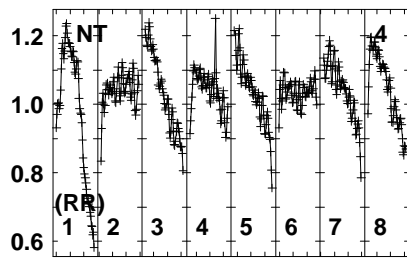
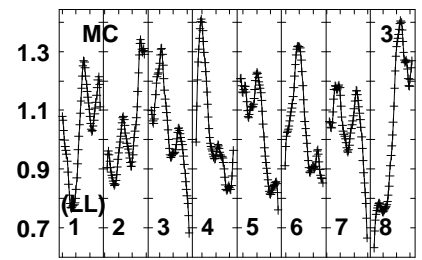
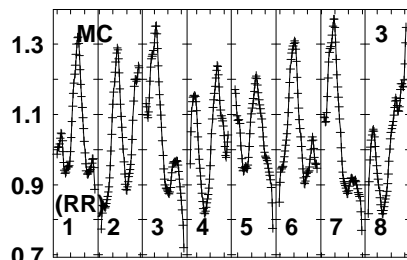
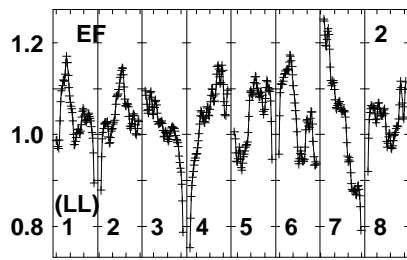
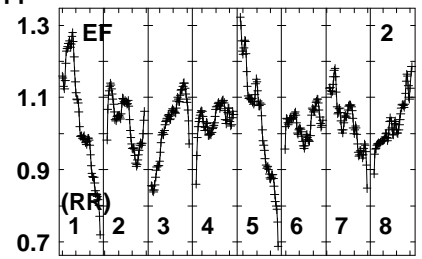
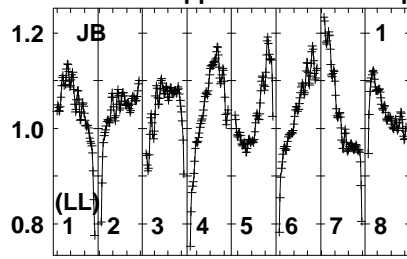
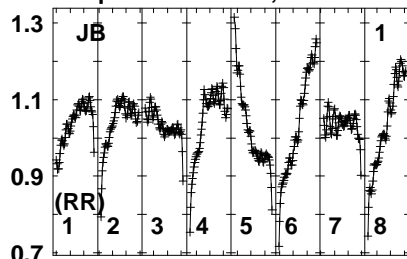


Lower frame: Real Jy
Auto-corr total-power spectrum Antenna: *
Timerange: 00/18:58:05 to 00/19:03:03

Plot file version 127 created 21-FEB-2023 15:51:37

BLLAC EB092E.UVDATA.1

Freq = 22.1080 GHz, Bw = 32.000 MH No calibration applied and no bandpass applied



221021402218022240222802230022340
FREQ MHz

221021402218022240222802230022340
FREQ MHz

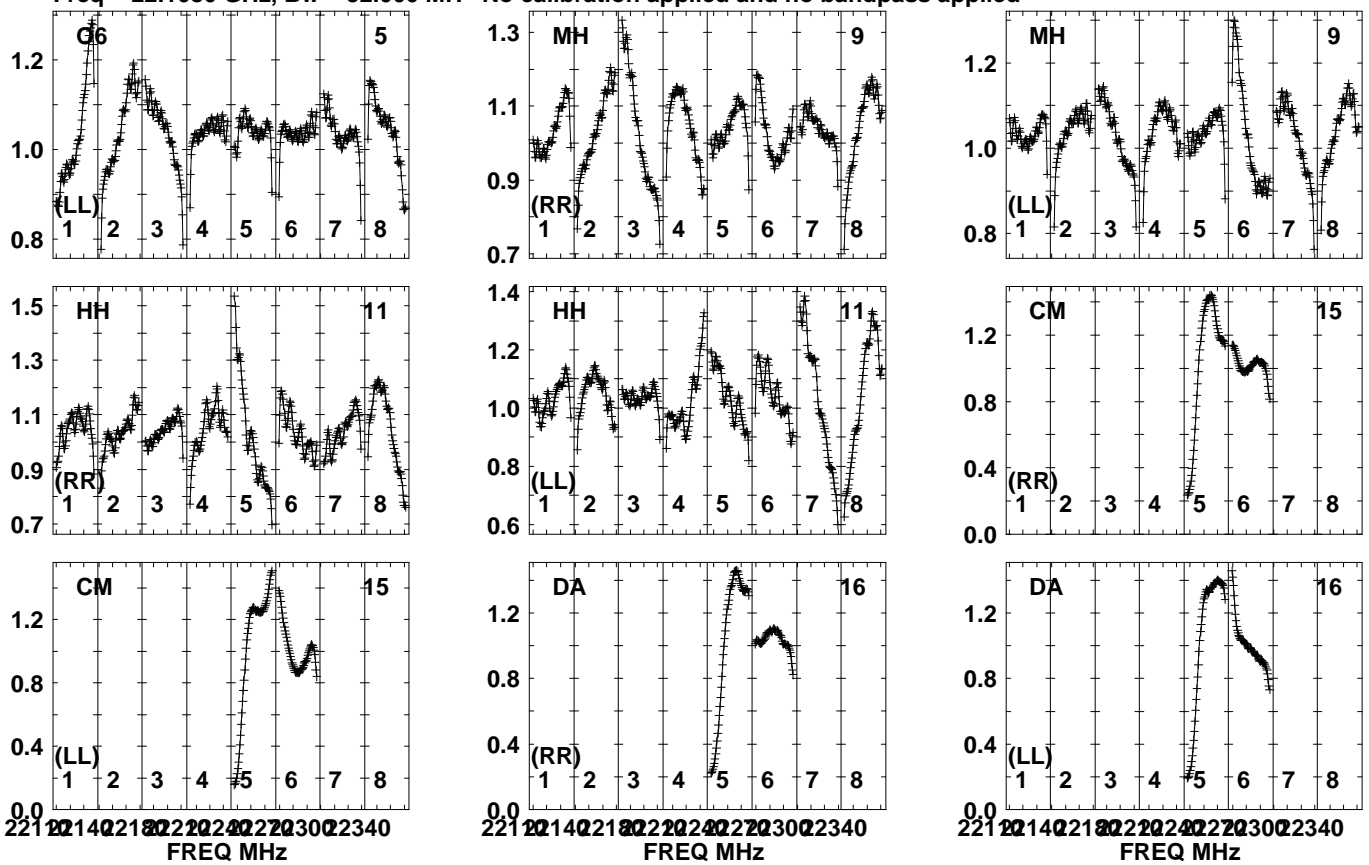
221021402218022240222802230022340
FREQ MHz

Lower frame: Real Jy
Auto-corr total-power spectrum Antenna: *
Timerange: 00/19:13:11 to 00/19:18:09

Plot file version 128 created 21-FEB-2023 15:51:37

BLLAC EB092E.UVDATA.1

Freq = 22.1080 GHz, Bw = 32.000 MH No calibration applied and no bandpass applied

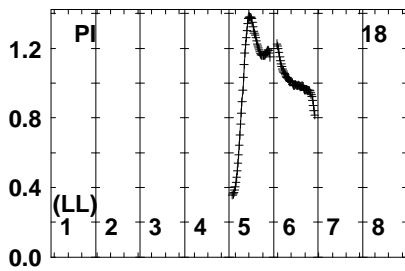
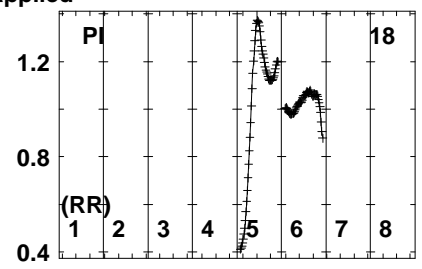
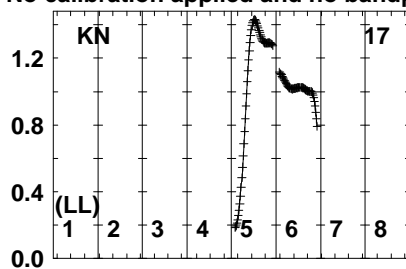
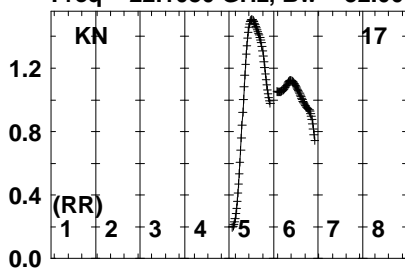


Lower frame: Real Jy
Auto-corr total-power spectrum Antenna: *
Timerange: 00/19:13:11 to 00/19:18:09

Plot file version 129 created 21-FEB-2023 15:51:37

BLLAC EB092E.UVDATA.1

Freq = 22.1080 GHz, Bw = 32.000 MH No calibration applied and no bandpass applied

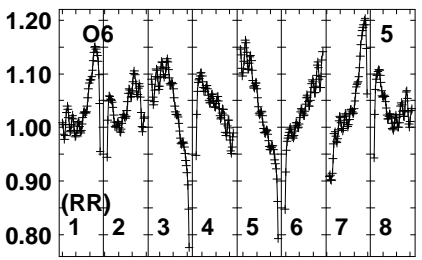
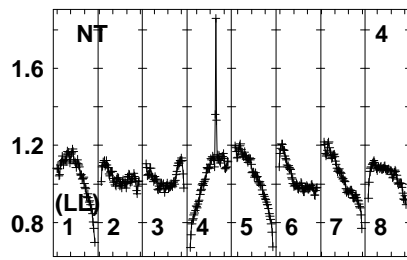
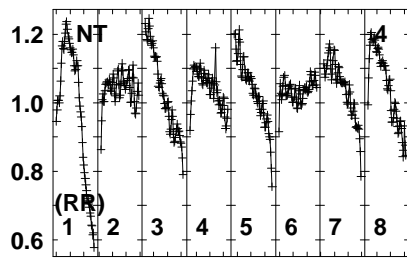
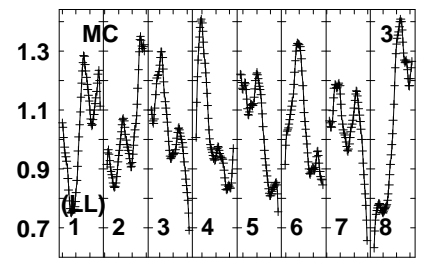
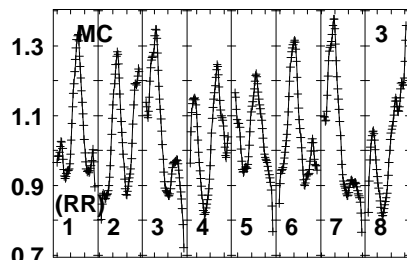
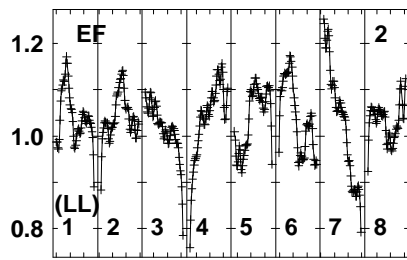
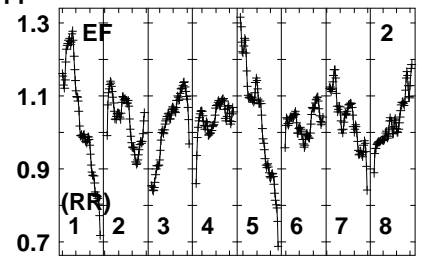
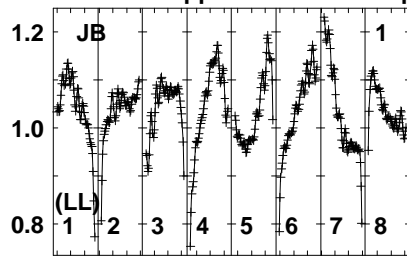
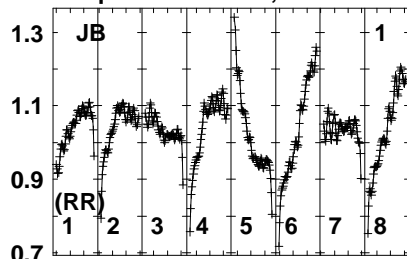


Lower frame: Real Jy
Auto-corr total-power spectrum Antenna: *
Timerange: 00/19:13:11 to 00/19:18:09

Plot file version 130 created 21-FEB-2023 15:51:38

J0405 EB092E.UVDATA.1

Freq = 22.1080 GHz, Bw = 32.000 MH No calibration applied and no bandpass applied



22102140221802224022240222030022340
FREQ MHz

22102140221802224022240222030022340
FREQ MHz

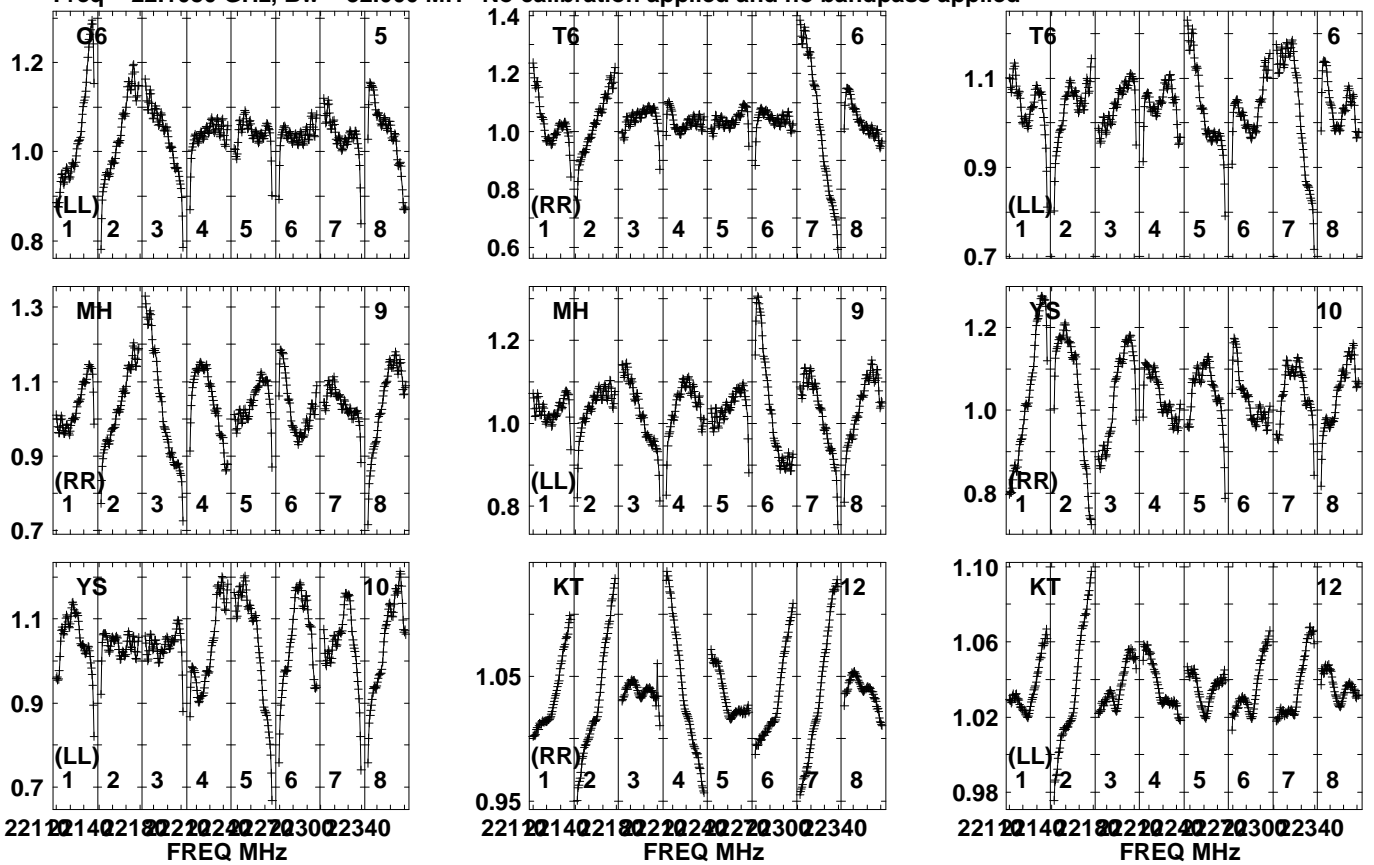
22102140221802224022240222030022340
FREQ MHz

Lower frame: Real Jy
Auto-corr total-power spectrum Antenna: *
Timerange: 00/19:30:31 to 00/19:33:29

Plot file version 131 created 21-FEB-2023 15:51:38

J0405 EB092E.UVDATA.1

Freq = 22.1080 GHz, Bw = 32.000 MH No calibration applied and no bandpass applied

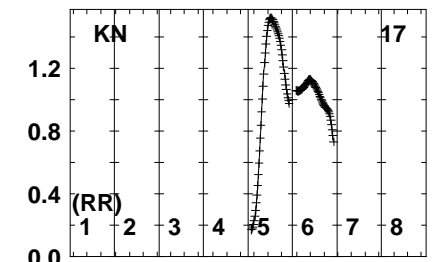
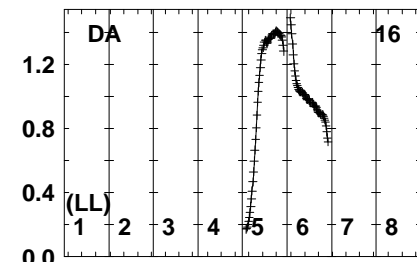
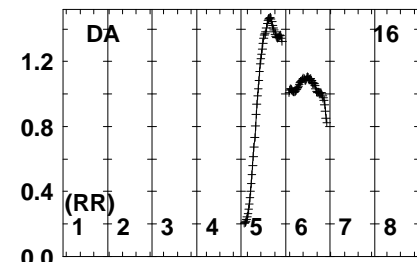
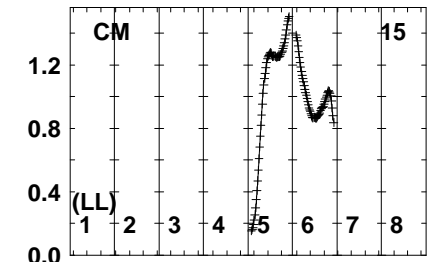
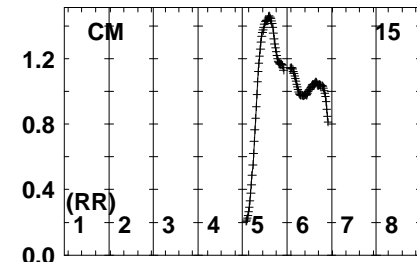
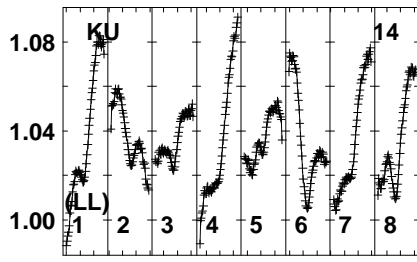
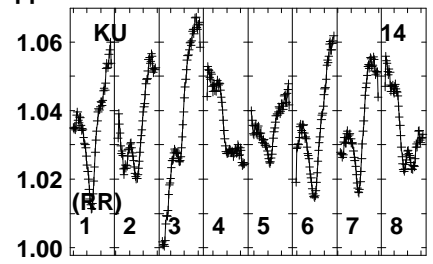
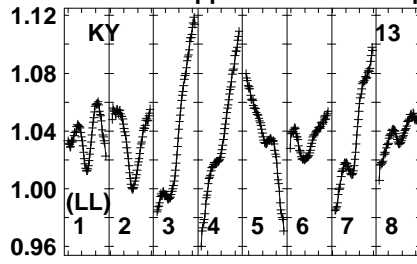
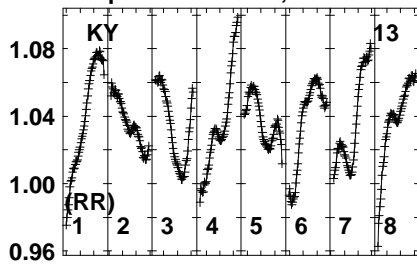


Lower frame: Real Jy
Auto-corr total-power spectrum Antenna: *
Timerange: 00/19:30:31 to 00/19:33:29

Plot file version 132 created 21-FEB-2023 15:51:39

J0405 EB092E.UVDATA.1

Freq = 22.1080 GHz, Bw = 32.000 MH No calibration applied and no bandpass applied



221 22140 22180 22220 22260 22300 22340
FREQ MHz

221 22140 22180 22220 22260 22300 22340
FREQ MHz

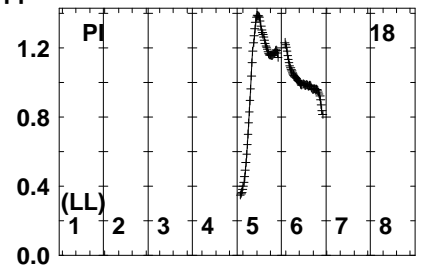
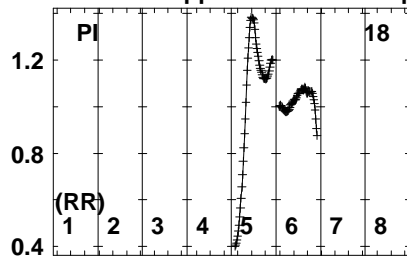
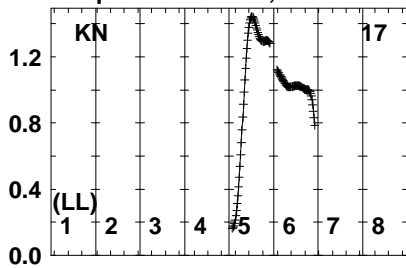
221 22140 22180 22220 22260 22300 22340
FREQ MHz

Lower frame: Real Jy
Auto-corr total-power spectrum Antenna: *
Timerange: 00/19:30:31 to 00/19:33:29

Plot file version 133 created 21-FEB-2023 15:51:39

J0405 EB092E.UVDATA.1

Freq = 22.1080 GHz, Bw = 32.000 MH No calibration applied and no bandpass applied

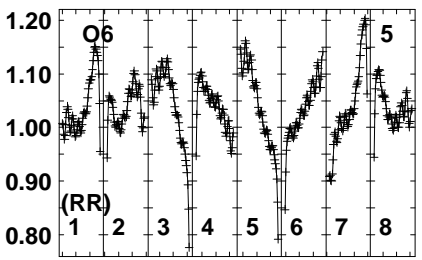
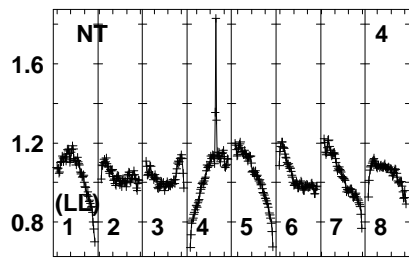
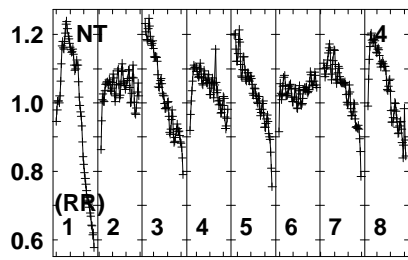
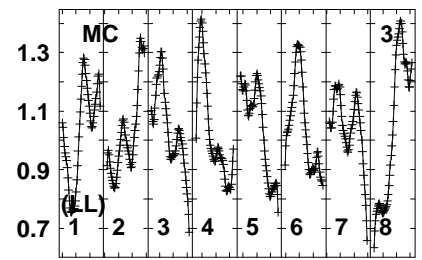
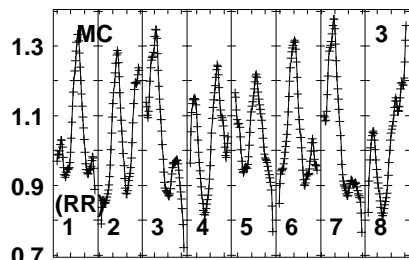
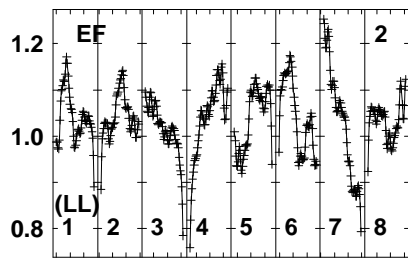
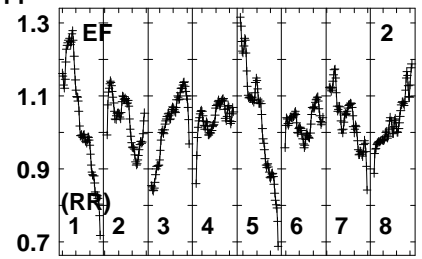
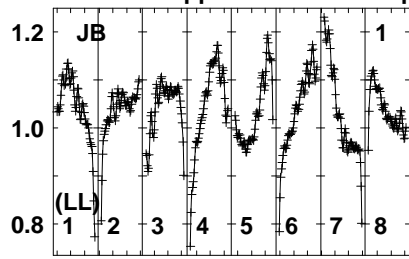
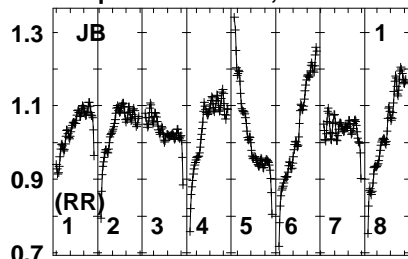


Lower frame: Real Jy
Auto-corr total-power spectrum Antenna: *
Timerange: 00/19:30:31 to 00/19:33:29

Plot file version 134 created 21-FEB-2023 15:51:39

J0405 EB092E.UVDATA.1

Freq = 22.1080 GHz, Bw = 32.000 MH No calibration applied and no bandpass applied



22102140221802224022240222030022340
FREQ MHz

22102140221802224022240222030022340
FREQ MHz

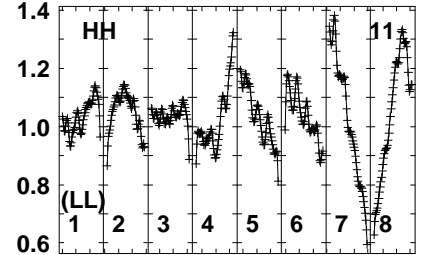
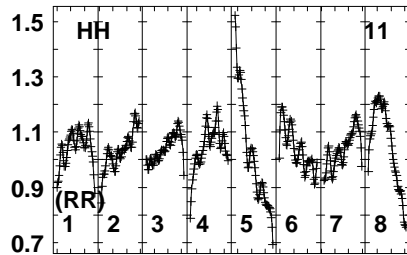
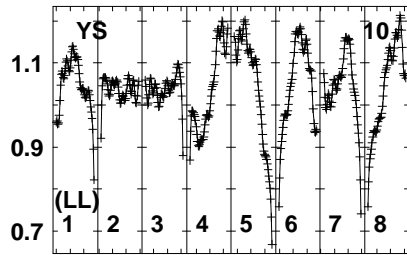
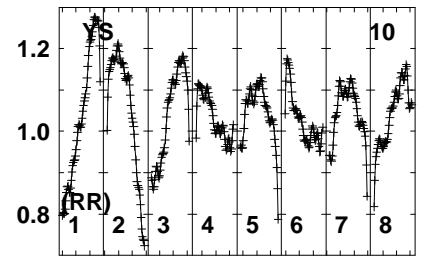
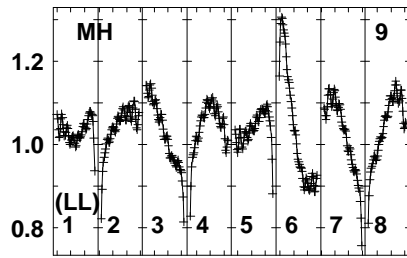
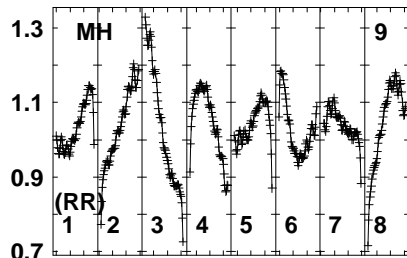
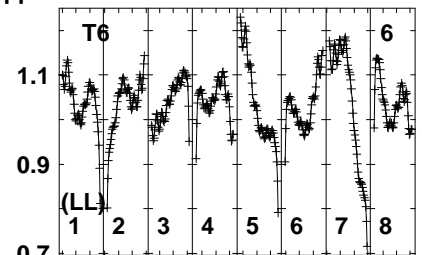
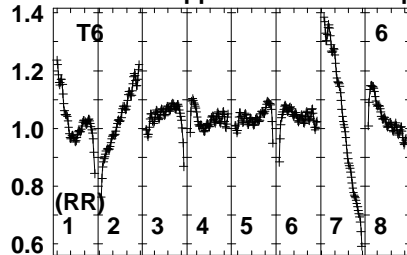
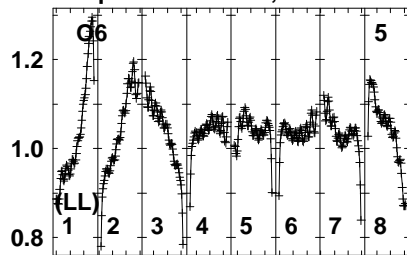
22102140221802224022240222030022340
FREQ MHz

Lower frame: Real Jy
Auto-corr total-power spectrum Antenna: *
Timerange: 00/19:34:01 to 00/19:38:59

Plot file version 135 created 21-FEB-2023 15:51:40

J0405 EB092E.UVDATA.1

Freq = 22.1080 GHz, Bw = 32.000 MH No calibration applied and no bandpass applied



22102140221802224022240222030022340
FREQ MHz

22102140221802224022240222030022340
FREQ MHz

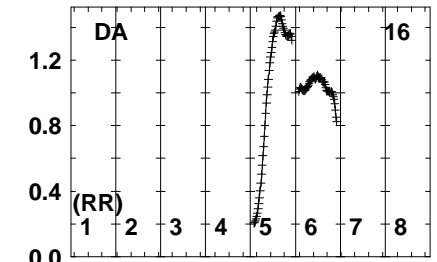
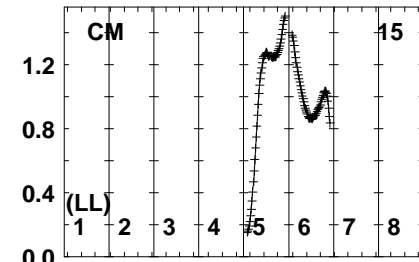
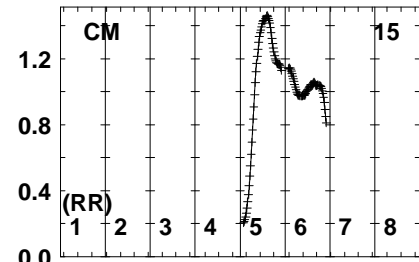
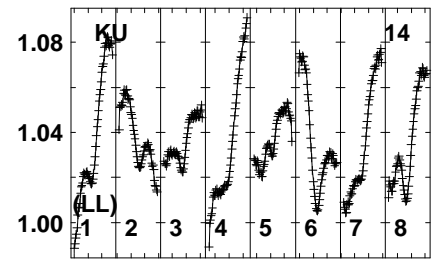
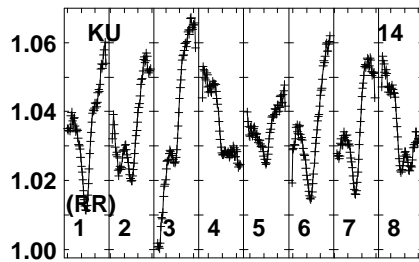
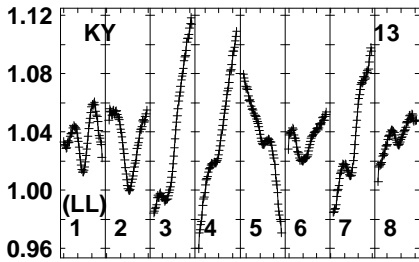
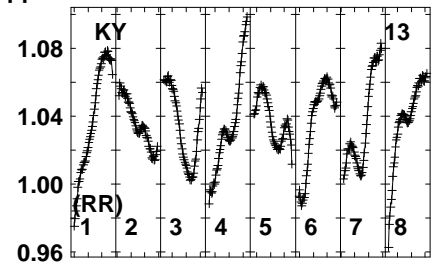
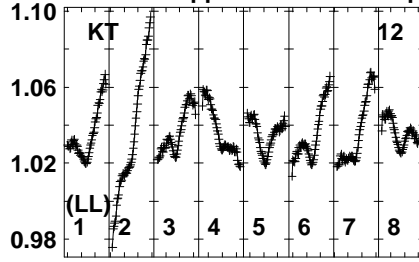
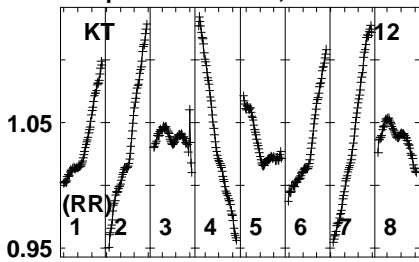
22102140221802224022240222030022340
FREQ MHz

Lower frame: Real Jy
Auto-corr total-power spectrum Antenna: *
Timerange: 00/19:34:01 to 00/19:38:59

Plot file version 136 created 21-FEB-2023 15:51:40

J0405 EB092E.UVDATA.1

Freq = 22.1080 GHz, Bw = 32.000 MH No calibration applied and no bandpass applied



221 22140 2180 2220 2400 2270 300 2340
FREQ MHz

221 22140 2180 2220 2400 2270 300 2340
FREQ MHz

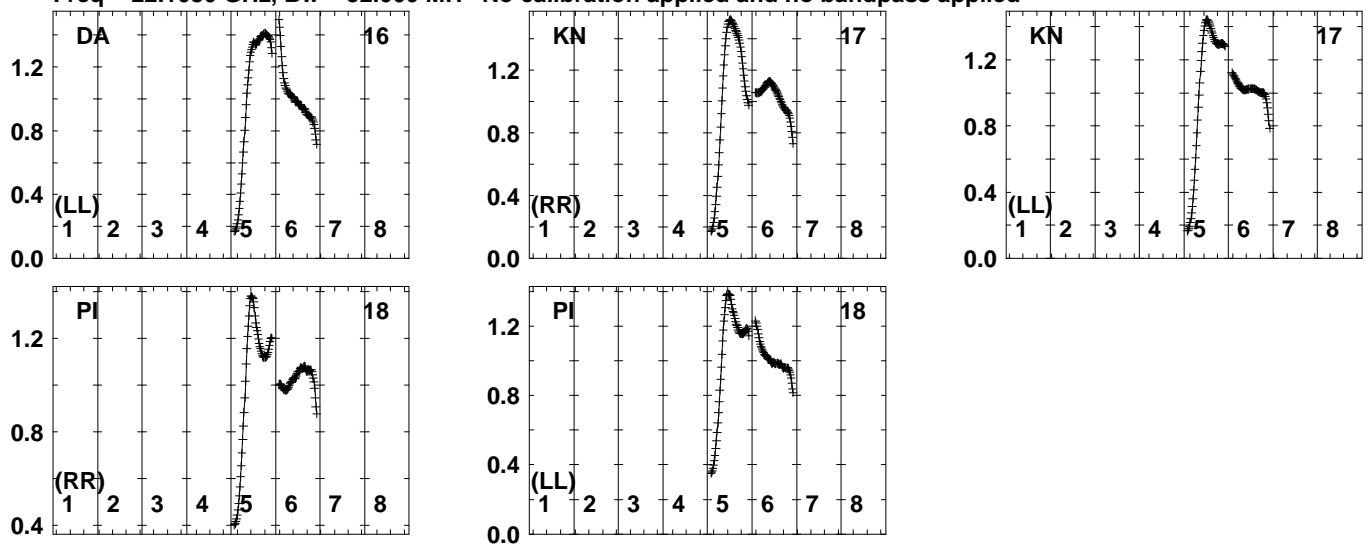
221 22140 2180 2220 2400 2270 300 2340
FREQ MHz

Lower frame: Real Jy
Auto-corr total-power spectrum Antenna: *
Timerange: 00/19:34:01 to 00/19:38:59

Plot file version 137 created 21-FEB-2023 15:51:41

J0405 EB092E.UVDATA.1

Freq = 22.1080 GHz, Bw = 32.000 MH No calibration applied and no bandpass applied

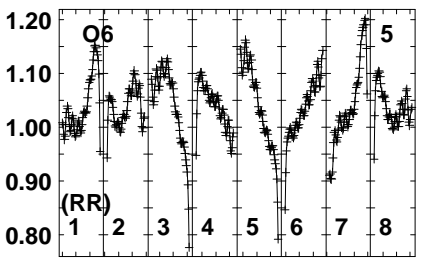
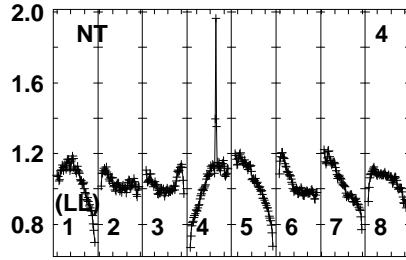
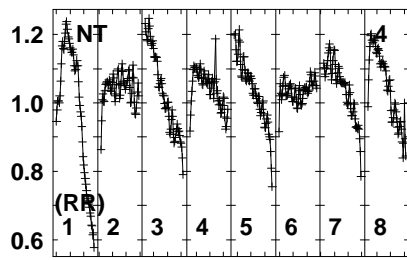
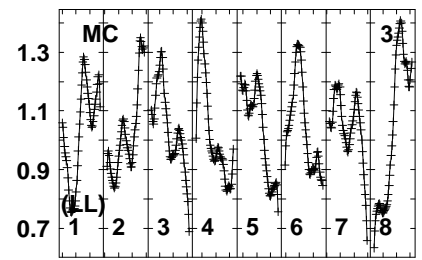
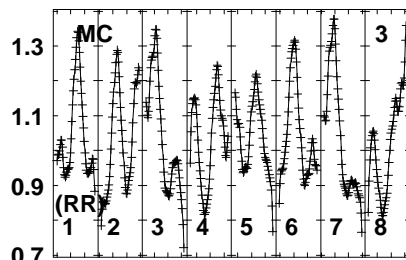
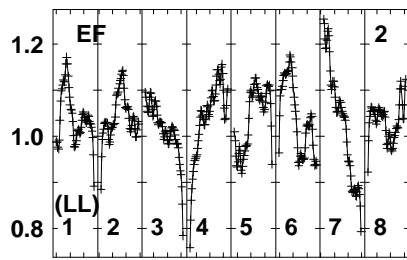
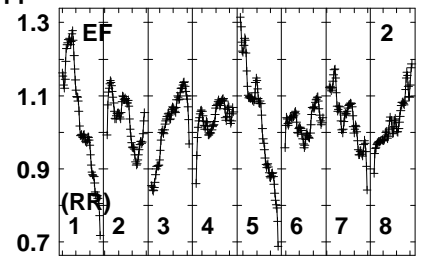
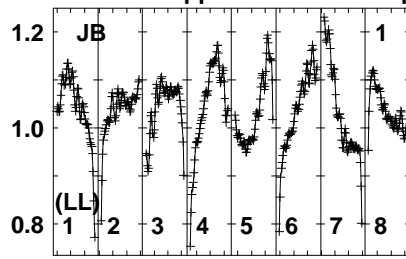
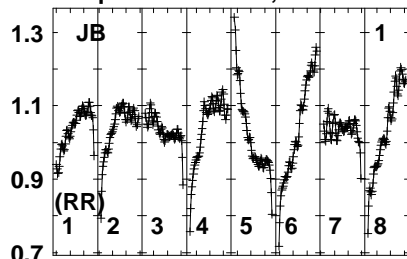


Lower frame: Real Jy
Auto-corr total-power spectrum Antenna: *
Timerange: 00/19:34:01 to 00/19:38:59

Plot file version 138 created 21-FEB-2023 15:51:41

J0405 EB092E.UVDATA.1

Freq = 22.1080 GHz, Bw = 32.000 MH No calibration applied and no bandpass applied



22102140221802224022240222030022340
FREQ MHz

22102140221802224022240222030022340
FREQ MHz

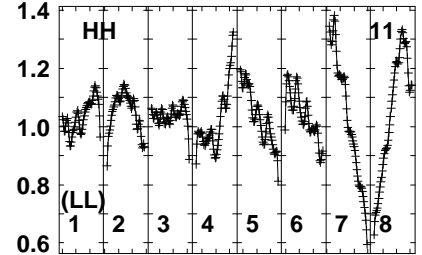
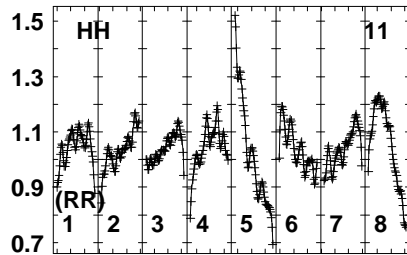
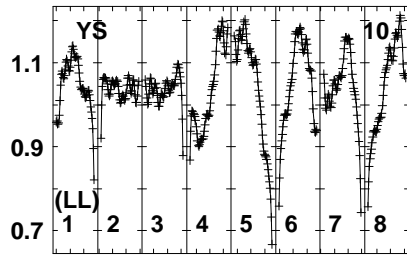
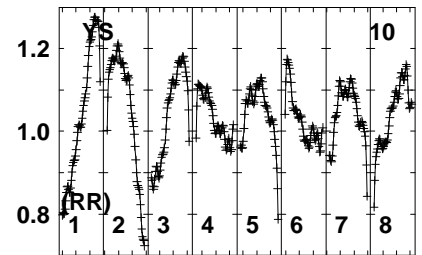
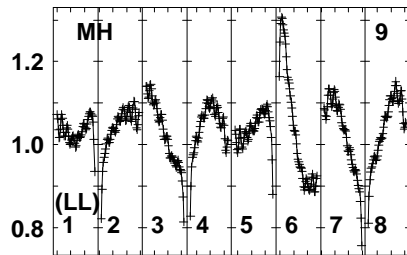
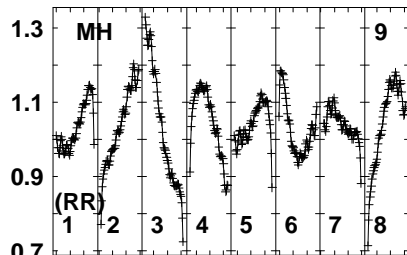
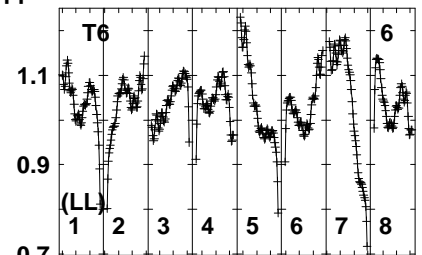
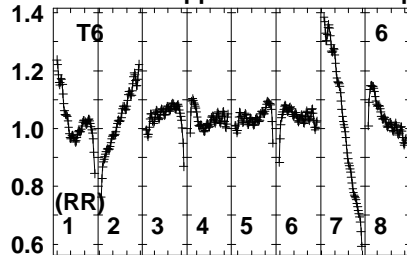
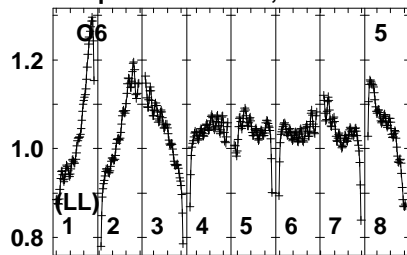
22102140221802224022240222030022340
FREQ MHz

Lower frame: Real Jy
Auto-corr total-power spectrum Antenna: *
Timerange: 00/19:39:31 to 00/19:44:29

Plot file version 139 created 21-FEB-2023 15:51:41

J0405 EB092E.UVDATA.1

Freq = 22.1080 GHz, Bw = 32.000 MH No calibration applied and no bandpass applied



22102140221802224022240222030022340
FREQ MHz

22102140221802224022240222030022340
FREQ MHz

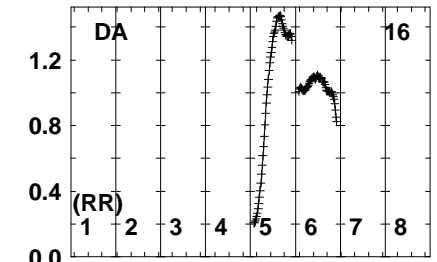
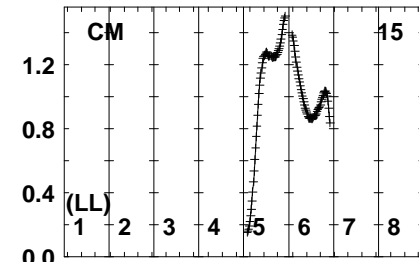
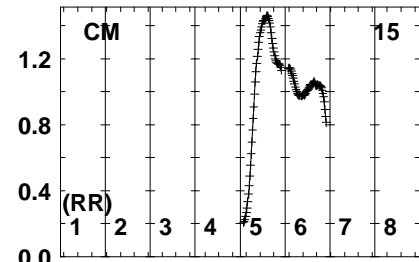
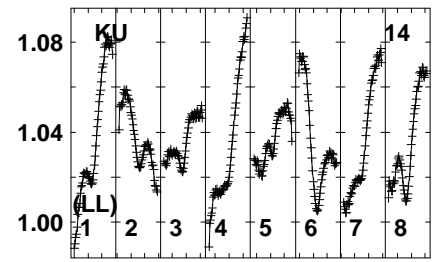
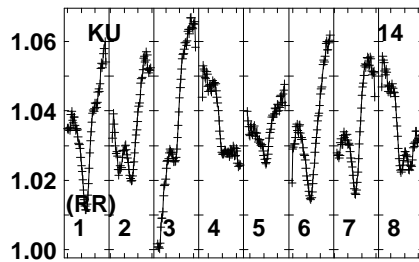
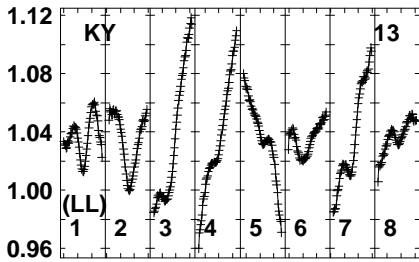
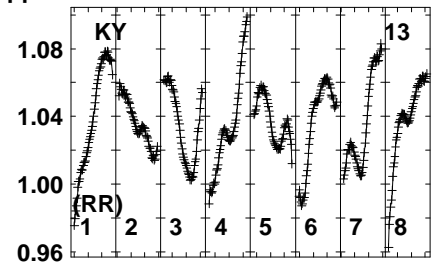
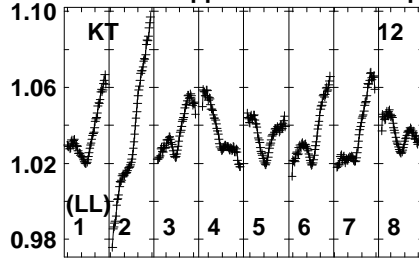
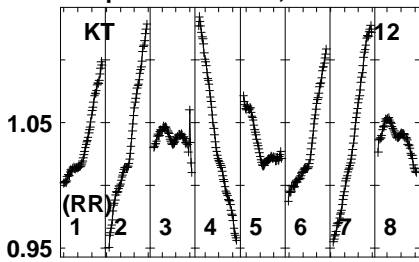
22102140221802224022240222030022340
FREQ MHz

Lower frame: Real Jy
Auto-corr total-power spectrum Antenna: *
Timerange: 00/19:39:31 to 00/19:44:29

Plot file version 140 created 21-FEB-2023 15:51:42

J0405 EB092E.UVDATA.1

Freq = 22.1080 GHz, Bw = 32.000 MH No calibration applied and no bandpass applied



221 22140 2180 2220 2400 2270 300 2340
FREQ MHz

221 22140 2180 2220 2400 2270 300 2340
FREQ MHz

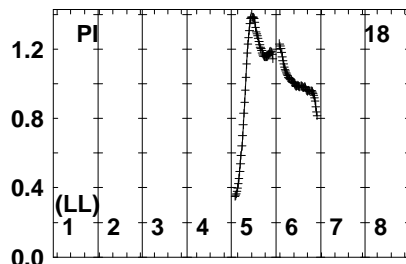
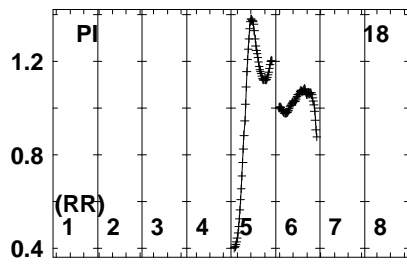
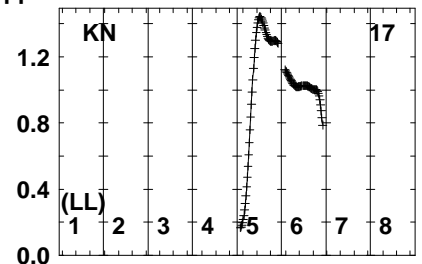
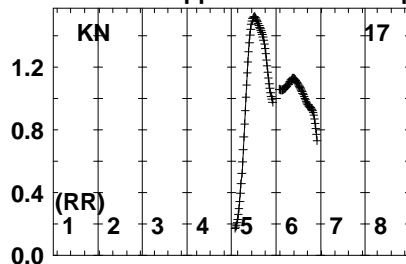
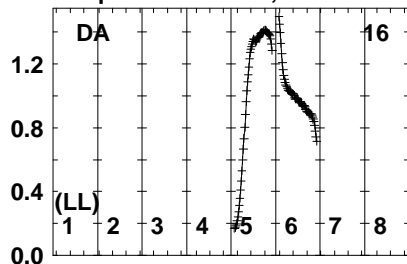
221 22140 2180 2220 2400 2270 300 2340
FREQ MHz

Lower frame: Real Jy
Auto-corr total-power spectrum Antenna: *
Timerange: 00/19:39:31 to 00/19:44:29

Plot file version 141 created 21-FEB-2023 15:51:43

J0405 EB092E.UVDATA.1

Freq = 22.1080 GHz, Bw = 32.000 MH No calibration applied and no bandpass applied

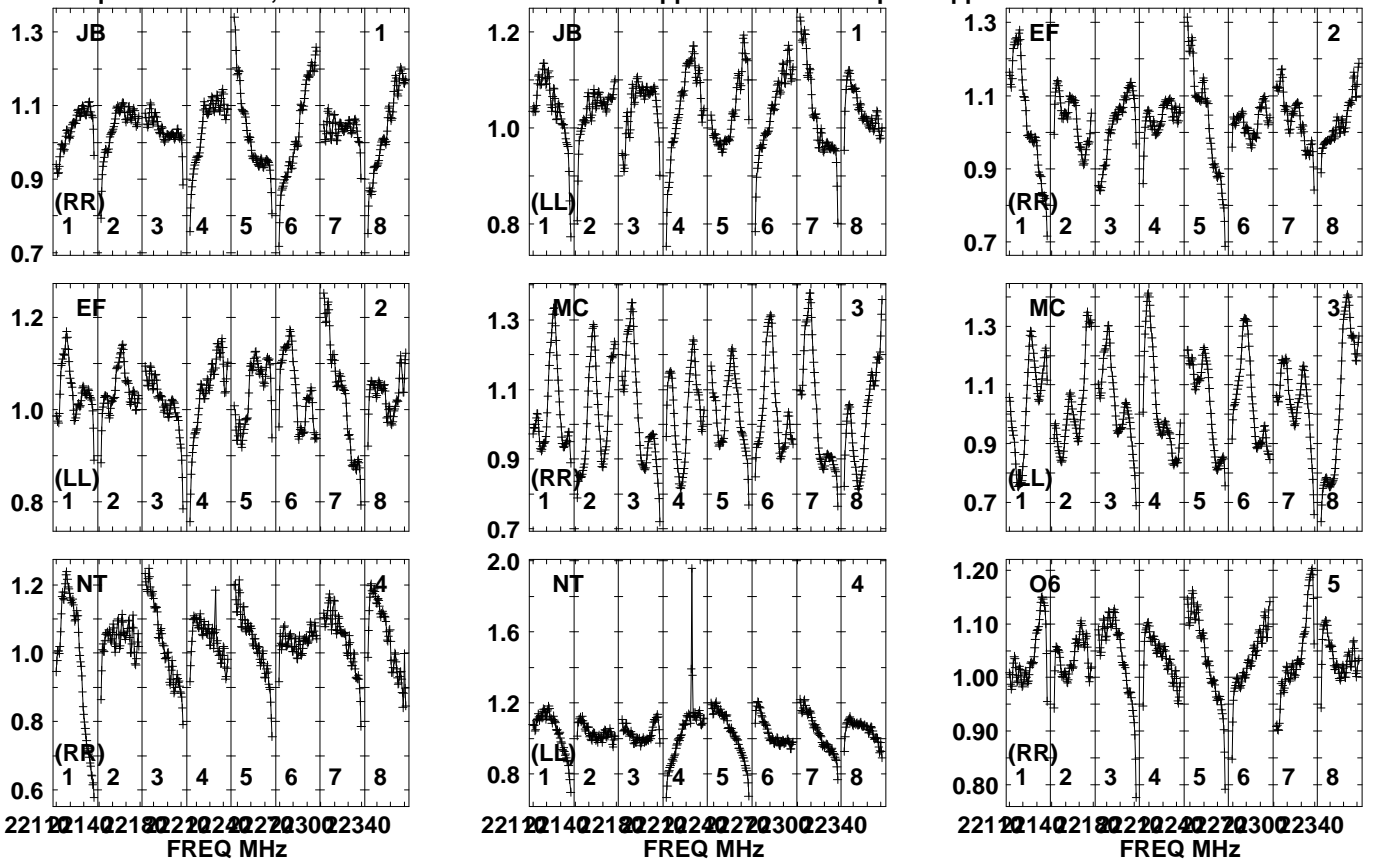


Lower frame: Real Jy
Auto-corr total-power spectrum Antenna: *
Timerange: 00/19:39:31 to 00/19:44:29

Plot file version 142 created 21-FEB-2023 15:51:43

J0405 EB092E.UVDATA.1

Freq = 22.1080 GHz, Bw = 32.000 MH No calibration applied and no bandpass applied

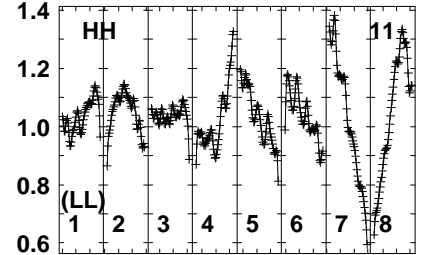
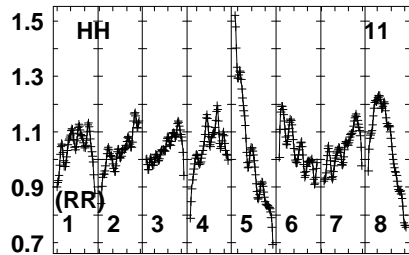
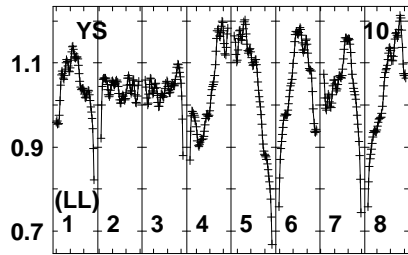
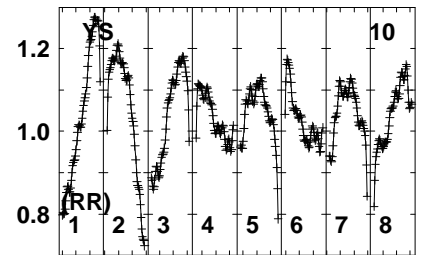
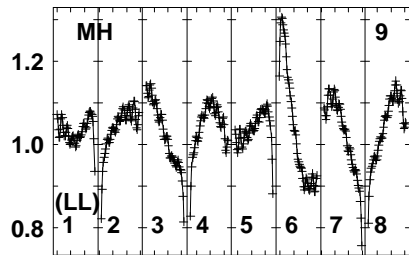
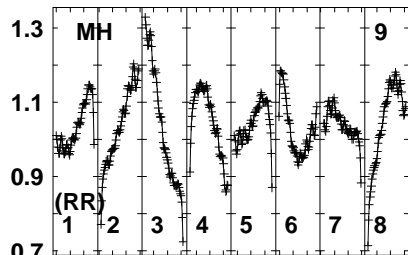
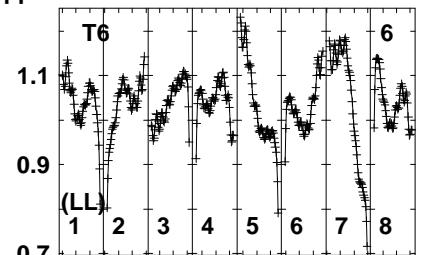
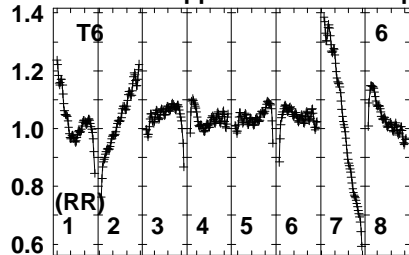
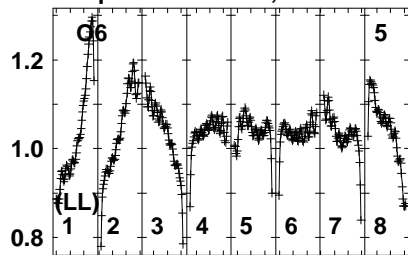


Lower frame: Real Jy
Auto-corr total-power spectrum Antenna: *
Timerange: 00/19:45:01 to 00/19:49:59

Plot file version 143 created 21-FEB-2023 15:51:43

J0405 EB092E.UVDATA.1

Freq = 22.1080 GHz, Bw = 32.000 MH No calibration applied and no bandpass applied



22102140221802224022240222402230022340
FREQ MHz

22102140221802224022240222402230022340
FREQ MHz

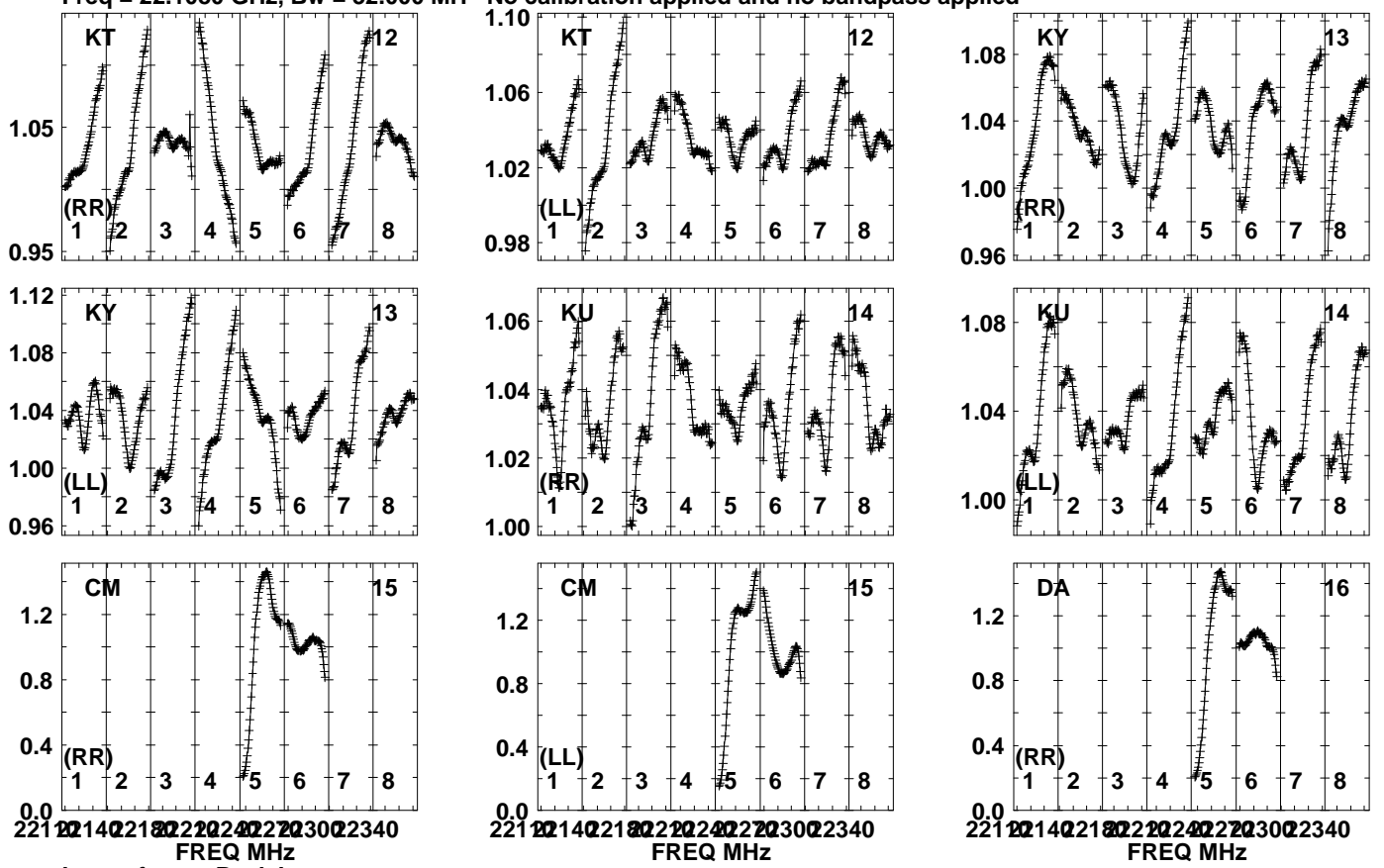
22102140221802224022240222402230022340
FREQ MHz

Lower frame: Real Jy
Auto-corr total-power spectrum Antenna: *
Timerange: 00/19:45:01 to 00/19:49:59

Plot file version 144 created 21-FEB-2023 15:51:44

J0405 EB092E.UVDATA.1

Freq = 22.1080 GHz, Bw = 32.000 MH No calibration applied and no bandpass applied

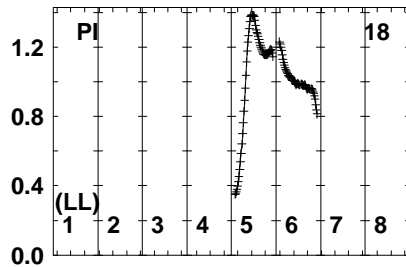
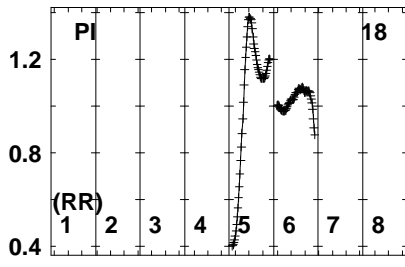
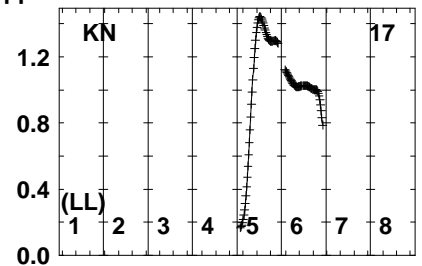
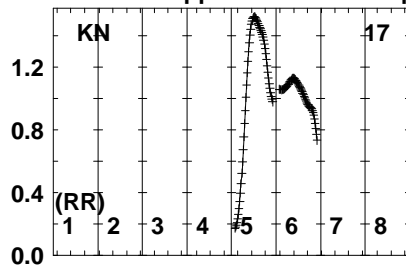
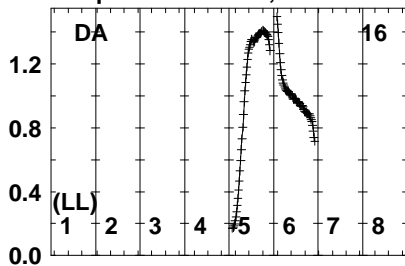


Lower frame: Real Jy
Auto-corr total-power spectrum Antenna: *
Timerange: 00/19:45:01 to 00/19:49:59

Plot file version 145 created 21-FEB-2023 15:51:44

J0405 EB092E.UVDATA.1

Freq = 22.1080 GHz, Bw = 32.000 MH No calibration applied and no bandpass applied

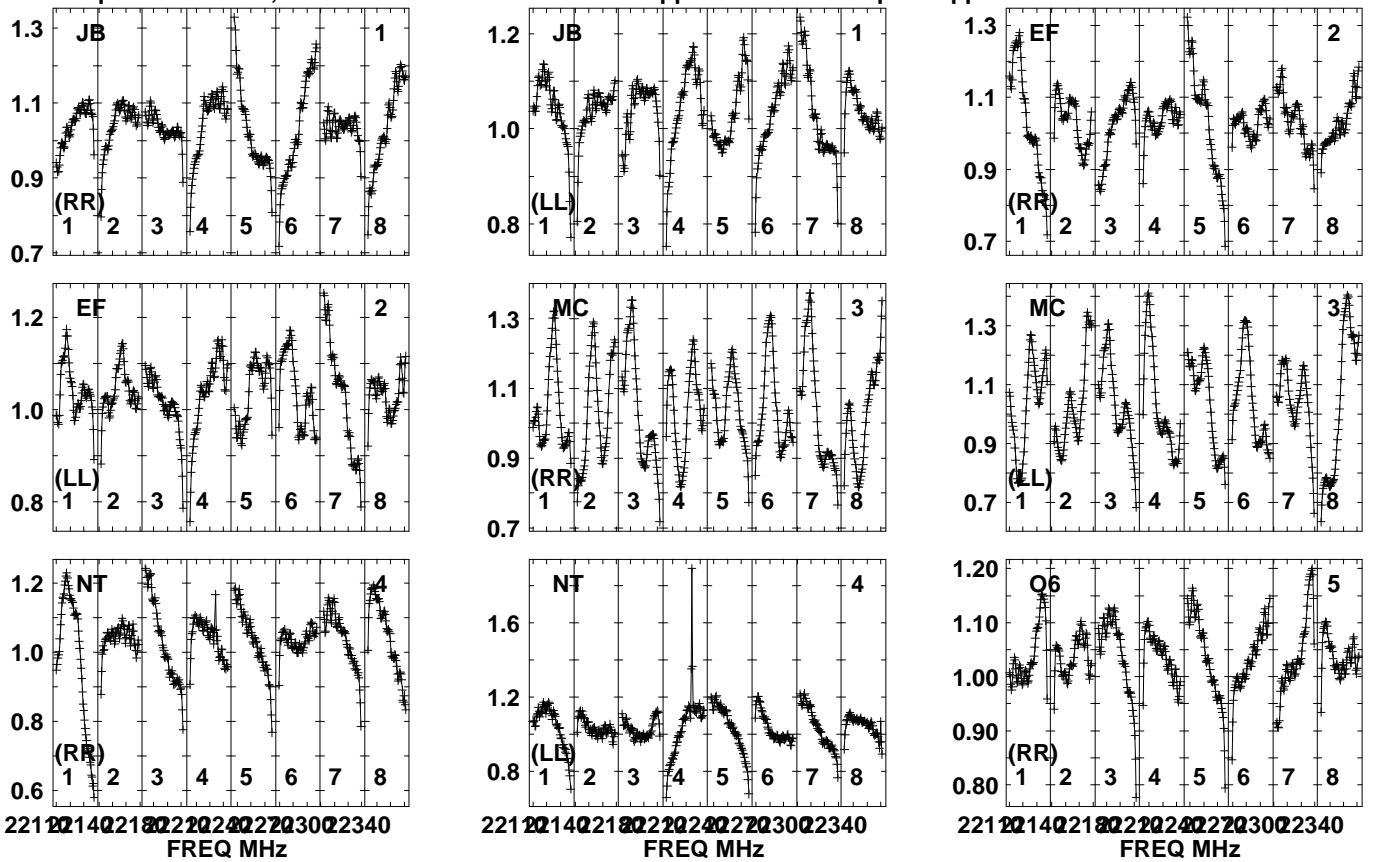


Lower frame: Real Jy
Auto-corr total-power spectrum Antenna: *
Timerange: 00/19:45:01 to 00/19:49:59

Plot file version 146 created 21-FEB-2023 15:51:45

J0119 EB092E.UVDATA.1

Freq = 22.1080 GHz, Bw = 32.000 MH No calibration applied and no bandpass applied

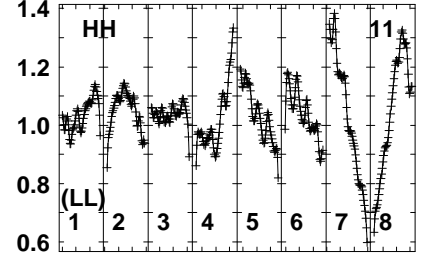
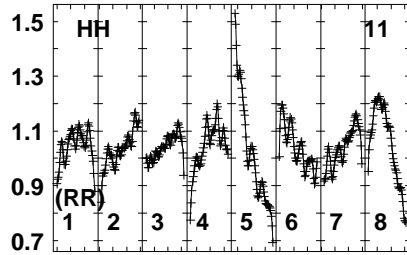
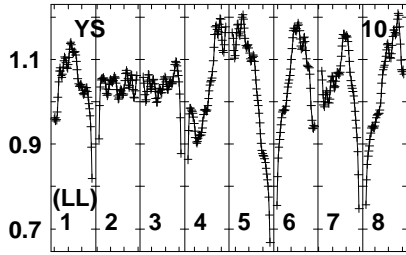
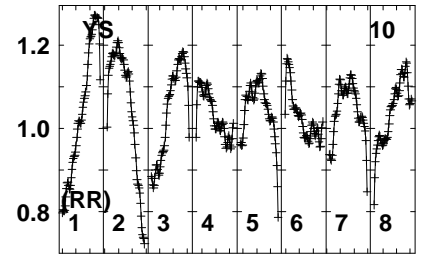
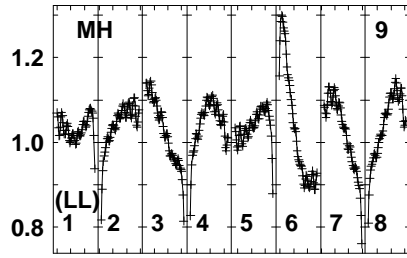
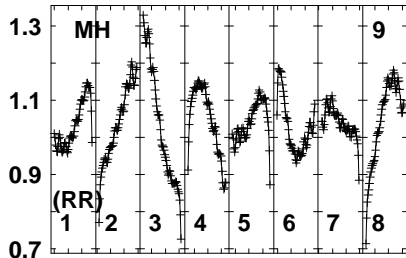
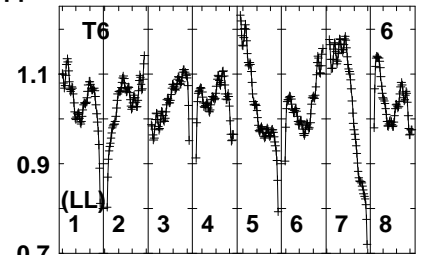
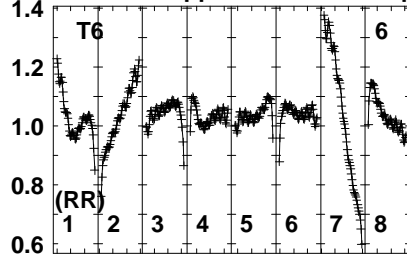
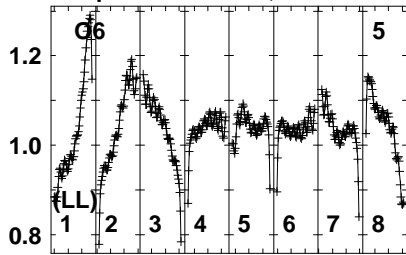


Lower frame: Real Jy
Auto-corr total-power spectrum Antenna: *
Timerange: 00/19:57:05 to 00/20:00:03

Plot file version 147 created 21-FEB-2023 15:51:45

J0119 EB092E.UVDATA.1

Freq = 22.1080 GHz, Bw = 32.000 MH No calibration applied and no bandpass applied



22102140221802224022240222402230022340
FREQ MHz

22102140221802224022240222402230022340
FREQ MHz

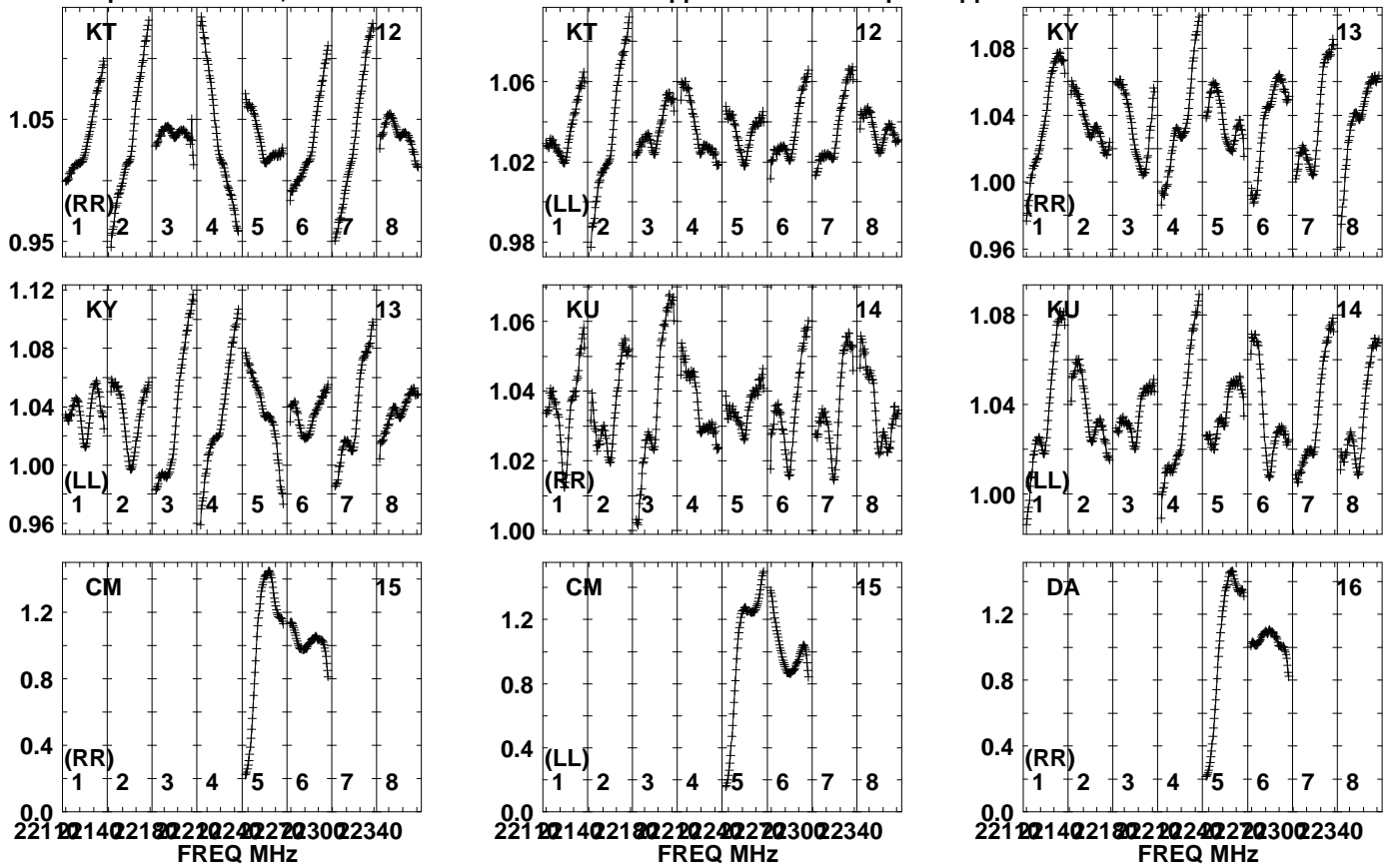
22102140221802224022240222402230022340
FREQ MHz

Lower frame: Real Jy
Auto-corr total-power spectrum Antenna: *
Timerange: 00/19:57:05 to 00/20:00:03

Plot file version 148 created 21-FEB-2023 15:51:45

J0119 EB092E.UVDATA.1

Freq = 22.1080 GHz, Bw = 32.000 MH No calibration applied and no bandpass applied

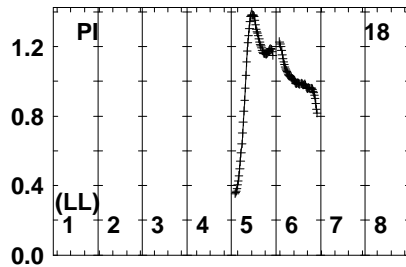
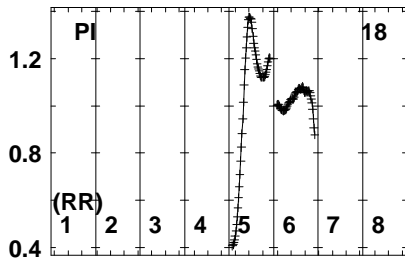
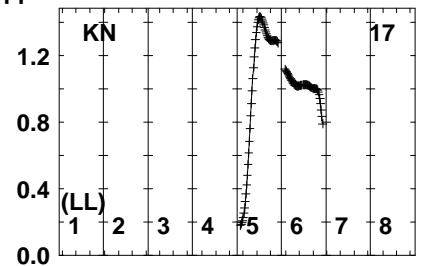
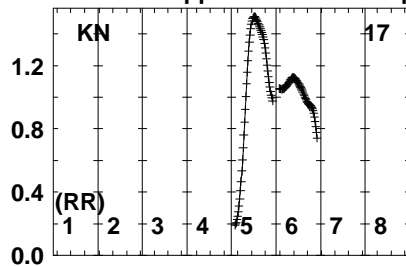
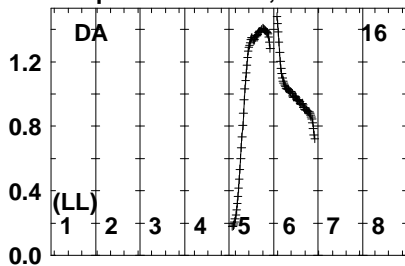


Lower frame: Real Jy
Auto-corr total-power spectrum Antenna: *
Timerange: 00/19:57:05 to 00/20:00:03

Plot file version 149 created 21-FEB-2023 15:51:46

J0119 EB092E.UVDATA.1

Freq = 22.1080 GHz, Bw = 32.000 MH No calibration applied and no bandpass applied

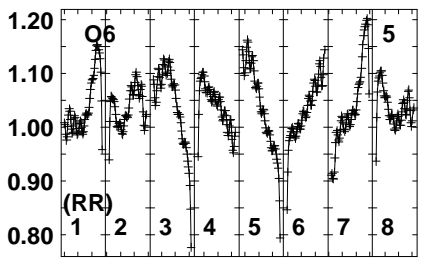
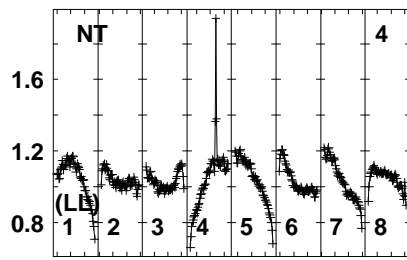
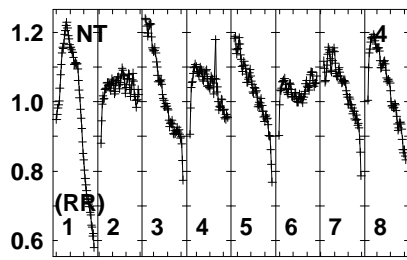
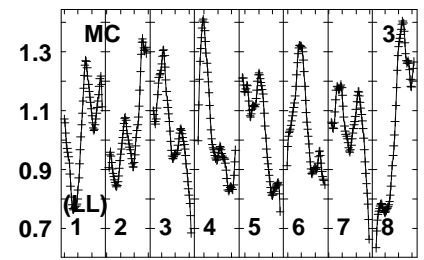
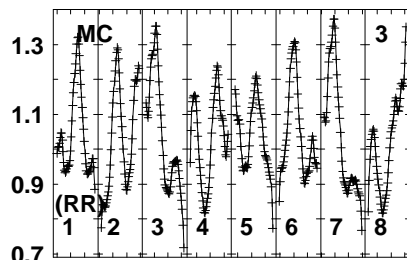
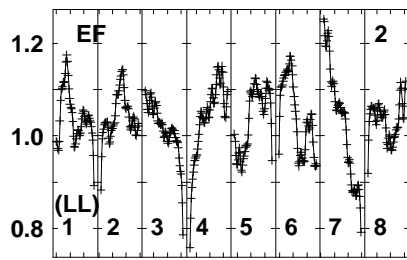
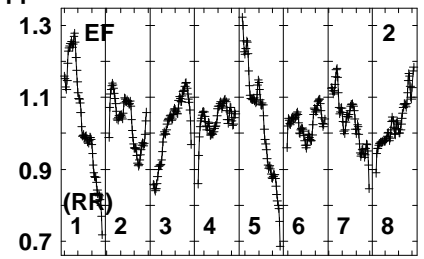
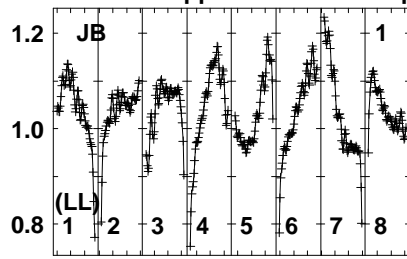
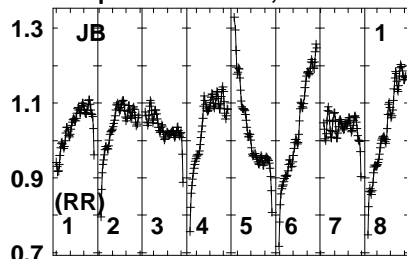


Lower frame: Real Jy
Auto-corr total-power spectrum Antenna: *
Timerange: 00/19:57:05 to 00/20:00:03

Plot file version 150 created 21-FEB-2023 15:51:46

J0119 EB092E.UVDATA.1

Freq = 22.1080 GHz, Bw = 32.000 MH No calibration applied and no bandpass applied



22100 22140 22180 22220 22260 22300 22340
FREQ MHz

22100 22140 22180 22220 22260 22300 22340
FREQ MHz

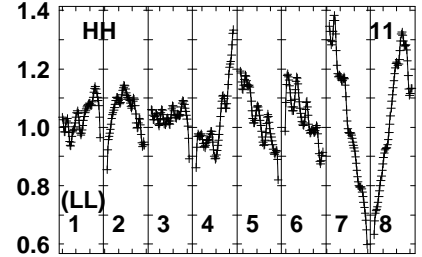
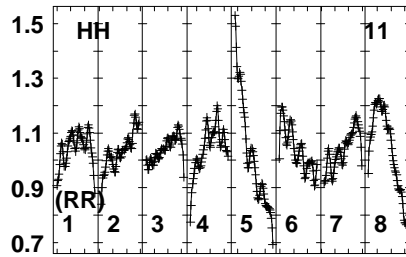
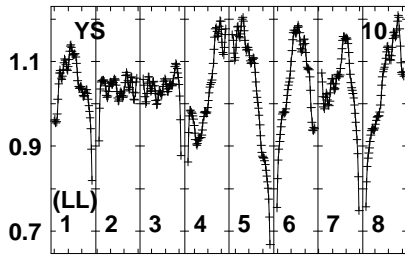
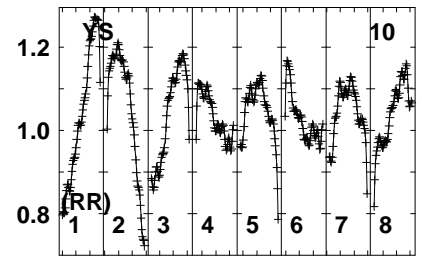
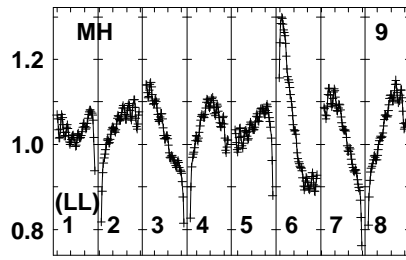
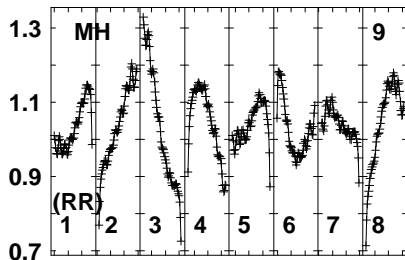
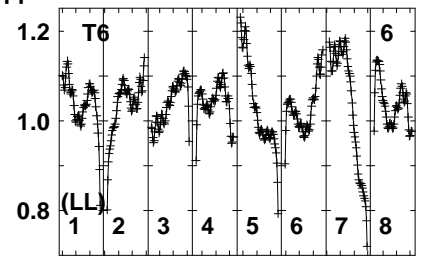
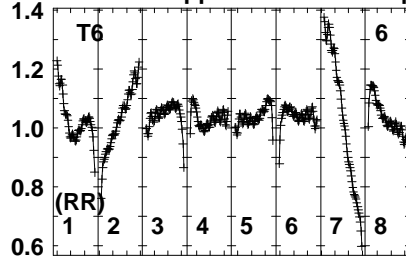
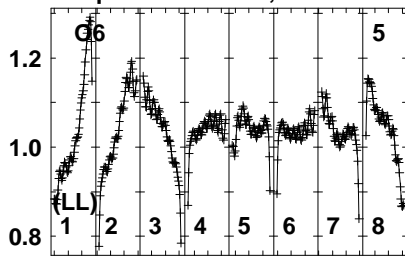
22100 22140 22180 22220 22260 22300 22340
FREQ MHz

Lower frame: Real Jy
Auto-corr total-power spectrum Antenna: *
Timerange: 00/20:00:35 to 00/20:05:33

Plot file version 151 created 21-FEB-2023 15:51:47

J0119 EB092E.UVDATA.1

Freq = 22.1080 GHz, Bw = 32.000 MH No calibration applied and no bandpass applied



22102140221802224022240222402230022340
FREQ MHz

22102140221802224022240222402230022340
FREQ MHz

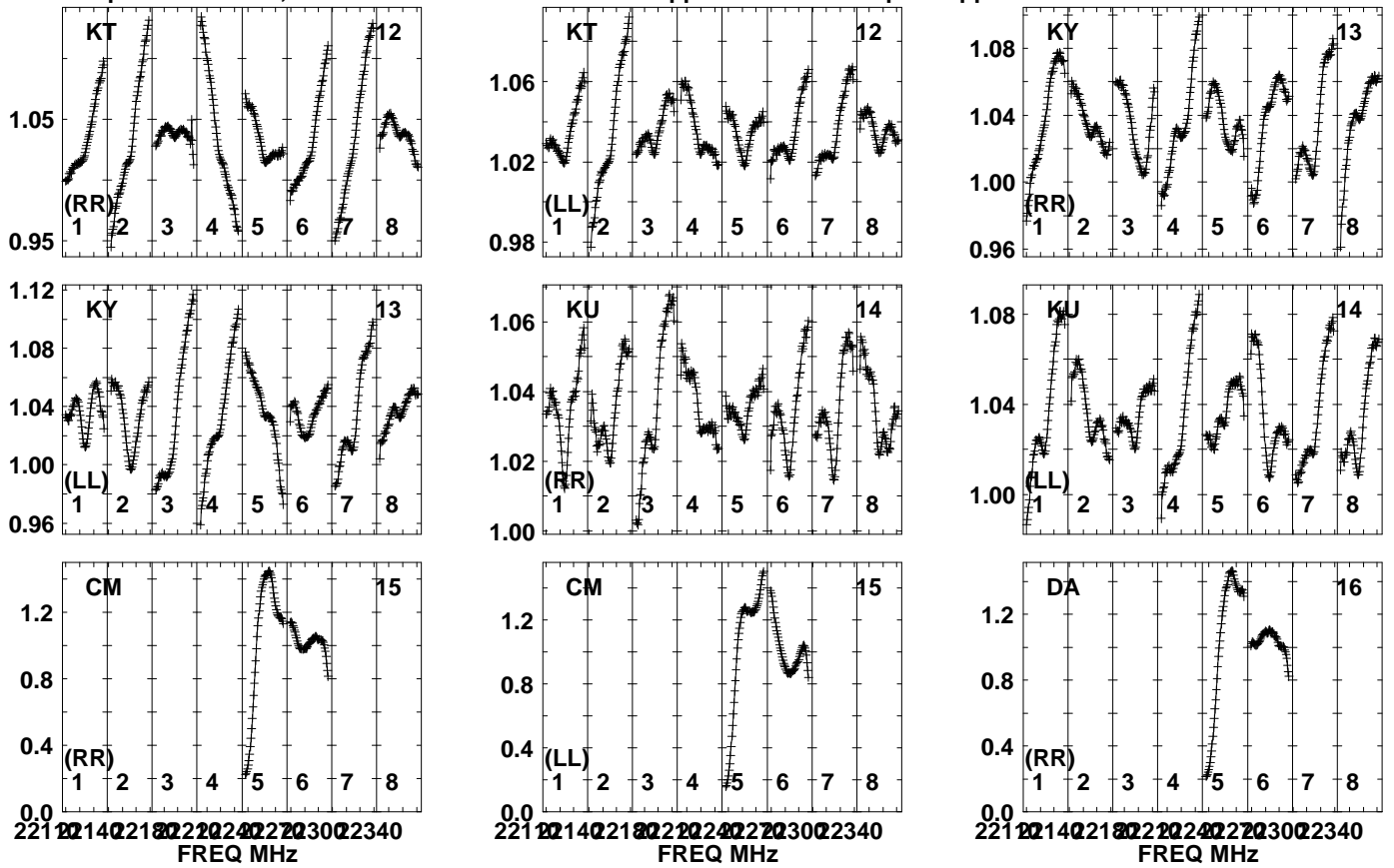
22102140221802224022240222402230022340
FREQ MHz

Lower frame: Real Jy
Auto-corr total-power spectrum Antenna: *
Timerange: 00/20:00:35 to 00/20:05:33

Plot file version 152 created 21-FEB-2023 15:51:47

J0119 EB092E.UVDATA.1

Freq = 22.1080 GHz, Bw = 32.000 MH No calibration applied and no bandpass applied

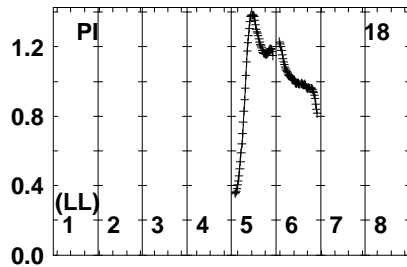
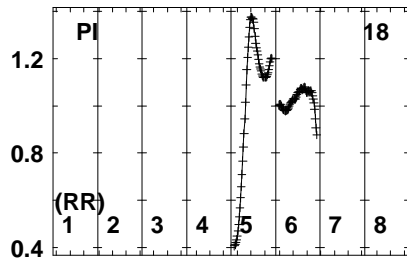
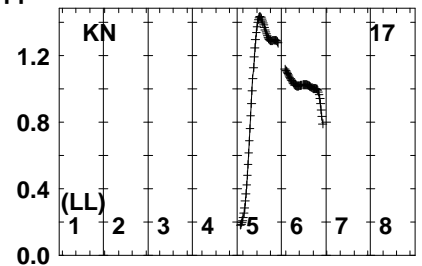
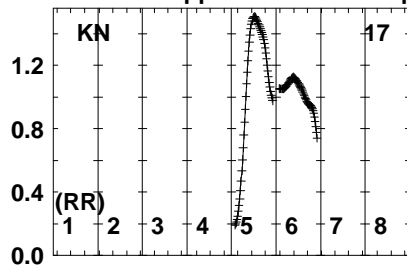
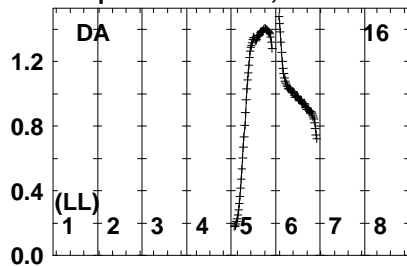


Lower frame: Real Jy
Auto-corr total-power spectrum Antenna: *
Timerange: 00/20:00:35 to 00/20:05:33

Plot file version 153 created 21-FEB-2023 15:51:48

J0119 EB092E.UVDATA.1

Freq = 22.1080 GHz, Bw = 32.000 MH No calibration applied and no bandpass applied

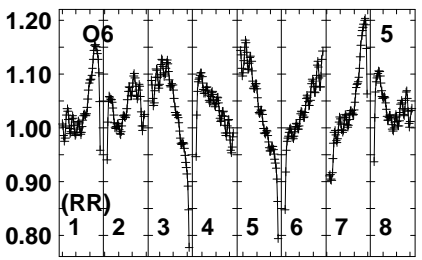
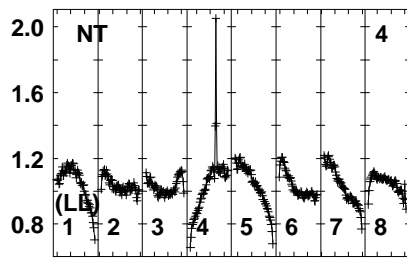
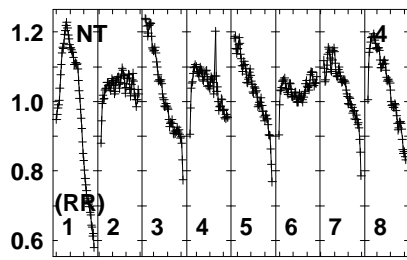
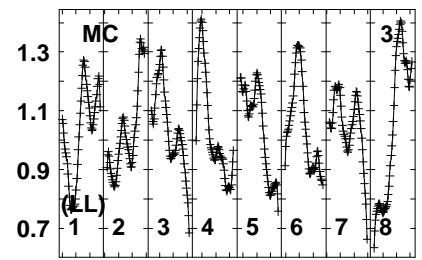
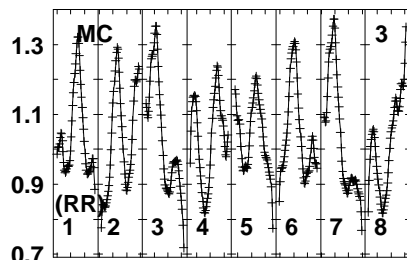
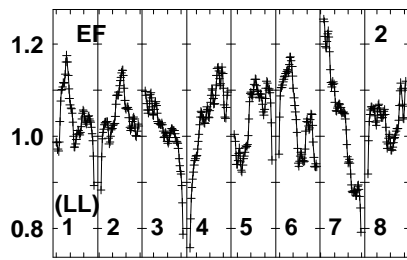
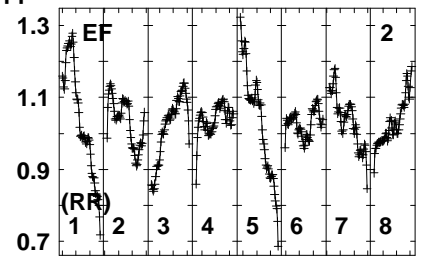
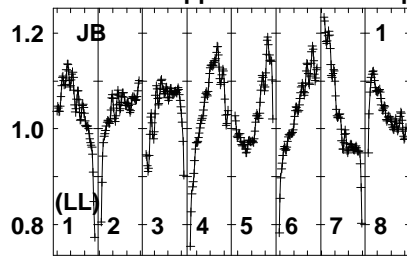
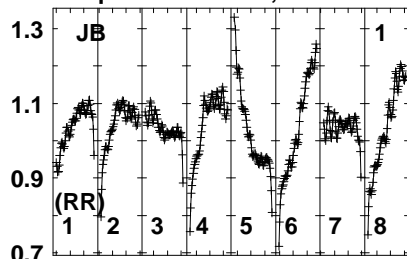


Lower frame: Real Jy
Auto-corr total-power spectrum Antenna: *
Timerange: 00/20:00:35 to 00/20:05:33

Plot file version 154 created 21-FEB-2023 15:51:48

J0119 EB092E.UVDATA.1

Freq = 22.1080 GHz, Bw = 32.000 MH No calibration applied and no bandpass applied



221021402218022240222802230022340
FREQ MHz

221021402218022240222802230022340
FREQ MHz

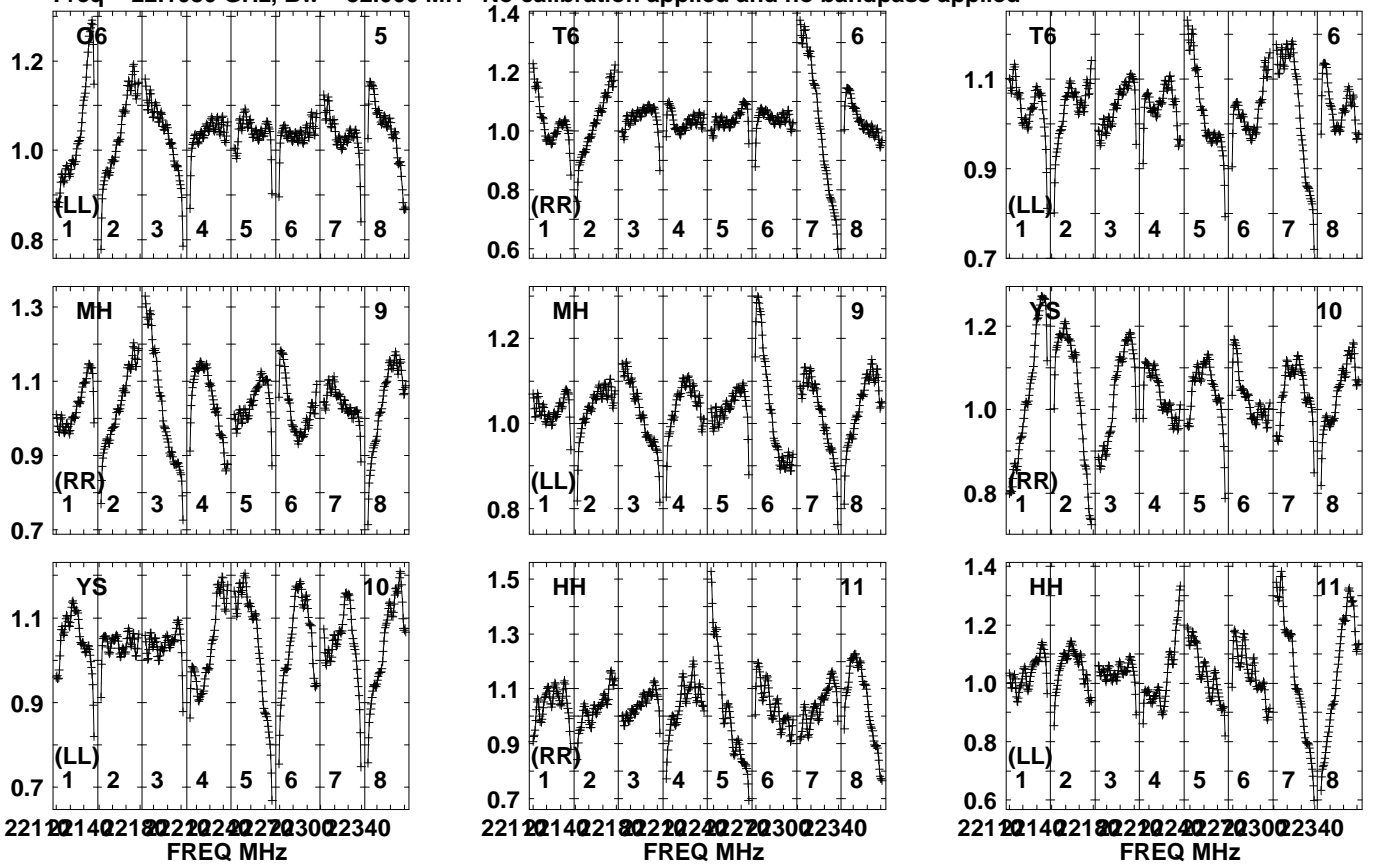
221021402218022240222802230022340
FREQ MHz

Lower frame: Real Jy
Auto-corr total-power spectrum Antenna: *
Timerange: 00/20:06:05 to 00/20:11:03

Plot file version 155 created 21-FEB-2023 15:51:49

J0119 EB092E.UVDATA.1

Freq = 22.1080 GHz, Bw = 32.000 MHz No calibration applied and no bandpass applied

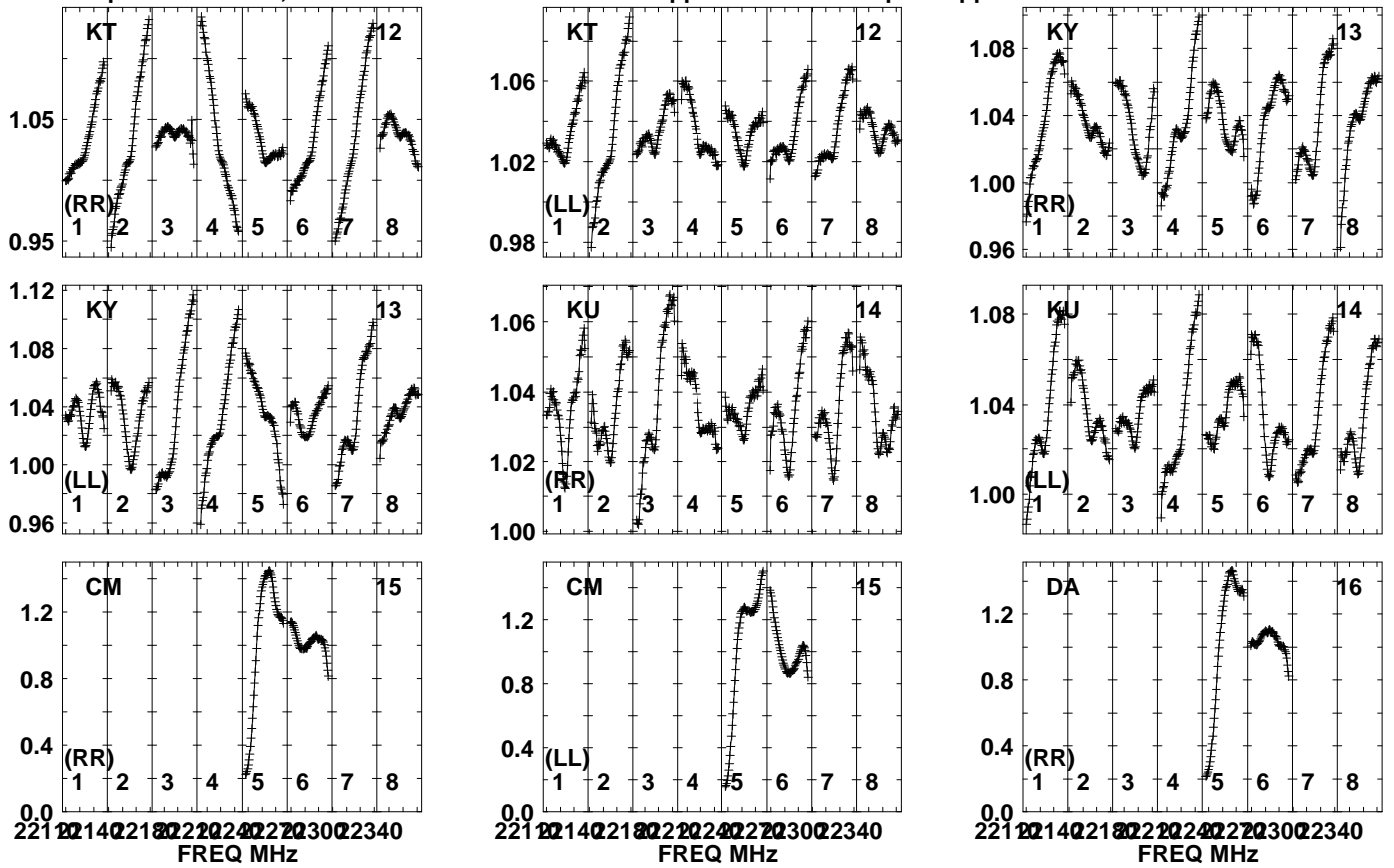


Lower frame: Real Jy
Auto-corr total-power spectrum Antenna: *
Timerange: 00/20:06:05 to 00/20:11:03

Plot file version 156 created 21-FEB-2023 15:51:49

J0119 EB092E.UVDATA.1

Freq = 22.1080 GHz, Bw = 32.000 MH No calibration applied and no bandpass applied

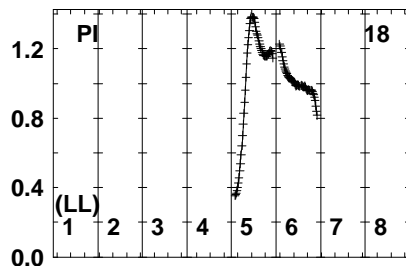
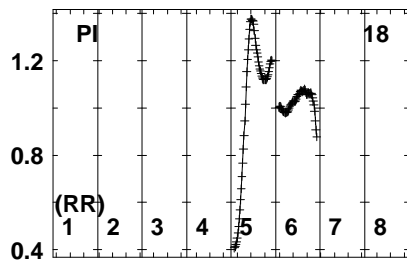
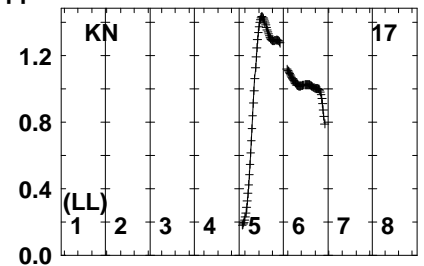
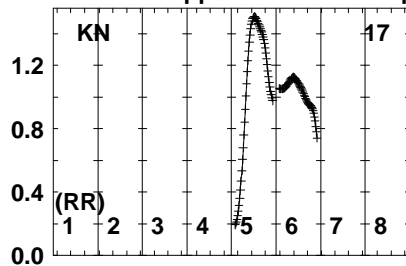
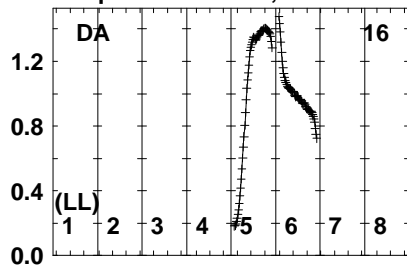


Lower frame: Real Jy
Auto-corr total-power spectrum Antenna: *
Timerange: 00/20:06:05 to 00/20:11:03

Plot file version 157 created 21-FEB-2023 15:51:50

J0119 EB092E.UVDATA.1

Freq = 22.1080 GHz, Bw = 32.000 MH No calibration applied and no bandpass applied

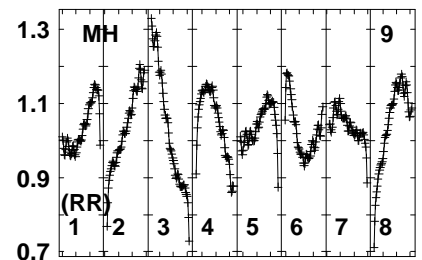
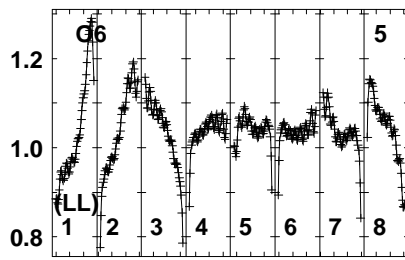
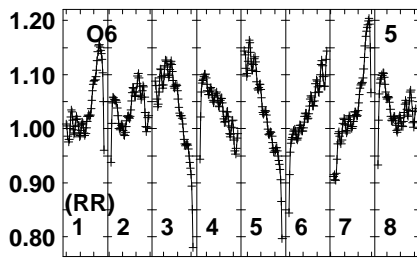
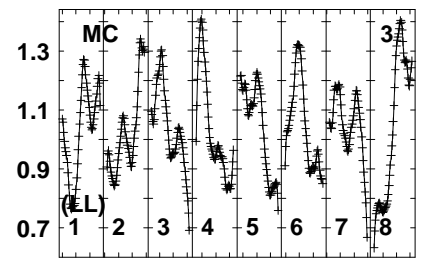
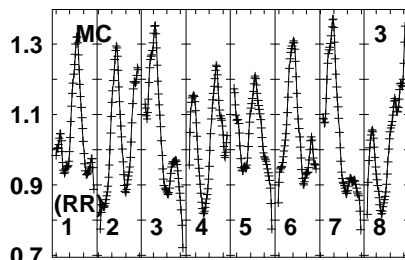
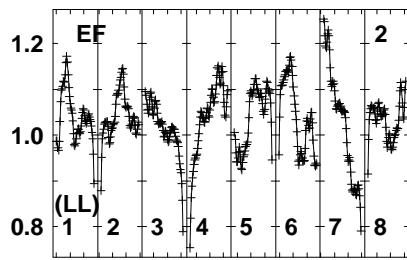
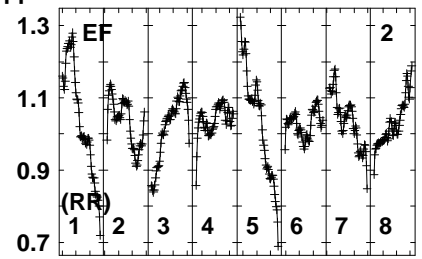
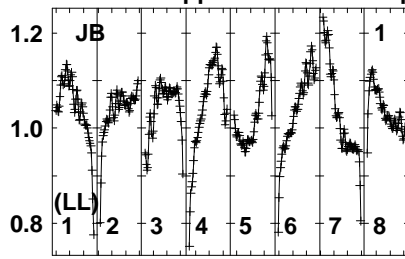
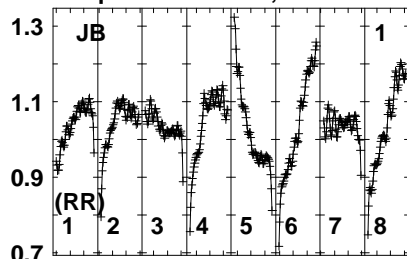


Lower frame: Real Jy
Auto-corr total-power spectrum Antenna: *
Timerange: 00/20:06:05 to 00/20:11:03

Plot file version 158 created 21-FEB-2023 15:51:50

BLLAC EB092E.UVDATA.1

Freq = 22.1080 GHz, Bw = 32.000 MH No calibration applied and no bandpass applied



221021402218022240222802230022340
FREQ MHz

221021402218022240222802230022340
FREQ MHz

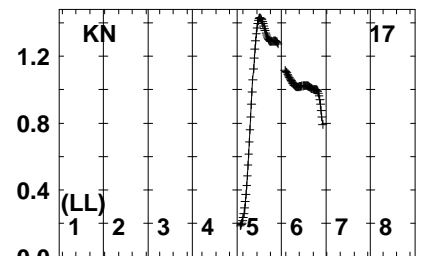
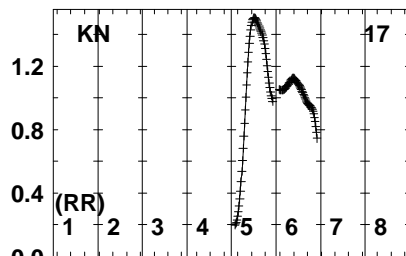
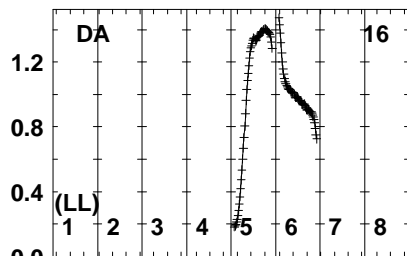
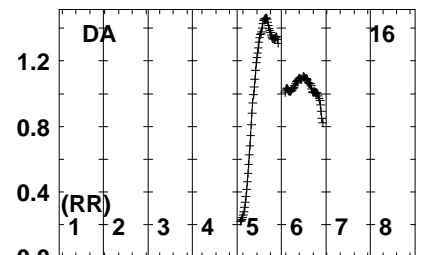
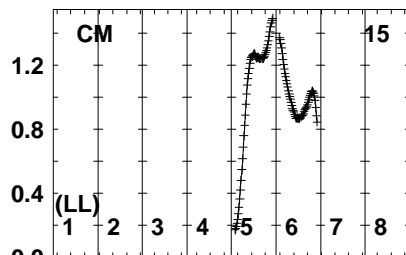
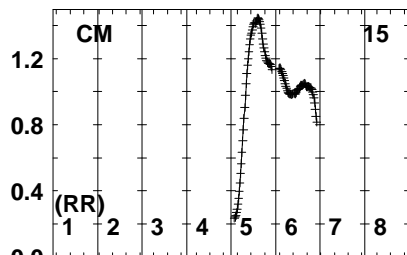
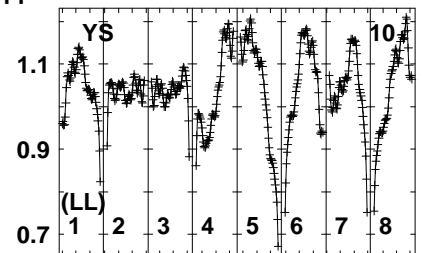
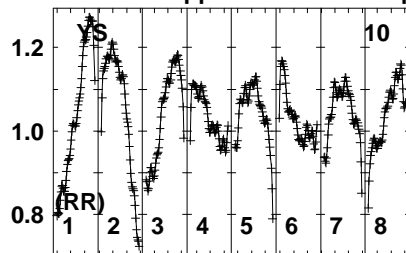
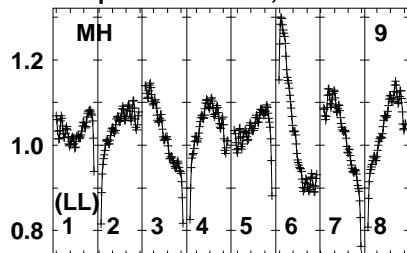
221021402218022240222802230022340
FREQ MHz

Lower frame: Real Jy
Auto-corr total-power spectrum Antenna: *
Timerange: 00/20:17:24 to 00/20:22:22

Plot file version 159 created 21-FEB-2023 15:51:50

BLLAC EB092E.UVDATA.1

Freq = 22.1080 GHz, Bw = 32.000 MH No calibration applied and no bandpass applied



221 22140 22180 22220 22260 22300 22340
FREQ MHz

221 22140 22180 22220 22260 22300 22340
FREQ MHz

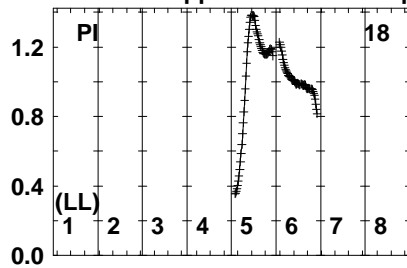
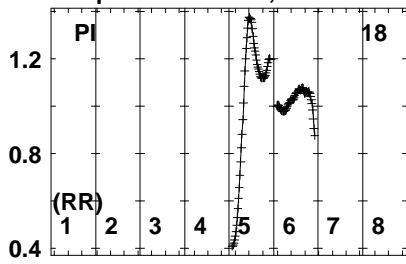
221 22140 22180 22220 22260 22300 22340
FREQ MHz

Lower frame: Real Jy
Auto-corr total-power spectrum Antenna: *
Timerange: 00/20:17:24 to 00/20:22:22

Plot file version 160 created 21-FEB-2023 15:51:51

BLLAC EB092E.UVDATA.1

Freq = 22.1080 GHz, Bw = 32.000 MH No calibration applied and no bandpass applied

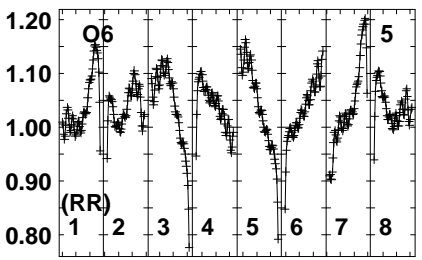
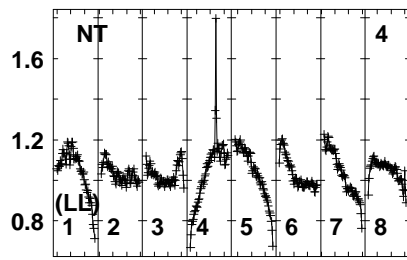
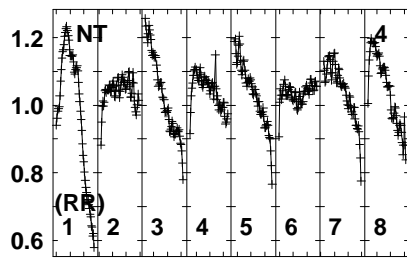
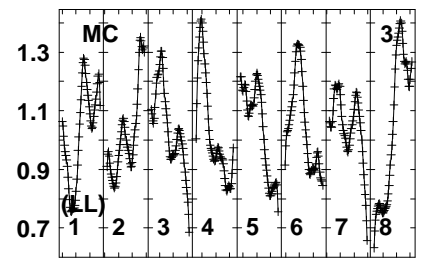
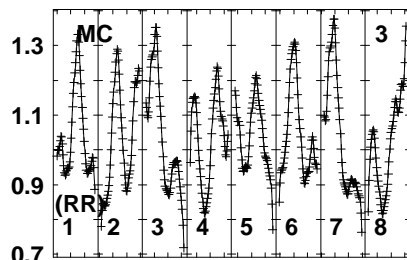
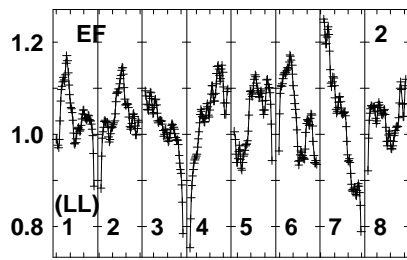
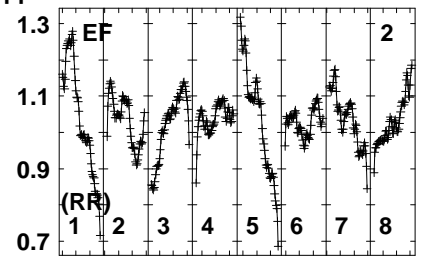
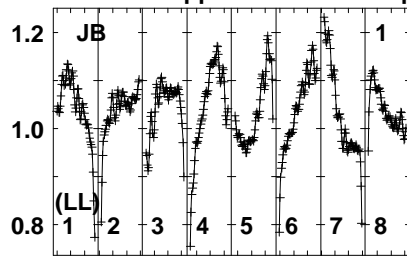
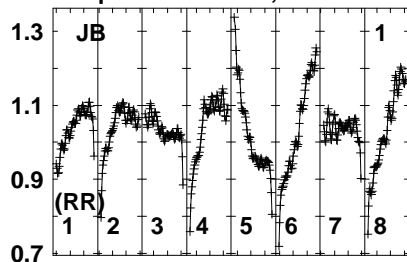


Lower frame: Real Jy
Auto-corr total-power spectrum Antenna: *
Timerange: 00/20:17:24 to 00/20:22:22

Plot file version 161 created 21-FEB-2023 15:51:51

J0405 EB092E.UVDATA.1

Freq = 22.1080 GHz, Bw = 32.000 MH No calibration applied and no bandpass applied



22100 22140 22180 22220 22260 22300 22340
FREQ MHz

22100 22140 22180 22220 22260 22300 22340
FREQ MHz

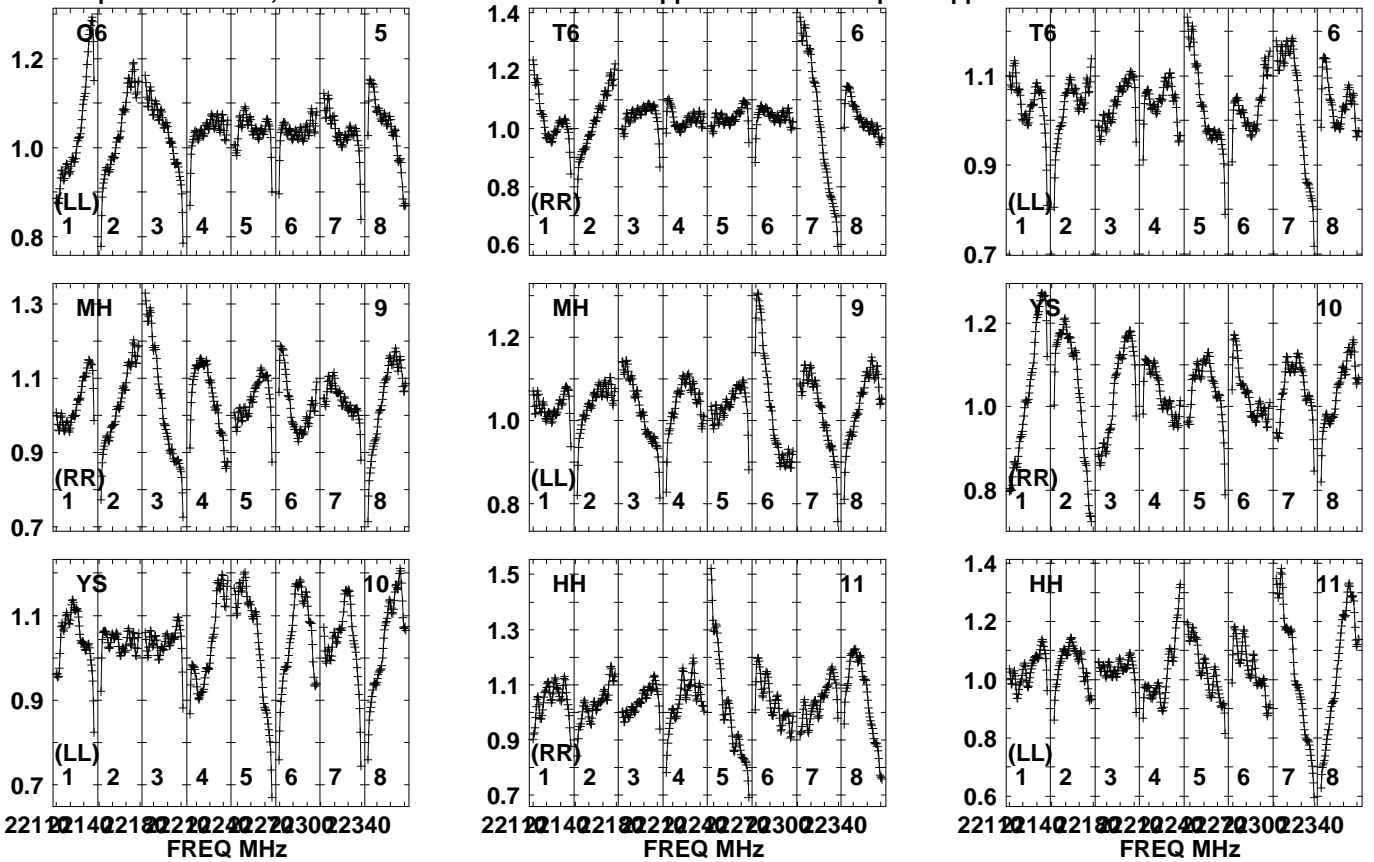
22100 22140 22180 22220 22260 22300 22340
FREQ MHz

Lower frame: Real Jy
Auto-corr total-power spectrum Antenna: *
Timerange: 00/20:35:24 to 00/20:38:22

Plot file version 162 created 21-FEB-2023 15:51:51

J0405 EB092E.UVDATA.1

Freq = 22.1080 GHz, Bw = 32.000 MH No calibration applied and no bandpass applied

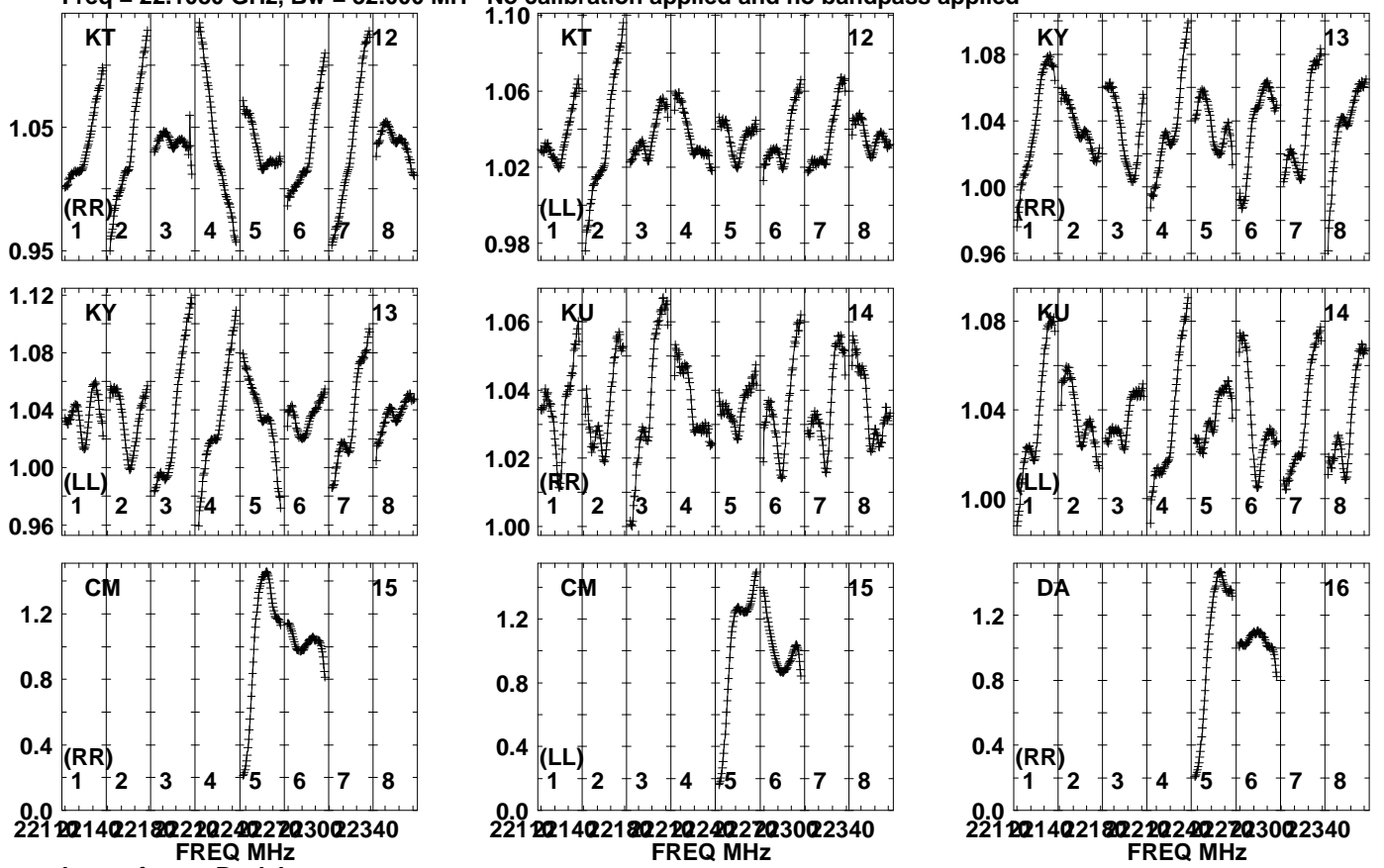


Lower frame: Real Jy
Auto-corr total-power spectrum Antenna: *
Timerange: 00/20:35:24 to 00/20:38:22

Plot file version 163 created 21-FEB-2023 15:51:52

J0405 EB092E.UVDATA.1

Freq = 22.1080 GHz, Bw = 32.000 MH No calibration applied and no bandpass applied

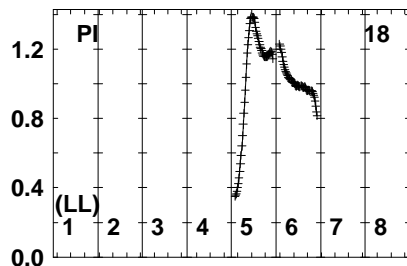
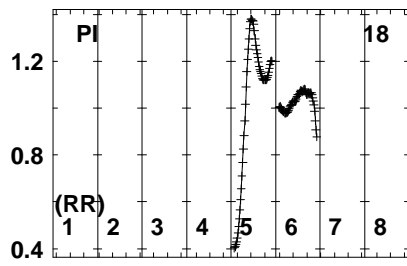
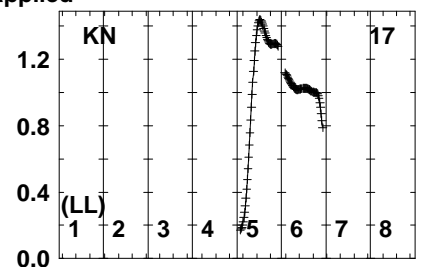
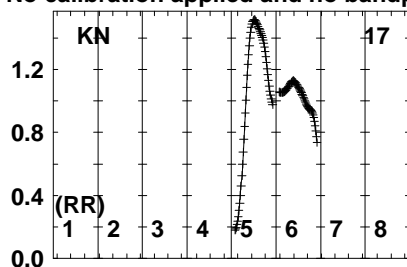
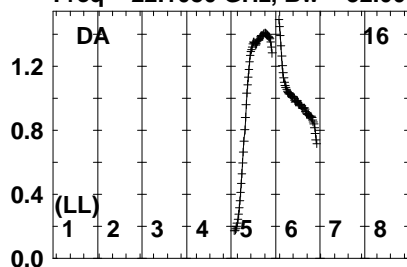


Lower frame: Real Jy
Auto-corr total-power spectrum Antenna: *
Timerange: 00/20:35:24 to 00/20:38:22

Plot file version 164 created 21-FEB-2023 15:51:52

J0405 EB092E.UVDATA.1

Freq = 22.1080 GHz, Bw = 32.000 MH No calibration applied and no bandpass applied

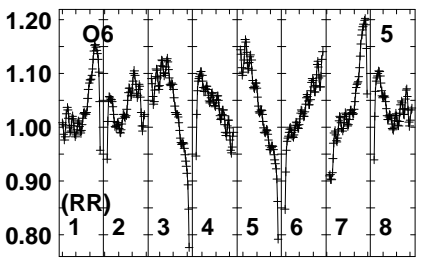
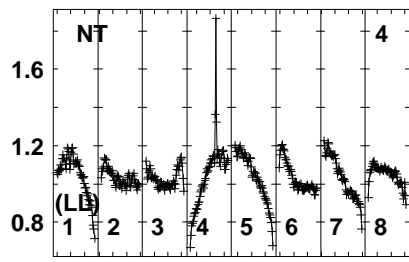
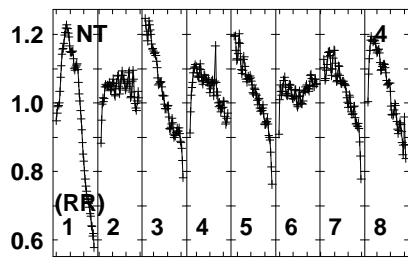
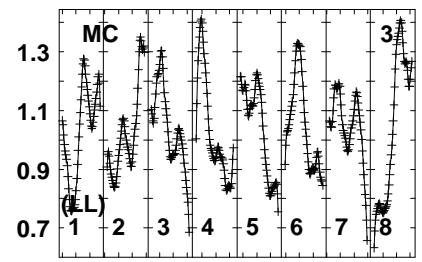
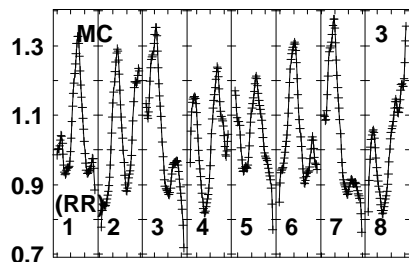
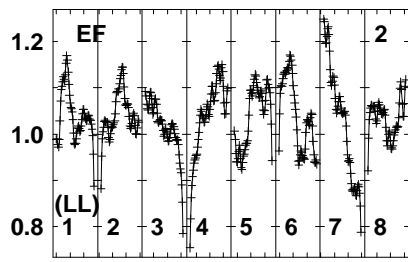
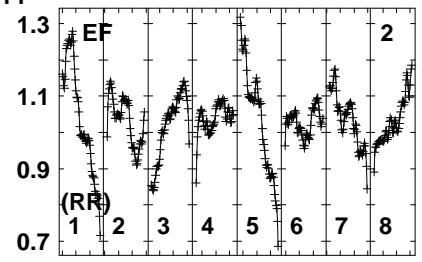
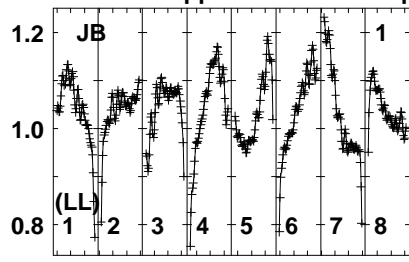
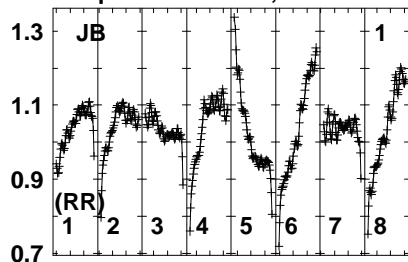


Lower frame: Real Jy
Auto-corr total-power spectrum Antenna: *
Timerange: 00/20:35:24 to 00/20:38:22

Plot file version 165 created 21-FEB-2023 15:51:52

J0405 EB092E.UVDATA.1

Freq = 22.1080 GHz, Bw = 32.000 MH No calibration applied and no bandpass applied



22102140221802224022240222030022340
FREQ MHz

22102140221802224022240222030022340
FREQ MHz

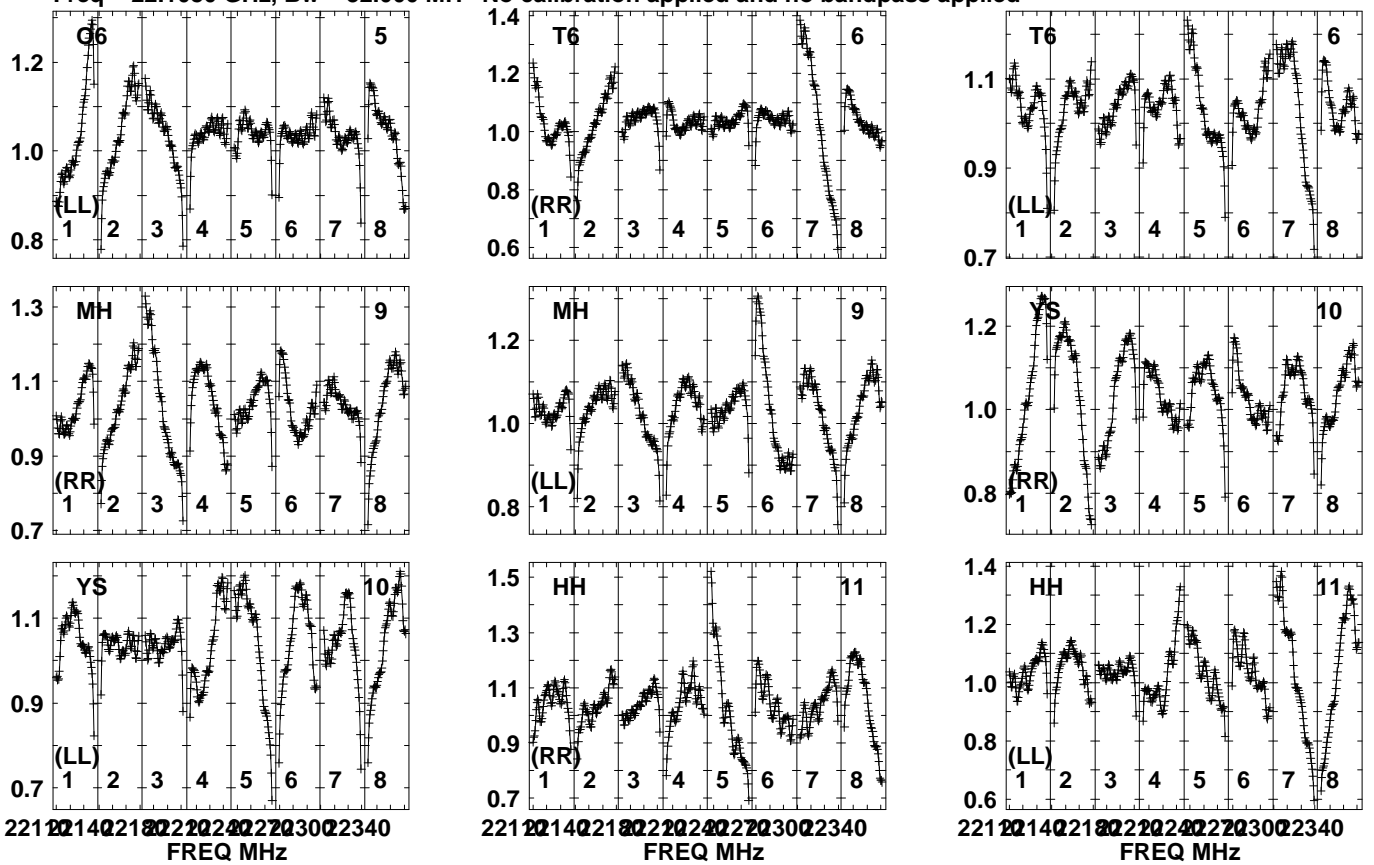
22102140221802224022240222030022340
FREQ MHz

Lower frame: Real Jy
Auto-corr total-power spectrum Antenna: *
Timerange: 00/20:38:54 to 00/20:43:52

Plot file version 166 created 21-FEB-2023 15:51:53

J0405 EB092E.UVDATA.1

Freq = 22.1080 GHz, Bw = 32.000 MH No calibration applied and no bandpass applied



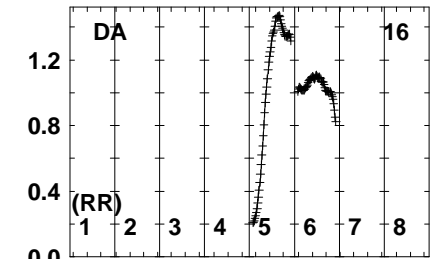
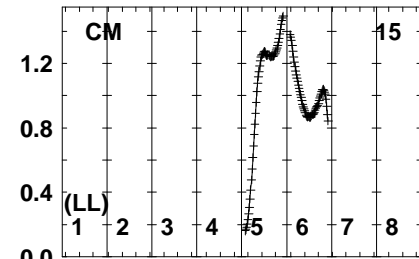
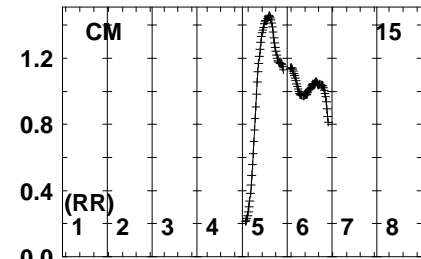
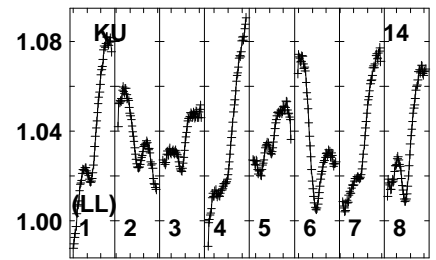
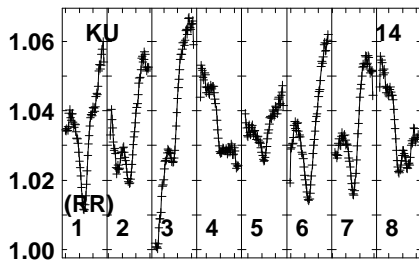
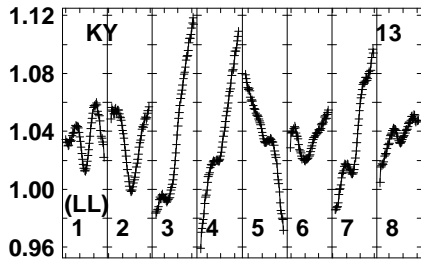
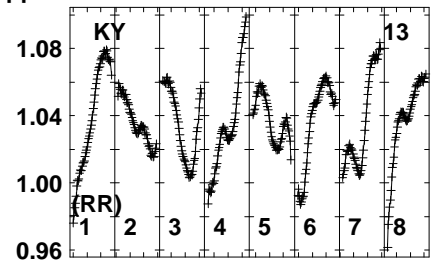
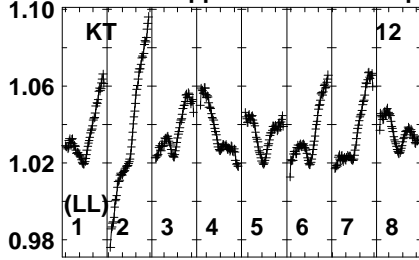
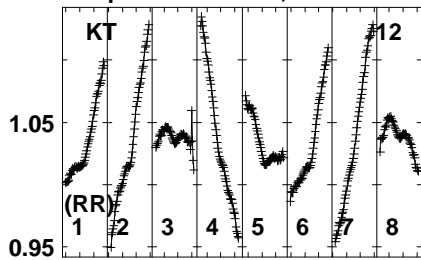
Lower frame: Real Jy
Auto-corr total-power spectrum Antenna: *
Timerange: 00/20:38:54 to 00/20:43:52

Plot file version 167 created 21-FEB-2023 15:51:54

J0405 EB092E.UVDATA.1

Freq = 22.1080 GHz, Bw = 32.000 MH

No calibration applied and no bandpass applied



221 22140 2180 2220 240 2270 300 2340
FREQ MHz

221 22140 2180 2220 240 2270 300 2340
FREQ MHz

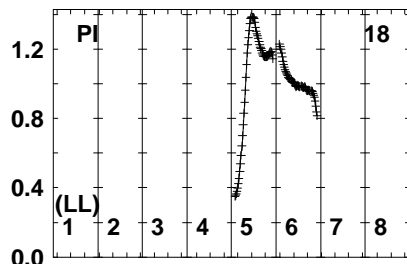
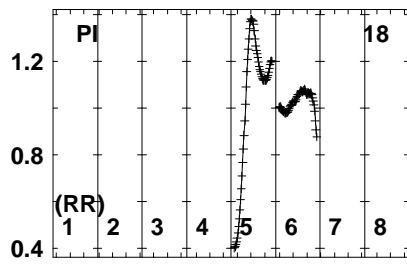
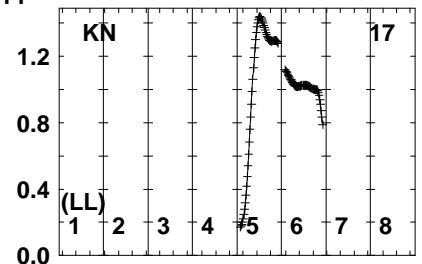
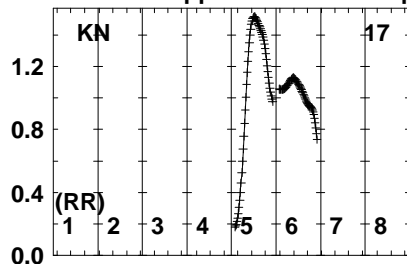
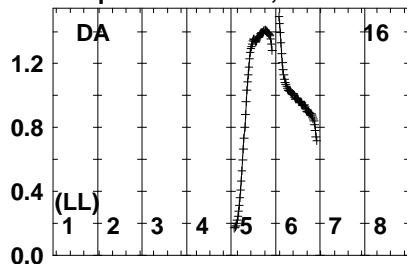
221 22140 2180 2220 240 2270 300 2340
FREQ MHz

Lower frame: Real Jy
Auto-corr total-power spectrum Antenna: *
Timerange: 00/20:38:54 to 00/20:43:52

Plot file version 168 created 21-FEB-2023 15:51:54

J0405 EB092E.UVDATA.1

Freq = 22.1080 GHz, Bw = 32.000 MH No calibration applied and no bandpass applied

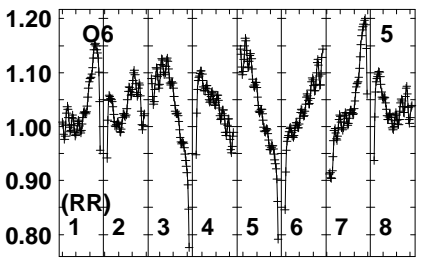
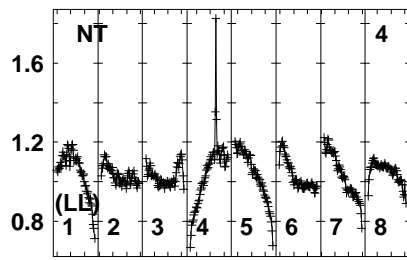
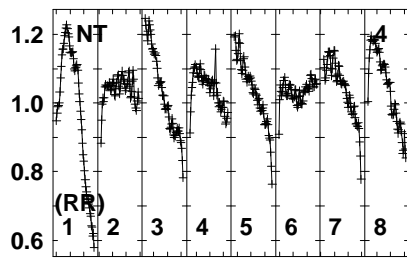
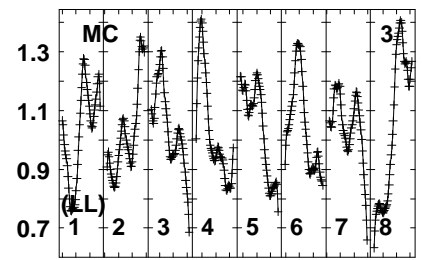
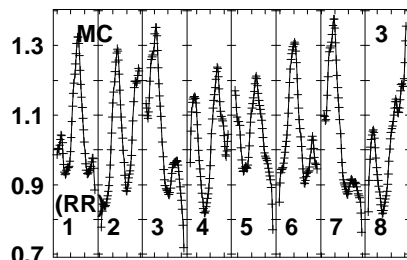
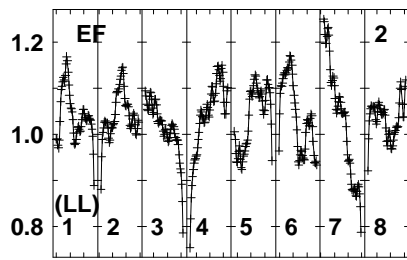
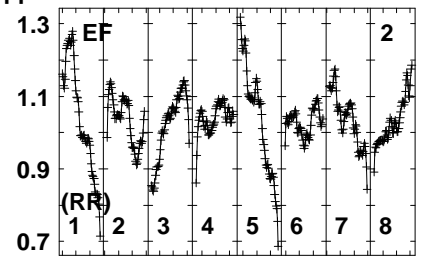
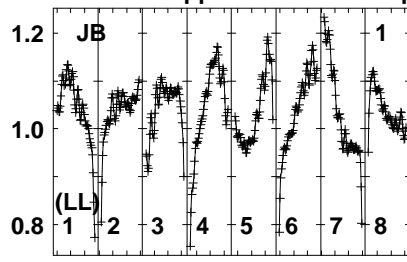
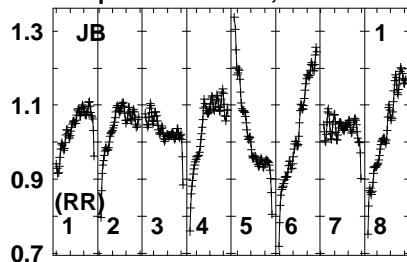


Lower frame: Real Jy
Auto-corr total-power spectrum Antenna: *
Timerange: 00/20:38:54 to 00/20:43:52

Plot file version 169 created 21-FEB-2023 15:51:54

J0405 EB092E.UVDATA.1

Freq = 22.1080 GHz, Bw = 32.000 MH No calibration applied and no bandpass applied



22102140221802224022240222030022340
FREQ MHz

22102140221802224022240222030022340
FREQ MHz

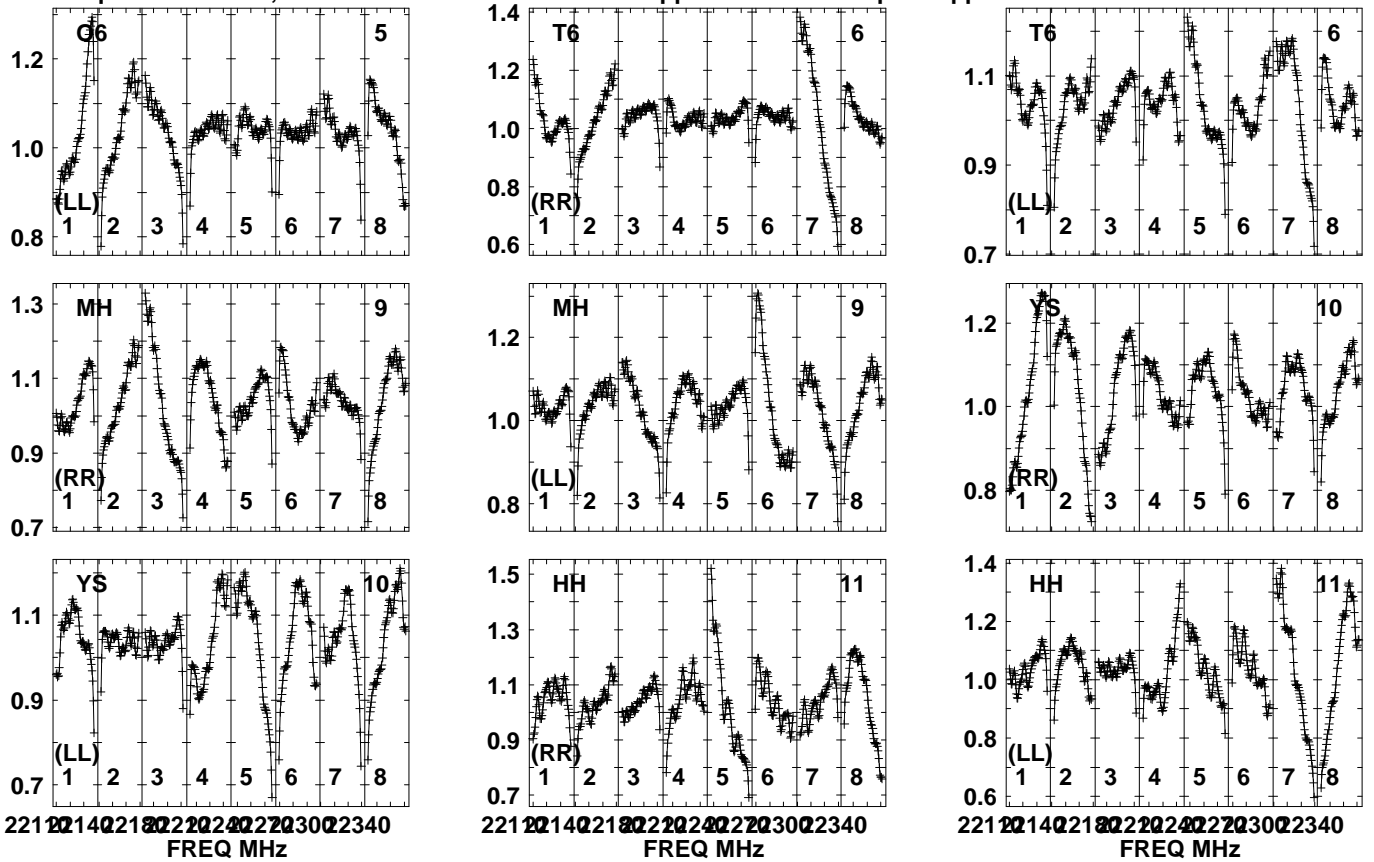
22102140221802224022240222030022340
FREQ MHz

Lower frame: Real Jy
Auto-corr total-power spectrum Antenna: *
Timerange: 00/20:44:24 to 00/20:49:22

Plot file version 170 created 21-FEB-2023 15:51:55

J0405 EB092E.UVDATA.1

Freq = 22.1080 GHz, Bw = 32.000 MH No calibration applied and no bandpass applied



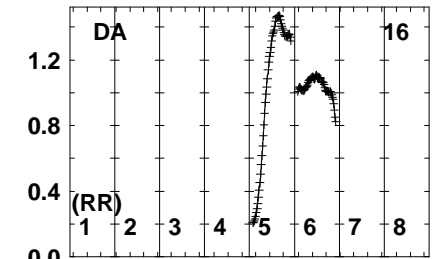
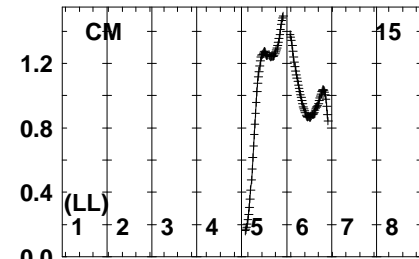
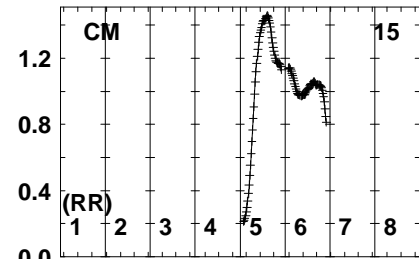
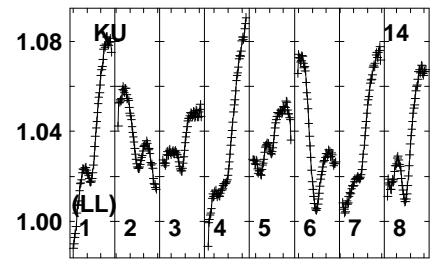
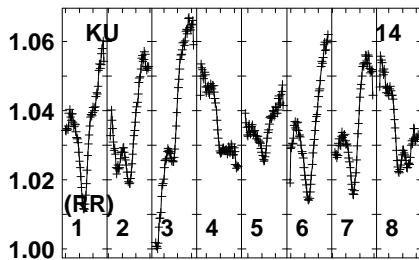
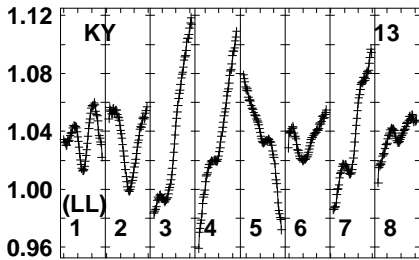
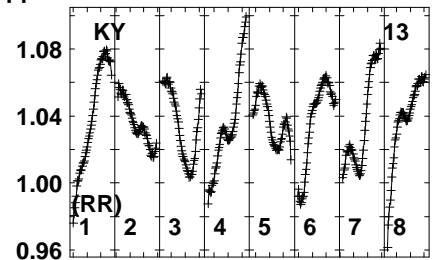
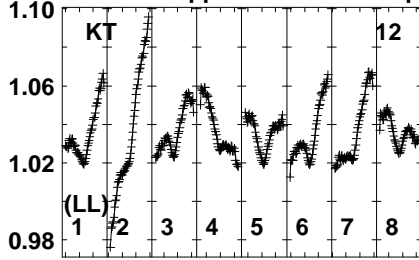
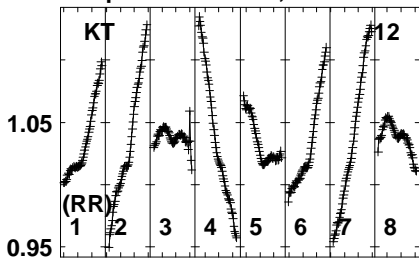
Lower frame: Real Jy
Auto-corr total-power spectrum Antenna: *
Timerange: 00/20:44:24 to 00/20:49:22

Plot file version 171 created 21-FEB-2023 15:51:55

J0405 EB092E.UVDATA.1

Freq = 22.1080 GHz, Bw = 32.000 MH

No calibration applied and no bandpass applied



221 22140 2180 2220 2400 2270 300 2340
FREQ MHz

221 22140 2180 2220 2400 2270 300 2340
FREQ MHz

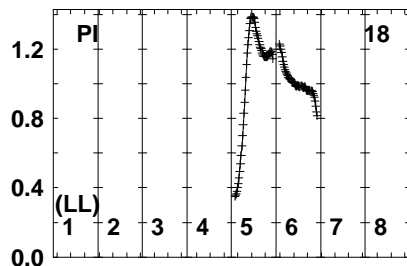
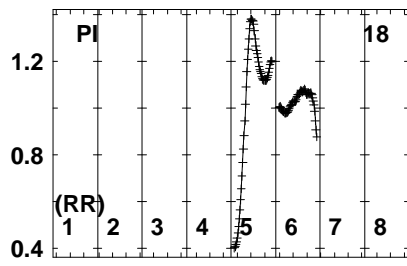
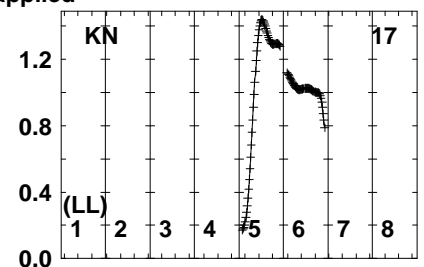
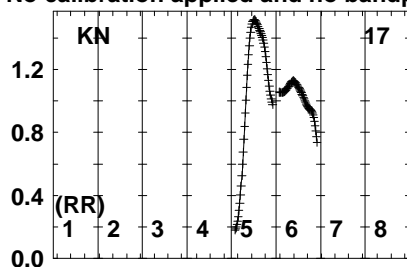
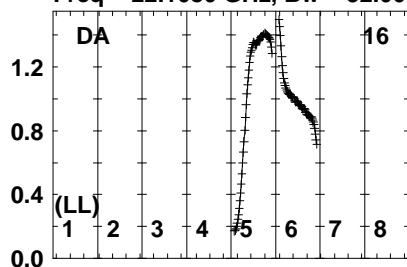
221 22140 2180 2220 2400 2270 300 2340
FREQ MHz

Lower frame: Real Jy
Auto-corr total-power spectrum Antenna: *
Timerange: 00/20:44:24 to 00/20:49:22

Plot file version 172 created 21-FEB-2023 15:51:56

J0405 EB092E.UVDATA.1

Freq = 22.1080 GHz, Bw = 32.000 MH No calibration applied and no bandpass applied

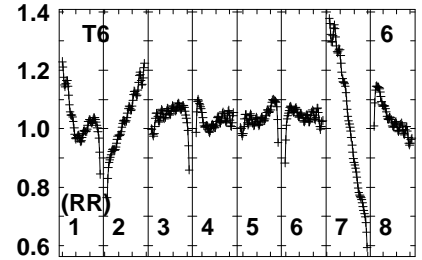
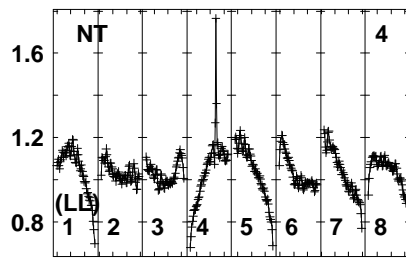
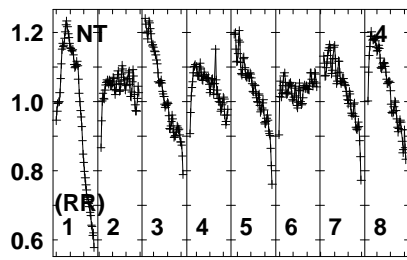
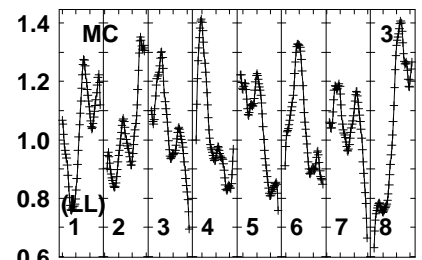
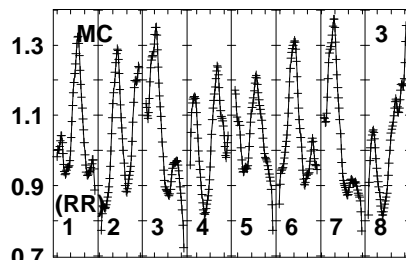
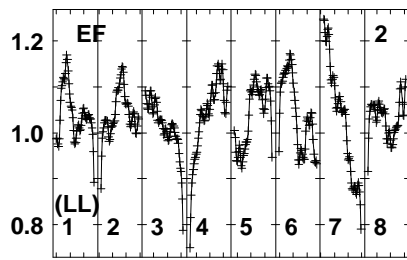
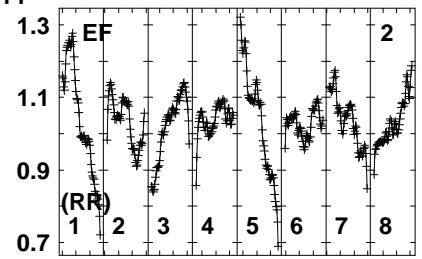
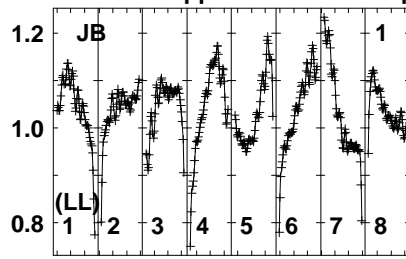
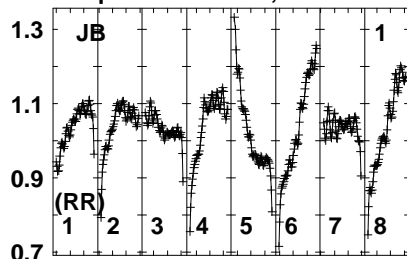


Lower frame: Real Jy
Auto-corr total-power spectrum Antenna: *
Timerange: 00/20:44:24 to 00/20:49:22

Plot file version 173 created 21-FEB-2023 15:51:56

J1945 EB092E.UVDATA.1

Freq = 22.1080 GHz, Bw = 32.000 MH No calibration applied and no bandpass applied



22100 22140 22180 22220 22260 22300 22340
FREQ MHz

22100 22140 22180 22220 22260 22300 22340
FREQ MHz

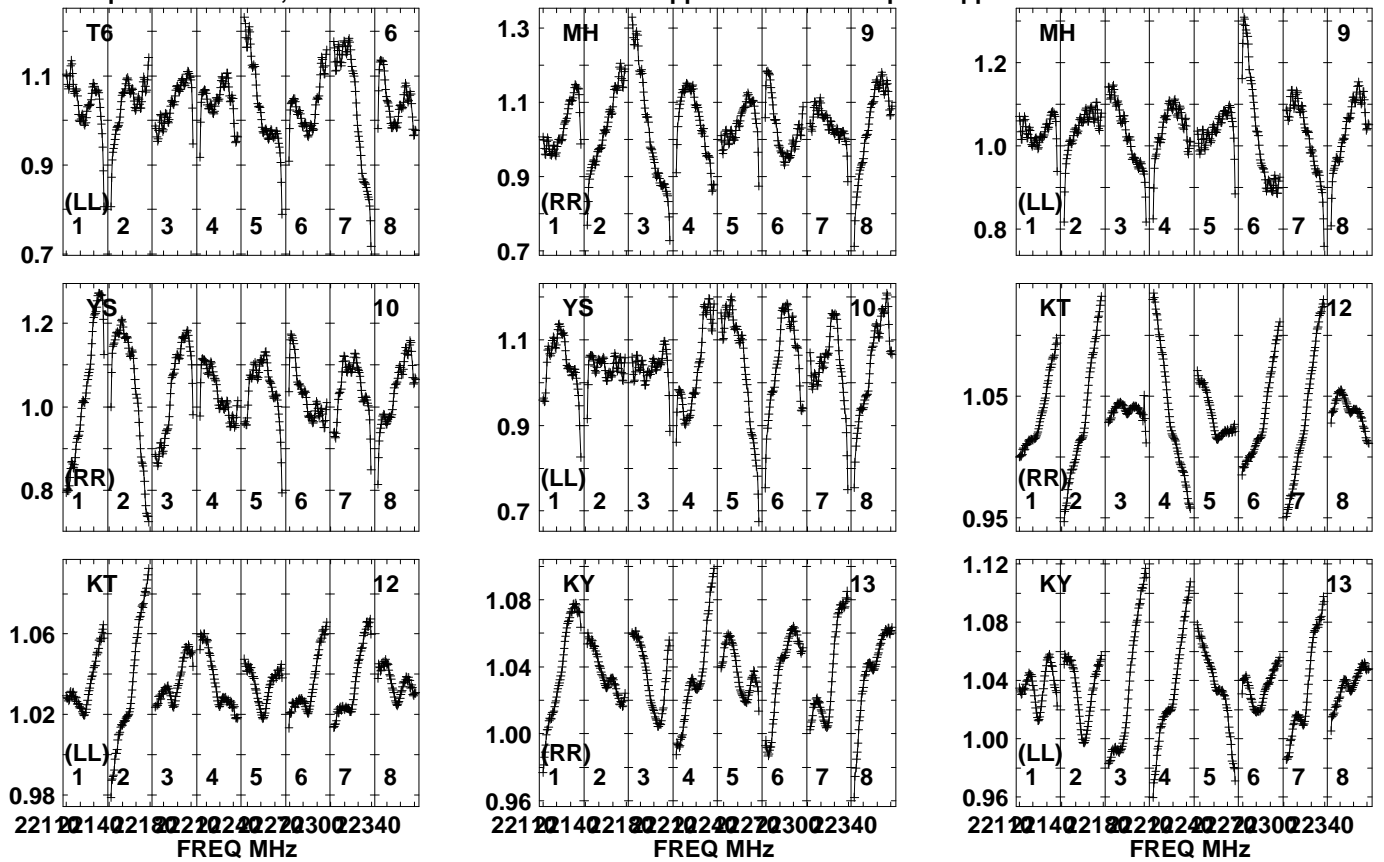
22100 22140 22180 22220 22260 22300 22340
FREQ MHz

Lower frame: Real Jy
Auto-corr total-power spectrum Antenna: *
Timerange: 00/20:59:46 to 00/21:02:44

Plot file version 174 created 21-FEB-2023 15:51:56

J1945 EB092E.UVDATA.1

Freq = 22.1080 GHz, Bw = 32.000 MH No calibration applied and no bandpass applied

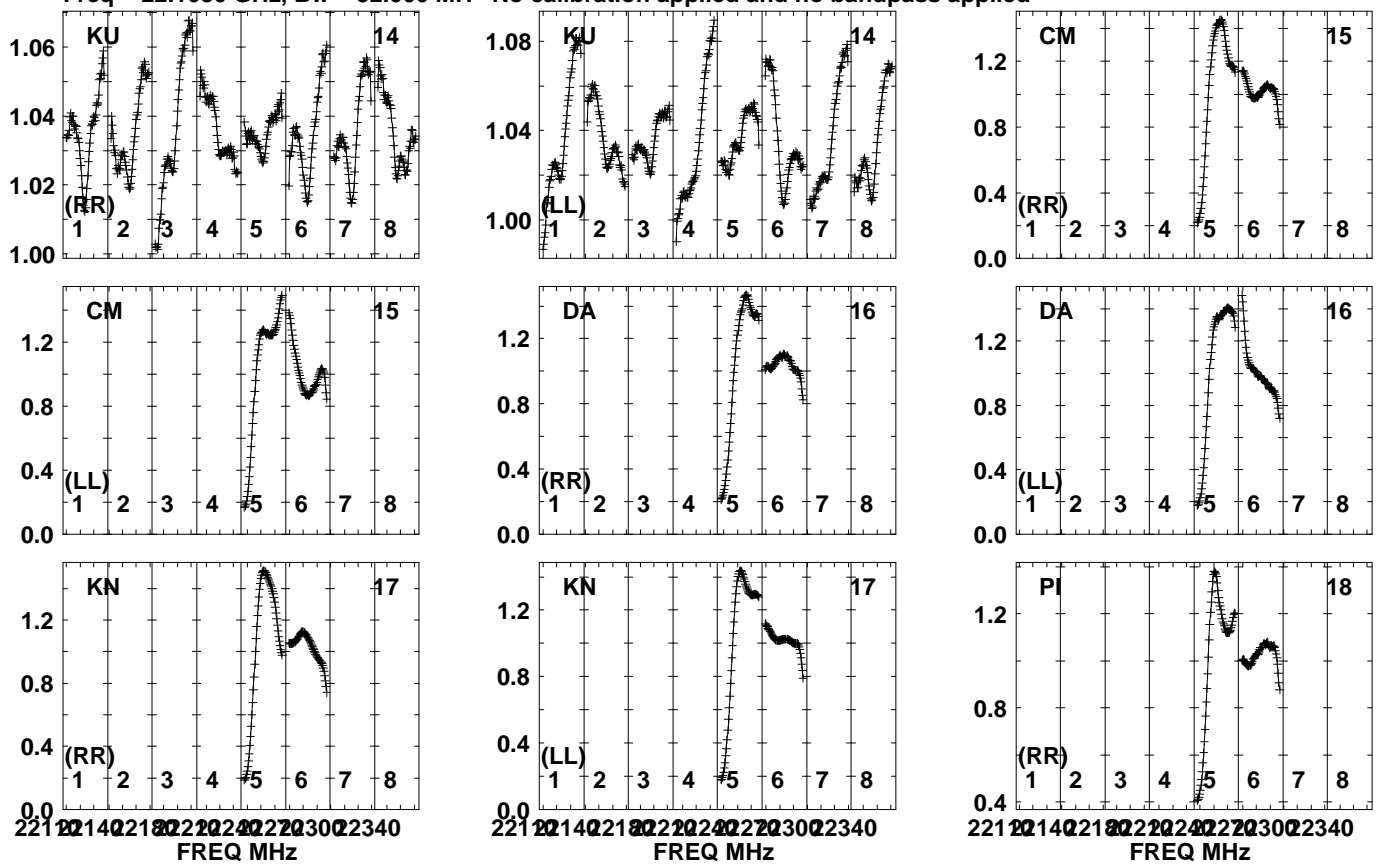


Lower frame: Real Jy
Auto-corr total-power spectrum Antenna: *
Timerange: 00/20:59:46 to 00/21:02:44

Plot file version 175 created 21-FEB-2023 15:51:57

J1945 EB092E.UVDATA.1

Freq = 22.1080 GHz, Bw = 32.000 MH No calibration applied and no bandpass applied

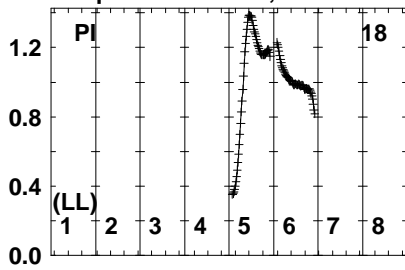


Lower frame: Real Jy
Auto-corr total-power spectrum Antenna: *
Timerange: 00/20:59:46 to 00/21:02:44

Plot file version 176 created 21-FEB-2023 15:51:57

J1945 EB092E.UVDATA.1

Freq = 22.1080 GHz, Bw = 32.000 MH No calibration applied and no bandpass applied

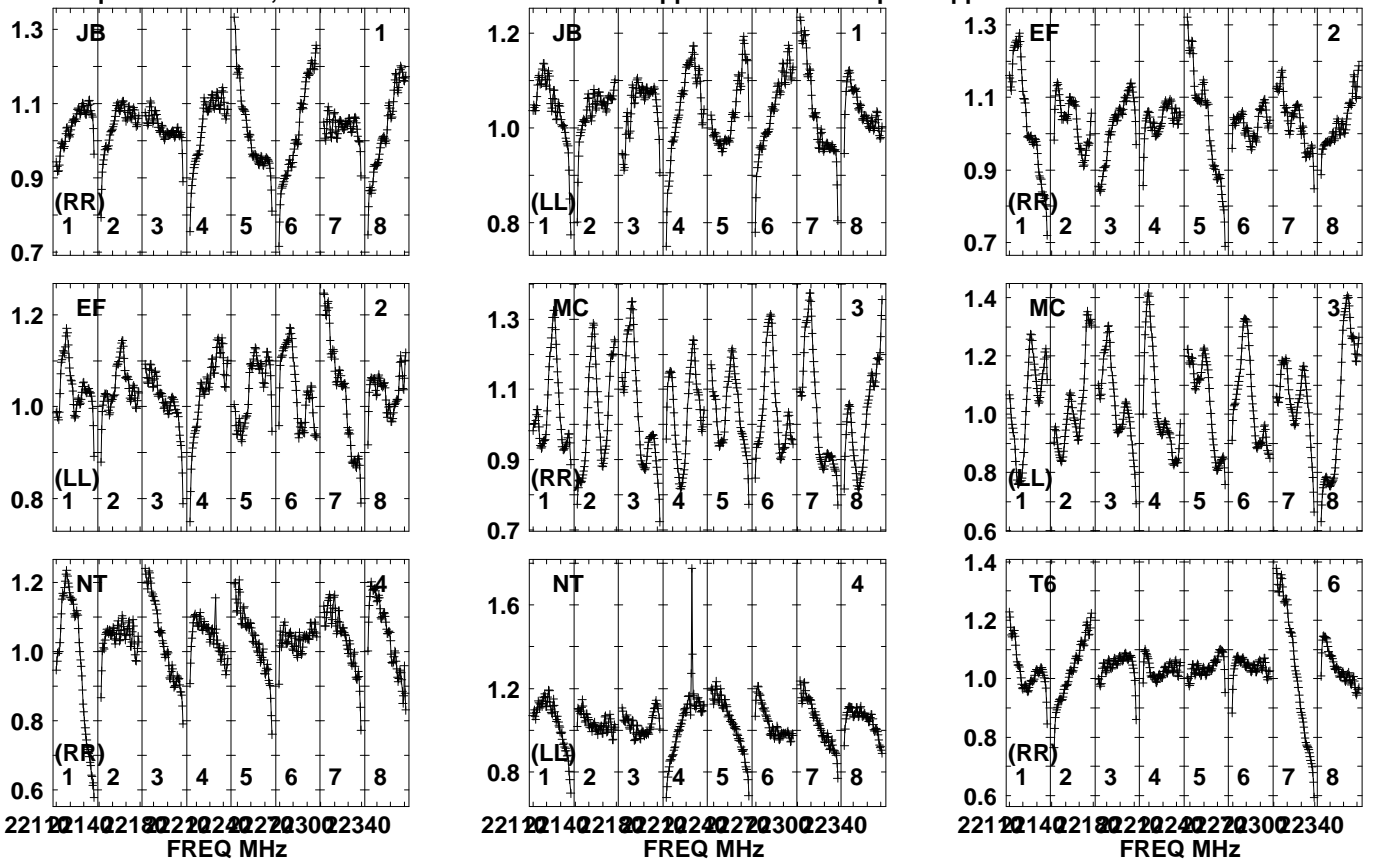


Lower frame: Real Jy
Auto-corr total-power spectrum Antenna: *
Timerange: 00/20:59:46 to 00/21:02:44

Plot file version 177 created 21-FEB-2023 15:51:57

J1945 EB092E.UVDATA.1

Freq = 22.1080 GHz, Bw = 32.000 MH No calibration applied and no bandpass applied

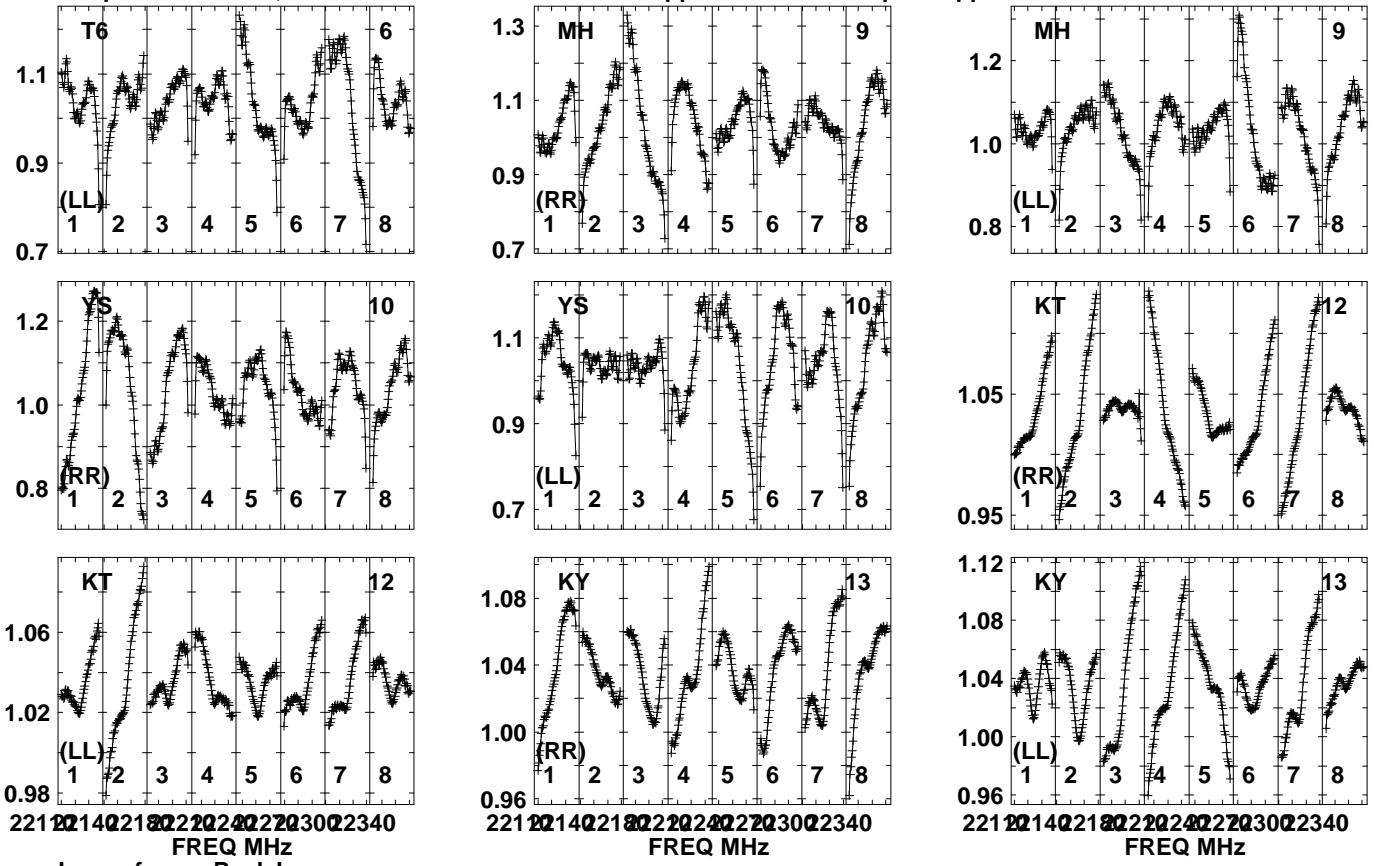


Lower frame: Real Jy
Auto-corr total-power spectrum Antenna: *
Timerange: 00/21:03:16 to 00/21:08:14

Plot file version 178 created 21-FEB-2023 15:51:58

J1945 EB092E.UVDATA.1

Freq = 22.1080 GHz, Bw = 32.000 MH No calibration applied and no bandpass applied

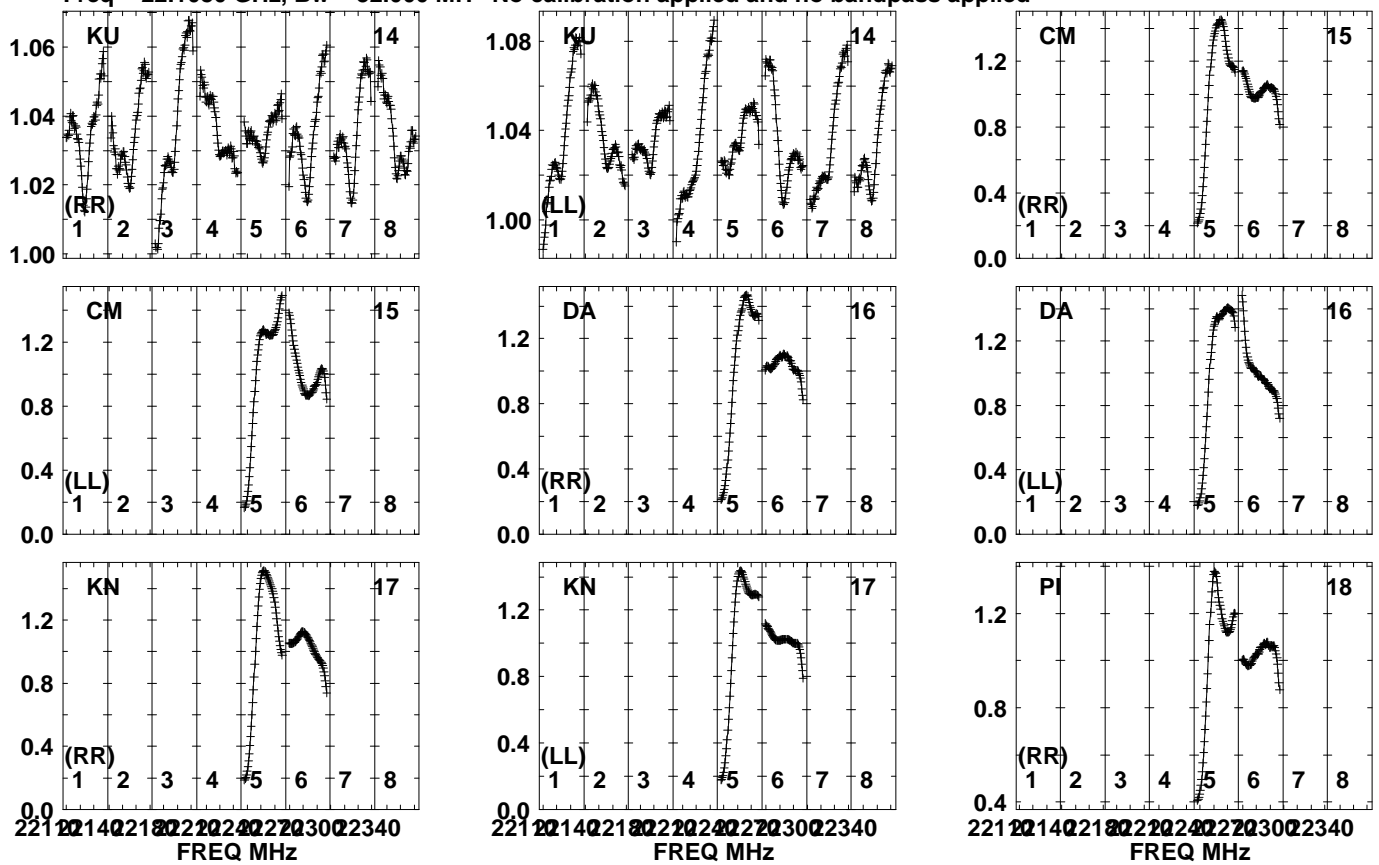


Lower frame: Real Jy
Auto-corr total-power spectrum Antenna: *
Timerange: 00/21:03:16 to 00/21:08:14

Plot file version 179 created 21-FEB-2023 15:51:59

J1945 EB092E.UVDATA.1

Freq = 22.1080 GHz, Bw = 32.000 MH No calibration applied and no bandpass applied

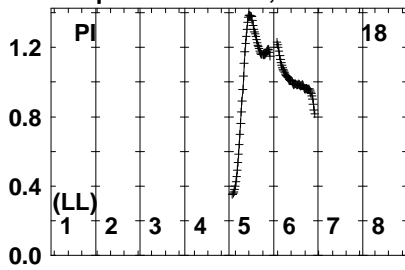


Lower frame: Real Jy
Auto-corr total-power spectrum Antenna: *
Timerange: 00/21:03:16 to 00/21:08:14

Plot file version 180 created 21-FEB-2023 15:51:59

J1945 EB092E.UVDATA.1

Freq = 22.1080 GHz, Bw = 32.000 MH No calibration applied and no bandpass applied

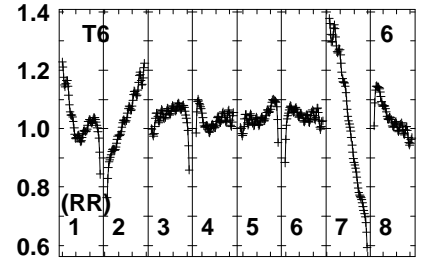
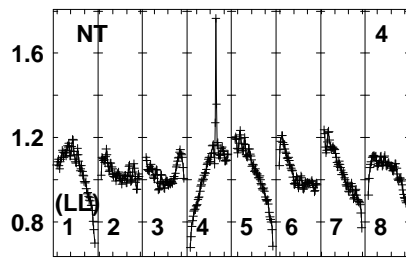
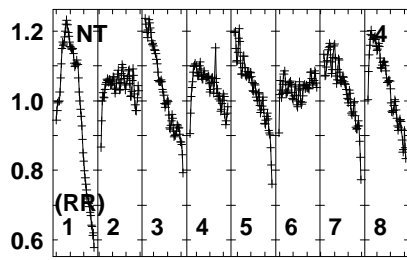
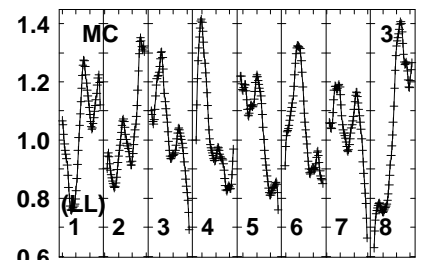
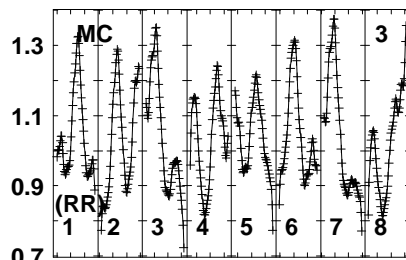
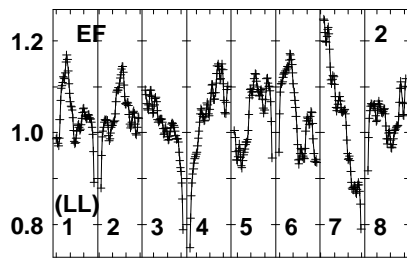
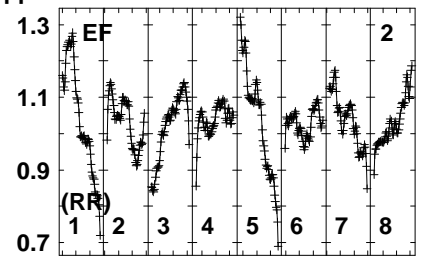
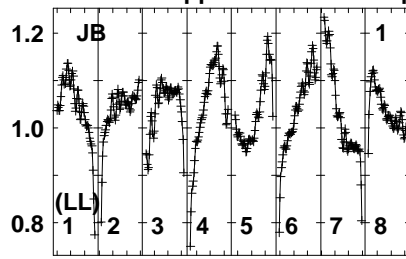
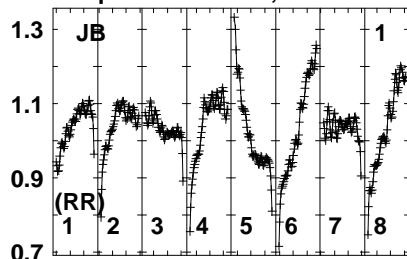


Lower frame: Real Jy
Auto-corr total-power spectrum Antenna: *
Timerange: 00/21:03:16 to 00/21:08:14

Plot file version 181 created 21-FEB-2023 15:51:59

J1945 EB092E.UVDATA.1

Freq = 22.1080 GHz, Bw = 32.000 MH No calibration applied and no bandpass applied



22100 22140 22180 22220 22260 22300 22340
FREQ MHz

22100 22140 22180 22220 22260 22300 22340
FREQ MHz

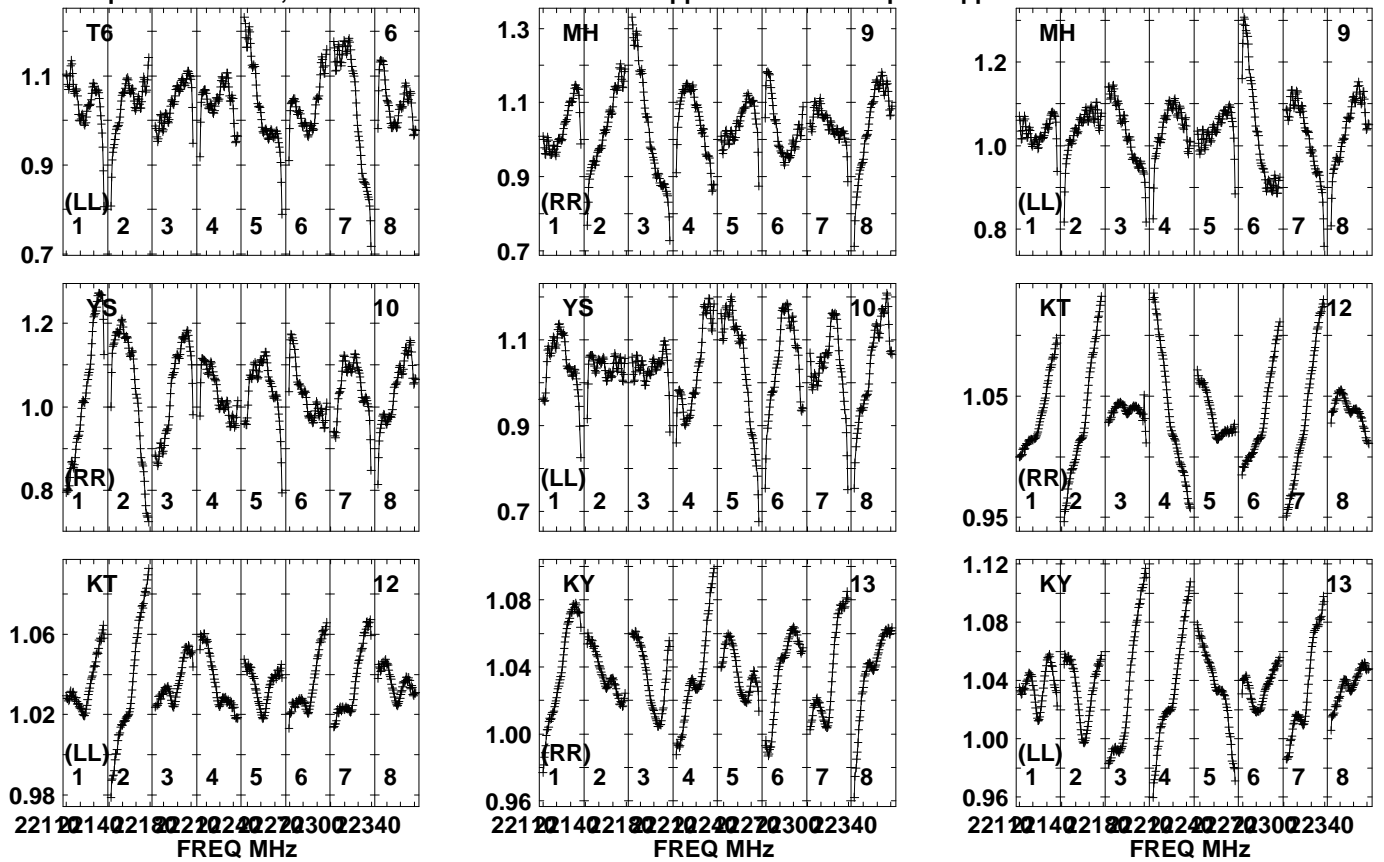
22100 22140 22180 22220 22260 22300 22340
FREQ MHz

Lower frame: Real Jy
Auto-corr total-power spectrum Antenna: *
Timerange: 00/21:08:46 to 00/21:13:44

Plot file version 182 created 21-FEB-2023 15:51:59

J1945 EB092E.UVDATA.1

Freq = 22.1080 GHz, Bw = 32.000 MH No calibration applied and no bandpass applied

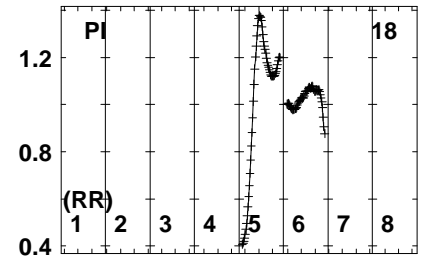
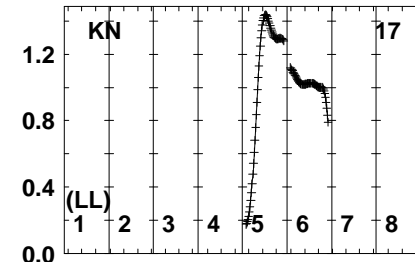
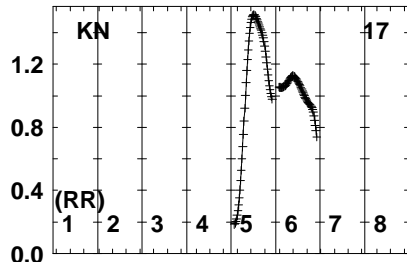
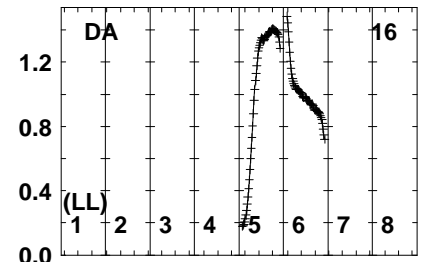
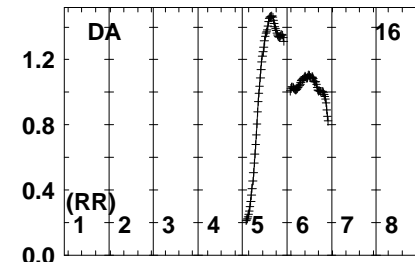
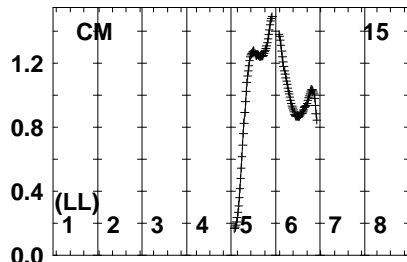
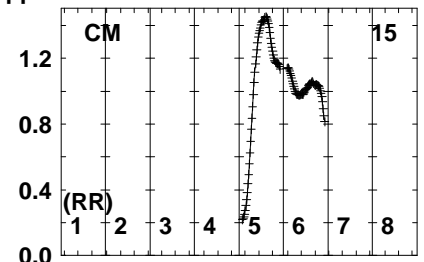
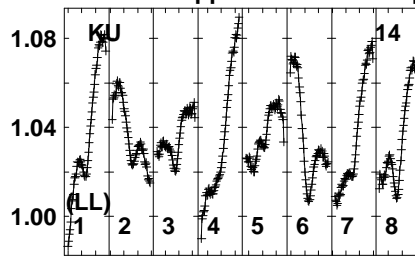
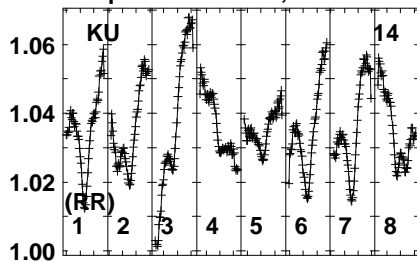


Lower frame: Real Jy
Auto-corr total-power spectrum Antenna: *
Timerange: 00/21:08:46 to 00/21:13:44

Plot file version 183 created 21-FEB-2023 15:52:00

J1945 EB092E.UVDATA.1

Freq = 22.1080 GHz, Bw = 32.000 MH No calibration applied and no bandpass applied



221 22140 22180 22220 22260 22300 22340
FREQ MHz

221 22140 22180 22220 22260 22300 22340
FREQ MHz

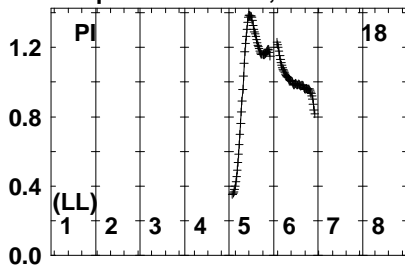
221 22140 22180 22220 22260 22300 22340
FREQ MHz

Lower frame: Real Jy
Auto-corr total-power spectrum Antenna: *
Timerange: 00/21:08:46 to 00/21:13:44

Plot file version 184 created 21-FEB-2023 15:52:00

J1945 EB092E.UVDATA.1

Freq = 22.1080 GHz, Bw = 32.000 MH No calibration applied and no bandpass applied



Lower frame: Real Jy

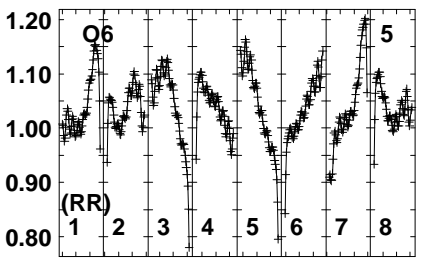
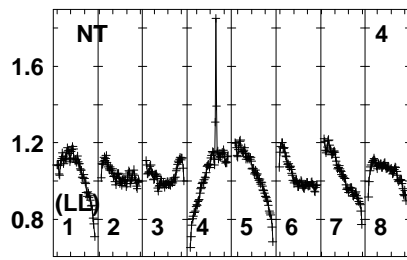
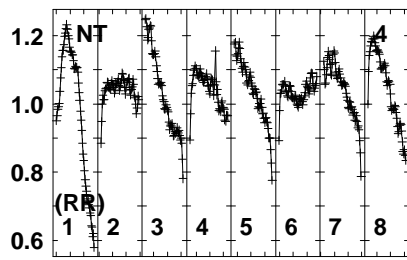
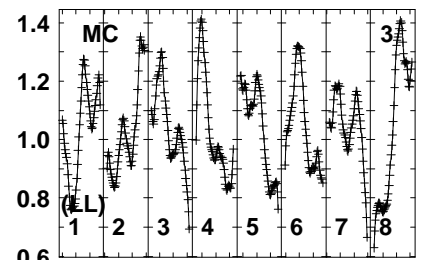
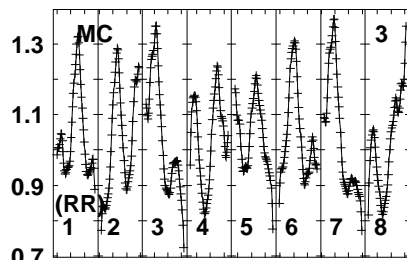
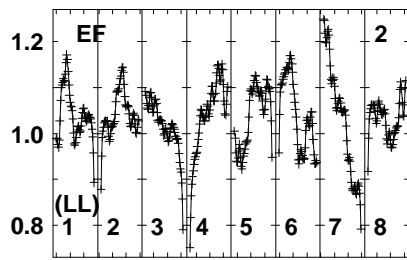
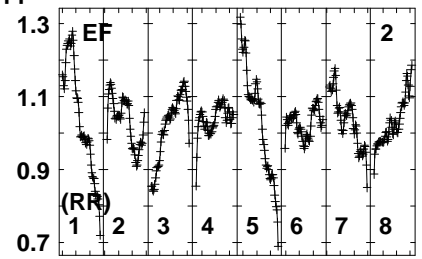
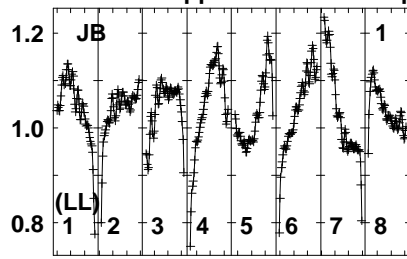
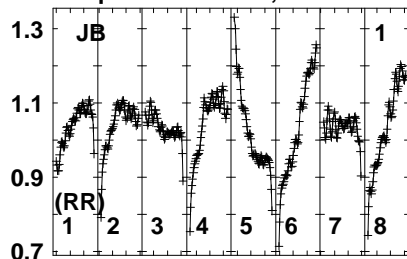
Auto-corr total-power spectrum Antenna: *

Timerange: 00/21:08:46 to 00/21:13:44

Plot file version 185 created 21-FEB-2023 15:52:00

BLLAC EB092E.UVDATA.1

Freq = 22.1080 GHz, Bw = 32.000 MH No calibration applied and no bandpass applied



22100 22140 22180 22220 22260 22300 22340
FREQ MHz

22100 22140 22180 22220 22260 22300 22340
FREQ MHz

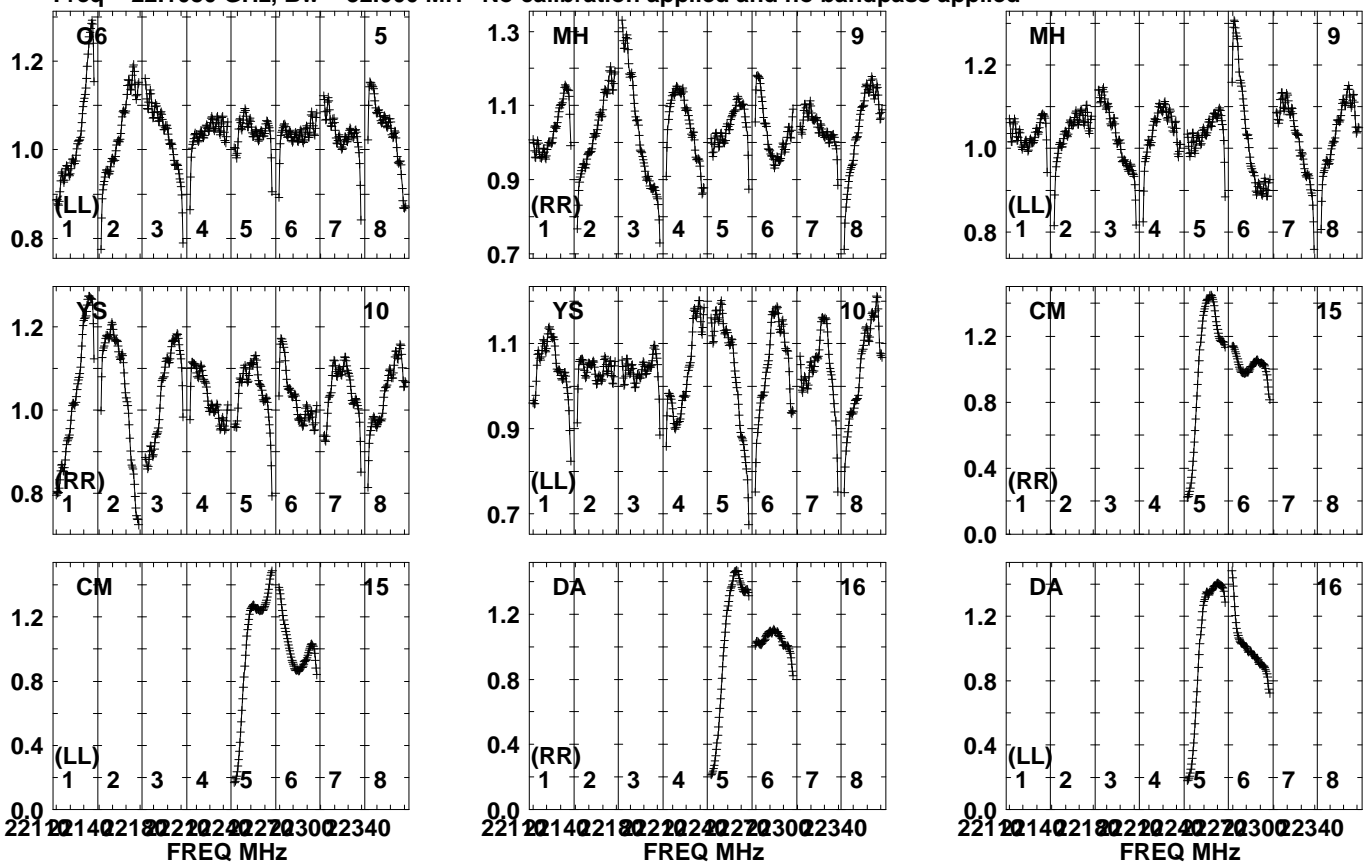
22100 22140 22180 22220 22260 22300 22340
FREQ MHz

Lower frame: Real Jy
Auto-corr total-power spectrum Antenna: *
Timerange: 00/21:28:51 to 00/21:33:49

Plot file version 186 created 21-FEB-2023 15:52:01

BLLAC EB092E.UVDATA.1

Freq = 22.1080 GHz, Bw = 32.000 MH No calibration applied and no bandpass applied

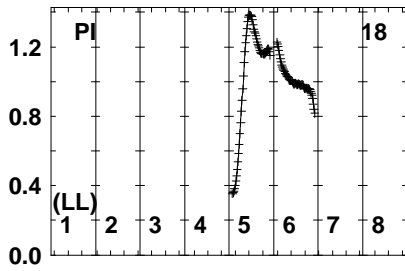
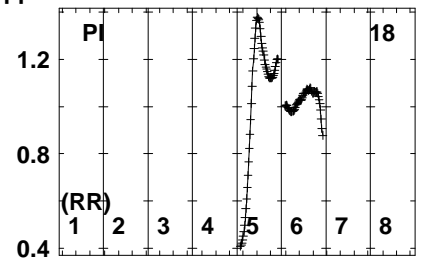
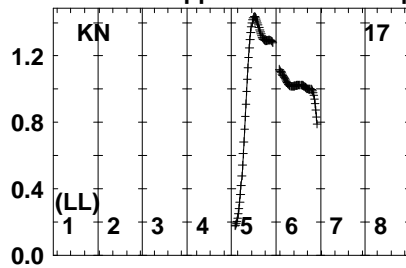
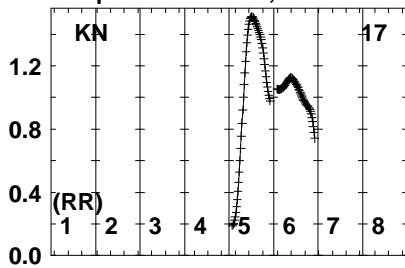


Lower frame: Real Jy
Auto-corr total-power spectrum Antenna: *
Timerange: 00/21:28:51 to 00/21:33:49

Plot file version 187 created 21-FEB-2023 15:52:02

BLLAC EB092E.UVDATA.1

Freq = 22.1080 GHz, Bw = 32.000 MH No calibration applied and no bandpass applied

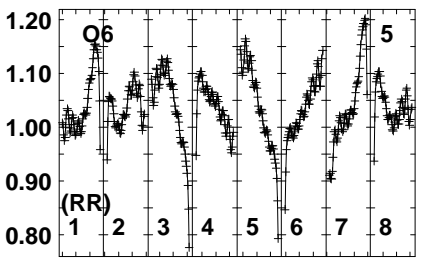
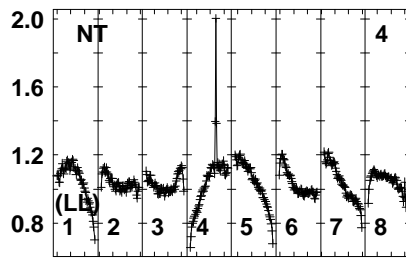
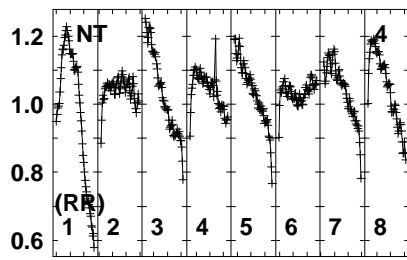
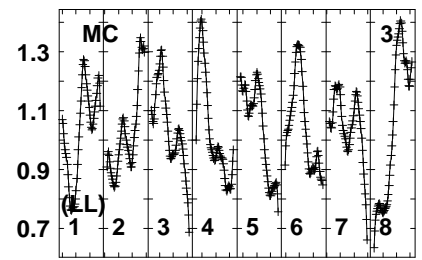
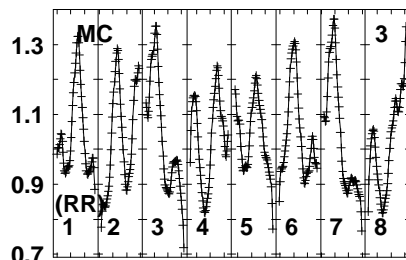
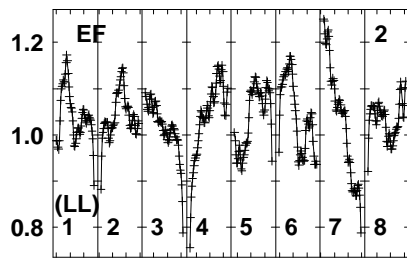
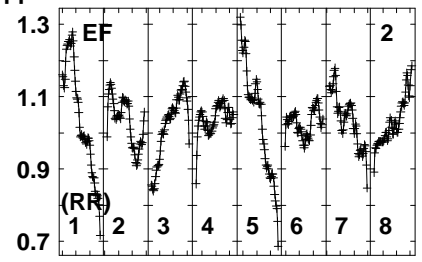
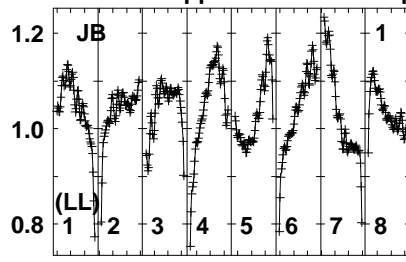
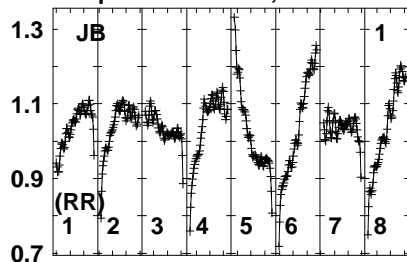


Lower frame: Real Jy
Auto-corr total-power spectrum Antenna: *
Timerange: 00/21:28:51 to 00/21:33:49

Plot file version 188 created 21-FEB-2023 15:52:02

J0405 EB092E.UVDATA.1

Freq = 22.1080 GHz, Bw = 32.000 MH No calibration applied and no bandpass applied



22102140221802224022240222030022340
FREQ MHz

22102140221802224022240222030022340
FREQ MHz

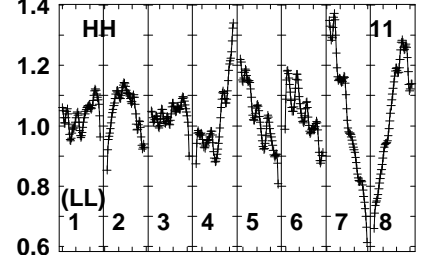
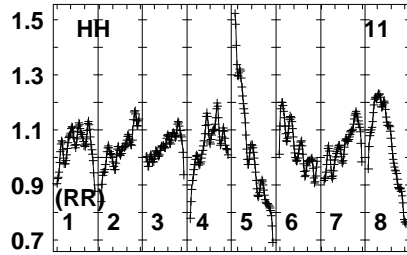
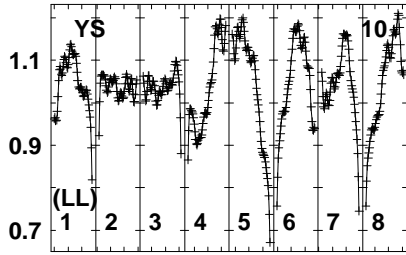
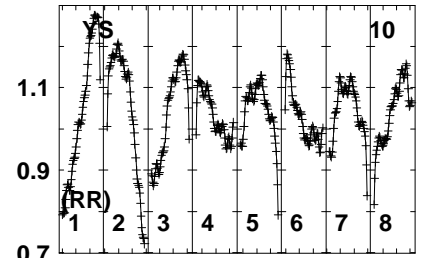
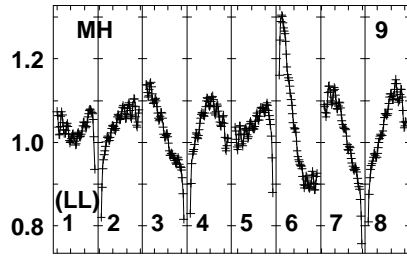
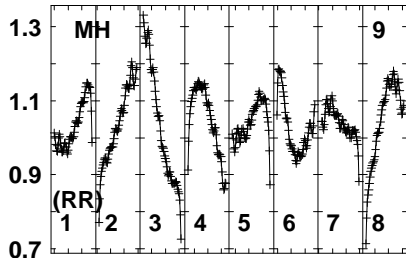
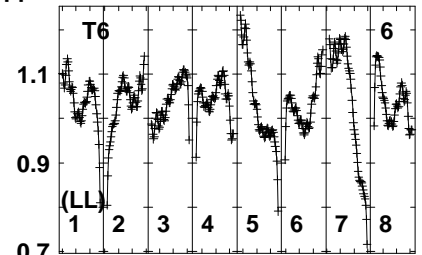
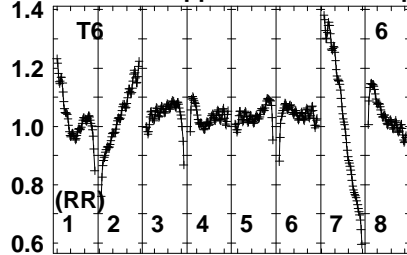
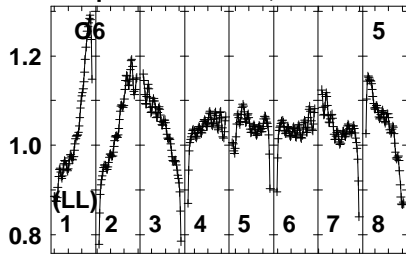
22102140221802224022240222030022340
FREQ MHz

Lower frame: Real Jy
Auto-corr total-power spectrum Antenna: *
Timerange: 00/21:46:51 to 00/21:49:49

Plot file version 189 created 21-FEB-2023 15:52:02

J0405 EB092E.UVDATA.1

Freq = 22.1080 GHz, Bw = 32.000 MH No calibration applied and no bandpass applied



2210214021802240227023002340
FREQ MHz

2210214021802240227023002340
FREQ MHz

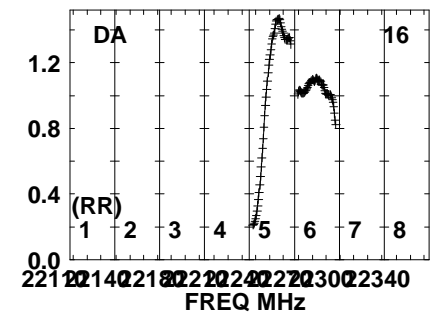
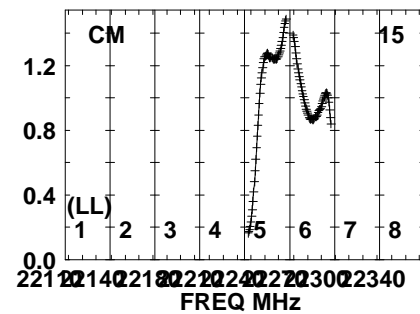
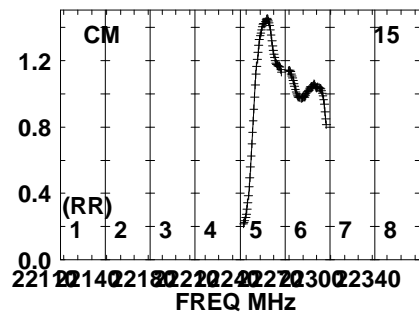
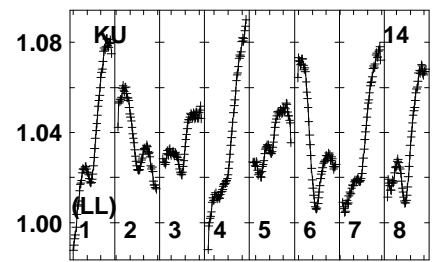
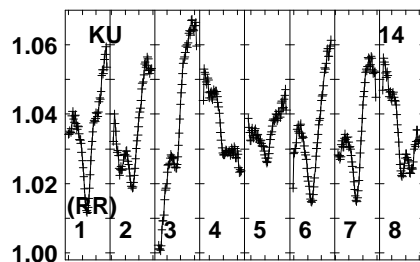
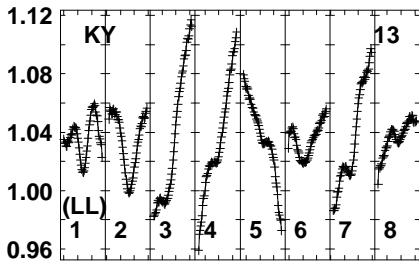
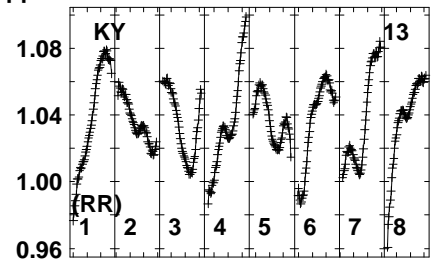
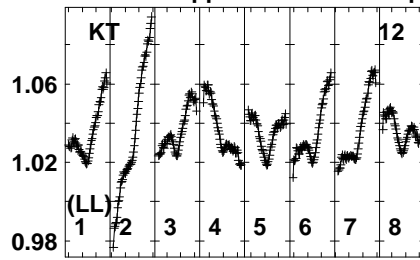
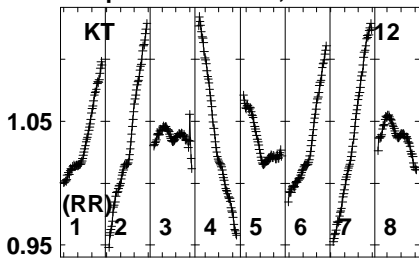
2210214021802240227023002340
FREQ MHz

Lower frame: Real Jy
Auto-corr total-power spectrum Antenna: *
Timerange: 00/21:46:51 to 00/21:49:49

Plot file version 190 created 21-FEB-2023 15:52:03

J0405 EB092E.UVDATA.1

Freq = 22.1080 GHz, Bw = 32.000 MH No calibration applied and no bandpass applied

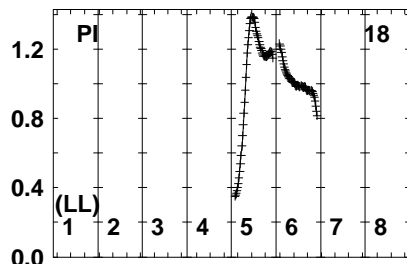
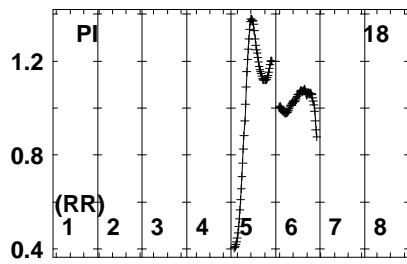
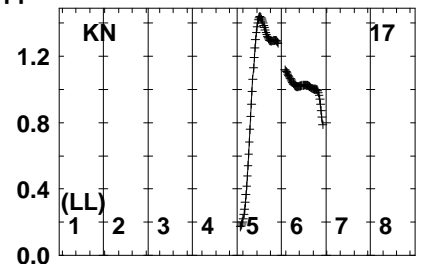
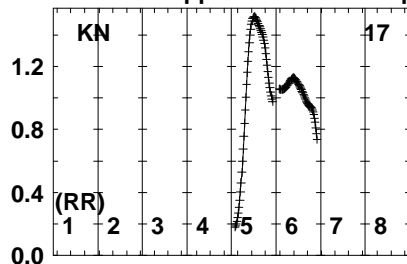
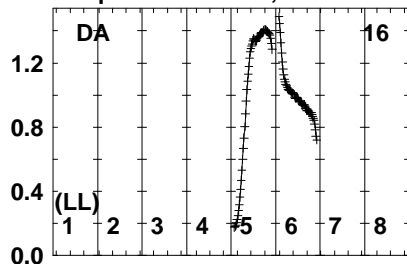


Lower frame: Real Jy
Auto-corr total-power spectrum Antenna: *
Timerange: 00/21:46:51 to 00/21:49:49

Plot file version 191 created 21-FEB-2023 15:52:03

J0405 EB092E.UVDATA.1

Freq = 22.1080 GHz, Bw = 32.000 MH No calibration applied and no bandpass applied

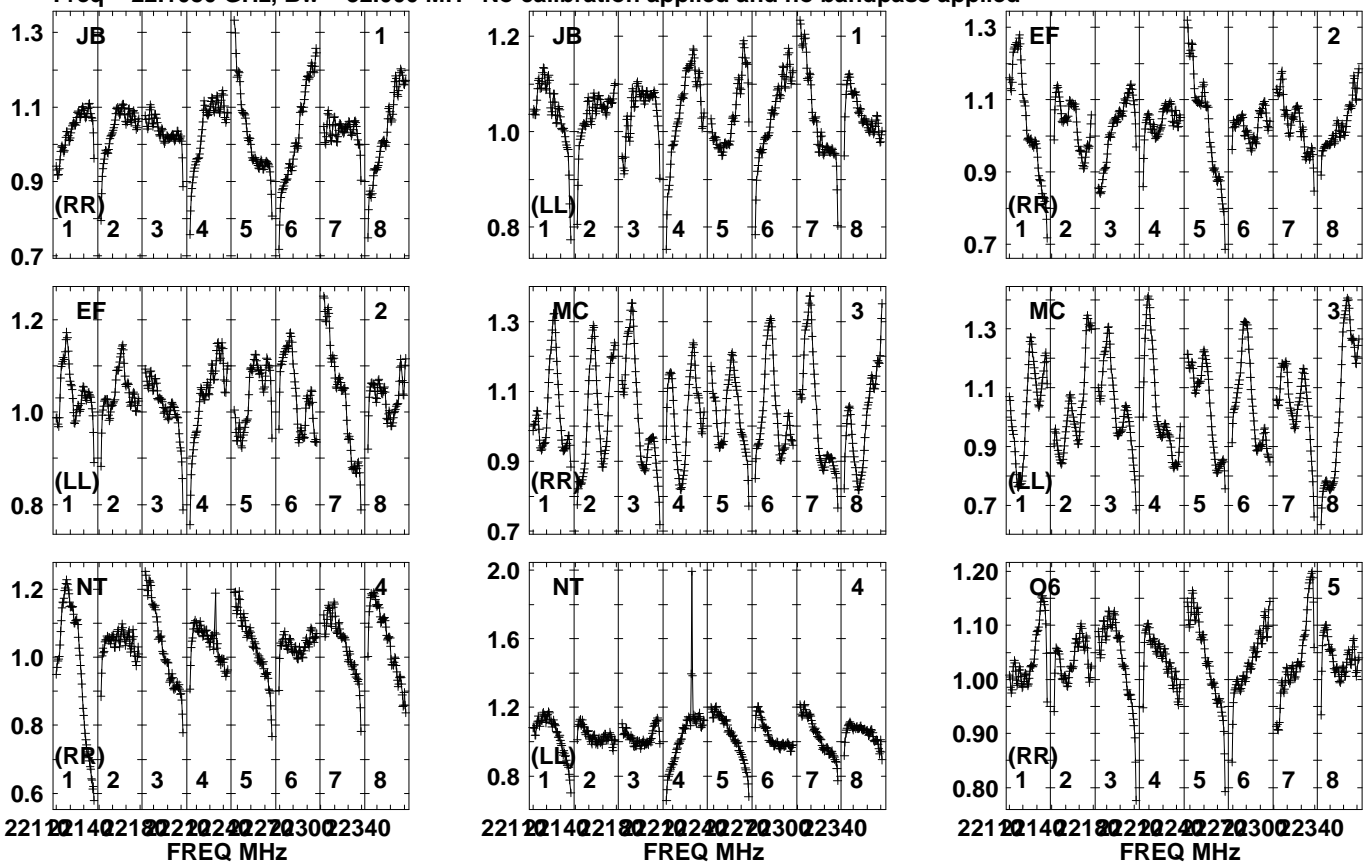


Lower frame: Real Jy
Auto-corr total-power spectrum Antenna: *
Timerange: 00/21:46:51 to 00/21:49:49

Plot file version 192 created 21-FEB-2023 15:52:03

J0405 EB092E.UVDATA.1

Freq = 22.1080 GHz, Bw = 32.000 MH No calibration applied and no bandpass applied

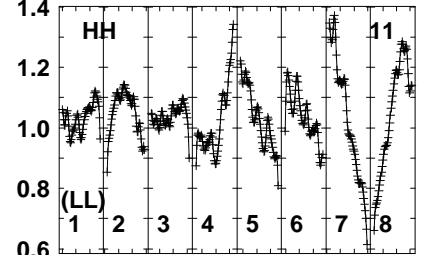
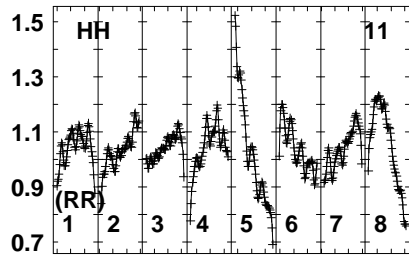
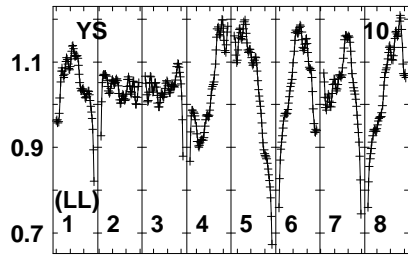
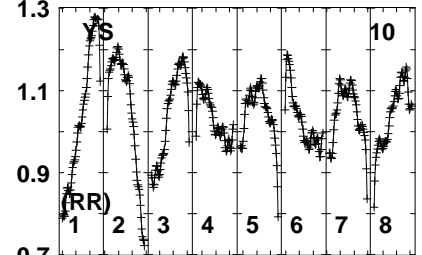
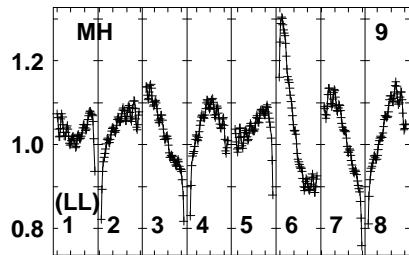
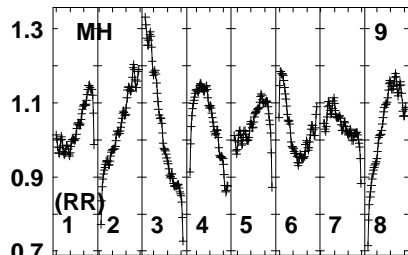
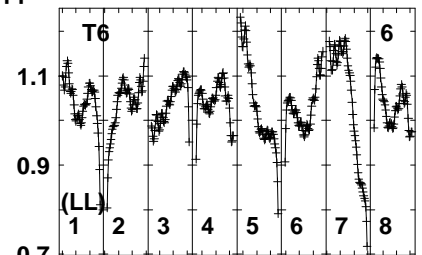
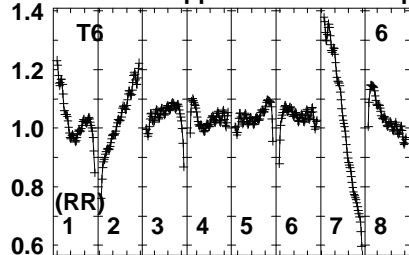
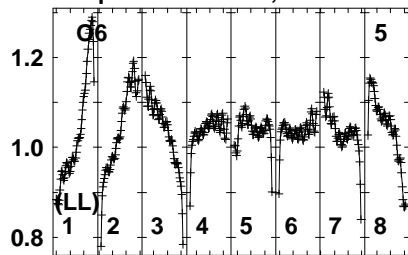


Lower frame: Real Jy
Auto-corr total-power spectrum Antenna: *
Timerange: 00/21:50:21 to 00/21:55:19

Plot file version 193 created 21-FEB-2023 15:52:04

J0405 EB092E.UVDATA.1

Freq = 22.1080 GHz, Bw = 32.000 MH No calibration applied and no bandpass applied



221021402218022240222802230022340

221021402218022240222802230022340

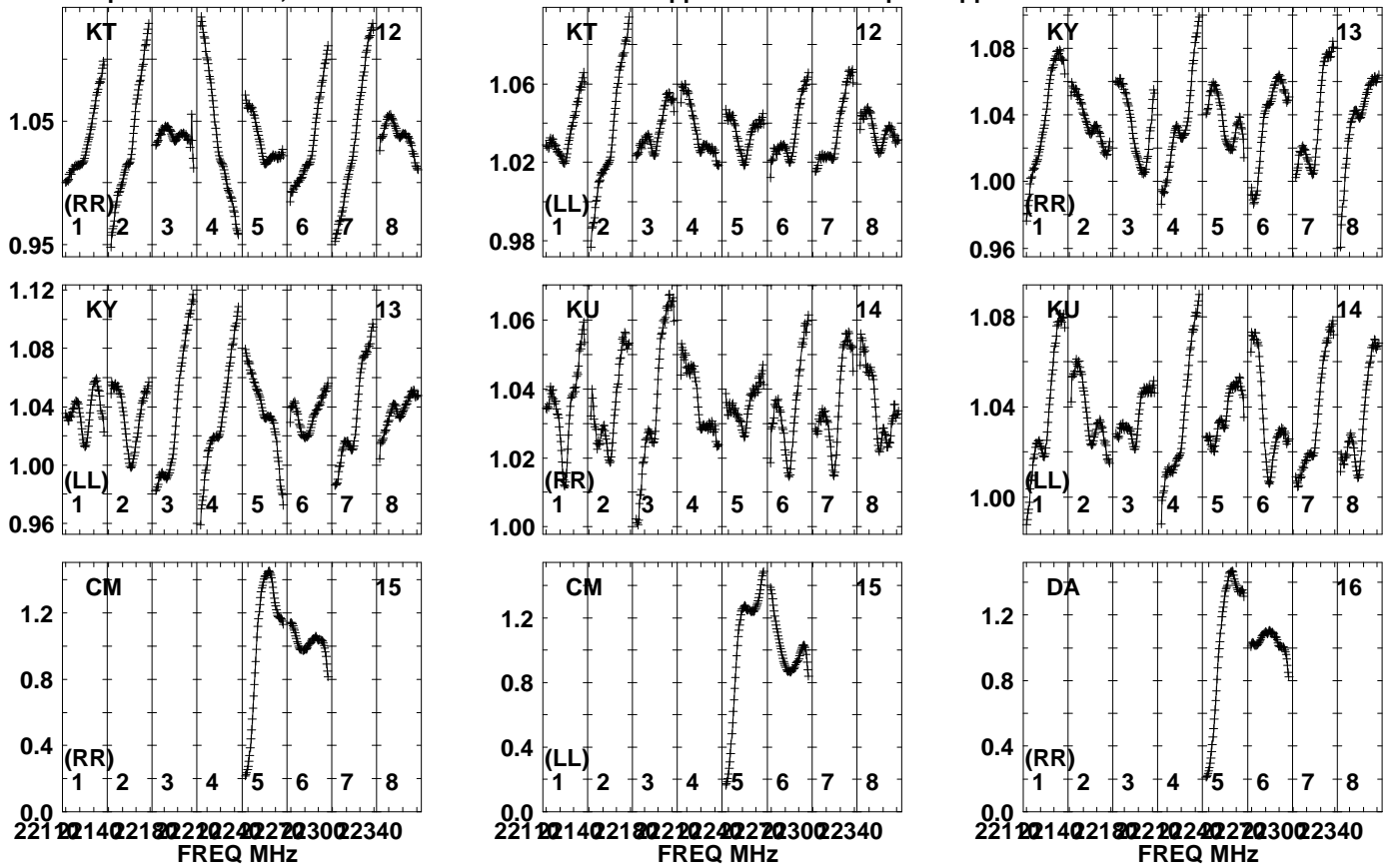
221021402218022240222802230022340

Lower frame: Real Jy
Auto-corr total-power spectrum Antenna: *
Timerange: 00/21:50:21 to 00/21:55:19

Plot file version 194 created 21-FEB-2023 15:52:05

J0405 EB092E.UVDATA.1

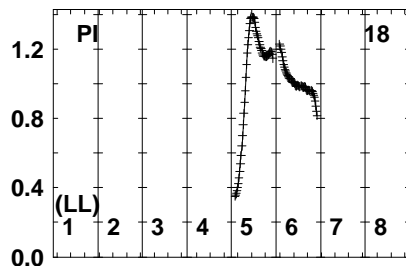
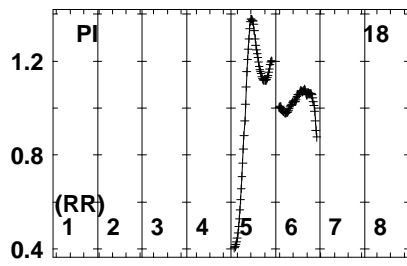
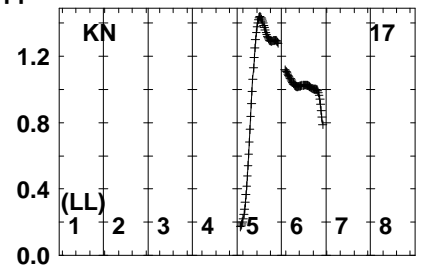
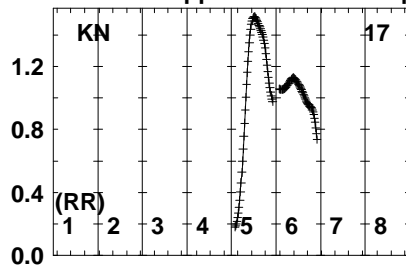
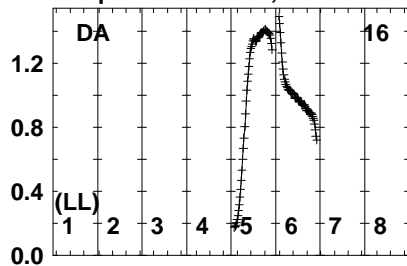
Freq = 22.1080 GHz, Bw = 32.000 MH No calibration applied and no bandpass applied



Plot file version 195 created 21-FEB-2023 15:52:05

J0405 EB092E.UVDATA.1

Freq = 22.1080 GHz, Bw = 32.000 MH No calibration applied and no bandpass applied

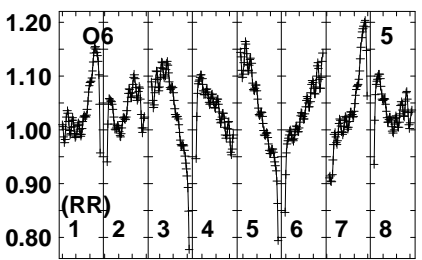
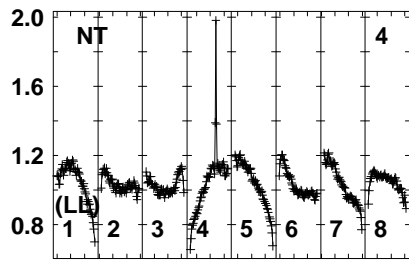
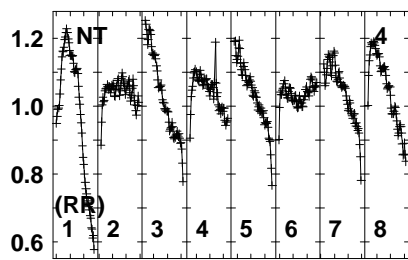
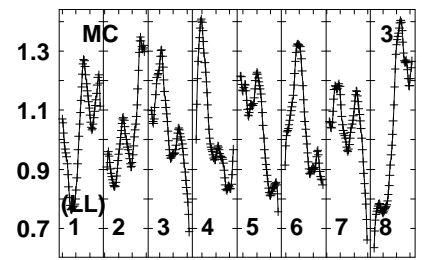
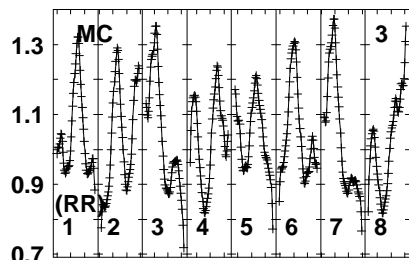
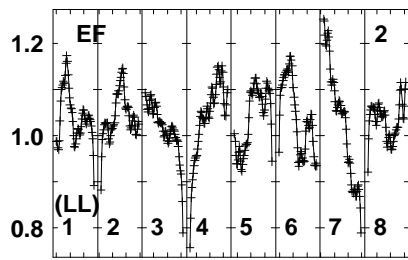
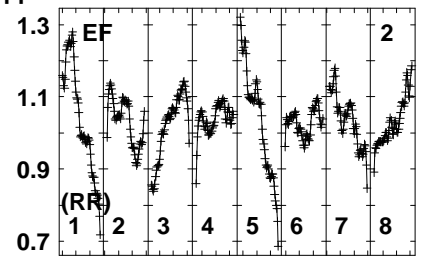
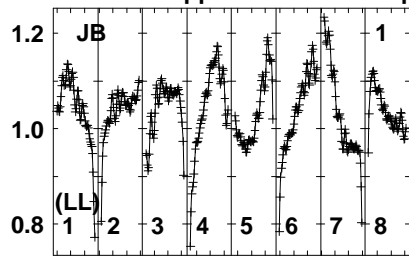
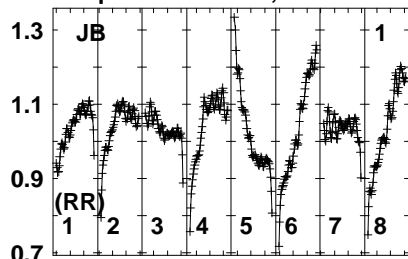


Lower frame: Real Jy
Auto-corr total-power spectrum Antenna: *
Timerange: 00/21:50:21 to 00/21:55:19

Plot file version 196 created 21-FEB-2023 15:52:05

J0405 EB092E.UVDATA.1

Freq = 22.1080 GHz, Bw = 32.000 MH No calibration applied and no bandpass applied



221 2214 2218 2222 2226 2230 22340
FREQ MHz

221 2214 2218 2222 2226 2230 22340
FREQ MHz

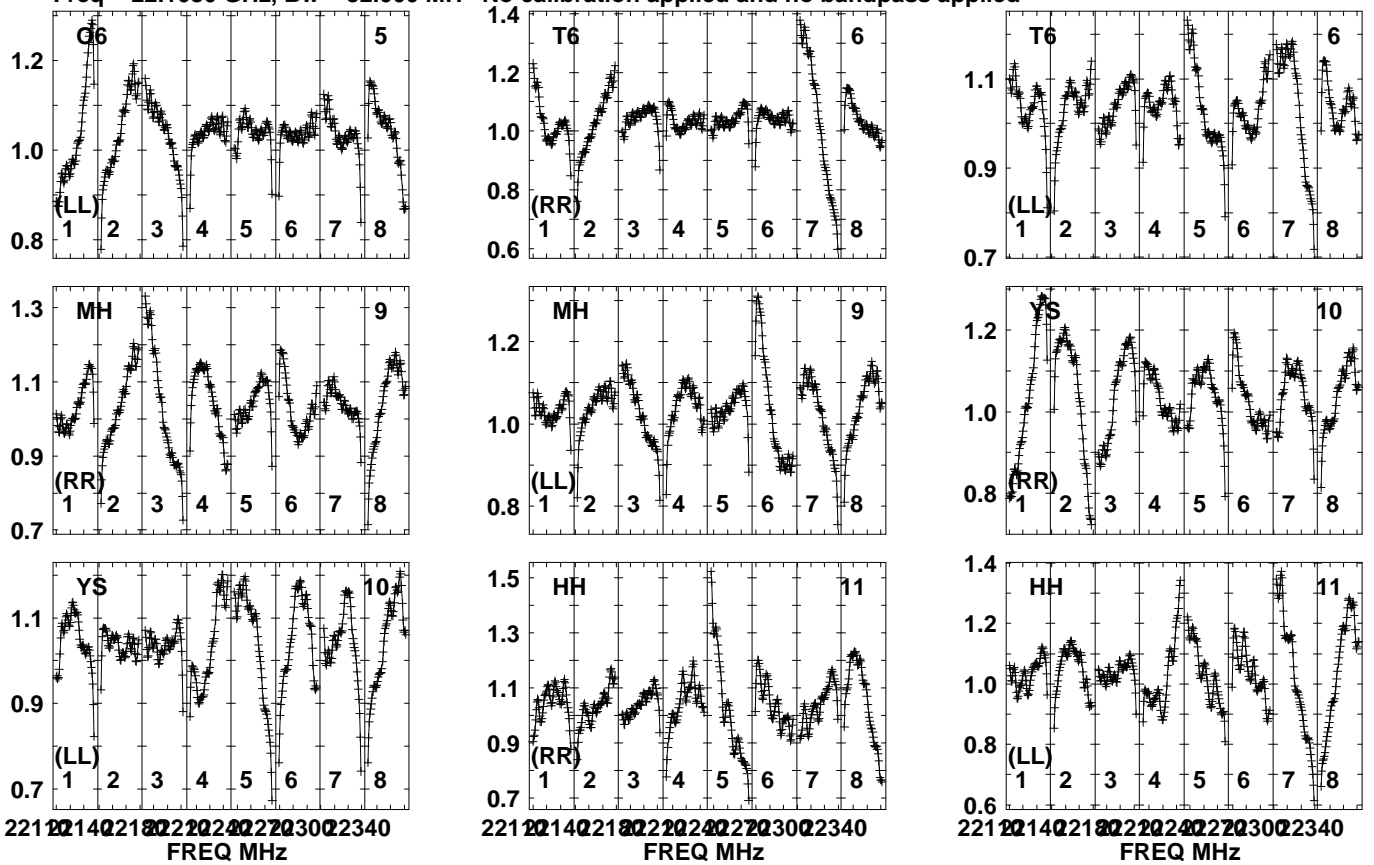
221 2214 2218 2222 2226 2230 22340
FREQ MHz

Lower frame: Real Jy
Auto-corr total-power spectrum Antenna: *
Timerange: 00/21:55:51 to 00/22:00:49

Plot file version 197 created 21-FEB-2023 15:52:06

J0405 EB092E.UVDATA.1

Freq = 22.1080 GHz, Bw = 32.000 MH No calibration applied and no bandpass applied

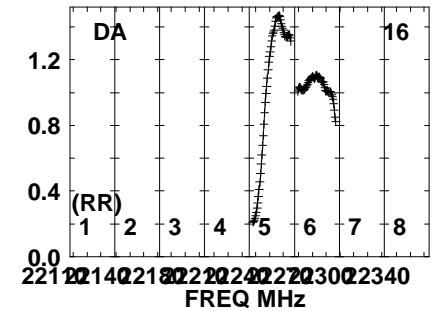
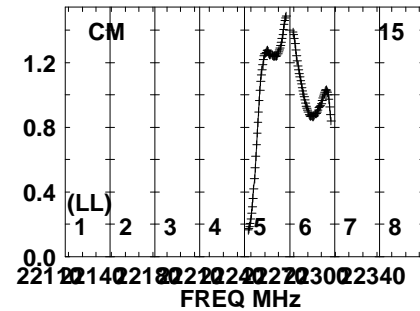
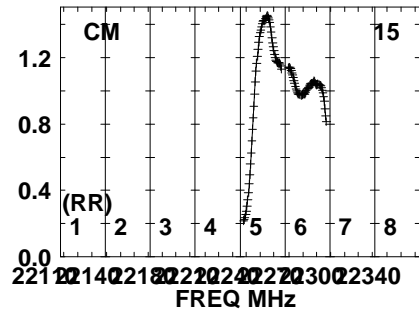
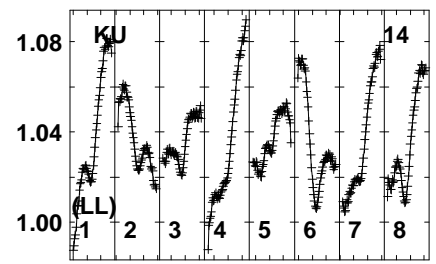
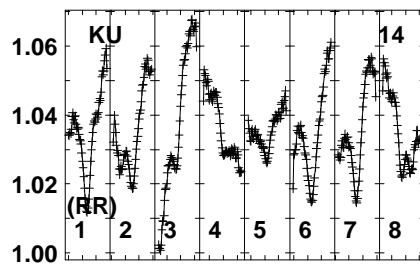
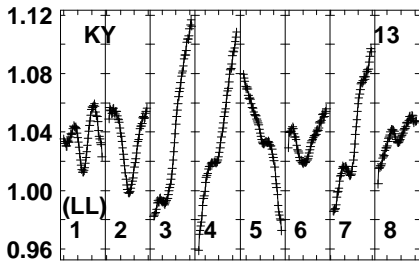
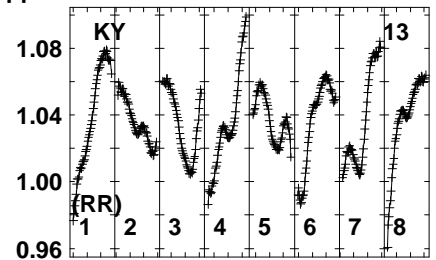
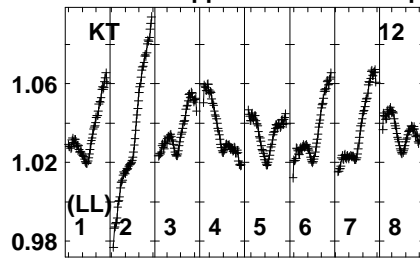
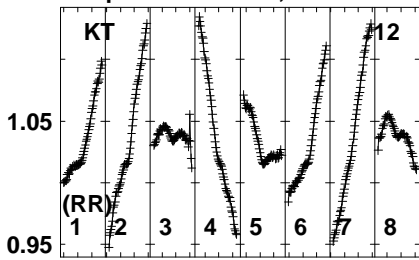


Lower frame: Real Jy
Auto-corr total-power spectrum Antenna: *
Timerange: 00/21:55:51 to 00/22:00:49

Plot file version 198 created 21-FEB-2023 15:52:07

J0405 EB092E.UVDATA.1

Freq = 22.1080 GHz, Bw = 32.000 MH No calibration applied and no bandpass applied

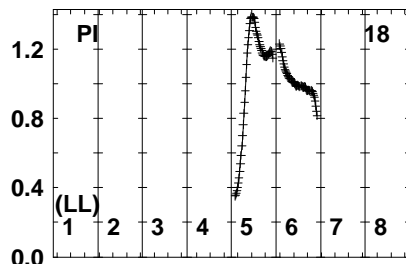
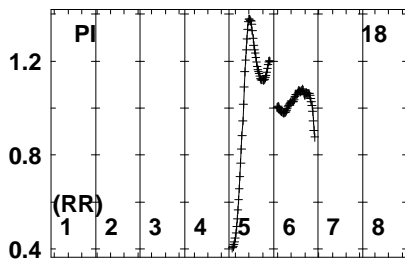
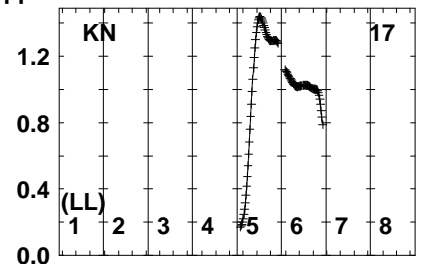
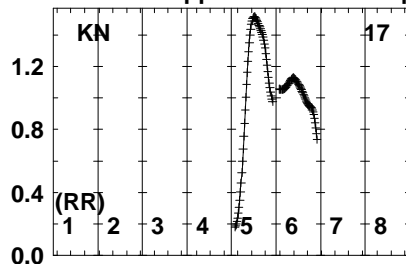
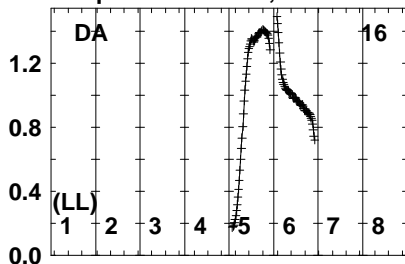


Lower frame: Real Jy
Auto-corr total-power spectrum Antenna: *
Timerange: 00/21:55:51 to 00/22:00:49

Plot file version 199 created 21-FEB-2023 15:52:07

J0405 EB092E.UVDATA.1

Freq = 22.1080 GHz, Bw = 32.000 MH No calibration applied and no bandpass applied

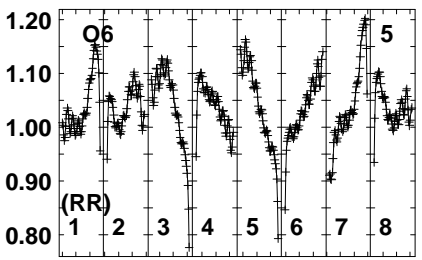
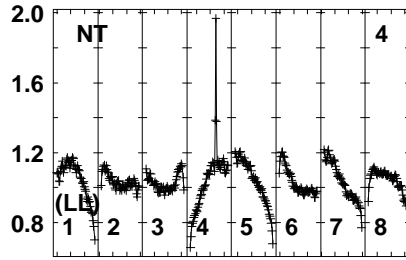
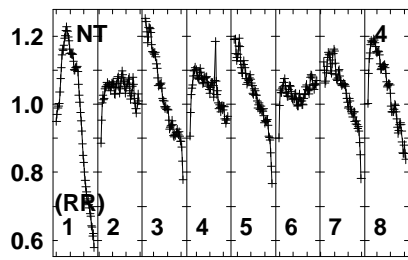
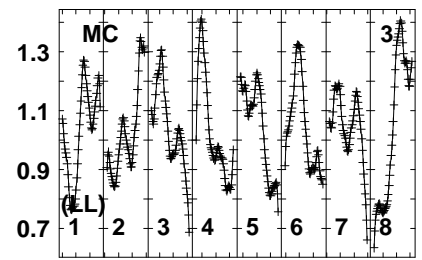
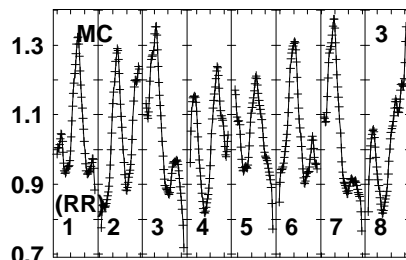
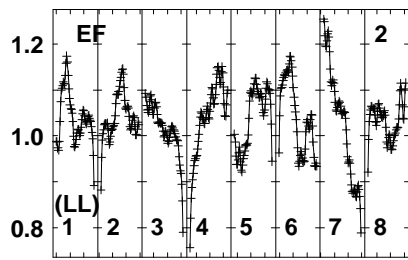
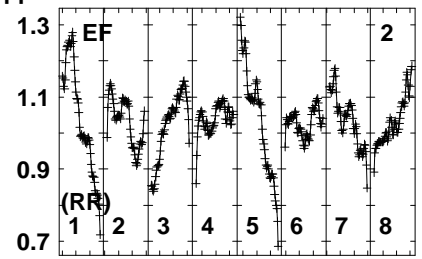
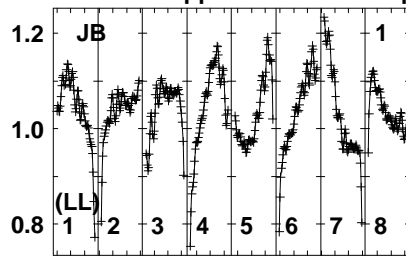
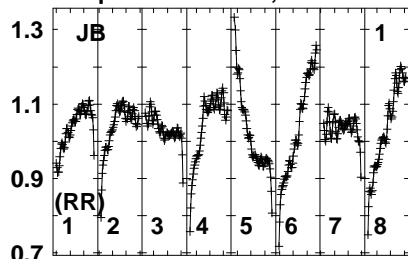


Lower frame: Real Jy
Auto-corr total-power spectrum Antenna: *
Timerange: 00/21:55:51 to 00/22:00:49

Plot file version 200 created 21-FEB-2023 15:52:07

J0405 EB092E.UVDATA.1

Freq = 22.1080 GHz, Bw = 32.000 MH No calibration applied and no bandpass applied



221021402218022240222802230022340
FREQ MHz

221021402218022240222802230022340
FREQ MHz

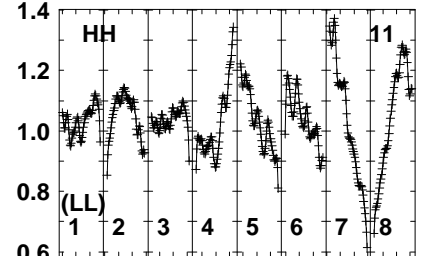
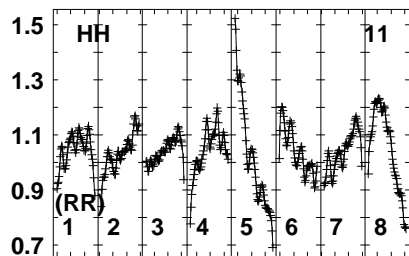
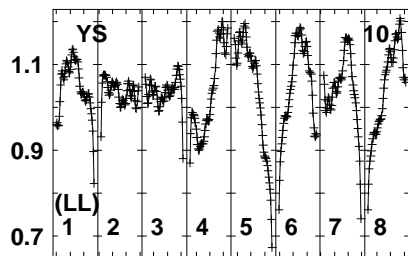
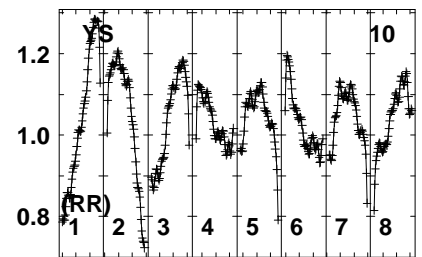
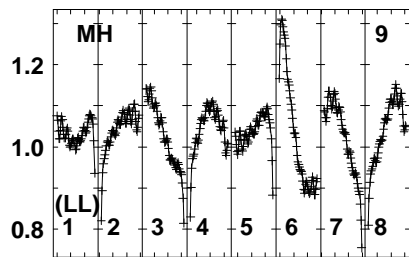
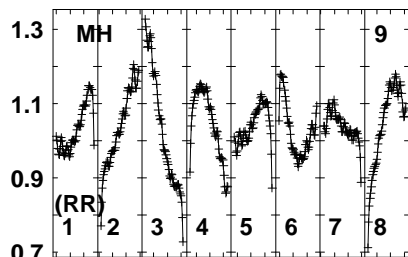
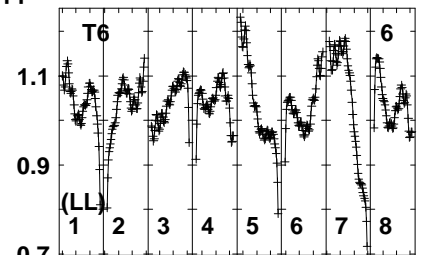
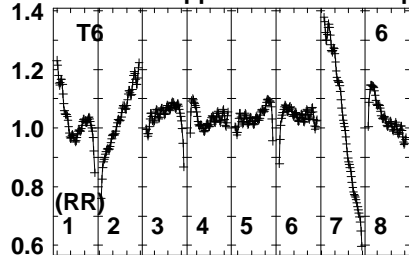
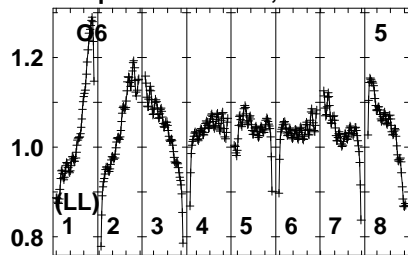
221021402218022240222802230022340
FREQ MHz

Lower frame: Real Jy
Auto-corr total-power spectrum Antenna: *
Timerange: 00/22:01:21 to 00/22:06:19

Plot file version 201 created 21-FEB-2023 15:52:08

J0405 EB092E.UVDATA.1

Freq = 22.1080 GHz, Bw = 32.000 MH No calibration applied and no bandpass applied



22102140221802224022240222402230022340

FREQ MHz

22102140221802224022240222402230022340

FREQ MHz

22102140221802224022240222402230022340

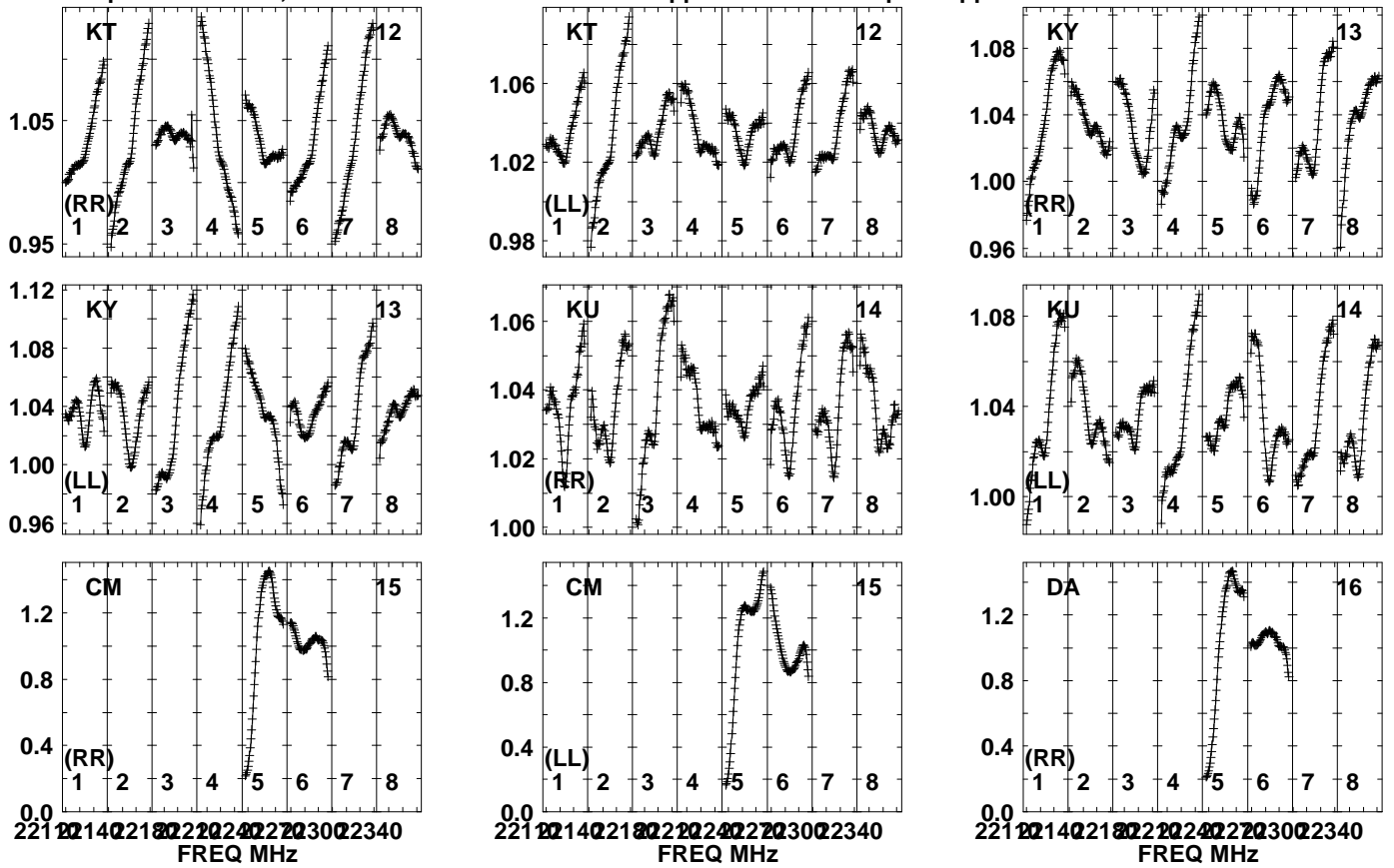
FREQ MHz

Lower frame: Real Jy
Auto-corr total-power spectrum Antenna: *
Timerange: 00/22:01:21 to 00/22:06:19

Plot file version 202 created 21-FEB-2023 15:52:08

J0405 EB092E.UVDATA.1

Freq = 22.1080 GHz, Bw = 32.000 MH No calibration applied and no bandpass applied

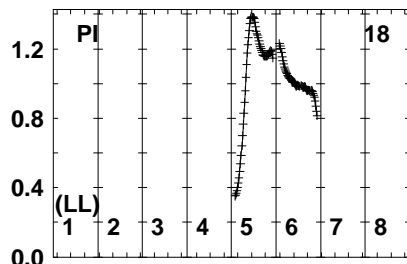
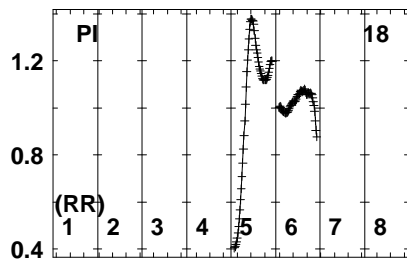
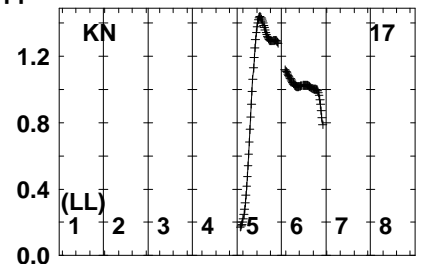
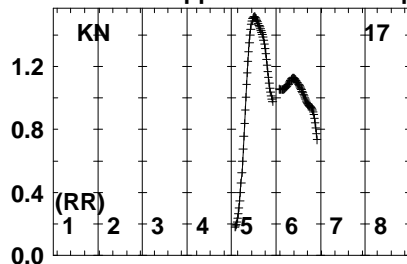
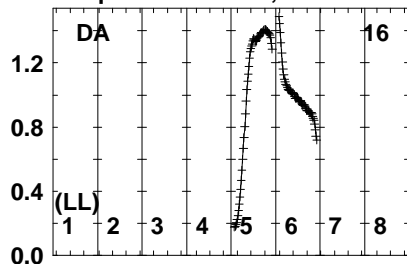


Lower frame: Real Jy
Auto-corr total-power spectrum Antenna: *
Timerange: 00/22:01:21 to 00/22:06:19

Plot file version 203 created 21-FEB-2023 15:52:09

J0405 EB092E.UVDATA.1

Freq = 22.1080 GHz, Bw = 32.000 MH No calibration applied and no bandpass applied

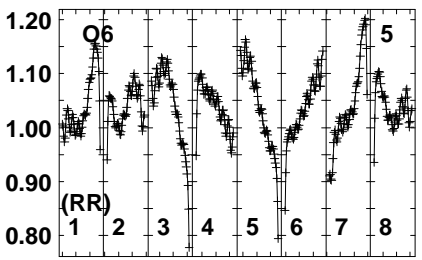
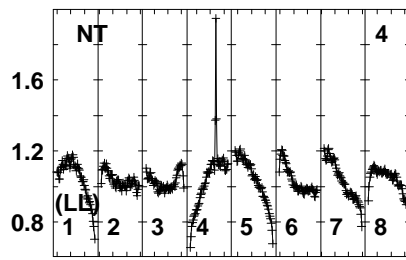
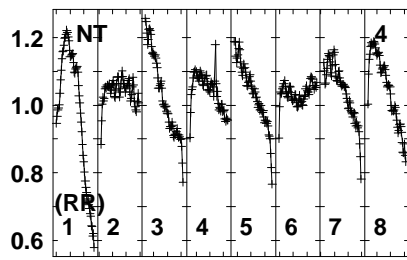
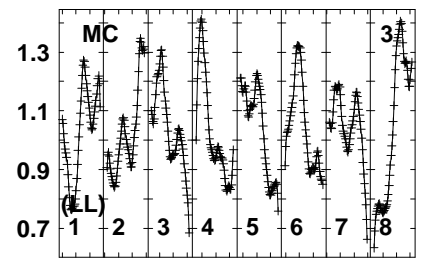
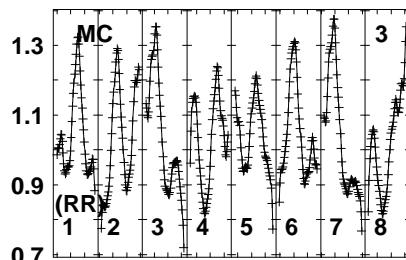
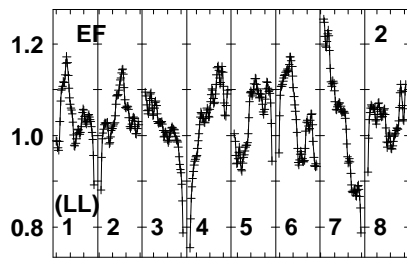
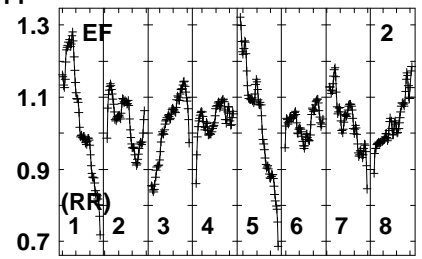
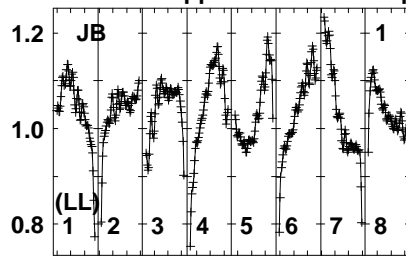
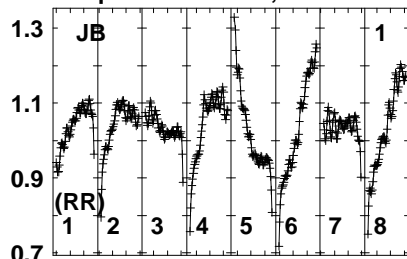


Lower frame: Real Jy
Auto-corr total-power spectrum Antenna: *
Timerange: 00/22:01:21 to 00/22:06:19

Plot file version 204 created 21-FEB-2023 15:52:09

NRAO150 EB092E.UVDATA.1

Freq = 22.1080 GHz, Bw = 32.000 MH No calibration applied and no bandpass applied



22100 22140 22180 22220 22260 22300 22340
FREQ MHz

22100 22140 22180 22220 22260 22300 22340
FREQ MHz

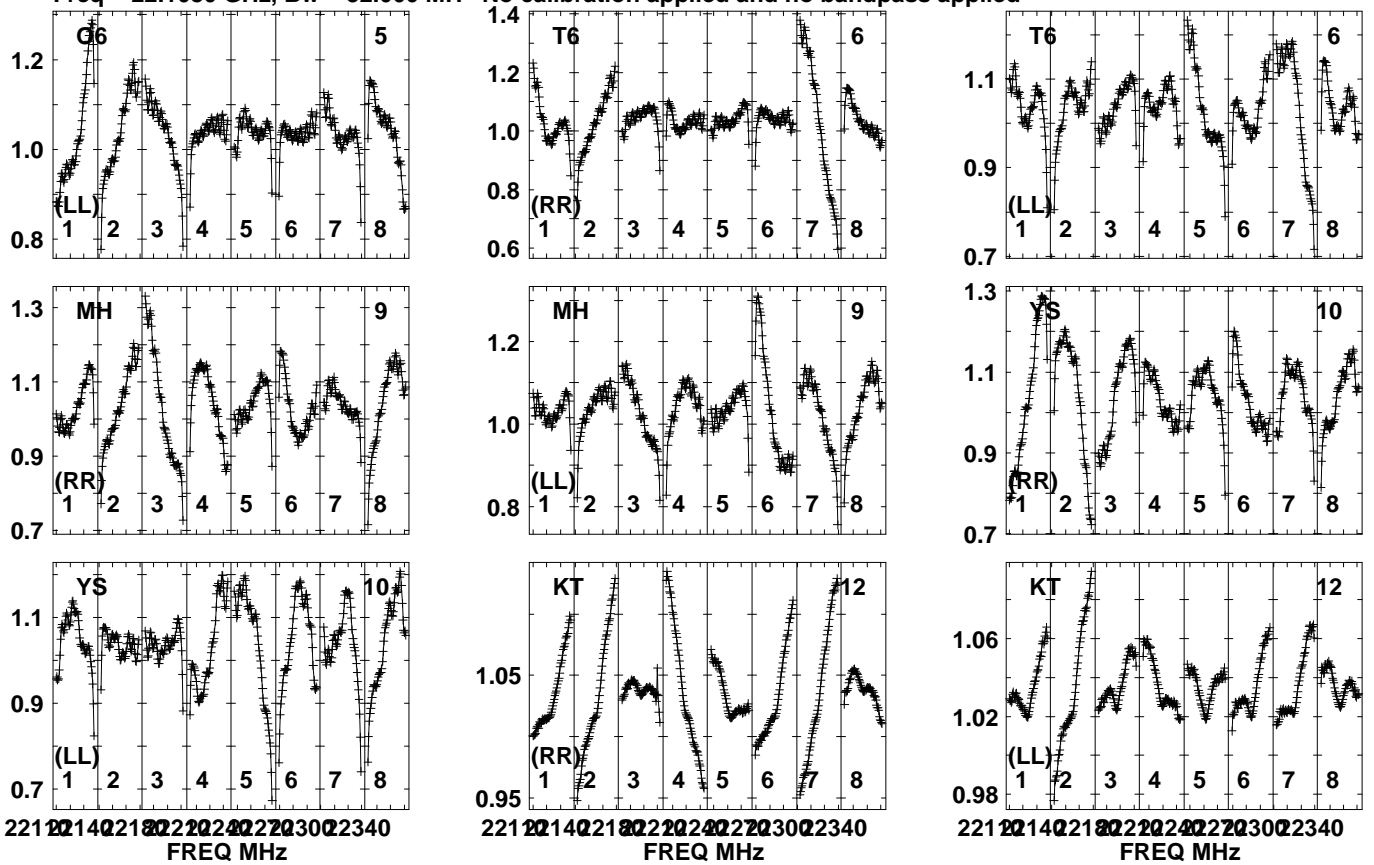
22100 22140 22180 22220 22260 22300 22340
FREQ MHz

Lower frame: Real Jy
Auto-corr total-power spectrum Antenna: *
Timerange: 00/22:08:06 to 00/22:13:04

Plot file version 205 created 21-FEB-2023 15:52:09

NRAO150 EB092E.UVDATA.1

Freq = 22.1080 GHz, Bw = 32.000 MH No calibration applied and no bandpass applied

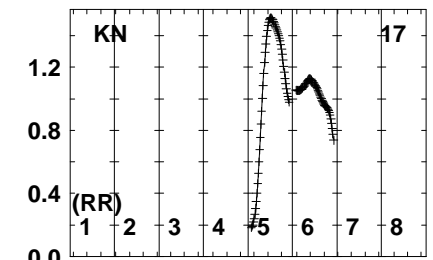
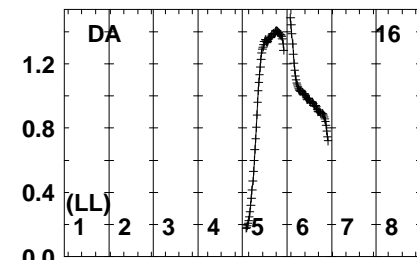
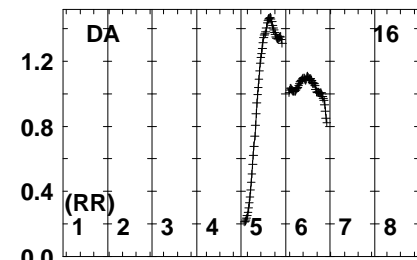
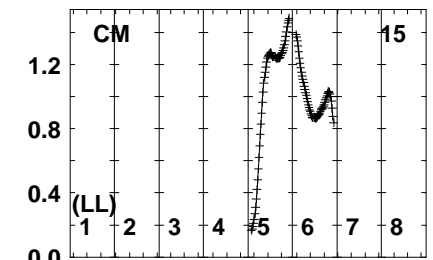
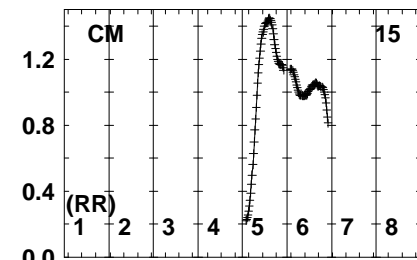
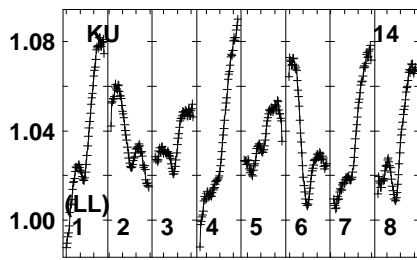
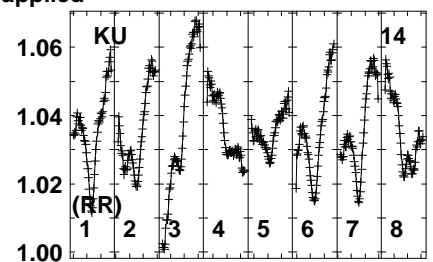
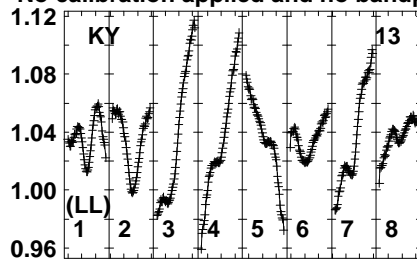
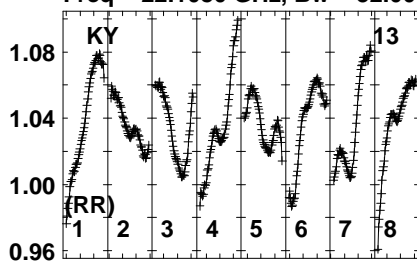


Lower frame: Real Jy
Auto-corr total-power spectrum Antenna: *
Timerange: 00/22:08:06 to 00/22:13:04

Plot file version 206 created 21-FEB-2023 15:52:10

NRAO150 EB092E.UVDATA.1

Freq = 22.1080 GHz, Bw = 32.000 MH No calibration applied and no bandpass applied



221 22140 22180 22220 22260 22300 22340
FREQ MHz

221 22140 22180 22220 22260 22300 22340
FREQ MHz

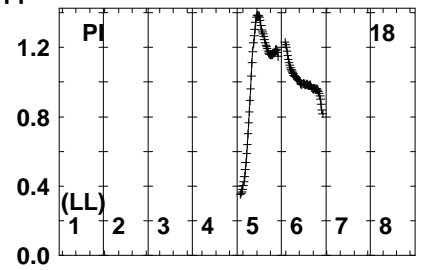
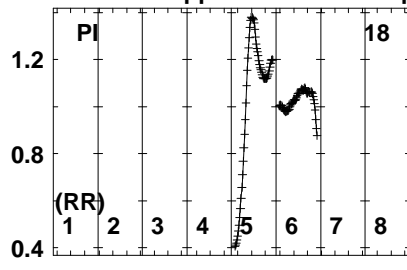
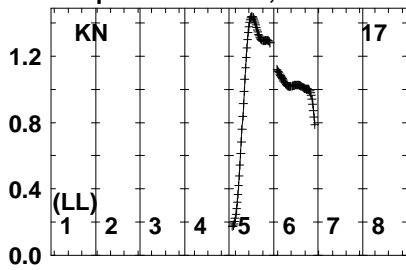
221 22140 22180 22220 22260 22300 22340
FREQ MHz

Lower frame: Real Jy
Auto-corr total-power spectrum Antenna: *
Timerange: 00/22:08:06 to 00/22:13:04

Plot file version 207 created 21-FEB-2023 15:52:10

NRAO150 EB092E.UVDATA.1

Freq = 22.1080 GHz, Bw = 32.000 MH No calibration applied and no bandpass applied

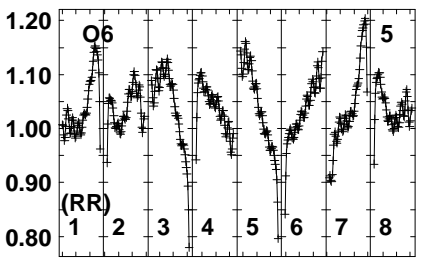
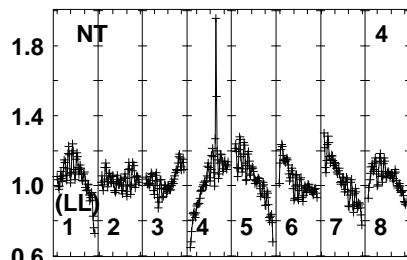
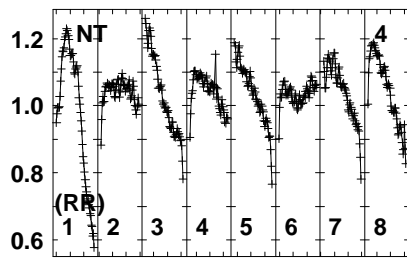
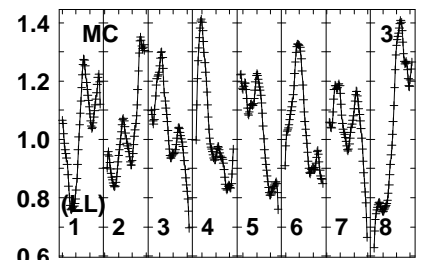
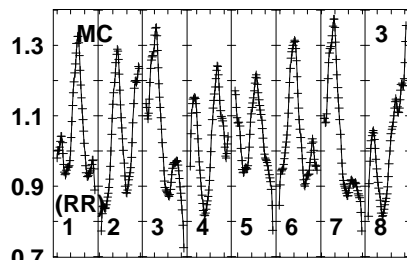
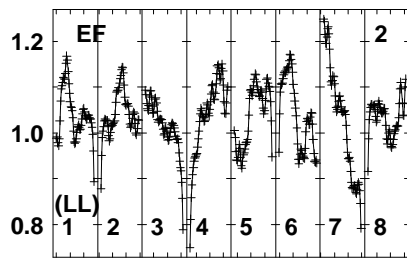
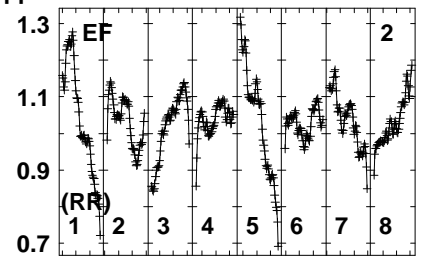
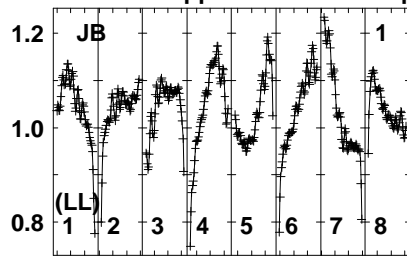
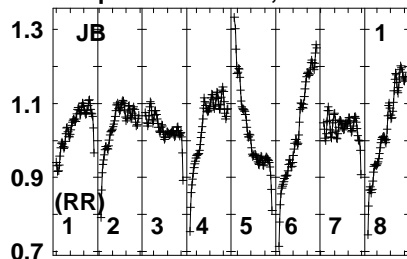


Lower frame: Real Jy
Auto-corr total-power spectrum Antenna: *
Timerange: 00/22:08:06 to 00/22:13:04

Plot file version 208 created 21-FEB-2023 15:52:10

BLLAC EB092E.UVDATA.1

Freq = 22.1080 GHz, Bw = 32.000 MH No calibration applied and no bandpass applied



221.0 221.4 221.8 222.2 222.6 223.0 223.4
FREQ MHz

221.0 221.4 221.8 222.2 222.6 223.0 223.4
FREQ MHz

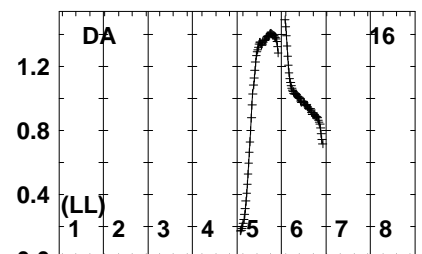
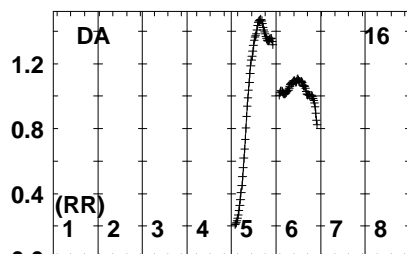
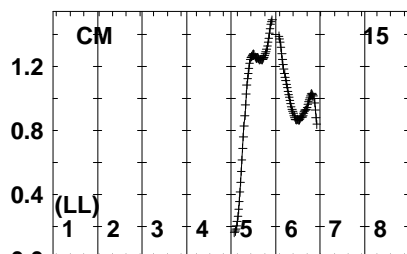
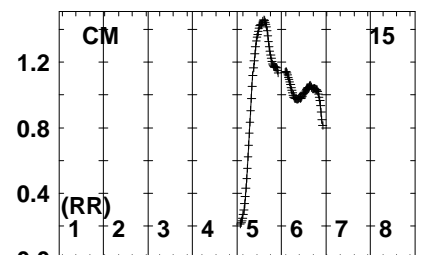
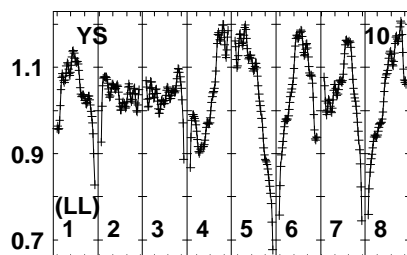
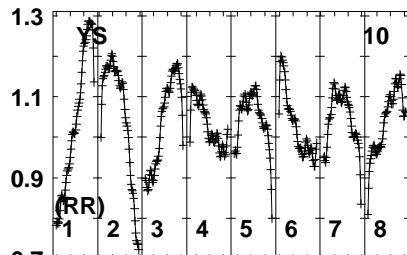
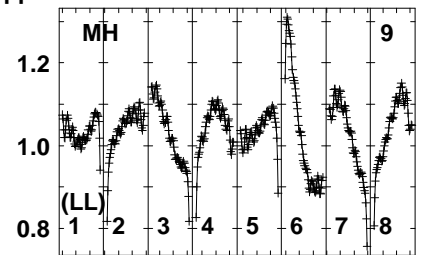
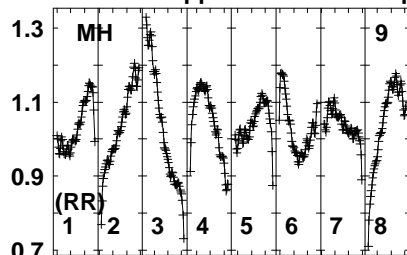
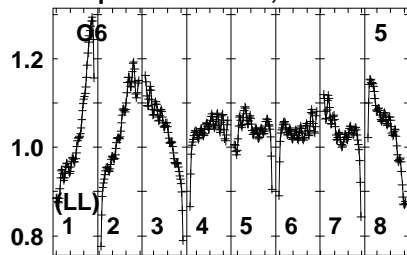
221.0 221.4 221.8 222.2 222.6 223.0 223.4
FREQ MHz

Lower frame: Real Jy
Auto-corr total-power spectrum Antenna: *
Timerange: 00/22:23:17 to 00/22:28:15

Plot file version 209 created 21-FEB-2023 15:52:10

BLLAC EB092E.UVDATA.1

Freq = 22.1080 GHz, Bw = 32.000 MH No calibration applied and no bandpass applied



221 2214 2218 2222 2226 2230 2234
FREQ MHz

221 2214 2218 2222 2226 2230 2234
FREQ MHz

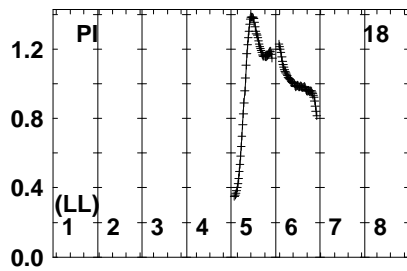
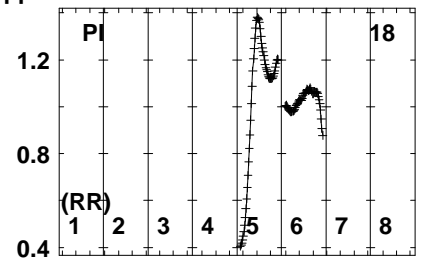
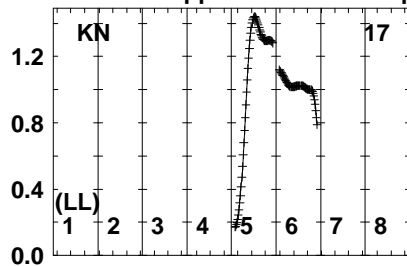
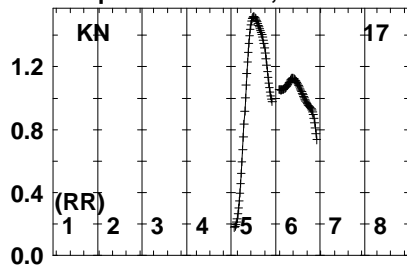
221 2214 2218 2222 2226 2230 2234
FREQ MHz

Lower frame: Real Jy
Auto-corr total-power spectrum Antenna: *
Timerange: 00/22:23:17 to 00/22:28:15

Plot file version 210 created 21-FEB-2023 15:52:11

BLLAC EB092E.UVDATA.1

Freq = 22.1080 GHz, Bw = 32.000 MH No calibration applied and no bandpass applied



Lower frame: Real Jy
Auto-corr total-power spectrum Antenna: *
Timerange: 00/22:23:17 to 00/22:28:15