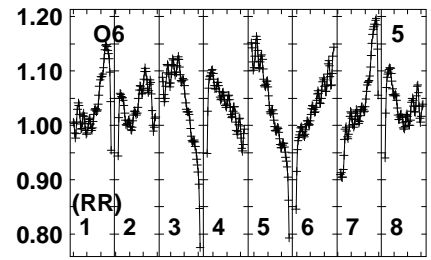
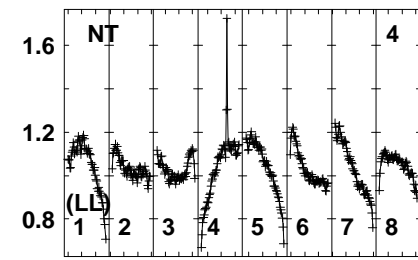
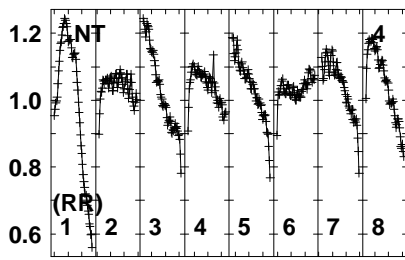
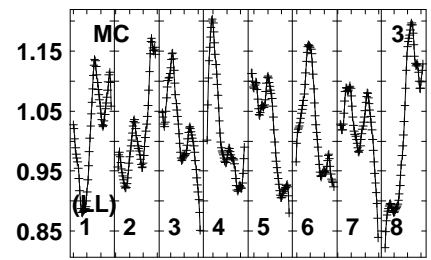
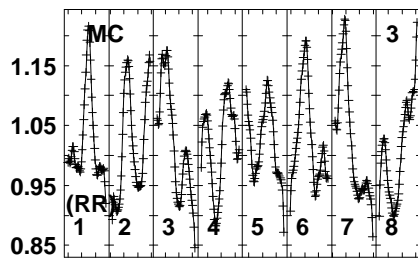
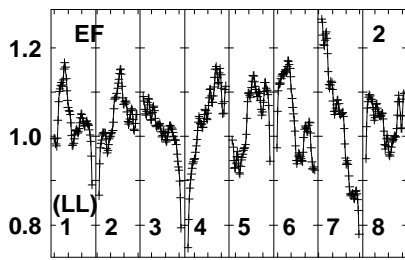
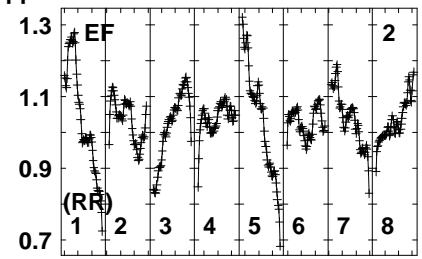
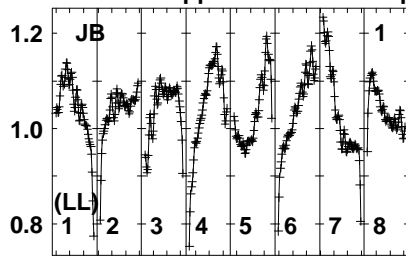
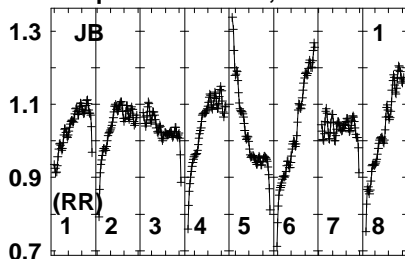


Plot file version 1 created 21-FEB-2023 15:52:13

J1148 EB092F.UVDATA.1

Freq = 22.1080 GHz, Bw = 32.000 MH No calibration applied and no bandpass applied



22102140221802224022240222030022340
FREQ MHz

22102140221802224022240222030022340
FREQ MHz

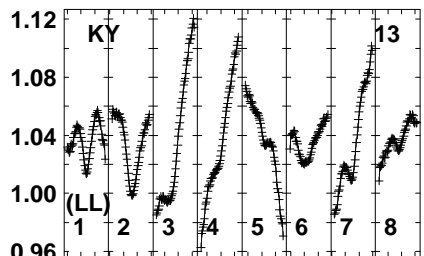
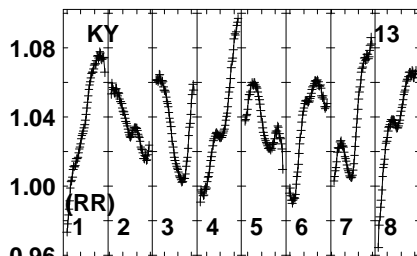
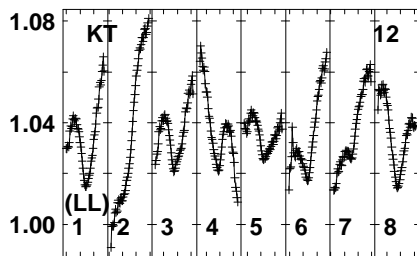
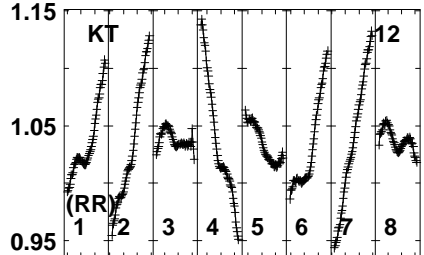
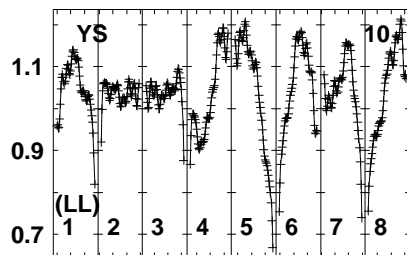
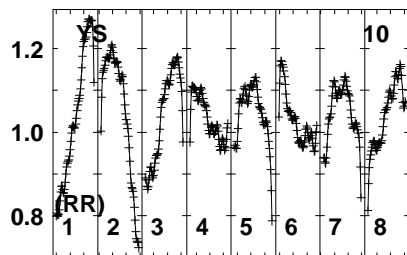
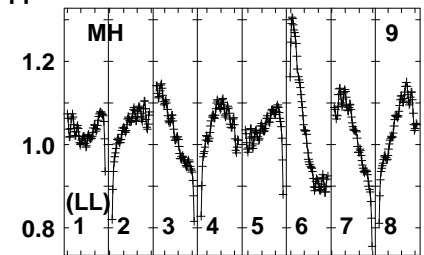
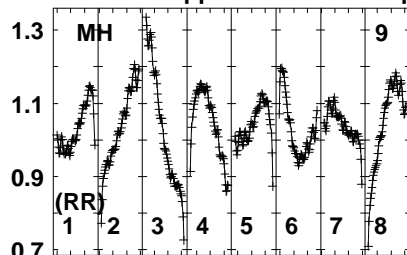
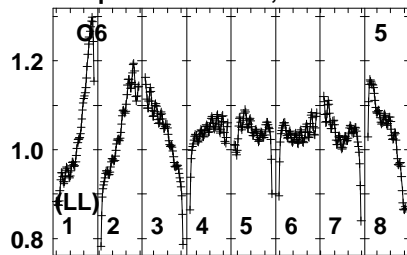
22102140221802224022240222030022340
FREQ MHz

Lower frame: Real Jy
Auto-corr total-power spectrum Antenna: *
Timerange: 00/00:01:01 to 00/00:02:59

Plot file version 2 created 21-FEB-2023 15:52:13

J1148 EB092F.UVDATA.1

Freq = 22.1080 GHz, Bw = 32.000 MH No calibration applied and no bandpass applied



221 2214 2218 2222 2226 2230 2234
FREQ MHz

221 2214 2218 2222 2226 2230 2234
FREQ MHz

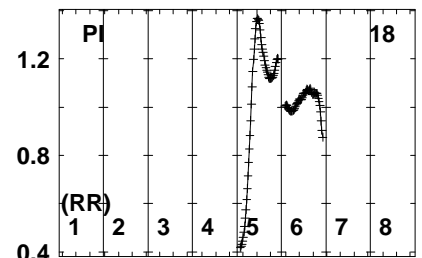
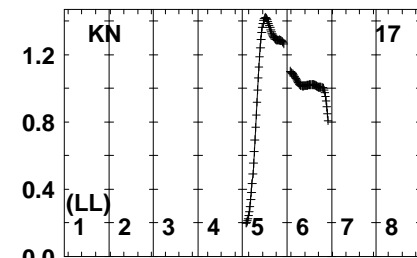
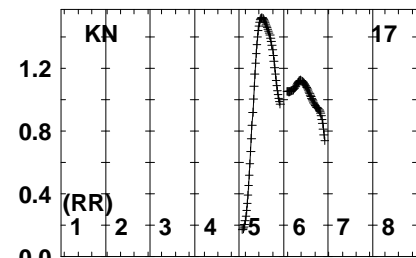
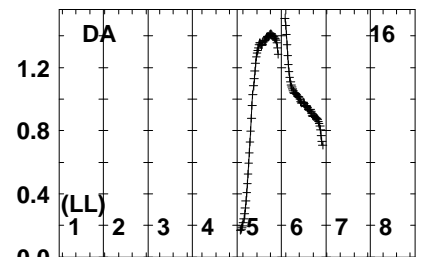
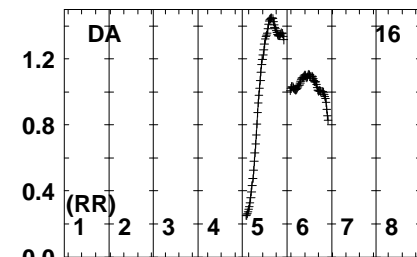
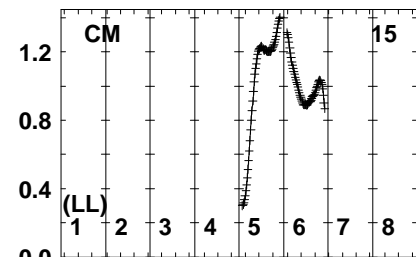
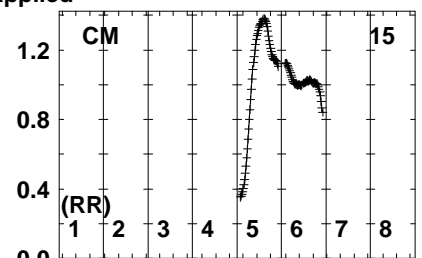
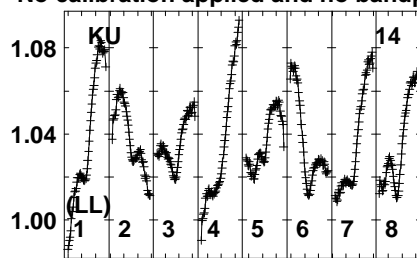
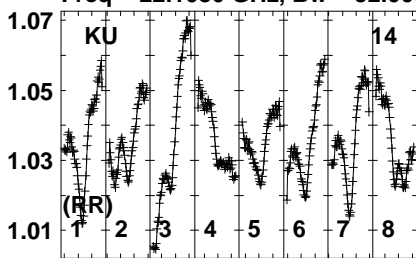
221 2214 2218 2222 2226 2230 2234
FREQ MHz

Lower frame: Real Jy
Auto-corr total-power spectrum Antenna: *
Timerange: 00/00:01:01 to 00/00:02:59

Plot file version 3 created 21-FEB-2023 15:52:14

J1148 EB092F.UVDATA.1

Freq = 22.1080 GHz, Bw = 32.000 MH No calibration applied and no bandpass applied



221 22140 22180 22220 22260 22300 22340
FREQ MHz

221 22140 22180 22220 22260 22300 22340
FREQ MHz

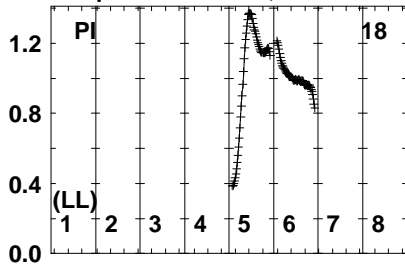
221 22140 22180 22220 22260 22300 22340
FREQ MHz

Lower frame: Real Jy
Auto-corr total-power spectrum Antenna: *
Timerange: 00/00:01:01 to 00/00:02:59

Plot file version 4 created 21-FEB-2023 15:52:14

J1148 EB092F.UVDATA.1

Freq = 22.1080 GHz, Bw = 32.000 MH No calibration applied and no bandpass applied

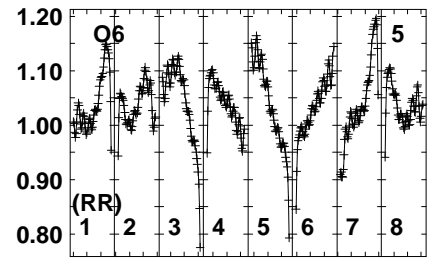
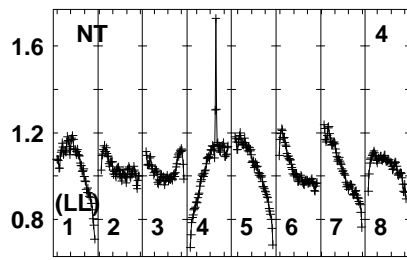
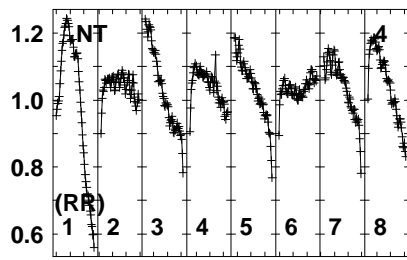
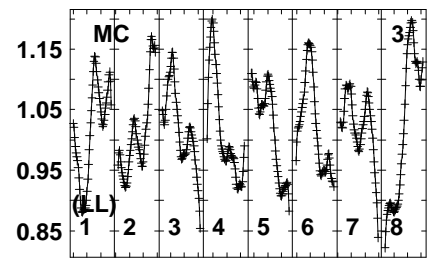
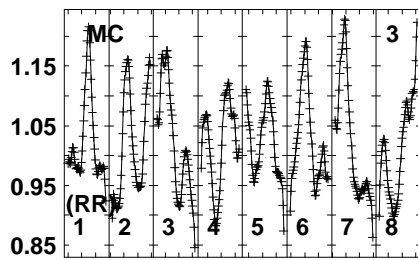
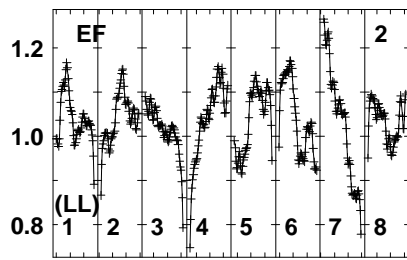
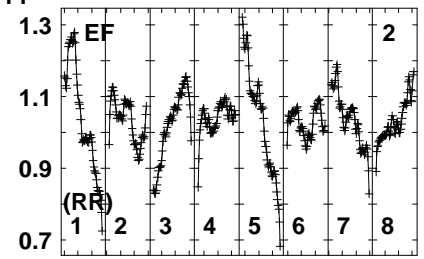
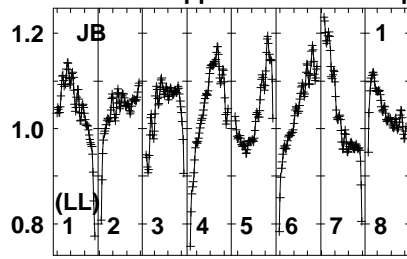
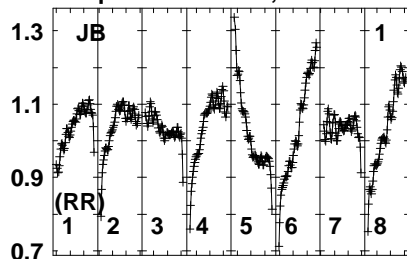


Lower frame: Real Jy
Auto-corr total-power spectrum Antenna: *
Timerange: 00/00:01:01 to 00/00:02:59

Plot file version 5 created 21-FEB-2023 15:52:14

J1148 EB092F.UVDATA.1

Freq = 22.1080 GHz, Bw = 32.000 MH No calibration applied and no bandpass applied



22100 22140 22180 22220 22260 22300 22340
FREQ MHz

22100 22140 22180 22220 22260 22300 22340
FREQ MHz

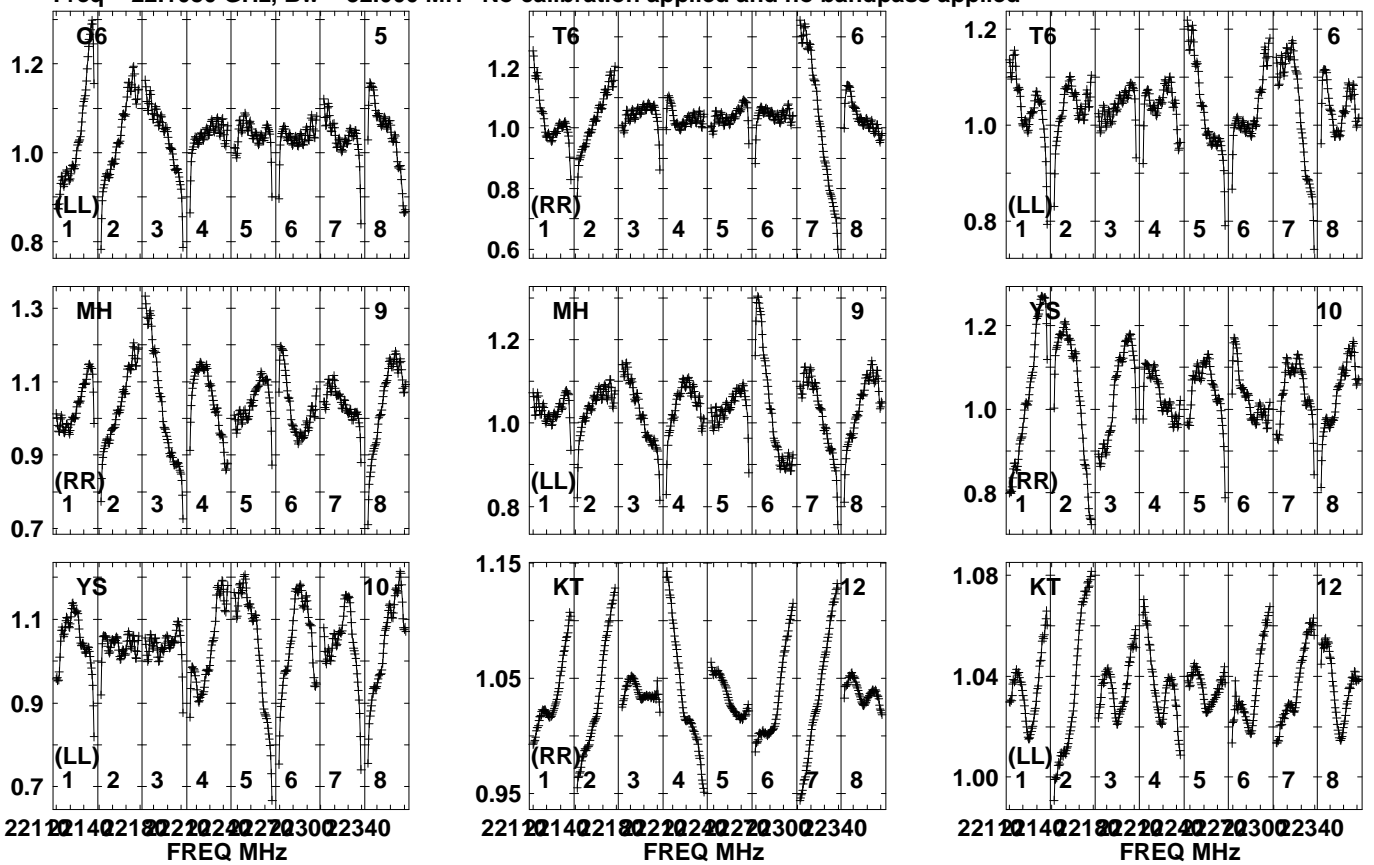
22100 22140 22180 22220 22260 22300 22340
FREQ MHz

Lower frame: Real Jy
Auto-corr total-power spectrum Antenna: *
Timerange: 00/00:03:31 to 00/00:08:29

Plot file version 6 created 21-FEB-2023 15:52:14

J1148 EB092F.UVDATA.1

Freq = 22.1080 GHz, Bw = 32.000 MH No calibration applied and no bandpass applied

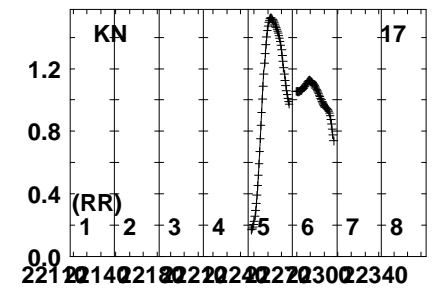
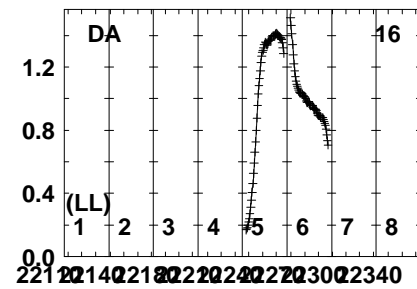
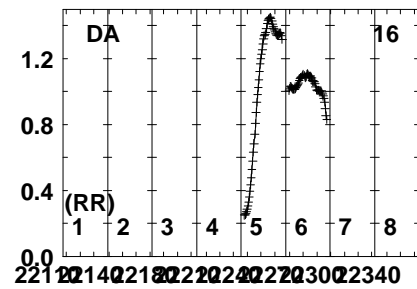
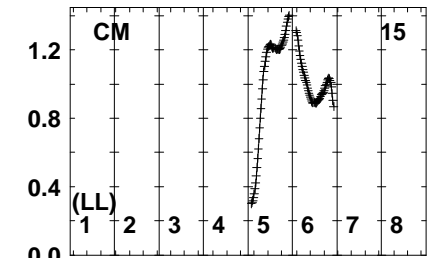
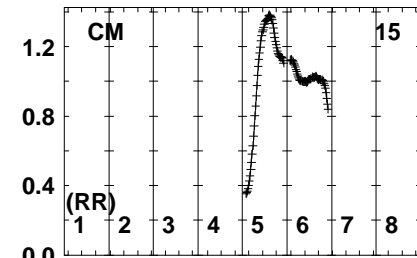
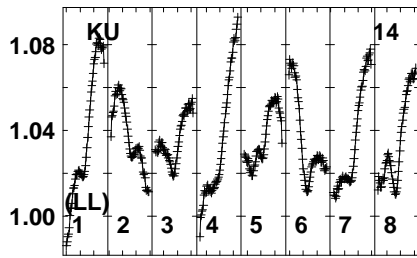
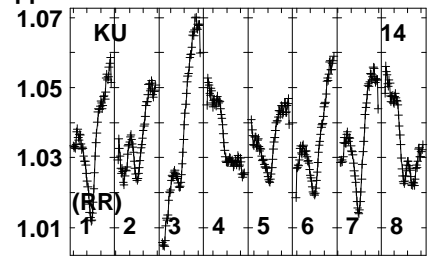
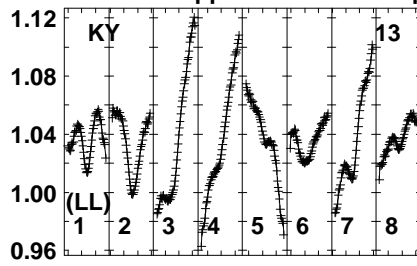
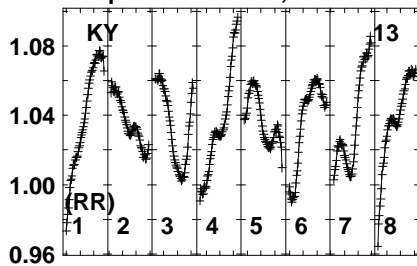


Lower frame: Real Jy
Auto-corr total-power spectrum Antenna: *
Timerange: 00/00:03:31 to 00/00:08:29

Plot file version 7 created 21-FEB-2023 15:52:15

J1148 EB092F.UVDATA.1

Freq = 22.1080 GHz, Bw = 32.000 MH No calibration applied and no bandpass applied



221 22140 22180 22220 22260 22300 22340
FREQ MHz

221 22140 22180 22220 22260 22300 22340
FREQ MHz

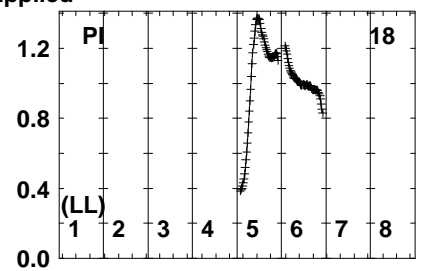
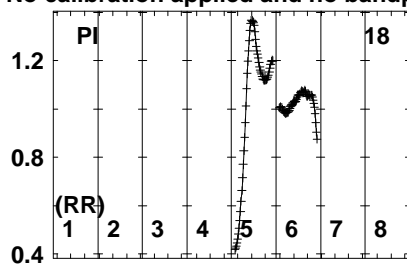
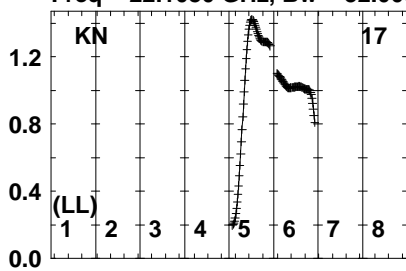
221 22140 22180 22220 22260 22300 22340
FREQ MHz

Lower frame: Real Jy
Auto-corr total-power spectrum Antenna: *
Timerange: 00/00:03:31 to 00/00:08:29

Plot file version 8 created 21-FEB-2023 15:52:15

J1148 EB092F.UVDATA.1

Freq = 22.1080 GHz, Bw = 32.000 MH No calibration applied and no bandpass applied

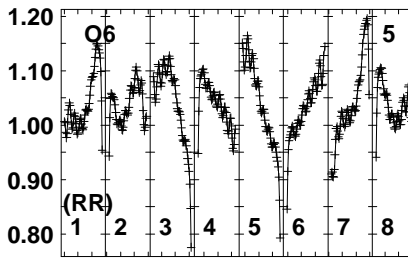
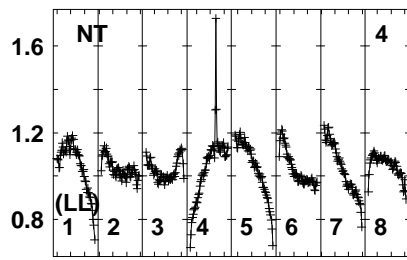
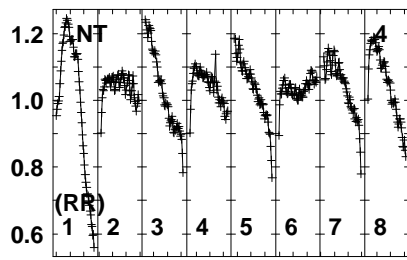
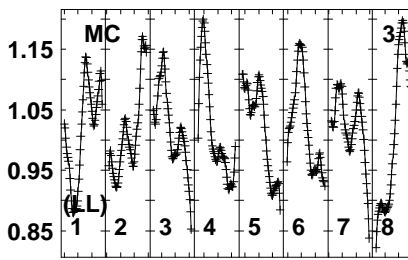
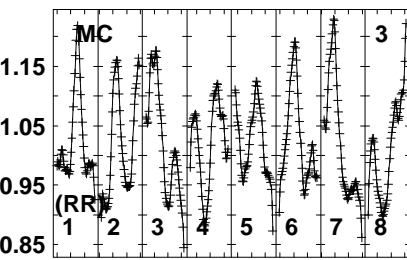
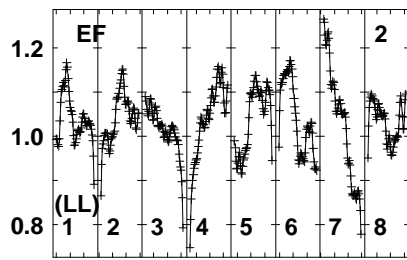
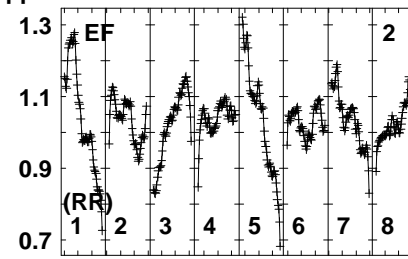
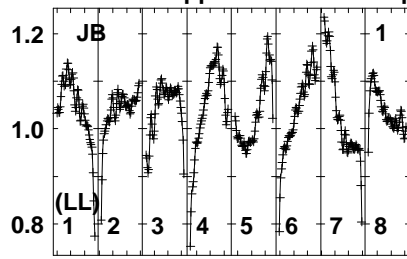
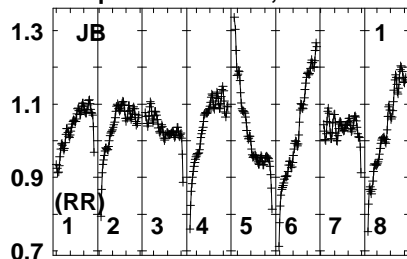


Lower frame: Real Jy
Auto-corr total-power spectrum Antenna: *
Timerange: 00/00:03:31 to 00/00:08:29

Plot file version 9 created 21-FEB-2023 15:52:16

J1148 EB092F.UVDATA.1

Freq = 22.1080 GHz, Bw = 32.000 MH No calibration applied and no bandpass applied



22102140221802224022240222030022340
FREQ MHz

22102140221802224022240222030022340
FREQ MHz

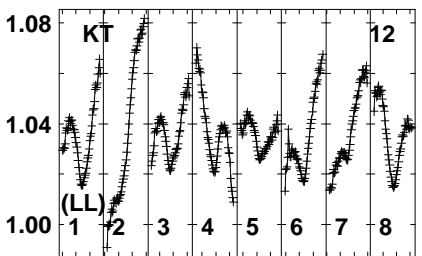
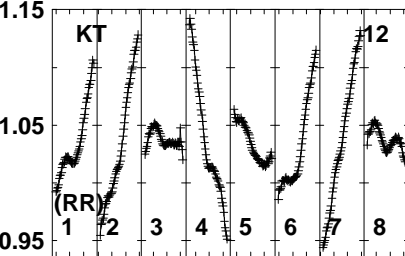
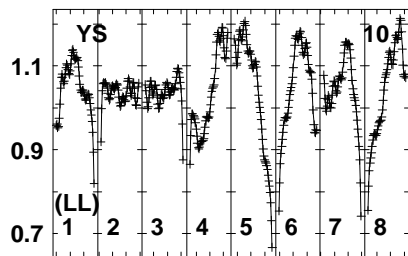
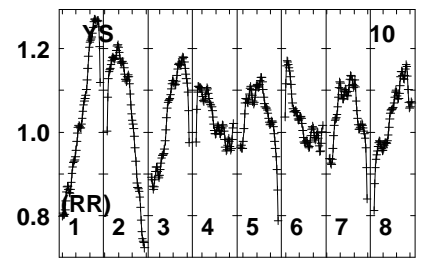
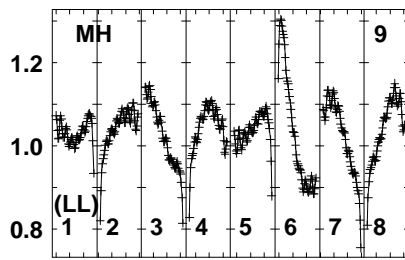
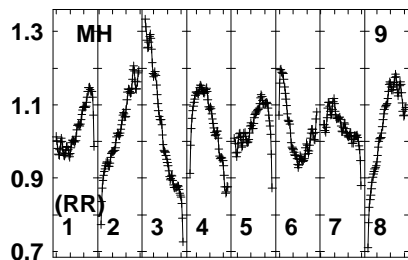
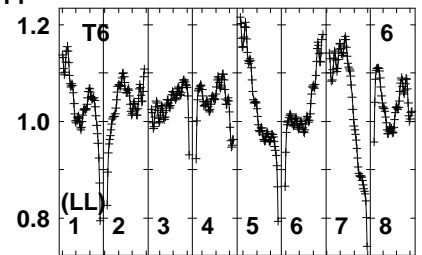
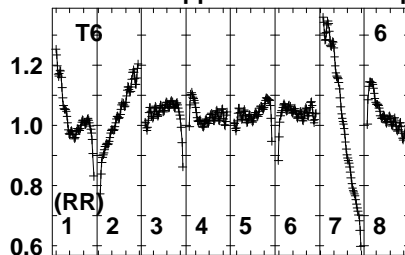
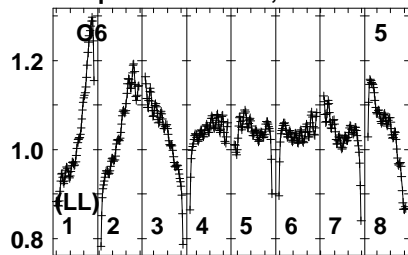
22102140221802224022240222030022340
FREQ MHz

Lower frame: Real Jy
Auto-corr total-power spectrum Antenna: *
Timerange: 00/00:09:01 to 00/00:13:59

Plot file version 10 created 21-FEB-2023 15:52:16

J1148 EB092F.UVDATA.1

Freq = 22.1080 GHz, Bw = 32.000 MH No calibration applied and no bandpass applied



221 22140 22180 22220 22260 22300 22340
FREQ MHz

221 22140 22180 22220 22260 22300 22340
FREQ MHz

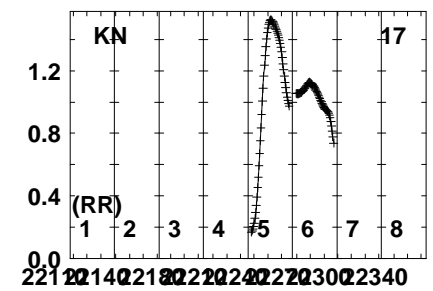
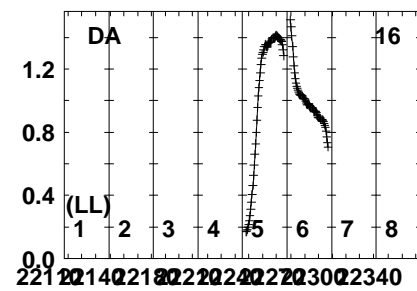
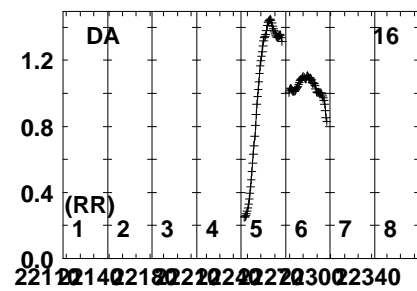
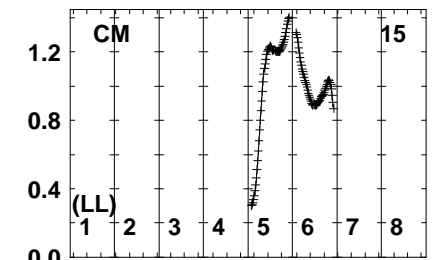
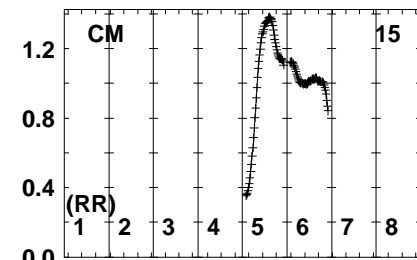
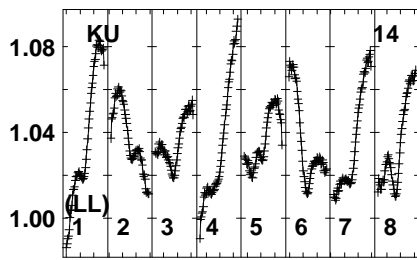
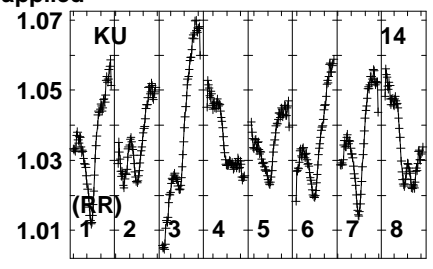
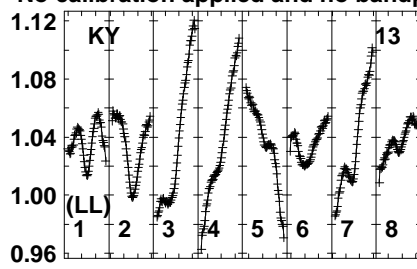
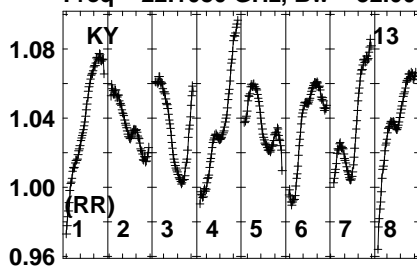
221 22140 22180 22220 22260 22300 22340
FREQ MHz

Lower frame: Real Jy
Auto-corr total-power spectrum Antenna: *
Timerange: 00/00:09:01 to 00/00:13:59

Plot file version 11 created 21-FEB-2023 15:52:17

J1148 EB092F.UVDATA.1

Freq = 22.1080 GHz, Bw = 32.000 MH No calibration applied and no bandpass applied



221 22140 22180 22220 22260 22300 22340
FREQ MHz

221 22140 22180 22220 22260 22300 22340
FREQ MHz

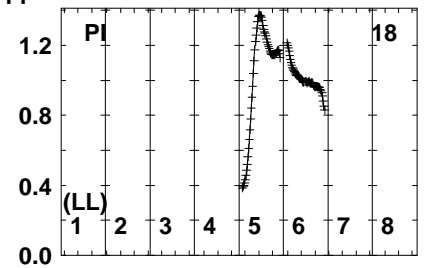
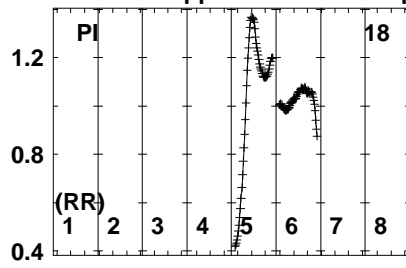
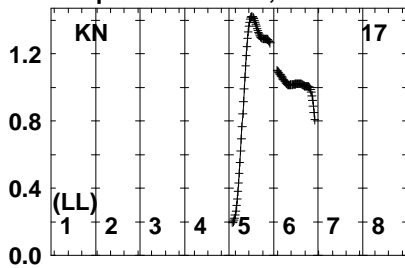
221 22140 22180 22220 22260 22300 22340
FREQ MHz

Lower frame: Real Jy
Auto-corr total-power spectrum Antenna: *
Timerange: 00/00:09:01 to 00/00:13:59

Plot file version 12 created 21-FEB-2023 15:52:17

J1148 EB092F.UVDATA.1

Freq = 22.1080 GHz, Bw = 32.000 MH No calibration applied and no bandpass applied

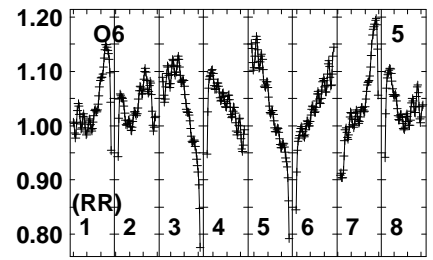
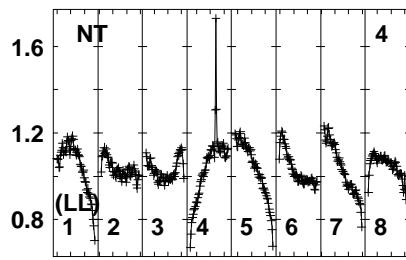
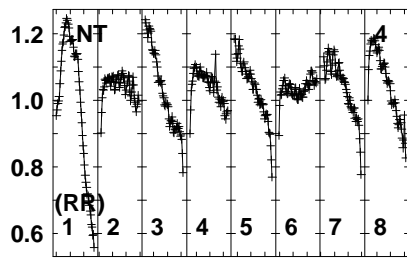
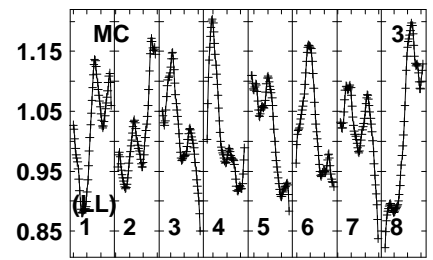
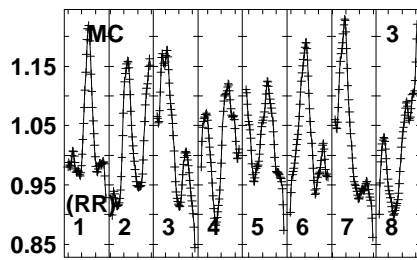
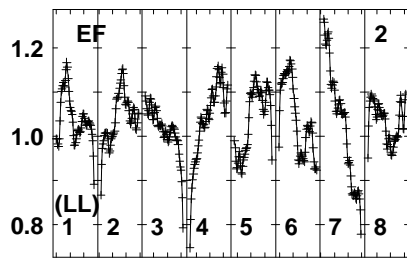
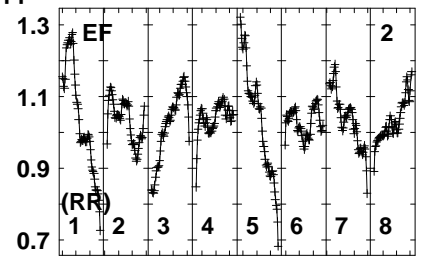
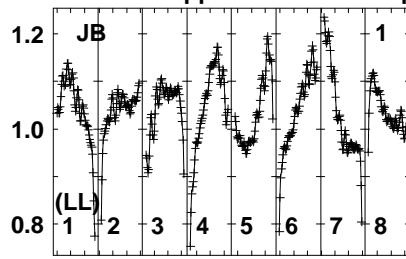
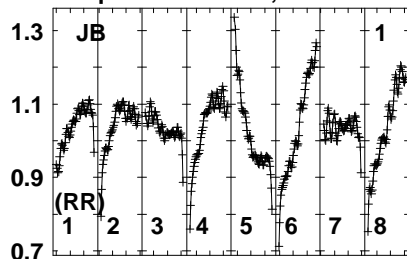


Lower frame: Real Jy
Auto-corr total-power spectrum Antenna: *
Timerange: 00/00:09:01 to 00/00:13:59

Plot file version 13 created 21-FEB-2023 15:52:17

J1148 EB092F.UVDATA.1

Freq = 22.1080 GHz, Bw = 32.000 MH No calibration applied and no bandpass applied



221 221.4 221.8 222.2 222.6 223.0 223.4
FREQ MHz

221 221.4 221.8 222.2 222.6 223.0 223.4
FREQ MHz

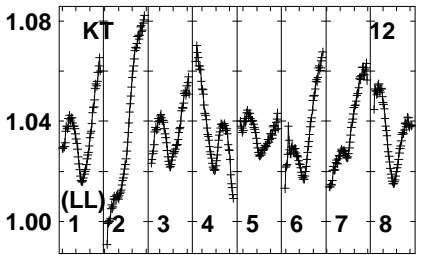
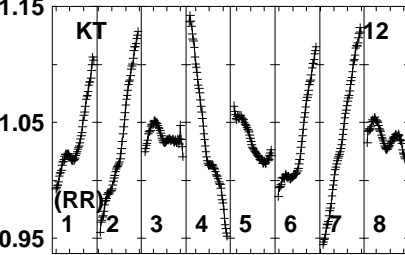
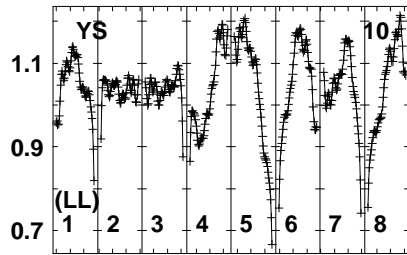
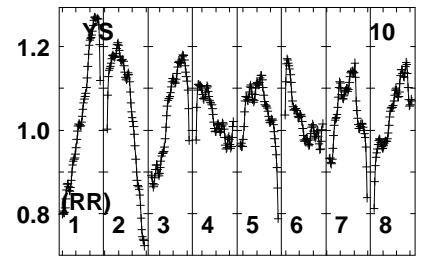
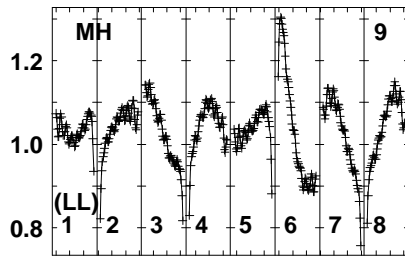
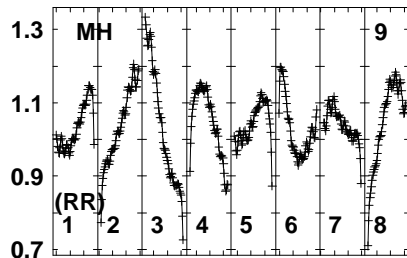
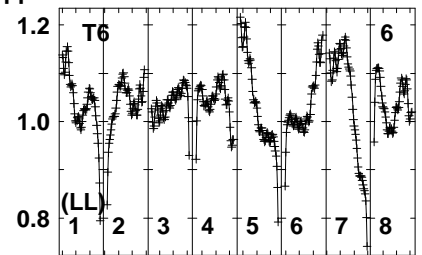
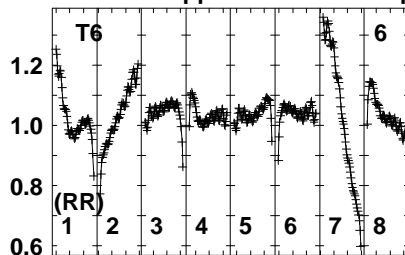
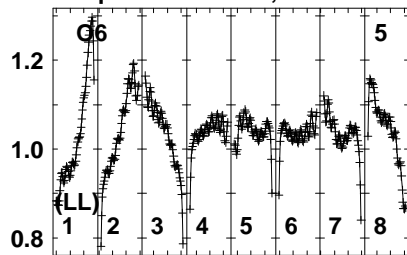
221 221.4 221.8 222.2 222.6 223.0 223.4
FREQ MHz

Lower frame: Real Jy
Auto-corr total-power spectrum Antenna: *
Timerange: 00/00:14:31 to 00/00:19:29

Plot file version 14 created 21-FEB-2023 15:52:18

J1148 EB092F.UVDATA.1

Freq = 22.1080 GHz, Bw = 32.000 MH No calibration applied and no bandpass applied



22100 22140 22180 22220 22260 22300 22340
FREQ MHz

22100 22140 22180 22220 22260 22300 22340
FREQ MHz

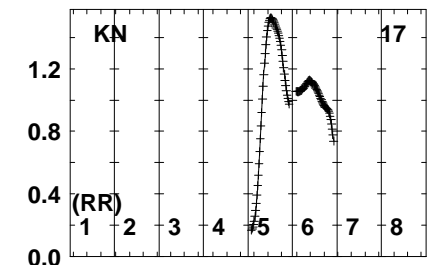
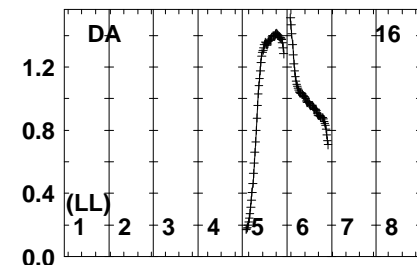
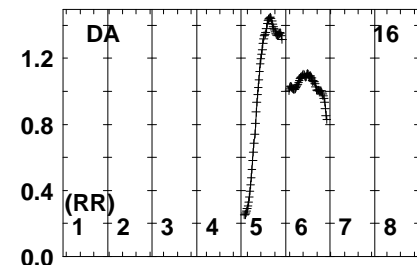
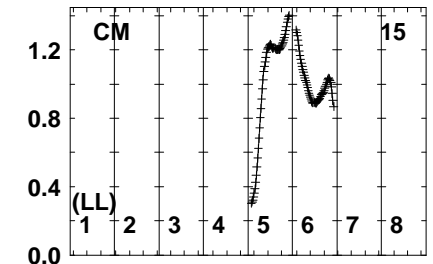
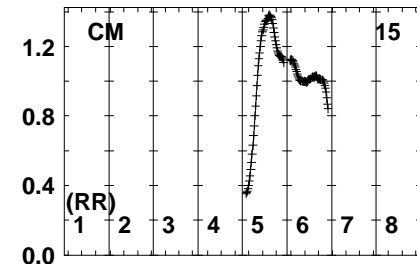
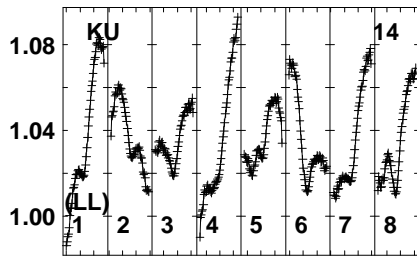
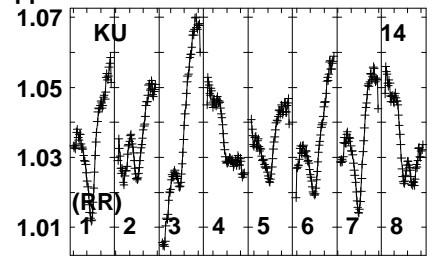
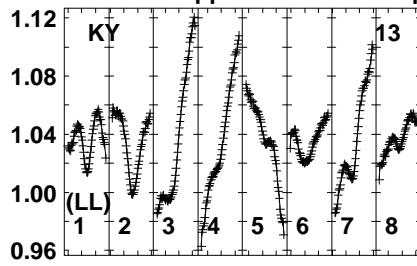
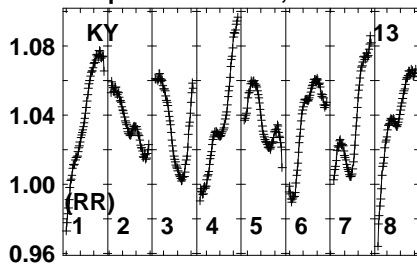
22100 22140 22180 22220 22260 22300 22340
FREQ MHz

Lower frame: Real Jy
Auto-corr total-power spectrum Antenna: *
Timerange: 00/00:14:31 to 00/00:19:29

Plot file version 15 created 21-FEB-2023 15:52:18

J1148 EB092F.UVDATA.1

Freq = 22.1080 GHz, Bw = 32.000 MH No calibration applied and no bandpass applied



221 22140 22180 22220 22260 22300 22340
FREQ MHz

221 22140 22180 22220 22260 22300 22340
FREQ MHz

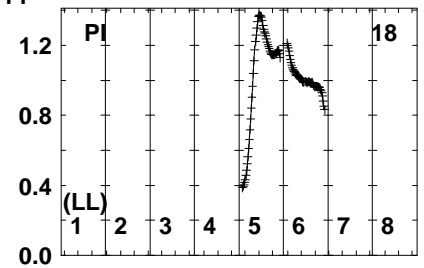
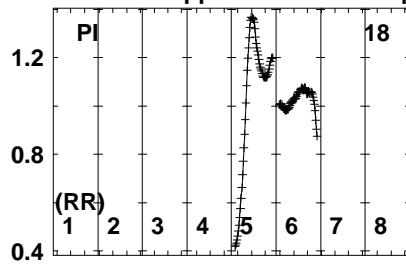
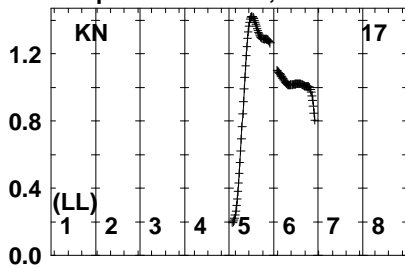
221 22140 22180 22220 22260 22300 22340
FREQ MHz

Lower frame: Real Jy
Auto-corr total-power spectrum Antenna: *
Timerange: 00/00:14:31 to 00/00:19:29

Plot file version 16 created 21-FEB-2023 15:52:19

J1148 EB092F.UVDATA.1

Freq = 22.1080 GHz, Bw = 32.000 MH No calibration applied and no bandpass applied

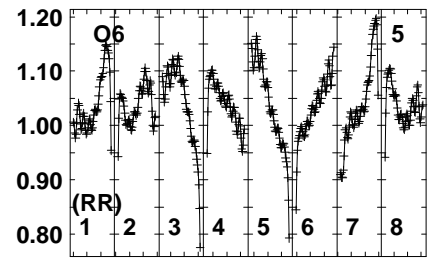
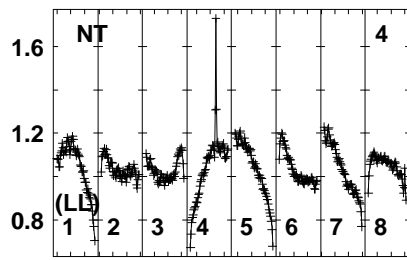
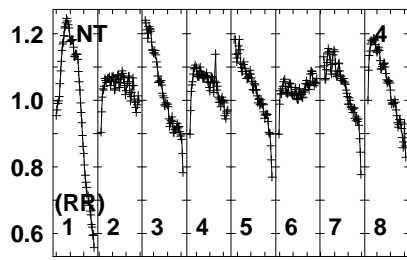
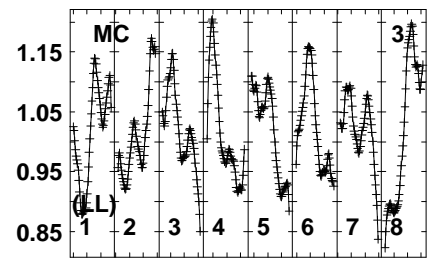
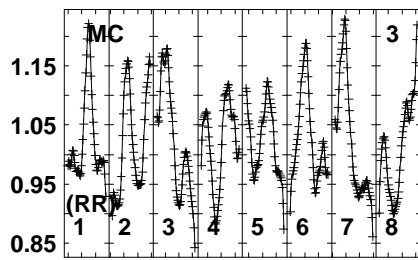
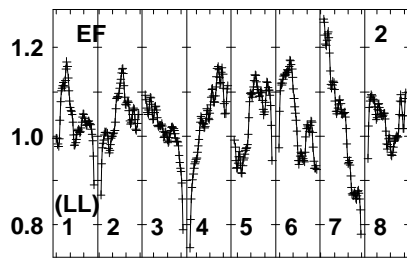
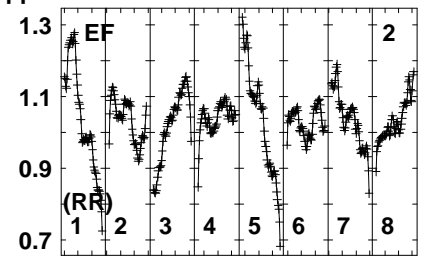
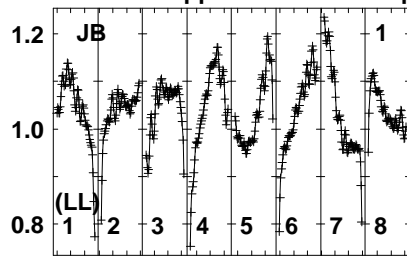
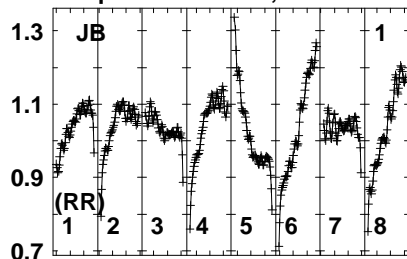


Lower frame: Real Jy
Auto-corr total-power spectrum Antenna: *
Timerange: 00/00:14:31 to 00/00:19:29

Plot file version 17 created 21-FEB-2023 15:52:19

J1148 EB092F.UVDATA.1

Freq = 22.1080 GHz, Bw = 32.000 MH No calibration applied and no bandpass applied



22100 22140 22180 22220 22260 22300 22340
FREQ MHz

22100 22140 22180 22220 22260 22300 22340
FREQ MHz

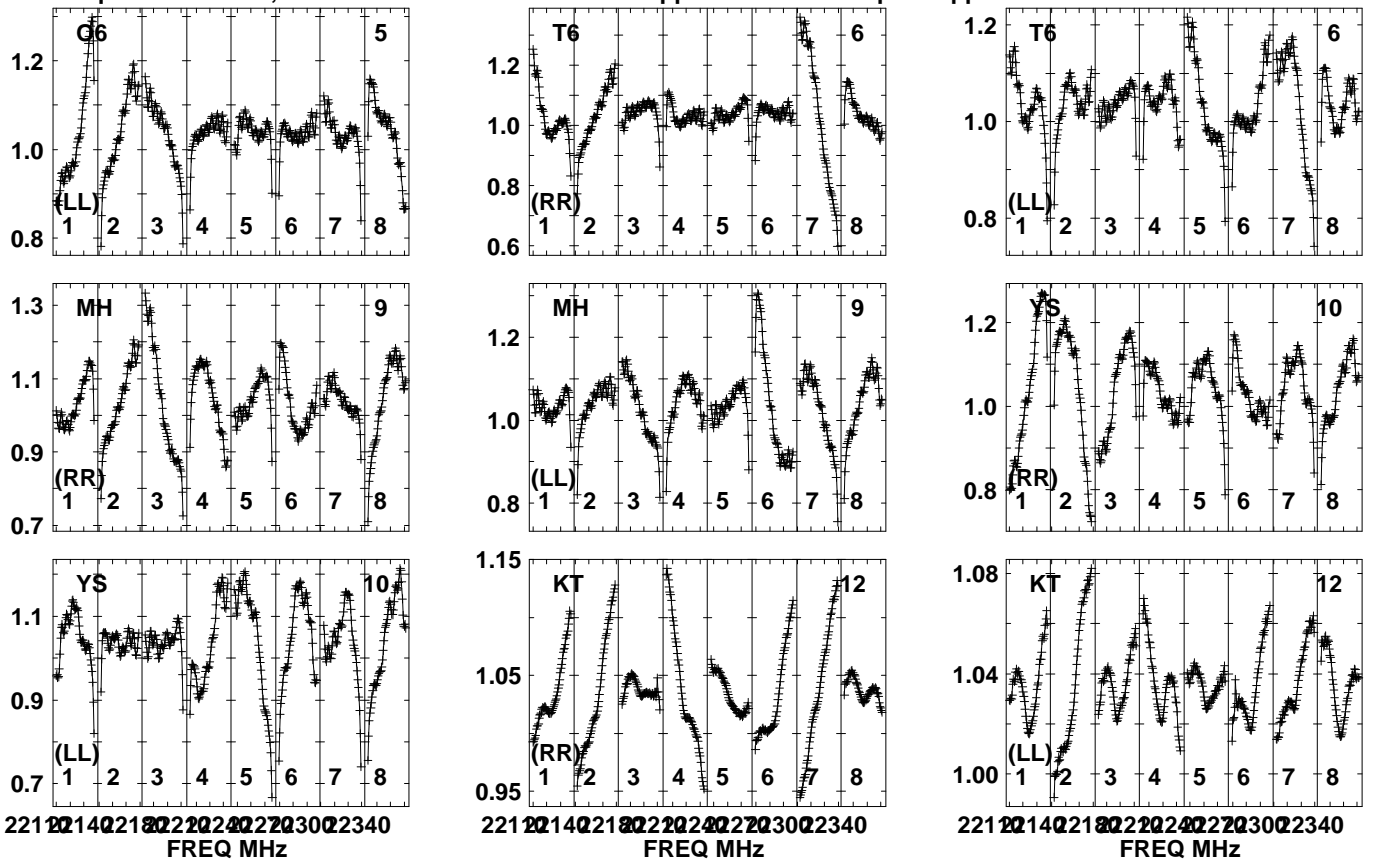
22100 22140 22180 22220 22260 22300 22340
FREQ MHz

Lower frame: Real Jy
Auto-corr total-power spectrum Antenna: *
Timerange: 00/00:20:01 to 00/00:24:59

Plot file version 18 created 21-FEB-2023 15:52:19

J1148 EB092F.UVDATA.1

Freq = 22.1080 GHz, Bw = 32.000 MH No calibration applied and no bandpass applied

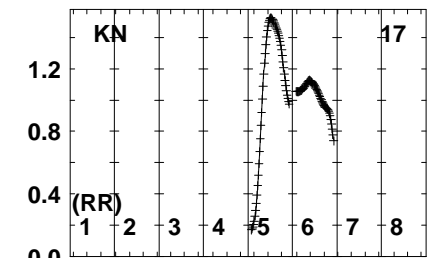
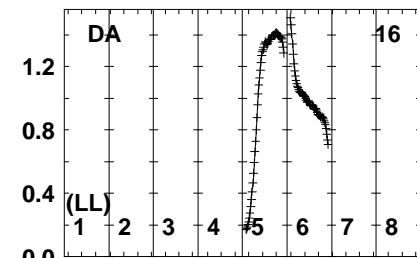
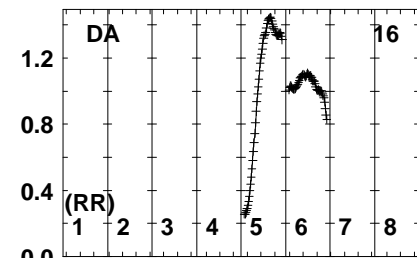
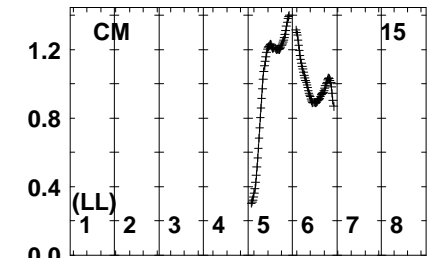
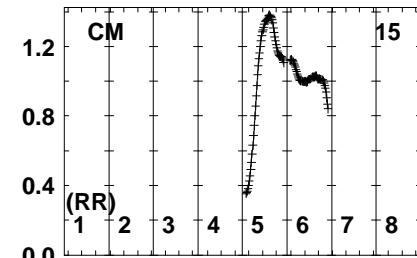
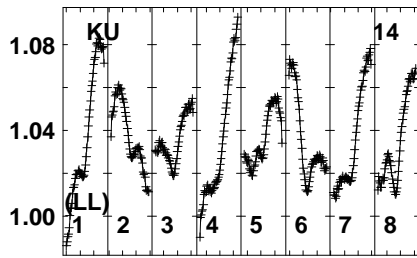
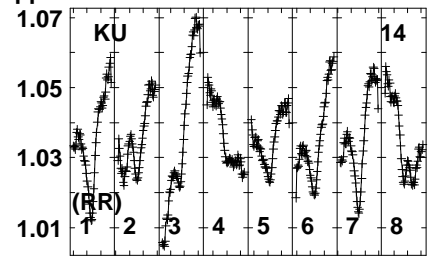
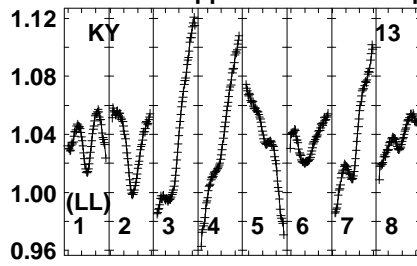
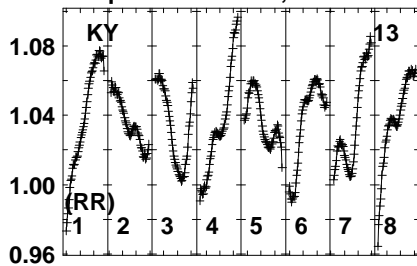


Lower frame: Real Jy
Auto-corr total-power spectrum Antenna: *
Timerange: 00/00:20:01 to 00/00:24:59

Plot file version 19 created 21-FEB-2023 15:52:20

J1148 EB092F.UVDATA.1

Freq = 22.1080 GHz, Bw = 32.000 MH No calibration applied and no bandpass applied



221 2214021802220224022703002340
FREQ MHz

221 2214021802220224022703002340
FREQ MHz

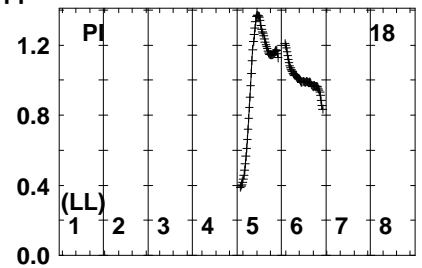
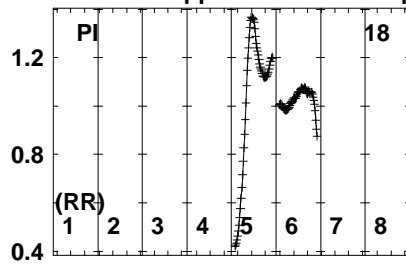
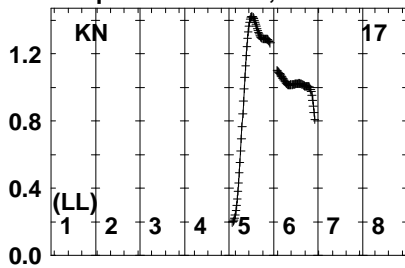
221 2214021802220224022703002340
FREQ MHz

Lower frame: Real Jy
Auto-corr total-power spectrum Antenna: *
Timerange: 00/00:20:01 to 00/00:24:59

Plot file version 20 created 21-FEB-2023 15:52:21

J1148 EB092F.UVDATA.1

Freq = 22.1080 GHz, Bw = 32.000 MH No calibration applied and no bandpass applied

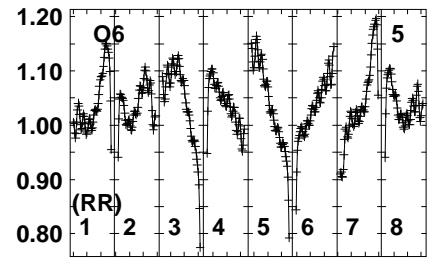
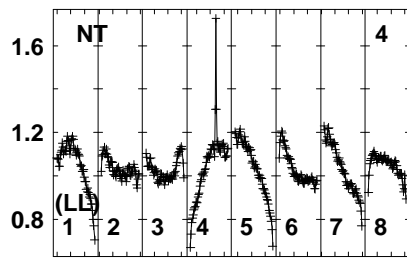
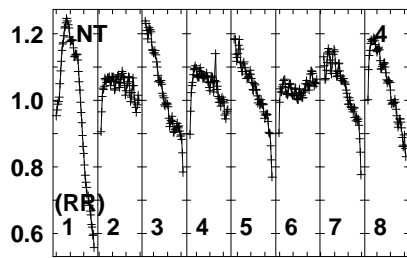
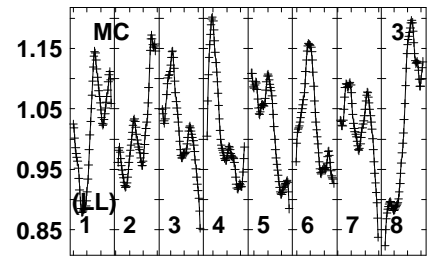
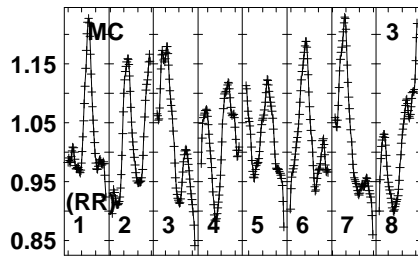
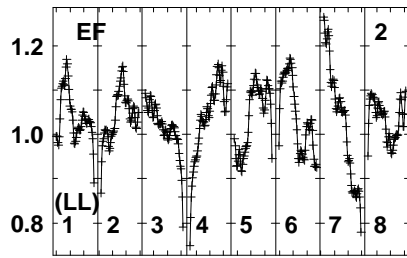
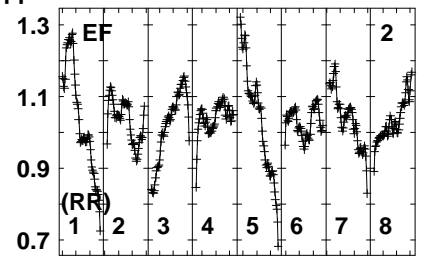
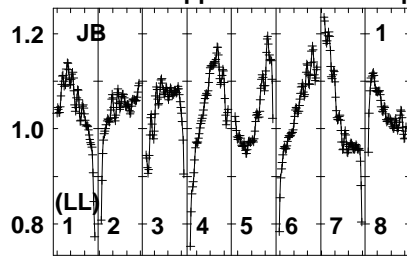
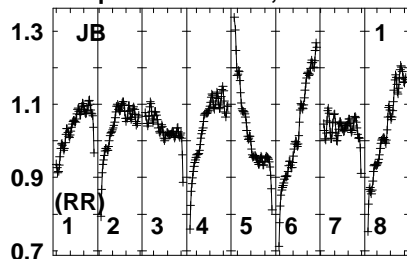


Lower frame: Real Jy
Auto-corr total-power spectrum Antenna: *
Timerange: 00/00:20:01 to 00/00:24:59

Plot file version 21 created 21-FEB-2023 15:52:21

J1148 EB092F.UVDATA.1

Freq = 22.1080 GHz, Bw = 32.000 MH No calibration applied and no bandpass applied



22102140221802224022240222030022340
FREQ MHz

22102140221802224022240222030022340
FREQ MHz

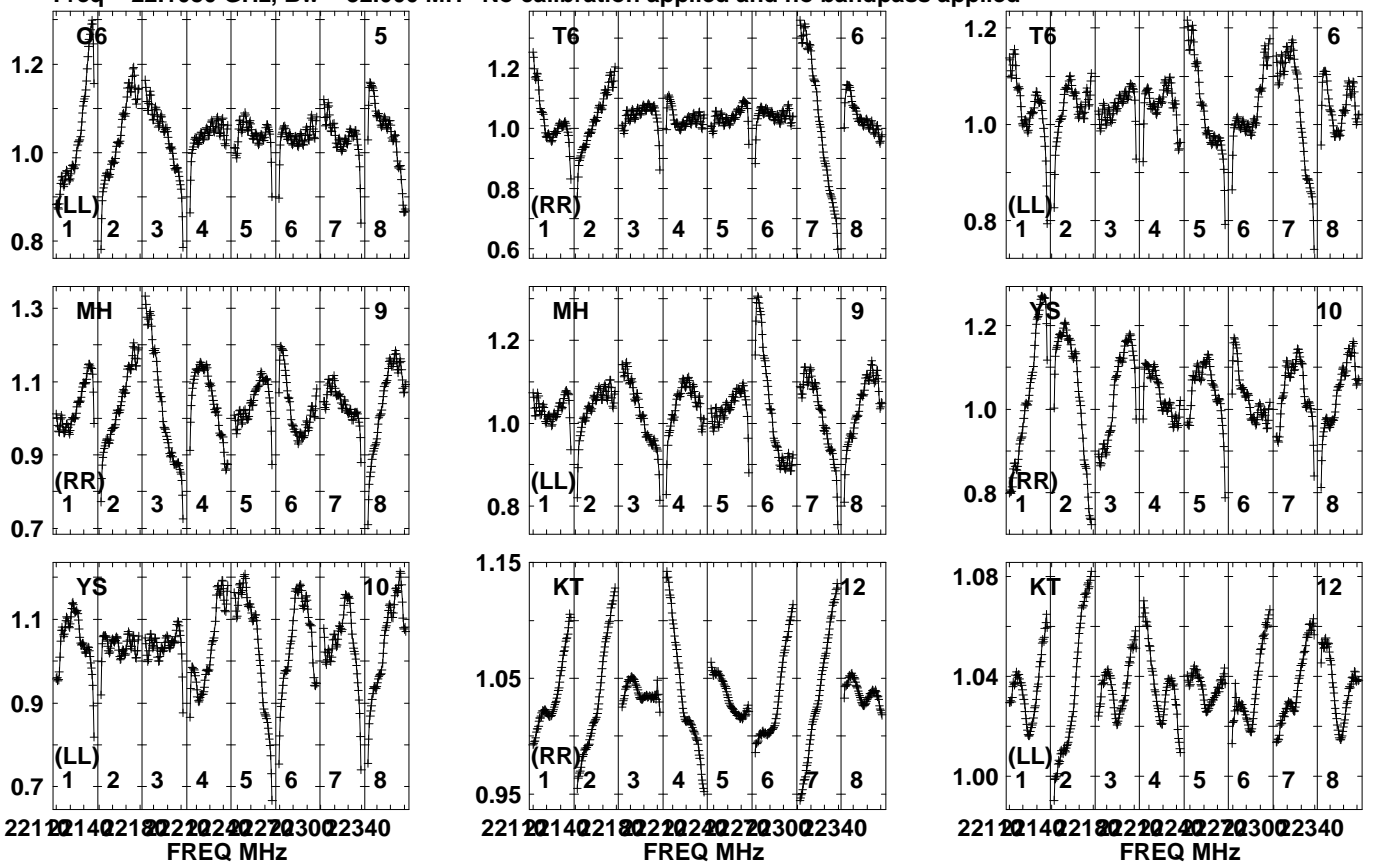
22102140221802224022240222030022340
FREQ MHz

Lower frame: Real Jy
Auto-corr total-power spectrum Antenna: *
Timerange: 00/00:25:31 to 00/00:30:29

Plot file version 22 created 21-FEB-2023 15:52:21

J1148 EB092F.UVDATA.1

Freq = 22.1080 GHz, Bw = 32.000 MH No calibration applied and no bandpass applied

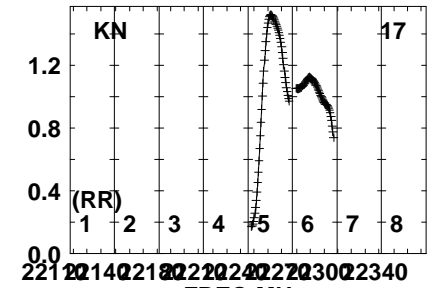
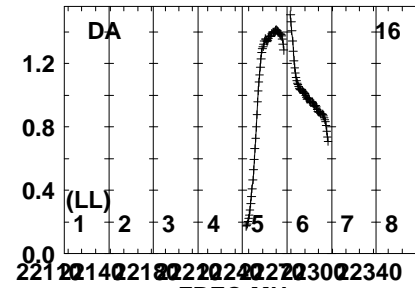
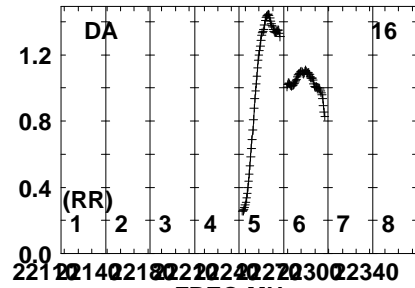
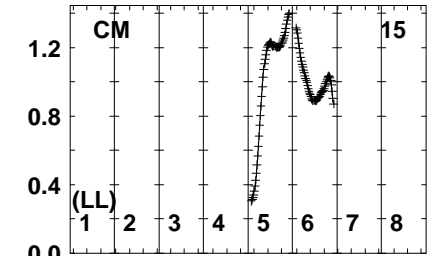
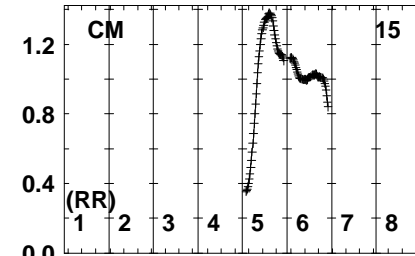
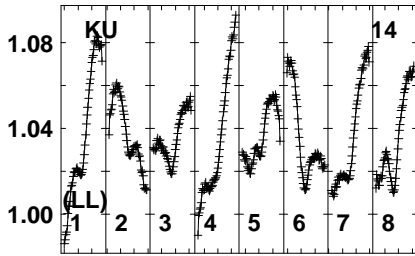
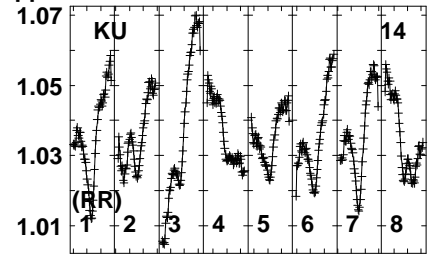
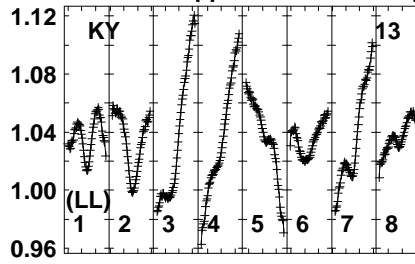
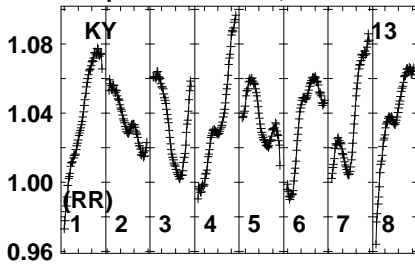


Lower frame: Real Jy
Auto-corr total-power spectrum Antenna: *
Timerange: 00/00:25:31 to 00/00:30:29

Plot file version 23 created 21-FEB-2023 15:52:22

J1148 EB092F.UVDATA.1

Freq = 22.1080 GHz, Bw = 32.000 MH No calibration applied and no bandpass applied



221 2214 2218 2222 2226 2230 2234 0

FREQ MHz

Lower frame: Real Jy
Auto-corr total-power spectrum Antenna: *
Timerange: 00/00:25:31 to 00/00:30:29

221 2214 2218 2222 2226 2230 2234 0

FREQ MHz

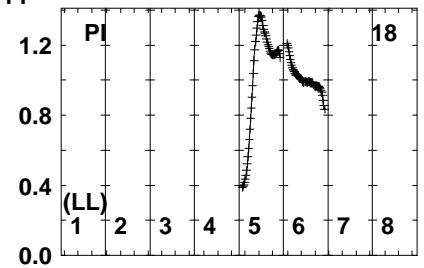
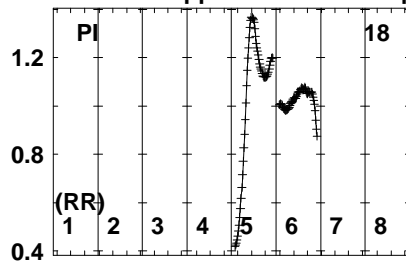
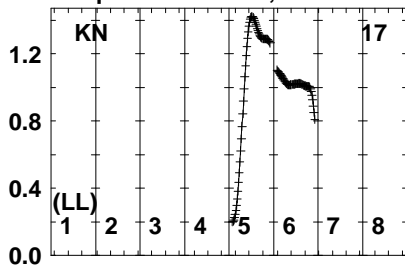
221 2214 2218 2222 2226 2230 2234 0

FREQ MHz

Plot file version 24 created 21-FEB-2023 15:52:23

J1148 EB092F.UVDATA.1

Freq = 22.1080 GHz, Bw = 32.000 MH No calibration applied and no bandpass applied

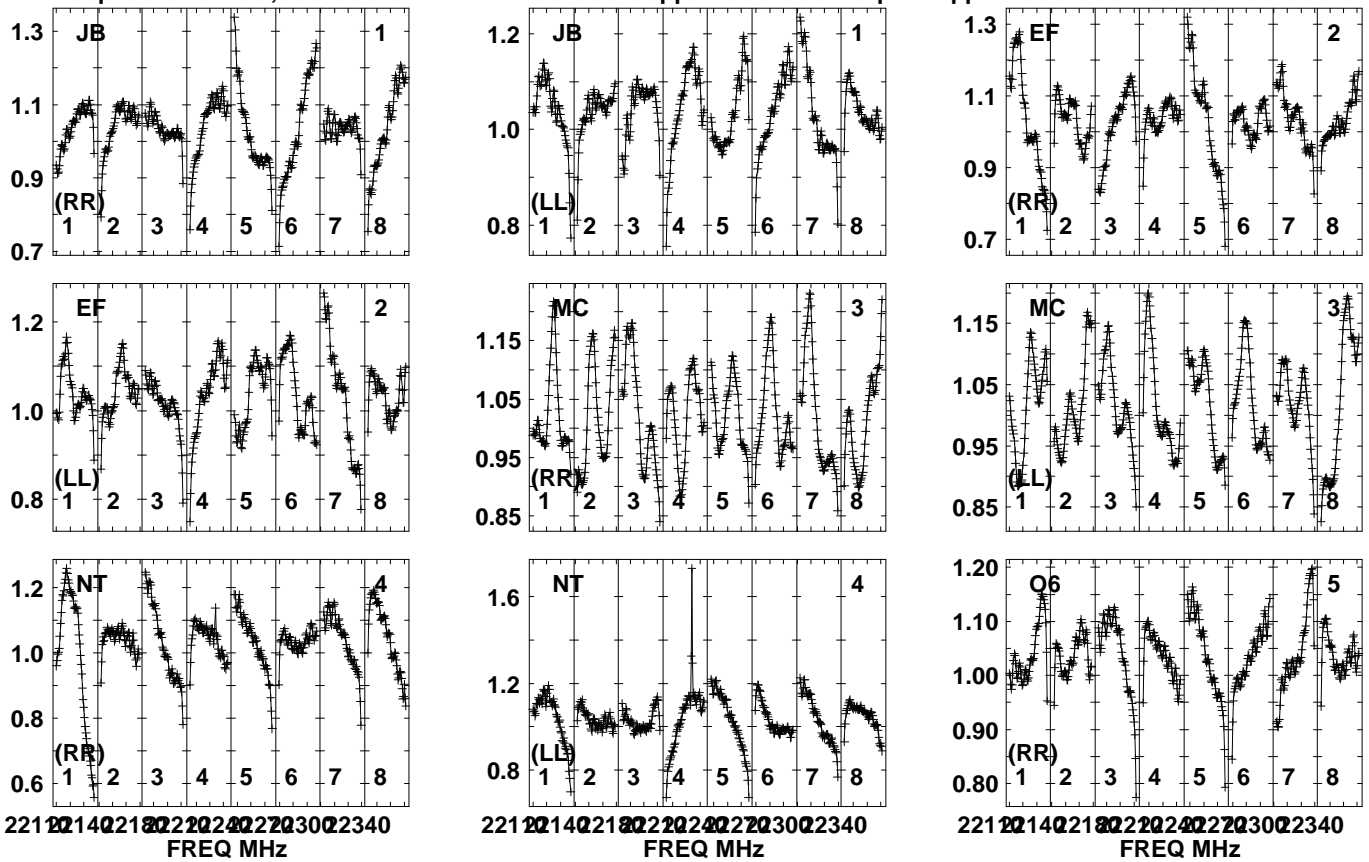


Lower frame: Real Jy
Auto-corr total-power spectrum Antenna: *
Timerange: 00/00:25:31 to 00/00:30:29

Plot file version 25 created 21-FEB-2023 15:52:23

OJ287 EB092F.UVDATA.1

Freq = 22.1080 GHz, Bw = 32.000 MH No calibration applied and no bandpass applied

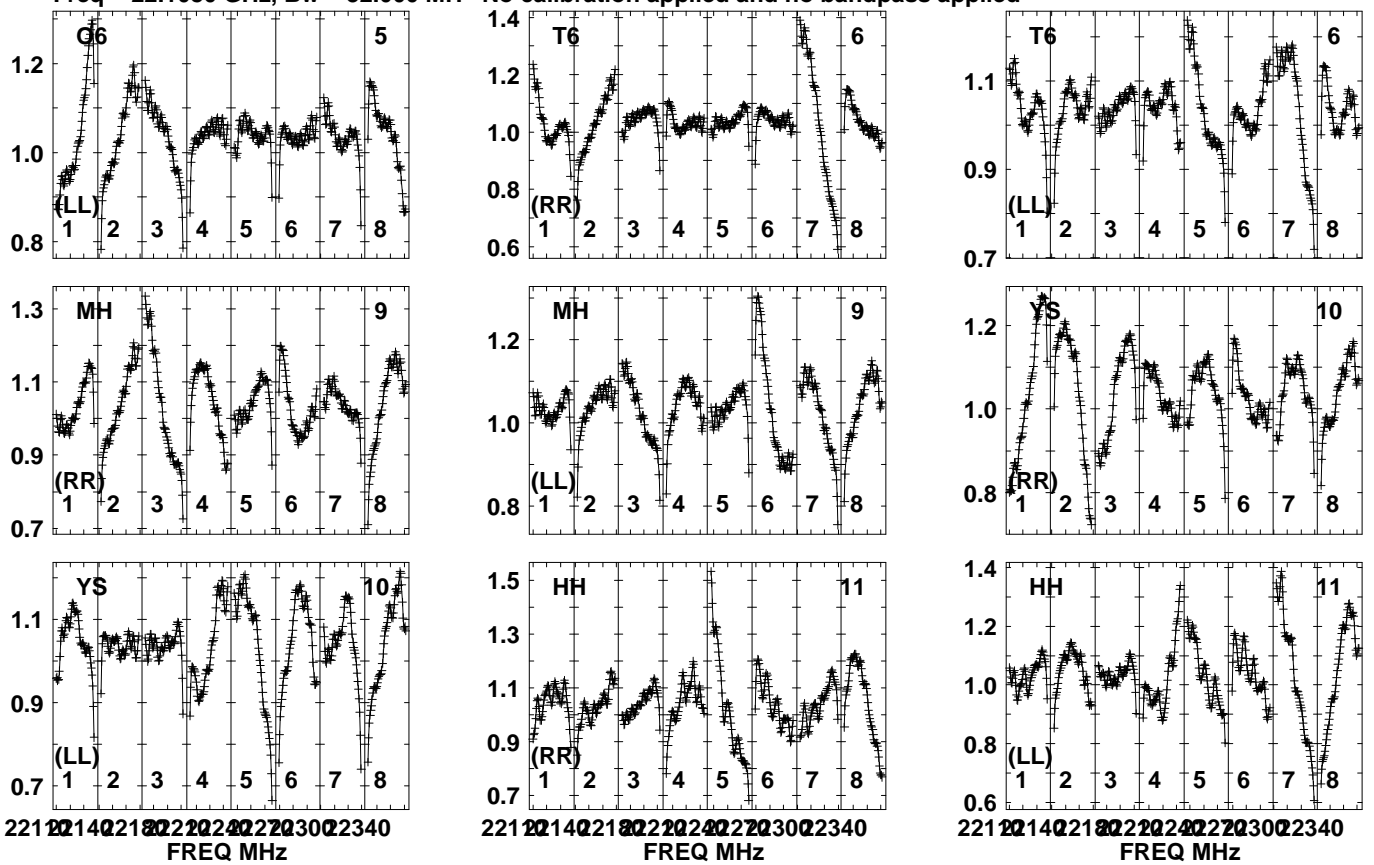


Lower frame: Real Jy
Auto-corr total-power spectrum Antenna: *
Timerange: 00/00:39:27 to 00/00:44:25

Plot file version 26 created 21-FEB-2023 15:52:23

OJ287 EB092F.UVDATA.1

Freq = 22.1080 GHz, Bw = 32.000 MH No calibration applied and no bandpass applied



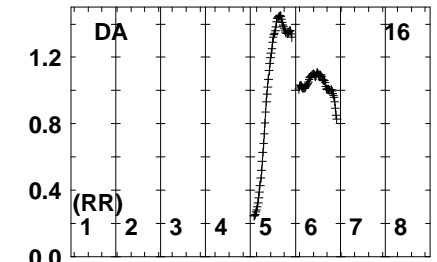
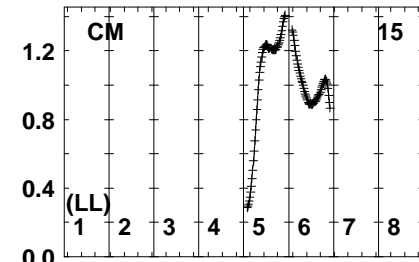
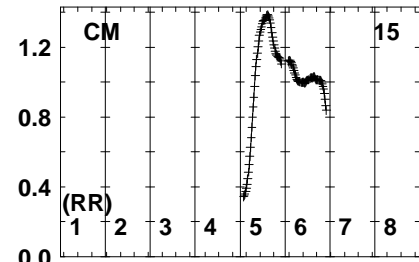
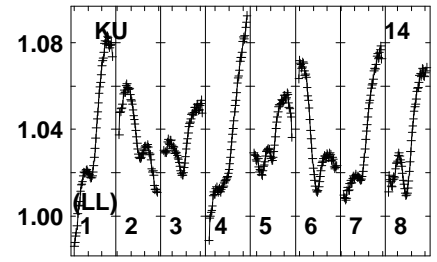
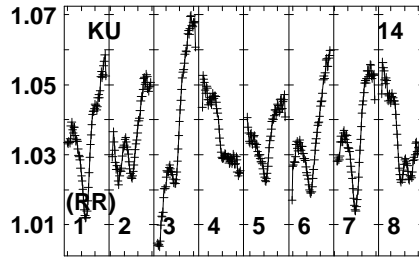
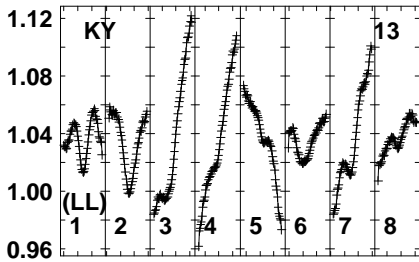
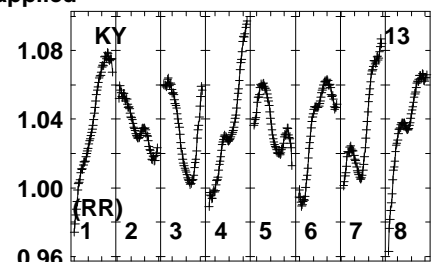
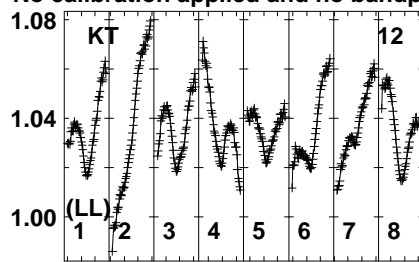
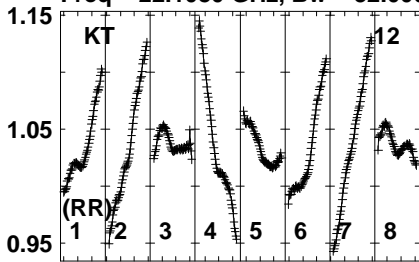
Lower frame: Real Jy
Auto-corr total-power spectrum Antenna: *
Timerange: 00/00:39:27 to 00/00:44:25

Plot file version 27 created 21-FEB-2023 15:52:24

OJ287 EB092F.UVDATA.1

Freq = 22.1080 GHz, Bw = 32.000 MH

No calibration applied and no bandpass applied



221 22140 2180 2220 2400 2270 300 2340
FREQ MHz

221 22140 2180 2220 2400 2270 300 2340
FREQ MHz

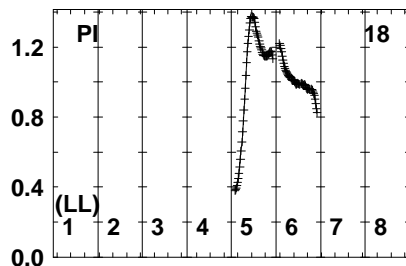
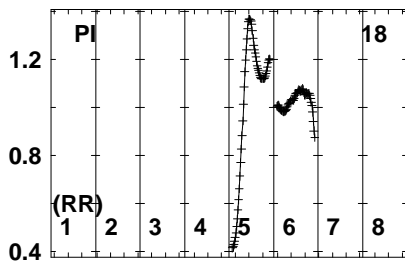
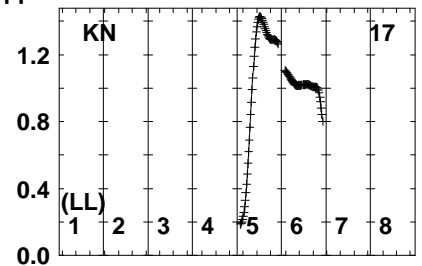
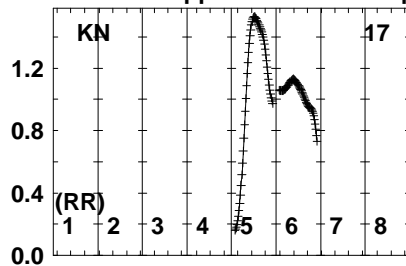
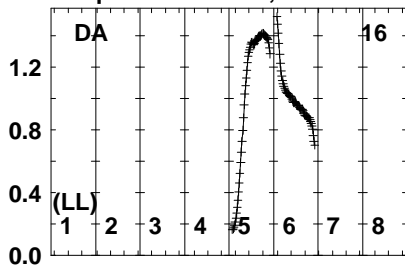
221 22140 2180 2220 2400 2270 300 2340
FREQ MHz

Lower frame: Real Jy
Auto-corr total-power spectrum Antenna: *
Timerange: 00/00:39:27 to 00/00:44:25

Plot file version 28 created 21-FEB-2023 15:52:25

OJ287 EB092F.UVDATA.1

Freq = 22.1080 GHz, Bw = 32.000 MH No calibration applied and no bandpass applied

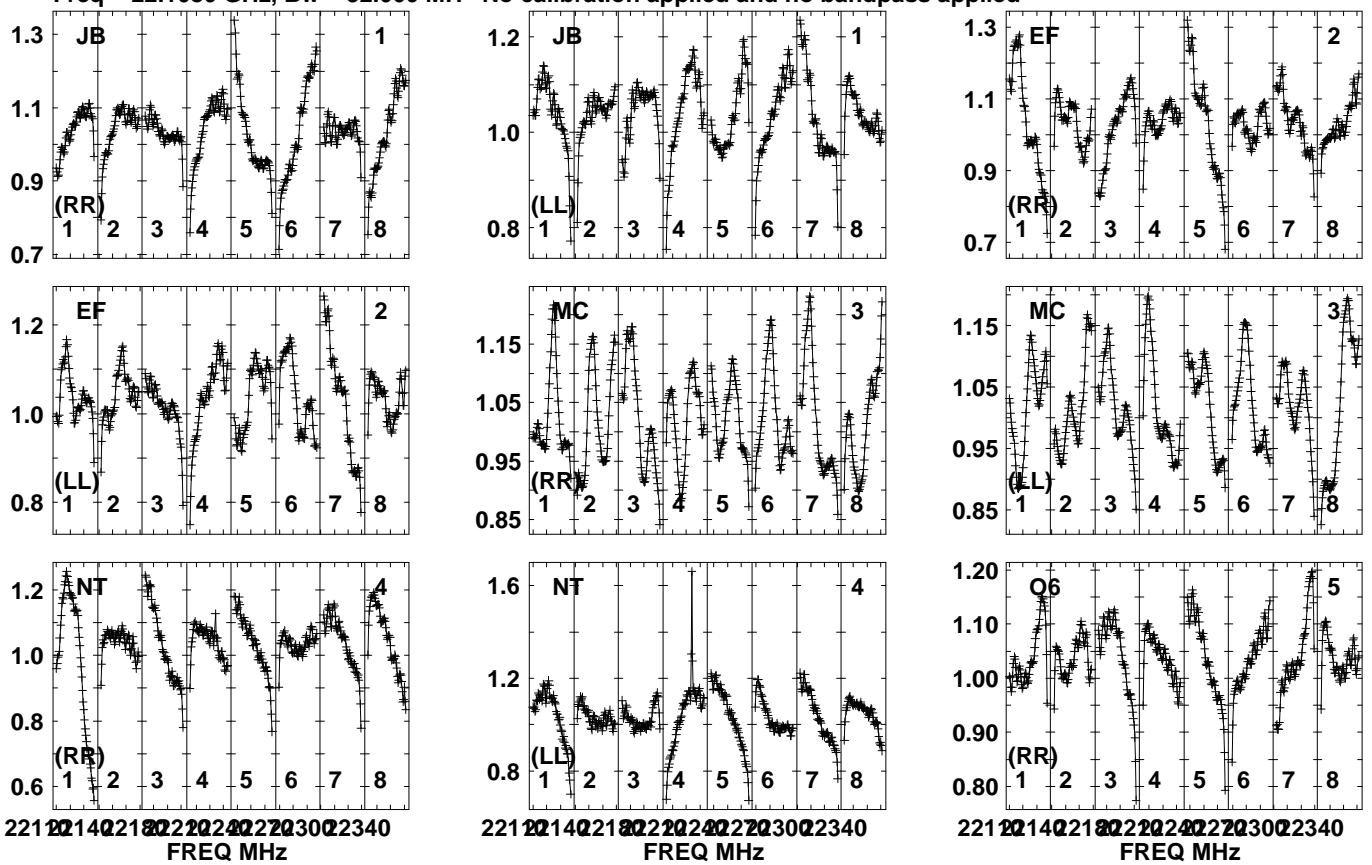


Lower frame: Real Jy
Auto-corr total-power spectrum Antenna: *
Timerange: 00/00:39:27 to 00/00:44:25

Plot file version 29 created 21-FEB-2023 15:52:25

OJ287 EB092F.UVDATA.1

Freq = 22.1080 GHz, Bw = 32.000 MH No calibration applied and no bandpass applied

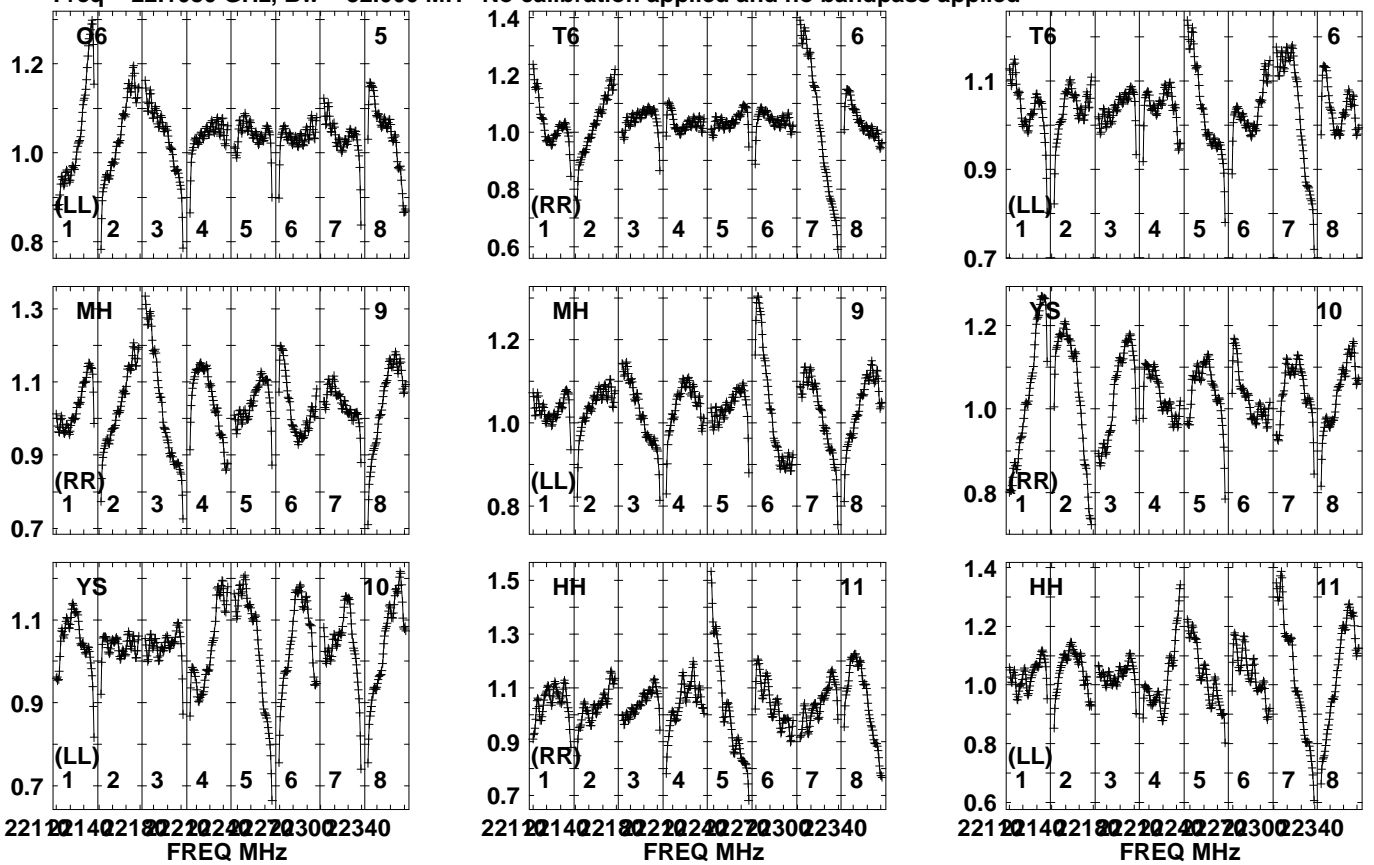


Lower frame: Real Jy
Auto-corr total-power spectrum Antenna: *
Timerange: 00/00:44:57 to 00/00:49:55

Plot file version 30 created 21-FEB-2023 15:52:25

OJ287 EB092F.UVDATA.1

Freq = 22.1080 GHz, Bw = 32.000 MH No calibration applied and no bandpass applied



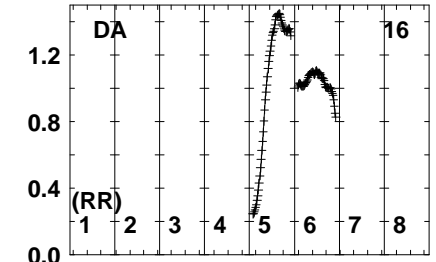
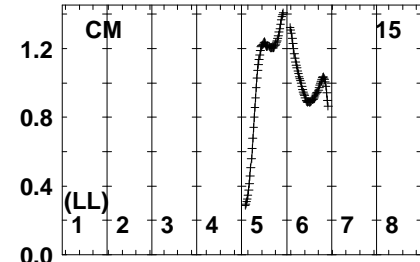
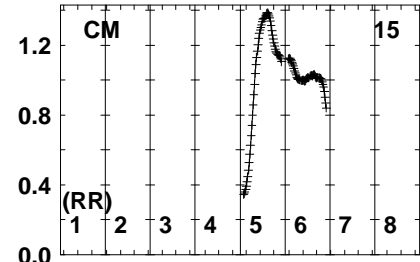
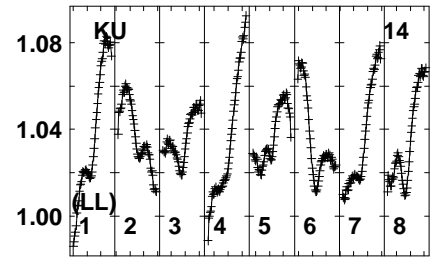
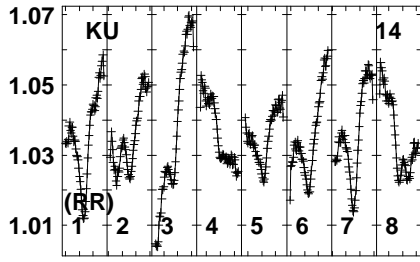
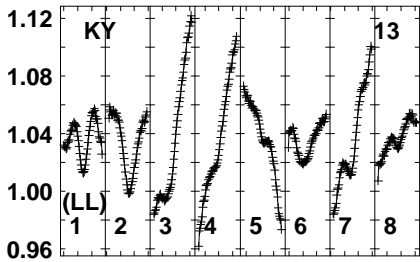
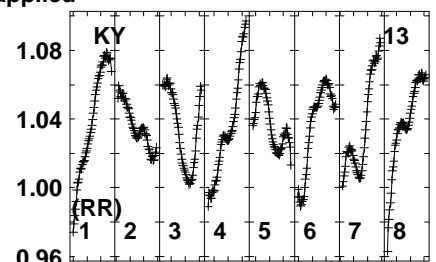
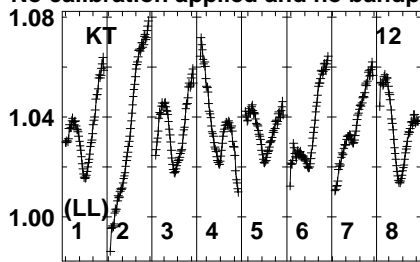
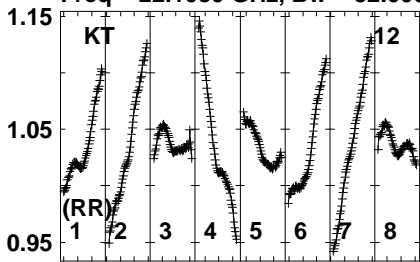
Lower frame: Real Jy
Auto-corr total-power spectrum Antenna: *
Timerange: 00/00:44:57 to 00/00:49:55

Plot file version 31 created 21-FEB-2023 15:52:26

OJ287 EB092F.UVDATA.1

Freq = 22.1080 GHz, Bw = 32.000 MH

No calibration applied and no bandpass applied



221 22140 2180 2220 2400 2270 300 2340
FREQ MHz

221 22140 2180 2220 2400 2270 300 2340
FREQ MHz

221 22140 2180 2220 2400 2270 300 2340
FREQ MHz

Lower frame: Real Jy

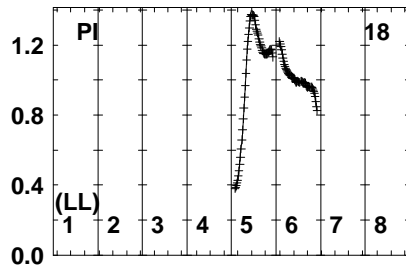
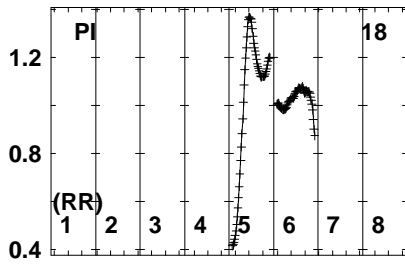
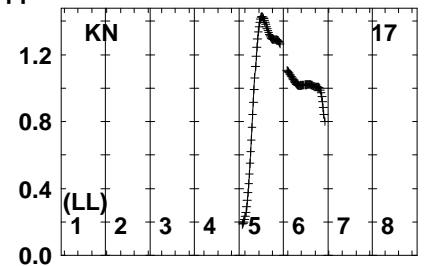
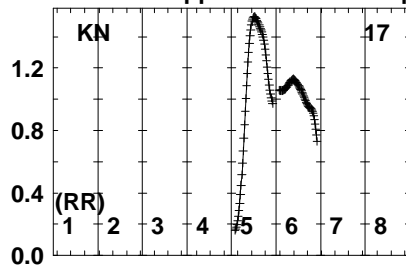
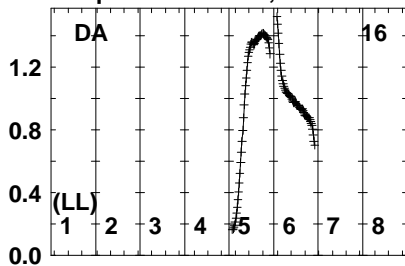
Auto-corr total-power spectrum Antenna: *

Timerange: 00/00:44:57 to 00/00:49:55

Plot file version 32 created 21-FEB-2023 15:52:26

OJ287 EB092F.UVDATA.1

Freq = 22.1080 GHz, Bw = 32.000 MH No calibration applied and no bandpass applied

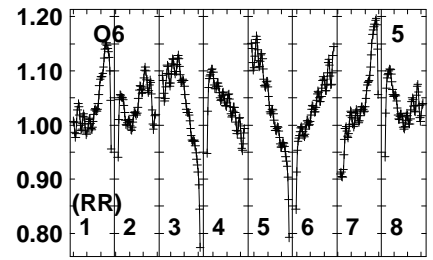
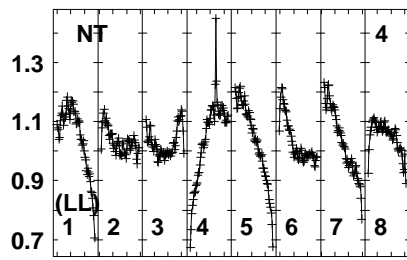
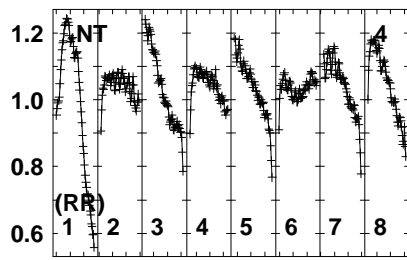
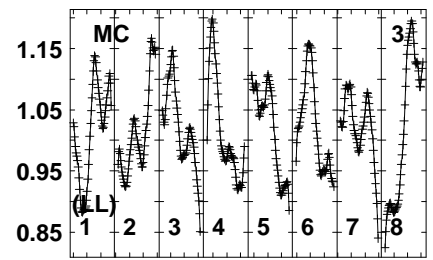
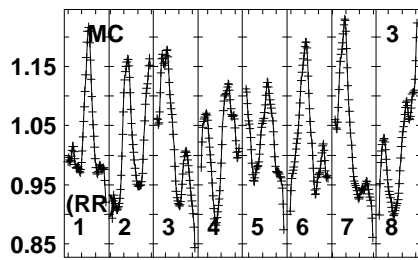
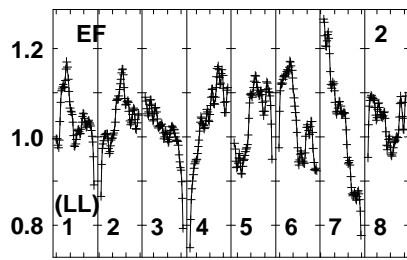
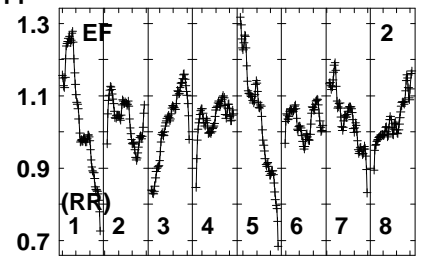
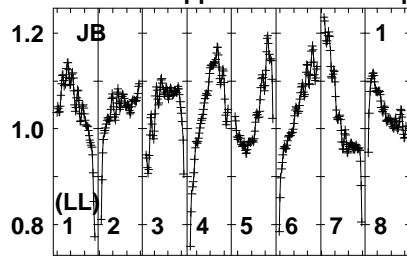
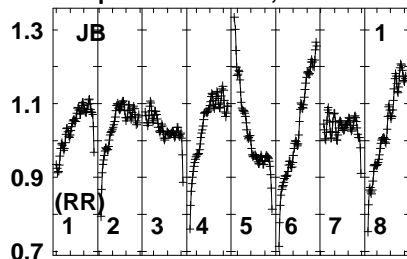


Lower frame: Real Jy
Auto-corr total-power spectrum Antenna: *
Timerange: 00/00:44:57 to 00/00:49:55

Plot file version 33 created 21-FEB-2023 15:52:26

J1148 EB092F.UVDATA.1

Freq = 22.1080 GHz, Bw = 32.000 MH No calibration applied and no bandpass applied



221021402218022240222802232022340
FREQ MHz

221021402218022240222802232022340
FREQ MHz

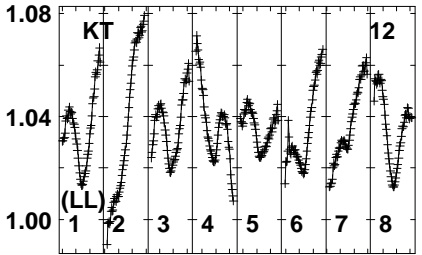
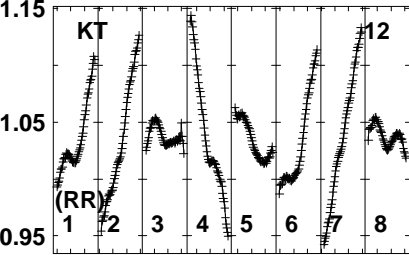
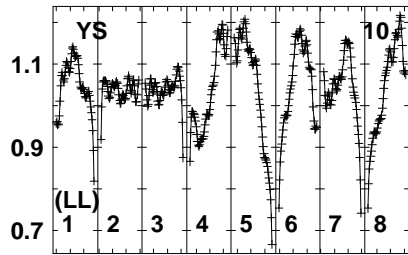
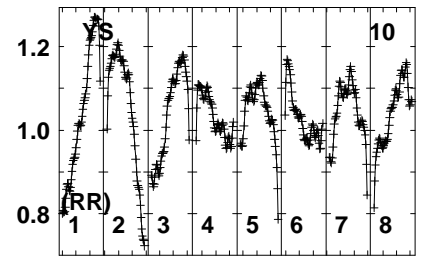
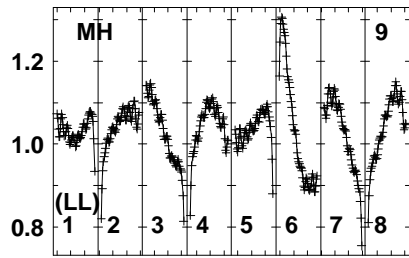
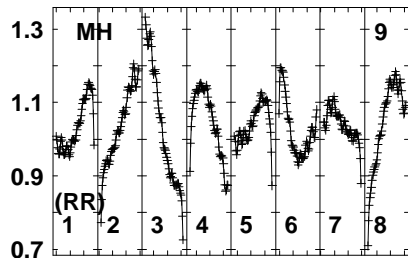
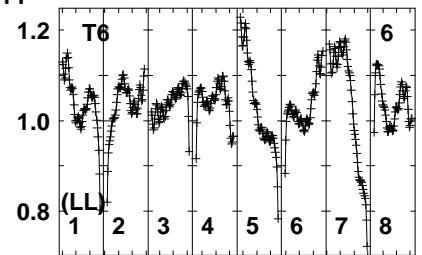
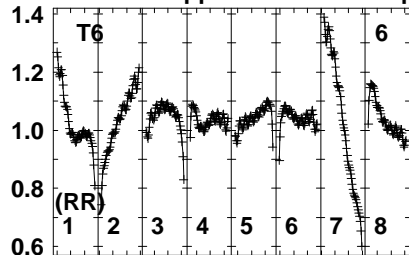
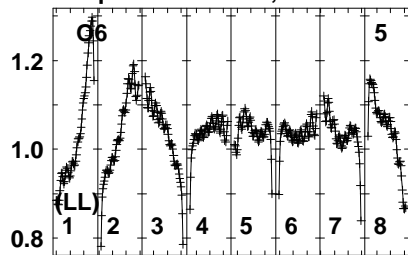
221021402218022240222802232022340
FREQ MHz

Lower frame: Real Jy
Auto-corr total-power spectrum Antenna: *
Timerange: 00/00:58:07 to 00/01:01:05

Plot file version 34 created 21-FEB-2023 15:52:27

J1148 EB092F.UVDATA.1

Freq = 22.1080 GHz, Bw = 32.000 MH No calibration applied and no bandpass applied



221 2214 2218 2222 2226 2230 2234 0

FREQ MHz

Lower frame: Real Jy

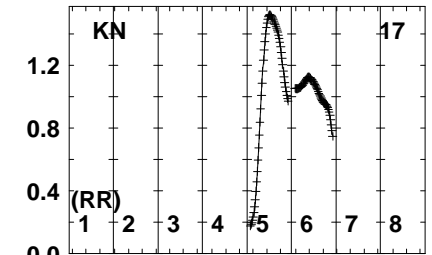
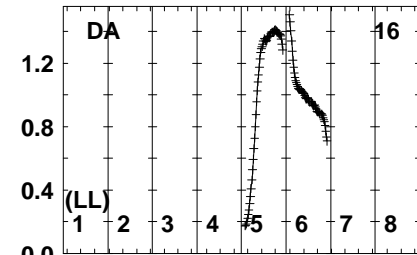
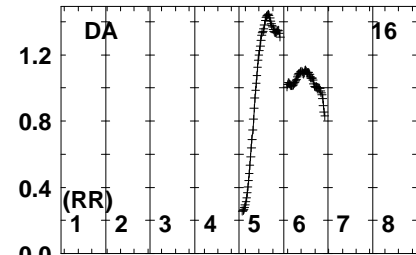
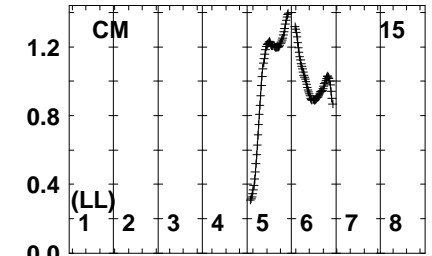
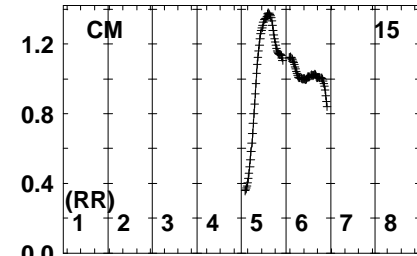
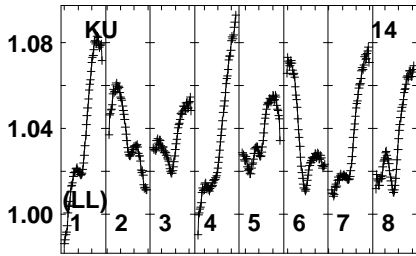
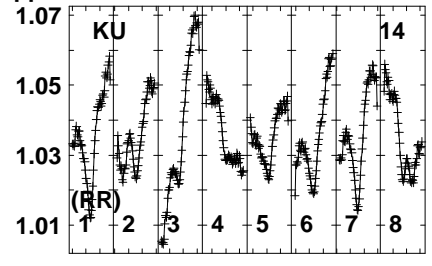
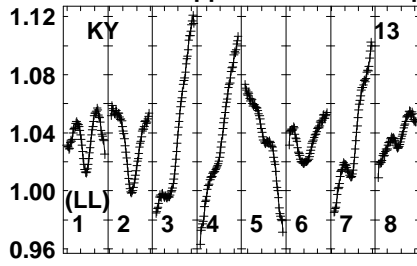
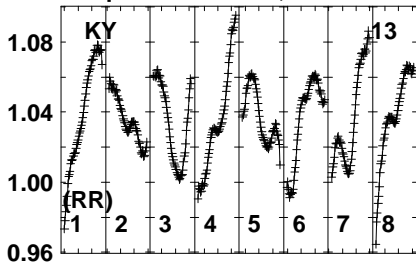
Auto-corr total-power spectrum Antenna: *

Timerange: 00/00:58:07 to 00/01:01:05

Plot file version 35 created 21-FEB-2023 15:52:27

J1148 EB092F.UVDATA.1

Freq = 22.1080 GHz, Bw = 32.000 MH No calibration applied and no bandpass applied



221 2214 2218 2222 2226 2230 2234 0
FREQ MHz

221 2214 2218 2222 2226 2230 2234 0
FREQ MHz

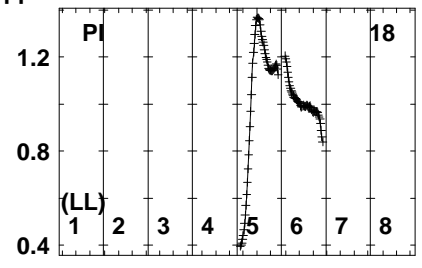
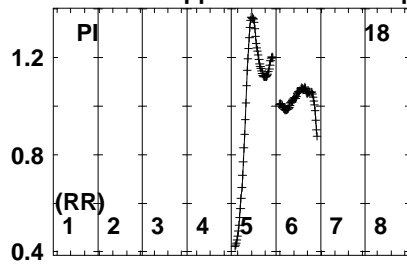
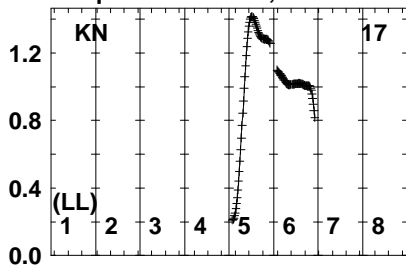
221 2214 2218 2222 2226 2230 2234 0
FREQ MHz

Lower frame: Real Jy
Auto-corr total-power spectrum Antenna: *
Timerange: 00/00:58:07 to 00/01:01:05

Plot file version 36 created 21-FEB-2023 15:52:28

J1148 EB092F.UVDATA.1

Freq = 22.1080 GHz, Bw = 32.000 MH No calibration applied and no bandpass applied

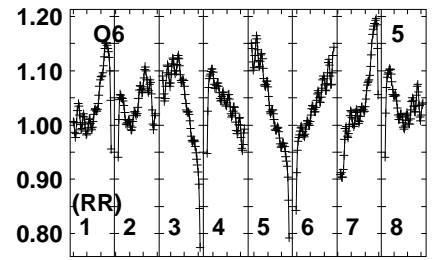
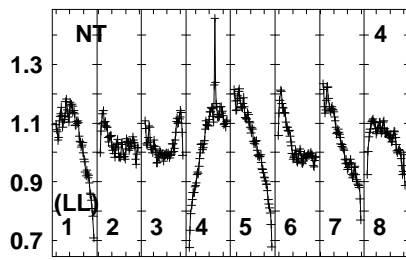
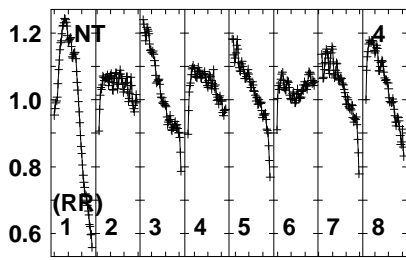
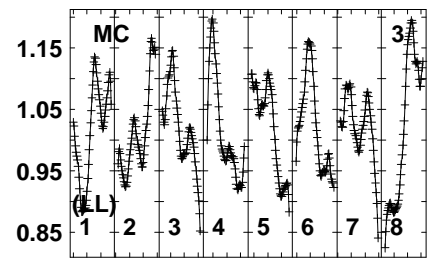
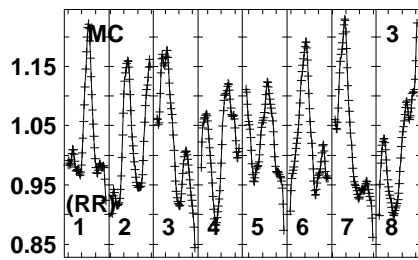
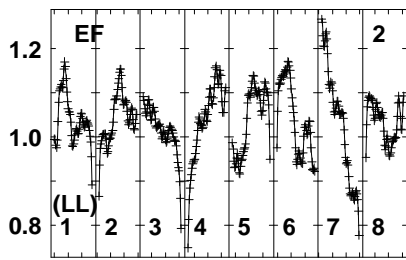
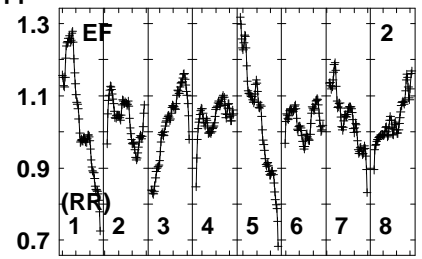
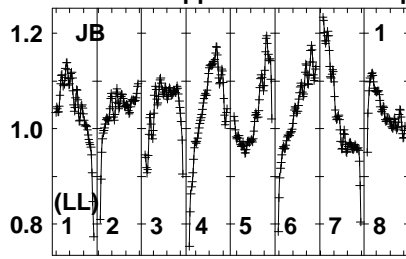
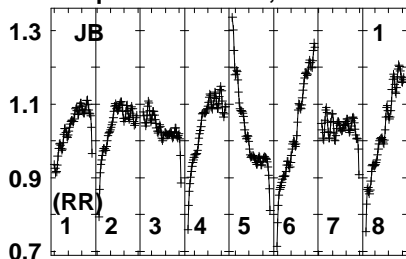


Lower frame: Real Jy
Auto-corr total-power spectrum Antenna: *
Timerange: 00/00:58:07 to 00/01:01:05

Plot file version 37 created 21-FEB-2023 15:52:28

J1148 EB092F.UVDATA.1

Freq = 22.1080 GHz, Bw = 32.000 MH No calibration applied and no bandpass applied



221021402218022240222802232022340
FREQ MHz

221021402218022240222802232022340
FREQ MHz

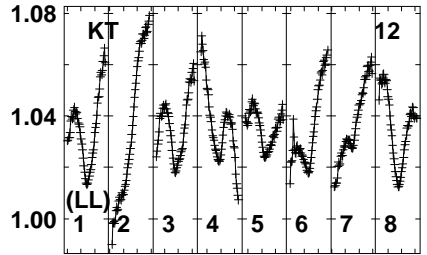
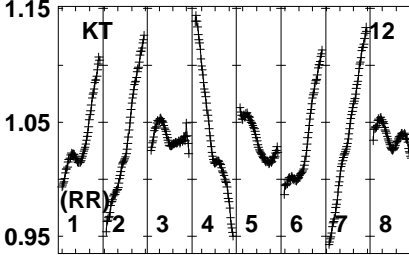
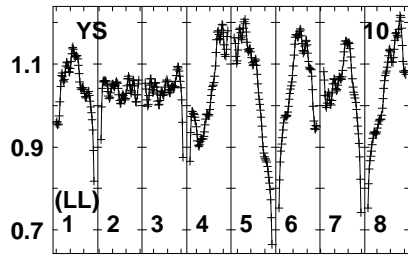
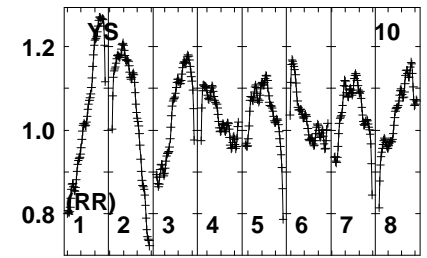
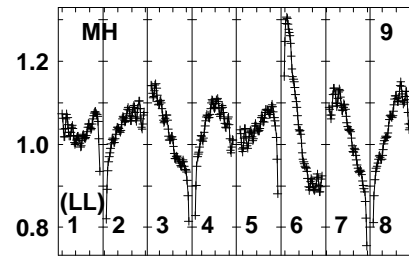
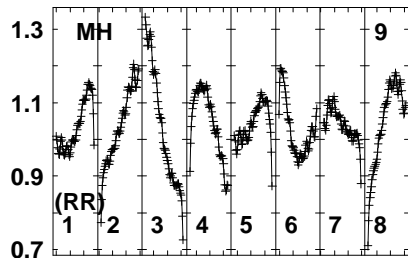
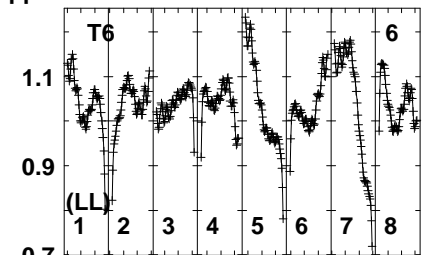
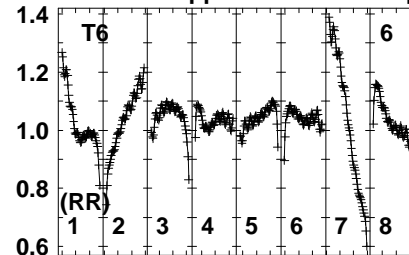
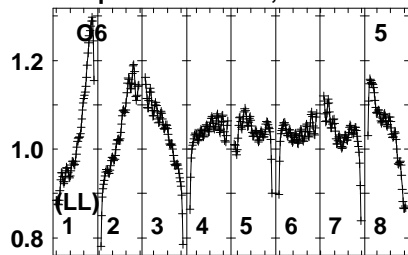
221021402218022240222802232022340
FREQ MHz

Lower frame: Real Jy
Auto-corr total-power spectrum Antenna: *
Timerange: 00/01:01:37 to 00/01:06:35

Plot file version 38 created 21-FEB-2023 15:52:28

J1148 EB092F.UVDATA.1

Freq = 22.1080 GHz, Bw = 32.000 MH No calibration applied and no bandpass applied



221 2214 2218 2222 2226 2230 2234
FREQ MHz

221 2214 2218 2222 2226 2230 2234
FREQ MHz

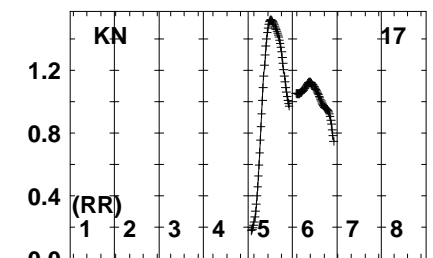
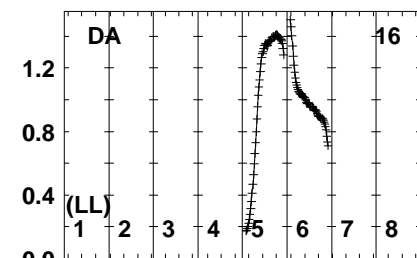
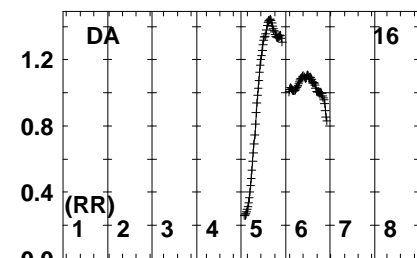
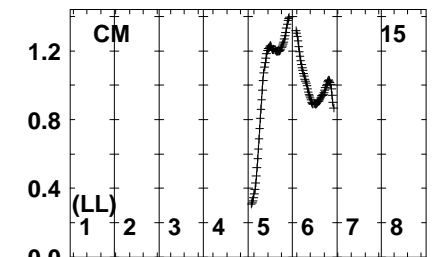
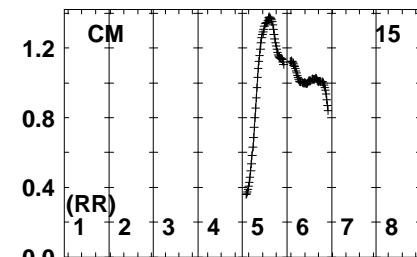
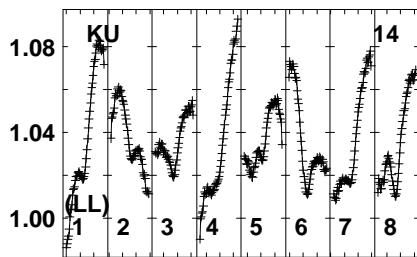
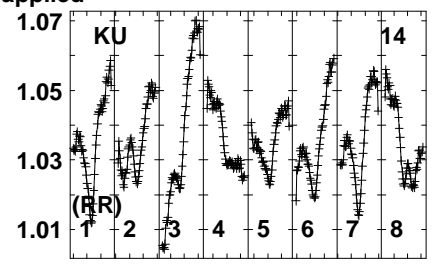
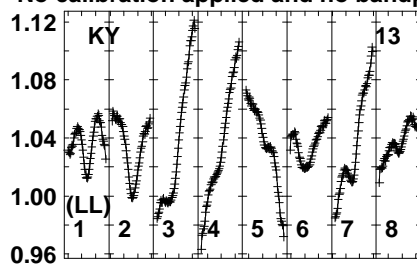
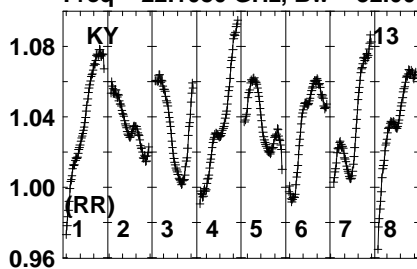
221 2214 2218 2222 2226 2230 2234
FREQ MHz

Lower frame: Real Jy
Auto-corr total-power spectrum Antenna: *
Timerange: 00/01:01:37 to 00/01:06:35

Plot file version 39 created 21-FEB-2023 15:52:29

J1148 EB092F.UVDATA.1

Freq = 22.1080 GHz, Bw = 32.000 MH No calibration applied and no bandpass applied



221 2214021802220224022703002340
FREQ MHz

221 2214021802220224022703002340
FREQ MHz

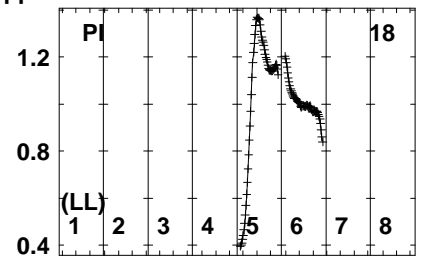
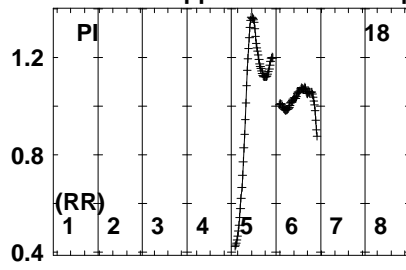
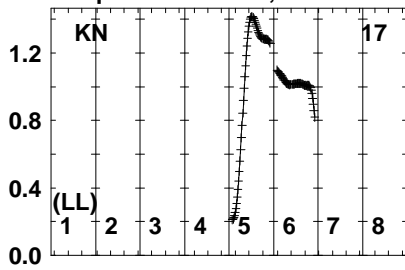
221 2214021802220224022703002340
FREQ MHz

Lower frame: Real Jy
Auto-corr total-power spectrum Antenna: *
Timerange: 00/01:01:37 to 00/01:06:35

Plot file version 40 created 21-FEB-2023 15:52:29

J1148 EB092F.UVDATA.1

Freq = 22.1080 GHz, Bw = 32.000 MH No calibration applied and no bandpass applied

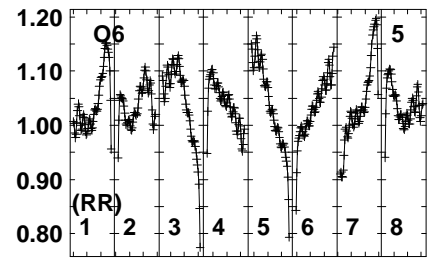
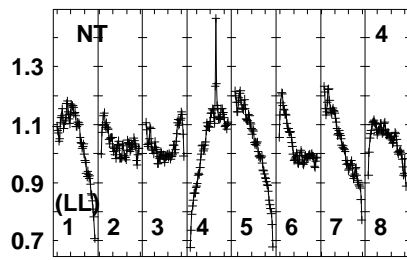
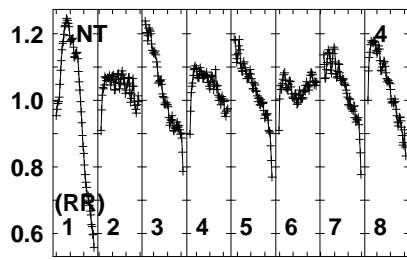
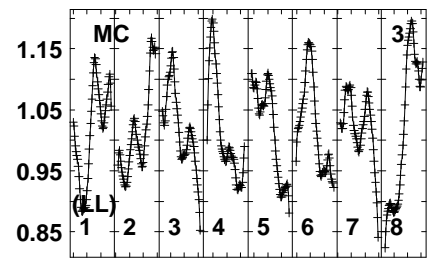
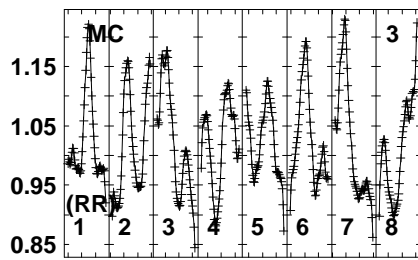
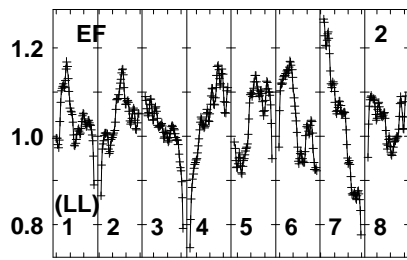
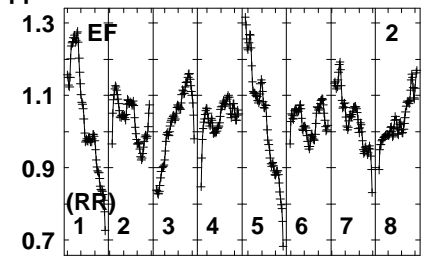
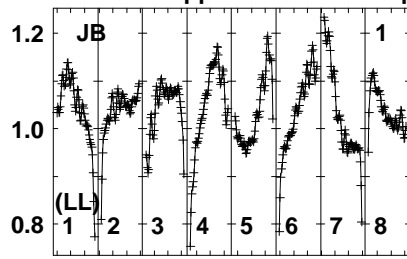
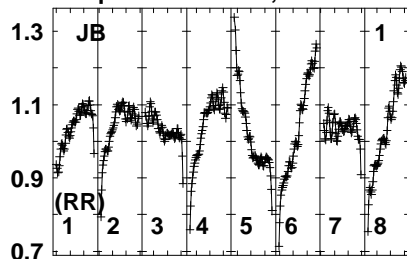


Lower frame: Real Jy
Auto-corr total-power spectrum Antenna: *
Timerange: 00/01:01:37 to 00/01:06:35

Plot file version 41 created 21-FEB-2023 15:52:30

J1148 EB092F.UVDATA.1

Freq = 22.1080 GHz, Bw = 32.000 MH No calibration applied and no bandpass applied



22100 22140 22180 22220 22260 22300 22340
FREQ MHz

22100 22140 22180 22220 22260 22300 22340
FREQ MHz

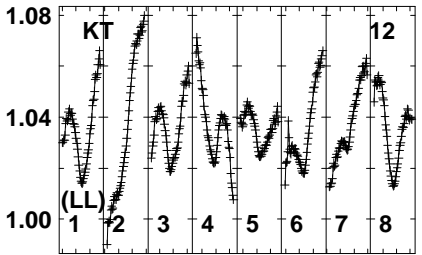
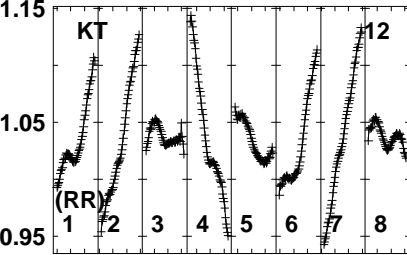
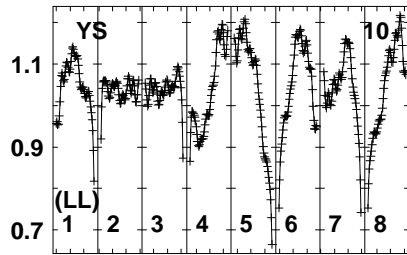
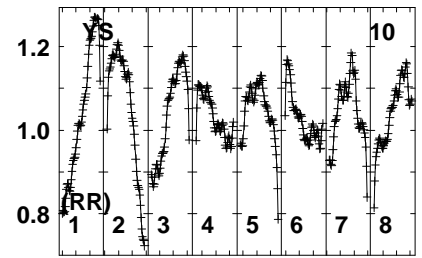
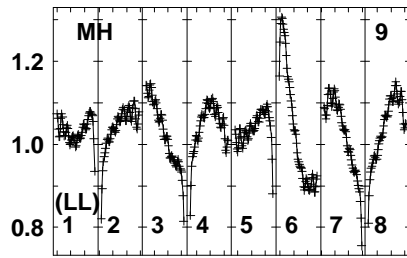
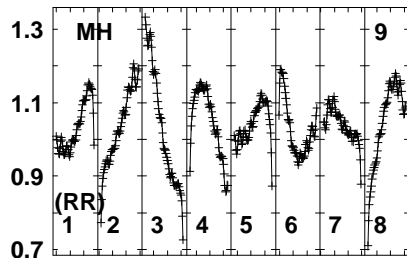
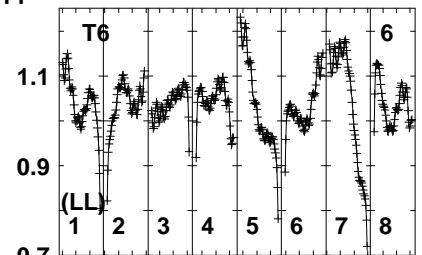
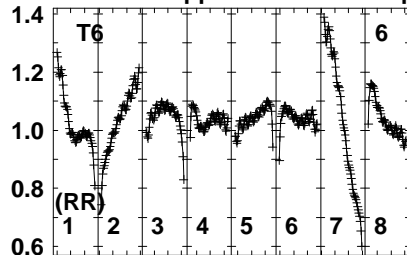
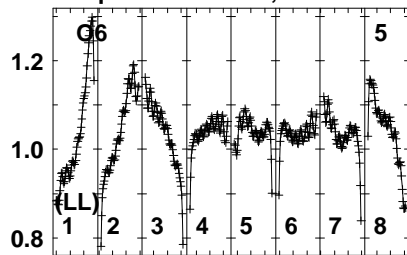
22100 22140 22180 22220 22260 22300 22340
FREQ MHz

Lower frame: Real Jy
Auto-corr total-power spectrum Antenna: *
Timerange: 00/01:07:07 to 00/01:12:05

Plot file version 42 created 21-FEB-2023 15:52:30

J1148 EB092F.UVDATA.1

Freq = 22.1080 GHz, Bw = 32.000 MH No calibration applied and no bandpass applied



22102140221802224022240222030022340
FREQ MHz

22102140221802224022240222030022340
FREQ MHz

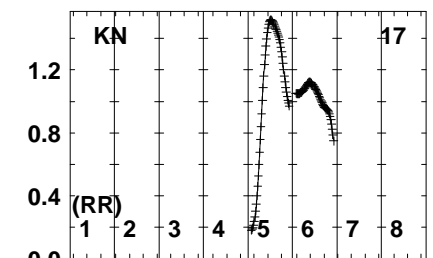
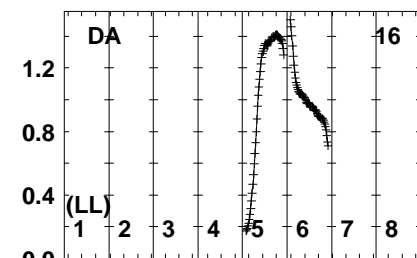
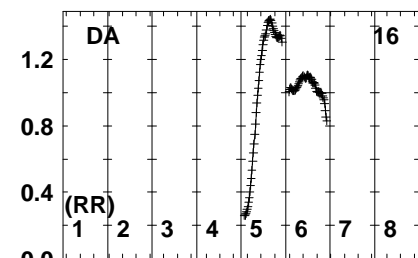
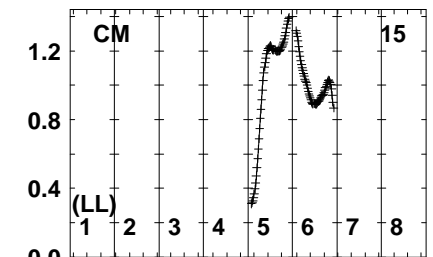
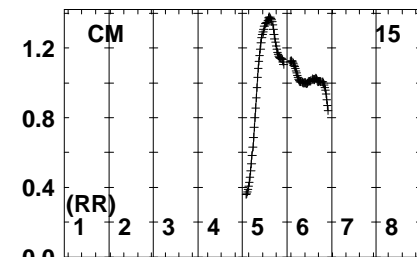
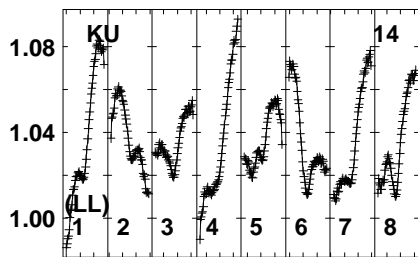
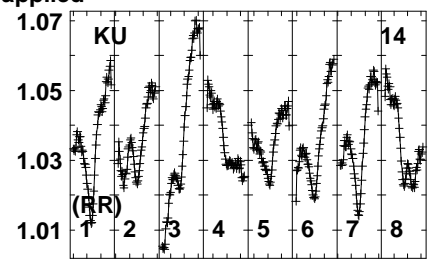
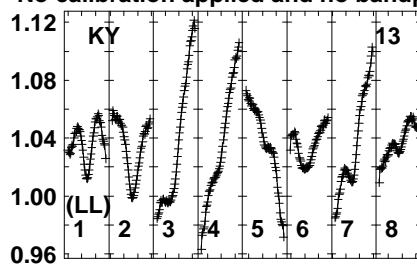
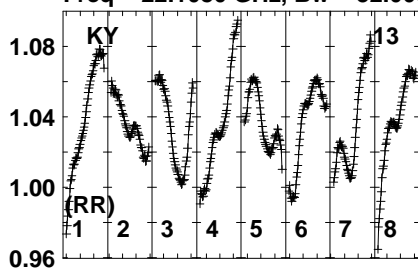
22102140221802224022240222030022340
FREQ MHz

Lower frame: Real Jy
Auto-corr total-power spectrum Antenna: *
Timerange: 00/01:07:07 to 00/01:12:05

Plot file version 43 created 21-FEB-2023 15:52:31

J1148 EB092F.UVDATA.1

Freq = 22.1080 GHz, Bw = 32.000 MH No calibration applied and no bandpass applied



221 2214021802220224022703002340
FREQ MHz

221 2214021802220224022703002340
FREQ MHz

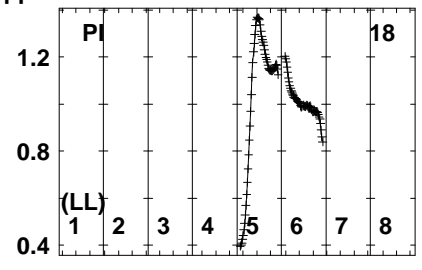
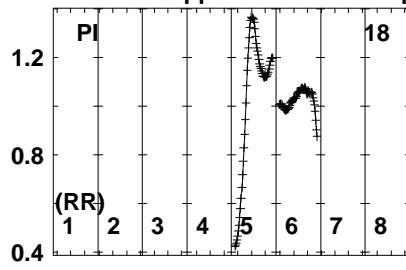
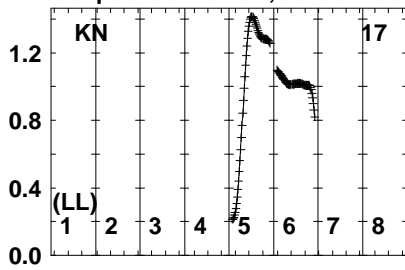
221 2214021802220224022703002340
FREQ MHz

Lower frame: Real Jy
Auto-corr total-power spectrum Antenna: *
Timerange: 00/01:07:07 to 00/01:12:05

Plot file version 44 created 21-FEB-2023 15:52:31

J1148 EB092F.UVDATA.1

Freq = 22.1080 GHz, Bw = 32.000 MH No calibration applied and no bandpass applied

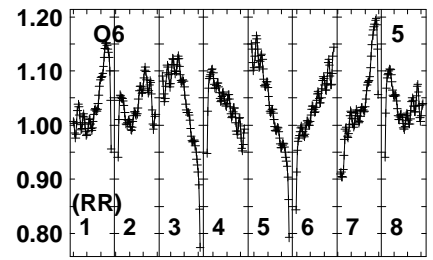
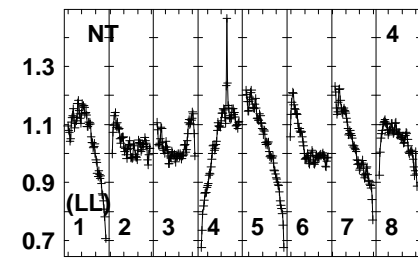
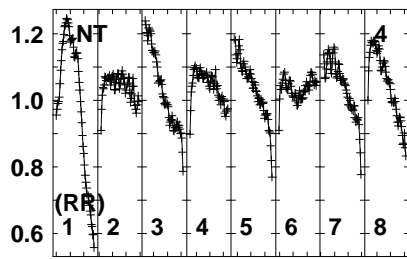
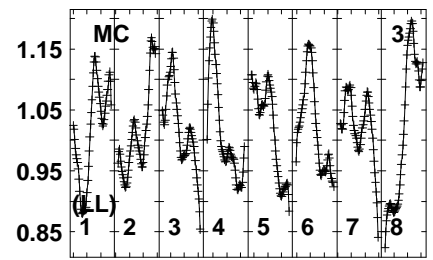
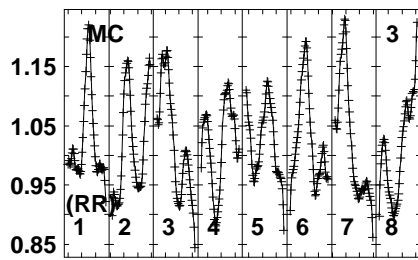
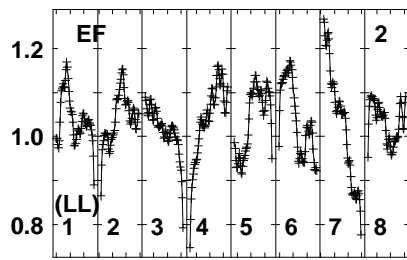
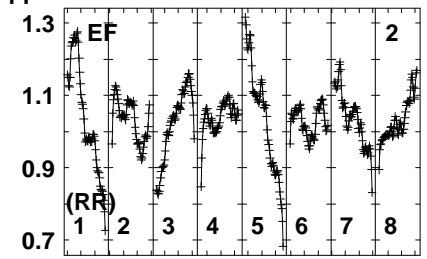
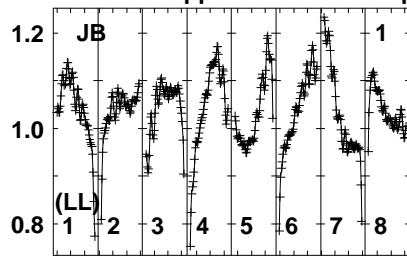
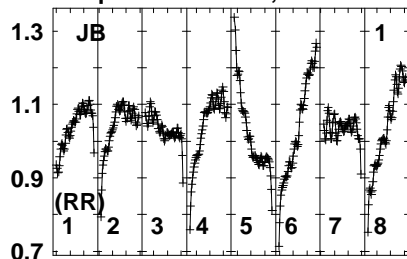


Lower frame: Real Jy
Auto-corr total-power spectrum Antenna: *
Timerange: 00/01:07:07 to 00/01:12:05

Plot file version 45 created 21-FEB-2023 15:52:31

J1148 EB092F.UVDATA.1

Freq = 22.1080 GHz, Bw = 32.000 MH No calibration applied and no bandpass applied



221021402218022240222802232022340
FREQ MHz

221021402218022240222802232022340
FREQ MHz

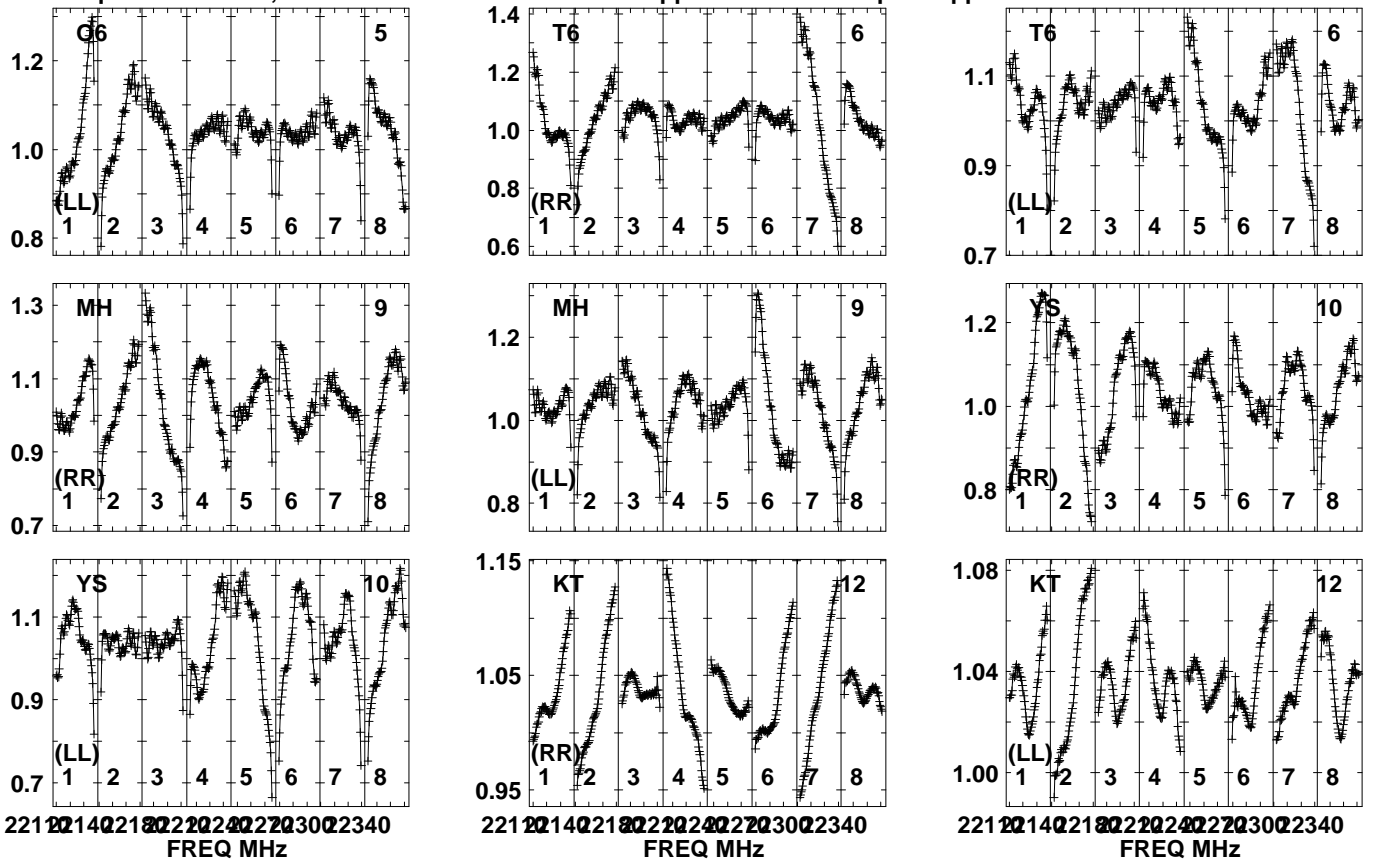
221021402218022240222802232022340
FREQ MHz

Lower frame: Real Jy
Auto-corr total-power spectrum Antenna: *
Timerange: 00/01:12:37 to 00/01:17:35

Plot file version 46 created 21-FEB-2023 15:52:32

J1148 EB092F.UVDATA.1

Freq = 22.1080 GHz, Bw = 32.000 MH No calibration applied and no bandpass applied

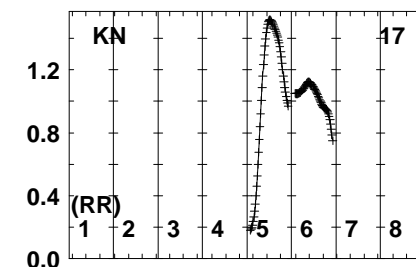
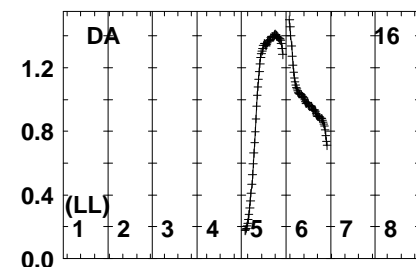
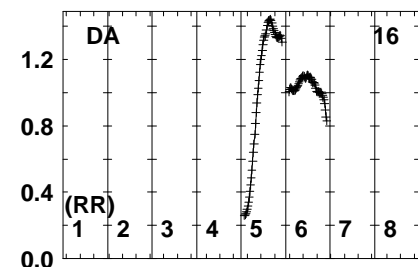
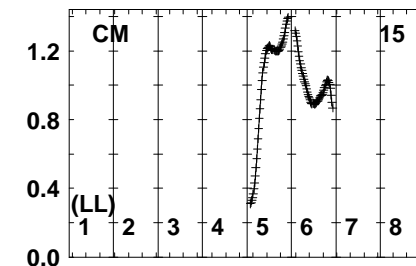
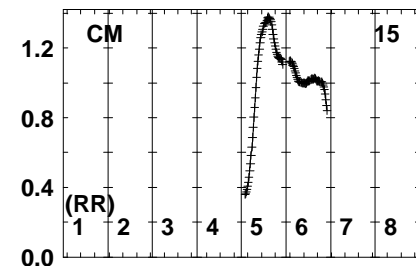
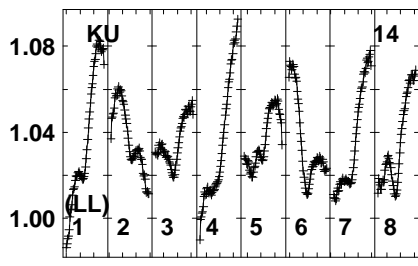
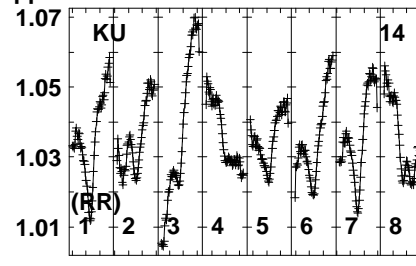
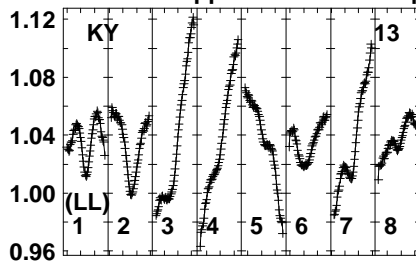
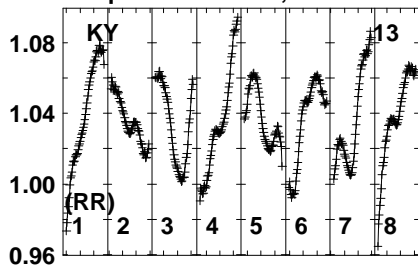


Lower frame: Real Jy
Auto-corr total-power spectrum Antenna: *
Timerange: 00/01:12:37 to 00/01:17:35

Plot file version 47 created 21-FEB-2023 15:52:32

J1148 EB092F.UVDATA.1

Freq = 22.1080 GHz, Bw = 32.000 MH No calibration applied and no bandpass applied



221 22140 22180 22220 22260 22300 22340
FREQ MHz

221 22140 22180 22220 22260 22300 22340
FREQ MHz

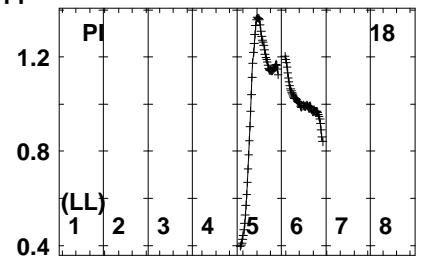
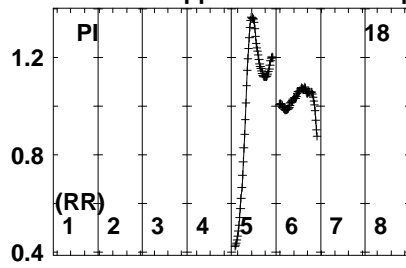
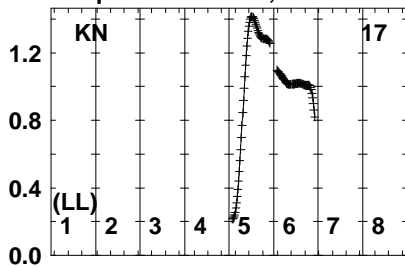
221 22140 22180 22220 22260 22300 22340
FREQ MHz

Lower frame: Real Jy
Auto-corr total-power spectrum Antenna: *
Timerange: 00/01:12:37 to 00/01:17:35

Plot file version 48 created 21-FEB-2023 15:52:32

J1148 EB092F.UVDATA.1

Freq = 22.1080 GHz, Bw = 32.000 MH No calibration applied and no bandpass applied

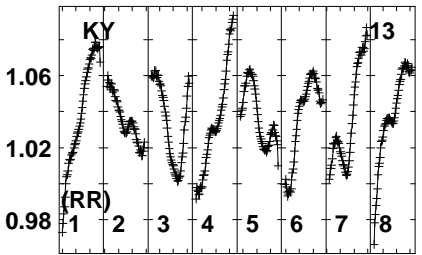
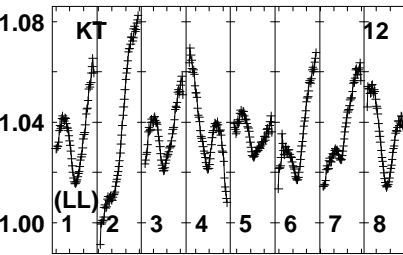
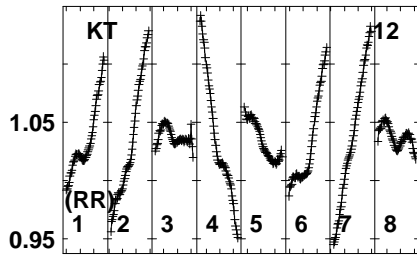
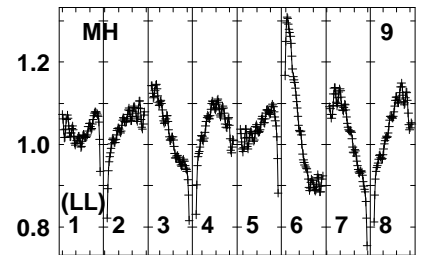
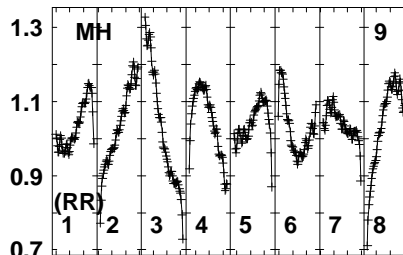
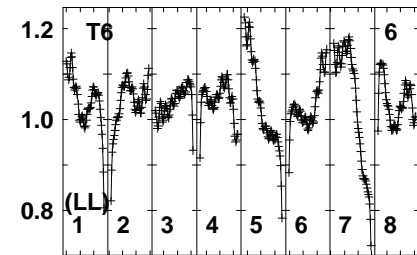
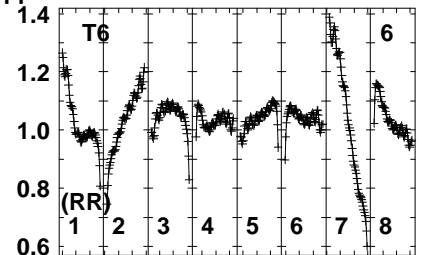
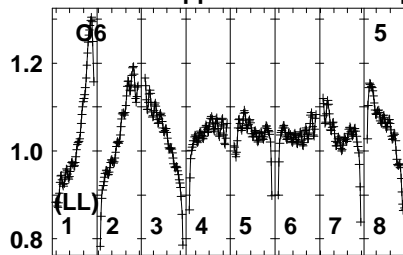
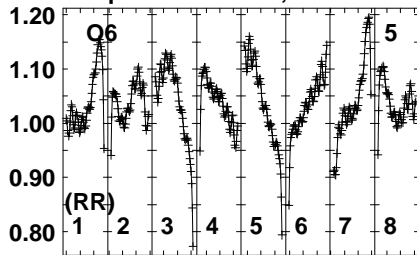


Lower frame: Real Jy
Auto-corr total-power spectrum Antenna: *
Timerange: 00/01:12:37 to 00/01:17:35

Plot file version 49 created 21-FEB-2023 15:52:32

J1352 EB092F.UVDATA.1

Freq = 22.1080 GHz, Bw = 32.000 MH No calibration applied and no bandpass applied



22102140221802224022240222030022340
FREQ MHz

22102140221802224022240222030022340
FREQ MHz

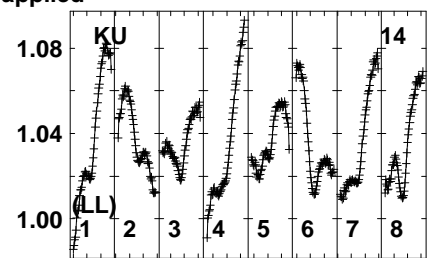
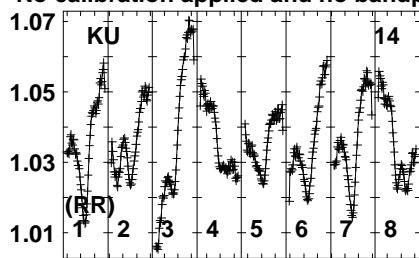
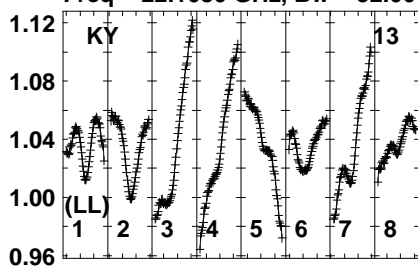
22102140221802224022240222030022340
FREQ MHz

Lower frame: Real Jy
Auto-corr total-power spectrum Antenna: *
Timerange: 00/01:26:24 to 00/01:29:22

Plot file version 50 created 21-FEB-2023 15:52:32

J1352 EB092F.UVDATA.1

Freq = 22.1080 GHz, Bw = 32.000 MH No calibration applied and no bandpass applied

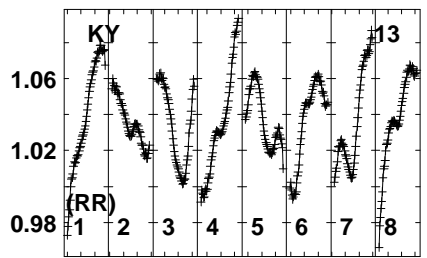
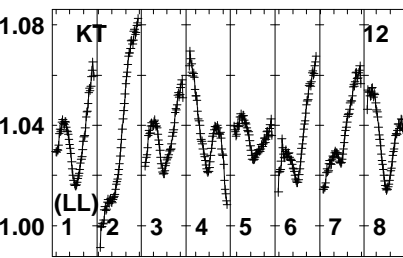
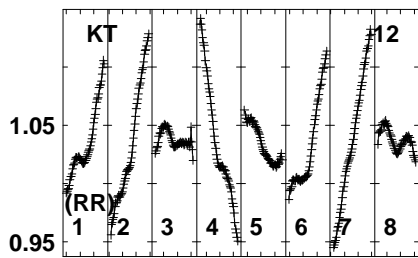
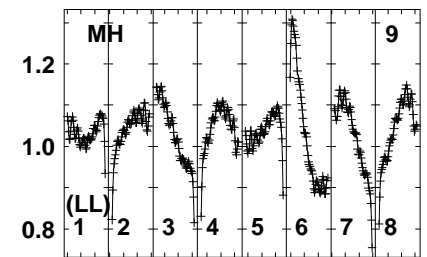
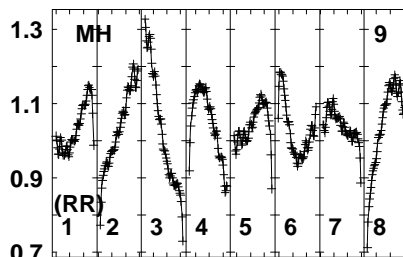
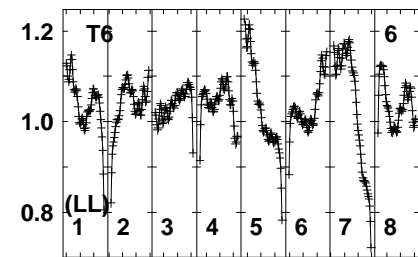
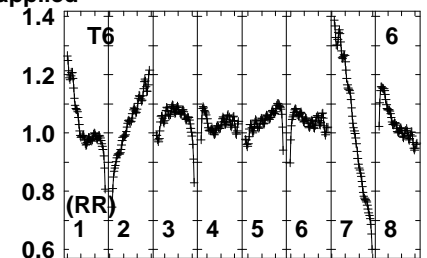
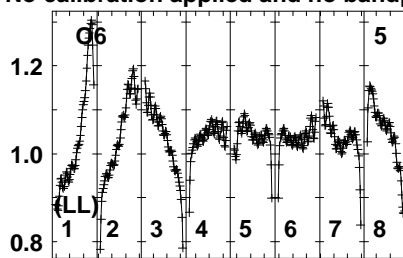
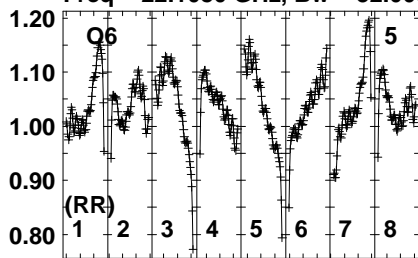


Lower frame: Real Jy
Auto-corr total-power spectrum Antenna: *
Timerange: 00/01:26:24 to 00/01:29:22

Plot file version 51 created 21-FEB-2023 15:52:33

J1352 EB092F.UVDATA.1

Freq = 22.1080 GHz, Bw = 32.000 MH No calibration applied and no bandpass applied



22102140221802224022240222030022340
FREQ MHz

22102140221802224022240222030022340
FREQ MHz

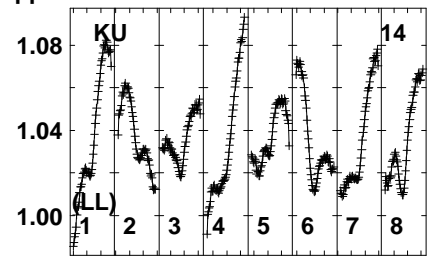
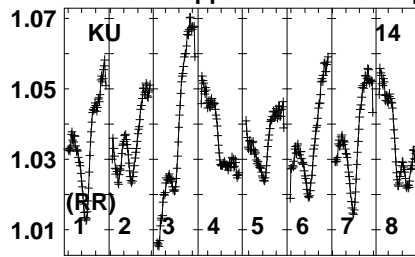
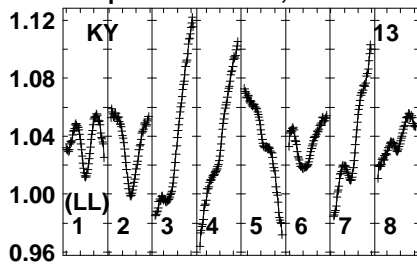
22102140221802224022240222030022340
FREQ MHz

Lower frame: Real Jy
Auto-corr total-power spectrum Antenna: *
Timerange: 00/01:29:54 to 00/01:34:52

Plot file version 52 created 21-FEB-2023 15:52:33

J1352 EB092F.UVDATA.1

Freq = 22.1080 GHz, Bw = 32.000 MH No calibration applied and no bandpass applied

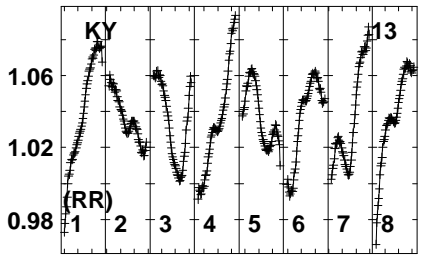
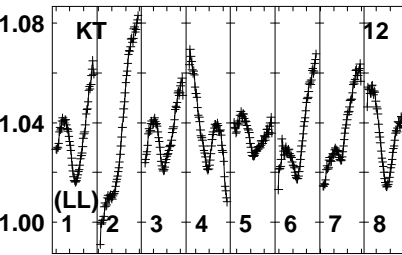
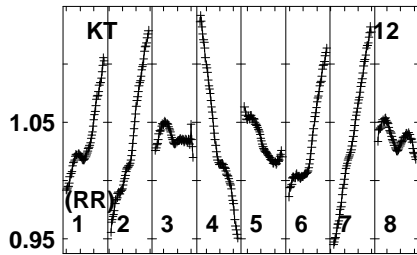
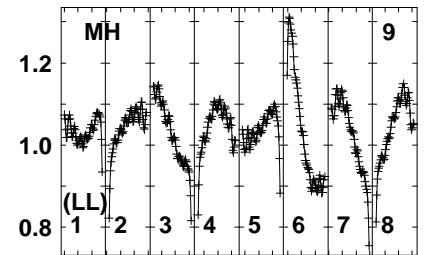
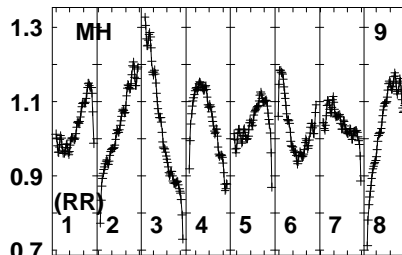
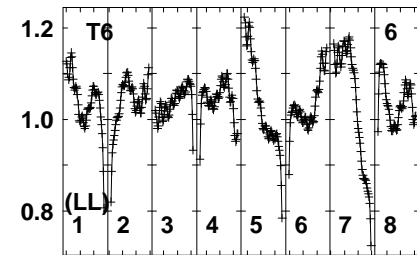
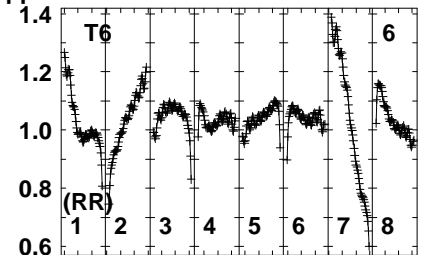
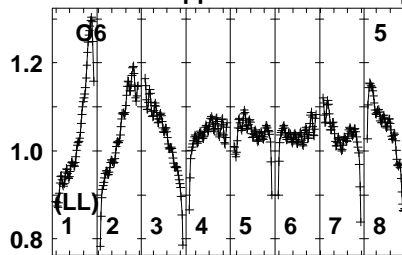
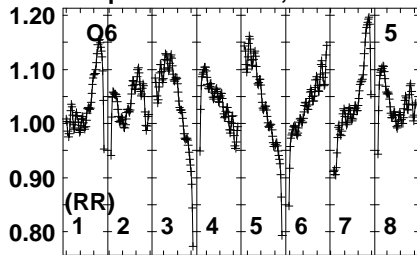


Lower frame: Real Jy
Auto-corr total-power spectrum Antenna: *
Timerange: 00/01:29:54 to 00/01:34:52

Plot file version 53 created 21-FEB-2023 15:52:33

J1352 EB092F.UVDATA.1

Freq = 22.1080 GHz, Bw = 32.000 MH No calibration applied and no bandpass applied



22102140221802224022240222030022340
FREQ MHz

22102140221802224022240222030022340
FREQ MHz

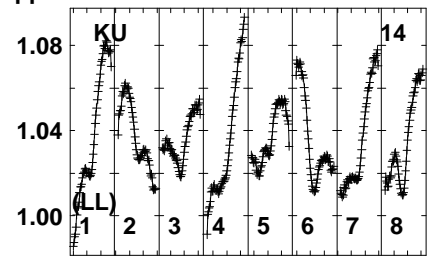
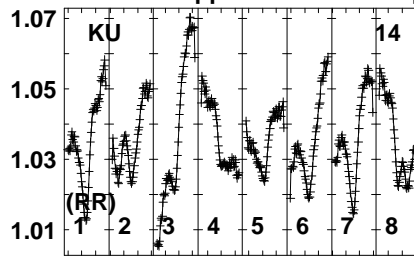
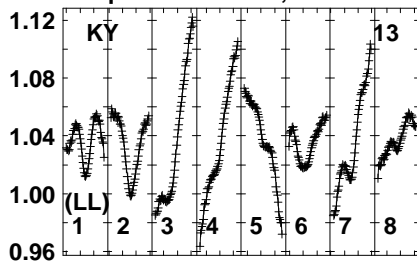
22102140221802224022240222030022340
FREQ MHz

Lower frame: Real Jy
Auto-corr total-power spectrum Antenna: *
Timerange: 00/01:35:24 to 00/01:40:22

Plot file version 54 created 21-FEB-2023 15:52:34

J1352 EB092F.UVDATA.1

Freq = 22.1080 GHz, Bw = 32.000 MH No calibration applied and no bandpass applied

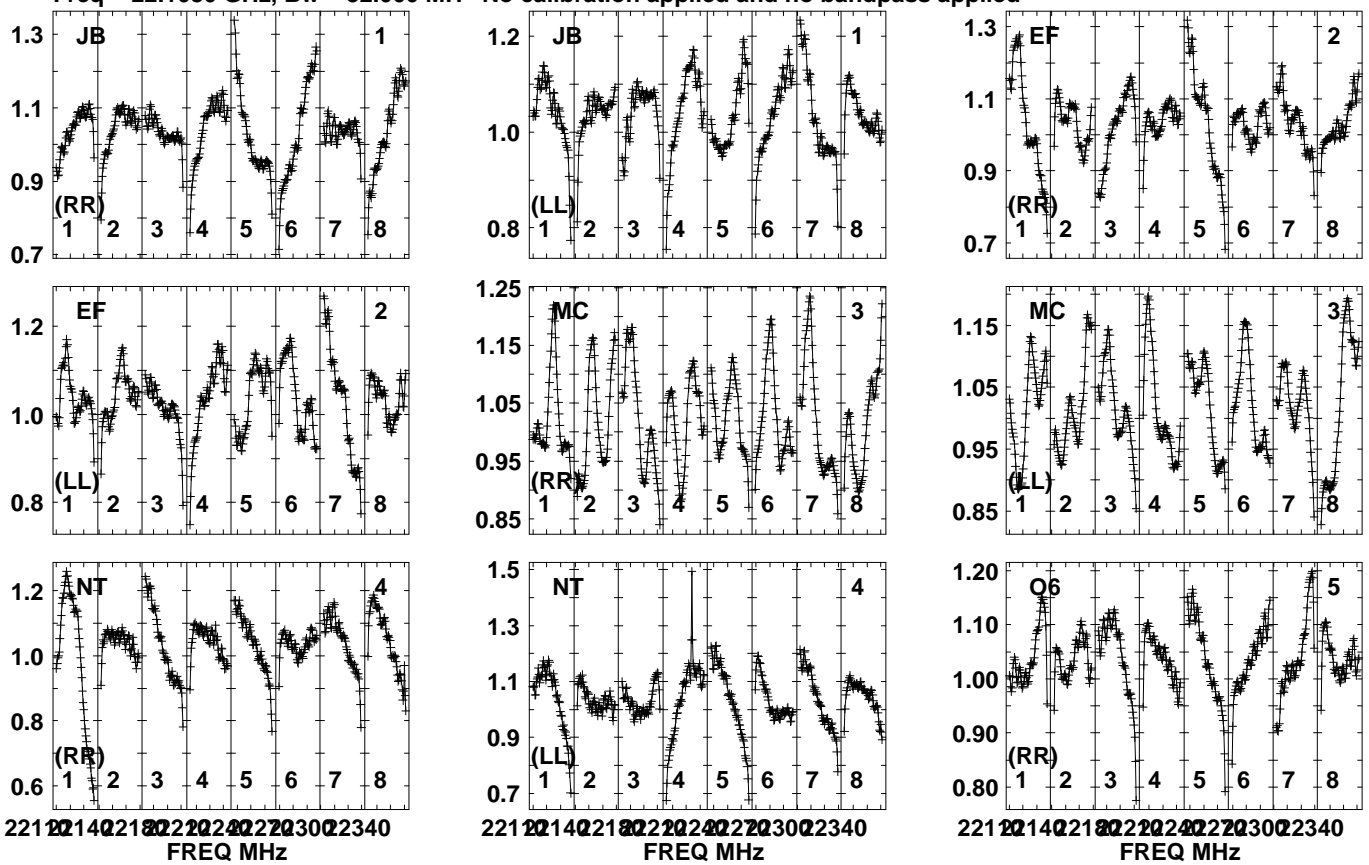


Lower frame: Real Jy
Auto-corr total-power spectrum Antenna: *
Timerange: 00/01:35:24 to 00/01:40:22

Plot file version 55 created 21-FEB-2023 15:52:34

OJ287 EB092F.UVDATA.1

Freq = 22.1080 GHz, Bw = 32.000 MH No calibration applied and no bandpass applied

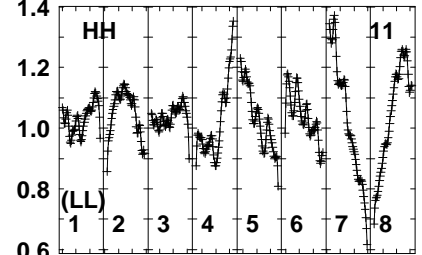
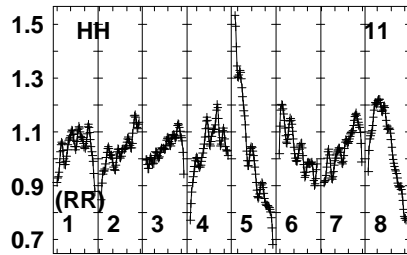
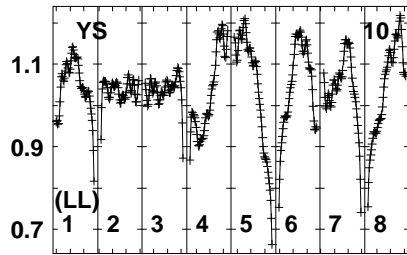
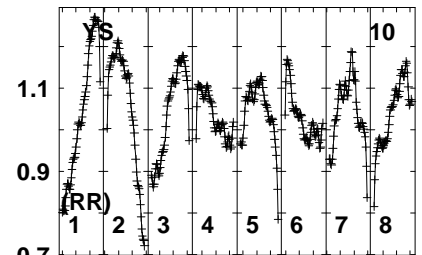
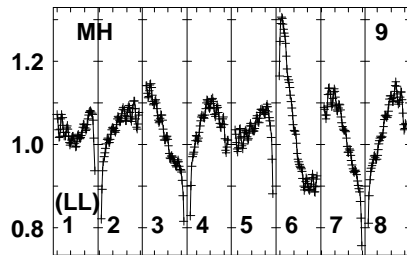
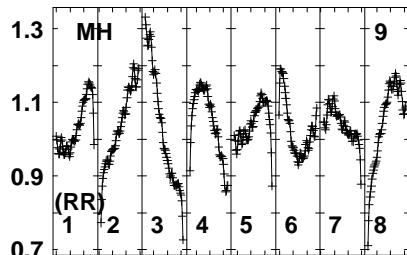
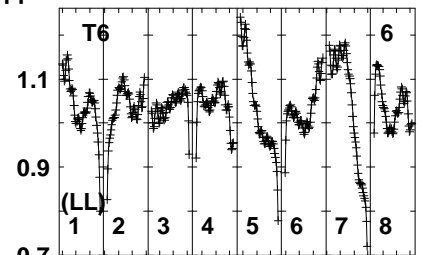
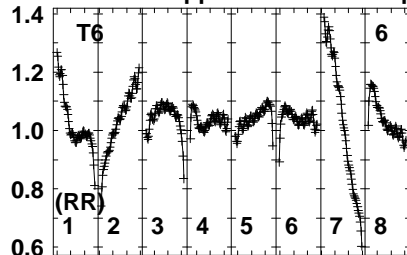
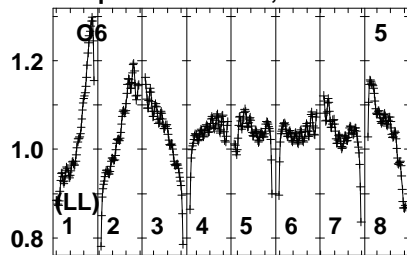


Lower frame: Real Jy
Auto-corr total-power spectrum Antenna: *
Timerange: 00/01:46:45 to 00/01:51:43

Plot file version 56 created 21-FEB-2023 15:52:34

OJ287 EB092F.UVDATA.1

Freq = 22.1080 GHz, Bw = 32.000 MH No calibration applied and no bandpass applied



221021402218022240222402230022340
FREQ MHz

221021402218022240222402230022340
FREQ MHz

221021402218022240222402230022340
FREQ MHz

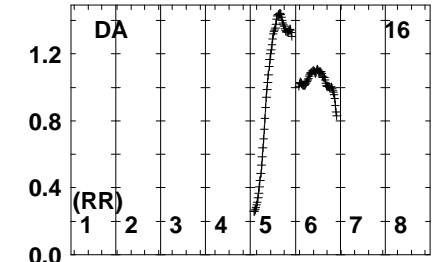
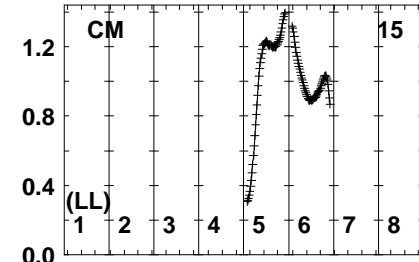
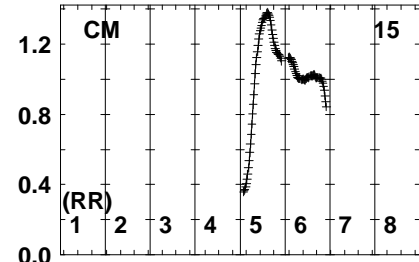
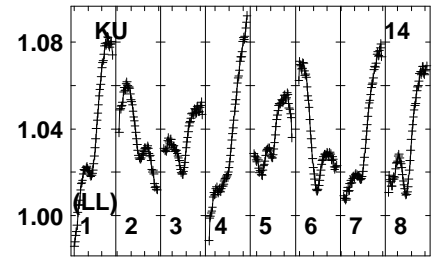
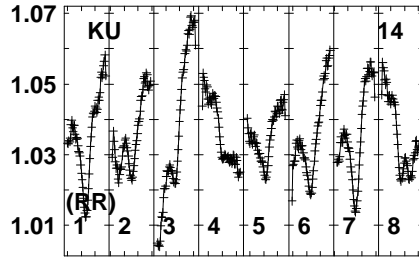
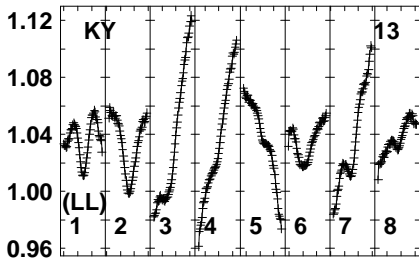
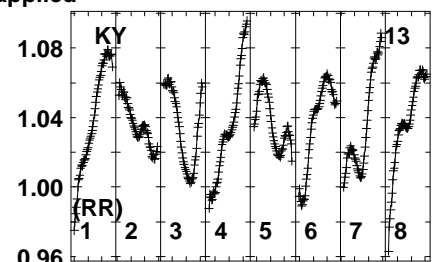
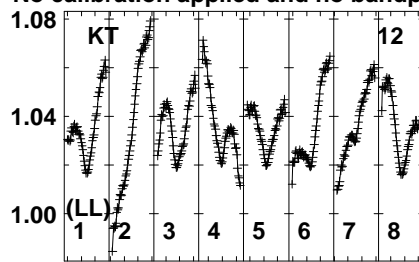
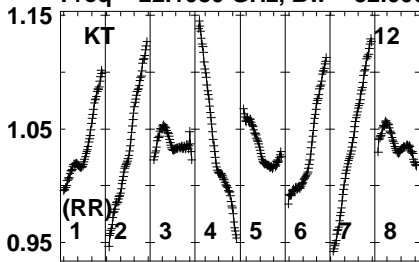
Lower frame: Real Jy
Auto-corr total-power spectrum Antenna: *
Timerange: 00/01:46:45 to 00/01:51:43

Plot file version 57 created 21-FEB-2023 15:52:35

OJ287 EB092F.UVDATA.1

Freq = 22.1080 GHz, Bw = 32.000 MH

No calibration applied and no bandpass applied



221 22140 2180 2220 2400 2270 300 2340
FREQ MHz

221 22140 2180 2220 2400 2270 300 2340
FREQ MHz

221 22140 2180 2220 2400 2270 300 2340
FREQ MHz

Lower frame: Real Jy

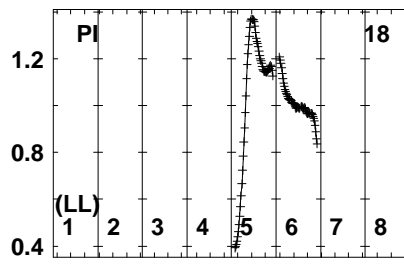
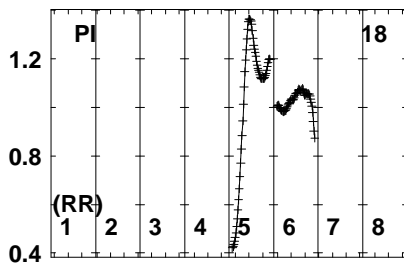
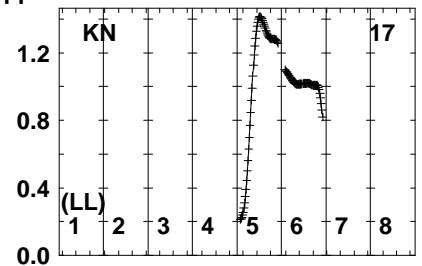
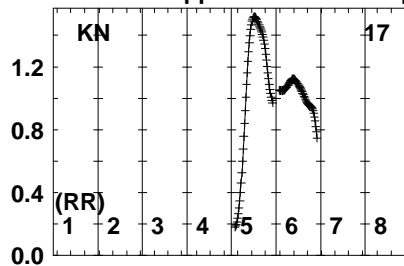
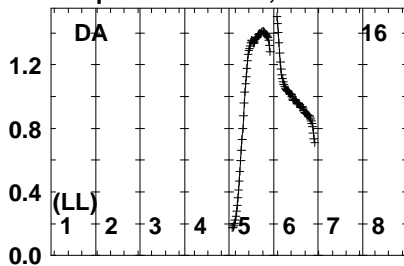
Auto-corr total-power spectrum Antenna: *

Timerange: 00/01:46:45 to 00/01:51:43

Plot file version 58 created 21-FEB-2023 15:52:35

OJ287 EB092F.UVDATA.1

Freq = 22.1080 GHz, Bw = 32.000 MH No calibration applied and no bandpass applied

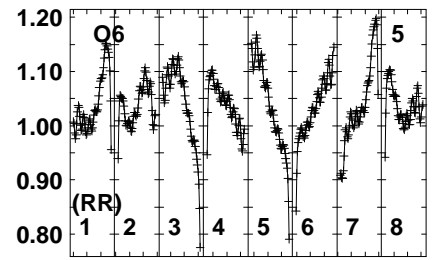
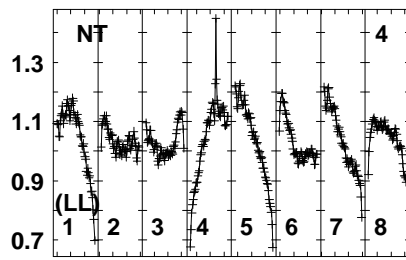
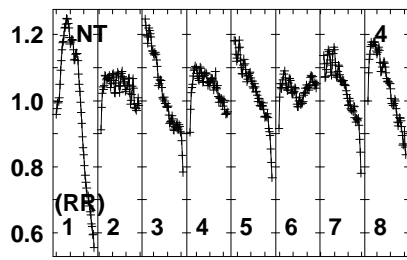
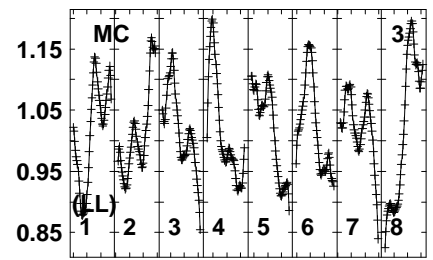
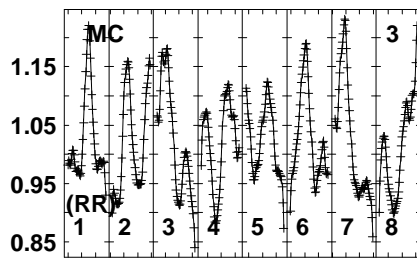
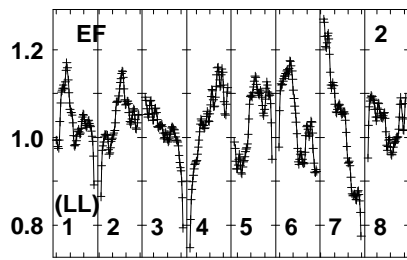
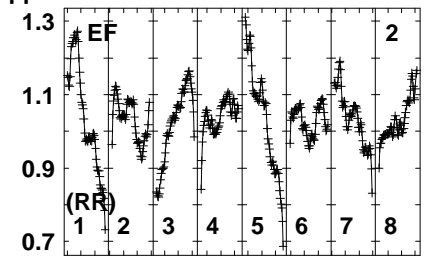
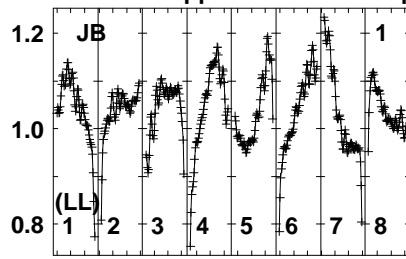
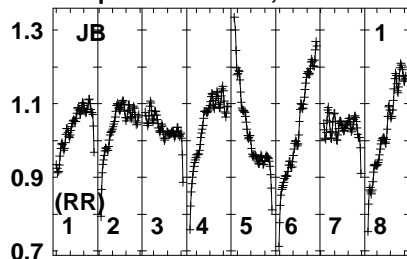


Lower frame: Real Jy
Auto-corr total-power spectrum Antenna: *
Timerange: 00/01:46:45 to 00/01:51:43

Plot file version 59 created 21-FEB-2023 15:52:36

J1148 EB092F.UVDATA.1

Freq = 22.1080 GHz, Bw = 32.000 MH No calibration applied and no bandpass applied



221021402218022240222802232022340
FREQ MHz

221021402218022240222802232022340
FREQ MHz

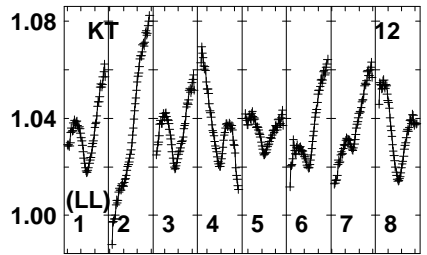
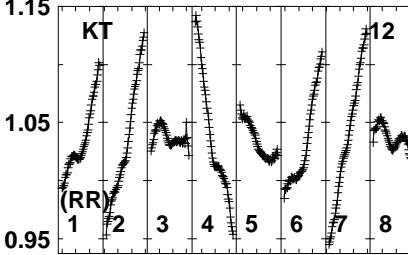
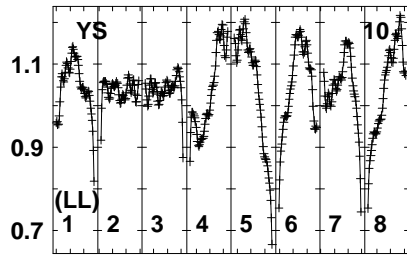
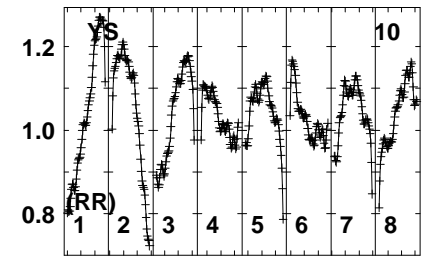
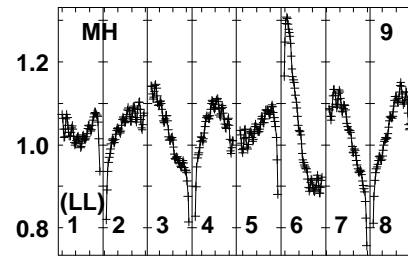
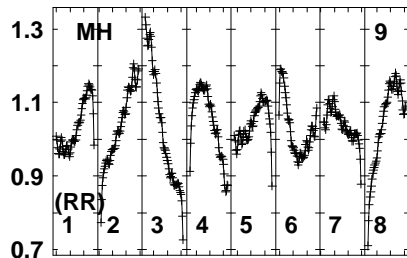
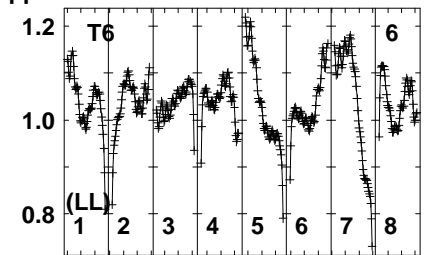
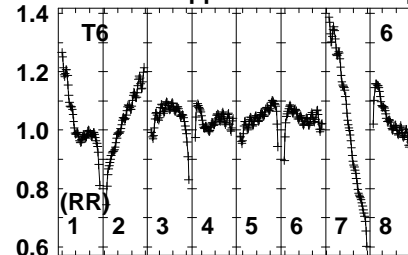
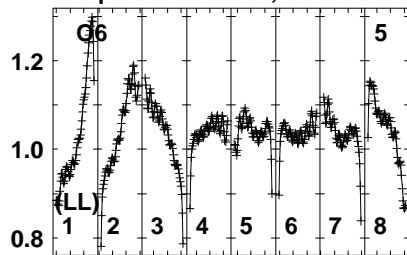
221021402218022240222802232022340
FREQ MHz

Lower frame: Real Jy
Auto-corr total-power spectrum Antenna: *
Timerange: 00/02:00:15 to 00/02:03:13

Plot file version 60 created 21-FEB-2023 15:52:36

J1148 EB092F.UVDATA.1

Freq = 22.1080 GHz, Bw = 32.000 MH No calibration applied and no bandpass applied



22100 22140 22180 22220 22260 22300 22340
FREQ MHz

22100 22140 22180 22220 22260 22300 22340
FREQ MHz

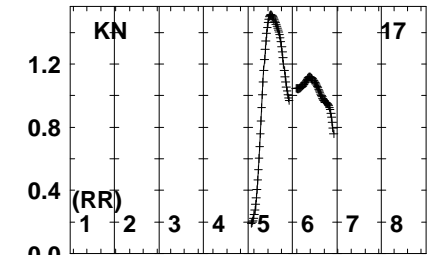
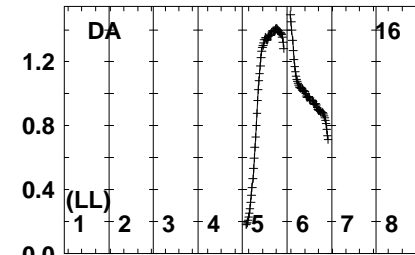
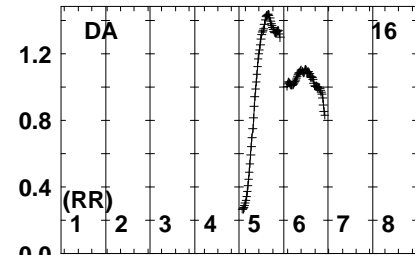
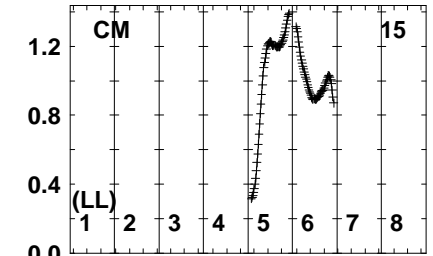
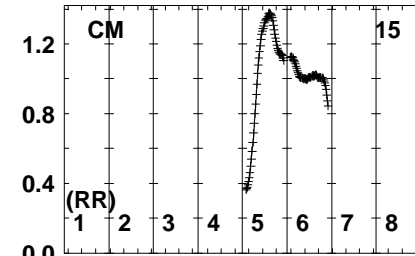
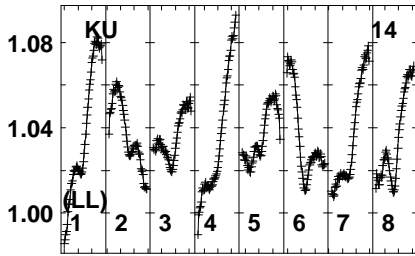
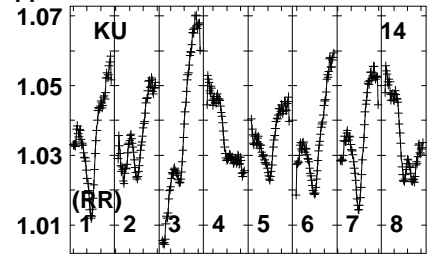
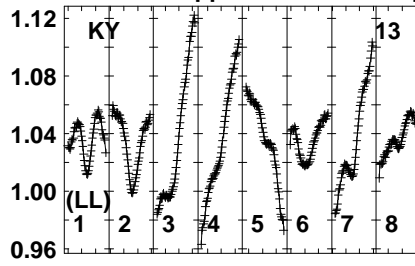
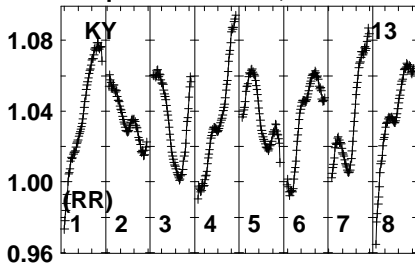
22100 22140 22180 22220 22260 22300 22340
FREQ MHz

Lower frame: Real Jy
Auto-corr total-power spectrum Antenna: *
Timerange: 00/02:00:15 to 00/02:03:13

Plot file version 61 created 21-FEB-2023 15:52:37

J1148 EB092F.UVDATA.1

Freq = 22.1080 GHz, Bw = 32.000 MH No calibration applied and no bandpass applied



221 22140 22180 22220 22260 22300 22340
FREQ MHz

221 22140 22180 22220 22260 22300 22340
FREQ MHz

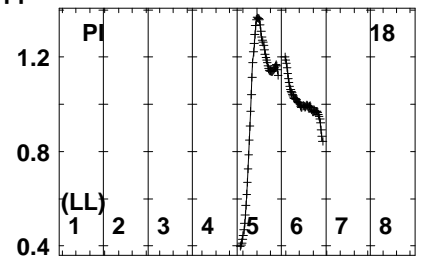
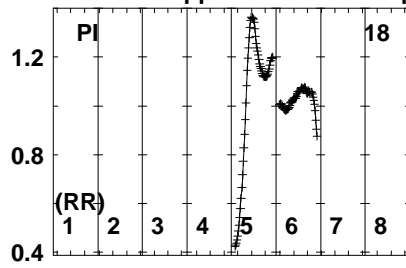
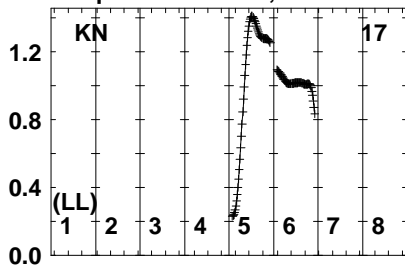
221 22140 22180 22220 22260 22300 22340
FREQ MHz

Lower frame: Real Jy
Auto-corr total-power spectrum Antenna: *
Timerange: 00/02:00:15 to 00/02:03:13

Plot file version 62 created 21-FEB-2023 15:52:37

J1148 EB092F.UVDATA.1

Freq = 22.1080 GHz, Bw = 32.000 MH No calibration applied and no bandpass applied

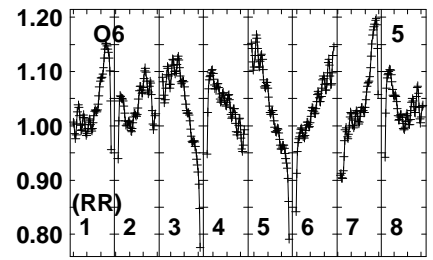
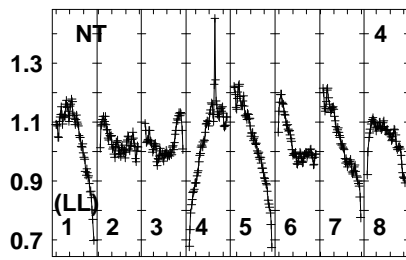
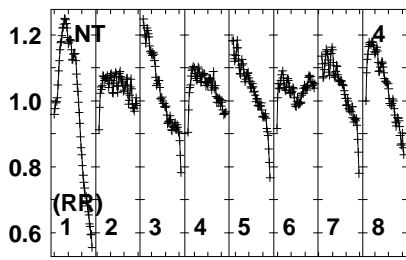
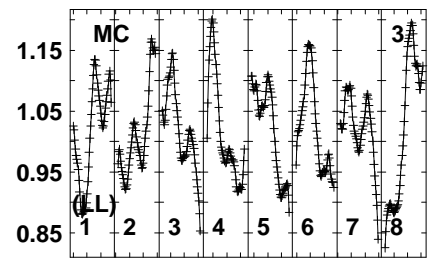
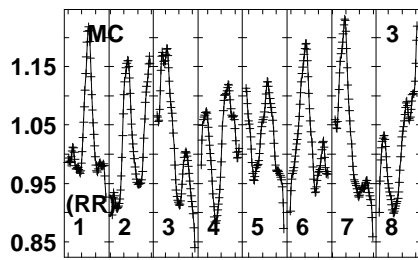
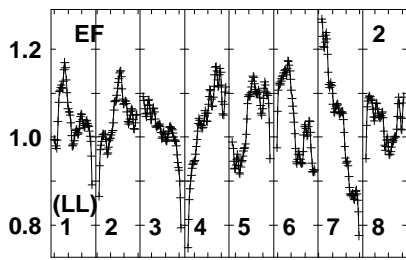
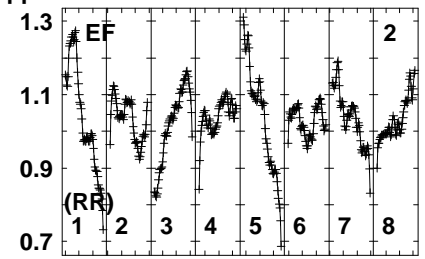
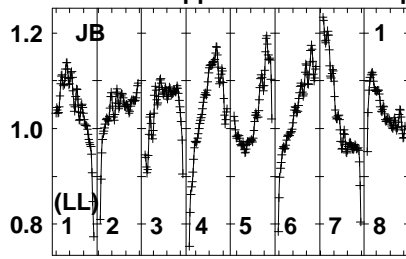
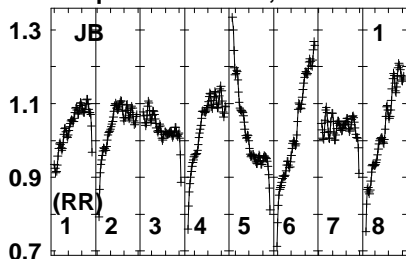


Lower frame: Real Jy
Auto-corr total-power spectrum Antenna: *
Timerange: 00/02:00:15 to 00/02:03:13

Plot file version 63 created 21-FEB-2023 15:52:37

J1148 EB092F.UVDATA.1

Freq = 22.1080 GHz, Bw = 32.000 MH No calibration applied and no bandpass applied



22102140221802224022280223202236022400
FREQ MHz

22102140221802224022280223202236022400
FREQ MHz

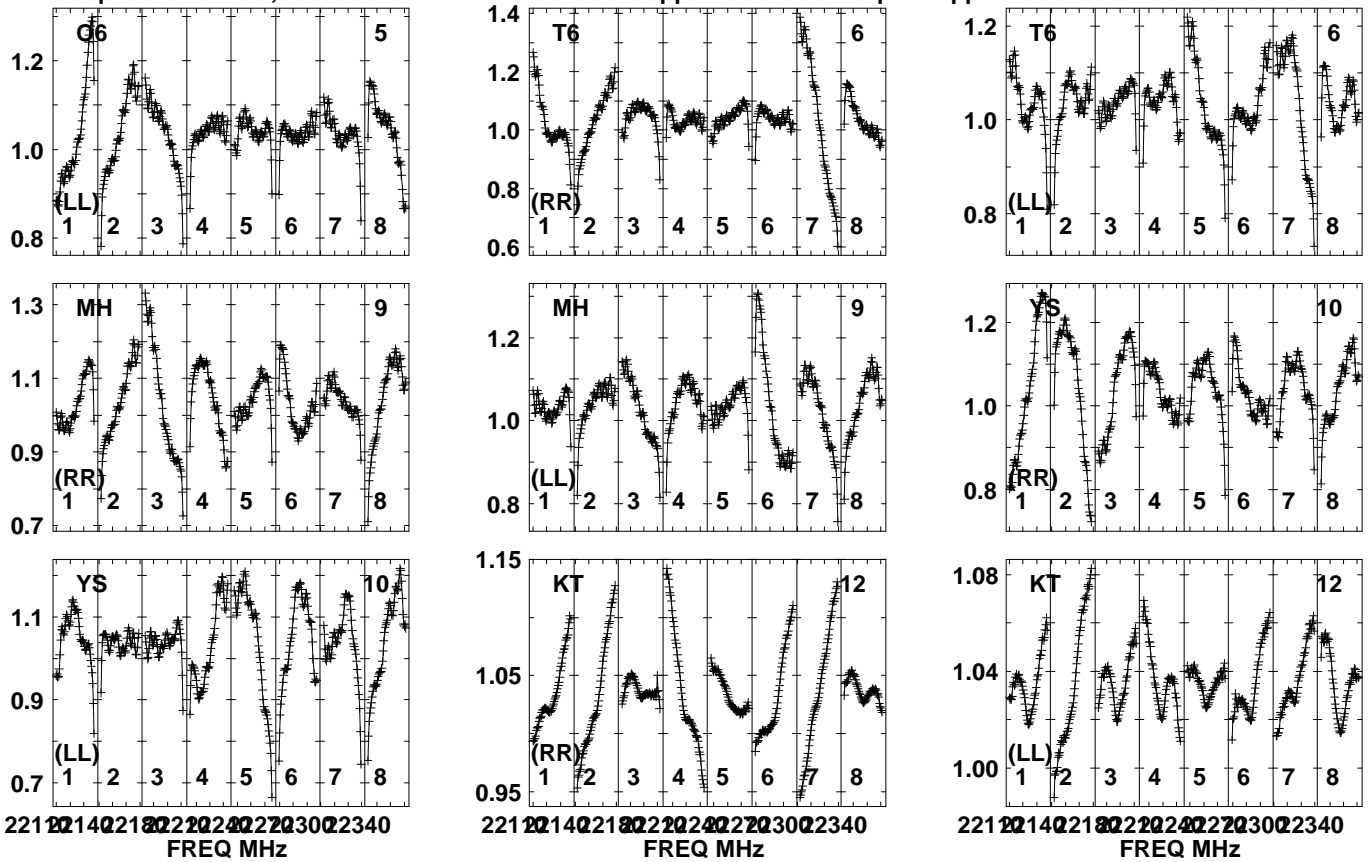
22102140221802224022280223202236022400
FREQ MHz

Lower frame: Real Jy
Auto-corr total-power spectrum Antenna: *
Timerange: 00/02:03:45 to 00/02:08:43

Plot file version 64 created 21-FEB-2023 15:52:38

J1148 EB092F.UVDATA.1

Freq = 22.1080 GHz, Bw = 32.000 MH No calibration applied and no bandpass applied

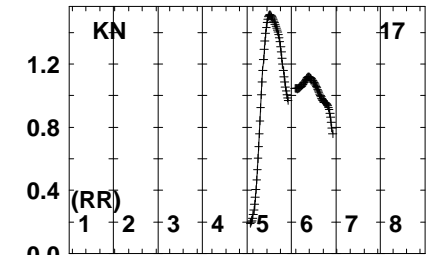
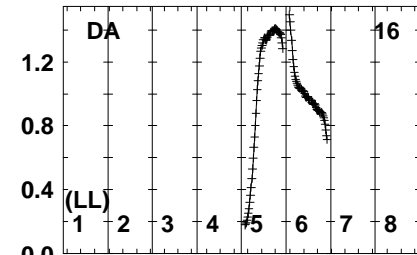
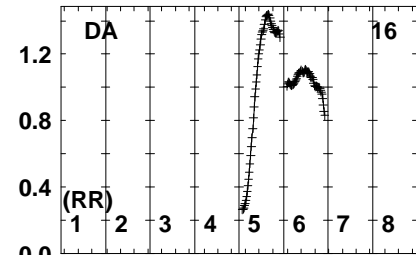
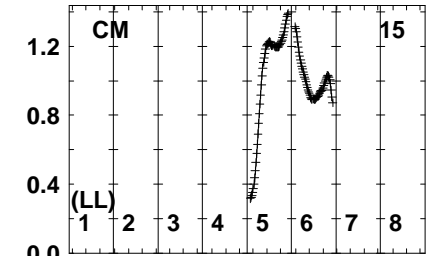
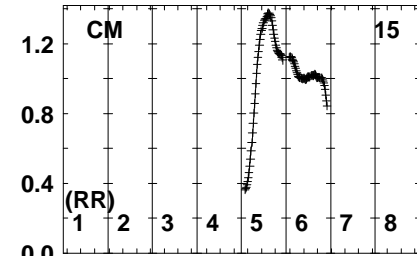
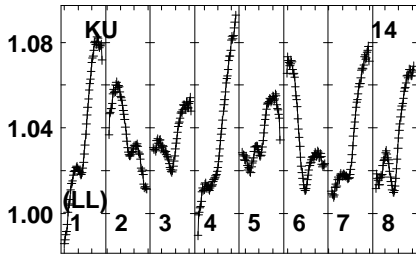
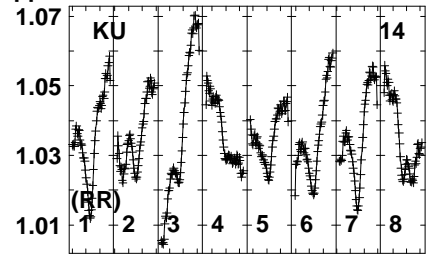
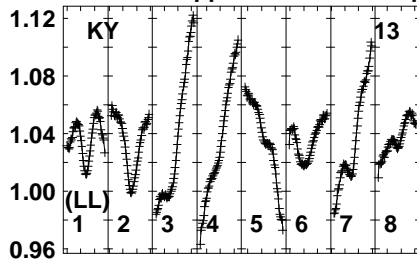
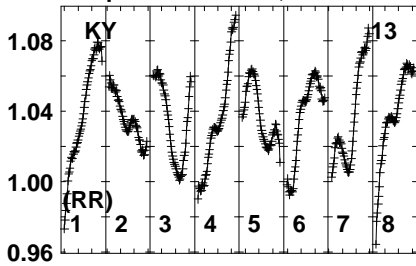


Lower frame: Real Jy
Auto-corr total-power spectrum Antenna: *
Timerange: 00/02:03:45 to 00/02:08:43

Plot file version 65 created 21-FEB-2023 15:52:38

J1148 EB092F.UVDATA.1

Freq = 22.1080 GHz, Bw = 32.000 MH No calibration applied and no bandpass applied



221 22140 22180 22220 22260 22300 22340
FREQ MHz

221 22140 22180 22220 22260 22300 22340
FREQ MHz

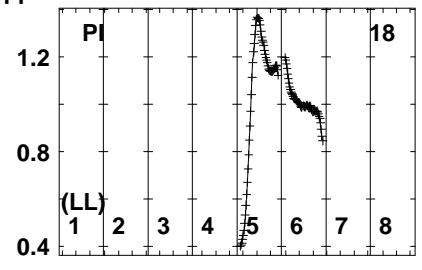
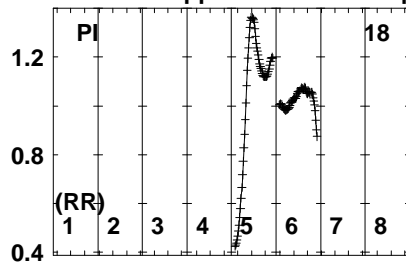
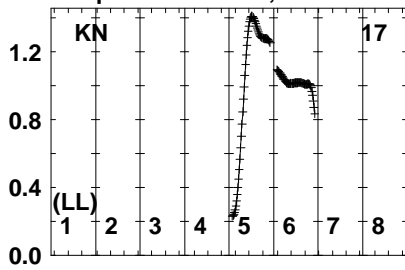
221 22140 22180 22220 22260 22300 22340
FREQ MHz

Lower frame: Real Jy
Auto-corr total-power spectrum Antenna: *
Timerange: 00/02:03:45 to 00/02:08:43

Plot file version 66 created 21-FEB-2023 15:52:39

J1148 EB092F.UVDATA.1

Freq = 22.1080 GHz, Bw = 32.000 MH No calibration applied and no bandpass applied

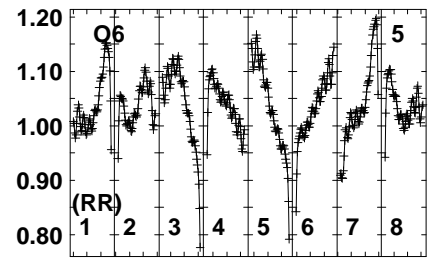
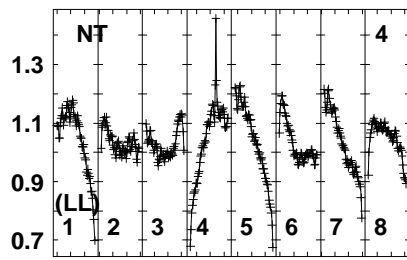
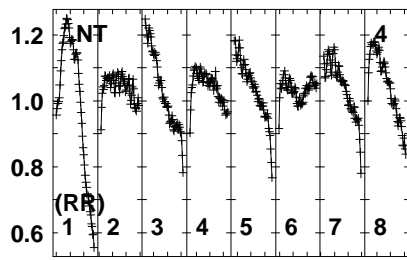
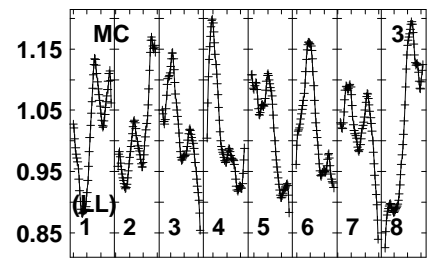
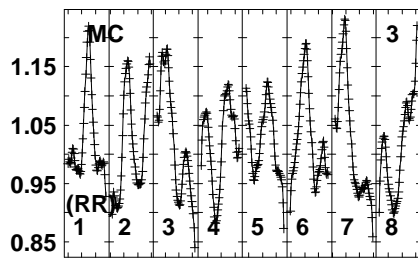
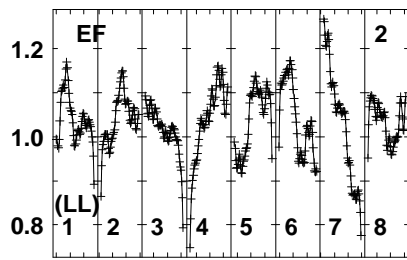
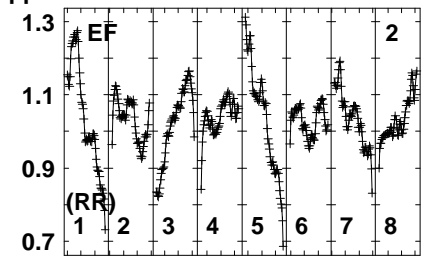
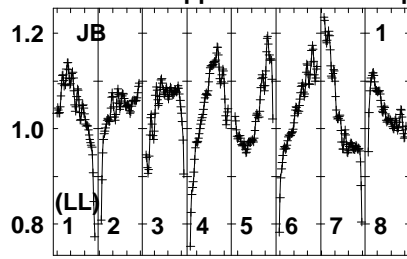
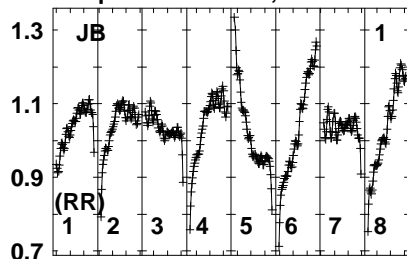


Lower frame: Real Jy
Auto-corr total-power spectrum Antenna: *
Timerange: 00/02:03:45 to 00/02:08:43

Plot file version 67 created 21-FEB-2023 15:52:39

J1148 EB092F.UVDATA.1

Freq = 22.1080 GHz, Bw = 32.000 MH No calibration applied and no bandpass applied



221 2214 2218 2222 2226 2230 2234
FREQ MHz

221 2214 2218 2222 2226 2230 2234
FREQ MHz

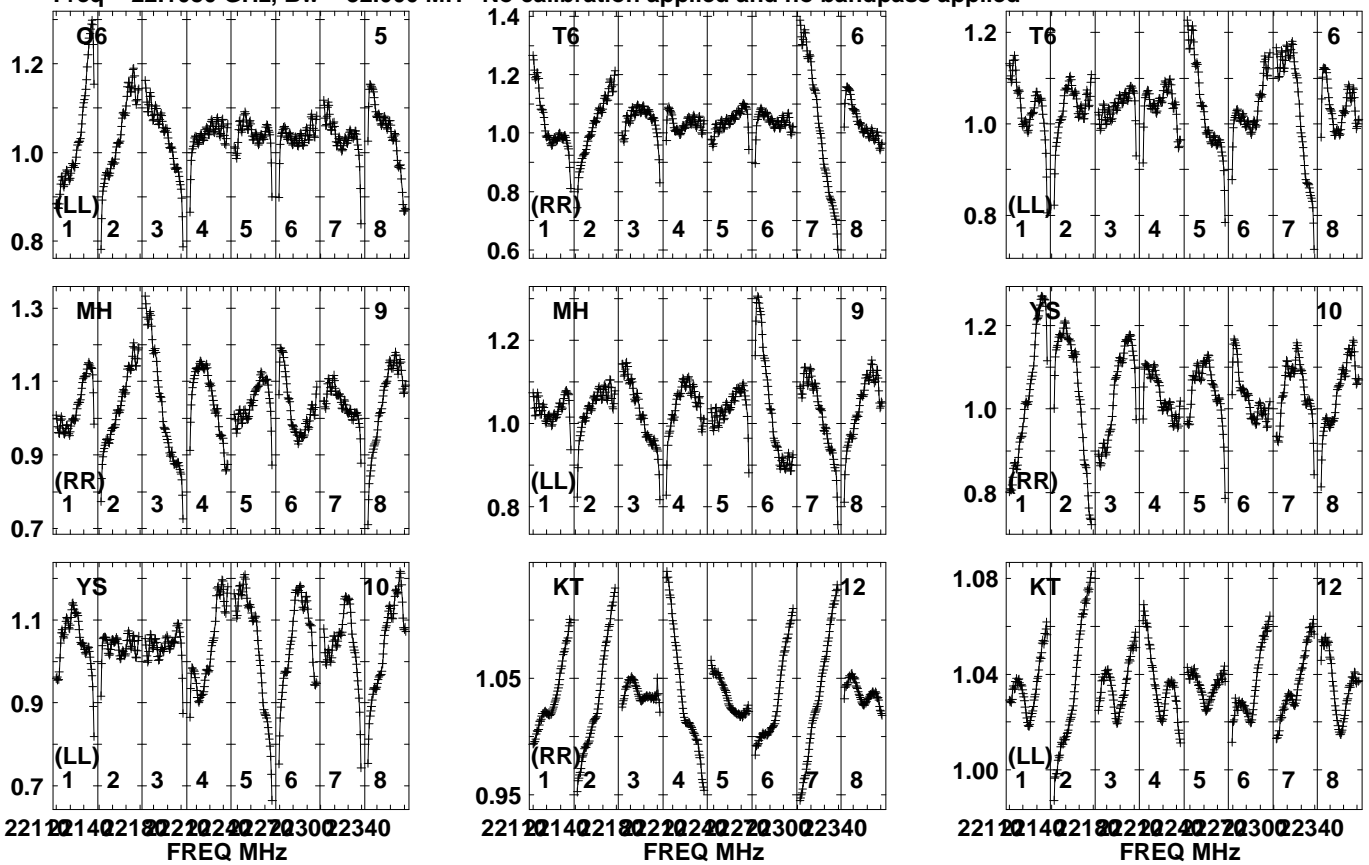
221 2214 2218 2222 2226 2230 2234
FREQ MHz

Lower frame: Real Jy
Auto-corr total-power spectrum Antenna: *
Timerange: 00/02:09:15 to 00/02:14:13

Plot file version 68 created 21-FEB-2023 15:52:39

J1148 EB092F.UVDATA.1

Freq = 22.1080 GHz, Bw = 32.000 MH No calibration applied and no bandpass applied

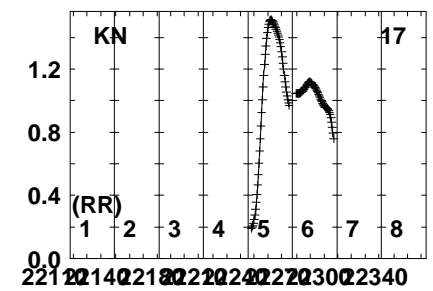
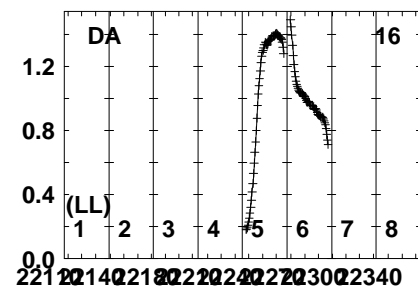
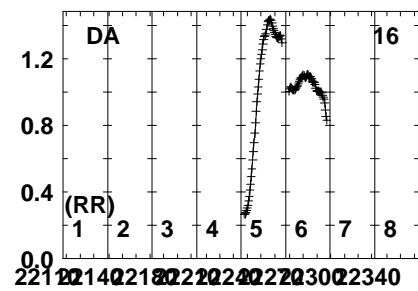
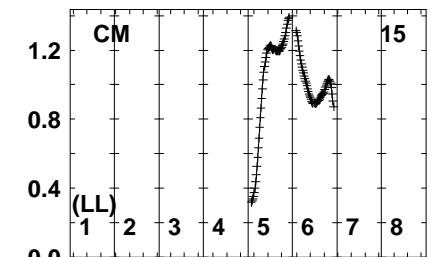
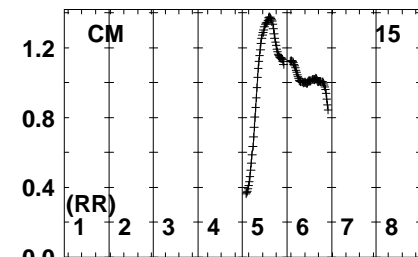
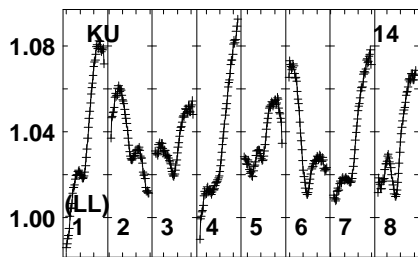
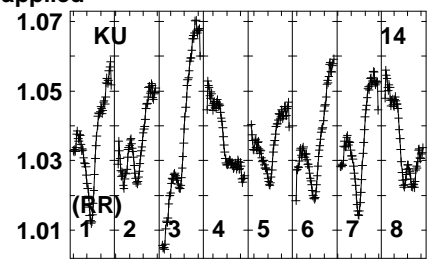
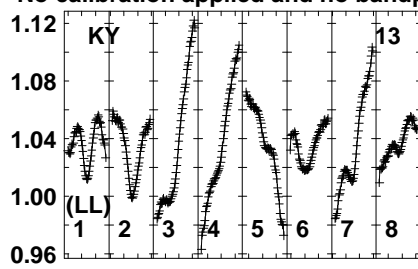
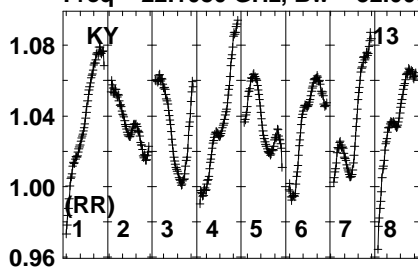


Lower frame: Real Jy
Auto-corr total-power spectrum Antenna: *
Timerange: 00/02:09:15 to 00/02:14:13

Plot file version 69 created 21-FEB-2023 15:52:40

J1148 EB092F.UVDATA.1

Freq = 22.1080 GHz, Bw = 32.000 MH No calibration applied and no bandpass applied

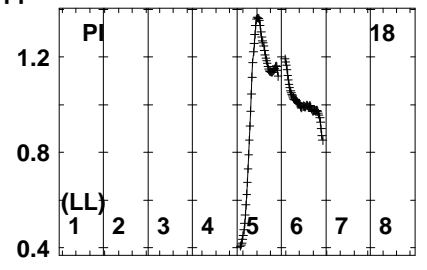
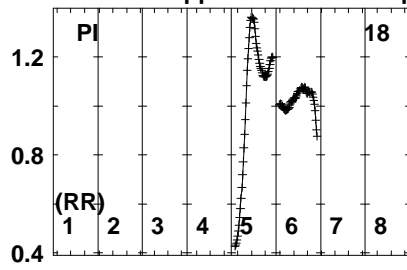
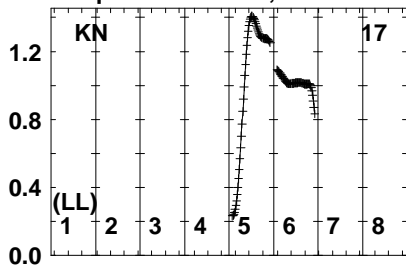


Lower frame: Real Jy
Auto-corr total-power spectrum Antenna: *
Timerange: 00/02:09:15 to 00/02:14:13

Plot file version 70 created 21-FEB-2023 15:52:40

J1148 EB092F.UVDATA.1

Freq = 22.1080 GHz, Bw = 32.000 MH No calibration applied and no bandpass applied

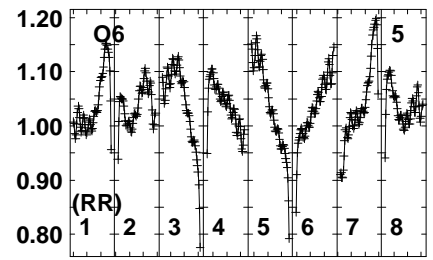
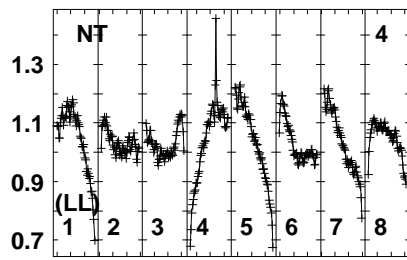
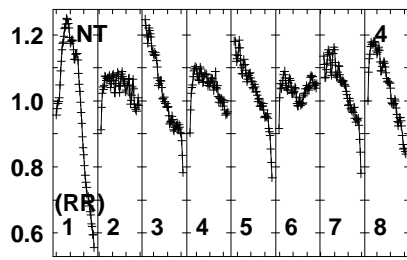
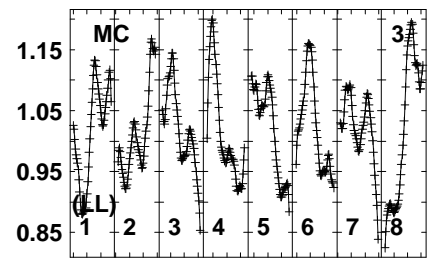
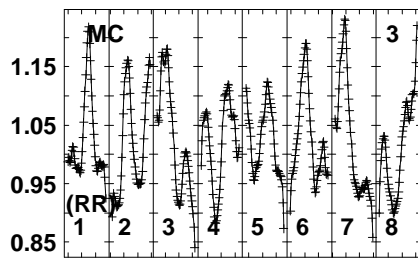
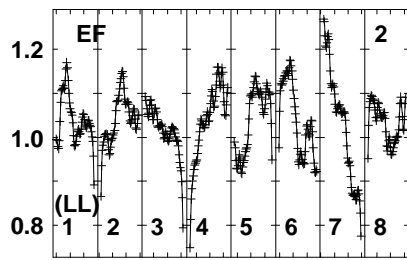
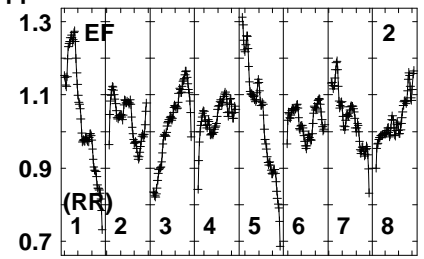
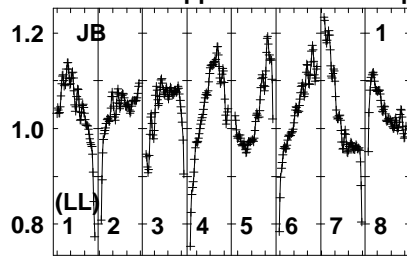
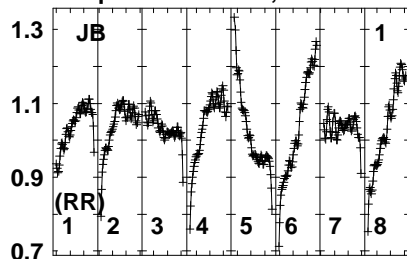


Lower frame: Real Jy
Auto-corr total-power spectrum Antenna: *
Timerange: 00/02:09:15 to 00/02:14:13

Plot file version 71 created 21-FEB-2023 15:52:41

J1148 EB092F.UVDATA.1

Freq = 22.1080 GHz, Bw = 32.000 MH No calibration applied and no bandpass applied



221021402218022240222802232022340
FREQ MHz

221021402218022240222802232022340
FREQ MHz

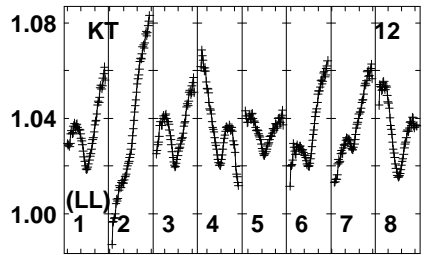
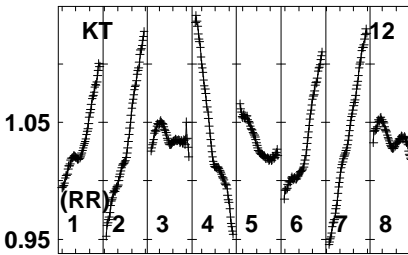
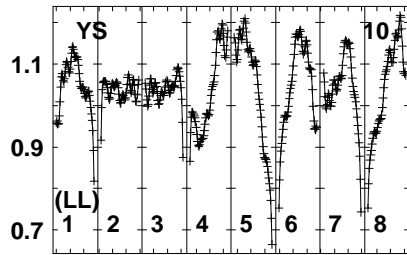
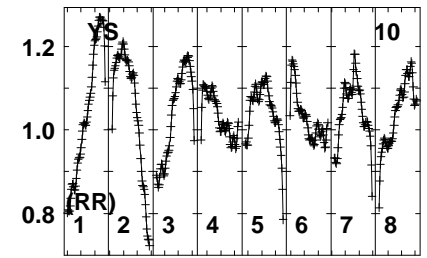
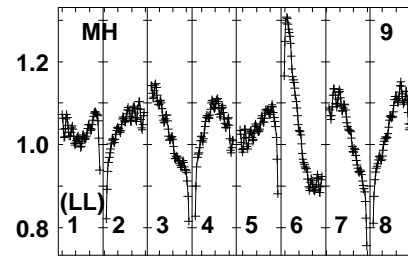
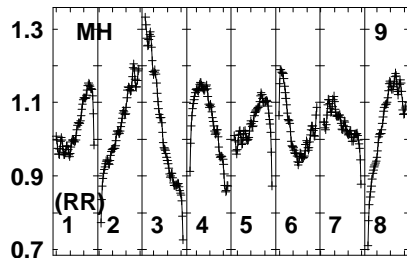
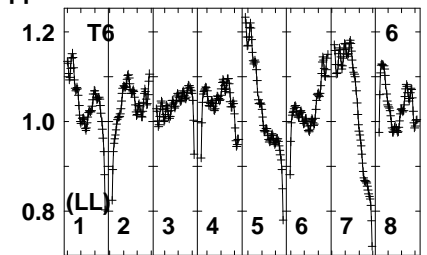
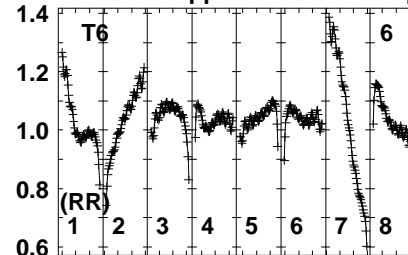
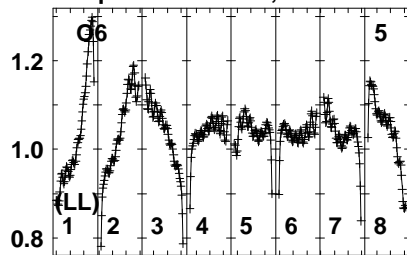
221021402218022240222802232022340
FREQ MHz

Lower frame: Real Jy
Auto-corr total-power spectrum Antenna: *
Timerange: 00/02:14:45 to 00/02:19:43

Plot file version 72 created 21-FEB-2023 15:52:41

J1148 EB092F.UVDATA.1

Freq = 22.1080 GHz, Bw = 32.000 MH No calibration applied and no bandpass applied



22102140221802224022240222030022340
FREQ MHz

22102140221802224022240222030022340
FREQ MHz

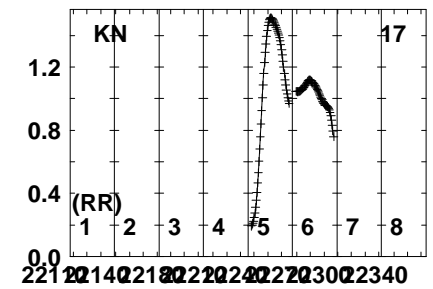
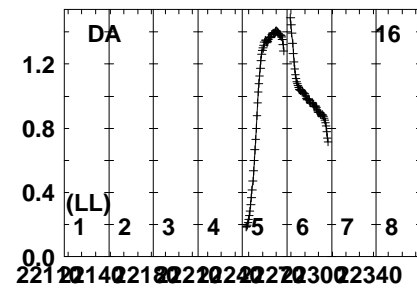
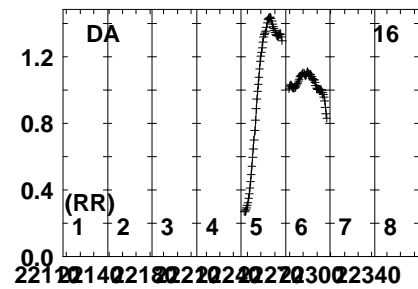
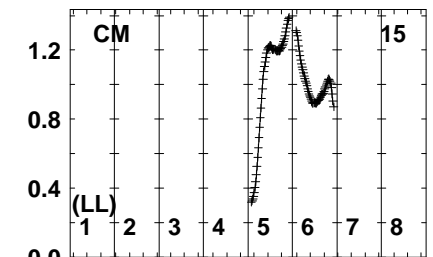
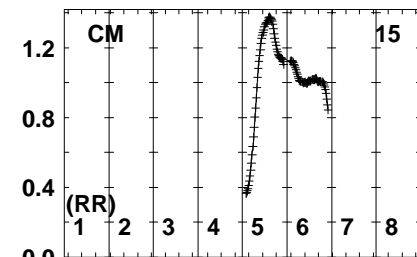
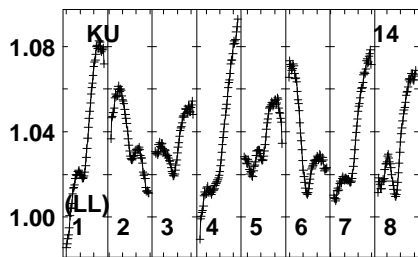
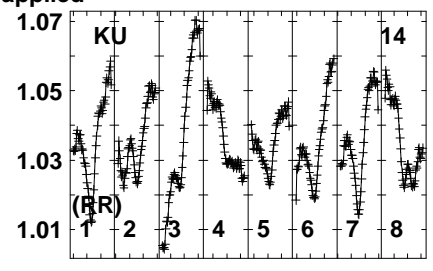
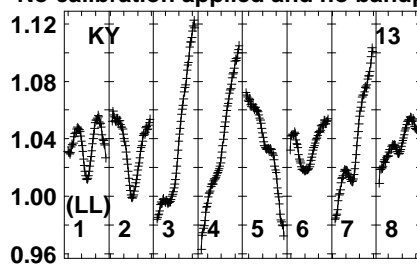
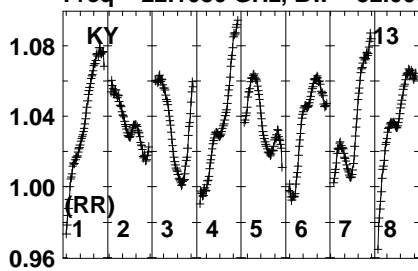
22102140221802224022240222030022340
FREQ MHz

Lower frame: Real Jy
Auto-corr total-power spectrum Antenna: *
Timerange: 00/02:14:45 to 00/02:19:43

Plot file version 73 created 21-FEB-2023 15:52:41

J1148 EB092F.UVDATA.1

Freq = 22.1080 GHz, Bw = 32.000 MH No calibration applied and no bandpass applied



221 22140 22180 22220 22260 22300 22340
FREQ MHz

221 22140 22180 22220 22260 22300 22340
FREQ MHz

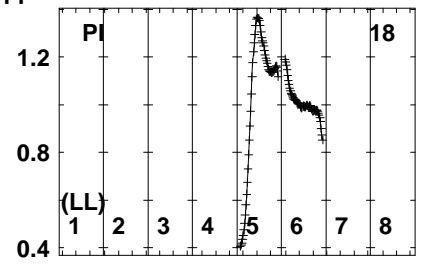
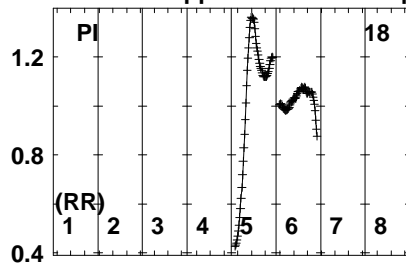
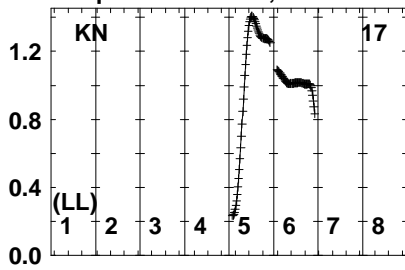
221 22140 22180 22220 22260 22300 22340
FREQ MHz

Lower frame: Real Jy
Auto-corr total-power spectrum Antenna: *
Timerange: 00/02:14:45 to 00/02:19:43

Plot file version 74 created 21-FEB-2023 15:52:42

J1148 EB092F.UVDATA.1

Freq = 22.1080 GHz, Bw = 32.000 MH No calibration applied and no bandpass applied

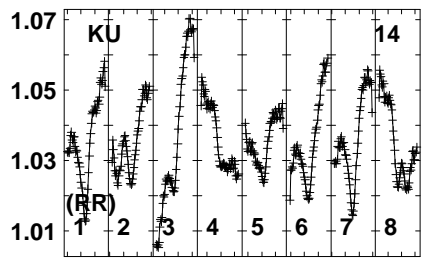
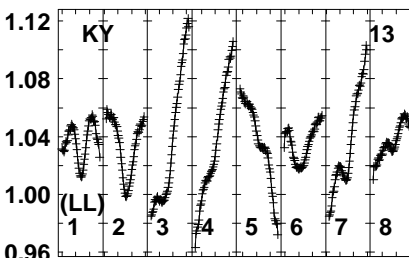
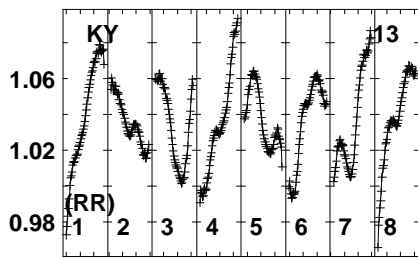
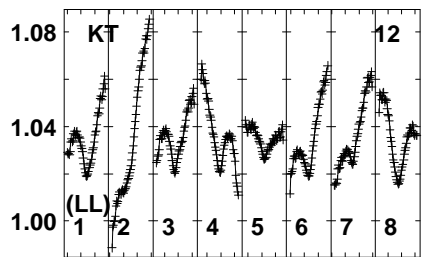
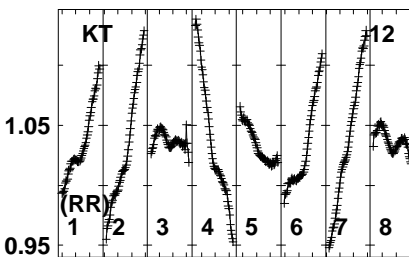
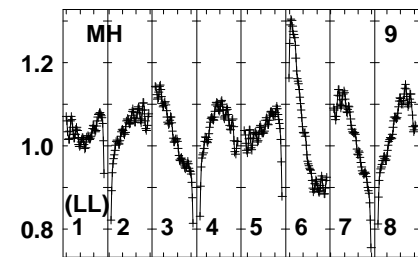
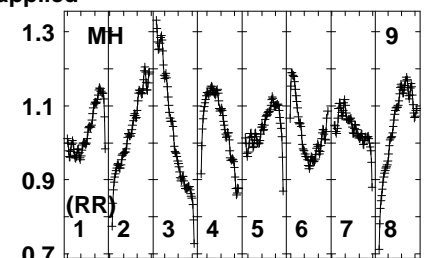
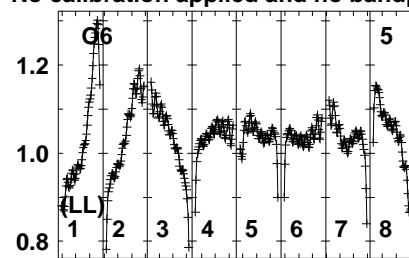
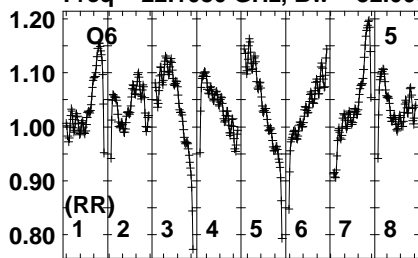


Lower frame: Real Jy
Auto-corr total-power spectrum Antenna: *
Timerange: 00/02:14:45 to 00/02:19:43

Plot file version 75 created 21-FEB-2023 15:52:42

J1352 EB092F.UVDATA.1

Freq = 22.1080 GHz, Bw = 32.000 MH No calibration applied and no bandpass applied



22102140221802240227023002340
FREQ MHz

22102140221802240227023002340
FREQ MHz

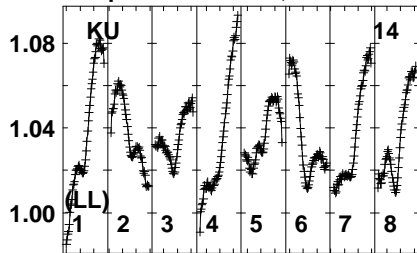
22102140221802240227023002340
FREQ MHz

Lower frame: Real Jy
Auto-corr total-power spectrum Antenna: *
Timerange: 00/02:24:19 to 00/02:27:17

Plot file version 76 created 21-FEB-2023 15:52:42

J1352 EB092F.UVDATA.1

Freq = 22.1080 GHz, Bw = 32.000 MH No calibration applied and no bandpass applied

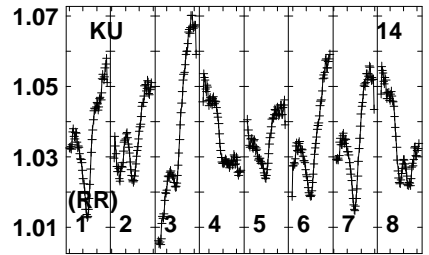
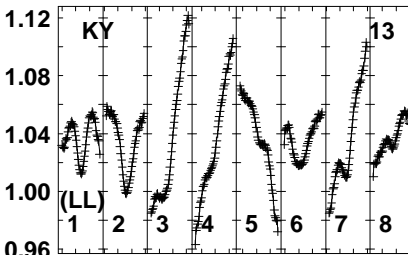
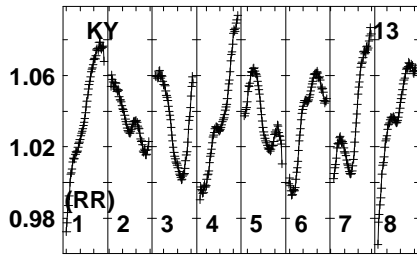
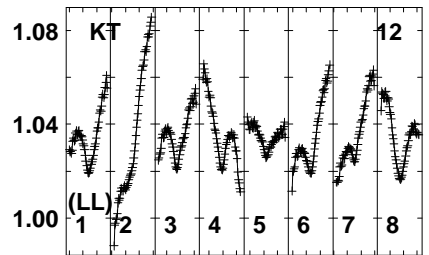
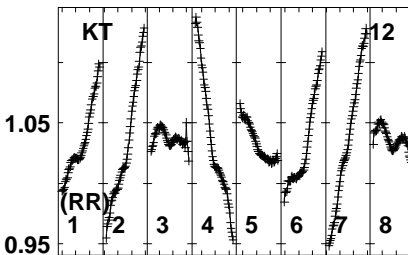
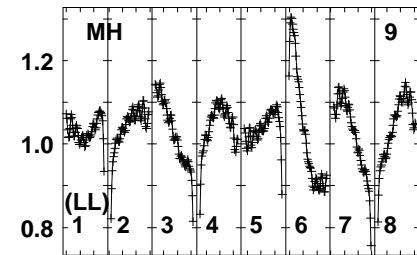
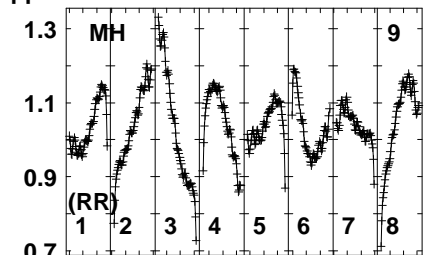
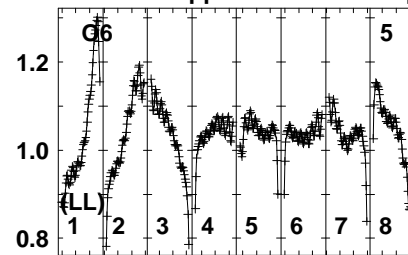
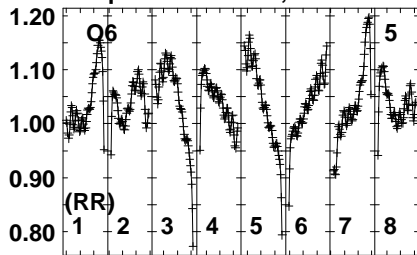


Lower frame: Real Jy
Auto-corr total-power spectrum Antenna: *
Timerange: 00/02:24:19 to 00/02:27:17

Plot file version 77 created 21-FEB-2023 15:52:42

J1352 EB092F.UVDATA.1

Freq = 22.1080 GHz, Bw = 32.000 MH No calibration applied and no bandpass applied



22102140221802224022240222030022340
FREQ MHz

22102140221802224022240222030022340
FREQ MHz

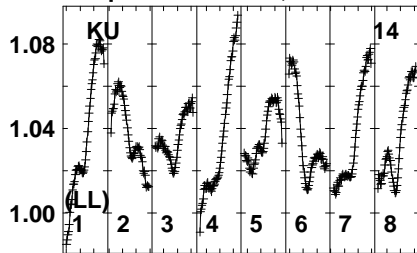
22102140221802224022240222030022340
FREQ MHz

Lower frame: Real Jy
Auto-corr total-power spectrum Antenna: *
Timerange: 00/02:27:49 to 00/02:32:47

Plot file version 78 created 21-FEB-2023 15:52:42

J1352 EB092F.UVDATA.1

Freq = 22.1080 GHz, Bw = 32.000 MH No calibration applied and no bandpass applied



Lower frame: Real Jy

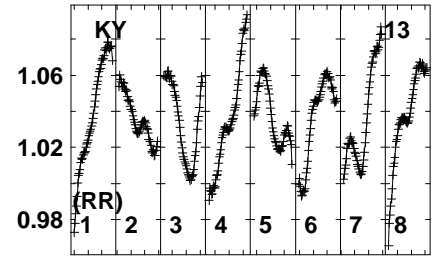
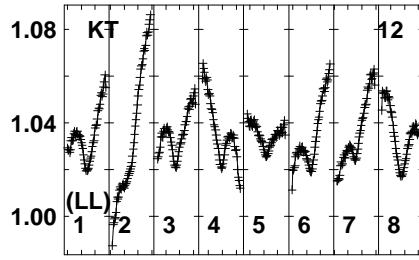
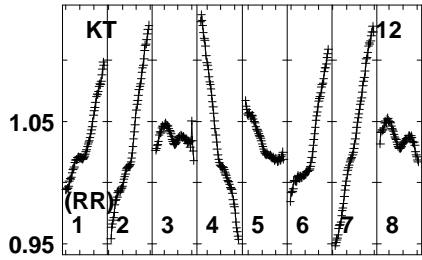
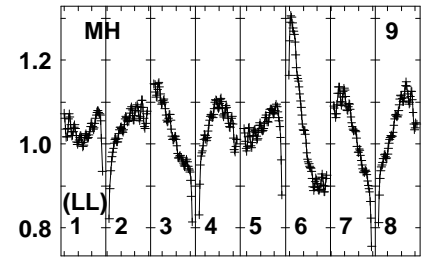
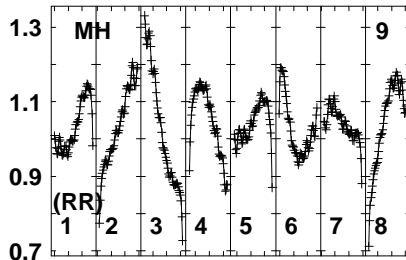
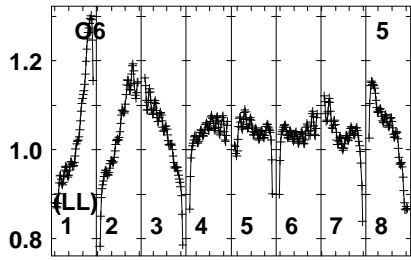
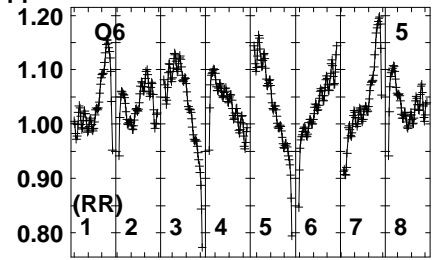
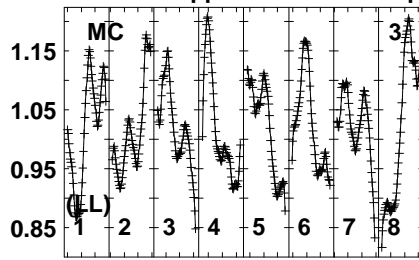
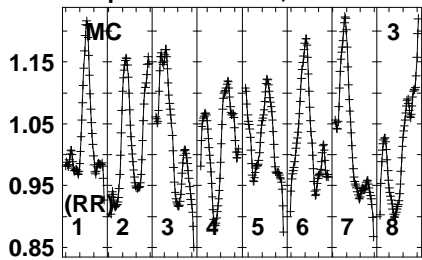
Auto-corr total-power spectrum Antenna: *

Timerange: 00/02:27:49 to 00/02:32:47

Plot file version 79 created 21-FEB-2023 15:52:43

J1352 EB092F.UVDATA.1

Freq = 22.1080 GHz, Bw = 32.000 MH No calibration applied and no bandpass applied



221 22140 2180 2220 2400 2270 300 2340
FREQ MHz

221 22140 2180 2220 2400 2270 300 2340
FREQ MHz

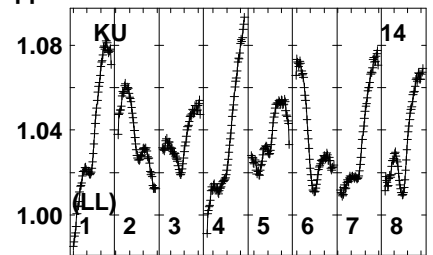
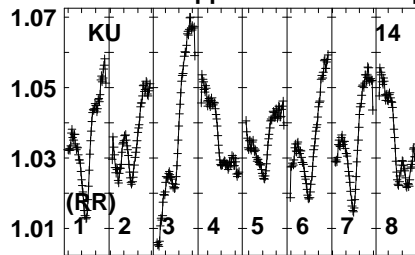
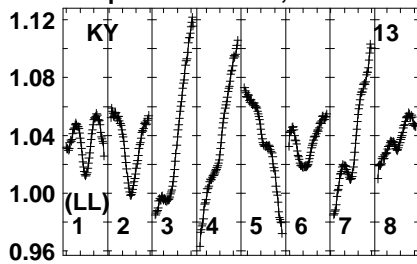
221 22140 2180 2220 2400 2270 300 2340
FREQ MHz

Lower frame: Real Jy
Auto-corr total-power spectrum Antenna: *
Timerange: 00/02:33:19 to 00/02:38:17

Plot file version 80 created 21-FEB-2023 15:52:43

J1352 EB092F.UVDATA.1

Freq = 22.1080 GHz, Bw = 32.000 MH No calibration applied and no bandpass applied

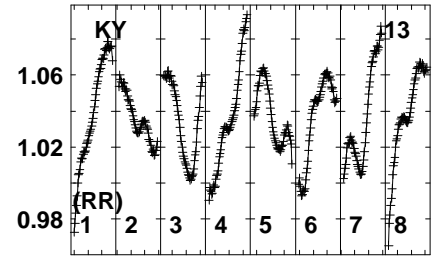
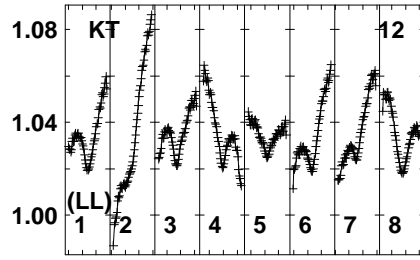
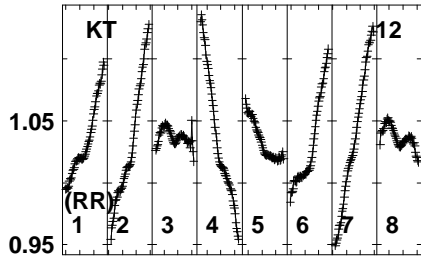
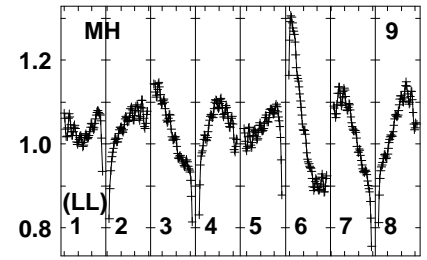
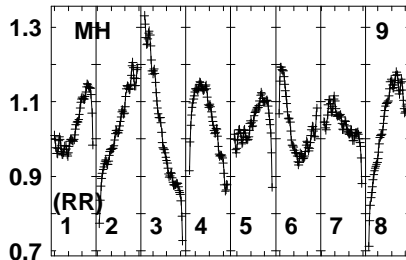
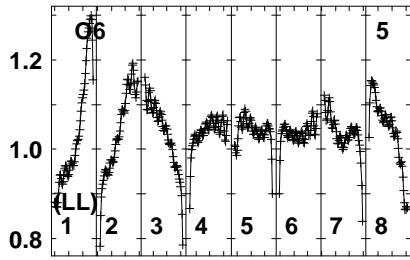
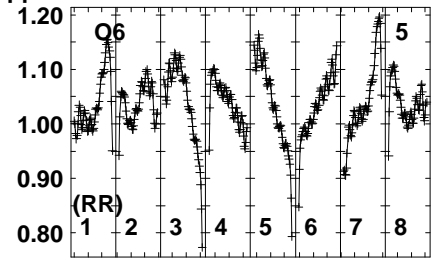
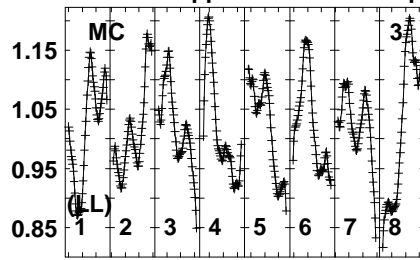
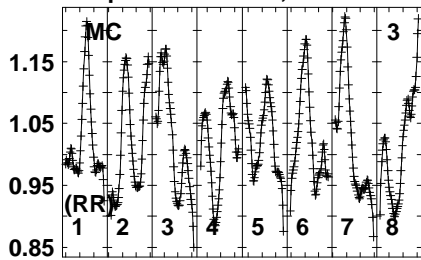


Lower frame: Real Jy
Auto-corr total-power spectrum Antenna: *
Timerange: 00/02:33:19 to 00/02:38:17

Plot file version 81 created 21-FEB-2023 15:52:43

J1352 EB092F.UVDATA.1

Freq = 22.1080 GHz, Bw = 32.000 MH No calibration applied and no bandpass applied



221 22140 22180 22220 22260 22300 22340
FREQ MHz

221 22140 22180 22220 22260 22300 22340
FREQ MHz

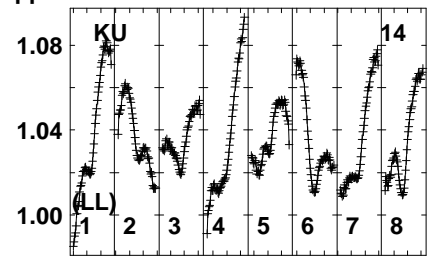
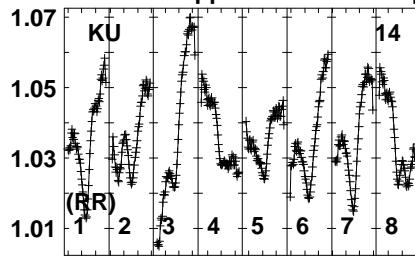
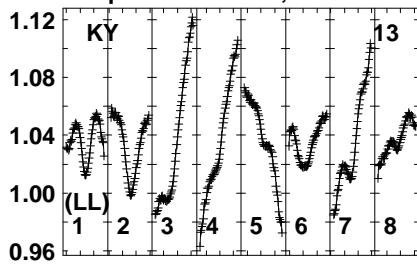
221 22140 22180 22220 22260 22300 22340
FREQ MHz

Lower frame: Real Jy
Auto-corr total-power spectrum Antenna: *
Timerange: 00/02:38:49 to 00/02:43:47

Plot file version 82 created 21-FEB-2023 15:52:44

J1352 EB092F.UVDATA.1

Freq = 22.1080 GHz, Bw = 32.000 MH No calibration applied and no bandpass applied

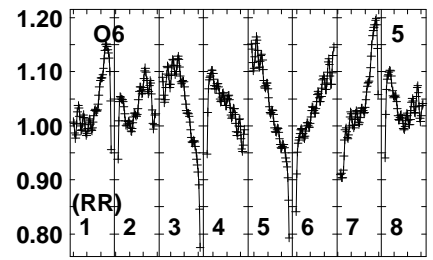
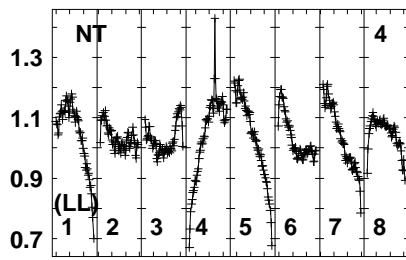
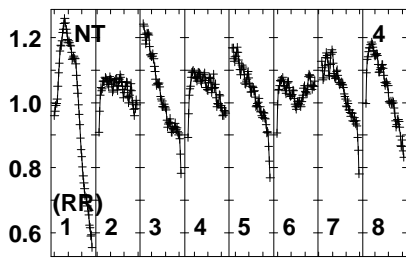
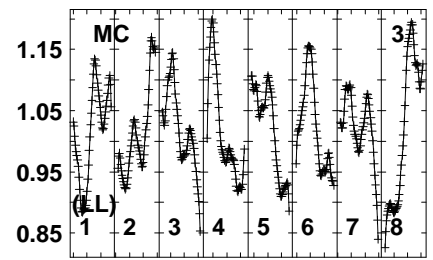
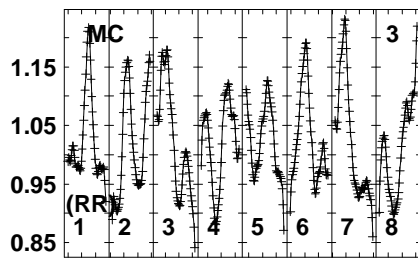
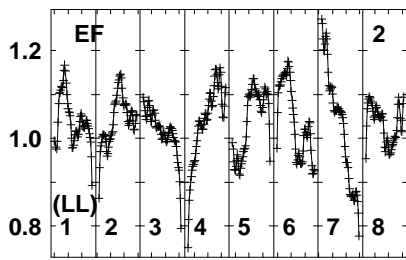
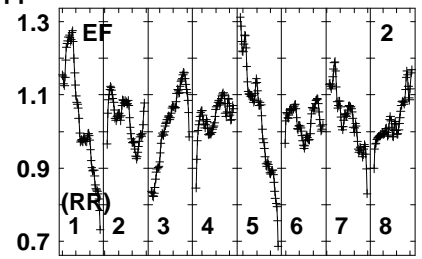
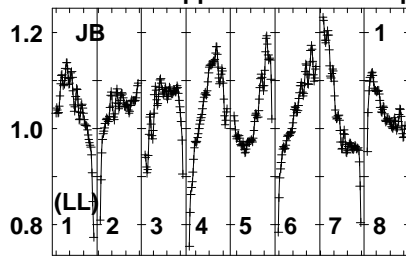
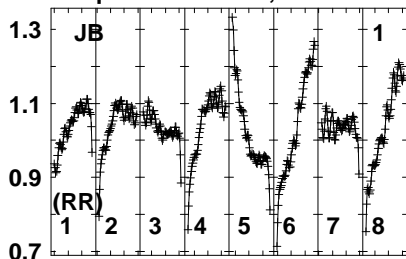


Lower frame: Real Jy
Auto-corr total-power spectrum Antenna: *
Timerange: 00/02:38:49 to 00/02:43:47

Plot file version 83 created 21-FEB-2023 15:52:44

OJ287 EB092F.UVDATA.1

Freq = 22.1080 GHz, Bw = 32.000 MH No calibration applied and no bandpass applied



22102140221802224022240222030022340
FREQ MHz

22102140221802224022240222030022340
FREQ MHz

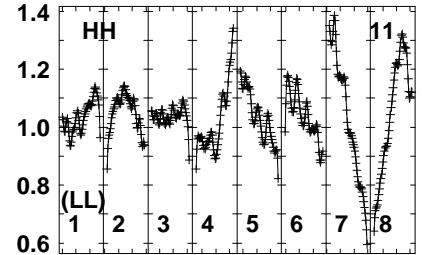
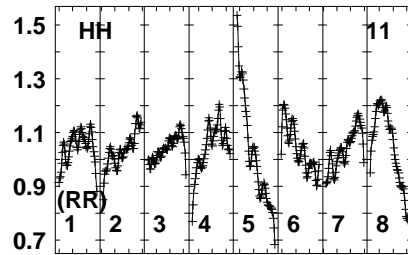
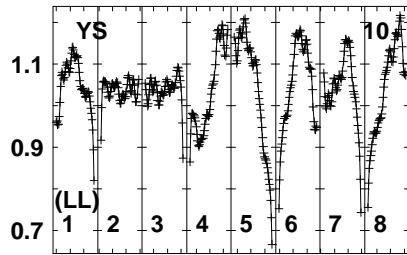
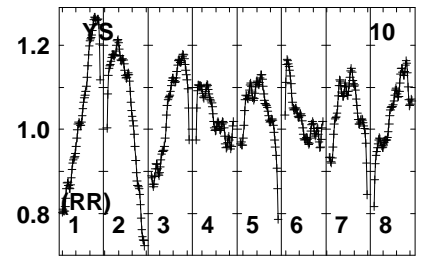
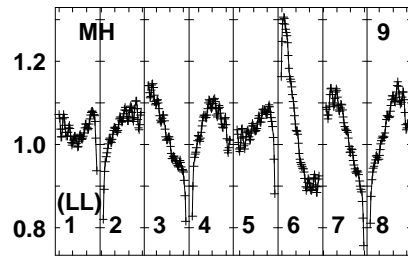
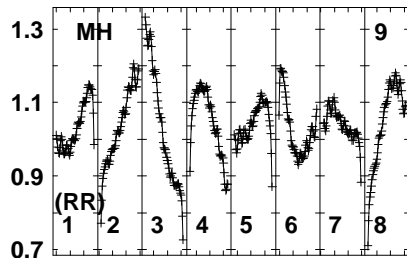
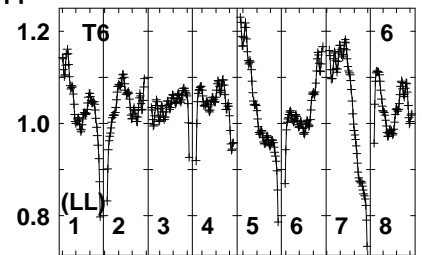
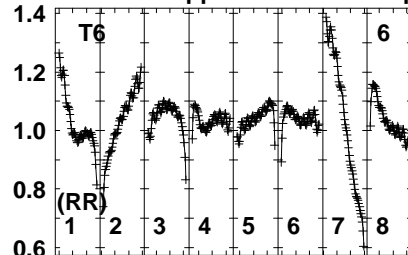
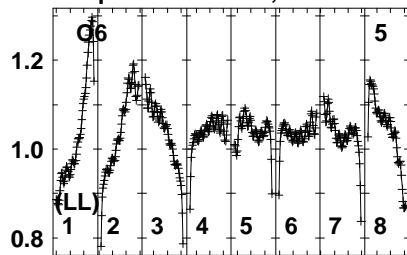
22102140221802224022240222030022340
FREQ MHz

Lower frame: Real Jy
Auto-corr total-power spectrum Antenna: *
Timerange: 00/02:46:39 to 00/02:51:37

Plot file version 84 created 21-FEB-2023 15:52:45

OJ287 EB092F.UVDATA.1

Freq = 22.1080 GHz, Bw = 32.000 MH No calibration applied and no bandpass applied



2210214022180222402224022703002340
FREQ MHz

2210214022180222402224022703002340
FREQ MHz

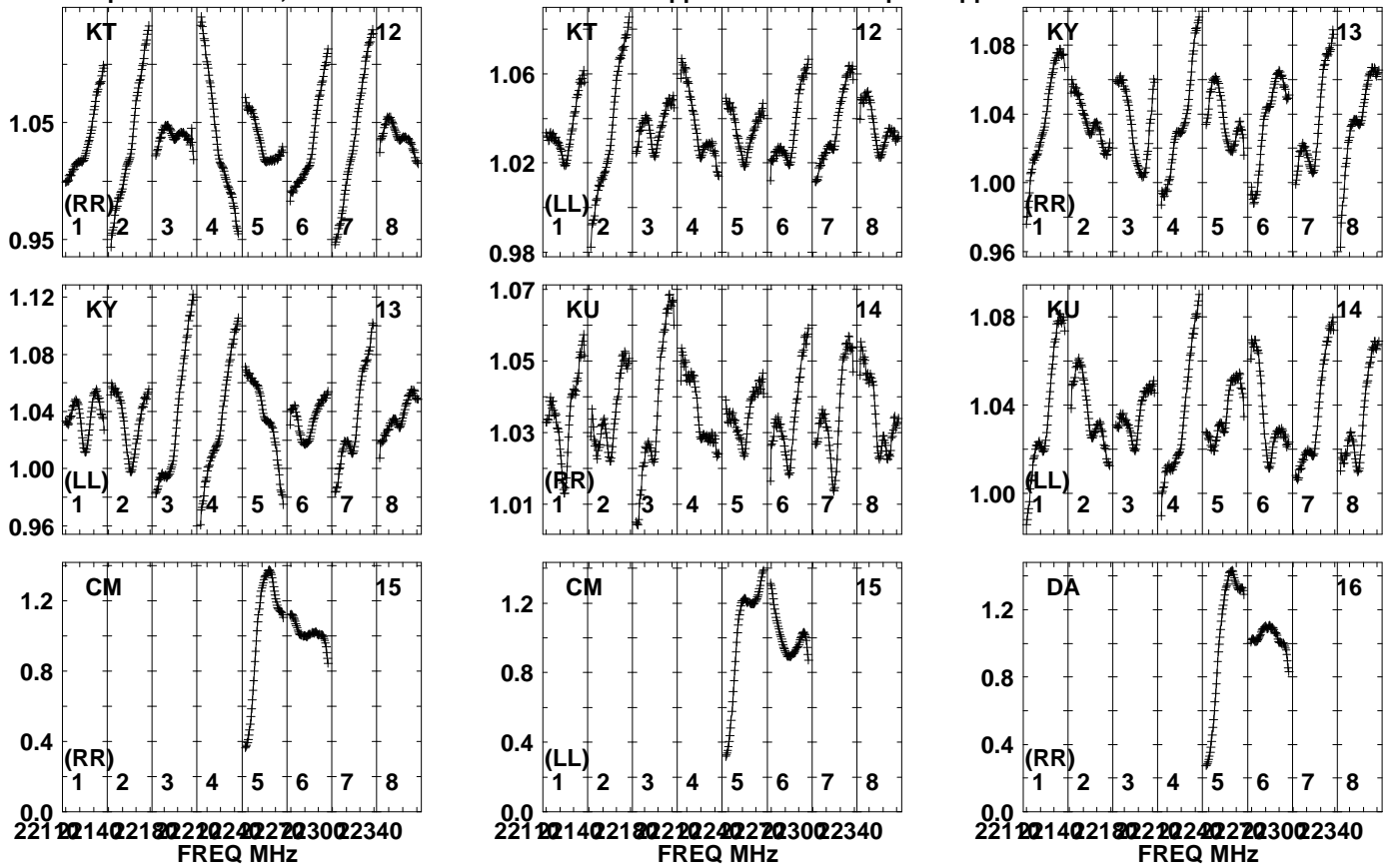
2210214022180222402224022703002340
FREQ MHz

Lower frame: Real Jy
Auto-corr total-power spectrum Antenna: *
Timerange: 00/02:46:39 to 00/02:51:37

Plot file version 85 created 21-FEB-2023 15:52:46

OJ287 EB092F.UVDATA.1

Freq = 22.1080 GHz, Bw = 32.000 MH No calibration applied and no bandpass applied

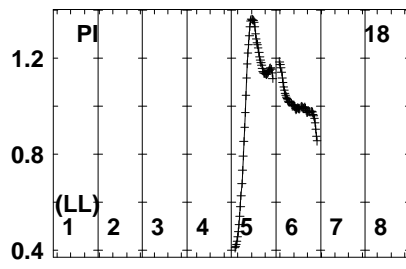
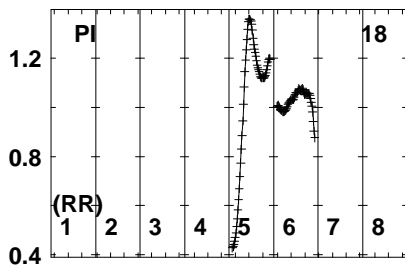
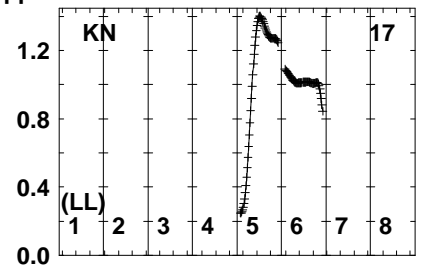
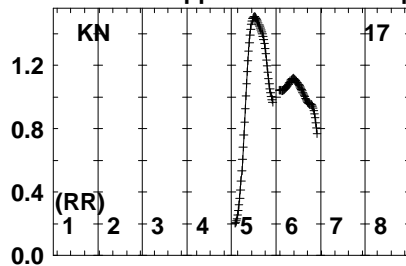
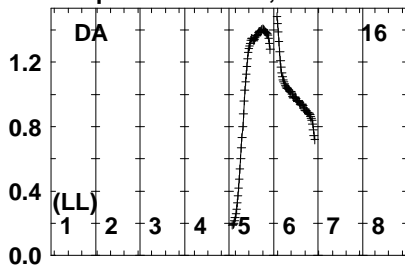


Lower frame: Real Jy
Auto-corr total-power spectrum Antenna: *
Timerange: 00/02:46:39 to 00/02:51:37

Plot file version 86 created 21-FEB-2023 15:52:46

OJ287 EB092F.UVDATA.1

Freq = 22.1080 GHz, Bw = 32.000 MH No calibration applied and no bandpass applied

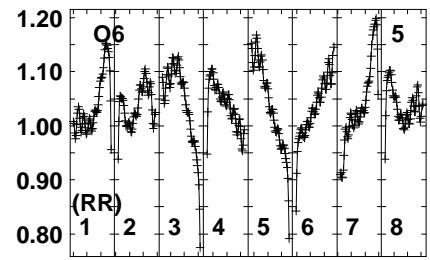
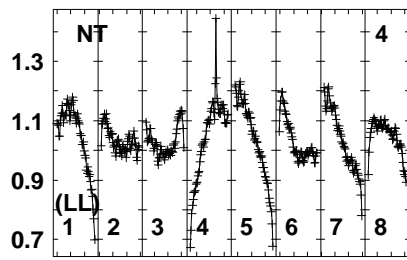
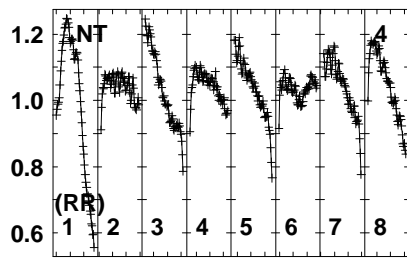
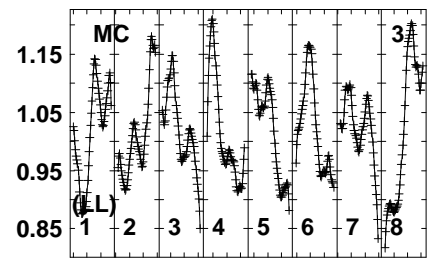
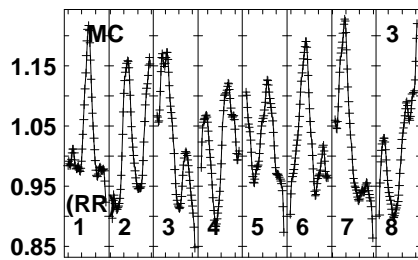
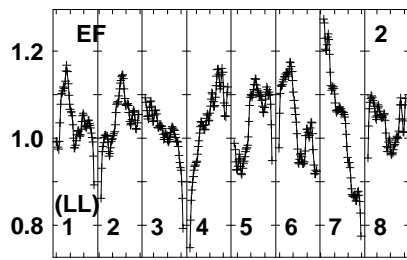
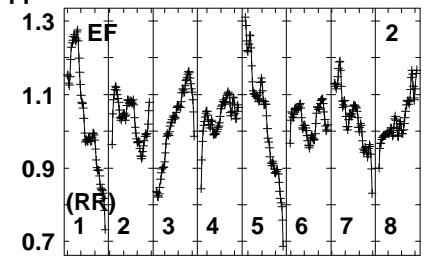
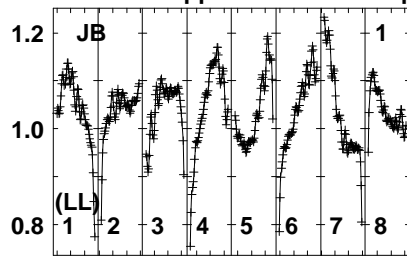
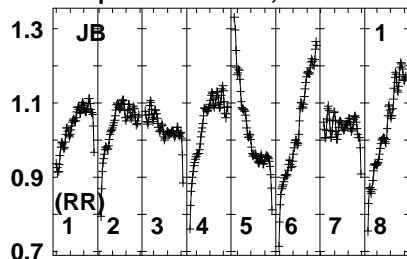


Lower frame: Real Jy
Auto-corr total-power spectrum Antenna: *
Timerange: 00/02:46:39 to 00/02:51:37

Plot file version 87 created 21-FEB-2023 15:52:46

J1148 EB092F.UVDATA.1

Freq = 22.1080 GHz, Bw = 32.000 MH No calibration applied and no bandpass applied



221021402218022240222802232022340
FREQ MHz

221021402218022240222802232022340
FREQ MHz

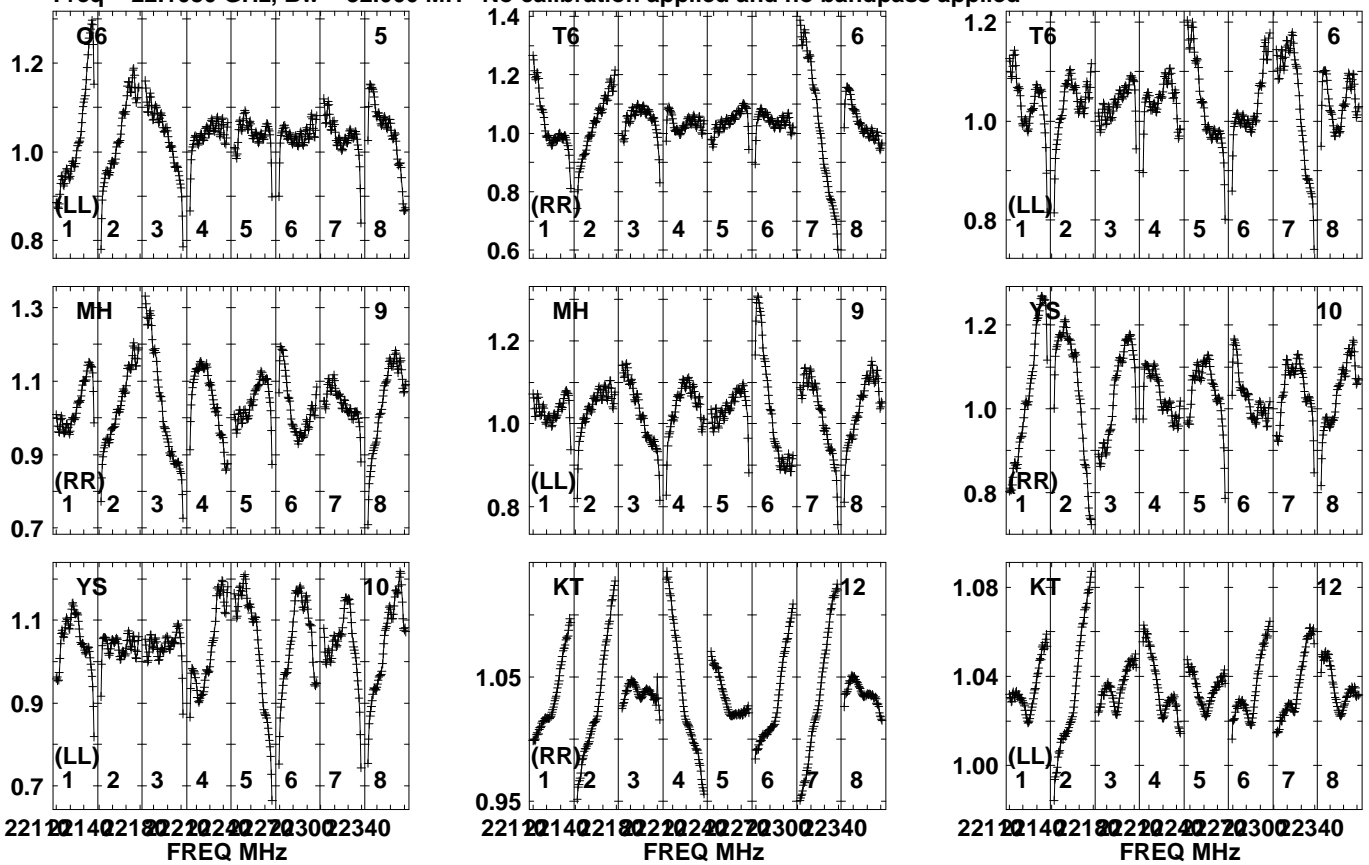
221021402218022240222802232022340
FREQ MHz

Lower frame: Real Jy
Auto-corr total-power spectrum Antenna: *
Timerange: 00/03:00:39 to 00/03:03:37

Plot file version 88 created 21-FEB-2023 15:52:47

J1148 EB092F.UVDATA.1

Freq = 22.1080 GHz, Bw = 32.000 MH No calibration applied and no bandpass applied

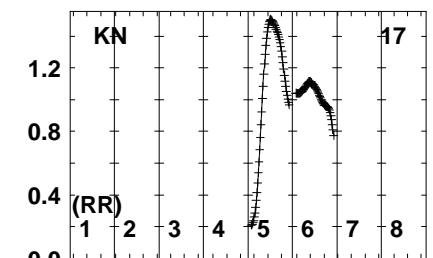
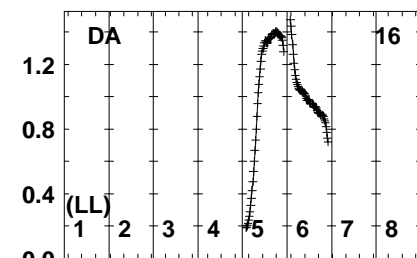
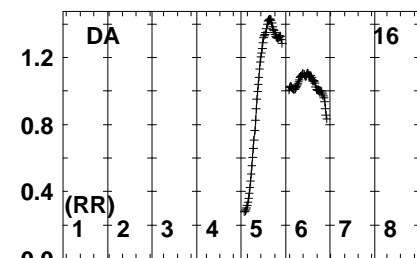
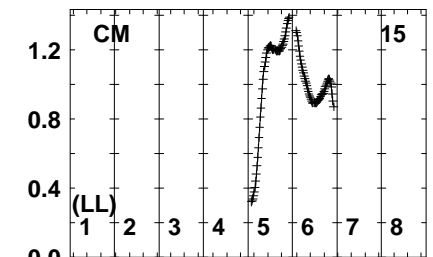
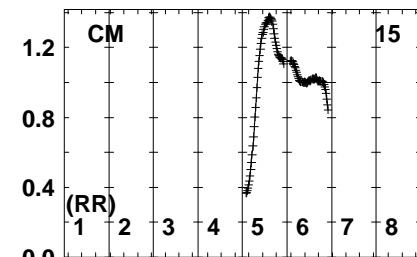
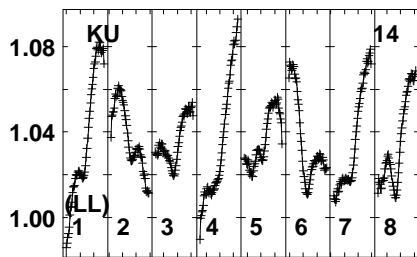
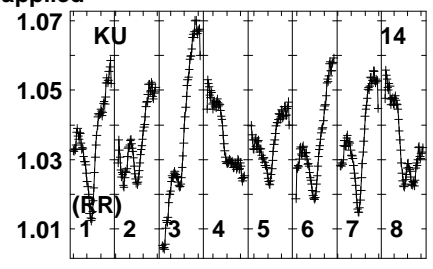
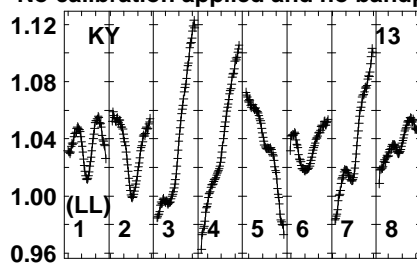
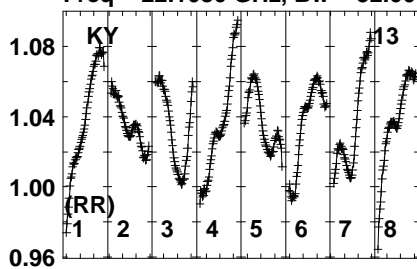


Lower frame: Real Jy
Auto-corr total-power spectrum Antenna: *
Timerange: 00/03:00:39 to 00/03:03:37

Plot file version 89 created 21-FEB-2023 15:52:47

J1148 EB092F.UVDATA.1

Freq = 22.1080 GHz, Bw = 32.000 MH No calibration applied and no bandpass applied



221 22140 22180 22220 22260 22300 22340
FREQ MHz

221 22140 22180 22220 22260 22300 22340
FREQ MHz

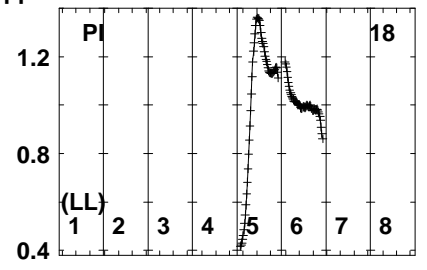
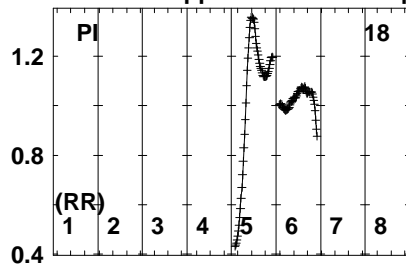
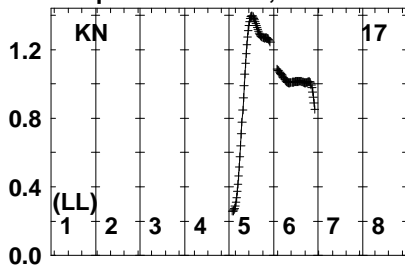
221 22140 22180 22220 22260 22300 22340
FREQ MHz

Lower frame: Real Jy
Auto-corr total-power spectrum Antenna: *
Timerange: 00/03:00:39 to 00/03:03:37

Plot file version 90 created 21-FEB-2023 15:52:47

J1148 EB092F.UVDATA.1

Freq = 22.1080 GHz, Bw = 32.000 MH No calibration applied and no bandpass applied

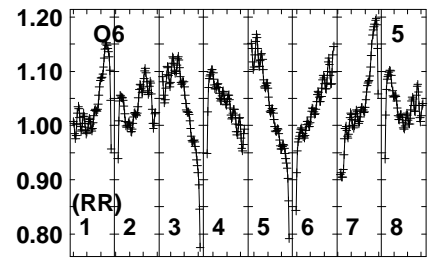
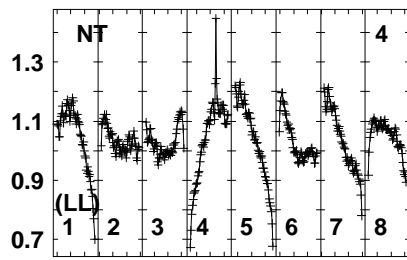
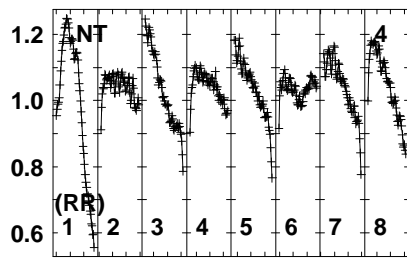
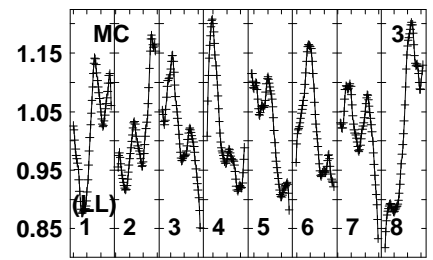
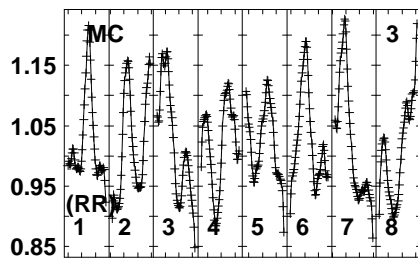
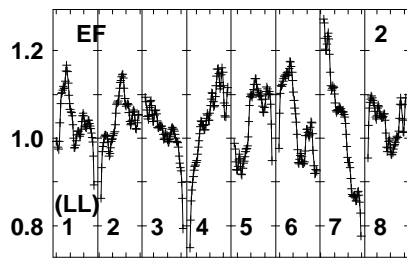
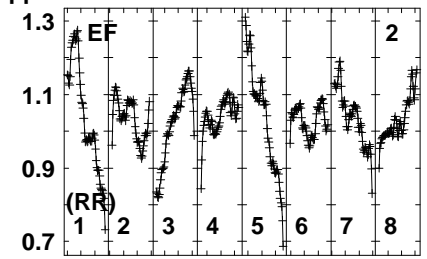
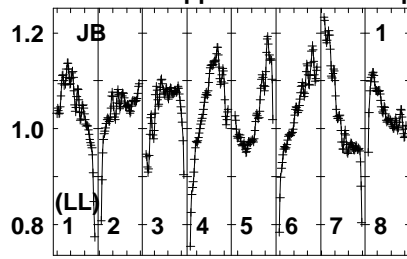
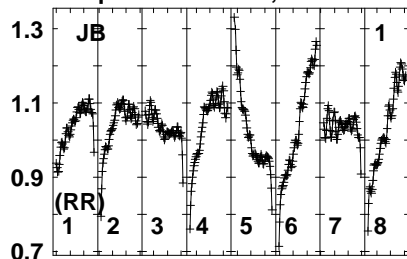


Lower frame: Real Jy
Auto-corr total-power spectrum Antenna: *
Timerange: 00/03:00:39 to 00/03:03:37

Plot file version 91 created 21-FEB-2023 15:52:48

J1148 EB092F.UVDATA.1

Freq = 22.1080 GHz, Bw = 32.000 MH No calibration applied and no bandpass applied



221021402218022240222802232022340
FREQ MHz

221021402218022240222802232022340
FREQ MHz

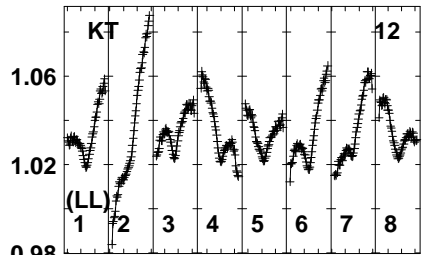
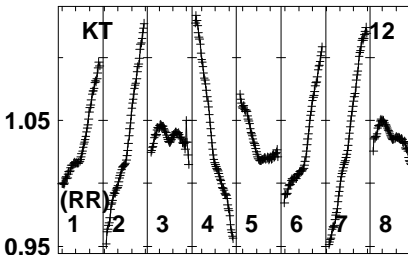
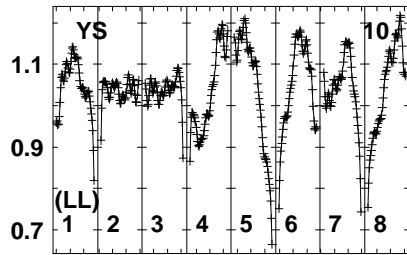
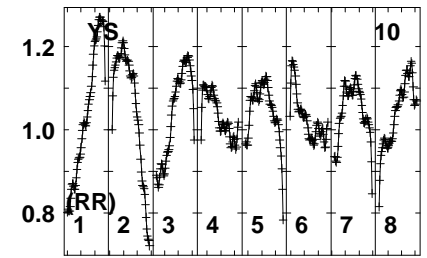
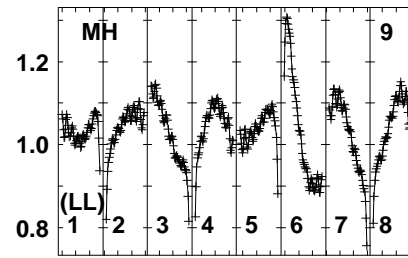
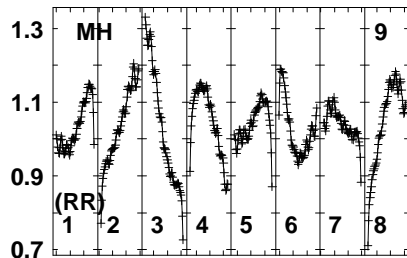
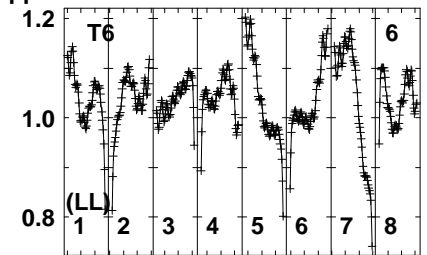
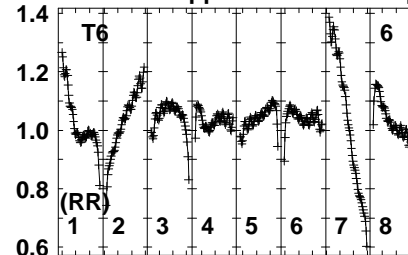
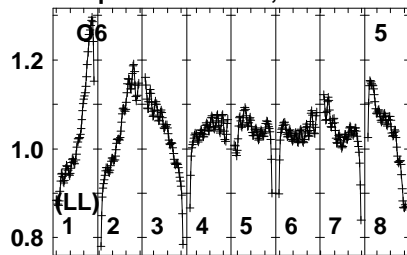
221021402218022240222802232022340
FREQ MHz

Lower frame: Real Jy
Auto-corr total-power spectrum Antenna: *
Timerange: 00/03:04:09 to 00/03:09:07

Plot file version 92 created 21-FEB-2023 15:52:48

J1148 EB092F.UVDATA.1

Freq = 22.1080 GHz, Bw = 32.000 MH No calibration applied and no bandpass applied



22100 22140 22180 22220 22260 22300 22340
FREQ MHz

22100 22140 22180 22220 22260 22300 22340
FREQ MHz

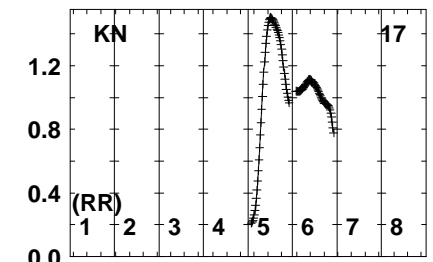
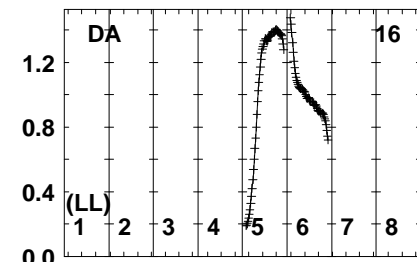
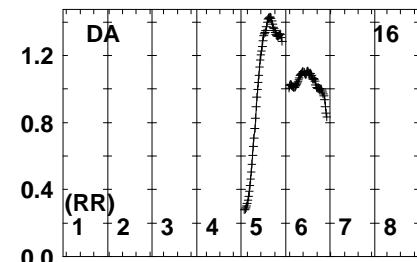
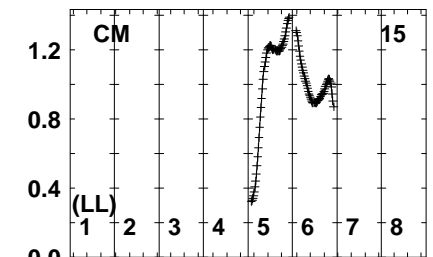
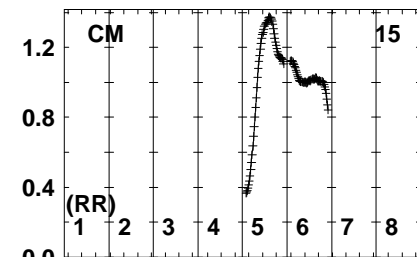
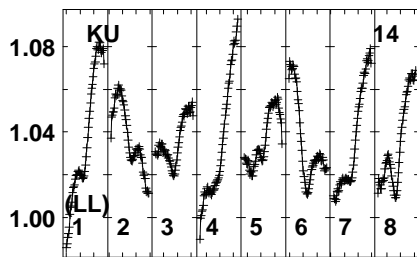
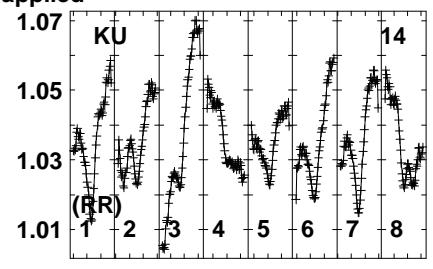
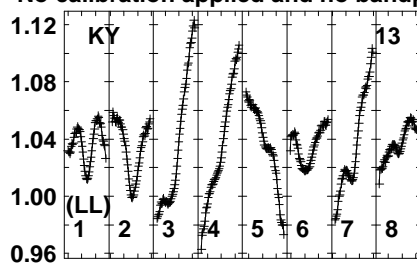
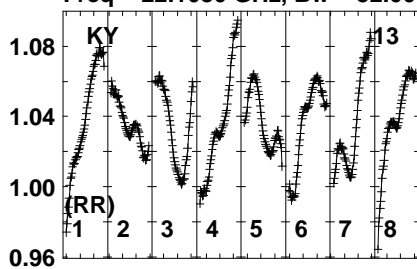
22100 22140 22180 22220 22260 22300 22340
FREQ MHz

Lower frame: Real Jy
Auto-corr total-power spectrum Antenna: *
Timerange: 00/03:04:09 to 00/03:09:07

Plot file version 93 created 21-FEB-2023 15:52:49

J1148 EB092F.UVDATA.1

Freq = 22.1080 GHz, Bw = 32.000 MH No calibration applied and no bandpass applied



221 2214 2218 2222 2226 2230 2234
FREQ MHz

221 2214 2218 2222 2226 2230 2234
FREQ MHz

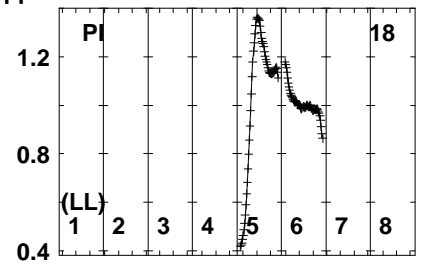
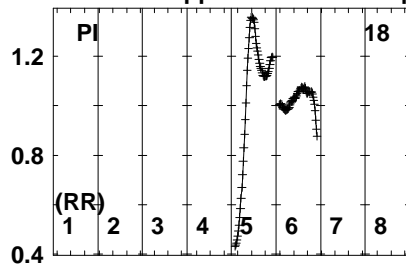
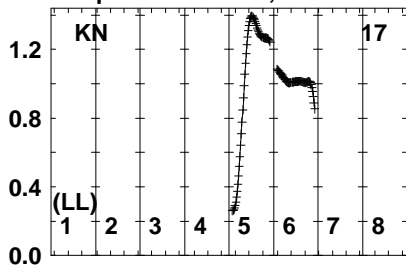
221 2214 2218 2222 2226 2230 2234
FREQ MHz

Lower frame: Real Jy
Auto-corr total-power spectrum Antenna: *
Timerange: 00/03:04:09 to 00/03:09:07

Plot file version 94 created 21-FEB-2023 15:52:49

J1148 EB092F.UVDATA.1

Freq = 22.1080 GHz, Bw = 32.000 MH No calibration applied and no bandpass applied

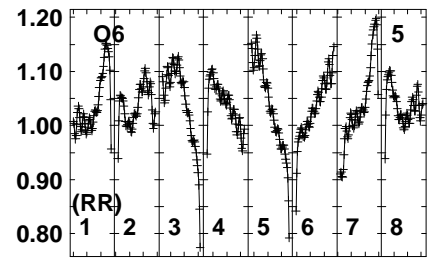
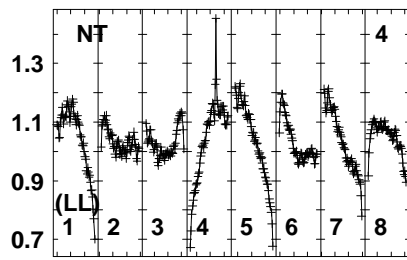
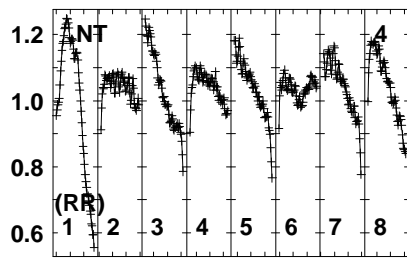
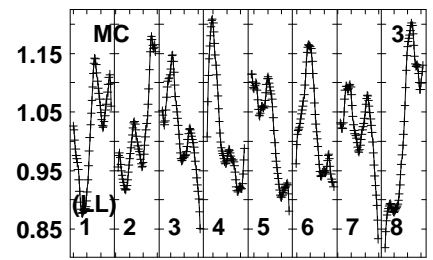
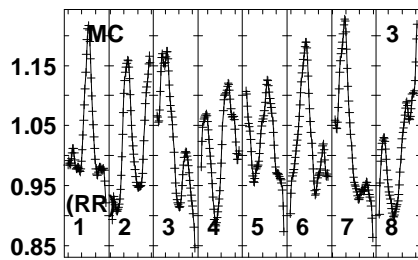
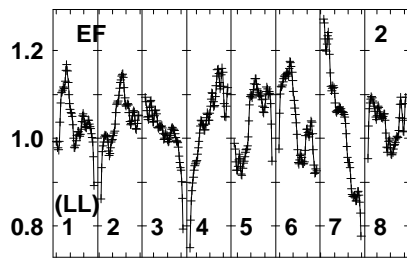
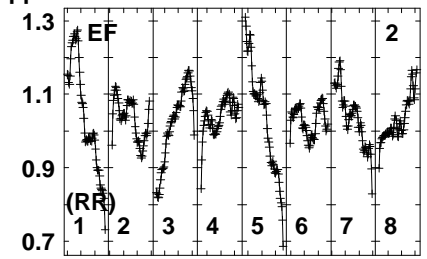
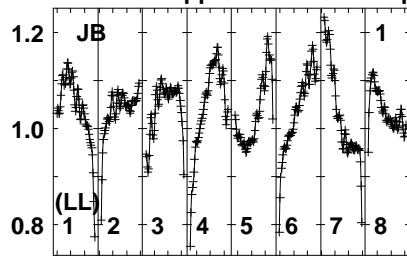
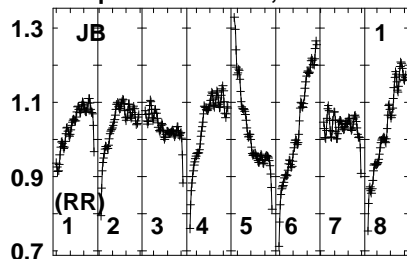


Lower frame: Real Jy
Auto-corr total-power spectrum Antenna: *
Timerange: 00/03:04:09 to 00/03:09:07

Plot file version 95 created 21-FEB-2023 15:52:49

J1148 EB092F.UVDATA.1

Freq = 22.1080 GHz, Bw = 32.000 MH No calibration applied and no bandpass applied



221021402218022240222802232022340
FREQ MHz

221021402218022240222802232022340
FREQ MHz

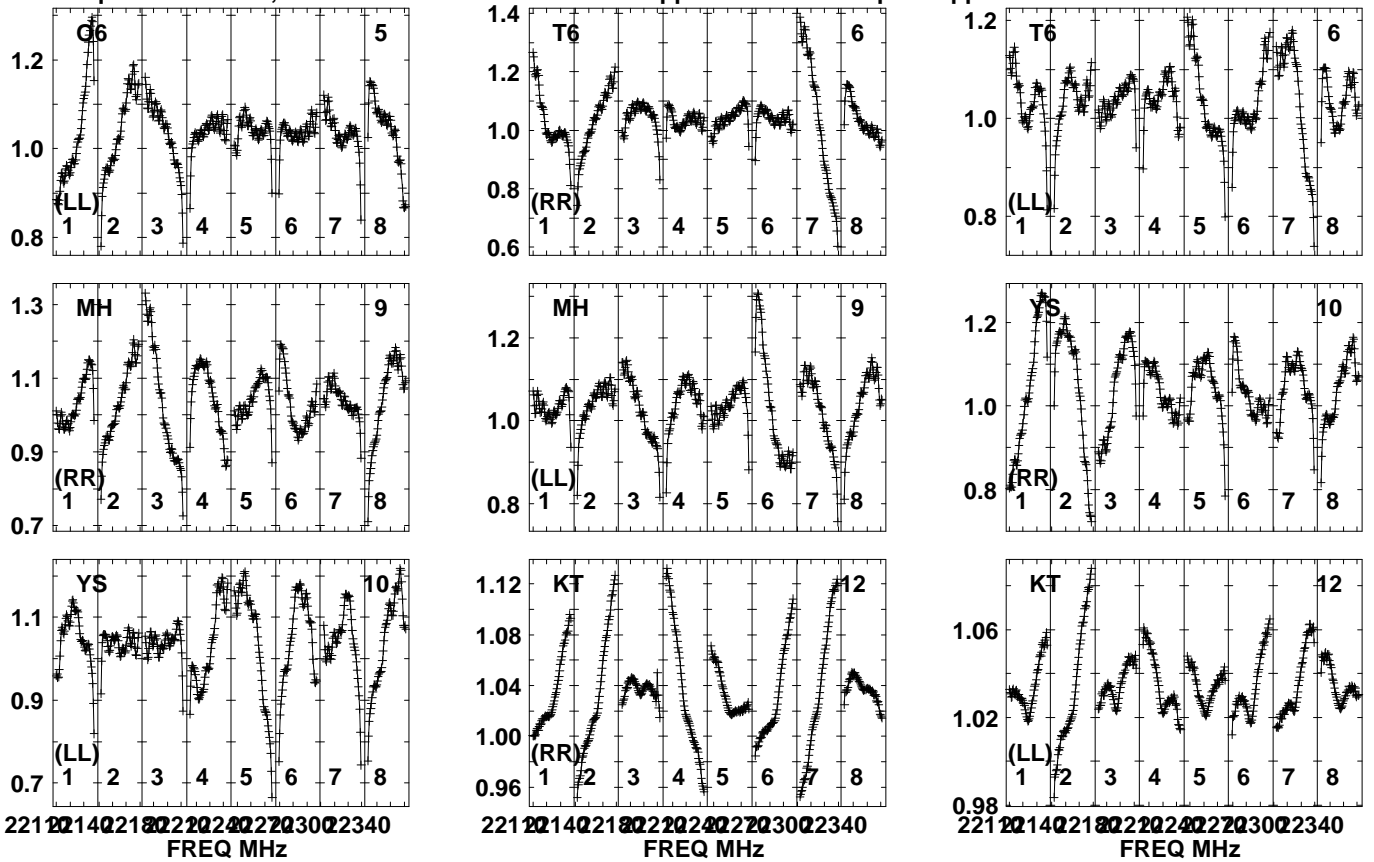
221021402218022240222802232022340
FREQ MHz

Lower frame: Real Jy
Auto-corr total-power spectrum Antenna: *
Timerange: 00/03:09:39 to 00/03:14:37

Plot file version 96 created 21-FEB-2023 15:52:50

J1148 EB092F.UVDATA.1

Freq = 22.1080 GHz, Bw = 32.000 MH No calibration applied and no bandpass applied

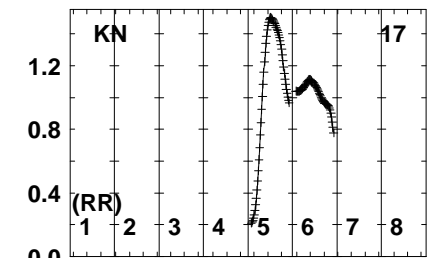
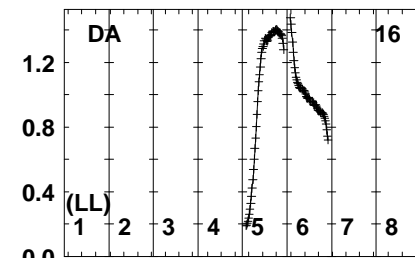
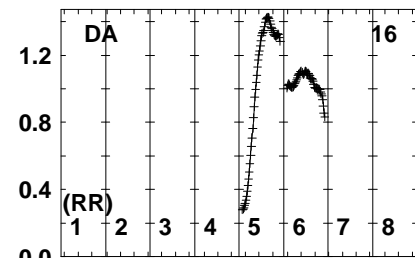
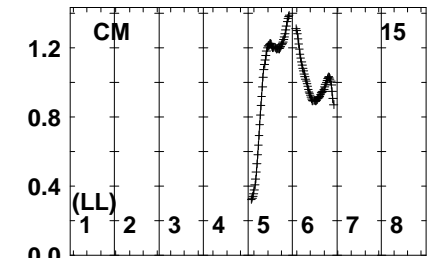
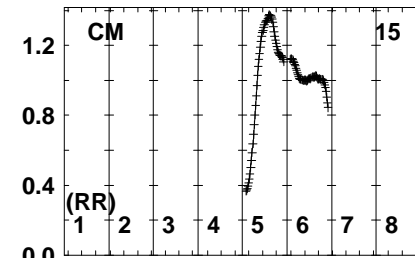
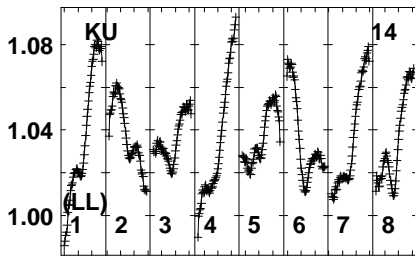
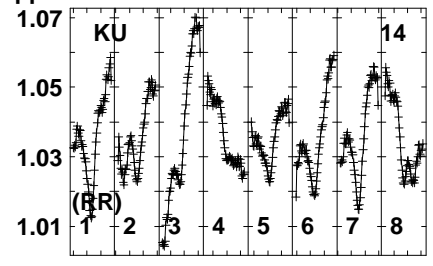
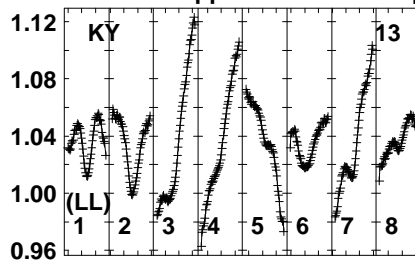
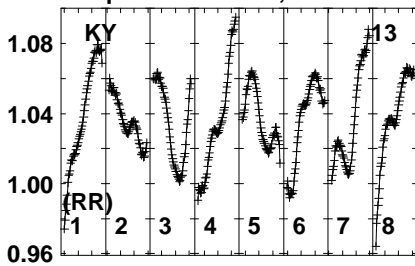


Lower frame: Real Jy
Auto-corr total-power spectrum Antenna: *
Timerange: 00/03:09:39 to 00/03:14:37

Plot file version 97 created 21-FEB-2023 15:52:50

J1148 EB092F.UVDATA.1

Freq = 22.1080 GHz, Bw = 32.000 MH No calibration applied and no bandpass applied



221 22140 22180 22220 22260 22300 22340
FREQ MHz

221 22140 22180 22220 22260 22300 22340
FREQ MHz

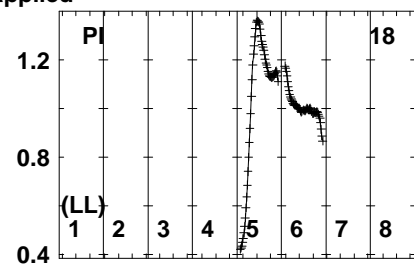
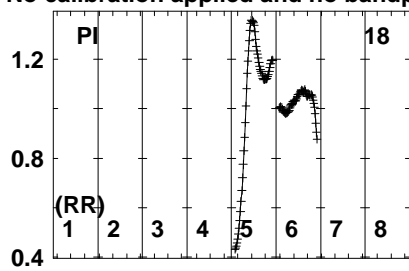
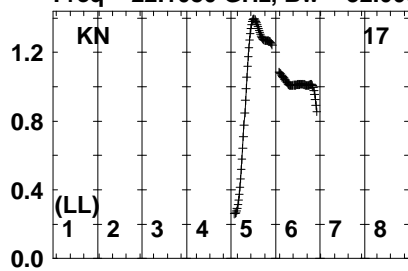
221 22140 22180 22220 22260 22300 22340
FREQ MHz

Lower frame: Real Jy
Auto-corr total-power spectrum Antenna: *
Timerange: 00/03:09:39 to 00/03:14:37

Plot file version 98 created 21-FEB-2023 15:52:50

J1148 EB092F.UVDATA.1

Freq = 22.1080 GHz, Bw = 32.000 MH No calibration applied and no bandpass applied

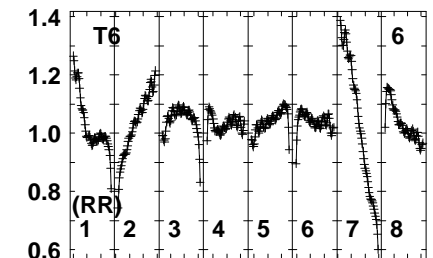
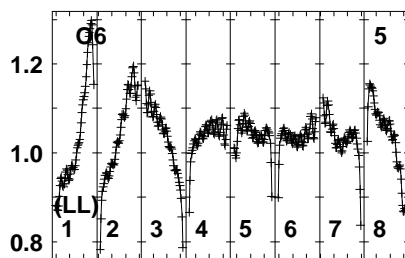
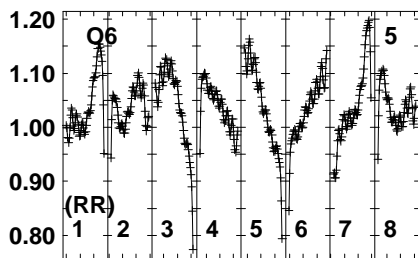
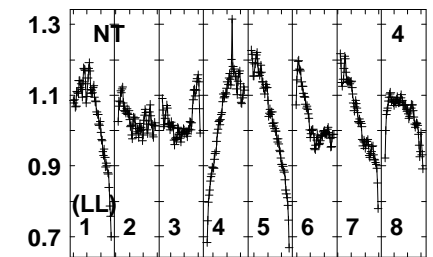
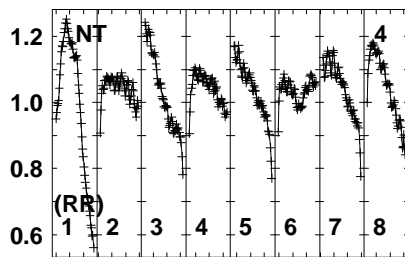
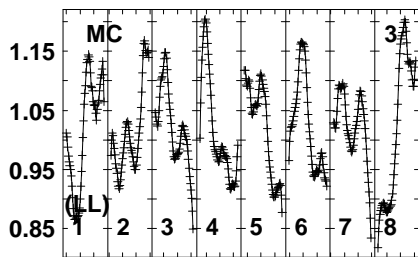
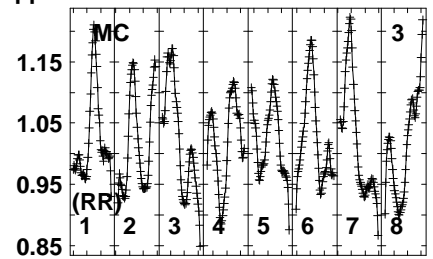
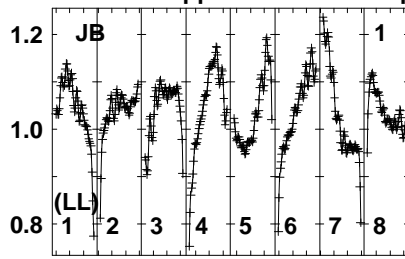
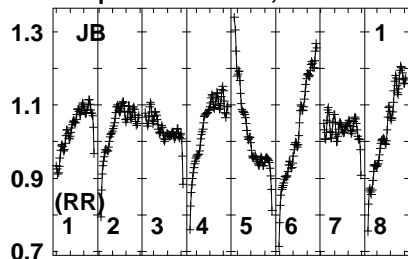


Lower frame: Real Jy
Auto-corr total-power spectrum Antenna: *
Timerange: 00/03:09:39 to 00/03:14:37

Plot file version 99 created 21-FEB-2023 15:52:51

J1352 EB092F.UVDATA.1

Freq = 22.1080 GHz, Bw = 32.000 MH No calibration applied and no bandpass applied



2210214021802220224022703002340
FREQ MHz

2210214021802220224022703002340
FREQ MHz

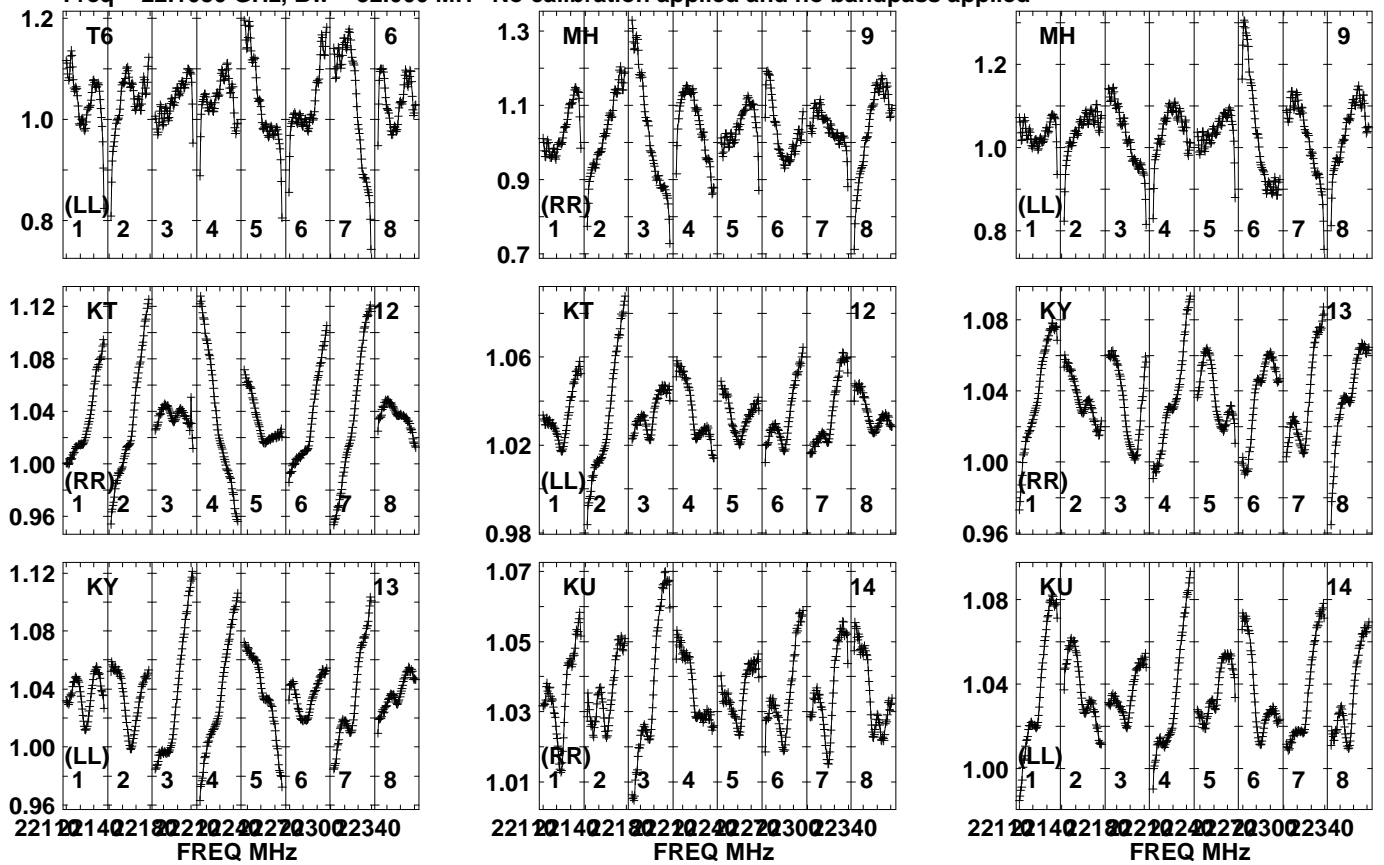
2210214021802220224022703002340
FREQ MHz

Lower frame: Real Jy
Auto-corr total-power spectrum Antenna: *
Timerange: 00/03:18:32 to 00/03:21:30

Plot file version 100 created 21-FEB-2023 15:52:51

J1352 EB092F.UVDATA.1

Freq = 22.1080 GHz, Bw = 32.000 MH No calibration applied and no bandpass applied

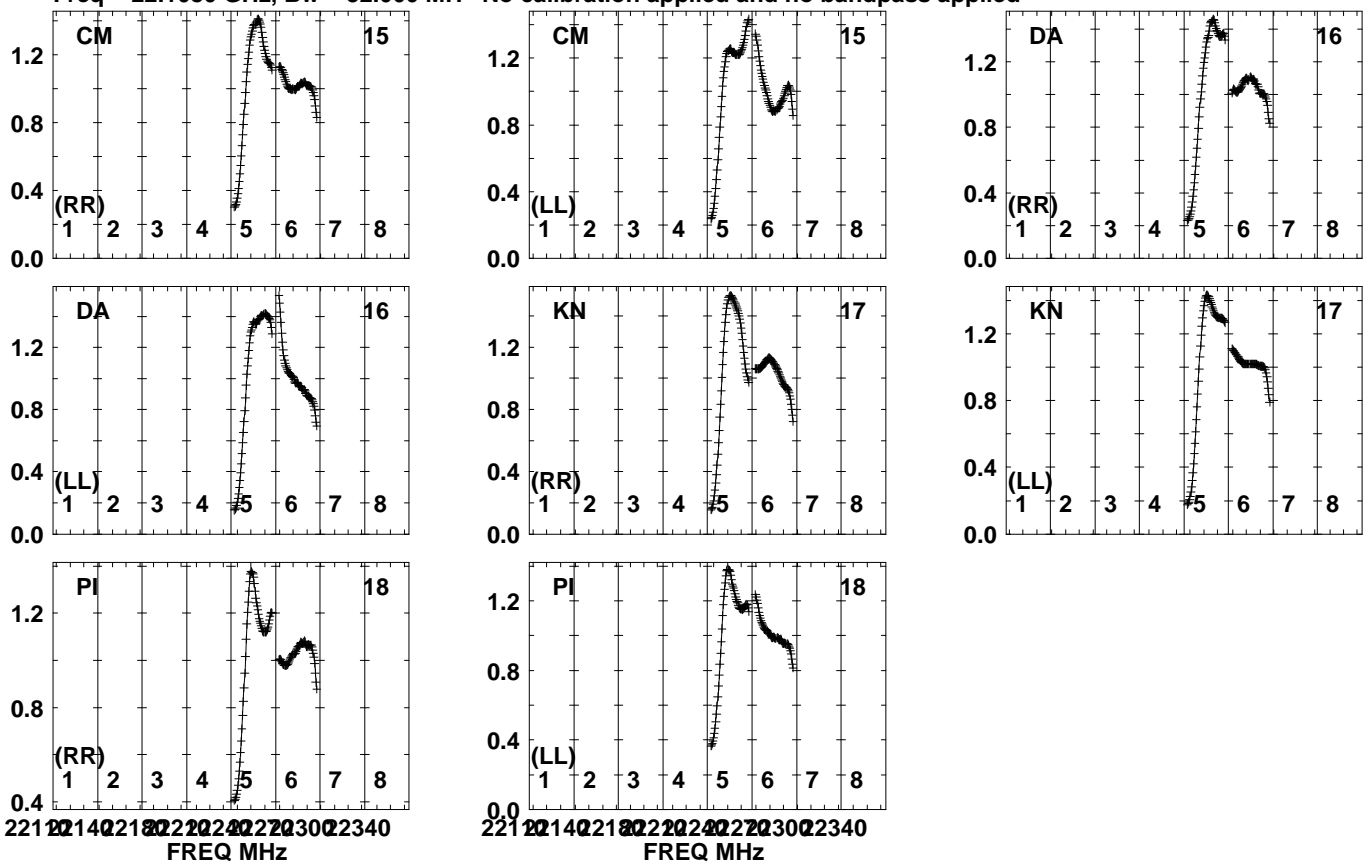


Lower frame: Real Jy
Auto-corr total-power spectrum Antenna: *
Timerange: 00/03:18:32 to 00/03:21:30

Plot file version 101 created 21-FEB-2023 15:52:51

J1352 EB092F.UVDATA.1

Freq = 22.1080 GHz, Bw = 32.000 MH No calibration applied and no bandpass applied

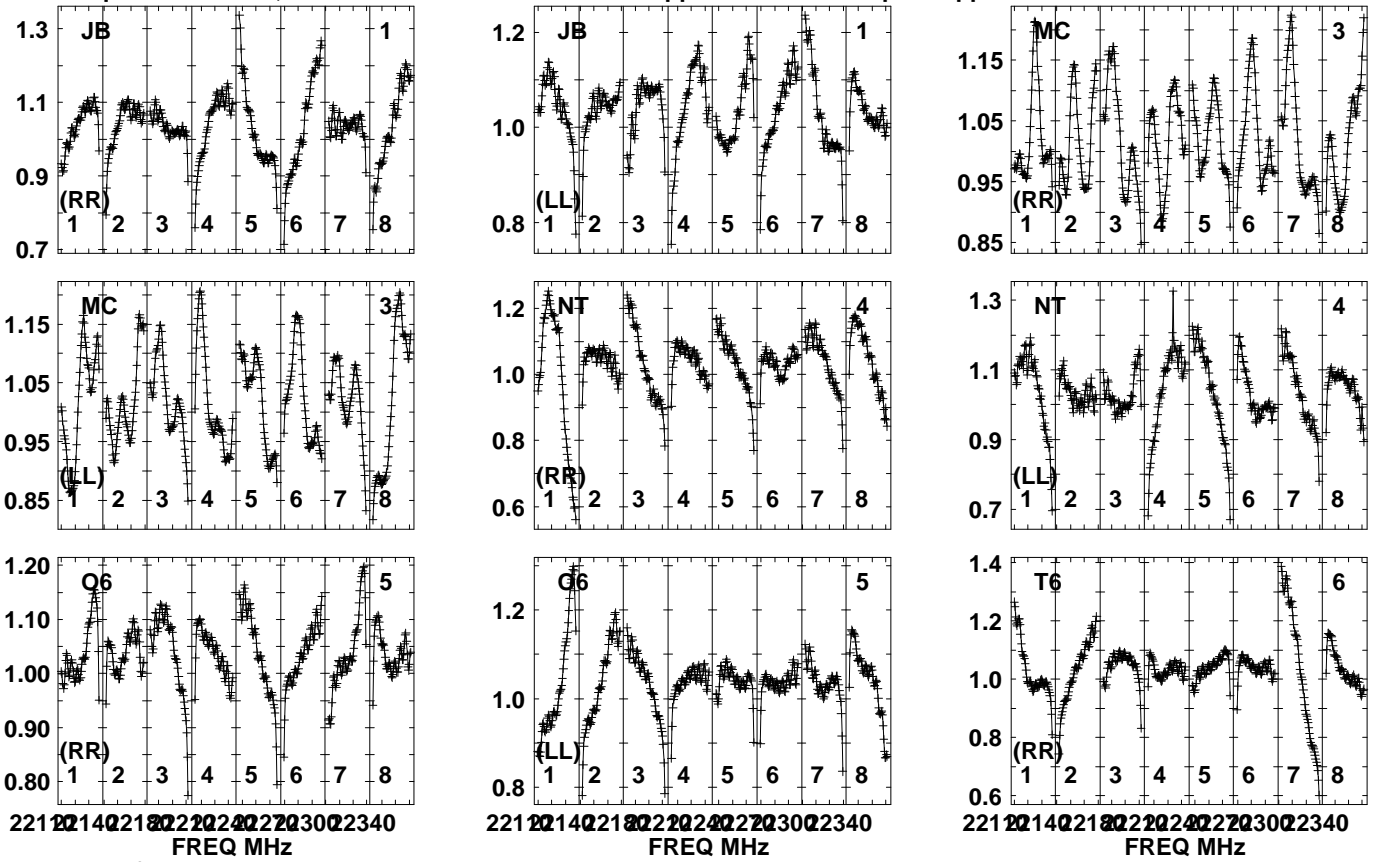


Lower frame: Real Jy
Auto-corr total-power spectrum Antenna: *
Timerange: 00/03:18:32 to 00/03:21:30

Plot file version 102 created 21-FEB-2023 15:52:52

J1352 EB092F.UVDATA.1

Freq = 22.1080 GHz, Bw = 32.000 MH No calibration applied and no bandpass applied

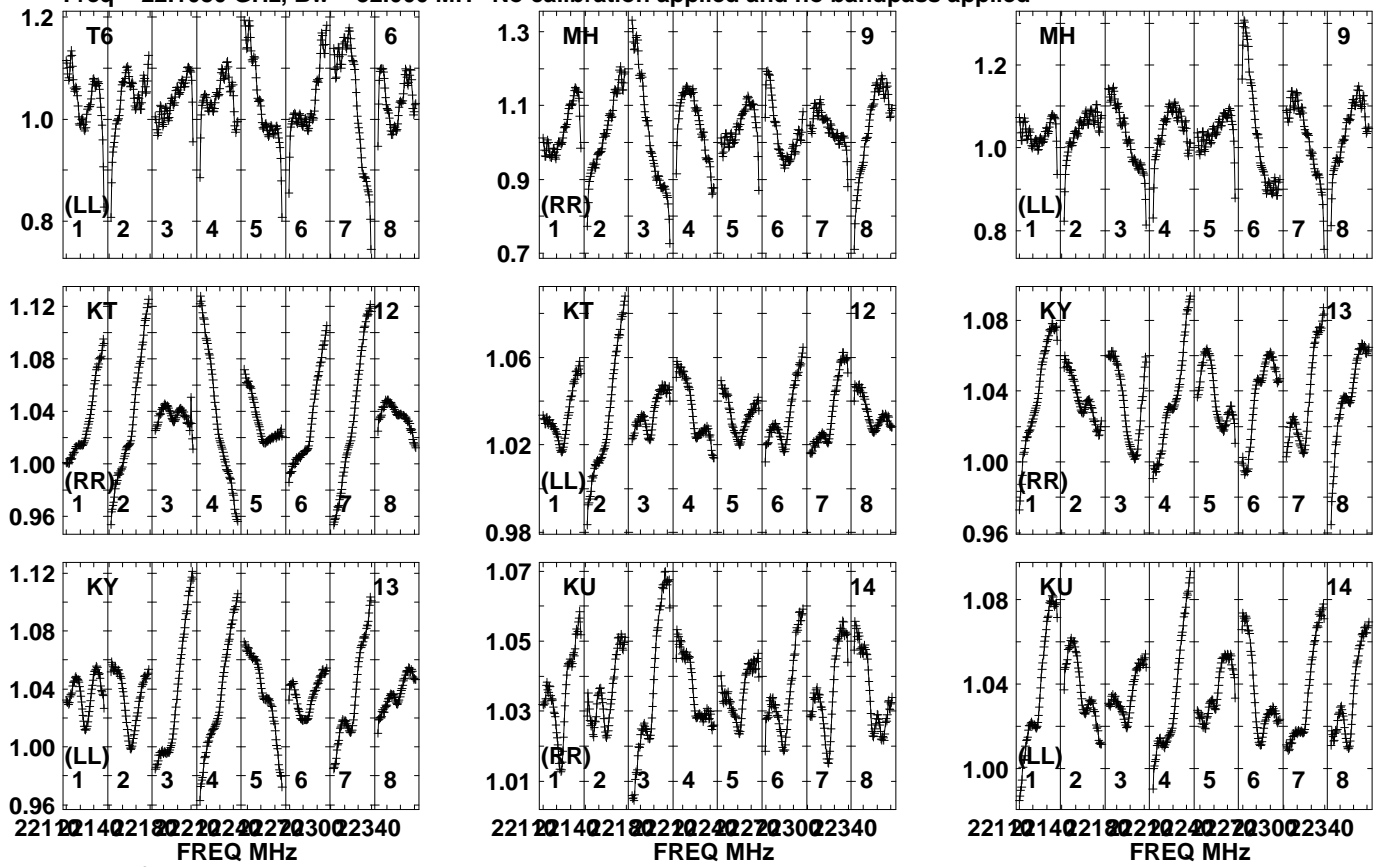


Lower frame: Real Jy
Auto-corr total-power spectrum Antenna: *
Timerange: 00/03:22:02 to 00/03:27:00

Plot file version 103 created 21-FEB-2023 15:52:52

J1352 EB092F.UVDATA.1

Freq = 22.1080 GHz, Bw = 32.000 MH No calibration applied and no bandpass applied

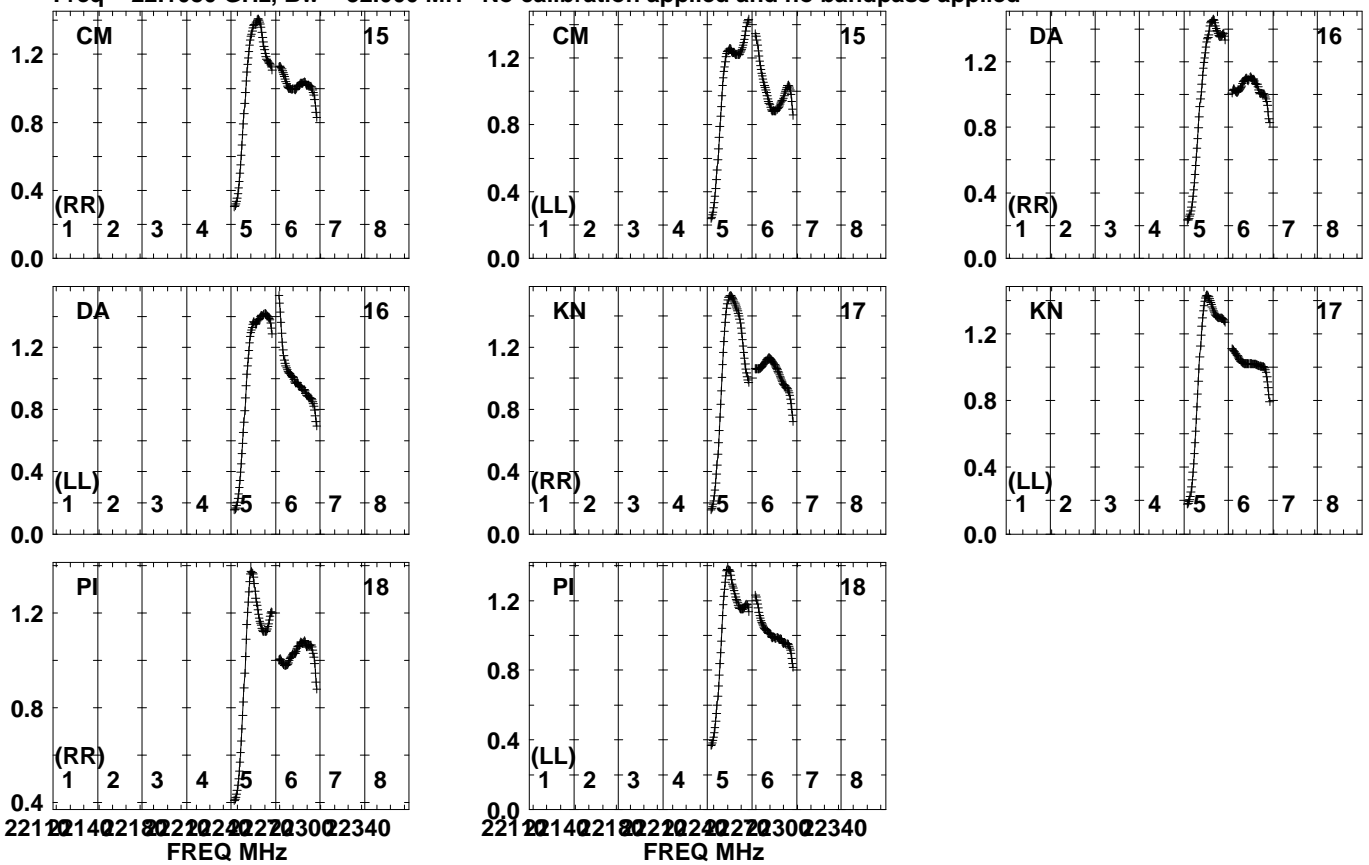


Lower frame: Real Jy
Auto-corr total-power spectrum Antenna: *
Timerange: 00/03:22:02 to 00/03:27:00

Plot file version 104 created 21-FEB-2023 15:52:53

J1352 EB092F.UVDATA.1

Freq = 22.1080 GHz, Bw = 32.000 MH No calibration applied and no bandpass applied

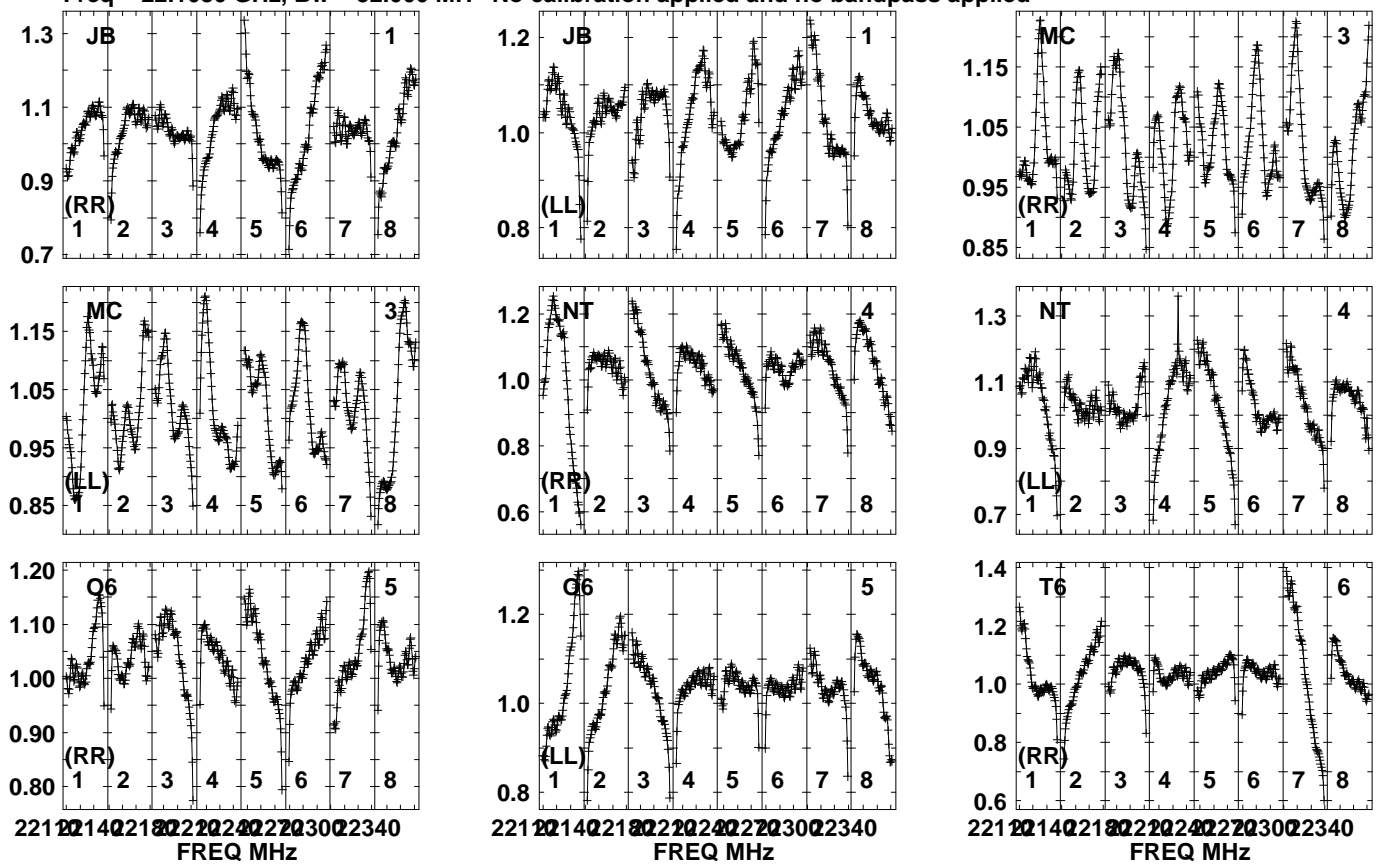


Lower frame: Real Jy
Auto-corr total-power spectrum Antenna: *
Timerange: 00/03:22:02 to 00/03:27:00

Plot file version 105 created 21-FEB-2023 15:52:53

J1352 EB092F.UVDATA.1

Freq = 22.1080 GHz, Bw = 32.000 MH No calibration applied and no bandpass applied

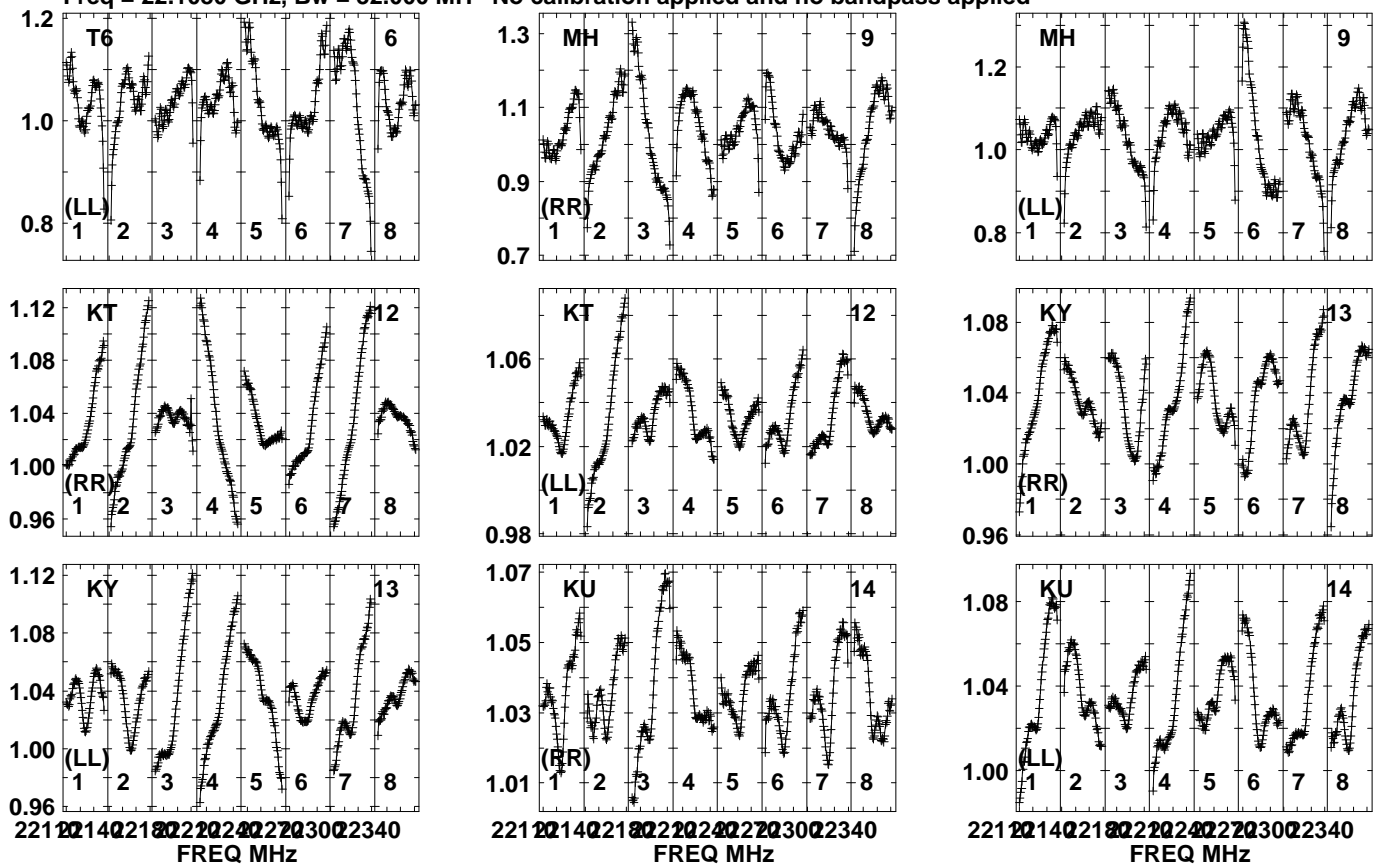


Lower frame: Real Jy
Auto-corr total-power spectrum Antenna: *
Timerange: 00/03:27:32 to 00/03:32:30

Plot file version 106 created 21-FEB-2023 15:52:54

J1352 EB092F.UVDATA.1

Freq = 22.1080 GHz, Bw = 32.000 MH No calibration applied and no bandpass applied

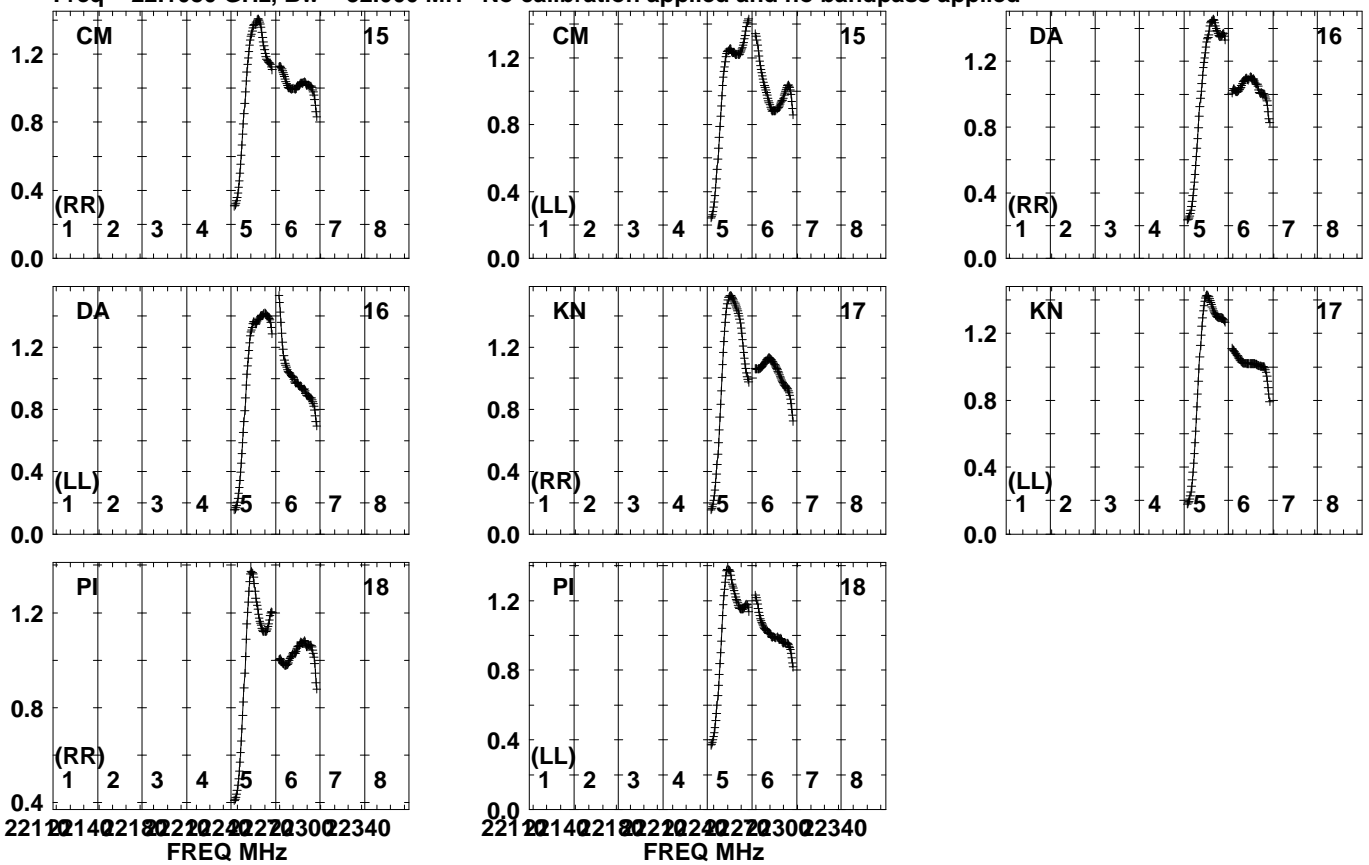


Lower frame: Real Jy
Auto-corr total-power spectrum Antenna: *
Timerange: 00/03:27:32 to 00/03:32:30

Plot file version 107 created 21-FEB-2023 15:52:54

J1352 EB092F.UVDATA.1

Freq = 22.1080 GHz, Bw = 32.000 MH No calibration applied and no bandpass applied

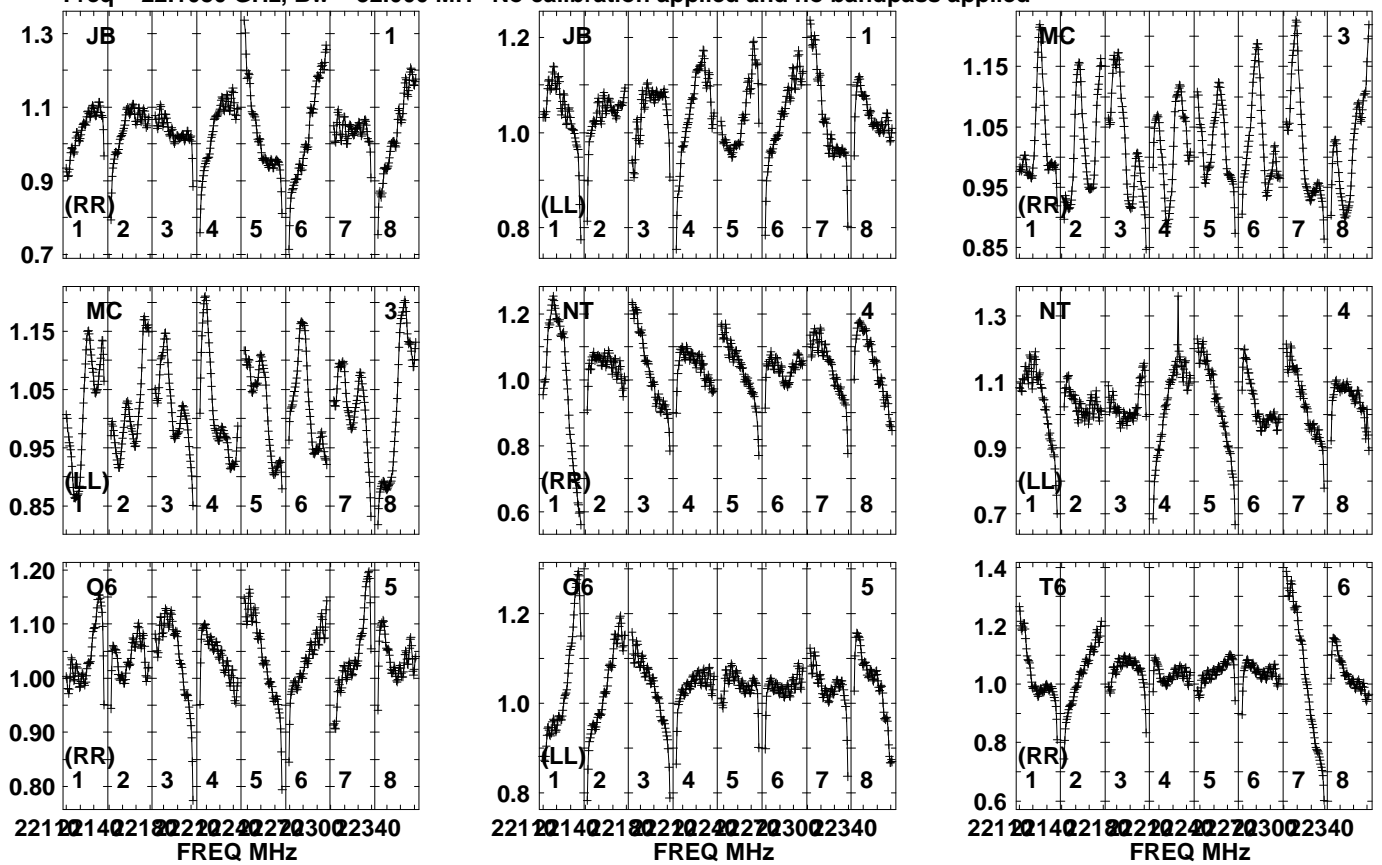


Lower frame: Real Jy
Auto-corr total-power spectrum Antenna: *
Timerange: 00/03:27:32 to 00/03:32:30

Plot file version 108 created 21-FEB-2023 15:52:55

J1352 EB092F.UVDATA.1

Freq = 22.1080 GHz, Bw = 32.000 MH No calibration applied and no bandpass applied

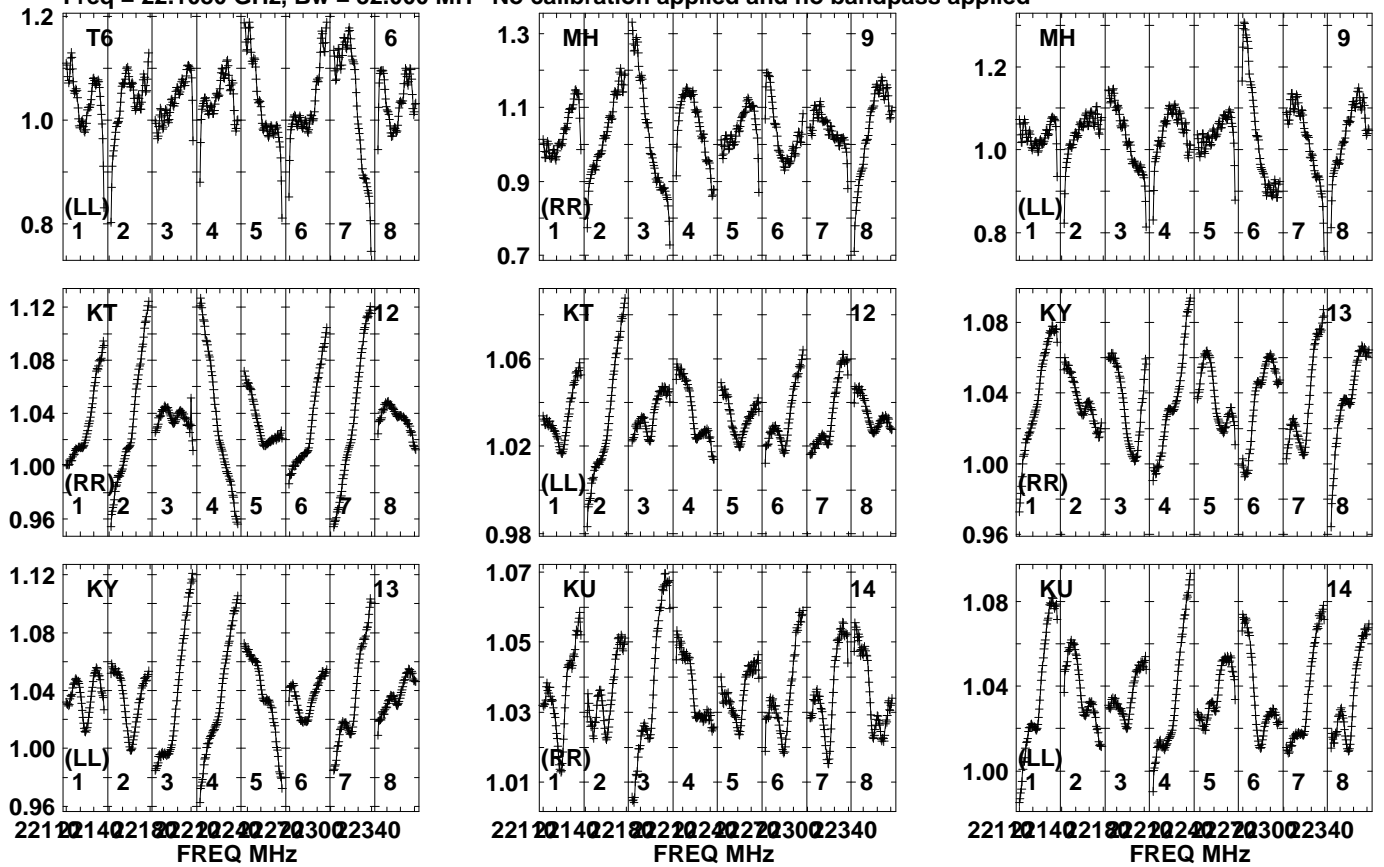


Lower frame: Real Jy
Auto-corr total-power spectrum Antenna: *
Timerange: 00/03:33:02 to 00/03:38:00

Plot file version 109 created 21-FEB-2023 15:52:55

J1352 EB092F.UVDATA.1

Freq = 22.1080 GHz, Bw = 32.000 MH No calibration applied and no bandpass applied

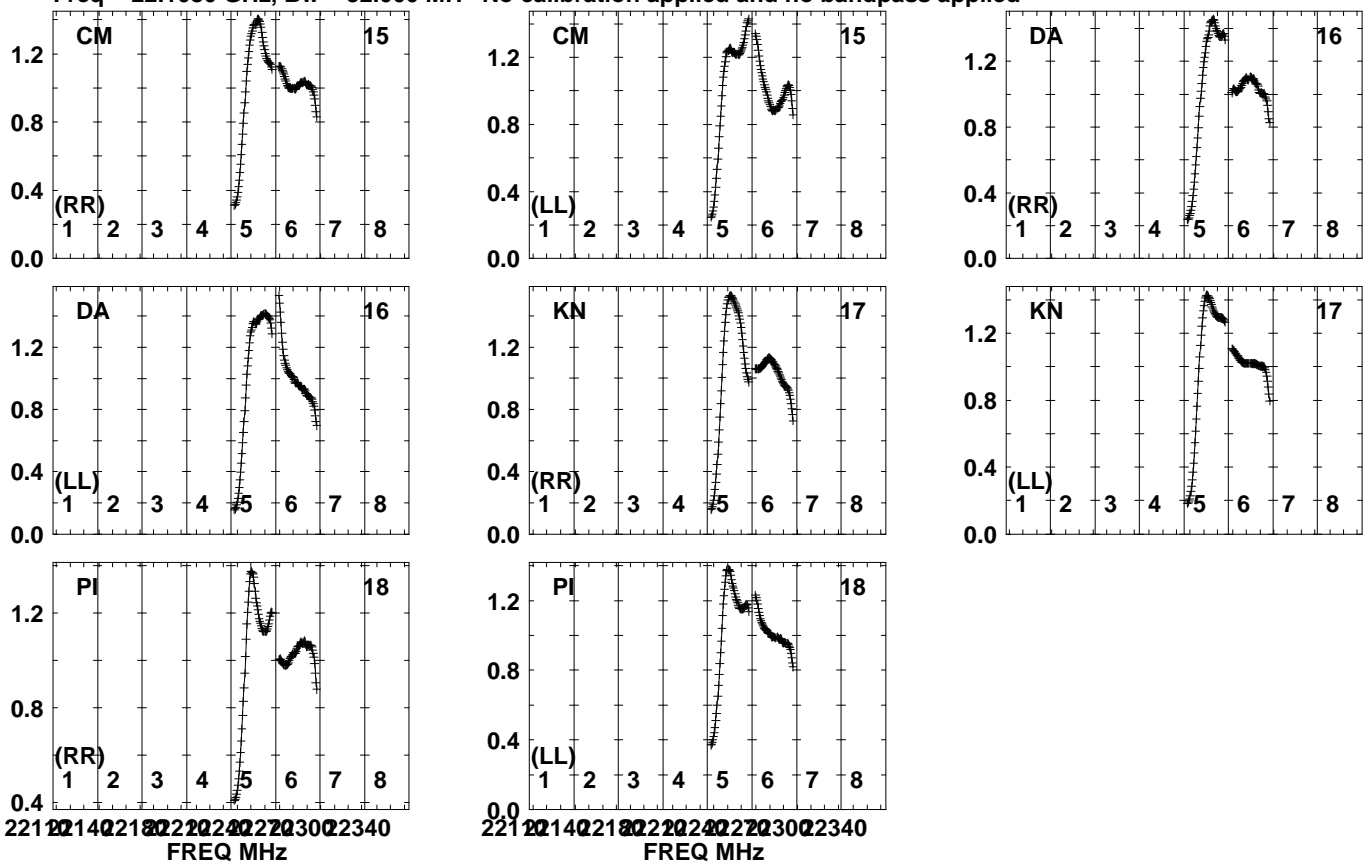


Lower frame: Real Jy
Auto-corr total-power spectrum Antenna: *
Timerange: 00/03:33:02 to 00/03:38:00

Plot file version 110 created 21-FEB-2023 15:52:56

J1352 EB092F.UVDATA.1

Freq = 22.1080 GHz, Bw = 32.000 MH No calibration applied and no bandpass applied

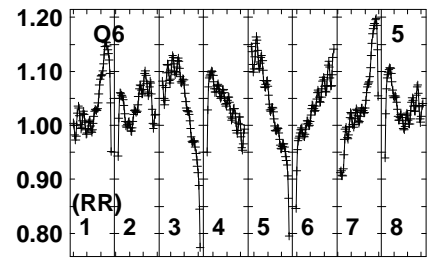
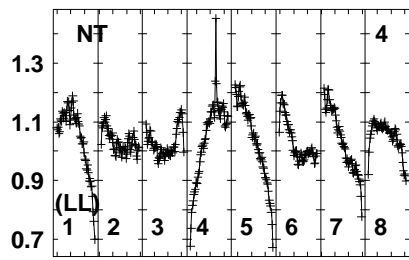
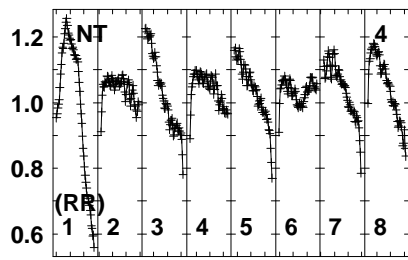
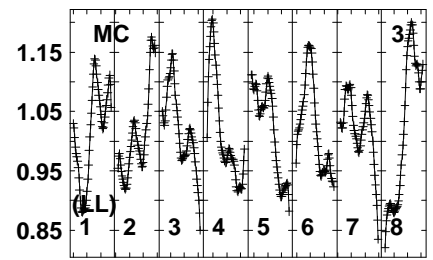
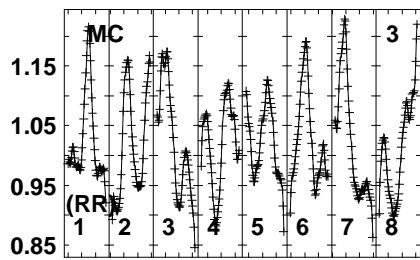
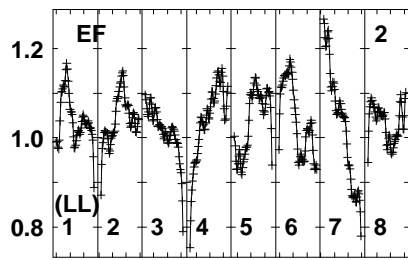
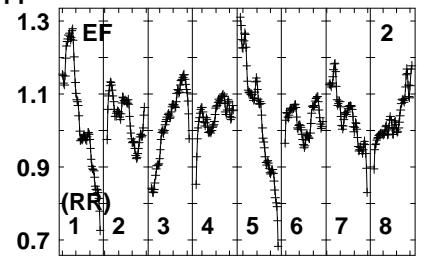
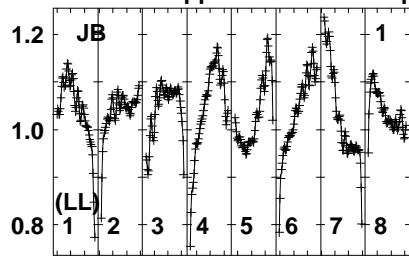
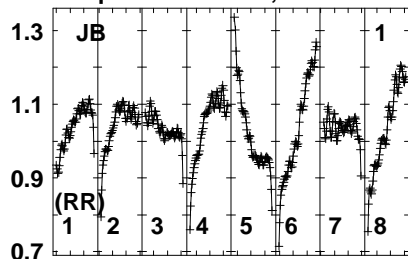


Lower frame: Real Jy
Auto-corr total-power spectrum Antenna: *
Timerange: 00/03:33:02 to 00/03:38:00

Plot file version 111 created 21-FEB-2023 15:52:56

1055+018 EB092F.UVDATA.1

Freq = 22.1080 GHz, Bw = 32.000 MH No calibration applied and no bandpass applied



22102140221802224022240222030022340
FREQ MHz

22102140221802224022240222030022340
FREQ MHz

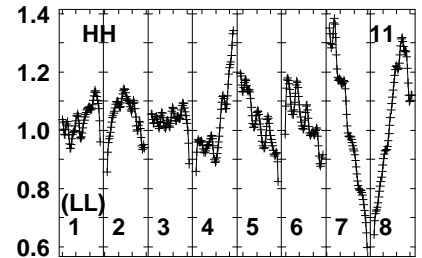
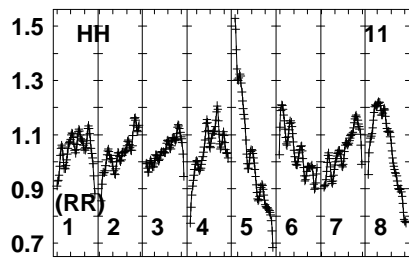
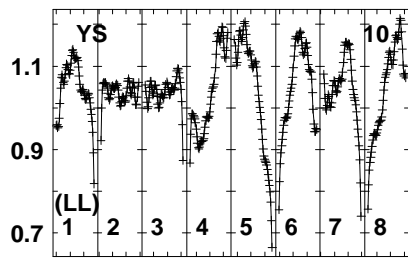
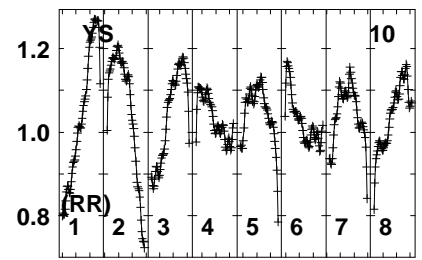
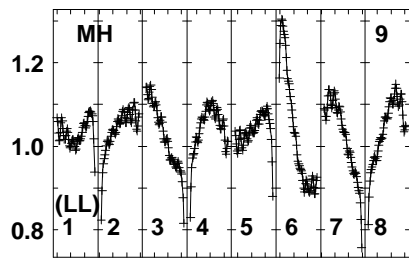
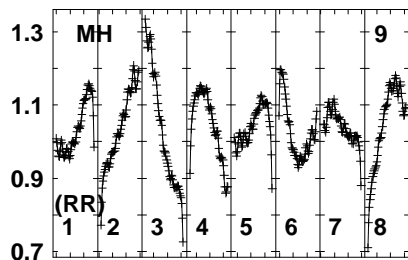
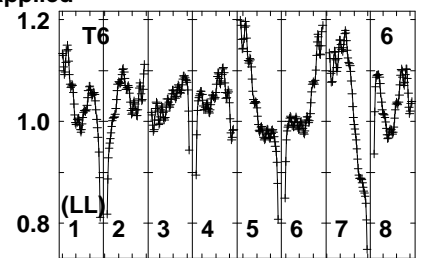
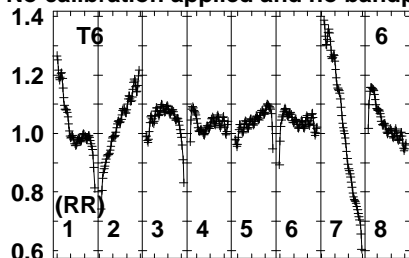
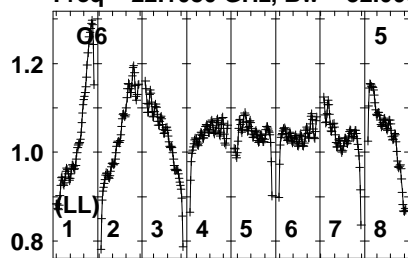
22102140221802224022240222030022340
FREQ MHz

Lower frame: Real Jy
Auto-corr total-power spectrum Antenna: *
Timerange: 00/03:41:25 to 00/03:46:23

Plot file version 112 created 21-FEB-2023 15:52:57

1055+018 EB092F.UVDATA.1

Freq = 22.1080 GHz, Bw = 32.000 MH No calibration applied and no bandpass applied



22102140221802224022240222030022340
FREQ MHz

22102140221802224022240222030022340
FREQ MHz

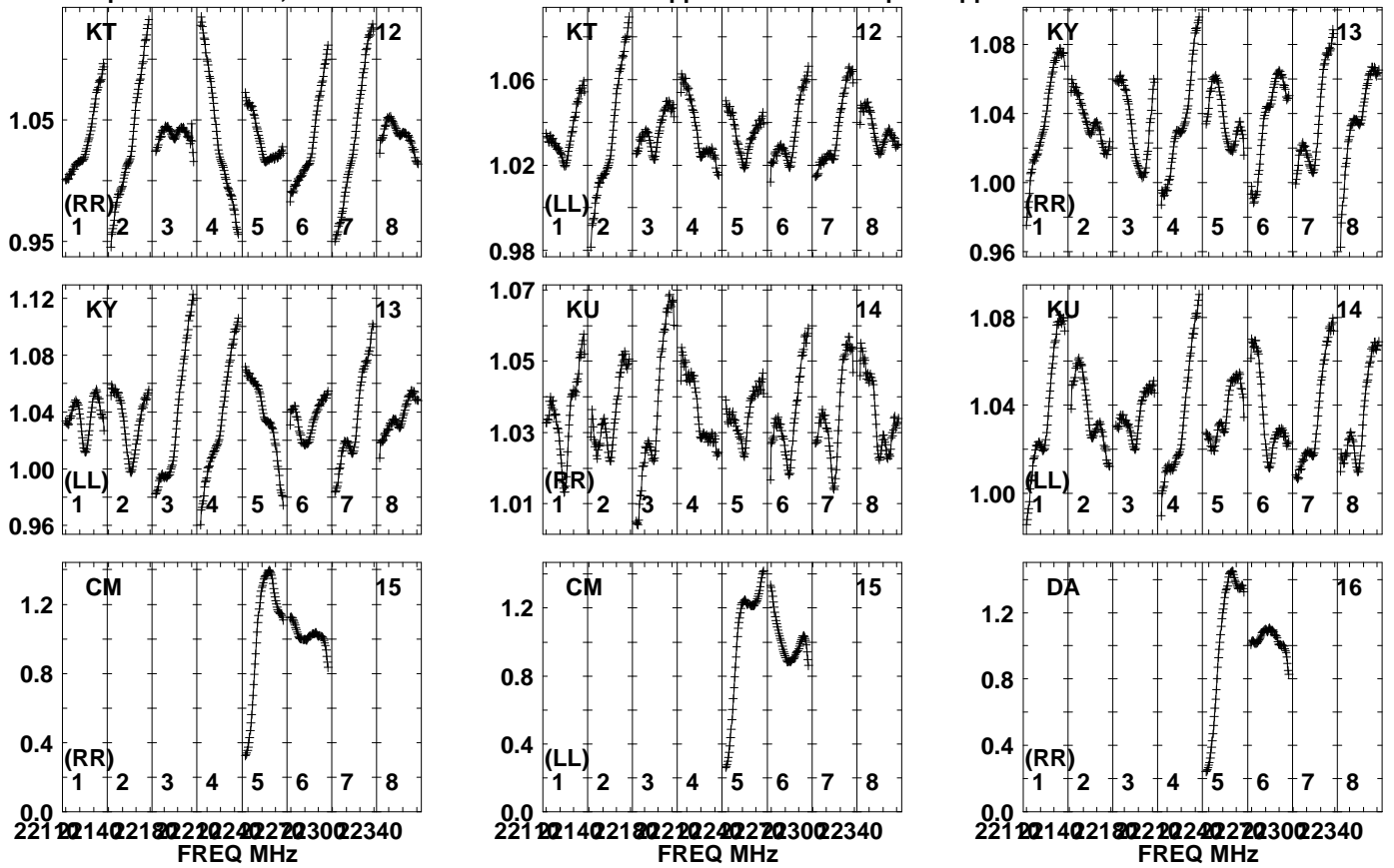
22102140221802224022240222030022340
FREQ MHz

Lower frame: Real Jy
Auto-corr total-power spectrum Antenna: *
Timerange: 00/03:41:25 to 00/03:46:23

Plot file version 113 created 21-FEB-2023 15:52:58

1055+018 EB092F.UVDATA.1

Freq = 22.1080 GHz, Bw = 32.000 MH No calibration applied and no bandpass applied

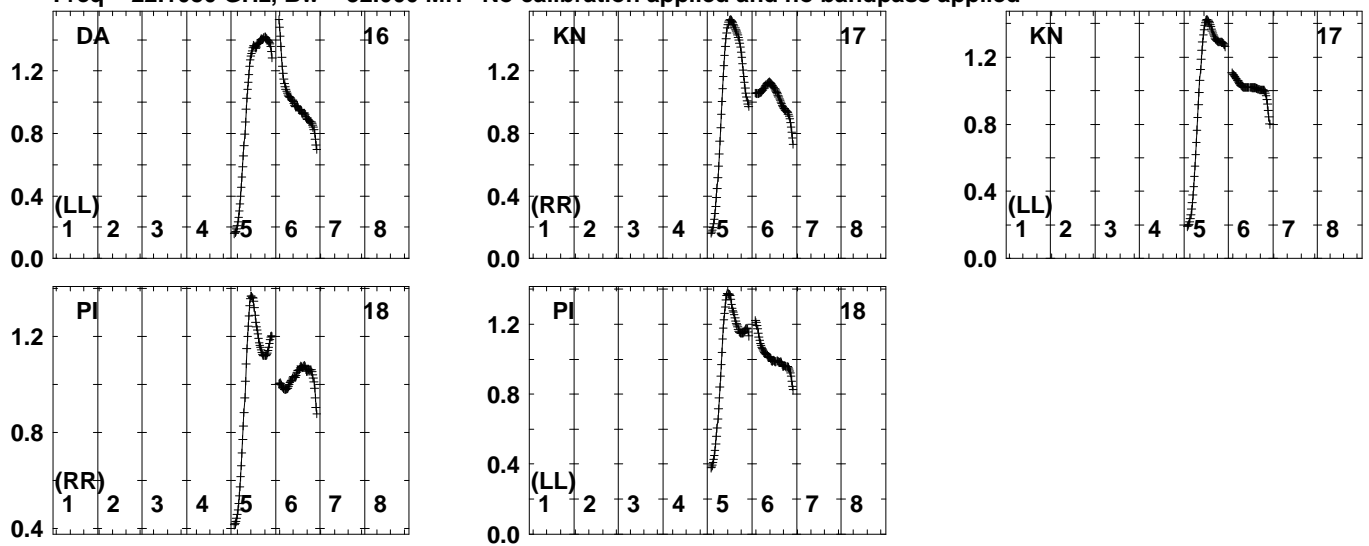


Lower frame: Real Jy
Auto-corr total-power spectrum Antenna: *
Timerange: 00/03:41:25 to 00/03:46:23

Plot file version 114 created 21-FEB-2023 15:52:58

1055+018 EB092F.UVDATA.1

Freq = 22.1080 GHz, Bw = 32.000 MH No calibration applied and no bandpass applied

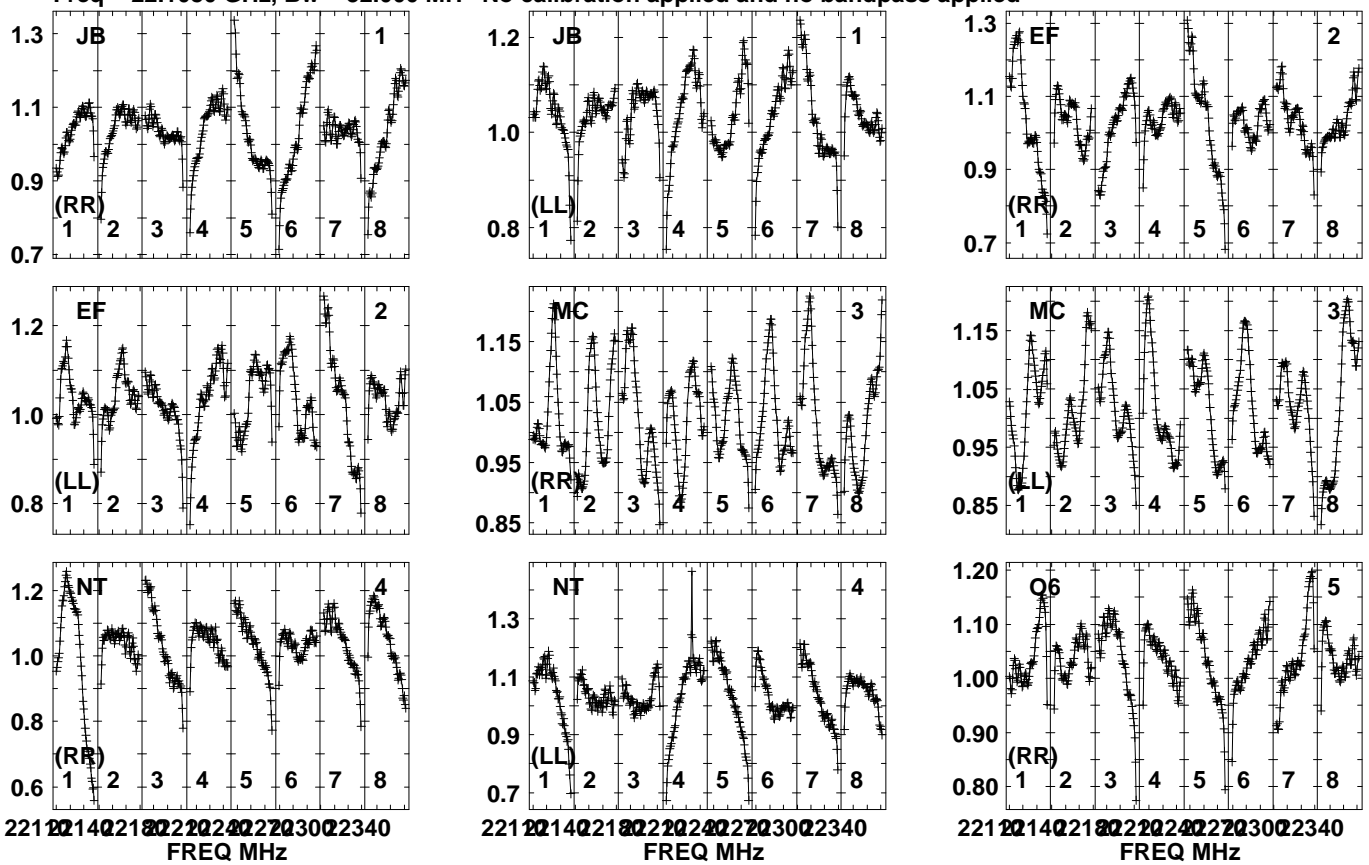


Lower frame: Real Jy
Auto-corr total-power spectrum Antenna: *
Timerange: 00/03:41:25 to 00/03:46:23

Plot file version 115 created 21-FEB-2023 15:52:58

1055+018 EB092F.UVDATA.1

Freq = 22.1080 GHz, Bw = 32.000 MH No calibration applied and no bandpass applied

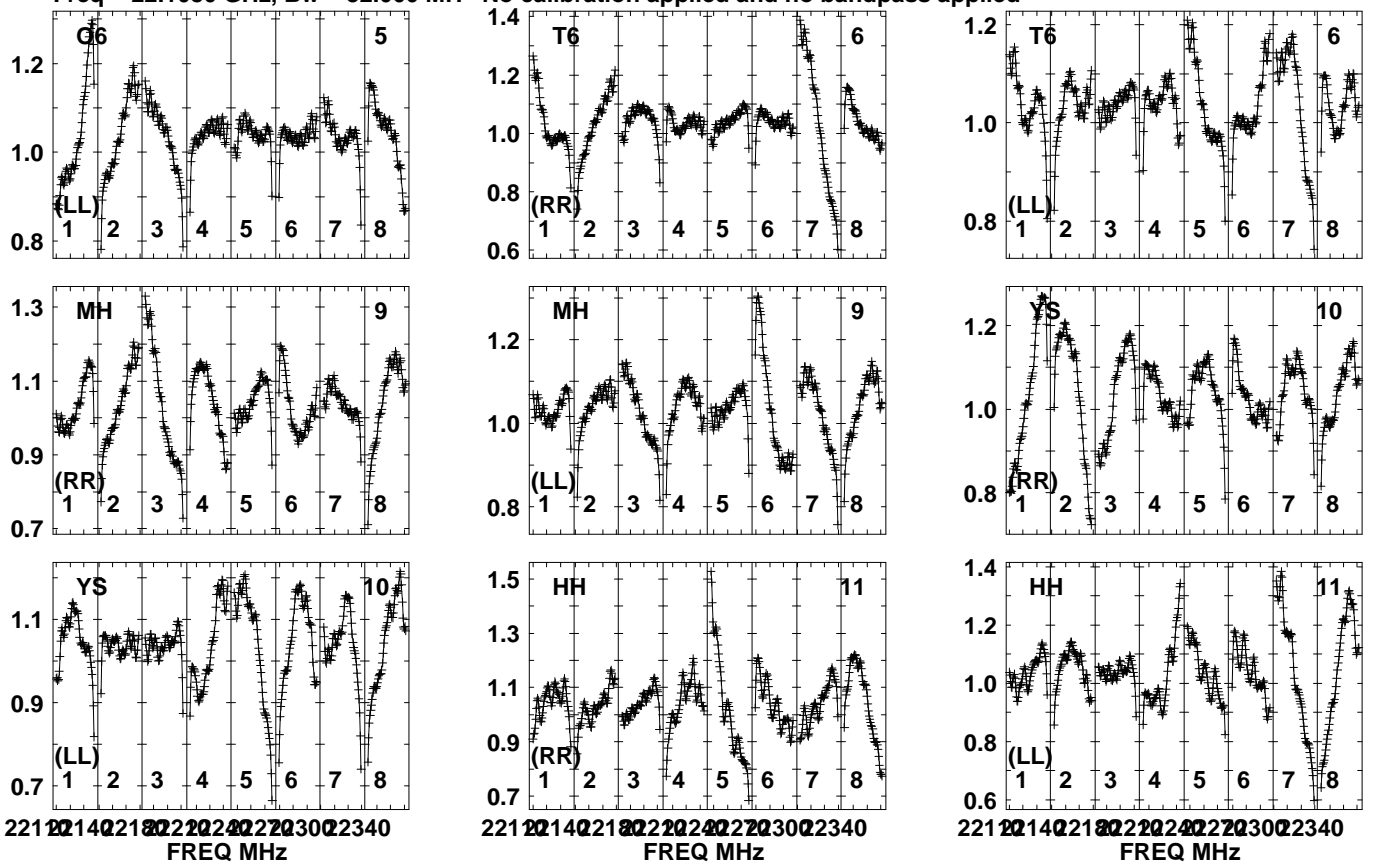


Lower frame: Real Jy
Auto-corr total-power spectrum Antenna: *
Timerange: 00/03:46:55 to 00/03:51:53

Plot file version 116 created 21-FEB-2023 15:52:59

1055+018 EB092F.UVDATA.1

Freq = 22.1080 GHz, Bw = 32.000 MH No calibration applied and no bandpass applied

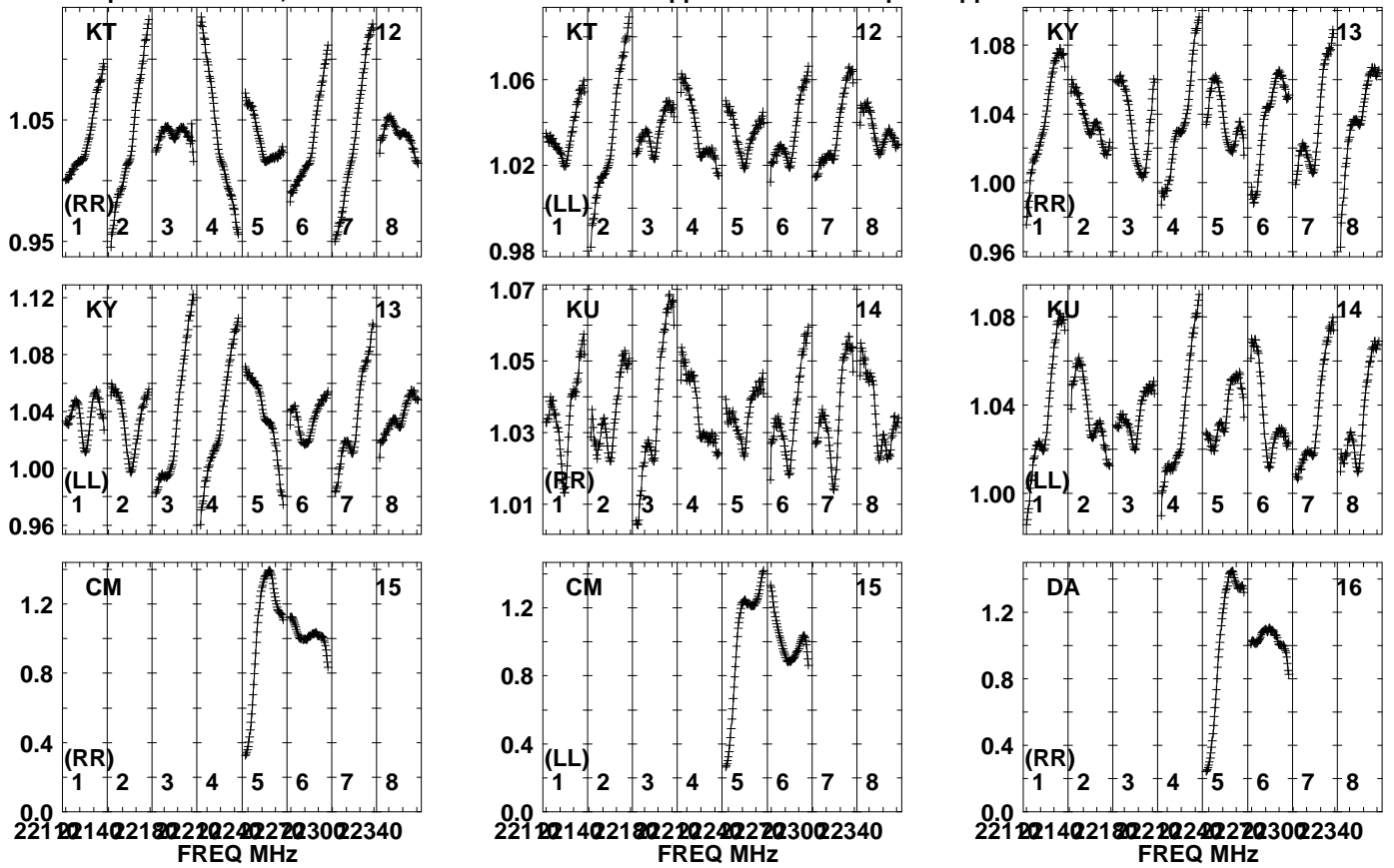


Lower frame: Real Jy
Auto-corr total-power spectrum Antenna: *
Timerange: 00/03:46:55 to 00/03:51:53

Plot file version 117 created 21-FEB-2023 15:52:59

1055+018 EB092F.UVDATA.1

Freq = 22.1080 GHz, Bw = 32.000 MH No calibration applied and no bandpass applied

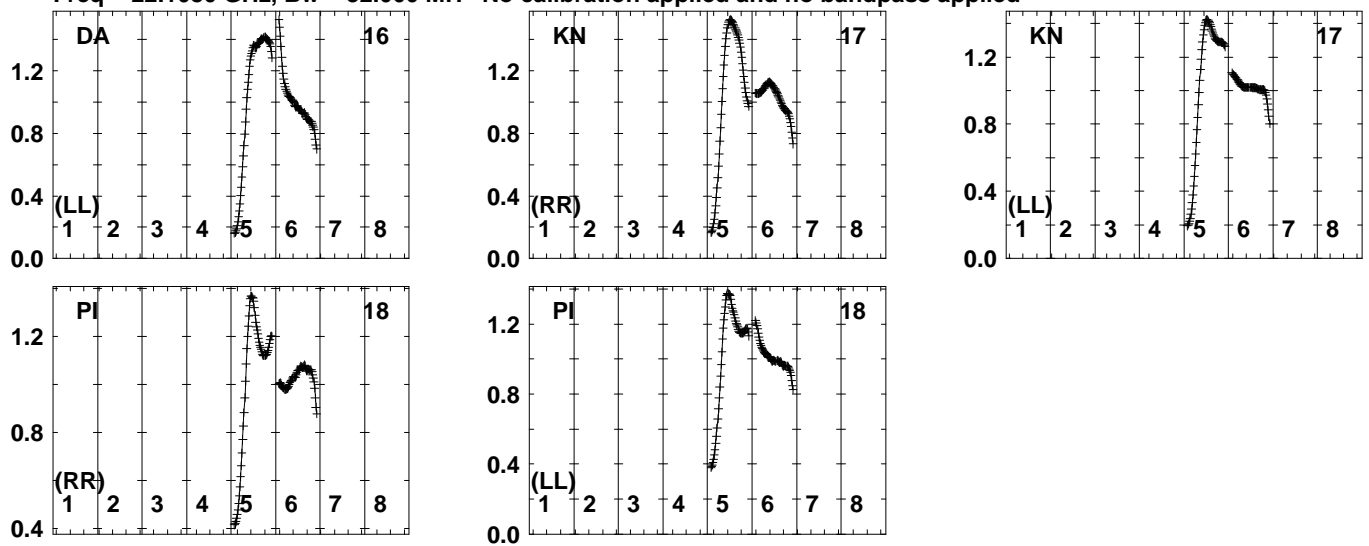


Lower frame: Real Jy
Auto-corr total-power spectrum Antenna: *
Timerange: 00/03:46:55 to 00/03:51:53

Plot file version 118 created 21-FEB-2023 15:53:00

1055+018 EB092F.UVDATA.1

Freq = 22.1080 GHz, Bw = 32.000 MH No calibration applied and no bandpass applied

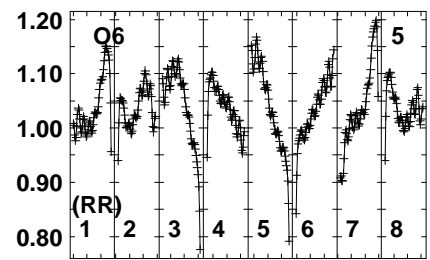
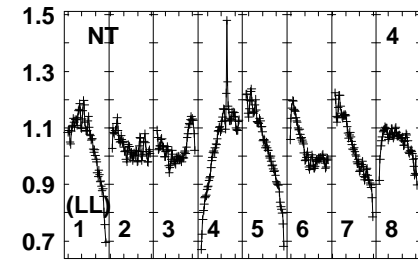
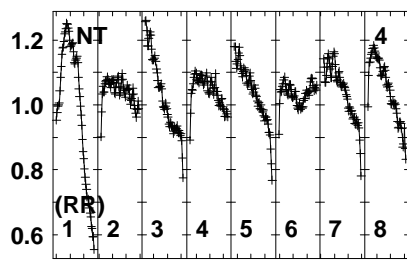
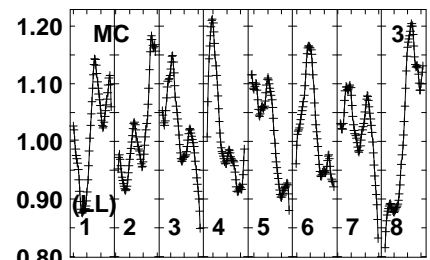
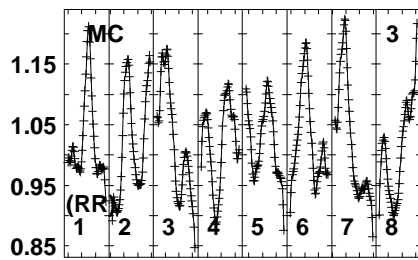
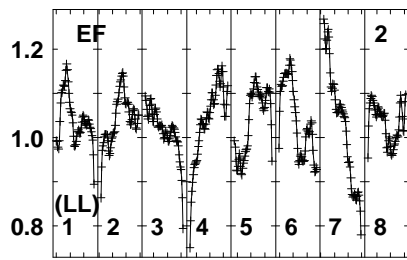
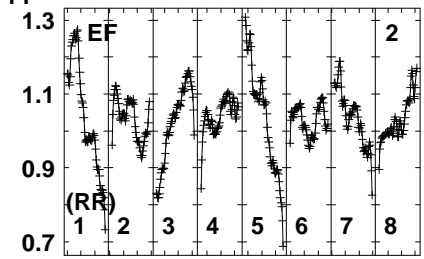
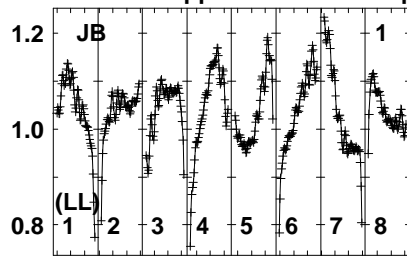
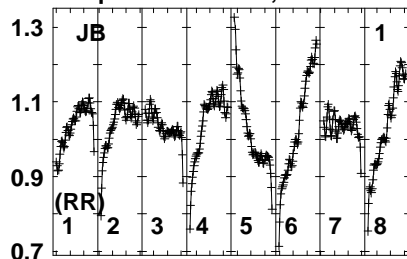


Lower frame: Real Jy
Auto-corr total-power spectrum Antenna: *
Timerange: 00/03:46:55 to 00/03:51:53

Plot file version 119 created 21-FEB-2023 15:53:00

OJ287 EB092F.UVDATA.1

Freq = 22.1080 GHz, Bw = 32.000 MH No calibration applied and no bandpass applied



221021402218022240222802232022340
FREQ MHz

221021402218022240222802232022340
FREQ MHz

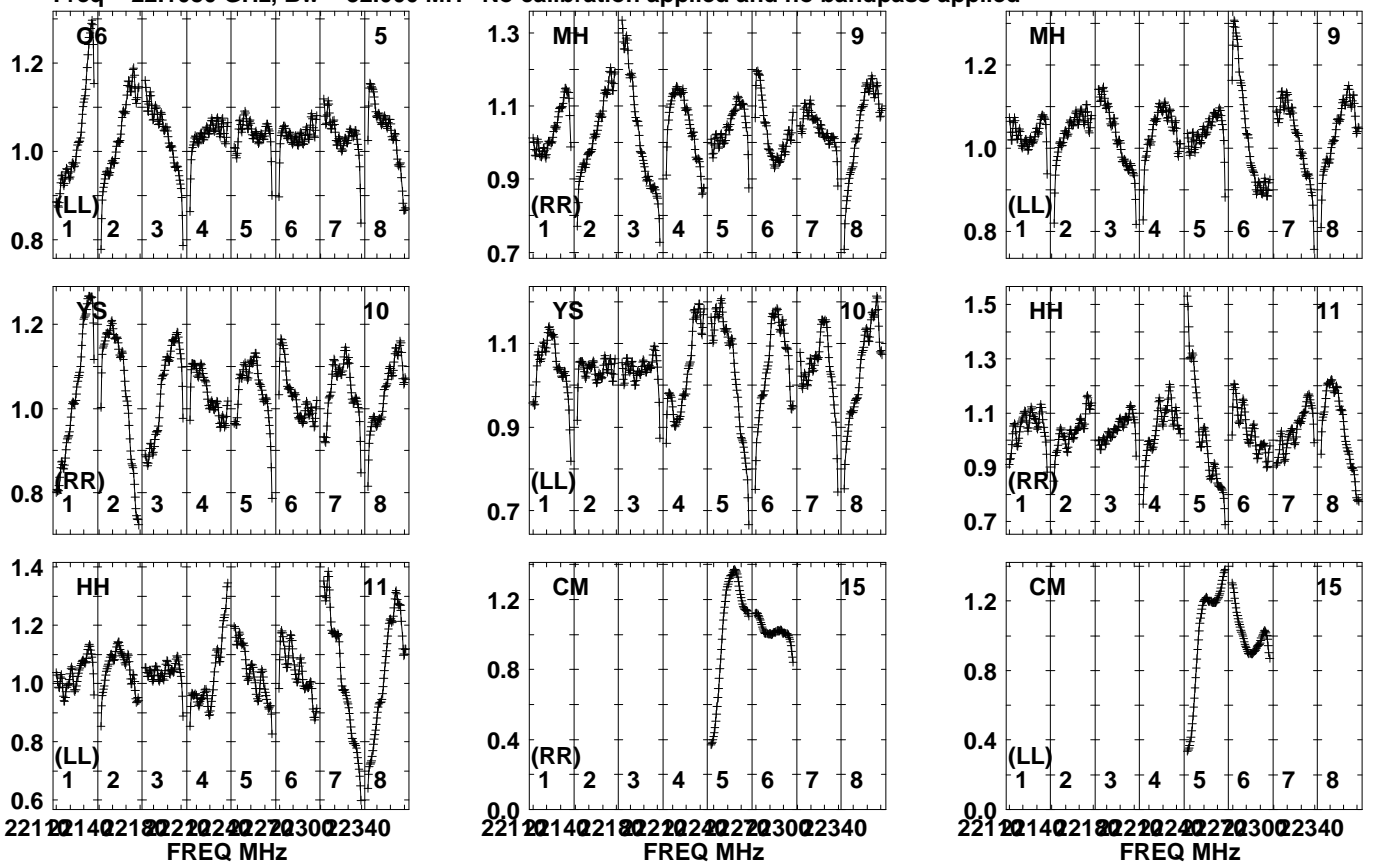
221021402218022240222802232022340
FREQ MHz

Lower frame: Real Jy
Auto-corr total-power spectrum Antenna: *
Timerange: 00/03:54:29 to 00/03:59:27

Plot file version 120 created 21-FEB-2023 15:53:00

OJ287 EB092F.UVDATA.1

Freq = 22.1080 GHz, Bw = 32.000 MH No calibration applied and no bandpass applied

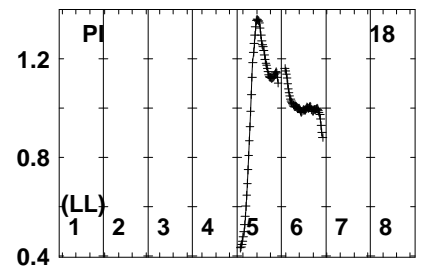
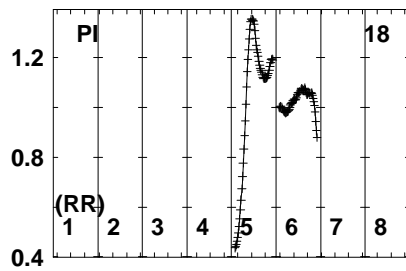
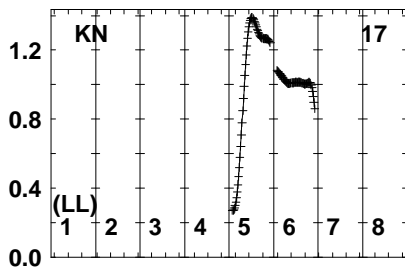
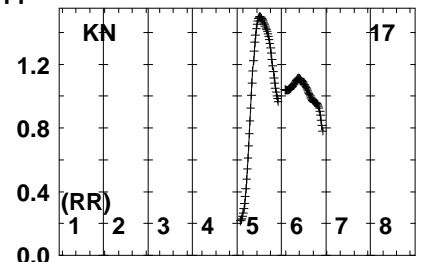
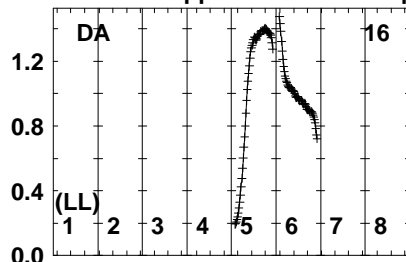
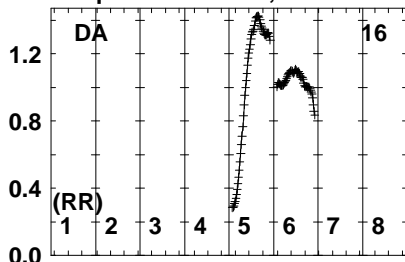


Lower frame: Real Jy
Auto-corr total-power spectrum Antenna: *
Timerange: 00/03:54:29 to 00/03:59:27

Plot file version 121 created 21-FEB-2023 15:53:01

OJ287 EB092F.UVDATA.1

Freq = 22.1080 GHz, Bw = 32.000 MH No calibration applied and no bandpass applied

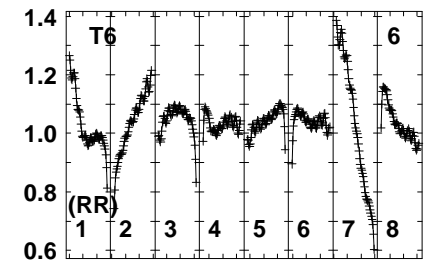
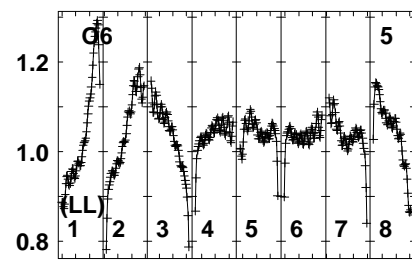
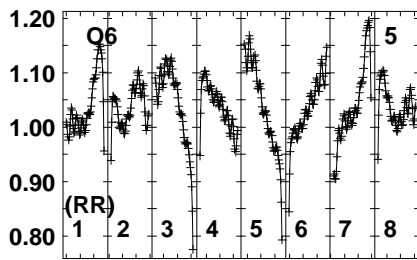
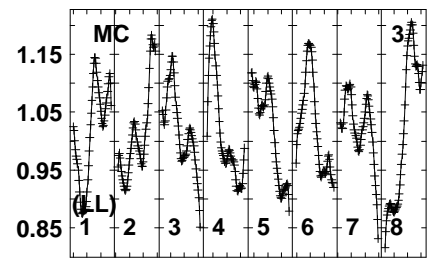
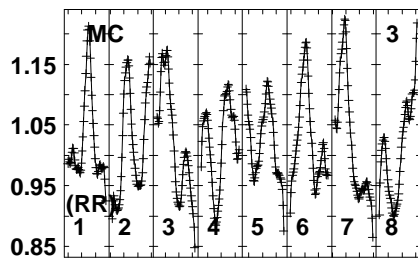
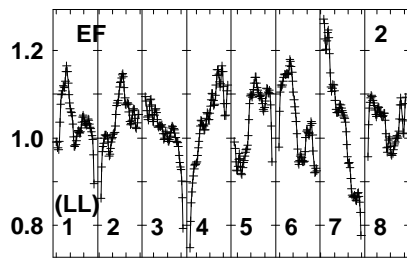
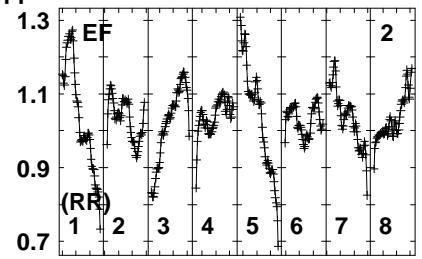
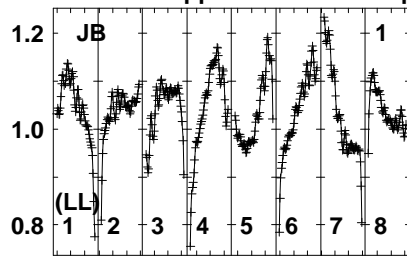
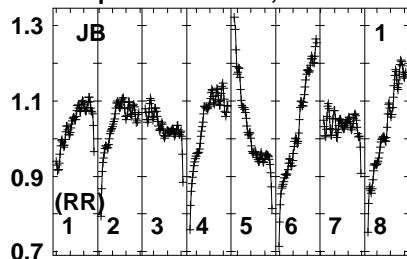


Lower frame: Real Jy
Auto-corr total-power spectrum Antenna: *
Timerange: 00/03:54:29 to 00/03:59:27

Plot file version 122 created 21-FEB-2023 15:53:01

J1148 EB092F.UVDATA.1

Freq = 22.1080 GHz, Bw = 32.000 MH No calibration applied and no bandpass applied



221021402218022240222802232022340
FREQ MHz

221021402218022240222802232022340
FREQ MHz

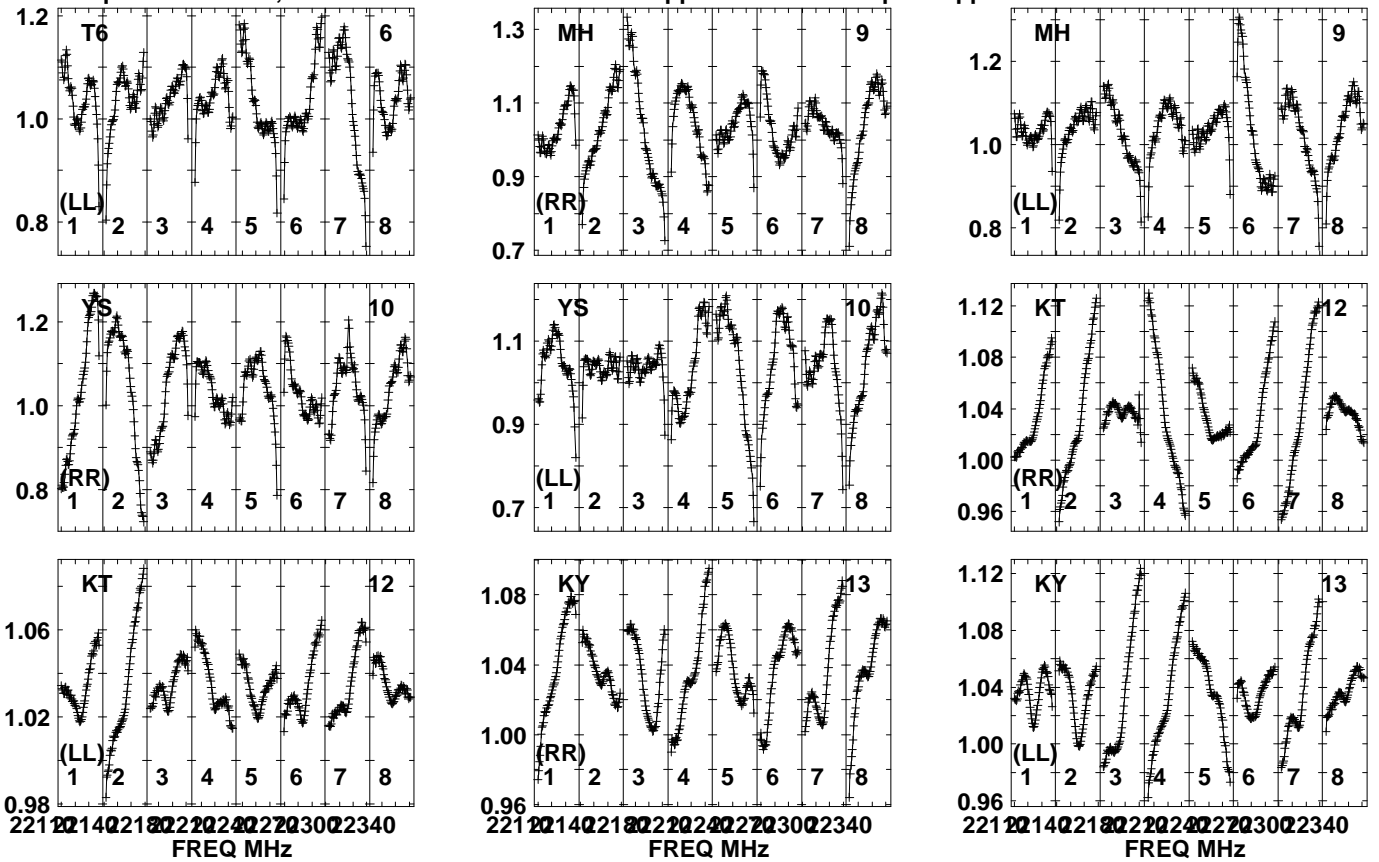
221021402218022240222802232022340
FREQ MHz

Lower frame: Real Jy
Auto-corr total-power spectrum Antenna: *
Timerange: 00/04:09:09 to 00/04:12:07

Plot file version 123 created 21-FEB-2023 15:53:01

J1148 EB092F.UVDATA.1

Freq = 22.1080 GHz, Bw = 32.000 MH No calibration applied and no bandpass applied

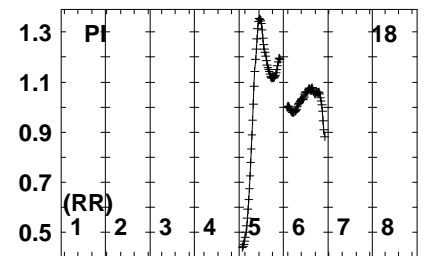
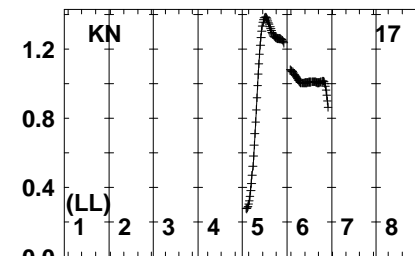
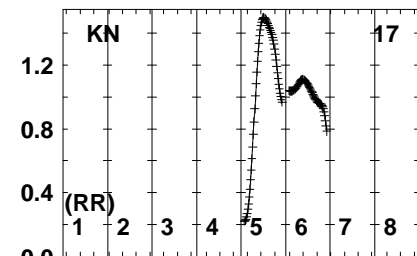
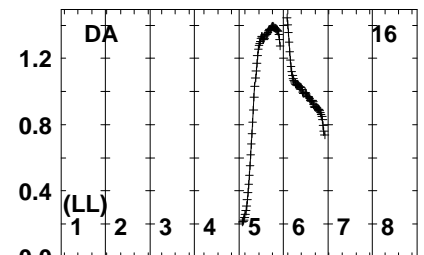
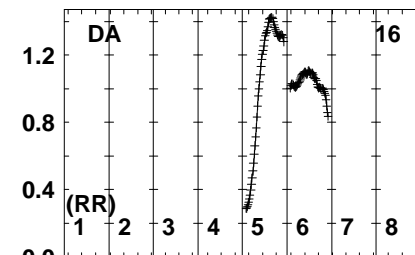
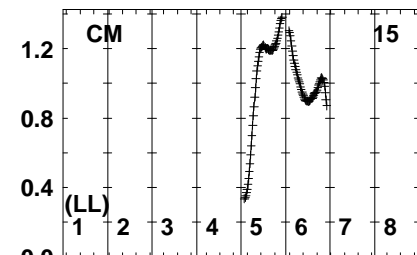
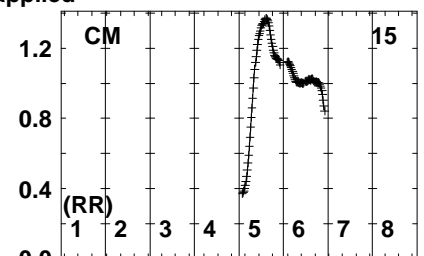
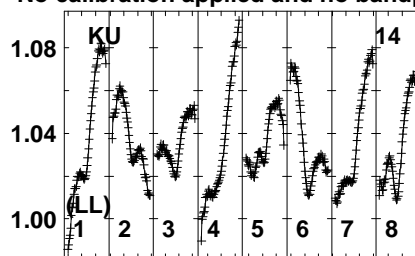
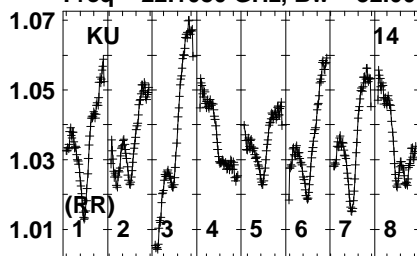


Lower frame: Real Jy
Auto-corr total-power spectrum Antenna: *
Timerange: 00/04:09:09 to 00/04:12:07

Plot file version 124 created 21-FEB-2023 15:53:02

J1148 EB092F.UVDATA.1

Freq = 22.1080 GHz, Bw = 32.000 MH No calibration applied and no bandpass applied



221 22140 22180 22220 22260 22300 22340
FREQ MHz

221 22140 22180 22220 22260 22300 22340
FREQ MHz

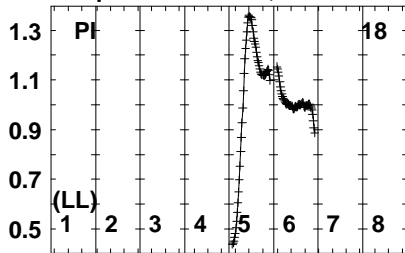
221 22140 22180 22220 22260 22300 22340
FREQ MHz

Lower frame: Real Jy
Auto-corr total-power spectrum Antenna: *
Timerange: 00/04:09:09 to 00/04:12:07

Plot file version 125 created 21-FEB-2023 15:53:02

J1148 EB092F.UVDATA.1

Freq = 22.1080 GHz, Bw = 32.000 MH No calibration applied and no bandpass applied

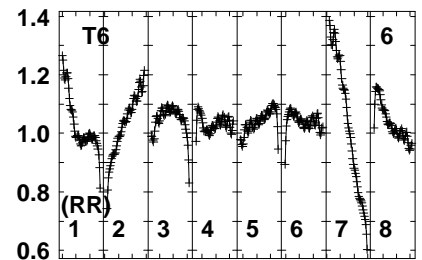
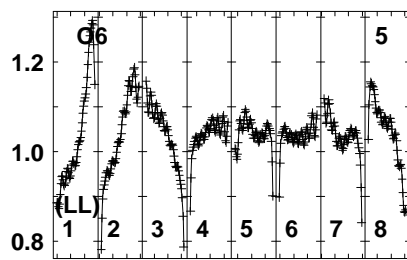
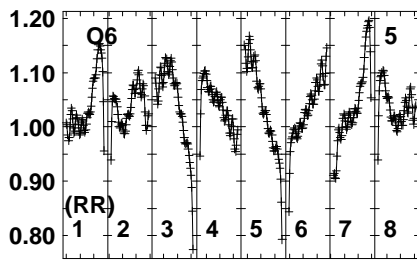
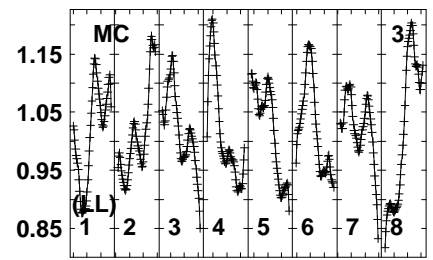
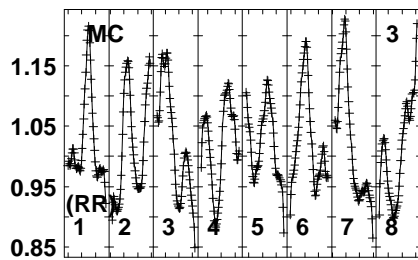
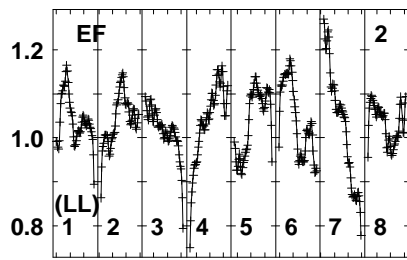
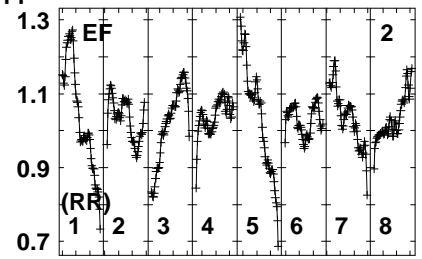
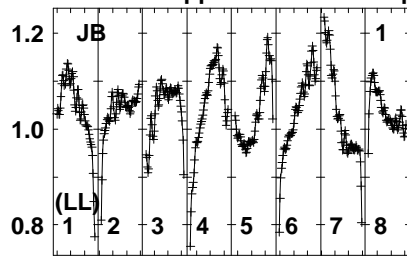
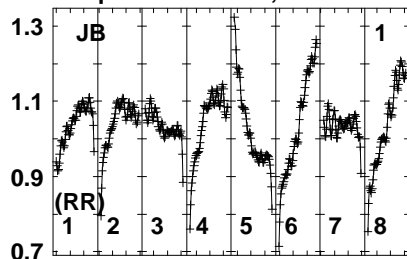


Lower frame: Real Jy
Auto-corr total-power spectrum Antenna: *
Timerange: 00/04:09:09 to 00/04:12:07

Plot file version 126 created 21-FEB-2023 15:53:02

J1148 EB092F.UVDATA.1

Freq = 22.1080 GHz, Bw = 32.000 MH No calibration applied and no bandpass applied



221021402218022240222802230022340
FREQ MHz

221021402218022240222802230022340
FREQ MHz

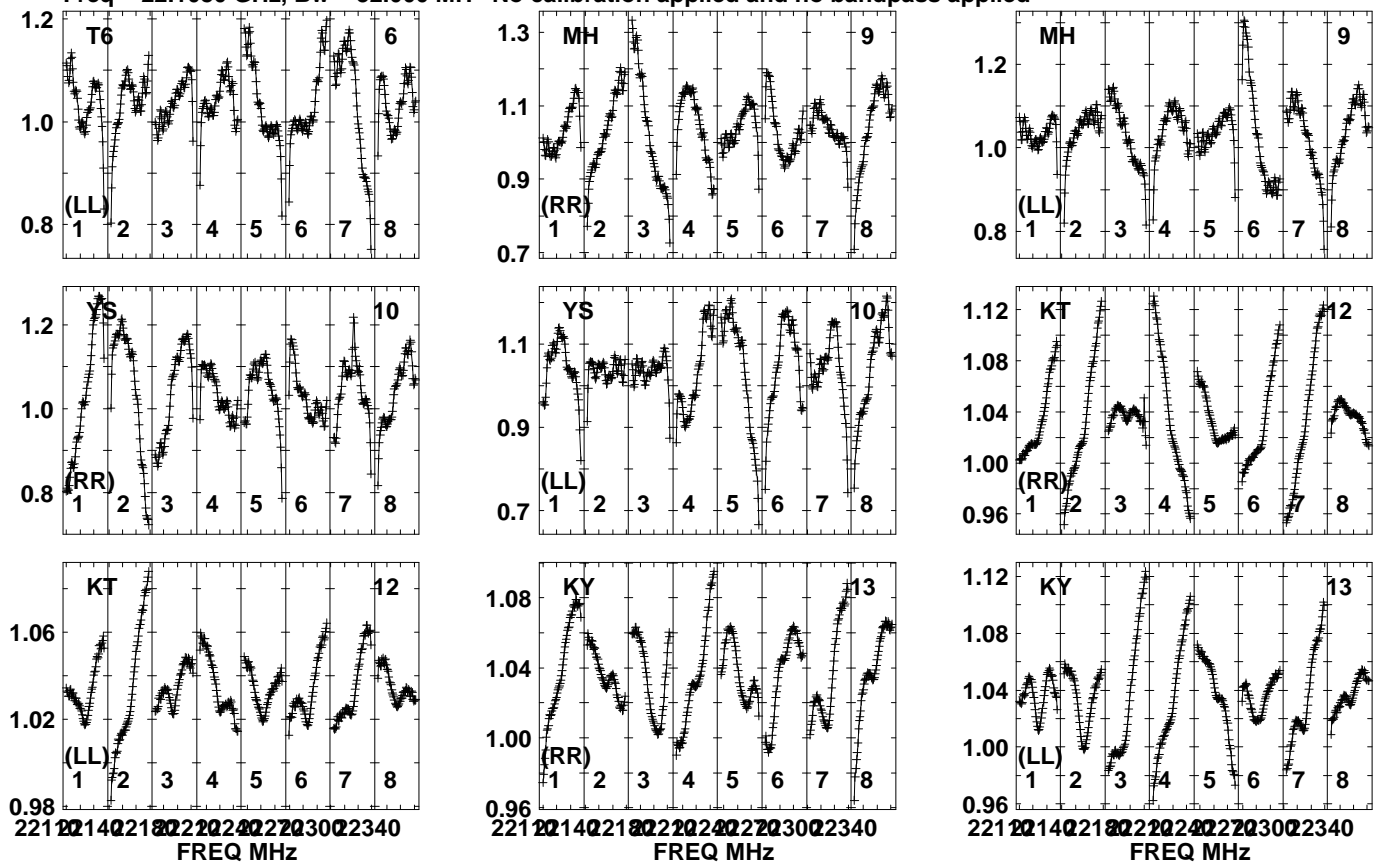
221021402218022240222802230022340
FREQ MHz

Lower frame: Real Jy
Auto-corr total-power spectrum Antenna: *
Timerange: 00/04:12:39 to 00/04:17:37

Plot file version 127 created 21-FEB-2023 15:53:03

J1148 EB092F.UVDATA.1

Freq = 22.1080 GHz, Bw = 32.000 MH No calibration applied and no bandpass applied

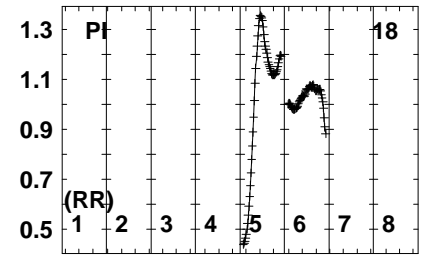
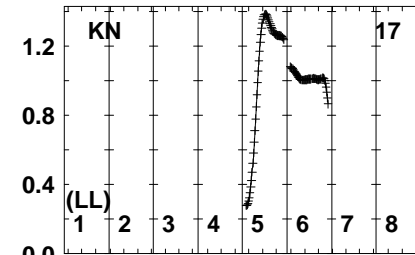
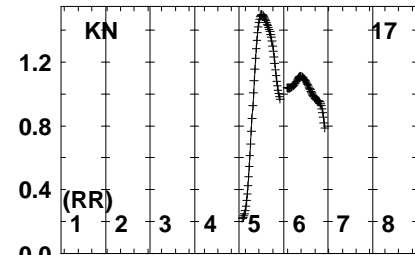
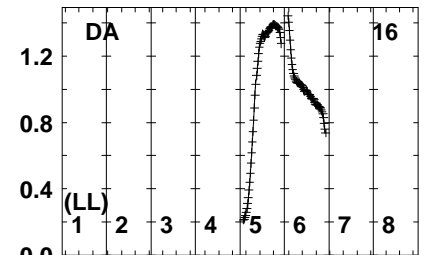
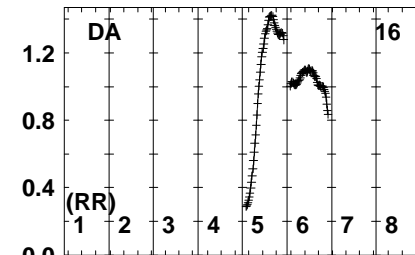
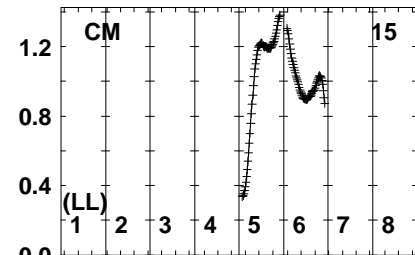
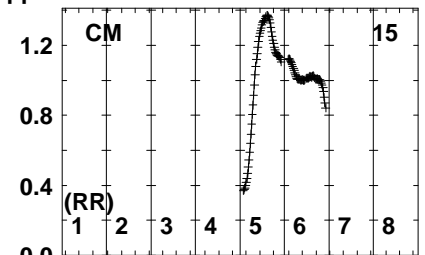
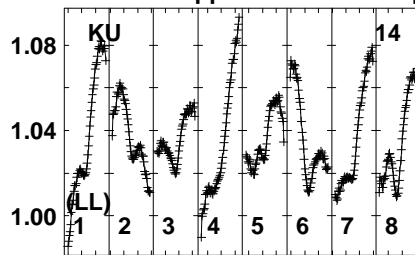
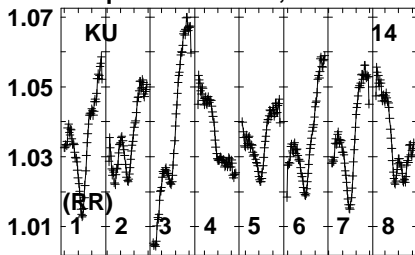


Lower frame: Real Jy
Auto-corr total-power spectrum Antenna: *
Timerange: 00/04:12:39 to 00/04:17:37

Plot file version 128 created 21-FEB-2023 15:53:04

J1148 EB092F.UVDATA.1

Freq = 22.1080 GHz, Bw = 32.000 MH No calibration applied and no bandpass applied



221 22140 22180 22220 22260 22300 22340
FREQ MHz

221 22140 22180 22220 22260 22300 22340
FREQ MHz

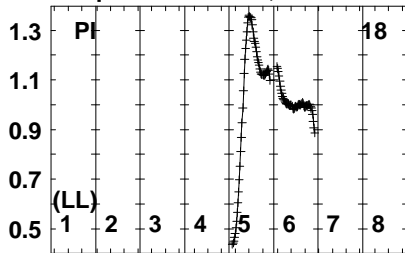
221 22140 22180 22220 22260 22300 22340
FREQ MHz

Lower frame: Real Jy
Auto-corr total-power spectrum Antenna: *
Timerange: 00/04:12:39 to 00/04:17:37

Plot file version 129 created 21-FEB-2023 15:53:04

J1148 EB092F.UVDATA.1

Freq = 22.1080 GHz, Bw = 32.000 MH No calibration applied and no bandpass applied

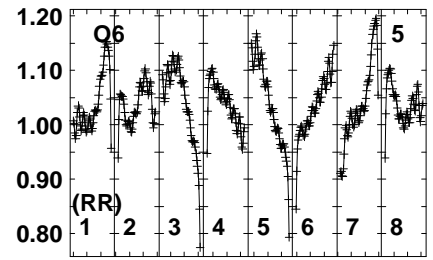
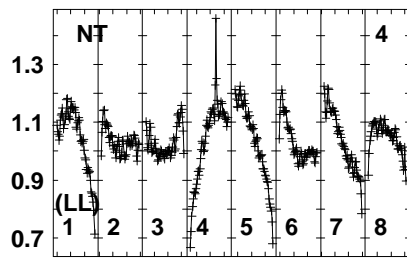
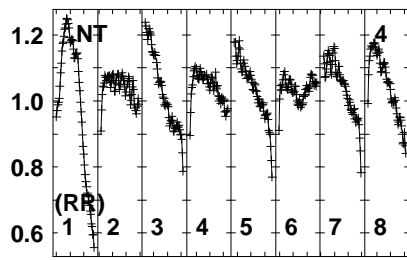
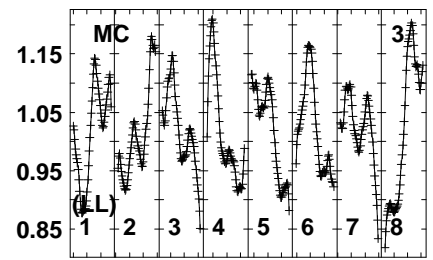
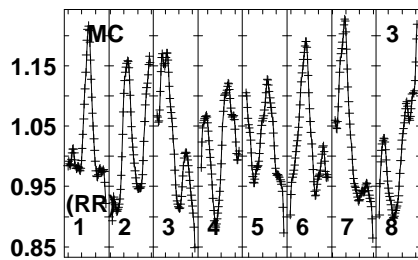
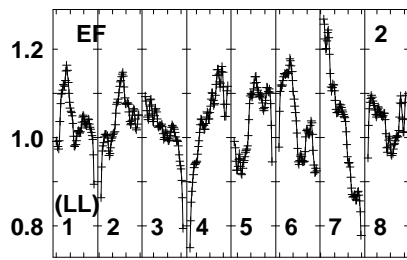
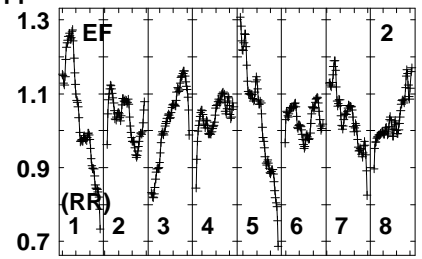
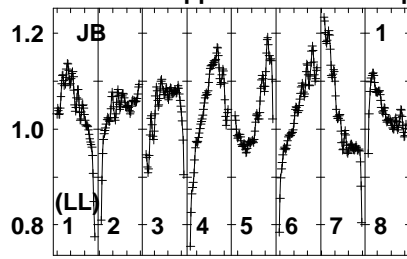
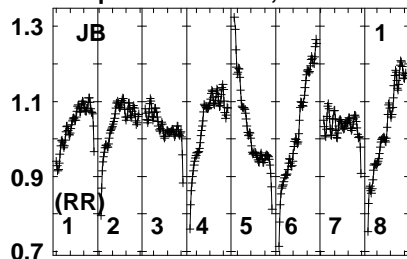


Lower frame: Real Jy
Auto-corr total-power spectrum Antenna: *
Timerange: 00/04:12:39 to 00/04:17:37

Plot file version 130 created 21-FEB-2023 15:53:05

J1148 EB092F.UVDATA.1

Freq = 22.1080 GHz, Bw = 32.000 MH No calibration applied and no bandpass applied



22102140221802224022240222030022340
FREQ MHz

22102140221802224022240222030022340
FREQ MHz

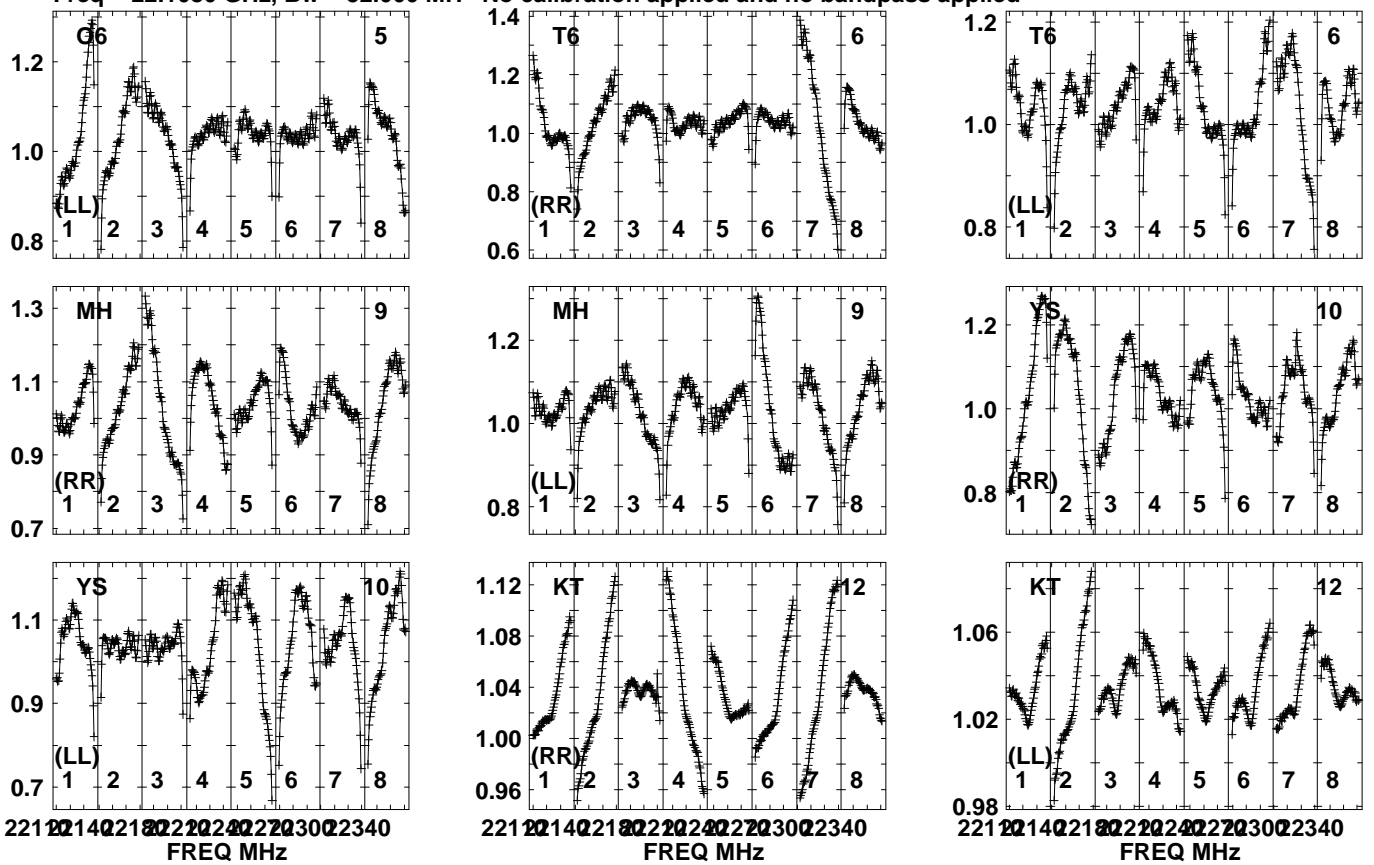
22102140221802224022240222030022340
FREQ MHz

Lower frame: Real Jy
Auto-corr total-power spectrum Antenna: *
Timerange: 00/04:18:09 to 00/04:23:07

Plot file version 131 created 21-FEB-2023 15:53:05

J1148 EB092F.UVDATA.1

Freq = 22.1080 GHz, Bw = 32.000 MH No calibration applied and no bandpass applied

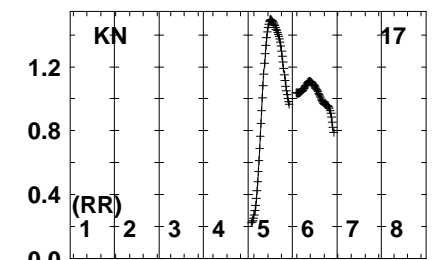
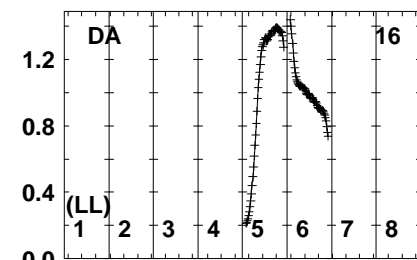
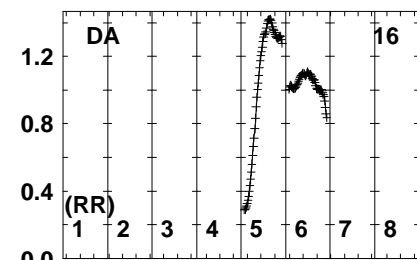
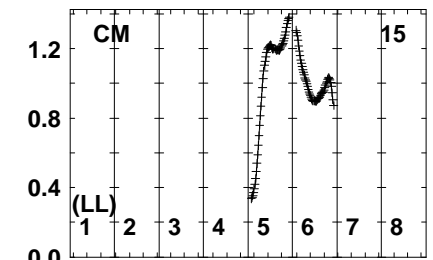
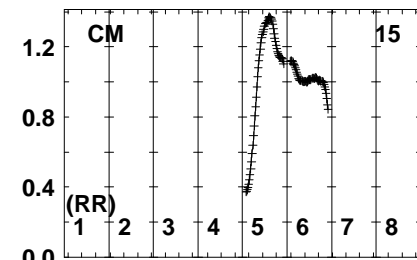
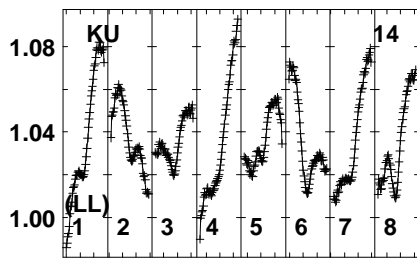
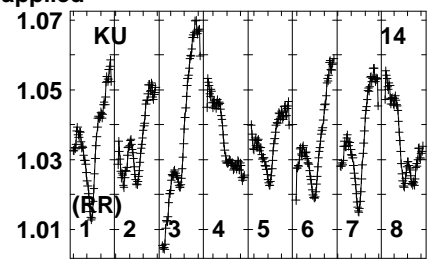
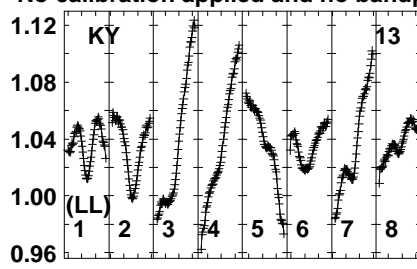
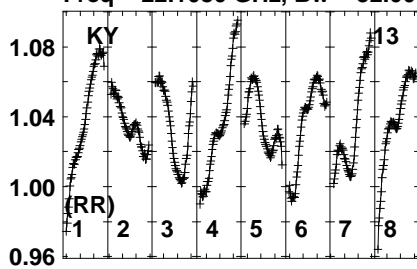


Lower frame: Real Jy
Auto-corr total-power spectrum Antenna: *
Timerange: 00/04:18:09 to 00/04:23:07

Plot file version 132 created 21-FEB-2023 15:53:06

J1148 EB092F.UVDATA.1

Freq = 22.1080 GHz, Bw = 32.000 MH No calibration applied and no bandpass applied



221 22140 22180 22220 22260 22300 22340
FREQ MHz

221 22140 22180 22220 22260 22300 22340
FREQ MHz

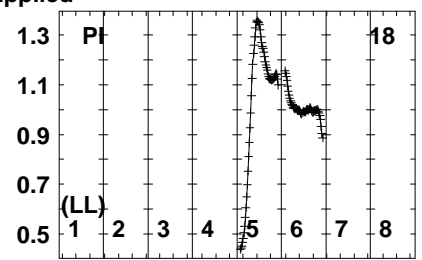
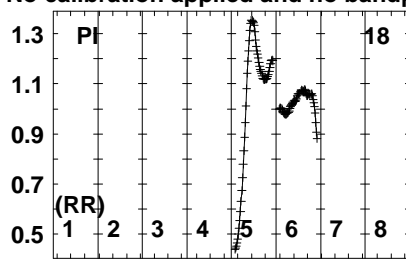
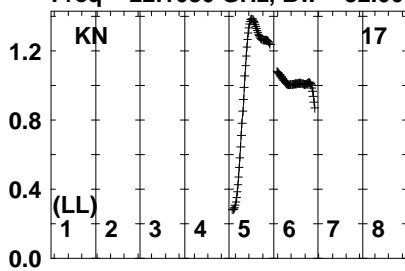
221 22140 22180 22220 22260 22300 22340
FREQ MHz

Lower frame: Real Jy
Auto-corr total-power spectrum Antenna: *
Timerange: 00/04:18:09 to 00/04:23:07

Plot file version 133 created 21-FEB-2023 15:53:06

J1148 EB092F.UVDATA.1

Freq = 22.1080 GHz, Bw = 32.000 MH No calibration applied and no bandpass applied

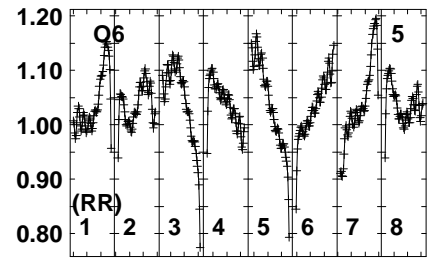
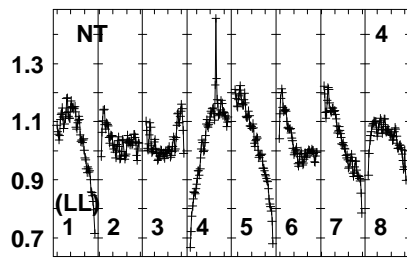
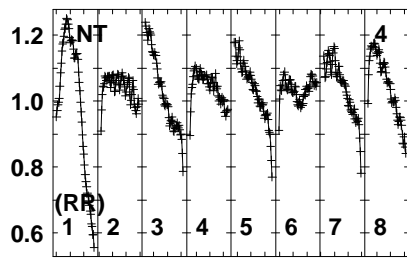
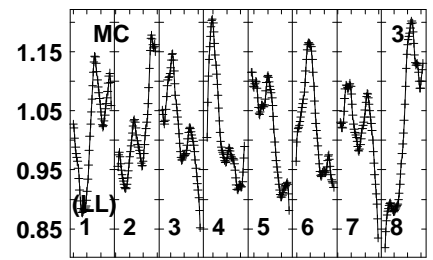
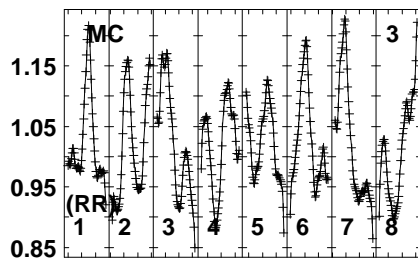
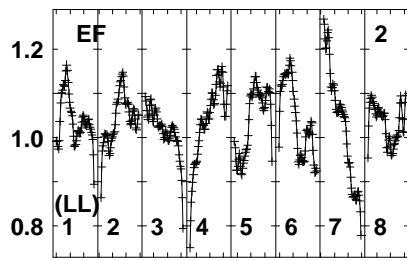
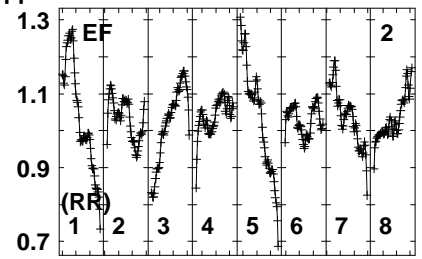
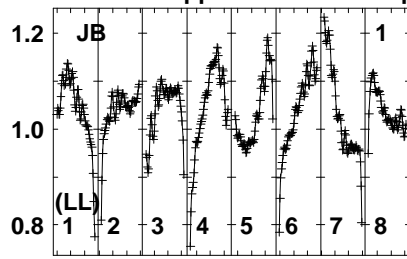
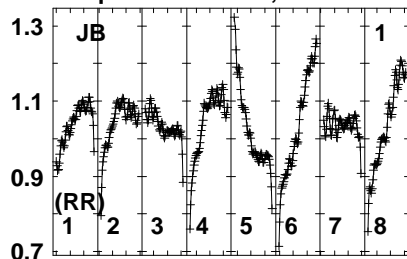


Lower frame: Real Jy
Auto-corr total-power spectrum Antenna: *
Timerange: 00/04:18:09 to 00/04:23:07

Plot file version 134 created 21-FEB-2023 15:53:07

J1148 EB092F.UVDATA.1

Freq = 22.1080 GHz, Bw = 32.000 MH No calibration applied and no bandpass applied



22102140221802224022240222030022340
FREQ MHz

22102140221802224022240222030022340
FREQ MHz

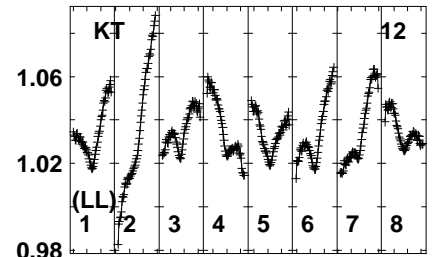
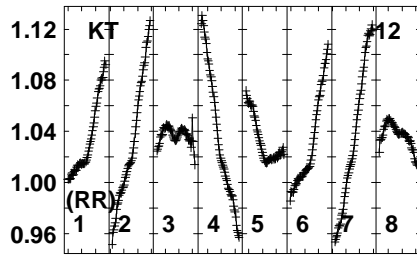
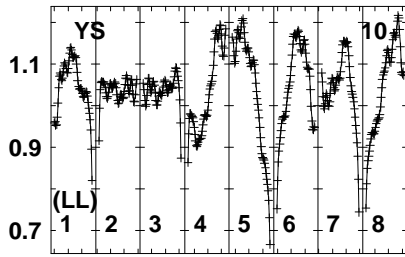
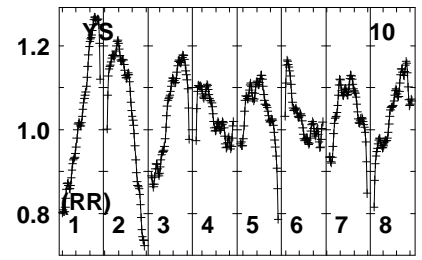
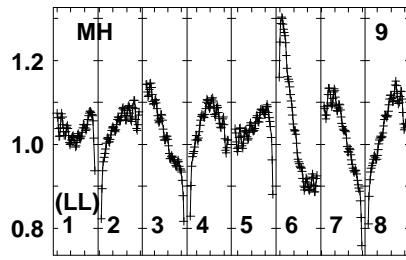
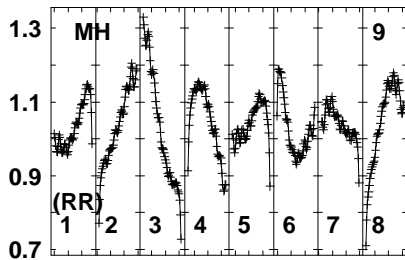
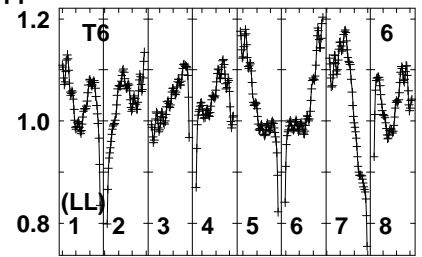
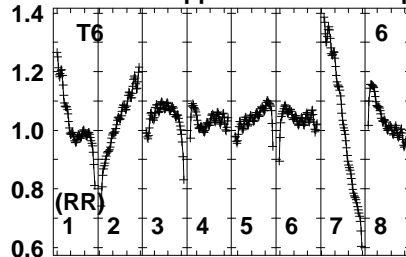
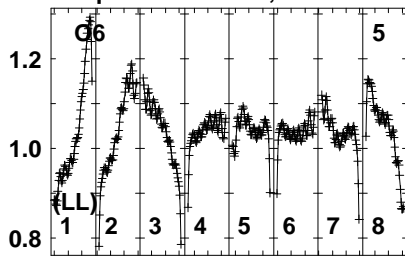
22102140221802224022240222030022340
FREQ MHz

Lower frame: Real Jy
Auto-corr total-power spectrum Antenna: *
Timerange: 00/04:23:39 to 00/04:28:37

Plot file version 135 created 21-FEB-2023 15:53:07

J1148 EB092F.UVDATA.1

Freq = 22.1080 GHz, Bw = 32.000 MH No calibration applied and no bandpass applied



221 2214 2218 2222 2226 2230 2234
FREQ MHz

221 2214 2218 2222 2226 2230 2234
FREQ MHz

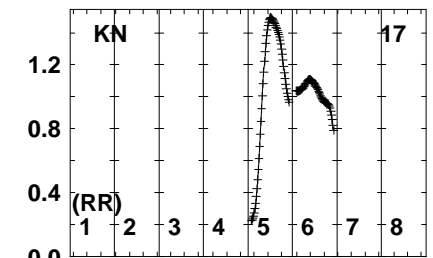
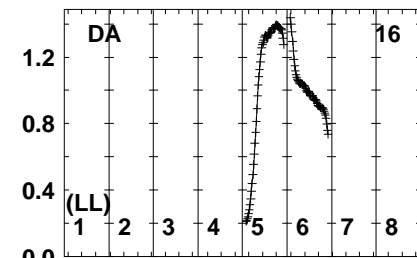
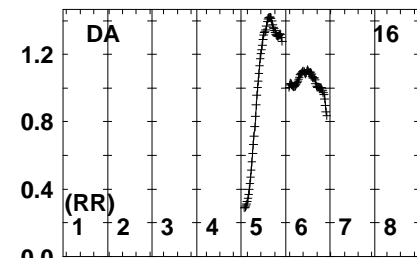
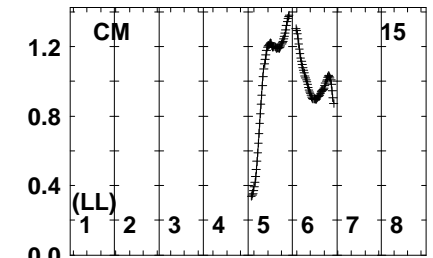
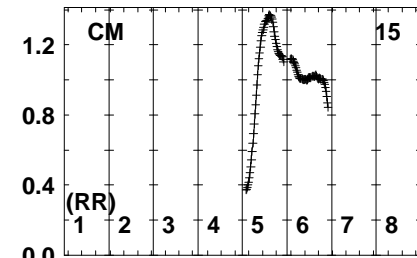
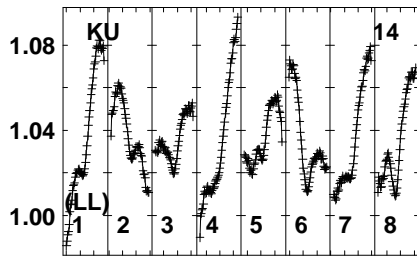
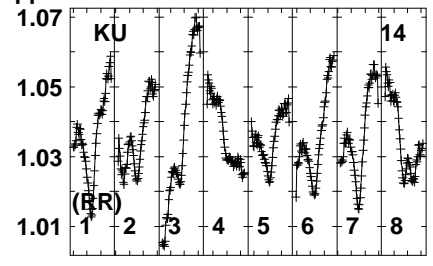
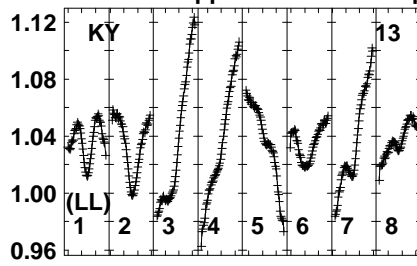
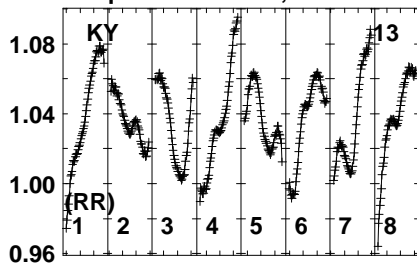
221 2214 2218 2222 2226 2230 2234
FREQ MHz

Lower frame: Real Jy
Auto-corr total-power spectrum Antenna: *
Timerange: 00/04:23:39 to 00/04:28:37

Plot file version 136 created 21-FEB-2023 15:53:08

J1148 EB092F.UVDATA.1

Freq = 22.1080 GHz, Bw = 32.000 MH No calibration applied and no bandpass applied



221 22140 22180 22220 22260 22300 22340
FREQ MHz

221 22140 22180 22220 22260 22300 22340
FREQ MHz

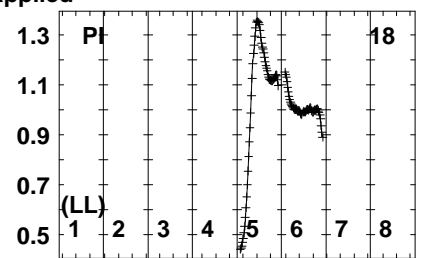
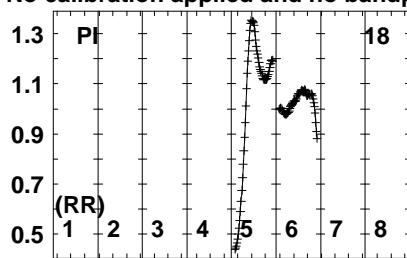
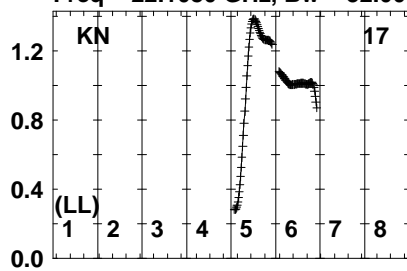
221 22140 22180 22220 22260 22300 22340
FREQ MHz

Lower frame: Real Jy
Auto-corr total-power spectrum Antenna: *
Timerange: 00/04:23:39 to 00/04:28:37

Plot file version 137 created 21-FEB-2023 15:53:08

J1148 EB092F.UVDATA.1

Freq = 22.1080 GHz, Bw = 32.000 MH No calibration applied and no bandpass applied

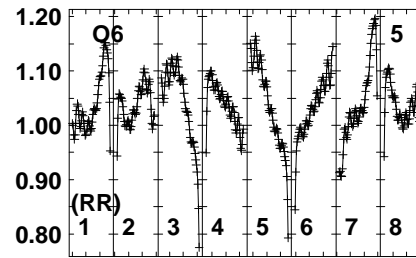
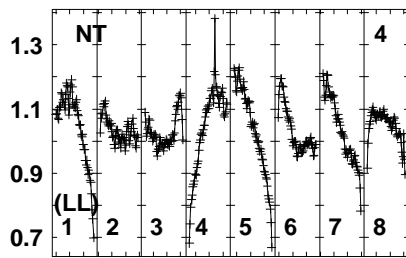
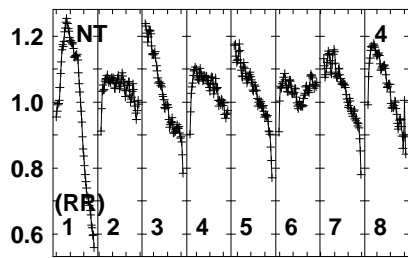
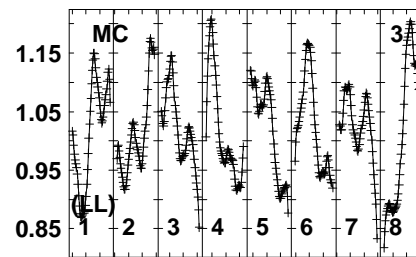
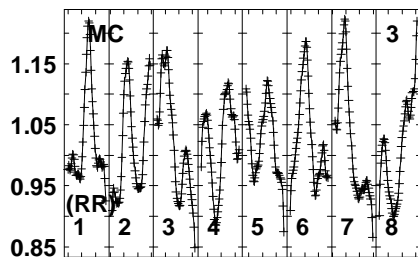
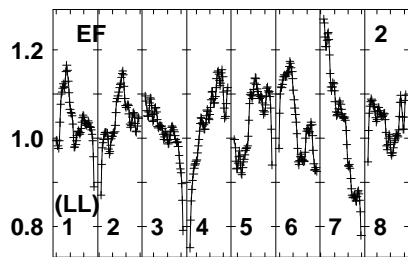
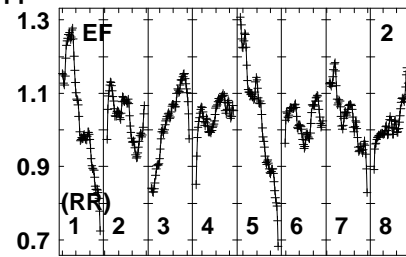
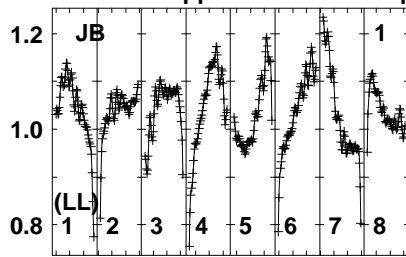
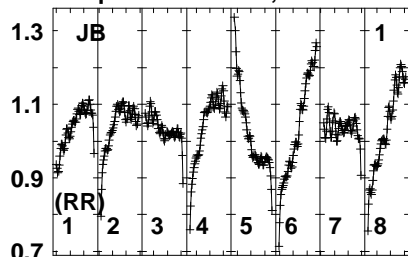


Lower frame: Real Jy
Auto-corr total-power spectrum Antenna: *
Timerange: 00/04:23:39 to 00/04:28:37

Plot file version 138 created 21-FEB-2023 15:53:08

J1352 EB092F.UVDATA.1

Freq = 22.1080 GHz, Bw = 32.000 MH No calibration applied and no bandpass applied



22102140221802224022240222030022340
FREQ MHz

22102140221802224022240222030022340
FREQ MHz

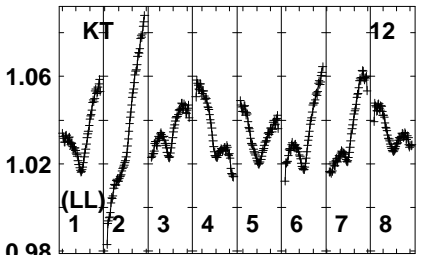
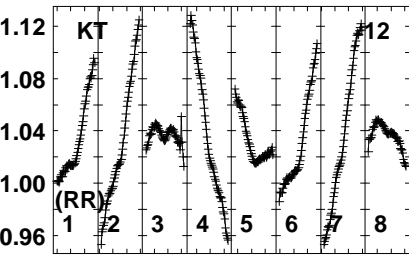
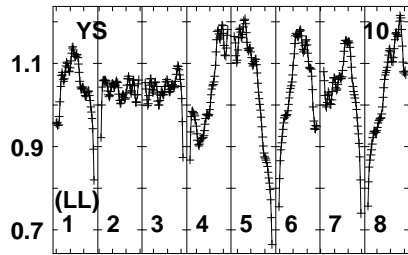
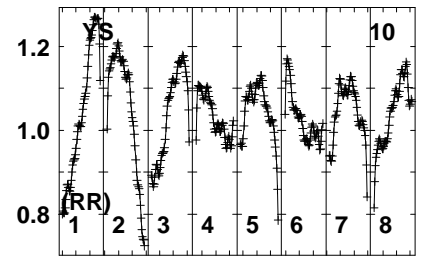
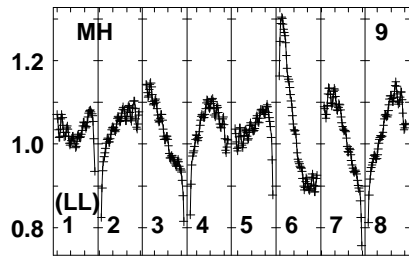
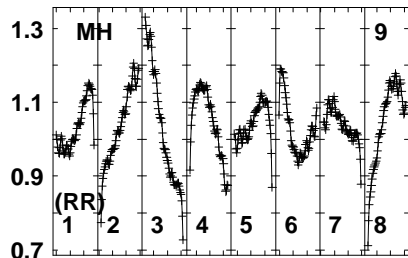
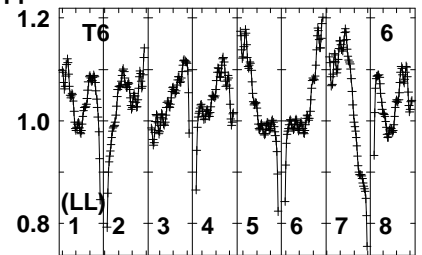
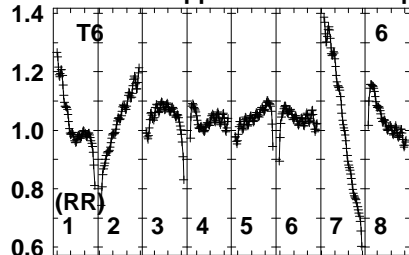
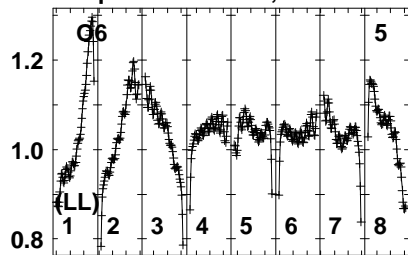
22102140221802224022240222030022340
FREQ MHz

Lower frame: Real Jy
Auto-corr total-power spectrum Antenna: *
Timerange: 00/04:31:23 to 00/04:34:21

Plot file version 139 created 21-FEB-2023 15:53:09

J1352 EB092F.UVDATA.1

Freq = 22.1080 GHz, Bw = 32.000 MH No calibration applied and no bandpass applied



221 2214 2218 2222 2226 2230 2234 0

FREQ MHz

221 2214 2218 2222 2226 2230 2234 0

FREQ MHz

221 2214 2218 2222 2226 2230 2234 0

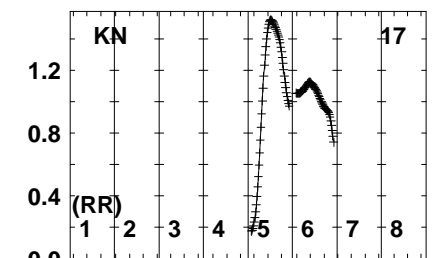
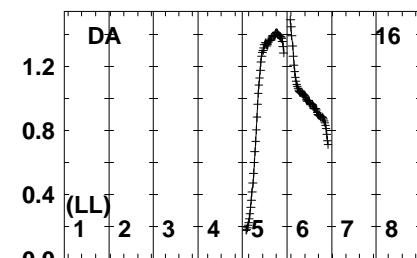
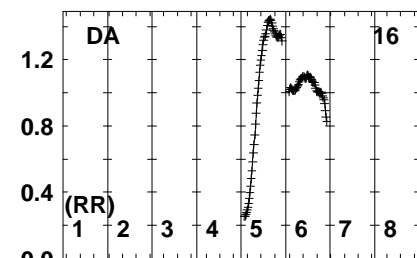
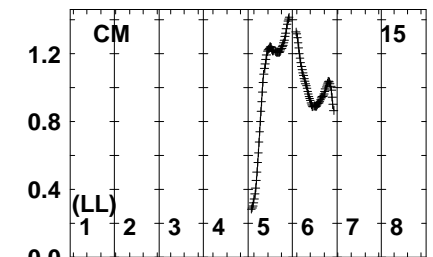
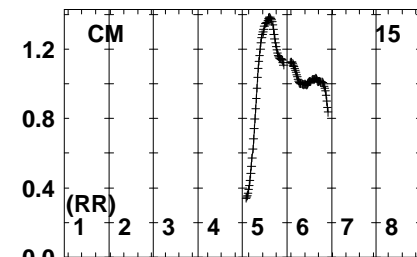
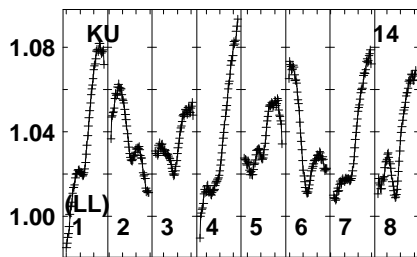
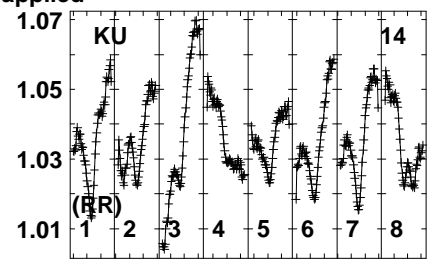
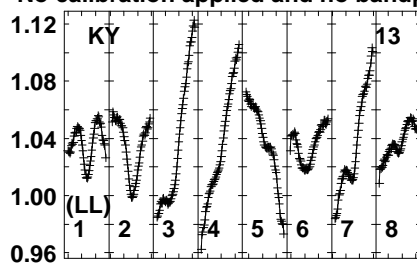
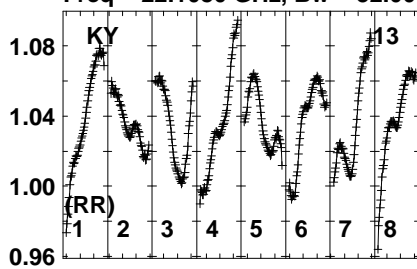
FREQ MHz

Lower frame: Real Jy
Auto-corr total-power spectrum Antenna: *
Timerange: 00/04:31:23 to 00/04:34:21

Plot file version 140 created 21-FEB-2023 15:53:09

J1352 EB092F.UVDATA.1

Freq = 22.1080 GHz, Bw = 32.000 MH No calibration applied and no bandpass applied



221 22140 22180 22220 22260 22300 22340
FREQ MHz

221 22140 22180 22220 22260 22300 22340
FREQ MHz

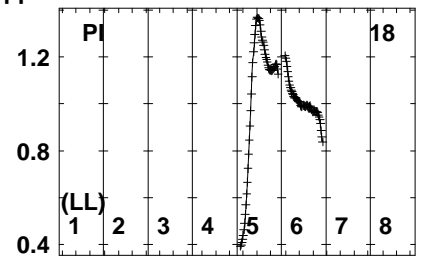
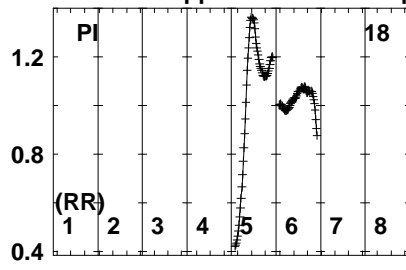
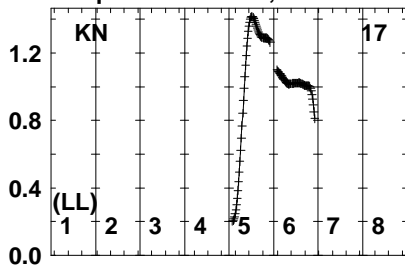
221 22140 22180 22220 22260 22300 22340
FREQ MHz

Lower frame: Real Jy
Auto-corr total-power spectrum Antenna: *
Timerange: 00/04:31:23 to 00/04:34:21

Plot file version 141 created 21-FEB-2023 15:53:10

J1352 EB092F.UVDATA.1

Freq = 22.1080 GHz, Bw = 32.000 MH No calibration applied and no bandpass applied

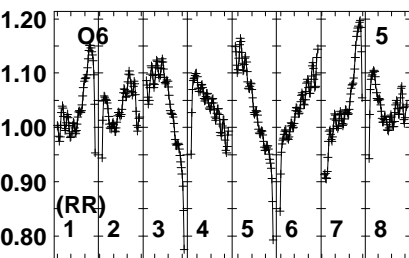
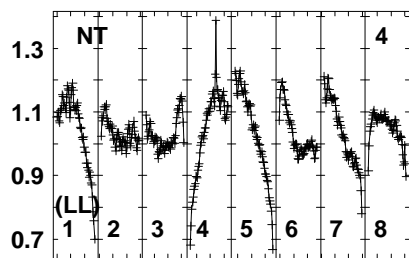
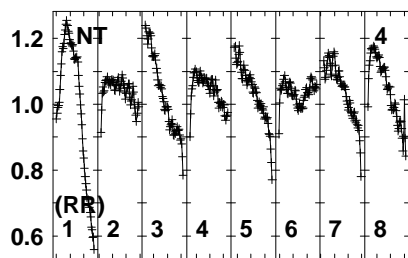
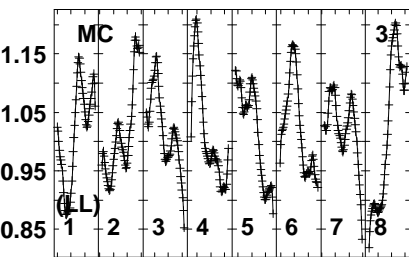
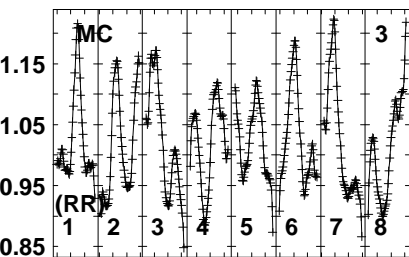
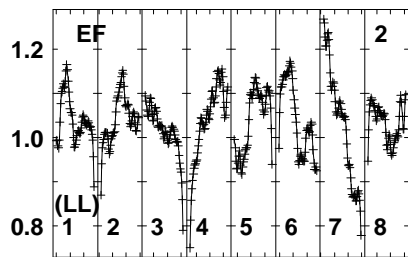
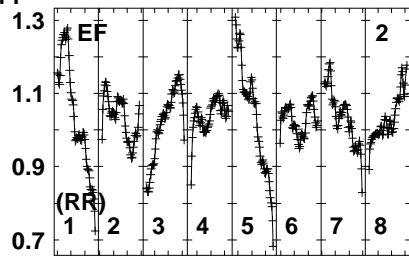
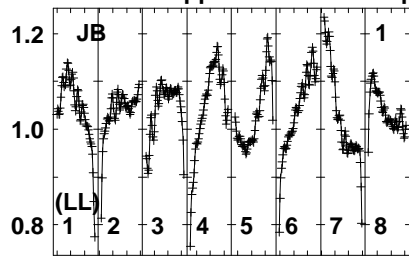
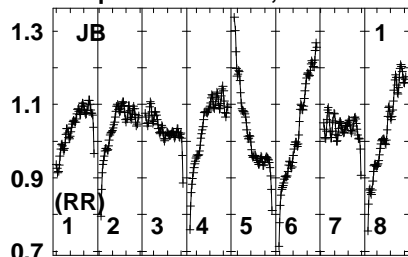


Lower frame: Real Jy
Auto-corr total-power spectrum Antenna: *
Timerange: 00/04:31:23 to 00/04:34:21

Plot file version 142 created 21-FEB-2023 15:53:10

J1352 EB092F.UVDATA.1

Freq = 22.1080 GHz, Bw = 32.000 MH No calibration applied and no bandpass applied



22102140221802224022240222030022340

FREQ MHz

Lower frame: Real Jy

Auto-corr total-power spectrum Antenna: *

Timerange: 00/04:34:53 to 00/04:39:51

22102140221802224022240222030022340

FREQ MHz

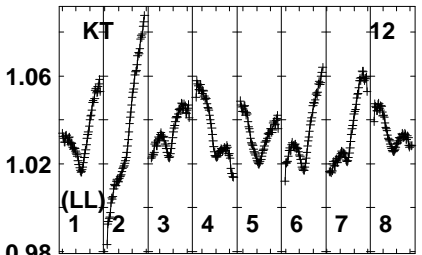
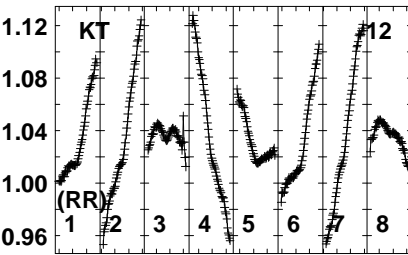
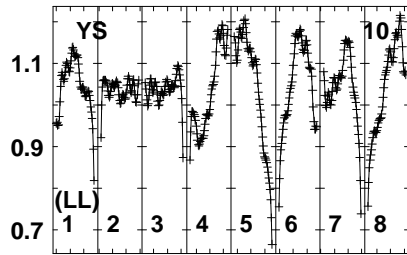
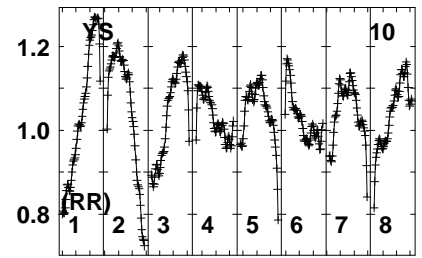
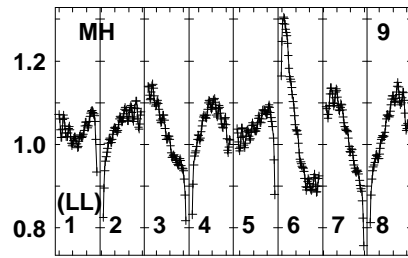
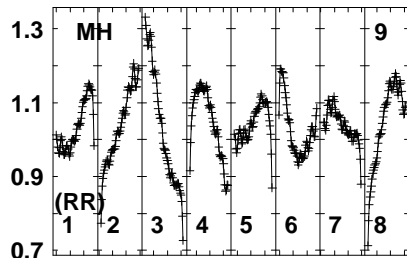
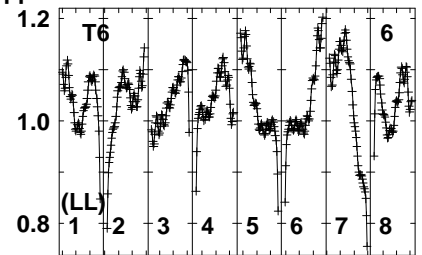
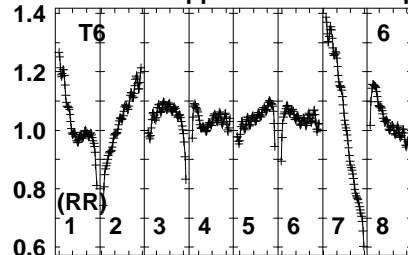
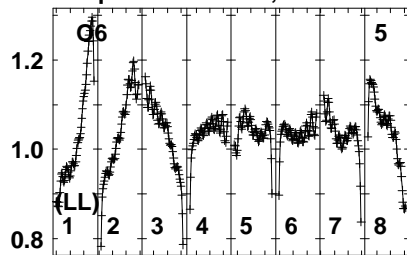
22102140221802224022240222030022340

FREQ MHz

Plot file version 143 created 21-FEB-2023 15:53:10

J1352 EB092F.UVDATA.1

Freq = 22.1080 GHz, Bw = 32.000 MH No calibration applied and no bandpass applied



22102140221802224022240222030022340
FREQ MHz

22102140221802224022240222030022340
FREQ MHz

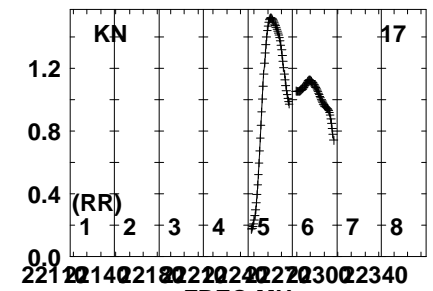
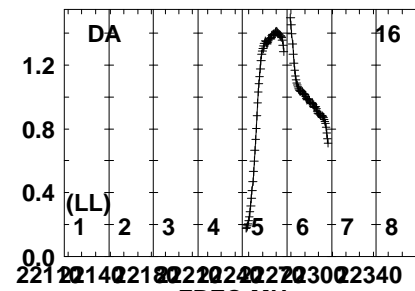
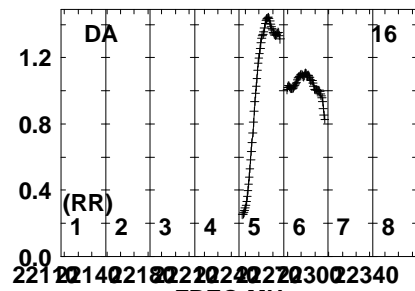
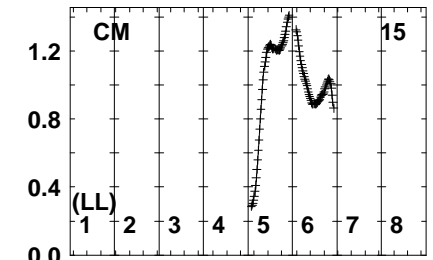
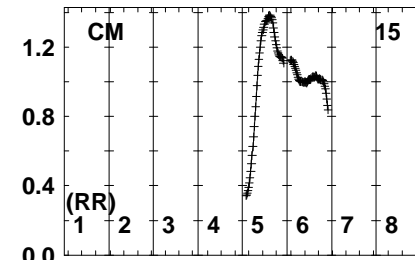
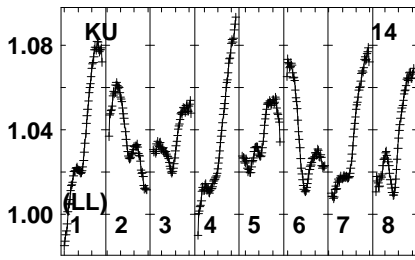
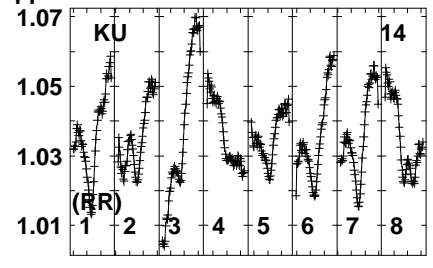
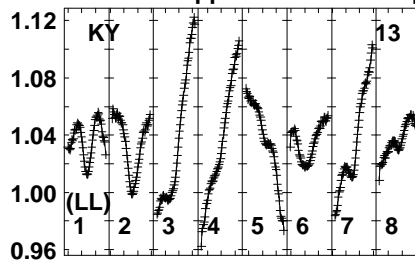
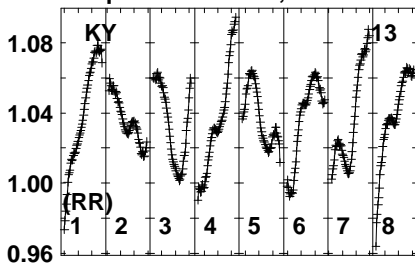
22102140221802224022240222030022340
FREQ MHz

Lower frame: Real Jy
Auto-corr total-power spectrum Antenna: *
Timerange: 00/04:34:53 to 00/04:39:51

Plot file version 144 created 21-FEB-2023 15:53:11

J1352 EB092F.UVDATA.1

Freq = 22.1080 GHz, Bw = 32.000 MH No calibration applied and no bandpass applied

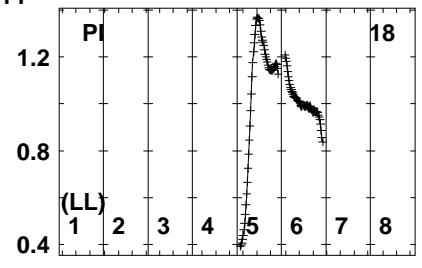
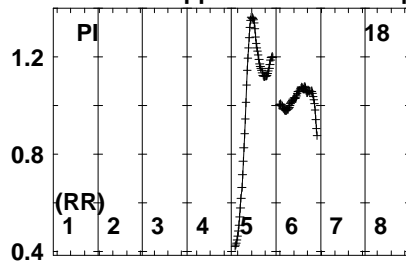
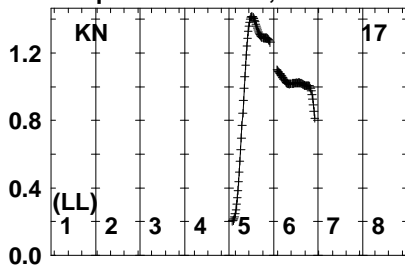


Lower frame: Real Jy
Auto-corr total-power spectrum Antenna: *
Timerange: 00/04:34:53 to 00/04:39:51

Plot file version 145 created 21-FEB-2023 15:53:11

J1352 EB092F.UVDATA.1

Freq = 22.1080 GHz, Bw = 32.000 MH No calibration applied and no bandpass applied

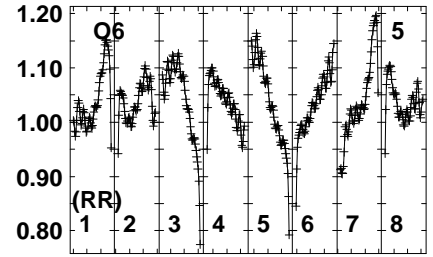
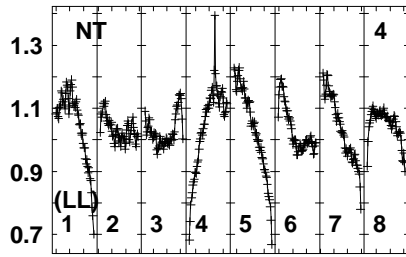
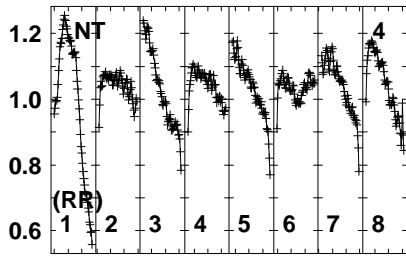
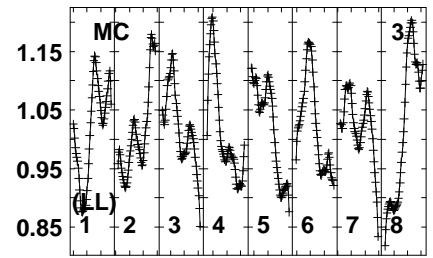
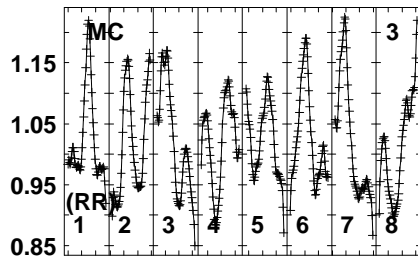
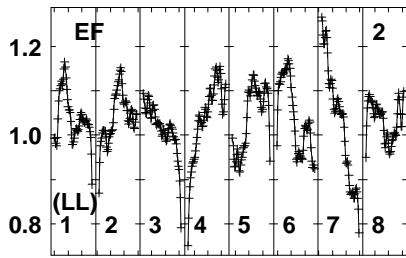
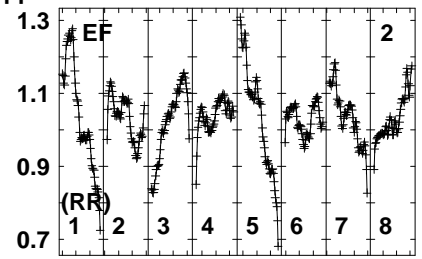
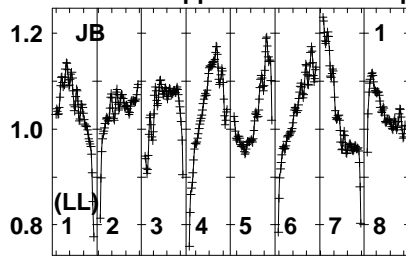
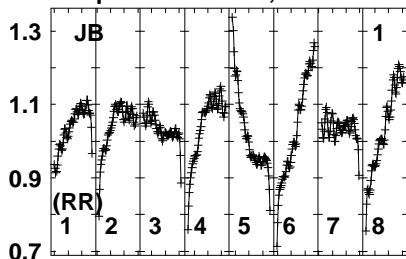


Lower frame: Real Jy
Auto-corr total-power spectrum Antenna: *
Timerange: 00/04:34:53 to 00/04:39:51

Plot file version 146 created 21-FEB-2023 15:53:11

J1352 EB092F.UVDATA.1

Freq = 22.1080 GHz, Bw = 32.000 MH No calibration applied and no bandpass applied



22102140221802224022240222030022340
FREQ MHz

22102140221802224022240222030022340
FREQ MHz

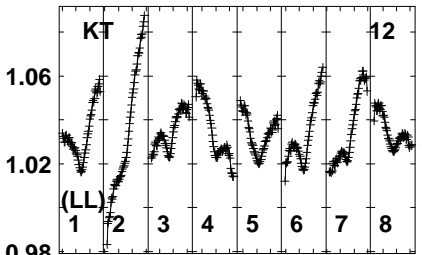
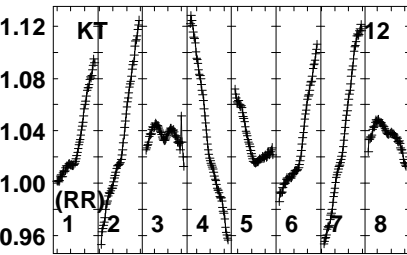
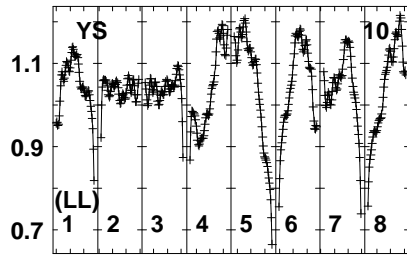
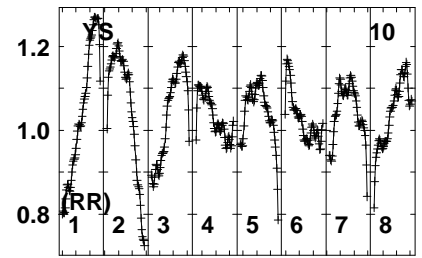
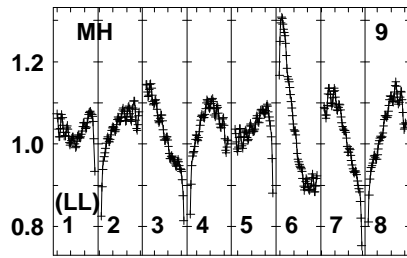
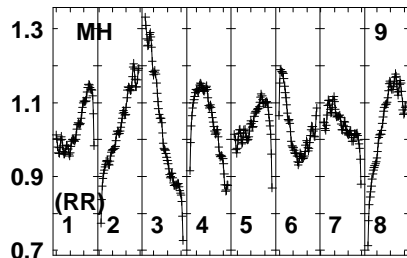
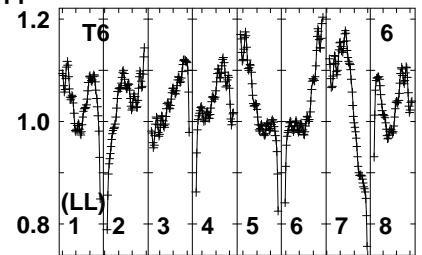
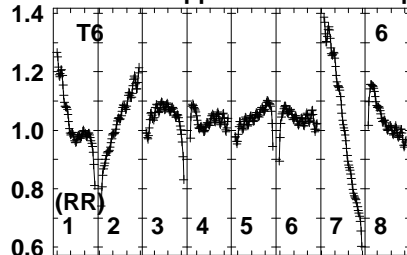
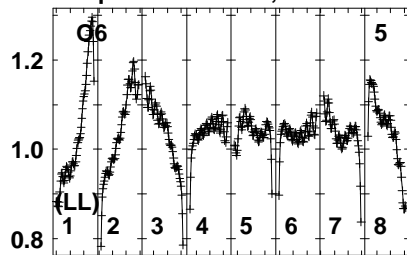
22102140221802224022240222030022340
FREQ MHz

Lower frame: Real Jy
Auto-corr total-power spectrum Antenna: *
Timerange: 00/04:40:23 to 00/04:45:21

Plot file version 147 created 21-FEB-2023 15:53:12

J1352 EB092F.UVDATA.1

Freq = 22.1080 GHz, Bw = 32.000 MH No calibration applied and no bandpass applied



22100 22140 22180 22220 22260 22300 22340
FREQ MHz

22100 22140 22180 22220 22260 22300 22340
FREQ MHz

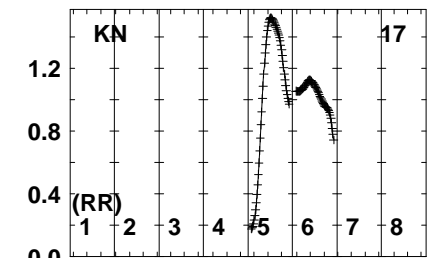
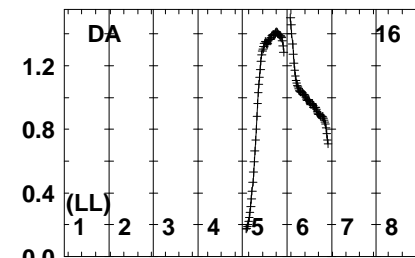
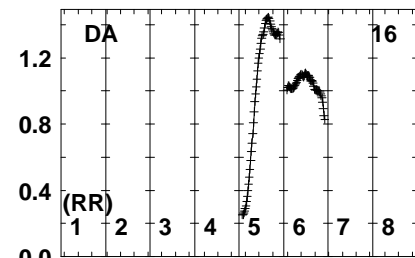
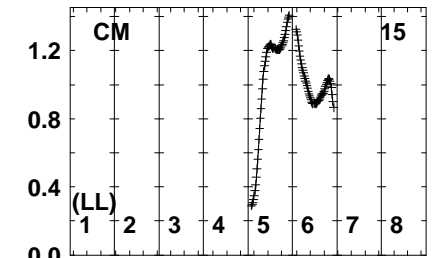
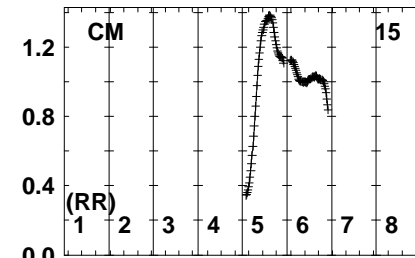
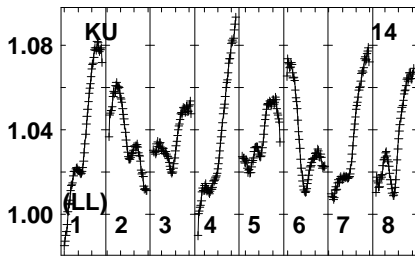
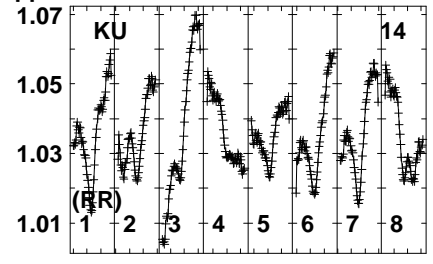
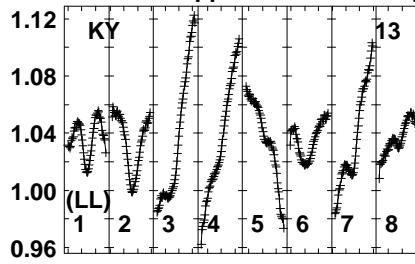
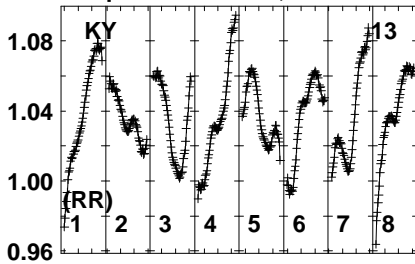
22100 22140 22180 22220 22260 22300 22340
FREQ MHz

Lower frame: Real Jy
Auto-corr total-power spectrum Antenna: *
Timerange: 00/04:40:23 to 00/04:45:21

Plot file version 148 created 21-FEB-2023 15:53:13

J1352 EB092F.UVDATA.1

Freq = 22.1080 GHz, Bw = 32.000 MH No calibration applied and no bandpass applied



221 22140 22180 22220 22260 22300 22340
FREQ MHz

221 22140 22180 22220 22260 22300 22340
FREQ MHz

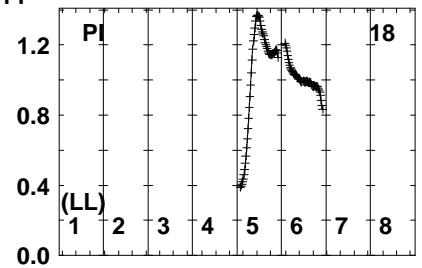
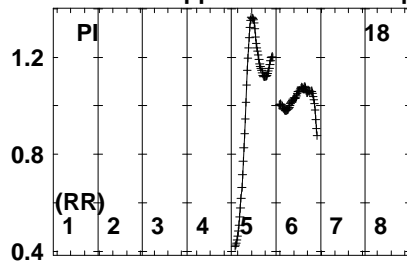
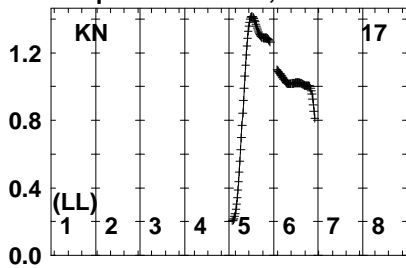
221 22140 22180 22220 22260 22300 22340
FREQ MHz

Lower frame: Real Jy
Auto-corr total-power spectrum Antenna: *
Timerange: 00/04:40:23 to 00/04:45:21

Plot file version 149 created 21-FEB-2023 15:53:13

J1352 EB092F.UVDATA.1

Freq = 22.1080 GHz, Bw = 32.000 MH No calibration applied and no bandpass applied

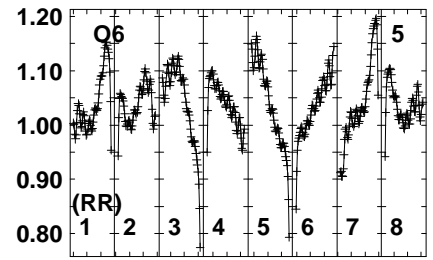
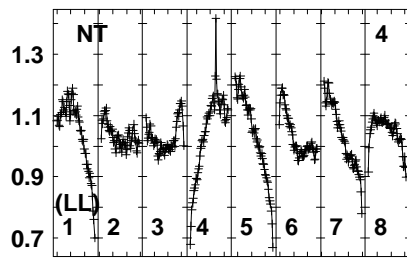
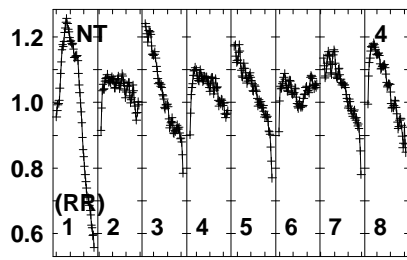
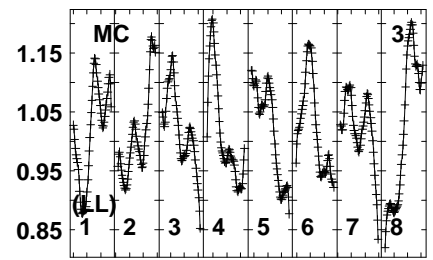
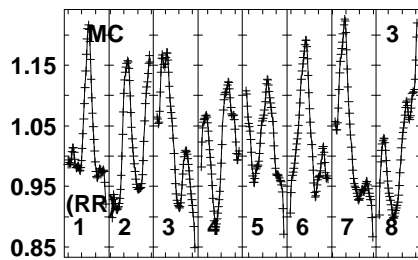
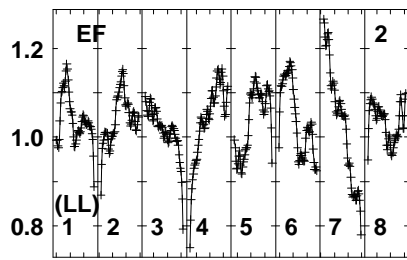
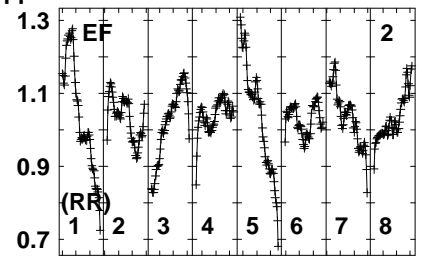
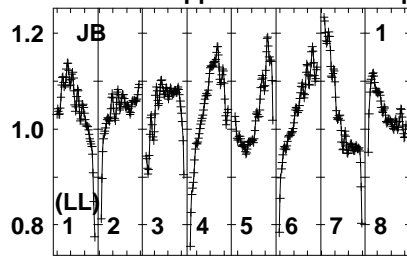
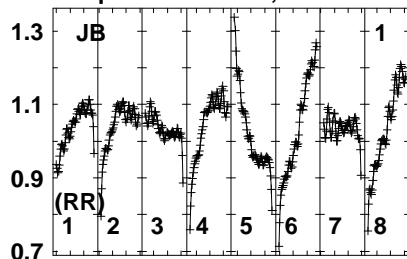


Lower frame: Real Jy
Auto-corr total-power spectrum Antenna: *
Timerange: 00/04:40:23 to 00/04:45:21

Plot file version 150 created 21-FEB-2023 15:53:13

J1352 EB092F.UVDATA.1

Freq = 22.1080 GHz, Bw = 32.000 MH No calibration applied and no bandpass applied



221021402218022240222802232022340
FREQ MHz

221021402218022240222802232022340
FREQ MHz

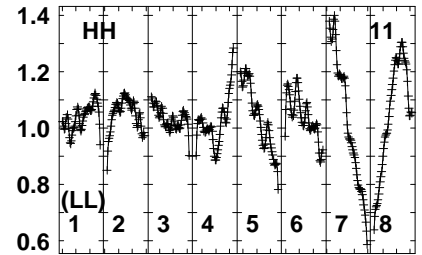
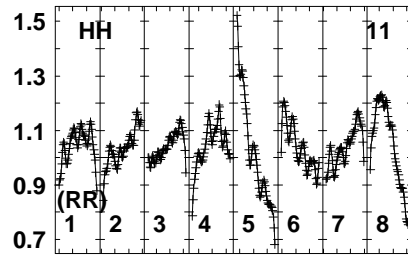
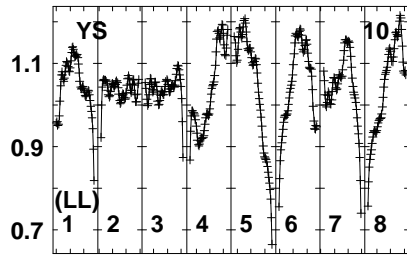
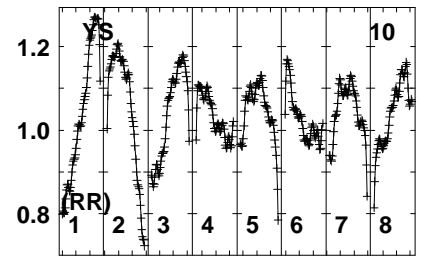
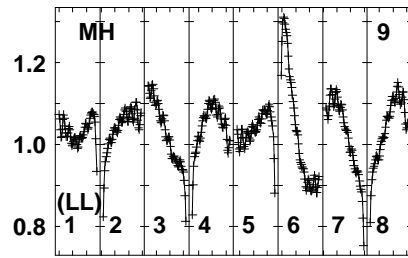
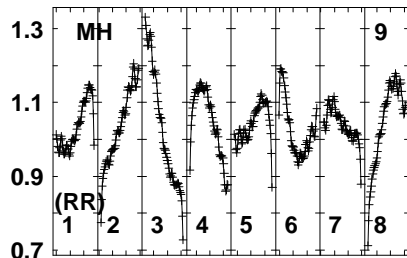
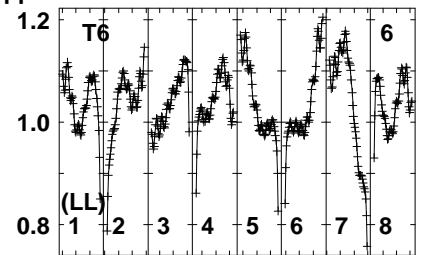
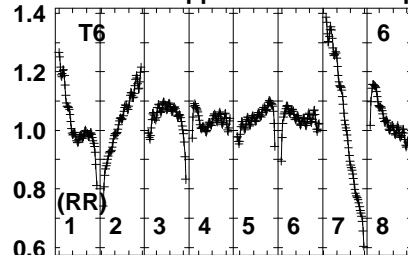
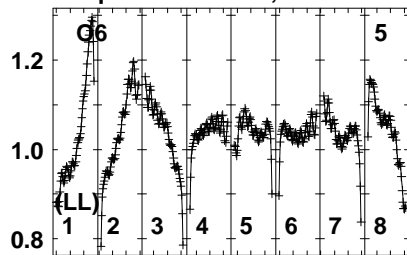
221021402218022240222802232022340
FREQ MHz

Lower frame: Real Jy
Auto-corr total-power spectrum Antenna: *
Timerange: 00/04:45:53 to 00/04:50:51

Plot file version 151 created 21-FEB-2023 15:53:14

J1352 EB092F.UVDATA.1

Freq = 22.1080 GHz, Bw = 32.000 MH No calibration applied and no bandpass applied



2210214021802220224022703002340
FREQ MHz

2210214021802220224022703002340
FREQ MHz

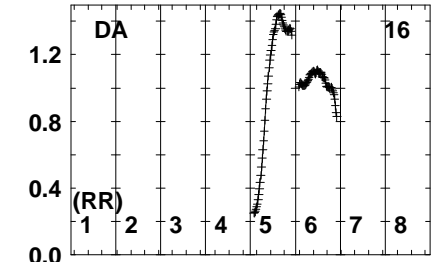
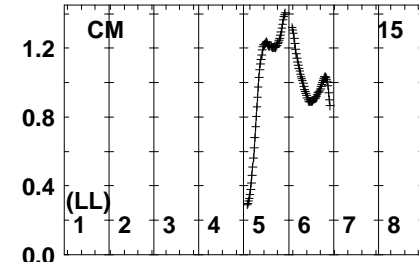
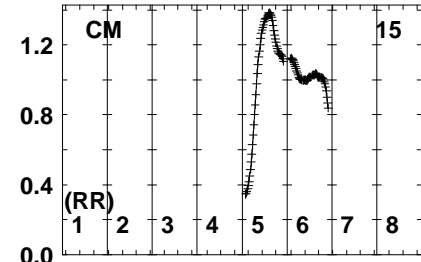
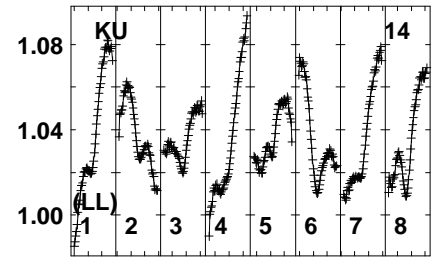
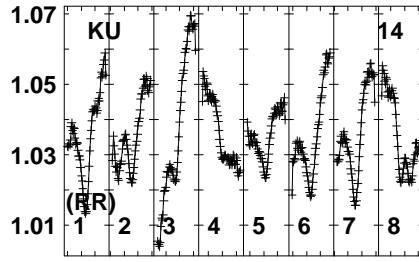
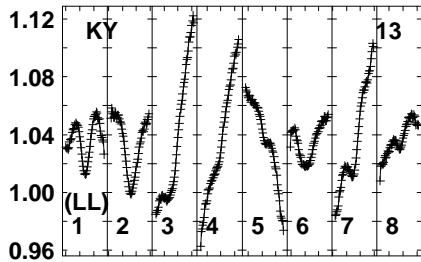
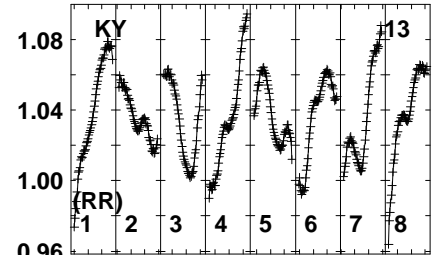
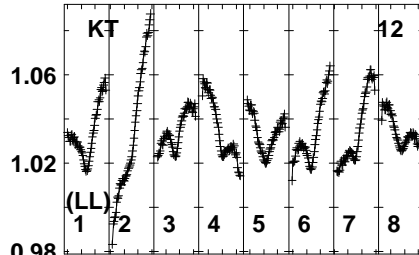
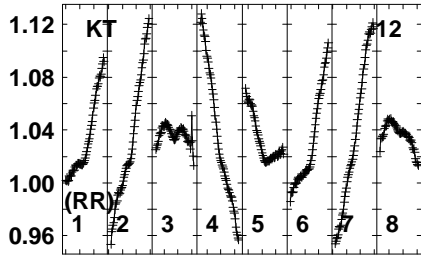
2210214021802220224022703002340
FREQ MHz

Lower frame: Real Jy
Auto-corr total-power spectrum Antenna: *
Timerange: 00/04:45:53 to 00/04:50:51

Plot file version 152 created 21-FEB-2023 15:53:14

J1352 EB092F.UVDATA.1

Freq = 22.1080 GHz, Bw = 32.000 MH No calibration applied and no bandpass applied



221 22140 2180 2220 240 2270 300 2340
FREQ MHz

221 22140 2180 2220 240 2270 300 2340
FREQ MHz

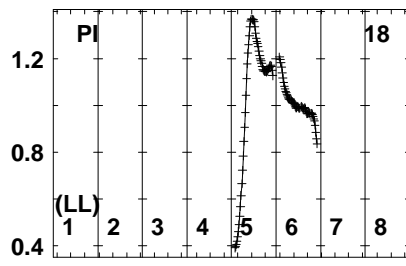
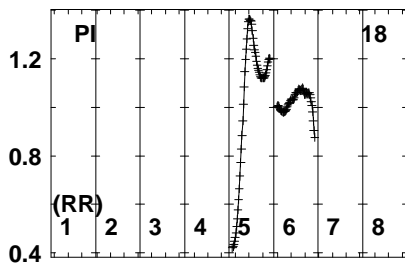
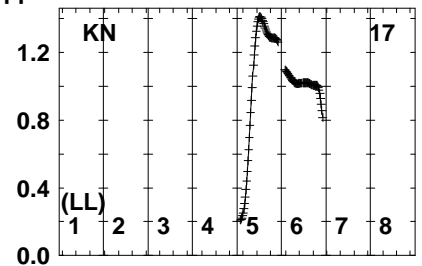
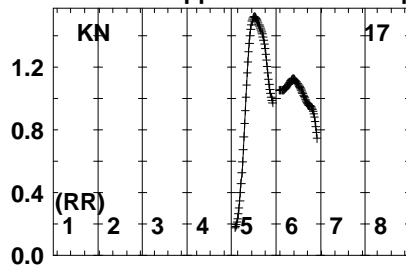
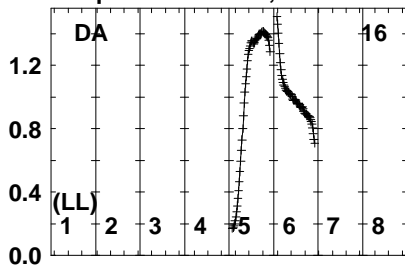
221 22140 2180 2220 240 2270 300 2340
FREQ MHz

Lower frame: Real Jy
Auto-corr total-power spectrum Antenna: *
Timerange: 00/04:45:53 to 00/04:50:51

Plot file version 153 created 21-FEB-2023 15:53:15

J1352 EB092F.UVDATA.1

Freq = 22.1080 GHz, Bw = 32.000 MH No calibration applied and no bandpass applied

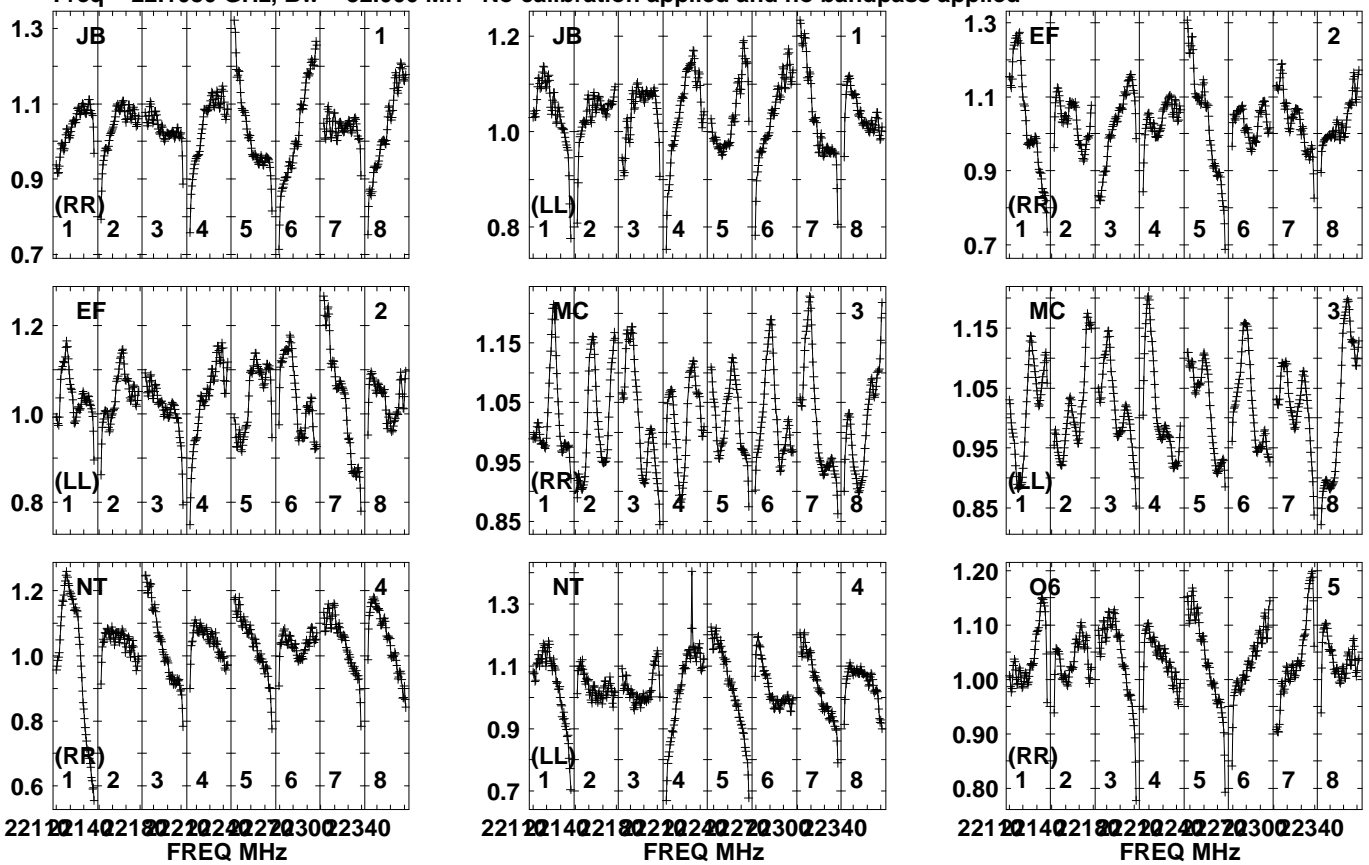


Lower frame: Real Jy
Auto-corr total-power spectrum Antenna: *
Timerange: 00/04:45:53 to 00/04:50:51

Plot file version 154 created 21-FEB-2023 15:53:15

OJ287 EB092F.UVDATA.1

Freq = 22.1080 GHz, Bw = 32.000 MH No calibration applied and no bandpass applied

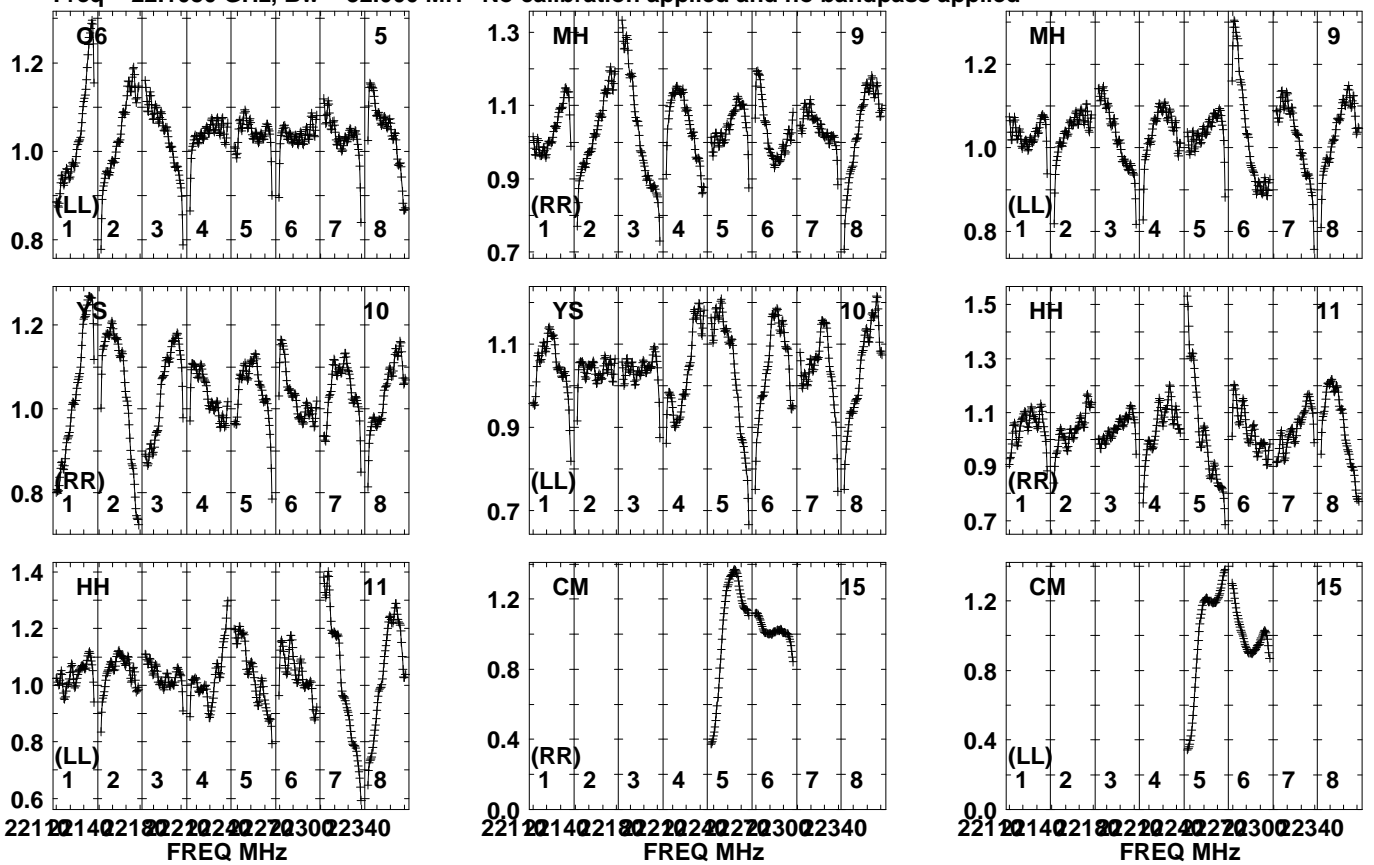


Lower frame: Real Jy
Auto-corr total-power spectrum Antenna: *
Timerange: 00/04:55:37 to 00/05:00:35

Plot file version 155 created 21-FEB-2023 15:53:15

OJ287 EB092F.UVDATA.1

Freq = 22.1080 GHz, Bw = 32.000 MH No calibration applied and no bandpass applied

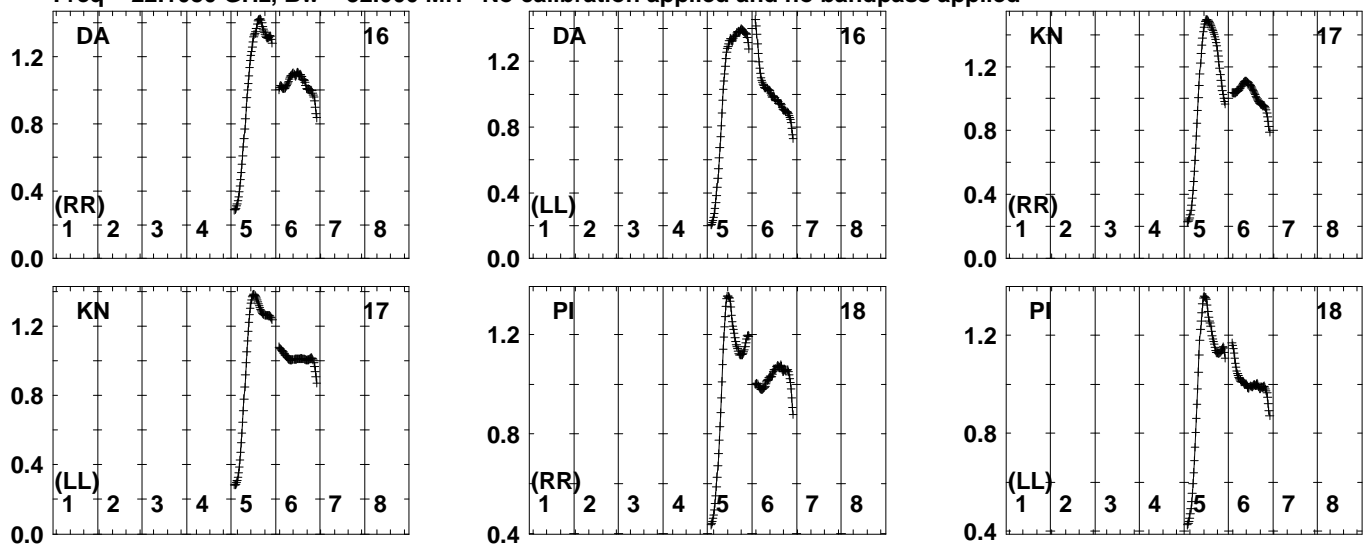


Lower frame: Real Jy
Auto-corr total-power spectrum Antenna: *
Timerange: 00/04:55:37 to 00/05:00:35

Plot file version 156 created 21-FEB-2023 15:53:16

OJ287 EB092F.UVDATA.1

Freq = 22.1080 GHz, Bw = 32.000 MH No calibration applied and no bandpass applied

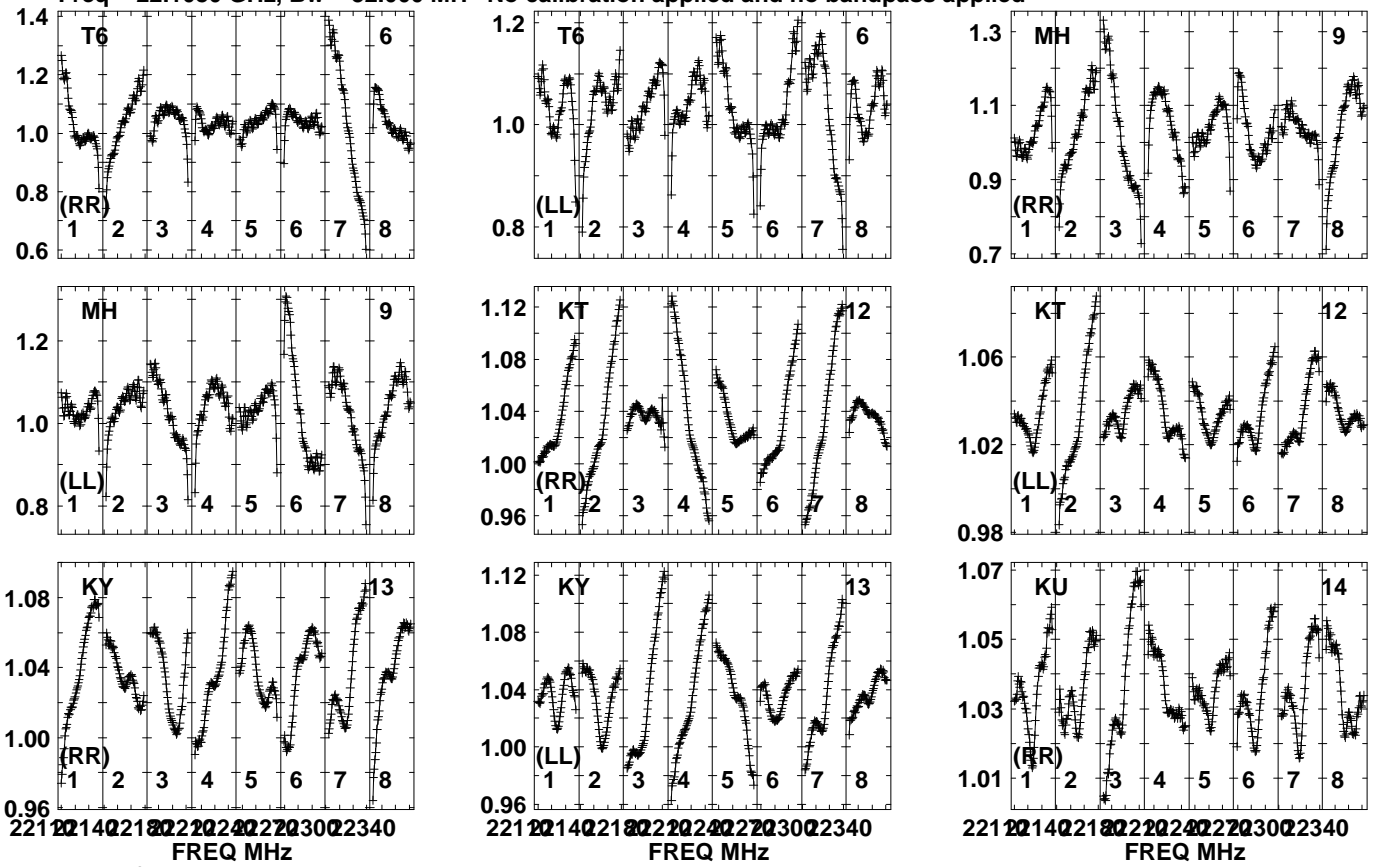


Lower frame: Real Jy
Auto-corr total-power spectrum Antenna: *
Timerange: 00/04:55:37 to 00/05:00:35

Plot file version 157 created 21-FEB-2023 15:53:16

J1516 EB092F.UVDATA.1

Freq = 22.1080 GHz, Bw = 32.000 MH No calibration applied and no bandpass applied

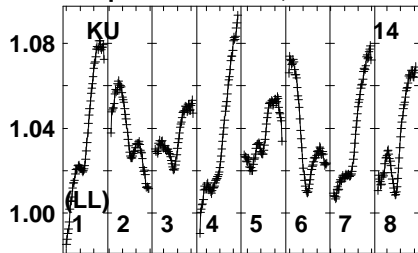


Lower frame: Real Jy
Auto-corr total-power spectrum Antenna: *
Timerange: 00/05:02:45 to 00/05:05:43

Plot file version 158 created 21-FEB-2023 15:53:16

J1516 EB092F.UVDATA.1

Freq = 22.1080 GHz, Bw = 32.000 MH No calibration applied and no bandpass applied



Lower frame: Real Jy

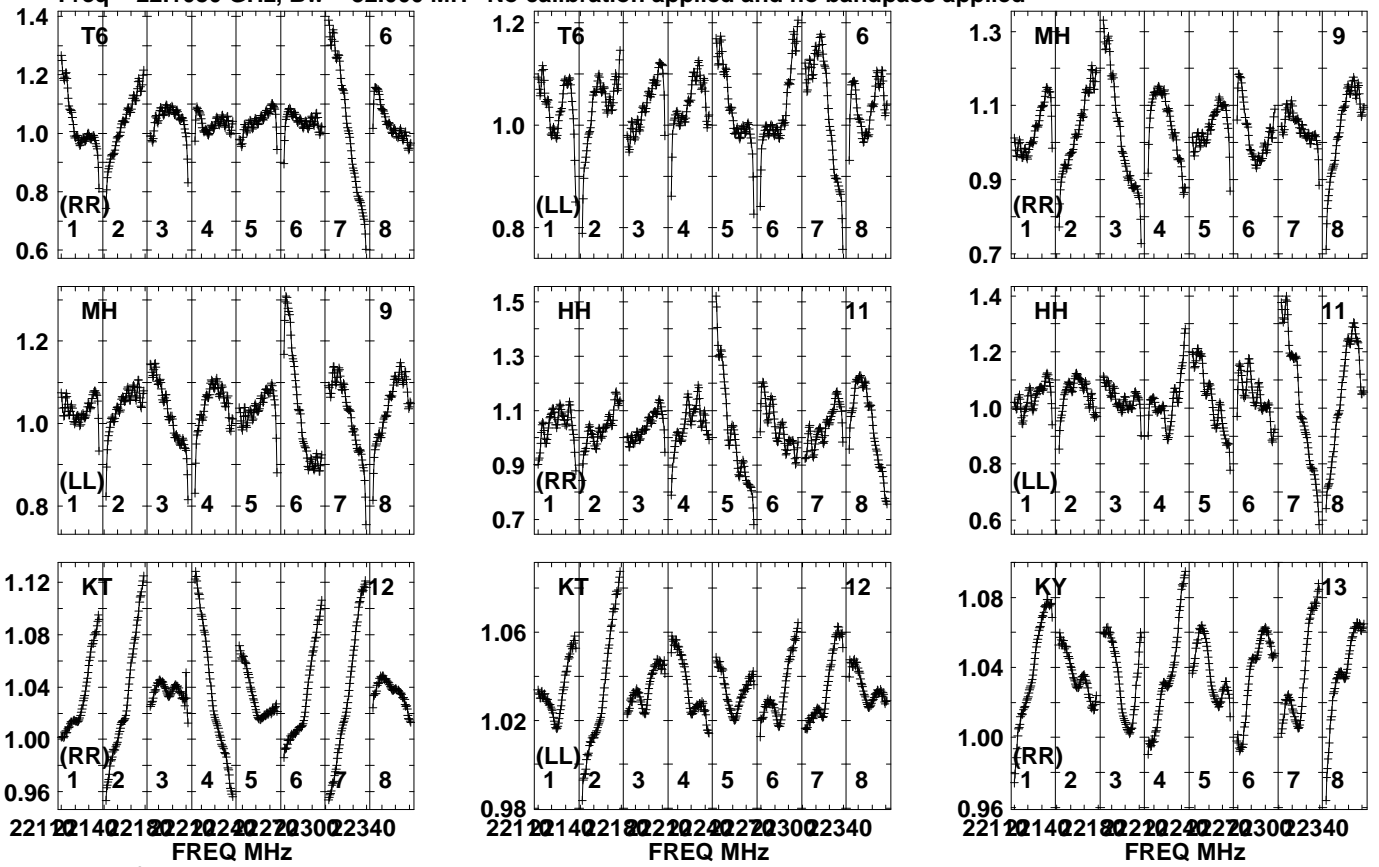
Auto-corr total-power spectrum Antenna: *

Timerange: 00/05:02:45 to 00/05:05:43

Plot file version 159 created 21-FEB-2023 15:53:16

J1516 EB092F.UVDATA.1

Freq = 22.1080 GHz, Bw = 32.000 MH No calibration applied and no bandpass applied

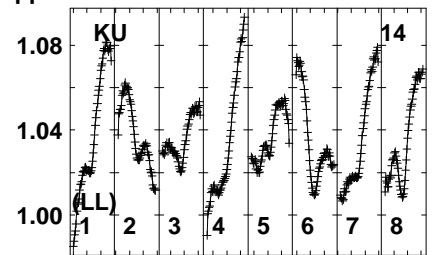
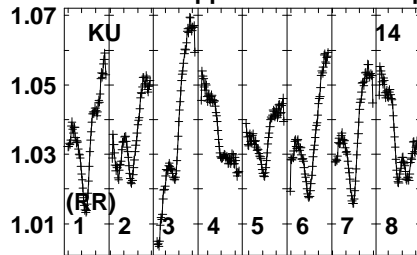
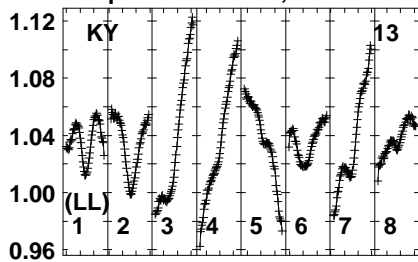


Lower frame: Real Jy
Auto-corr total-power spectrum Antenna: *
Timerange: 00/05:06:15 to 00/05:11:13

Plot file version 160 created 21-FEB-2023 15:53:16

J1516 EB092F.UVDATA.1

Freq = 22.1080 GHz, Bw = 32.000 MH No calibration applied and no bandpass applied

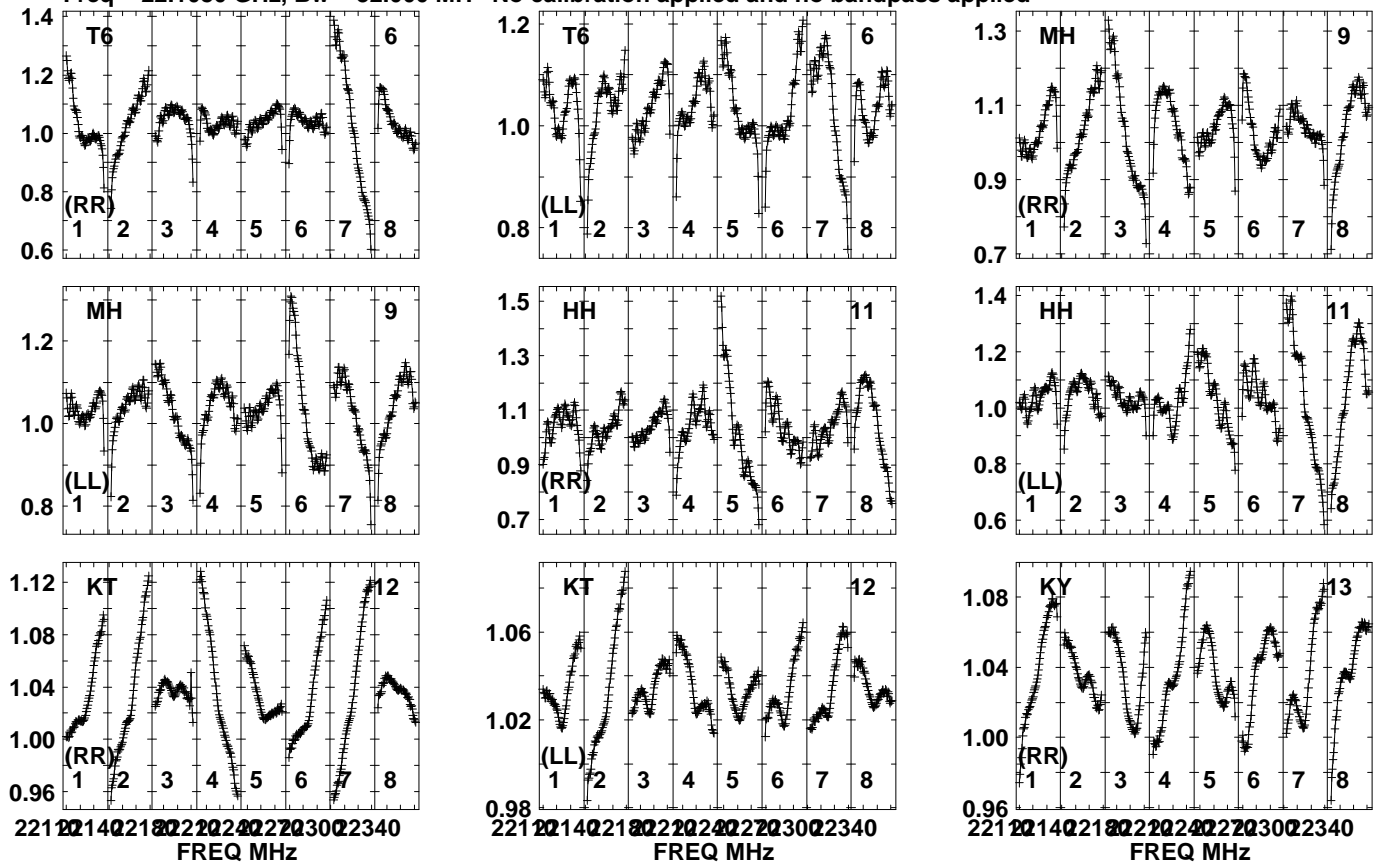


Lower frame: Real Jy
Auto-corr total-power spectrum Antenna: *
Timerange: 00/05:06:15 to 00/05:11:13

Plot file version 161 created 21-FEB-2023 15:53:16

J1516 EB092F.UVDATA.1

Freq = 22.1080 GHz, Bw = 32.000 MH No calibration applied and no bandpass applied

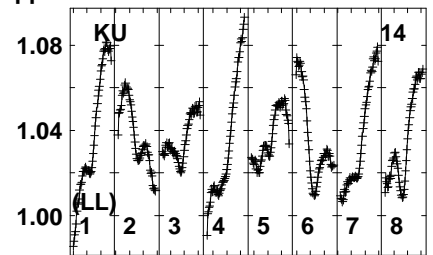
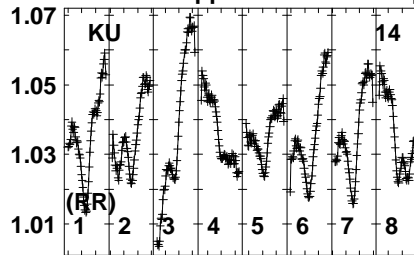
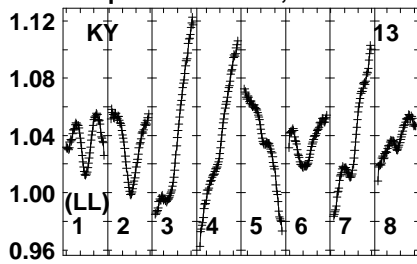


Lower frame: Real Jy
Auto-corr total-power spectrum Antenna: *
Timerange: 00/05:11:45 to 00/05:16:43

Plot file version 162 created 21-FEB-2023 15:53:17

J1516 EB092F.UVDATA.1

Freq = 22.1080 GHz, Bw = 32.000 MH No calibration applied and no bandpass applied

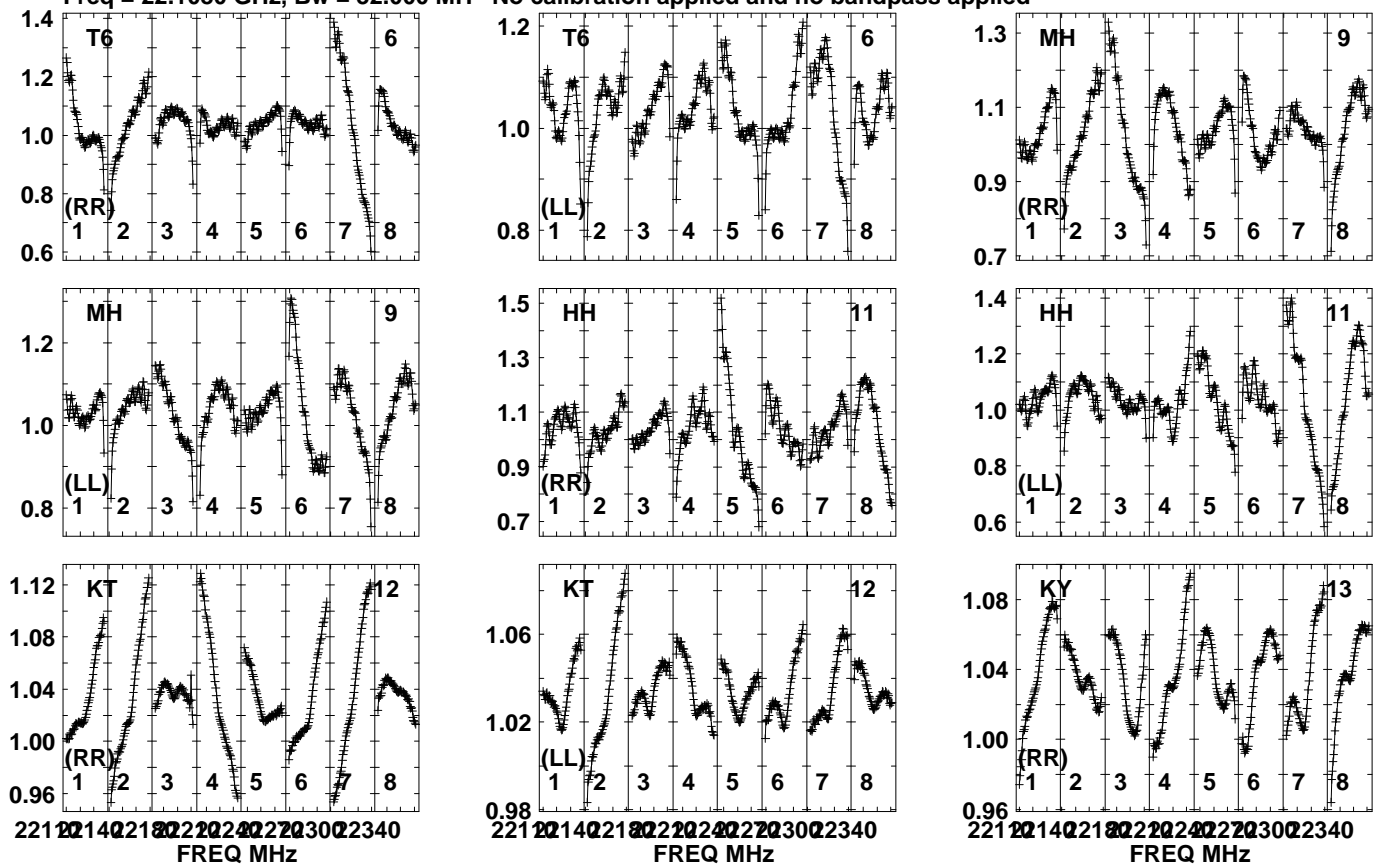


Lower frame: Real Jy
Auto-corr total-power spectrum Antenna: *
Timerange: 00/05:11:45 to 00/05:16:43

Plot file version 163 created 21-FEB-2023 15:53:17

J1516 EB092F.UVDATA.1

Freq = 22.1080 GHz, Bw = 32.000 MH No calibration applied and no bandpass applied

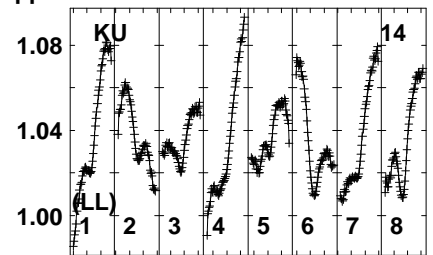
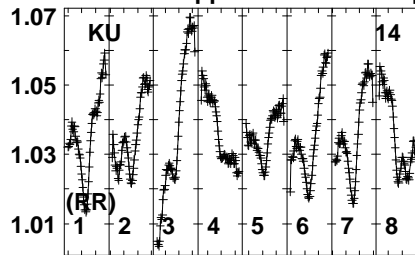
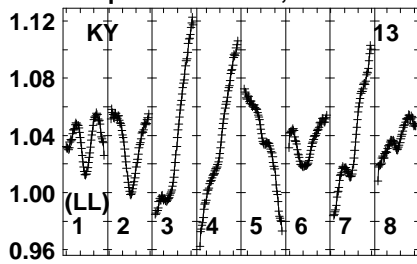


Lower frame: Real Jy
Auto-corr total-power spectrum Antenna: *
Timerange: 00/05:17:15 to 00/05:22:13

Plot file version 164 created 21-FEB-2023 15:53:17

J1516 EB092F.UVDATA.1

Freq = 22.1080 GHz, Bw = 32.000 MH No calibration applied and no bandpass applied

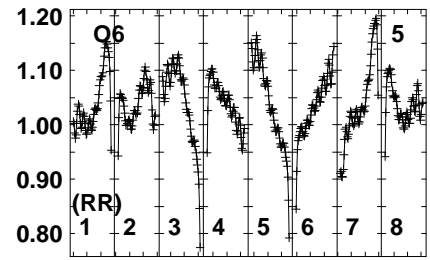
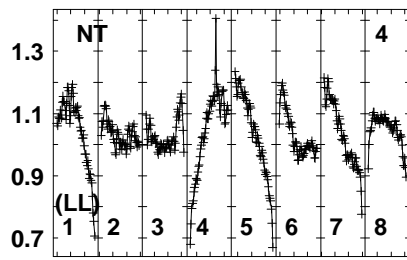
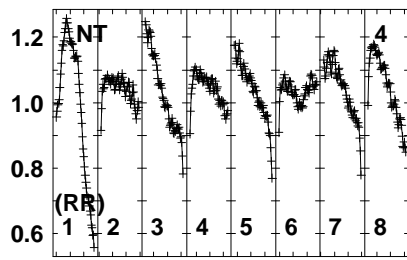
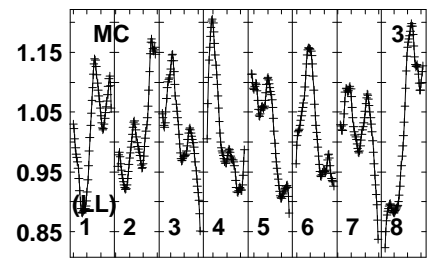
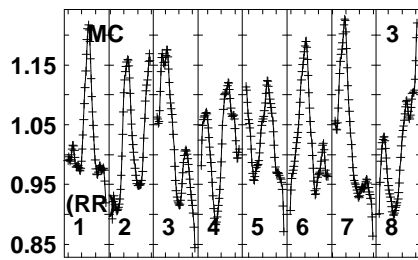
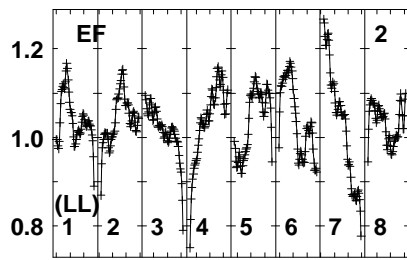
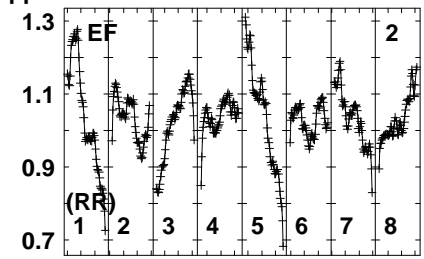
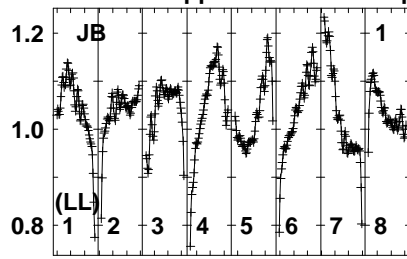
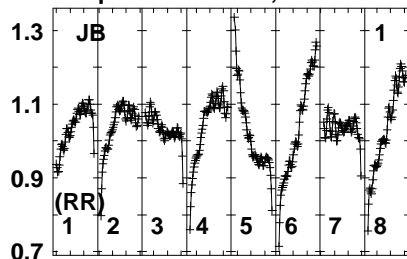


Lower frame: Real Jy
Auto-corr total-power spectrum Antenna: *
Timerange: 00/05:17:15 to 00/05:22:13

Plot file version 165 created 21-FEB-2023 15:53:18

J1352 EB092F.UVDATA.1

Freq = 22.1080 GHz, Bw = 32.000 MH No calibration applied and no bandpass applied



221021402218022240222802230022340
FREQ MHz

221021402218022240222802230022340
FREQ MHz

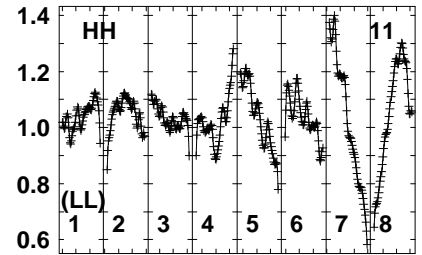
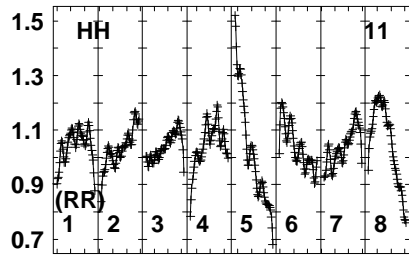
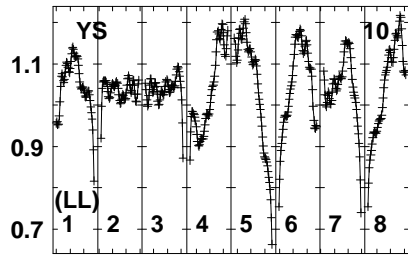
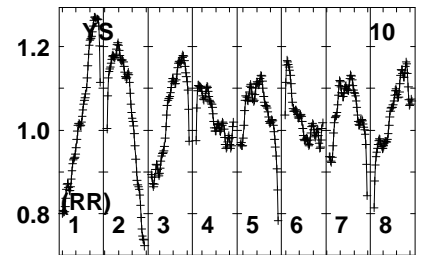
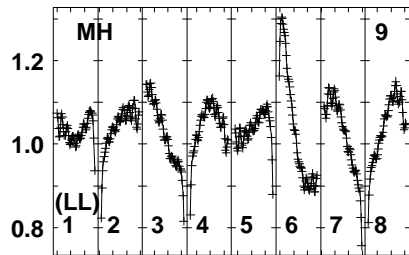
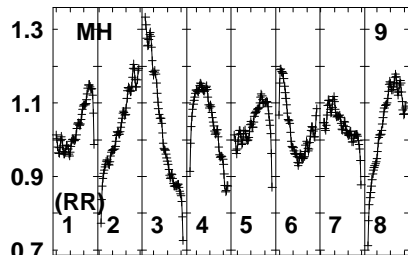
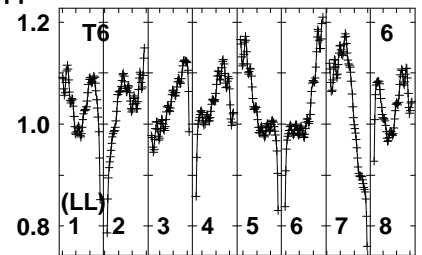
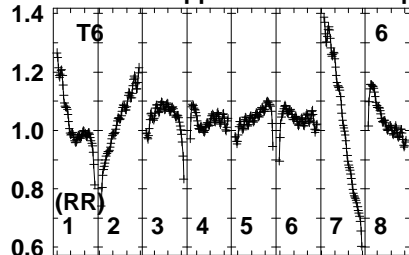
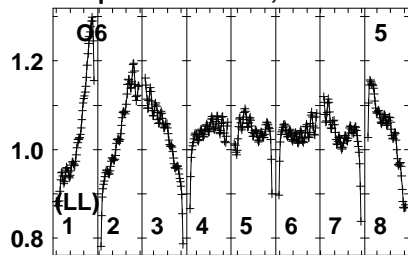
221021402218022240222802230022340
FREQ MHz

Lower frame: Real Jy
Auto-corr total-power spectrum Antenna: *
Timerange: 00/05:24:28 to 00/05:27:26

Plot file version 166 created 21-FEB-2023 15:53:18

J1352 EB092F.UVDATA.1

Freq = 22.1080 GHz, Bw = 32.000 MH No calibration applied and no bandpass applied



2210214021802240227023002340

FREQ MHz

2210214021802240227023002340

FREQ MHz

2210214021802240227023002340

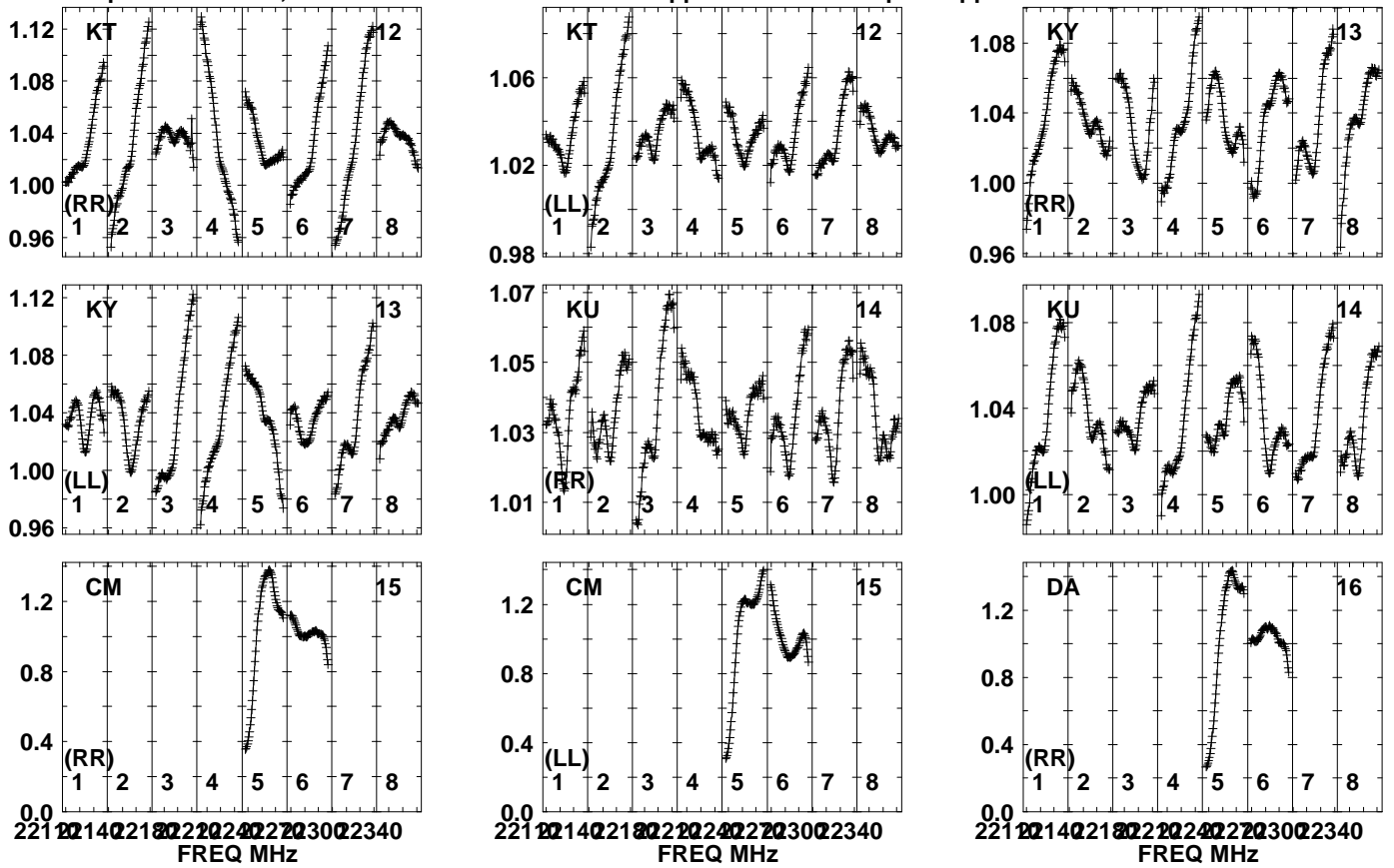
FREQ MHz

Lower frame: Real Jy
Auto-corr total-power spectrum Antenna: *
Timerange: 00/05:24:28 to 00/05:27:26

Plot file version 167 created 21-FEB-2023 15:53:19

J1352 EB092F.UVDATA.1

Freq = 22.1080 GHz, Bw = 32.000 MH No calibration applied and no bandpass applied

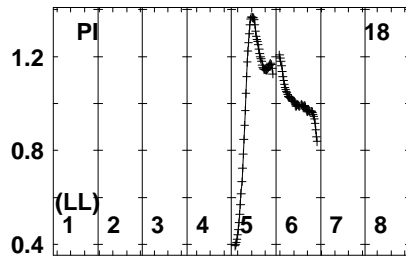
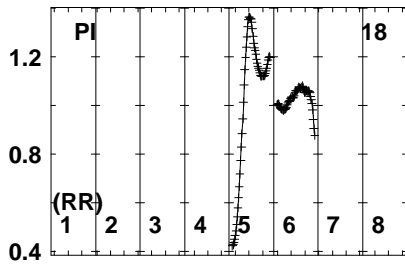
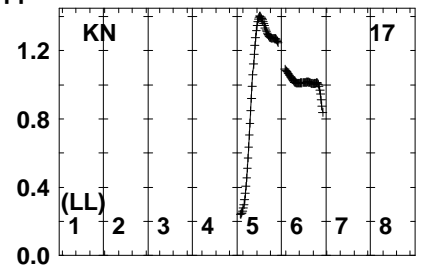
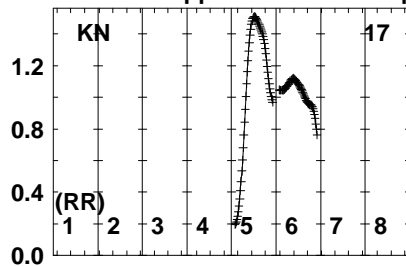
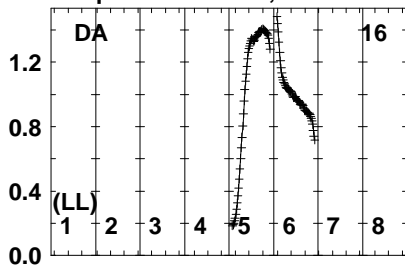


Lower frame: Real Jy
Auto-corr total-power spectrum Antenna: *
Timerange: 00/05:24:28 to 00/05:27:26

Plot file version 168 created 21-FEB-2023 15:53:19

J1352 EB092F.UVDATA.1

Freq = 22.1080 GHz, Bw = 32.000 MH No calibration applied and no bandpass applied

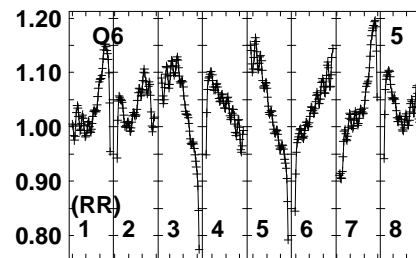
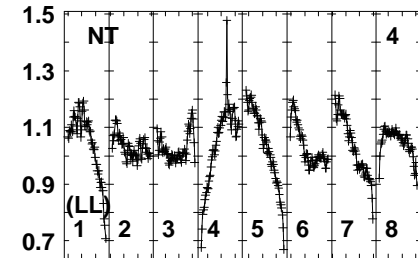
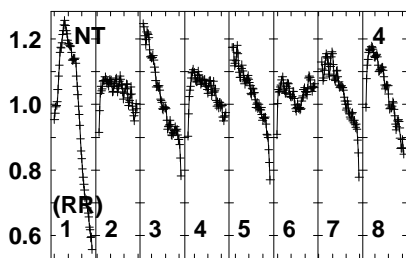
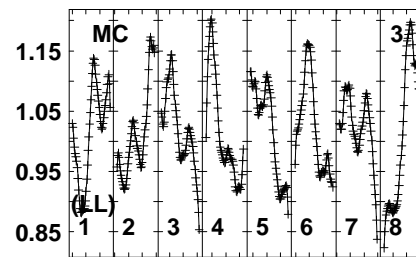
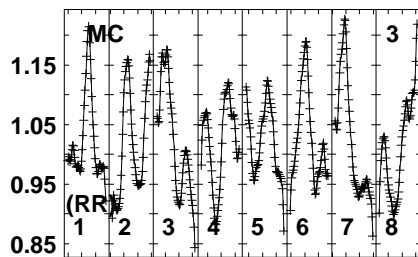
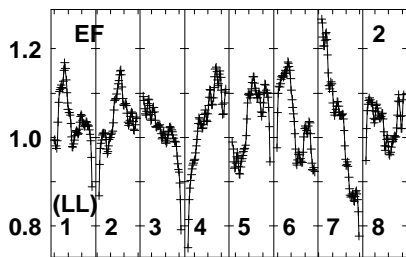
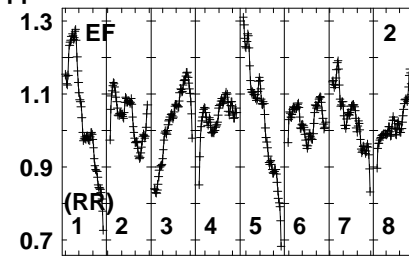
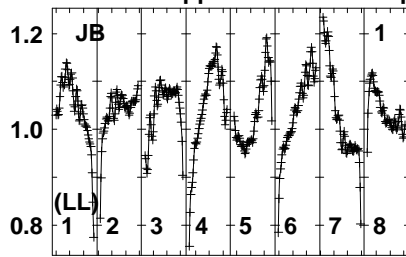
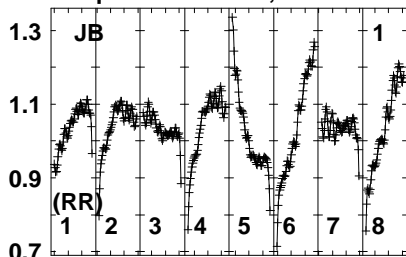


Lower frame: Real Jy
Auto-corr total-power spectrum Antenna: *
Timerange: 00/05:24:28 to 00/05:27:26

Plot file version 169 created 21-FEB-2023 15:53:19

J1352 EB092F.UVDATA.1

Freq = 22.1080 GHz, Bw = 32.000 MH No calibration applied and no bandpass applied



221 221.4 221.8 222.2 222.6 223.0 223.4
FREQ MHz

221 221.4 221.8 222.2 222.6 223.0 223.4
FREQ MHz

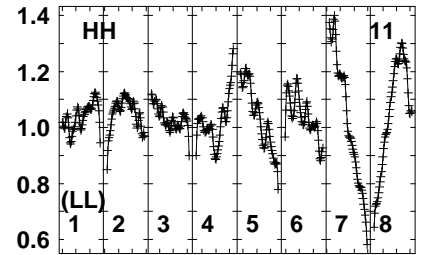
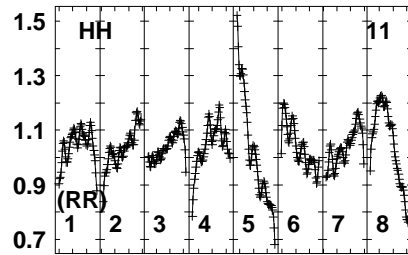
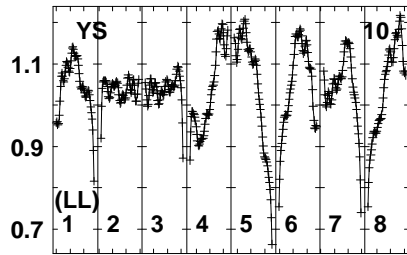
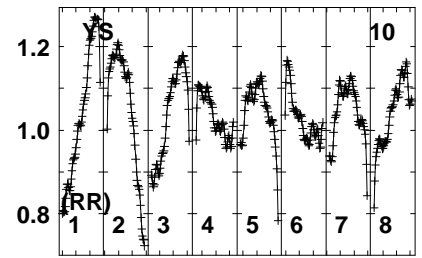
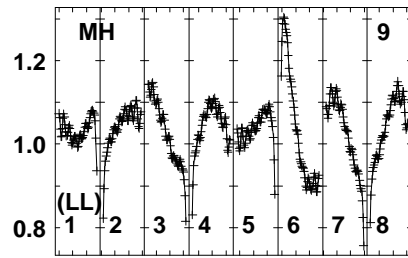
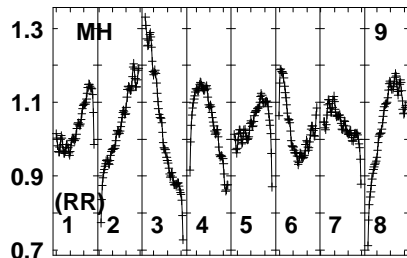
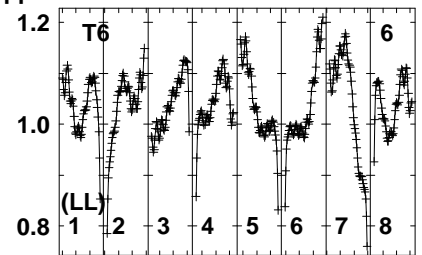
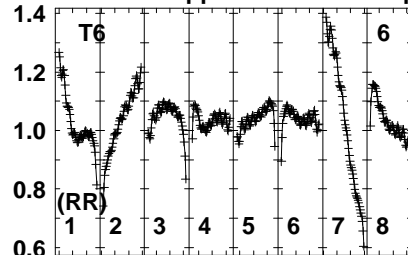
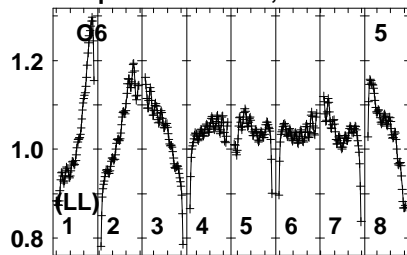
221 221.4 221.8 222.2 222.6 223.0 223.4
FREQ MHz

Lower frame: Real Jy
Auto-corr total-power spectrum Antenna: *
Timerange: 00/05:27:58 to 00/05:32:56

Plot file version 170 created 21-FEB-2023 15:53:20

J1352 EB092F.UVDATA.1

Freq = 22.1080 GHz, Bw = 32.000 MH No calibration applied and no bandpass applied



2210214021802240227023002340
FREQ MHz

2210214021802240227023002340
FREQ MHz

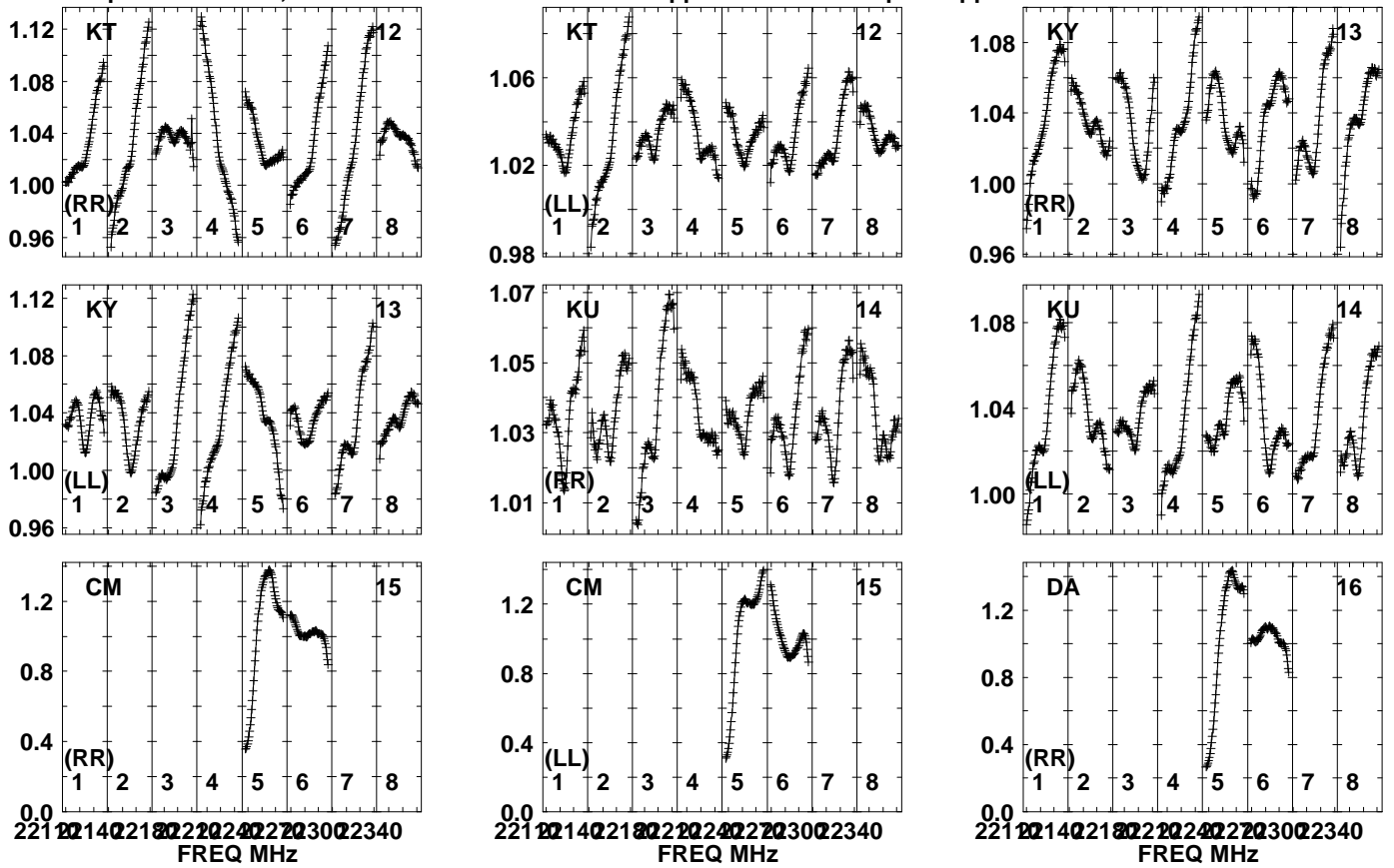
2210214021802240227023002340
FREQ MHz

Lower frame: Real Jy
Auto-corr total-power spectrum Antenna: *
Timerange: 00/05:27:58 to 00/05:32:56

Plot file version 171 created 21-FEB-2023 15:53:21

J1352 EB092F.UVDATA.1

Freq = 22.1080 GHz, Bw = 32.000 MH No calibration applied and no bandpass applied

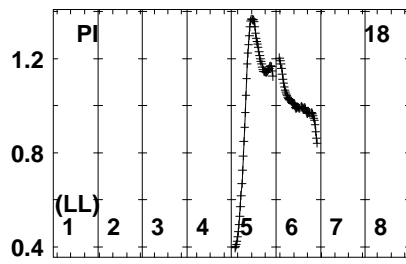
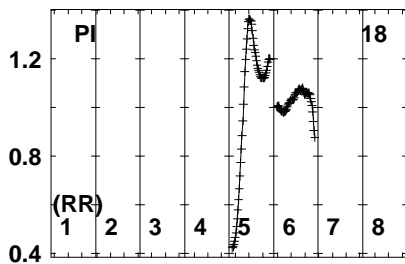
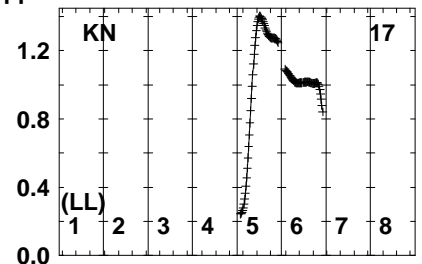
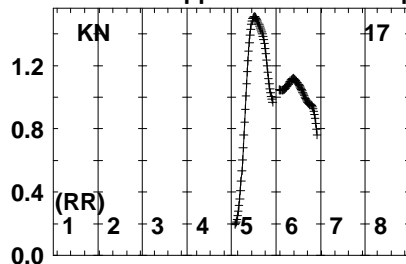
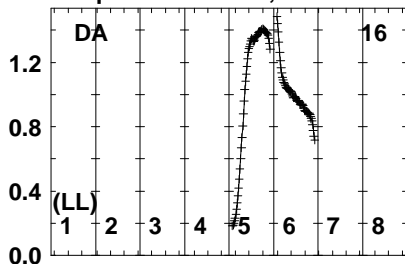


Lower frame: Real Jy
Auto-corr total-power spectrum Antenna: *
Timerange: 00/05:27:58 to 00/05:32:56

Plot file version 172 created 21-FEB-2023 15:53:21

J1352 EB092F.UVDATA.1

Freq = 22.1080 GHz, Bw = 32.000 MH No calibration applied and no bandpass applied

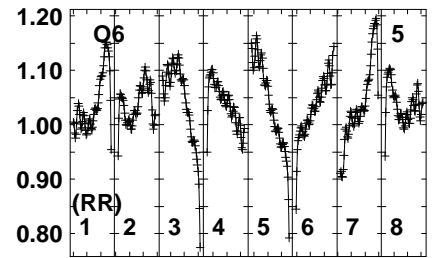
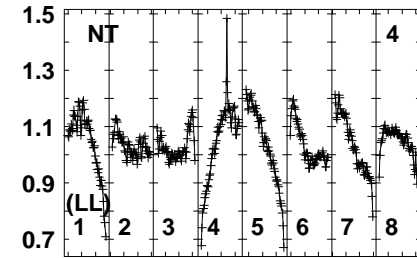
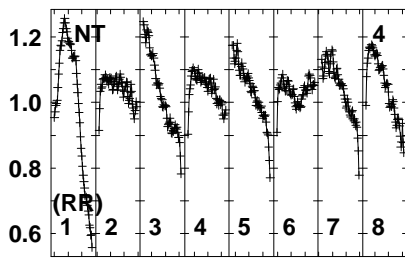
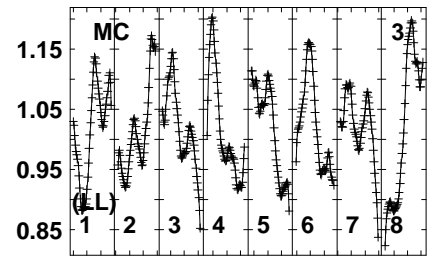
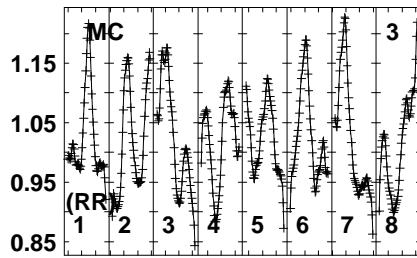
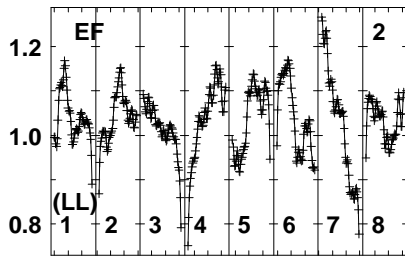
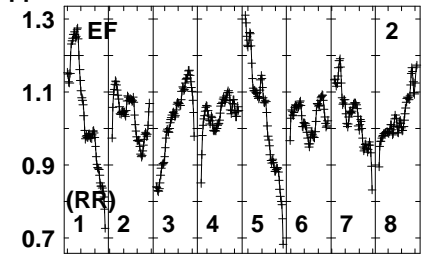
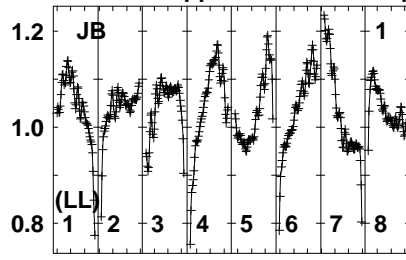
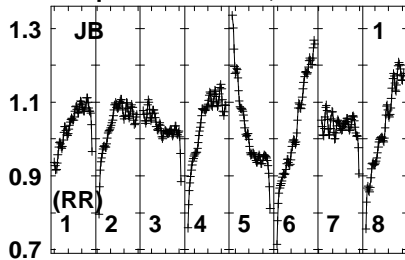


Lower frame: Real Jy
Auto-corr total-power spectrum Antenna: *
Timerange: 00/05:27:58 to 00/05:32:56

Plot file version 173 created 21-FEB-2023 15:53:21

J1352 EB092F.UVDATA.1

Freq = 22.1080 GHz, Bw = 32.000 MH No calibration applied and no bandpass applied



221021402218022240222802230022340
FREQ MHz

221021402218022240222802230022340
FREQ MHz

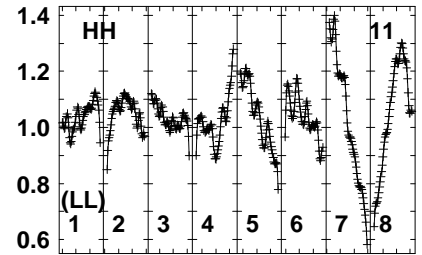
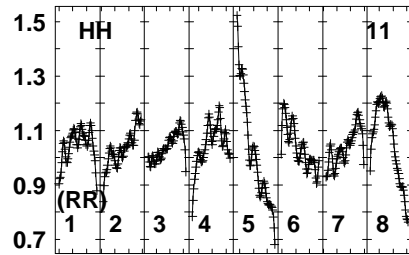
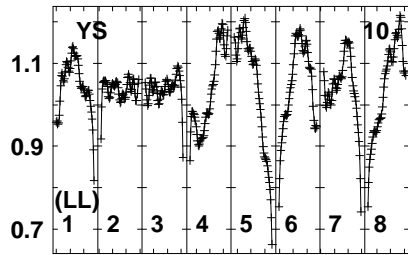
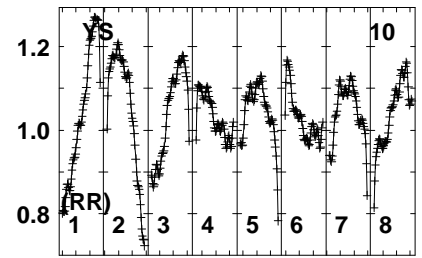
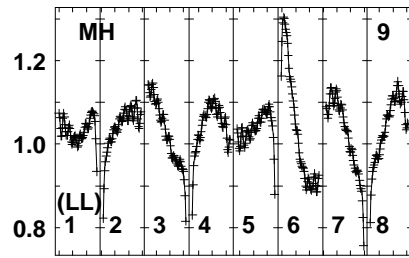
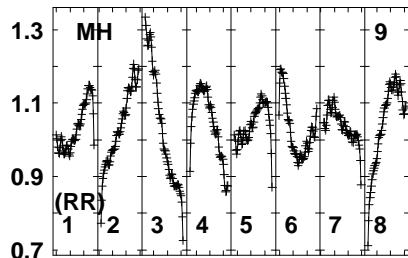
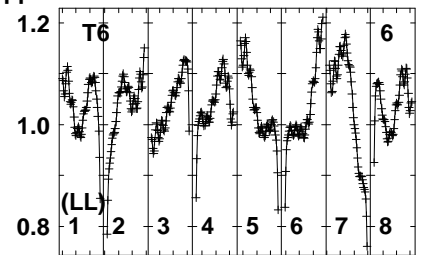
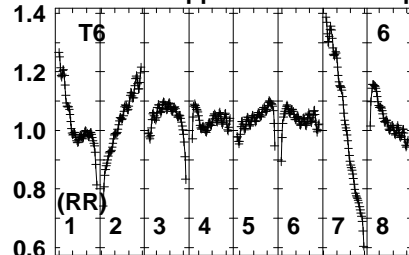
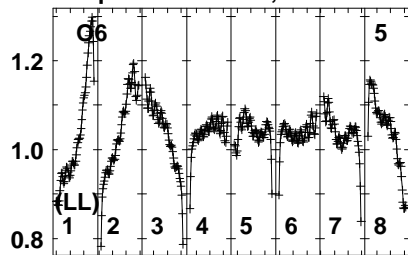
221021402218022240222802230022340
FREQ MHz

Lower frame: Real Jy
Auto-corr total-power spectrum Antenna: *
Timerange: 00/05:33:28 to 00/05:38:26

Plot file version 174 created 21-FEB-2023 15:53:22

J1352 EB092F.UVDATA.1

Freq = 22.1080 GHz, Bw = 32.000 MH No calibration applied and no bandpass applied



2210214021802240227023002340
FREQ MHz

2210214021802240227023002340
FREQ MHz

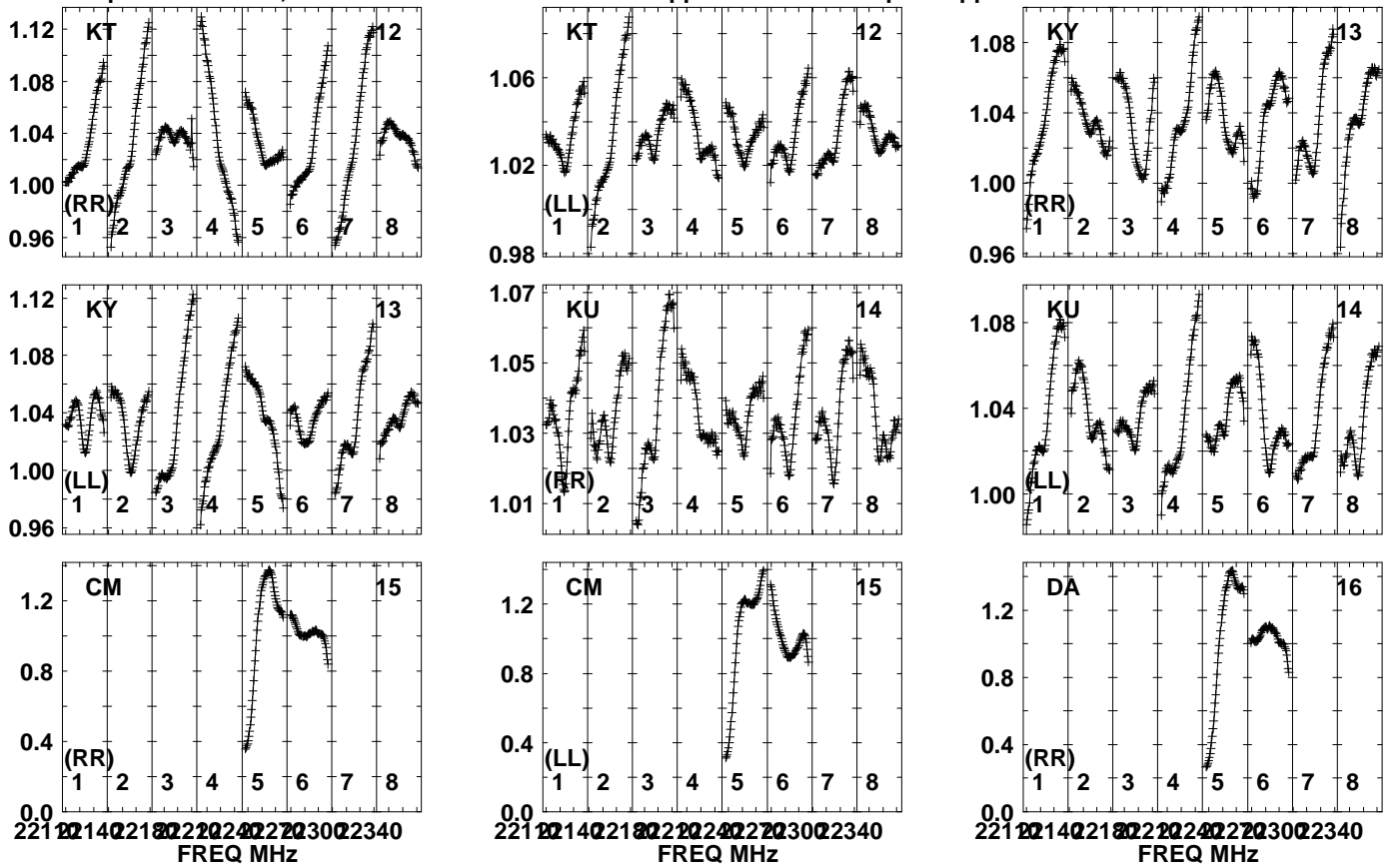
2210214021802240227023002340
FREQ MHz

Lower frame: Real Jy
Auto-corr total-power spectrum Antenna: *
Timerange: 00/05:33:28 to 00/05:38:26

Plot file version 175 created 21-FEB-2023 15:53:23

J1352 EB092F.UVDATA.1

Freq = 22.1080 GHz, Bw = 32.000 MH No calibration applied and no bandpass applied

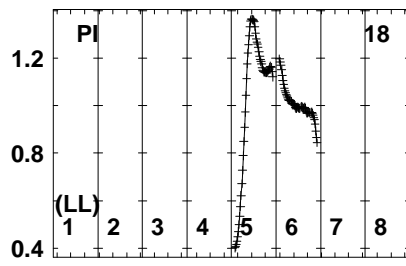
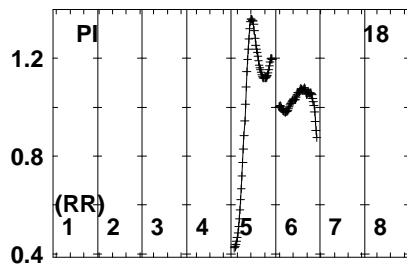
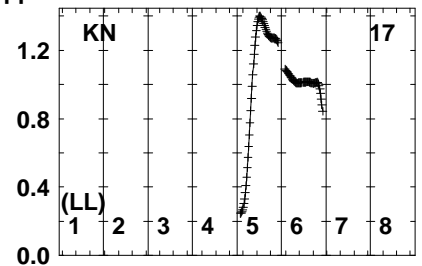
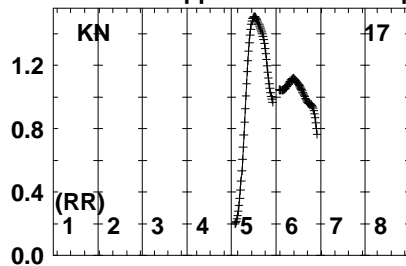
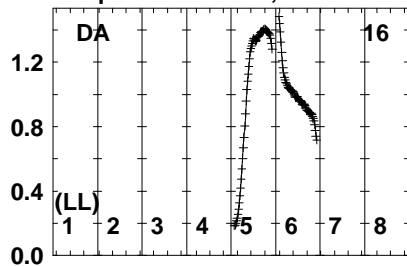


Lower frame: Real Jy
Auto-corr total-power spectrum Antenna: *
Timerange: 00/05:33:28 to 00/05:38:26

Plot file version 176 created 21-FEB-2023 15:53:23

J1352 EB092F.UVDATA.1

Freq = 22.1080 GHz, Bw = 32.000 MH No calibration applied and no bandpass applied

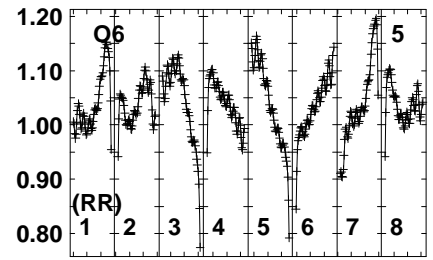
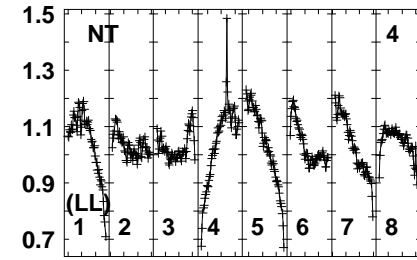
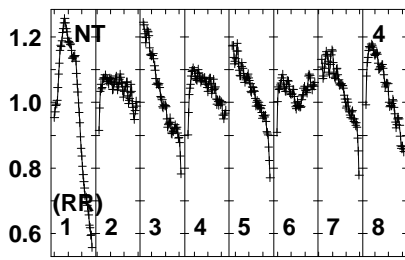
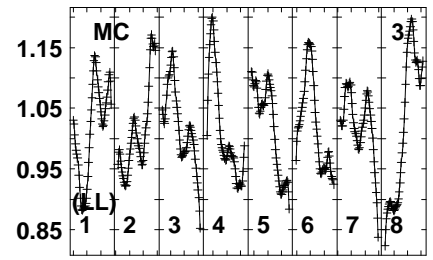
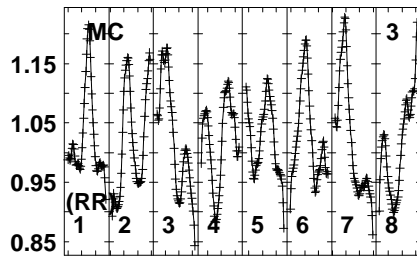
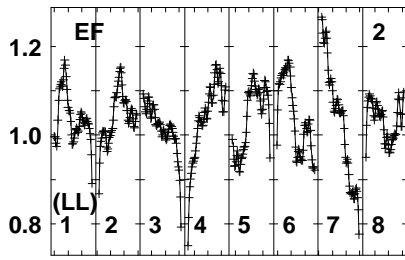
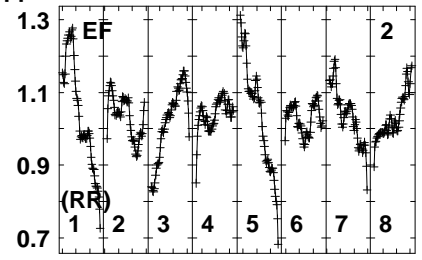
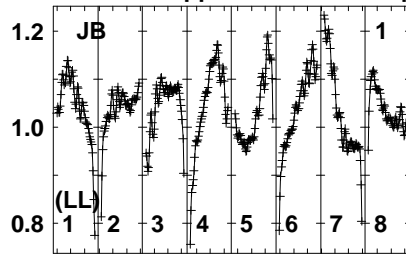
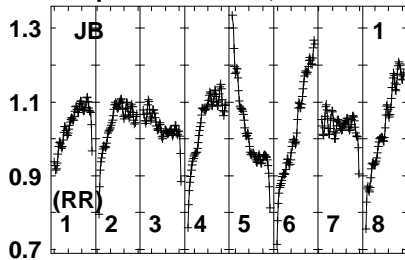


Lower frame: Real Jy
Auto-corr total-power spectrum Antenna: *
Timerange: 00/05:33:28 to 00/05:38:26

Plot file version 177 created 21-FEB-2023 15:53:23

J1352 EB092F.UVDATA.1

Freq = 22.1080 GHz, Bw = 32.000 MH No calibration applied and no bandpass applied



221021402218022240222802232022340
FREQ MHz

221021402218022240222802232022340
FREQ MHz

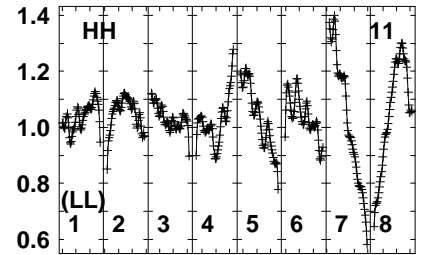
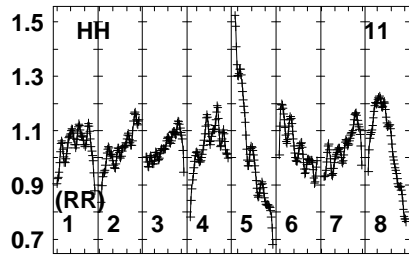
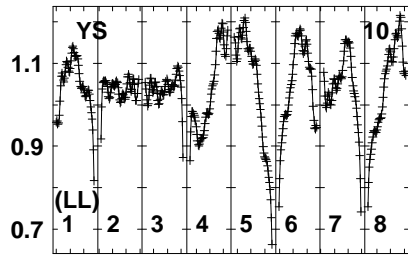
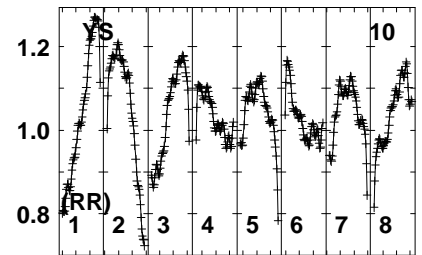
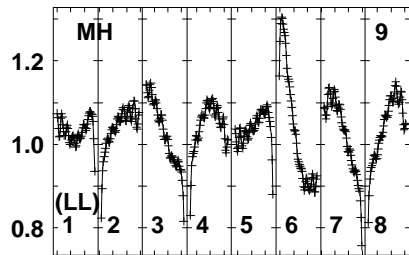
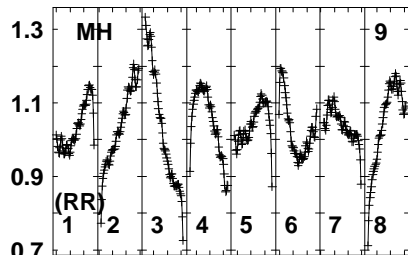
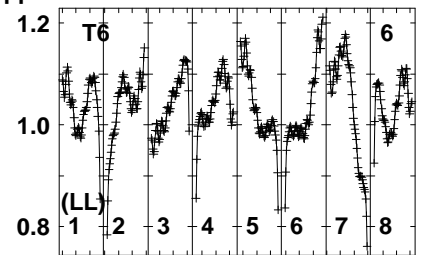
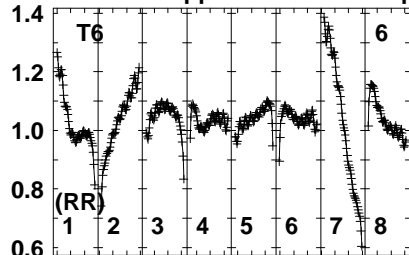
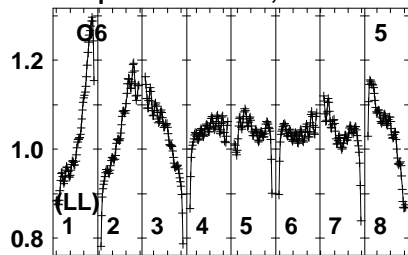
221021402218022240222802232022340
FREQ MHz

Lower frame: Real Jy
Auto-corr total-power spectrum Antenna: *
Timerange: 00/05:38:58 to 00/05:43:56

Plot file version 178 created 21-FEB-2023 15:53:24

J1352 EB092F.UVDATA.1

Freq = 22.1080 GHz, Bw = 32.000 MH No calibration applied and no bandpass applied



2210214021802220224022703002340
FREQ MHz

2210214021802220224022703002340
FREQ MHz

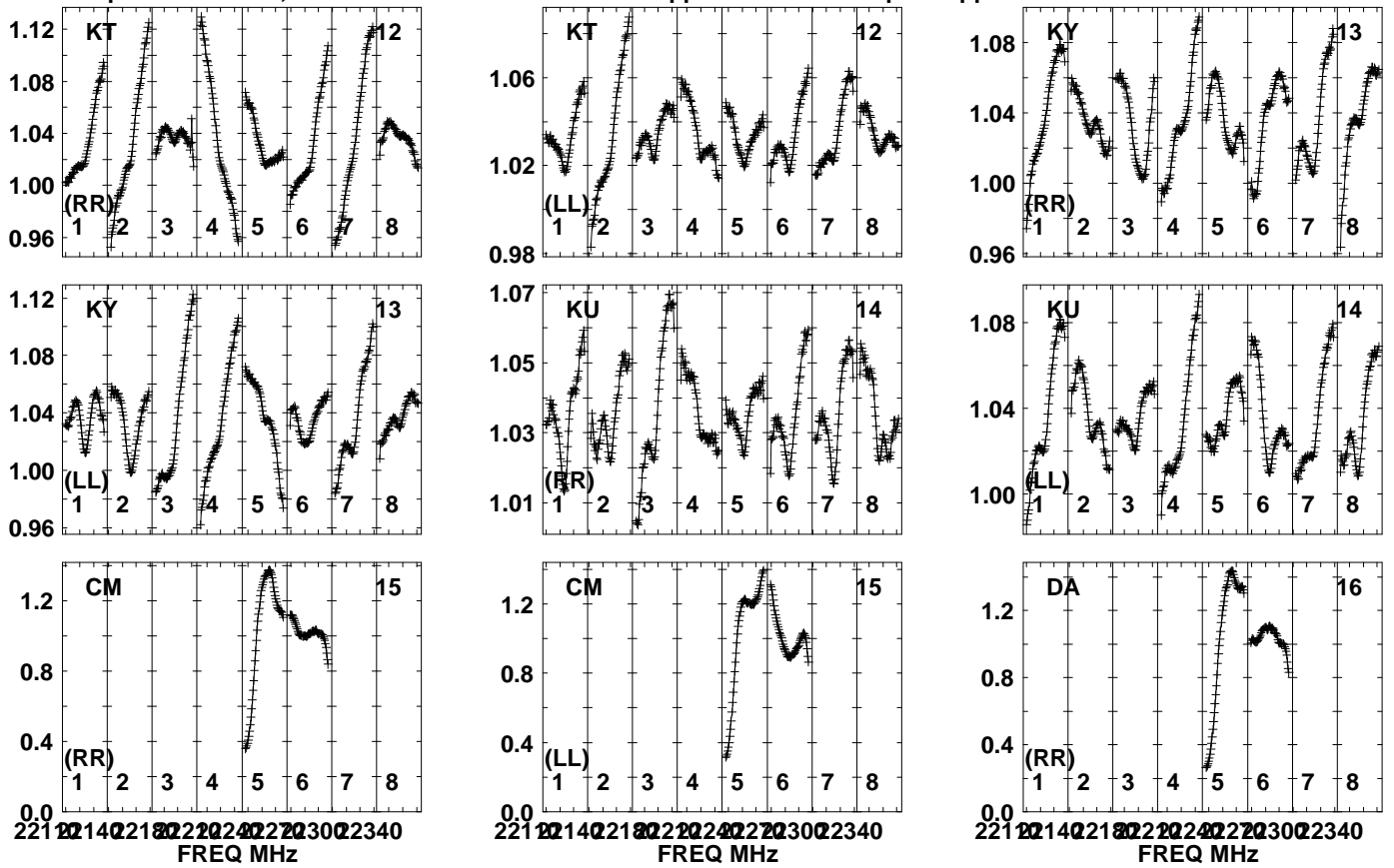
2210214021802220224022703002340
FREQ MHz

Lower frame: Real Jy
Auto-corr total-power spectrum Antenna: *
Timerange: 00/05:38:58 to 00/05:43:56

Plot file version 179 created 21-FEB-2023 15:53:24

J1352 EB092F.UVDATA.1

Freq = 22.1080 GHz, Bw = 32.000 MH No calibration applied and no bandpass applied

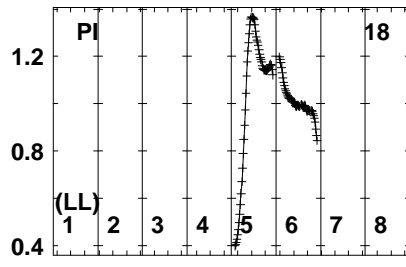
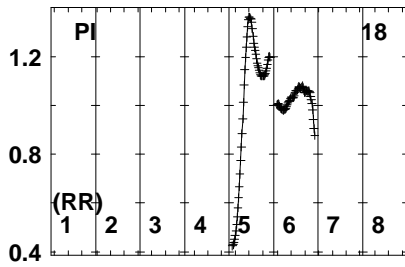
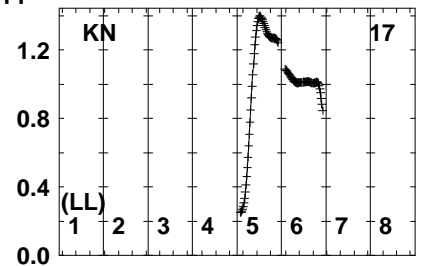
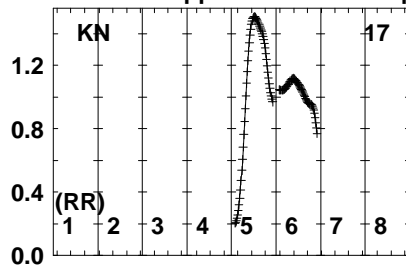
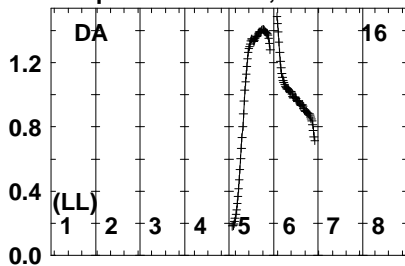


Lower frame: Real Jy
Auto-corr total-power spectrum Antenna: *
Timerange: 00/05:38:58 to 00/05:43:56

Plot file version 180 created 21-FEB-2023 15:53:25

J1352 EB092F.UVDATA.1

Freq = 22.1080 GHz, Bw = 32.000 MH No calibration applied and no bandpass applied

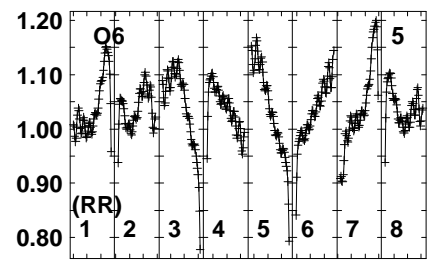
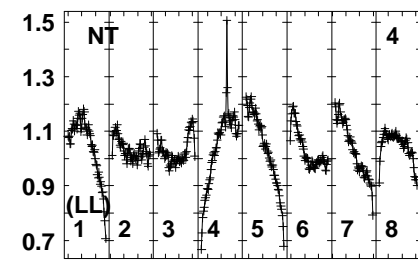
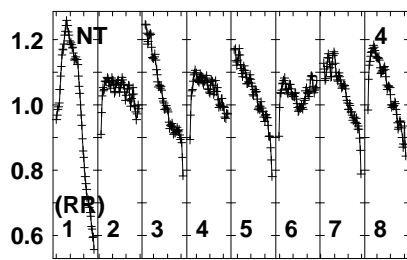
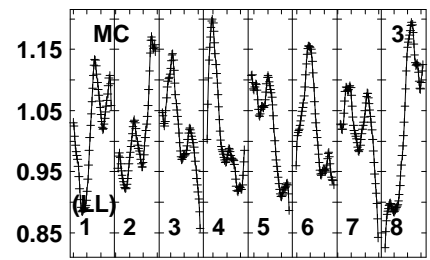
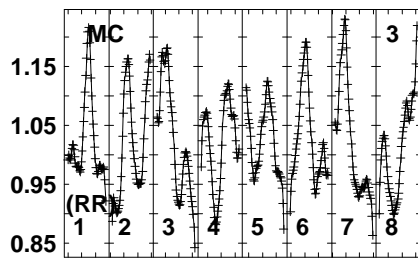
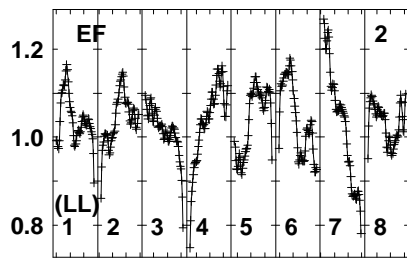
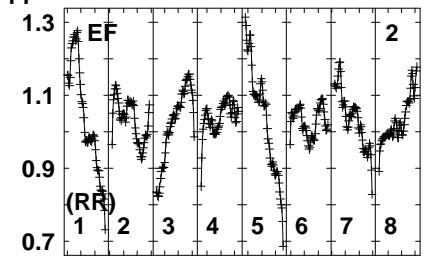
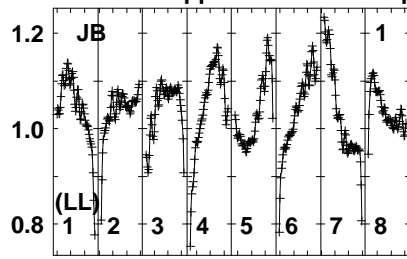
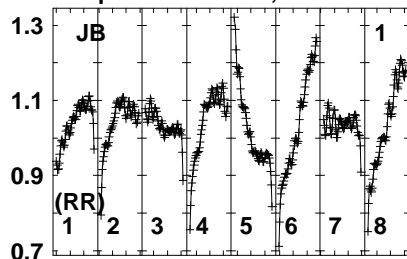


Lower frame: Real Jy
Auto-corr total-power spectrum Antenna: *
Timerange: 00/05:38:58 to 00/05:43:56

Plot file version 181 created 21-FEB-2023 15:53:25

OJ287 EB092F.UVDATA.1

Freq = 22.1080 GHz, Bw = 32.000 MH No calibration applied and no bandpass applied



221021402218022240222802232022340
FREQ MHz

221021402218022240222802232022340
FREQ MHz

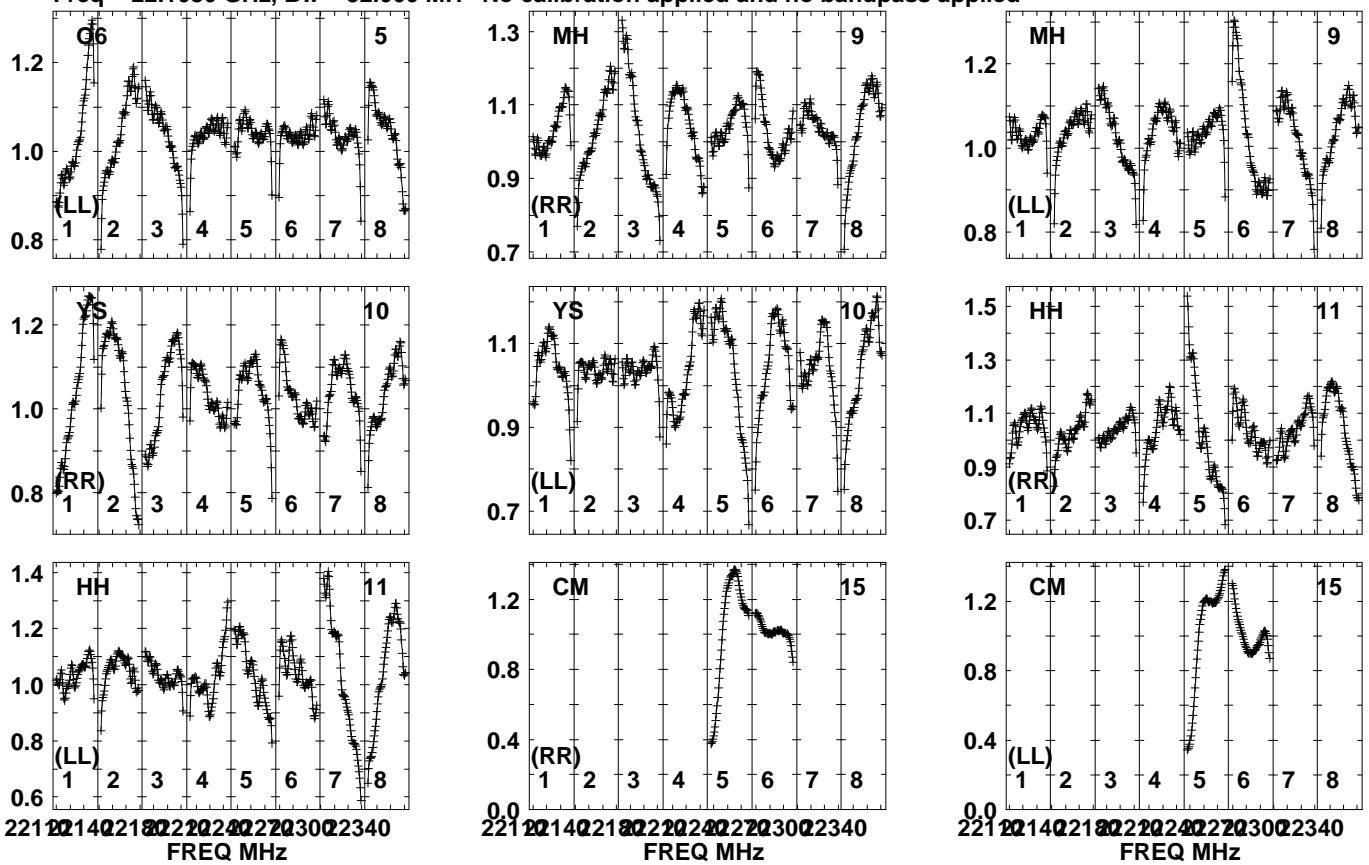
221021402218022240222802232022340
FREQ MHz

Lower frame: Real Jy
Auto-corr total-power spectrum Antenna: *
Timerange: 00/05:49:21 to 00/05:54:19

Plot file version 182 created 21-FEB-2023 15:53:25

OJ287 EB092F.UVDATA.1

Freq = 22.1080 GHz, Bw = 32.000 MH No calibration applied and no bandpass applied

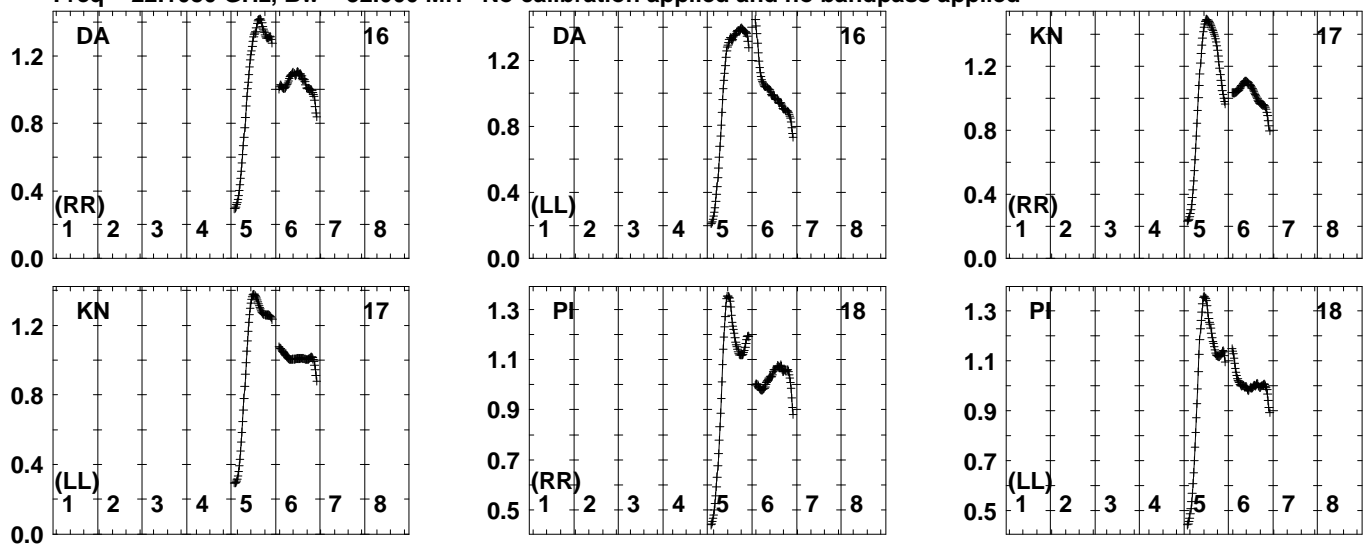


Lower frame: Real Jy
Auto-corr total-power spectrum Antenna: *
Timerange: 00/05:49:21 to 00/05:54:19

Plot file version 183 created 21-FEB-2023 15:53:26

OJ287 EB092F.UVDATA.1

Freq = 22.1080 GHz, Bw = 32.000 MH No calibration applied and no bandpass applied

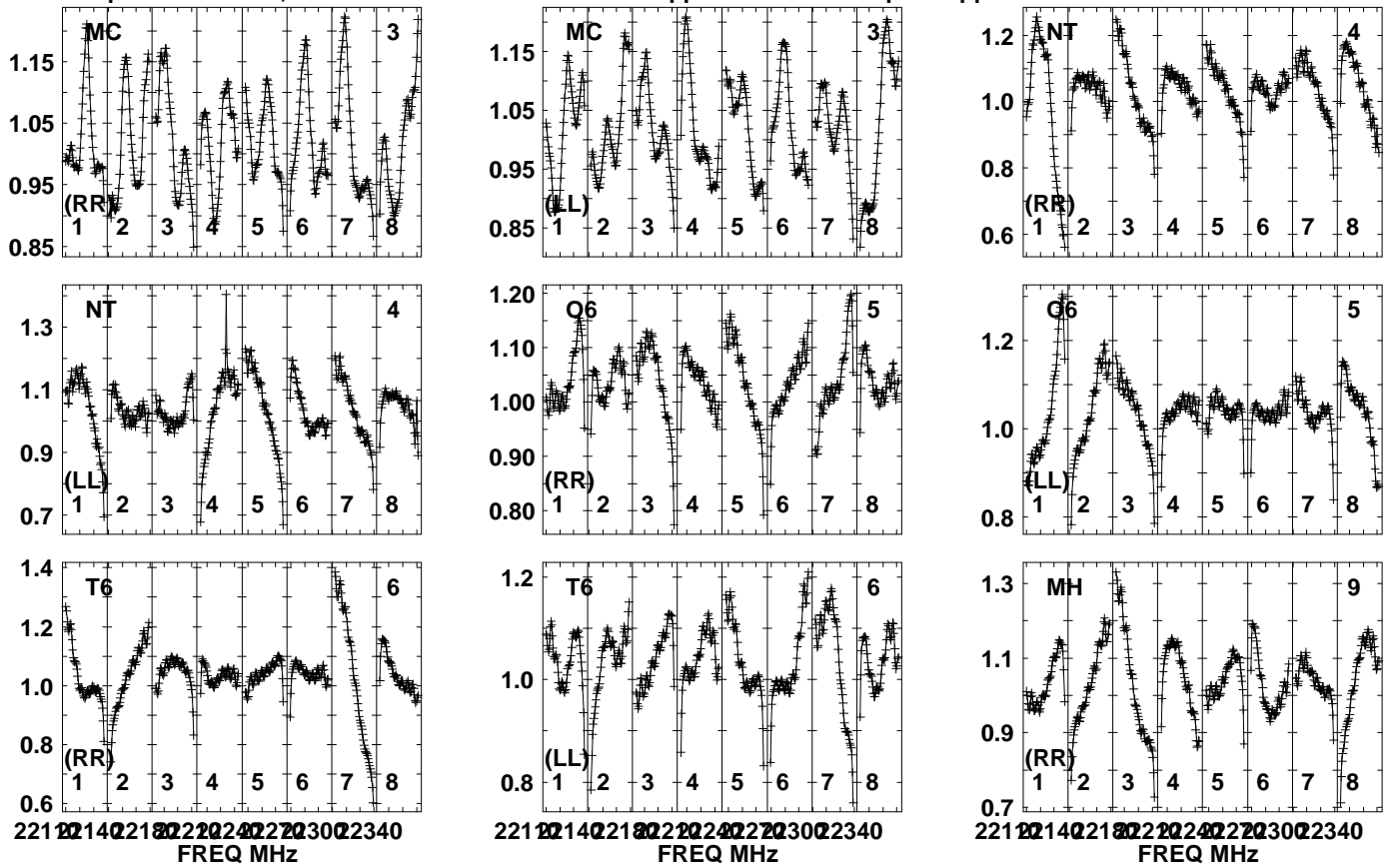


Lower frame: Real Jy
Auto-corr total-power spectrum Antenna: *
Timerange: 00/05:49:21 to 00/05:54:19

Plot file version 184 created 21-FEB-2023 15:53:26

J1516 EB092F.UVDATA.1

Freq = 22.1080 GHz, Bw = 32.000 MH No calibration applied and no bandpass applied

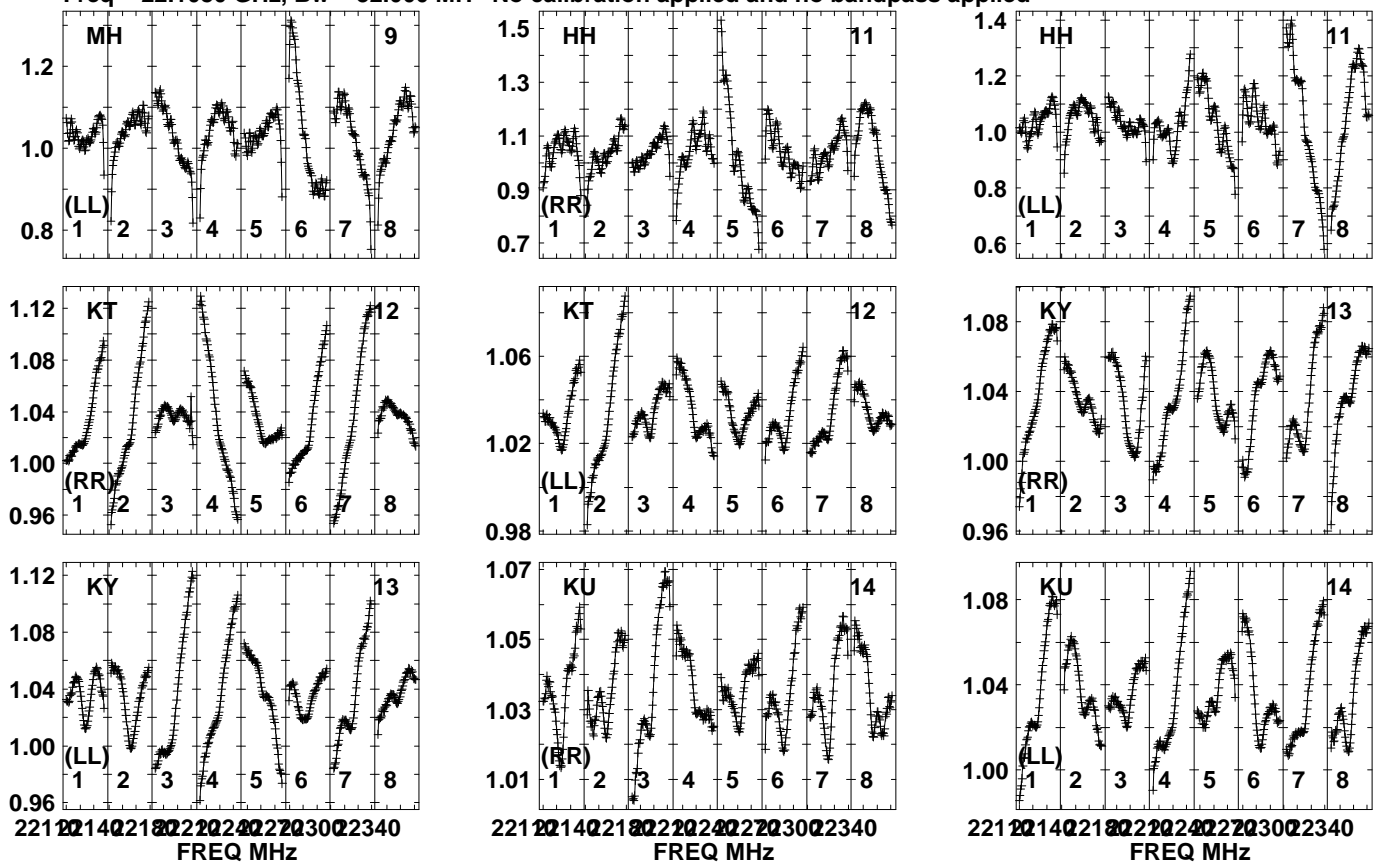


Lower frame: Real Jy
Auto-corr total-power spectrum Antenna: *
Timerange: 00/05:58:28 to 00/06:01:26

Plot file version 185 created 21-FEB-2023 15:53:26

J1516 EB092F.UVDATA.1

Freq = 22.1080 GHz, Bw = 32.000 MH No calibration applied and no bandpass applied

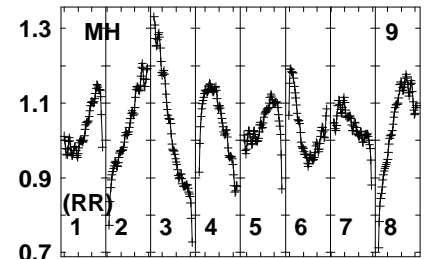
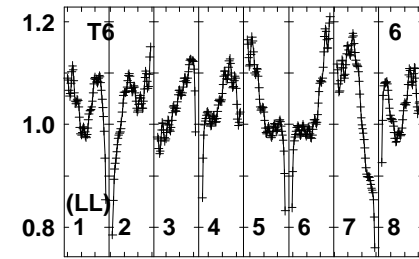
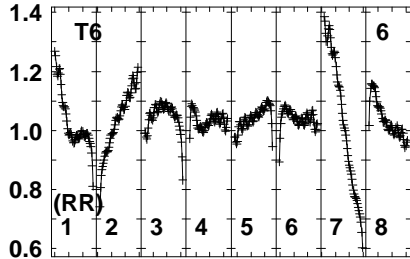
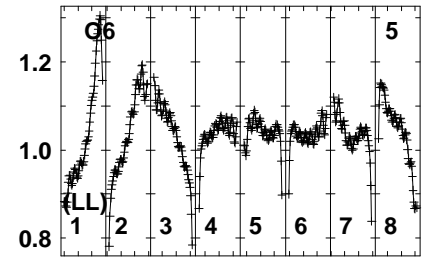
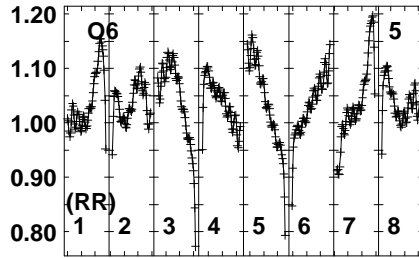
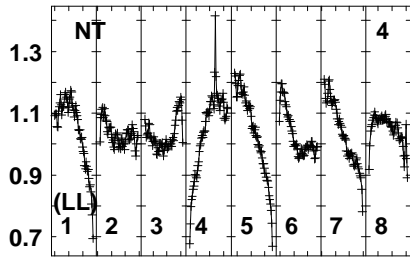
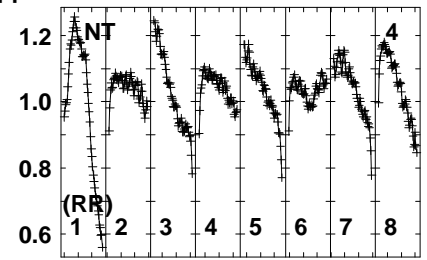
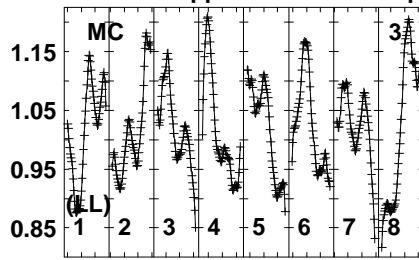
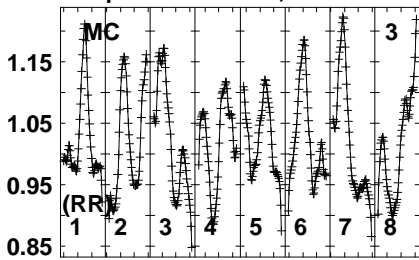


Lower frame: Real Jy
Auto-corr total-power spectrum Antenna: *
Timerange: 00/05:58:28 to 00/06:01:26

Plot file version 186 created 21-FEB-2023 15:53:27

J1516 EB092F.UVDATA.1

Freq = 22.1080 GHz, Bw = 32.000 MH No calibration applied and no bandpass applied



221 22140 2180 2220 2400 2270 300 2340
FREQ MHz

221 22140 2180 2220 2400 2270 300 2340
FREQ MHz

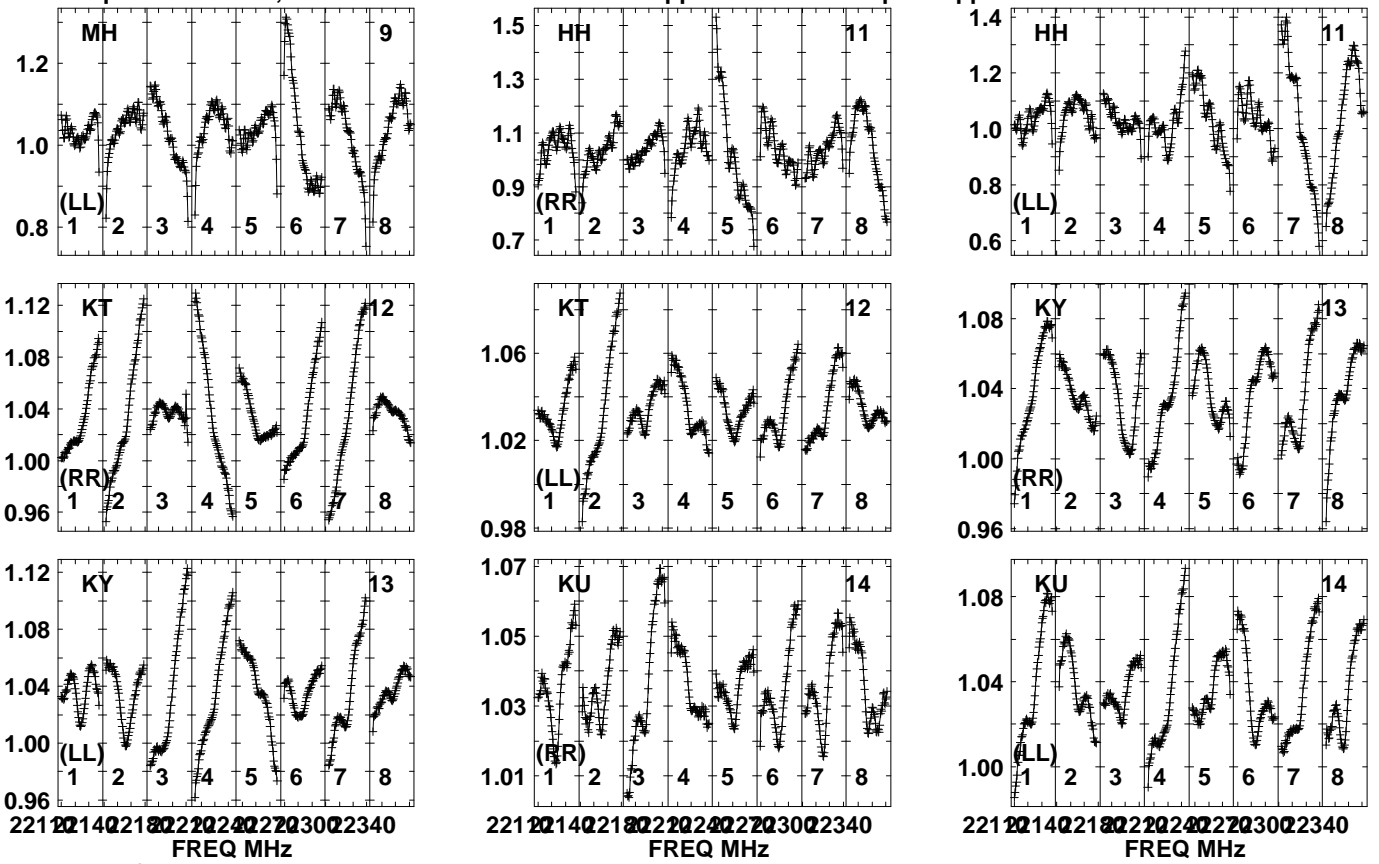
221 22140 2180 2220 2400 2270 300 2340
FREQ MHz

Lower frame: Real Jy
Auto-corr total-power spectrum Antenna: *
Timerange: 00/06:01:58 to 00/06:06:56

Plot file version 187 created 21-FEB-2023 15:53:27

J1516 EB092F.UVDATA.1

Freq = 22.1080 GHz, Bw = 32.000 MH No calibration applied and no bandpass applied

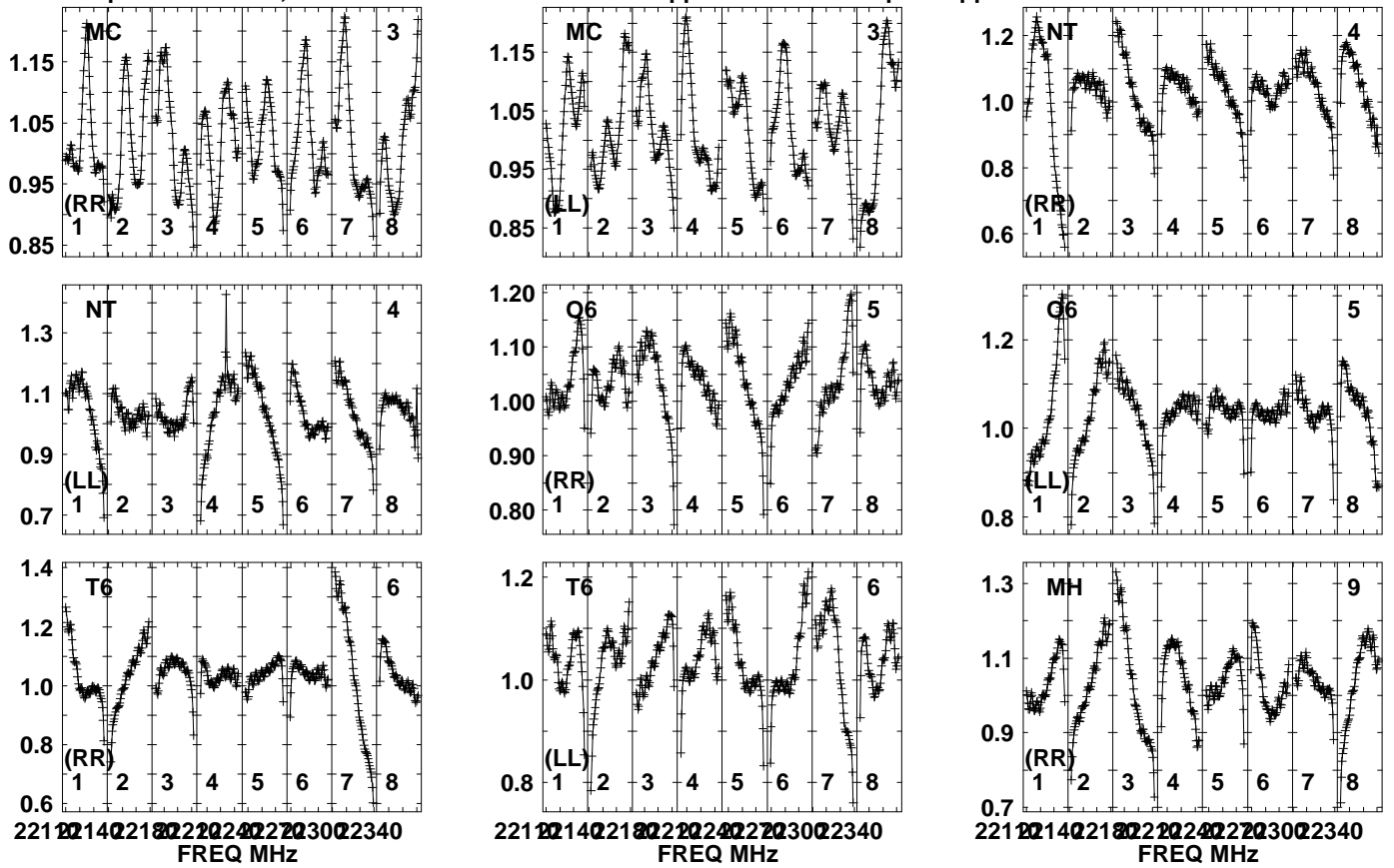


Lower frame: Real Jy
Auto-corr total-power spectrum Antenna: *
Timerange: 00/06:01:58 to 00/06:06:56

Plot file version 188 created 21-FEB-2023 15:53:27

J1516 EB092F.UVDATA.1

Freq = 22.1080 GHz, Bw = 32.000 MH No calibration applied and no bandpass applied

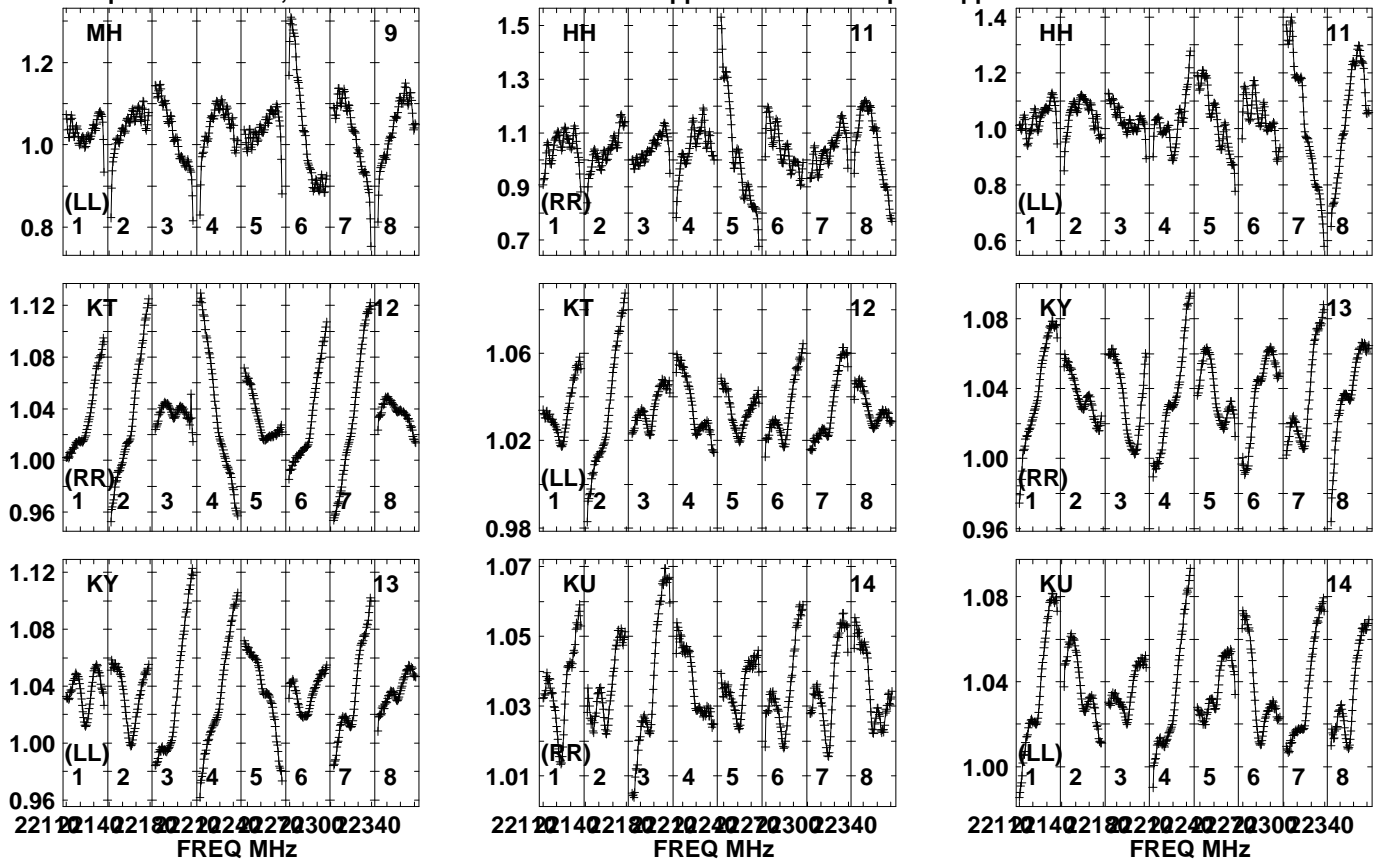


Lower frame: Real Jy
Auto-corr total-power spectrum Antenna: *
Timerange: 00/06:07:28 to 00/06:12:26

Plot file version 189 created 21-FEB-2023 15:53:28

J1516 EB092F.UVDATA.1

Freq = 22.1080 GHz, Bw = 32.000 MH No calibration applied and no bandpass applied

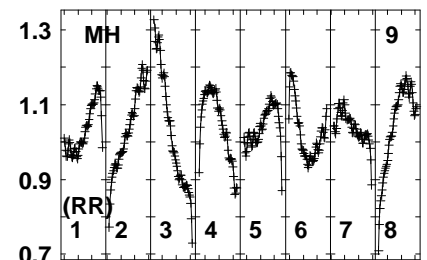
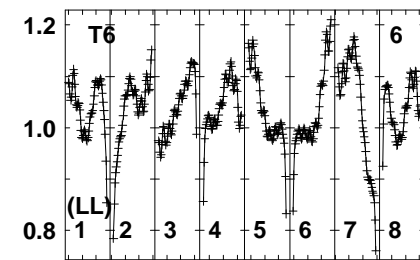
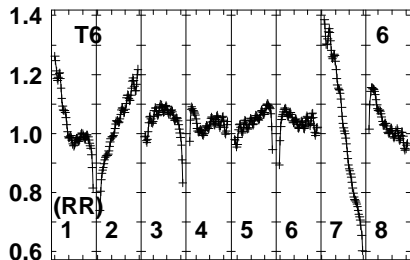
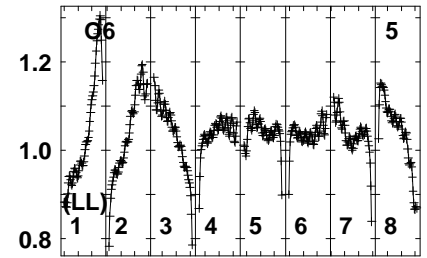
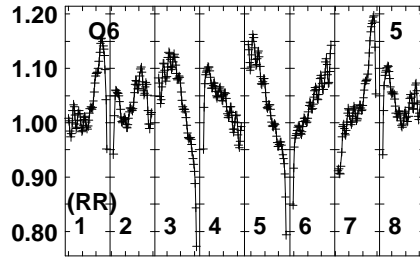
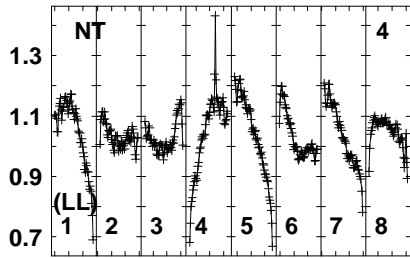
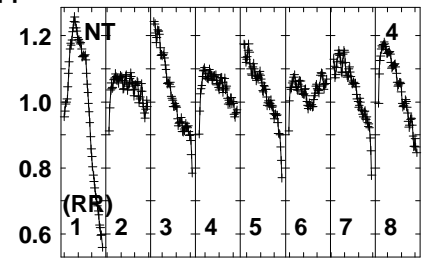
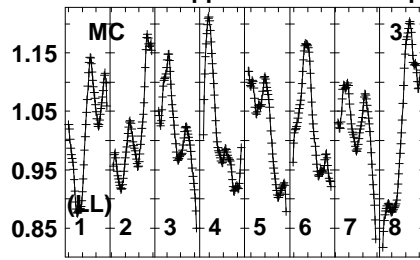
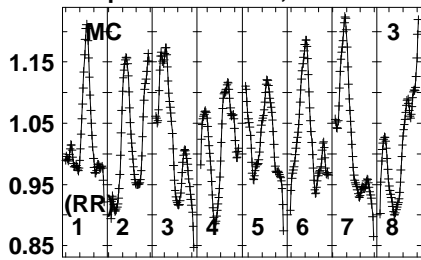


Lower frame: Real Jy
Auto-corr total-power spectrum Antenna: *
Timerange: 00/06:07:28 to 00/06:12:26

Plot file version 190 created 21-FEB-2023 15:53:28

J1516 EB092F.UVDATA.1

Freq = 22.1080 GHz, Bw = 32.000 MH No calibration applied and no bandpass applied



221 22140 2180 2220 2400 2270 300 2340
FREQ MHz

221 22140 2180 2220 2400 2270 300 2340
FREQ MHz

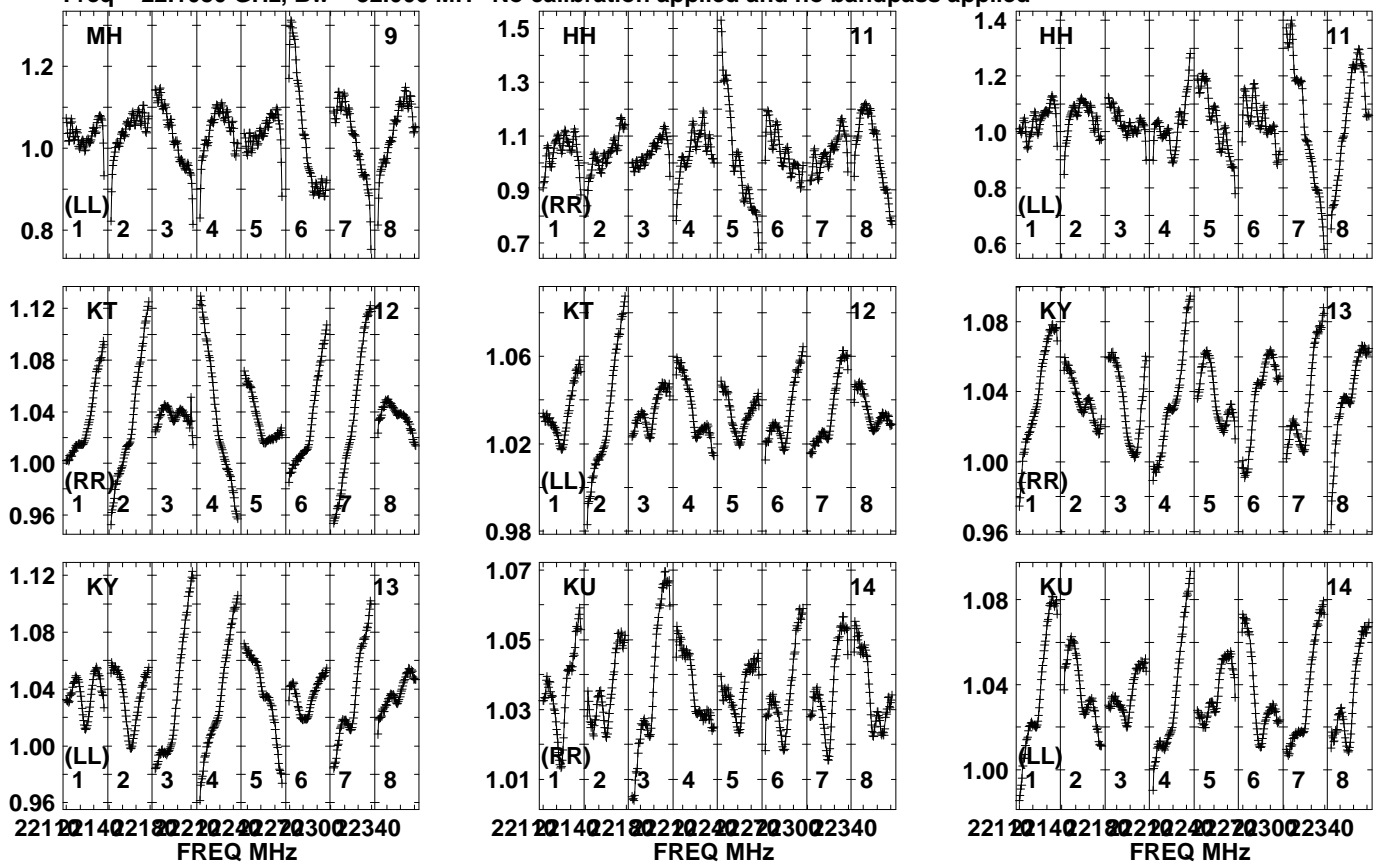
221 22140 2180 2220 2400 2270 300 2340
FREQ MHz

Lower frame: Real Jy
Auto-corr total-power spectrum Antenna: *
Timerange: 00/06:12:58 to 00/06:17:56

Plot file version 191 created 21-FEB-2023 15:53:28

J1516 EB092F.UVDATA.1

Freq = 22.1080 GHz, Bw = 32.000 MH No calibration applied and no bandpass applied

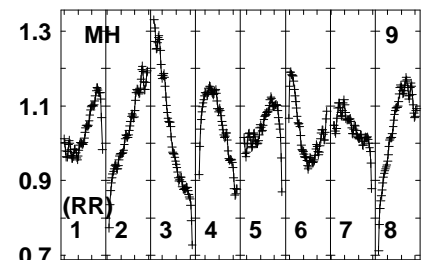
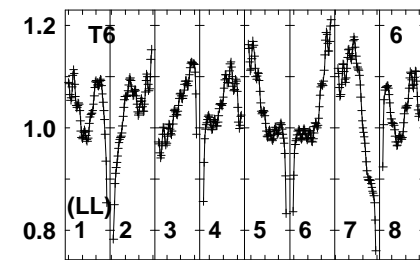
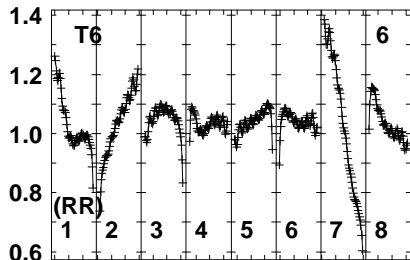
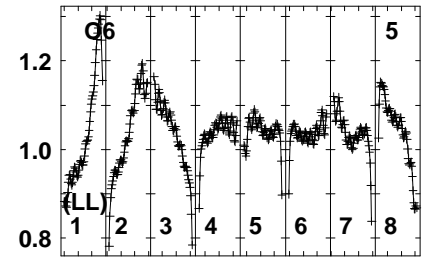
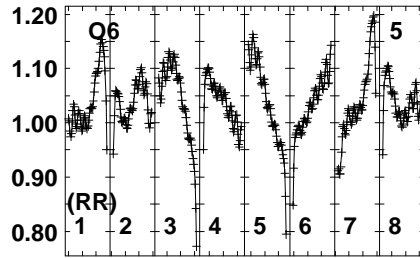
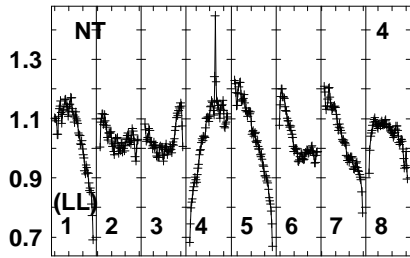
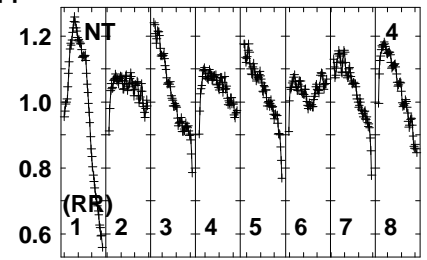
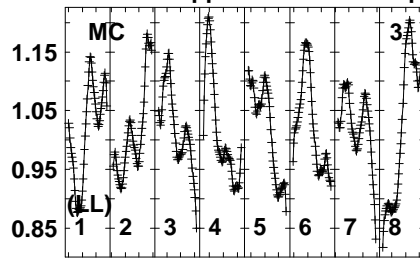
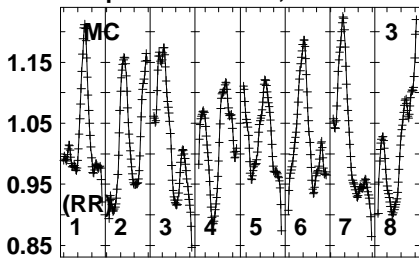


Lower frame: Real Jy
Auto-corr total-power spectrum Antenna: *
Timerange: 00/06:12:58 to 00/06:17:56

Plot file version 192 created 21-FEB-2023 15:53:29

J1516 EB092F.UVDATA.1

Freq = 22.1080 GHz, Bw = 32.000 MH No calibration applied and no bandpass applied



221 22140 22180 22220 22260 22300 22340
FREQ MHz

221 22140 22180 22220 22260 22300 22340
FREQ MHz

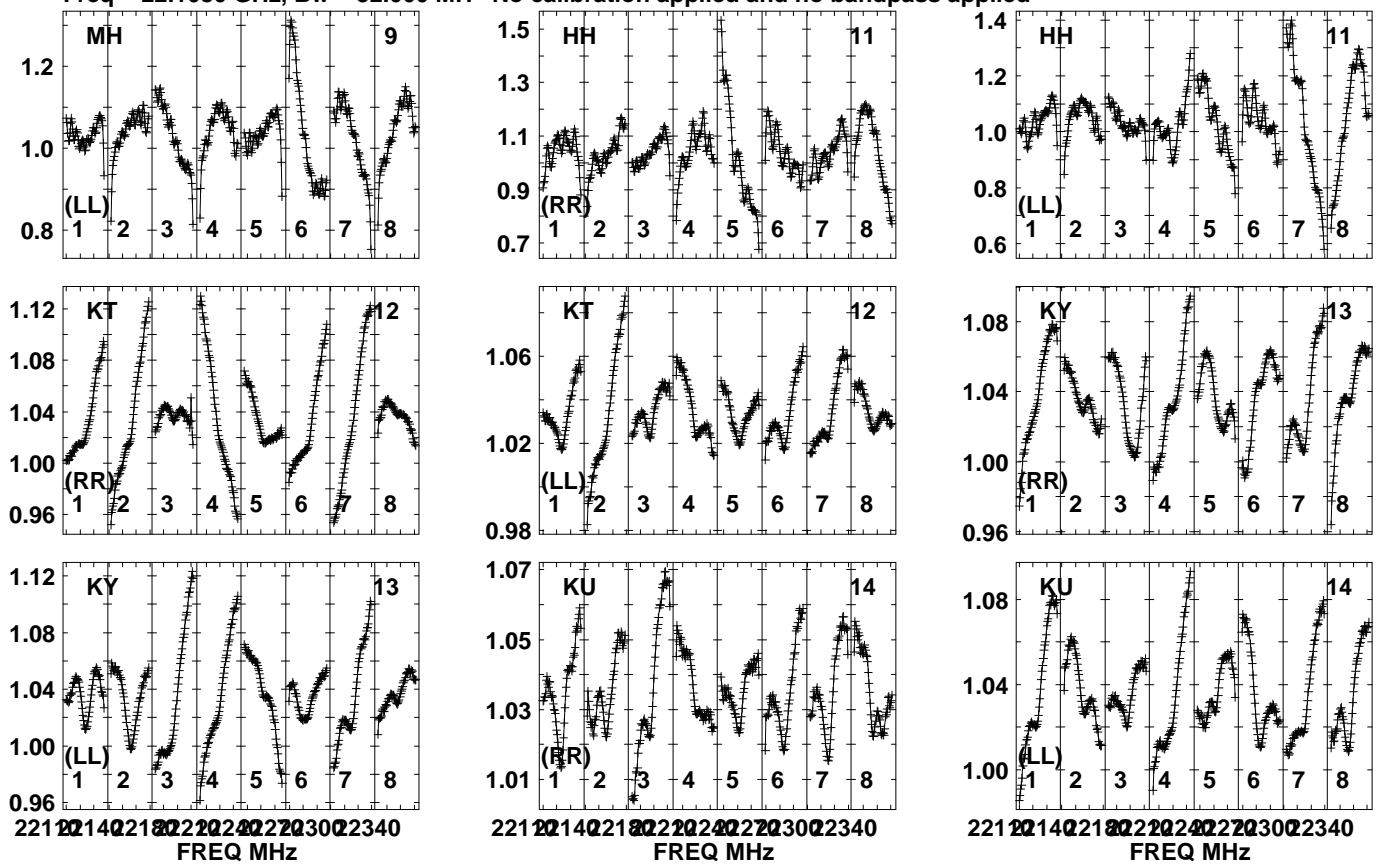
221 22140 22180 22220 22260 22300 22340
FREQ MHz

Lower frame: Real Jy
Auto-corr total-power spectrum Antenna: *
Timerange: 00/06:18:28 to 00/06:23:26

Plot file version 193 created 21-FEB-2023 15:53:29

J1516 EB092F.UVDATA.1

Freq = 22.1080 GHz, Bw = 32.000 MH No calibration applied and no bandpass applied

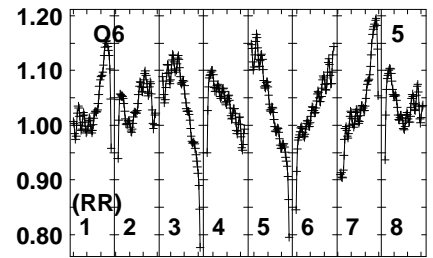
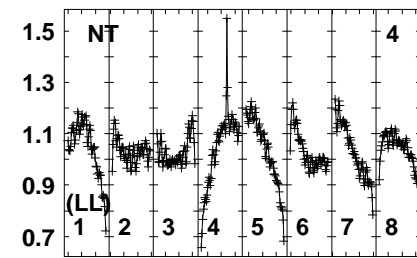
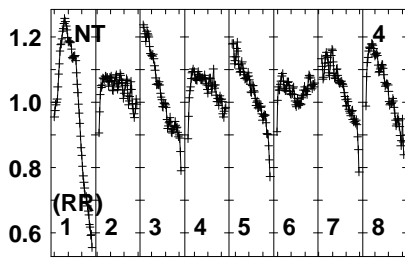
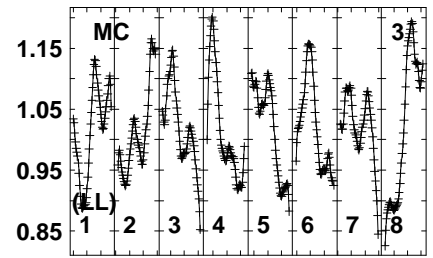
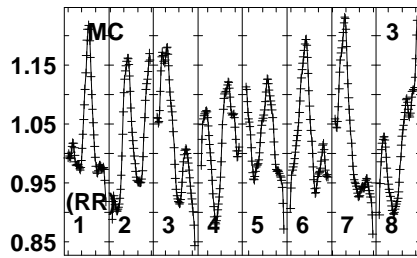
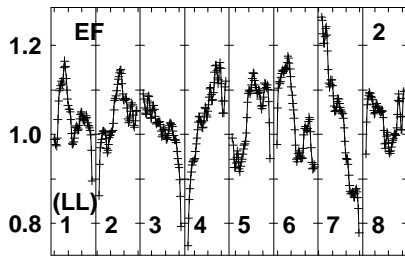
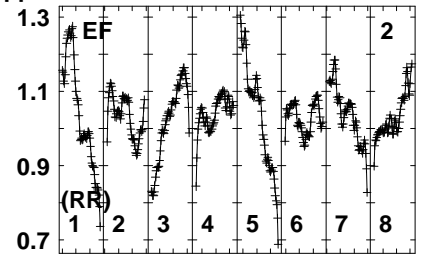
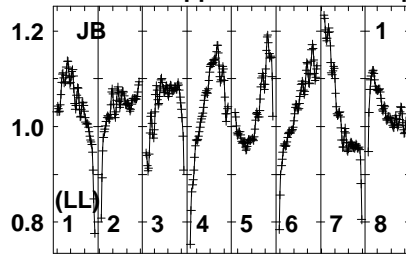
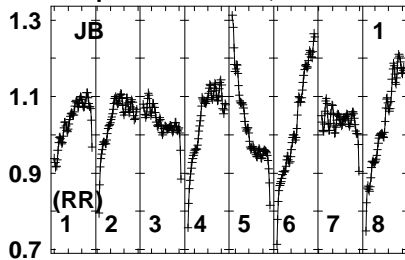


Lower frame: Real Jy
Auto-corr total-power spectrum Antenna: *
Timerange: 00/06:18:28 to 00/06:23:26

Plot file version 194 created 21-FEB-2023 15:53:30

J1148 EB092F.UVDATA.1

Freq = 22.1080 GHz, Bw = 32.000 MH No calibration applied and no bandpass applied



22102140221802224022240222030022340
FREQ MHz

22102140221802224022240222030022340
FREQ MHz

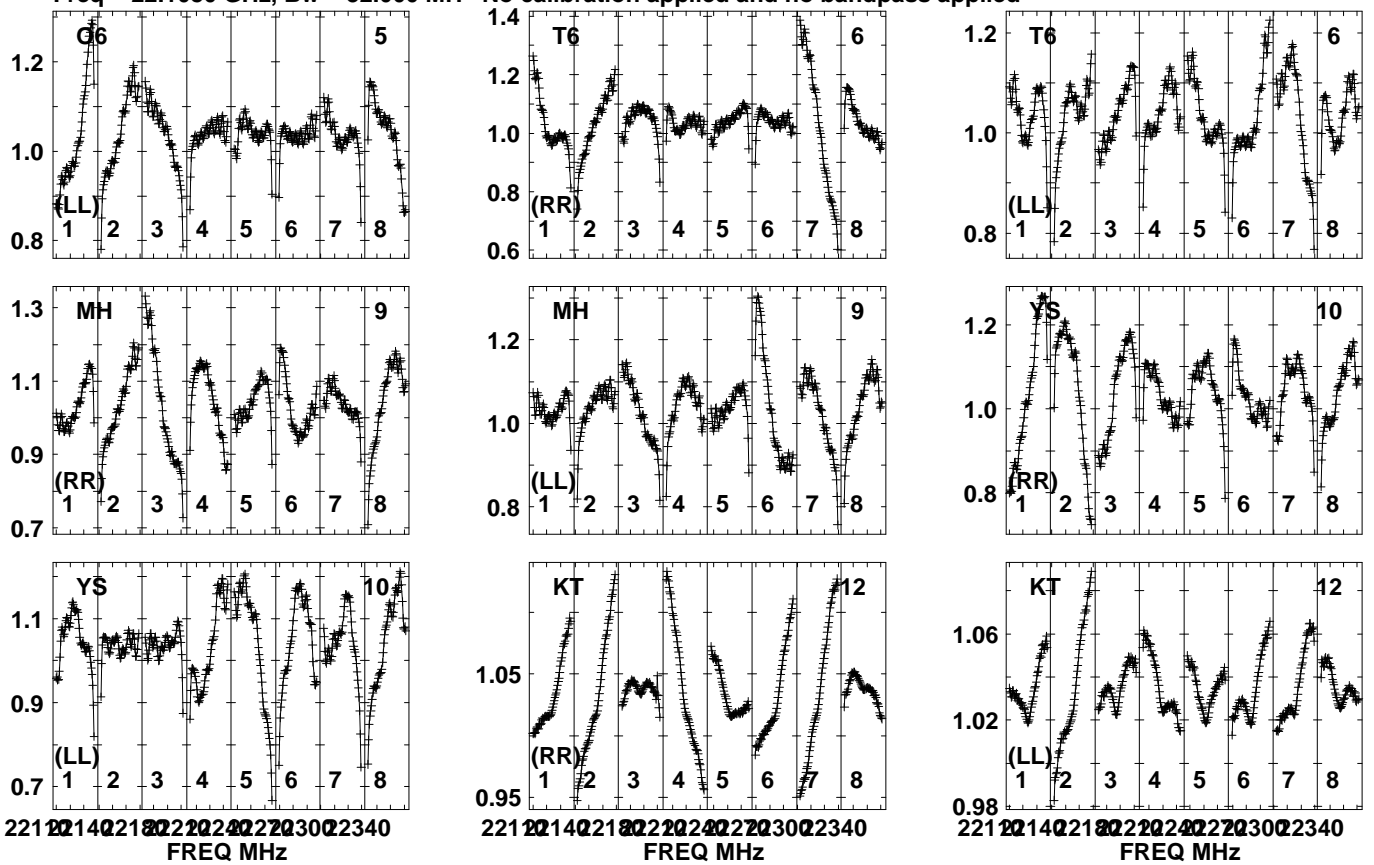
22102140221802224022240222030022340
FREQ MHz

Lower frame: Real Jy
Auto-corr total-power spectrum Antenna: *
Timerange: 00/06:27:29 to 00/06:30:27

Plot file version 195 created 21-FEB-2023 15:53:30

J1148 EB092F.UVDATA.1

Freq = 22.1080 GHz, Bw = 32.000 MH No calibration applied and no bandpass applied

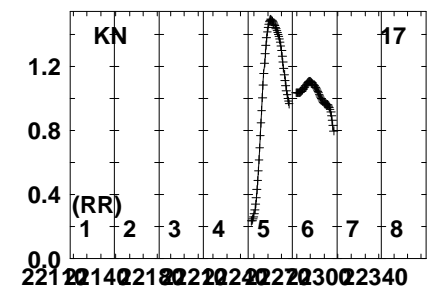
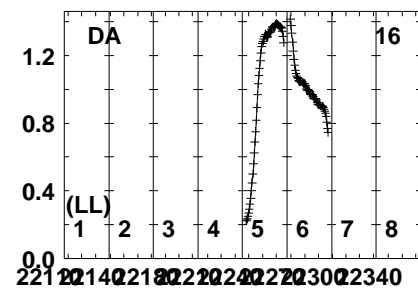
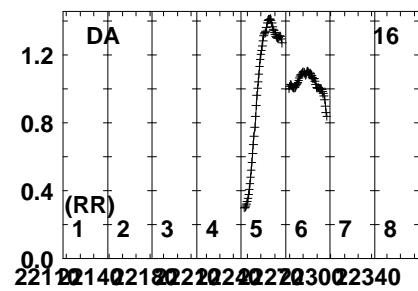
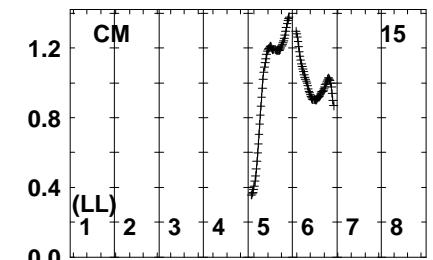
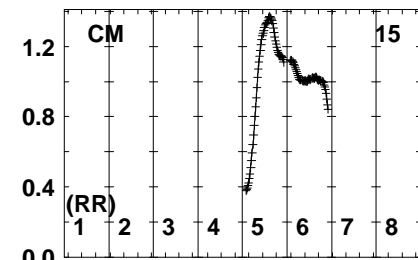
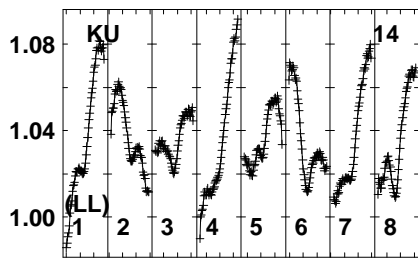
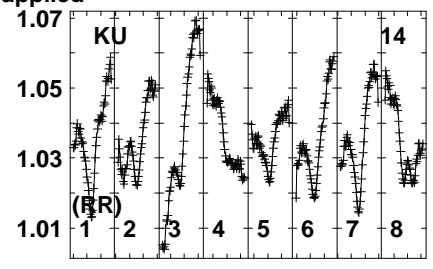
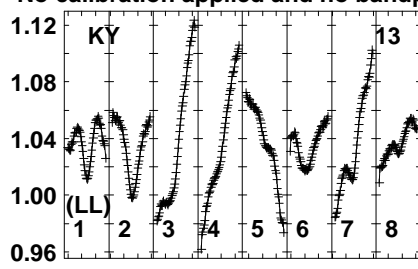
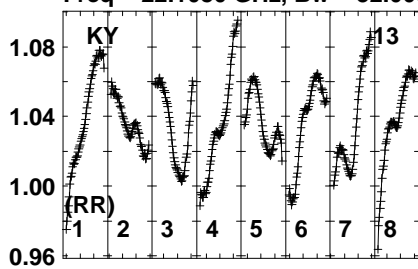


Lower frame: Real Jy
Auto-corr total-power spectrum Antenna: *
Timerange: 00/06:27:29 to 00/06:30:27

Plot file version 196 created 21-FEB-2023 15:53:31

J1148 EB092F.UVDATA.1

Freq = 22.1080 GHz, Bw = 32.000 MH No calibration applied and no bandpass applied

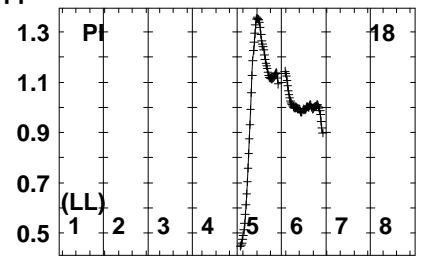
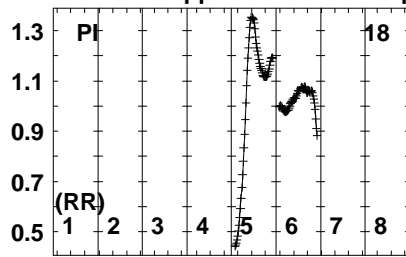
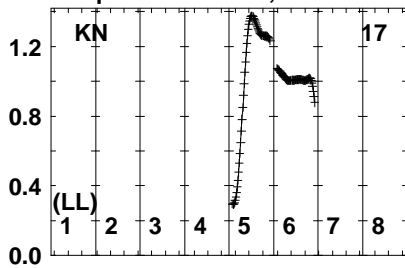


Lower frame: Real Jy
Auto-corr total-power spectrum Antenna: *
Timerange: 00/06:27:29 to 00/06:30:27

Plot file version 197 created 21-FEB-2023 15:53:31

J1148 EB092F.UVDATA.1

Freq = 22.1080 GHz, Bw = 32.000 MH No calibration applied and no bandpass applied

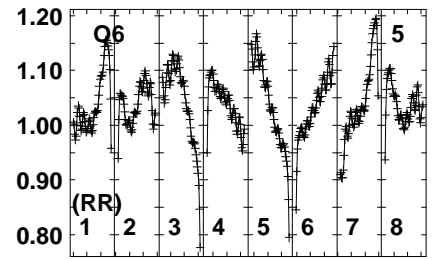
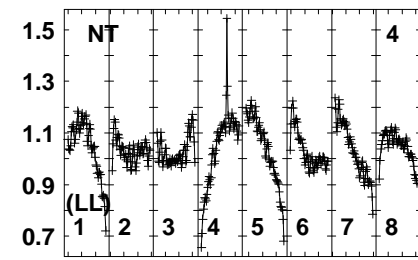
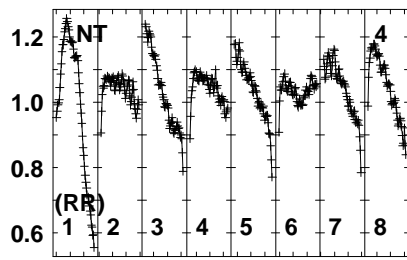
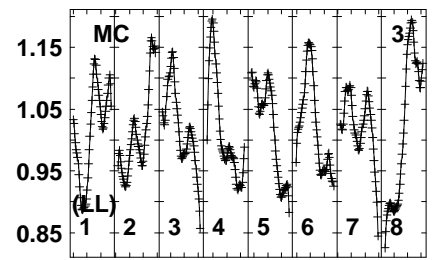
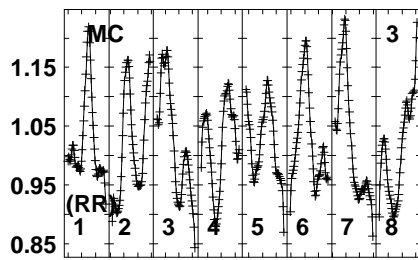
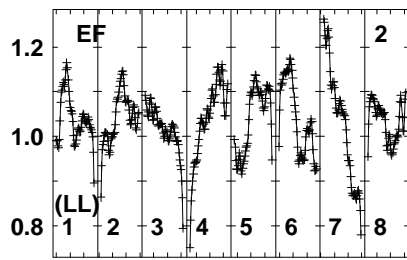
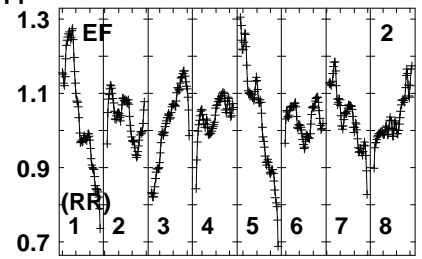
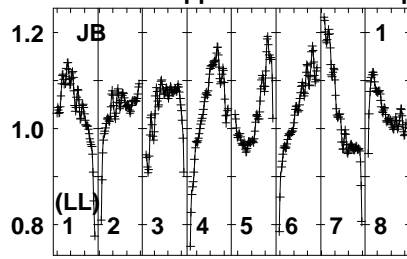
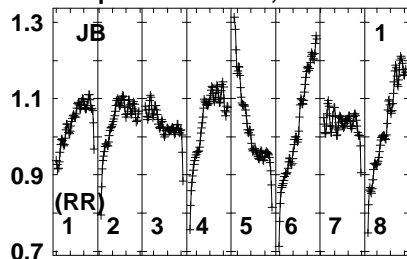


Lower frame: Real Jy
Auto-corr total-power spectrum Antenna: *
Timerange: 00/06:27:29 to 00/06:30:27

Plot file version 198 created 21-FEB-2023 15:53:31

J1148 EB092F.UVDATA.1

Freq = 22.1080 GHz, Bw = 32.000 MH No calibration applied and no bandpass applied



22102140221802224022240222030022340
FREQ MHz

22102140221802224022240222030022340
FREQ MHz

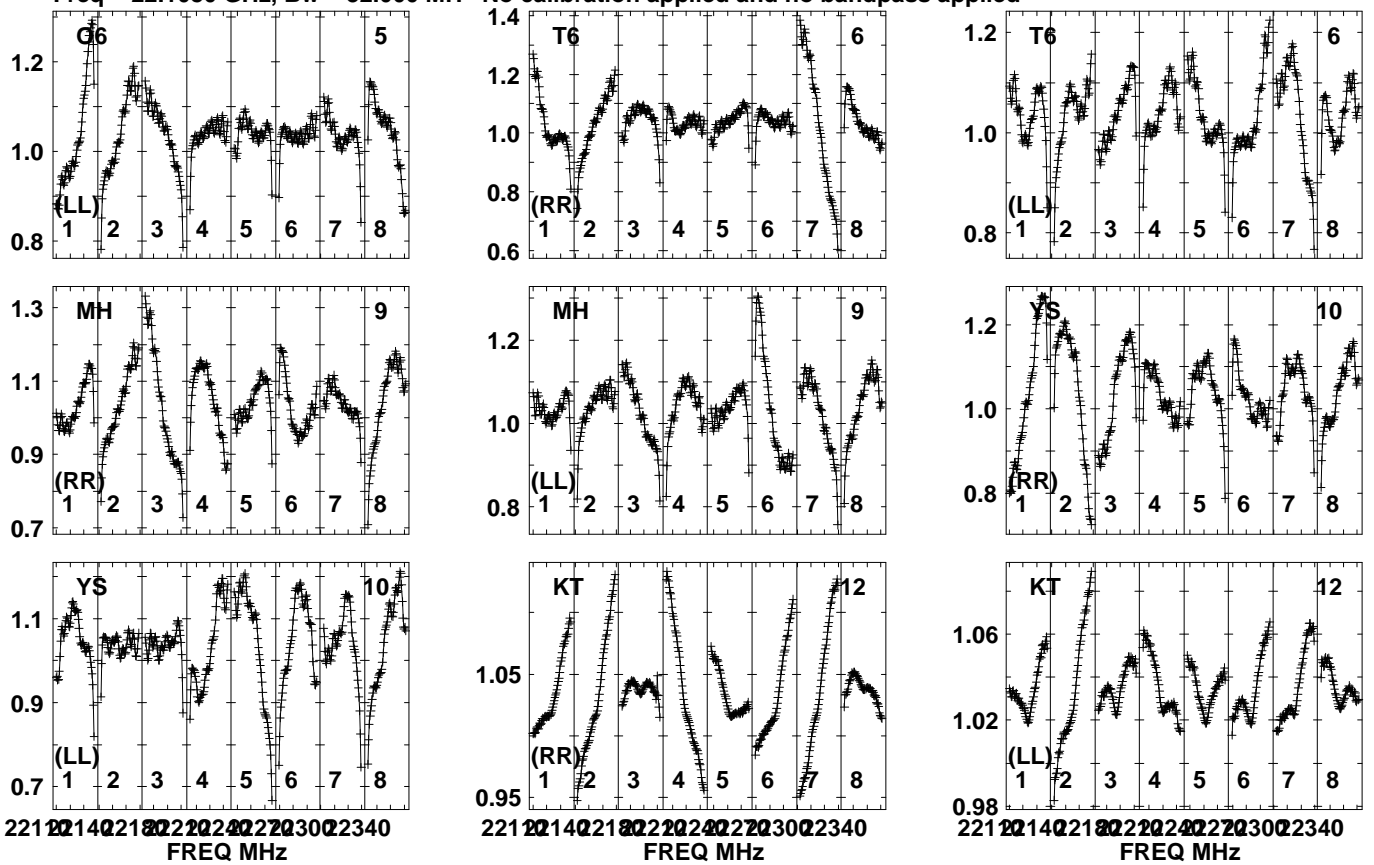
22102140221802224022240222030022340
FREQ MHz

Lower frame: Real Jy
Auto-corr total-power spectrum Antenna: *
Timerange: 00/06:30:59 to 00/06:35:57

Plot file version 199 created 21-FEB-2023 15:53:32

J1148 EB092F.UVDATA.1

Freq = 22.1080 GHz, Bw = 32.000 MH No calibration applied and no bandpass applied

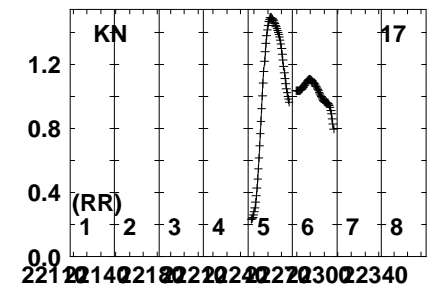
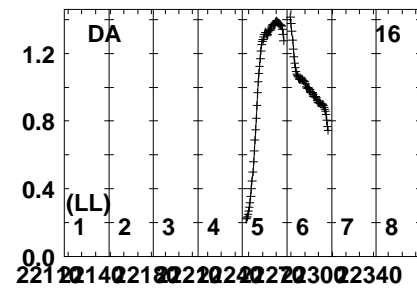
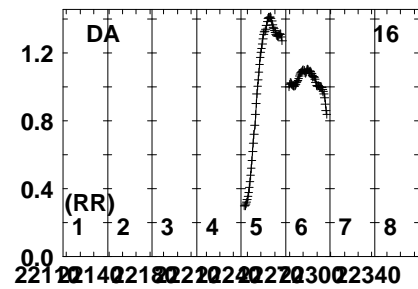
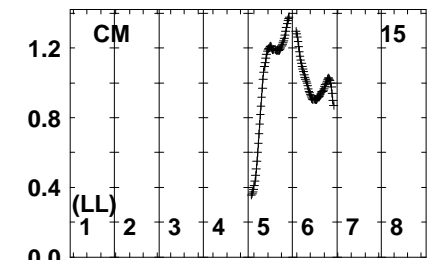
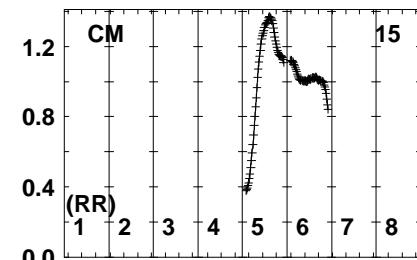
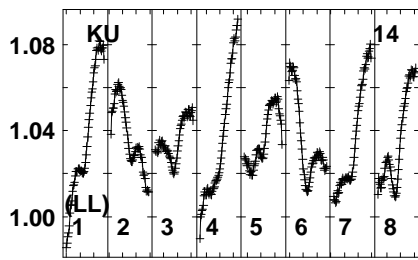
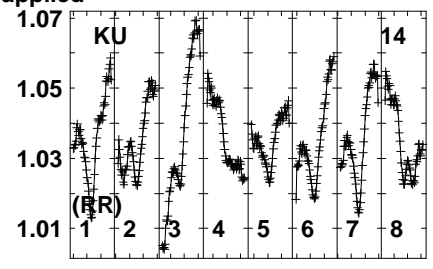
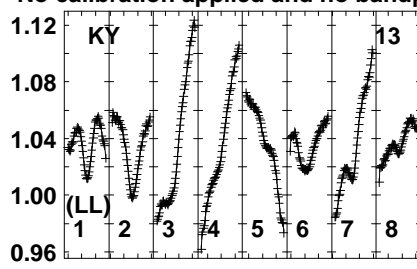
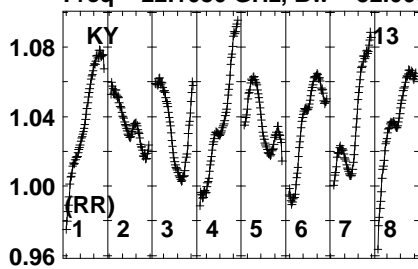


Lower frame: Real Jy
Auto-corr total-power spectrum Antenna: *
Timerange: 00/06:30:59 to 00/06:35:57

Plot file version 200 created 21-FEB-2023 15:53:33

J1148 EB092F.UVDATA.1

Freq = 22.1080 GHz, Bw = 32.000 MH No calibration applied and no bandpass applied



221 22140 22180 22220 22260 22300 22340
FREQ MHz

221 22140 22180 22220 22260 22300 22340
FREQ MHz

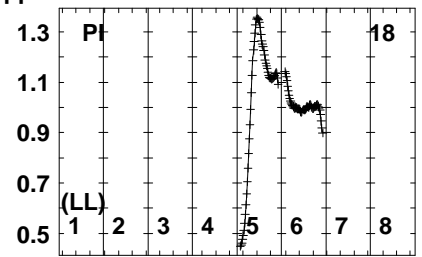
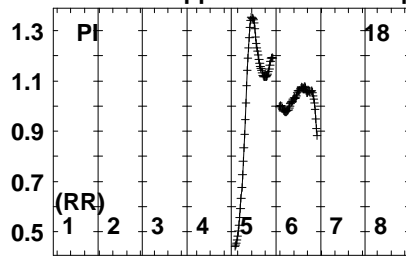
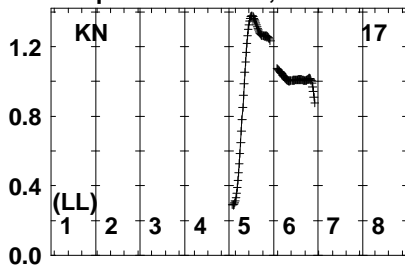
221 22140 22180 22220 22260 22300 22340
FREQ MHz

Lower frame: Real Jy
Auto-corr total-power spectrum Antenna: *
Timerange: 00/06:30:59 to 00/06:35:57

Plot file version 201 created 21-FEB-2023 15:53:33

J1148 EB092F.UVDATA.1

Freq = 22.1080 GHz, Bw = 32.000 MH No calibration applied and no bandpass applied

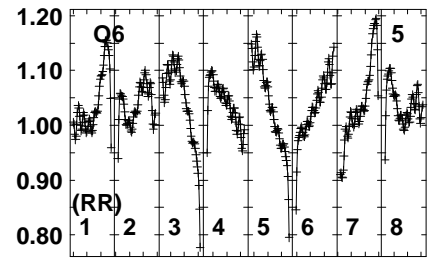
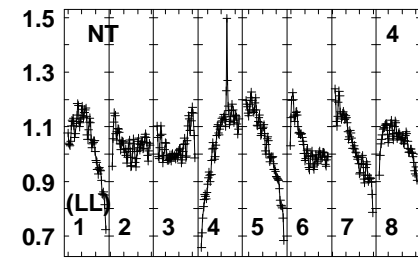
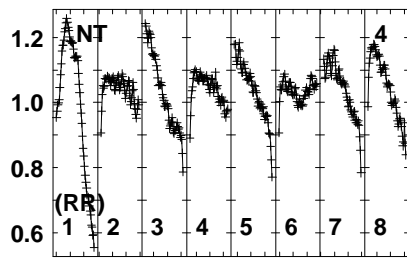
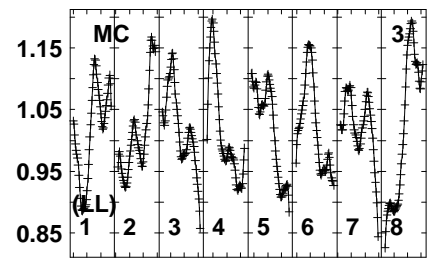
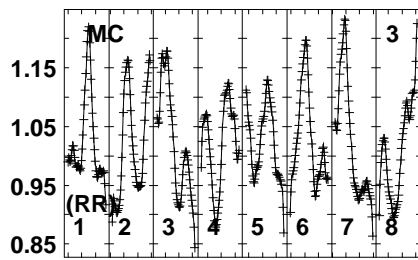
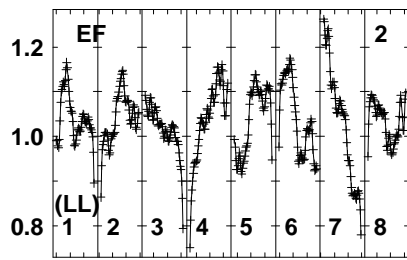
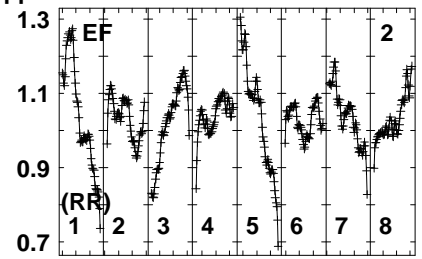
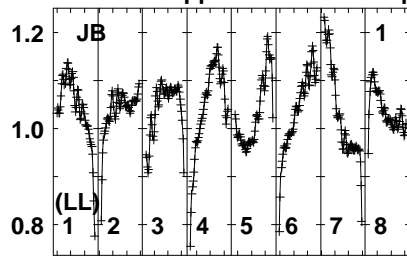
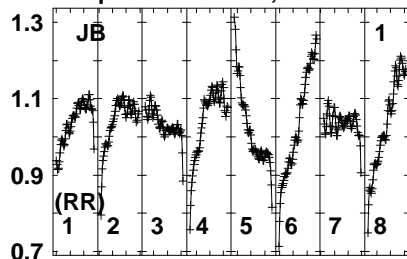


Lower frame: Real Jy
Auto-corr total-power spectrum Antenna: *
Timerange: 00/06:30:59 to 00/06:35:57

Plot file version 202 created 21-FEB-2023 15:53:33

J1148 EB092F.UVDATA.1

Freq = 22.1080 GHz, Bw = 32.000 MH No calibration applied and no bandpass applied



221021402218022240222802232022340
FREQ MHz

221021402218022240222802232022340
FREQ MHz

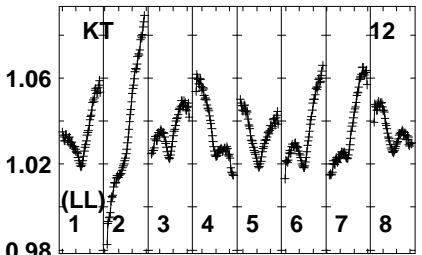
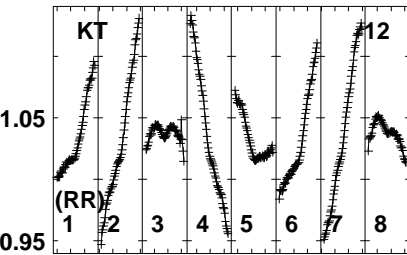
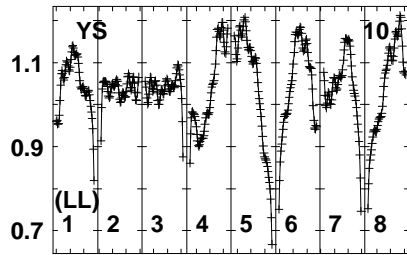
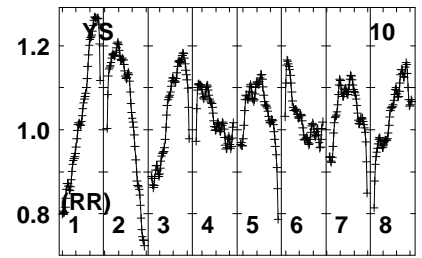
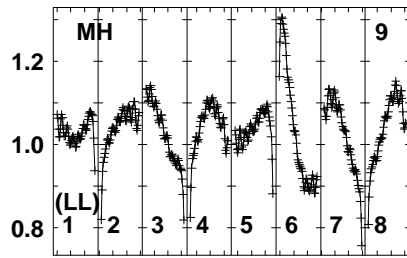
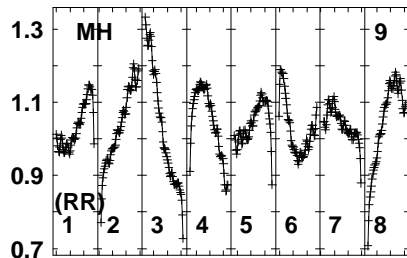
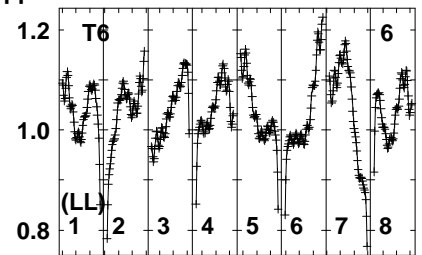
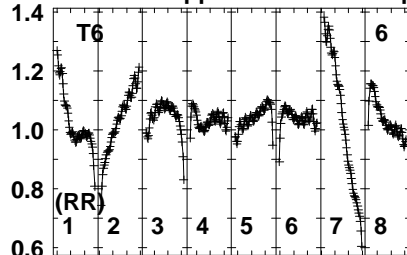
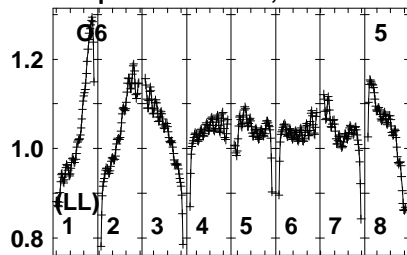
221021402218022240222802232022340
FREQ MHz

Lower frame: Real Jy
Auto-corr total-power spectrum Antenna: *
Timerange: 00/06:36:29 to 00/06:41:27

Plot file version 203 created 21-FEB-2023 15:53:34

J1148 EB092F.UVDATA.1

Freq = 22.1080 GHz, Bw = 32.000 MH No calibration applied and no bandpass applied



22100 22140 22180 22220 22260 22300 22340
FREQ MHz

22100 22140 22180 22220 22260 22300 22340
FREQ MHz

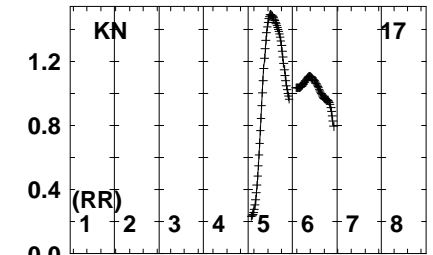
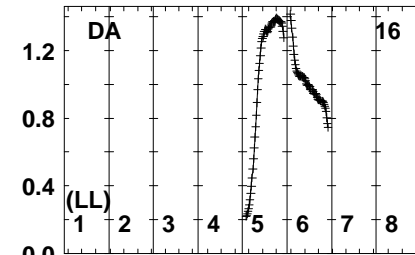
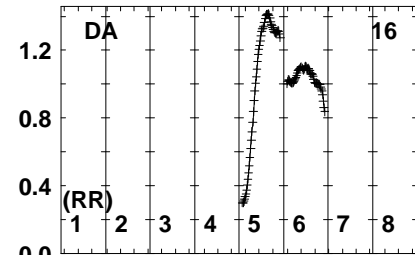
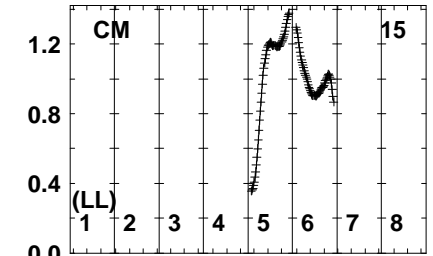
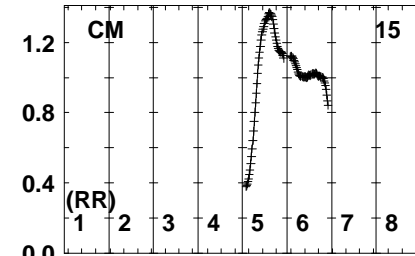
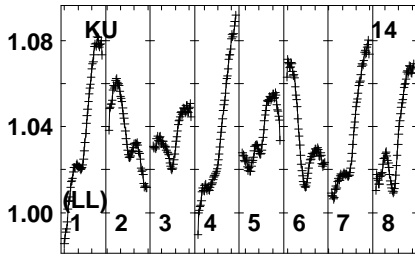
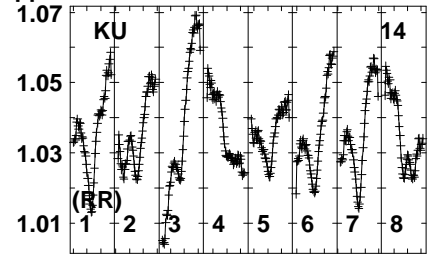
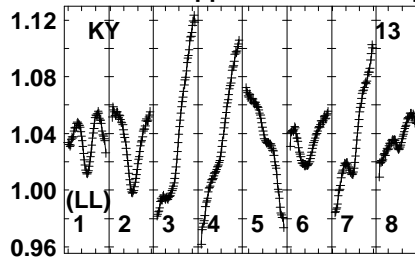
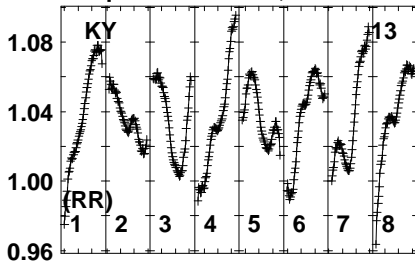
22100 22140 22180 22220 22260 22300 22340
FREQ MHz

Lower frame: Real Jy
Auto-corr total-power spectrum Antenna: *
Timerange: 00/06:36:29 to 00/06:41:27

Plot file version 204 created 21-FEB-2023 15:53:34

J1148 EB092F.UVDATA.1

Freq = 22.1080 GHz, Bw = 32.000 MH No calibration applied and no bandpass applied



221 22140 22180 22220 22260 22300 22340
FREQ MHz

221 22140 22180 22220 22260 22300 22340
FREQ MHz

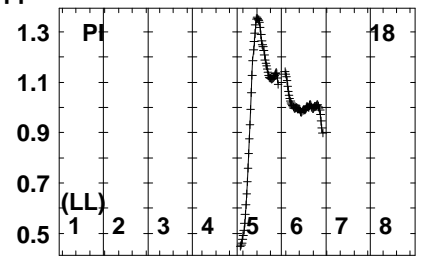
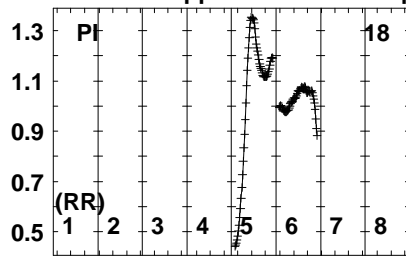
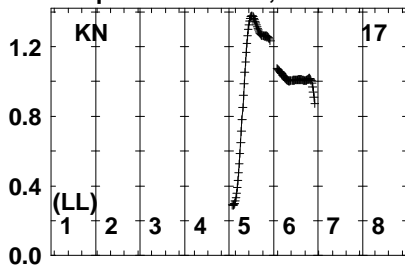
221 22140 22180 22220 22260 22300 22340
FREQ MHz

Lower frame: Real Jy
Auto-corr total-power spectrum Antenna: *
Timerange: 00/06:36:29 to 00/06:41:27

Plot file version 205 created 21-FEB-2023 15:53:35

J1148 EB092F.UVDATA.1

Freq = 22.1080 GHz, Bw = 32.000 MH No calibration applied and no bandpass applied

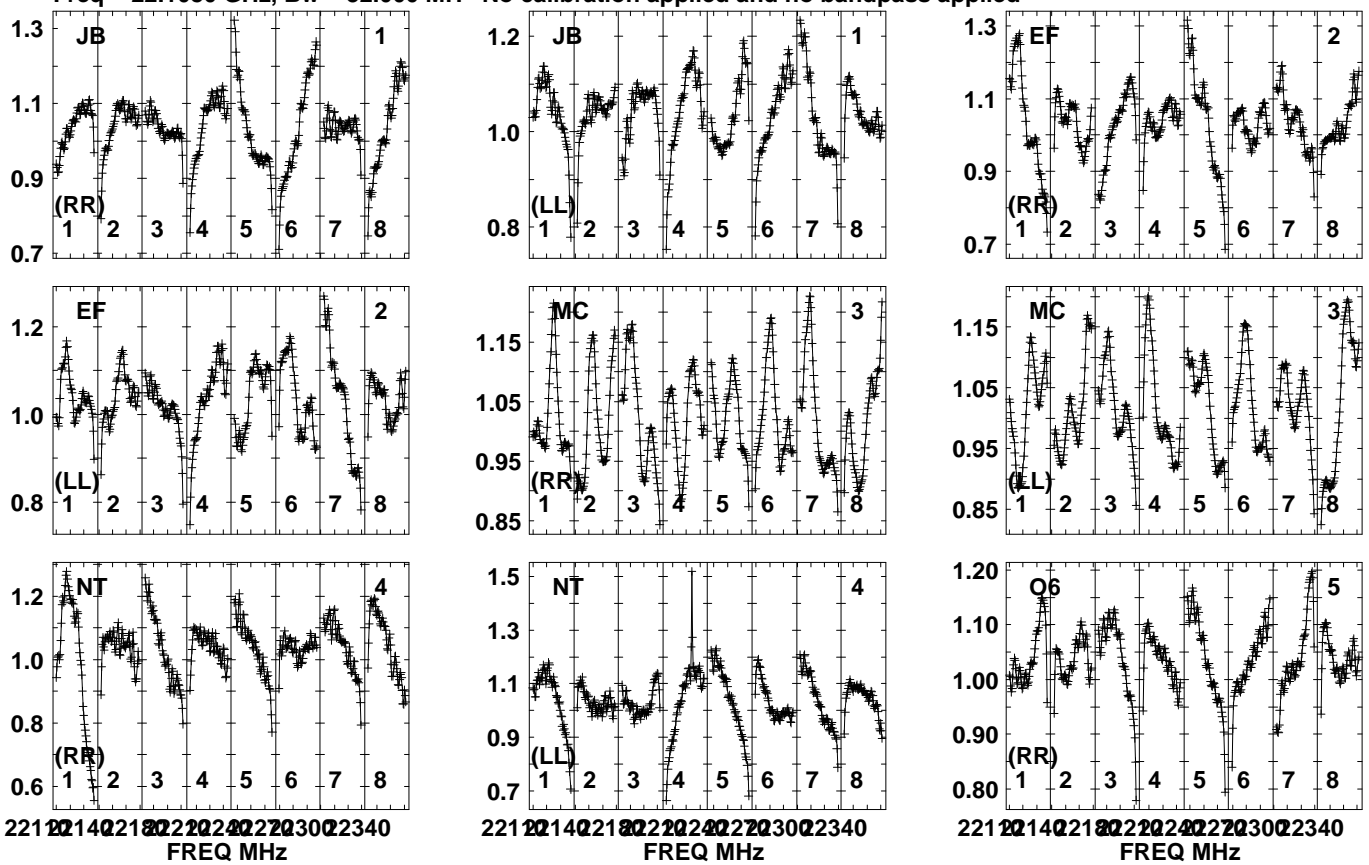


Lower frame: Real Jy
Auto-corr total-power spectrum Antenna: *
Timerange: 00/06:36:29 to 00/06:41:27

Plot file version 206 created 21-FEB-2023 15:53:35

OJ287 EB092F.UVDATA.1

Freq = 22.1080 GHz, Bw = 32.000 MH No calibration applied and no bandpass applied

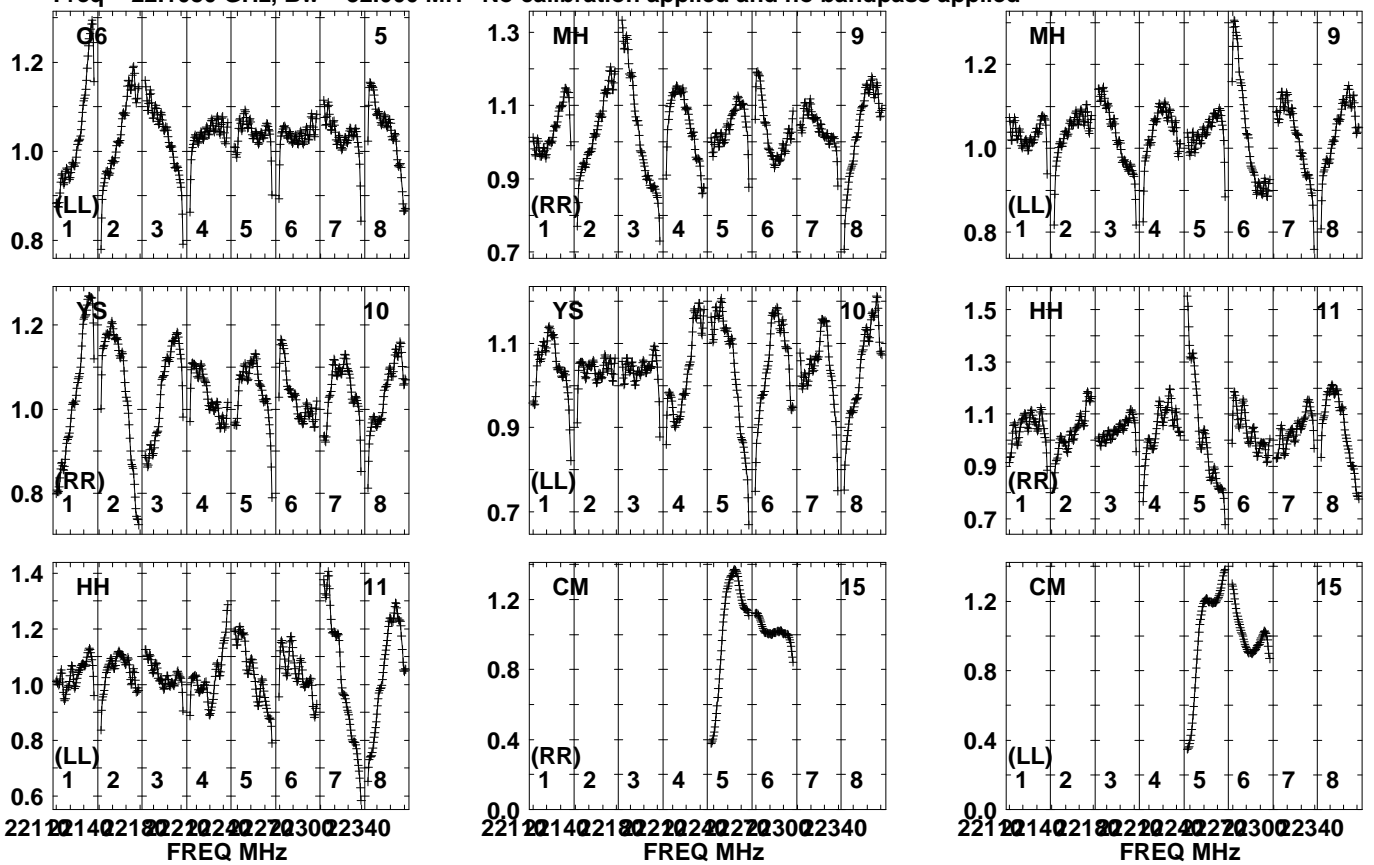


Lower frame: Real Jy
Auto-corr total-power spectrum Antenna: *
Timerange: 00/06:49:15 to 00/06:54:13

Plot file version 207 created 21-FEB-2023 15:53:35

OJ287 EB092F.UVDATA.1

Freq = 22.1080 GHz, Bw = 32.000 MH No calibration applied and no bandpass applied

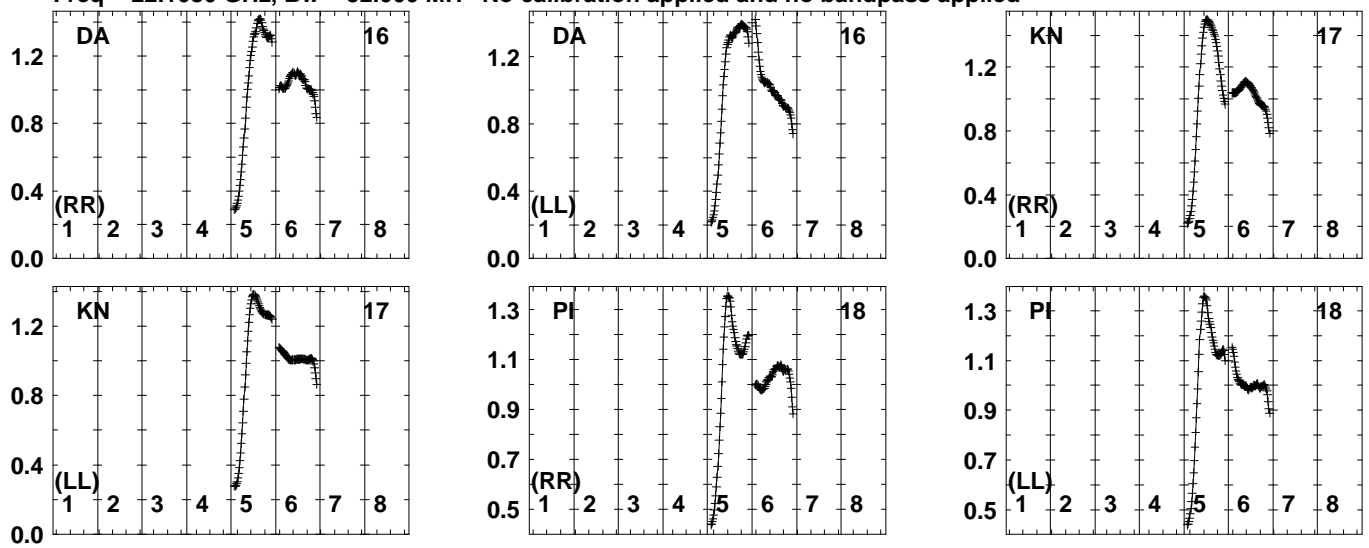


Lower frame: Real Jy
Auto-corr total-power spectrum Antenna: *
Timerange: 00/06:49:15 to 00/06:54:13

Plot file version 208 created 21-FEB-2023 15:53:36

OJ287 EB092F.UVDATA.1

Freq = 22.1080 GHz, Bw = 32.000 MH No calibration applied and no bandpass applied

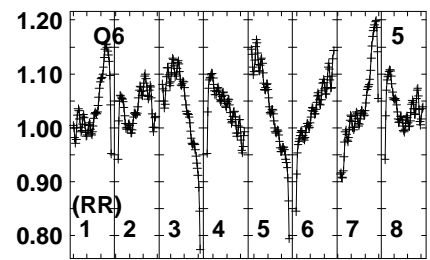
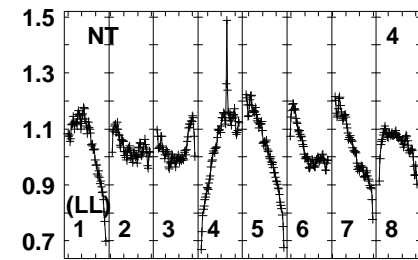
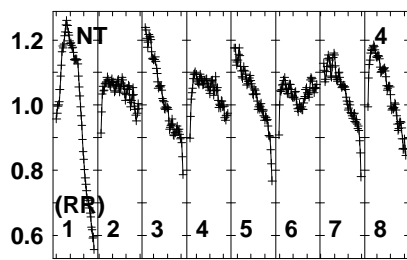
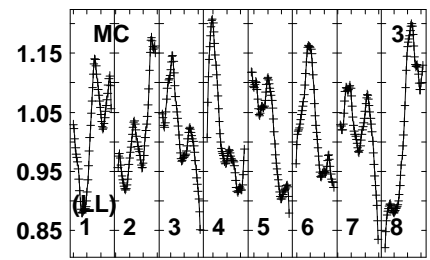
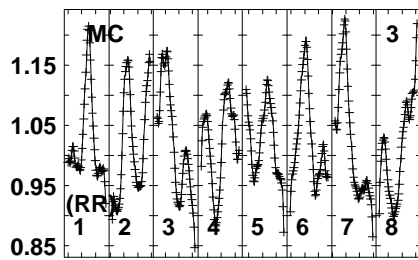
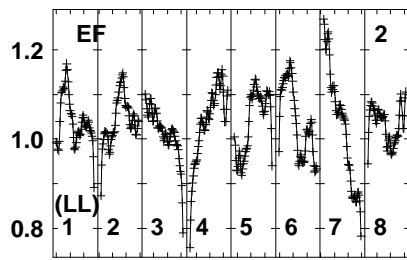
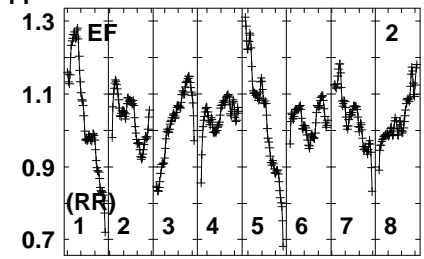
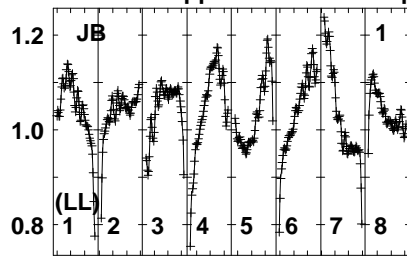
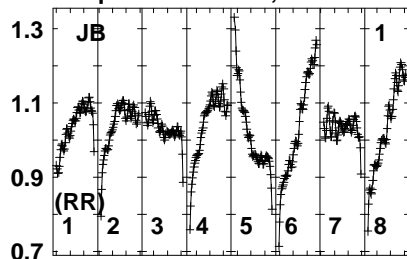


Lower frame: Real Jy
Auto-corr total-power spectrum Antenna: *
Timerange: 00/06:49:15 to 00/06:54:13

Plot file version 209 created 21-FEB-2023 15:53:36

J1516 EB092F.UVDATA.1

Freq = 22.1080 GHz, Bw = 32.000 MH No calibration applied and no bandpass applied



221021402218022240222802232022340
FREQ MHz

221021402218022240222802232022340
FREQ MHz

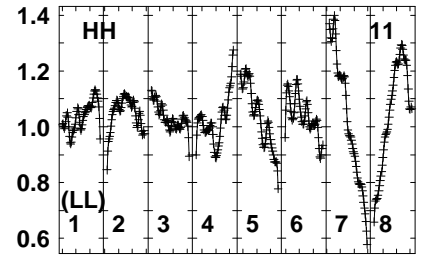
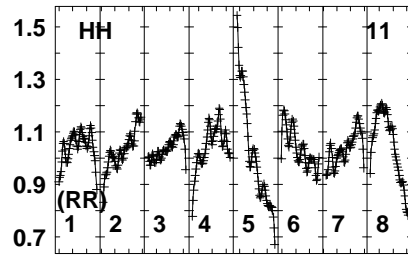
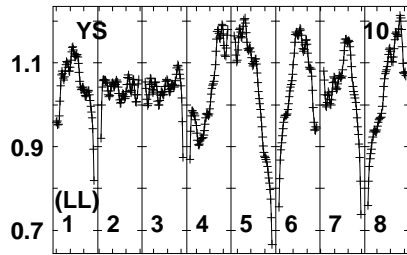
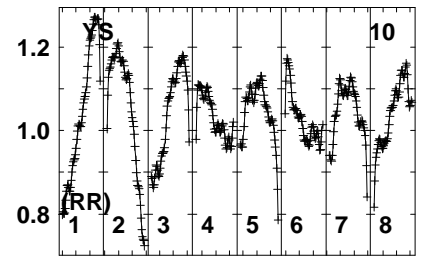
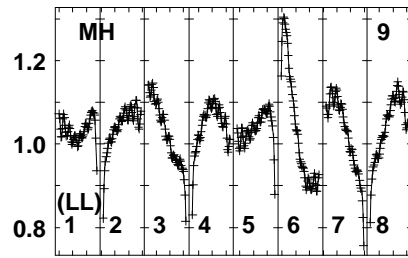
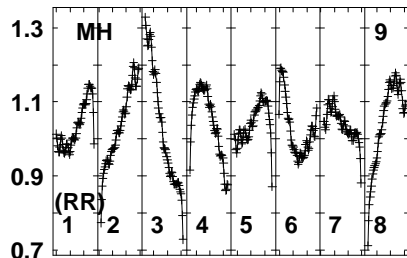
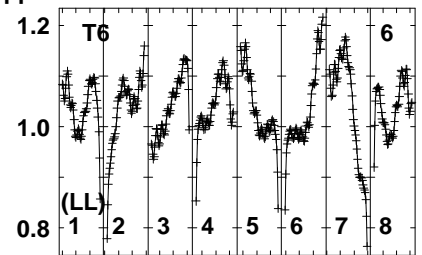
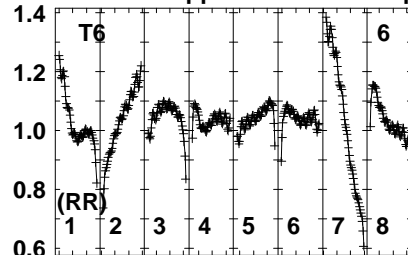
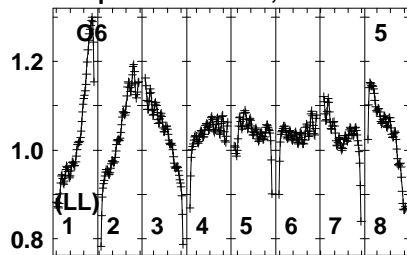
221021402218022240222802232022340
FREQ MHz

Lower frame: Real Jy
Auto-corr total-power spectrum Antenna: *
Timerange: 00/07:04:55 to 00/07:07:53

Plot file version 210 created 21-FEB-2023 15:53:37

J1516 EB092F.UVDATA.1

Freq = 22.1080 GHz, Bw = 32.000 MH No calibration applied and no bandpass applied



2210214021802220224022703002340
FREQ MHz

2210214021802220224022703002340
FREQ MHz

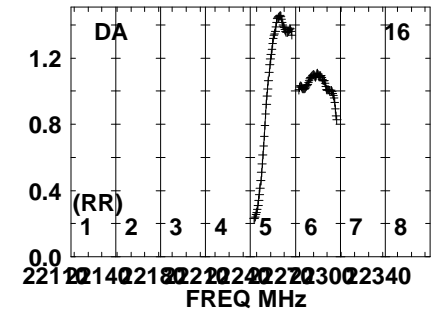
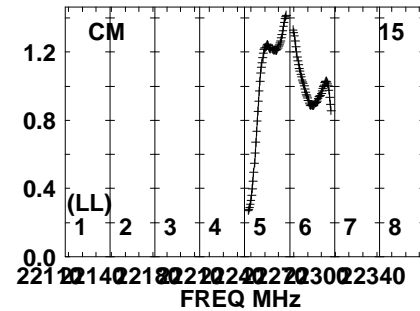
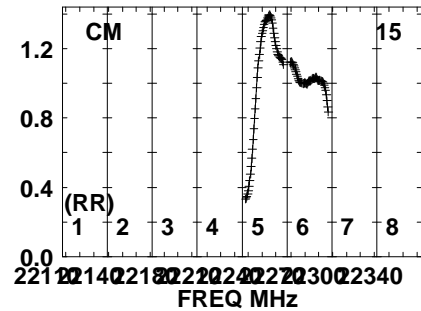
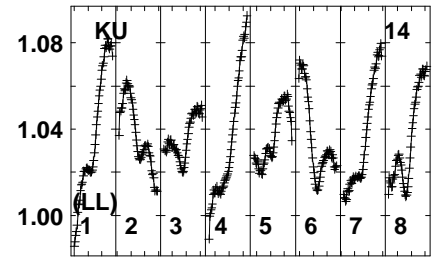
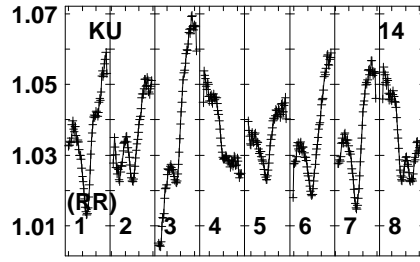
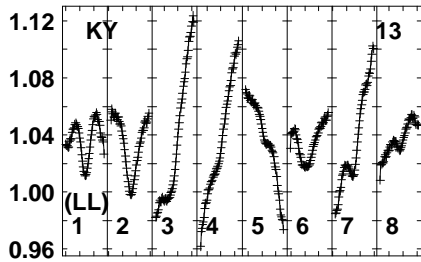
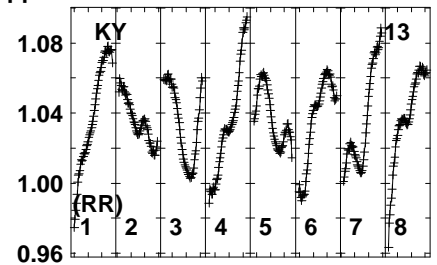
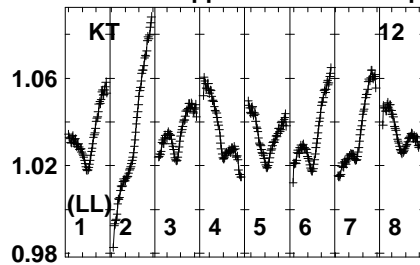
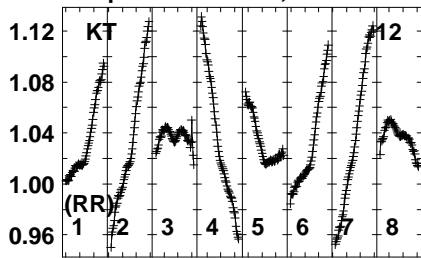
2210214021802220224022703002340
FREQ MHz

Lower frame: Real Jy
Auto-corr total-power spectrum Antenna: *
Timerange: 00/07:04:55 to 00/07:07:53

Plot file version 211 created 21-FEB-2023 15:53:37

J1516 EB092F.UVDATA.1

Freq = 22.1080 GHz, Bw = 32.000 MH No calibration applied and no bandpass applied

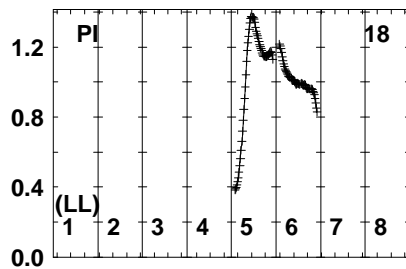
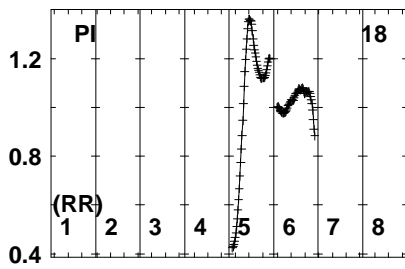
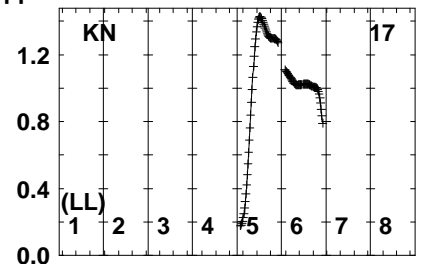
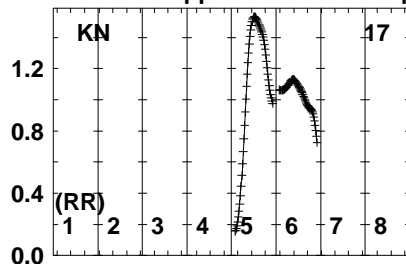
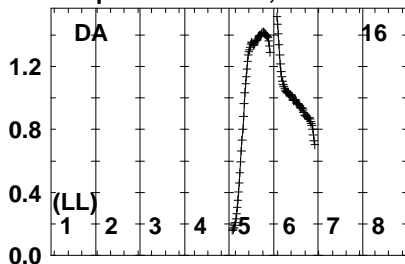


Lower frame: Real Jy
Auto-corr total-power spectrum Antenna: *
Timerange: 00/07:04:55 to 00/07:07:53

Plot file version 212 created 21-FEB-2023 15:53:38

J1516 EB092F.UVDATA.1

Freq = 22.1080 GHz, Bw = 32.000 MH No calibration applied and no bandpass applied

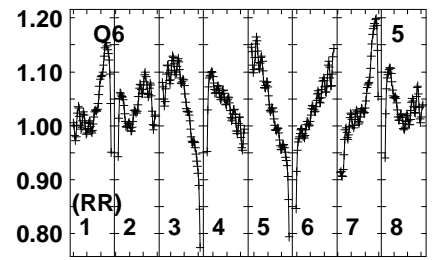
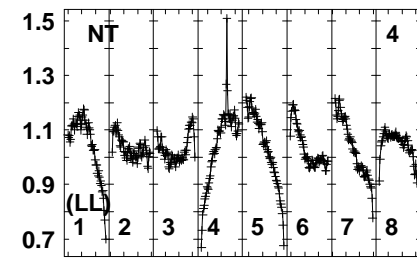
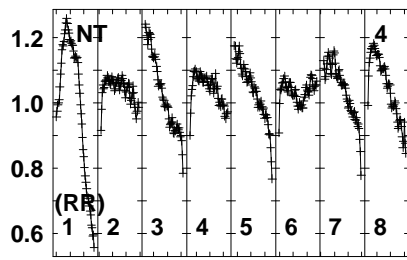
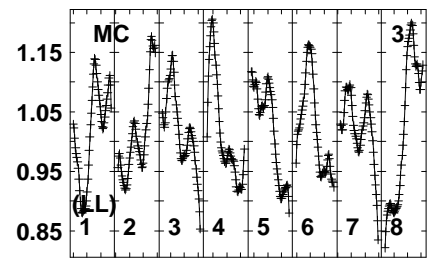
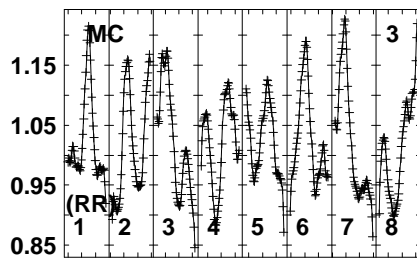
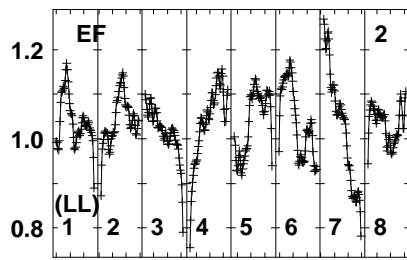
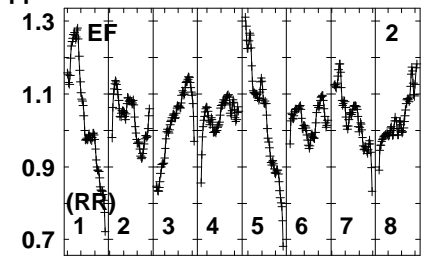
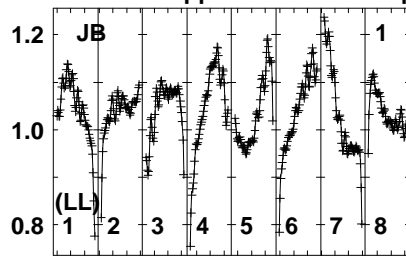
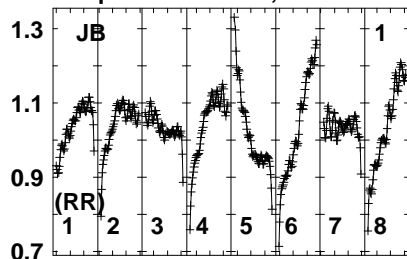


Lower frame: Real Jy
Auto-corr total-power spectrum Antenna: *
Timerange: 00/07:04:55 to 00/07:07:53

Plot file version 213 created 21-FEB-2023 15:53:38

J1516 EB092F.UVDATA.1

Freq = 22.1080 GHz, Bw = 32.000 MH No calibration applied and no bandpass applied



22102140221802224022240222030022340
FREQ MHz

22102140221802224022240222030022340
FREQ MHz

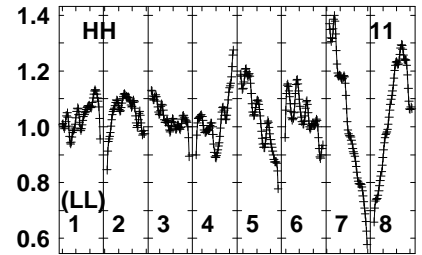
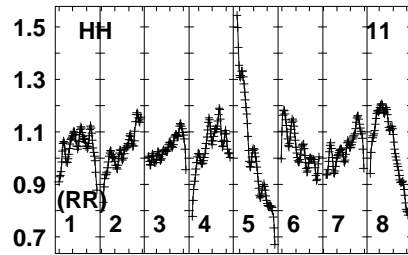
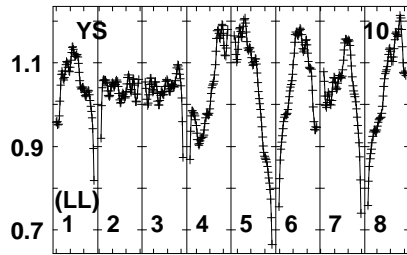
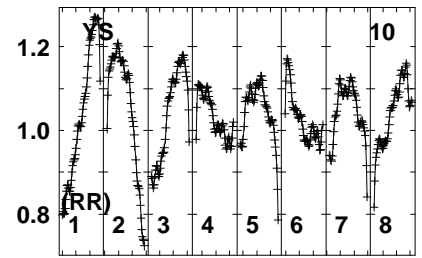
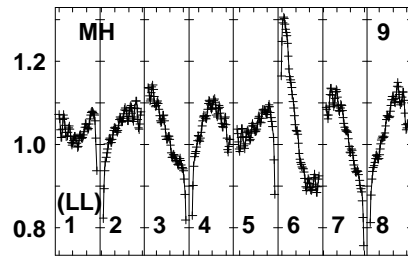
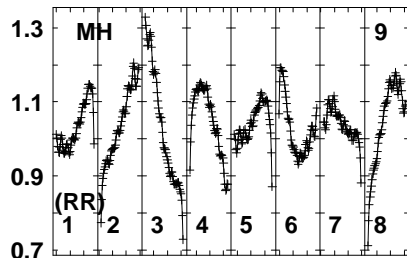
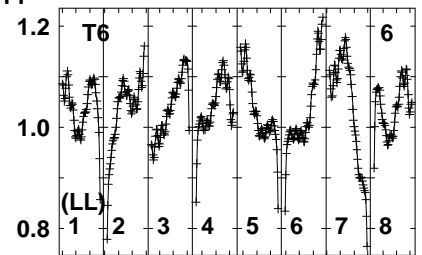
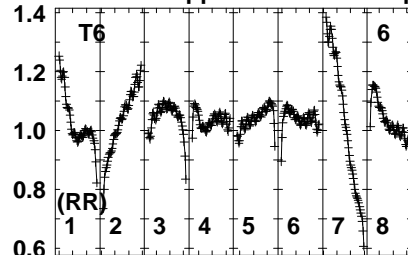
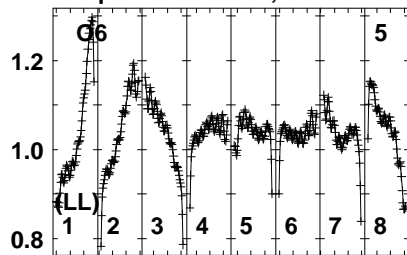
22102140221802224022240222030022340
FREQ MHz

Lower frame: Real Jy
Auto-corr total-power spectrum Antenna: *
Timerange: 00/07:08:25 to 00/07:13:23

Plot file version 214 created 21-FEB-2023 15:53:38

J1516 EB092F.UVDATA.1

Freq = 22.1080 GHz, Bw = 32.000 MH No calibration applied and no bandpass applied



22100 22140 22180 22220 22260 22300 22340
FREQ MHz

22100 22140 22180 22220 22260 22300 22340
FREQ MHz

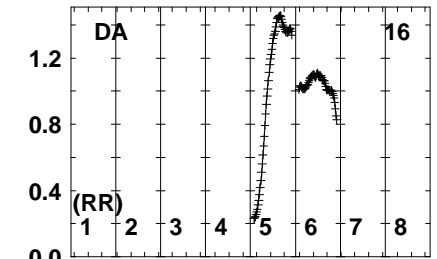
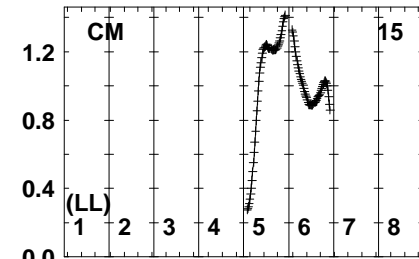
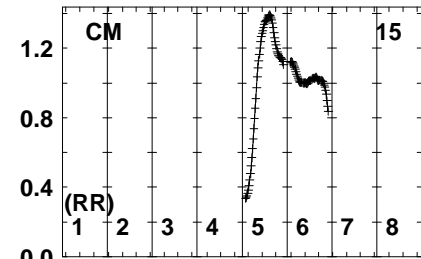
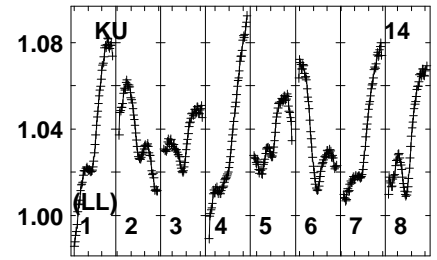
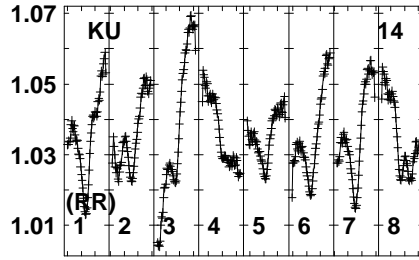
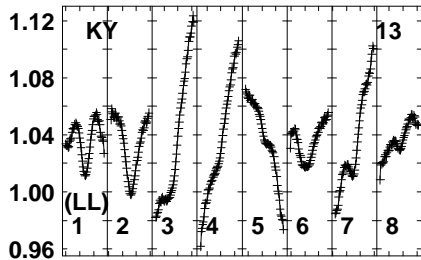
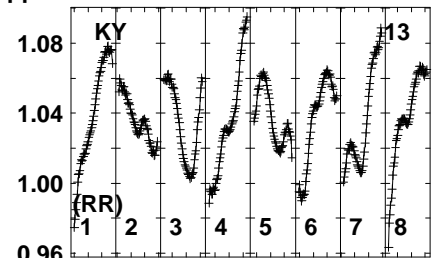
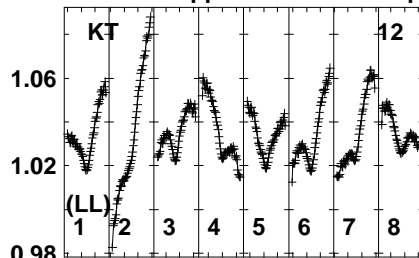
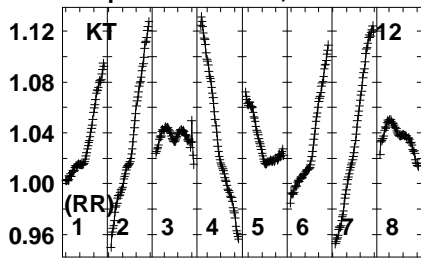
22100 22140 22180 22220 22260 22300 22340
FREQ MHz

Lower frame: Real Jy
Auto-corr total-power spectrum Antenna: *
Timerange: 00/07:08:25 to 00/07:13:23

Plot file version 215 created 21-FEB-2023 15:53:39

J1516 EB092F.UVDATA.1

Freq = 22.1080 GHz, Bw = 32.000 MH No calibration applied and no bandpass applied



221 22140 2180 2220 2400 2270 300 2340
FREQ MHz

221 22140 2180 2220 2400 2270 300 2340
FREQ MHz

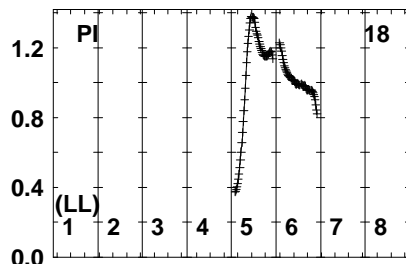
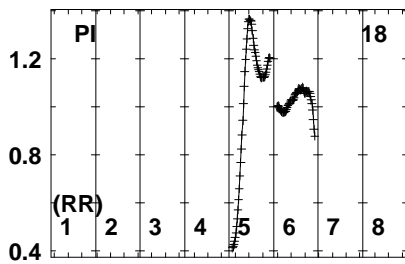
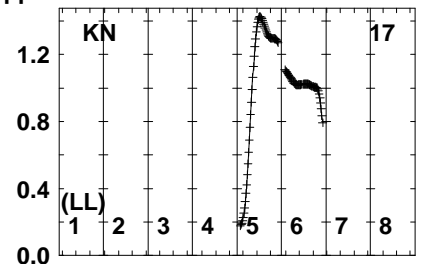
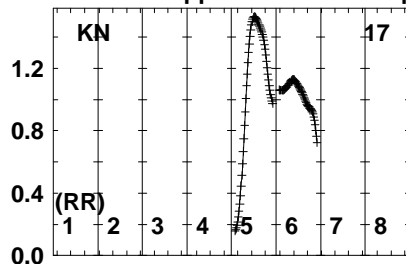
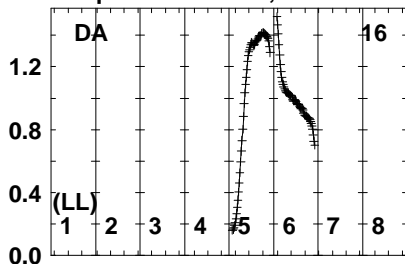
221 22140 2180 2220 2400 2270 300 2340
FREQ MHz

Lower frame: Real Jy
Auto-corr total-power spectrum Antenna: *
Timerange: 00/07:08:25 to 00/07:13:23

Plot file version 216 created 21-FEB-2023 15:53:40

J1516 EB092F.UVDATA.1

Freq = 22.1080 GHz, Bw = 32.000 MH No calibration applied and no bandpass applied

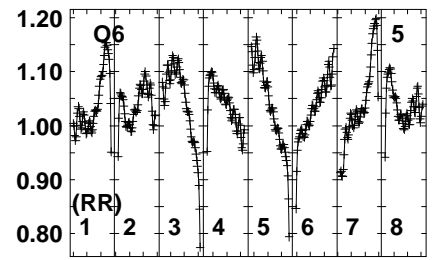
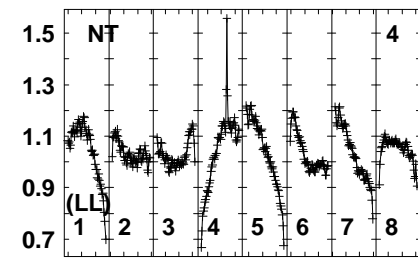
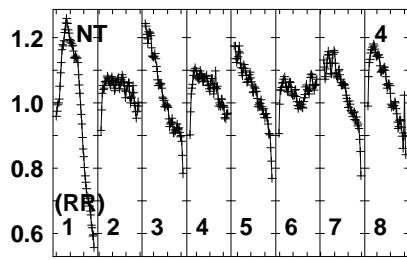
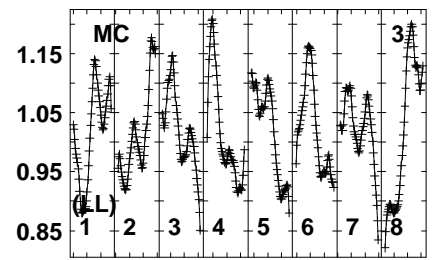
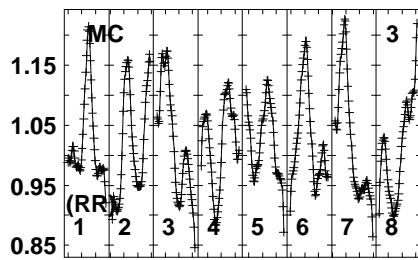
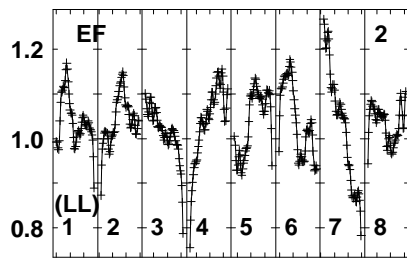
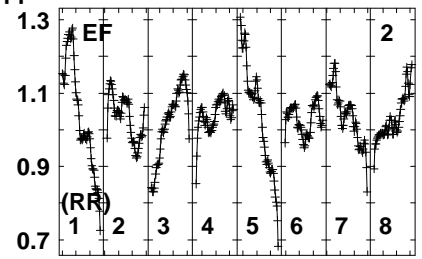
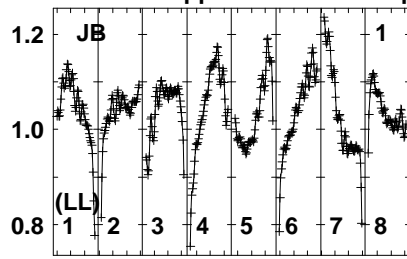
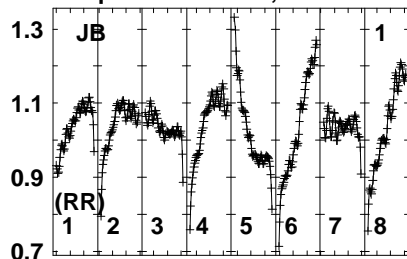


Lower frame: Real Jy
Auto-corr total-power spectrum Antenna: *
Timerange: 00/07:08:25 to 00/07:13:23

Plot file version 217 created 21-FEB-2023 15:53:40

J1516 EB092F.UVDATA.1

Freq = 22.1080 GHz, Bw = 32.000 MH No calibration applied and no bandpass applied



221021402218022240222802230022340
FREQ MHz

221021402218022240222802230022340
FREQ MHz

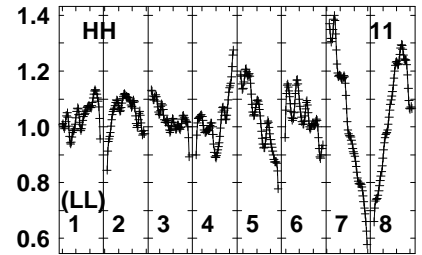
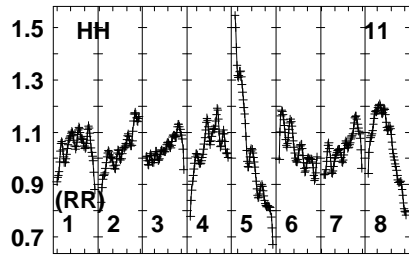
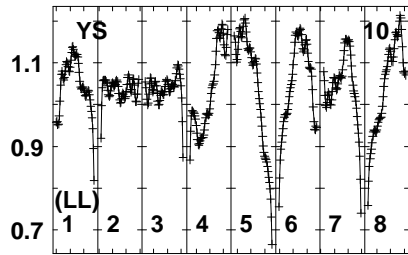
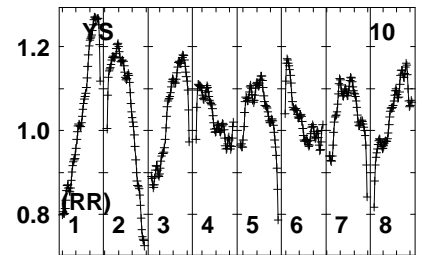
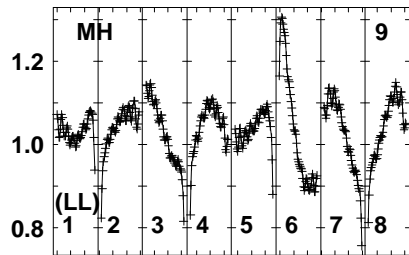
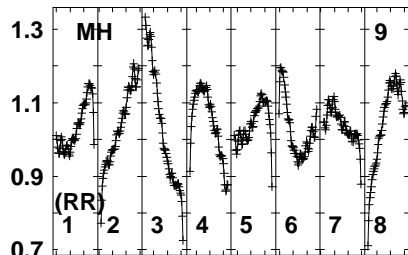
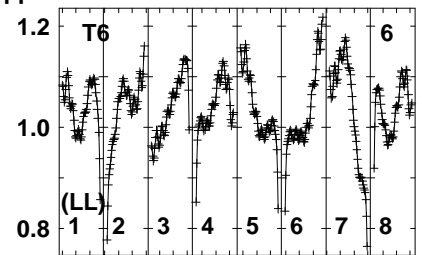
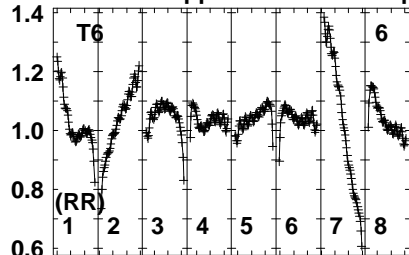
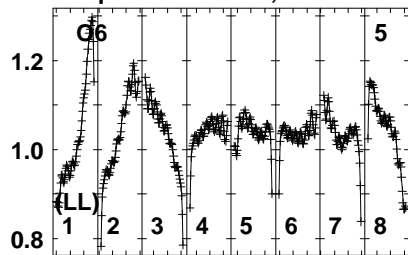
221021402218022240222802230022340
FREQ MHz

Lower frame: Real Jy
Auto-corr total-power spectrum Antenna: *
Timerange: 00/07:13:55 to 00/07:18:53

Plot file version 218 created 21-FEB-2023 15:53:40

J1516 EB092F.UVDATA.1

Freq = 22.1080 GHz, Bw = 32.000 MH No calibration applied and no bandpass applied



22100 22140 22180 22220 22260 22300 22340

22100 22140 22180 22220 22260 22300 22340

22100 22140 22180 22220 22260 22300 22340

FREQ MHz

FREQ MHz

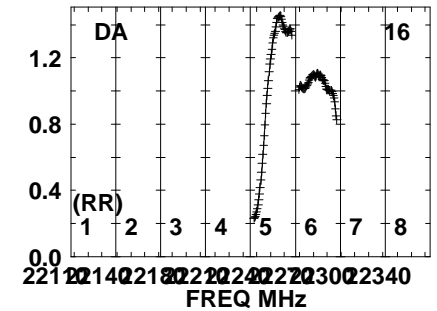
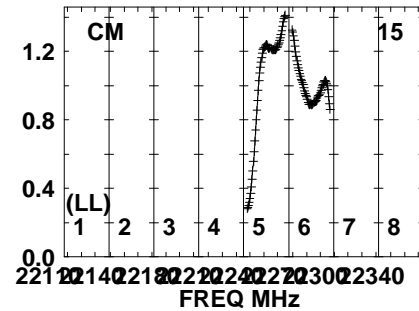
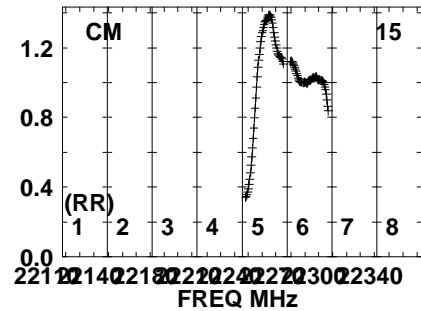
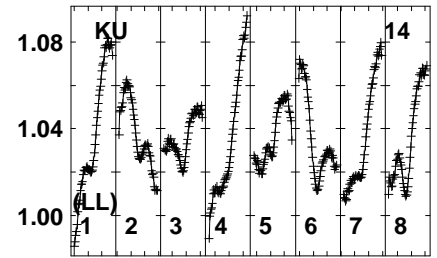
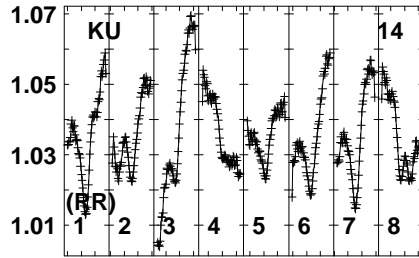
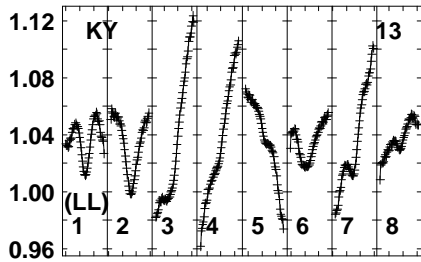
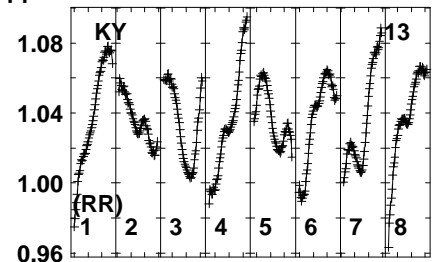
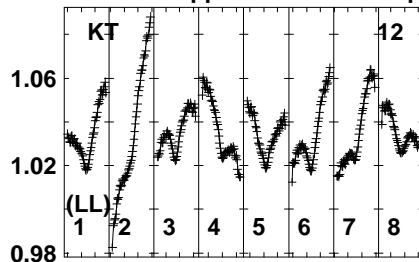
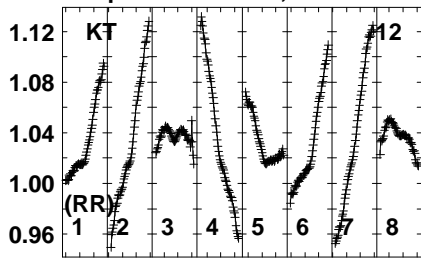
FREQ MHz

Lower frame: Real Jy
Auto-corr total-power spectrum Antenna: *
Timerange: 00/07:13:55 to 00/07:18:53

Plot file version 219 created 21-FEB-2023 15:53:41

J1516 EB092F.UVDATA.1

Freq = 22.1080 GHz, Bw = 32.000 MH No calibration applied and no bandpass applied

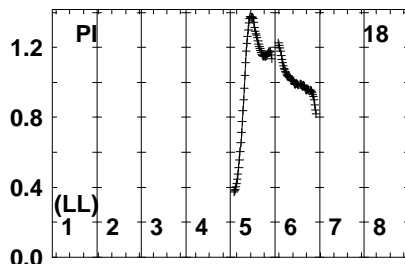
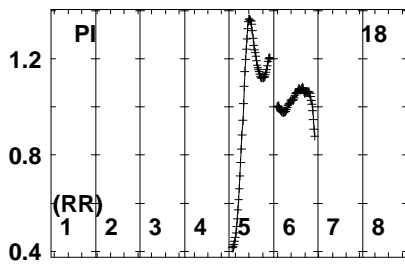
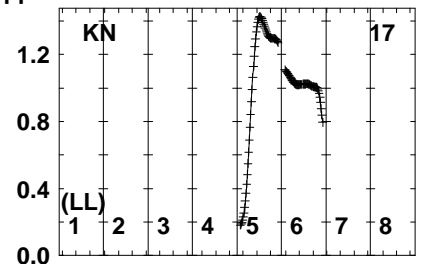
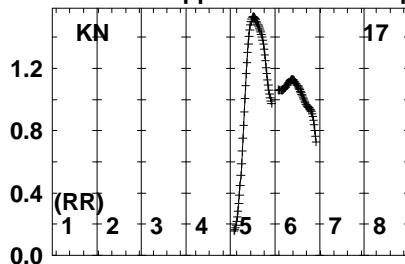
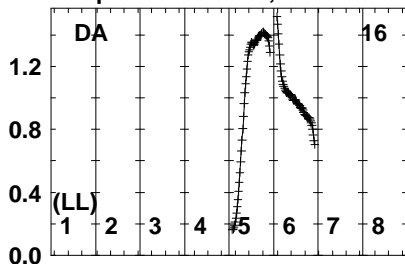


Lower frame: Real Jy
Auto-corr total-power spectrum Antenna: *
Timerange: 00/07:13:55 to 00/07:18:53

Plot file version 220 created 21-FEB-2023 15:53:42

J1516 EB092F.UVDATA.1

Freq = 22.1080 GHz, Bw = 32.000 MH No calibration applied and no bandpass applied

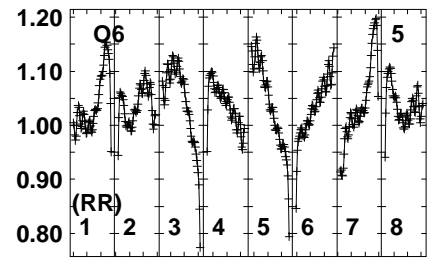
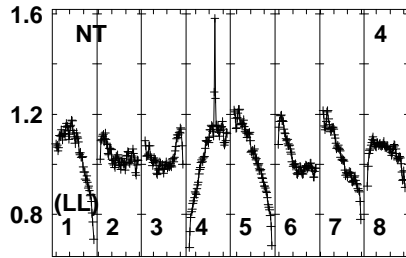
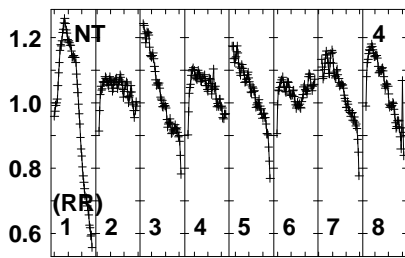
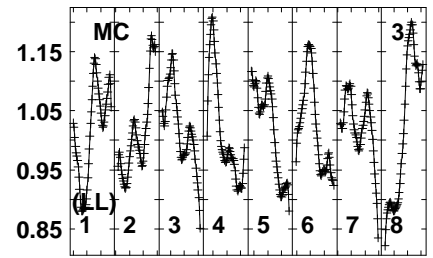
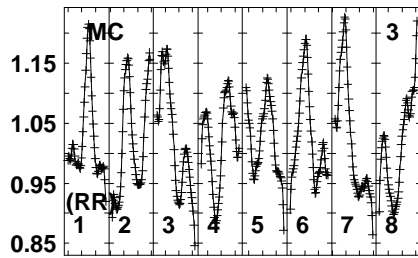
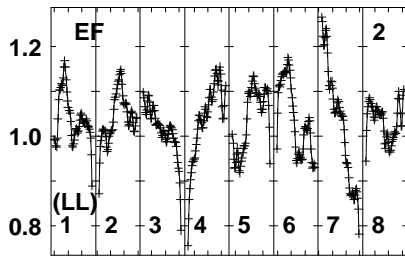
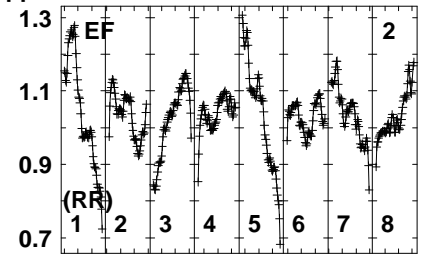
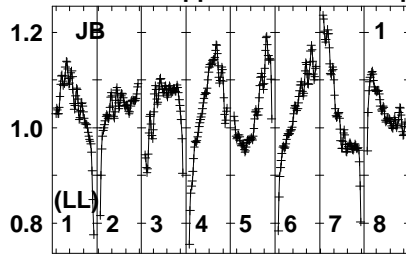
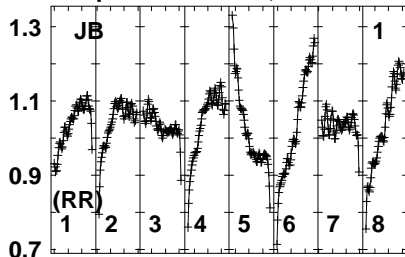


Lower frame: Real Jy
Auto-corr total-power spectrum Antenna: *
Timerange: 00/07:13:55 to 00/07:18:53

Plot file version 221 created 21-FEB-2023 15:53:42

J1516 EB092F.UVDATA.1

Freq = 22.1080 GHz, Bw = 32.000 MH No calibration applied and no bandpass applied



221 22140 22180 22220 22260 22300 22340
FREQ MHz

221 22140 22180 22220 22260 22300 22340
FREQ MHz

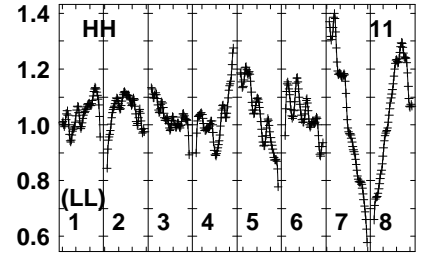
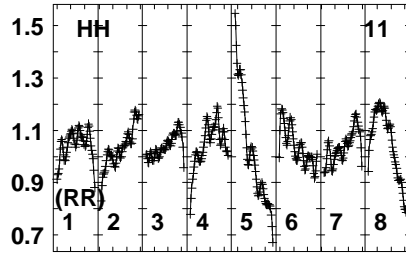
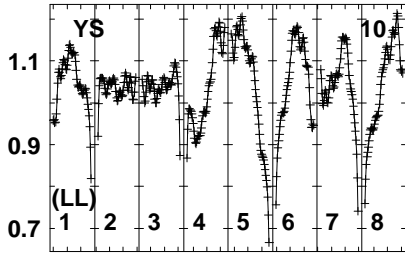
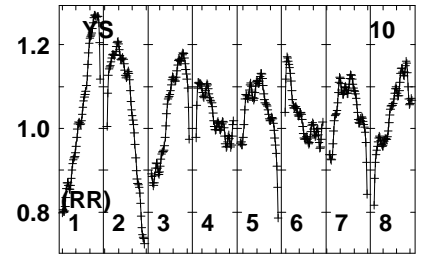
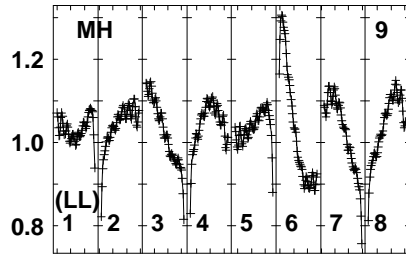
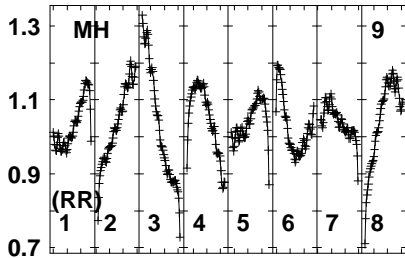
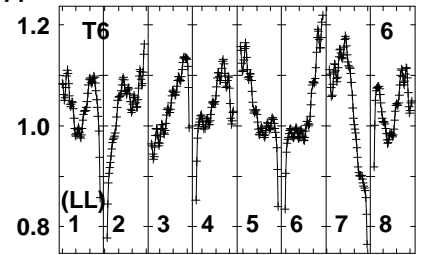
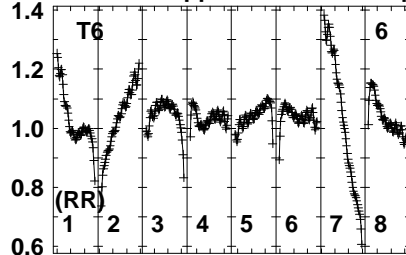
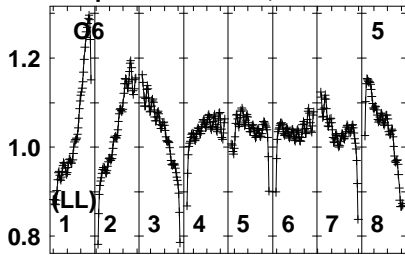
221 22140 22180 22220 22260 22300 22340
FREQ MHz

Lower frame: Real Jy
Auto-corr total-power spectrum Antenna: *
Timerange: 00/07:19:25 to 00/07:24:23

Plot file version 222 created 21-FEB-2023 15:53:42

J1516 EB092F.UVDATA.1

Freq = 22.1080 GHz, Bw = 32.000 MH No calibration applied and no bandpass applied



221 2214 2218 2222 2226 2230 2234 0
FREQ MHz

221 2214 2218 2222 2226 2230 2234 0
FREQ MHz

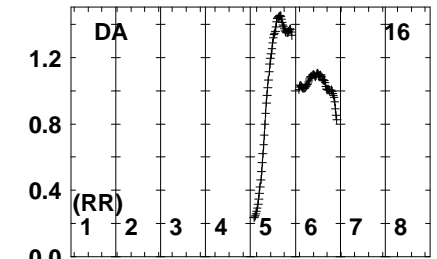
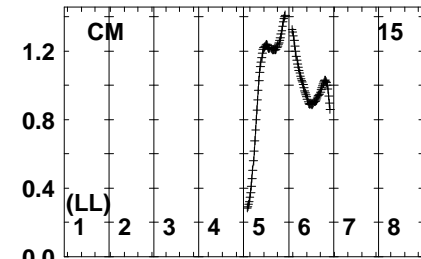
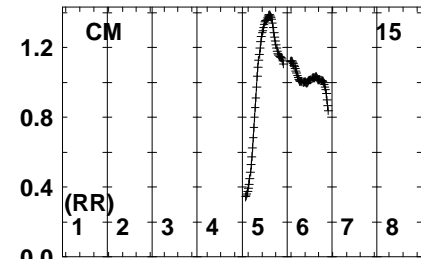
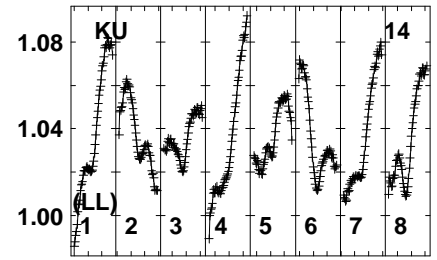
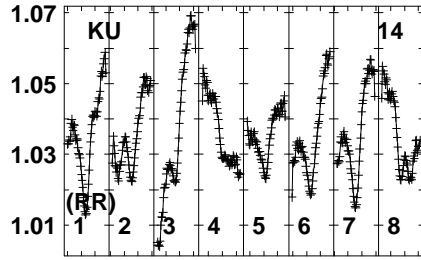
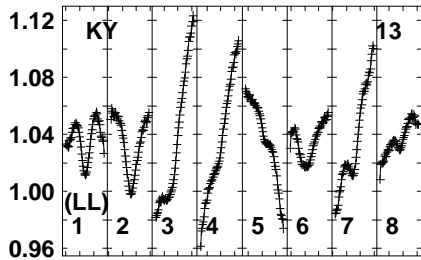
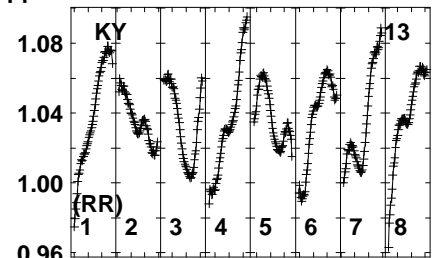
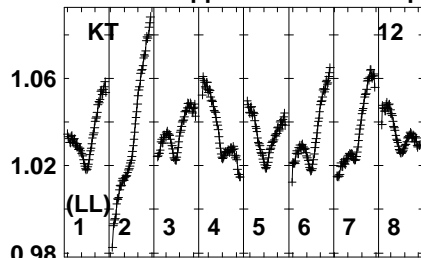
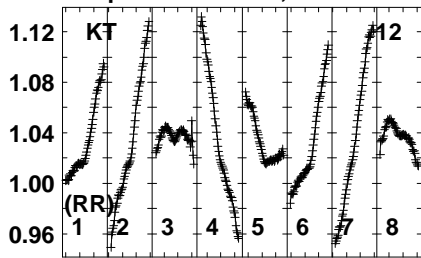
221 2214 2218 2222 2226 2230 2234 0
FREQ MHz

Lower frame: Real Jy
Auto-corr total-power spectrum Antenna: *
Timerange: 00/07:19:25 to 00/07:24:23

Plot file version 223 created 21-FEB-2023 15:53:43

J1516 EB092F.UVDATA.1

Freq = 22.1080 GHz, Bw = 32.000 MH No calibration applied and no bandpass applied



221 22140 2180 2220 240 2270 300 2340
FREQ MHz

221 22140 2180 2220 240 2270 300 2340
FREQ MHz

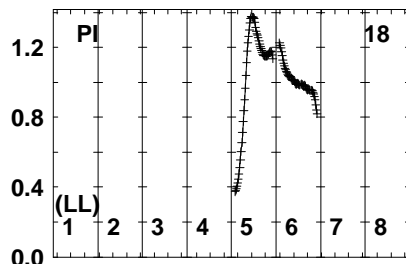
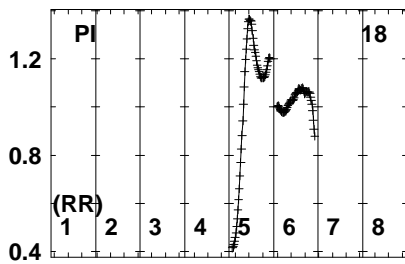
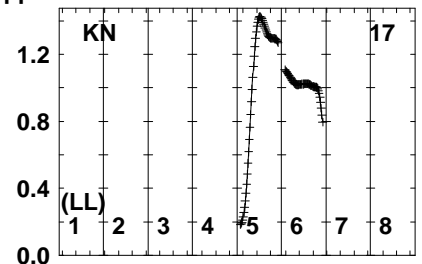
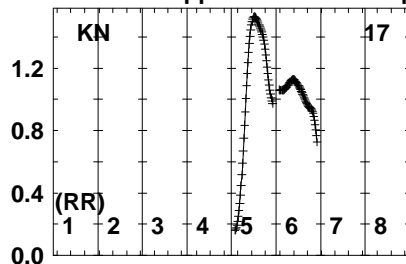
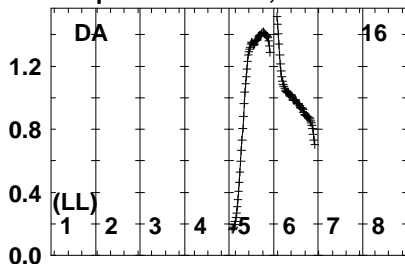
221 22140 2180 2220 240 2270 300 2340
FREQ MHz

Lower frame: Real Jy
Auto-corr total-power spectrum Antenna: *
Timerange: 00/07:19:25 to 00/07:24:23

Plot file version 224 created 21-FEB-2023 15:53:43

J1516 EB092F.UVDATA.1

Freq = 22.1080 GHz, Bw = 32.000 MH No calibration applied and no bandpass applied

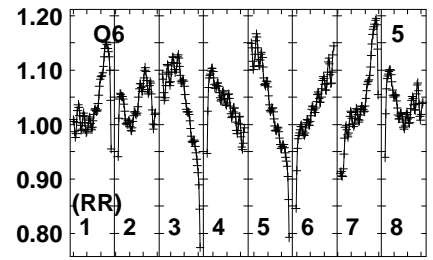
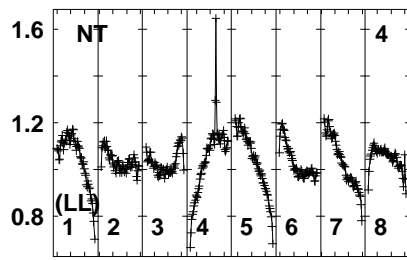
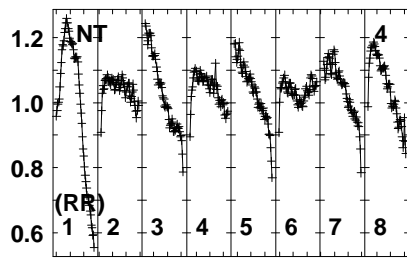
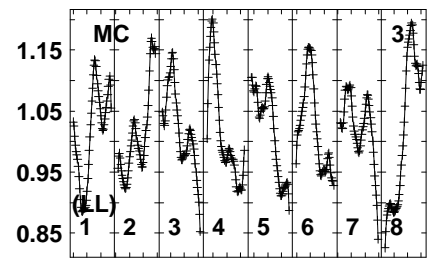
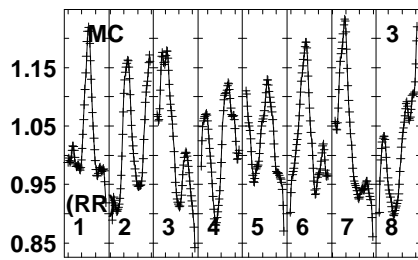
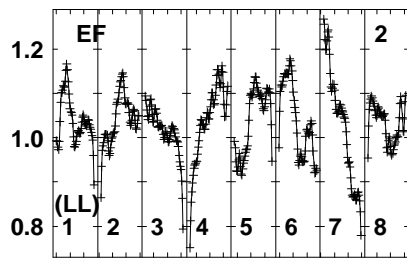
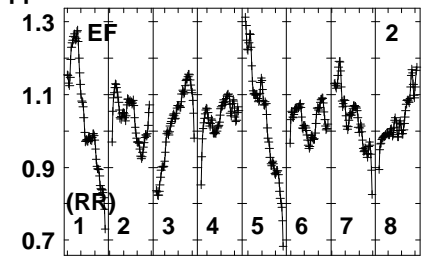
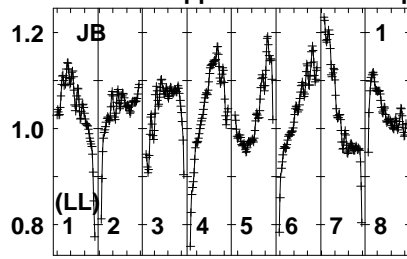
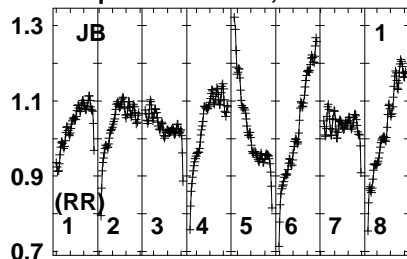


Lower frame: Real Jy
Auto-corr total-power spectrum Antenna: *
Timerange: 00/07:19:25 to 00/07:24:23

Plot file version 225 created 21-FEB-2023 15:53:44

J1352 EB092F.UVDATA.1

Freq = 22.1080 GHz, Bw = 32.000 MH No calibration applied and no bandpass applied



221021402218022240222802232022340
FREQ MHz

221021402218022240222802232022340
FREQ MHz

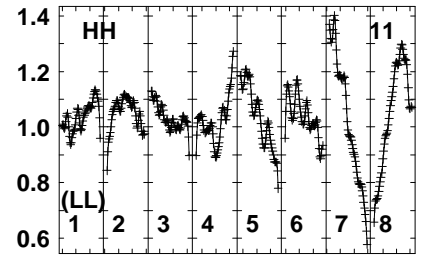
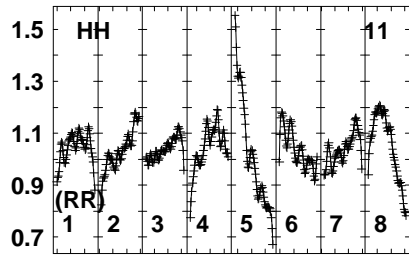
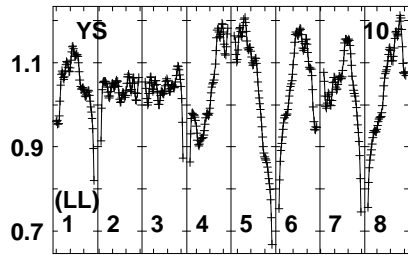
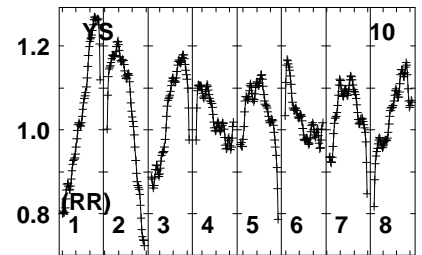
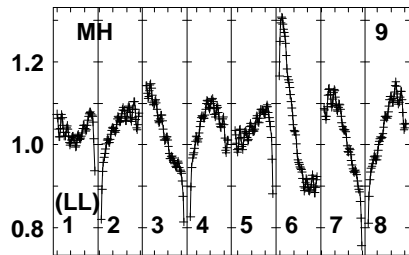
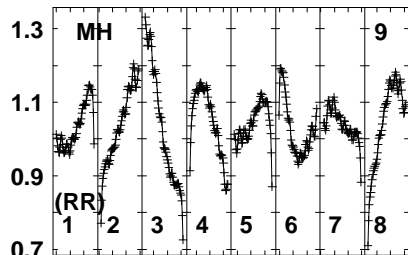
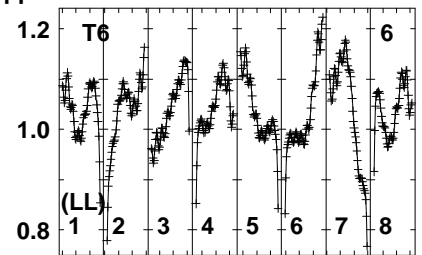
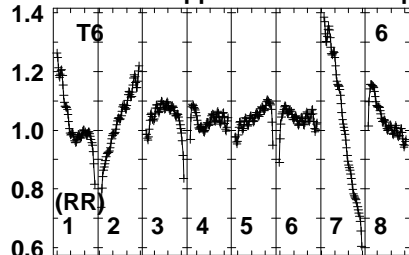
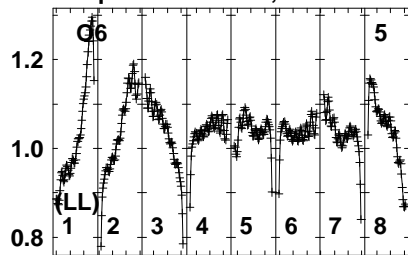
221021402218022240222802232022340
FREQ MHz

Lower frame: Real Jy
Auto-corr total-power spectrum Antenna: *
Timerange: 00/07:27:02 to 00/07:30:00

Plot file version 226 created 21-FEB-2023 15:53:44

J1352 EB092F.UVDATA.1

Freq = 22.1080 GHz, Bw = 32.000 MH No calibration applied and no bandpass applied



221 2214 2218 2222 2226 2230 2234 0
FREQ MHz

221 2214 2218 2222 2226 2230 2234 0
FREQ MHz

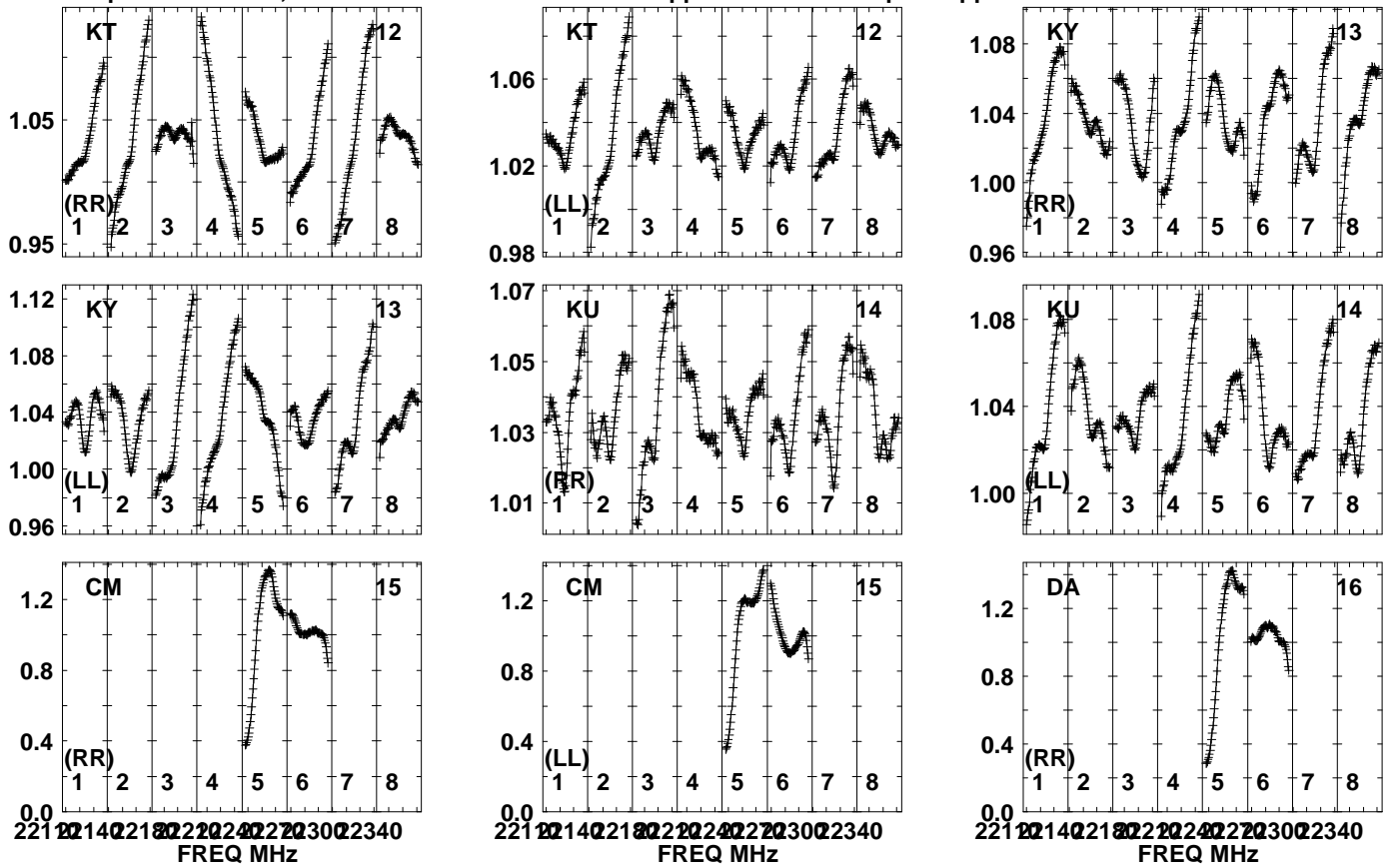
221 2214 2218 2222 2226 2230 2234 0
FREQ MHz

Lower frame: Real Jy
Auto-corr total-power spectrum Antenna: *
Timerange: 00/07:27:02 to 00/07:30:00

Plot file version 227 created 21-FEB-2023 15:53:45

J1352 EB092F.UVDATA.1

Freq = 22.1080 GHz, Bw = 32.000 MH No calibration applied and no bandpass applied

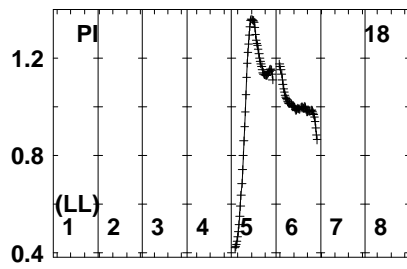
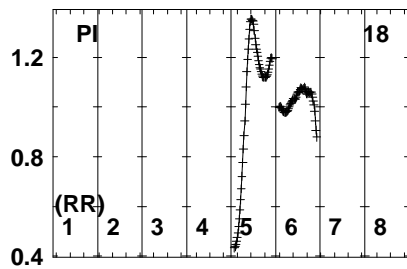
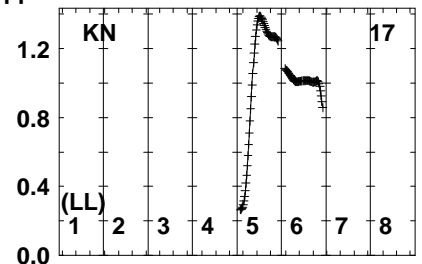
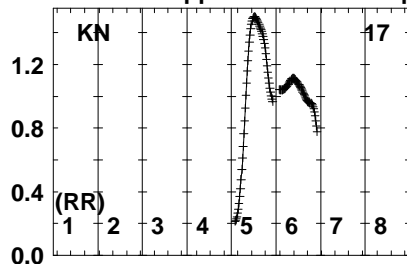
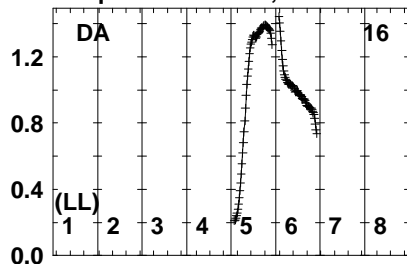


Lower frame: Real Jy
Auto-corr total-power spectrum Antenna: *
Timerange: 00/07:27:02 to 00/07:30:00

Plot file version 228 created 21-FEB-2023 15:53:45

J1352 EB092F.UVDATA.1

Freq = 22.1080 GHz, Bw = 32.000 MH No calibration applied and no bandpass applied

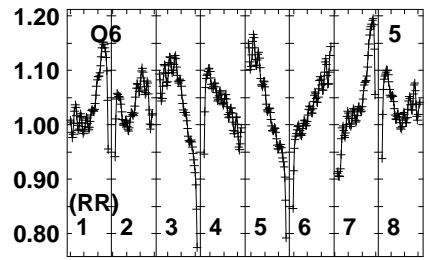
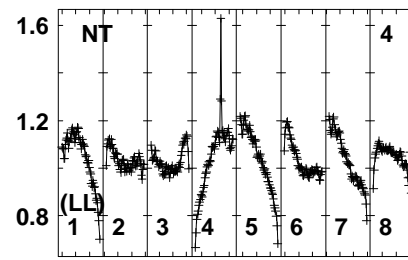
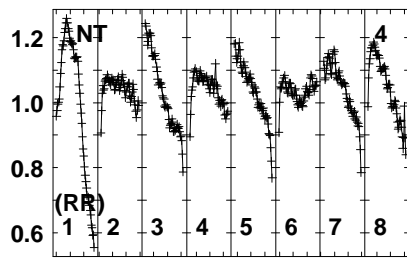
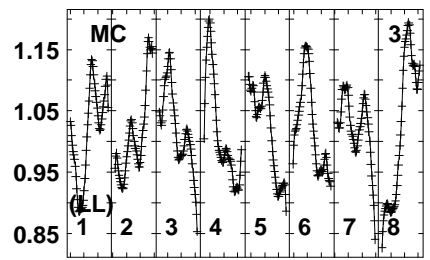
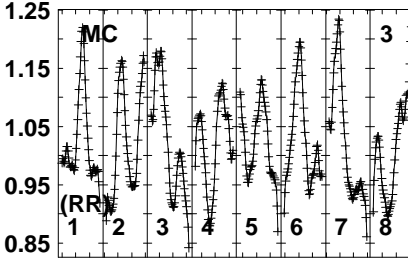
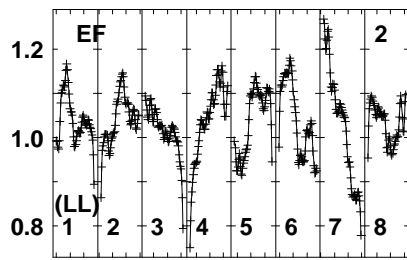
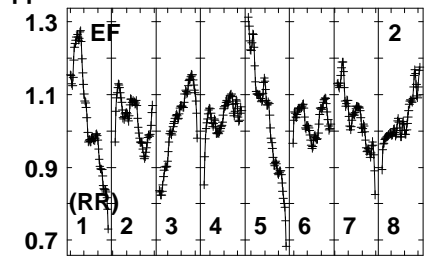
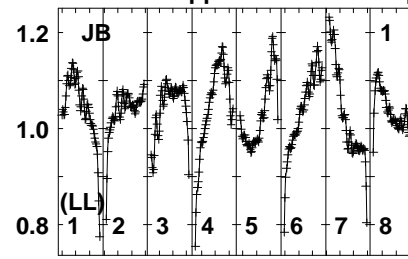
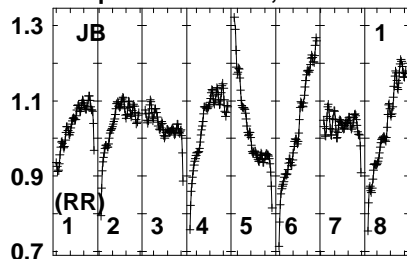


Lower frame: Real Jy
Auto-corr total-power spectrum Antenna: *
Timerange: 00/07:27:02 to 00/07:30:00

Plot file version 229 created 21-FEB-2023 15:53:45

J1352 EB092F.UVDATA.1

Freq = 22.1080 GHz, Bw = 32.000 MH No calibration applied and no bandpass applied



22100 22140 22180 22220 22260 22300 22340
FREQ MHz

22100 22140 22180 22220 22260 22300 22340
FREQ MHz

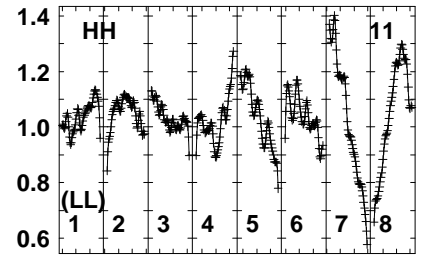
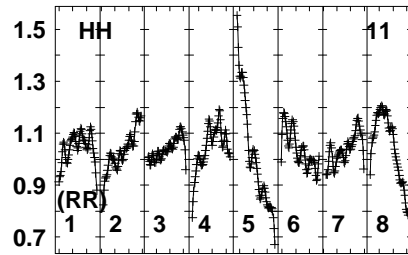
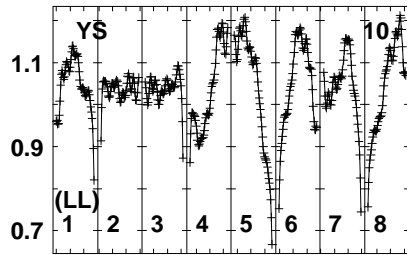
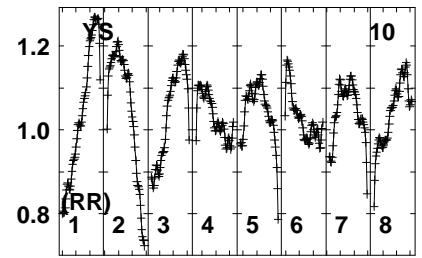
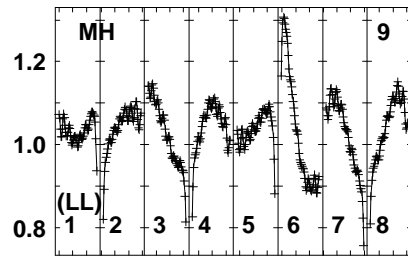
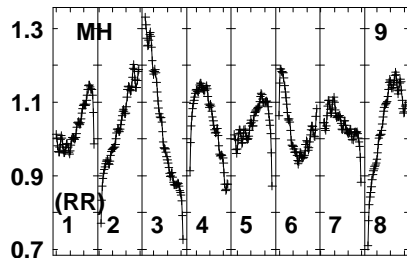
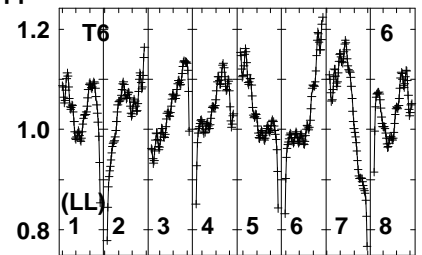
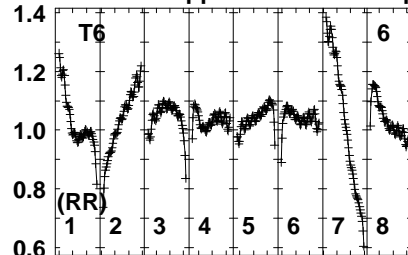
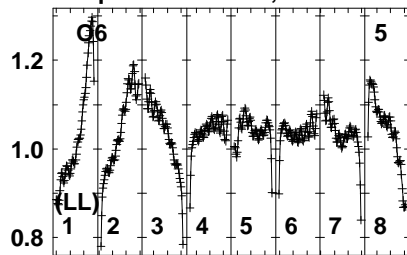
22100 22140 22180 22220 22260 22300 22340
FREQ MHz

Lower frame: Real Jy
Auto-corr total-power spectrum Antenna: *
Timerange: 00/07:30:32 to 00/07:35:30

Plot file version 230 created 21-FEB-2023 15:53:46

J1352 EB092F.UVDATA.1

Freq = 22.1080 GHz, Bw = 32.000 MH No calibration applied and no bandpass applied



22102140221802224022240222030022340
FREQ MHz

22102140221802224022240222030022340
FREQ MHz

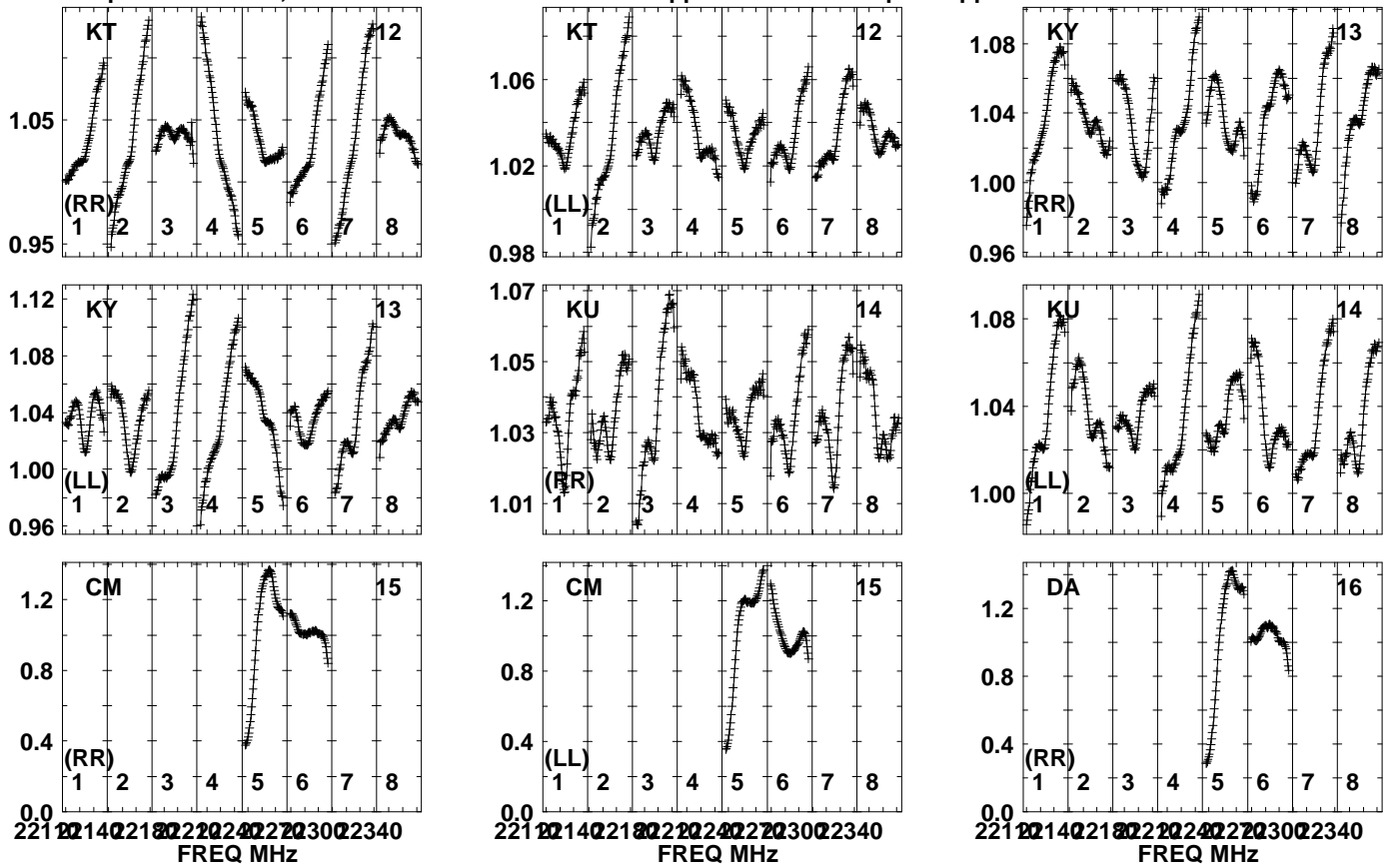
22102140221802224022240222030022340
FREQ MHz

Lower frame: Real Jy
Auto-corr total-power spectrum Antenna: *
Timerange: 00/07:30:32 to 00/07:35:30

Plot file version 231 created 21-FEB-2023 15:53:46

J1352 EB092F.UVDATA.1

Freq = 22.1080 GHz, Bw = 32.000 MH No calibration applied and no bandpass applied

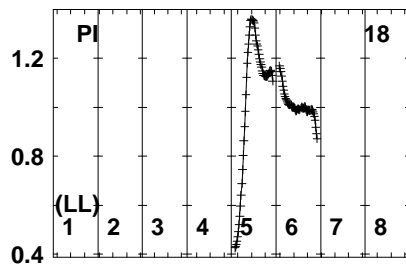
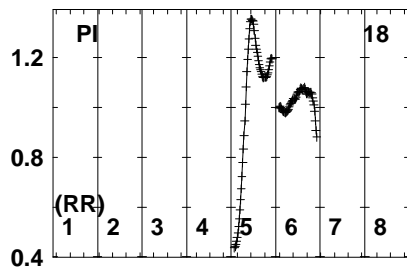
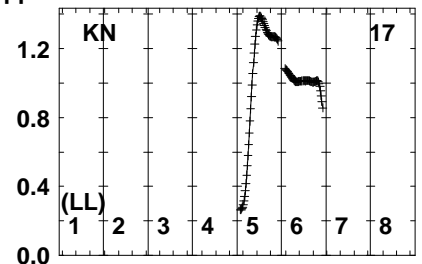
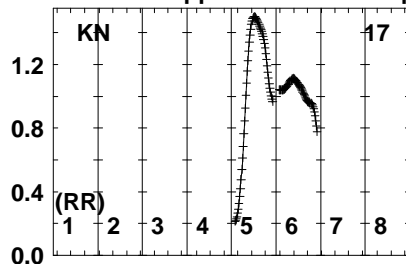
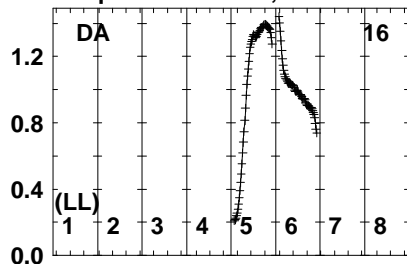


Lower frame: Real Jy
Auto-corr total-power spectrum Antenna: *
Timerange: 00/07:30:32 to 00/07:35:30

Plot file version 232 created 21-FEB-2023 15:53:47

J1352 EB092F.UVDATA.1

Freq = 22.1080 GHz, Bw = 32.000 MH No calibration applied and no bandpass applied

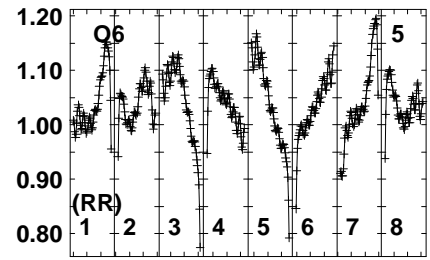
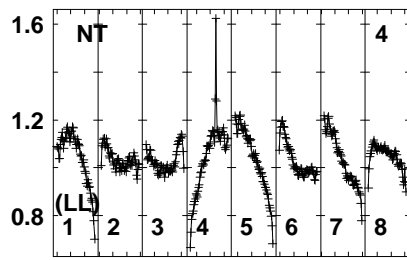
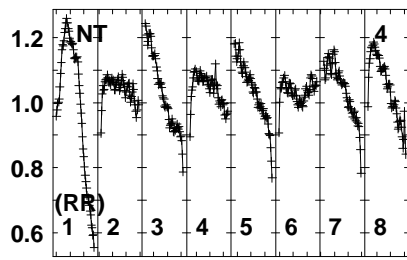
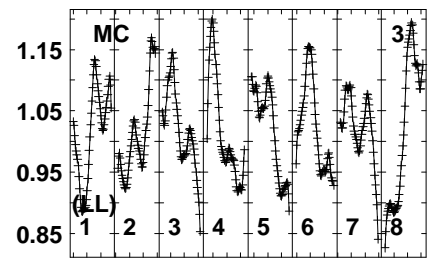
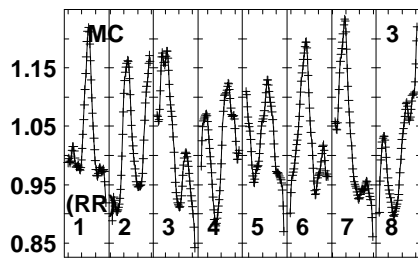
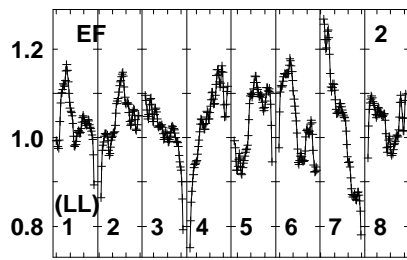
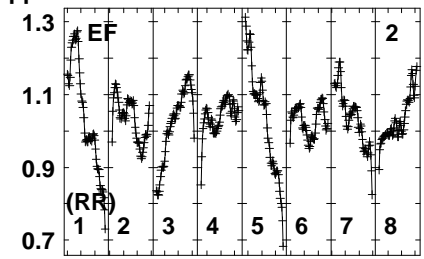
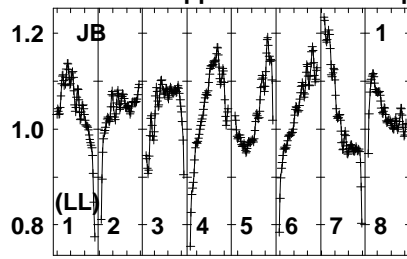
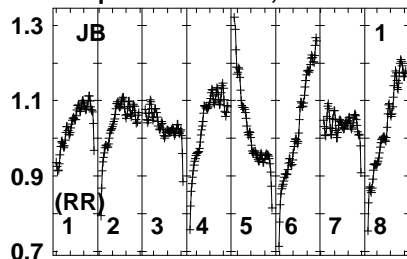


Lower frame: Real Jy
Auto-corr total-power spectrum Antenna: *
Timerange: 00/07:30:32 to 00/07:35:30

Plot file version 233 created 21-FEB-2023 15:53:47

J1352 EB092F.UVDATA.1

Freq = 22.1080 GHz, Bw = 32.000 MH No calibration applied and no bandpass applied



22102140221802224022280223202236022400
FREQ MHz

22102140221802224022280223202236022400
FREQ MHz

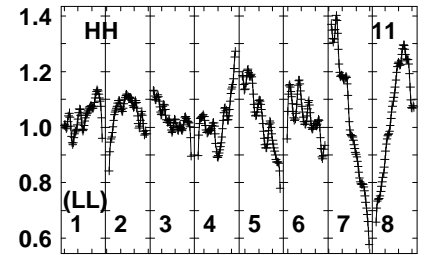
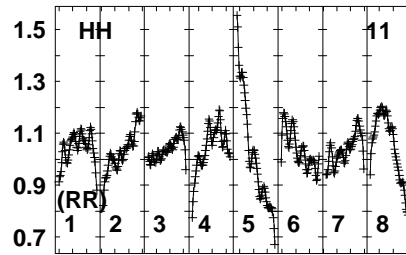
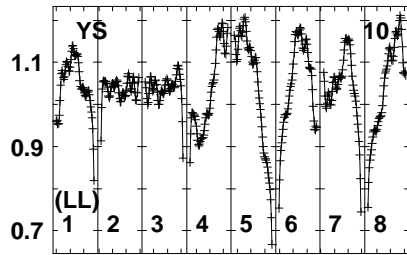
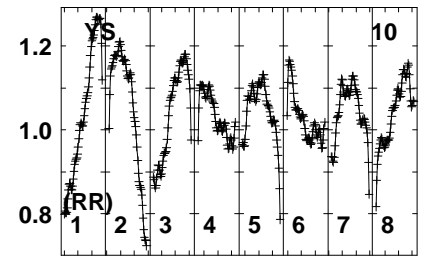
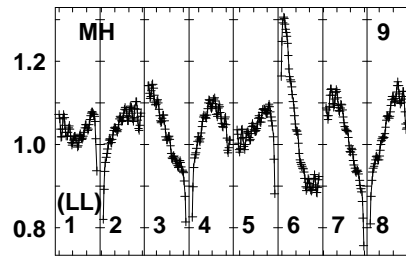
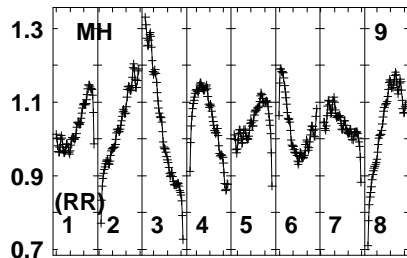
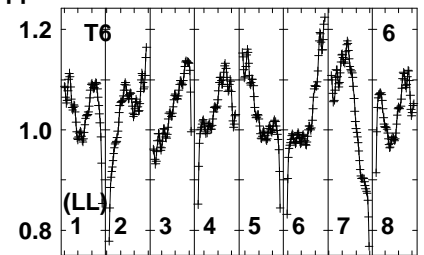
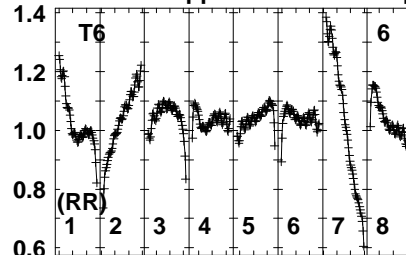
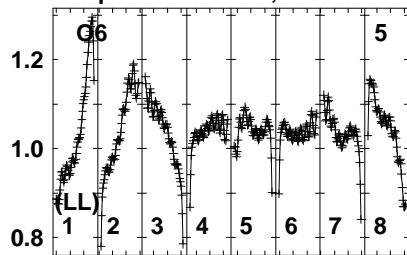
22102140221802224022280223202236022400
FREQ MHz

Lower frame: Real Jy
Auto-corr total-power spectrum Antenna: *
Timerange: 00/07:36:02 to 00/07:41:00

Plot file version 234 created 21-FEB-2023 15:53:48

J1352 EB092F.UVDATA.1

Freq = 22.1080 GHz, Bw = 32.000 MH No calibration applied and no bandpass applied



22102140221802224022240222030022340
FREQ MHz

22102140221802224022240222030022340
FREQ MHz

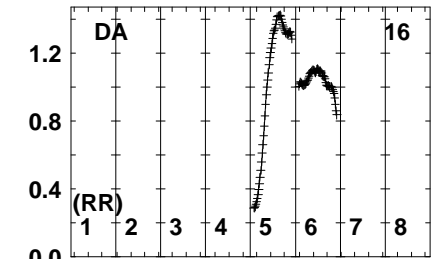
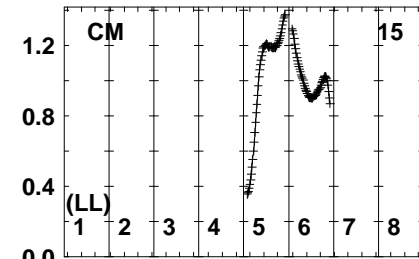
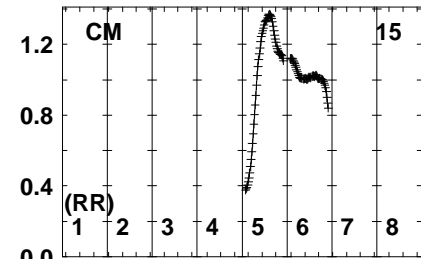
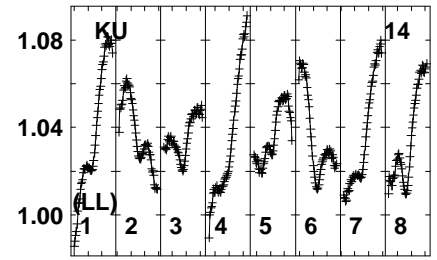
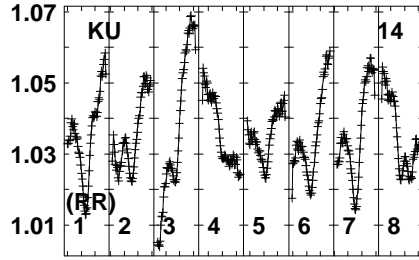
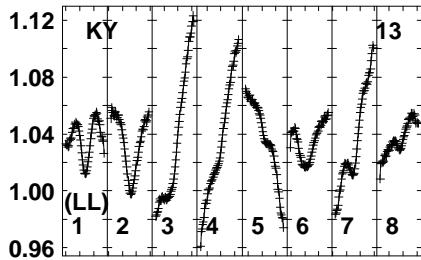
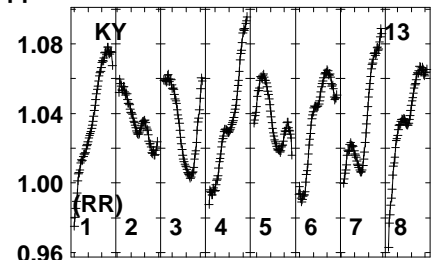
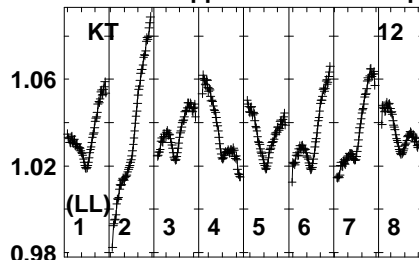
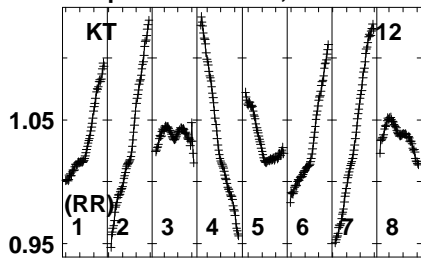
22102140221802224022240222030022340
FREQ MHz

Lower frame: Real Jy
Auto-corr total-power spectrum Antenna: *
Timerange: 00/07:36:02 to 00/07:41:00

Plot file version 235 created 21-FEB-2023 15:53:48

J1352 EB092F.UVDATA.1

Freq = 22.1080 GHz, Bw = 32.000 MH No calibration applied and no bandpass applied



221 22140 2180 2220 2240 2270 2300 2340
FREQ MHz

221 22140 2180 2220 2240 2270 2300 2340
FREQ MHz

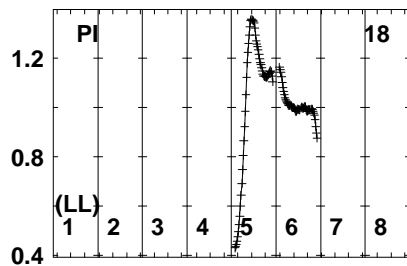
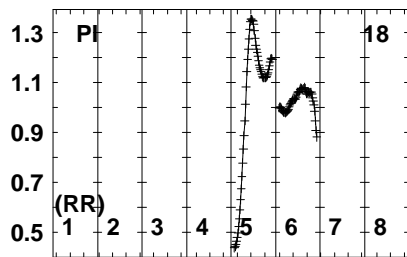
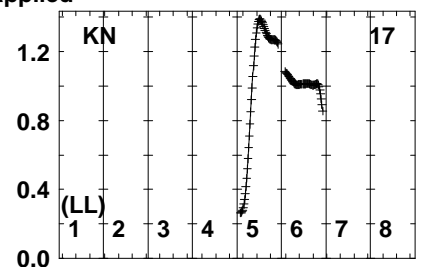
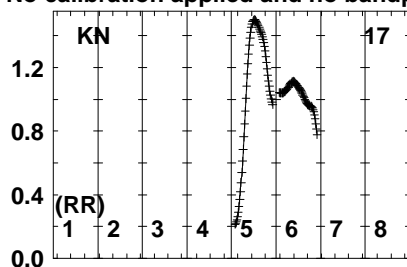
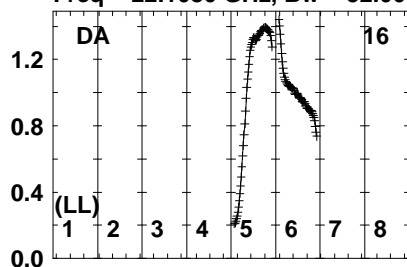
221 22140 2180 2220 2240 2270 2300 2340
FREQ MHz

Lower frame: Real Jy
Auto-corr total-power spectrum Antenna: *
Timerange: 00/07:36:02 to 00/07:41:00

Plot file version 236 created 21-FEB-2023 15:53:49

J1352 EB092F.UVDATA.1

Freq = 22.1080 GHz, Bw = 32.000 MH No calibration applied and no bandpass applied

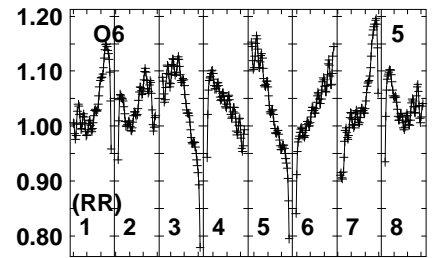
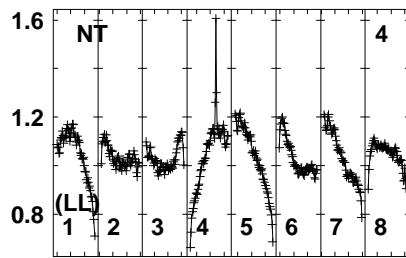
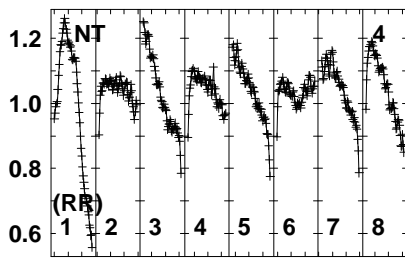
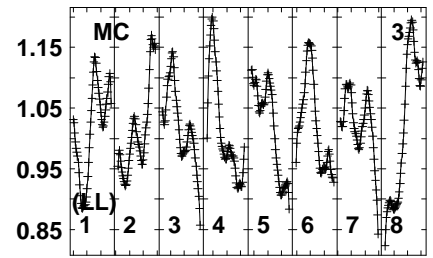
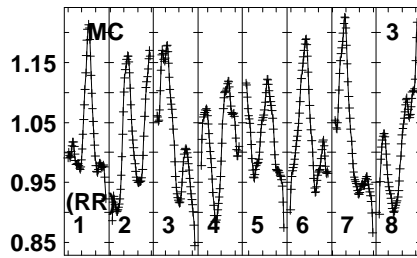
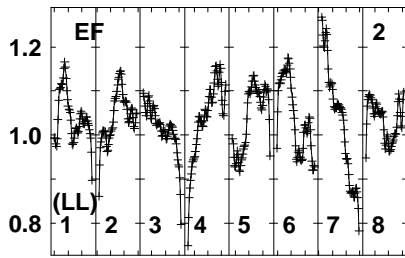
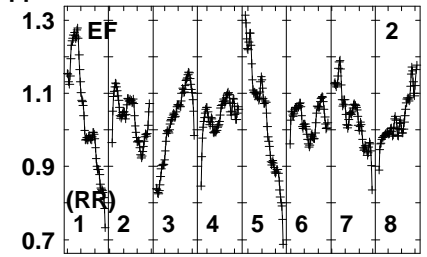
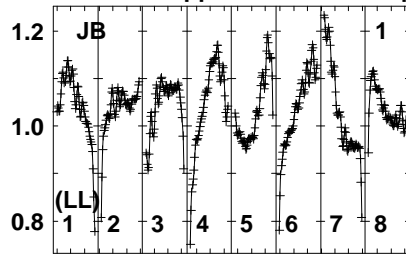
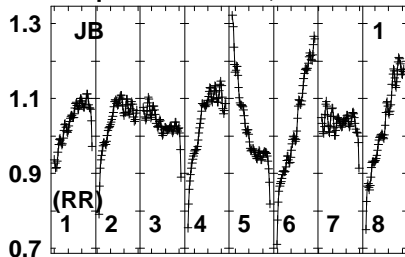


Lower frame: Real Jy
Auto-corr total-power spectrum Antenna: *
Timerange: 00/07:36:02 to 00/07:41:00

Plot file version 237 created 21-FEB-2023 15:53:49

OJ287 EB092F.UVDATA.1

Freq = 22.1080 GHz, Bw = 32.000 MH No calibration applied and no bandpass applied



221 221.4 221.8 222.2 222.6 223.0 223.4
FREQ MHz

221 221.4 221.8 222.2 222.6 223.0 223.4
FREQ MHz

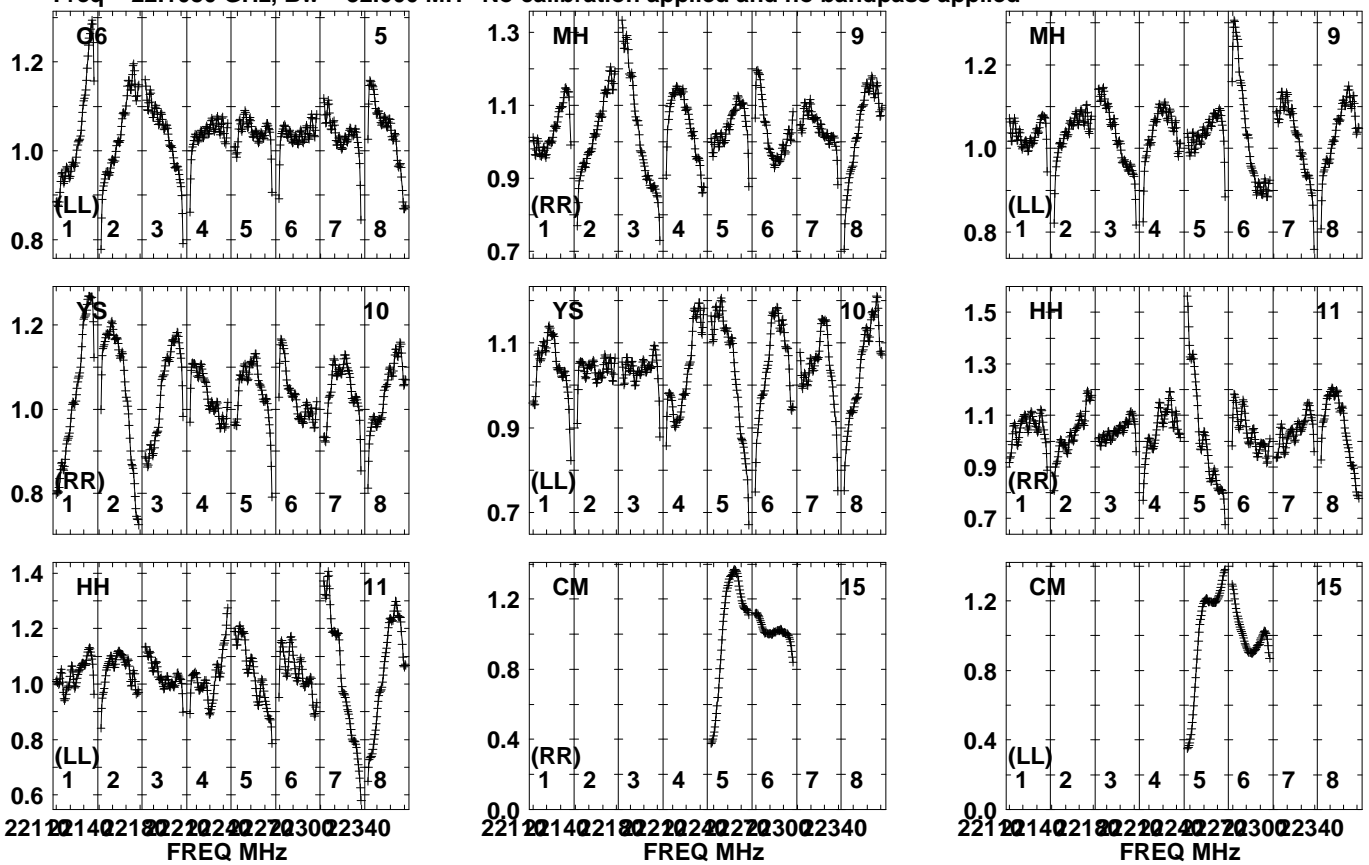
221 221.4 221.8 222.2 222.6 223.0 223.4
FREQ MHz

Lower frame: Real Jy
Auto-corr total-power spectrum Antenna: *
Timerange: 00/07:47:31 to 00/07:52:29

Plot file version 238 created 21-FEB-2023 15:53:49

OJ287 EB092F.UVDATA.1

Freq = 22.1080 GHz, Bw = 32.000 MH No calibration applied and no bandpass applied

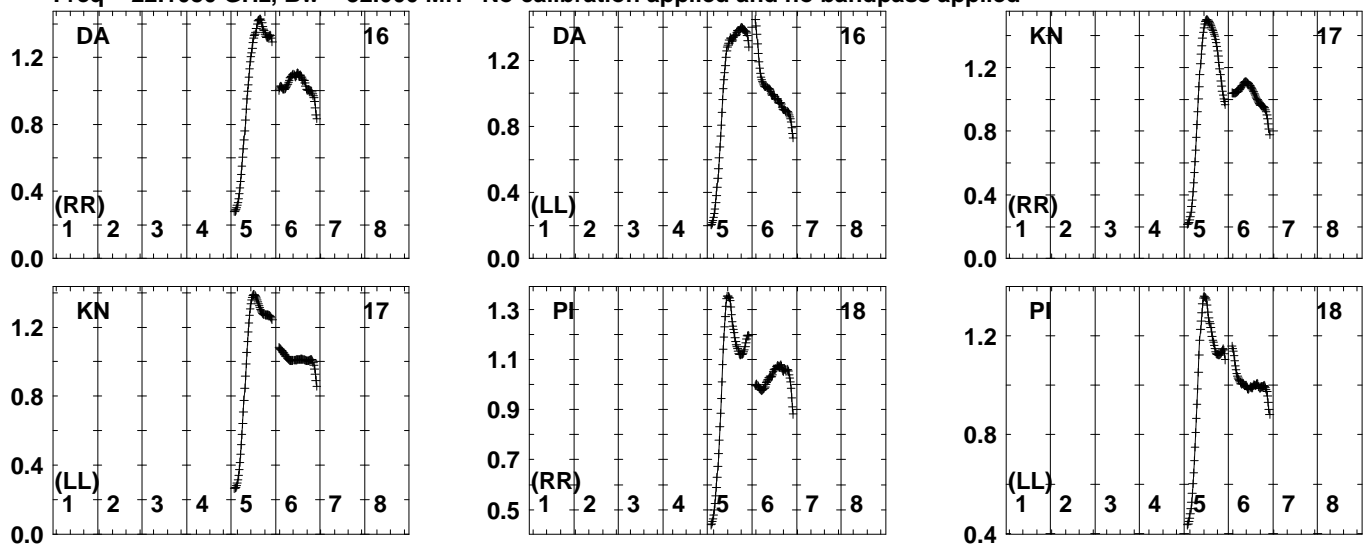


Lower frame: Real Jy
Auto-corr total-power spectrum Antenna: *
Timerange: 00/07:47:31 to 00/07:52:29

Plot file version 239 created 21-FEB-2023 15:53:50

OJ287 EB092F.UVDATA.1

Freq = 22.1080 GHz, Bw = 32.000 MH No calibration applied and no bandpass applied

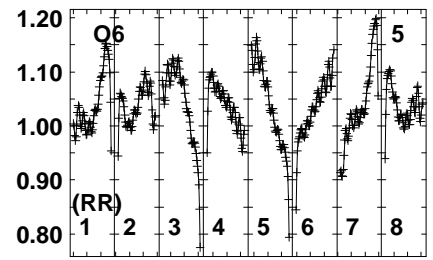
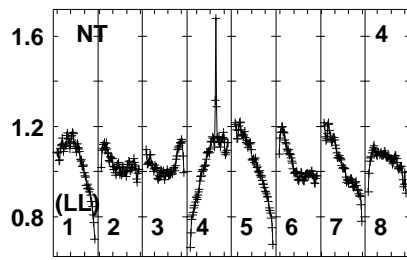
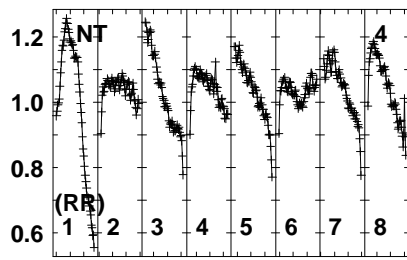
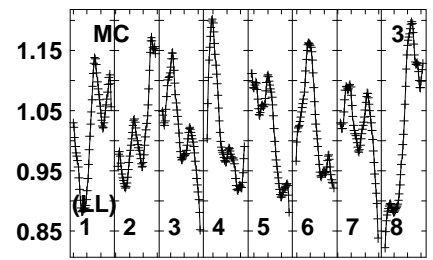
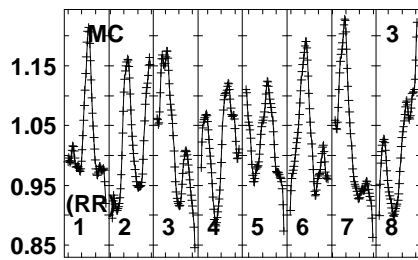
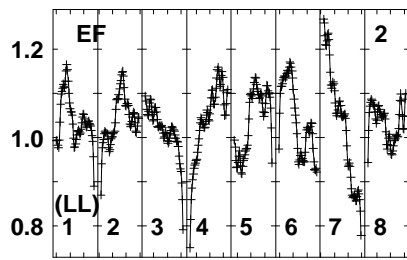
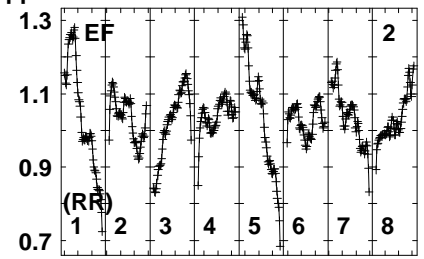
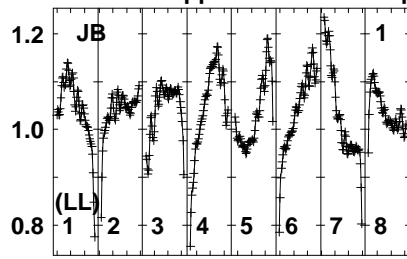
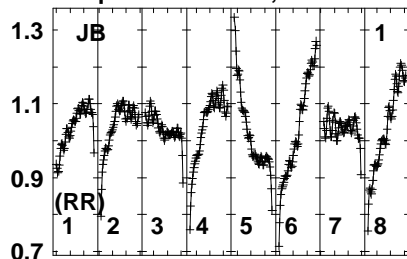


Lower frame: Real Jy
Auto-corr total-power spectrum Antenna: *
Timerange: 00/07:47:31 to 00/07:52:29

Plot file version 240 created 21-FEB-2023 15:53:50

J1516 EB092F.UVDATA.1

Freq = 22.1080 GHz, Bw = 32.000 MH No calibration applied and no bandpass applied



221021402218022240222802232022340
FREQ MHz

221021402218022240222802232022340
FREQ MHz

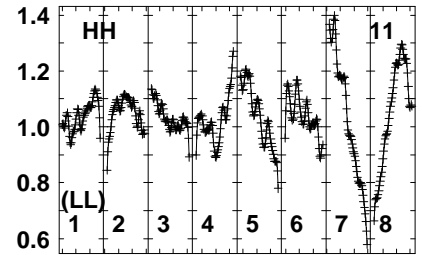
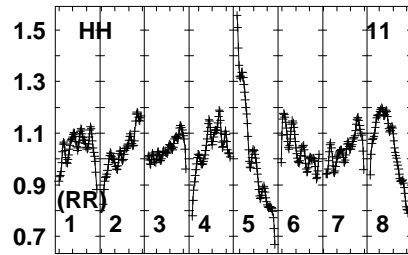
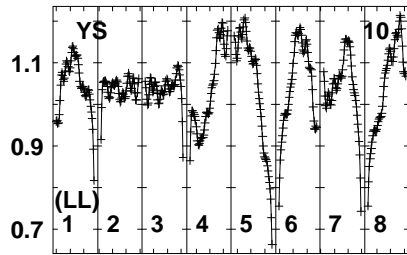
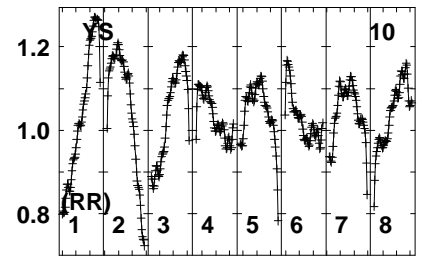
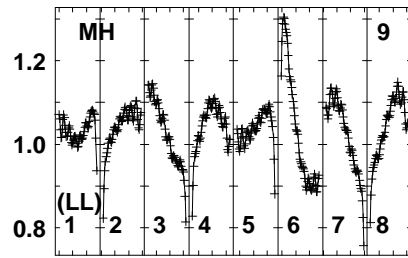
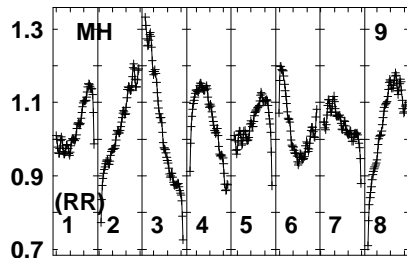
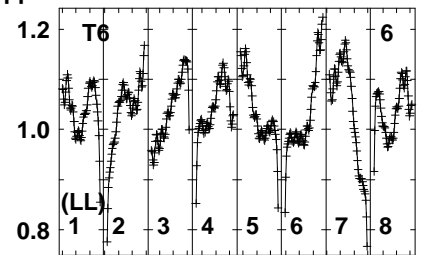
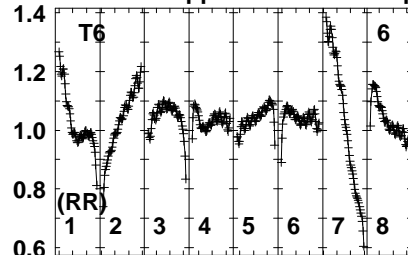
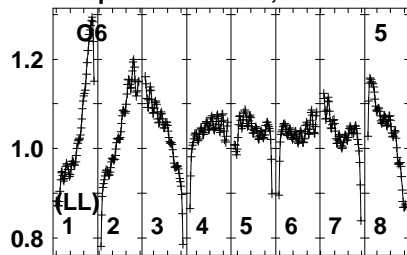
221021402218022240222802232022340
FREQ MHz

Lower frame: Real Jy
Auto-corr total-power spectrum Antenna: *
Timerange: 00/08:03:16 to 00/08:06:14

Plot file version 241 created 21-FEB-2023 15:53:51

J1516 EB092F.UVDATA.1

Freq = 22.1080 GHz, Bw = 32.000 MH No calibration applied and no bandpass applied



221 2214 2218 2222 2226 2230 2234 0
FREQ MHz

221 2214 2218 2222 2226 2230 2234 0
FREQ MHz

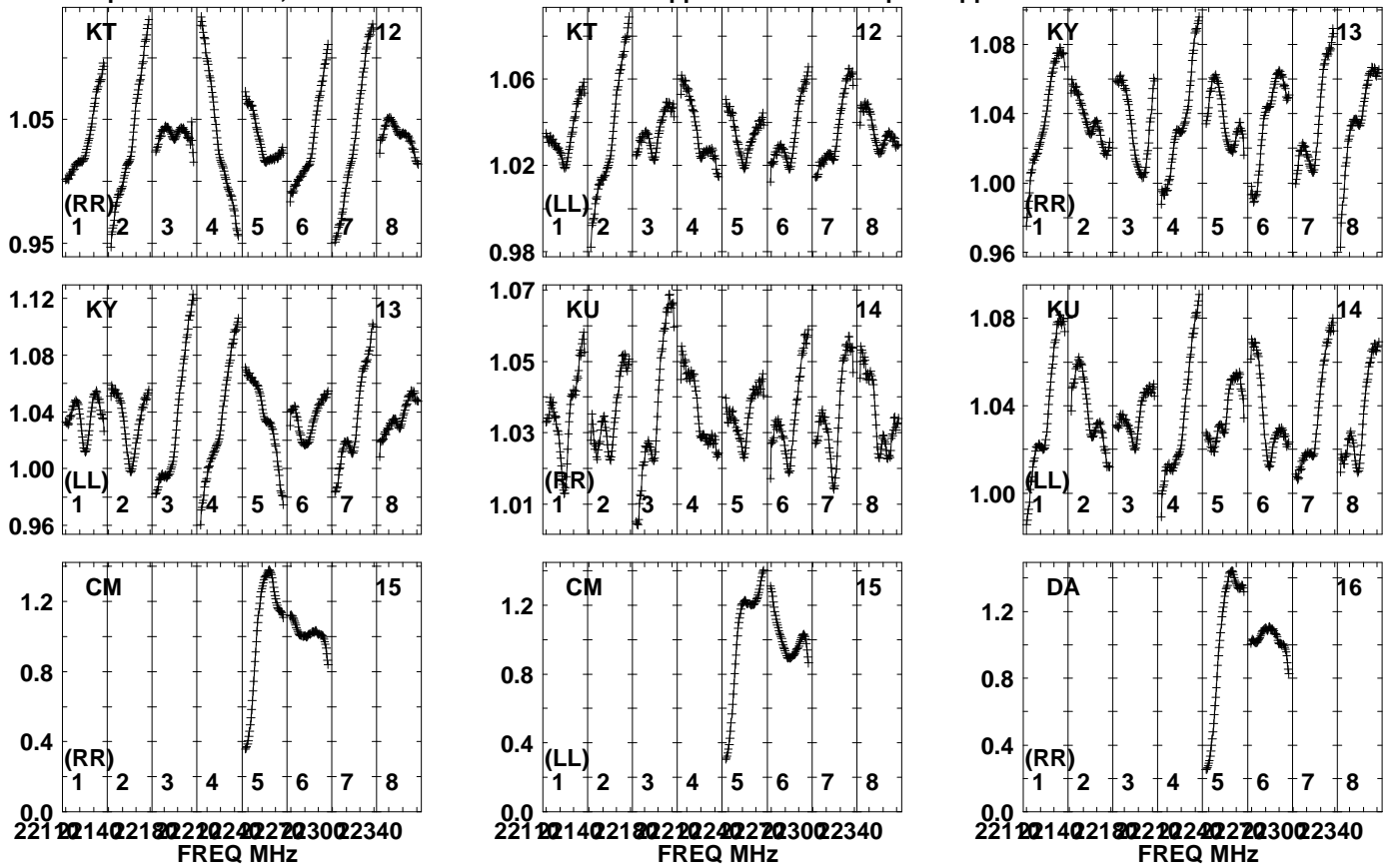
221 2214 2218 2222 2226 2230 2234 0
FREQ MHz

Lower frame: Real Jy
Auto-corr total-power spectrum Antenna: *
Timerange: 00/08:03:16 to 00/08:06:14

Plot file version 242 created 21-FEB-2023 15:53:51

J1516 EB092F.UVDATA.1

Freq = 22.1080 GHz, Bw = 32.000 MH No calibration applied and no bandpass applied

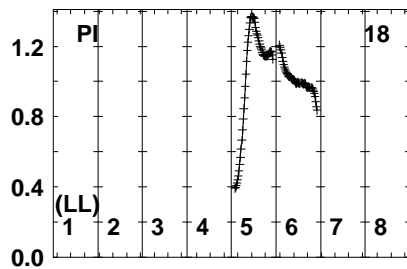
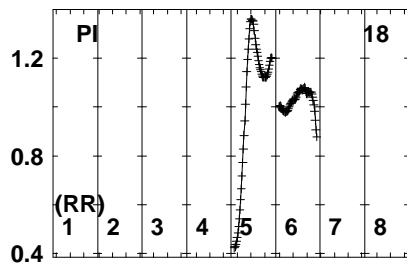
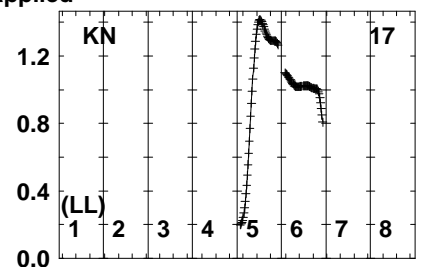
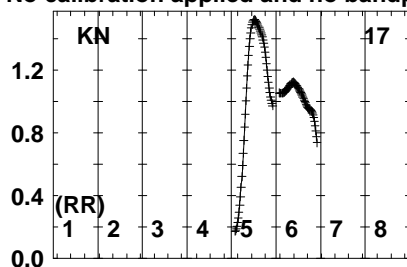
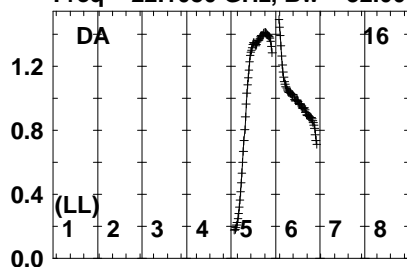


Lower frame: Real Jy
Auto-corr total-power spectrum Antenna: *
Timerange: 00/08:03:16 to 00/08:06:14

Plot file version 243 created 21-FEB-2023 15:53:52

J1516 EB092F.UVDATA.1

Freq = 22.1080 GHz, Bw = 32.000 MH No calibration applied and no bandpass applied

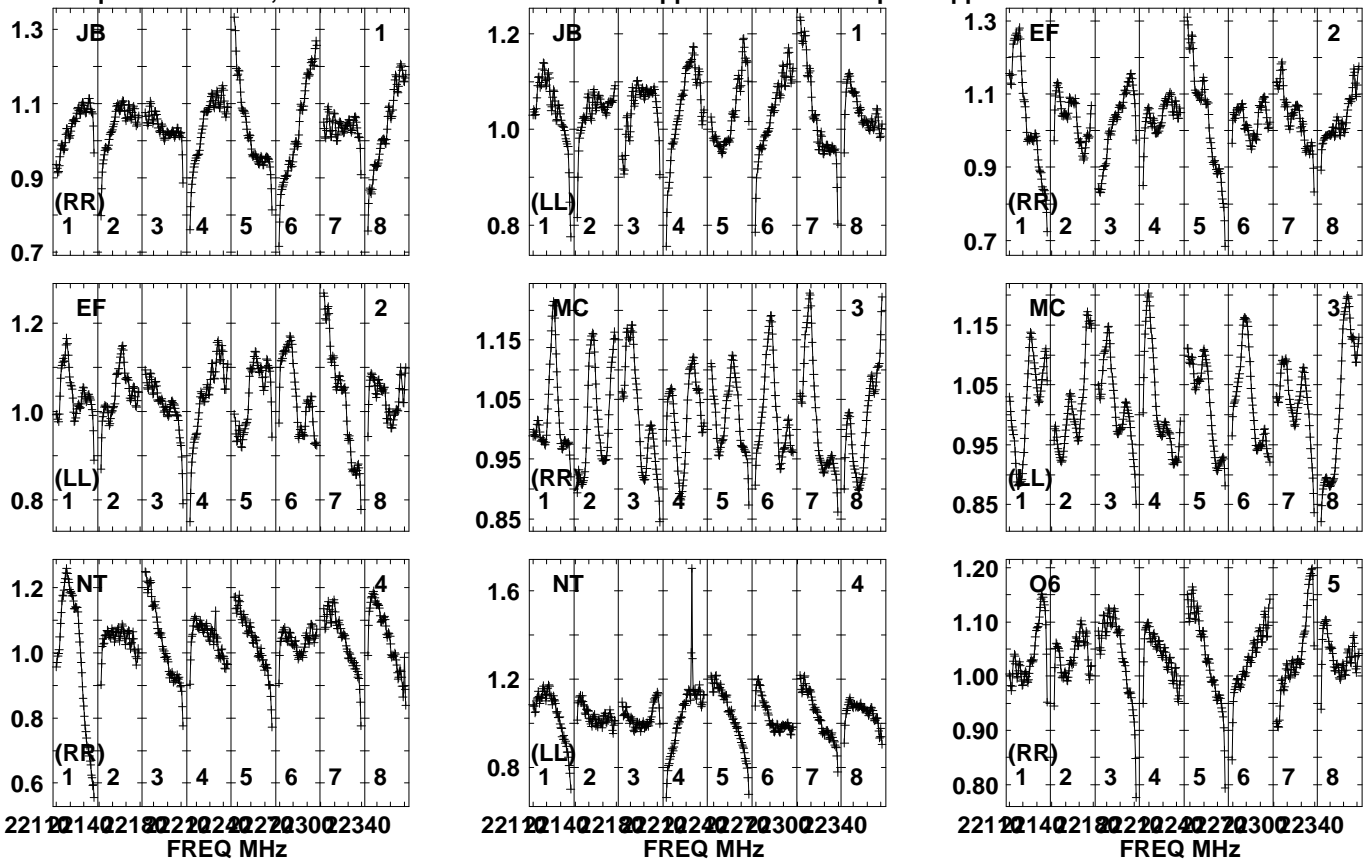


Lower frame: Real Jy
Auto-corr total-power spectrum Antenna: *
Timerange: 00/08:03:16 to 00/08:06:14

Plot file version 244 created 21-FEB-2023 15:53:52

J1516 EB092F.UVDATA.1

Freq = 22.1080 GHz, Bw = 32.000 MH No calibration applied and no bandpass applied

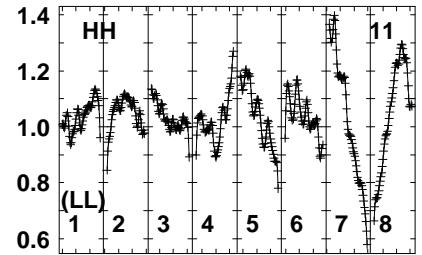
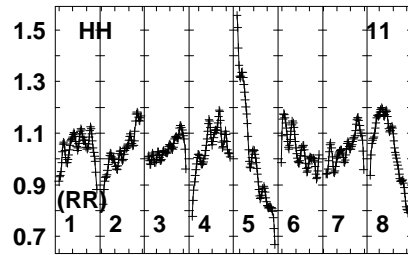
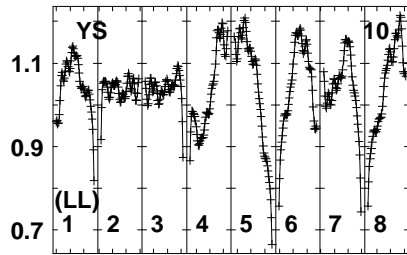
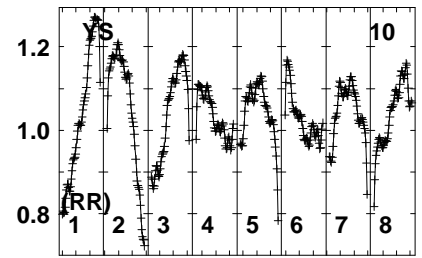
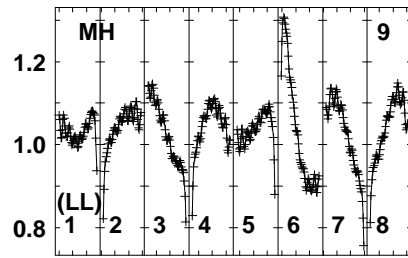
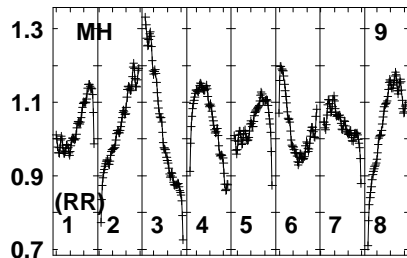
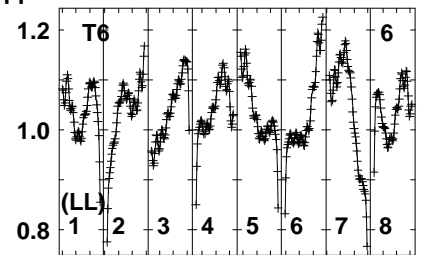
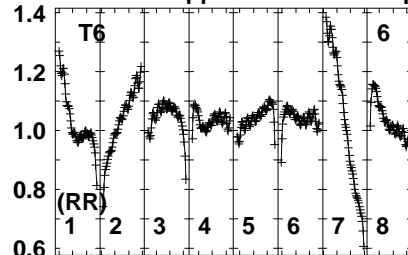
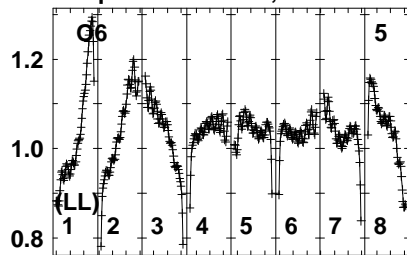


Lower frame: Real Jy
Auto-corr total-power spectrum Antenna: *
Timerange: 00/08:06:46 to 00/08:11:44

Plot file version 245 created 21-FEB-2023 15:53:52

J1516 EB092F.UVDATA.1

Freq = 22.1080 GHz, Bw = 32.000 MH No calibration applied and no bandpass applied



2210214021802220224022703002340
FREQ MHz

2210214021802220224022703002340
FREQ MHz

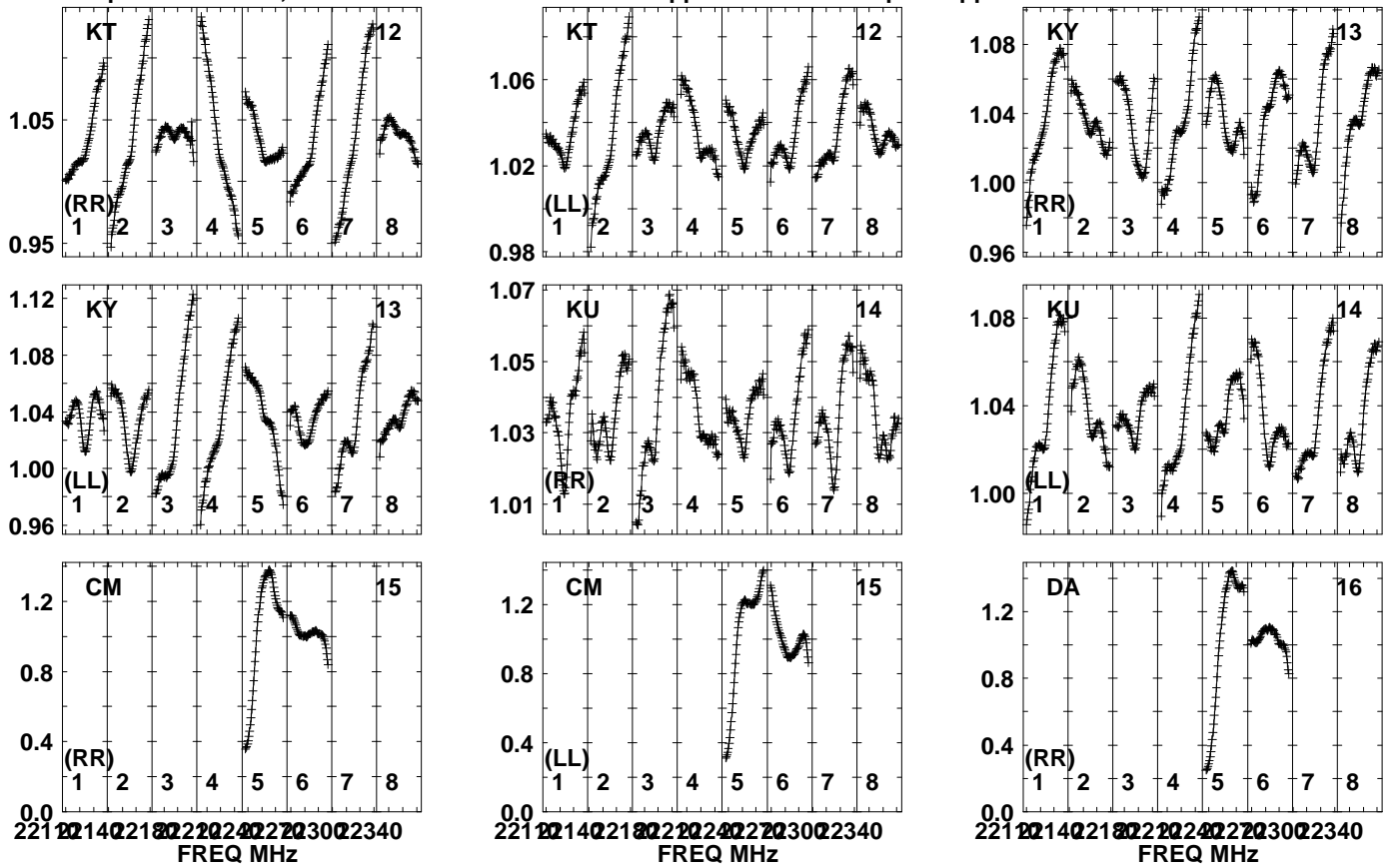
2210214021802220224022703002340
FREQ MHz

Lower frame: Real Jy
Auto-corr total-power spectrum Antenna: *
Timerange: 00/08:06:46 to 00/08:11:44

Plot file version 246 created 21-FEB-2023 15:53:53

J1516 EB092F.UVDATA.1

Freq = 22.1080 GHz, Bw = 32.000 MH No calibration applied and no bandpass applied

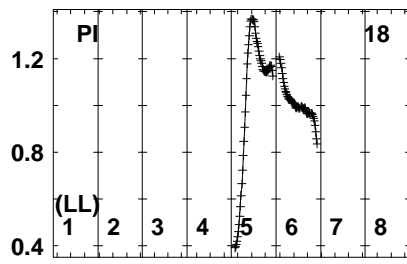
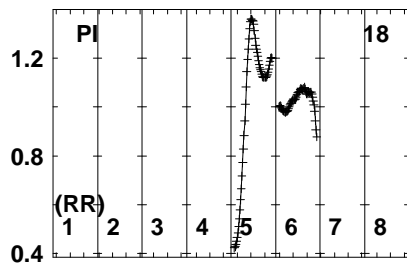
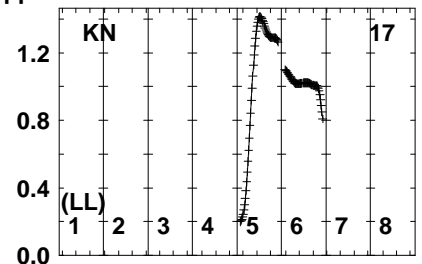
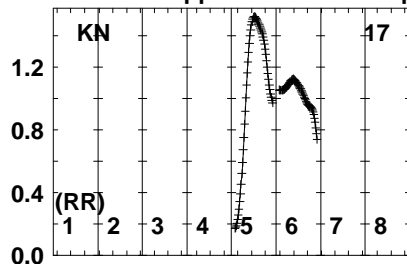
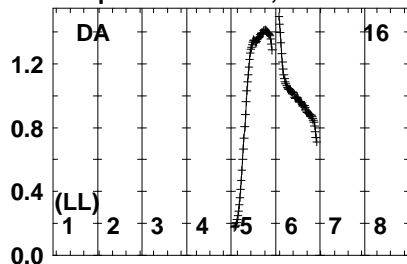


Lower frame: Real Jy
Auto-corr total-power spectrum Antenna: *
Timerange: 00/08:06:46 to 00/08:11:44

Plot file version 247 created 21-FEB-2023 15:53:54

J1516 EB092F.UVDATA.1

Freq = 22.1080 GHz, Bw = 32.000 MH No calibration applied and no bandpass applied

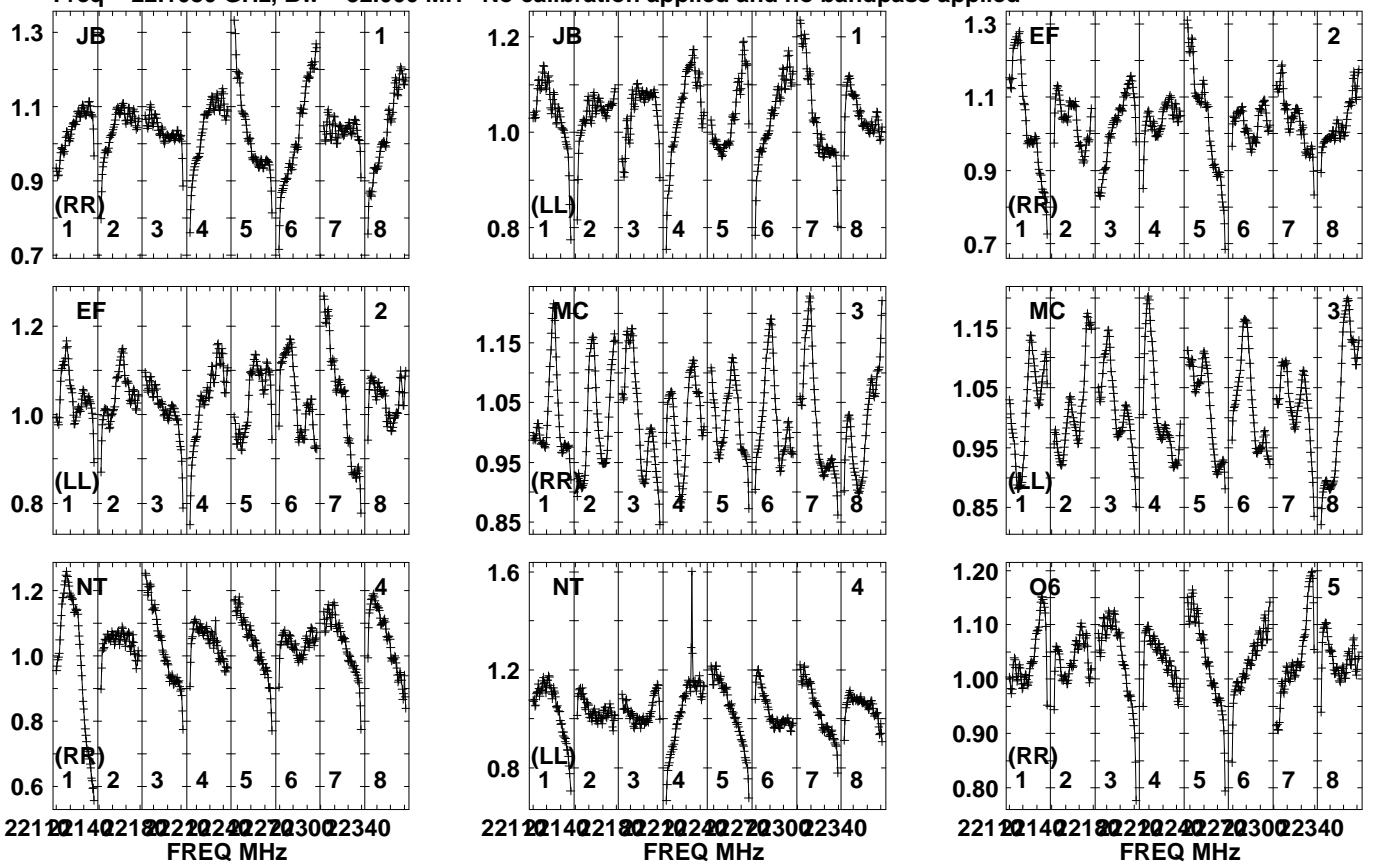


Lower frame: Real Jy
Auto-corr total-power spectrum Antenna: *
Timerange: 00/08:06:46 to 00/08:11:44

Plot file version 248 created 21-FEB-2023 15:53:54

J1516 EB092F.UVDATA.1

Freq = 22.1080 GHz, Bw = 32.000 MH No calibration applied and no bandpass applied

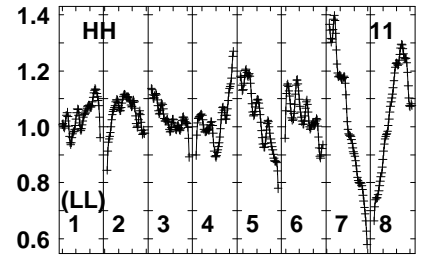
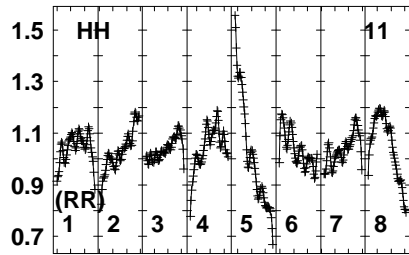
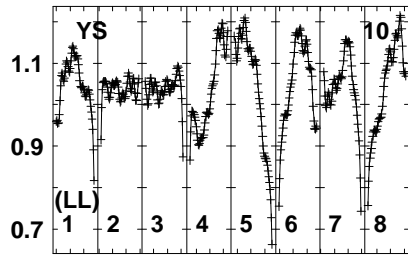
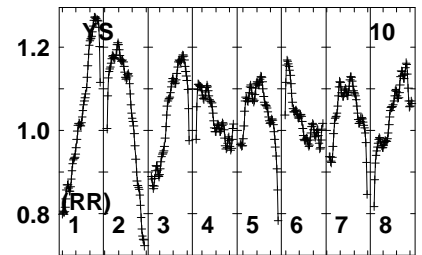
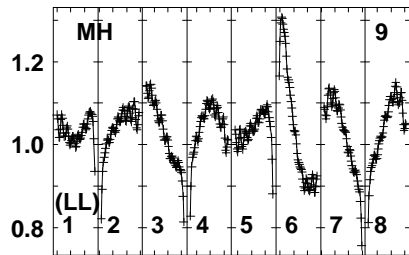
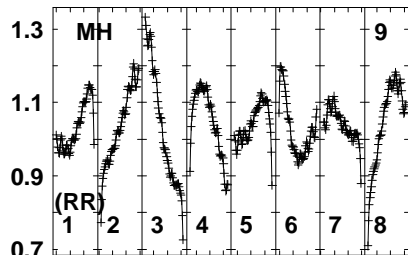
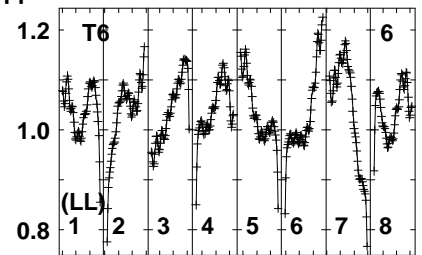
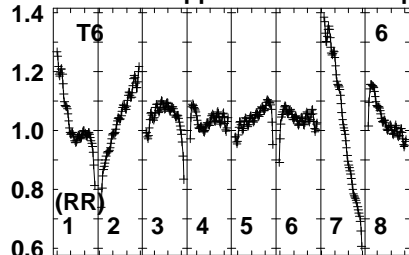
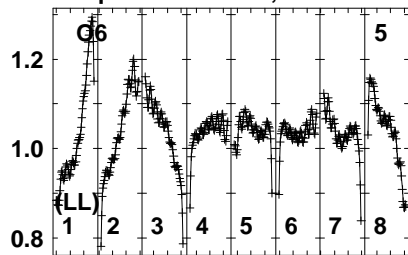


Lower frame: Real Jy
Auto-corr total-power spectrum Antenna: *
Timerange: 00/08:12:16 to 00/08:17:14

Plot file version 249 created 21-FEB-2023 15:53:54

J1516 EB092F.UVDATA.1

Freq = 22.1080 GHz, Bw = 32.000 MH No calibration applied and no bandpass applied



22100 22140 22180 22220 22260 22300 22340

FREQ MHz

Lower frame: Real Jy
Auto-corr total-power spectrum Antenna: *
Timerange: 00/08:12:16 to 00/08:17:14

22100 22140 22180 22220 22260 22300 22340

FREQ MHz

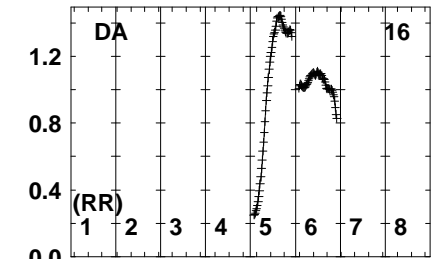
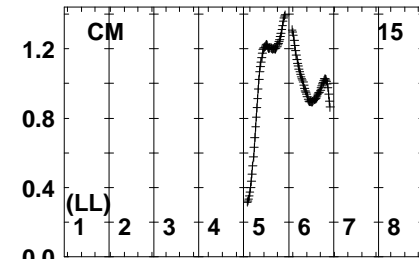
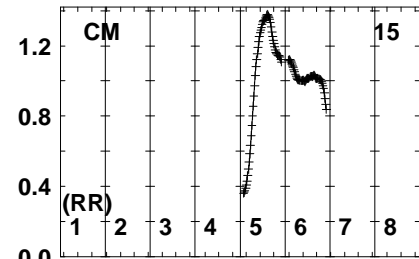
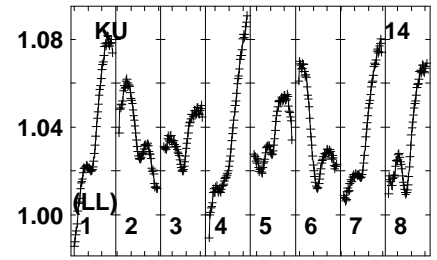
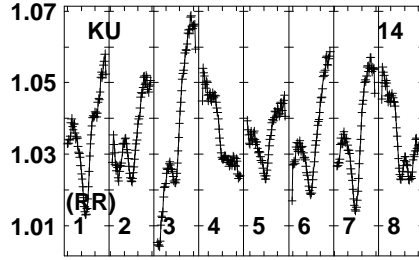
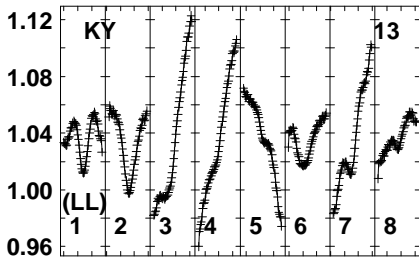
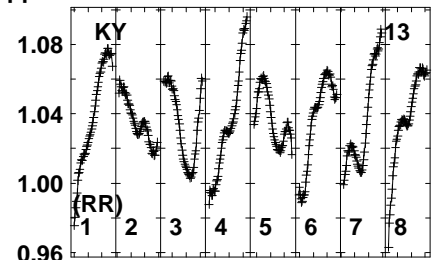
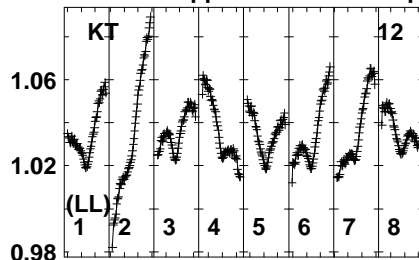
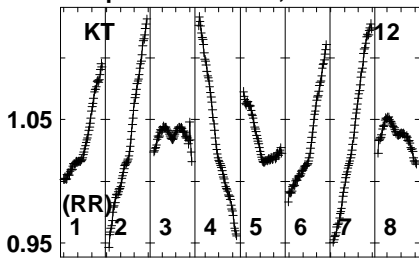
22100 22140 22180 22220 22260 22300 22340

FREQ MHz

Plot file version 250 created 21-FEB-2023 15:53:55

J1516 EB092F.UVDATA.1

Freq = 22.1080 GHz, Bw = 32.000 MH No calibration applied and no bandpass applied



221 22140 22180 22220 22260 22300 22340
FREQ MHz

221 22140 22180 22220 22260 22300 22340
FREQ MHz

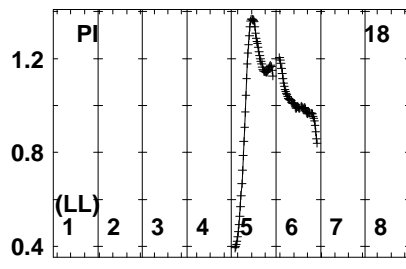
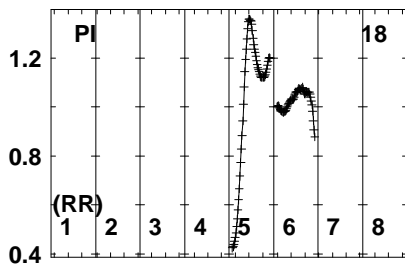
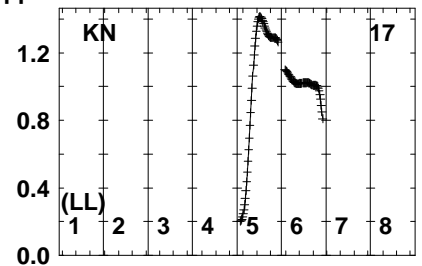
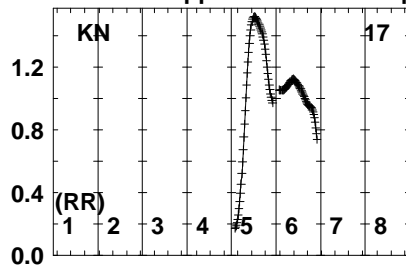
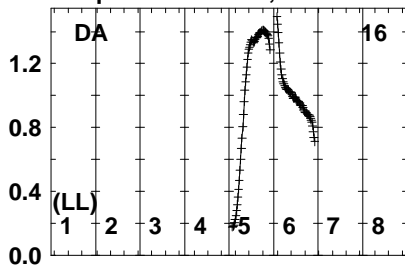
221 22140 22180 22220 22260 22300 22340
FREQ MHz

Lower frame: Real Jy
Auto-corr total-power spectrum Antenna: *
Timerange: 00/08:12:16 to 00/08:17:14

Plot file version 251 created 21-FEB-2023 15:53:56

J1516 EB092F.UVDATA.1

Freq = 22.1080 GHz, Bw = 32.000 MH No calibration applied and no bandpass applied

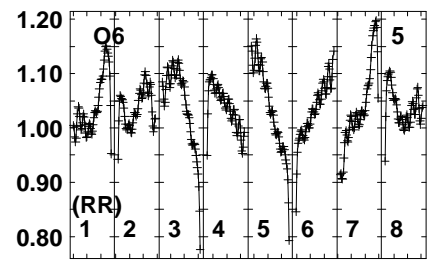
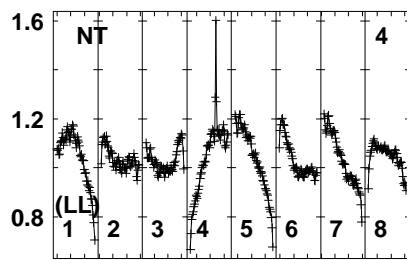
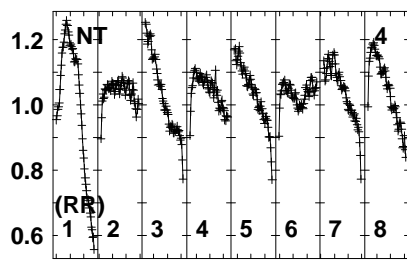
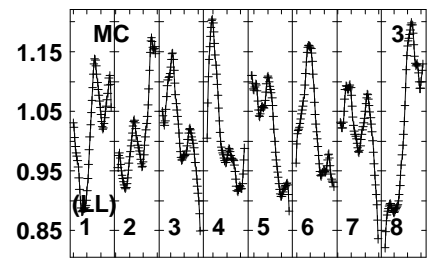
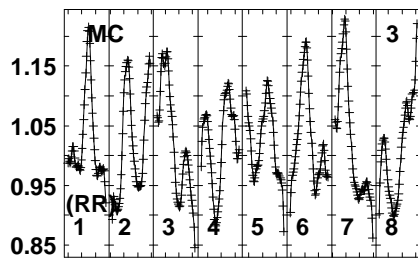
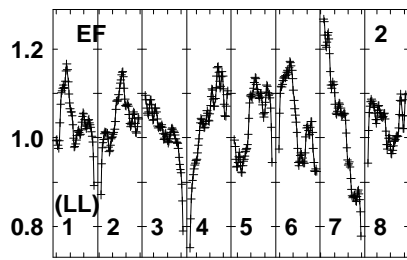
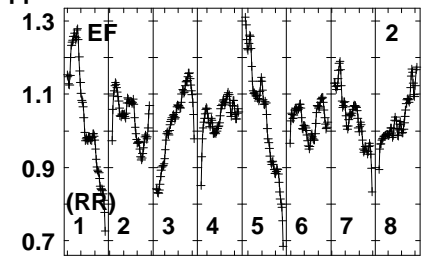
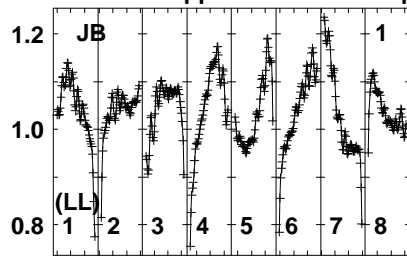
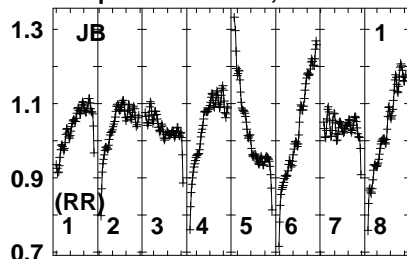


Lower frame: Real Jy
Auto-corr total-power spectrum Antenna: *
Timerange: 00/08:12:16 to 00/08:17:14

Plot file version 252 created 21-FEB-2023 15:53:56

J1516 EB092F.UVDATA.1

Freq = 22.1080 GHz, Bw = 32.000 MH No calibration applied and no bandpass applied



221 221.4 221.8 222.2 222.6 223.0 223.4
FREQ MHz

221 221.4 221.8 222.2 222.6 223.0 223.4
FREQ MHz

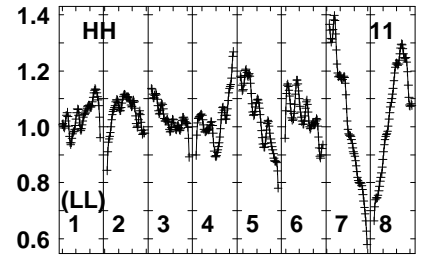
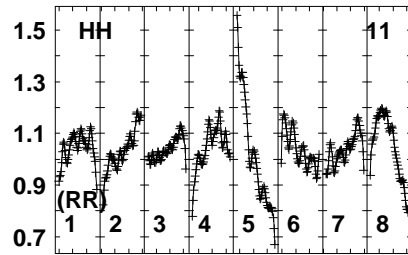
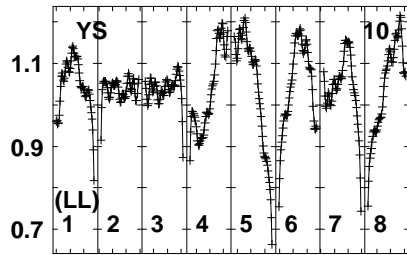
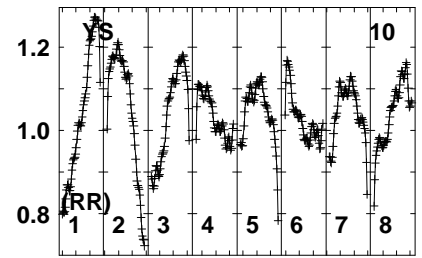
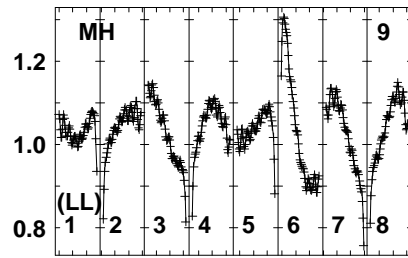
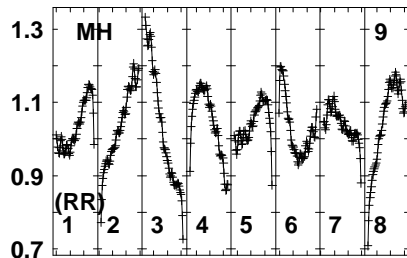
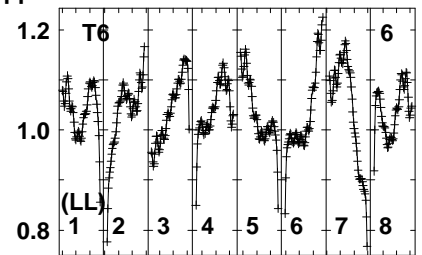
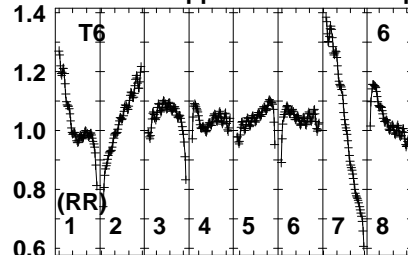
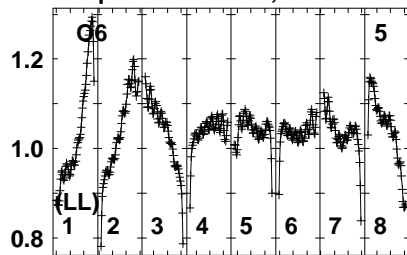
221 221.4 221.8 222.2 222.6 223.0 223.4
FREQ MHz

Lower frame: Real Jy
Auto-corr total-power spectrum Antenna: *
Timerange: 00/08:17:46 to 00/08:22:44

Plot file version 253 created 21-FEB-2023 15:53:56

J1516 EB092F.UVDATA.1

Freq = 22.1080 GHz, Bw = 32.000 MH No calibration applied and no bandpass applied



22102140221802224022240222030022340
FREQ MHz

22102140221802224022240222030022340
FREQ MHz

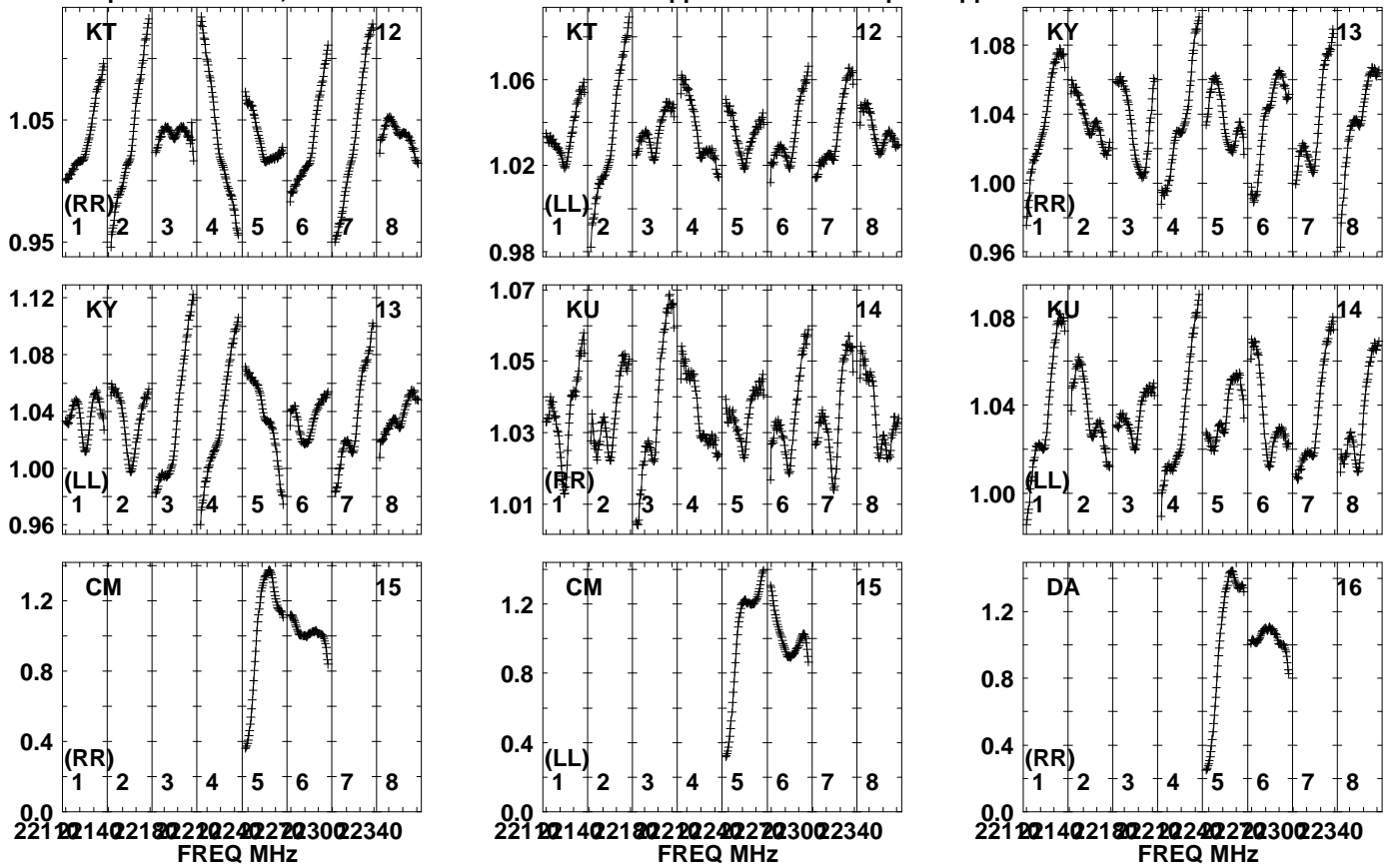
22102140221802224022240222030022340
FREQ MHz

Lower frame: Real Jy
Auto-corr total-power spectrum Antenna: *
Timerange: 00/08:17:46 to 00/08:22:44

Plot file version 254 created 21-FEB-2023 15:53:57

J1516 EB092F.UVDATA.1

Freq = 22.1080 GHz, Bw = 32.000 MH No calibration applied and no bandpass applied

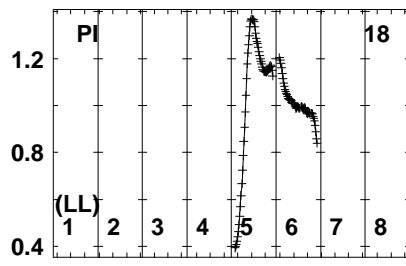
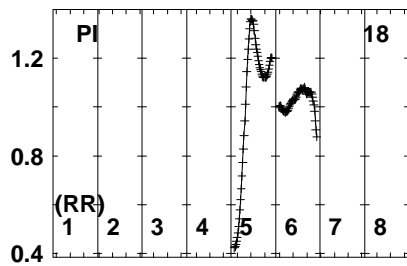
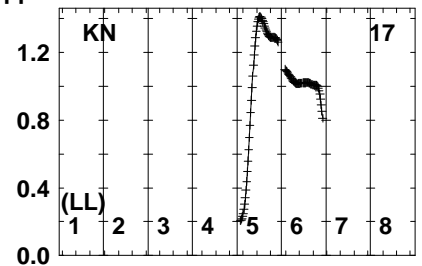
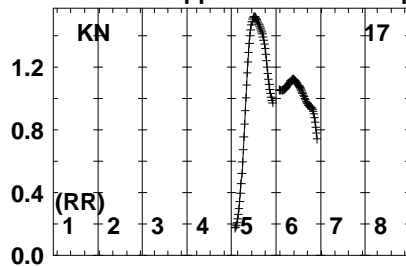
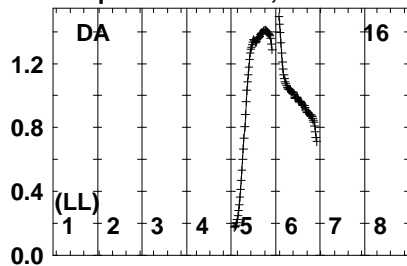


Lower frame: Real Jy
Auto-corr total-power spectrum Antenna: *
Timerange: 00/08:17:46 to 00/08:22:44

Plot file version 255 created 21-FEB-2023 15:53:57

J1516 EB092F.UVDATA.1

Freq = 22.1080 GHz, Bw = 32.000 MH No calibration applied and no bandpass applied

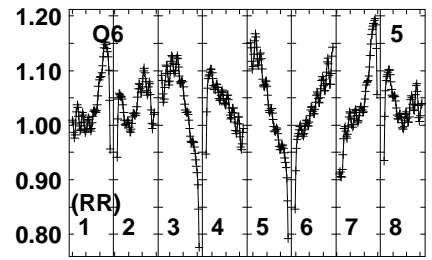
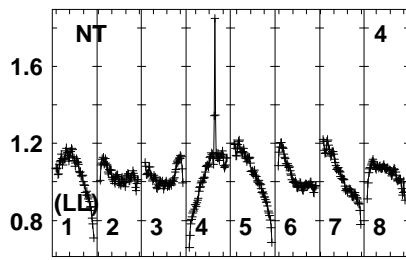
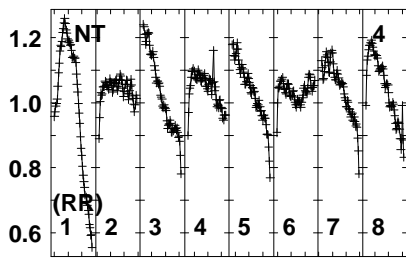
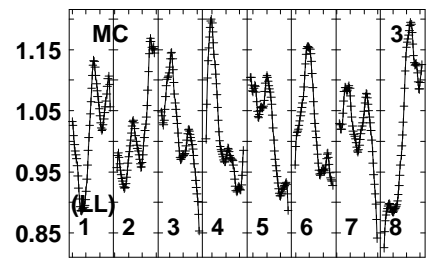
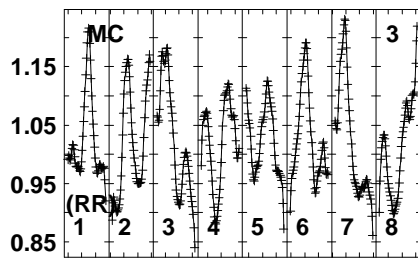
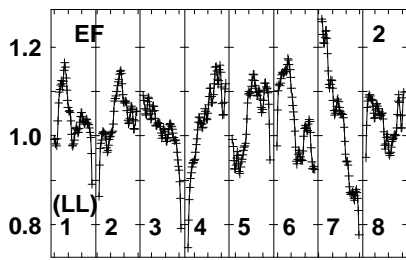
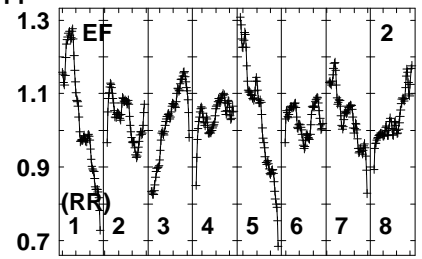
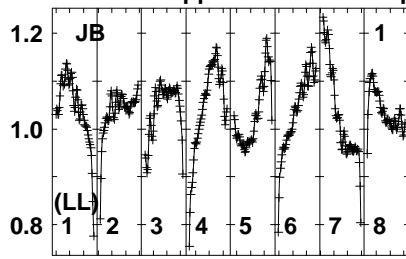
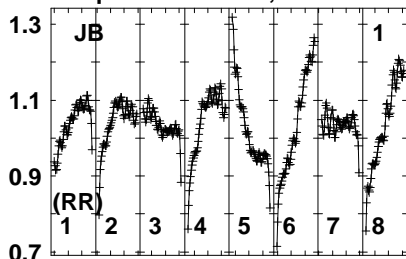


Lower frame: Real Jy
Auto-corr total-power spectrum Antenna: *
Timerange: 00/08:17:46 to 00/08:22:44

Plot file version 256 created 21-FEB-2023 15:53:58

J1352 EB092F.UVDATA.1

Freq = 22.1080 GHz, Bw = 32.000 MH No calibration applied and no bandpass applied



221021402218022240222802230022340
FREQ MHz

221021402218022240222802230022340
FREQ MHz

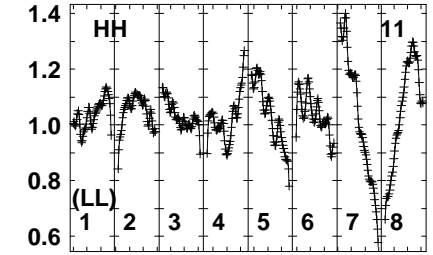
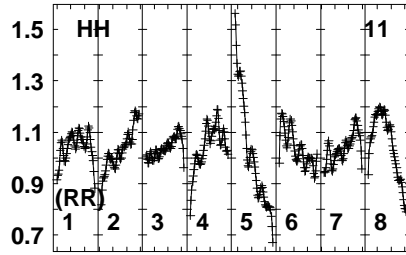
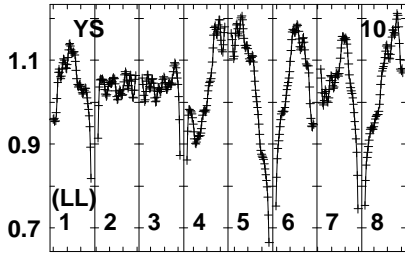
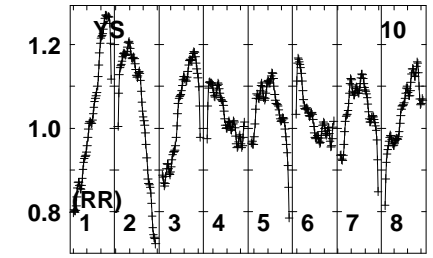
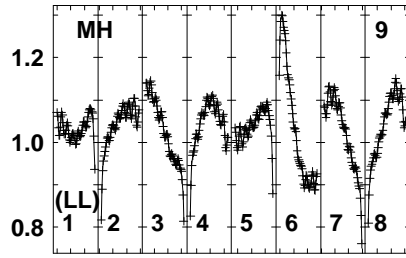
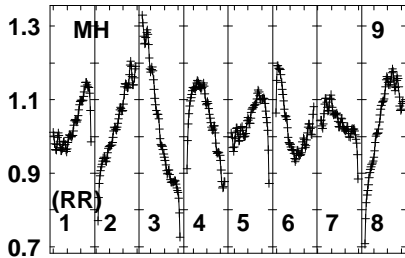
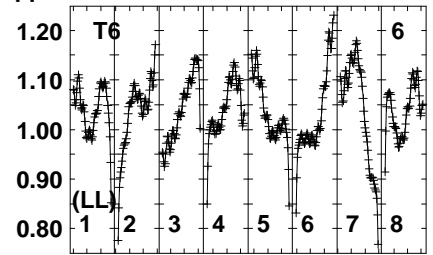
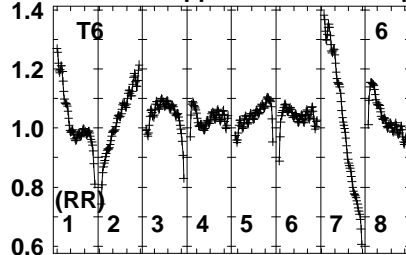
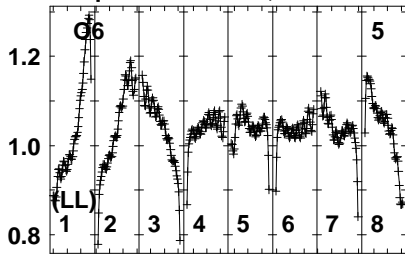
221021402218022240222802230022340
FREQ MHz

Lower frame: Real Jy
Auto-corr total-power spectrum Antenna: *
Timerange: 00/08:25:22 to 00/08:28:20

Plot file version 257 created 21-FEB-2023 15:53:58

J1352 EB092F.UVDATA.1

Freq = 22.1080 GHz, Bw = 32.000 MH No calibration applied and no bandpass applied



22102140221802224022240222030022340
FREQ MHz

22102140221802224022240222030022340
FREQ MHz

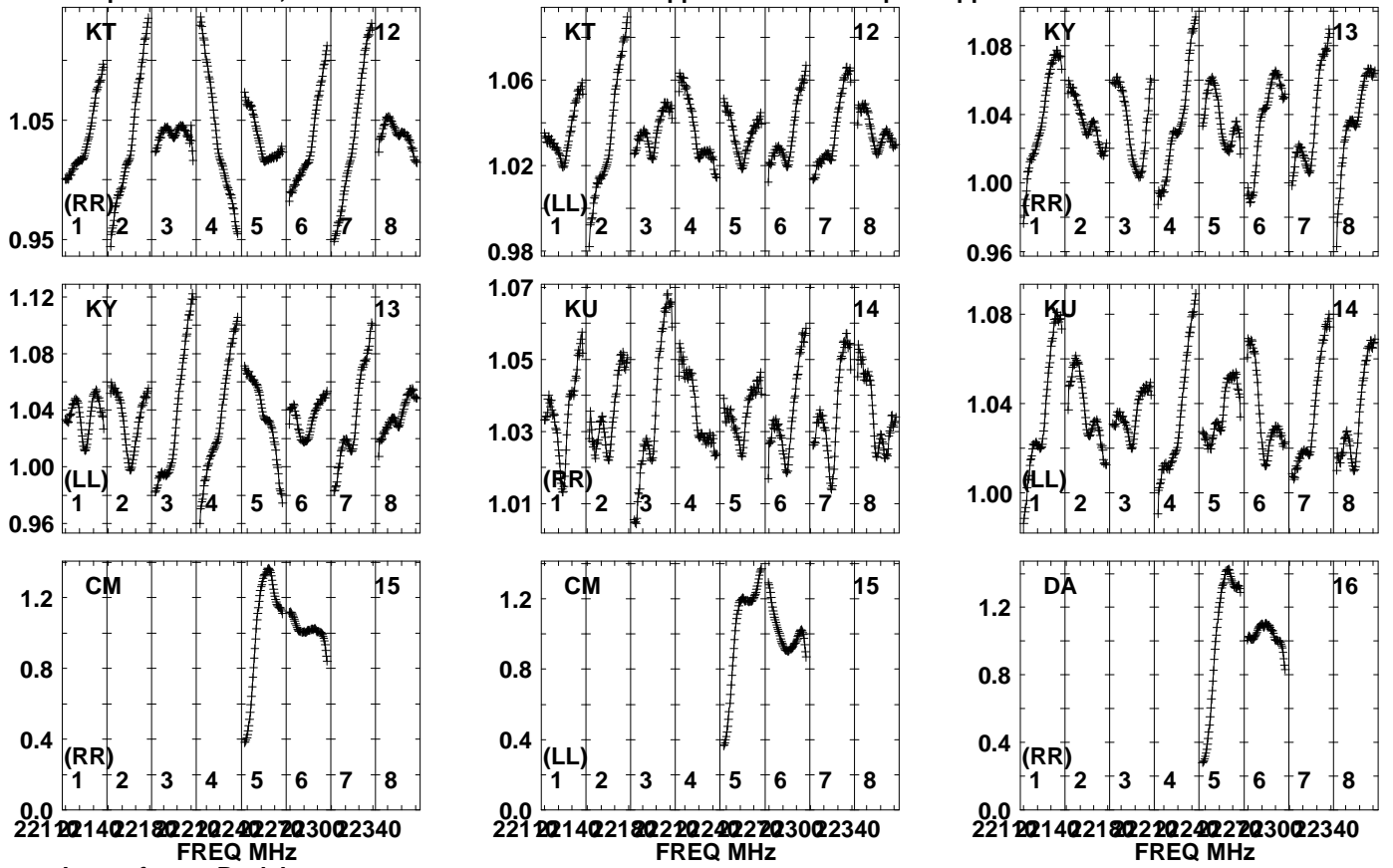
22102140221802224022240222030022340
FREQ MHz

Lower frame: Real Jy
Auto-corr total-power spectrum Antenna: *
Timerange: 00/08:25:22 to 00/08:28:20

Plot file version 258 created 21-FEB-2023 15:53:59

J1352 EB092F.UVDATA.1

Freq = 22.1080 GHz, Bw = 32.000 MH No calibration applied and no bandpass applied

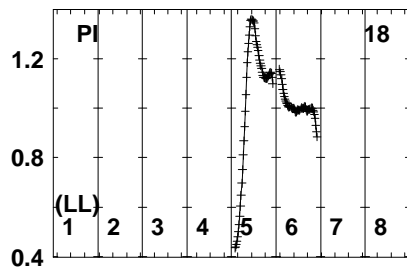
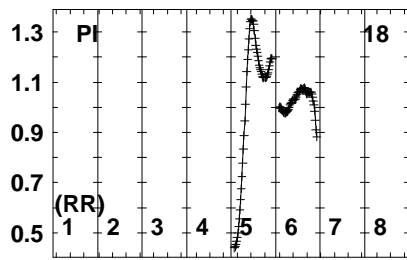
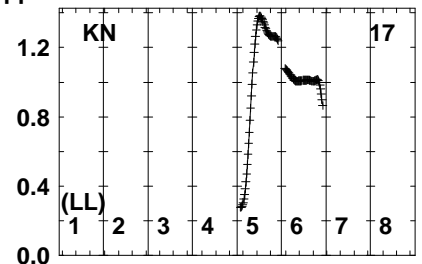
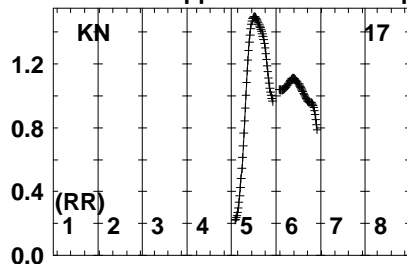
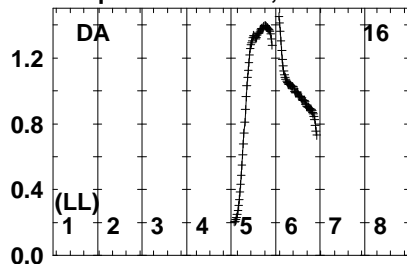


Lower frame: Real Jy
Auto-corr total-power spectrum Antenna: *
Timerange: 00/08:25:22 to 00/08:28:20

Plot file version 259 created 21-FEB-2023 15:53:59

J1352 EB092F.UVDATA.1

Freq = 22.1080 GHz, Bw = 32.000 MH No calibration applied and no bandpass applied

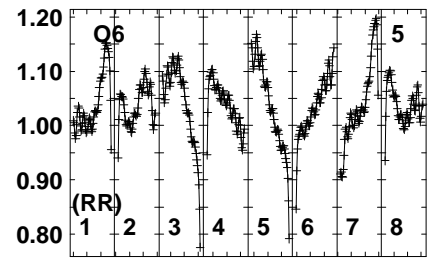
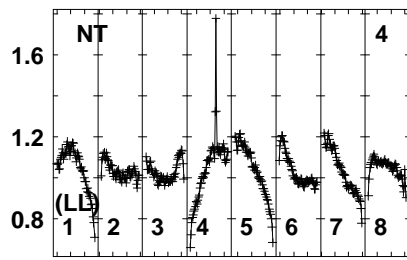
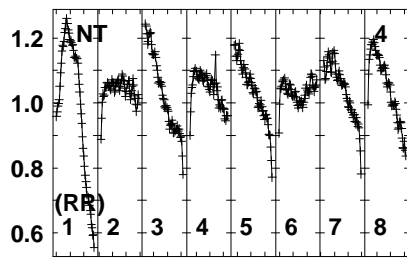
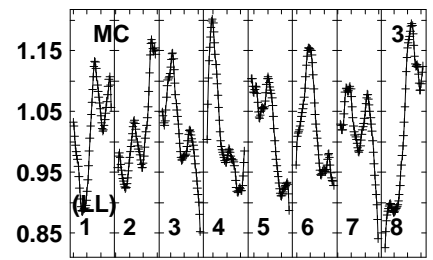
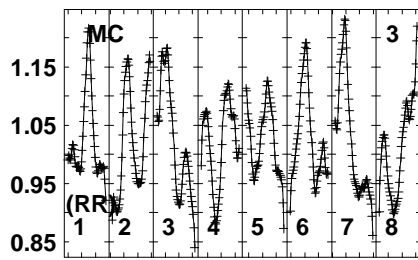
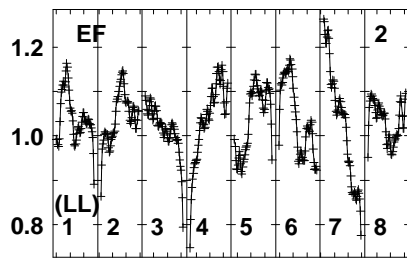
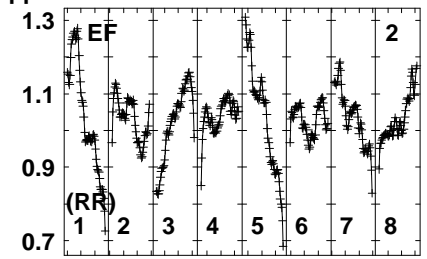
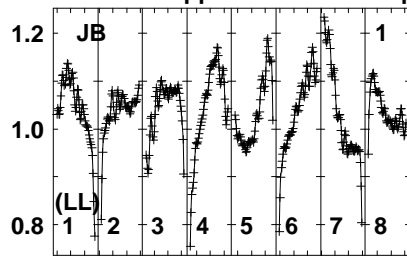
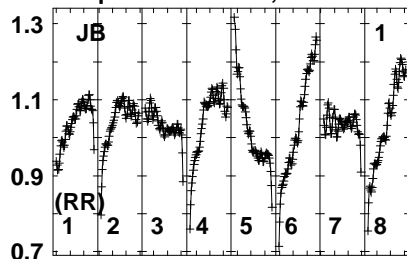


Lower frame: Real Jy
Auto-corr total-power spectrum Antenna: *
Timerange: 00/08:25:22 to 00/08:28:20

Plot file version 260 created 21-FEB-2023 15:53:59

J1352 EB092F.UVDATA.1

Freq = 22.1080 GHz, Bw = 32.000 MH No calibration applied and no bandpass applied



221021402218022240222802232022340
FREQ MHz

221021402218022240222802232022340
FREQ MHz

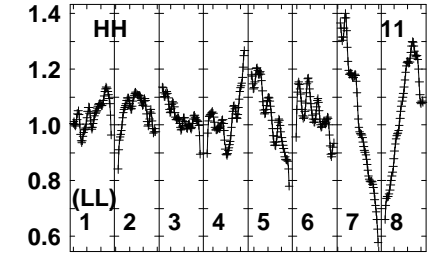
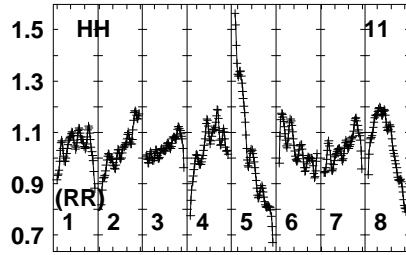
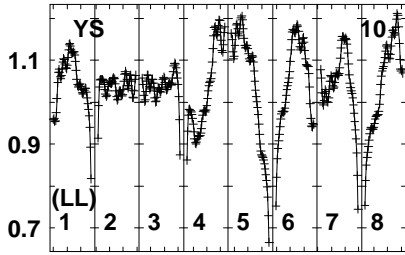
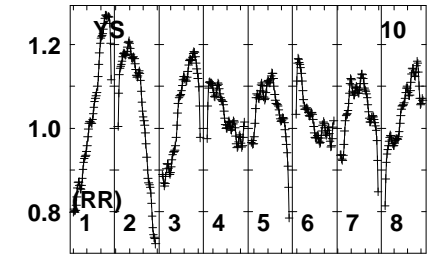
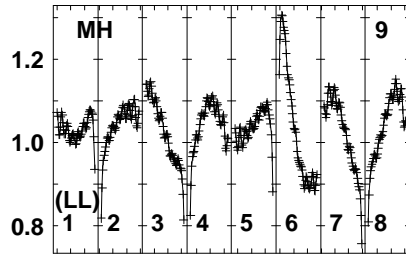
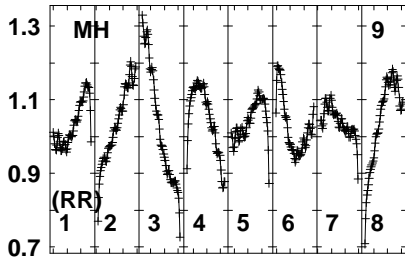
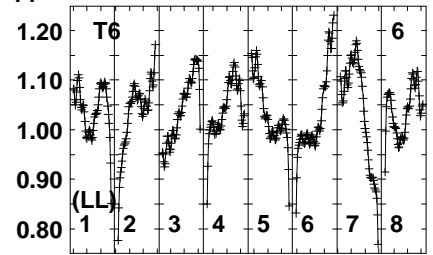
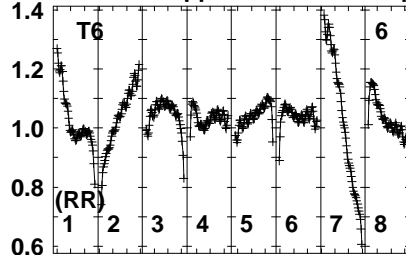
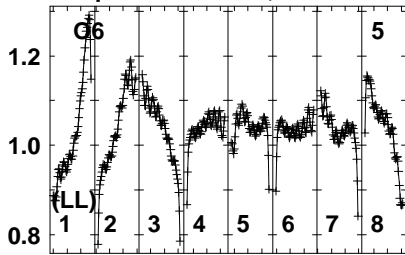
221021402218022240222802232022340
FREQ MHz

Lower frame: Real Jy
Auto-corr total-power spectrum Antenna: *
Timerange: 00/08:28:52 to 00/08:33:50

Plot file version 261 created 21-FEB-2023 15:54:00

J1352 EB092F.UVDATA.1

Freq = 22.1080 GHz, Bw = 32.000 MH No calibration applied and no bandpass applied



22102140221802224022240222030022340
FREQ MHz

22102140221802224022240222030022340
FREQ MHz

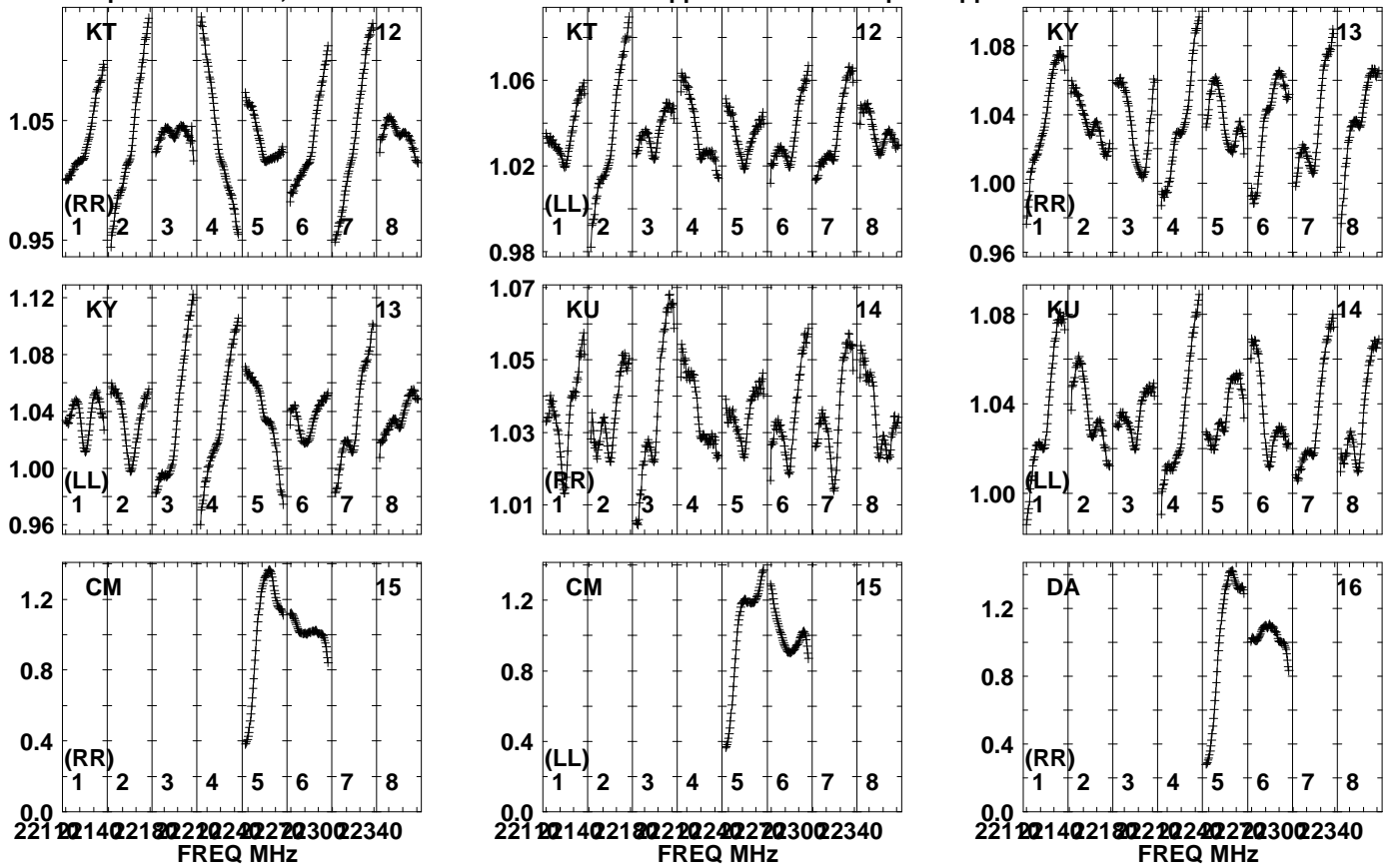
22102140221802224022240222030022340
FREQ MHz

Lower frame: Real Jy
Auto-corr total-power spectrum Antenna: *
Timerange: 00/08:28:52 to 00/08:33:50

Plot file version 262 created 21-FEB-2023 15:54:01

J1352 EB092F.UVDATA.1

Freq = 22.1080 GHz, Bw = 32.000 MH No calibration applied and no bandpass applied

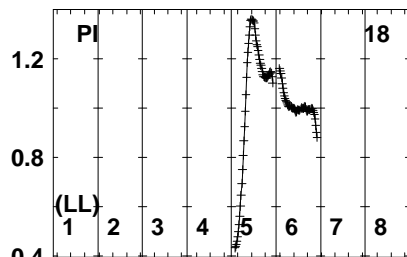
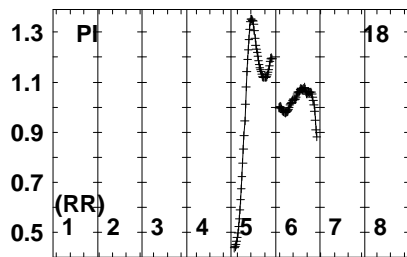
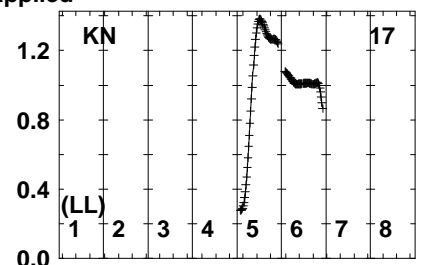
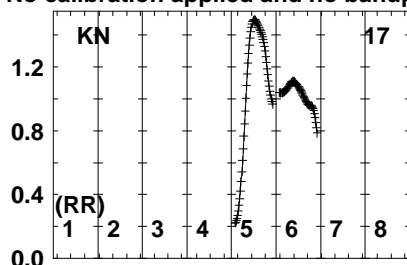
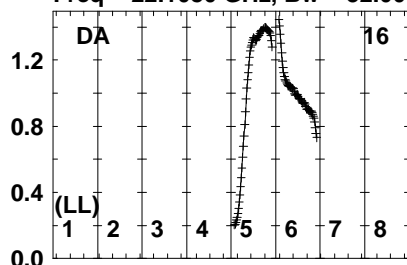


Lower frame: Real Jy
Auto-corr total-power spectrum Antenna: *
Timerange: 00/08:28:52 to 00/08:33:50

Plot file version 263 created 21-FEB-2023 15:54:01

J1352 EB092F.UVDATA.1

Freq = 22.1080 GHz, Bw = 32.000 MH No calibration applied and no bandpass applied

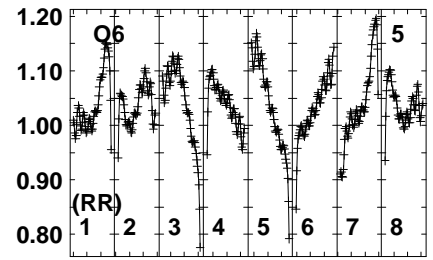
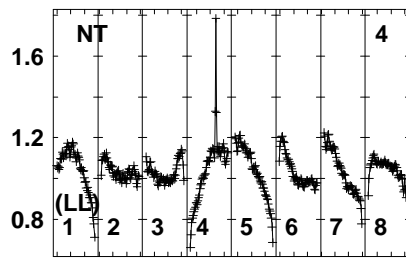
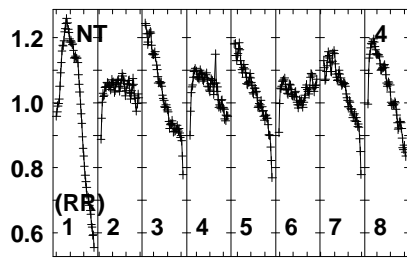
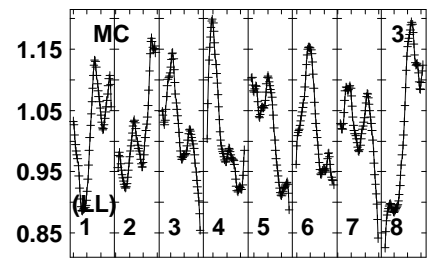
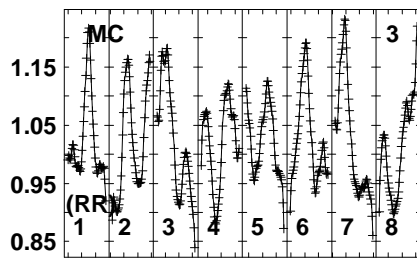
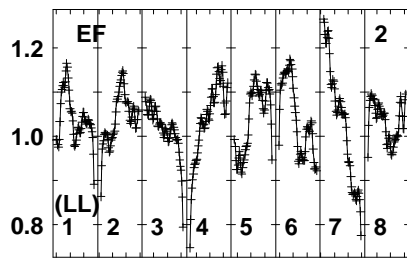
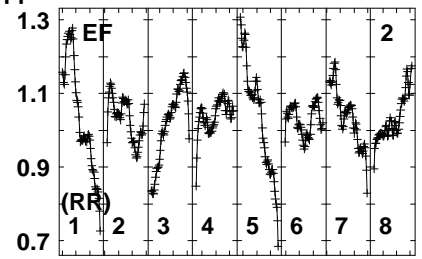
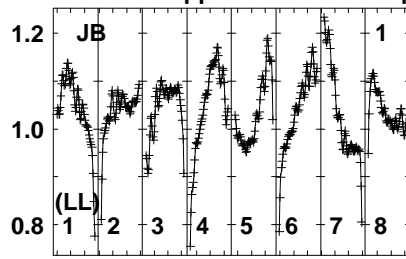
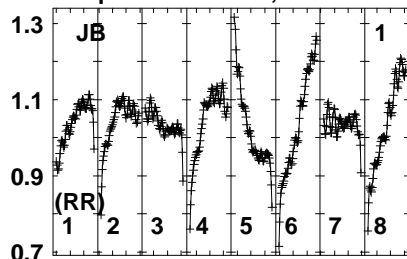


Lower frame: Real Jy
Auto-corr total-power spectrum Antenna: *
Timerange: 00/08:28:52 to 00/08:33:50

Plot file version 264 created 21-FEB-2023 15:54:01

J1352 EB092F.UVDATA.1

Freq = 22.1080 GHz, Bw = 32.000 MH No calibration applied and no bandpass applied



221021402218022240222802232022340
FREQ MHz

221021402218022240222802232022340
FREQ MHz

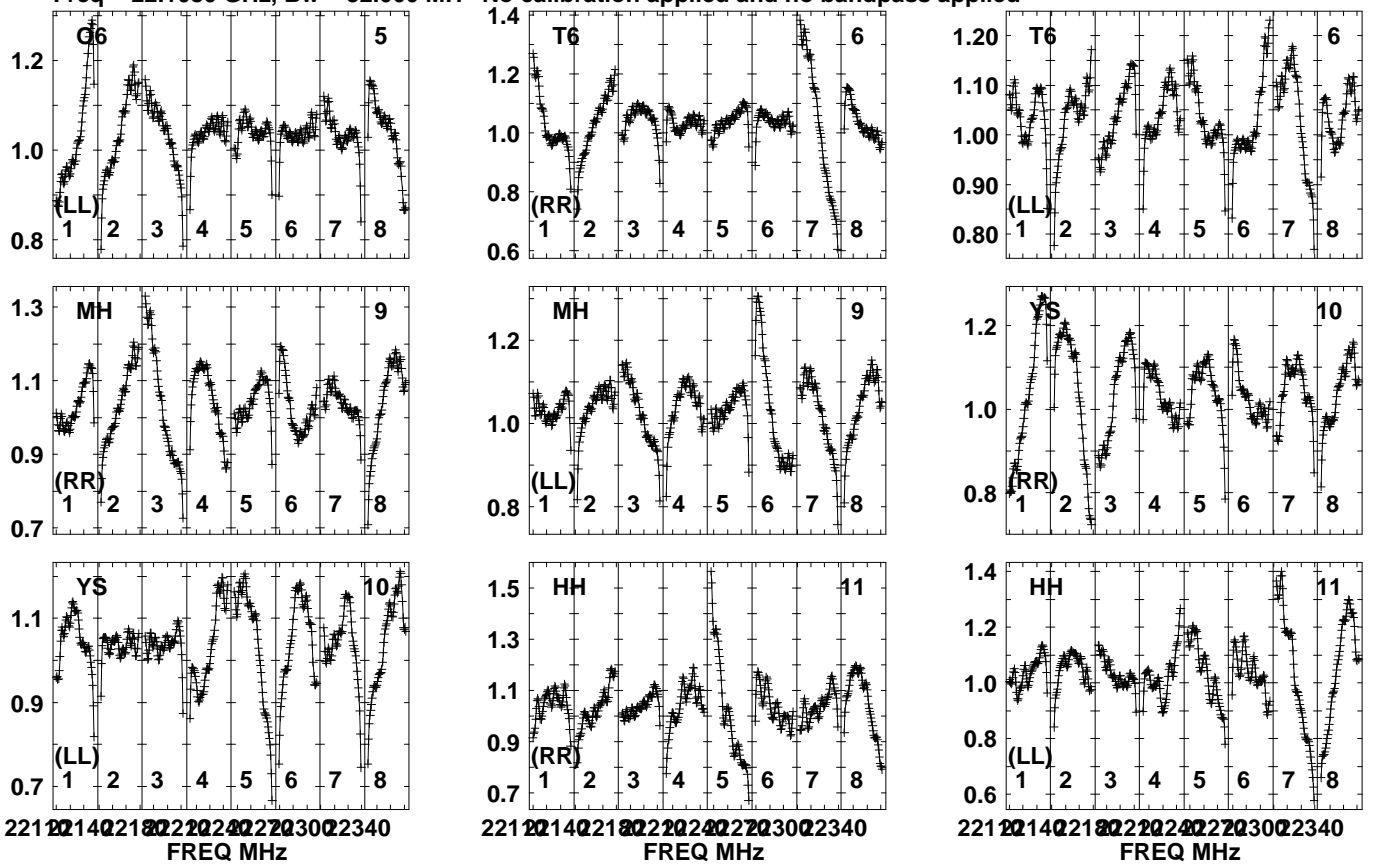
221021402218022240222802232022340
FREQ MHz

Lower frame: Real Jy
Auto-corr total-power spectrum Antenna: *
Timerange: 00/08:34:22 to 00/08:39:20

Plot file version 265 created 21-FEB-2023 15:54:02

J1352 EB092F.UVDATA.1

Freq = 22.1080 GHz, Bw = 32.000 MH No calibration applied and no bandpass applied

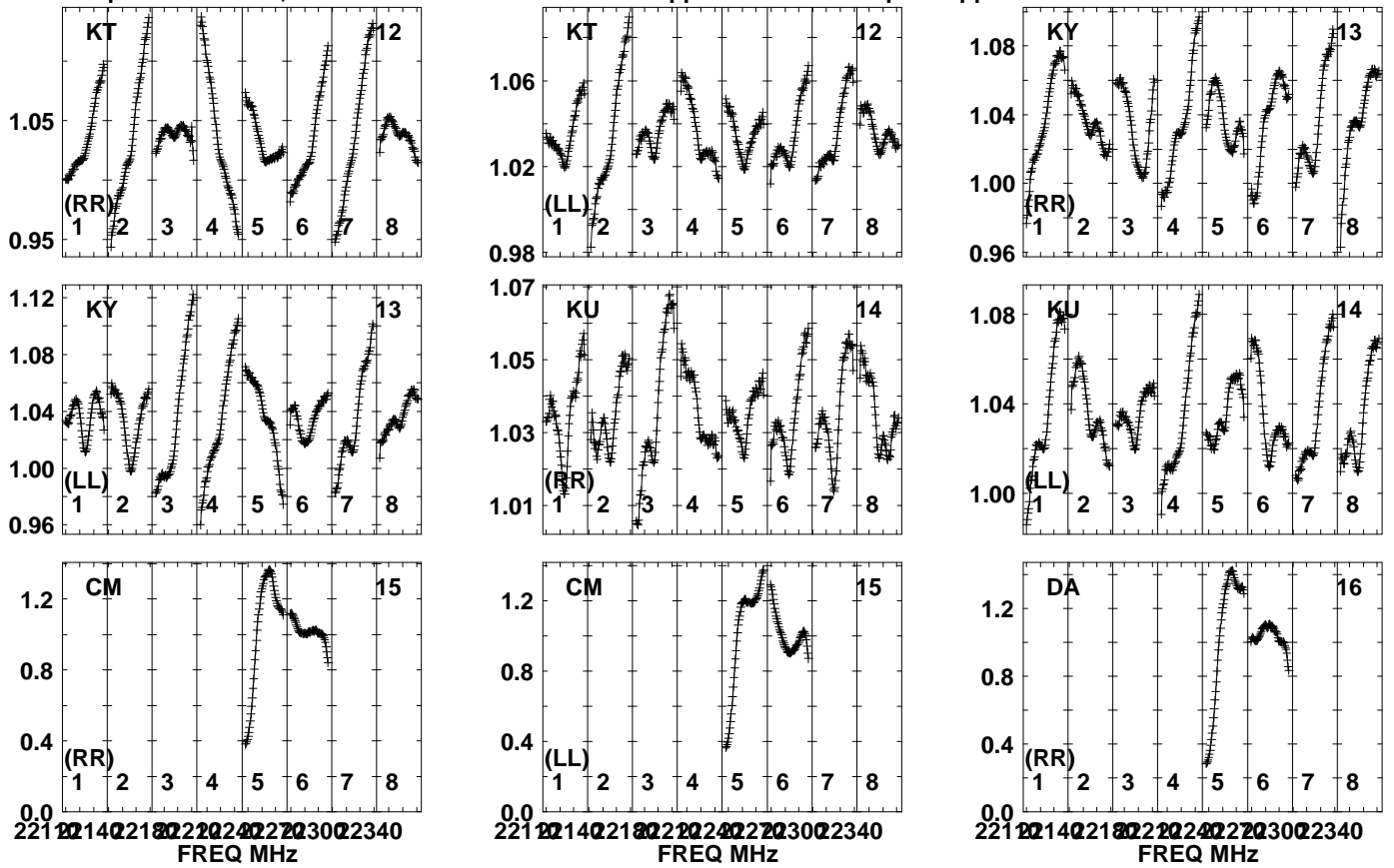


Lower frame: Real Jy
Auto-corr total-power spectrum Antenna: *
Timerange: 00/08:34:22 to 00/08:39:20

Plot file version 266 created 21-FEB-2023 15:54:02

J1352 EB092F.UVDATA.1

Freq = 22.1080 GHz, Bw = 32.000 MH No calibration applied and no bandpass applied

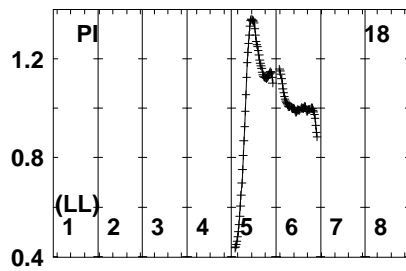
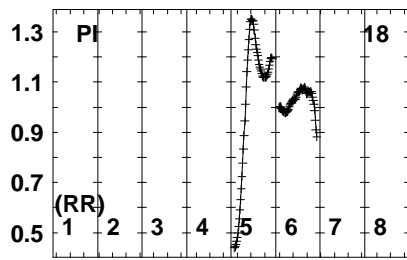
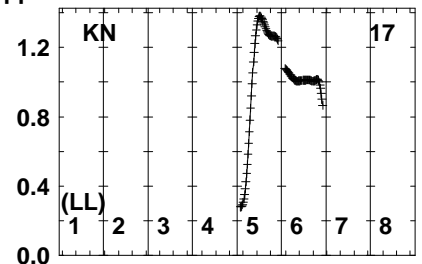
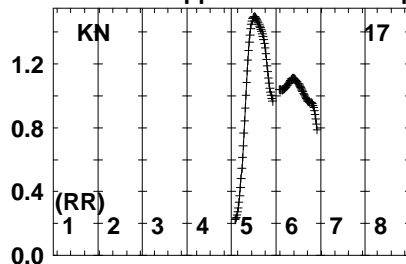
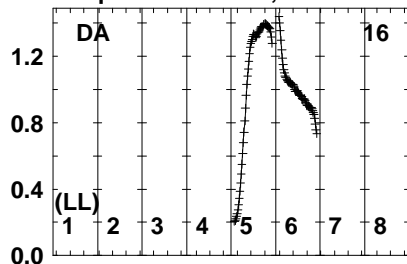


Lower frame: Real Jy
Auto-corr total-power spectrum Antenna: *
Timerange: 00/08:34:22 to 00/08:39:20

Plot file version 267 created 21-FEB-2023 15:54:03

J1352 EB092F.UVDATA.1

Freq = 22.1080 GHz, Bw = 32.000 MH No calibration applied and no bandpass applied

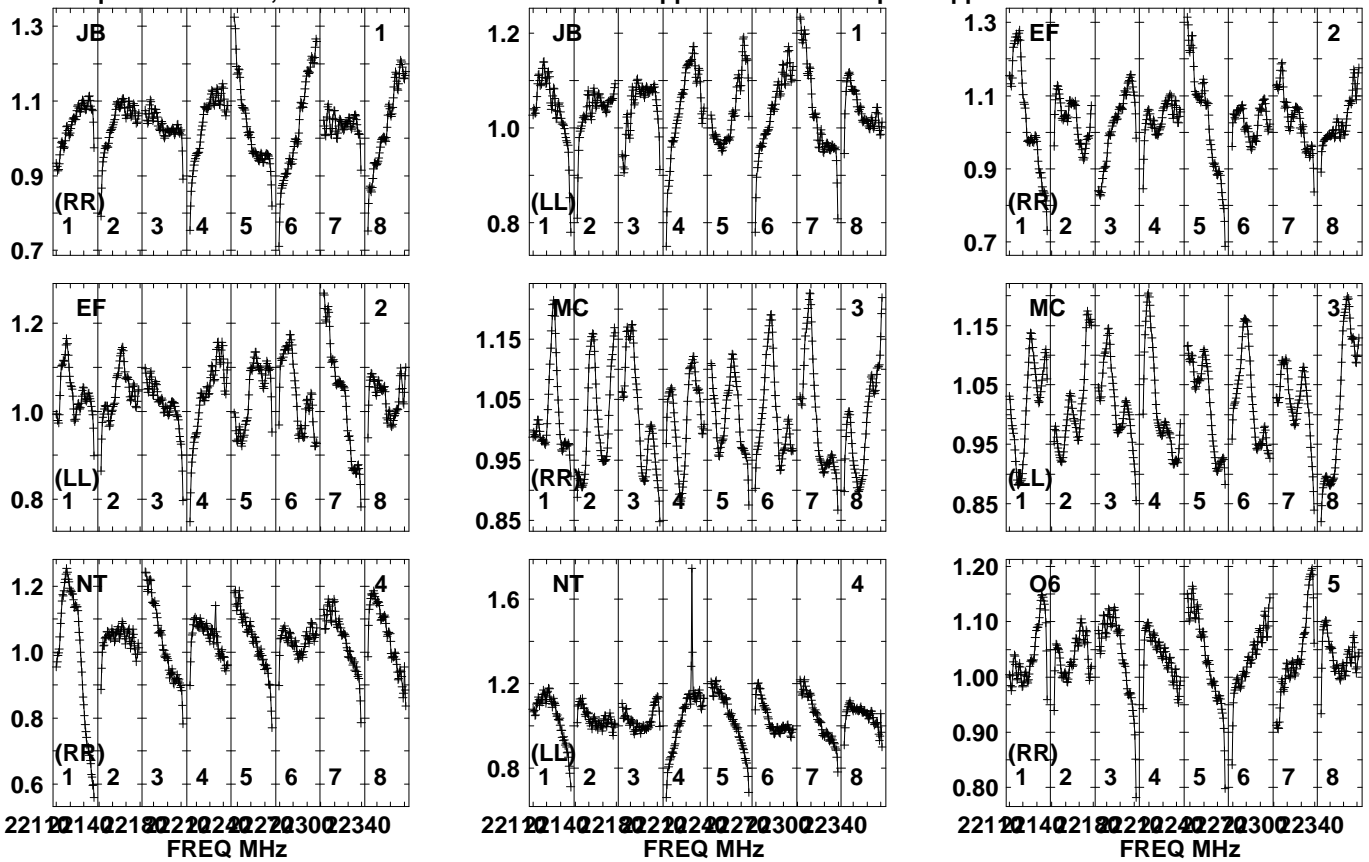


Lower frame: Real Jy
Auto-corr total-power spectrum Antenna: *
Timerange: 00/08:34:22 to 00/08:39:20

Plot file version 268 created 21-FEB-2023 15:54:03

OJ287 EB092F.UVDATA.1

Freq = 22.1080 GHz, Bw = 32.000 MH No calibration applied and no bandpass applied

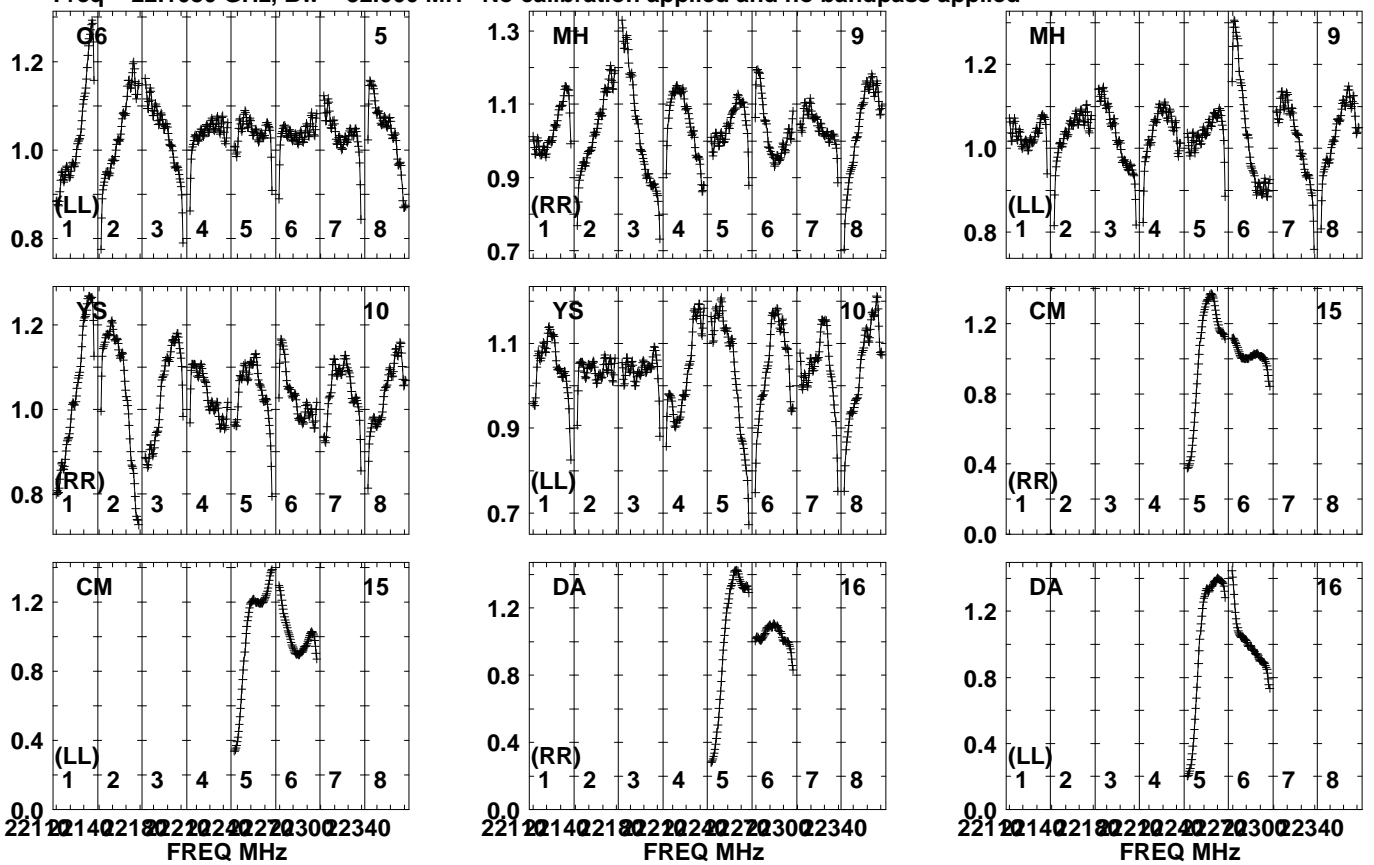


Lower frame: Real Jy
Auto-corr total-power spectrum Antenna: *
Timerange: 00/08:45:54 to 00/08:50:52

Plot file version 269 created 21-FEB-2023 15:54:03

OJ287 EB092F.UVDATA.1

Freq = 22.1080 GHz, Bw = 32.000 MH No calibration applied and no bandpass applied

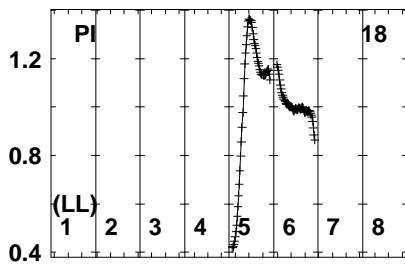
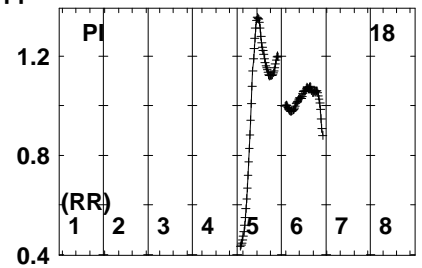
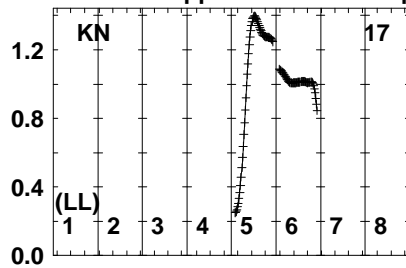
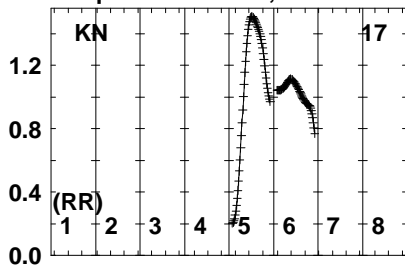


Lower frame: Real Jy
Auto-corr total-power spectrum Antenna: *
Timerange: 00/08:45:54 to 00/08:50:52

Plot file version 270 created 21-FEB-2023 15:54:04

OJ287 EB092F.UVDATA.1

Freq = 22.1080 GHz, Bw = 32.000 MH No calibration applied and no bandpass applied

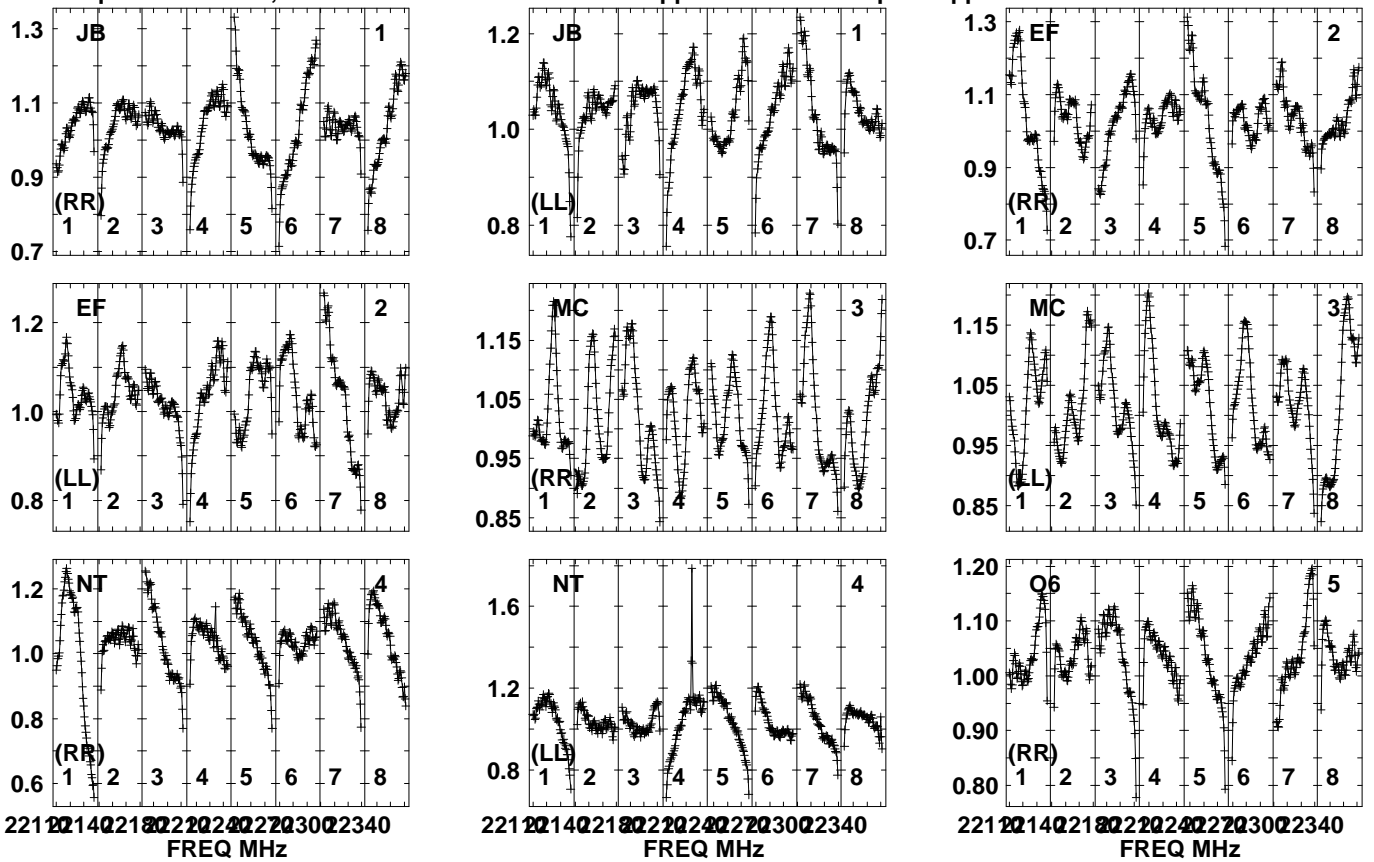


Lower frame: Real Jy
Auto-corr total-power spectrum Antenna: *
Timerange: 00/08:45:54 to 00/08:50:52

Plot file version 271 created 21-FEB-2023 15:54:04

J1516 EB092F.UVDATA.1

Freq = 22.1080 GHz, Bw = 32.000 MH No calibration applied and no bandpass applied

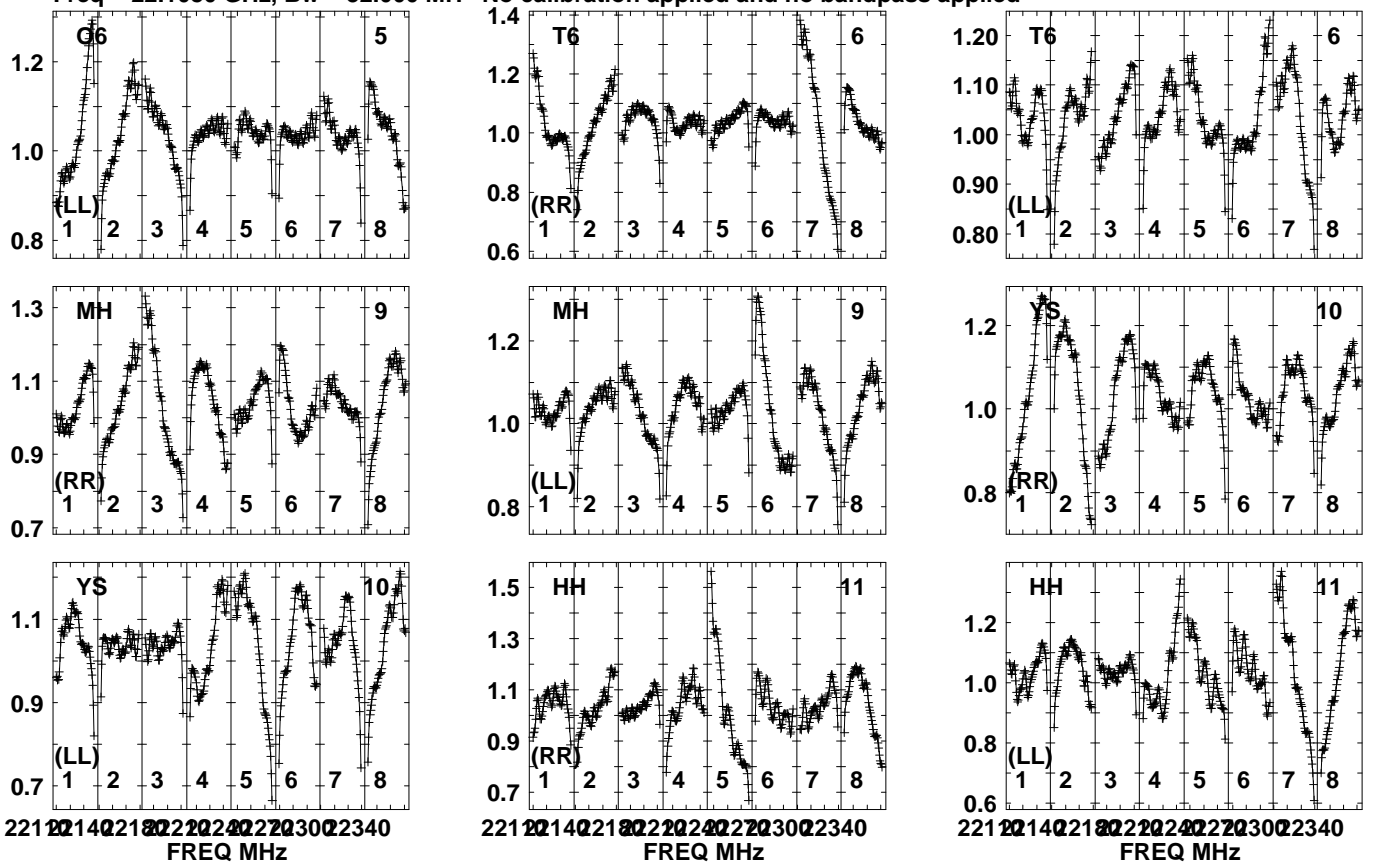


Lower frame: Real Jy
Auto-corr total-power spectrum Antenna: *
Timerange: 00/09:01:39 to 00/09:04:37

Plot file version 272 created 21-FEB-2023 15:54:04

J1516 EB092F.UVDATA.1

Freq = 22.1080 GHz, Bw = 32.000 MH No calibration applied and no bandpass applied

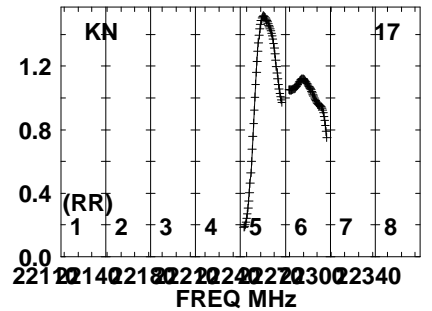
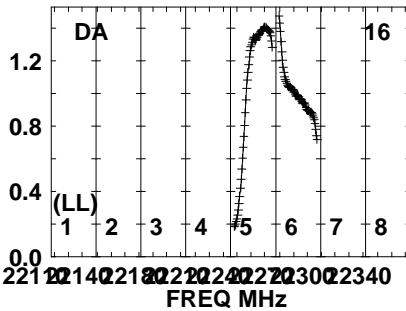
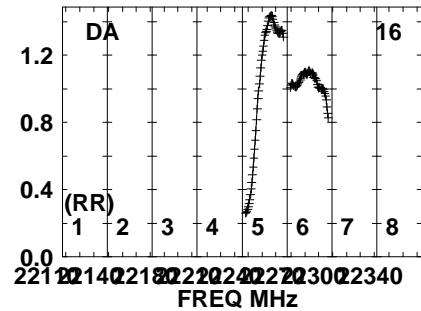
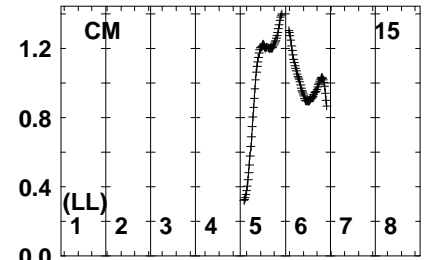
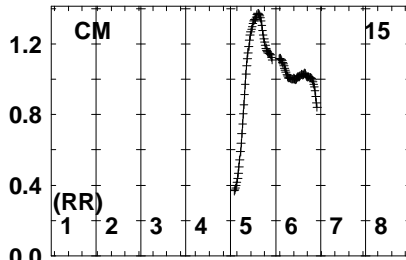
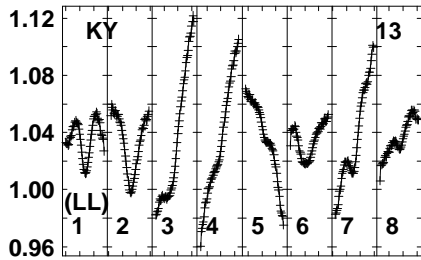
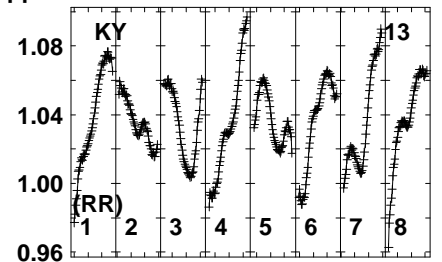
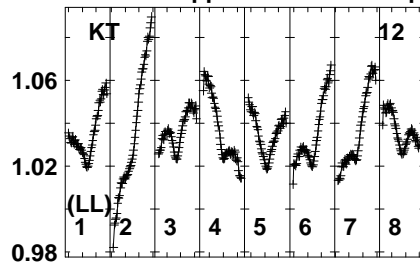
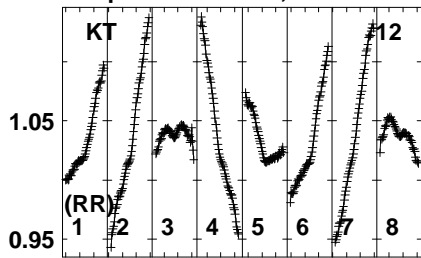


Lower frame: Real Jy
Auto-corr total-power spectrum Antenna: *
Timerange: 00/09:01:39 to 00/09:04:37

Plot file version 273 created 21-FEB-2023 15:54:05

J1516 EB092F.UVDATA.1

Freq = 22.1080 GHz, Bw = 32.000 MH No calibration applied and no bandpass applied

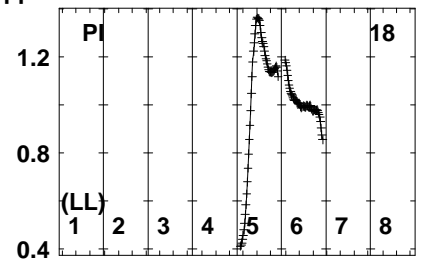
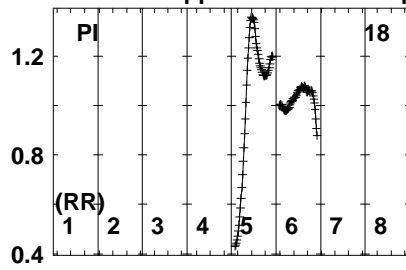
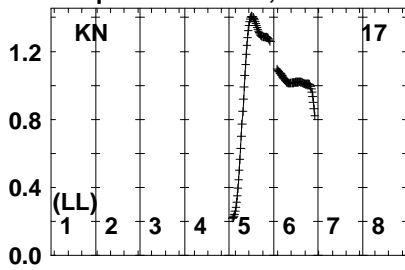


Lower frame: Real Jy
Auto-corr total-power spectrum Antenna: *
Timerange: 00/09:01:39 to 00/09:04:37

Plot file version 274 created 21-FEB-2023 15:54:05

J1516 EB092F.UVDATA.1

Freq = 22.1080 GHz, Bw = 32.000 MH No calibration applied and no bandpass applied

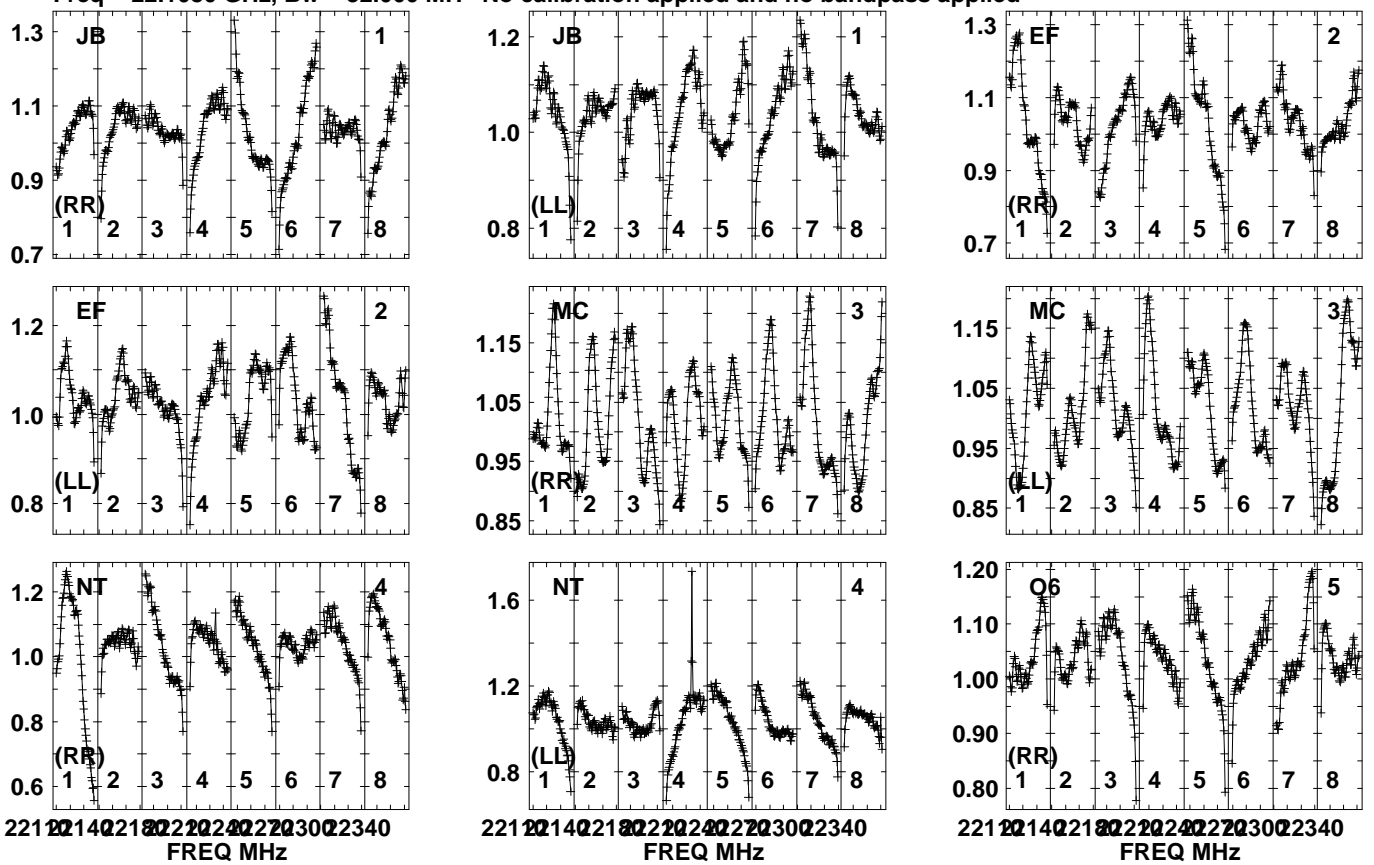


Lower frame: Real Jy
Auto-corr total-power spectrum Antenna: *
Timerange: 00/09:01:39 to 00/09:04:37

Plot file version 275 created 21-FEB-2023 15:54:05

J1516 EB092F.UVDATA.1

Freq = 22.1080 GHz, Bw = 32.000 MH No calibration applied and no bandpass applied

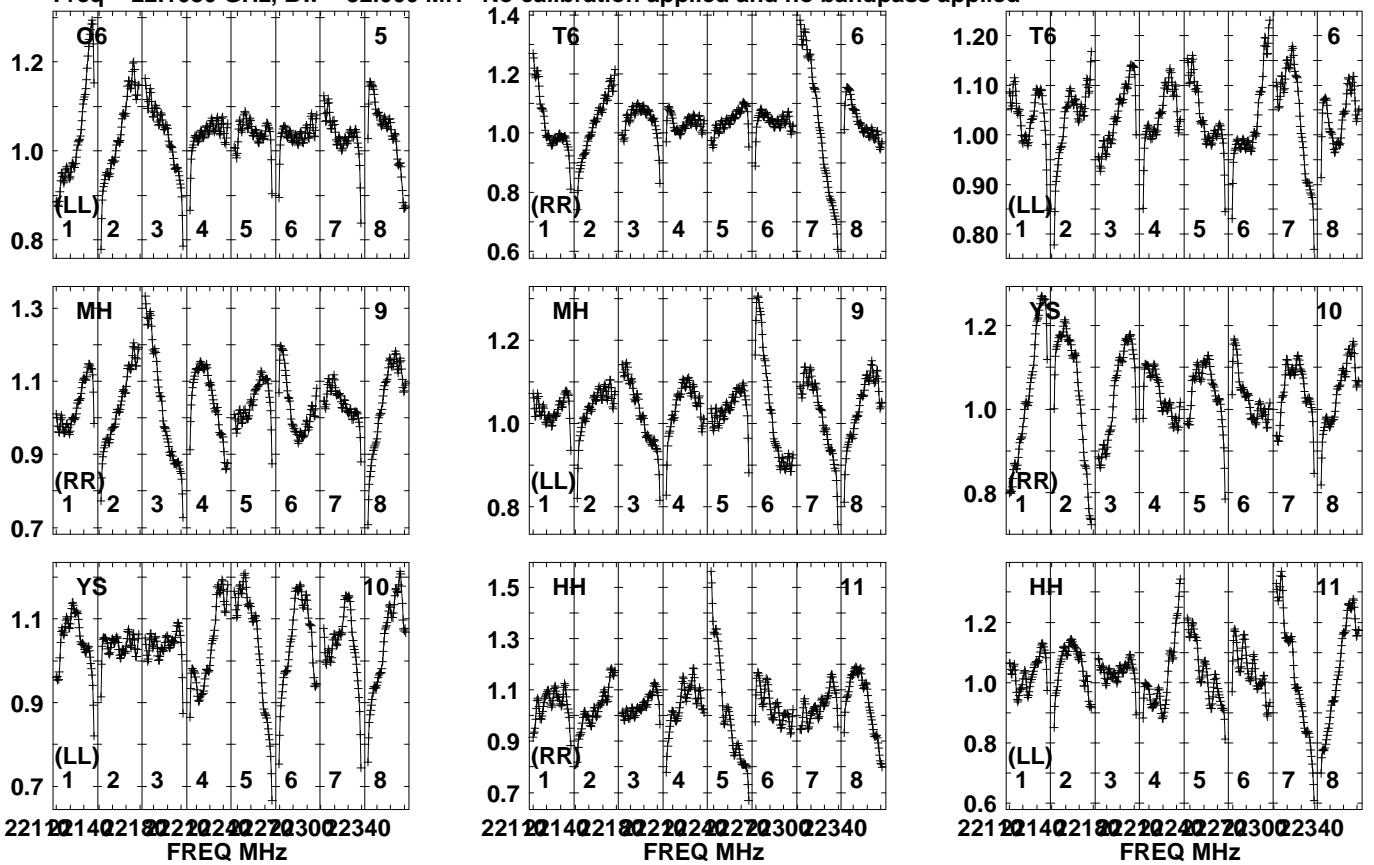


Lower frame: Real Jy
Auto-corr total-power spectrum Antenna: *
Timerange: 00/09:05:09 to 00/09:10:07

Plot file version 276 created 21-FEB-2023 15:54:05

J1516 EB092F.UVDATA.1

Freq = 22.1080 GHz, Bw = 32.000 MH No calibration applied and no bandpass applied

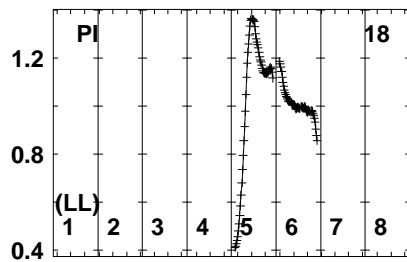
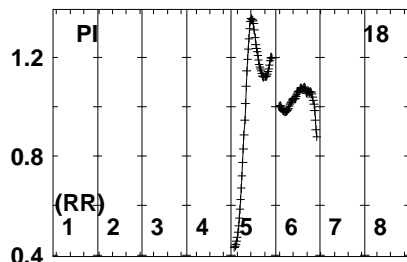
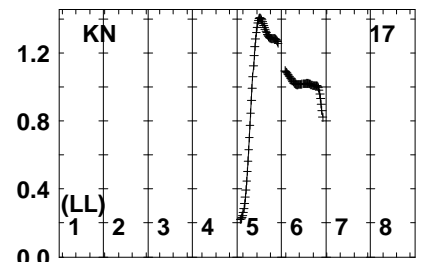
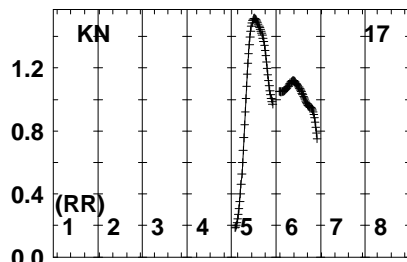
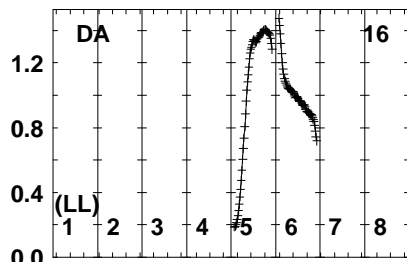
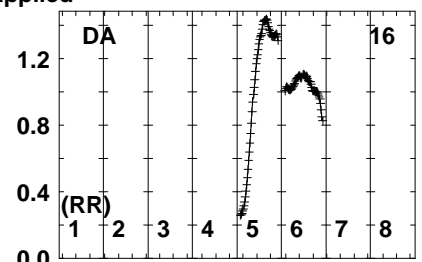
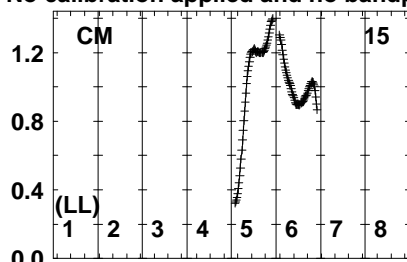
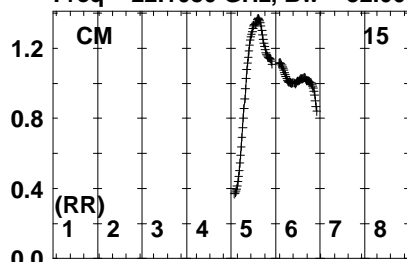


Lower frame: Real Jy
Auto-corr total-power spectrum Antenna: *
Timerange: 00/09:05:09 to 00/09:10:07

Plot file version 277 created 21-FEB-2023 15:54:06

J1516 EB092F.UVDATA.1

Freq = 22.1080 GHz, Bw = 32.000 MH No calibration applied and no bandpass applied



221 2214 2218 2222 2226 2230 2234 0
FREQ MHz

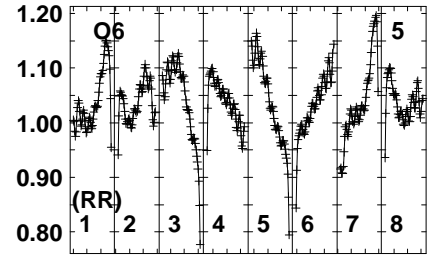
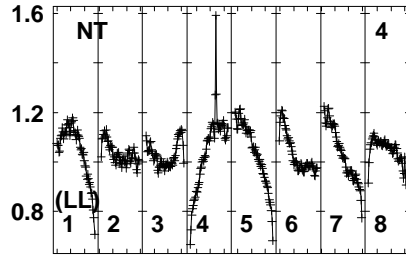
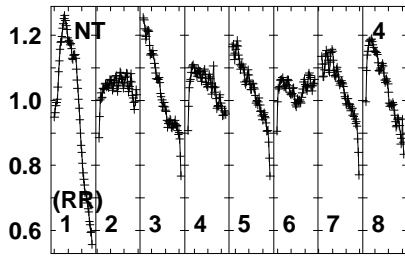
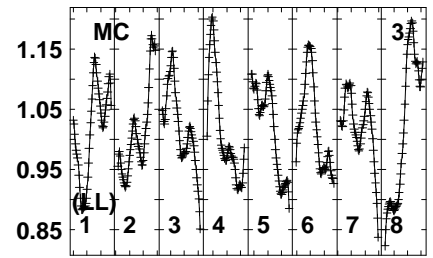
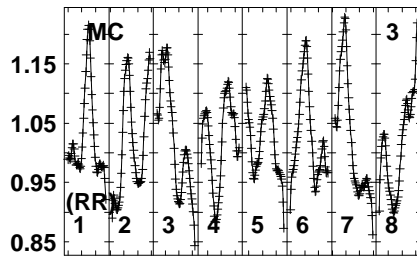
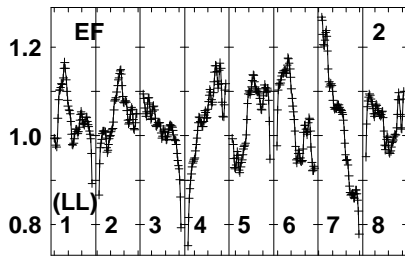
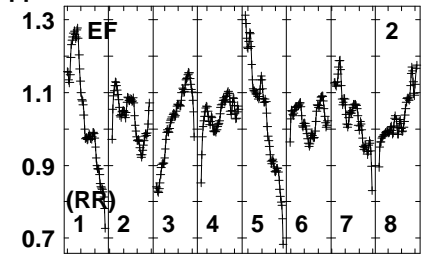
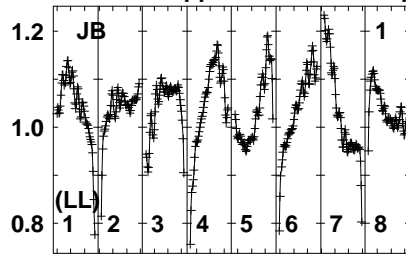
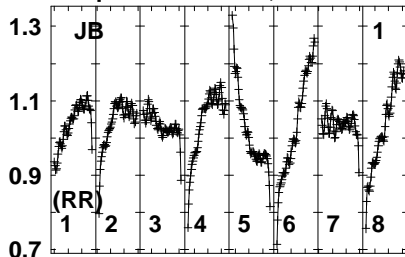
221 2214 2218 2222 2226 2230 2234 0
FREQ MHz

Lower frame: Real Jy
Auto-corr total-power spectrum Antenna: *
Timerange: 00/09:05:09 to 00/09:10:07

Plot file version 278 created 21-FEB-2023 15:54:06

J1516 EB092F.UVDATA.1

Freq = 22.1080 GHz, Bw = 32.000 MH No calibration applied and no bandpass applied



221021402218022240222802232022340
FREQ MHz

221021402218022240222802232022340
FREQ MHz

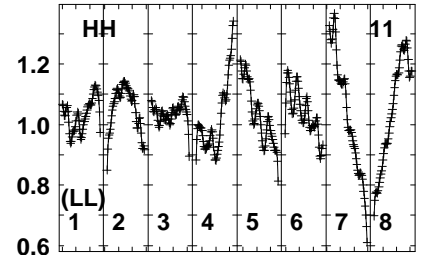
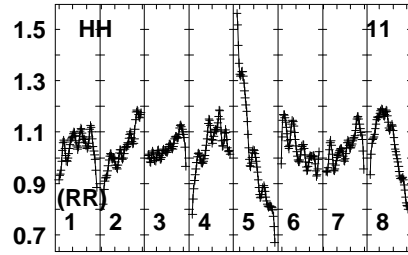
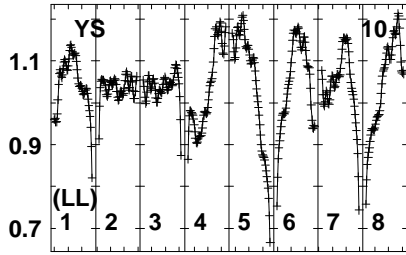
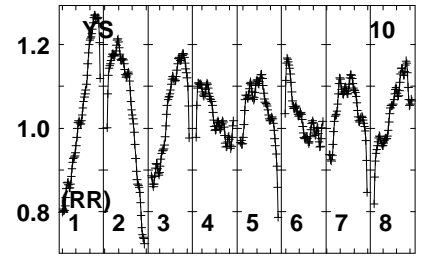
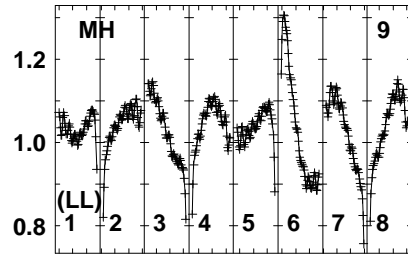
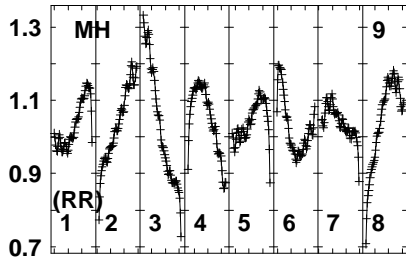
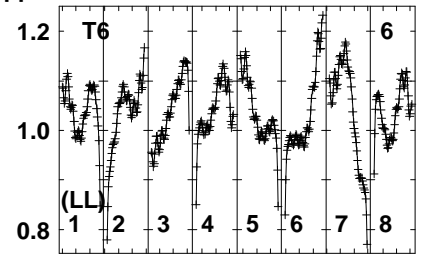
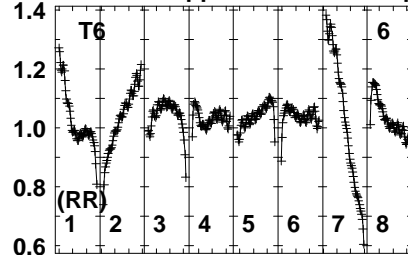
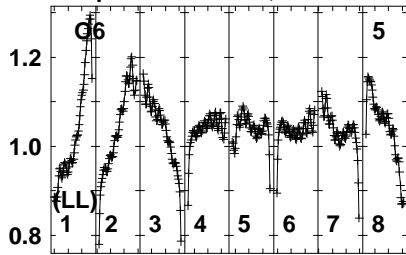
221021402218022240222802232022340
FREQ MHz

Lower frame: Real Jy
Auto-corr total-power spectrum Antenna: *
Timerange: 00/09:10:39 to 00/09:15:37

Plot file version 279 created 21-FEB-2023 15:54:07

J1516 EB092F.UVDATA.1

Freq = 22.1080 GHz, Bw = 32.000 MH No calibration applied and no bandpass applied



22102140221802224022240222030022340
FREQ MHz

22102140221802224022240222030022340
FREQ MHz

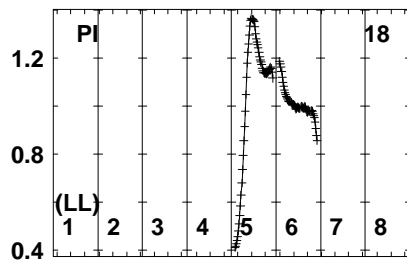
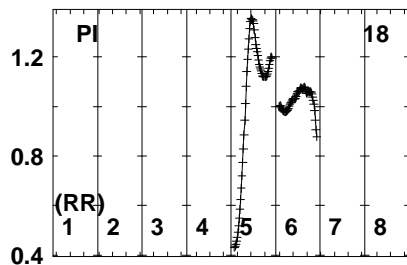
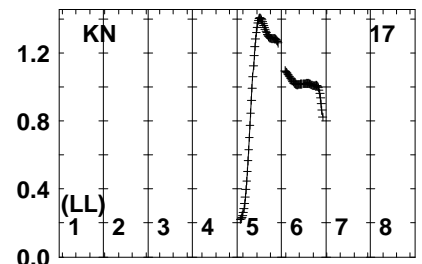
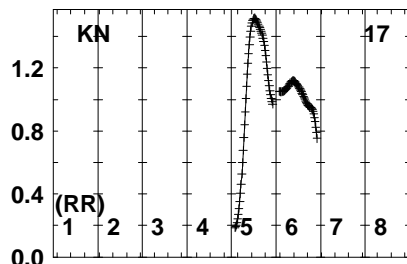
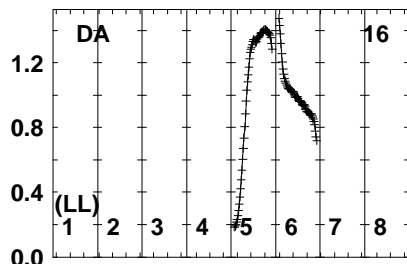
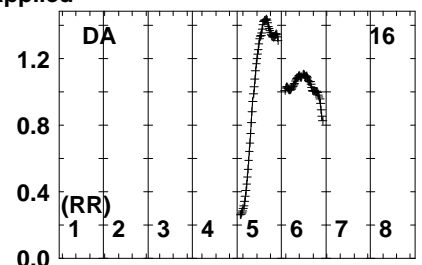
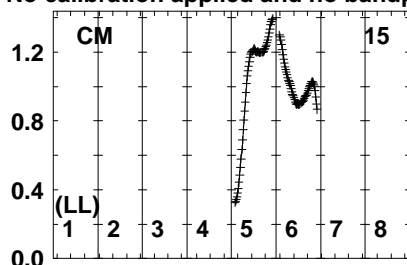
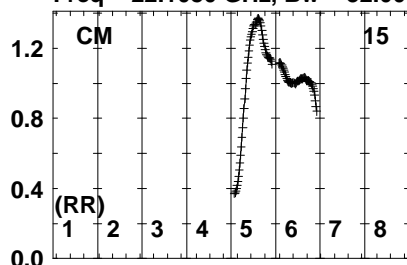
22102140221802224022240222030022340
FREQ MHz

Lower frame: Real Jy
Auto-corr total-power spectrum Antenna: *
Timerange: 00/09:10:39 to 00/09:15:37

Plot file version 280 created 21-FEB-2023 15:54:08

J1516 EB092F.UVDATA.1

Freq = 22.1080 GHz, Bw = 32.000 MH No calibration applied and no bandpass applied



22100 22140 22180 22220 22260 22300 22340
FREQ MHz

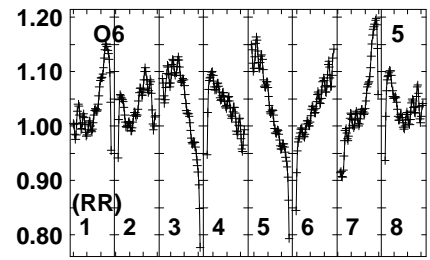
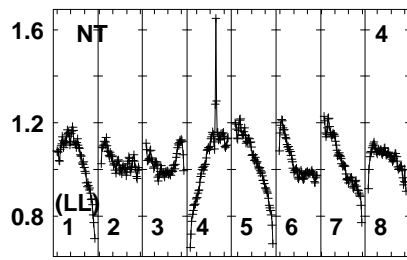
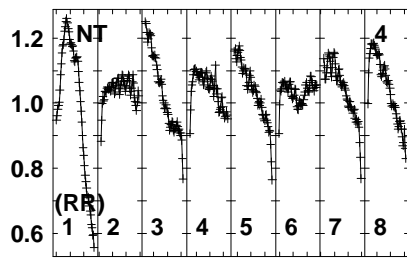
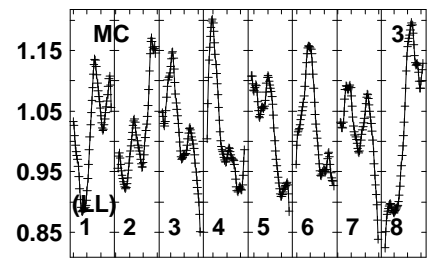
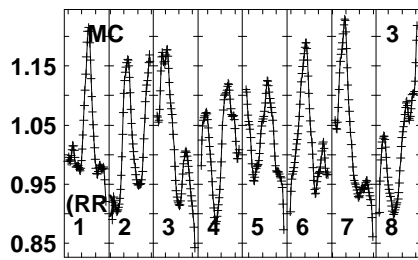
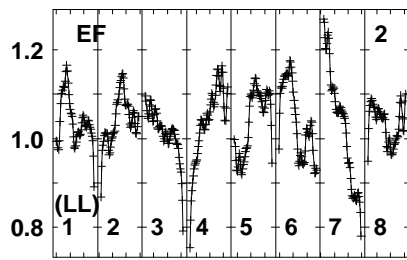
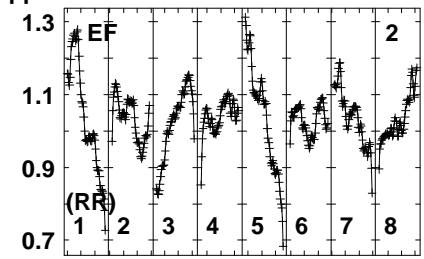
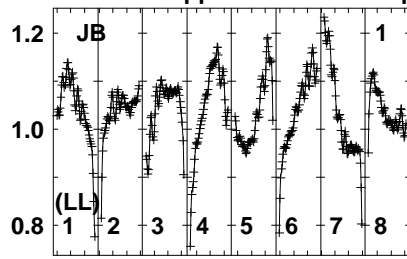
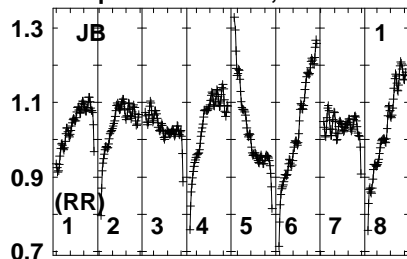
22100 22140 22180 22220 22260 22300 22340
FREQ MHz

Lower frame: Real Jy
Auto-corr total-power spectrum Antenna: *
Timerange: 00/09:10:39 to 00/09:15:37

Plot file version 281 created 21-FEB-2023 15:54:08

J1516 EB092F.UVDATA.1

Freq = 22.1080 GHz, Bw = 32.000 MH No calibration applied and no bandpass applied



221021402218022240222802232022340
FREQ MHz

221021402218022240222802232022340
FREQ MHz

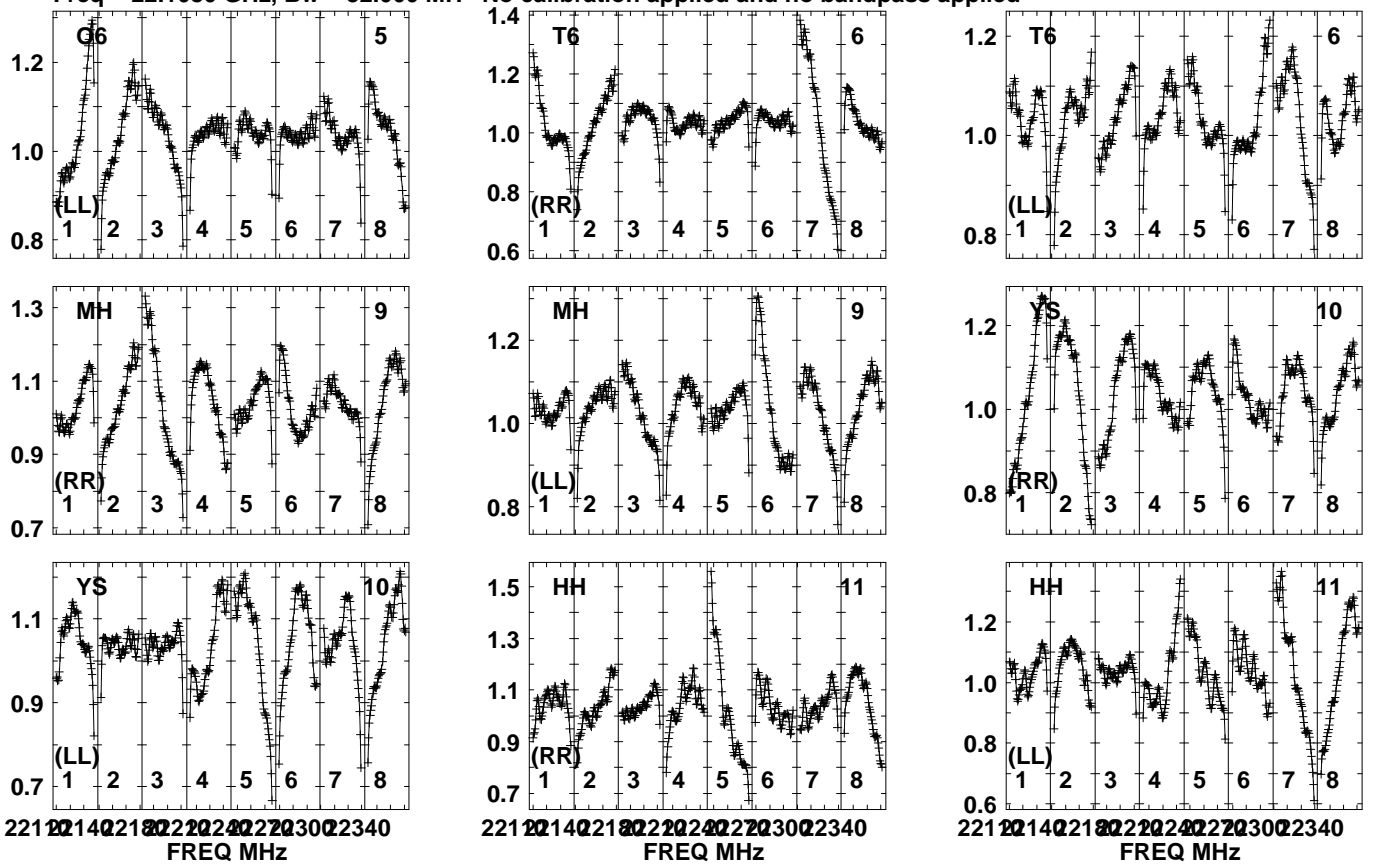
221021402218022240222802232022340
FREQ MHz

Lower frame: Real Jy
Auto-corr total-power spectrum Antenna: *
Timerange: 00/09:16:09 to 00/09:21:07

Plot file version 282 created 21-FEB-2023 15:54:08

J1516 EB092F.UVDATA.1

Freq = 22.1080 GHz, Bw = 32.000 MH No calibration applied and no bandpass applied

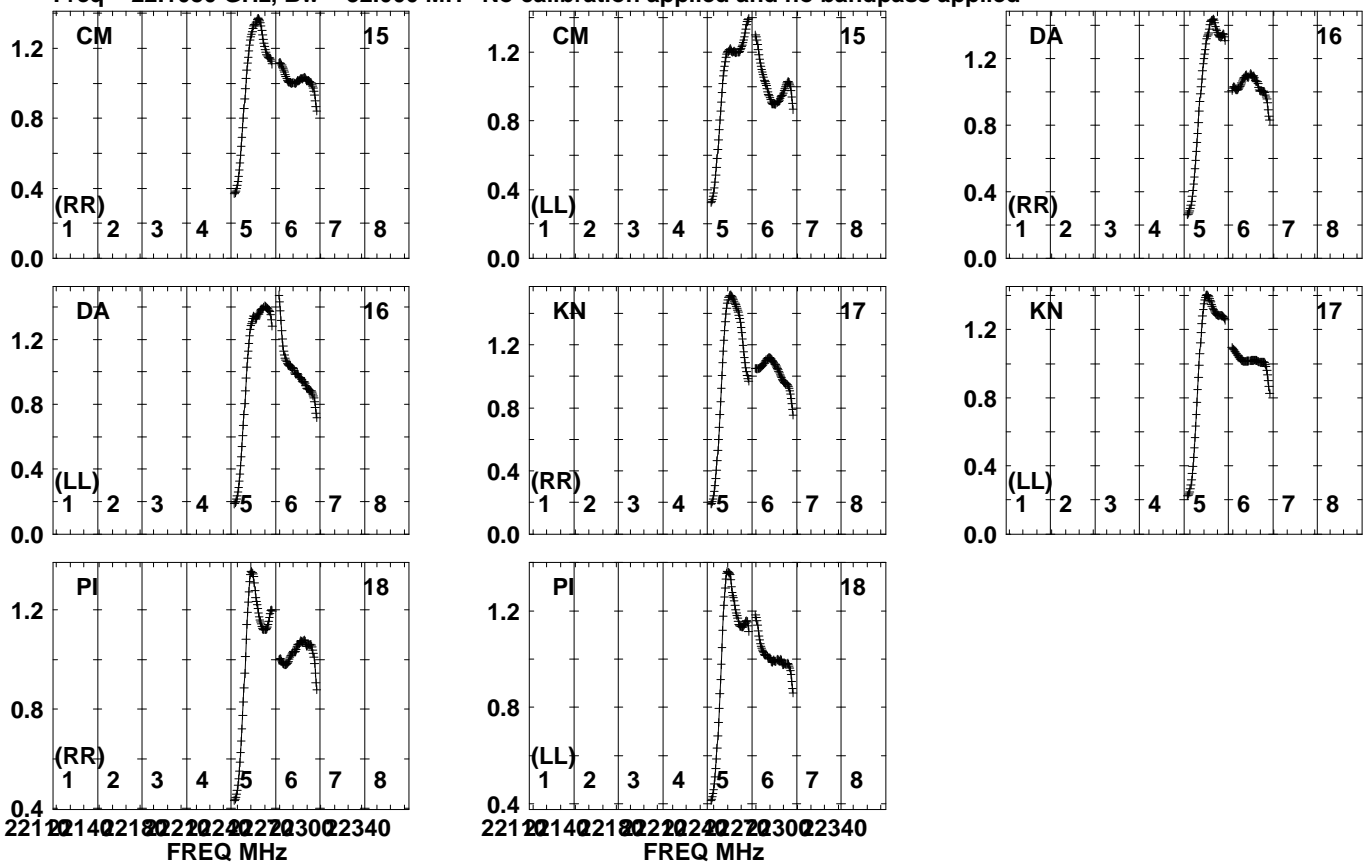


Lower frame: Real Jy
Auto-corr total-power spectrum Antenna: *
Timerange: 00/09:16:09 to 00/09:21:07

Plot file version 283 created 21-FEB-2023 15:54:09

J1516 EB092F.UVDATA.1

Freq = 22.1080 GHz, Bw = 32.000 MH No calibration applied and no bandpass applied

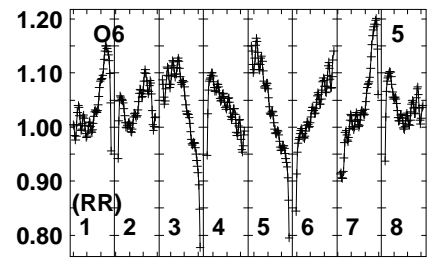
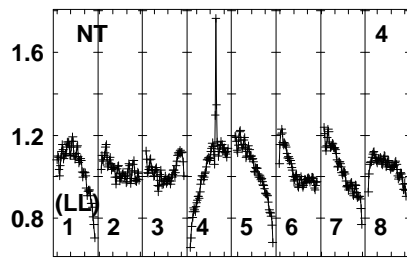
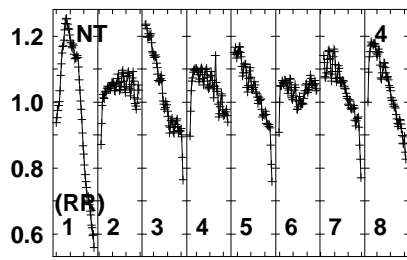
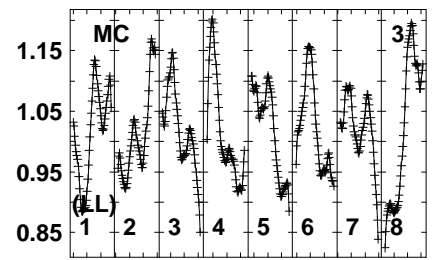
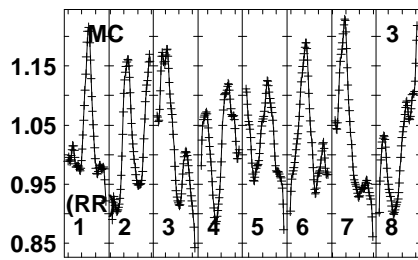
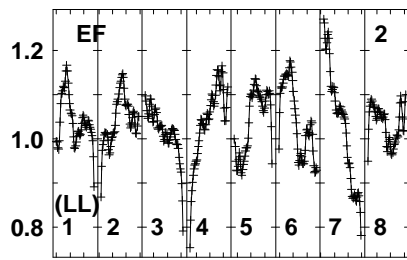
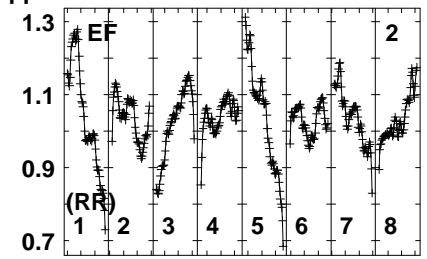
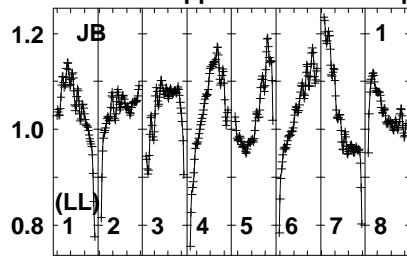
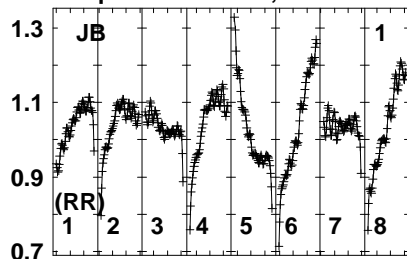


Lower frame: Real Jy
Auto-corr total-power spectrum Antenna: *
Timerange: 00/09:16:09 to 00/09:21:07

Plot file version 284 created 21-FEB-2023 15:54:10

J1516 EB092F.UVDATA.1

Freq = 22.1080 GHz, Bw = 32.000 MH No calibration applied and no bandpass applied



22100 22140 22180 22220 22260 22300 22340
FREQ MHz

22100 22140 22180 22220 22260 22300 22340
FREQ MHz

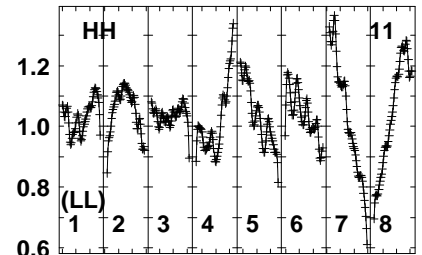
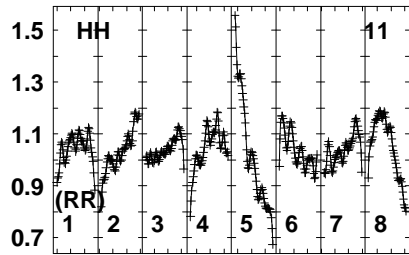
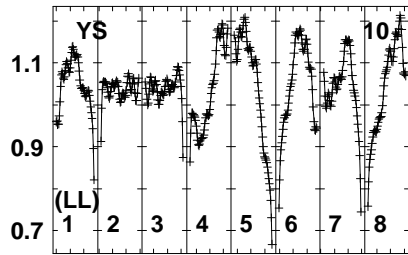
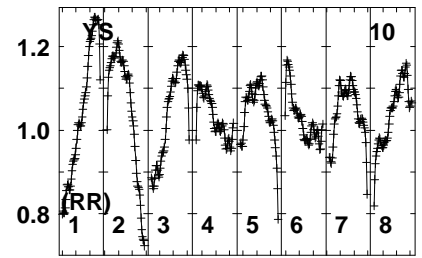
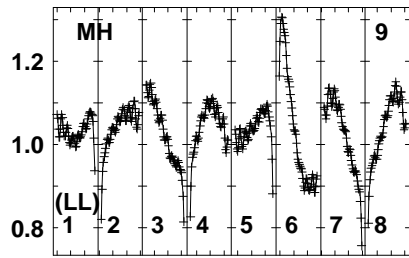
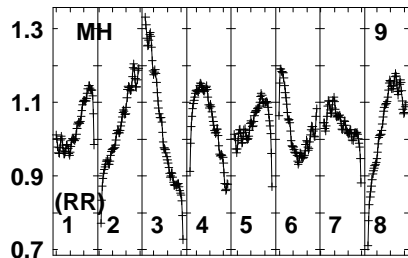
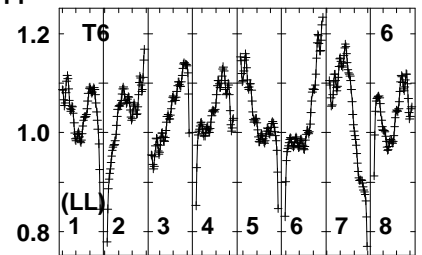
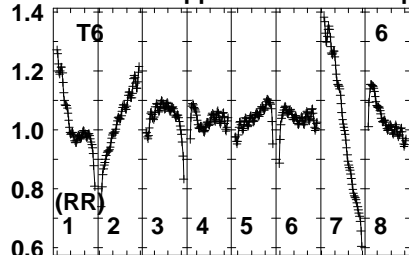
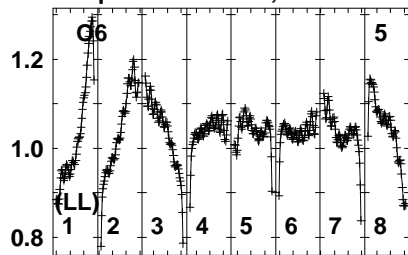
22100 22140 22180 22220 22260 22300 22340
FREQ MHz

Lower frame: Real Jy
Auto-corr total-power spectrum Antenna: *
Timerange: 00/09:21:39 to 00/09:26:37

Plot file version 285 created 21-FEB-2023 15:54:10

J1516 EB092F.UVDATA.1

Freq = 22.1080 GHz, Bw = 32.000 MH No calibration applied and no bandpass applied



22102140221802224022240222030022340
FREQ MHz

22102140221802224022240222030022340
FREQ MHz

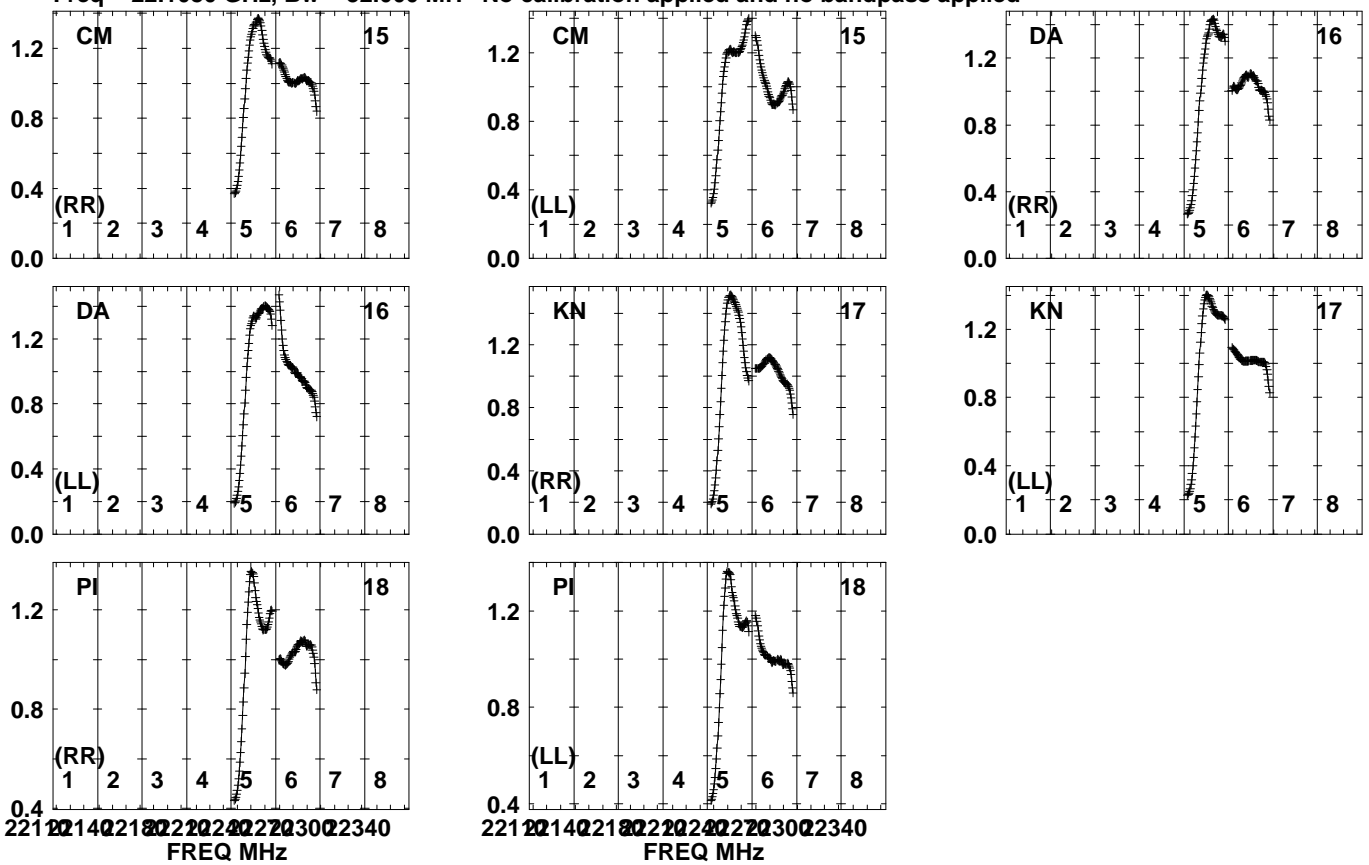
22102140221802224022240222030022340
FREQ MHz

Lower frame: Real Jy
Auto-corr total-power spectrum Antenna: *
Timerange: 00/09:21:39 to 00/09:26:37

Plot file version 286 created 21-FEB-2023 15:54:11

J1516 EB092F.UVDATA.1

Freq = 22.1080 GHz, Bw = 32.000 MH No calibration applied and no bandpass applied

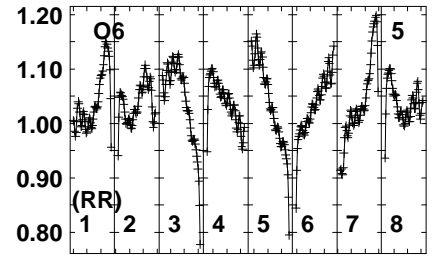
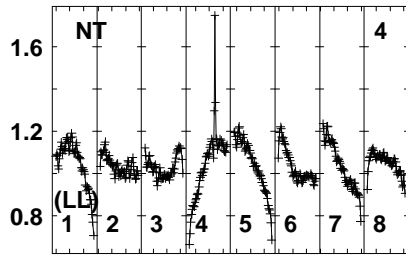
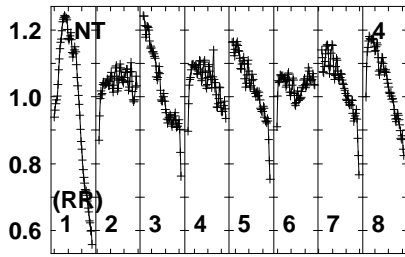
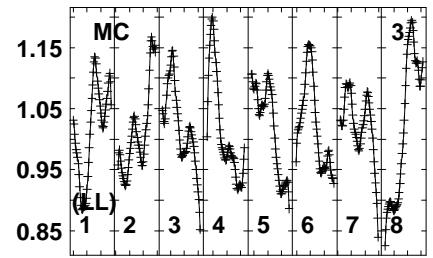
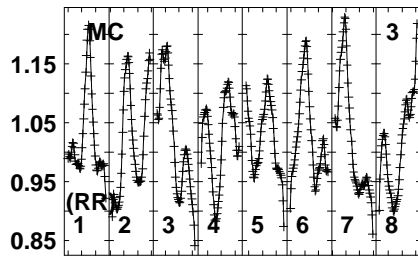
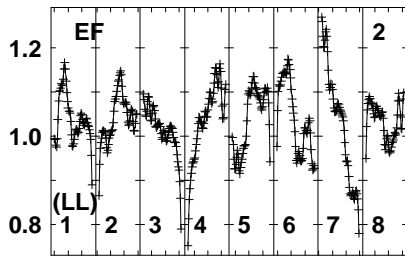
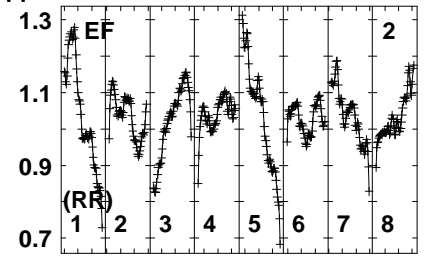
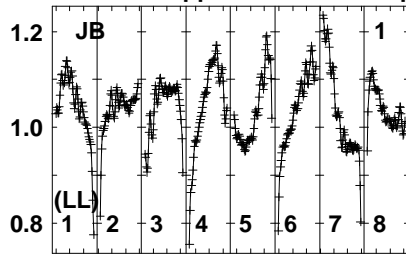
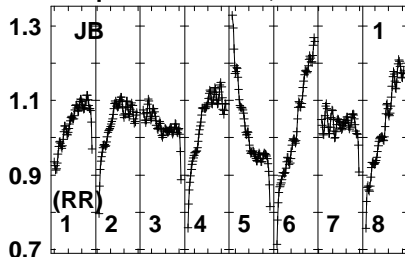


Auto-corr total-power spectrum Antenna: *
Timerange: 00/09:21:39 to 00/09:26:37

Plot file version 287 created 21-FEB-2023 15:54:11

J1516 EB092F.UVDATA.1

Freq = 22.1080 GHz, Bw = 32.000 MH No calibration applied and no bandpass applied



22102140221802224022240222030022340
FREQ MHz

22102140221802224022240222030022340
FREQ MHz

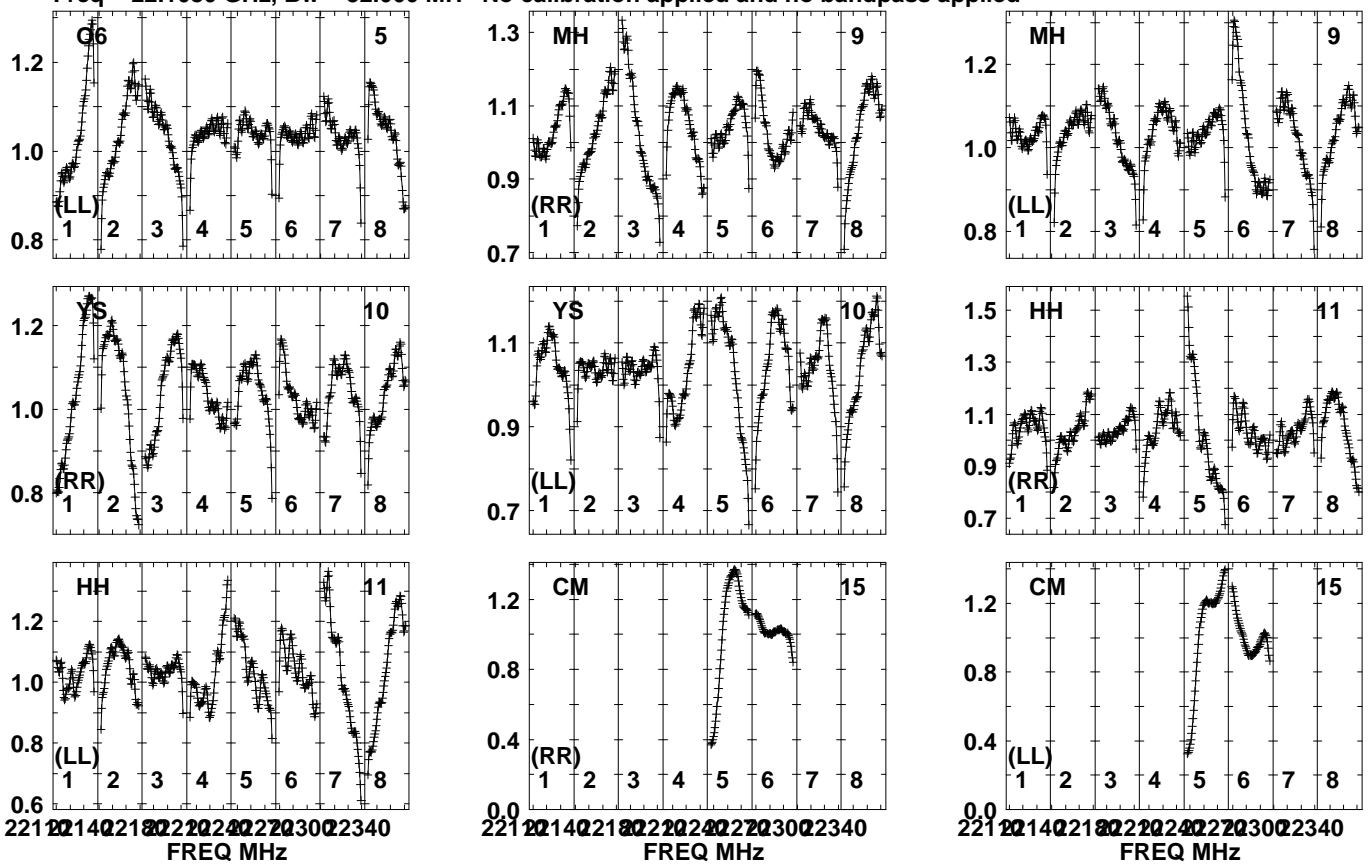
22102140221802224022240222030022340
FREQ MHz

Lower frame: Real Jy
Auto-corr total-power spectrum Antenna: *
Timerange: 00/09:27:09 to 00/09:32:07

Plot file version 288 created 21-FEB-2023 15:54:11

J1516 EB092F.UVDATA.1

Freq = 22.1080 GHz, Bw = 32.000 MH No calibration applied and no bandpass applied

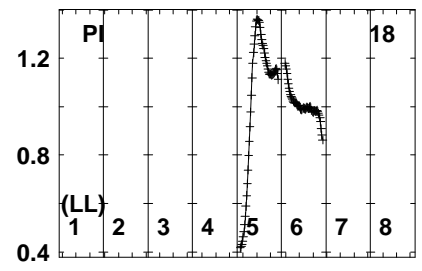
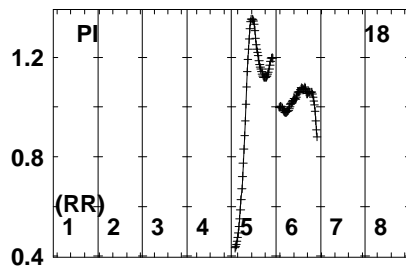
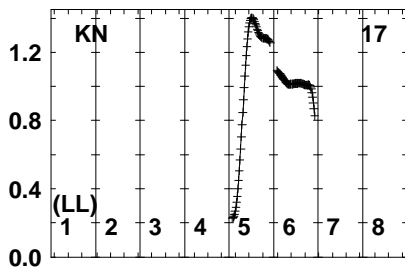
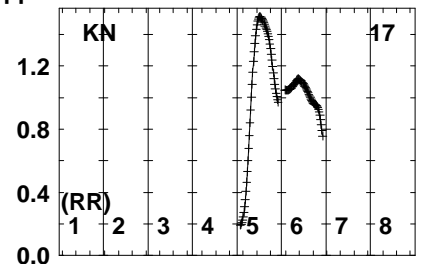
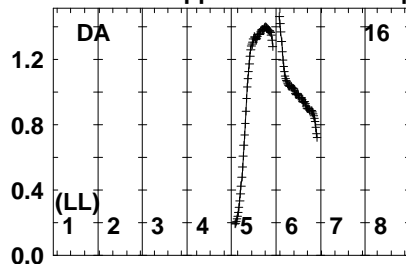
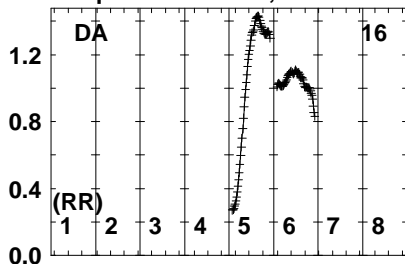


Lower frame: Real Jy
Auto-corr total-power spectrum Antenna: *
Timerange: 00/09:27:09 to 00/09:32:07

Plot file version 289 created 21-FEB-2023 15:54:12

J1516 EB092F.UVDATA.1

Freq = 22.1080 GHz, Bw = 32.000 MH No calibration applied and no bandpass applied

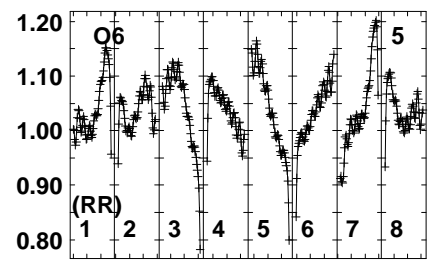
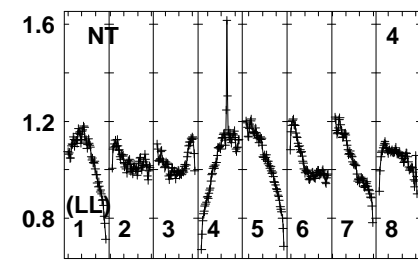
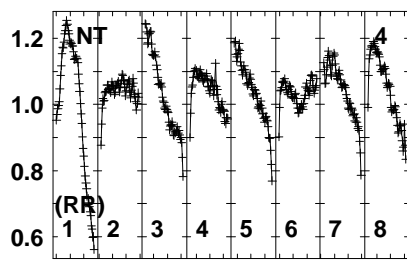
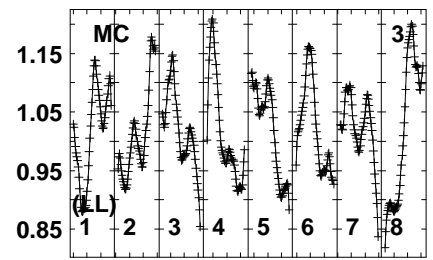
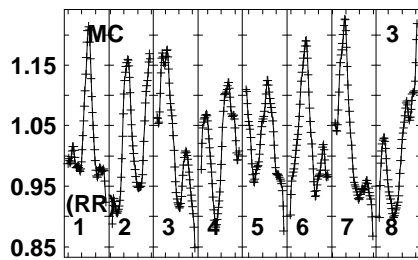
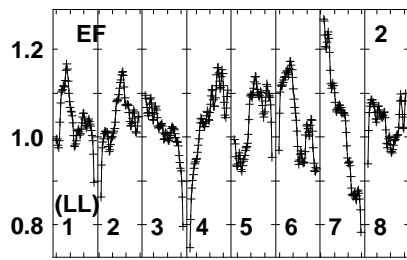
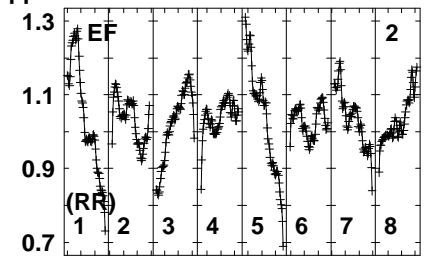
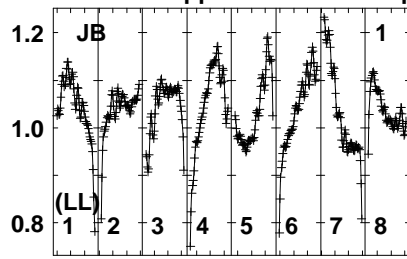
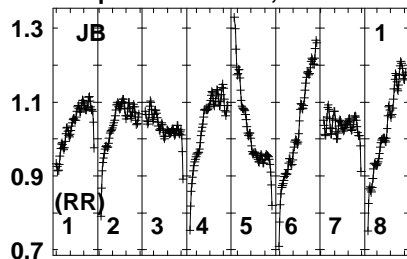


Lower frame: Real Jy
Auto-corr total-power spectrum Antenna: *
Timerange: 00/09:27:09 to 00/09:32:07

Plot file version 290 created 21-FEB-2023 15:54:12

OJ287 EB092F.UVDATA.1

Freq = 22.1080 GHz, Bw = 32.000 MH No calibration applied and no bandpass applied



22100 22140 22180 22220 22260 22300 22340
FREQ MHz

22100 22140 22180 22220 22260 22300 22340
FREQ MHz

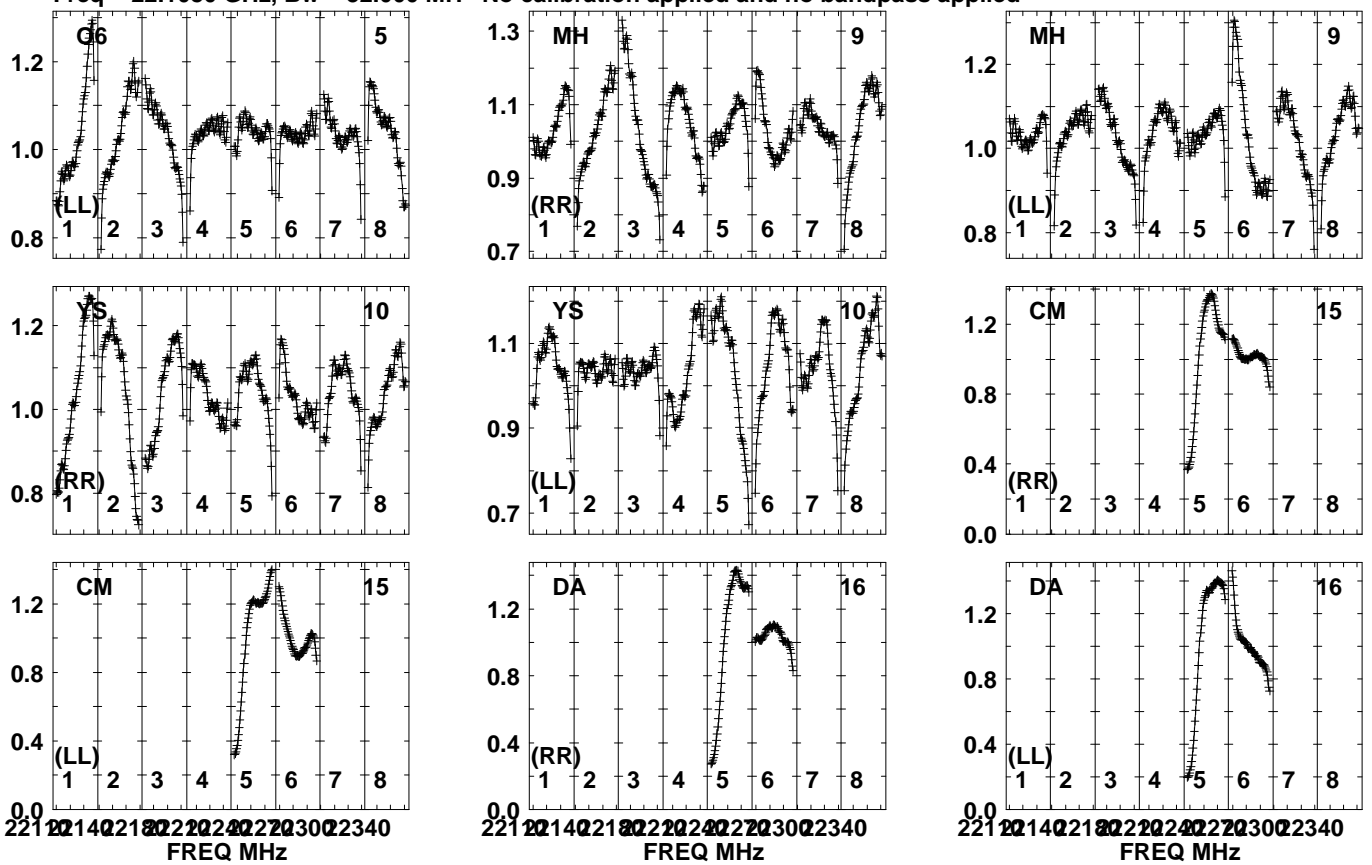
22100 22140 22180 22220 22260 22300 22340
FREQ MHz

Lower frame: Real Jy
Auto-corr total-power spectrum Antenna: *
Timerange: 00/09:38:49 to 00/09:43:47

Plot file version 291 created 21-FEB-2023 15:54:12

OJ287 EB092F.UVDATA.1

Freq = 22.1080 GHz, Bw = 32.000 MH No calibration applied and no bandpass applied

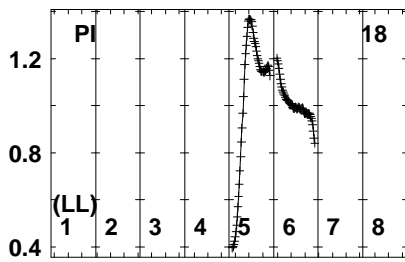
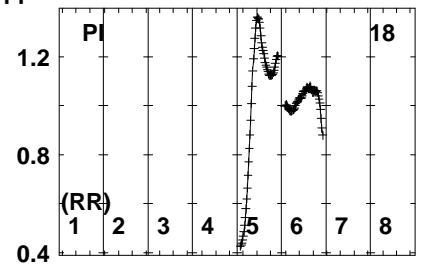
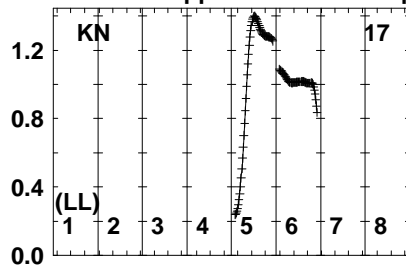
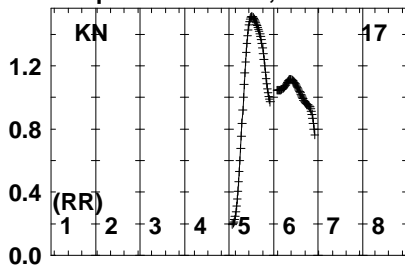


Lower frame: Real Jy
Auto-corr total-power spectrum Antenna: *
Timerange: 00/09:38:49 to 00/09:43:47

Plot file version 292 created 21-FEB-2023 15:54:13

OJ287 EB092F.UVDATA.1

Freq = 22.1080 GHz, Bw = 32.000 MH No calibration applied and no bandpass applied

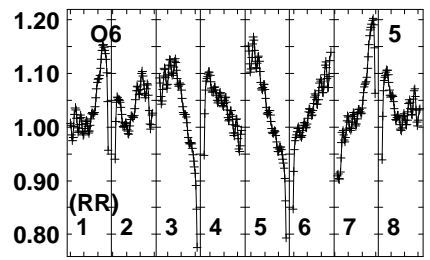
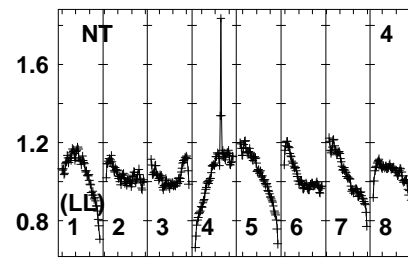
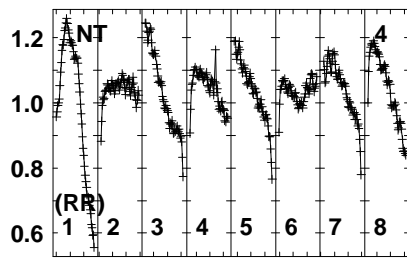
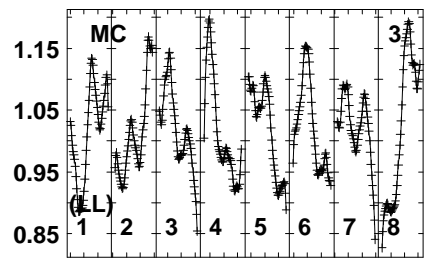
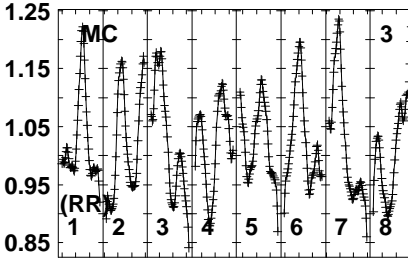
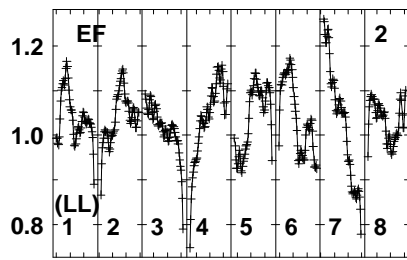
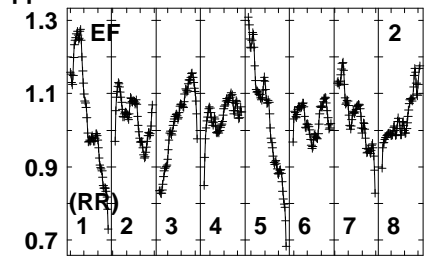
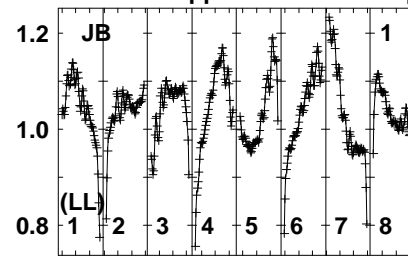
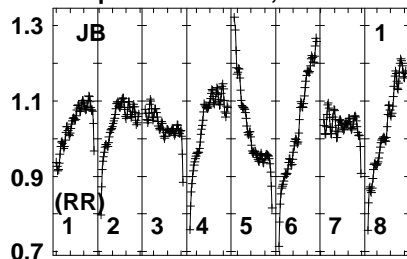


Lower frame: Real Jy
Auto-corr total-power spectrum Antenna: *
Timerange: 00/09:38:49 to 00/09:43:47

Plot file version 293 created 21-FEB-2023 15:54:13

C1-1635 EB092F.UVDATA.1

Freq = 22.1080 GHz, Bw = 32.000 MH No calibration applied and no bandpass applied



221 221.4 221.8 222.2 222.6 223.0 223.4
FREQ MHz

221 221.4 221.8 222.2 222.6 223.0 223.4
FREQ MHz

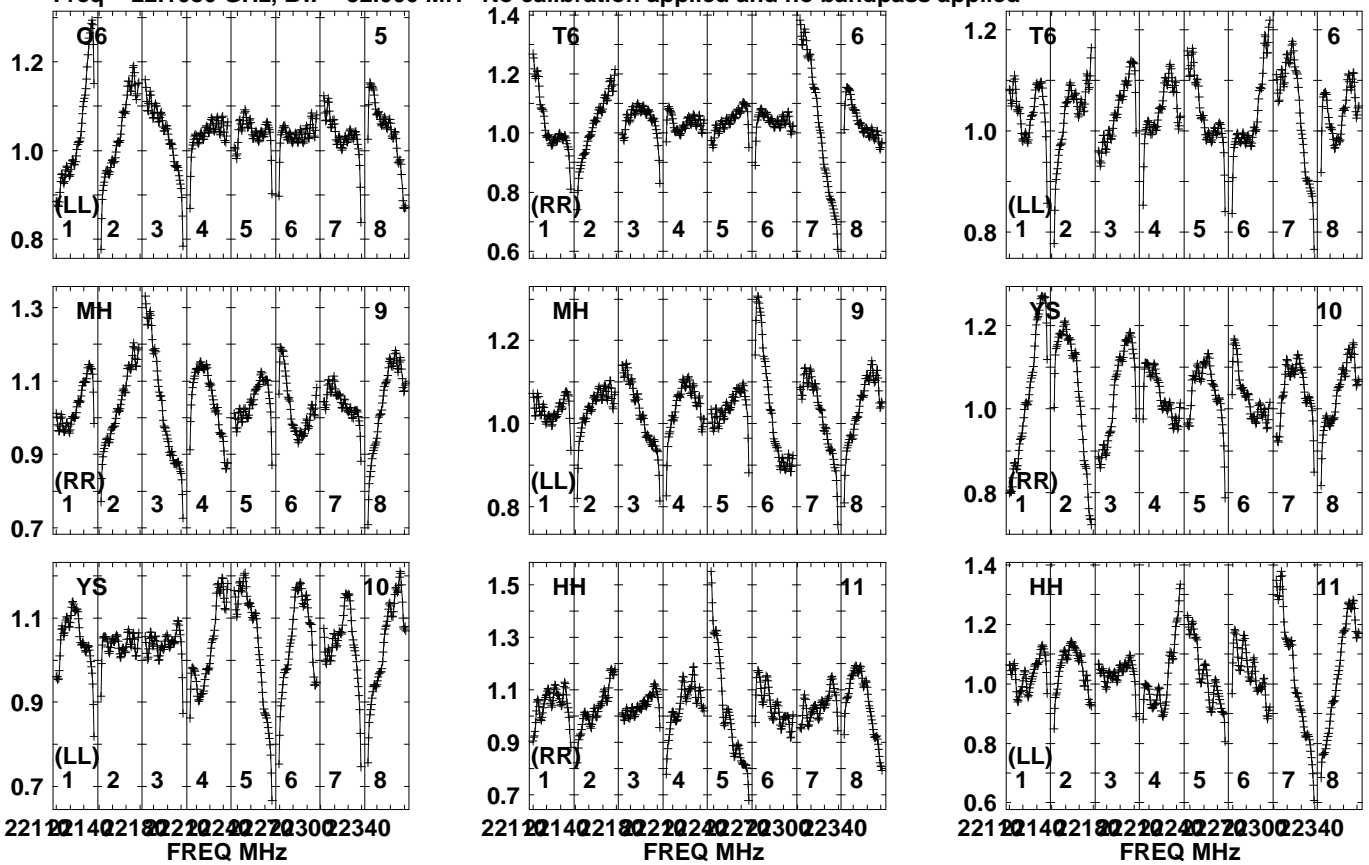
221 221.4 221.8 222.2 222.6 223.0 223.4
FREQ MHz

Lower frame: Real Jy
Auto-corr total-power spectrum Antenna: *
Timerange: 00/09:52:35 to 00/09:57:33

Plot file version 294 created 21-FEB-2023 15:54:14

C1-1635 EB092F.UVDATA.1

Freq = 22.1080 GHz, Bw = 32.000 MH No calibration applied and no bandpass applied

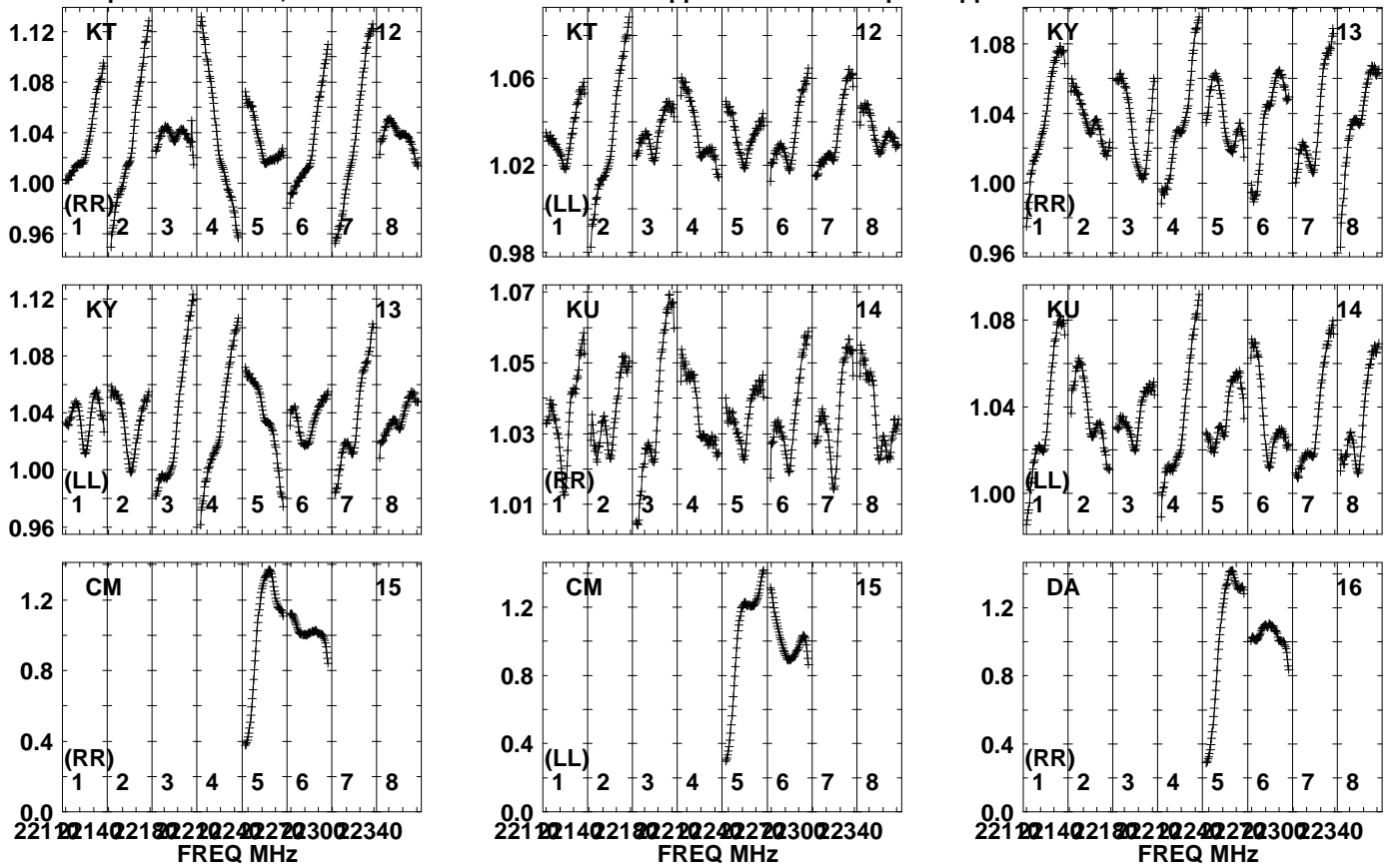


Lower frame: Real Jy
Auto-corr total-power spectrum Antenna: *
Timerange: 00/09:52:35 to 00/09:57:33

Plot file version 295 created 21-FEB-2023 15:54:14

C1-1635 EB092F.UVDATA.1

Freq = 22.1080 GHz, Bw = 32.000 MH No calibration applied and no bandpass applied

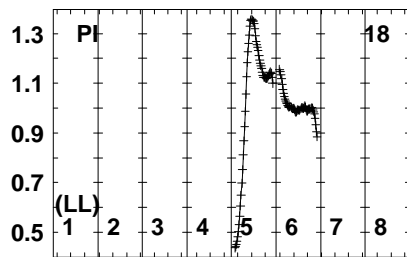
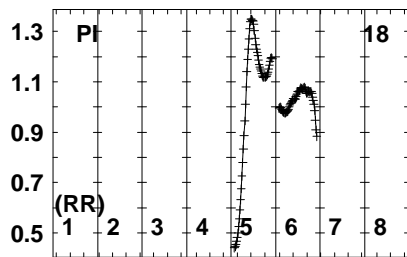
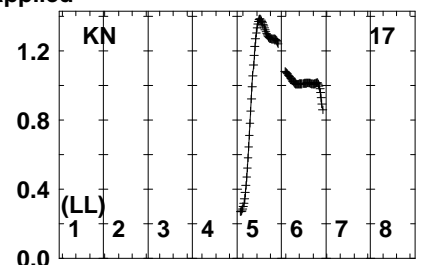
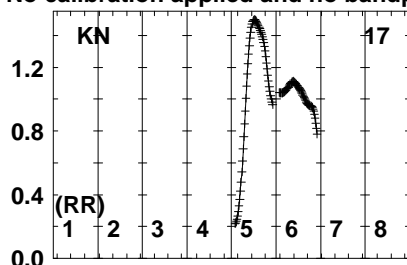
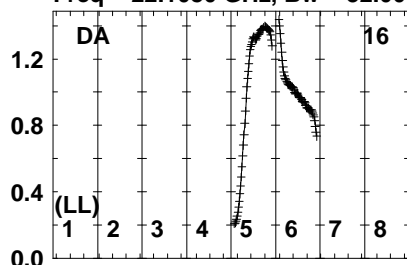


Lower frame: Real Jy
Auto-corr total-power spectrum Antenna: *
Timerange: 00/09:52:35 to 00/09:57:33

Plot file version 296 created 21-FEB-2023 15:54:14

C1-1635 EB092F.UVDATA.1

Freq = 22.1080 GHz, Bw = 32.000 MH No calibration applied and no bandpass applied



Lower frame: Real Jy
Auto-corr total-power spectrum Antenna: *
Timerange: 00/09:52:35 to 00/09:57:33