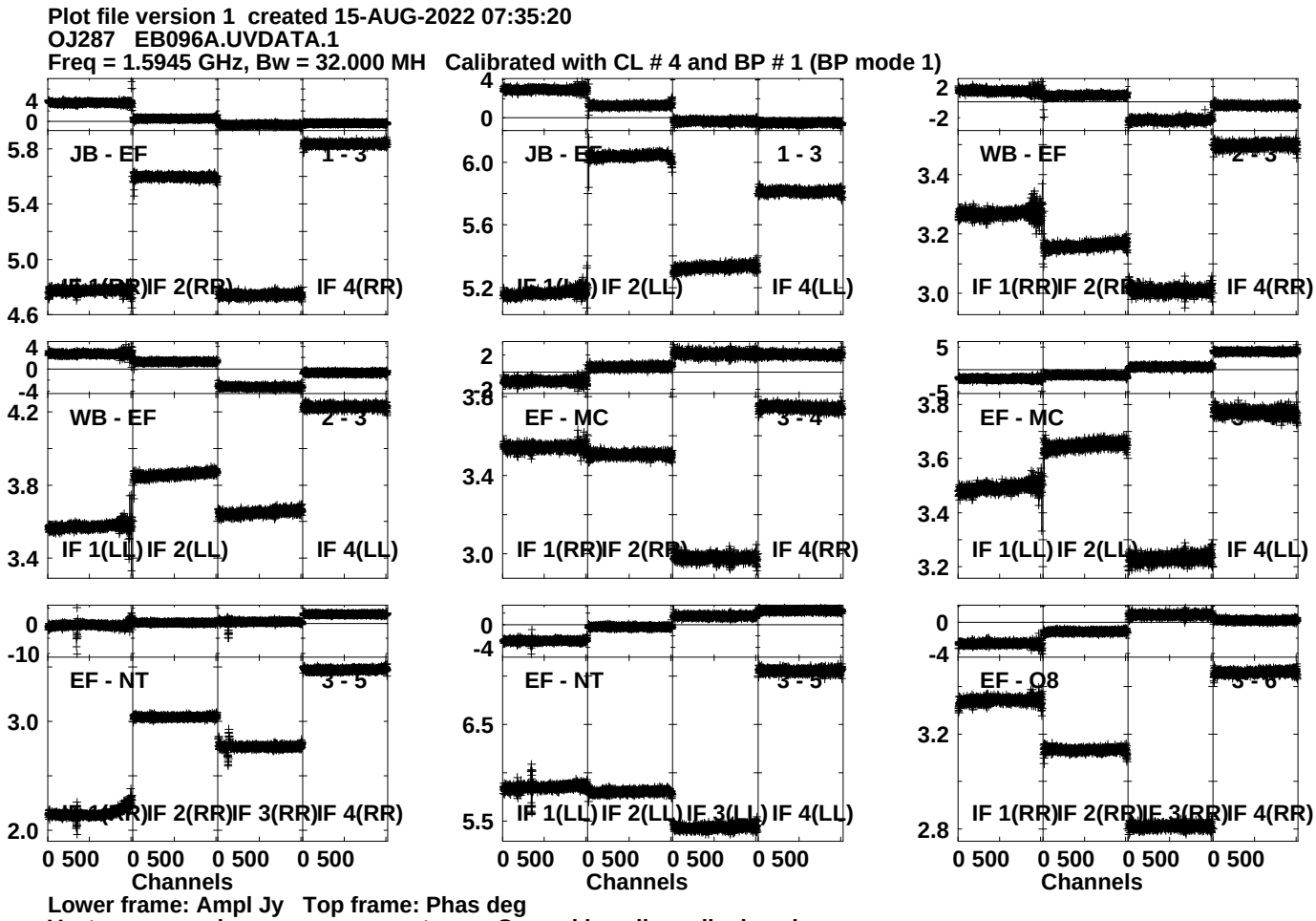
Plot file version 1 created 15-AUG-2022 07:35:20
OJ287 EB096A.UVDATA.1
Freq = 1.5945 GHz, Bw = 32.000 MH Calibrated with CL # 4 and BP # 1 (BP mode 1)
JB - EF
1 - 3
IF 1(RR)
IF 2(RR)
IF 4(RR)
JB - EF
1 - 3
IF 2(LL)
IF 4(LL)
WB - EF
2 - 3
IF 1(RR)
IF 4(RR)
WB - EF
2 - 3
IF 1(LL)
IF 2(LL)
IF 4(LL)
EF - MC
3 - 4
IF 1(RR)
IF 2(RR)
IF 4(RR)
EF - MC
IF 1(LL)
IF 2(LL)
IF 4(LL)
EF - NT
3 - 5
IF 1(RR)
IF 2(RR)
IF 3(RR)
IF 4(RR)
EF - NT
3 - 5
IF 1(LL)
IF 2(LL)
IF 3(LL)
IF 4(LL)
EF - O8
IF 1(RR)
IF 2(RR)
IF 3(RR)
IF 4(RR)
0 500
Channels
Lower frame: Ampl Jy Top frame: Phas deg
Vector averaged cross-power spectrum Several baselines displayed
Timerange: 00/17:00:09 to 00/17:09:59

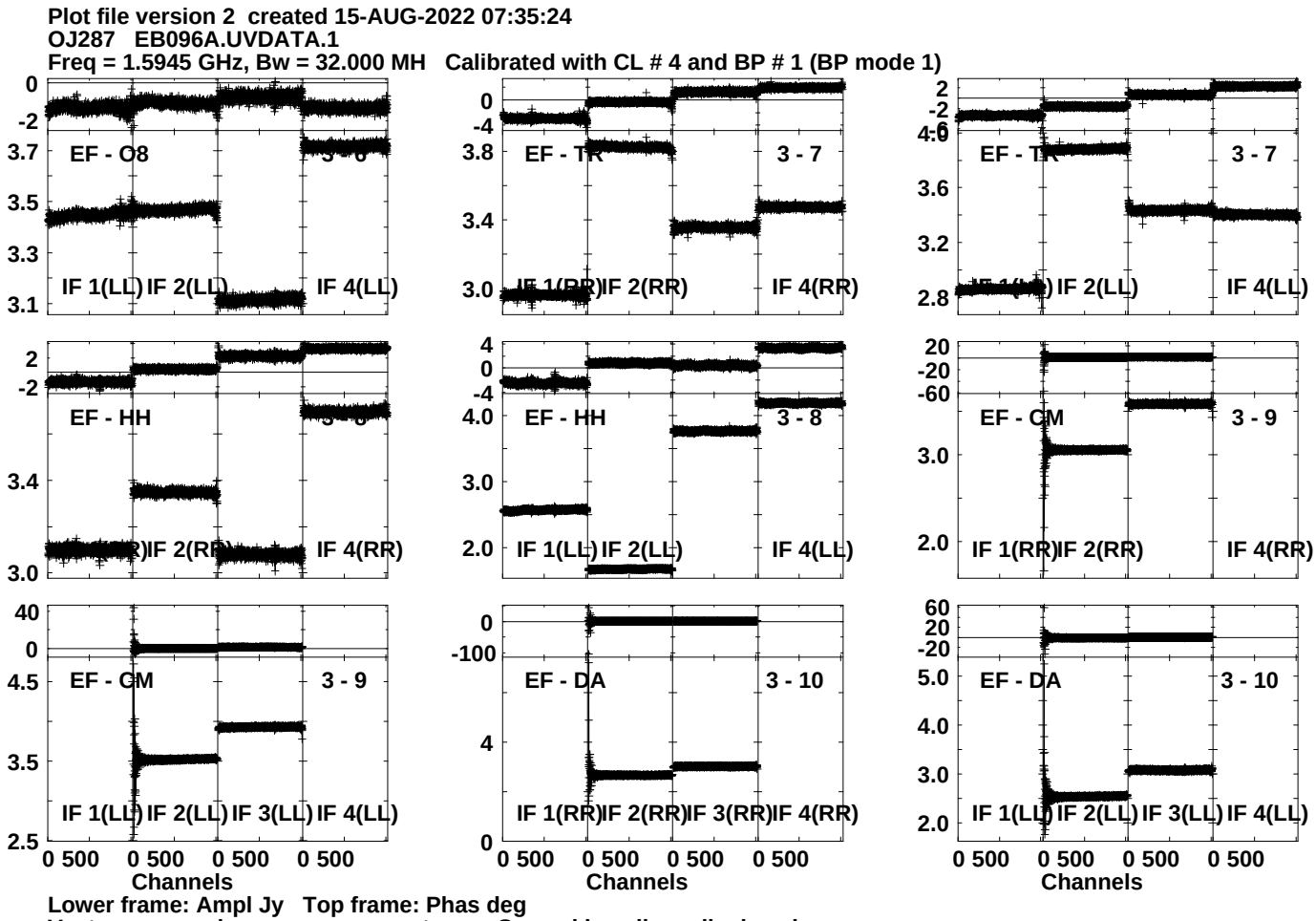
Plot file version 2 created 15-AUG-2022 07:35:24
OJ287 EB096A.UVDATA.1
Freq = 1.5945 GHz, Bw = 32.000 MH Calibrated with CL # 4 and BP # 1 (BP mode 1)
EF - O8
3 - 6
IF 1(LL) IF 2(LL) IF 4(LL)
EF - TR
3 - 7
IF 1(RR) IF 2(RR) IF 4(RR)
EF - TR
3 - 7
IF 2(LL) IF 4(LL)
EF - HH
3 - 8
IF 2(RR) IF 4(RR)
EF - HH
3 - 8
IF 1(LL) IF 2(LL) IF 4(LL)
EF - CM
3 - 9
IF 1(RR) IF 2(RR) IF 4(RR)
EF - CM
3 - 9
IF 1(LL) IF 2(LL) IF 3(LL) IF 4(LL)
EF - DA
3 - 10
IF 1(RR) IF 2(RR) IF 3(RR) IF 4(RR)
EF - DA
3 - 10
IF 1(LL) IF 2(LL) IF 3(LL) IF 4(LL)
0 500 0 500 0 500 0 500
Channels
Lower frame: Ampl Jy Top frame: Phas deg
Vector averaged cross-power spectrum Several baselines displayed
Timerange: 00/17:00:09 to 00/17:09:59

Plot file version 3 created 15-AUG-2022 07:35:28
OJ287 EB096A.UVDATA.1
Freq = 1.5945 GHz, Bw = 32.000 MH Calibrated with CL # 4 and BP # 1 (BP mode 1)

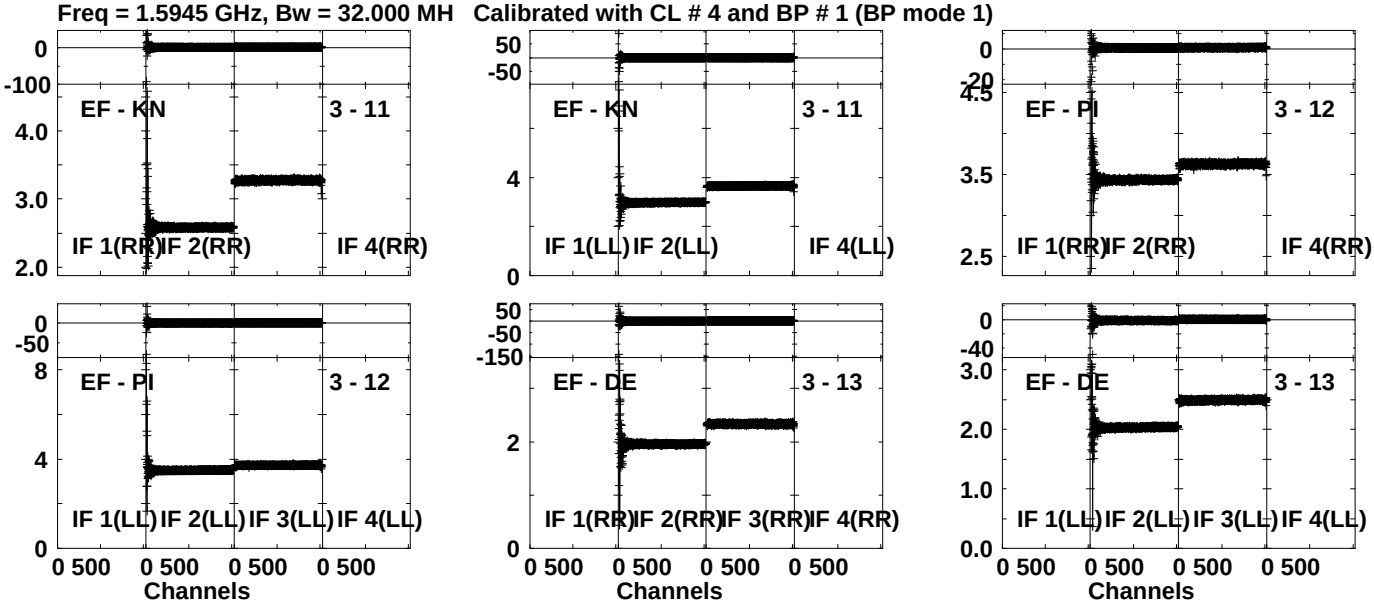

Lower frame: Ampl Jy Top frame: Phas deg
Vector averaged cross-power spectrum Several baselines displayed
Timerange: 00/17:00:09 to 00/17:09:59

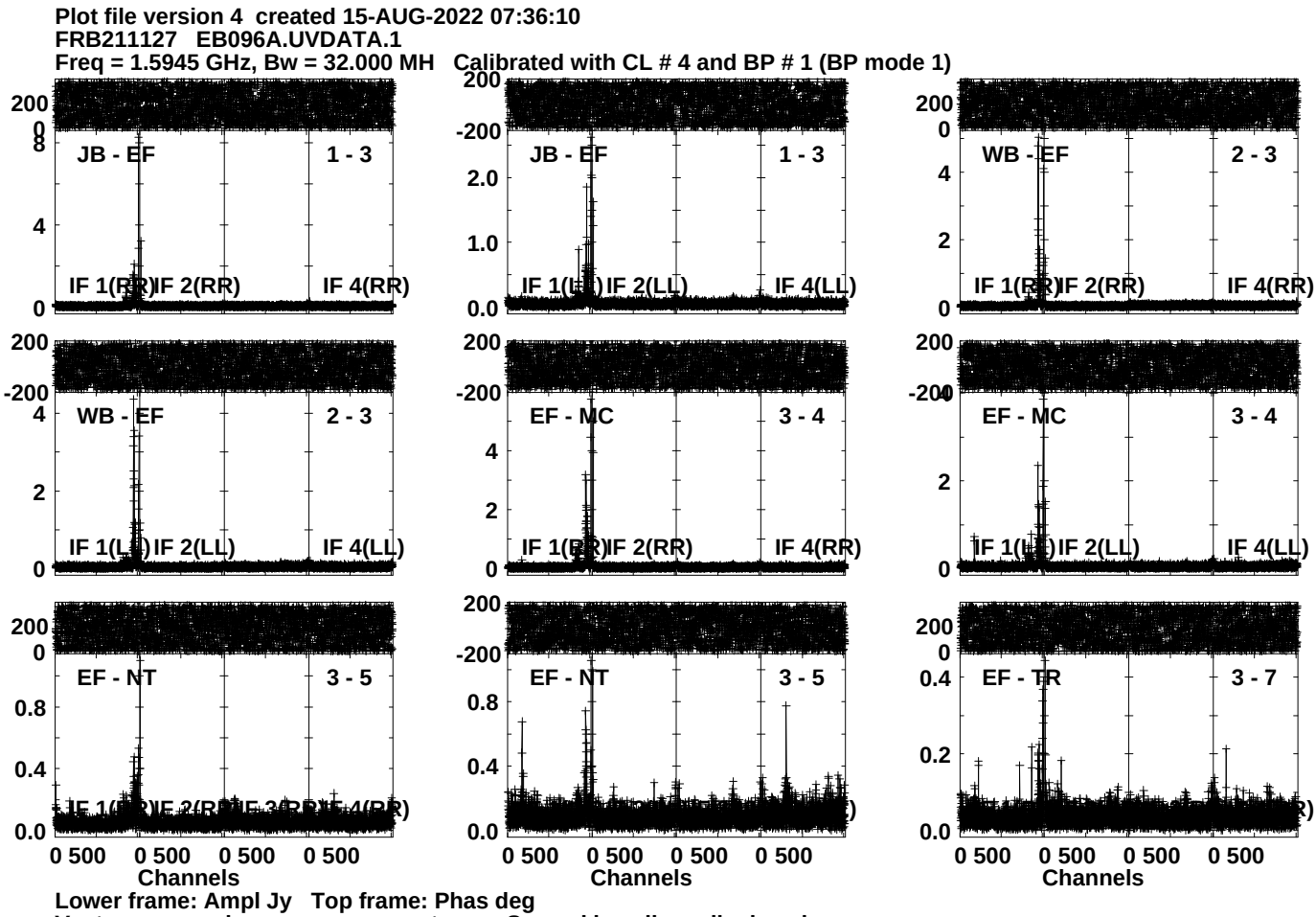
Plot file version 4 created 15-AUG-2022 07:36:10
FRB211127 EB096A.UVDATA.1
Freq = 1.5945 GHz, Bw = 32.000 MH Calibrated with CL # 4 and BP # 1 (BP mode 1)
JB - EF
1 - 3
IF 1(RR)
IF 2(RR)
IF 4(RR)
JB - EF
1 - 3
IF 1(LL)
IF 2(LL)
IF 4(LL)
WB - EF
2 - 3
IF 1(RR)
IF 2(RR)
IF 4(RR)
WB - EF
2 - 3
IF 1(LL)
IF 2(LL)
IF 4(LL)
EF - MC
3 - 4
IF 1(RR)
IF 2(RR)
IF 4(RR)
EF - MC
3 - 4
IF 1(LL)
IF 2(LL)
IF 4(LL)
EF - NT
3 - 5
EF - NT
3 - 5
EF - TR
3 - 7
0 500
Channels
Lower frame: Ampl Jy Top frame: Phas deg
Vector averaged cross-power spectrum Several baselines displayed
Timerange: 00/19:02:01 to 00/19:06:29

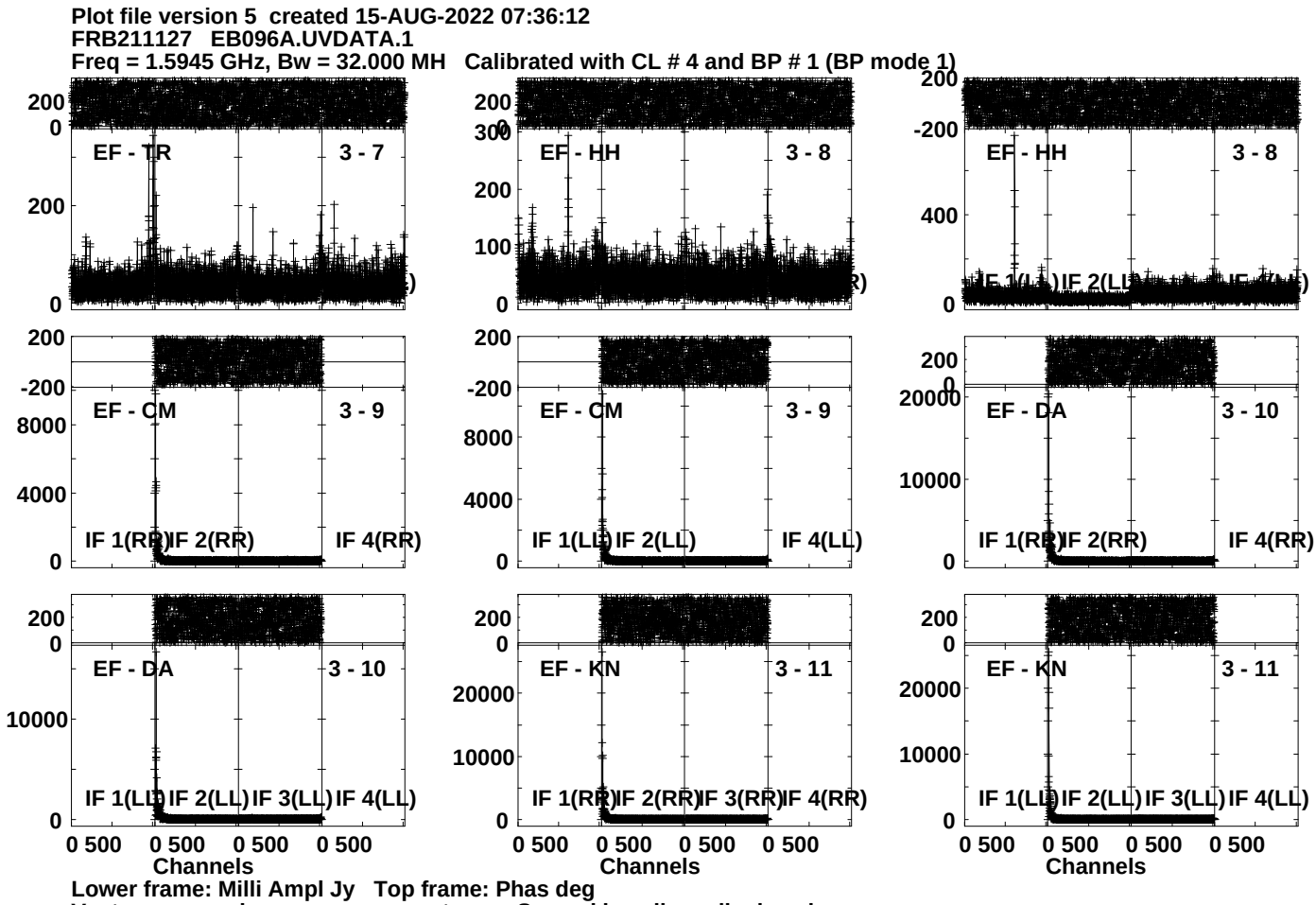
Plot file version 5 created 15-AUG-2022 07:36:12
FRB211127 EB096A.UVDATA.1
Freq = 1.5945 GHz, Bw = 32.000 MH Calibrated with CL # 4 and BP # 1 (BP mode 1)
EF - TR 3 - 7
EF - HH 3 - 8
EF - HH 3 - 8
EF - CM 3 - 9
IF 1(RR) IF 2(RR) IF 4(RR)
EF - CM 3 - 9
IF 1(LL) IF 2(LL) IF 4(LL)
EF - DA 3 - 10
IF 1(RR) IF 2(RR) IF 4(RR)
EF - DA 3 - 10
IF 1(LL) IF 2(LL) IF 3(LL) IF 4(LL)
EF - KN 3 - 11
IF 1(RR) IF 2(RR) IF 3(RR) IF 4(RR)
EF - KN 3 - 11
IF 1(LL) IF 2(LL) IF 3(LL) IF 4(LL)
0 500 0 500 0 500 0 500
Channels
Lower frame: Milli Ampl Jy Top frame: Phas deg
Vector averaged cross-power spectrum Several baselines displayed
Timerange: 00/19:02:01 to 00/19:06:29

Plot file version 6 created 15-AUG-2022 07:36:14
FRB211127 EB096A.UVDATA.1
Freq = 1.5945 GHz, Bw = 32.000 MH Calibrated with CL # 4 and BP # 1 (BP mode 1)

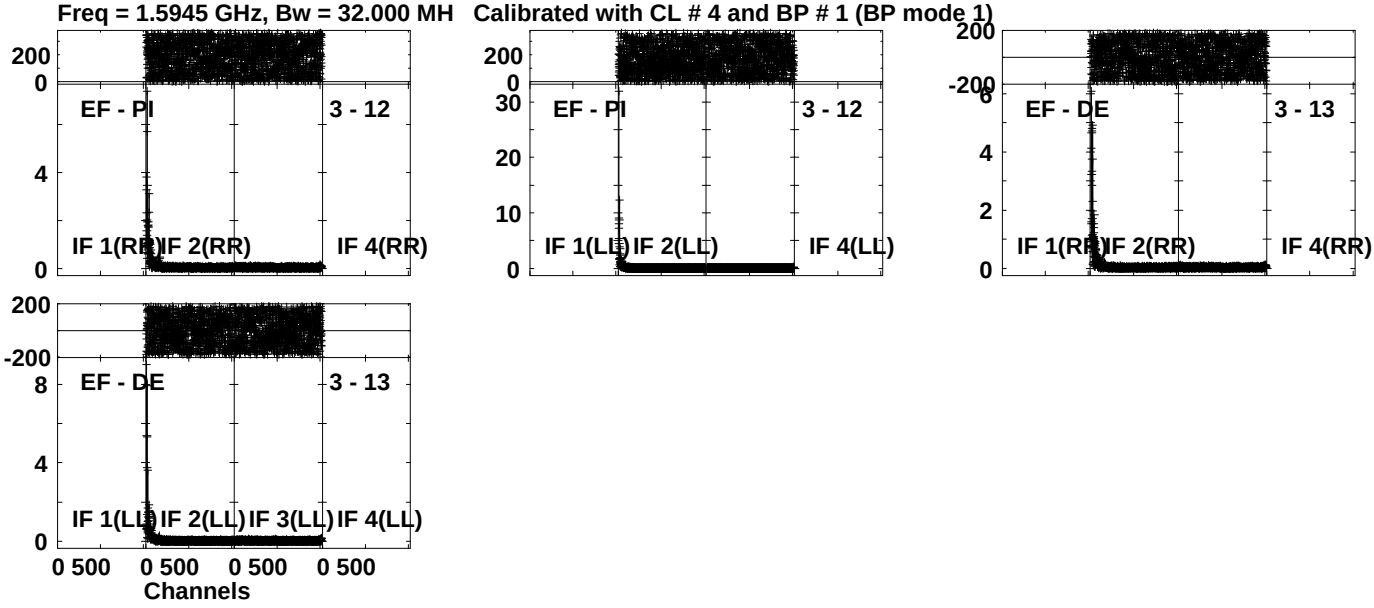

Lower frame: Ampl Jy Top frame: Phas deg
Vector averaged cross-power spectrum Several baselines displayed
Timerange: 00/19:02:01 to 00/19:06:29

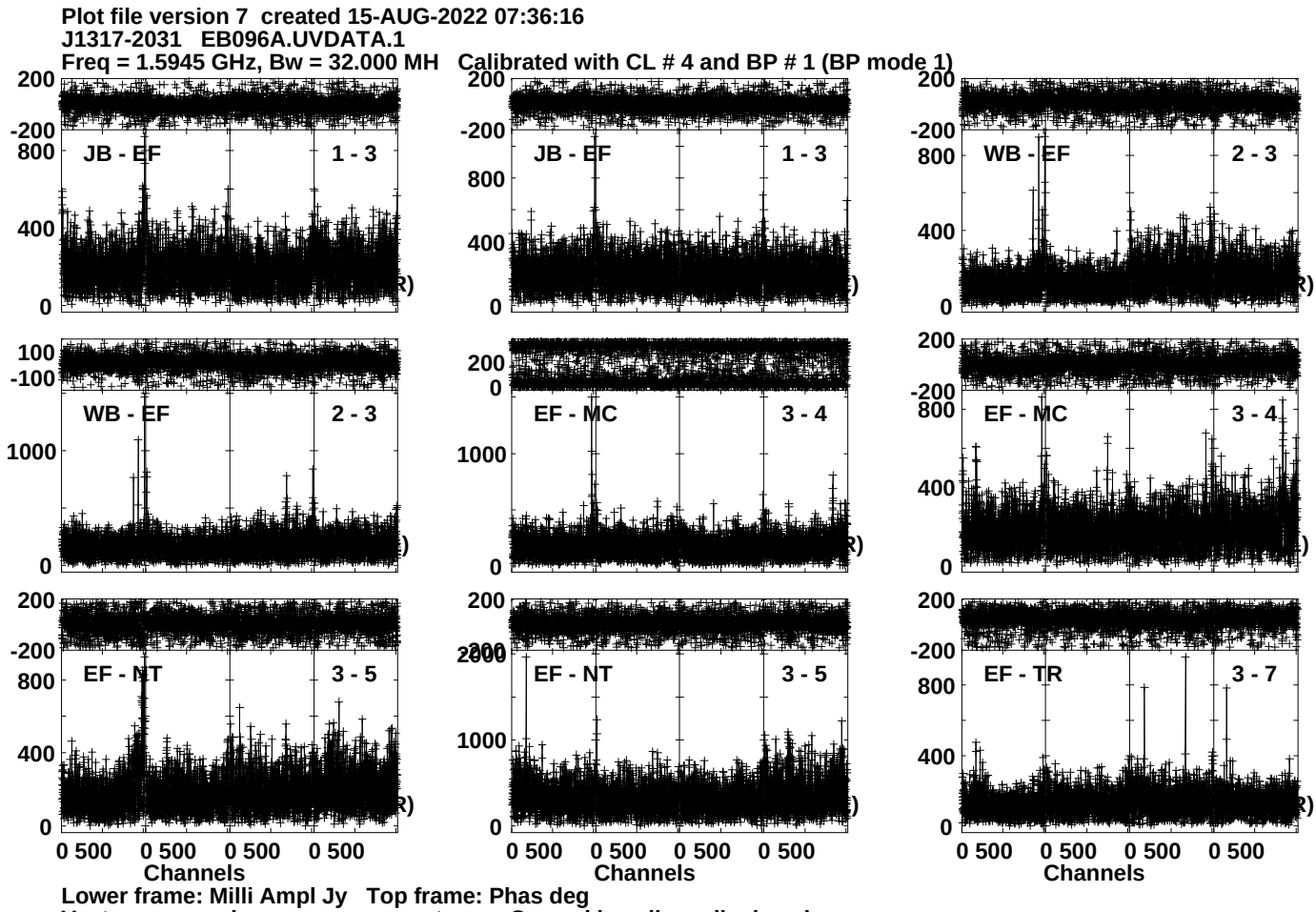
Plot file version 7 created 15-AUG-2022 07:36:16
J1317-2031 EB096A.UVDATA.1
Freq = 1.5945 GHz, Bw = 32.000 MH Calibrated with CL # 4 and BP # 1 (BP mode 1)
JB - EF 1 - 3
JB - EF 1 - 3
WB - EF 2 - 3
WB - EF 2 - 3
EF - MC 3 - 4
EF - MC 3 - 4
EF - NT 3 - 5
EF - NT 3 - 5
EF - TR 3 - 7
Channels
Channels
Channels
Lower frame: Milli Ampl Jy Top frame: Phas deg
Vector averaged cross-power spectrum Several baselines displayed
Timerange: 00/19:06:31 to 00/19:07:59

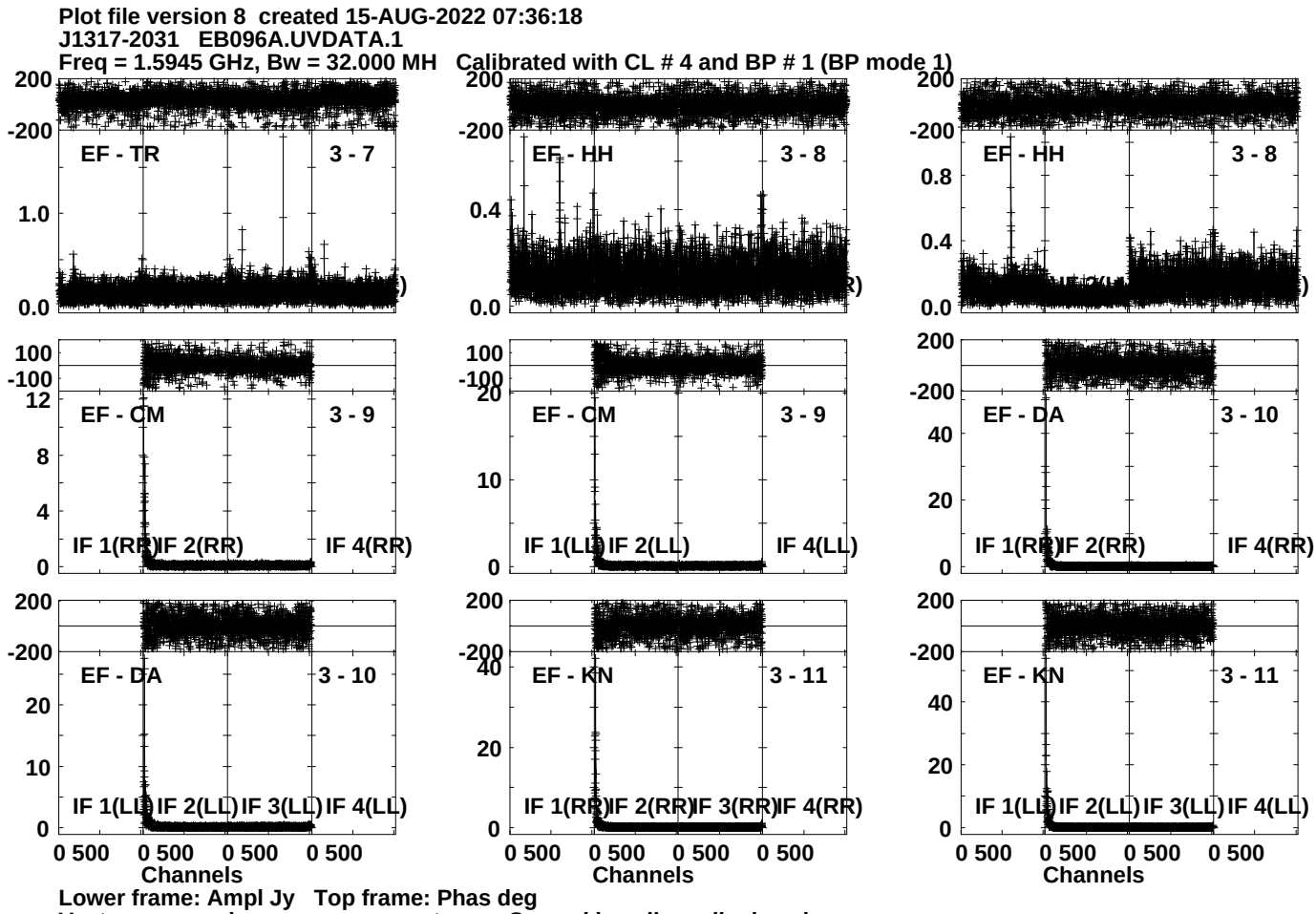
Plot file version 8 created 15-AUG-2022 07:36:18
J1317-2031 EB096A.UVDATA.1
Freq = 1.5945 GHz, Bw = 32.000 MH Calibrated with CL # 4 and BP # 1 (BP mode 1)
EF - TR 3 - 7
EF - HH 3 - 8
EF - HH 3 - 8
EF - CM 3 - 9
IF 1(RR) IF 2(RR) IF 4(RR)
EF - CM 3 - 9
IF 1(LL) IF 2(LL) IF 4(LL)
EF - DA 3 - 10
IF 1(RR) IF 2(RR) IF 4(RR)
EF - DA 3 - 10
IF 1(LL) IF 2(LL) IF 3(LL) IF 4(LL)
EF - KN 3 - 11
IF 1(RR) IF 2(RR) IF 3(RR) IF 4(RR)
EF - KN 3 - 11
IF 1(LL) IF 2(LL) IF 3(LL) IF 4(LL)
0 500 0 500 0 500 0 500
Channels
Lower frame: Ampl Jy Top frame: Phas deg
Vector averaged cross-power spectrum Several baselines displayed
Timerange: 00/19:06:31 to 00/19:07:59

Plot file version 9 created 15-AUG-2022 07:36:19
J1317-2031 EB096A.UVDATA.1
Freq = 1.5945 GHz, Bw = 32.000 MH Calibrated with CL # 4 and BP # 1 (BP mode 1)

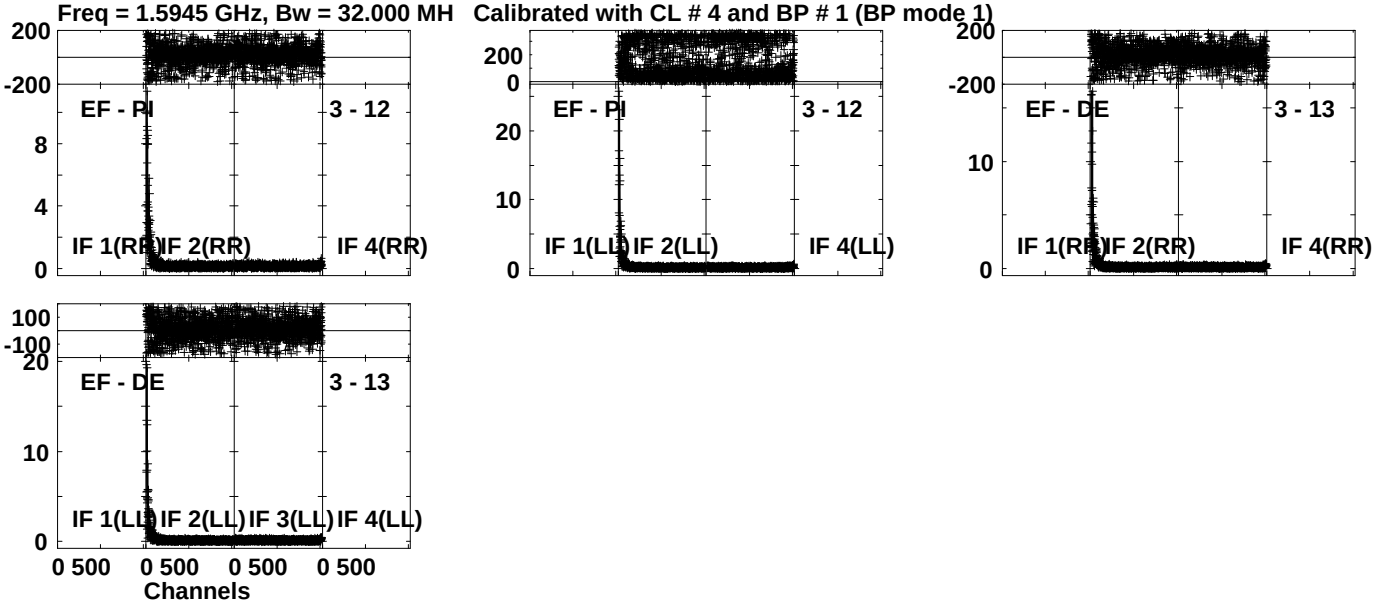

Lower frame: Ampl Jy Top frame: Phas deg
Vector averaged cross-power spectrum Several baselines displayed
Timerange: 00/19:06:31 to 00/19:07:59

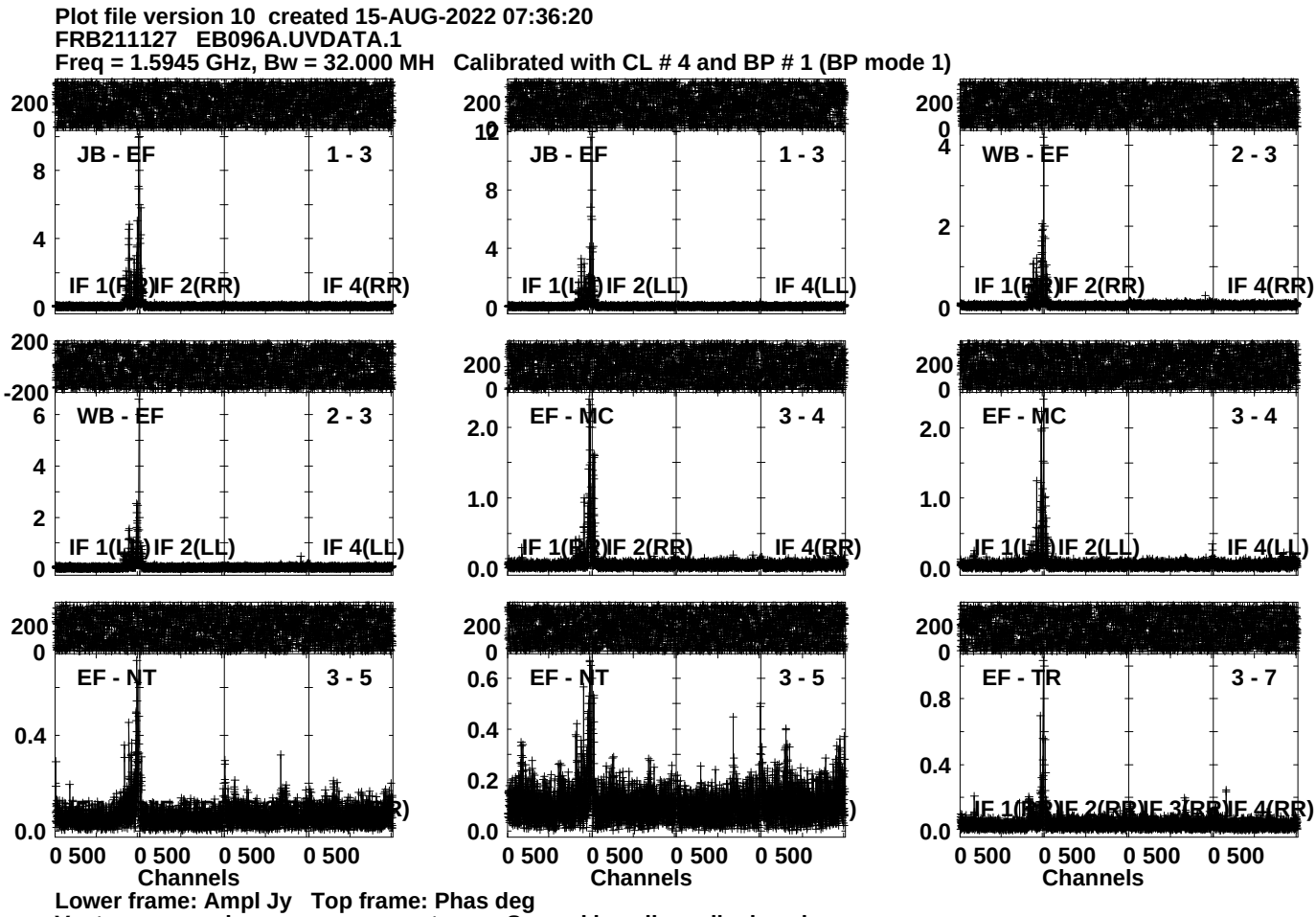
Plot file version 10 created 15-AUG-2022 07:36:20
FRB211127 EB096A.UVDATA.1
Freq = 1.5945 GHz, Bw = 32.000 MH Calibrated with CL # 4 and BP # 1 (BP mode 1)
JB - EF
1 - 3
IF 1(RR)
IF 2(RR)
IF 4(RR)
JB - EF
1 - 3
IF 1(LL)
IF 2(LL)
IF 4(LL)
WB - EF
2 - 3
IF 1(RR)
IF 2(RR)
IF 4(RR)
WB - EF
2 - 3
IF 1(LL)
IF 2(LL)
IF 4(LL)
EF - MC
3 - 4
IF 1(RR)
IF 2(RR)
IF 4(RR)
EF - MC
3 - 4
IF 1(LL)
IF 2(LL)
IF 4(LL)
EF - NT
3 - 5
EF - NT
3 - 5
EF - TR
3 - 7
IF 1(RR)
IF 2(RR)
IF 3(RR)
IF 4(RR)
0 500
Channels
Lower frame: Ampl Jy Top frame: Phas deg
Vector averaged cross-power spectrum Several baselines displayed
Timerange: 00/19:08:01 to 00/19:12:29

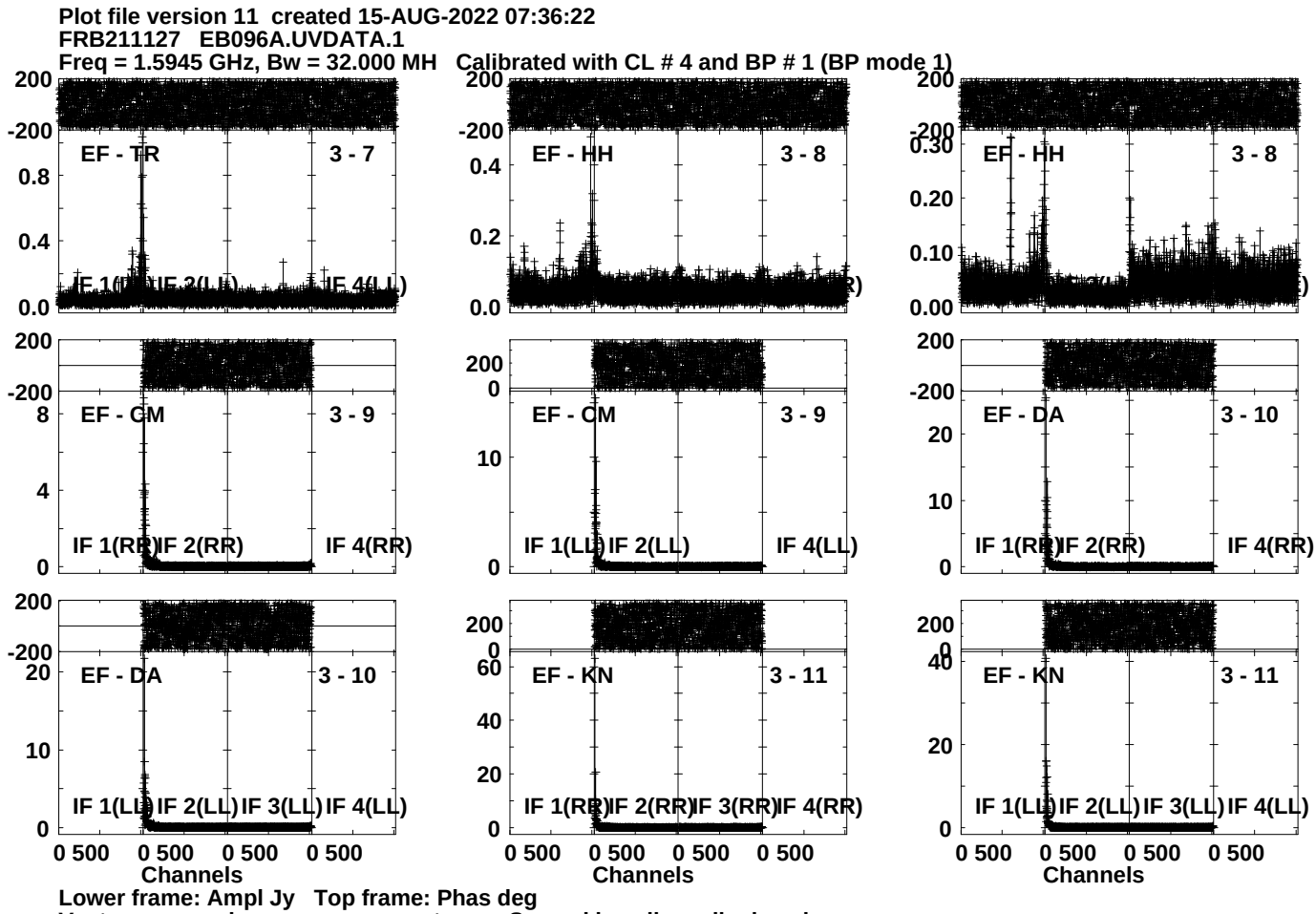
Plot file version 11 created 15-AUG-2022 07:36:22
FRB211127 EB096A.UVDATA.1
Freq = 1.5945 GHz, Bw = 32.000 MH Calibrated with CL # 4 and BP # 1 (BP mode 1)
EF - TR
3 - 7
EF - HH
3 - 8
EF - HH
3 - 8
EF - CM
3 - 9
IF 1(RR) IF 2(RR) IF 4(RR)
EF - CM
3 - 9
IF 1(LL) IF 2(LL) IF 4(LL)
EF - DA
3 - 10
IF 1(RR) IF 2(RR) IF 4(RR)
EF - DA
3 - 10
IF 1(LL) IF 2(LL) IF 3(LL) IF 4(LL)
EF - KN
3 - 11
IF 1(RR) IF 2(RR) IF 3(RR) IF 4(RR)
EF - KN
3 - 11
IF 1(LL) IF 2(LL) IF 3(LL) IF 4(LL)
0 500 0 500 0 500 0 500
Channels
Lower frame: Ampl Jy Top frame: Phas deg
Vector averaged cross-power spectrum Several baselines displayed
Timerange: 00/19:08:01 to 00/19:12:29

Plot file version 12 created 15-AUG-2022 07:36:24
FRB211127 EB096A.UVDATA.1
Freq = 1.5945 GHz, Bw = 32.000 MH Calibrated with CL # 4 and BP # 1 (BP mode 1)

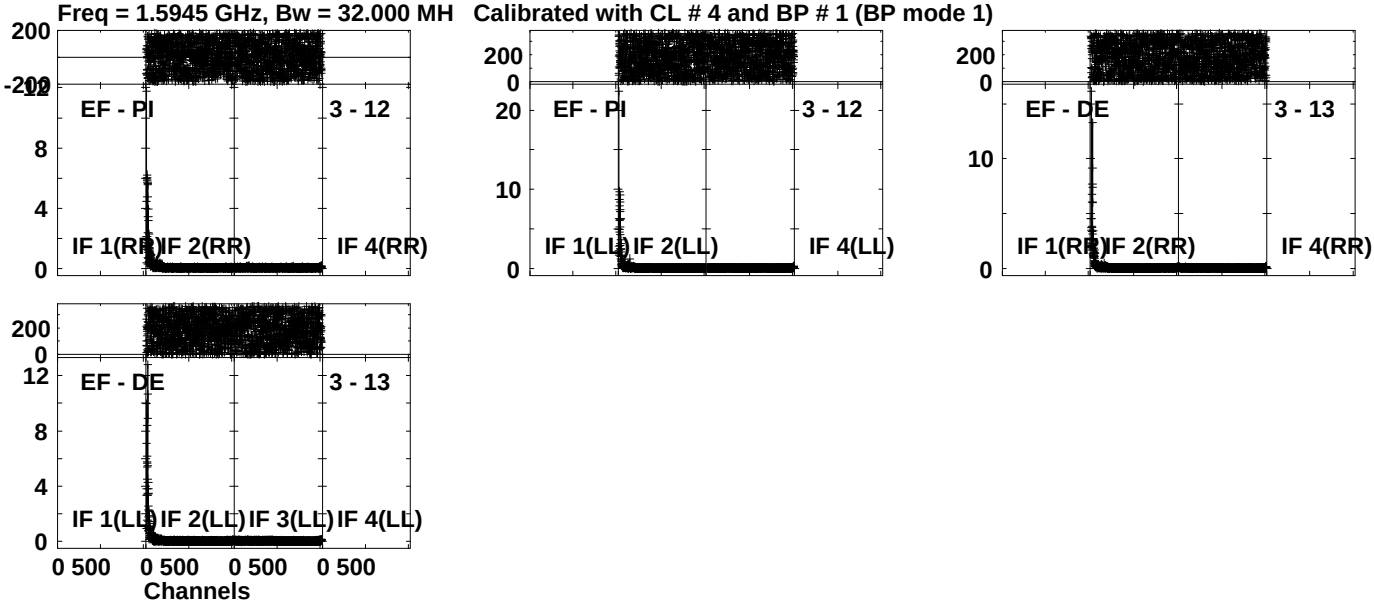

Lower frame: Ampl Jy Top frame: Phas deg
Vector averaged cross-power spectrum Several baselines displayed
Timerange: 00/19:08:01 to 00/19:12:29

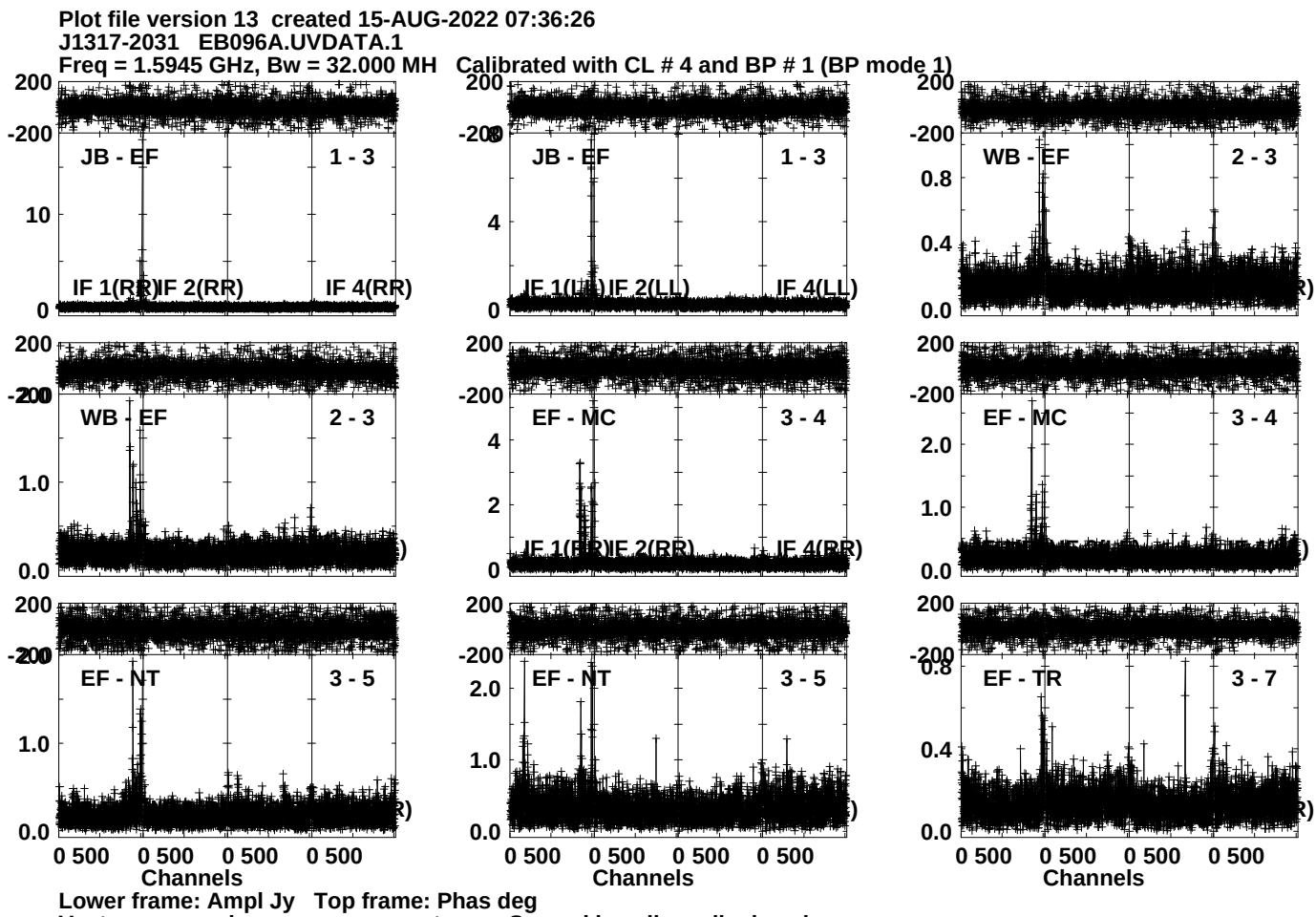
Plot file version 13 created 15-AUG-2022 07:36:26
J1317-2031 EB096A.UVDATA.1
Freq = 1.5945 GHz, Bw = 32.000 MH Calibrated with CL # 4 and BP # 1 (BP mode 1)
JB - EF
1 - 3
IF 1(RR)
IF 2(RR)
IF 4(RR)
JB - EF
1 - 3
IF 2(LL)
IF 4(LL)
WB - EF
2 - 3
WB - EF
2 - 3
EF - MC
3 - 4
IF 2(RR)
IF 4(RR)
EF - MC
3 - 4
EF - NT
3 - 5
EF - NT
3 - 5
EF - TR
3 - 7
0 500
Channels
Lower frame: Ampl Jy Top frame: Phas deg
Vector averaged cross-power spectrum Several baselines displayed
Timerange: 00/19:13:01 to 00/19:13:59

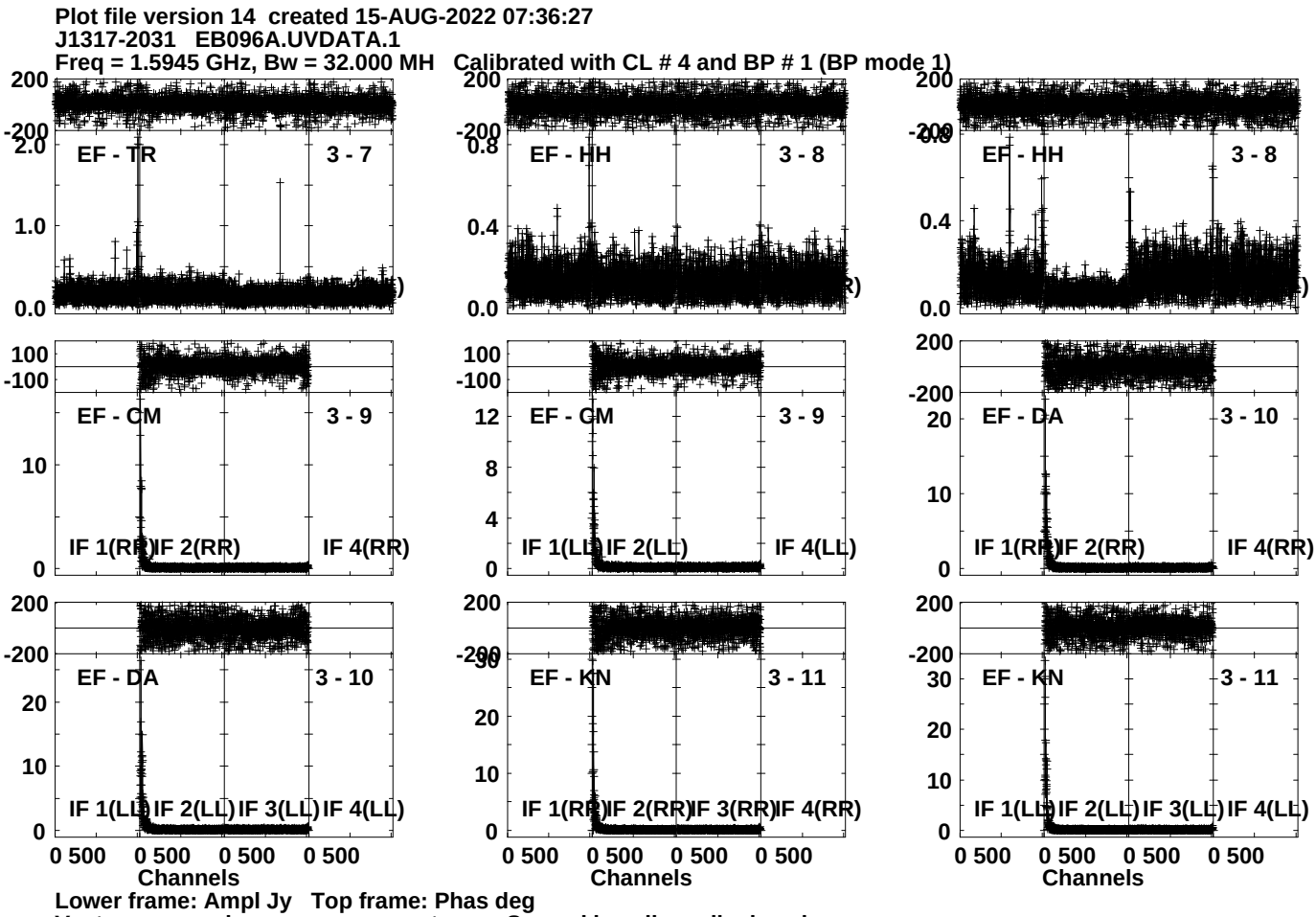
Plot file version 14 created 15-AUG-2022 07:36:27
J1317-2031 EB096A.UVDATA.1
Freq = 1.5945 GHz, Bw = 32.000 MH Calibrated with CL # 4 and BP # 1 (BP mode 1)
EF - TR 3 - 7
EF - HH 3 - 8
EF - HH 3 - 8
EF - CM 3 - 9
EF - CM 3 - 9
EF - DA 3 - 10
IF 1(RR) IF 2(RR) IF 4(RR)
IF 1(LL) IF 2(LL) IF 4(LL)
IF 1(RR) IF 2(RR) IF 4(RR)
EF - DA 3 - 10
EF - KN 3 - 11
EF - KN 3 - 11
IF 1(LL) IF 2(LL) IF 3(LL) IF 4(LL)
IF 1(RR) IF 2(RR) IF 3(RR) IF 4(RR)
IF 1(LL) IF 2(LL) IF 3(LL) IF 4(LL)
0 500 0 500 0 500 0 500
Channels
Lower frame: Ampl Jy Top frame: Phas deg
Vector averaged cross-power spectrum Several baselines displayed
Timerange: 00/19:13:01 to 00/19:13:59

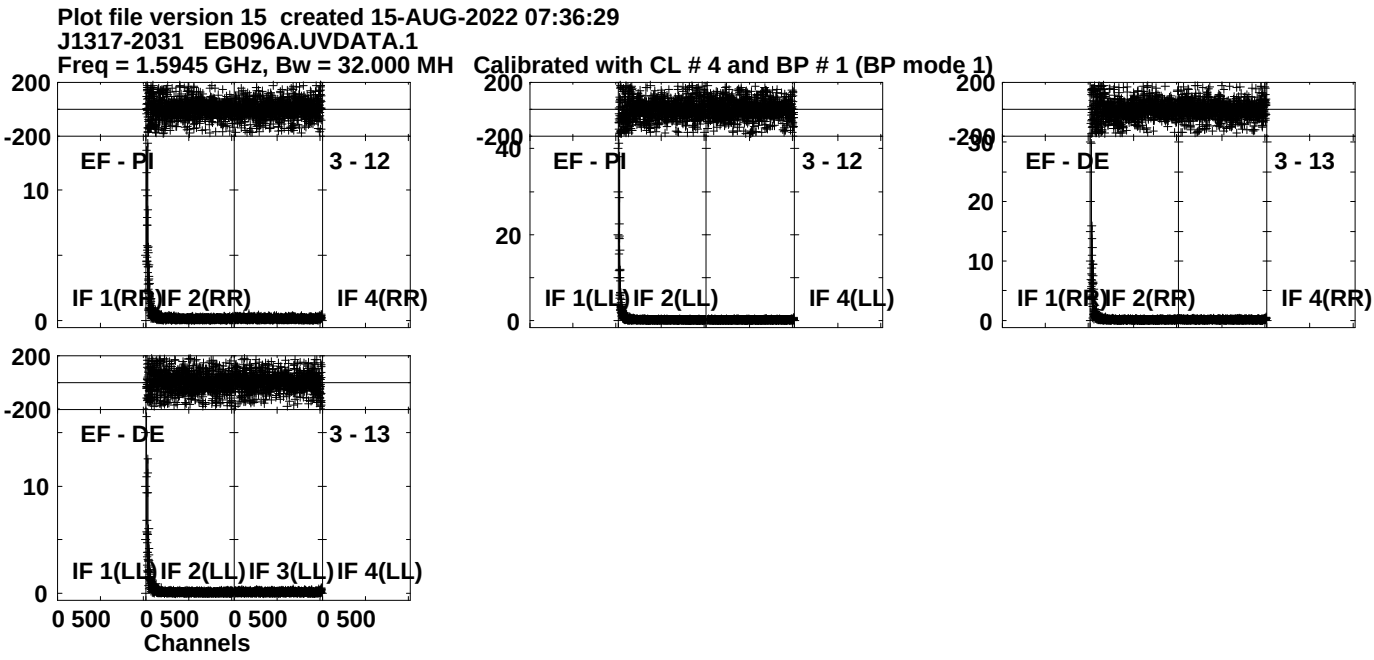

Lower frame: Ampl Jy Top frame: Phas deg
Vector averaged cross-power spectrum Several baselines displayed
Timerange: 00/19:13:01 to 00/19:13:59

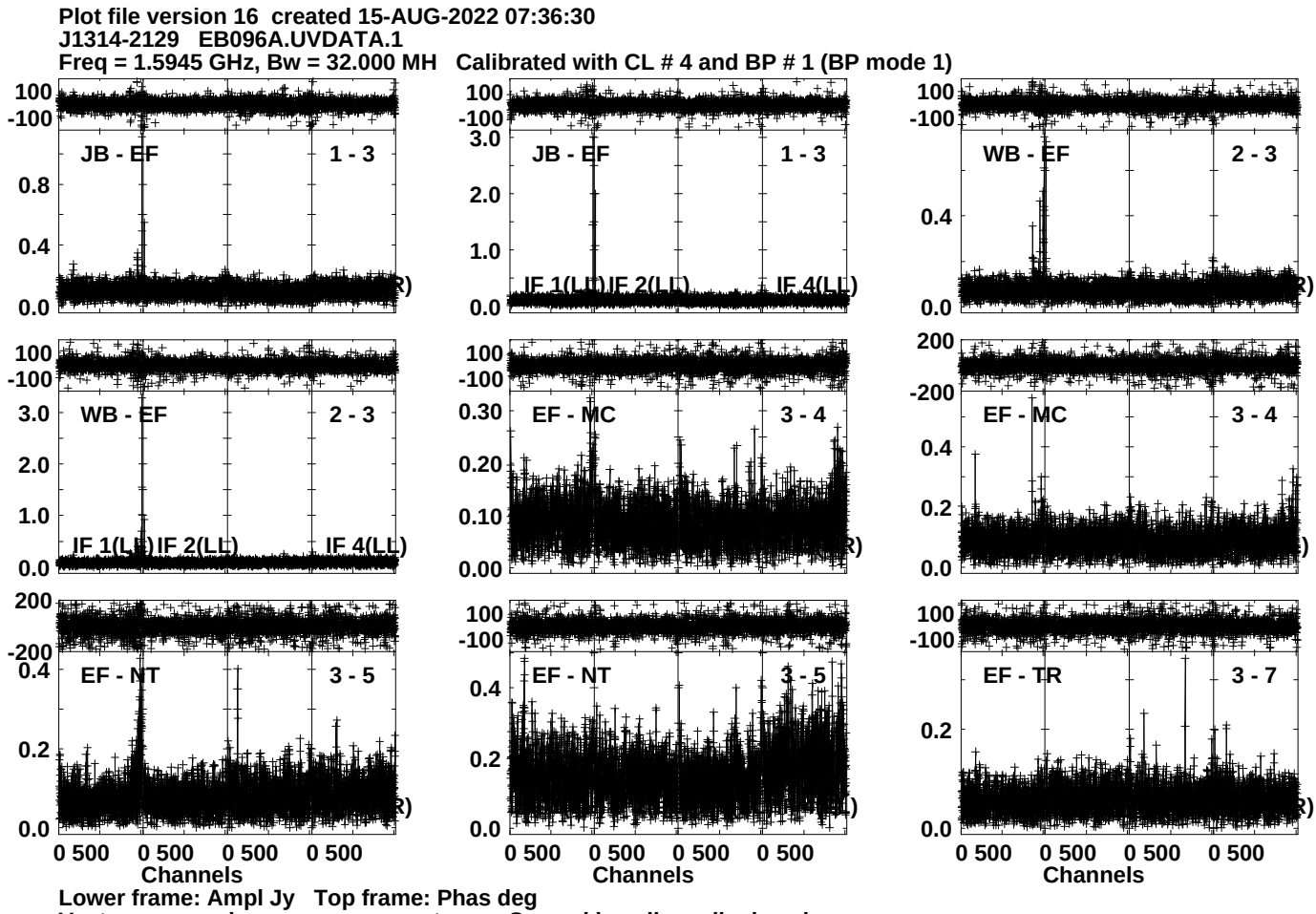
Plot file version 16 created 15-AUG-2022 07:36:30
J1314-2129 EB096A.UVDATA.1
Freq = 1.5945 GHz, Bw = 32.000 MH Calibrated with CL # 4 and BP # 1 (BP mode 1)
JB - EF 1 - 3
JB - EF 1 - 3
IF 1(LL) IF 2(LL) IF 4(LL)
WB - EF 2 - 3
WB - EF 2 - 3
IF 1(LL) IF 2(LL) IF 4(LL)
EF - MC 3 - 4
EF - MC 3 - 4
EF - NT 3 - 5
EF - NT 3 - 5
EF - TR 3 - 7
0 500 0 500 0 500 0 500
Channels
Lower frame: Ampl Jy Top frame: Phas deg
Vector averaged cross-power spectrum Several baselines displayed
Timerange: 00/19:14:31 to 00/19:18:29

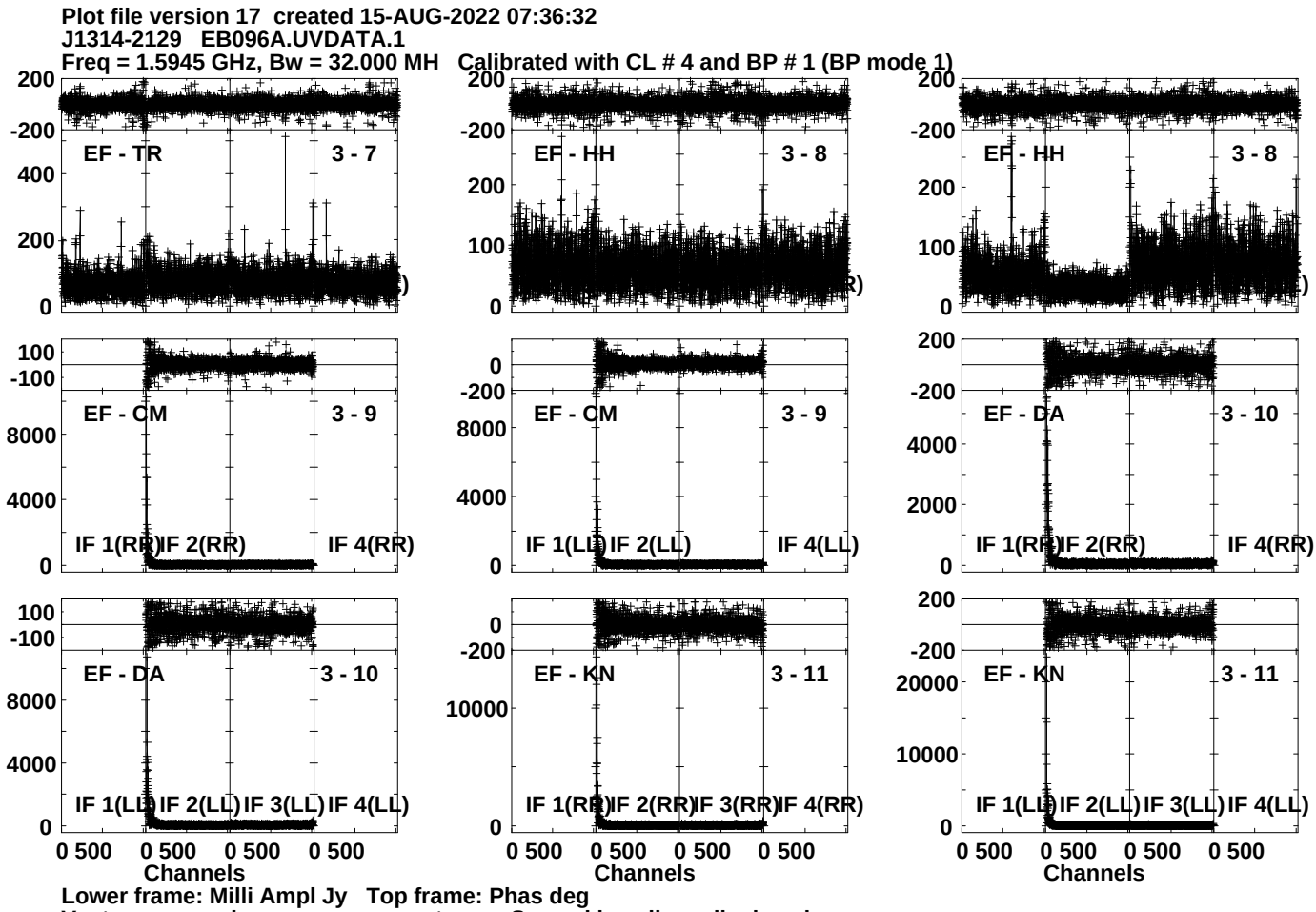
Plot file version 17 created 15-AUG-2022 07:36:32
J1314-2129 EB096A.UVDATA.1
Freq = 1.5945 GHz, Bw = 32.000 MH Calibrated with CL # 4 and BP # 1 (BP mode 1)
EF - TR 3 - 7
EF - HH 3 - 8
EF - HH 3 - 8
EF - CM 3 - 9
IF 1(RR) IF 2(RR) IF 4(RR)
EF - CM 3 - 9
IF 1(LL) IF 2(LL) IF 4(LL)
EF - DA 3 - 10
IF 1(RR) IF 2(RR) IF 4(RR)
EF - DA 3 - 10
IF 1(LL) IF 2(LL) IF 3(LL) IF 4(LL)
EF - KN 3 - 11
IF 1(RR) IF 2(RR) IF 3(RR) IF 4(RR)
EF - KN 3 - 11
IF 1(LL) IF 2(LL) IF 3(LL) IF 4(LL)
0 500 0 500 0 500 0 500
Channels
Lower frame: Milli Ampl Jy Top frame: Phas deg
Vector averaged cross-power spectrum Several baselines displayed
Timerange: 00/19:14:31 to 00/19:18:29

Plot file version 18 created 15-AUG-2022 07:36:34
J1314-2129 EB096A.UVDATA.1
Freq = 1.5945 GHz, Bw = 32.000 MH Calibrated with CL # 4 and BP # 1 (BP mode 1)

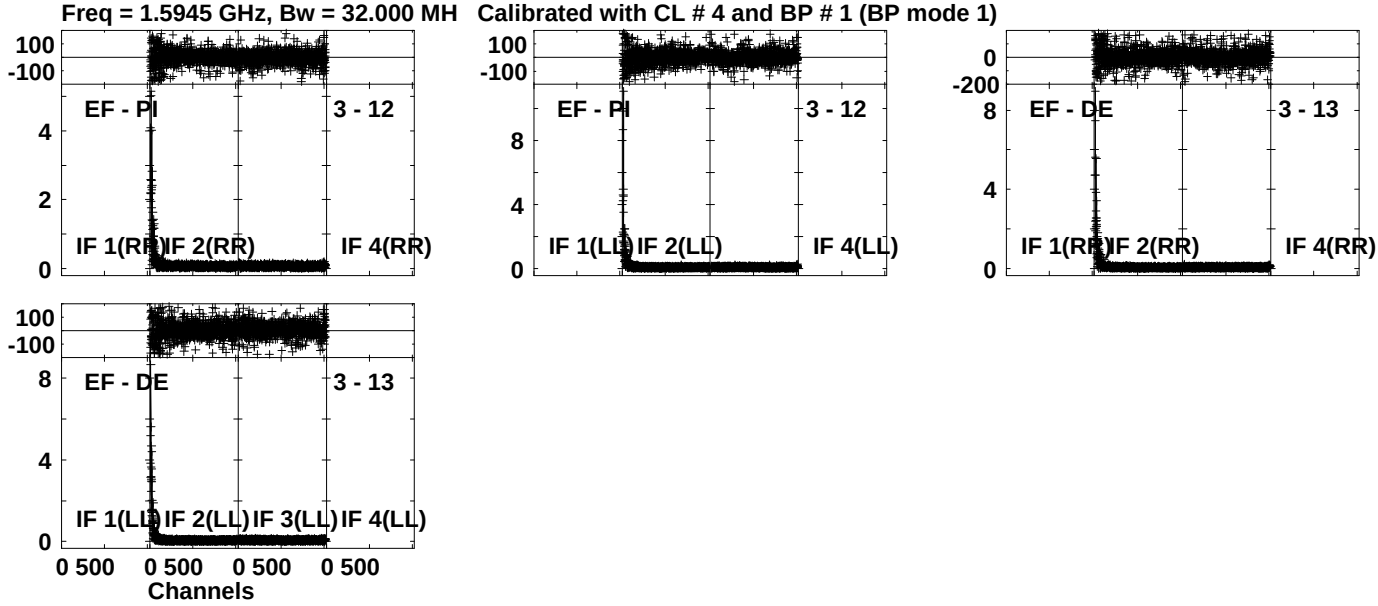

Lower frame: Ampl Jy Top frame: Phas deg
Vector averaged cross-power spectrum Several baselines displayed
Timerange: 00/19:14:31 to 00/19:18:29

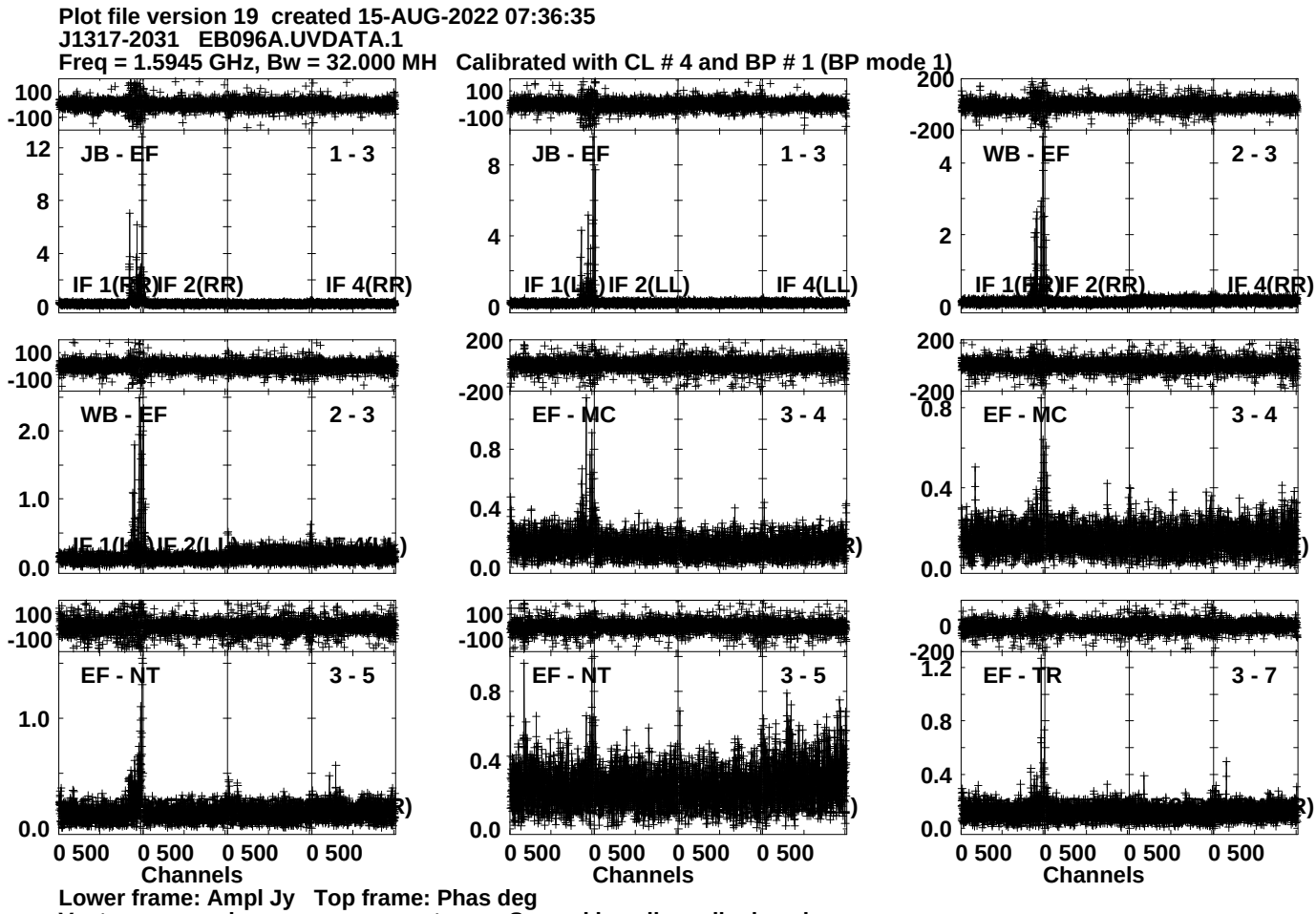
Plot file version 19 created 15-AUG-2022 07:36:35
J1317-2031 EB096A.UVDATA.1
Freq = 1.5945 GHz, Bw = 32.000 MH Calibrated with CL # 4 and BP # 1 (BP mode 1)
JB - EF
1 - 3
IF 1(RR)
IF 2(RR)
IF 4(RR)
JB - EF
1 - 3
IF 1(LL)
IF 2(LL)
IF 4(LL)
WB - EF
2 - 3
IF 1(RR)
IF 2(RR)
IF 4(RR)
WB - EF
2 - 3
EF - MC
3 - 4
EF - MC
3 - 4
EF - NT
3 - 5
EF - NT
3 - 5
EF - TR
3 - 7
0 500
Channels
Lower frame: Ampl Jy Top frame: Phas deg
Vector averaged cross-power spectrum Several baselines displayed
Timerange: 00/19:19:01 to 00/19:20:29

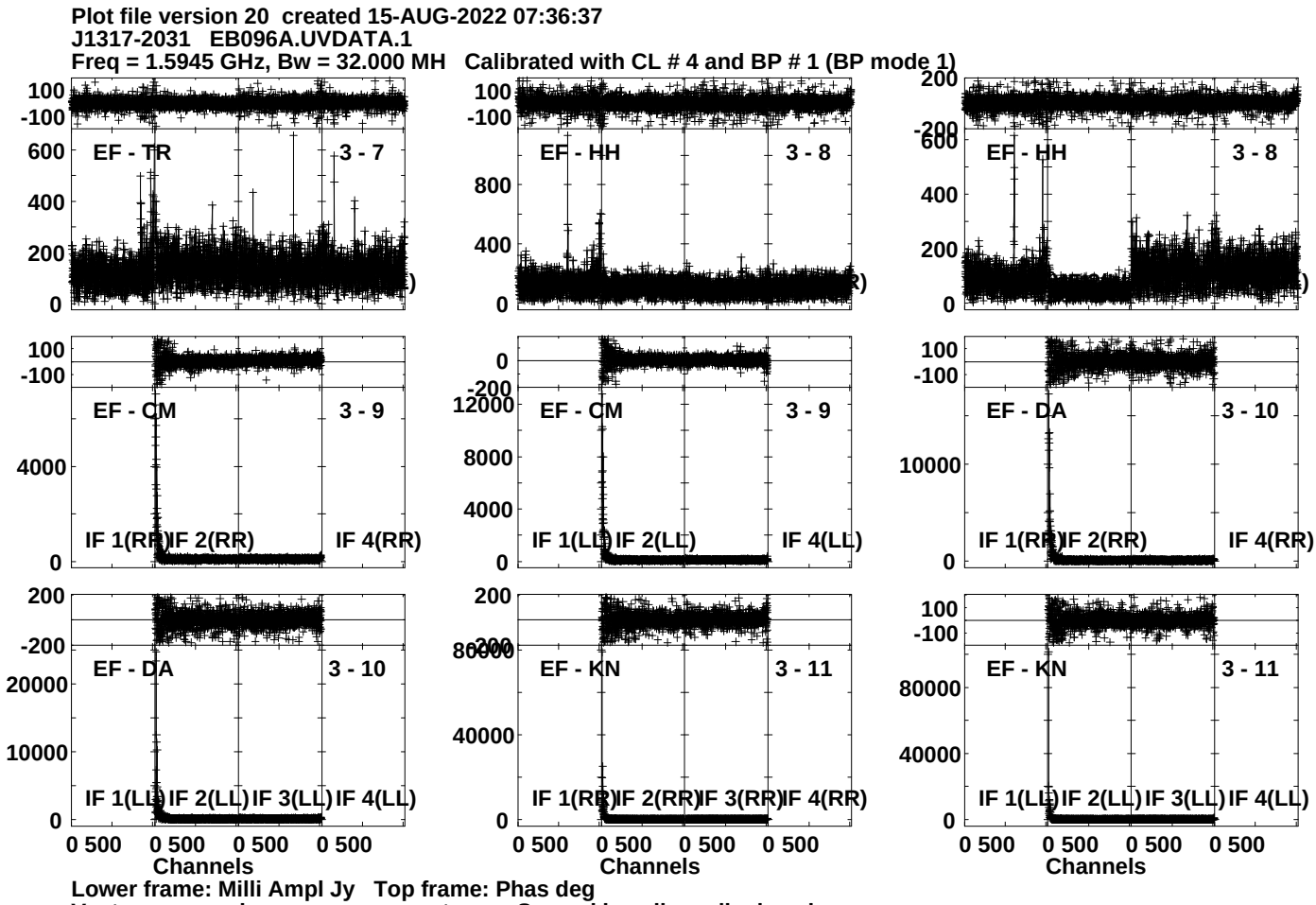
Plot file version 20 created 15-AUG-2022 07:36:37
J1317-2031 EB096A.UVDATA.1
Freq = 1.5945 GHz, Bw = 32.000 MH Calibrated with CL # 4 and BP # 1 (BP mode 1)
EF - TR 3 - 7
EF - HH 3 - 8
EF - HH 3 - 8
EF - CM 3 - 9
IF 1(RR) IF 2(RR) IF 4(RR)
EF - CM 3 - 9
IF 1(LL) IF 2(LL) IF 4(LL)
EF - DA 3 - 10
IF 1(RR) IF 2(RR) IF 4(RR)
EF - DA 3 - 10
IF 1(LL) IF 2(LL) IF 3(LL) IF 4(LL)
EF - KN 3 - 11
IF 1(RR) IF 2(RR) IF 3(RR) IF 4(RR)
EF - KN 3 - 11
IF 1(LL) IF 2(LL) IF 3(LL) IF 4(LL)
0 500 0 500 0 500 0 500
Channels
Lower frame: Milli Ampl Jy Top frame: Phas deg
Vector averaged cross-power spectrum Several baselines displayed
Timerange: 00/19:19:01 to 00/19:20:29

Plot file version 21 created 15-AUG-2022 07:36:38
J1317-2031 EB096A.UVDATA.1
Freq = 1.5945 GHz, Bw = 32.000 MH Calibrated with CL # 4 and BP # 1 (BP mode 1)

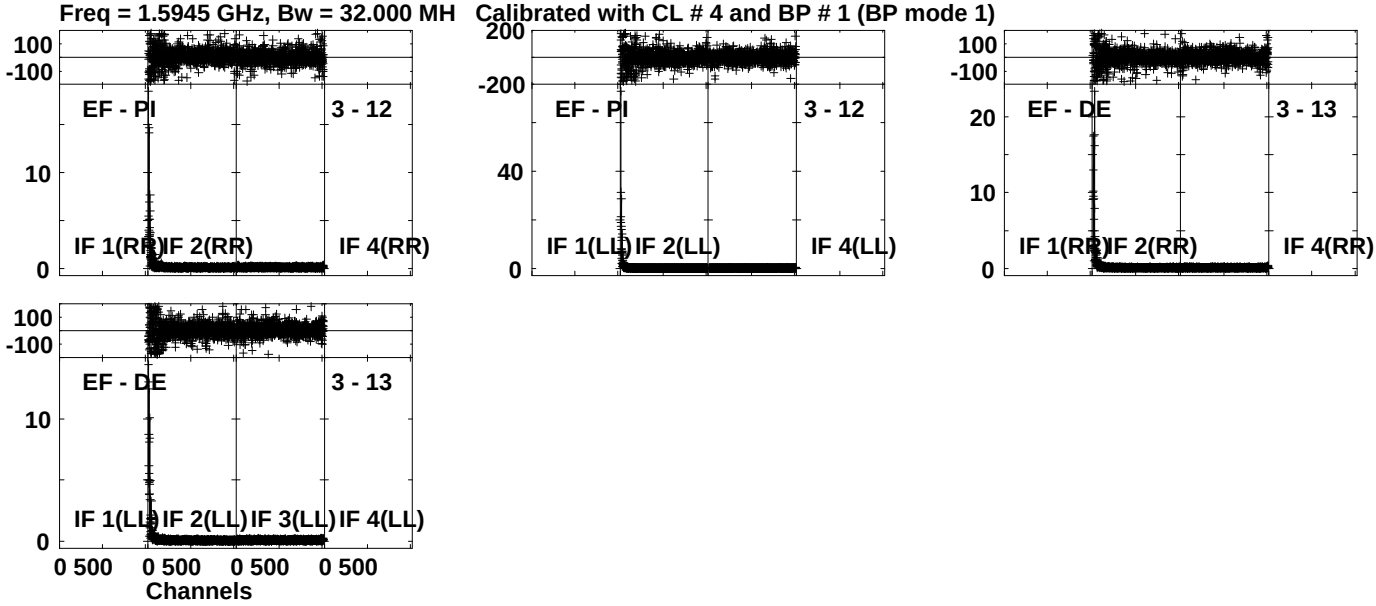

Lower frame: Ampl Jy Top frame: Phas deg
Vector averaged cross-power spectrum Several baselines displayed
Timerange: 00/19:19:01 to 00/19:20:29

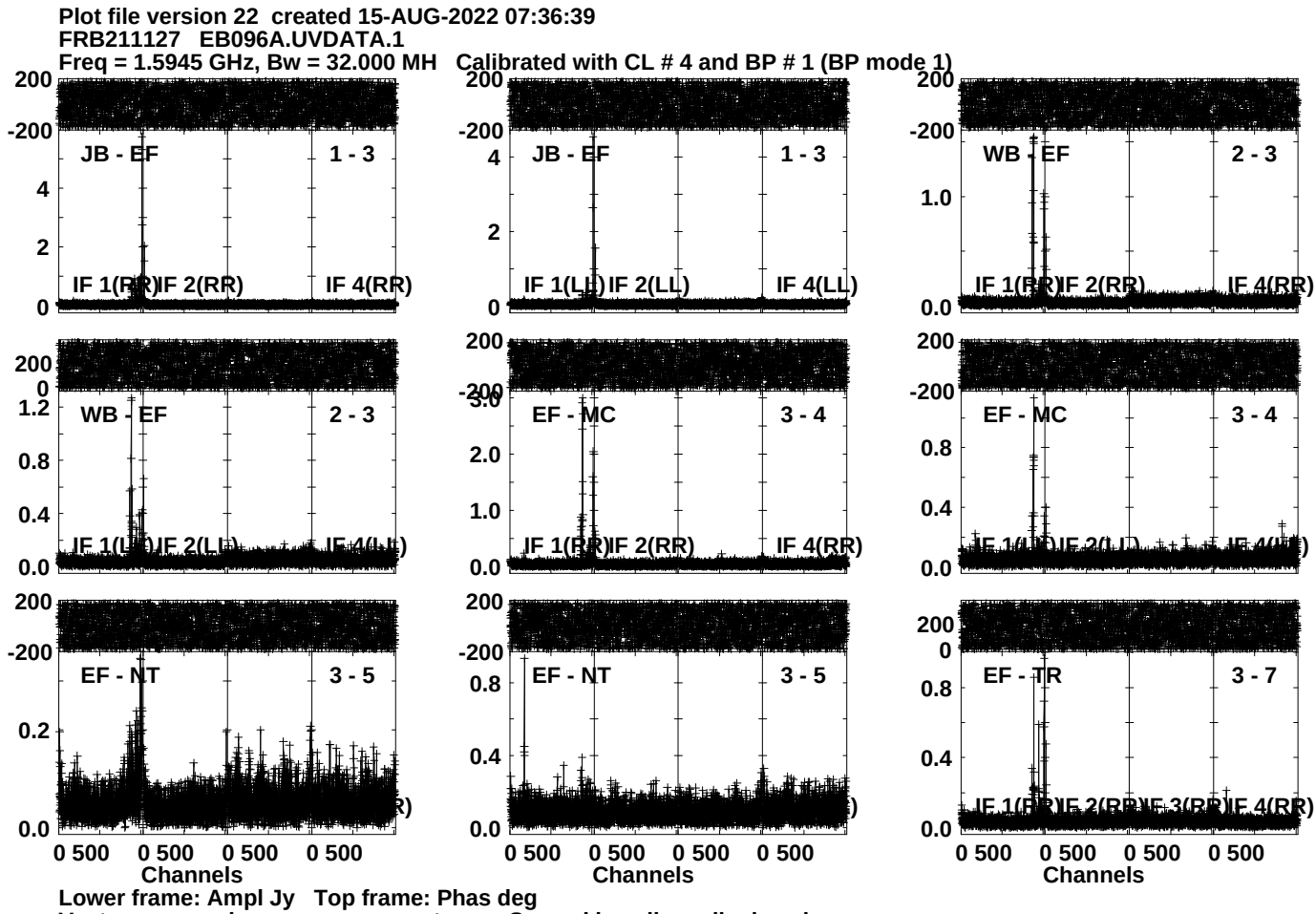
Plot file version 22 created 15-AUG-2022 07:36:39
FRB211127 EB096A.UVDATA.1
Freq = 1.5945 GHz, Bw = 32.000 MH Calibrated with CL # 4 and BP # 1 (BP mode 1)
JB - EF
1 - 3
IF 1(RR) IF 2(RR) IF 4(RR)
JB - EF
1 - 3
IF 1(LL) IF 2(LL) IF 4(LL)
WB - EF
2 - 3
IF 1(RR) IF 2(RR) IF 4(RR)
WB - EF
2 - 3
EF - MC
3 - 4
IF 1(RR) IF 2(RR) IF 4(RR)
EF - MC
3 - 4
EF - NT
3 - 5
EF - NT
3 - 5
EF - TR
3 - 7
IF 1(RR) IF 2(RR) IF 3(RR) IF 4(RR)
0 500 0 500 0 500 0 500
Channels
Lower frame: Ampl Jy Top frame: Phas deg
Vector averaged cross-power spectrum Several baselines displayed
Timerange: 00/19:20:31 to 00/19:24:59

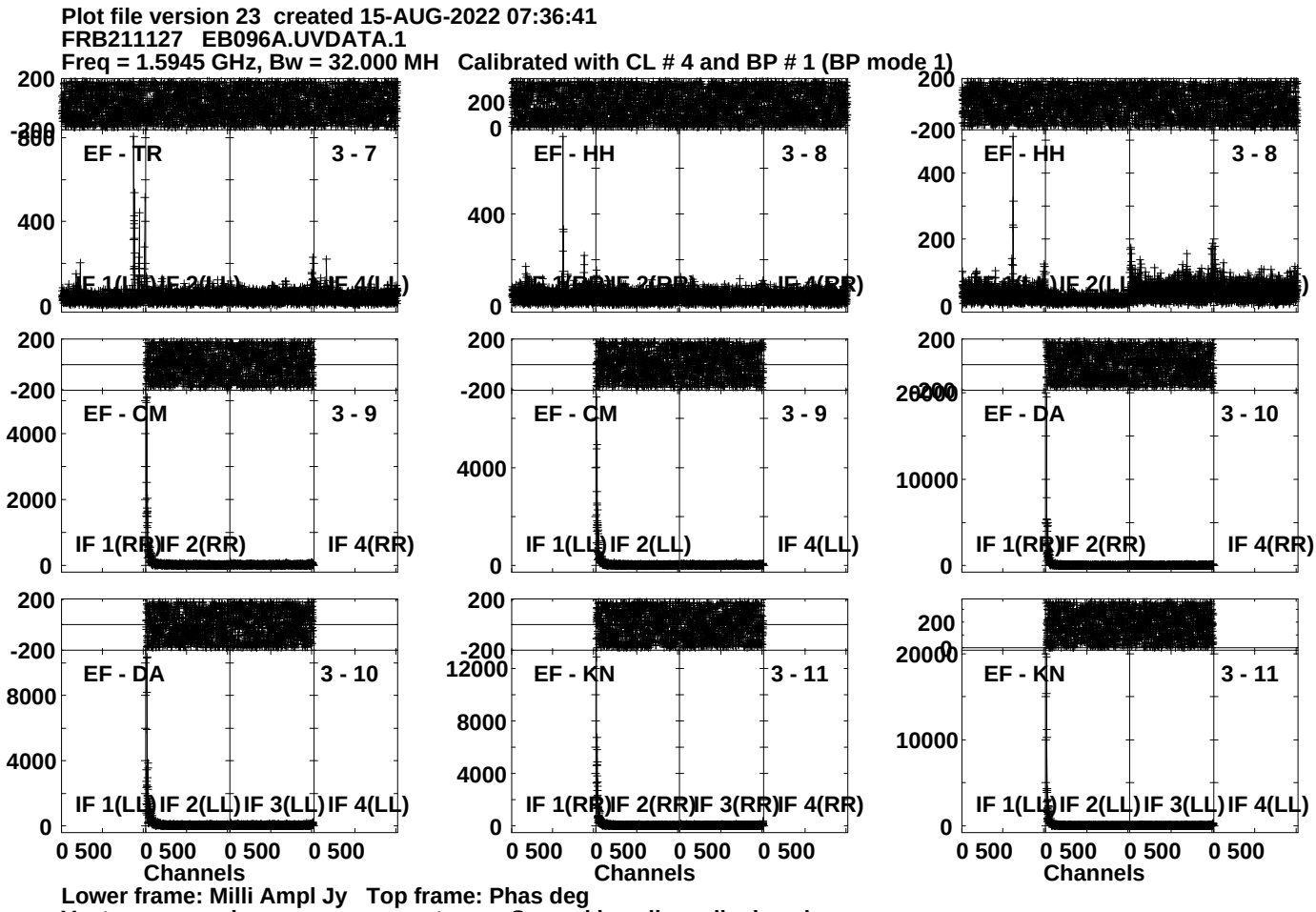
Plot file version 23 created 15-AUG-2022 07:36:41
FRB211127 EB096A.UVDATA.1
Freq = 1.5945 GHz, Bw = 32.000 MH Calibrated with CL # 4 and BP # 1 (BP mode 1)
EF - TR 3 - 7
EF - HH 3 - 8
EF - HH 3 - 8
EF - CM 3 - 9
IF 1(RR) IF 2(RR) IF 4(RR)
EF - CM 3 - 9
IF 1(LL) IF 2(LL) IF 4(LL)
EF - DA 3 - 10
IF 1(RR) IF 2(RR) IF 4(RR)
EF - DA 3 - 10
IF 1(LL) IF 2(LL) IF 3(LL) IF 4(LL)
EF - KN 3 - 11
IF 1(RR) IF 2(RR) IF 3(RR) IF 4(RR)
EF - KN 3 - 11
IF 1(LL) IF 2(LL) IF 3(LL) IF 4(LL)
0 500 0 500 0 500 0 500
Channels
Lower frame: Milli Ampl Jy Top frame: Phas deg
Vector averaged cross-power spectrum Several baselines displayed
Timerange: 00/19:20:31 to 00/19:24:59

Plot file version 24 created 15-AUG-2022 07:36:44
FRB211127 EB096A.UVDATA.1
Freq = 1.5945 GHz, Bw = 32.000 MH Calibrated with CL # 4 and BP # 1 (BP mode 1)

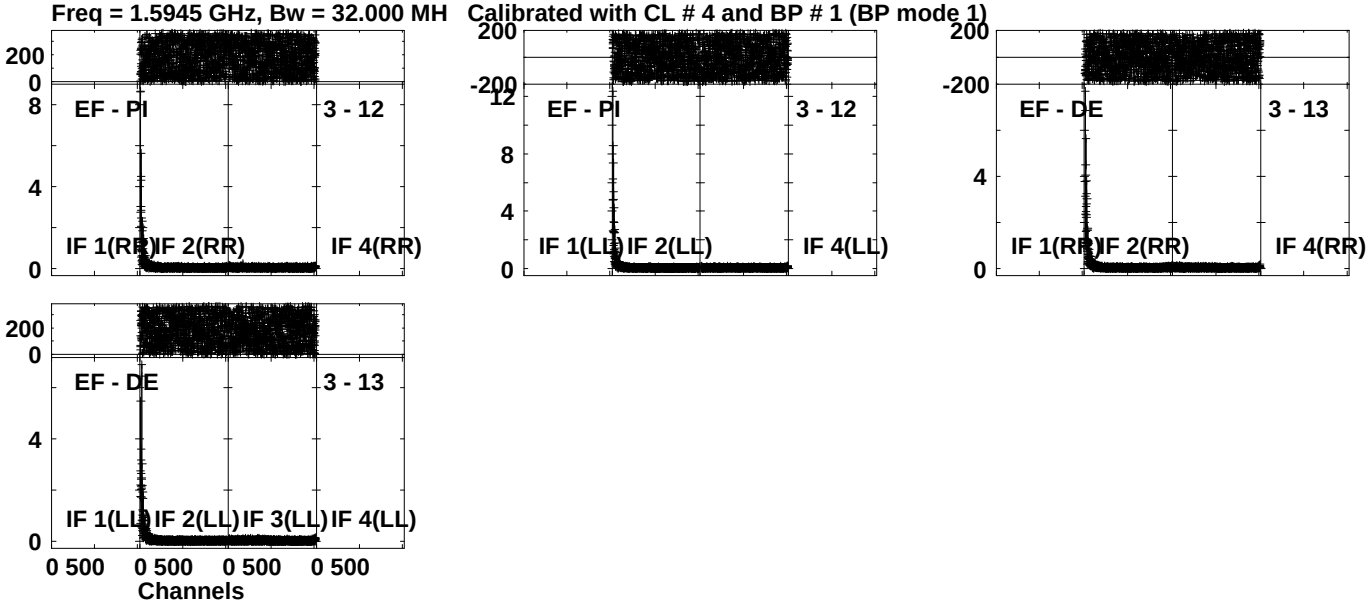

Lower frame: Ampl Jy Top frame: Phas deg
Vector averaged cross-power spectrum Several baselines displayed
Timerange: 00/19:20:31 to 00/19:24:59

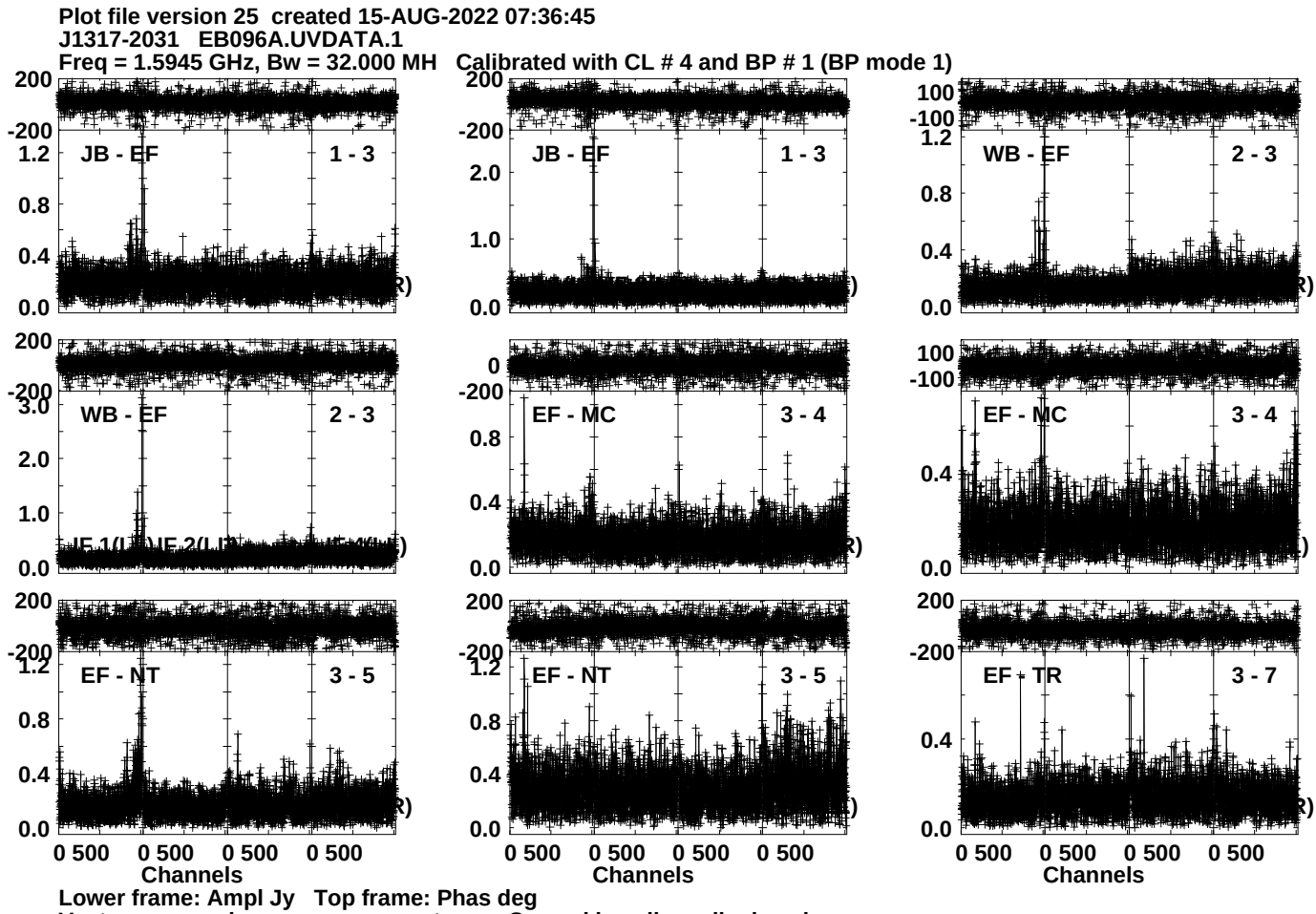
Plot file version 25 created 15-AUG-2022 07:36:45
J1317-2031 EB096A.UVDATA.1
Freq = 1.5945 GHz, Bw = 32.000 MH Calibrated with CL # 4 and BP # 1 (BP mode 1)
JB - EF 1 - 3
JB - EF 1 - 3
WB - EF 2 - 3
WB - EF 2 - 3
EF - MC 3 - 4
EF - MC 3 - 4
EF - NT 3 - 5
EF - NT 3 - 5
EF - TR 3 - 7
Channels
Channels
Lower frame: Ampl Jy Top frame: Phas deg
Vector averaged cross-power spectrum Several baselines displayed
Timerange: 00/19:25:01 to 00/19:26:29

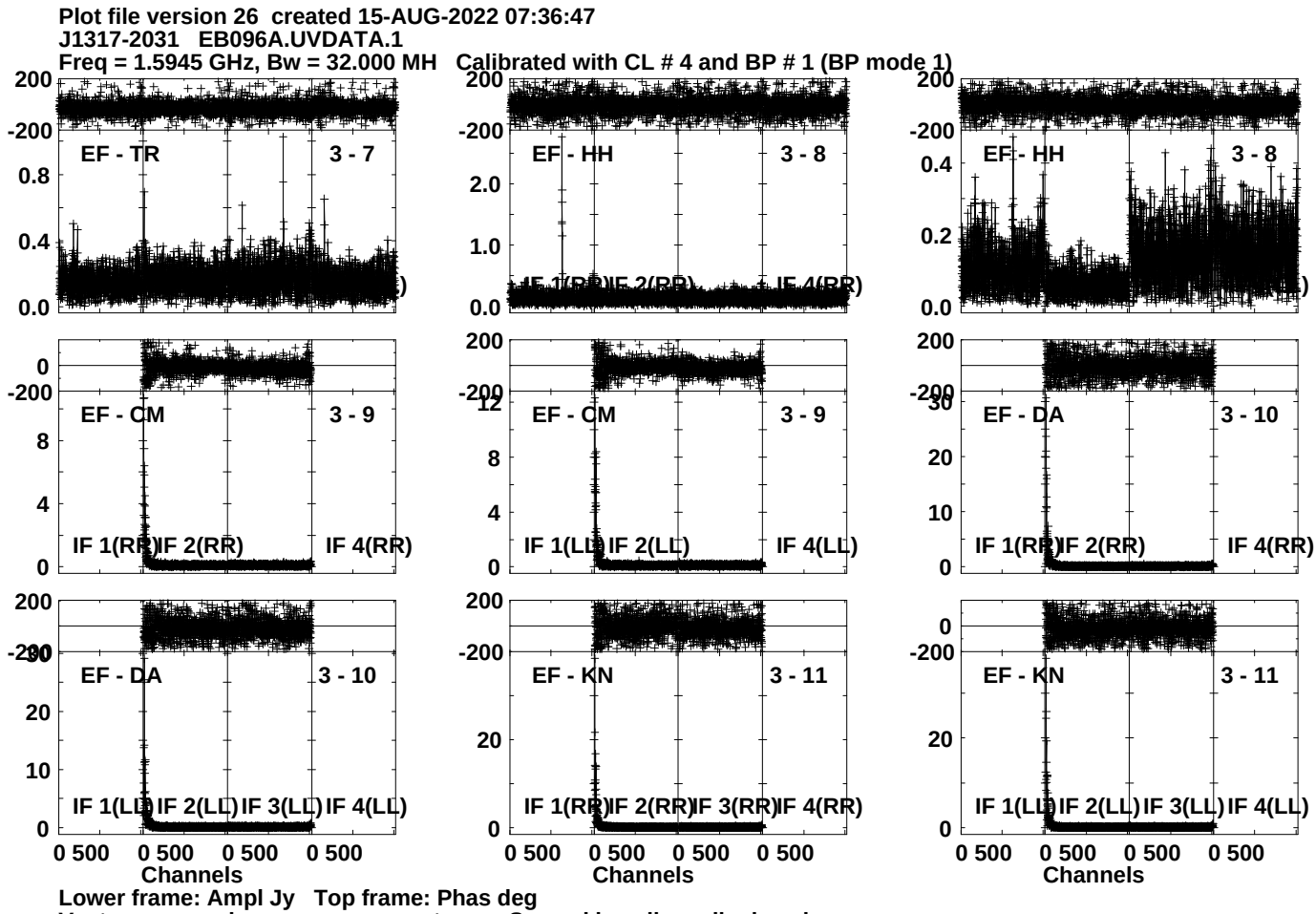
Plot file version 26 created 15-AUG-2022 07:36:47
J1317-2031 EB096A.UVDATA.1
Freq = 1.5945 GHz, Bw = 32.000 MH Calibrated with CL # 4 and BP # 1 (BP mode 1)
EF - TR 3 - 7
EF - HH 3 - 8
EF - HH 3 - 8
EF - CM 3 - 9
IF 1(RR) IF 2(RR) IF 4(RR)
EF - CM 3 - 9
IF 1(LL) IF 2(LL) IF 4(LL)
EF - DA 3 - 10
IF 1(RR) IF 2(RR) IF 4(RR)
EF - DA 3 - 10
IF 1(LL) IF 2(LL) IF 3(LL) IF 4(LL)
EF - KN 3 - 11
IF 1(RR) IF 2(RR) IF 3(RR) IF 4(RR)
EF - KN 3 - 11
IF 1(LL) IF 2(LL) IF 3(LL) IF 4(LL)
0 500 0 500 0 500 0 500
Channels
Lower frame: Ampl Jy Top frame: Phas deg
Vector averaged cross-power spectrum Several baselines displayed
Timerange: 00/19:25:01 to 00/19:26:29

Plot file version 27 created 15-AUG-2022 07:36:49
J1317-2031 EB096A.UVDATA.1
Freq = 1.5945 GHz, Bw = 32.000 MH Calibrated with CL # 4 and BP # 1 (BP mode 1)

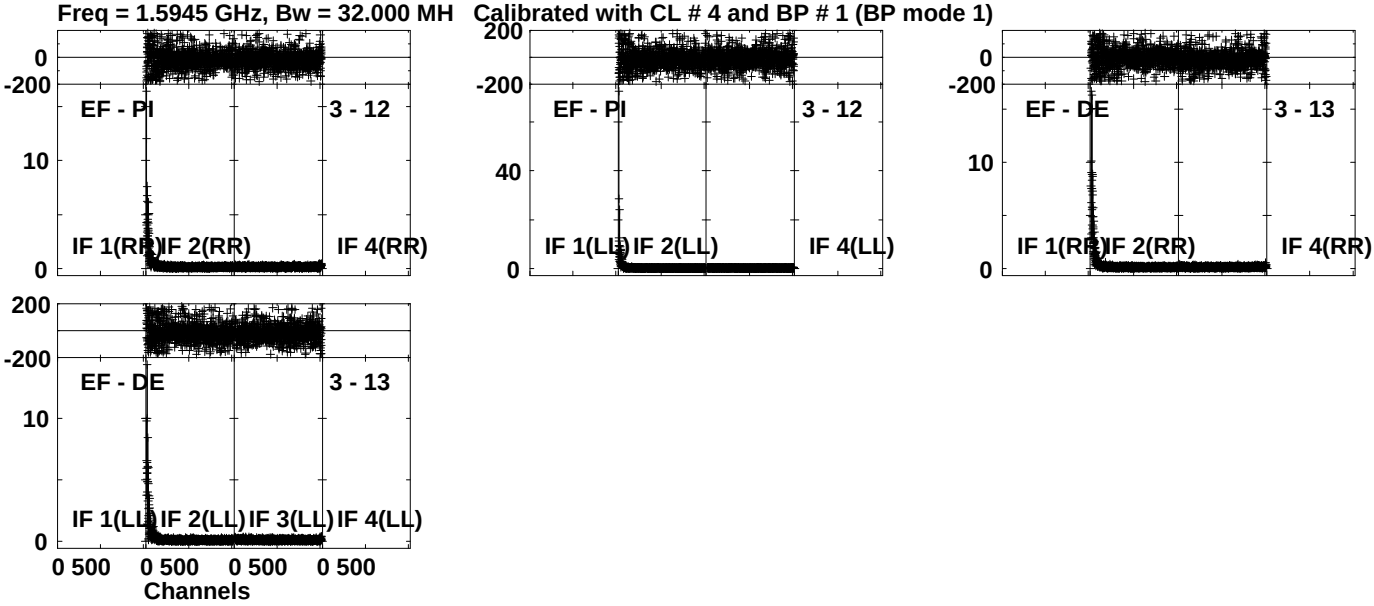

Lower frame: Ampl Jy Top frame: Phas deg
Vector averaged cross-power spectrum Several baselines displayed
Timerange: 00/19:25:01 to 00/19:26:29

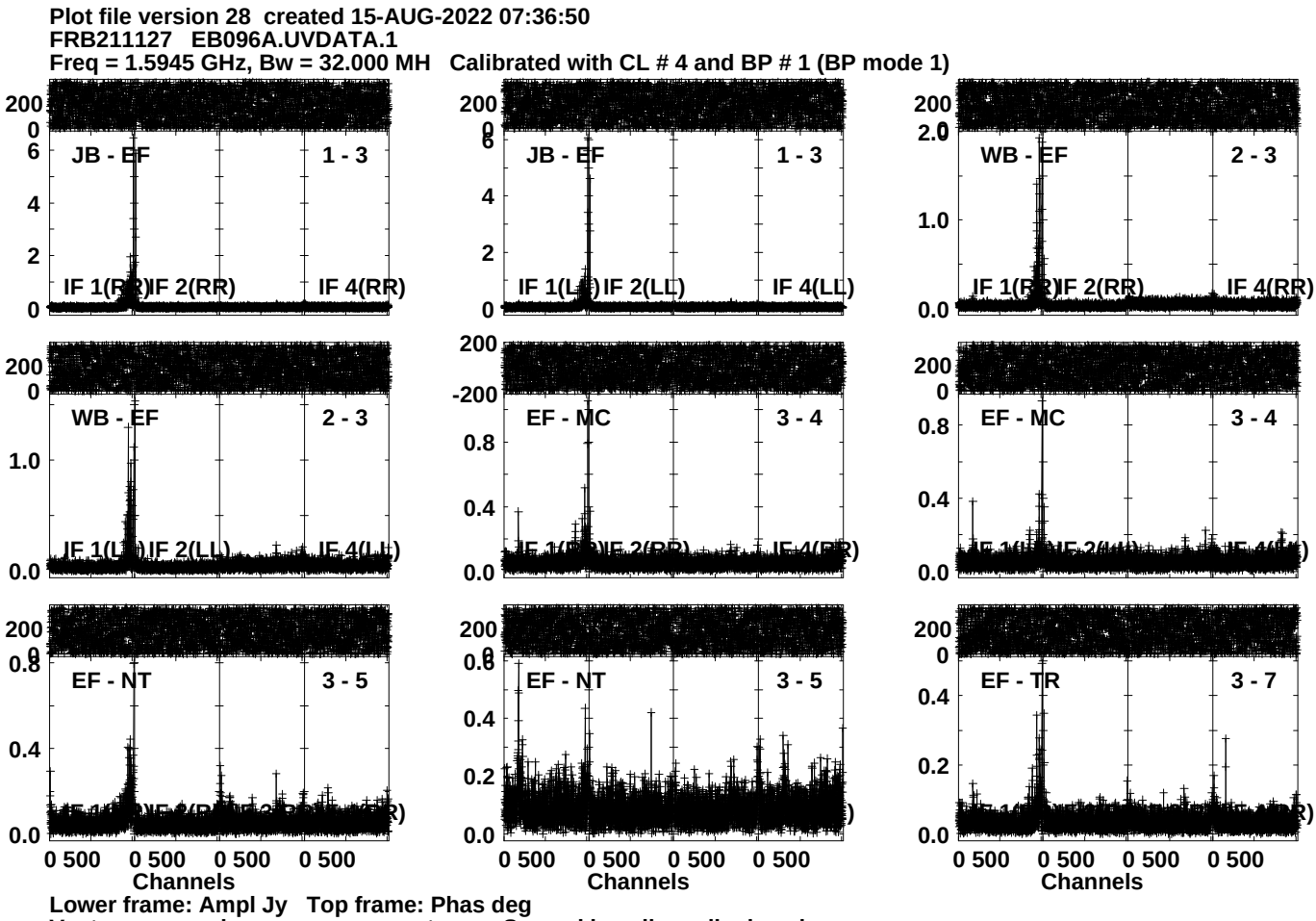
Plot file version 28 created 15-AUG-2022 07:36:50
FRB211127 EB096A.UVDATA.1
Freq = 1.5945 GHz, Bw = 32.000 MH Calibrated with CL # 4 and BP # 1 (BP mode 1)
JB - EF
1 - 3
IF 1(RR)
IF 2(RR)
IF 4(RR)
JB - EF
1 - 3
IF 1(LL)
IF 2(LL)
IF 4(LL)
WB - EF
2 - 3
IF 1(RR)
IF 2(RR)
IF 4(RR)
WB - EF
2 - 3
IF 1(LL)
IF 2(LL)
IF 4(LL)
EF - MC
3 - 4
IF 1(RR)
IF 2(RR)
IF 4(RR)
EF - MC
3 - 4
EF - NT
3 - 5
EF - NT
3 - 5
EF - TR
3 - 7
0 500 0 500 0 500 0 500
Channels
Lower frame: Ampl Jy Top frame: Phas deg
Vector averaged cross-power spectrum Several baselines displayed
Timerange: 00/19:26:31 to 00/19:30:59

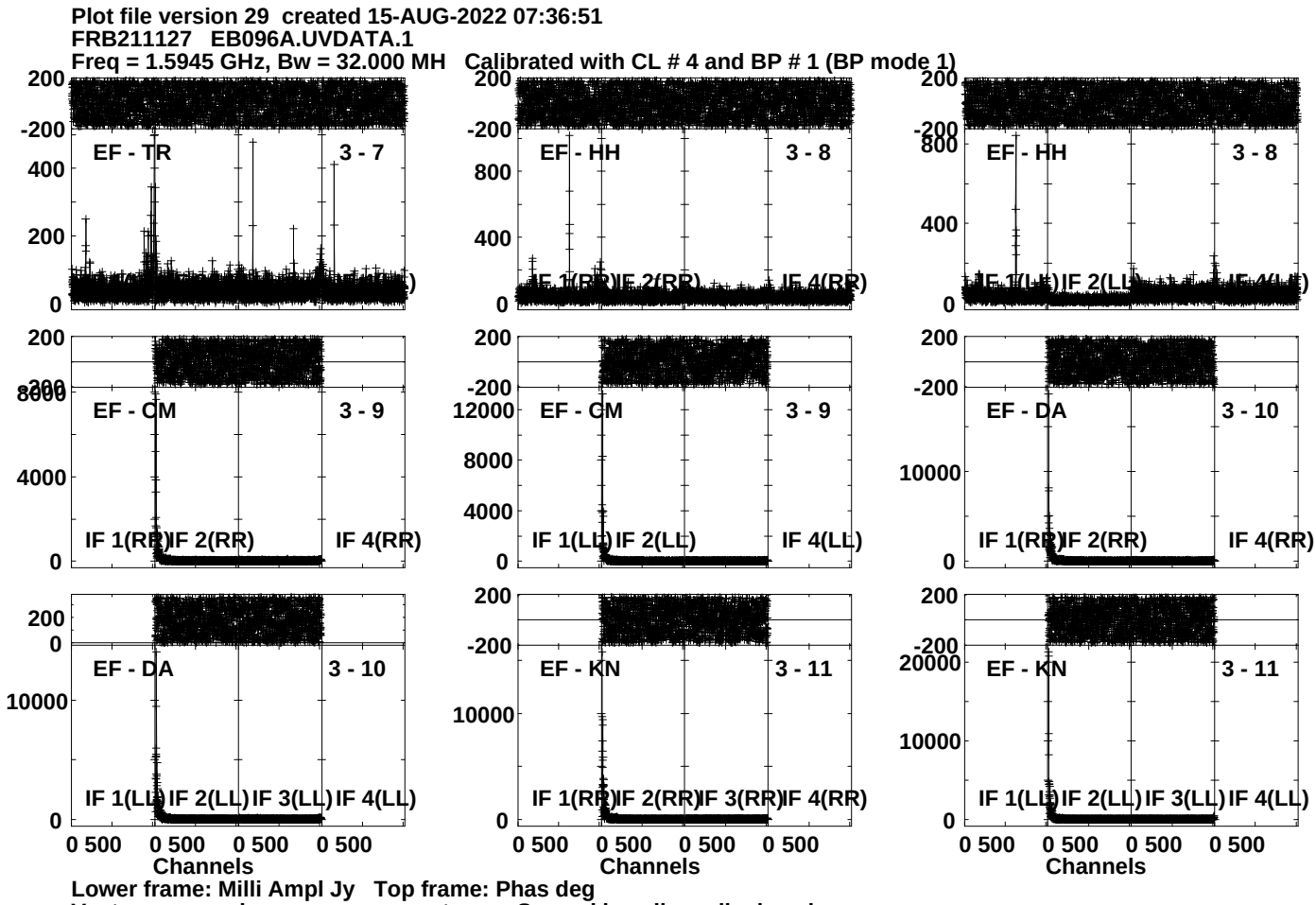
Plot file version 29 created 15-AUG-2022 07:36:51
FRB211127 EB096A.UVDATA.1
Freq = 1.5945 GHz, Bw = 32.000 MH Calibrated with CL # 4 and BP # 1 (BP mode 1)
EF - TR
3 - 7
EF - HH
3 - 8
EF - HH
3 - 8
EF - CM
3 - 9
IF 1(RR) IF 2(RR) IF 4(RR)
EF - CM
3 - 9
IF 1(LL) IF 2(LL) IF 4(LL)
EF - DA
3 - 10
IF 1(RR) IF 2(RR) IF 4(RR)
EF - DA
3 - 10
IF 1(LL) IF 2(LL) IF 3(LL) IF 4(LL)
EF - KN
3 - 11
IF 1(RR) IF 2(RR) IF 3(RR) IF 4(RR)
EF - KN
3 - 11
IF 1(LL) IF 2(LL) IF 3(LL) IF 4(LL)
0 500 0 500 0 500 0 500
Channels
Lower frame: Milli Ampl Jy Top frame: Phas deg
Vector averaged cross-power spectrum Several baselines displayed
Timerange: 00/19:26:31 to 00/19:30:59

Plot file version 30 created 15-AUG-2022 07:36:53
FRB211127 EB096A.UVDATA.1
Freq = 1.5945 GHz, Bw = 32.000 MH Calibrated with CL # 4 and BP # 1 (BP mode 1)

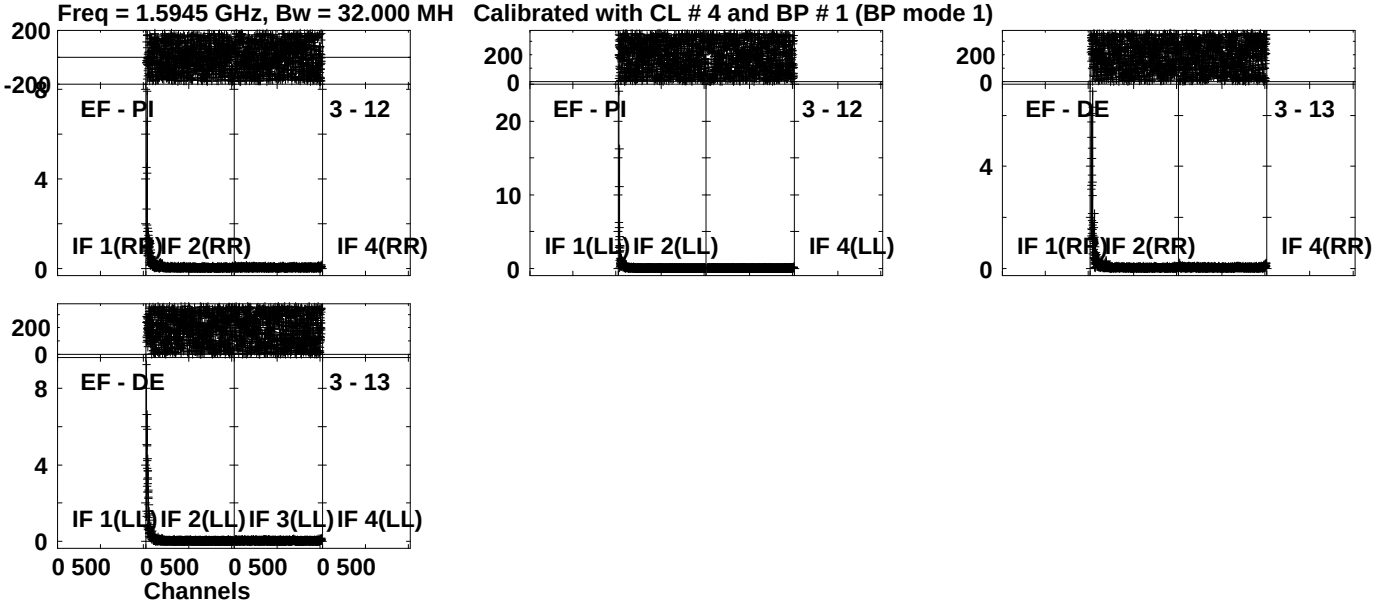

Lower frame: Ampl Jy Top frame: Phas deg
Vector averaged cross-power spectrum Several baselines displayed
Timerange: 00/19:26:31 to 00/19:30:59

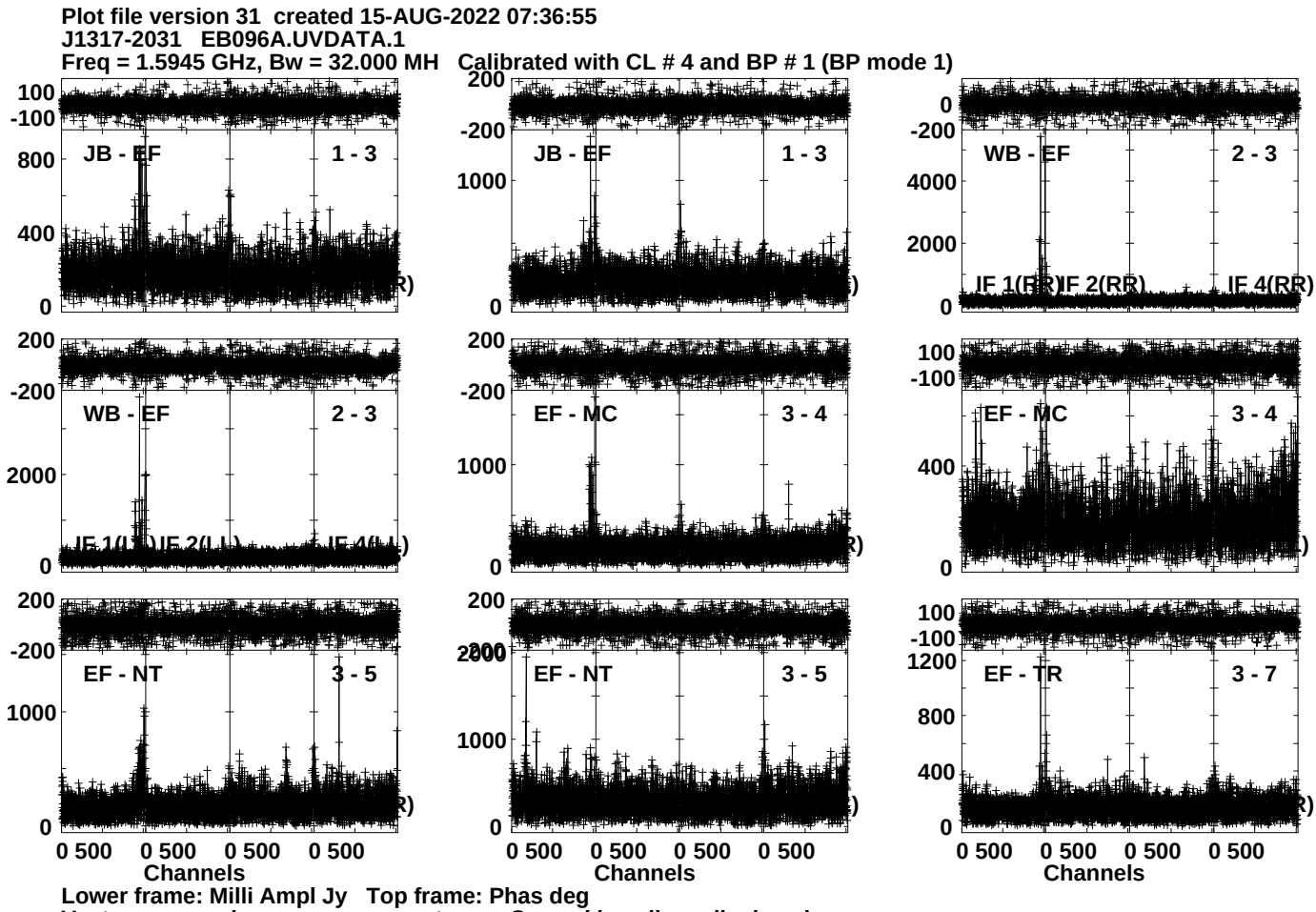
Plot file version 31 created 15-AUG-2022 07:36:55
J1317-2031 EB096A.UVDATA.1
Freq = 1.5945 GHz, Bw = 32.000 MH Calibrated with CL # 4 and BP # 1 (BP mode 1)
JB - EF 1 - 3
JB - EF 1 - 3
WB - EF 2 - 3
WB - EF 2 - 3
EF - MC 3 - 4
EF - MC 3 - 4
EF - NT 3 - 5
EF - NT 3 - 5
EF - TR 3 - 7
Channels
Channels
Channels
Lower frame: Milli Ampl Jy Top frame: Phas deg
Vector averaged cross-power spectrum Several baselines displayed
Timerange: 00/19:31:31 to 00/19:32:29

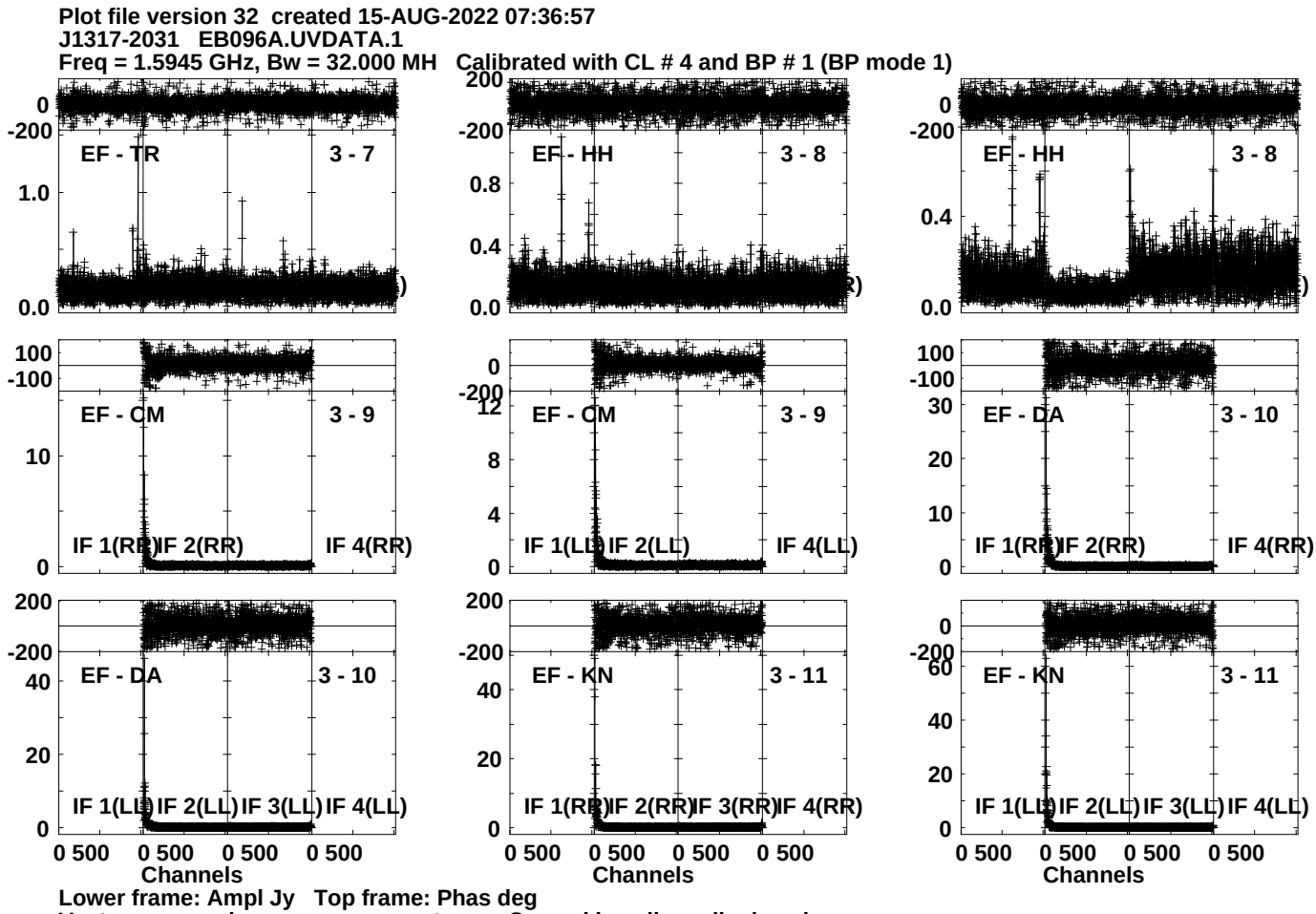
Plot file version 32 created 15-AUG-2022 07:36:57
J1317-2031 EB096A.UVDATA.1
Freq = 1.5945 GHz, Bw = 32.000 MH Calibrated with CL # 4 and BP # 1 (BP mode 1)
EF - TR 3 - 7
EF - HH 3 - 8
EF - HH 3 - 8
EF - CM 3 - 9
IF 1(RR) IF 2(RR) IF 4(RR)
EF - CM 3 - 9
IF 1(LL) IF 2(LL) IF 4(LL)
EF - DA 3 - 10
IF 1(RR) IF 2(RR) IF 4(RR)
EF - DA 3 - 10
IF 1(LL) IF 2(LL) IF 3(LL) IF 4(LL)
EF - KN 3 - 11
IF 1(RR) IF 2(RR) IF 3(RR) IF 4(RR)
EF - KN 3 - 11
IF 1(LL) IF 2(LL) IF 3(LL) IF 4(LL)
0 500 0 500 0 500 0 500
Channels
Lower frame: Ampl Jy Top frame: Phas deg
Vector averaged cross-power spectrum Several baselines displayed
Timerange: 00/19:31:31 to 00/19:32:29

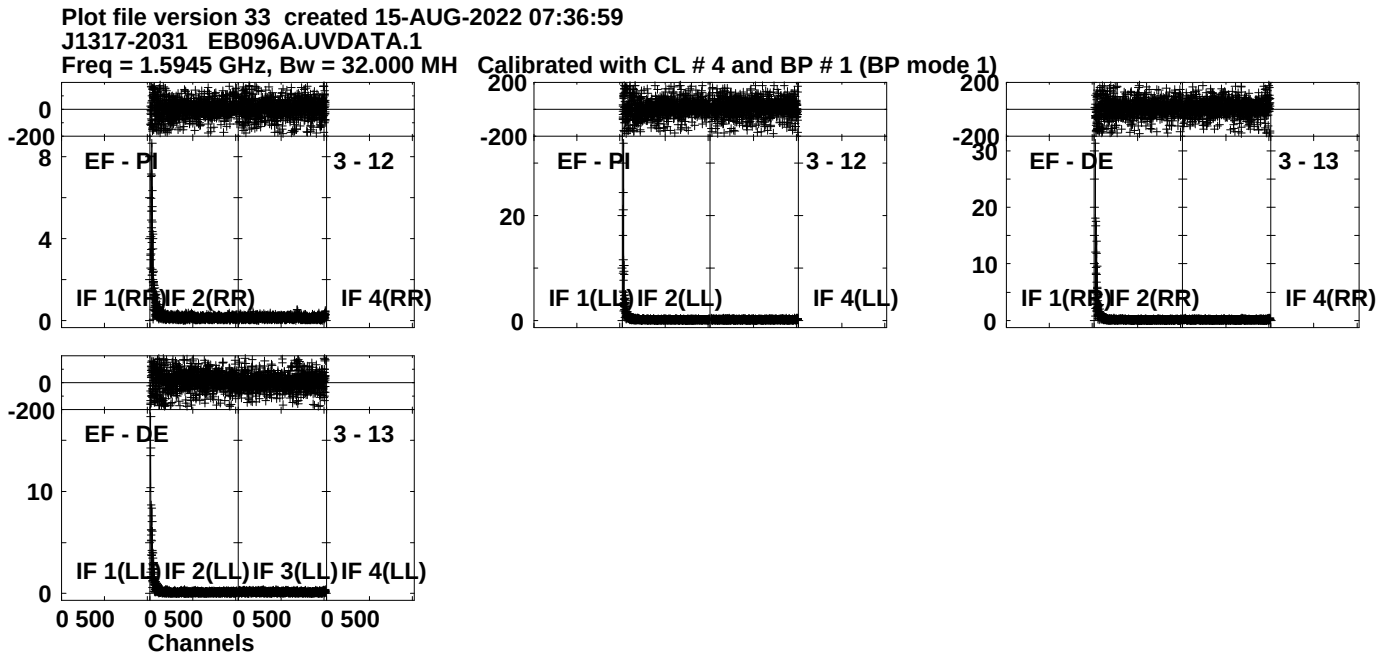
Plot file version 33 created 15-AUG-2022 07:36:59
J1317-2031 EB096A.UVDATA.1
Freq = 1.5945 GHz, Bw = 32.000 MH Calibrated with CL # 4 and BP # 1 (BP mode 1)
EF - PI
3 - 12
IF 1(RR)
IF 2(RR)
IF 4(RR)
EF - PI
3 - 12
IF 1(LL)
IF 2(LL)
IF 4(LL)
EF - DE
3 - 13
IF 1(RR)
IF 2(RR)
IF 4(RR)
EF - DE
3 - 13
IF 1(LL)
IF 2(LL)
IF 3(LL)
IF 4(LL)
Channels
Lower frame: Ampl Jy Top frame: Phas deg
Vector averaged cross-power spectrum Several baselines displayed
Timerange: 00/19:31:31 to 00/19:32:29

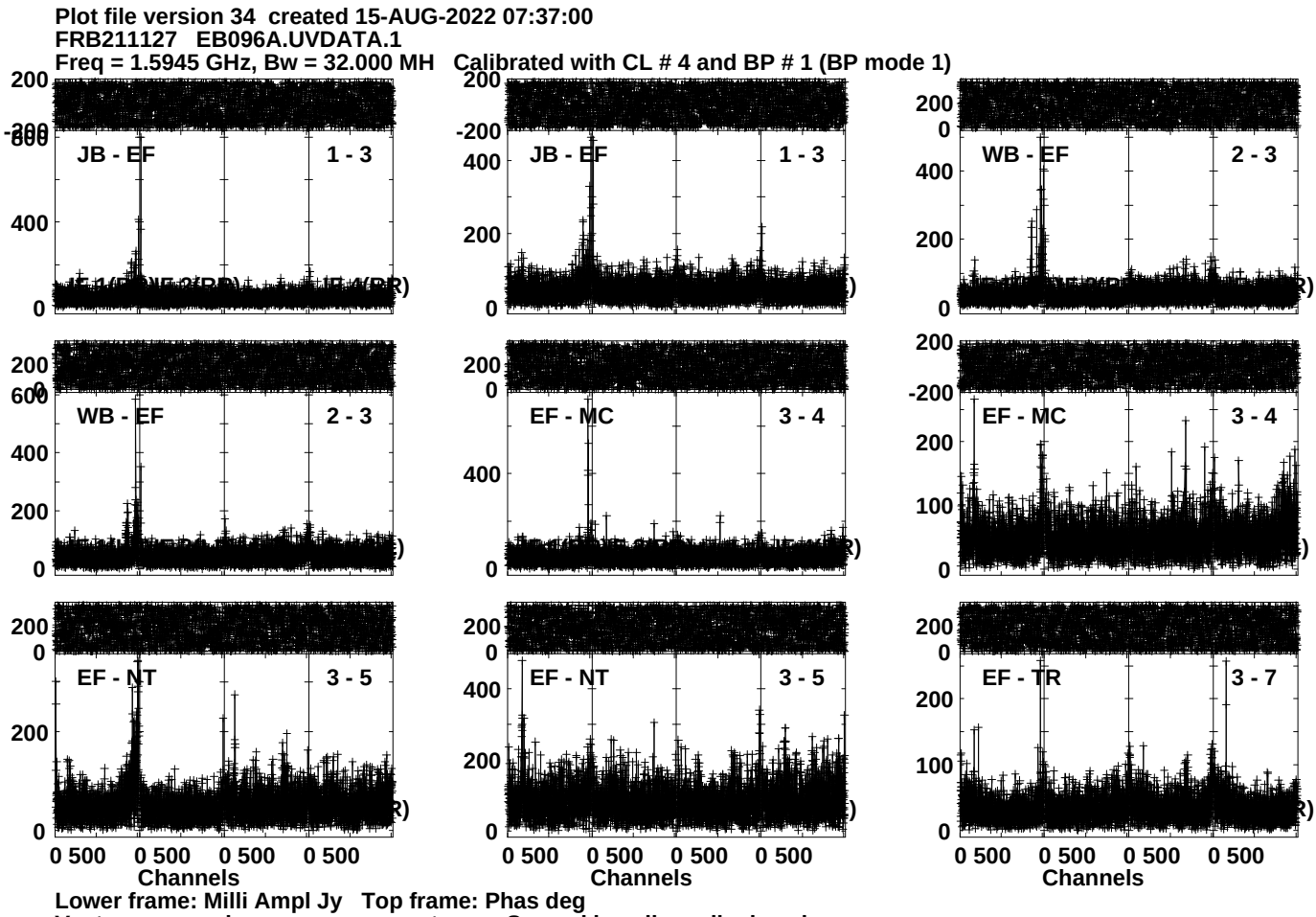
Plot file version 34 created 15-AUG-2022 07:37:00
FRB211127 EB096A.UVDATA.1
Freq = 1.5945 GHz, Bw = 32.000 MH Calibrated with CL # 4 and BP # 1 (BP mode 1)
JB - EF 1 - 3
JB - EF 1 - 3
WB - EF 2 - 3
WB - EF 2 - 3
EF - MC 3 - 4
EF - MC 3 - 4
EF - NT 3 - 5
EF - NT 3 - 5
EF - TR 3 - 7
0 500 0 500 0 500 0 500
Channels
Lower frame: Milli Ampl Jy Top frame: Phas deg
Vector averaged cross-power spectrum Several baselines displayed
Timerange: 00/19:32:31 to 00/19:36:59

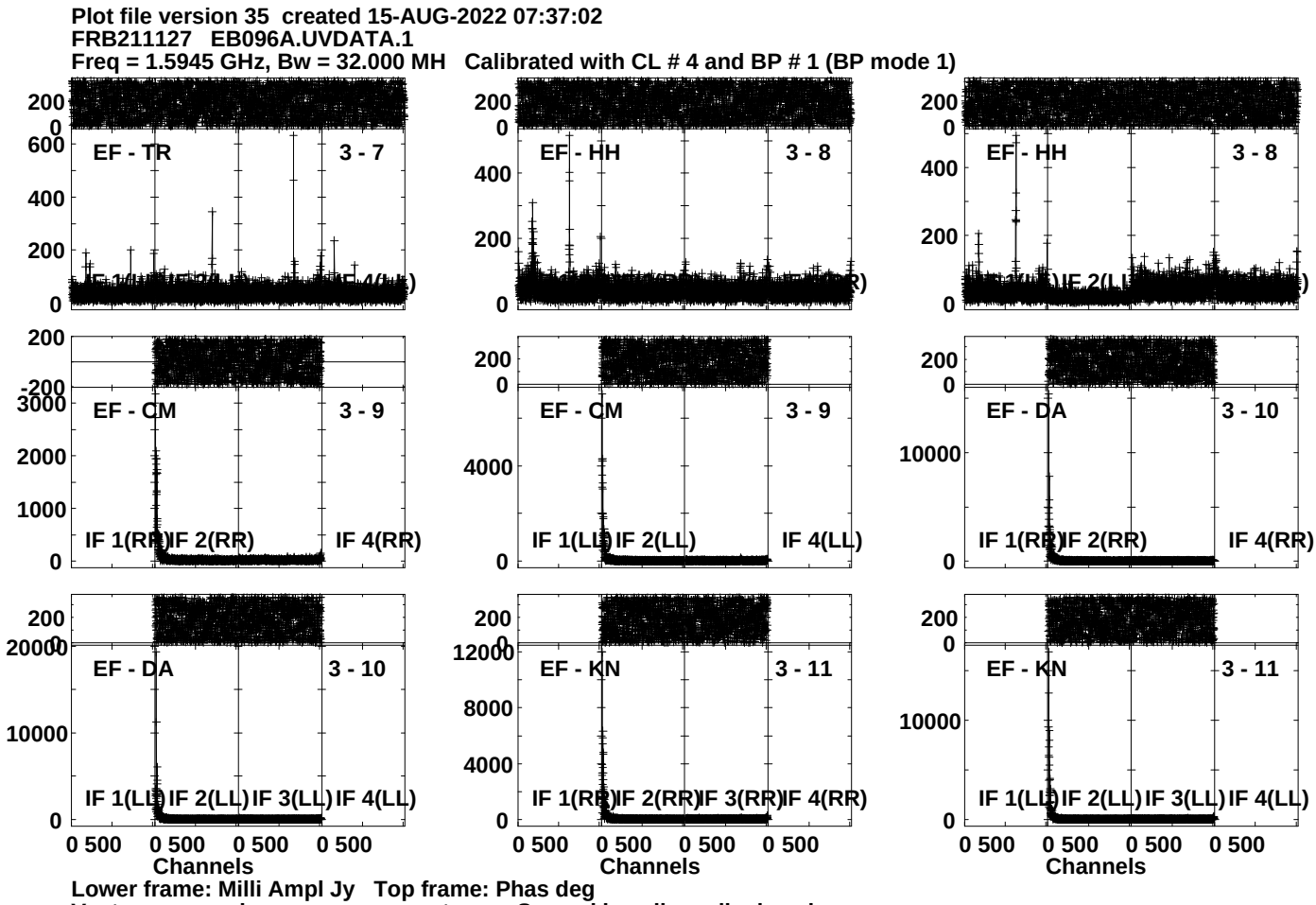
Plot file version 35 created 15-AUG-2022 07:37:02
FRB211127 EB096A.UVDATA.1
Freq = 1.5945 GHz, Bw = 32.000 MH Calibrated with CL # 4 and BP # 1 (BP mode 1)
EF - TR 3 - 7
EF - HH 3 - 8
EF - HH 3 - 8
EF - CM 3 - 9
IF 1(RR) IF 2(RR) IF 4(RR)
EF - CM 3 - 9
IF 1(LL) IF 2(LL) IF 4(LL)
EF - DA 3 - 10
IF 1(RR) IF 2(RR) IF 4(RR)
EF - DA 3 - 10
IF 1(LL) IF 2(LL) IF 3(LL) IF 4(LL)
EF - KN 3 - 11
IF 1(RR) IF 2(RR) IF 3(RR) IF 4(RR)
EF - KN 3 - 11
IF 1(LL) IF 2(LL) IF 3(LL) IF 4(LL)
0 500 0 500 0 500 0 500
Channels
Lower frame: Milli Ampl Jy Top frame: Phas deg
Vector averaged cross-power spectrum Several baselines displayed
Timerange: 00/19:32:31 to 00/19:36:59

Plot file version 36 created 15-AUG-2022 07:37:05
FRB211127 EB096A.UVDATA.1
Freq = 1.5945 GHz, Bw = 32.000 MH Calibrated with CL # 4 and BP # 1 (BP mode 1)

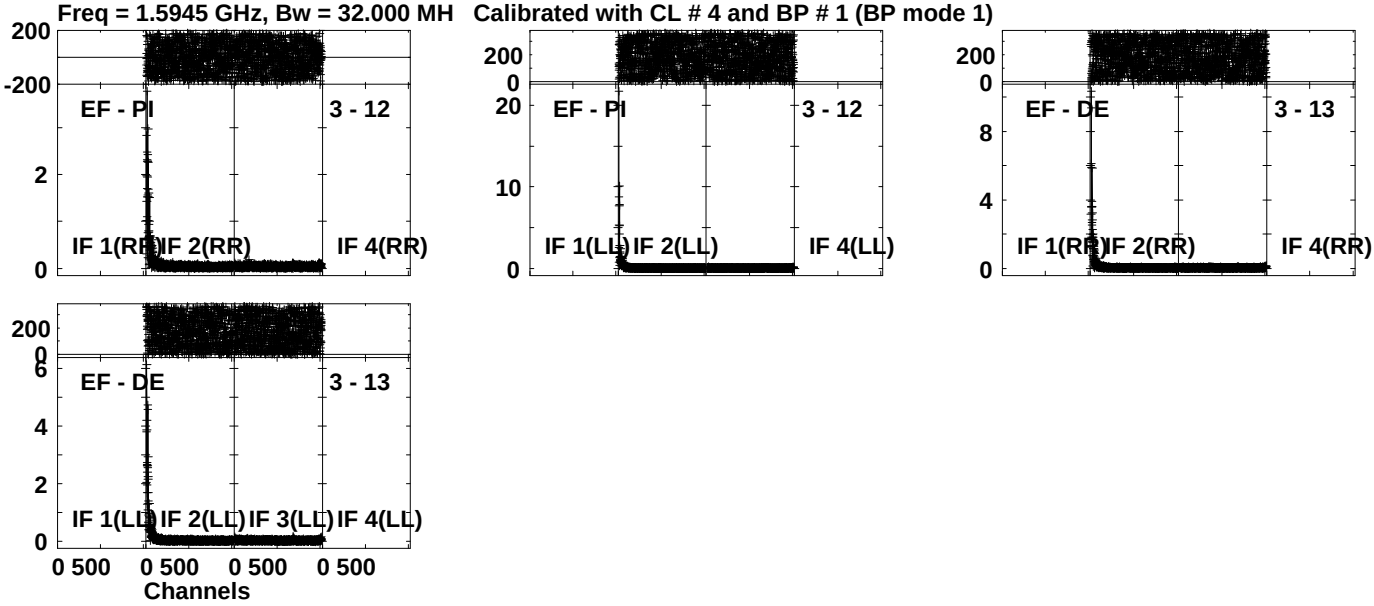

Lower frame: Ampl Jy Top frame: Phas deg
Vector averaged cross-power spectrum Several baselines displayed
Timerange: 00/19:32:31 to 00/19:36:59

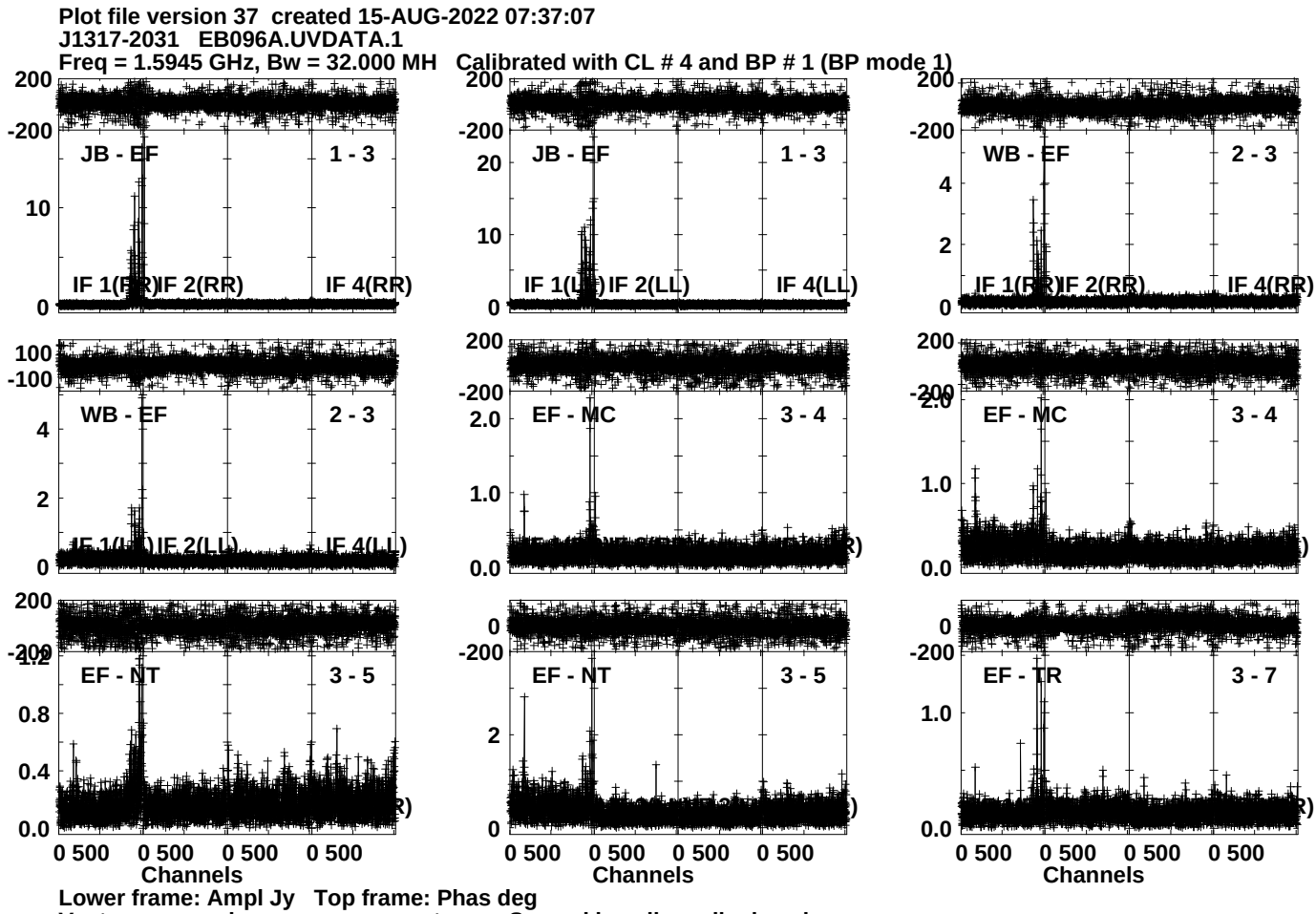
Plot file version 37 created 15-AUG-2022 07:37:07
J1317-2031 EB096A.UVDATA.1
Freq = 1.5945 GHz, Bw = 32.000 MH Calibrated with CL # 4 and BP # 1 (BP mode 1)
JB - EF
1 - 3
IF 1(RR)
IF 2(RR)
IF 4(RR)
JB - EF
1 - 3
IF 1(LL)
IF 2(LL)
IF 4(LL)
WB - EF
2 - 3
IF 1(RR)
IF 2(RR)
IF 4(RR)
WB - EF
2 - 3
IF 1(LL)
IF 2(LL)
IF 4(LL)
EF - MC
3 - 4
EF - MC
3 - 4
EF - NT
3 - 5
EF - NT
3 - 5
EF - TR
3 - 7
0 500 0 500 0 500 0 500
Channels
Lower frame: Ampl Jy Top frame: Phas deg
Vector averaged cross-power spectrum Several baselines displayed
Timerange: 00/19:37:01 to 00/19:38:29

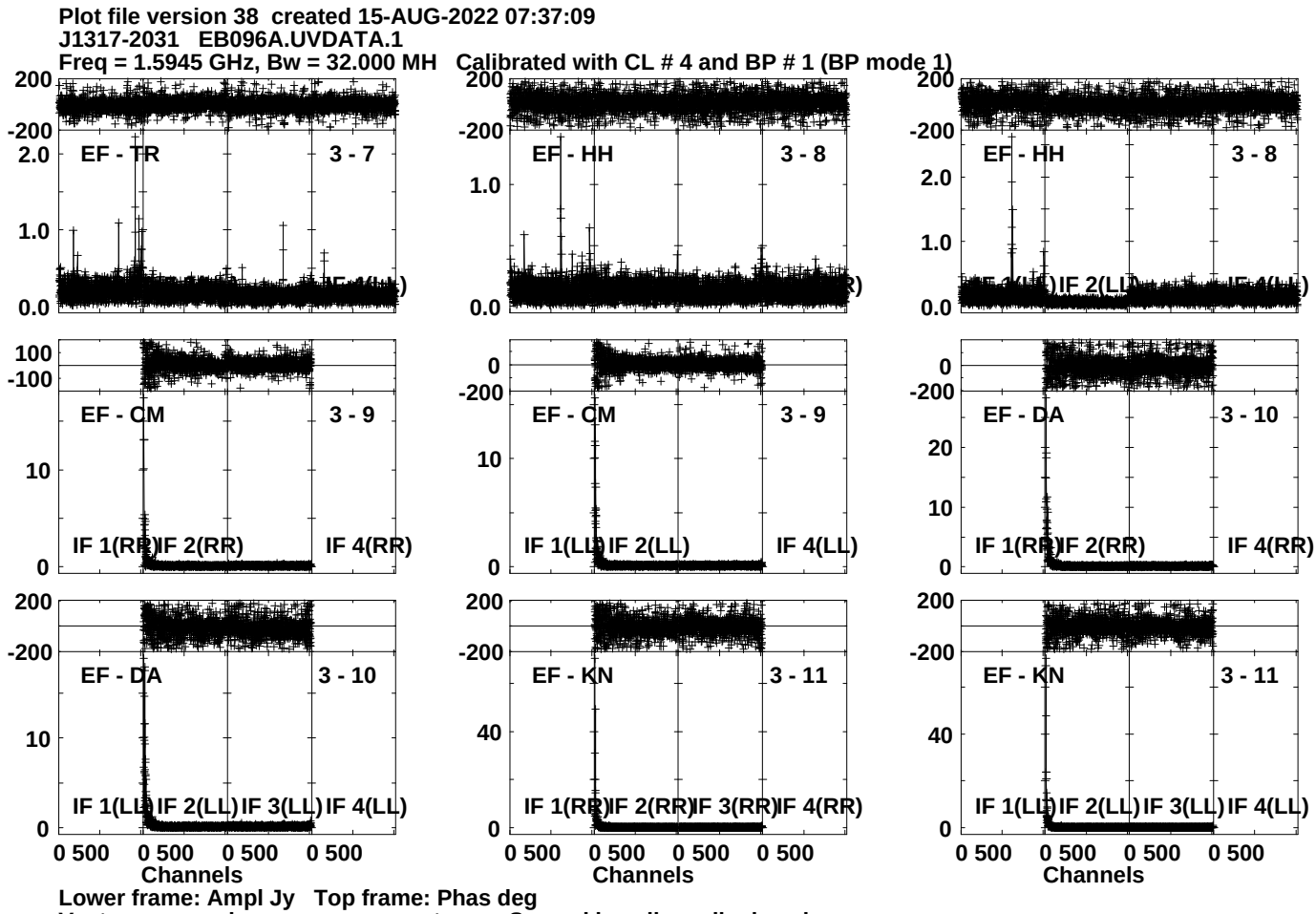
Plot file version 38 created 15-AUG-2022 07:37:09
J1317-2031 EB096A.UVDATA.1
Freq = 1.5945 GHz, Bw = 32.000 MH Calibrated with CL # 4 and BP # 1 (BP mode 1)
EF - TR 3 - 7
EF - HH 3 - 8
EF - HH 3 - 8
EF - CM 3 - 9
EF - CM 3 - 9
EF - DA 3 - 10
EF - DA 3 - 10
EF - KN 3 - 11
EF - KN 3 - 11
IF 1(RR) IF 2(RR) IF 4(RR)
IF 1(LL) IF 2(LL) IF 4(LL)
IF 1(RR) IF 2(RR) IF 4(RR)
IF 1(LL) IF 2(LL) IF 3(LL) IF 4(LL)
IF 1(RR) IF 2(RR) IF 3(RR) IF 4(RR)
IF 1(LL) IF 2(LL) IF 3(LL) IF 4(LL)
0 500 0 500 0 500 0 500
Channels
Lower frame: Ampl Jy Top frame: Phas deg
Vector averaged cross-power spectrum Several baselines displayed
Timerange: 00/19:37:01 to 00/19:38:29

Plot file version 39 created 15-AUG-2022 07:37:11
J1317-2031 EB096A.UVDATA.1
Freq = 1.5945 GHz, Bw = 32.000 MH Calibrated with CL # 4 and BP # 1 (BP mode 1)

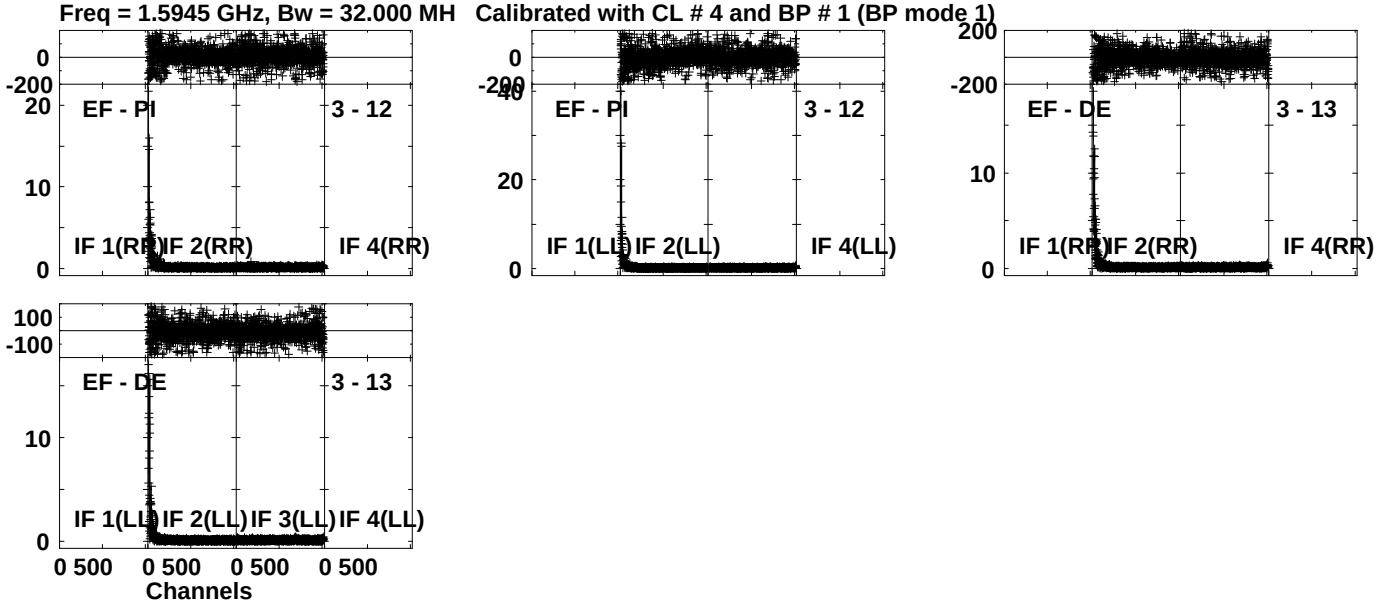

Lower frame: Ampl Jy Top frame: Phas deg
Vector averaged cross-power spectrum Several baselines displayed
Timerange: 00/19:37:01 to 00/19:38:29

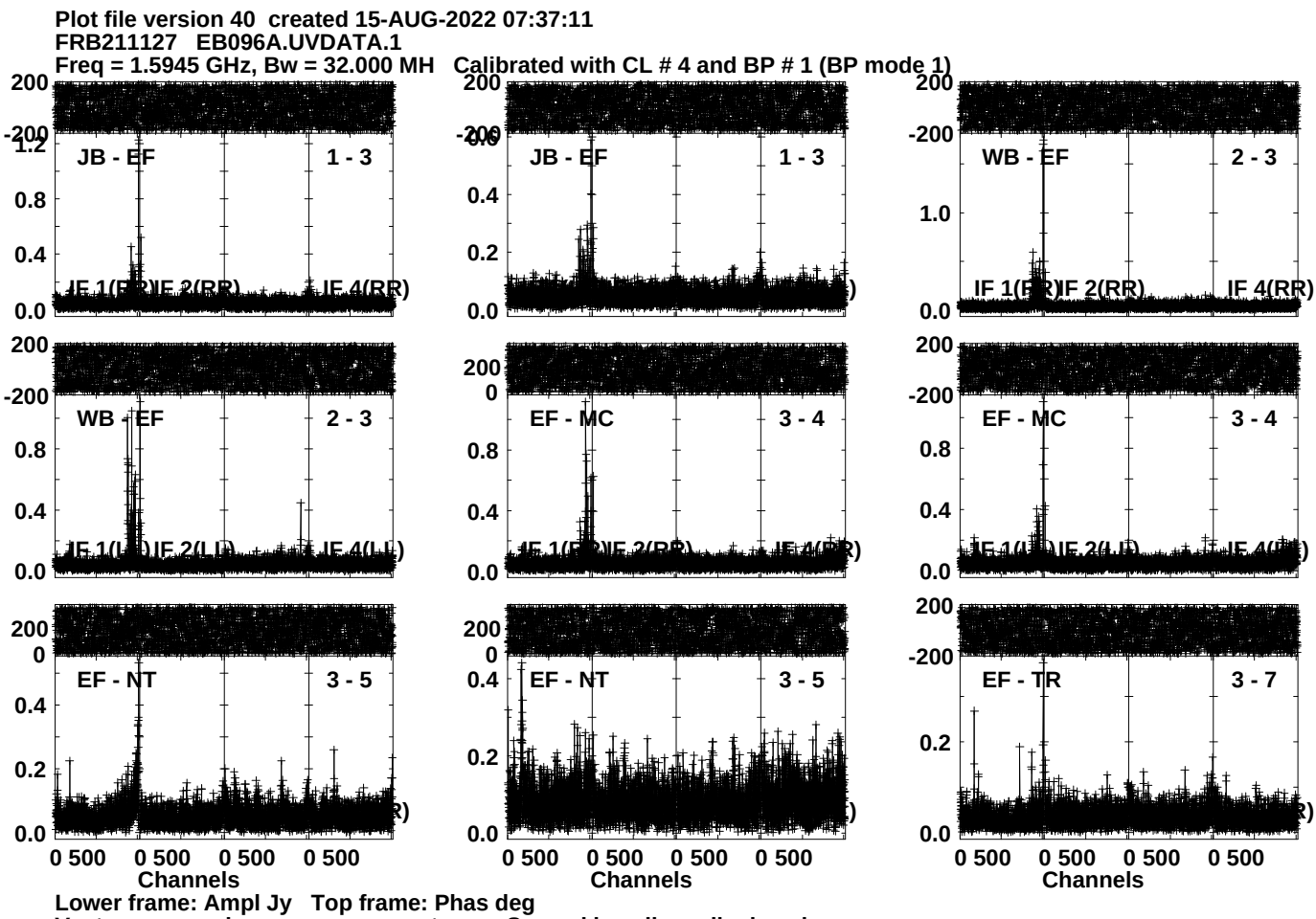
Plot file version 40 created 15-AUG-2022 07:37:11
FRB211127 EB096A.UVDATA.1
Freq = 1.5945 GHz, Bw = 32.000 MH Calibrated with CL # 4 and BP # 1 (BP mode 1)
JB - EF
1 - 3
JB - EF
1 - 3
WB - EF
2 - 3
WB - EF
2 - 3
EF - MC
3 - 4
EF - MC
3 - 4
EF - NT
3 - 5
EF - NT
3 - 5
EF - TR
3 - 7
Channels
Channels
Channels
Lower frame: Ampl Jy Top frame: Phas deg
Vector averaged cross-power spectrum Several baselines displayed
Timerange: 00/19:38:31 to 00/19:42:59

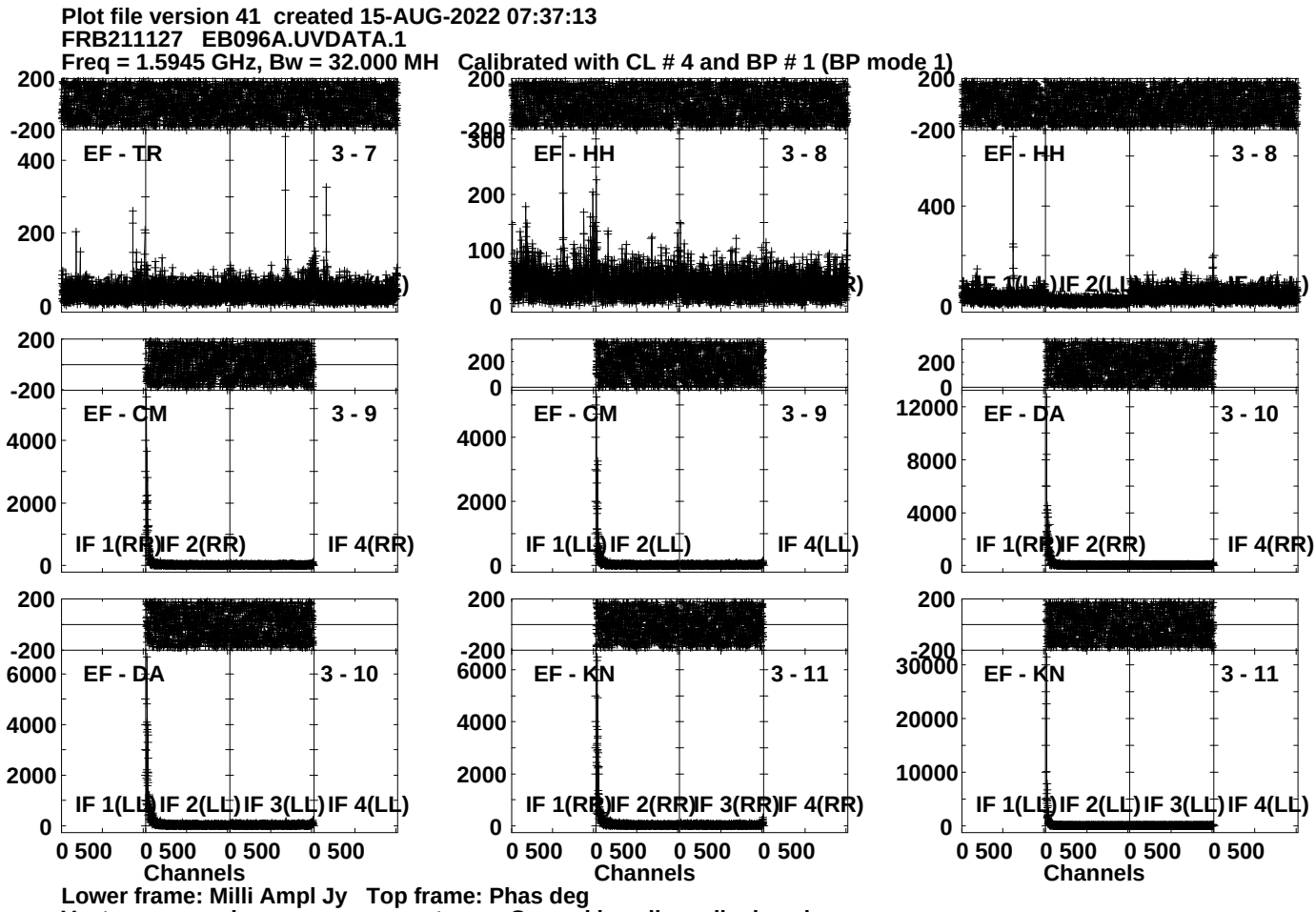
Plot file version 41 created 15-AUG-2022 07:37:13
FRB211127 EB096A.UVDATA.1
Freq = 1.5945 GHz, Bw = 32.000 MH Calibrated with CL # 4 and BP # 1 (BP mode 1)
EF - TR 3 - 7
EF - HH 3 - 8
EF - HH 3 - 8
EF - CM 3 - 9
IF 1(RR) IF 2(RR) IF 4(RR)
EF - CM 3 - 9
IF 1(LL) IF 2(LL) IF 4(LL)
EF - DA 3 - 10
IF 1(RR) IF 2(RR) IF 4(RR)
EF - DA 3 - 10
IF 1(LL) IF 2(LL) IF 3(LL) IF 4(LL)
EF - KN 3 - 11
IF 1(RR) IF 2(RR) IF 3(RR) IF 4(RR)
EF - KN 3 - 11
IF 1(LL) IF 2(LL) IF 3(LL) IF 4(LL)
0 500 0 500 0 500 0 500
Channels
Lower frame: Milli Ampl Jy Top frame: Phas deg
Vector averaged cross-power spectrum Several baselines displayed
Timerange: 00/19:38:31 to 00/19:42:59

Plot file version 42 created 15-AUG-2022 07:37:15
FRB211127 EB096A.UVDATA.1
Freq = 1.5945 GHz, Bw = 32.000 MH Calibrated with CL # 4 and BP # 1 (BP mode 1)

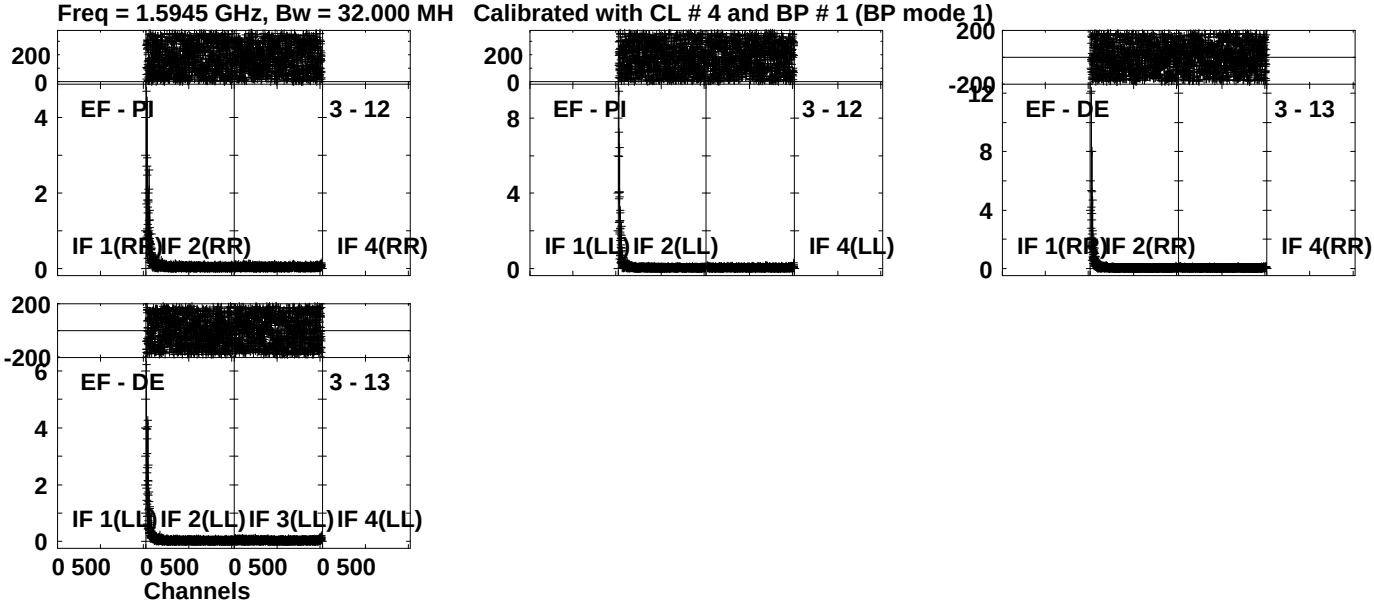

Lower frame: Ampl Jy Top frame: Phas deg
Vector averaged cross-power spectrum Several baselines displayed
Timerange: 00/19:38:31 to 00/19:42:59

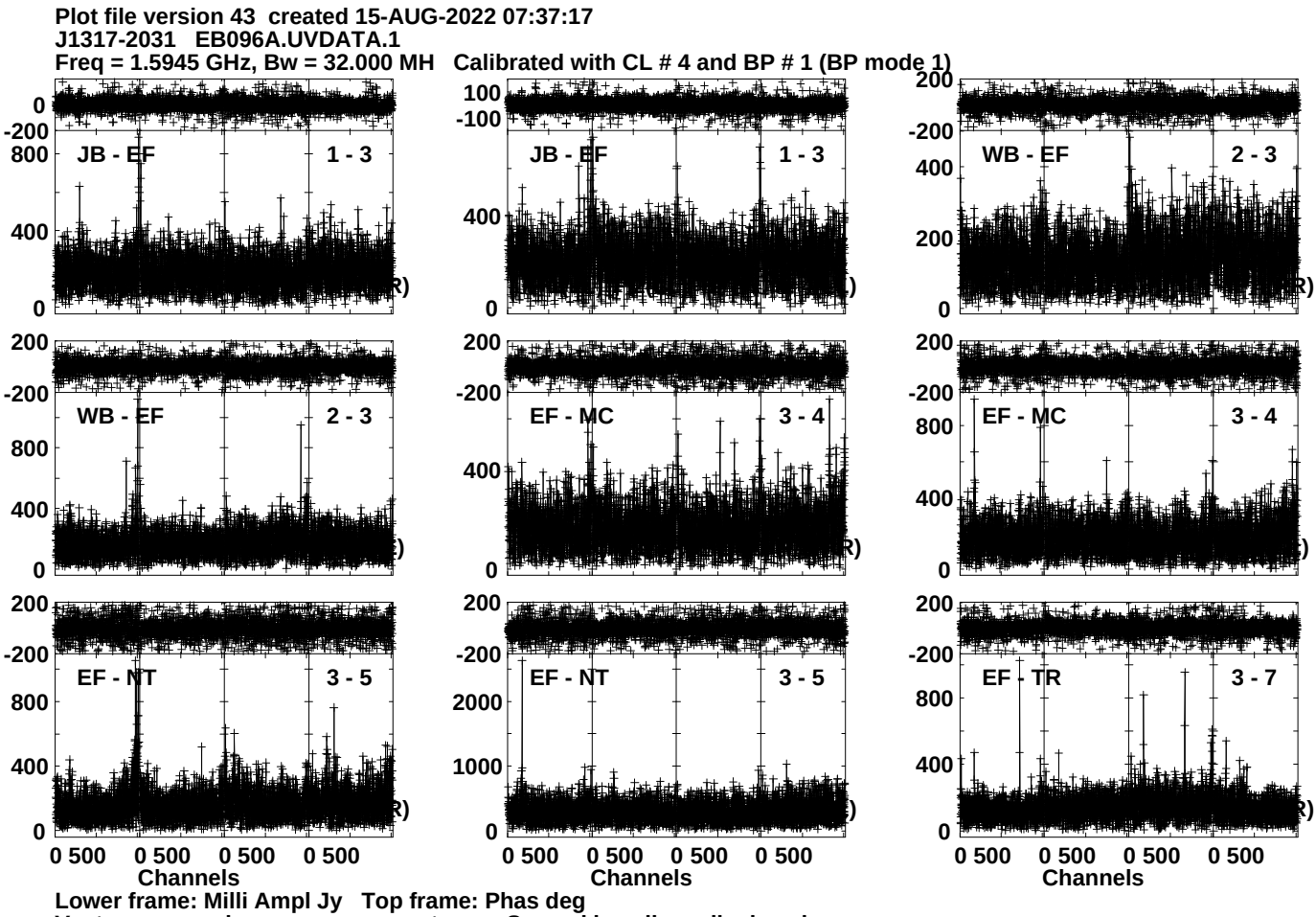
Plot file version 43 created 15-AUG-2022 07:37:17
J1317-2031 EB096A.UVDATA.1
Freq = 1.5945 GHz, Bw = 32.000 MH Calibrated with CL # 4 and BP # 1 (BP mode 1)
JB - EF 1 - 3
JB - EF 1 - 3
WB - EF 2 - 3
WB - EF 2 - 3
EF - MC 3 - 4
EF - MC 3 - 4
EF - NT 3 - 5
EF - NT 3 - 5
EF - TR 3 - 7
Channels
Channels
Channels
Lower frame: Milli Ampl Jy Top frame: Phas deg
Vector averaged cross-power spectrum Several baselines displayed
Timerange: 00/19:43:31 to 00/19:44:29

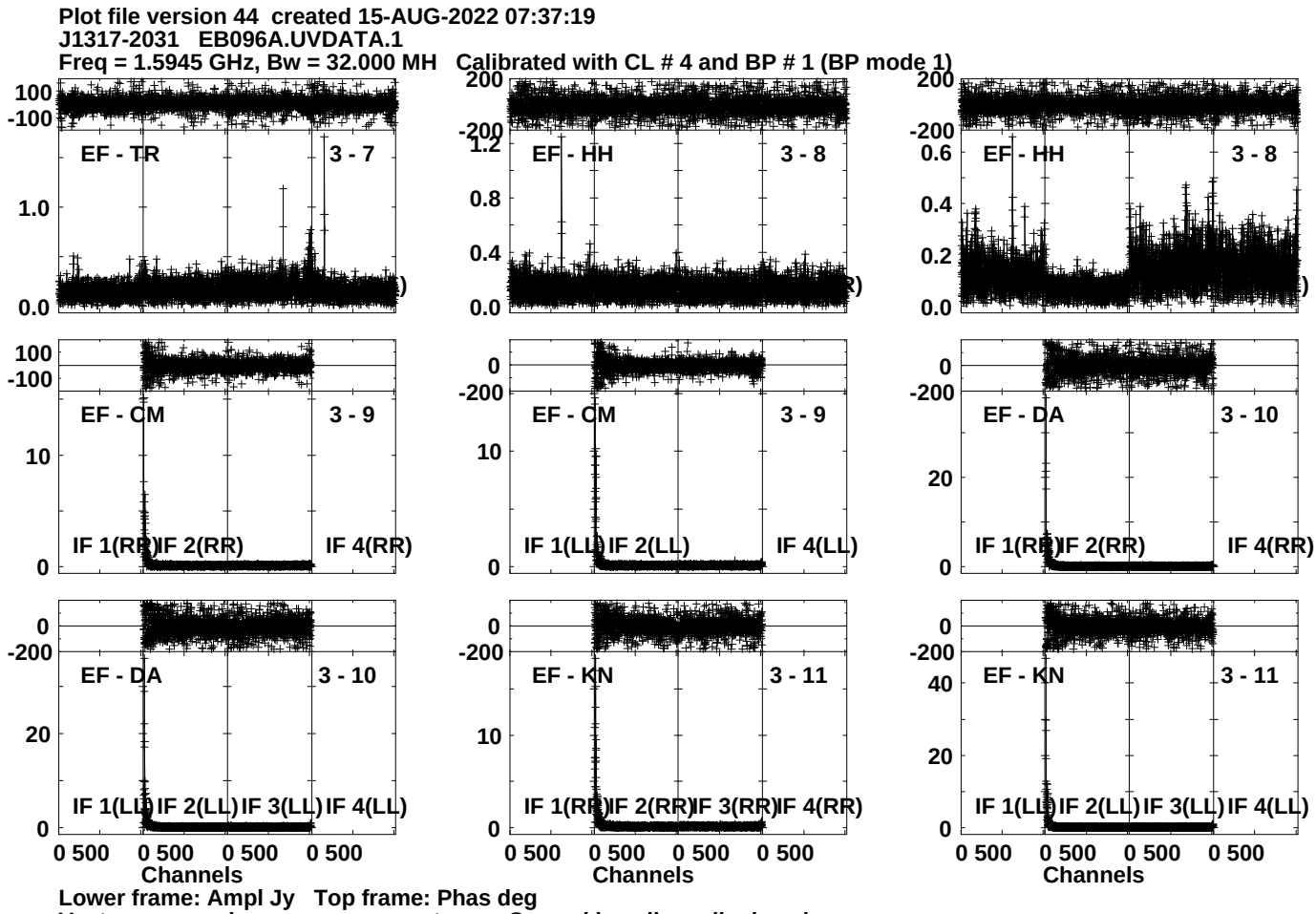
Plot file version 44 created 15-AUG-2022 07:37:19
J1317-2031 EB096A.UVDATA.1
Freq = 1.5945 GHz, Bw = 32.000 MH Calibrated with CL # 4 and BP # 1 (BP mode 1)
EF - TR 3 - 7
EF - HH 3 - 8
EF - HH 3 - 8
EF - CM 3 - 9
IF 1(RR) IF 2(RR) IF 4(RR)
EF - CM 3 - 9
IF 1(LL) IF 2(LL) IF 4(LL)
EF - DA 3 - 10
IF 1(RR) IF 2(RR) IF 4(RR)
EF - DA 3 - 10
IF 1(LL) IF 2(LL) IF 3(LL) IF 4(LL)
EF - KN 3 - 11
IF 1(RR) IF 2(RR) IF 3(RR) IF 4(RR)
EF - KN 3 - 11
IF 1(LL) IF 2(LL) IF 3(LL) IF 4(LL)
0 500 0 500 0 500 0 500
Channels
Lower frame: Ampl Jy Top frame: Phas deg
Vector averaged cross-power spectrum Several baselines displayed
Timerange: 00/19:43:31 to 00/19:44:29

Plot file version 45 created 15-AUG-2022 07:37:21
J1317-2031 EB096A.UVDATA.1
Freq = 1.5945 GHz, Bw = 32.000 MH Calibrated with CL # 4 and BP # 1 (BP mode 1)

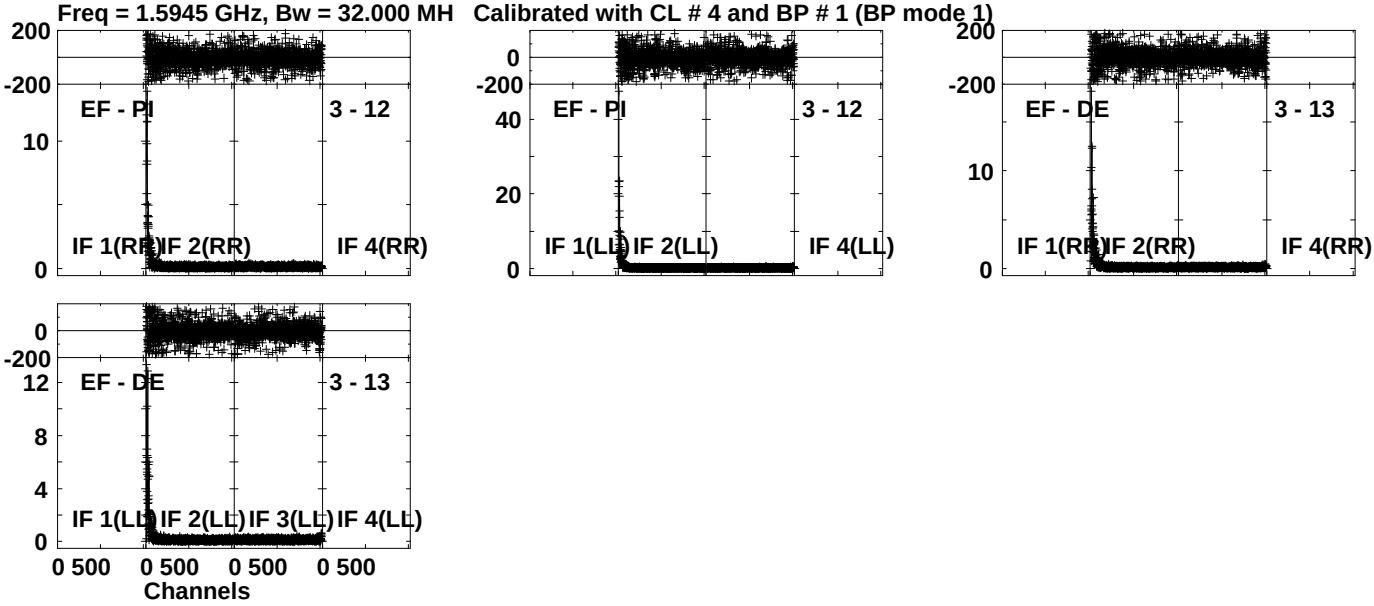

Lower frame: Ampl Jy Top frame: Phas deg
Vector averaged cross-power spectrum Several baselines displayed
Timerange: 00/19:43:31 to 00/19:44:29

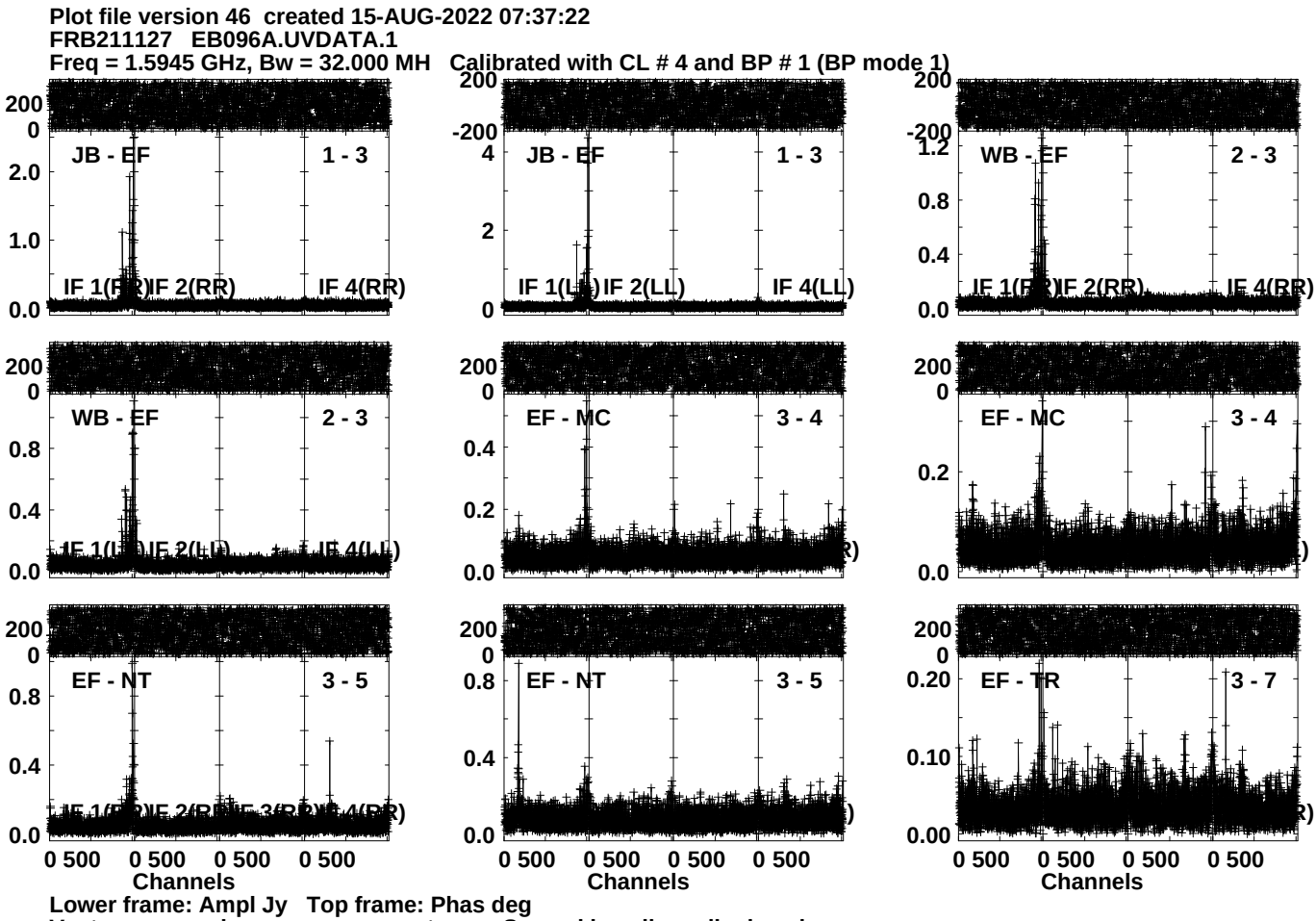
Plot file version 46 created 15-AUG-2022 07:37:22
FRB211127 EB096A.UVDATA.1
Freq = 1.5945 GHz, Bw = 32.000 MH Calibrated with CL # 4 and BP # 1 (BP mode 1)
JB - EF
1 - 3
IF 1(RR) IF 2(RR) IF 4(RR)
JB - EF
1 - 3
IF 1(LL) IF 2(LL) IF 4(LL)
WB - EF
2 - 3
IF 1(RR) IF 2(RR) IF 4(RR)
WB - EF
2 - 3
IF 1(LL) IF 2(LL) IF 4(LL)
EF - MC
3 - 4
EF - MC
3 - 4
EF - NT
3 - 5
EF - NT
3 - 5
EF - TR
3 - 7
0 500 0 500 0 500 0 500
Channels
Lower frame: Ampl Jy Top frame: Phas deg
Vector averaged cross-power spectrum Several baselines displayed
Timerange: 00/19:44:31 to 00/19:48:59

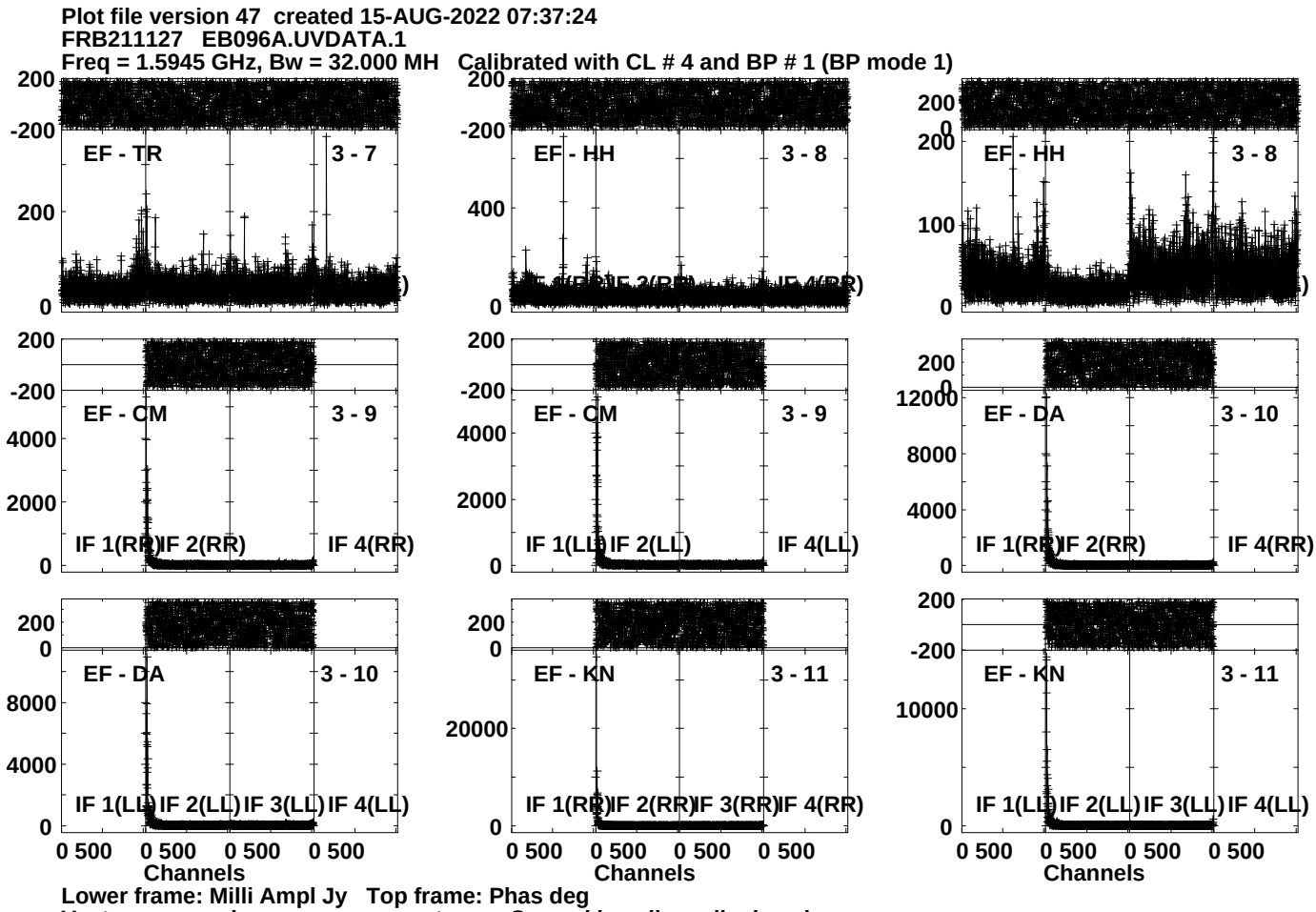
Plot file version 47 created 15-AUG-2022 07:37:24
FRB211127 EB096A.UVDATA.1
Freq = 1.5945 GHz, Bw = 32.000 MH Calibrated with CL # 4 and BP # 1 (BP mode 1)
EF - TR
3 - 7
EF - HH
3 - 8
EF - HH
3 - 8
EF - CM
3 - 9
IF 1(RR) IF 2(RR) IF 4(RR)
EF - CM
3 - 9
IF 1(LL) IF 2(LL) IF 4(LL)
EF - DA
3 - 10
IF 1(RR) IF 2(RR) IF 4(RR)
EF - DA
3 - 10
IF 1(LL) IF 2(LL) IF 3(LL) IF 4(LL)
EF - KN
3 - 11
IF 1(RR) IF 2(RR) IF 3(RR) IF 4(RR)
EF - KN
3 - 11
IF 1(LL) IF 2(LL) IF 3(LL) IF 4(LL)
0 500 0 500 0 500 0 500
Channels
Lower frame: Milli Ampl Jy Top frame: Phas deg
Vector averaged cross-power spectrum Several baselines displayed
Timerange: 00/19:44:31 to 00/19:48:59

Plot file version 48 created 15-AUG-2022 07:37:27
FRB211127 EB096A.UVDATA.1
Freq = 1.5945 GHz, Bw = 32.000 MH Calibrated with CL # 4 and BP # 1 (BP mode 1)

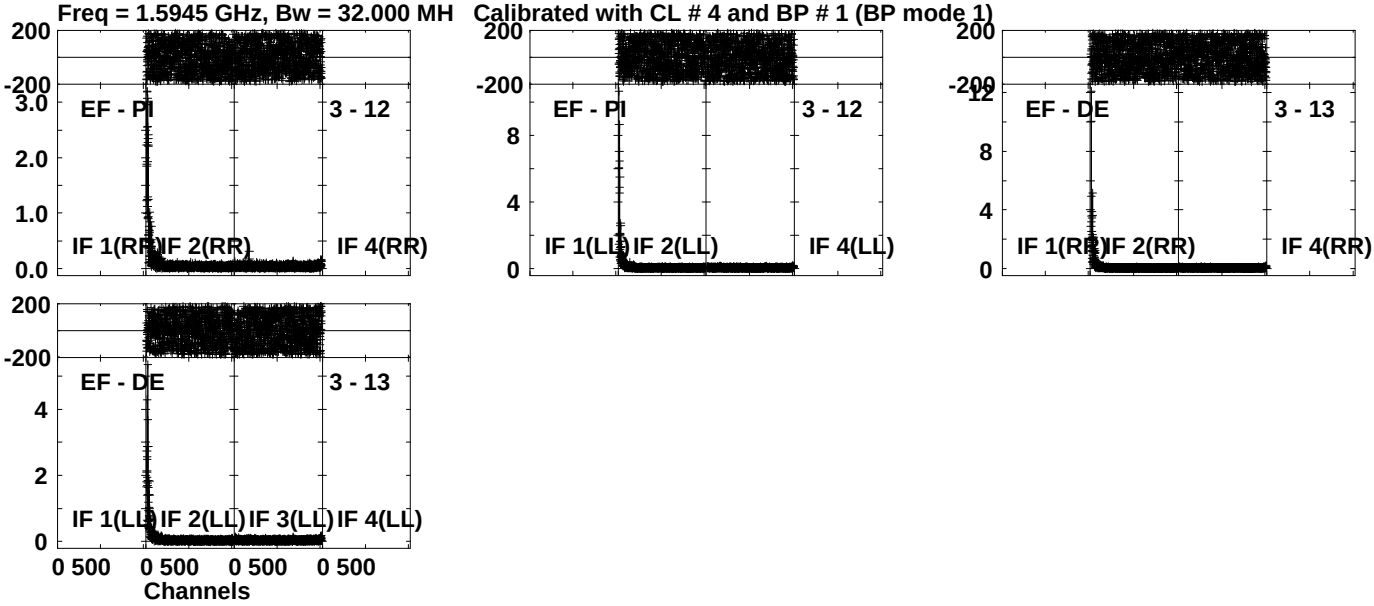

Lower frame: Ampl Jy Top frame: Phas deg
Vector averaged cross-power spectrum Several baselines displayed
Timerange: 00/19:44:31 to 00/19:48:59

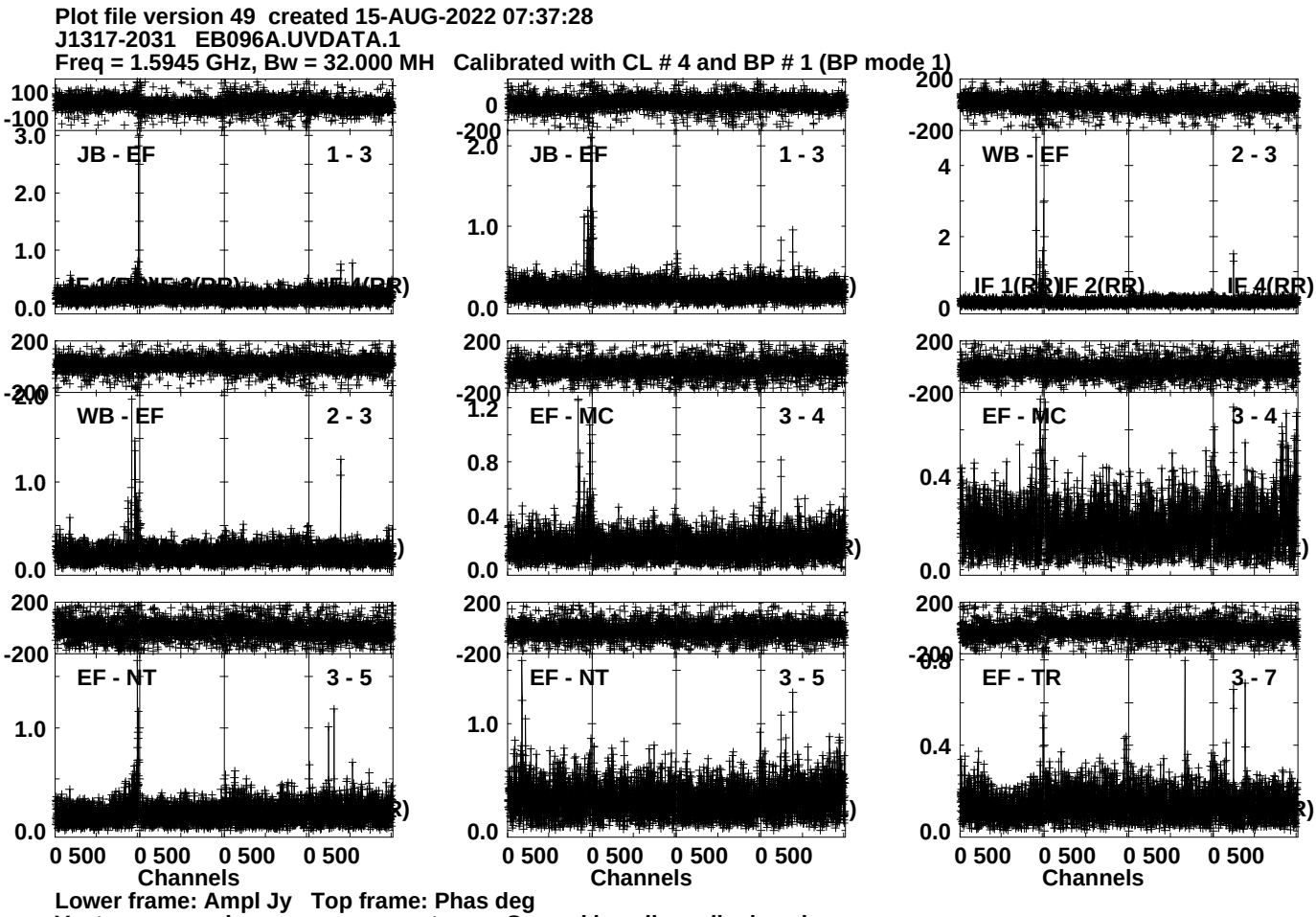
Plot file version 49 created 15-AUG-2022 07:37:28
J1317-2031 EB096A.UVDATA.1
Freq = 1.5945 GHz, Bw = 32.000 MH Calibrated with CL # 4 and BP # 1 (BP mode 1)
JB - EF
1 - 3
JB - EF
1 - 3
WB - EF
2 - 3
IF 1(RR)
IF 2(RR)
IF 4(RR)
WB - EF
2 - 3
EF - MC
3 - 4
EF - MC
3 - 4
EF - NT
3 - 5
EF - NT
3 - 5
EF - TR
3 - 7
0 500 0 500 0 500 0 500
Channels
Lower frame: Ampl Jy Top frame: Phas deg
Vector averaged cross-power spectrum Several baselines displayed
Timerange: 00/19:49:01 to 00/19:50:29

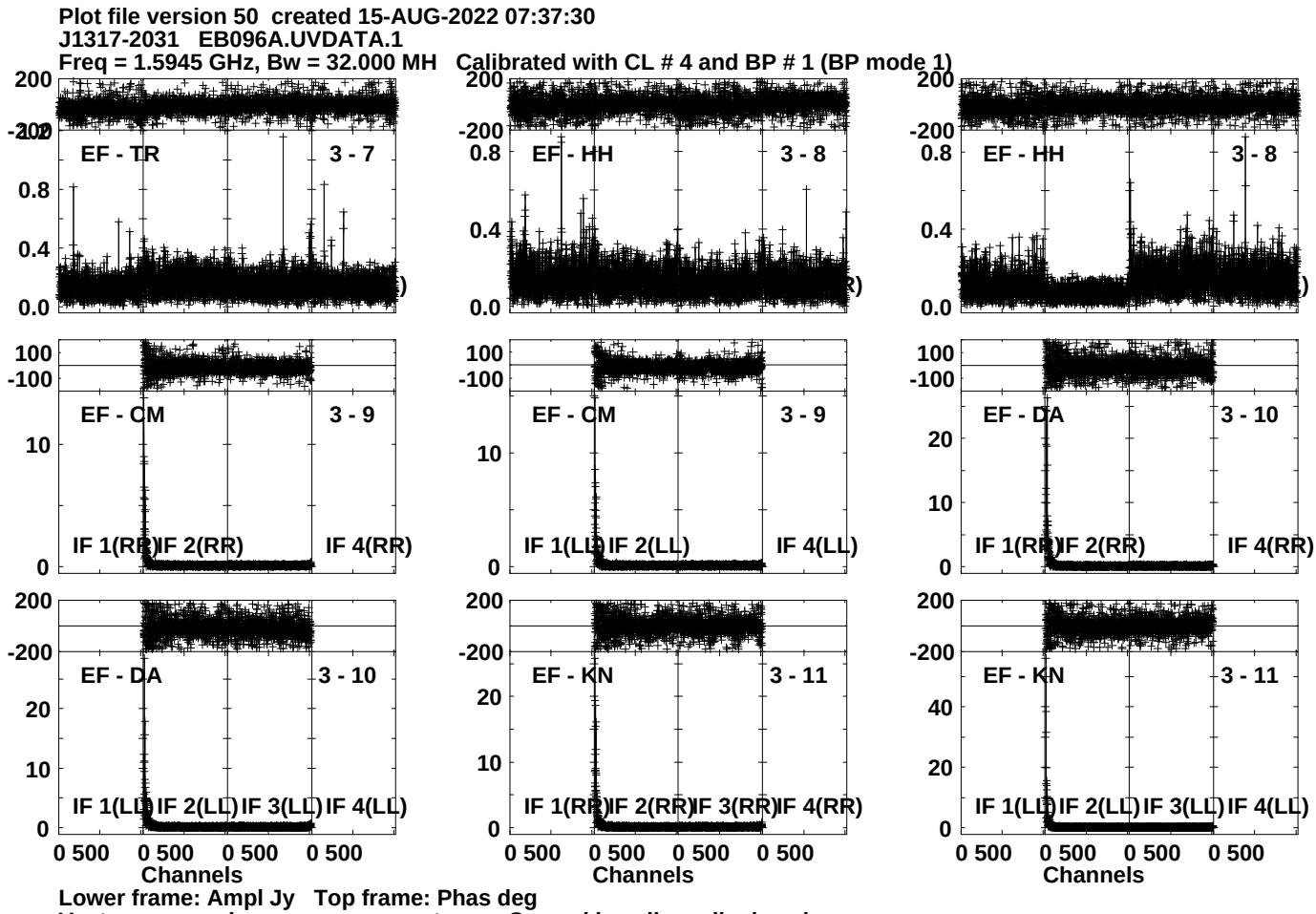
Plot file version 50 created 15-AUG-2022 07:37:30
J1317-2031 EB096A.UVDATA.1
Freq = 1.5945 GHz, Bw = 32.000 MH Calibrated with CL # 4 and BP # 1 (BP mode 1)
EF - TR 3 - 7
EF - HH 3 - 8
EF - HH 3 - 8
EF - CM 3 - 9
EF - CM 3 - 9
EF - DA 3 - 10
IF 1(RR) IF 2(RR) IF 4(RR)
IF 1(LL) IF 2(LL) IF 4(LL)
IF 1(RR) IF 2(RR) IF 4(RR)
EF - DA 3 - 10
EF - KN 3 - 11
EF - KN 3 - 11
IF 1(LL) IF 2(LL) IF 3(LL) IF 4(LL)
IF 1(RR) IF 2(RR) IF 3(RR) IF 4(RR)
IF 1(LL) IF 2(LL) IF 3(LL) IF 4(LL)
0 500 0 500 0 500 0 500
Channels
Lower frame: Ampl Jy Top frame: Phas deg
Vector averaged cross-power spectrum Several baselines displayed
Timerange: 00/19:49:01 to 00/19:50:29

Plot file version 51 created 15-AUG-2022 07:37:32
J1317-2031 EB096A.UVDATA.1
Freq = 1.5945 GHz, Bw = 32.000 MH Calibrated with CL # 4 and BP # 1 (BP mode 1)

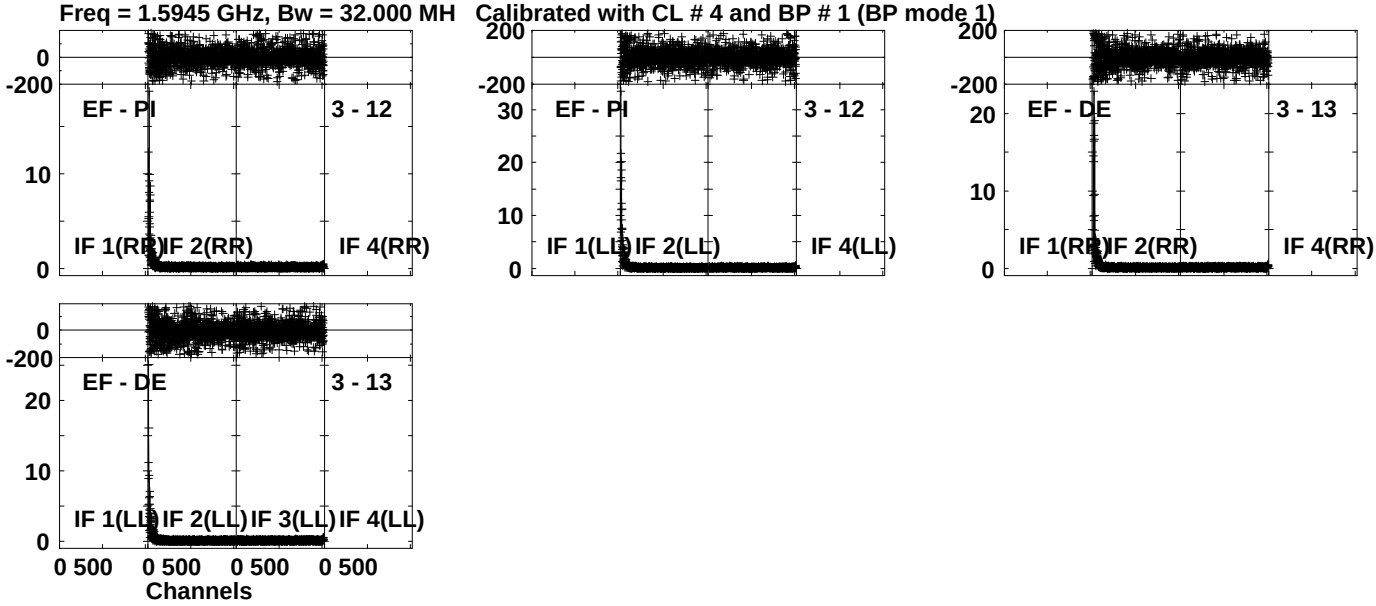

Lower frame: Ampl Jy Top frame: Phas deg
Vector averaged cross-power spectrum Several baselines displayed
Timerange: 00/19:49:01 to 00/19:50:29

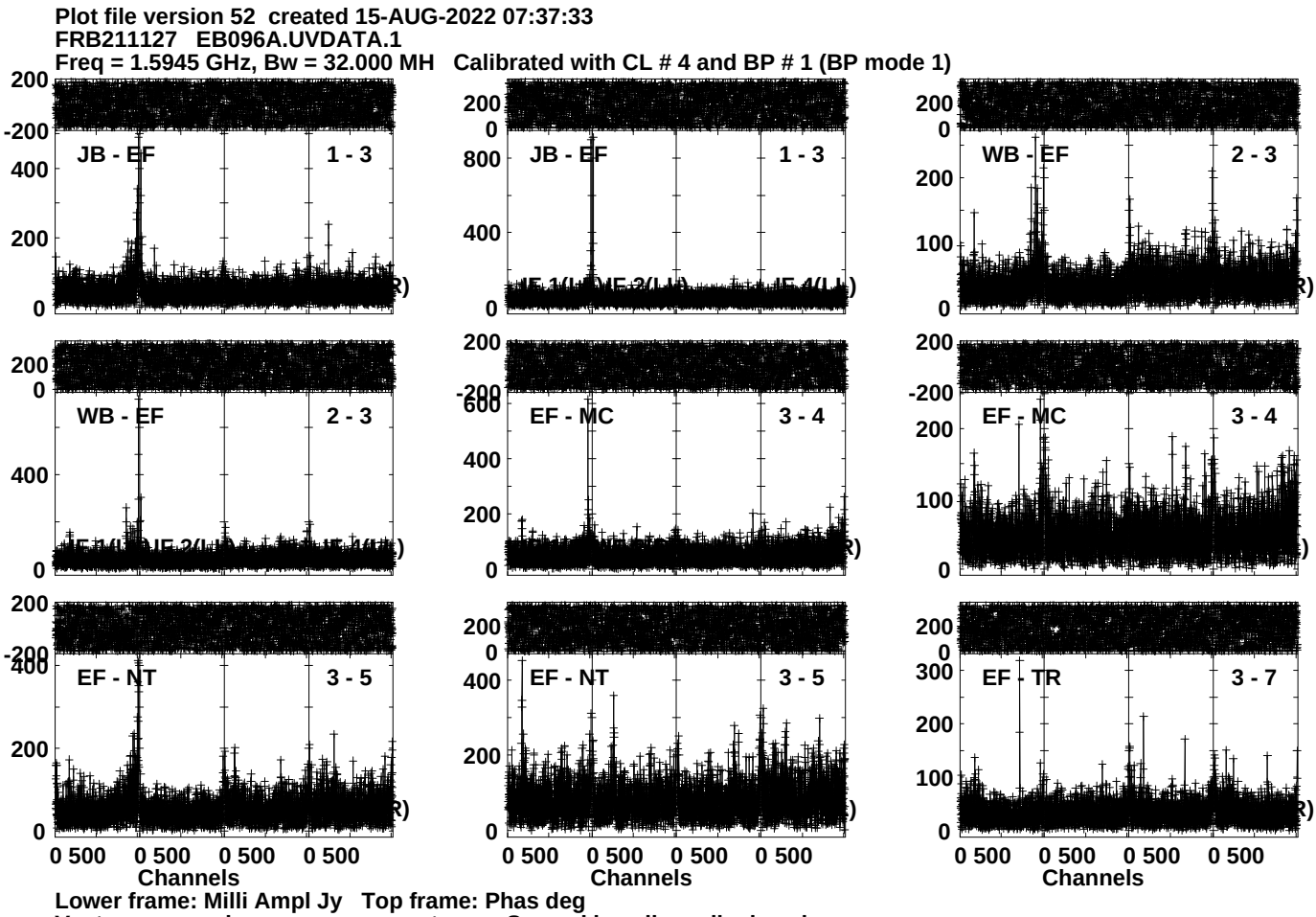
Plot file version 52 created 15-AUG-2022 07:37:33
FRB211127 EB096A.UVDATA.1
Freq = 1.5945 GHz, Bw = 32.000 MH Calibrated with CL # 4 and BP # 1 (BP mode 1)
JB - EF 1 - 3
JB - EF 1 - 3
WB - EF 2 - 3
WB - EF 2 - 3
EF - MC 3 - 4
EF - MC 3 - 4
EF - NT 3 - 5
EF - NT 3 - 5
EF - TR 3 - 7
Channels
Channels
Channels
Lower frame: Milli Ampl Jy Top frame: Phas deg
Vector averaged cross-power spectrum Several baselines displayed
Timerange: 00/19:50:31 to 00/19:54:59

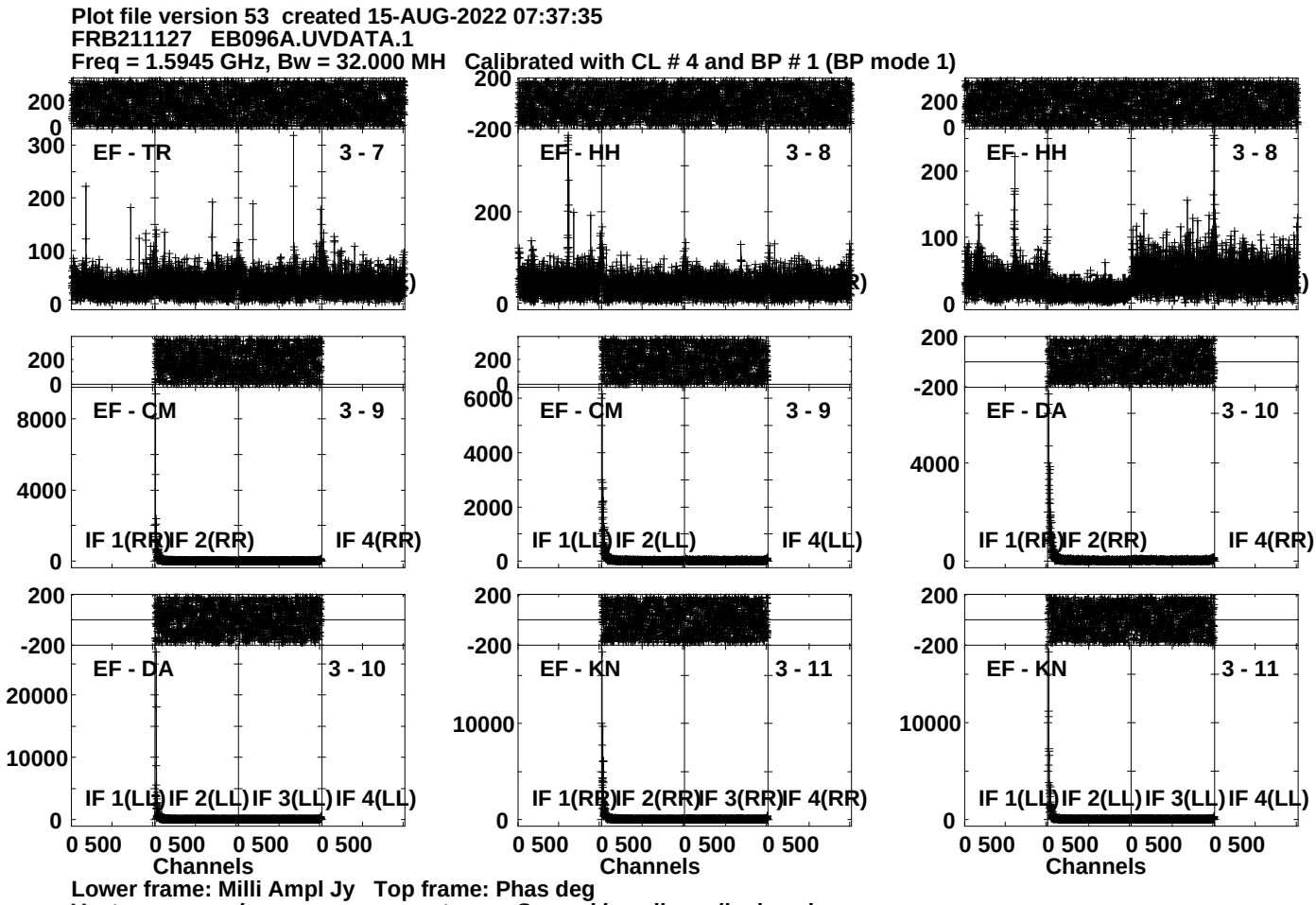
Plot file version 53 created 15-AUG-2022 07:37:35
FRB211127 EB096A.UVDATA.1
Freq = 1.5945 GHz, Bw = 32.000 MH Calibrated with CL # 4 and BP # 1 (BP mode 1)
EF - TR
3 - 7
EF - HH
3 - 8
EF - HH
3 - 8
EF - CM
3 - 9
IF 1(RR) IF 2(RR) IF 4(RR)
EF - CM
3 - 9
IF 1(LL) IF 2(LL) IF 4(LL)
EF - DA
3 - 10
IF 1(RR) IF 2(RR) IF 4(RR)
EF - DA
3 - 10
IF 1(LL) IF 2(LL) IF 3(LL) IF 4(LL)
EF - KN
3 - 11
IF 1(RR) IF 2(RR) IF 3(RR) IF 4(RR)
EF - KN
3 - 11
IF 1(LL) IF 2(LL) IF 3(LL) IF 4(LL)
0 500 0 500 0 500 0 500
Channels
Lower frame: Milli Ampl Jy Top frame: Phas deg
Vector averaged cross-power spectrum Several baselines displayed
Timerange: 00/19:50:31 to 00/19:54:59

Plot file version 54 created 15-AUG-2022 07:37:37
FRB211127 EB096A.UVDATA.1
Freq = 1.5945 GHz, Bw = 32.000 MH Calibrated with CL # 4 and BP # 1 (BP mode 1)

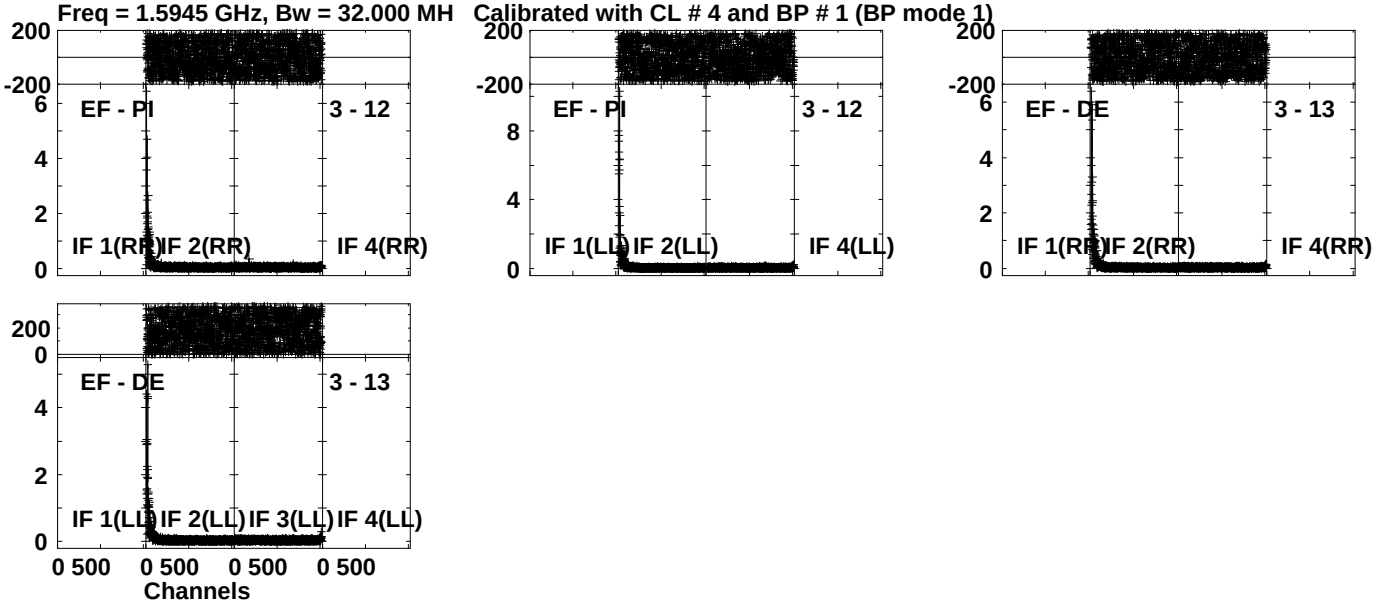

Lower frame: Ampl Jy Top frame: Phas deg
Vector averaged cross-power spectrum Several baselines displayed
Timerange: 00/19:50:31 to 00/19:54:59

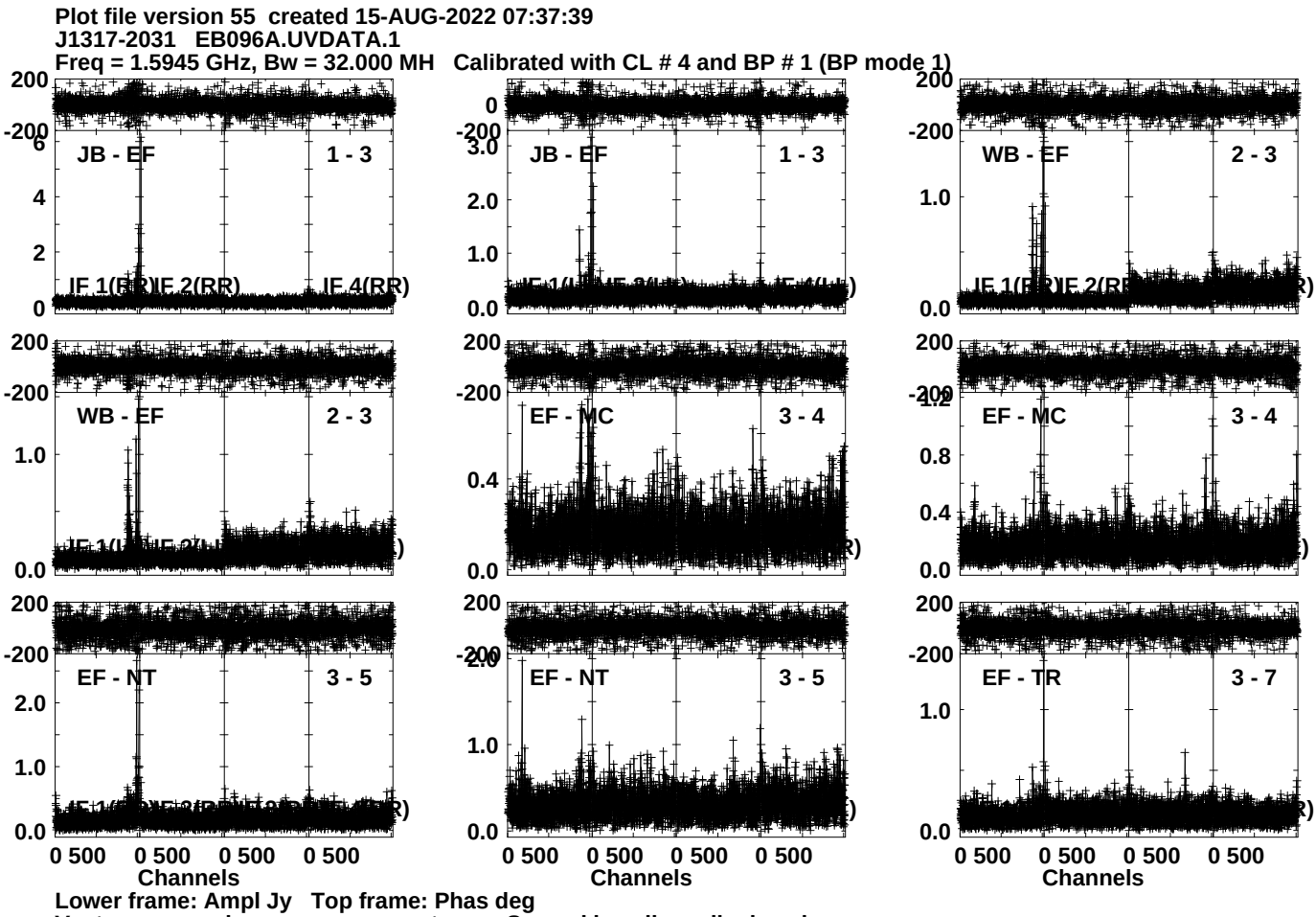
Plot file version 55 created 15-AUG-2022 07:37:39
J1317-2031 EB096A.UVDATA.1
Freq = 1.5945 GHz, Bw = 32.000 MH Calibrated with CL # 4 and BP # 1 (BP mode 1)
JB - EF
1 - 3
WB - EF
2 - 3
EF - MC
3 - 4
EF - NT
3 - 5
EF - TR
3 - 7
IF 1(RR)IF 2(RR)
IF 4(RR)
Channels
Lower frame: Ampl Jy Top frame: Phas deg
Vector averaged cross-power spectrum Several baselines displayed
Timerange: 00/19:55:31 to 00/19:56:29

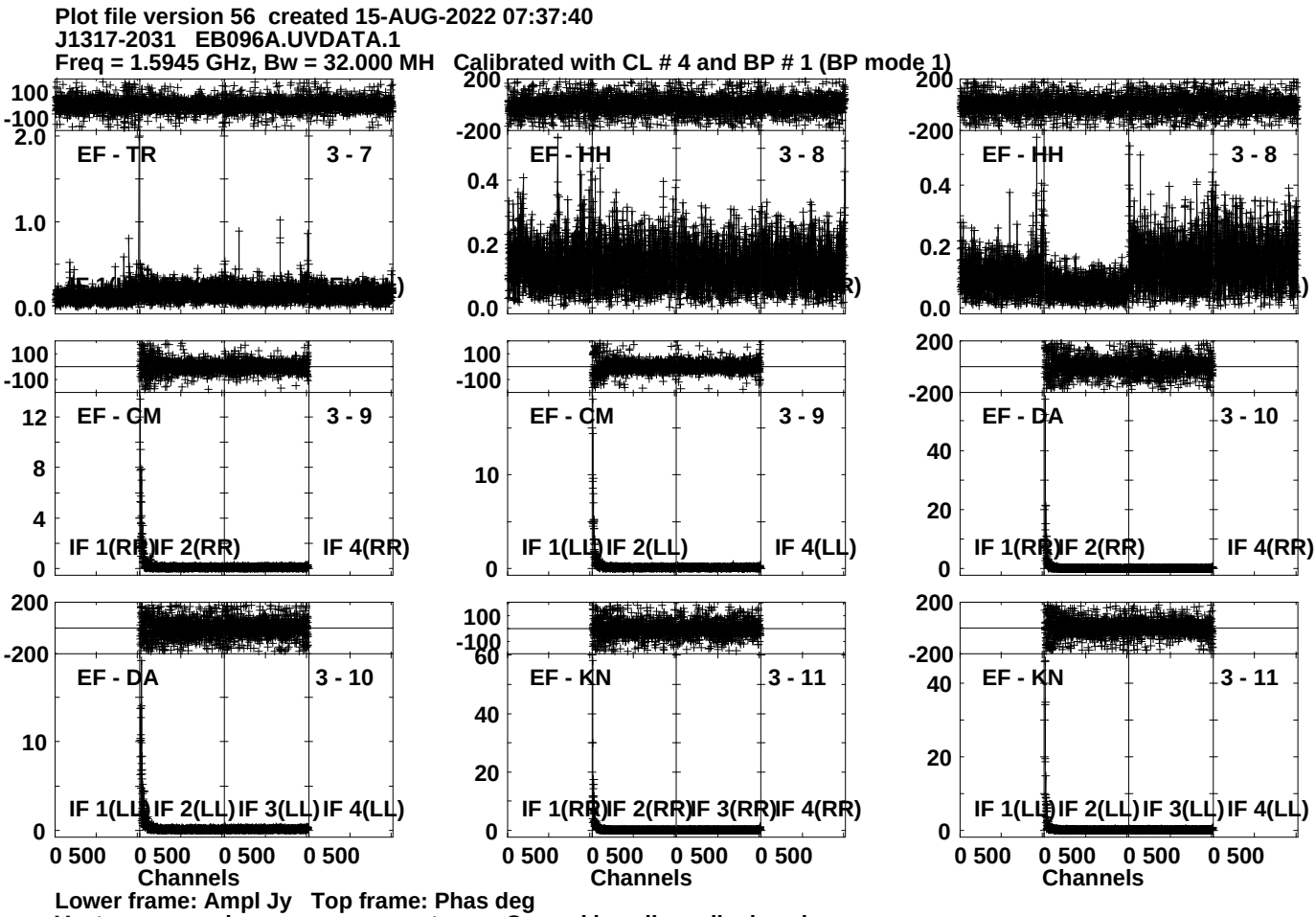
Plot file version 56 created 15-AUG-2022 07:37:40
J1317-2031 EB096A.UVDATA.1
Freq = 1.5945 GHz, Bw = 32.000 MH Calibrated with CL # 4 and BP # 1 (BP mode 1)
EF - TR 3 - 7
EF - HH 3 - 8
EF - HH 3 - 8
EF - CM 3 - 9
IF 1(RR) IF 2(RR) IF 4(RR)
EF - CM 3 - 9
IF 1(LL) IF 2(LL) IF 4(LL)
EF - DA 3 - 10
IF 1(RR) IF 2(RR) IF 4(RR)
EF - DA 3 - 10
IF 1(LL) IF 2(LL) IF 3(LL) IF 4(LL)
EF - KN 3 - 11
IF 1(RR) IF 2(RR) IF 3(RR) IF 4(RR)
EF - KN 3 - 11
IF 1(LL) IF 2(LL) IF 3(LL) IF 4(LL)
0 500 0 500 0 500 0 500
Channels
Lower frame: Ampl Jy Top frame: Phas deg
Vector averaged cross-power spectrum Several baselines displayed
Timerange: 00/19:55:31 to 00/19:56:29

Plot file version 57 created 15-AUG-2022 07:37:42
J1317-2031 EB096A.UVDATA.1
Freq = 1.5945 GHz, Bw = 32.000 MH Calibrated with CL # 4 and BP # 1 (BP mode 1)

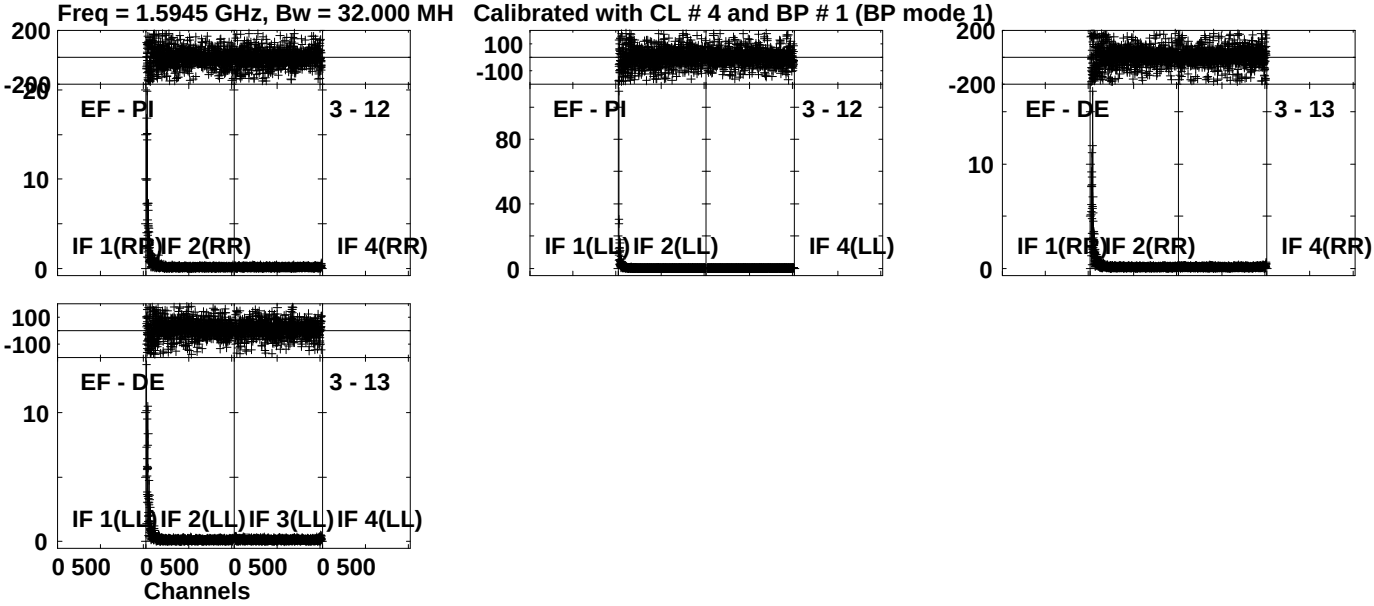

Lower frame: Ampl Jy Top frame: Phas deg
Vector averaged cross-power spectrum Several baselines displayed
Timerange: 00/19:55:31 to 00/19:56:29

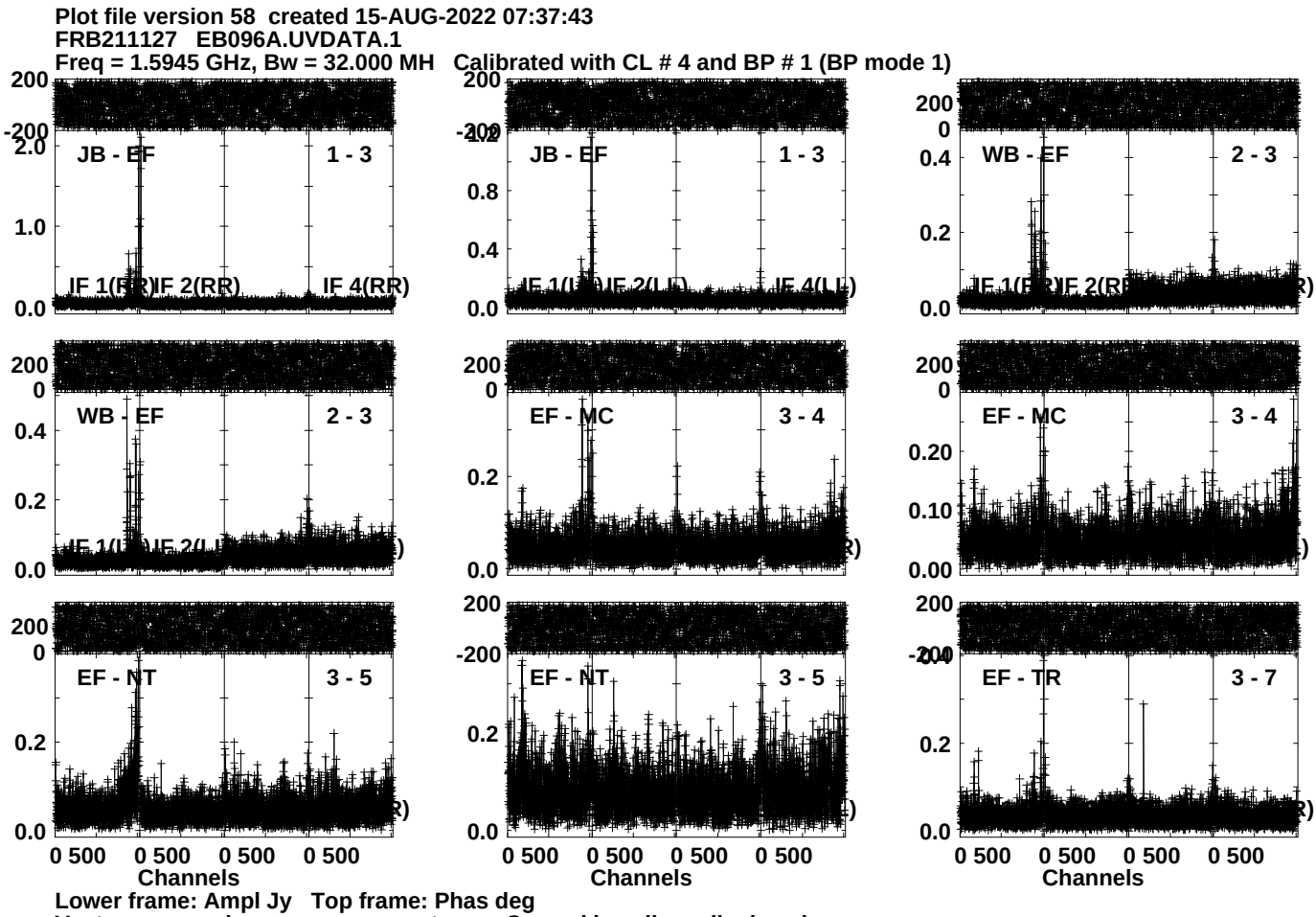
Plot file version 58 created 15-AUG-2022 07:37:43
FRB211127 EB096A.UVDATA.1
Freq = 1.5945 GHz, Bw = 32.000 MH Calibrated with CL # 4 and BP # 1 (BP mode 1)
JB - EF
1 - 3
IF 1(RR) IF 2(RR) IF 4(RR)
JB - EF
1 - 3
WB - EF
2 - 3
WB - EF
2 - 3
EF - MC
3 - 4
EF - MC
3 - 4
EF - NT
3 - 5
EF - NT
3 - 5
EF - TR
3 - 7
0 500 0 500 0 500 0 500
Channels
Lower frame: Ampl Jy Top frame: Phas deg
Vector averaged cross-power spectrum Several baselines displayed
Timerange: 00/19:56:31 to 00/20:00:59

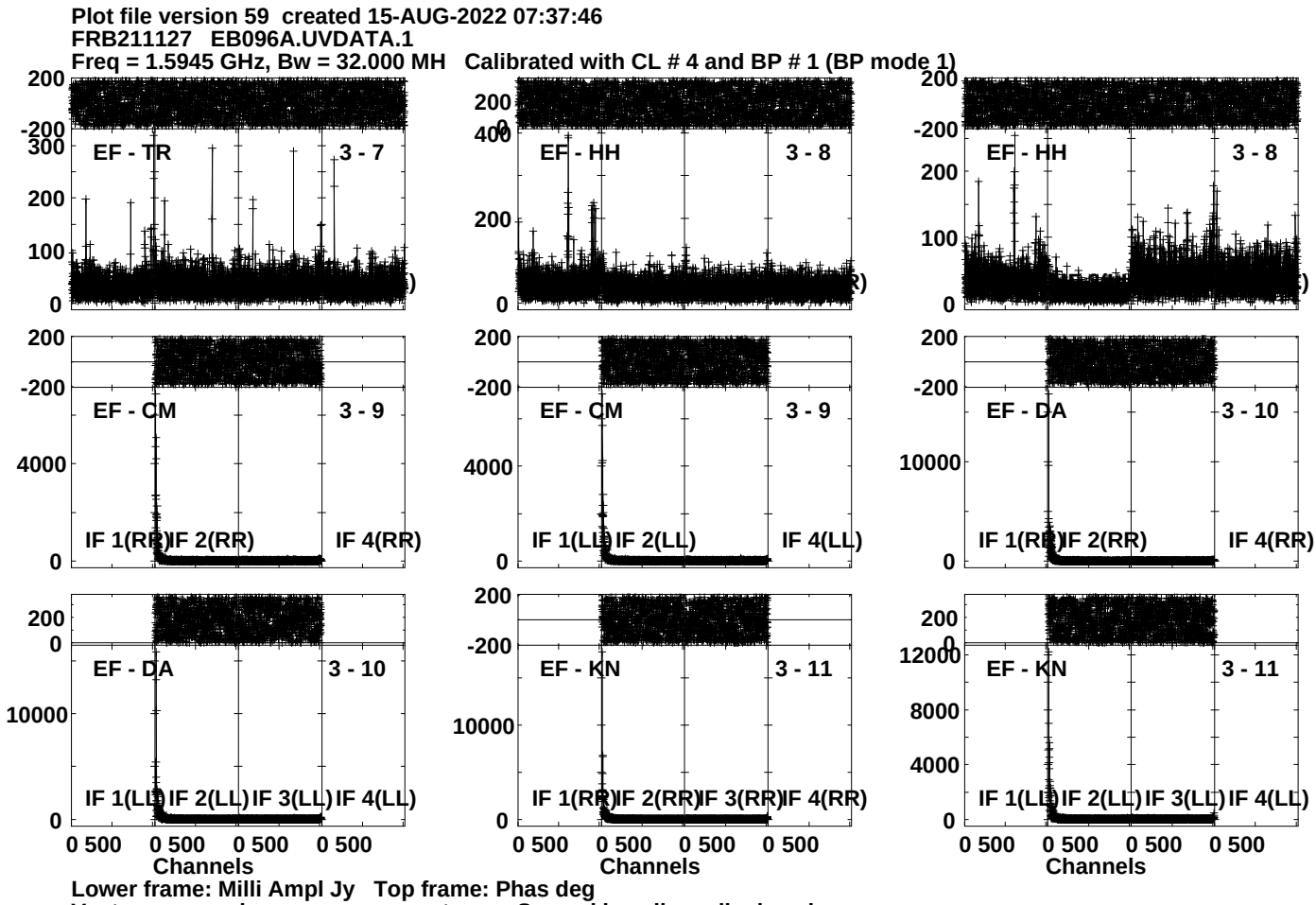
Plot file version 59 created 15-AUG-2022 07:37:46
FRB211127 EB096A.UVDATA.1
Freq = 1.5945 GHz, Bw = 32.000 MH Calibrated with CL # 4 and BP # 1 (BP mode 1)
EF - TR 3 - 7
EF - HH 3 - 8
EF - HH 3 - 8
EF - CM 3 - 9
IF 1(RR) IF 2(RR) IF 4(RR)
EF - CM 3 - 9
IF 1(LL) IF 2(LL) IF 4(LL)
EF - DA 3 - 10
IF 1(RR) IF 2(RR) IF 4(RR)
EF - DA 3 - 10
IF 1(LL) IF 2(LL) IF 3(LL) IF 4(LL)
EF - KN 3 - 11
IF 1(RR) IF 2(RR) IF 3(RR) IF 4(RR)
EF - KN 3 - 11
IF 1(LL) IF 2(LL) IF 3(LL) IF 4(LL)
0 500 0 500 0 500 0 500
Channels
Lower frame: Milli Ampl Jy Top frame: Phas deg
Vector averaged cross-power spectrum Several baselines displayed
Timerange: 00/19:56:31 to 00/20:00:59

Plot file version 60 created 15-AUG-2022 07:37:48
FRB211127 EB096A.UVDATA.1
Freq = 1.5945 GHz, Bw = 32.000 MH Calibrated with CL # 4 and BP # 1 (BP mode 1)

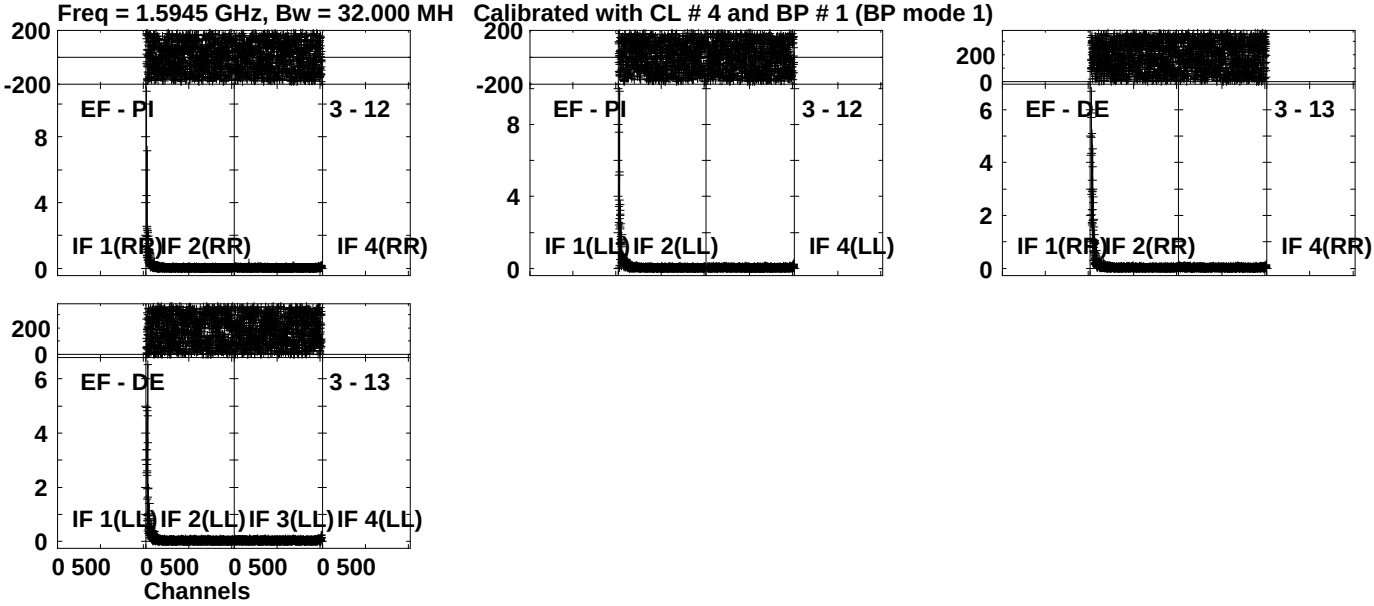

Lower frame: Ampl Jy Top frame: Phas deg
Vector averaged cross-power spectrum Several baselines displayed
Timerange: 00/19:56:31 to 00/20:00:59

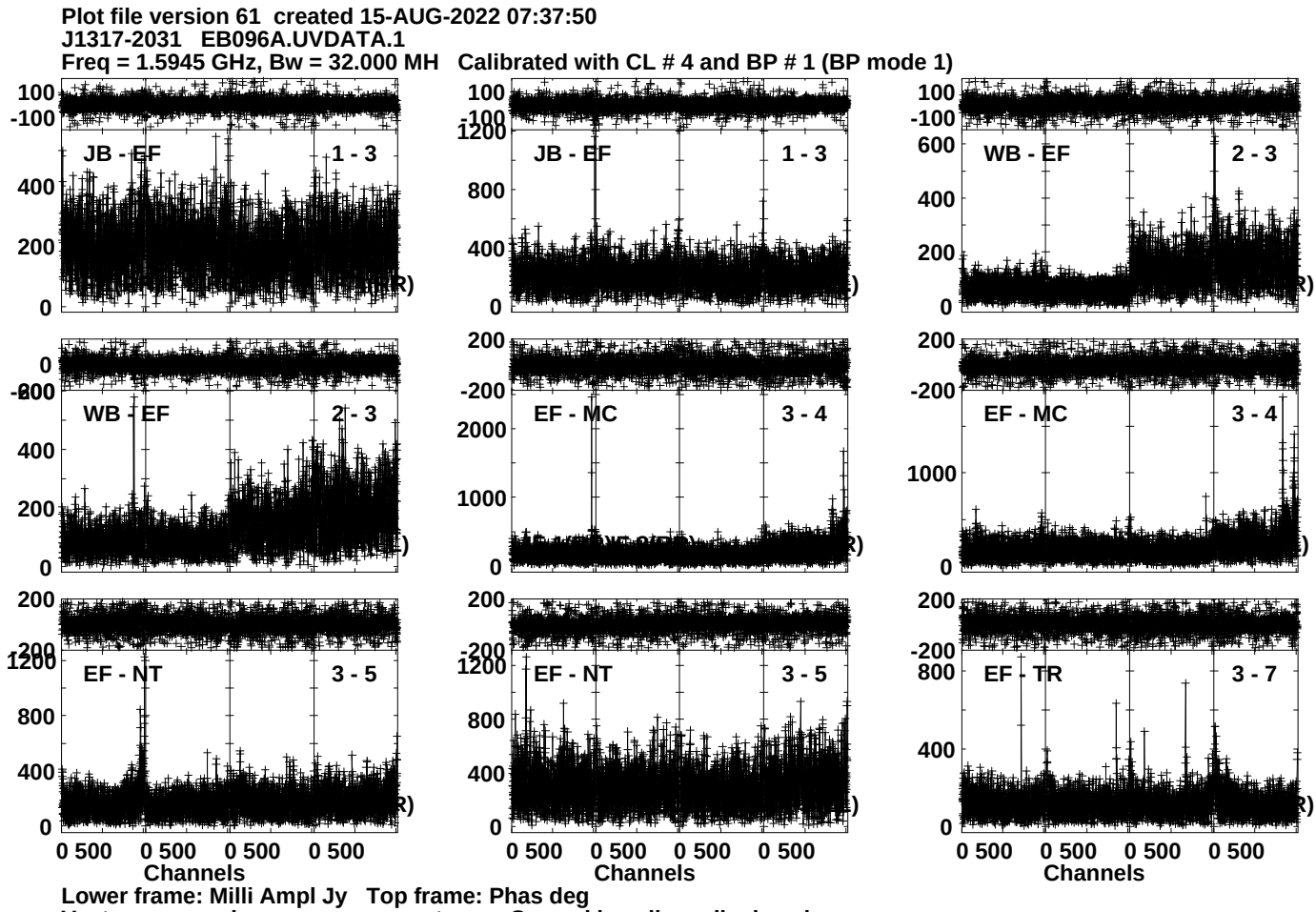
Plot file version 61 created 15-AUG-2022 07:37:50
J1317-2031 EB096A.UVDATA.1
Freq = 1.5945 GHz, Bw = 32.000 MH Calibrated with CL # 4 and BP # 1 (BP mode 1)
JB - EF 1 - 3
JB - EF 1 - 3
WB - EF 2 - 3
WB - EF 2 - 3
EF - MC 3 - 4
EF - MC 3 - 4
EF - NT 3 - 5
EF - NT 3 - 5
EF - TR 3 - 7
Channels
Channels
Channels
Lower frame: Milli Ampl Jy Top frame: Phas deg
Vector averaged cross-power spectrum Several baselines displayed
Timerange: 00/20:01:01 to 00/20:02:29

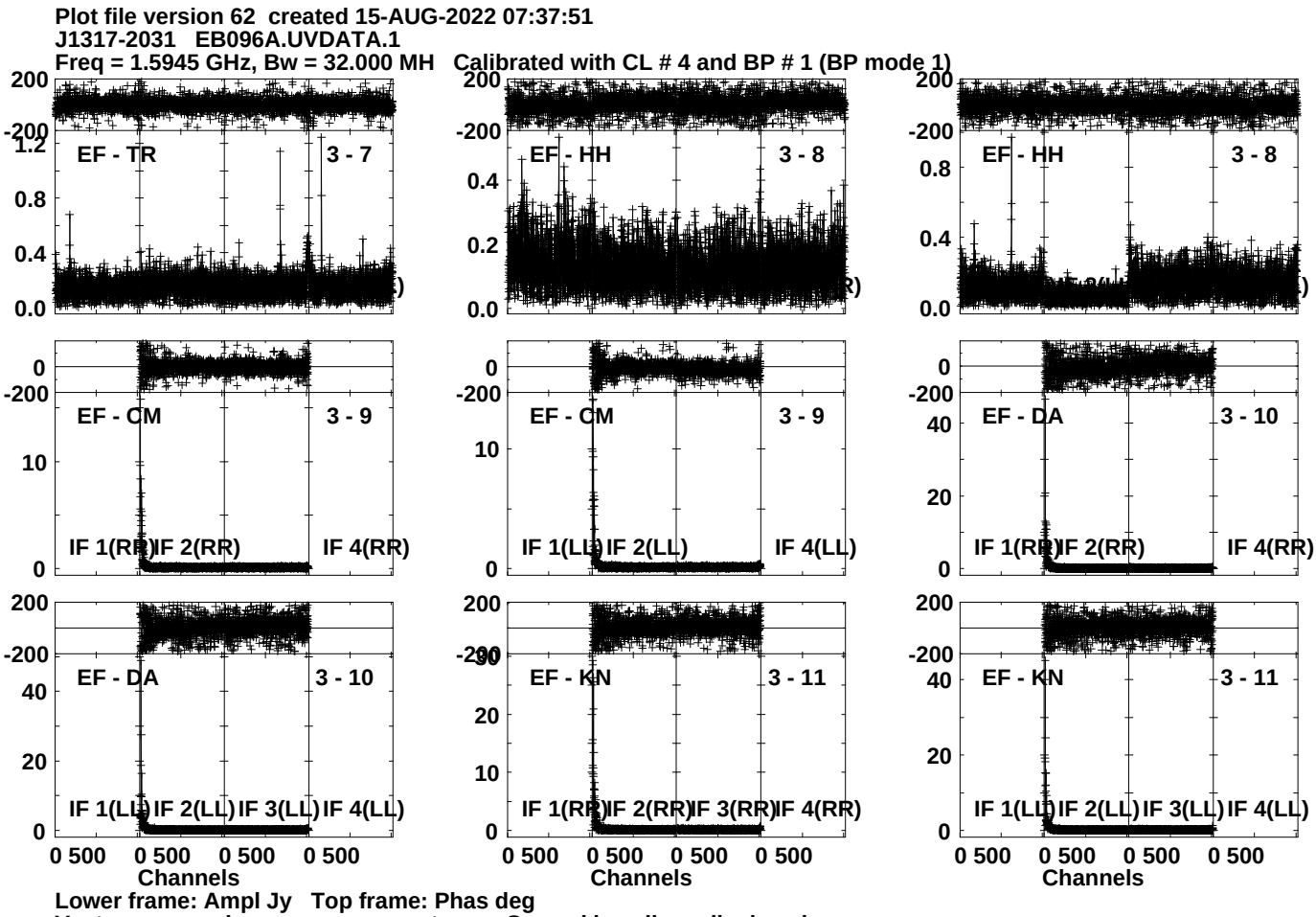
Plot file version 62 created 15-AUG-2022 07:37:51
J1317-2031 EB096A.UVDATA.1
Freq = 1.5945 GHz, Bw = 32.000 MH Calibrated with CL # 4 and BP # 1 (BP mode 1)
EF - TR 3 - 7
EF - HH 3 - 8
EF - HH 3 - 8
EF - CM 3 - 9
IF 1(RR) IF 2(RR) IF 4(RR)
EF - CM 3 - 9
IF 1(LL) IF 2(LL) IF 4(LL)
EF - DA 3 - 10
IF 1(RR) IF 2(RR) IF 4(RR)
EF - DA 3 - 10
IF 1(LL) IF 2(LL) IF 3(LL) IF 4(LL)
EF - KN 3 - 11
IF 1(RR) IF 2(RR) IF 3(RR) IF 4(RR)
EF - KN 3 - 11
IF 1(LL) IF 2(LL) IF 3(LL) IF 4(LL)
0 500 0 500 0 500 0 500
Channels
Lower frame: Ampl Jy Top frame: Phas deg
Vector averaged cross-power spectrum Several baselines displayed
Timerange: 00/20:01:01 to 00/20:02:29

Plot file version 63 created 15-AUG-2022 07:37:53
J1317-2031 EB096A.UVDATA.1
Freq = 1.5945 GHz, Bw = 32.000 MH Calibrated with CL # 4 and BP # 1 (BP mode 1)

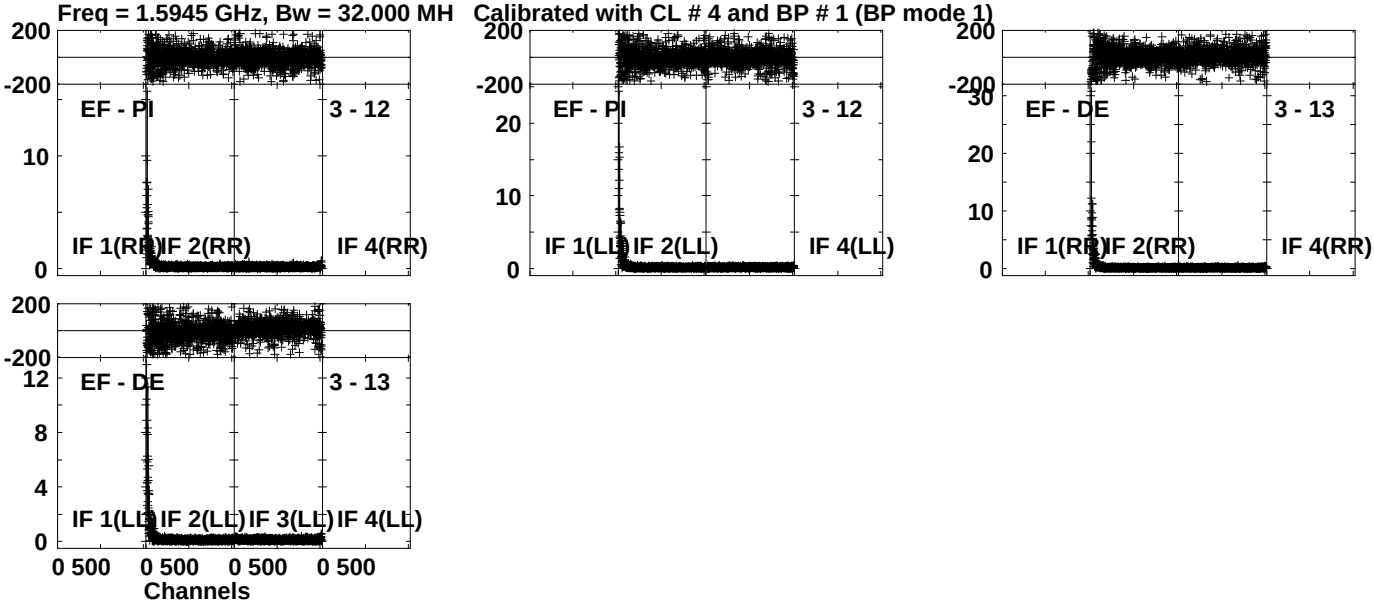

Lower frame: Ampl Jy Top frame: Phas deg
Vector averaged cross-power spectrum Several baselines displayed
Timerange: 00/20:01:01 to 00/20:02:29

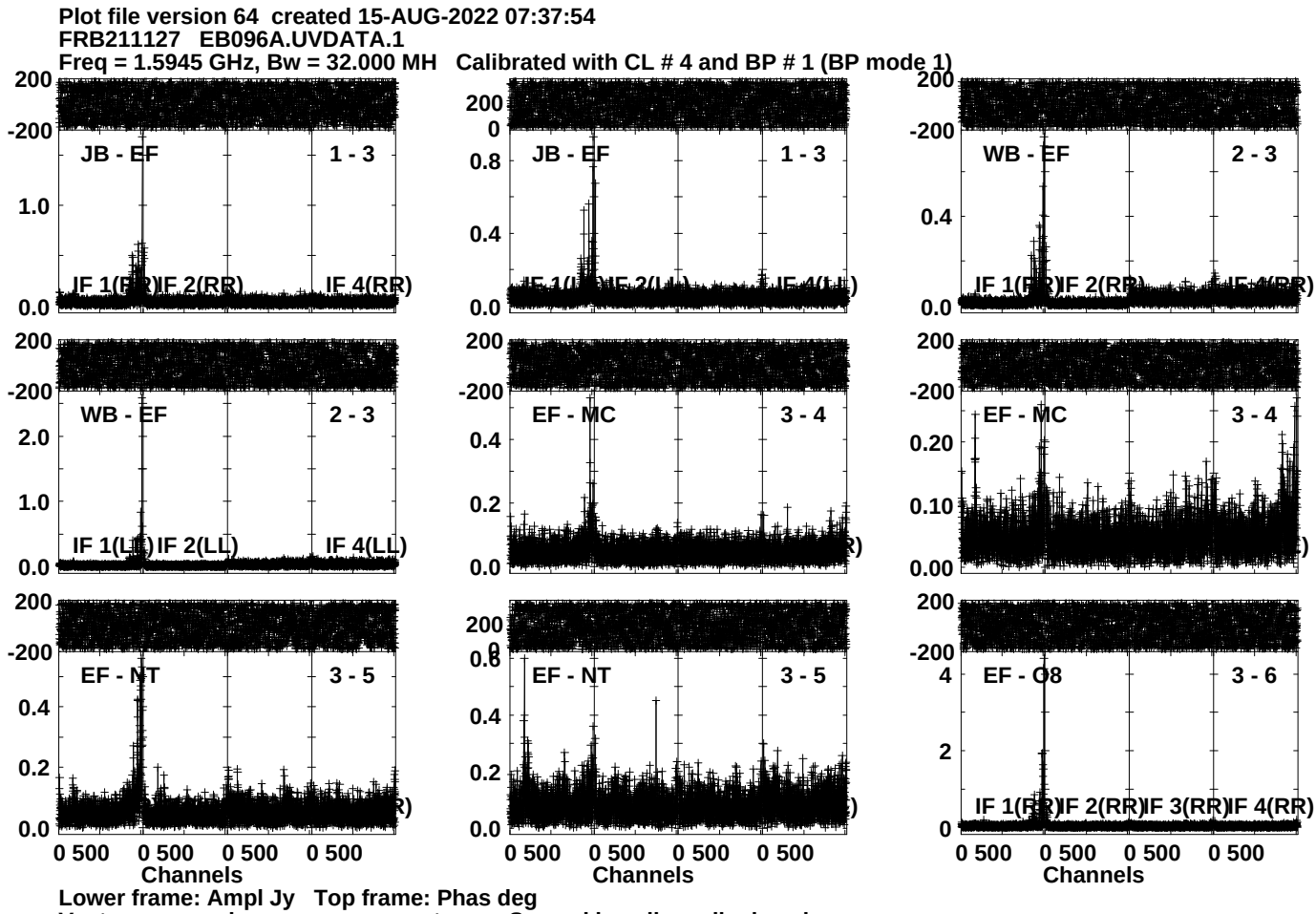
Plot file version 64 created 15-AUG-2022 07:37:54
FRB211127 EB096A.UVDATA.1
Freq = 1.5945 GHz, Bw = 32.000 MH Calibrated with CL # 4 and BP # 1 (BP mode 1)
JB - EF
1 - 3
IF 1(RR) IF 2(RR) IF 4(RR)
JB - EF
1 - 3
WB - EF
2 - 3
IF 1(RR) IF 2(RR)
WB - EF
2 - 3
IF 1(LL) IF 2(LL) IF 4(LL)
EF - MC
3 - 4
EF - MC
3 - 4
EF - NT
3 - 5
EF - NT
3 - 5
EF - O8
3 - 6
IF 1(RR) IF 2(RR) IF 3(RR) IF 4(RR)
0 500 0 500 0 500 0 500
Channels
0 500 0 500 0 500 0 500
Channels
0 500 0 500 0 500 0 500
Channels
Lower frame: Ampl Jy Top frame: Phas deg
Vector averaged cross-power spectrum Several baselines displayed
Timerange: 00/20:02:31 to 00/20:06:59

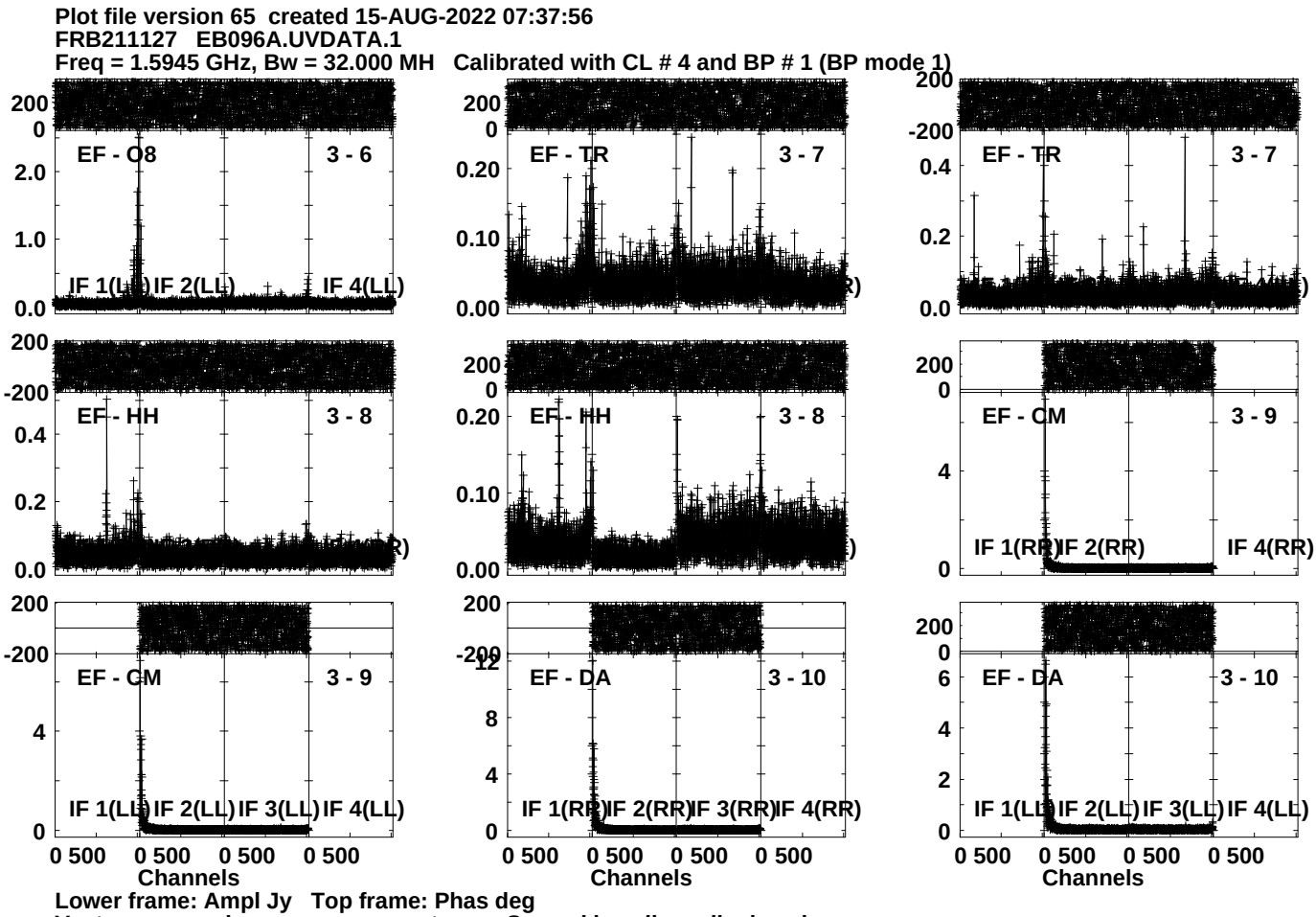
Plot file version 65 created 15-AUG-2022 07:37:56
FRB211127 EB096A.UVDATA.1
Freq = 1.5945 GHz, Bw = 32.000 MH Calibrated with CL # 4 and BP # 1 (BP mode 1)
EF - O8 3 - 6
EF - TR 3 - 7
EF - TR 3 - 7
EF - HH 3 - 8
EF - HH 3 - 8
EF - CM 3 - 9
EF - CM 3 - 9
EF - DA 3 - 10
EF - DA 3 - 10
IF 1(LL) IF 2(LL) IF 4(LL)
IF 1(RR) IF 2(RR) IF 4(RR)
IF 1(LL) IF 2(LL) IF 3(LL) IF 4(LL)
IF 1(RR) IF 2(RR) IF 3(RR) IF 4(RR)
Channels
Lower frame: Ampl Jy Top frame: Phas deg
Vector averaged cross-power spectrum Several baselines displayed
Timerange: 00/20:02:31 to 00/20:06:59

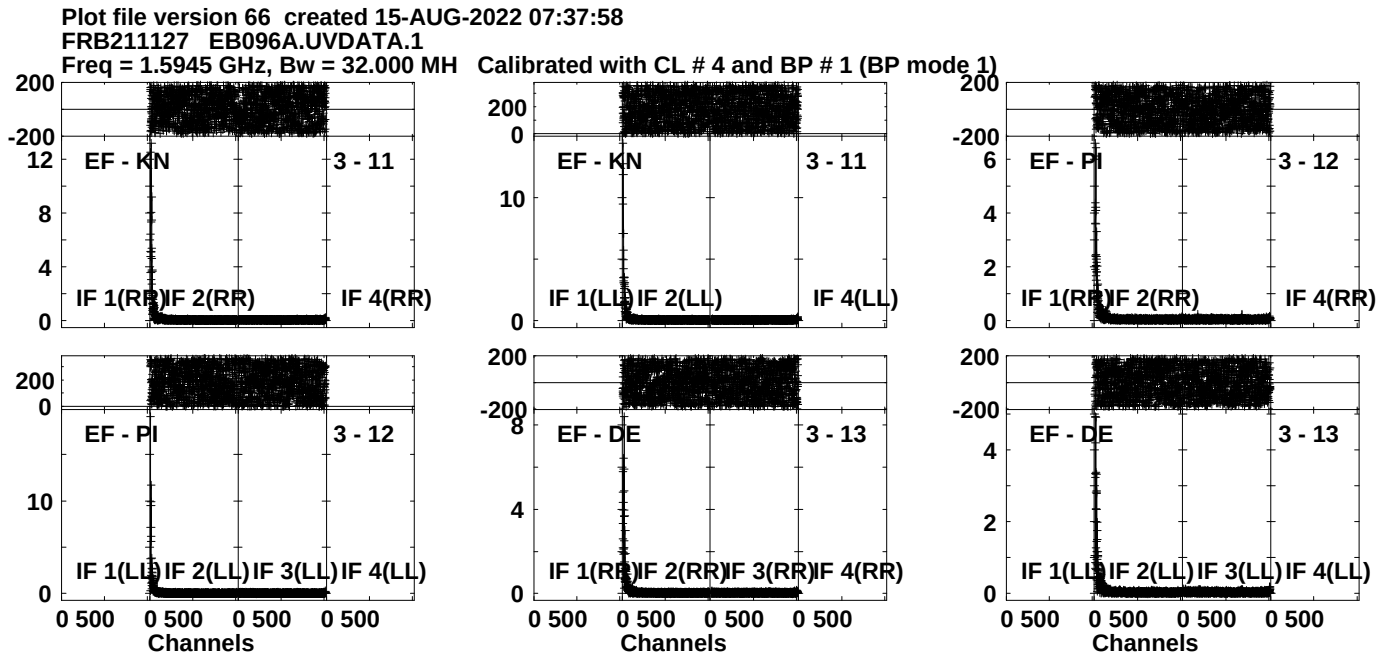

Lower frame: Ampl Jy Top frame: Phas deg
Vector averaged cross-power spectrum Several baselines displayed
Timerange: 00/20:02:31 to 00/20:06:59

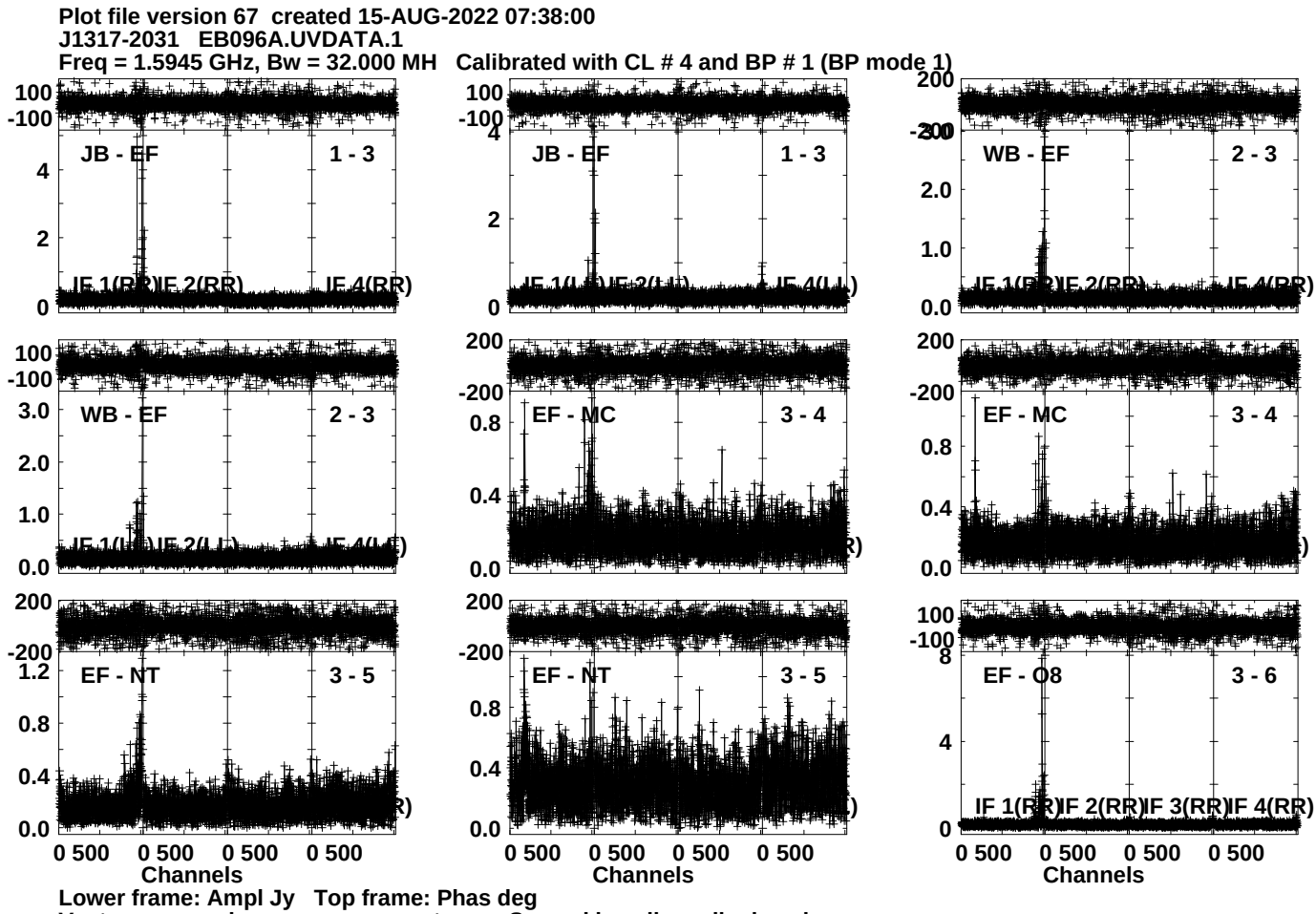
Plot file version 67 created 15-AUG-2022 07:38:00
J1317-2031 EB096A.UVDATA.1
Freq = 1.5945 GHz, Bw = 32.000 MH Calibrated with CL # 4 and BP # 1 (BP mode 1)
JB - EF 1 - 3
JB - EF 1 - 3
WB - EF 2 - 3
WB - EF 2 - 3
EF - MC 3 - 4
EF - MC 3 - 4
EF - NT 3 - 5
EF - NT 3 - 5
EF - O8 3 - 6
IF 1(RR) IF 2(RR) IF 3(RR) IF 4(RR)
Channels
Lower frame: Ampl Jy Top frame: Phas deg
Vector averaged cross-power spectrum Several baselines displayed
Timerange: 00/20:07:31 to 00/20:08:29

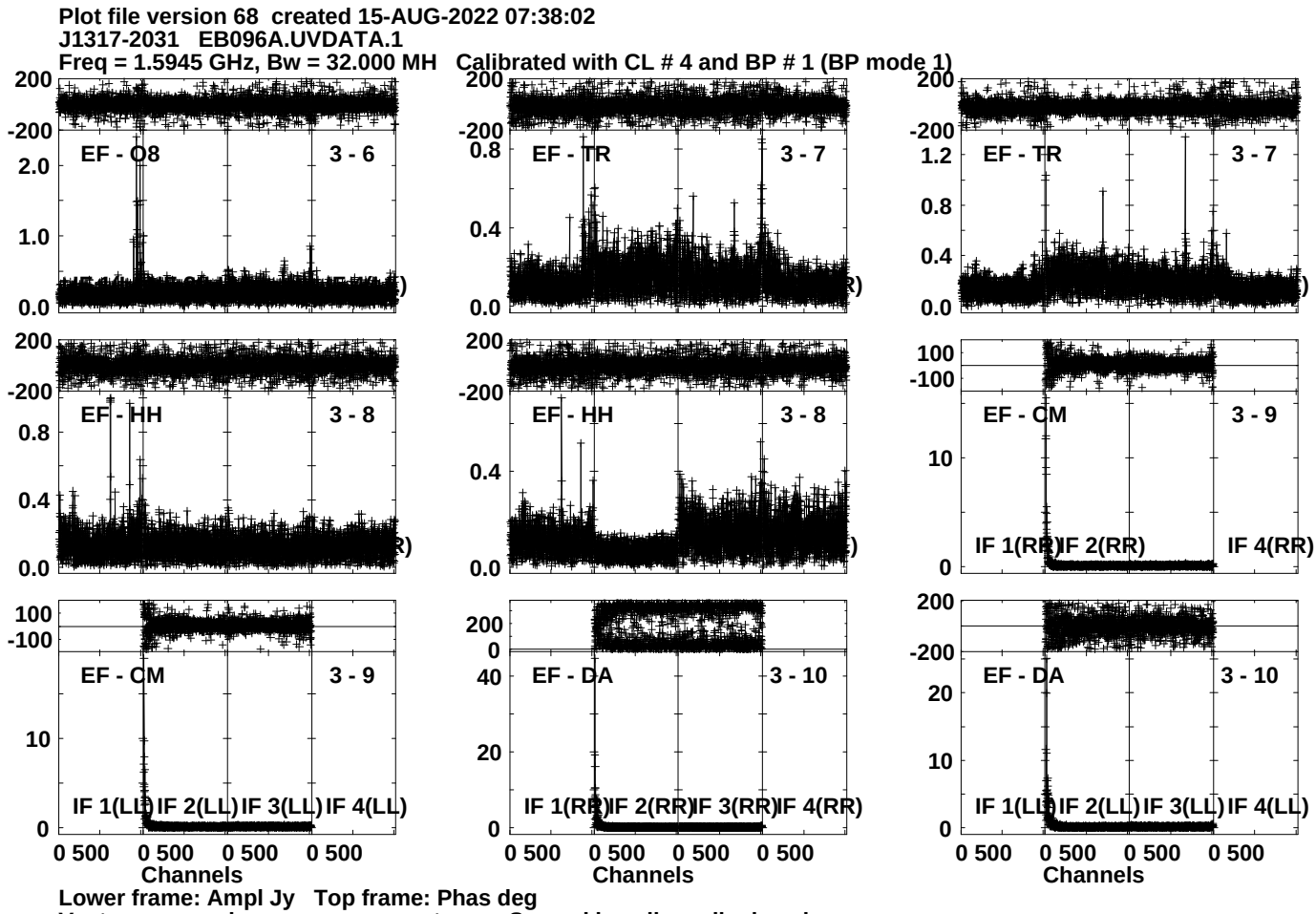
Plot file version 68 created 15-AUG-2022 07:38:02
J1317-2031 EB096A.UVDATA.1
Freq = 1.5945 GHz, Bw = 32.000 MH Calibrated with CL # 4 and BP # 1 (BP mode 1)
EF - O8 3 - 6
EF - TR 3 - 7
EF - TR 3 - 7
EF - HH 3 - 8
EF - HH 3 - 8
EF - CM 3 - 9
IF 1(RR) IF 2(RR) IF 4(RR)
EF - CM 3 - 9
IF 1(LL) IF 2(LL) IF 3(LL) IF 4(LL)
EF - DA 3 - 10
IF 1(RR) IF 2(RR) IF 3(RR) IF 4(RR)
EF - DA 3 - 10
IF 1(LL) IF 2(LL) IF 3(LL) IF 4(LL)
Channels
Channels
Channels
Lower frame: Ampl Jy Top frame: Phas deg
Vector averaged cross-power spectrum Several baselines displayed
Timerange: 00/20:07:31 to 00/20:08:29

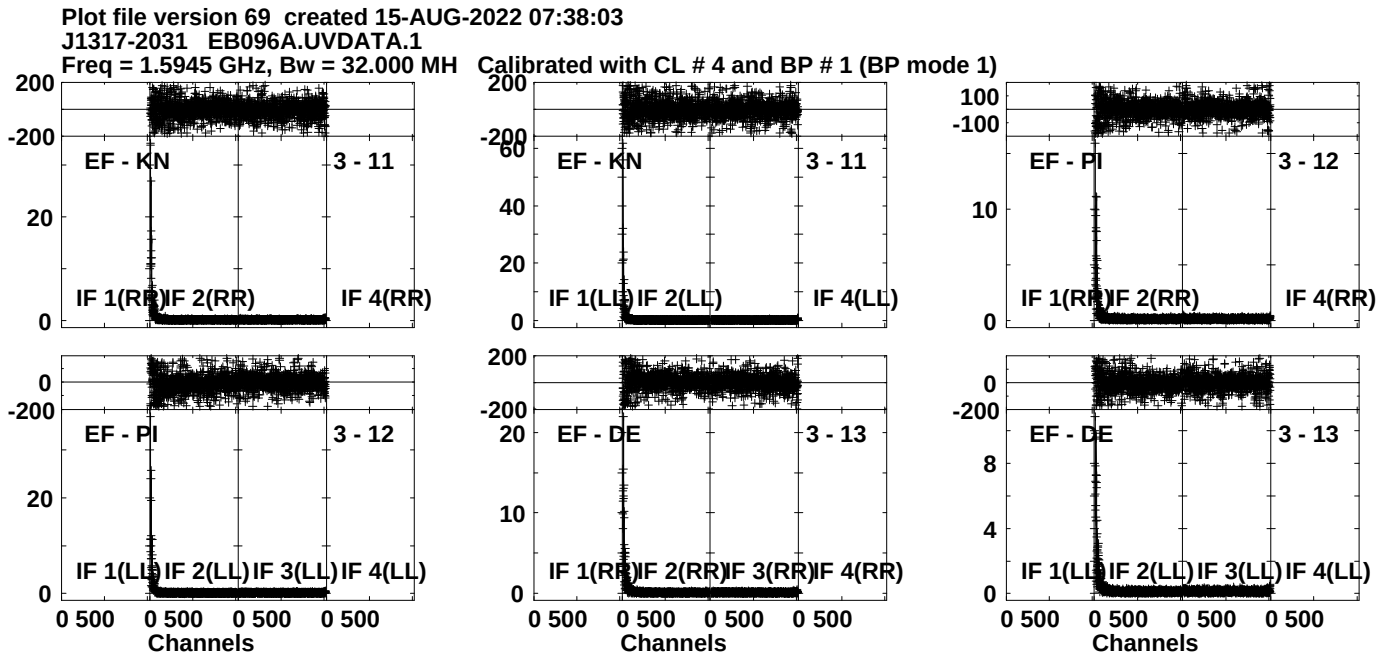

Lower frame: Ampl Jy Top frame: Phas deg
Vector averaged cross-power spectrum Several baselines displayed
Timerange: 00/20:07:31 to 00/20:08:29

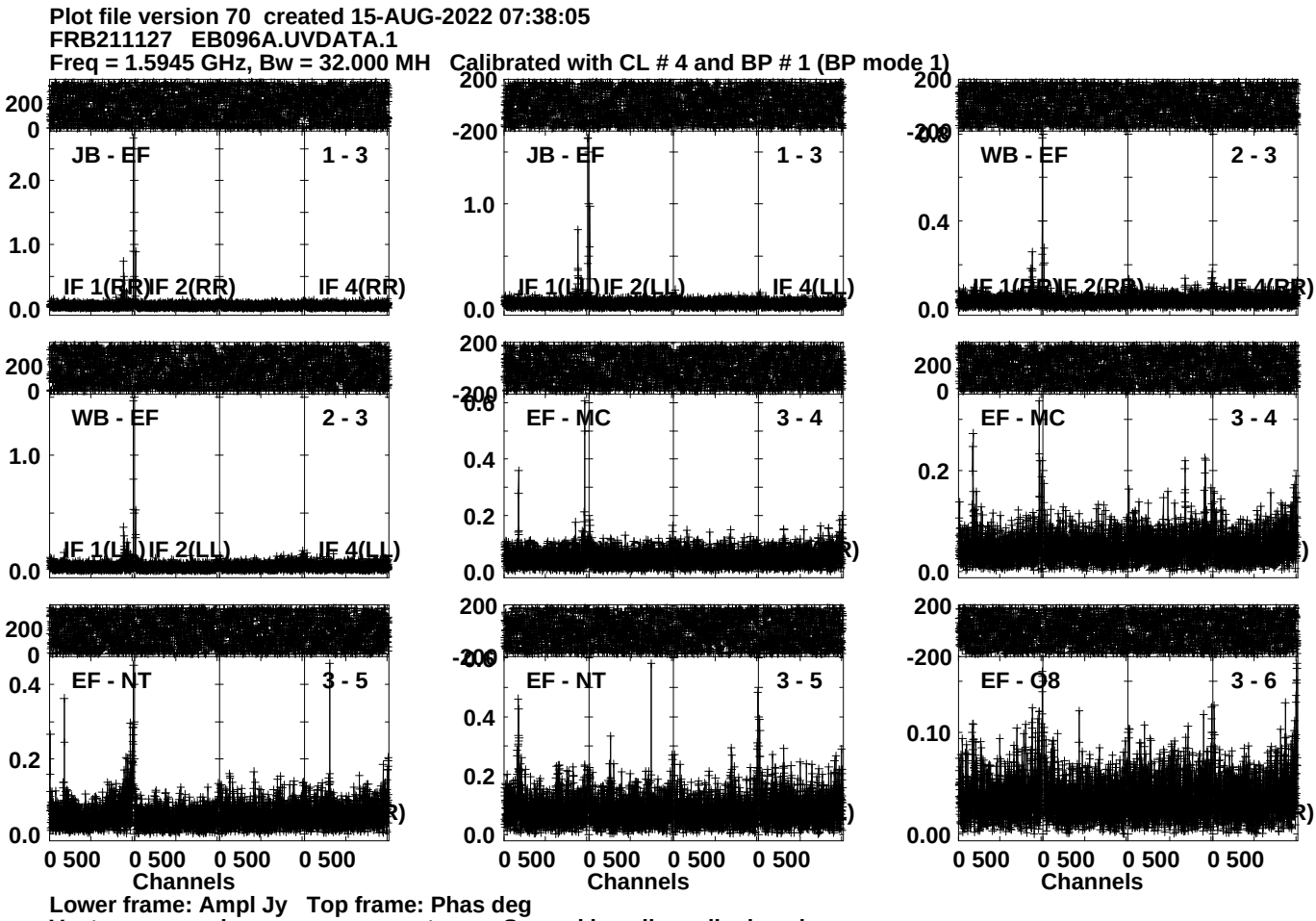
Plot file version 70 created 15-AUG-2022 07:38:05
FRB211127 EB096A.UVDATA.1
Freq = 1.5945 GHz, Bw = 32.000 MH Calibrated with CL # 4 and BP # 1 (BP mode 1)
JB - EF
1 - 3
IF 1(RR)IF 2(RR)
IF 4(RR)
JB - EF
1 - 3
IF 1(LL)IF 2(LL)
IF 4(LL)
WB - EF
2 - 3
WB - EF
2 - 3
IF 1(LL)IF 2(LL)
IF 4(LL)
EF - MC
3 - 4
EF - MC
3 - 4
EF - NT
3 - 5
EF - NT
3 - 5
EF - C8
3 - 6
0 500
Channels
Lower frame: Ampl Jy Top frame: Phas deg
Vector averaged cross-power spectrum Several baselines displayed
Timerange: 00/20:08:31 to 00/20:12:59

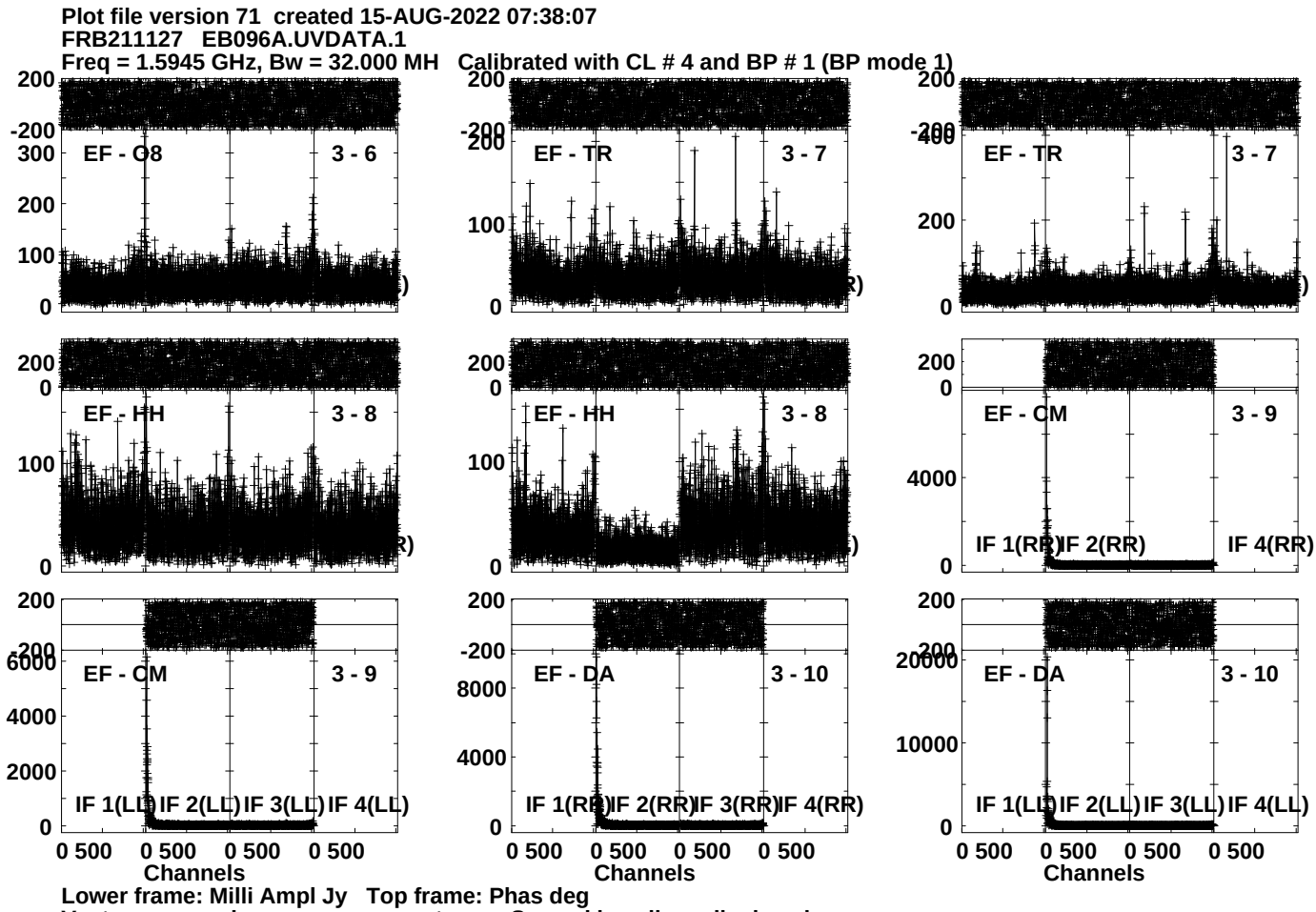
Plot file version 71 created 15-AUG-2022 07:38:07
FRB211127 EB096A.UVDATA.1
Freq = 1.5945 GHz, Bw = 32.000 MH Calibrated with CL # 4 and BP # 1 (BP mode 1)
EF - G8
3 - 6
EF - TR
3 - 7
EF - TR
3 - 7
EF - HH
3 - 8
EF - HH
3 - 8
EF - CM
3 - 9
IF 1(RR)
IF 2(RR)
IF 4(RR)
EF - CM
3 - 9
IF 1(LL)
IF 2(LL)
IF 3(LL)
IF 4(LL)
EF - DA
3 - 10
IF 1(RR)
IF 2(RR)
IF 3(RR)
IF 4(RR)
EF - DA
3 - 10
IF 1(LL)
IF 2(LL)
IF 3(LL)
IF 4(LL)
0 500
Channels
Lower frame: Milli Ampl Jy Top frame: Phas deg
Vector averaged cross-power spectrum Several baselines displayed
Timerange: 00/20:08:31 to 00/20:12:59

Plot file version 72 created 15-AUG-2022 07:38:09
FRB211127 EB096A.UVDATA.1
Freq = 1.5945 GHz, Bw = 32.000 MH Calibrated with CL # 4 and BP # 1 (BP mode 1)

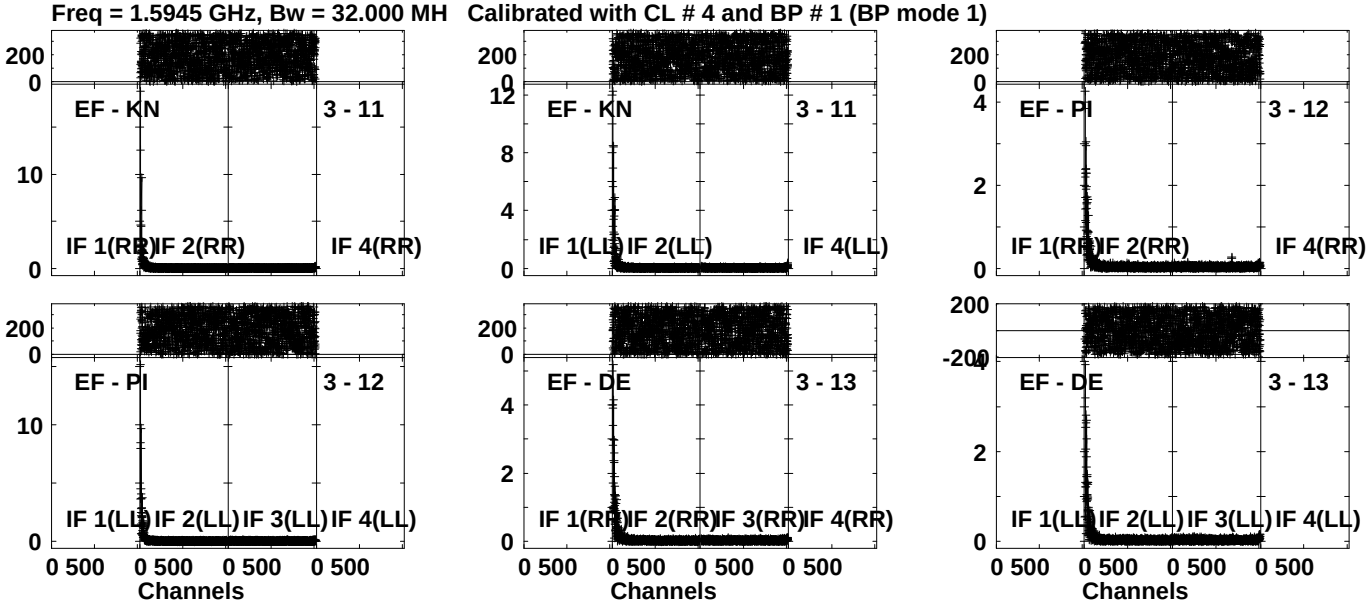

Lower frame: Ampl Jy Top frame: Phas deg
Vector averaged cross-power spectrum Several baselines displayed
Timerange: 00/20:08:31 to 00/20:12:59

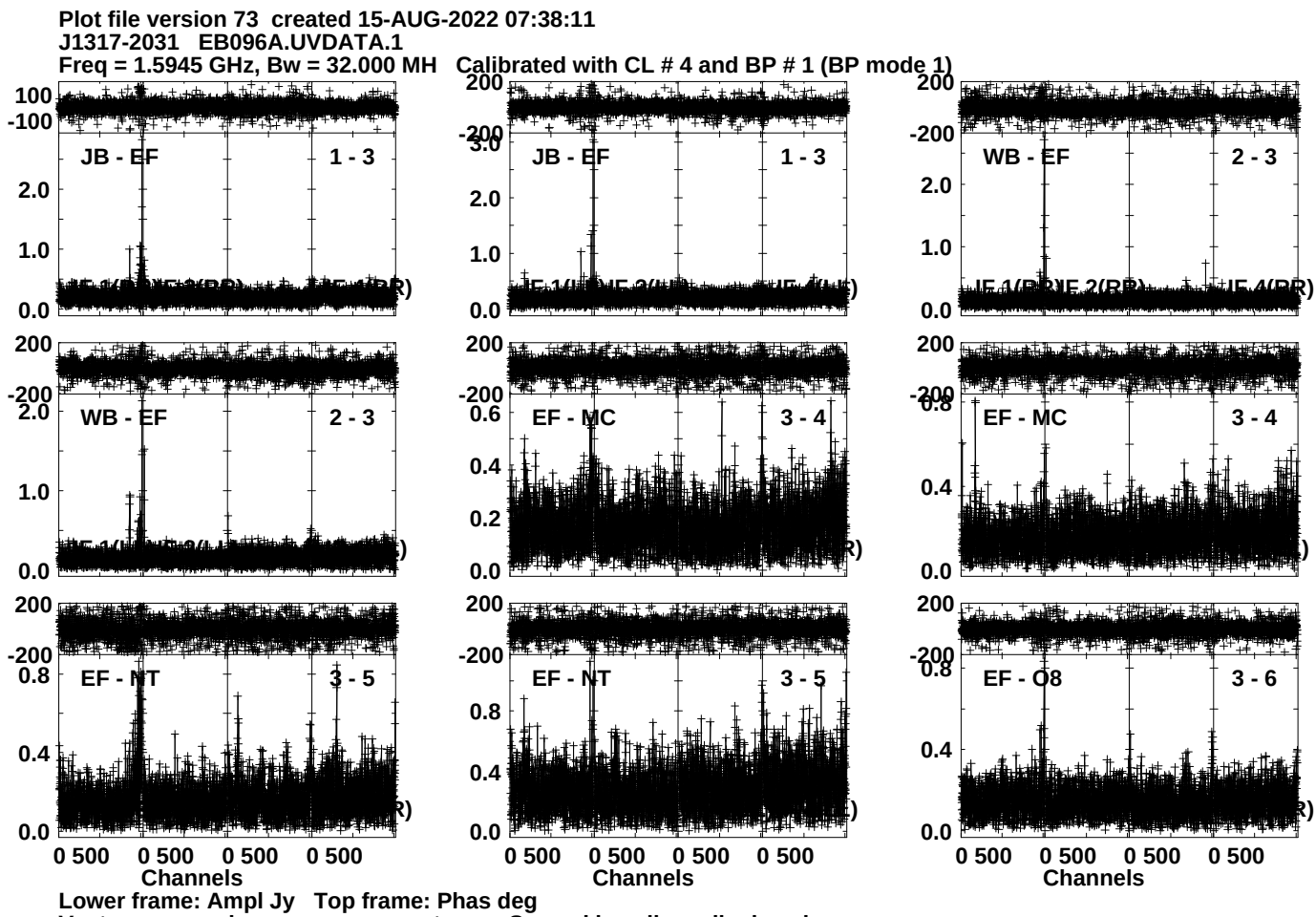
Plot file version 73 created 15-AUG-2022 07:38:11
J1317-2031 EB096A.UVDATA.1
Freq = 1.5945 GHz, Bw = 32.000 MH Calibrated with CL # 4 and BP # 1 (BP mode 1)
JB - EF
1 - 3
JB - EF
1 - 3
WB - EF
2 - 3
WB - EF
2 - 3
EF - MC
3 - 4
EF - MC
3 - 4
EF - NT
3 - 5
EF - NT
3 - 5
EF - O8
3 - 6
Channels
Channels
Channels
Lower frame: Ampl Jy Top frame: Phas deg
Vector averaged cross-power spectrum Several baselines displayed
Timerange: 00/20:13:01 to 00/20:14:29

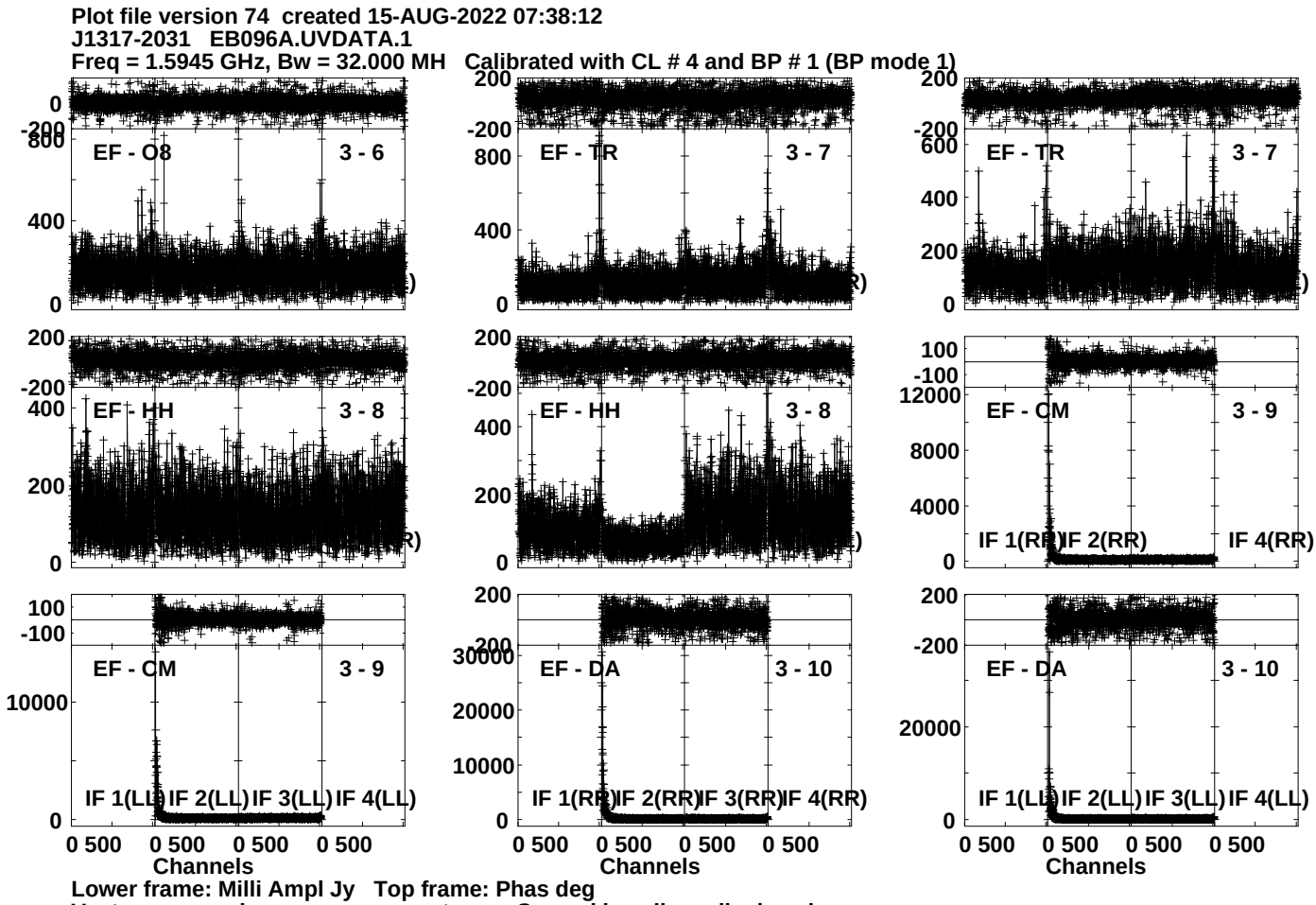
Plot file version 74 created 15-AUG-2022 07:38:12
J1317-2031 EB096A.UVDATA.1
Freq = 1.5945 GHz, Bw = 32.000 MH Calibrated with CL # 4 and BP # 1 (BP mode 1)
EF - O8 3 - 6
EF - TR 3 - 7
EF - TR 3 - 7
EF - HH 3 - 8
EF - HH 3 - 8
EF - CM 3 - 9
IF 1(RR) IF 2(RR) IF 4(RR)
EF - CM 3 - 9
IF 1(LL) IF 2(LL) IF 3(LL) IF 4(LL)
EF - DA 3 - 10
IF 1(RR) IF 2(RR) IF 3(RR) IF 4(RR)
EF - DA 3 - 10
IF 1(LL) IF 2(LL) IF 3(LL) IF 4(LL)
0 500 0 500 0 500 0 500
Channels
Lower frame: Milli Ampl Jy Top frame: Phas deg
Vector averaged cross-power spectrum Several baselines displayed
Timerange: 00/20:13:01 to 00/20:14:29

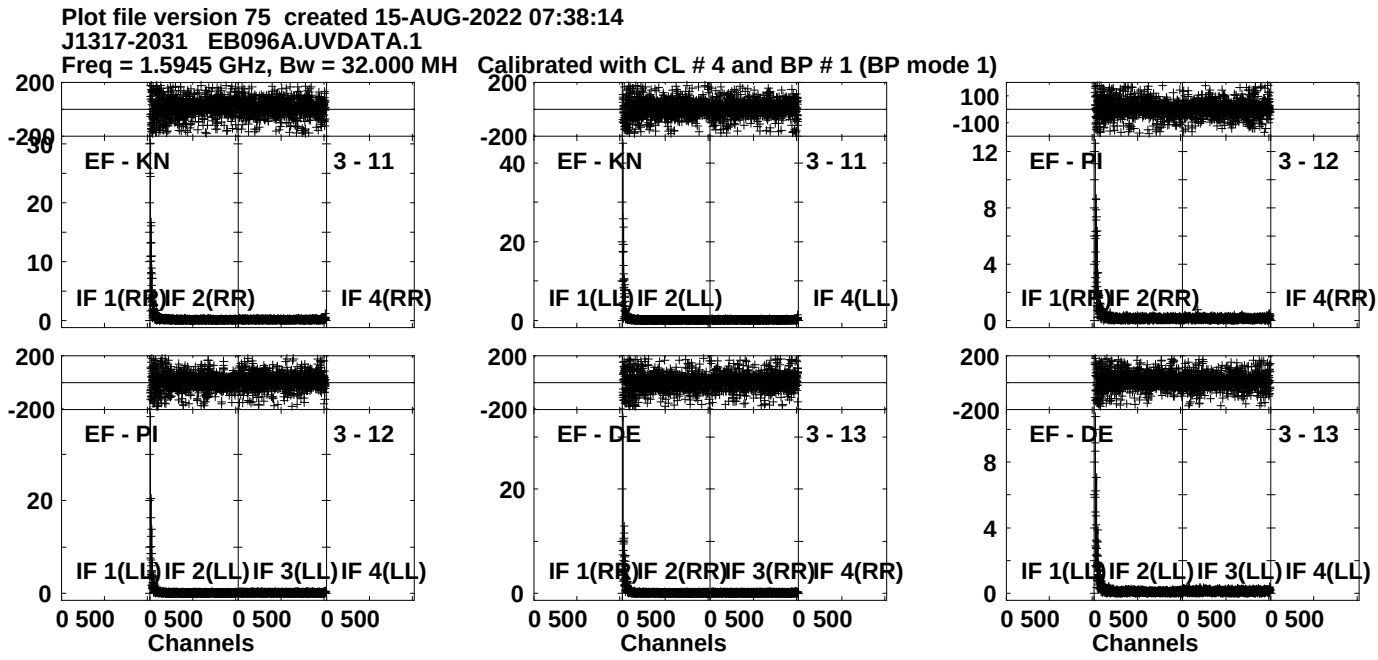

Lower frame: Ampl Jy Top frame: Phas deg
Vector averaged cross-power spectrum Several baselines displayed
Timerange: 00/20:13:01 to 00/20:14:29

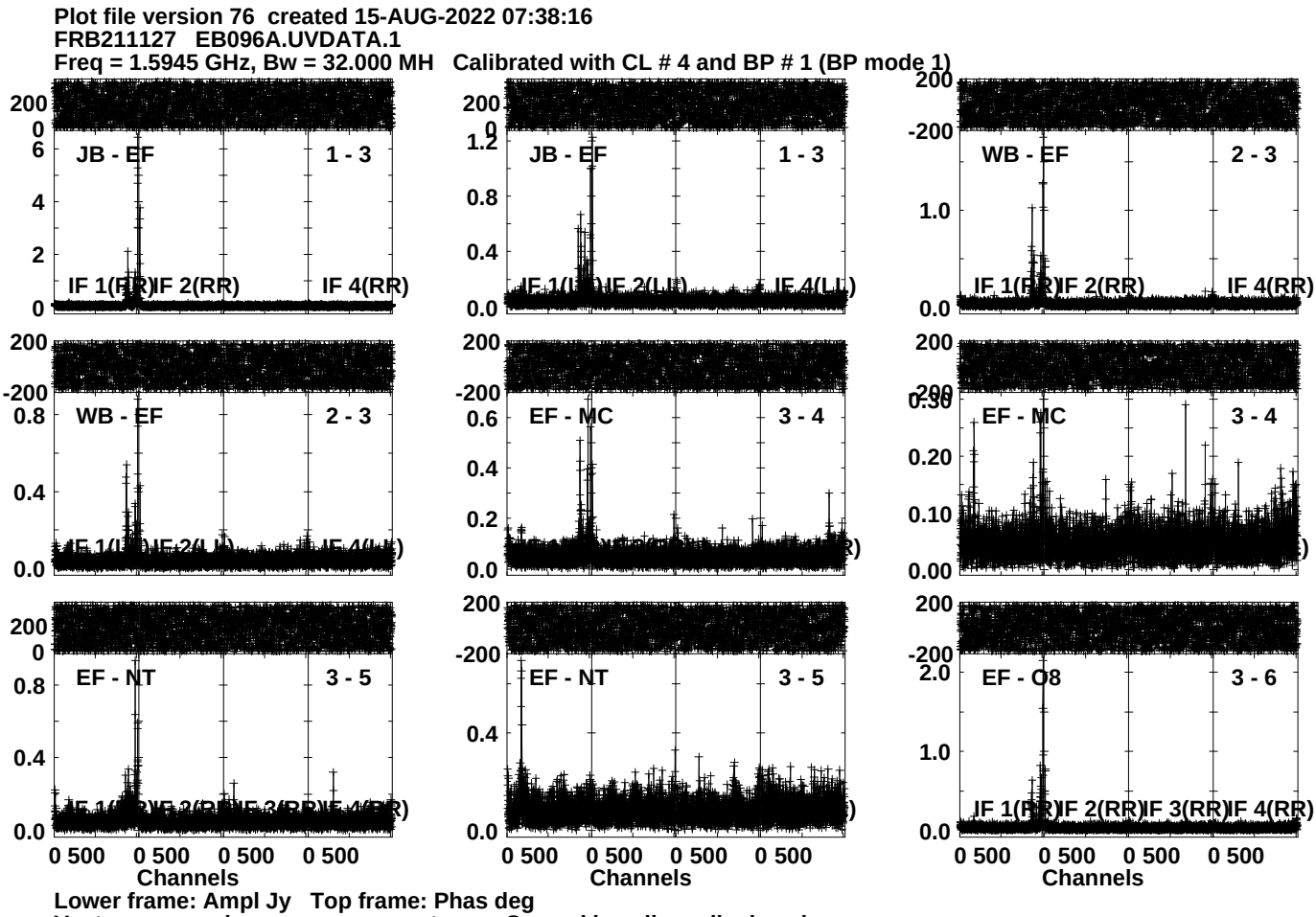
Plot file version 76 created 15-AUG-2022 07:38:16
FRB211127 EB096A.UVDATA.1
Freq = 1.5945 GHz, Bw = 32.000 MH Calibrated with CL # 4 and BP # 1 (BP mode 1)
JB - EF
1 - 3
IF 1(RR)IF 2(RR)
IF 4(RR)
JB - EF
1 - 3
IF 1(LL)IF 2(LL)
IF 4(LL)
WB - EF
2 - 3
IF 1(RR)IF 2(RR)
IF 4(RR)
WB - EF
2 - 3
EF - MC
3 - 4
EF - MC
3 - 4
EF - NT
3 - 5
IF 1(RR)IF 2(RR)IF 3(RR)IF 4(RR)
EF - NT
3 - 5
EF - O8
3 - 6
IF 1(RR)IF 2(RR)IF 3(RR)IF 4(RR)
0 500 0 500 0 500 0 500
Channels
0 500 0 500 0 500 0 500
Channels
0 500 0 500 0 500 0 500
Channels
Lower frame: Ampl Jy Top frame: Phas deg
Vector averaged cross-power spectrum Several baselines displayed
Timerange: 00/20:14:31 to 00/20:18:59

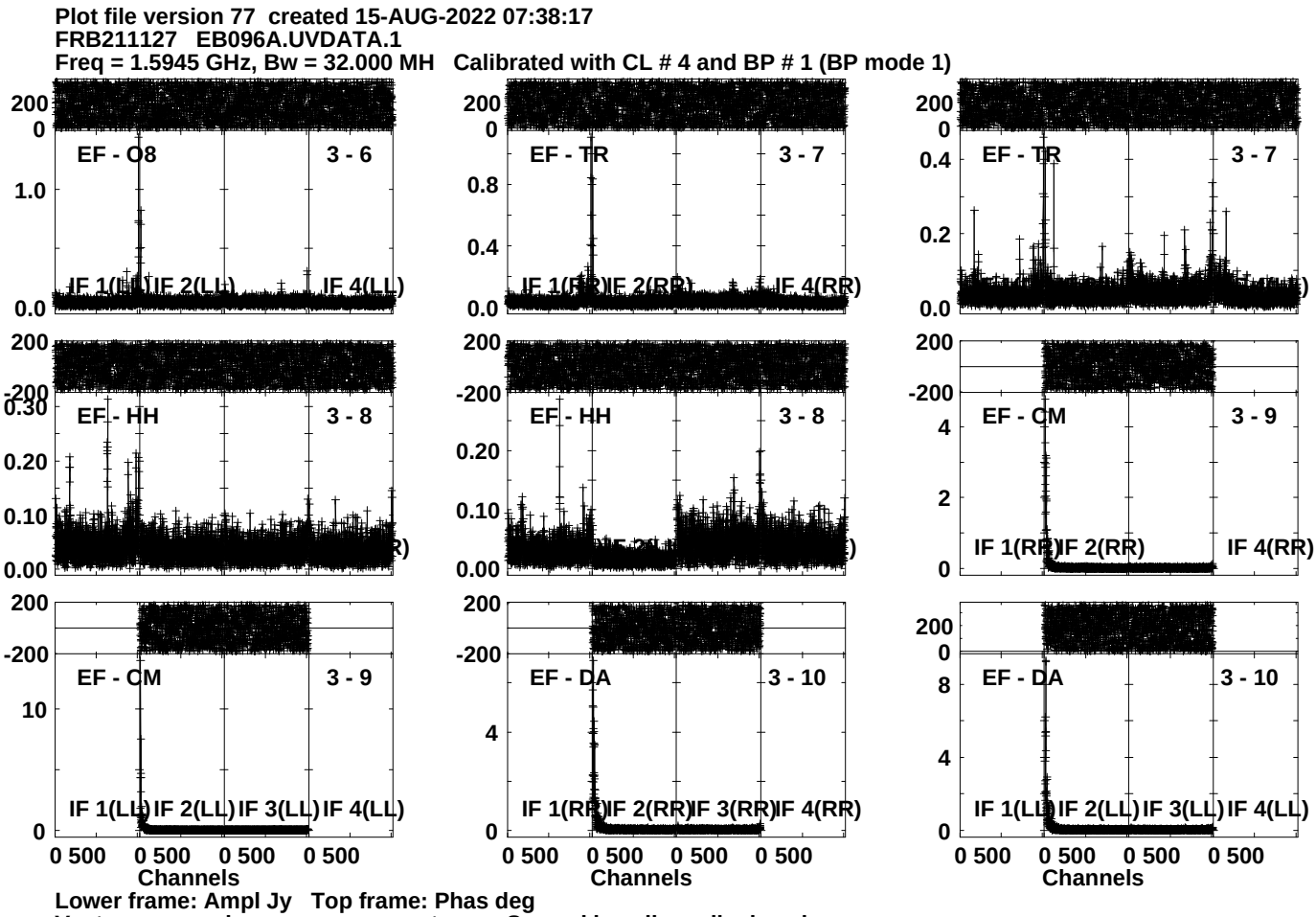
Plot file version 77 created 15-AUG-2022 07:38:17
FRB211127 EB096A.UVDATA.1
Freq = 1.5945 GHz, Bw = 32.000 MH Calibrated with CL # 4 and BP # 1 (BP mode 1)
EF - O8 3 - 6
EF - TR 3 - 7
EF - TR 3 - 7
EF - HH 3 - 8
EF - HH 3 - 8
EF - CM 3 - 9
EF - CM 3 - 9
EF - DA 3 - 10
EF - DA 3 - 10
IF 1(LL) IF 2(LL) IF 4(LL)
IF 1(RR) IF 2(RR) IF 4(RR)
IF 1(RR) IF 2(RR) IF 4(RR)
IF 1(LL) IF 2(LL) IF 3(LL) IF 4(LL)
IF 1(RR) IF 2(RR) IF 3(RR) IF 4(RR)
IF 1(LL) IF 2(LL) IF 3(LL) IF 4(LL)
0 500 0 500 0 500 0 500
Channels
Lower frame: Ampl Jy Top frame: Phas deg
Vector averaged cross-power spectrum Several baselines displayed
Timerange: 00/20:14:31 to 00/20:18:59

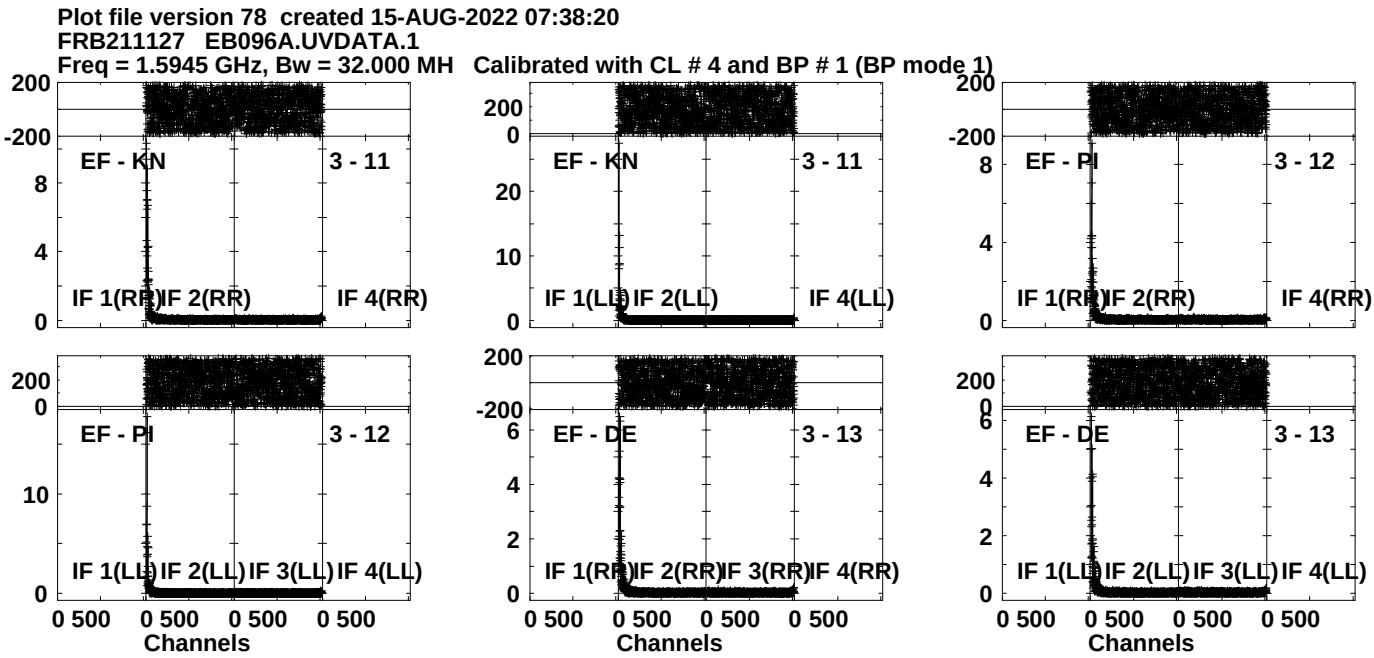

Lower frame: Ampl Jy Top frame: Phas deg
Vector averaged cross-power spectrum Several baselines displayed
Timerange: 00/20:14:31 to 00/20:18:59

Plot file version 79 created 15-AUG-2022 07:38:22
J1317-2031 EB096A.UVDATA.1
Freq = 1.5945 GHz, Bw = 32.000 MH Calibrated with CL # 4 and BP # 1 (BP mode 1)

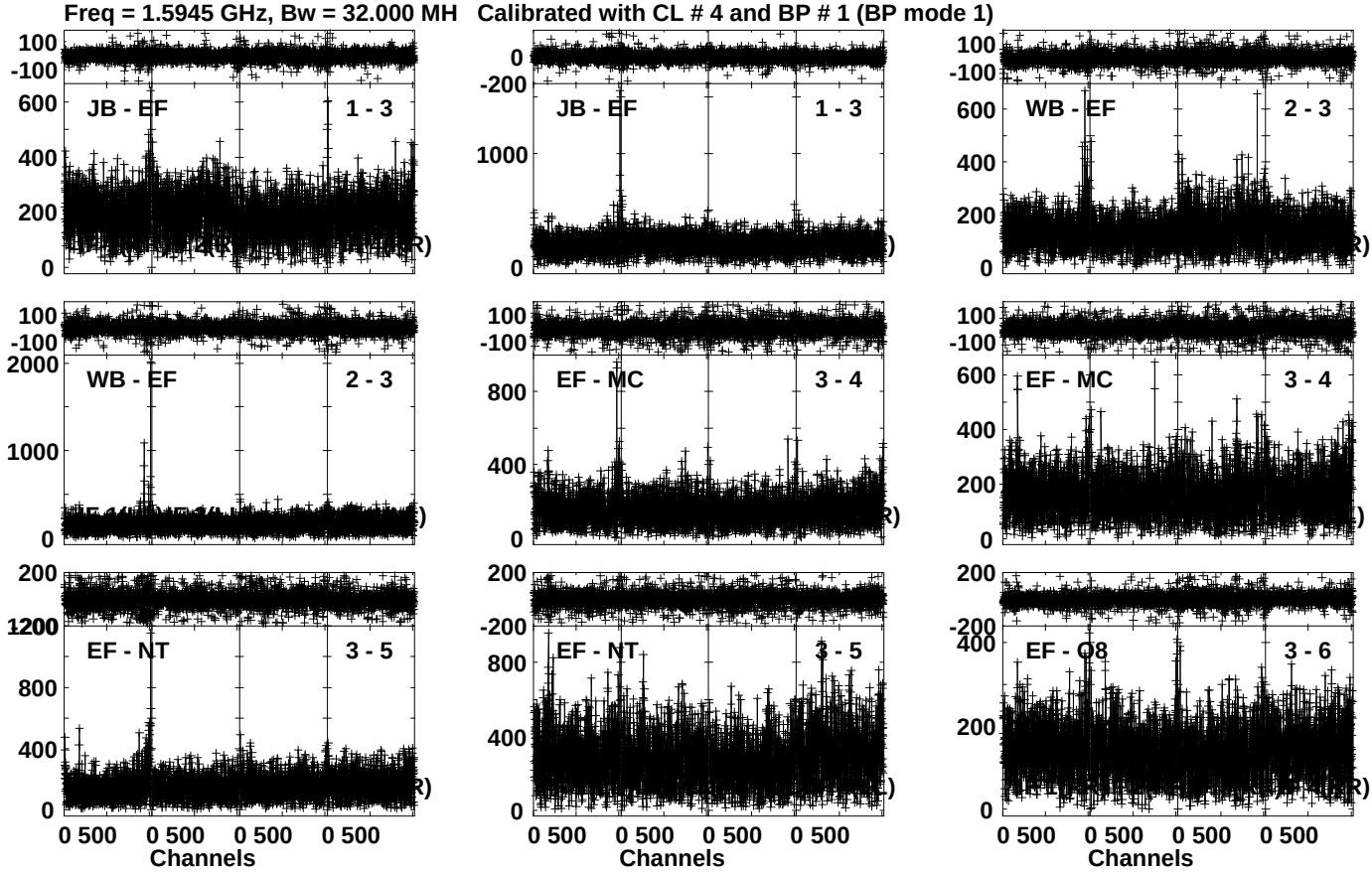

Lower frame: Milli Ampl Jy Top frame: Phas deg
Vector averaged cross-power spectrum Several baselines displayed
Timerange: 00/20:19:31 to 00/20:20:29

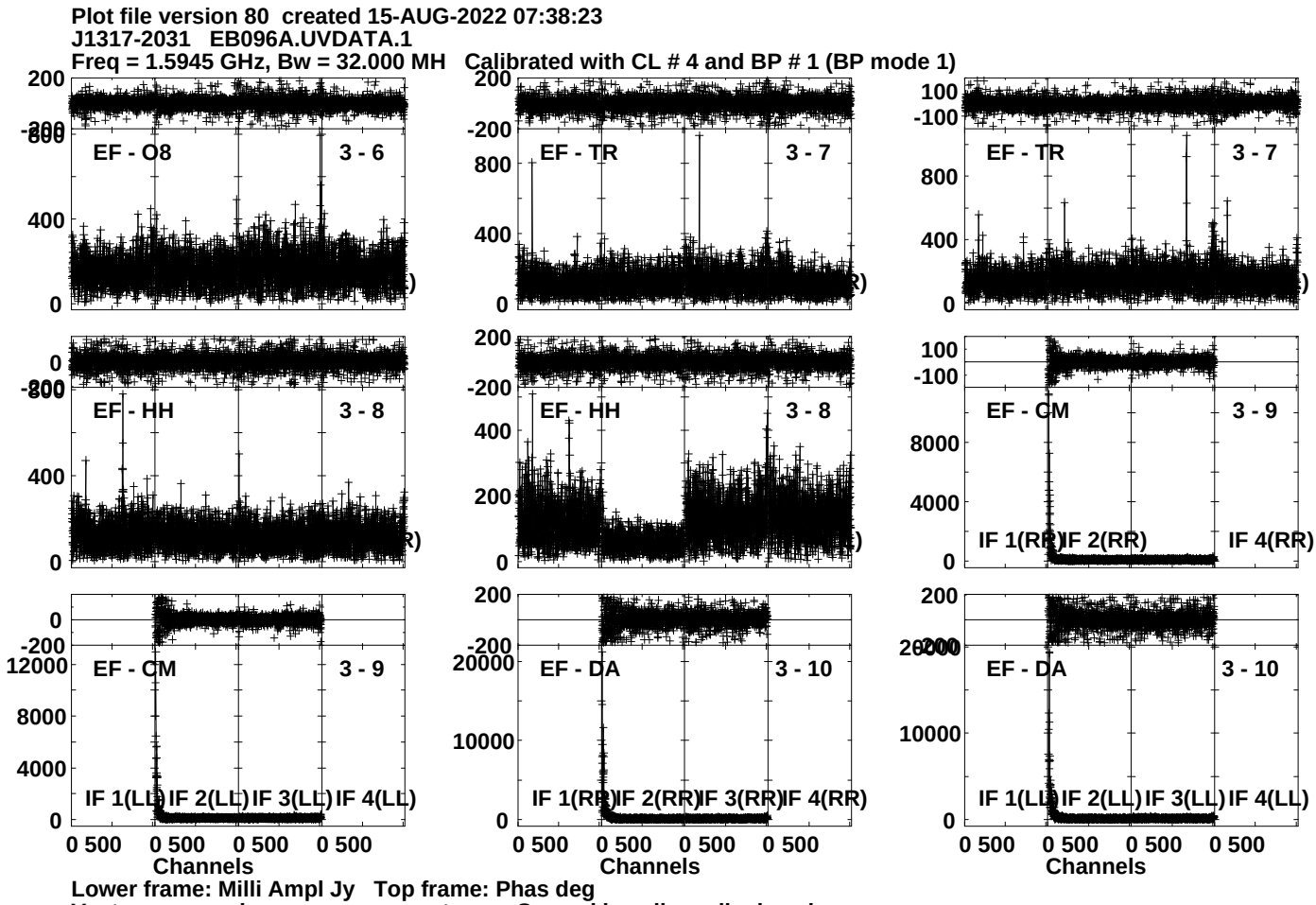
Plot file version 80 created 15-AUG-2022 07:38:23
J1317-2031 EB096A.UVDATA.1
Freq = 1.5945 GHz, Bw = 32.000 MH Calibrated with CL # 4 and BP # 1 (BP mode 1)
EF - O8 3 - 6
EF - TR 3 - 7
EF - TR 3 - 7
EF - HH 3 - 8
EF - HH 3 - 8
EF - CM 3 - 9
IF 1(RR) IF 2(RR) IF 4(RR)
EF - CM 3 - 9
IF 1(LL) IF 2(LL) IF 3(LL) IF 4(LL)
EF - DA 3 - 10
IF 1(RR) IF 2(RR) IF 3(RR) IF 4(RR)
EF - DA 3 - 10
IF 1(LL) IF 2(LL) IF 3(LL) IF 4(LL)
0 500 0 500 0 500 0 500
Channels
Lower frame: Milli Ampl Jy Top frame: Phas deg
Vector averaged cross-power spectrum Several baselines displayed
Timerange: 00/20:19:31 to 00/20:20:29

Plot file version 81 created 15-AUG-2022 07:38:25
J1317-2031 EB096A.UVDATA.1
Freq = 1.5945 GHz, Bw = 32.000 MH Calibrated with CL # 4 and BP # 1 (BP mode 1)

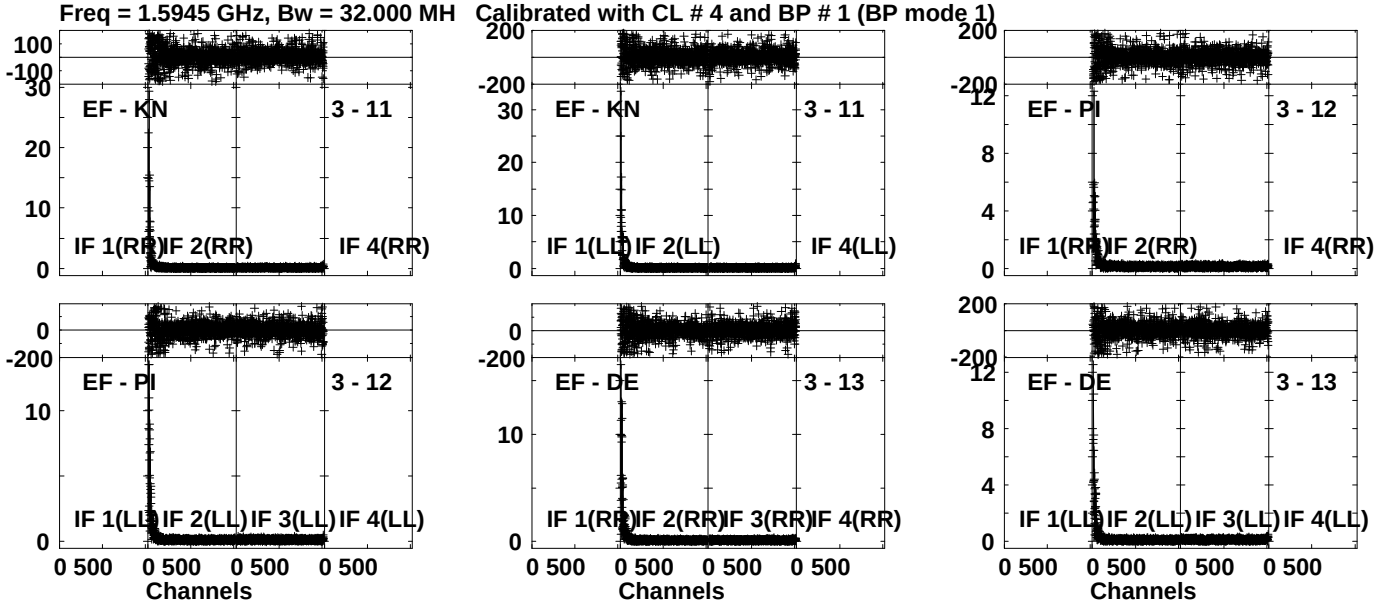

Lower frame: Ampl Jy Top frame: Phas deg
Vector averaged cross-power spectrum Several baselines displayed
Timerange: 00/20:19:31 to 00/20:20:29

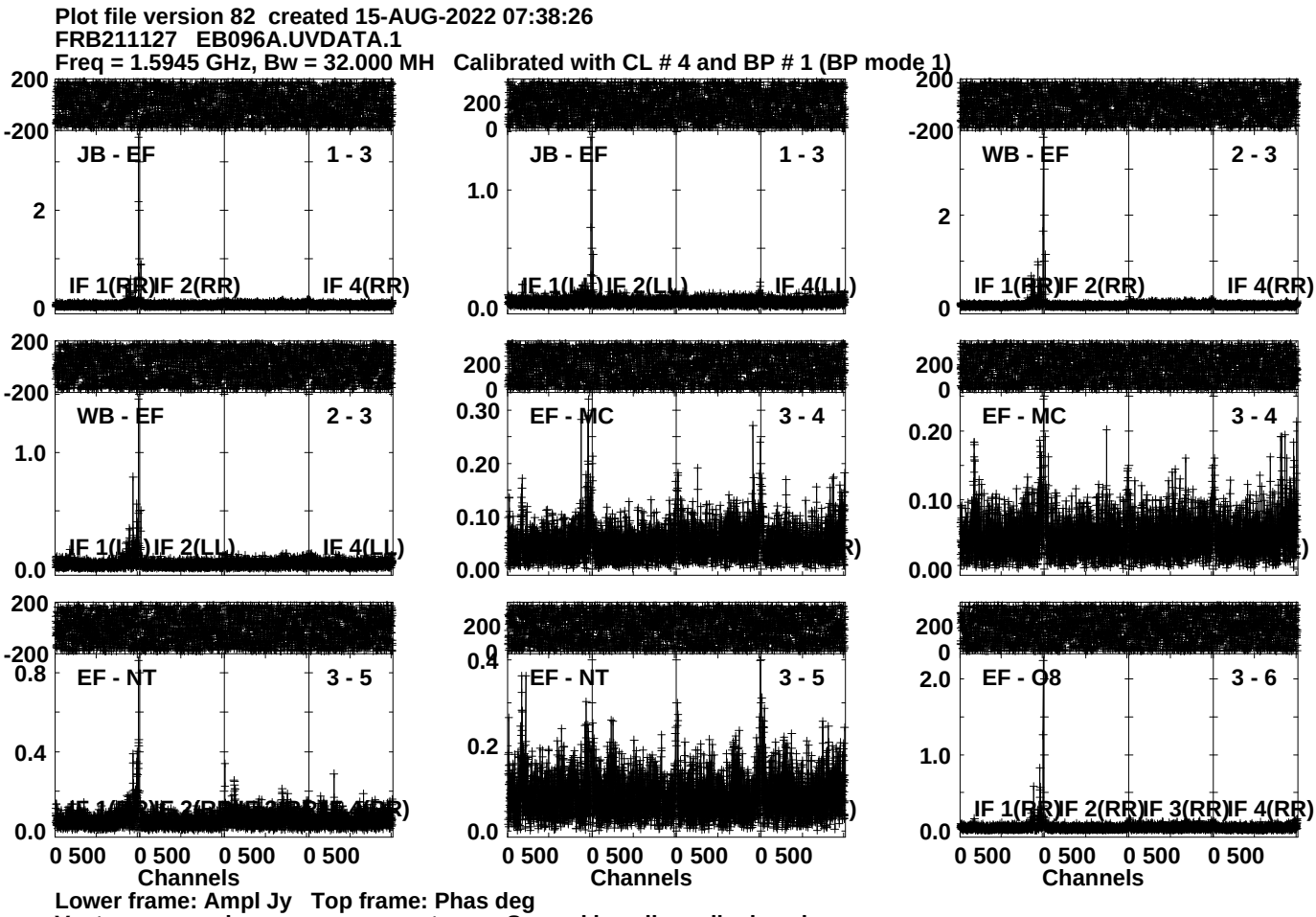

Lower frame: Ampl Jy Top frame: Phas deg
Vector averaged cross-power spectrum Several baselines displayed
Timerange: 00/20:20:31 to 00/20:24:59

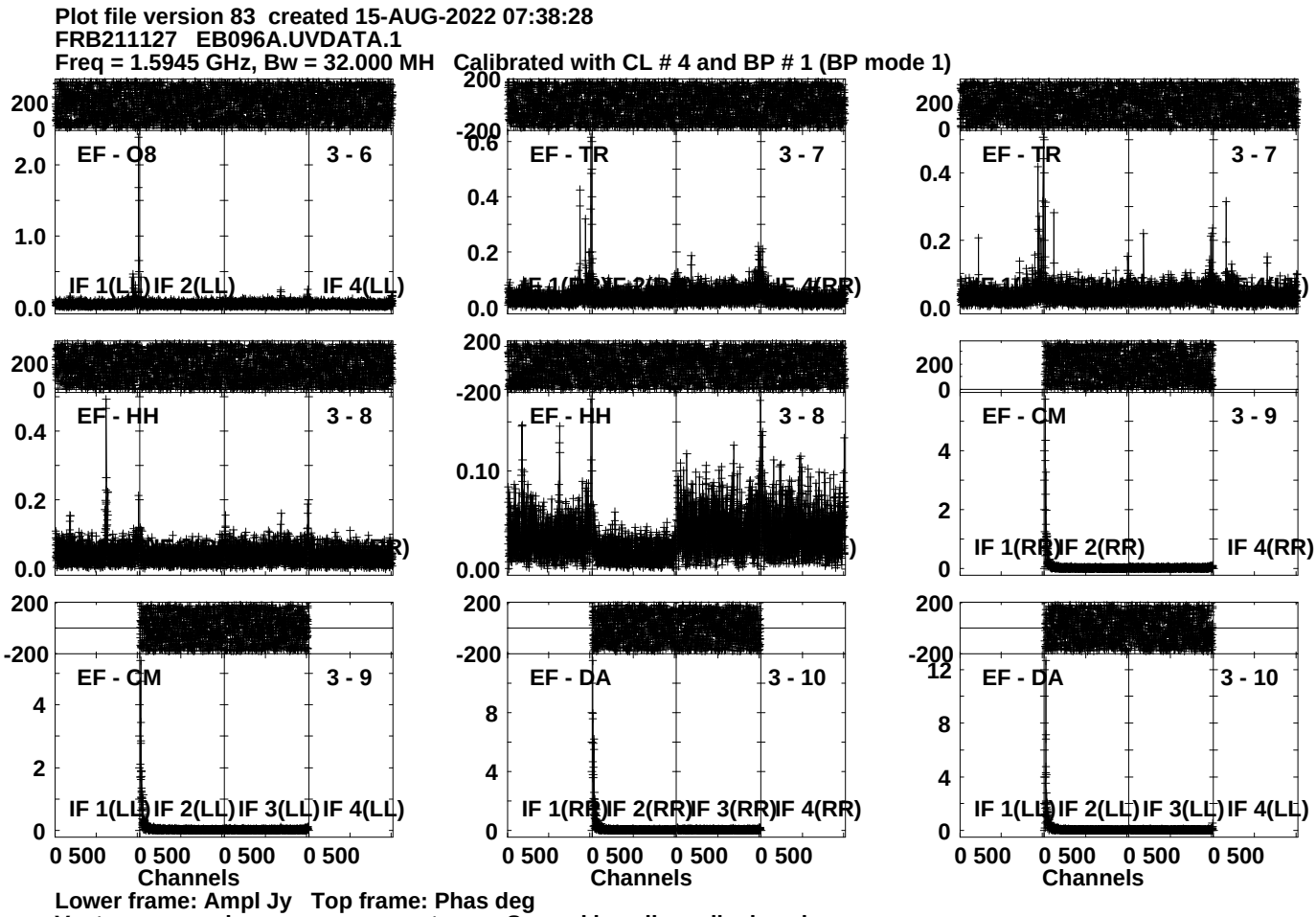
Plot file version 83 created 15-AUG-2022 07:38:28
FRB211127 EB096A.UVDATA.1
Freq = 1.5945 GHz, Bw = 32.000 MH Calibrated with CL # 4 and BP # 1 (BP mode 1)
EF - O8
3 - 6
IF 1(LL) IF 2(LL) IF 4(LL)
EF - TR
3 - 7
EF - TR
3 - 7
EF - HH
3 - 8
EF - HH
3 - 8
EF - CM
3 - 9
IF 1(RR) IF 2(RR) IF 4(RR)
EF - CM
3 - 9
IF 1(LL) IF 2(LL) IF 3(LL) IF 4(LL)
EF - DA
3 - 10
IF 1(RR) IF 2(RR) IF 3(RR) IF 4(RR)
EF - DA
3 - 10
IF 1(LL) IF 2(LL) IF 3(LL) IF 4(LL)
0 500 0 500 0 500 0 500
Channels
Lower frame: Ampl Jy Top frame: Phas deg
Vector averaged cross-power spectrum Several baselines displayed
Timerange: 00/20:20:31 to 00/20:24:59

Plot file version 84 created 15-AUG-2022 07:38:30
FRB211127 EB096A.UVDATA.1
Freq = 1.5945 GHz, Bw = 32.000 MH Calibrated with CL # 4 and BP # 1 (BP mode 1)

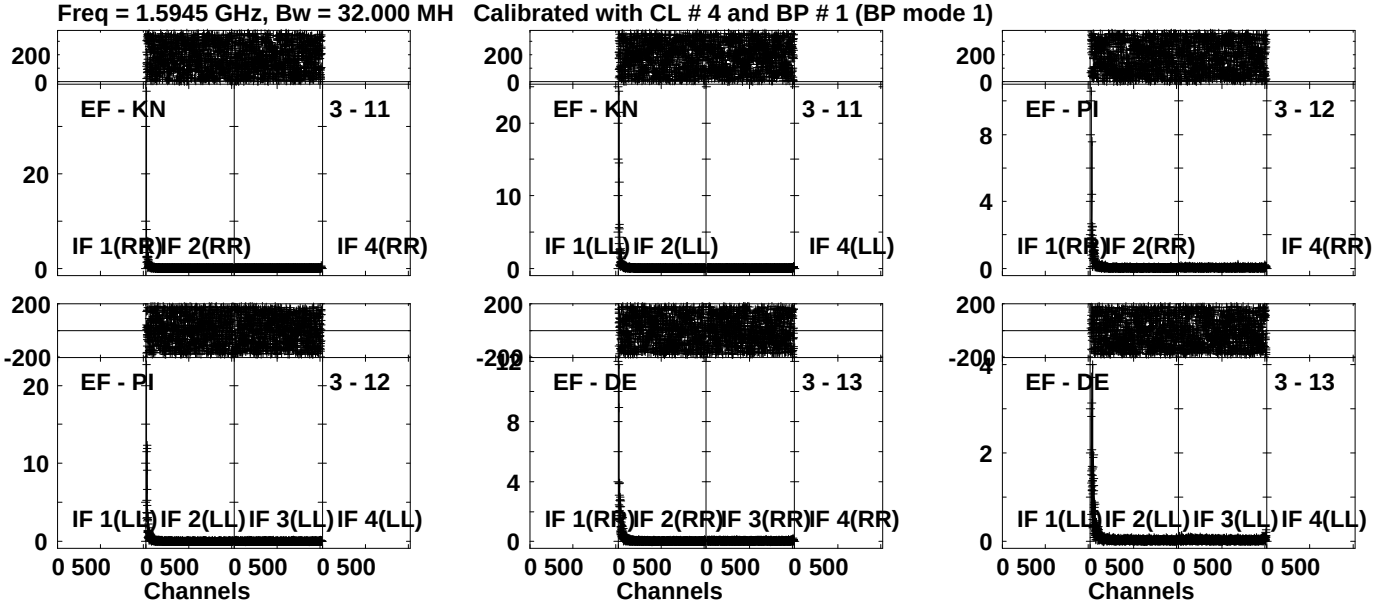

Lower frame: Ampl Jy Top frame: Phas deg
Vector averaged cross-power spectrum Several baselines displayed
Timerange: 00/20:20:31 to 00/20:24:59

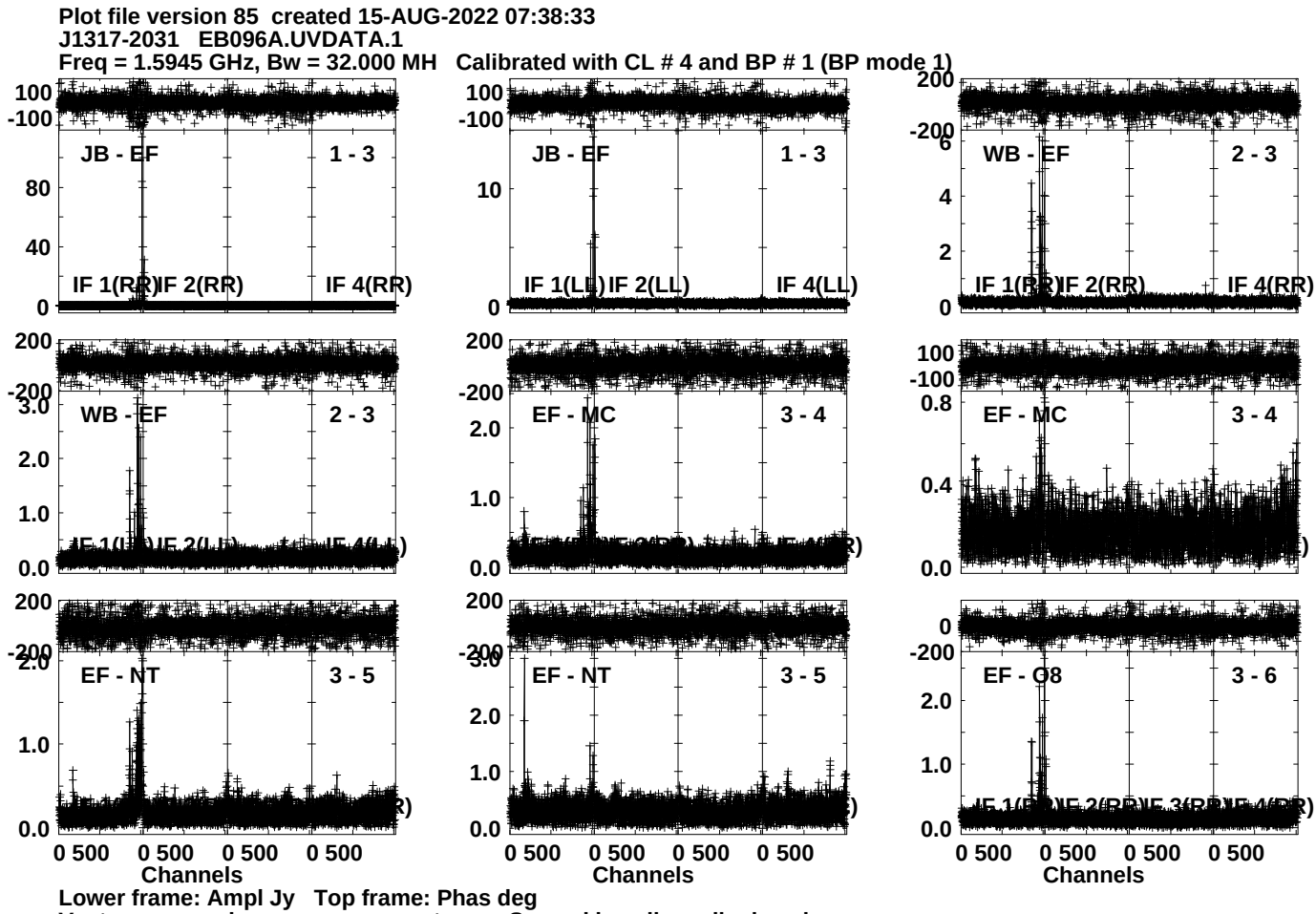
Plot file version 85 created 15-AUG-2022 07:38:33
J1317-2031 EB096A.UVDATA.1
Freq = 1.5945 GHz, Bw = 32.000 MH Calibrated with CL # 4 and BP # 1 (BP mode 1)
JB - EF
1 - 3
IF 1(RR) IF 2(RR) IF 4(RR)
JB - EF
1 - 3
IF 1(LL) IF 2(LL) IF 4(LL)
WB - EF
2 - 3
IF 1(RR) IF 2(RR) IF 4(RR)
WB - EF
2 - 3
EF - MC
3 - 4
EF - MC
3 - 4
EF - NT
3 - 5
EF - NT
3 - 5
EF - G8
3 - 6
IF 1(RR) IF 2(RR) IF 3(RR) IF 4(RR)
0 500 0 500 0 500 0 500
Channels
Lower frame: Ampl Jy Top frame: Phas deg
Vector averaged cross-power spectrum Several baselines displayed
Timerange: 00/20:25:01 to 00/20:26:29

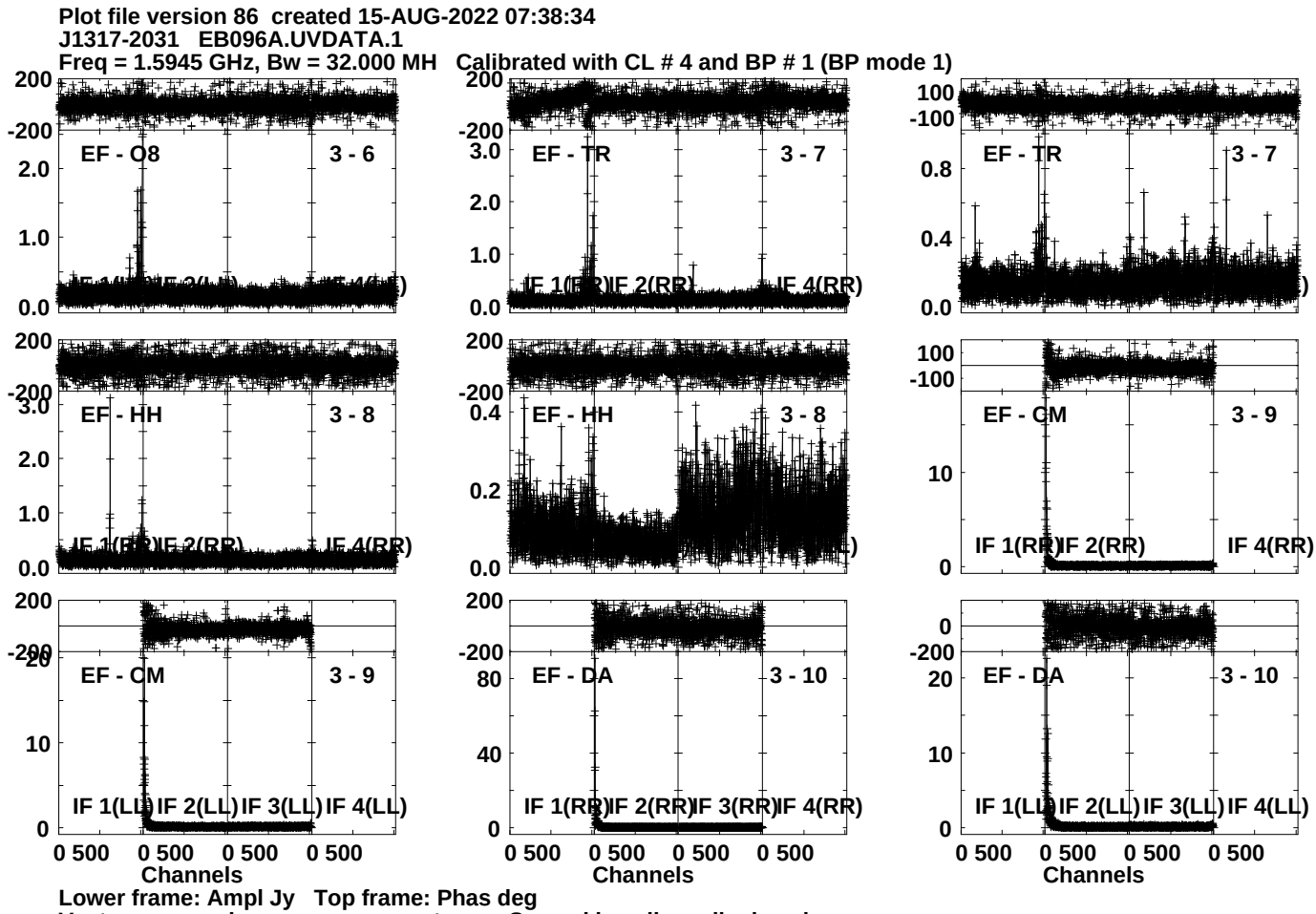
Plot file version 86 created 15-AUG-2022 07:38:34
J1317-2031 EB096A.UVDATA.1
Freq = 1.5945 GHz, Bw = 32.000 MH Calibrated with CL # 4 and BP # 1 (BP mode 1)
EF - O8
3 - 6
EF - TR
3 - 7
EF - TR
3 - 7
EF - HH
3 - 8
EF - HH
3 - 8
EF - CM
3 - 9
EF - CM
3 - 9
EF - DA
3 - 10
EF - DA
3 - 10
IF 1(RR) IF 2(RR) IF 4(RR)
IF 1(LL) IF 2(LL) IF 3(LL) IF 4(LL)
0 500 0 500 0 500 0 500
Channels
Lower frame: Ampl Jy Top frame: Phas deg
Vector averaged cross-power spectrum Several baselines displayed
Timerange: 00/20:25:01 to 00/20:26:29

Plot file version 87 created 15-AUG-2022 07:38:36
J1317-2031 EB096A.UVDATA.1
Freq = 1.5945 GHz, Bw = 32.000 MH Calibrated with CL # 4 and BP # 1 (BP mode 1)

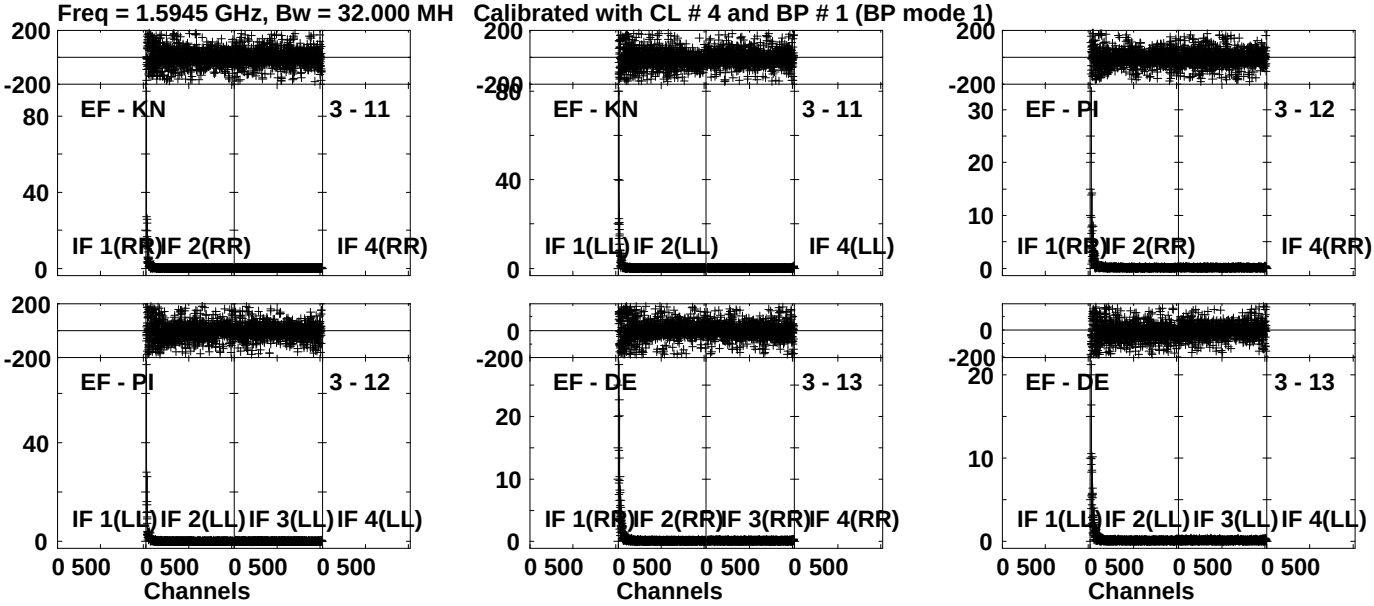

Lower frame: Ampl Jy Top frame: Phas deg
Vector averaged cross-power spectrum Several baselines displayed
Timerange: 00/20:25:01 to 00/20:26:29

Plot file version 88 created 15-AUG-2022 07:38:37
FRB211127 EB096A.UVDATA.1
Freq = 1.5945 GHz, Bw = 32.000 MH Calibrated with CL # 4 and BP # 1 (BP mode 1)

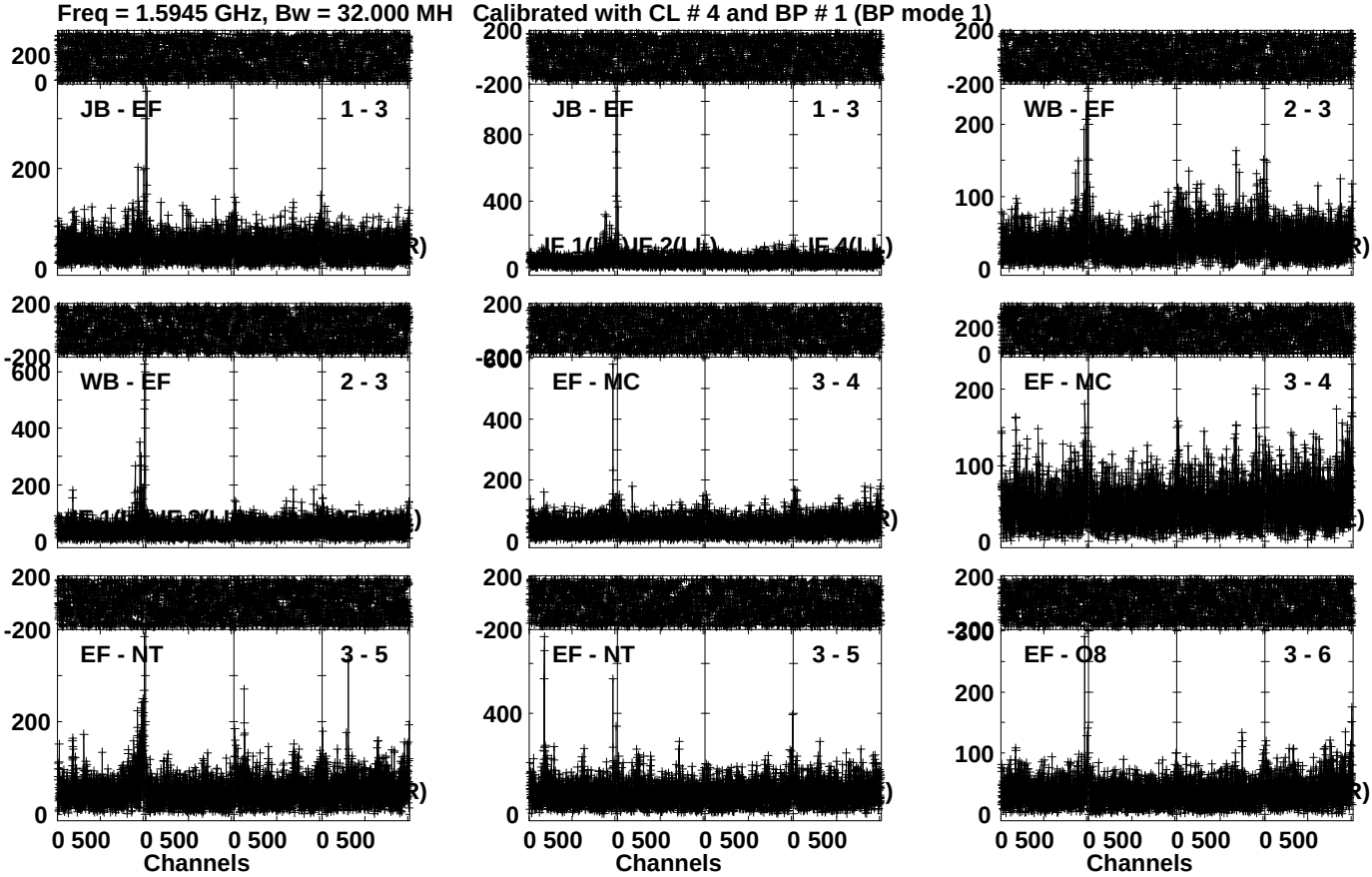

Lower frame: Milli Ampl Jy Top frame: Phas deg
Vector averaged cross-power spectrum Several baselines displayed
Timerange: 00/20:26:31 to 00/20:30:59

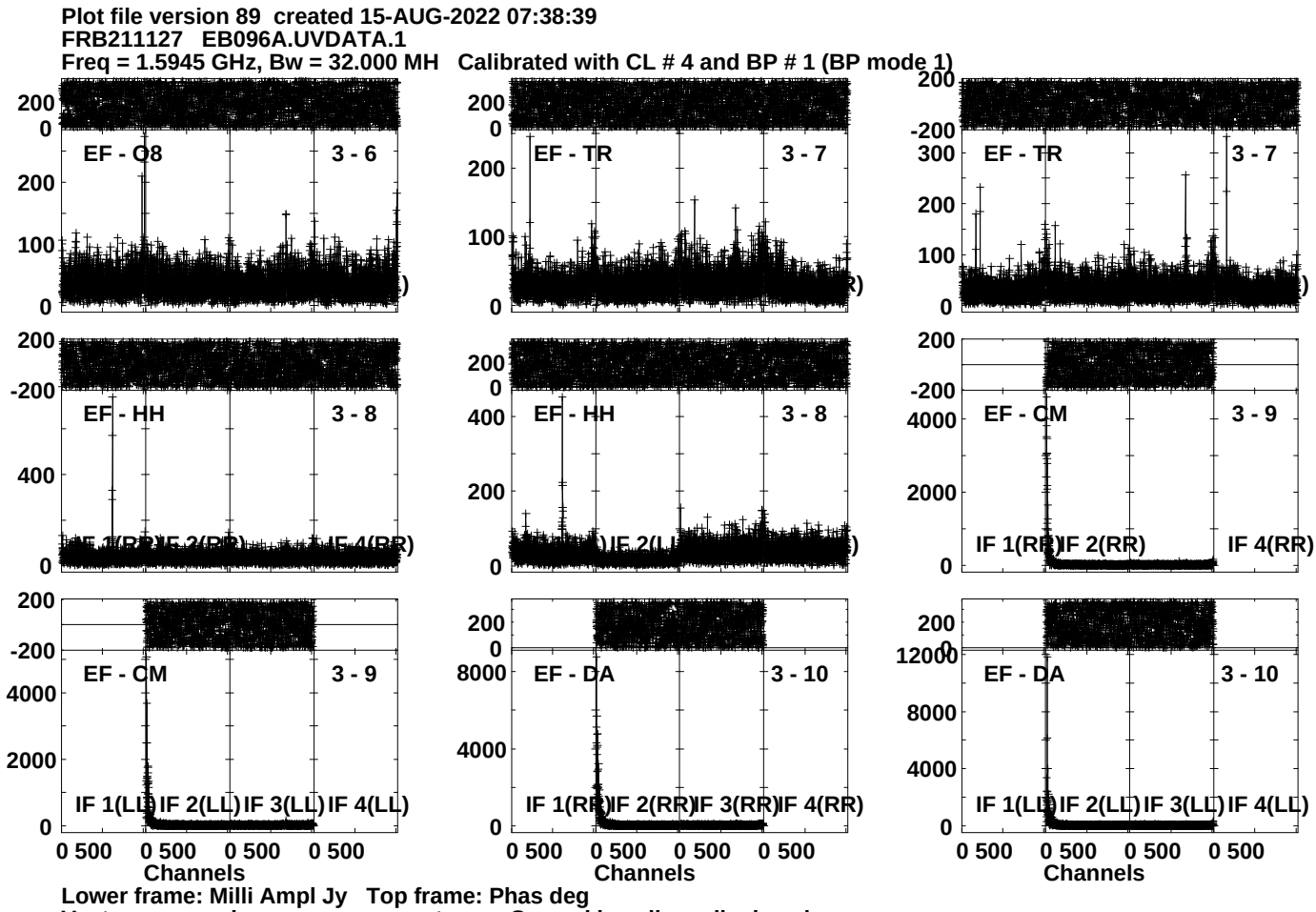
Plot file version 89 created 15-AUG-2022 07:38:39
FRB211127 EB096A.UVDATA.1
Freq = 1.5945 GHz, Bw = 32.000 MH Calibrated with CL # 4 and BP # 1 (BP mode 1)
EF - O8 3 - 6
EF - TR 3 - 7
EF - TR 3 - 7
EF - HH 3 - 8
EF - HH 3 - 8
EF - CM 3 - 9
IF 1(RR) IF 2(RR) IF 4(RR)
EF - CM 3 - 9
EF - DA 3 - 10
EF - DA 3 - 10
IF 1(LL) IF 2(LL) IF 3(LL) IF 4(LL)
IF 1(RR) IF 2(RR) IF 3(RR) IF 4(RR)
IF 1(LL) IF 2(LL) IF 3(LL) IF 4(LL)
0 500 0 500 0 500 0 500
Channels
Lower frame: Milli Ampl Jy Top frame: Phas deg
Vector averaged cross-power spectrum Several baselines displayed
Timerange: 00/20:26:31 to 00/20:30:59

Plot file version 90 created 15-AUG-2022 07:38:41
FRB211127 EB096A.UVDATA.1
Freq = 1.5945 GHz, Bw = 32.000 MH Calibrated with CL # 4 and BP # 1 (BP mode 1)

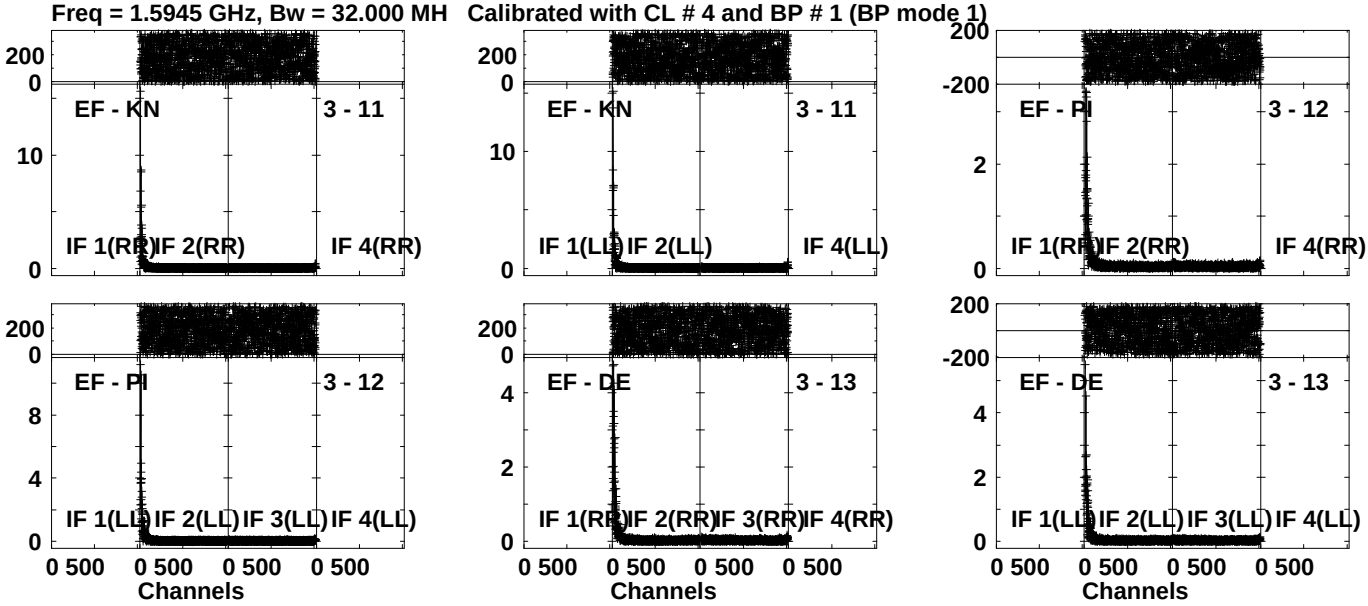

Lower frame: Ampl Jy Top frame: Phas deg
Vector averaged cross-power spectrum Several baselines displayed
Timerange: 00/20:26:31 to 00/20:30:59

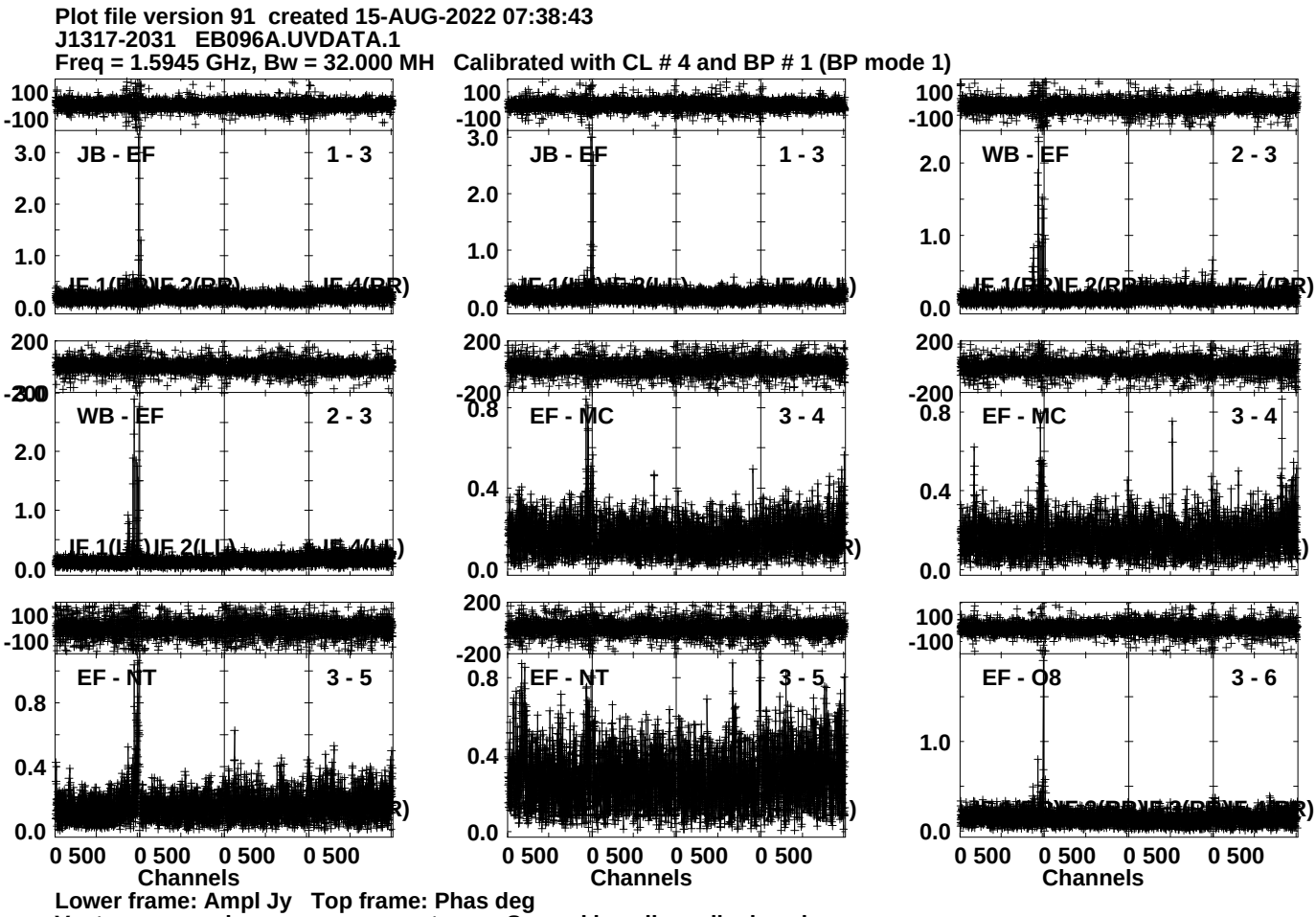
Plot file version 91 created 15-AUG-2022 07:38:43
J1317-2031 EB096A.UVDATA.1
Freq = 1.5945 GHz, Bw = 32.000 MH Calibrated with CL # 4 and BP # 1 (BP mode 1)
JB - EF 1 - 3
JB - EF 1 - 3
WB - EF 2 - 3
WB - EF 2 - 3
EF - MC 3 - 4
EF - MC 3 - 4
EF - NT 3 - 5
EF - NT 3 - 5
EF - O8 3 - 6
Channels
Channels
Channels
Lower frame: Ampl Jy Top frame: Phas deg
Vector averaged cross-power spectrum Several baselines displayed
Timerange: 00/20:31:31 to 00/20:32:29

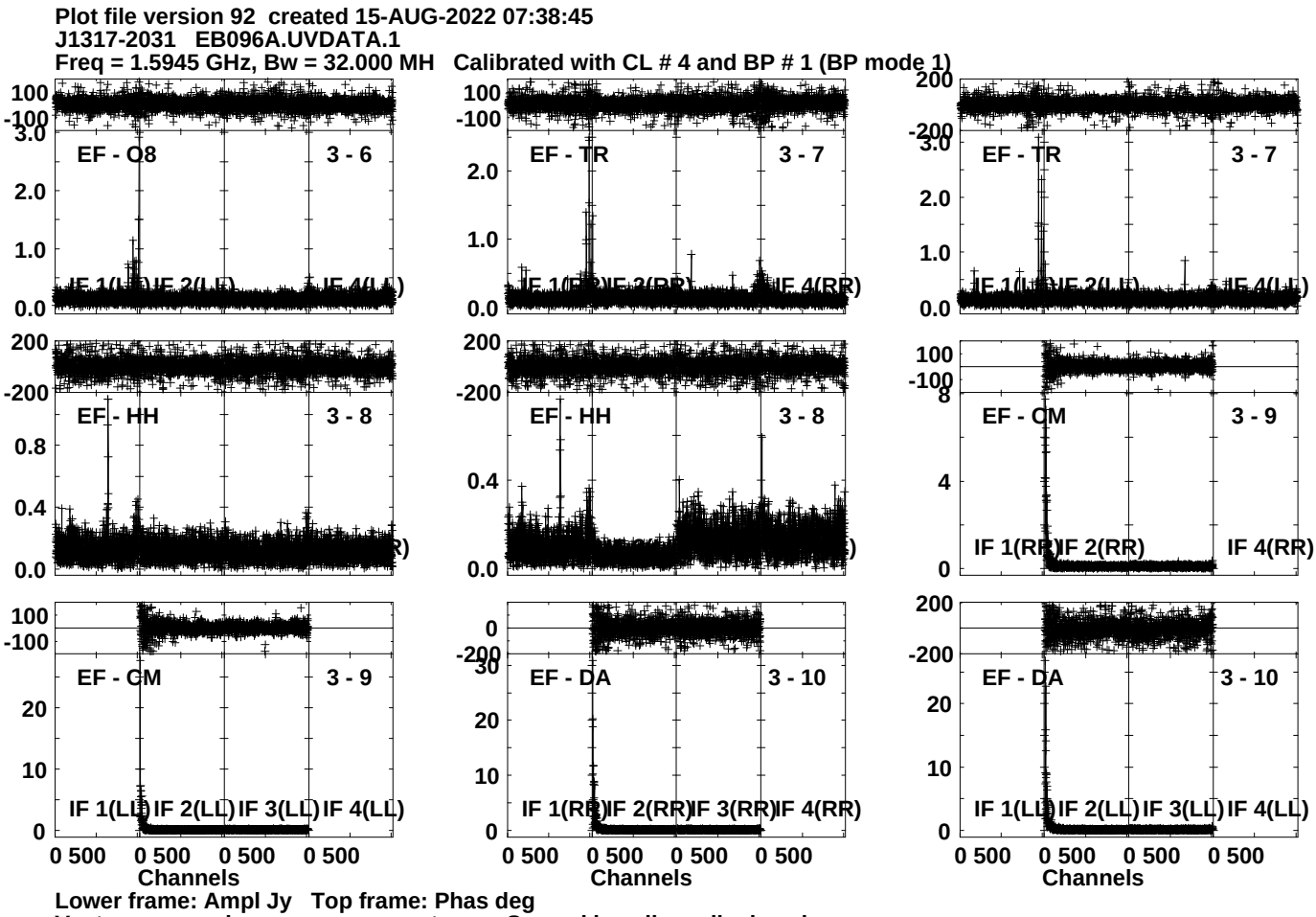
Plot file version 92 created 15-AUG-2022 07:38:45
J1317-2031 EB096A.UVDATA.1
Freq = 1.5945 GHz, Bw = 32.000 MH Calibrated with CL # 4 and BP # 1 (BP mode 1)
EF - O8
3 - 6
EF - TR
3 - 7
EF - TR
3 - 7
EF - HH
3 - 8
EF - HH
3 - 8
EF - CM
3 - 9
IF 1(RR) IF 2(RR) IF 4(RR)
EF - CM
3 - 9
IF 1(LL) IF 2(LL) IF 3(LL) IF 4(LL)
EF - DA
3 - 10
IF 1(RR) IF 2(RR) IF 3(RR) IF 4(RR)
EF - DA
3 - 10
IF 1(LL) IF 2(LL) IF 3(LL) IF 4(LL)
0 500 0 500 0 500 0 500
Channels
Lower frame: Ampl Jy Top frame: Phas deg
Vector averaged cross-power spectrum Several baselines displayed
Timerange: 00/20:31:31 to 00/20:32:29

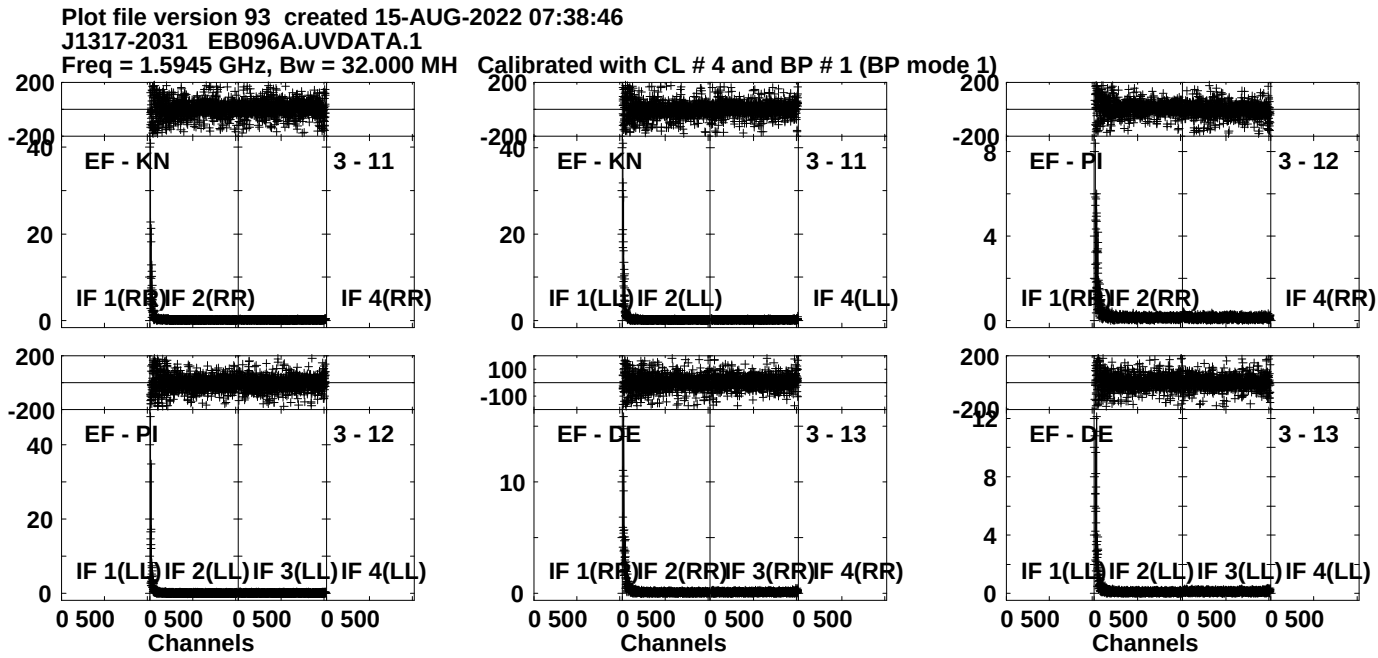

Lower frame: Ampl Jy Top frame: Phas deg
Vector averaged cross-power spectrum Several baselines displayed
Timerange: 00/20:31:31 to 00/20:32:29

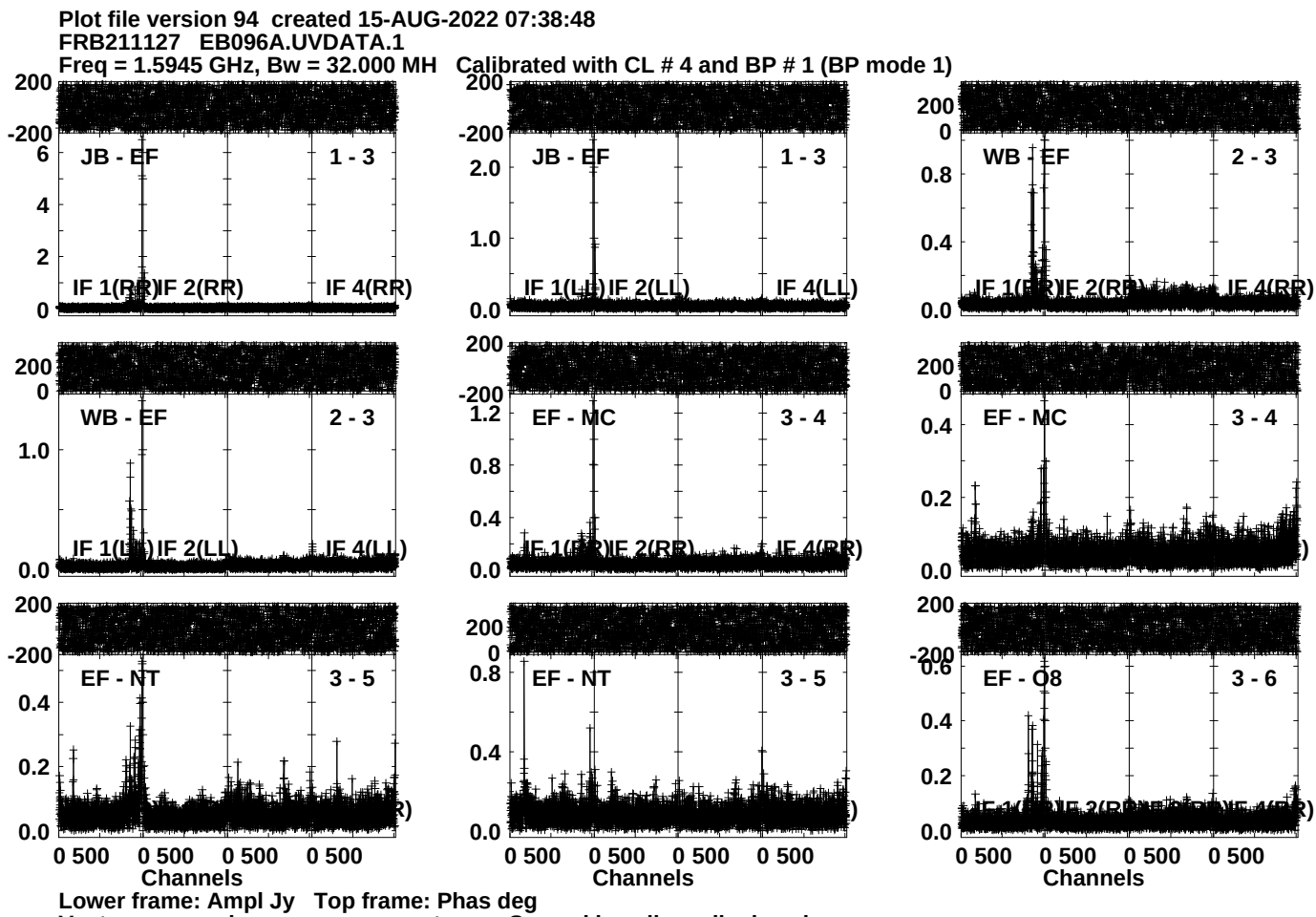
Plot file version 94 created 15-AUG-2022 07:38:48
FRB211127 EB096A.UVDATA.1
Freq = 1.5945 GHz, Bw = 32.000 MH Calibrated with CL # 4 and BP # 1 (BP mode 1)
JB - EF
1 - 3
IF 1(RR)
IF 2(RR)
IF 4(RR)
JB - EF
1 - 3
IF 1(LL)
IF 2(LL)
IF 4(LL)
WB - EF
2 - 3
WB - EF
2 - 3
IF 1(LL)
IF 2(LL)
IF 4(LL)
EF - MC
3 - 4
EF - MC
3 - 4
EF - NT
3 - 5
EF - NT
3 - 5
EF - O8
3 - 6
0 500
Channels
Lower frame: Ampl Jy Top frame: Phas deg
Vector averaged cross-power spectrum Several baselines displayed
Timerange: 00/20:32:31 to 00/20:36:59

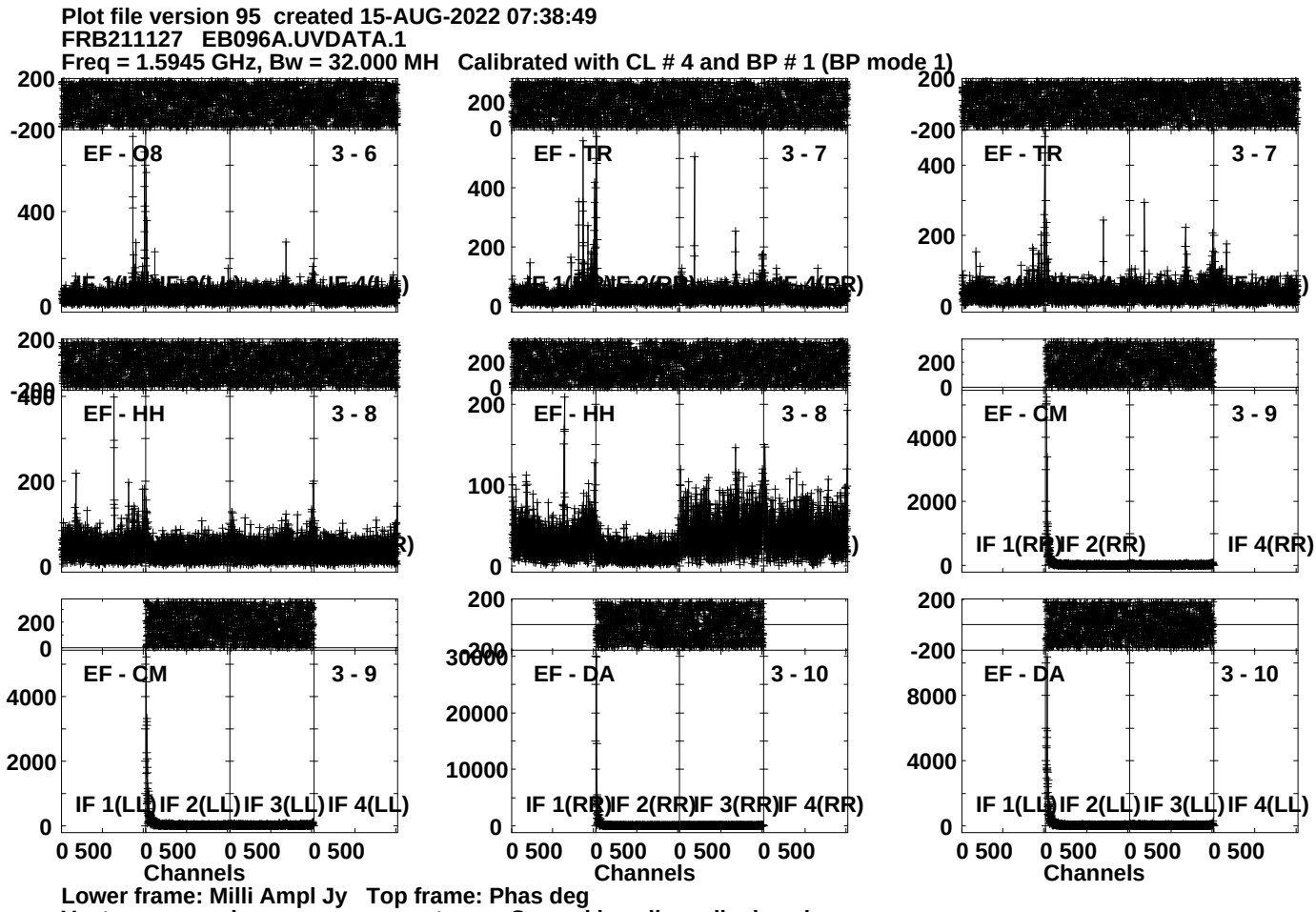
Plot file version 95 created 15-AUG-2022 07:38:49
FRB211127 EB096A.UVDATA.1
Freq = 1.5945 GHz, Bw = 32.000 MH Calibrated with CL # 4 and BP # 1 (BP mode 1)
EF - O8 3 - 6
EF - TR 3 - 7
EF - TR 3 - 7
EF - HH 3 - 8
EF - HH 3 - 8
EF - CM 3 - 9
IF 1(RR) IF 2(RR) IF 4(RR)
EF - CM 3 - 9
IF 1(LL) IF 2(LL) IF 3(LL) IF 4(LL)
EF - DA 3 - 10
IF 1(RR) IF 2(RR) IF 3(RR) IF 4(RR)
EF - DA 3 - 10
IF 1(LL) IF 2(LL) IF 3(LL) IF 4(LL)
0 500 0 500 0 500 0 500
Channels
Lower frame: Milli Ampl Jy Top frame: Phas deg
Vector averaged cross-power spectrum Several baselines displayed
Timerange: 00/20:32:31 to 00/20:36:59

Plot file version 96 created 15-AUG-2022 07:38:52
FRB211127 EB096A.UVDATA.1
Freq = 1.5945 GHz, Bw = 32.000 MH Calibrated with CL # 4 and BP # 1 (BP mode 1)

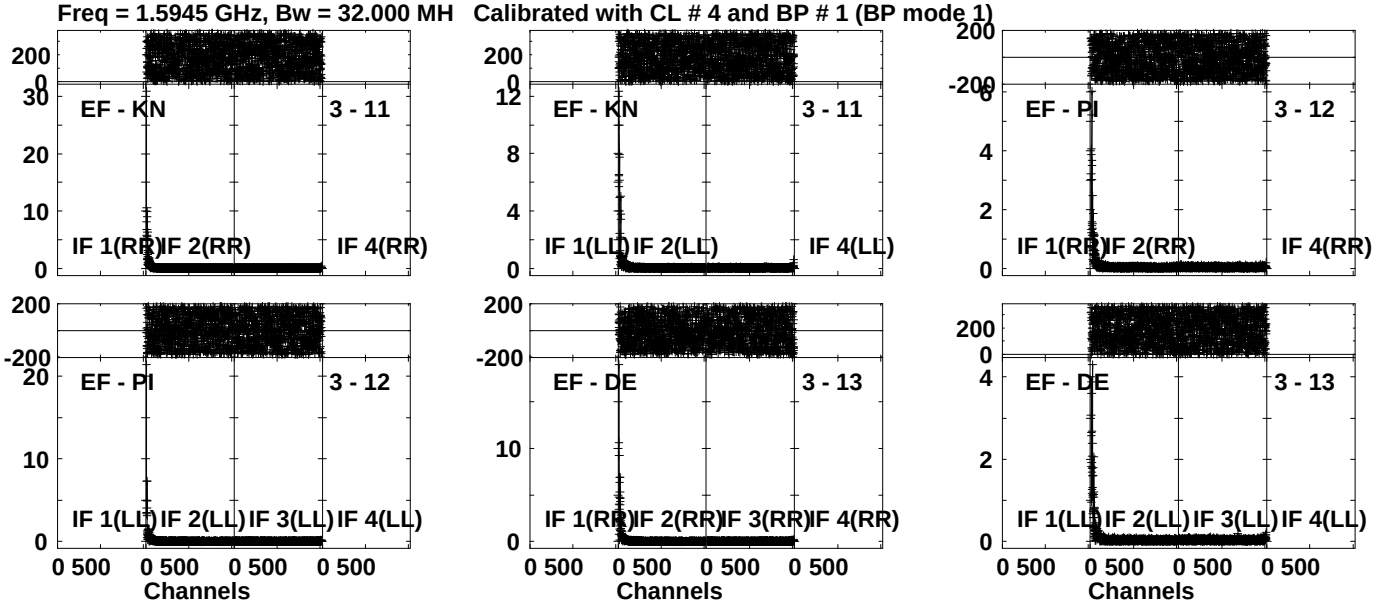

Lower frame: Ampl Jy Top frame: Phas deg
Vector averaged cross-power spectrum Several baselines displayed
Timerange: 00/20:32:31 to 00/20:36:59

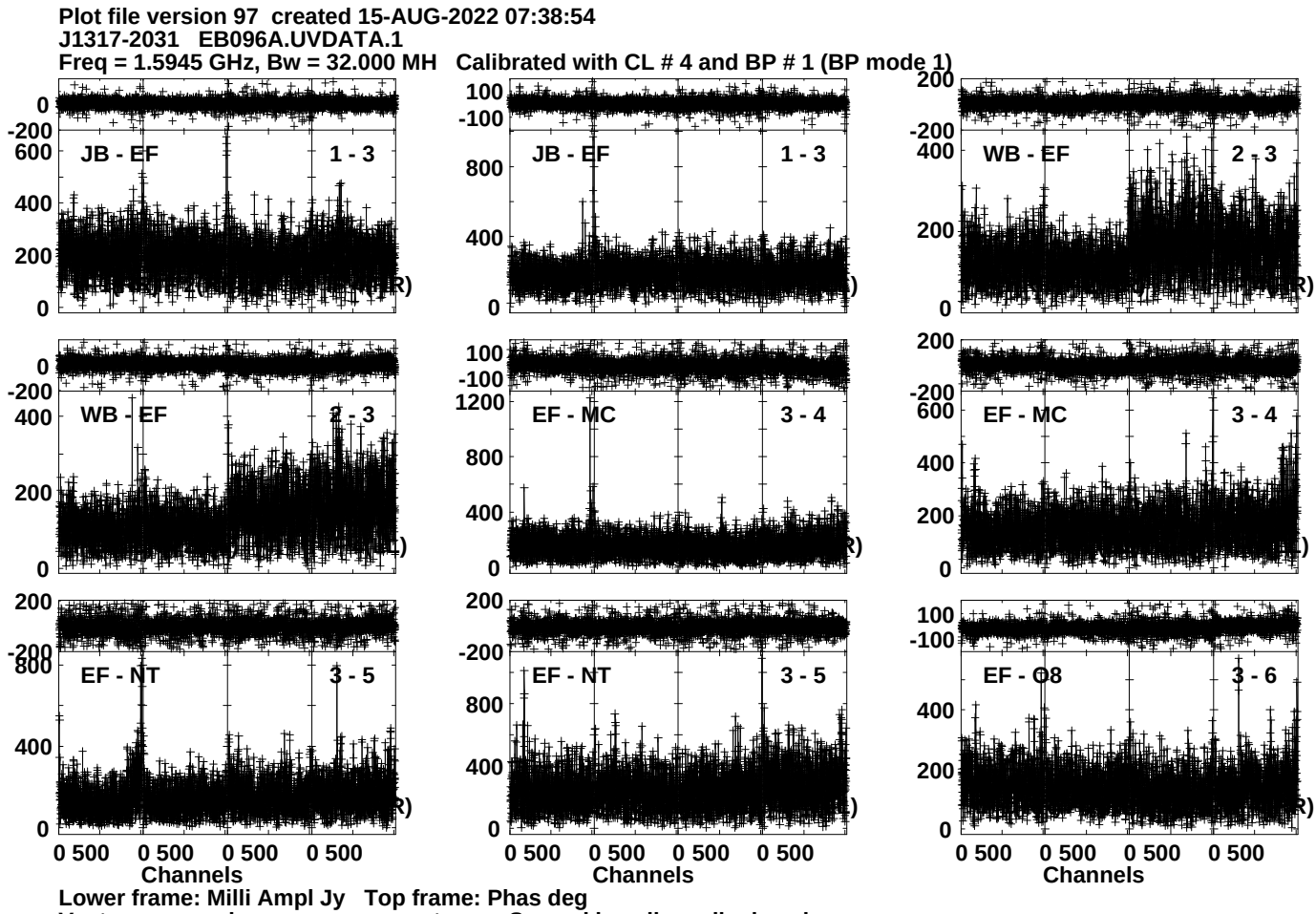
Plot file version 97 created 15-AUG-2022 07:38:54
J1317-2031 EB096A.UVDATA.1
Freq = 1.5945 GHz, Bw = 32.000 MH Calibrated with CL # 4 and BP # 1 (BP mode 1)
JB - EF 1 - 3
JB - EF 1 - 3
WB - EF 2 - 3
WB - EF 2 - 3
EF - MC 3 - 4
EF - MC 3 - 4
EF - NT 3 - 5
EF - NT 3 - 5
EF - O8 3 - 6
0 500 0 500 0 500 0 500
Channels
Lower frame: Milli Ampl Jy Top frame: Phas deg
Vector averaged cross-power spectrum Several baselines displayed
Timerange: 00/20:37:01 to 00/20:38:29

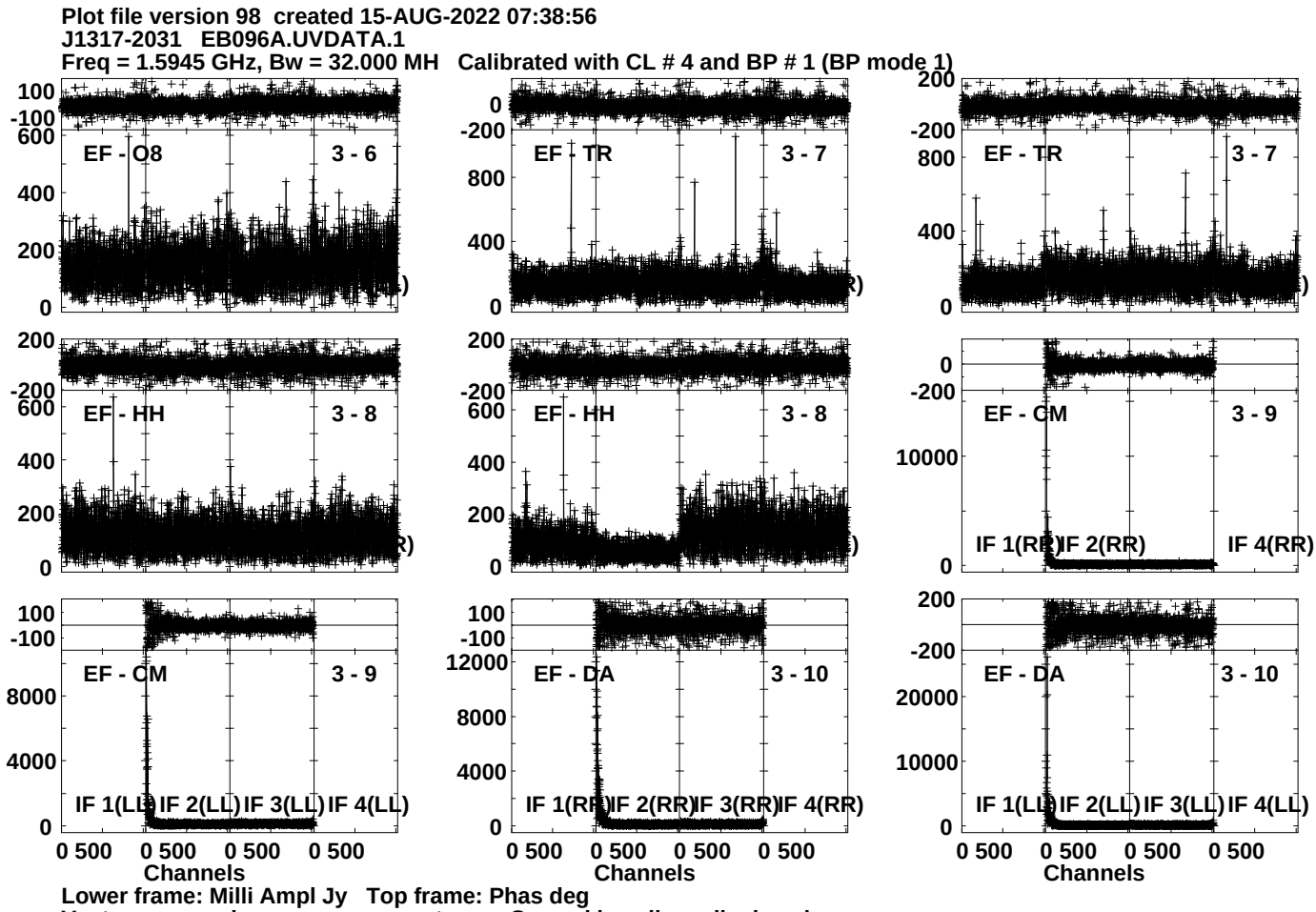
Plot file version 98 created 15-AUG-2022 07:38:56
J1317-2031 EB096A.UVDATA.1
Freq = 1.5945 GHz, Bw = 32.000 MH Calibrated with CL # 4 and BP # 1 (BP mode 1)
EF - O8 3 - 6
EF - TR 3 - 7
EF - TR 3 - 7
EF - HH 3 - 8
EF - HH 3 - 8
EF - CM 3 - 9
IF 1(RR) IF 2(RR) IF 4(RR)
EF - CM 3 - 9
IF 1(LL) IF 2(LL) IF 3(LL) IF 4(LL)
EF - DA 3 - 10
IF 1(RR) IF 2(RR) IF 3(RR) IF 4(RR)
EF - DA 3 - 10
IF 1(LL) IF 2(LL) IF 3(LL) IF 4(LL)
0 500 0 500 0 500 0 500
Channels
Lower frame: Milli Ampl Jy Top frame: Phas deg
Vector averaged cross-power spectrum Several baselines displayed
Timerange: 00/20:37:01 to 00/20:38:29

Plot file version 99 created 15-AUG-2022 07:38:57
J1317-2031 EB096A.UVDATA.1
Freq = 1.5945 GHz, Bw = 32.000 MH Calibrated with CL # 4 and BP # 1 (BP mode 1)

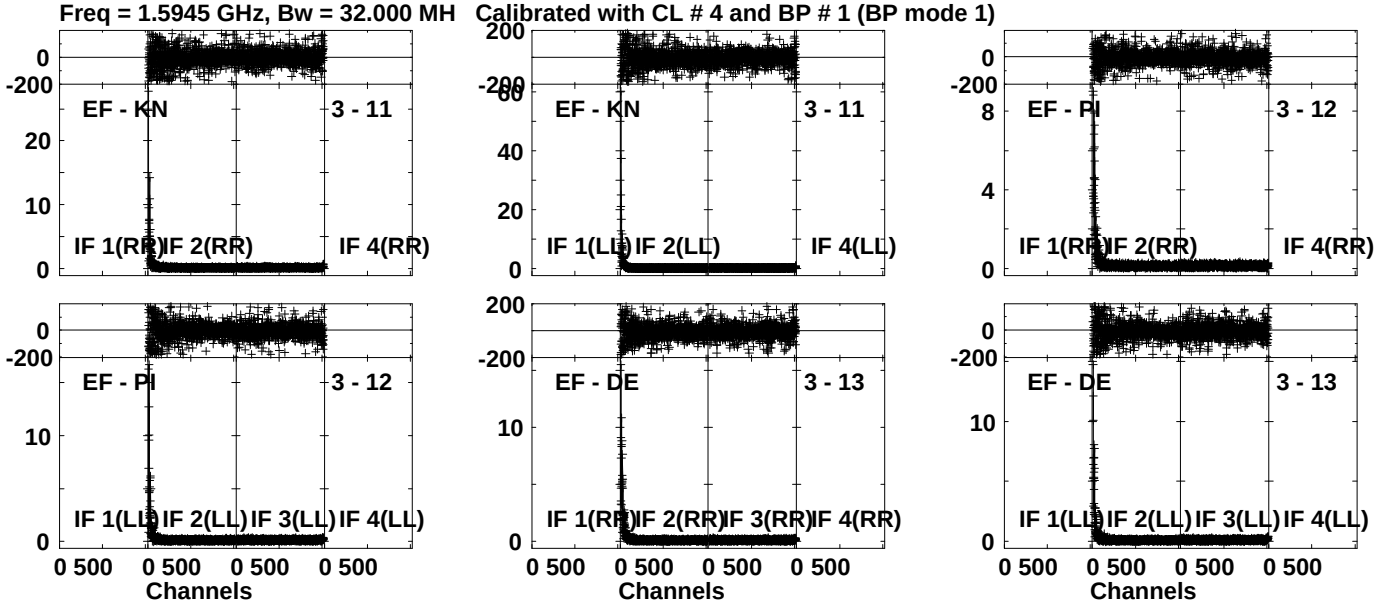

Lower frame: Ampl Jy Top frame: Phas deg
Vector averaged cross-power spectrum Several baselines displayed
Timerange: 00/20:37:01 to 00/20:38:29

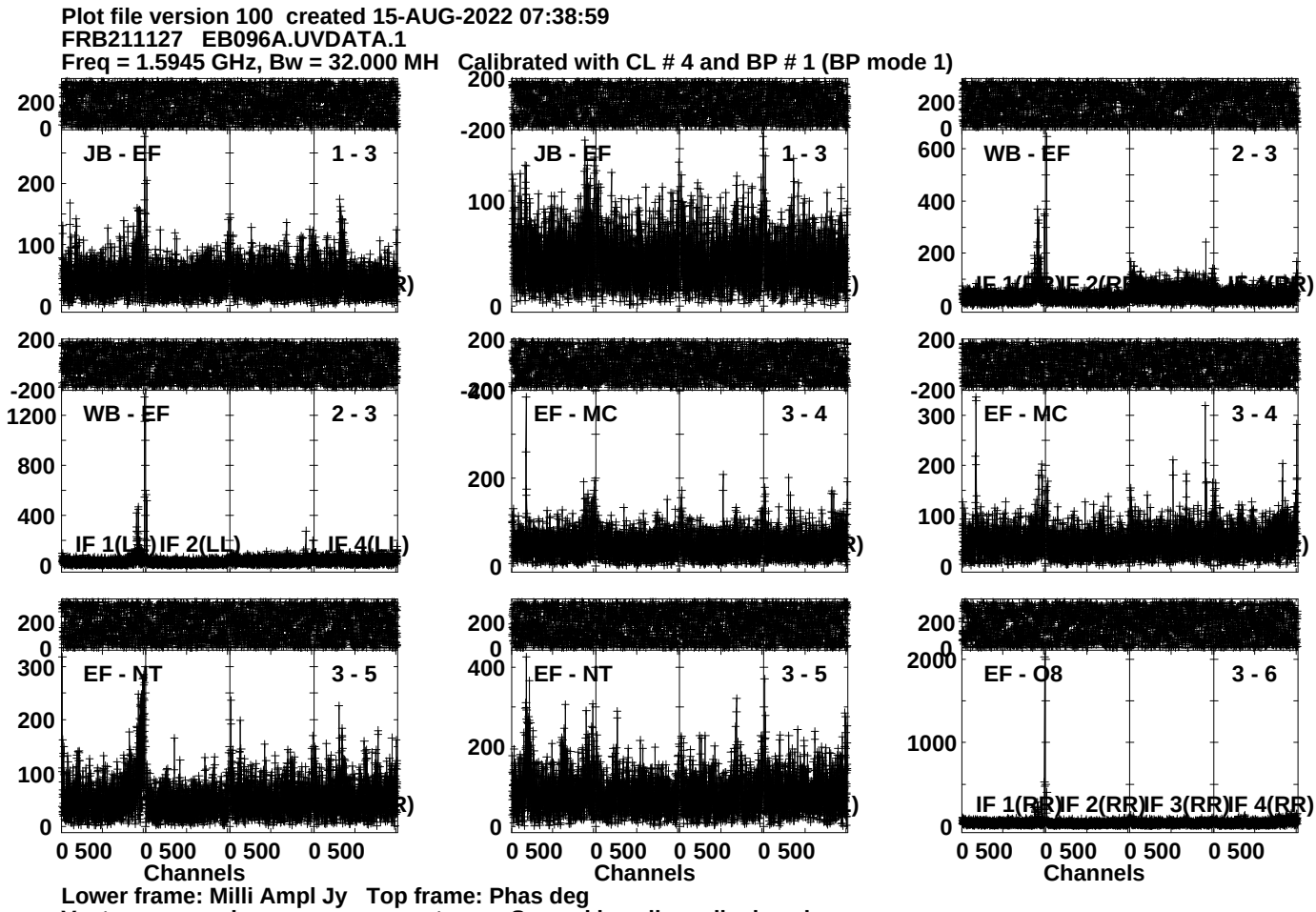
Plot file version 100 created 15-AUG-2022 07:38:59
FRB211127 EB096A.UVDATA.1
Freq = 1.5945 GHz, Bw = 32.000 MH Calibrated with CL # 4 and BP # 1 (BP mode 1)
JB - EF 1 - 3
JB - EF 1 - 3
WB - EF 2 - 3
WB - EF 2 - 3
EF - MC 3 - 4
EF - MC 3 - 4
EF - NT 3 - 5
EF - NT 3 - 5
EF - O8 3 - 6
IF 1(RR) IF 2(RR) IF 3(RR) IF 4(RR)
IF 1(LL) IF 2(LL) IF 4(LL)
0 500 0 500 0 500 0 500
Channels
Lower frame: Milli Ampl Jy Top frame: Phas deg
Vector averaged cross-power spectrum Several baselines displayed
Timerange: 00/20:38:31 to 00/20:42:59

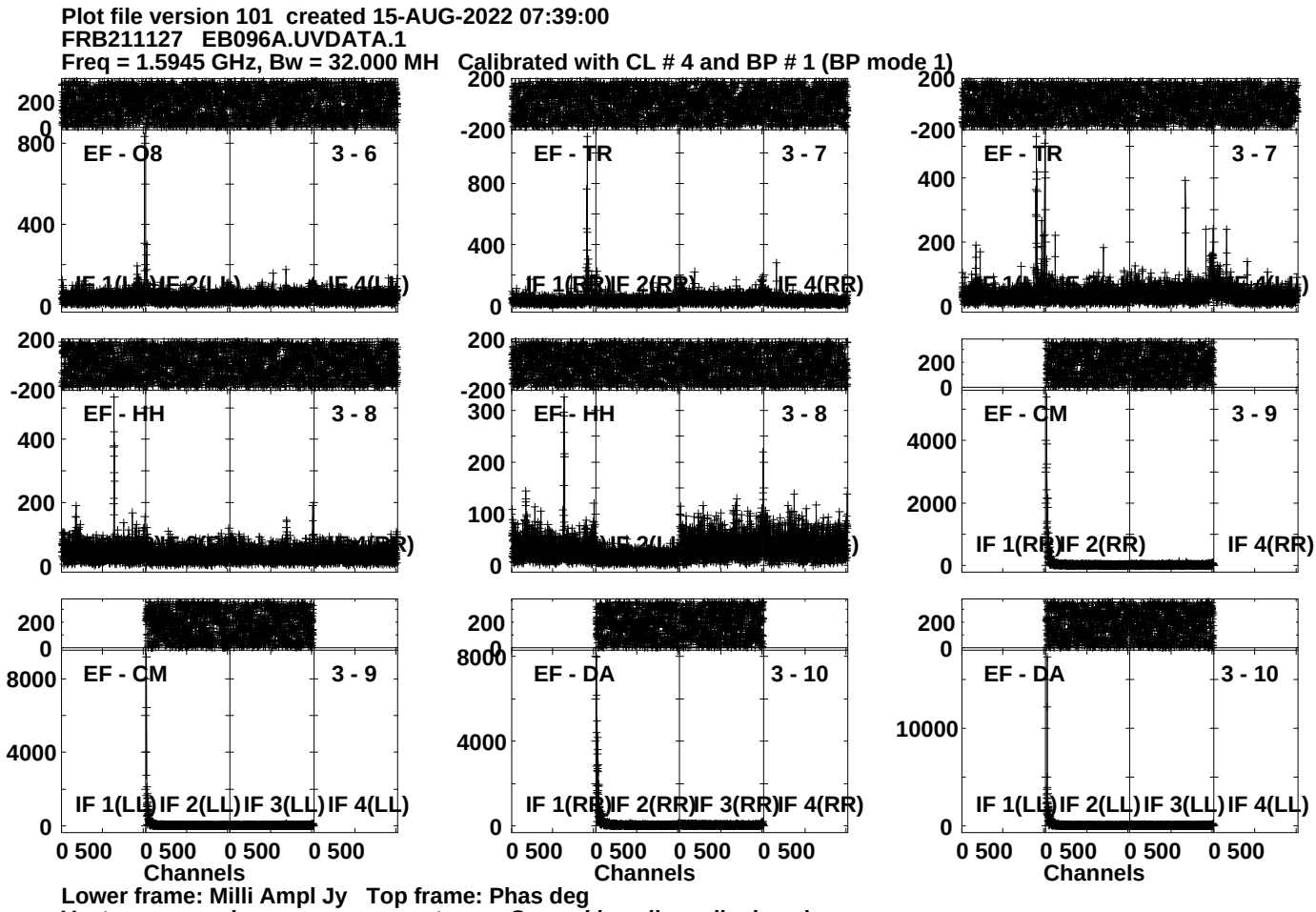
Plot file version 101 created 15-AUG-2022 07:39:00
FRB211127 EB096A.UVDATA.1
Freq = 1.5945 GHz, Bw = 32.000 MH Calibrated with CL # 4 and BP # 1 (BP mode 1)
EF - O8 3 - 6
EF - TR 3 - 7
EF - TR 3 - 7
EF - HH 3 - 8
EF - HH 3 - 8
EF - CM 3 - 9
IF 1(RR) IF 2(RR) IF 4(RR)
EF - CM 3 - 9
EF - DA 3 - 10
EF - DA 3 - 10
IF 1(LL) IF 2(LL) IF 3(LL) IF 4(LL)
IF 1(RR) IF 2(RR) IF 3(RR) IF 4(RR)
0 500 0 500 0 500 0 500
Channels
Lower frame: Milli Ampl Jy Top frame: Phas deg
Vector averaged cross-power spectrum Several baselines displayed
Timerange: 00/20:38:31 to 00/20:42:59

Plot file version 102 created 15-AUG-2022 07:39:02
FRB211127 EB096A.UVDATA.1
Freq = 1.5945 GHz, Bw = 32.000 MH Calibrated with CL # 4 and BP # 1 (BP mode 1)

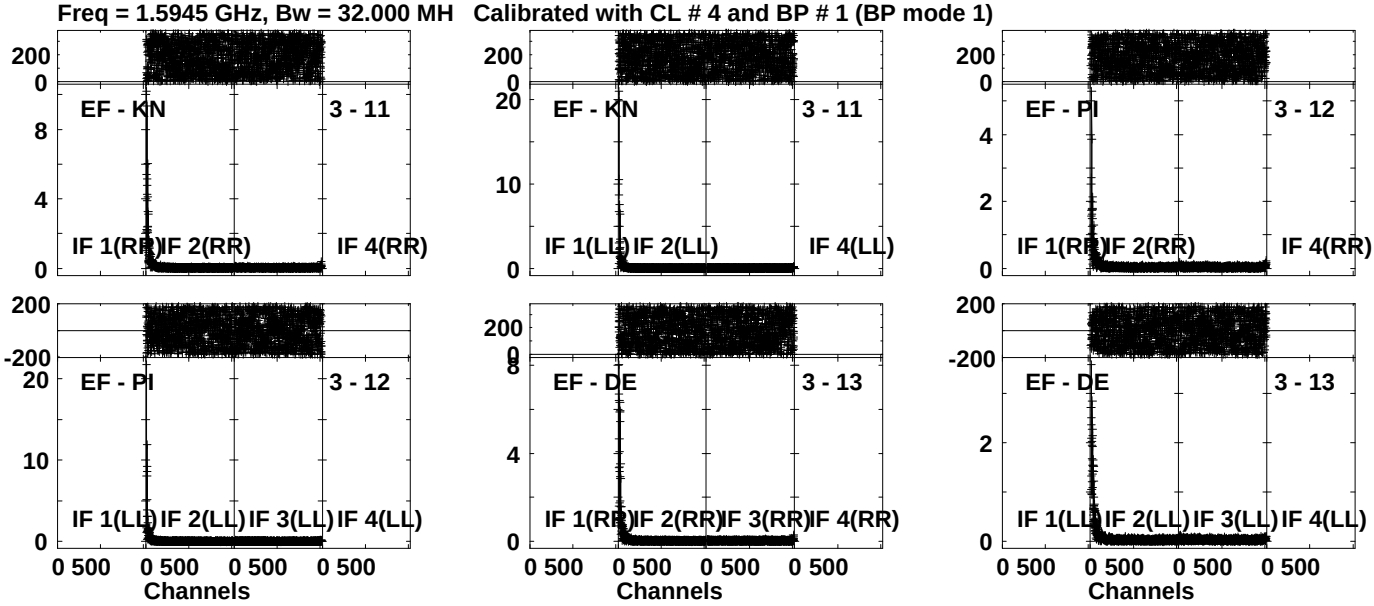

Lower frame: Ampl Jy Top frame: Phas deg
Vector averaged cross-power spectrum Several baselines displayed
Timerange: 00/20:38:31 to 00/20:42:59

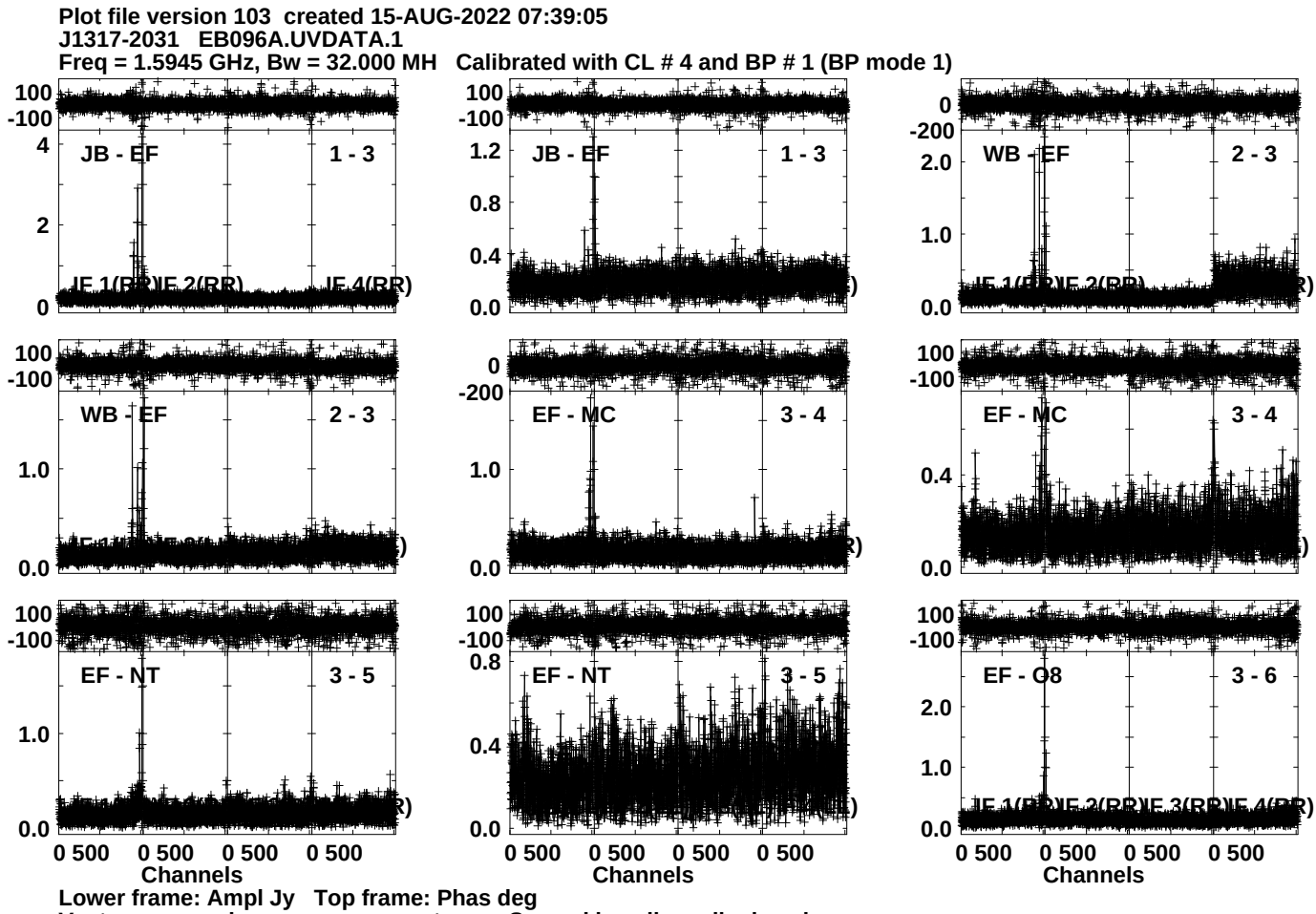
Plot file version 103 created 15-AUG-2022 07:39:05
J1317-2031 EB096A.UVDATA.1
Freq = 1.5945 GHz, Bw = 32.000 MH Calibrated with CL # 4 and BP # 1 (BP mode 1)
JB - EF 1 - 3
JB - EF 1 - 3
WB - EF 2 - 3
WB - EF 2 - 3
EF - MC 3 - 4
EF - MC 3 - 4
EF - NT 3 - 5
EF - NT 3 - 5
EF - O8 3 - 6
IF 1(RR)IF 2(RR)IF 3(RR)IF 4(RR)
0 500 0 500 0 500 0 500
Channels
Lower frame: Ampl Jy Top frame: Phas deg
Vector averaged cross-power spectrum Several baselines displayed
Timerange: 00/20:43:31 to 00/20:44:29

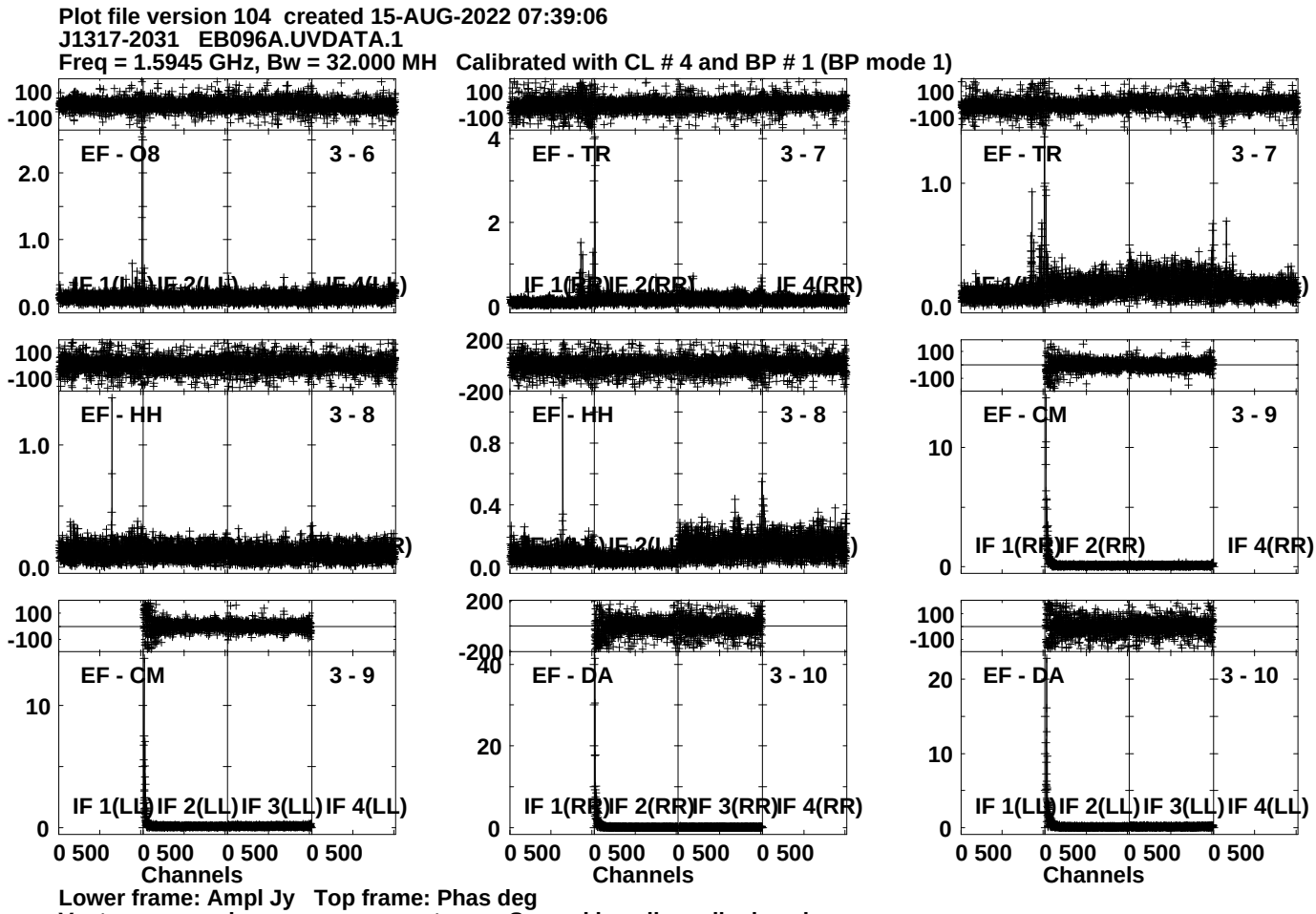
Plot file version 104 created 15-AUG-2022 07:39:06
J1317-2031 EB096A.UVDATA.1
Freq = 1.5945 GHz, Bw = 32.000 MH Calibrated with CL # 4 and BP # 1 (BP mode 1)
EF - O8 3 - 6
EF - TR 3 - 7
EF - TR 3 - 7
EF - HH 3 - 8
EF - HH 3 - 8
EF - CM 3 - 9
EF - CM 3 - 9
EF - DA 3 - 10
EF - DA 3 - 10
IF 1(RR) IF 2(RR) IF 4(RR)
IF 1(LL) IF 2(LL) IF 3(LL) IF 4(LL)
0 500 0 500 0 500 0 500
Channels
Lower frame: Ampl Jy Top frame: Phas deg
Vector averaged cross-power spectrum Several baselines displayed
Timerange: 00/20:43:31 to 00/20:44:29

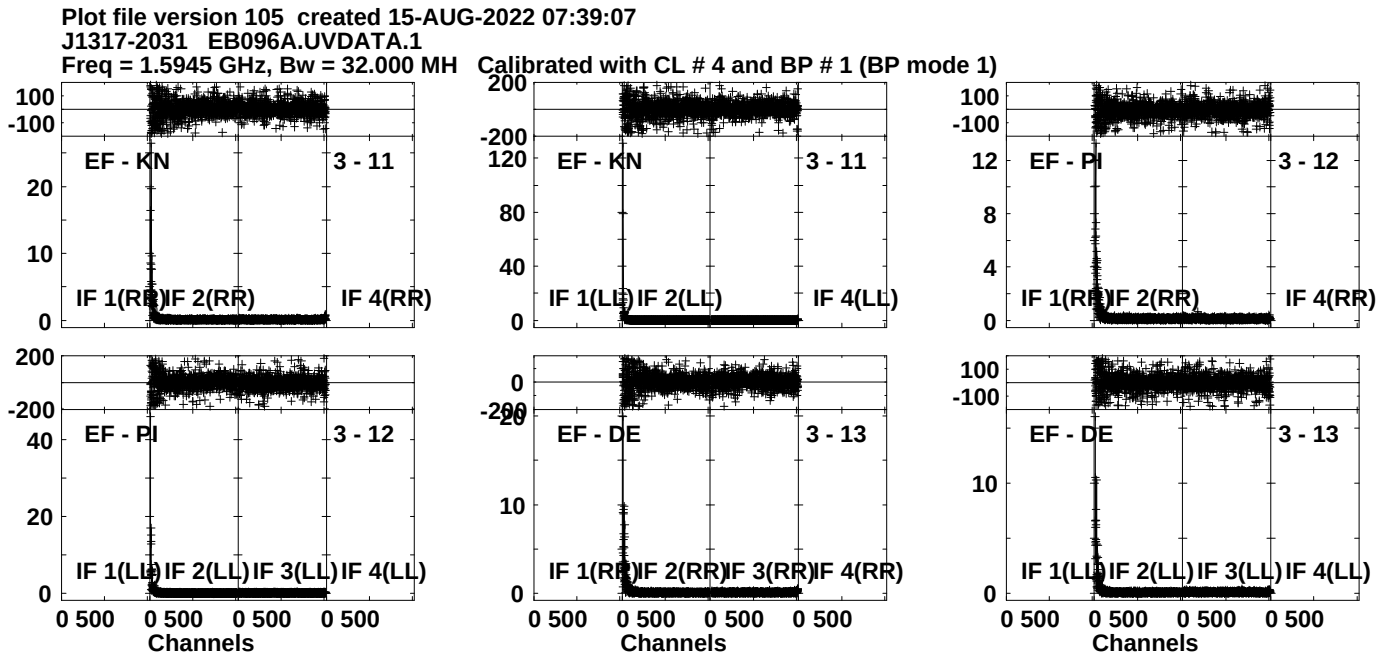

Lower frame: Ampl Jy Top frame: Phas deg
Vector averaged cross-power spectrum Several baselines displayed
Timerange: 00/20:43:31 to 00/20:44:29

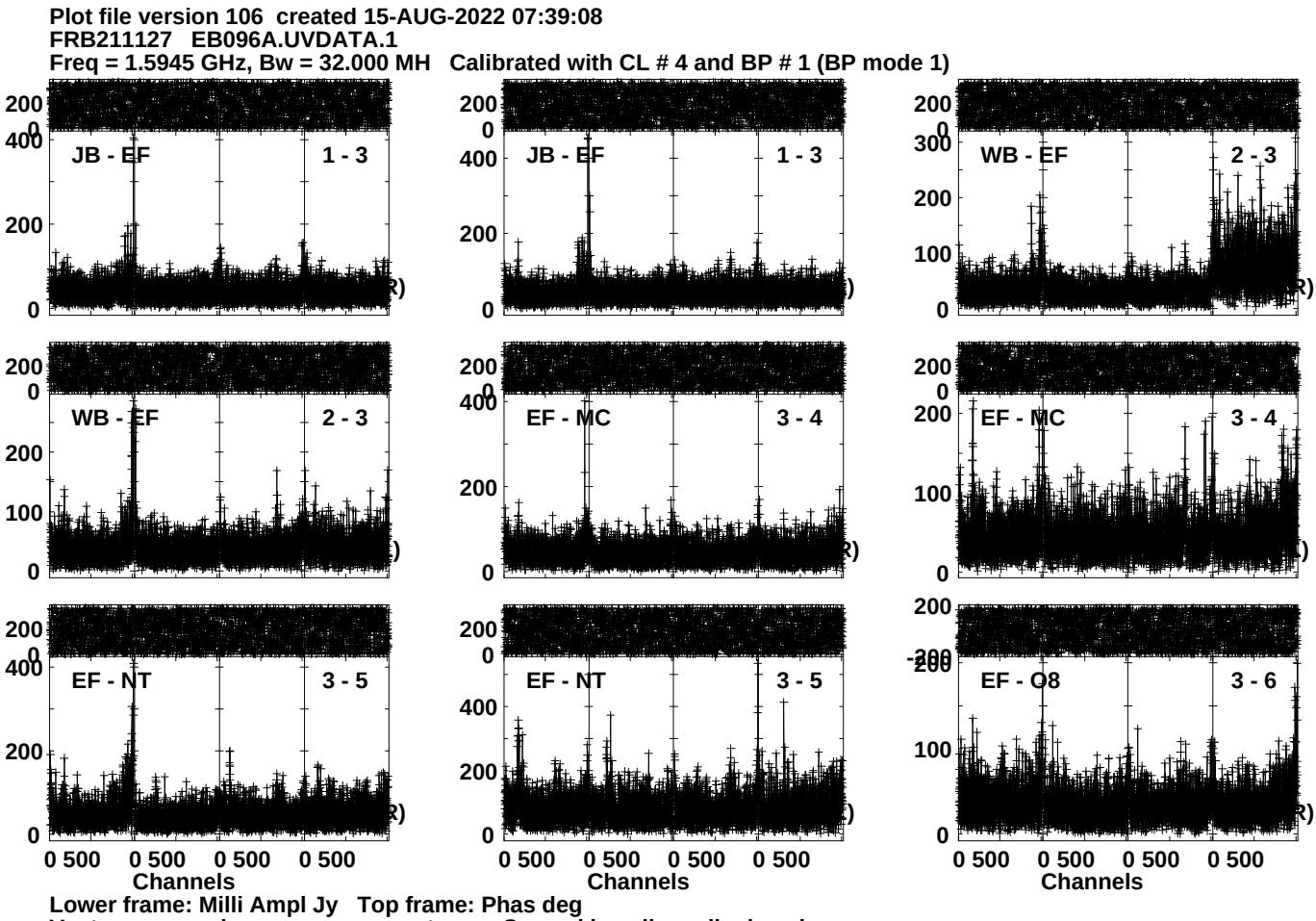
Plot file version 106 created 15-AUG-2022 07:39:08
FRB211127 EB096A.UVDATA.1
Freq = 1.5945 GHz, Bw = 32.000 MH Calibrated with CL # 4 and BP # 1 (BP mode 1)
JB - EF 1 - 3
JB - EF 1 - 3
WB - EF 2 - 3
WB - EF 2 - 3
EF - MC 3 - 4
EF - MC 3 - 4
EF - NT 3 - 5
EF - NT 3 - 5
EF - O8 3 - 6
Channels
Channels
Channels
Lower frame: Milli Ampl Jy Top frame: Phas deg
Vector averaged cross-power spectrum Several baselines displayed
Timerange: 00/20:44:31 to 00/20:48:59

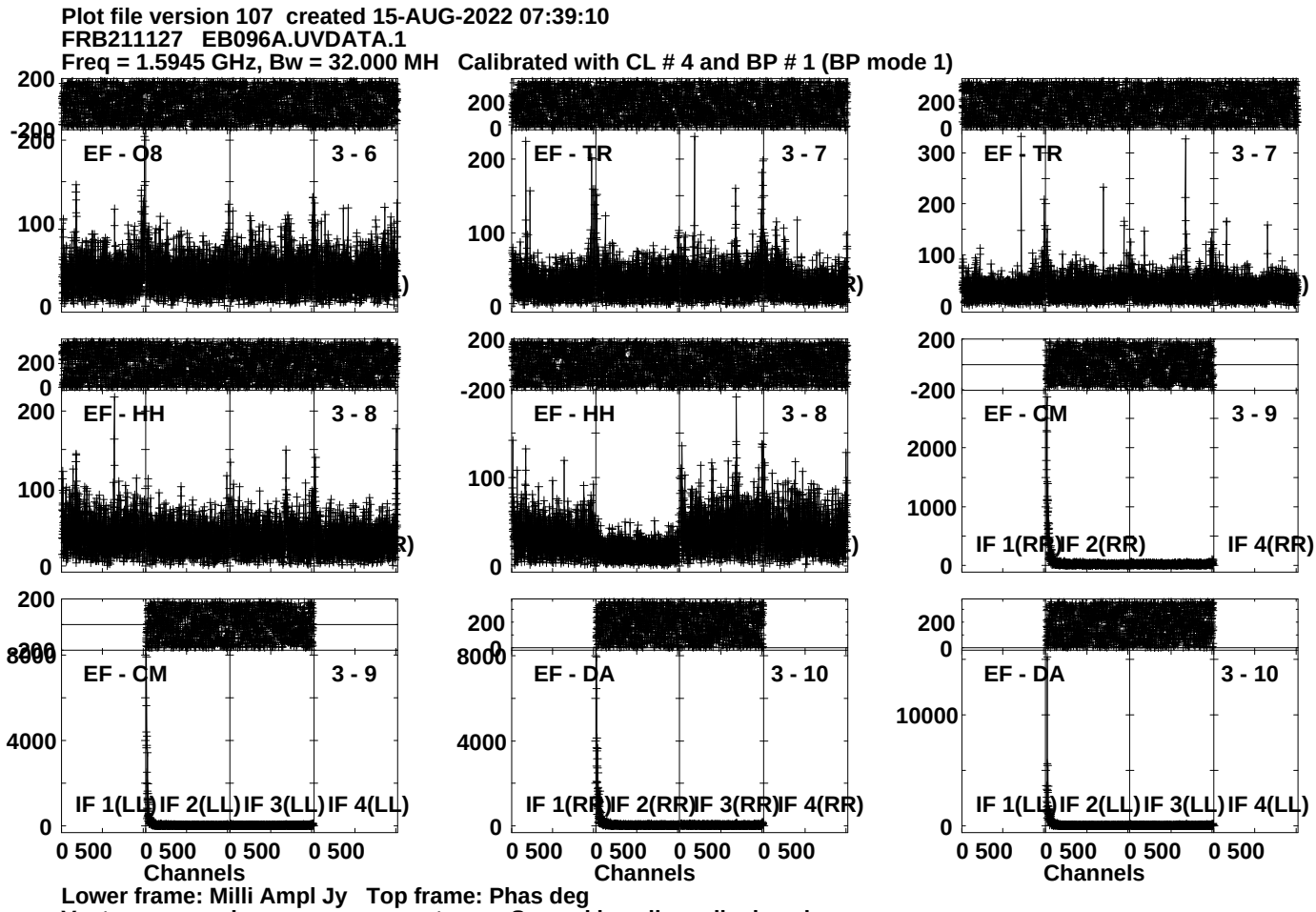
Plot file version 107 created 15-AUG-2022 07:39:10
FRB211127 EB096A.UVDATA.1
Freq = 1.5945 GHz, Bw = 32.000 MH Calibrated with CL # 4 and BP # 1 (BP mode 1)
EF - O8 3 - 6
EF - TR 3 - 7
EF - TR 3 - 7
EF - HH 3 - 8
EF - HH 3 - 8
EF - CM 3 - 9
IF 1(RR) IF 2(RR) IF 4(RR)
EF - CM 3 - 9
IF 1(LL) IF 2(LL) IF 3(LL) IF 4(LL)
EF - DA 3 - 10
IF 1(RR) IF 2(RR) IF 3(RR) IF 4(RR)
EF - DA 3 - 10
IF 1(LL) IF 2(LL) IF 3(LL) IF 4(LL)
0 500 0 500 0 500 0 500
Channels
Lower frame: Milli Ampl Jy Top frame: Phas deg
Vector averaged cross-power spectrum Several baselines displayed
Timerange: 00/20:44:31 to 00/20:48:59

Plot file version 108 created 15-AUG-2022 07:39:12
FRB211127 EB096A.UVDATA.1
Freq = 1.5945 GHz, Bw = 32.000 MH Calibrated with CL # 4 and BP # 1 (BP mode 1)

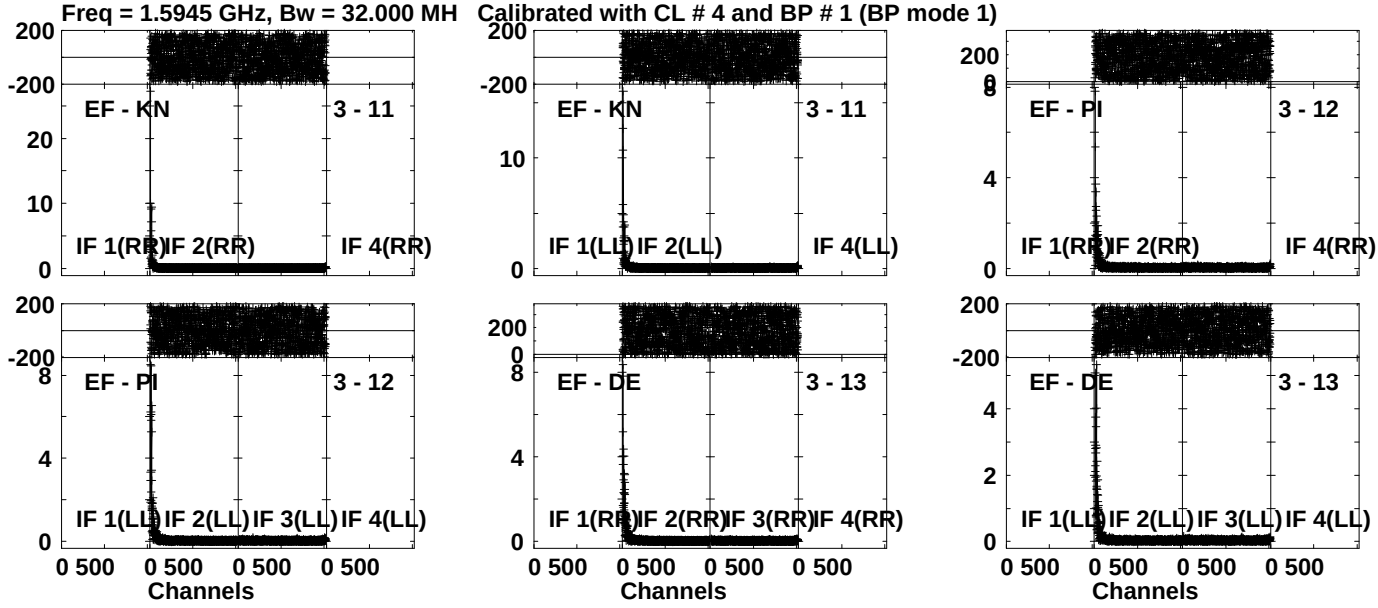

Lower frame: Ampl Jy Top frame: Phas deg
Vector averaged cross-power spectrum Several baselines displayed
Timerange: 00/20:44:31 to 00/20:48:59

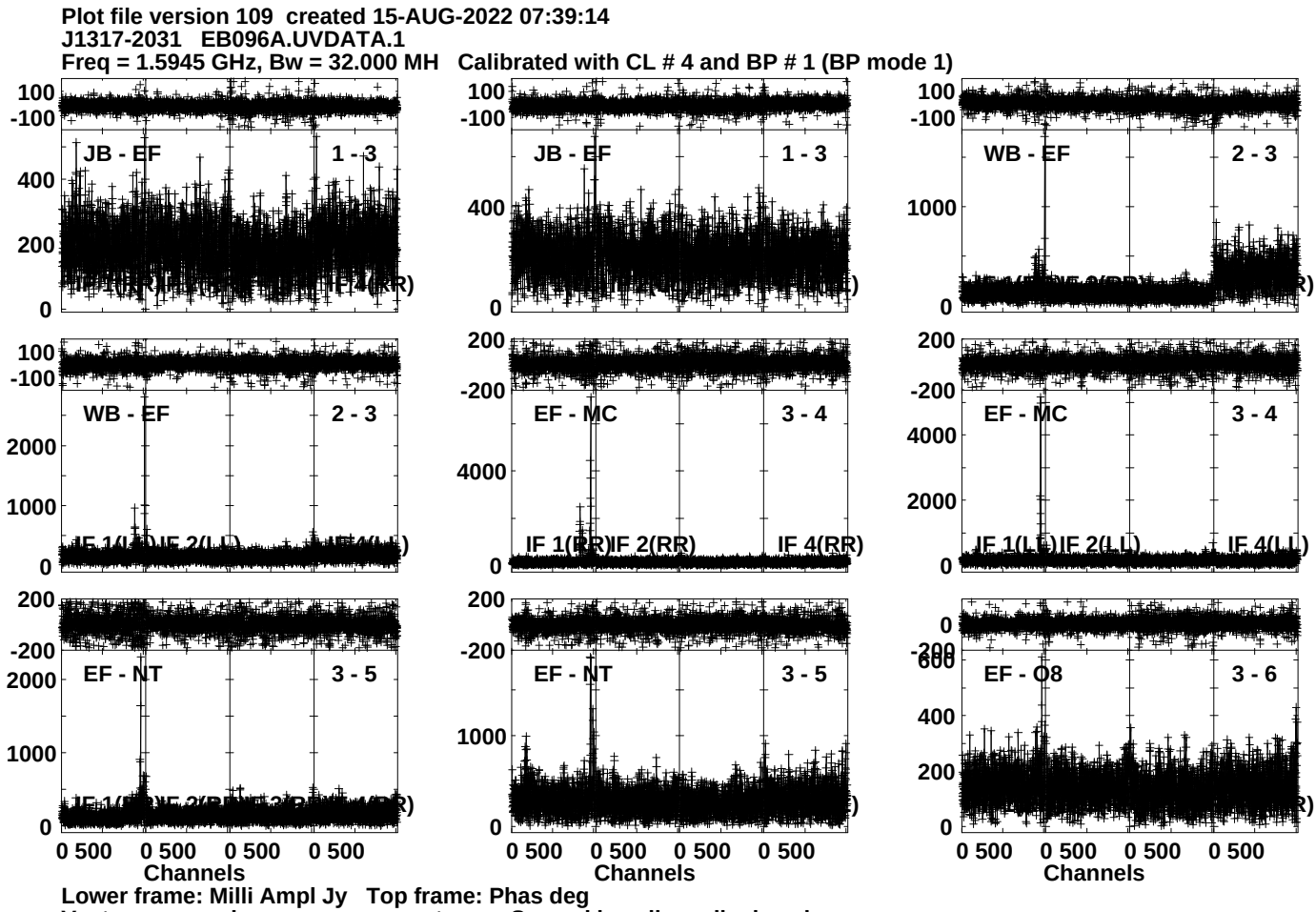
Plot file version 109 created 15-AUG-2022 07:39:14
J1317-2031 EB096A.UVDATA.1
Freq = 1.5945 GHz, Bw = 32.000 MH Calibrated with CL # 4 and BP # 1 (BP mode 1)
JB - EF 1 - 3
JB - EF 1 - 3
WB - EF 2 - 3
WB - EF 2 - 3
EF - MC 3 - 4
EF - MC 3 - 4
IF 1(RR) IF 2(RR) IF 4(RR)
IF 1(LL) IF 2(LL) IF 4(LL)
EF - NT 3 - 5
EF - NT 3 - 5
EF - O8 3 - 6
0 500 0 500 0 500 0 500
Channels
Lower frame: Milli Ampl Jy Top frame: Phas deg
Vector averaged cross-power spectrum Several baselines displayed
Timerange: 00/20:49:01 to 00/20:50:29

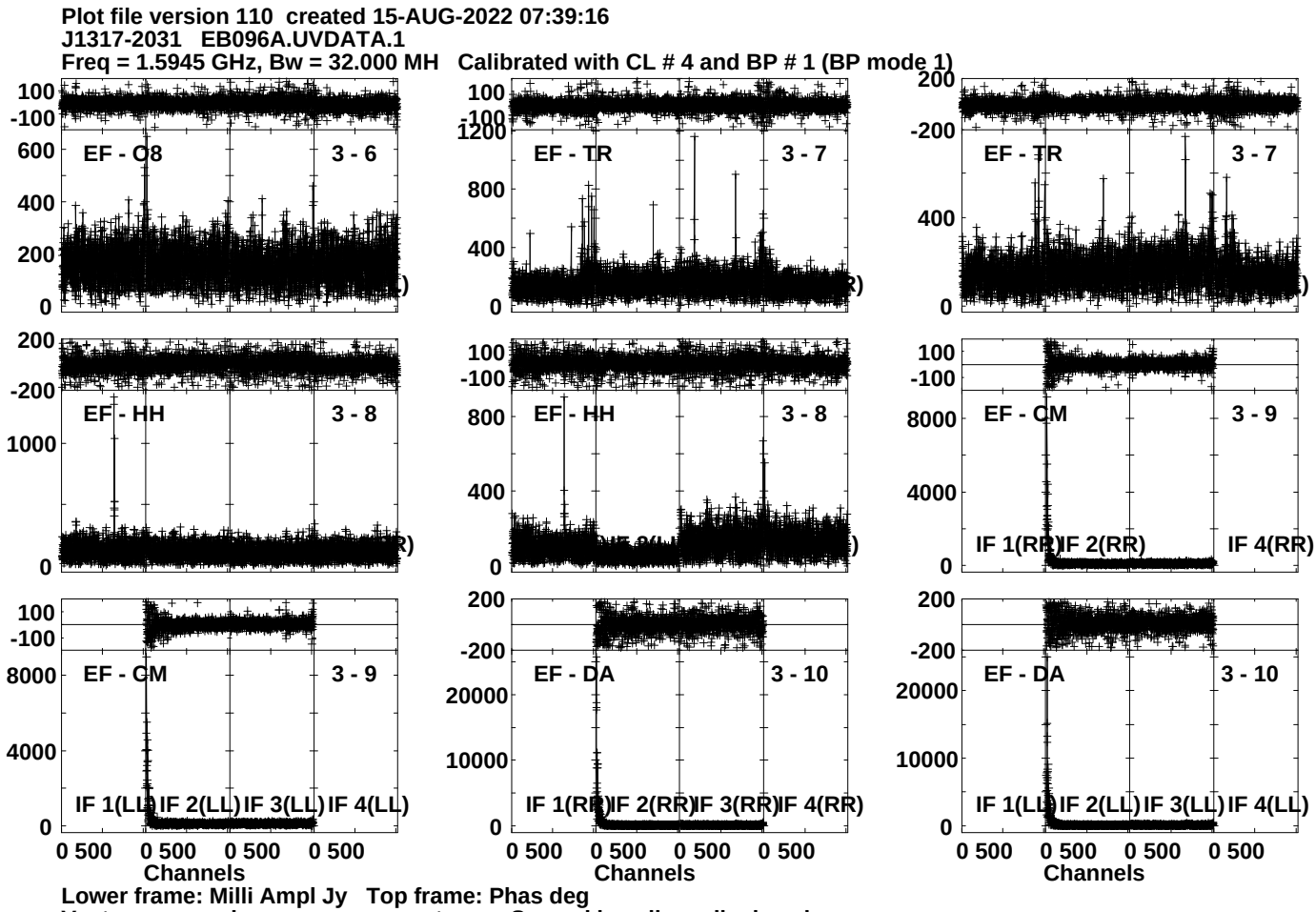
Plot file version 110 created 15-AUG-2022 07:39:16
J1317-2031 EB096A.UVDATA.1
Freq = 1.5945 GHz, Bw = 32.000 MH Calibrated with CL # 4 and BP # 1 (BP mode 1)
EF - C8 3 - 6
EF - TR 3 - 7
EF - TR 3 - 7
EF - HH 3 - 8
EF - HH 3 - 8
EF - CM 3 - 9
IF 1(RR) IF 2(RR) IF 4(RR)
EF - CM 3 - 9
IF 1(LL) IF 2(LL) IF 3(LL) IF 4(LL)
EF - DA 3 - 10
IF 1(RR) IF 2(RR) IF 3(RR) IF 4(RR)
EF - DA 3 - 10
IF 1(LL) IF 2(LL) IF 3(LL) IF 4(LL)
Channels
Channels
Channels
Lower frame: Milli Ampl Jy Top frame: Phas deg
Vector averaged cross-power spectrum Several baselines displayed
Timerange: 00/20:49:01 to 00/20:50:29

Plot file version 111 created 15-AUG-2022 07:39:17
J1317-2031 EB096A.UVDATA.1
Freq = 1.5945 GHz, Bw = 32.000 MH Calibrated with CL # 4 and BP # 1 (BP mode 1)

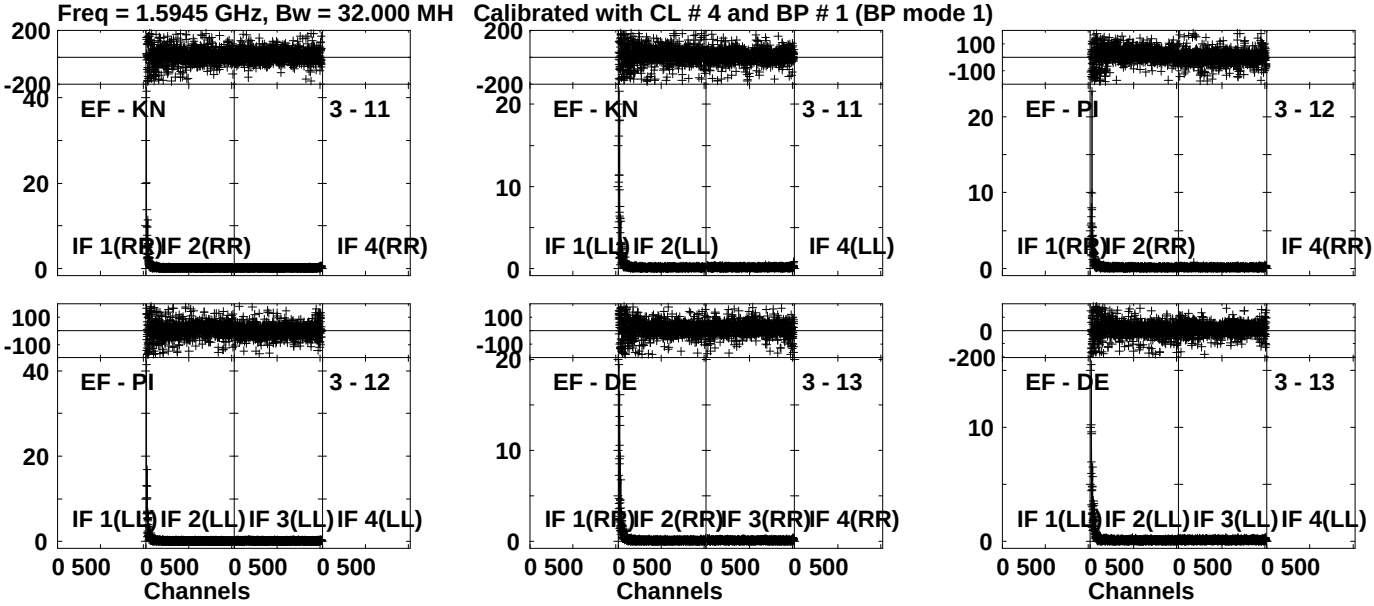

Lower frame: Ampl Jy Top frame: Phas deg
Vector averaged cross-power spectrum Several baselines displayed
Timerange: 00/20:49:01 to 00/20:50:29

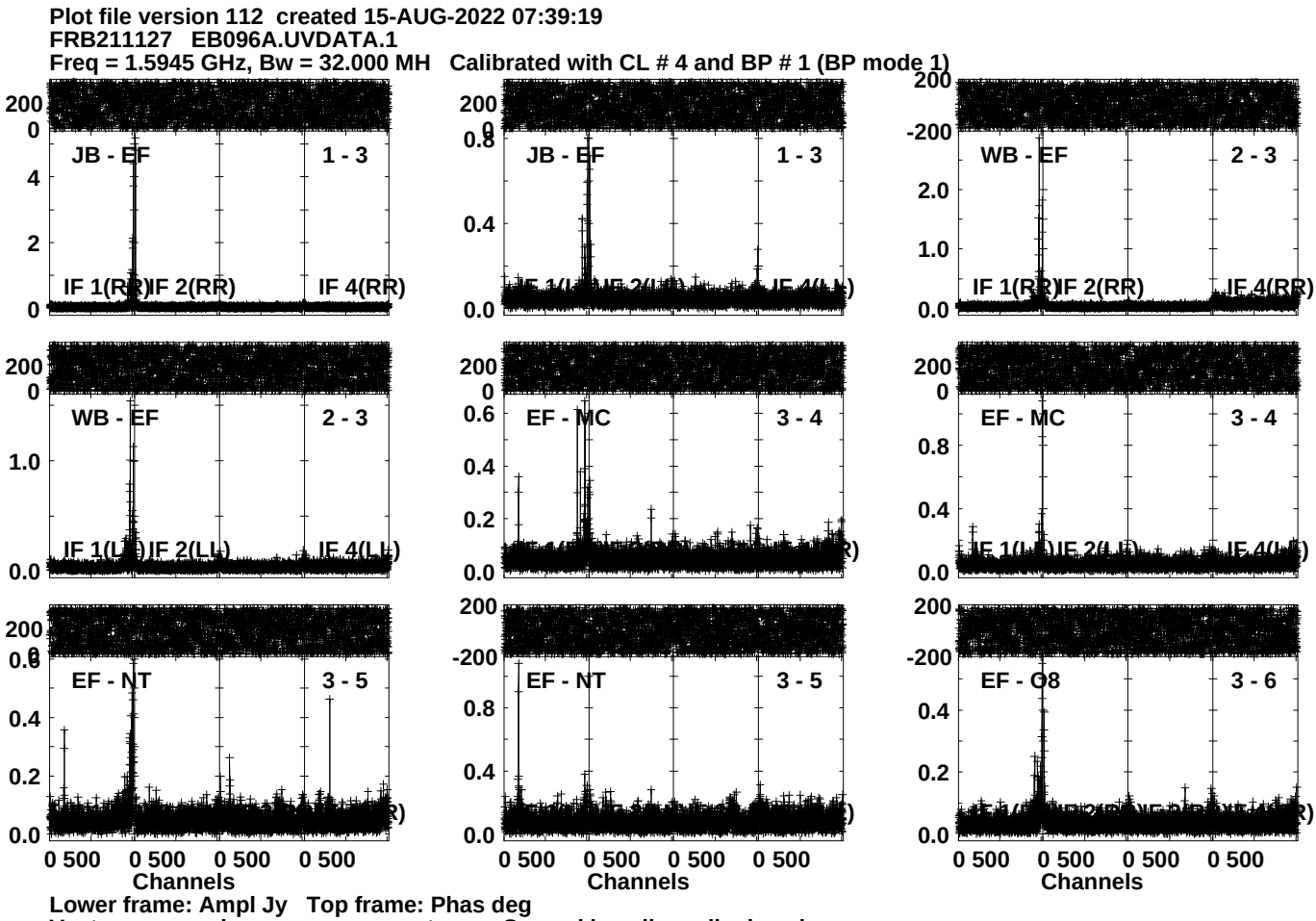
Plot file version 112 created 15-AUG-2022 07:39:19
FRB211127 EB096A.UVDATA.1
Freq = 1.5945 GHz, Bw = 32.000 MH Calibrated with CL # 4 and BP # 1 (BP mode 1)
JB - EF
1 - 3
IF 1(RR)
IF 2(RR)
IF 4(RR)
JB - EF
1 - 3
WB - EF
2 - 3
IF 1(RR)
IF 2(RR)
IF 4(RR)
WB - EF
2 - 3
IF 1(LL)
IF 2(LL)
IF 4(LL)
EF - MC
3 - 4
EF - MC
3 - 4
EF - NT
3 - 5
EF - NT
3 - 5
EF - O8
3 - 6
0 500
Channels
Lower frame: Ampl Jy Top frame: Phas deg
Vector averaged cross-power spectrum Several baselines displayed
Timerange: 00/20:50:31 to 00/20:54:59

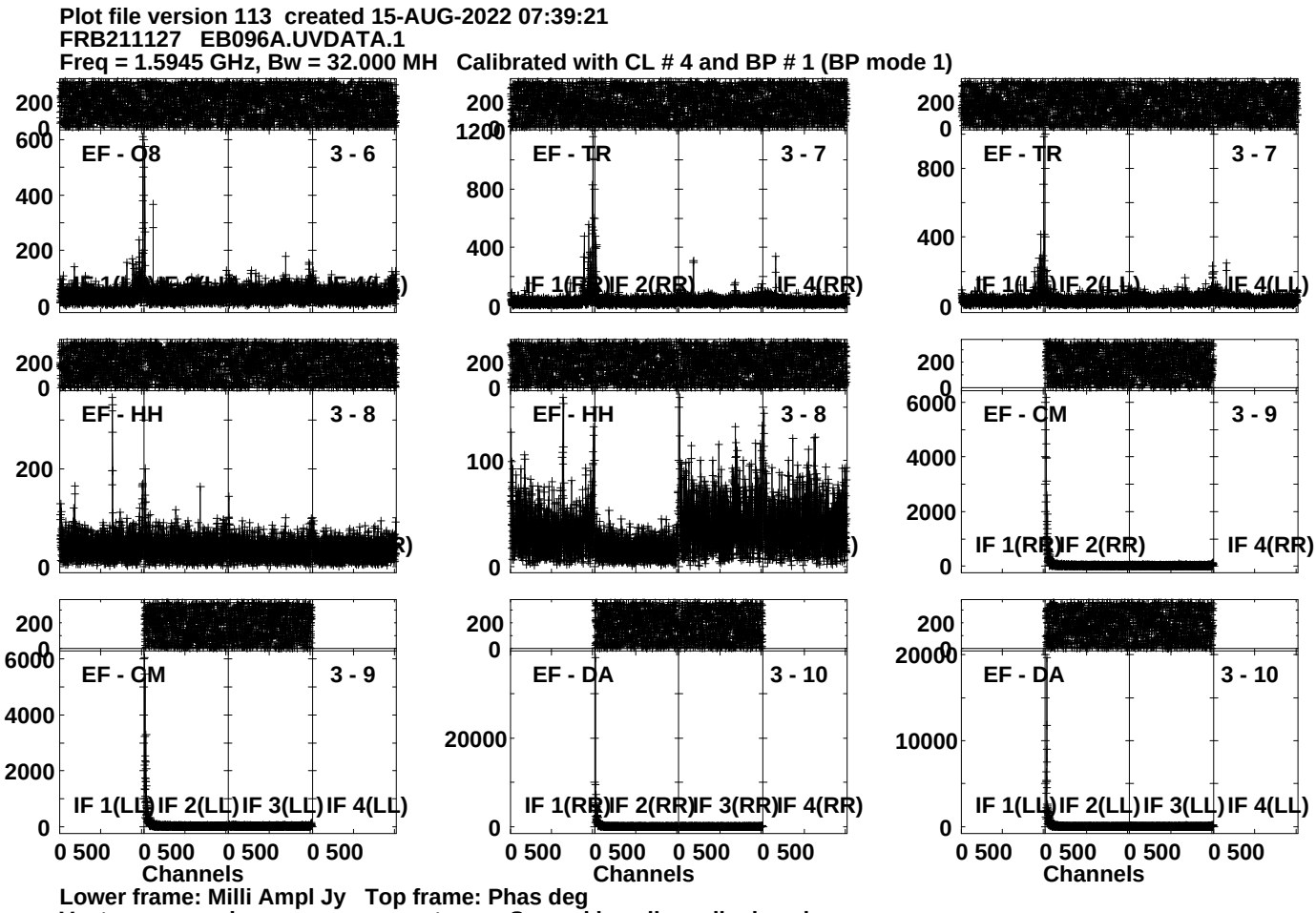
Plot file version 113 created 15-AUG-2022 07:39:21
FRB211127 EB096A.UVDATA.1
Freq = 1.5945 GHz, Bw = 32.000 MH Calibrated with CL # 4 and BP # 1 (BP mode 1)
EF - O8 3 - 6
EF - TR 3 - 7
EF - TR 3 - 7
EF - HH 3 - 8
EF - HH 3 - 8
EF - CM 3 - 9
IF 1(RR) IF 2(RR) IF 4(RR)
EF - CM 3 - 9
EF - DA 3 - 10
EF - DA 3 - 10
IF 1(LL) IF 2(LL) IF 3(LL) IF 4(LL)
IF 1(RR) IF 2(RR) IF 3(RR) IF 4(RR)
0 500 0 500 0 500 0 500
Channels
Lower frame: Milli Ampl Jy Top frame: Phas deg
Vector averaged cross-power spectrum Several baselines displayed
Timerange: 00/20:50:31 to 00/20:54:59

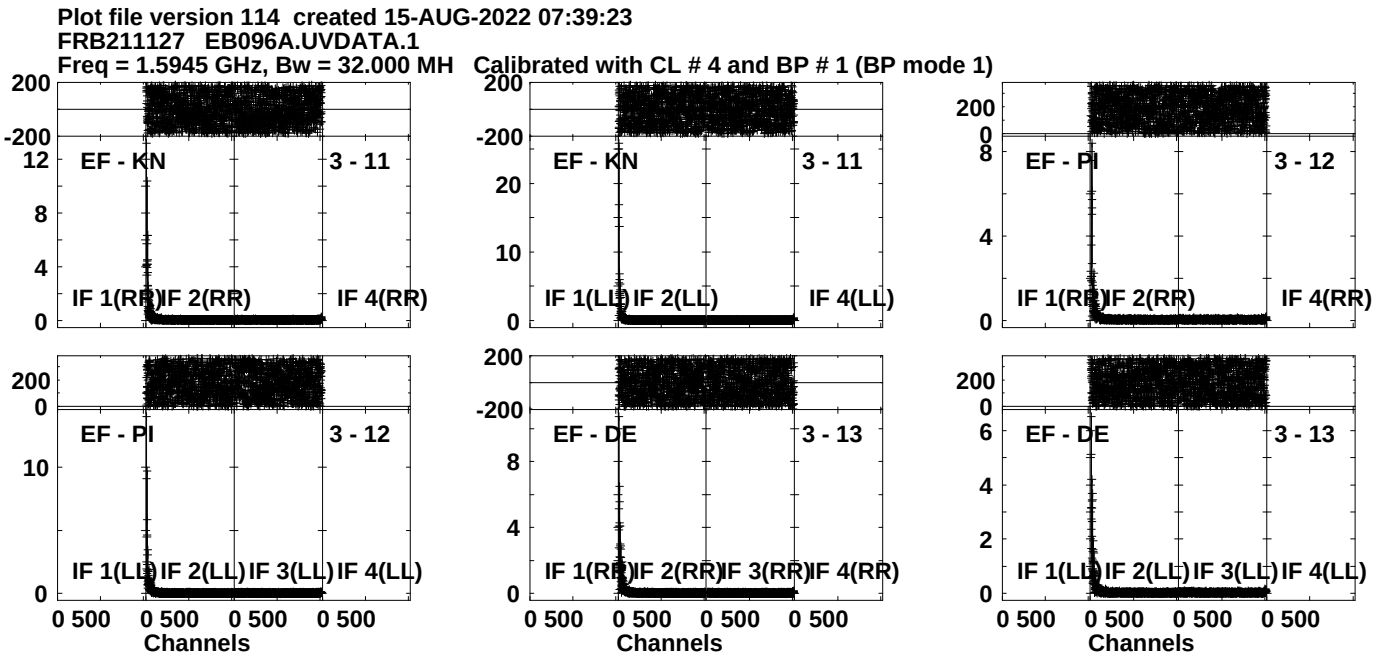

Lower frame: Ampl Jy Top frame: Phas deg
Vector averaged cross-power spectrum Several baselines displayed
Timerange: 00/20:50:31 to 00/20:54:59

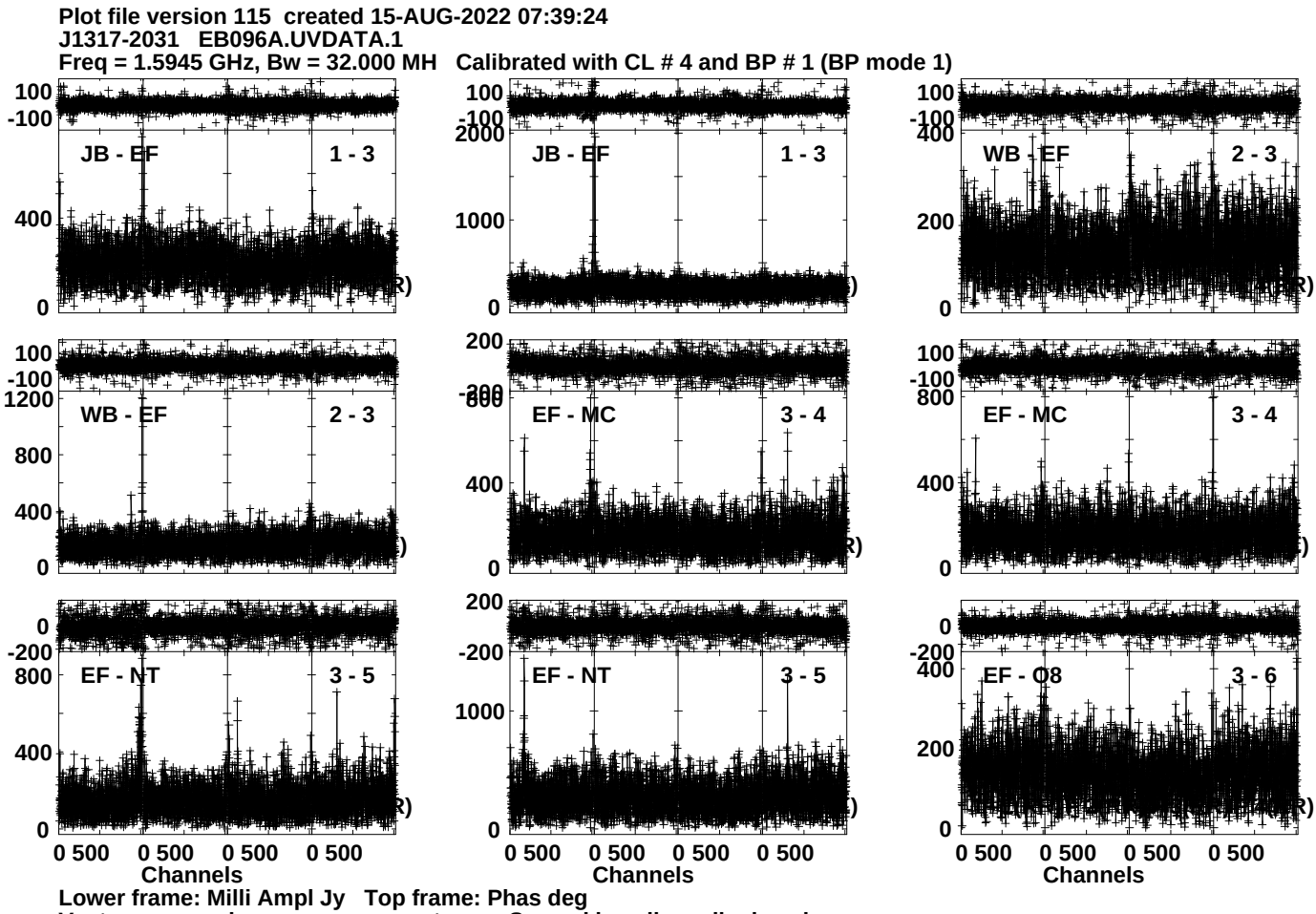
Plot file version 115 created 15-AUG-2022 07:39:24
J1317-2031 EB096A.UVDATA.1
Freq = 1.5945 GHz, Bw = 32.000 MH Calibrated with CL # 4 and BP # 1 (BP mode 1)
JB - EF 1 - 3
JB - EF 1 - 3
WB - EF 2 - 3
WB - EF 2 - 3
EF - MC 3 - 4
EF - MC 3 - 4
EF - NT 3 - 5
EF - NT 3 - 5
EF - C8 3 - 6
Channels
Channels
Channels
Lower frame: Milli Ampl Jy Top frame: Phas deg
Vector averaged cross-power spectrum Several baselines displayed
Timerange: 00/20:55:31 to 00/20:56:29

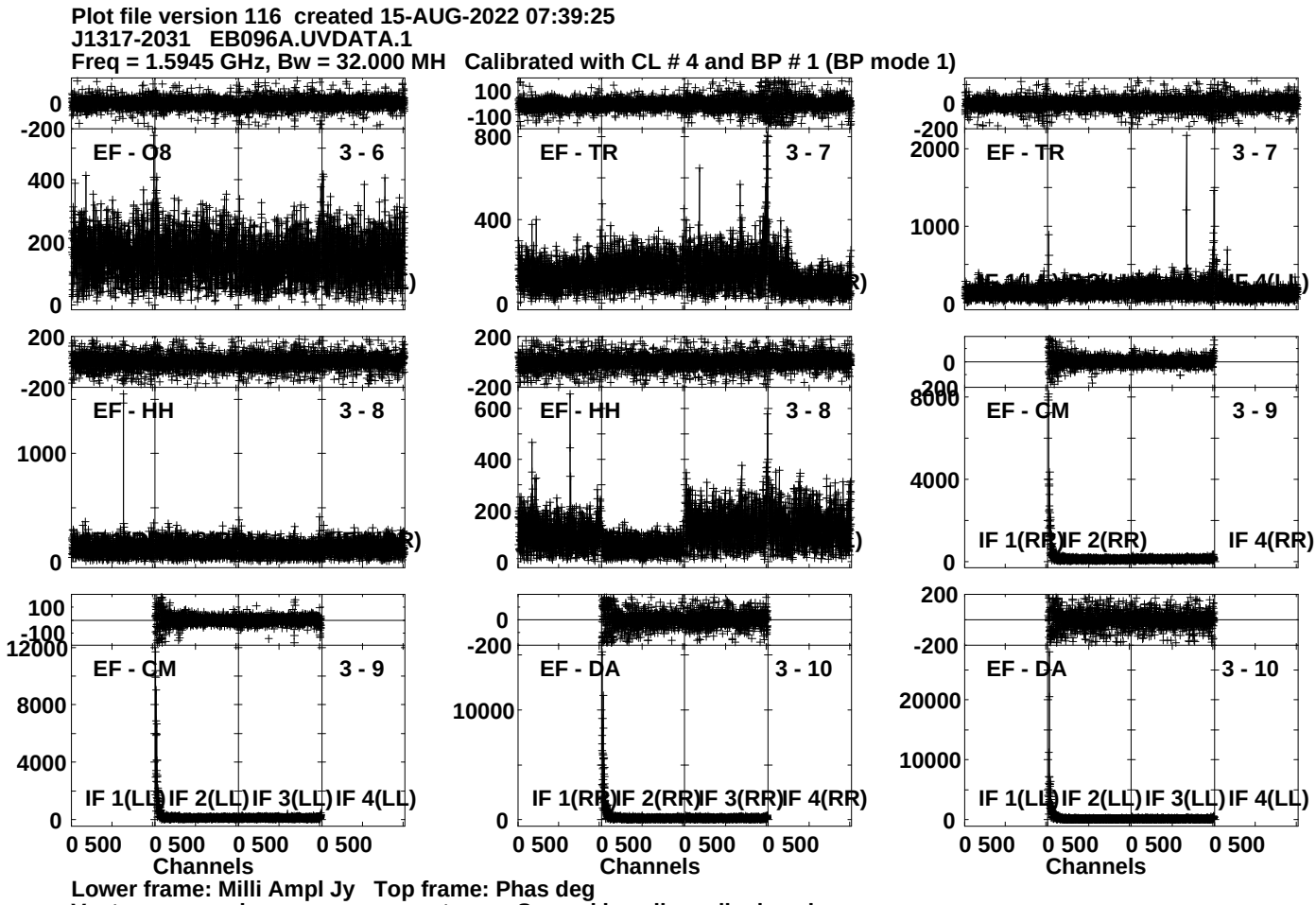
Plot file version 116 created 15-AUG-2022 07:39:25
J1317-2031 EB096A.UVDATA.1
Freq = 1.5945 GHz, Bw = 32.000 MH Calibrated with CL # 4 and BP # 1 (BP mode 1)
EF - O8 3 - 6
EF - TR 3 - 7
EF - TR 3 - 7
EF - HH 3 - 8
EF - HH 3 - 8
EF - CM 3 - 9
IF 1(RR) IF 2(RR) IF 4(RR)
EF - CM 3 - 9
IF 1(LL) IF 2(LL) IF 3(LL) IF 4(LL)
EF - DA 3 - 10
IF 1(RR) IF 2(RR) IF 3(RR) IF 4(RR)
EF - DA 3 - 10
IF 1(LL) IF 2(LL) IF 3(LL) IF 4(LL)
0 500 0 500 0 500 0 500
Channels
Lower frame: Milli Ampl Jy Top frame: Phas deg
Vector averaged cross-power spectrum Several baselines displayed
Timerange: 00/20:55:31 to 00/20:56:29

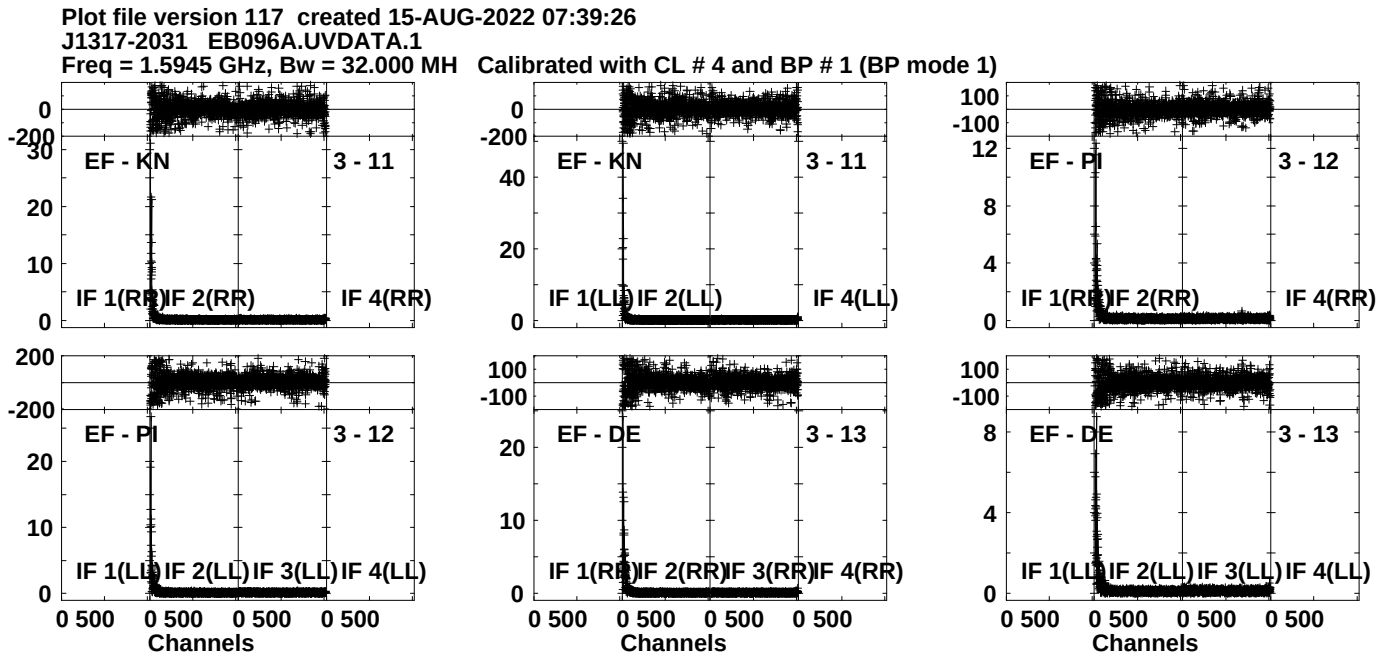

Lower frame: Ampl Jy Top frame: Phas deg
Vector averaged cross-power spectrum Several baselines displayed
Timerange: 00/20:55:31 to 00/20:56:29

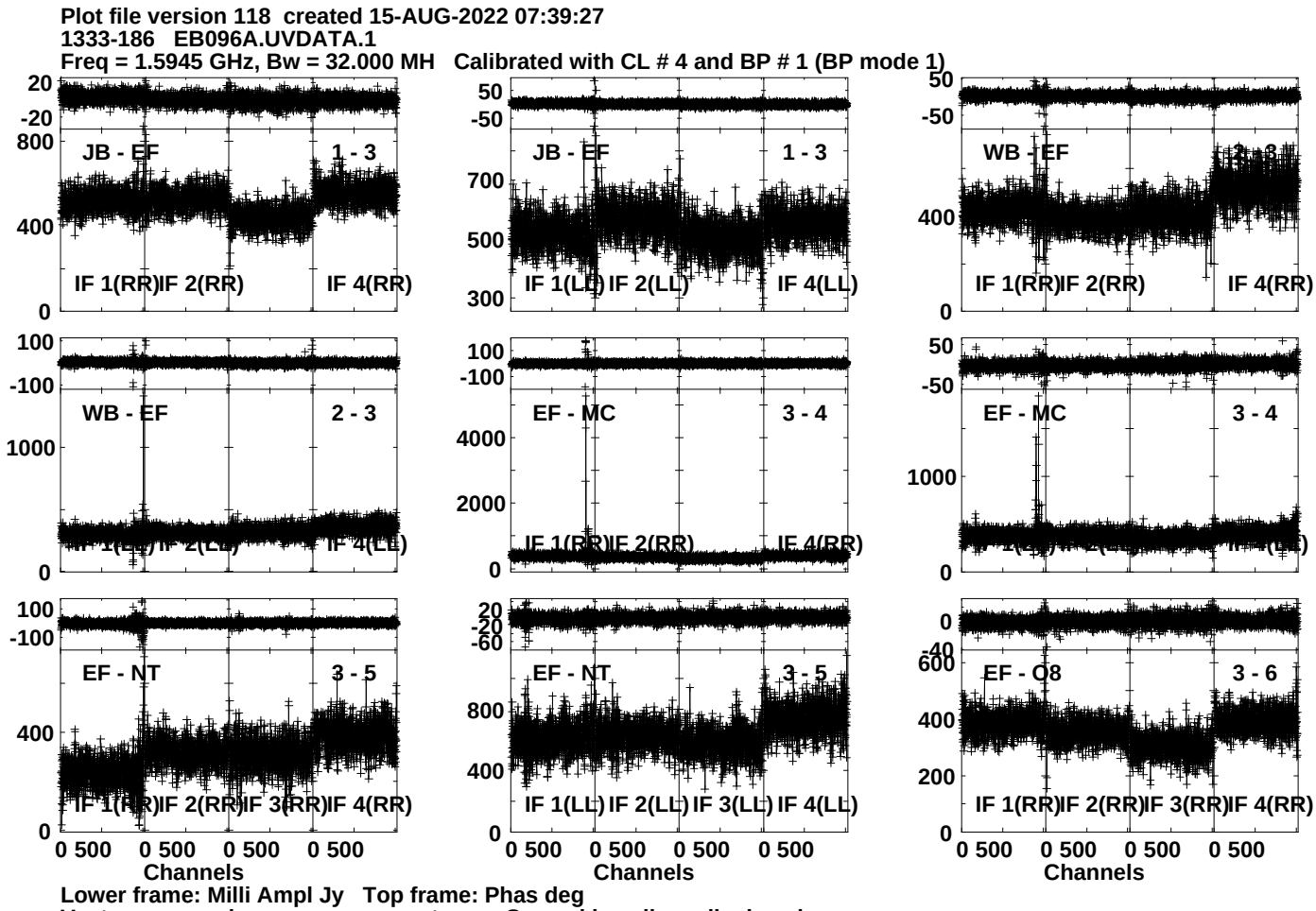
Plot file version 118 created 15-AUG-2022 07:39:27
1333-186 EB096A.UVDATA.1
Freq = 1.5945 GHz, Bw = 32.000 MH Calibrated with CL # 4 and BP # 1 (BP mode 1)
JB - EF
1 - 3
IF 1(RR) IF 2(RR) IF 4(RR)
JB - EF
1 - 3
IF 1(LL) IF 2(LL) IF 4(LL)
WB - EF
IF 1(RR) IF 2(RR) IF 4(RR)
WB - EF
2 - 3
EF - MC
3 - 4
IF 1(RR) IF 2(RR) IF 4(RR)
EF - NT
3 - 5
IF 1(RR) IF 2(RR) IF 3(RR) IF 4(RR)
EF - NT
3 - 5
IF 1(LL) IF 2(LL) IF 3(LL) IF 4(LL)
EF - C8
3 - 6
IF 1(RR) IF 2(RR) IF 3(RR) IF 4(RR)
0 500 0 500 0 500 0 500
Channels
Lower frame: Milli Ampl Jy Top frame: Phas deg
Vector averaged cross-power spectrum Several baselines displayed
Timerange: 00/20:57:21 to 00/20:59:29

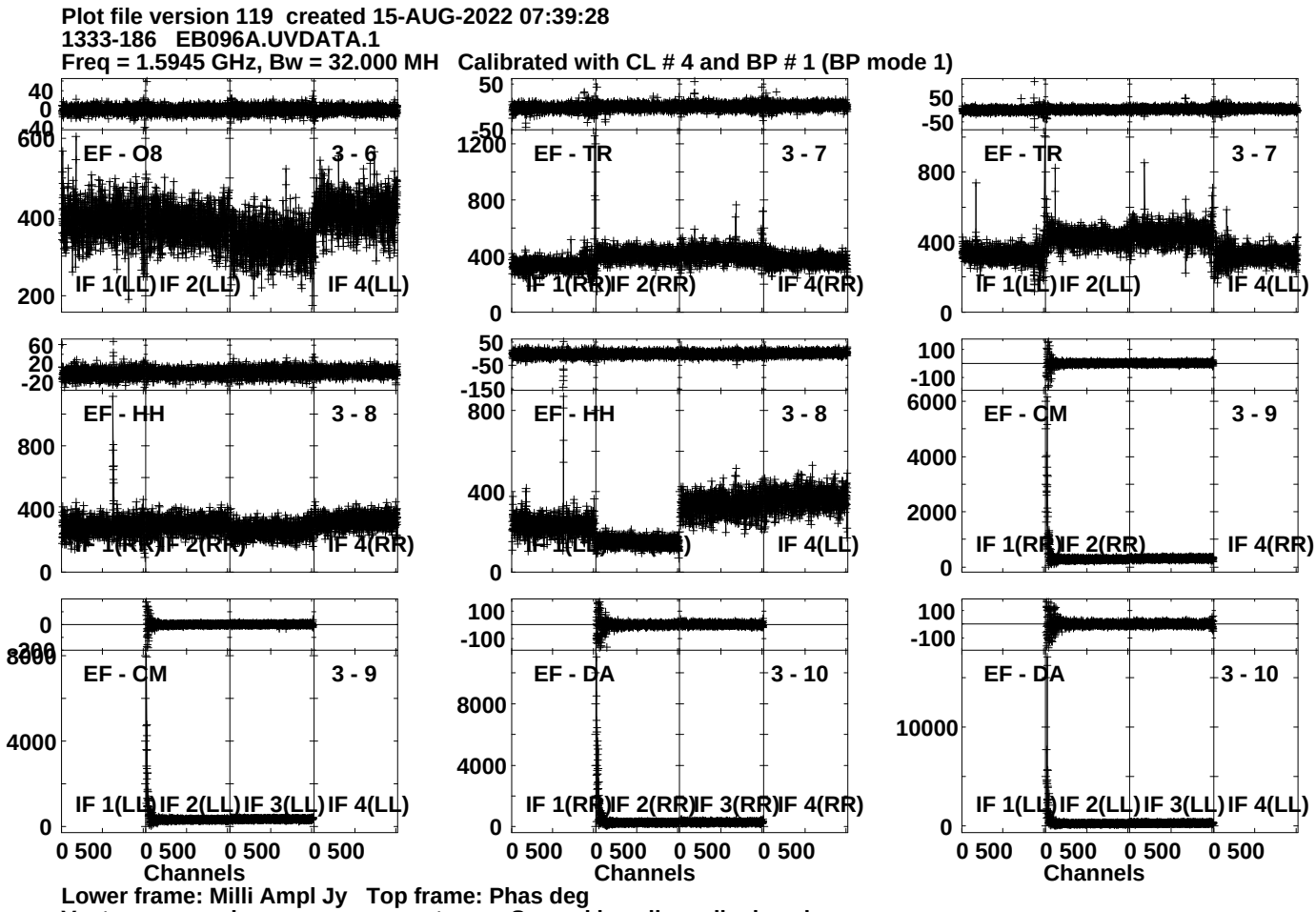
Plot file version 119 created 15-AUG-2022 07:39:28
1333-186 EB096A.UVDATA.1
Freq = 1.5945 GHz, Bw = 32.000 MH Calibrated with CL # 4 and BP # 1 (BP mode 1)
EF - O8
3 - 6
IF 1(LL) IF 2(LL) IF 4(LL)
EF - TR
3 - 7
IF 1(RR) IF 2(RR) IF 4(RR)
EF - TR
3 - 7
IF 1(LL) IF 2(LL) IF 4(LL)
EF - HH
3 - 8
IF 1(RR) IF 2(RR) IF 4(RR)
EF - HH
3 - 8
IF 1(LL) IF 4(LL)
EF - CM
3 - 9
IF 1(RR) IF 2(RR) IF 4(RR)
EF - CM
3 - 9
IF 1(LL) IF 2(LL) IF 3(LL) IF 4(LL)
EF - DA
3 - 10
IF 1(RR) IF 2(RR) IF 3(RR) IF 4(RR)
EF - DA
3 - 10
IF 1(LL) IF 2(LL) IF 3(LL) IF 4(LL)
0 500 0 500 0 500 0 500
Channels
Lower frame: Milli Ampl Jy Top frame: Phas deg
Vector averaged cross-power spectrum Several baselines displayed
Timerange: 00/20:57:21 to 00/20:59:29

Plot file version 120 created 15-AUG-2022 07:39:29
1333-186 EB096A.UVDATA.1
Freq = 1.5945 GHz, Bw = 32.000 MH Calibrated with CL # 4 and BP # 1 (BP mode 1)

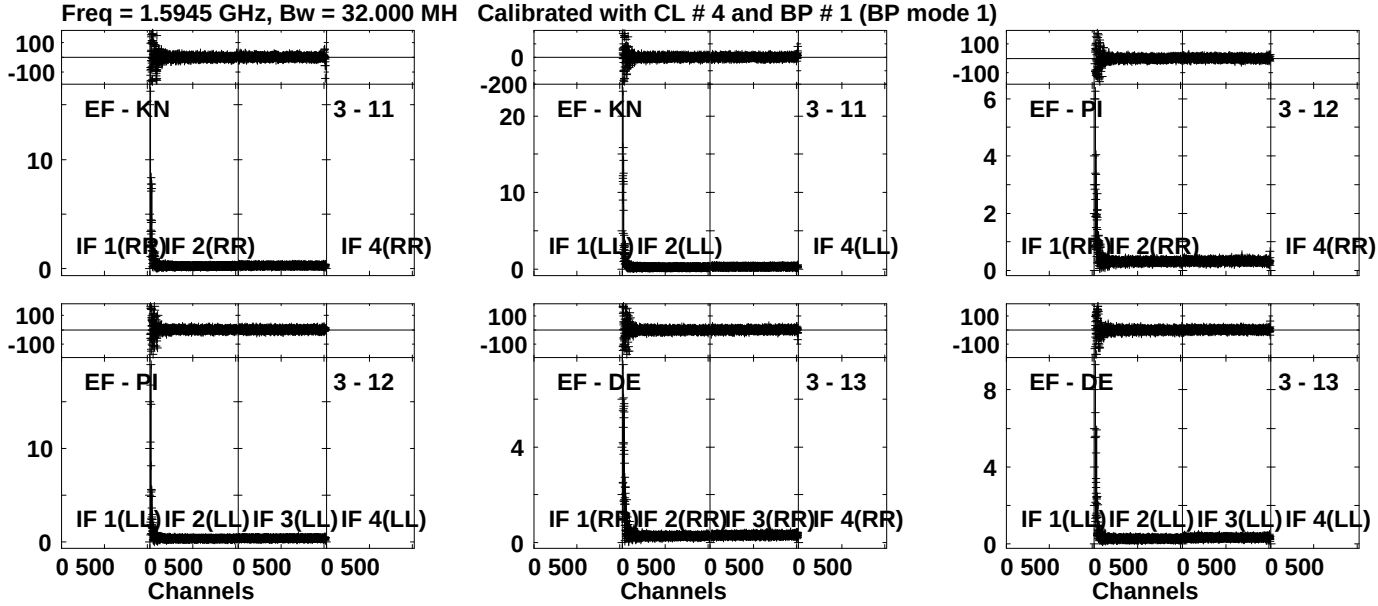

Lower frame: Ampl Jy Top frame: Phas deg
Vector averaged cross-power spectrum Several baselines displayed
Timerange: 00/20:57:21 to 00/20:59:29

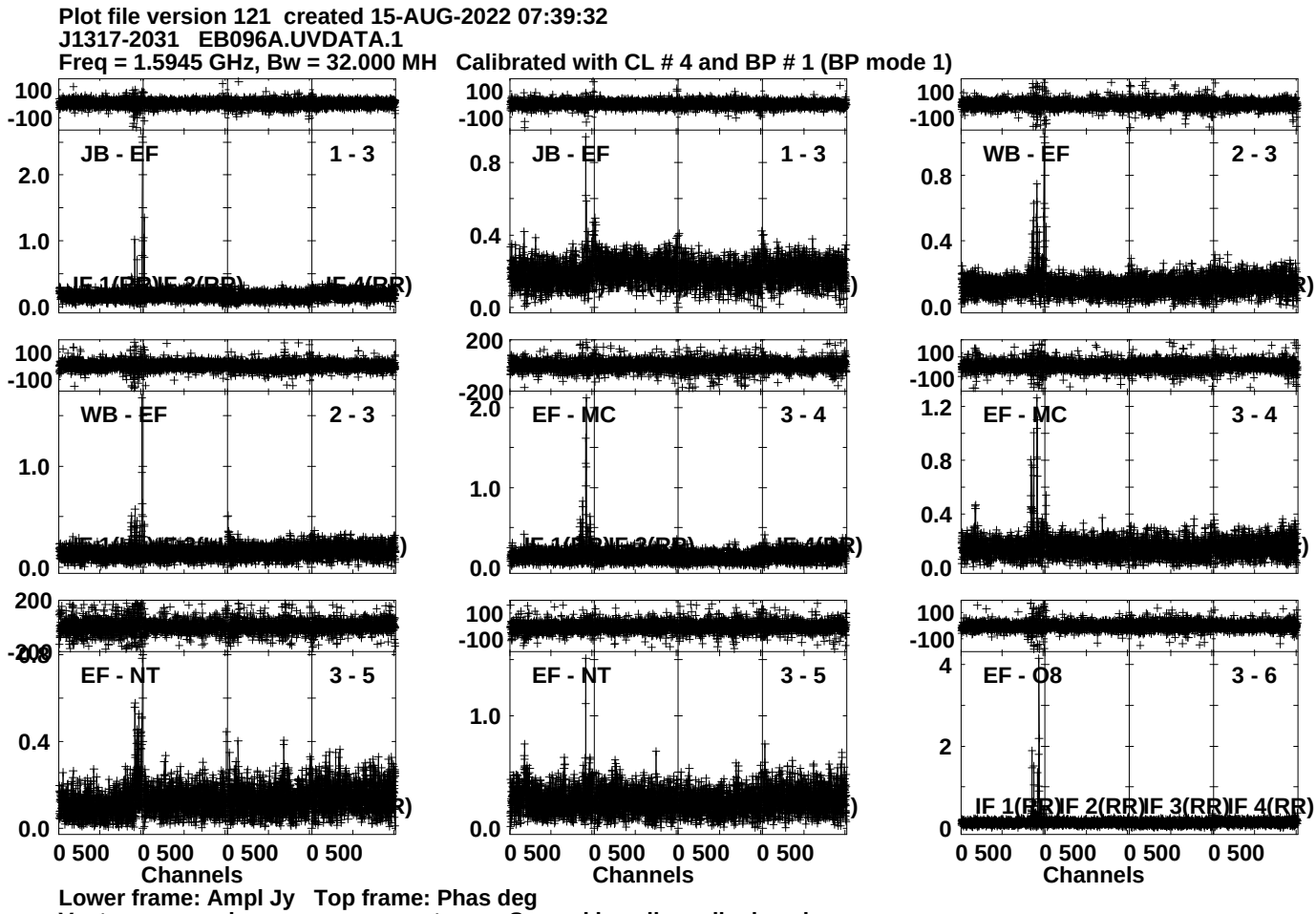
Plot file version 121 created 15-AUG-2022 07:39:32
J1317-2031 EB096A.UVDATA.1
Freq = 1.5945 GHz, Bw = 32.000 MH Calibrated with CL # 4 and BP # 1 (BP mode 1)
JB - EF 1 - 3
JB - EF 1 - 3
WB - EF 2 - 3
WB - EF 2 - 3
EF - MC 3 - 4
EF - MC 3 - 4
EF - NT 3 - 5
EF - NT 3 - 5
EF - O8 3 - 6
IF 1(RR)IF 2(RR)IF 3(RR)IF 4(RR)
0 500 0 500 0 500 0 500
Channels
Lower frame: Ampl Jy Top frame: Phas deg
Vector averaged cross-power spectrum Several baselines displayed
Timerange: 00/21:00:21 to 00/21:01:49

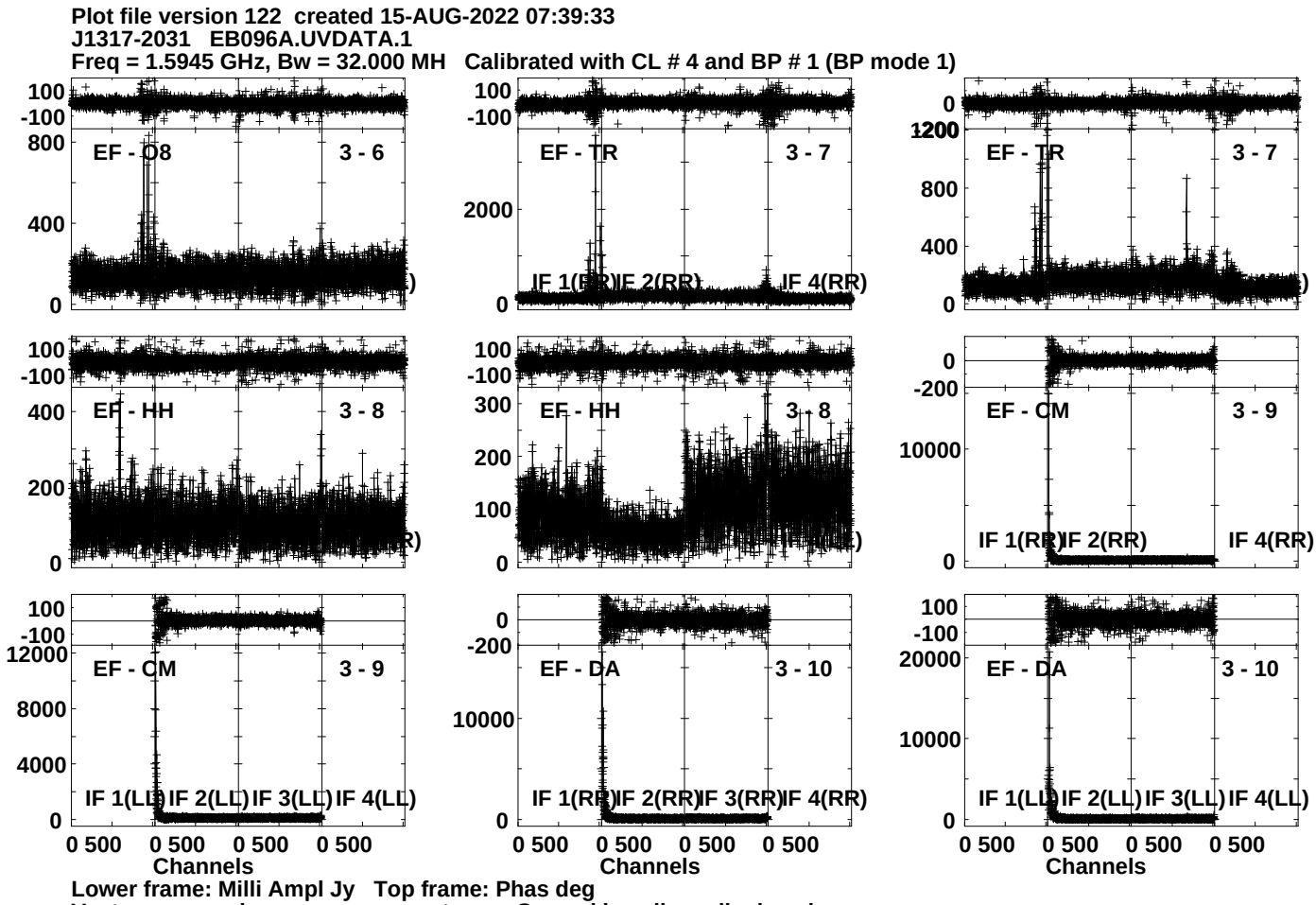
Plot file version 122 created 15-AUG-2022 07:39:33
J1317-2031 EB096A.UVDATA.1
Freq = 1.5945 GHz, Bw = 32.000 MH Calibrated with CL # 4 and BP # 1 (BP mode 1)
EF - O8 3 - 6
EF - TR 3 - 7
EF - TR 3 - 7
EF - HH 3 - 8
EF - HH 3 - 8
EF - CM 3 - 9
EF - CM 3 - 9
EF - DA 3 - 10
EF - DA 3 - 10
IF 1(RR) IF 2(RR) IF 4(RR)
IF 1(LL) IF 2(LL) IF 3(LL) IF 4(LL)
Channels
Lower frame: Milli Ampl Jy Top frame: Phas deg
Vector averaged cross-power spectrum Several baselines displayed
Timerange: 00/21:00:21 to 00/21:01:49

Plot file version 123 created 15-AUG-2022 07:39:35
J1317-2031 EB096A.UVDATA.1
Freq = 1.5945 GHz, Bw = 32.000 MH Calibrated with CL # 4 and BP # 1 (BP mode 1)

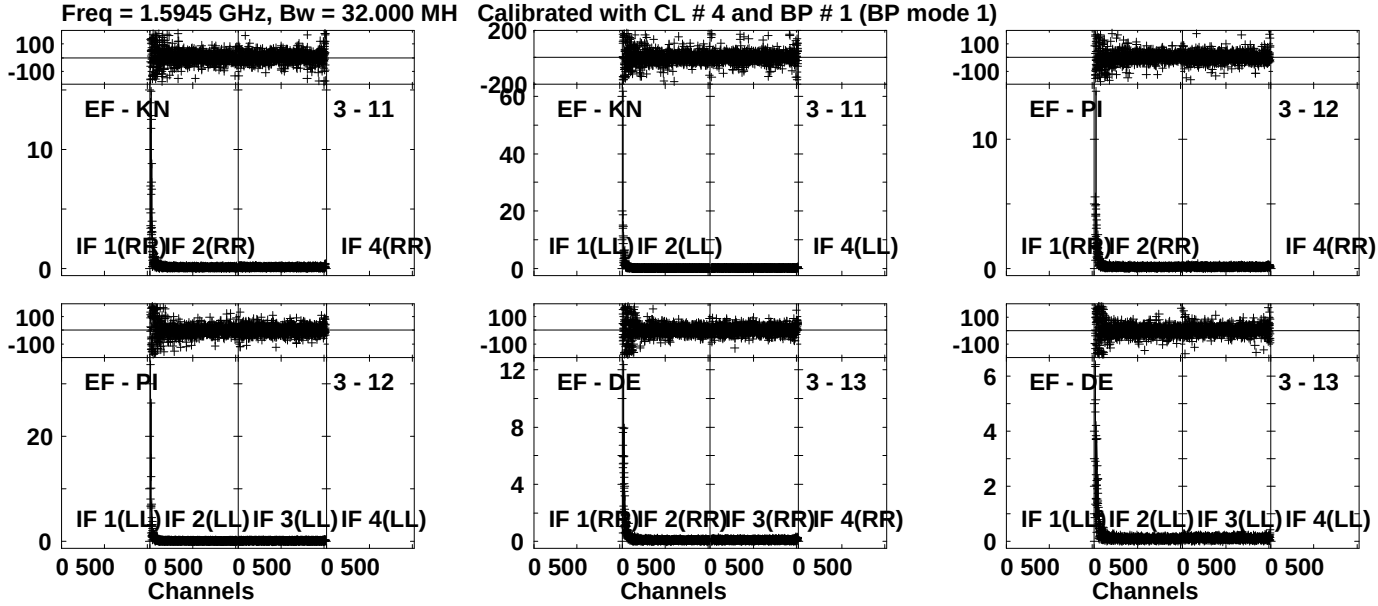

Lower frame: Ampl Jy Top frame: Phas deg
Vector averaged cross-power spectrum Several baselines displayed
Timerange: 00/21:00:21 to 00/21:01:49

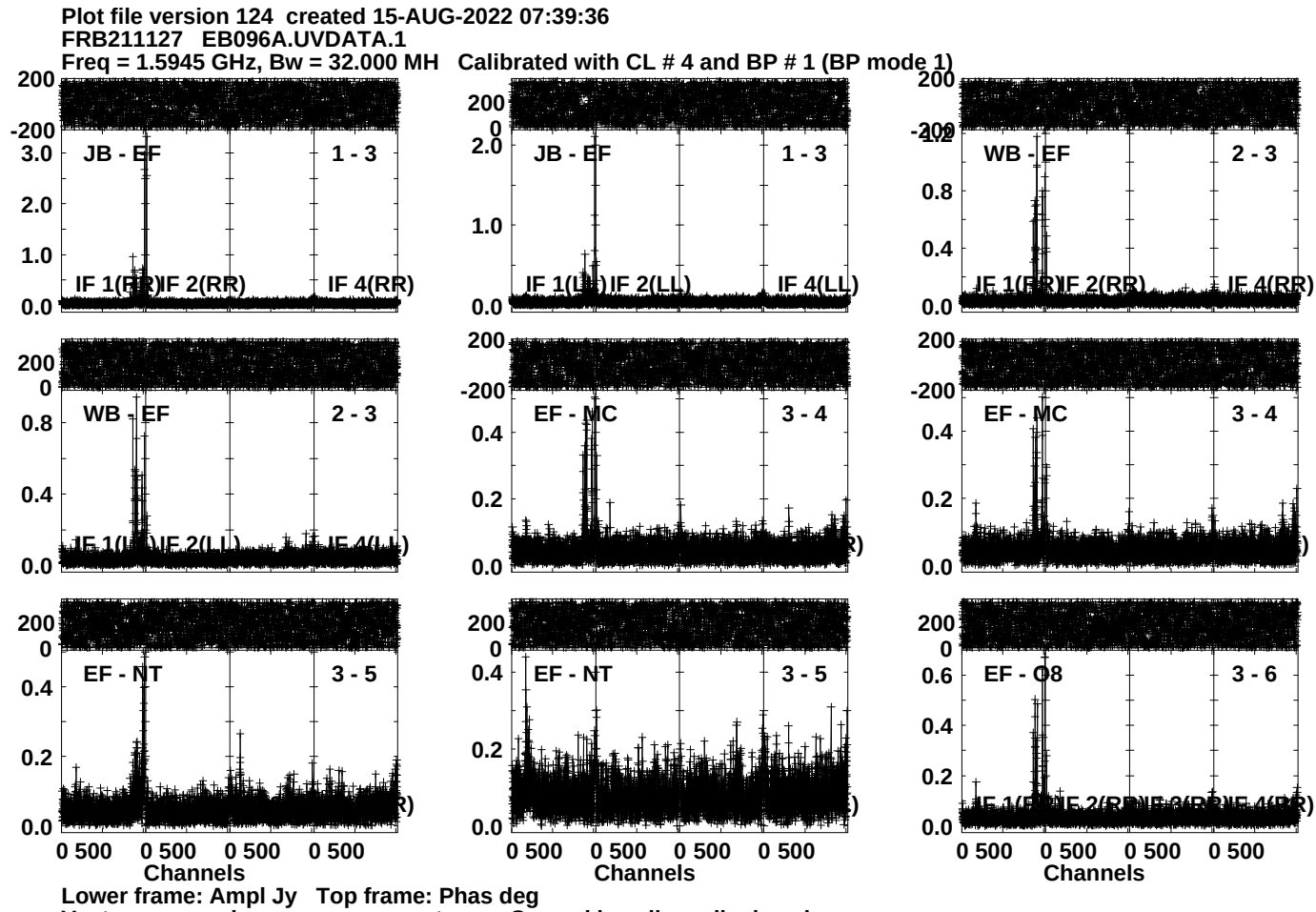
Plot file version 124 created 15-AUG-2022 07:39:36
FRB211127 EB096A.UVDATA.1
Freq = 1.5945 GHz, Bw = 32.000 MH Calibrated with CL # 4 and BP # 1 (BP mode 1)
JB - EF
1 - 3
IF 1(RR) IF 2(RR) IF 4(RR)
JB - EF
1 - 3
IF 1(LL) IF 2(LL) IF 4(LL)
WB - EF
2 - 3
IF 1(RR) IF 2(RR) IF 4(RR)
WB - EF
2 - 3
EF - MC
3 - 4
EF - MC
3 - 4
EF - NT
3 - 5
EF - NT
3 - 5
EF - O8
3 - 6
0 500 0 500 0 500 0 500
Channels
Lower frame: Ampl Jy Top frame: Phas deg
Vector averaged cross-power spectrum Several baselines displayed
Timerange: 00/21:01:51 to 00/21:06:19

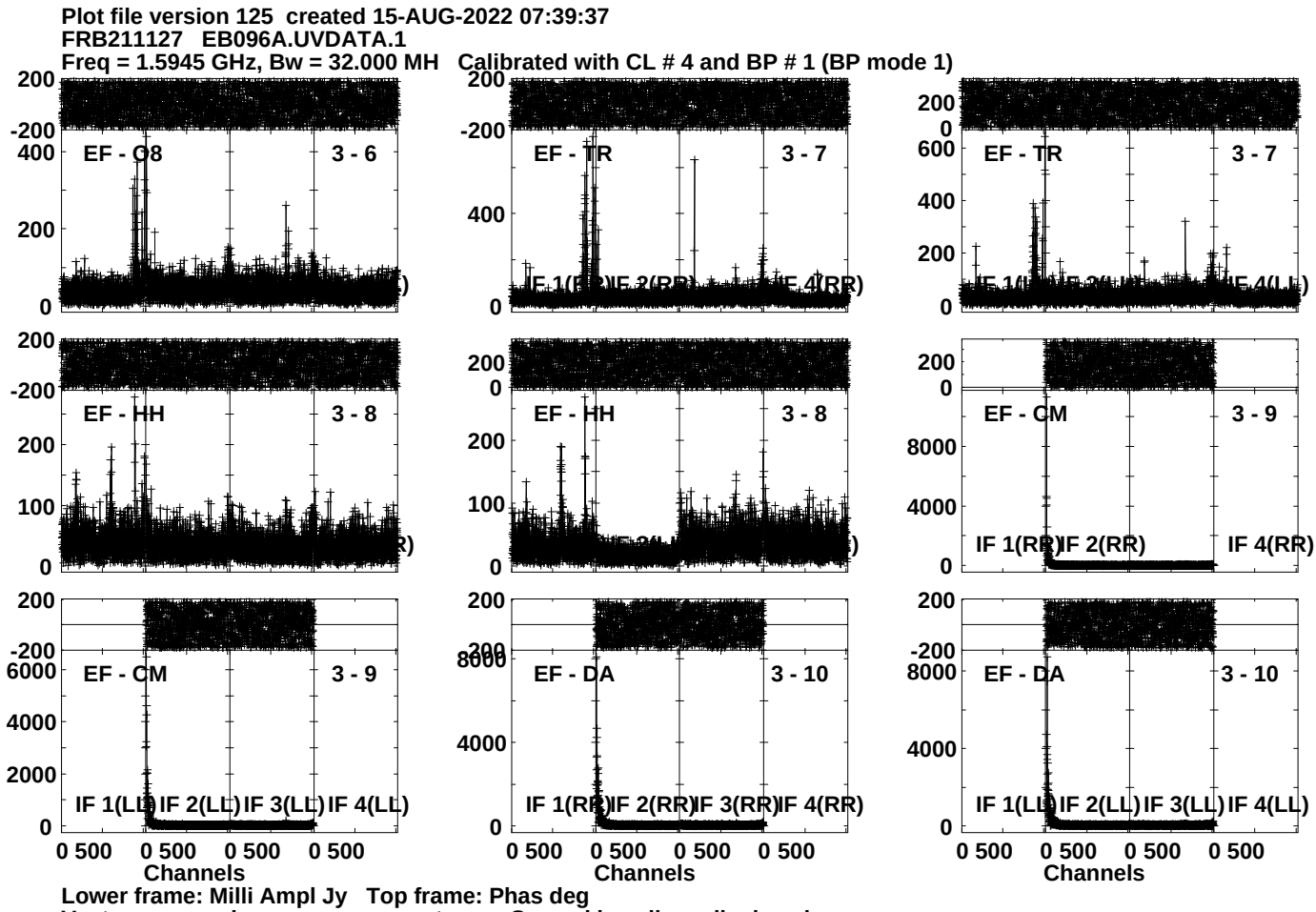
Plot file version 125 created 15-AUG-2022 07:39:37
FRB211127 EB096A.UVDATA.1
Freq = 1.5945 GHz, Bw = 32.000 MH Calibrated with CL # 4 and BP # 1 (BP mode 1)
EF - G8 3 - 6
EF - TR 3 - 7
EF - TR 3 - 7
EF - HH 3 - 8
EF - HH 3 - 8
EF - CM 3 - 9
IF 1(RR) IF 2(RR) IF 4(RR)
EF - CM 3 - 9
IF 1(LL) IF 2(LL) IF 3(LL) IF 4(LL)
EF - DA 3 - 10
IF 1(RR) IF 2(RR) IF 3(RR) IF 4(RR)
EF - DA 3 - 10
IF 1(LL) IF 2(LL) IF 3(LL) IF 4(LL)
0 500 0 500 0 500 0 500
Channels
Lower frame: Milli Ampl Jy Top frame: Phas deg
Vector averaged cross-power spectrum Several baselines displayed
Timerange: 00/21:01:51 to 00/21:06:19

Plot file version 126 created 15-AUG-2022 07:39:39
FRB211127 EB096A.UVDATA.1
Freq = 1.5945 GHz, Bw = 32.000 MH Calibrated with CL # 4 and BP # 1 (BP mode 1)

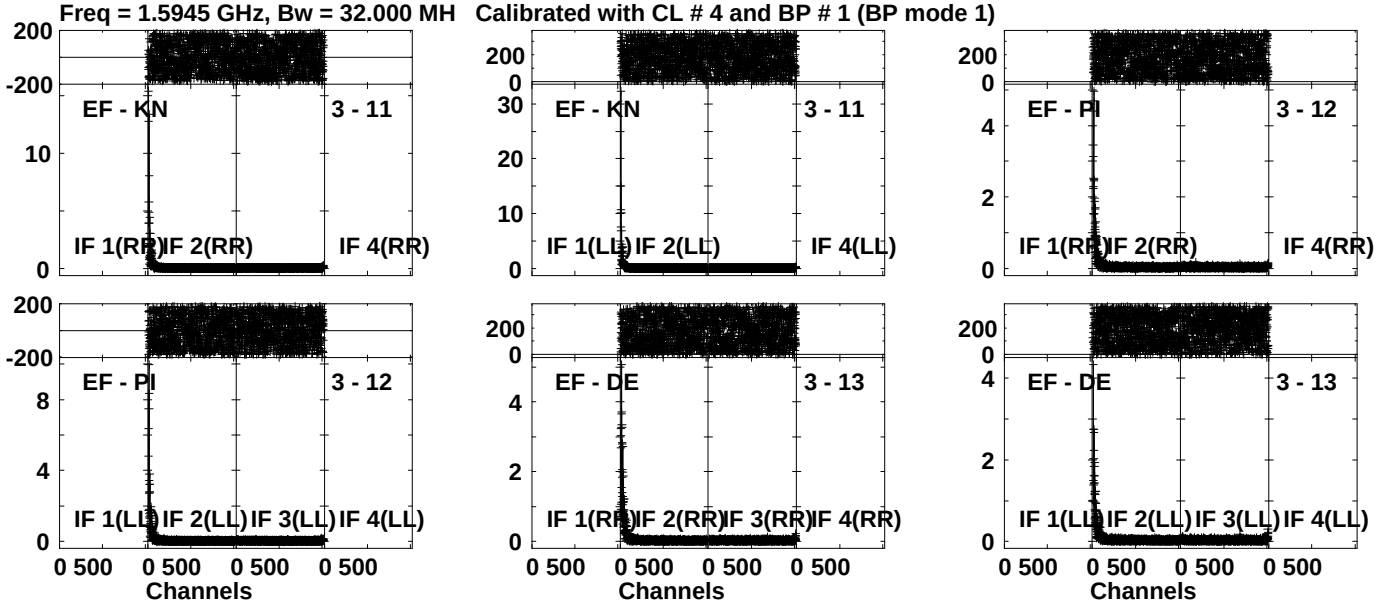

Lower frame: Ampl Jy Top frame: Phas deg
Vector averaged cross-power spectrum Several baselines displayed
Timerange: 00/21:01:51 to 00/21:06:19

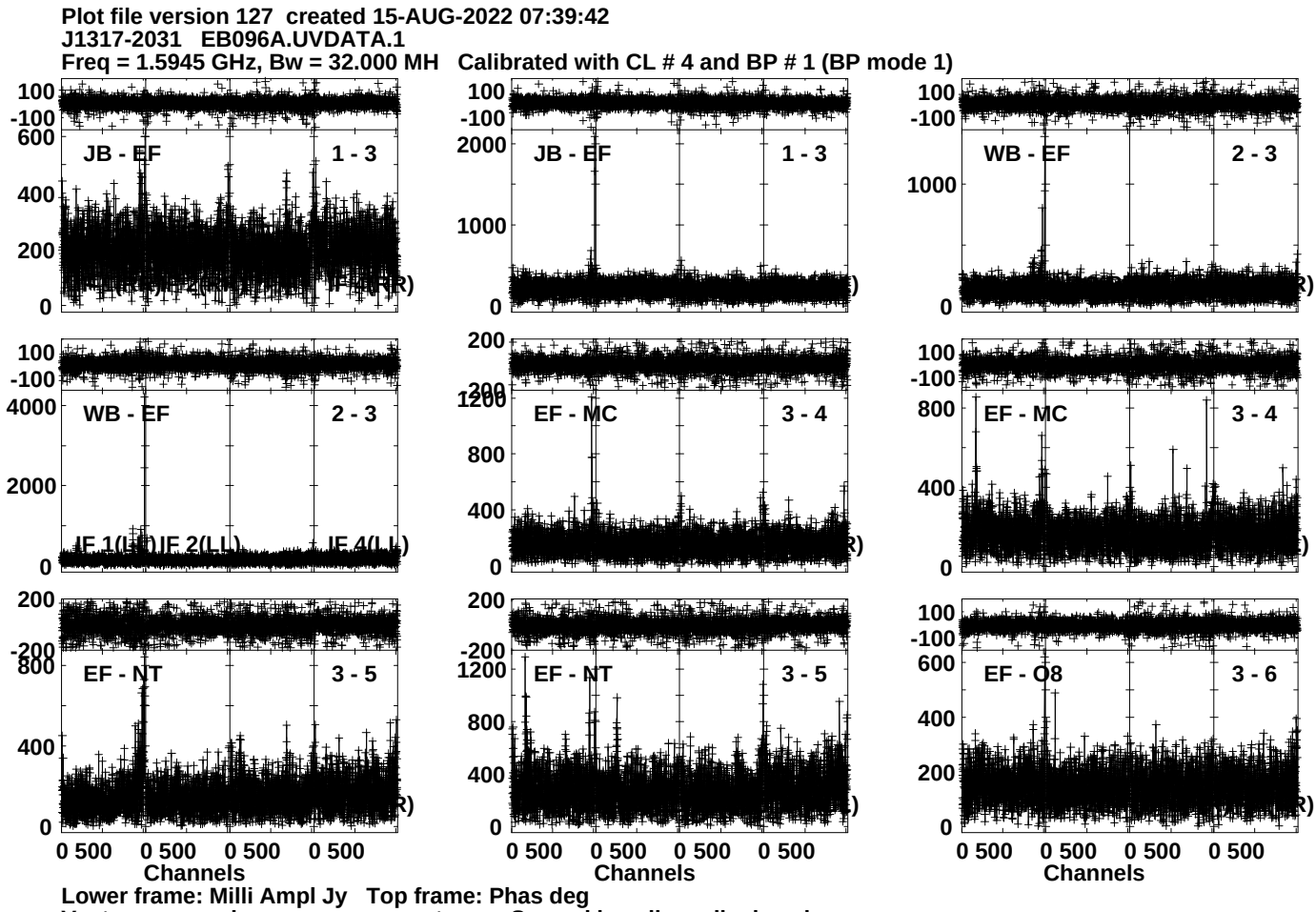
Plot file version 127 created 15-AUG-2022 07:39:42
J1317-2031 EB096A.UVDATA.1
Freq = 1.5945 GHz, Bw = 32.000 MH Calibrated with CL # 4 and BP # 1 (BP mode 1)
JB - EF 1 - 3
JB - EF 1 - 3
WB - EF 2 - 3
WB - EF 2 - 3
EF - MC 3 - 4
EF - MC 3 - 4
EF - NT 3 - 5
EF - NT 3 - 5
EF - O8 3 - 6
Channels
Channels
Channels
Lower frame: Milli Ampl Jy Top frame: Phas deg
Vector averaged cross-power spectrum Several baselines displayed
Timerange: 00/21:06:21 to 00/21:07:49

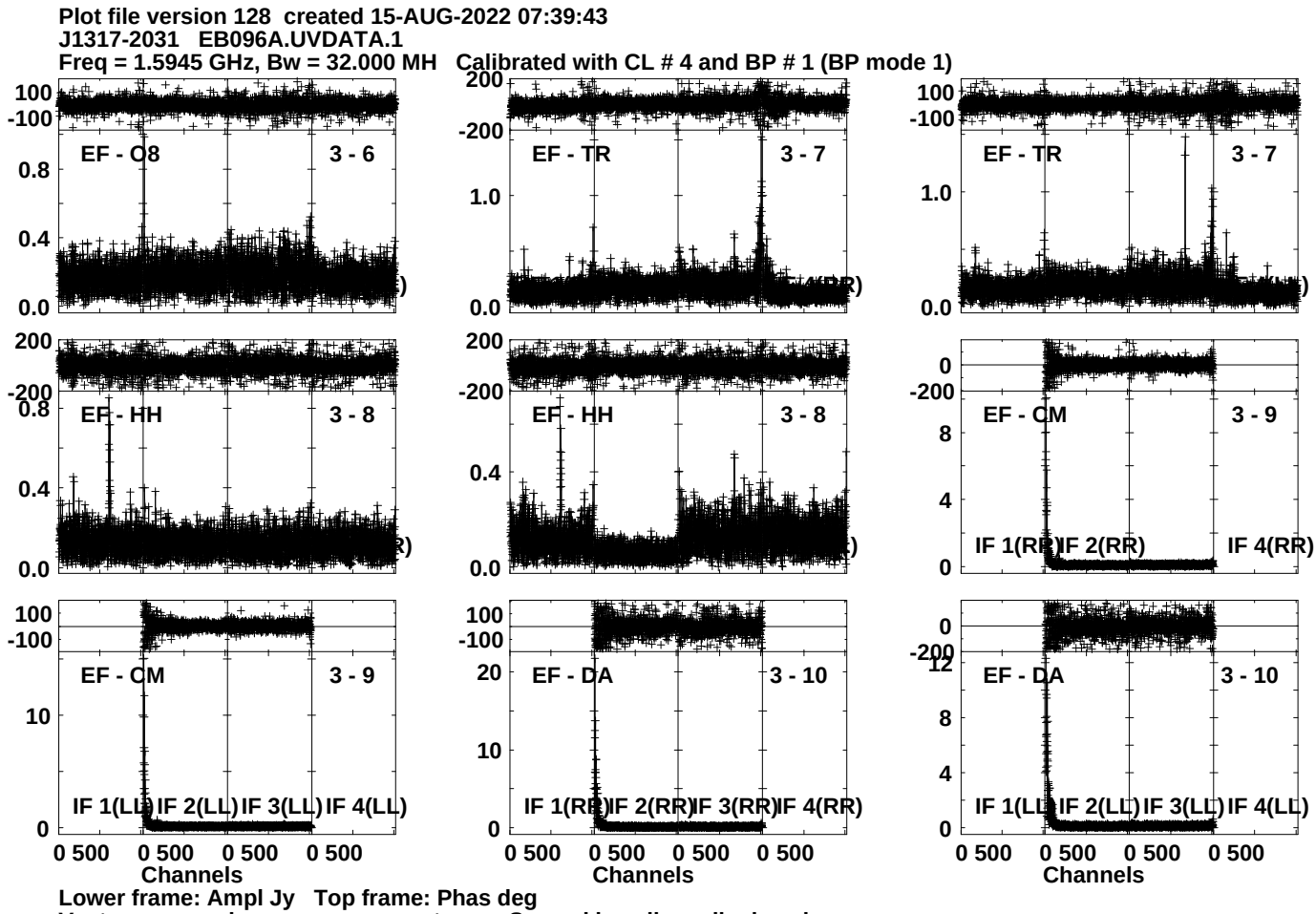
Plot file version 128 created 15-AUG-2022 07:39:43
J1317-2031 EB096A.UVDATA.1
Freq = 1.5945 GHz, Bw = 32.000 MH Calibrated with CL # 4 and BP # 1 (BP mode 1)
EF - C8
3 - 6
EF - TR
3 - 7
EF - TR
3 - 7
EF - HH
3 - 8
EF - HH
3 - 8
EF - CM
3 - 9
IF 1(RR)
IF 2(RR)
IF 4(RR)
EF - CM
3 - 9
IF 1(LL)
IF 2(LL)
IF 3(LL)
IF 4(LL)
EF - DA
3 - 10
IF 1(RR)
IF 2(RR)
IF 3(RR)
IF 4(RR)
EF - DA
3 - 10
IF 1(LL)
IF 2(LL)
IF 3(LL)
IF 4(LL)
0 500
Channels
Lower frame: Ampl Jy Top frame: Phas deg
Vector averaged cross-power spectrum Several baselines displayed
Timerange: 00/21:06:21 to 00/21:07:49

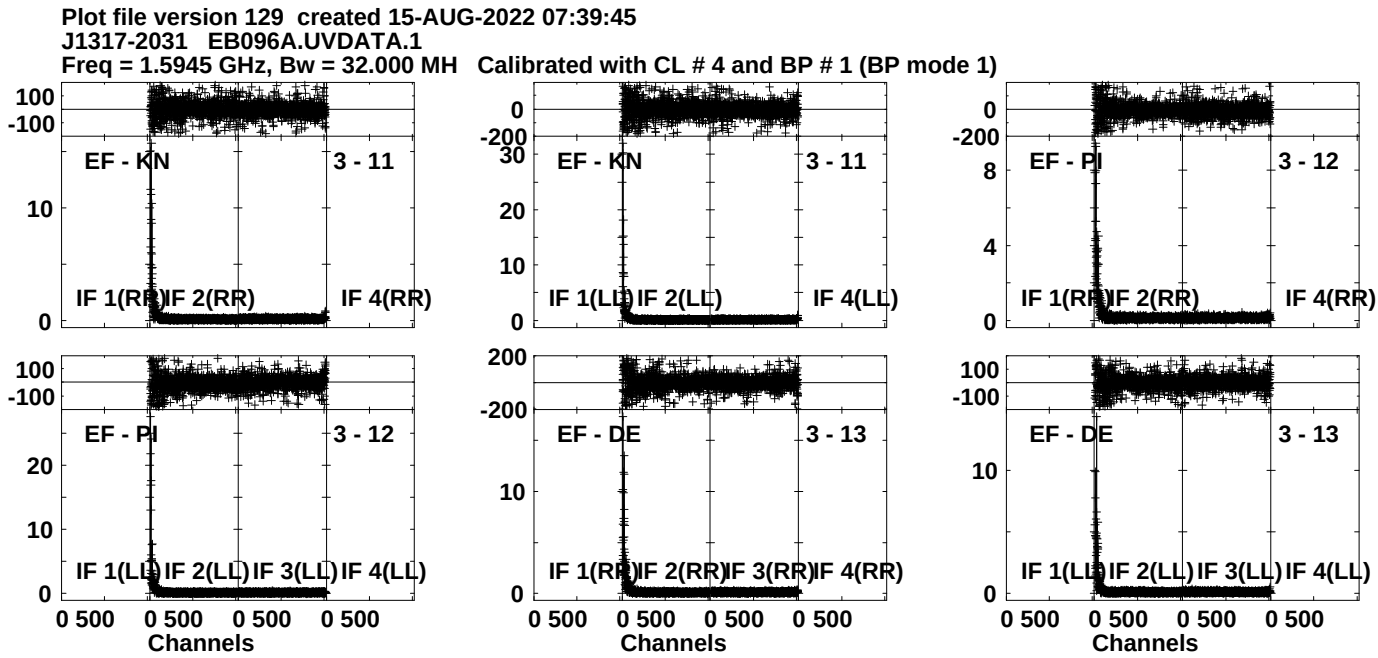

Lower frame: Ampl Jy Top frame: Phas deg
Vector averaged cross-power spectrum Several baselines displayed
Timerange: 00/21:06:21 to 00/21:07:49

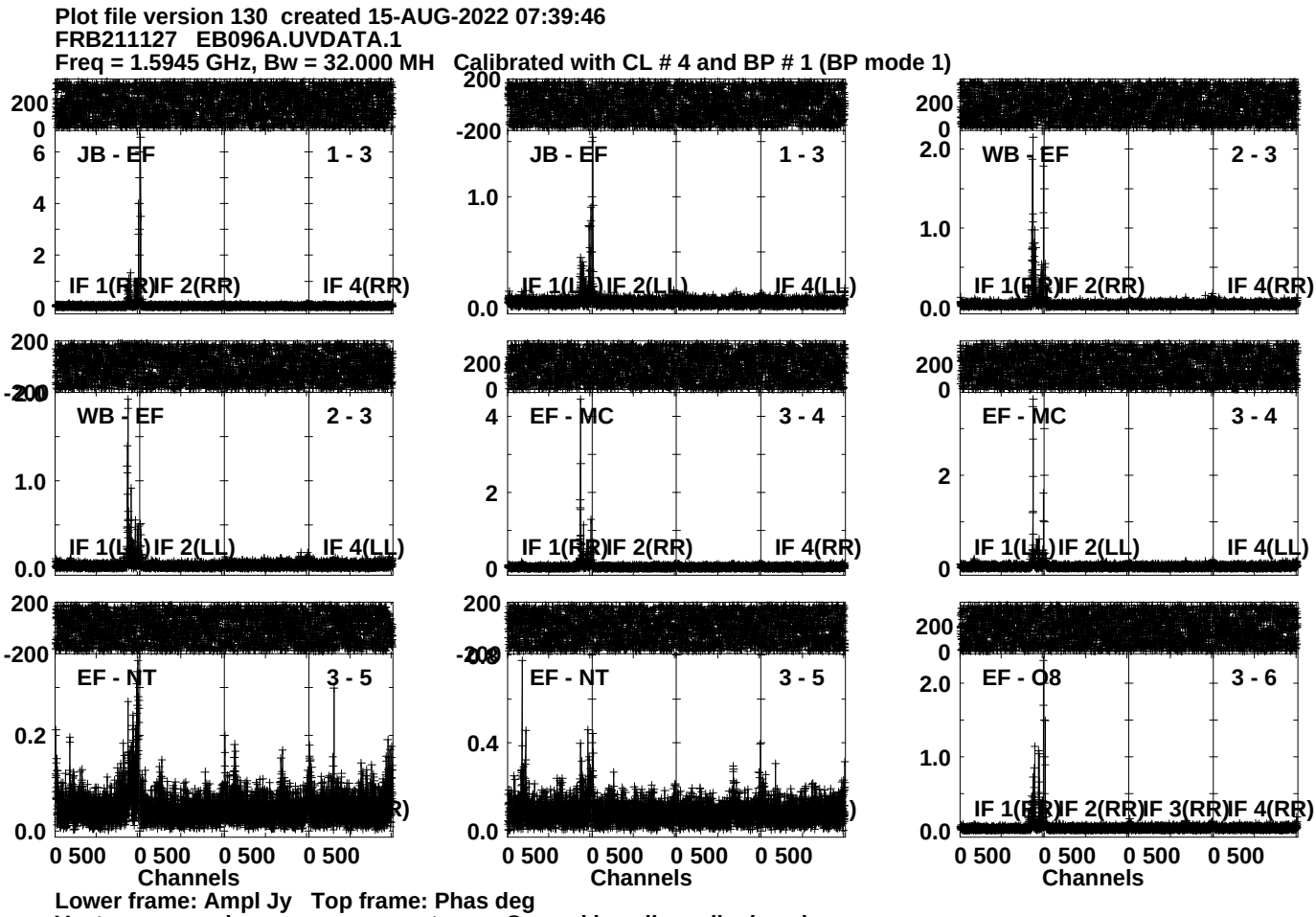
Plot file version 130 created 15-AUG-2022 07:39:46
FRB211127 EB096A.UVDATA.1
Freq = 1.5945 GHz, Bw = 32.000 MH Calibrated with CL # 4 and BP # 1 (BP mode 1)
JB - EF
1 - 3
IF 1(RR)
IF 2(RR)
IF 4(RR)
JB - EF
1 - 3
IF 2(LL)
IF 4(LL)
WB - EF
2 - 3
IF 1(RR)
IF 2(RR)
IF 4(RR)
WB - EF
2 - 3
IF 2(LL)
EF - MC
3 - 4
IF 1(RR)
IF 2(RR)
IF 4(RR)
EF - MC
3 - 4
IF 1(LL)
IF 2(LL)
IF 4(LL)
EF - NT
3 - 5
EF - NT
3 - 5
EF - O8
3 - 6
IF 1(RR)
IF 2(RR)
IF 3(RR)
IF 4(RR)
0 500
Channels
Lower frame: Ampl Jy Top frame: Phas deg
Vector averaged cross-power spectrum Several baselines displayed
Timerange: 00/21:07:51 to 00/21:12:19

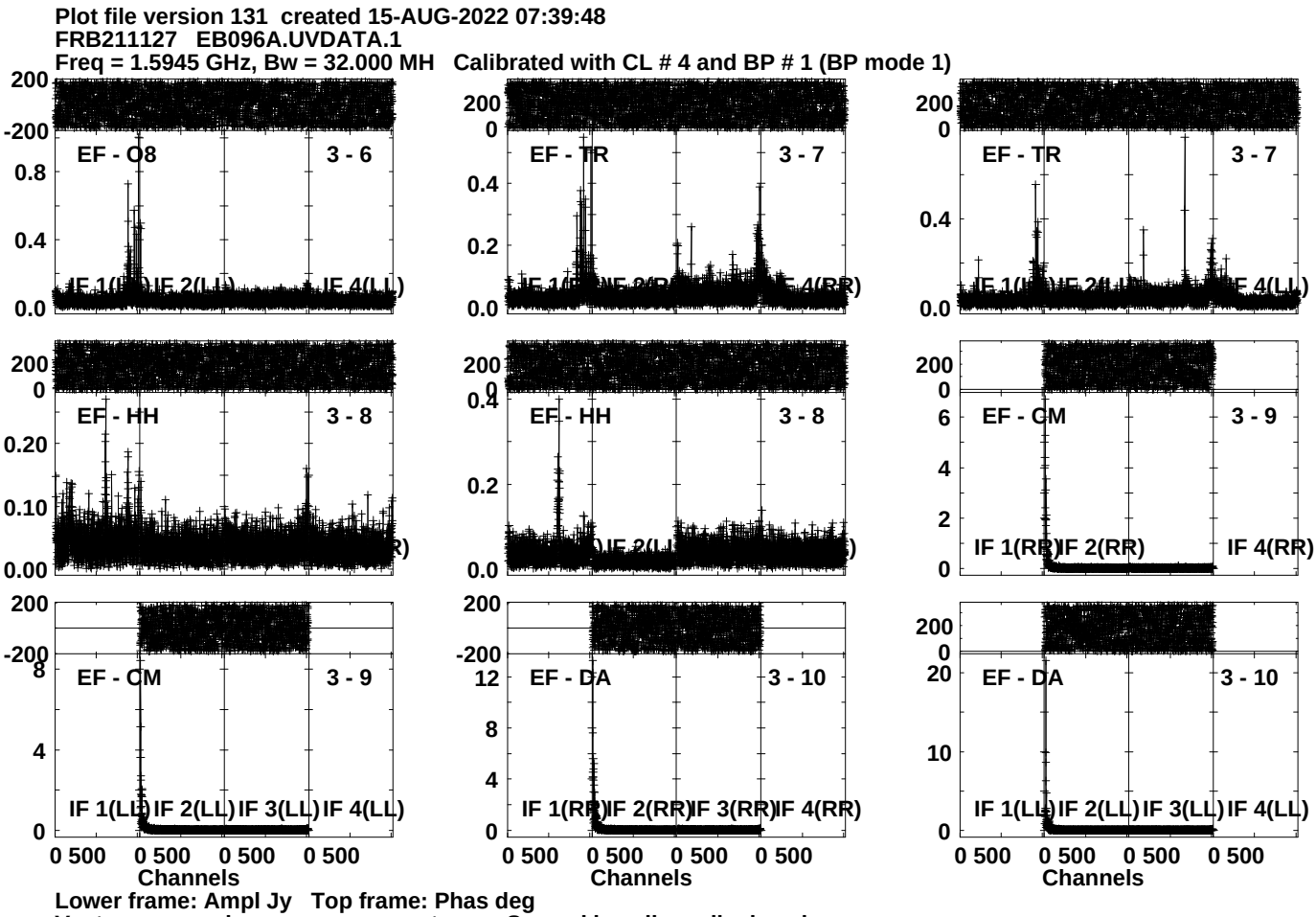
Plot file version 131 created 15-AUG-2022 07:39:48
FRB211127 EB096A.UVDATA.1
Freq = 1.5945 GHz, Bw = 32.000 MH Calibrated with CL # 4 and BP # 1 (BP mode 1)
EF - O8 3 - 6
EF - TR 3 - 7
EF - TR 3 - 7
EF - HH 3 - 8
EF - HH 3 - 8
EF - CM 3 - 9
EF - CM 3 - 9
EF - DA 3 - 10
EF - DA 3 - 10
IF 1(LL) IF 2(LL) IF 3(LL) IF 4(LL)
IF 1(RR) IF 2(RR) IF 3(RR) IF 4(RR)
0 500 0 500 0 500 0 500
Channels
Lower frame: Ampl Jy Top frame: Phas deg
Vector averaged cross-power spectrum Several baselines displayed
Timerange: 00/21:07:51 to 00/21:12:19

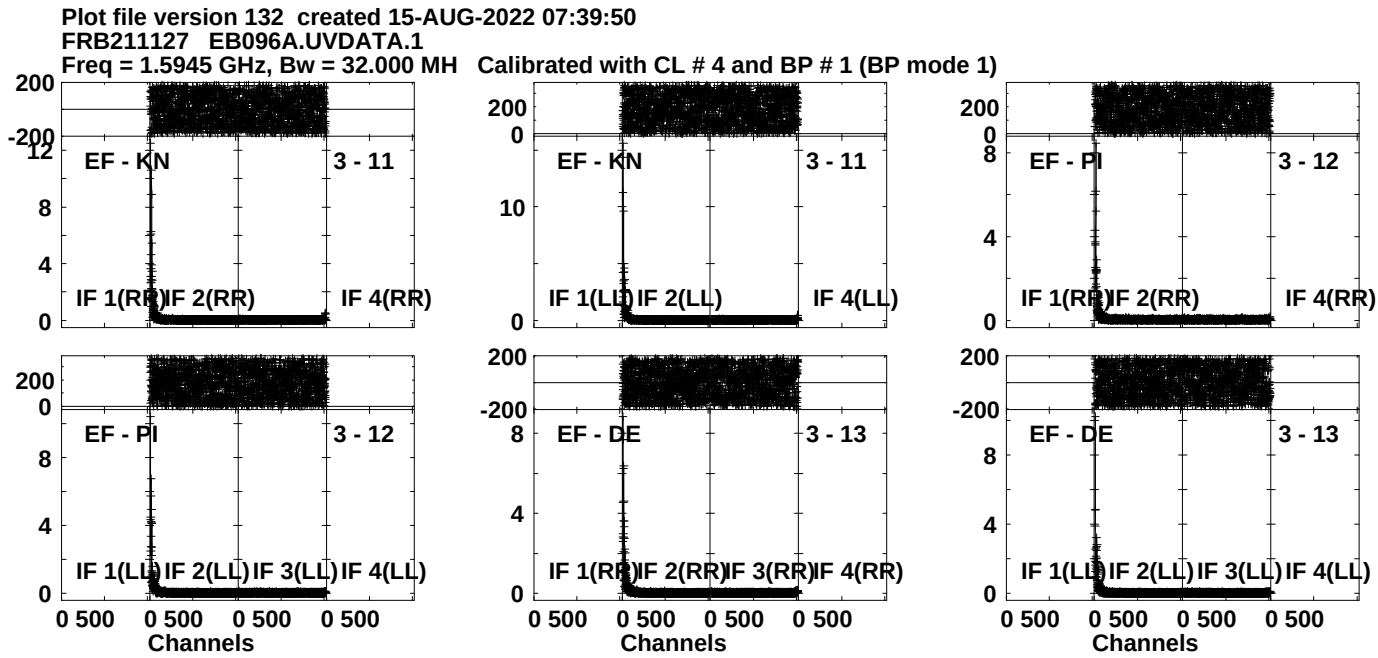
Plot file version 132 created 15-AUG-2022 07:39:50
FRB211127 EB096A.UVDATA.1
Freq = 1.5945 GHz, Bw = 32.000 MH Calibrated with CL # 4 and BP # 1 (BP mode 1)
EF - KN
3 - 11
IF 1(RR)
IF 2(RR)
IF 4(RR)
EF - KN
3 - 11
IF 1(LL)
IF 2(LL)
IF 4(LL)
EF - PI
3 - 12
IF 1(RR)
IF 2(RR)
IF 4(RR)
EF - PI
3 - 12
IF 1(LL)
IF 2(LL)
IF 3(LL)
IF 4(LL)
EF - DE
3 - 13
IF 1(RR)
IF 2(RR)
IF 3(RR)
IF 4(RR)
EF - DE
3 - 13
IF 1(LL)
IF 2(LL)
IF 3(LL)
IF 4(LL)
Channels
Channels
Channels
Lower frame: Ampl Jy Top frame: Phas deg
Vector averaged cross-power spectrum Several baselines displayed
Timerange: 00/21:07:51 to 00/21:12:19

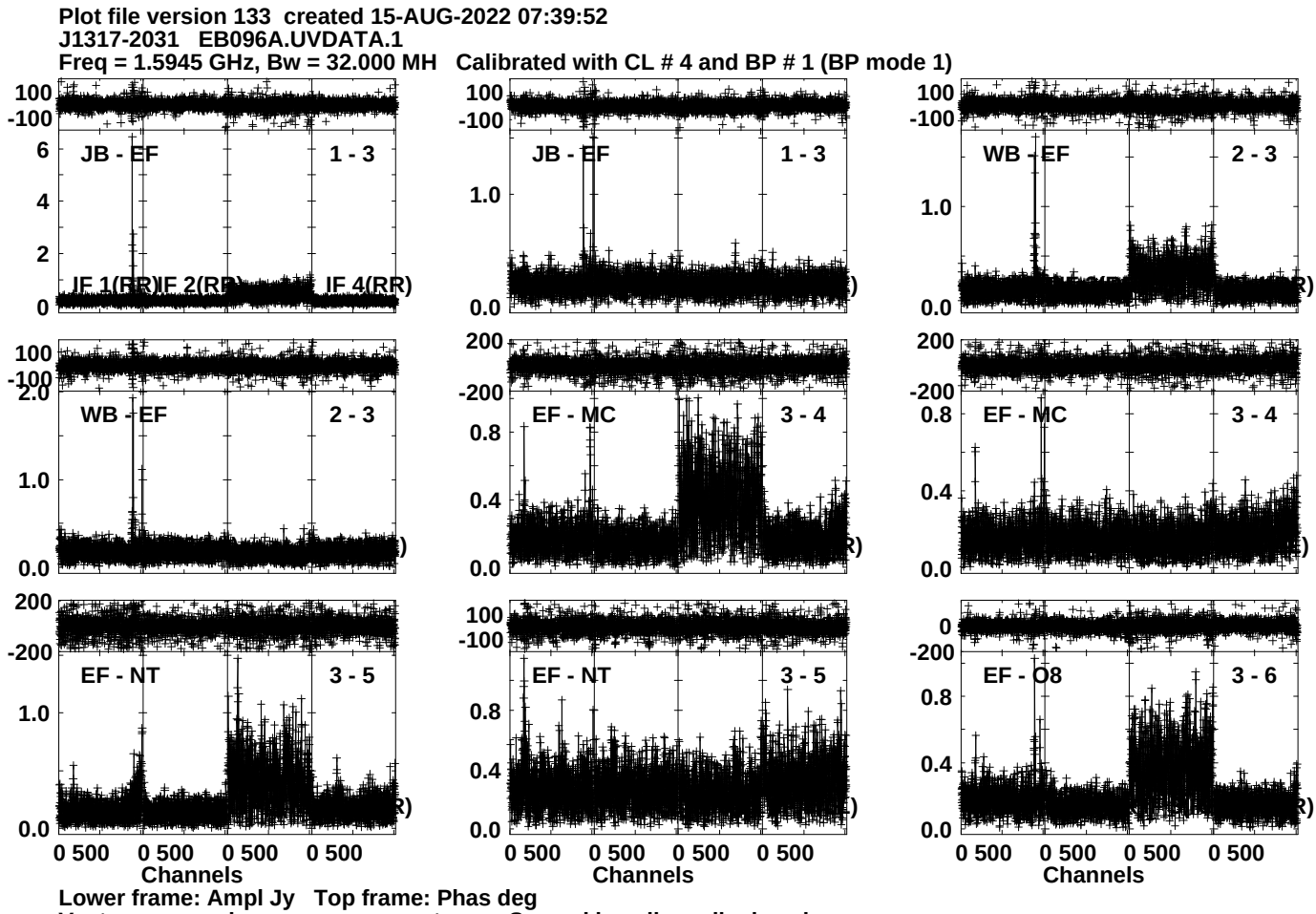
Plot file version 133 created 15-AUG-2022 07:39:52
J1317-2031 EB096A.UVDATA.1
Freq = 1.5945 GHz, Bw = 32.000 MH Calibrated with CL # 4 and BP # 1 (BP mode 1)
JB - EF 1 - 3
JB - EF 1 - 3
WB - EF 2 - 3
WB - EF 2 - 3
EF - MC 3 - 4
EF - MC 3 - 4
EF - NT 3 - 5
EF - NT 3 - 5
EF - O8 3 - 6
IF 1(RR) IF 2(RR) IF 4(RR)
Channels
Lower frame: Ampl Jy Top frame: Phas deg
Vector averaged cross-power spectrum Several baselines displayed
Timerange: 00/21:12:51 to 00/21:13:49

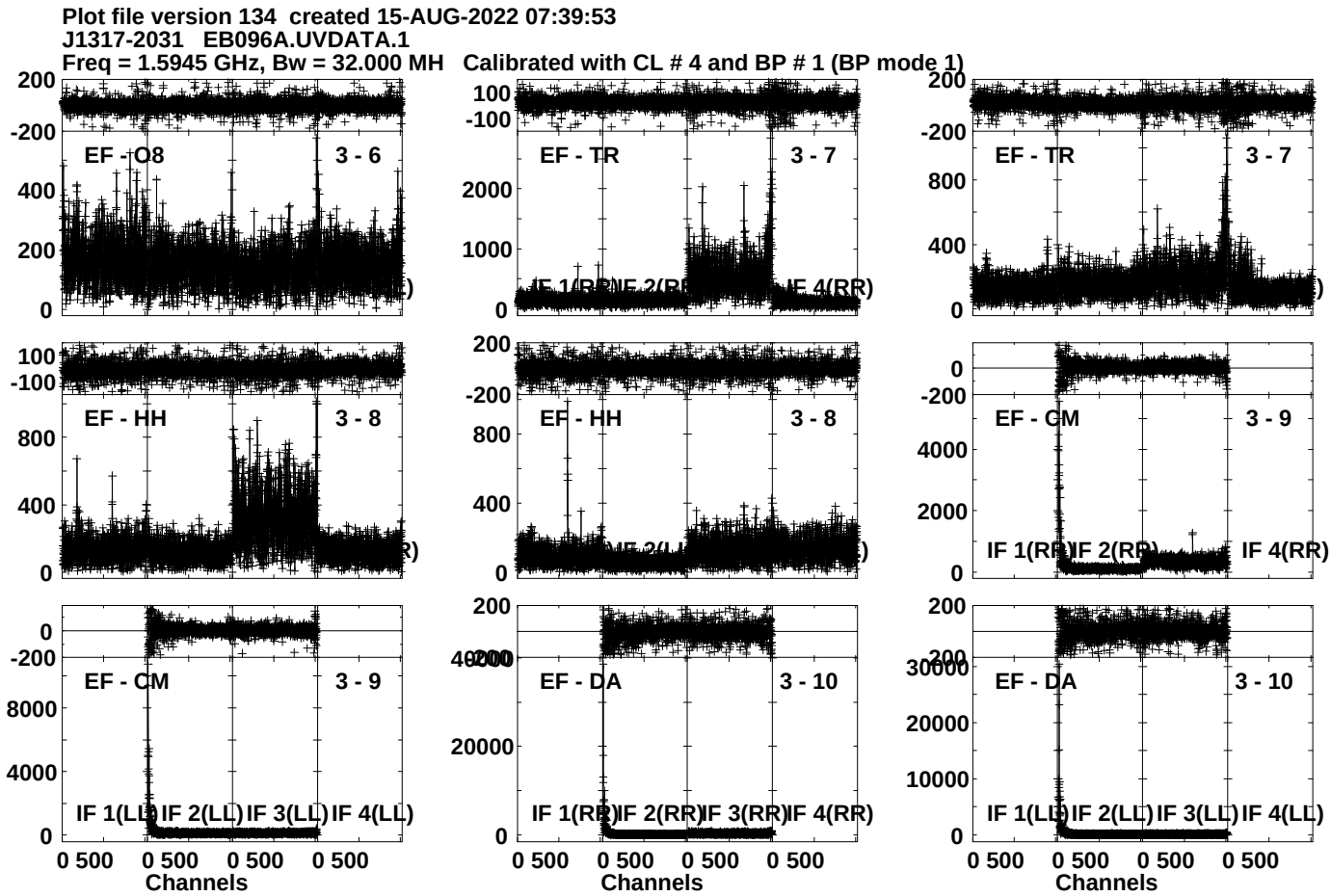

Lower frame: Milli Ampl Jy Top frame: Phas deg
Vector averaged cross-power spectrum Several baselines displayed
Timerange: 00/21:12:51 to 00/21:13:49

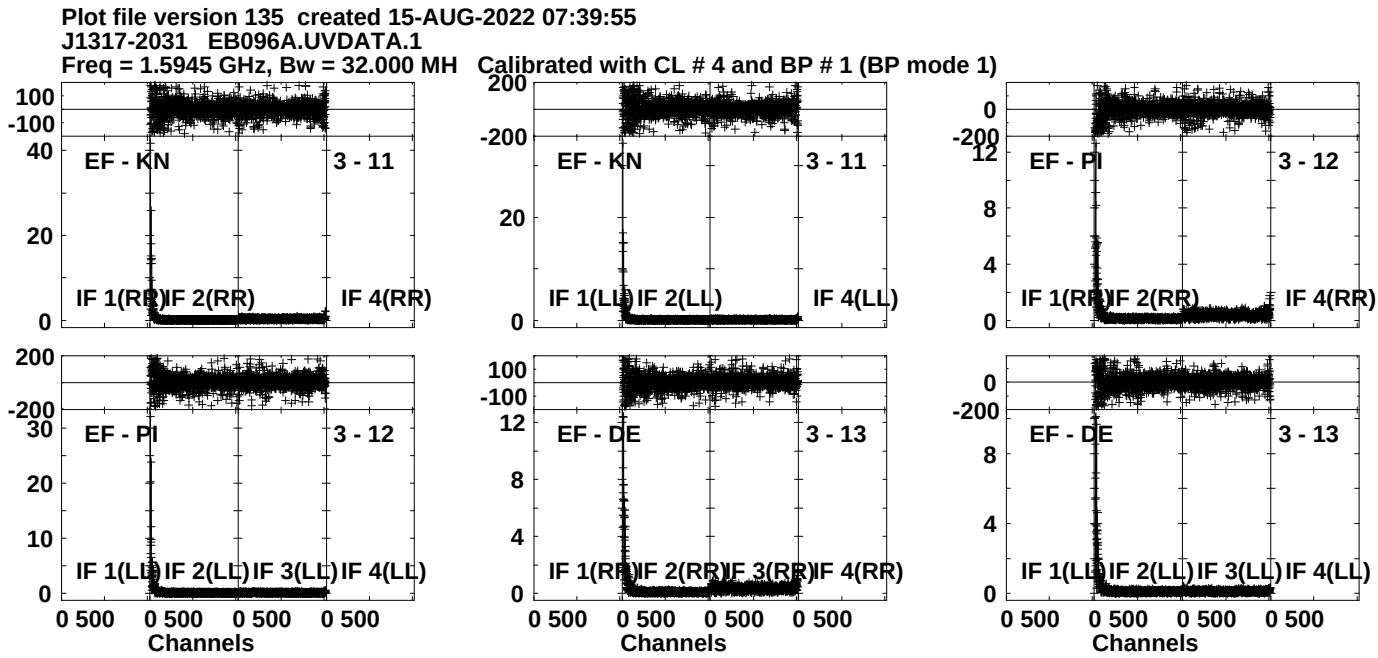

Lower frame: Ampl Jy Top frame: Phas deg
Vector averaged cross-power spectrum Several baselines displayed
Timerange: 00/21:12:51 to 00/21:13:49

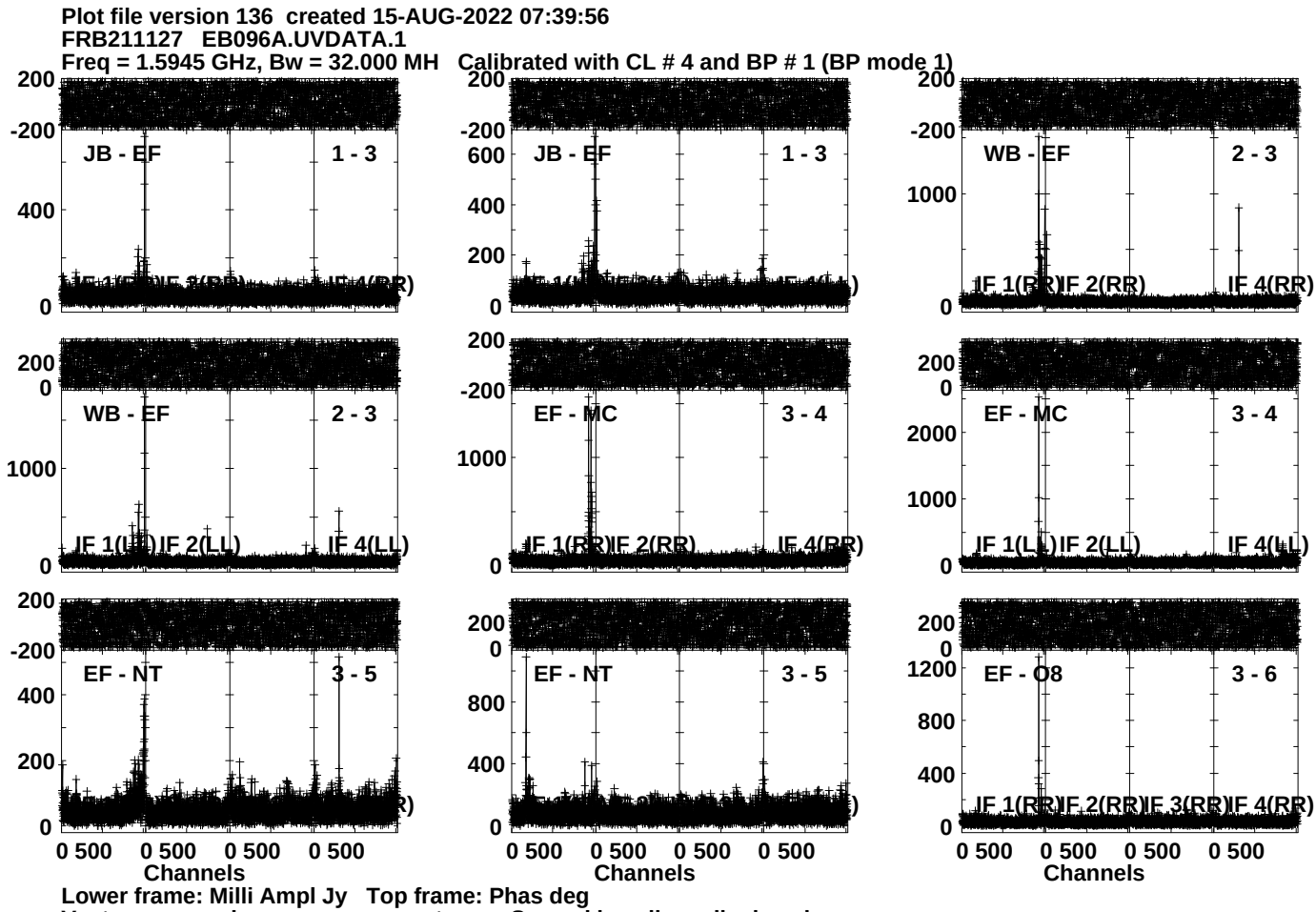
Plot file version 136 created 15-AUG-2022 07:39:56
FRB211127 EB096A.UVDATA.1
Freq = 1.5945 GHz, Bw = 32.000 MH Calibrated with CL # 4 and BP # 1 (BP mode 1)
JB - EF
1 - 3
WB - EF
2 - 3
EF - MC
3 - 4
EF - NT
3 - 5
EF - O8
3 - 6
IF 1(RR)
IF 2(RR)
IF 4(RR)
IF 1(LL)
IF 2(LL)
IF 4(LL)
IF 3(RR)
Channels
Lower frame: Milli Ampl Jy Top frame: Phas deg
Vector averaged cross-power spectrum Several baselines displayed
Timerange: 00/21:13:51 to 00/21:18:19

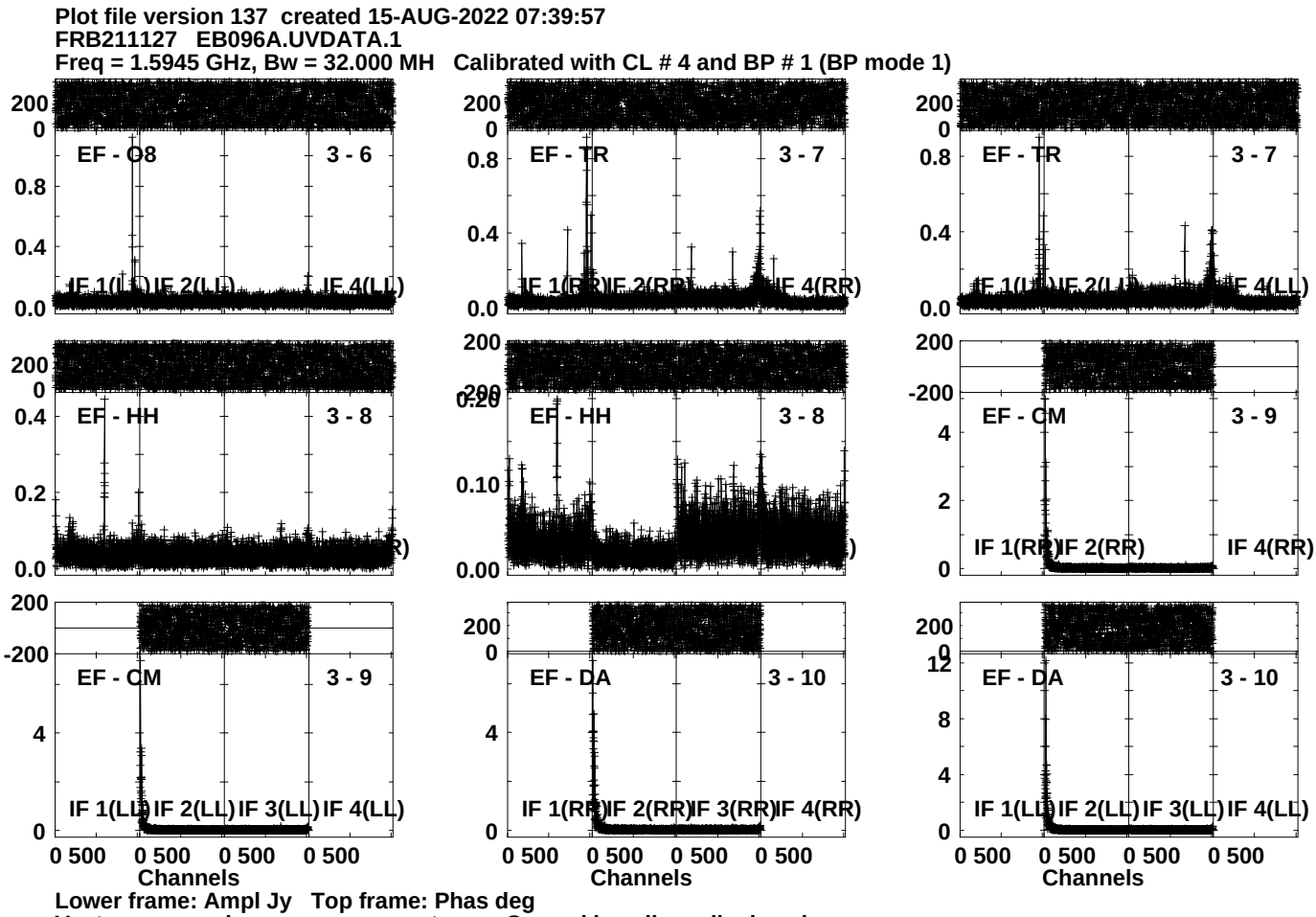
Plot file version 137 created 15-AUG-2022 07:39:57
FRB211127 EB096A.UVDATA.1
Freq = 1.5945 GHz, Bw = 32.000 MH Calibrated with CL # 4 and BP # 1 (BP mode 1)
EF - O8 3 - 6
EF - TR 3 - 7
EF - TR 3 - 7
EF - HH 3 - 8
EF - HH 3 - 8
EF - CM 3 - 9
IF 1(RR) IF 2(RR) IF 4(RR)
EF - CM 3 - 9
EF - DA 3 - 10
EF - DA 3 - 10
IF 1(LL) IF 2(LL) IF 3(LL) IF 4(LL)
IF 1(RR) IF 2(RR) IF 3(RR) IF 4(RR)
0 500 0 500 0 500 0 500
Channels
Lower frame: Ampl Jy Top frame: Phas deg
Vector averaged cross-power spectrum Several baselines displayed
Timerange: 00/21:13:51 to 00/21:18:19

Plot file version 138 created 15-AUG-2022 07:39:59
FRB211127 EB096A.UVDATA.1
Freq = 1.5945 GHz, Bw = 32.000 MH Calibrated with CL # 4 and BP # 1 (BP mode 1)

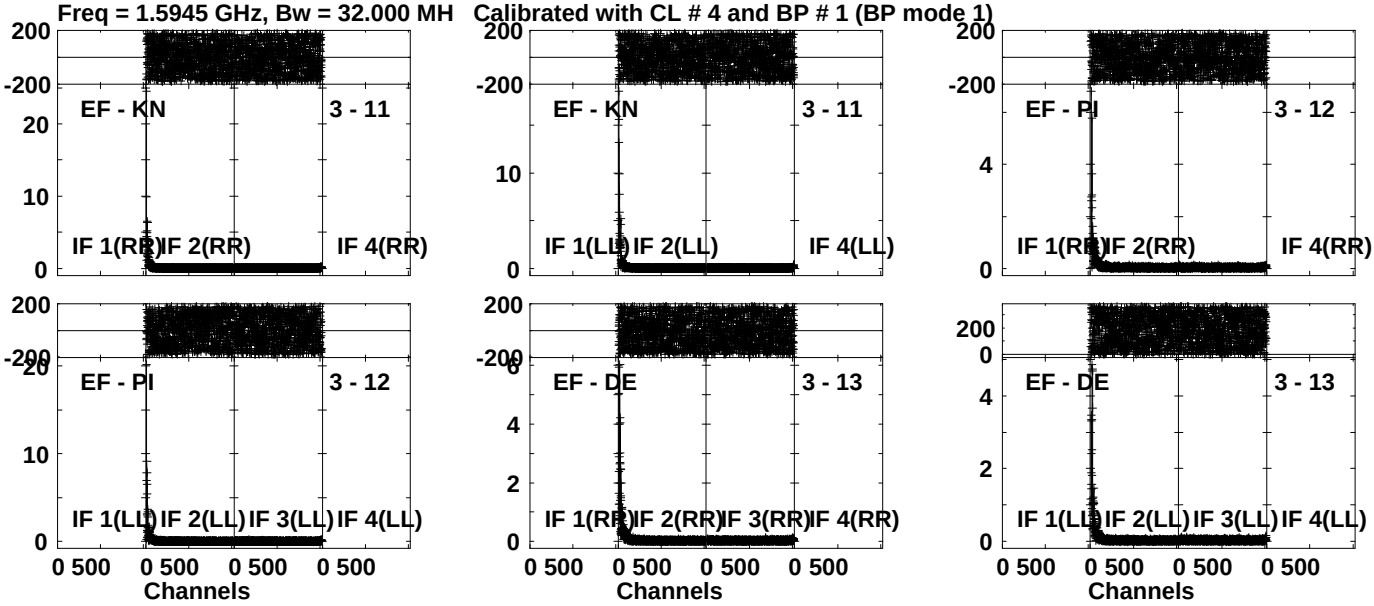

Lower frame: Ampl Jy Top frame: Phas deg
Vector averaged cross-power spectrum Several baselines displayed
Timerange: 00/21:13:51 to 00/21:18:19

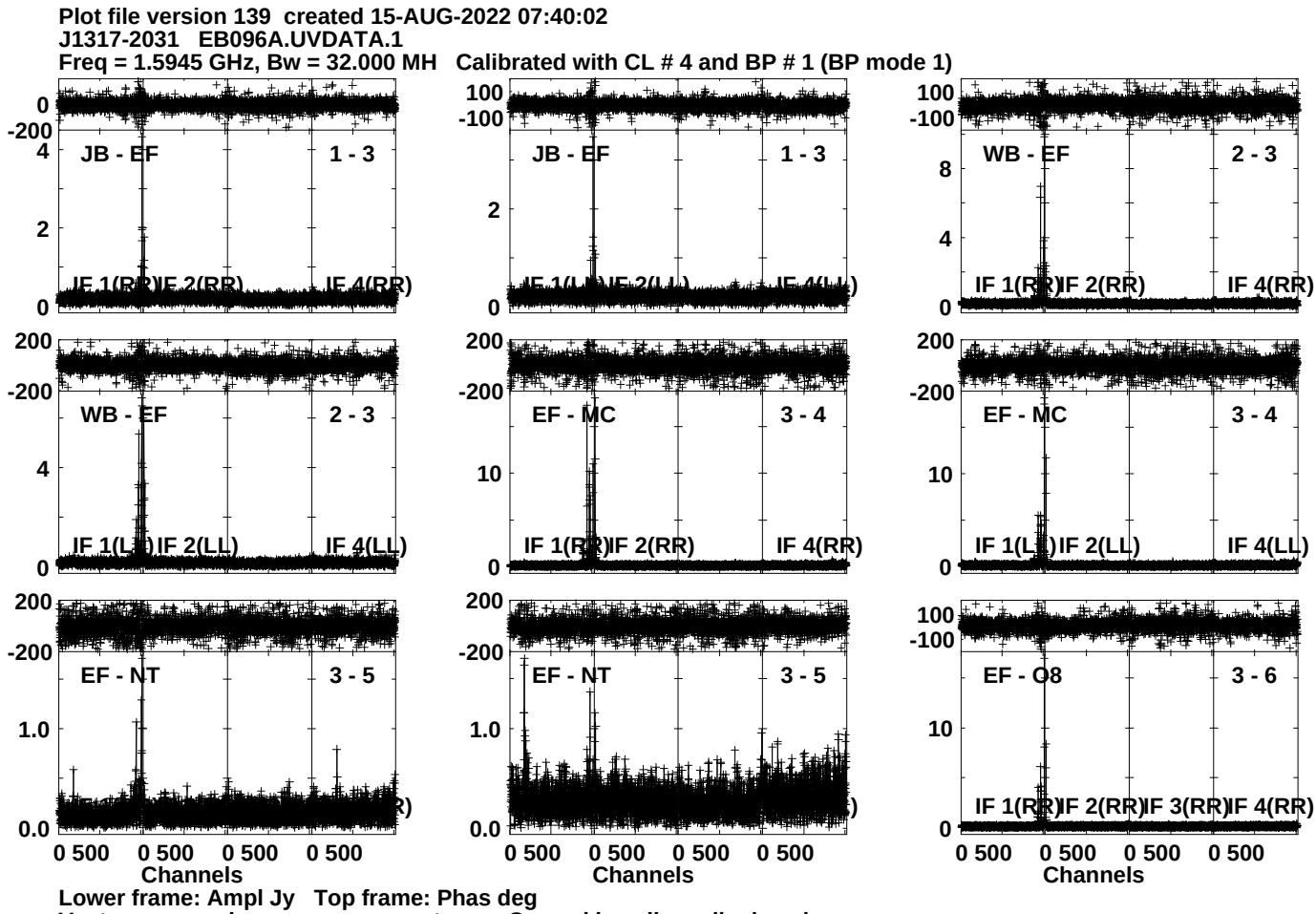
Plot file version 139 created 15-AUG-2022 07:40:02
J1317-2031 EB096A.UVDATA.1
Freq = 1.5945 GHz, Bw = 32.000 MH Calibrated with CL # 4 and BP # 1 (BP mode 1)
JB - EF
1 - 3
IF 1(RR) IF 2(RR) IF 4(RR)
JB - EF
1 - 3
WB - EF
2 - 3
IF 1(RR) IF 2(RR) IF 4(RR)
WB - EF
2 - 3
IF 1(LL) IF 2(LL) IF 4(LL)
EF - MC
3 - 4
IF 1(RR) IF 2(RR) IF 4(RR)
EF - MC
3 - 4
IF 1(LL) IF 2(LL) IF 4(LL)
EF - NT
3 - 5
EF - NT
3 - 5
EF - O8
3 - 6
IF 1(RR) IF 2(RR) IF 3(RR) IF 4(RR)
0 500 0 500 0 500 0 500
Channels
Lower frame: Ampl Jy Top frame: Phas deg
Vector averaged cross-power spectrum Several baselines displayed
Timerange: 00/21:18:21 to 00/21:19:49

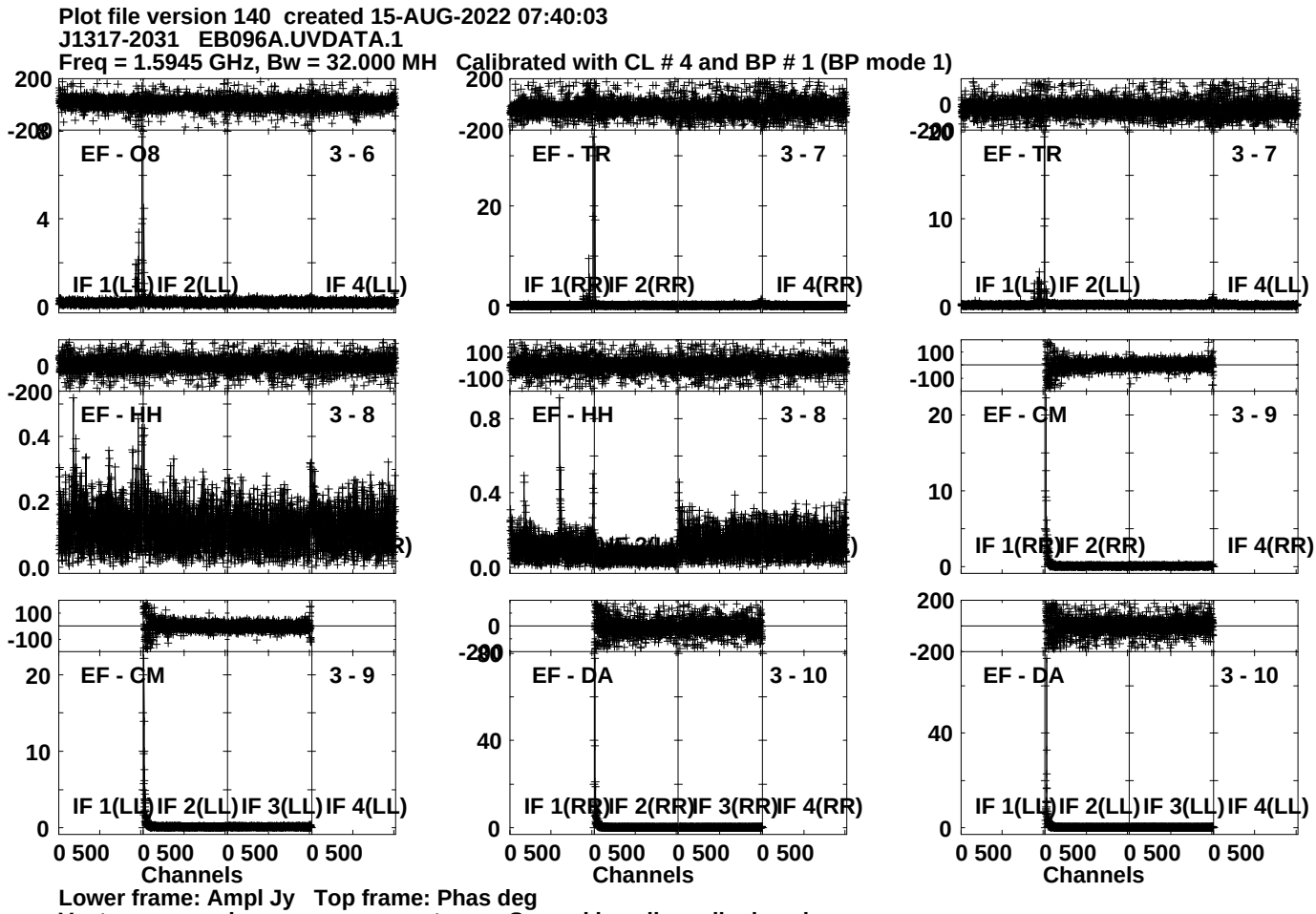
Plot file version 140 created 15-AUG-2022 07:40:03
J1317-2031 EB096A.UVDATA.1
Freq = 1.5945 GHz, Bw = 32.000 MH Calibrated with CL # 4 and BP # 1 (BP mode 1)
EF - O8 3 - 6
IF 1(LL) IF 2(LL) IF 4(LL)
EF - TR 3 - 7
IF 1(RR) IF 2(RR) IF 4(RR)
EF - TR 3 - 7
IF 1(LL) IF 2(LL) IF 4(LL)
EF - HH 3 - 8
EF - HH 3 - 8
EF - CM 3 - 9
IF 1(RR) IF 2(RR) IF 4(RR)
EF - CM 3 - 9
IF 1(LL) IF 2(LL) IF 3(LL) IF 4(LL)
EF - DA 3 - 10
IF 1(RR) IF 2(RR) IF 3(RR) IF 4(RR)
EF - DA 3 - 10
IF 1(LL) IF 2(LL) IF 3(LL) IF 4(LL)
0 500 0 500 0 500 0 500
Channels
Lower frame: Ampl Jy Top frame: Phas deg
Vector averaged cross-power spectrum Several baselines displayed
Timerange: 00/21:18:21 to 00/21:19:49

Plot file version 141 created 15-AUG-2022 07:40:05
J1317-2031 EB096A.UVDATA.1
Freq = 1.5945 GHz, Bw = 32.000 MH Calibrated with CL # 4 and BP # 1 (BP mode 1)

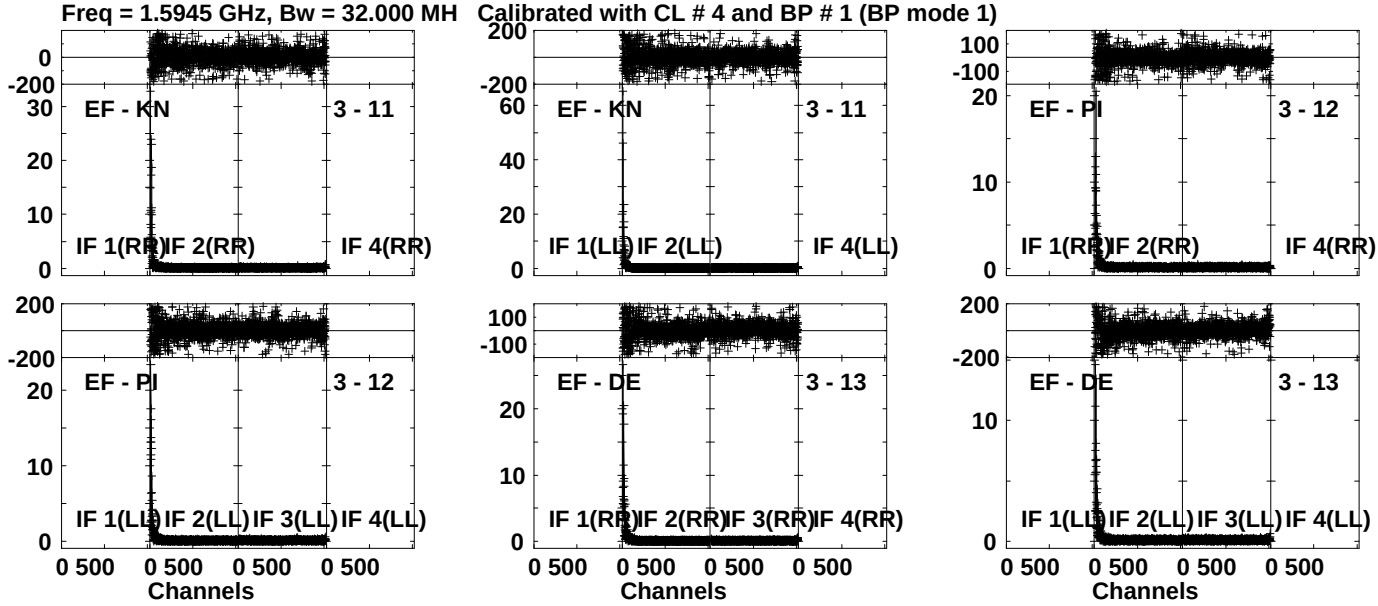

Lower frame: Ampl Jy Top frame: Phas deg
Vector averaged cross-power spectrum Several baselines displayed
Timerange: 00/21:18:21 to 00/21:19:49

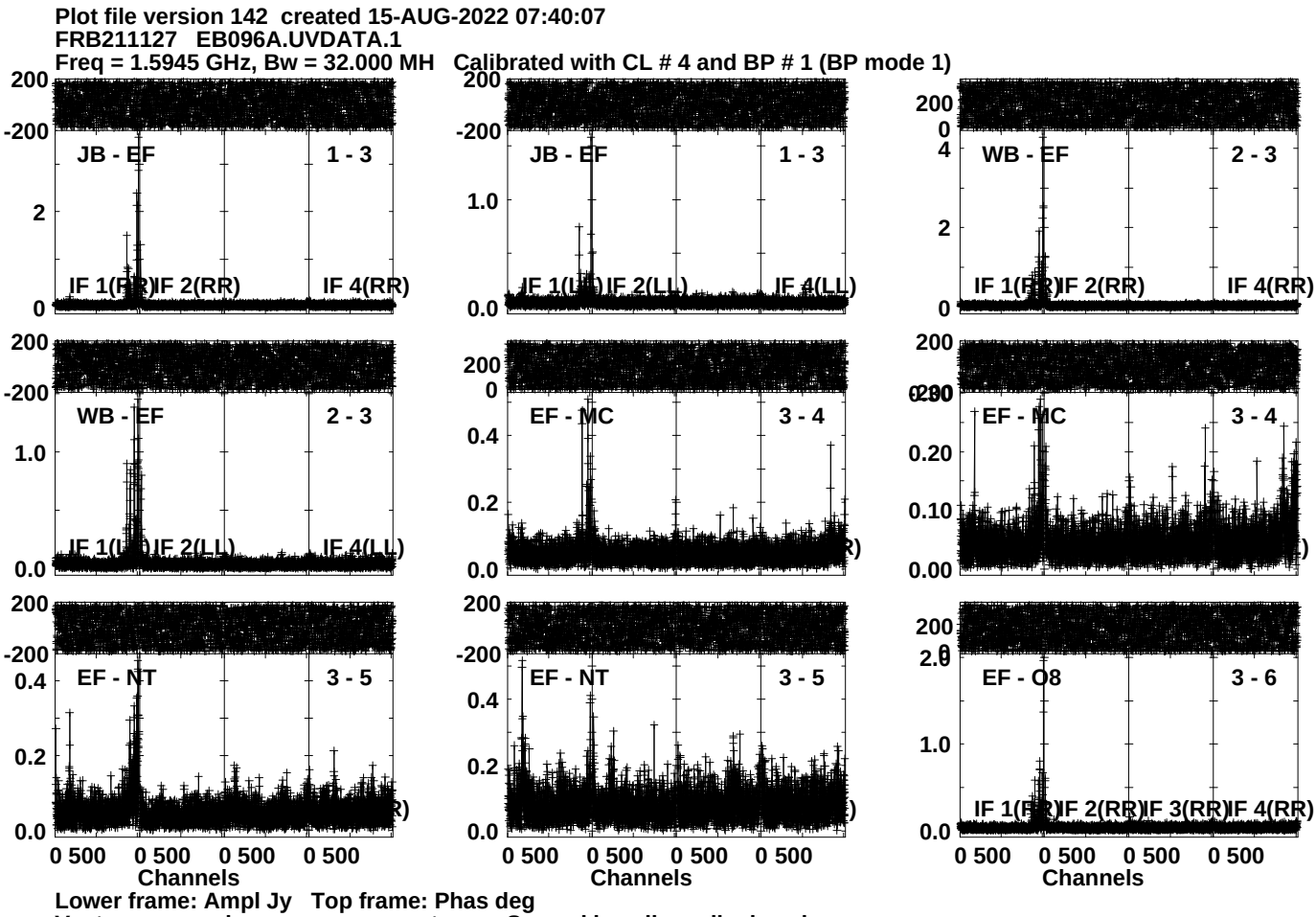
Plot file version 142 created 15-AUG-2022 07:40:07
FRB211127 EB096A.UVDATA.1
Freq = 1.5945 GHz, Bw = 32.000 MH Calibrated with CL # 4 and BP # 1 (BP mode 1)
JB - EF
1 - 3
IF 1(RR)
IF 2(RR)
IF 4(RR)
JB - EF
1 - 3
IF 1(LL)
IF 2(LL)
IF 4(LL)
WB - EF
2 - 3
IF 1(RR)
IF 2(RR)
IF 4(RR)
WB - EF
2 - 3
IF 1(LL)
IF 2(LL)
IF 4(LL)
EF - MC
3 - 4
EF - MC
3 - 4
EF - NT
3 - 5
EF - NT
3 - 5
EF - O8
3 - 6
IF 1(RR)
IF 2(RR)
IF 3(RR)
IF 4(RR)
0 500
Channels
Lower frame: Ampl Jy Top frame: Phas deg
Vector averaged cross-power spectrum Several baselines displayed
Timerange: 00/21:19:51 to 00/21:24:19

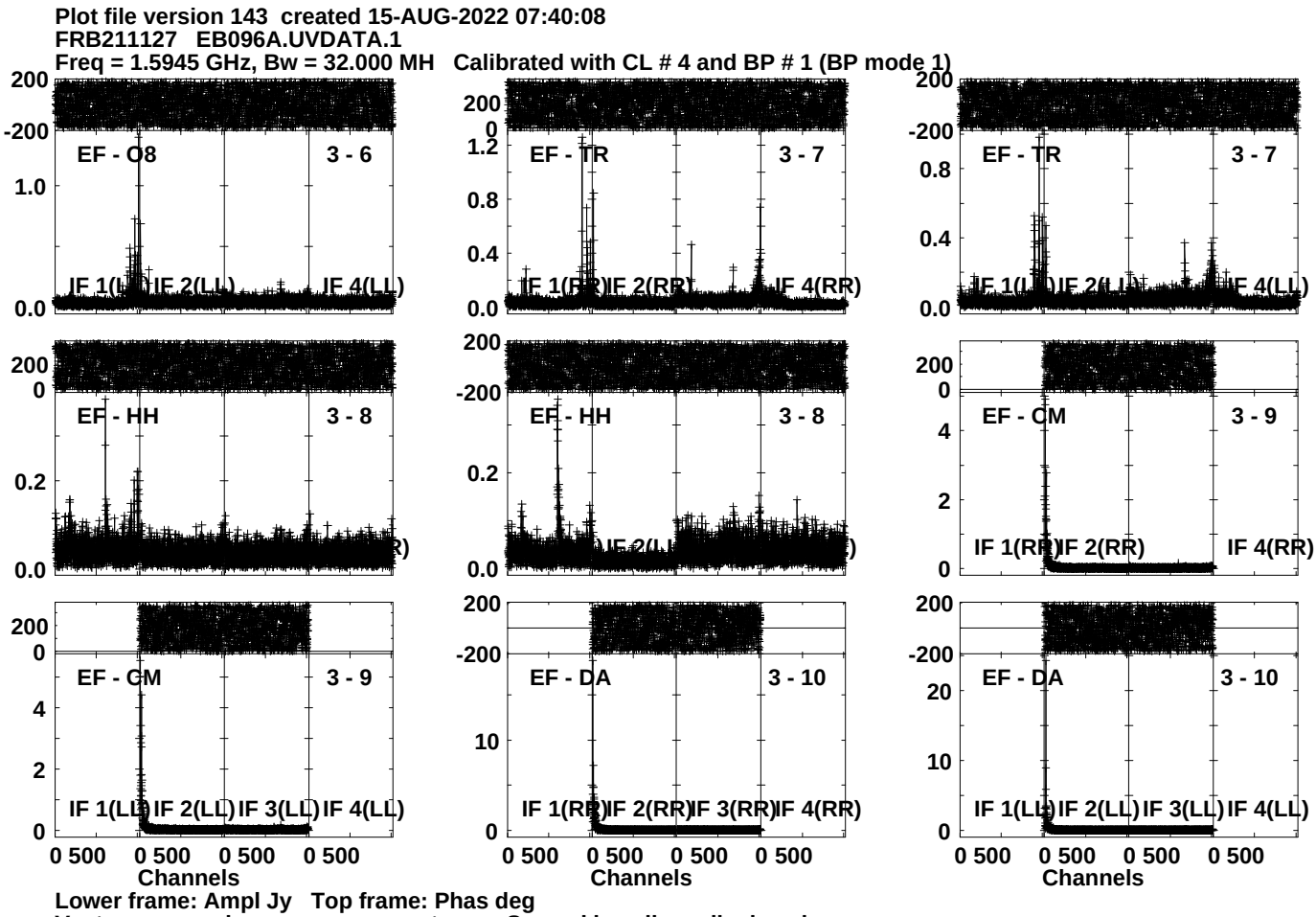
Plot file version 143 created 15-AUG-2022 07:40:08
FRB211127 EB096A.UVDATA.1
Freq = 1.5945 GHz, Bw = 32.000 MH Calibrated with CL # 4 and BP # 1 (BP mode 1)
EF - O8 3 - 6
EF - TR 3 - 7
EF - TR 3 - 7
EF - HH 3 - 8
EF - HH 3 - 8
EF - CM 3 - 9
EF - CM 3 - 9
EF - DA 3 - 10
EF - DA 3 - 10
IF 1(LL) IF 2(LL) IF 4(LL)
IF 1(RR) IF 2(RR) IF 4(RR)
IF 1(RR) IF 2(RR) IF 4(RR)
IF 1(LL) IF 2(LL) IF 3(LL) IF 4(LL)
IF 1(RR) IF 2(RR) IF 3(RR) IF 4(RR)
IF 1(LL) IF 2(LL) IF 3(LL) IF 4(LL)
0 500 0 500 0 500 0 500
Channels
Lower frame: Ampl Jy Top frame: Phas deg
Vector averaged cross-power spectrum Several baselines displayed
Timerange: 00/21:19:51 to 00/21:24:19

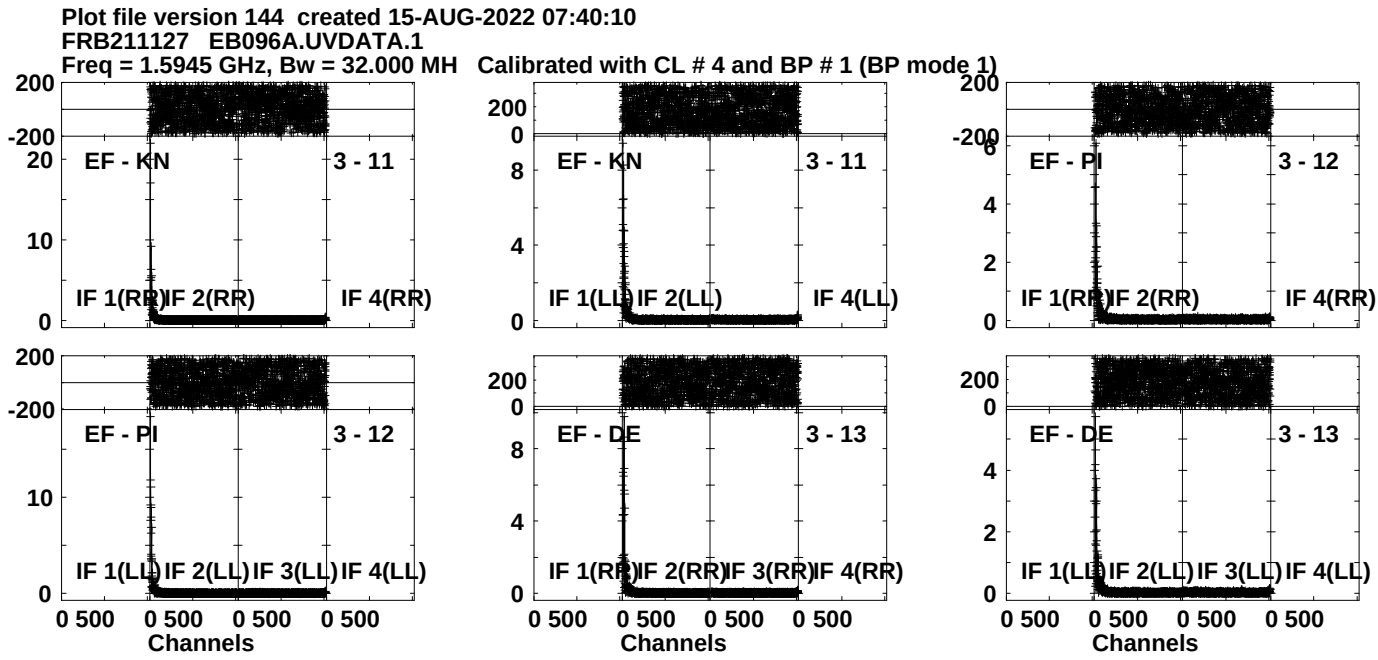
Plot file version 144 created 15-AUG-2022 07:40:10
FRB211127 EB096A.UVDATA.1
Freq = 1.5945 GHz, Bw = 32.000 MH Calibrated with CL # 4 and BP # 1 (BP mode 1)
EF - KN
3 - 11
IF 1(RR)
IF 2(RR)
IF 4(RR)
EF - KN
3 - 11
IF 1(LL)
IF 2(LL)
IF 4(LL)
EF - PI
3 - 12
IF 1(RR)
IF 2(RR)
IF 4(RR)
EF - PI
3 - 12
IF 1(LL)
IF 2(LL)
IF 3(LL)
IF 4(LL)
EF - DE
3 - 13
IF 1(RR)
IF 2(RR)
IF 3(RR)
IF 4(RR)
EF - DE
3 - 13
IF 1(LL)
IF 2(LL)
IF 3(LL)
IF 4(LL)
Channels
Channels
Channels
Lower frame: Ampl Jy Top frame: Phas deg
Vector averaged cross-power spectrum Several baselines displayed
Timerange: 00/21:19:51 to 00/21:24:19

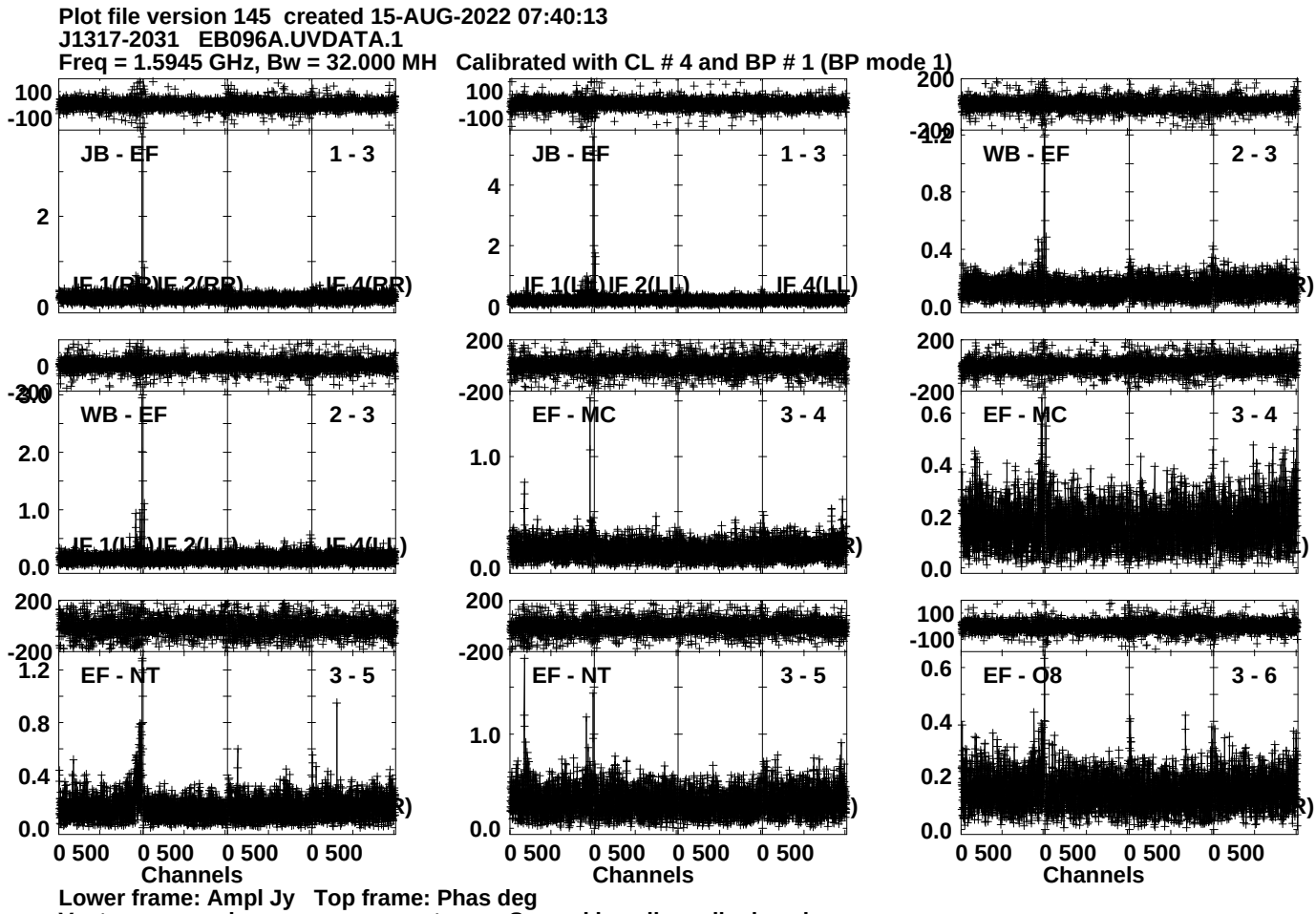
Plot file version 145 created 15-AUG-2022 07:40:13
J1317-2031 EB096A.UVDATA.1
Freq = 1.5945 GHz, Bw = 32.000 MH Calibrated with CL # 4 and BP # 1 (BP mode 1)
JB - EF
1 - 3
WB - EF
2 - 3
EF - MC
3 - 4
EF - NT
3 - 5
EF - O8
3 - 6
IF 1(RR) IF 2(RR) IF 4(RR)
IF 1(LL) IF 2(LL) IF 4(LL)
Channels
Lower frame: Ampl Jy Top frame: Phas deg
Vector averaged cross-power spectrum Several baselines displayed
Timerange: 00/21:24:51 to 00/21:25:49

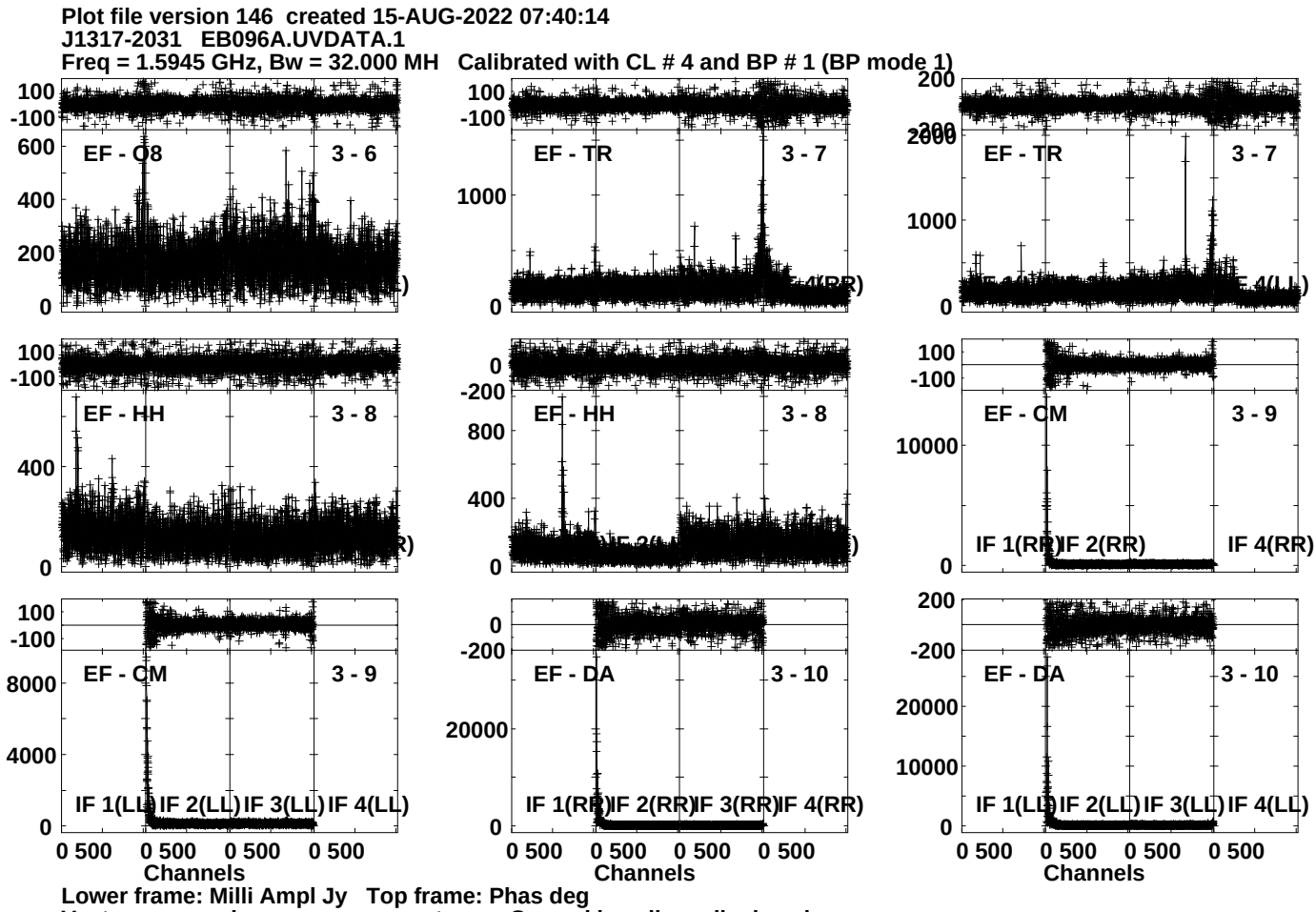
Plot file version 146 created 15-AUG-2022 07:40:14
J1317-2031 EB096A.UVDATA.1
Freq = 1.5945 GHz, Bw = 32.000 MH Calibrated with CL # 4 and BP # 1 (BP mode 1)
EF - CH 3 - 6
EF - TR 3 - 7
EF - HH 3 - 8
EF - CM 3 - 9
EF - DA 3 - 10
IF 1(LL) IF 2(LL) IF 3(LL) IF 4(LL)
IF 1(RR) IF 2(RR) IF 3(RR) IF 4(RR)
0 500 0 500 0 500 0 500
Channels
Lower frame: Milli Ampl Jy Top frame: Phas deg
Vector averaged cross-power spectrum Several baselines displayed
Timerange: 00/21:24:51 to 00/21:25:49

Plot file version 147 created 15-AUG-2022 07:40:15
J1317-2031 EB096A.UVDATA.1
Freq = 1.5945 GHz, Bw = 32.000 MH Calibrated with CL # 4 and BP # 1 (BP mode 1)

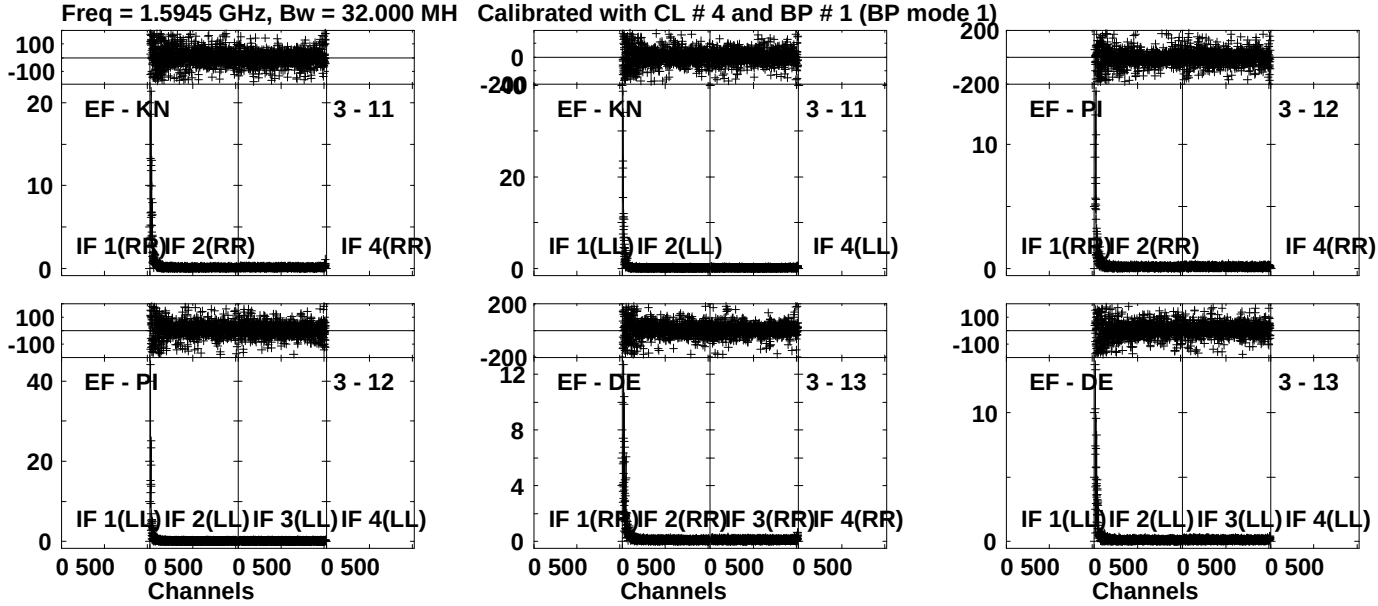

Lower frame: Ampl Jy Top frame: Phas deg
Vector averaged cross-power spectrum Several baselines displayed
Timerange: 00/21:24:51 to 00/21:25:49

Plot file version 148 created 15-AUG-2022 07:40:17
FRB211127 EB096A.UVDATA.1
Freq = 1.5945 GHz, Bw = 32.000 MH Calibrated with CL # 4 and BP # 1 (BP mode 1)

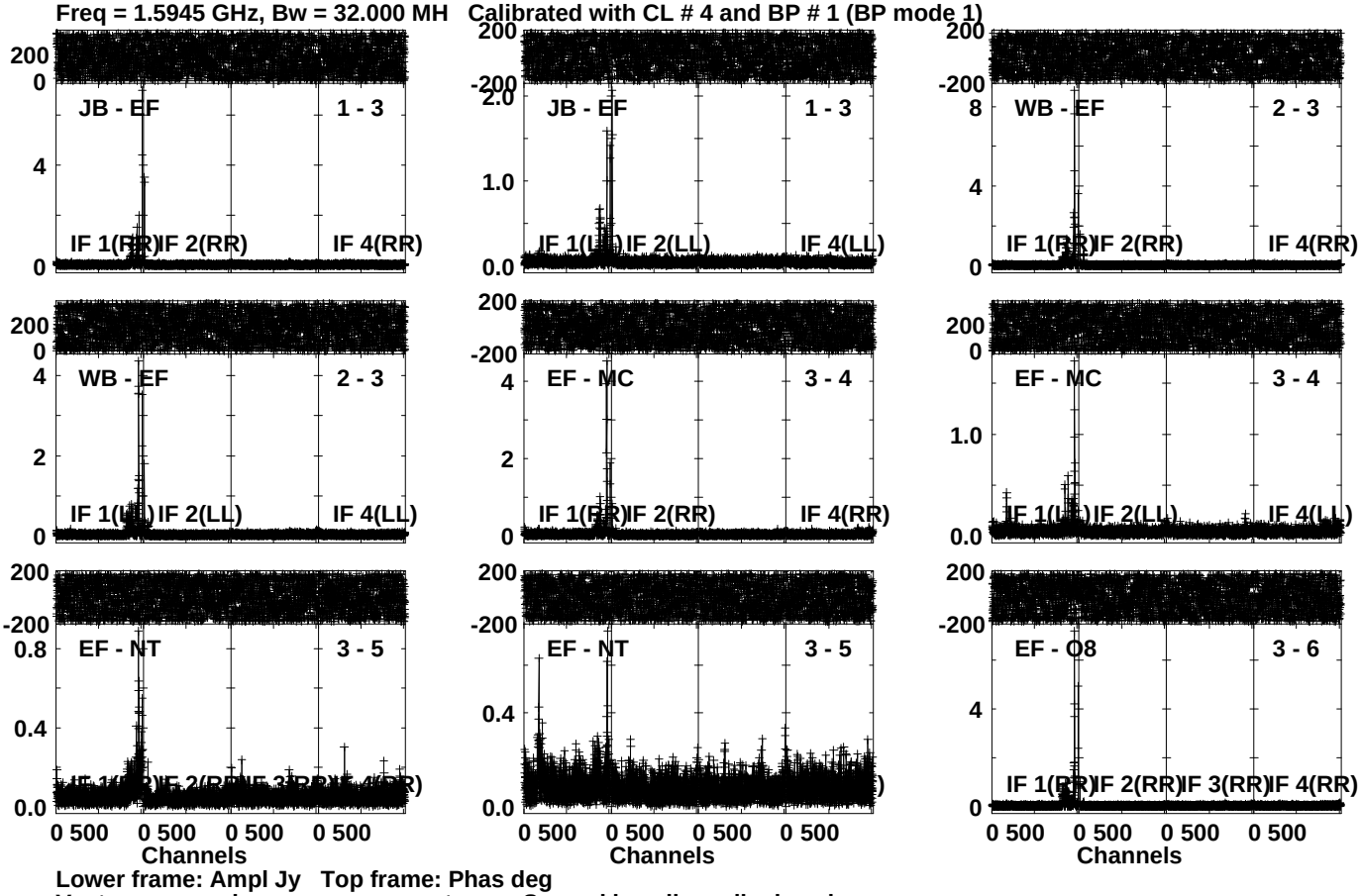

Lower frame: Ampl Jy Top frame: Phas deg
Vector averaged cross-power spectrum Several baselines displayed
Timerange: 00/21:25:51 to 00/21:30:19

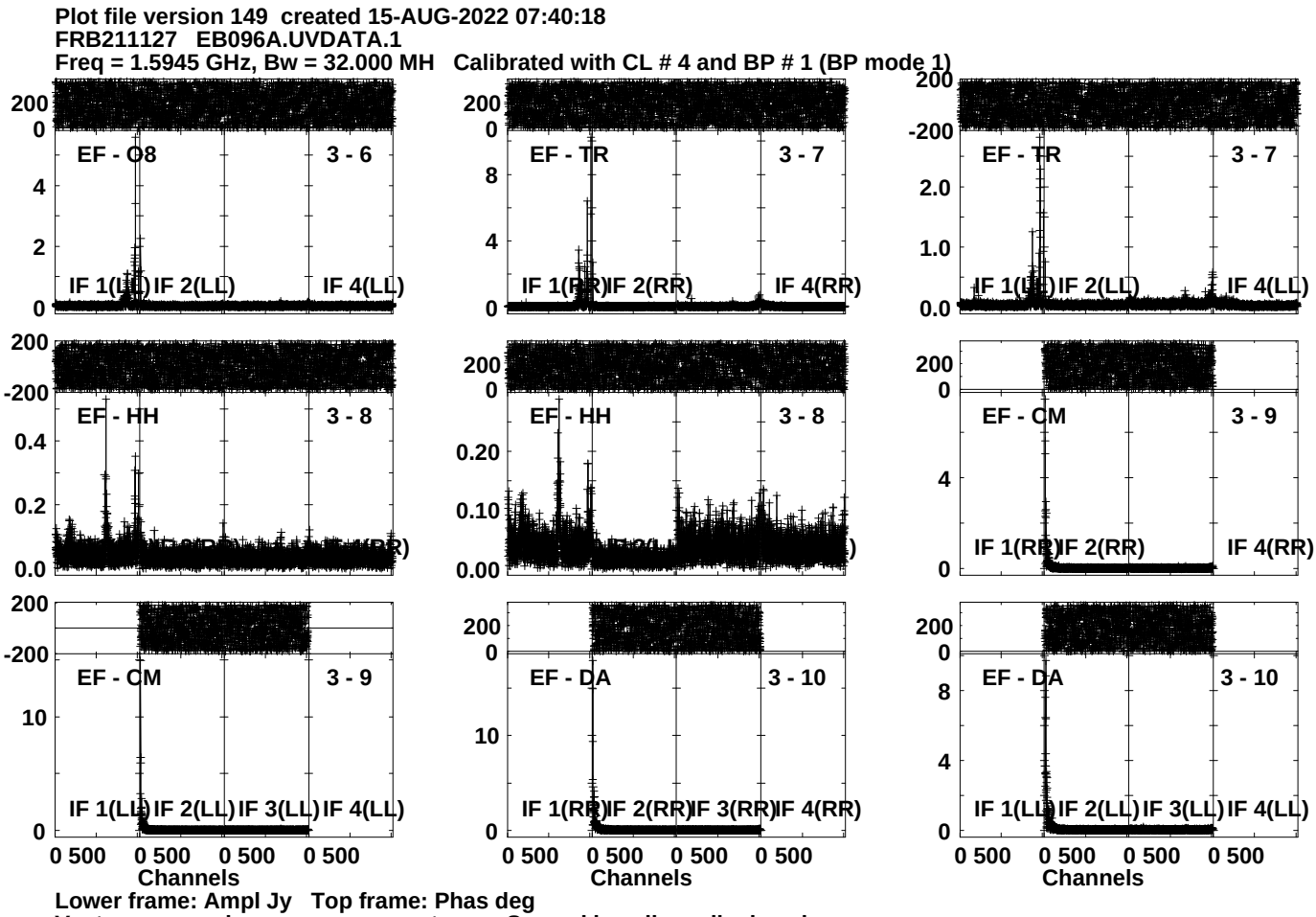
Plot file version 149 created 15-AUG-2022 07:40:18
FRB211127 EB096A.UVDATA.1
Freq = 1.5945 GHz, Bw = 32.000 MH Calibrated with CL # 4 and BP # 1 (BP mode 1)
EF - O8
3 - 6
IF 1(LL)
IF 2(LL)
IF 4(LL)
EF - TR
3 - 7
IF 1(RR)
IF 2(RR)
IF 4(RR)
EF - TR
3 - 7
IF 1(LL)
IF 2(LL)
IF 4(LL)
EF - HH
3 - 8
EF - HH
3 - 8
EF - CM
3 - 9
IF 1(RR)
IF 2(RR)
IF 4(RR)
EF - CM
3 - 9
IF 1(LL)
IF 2(LL)
IF 3(LL)
IF 4(LL)
EF - DA
3 - 10
IF 1(RR)
IF 2(RR)
IF 3(RR)
IF 4(RR)
EF - DA
3 - 10
IF 1(LL)
IF 2(LL)
IF 3(LL)
IF 4(LL)
0 500
Channels
Lower frame: Ampl Jy Top frame: Phas deg
Vector averaged cross-power spectrum Several baselines displayed
Timerange: 00/21:25:51 to 00/21:30:19

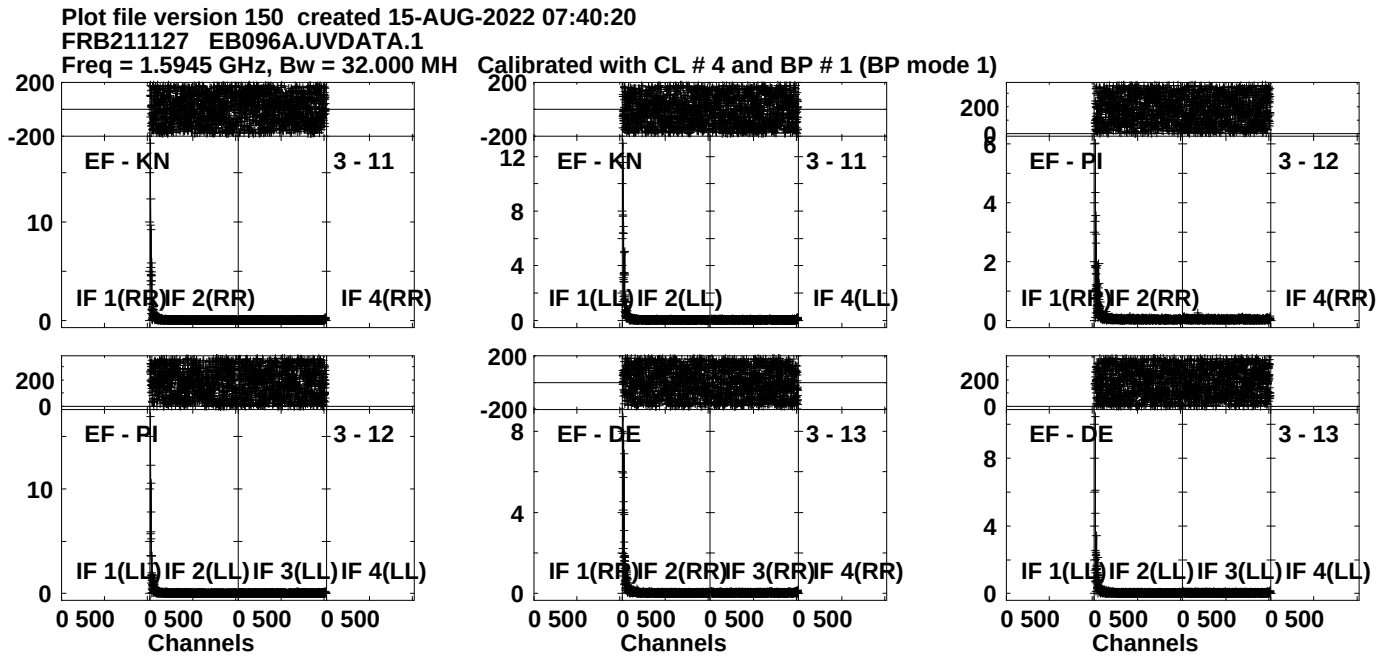
Plot file version 150 created 15-AUG-2022 07:40:20
FRB211127 EB096A.UVDATA.1
Freq = 1.5945 GHz, Bw = 32.000 MH Calibrated with CL # 4 and BP # 1 (BP mode 1)
EF - KN
3 - 11
IF 1(RR)
IF 2(RR)
IF 4(RR)
EF - KN
3 - 11
IF 1(LL)
IF 2(LL)
IF 4(LL)
EF - PI
3 - 12
IF 1(RR)
IF 2(RR)
IF 4(RR)
EF - PI
3 - 12
IF 1(LL)
IF 2(LL)
IF 3(LL)
IF 4(LL)
EF - DE
3 - 13
IF 1(RR)
IF 2(RR)
IF 3(RR)
IF 4(RR)
EF - DE
3 - 13
IF 1(LL)
IF 2(LL)
IF 3(LL)
IF 4(LL)
Channels
Channels
Channels
Lower frame: Ampl Jy Top frame: Phas deg
Vector averaged cross-power spectrum Several baselines displayed
Timerange: 00/21:25:51 to 00/21:30:19

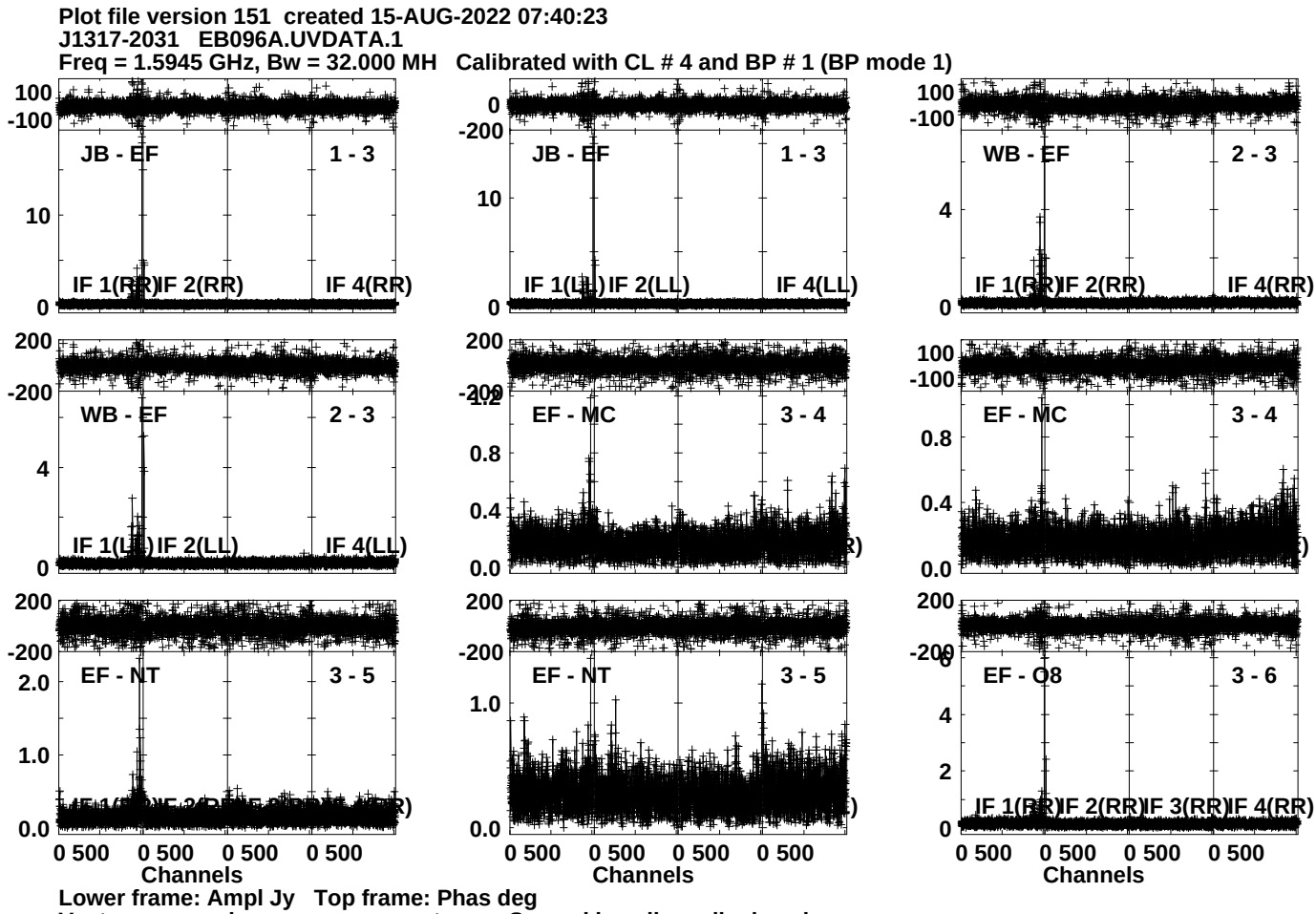
Plot file version 151 created 15-AUG-2022 07:40:23
J1317-2031 EB096A.UVDATA.1
Freq = 1.5945 GHz, Bw = 32.000 MH Calibrated with CL # 4 and BP # 1 (BP mode 1)
JB - EF
1 - 3
IF 1(RR)
IF 2(RR)
IF 4(RR)
JB - EF
1 - 3
IF 1(LL)
IF 2(LL)
IF 4(LL)
WB - EF
2 - 3
IF 1(RR)
IF 2(RR)
IF 4(RR)
WB - EF
2 - 3
IF 1(LL)
IF 2(LL)
IF 4(LL)
EF - MC
3 - 4
EF - MC
3 - 4
EF - NT
3 - 5
EF - NT
3 - 5
EF - O8
3 - 6
IF 1(RR)
IF 2(RR)
IF 3(RR)
IF 4(RR)
0 500
Channels
Lower frame: Ampl Jy Top frame: Phas deg
Vector averaged cross-power spectrum Several baselines displayed
Timerange: 00/21:30:21 to 00/21:31:49

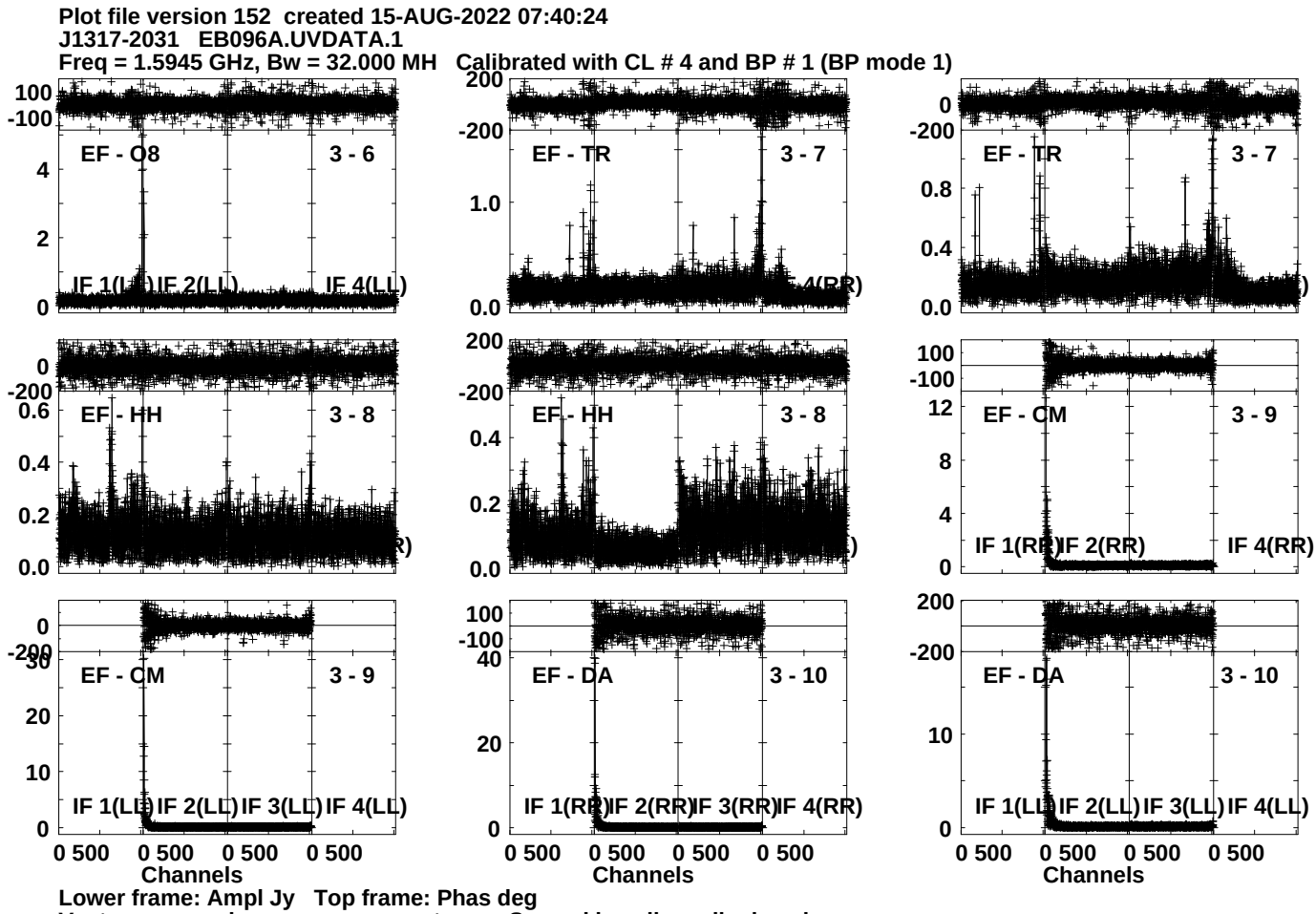
Plot file version 152 created 15-AUG-2022 07:40:24
J1317-2031 EB096A.UVDATA.1
Freq = 1.5945 GHz, Bw = 32.000 MH Calibrated with CL # 4 and BP # 1 (BP mode 1)
EF - O8
3 - 6
IF 1(LL) IF 2(LL) IF 4(LL)
EF - TR
3 - 7
EF - TR
3 - 7
EF - HH
3 - 8
EF - HH
3 - 8
EF - CM
3 - 9
IF 1(RR) IF 2(RR) IF 4(RR)
EF - CM
3 - 9
IF 1(LL) IF 2(LL) IF 3(LL) IF 4(LL)
EF - DA
3 - 10
IF 1(RR) IF 2(RR) IF 3(RR) IF 4(RR)
EF - DA
3 - 10
IF 1(LL) IF 2(LL) IF 3(LL) IF 4(LL)
0 500 0 500 0 500 0 500
Channels
Lower frame: Ampl Jy Top frame: Phas deg
Vector averaged cross-power spectrum Several baselines displayed
Timerange: 00/21:30:21 to 00/21:31:49

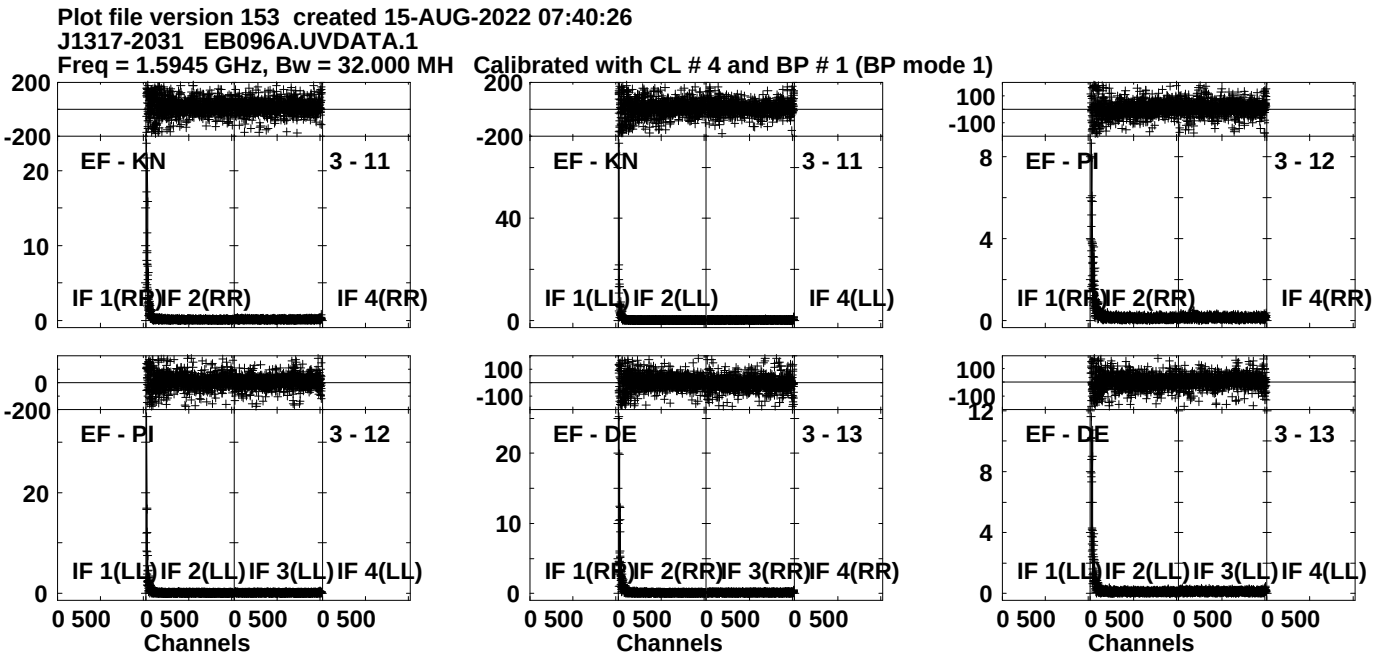

Lower frame: Ampl Jy Top frame: Phas deg
Vector averaged cross-power spectrum Several baselines displayed
Timerange: 00/21:30:21 to 00/21:31:49

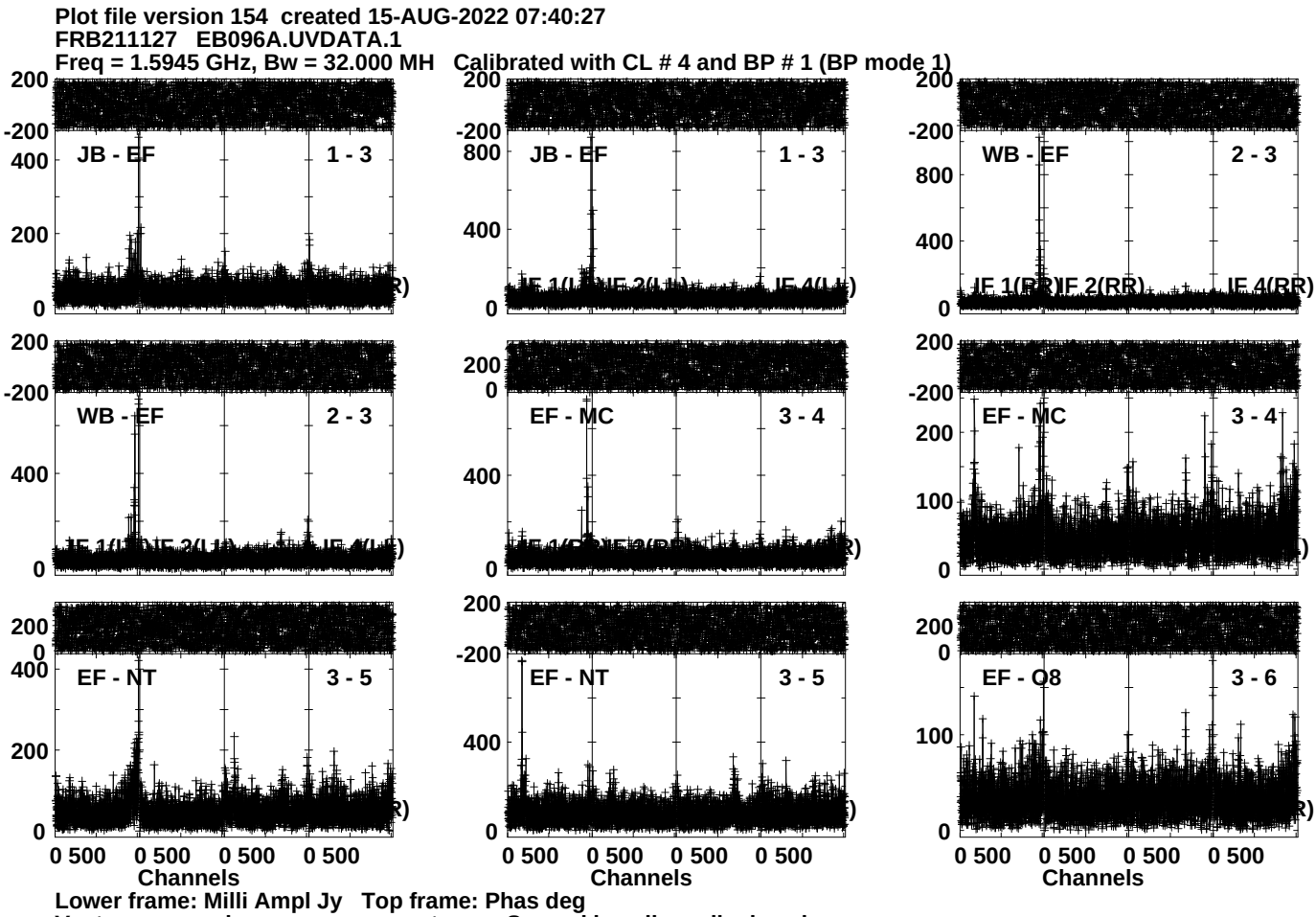
Plot file version 154 created 15-AUG-2022 07:40:27
FRB211127 EB096A.UVDATA.1
Freq = 1.5945 GHz, Bw = 32.000 MH Calibrated with CL # 4 and BP # 1 (BP mode 1)
JB - EF 1 - 3
JB - EF 1 - 3
WB - EF 2 - 3
WB - EF 2 - 3
EF - MC 3 - 4
EF - MC 3 - 4
EF - NT 3 - 5
EF - NT 3 - 5
EF - O8 3 - 6
IF 1(RR) IF 2(RR) IF 4(RR)
0 500 0 500 0 500 0 500
Channels
Lower frame: Milli Ampl Jy Top frame: Phas deg
Vector averaged cross-power spectrum Several baselines displayed
Timerange: 00/21:31:51 to 00/21:36:19

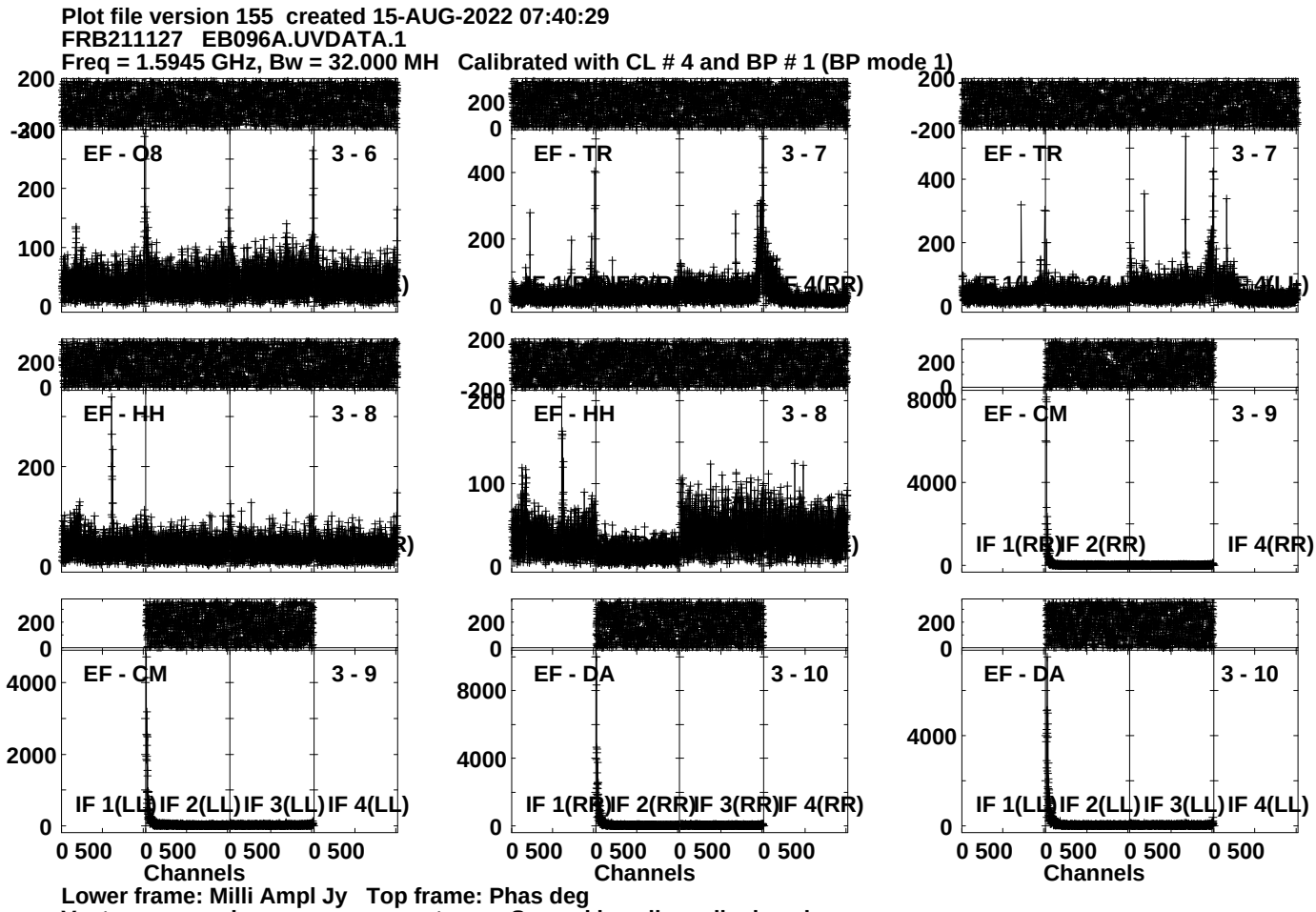
Plot file version 155 created 15-AUG-2022 07:40:29
FRB211127 EB096A.UVDATA.1
Freq = 1.5945 GHz, Bw = 32.000 MH Calibrated with CL # 4 and BP # 1 (BP mode 1)
EF - O8 3 - 6
EF - TR 3 - 7
EF - TR 3 - 7
EF - HH 3 - 8
EF - HH 3 - 8
EF - CM 3 - 9
IF 1(RR) IF 2(RR) IF 4(RR)
EF - CM 3 - 9
IF 1(LL) IF 2(LL) IF 3(LL) IF 4(LL)
EF - DA 3 - 10
IF 1(RR) IF 2(RR) IF 3(RR) IF 4(RR)
EF - DA 3 - 10
IF 1(LL) IF 2(LL) IF 3(LL) IF 4(LL)
Channels
Channels
Channels
Lower frame: Milli Ampl Jy Top frame: Phas deg
Vector averaged cross-power spectrum Several baselines displayed
Timerange: 00/21:31:51 to 00/21:36:19

Plot file version 156 created 15-AUG-2022 07:40:31
FRB211127 EB096A.UVDATA.1
Freq = 1.5945 GHz, Bw = 32.000 MH Calibrated with CL # 4 and BP # 1 (BP mode 1)

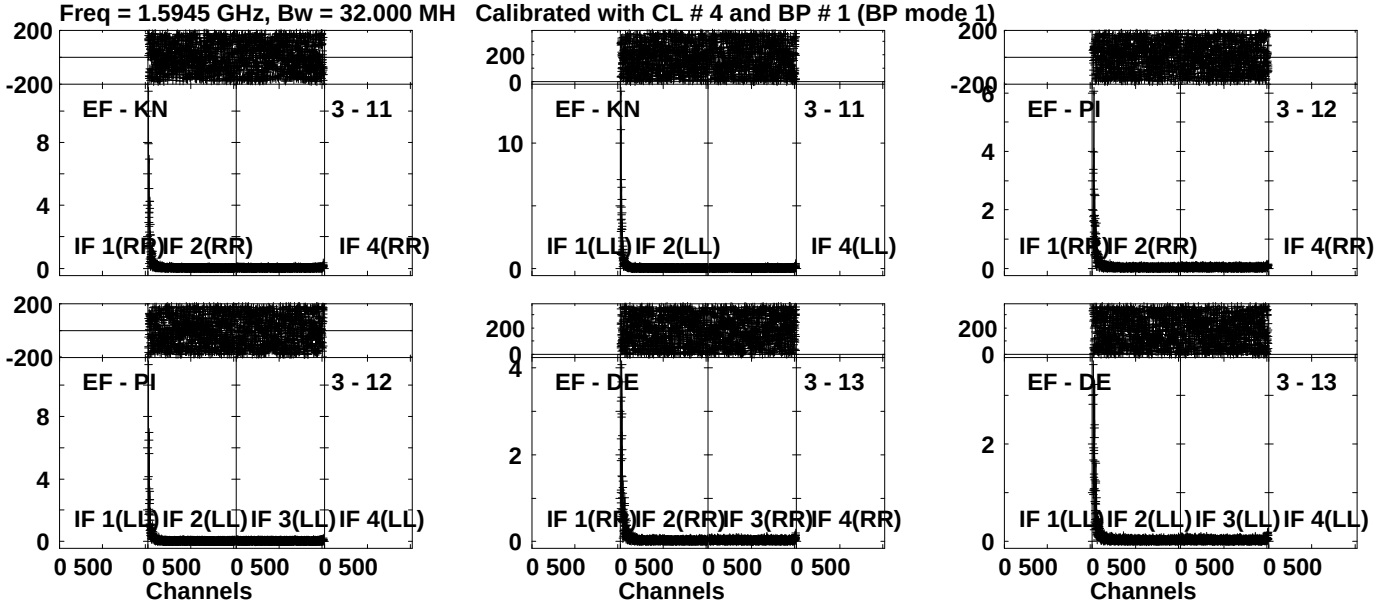

Lower frame: Ampl Jy Top frame: Phas deg
Vector averaged cross-power spectrum Several baselines displayed
Timerange: 00/21:31:51 to 00/21:36:19

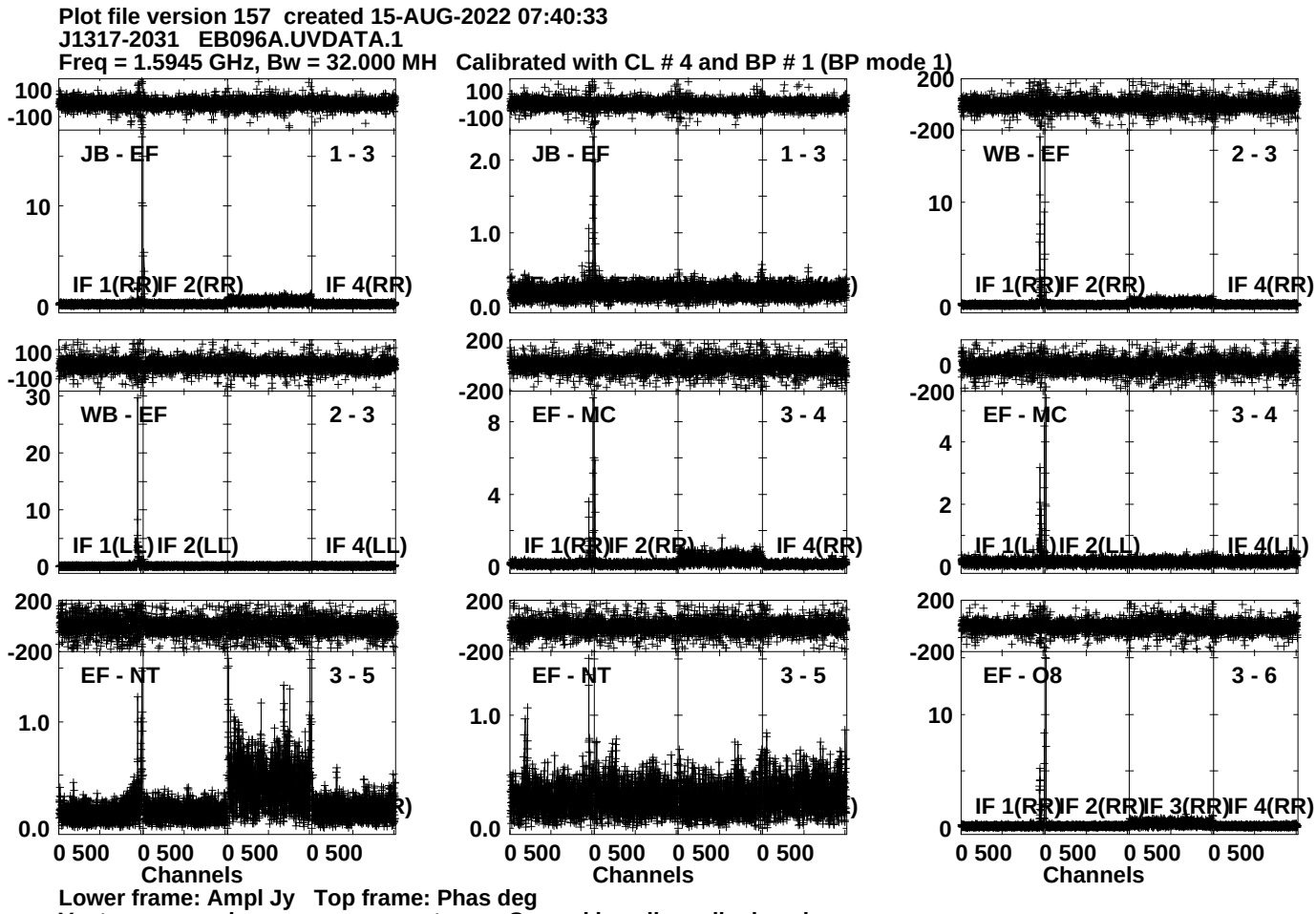
Plot file version 157 created 15-AUG-2022 07:40:33
J1317-2031 EB096A.UVDATA.1
Freq = 1.5945 GHz, Bw = 32.000 MH Calibrated with CL # 4 and BP # 1 (BP mode 1)
JB - EF
1 - 3
IF 1(RR)
IF 2(RR)
IF 4(RR)
JB - EF
1 - 3
WB - EF
2 - 3
IF 1(RR)
IF 2(RR)
IF 4(RR)
WB - EF
2 - 3
IF 1(LL)
IF 2(LL)
IF 4(LL)
EF - MC
3 - 4
IF 1(RR)
IF 2(RR)
IF 4(RR)
EF - MC
3 - 4
IF 1(LL)
IF 2(LL)
IF 4(LL)
EF - NT
3 - 5
EF - NT
3 - 5
EF - O8
3 - 6
IF 1(RR)
IF 2(RR)
IF 3(RR)
IF 4(RR)
0 500
Channels
Lower frame: Ampl Jy Top frame: Phas deg
Vector averaged cross-power spectrum Several baselines displayed
Timerange: 00/21:36:51 to 00/21:37:49

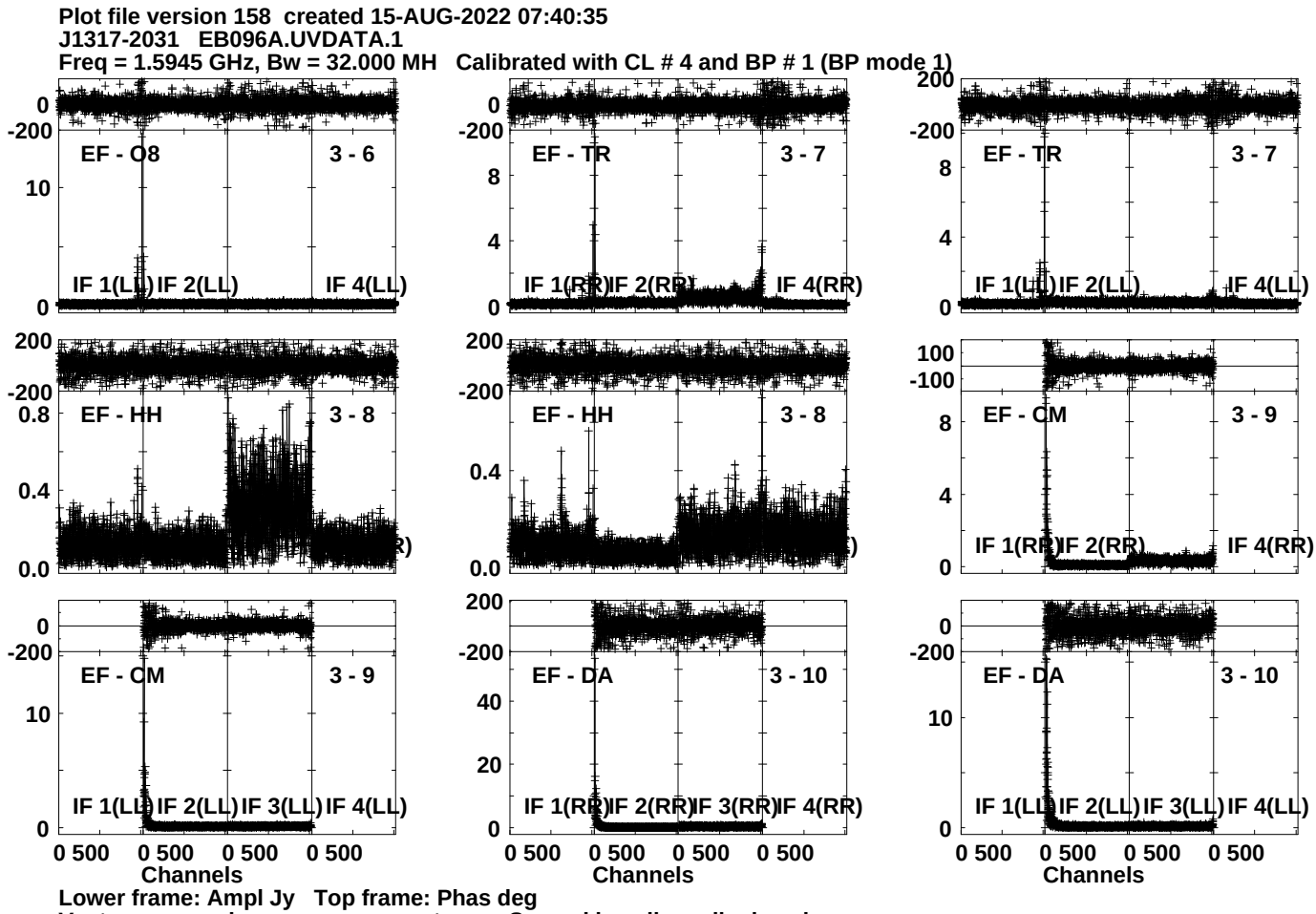
Plot file version 158 created 15-AUG-2022 07:40:35
J1317-2031 EB096A.UVDATA.1
Freq = 1.5945 GHz, Bw = 32.000 MH Calibrated with CL # 4 and BP # 1 (BP mode 1)
EF - O8
3 - 6
IF 1(LL) IF 2(LL) IF 4(LL)
EF - TR
3 - 7
IF 1(RR) IF 2(RR) IF 4(RR)
EF - TR
3 - 7
IF 1(LL) IF 2(LL) IF 4(LL)
EF - HH
3 - 8
EF - HH
3 - 8
EF - CM
3 - 9
IF 1(RR) IF 2(RR) IF 4(RR)
EF - CM
3 - 9
IF 1(LL) IF 2(LL) IF 3(LL) IF 4(LL)
EF - DA
3 - 10
IF 1(RR) IF 2(RR) IF 3(RR) IF 4(RR)
EF - DA
3 - 10
IF 1(LL) IF 2(LL) IF 3(LL) IF 4(LL)
0 500 0 500 0 500 0 500
Channels
Lower frame: Ampl Jy Top frame: Phas deg
Vector averaged cross-power spectrum Several baselines displayed
Timerange: 00/21:36:51 to 00/21:37:49

Plot file version 159 created 15-AUG-2022 07:40:36
J1317-2031 EB096A.UVDATA.1
Freq = 1.5945 GHz, Bw = 32.000 MH Calibrated with CL # 4 and BP # 1 (BP mode 1)

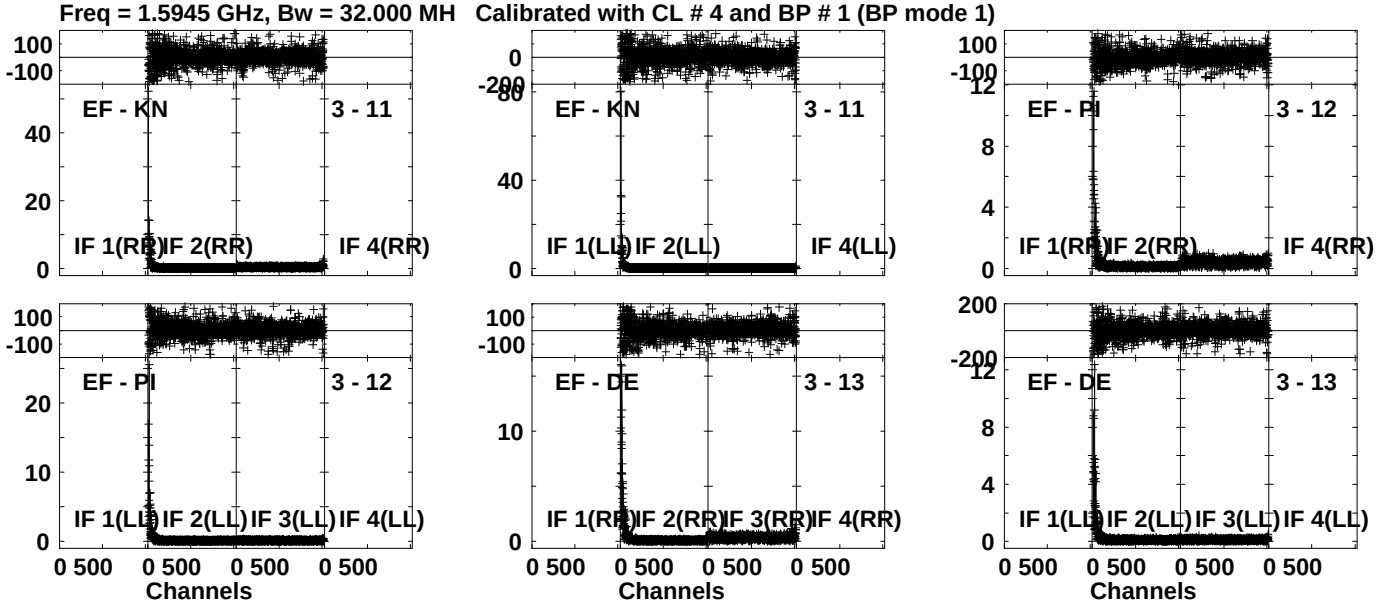

Lower frame: Ampl Jy Top frame: Phas deg
Vector averaged cross-power spectrum Several baselines displayed
Timerange: 00/21:36:51 to 00/21:37:49

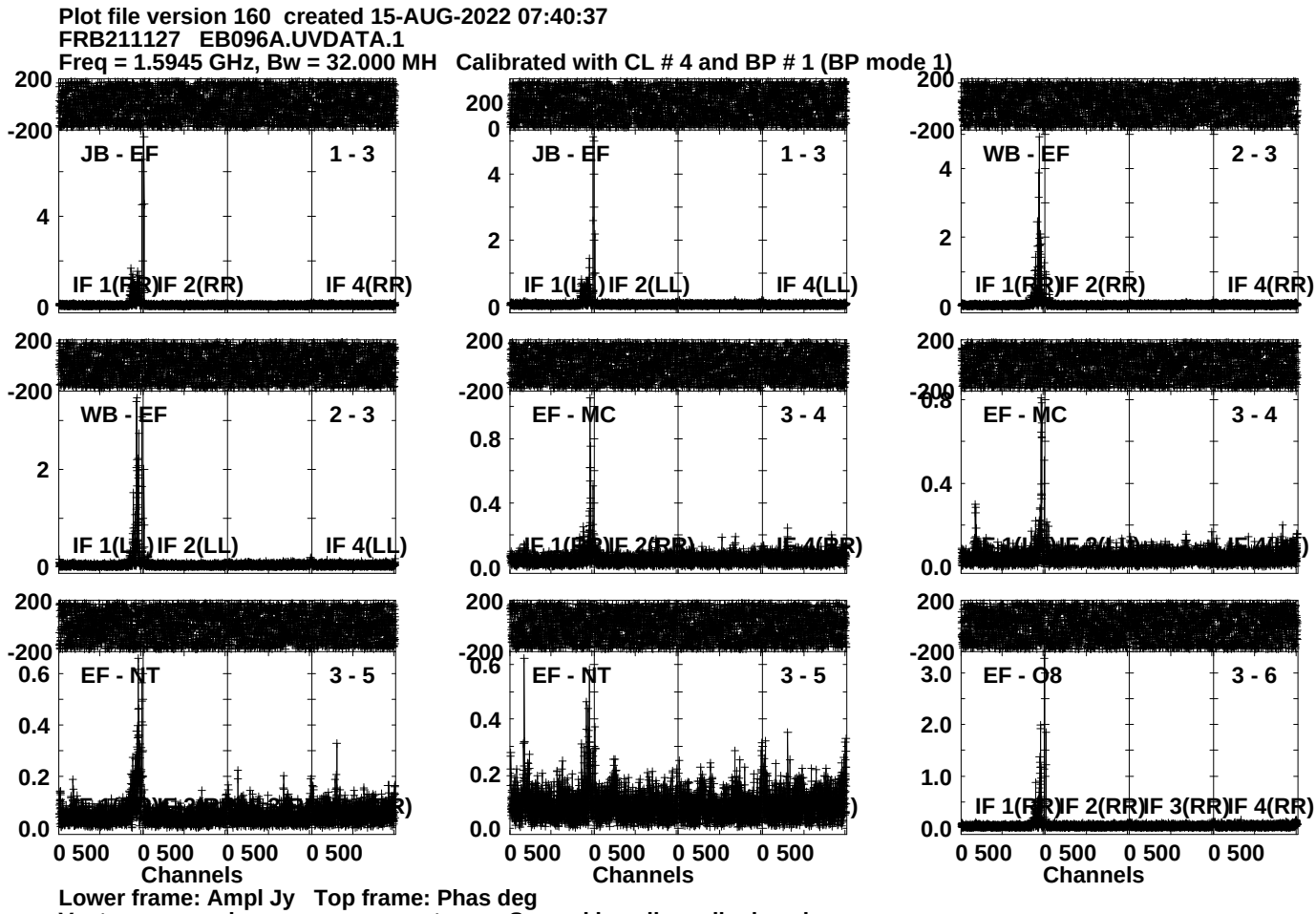
Plot file version 160 created 15-AUG-2022 07:40:37
FRB211127 EB096A.UVDATA.1
Freq = 1.5945 GHz, Bw = 32.000 MH Calibrated with CL # 4 and BP # 1 (BP mode 1)
JB - EF
1 - 3
IF 1(RR)
IF 2(RR)
IF 4(RR)
JB - EF
1 - 3
IF 1(LL)
IF 2(LL)
IF 4(LL)
WB - EF
2 - 3
IF 1(RR)
IF 2(RR)
IF 4(RR)
WB - EF
2 - 3
IF 1(LL)
IF 2(LL)
IF 4(LL)
EF - MC
3 - 4
IF 1(RR)
IF 2(RR)
IF 4(RR)
EF - MC
3 - 4
EF - NT
3 - 5
EF - NT
3 - 5
EF - O8
3 - 6
IF 1(RR)
IF 2(RR)
IF 3(RR)
IF 4(RR)
0 500
Channels
Lower frame: Ampl Jy Top frame: Phas deg
Vector averaged cross-power spectrum Several baselines displayed
Timerange: 00/21:37:51 to 00/21:42:19

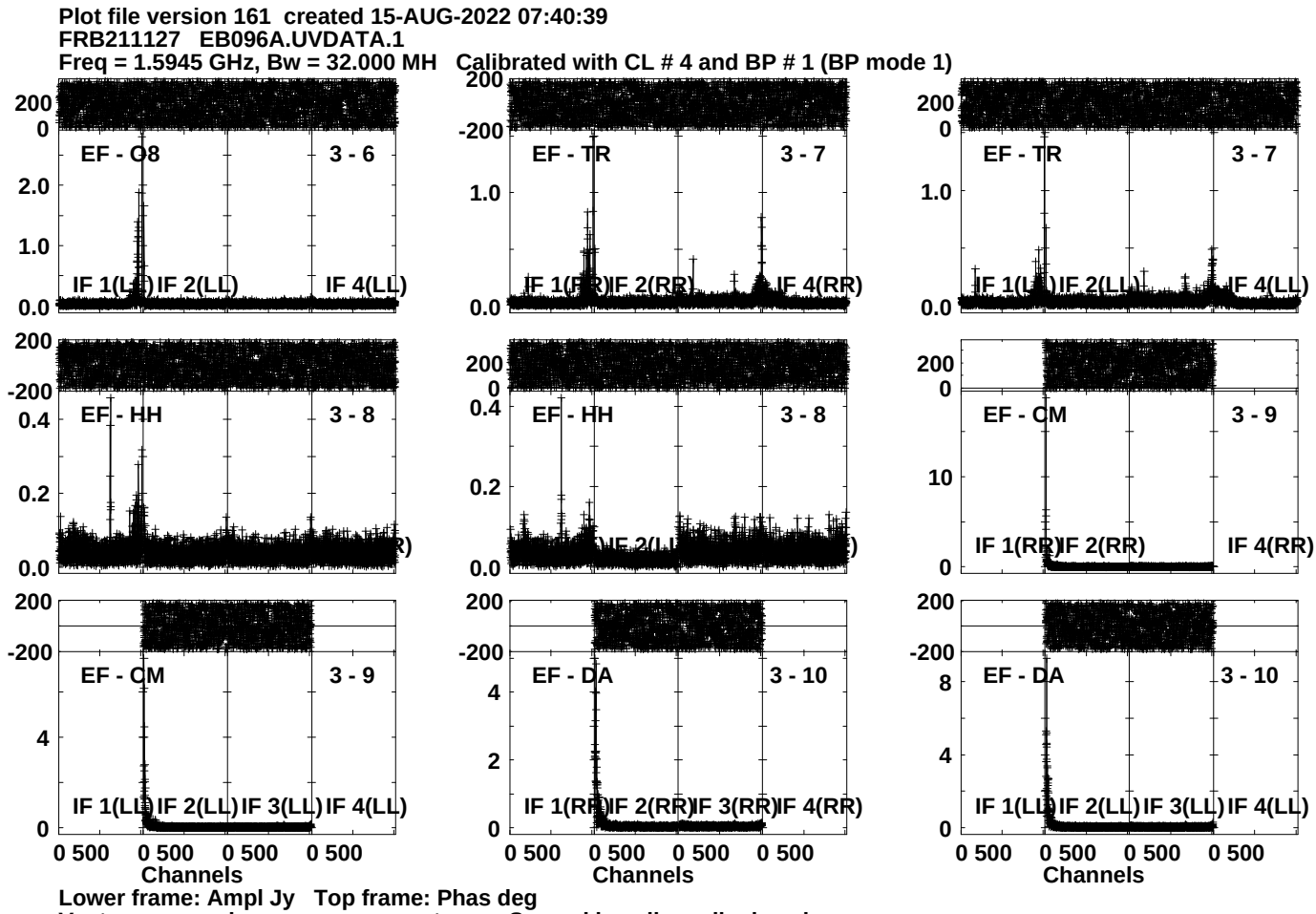
Plot file version 161 created 15-AUG-2022 07:40:39
FRB211127 EB096A.UVDATA.1
Freq = 1.5945 GHz, Bw = 32.000 MH Calibrated with CL # 4 and BP # 1 (BP mode 1)
EF - O8
3 - 6
IF 1(LL)
IF 2(LL)
IF 4(LL)
EF - TR
3 - 7
IF 1(RR)
IF 2(RR)
IF 4(RR)
EF - TR
3 - 7
IF 1(LL)
IF 2(LL)
IF 4(LL)
EF - HH
3 - 8
EF - HH
3 - 8
EF - CM
3 - 9
IF 1(RR)
IF 2(RR)
IF 4(RR)
EF - CM
3 - 9
IF 1(LL)
IF 2(LL)
IF 3(LL)
IF 4(LL)
EF - DA
3 - 10
IF 1(RR)
IF 2(RR)
IF 3(RR)
IF 4(RR)
EF - DA
3 - 10
IF 1(LL)
IF 2(LL)
IF 3(LL)
IF 4(LL)
0 500
Channels
Lower frame: Ampl Jy Top frame: Phas deg
Vector averaged cross-power spectrum Several baselines displayed
Timerange: 00/21:37:51 to 00/21:42:19

Plot file version 162 created 15-AUG-2022 07:40:41
FRB211127 EB096A.UVDATA.1
Freq = 1.5945 GHz, Bw = 32.000 MH Calibrated with CL # 4 and BP # 1 (BP mode 1)

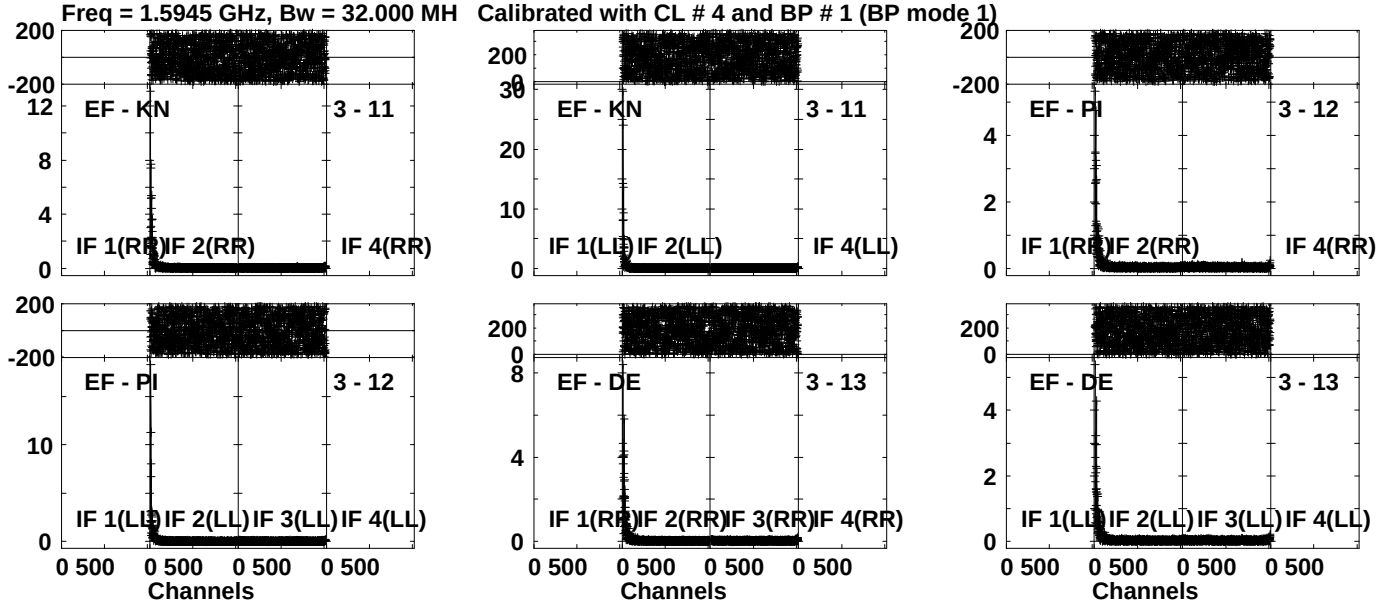

Lower frame: Ampl Jy Top frame: Phas deg
Vector averaged cross-power spectrum Several baselines displayed
Timerange: 00/21:37:51 to 00/21:42:19

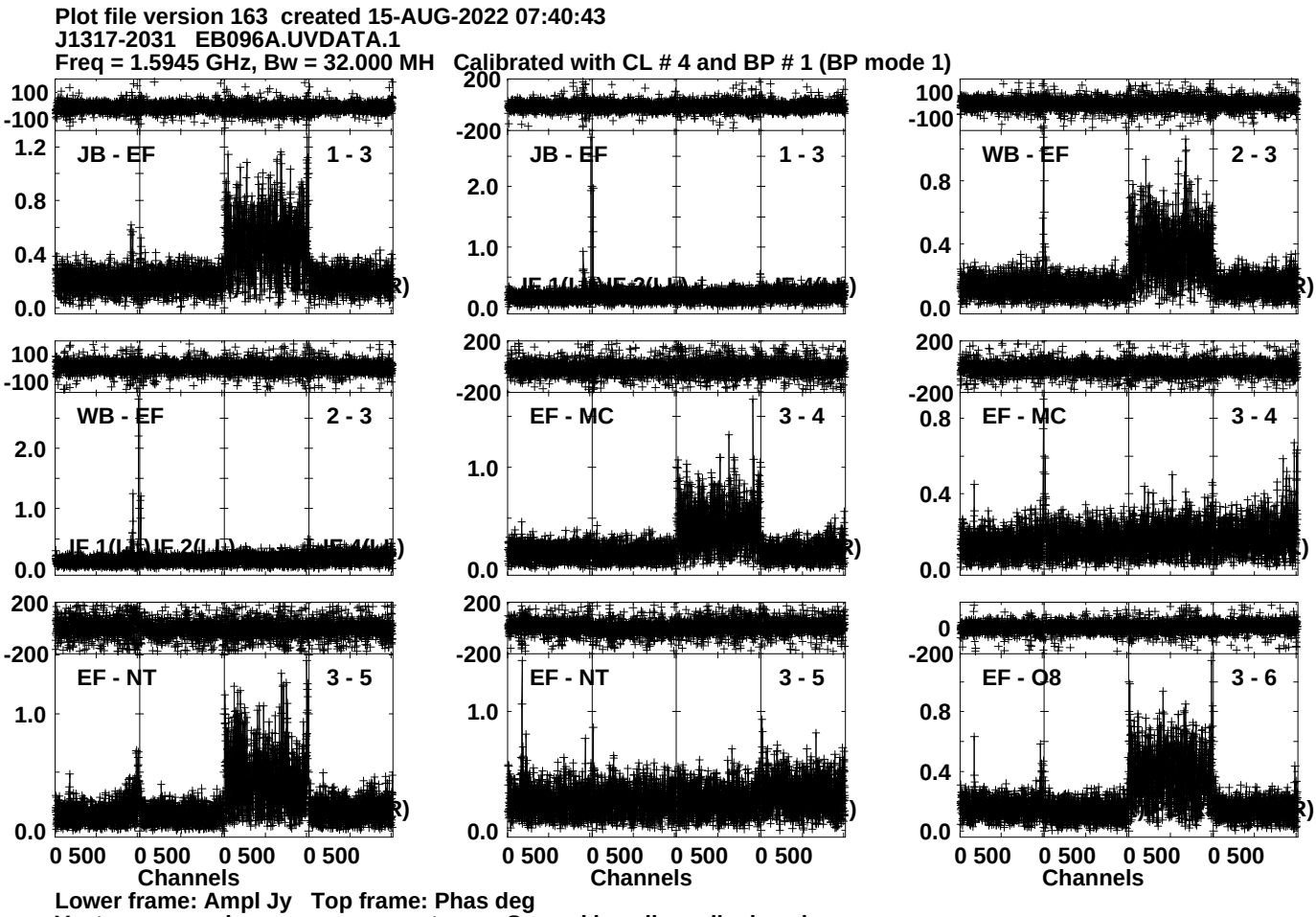
Plot file version 163 created 15-AUG-2022 07:40:43
J1317-2031 EB096A.UVDATA.1
Freq = 1.5945 GHz, Bw = 32.000 MH Calibrated with CL # 4 and BP # 1 (BP mode 1)
JB - EF 1 - 3
JB - EF 1 - 3
WB - EF 2 - 3
WB - EF 2 - 3
EF - MC 3 - 4
EF - MC 3 - 4
EF - NT 3 - 5
EF - NT 3 - 5
EF - O8 3 - 6
Channels
Channels
Channels
Lower frame: Ampl Jy Top frame: Phas deg
Vector averaged cross-power spectrum Several baselines displayed
Timerange: 00/21:42:21 to 00/21:43:49

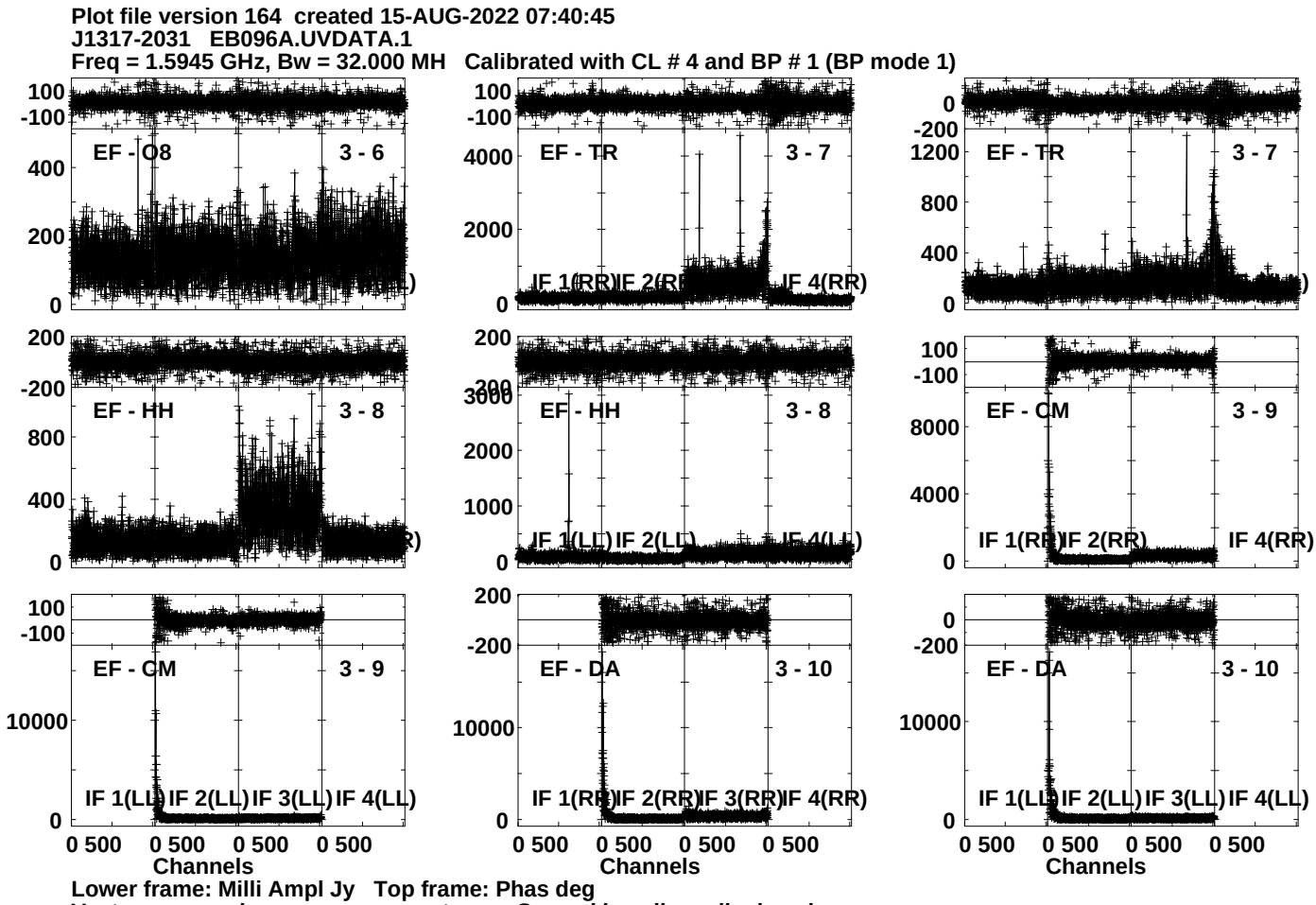
Plot file version 164 created 15-AUG-2022 07:40:45
J1317-2031 EB096A.UVDATA.1
Freq = 1.5945 GHz, Bw = 32.000 MH Calibrated with CL # 4 and BP # 1 (BP mode 1)
EF - O8 3 - 6
EF - TR 3 - 7
EF - TR 3 - 7
EF - HH 3 - 8
EF - HH 3 - 8
EF - CM 3 - 9
EF - CM 3 - 9
EF - DA 3 - 10
EF - DA 3 - 10
IF 1(RR) IF 2(RR) IF 4(RR)
IF 1(LL) IF 2(LL) IF 4(LL)
IF 1(LL) IF 2(LL) IF 3(LL) IF 4(LL)
IF 1(RR) IF 2(RR) IF 3(RR) IF 4(RR)
0 500 0 500 0 500 0 500
Channels
Lower frame: Milli Ampl Jy Top frame: Phas deg
Vector averaged cross-power spectrum Several baselines displayed
Timerange: 00/21:42:21 to 00/21:43:49

Plot file version 165 created 15-AUG-2022 07:40:47
J1317-2031 EB096A.UVDATA.1
Freq = 1.5945 GHz, Bw = 32.000 MH Calibrated with CL # 4 and BP # 1 (BP mode 1)

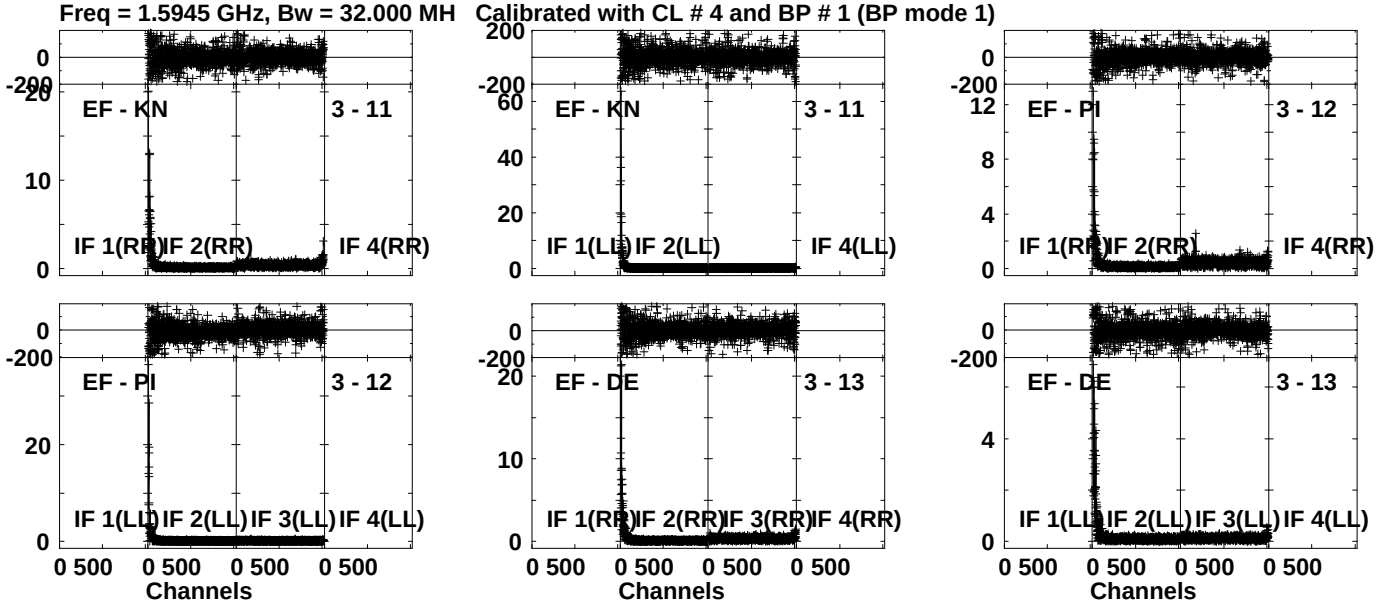

Lower frame: Ampl Jy Top frame: Phas deg
Vector averaged cross-power spectrum Several baselines displayed
Timerange: 00/21:42:21 to 00/21:43:49

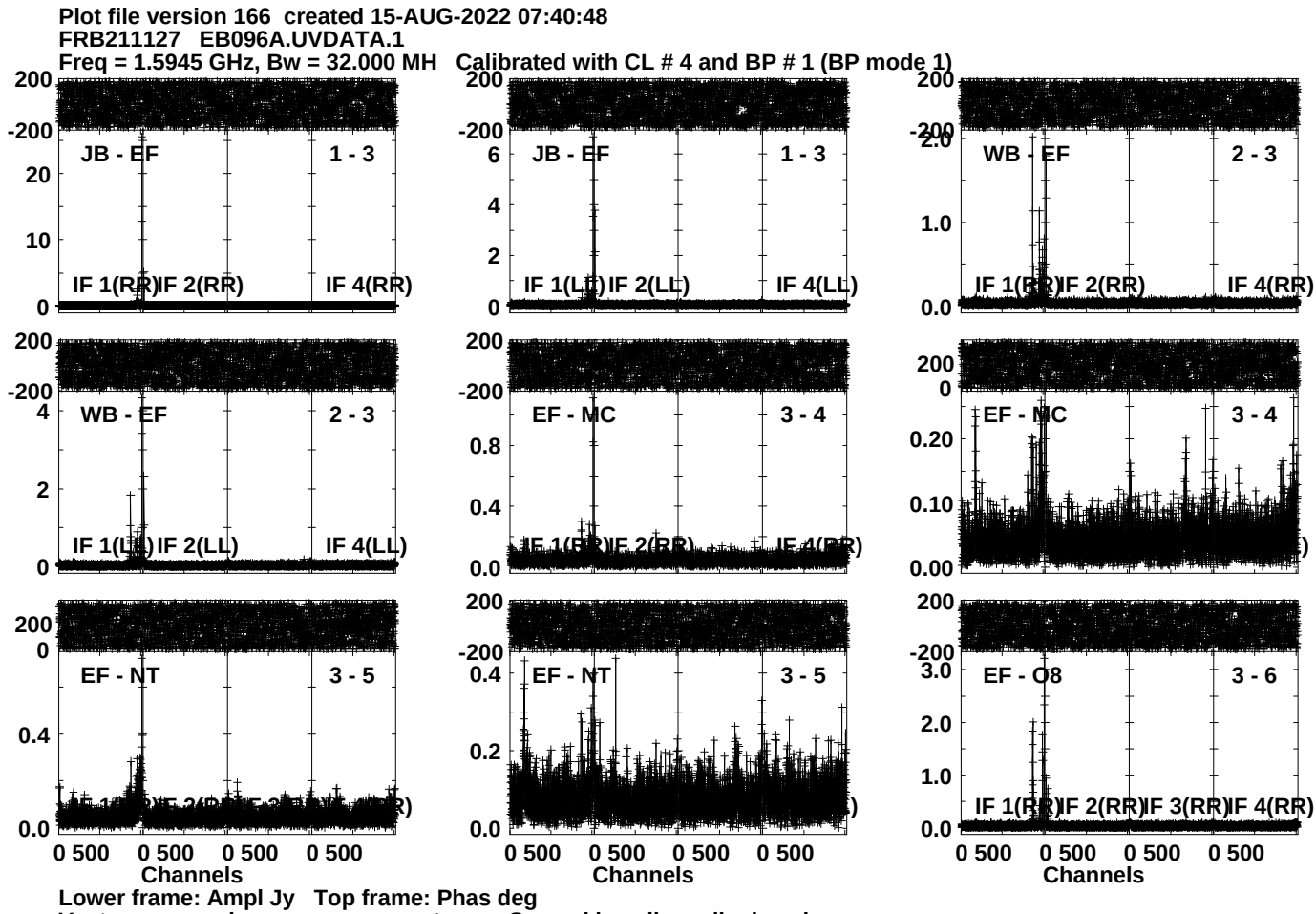
Plot file version 166 created 15-AUG-2022 07:40:48
FRB211127 EB096A.UVDATA.1
Freq = 1.5945 GHz, Bw = 32.000 MH Calibrated with CL # 4 and BP # 1 (BP mode 1)
JB - EF
1 - 3
IF 1(RR)
IF 2(RR)
IF 4(RR)
JB - EF
1 - 3
IF 1(LL)
IF 2(LL)
IF 4(LL)
WB - EF
2 - 3
IF 1(RR)
IF 2(RR)
IF 4(RR)
WB - EF
2 - 3
IF 1(LL)
IF 2(LL)
IF 4(LL)
EF - MC
3 - 4
IF 1(RR)
IF 2(RR)
IF 4(RR)
EF - MC
3 - 4
EF - NT
3 - 5
EF - NT
3 - 5
EF - O8
3 - 6
IF 1(RR)
IF 2(RR)
IF 3(RR)
IF 4(RR)
0 500 0 500 0 500 0 500
Channels
Lower frame: Ampl Jy Top frame: Phas deg
Vector averaged cross-power spectrum Several baselines displayed
Timerange: 00/21:43:51 to 00/21:48:19

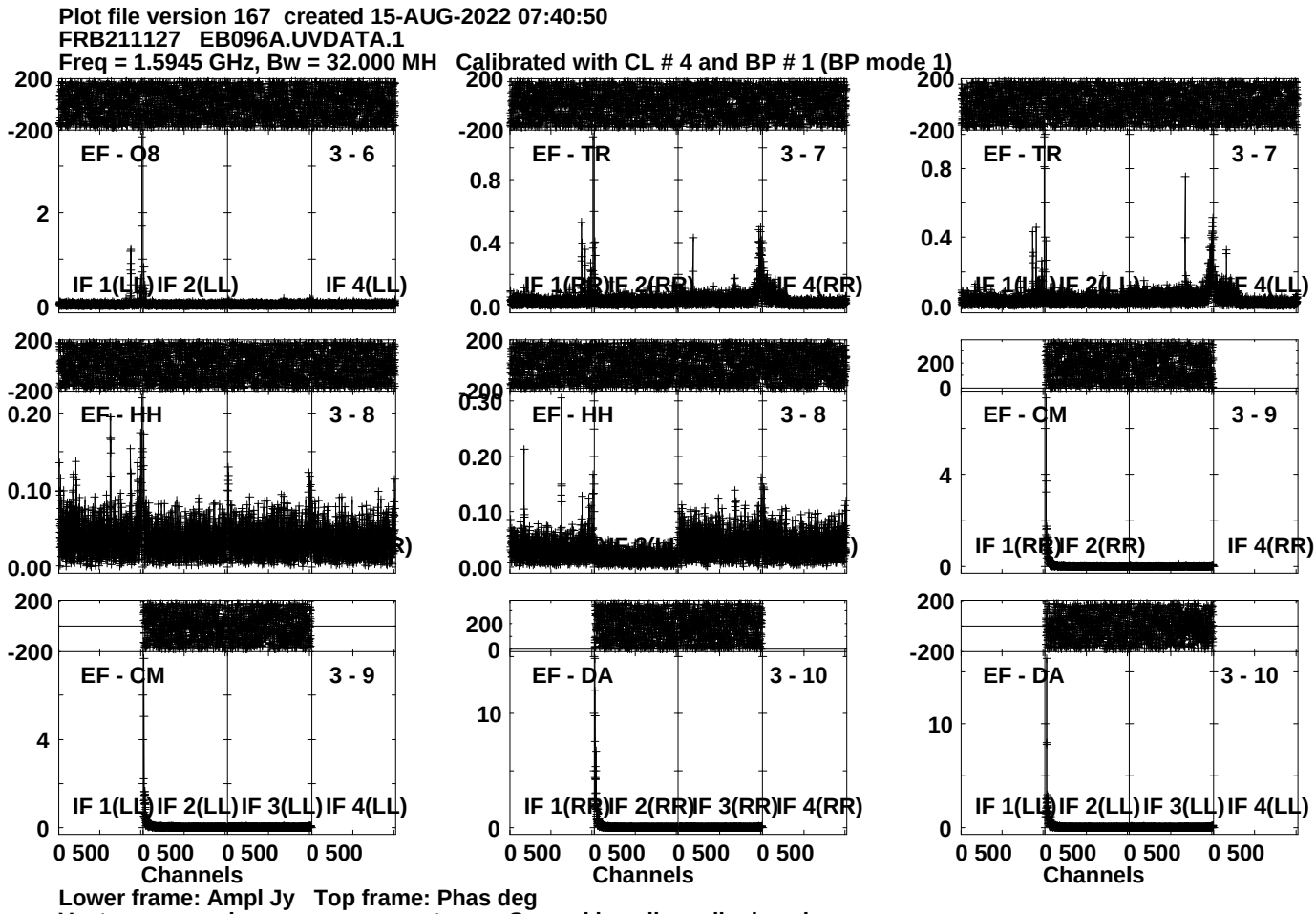
Plot file version 167 created 15-AUG-2022 07:40:50
FRB211127 EB096A.UVDATA.1
Freq = 1.5945 GHz, Bw = 32.000 MH Calibrated with CL # 4 and BP # 1 (BP mode 1)
EF - O8
3 - 6
IF 1(LL) IF 2(LL) IF 4(LL)
EF - TR
3 - 7
IF 1(RR) IF 2(RR) IF 4(RR)
EF - TR
3 - 7
EF - HH
3 - 8
EF - HH
3 - 8
EF - CM
3 - 9
IF 1(RR) IF 2(RR) IF 4(RR)
EF - CM
3 - 9
IF 1(LL) IF 2(LL) IF 3(LL) IF 4(LL)
EF - DA
3 - 10
IF 1(RR) IF 2(RR) IF 3(RR) IF 4(RR)
EF - DA
3 - 10
IF 1(LL) IF 2(LL) IF 3(LL) IF 4(LL)
0 500 0 500 0 500 0 500
Channels
Lower frame: Ampl Jy Top frame: Phas deg
Vector averaged cross-power spectrum Several baselines displayed
Timerange: 00/21:43:51 to 00/21:48:19

Plot file version 168 created 15-AUG-2022 07:40:52
FRB211127 EB096A.UVDATA.1
Freq = 1.5945 GHz, Bw = 32.000 MH Calibrated with CL # 4 and BP # 1 (BP mode 1)

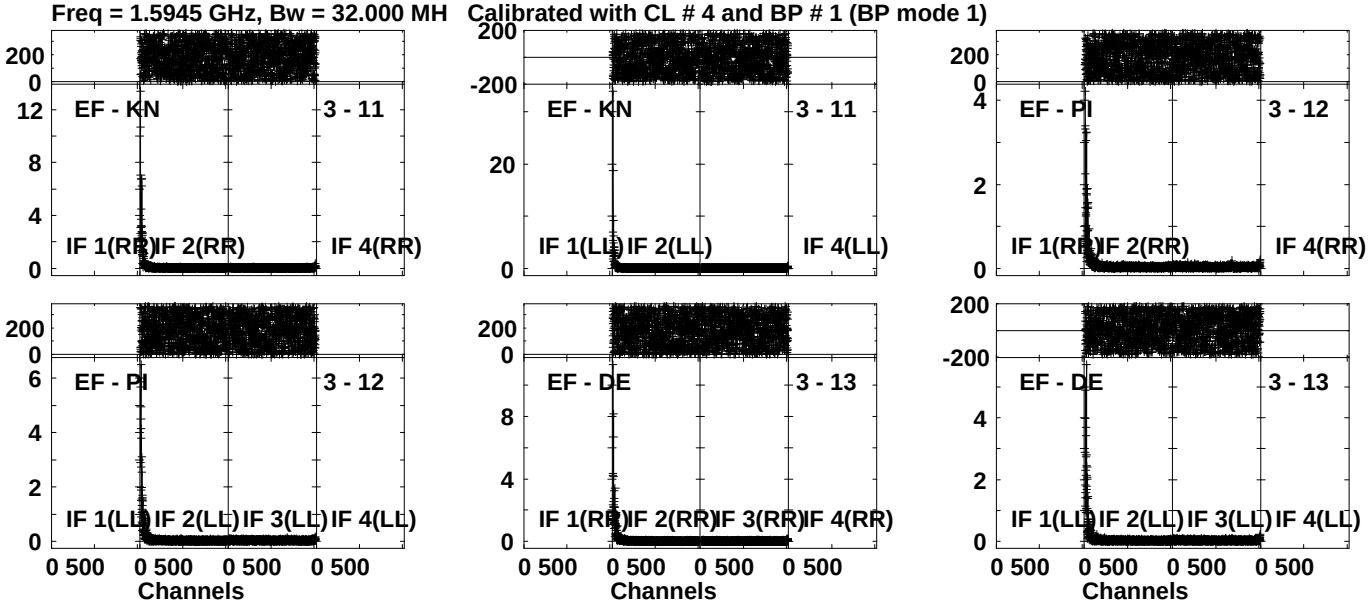

Lower frame: Ampl Jy Top frame: Phas deg
Vector averaged cross-power spectrum Several baselines displayed
Timerange: 00/21:43:51 to 00/21:48:19

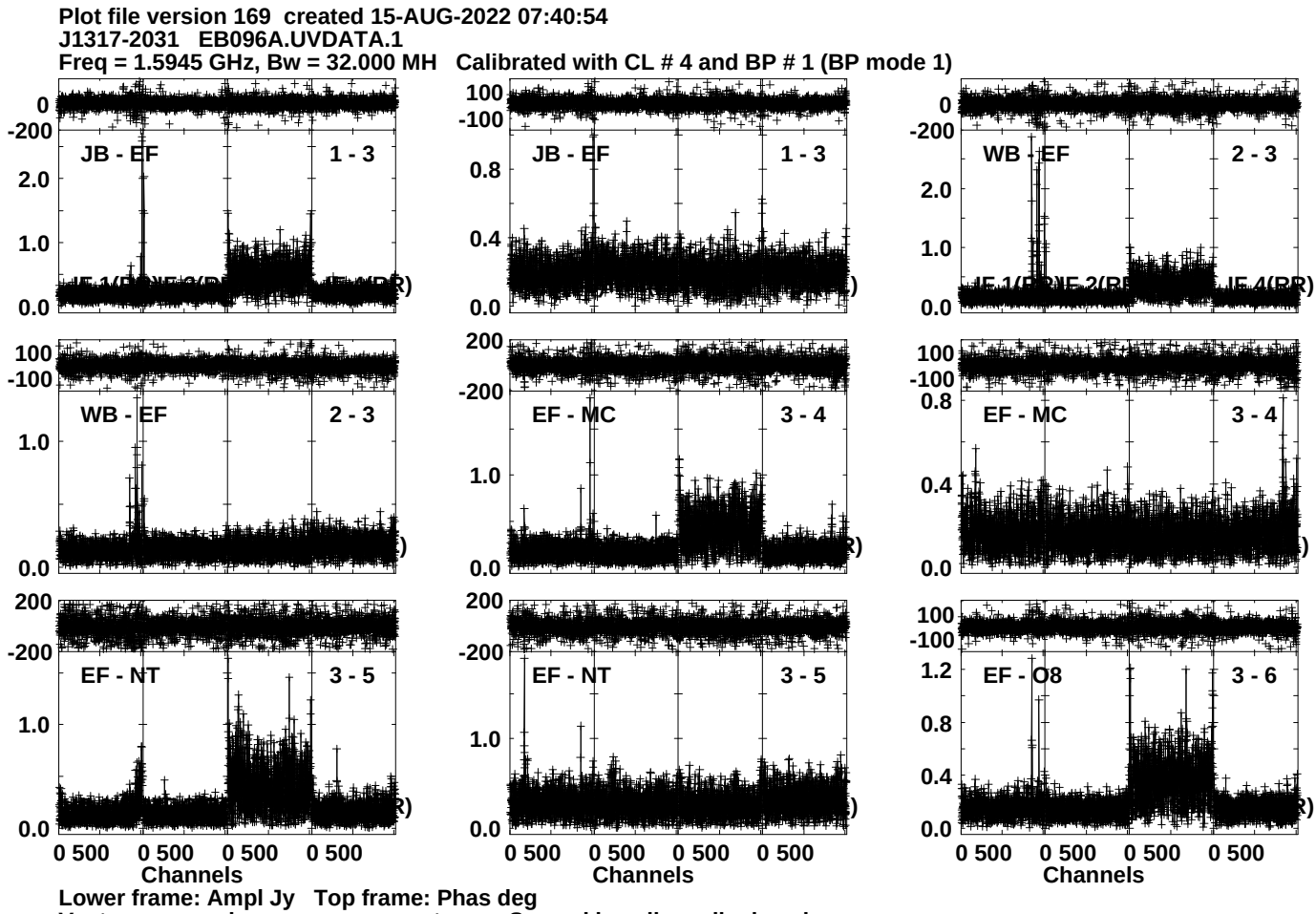
Plot file version 169 created 15-AUG-2022 07:40:54
J1317-2031 EB096A.UVDATA.1
Freq = 1.5945 GHz, Bw = 32.000 MH Calibrated with CL # 4 and BP # 1 (BP mode 1)
JB - EF 1 - 3
JB - EF 1 - 3
WB - EF 2 - 3
WB - EF 2 - 3
EF - MC 3 - 4
EF - MC 3 - 4
EF - NT 3 - 5
EF - NT 3 - 5
EF - O8 3 - 6
Channels
Channels
Channels
Lower frame: Ampl Jy Top frame: Phas deg
Vector averaged cross-power spectrum Several baselines displayed
Timerange: 00/21:48:51 to 00/21:49:49

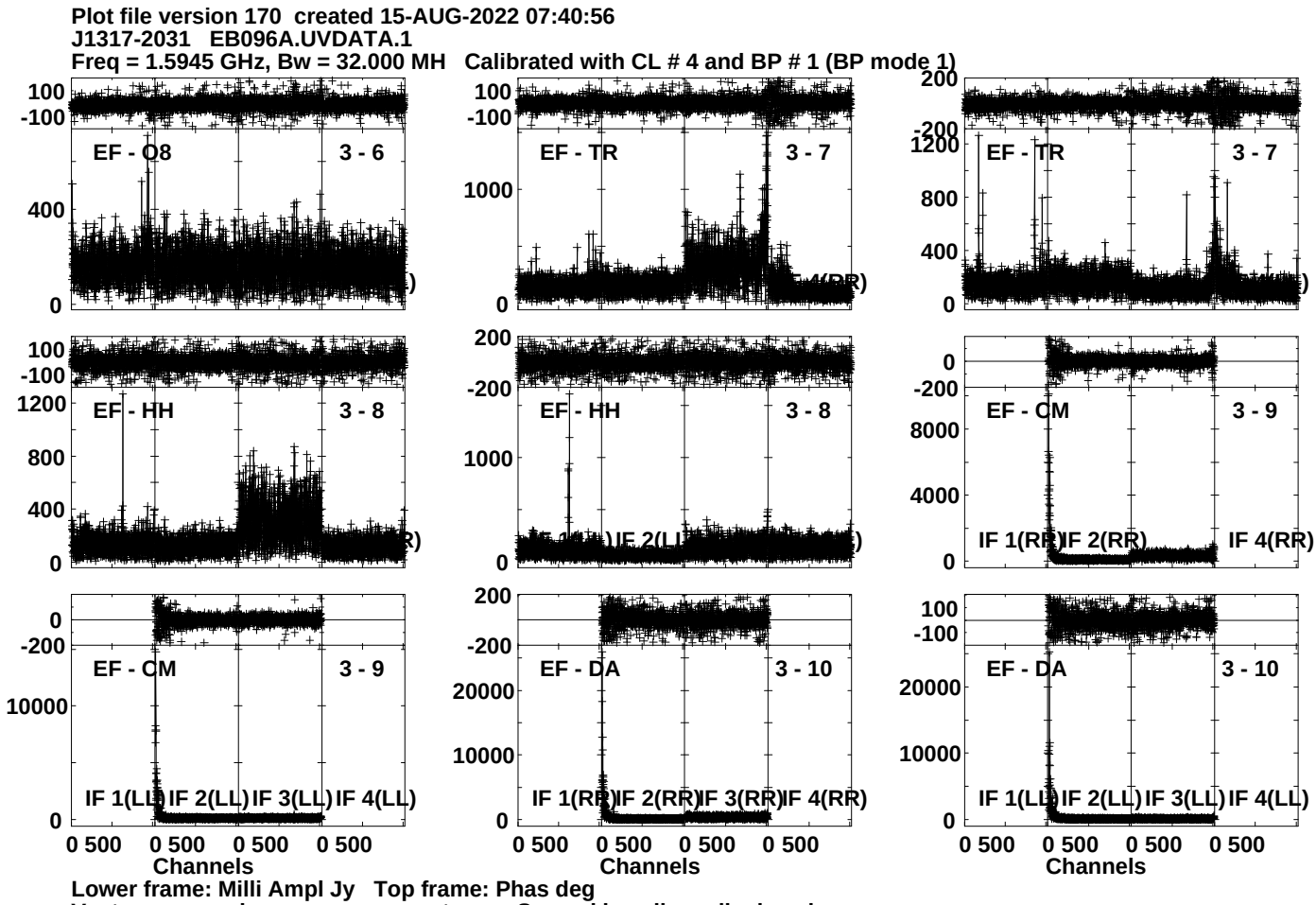
Plot file version 170 created 15-AUG-2022 07:40:56
J1317-2031 EB096A.UVDATA.1
Freq = 1.5945 GHz, Bw = 32.000 MH Calibrated with CL # 4 and BP # 1 (BP mode 1)
EF - O8 3 - 6
EF - TR 3 - 7
EF - TR 3 - 7
EF - HH 3 - 8
EF - HH 3 - 8
EF - CM 3 - 9
IF 1(RR) IF 2(RR) IF 4(RR)
EF - CM 3 - 9
IF 1(LL) IF 2(LL) IF 3(LL) IF 4(LL)
EF - DA 3 - 10
IF 1(RR) IF 2(RR) IF 3(RR) IF 4(RR)
EF - DA 3 - 10
IF 1(LL) IF 2(LL) IF 3(LL) IF 4(LL)
Channels
Channels
Channels
Lower frame: Milli Ampl Jy Top frame: Phas deg
Vector averaged cross-power spectrum Several baselines displayed
Timerange: 00/21:48:51 to 00/21:49:49

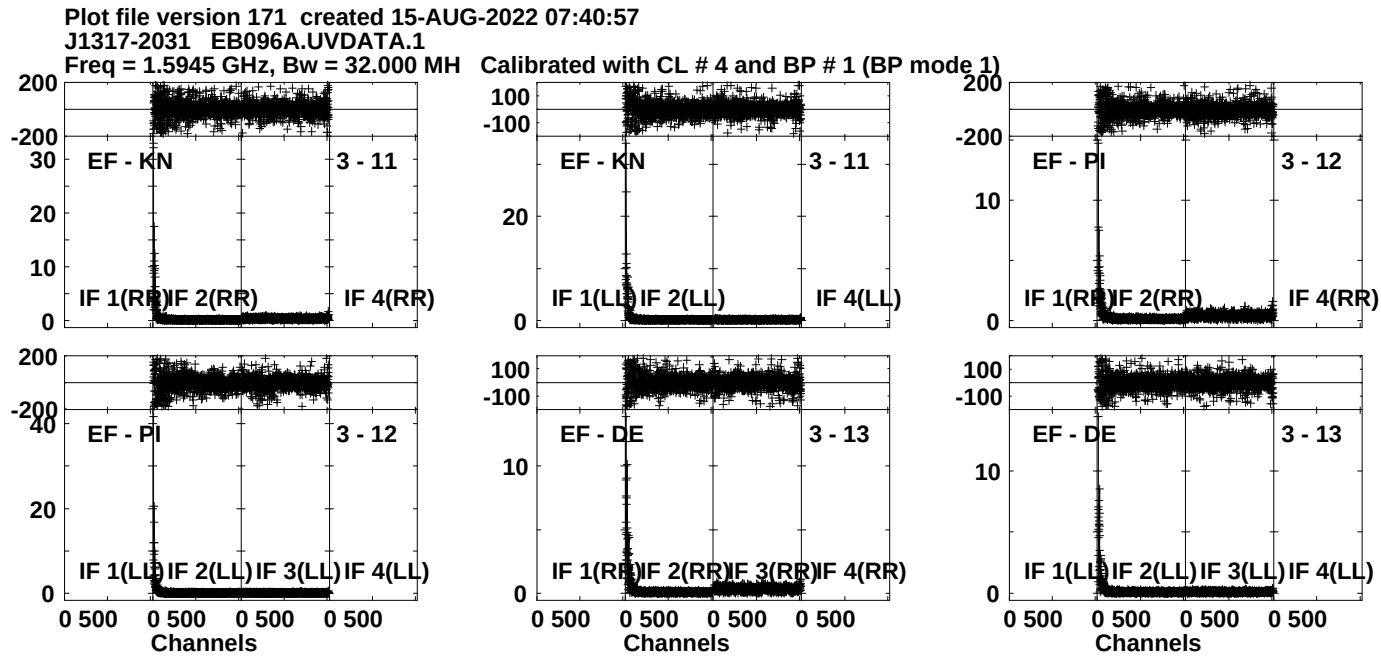

Lower frame: Ampl Jy Top frame: Phas deg
Vector averaged cross-power spectrum Several baselines displayed
Timerange: 00/21:48:51 to 00/21:49:49

Plot file version 172 created 15-AUG-2022 07:40:59
FRB211127 EB096A.UVDATA.1
Freq = 1.5945 GHz, Bw = 32.000 MH Calibrated with CL # 4 and BP # 1 (BP mode 1)

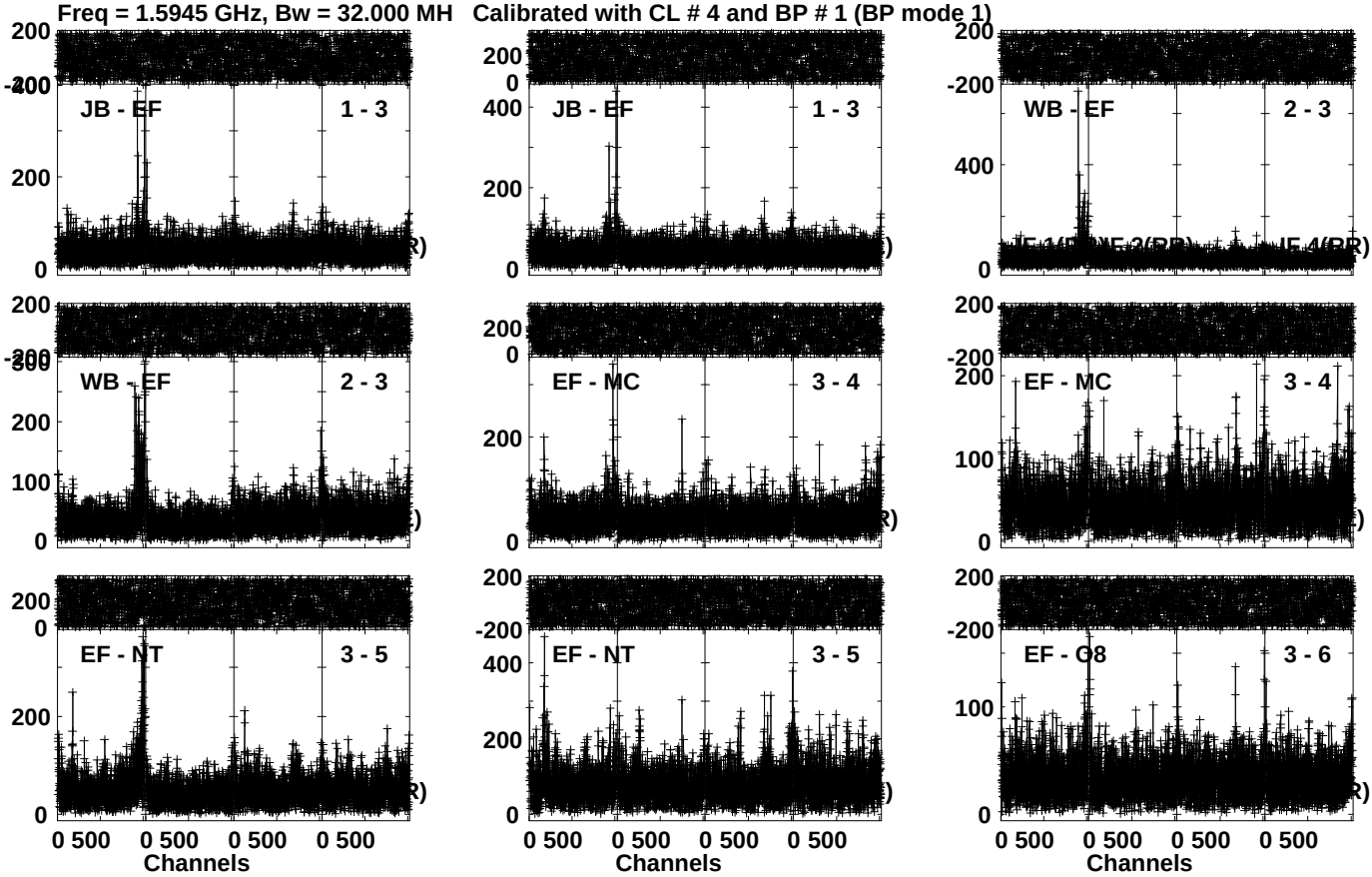

Lower frame: Milli Ampl Jy Top frame: Phas deg
Vector averaged cross-power spectrum Several baselines displayed
Timerange: 00/21:49:51 to 00/21:54:19

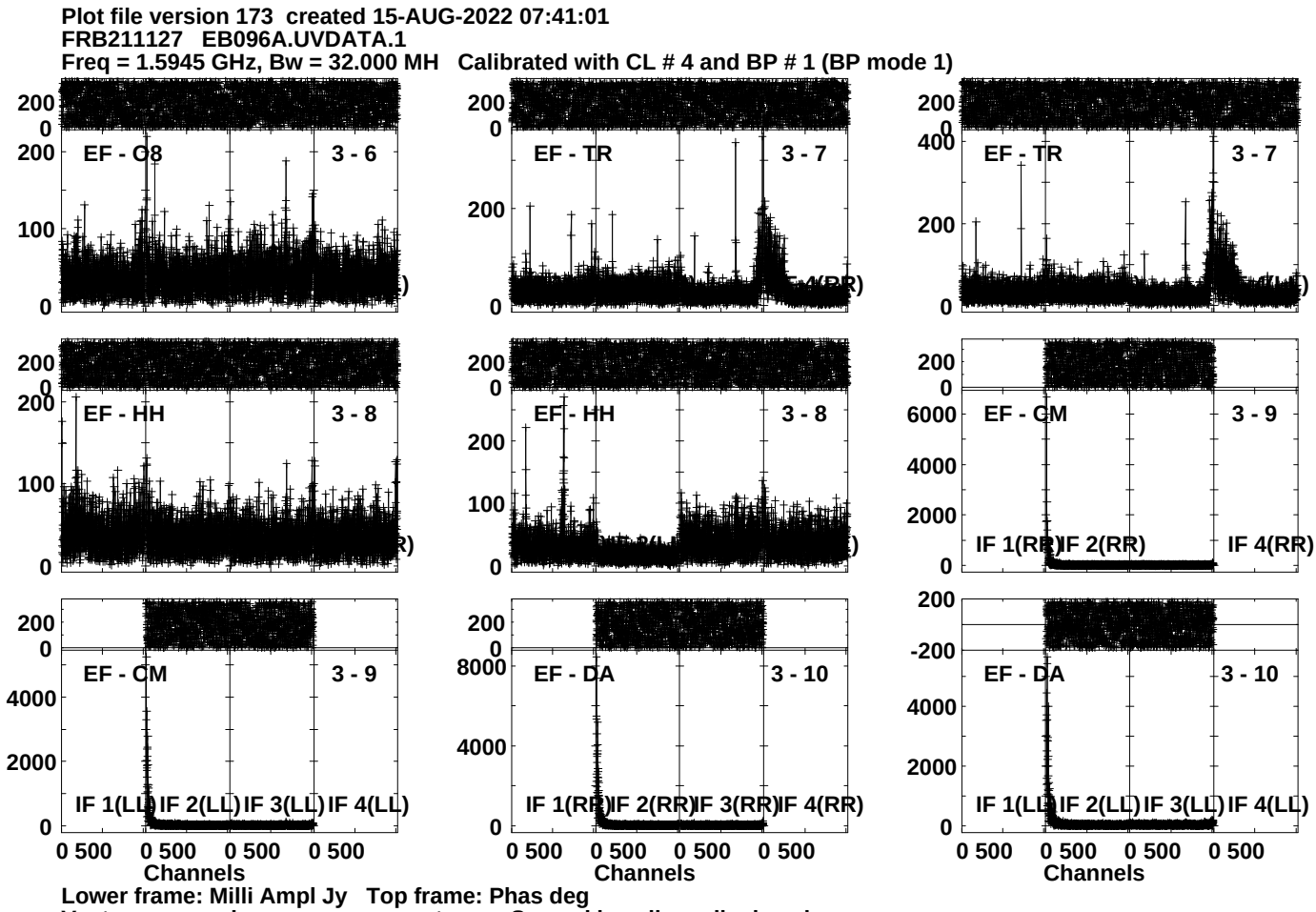
Plot file version 173 created 15-AUG-2022 07:41:01
FRB211127 EB096A.UVDATA.1
Freq = 1.5945 GHz, Bw = 32.000 MH Calibrated with CL # 4 and BP # 1 (BP mode 1)
EF - G8 3 - 6
EF - TR 3 - 7
EF - TR 3 - 7
EF - HH 3 - 8
EF - HH 3 - 8
EF - CM 3 - 9
EF - CM 3 - 9
IF 1(RR) IF 2(RR) IF 4(RR)
EF - DA 3 - 10
EF - DA 3 - 10
IF 1(LL) IF 2(LL) IF 3(LL) IF 4(LL)
IF 1(RR) IF 2(RR) IF 3(RR) IF 4(RR)
IF 1(LL) IF 2(LL) IF 3(LL) IF 4(LL)
0 500 0 500 0 500 0 500
Channels
Lower frame: Milli Ampl Jy Top frame: Phas deg
Vector averaged cross-power spectrum Several baselines displayed
Timerange: 00/21:49:51 to 00/21:54:19

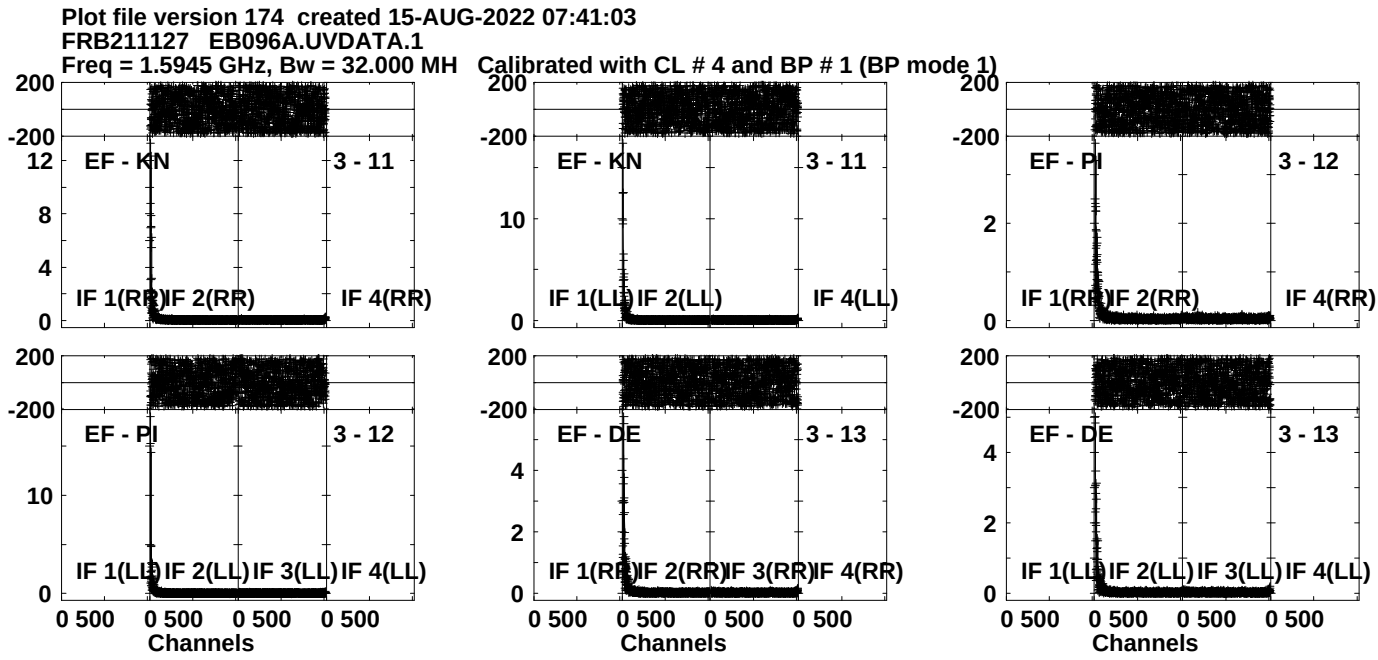
Plot file version 174 created 15-AUG-2022 07:41:03
FRB211127 EB096A.UVDATA.1
Freq = 1.5945 GHz, Bw = 32.000 MH Calibrated with CL # 4 and BP # 1 (BP mode 1)
EF - KN
3 - 11
IF 1(RR)
IF 2(RR)
IF 4(RR)
EF - KN
3 - 11
IF 1(LL)
IF 2(LL)
IF 4(LL)
EF - PI
3 - 12
IF 1(RR)
IF 2(RR)
IF 4(RR)
EF - PI
3 - 12
IF 1(LL)
IF 2(LL)
IF 3(LL)
IF 4(LL)
EF - DE
3 - 13
IF 1(RR)
IF 2(RR)
IF 3(RR)
IF 4(RR)
EF - DE
3 - 13
IF 1(LL)
IF 2(LL)
IF 3(LL)
IF 4(LL)
Channels
Channels
Channels
Lower frame: Ampl Jy Top frame: Phas deg
Vector averaged cross-power spectrum Several baselines displayed
Timerange: 00/21:49:51 to 00/21:54:19

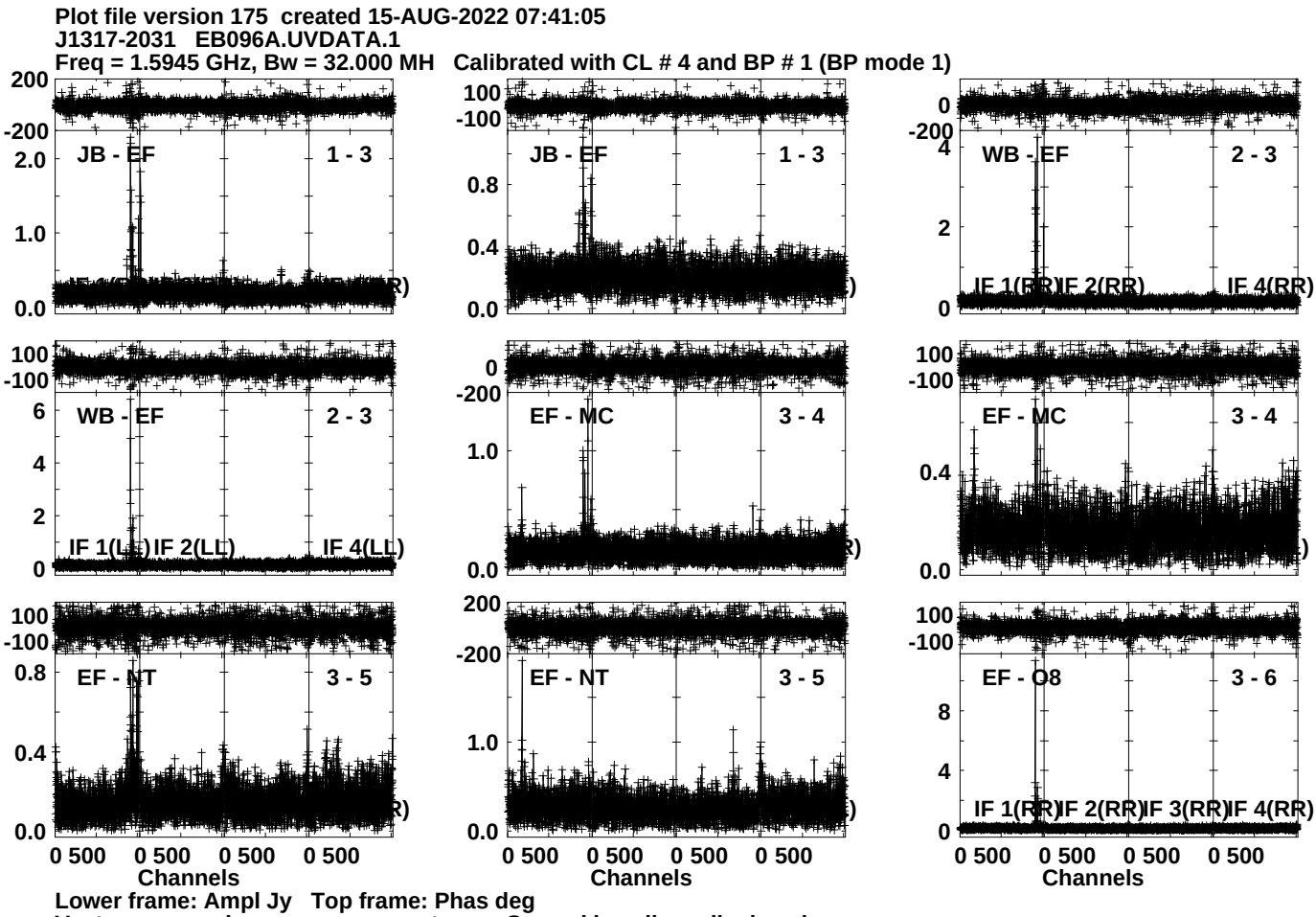
Plot file version 175 created 15-AUG-2022 07:41:05
J1317-2031 EB096A.UVDATA.1
Freq = 1.5945 GHz, Bw = 32.000 MH Calibrated with CL # 4 and BP # 1 (BP mode 1)
JB - EF
1 - 3
JB - EF
1 - 3
WB - EF
2 - 3
IF 1(RR)
IF 2(RR)
IF 4(RR)
WB - EF
2 - 3
IF 1(LL)
IF 2(LL)
IF 4(LL)
EF - MC
3 - 4
EF - MC
3 - 4
EF - NT
3 - 5
EF - NT
3 - 5
EF - O8
3 - 6
IF 1(RR)
IF 2(RR)
IF 3(RR)
IF 4(RR)
0 500 0 500 0 500 0 500
Channels
Lower frame: Ampl Jy Top frame: Phas deg
Vector averaged cross-power spectrum Several baselines displayed
Timerange: 00/21:54:21 to 00/21:55:49

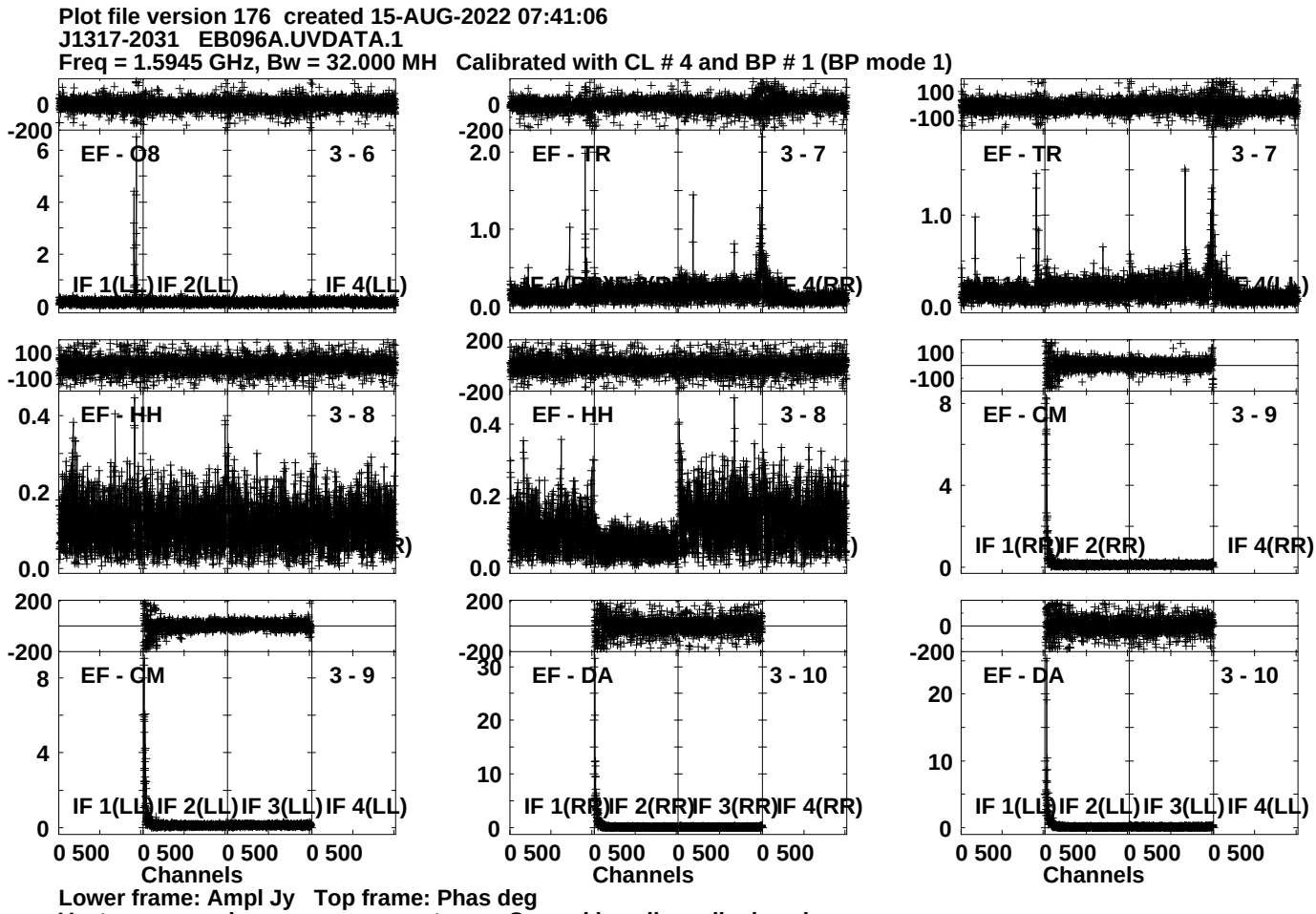
Plot file version 176 created 15-AUG-2022 07:41:06
J1317-2031 EB096A.UVDATA.1
Freq = 1.5945 GHz, Bw = 32.000 MH Calibrated with CL # 4 and BP # 1 (BP mode 1)
EF - O8 3 - 6
IF 1(LL) IF 2(LL) IF 4(LL)
EF - TR 3 - 7
EF - TR 3 - 7
EF - HH 3 - 8
EF - HH 3 - 8
EF - CM 3 - 9
IF 1(RR) IF 2(RR) IF 4(RR)
EF - CM 3 - 9
IF 1(LL) IF 2(LL) IF 3(LL) IF 4(LL)
EF - DA 3 - 10
IF 1(RR) IF 2(RR) IF 3(RR) IF 4(RR)
EF - DA 3 - 10
IF 1(LL) IF 2(LL) IF 3(LL) IF 4(LL)
0 500 0 500 0 500 0 500
Channels
Lower frame: Ampl Jy Top frame: Phas deg
Vector averaged cross-power spectrum Several baselines displayed
Timerange: 00/21:54:21 to 00/21:55:49

Plot file version 177 created 15-AUG-2022 07:41:08
J1317-2031 EB096A.UVDATA.1
Freq = 1.5945 GHz, Bw = 32.000 MH Calibrated with CL # 4 and BP # 1 (BP mode 1)

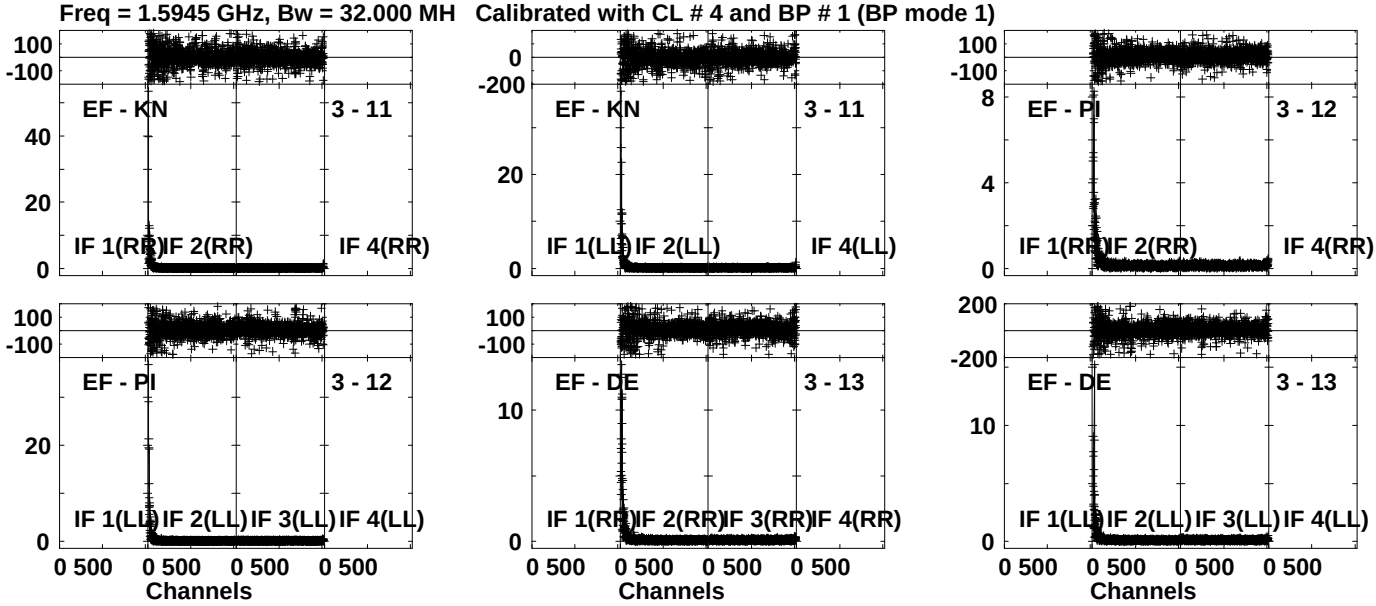

Lower frame: Ampl Jy Top frame: Phas deg
Vector averaged cross-power spectrum Several baselines displayed
Timerange: 00/21:54:21 to 00/21:55:49

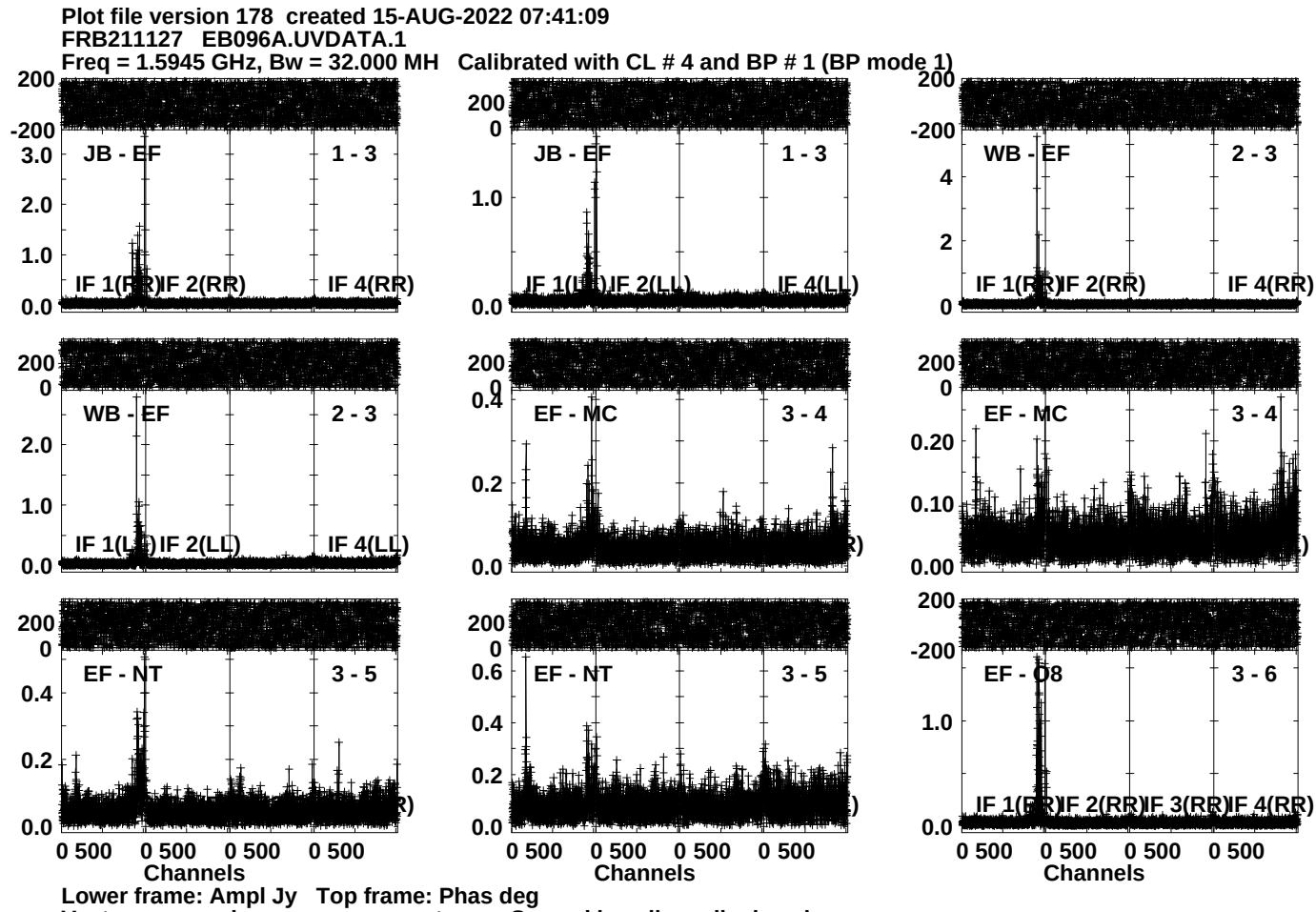
Plot file version 178 created 15-AUG-2022 07:41:09
FRB211127 EB096A.UVDATA.1
Freq = 1.5945 GHz, Bw = 32.000 MH Calibrated with CL # 4 and BP # 1 (BP mode 1)
JB - EF
1 - 3
IF 1(RR)
IF 2(RR)
IF 4(RR)
JB - EF
1 - 3
IF 1(LL)
IF 2(LL)
IF 4(LL)
WB - EF
2 - 3
IF 1(RR)
IF 2(RR)
IF 4(RR)
WB - EF
2 - 3
IF 1(LL)
IF 2(LL)
IF 4(LL)
EF - MC
3 - 4
EF - MC
3 - 4
EF - NT
3 - 5
EF - NT
3 - 5
EF - O8
3 - 6
IF 1(RR)
IF 2(RR)
IF 3(RR)
IF 4(RR)
0 500 0 500 0 500 0 500
Channels
0 500 0 500 0 500 0 500
Channels
0 500 0 500 0 500 0 500
Channels
Lower frame: Ampl Jy Top frame: Phas deg
Vector averaged cross-power spectrum Several baselines displayed
Timerange: 00/21:55:51 to 00/22:00:19

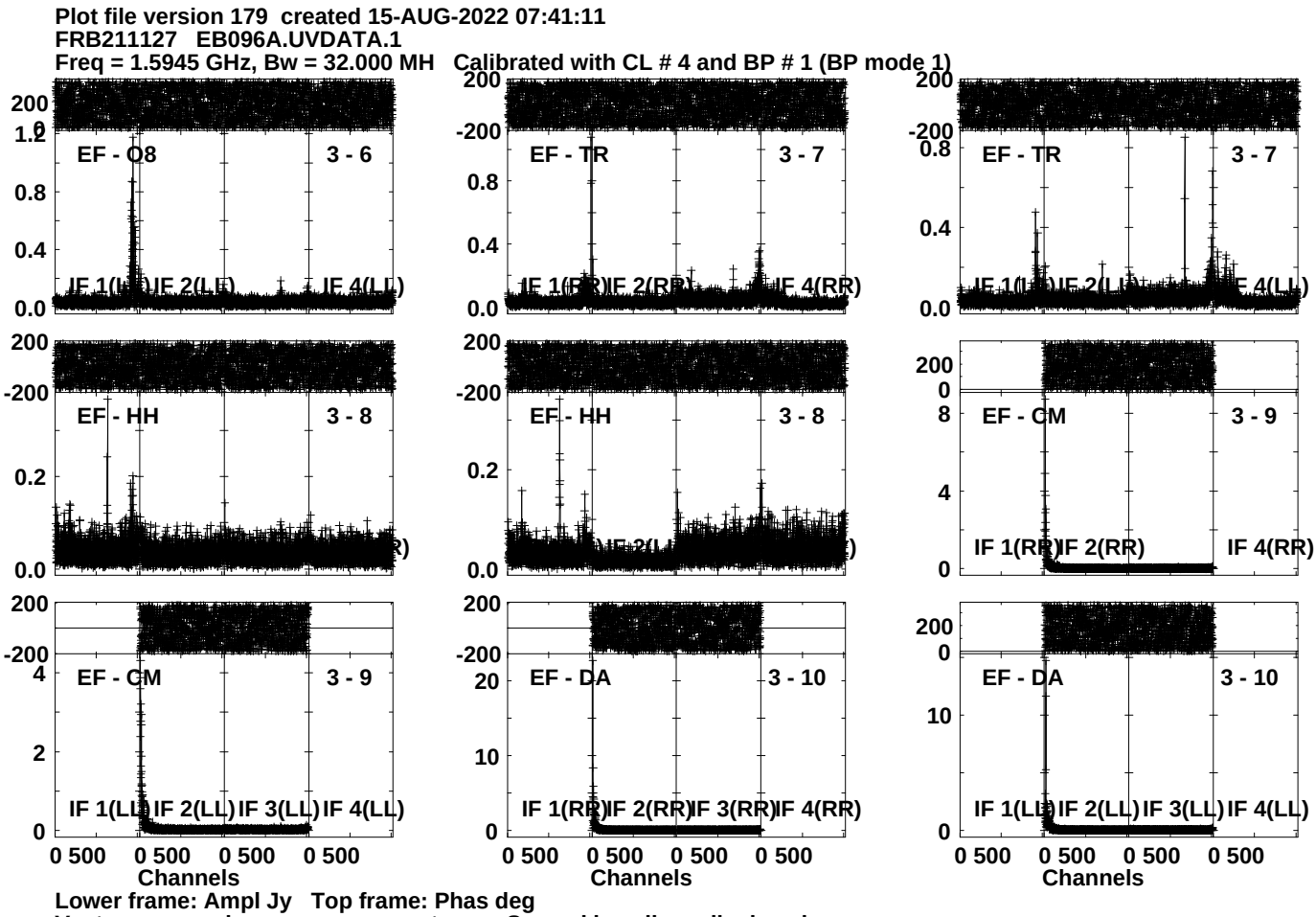
Plot file version 179 created 15-AUG-2022 07:41:11
FRB211127 EB096A.UVDATA.1
Freq = 1.5945 GHz, Bw = 32.000 MH Calibrated with CL # 4 and BP # 1 (BP mode 1)
EF - O8
3 - 6
EF - TR
3 - 7
EF - TR
3 - 7
EF - HH
3 - 8
EF - HH
3 - 8
EF - CM
3 - 9
IF 1(RR) IF 2(RR) IF 4(RR)
EF - CM
3 - 9
EF - DA
3 - 10
EF - DA
3 - 10
IF 1(LL) IF 2(LL) IF 3(LL) IF 4(LL)
IF 1(RR) IF 2(RR) IF 3(RR) IF 4(RR)
Channels
Channels
Channels
Lower frame: Ampl Jy Top frame: Phas deg
Vector averaged cross-power spectrum Several baselines displayed
Timerange: 00/21:55:51 to 00/22:00:19

Plot file version 180 created 15-AUG-2022 07:41:13
FRB211127 EB096A.UVDATA.1
Freq = 1.5945 GHz, Bw = 32.000 MH Calibrated with CL # 4 and BP # 1 (BP mode 1)

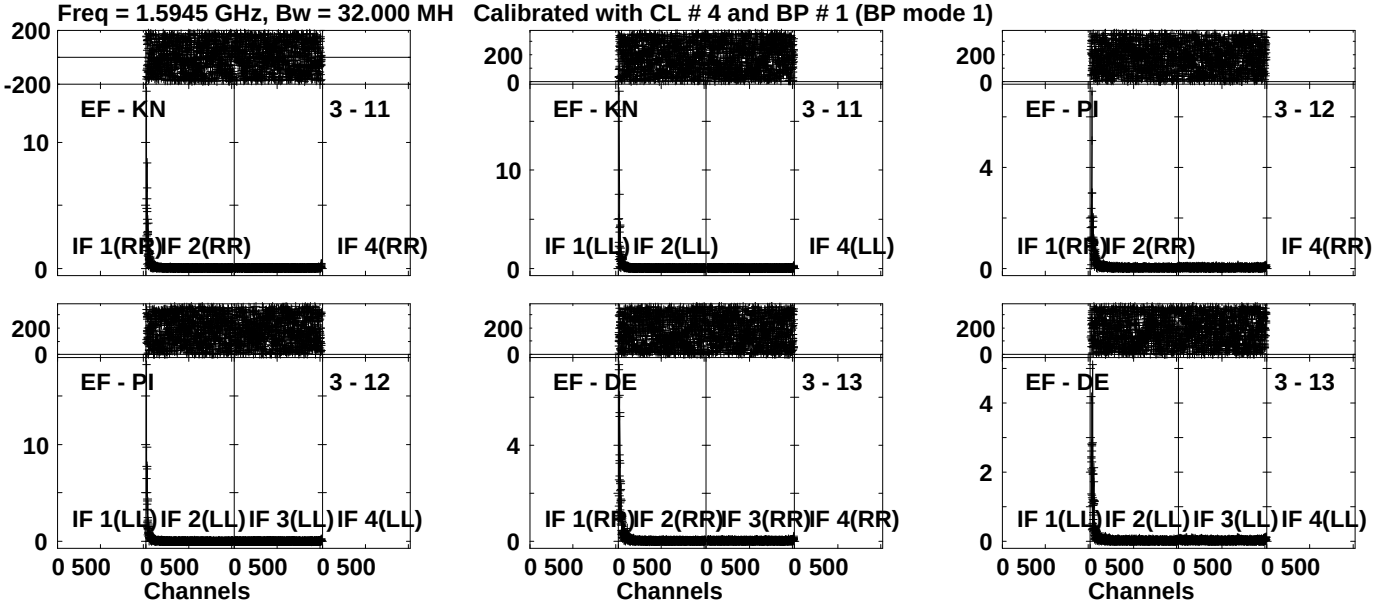

Lower frame: Ampl Jy Top frame: Phas deg
Vector averaged cross-power spectrum Several baselines displayed
Timerange: 00/21:55:51 to 00/22:00:19

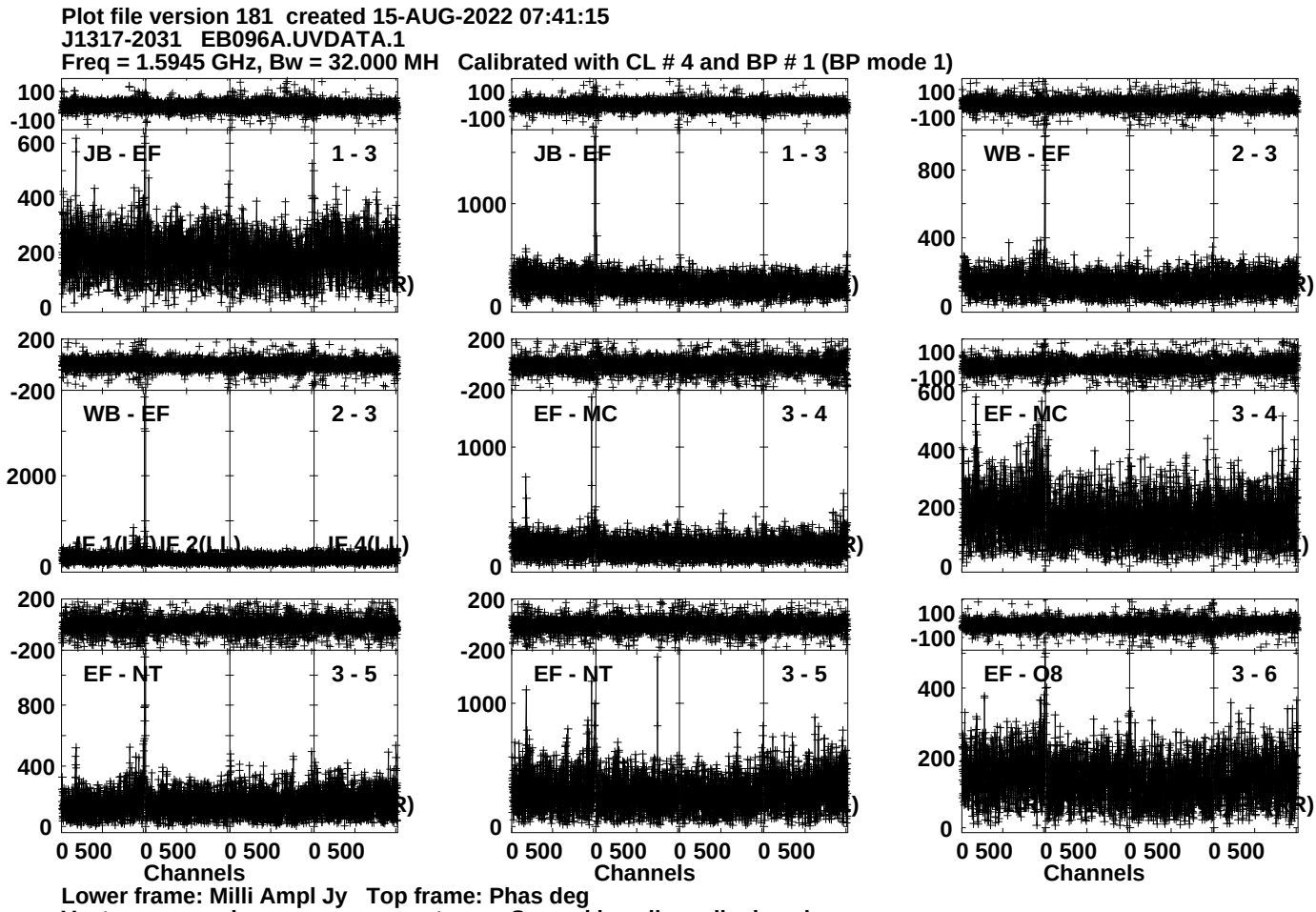
Plot file version 181 created 15-AUG-2022 07:41:15
J1317-2031 EB096A.UVDATA.1
Freq = 1.5945 GHz, Bw = 32.000 MH Calibrated with CL # 4 and BP # 1 (BP mode 1)
JB - EF 1 - 3
JB - EF 1 - 3
WB - EF 2 - 3
WB - EF 2 - 3
EF - MC 3 - 4
EF - MC 3 - 4
EF - NT 3 - 5
EF - NT 3 - 5
EF - O8 3 - 6
Channels
Channels
Channels
Lower frame: Milli Ampl Jy Top frame: Phas deg
Vector averaged cross-power spectrum Several baselines displayed
Timerange: 00/22:00:51 to 00/22:01:49

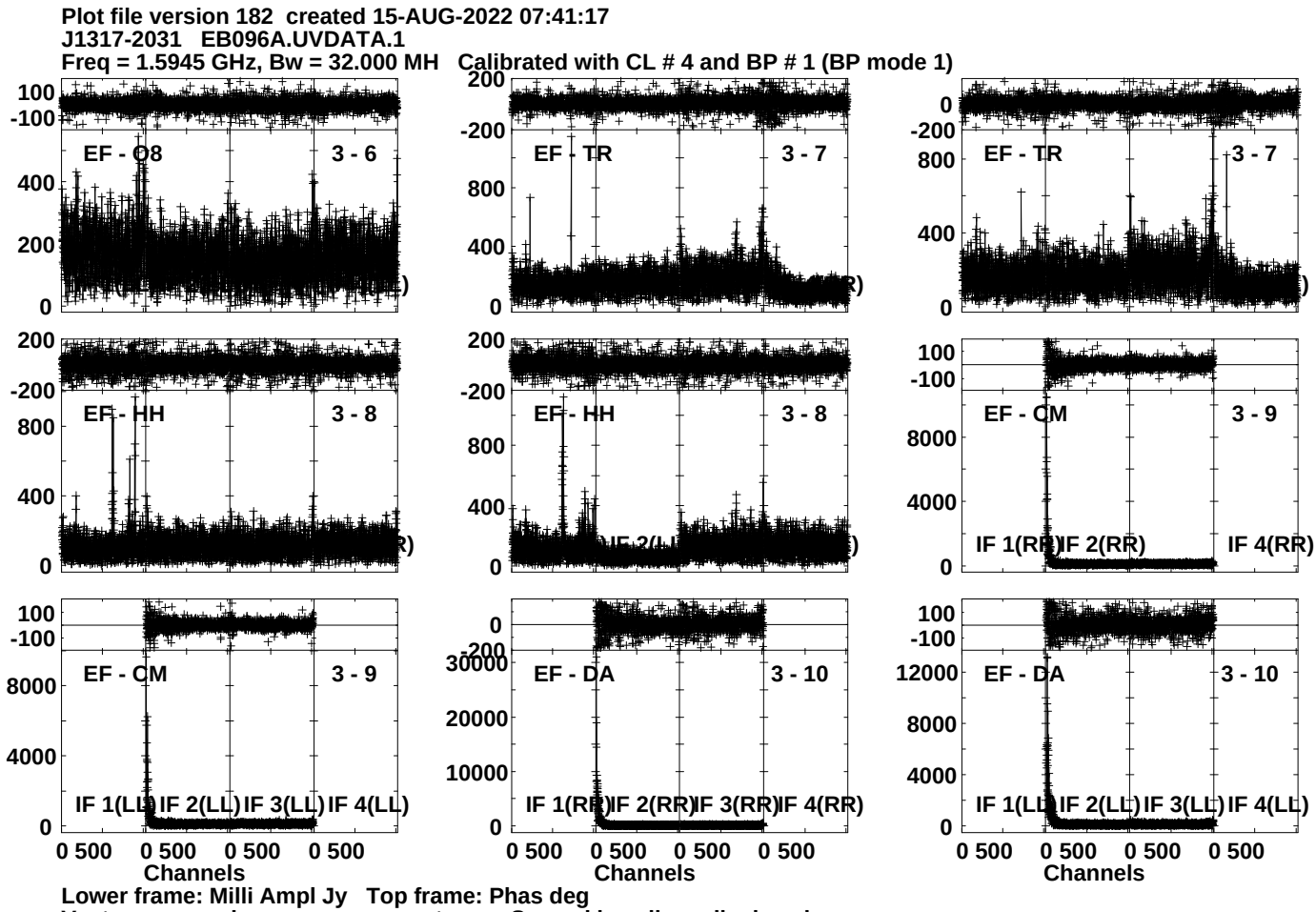
Plot file version 182 created 15-AUG-2022 07:41:17
J1317-2031 EB096A.UVDATA.1
Freq = 1.5945 GHz, Bw = 32.000 MH Calibrated with CL # 4 and BP # 1 (BP mode 1)
EF - O8 3 - 6
EF - TR 3 - 7
EF - TR 3 - 7
EF - HH 3 - 8
EF - HH 3 - 8
EF - CM 3 - 9
IF 1(RR) IF 2(RR) IF 4(RR)
EF - CM 3 - 9
IF 1(LL) IF 2(LL) IF 3(LL) IF 4(LL)
EF - DA 3 - 10
IF 1(RR) IF 2(RR) IF 3(RR) IF 4(RR)
EF - DA 3 - 10
IF 1(LL) IF 2(LL) IF 3(LL) IF 4(LL)
Channels
Channels
Channels
Lower frame: Milli Ampl Jy Top frame: Phas deg
Vector averaged cross-power spectrum Several baselines displayed
Timerange: 00/22:00:51 to 00/22:01:49

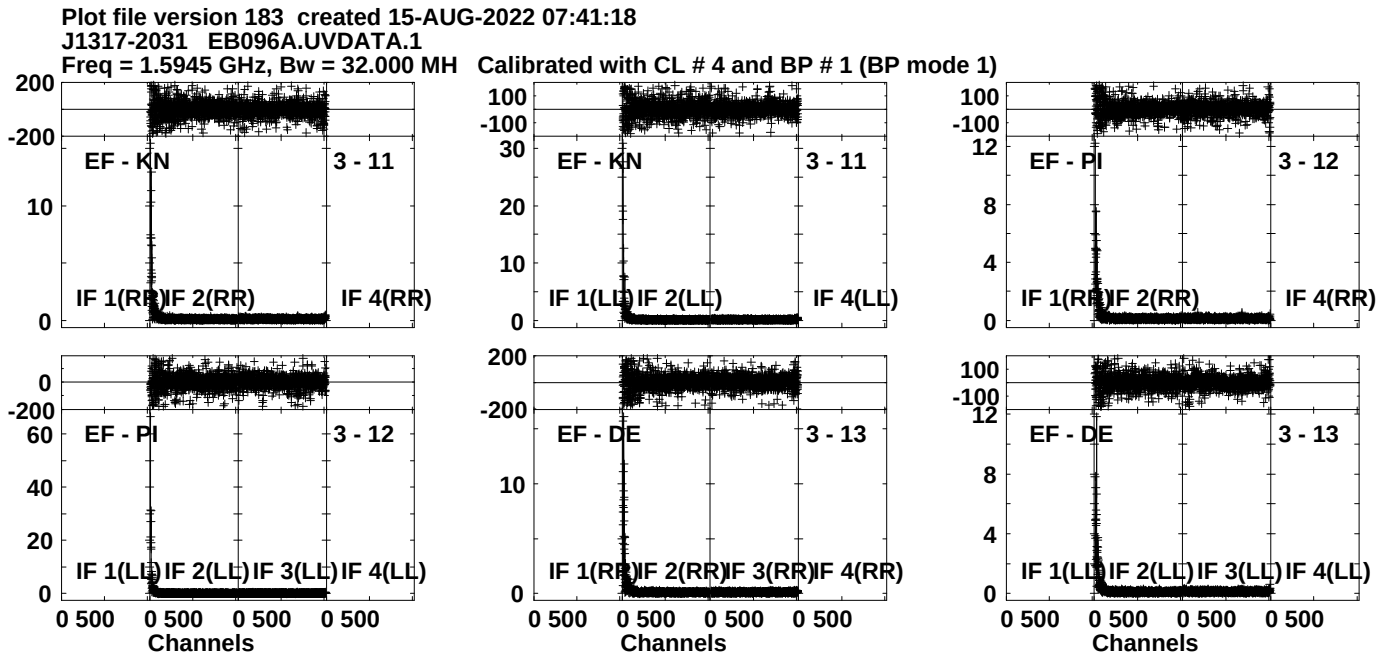

Lower frame: Ampl Jy Top frame: Phas deg
Vector averaged cross-power spectrum Several baselines displayed
Timerange: 00/22:00:51 to 00/22:01:49

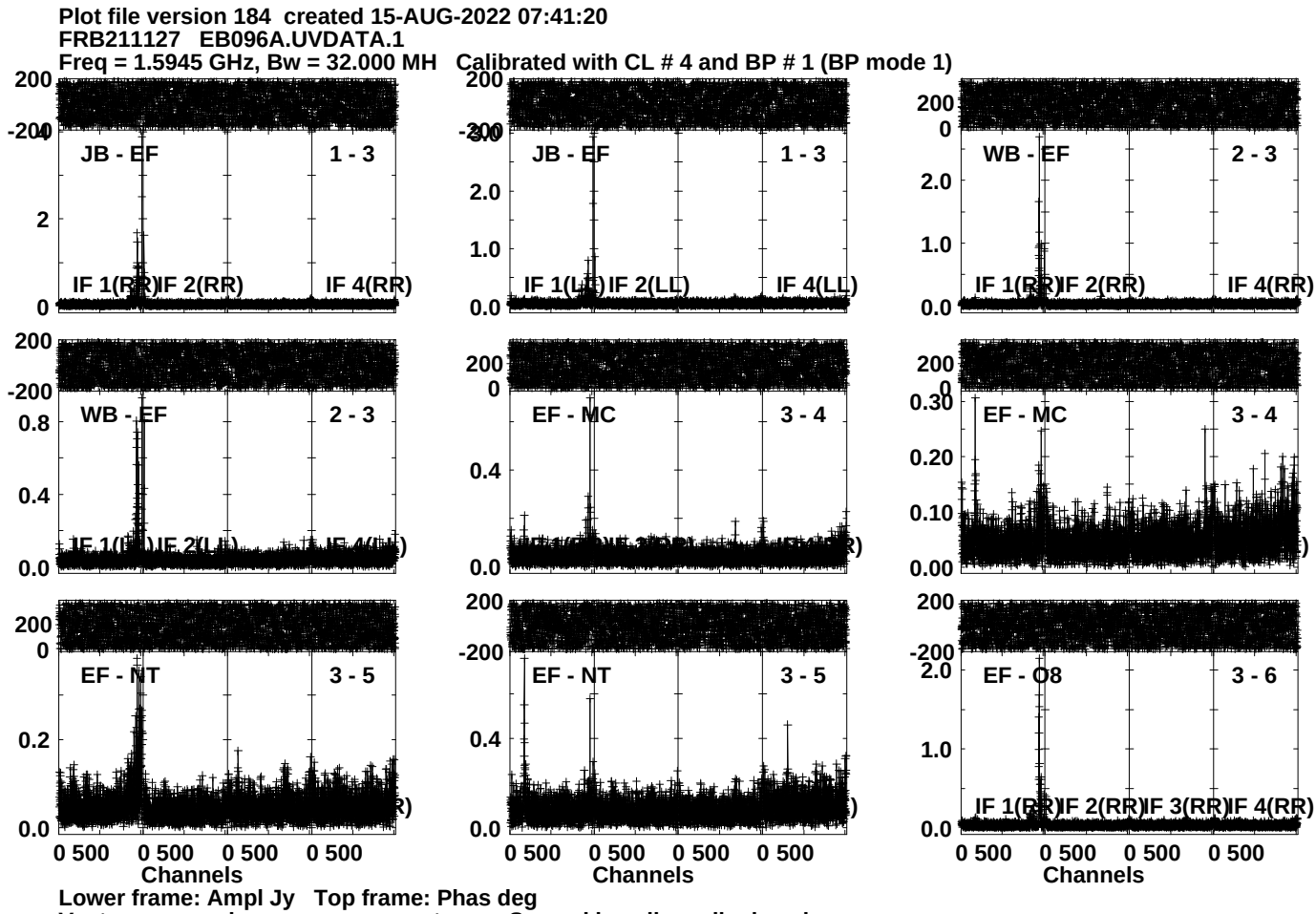
Plot file version 184 created 15-AUG-2022 07:41:20
FRB211127 EB096A.UVDATA.1
Freq = 1.5945 GHz, Bw = 32.000 MH Calibrated with CL # 4 and BP # 1 (BP mode 1)
JB - EF
1 - 3
IF 1(RR)
IF 2(RR)
IF 4(RR)
JB - EF
1 - 3
IF 1(LL)
IF 2(LL)
IF 4(LL)
WB - EF
2 - 3
IF 1(RR)
IF 2(RR)
IF 4(RR)
WB - EF
2 - 3
EF - MC
3 - 4
EF - MC
3 - 4
EF - NT
3 - 5
EF - NT
3 - 5
EF - O8
3 - 6
IF 1(RR)
IF 2(RR)
IF 3(RR)
IF 4(RR)
0 500
Channels
Lower frame: Ampl Jy Top frame: Phas deg
Vector averaged cross-power spectrum Several baselines displayed
Timerange: 00/22:01:51 to 00/22:06:19

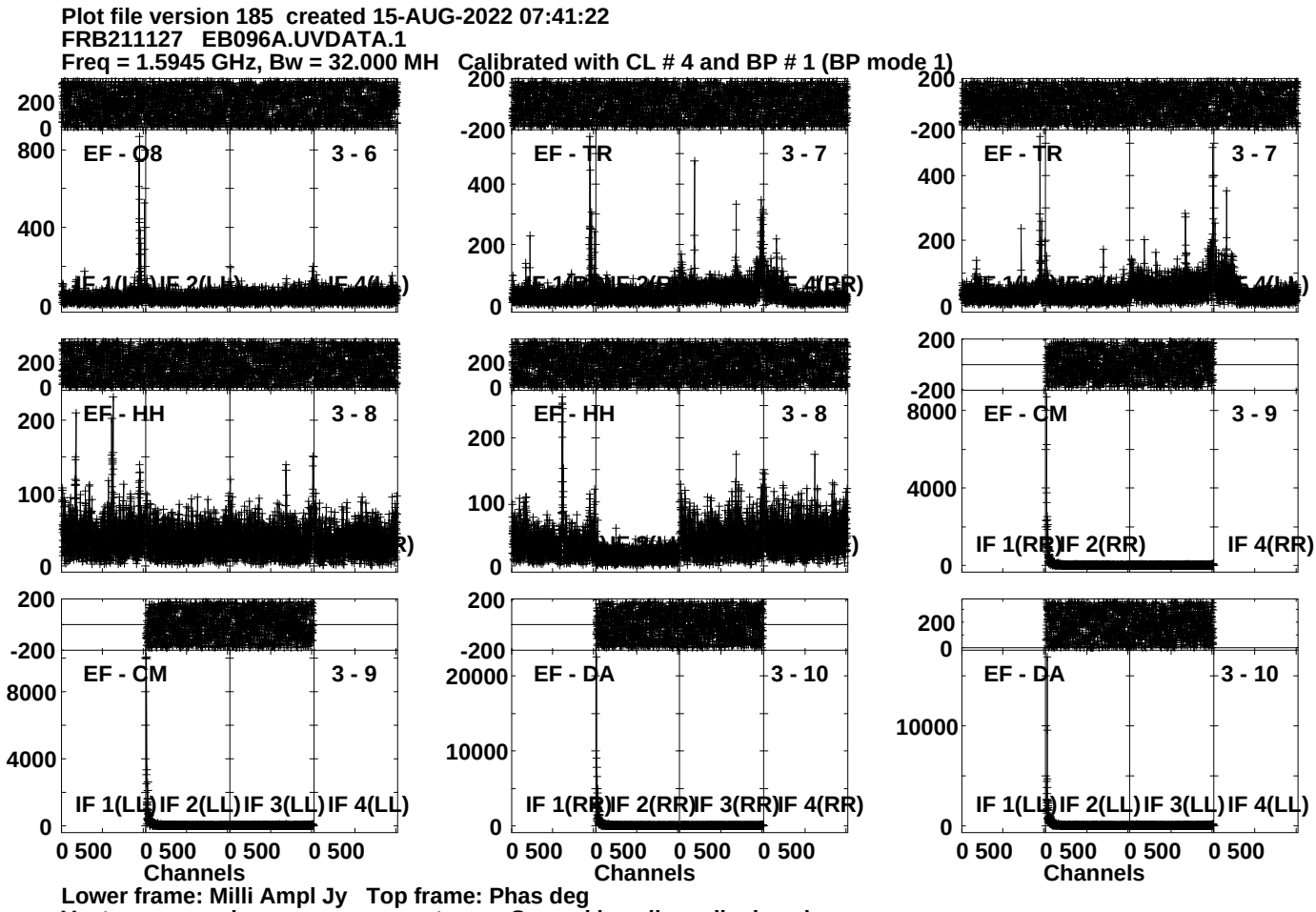
Plot file version 185 created 15-AUG-2022 07:41:22
FRB211127 EB096A.UVDATA.1
Freq = 1.5945 GHz, Bw = 32.000 MH Calibrated with CL # 4 and BP # 1 (BP mode 1)
EF - O8
3 - 6
EF - TR
3 - 7
EF - TR
3 - 7
EF - HH
3 - 8
EF - HH
3 - 8
EF - CM
3 - 9
IF 1(RR) IF 2(RR) IF 4(RR)
EF - CM
3 - 9
IF 1(LL) IF 2(LL) IF 3(LL) IF 4(LL)
EF - DA
3 - 10
IF 1(RR) IF 2(RR) IF 3(RR) IF 4(RR)
EF - DA
3 - 10
IF 1(LL) IF 2(LL) IF 3(LL) IF 4(LL)
0 500 0 500 0 500 0 500
Channels
Lower frame: Milli Ampl Jy Top frame: Phas deg
Vector averaged cross-power spectrum Several baselines displayed
Timerange: 00/22:01:51 to 00/22:06:19

Plot file version 186 created 15-AUG-2022 07:41:24
FRB211127 EB096A.UVDATA.1
Freq = 1.5945 GHz, Bw = 32.000 MH Calibrated with CL # 4 and BP # 1 (BP mode 1)

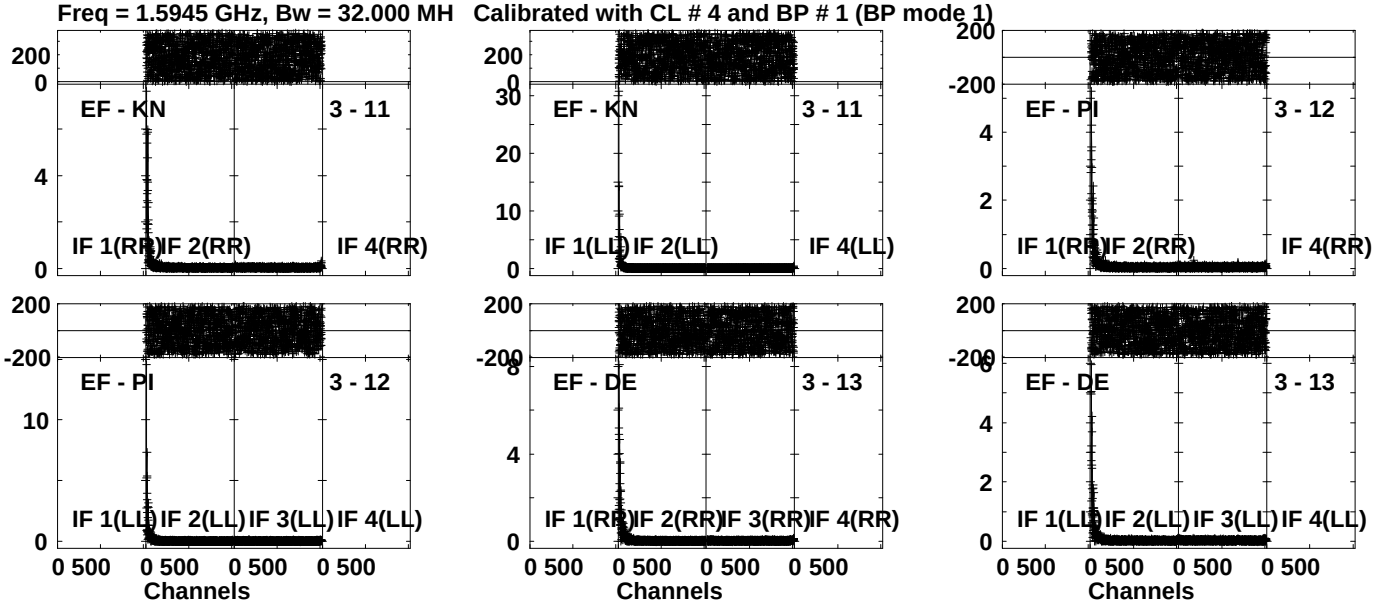

Lower frame: Ampl Jy Top frame: Phas deg
Vector averaged cross-power spectrum Several baselines displayed
Timerange: 00/22:01:51 to 00/22:06:19

Plot file version 187 created 15-AUG-2022 07:41:26
J1317-2031 EB096A.UVDATA.1
Freq = 1.5945 GHz, Bw = 32.000 MH Calibrated with CL # 4 and BP # 1 (BP mode 1)

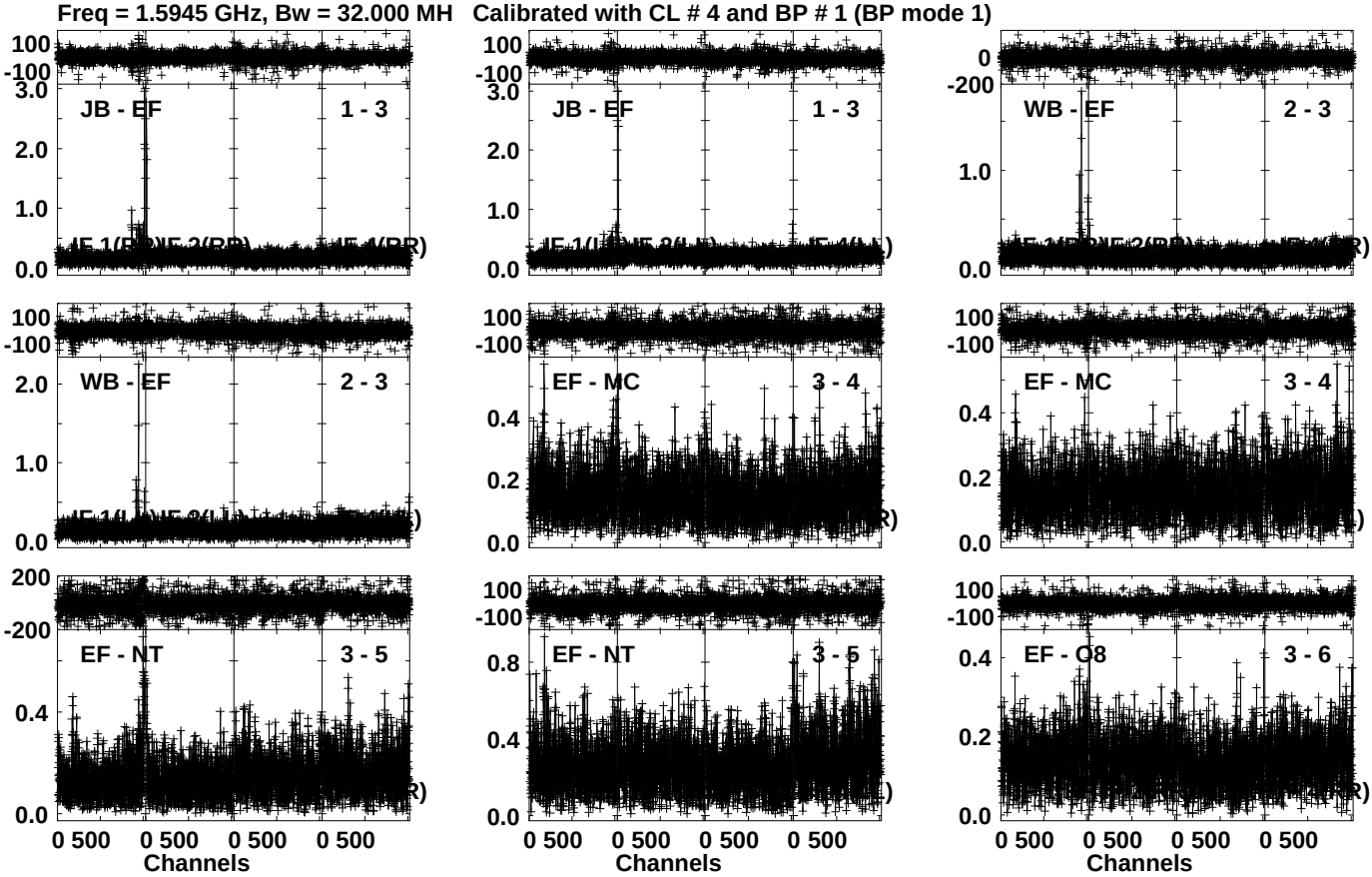

Lower frame: Ampl Jy Top frame: Phas deg
Vector averaged cross-power spectrum Several baselines displayed
Timerange: 00/22:06:21 to 00/22:07:49

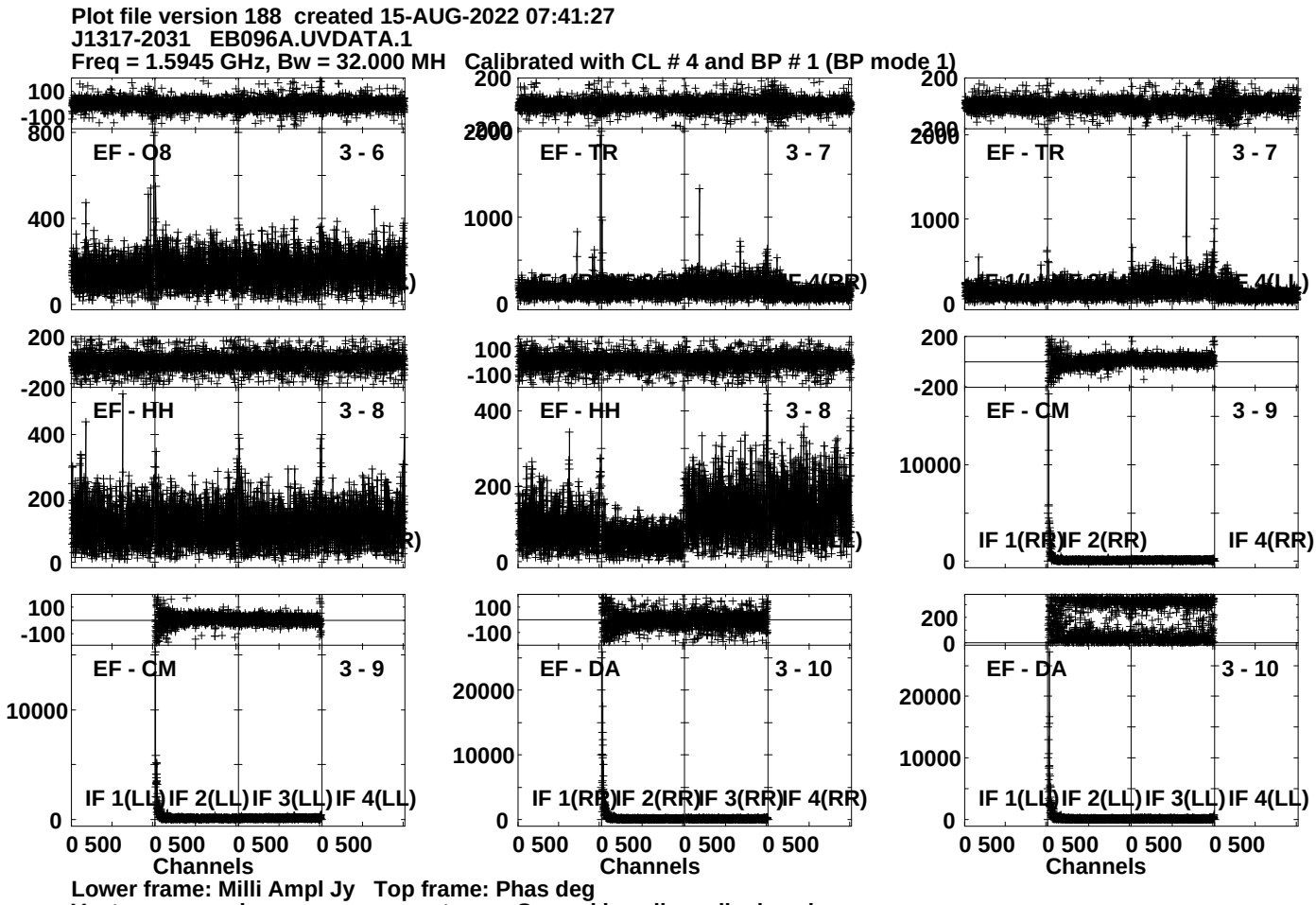
Plot file version 188 created 15-AUG-2022 07:41:27
J1317-2031 EB096A.UVDATA.1
Freq = 1.5945 GHz, Bw = 32.000 MH Calibrated with CL # 4 and BP # 1 (BP mode 1)
EF - O8 3 - 6
EF - TR 3 - 7
EF - TR 3 - 7
EF - HH 3 - 8
EF - HH 3 - 8
EF - CM 3 - 9
EF - CM 3 - 9
IF 1(LL) IF 2(LL) IF 3(LL) IF 4(LL)
EF - DA 3 - 10
IF 1(RR) IF 2(RR) IF 3(RR) IF 4(RR)
EF - DA 3 - 10
IF 1(LL) IF 2(LL) IF 3(LL) IF 4(LL)
Channels
Channels
Channels
Lower frame: Milli Ampl Jy Top frame: Phas deg
Vector averaged cross-power spectrum Several baselines displayed
Timerange: 00/22:06:21 to 00/22:07:49

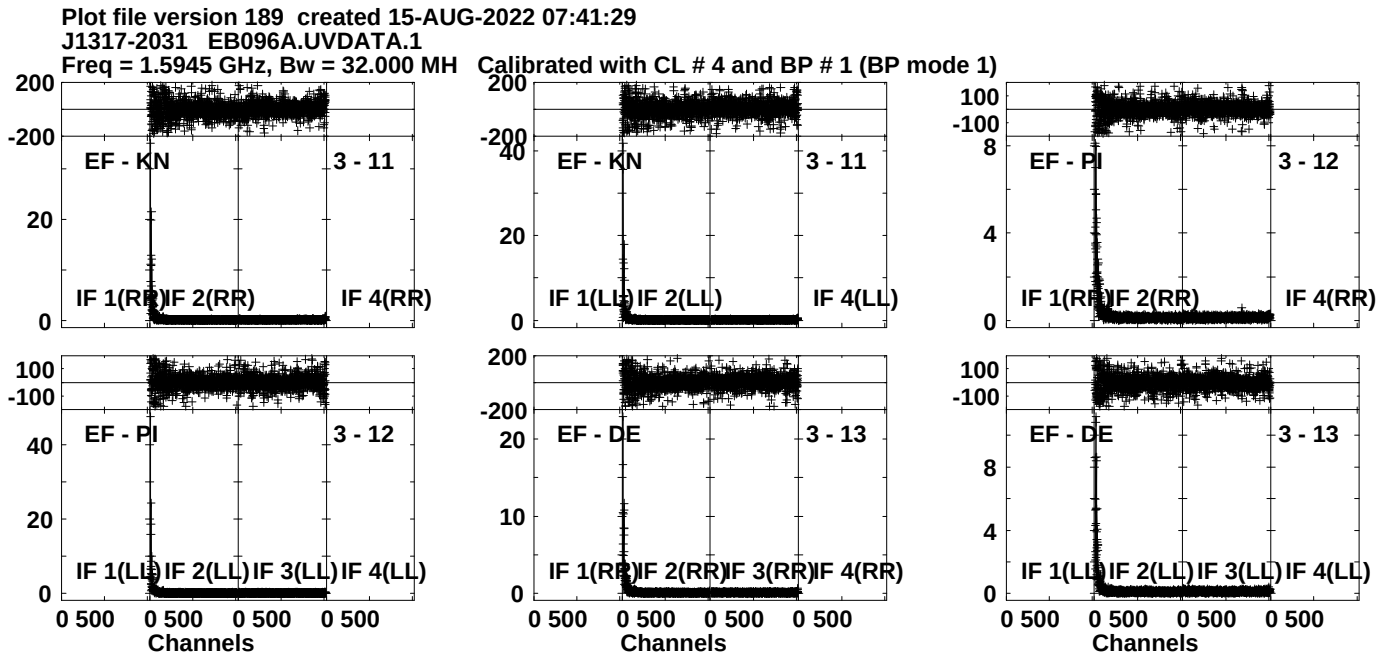

Lower frame: Ampl Jy Top frame: Phas deg
Vector averaged cross-power spectrum Several baselines displayed
Timerange: 00/22:06:21 to 00/22:07:49

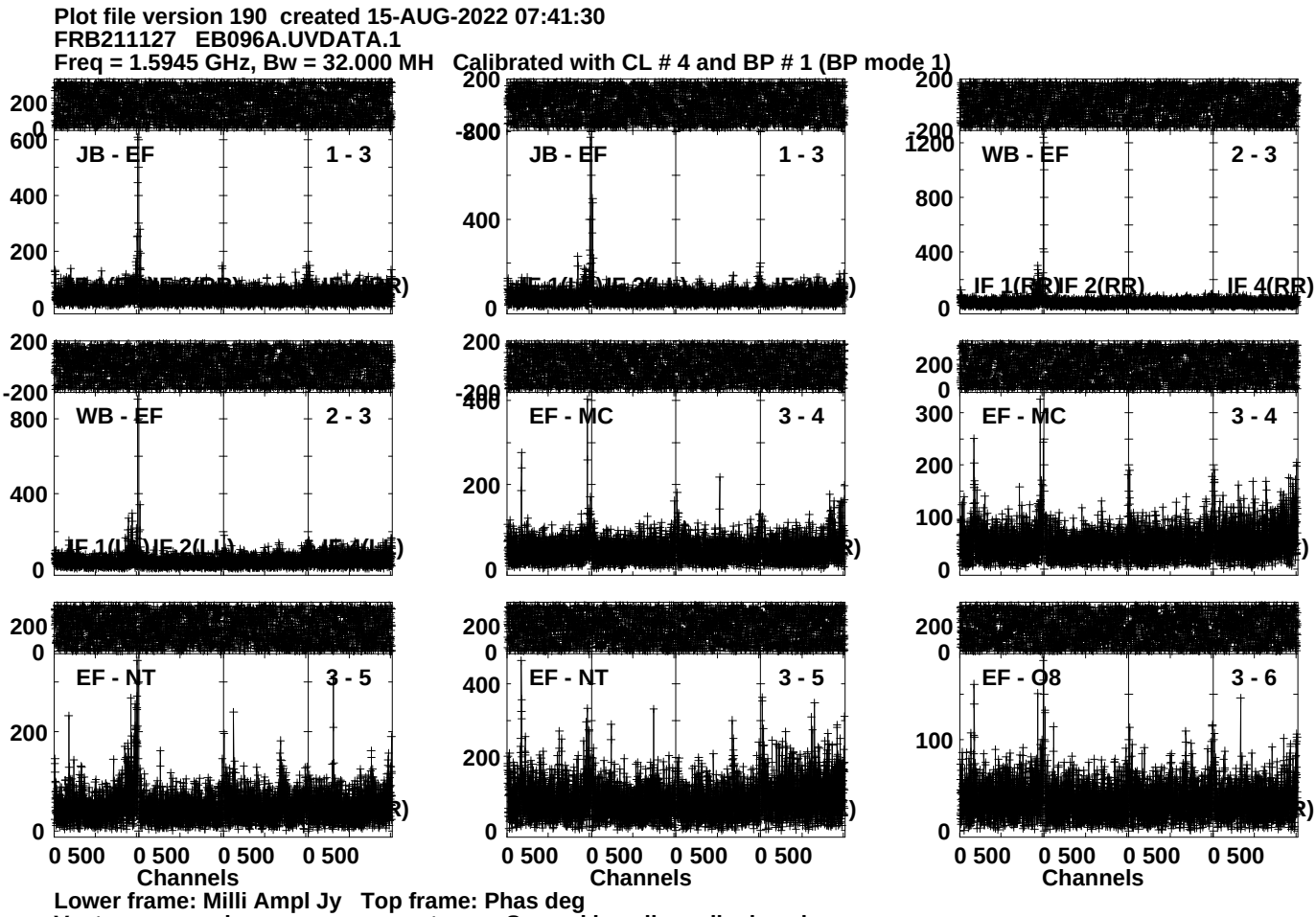
Plot file version 190 created 15-AUG-2022 07:41:30
FRB211127 EB096A.UVDATA.1
Freq = 1.5945 GHz, Bw = 32.000 MH Calibrated with CL # 4 and BP # 1 (BP mode 1)
JB - EF 1 - 3
JB - EF 1 - 3
WB - EF 2 - 3
IF 1(RR) IF 2(RR) IF 4(RR)
WB - EF 2 - 3
EF - MC 3 - 4
EF - MC 3 - 4
EF - NT 3 - 5
EF - NT 3 - 5
EF - O8 3 - 6
0 500 0 500 0 500 0 500
Channels
Lower frame: Milli Ampl Jy Top frame: Phas deg
Vector averaged cross-power spectrum Several baselines displayed
Timerange: 00/22:07:51 to 00/22:12:19

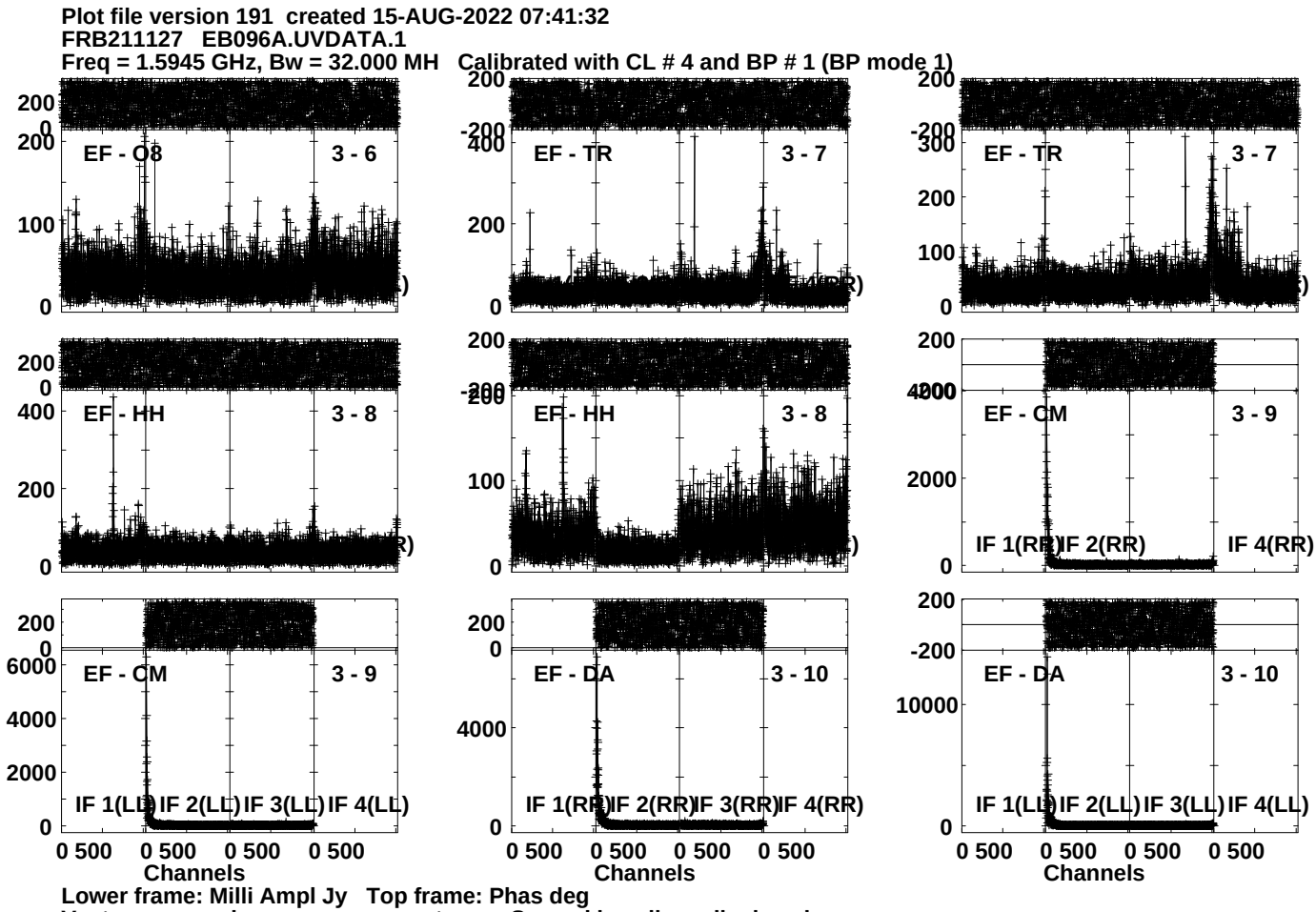
Plot file version 191 created 15-AUG-2022 07:41:32
FRB211127 EB096A.UVDATA.1
Freq = 1.5945 GHz, Bw = 32.000 MH Calibrated with CL # 4 and BP # 1 (BP mode 1)
EF - O8 3 - 6
EF - TR 3 - 7
EF - TR 3 - 7
EF - HH 3 - 8
EF - HH 3 - 8
EF - CM 3 - 9
IF 1(RR) IF 2(RR) IF 4(RR)
EF - CM 3 - 9
IF 1(LL) IF 2(LL) IF 3(LL) IF 4(LL)
EF - DA 3 - 10
IF 1(RR) IF 2(RR) IF 3(RR) IF 4(RR)
EF - DA 3 - 10
IF 1(LL) IF 2(LL) IF 3(LL) IF 4(LL)
0 500 0 500 0 500 0 500
Channels
Lower frame: Milli Ampl Jy Top frame: Phas deg
Vector averaged cross-power spectrum Several baselines displayed
Timerange: 00/22:07:51 to 00/22:12:19

Plot file version 192 created 15-AUG-2022 07:41:34
FRB211127 EB096A.UVDATA.1
Freq = 1.5945 GHz, Bw = 32.000 MH Calibrated with CL # 4 and BP # 1 (BP mode 1)

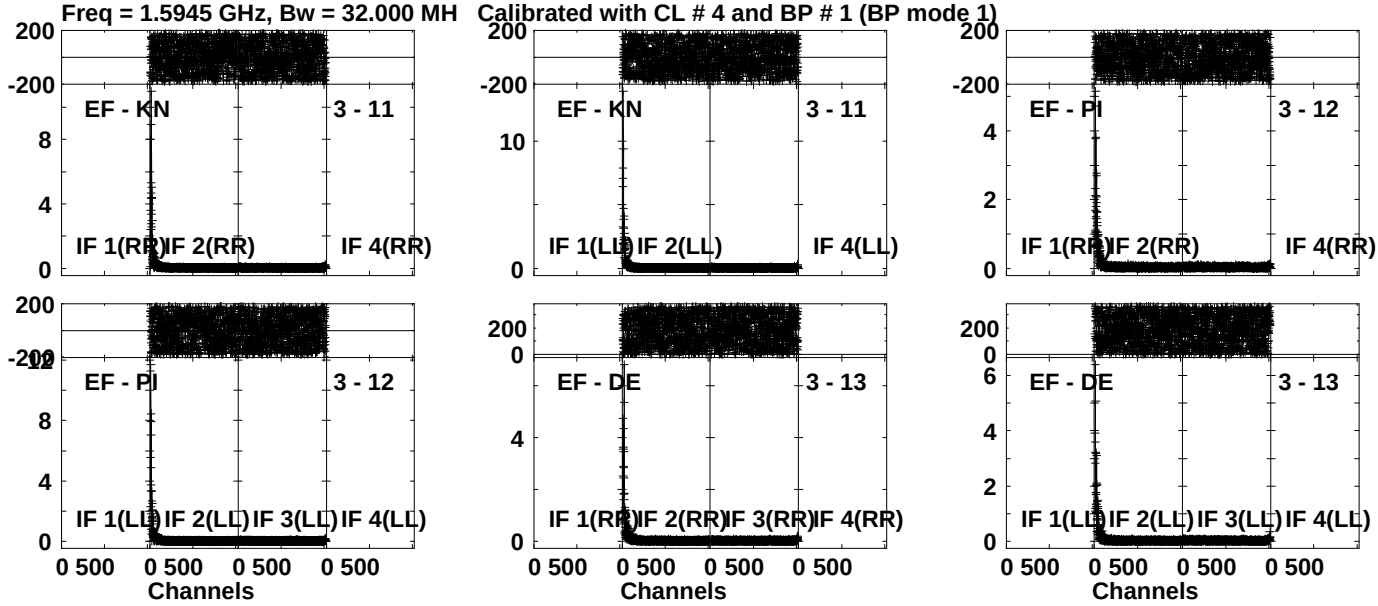

Lower frame: Ampl Jy Top frame: Phas deg
Vector averaged cross-power spectrum Several baselines displayed
Timerange: 00/22:07:51 to 00/22:12:19

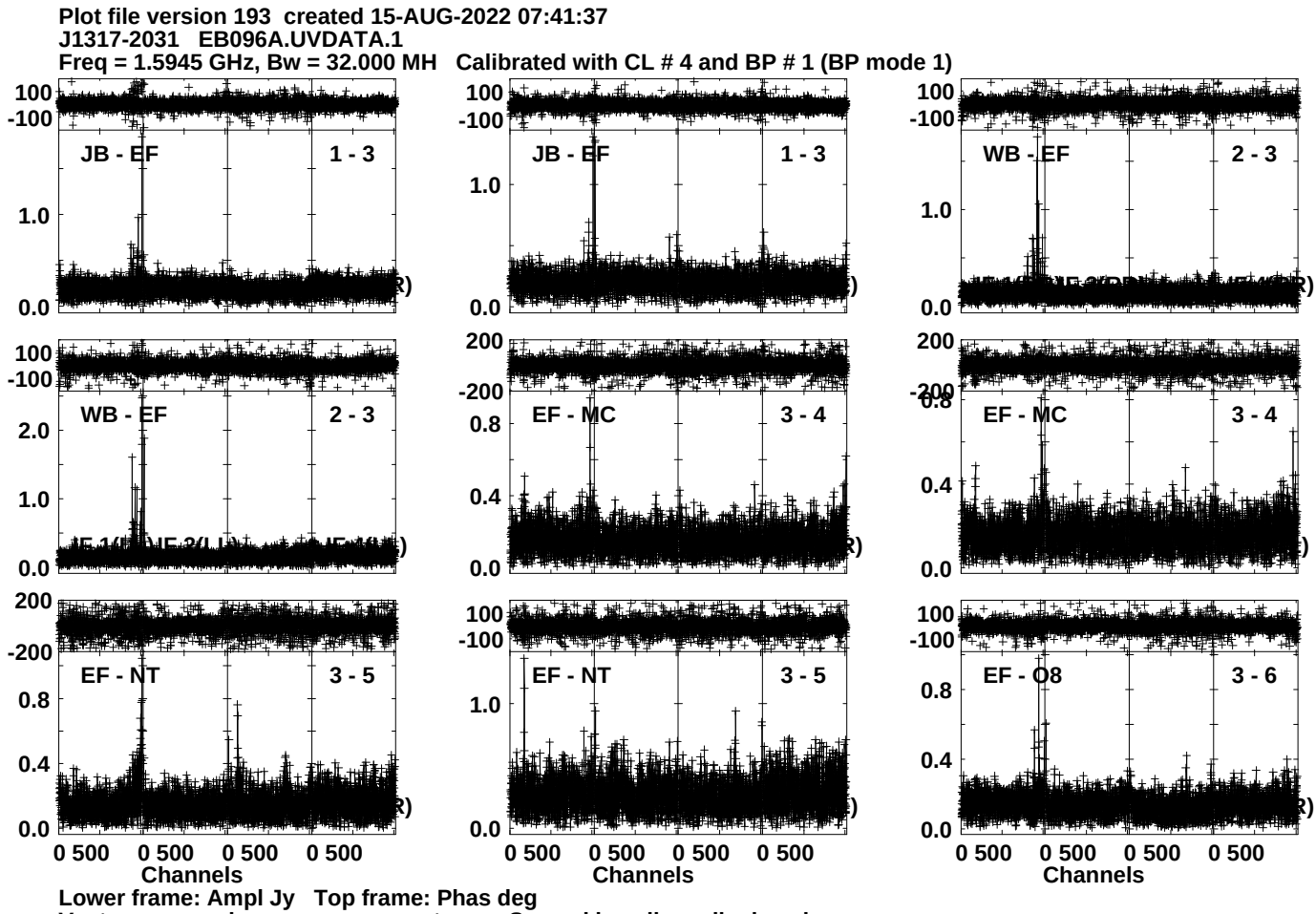
Plot file version 193 created 15-AUG-2022 07:41:37
J1317-2031 EB096A.UVDATA.1
Freq = 1.5945 GHz, Bw = 32.000 MH Calibrated with CL # 4 and BP # 1 (BP mode 1)
JB - EF 1 - 3
JB - EF 1 - 3
WB - EF 2 - 3
WB - EF 2 - 3
EF - MC 3 - 4
EF - MC 3 - 4
EF - NT 3 - 5
EF - NT 3 - 5
EF - O8 3 - 6
100
-100
200
-200
1.0
2.0
0.8
0.4
0.0
0 500
Channels
Lower frame: Ampl Jy Top frame: Phas deg
Vector averaged cross-power spectrum Several baselines displayed
Timerange: 00/22:12:51 to 00/22:13:49

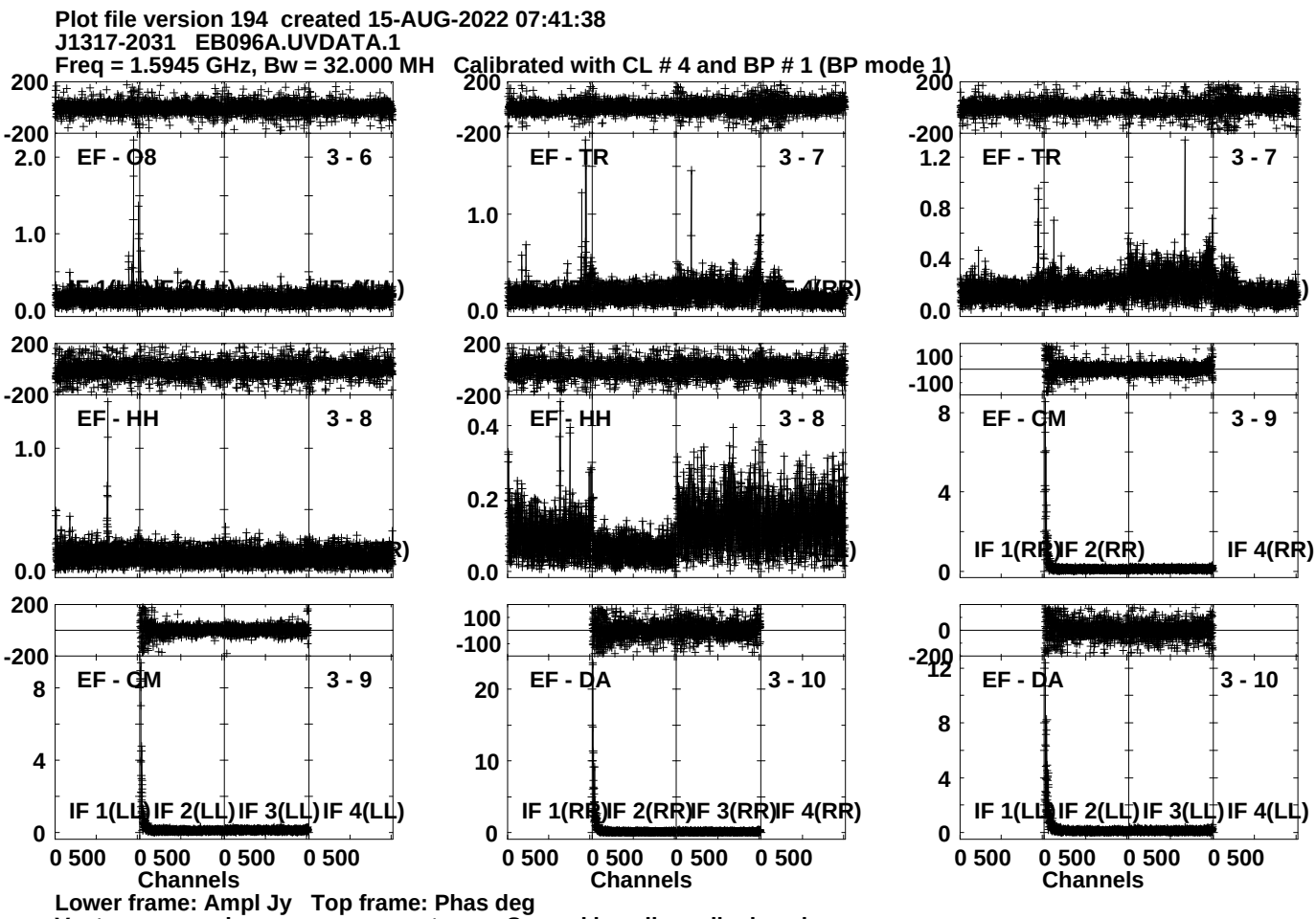
Plot file version 194 created 15-AUG-2022 07:41:38
J1317-2031 EB096A.UVDATA.1
Freq = 1.5945 GHz, Bw = 32.000 MH Calibrated with CL # 4 and BP # 1 (BP mode 1)
EF - O8 3 - 6
EF - TR 3 - 7
EF - TR 3 - 7
EF - HH 3 - 8
EF - HH 3 - 8
EF - CM 3 - 9
IF 1(RR) IF 2(RR) IF 4(RR)
EF - CM 3 - 9
IF 1(LL) IF 2(LL) IF 3(LL) IF 4(LL)
EF - DA 3 - 10
IF 1(RR) IF 2(RR) IF 3(RR) IF 4(RR)
EF - DA 3 - 10
IF 1(LL) IF 2(LL) IF 3(LL) IF 4(LL)
0 500 0 500 0 500 0 500
Channels
Lower frame: Ampl Jy Top frame: Phas deg
Vector averaged cross-power spectrum Several baselines displayed
Timerange: 00/22:12:51 to 00/22:13:49

Plot file version 195 created 15-AUG-2022 07:41:39
J1317-2031 EB096A.UVDATA.1
Freq = 1.5945 GHz, Bw = 32.000 MH Calibrated with CL # 4 and BP # 1 (BP mode 1)

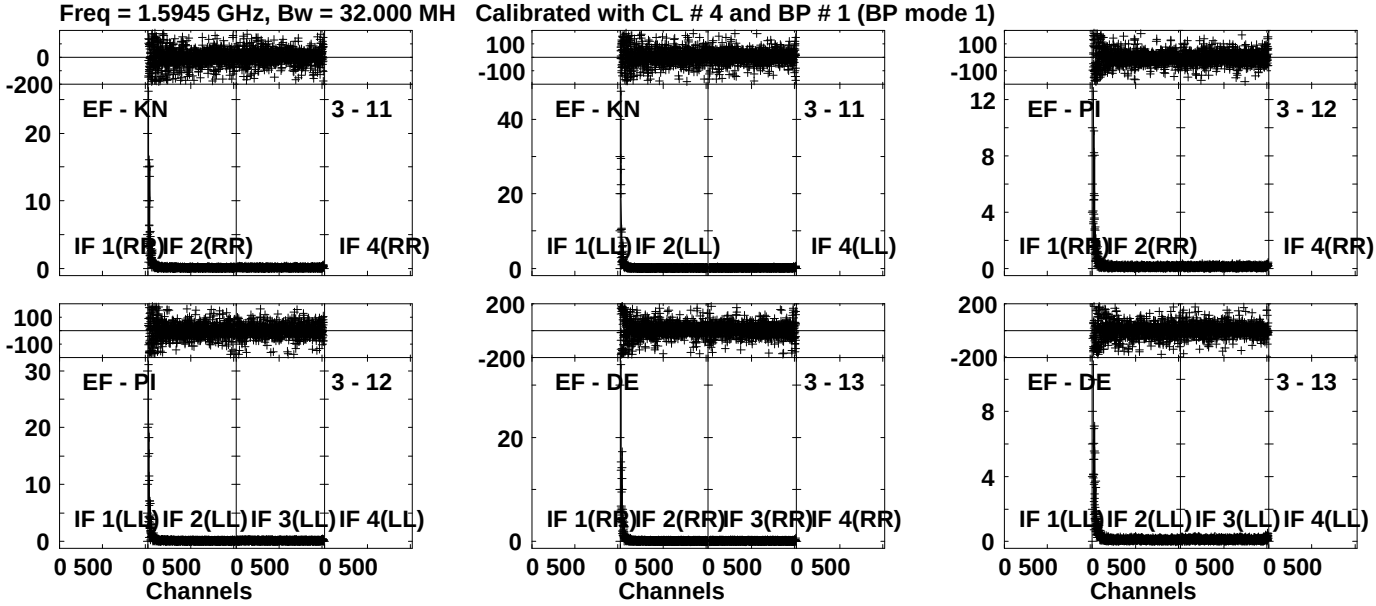

Lower frame: Ampl Jy Top frame: Phas deg
Vector averaged cross-power spectrum Several baselines displayed
Timerange: 00/22:12:51 to 00/22:13:49

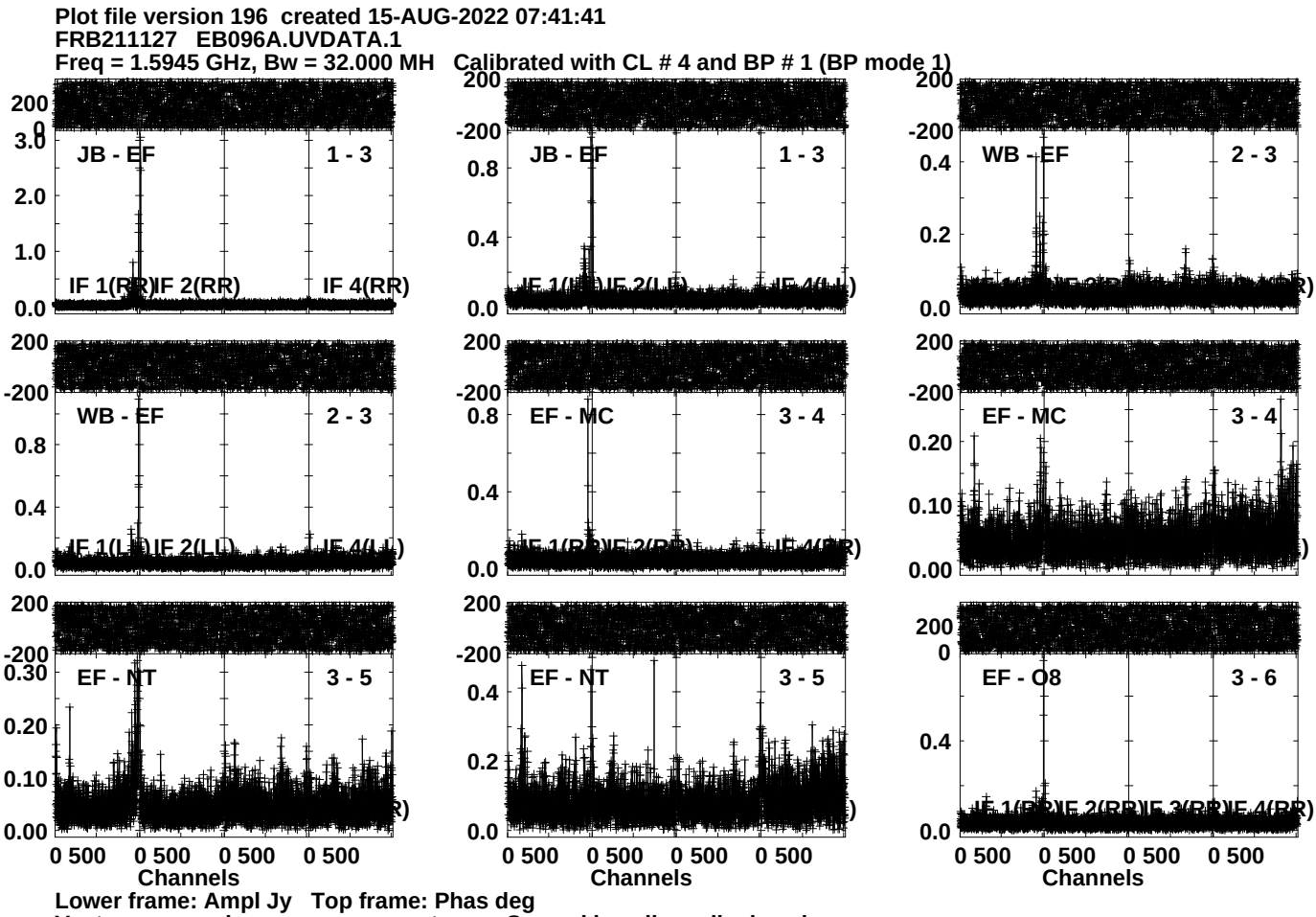
Plot file version 196 created 15-AUG-2022 07:41:41
FRB211127 EB096A.UVDATA.1
Freq = 1.5945 GHz, Bw = 32.000 MH Calibrated with CL # 4 and BP # 1 (BP mode 1)
JB - EF
1 - 3
IF 1(RR)IF 2(RR)
IF 4(RR)
JB - EF
1 - 3
WB - EF
2 - 3
WB - EF
2 - 3
EF - MC
3 - 4
EF - MC
3 - 4
EF - NT
3 - 5
EF - NT
3 - 5
EF - O8
3 - 6
IF 1(RR)IF 2(RR)IF 3(RR)IF 4(RR)
0 500 0 500 0 500 0 500
Channels
Lower frame: Ampl Jy Top frame: Phas deg
Vector averaged cross-power spectrum Several baselines displayed
Timerange: 00/22:13:51 to 00/22:18:19

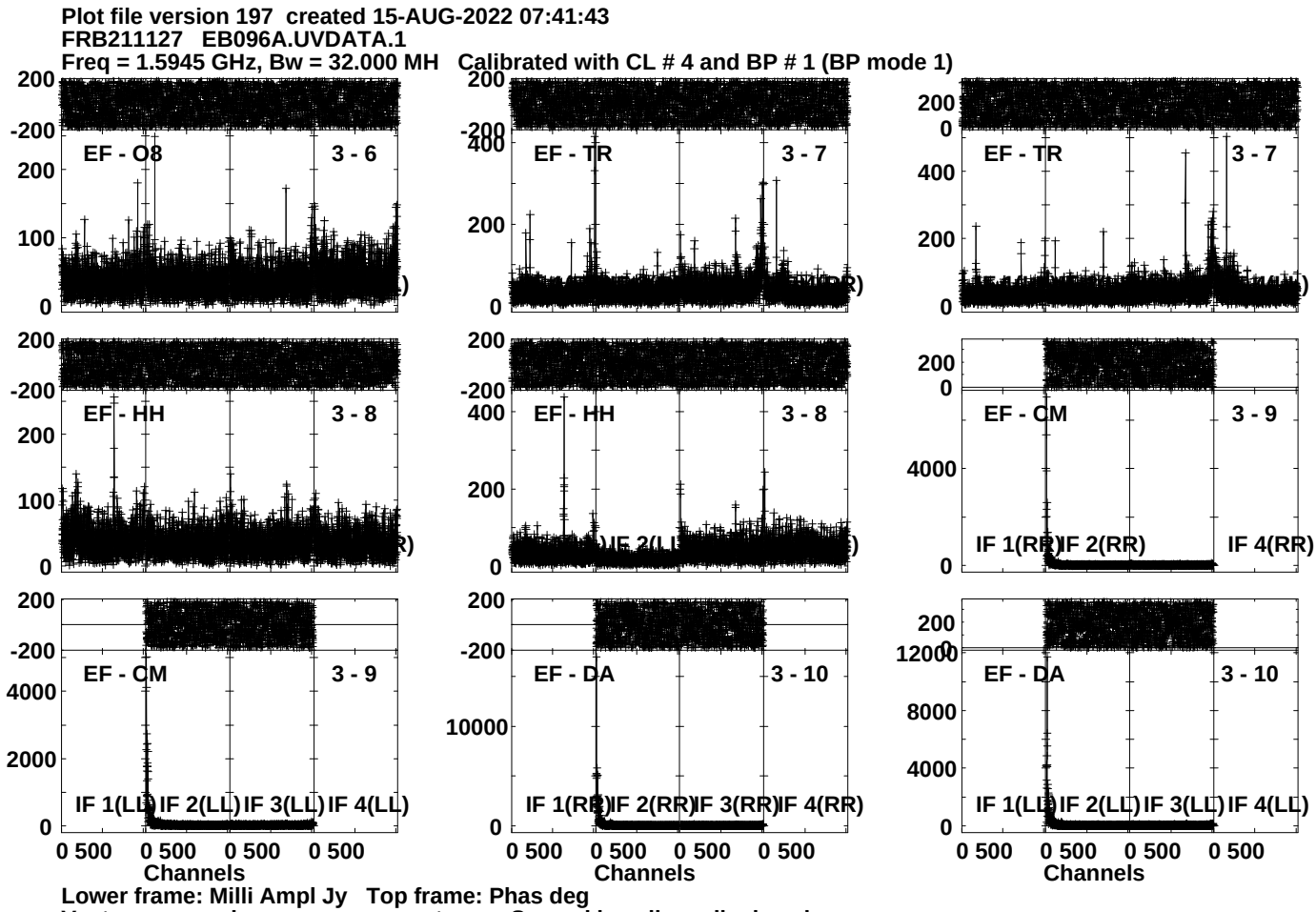
Plot file version 197 created 15-AUG-2022 07:41:43
FRB211127 EB096A.UVDATA.1
Freq = 1.5945 GHz, Bw = 32.000 MH Calibrated with CL # 4 and BP # 1 (BP mode 1)
EF - O8 3 - 6
EF - TR 3 - 7
EF - TR 3 - 7
EF - HH 3 - 8
EF - HH 3 - 8
EF - CM 3 - 9
IF 1(RR) IF 2(RR) IF 4(RR)
EF - CM 3 - 9
IF 1(LL) IF 2(LL) IF 3(LL) IF 4(LL)
EF - DA 3 - 10
IF 1(RR) IF 2(RR) IF 3(RR) IF 4(RR)
EF - DA 3 - 10
IF 1(LL) IF 2(LL) IF 3(LL) IF 4(LL)
Channels
Channels
Channels
Lower frame: Milli Ampl Jy Top frame: Phas deg
Vector averaged cross-power spectrum Several baselines displayed
Timerange: 00/22:13:51 to 00/22:18:19

Plot file version 198 created 15-AUG-2022 07:41:45
FRB211127 EB096A.UVDATA.1
Freq = 1.5945 GHz, Bw = 32.000 MH Calibrated with CL # 4 and BP # 1 (BP mode 1)

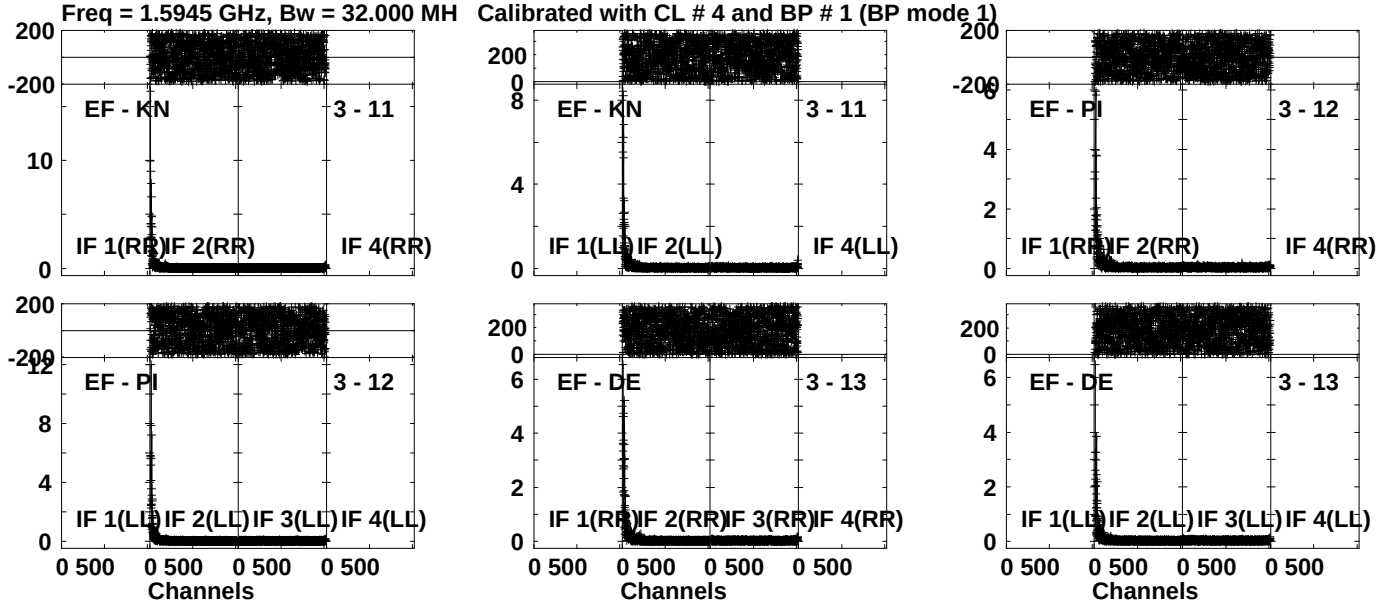

Lower frame: Ampl Jy Top frame: Phas deg
Vector averaged cross-power spectrum Several baselines displayed
Timerange: 00/22:13:51 to 00/22:18:19

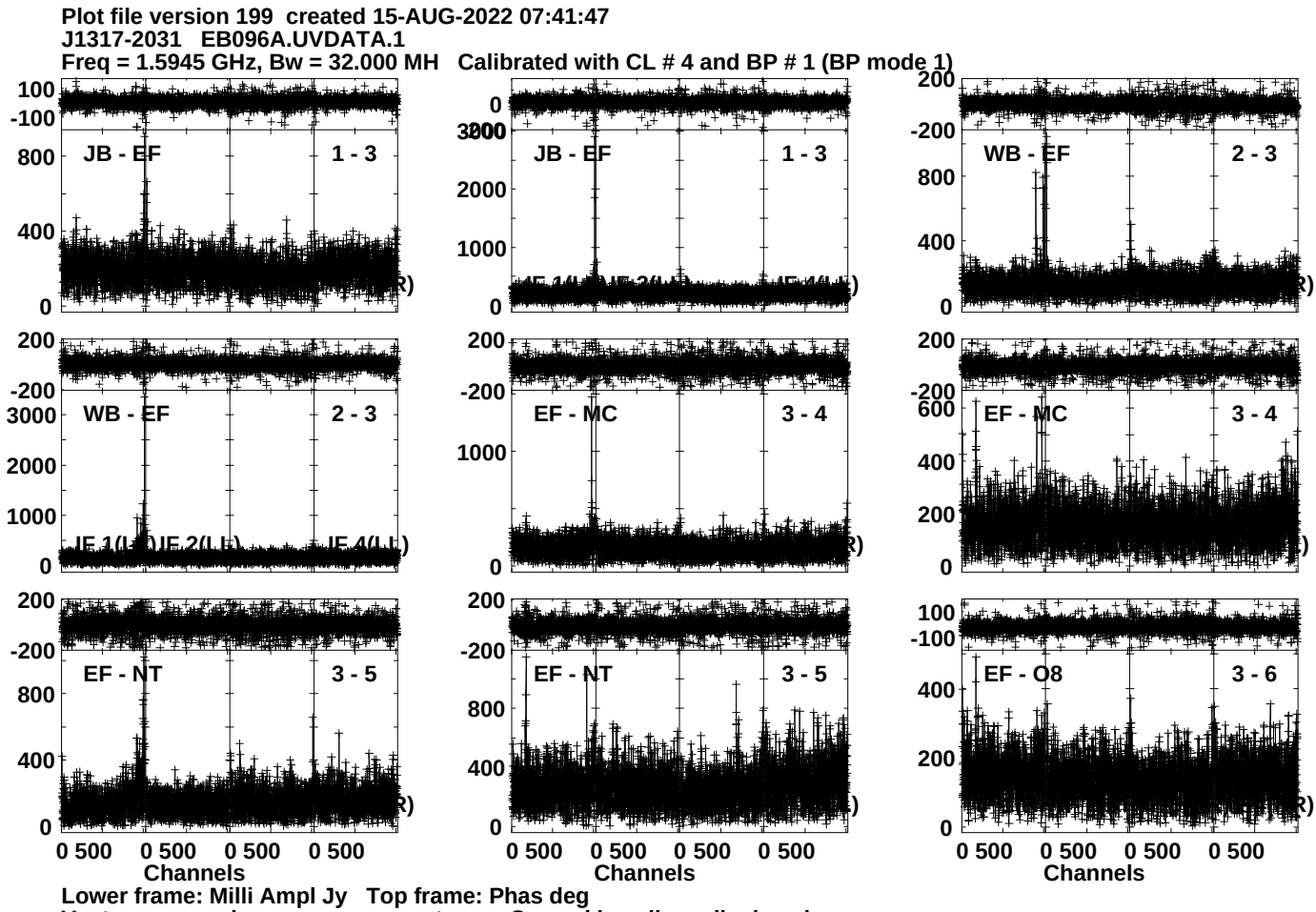
Plot file version 199 created 15-AUG-2022 07:41:47
J1317-2031 EB096A.UVDATA.1
Freq = 1.5945 GHz, Bw = 32.000 MH Calibrated with CL # 4 and BP # 1 (BP mode 1)
JB - EF 1 - 3
JB - EF 1 - 3
WB - EF 2 - 3
WB - EF 2 - 3
EF - MC 3 - 4
EF - MC 3 - 4
EF - NT 3 - 5
EF - NT 3 - 5
EF - O8 3 - 6
Channels
Channels
Channels
Lower frame: Milli Ampl Jy Top frame: Phas deg
Vector averaged cross-power spectrum Several baselines displayed
Timerange: 00/22:18:21 to 00/22:19:49

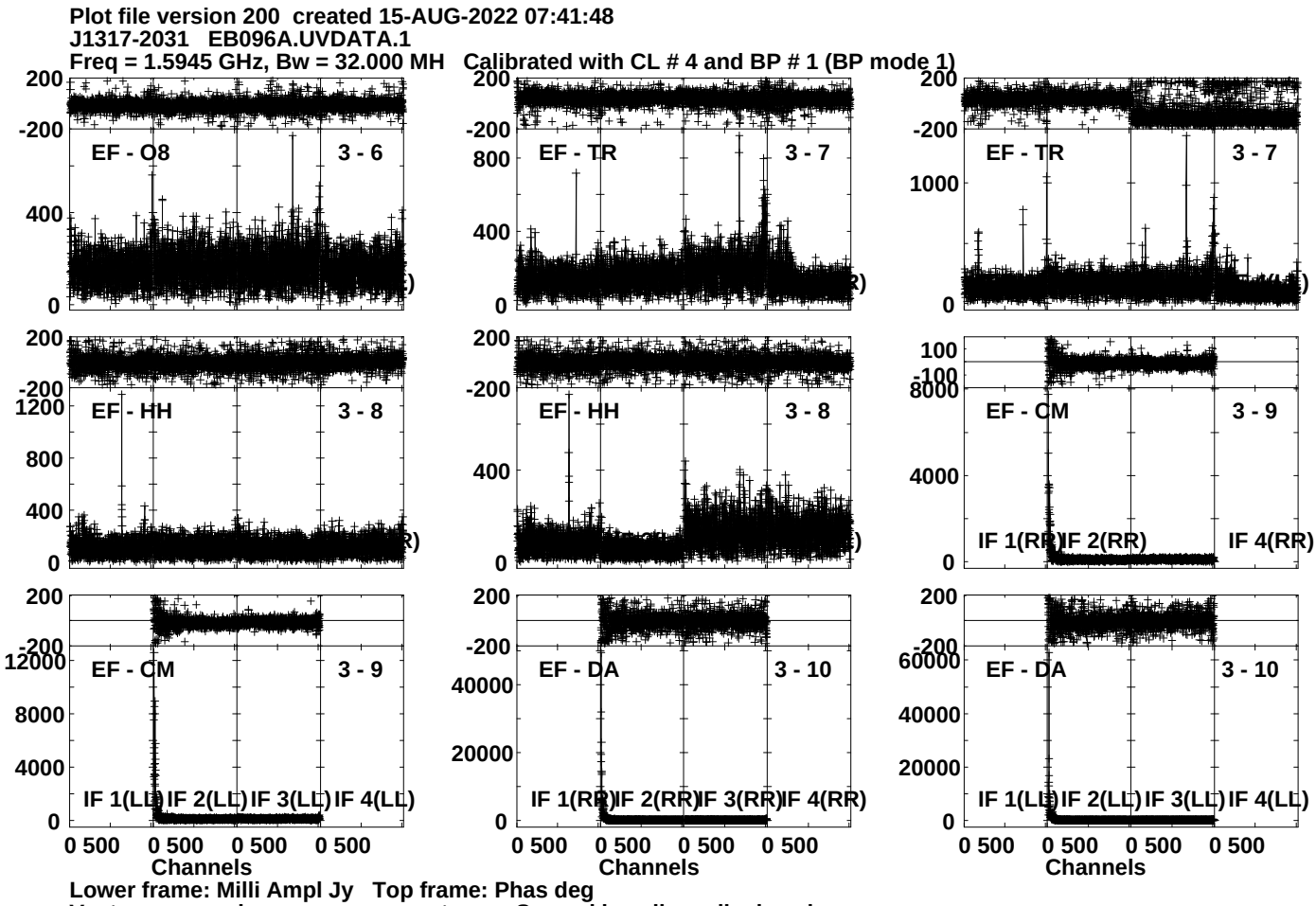
Plot file version 200 created 15-AUG-2022 07:41:48
J1317-2031 EB096A.UVDATA.1
Freq = 1.5945 GHz, Bw = 32.000 MH Calibrated with CL # 4 and BP # 1 (BP mode 1)
EF - O8 3 - 6
EF - TR 3 - 7
EF - TR 3 - 7
EF - HH 3 - 8
EF - HH 3 - 8
EF - CM 3 - 9
IF 1(RR) IF 2(RR) IF 4(RR)
EF - CM 3 - 9
IF 1(LL) IF 2(LL) IF 3(LL) IF 4(LL)
EF - DA 3 - 10
IF 1(RR) IF 2(RR) IF 3(RR) IF 4(RR)
EF - DA 3 - 10
IF 1(LL) IF 2(LL) IF 3(LL) IF 4(LL)
Channels
Channels
Channels
Lower frame: Milli Ampl Jy Top frame: Phas deg
Vector averaged cross-power spectrum Several baselines displayed
Timerange: 00/22:18:21 to 00/22:19:49

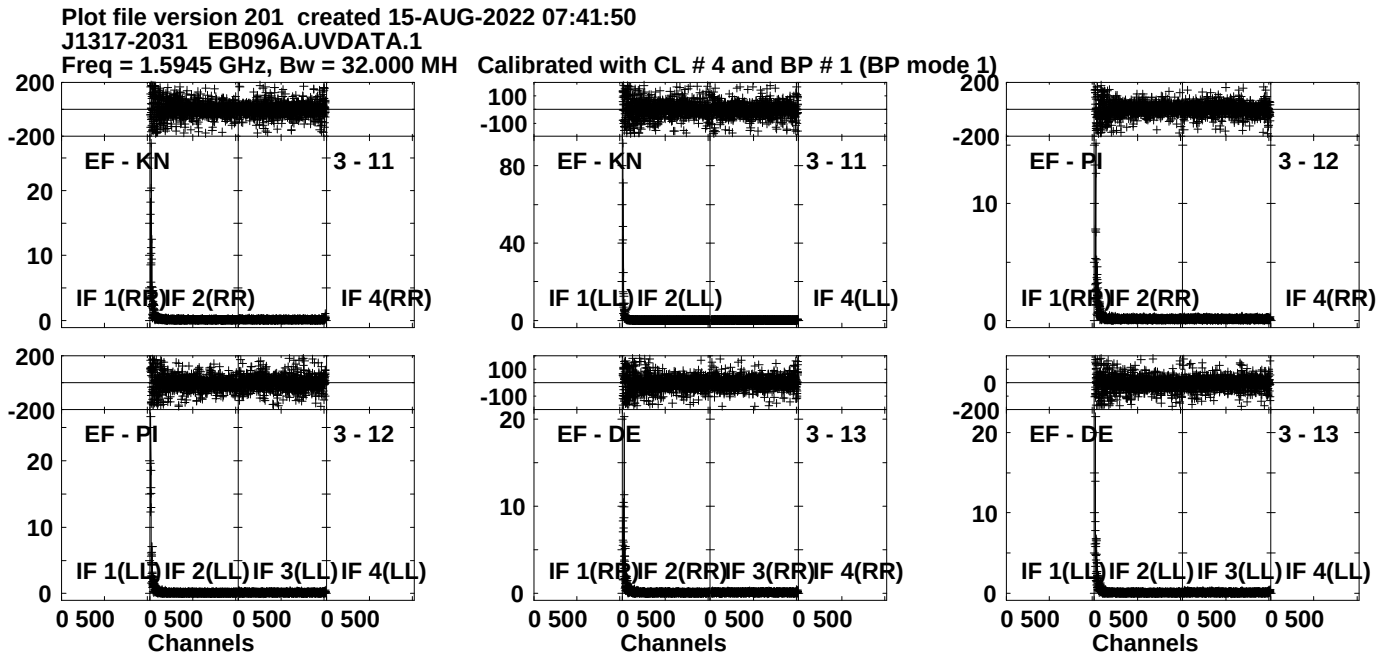

Lower frame: Ampl Jy Top frame: Phas deg
Vector averaged cross-power spectrum Several baselines displayed
Timerange: 00/22:18:21 to 00/22:19:49

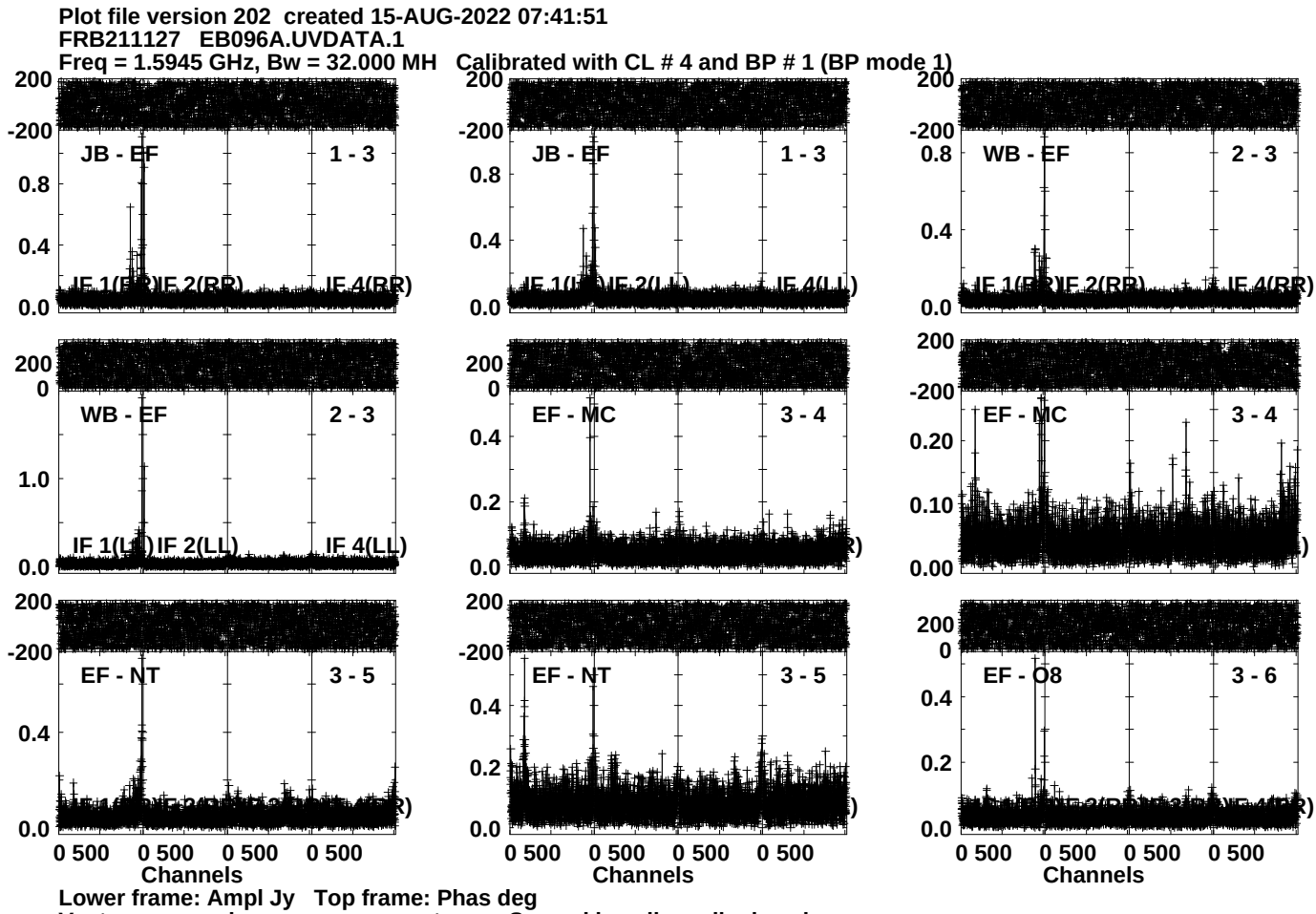
Plot file version 202 created 15-AUG-2022 07:41:51
FRB211127 EB096A.UVDATA.1
Freq = 1.5945 GHz, Bw = 32.000 MH Calibrated with CL # 4 and BP # 1 (BP mode 1)
JB - EF
1 - 3
JB - EF
1 - 3
WB - EF
2 - 3
WB - EF
2 - 3
EF - MC
3 - 4
EF - MC
3 - 4
EF - NT
3 - 5
EF - NT
3 - 5
EF - O8
3 - 6
Channels
Channels
Channels
Lower frame: Ampl Jy Top frame: Phas deg
Vector averaged cross-power spectrum Several baselines displayed
Timerange: 00/22:19:51 to 00/22:24:19

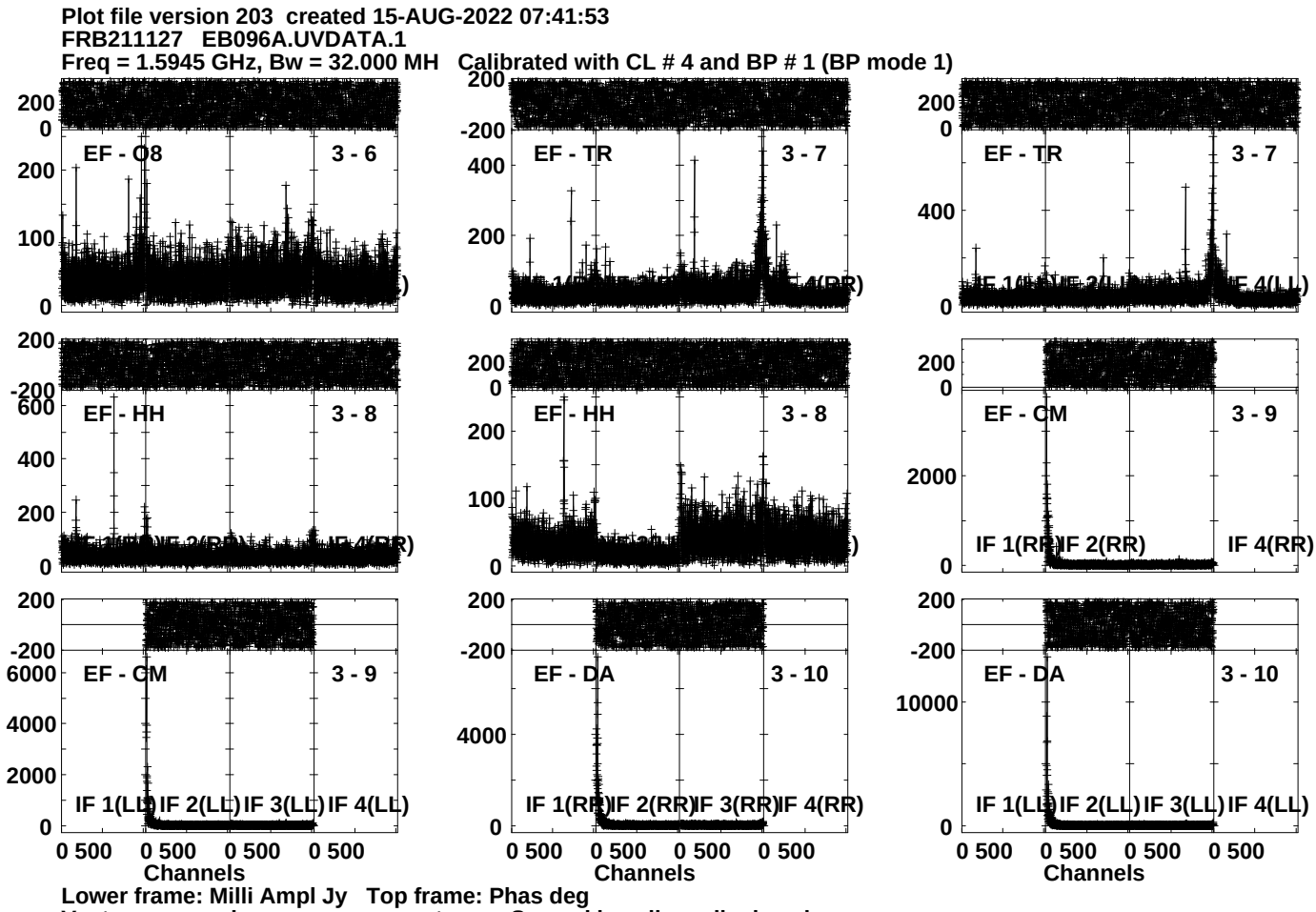
Plot file version 203 created 15-AUG-2022 07:41:53
FRB211127 EB096A.UVDATA.1
Freq = 1.5945 GHz, Bw = 32.000 MH Calibrated with CL # 4 and BP # 1 (BP mode 1)
EF - O8 3 - 6
EF - TR 3 - 7
EF - TR 3 - 7
EF - HH 3 - 8
EF - HH 3 - 8
EF - CM 3 - 9
IF 1(RR) IF 2(RR) IF 4(RR)
EF - CM 3 - 9
IF 1(LL) IF 2(LL) IF 3(LL) IF 4(LL)
EF - DA 3 - 10
IF 1(RR) IF 2(RR) IF 3(RR) IF 4(RR)
EF - DA 3 - 10
IF 1(LL) IF 2(LL) IF 3(LL) IF 4(LL)
0 500 0 500 0 500 0 500
Channels
Lower frame: Milli Ampl Jy Top frame: Phas deg
Vector averaged cross-power spectrum Several baselines displayed
Timerange: 00/22:19:51 to 00/22:24:19

Plot file version 204 created 15-AUG-2022 07:41:55
FRB211127 EB096A.UVDATA.1
Freq = 1.5945 GHz, Bw = 32.000 MH Calibrated with CL # 4 and BP # 1 (BP mode 1)

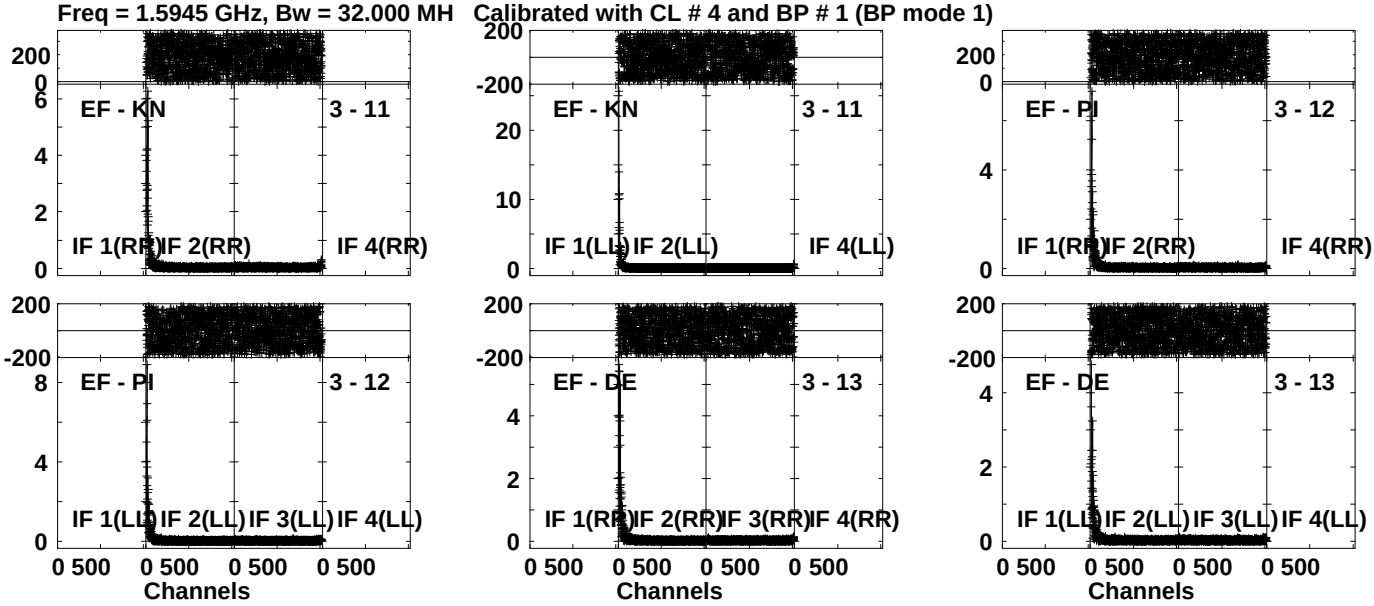

Lower frame: Ampl Jy Top frame: Phas deg
Vector averaged cross-power spectrum Several baselines displayed
Timerange: 00/22:19:51 to 00/22:24:19

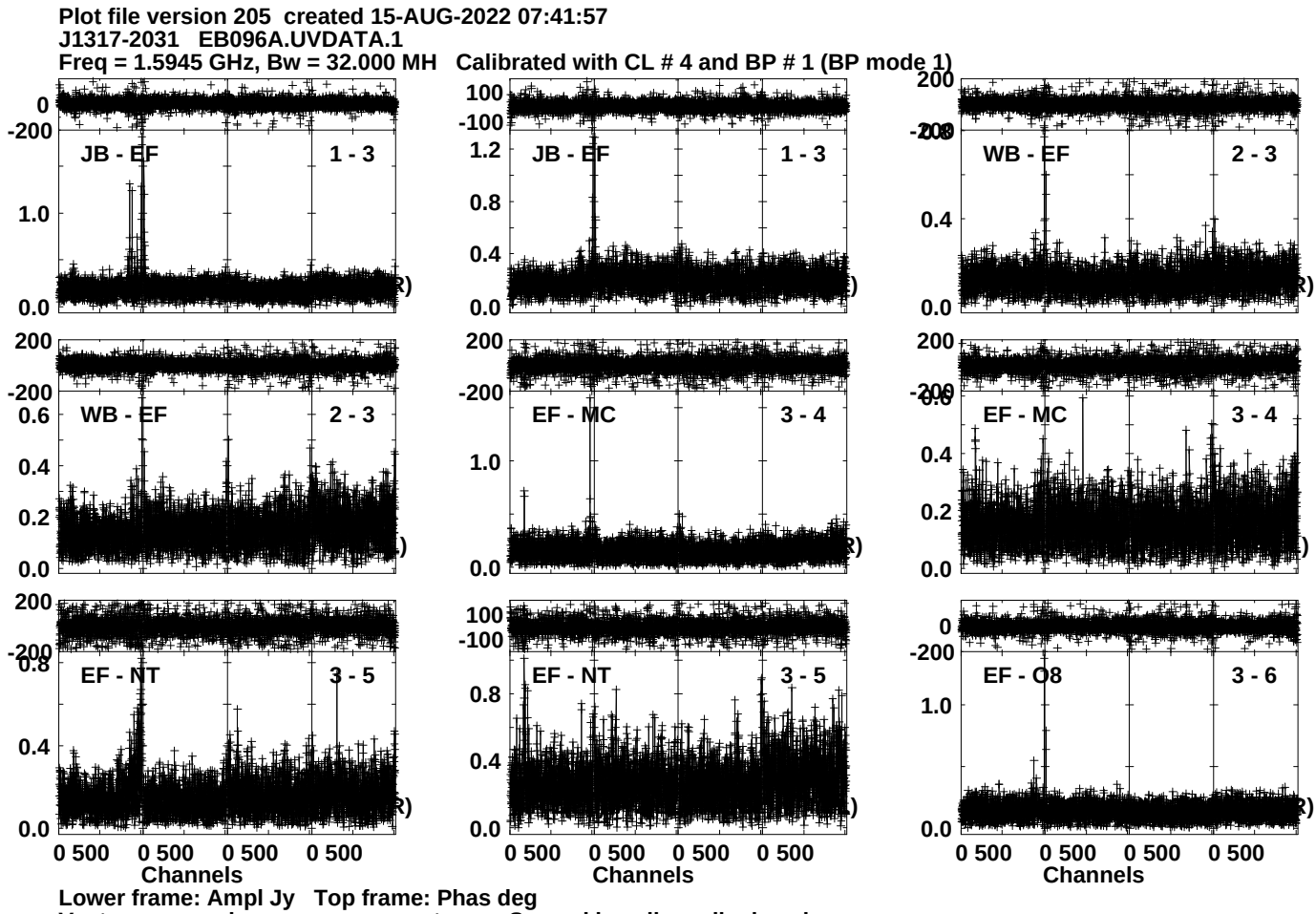
Plot file version 205 created 15-AUG-2022 07:41:57
J1317-2031 EB096A.UVDATA.1
Freq = 1.5945 GHz, Bw = 32.000 MH Calibrated with CL # 4 and BP # 1 (BP mode 1)
JB - EF 1 - 3
JB - EF 1 - 3
WB - EF 2 - 3
WB - EF 2 - 3
EF - MC 3 - 4
EF - MC 3 - 4
EF - NT 3 - 5
EF - NT 3 - 5
EF - O8 3 - 6
Channels
Channels
Channels
Lower frame: Ampl Jy Top frame: Phas deg
Vector averaged cross-power spectrum Several baselines displayed
Timerange: 00/22:24:51 to 00/22:25:49

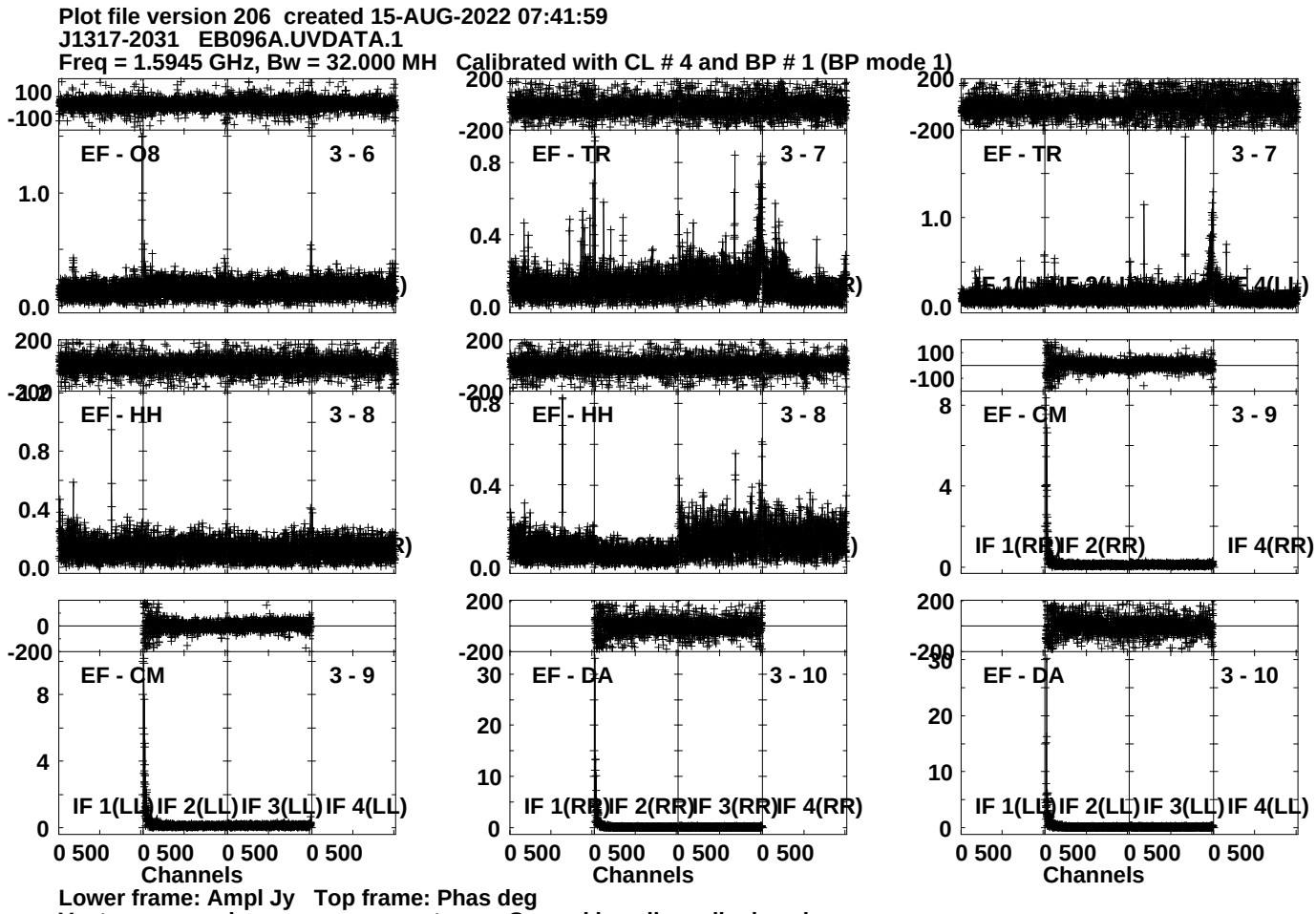
Plot file version 206 created 15-AUG-2022 07:41:59
J1317-2031 EB096A.UVDATA.1
Freq = 1.5945 GHz, Bw = 32.000 MH Calibrated with CL # 4 and BP # 1 (BP mode 1)
EF - O8 3 - 6
EF - TR 3 - 7
EF - TR 3 - 7
EF - HH 3 - 8
EF - HH 3 - 8
EF - CM 3 - 9
IF 1(RR) IF 2(RR) IF 4(RR)
EF - CM 3 - 9
IF 1(LL) IF 2(LL) IF 3(LL) IF 4(LL)
EF - DA 3 - 10
IF 1(RR) IF 2(RR) IF 3(RR) IF 4(RR)
EF - DA 3 - 10
IF 1(LL) IF 2(LL) IF 3(LL) IF 4(LL)
0 500 0 500 0 500 0 500
Channels
Lower frame: Ampl Jy Top frame: Phas deg
Vector averaged cross-power spectrum Several baselines displayed
Timerange: 00/22:24:51 to 00/22:25:49

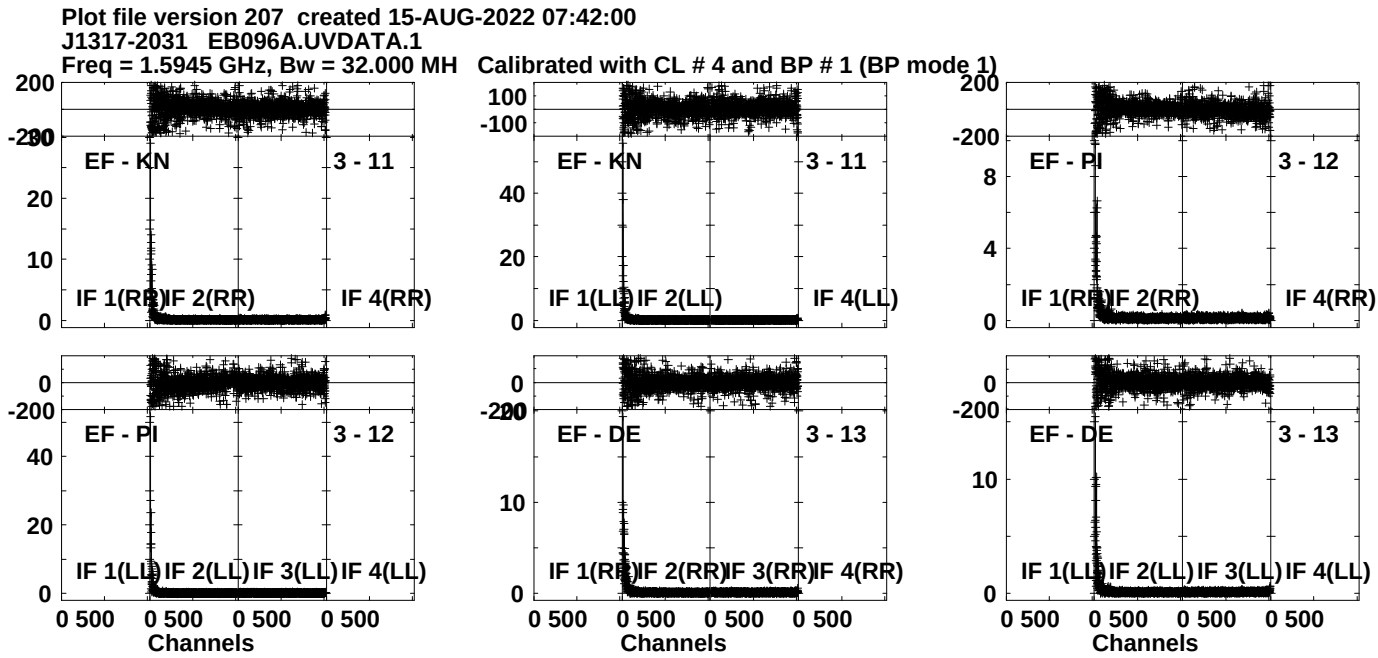

Lower frame: Ampl Jy Top frame: Phas deg
Vector averaged cross-power spectrum Several baselines displayed
Timerange: 00/22:24:51 to 00/22:25:49

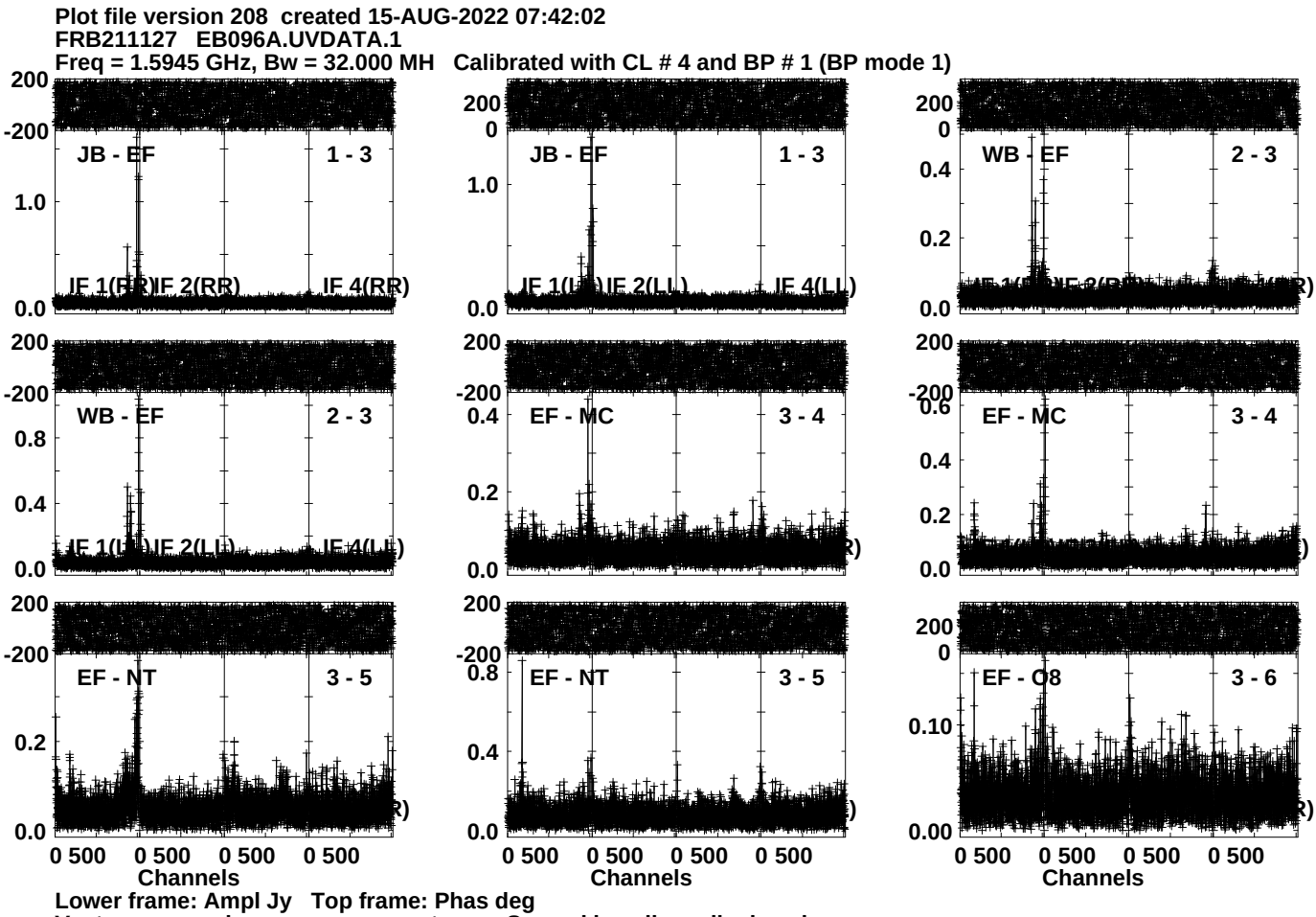
Plot file version 208 created 15-AUG-2022 07:42:02
FRB211127 EB096A.UVDATA.1
Freq = 1.5945 GHz, Bw = 32.000 MH Calibrated with CL # 4 and BP # 1 (BP mode 1)
JB - EF
1 - 3
IF 1(RR)IF 2(RR)
IF 4(RR)
JB - EF
1 - 3
IF 1(LL)IF 2(LL)
IF 4(LL)
WB - EF
2 - 3
WB - EF
2 - 3
EF - MC
3 - 4
EF - MC
3 - 4
EF - NT
3 - 5
EF - NT
3 - 5
EF - C8
3 - 6
Channels
Channels
Channels
Lower frame: Ampl Jy Top frame: Phas deg
Vector averaged cross-power spectrum Several baselines displayed
Timerange: 00/22:25:51 to 00/22:30:19

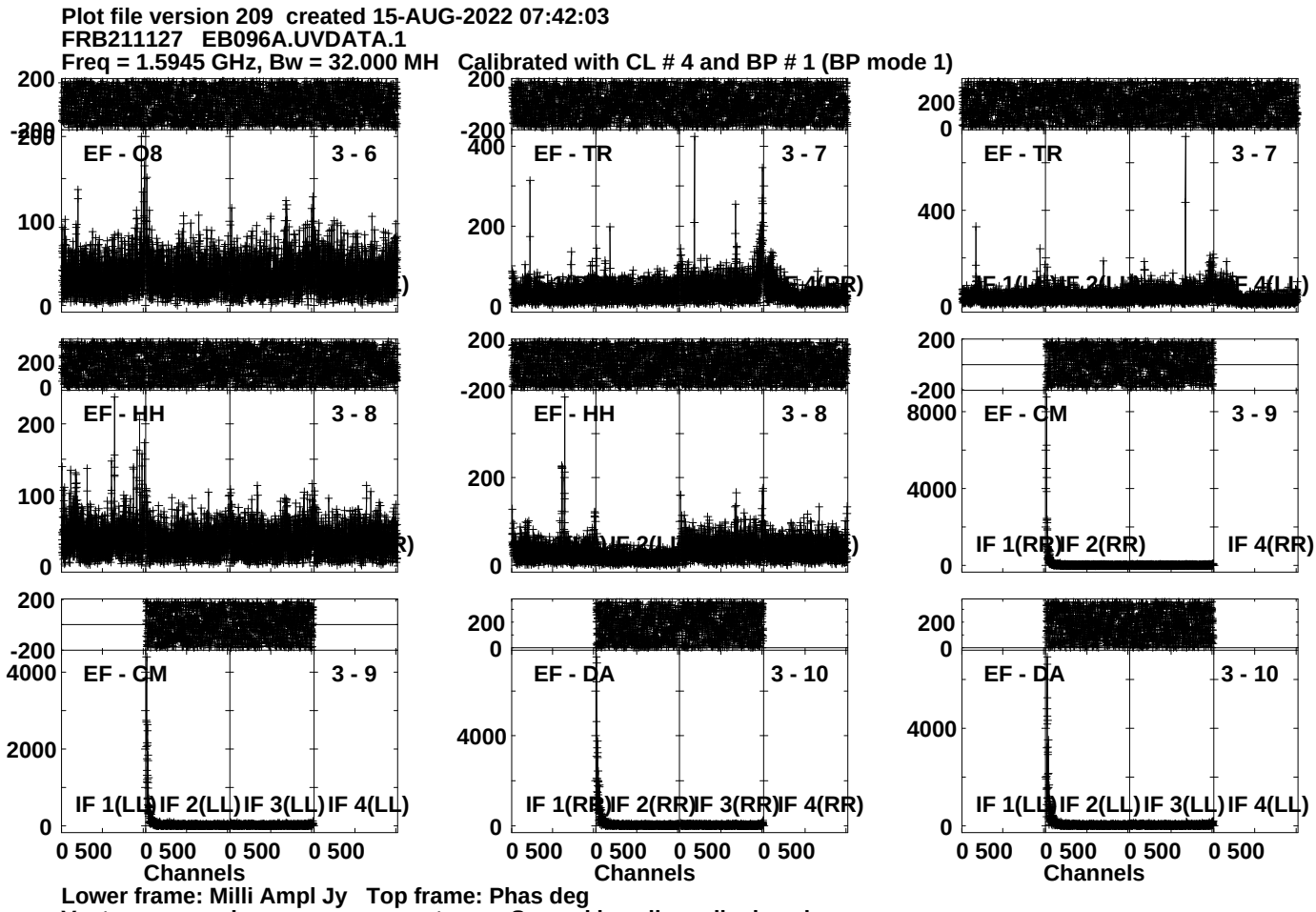
Plot file version 209 created 15-AUG-2022 07:42:03
FRB211127 EB096A.UVDATA.1
Freq = 1.5945 GHz, Bw = 32.000 MH Calibrated with CL # 4 and BP # 1 (BP mode 1)
EF - O8 3 - 6
EF - TR 3 - 7
EF - TR 3 - 7
EF - HH 3 - 8
EF - HH 3 - 8
EF - CM 3 - 9
IF 1(RR) IF 2(RR) IF 4(RR)
EF - CM 3 - 9
IF 1(LL) IF 2(LL) IF 3(LL) IF 4(LL)
EF - DA 3 - 10
IF 1(RR) IF 2(RR) IF 3(RR) IF 4(RR)
EF - DA 3 - 10
IF 1(LL) IF 2(LL) IF 3(LL) IF 4(LL)
0 500 0 500 0 500 0 500
Channels
Lower frame: Milli Ampl Jy Top frame: Phas deg
Vector averaged cross-power spectrum Several baselines displayed
Timerange: 00/22:25:51 to 00/22:30:19

Plot file version 210 created 15-AUG-2022 07:42:06
FRB211127 EB096A.UVDATA.1
Freq = 1.5945 GHz, Bw = 32.000 MH Calibrated with CL # 4 and BP # 1 (BP mode 1)

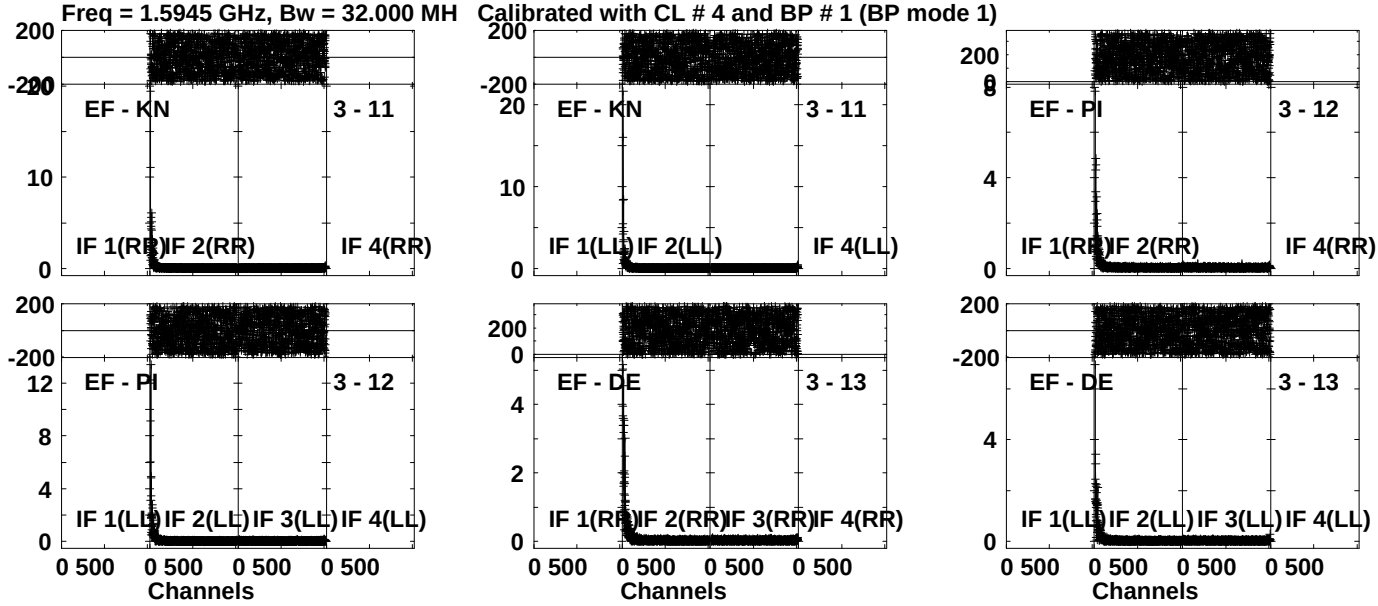

Lower frame: Ampl Jy Top frame: Phas deg
Vector averaged cross-power spectrum Several baselines displayed
Timerange: 00/22:25:51 to 00/22:30:19

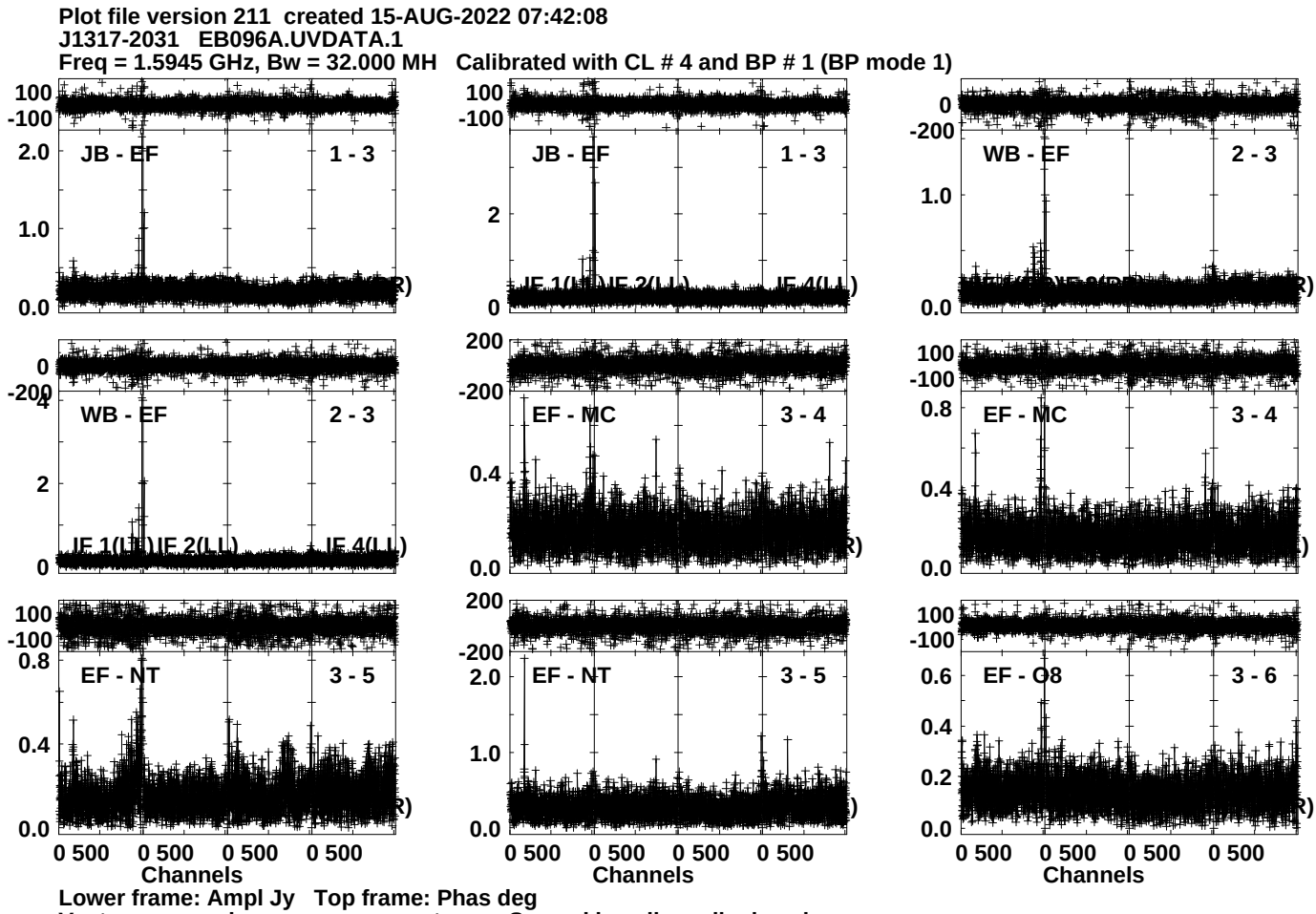
Plot file version 211 created 15-AUG-2022 07:42:08
J1317-2031 EB096A.UVDATA.1
Freq = 1.5945 GHz, Bw = 32.000 MH Calibrated with CL # 4 and BP # 1 (BP mode 1)
JB - EF
1 - 3
WB - EF
2 - 3
EF - MC
3 - 4
EF - NT
3 - 5
EF - O8
3 - 6
IF 1(LL) IF 2(LL)
IF 4(LL)
Channels
Lower frame: Ampl Jy Top frame: Phas deg
Vector averaged cross-power spectrum Several baselines displayed
Timerange: 00/22:30:21 to 00/22:31:49

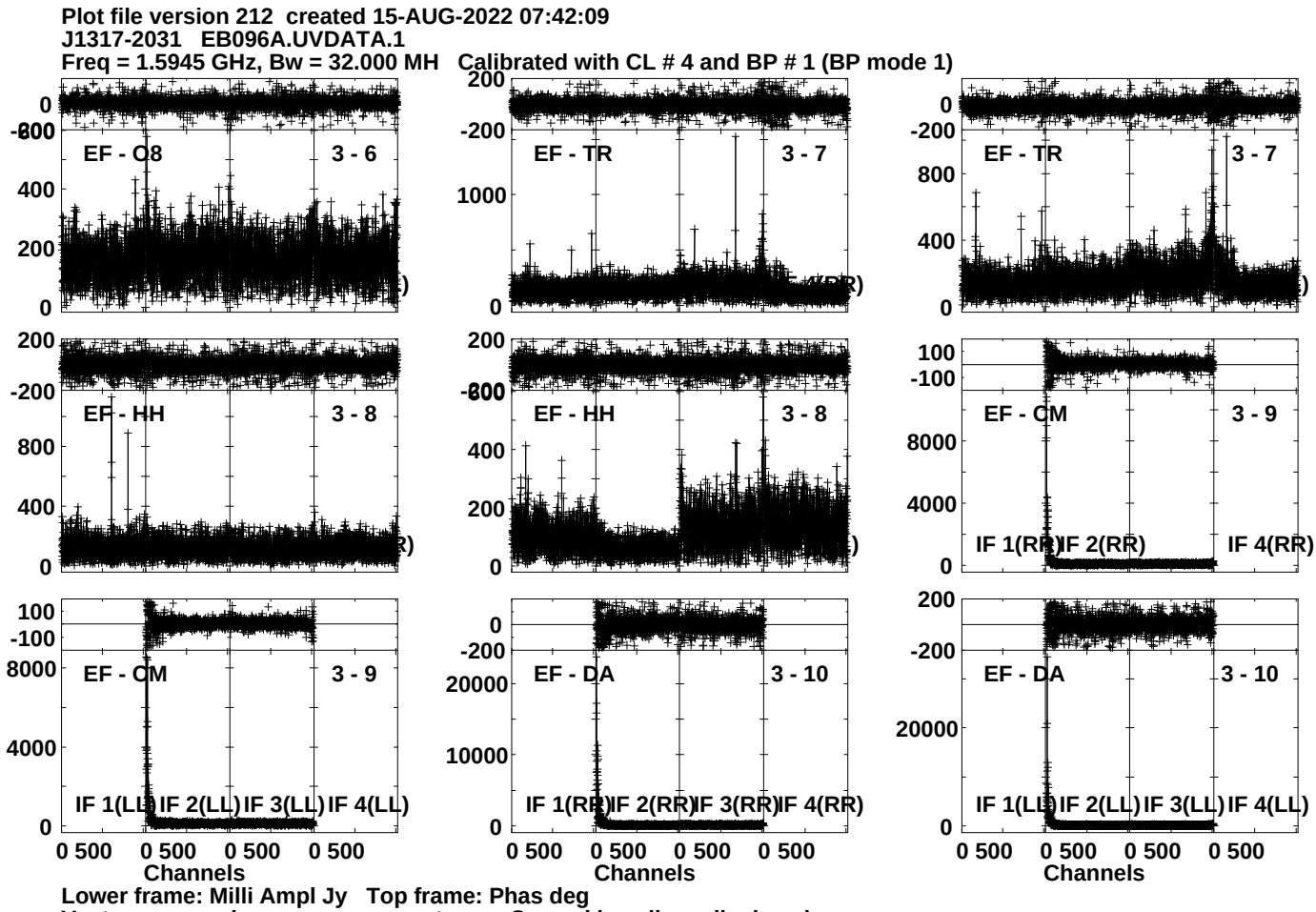
Plot file version 212 created 15-AUG-2022 07:42:09
J1317-2031 EB096A.UVDATA.1
Freq = 1.5945 GHz, Bw = 32.000 MH Calibrated with CL # 4 and BP # 1 (BP mode 1)
EF - CO8 3 - 6
EF - TR 3 - 7
EF - TR 3 - 7
EF - HH 3 - 8
EF - HH 3 - 8
EF - CM 3 - 9
IF 1(RR) IF 2(RR) IF 4(RR)
EF - CM 3 - 9
IF 1(LL) IF 2(LL) IF 3(LL) IF 4(LL)
EF - DA 3 - 10
IF 1(RR) IF 2(RR) IF 3(RR) IF 4(RR)
EF - DA 3 - 10
IF 1(LL) IF 2(LL) IF 3(LL) IF 4(LL)
0 500 0 500 0 500 0 500
Channels
Lower frame: Milli Ampl Jy Top frame: Phas deg
Vector averaged cross-power spectrum Several baselines displayed
Timerange: 00/22:30:21 to 00/22:31:49

Plot file version 213 created 15-AUG-2022 07:42:11
J1317-2031 EB096A.UVDATA.1
Freq = 1.5945 GHz, Bw = 32.000 MH Calibrated with CL # 4 and BP # 1 (BP mode 1)

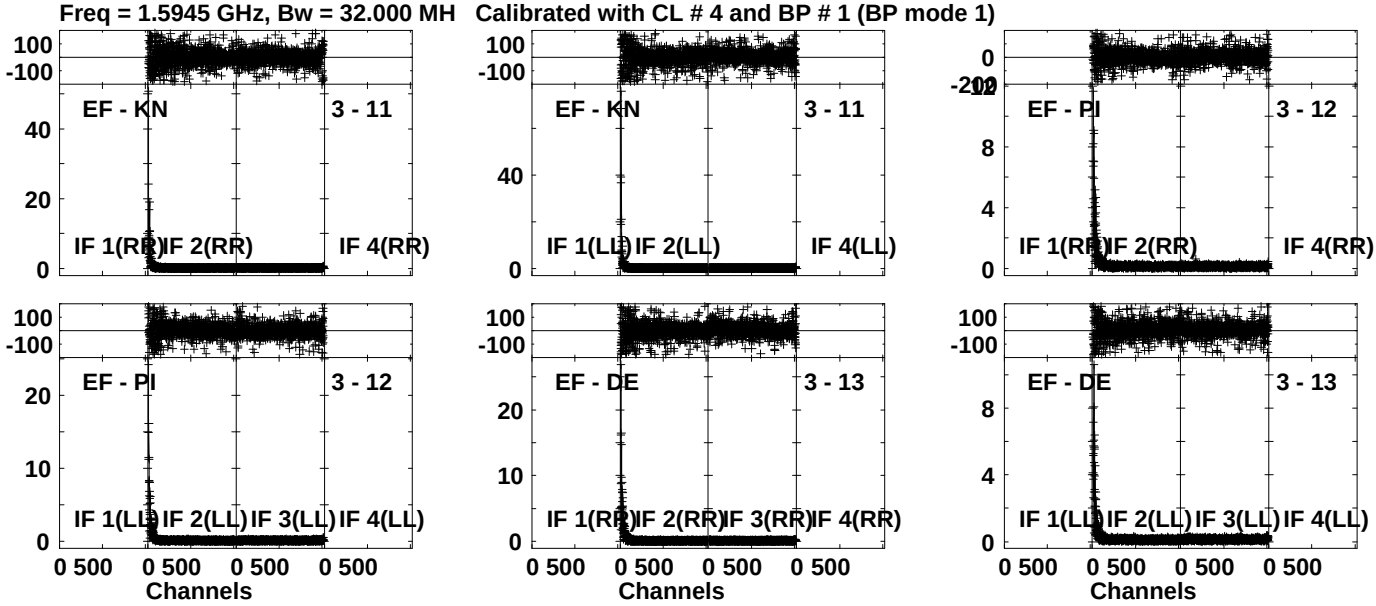

Lower frame: Ampl Jy Top frame: Phas deg
Vector averaged cross-power spectrum Several baselines displayed
Timerange: 00/22:30:21 to 00/22:31:49

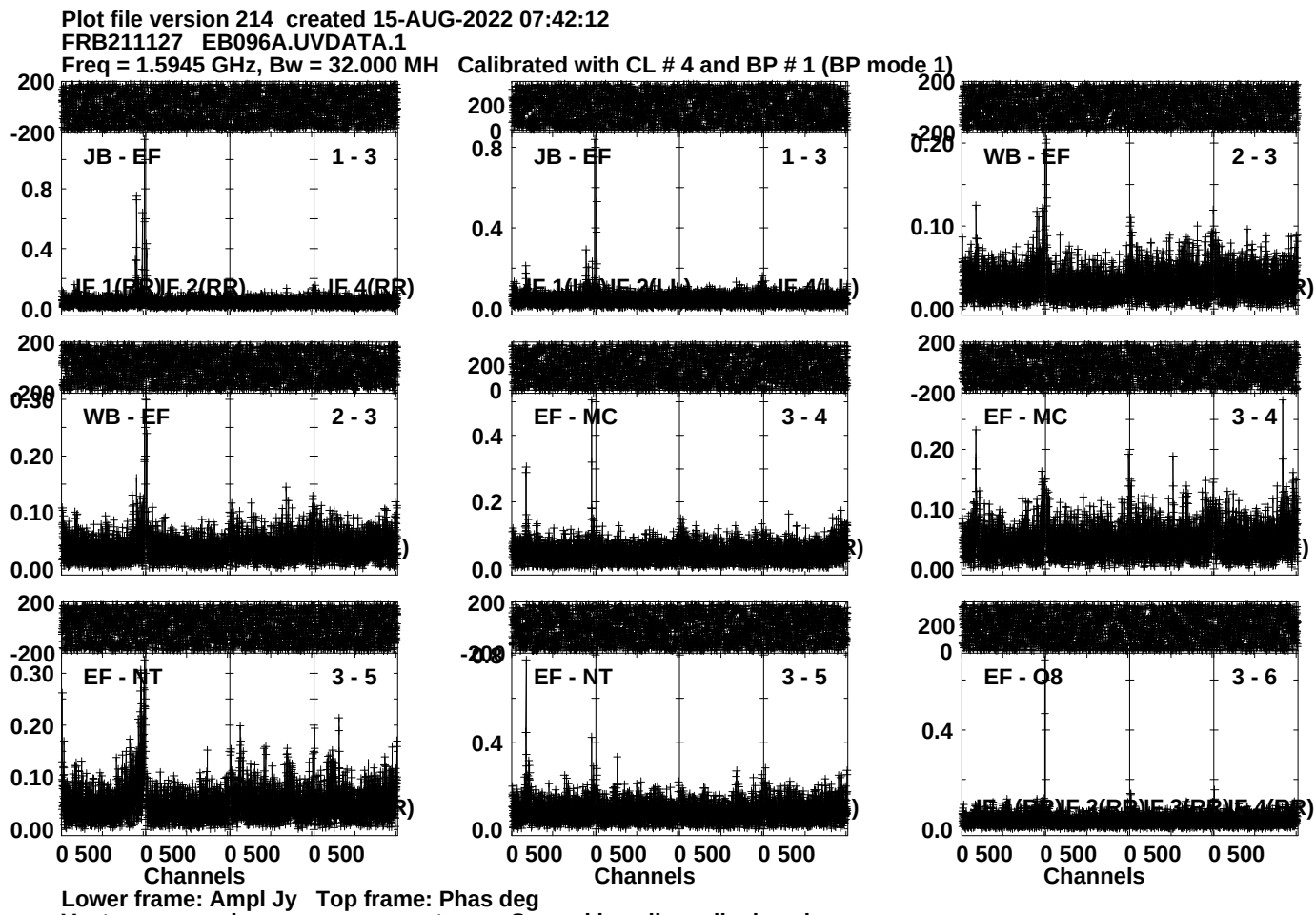
Plot file version 214 created 15-AUG-2022 07:42:12
FRB211127 EB096A.UVDATA.1
Freq = 1.5945 GHz, Bw = 32.000 MH Calibrated with CL # 4 and BP # 1 (BP mode 1)
JB - EF 1 - 3
JB - EF 1 - 3
WB - EF 2 - 3
WB - EF 2 - 3
EF - MC 3 - 4
EF - MC 3 - 4
EF - NT 3 - 5
EF - NT 3 - 5
EF - O8 3 - 6
Channels
Channels
Channels
Lower frame: Ampl Jy Top frame: Phas deg
Vector averaged cross-power spectrum Several baselines displayed
Timerange: 00/22:31:51 to 00/22:36:19

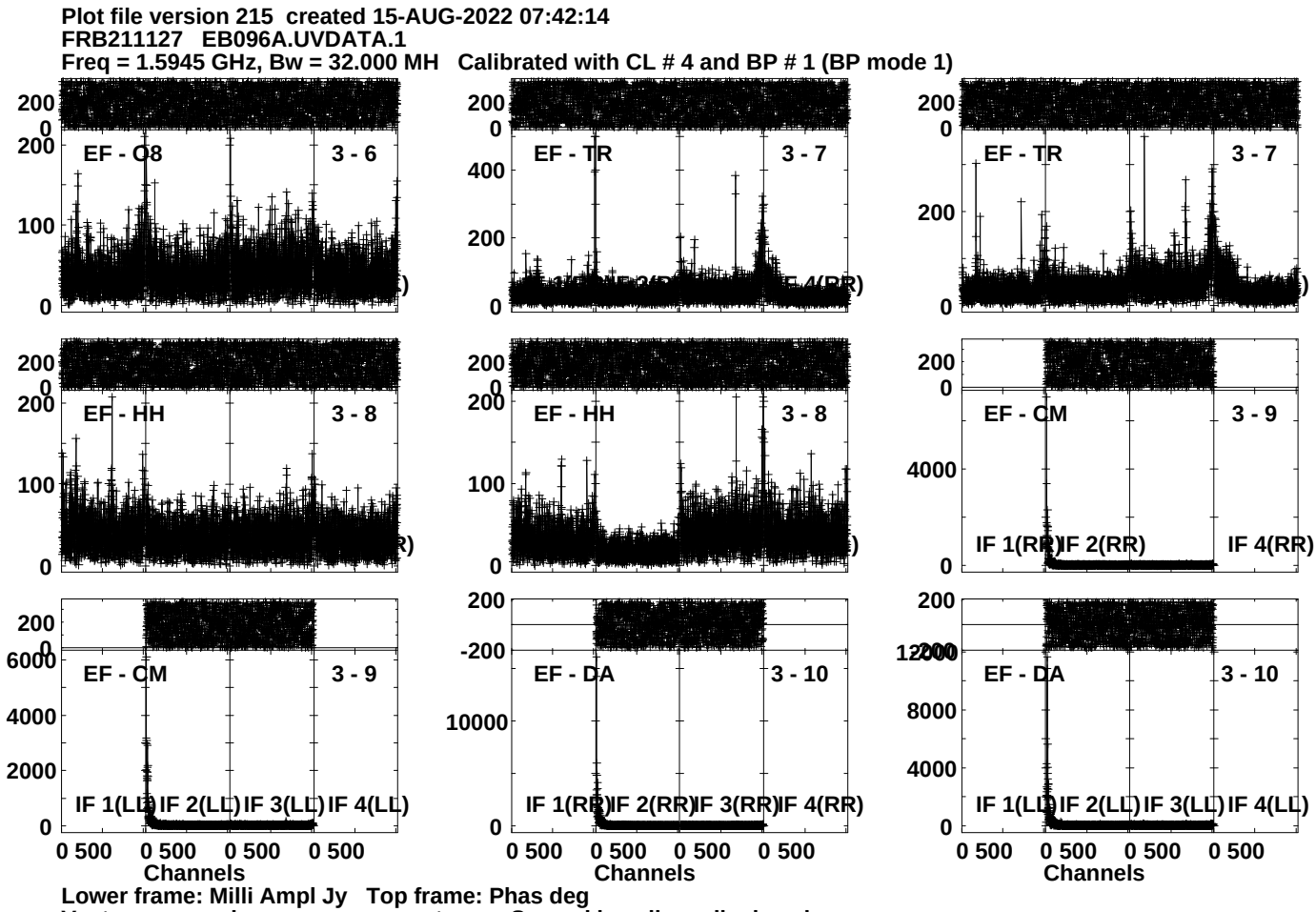
Plot file version 215 created 15-AUG-2022 07:42:14
FRB211127 EB096A.UVDATA.1
Freq = 1.5945 GHz, Bw = 32.000 MH Calibrated with CL # 4 and BP # 1 (BP mode 1)
EF - O8 3 - 6
EF - TR 3 - 7
EF - TR 3 - 7
EF - HH 3 - 8
EF - HH 3 - 8
EF - CM 3 - 9
IF 1(RR) IF 2(RR) IF 4(RR)
EF - CM 3 - 9
IF 1(LL) IF 2(LL) IF 3(LL) IF 4(LL)
EF - DA 3 - 10
IF 1(RR) IF 2(RR) IF 3(RR) IF 4(RR)
EF - DA 3 - 10
IF 1(LL) IF 2(LL) IF 3(LL) IF 4(LL)
0 500 0 500 0 500 0 500
Channels
Lower frame: Milli Ampl Jy Top frame: Phas deg
Vector averaged cross-power spectrum Several baselines displayed
Timerange: 00/22:31:51 to 00/22:36:19

Plot file version 216 created 15-AUG-2022 07:42:15
FRB211127 EB096A.UVDATA.1
Freq = 1.5945 GHz, Bw = 32.000 MH Calibrated with CL # 4 and BP # 1 (BP mode 1)

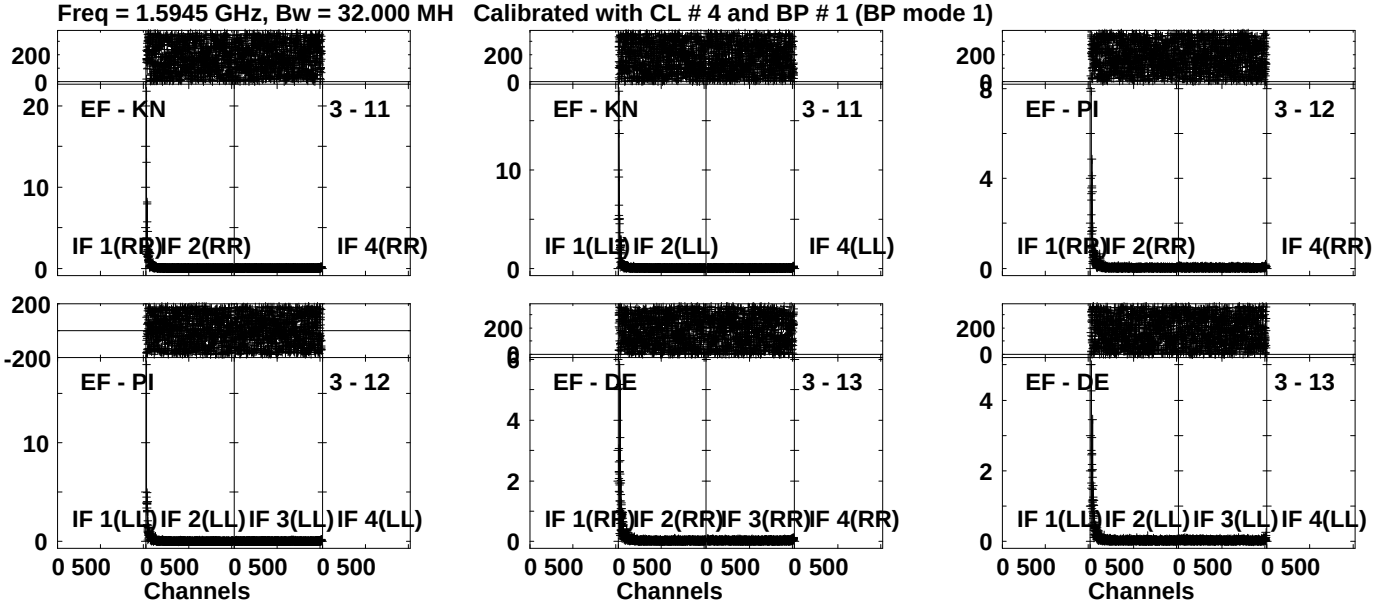

Lower frame: Ampl Jy Top frame: Phas deg
Vector averaged cross-power spectrum Several baselines displayed
Timerange: 00/22:31:51 to 00/22:36:19

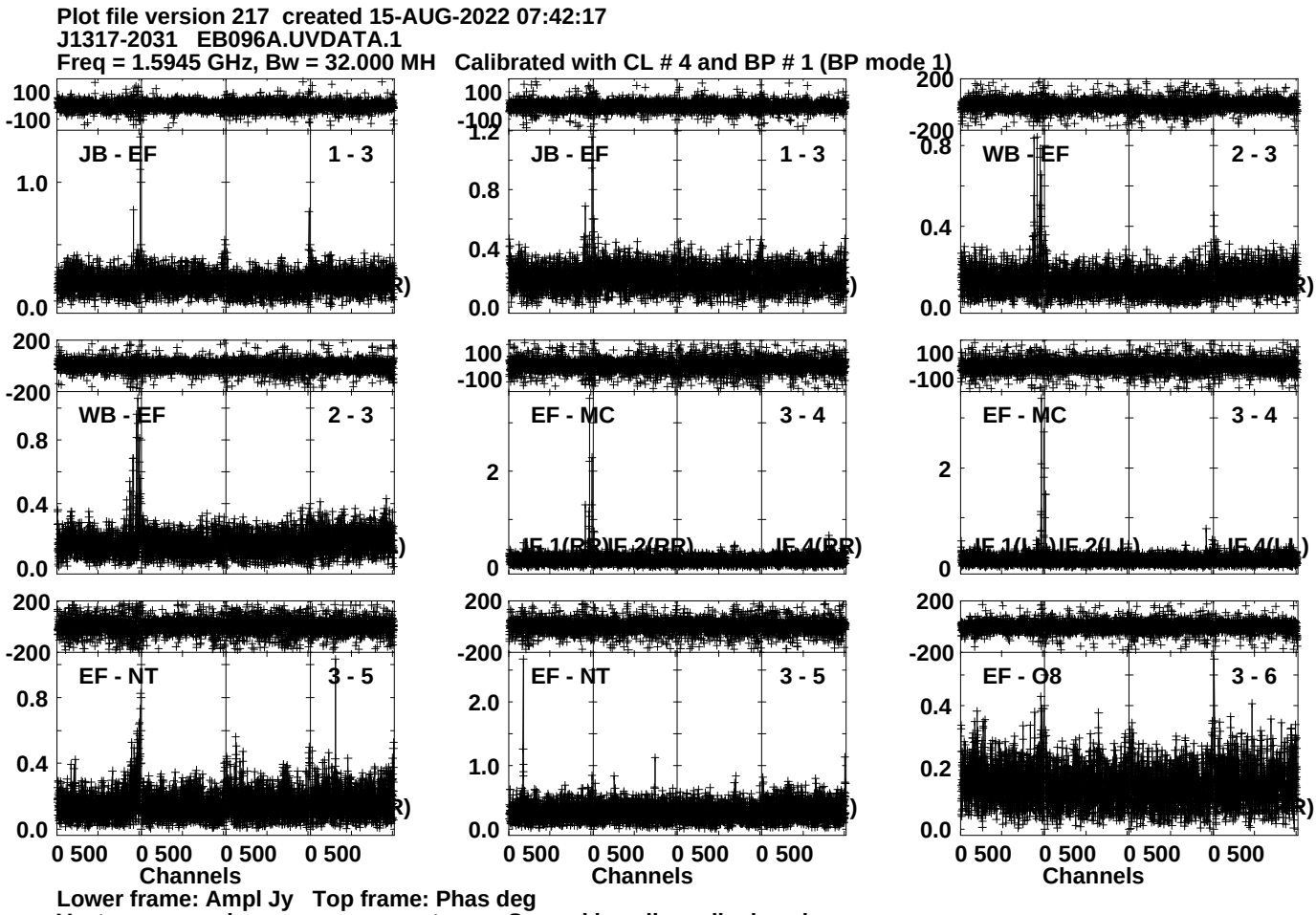
Plot file version 217 created 15-AUG-2022 07:42:17
J1317-2031 EB096A.UVDATA.1
Freq = 1.5945 GHz, Bw = 32.000 MH Calibrated with CL # 4 and BP # 1 (BP mode 1)
JB - EF 1 - 3
JB - EF 1 - 3
WB - EF 2 - 3
WB - EF 2 - 3
EF - MC 3 - 4
EF - MC 3 - 4
EF - NT 3 - 5
EF - NT 3 - 5
EF - O8 3 - 6
Channels
Channels
Channels
Lower frame: Ampl Jy Top frame: Phas deg
Vector averaged cross-power spectrum Several baselines displayed
Timerange: 00/22:36:51 to 00/22:37:49

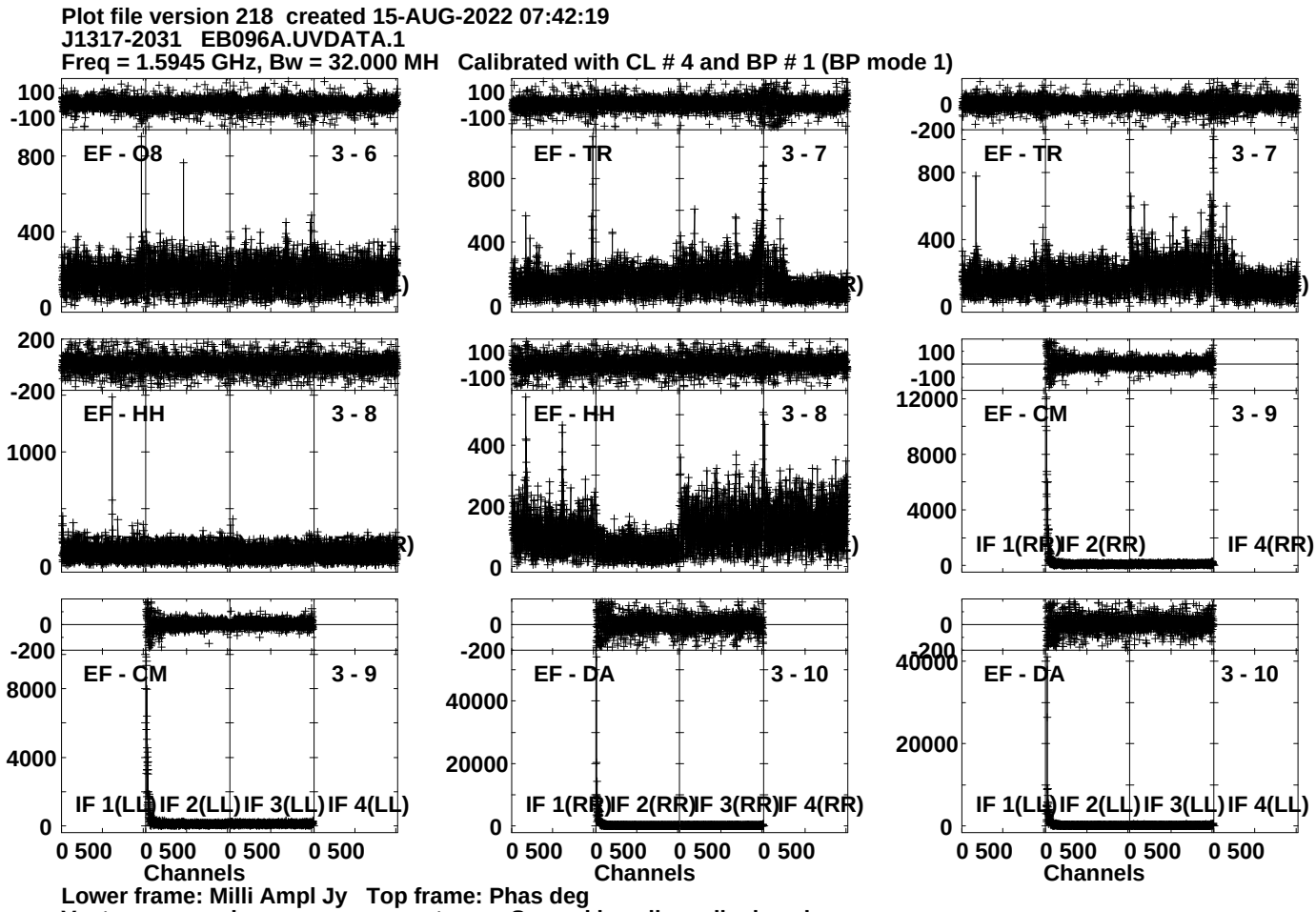
Plot file version 218 created 15-AUG-2022 07:42:19
J1317-2031 EB096A.UVDATA.1
Freq = 1.5945 GHz, Bw = 32.000 MH Calibrated with CL # 4 and BP # 1 (BP mode 1)
EF - O8 3 - 6
EF - TR 3 - 7
EF - TR 3 - 7
EF - HH 3 - 8
EF - HH 3 - 8
EF - CM 3 - 9
IF 1(RR) IF 2(RR) IF 4(RR)
EF - CM 3 - 9
IF 1(LL) IF 2(LL) IF 3(LL) IF 4(LL)
EF - DA 3 - 10
IF 1(RR) IF 2(RR) IF 3(RR) IF 4(RR)
EF - DA 3 - 10
IF 1(LL) IF 2(LL) IF 3(LL) IF 4(LL)
0 500 0 500 0 500 0 500
Channels
Lower frame: Milli Ampl Jy Top frame: Phas deg
Vector averaged cross-power spectrum Several baselines displayed
Timerange: 00/22:36:51 to 00/22:37:49

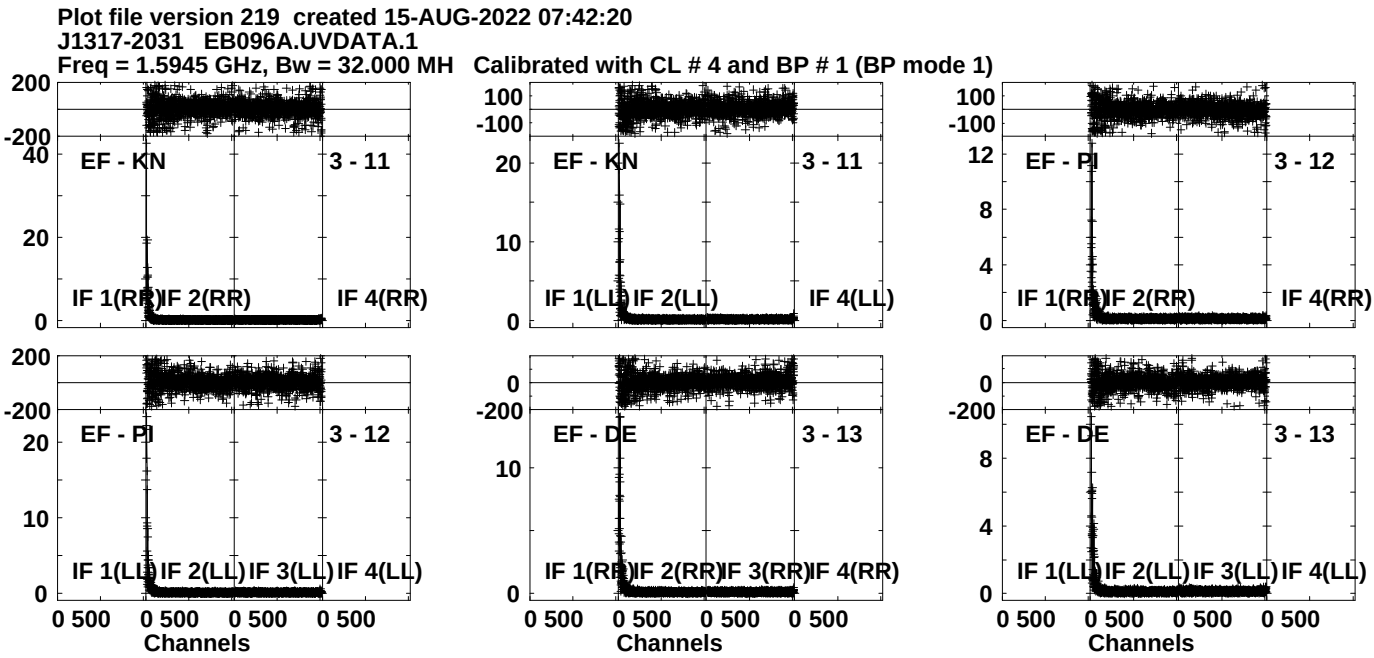

Lower frame: Ampl Jy Top frame: Phas deg
Vector averaged cross-power spectrum Several baselines displayed
Timerange: 00/22:36:51 to 00/22:37:49

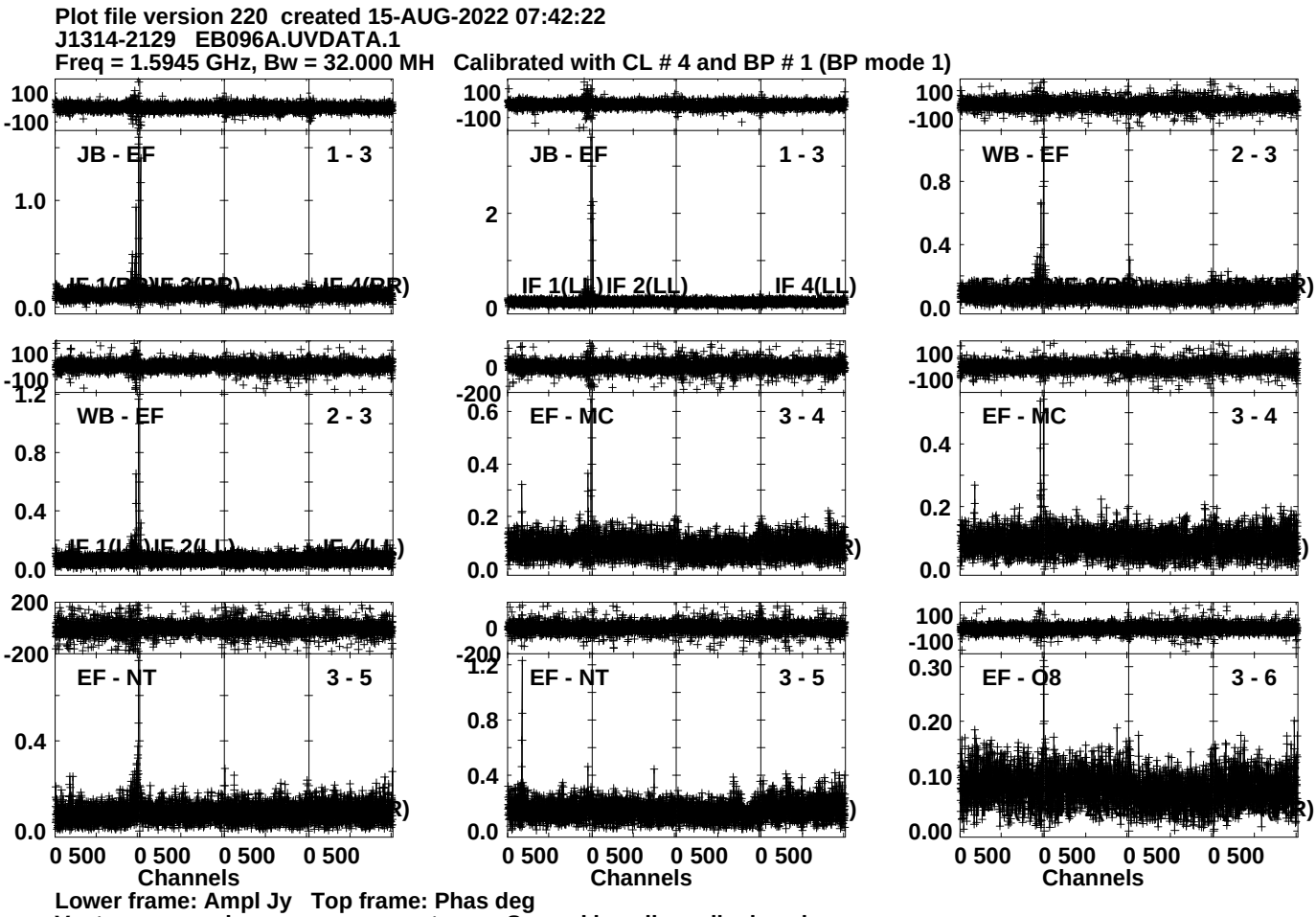
Plot file version 220 created 15-AUG-2022 07:42:22
J1314-2129 EB096A.UVDATA.1
Freq = 1.5945 GHz, Bw = 32.000 MH Calibrated with CL # 4 and BP # 1 (BP mode 1)
JB - EF
1 - 3
JB - EF
1 - 3
WB - EF
2 - 3
WB - EF
2 - 3
EF - MC
3 - 4
EF - MC
3 - 4
EF - NT
3 - 5
EF - NT
3 - 5
EF - O8
3 - 6
Channels
Channels
Channels
Lower frame: Ampl Jy Top frame: Phas deg
Vector averaged cross-power spectrum Several baselines displayed
Timerange: 00/22:38:21 to 00/22:42:19

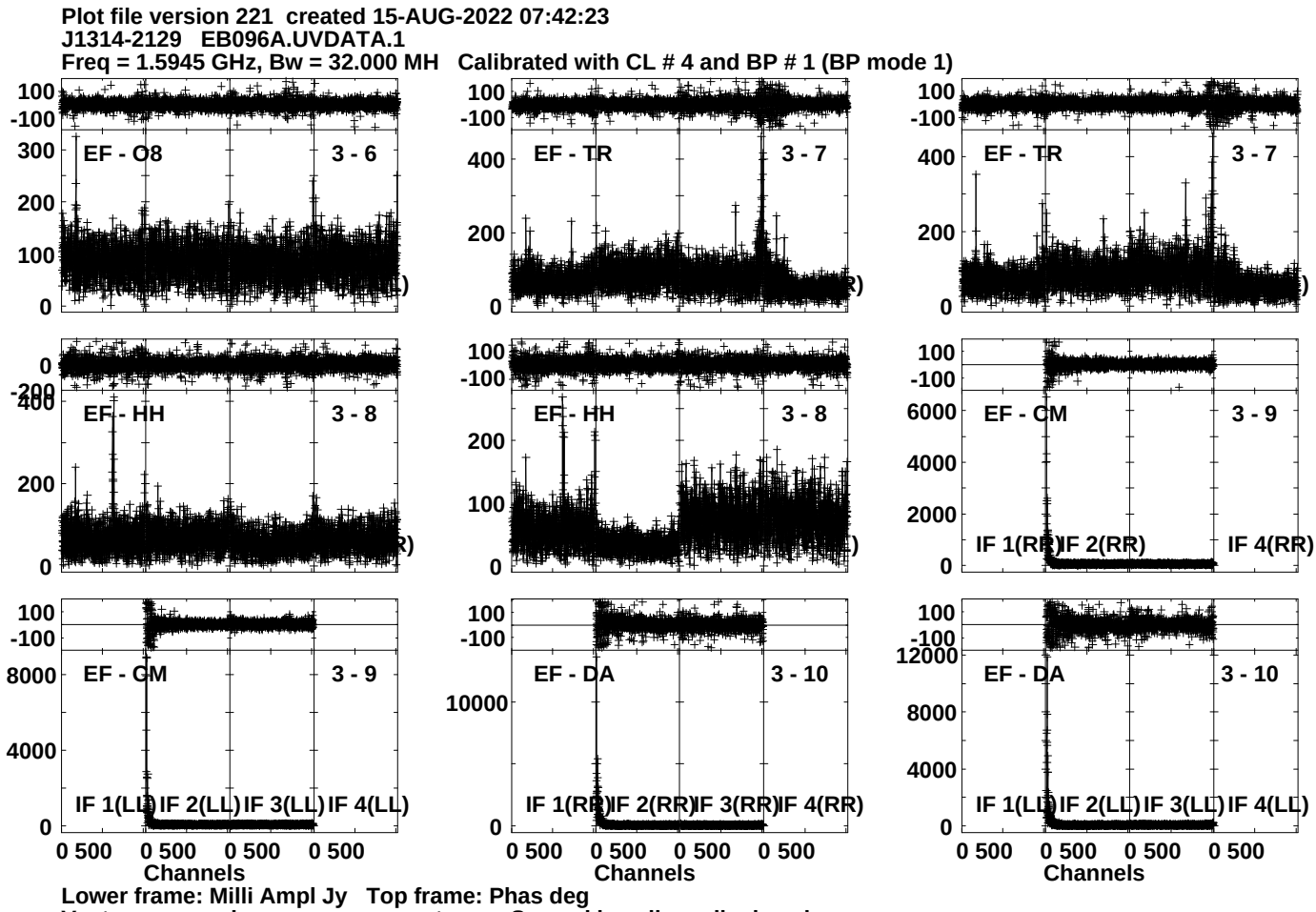
Plot file version 221 created 15-AUG-2022 07:42:23
J1314-2129 EB096A.UVDATA.1
Freq = 1.5945 GHz, Bw = 32.000 MH Calibrated with CL # 4 and BP # 1 (BP mode 1)
EF - O8 3 - 6
EF - TR 3 - 7
EF - TR 3 - 7
EF - HH 3 - 8
EF - HH 3 - 8
EF - CM 3 - 9
IF 1(RR) IF 2(RR) IF 4(RR)
EF - CM 3 - 9
IF 1(LL) IF 2(LL) IF 3(LL) IF 4(LL)
EF - DA 3 - 10
IF 1(RR) IF 2(RR) IF 3(RR) IF 4(RR)
EF - DA 3 - 10
IF 1(LL) IF 2(LL) IF 3(LL) IF 4(LL)
0 500 0 500 0 500 0 500
Channels
Lower frame: Milli Ampl Jy Top frame: Phas deg
Vector averaged cross-power spectrum Several baselines displayed
Timerange: 00/22:38:21 to 00/22:42:19

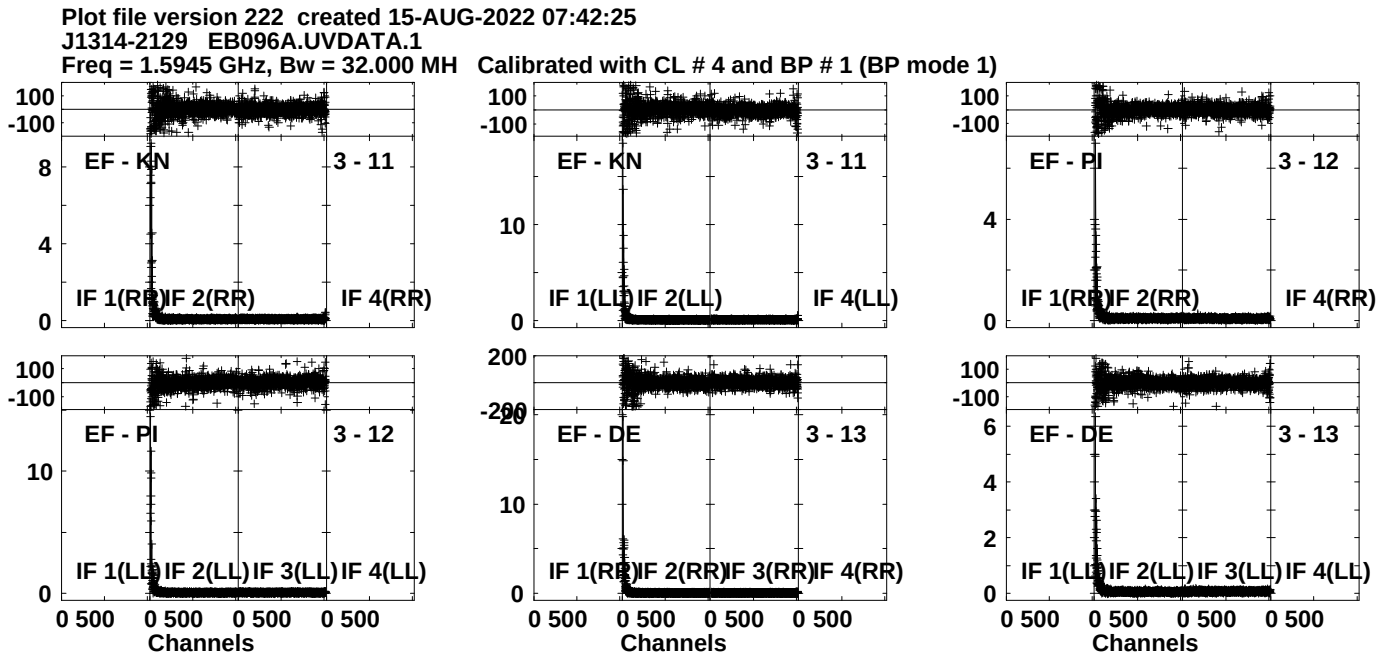

Lower frame: Ampl Jy Top frame: Phas deg
Vector averaged cross-power spectrum Several baselines displayed
Timerange: 00/22:38:21 to 00/22:42:19

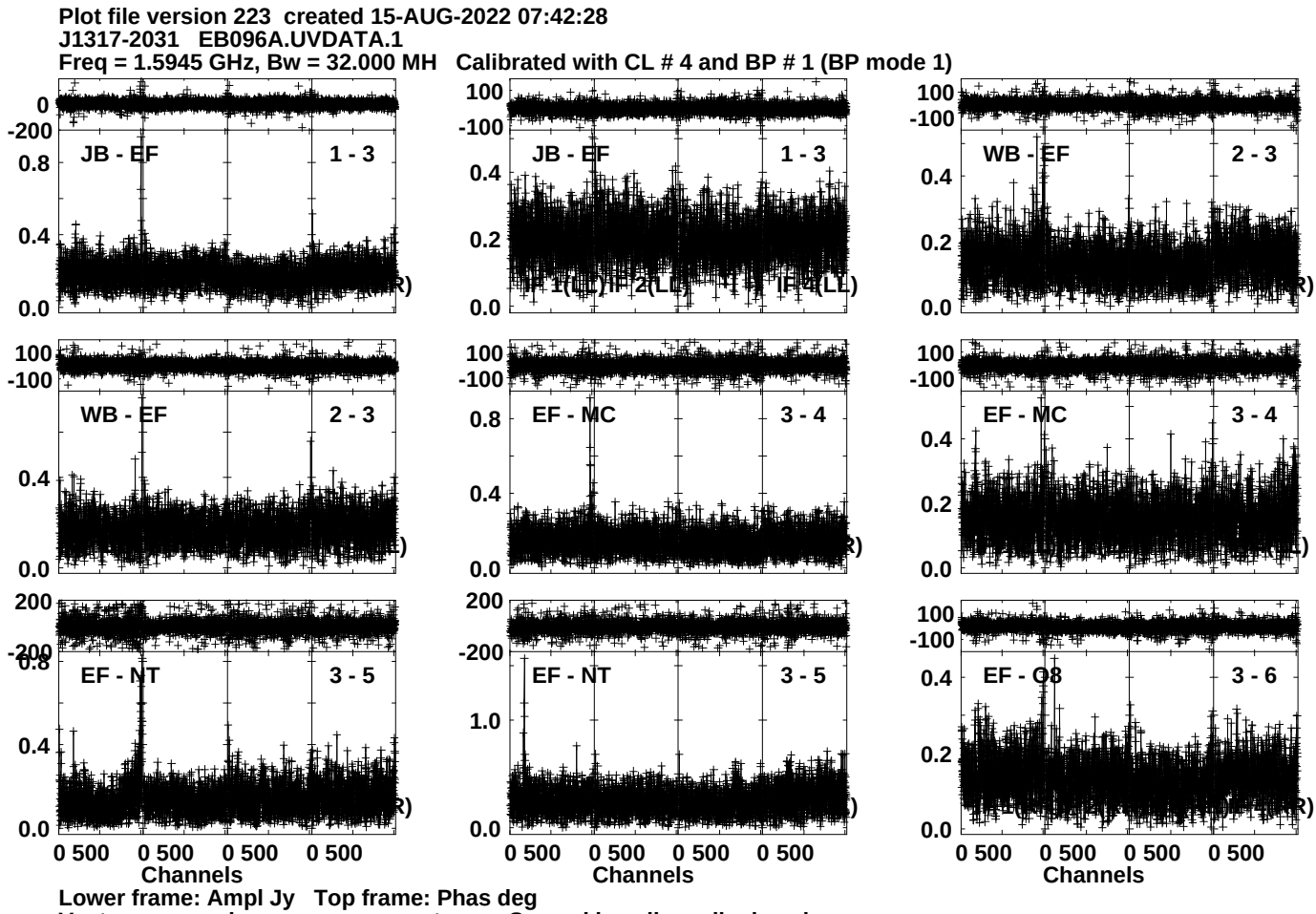
Plot file version 223 created 15-AUG-2022 07:42:28
J1317-2031 EB096A.UVDATA.1
Freq = 1.5945 GHz, Bw = 32.000 MH Calibrated with CL # 4 and BP # 1 (BP mode 1)
JB - EF 1 - 3
JB - EF 1 - 3
WB - EF 2 - 3
WB - EF 2 - 3
EF - MC 3 - 4
EF - MC 3 - 4
EF - NT 3 - 5
EF - NT 3 - 5
EF - O8 3 - 6
0 500 0 500 0 500 0 500
Channels
Lower frame: Ampl Jy Top frame: Phas deg
Vector averaged cross-power spectrum Several baselines displayed
Timerange: 00/22:42:51 to 00/22:44:19

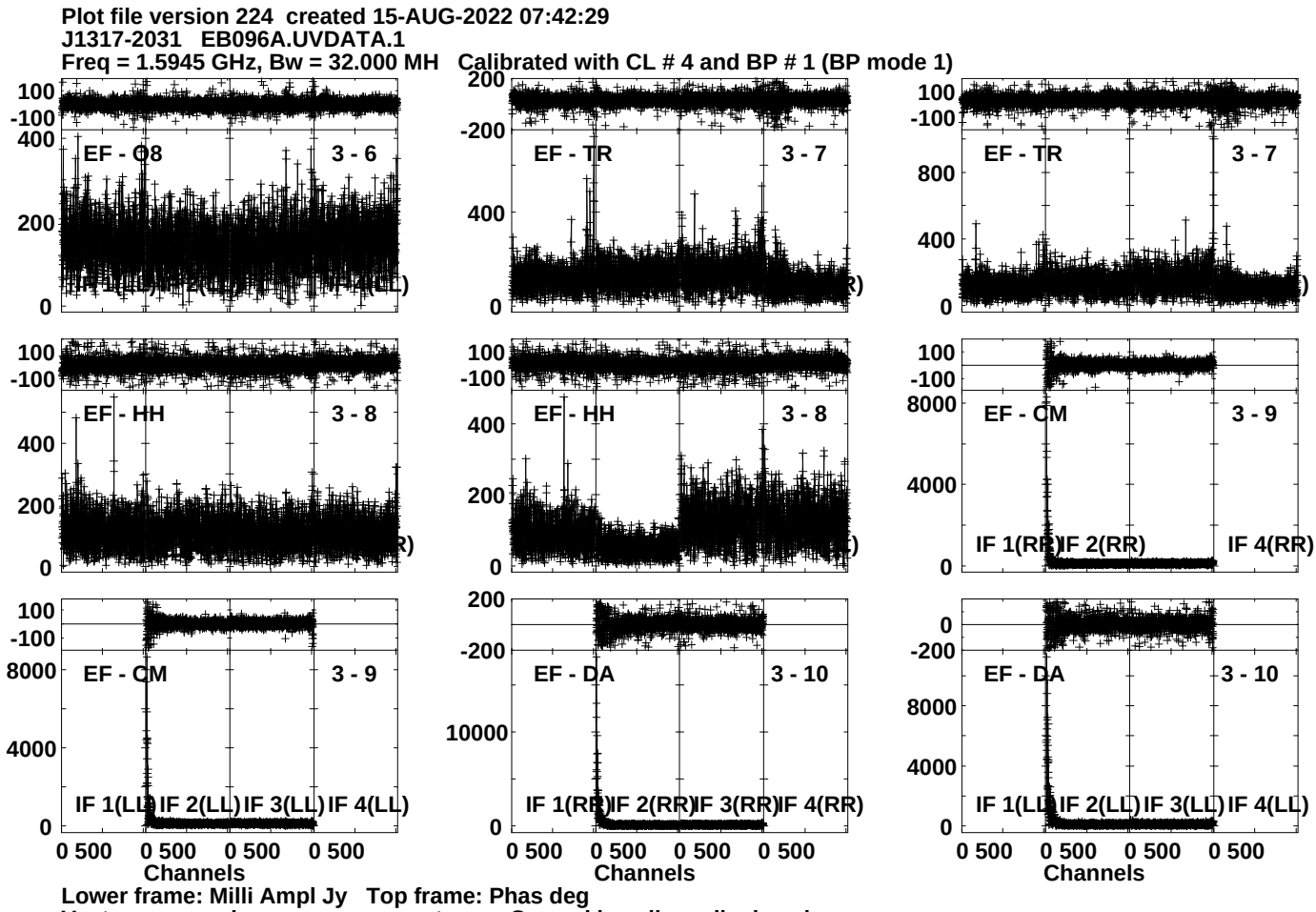
Plot file version 224 created 15-AUG-2022 07:42:29
J1317-2031 EB096A.UVDATA.1
Freq = 1.5945 GHz, Bw = 32.000 MH Calibrated with CL # 4 and BP # 1 (BP mode 1)
EF - O8 3 - 6
EF - TR 3 - 7
EF - TR 3 - 7
EF - HH 3 - 8
EF - HH 3 - 8
EF - CM 3 - 9
IF 1(RR) IF 2(RR) IF 4(RR)
EF - CM 3 - 9
IF 1(LL) IF 2(LL) IF 3(LL) IF 4(LL)
EF - DA 3 - 10
IF 1(RR) IF 2(RR) IF 3(RR) IF 4(RR)
EF - DA 3 - 10
IF 1(LL) IF 2(LL) IF 3(LL) IF 4(LL)
0 500 0 500 0 500 0 500
Channels
Lower frame: Milli Ampl Jy Top frame: Phas deg
Vector averaged cross-power spectrum Several baselines displayed
Timerange: 00/22:42:51 to 00/22:44:19

Plot file version 225 created 15-AUG-2022 07:42:31
J1317-2031 EB096A.UVDATA.1
Freq = 1.5945 GHz, Bw = 32.000 MH Calibrated with CL # 4 and BP # 1 (BP mode 1)

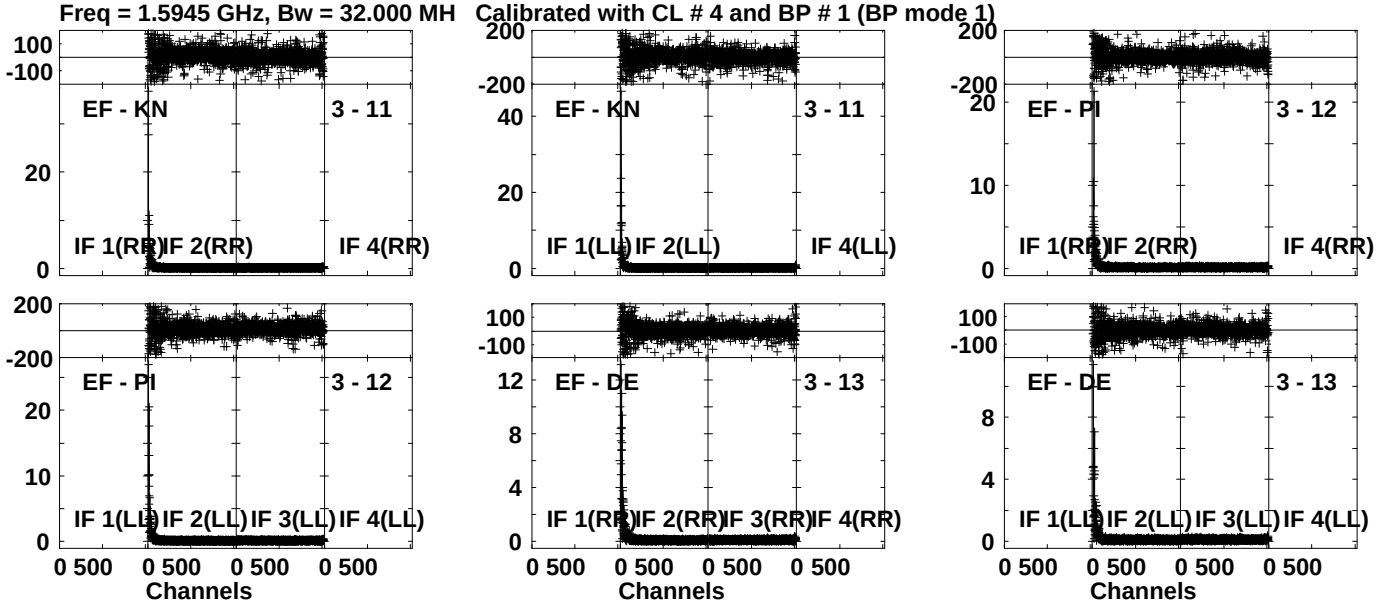

Lower frame: Ampl Jy Top frame: Phas deg
Vector averaged cross-power spectrum Several baselines displayed
Timerange: 00/22:42:51 to 00/22:44:19

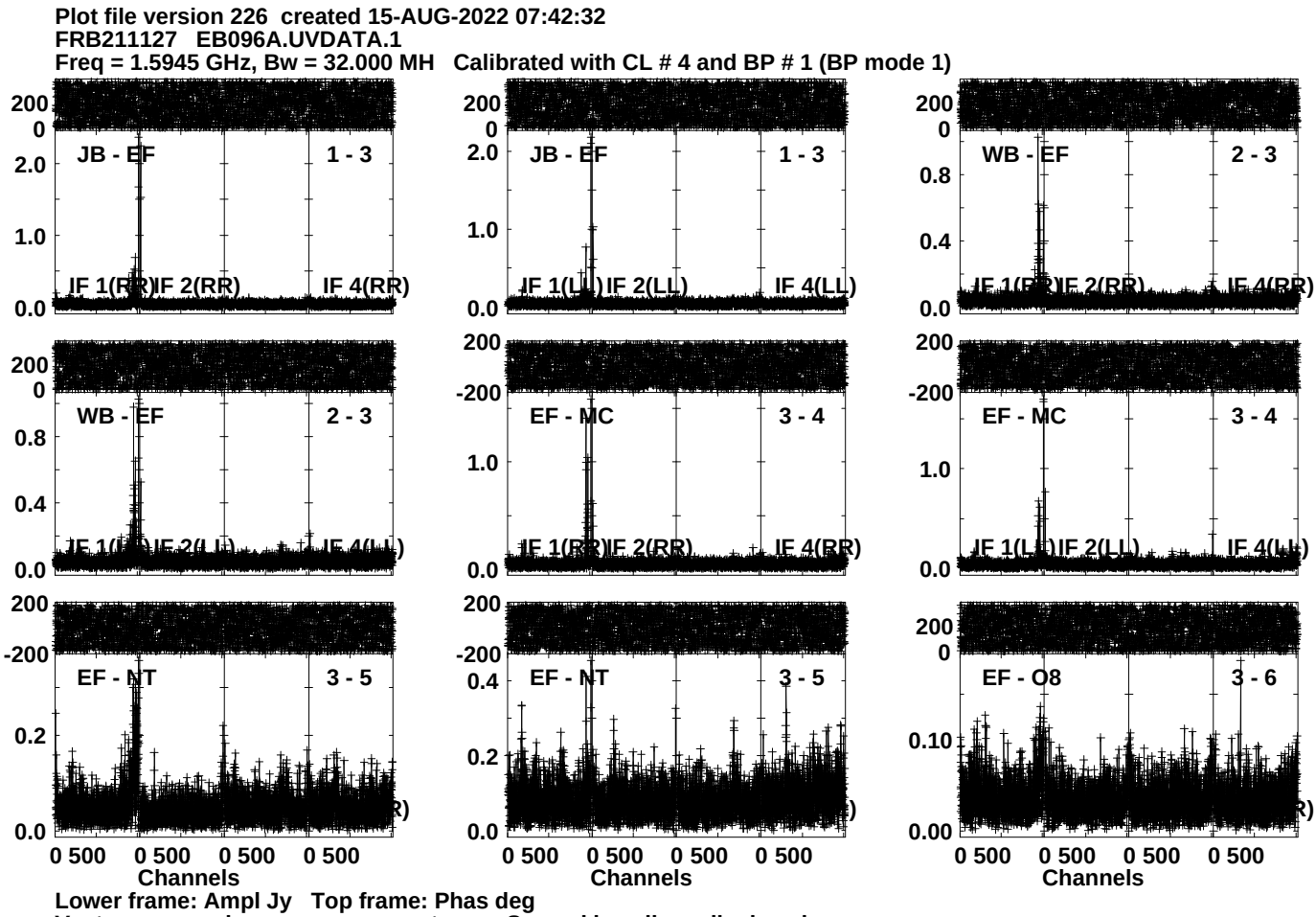
Plot file version 226 created 15-AUG-2022 07:42:32
FRB211127 EB096A.UVDATA.1
Freq = 1.5945 GHz, Bw = 32.000 MH Calibrated with CL # 4 and BP # 1 (BP mode 1)
JB - EF
1 - 3
IF 1(RR)
IF 2(RR)
IF 4(RR)
JB - EF
1 - 3
IF 1(LL)
IF 2(LL)
IF 4(LL)
WB - EF
2 - 3
IF 2(RR)
WB - EF
2 - 3
EF - MC
3 - 4
IF 1(RR)
IF 2(RR)
IF 4(RR)
EF - MC
3 - 4
IF 2(LL)
EF - NT
3 - 5
EF - NT
3 - 5
EF - O8
3 - 6
0 500
Channels
Lower frame: Ampl Jy Top frame: Phas deg
Vector averaged cross-power spectrum Several baselines displayed
Timerange: 00/22:44:21 to 00/22:48:49

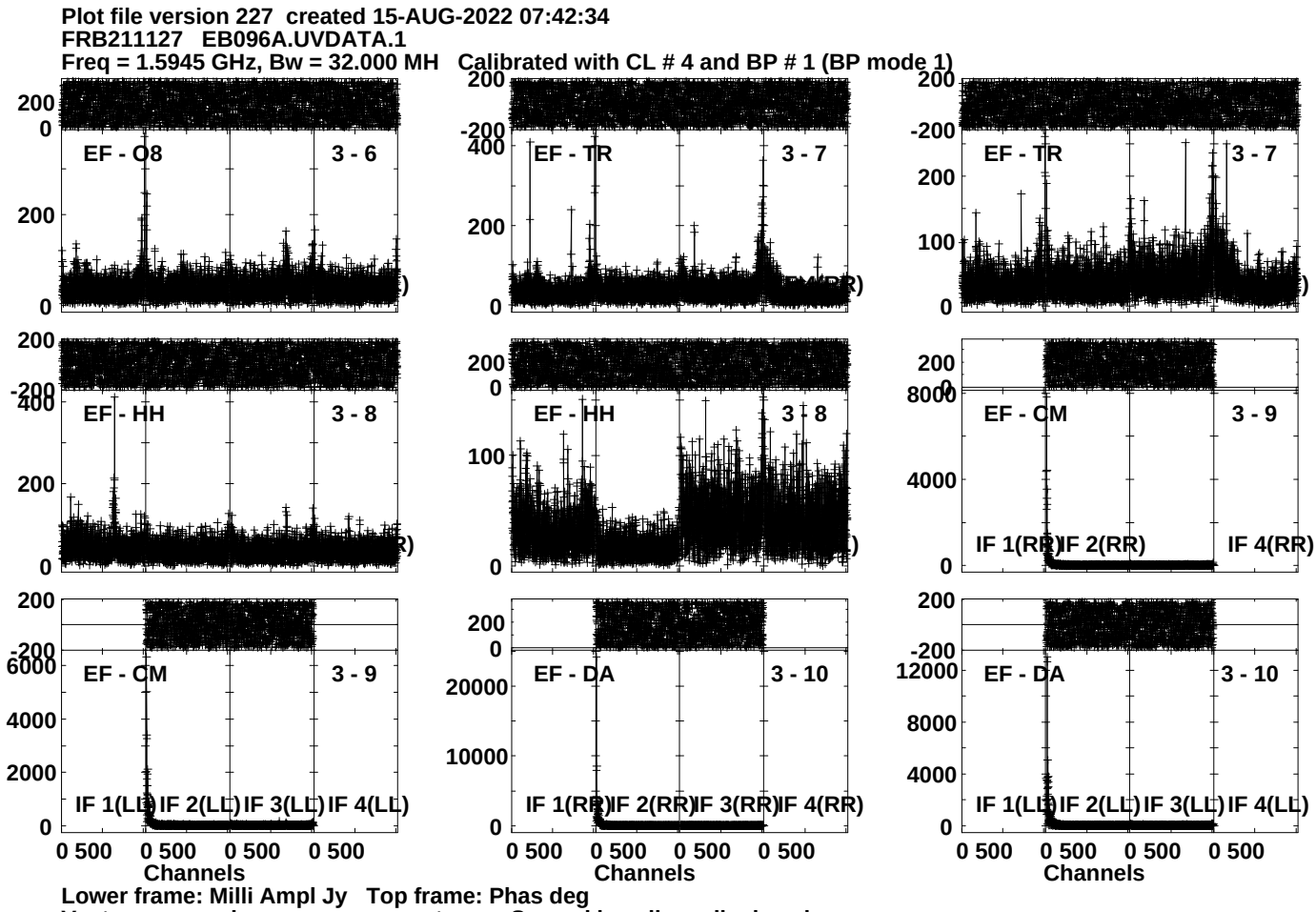
Plot file version 227 created 15-AUG-2022 07:42:34
FRB211127 EB096A.UVDATA.1
Freq = 1.5945 GHz, Bw = 32.000 MH Calibrated with CL # 4 and BP # 1 (BP mode 1)
EF - O8 3 - 6
EF - TR 3 - 7
EF - TR 3 - 7
EF - HH 3 - 8
EF - HH 3 - 8
EF - CM 3 - 9
IF 1(RR) IF 2(RR) IF 4(RR)
EF - CM 3 - 9
IF 1(LL) IF 2(LL) IF 3(LL) IF 4(LL)
EF - DA 3 - 10
IF 1(RR) IF 2(RR) IF 3(RR) IF 4(RR)
EF - DA 3 - 10
IF 1(LL) IF 2(LL) IF 3(LL) IF 4(LL)
0 500 0 500 0 500 0 500
Channels
Lower frame: Milli Ampl Jy Top frame: Phas deg
Vector averaged cross-power spectrum Several baselines displayed
Timerange: 00/22:44:21 to 00/22:48:49

Plot file version 228 created 15-AUG-2022 07:42:36
FRB211127 EB096A.UVDATA.1
Freq = 1.5945 GHz, Bw = 32.000 MH Calibrated with CL # 4 and BP # 1 (BP mode 1)

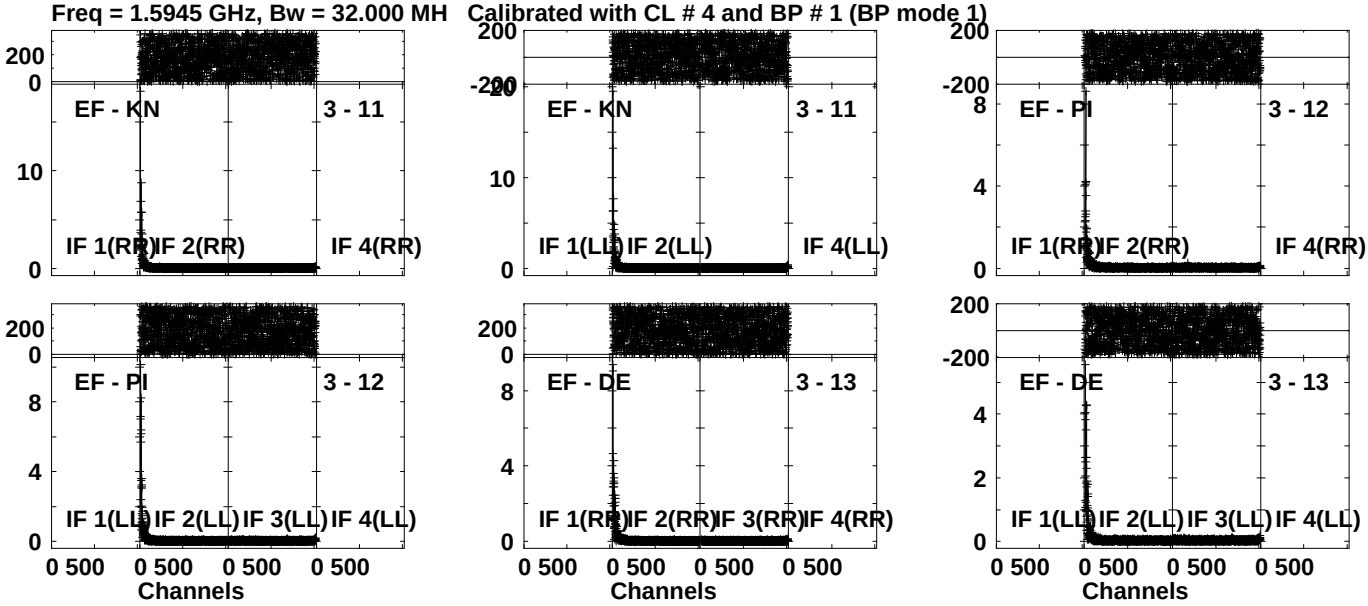

Lower frame: Ampl Jy Top frame: Phas deg
Vector averaged cross-power spectrum Several baselines displayed
Timerange: 00/22:44:21 to 00/22:48:49

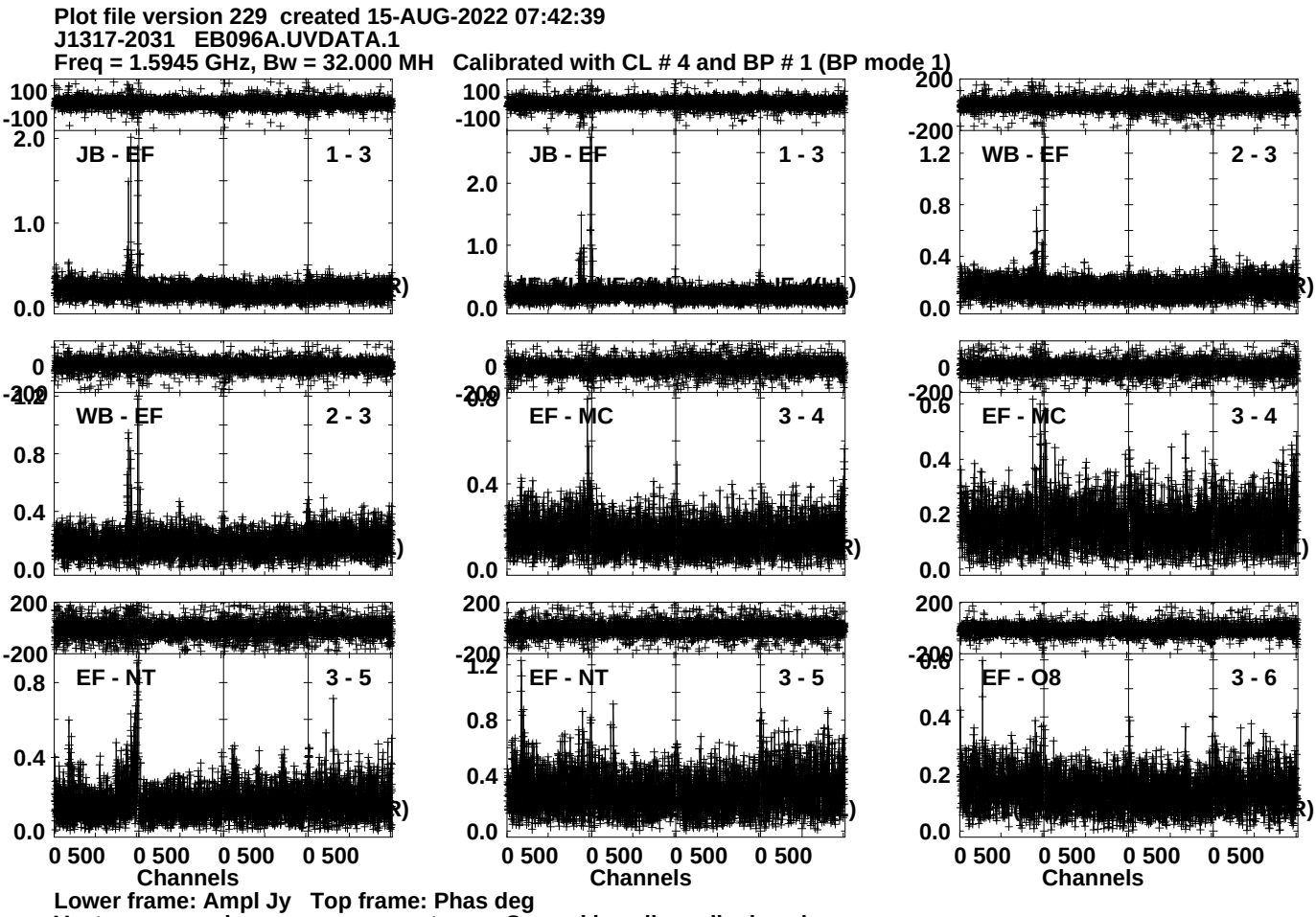
Plot file version 229 created 15-AUG-2022 07:42:39
J1317-2031 EB096A.UVDATA.1
Freq = 1.5945 GHz, Bw = 32.000 MH Calibrated with CL # 4 and BP # 1 (BP mode 1)
JB - EF 1 - 3
JB - EF 1 - 3
WB - EF 2 - 3
WB - EF 2 - 3
EF - MC 3 - 4
EF - MC 3 - 4
EF - NT 3 - 5
EF - NT 3 - 5
EF - O8 3 - 6
Channels
Channels
Channels
Lower frame: Ampl Jy Top frame: Phas deg
Vector averaged cross-power spectrum Several baselines displayed
Timerange: 00/22:48:51 to 00/22:50:19

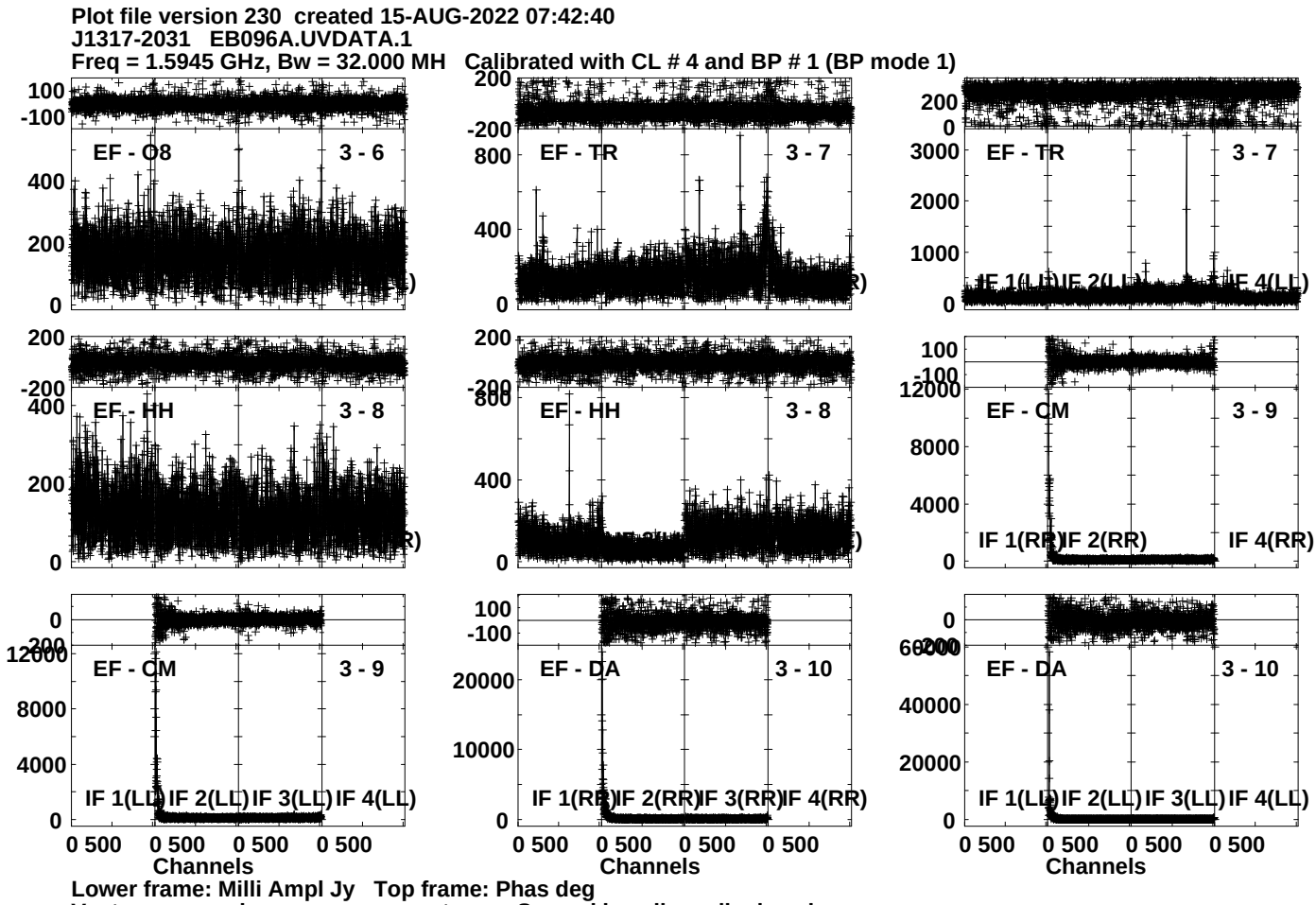
Plot file version 230 created 15-AUG-2022 07:42:40
J1317-2031 EB096A.UVDATA.1
Freq = 1.5945 GHz, Bw = 32.000 MH Calibrated with CL # 4 and BP # 1 (BP mode 1)
EF - O8 3 - 6
EF - TR 3 - 7
EF - TR 3 - 7
EF - HH 3 - 8
EF - HH 3 - 8
EF - CM 3 - 9
IF 1(RR) IF 2(RR) IF 4(RR)
EF - CM 3 - 9
EF - DA 3 - 10
EF - DA 3 - 10
IF 1(LL) IF 2(LL) IF 3(LL) IF 4(LL)
IF 1(RR) IF 2(RR) IF 3(RR) IF 4(RR)
IF 1(LL) IF 2(LL) IF 3(LL) IF 4(LL)
0 500 0 500 0 500 0 500
Channels
Lower frame: Milli Ampl Jy Top frame: Phas deg
Vector averaged cross-power spectrum Several baselines displayed
Timerange: 00/22:48:51 to 00/22:50:19

Plot file version 231 created 15-AUG-2022 07:42:42
J1317-2031 EB096A.UVDATA.1
Freq = 1.5945 GHz, Bw = 32.000 MH Calibrated with CL # 4 and BP # 1 (BP mode 1)

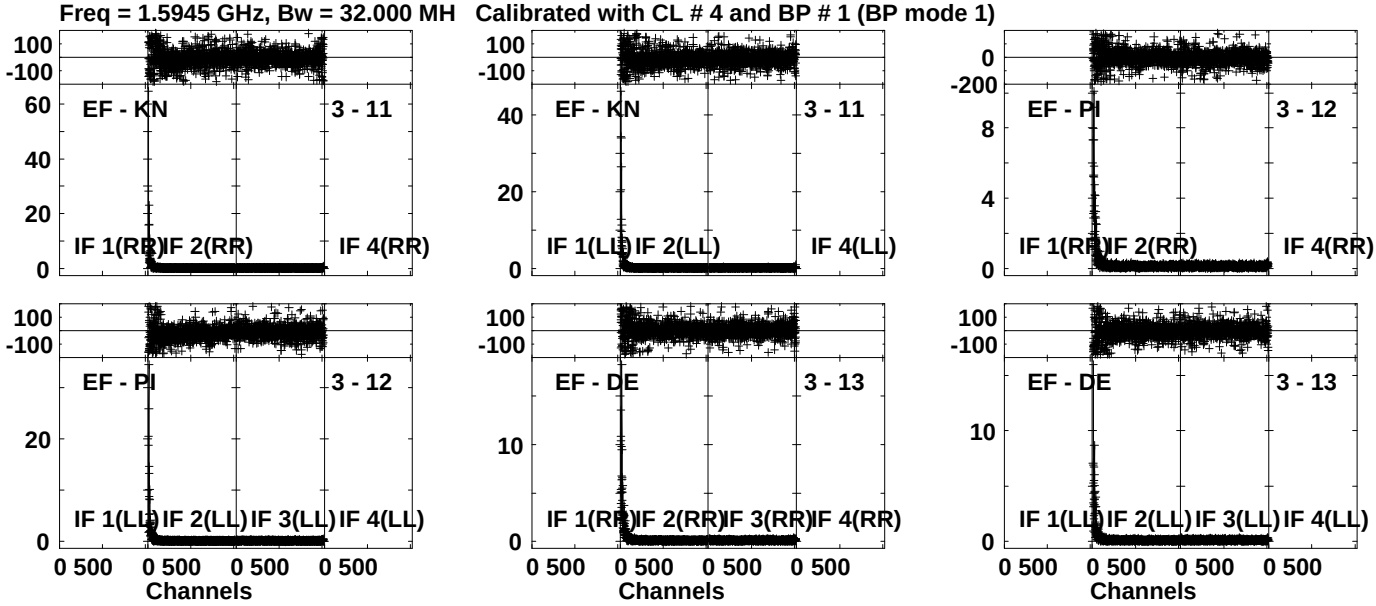

Lower frame: Ampl Jy Top frame: Phas deg
Vector averaged cross-power spectrum Several baselines displayed
Timerange: 00/22:48:51 to 00/22:50:19

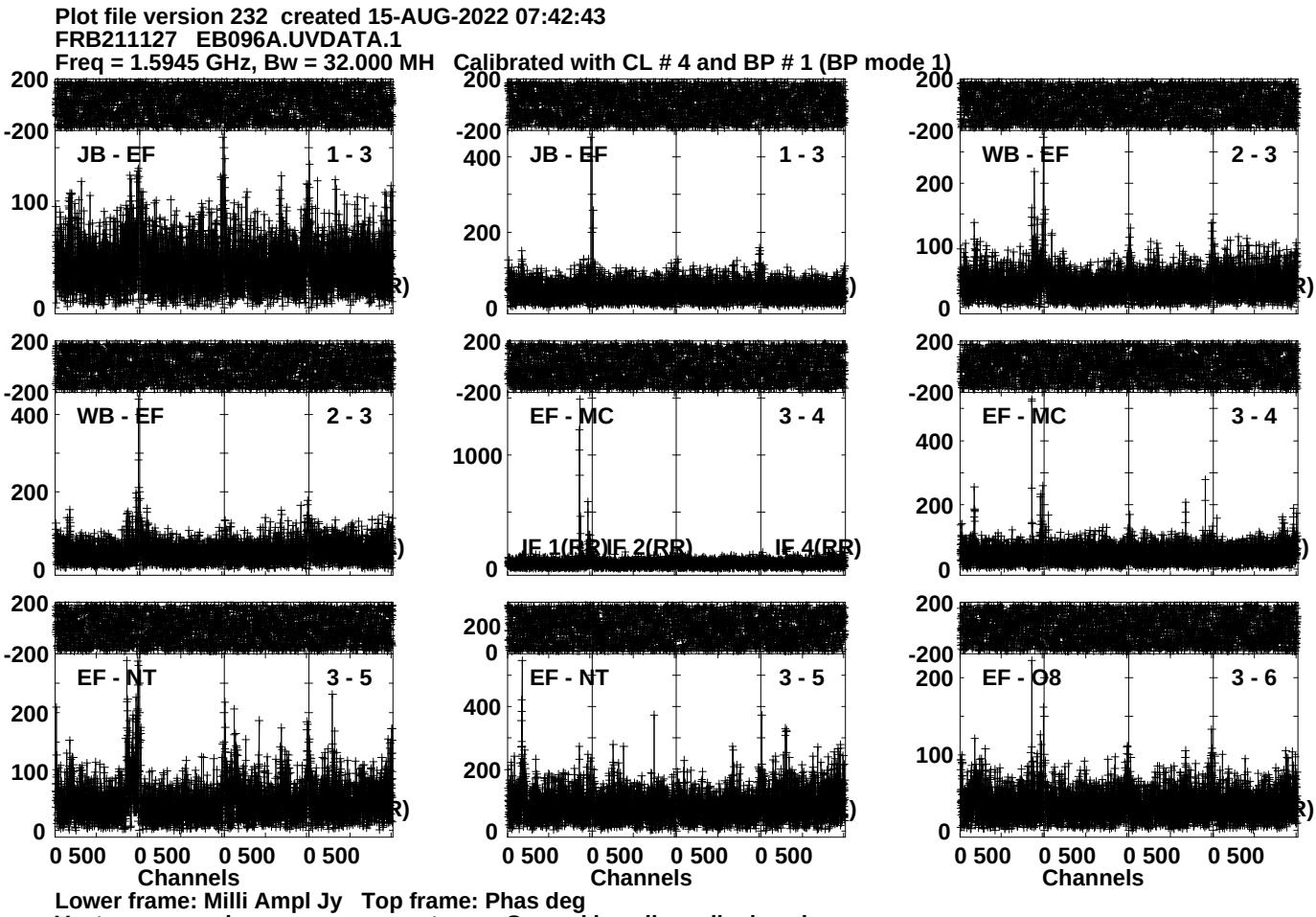
Plot file version 232 created 15-AUG-2022 07:42:43
FRB211127 EB096A.UVDATA.1
Freq = 1.5945 GHz, Bw = 32.000 MH Calibrated with CL # 4 and BP # 1 (BP mode 1)
JB - EF
1 - 3
JB - EF
1 - 3
WB - EF
2 - 3
WB - EF
2 - 3
EF - MC
3 - 4
EF - MC
3 - 4
IF 1(RR)IF 2(RR)
IF 4(RR)
EF - NT
3 - 5
EF - NT
3 - 5
EF - O8
3 - 6
Channels
Channels
Channels
Lower frame: Milli Ampl Jy Top frame: Phas deg
Vector averaged cross-power spectrum Several baselines displayed
Timerange: 00/22:50:21 to 00/22:54:49

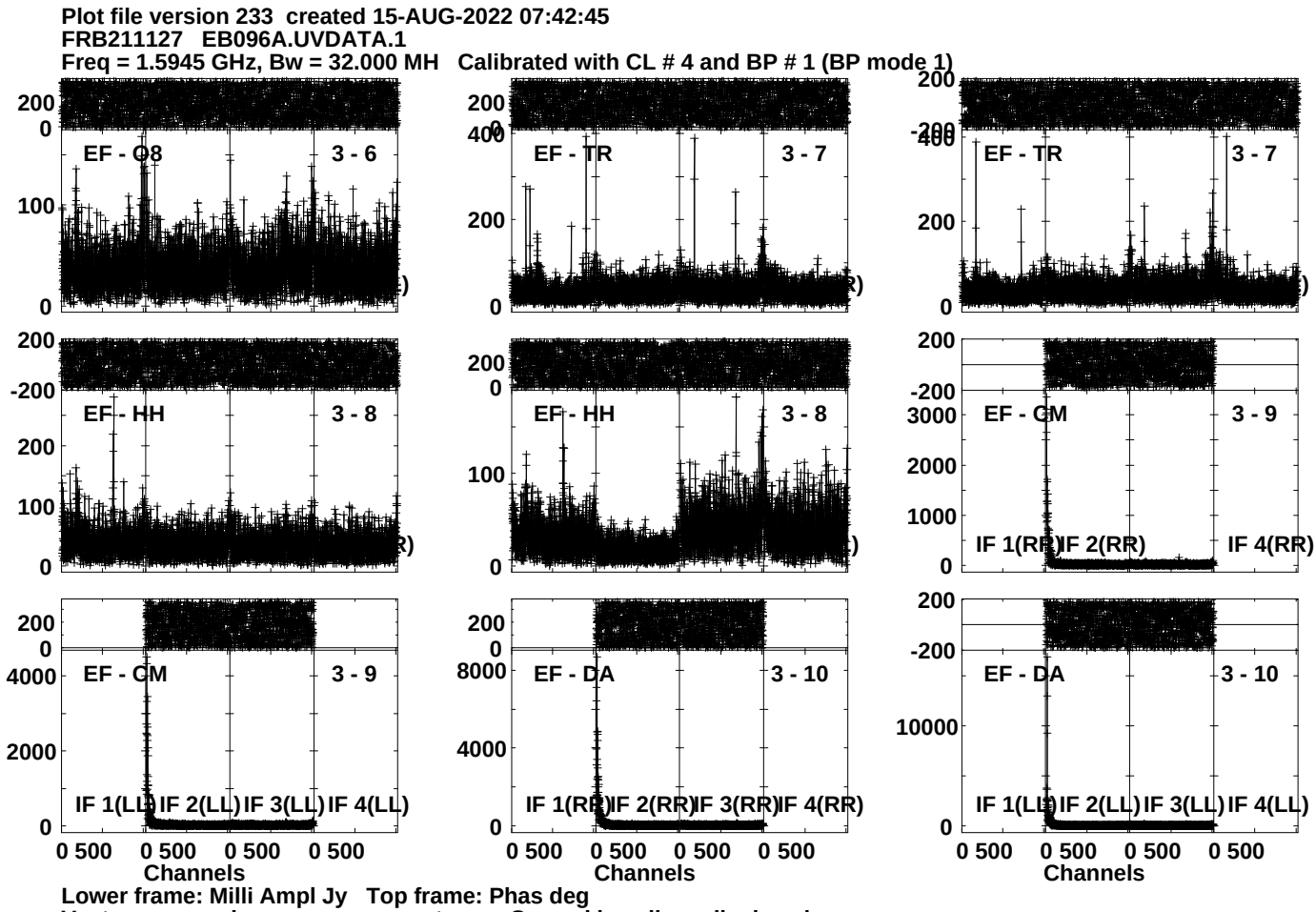
Plot file version 233 created 15-AUG-2022 07:42:45
FRB211127 EB096A.UVDATA.1
Freq = 1.5945 GHz, Bw = 32.000 MH Calibrated with CL # 4 and BP # 1 (BP mode 1)
EF - O8 3 - 6
EF - TR 3 - 7
EF - TR 3 - 7
EF - HH 3 - 8
EF - HH 3 - 8
EF - CM 3 - 9
IF 1(RR) IF 2(RR) IF 4(RR)
EF - CM 3 - 9
IF 1(LL) IF 2(LL) IF 3(LL) IF 4(LL)
EF - DA 3 - 10
IF 1(RR) IF 2(RR) IF 3(RR) IF 4(RR)
EF - DA 3 - 10
IF 1(LL) IF 2(LL) IF 3(LL) IF 4(LL)
0 500 0 500 0 500 0 500
Channels
Lower frame: Milli Ampl Jy Top frame: Phas deg
Vector averaged cross-power spectrum Several baselines displayed
Timerange: 00/22:50:21 to 00/22:54:49

Plot file version 234 created 15-AUG-2022 07:42:47
FRB211127 EB096A.UVDATA.1
Freq = 1.5945 GHz, Bw = 32.000 MH Calibrated with CL # 4 and BP # 1 (BP mode 1)

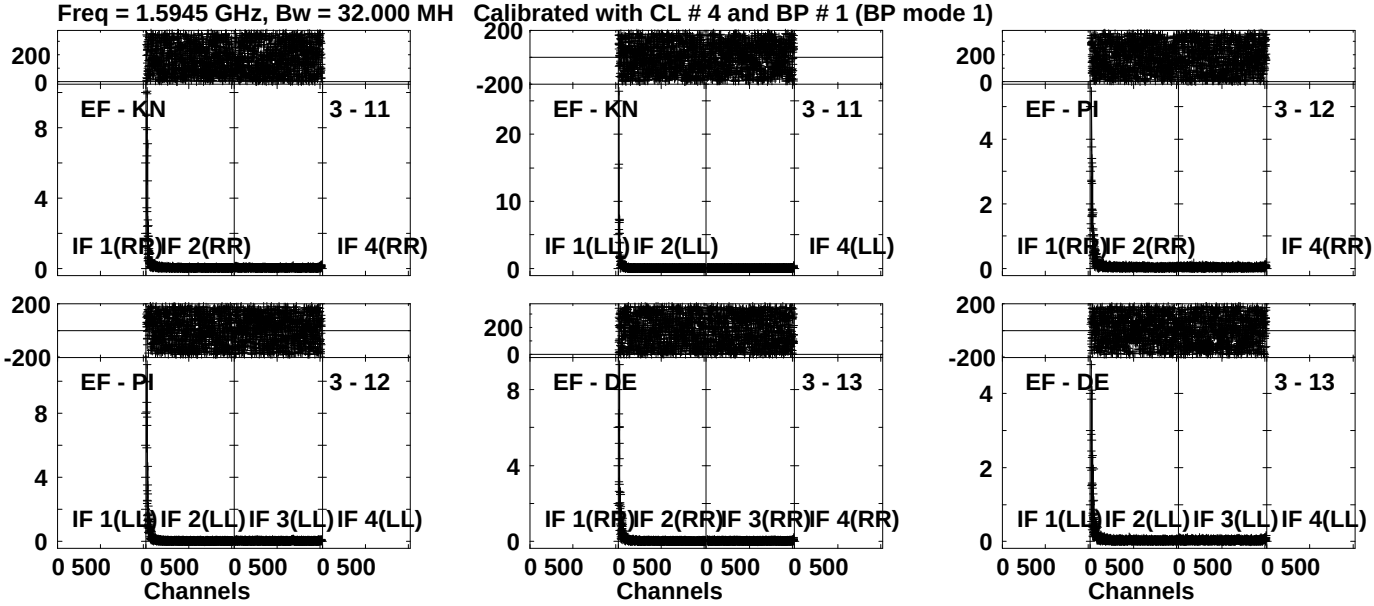

Lower frame: Ampl Jy Top frame: Phas deg
Vector averaged cross-power spectrum Several baselines displayed
Timerange: 00/22:50:21 to 00/22:54:49

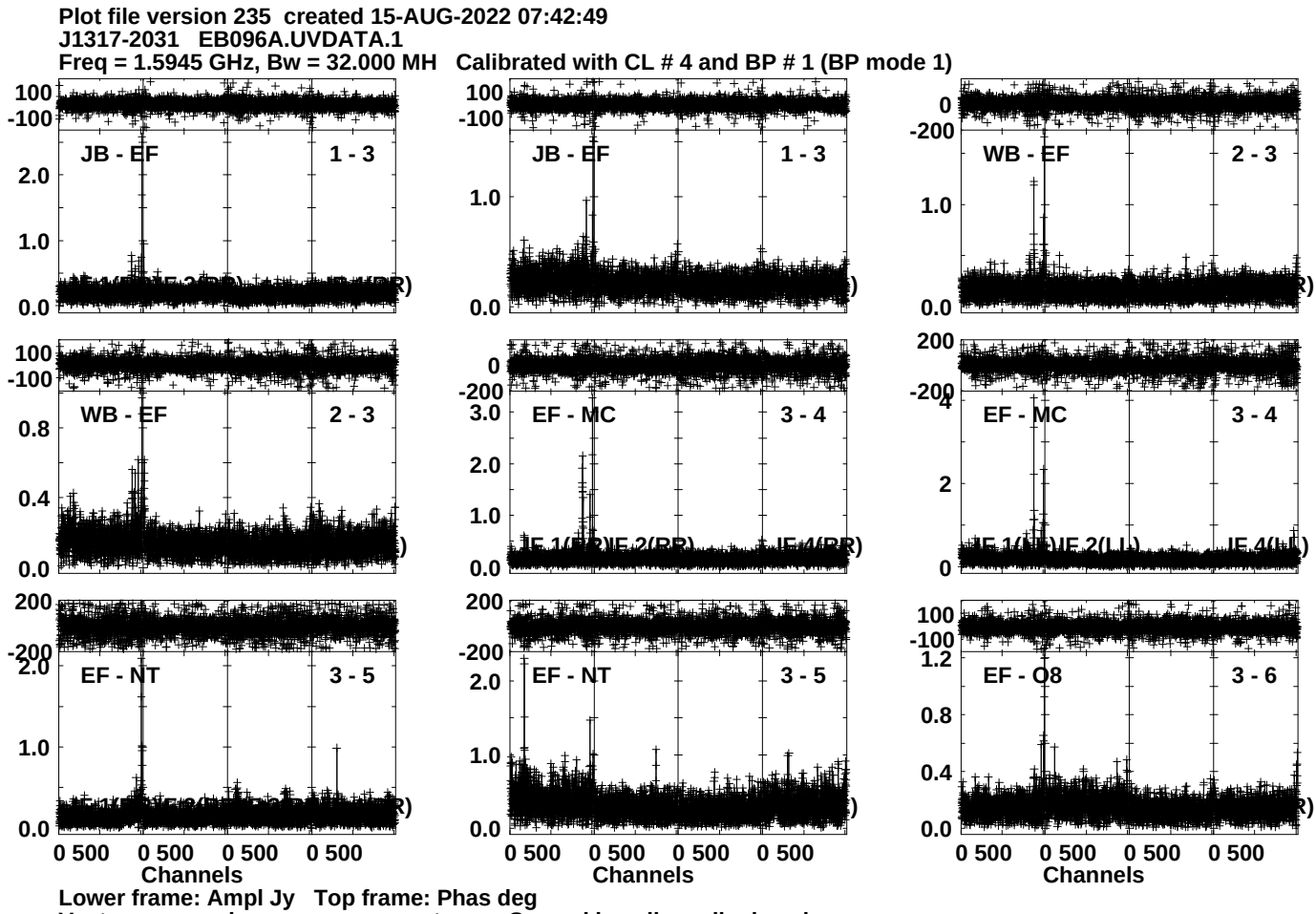
Plot file version 235 created 15-AUG-2022 07:42:49
J1317-2031 EB096A.UVDATA.1
Freq = 1.5945 GHz, Bw = 32.000 MH Calibrated with CL # 4 and BP # 1 (BP mode 1)
JB - EF 1 - 3
JB - EF 1 - 3
WB - EF 2 - 3
WB - EF 2 - 3
EF - MC 3 - 4
EF - MC 3 - 4
EF - NT 3 - 5
EF - NT 3 - 5
EF - O8 3 - 6
Channels
Channels
Channels
Lower frame: Ampl Jy Top frame: Phas deg
Vector averaged cross-power spectrum Several baselines displayed
Timerange: 00/22:55:21 to 00/22:56:19

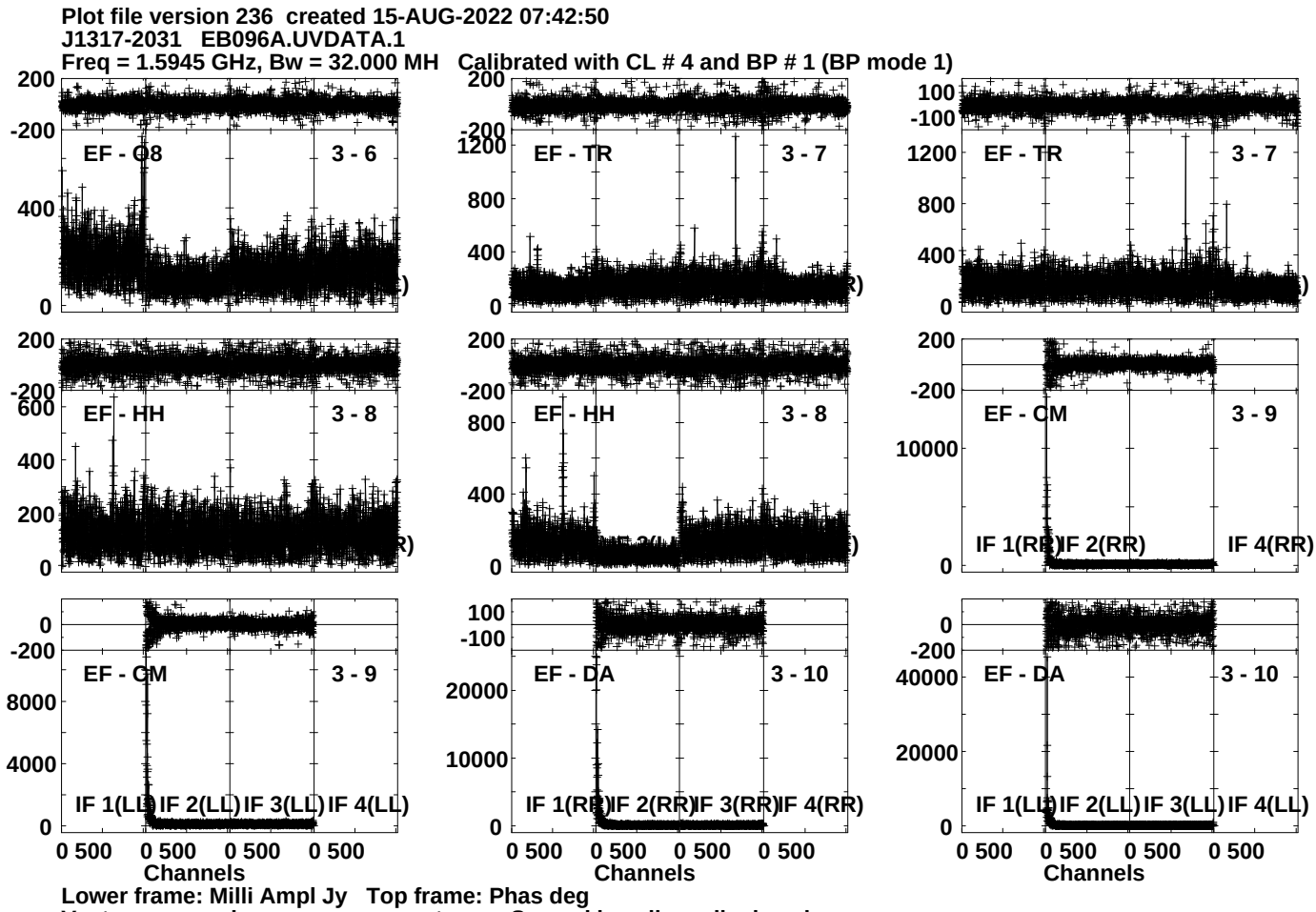
Plot file version 236 created 15-AUG-2022 07:42:50
J1317-2031 EB096A.UVDATA.1
Freq = 1.5945 GHz, Bw = 32.000 MH Calibrated with CL # 4 and BP # 1 (BP mode 1)
EF - CM 3 - 6
EF - TR 3 - 7
EF - TR 3 - 7
EF - HH 3 - 8
EF - HH 3 - 8
EF - CM 3 - 9
IF 1(RR) IF 2(RR) IF 4(RR)
EF - CM 3 - 9
EF - DA 3 - 10
EF - DA 3 - 10
IF 1(LL) IF 2(LL) IF 3(LL) IF 4(LL)
IF 1(RR) IF 2(RR) IF 3(RR) IF 4(RR)
IF 1(LL) IF 2(LL) IF 3(LL) IF 4(LL)
0 500 0 500 0 500 0 500
Channels
Lower frame: Milli Ampl Jy Top frame: Phas deg
Vector averaged cross-power spectrum Several baselines displayed
Timerange: 00/22:55:21 to 00/22:56:19

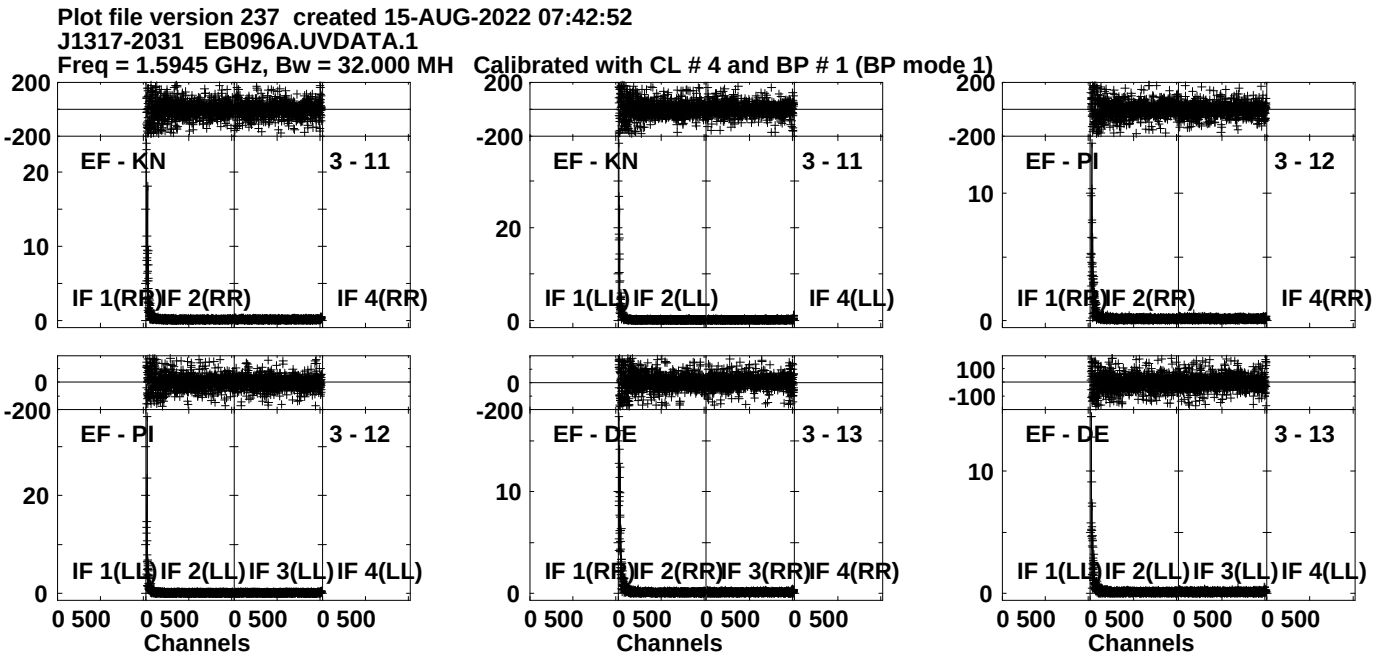
Plot file version 237 created 15-AUG-2022 07:42:52
J1317-2031 EB096A.UVDATA.1
Freq = 1.5945 GHz, Bw = 32.000 MH Calibrated with CL # 4 and BP # 1 (BP mode 1)
EF - KN
3 - 11
IF 1(RR)
IF 2(RR)
IF 4(RR)
EF - KN
3 - 11
IF 1(LL)
IF 2(LL)
IF 4(LL)
EF - PI
3 - 12
IF 1(RR)
IF 2(RR)
IF 4(RR)
EF - PI
3 - 12
IF 1(LL)
IF 2(LL)
IF 3(LL)
IF 4(LL)
EF - DE
3 - 13
IF 1(RR)
IF 2(RR)
IF 3(RR)
IF 4(RR)
EF - DE
3 - 13
IF 1(LL)
IF 2(LL)
IF 3(LL)
IF 4(LL)
Channels
Channels
Channels
Lower frame: Ampl Jy Top frame: Phas deg
Vector averaged cross-power spectrum Several baselines displayed
Timerange: 00/22:55:21 to 00/22:56:19

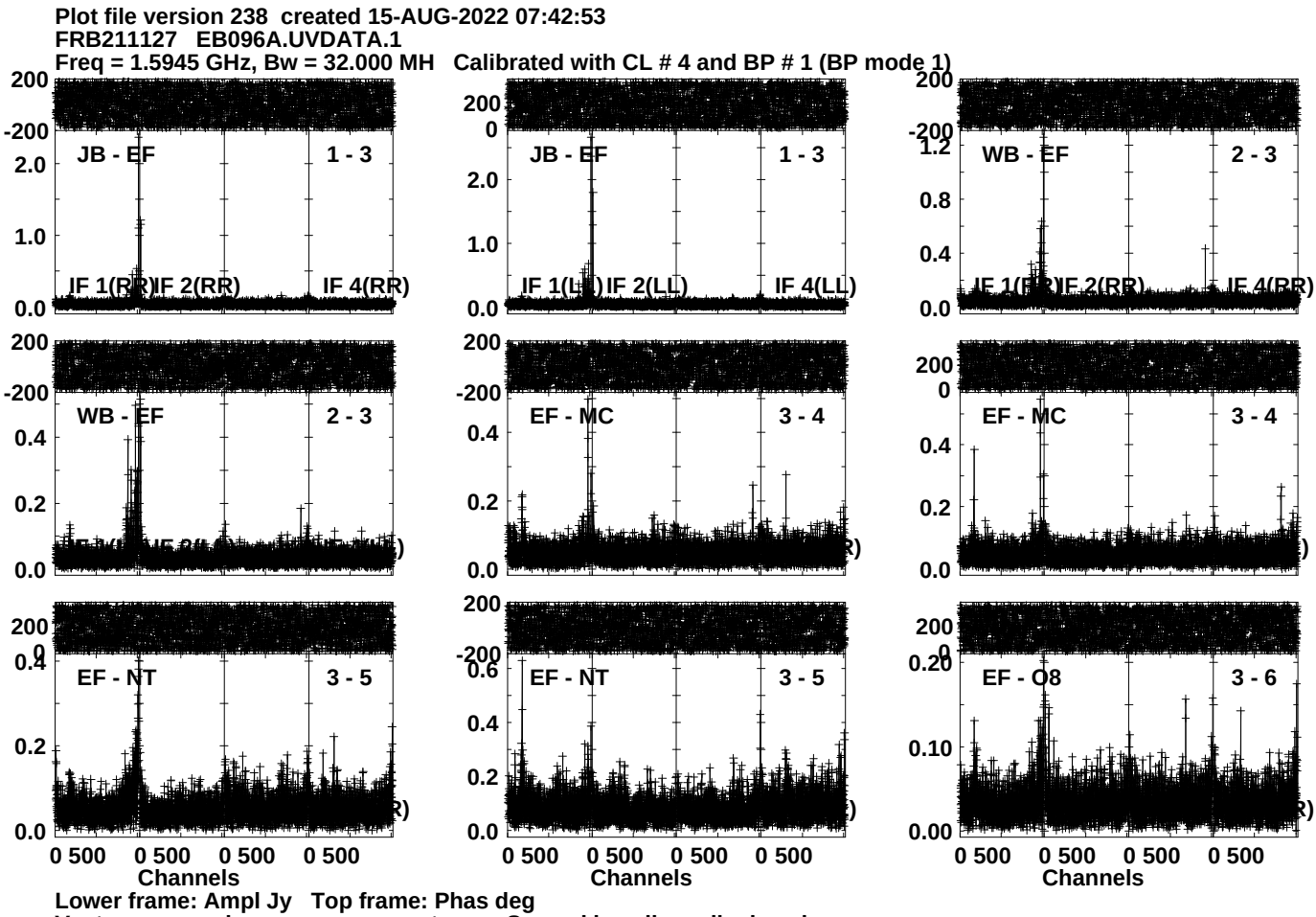
Plot file version 238 created 15-AUG-2022 07:42:53
FRB211127 EB096A.UVDATA.1
Freq = 1.5945 GHz, Bw = 32.000 MH Calibrated with CL # 4 and BP # 1 (BP mode 1)
JB - EF
1 - 3
IF 1(RR)
IF 2(RR)
IF 4(RR)
JB - EF
1 - 3
IF 1(LL)
IF 2(LL)
IF 4(LL)
WB - EF
2 - 3
WB - EF
2 - 3
EF - MC
3 - 4
EF - MC
3 - 4
EF - NT
3 - 5
EF - NT
3 - 5
EF - O8
3 - 6
0 500
Channels
Lower frame: Ampl Jy Top frame: Phas deg
Vector averaged cross-power spectrum Several baselines displayed
Timerange: 00/22:56:21 to 00/23:00:49

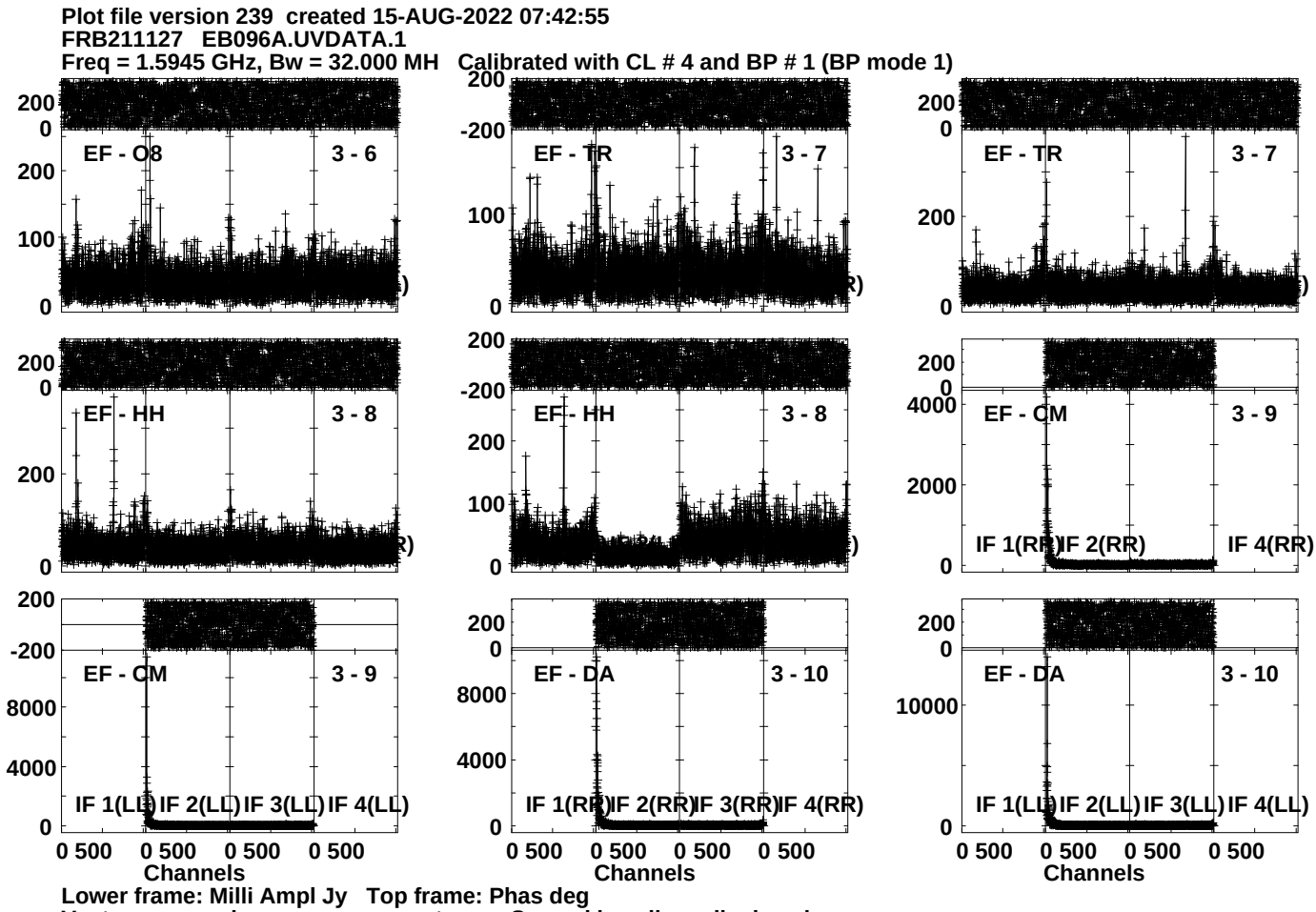
Plot file version 239 created 15-AUG-2022 07:42:55
FRB211127 EB096A.UVDATA.1
Freq = 1.5945 GHz, Bw = 32.000 MH Calibrated with CL # 4 and BP # 1 (BP mode 1)
EF - O8 3 - 6
EF - TR 3 - 7
EF - TR 3 - 7
EF - HH 3 - 8
EF - HH 3 - 8
EF - CM 3 - 9
IF 1(RR) IF 2(RR) IF 4(RR)
EF - CM 3 - 9
IF 1(LL) IF 2(LL) IF 3(LL) IF 4(LL)
EF - DA 3 - 10
IF 1(RR) IF 2(RR) IF 3(RR) IF 4(RR)
EF - DA 3 - 10
IF 1(LL) IF 2(LL) IF 3(LL) IF 4(LL)
Channels
Channels
Channels
Lower frame: Milli Ampl Jy Top frame: Phas deg
Vector averaged cross-power spectrum Several baselines displayed
Timerange: 00/22:56:21 to 00/23:00:49

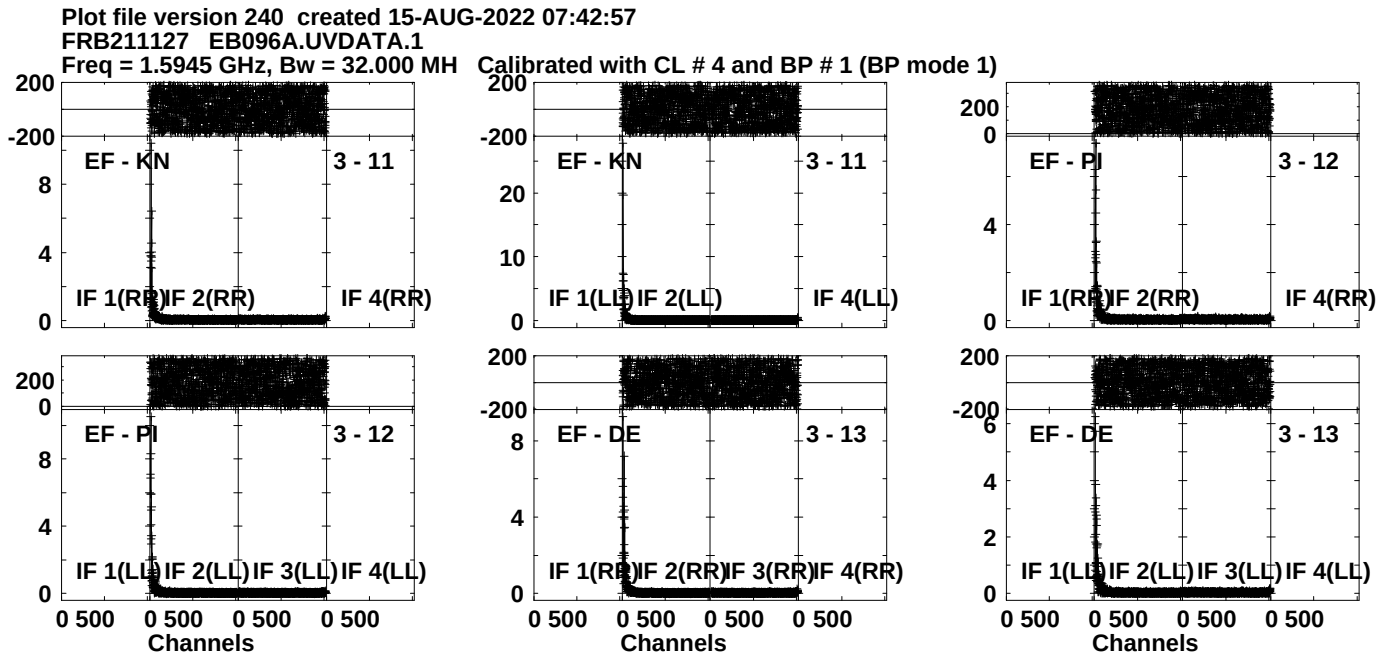

Lower frame: Ampl Jy Top frame: Phas deg
Vector averaged cross-power spectrum Several baselines displayed
Timerange: 00/22:56:21 to 00/23:00:49

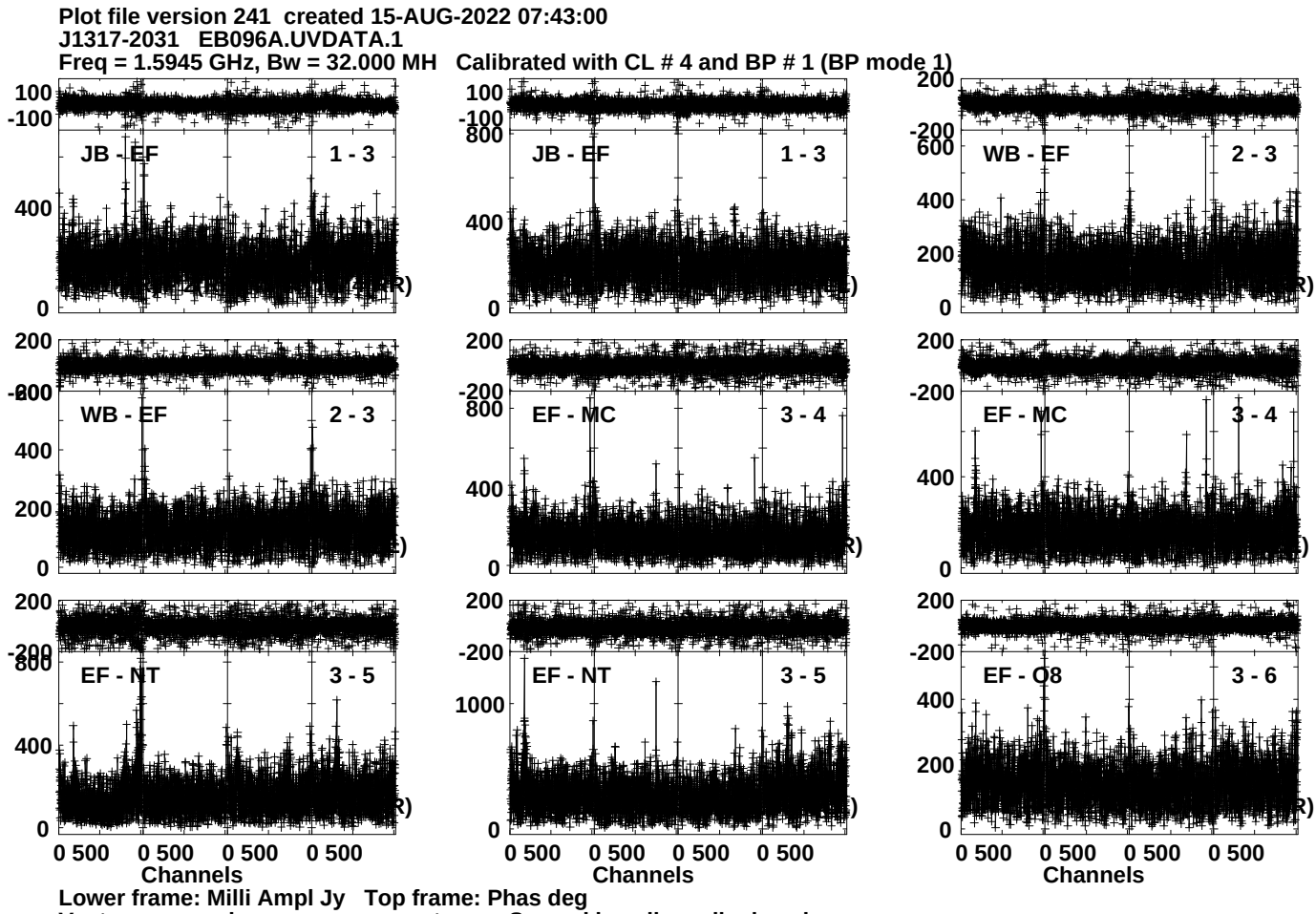
Plot file version 241 created 15-AUG-2022 07:43:00
J1317-2031 EB096A.UVDATA.1
Freq = 1.5945 GHz, Bw = 32.000 MH Calibrated with CL # 4 and BP # 1 (BP mode 1)
JB - EF 1 - 3
JB - EF 1 - 3
WB - EF 2 - 3
WB - EF 2 - 3
EF - MC 3 - 4
EF - MC 3 - 4
EF - NT 3 - 5
EF - NT 3 - 5
EF - O8 3 - 6
Channels
Channels
Channels
Lower frame: Milli Ampl Jy Top frame: Phas deg
Vector averaged cross-power spectrum Several baselines displayed
Timerange: 00/23:00:51 to 00/23:02:19

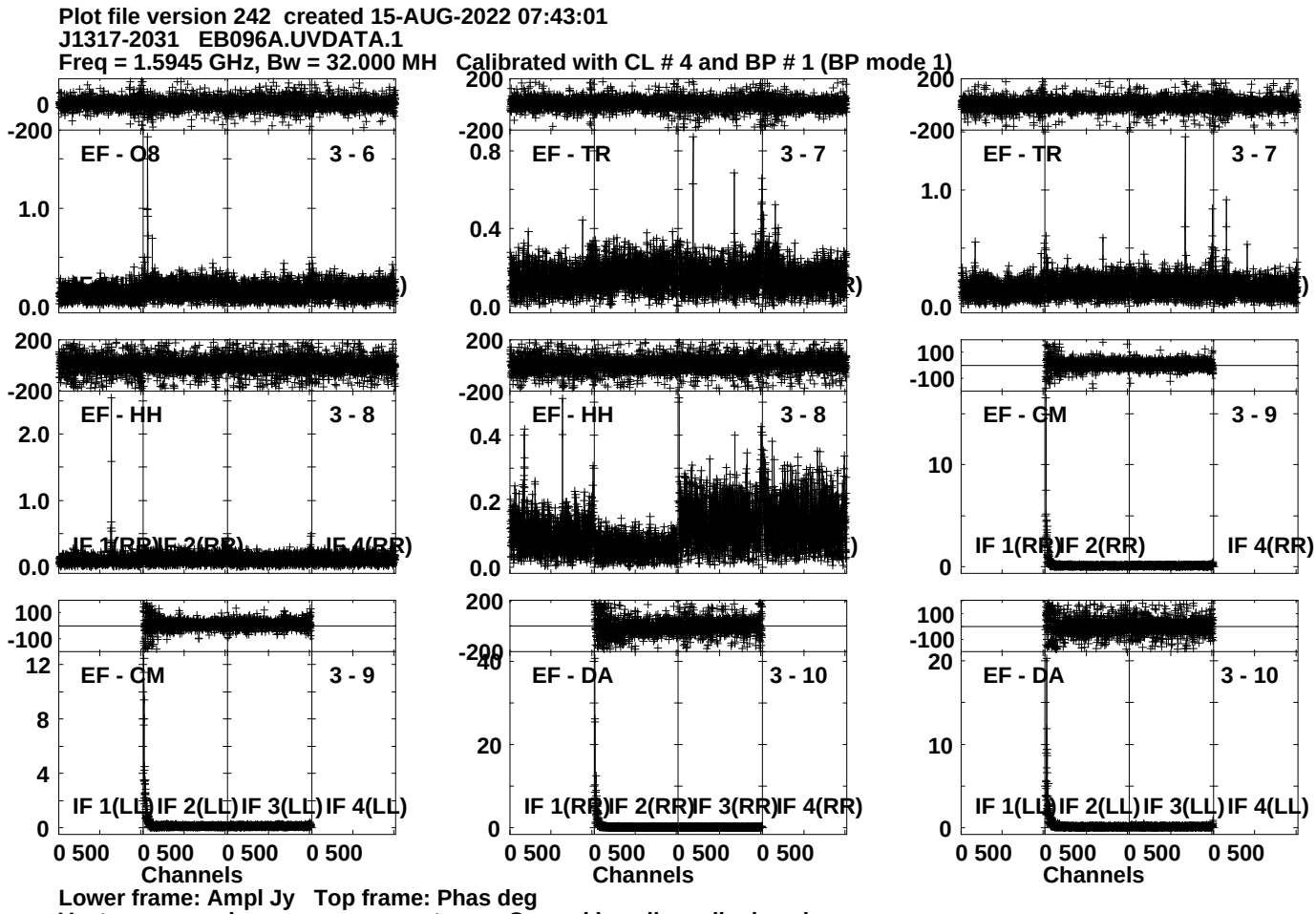
Plot file version 242 created 15-AUG-2022 07:43:01
J1317-2031 EB096A.UVDATA.1
Freq = 1.5945 GHz, Bw = 32.000 MH Calibrated with CL # 4 and BP # 1 (BP mode 1)
EF - O8 3 - 6
EF - TR 3 - 7
EF - TR 3 - 7
EF - HH 3 - 8
EF - HH 3 - 8
EF - GM 3 - 9
IF 1(RR) IF 2(RR) IF 4(RR)
EF - CM 3 - 9
EF - DA 3 - 10
EF - DA 3 - 10
IF 1(LL) IF 2(LL) IF 3(LL) IF 4(LL)
IF 1(RR) IF 2(RR) IF 3(RR) IF 4(RR)
0 500 0 500 0 500 0 500
Channels
Lower frame: Ampl Jy Top frame: Phas deg
Vector averaged cross-power spectrum Several baselines displayed
Timerange: 00/23:00:51 to 00/23:02:19

Plot file version 243 created 15-AUG-2022 07:43:03
J1317-2031 EB096A.UVDATA.1
Freq = 1.5945 GHz, Bw = 32.000 MH Calibrated with CL # 4 and BP # 1 (BP mode 1)

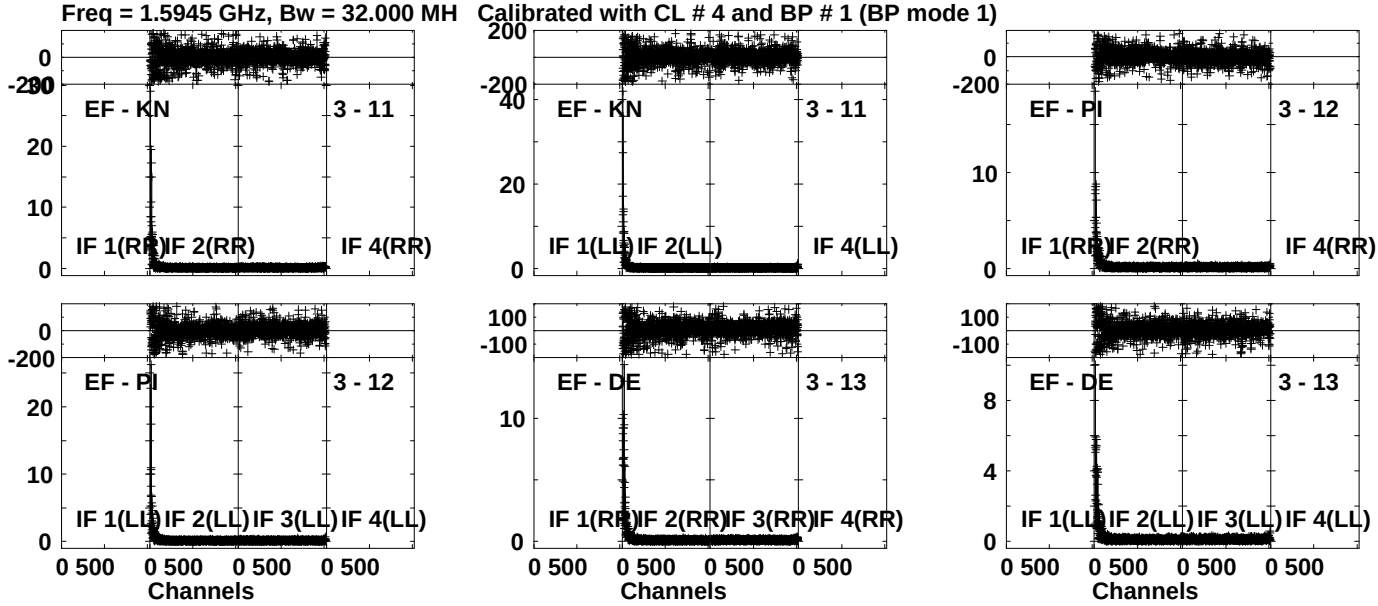

Lower frame: Ampl Jy Top frame: Phas deg
Vector averaged cross-power spectrum Several baselines displayed
Timerange: 00/23:00:51 to 00/23:02:19

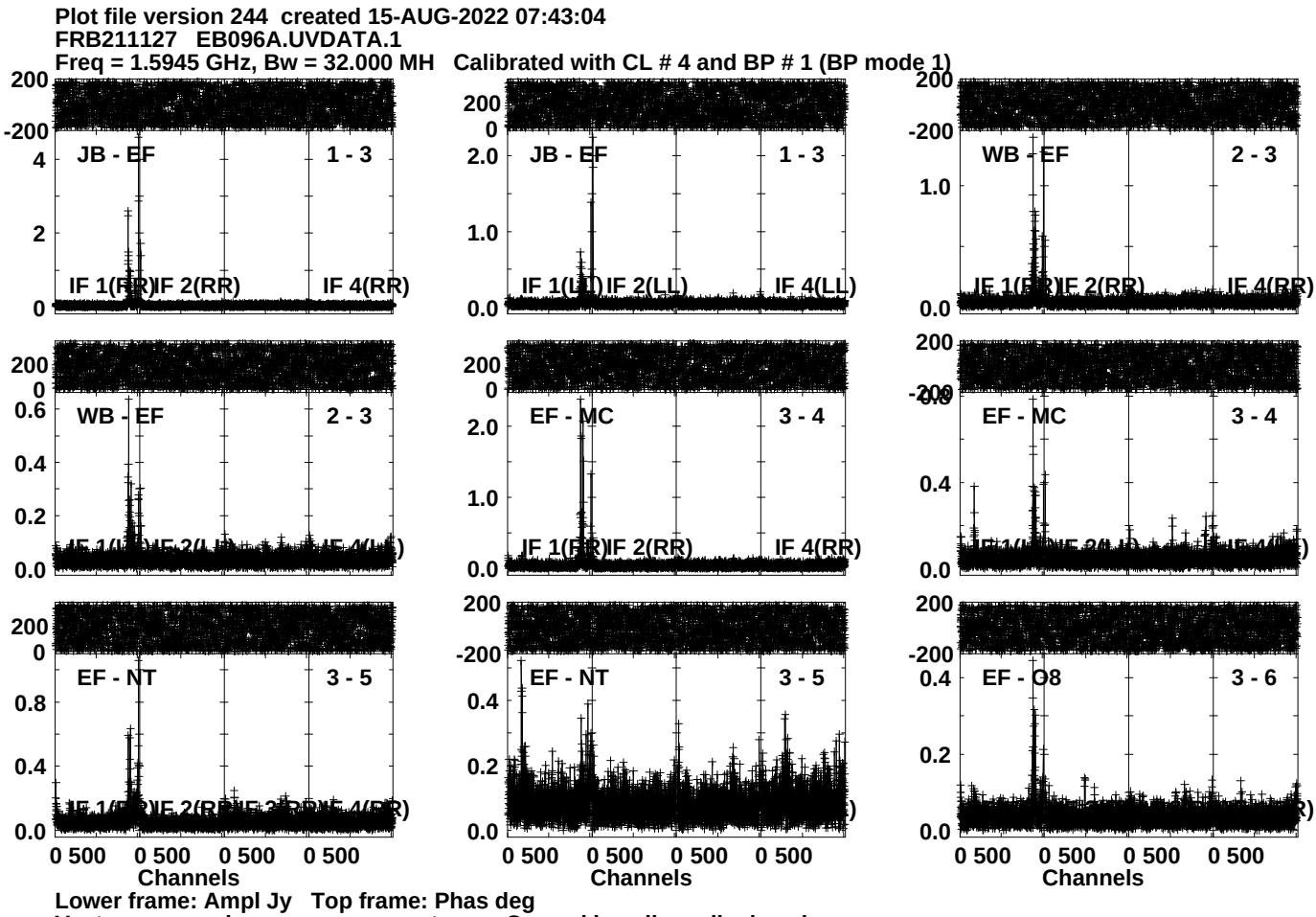
Plot file version 244 created 15-AUG-2022 07:43:04
FRB211127 EB096A.UVDATA.1
Freq = 1.5945 GHz, Bw = 32.000 MH Calibrated with CL # 4 and BP # 1 (BP mode 1)
JB - EF
1 - 3
IF 1(RR) IF 2(RR)
IF 4(RR)
JB - EF
1 - 3
IF 1(LL) IF 2(LL)
IF 4(LL)
WB - EF
2 - 3
IF 1(RR) IF 2(RR)
IF 4(RR)
WB - EF
2 - 3
EF - MC
3 - 4
IF 1(RR) IF 2(RR)
IF 4(RR)
EF - MC
3 - 4
EF - NT
3 - 5
EF - NT
3 - 5
EF - O8
3 - 6
0 500 0 500 0 500 0 500
Channels
Lower frame: Ampl Jy Top frame: Phas deg
Vector averaged cross-power spectrum Several baselines displayed
Timerange: 00/23:02:21 to 00/23:06:49

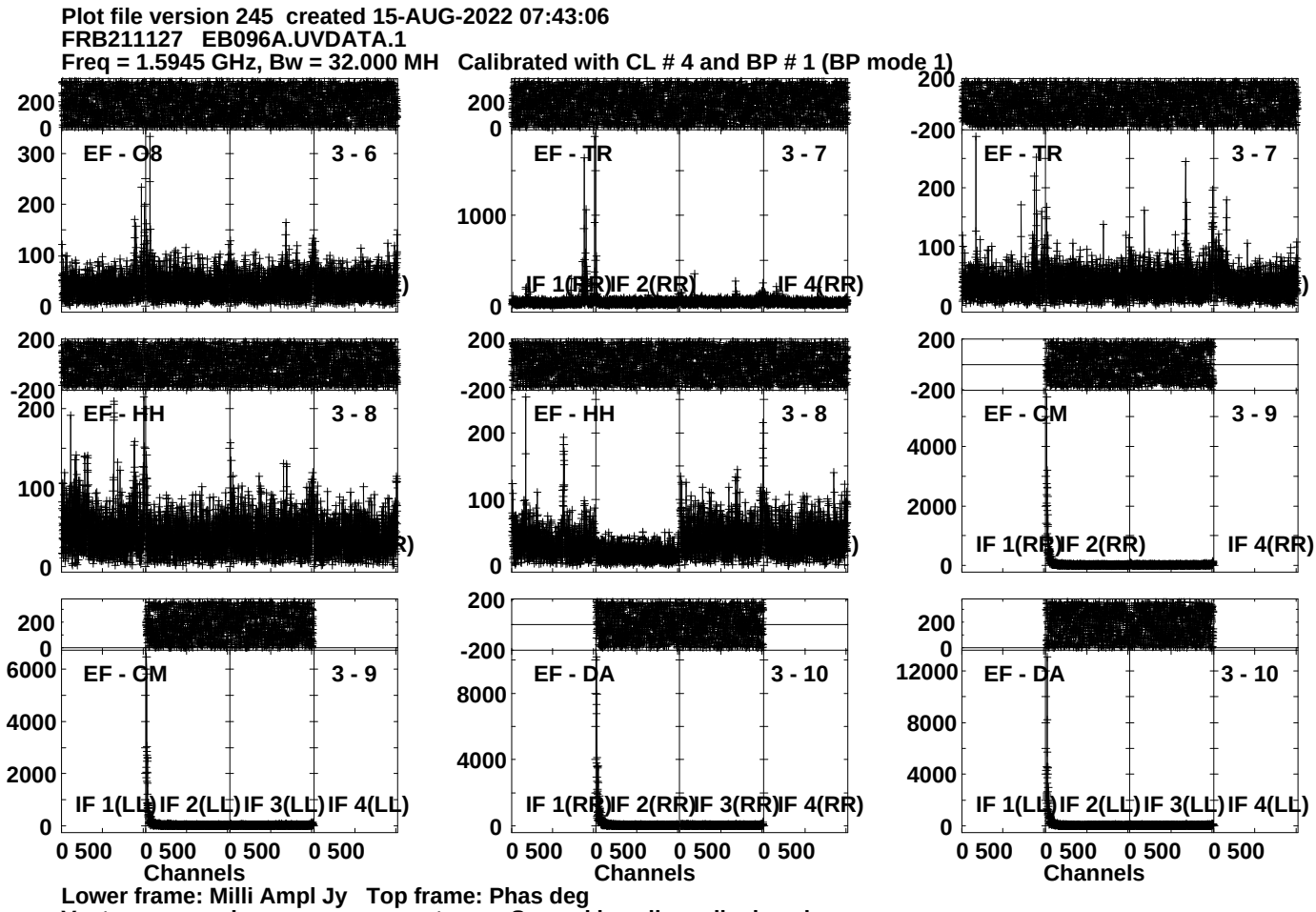
Plot file version 245 created 15-AUG-2022 07:43:06
FRB211127 EB096A.UVDATA.1
Freq = 1.5945 GHz, Bw = 32.000 MH Calibrated with CL # 4 and BP # 1 (BP mode 1)
EF - O8 3 - 6
EF - TR 3 - 7
EF - TR 3 - 7
EF - HH 3 - 8
EF - HH 3 - 8
EF - CM 3 - 9
EF - CM 3 - 9
EF - DA 3 - 10
EF - DA 3 - 10
IF 1(RR) IF 2(RR) IF 4(RR)
IF 1(LL) IF 2(LL) IF 3(LL) IF 4(LL)
0 500 0 500 0 500 0 500
Channels
Lower frame: Milli Ampl Jy Top frame: Phas deg
Vector averaged cross-power spectrum Several baselines displayed
Timerange: 00/23:02:21 to 00/23:06:49

Plot file version 246 created 15-AUG-2022 07:43:08
FRB211127 EB096A.UVDATA.1
Freq = 1.5945 GHz, Bw = 32.000 MH Calibrated with CL # 4 and BP # 1 (BP mode 1)

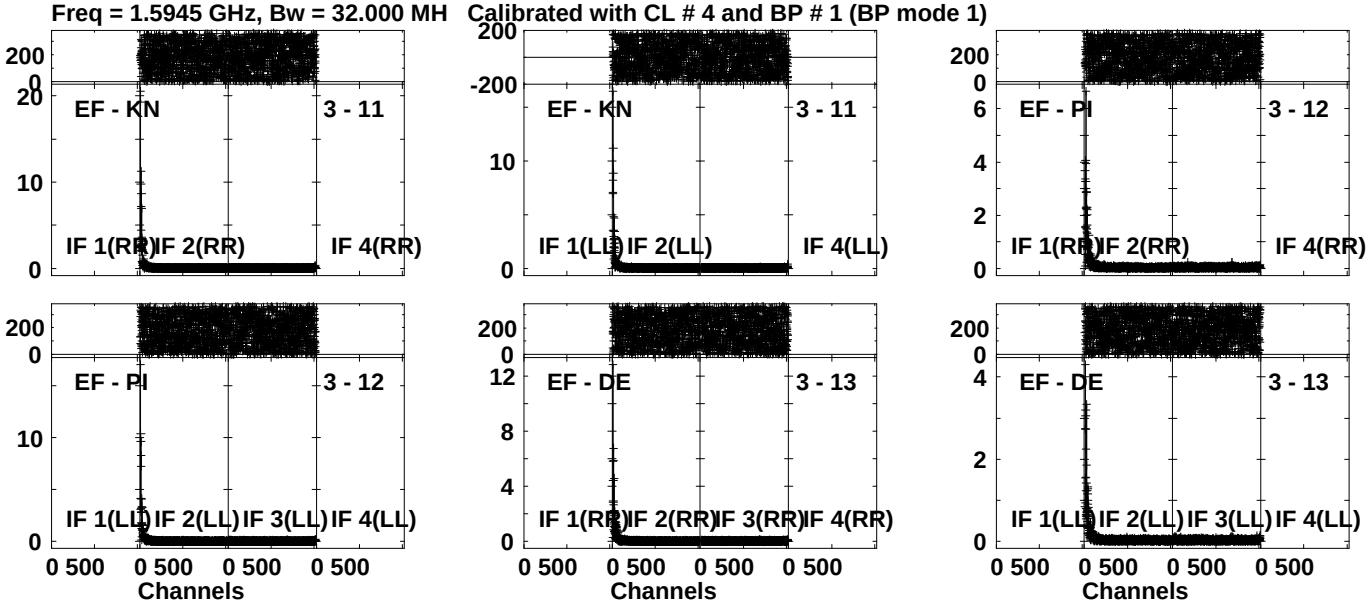

Lower frame: Ampl Jy Top frame: Phas deg
Vector averaged cross-power spectrum Several baselines displayed
Timerange: 00/23:02:21 to 00/23:06:49

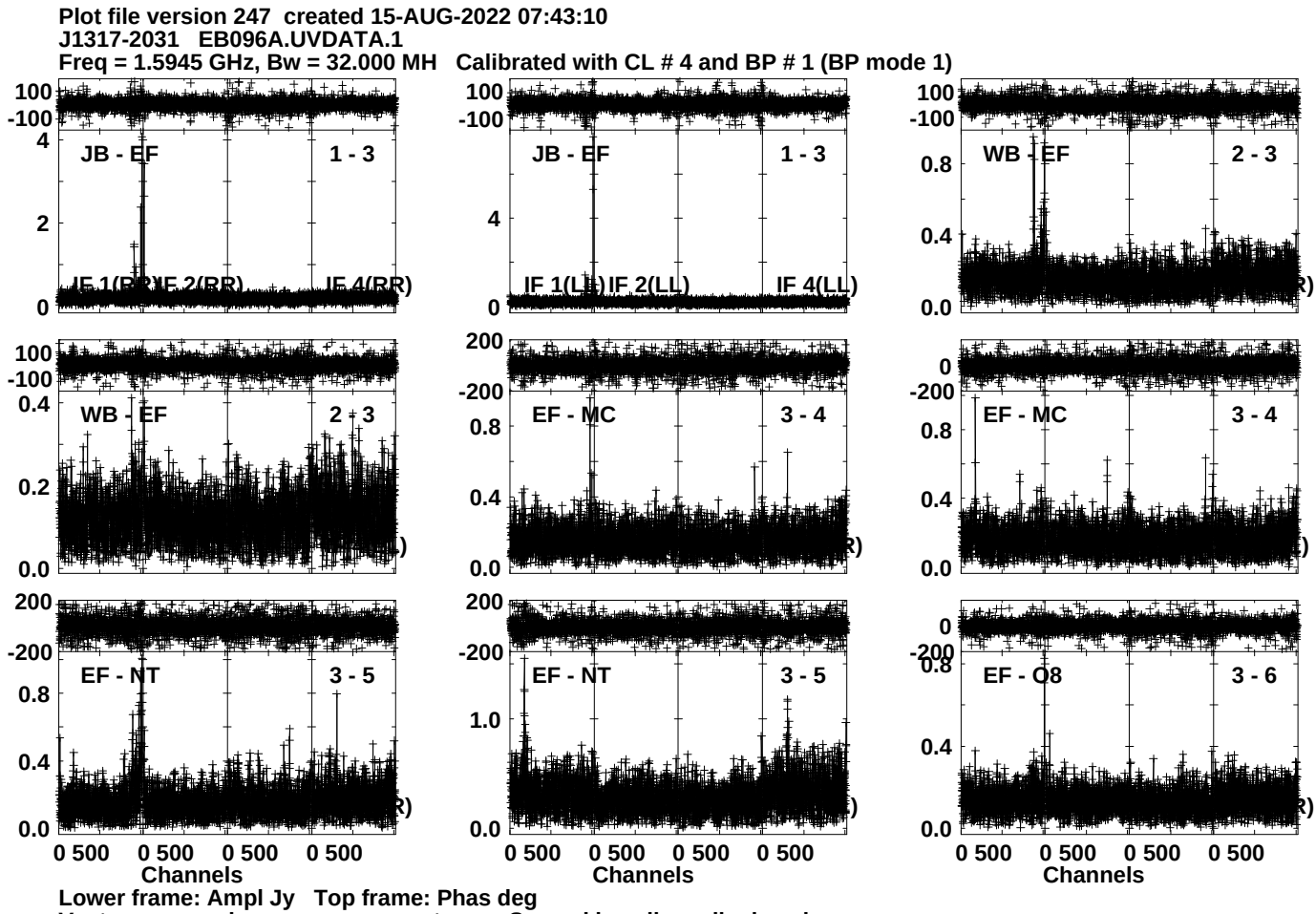
Plot file version 247 created 15-AUG-2022 07:43:10
J1317-2031 EB096A.UVDATA.1
Freq = 1.5945 GHz, Bw = 32.000 MH Calibrated with CL # 4 and BP # 1 (BP mode 1)
JB - EF
1 - 3
IF 1(RR) IF 2(RR) IF 4(RR)
JB - EF
1 - 3
IF 1(LL) IF 2(LL) IF 4(LL)
WB - EF
2 - 3
WB - EF
2 - 3
EF - MC
3 - 4
EF - MC
3 - 4
EF - NT
3 - 5
EF - NT
3 - 5
EF - O8
3 - 6
Channels
Channels
Channels
Lower frame: Ampl Jy Top frame: Phas deg
Vector averaged cross-power spectrum Several baselines displayed
Timerange: 00/23:07:21 to 00/23:08:19

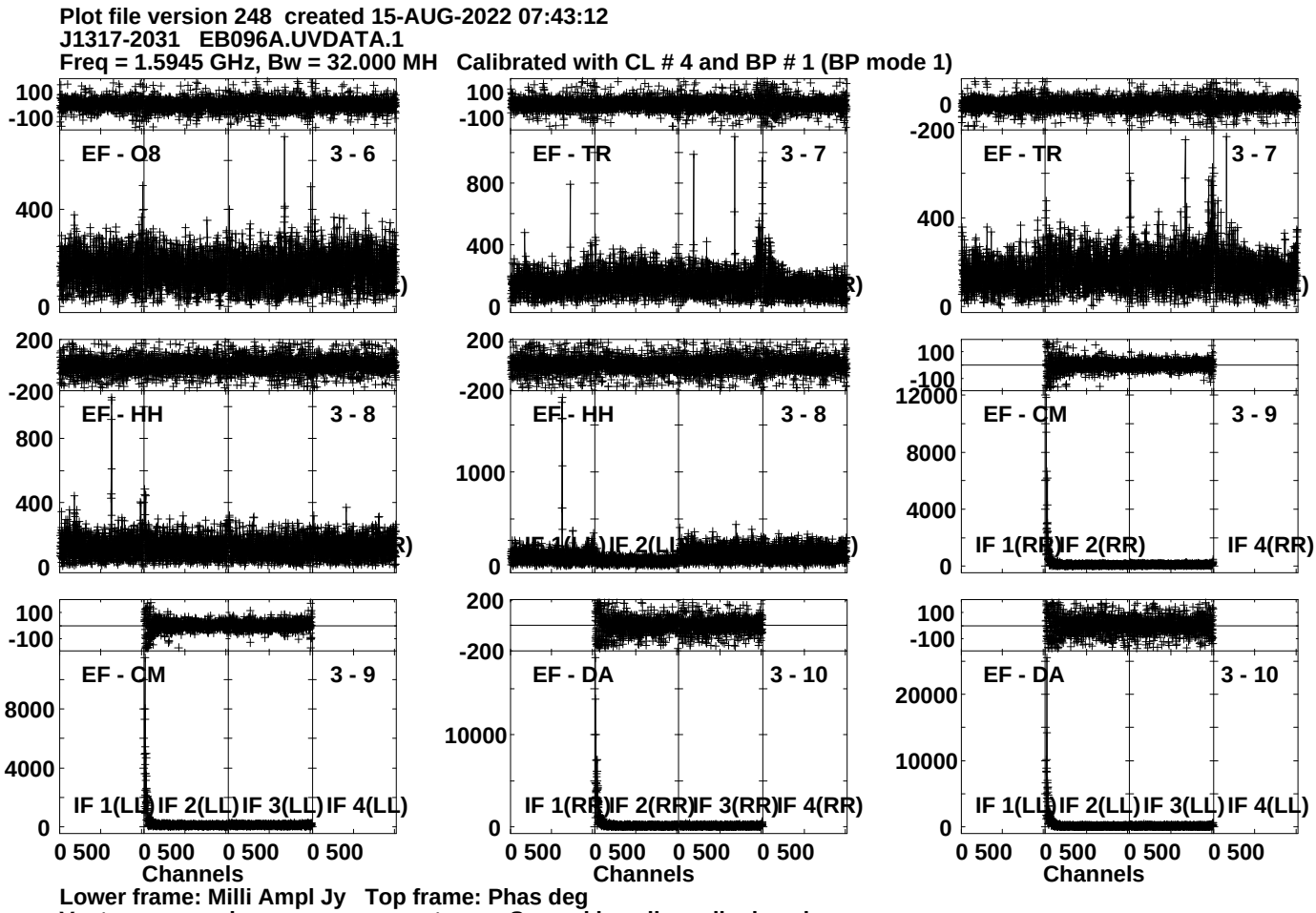
Plot file version 248 created 15-AUG-2022 07:43:12
J1317-2031 EB096A.UVDATA.1
Freq = 1.5945 GHz, Bw = 32.000 MH Calibrated with CL # 4 and BP # 1 (BP mode 1)
EF - O8 3 - 6
EF - TR 3 - 7
EF - TR 3 - 7
EF - HH 3 - 8
EF - HH 3 - 8
EF - CM 3 - 9
IF 1(RR) IF 2(RR) IF 4(RR)
EF - CM 3 - 9
IF 1(LL) IF 2(LL) IF 3(LL) IF 4(LL)
EF - DA 3 - 10
IF 1(RR) IF 2(RR) IF 3(RR) IF 4(RR)
EF - DA 3 - 10
IF 1(LL) IF 2(LL) IF 3(LL) IF 4(LL)
Channels
Channels
Channels
Lower frame: Milli Ampl Jy Top frame: Phas deg
Vector averaged cross-power spectrum Several baselines displayed
Timerange: 00/23:07:21 to 00/23:08:19

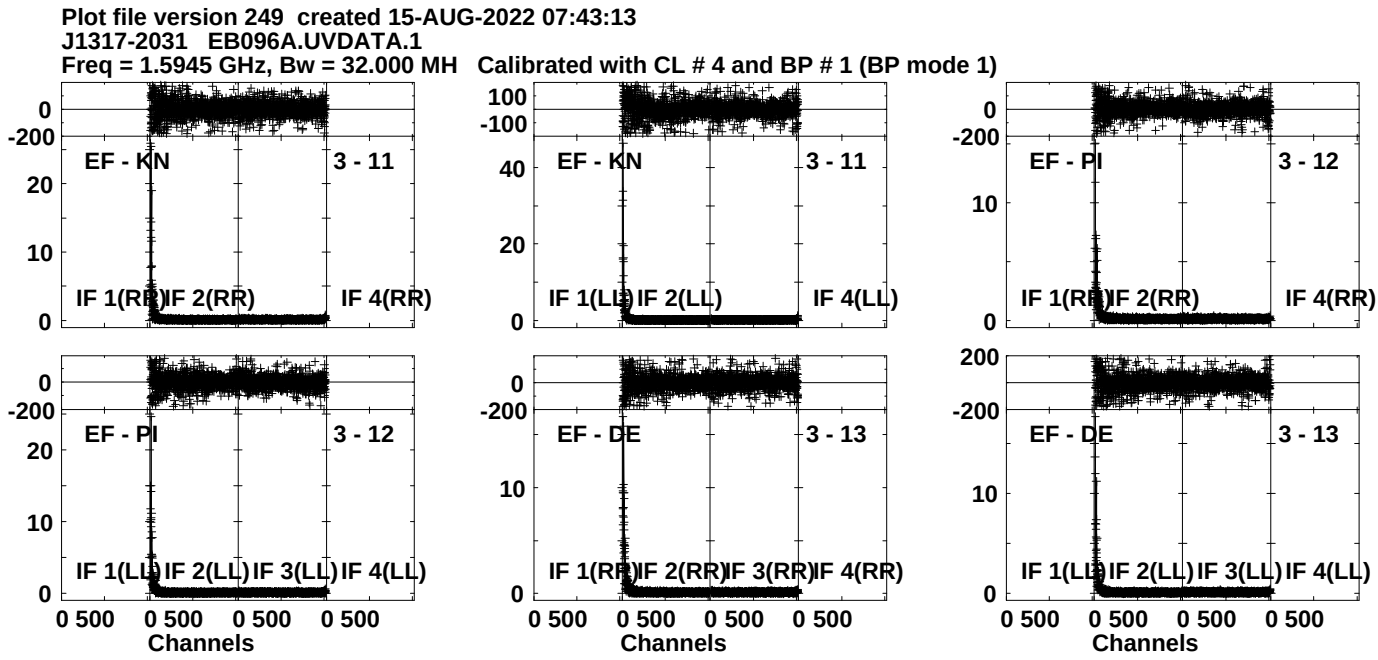

Lower frame: Ampl Jy Top frame: Phas deg
Vector averaged cross-power spectrum Several baselines displayed
Timerange: 00/23:07:21 to 00/23:08:19

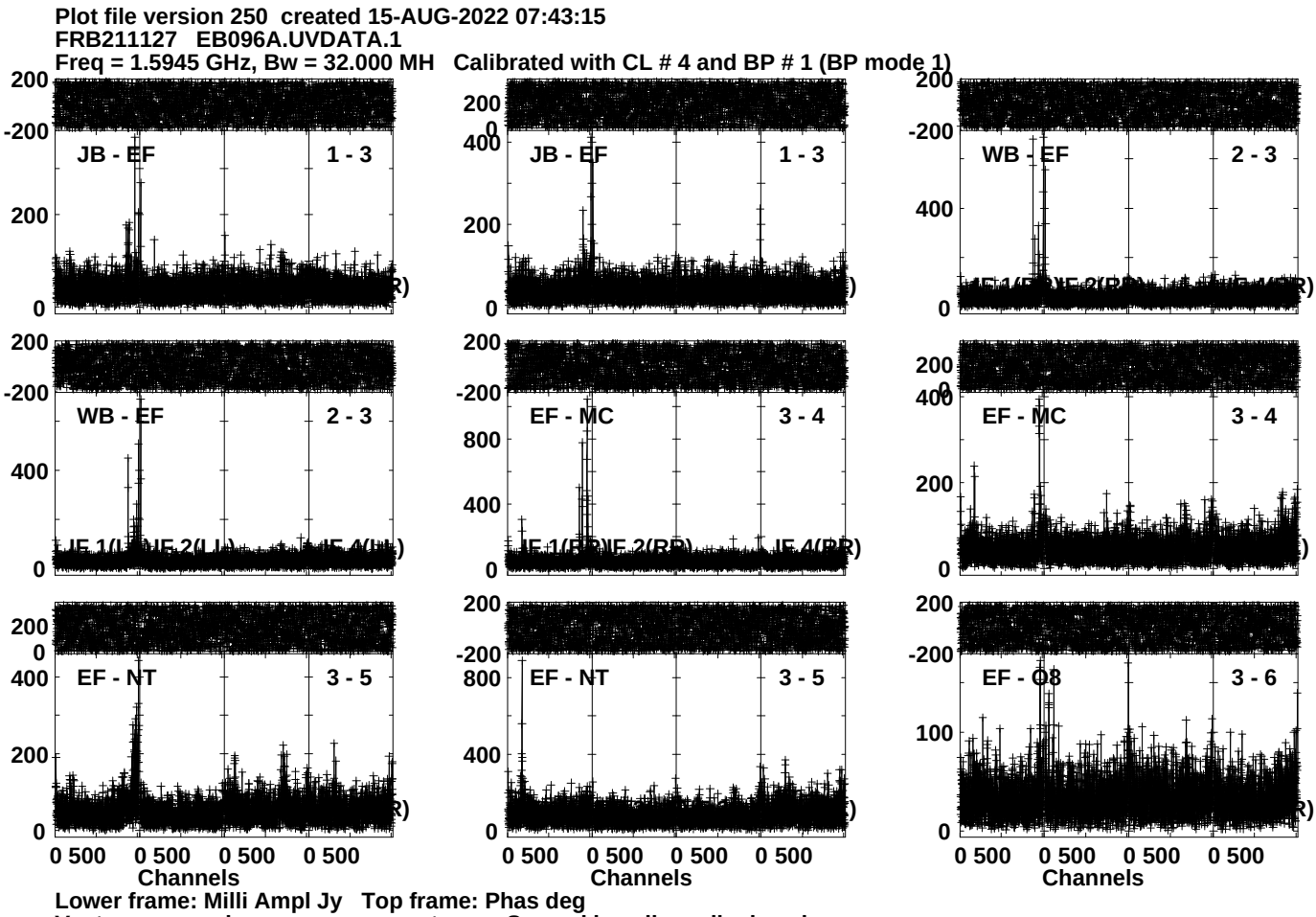
Plot file version 250 created 15-AUG-2022 07:43:15
FRB211127 EB096A.UVDATA.1
Freq = 1.5945 GHz, Bw = 32.000 MH Calibrated with CL # 4 and BP # 1 (BP mode 1)
JB - EF 1 - 3
JB - EF 1 - 3
WB - EF 2 - 3
WB - EF 2 - 3
EF - MC 3 - 4
EF - MC 3 - 4
EF - NT 3 - 5
EF - NT 3 - 5
EF - O8 3 - 6
Channels
Channels
Channels
Lower frame: Milli Ampl Jy Top frame: Phas deg
Vector averaged cross-power spectrum Several baselines displayed
Timerange: 00/23:08:21 to 00/23:12:49

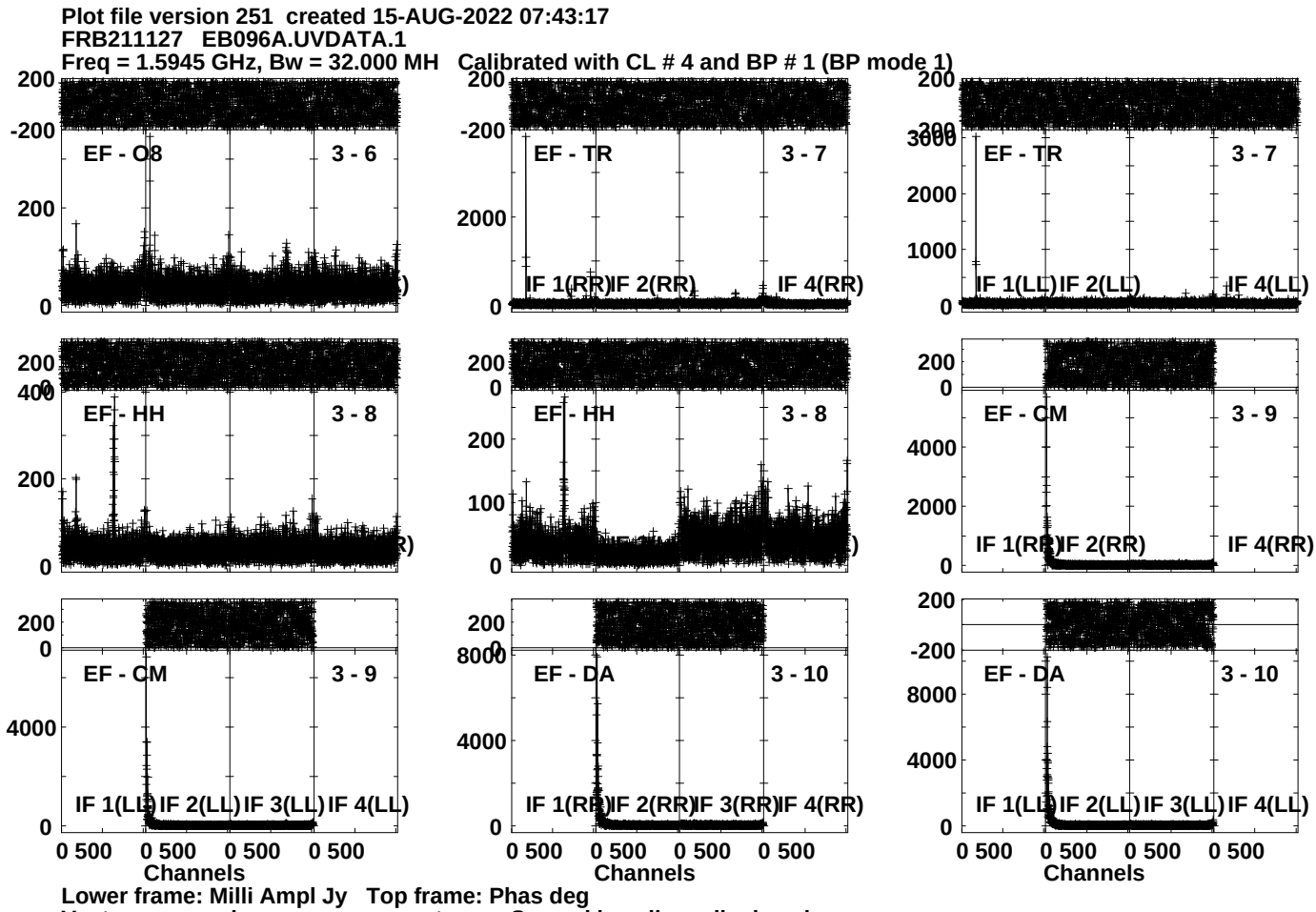
Plot file version 251 created 15-AUG-2022 07:43:17
FRB211127 EB096A.UVDATA.1
Freq = 1.5945 GHz, Bw = 32.000 MH Calibrated with CL # 4 and BP # 1 (BP mode 1)
EF - O8
3 - 6
EF - TR
3 - 7
IF 1(RR) IF 2(RR) IF 4(RR)
EF - TR
3 - 7
IF 1(LL) IF 2(LL) IF 4(LL)
EF - HH
3 - 8
EF - HH
3 - 8
EF - CM
3 - 9
IF 1(RR) IF 2(RR) IF 4(RR)
EF - CM
3 - 9
IF 1(LL) IF 2(LL) IF 3(LL) IF 4(LL)
EF - DA
3 - 10
IF 1(RR) IF 2(RR) IF 3(RR) IF 4(RR)
EF - DA
3 - 10
IF 1(LL) IF 2(LL) IF 3(LL) IF 4(LL)
0 500 0 500 0 500 0 500
Channels
Lower frame: Milli Ampl Jy Top frame: Phas deg
Vector averaged cross-power spectrum Several baselines displayed
Timerange: 00/23:08:21 to 00/23:12:49

Plot file version 252 created 15-AUG-2022 07:43:19
FRB211127 EB096A.UVDATA.1
Freq = 1.5945 GHz, Bw = 32.000 MH Calibrated with CL # 4 and BP # 1 (BP mode 1)

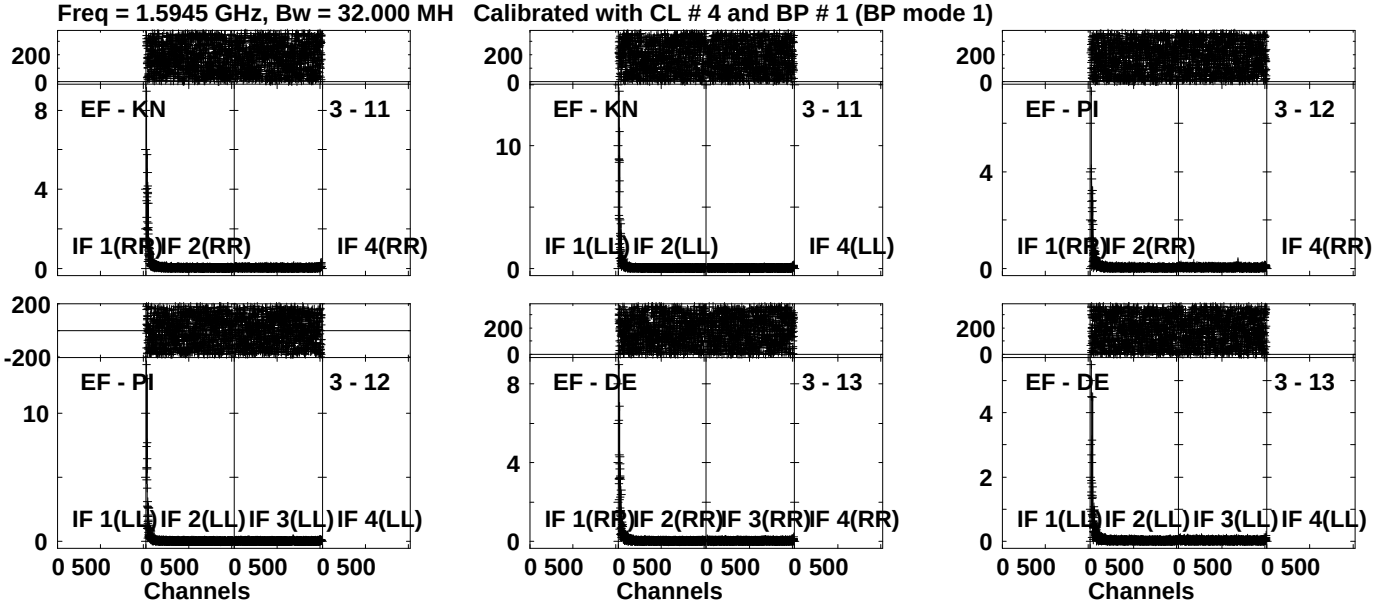

Lower frame: Ampl Jy Top frame: Phas deg
Vector averaged cross-power spectrum Several baselines displayed
Timerange: 00/23:08:21 to 00/23:12:49

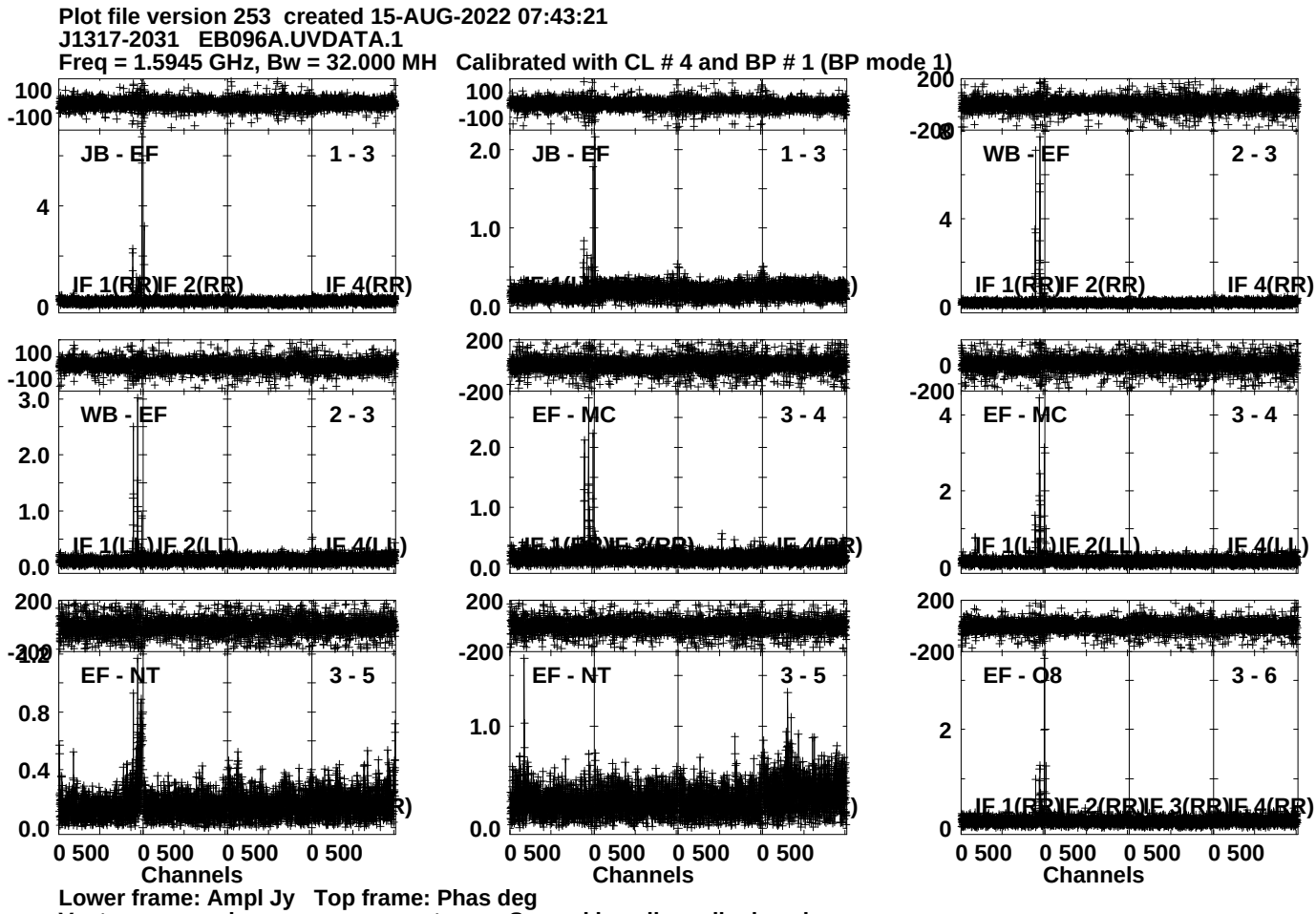
Plot file version 253 created 15-AUG-2022 07:43:21
J1317-2031 EB096A.UVDATA.1
Freq = 1.5945 GHz, Bw = 32.000 MH Calibrated with CL # 4 and BP # 1 (BP mode 1)
JB - EF
1 - 3
WB - EF
2 - 3
EF - MC
3 - 4
EF - NT
3 - 5
EF - O8
3 - 6
IF 1(RR) IF 2(RR) IF 4(RR)
IF 1(LL) IF 2(LL) IF 4(LL)
IF 1(RR) IF 2(RR) IF 3(RR) IF 4(RR)
Channels
Lower frame: Ampl Jy Top frame: Phas deg
Vector averaged cross-power spectrum Several baselines displayed
Timerange: 00/23:12:51 to 00/23:14:19

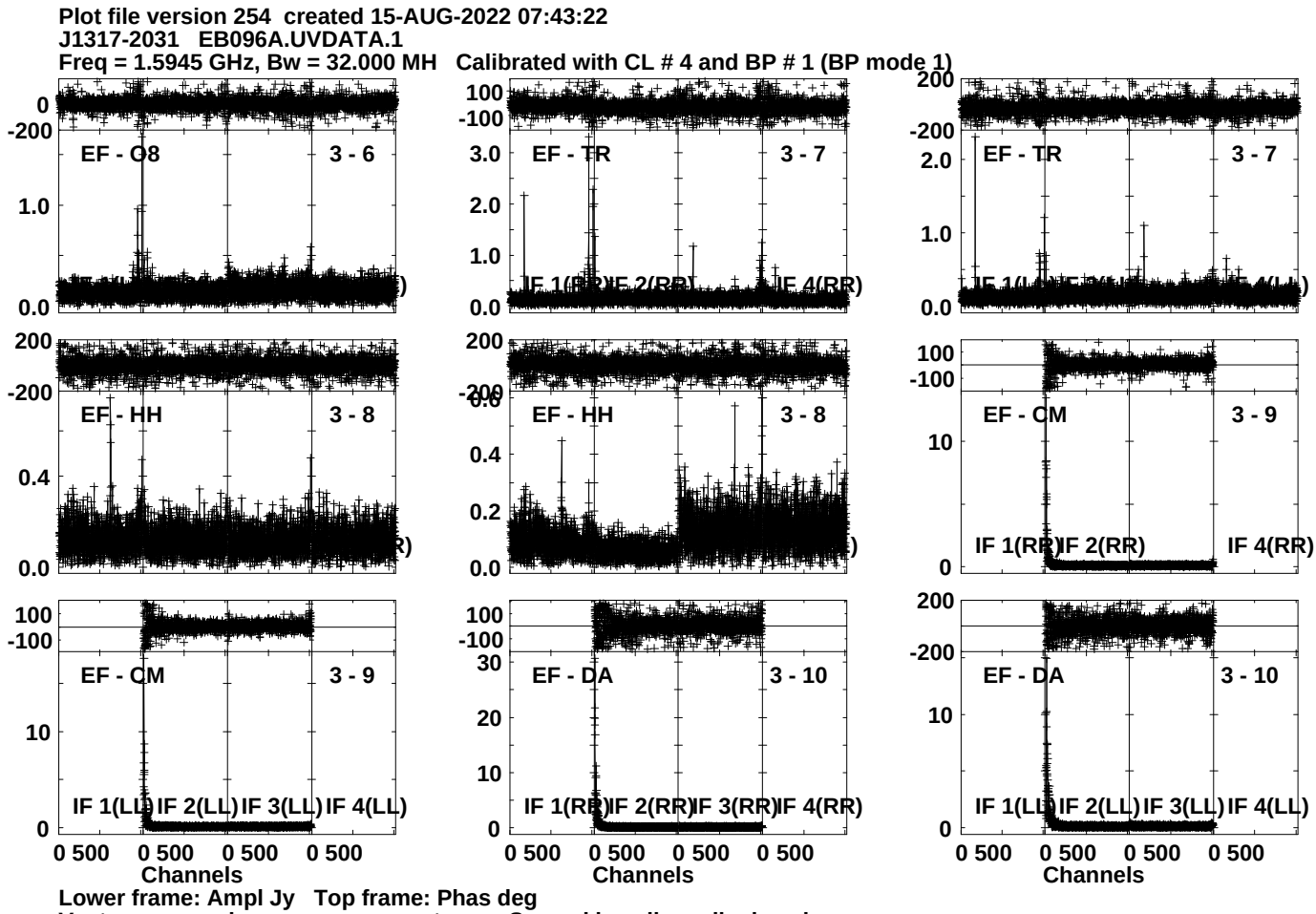
Plot file version 254 created 15-AUG-2022 07:43:22
J1317-2031 EB096A.UVDATA.1
Freq = 1.5945 GHz, Bw = 32.000 MH Calibrated with CL # 4 and BP # 1 (BP mode 1)
EF - O8 3 - 6
EF - TR 3 - 7
EF - TR 3 - 7
EF - HH 3 - 8
EF - HH 3 - 8
EF - CM 3 - 9
IF 1(RR) IF 2(RR) IF 4(RR)
EF - CM 3 - 9
EF - DA 3 - 10
EF - DA 3 - 10
IF 1(LL) IF 2(LL) IF 3(LL) IF 4(LL)
IF 1(RR) IF 2(RR) IF 3(RR) IF 4(RR)
IF 1(LL) IF 2(LL) IF 3(LL) IF 4(LL)
0 500 0 500 0 500 0 500
Channels
Lower frame: Ampl Jy Top frame: Phas deg
Vector averaged cross-power spectrum Several baselines displayed
Timerange: 00/23:12:51 to 00/23:14:19

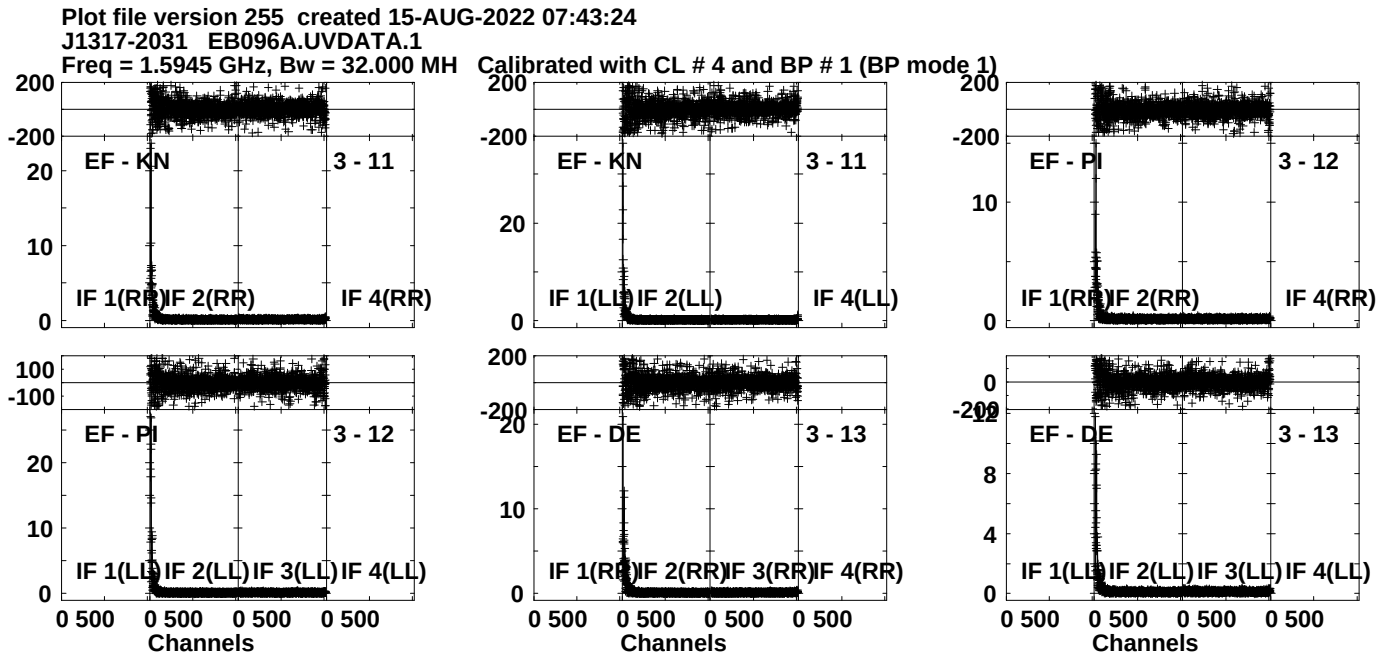

Lower frame: Ampl Jy Top frame: Phas deg
Vector averaged cross-power spectrum Several baselines displayed
Timerange: 00/23:12:51 to 00/23:14:19

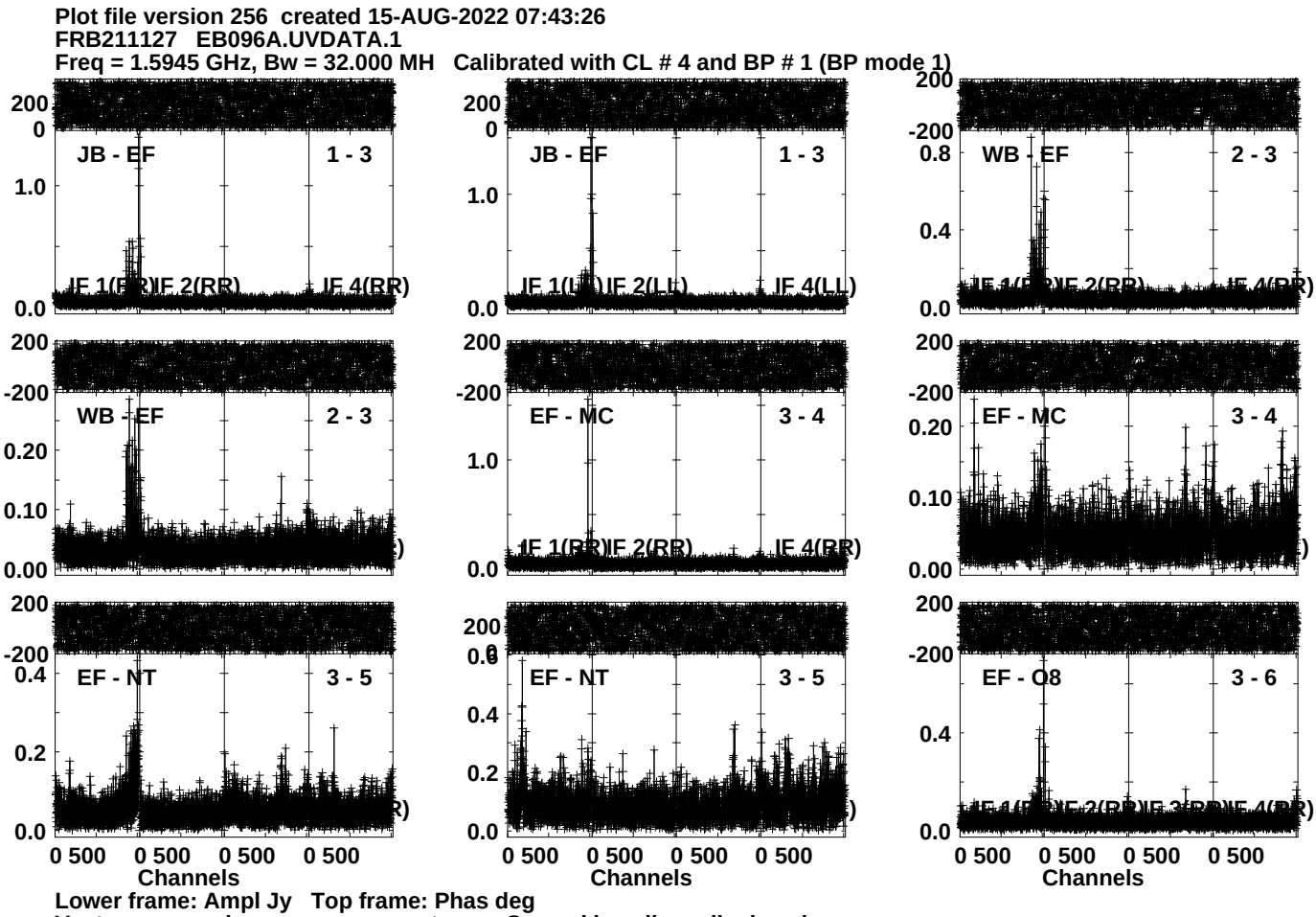
Plot file version 256 created 15-AUG-2022 07:43:26
FRB211127 EB096A.UVDATA.1
Freq = 1.5945 GHz, Bw = 32.000 MH Calibrated with CL # 4 and BP # 1 (BP mode 1)
JB - EF
1 - 3
JB - EF
1 - 3
WB - EF
2 - 3
WB - EF
2 - 3
EF - MC
3 - 4
EF - MC
3 - 4
EF - NT
3 - 5
EF - NT
3 - 5
EF - O8
3 - 6
Channels
Channels
Channels
Lower frame: Ampl Jy Top frame: Phas deg
Vector averaged cross-power spectrum Several baselines displayed
Timerange: 00/23:14:21 to 00/23:18:49

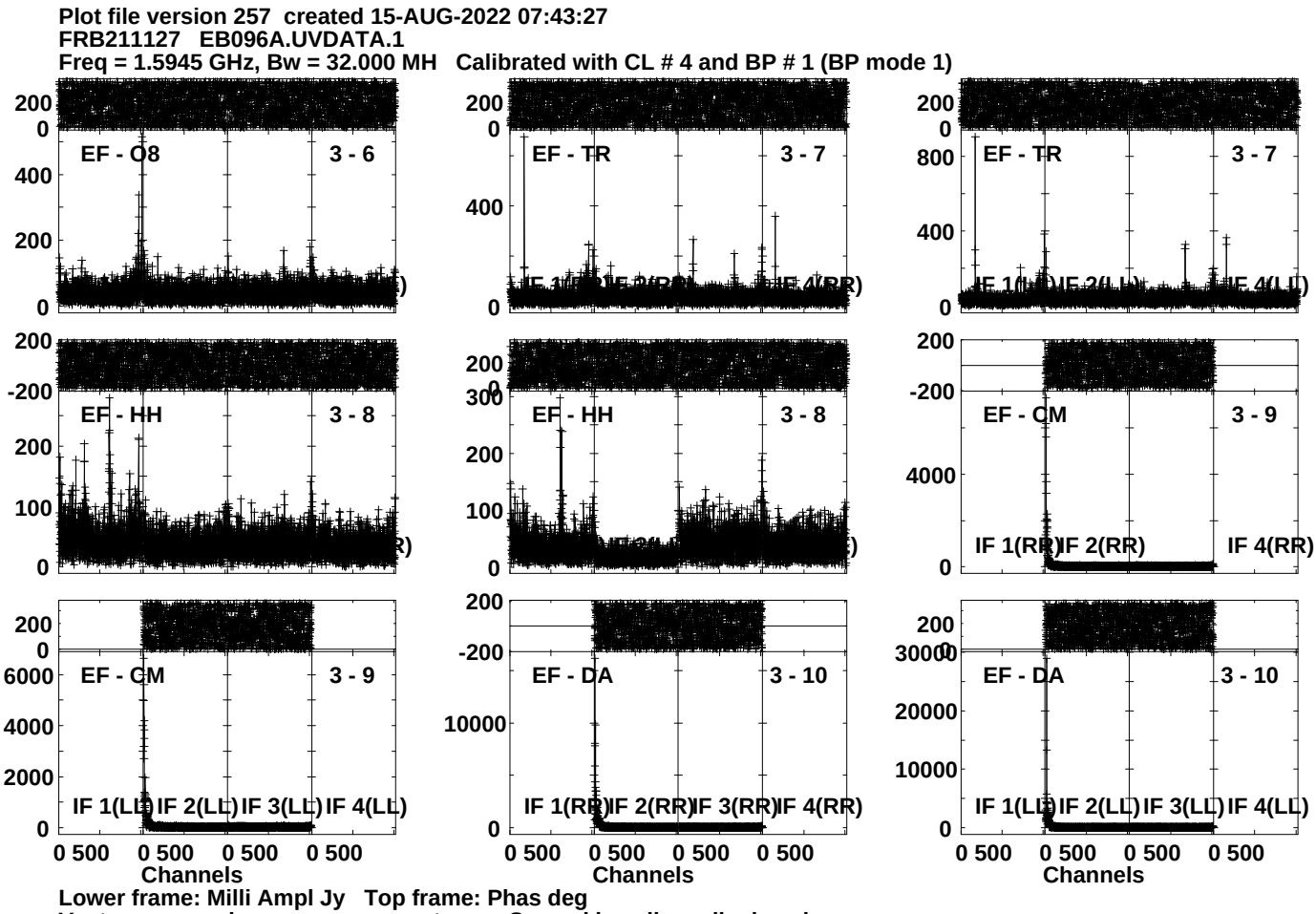
Plot file version 257 created 15-AUG-2022 07:43:27
FRB211127 EB096A.UVDATA.1
Freq = 1.5945 GHz, Bw = 32.000 MH Calibrated with CL # 4 and BP # 1 (BP mode 1)
EF - O8 3 - 6
EF - TR 3 - 7
EF - TR 3 - 7
EF - HH 3 - 8
EF - HH 3 - 8
EF - CM 3 - 9
IF 1(RR) IF 2(RR) IF 4(RR)
EF - CM 3 - 9
IF 1(LL) IF 2(LL) IF 3(LL) IF 4(LL)
EF - DA 3 - 10
IF 1(RR) IF 2(RR) IF 3(RR) IF 4(RR)
EF - DA 3 - 10
IF 1(LL) IF 2(LL) IF 3(LL) IF 4(LL)
0 500 0 500 0 500 0 500
Channels
Lower frame: Milli Ampl Jy Top frame: Phas deg
Vector averaged cross-power spectrum Several baselines displayed
Timerange: 00/23:14:21 to 00/23:18:49

Plot file version 258 created 15-AUG-2022 07:43:30
FRB211127 EB096A.UVDATA.1
Freq = 1.5945 GHz, Bw = 32.000 MH Calibrated with CL # 4 and BP # 1 (BP mode 1)

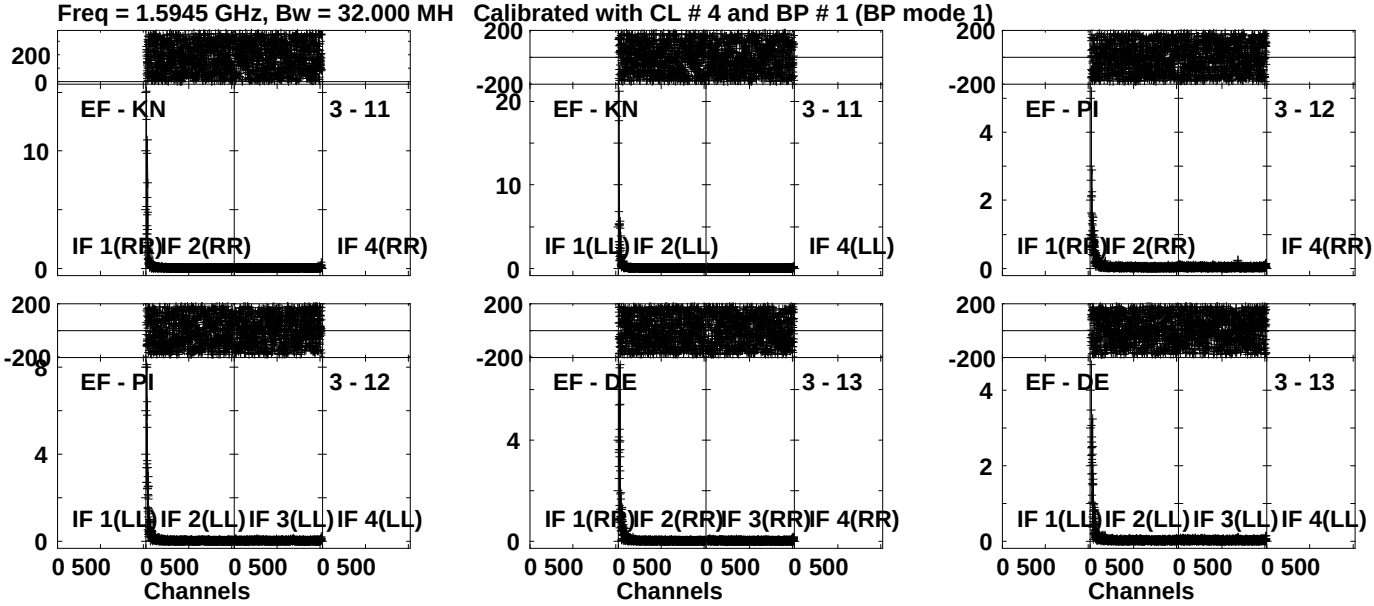

Lower frame: Ampl Jy Top frame: Phas deg
Vector averaged cross-power spectrum Several baselines displayed
Timerange: 00/23:14:21 to 00/23:18:49

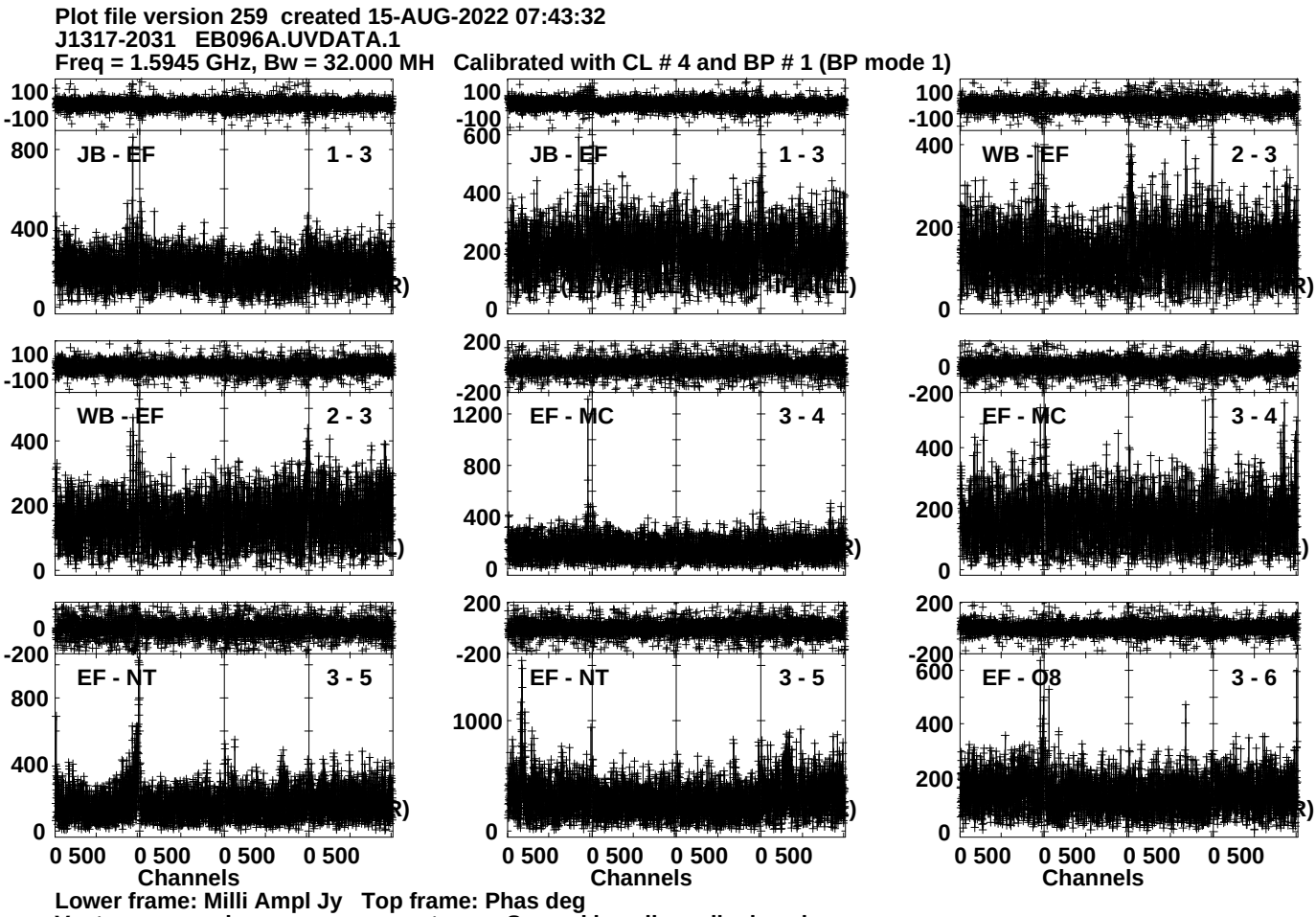
Plot file version 259 created 15-AUG-2022 07:43:32
J1317-2031 EB096A.UVDATA.1
Freq = 1.5945 GHz, Bw = 32.000 MH Calibrated with CL # 4 and BP # 1 (BP mode 1)
JB - EF 1 - 3
JB - EF 1 - 3
WB - EF 2 - 3
WB - EF 2 - 3
EF - MC 3 - 4
EF - MC 3 - 4
EF - NT 3 - 5
EF - NT 3 - 5
EF - C8 3 - 6
Channels
Channels
Channels
Lower frame: Milli Ampl Jy Top frame: Phas deg
Vector averaged cross-power spectrum Several baselines displayed
Timerange: 00/23:19:21 to 00/23:20:19

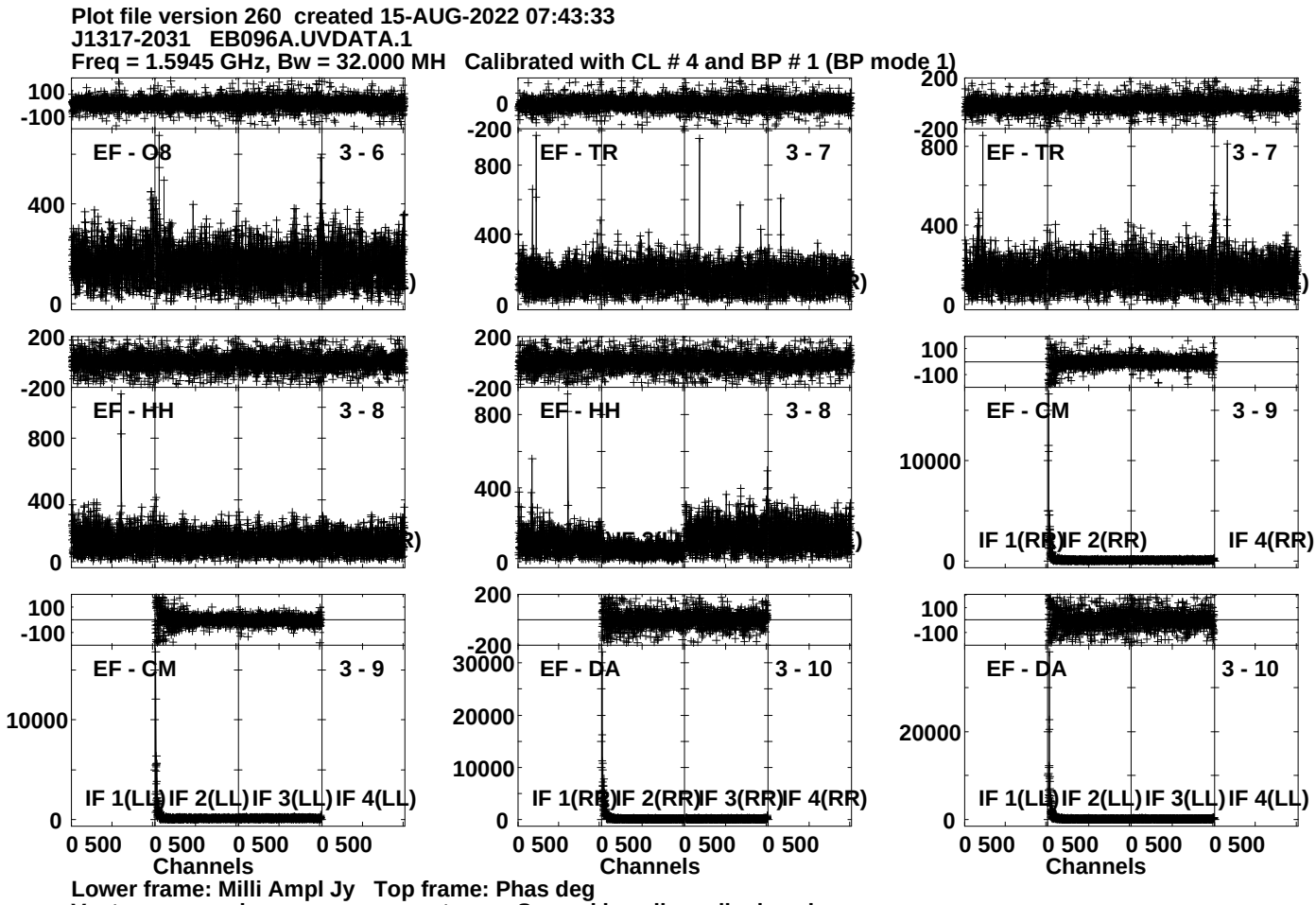
Plot file version 260 created 15-AUG-2022 07:43:33
J1317-2031 EB096A.UVDATA.1
Freq = 1.5945 GHz, Bw = 32.000 MH Calibrated with CL # 4 and BP # 1 (BP mode 1)
EF - O8 3 - 6
EF - TR 3 - 7
EF - TR 3 - 7
EF - HH 3 - 8
EF - HH 3 - 8
EF - CM 3 - 9
IF 1(RR) IF 2(RR) IF 4(RR)
EF - CM 3 - 9
IF 1(LL) IF 2(LL) IF 3(LL) IF 4(LL)
EF - DA 3 - 10
IF 1(RR) IF 2(RR) IF 3(RR) IF 4(RR)
EF - DA 3 - 10
IF 1(LL) IF 2(LL) IF 3(LL) IF 4(LL)
Channels
Channels
Channels
Lower frame: Milli Ampl Jy Top frame: Phas deg
Vector averaged cross-power spectrum Several baselines displayed
Timerange: 00/23:19:21 to 00/23:20:19

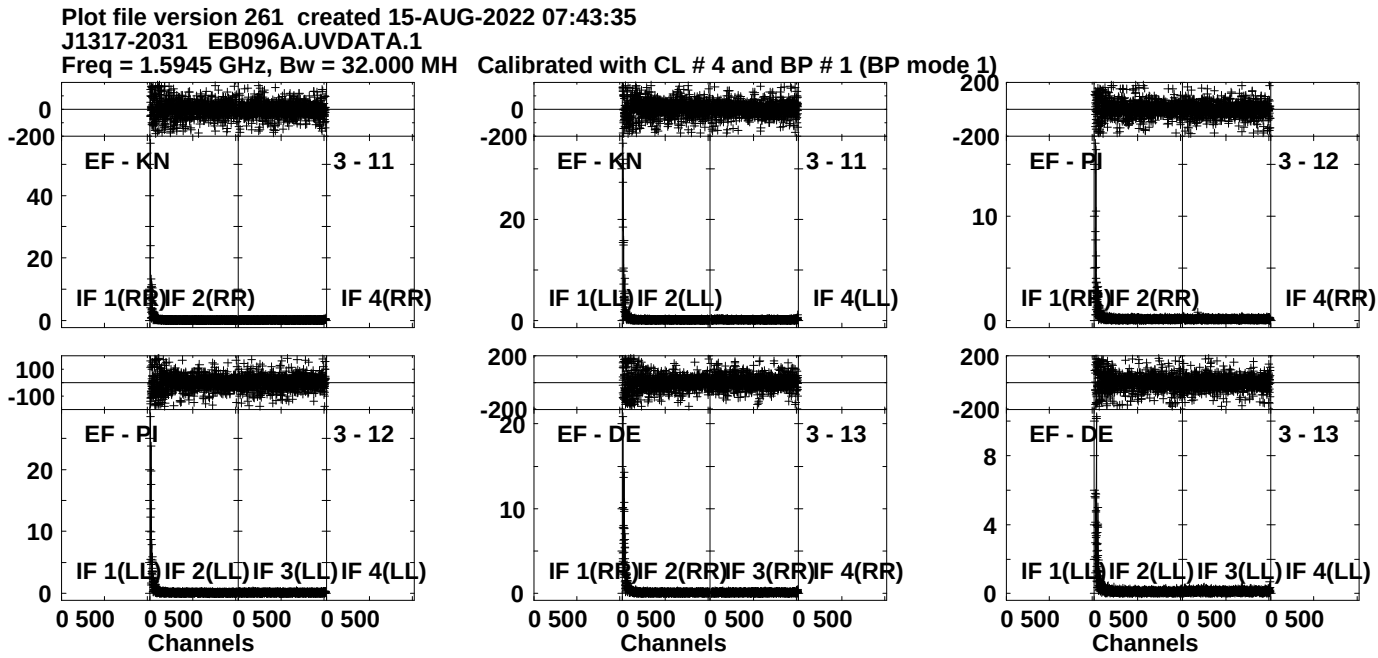

Lower frame: Ampl Jy Top frame: Phas deg
Vector averaged cross-power spectrum Several baselines displayed
Timerange: 00/23:19:21 to 00/23:20:19

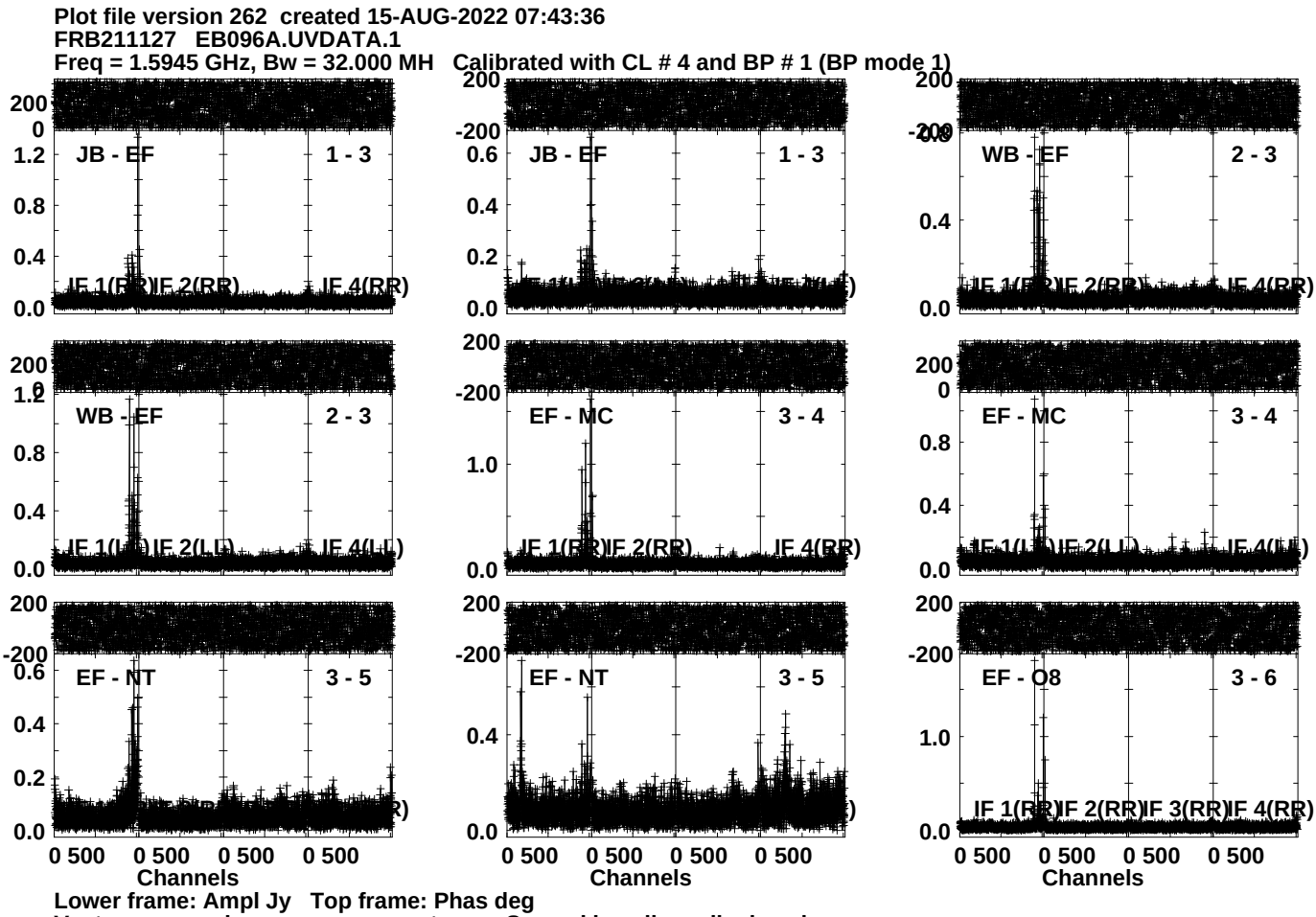
Plot file version 262 created 15-AUG-2022 07:43:36
FRB211127 EB096A.UVDATA.1
Freq = 1.5945 GHz, Bw = 32.000 MH Calibrated with CL # 4 and BP # 1 (BP mode 1)
JB - EF
1 - 3
WB - EF
2 - 3
EF - MC
3 - 4
EF - NT
3 - 5
EF - O8
3 - 6
IF 1(RR)IF 2(RR) IF 4(RR)
IF 1(RR)IF 2(RR)IF 3(RR)IF 4(RR)
Channels
Lower frame: Ampl Jy Top frame: Phas deg
Vector averaged cross-power spectrum Several baselines displayed
Timerange: 00/23:20:21 to 00/23:24:49

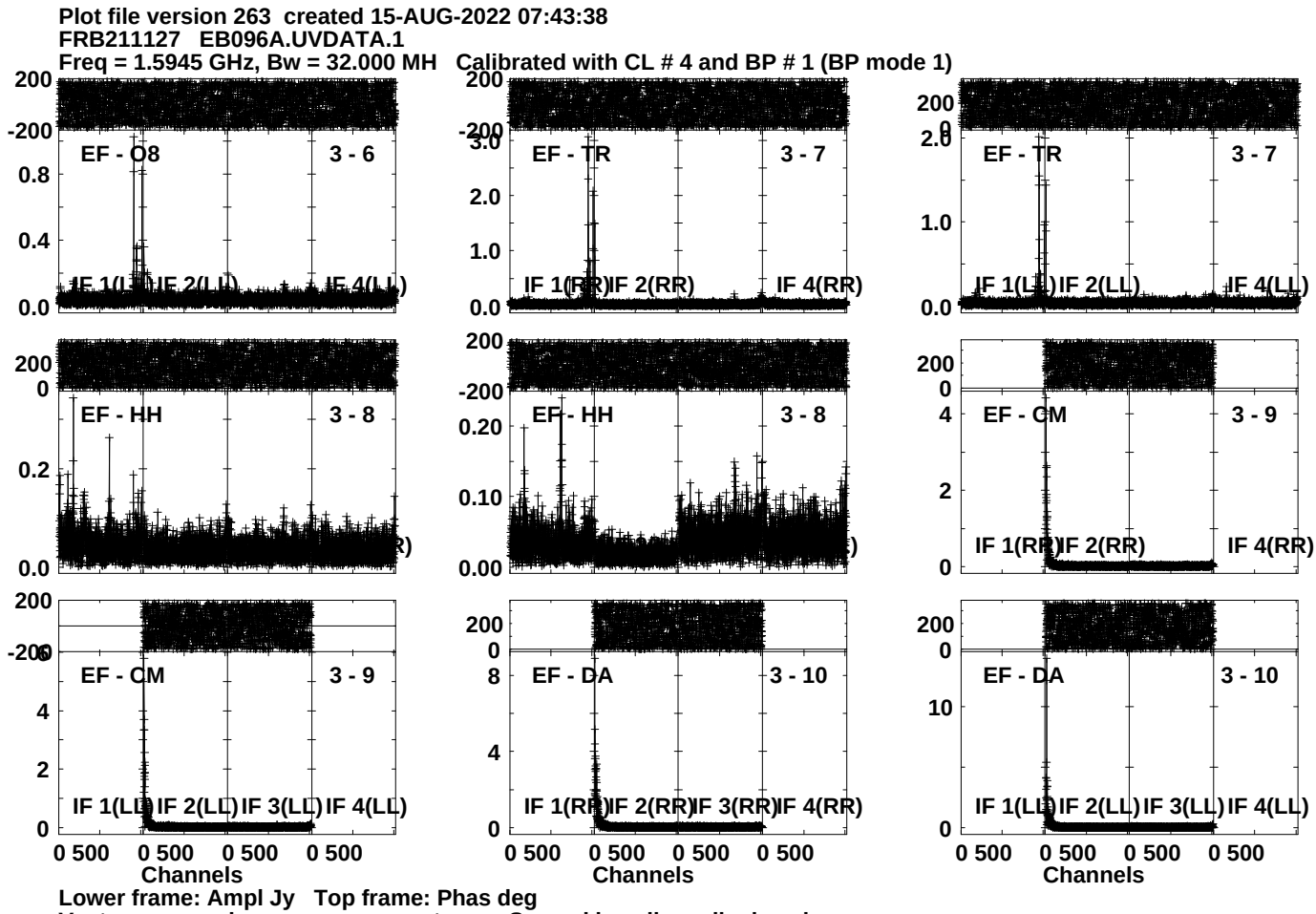
Plot file version 263 created 15-AUG-2022 07:43:38
FRB211127 EB096A.UVDATA.1
Freq = 1.5945 GHz, Bw = 32.000 MH Calibrated with CL # 4 and BP # 1 (BP mode 1)
EF - O8
3 - 6
EF - TR
3 - 7
EF - TR
3 - 7
EF - HH
3 - 8
EF - HH
3 - 8
EF - CM
3 - 9
EF - CM
3 - 9
EF - DA
3 - 10
EF - DA
3 - 10
IF 1(RR) IF 2(RR) IF 4(RR)
IF 1(LL) IF 2(LL) IF 3(LL) IF 4(LL)
Channels
Lower frame: Ampl Jy Top frame: Phas deg
Vector averaged cross-power spectrum Several baselines displayed
Timerange: 00/23:20:21 to 00/23:24:49

Plot file version 264 created 15-AUG-2022 07:43:40
FRB211127 EB096A.UVDATA.1
Freq = 1.5945 GHz, Bw = 32.000 MH Calibrated with CL # 4 and BP # 1 (BP mode 1)

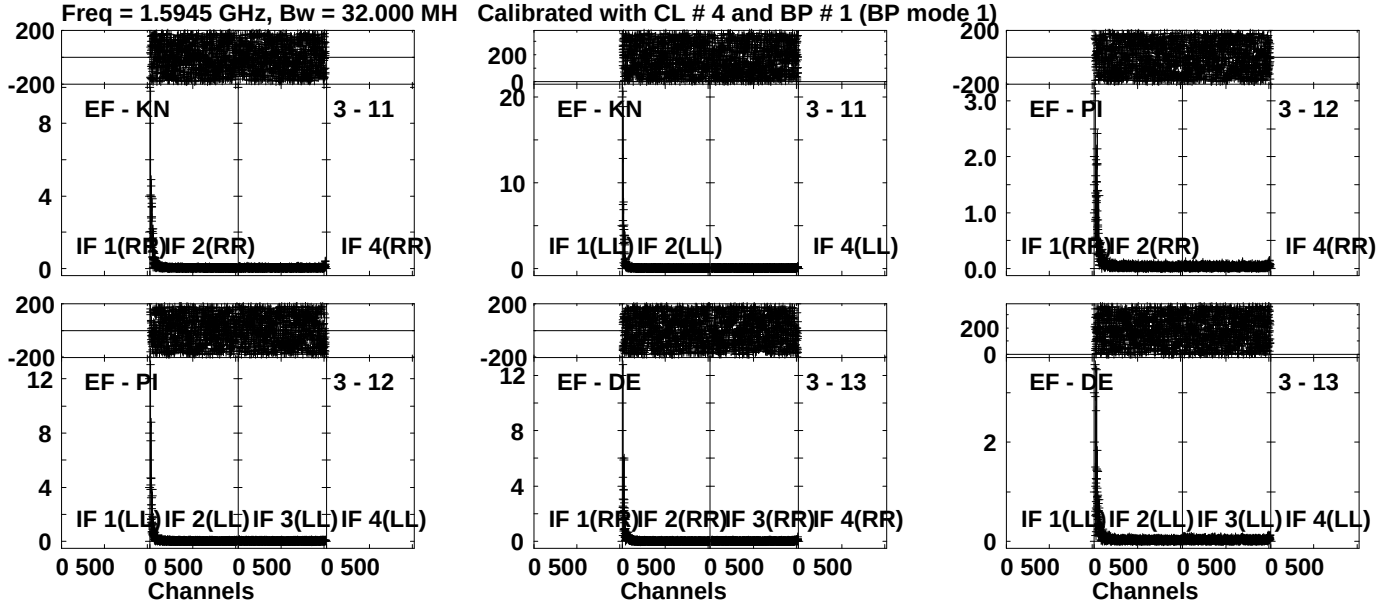

Lower frame: Ampl Jy Top frame: Phas deg
Vector averaged cross-power spectrum Several baselines displayed
Timerange: 00/23:20:21 to 00/23:24:49

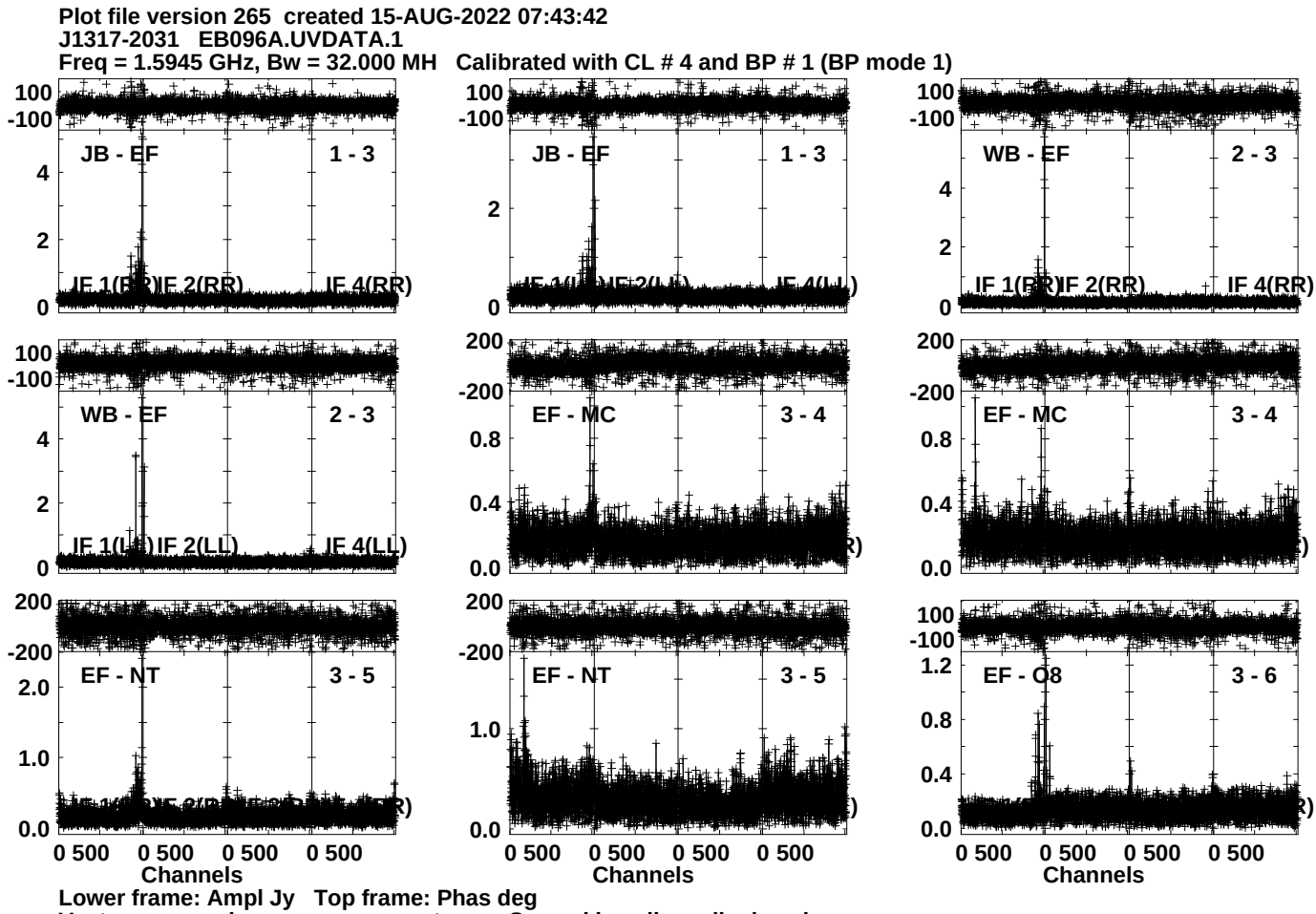
Plot file version 265 created 15-AUG-2022 07:43:42
J1317-2031 EB096A.UVDATA.1
Freq = 1.5945 GHz, Bw = 32.000 MH Calibrated with CL # 4 and BP # 1 (BP mode 1)
JB - EF
1 - 3
JB - EF
1 - 3
WB - EF
2 - 3
WB - EF
2 - 3
EF - MC
3 - 4
EF - MC
3 - 4
EF - NT
3 - 5
EF - NT
3 - 5
EF - C8
3 - 6
IF 1(RR)
IF 2(RR)
IF 4(RR)
IF 2(LL)
IF 4(LL)
Channels
Lower frame: Ampl Jy Top frame: Phas deg
Vector averaged cross-power spectrum Several baselines displayed
Timerange: 00/23:24:51 to 00/23:26:19

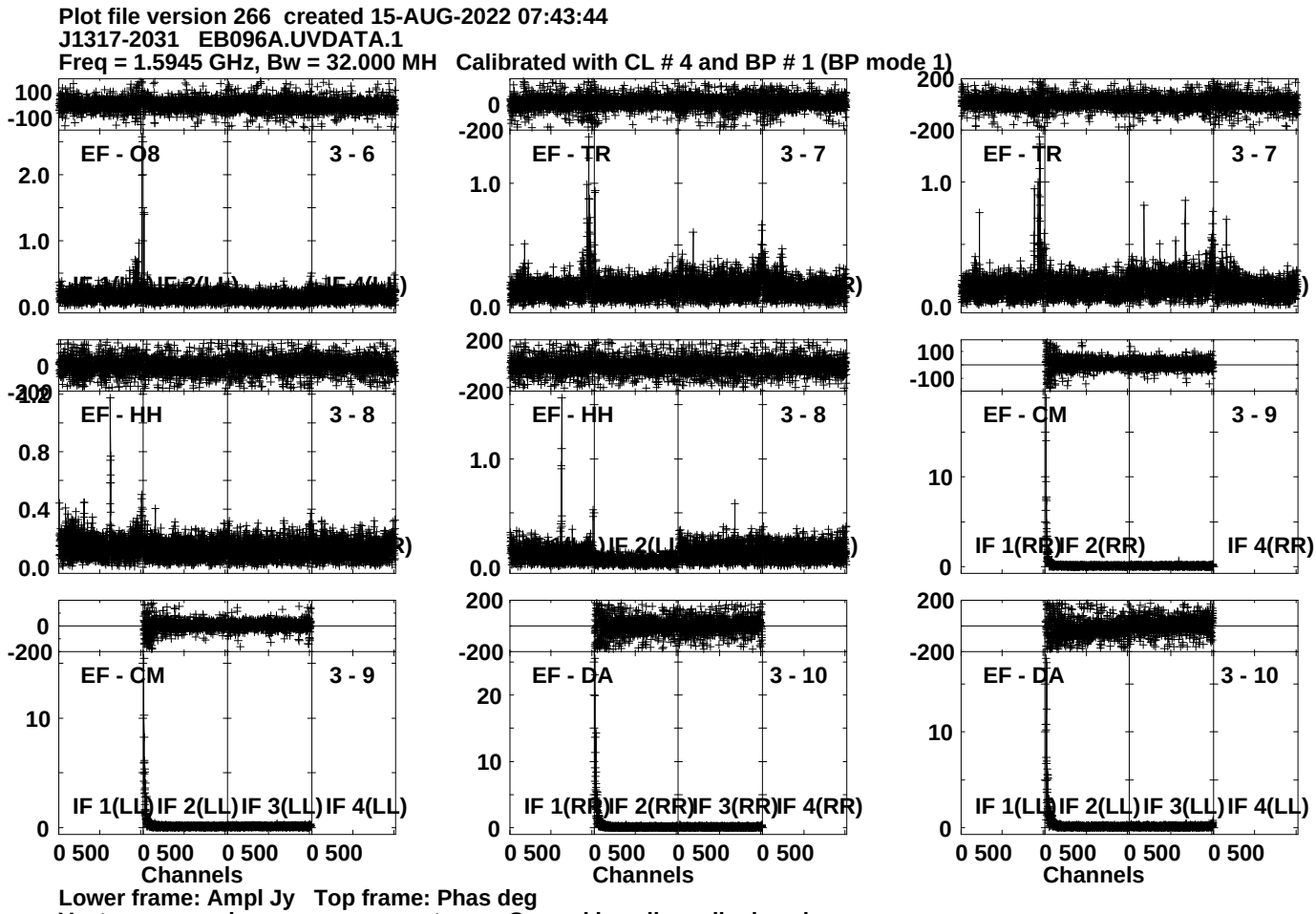
Plot file version 266 created 15-AUG-2022 07:43:44
J1317-2031 EB096A.UVDATA.1
Freq = 1.5945 GHz, Bw = 32.000 MH Calibrated with CL # 4 and BP # 1 (BP mode 1)
EF - O8 3 - 6
EF - TR 3 - 7
EF - TR 3 - 7
EF - HH 3 - 8
EF - HH 3 - 8
EF - CM 3 - 9
IF 1(RR) IF 2(RR) IF 4(RR)
EF - CM 3 - 9
IF 1(LL) IF 2(LL) IF 3(LL) IF 4(LL)
EF - DA 3 - 10
IF 1(RR) IF 2(RR) IF 3(RR) IF 4(RR)
EF - DA 3 - 10
IF 1(LL) IF 2(LL) IF 3(LL) IF 4(LL)
0 500 0 500 0 500 0 500
Channels
Lower frame: Ampl Jy Top frame: Phas deg
Vector averaged cross-power spectrum Several baselines displayed
Timerange: 00/23:24:51 to 00/23:26:19

Plot file version 267 created 15-AUG-2022 07:43:46
J1317-2031 EB096A.UVDATA.1
Freq = 1.5945 GHz, Bw = 32.000 MH Calibrated with CL # 4 and BP # 1 (BP mode 1)

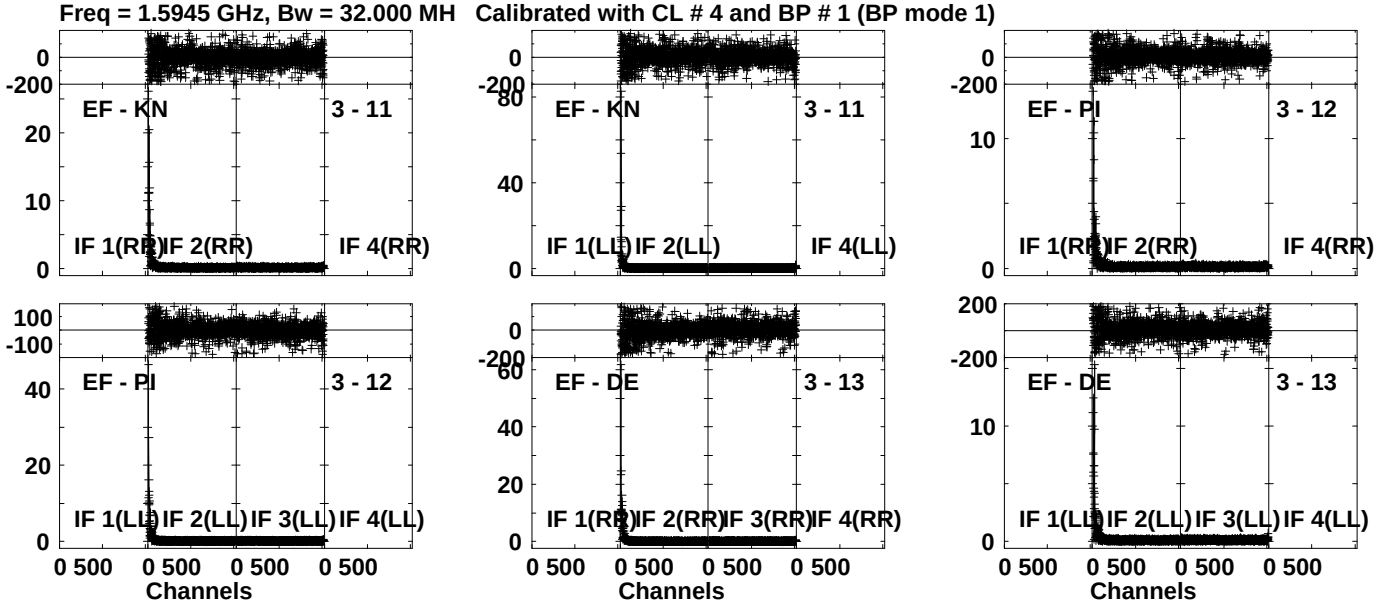

Lower frame: Ampl Jy Top frame: Phas deg
Vector averaged cross-power spectrum Several baselines displayed
Timerange: 00/23:24:51 to 00/23:26:19

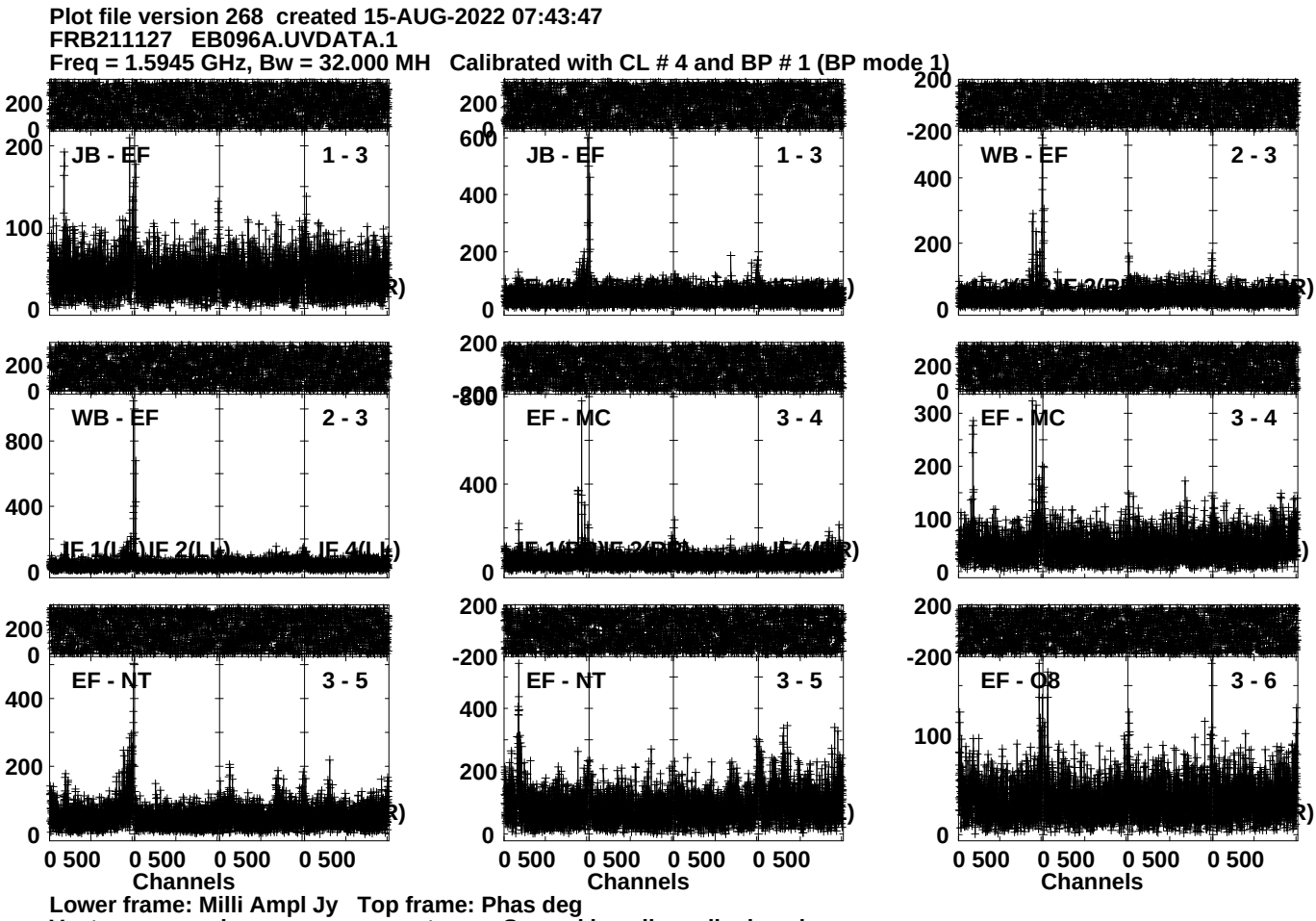
Plot file version 268 created 15-AUG-2022 07:43:47
FRB211127 EB096A.UVDATA.1
Freq = 1.5945 GHz, Bw = 32.000 MH Calibrated with CL # 4 and BP # 1 (BP mode 1)
JB - EF 1 - 3
JB - EF 1 - 3
WB - EF 2 - 3
WB - EF 2 - 3
EF - MC 3 - 4
EF - MC 3 - 4
EF - NT 3 - 5
EF - NT 3 - 5
EF - O8 3 - 6
Channels
Channels
Channels
Lower frame: Milli Ampl Jy Top frame: Phas deg
Vector averaged cross-power spectrum Several baselines displayed
Timerange: 00/23:26:21 to 00/23:30:49

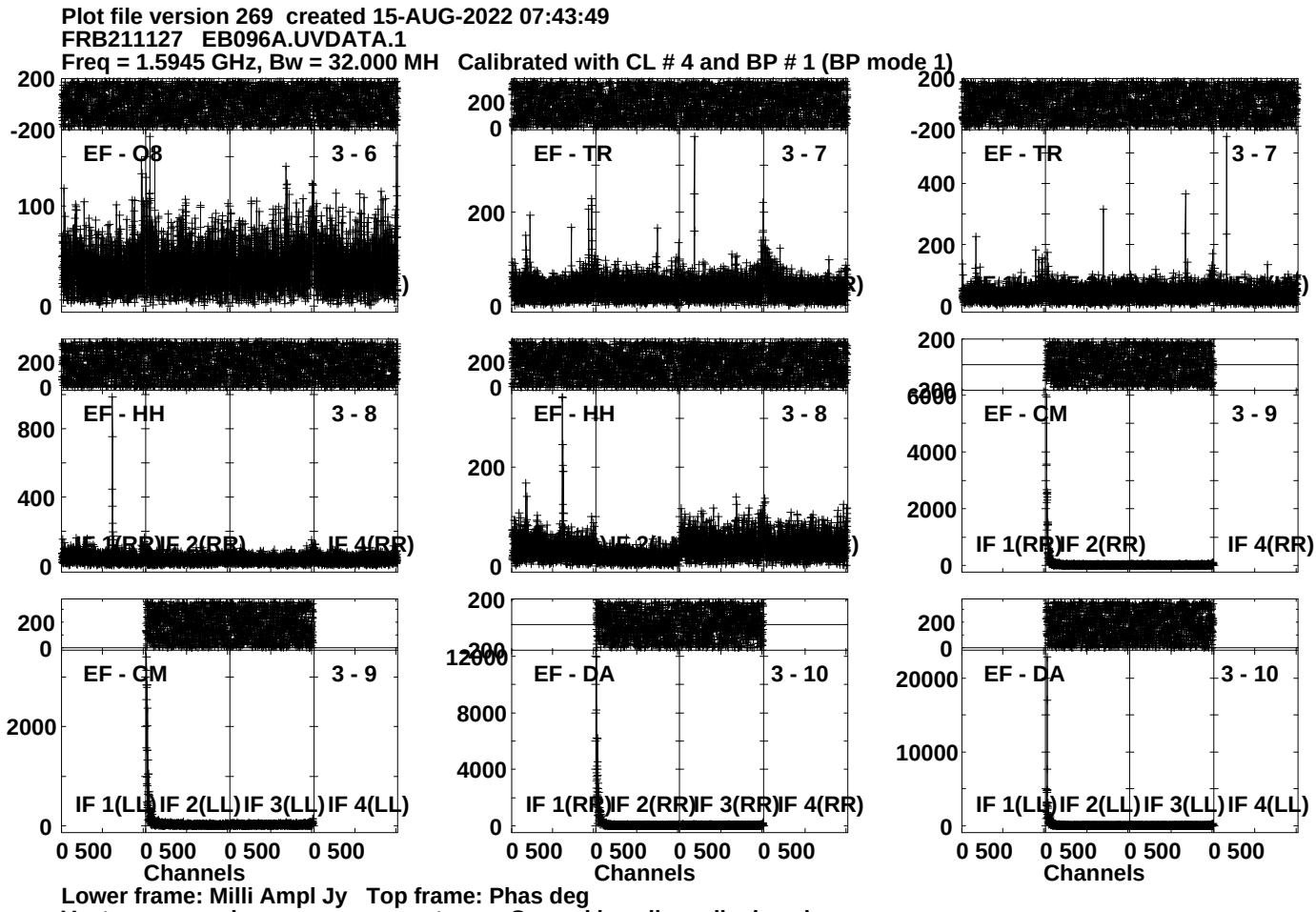
Plot file version 269 created 15-AUG-2022 07:43:49
FRB211127 EB096A.UVDATA.1
Freq = 1.5945 GHz, Bw = 32.000 MH Calibrated with CL # 4 and BP # 1 (BP mode 1)
EF - O8 3 - 6
EF - TR 3 - 7
EF - TR 3 - 7
EF - HH 3 - 8
EF - HH 3 - 8
EF - CM 3 - 9
IF 1(RR) IF 2(RR) IF 4(RR)
EF - CM 3 - 9
EF - DA 3 - 10
EF - DA 3 - 10
IF 1(LL) IF 2(LL) IF 3(LL) IF 4(LL)
IF 1(RR) IF 2(RR) IF 3(RR) IF 4(RR)
IF 1(LL) IF 2(LL) IF 3(LL) IF 4(LL)
0 500 0 500 0 500 0 500
Channels
Lower frame: Milli Ampl Jy Top frame: Phas deg
Vector averaged cross-power spectrum Several baselines displayed
Timerange: 00/23:26:21 to 00/23:30:49

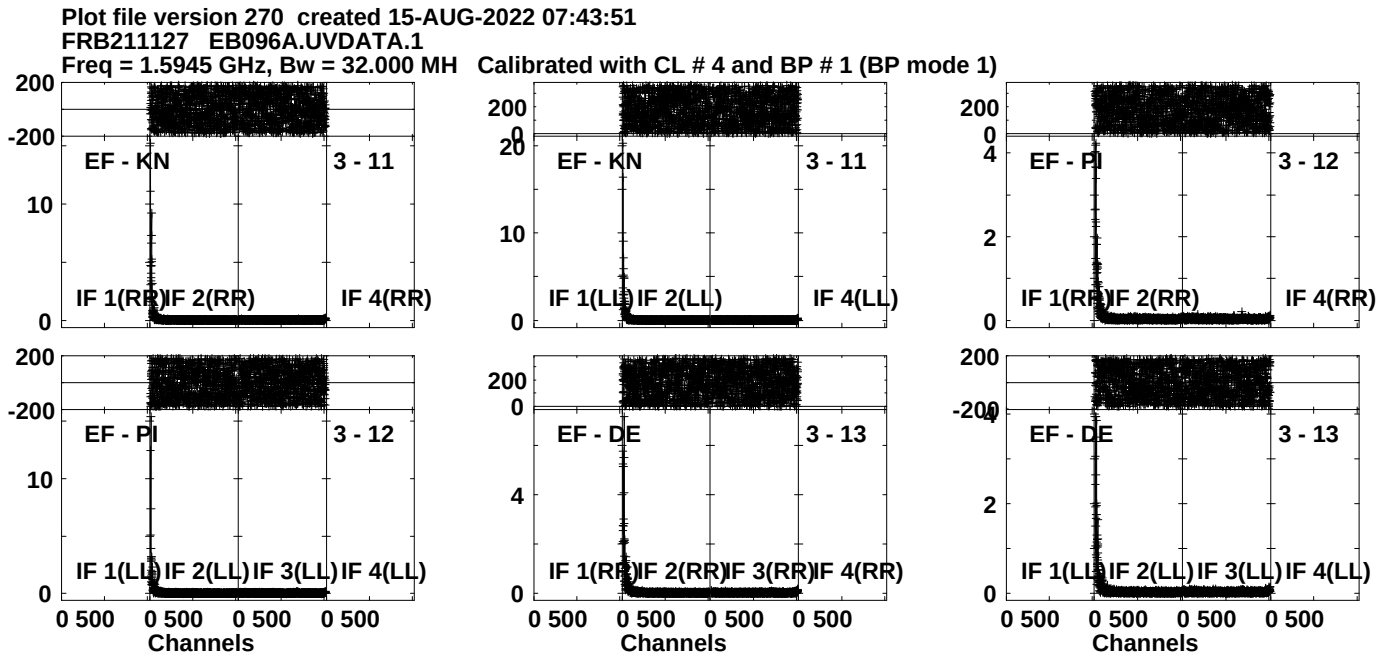
Plot file version 270 created 15-AUG-2022 07:43:51
FRB211127 EB096A.UVDATA.1
Freq = 1.5945 GHz, Bw = 32.000 MH Calibrated with CL # 4 and BP # 1 (BP mode 1)
EF - KN
3 - 11
IF 1(RR)
IF 2(RR)
IF 4(RR)
EF - KN
3 - 11
IF 1(LL)
IF 2(LL)
IF 4(LL)
EF - PI
3 - 12
IF 1(RR)
IF 2(RR)
IF 4(RR)
EF - PI
3 - 12
IF 1(LL)
IF 2(LL)
IF 3(LL)
IF 4(LL)
EF - DE
3 - 13
IF 1(RR)
IF 2(RR)
IF 3(RR)
IF 4(RR)
EF - DE
3 - 13
IF 1(LL)
IF 2(LL)
IF 3(LL)
IF 4(LL)
Channels
Channels
Channels
Lower frame: Ampl Jy Top frame: Phas deg
Vector averaged cross-power spectrum Several baselines displayed
Timerange: 00/23:26:21 to 00/23:30:49

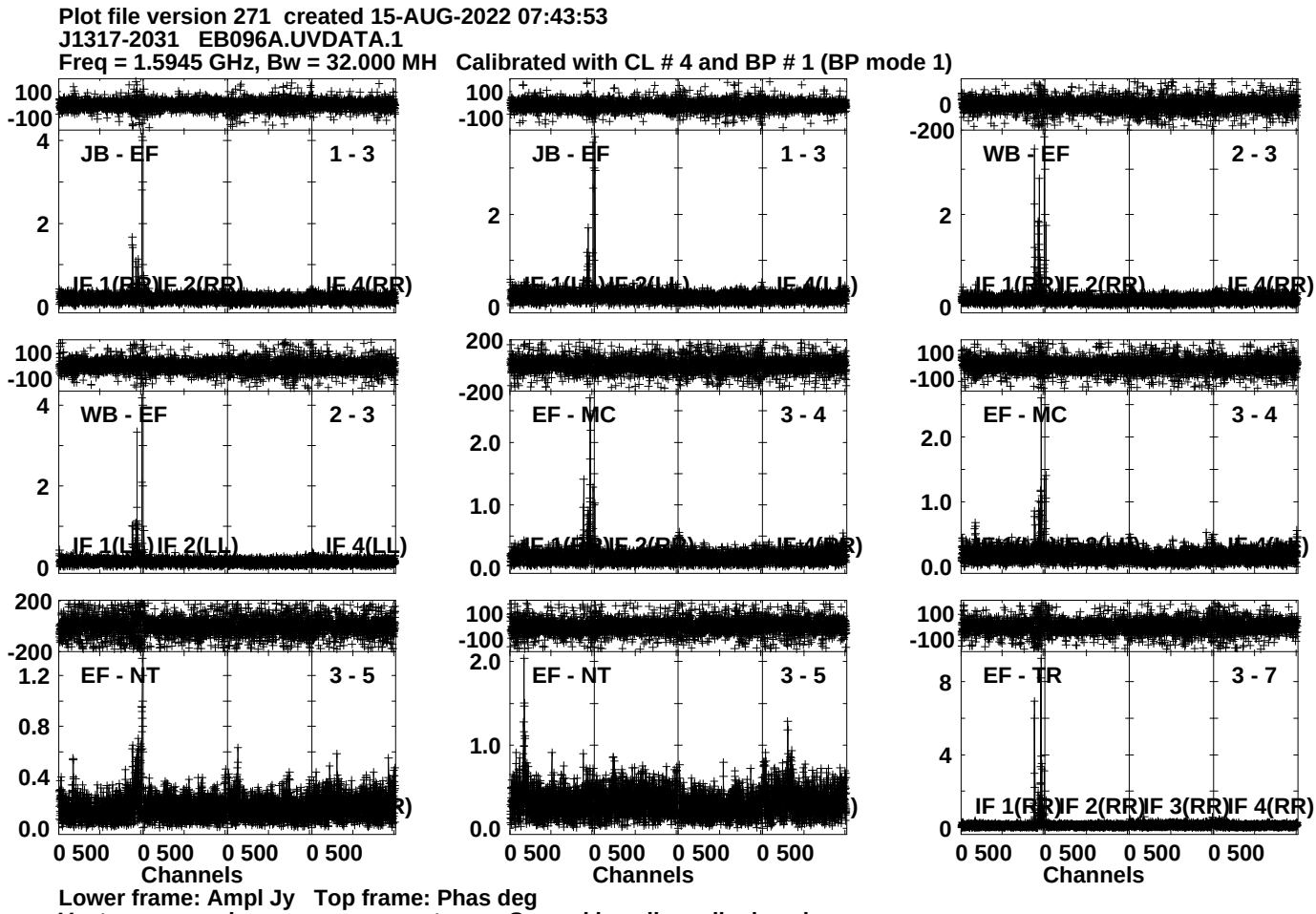
Plot file version 271 created 15-AUG-2022 07:43:53
J1317-2031 EB096A.UVDATA.1
Freq = 1.5945 GHz, Bw = 32.000 MH Calibrated with CL # 4 and BP # 1 (BP mode 1)
JB - EF
1 - 3
WB - EF
2 - 3
EF - MC
3 - 4
EF - NT
3 - 5
EF - TR
3 - 7
IF 1(RR)IF 2(RR) IF 4(RR)
IF 1(LL)IF 2(LL) IF 4(LL)
IF 1(RR)IF 2(RR)IF 3(RR)IF 4(RR)
0 500 0 500 0 500 0 500
Channels
Lower frame: Ampl Jy Top frame: Phas deg
Vector averaged cross-power spectrum Several baselines displayed
Timerange: 00/23:31:21 to 00/23:32:19

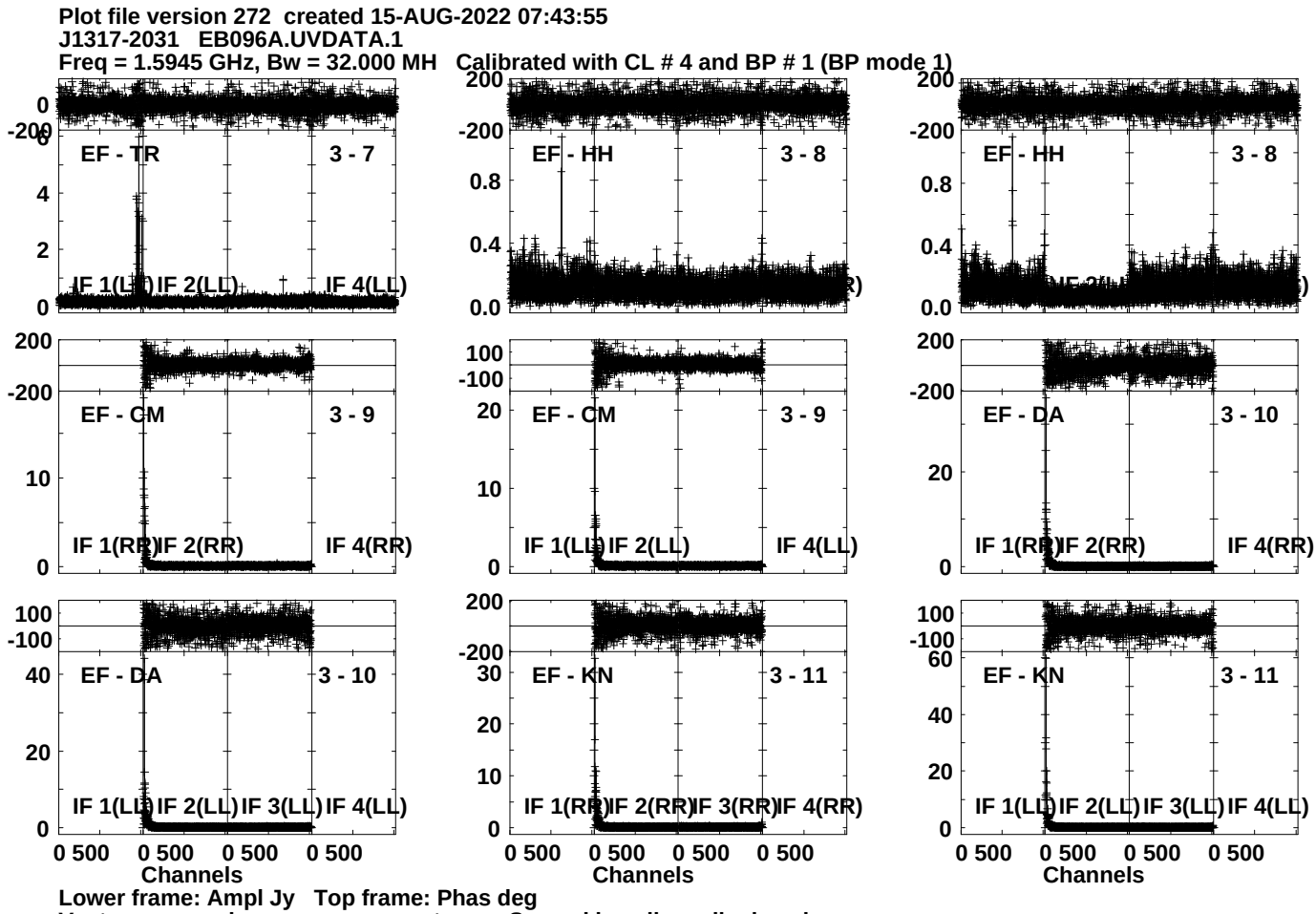
Plot file version 272 created 15-AUG-2022 07:43:55
J1317-2031 EB096A.UVDATA.1
Freq = 1.5945 GHz, Bw = 32.000 MH Calibrated with CL # 4 and BP # 1 (BP mode 1)
EF - TR 3 - 7
IF 1(LL) IF 2(LL) IF 4(LL)
EF - HH 3 - 8
EF - HH 3 - 8
EF - CM 3 - 9
IF 1(RR) IF 2(RR) IF 4(RR)
EF - CM 3 - 9
IF 1(LL) IF 2(LL) IF 4(LL)
EF - DA 3 - 10
IF 1(RR) IF 2(RR) IF 4(RR)
EF - DA 3 - 10
IF 1(LL) IF 2(LL) IF 3(LL) IF 4(LL)
EF - KN 3 - 11
IF 1(RR) IF 2(RR) IF 3(RR) IF 4(RR)
EF - KN 3 - 11
IF 1(LL) IF 2(LL) IF 3(LL) IF 4(LL)
0 500 0 500 0 500 0 500
Channels
Lower frame: Ampl Jy Top frame: Phas deg
Vector averaged cross-power spectrum Several baselines displayed
Timerange: 00/23:31:21 to 00/23:32:19

Plot file version 273 created 15-AUG-2022 07:43:56
J1317-2031 EB096A.UVDATA.1
Freq = 1.5945 GHz, Bw = 32.000 MH Calibrated with CL # 4 and BP # 1 (BP mode 1)

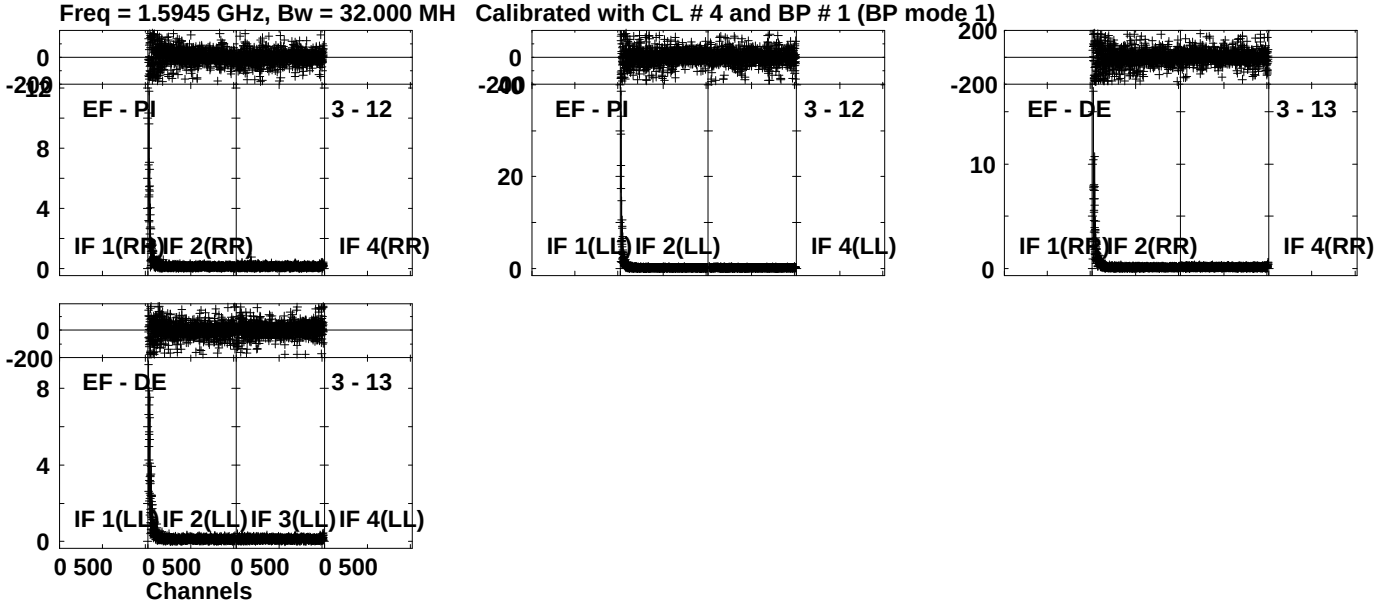

Lower frame: Ampl Jy Top frame: Phas deg
Vector averaged cross-power spectrum Several baselines displayed
Timerange: 00/23:31:21 to 00/23:32:19

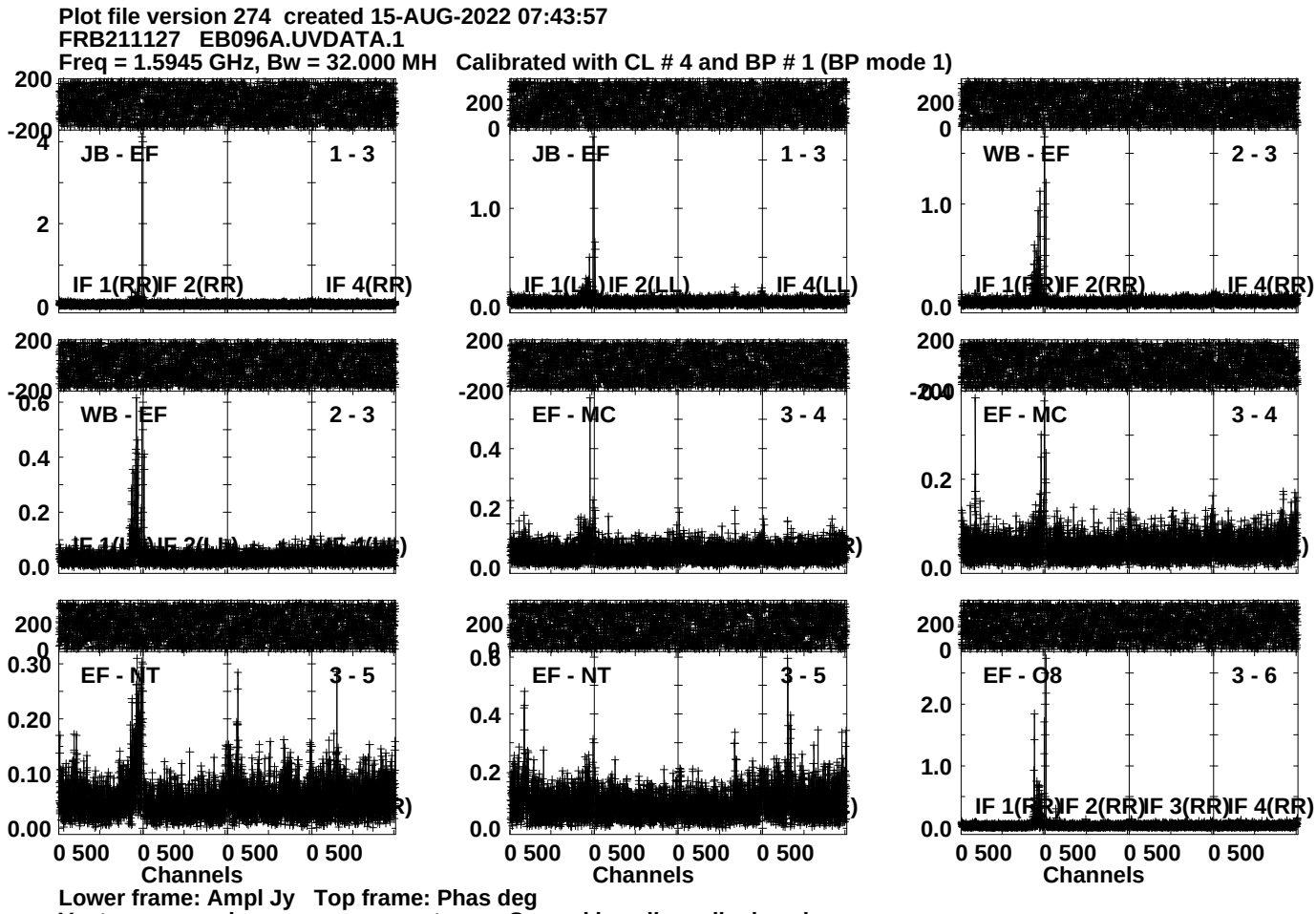
Plot file version 274 created 15-AUG-2022 07:43:57
FRB211127 EB096A.UVDATA.1
Freq = 1.5945 GHz, Bw = 32.000 MH Calibrated with CL # 4 and BP # 1 (BP mode 1)
JB - EF
1 - 3
IF 1(RR)
IF 2(RR)
IF 4(RR)
JB - EF
1 - 3
IF 2(LL)
IF 4(LL)
WB - EF
2 - 3
IF 2(RR)
IF 4(RR)
WB - EF
2 - 3
EF - MC
3 - 4
EF - MC
3 - 4
EF - NT
3 - 5
EF - NT
3 - 5
EF - O8
3 - 6
IF 1(RR)
IF 2(RR)
IF 3(RR)
IF 4(RR)
0 500
Channels
Lower frame: Ampl Jy Top frame: Phas deg
Vector averaged cross-power spectrum Several baselines displayed
Timerange: 00/23:32:21 to 00/23:36:49

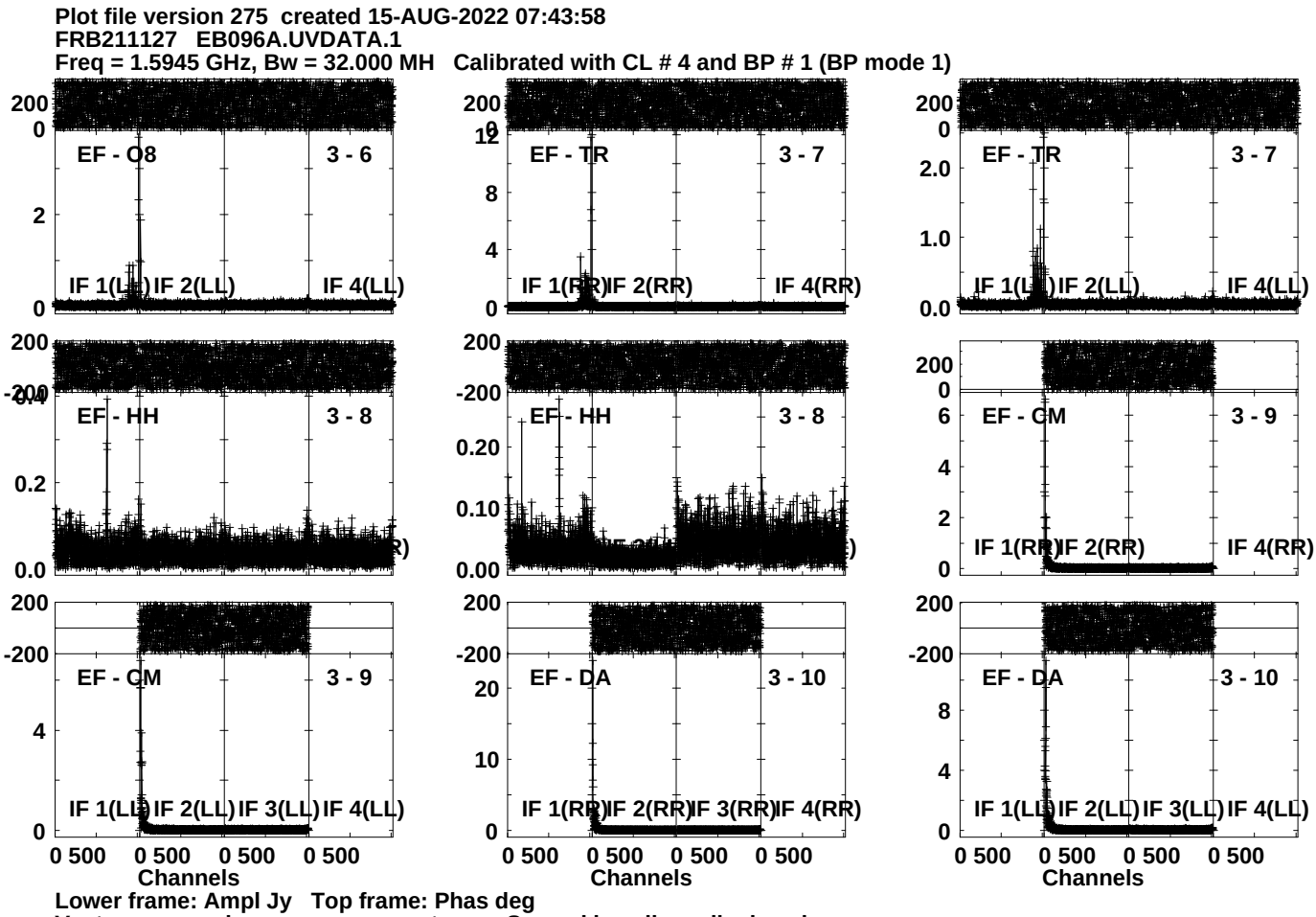
Plot file version 275 created 15-AUG-2022 07:43:58
FRB211127 EB096A.UVDATA.1
Freq = 1.5945 GHz, Bw = 32.000 MH Calibrated with CL # 4 and BP # 1 (BP mode 1)
EF - O8
3 - 6
IF 1(LL) IF 2(LL) IF 4(LL)
EF - TR
3 - 7
IF 1(RR) IF 2(RR) IF 4(RR)
EF - TR
3 - 7
IF 1(LL) IF 2(LL) IF 4(LL)
EF - HH
3 - 8
EF - HH
3 - 8
EF - CM
3 - 9
IF 1(RR) IF 2(RR) IF 4(RR)
EF - CM
3 - 9
IF 1(LL) IF 2(LL) IF 3(LL) IF 4(LL)
EF - DA
3 - 10
IF 1(RR) IF 2(RR) IF 3(RR) IF 4(RR)
EF - DA
3 - 10
IF 1(LL) IF 2(LL) IF 3(LL) IF 4(LL)
0 500 0 500 0 500 0 500
Channels
Lower frame: Ampl Jy Top frame: Phas deg
Vector averaged cross-power spectrum Several baselines displayed
Timerange: 00/23:32:21 to 00/23:36:49

Plot file version 276 created 15-AUG-2022 07:44:00
FRB211127 EB096A.UVDATA.1
Freq = 1.5945 GHz, Bw = 32.000 MH Calibrated with CL # 4 and BP # 1 (BP mode 1)

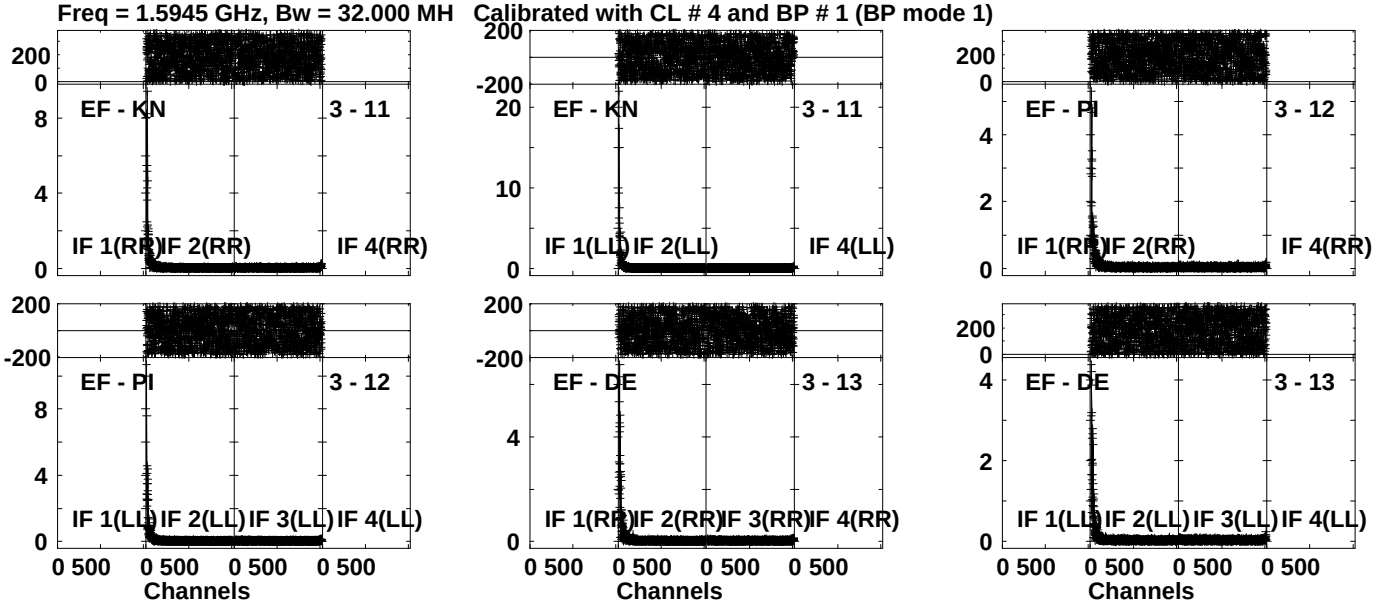

Lower frame: Ampl Jy Top frame: Phas deg
Vector averaged cross-power spectrum Several baselines displayed
Timerange: 00/23:32:21 to 00/23:36:49

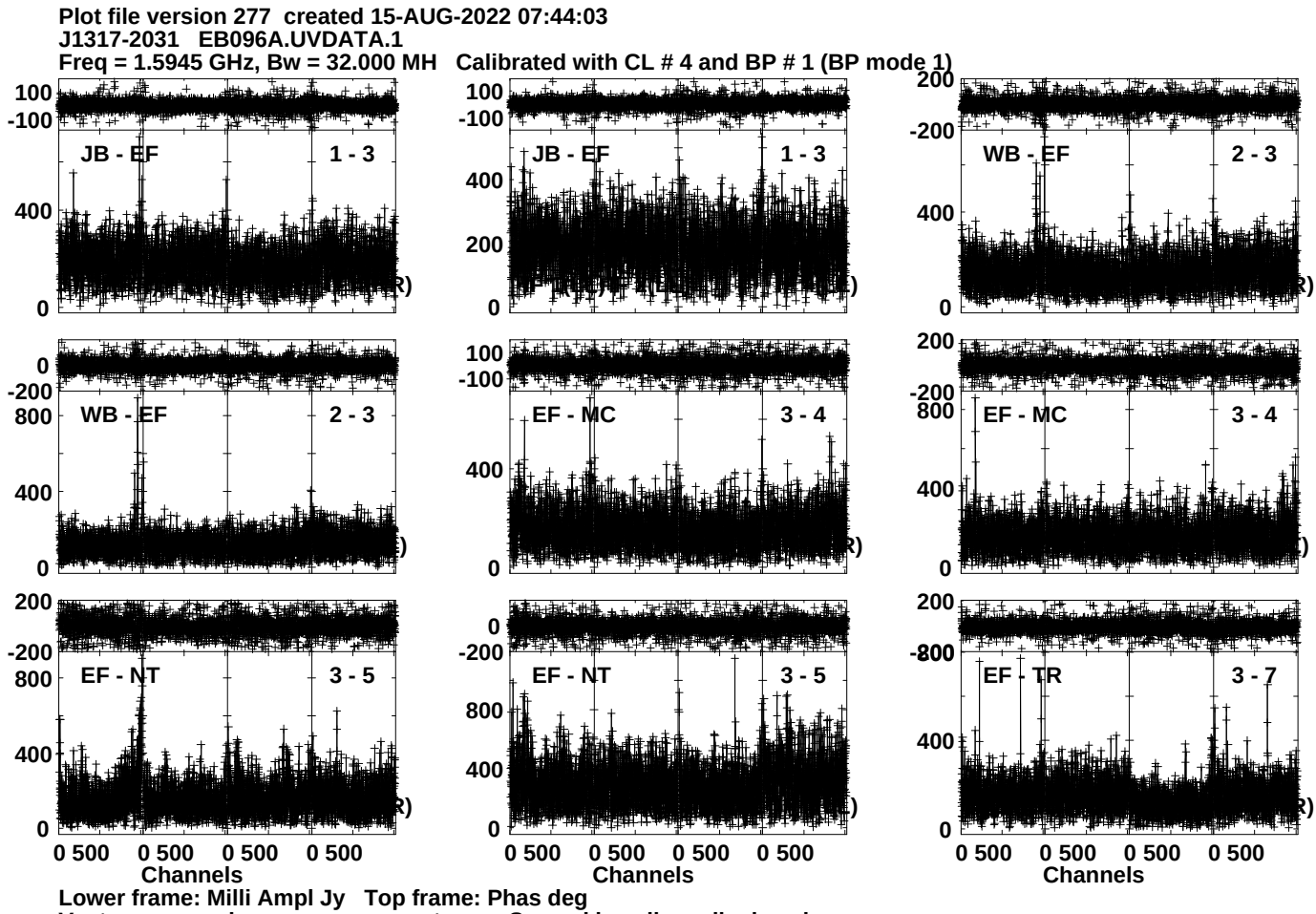
Plot file version 277 created 15-AUG-2022 07:44:03
J1317-2031 EB096A.UVDATA.1
Freq = 1.5945 GHz, Bw = 32.000 MH Calibrated with CL # 4 and BP # 1 (BP mode 1)
JB - EF 1 - 3
JB - EF 1 - 3
WB - EF 2 - 3
WB - EF 2 - 3
EF - MC 3 - 4
EF - MC 3 - 4
EF - NT 3 - 5
EF - NT 3 - 5
EF - TR 3 - 7
0 500 0 500 0 500 0 500
Channels
Lower frame: Milli Ampl Jy Top frame: Phas deg
Vector averaged cross-power spectrum Several baselines displayed
Timerange: 00/23:36:51 to 00/23:38:19

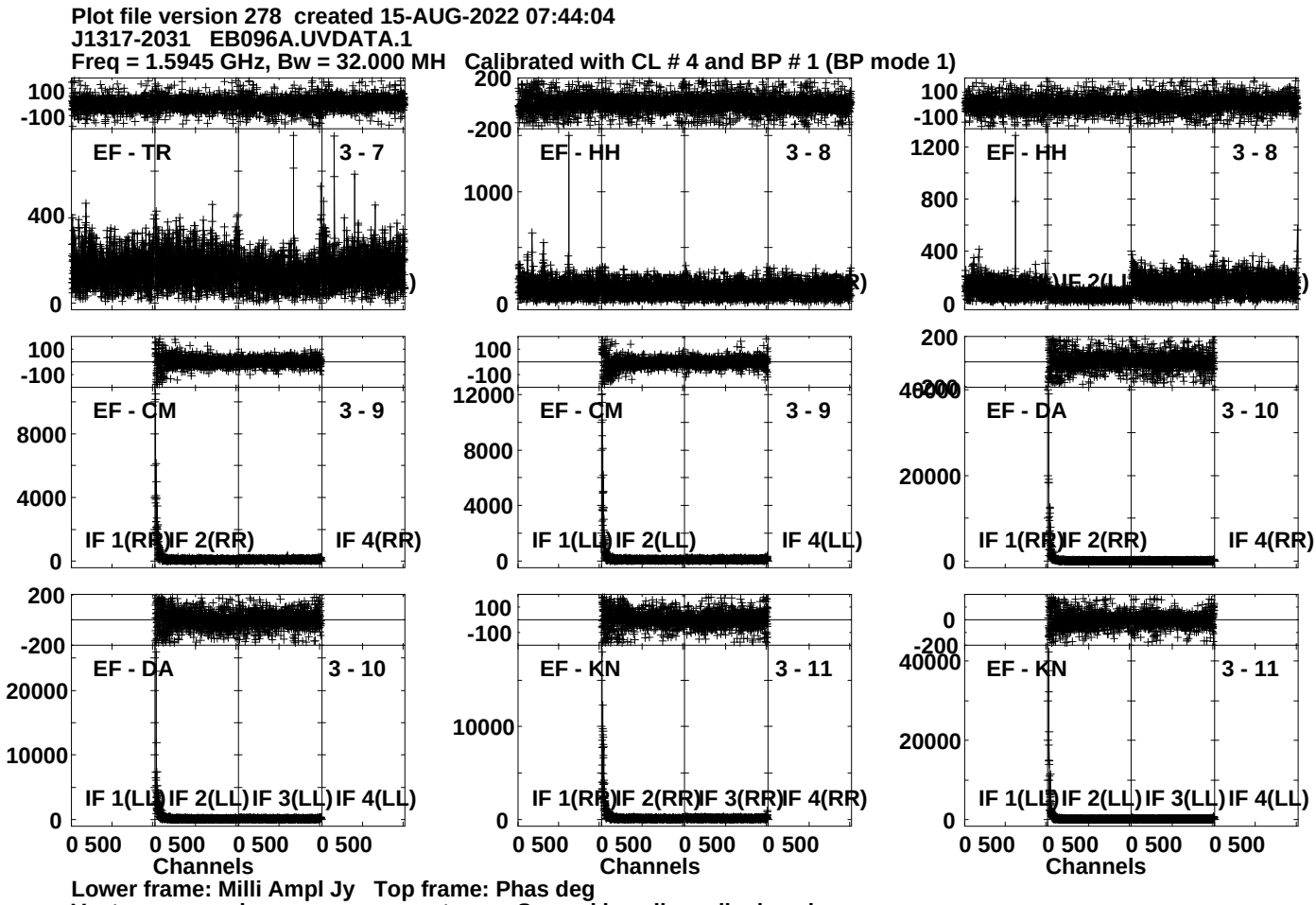
Plot file version 278 created 15-AUG-2022 07:44:04
J1317-2031 EB096A.UVDATA.1
Freq = 1.5945 GHz, Bw = 32.000 MH Calibrated with CL # 4 and BP # 1 (BP mode 1)
EF - TR 3 - 7
EF - HH 3 - 8
EF - HH 3 - 8
EF - CM 3 - 9
IF 1(RR) IF 2(RR) IF 4(RR)
EF - CM 3 - 9
IF 1(LL) IF 2(LL) IF 4(LL)
EF - DA 3 - 10
IF 1(RR) IF 2(RR) IF 4(RR)
EF - DA 3 - 10
IF 1(LL) IF 2(LL) IF 3(LL) IF 4(LL)
EF - KN 3 - 11
IF 1(RR) IF 2(RR) IF 3(RR) IF 4(RR)
EF - KN 3 - 11
IF 1(LL) IF 2(LL) IF 3(LL) IF 4(LL)
0 500 0 500 0 500 0 500
Channels
Lower frame: Milli Ampl Jy Top frame: Phas deg
Vector averaged cross-power spectrum Several baselines displayed
Timerange: 00/23:36:51 to 00/23:38:19

Plot file version 279 created 15-AUG-2022 07:44:06
J1317-2031 EB096A.UVDATA.1
Freq = 1.5945 GHz, Bw = 32.000 MH Calibrated with CL # 4 and BP # 1 (BP mode 1)

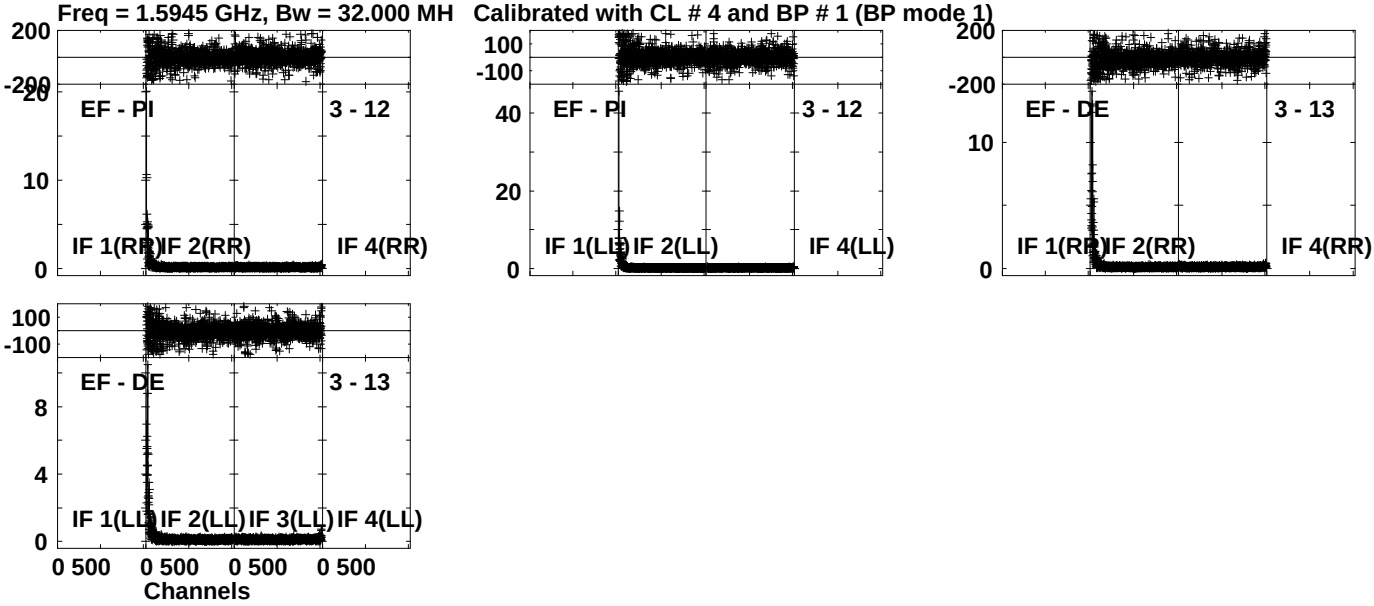

Lower frame: Ampl Jy Top frame: Phas deg
Vector averaged cross-power spectrum Several baselines displayed
Timerange: 00/23:36:51 to 00/23:38:19

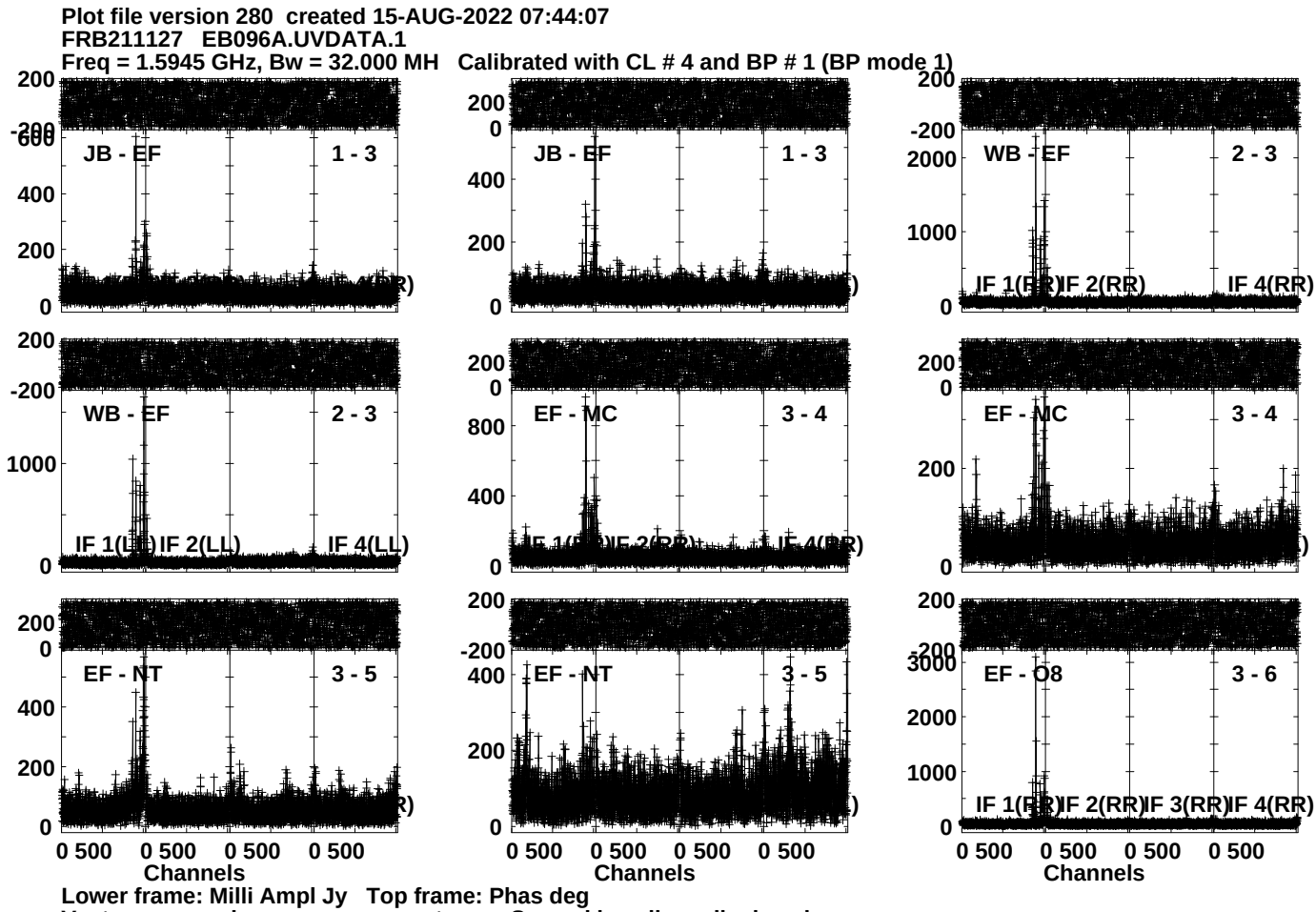
Plot file version 280 created 15-AUG-2022 07:44:07
FRB211127 EB096A.UVDATA.1
Freq = 1.5945 GHz, Bw = 32.000 MH Calibrated with CL # 4 and BP # 1 (BP mode 1)
JB - EF
1 - 3
JB - EF
1 - 3
WB - EF
2 - 3
IF 1(RR)
IF 2(RR)
IF 4(RR)
WB - EF
2 - 3
IF 1(LL)
IF 2(LL)
IF 4(LL)
EF - MC
3 - 4
EF - MC
3 - 4
EF - NT
3 - 5
EF - NT
3 - 5
EF - O8
3 - 6
IF 1(RR)
IF 2(RR)
IF 3(RR)
IF 4(RR)
0 500 0 500 0 500 0 500
Channels
0 500 0 500 0 500 0 500
Channels
0 500 0 500 0 500 0 500
Channels
Lower frame: Milli Ampl Jy Top frame: Phas deg
Vector averaged cross-power spectrum Several baselines displayed
Timerange: 00/23:38:21 to 00/23:42:49

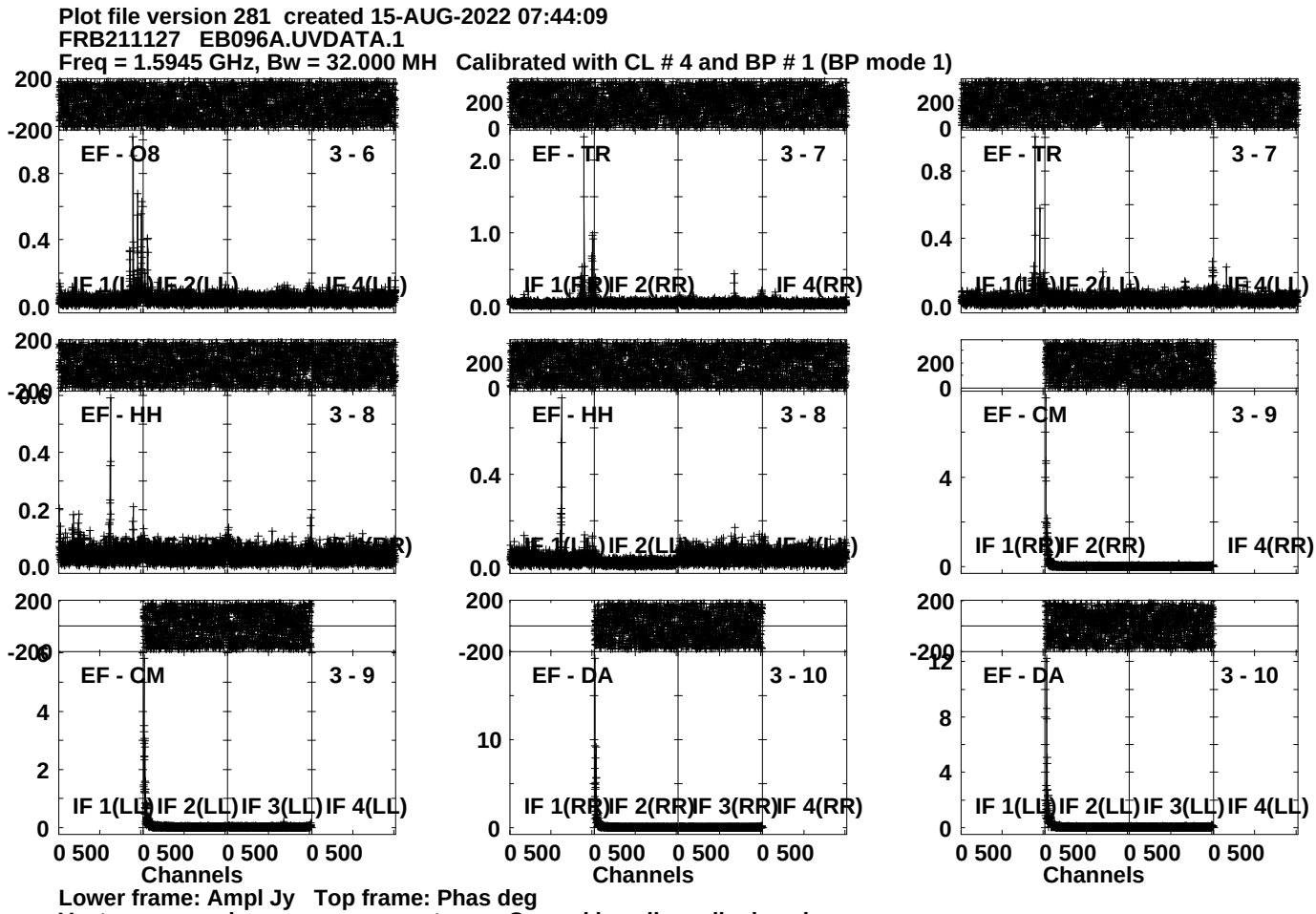
Plot file version 281 created 15-AUG-2022 07:44:09
FRB211127 EB096A.UVDATA.1
Freq = 1.5945 GHz, Bw = 32.000 MH Calibrated with CL # 4 and BP # 1 (BP mode 1)
EF - O8 3 - 6
EF - TR 3 - 7
EF - TR 3 - 7
EF - HH 3 - 8
EF - HH 3 - 8
EF - CM 3 - 9
EF - CM 3 - 9
EF - DA 3 - 10
EF - DA 3 - 10
IF 1(RR) IF 2(RR) IF 4(RR)
IF 1(LL) IF 2(LL) IF 3(LL) IF 4(LL)
Channels
Lower frame: Ampl Jy Top frame: Phas deg
Vector averaged cross-power spectrum Several baselines displayed
Timerange: 00/23:38:21 to 00/23:42:49

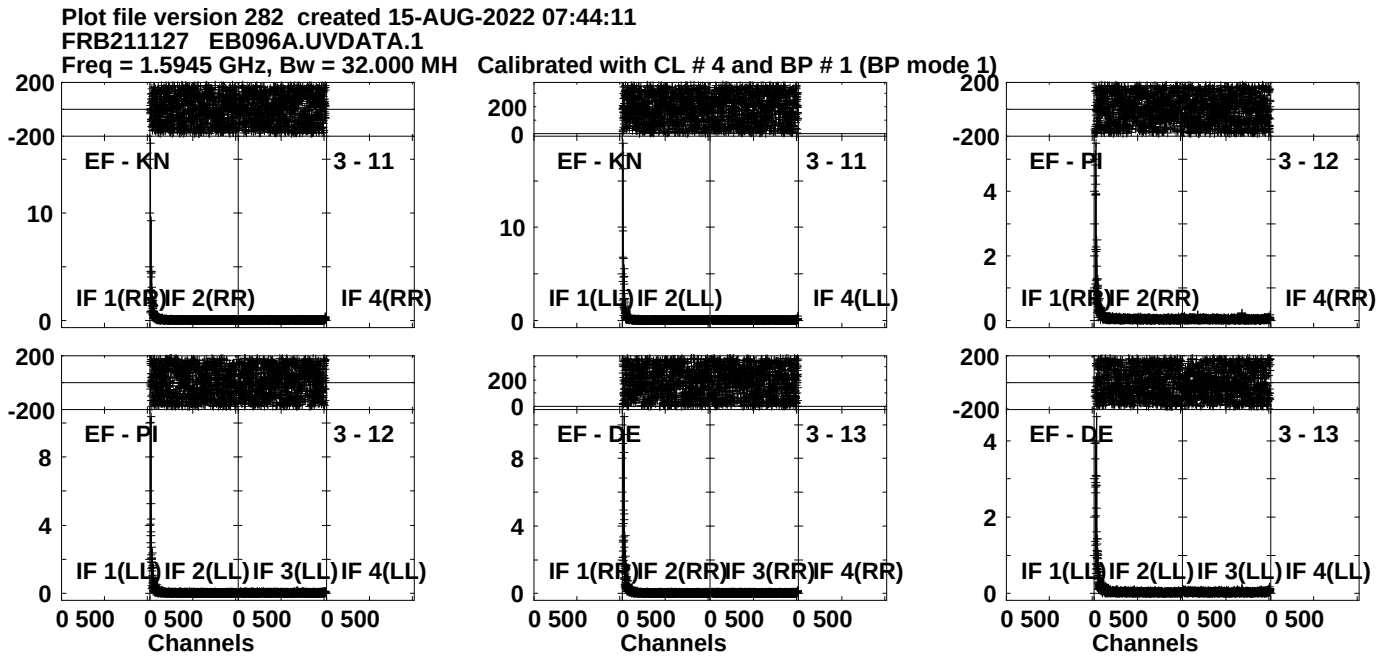

Lower frame: Ampl Jy Top frame: Phas deg
Vector averaged cross-power spectrum Several baselines displayed
Timerange: 00/23:38:21 to 00/23:42:49

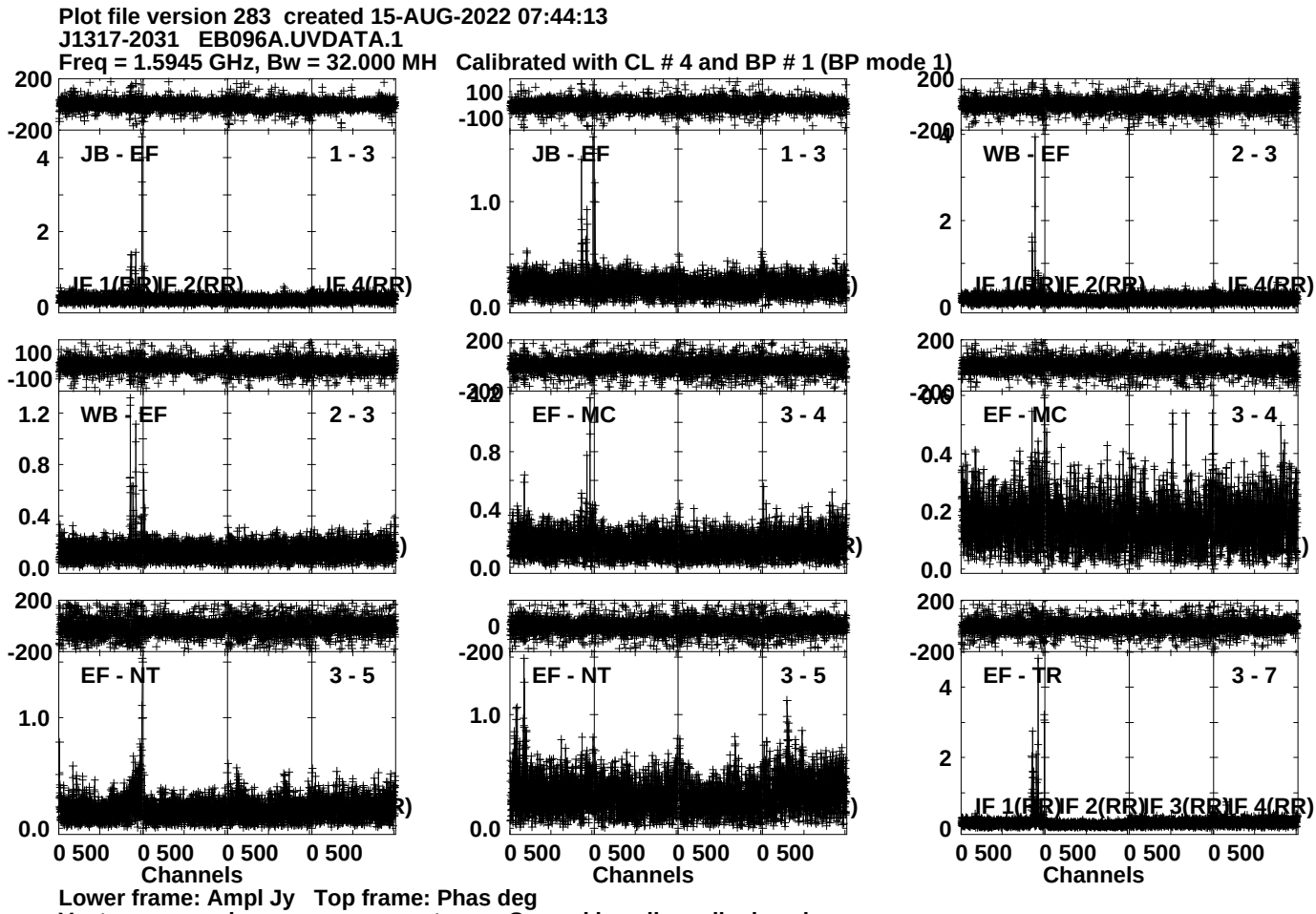
Plot file version 283 created 15-AUG-2022 07:44:13
J1317-2031 EB096A.UVDATA.1
Freq = 1.5945 GHz, Bw = 32.000 MH Calibrated with CL # 4 and BP # 1 (BP mode 1)
JB - EF 1 - 3
JB - EF 1 - 3
WB - EF 2 - 3
WB - EF 2 - 3
EF - MC 3 - 4
EF - MC 3 - 4
EF - NT 3 - 5
EF - NT 3 - 5
EF - TR 3 - 7
IF 1(RR) IF 2(RR) IF 4(RR)
IF 1(RR) IF 2(RR) IF 4(RR)
IF 1(RR) IF 2(RR) IF 3(RR) IF 4(RR)
0 500 0 500 0 500 0 500
Channels
Lower frame: Ampl Jy Top frame: Phas deg
Vector averaged cross-power spectrum Several baselines displayed
Timerange: 00/23:43:21 to 00/23:44:19

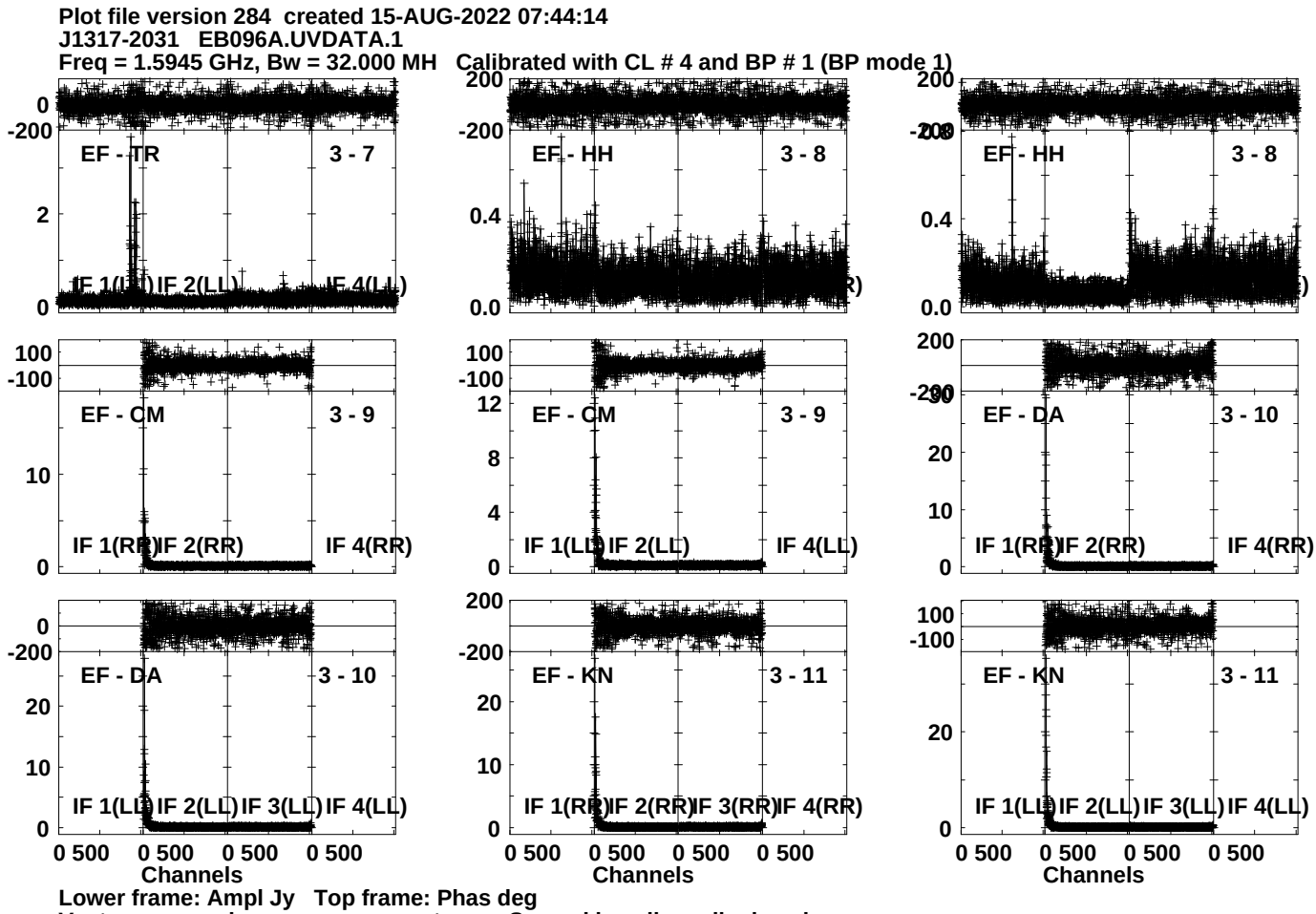
Plot file version 284 created 15-AUG-2022 07:44:14
J1317-2031 EB096A.UVDATA.1
Freq = 1.5945 GHz, Bw = 32.000 MH Calibrated with CL # 4 and BP # 1 (BP mode 1)
EF - TR
3 - 7
IF 1(LL) IF 2(LL) IF 4(LL)
EF - HH
3 - 8
EF - HH
3 - 8
EF - CM
3 - 9
IF 1(RR) IF 2(RR) IF 4(RR)
EF - CM
3 - 9
IF 1(LL) IF 2(LL) IF 4(LL)
EF - DA
3 - 10
IF 1(RR) IF 2(RR) IF 4(RR)
EF - DA
3 - 10
IF 1(LL) IF 2(LL) IF 3(LL) IF 4(LL)
EF - KN
3 - 11
IF 1(RR) IF 2(RR) IF 3(RR) IF 4(RR)
EF - KN
3 - 11
IF 1(LL) IF 2(LL) IF 3(LL) IF 4(LL)
0 500 0 500 0 500 0 500
Channels
Lower frame: Ampl Jy Top frame: Phas deg
Vector averaged cross-power spectrum Several baselines displayed
Timerange: 00/23:43:21 to 00/23:44:19

Plot file version 285 created 15-AUG-2022 07:44:16
J1317-2031 EB096A.UVDATA.1
Freq = 1.5945 GHz, Bw = 32.000 MH Calibrated with CL # 4 and BP # 1 (BP mode 1)

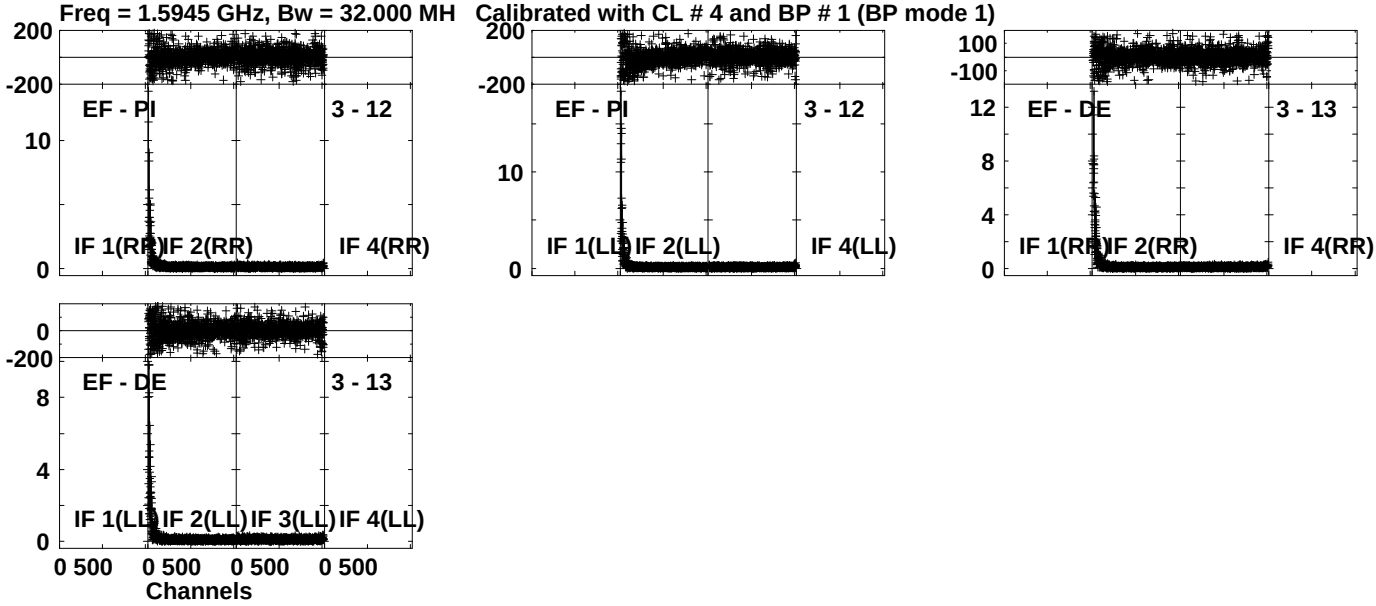

Lower frame: Ampl Jy Top frame: Phas deg
Vector averaged cross-power spectrum Several baselines displayed
Timerange: 00/23:43:21 to 00/23:44:19

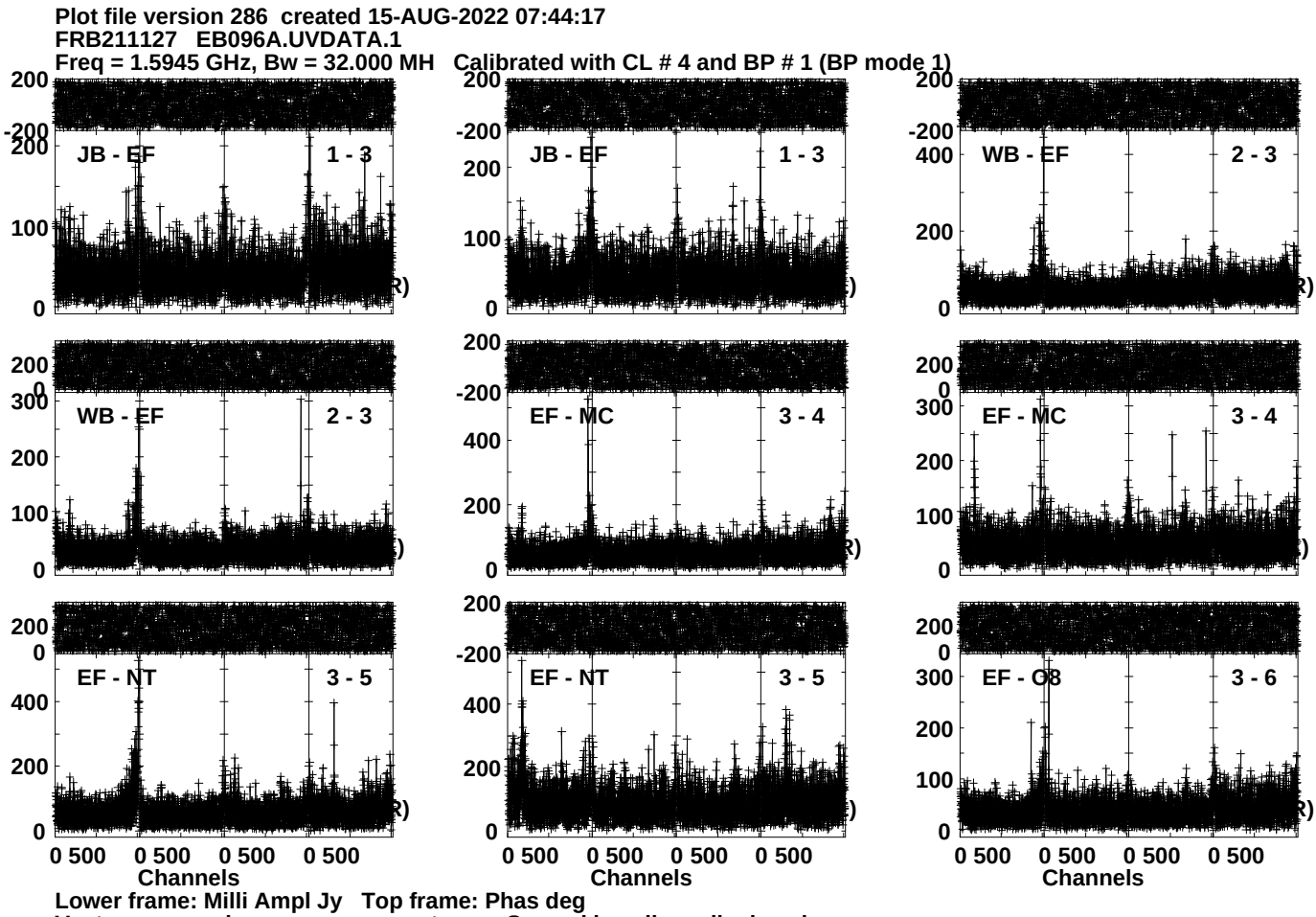
Plot file version 286 created 15-AUG-2022 07:44:17
FRB211127 EB096A.UVDATA.1
Freq = 1.5945 GHz, Bw = 32.000 MH Calibrated with CL # 4 and BP # 1 (BP mode 1)
JB - EF 1 - 3
JB - EF 1 - 3
WB - EF 2 - 3
WB - EF 2 - 3
EF - MC 3 - 4
EF - MC 3 - 4
EF - NT 3 - 5
EF - NT 3 - 5
EF - C8 3 - 6
Channels
Channels
Channels
Lower frame: Milli Ampl Jy Top frame: Phas deg
Vector averaged cross-power spectrum Several baselines displayed
Timerange: 00/23:44:21 to 00/23:48:49

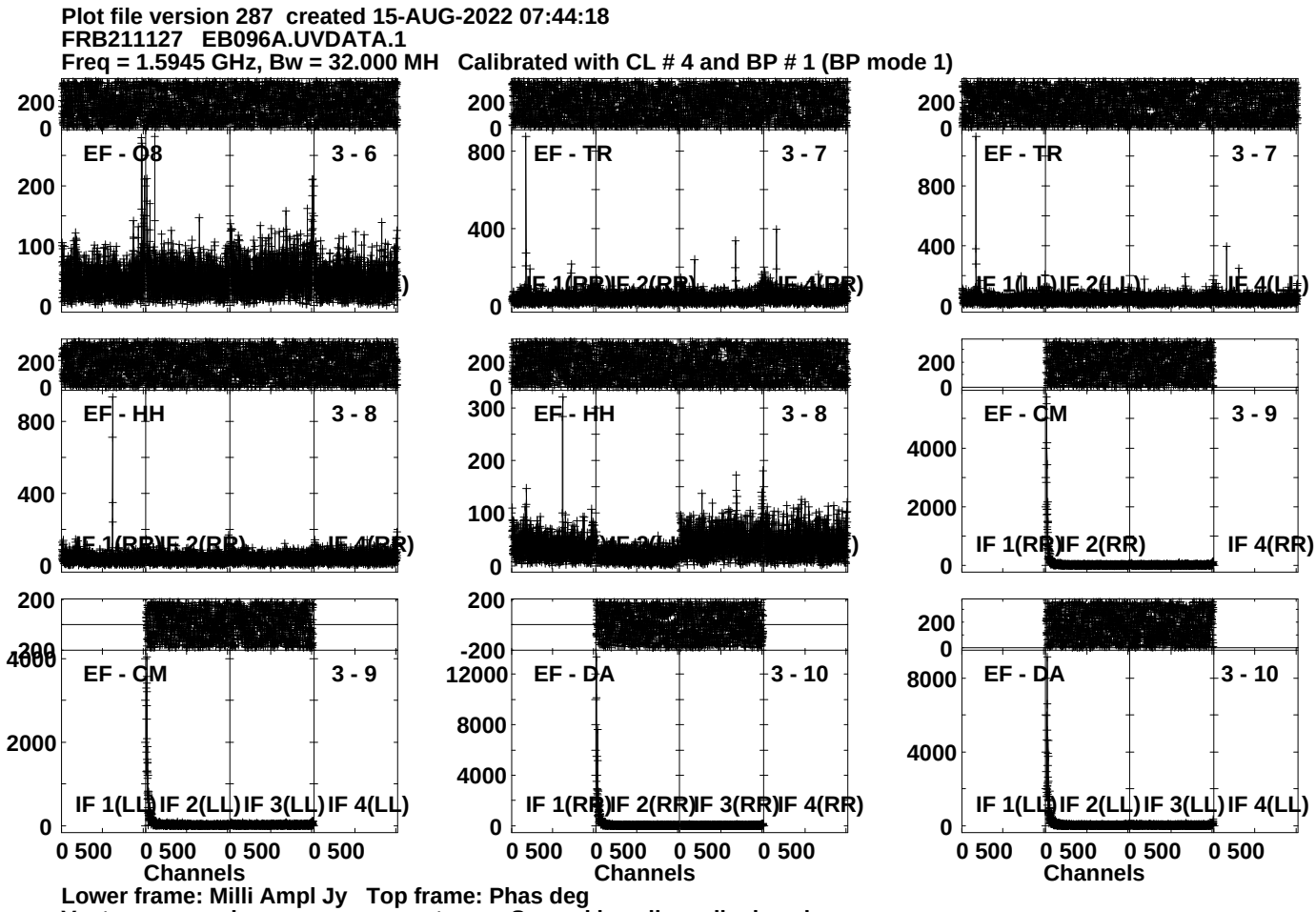
Plot file version 287 created 15-AUG-2022 07:44:18
FRB211127 EB096A.UVDATA.1
Freq = 1.5945 GHz, Bw = 32.000 MH Calibrated with CL # 4 and BP # 1 (BP mode 1)
EF - O8 3 - 6
EF - TR 3 - 7
EF - TR 3 - 7
EF - HH 3 - 8
EF - HH 3 - 8
EF - CM 3 - 9
IF 1(RR) IF 2(RR) IF 4(RR)
EF - CM 3 - 9
EF - DA 3 - 10
EF - DA 3 - 10
IF 1(LL) IF 2(LL) IF 3(LL) IF 4(LL)
IF 1(RR) IF 2(RR) IF 3(RR) IF 4(RR)
0 500 0 500 0 500 0 500
Channels
Lower frame: Milli Ampl Jy Top frame: Phas deg
Vector averaged cross-power spectrum Several baselines displayed
Timerange: 00/23:44:21 to 00/23:48:49

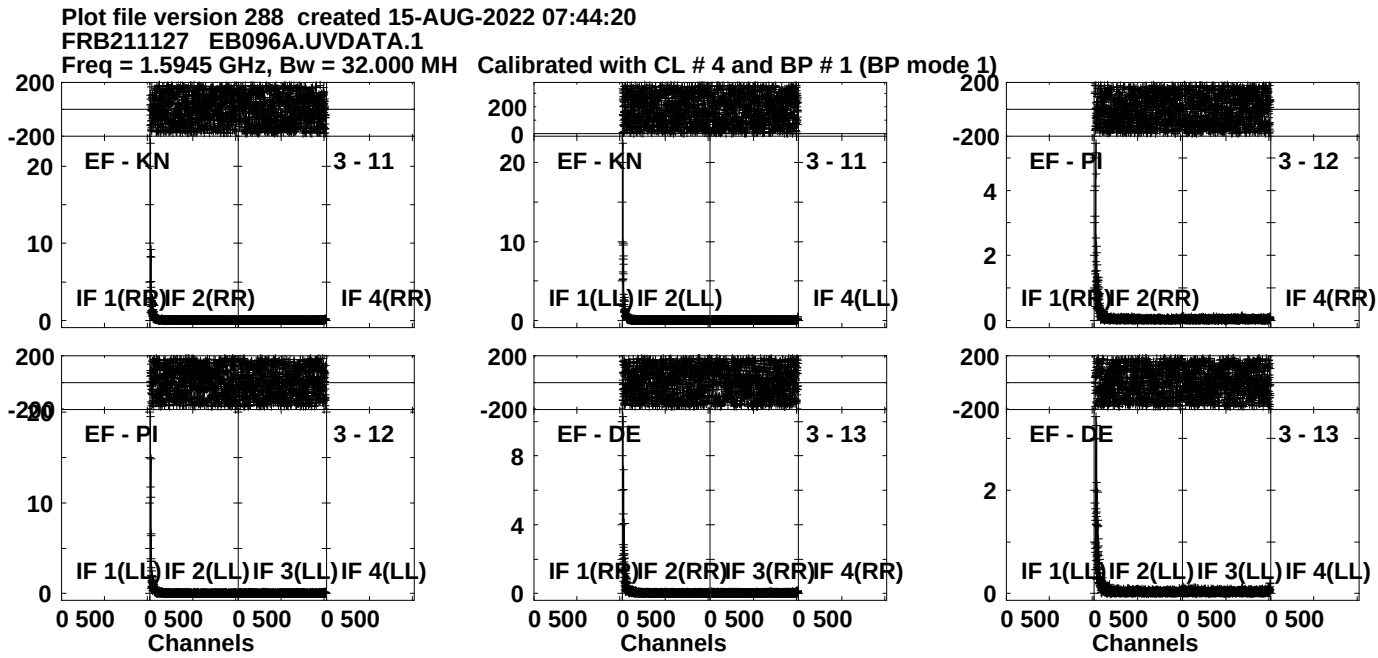
Plot file version 288 created 15-AUG-2022 07:44:20
FRB211127 EB096A.UVDATA.1
Freq = 1.5945 GHz, Bw = 32.000 MH Calibrated with CL # 4 and BP # 1 (BP mode 1)
EF - KN
3 - 11
IF 1(RR)
IF 2(RR)
IF 4(RR)
EF - KN
3 - 11
IF 1(LL)
IF 2(LL)
IF 4(LL)
EF - PI
3 - 12
IF 1(RR)
IF 2(RR)
IF 4(RR)
EF - PI
3 - 12
IF 1(LL)
IF 2(LL)
IF 3(LL)
IF 4(LL)
EF - DE
3 - 13
IF 1(RR)
IF 2(RR)
IF 3(RR)
IF 4(RR)
EF - DE
3 - 13
IF 1(LL)
IF 2(LL)
IF 3(LL)
IF 4(LL)
Channels
Channels
Channels
Lower frame: Ampl Jy Top frame: Phas deg
Vector averaged cross-power spectrum Several baselines displayed
Timerange: 00/23:44:21 to 00/23:48:49

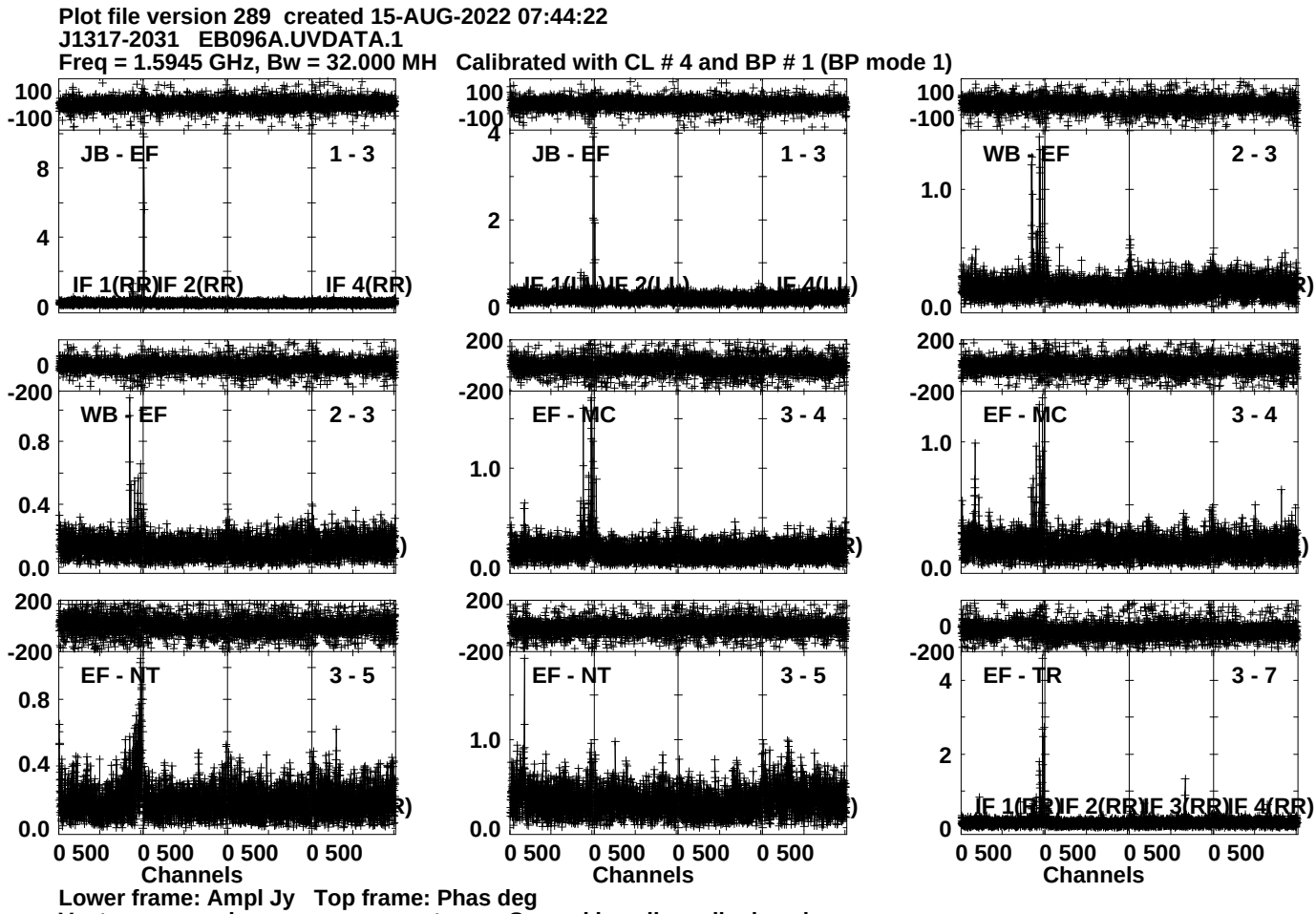
Plot file version 289 created 15-AUG-2022 07:44:22
J1317-2031 EB096A.UVDATA.1
Freq = 1.5945 GHz, Bw = 32.000 MH Calibrated with CL # 4 and BP # 1 (BP mode 1)
JB - EF
1 - 3
IF 1(RR)IF 2(RR)
IF 4(RR)
JB - EF
1 - 3
WB - EF
2 - 3
WB - EF
2 - 3
EF - MC
3 - 4
EF - MC
3 - 4
EF - NT
3 - 5
EF - NT
3 - 5
EF - TR
3 - 7
IF 1(RR)IF 2(RR)IF 3(RR)IF 4(RR)
0 500 0 500 0 500 0 500
Channels
Lower frame: Ampl Jy Top frame: Phas deg
Vector averaged cross-power spectrum Several baselines displayed
Timerange: 00/23:48:51 to 00/23:50:19

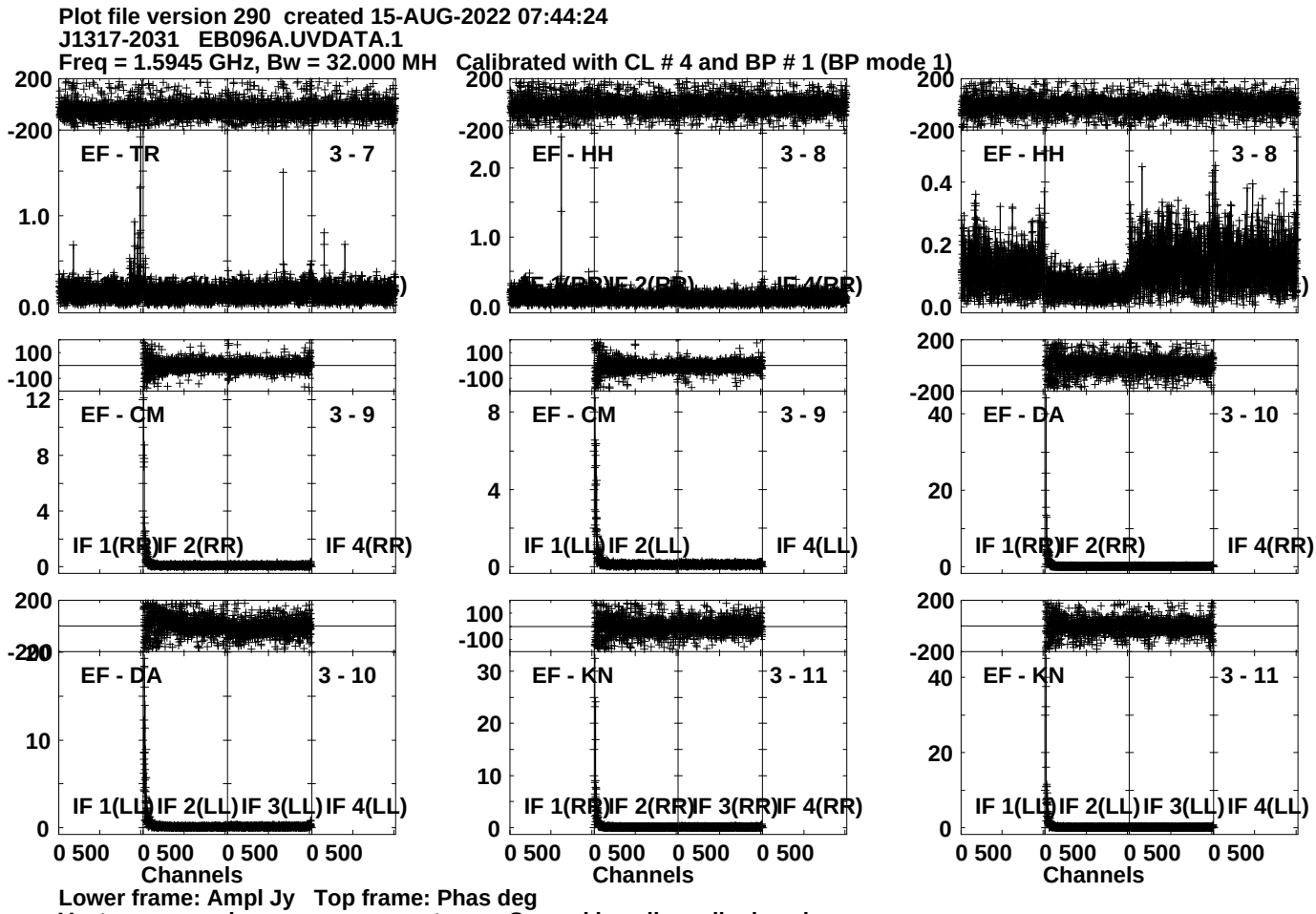
Plot file version 290 created 15-AUG-2022 07:44:24
J1317-2031 EB096A.UVDATA.1
Freq = 1.5945 GHz, Bw = 32.000 MH Calibrated with CL # 4 and BP # 1 (BP mode 1)
EF - TR
3 - 7
EF - HH
3 - 8
EF - HH
3 - 8
EF - CM
3 - 9
IF 1(RR) IF 2(RR) IF 4(RR)
EF - CM
3 - 9
IF 1(LL) IF 2(LL) IF 4(LL)
EF - DA
3 - 10
IF 1(RR) IF 2(RR) IF 4(RR)
EF - DA
3 - 10
IF 1(LL) IF 2(LL) IF 3(LL) IF 4(LL)
EF - KN
3 - 11
IF 1(RR) IF 2(RR) IF 3(RR) IF 4(RR)
EF - KN
3 - 11
IF 1(LL) IF 2(LL) IF 3(LL) IF 4(LL)
0 500 0 500 0 500 0 500
Channels
Lower frame: Ampl Jy Top frame: Phas deg
Vector averaged cross-power spectrum Several baselines displayed
Timerange: 00/23:48:51 to 00/23:50:19

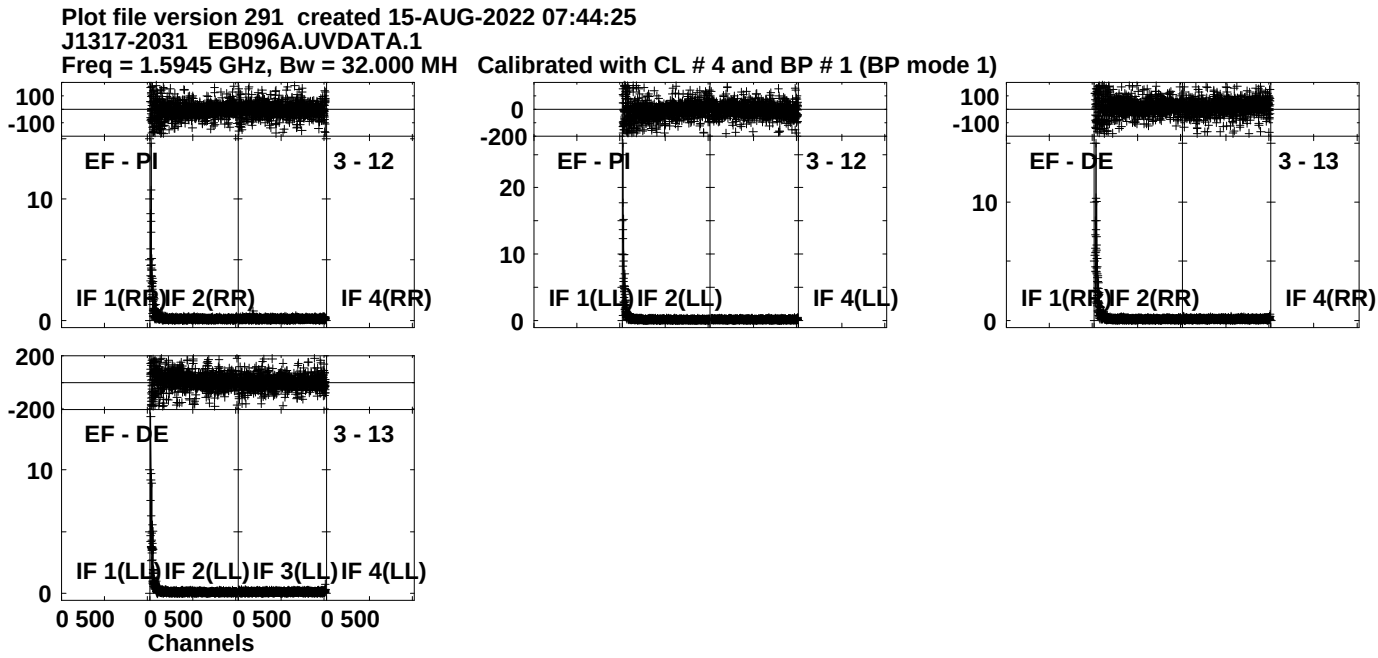
Plot file version 291 created 15-AUG-2022 07:44:25
J1317-2031 EB096A.UVDATA.1
Freq = 1.5945 GHz, Bw = 32.000 MH Calibrated with CL # 4 and BP # 1 (BP mode 1)
EF - PI
3 - 12
IF 1(RR)
IF 2(RR)
IF 4(RR)
EF - PI
3 - 12
IF 1(LL)
IF 2(LL)
IF 4(LL)
EF - DE
3 - 13
IF 1(RR)
IF 2(RR)
IF 4(RR)
EF - DE
3 - 13
IF 1(LL)
IF 2(LL)
IF 3(LL)
IF 4(LL)
Channels
Lower frame: Ampl Jy Top frame: Phas deg
Vector averaged cross-power spectrum Several baselines displayed
Timerange: 00/23:48:51 to 00/23:50:19

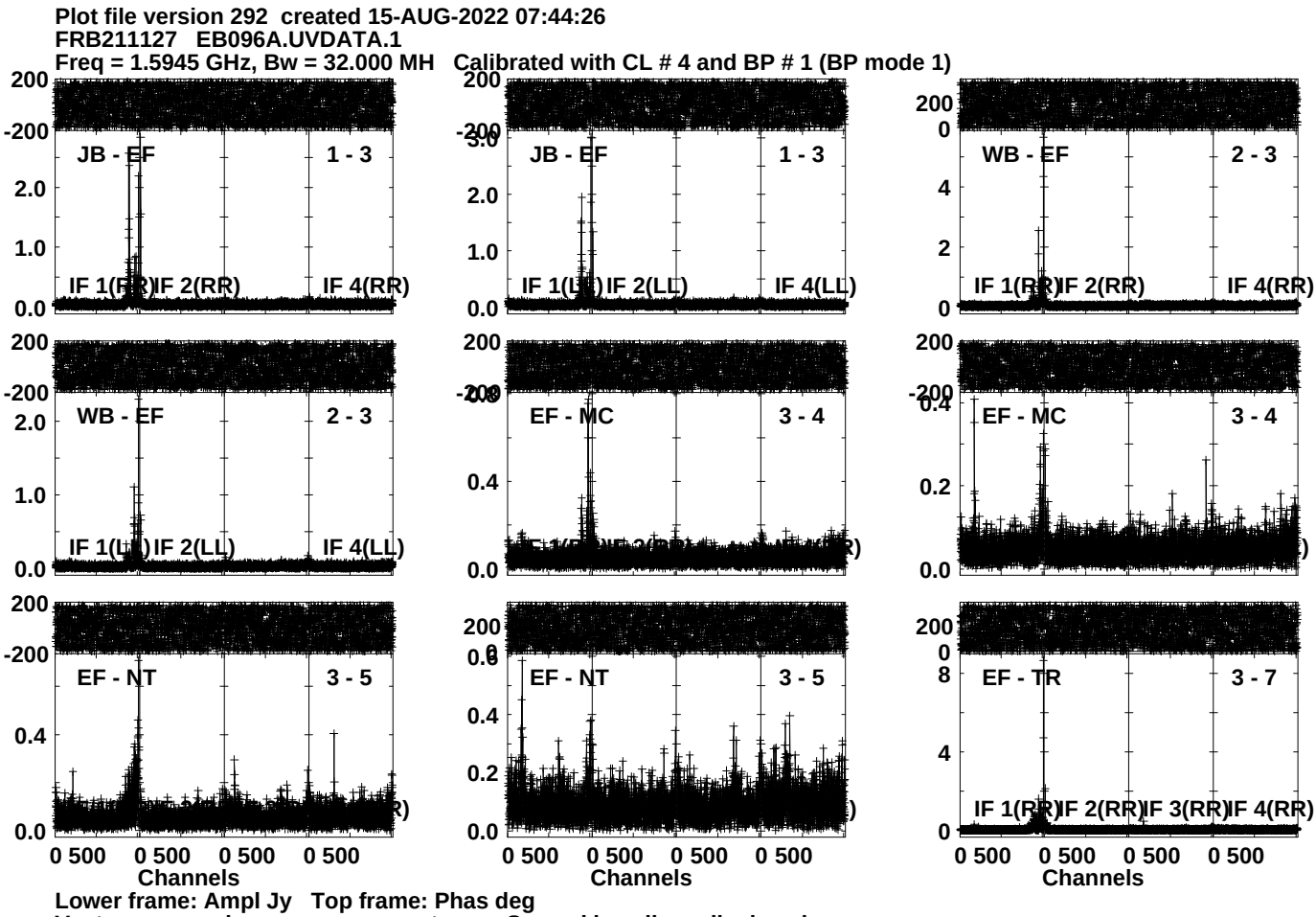
Plot file version 292 created 15-AUG-2022 07:44:26
FRB211127 EB096A.UVDATA.1
Freq = 1.5945 GHz, Bw = 32.000 MH Calibrated with CL # 4 and BP # 1 (BP mode 1)
JB - EF
1 - 3
IF 1(RR) IF 2(RR) IF 4(RR)
JB - EF
1 - 3
IF 1(LL) IF 2(LL) IF 4(LL)
WB - EF
2 - 3
IF 1(RR) IF 2(RR) IF 4(RR)
WB - EF
2 - 3
IF 1(LL) IF 2(LL) IF 4(LL)
EF - MC
3 - 4
EF - MC
3 - 4
EF - NT
3 - 5
EF - NT
3 - 5
EF - TR
3 - 7
IF 1(RR) IF 2(RR) IF 3(RR) IF 4(RR)
0 500 0 500 0 500 0 500
Channels
Lower frame: Ampl Jy Top frame: Phas deg
Vector averaged cross-power spectrum Several baselines displayed
Timerange: 00/23:50:21 to 00/23:54:49

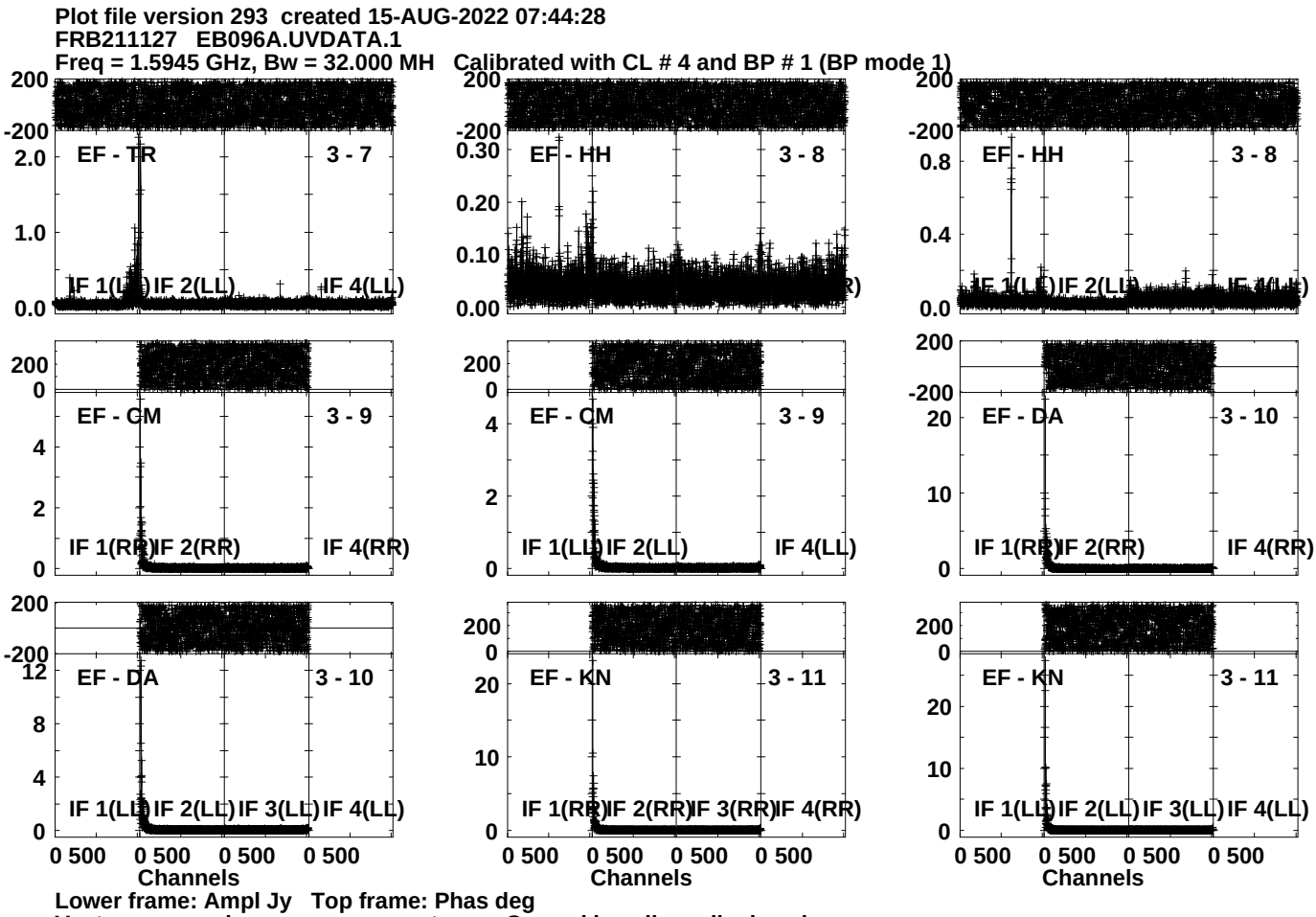
Plot file version 293 created 15-AUG-2022 07:44:28
FRB211127 EB096A.UVDATA.1
Freq = 1.5945 GHz, Bw = 32.000 MH Calibrated with CL # 4 and BP # 1 (BP mode 1)
EF - TR
3 - 7
IF 1(LL) IF 2(LL) IF 4(LL)
EF - HH
3 - 8
EF - HH
3 - 8
EF - CM
3 - 9
IF 1(RR) IF 2(RR) IF 4(RR)
EF - CM
3 - 9
IF 1(LL) IF 2(LL) IF 4(LL)
EF - DA
3 - 10
IF 1(RR) IF 2(RR) IF 4(RR)
EF - DA
3 - 10
IF 1(LL) IF 2(LL) IF 3(LL) IF 4(LL)
EF - KN
3 - 11
IF 1(RR) IF 2(RR) IF 3(RR) IF 4(RR)
EF - KN
3 - 11
IF 1(LL) IF 2(LL) IF 3(LL) IF 4(LL)
0 500 0 500 0 500 0 500
Channels
Lower frame: Ampl Jy Top frame: Phas deg
Vector averaged cross-power spectrum Several baselines displayed
Timerange: 00/23:50:21 to 00/23:54:49

Plot file version 294 created 15-AUG-2022 07:44:30
FRB211127 EB096A.UVDATA.1
Freq = 1.5945 GHz, Bw = 32.000 MH Calibrated with CL # 4 and BP # 1 (BP mode 1)

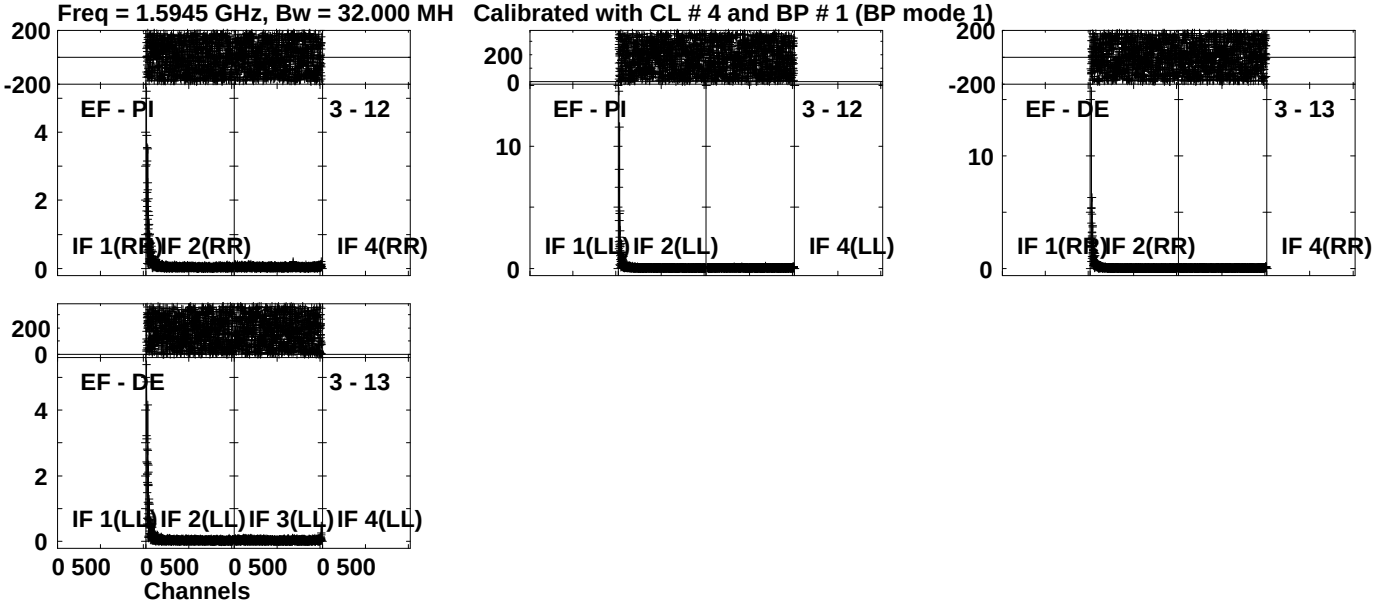

Lower frame: Ampl Jy Top frame: Phas deg
Vector averaged cross-power spectrum Several baselines displayed
Timerange: 00/23:50:21 to 00/23:54:49

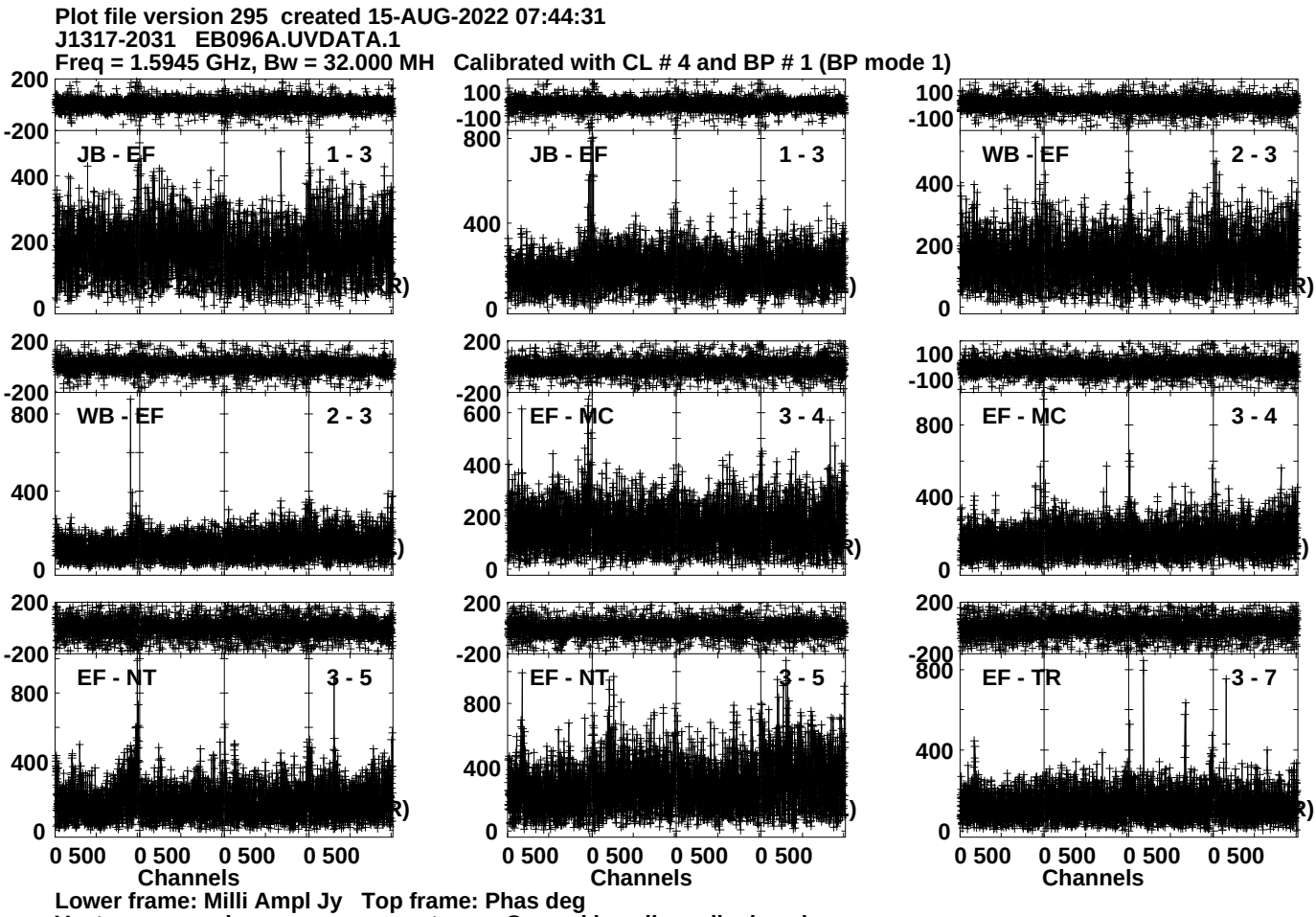
Plot file version 295 created 15-AUG-2022 07:44:31
J1317-2031 EB096A.UVDATA.1
Freq = 1.5945 GHz, Bw = 32.000 MH Calibrated with CL # 4 and BP # 1 (BP mode 1)
JB - EF 1 - 3
JB - EF 1 - 3
WB - EF 2 - 3
WB - EF 2 - 3
EF - MC 3 - 4
EF - MC 3 - 4
EF - NT 3 - 5
EF - NT 3 - 5
EF - TR 3 - 7
Channels
Channels
Channels
Lower frame: Milli Ampl Jy Top frame: Phas deg
Vector averaged cross-power spectrum Several baselines displayed
Timerange: 00/23:55:21 to 00/23:56:19

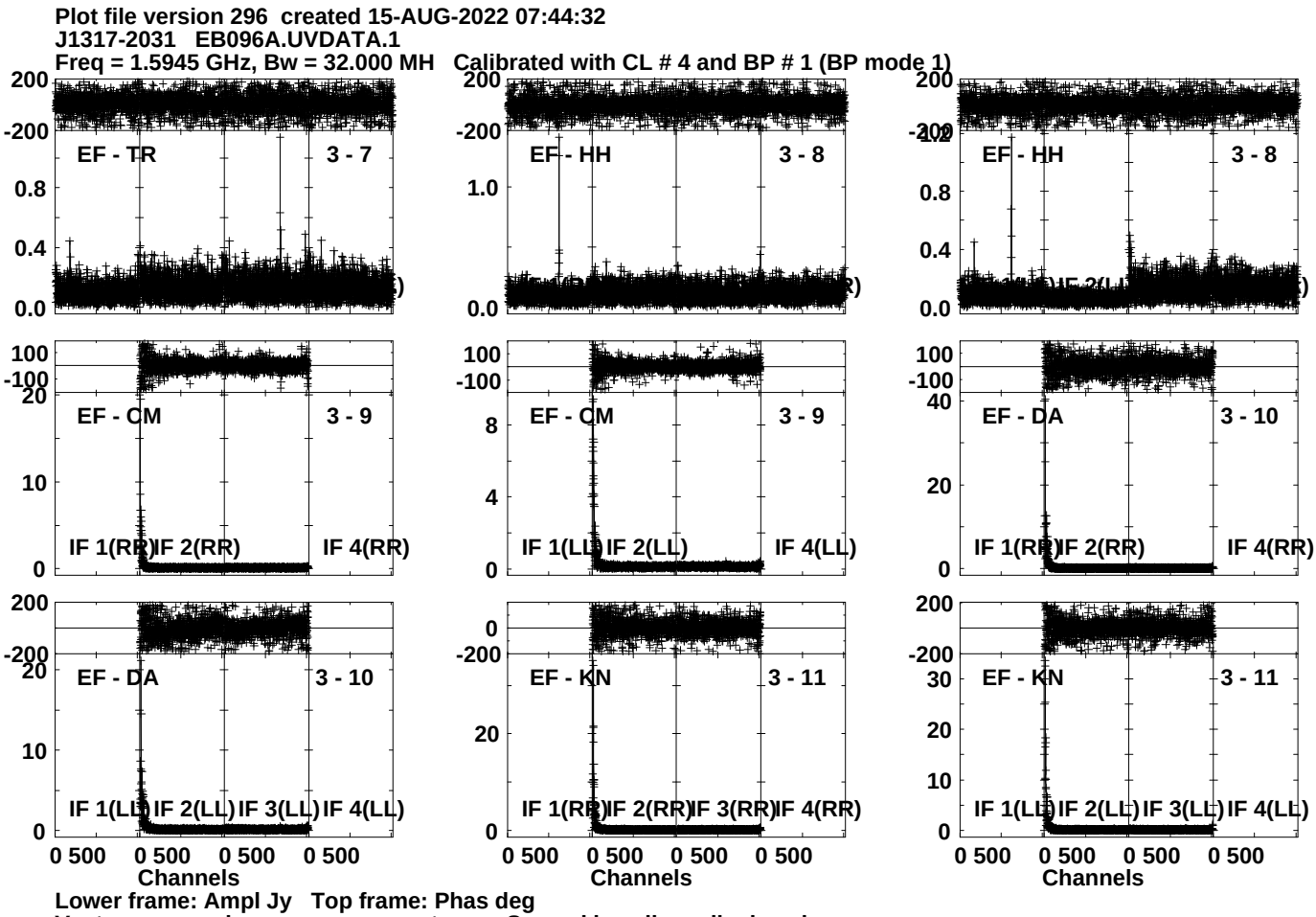
Plot file version 296 created 15-AUG-2022 07:44:32
J1317-2031 EB096A.UVDATA.1
Freq = 1.5945 GHz, Bw = 32.000 MH Calibrated with CL # 4 and BP # 1 (BP mode 1)
EF - TR 3 - 7
EF - HH 3 - 8
EF - HH 3 - 8
EF - CM 3 - 9
IF 1(RR) IF 2(RR) IF 4(RR)
EF - CM 3 - 9
IF 1(LL) IF 2(LL) IF 4(LL)
EF - DA 3 - 10
IF 1(RR) IF 2(RR) IF 4(RR)
EF - DA 3 - 10
IF 1(LL) IF 2(LL) IF 3(LL) IF 4(LL)
EF - KN 3 - 11
IF 1(RR) IF 2(RR) IF 3(RR) IF 4(RR)
EF - KN 3 - 11
IF 1(LL) IF 2(LL) IF 3(LL) IF 4(LL)
0 500 0 500 0 500 0 500
Channels
Lower frame: Ampl Jy Top frame: Phas deg
Vector averaged cross-power spectrum Several baselines displayed
Timerange: 00/23:55:21 to 00/23:56:19

Plot file version 297 created 15-AUG-2022 07:44:34
J1317-2031 EB096A.UVDATA.1
Freq = 1.5945 GHz, Bw = 32.000 MH Calibrated with CL # 4 and BP # 1 (BP mode 1)

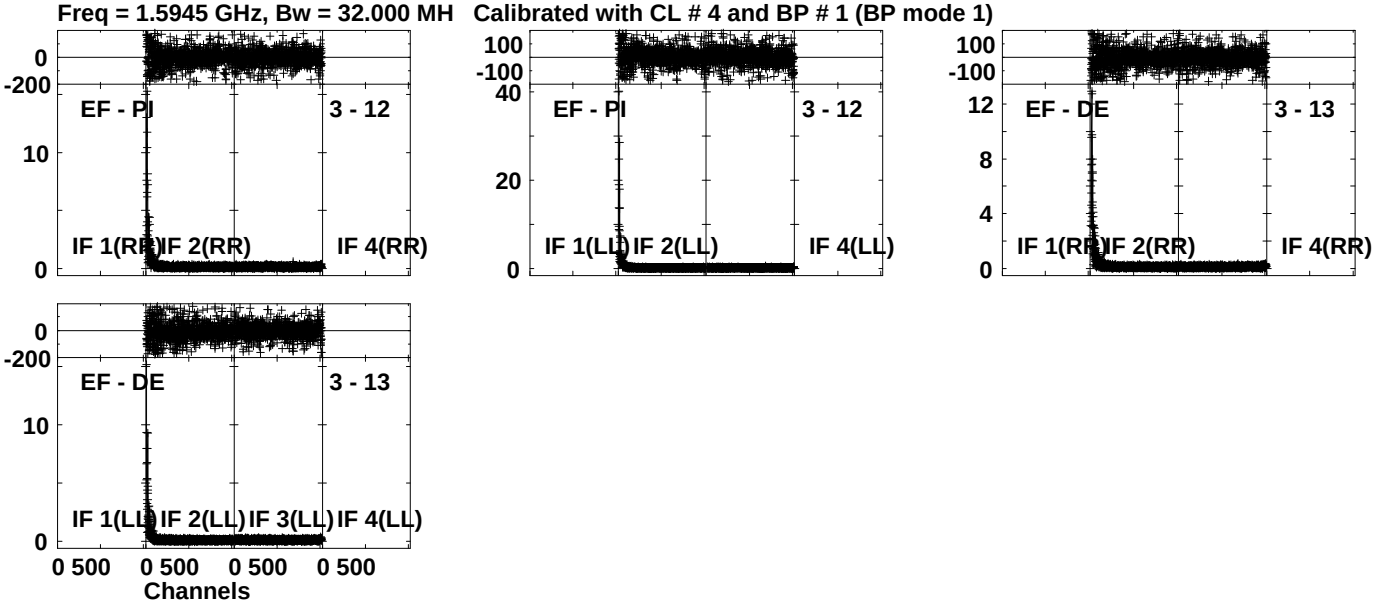

Lower frame: Ampl Jy Top frame: Phas deg
Vector averaged cross-power spectrum Several baselines displayed
Timerange: 00/23:55:21 to 00/23:56:19

Plot file version 298 created 15-AUG-2022 07:44:35
FRB211127 EB096A.UVDATA.1
Freq = 1.5945 GHz, Bw = 32.000 MH Calibrated with CL # 4 and BP # 1 (BP mode 1)

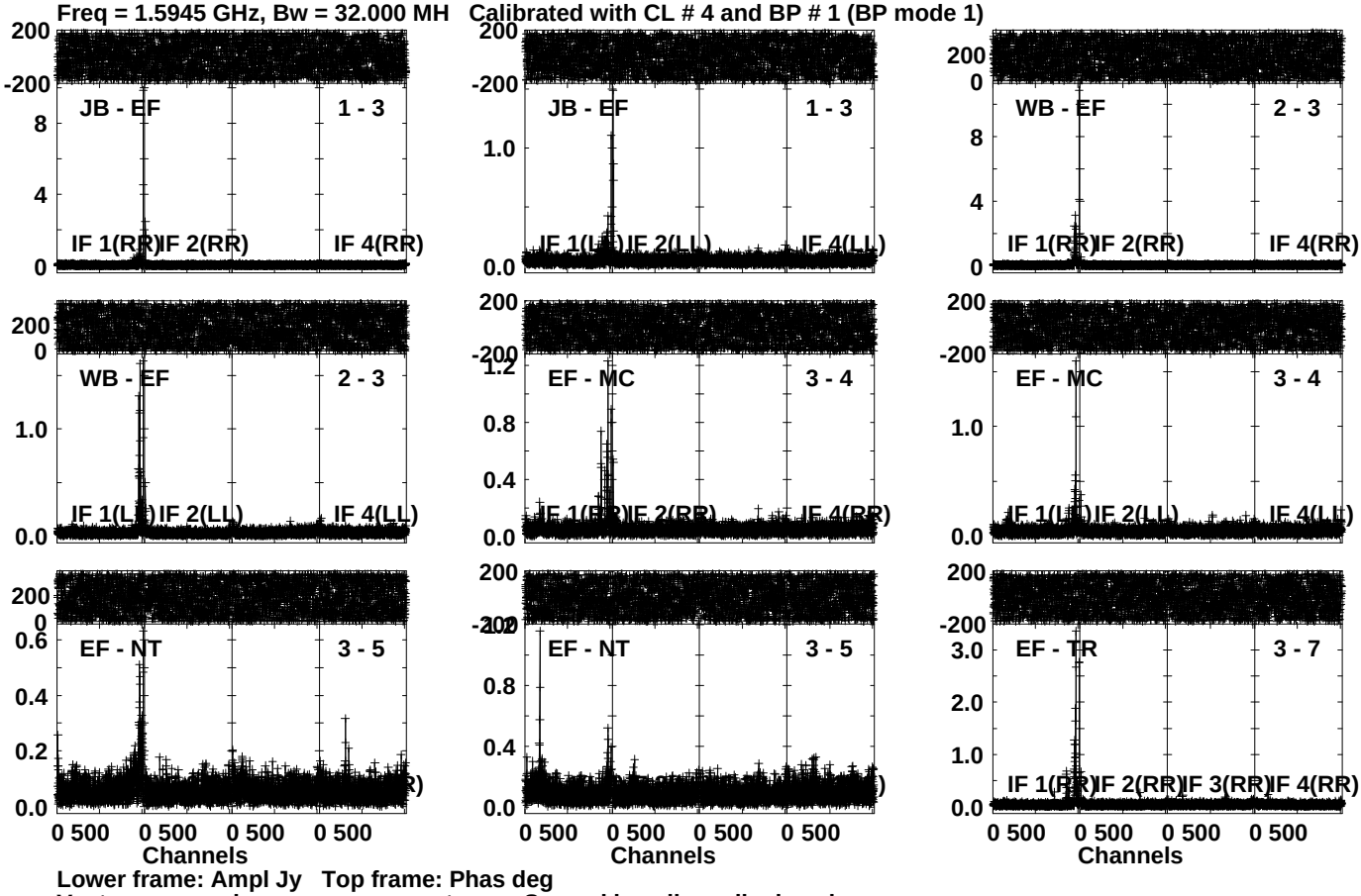

Lower frame: Ampl Jy Top frame: Phas deg
Vector averaged cross-power spectrum Several baselines displayed
Timerange: 00/23:56:21 to 01/00:00:49

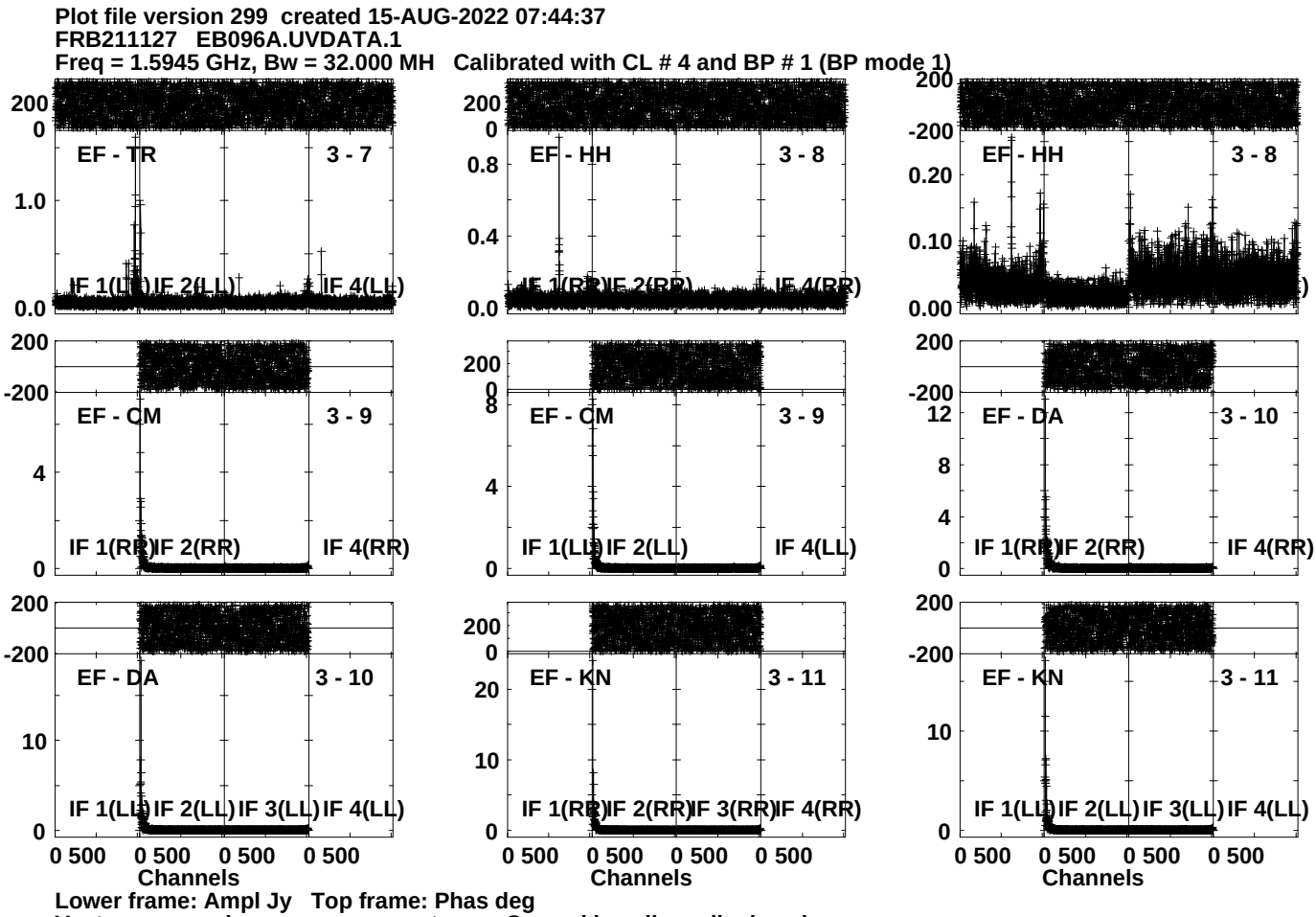
Plot file version 299 created 15-AUG-2022 07:44:37
FRB211127 EB096A.UVDATA.1
Freq = 1.5945 GHz, Bw = 32.000 MH Calibrated with CL # 4 and BP # 1 (BP mode 1)
EF - TR
3 - 7
IF 1(LL) IF 2(LL) IF 4(LL)
EF - HH
3 - 8
IF 1(RR) IF 2(RR) IF 4(RR)
EF - HH
3 - 8
EF - CM
3 - 9
IF 1(RR) IF 2(RR) IF 4(RR)
EF - CM
3 - 9
IF 1(LL) IF 2(LL) IF 4(LL)
EF - DA
3 - 10
IF 1(RR) IF 2(RR) IF 4(RR)
EF - DA
3 - 10
IF 1(LL) IF 2(LL) IF 3(LL) IF 4(LL)
EF - KN
3 - 11
IF 1(RR) IF 2(RR) IF 3(RR) IF 4(RR)
EF - KN
3 - 11
IF 1(LL) IF 2(LL) IF 3(LL) IF 4(LL)
0 500 0 500 0 500 0 500
Channels
Lower frame: Ampl Jy Top frame: Phas deg
Vector averaged cross-power spectrum Several baselines displayed
Timerange: 00/23:56:21 to 01/00:00:49

Plot file version 300 created 15-AUG-2022 07:44:39
FRB211127 EB096A.UVDATA.1
Freq = 1.5945 GHz, Bw = 32.000 MH Calibrated with CL # 4 and BP # 1 (BP mode 1)

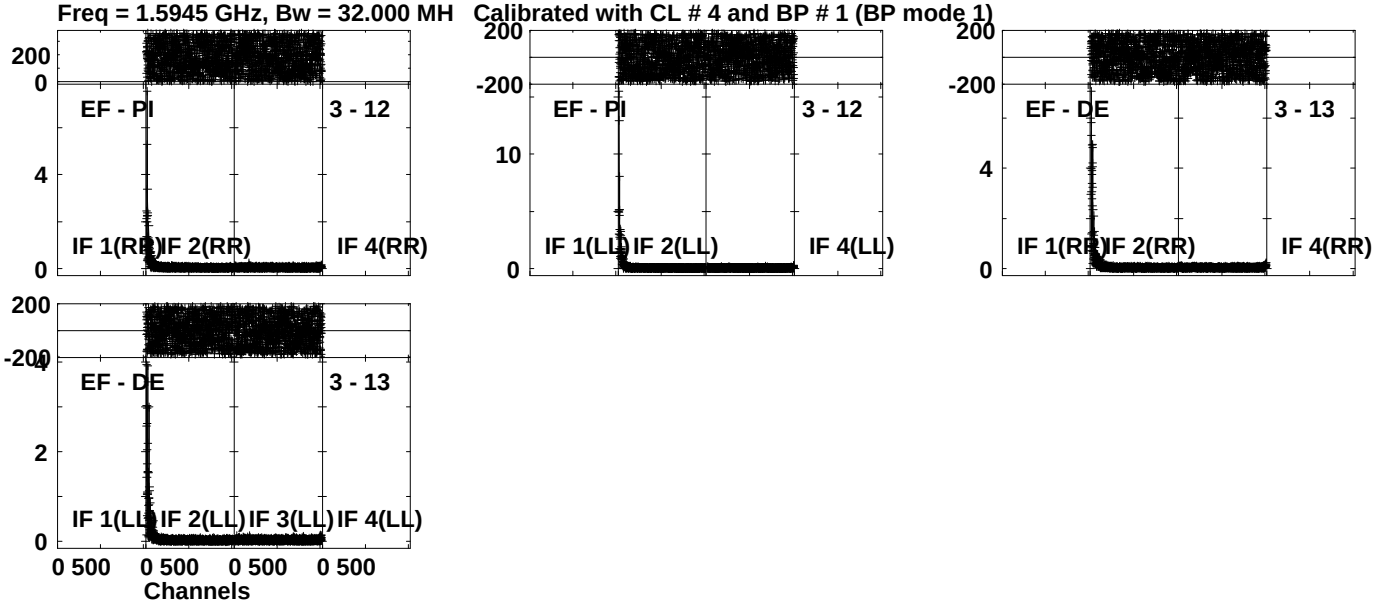

Lower frame: Ampl Jy Top frame: Phas deg
Vector averaged cross-power spectrum Several baselines displayed
Timerange: 00/23:56:21 to 01/00:00:49

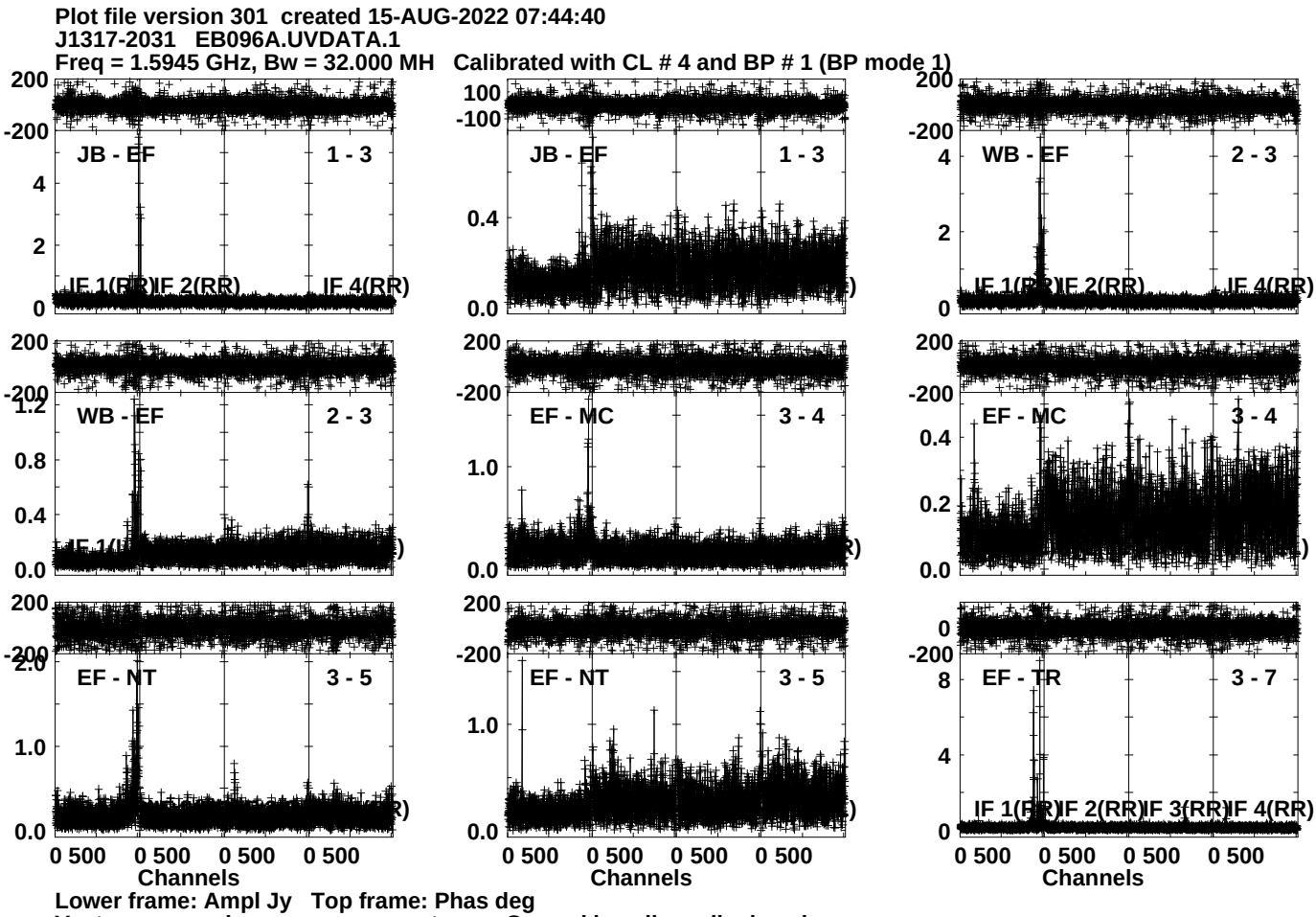
Plot file version 301 created 15-AUG-2022 07:44:40
J1317-2031 EB096A.UVDATA.1
Freq = 1.5945 GHz, Bw = 32.000 MH Calibrated with CL # 4 and BP # 1 (BP mode 1)
JB - EF
1 - 3
JB - EF
1 - 3
WB - EF
2 - 3
IF 1(RR) IF 2(RR) IF 4(RR)
WB - EF
2 - 3
EF - MC
3 - 4
EF - MC
3 - 4
EF - NT
3 - 5
EF - NT
3 - 5
EF - TR
3 - 7
IF 1(RR) IF 2(RR) IF 3(RR) IF 4(RR)
0 500 0 500 0 500 0 500
Channels
Lower frame: Ampl Jy Top frame: Phas deg
Vector averaged cross-power spectrum Several baselines displayed
Timerange: 01/00:00:51 to 01/00:02:19

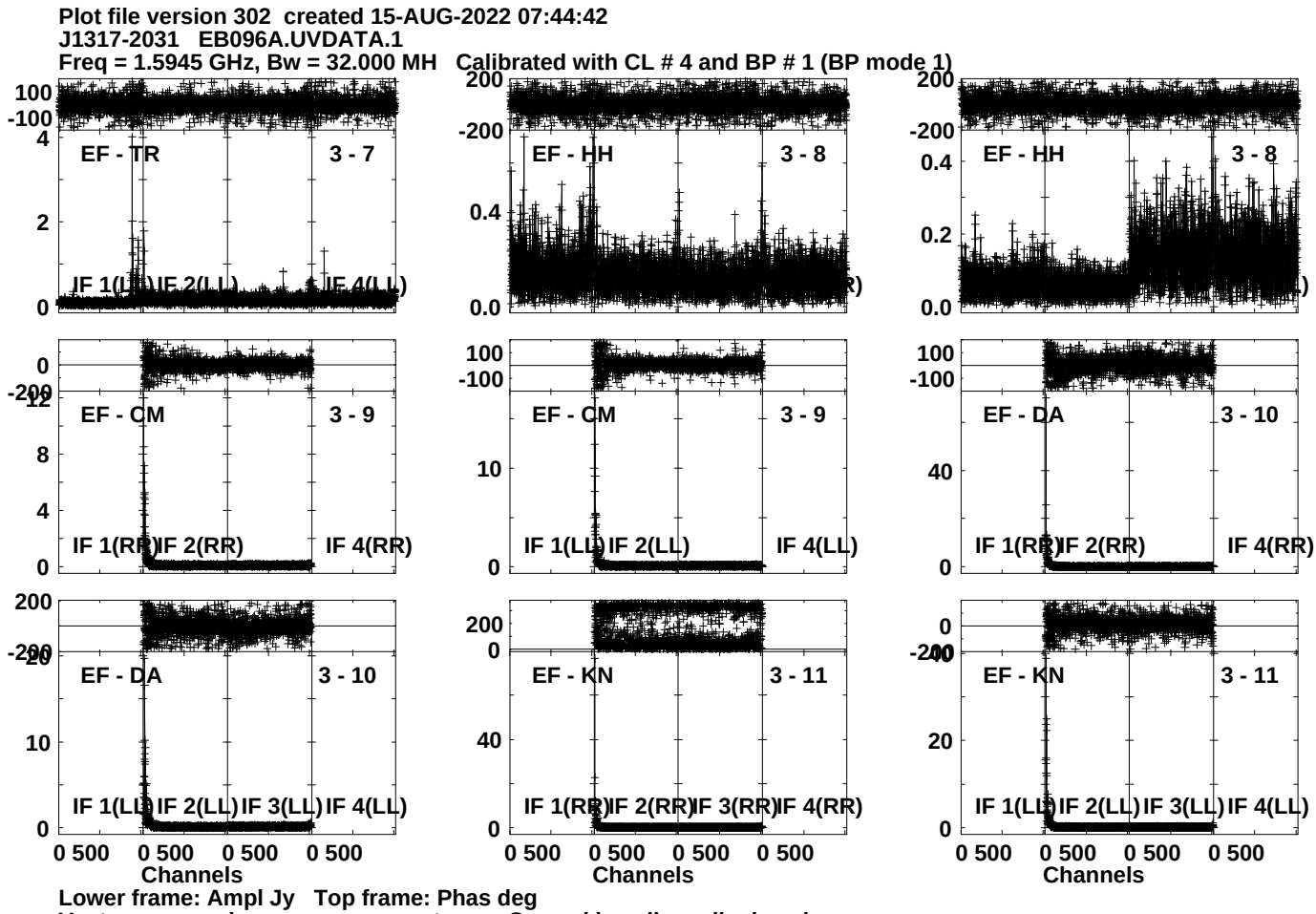
Plot file version 302 created 15-AUG-2022 07:44:42
J1317-2031 EB096A.UVDATA.1
Freq = 1.5945 GHz, Bw = 32.000 MH Calibrated with CL # 4 and BP # 1 (BP mode 1)
EF - TR
3 - 7
EF - HH
3 - 8
EF - HH
3 - 8
EF - CM
3 - 9
EF - CM
3 - 9
EF - DA
3 - 10
EF - DA
3 - 10
EF - KN
3 - 11
EF - KN
3 - 11
IF 1(RR) IF 2(RR) IF 4(RR)
IF 1(LL) IF 2(LL) IF 4(LL)
IF 1(RR) IF 2(RR) IF 4(RR)
IF 1(LL) IF 2(LL) IF 3(LL) IF 4(LL)
IF 1(RR) IF 2(RR) IF 3(RR) IF 4(RR)
IF 1(LL) IF 2(LL) IF 3(LL) IF 4(LL)
0 500 0 500 0 500 0 500
Channels
Lower frame: Ampl Jy Top frame: Phas deg
Vector averaged cross-power spectrum Several baselines displayed
Timerange: 01/00:00:51 to 01/00:02:19

Plot file version 303 created 15-AUG-2022 07:44:43
J1317-2031 EB096A.UVDATA.1
Freq = 1.5945 GHz, Bw = 32.000 MH Calibrated with CL # 4 and BP # 1 (BP mode 1)

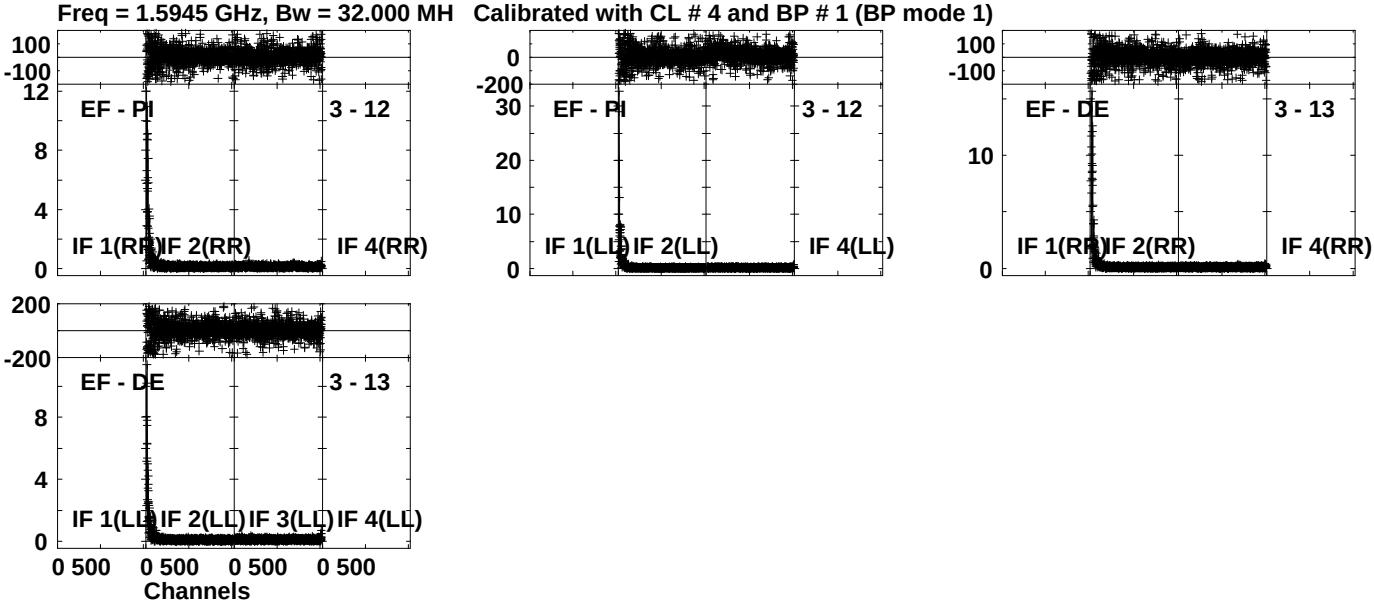

Lower frame: Ampl Jy Top frame: Phas deg
Vector averaged cross-power spectrum Several baselines displayed
Timerange: 01/00:00:51 to 01/00:02:19

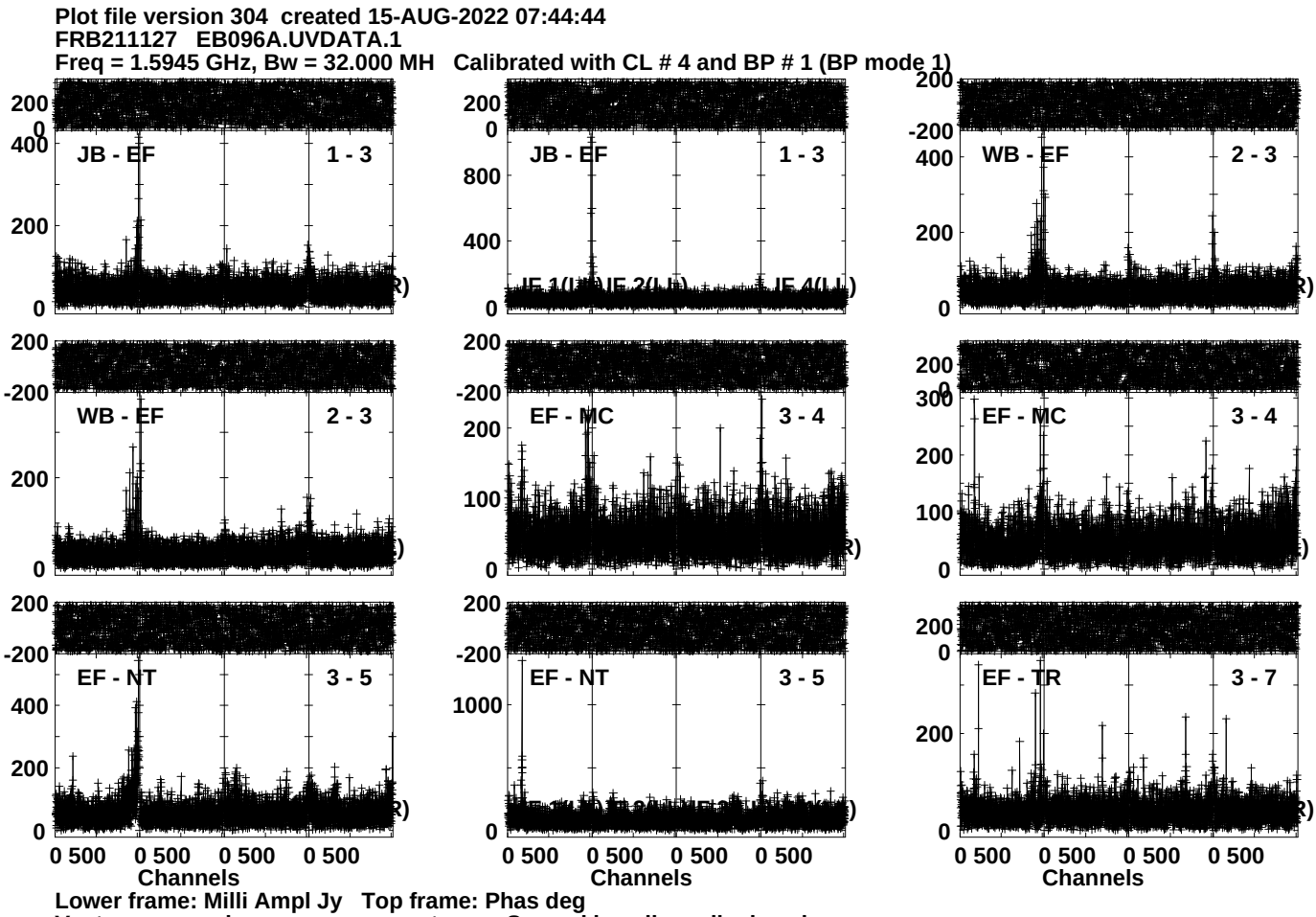
Plot file version 304 created 15-AUG-2022 07:44:44
FRB211127 EB096A.UVDATA.1
Freq = 1.5945 GHz, Bw = 32.000 MH Calibrated with CL # 4 and BP # 1 (BP mode 1)
JB - EF 1 - 3
JB - EF 1 - 3
WB - EF 2 - 3
WB - EF 2 - 3
EF - MC 3 - 4
EF - MC 3 - 4
EF - NT 3 - 5
EF - NT 3 - 5
EF - TR 3 - 7
Channels
Channels
Channels
Lower frame: Milli Ampl Jy Top frame: Phas deg
Vector averaged cross-power spectrum Several baselines displayed
Timerange: 01/00:02:21 to 01/00:06:49

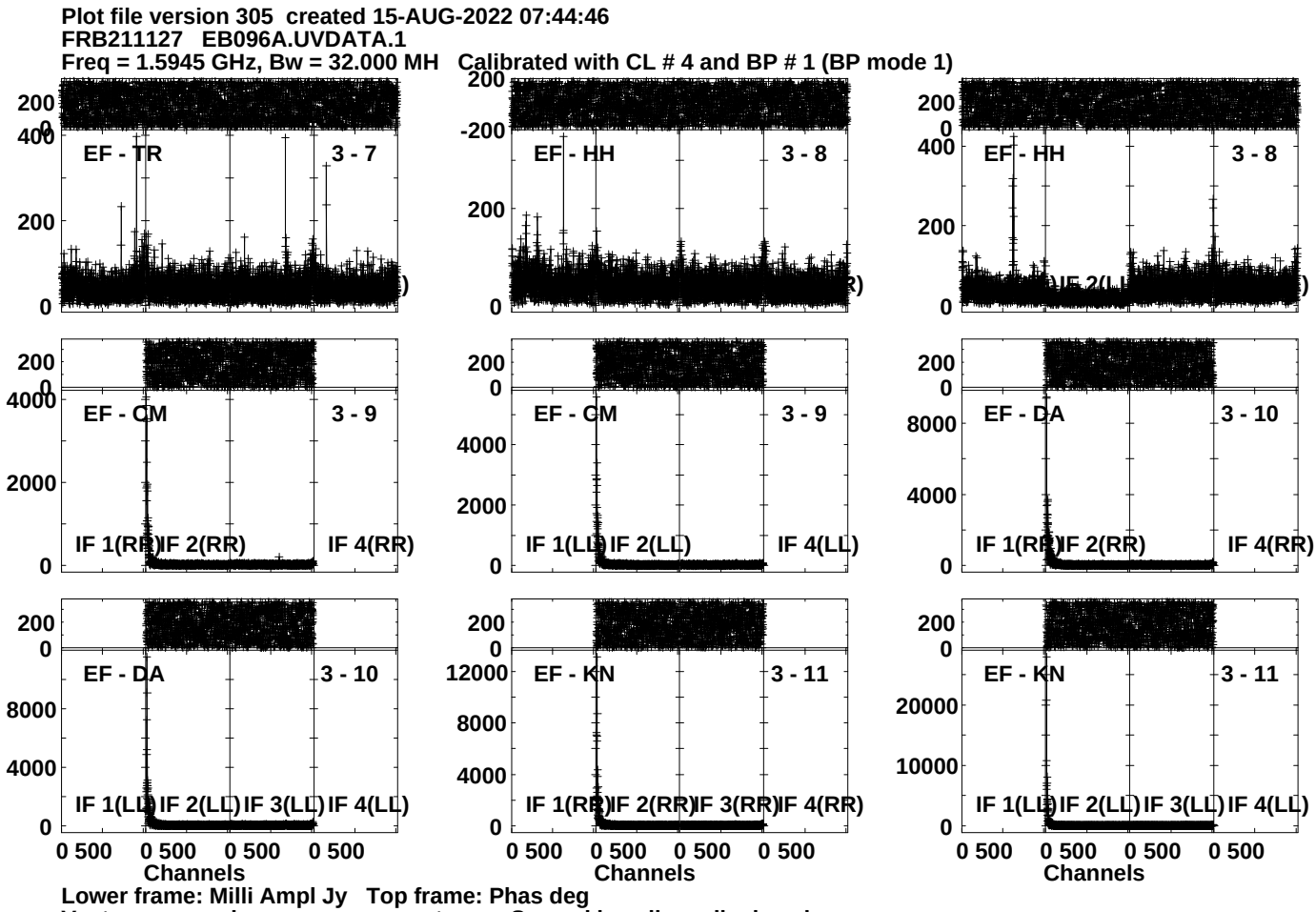
Plot file version 305 created 15-AUG-2022 07:44:46
FRB211127 EB096A.UVDATA.1
Freq = 1.5945 GHz, Bw = 32.000 MH Calibrated with CL # 4 and BP # 1 (BP mode 1)
EF - TR 3 - 7
EF - HH 3 - 8
EF - HH 3 - 8
EF - CM 3 - 9
IF 1(RR) IF 2(RR) IF 4(RR)
EF - CM 3 - 9
IF 1(LL) IF 2(LL) IF 4(LL)
EF - DA 3 - 10
IF 1(RR) IF 2(RR) IF 4(RR)
EF - DA 3 - 10
IF 1(LL) IF 2(LL) IF 3(LL) IF 4(LL)
EF - KN 3 - 11
IF 1(RR) IF 2(RR) IF 3(RR) IF 4(RR)
EF - KN 3 - 11
IF 1(LL) IF 2(LL) IF 3(LL) IF 4(LL)
0 500 0 500 0 500 0 500
Channels
Lower frame: Milli Ampl Jy Top frame: Phas deg
Vector averaged cross-power spectrum Several baselines displayed
Timerange: 01/00:02:21 to 01/00:06:49

Plot file version 306 created 15-AUG-2022 07:44:48
FRB211127 EB096A.UVDATA.1
Freq = 1.5945 GHz, Bw = 32.000 MH Calibrated with CL # 4 and BP # 1 (BP mode 1)

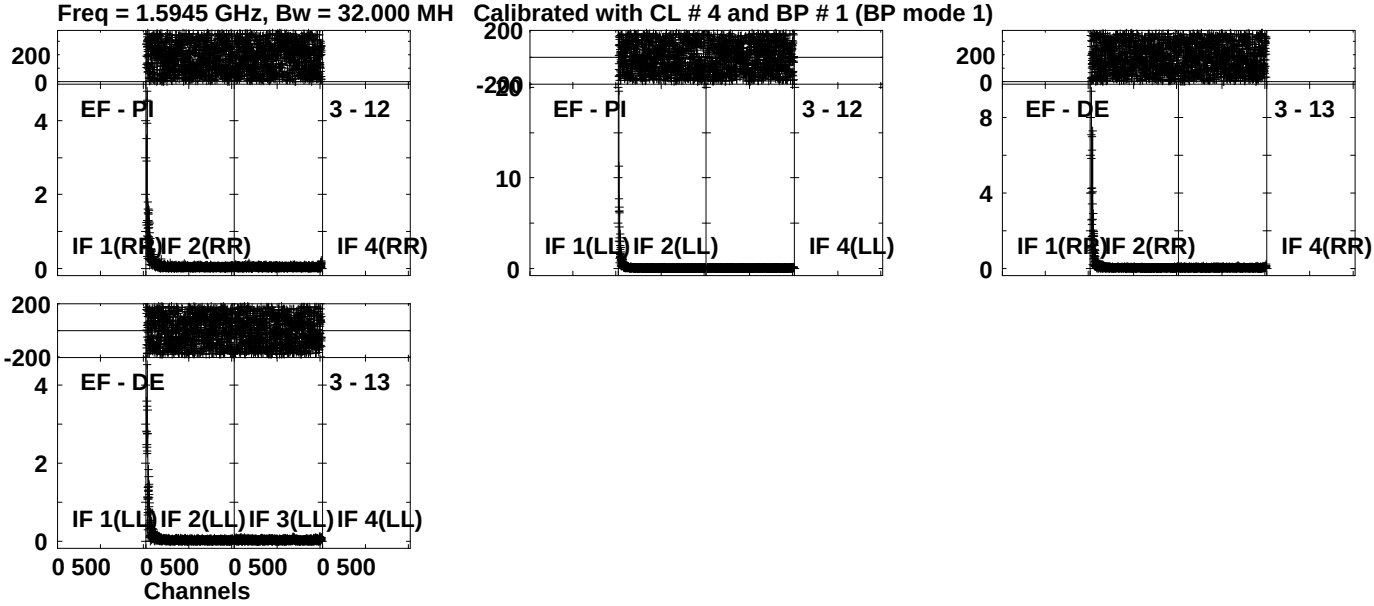

Lower frame: Ampl Jy Top frame: Phas deg
Vector averaged cross-power spectrum Several baselines displayed
Timerange: 01/00:02:21 to 01/00:06:49

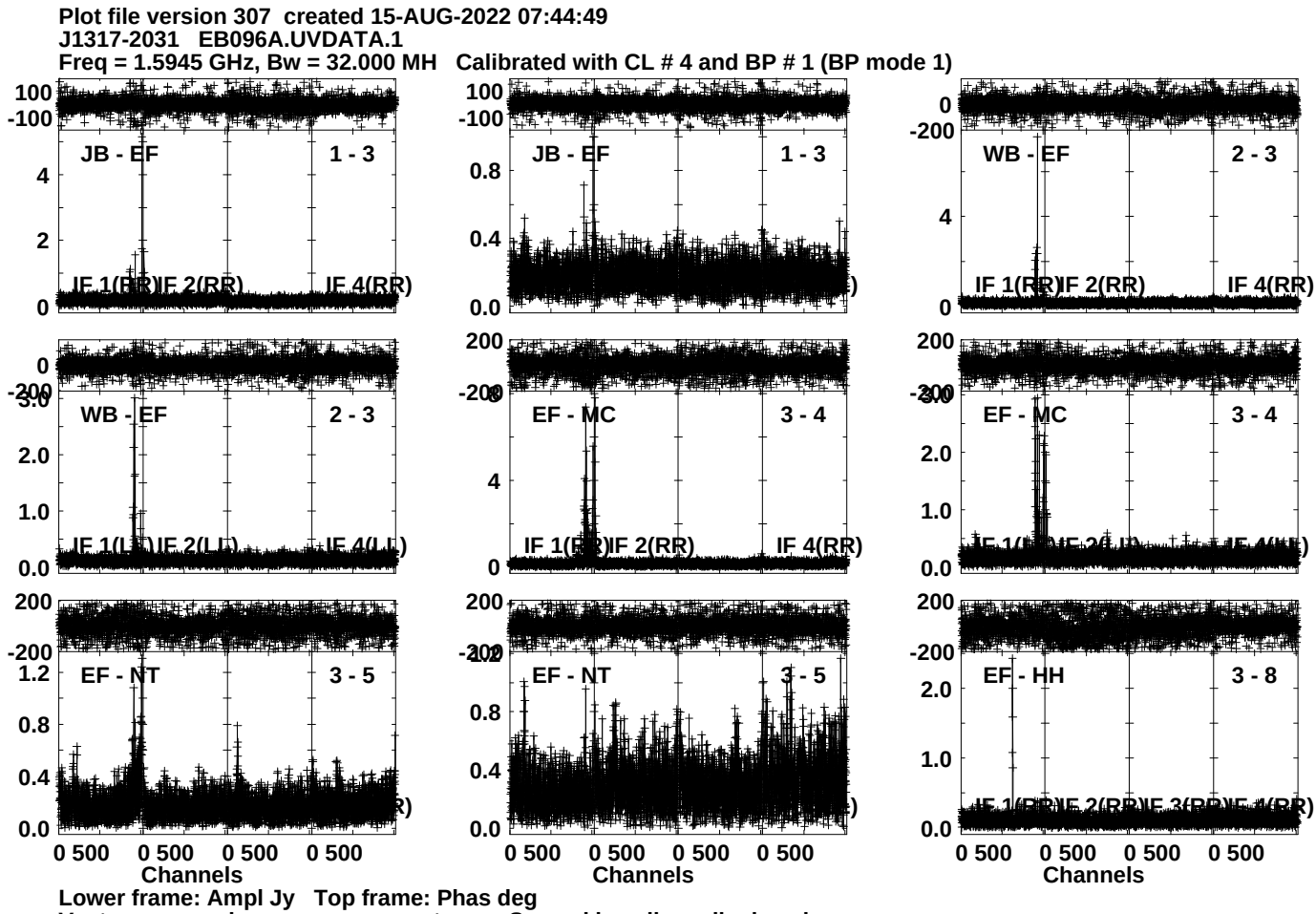
Plot file version 307 created 15-AUG-2022 07:44:49
J1317-2031 EB096A.UVDATA.1
Freq = 1.5945 GHz, Bw = 32.000 MH Calibrated with CL # 4 and BP # 1 (BP mode 1)
JB - EF
1 - 3
IF 1(RR) IF 2(RR) IF 4(RR)
JB - EF
1 - 3
WB - EF
2 - 3
IF 1(RR) IF 2(RR) IF 4(RR)
WB - EF
2 - 3
EF - MC
3 - 4
IF 1(RR) IF 2(RR) IF 4(RR)
EF - MC
3 - 4
EF - NT
3 - 5
EF - NT
3 - 5
EF - HH
3 - 8
IF 1(RR) IF 2(RR) IF 3(RR) IF 4(RR)
0 500 0 500 0 500 0 500
Channels
Lower frame: Ampl Jy Top frame: Phas deg
Vector averaged cross-power spectrum Several baselines displayed
Timerange: 01/00:07:21 to 01/00:08:19

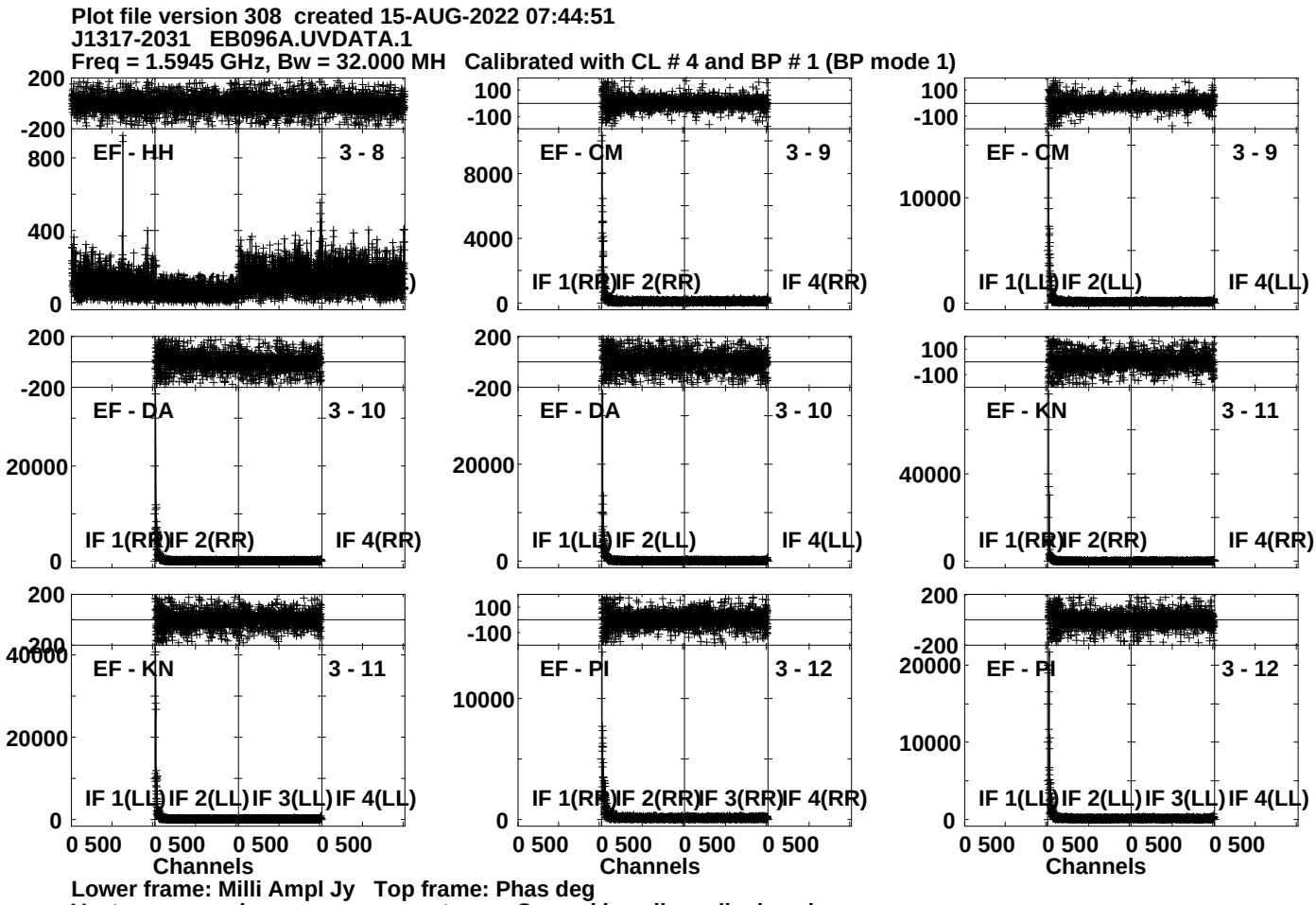
Plot file version 308 created 15-AUG-2022 07:44:51
J1317-2031 EB096A.UVDATA.1
Freq = 1.5945 GHz, Bw = 32.000 MH Calibrated with CL # 4 and BP # 1 (BP mode 1)
EF - HH 3 - 8
EF - CM 3 - 9
EF - CM 3 - 9
EF - DA 3 - 10
EF - DA 3 - 10
EF - KN 3 - 11
EF - KN 3 - 11
EF - PI 3 - 12
EF - PI 3 - 12
IF 1(RR) IF 2(RR) IF 4(RR)
IF 1(LL) IF 2(LL) IF 4(LL)
IF 1(LL) IF 2(LL) IF 3(LL) IF 4(LL)
IF 1(RR) IF 2(RR) IF 3(RR) IF 4(RR)
0 500 0 500 0 500 0 500
Channels
Lower frame: Milli Ampl Jy Top frame: Phas deg
Vector averaged cross-power spectrum Several baselines displayed
Timerange: 01/00:07:21 to 01/00:08:19

Plot file version 309 created 15-AUG-2022 07:44:52
J1317-2031 EB096A.UVDATA.1
Freq = 1.5945 GHz, Bw = 32.000 MH Calibrated with CL # 4 and BP # 1 (BP mode 1)

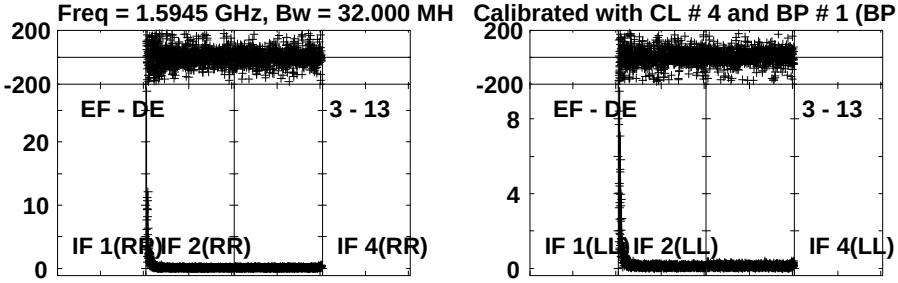

Lower frame: Ampl Jy Top frame: Phas deg
Vector averaged cross-power spectrum Several baselines displayed
Timerange: 01/00:07:21 to 01/00:08:19

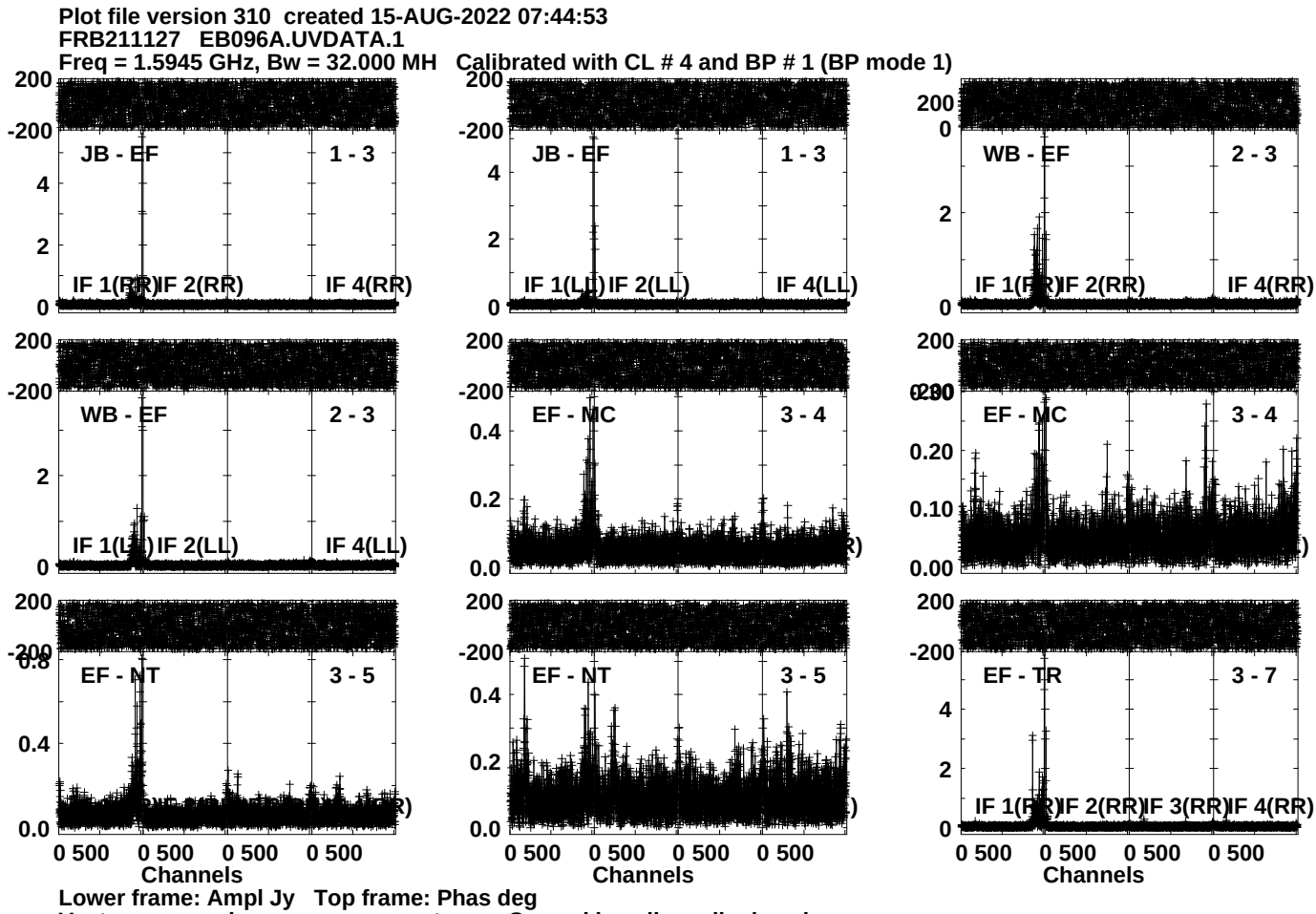
Plot file version 310 created 15-AUG-2022 07:44:53
FRB211127 EB096A.UVDATA.1
Freq = 1.5945 GHz, Bw = 32.000 MH Calibrated with CL # 4 and BP # 1 (BP mode 1)
JB - EF
1 - 3
IF 1(RR)
IF 2(RR)
IF 4(RR)
JB - EF
1 - 3
IF 1(LL)
IF 2(LL)
IF 4(LL)
WB - EF
2 - 3
IF 1(RR)
IF 2(RR)
IF 4(RR)
WB - EF
2 - 3
IF 1(LL)
IF 2(LL)
IF 4(LL)
EF - MC
3 - 4
EF - MC
3 - 4
EF - NT
3 - 5
EF - NT
3 - 5
EF - TR
3 - 7
IF 1(RR)
IF 2(RR)
IF 3(RR)
IF 4(RR)
0 500
Channels
Lower frame: Ampl Jy Top frame: Phas deg
Vector averaged cross-power spectrum Several baselines displayed
Timerange: 01/00:08:21 to 01/00:12:49

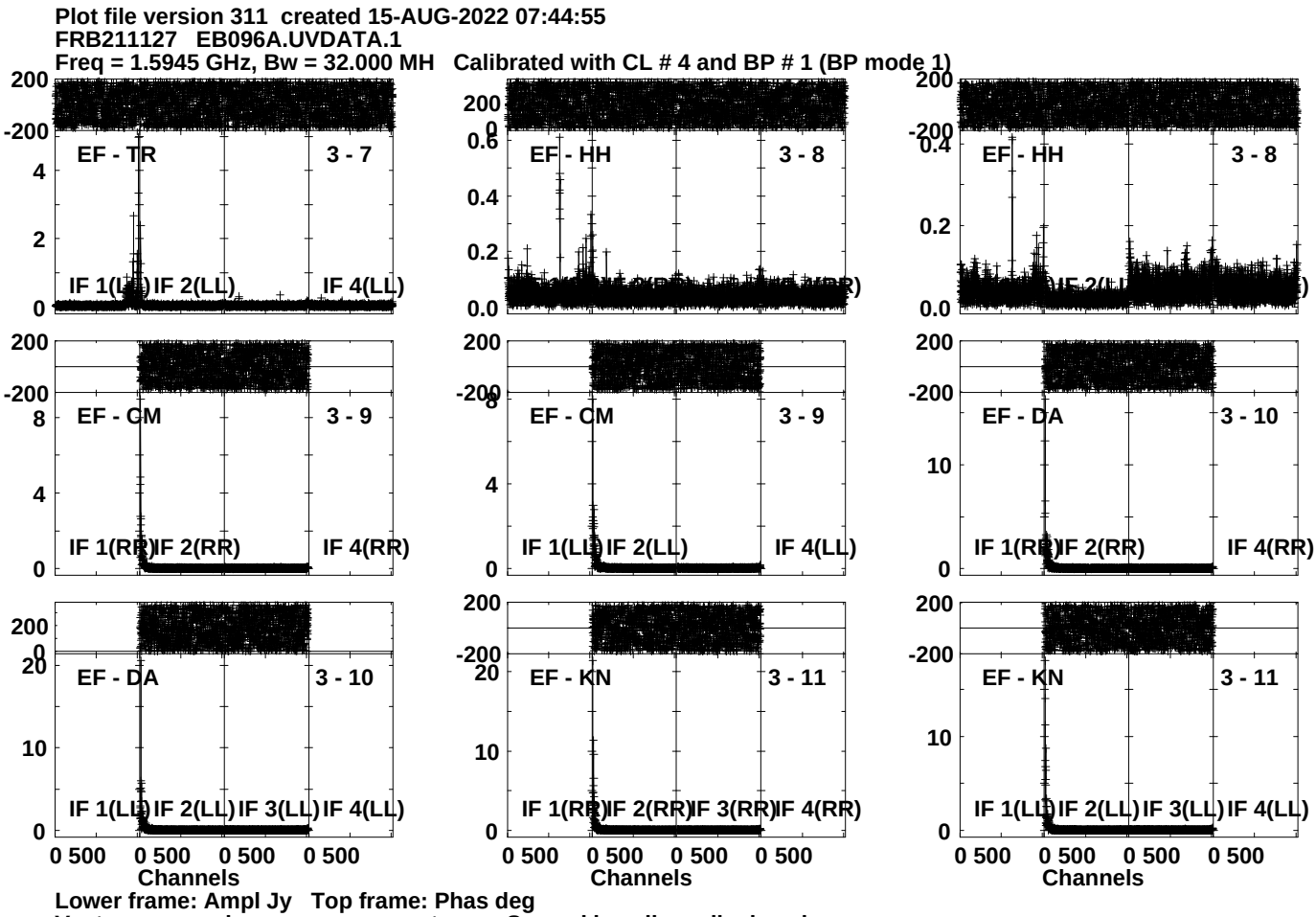
Plot file version 311 created 15-AUG-2022 07:44:55
FRB211127 EB096A.UVDATA.1
Freq = 1.5945 GHz, Bw = 32.000 MH Calibrated with CL # 4 and BP # 1 (BP mode 1)
EF - TR
3 - 7
IF 1(LL)
IF 2(LL)
IF 4(LL)
EF - HH
3 - 8
EF - HH
3 - 8
EF - CM
3 - 9
IF 1(RR)
IF 2(RR)
IF 4(RR)
EF - CM
3 - 9
IF 1(LL)
IF 2(LL)
IF 4(LL)
EF - DA
3 - 10
IF 1(RR)
IF 2(RR)
IF 4(RR)
EF - DA
3 - 10
IF 1(LL)
IF 2(LL)
IF 3(LL)
IF 4(LL)
EF - KN
3 - 11
IF 1(RR)
IF 2(RR)
IF 3(RR)
IF 4(RR)
EF - KN
3 - 11
IF 1(LL)
IF 2(LL)
IF 3(LL)
IF 4(LL)
0 500
Channels
Lower frame: Ampl Jy Top frame: Phas deg
Vector averaged cross-power spectrum Several baselines displayed
Timerange: 01/00:08:21 to 01/00:12:49

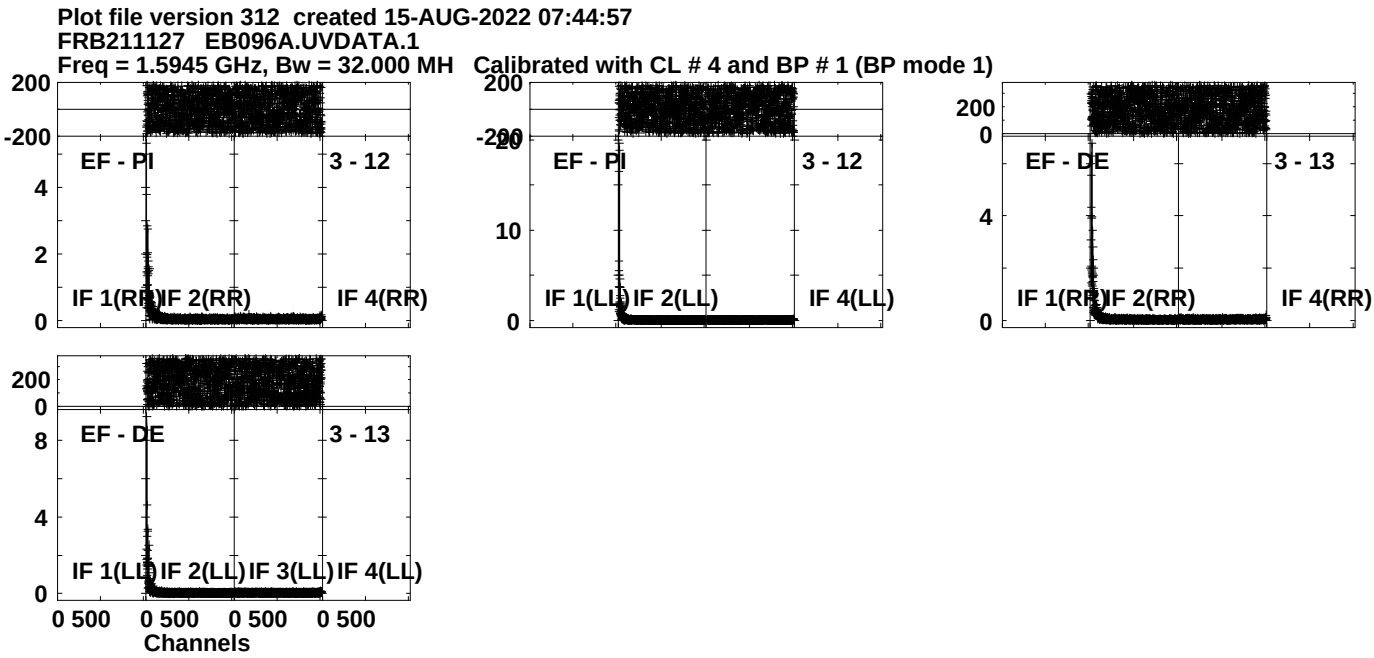

Lower frame: Ampl Jy Top frame: Phas deg
Vector averaged cross-power spectrum Several baselines displayed
Timerange: 01/00:08:21 to 01/00:12:49

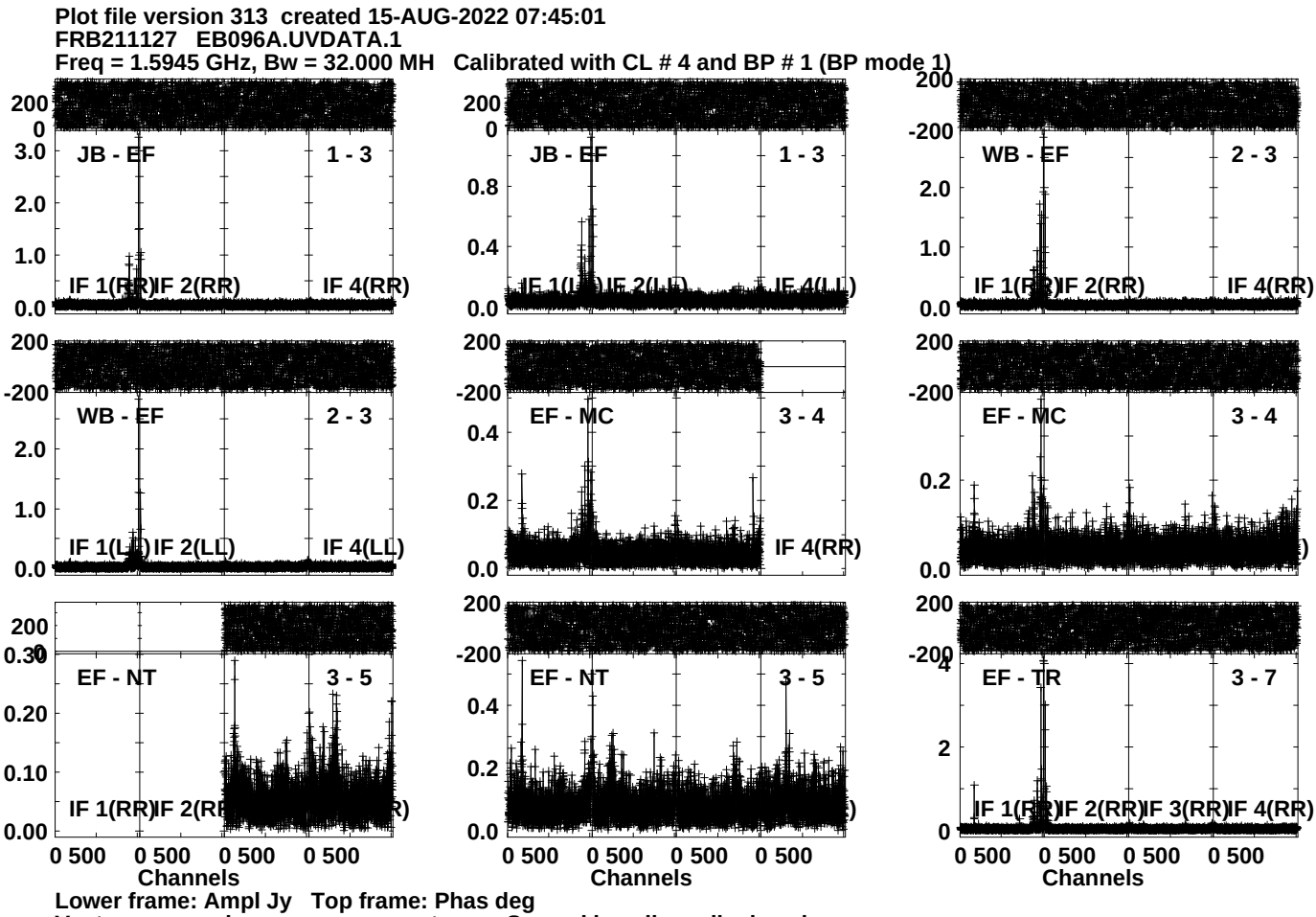
Plot file version 313 created 15-AUG-2022 07:45:01
FRB211127 EB096A.UVDATA.1
Freq = 1.5945 GHz, Bw = 32.000 MH Calibrated with CL # 4 and BP # 1 (BP mode 1)
JB - EF
1 - 3
IF 1(RR)
IF 2(RR)
IF 4(RR)
JB - EF
1 - 3
IF 4(LL)
WB - EF
2 - 3
IF 1(RR)
IF 2(RR)
IF 4(RR)
WB - EF
2 - 3
IF 1(LL)
IF 2(LL)
IF 4(LL)
EF - MC
3 - 4
IF 4(RR)
EF - MC
3 - 4
EF - NT
3 - 5
IF 1(RR)
EF - NT
3 - 5
EF - TR
3 - 7
IF 1(RR)
IF 2(RR)
IF 3(RR)
IF 4(RR)
0 500
Channels
Lower frame: Ampl Jy Top frame: Phas deg
Vector averaged cross-power spectrum Several baselines displayed
Timerange: 01/00:14:21 to 01/00:18:49

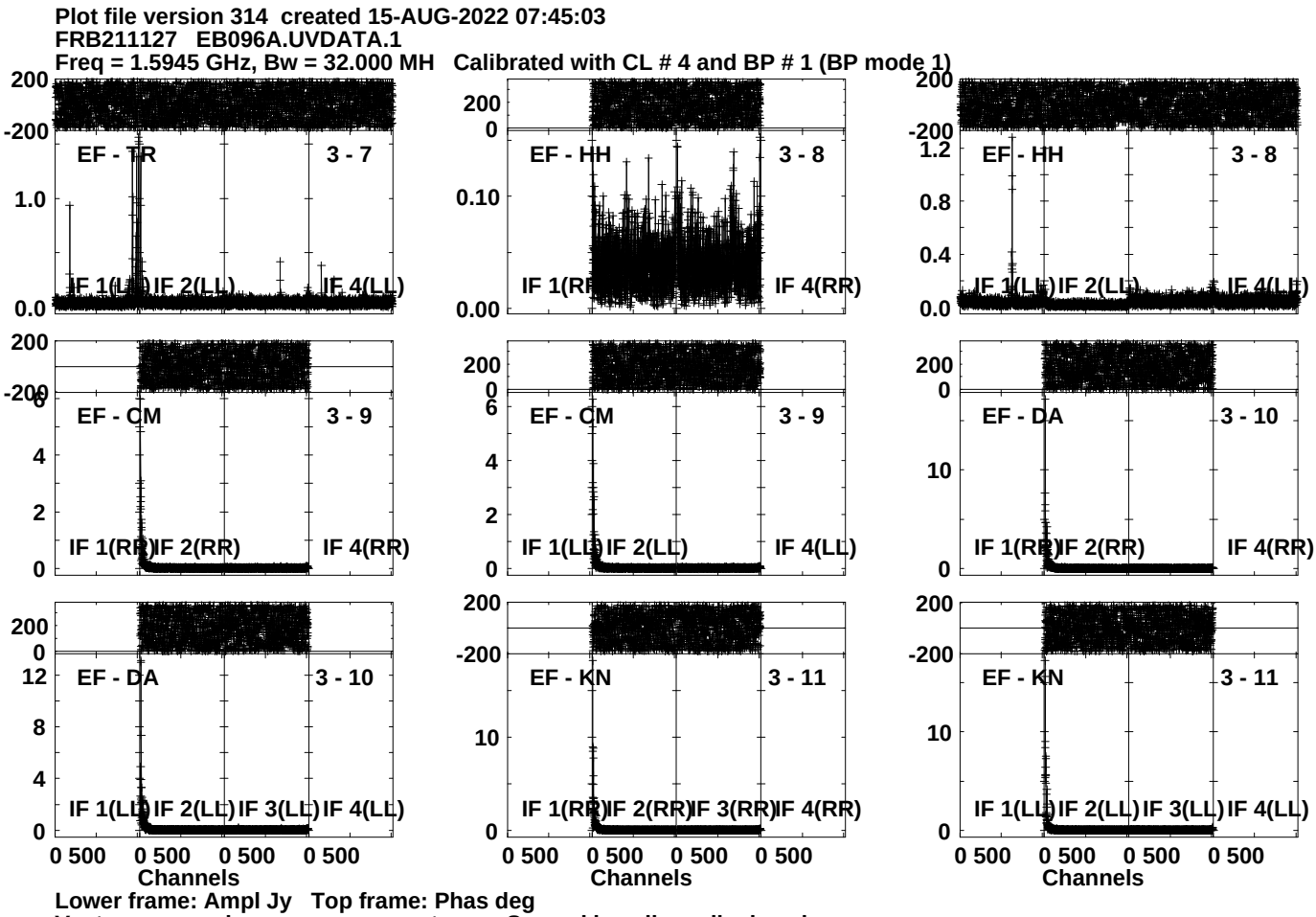
Plot file version 314 created 15-AUG-2022 07:45:03
FRB211127 EB096A.UVDATA.1
Freq = 1.5945 GHz, Bw = 32.000 MH Calibrated with CL # 4 and BP # 1 (BP mode 1)
EF - TR
3 - 7
IF 1(LL) IF 2(LL) IF 4(LL)
EF - HH
3 - 8
IF 1(RR) IF 4(RR)
EF - HH
3 - 8
IF 1(LL) IF 2(LL) IF 4(LL)
EF - CM
3 - 9
IF 1(RR) IF 2(RR) IF 4(RR)
EF - CM
3 - 9
IF 1(LL) IF 2(LL) IF 4(LL)
EF - DA
3 - 10
IF 1(RR) IF 2(RR) IF 4(RR)
EF - DA
3 - 10
IF 1(LL) IF 2(LL) IF 3(LL) IF 4(LL)
EF - KN
3 - 11
IF 1(RR) IF 2(RR) IF 3(RR) IF 4(RR)
EF - KN
3 - 11
IF 1(LL) IF 2(LL) IF 3(LL) IF 4(LL)
0 500 0 500 0 500 0 500
Channels
Lower frame: Ampl Jy Top frame: Phas deg
Vector averaged cross-power spectrum Several baselines displayed
Timerange: 01/00:14:21 to 01/00:18:49

Plot file version 315 created 15-AUG-2022 07:45:05
FRB211127 EB096A.UVDATA.1
Freq = 1.5945 GHz, Bw = 32.000 MH Calibrated with CL # 4 and BP # 1 (BP mode 1)



Lower frame: Ampl Jy Top frame: Phas deg
Vector averaged cross-power spectrum Several baselines displayed
Timerange: 01/00:14:21 to 01/00:18:49

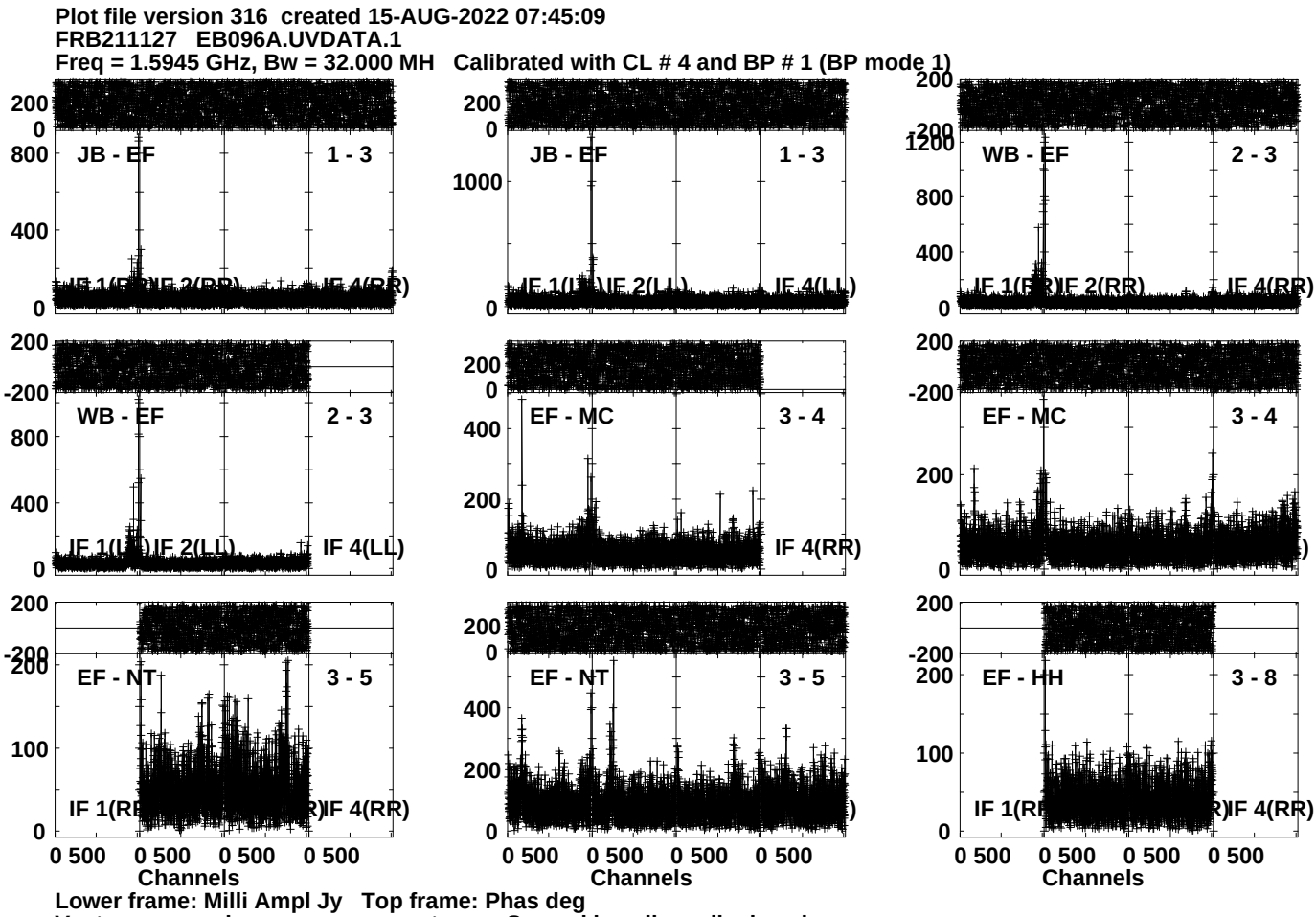
Plot file version 316 created 15-AUG-2022 07:45:09
FRB211127 EB096A.UVDATA.1
Freq = 1.5945 GHz, Bw = 32.000 MH Calibrated with CL # 4 and BP # 1 (BP mode 1)
JB - EF
1 - 3
IF 4(RR)
JB - EF
1 - 3
IF 4(LL)
WB - EF
2 - 3
IF 1(RR) IF 2(RR)
IF 4(RR)
WB - EF
2 - 3
IF 4(LL)
EF - MC
3 - 4
IF 4(RR)
EF - MC
3 - 4
EF - NT
3 - 5
IF 4(RR)
EF - NT
3 - 5
EF - HH
3 - 8
IF 4(RR)
0 500 0 500 0 500 0 500
Channels
Lower frame: Milli Ampl Jy Top frame: Phas deg
Vector averaged cross-power spectrum Several baselines displayed
Timerange: 01/00:20:21 to 01/00:24:49

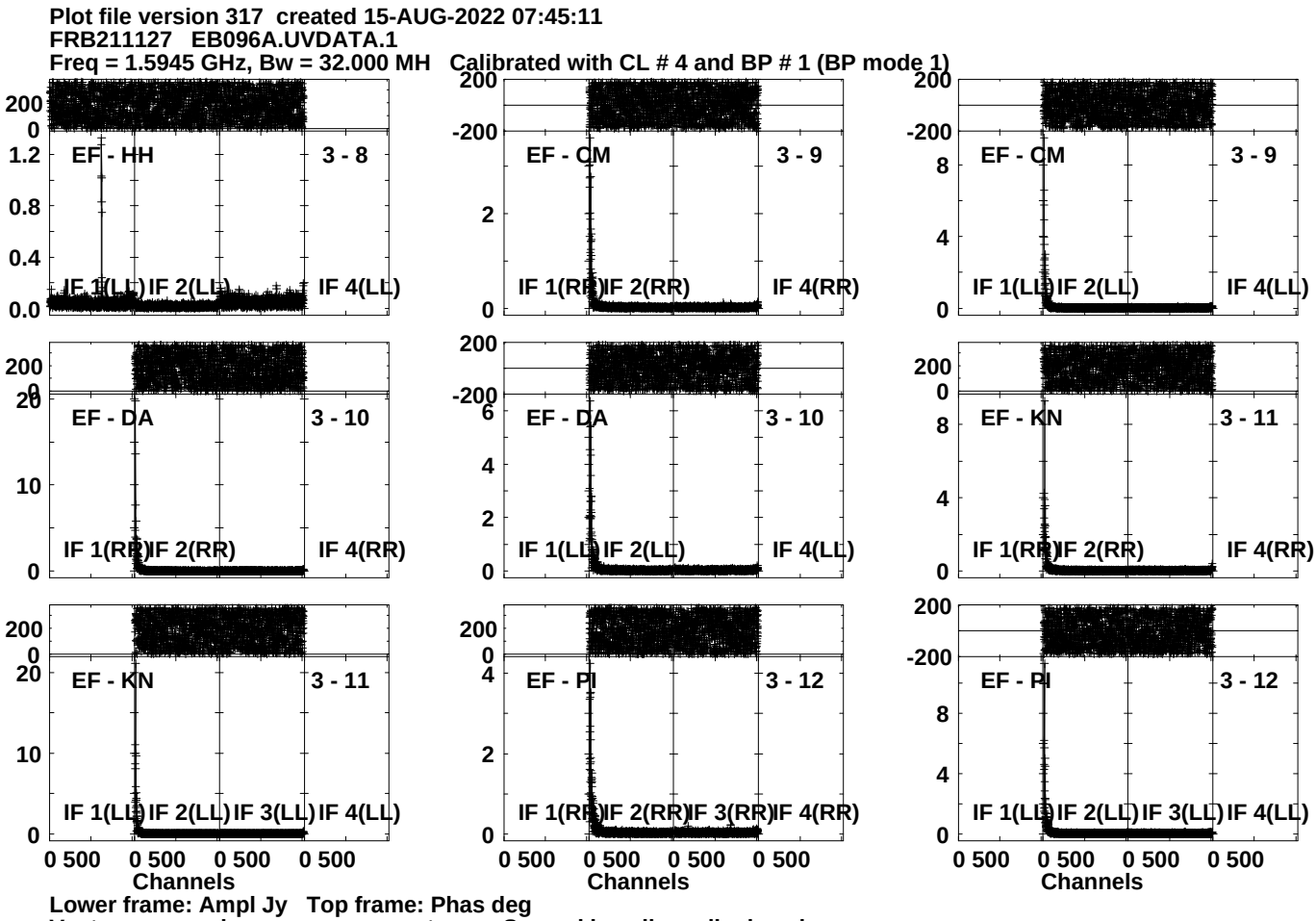
Plot file version 317 created 15-AUG-2022 07:45:11
FRB211127 EB096A.UVDATA.1
Freq = 1.5945 GHz, Bw = 32.000 MH Calibrated with CL # 4 and BP # 1 (BP mode 1)
EF - HH 3 - 8
IF 1(LL) IF 2(LL) IF 4(LL)
EF - CM 3 - 9
IF 1(RR) IF 2(RR) IF 4(RR)
EF - CM 3 - 9
IF 1(LL) IF 2(LL) IF 4(LL)
EF - DA 3 - 10
IF 1(RR) IF 2(RR) IF 4(RR)
EF - DA 3 - 10
IF 1(LL) IF 2(LL) IF 4(LL)
EF - KN 3 - 11
IF 1(RR) IF 2(RR) IF 4(RR)
EF - KN 3 - 11
IF 1(LL) IF 2(LL) IF 3(LL) IF 4(LL)
EF - PI 3 - 12
IF 1(RR) IF 2(RR) IF 3(RR) IF 4(RR)
EF - PI 3 - 12
IF 1(LL) IF 2(LL) IF 3(LL) IF 4(LL)
0 500 0 500 0 500 0 500
Channels
Lower frame: Ampl Jy Top frame: Phas deg
Vector averaged cross-power spectrum Several baselines displayed
Timerange: 01/00:20:21 to 01/00:24:49

Plot file version 318 created 15-AUG-2022 07:45:13
FRB211127 EB096A.UVDATA.1
Freq = 1.5945 GHz, Bw = 32.000 MH Calibrated with CL # 4 and BP # 1 (BP mode 1)

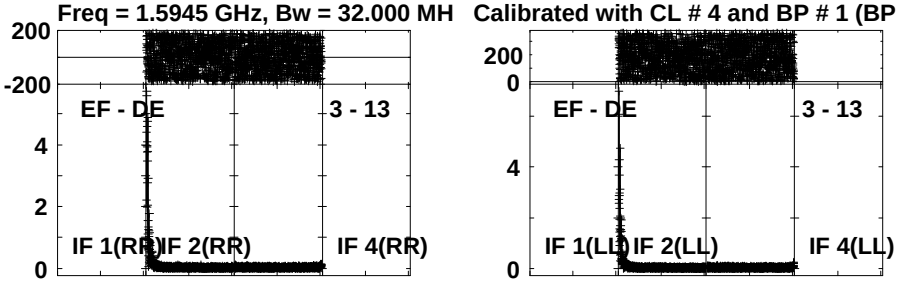

Lower frame: Ampl Jy Top frame: Phas deg
Vector averaged cross-power spectrum Several baselines displayed
Timerange: 01/00:20:21 to 01/00:24:49

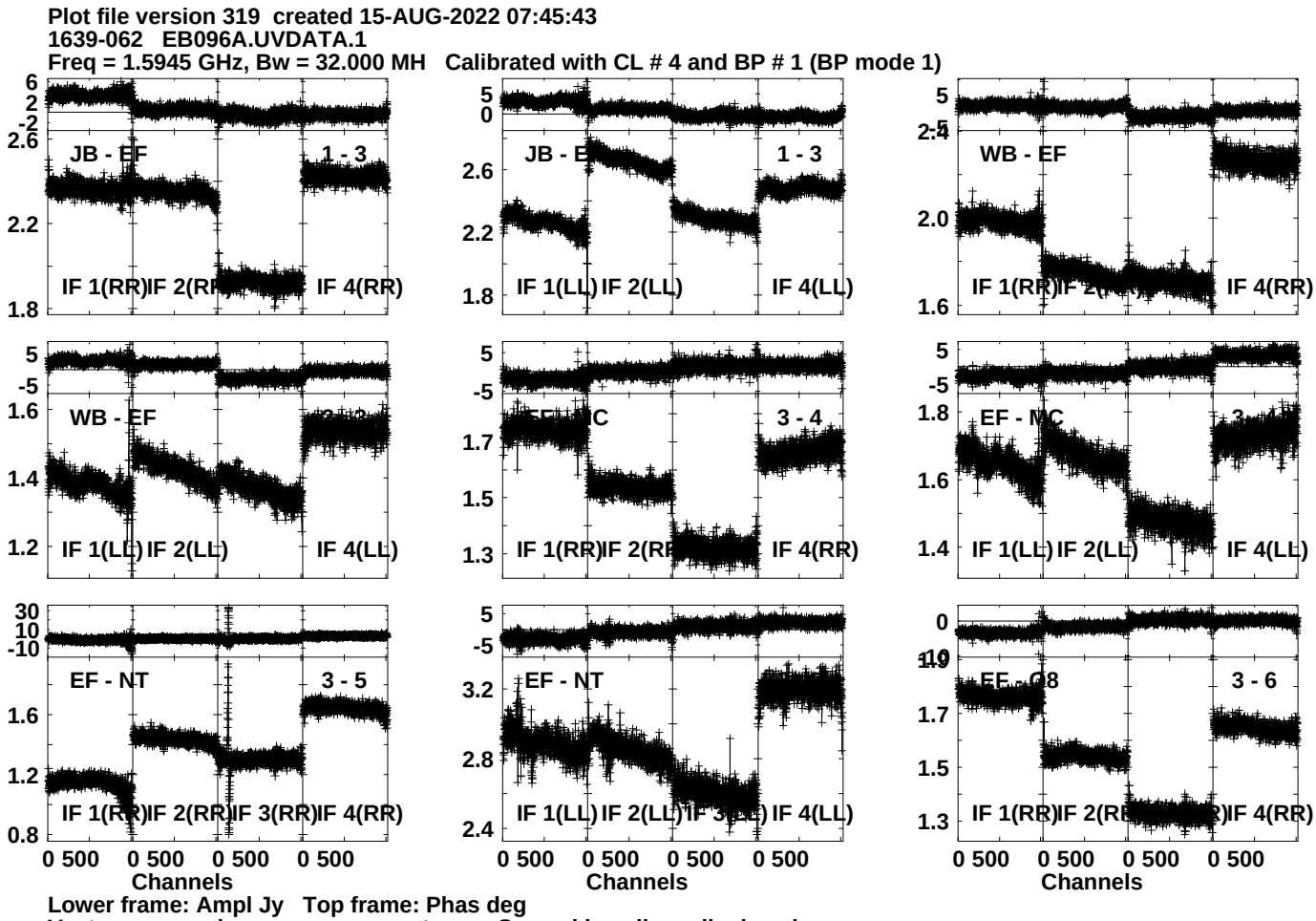
Plot file version 319 created 15-AUG-2022 07:45:43
1639-062 EB096A.UVDATA.1
Freq = 1.5945 GHz, Bw = 32.000 MH Calibrated with CL # 4 and BP # 1 (BP mode 1)
JB - EF
1 - 3
IF 1(RR)
IF 4(RR)
JB - E
1 - 3
IF 1(LL)
IF 2(LL)
IF 4(LL)
WB - EF
IF 1(RR)
IF 4(RR)
WB - EF
IF 1(LL)
IF 2(LL)
IF 4(LL)
EF - MC
3 - 4
IF 1(RR)
IF 4(RR)
EF - MC
IF 1(LL)
IF 2(LL)
IF 4(LL)
EF - NT
3 - 5
IF 1(RR)
IF 2(RR)
IF 3(RR)
IF 4(RR)
EF - NT
IF 1(LL)
IF 2(LL)
IF 4(LL)
EF - C8
3 - 6
IF 1(RR)
IF 4(RR)
0 500
Channels
Lower frame: Ampl Jy Top frame: Phas deg
Vector averaged cross-power spectrum Several baselines displayed
Timerange: 01/00:59:01 to 01/01:04:59

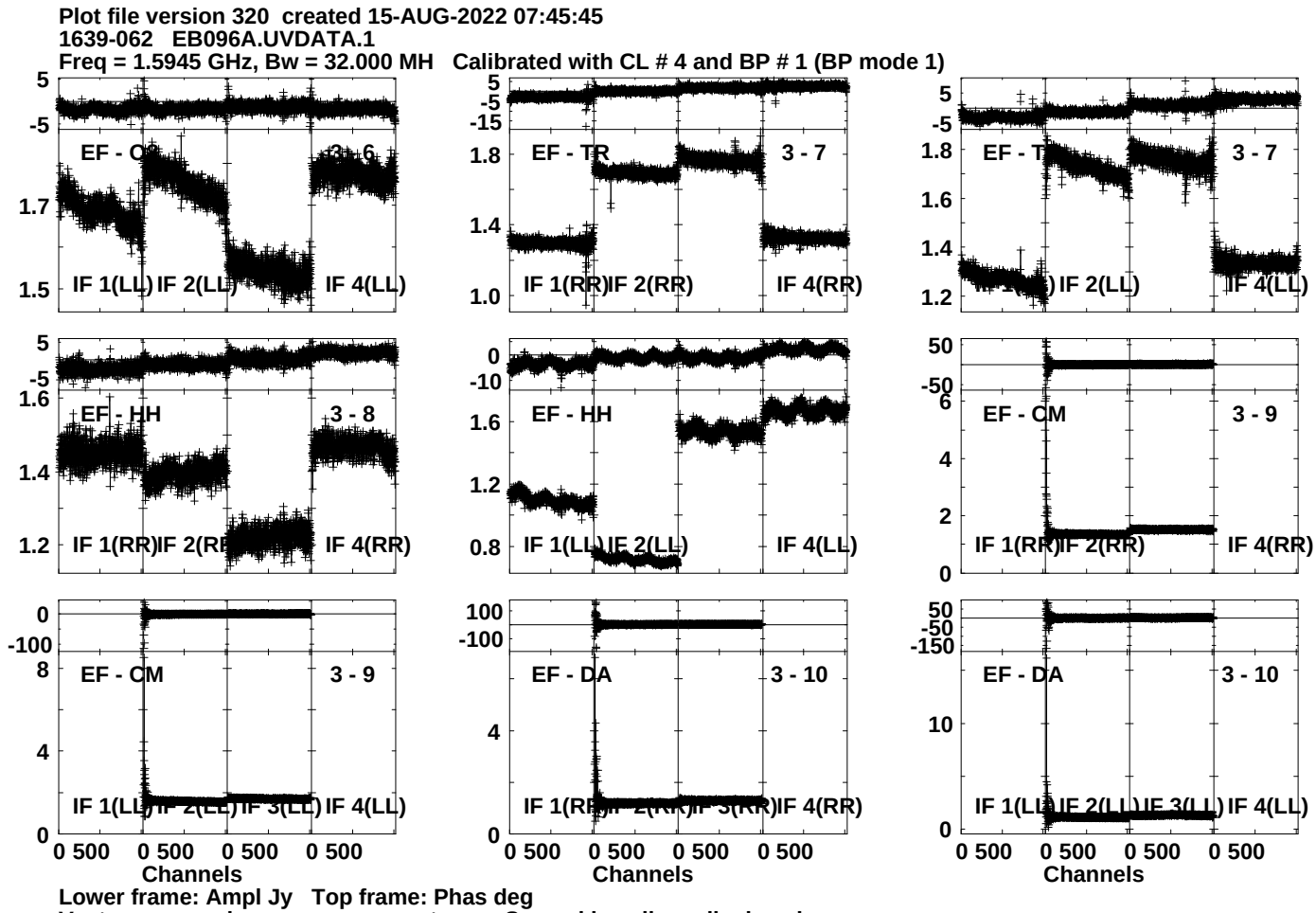
Plot file version 320 created 15-AUG-2022 07:45:45
1639-062 EB096A.UVDATA.1
Freq = 1.5945 GHz, Bw = 32.000 MH Calibrated with CL # 4 and BP # 1 (BP mode 1)
EF - CM
3 - 6
IF 1(LL) IF 2(LL) IF 4(LL)
EF - TR
3 - 7
IF 1(RR) IF 2(RR) IF 4(RR)
EF - TR
3 - 7
IF 2(LL) IF 4(LL)
EF - HH
3 - 8
IF 1(RR) IF 2(RR) IF 4(RR)
EF - HH
IF 1(LL) IF 2(LL) IF 4(LL)
EF - CM
3 - 9
IF 1(RR) IF 2(RR) IF 4(RR)
EF - CM
3 - 9
IF 1(LL) IF 2(LL) IF 3(LL) IF 4(LL)
EF - DA
3 - 10
IF 1(RR) IF 2(RR) IF 3(RR) IF 4(RR)
EF - DA
3 - 10
IF 1(LL) IF 2(LL) IF 3(LL) IF 4(LL)
0 500 0 500 0 500 0 500
Channels
Lower frame: Ampl Jy Top frame: Phas deg
Vector averaged cross-power spectrum Several baselines displayed
Timerange: 01/00:59:01 to 01/01:04:59

Plot file version 321 created 15-AUG-2022 07:45:47
1639-062 EB096A.UVDATA.1
Freq = 1.5945 GHz, Bw = 32.000 MH Calibrated with CL # 4 and BP # 1 (BP mode 1)

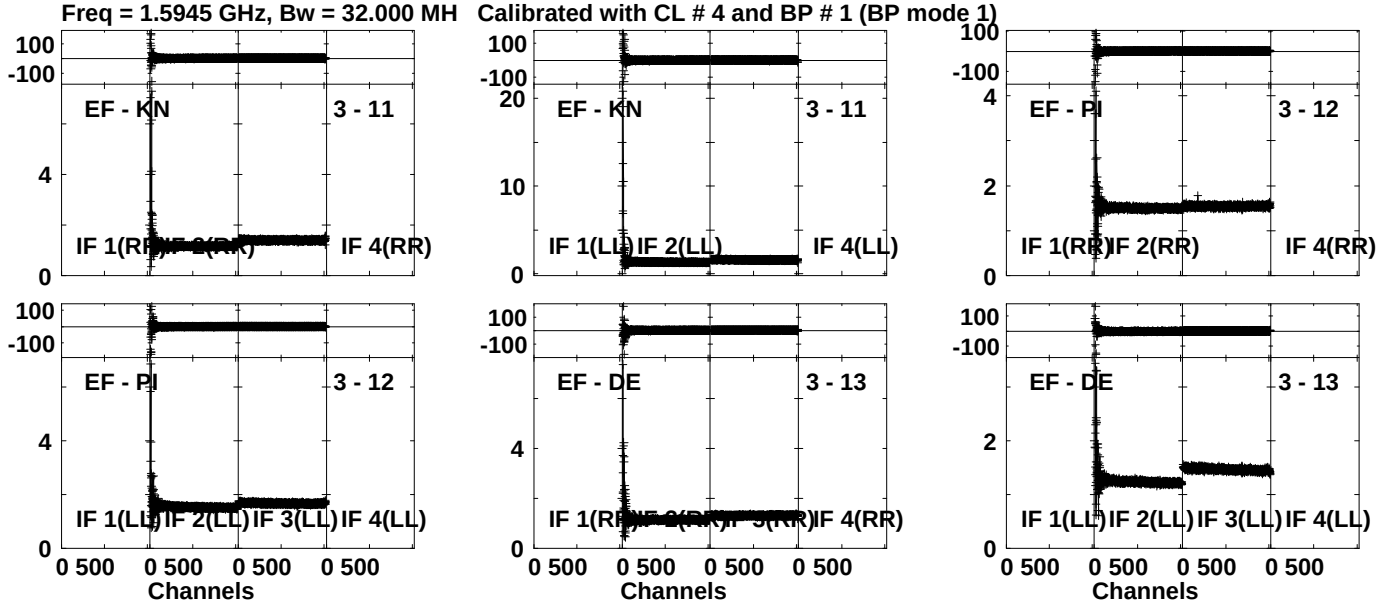

Lower frame: Ampl Jy Top frame: Phas deg
Vector averaged cross-power spectrum Several baselines displayed
Timerange: 01/00:59:01 to 01/01:04:59