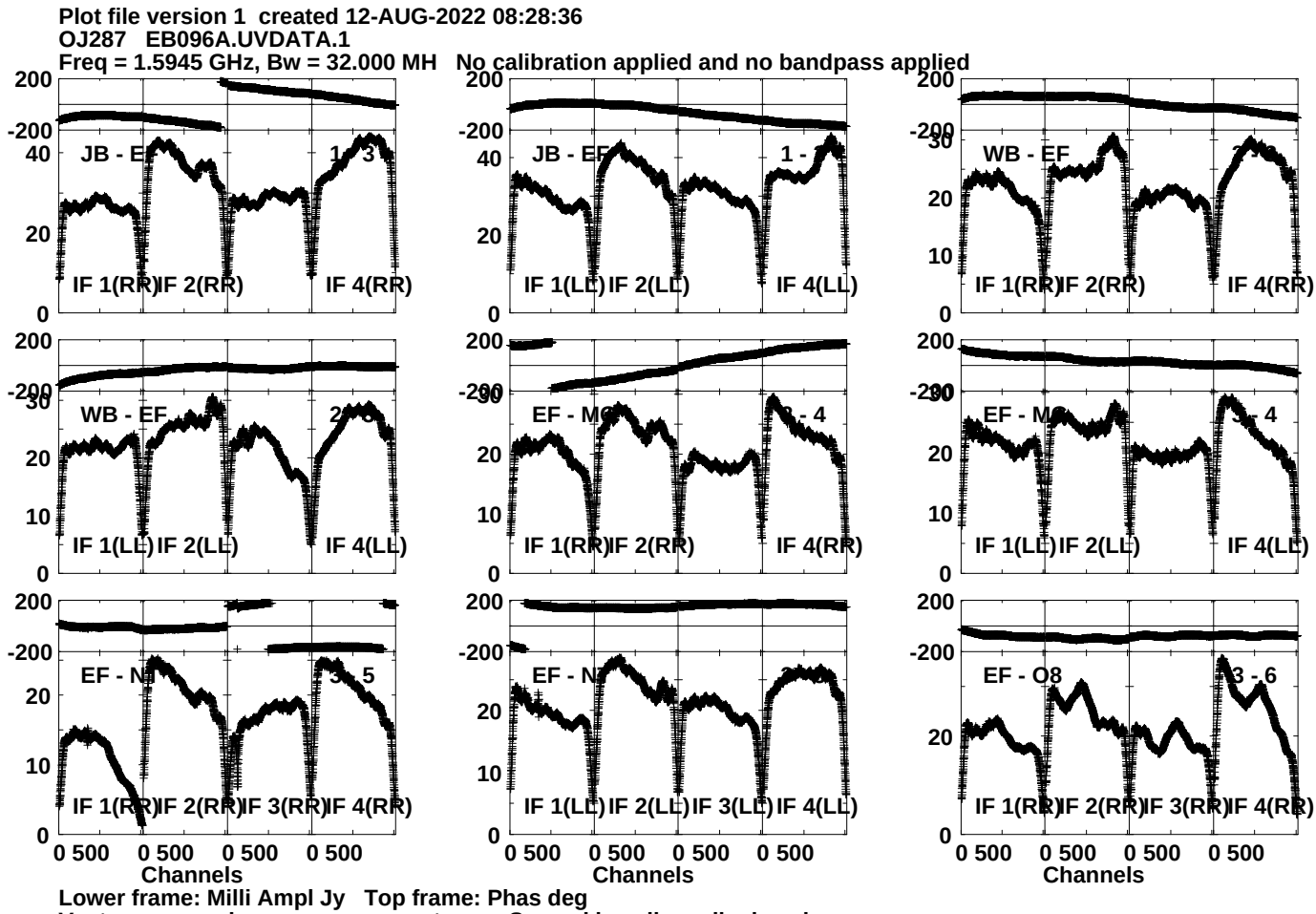
Plot file version 1 created 12-AUG-2022 08:28:36
OJ287 EB096A.UVDATA.1
Freq = 1.5945 GHz, Bw = 32.000 MH No calibration applied and no bandpass applied
JB - EF
1 - 3
IF 1(RR) IF 2(RR) IF 4(RR)
JB - EF
1 -
IF 1(LL) IF 2(LL) IF 4(LL)
WB - EF
IF 1(RR) IF 2(RR) IF 4(RR)
WB - EF
IF 1(LL) IF 2(LL) IF 4(LL)
EF - MG
- 4
IF 1(RR) IF 2(RR) IF 4(RR)
EF - M
- 4
IF 1(LL) IF 2(LL) IF 4(LL)
EF - N
3 - 5
IF 1(RR) IF 2(RR) IF 3(RR) IF 4(RR)
EF - N
IF 1(LL) IF 2(LL) IF 3(LL) IF 4(LL)
EF - O8
3 - 6
IF 1(RR) IF 2(RR) IF 3(RR) IF 4(RR)
Channels
Channels
Channels
Lower frame: Milli Ampl Jy Top frame: Phas deg
Vector averaged cross-power spectrum Several baselines displayed
Timerange: 00/17:00:09 to 00/17:09:59

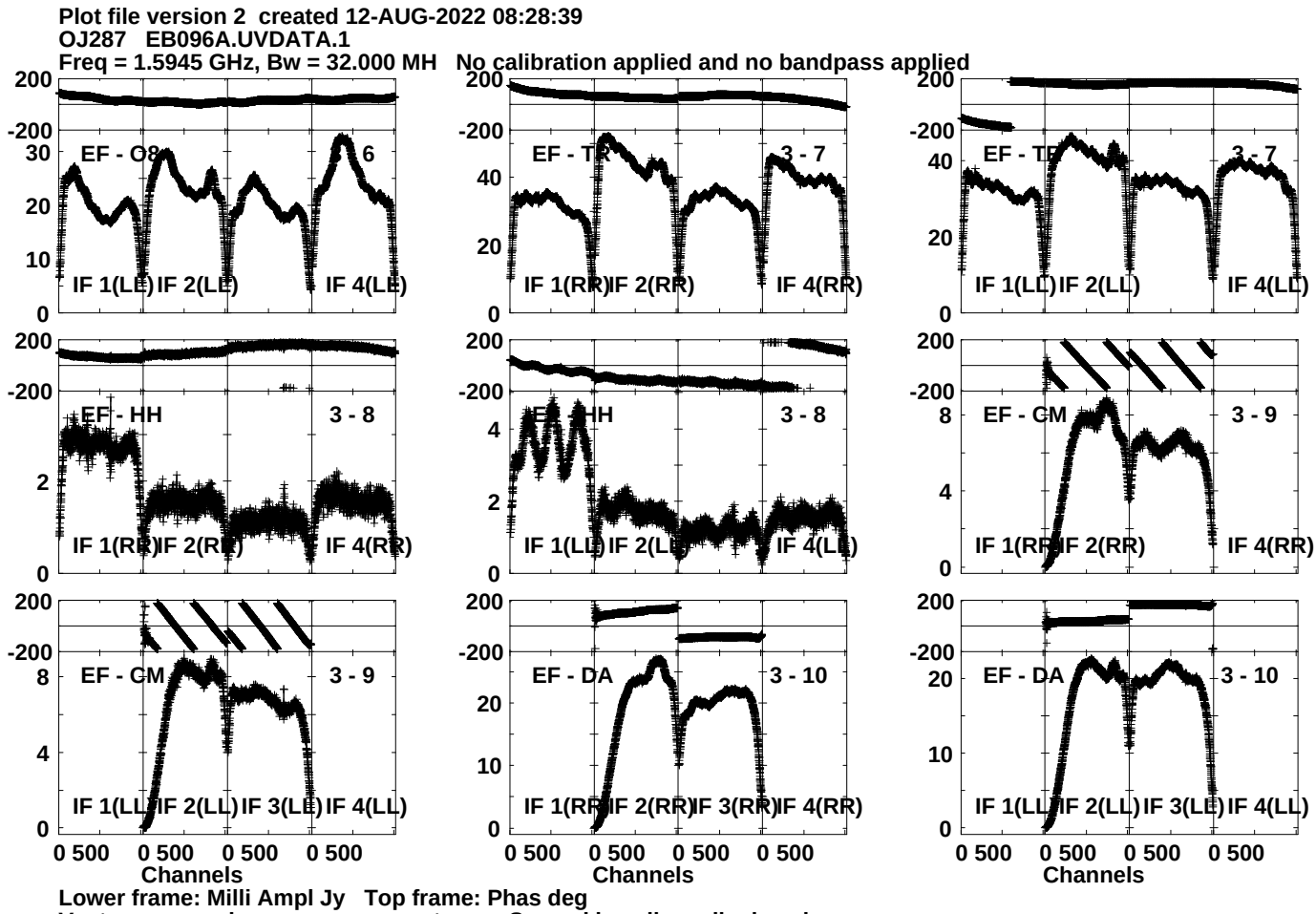
Plot file version 2 created 12-AUG-2022 08:28:39
OJ287 EB096A.UVDATA.1
Freq = 1.5945 GHz, Bw = 32.000 MH No calibration applied and no bandpass applied
EF - O8 6
IF 1(LL) IF 2(LL) IF 4(LL)
EF - TR 3 - 7
IF 1(RR) IF 2(RR) IF 4(RR)
EF - TR 3 - 7
IF 1(LL) IF 2(LL) IF 4(LL)
EF - HH 3 - 8
IF 1(RR) IF 2(RR) IF 4(RR)
EF - HH 3 - 8
IF 1(LL) IF 2(LL) IF 4(LL)
EF - GM 3 - 9
IF 1(RR) IF 2(RR) IF 4(RR)
EF - GM 3 - 9
IF 1(LL) IF 2(LL) IF 3(LL) IF 4(LL)
EF - DA 3 - 10
IF 1(RR) IF 2(RR) IF 3(RR) IF 4(RR)
EF - DA 3 - 10
IF 1(LL) IF 2(LL) IF 3(LL) IF 4(LL)
0 500 0 500 0 500 0 500
Channels
Lower frame: Milli Ampl Jy Top frame: Phas deg
Vector averaged cross-power spectrum Several baselines displayed
Timerange: 00/17:00:09 to 00/17:09:59

Plot file version 3 created 12-AUG-2022 08:28:42
OJ287 EB096A.UVDATA.1
Freq = 1.5945 GHz, Bw = 32.000 MH No calibration applied and no bandpass applied

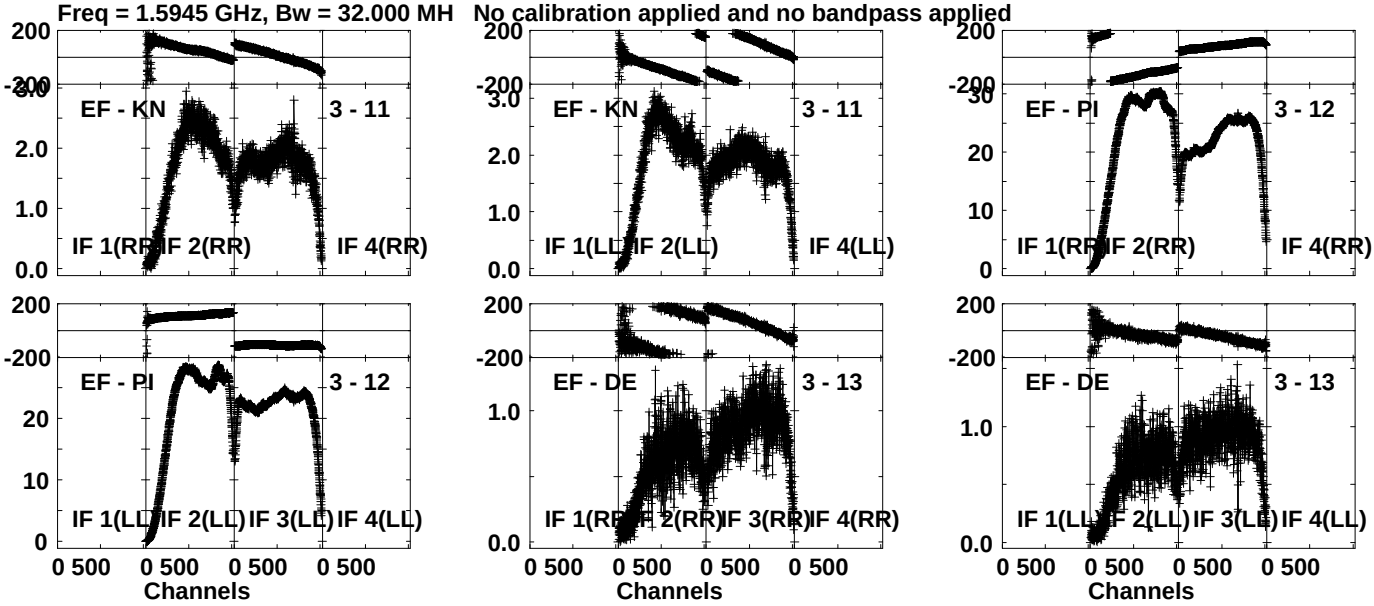

Lower frame: Milli Ampl Jy Top frame: Phas deg
Vector averaged cross-power spectrum Several baselines displayed
Timerange: 00/17:00:09 to 00/17:09:59

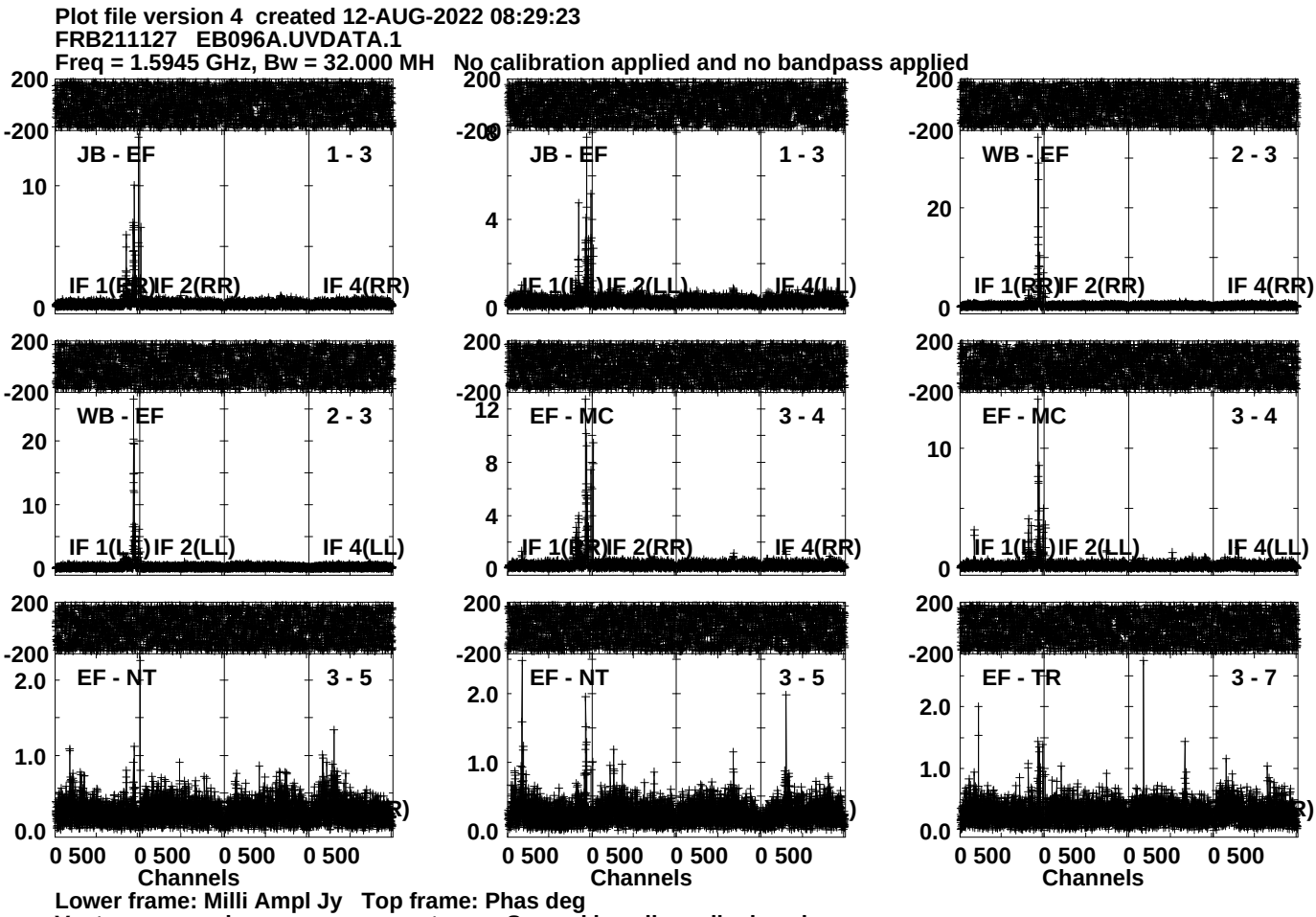

Lower frame: Milli Ampl Jy Top frame: Phas deg
Vector averaged cross-power spectrum Several baselines displayed
Timerange: 00/19:02:01 to 00/19:06:29

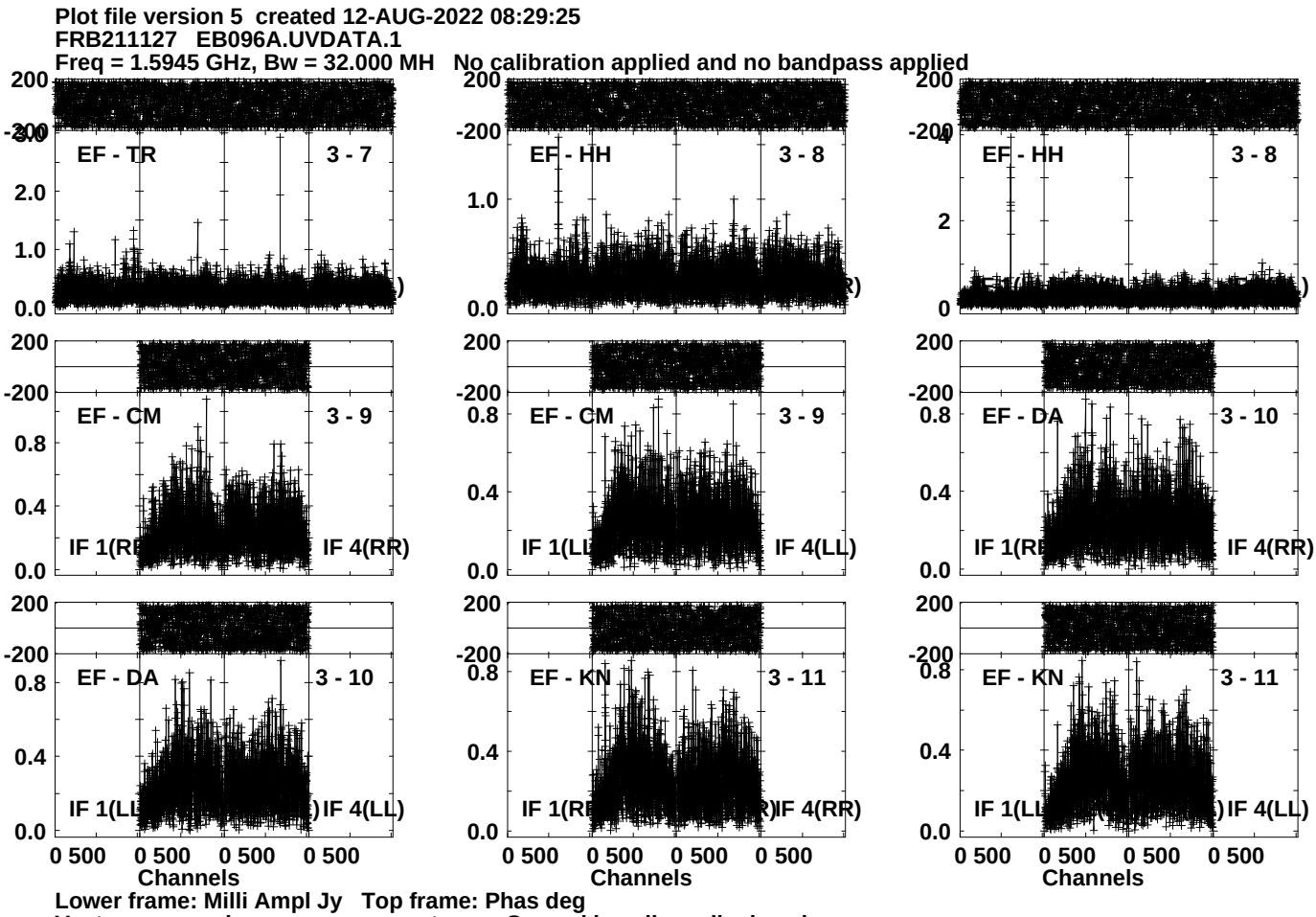
Plot file version 5 created 12-AUG-2022 08:29:25
FRB211127 EB096A.UVDATA.1
Freq = 1.5945 GHz, Bw = 32.000 MH No calibration applied and no bandpass applied
EF - TR 3 - 7
EF - HH 3 - 8
EF - HH 3 - 8
EF - CM 3 - 9
EF - CM 3 - 9
EF - DA 3 - 10
EF - DA 3 - 10
EF - KN 3 - 11
EF - KN 3 - 11
IF 1(RR) IF 4(RR)
IF 1(LL) IF 4(LL)
IF 1(RR) IF 4(RR)
IF 1(LL) IF 4(LL)
IF 1(RR) IF 4(RR)
IF 1(LL) IF 4(LL)
200
-200
2.0
1.0
0.0
0.8
0.4
0 500
Channels
Lower frame: Milli Ampl Jy Top frame: Phas deg
Vector averaged cross-power spectrum Several baselines displayed
Timerange: 00/19:02:01 to 00/19:06:29

Plot file version 6 created 12-AUG-2022 08:29:27
FRB211127 EB096A.UVDATA.1
Freq = 1.5945 GHz, Bw = 32.000 MH No calibration applied and no bandpass applied

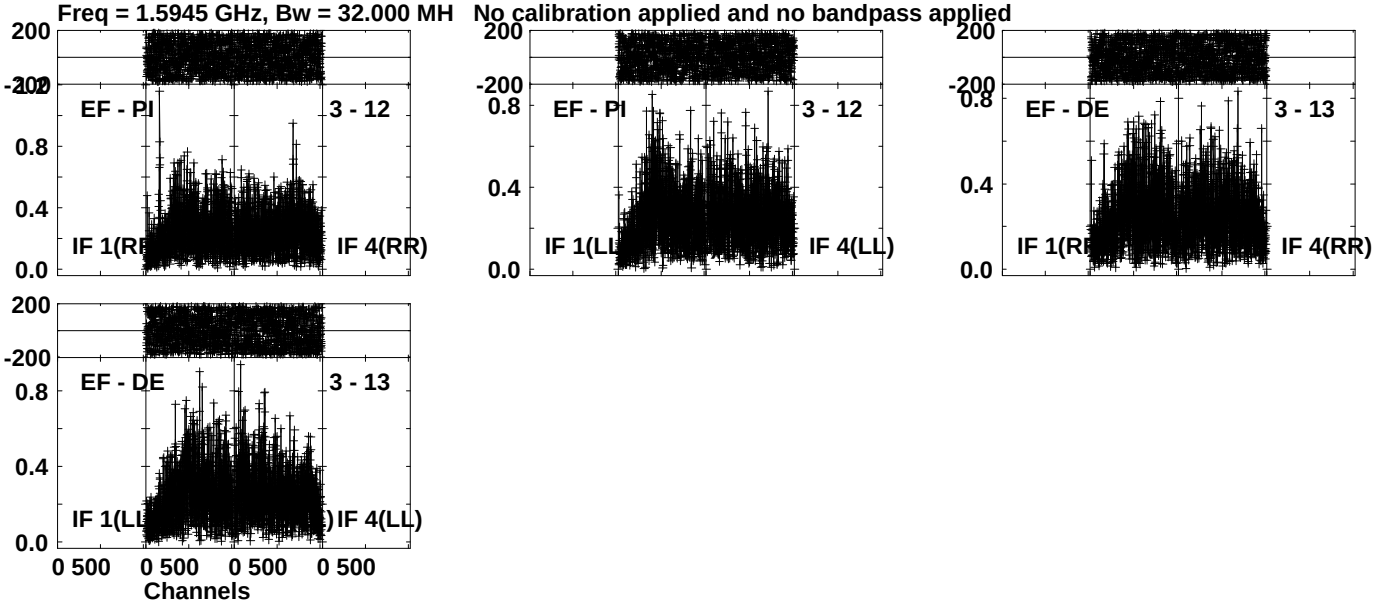

Lower frame: Milli Ampl Jy Top frame: Phas deg
Vector averaged cross-power spectrum Several baselines displayed
Timerange: 00/19:02:01 to 00/19:06:29

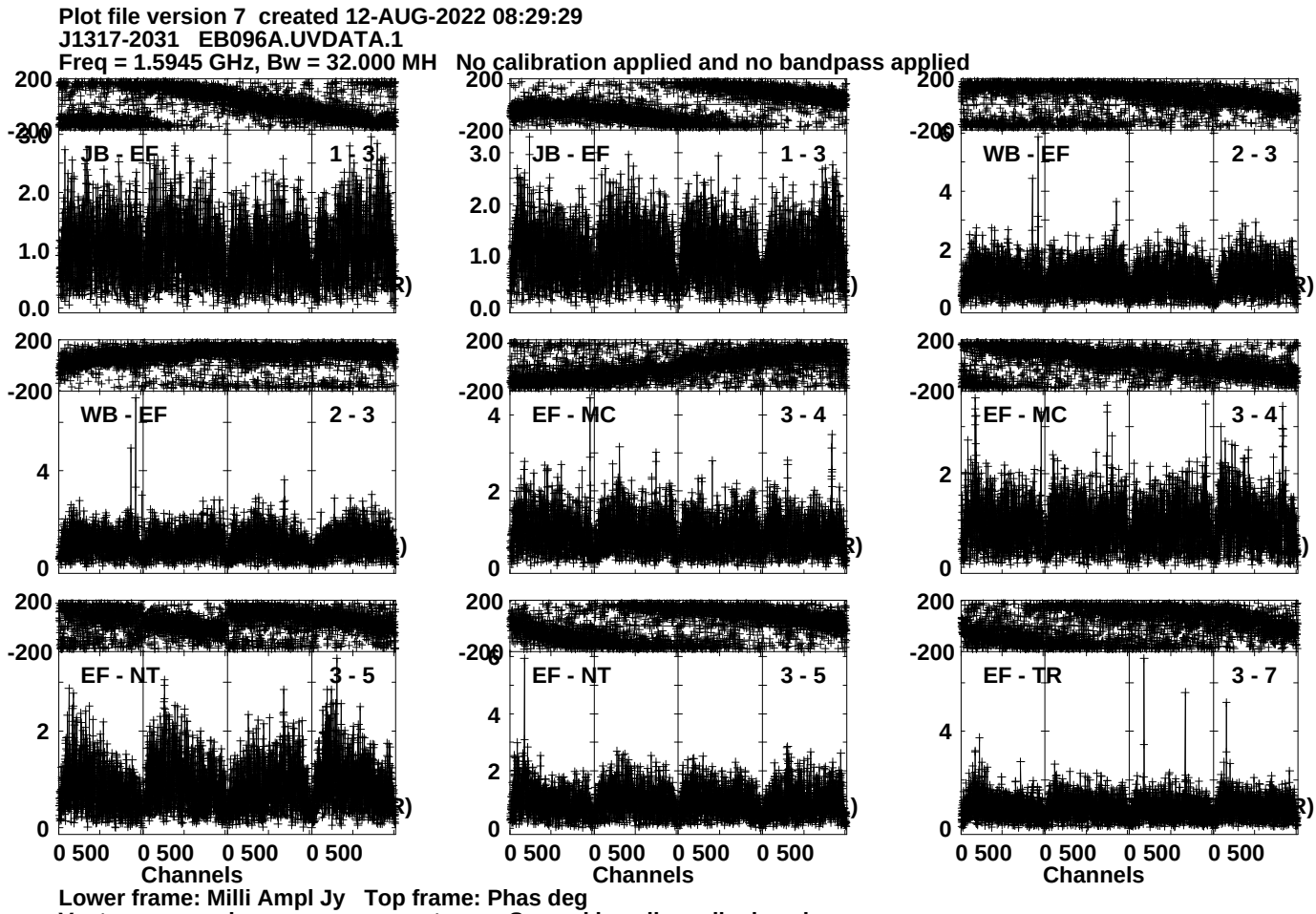
Plot file version 7 created 12-AUG-2022 08:29:29
J1317-2031 EB096A.UVDATA.1
Freq = 1.5945 GHz, Bw = 32.000 MH No calibration applied and no bandpass applied
JB - EF
1 - 3
JB - EF
1 - 3
WB - EF
2 - 3
WB - EF
2 - 3
EF - MC
3 - 4
EF - MC
3 - 4
EF - NT
3 - 5
EF - NT
3 - 5
EF - TR
3 - 7
Channels
Channels
Channels
Lower frame: Milli Ampl Jy Top frame: Phas deg
Vector averaged cross-power spectrum Several baselines displayed
Timerange: 00/19:06:31 to 00/19:07:59

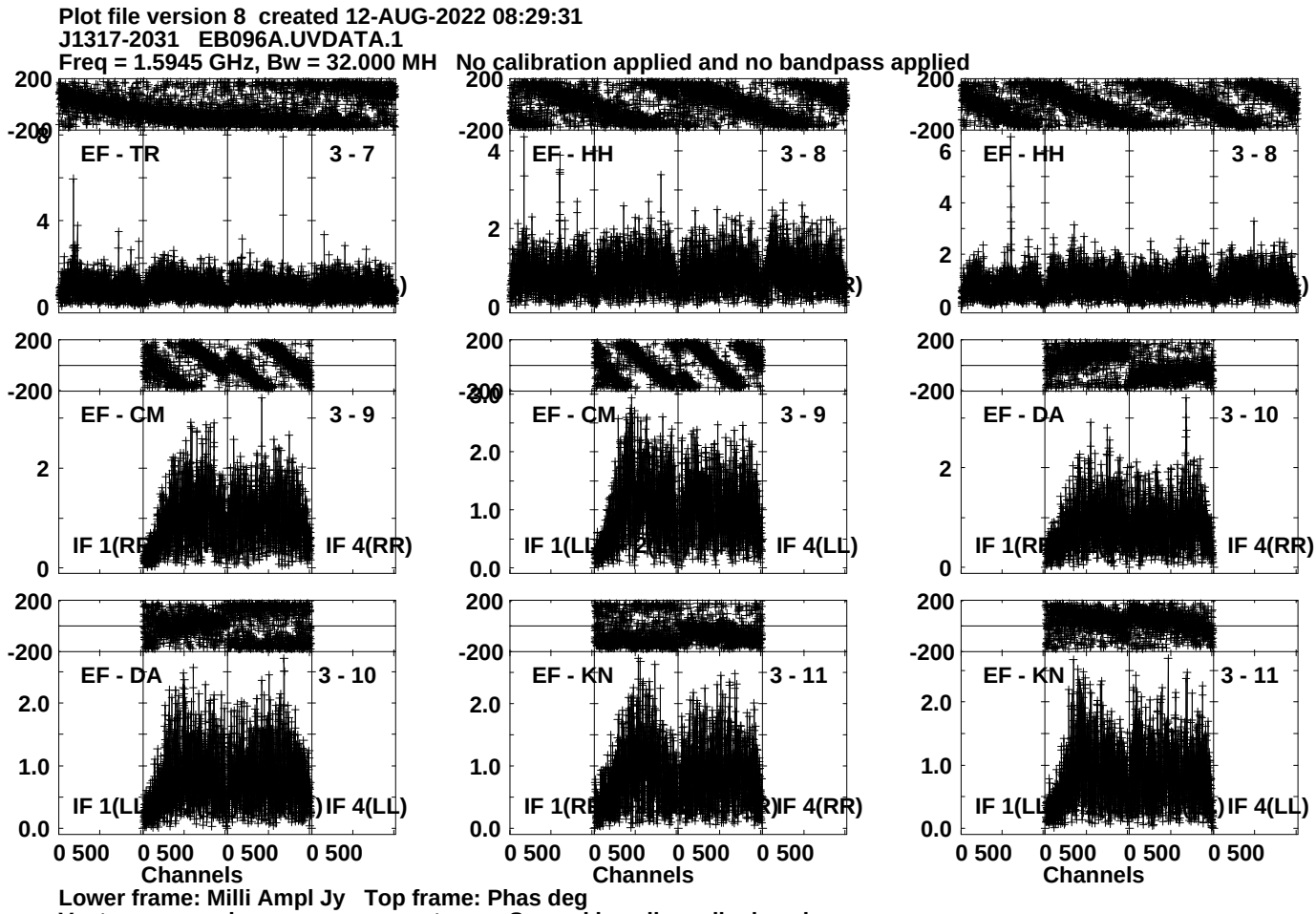
Plot file version 8 created 12-AUG-2022 08:29:31
J1317-2031 EB096A.UVDATA.1
Freq = 1.5945 GHz, Bw = 32.000 MH No calibration applied and no bandpass applied
EF - TR 3 - 7
EF - HH 3 - 8
EF - HH 3 - 8
EF - CM 3 - 9
EF - CM 3 - 9
EF - DA 3 - 10
EF - DA 3 - 10
EF - KN 3 - 11
EF - KN 3 - 11
IF 1(RR) IF 4(RR)
IF 1(LL) IF 4(LL)
IF 1(RR) IF 4(RR)
IF 1(LL) IF 4(LL)
IF 1(RR) IF 4(RR)
IF 1(LL) IF 4(LL)
0 500 0 500 0 500 0 500
Channels
Lower frame: Milli Ampl Jy Top frame: Phas deg
Vector averaged cross-power spectrum Several baselines displayed
Timerange: 00/19:06:31 to 00/19:07:59

Plot file version 9 created 12-AUG-2022 08:29:32
J1317-2031 EB096A.UVDATA.1
Freq = 1.5945 GHz, Bw = 32.000 MH No calibration applied and no bandpass applied

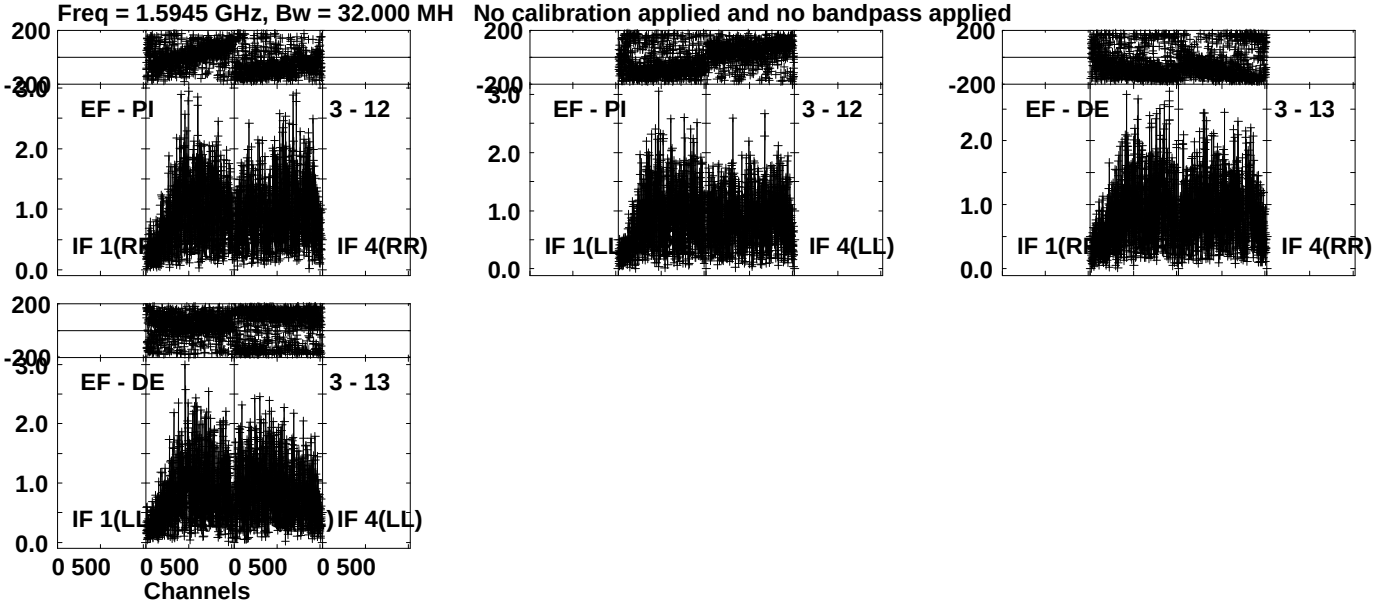

Lower frame: Milli Ampl Jy Top frame: Phas deg
Vector averaged cross-power spectrum Several baselines displayed
Timerange: 00/19:06:31 to 00/19:07:59

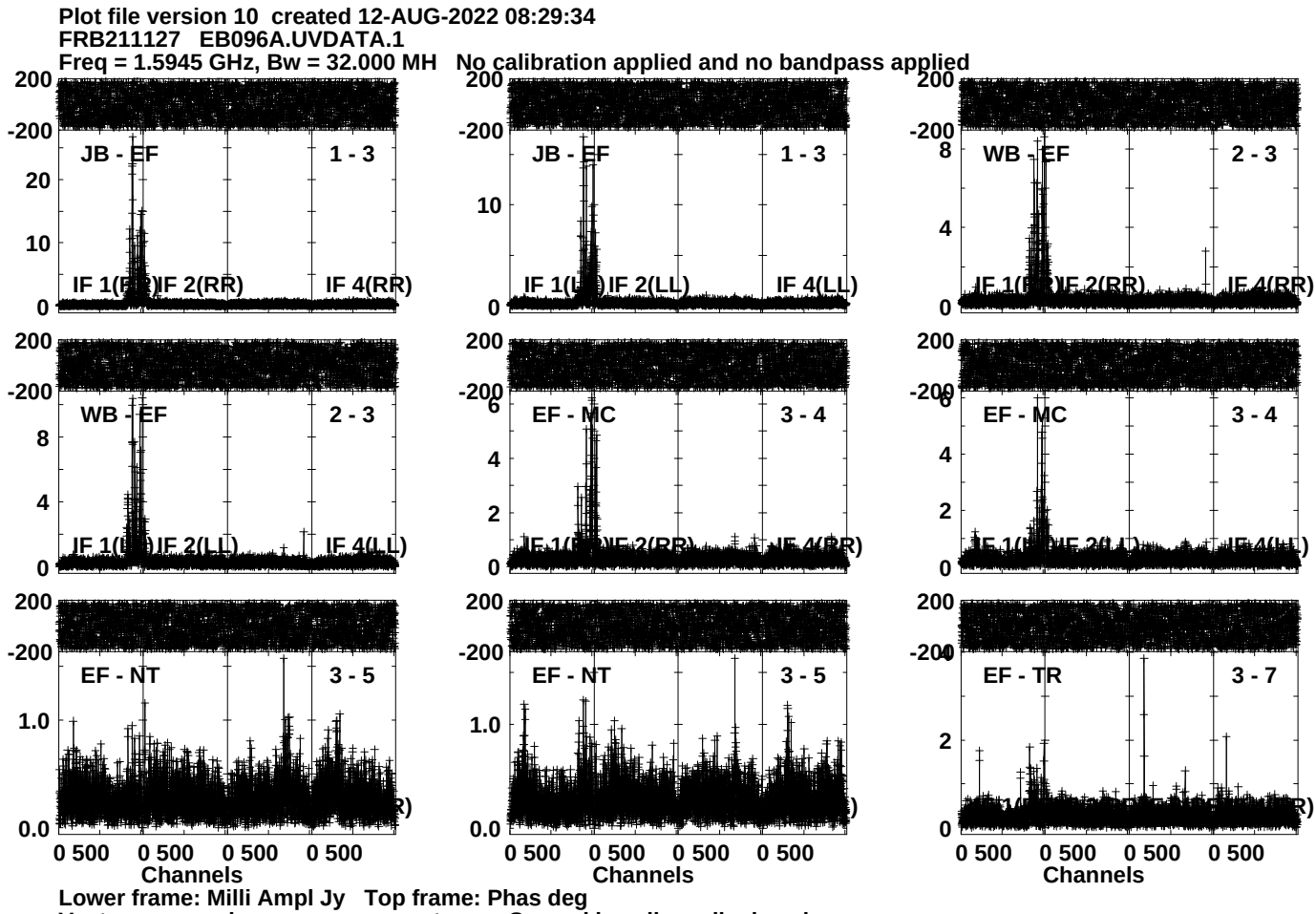
Plot file version 10 created 12-AUG-2022 08:29:34
FRB211127 EB096A.UVDATA.1
Freq = 1.5945 GHz, Bw = 32.000 MH No calibration applied and no bandpass applied
JB - EF
1 - 3
IF 1(RR)
IF 2(RR)
IF 4(RR)
JB - EF
1 - 3
IF 1(LL)
IF 2(LL)
IF 4(LL)
WB - EF
2 - 3
IF 1(RR)
IF 2(RR)
IF 4(RR)
WB - EF
2 - 3
IF 1(LL)
IF 2(LL)
IF 4(LL)
EF - MC
3 - 4
IF 1(RR)
IF 2(RR)
IF 4(RR)
EF - MC
3 - 4
EF - NT
3 - 5
EF - NT
3 - 5
EF - TR
3 - 7
0 500
Channels
Lower frame: Milli Ampl Jy Top frame: Phas deg
Vector averaged cross-power spectrum Several baselines displayed
Timerange: 00/19:08:01 to 00/19:12:29

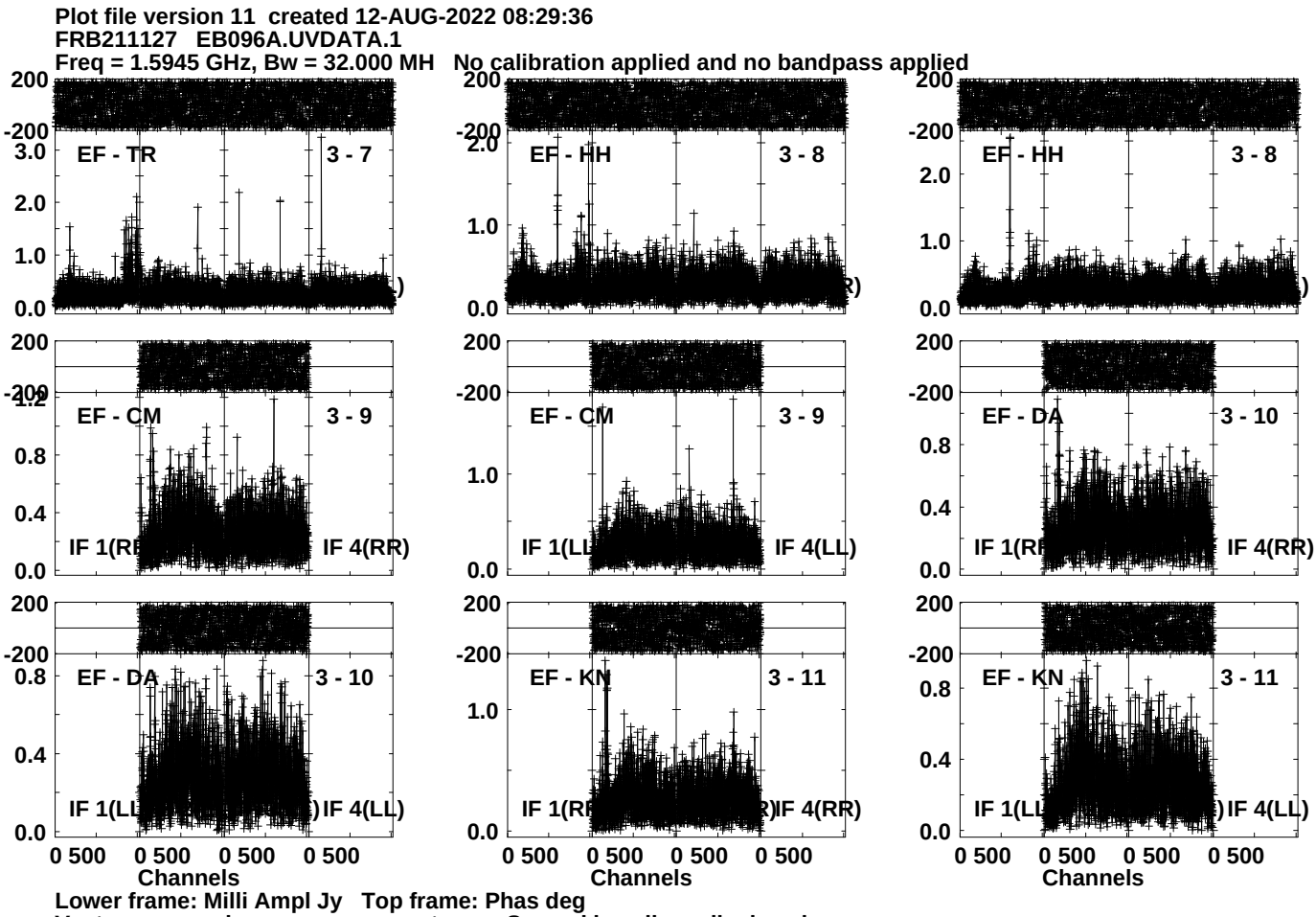
Plot file version 11 created 12-AUG-2022 08:29:36
FRB211127 EB096A.UVDATA.1
Freq = 1.5945 GHz, Bw = 32.000 MH No calibration applied and no bandpass applied
EF - TR
3 - 7
EF - HH
3 - 8
EF - HH
3 - 8
EF - CM
3 - 9
EF - CM
3 - 9
EF - DA
3 - 10
EF - DA
3 - 10
EF - KN
3 - 11
EF - KN
3 - 11
IF 4(RR)
IF 4(LL)
IF 4(RR)
IF 4(LL)
IF 4(RR)
IF 4(LL)
Channels
Channels
Channels
Lower frame: Milli Ampl Jy Top frame: Phas deg
Vector averaged cross-power spectrum Several baselines displayed
Timerange: 00/19:08:01 to 00/19:12:29

Plot file version 12 created 12-AUG-2022 08:29:37
FRB211127 EB096A.UVDATA.1
Freq = 1.5945 GHz, Bw = 32.000 MH No calibration applied and no bandpass applied

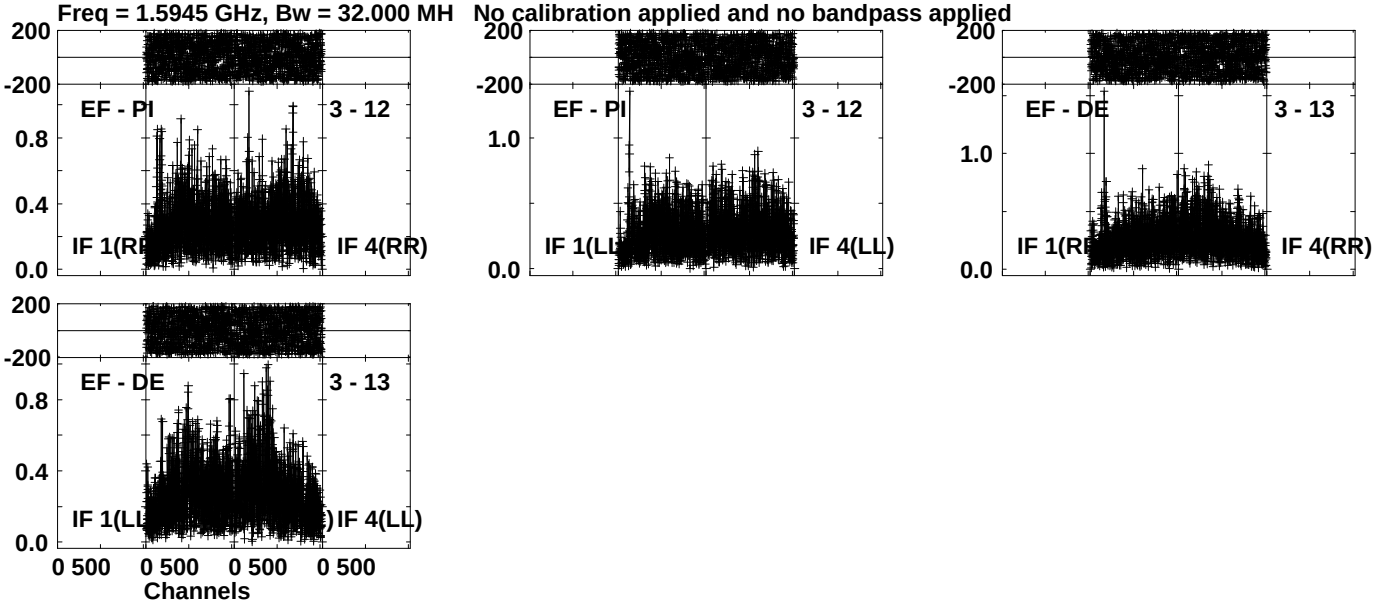

Lower frame: Milli Ampl Jy Top frame: Phas deg
Vector averaged cross-power spectrum Several baselines displayed
Timerange: 00/19:08:01 to 00/19:12:29

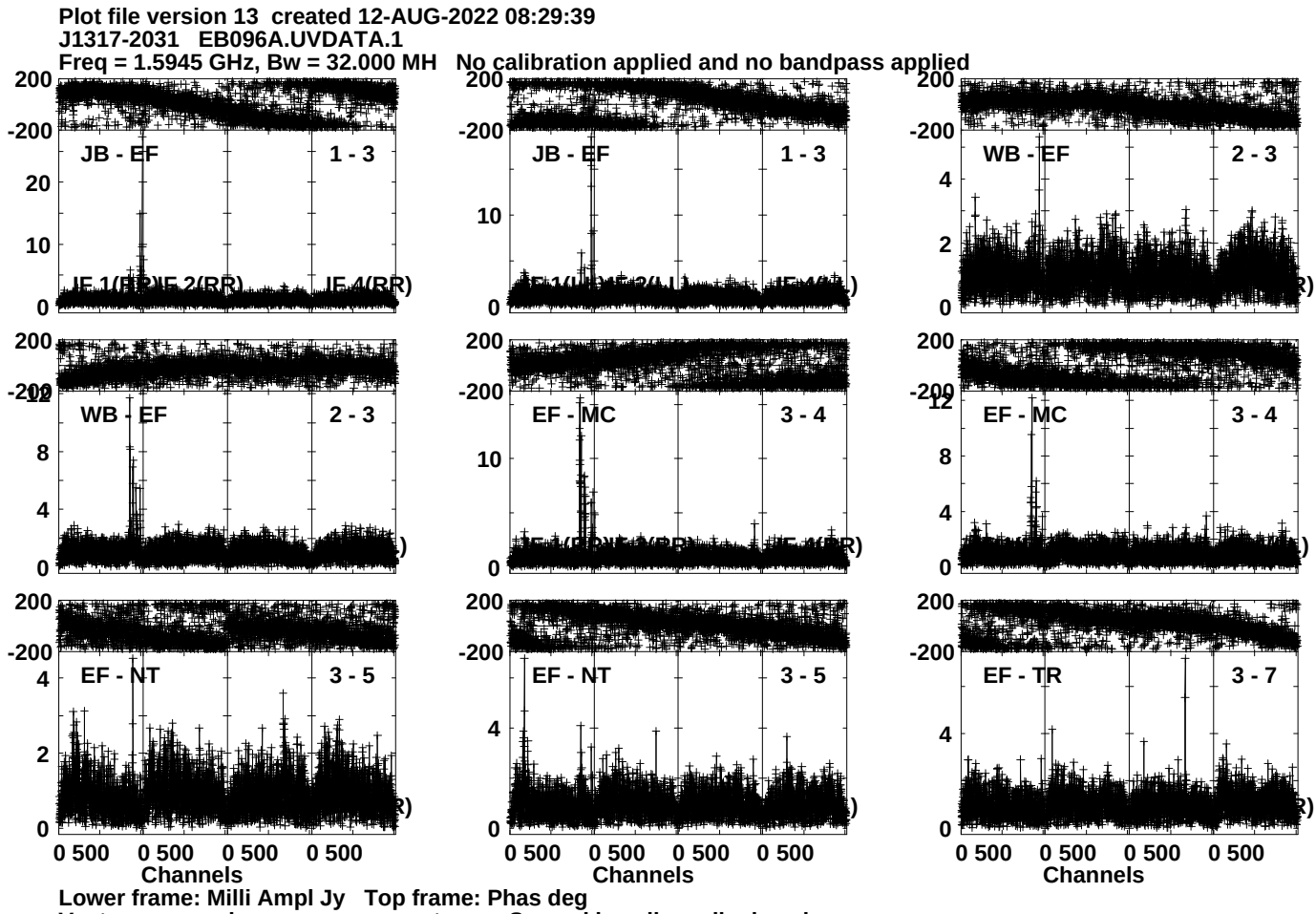
Plot file version 13 created 12-AUG-2022 08:29:39
J1317-2031 EB096A.UVDATA.1
Freq = 1.5945 GHz, Bw = 32.000 MH No calibration applied and no bandpass applied
JB - EF 1 - 3
JB - EF 1 - 3
WB - EF 2 - 3
WB - EF 2 - 3
EF - MC 3 - 4
EF - MC 3 - 4
EF - NT 3 - 5
EF - NT 3 - 5
EF - TR 3 - 7
Channels
Channels
Channels
Lower frame: Milli Ampl Jy Top frame: Phas deg
Vector averaged cross-power spectrum Several baselines displayed
Timerange: 00/19:13:01 to 00/19:13:59

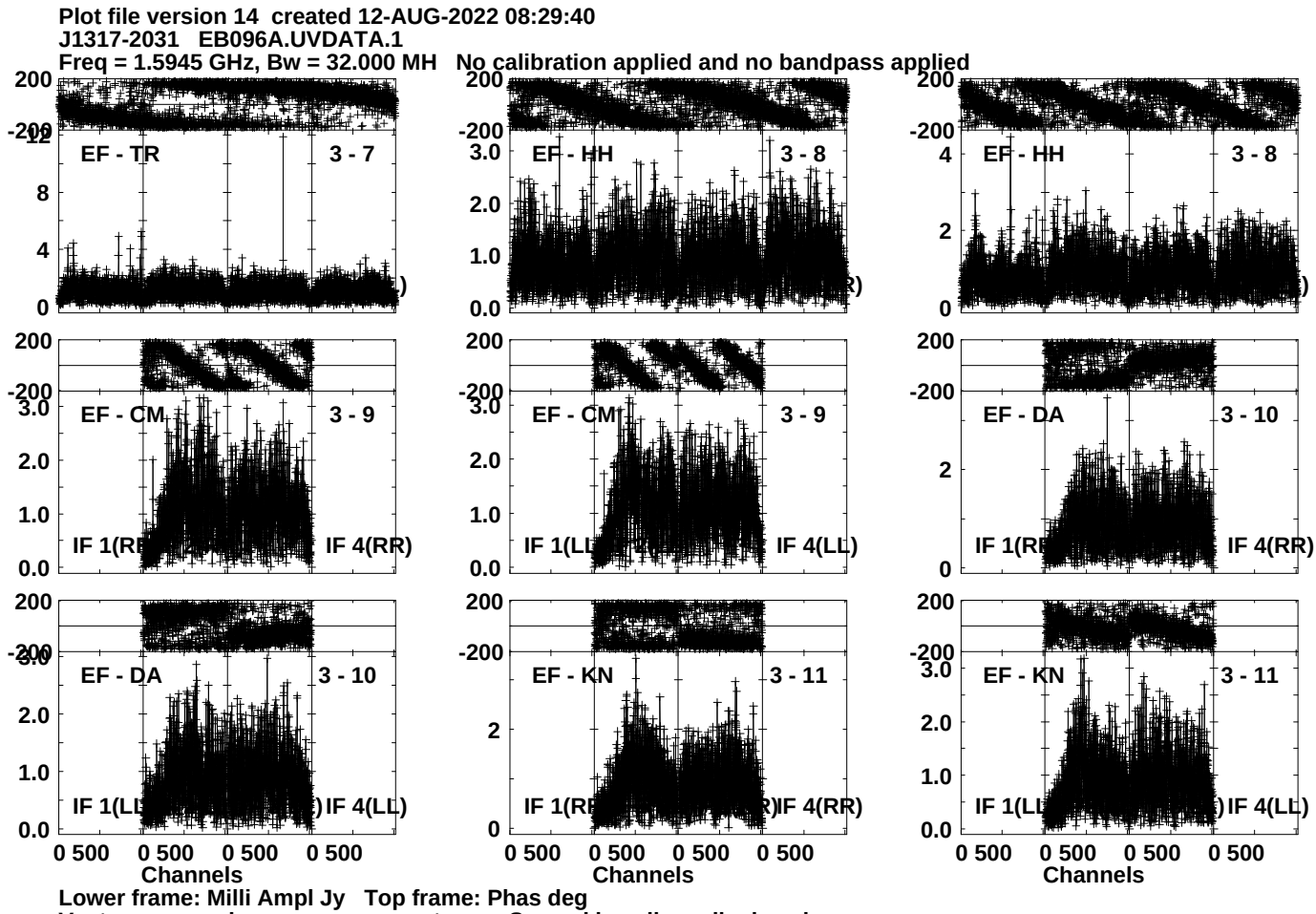
Plot file version 14 created 12-AUG-2022 08:29:40
J1317-2031 EB096A.UVDATA.1
Freq = 1.5945 GHz, Bw = 32.000 MH No calibration applied and no bandpass applied
EF - TR 3 - 7
EF - HH 3 - 8
EF - HH 3 - 8
EF - CM 3 - 9
EF - CM 3 - 9
EF - DA 3 - 10
EF - DA 3 - 10
EF - KN 3 - 11
EF - KN 3 - 11
IF 4(RR)
IF 4(LL)
Channels
Lower frame: Milli Ampl Jy Top frame: Phas deg
Vector averaged cross-power spectrum Several baselines displayed
Timerange: 00/19:13:01 to 00/19:13:59

Plot file version 15 created 12-AUG-2022 08:29:42
J1317-2031 EB096A.UVDATA.1
Freq = 1.5945 GHz, Bw = 32.000 MH No calibration applied and no bandpass applied

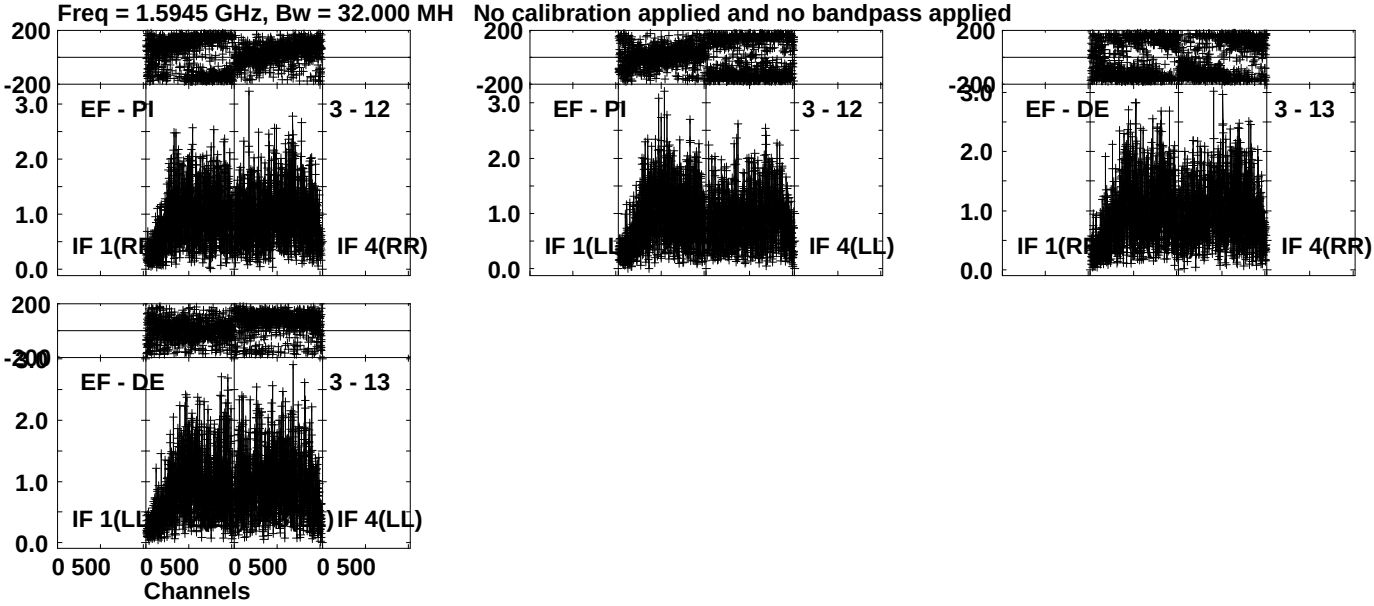

Lower frame: Milli Ampl Jy Top frame: Phas deg
Vector averaged cross-power spectrum Several baselines displayed
Timerange: 00/19:13:01 to 00/19:13:59

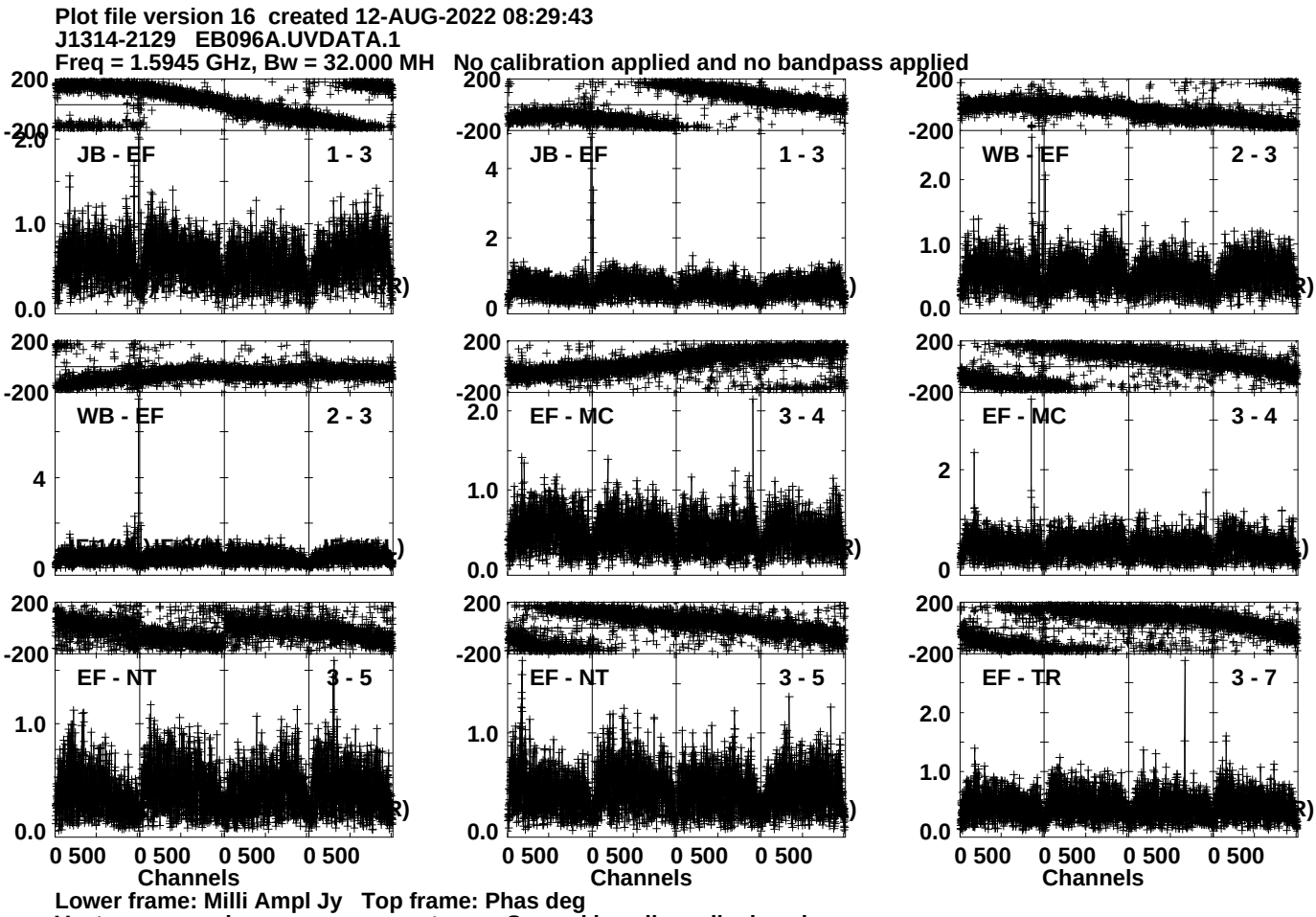
Plot file version 16 created 12-AUG-2022 08:29:43
J1314-2129 EB096A.UVDATA.1
Freq = 1.5945 GHz, Bw = 32.000 MH No calibration applied and no bandpass applied
JB - EF 1 - 3
JB - EF 1 - 3
WB - EF 2 - 3
WB - EF 2 - 3
EF - MC 3 - 4
EF - MC 3 - 4
EF - NT 3 - 5
EF - NT 3 - 5
EF - TR 3 - 7
200
-200
2.0
1.0
0.0
4
2
0
0 500
Channels
Lower frame: Milli Ampl Jy Top frame: Phas deg
Vector averaged cross-power spectrum Several baselines displayed
Timerange: 00/19:14:31 to 00/19:18:29

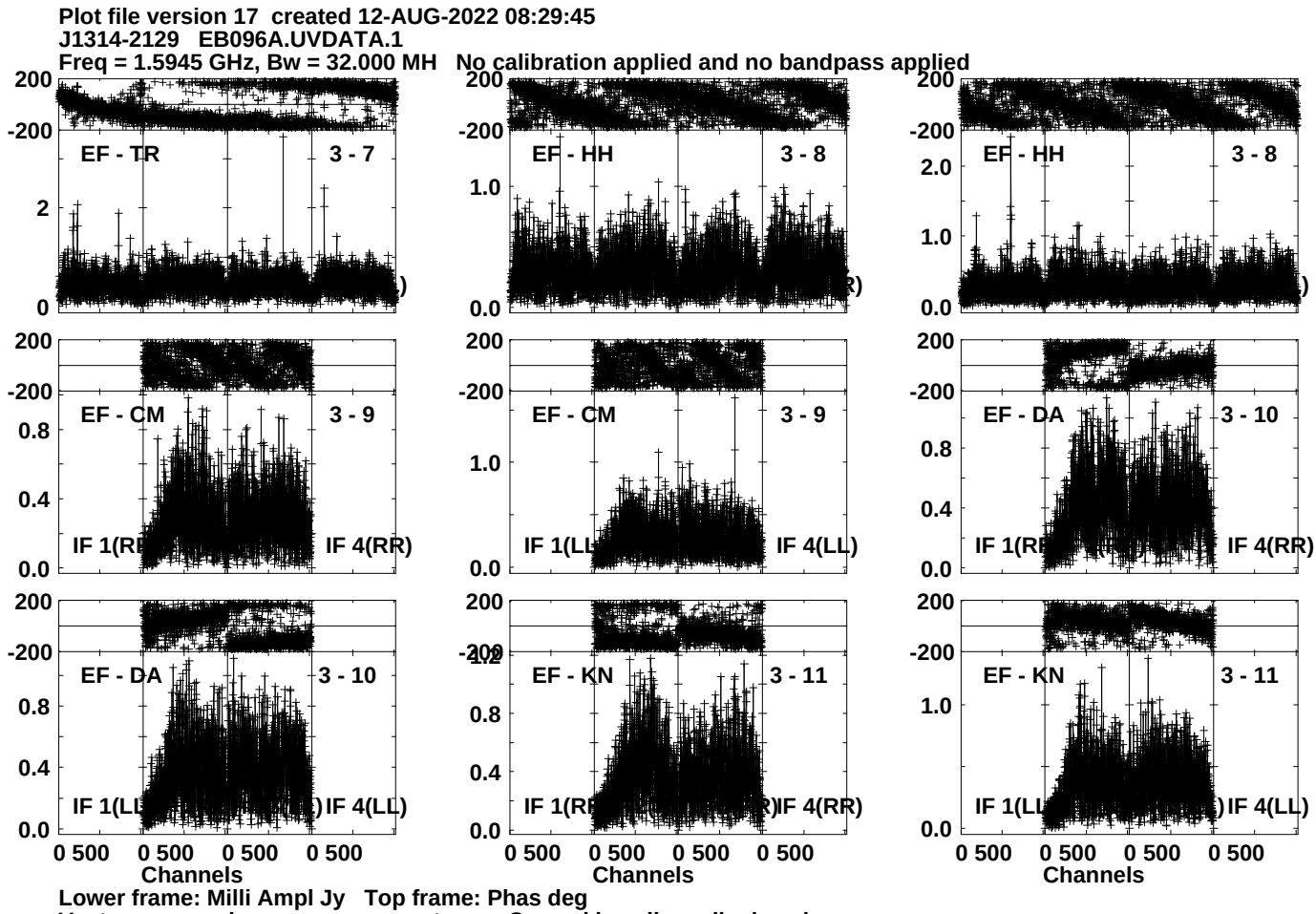
Plot file version 17 created 12-AUG-2022 08:29:45
J1314-2129 EB096A.UVDATA.1
Freq = 1.5945 GHz, Bw = 32.000 MH No calibration applied and no bandpass applied
EF - TR 3 - 7
EF - HH 3 - 8
EF - HH 3 - 8
EF - CM 3 - 9
EF - CM 3 - 9
EF - DA 3 - 10
EF - DA 3 - 10
EF - KN 3 - 11
EF - KN 3 - 11
IF 4(RR)
IF 4(LL)
Channels
Lower frame: Milli Ampl Jy Top frame: Phas deg
Vector averaged cross-power spectrum Several baselines displayed
Timerange: 00/19:14:31 to 00/19:18:29

Plot file version 18 created 12-AUG-2022 08:29:46
J1314-2129 EB096A.UVDATA.1
Freq = 1.5945 GHz, Bw = 32.000 MH No calibration applied and no bandpass applied

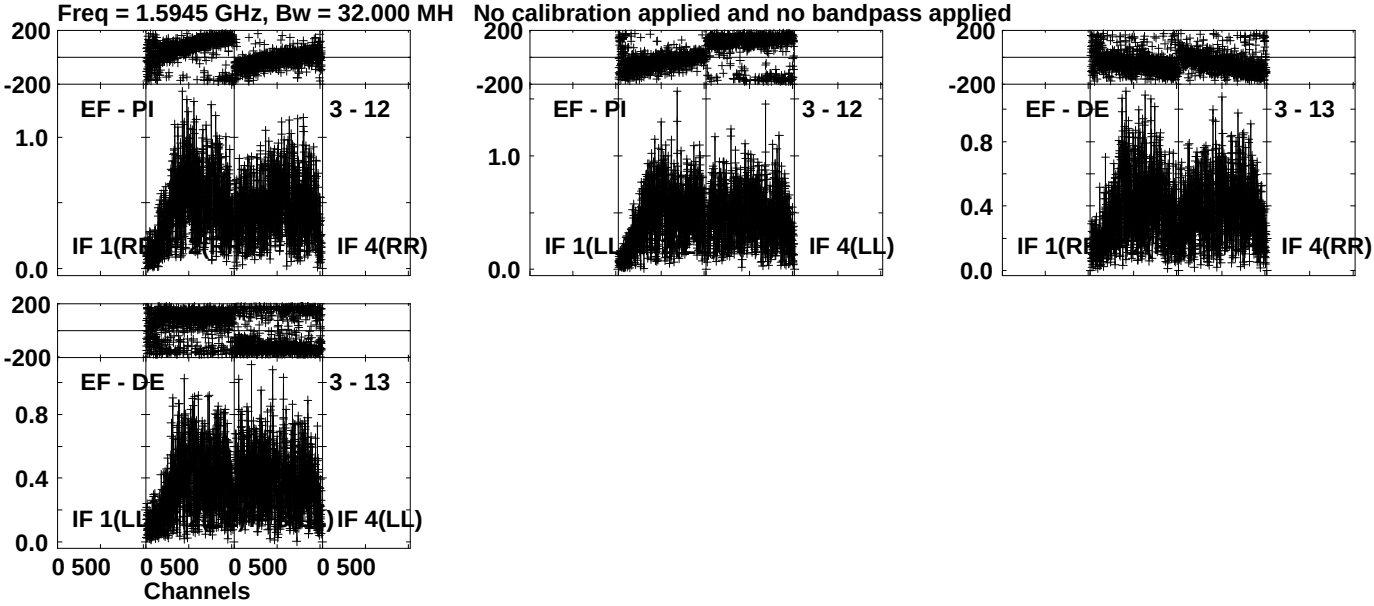

Lower frame: Milli Ampl Jy Top frame: Phas deg
Vector averaged cross-power spectrum Several baselines displayed
Timerange: 00/19:14:31 to 00/19:18:29

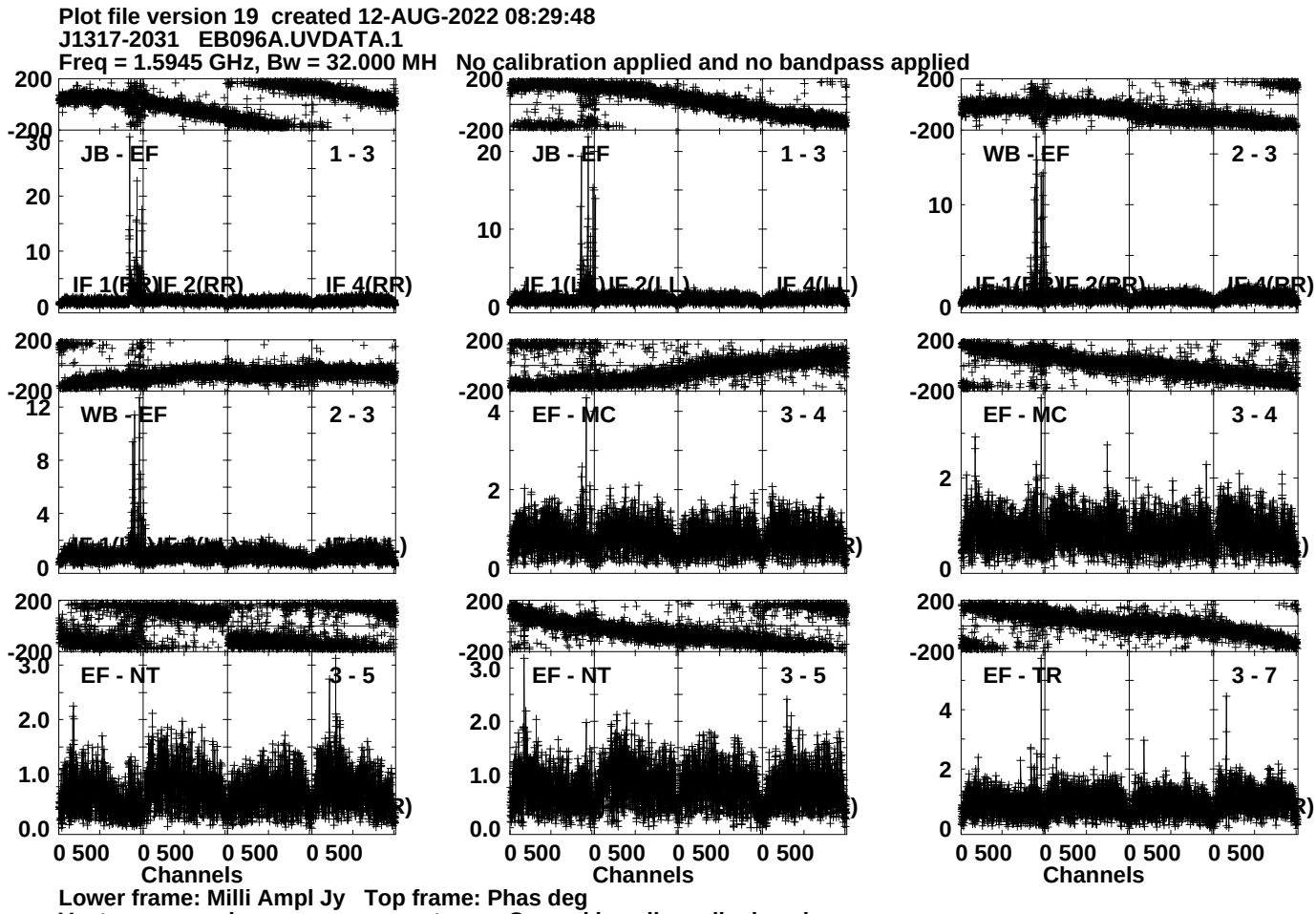
Plot file version 19 created 12-AUG-2022 08:29:48
J1317-2031 EB096A.UVDATA.1
Freq = 1.5945 GHz, Bw = 32.000 MH No calibration applied and no bandpass applied
JB - EF 1 - 3
JB - EF 1 - 3
WB - EF 2 - 3
WB - EF 2 - 3
EF - MC 3 - 4
EF - MC 3 - 4
EF - NT 3 - 5
EF - NT 3 - 5
EF - TR 3 - 7
IF 1(RR) IF 2(RR) IF 4(RR)
IF 1(LL) IF 2(LL) IF 4(LL)
IF 1(RR) IF 2(RR) IF 4(RR)
0 500 0 500 0 500 0 500
Channels
Lower frame: Milli Ampl Jy Top frame: Phas deg
Vector averaged cross-power spectrum Several baselines displayed
Timerange: 00/19:19:01 to 00/19:20:29

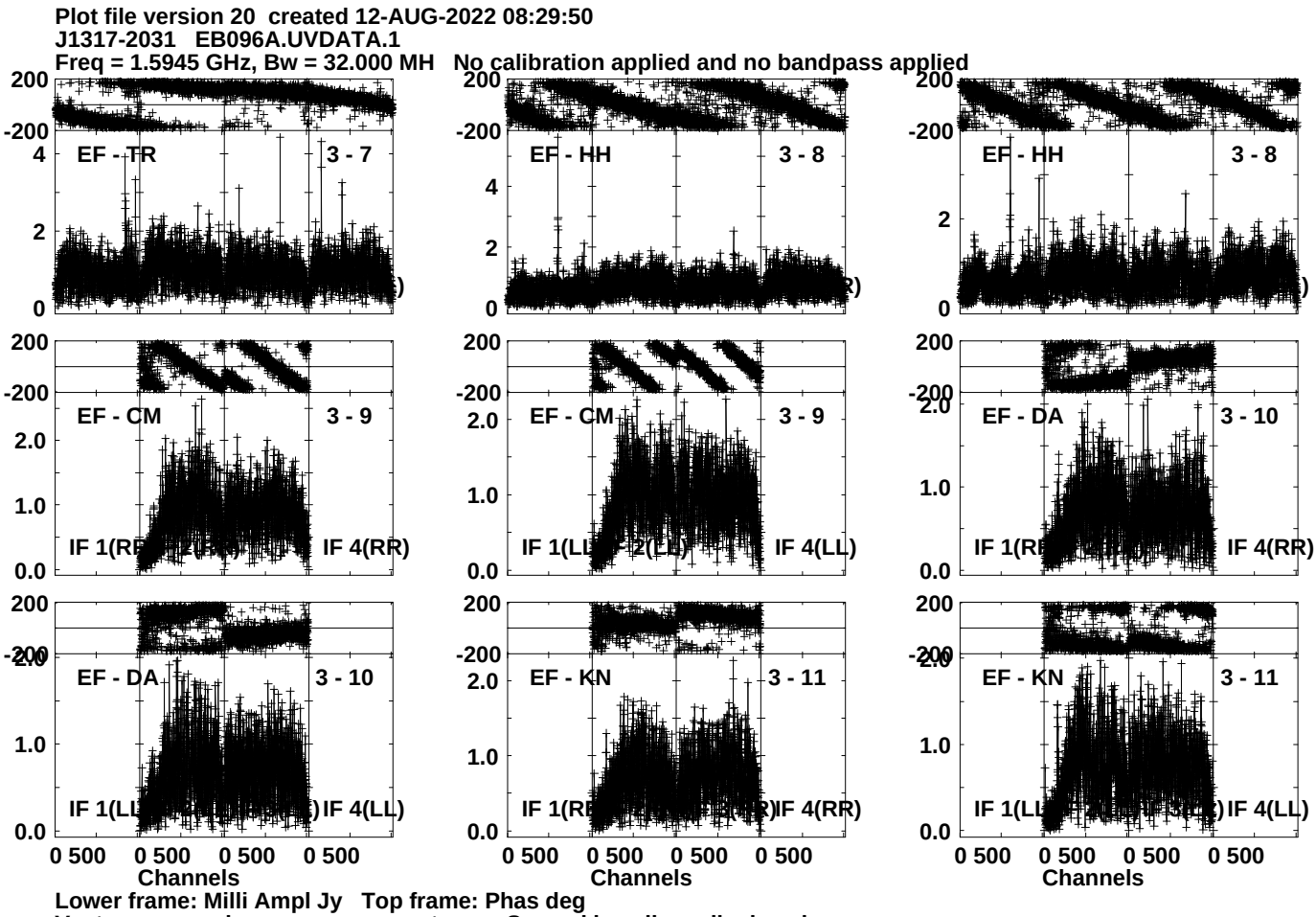
Plot file version 20 created 12-AUG-2022 08:29:50
J1317-2031 EB096A.UVDATA.1
Freq = 1.5945 GHz, Bw = 32.000 MH No calibration applied and no bandpass applied
EF - TR 3 - 7
EF - HH 3 - 8
EF - HH 3 - 8
EF - CM 3 - 9
EF - CM 3 - 9
EF - DA 3 - 10
EF - DA 3 - 10
EF - KN 3 - 11
EF - KN 3 - 11
IF 4(RR)
IF 4(LL)
0 500
Channels
Lower frame: Milli Ampl Jy Top frame: Phas deg
Vector averaged cross-power spectrum Several baselines displayed
Timerange: 00/19:19:01 to 00/19:20:29

Plot file version 21 created 12-AUG-2022 08:29:52
J1317-2031 EB096A.UVDATA.1
Freq = 1.5945 GHz, Bw = 32.000 MH No calibration applied and no bandpass applied

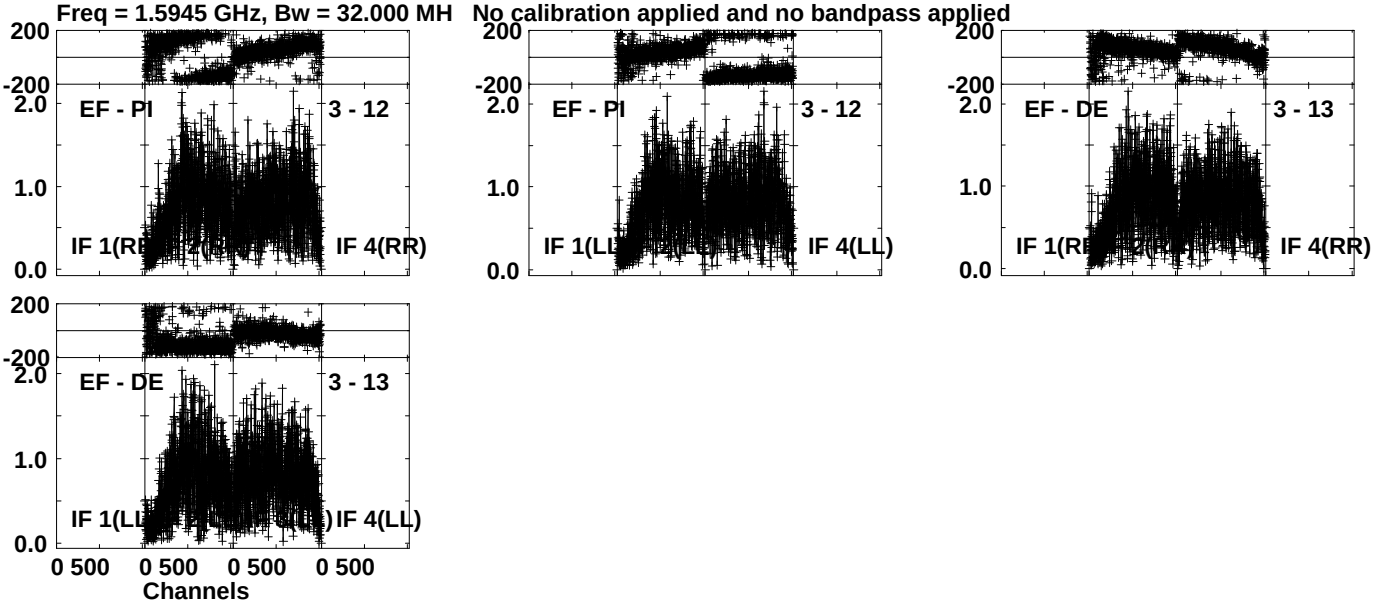

Lower frame: Milli Ampl Jy Top frame: Phas deg
Vector averaged cross-power spectrum Several baselines displayed
Timerange: 00/19:19:01 to 00/19:20:29

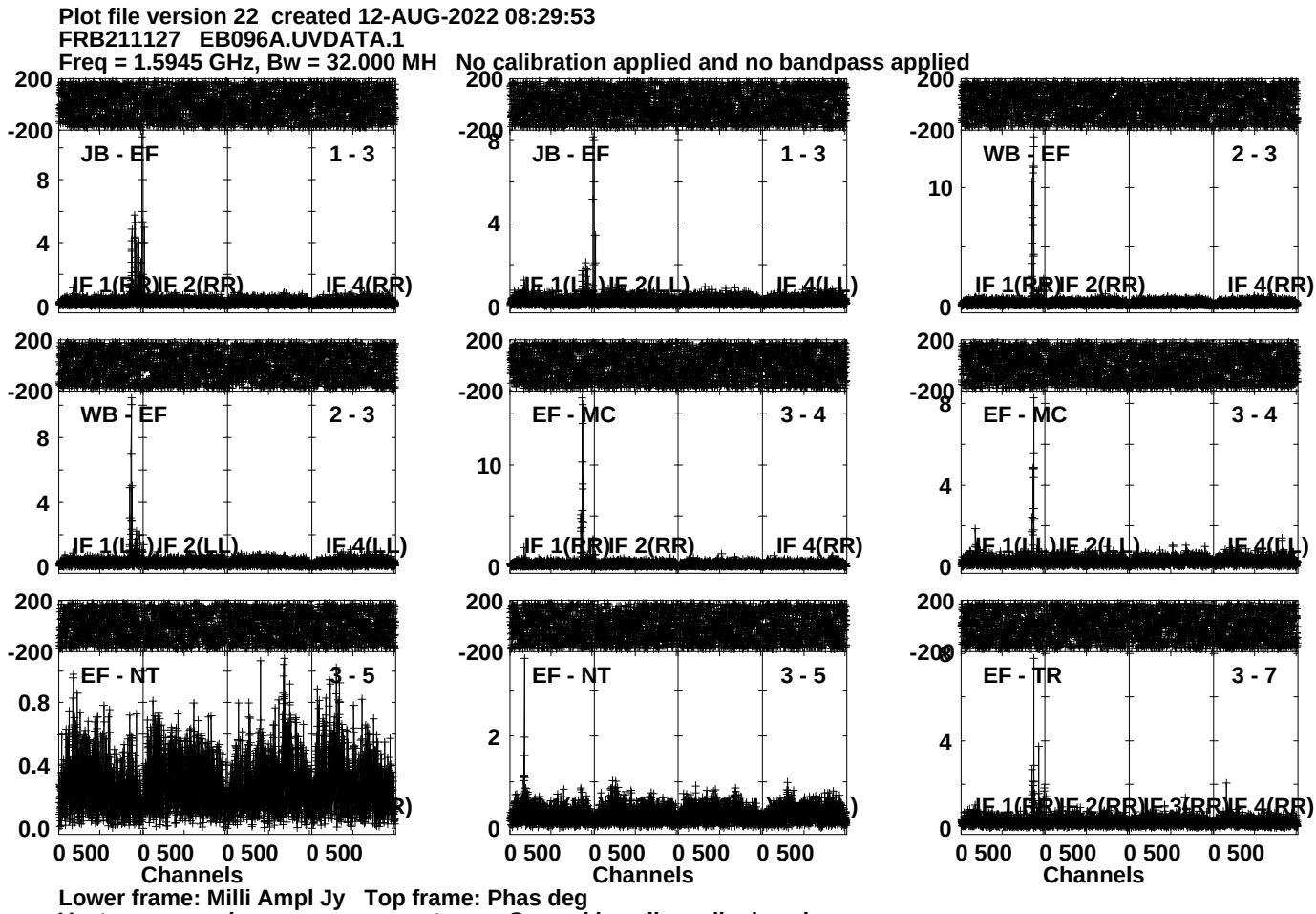
Plot file version 22 created 12-AUG-2022 08:29:53
FRB211127 EB096A.UVDATA.1
Freq = 1.5945 GHz, Bw = 32.000 MH No calibration applied and no bandpass applied
JB - EF
1 - 3
IF 1(RR) IF 2(RR) IF 4(RR)
JB - EF
1 - 3
IF 1(LL) IF 2(LL) IF 4(LL)
WB - EF
2 - 3
IF 1(RR) IF 2(RR) IF 4(RR)
WB - EF
2 - 3
IF 1(LL) IF 2(LL) IF 4(LL)
EF - MC
3 - 4
IF 1(RR) IF 2(RR) IF 4(RR)
EF - MC
3 - 4
IF 1(LL) IF 2(LL) IF 4(LL)
EF - NT
3 - 5
EF - NT
3 - 5
EF - TR
3 - 7
IF 1(RR) IF 2(RR) IF 3(RR) IF 4(RR)
0 500 0 500 0 500 0 500
Channels
Lower frame: Milli Ampl Jy Top frame: Phas deg
Vector averaged cross-power spectrum Several baselines displayed
Timerange: 00/19:20:31 to 00/19:24:59

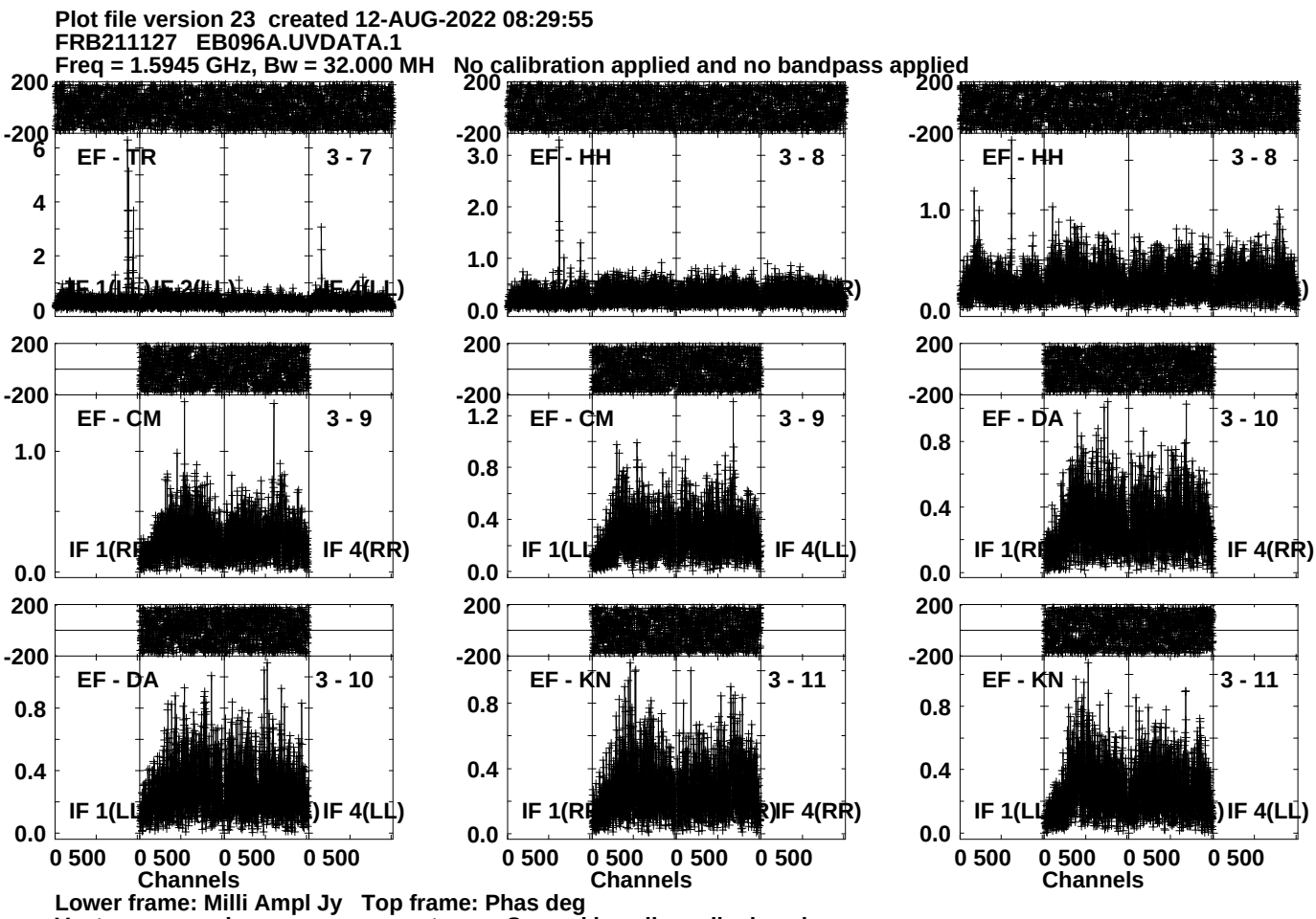
Plot file version 23 created 12-AUG-2022 08:29:55
FRB211127 EB096A.UVDATA.1
Freq = 1.5945 GHz, Bw = 32.000 MH No calibration applied and no bandpass applied
EF - TR
3 - 7
EF - HH
3 - 8
EF - HH
3 - 8
EF - CM
3 - 9
EF - CM
3 - 9
EF - DA
3 - 10
EF - DA
3 - 10
EF - KN
3 - 11
EF - KN
3 - 11
IF 4(RR)
IF 4(LL)
Channels
Lower frame: Milli Ampl Jy Top frame: Phas deg
Vector averaged cross-power spectrum Several baselines displayed
Timerange: 00/19:20:31 to 00/19:24:59

Plot file version 24 created 12-AUG-2022 08:29:57
FRB211127 EB096A.UVDATA.1
Freq = 1.5945 GHz, Bw = 32.000 MH No calibration applied and no bandpass applied

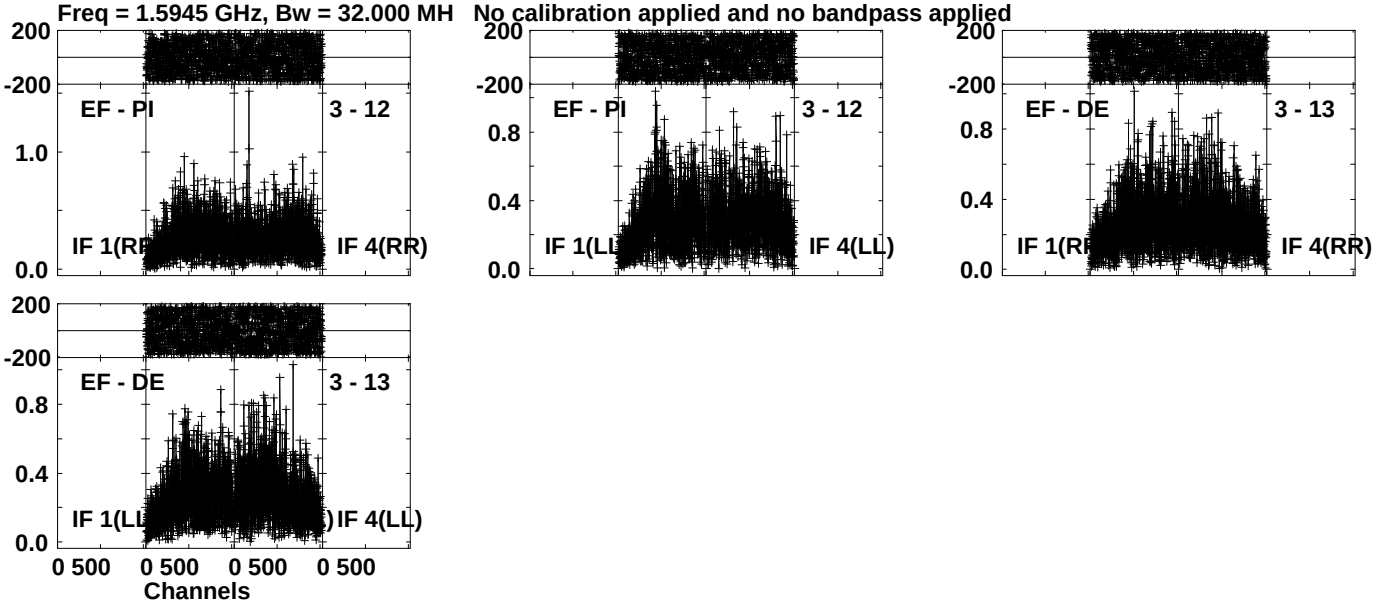

Lower frame: Milli Ampl Jy Top frame: Phas deg
Vector averaged cross-power spectrum Several baselines displayed
Timerange: 00/19:20:31 to 00/19:24:59

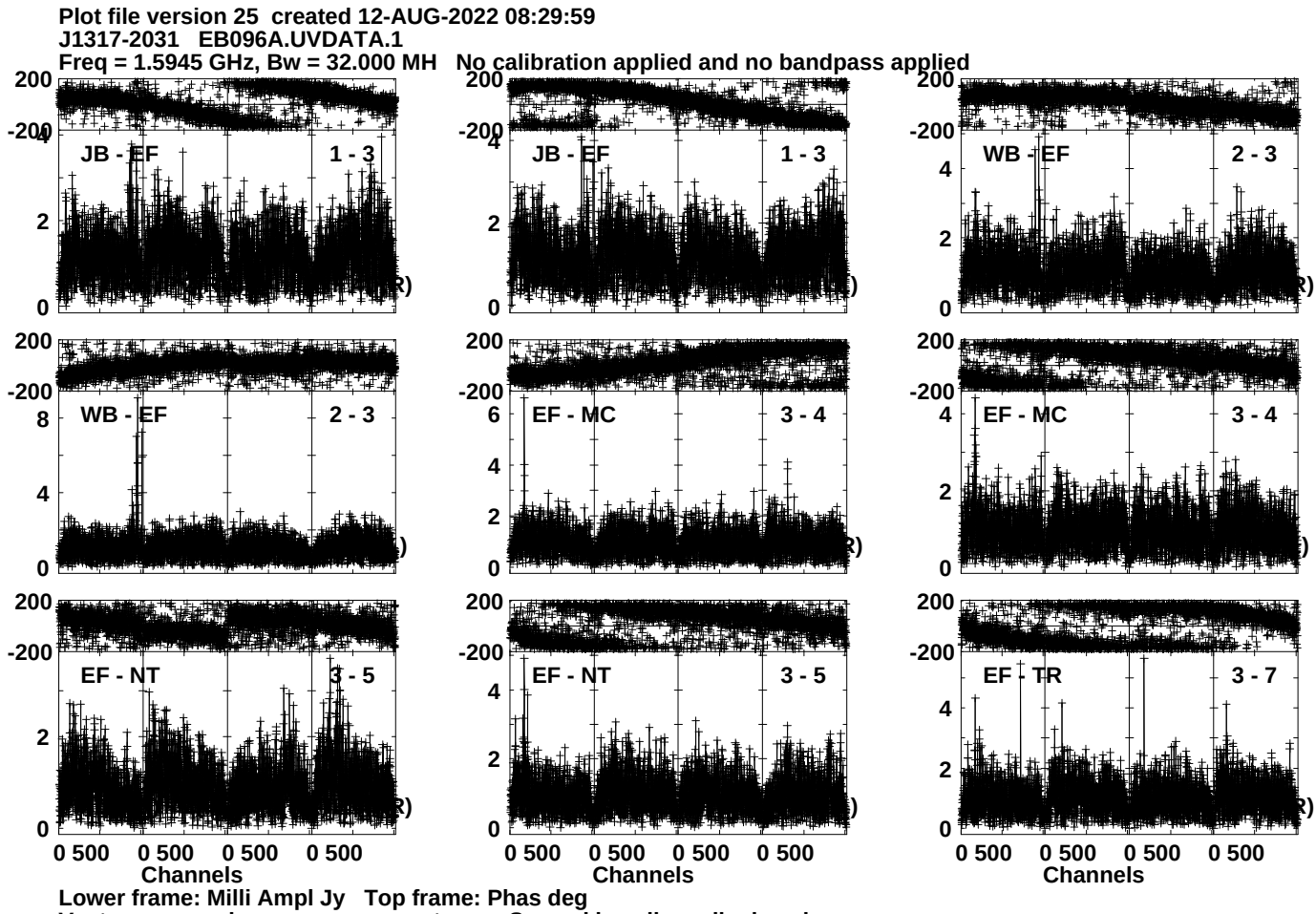
Plot file version 25 created 12-AUG-2022 08:29:59
J1317-2031 EB096A.UVDATA.1
Freq = 1.5945 GHz, Bw = 32.000 MH No calibration applied and no bandpass applied
JB - EF 1 - 3
JB - EF 1 - 3
WB - EF 2 - 3
WB - EF 2 - 3
EF - MC 3 - 4
EF - MC 3 - 4
EF - NT 3 - 5
EF - NT 3 - 5
EF - TR 3 - 7
0 500 0 500 0 500 0 500
Channels
Lower frame: Milli Ampl Jy Top frame: Phas deg
Vector averaged cross-power spectrum Several baselines displayed
Timerange: 00/19:25:01 to 00/19:26:29

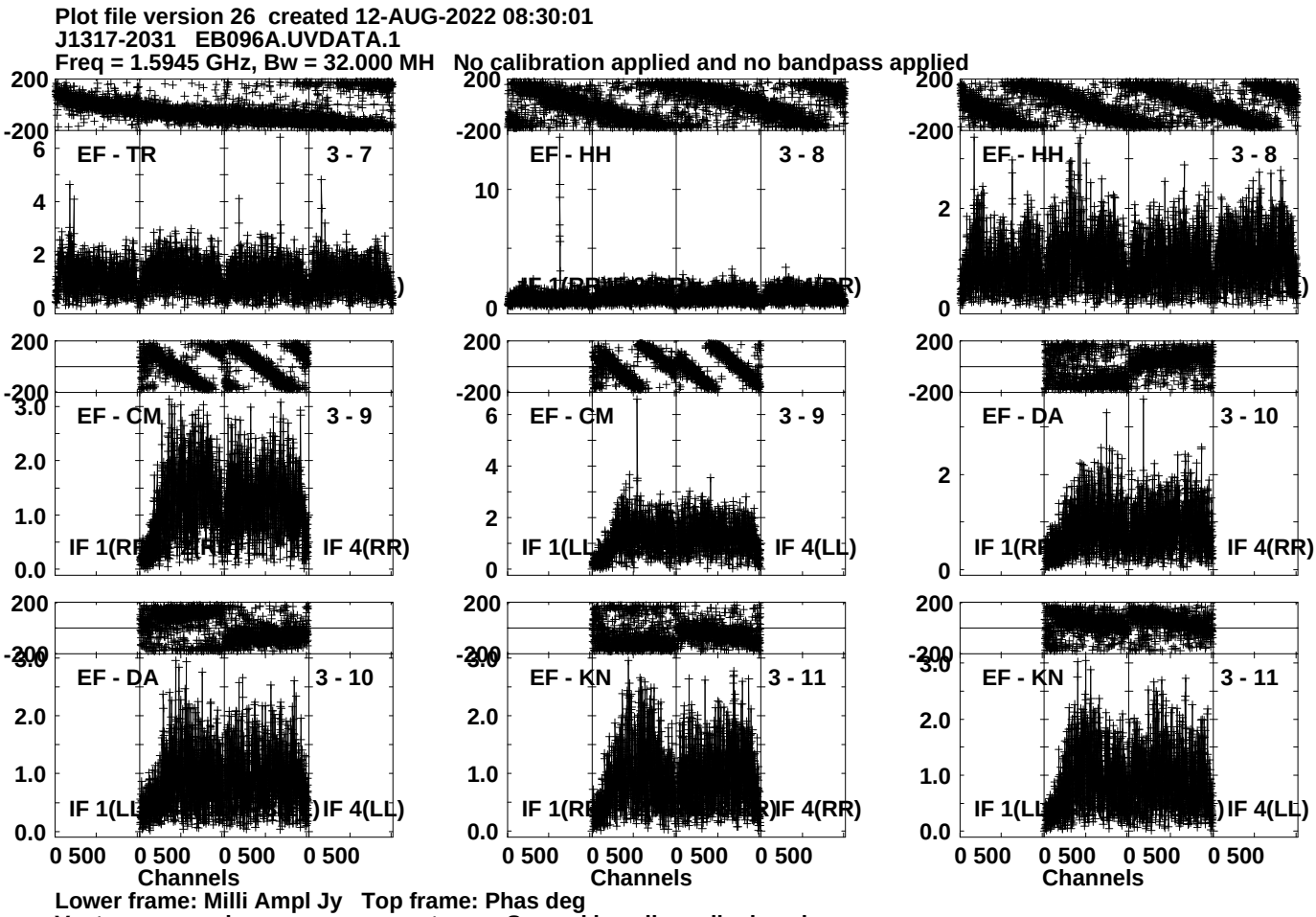
Plot file version 26 created 12-AUG-2022 08:30:01
J1317-2031 EB096A.UVDATA.1
Freq = 1.5945 GHz, Bw = 32.000 MH No calibration applied and no bandpass applied
EF - TR 3 - 7
EF - HH 3 - 8
EF - HH 3 - 8
EF - CM 3 - 9
EF - CM 3 - 9
EF - DA 3 - 10
EF - DA 3 - 10
EF - KN 3 - 11
EF - KN 3 - 11
IF 4(RR)
IF 4(LL)
Channels
Lower frame: Milli Ampl Jy Top frame: Phas deg
Vector averaged cross-power spectrum Several baselines displayed
Timerange: 00/19:25:01 to 00/19:26:29

Plot file version 27 created 12-AUG-2022 08:30:03
J1317-2031 EB096A.UVDATA.1
Freq = 1.5945 GHz, Bw = 32.000 MH No calibration applied and no bandpass applied

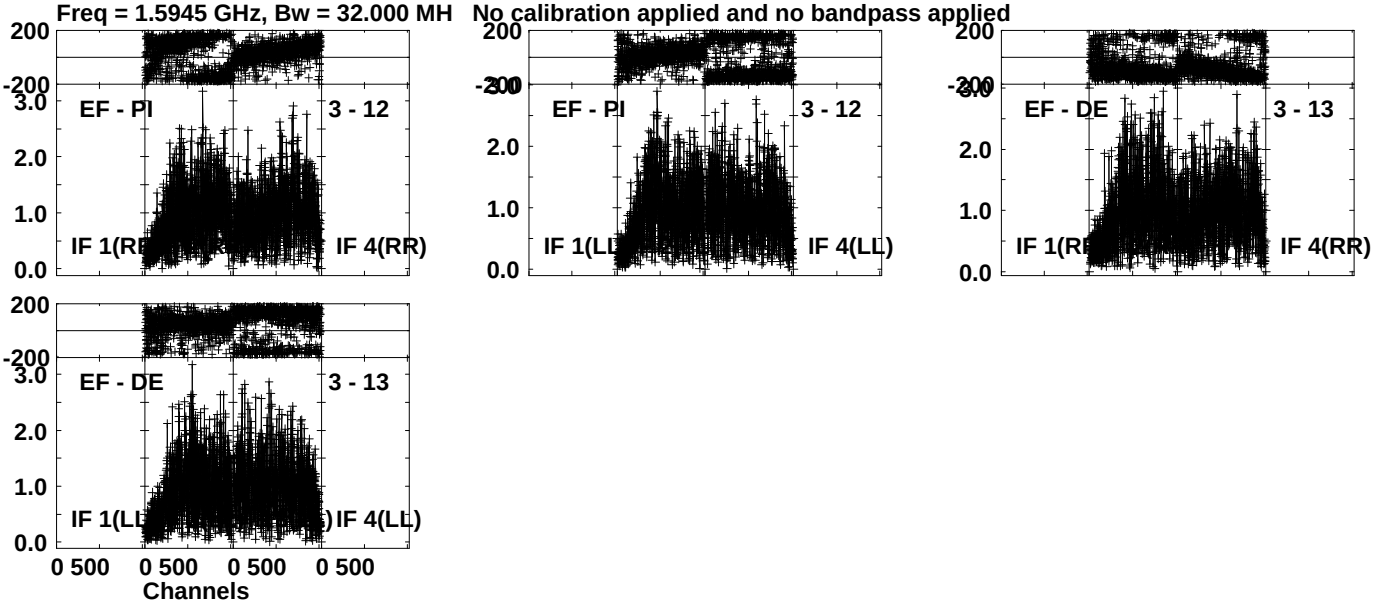

Lower frame: Milli Ampl Jy Top frame: Phas deg
Vector averaged cross-power spectrum Several baselines displayed
Timerange: 00/19:25:01 to 00/19:26:29

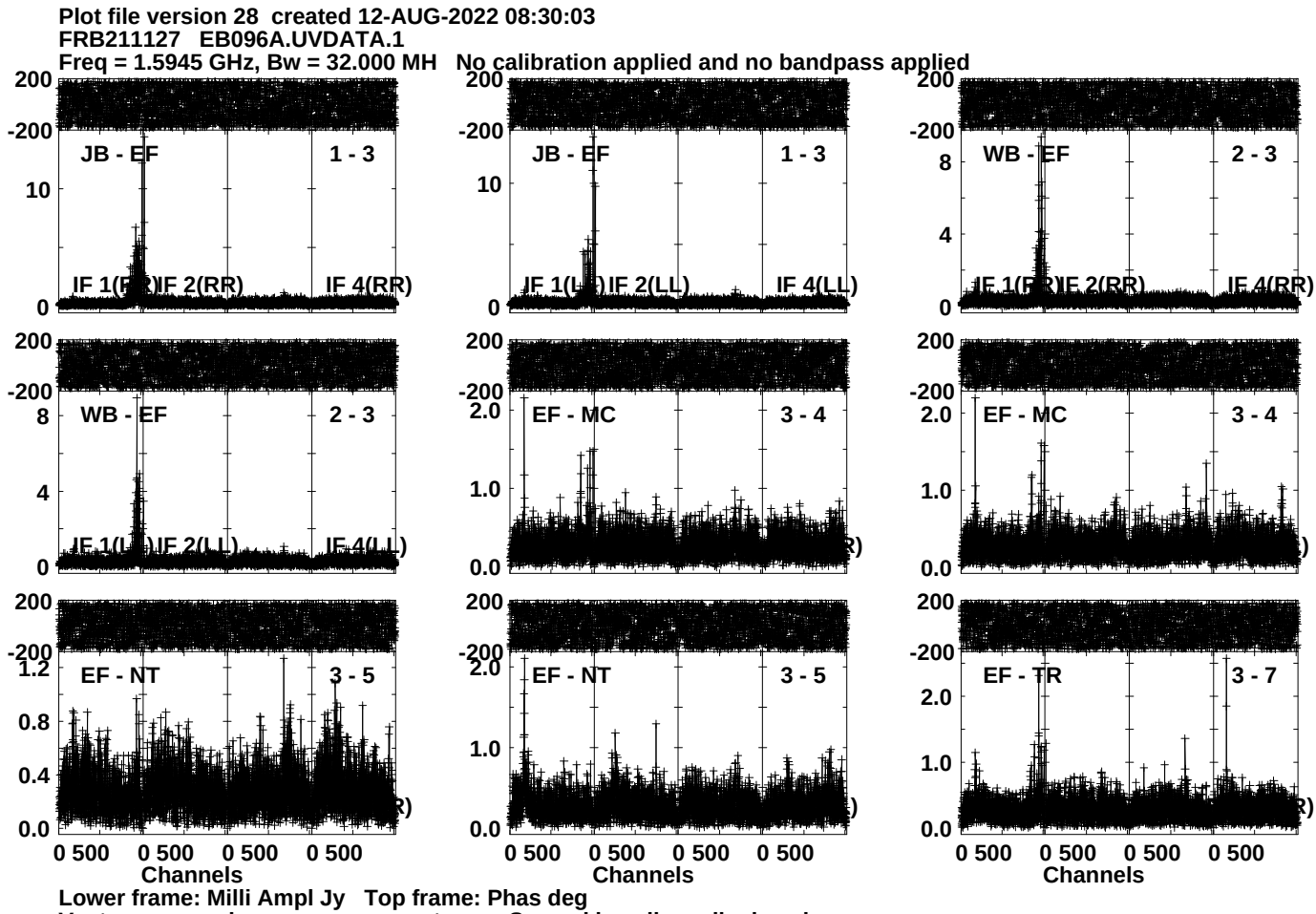
Plot file version 28 created 12-AUG-2022 08:30:03
FRB211127 EB096A.UVDATA.1
Freq = 1.5945 GHz, Bw = 32.000 MH No calibration applied and no bandpass applied
JB - EF
1 - 3
IF 1(RR)
IF 2(RR)
IF 4(RR)
JB - EF
1 - 3
IF 1(LL)
IF 2(LL)
IF 4(LL)
WB - EF
2 - 3
IF 1(RR)
IF 2(RR)
IF 4(RR)
WB - EF
2 - 3
IF 1(LL)
IF 2(LL)
IF 4(LL)
EF - MC
3 - 4
EF - MC
3 - 4
EF - NT
3 - 5
EF - NT
3 - 5
EF - TR
3 - 7
0 500 0 500 0 500 0 500
Channels
Lower frame: Milli Ampl Jy Top frame: Phas deg
Vector averaged cross-power spectrum Several baselines displayed
Timerange: 00/19:26:31 to 00/19:30:59

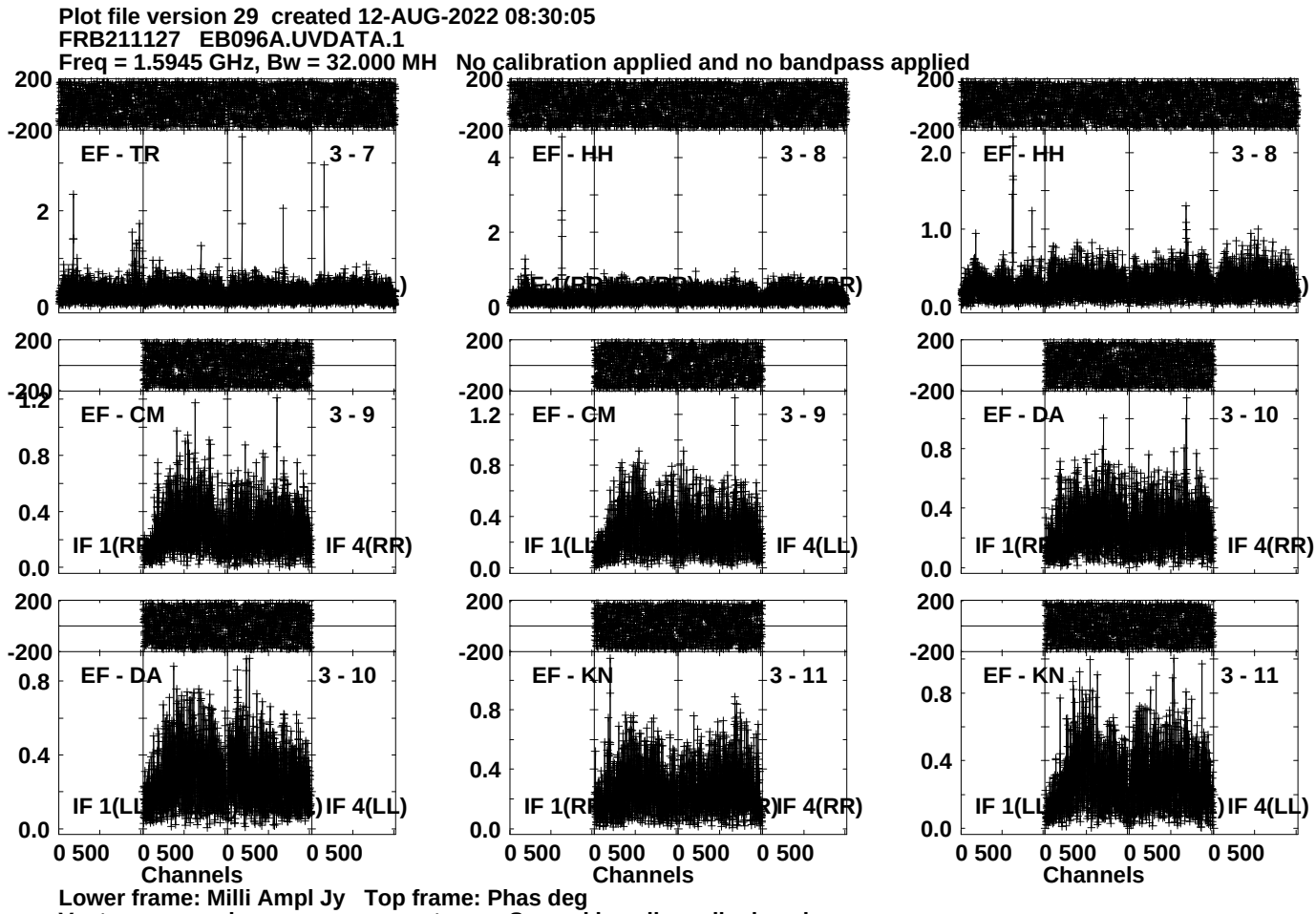
Plot file version 29 created 12-AUG-2022 08:30:05
FRB211127 EB096A.UVDATA.1
Freq = 1.5945 GHz, Bw = 32.000 MH No calibration applied and no bandpass applied
EF - TR
3 - 7
EF - HH
3 - 8
EF - HH
3 - 8
EF - CM
3 - 9
EF - CM
3 - 9
EF - DA
3 - 10
EF - DA
3 - 10
EF - KN
3 - 11
EF - KN
3 - 11
IF 4(RR)
IF 4(LL)
Channels
Lower frame: Milli Ampl Jy Top frame: Phas deg
Vector averaged cross-power spectrum Several baselines displayed
Timerange: 00/19:26:31 to 00/19:30:59

Plot file version 30 created 12-AUG-2022 08:30:07
FRB211127 EB096A.UVDATA.1
Freq = 1.5945 GHz, Bw = 32.000 MH No calibration applied and no bandpass applied

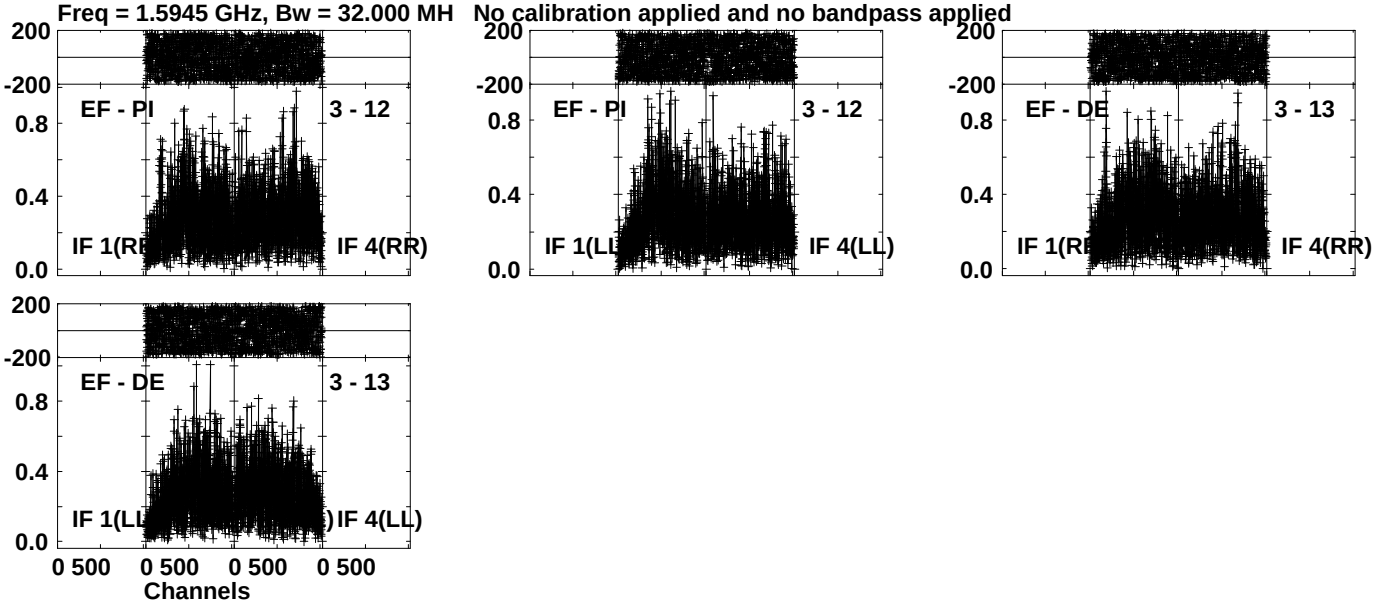

Lower frame: Milli Ampl Jy Top frame: Phas deg
Vector averaged cross-power spectrum Several baselines displayed
Timerange: 00/19:26:31 to 00/19:30:59

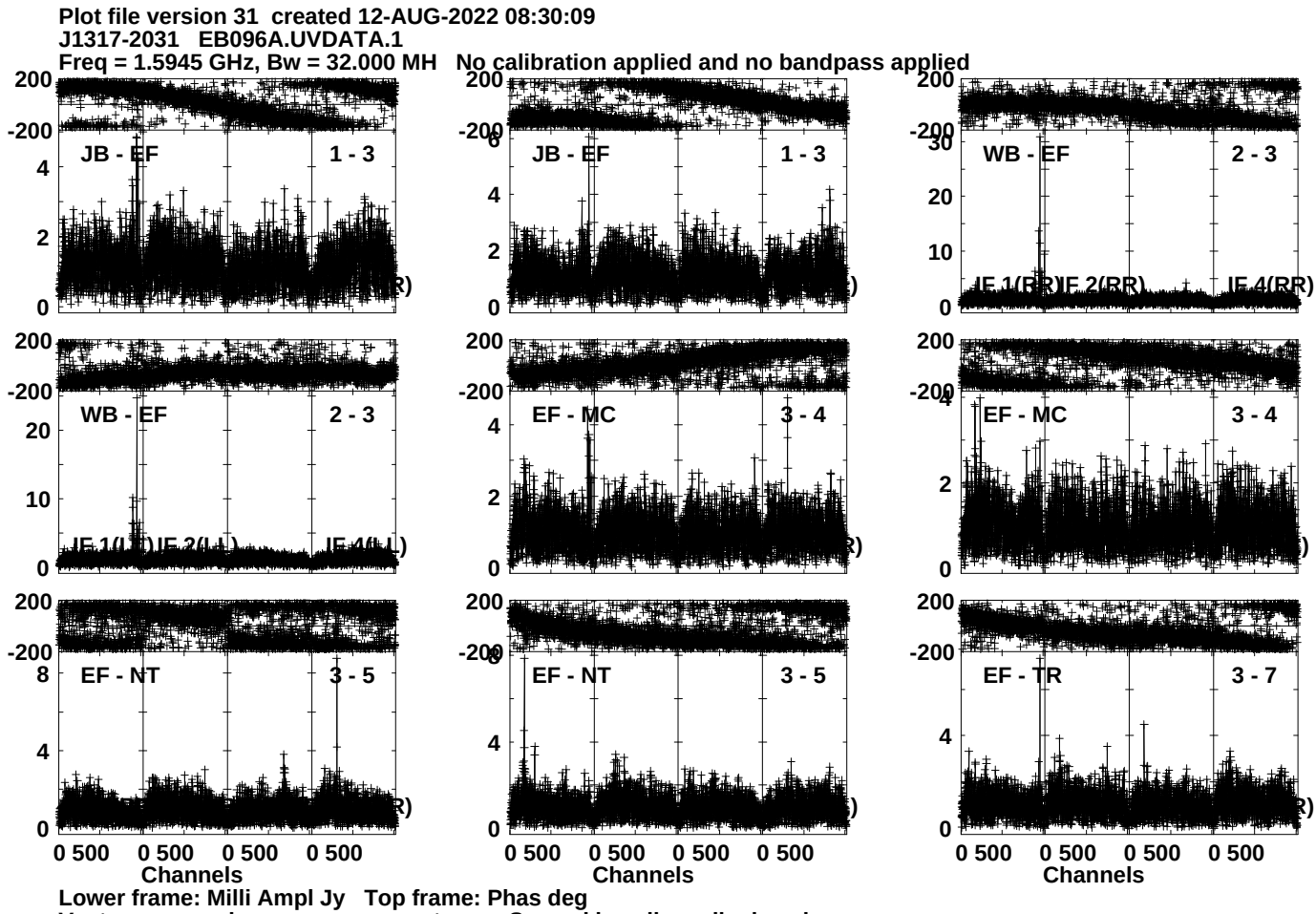
Plot file version 31 created 12-AUG-2022 08:30:09
J1317-2031 EB096A.UVDATA.1
Freq = 1.5945 GHz, Bw = 32.000 MH No calibration applied and no bandpass applied
JB - EF 1 - 3
JB - EF 1 - 3
WB - EF 2 - 3
WB - EF 2 - 3
EF - MC 3 - 4
EF - MC 3 - 4
EF - NT 3 - 5
EF - NT 3 - 5
EF - TR 3 - 7
Channels
Channels
Channels
Lower frame: Milli Ampl Jy Top frame: Phas deg
Vector averaged cross-power spectrum Several baselines displayed
Timerange: 00/19:31:31 to 00/19:32:29

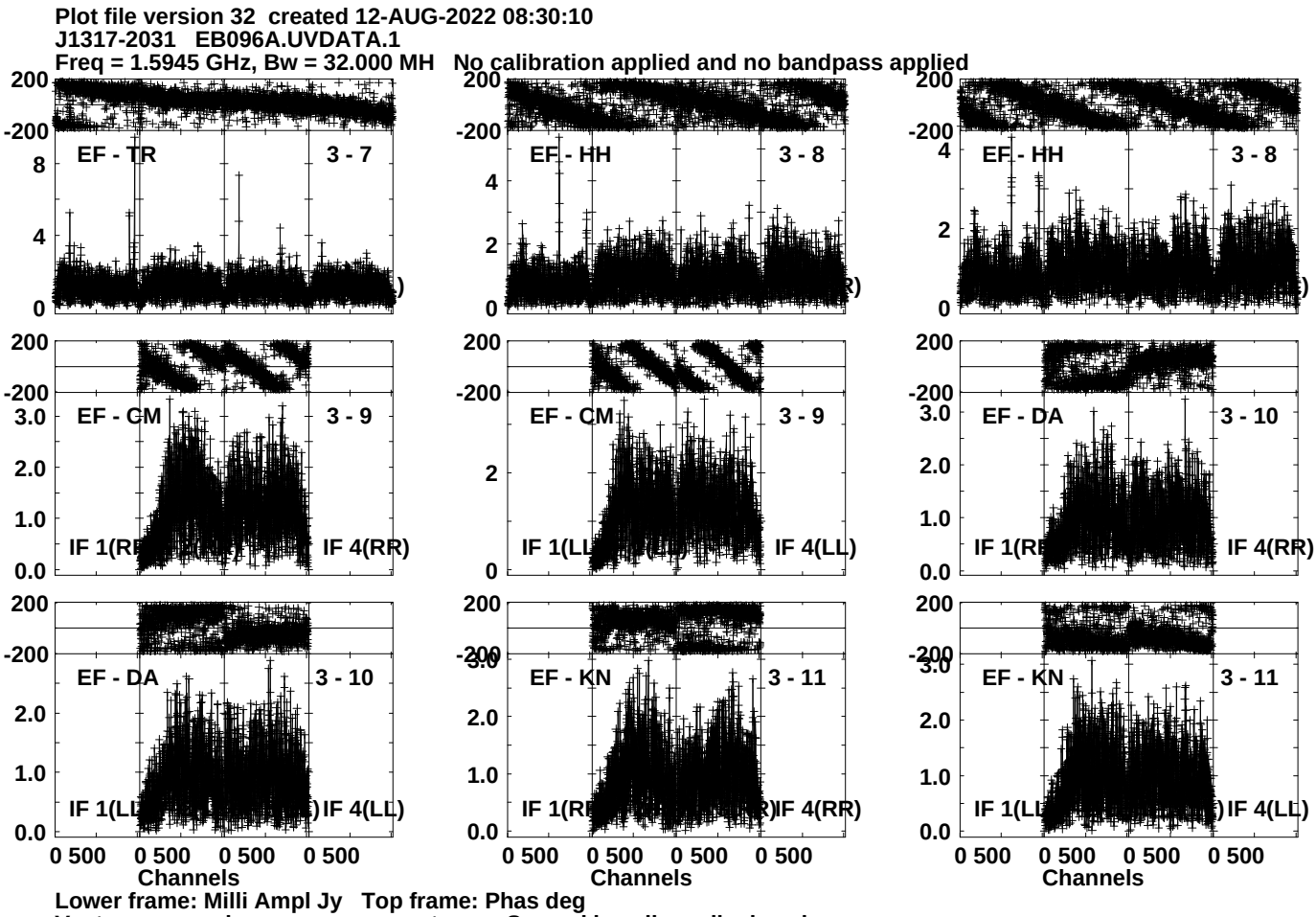
Plot file version 32 created 12-AUG-2022 08:30:10
J1317-2031 EB096A.UVDATA.1
Freq = 1.5945 GHz, Bw = 32.000 MH No calibration applied and no bandpass applied
EF - TR 3 - 7
EF - HH 3 - 8
EF - HH 3 - 8
EF - CM 3 - 9
EF - CM 3 - 9
EF - DA 3 - 10
EF - DA 3 - 10
EF - KN 3 - 11
EF - KN 3 - 11
IF 1(RR) IF 4(RR)
IF 1(LL) IF 4(LL)
IF 1(RR) IF 4(RR)
IF 1(LL) IF 4(LL)
IF 1(RR) IF 4(RR)
IF 1(LL) IF 4(LL)
Channels
Channels
Channels
Lower frame: Milli Ampl Jy Top frame: Phas deg
Vector averaged cross-power spectrum Several baselines displayed
Timerange: 00/19:31:31 to 00/19:32:29

Plot file version 33 created 12-AUG-2022 08:30:12
J1317-2031 EB096A.UVDATA.1
Freq = 1.5945 GHz, Bw = 32.000 MH No calibration applied and no bandpass applied

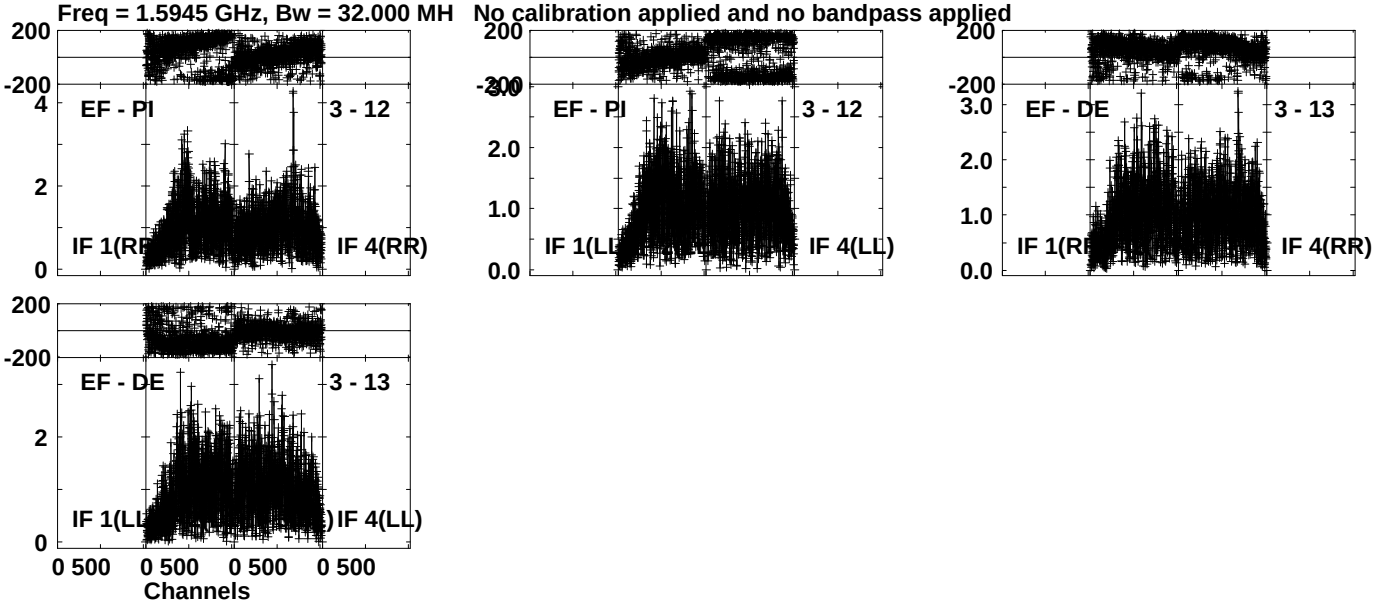

Lower frame: Milli Ampl Jy Top frame: Phas deg
Vector averaged cross-power spectrum Several baselines displayed
Timerange: 00/19:31:31 to 00/19:32:29

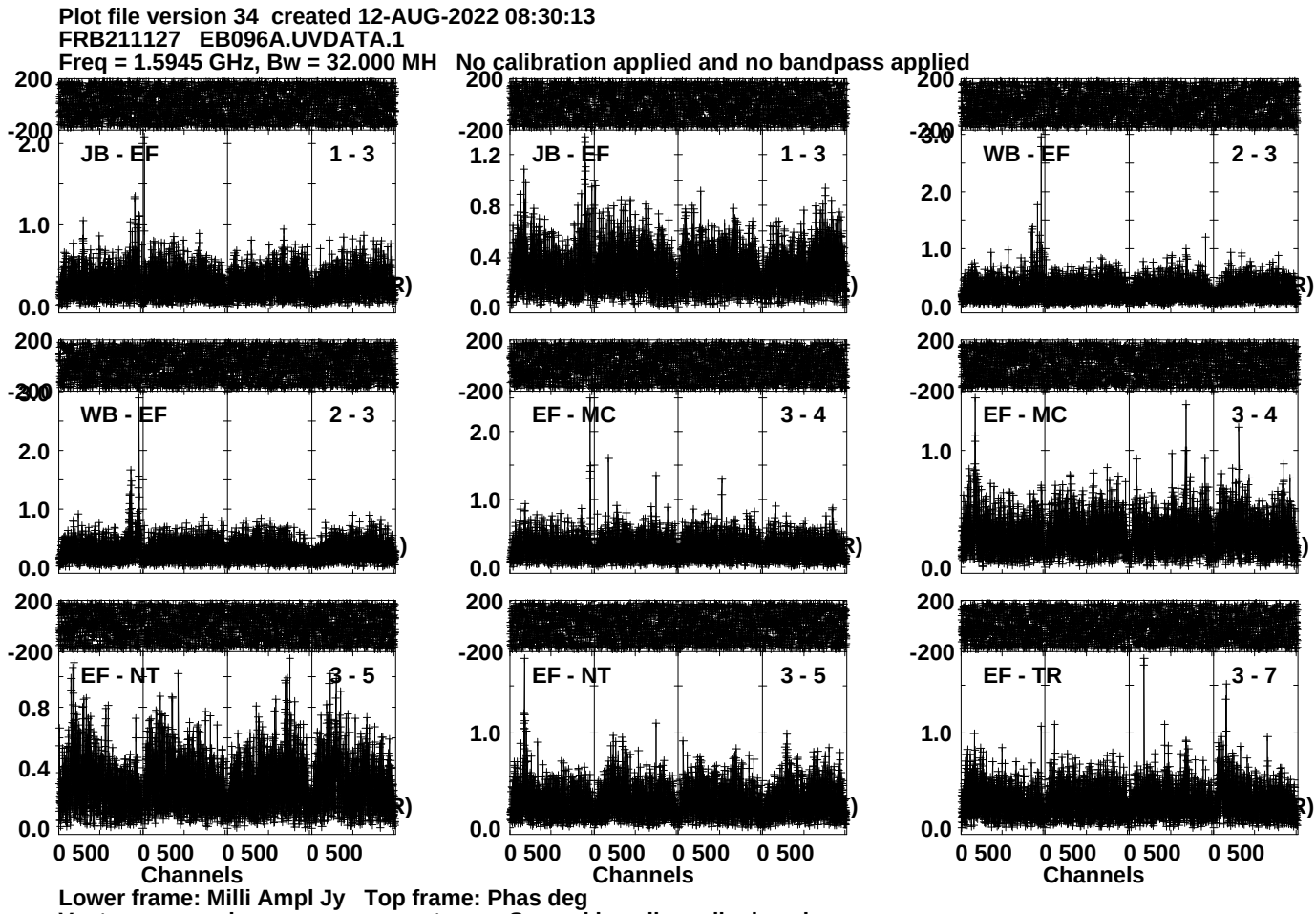
Plot file version 34 created 12-AUG-2022 08:30:13
FRB211127 EB096A.UVDATA.1
Freq = 1.5945 GHz, Bw = 32.000 MH No calibration applied and no bandpass applied
JB - EF 1 - 3
JB - EF 1 - 3
WB - EF 2 - 3
WB - EF 2 - 3
EF - MC 3 - 4
EF - MC 3 - 4
EF - NT 3 - 5
EF - NT 3 - 5
EF - TR 3 - 7
Channels
Channels
Channels
Lower frame: Milli Ampl Jy Top frame: Phas deg
Vector averaged cross-power spectrum Several baselines displayed
Timerange: 00/19:32:31 to 00/19:36:59

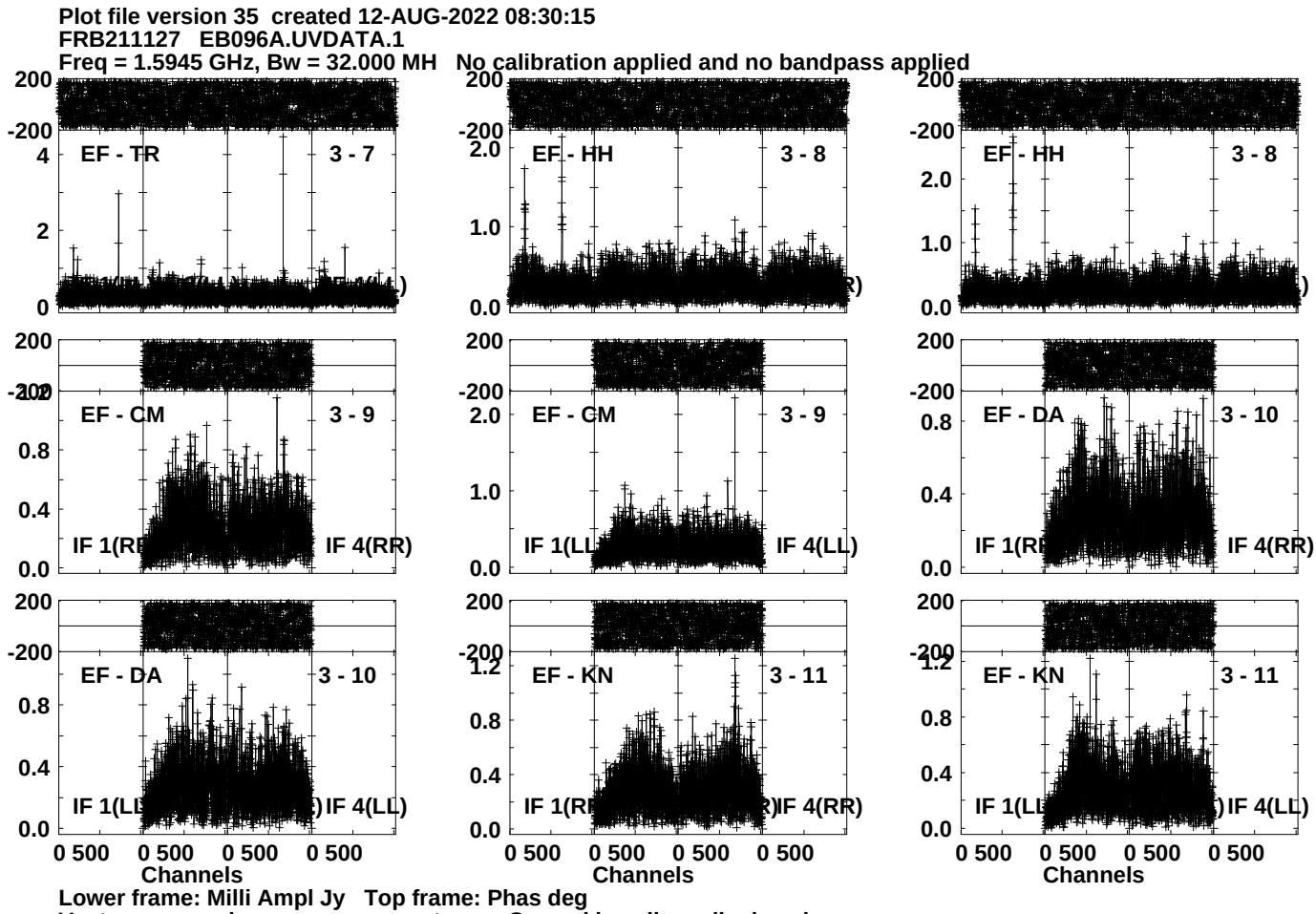
Plot file version 35 created 12-AUG-2022 08:30:15
FRB211127 EB096A.UVDATA.1
Freq = 1.5945 GHz, Bw = 32.000 MH No calibration applied and no bandpass applied
EF - TR 3 - 7
EF - HH 3 - 8
EF - HH 3 - 8
EF - CM 3 - 9
EF - CM 3 - 9
EF - DA 3 - 10
EF - DA 3 - 10
EF - KN 3 - 11
EF - KN 3 - 11
IF 1(RR) IF 4(RR)
IF 1(LL) IF 4(LL)
IF 1(RR) IF 4(RR)
IF 1(LL) IF 4(LL)
IF 1(RR) IF 4(RR)
IF 1(LL) IF 4(LL)
0 500 0 500 0 500 0 500
Channels
Lower frame: Milli Ampl Jy Top frame: Phas deg
Vector averaged cross-power spectrum Several baselines displayed
Timerange: 00/19:32:31 to 00/19:36:59

Plot file version 36 created 12-AUG-2022 08:30:17
FRB211127 EB096A.UVDATA.1
Freq = 1.5945 GHz, Bw = 32.000 MH No calibration applied and no bandpass applied

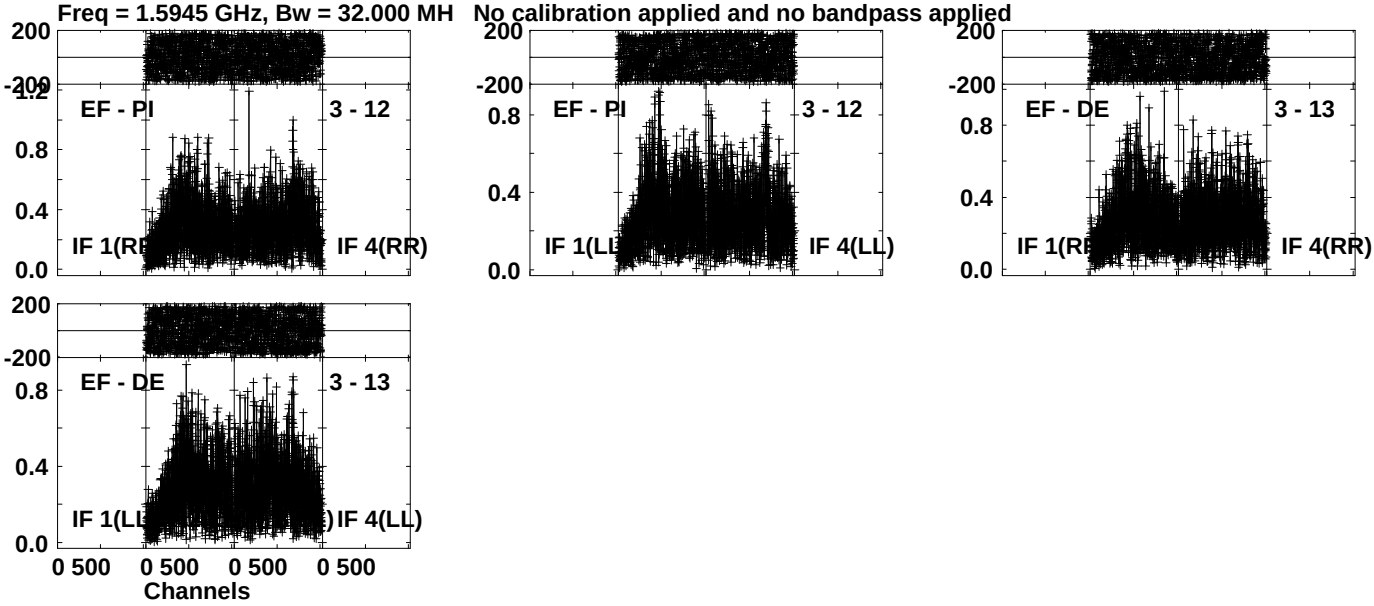

Lower frame: Milli Ampl Jy Top frame: Phas deg
Vector averaged cross-power spectrum Several baselines displayed
Timerange: 00/19:32:31 to 00/19:36:59

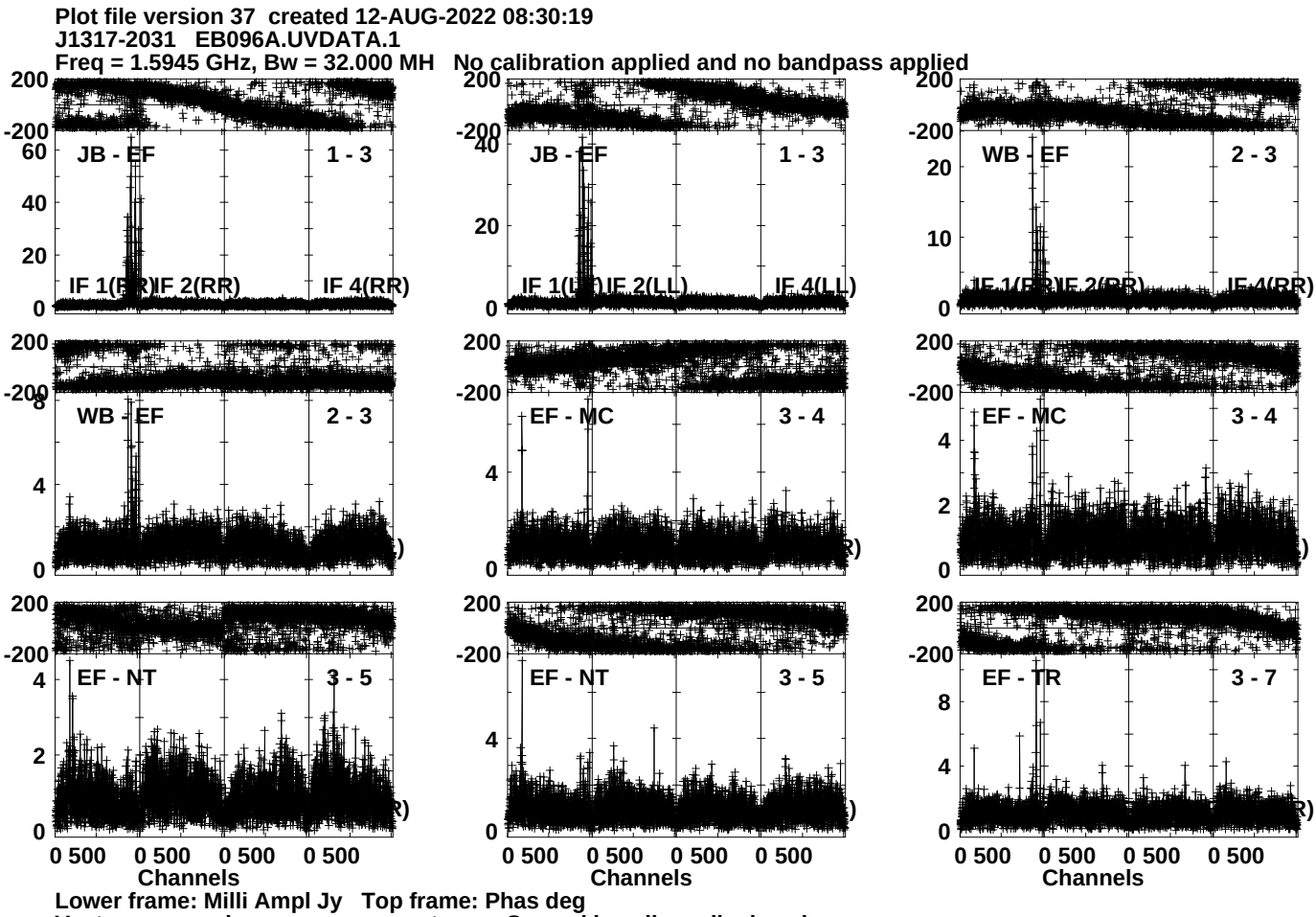
Plot file version 37 created 12-AUG-2022 08:30:19
J1317-2031 EB096A.UVDATA.1
Freq = 1.5945 GHz, Bw = 32.000 MH No calibration applied and no bandpass applied
JB - EF
1 - 3
IF 1(RR)IF 2(RR)
IF 4(RR)
JB - EF
1 - 3
IF 1(LL)IF 2(LL)
IF 4(LL)
WB - EF
2 - 3
IF 1(RR)IF 2(RR)
IF 4(RR)
WB - EF
2 - 3
EF - MC
3 - 4
EF - MC
3 - 4
EF - NT
3 - 5
EF - NT
3 - 5
EF - TR
3 - 7
0 500 0 500 0 500 0 500
Channels
Lower frame: Milli Ampl Jy Top frame: Phas deg
Vector averaged cross-power spectrum Several baselines displayed
Timerange: 00/19:37:01 to 00/19:38:29

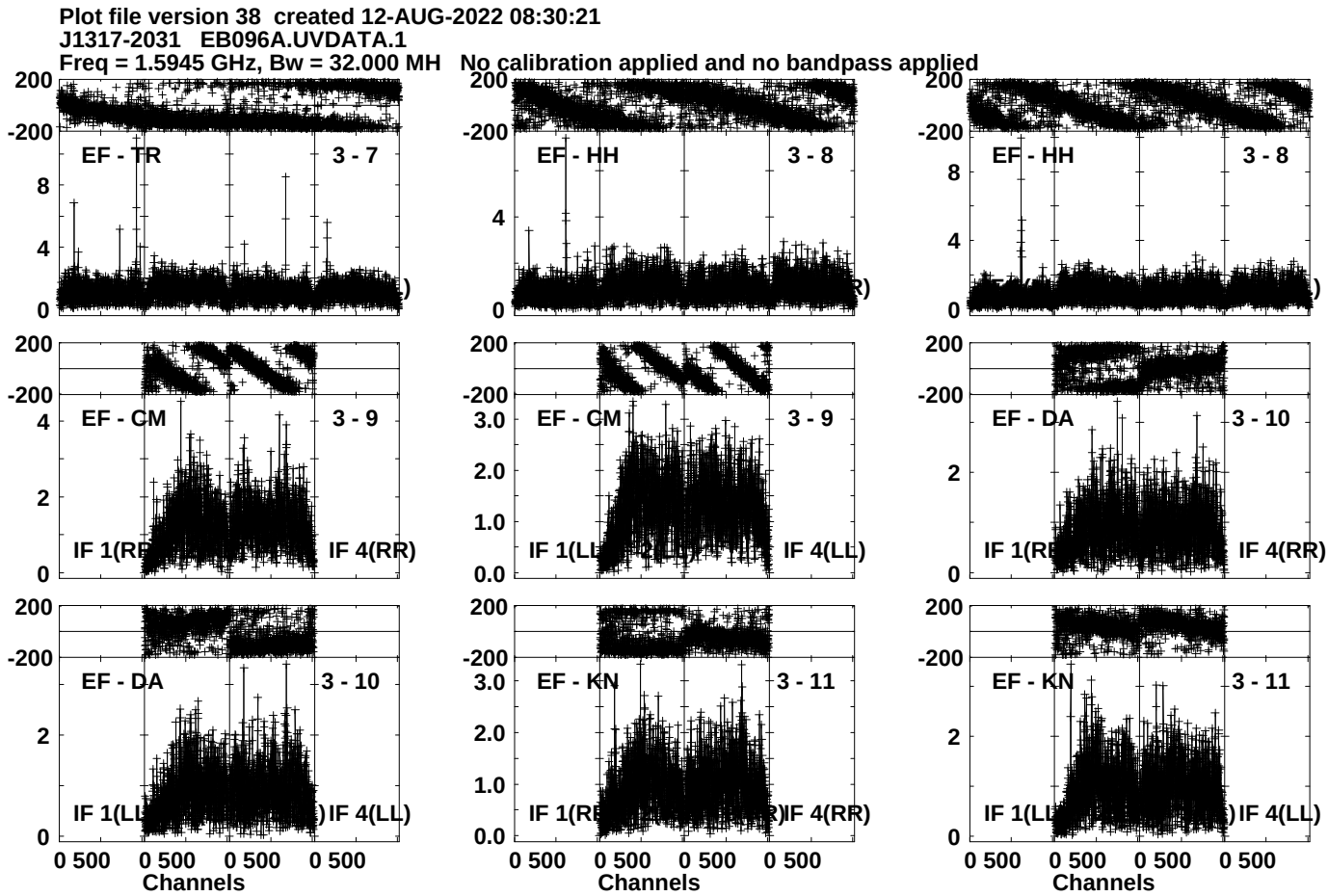
Plot file version 38 created 12-AUG-2022 08:30:21
J1317-2031 EB096A.UVDATA.1
Freq = 1.5945 GHz, Bw = 32.000 MH No calibration applied and no bandpass applied
EF - TR 3 - 7
EF - HH 3 - 8
EF - HH 3 - 8
EF - CM 3 - 9
EF - CM 3 - 9
EF - DA 3 - 10
EF - DA 3 - 10
EF - KN 3 - 11
EF - KN 3 - 11
IF 1(RR) IF 4(RR)
IF 1(LL) IF 4(LL)
Channels
Lower frame: Milli Ampl Jy Top frame: Phas deg
Vector averaged cross-power spectrum Several baselines displayed
Timerange: 00/19:37:01 to 00/19:38:29

Plot file version 39 created 12-AUG-2022 08:30:22
J1317-2031 EB096A.UVDATA.1
Freq = 1.5945 GHz, Bw = 32.000 MH No calibration applied and no bandpass applied

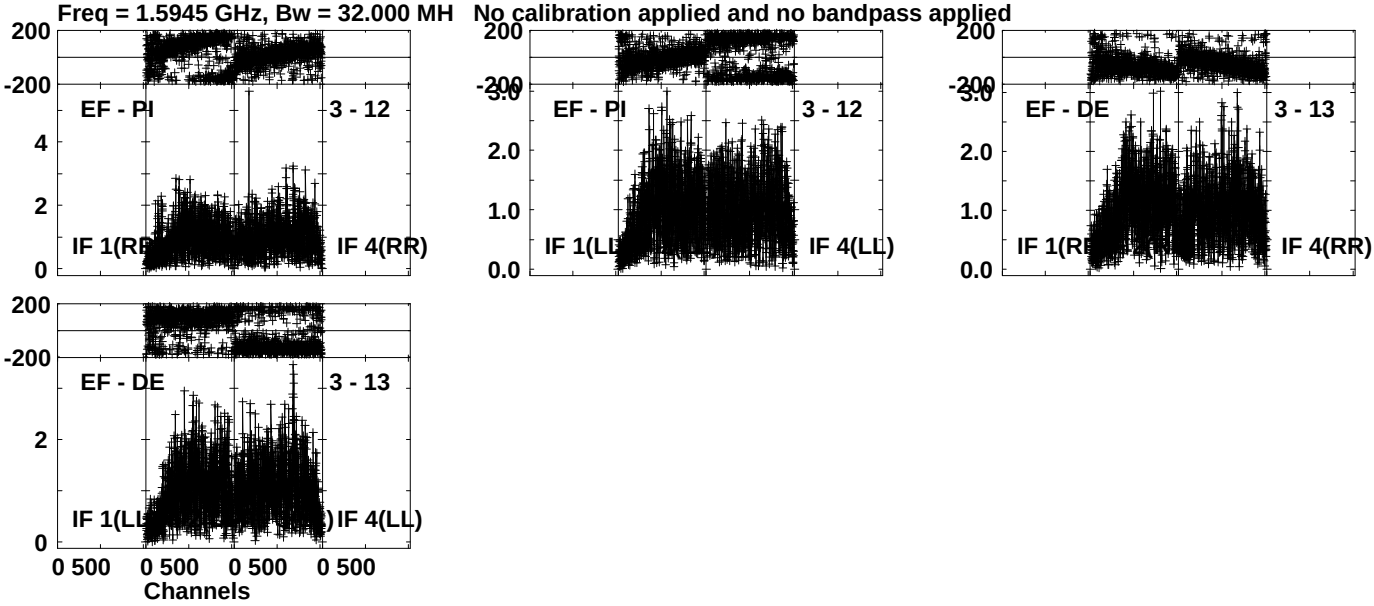

Lower frame: Milli Ampl Jy Top frame: Phas deg
Vector averaged cross-power spectrum Several baselines displayed
Timerange: 00/19:37:01 to 00/19:38:29

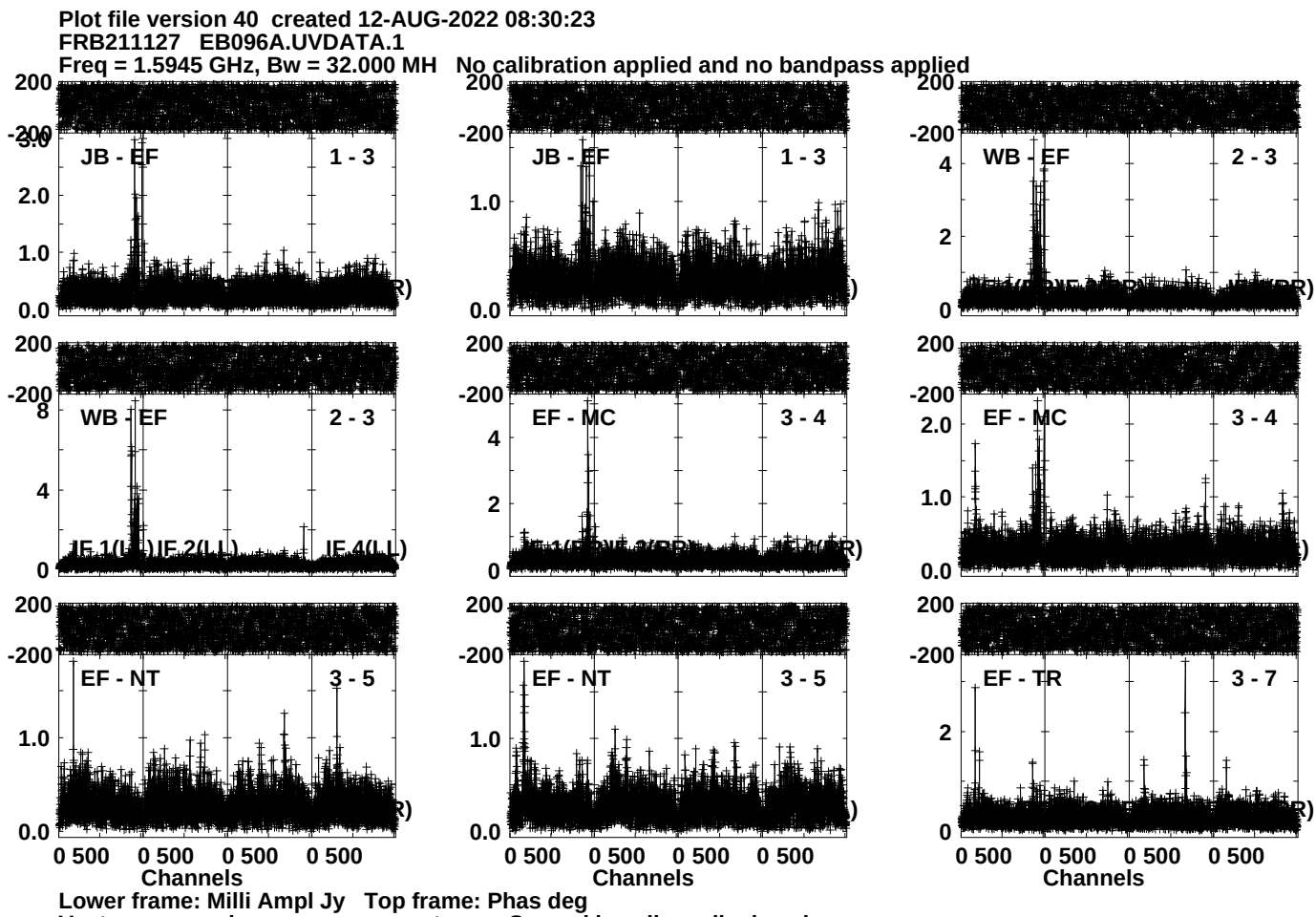
Plot file version 40 created 12-AUG-2022 08:30:23
FRB211127 EB096A.UVDATA.1
Freq = 1.5945 GHz, Bw = 32.000 MH No calibration applied and no bandpass applied
JB - EF 1 - 3
JB - EF 1 - 3
WB - EF 2 - 3
WB - EF 2 - 3
EF - MC 3 - 4
EF - MC 3 - 4
EF - NT 3 - 5
EF - NT 3 - 5
EF - TR 3 - 7
Channels
Channels
Channels
Lower frame: Milli Ampl Jy Top frame: Phas deg
Vector averaged cross-power spectrum Several baselines displayed
Timerange: 00/19:38:31 to 00/19:42:59

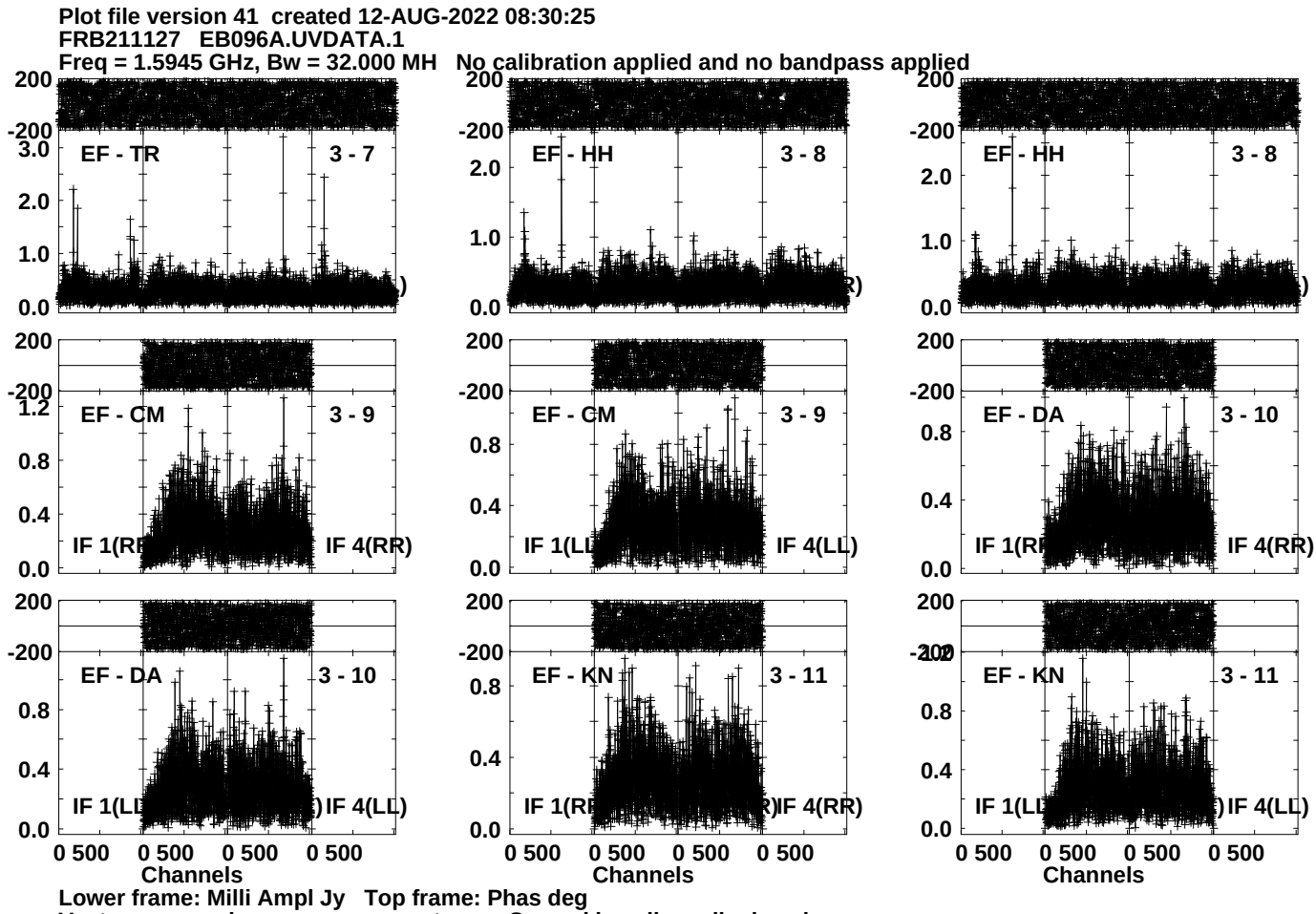
Plot file version 41 created 12-AUG-2022 08:30:25
FRB211127 EB096A.UVDATA.1
Freq = 1.5945 GHz, Bw = 32.000 MH No calibration applied and no bandpass applied
EF - TR
3 - 7
EF - HH
3 - 8
EF - HH
3 - 8
EF - CM
3 - 9
EF - CM
3 - 9
EF - DA
3 - 10
EF - DA
3 - 10
EF - KN
3 - 11
EF - KN
3 - 11
IF 1(RR)
IF 4(RR)
IF 1(LL)
IF 4(LL)
Channels
Lower frame: Milli Ampl Jy Top frame: Phas deg
Vector averaged cross-power spectrum Several baselines displayed
Timerange: 00/19:38:31 to 00/19:42:59

Plot file version 42 created 12-AUG-2022 08:30:27
FRB211127 EB096A.UVDATA.1
Freq = 1.5945 GHz, Bw = 32.000 MH No calibration applied and no bandpass applied

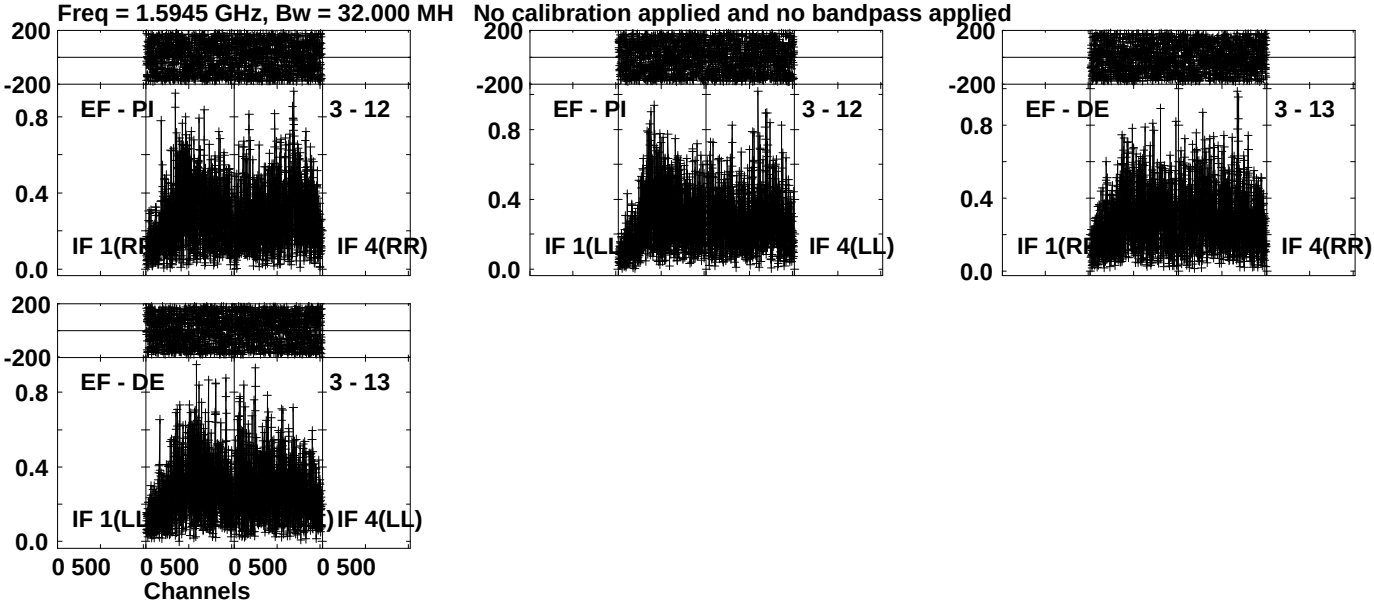

Lower frame: Milli Ampl Jy Top frame: Phas deg
Vector averaged cross-power spectrum Several baselines displayed
Timerange: 00/19:38:31 to 00/19:42:59

Plot file version 43 created 12-AUG-2022 08:30:28
J1317-2031 EB096A.UVDATA.1
Freq = 1.5945 GHz, Bw = 32.000 MH No calibration applied and no bandpass applied

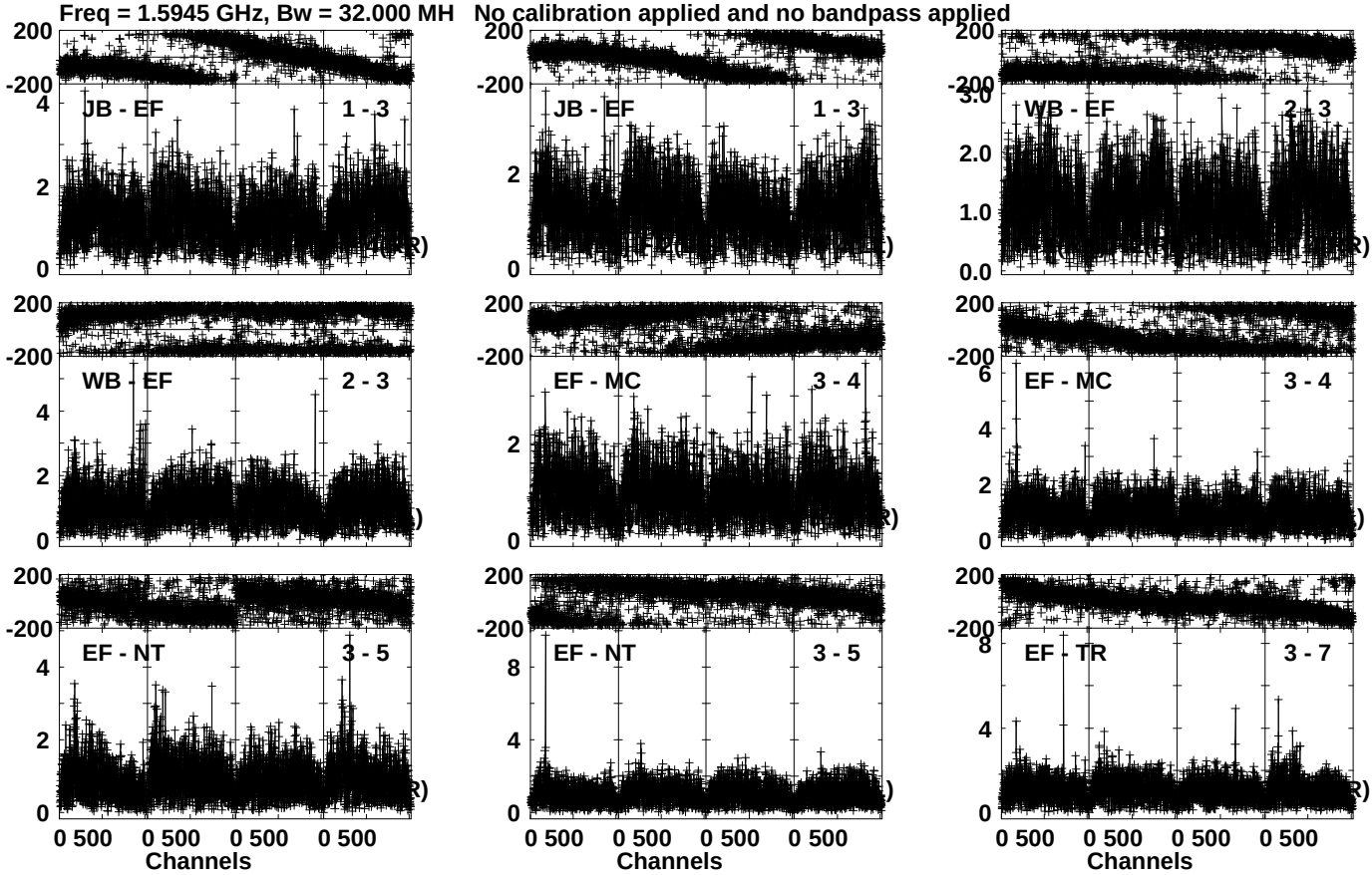

Lower frame: Milli Ampl Jy Top frame: Phas deg
Vector averaged cross-power spectrum Several baselines displayed
Timerange: 00/19:43:31 to 00/19:44:29

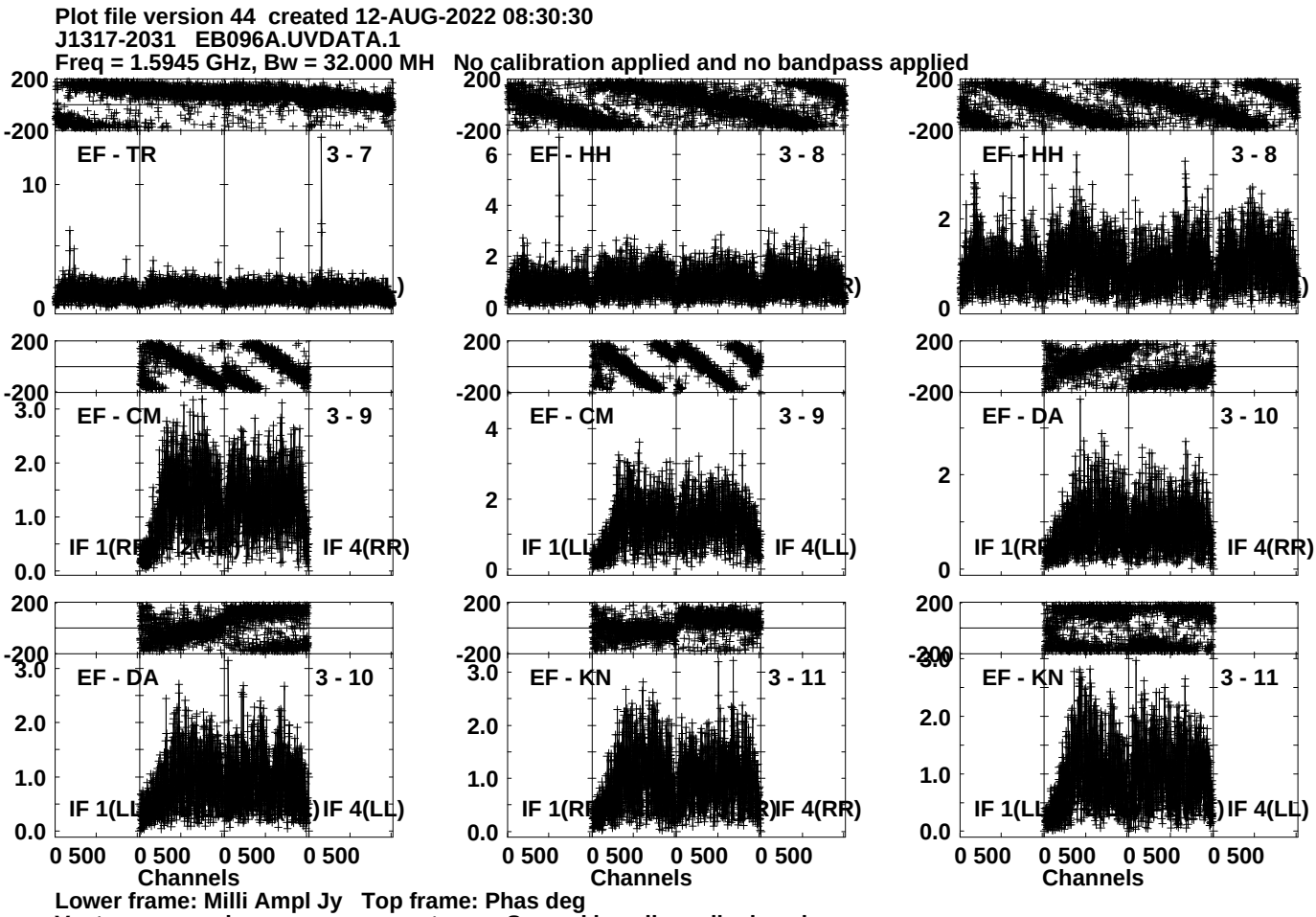
Plot file version 44 created 12-AUG-2022 08:30:30
J1317-2031 EB096A.UVDATA.1
Freq = 1.5945 GHz, Bw = 32.000 MH No calibration applied and no bandpass applied
EF - TR 3 - 7
EF - HH 3 - 8
EF - HH 3 - 8
EF - CM 3 - 9
EF - CM 3 - 9
EF - DA 3 - 10
EF - DA 3 - 10
EF - KN 3 - 11
EF - KN 3 - 11
IF 4(RR)
IF 4(LL)
Channels
Lower frame: Milli Ampl Jy Top frame: Phas deg
Vector averaged cross-power spectrum Several baselines displayed
Timerange: 00/19:43:31 to 00/19:44:29

Plot file version 45 created 12-AUG-2022 08:30:31
J1317-2031 EB096A.UVDATA.1
Freq = 1.5945 GHz, Bw = 32.000 MH No calibration applied and no bandpass applied

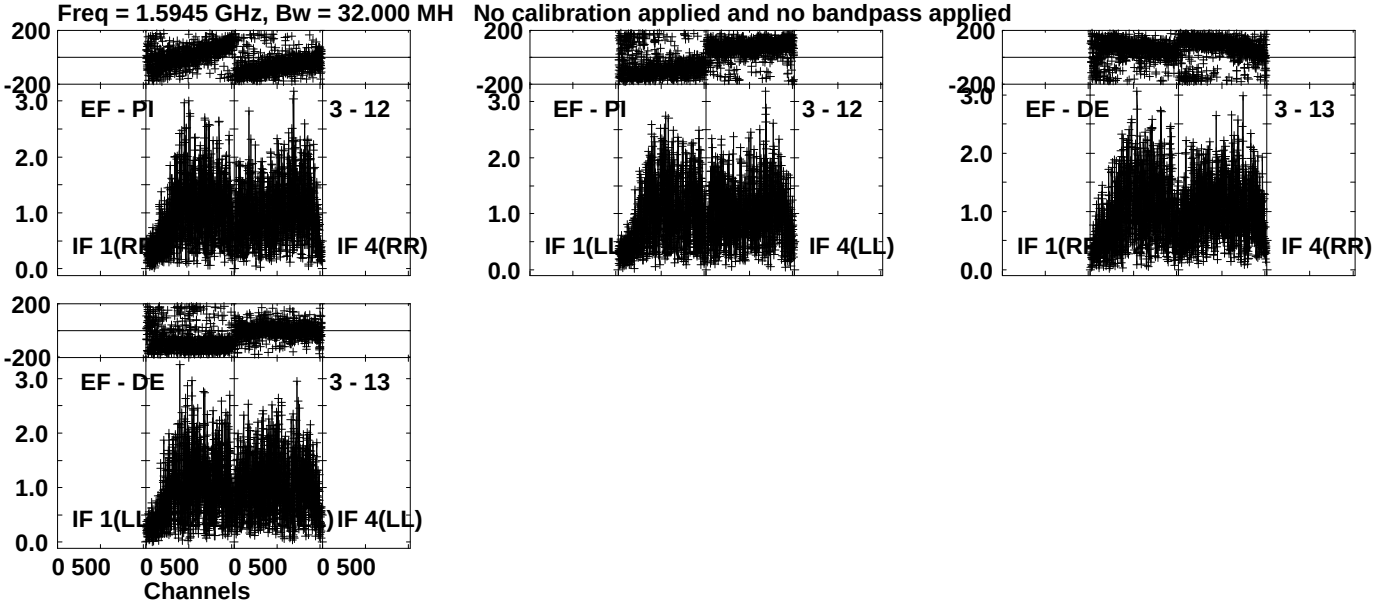

Lower frame: Milli Ampl Jy Top frame: Phas deg
Vector averaged cross-power spectrum Several baselines displayed
Timerange: 00/19:43:31 to 00/19:44:29

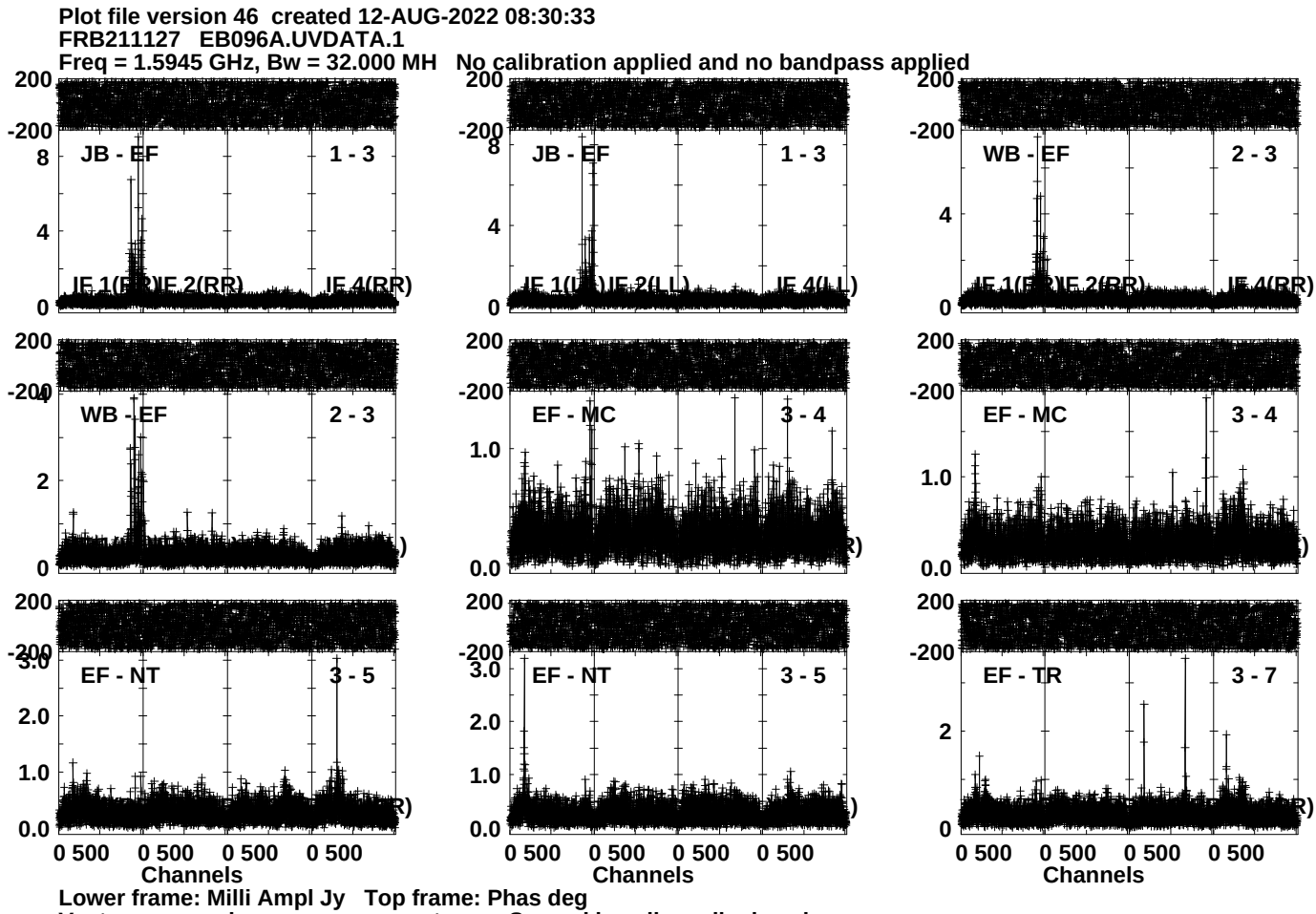
Plot file version 46 created 12-AUG-2022 08:30:33
FRB211127 EB096A.UVDATA.1
Freq = 1.5945 GHz, Bw = 32.000 MH No calibration applied and no bandpass applied
JB - EF
1 - 3
WB - EF
2 - 3
EF - MC
3 - 4
EF - NT
3 - 5
EF - TR
3 - 7
Channels
Lower frame: Milli Ampl Jy Top frame: Phas deg
Vector averaged cross-power spectrum Several baselines displayed
Timerange: 00/19:44:31 to 00/19:48:59

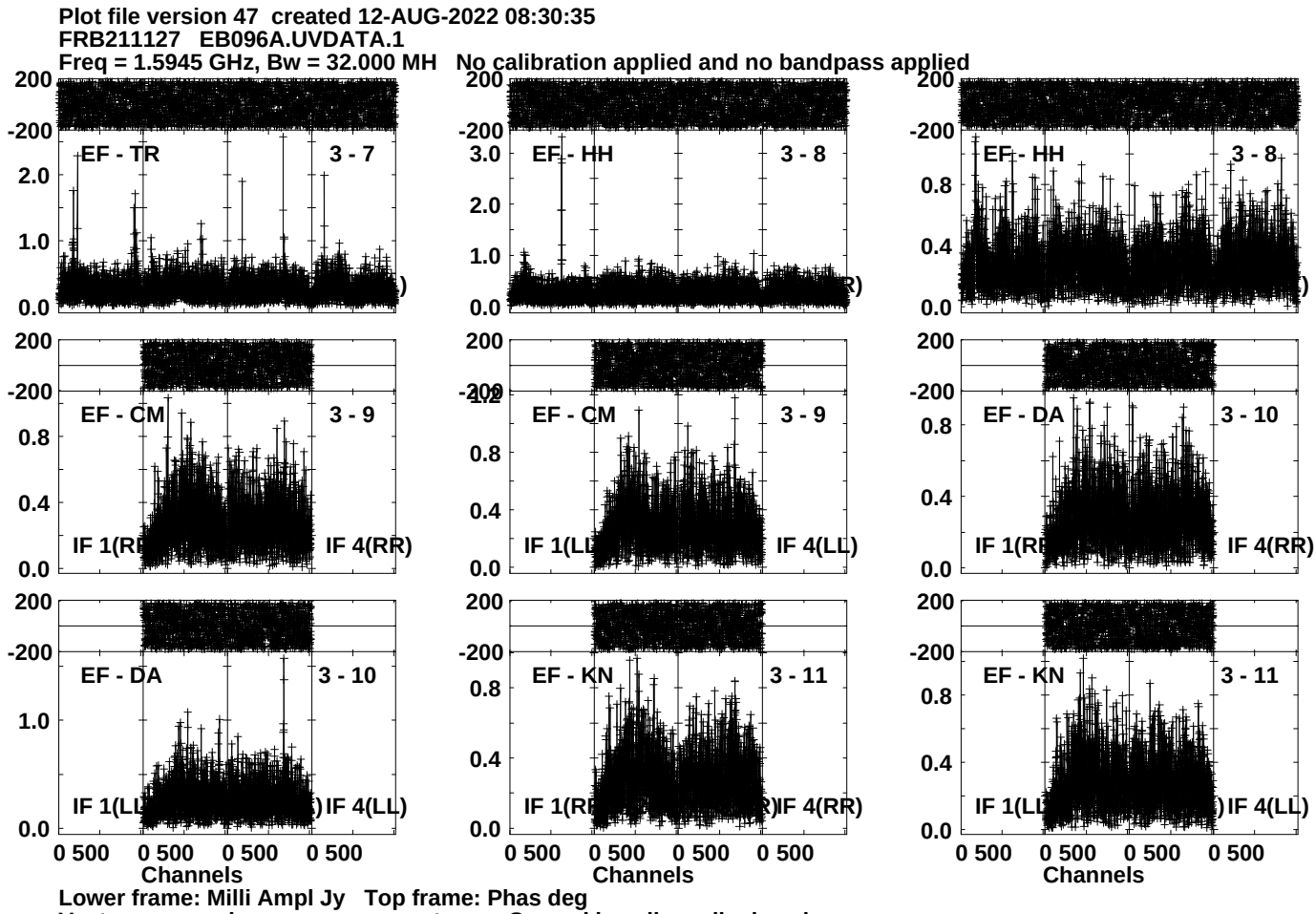
Plot file version 47 created 12-AUG-2022 08:30:35
FRB211127 EB096A.UVDATA.1
Freq = 1.5945 GHz, Bw = 32.000 MH No calibration applied and no bandpass applied
EF - TR 3 - 7
EF - HH 3 - 8
EF - HH 3 - 8
EF - CM 3 - 9
EF - CM 3 - 9
EF - DA 3 - 10
EF - DA 3 - 10
EF - KN 3 - 11
EF - KN 3 - 11
IF 1(RR) IF 4(RR)
IF 1(LL) IF 4(LL)
Channels
Lower frame: Milli Ampl Jy Top frame: Phas deg
Vector averaged cross-power spectrum Several baselines displayed
Timerange: 00/19:44:31 to 00/19:48:59

Plot file version 48 created 12-AUG-2022 08:30:37
FRB211127 EB096A.UVDATA.1
Freq = 1.5945 GHz, Bw = 32.000 MH No calibration applied and no bandpass applied

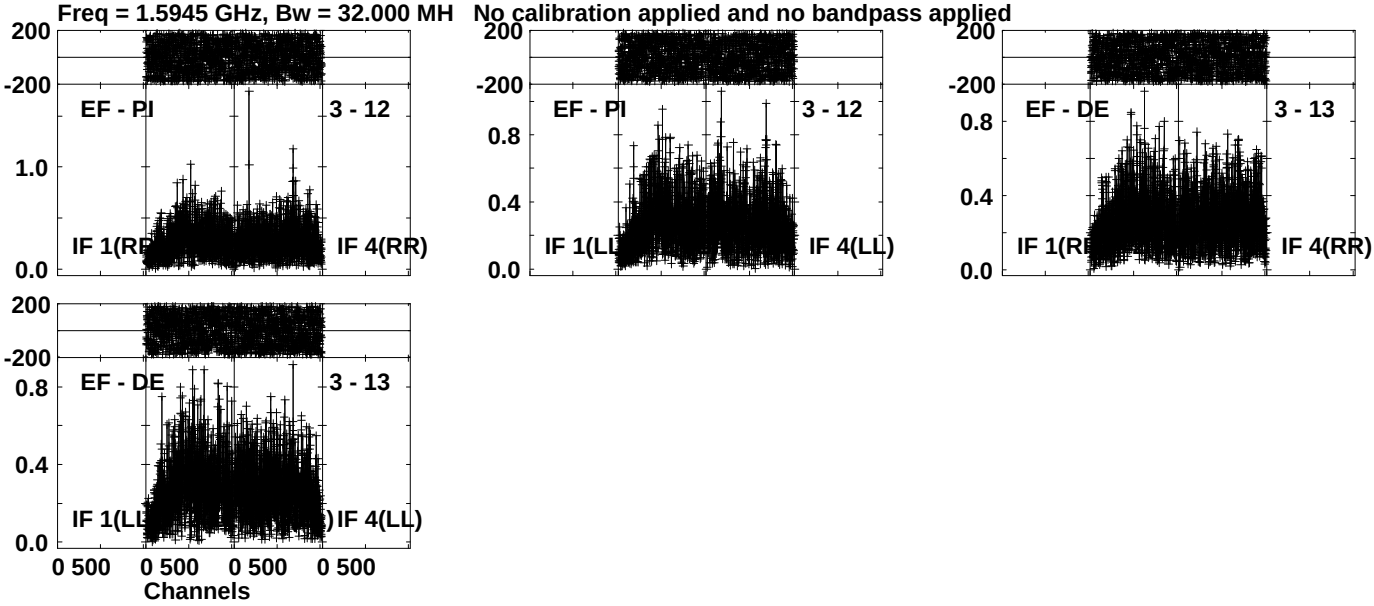

Lower frame: Milli Ampl Jy Top frame: Phas deg
Vector averaged cross-power spectrum Several baselines displayed
Timerange: 00/19:44:31 to 00/19:48:59

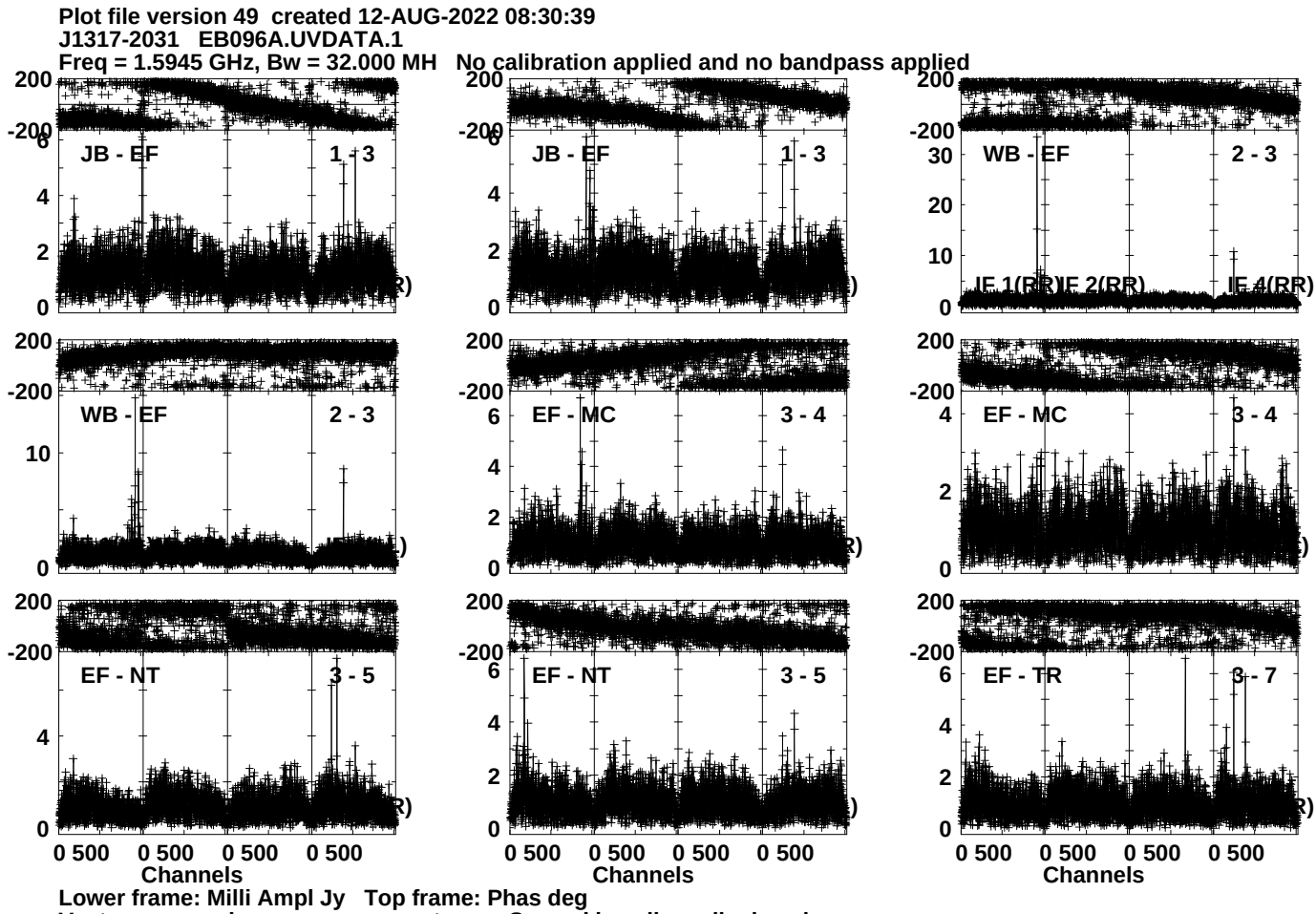
Plot file version 49 created 12-AUG-2022 08:30:39
J1317-2031 EB096A.UVDATA.1
Freq = 1.5945 GHz, Bw = 32.000 MH No calibration applied and no bandpass applied
JB - EF 1 - 3
JB - EF 1 - 3
WB - EF 2 - 3
IF 1(RR) IF 2(RR) IF 4(RR)
WB - EF 2 - 3
EF - MC 3 - 4
EF - MC 3 - 4
EF - NT 3 - 5
EF - NT 3 - 5
EF - TR 3 - 7
0 500 0 500 0 500 0 500
Channels
Lower frame: Milli Ampl Jy Top frame: Phas deg
Vector averaged cross-power spectrum Several baselines displayed
Timerange: 00/19:49:01 to 00/19:50:29

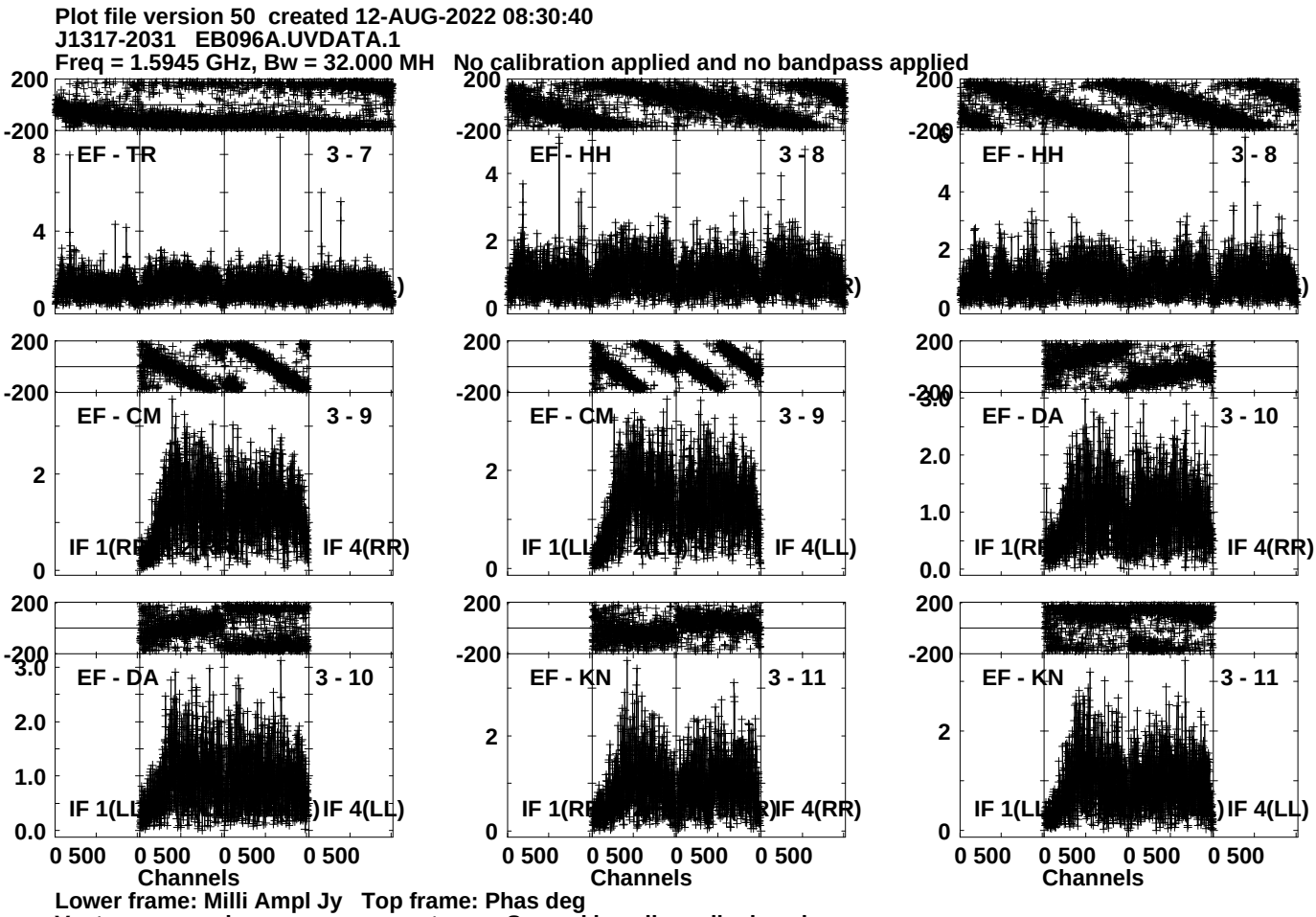
Plot file version 50 created 12-AUG-2022 08:30:40
J1317-2031 EB096A.UVDATA.1
Freq = 1.5945 GHz, Bw = 32.000 MH No calibration applied and no bandpass applied
EF - TR 3 - 7
EF - HH 3 - 8
EF - HH 3 - 8
EF - CM 3 - 9
EF - CM 3 - 9
EF - DA 3 - 10
EF - DA 3 - 10
EF - KN 3 - 11
EF - KN 3 - 11
IF 4(RR)
IF 4(LL)
Channels
Lower frame: Milli Ampl Jy Top frame: Phas deg
Vector averaged cross-power spectrum Several baselines displayed
Timerange: 00/19:49:01 to 00/19:50:29

Plot file version 51 created 12-AUG-2022 08:30:42
J1317-2031 EB096A.UVDATA.1
Freq = 1.5945 GHz, Bw = 32.000 MH No calibration applied and no bandpass applied

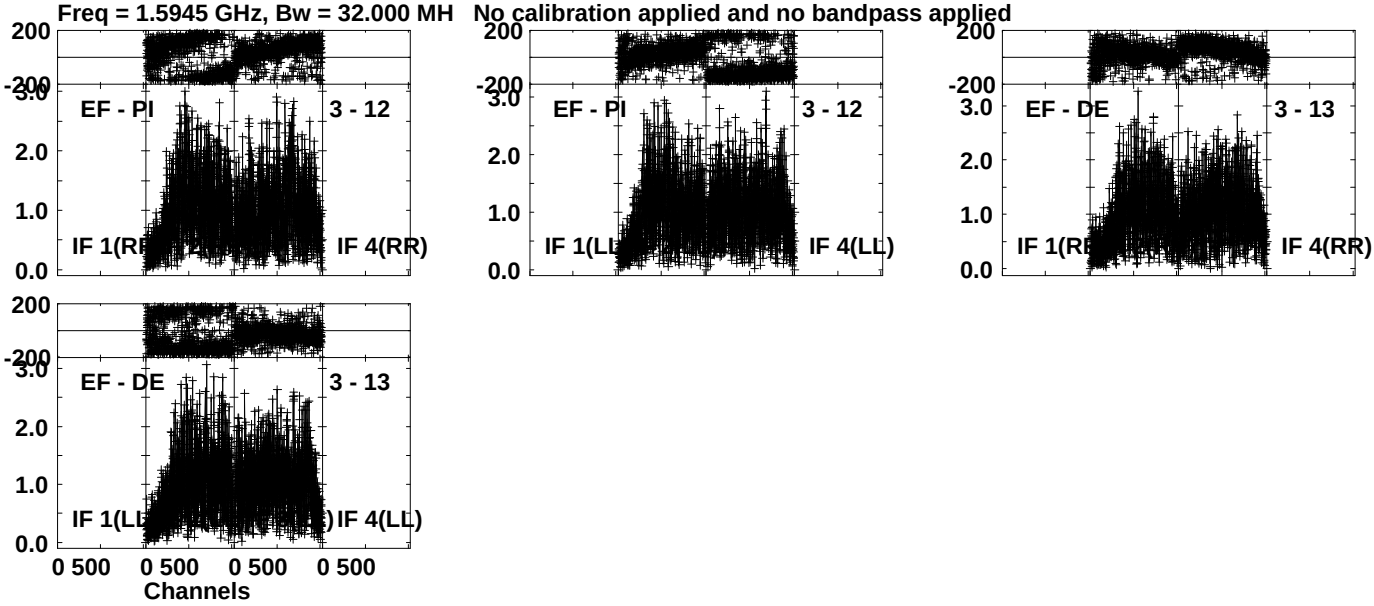

Lower frame: Milli Ampl Jy Top frame: Phas deg
Vector averaged cross-power spectrum Several baselines displayed
Timerange: 00/19:49:01 to 00/19:50:29

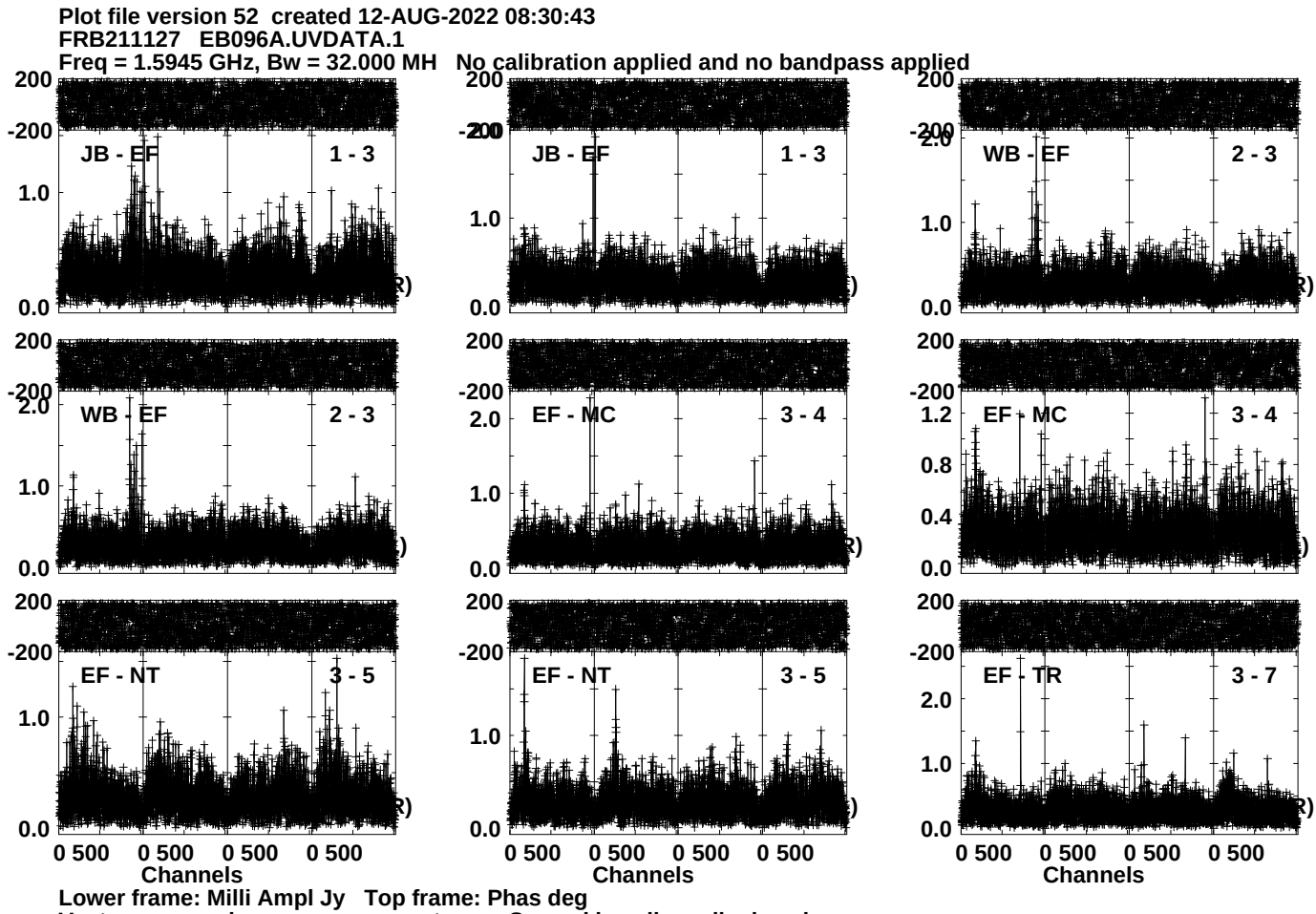
Plot file version 52 created 12-AUG-2022 08:30:43
FRB211127 EB096A.UVDATA.1
Freq = 1.5945 GHz, Bw = 32.000 MH No calibration applied and no bandpass applied
JB - EF
1 - 3
JB - EF
1 - 3
WB - EF
2 - 3
WB - EF
2 - 3
EF - MC
3 - 4
EF - MC
3 - 4
EF - NT
3 - 5
EF - NT
3 - 5
EF - TR
3 - 7
Channels
Channels
Channels
Lower frame: Milli Ampl Jy Top frame: Phas deg
Vector averaged cross-power spectrum Several baselines displayed
Timerange: 00/19:50:31 to 00/19:54:59

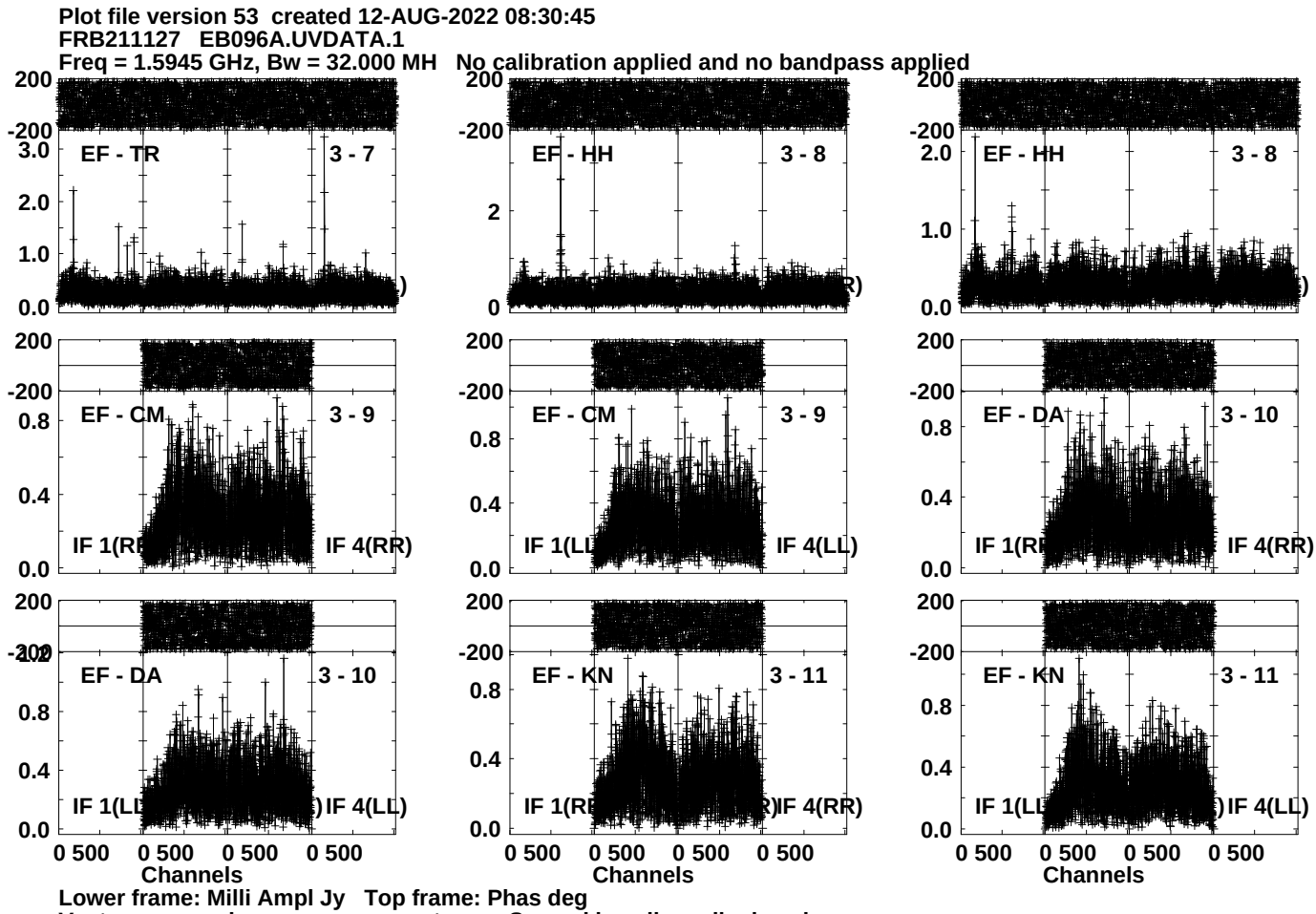
Plot file version 53 created 12-AUG-2022 08:30:45
FRB211127 EB096A.UVDATA.1
Freq = 1.5945 GHz, Bw = 32.000 MH No calibration applied and no bandpass applied
EF - TR
3 - 7
EF - HH
3 - 8
EF - HH
3 - 8
EF - CM
3 - 9
EF - CM
3 - 9
EF - DA
3 - 10
EF - DA
3 - 10
EF - KN
3 - 11
EF - KN
3 - 11
IF 1(RR)
IF 4(RR)
IF 1(LL)
IF 4(LL)
IF 1(RR)
IF 4(RR)
IF 1(LL)
IF 4(LL)
IF 1(RR)
IF 4(RR)
IF 1(LL)
IF 4(LL)
Channels
Channels
Channels
Lower frame: Milli Ampl Jy Top frame: Phas deg
Vector averaged cross-power spectrum Several baselines displayed
Timerange: 00/19:50:31 to 00/19:54:59

Plot file version 54 created 12-AUG-2022 08:30:47
FRB211127 EB096A.UVDATA.1
Freq = 1.5945 GHz, Bw = 32.000 MH No calibration applied and no bandpass applied

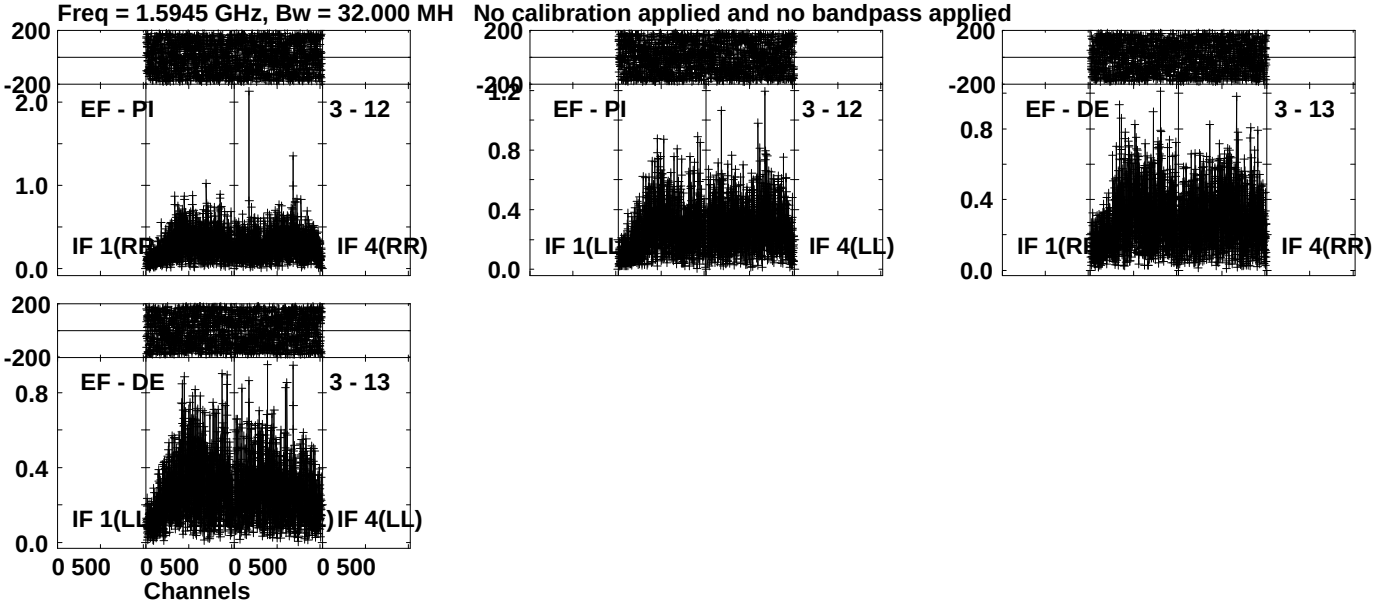

Lower frame: Milli Ampl Jy Top frame: Phas deg
Vector averaged cross-power spectrum Several baselines displayed
Timerange: 00/19:50:31 to 00/19:54:59

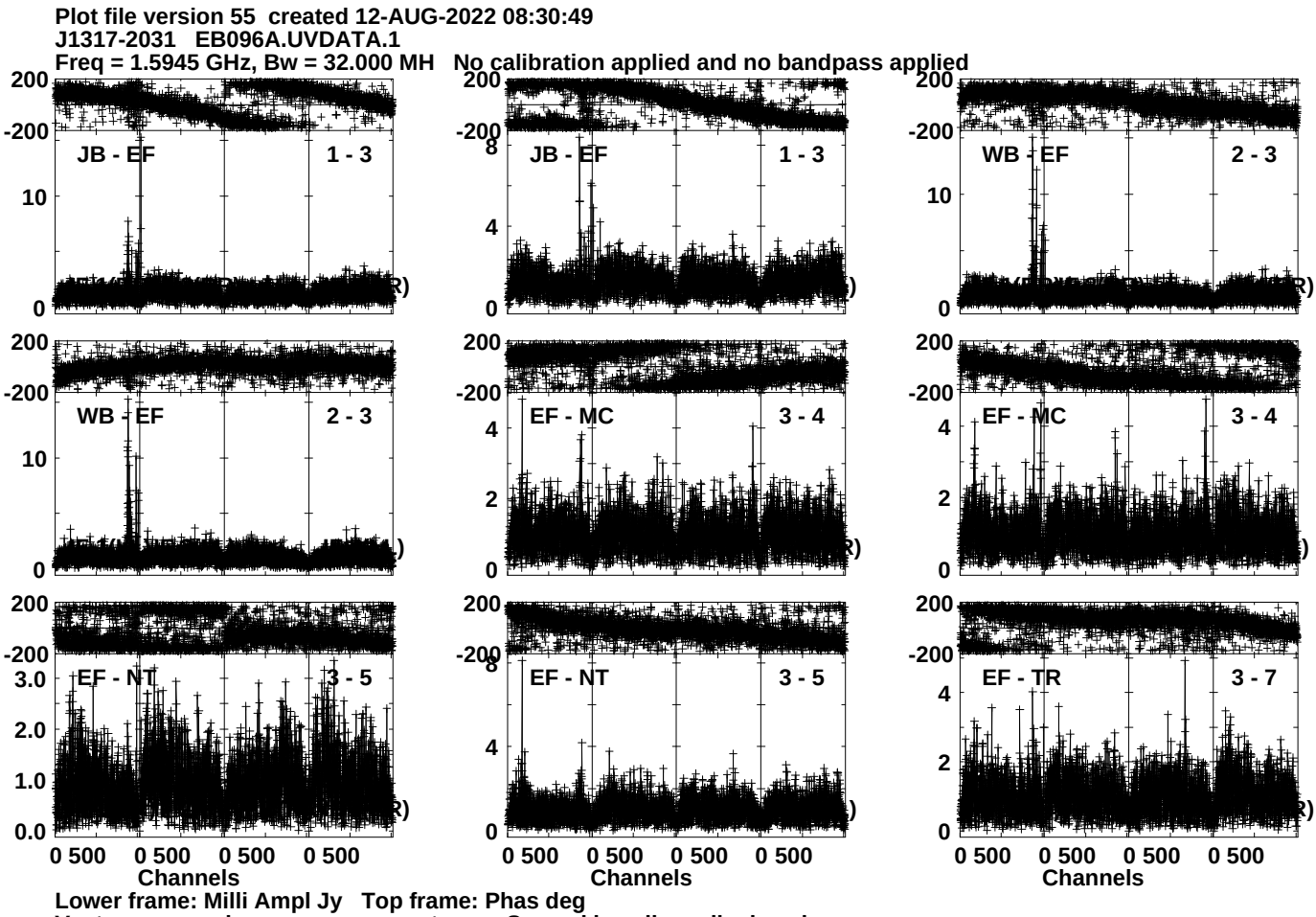
Plot file version 55 created 12-AUG-2022 08:30:49
J1317-2031 EB096A.UVDATA.1
Freq = 1.5945 GHz, Bw = 32.000 MH No calibration applied and no bandpass applied
JB - EF 1 - 3
JB - EF 1 - 3
WB - EF 2 - 3
WB - EF 2 - 3
EF - MC 3 - 4
EF - MC 3 - 4
EF - NT 3 - 5
EF - NT 3 - 5
EF - TR 3 - 7
Channels
Channels
Channels
Lower frame: Milli Ampl Jy Top frame: Phas deg
Vector averaged cross-power spectrum Several baselines displayed
Timerange: 00/19:55:31 to 00/19:56:29

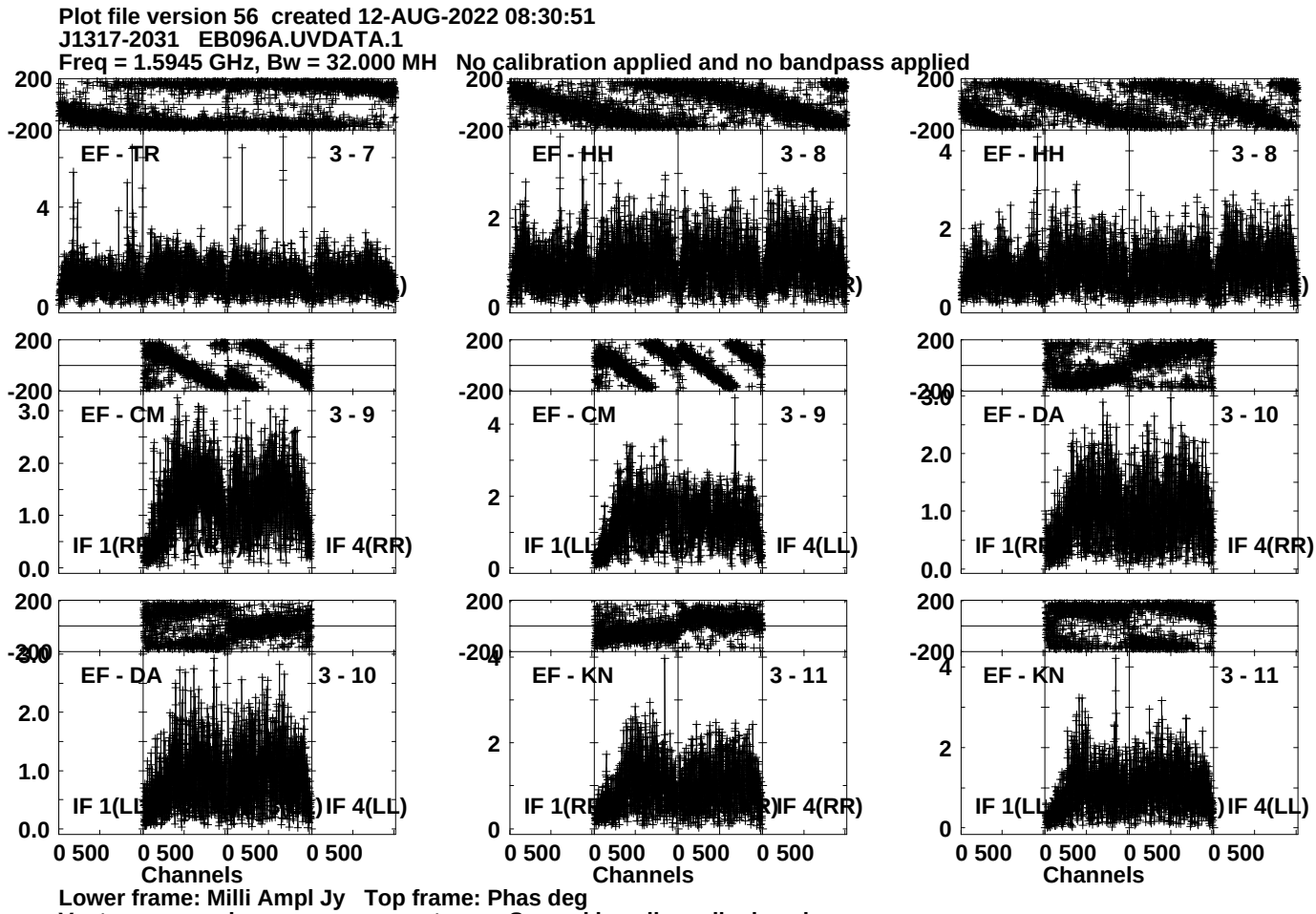
Plot file version 56 created 12-AUG-2022 08:30:51
J1317-2031 EB096A.UVDATA.1
Freq = 1.5945 GHz, Bw = 32.000 MH No calibration applied and no bandpass applied
EF - TR 3 - 7
EF - HH 3 - 8
EF - HH 3 - 8
EF - CM 3 - 9
EF - CM 3 - 9
EF - DA 3 - 10
EF - DA 3 - 10
EF - KN 3 - 11
EF - KN 3 - 11
IF 1(RR) IF 4(RR)
IF 1(LL) IF 4(LL)
IF 1(RR) IF 4(RR)
IF 1(LL) IF 4(LL)
IF 1(RR) IF 4(RR)
IF 1(LL) IF 4(LL)
0 500 0 500 0 500 0 500
Channels
Lower frame: Milli Ampl Jy Top frame: Phas deg
Vector averaged cross-power spectrum Several baselines displayed
Timerange: 00/19:55:31 to 00/19:56:29

Plot file version 57 created 12-AUG-2022 08:30:52
J1317-2031 EB096A.UVDATA.1
Freq = 1.5945 GHz, Bw = 32.000 MH No calibration applied and no bandpass applied

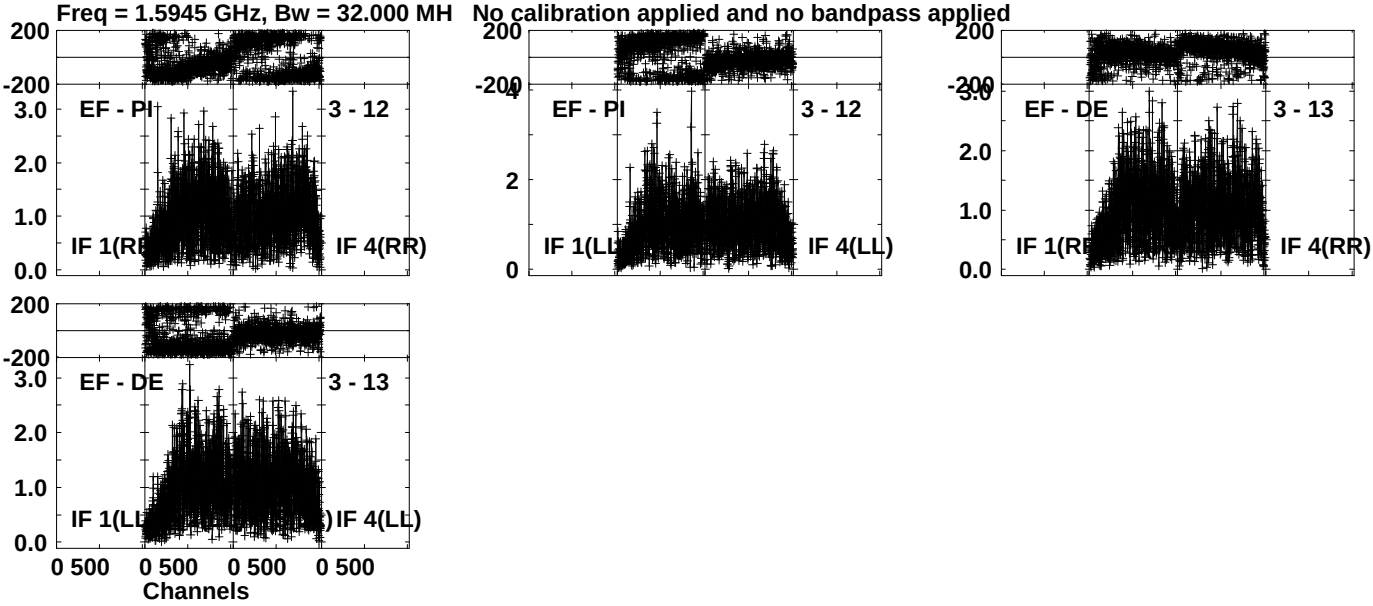

Lower frame: Milli Ampl Jy Top frame: Phas deg
Vector averaged cross-power spectrum Several baselines displayed
Timerange: 00/19:55:31 to 00/19:56:29

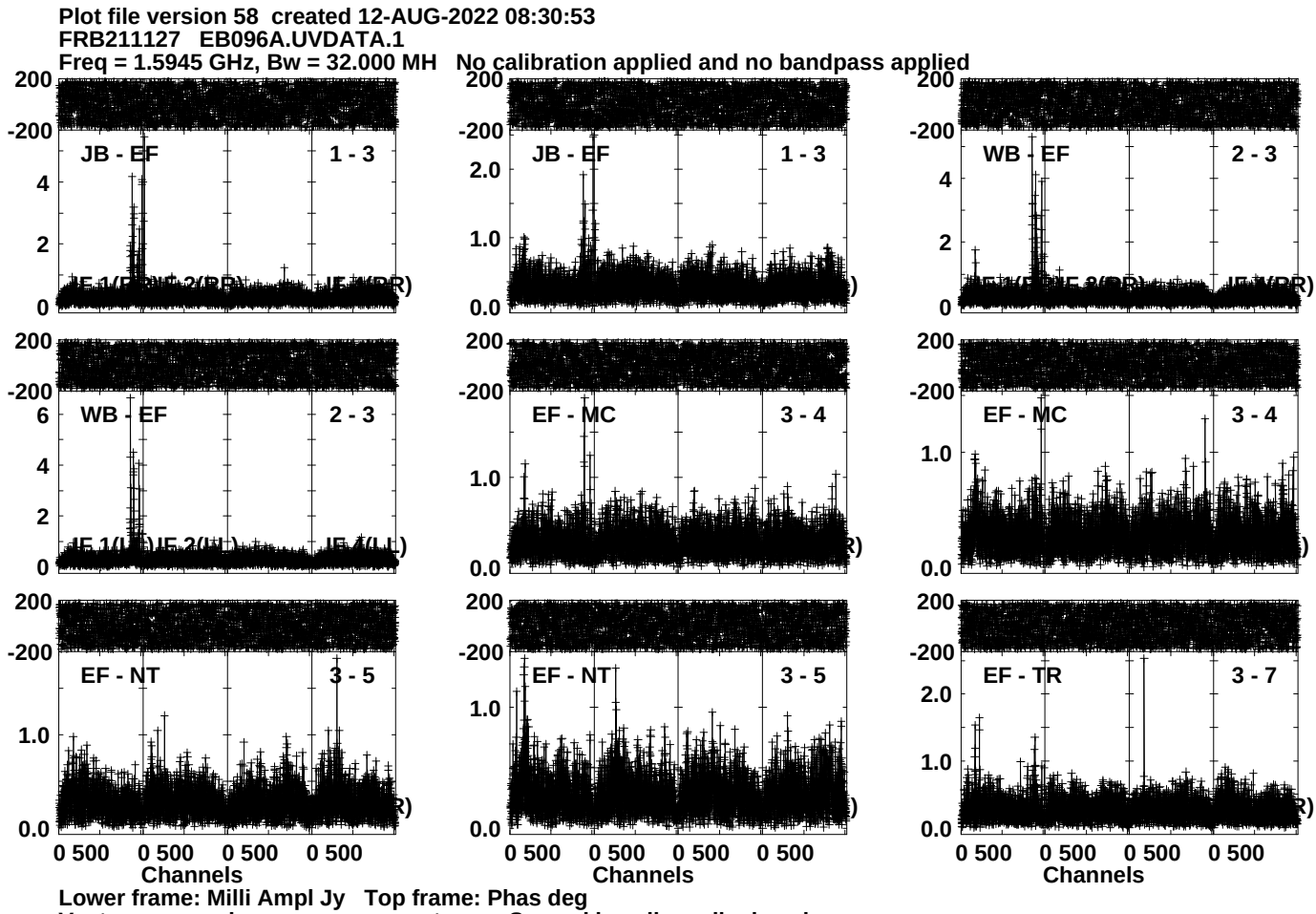
Plot file version 58 created 12-AUG-2022 08:30:53
FRB211127 EB096A.UVDATA.1
Freq = 1.5945 GHz, Bw = 32.000 MH No calibration applied and no bandpass applied
JB - EF 1 - 3
JB - EF 1 - 3
WB - EF 2 - 3
WB - EF 2 - 3
EF - MC 3 - 4
EF - MC 3 - 4
EF - NT 3 - 5
EF - NT 3 - 5
EF - TR 3 - 7
Channels
Channels
Channels
Lower frame: Milli Ampl Jy Top frame: Phas deg
Vector averaged cross-power spectrum Several baselines displayed
Timerange: 00/19:56:31 to 00/20:00:59

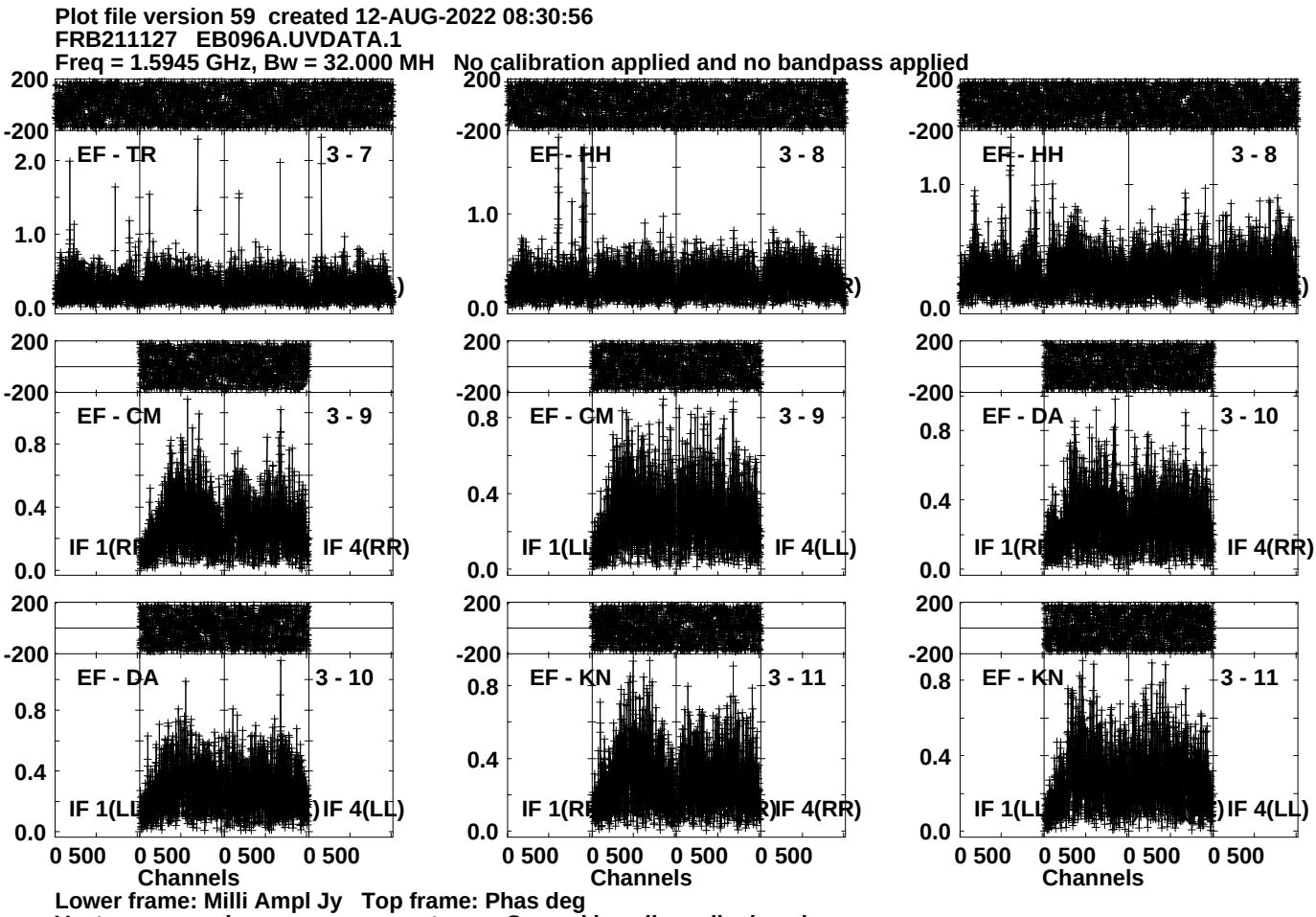
Plot file version 59 created 12-AUG-2022 08:30:56
FRB211127 EB096A.UVDATA.1
Freq = 1.5945 GHz, Bw = 32.000 MH No calibration applied and no bandpass applied
EF - TR
3 - 7
EF - HH
3 - 8
EF - HH
3 - 8
EF - CM
3 - 9
EF - CM
3 - 9
EF - DA
3 - 10
EF - DA
3 - 10
EF - KN
3 - 11
EF - KN
3 - 11
IF 1(RR)
IF 4(RR)
IF 1(LL)
IF 4(LL)
IF 1(RR)
IF 4(RR)
IF 1(LL)
IF 4(LL)
IF 1(RR)
IF 4(RR)
IF 1(LL)
IF 4(LL)
200
-200
2.0
1.0
0.0
0.8
0.4
0 500
Channels
Lower frame: Milli Ampl Jy Top frame: Phas deg
Vector averaged cross-power spectrum Several baselines displayed
Timerange: 00/19:56:31 to 00/20:00:59

Plot file version 60 created 12-AUG-2022 08:30:58
FRB211127 EB096A.UVDATA.1
Freq = 1.5945 GHz, Bw = 32.000 MH No calibration applied and no bandpass applied

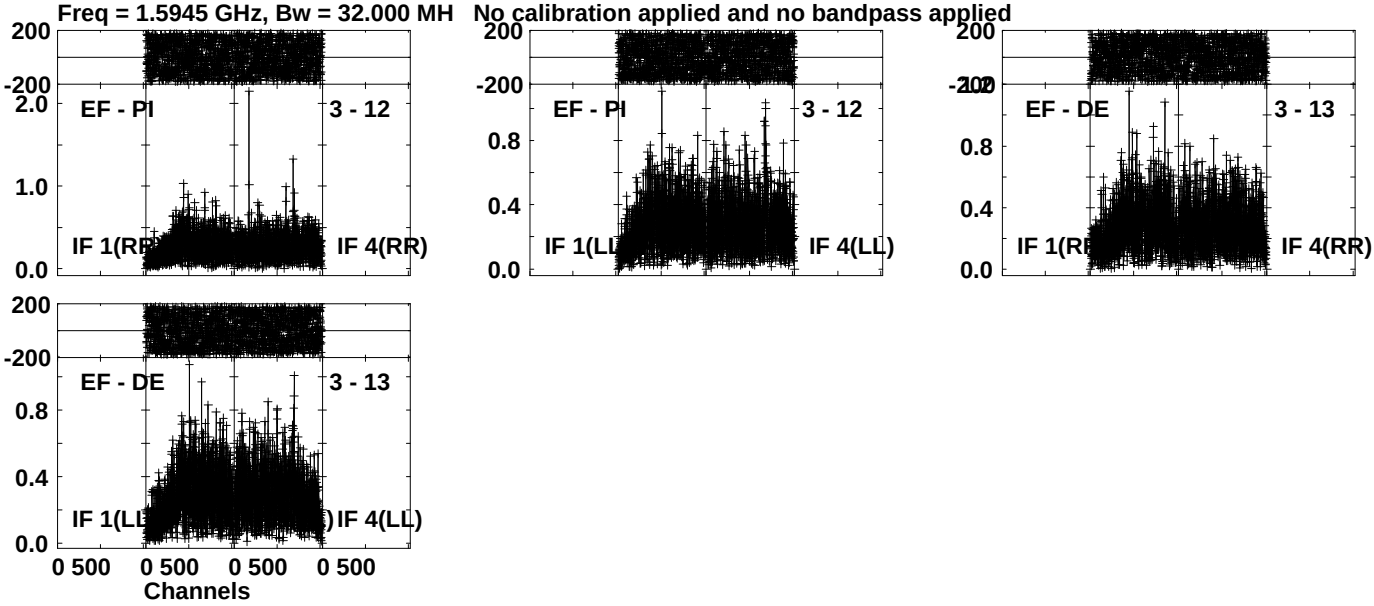

Lower frame: Milli Ampl Jy Top frame: Phas deg
Vector averaged cross-power spectrum Several baselines displayed
Timerange: 00/19:56:31 to 00/20:00:59

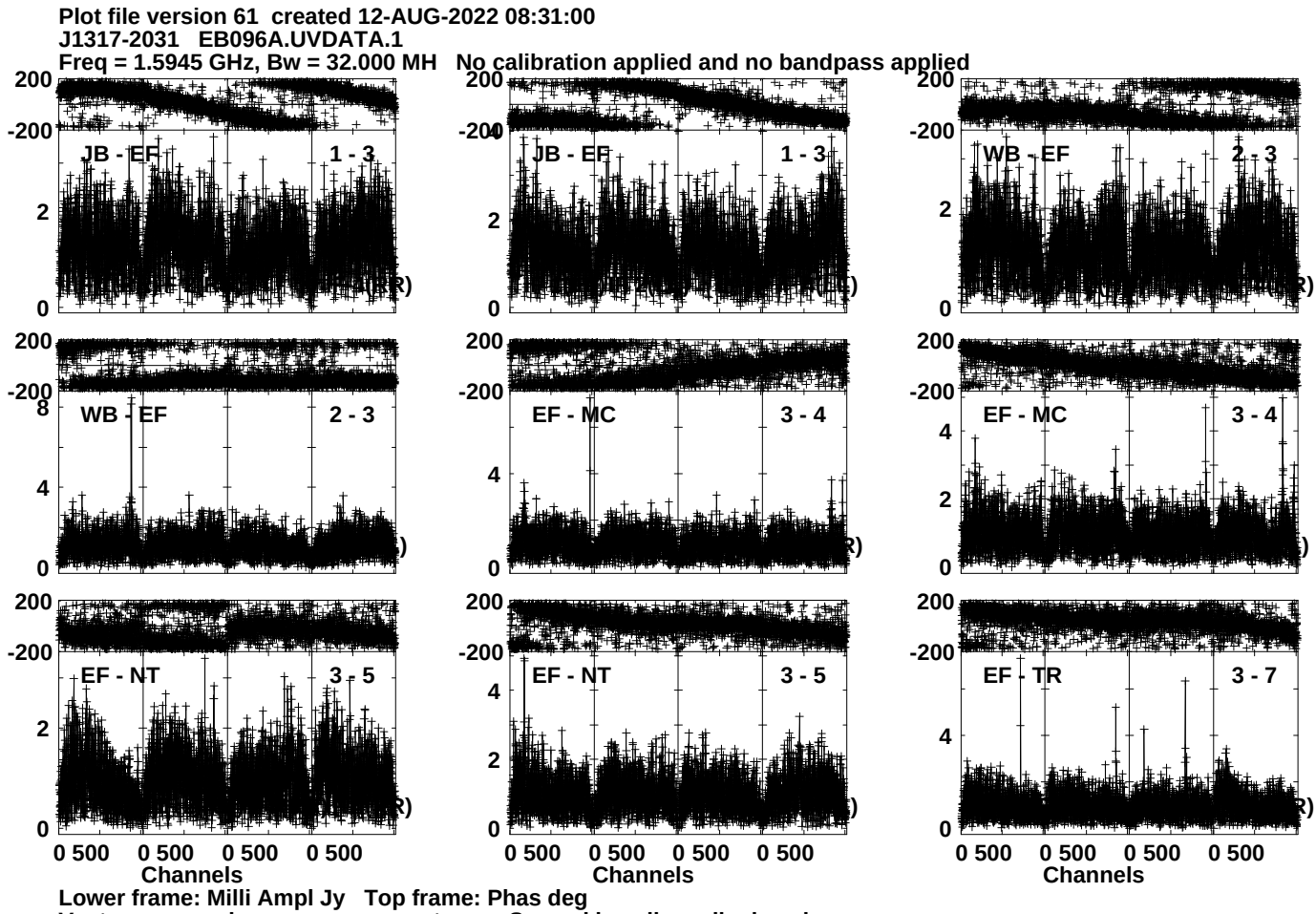
Plot file version 61 created 12-AUG-2022 08:31:00
J1317-2031 EB096A.UVDATA.1
Freq = 1.5945 GHz, Bw = 32.000 MH No calibration applied and no bandpass applied
JB - EF 1 - 3
JB - EF 1 - 3
WB - EF 2 - 3
WB - EF 2 - 3
EF - MC 3 - 4
EF - MC 3 - 4
EF - NT 3 - 5
EF - NT 3 - 5
EF - TR 3 - 7
200
-200
0
2
4
8
0 500 0 500 0 500 0 500
Channels
Lower frame: Milli Ampl Jy Top frame: Phas deg
Vector averaged cross-power spectrum Several baselines displayed
Timerange: 00/20:01:01 to 00/20:02:29

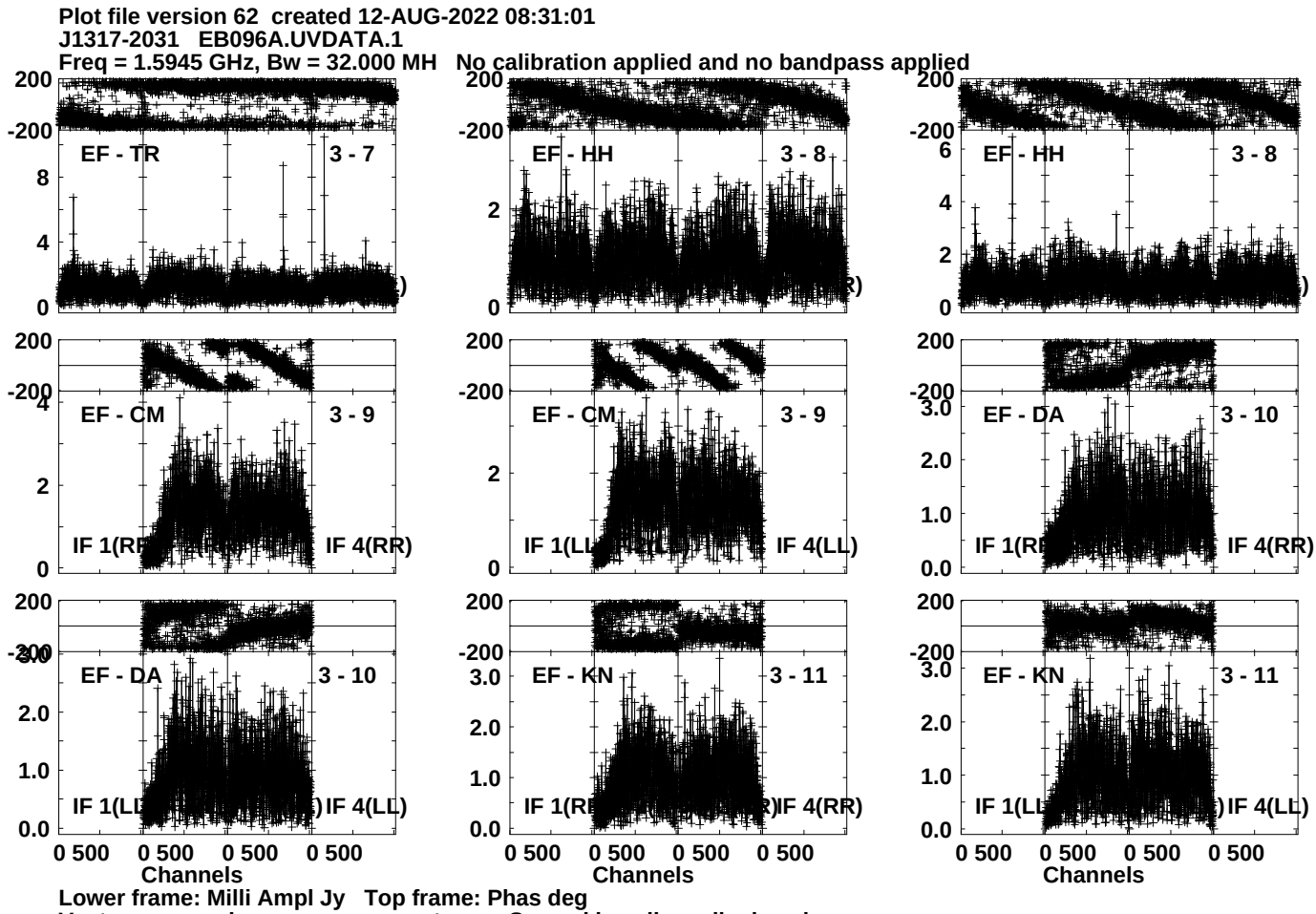
Plot file version 62 created 12-AUG-2022 08:31:01
J1317-2031 EB096A.UVDATA.1
Freq = 1.5945 GHz, Bw = 32.000 MH No calibration applied and no bandpass applied
EF - TR 3 - 7
EF - HH 3 - 8
EF - HH 3 - 8
EF - CM 3 - 9
EF - CM 3 - 9
EF - DA 3 - 10
EF - DA 3 - 10
EF - KN 3 - 11
EF - KN 3 - 11
IF 1(RR) IF 4(RR)
IF 1(LL) IF 4(LL)
IF 1(RR) IF 4(RR)
IF 1(LL) IF 4(LL)
IF 1(RR) IF 4(RR)
IF 1(LL) IF 4(LL)
0 500 0 500 0 500 0 500
Channels
Lower frame: Milli Ampl Jy Top frame: Phas deg
Vector averaged cross-power spectrum Several baselines displayed
Timerange: 00/20:01:01 to 00/20:02:29

Plot file version 63 created 12-AUG-2022 08:31:03
J1317-2031 EB096A.UVDATA.1
Freq = 1.5945 GHz, Bw = 32.000 MH No calibration applied and no bandpass applied

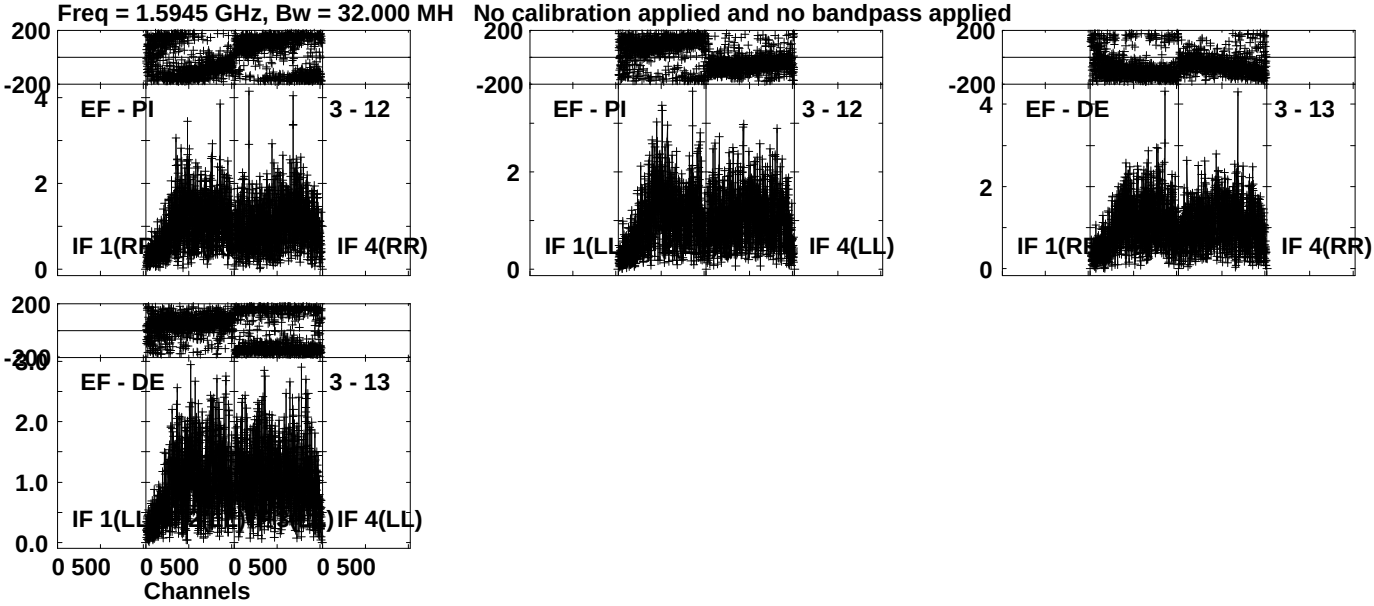

Lower frame: Milli Ampl Jy Top frame: Phas deg
Vector averaged cross-power spectrum Several baselines displayed
Timerange: 00/20:01:01 to 00/20:02:29

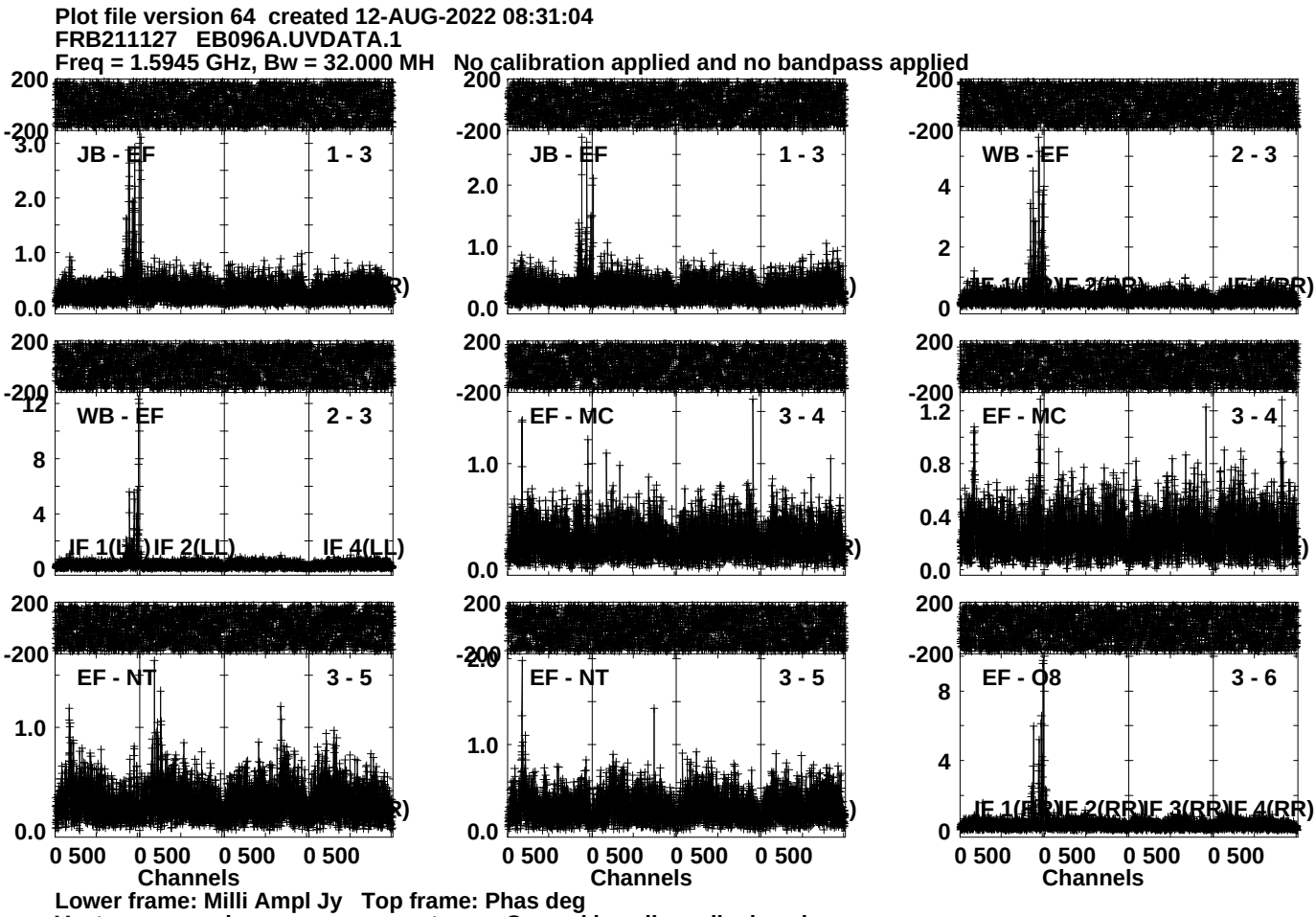
Plot file version 64 created 12-AUG-2022 08:31:04
FRB211127 EB096A.UVDATA.1
Freq = 1.5945 GHz, Bw = 32.000 MH No calibration applied and no bandpass applied
JB - EF
1 - 3
JB - EF
1 - 3
WB - EF
2 - 3
WB - EF
2 - 3
IF 1(LL) IF 2(LL)
IF 4(LL)
EF - MC
3 - 4
EF - MC
3 - 4
EF - NT
3 - 5
EF - NT
3 - 5
EF - O8
3 - 6
IF 1(RR) IF 2(RR) IF 3(RR) IF 4(RR)
0 500 0 500 0 500 0 500
Channels
Lower frame: Milli Ampl Jy Top frame: Phas deg
Vector averaged cross-power spectrum Several baselines displayed
Timerange: 00/20:02:31 to 00/20:06:59

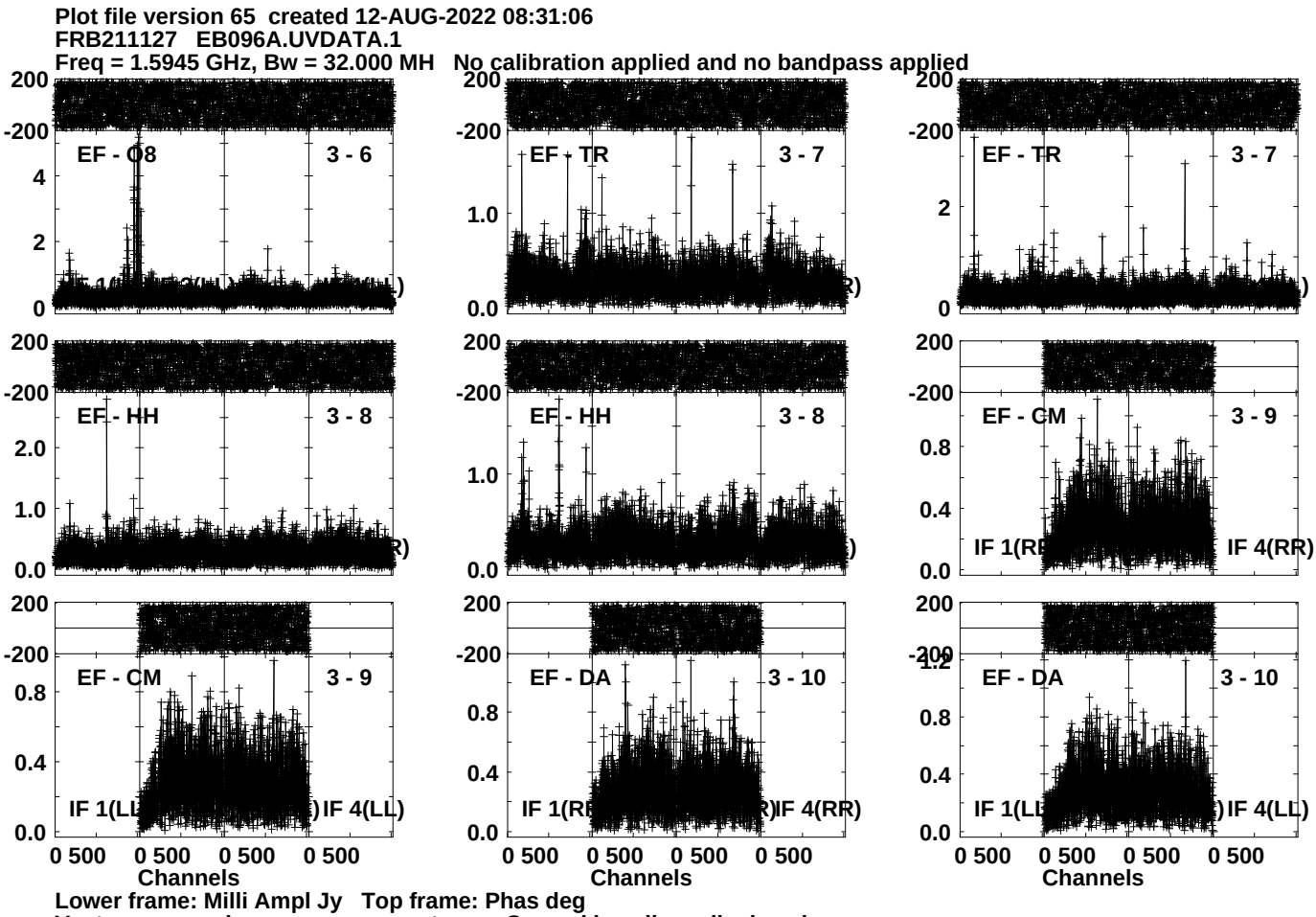
Plot file version 65 created 12-AUG-2022 08:31:06
FRB211127 EB096A.UVDATA.1
Freq = 1.5945 GHz, Bw = 32.000 MH No calibration applied and no bandpass applied
EF - O8
3 - 6
EF - TR
3 - 7
EF - TR
3 - 7
EF - HH
3 - 8
EF - HH
3 - 8
EF - CM
3 - 9
IF 1(RR)
IF 4(RR)
EF - CM
3 - 9
IF 1(LL)
IF 4(LL)
EF - DA
3 - 10
IF 1(RR)
IF 4(RR)
EF - DA
3 - 10
IF 1(LL)
IF 4(LL)
Channels
Channels
Channels
Lower frame: Milli Ampl Jy Top frame: Phas deg
Vector averaged cross-power spectrum Several baselines displayed
Timerange: 00/20:02:31 to 00/20:06:59

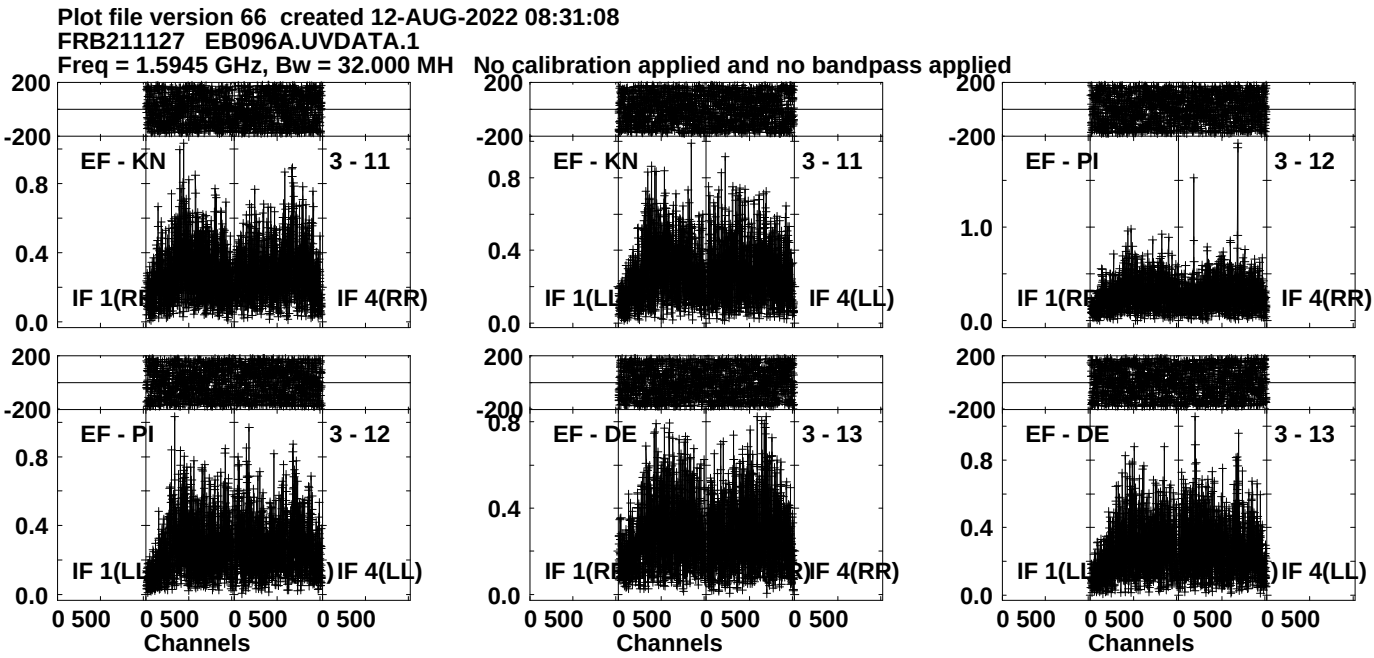
Plot file version 66 created 12-AUG-2022 08:31:08
FRB211127 EB096A.UVDATA.1
Freq = 1.5945 GHz, Bw = 32.000 MH No calibration applied and no bandpass applied
EF - KN
3 - 11
IF 1(RR)
IF 4(RR)
EF - KN
3 - 11
IF 1(LL)
IF 4(LL)
EF - PI
3 - 12
IF 1(RR)
IF 4(RR)
EF - PI
3 - 12
IF 1(LL)
IF 4(LL)
EF - DE
3 - 13
IF 1(RR)
IF 4(RR)
EF - DE
3 - 13
IF 1(LL)
IF 4(LL)
Channels
Channels
Channels
Lower frame: Milli Ampl Jy Top frame: Phas deg
Vector averaged cross-power spectrum Several baselines displayed
Timerange: 00/20:02:31 to 00/20:06:59

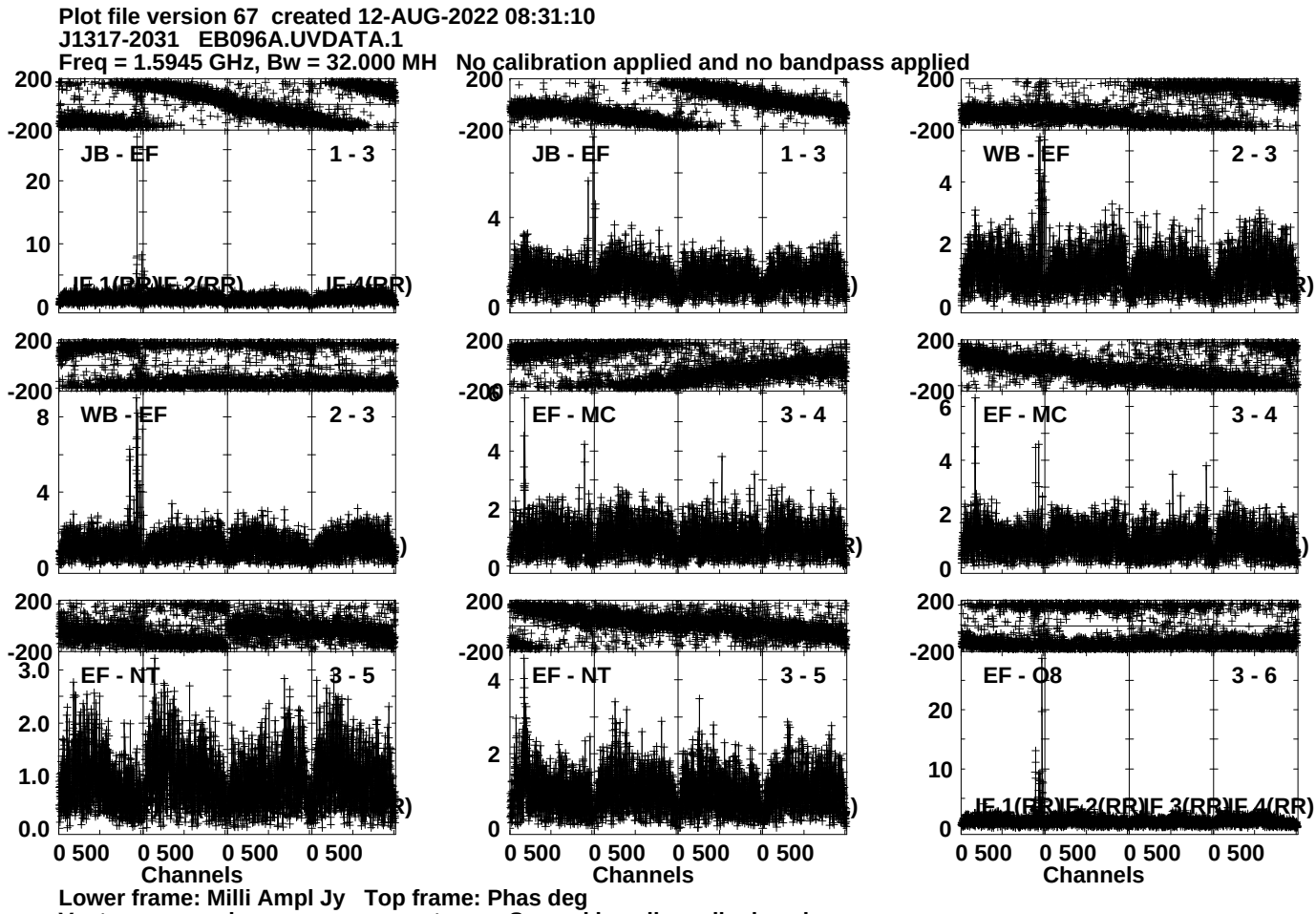
Plot file version 67 created 12-AUG-2022 08:31:10
J1317-2031 EB096A.UVDATA.1
Freq = 1.5945 GHz, Bw = 32.000 MH No calibration applied and no bandpass applied
JB - EF 1 - 3
JB - EF 1 - 3
WB - EF 2 - 3
WB - EF 2 - 3
EF - MC 3 - 4
EF - MC 3 - 4
EF - NT 3 - 5
EF - NT 3 - 5
EF - O8 3 - 6
IF 1(RR)IF 2(RR)IF 3(RR)IF 4(RR)
Channels
Channels
Channels
Lower frame: Milli Ampl Jy Top frame: Phas deg
Vector averaged cross-power spectrum Several baselines displayed
Timerange: 00/20:07:31 to 00/20:08:29

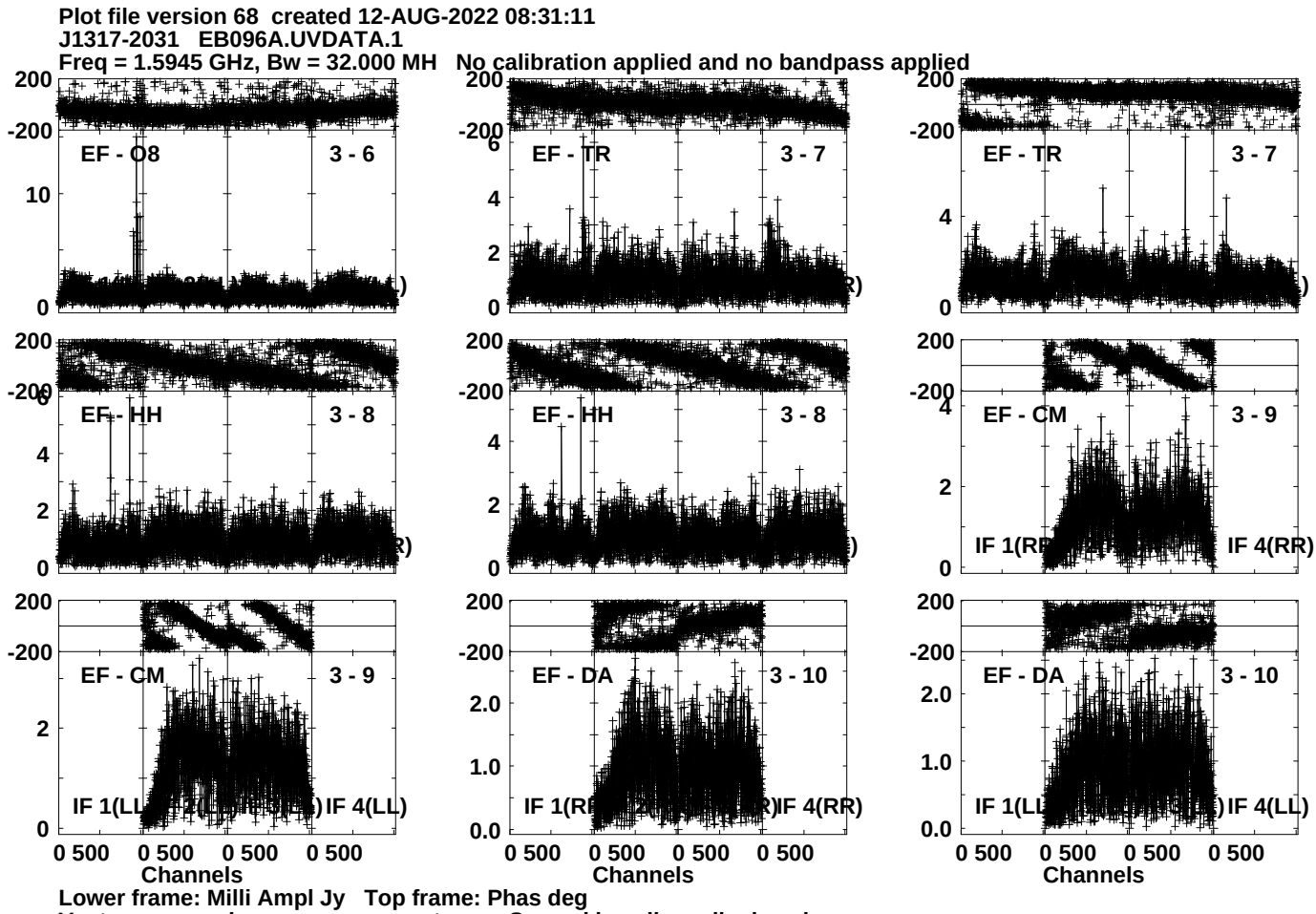
Plot file version 68 created 12-AUG-2022 08:31:11
J1317-2031 EB096A.UVDATA.1
Freq = 1.5945 GHz, Bw = 32.000 MH No calibration applied and no bandpass applied
EF - O8 3 - 6
EF - TR 3 - 7
EF - TR 3 - 7
EF - HH 3 - 8
EF - HH 3 - 8
EF - CM 3 - 9
IF 4(RR)
EF - CM 3 - 9
EF - DA 3 - 10
EF - DA 3 - 10
IF 4(LL)
IF 4(RR)
IF 4(LL)
0 500 0 500 0 500 0 500
Channels
Lower frame: Milli Ampl Jy Top frame: Phas deg
Vector averaged cross-power spectrum Several baselines displayed
Timerange: 00/20:07:31 to 00/20:08:29

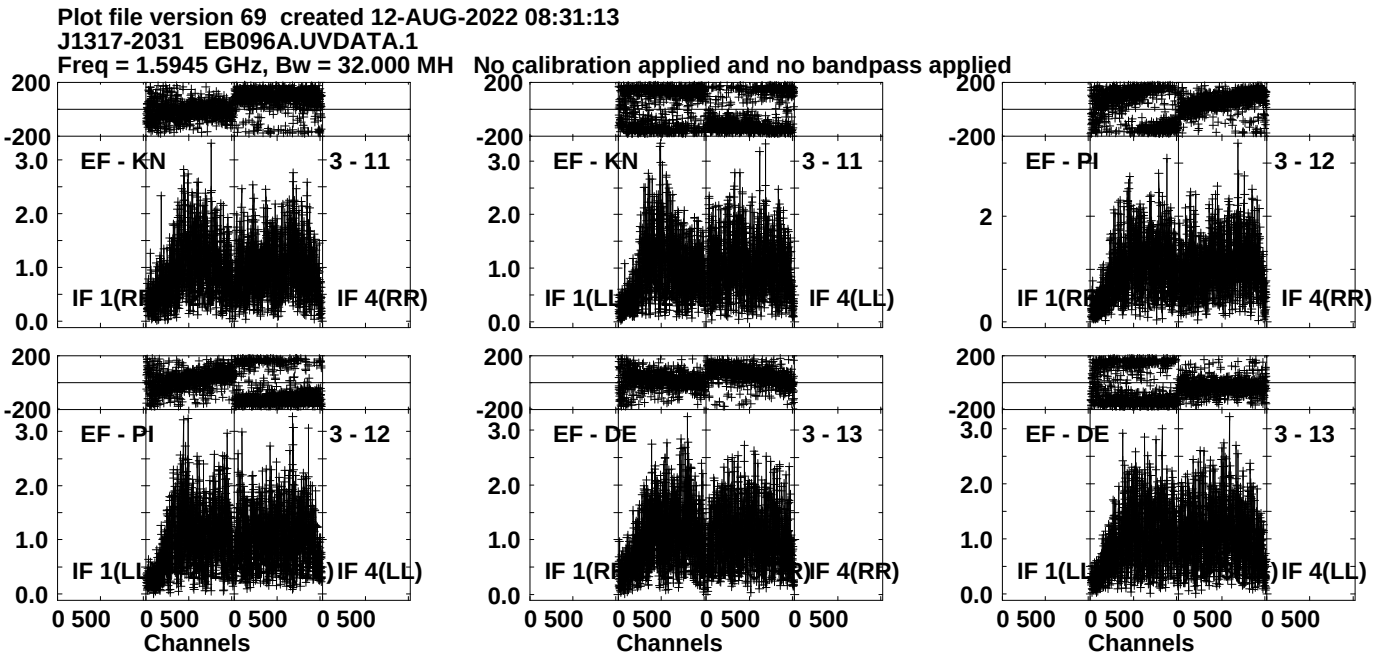
Plot file version 69 created 12-AUG-2022 08:31:13
J1317-2031 EB096A.UVDATA.1
Freq = 1.5945 GHz, Bw = 32.000 MH No calibration applied and no bandpass applied
EF - KN
3 - 11
EF - PI
3 - 12
EF - DE
3 - 13
IF 1(RR)
IF 4(RR)
IF 1(LL)
IF 4(LL)
200
-200
3.0
2.0
1.0
0.0
0 500
Channels
Lower frame: Milli Ampl Jy Top frame: Phas deg
Vector averaged cross-power spectrum Several baselines displayed
Timerange: 00/20:07:31 to 00/20:08:29

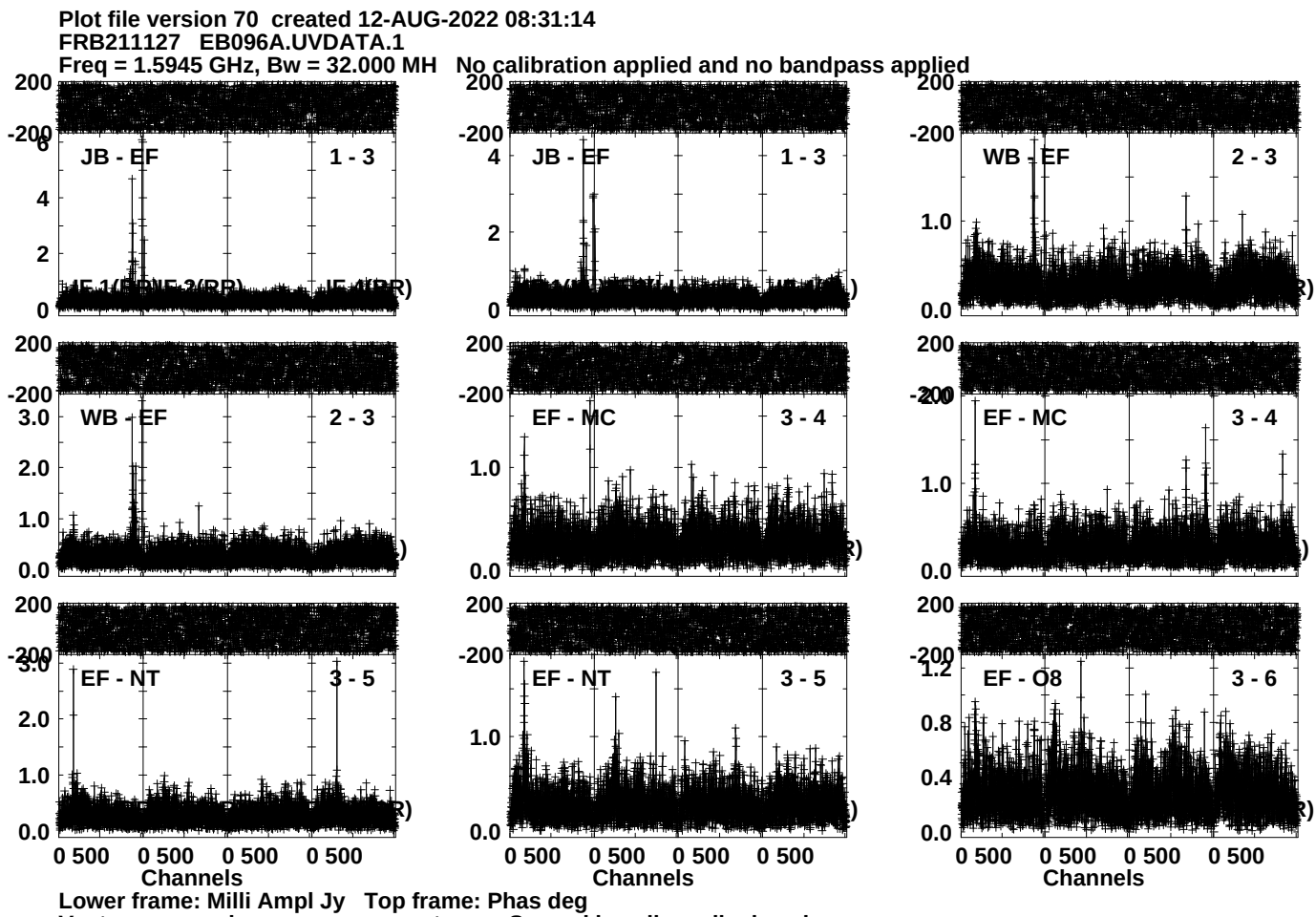
Plot file version 70 created 12-AUG-2022 08:31:14
FRB211127 EB096A.UVDATA.1
Freq = 1.5945 GHz, Bw = 32.000 MH No calibration applied and no bandpass applied
JB - EF 1 - 3
JB - EF 1 - 3
WB - EF 2 - 3
WB - EF 2 - 3
EF - MC 3 - 4
EF - MC 3 - 4
EF - NT 3 - 5
EF - NT 3 - 5
EF - O8 3 - 6
Channels
Channels
Channels
Lower frame: Milli Ampl Jy Top frame: Phas deg
Vector averaged cross-power spectrum Several baselines displayed
Timerange: 00/20:08:31 to 00/20:12:59

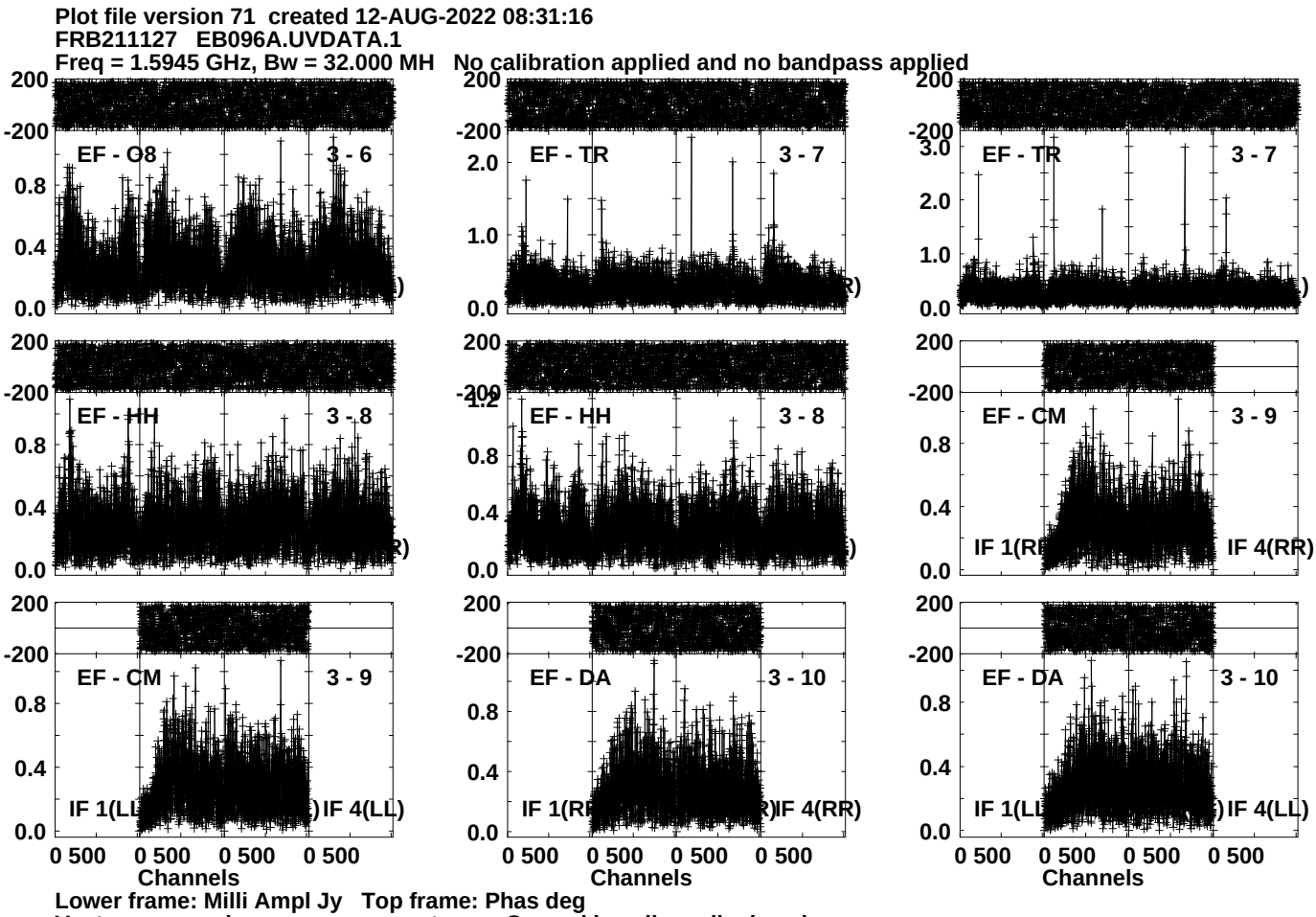
Plot file version 71 created 12-AUG-2022 08:31:16
FRB211127 EB096A.UVDATA.1
Freq = 1.5945 GHz, Bw = 32.000 MH No calibration applied and no bandpass applied
EF - O8 3 - 6
EF - TR 3 - 7
EF - TR 3 - 7
EF - HH 3 - 8
EF - HH 3 - 8
EF - CM 3 - 9
IF 1(RR) IF 4(RR)
EF - CM 3 - 9
IF 1(LL) IF 4(LL)
EF - DA 3 - 10
IF 1(RR) IF 4(RR)
EF - DA 3 - 10
IF 1(LL) IF 4(LL)
200
-200
0.8
0.4
0.0
2.0
1.0
3.0
1.2
0 500
Channels
Lower frame: Milli Ampl Jy Top frame: Phas deg
Vector averaged cross-power spectrum Several baselines displayed
Timerange: 00/20:08:31 to 00/20:12:59

Plot file version 72 created 12-AUG-2022 08:31:18
FRB211127 EB096A.UVDATA.1
Freq = 1.5945 GHz, Bw = 32.000 MH No calibration applied and no bandpass applied

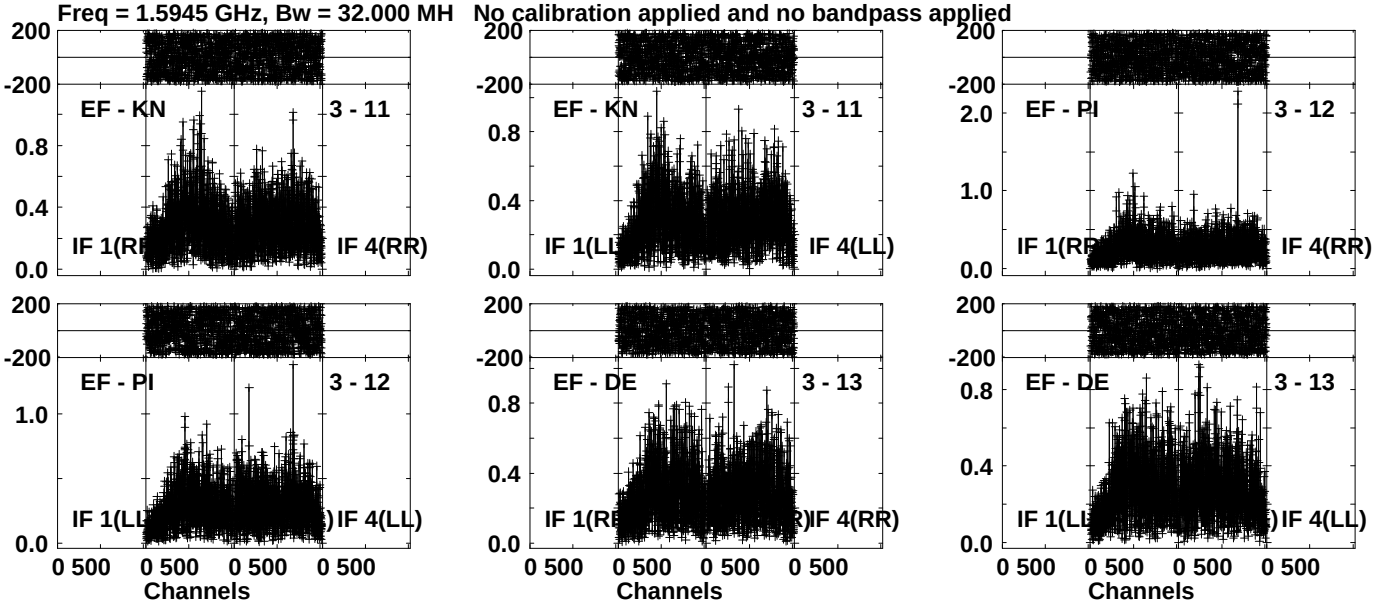

Lower frame: Milli Ampl Jy Top frame: Phas deg
Vector averaged cross-power spectrum Several baselines displayed
Timerange: 00/20:08:31 to 00/20:12:59

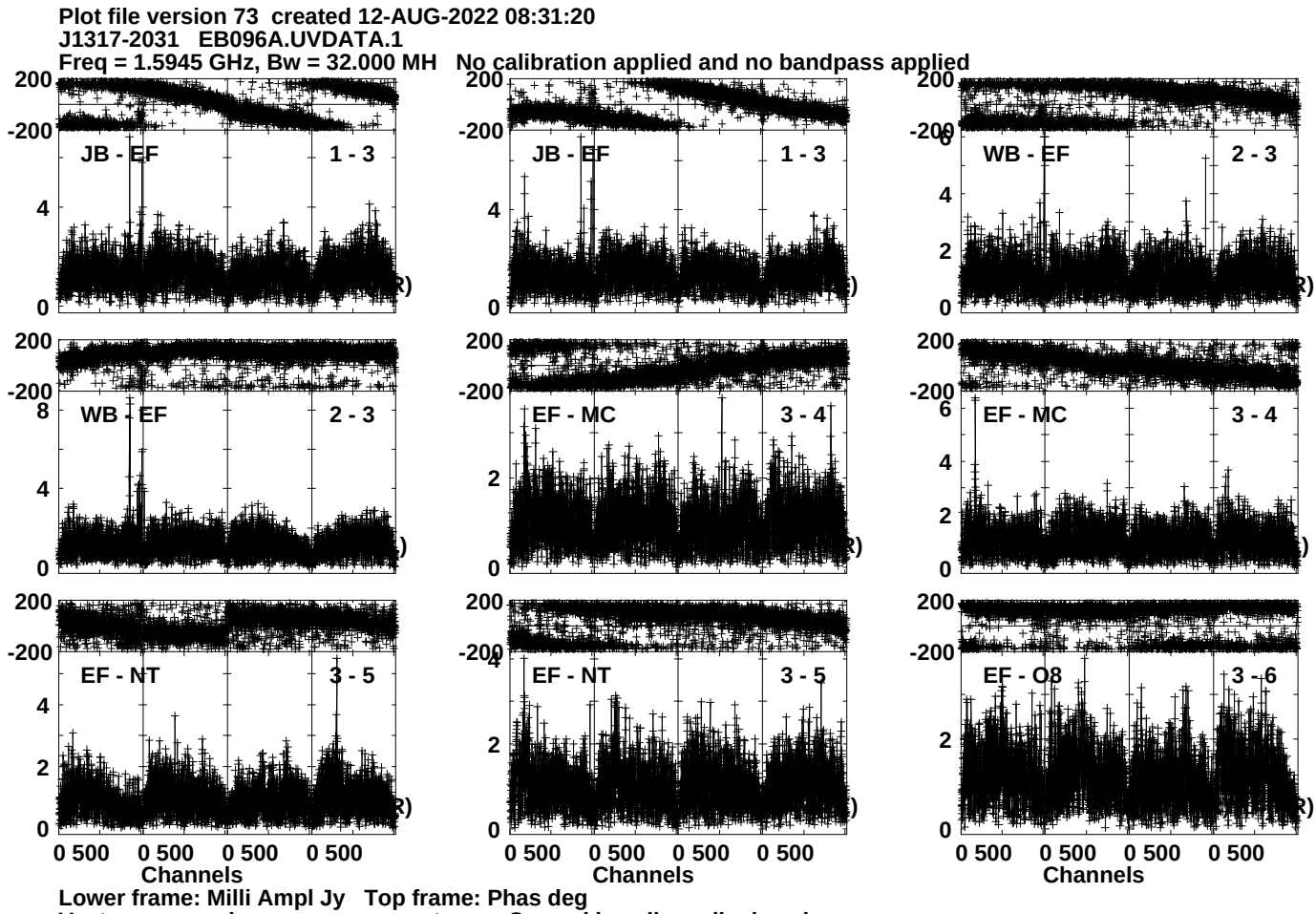
Plot file version 73 created 12-AUG-2022 08:31:20
J1317-2031 EB096A.UVDATA.1
Freq = 1.5945 GHz, Bw = 32.000 MH No calibration applied and no bandpass applied
JB - EF 1 - 3
JB - EF 1 - 3
WB - EF 2 - 3
WB - EF 2 - 3
EF - MC 3 - 4
EF - MC 3 - 4
EF - NT 3 - 5
EF - NT 3 - 5
EF - O8 3 - 6
200
-200
0 500
Channels
Lower frame: Milli Ampl Jy Top frame: Phas deg
Vector averaged cross-power spectrum Several baselines displayed
Timerange: 00/20:13:01 to 00/20:14:29

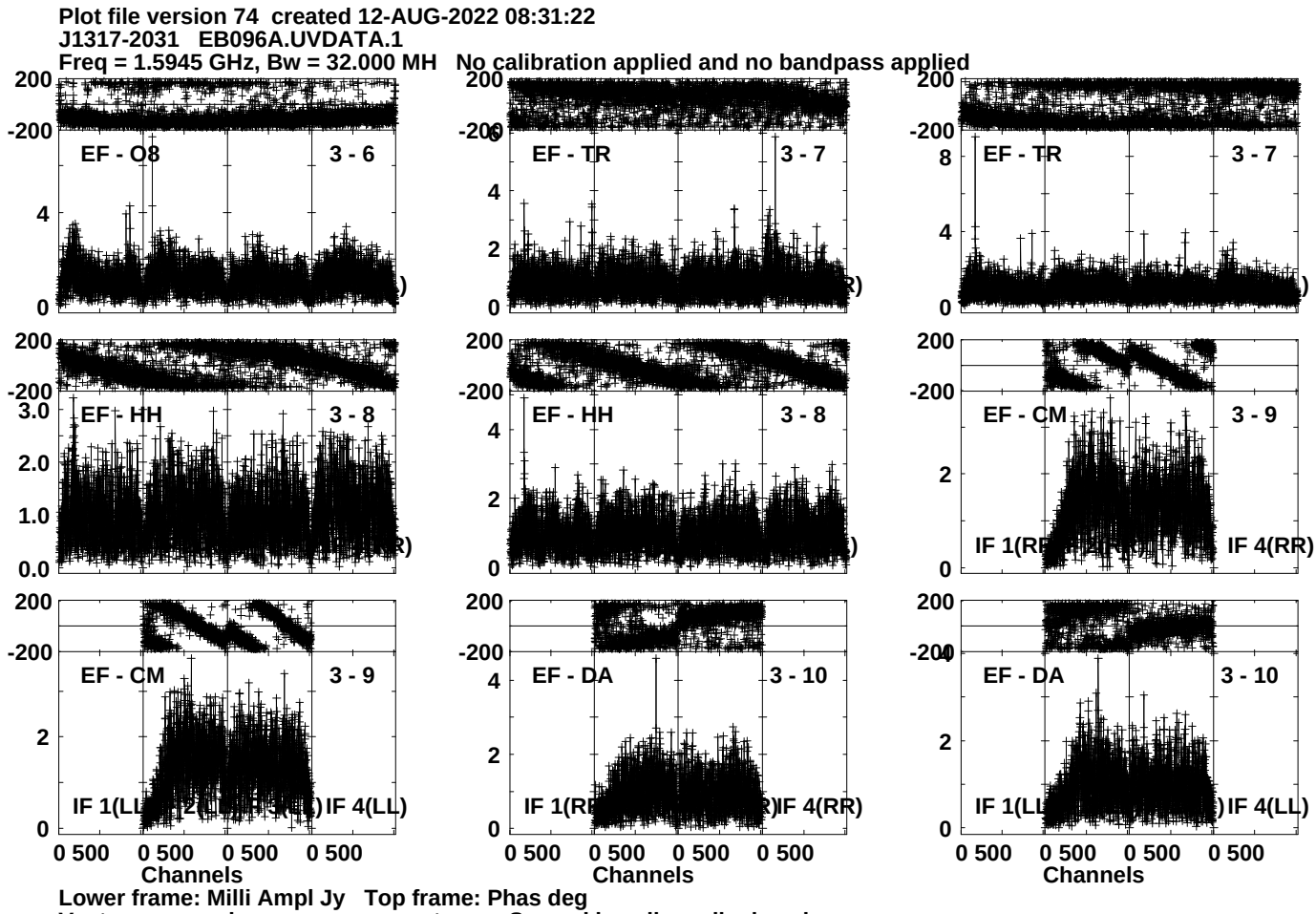
Plot file version 74 created 12-AUG-2022 08:31:22
J1317-2031 EB096A.UVDATA.1
Freq = 1.5945 GHz, Bw = 32.000 MH No calibration applied and no bandpass applied
EF - O8 3 - 6
EF - TR 3 - 7
EF - TR 3 - 7
EF - HH 3 - 8
EF - HH 3 - 8
EF - CM 3 - 9
EF - CM 3 - 9
EF - DA 3 - 10
EF - DA 3 - 10
IF 1(RR) IF 4(RR)
IF 1(LL) IF 4(LL)
Channels
Lower frame: Milli Ampl Jy Top frame: Phas deg
Vector averaged cross-power spectrum Several baselines displayed
Timerange: 00/20:13:01 to 00/20:14:29

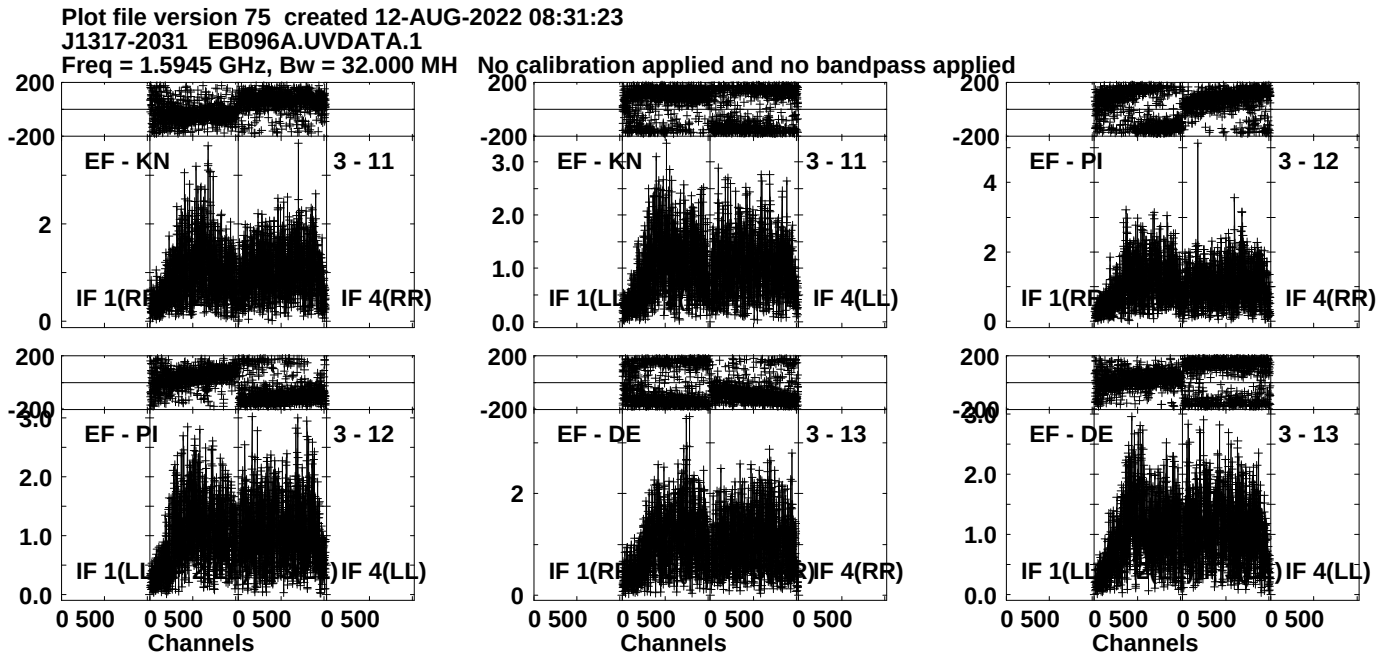
Plot file version 75 created 12-AUG-2022 08:31:23
J1317-2031 EB096A.UVDATA.1
Freq = 1.5945 GHz, Bw = 32.000 MH No calibration applied and no bandpass applied
EF - KN
3 - 11
IF 1(RR)
IF 4(RR)
EF - KN
3 - 11
IF 1(LL)
IF 4(LL)
EF - PI
3 - 12
IF 1(RR)
IF 4(RR)
EF - PI
3 - 12
IF 1(LL)
IF 4(LL)
EF - DE
3 - 13
IF 1(RR)
IF 4(RR)
EF - DE
3 - 13
IF 1(LL)
IF 4(LL)
Channels
Channels
Channels
Lower frame: Milli Ampl Jy Top frame: Phas deg
Vector averaged cross-power spectrum Several baselines displayed
Timerange: 00/20:13:01 to 00/20:14:29

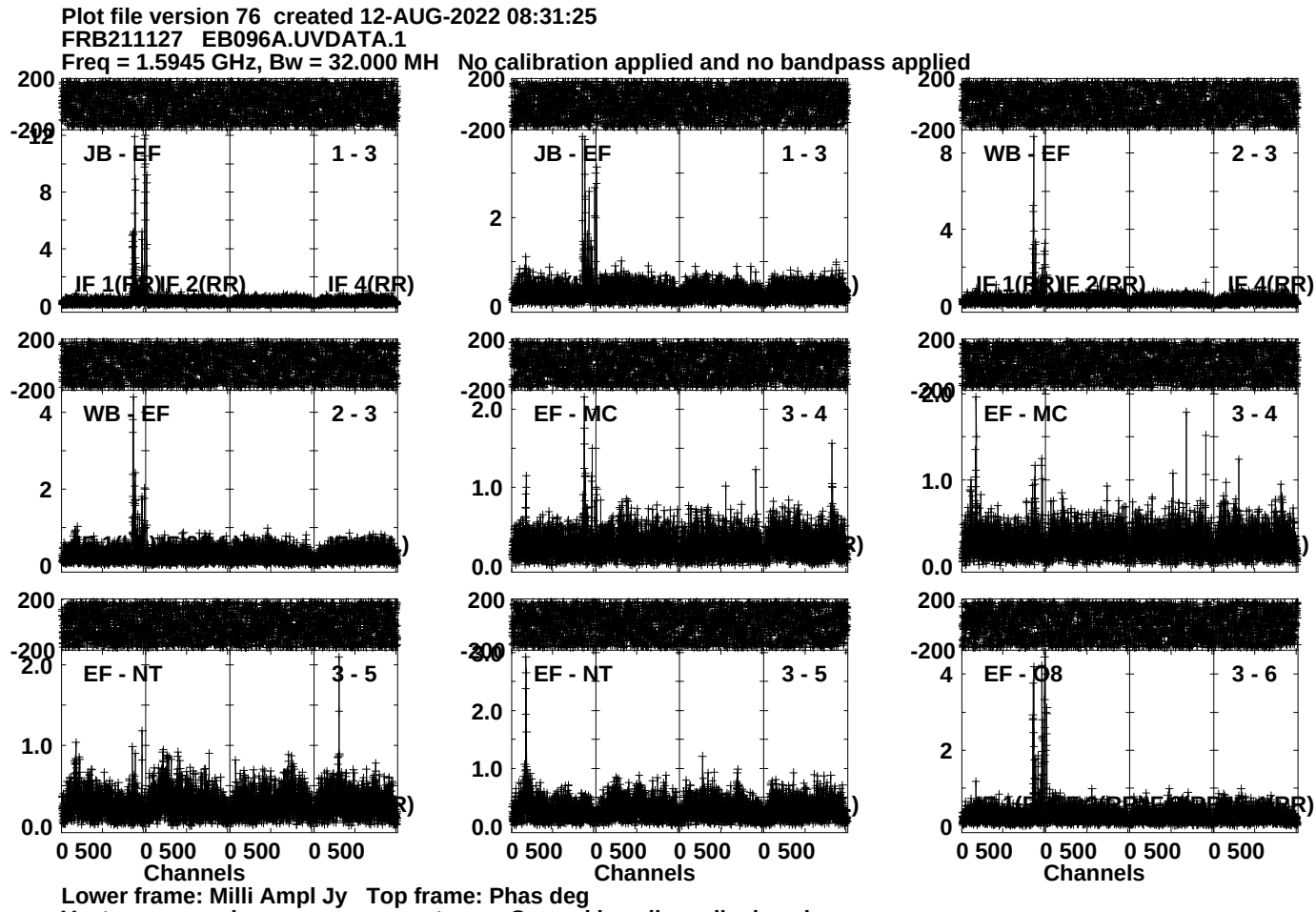
Plot file version 76 created 12-AUG-2022 08:31:25
FRB211127 EB096A.UVDATA.1
Freq = 1.5945 GHz, Bw = 32.000 MH No calibration applied and no bandpass applied
JB - EF
1 - 3
JB - EF
1 - 3
WB - EF
2 - 3
WB - EF
2 - 3
EF - MC
3 - 4
EF - MC
3 - 4
EF - NT
3 - 5
EF - NT
3 - 5
EF - O8
3 - 6
IF 2(RR)
IF 4(RR)
Channels
Channels
Channels
Lower frame: Milli Ampl Jy Top frame: Phas deg
Vector averaged cross-power spectrum Several baselines displayed
Timerange: 00/20:14:31 to 00/20:18:59

Plot file version 77 created 12-AUG-2022 08:31:26
FRB211127 EB096A.UVDATA.1
Freq = 1.5945 GHz, Bw = 32.000 MH No calibration applied and no bandpass applied

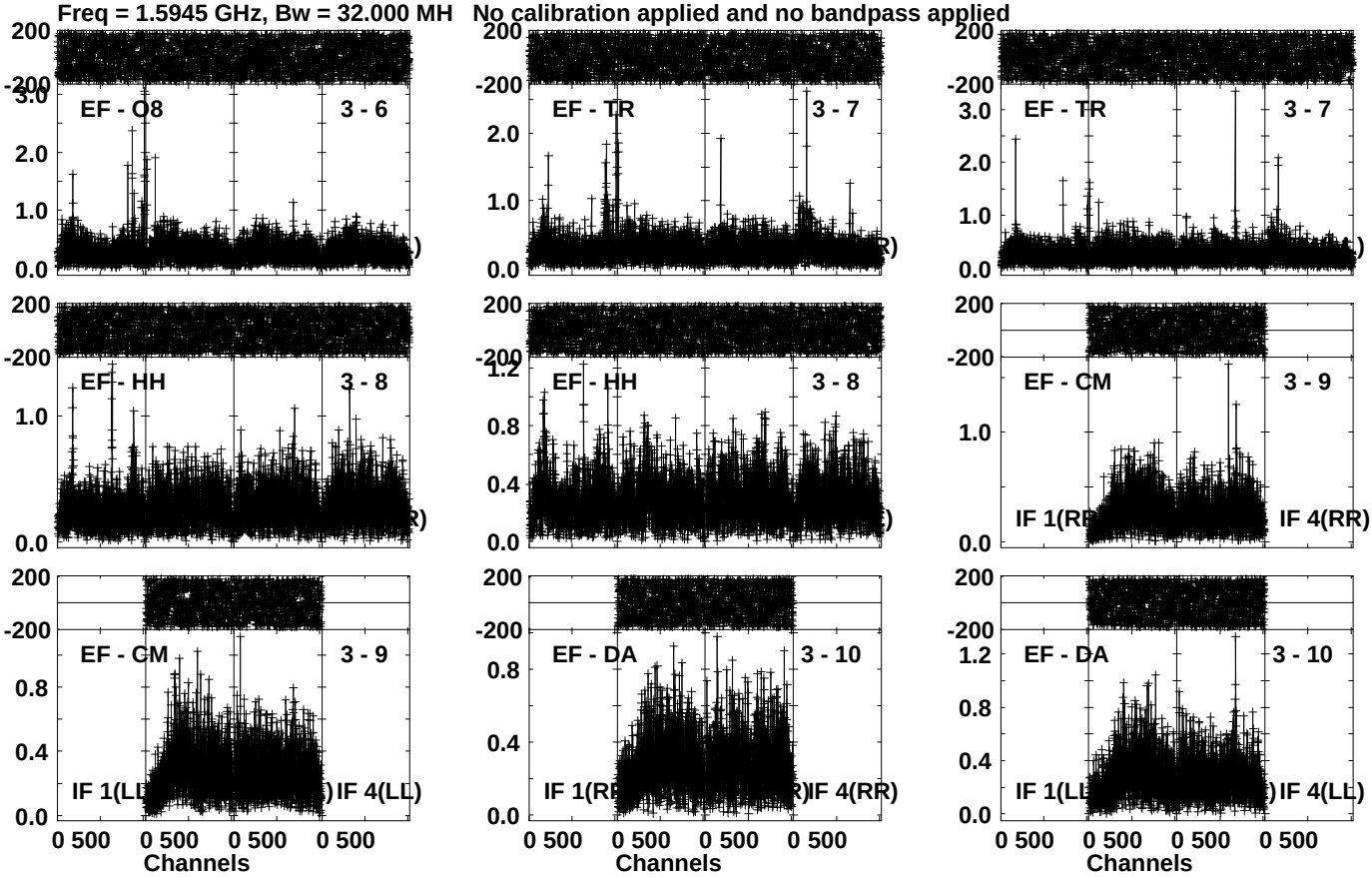

Lower frame: Milli Ampl Jy Top frame: Phas deg
Vector averaged cross-power spectrum Several baselines displayed
Timerange: 00/20:14:31 to 00/20:18:59

Plot file version 78 created 12-AUG-2022 08:31:29
FRB211127 EB096A.UVDATA.1
Freq = 1.5945 GHz, Bw = 32.000 MH No calibration applied and no bandpass applied

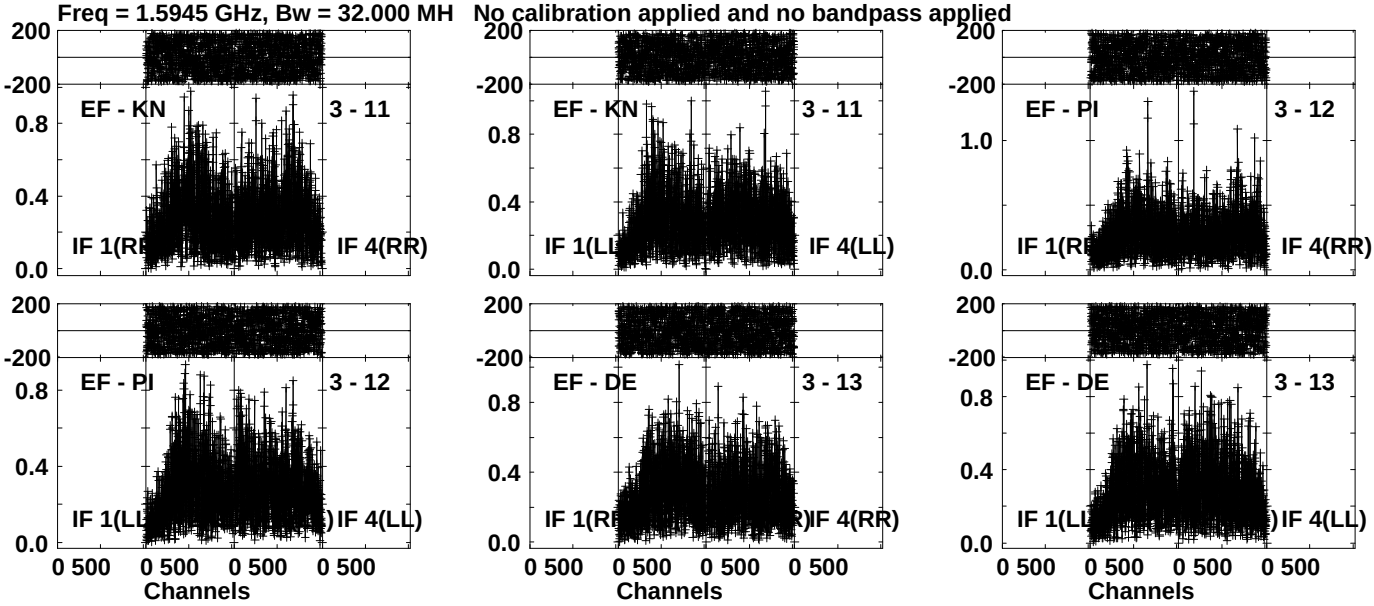

Lower frame: Milli Ampl Jy Top frame: Phas deg
Vector averaged cross-power spectrum Several baselines displayed
Timerange: 00/20:14:31 to 00/20:18:59

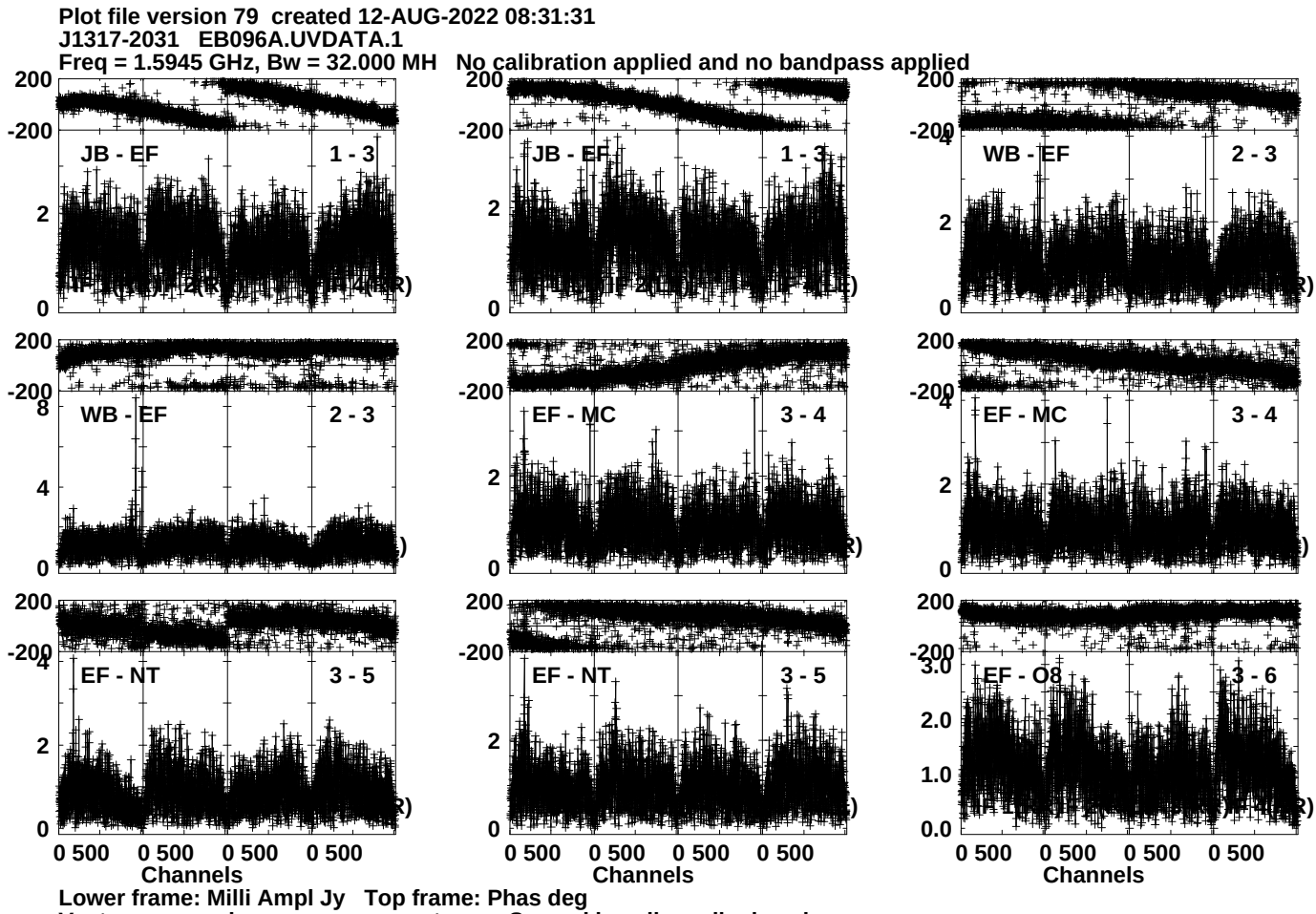
Plot file version 79 created 12-AUG-2022 08:31:31
J1317-2031 EB096A.UVDATA.1
Freq = 1.5945 GHz, Bw = 32.000 MH No calibration applied and no bandpass applied
JB - EF
1 - 3
JB - EF
1 - 3
WB - EF
2 - 3
WB - EF
2 - 3
EF - MC
3 - 4
EF - MC
3 - 4
EF - NT
3 - 5
EF - NT
3 - 5
EF - O8
3 - 6
200
-200
0
2
4
8
3.0
2.0
1.0
0.0
0 500 0 500 0 500 0 500
Channels
Lower frame: Milli Ampl Jy Top frame: Phas deg
Vector averaged cross-power spectrum Several baselines displayed
Timerange: 00/20:19:31 to 00/20:20:29

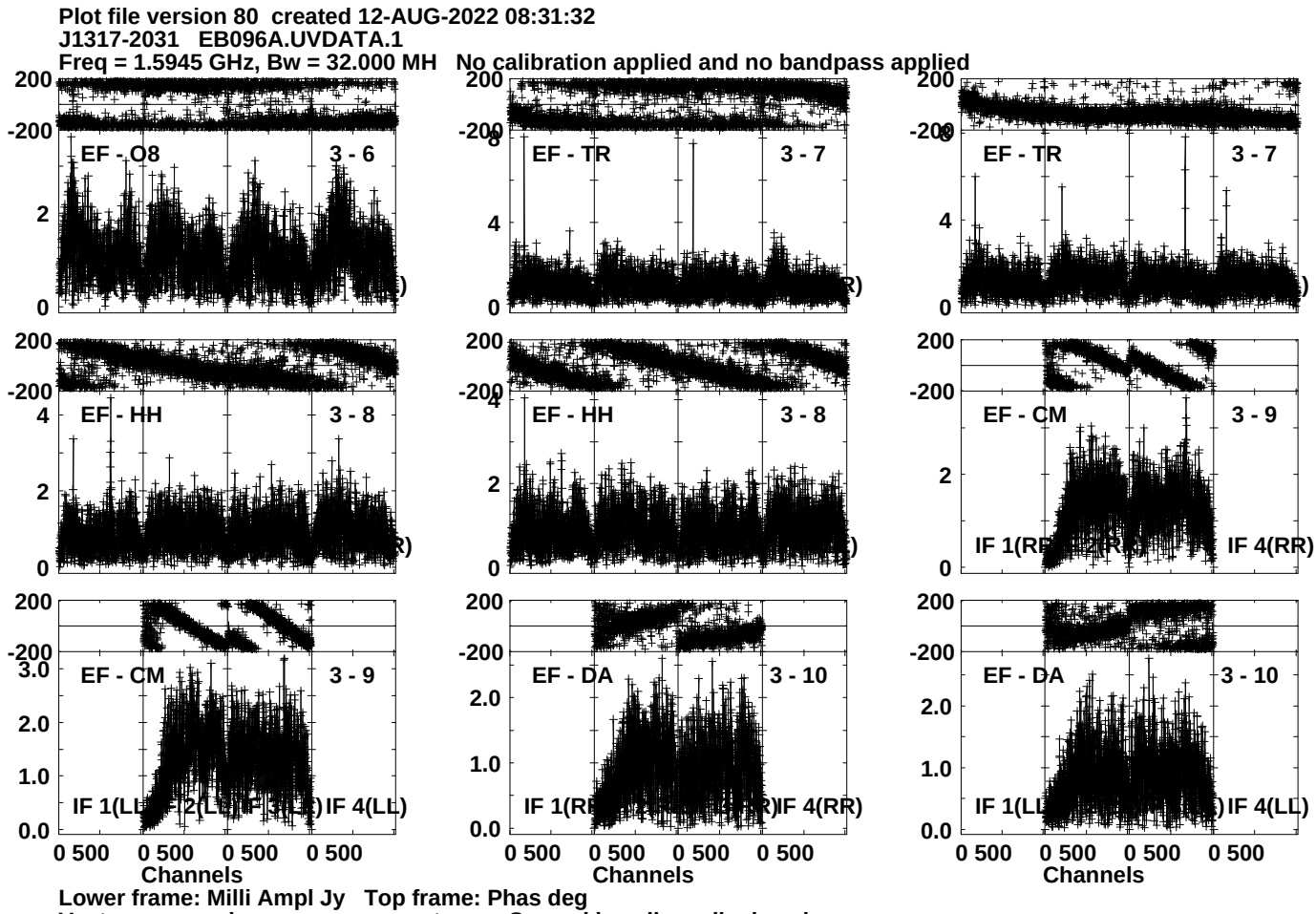
Plot file version 80 created 12-AUG-2022 08:31:32
J1317-2031 EB096A.UVDATA.1
Freq = 1.5945 GHz, Bw = 32.000 MH No calibration applied and no bandpass applied
EF - O8 3 - 6
EF - TR 3 - 7
EF - TR 3 - 7
EF - HH 3 - 8
EF - HH 3 - 8
EF - CM 3 - 9
EF - CM 3 - 9
EF - DA 3 - 10
EF - DA 3 - 10
IF 4(RR)
IF 4(LL)
Channels
Lower frame: Milli Ampl Jy Top frame: Phas deg
Vector averaged cross-power spectrum Several baselines displayed
Timerange: 00/20:19:31 to 00/20:20:29

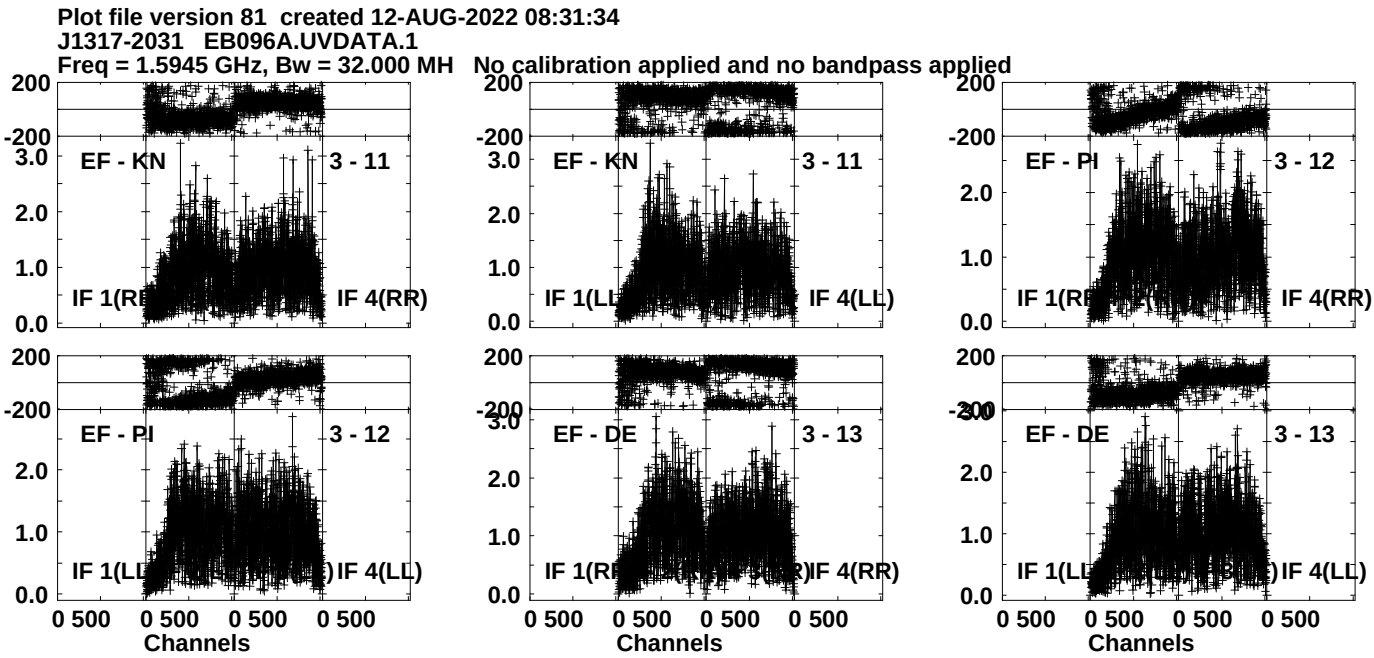
Plot file version 81 created 12-AUG-2022 08:31:34
J1317-2031 EB096A.UVDATA.1
Freq = 1.5945 GHz, Bw = 32.000 MH No calibration applied and no bandpass applied
EF - KN
3 - 11
IF 1(RR)
IF 4(RR)
EF - KN
3 - 11
IF 1(LL)
IF 4(LL)
EF - PI
3 - 12
IF 1(RR)
IF 4(RR)
EF - PI
3 - 12
IF 1(LL)
IF 4(LL)
EF - DE
3 - 13
IF 1(RR)
IF 4(RR)
EF - DE
3 - 13
IF 1(LL)
IF 4(LL)
200
-200
3.0
2.0
1.0
0.0
0 500
Channels
Lower frame: Milli Ampl Jy Top frame: Phas deg
Vector averaged cross-power spectrum Several baselines displayed
Timerange: 00/20:19:31 to 00/20:20:29

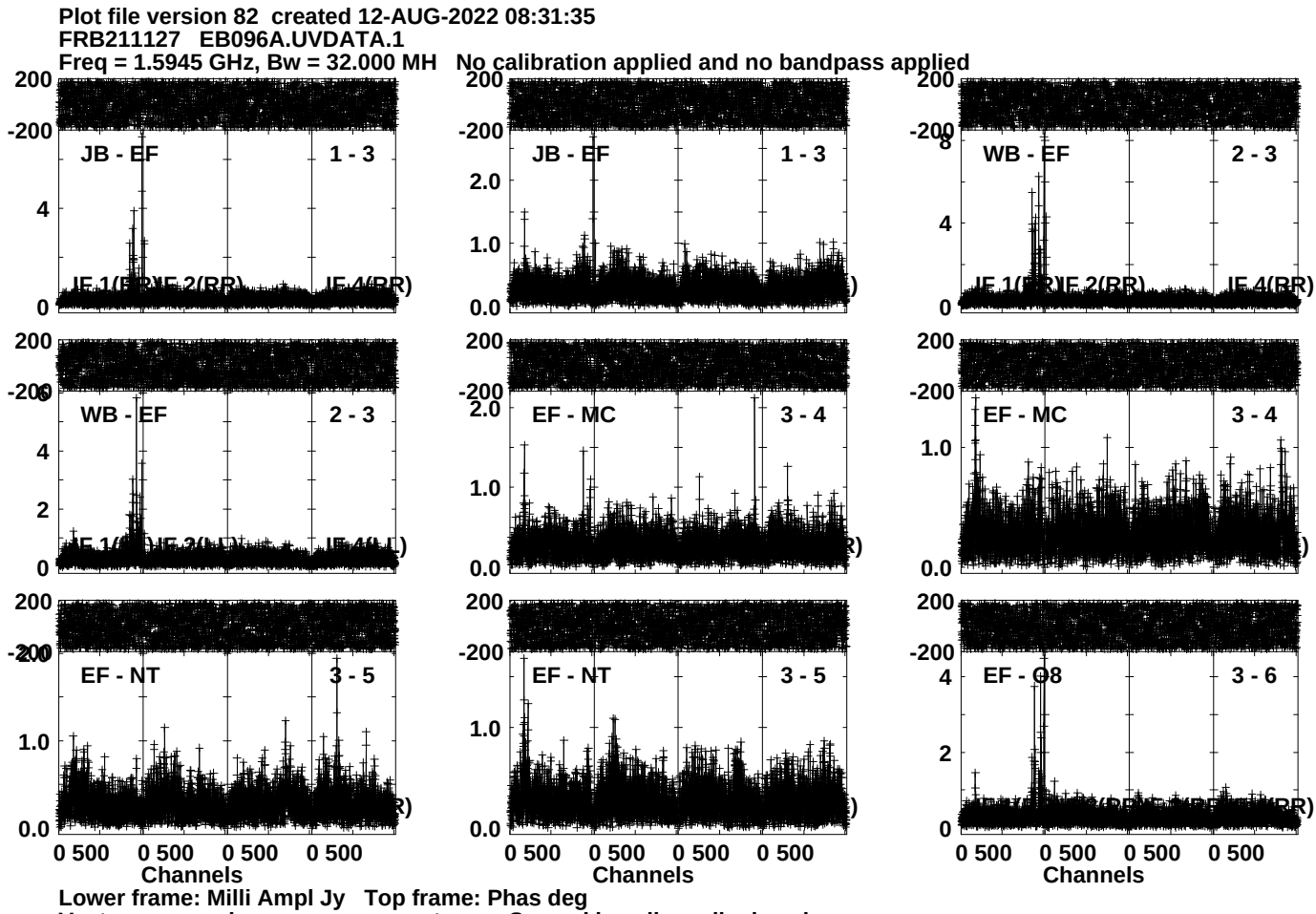
Plot file version 82 created 12-AUG-2022 08:31:35
FRB211127 EB096A.UVDATA.1
Freq = 1.5945 GHz, Bw = 32.000 MH No calibration applied and no bandpass applied
JB - EF 1 - 3
JB - EF 1 - 3
WB - EF 2 - 3
WB - EF 2 - 3
EF - MC 3 - 4
EF - MC 3 - 4
EF - NT 3 - 5
EF - NT 3 - 5
EF - O8 3 - 6
IF 2(RR)
IF 4(RR)
Channels
Lower frame: Milli Ampl Jy Top frame: Phas deg
Vector averaged cross-power spectrum Several baselines displayed
Timerange: 00/20:20:31 to 00/20:24:59

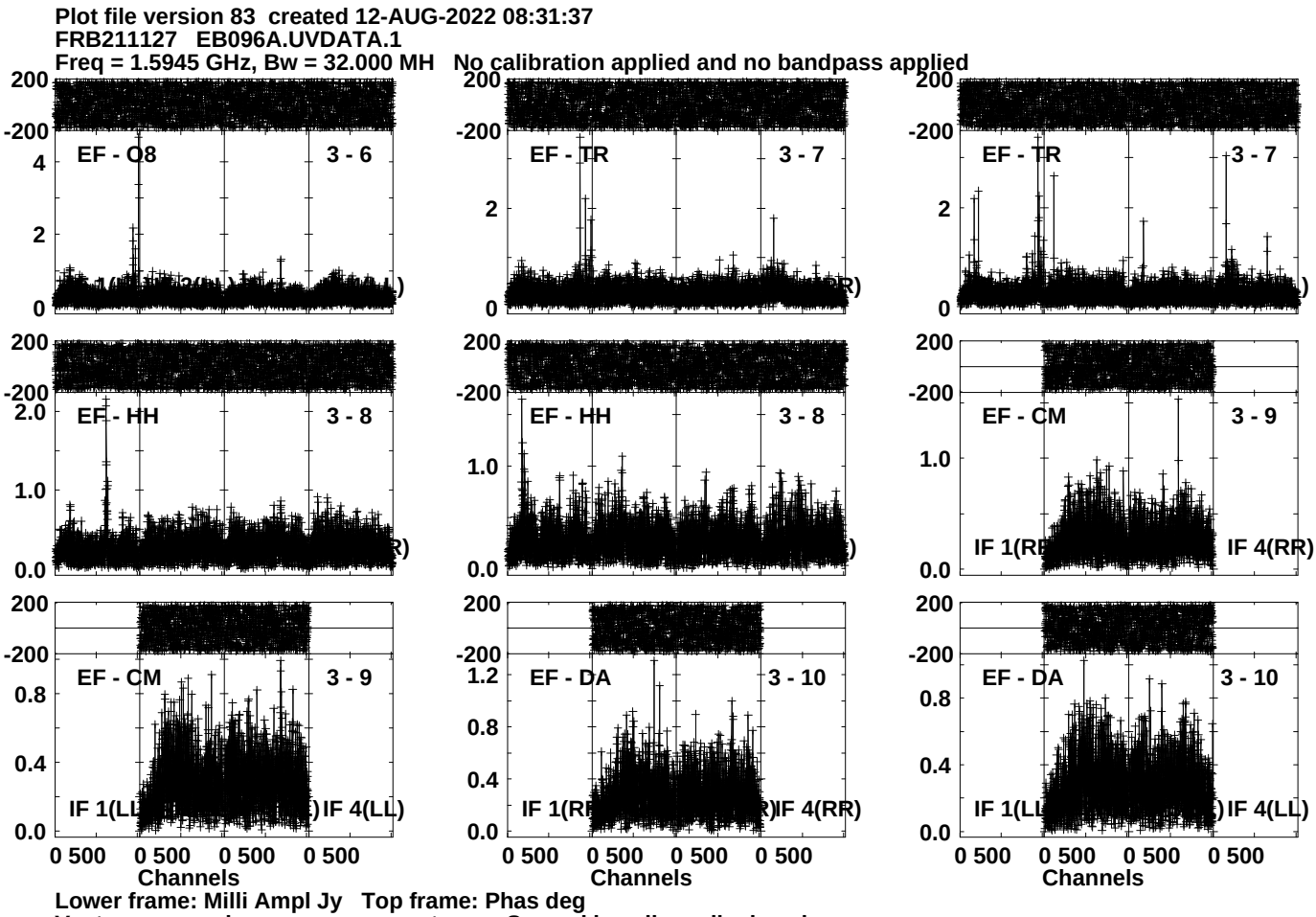
Plot file version 83 created 12-AUG-2022 08:31:37
FRB211127 EB096A.UVDATA.1
Freq = 1.5945 GHz, Bw = 32.000 MH No calibration applied and no bandpass applied
EF - O8
3 - 6
EF - TR
3 - 7
EF - TR
3 - 7
EF - HH
3 - 8
EF - HH
3 - 8
EF - CM
3 - 9
IF 1(RR)
IF 4(RR)
EF - CM
3 - 9
IF 1(LL)
IF 4(LL)
EF - DA
3 - 10
IF 1(RR)
IF 4(RR)
EF - DA
3 - 10
IF 1(LL)
IF 4(LL)
0 500 0 500 0 500 0 500
Channels
Lower frame: Milli Ampl Jy Top frame: Phas deg
Vector averaged cross-power spectrum Several baselines displayed
Timerange: 00/20:20:31 to 00/20:24:59

Plot file version 84 created 12-AUG-2022 08:31:40
FRB211127 EB096A.UVDATA.1
Freq = 1.5945 GHz, Bw = 32.000 MH No calibration applied and no bandpass applied

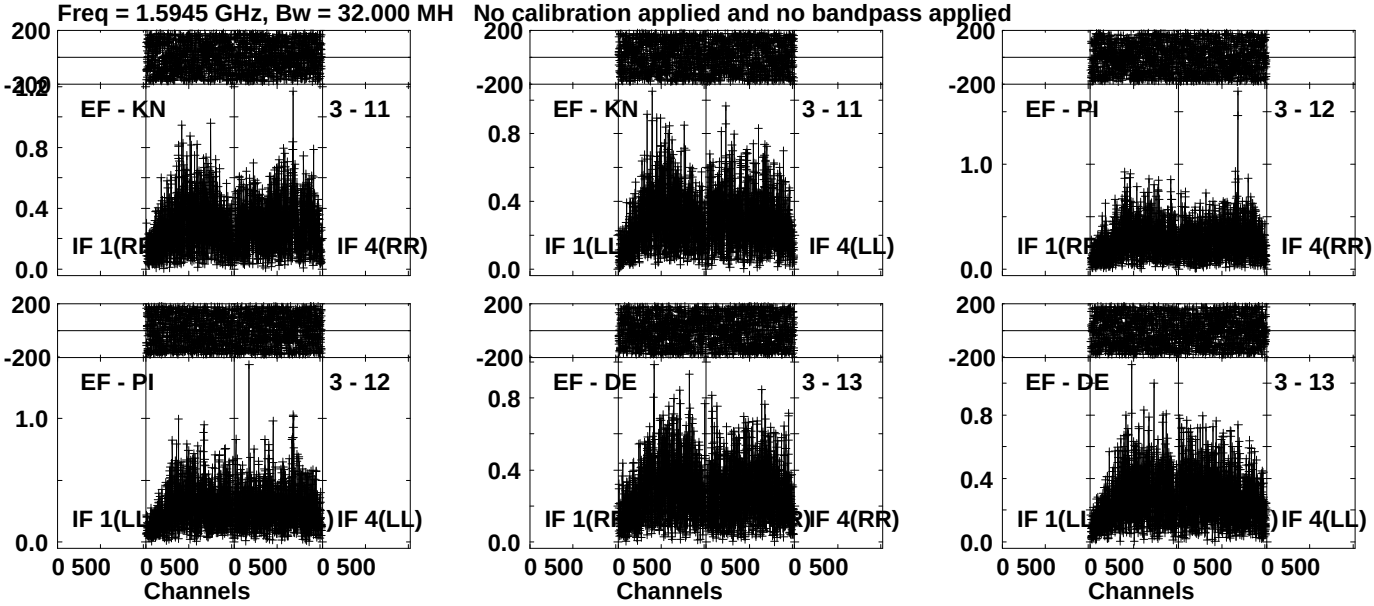

Lower frame: Milli Ampl Jy Top frame: Phas deg
Vector averaged cross-power spectrum Several baselines displayed
Timerange: 00/20:20:31 to 00/20:24:59

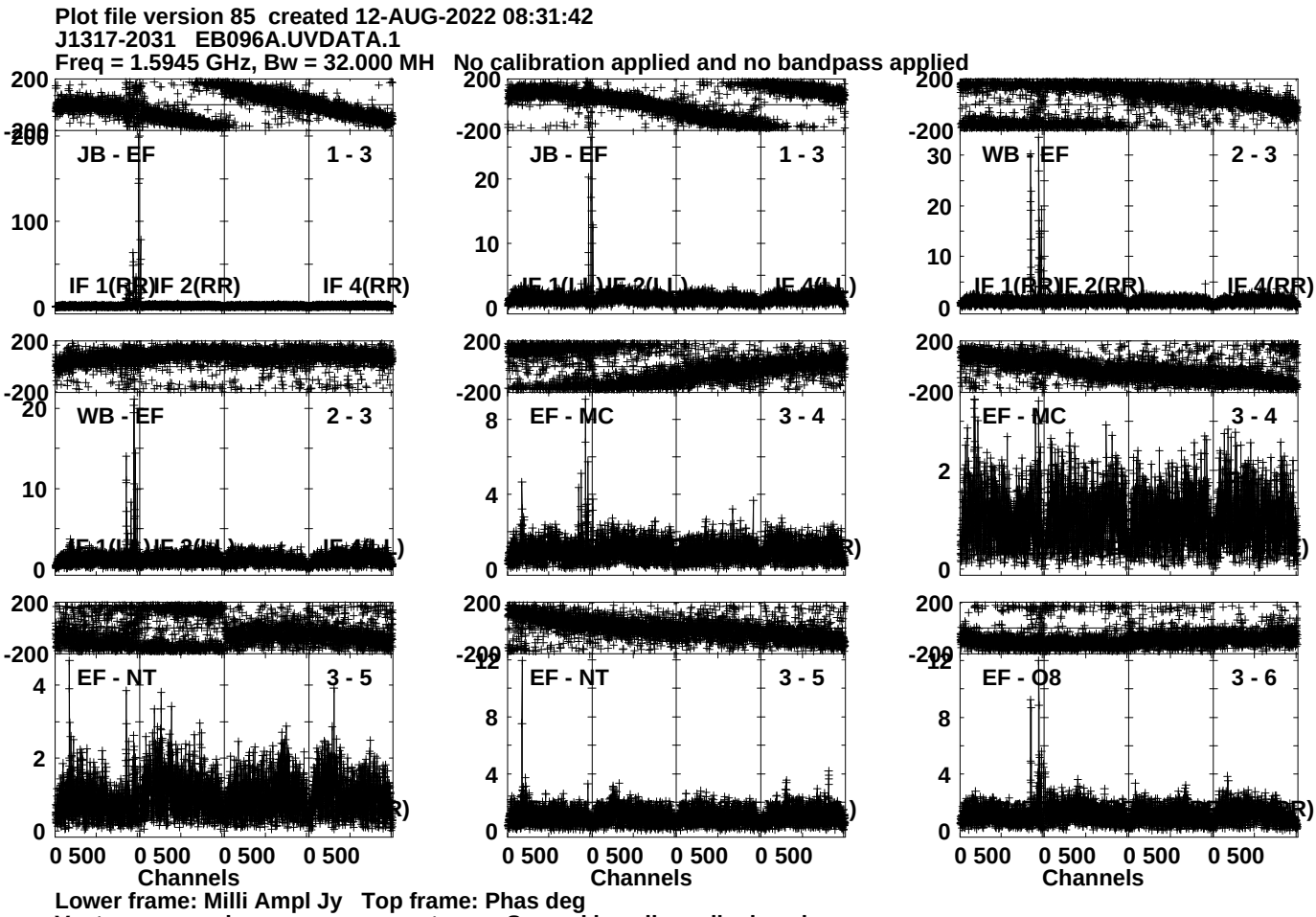
Plot file version 85 created 12-AUG-2022 08:31:42
J1317-2031 EB096A.UVDATA.1
Freq = 1.5945 GHz, Bw = 32.000 MH No calibration applied and no bandpass applied
JB - EF
1 - 3
IF 1(RR)IF 2(RR)
IF 4(RR)
JB - EF
1 - 3
WB - EF
2 - 3
IF 1(RR)IF 2(RR)
IF 4(RR)
WB - EF
2 - 3
EF - MC
3 - 4
EF - MC
3 - 4
EF - NT
3 - 5
EF - NT
3 - 5
EF - O8
3 - 6
0 500 0 500 0 500 0 500
Channels
Lower frame: Milli Ampl Jy Top frame: Phas deg
Vector averaged cross-power spectrum Several baselines displayed
Timerange: 00/20:25:01 to 00/20:26:29

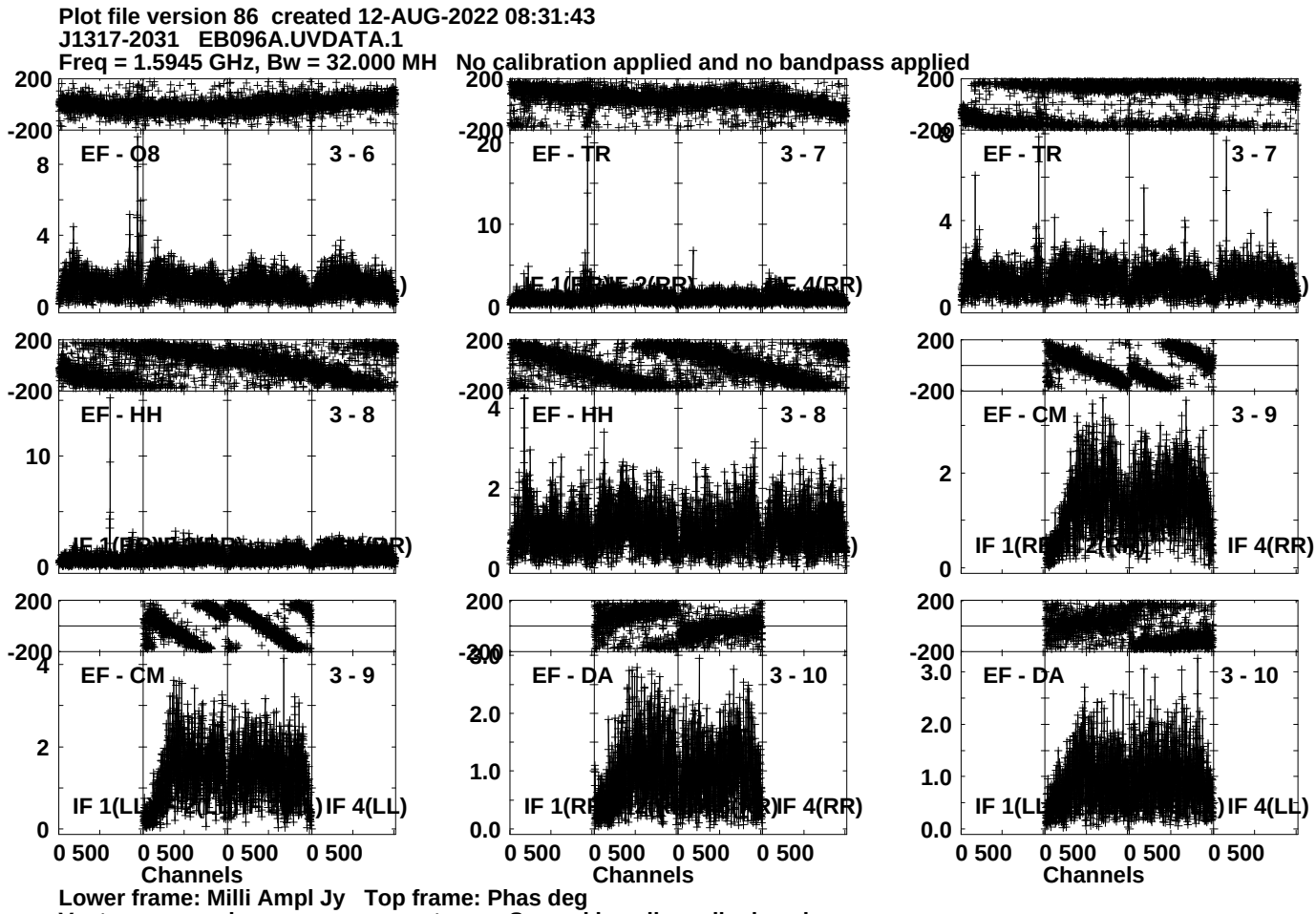
Plot file version 86 created 12-AUG-2022 08:31:43
J1317-2031 EB096A.UVDATA.1
Freq = 1.5945 GHz, Bw = 32.000 MH No calibration applied and no bandpass applied
EF - O8 3 - 6
EF - TR 3 - 7
EF - TR 3 - 7
EF - HH 3 - 8
EF - HH 3 - 8
EF - CM 3 - 9
EF - CM 3 - 9
EF - DA 3 - 10
EF - DA 3 - 10
IF 4(RR)
IF 4(LL)
Channels
Lower frame: Milli Ampl Jy Top frame: Phas deg
Vector averaged cross-power spectrum Several baselines displayed
Timerange: 00/20:25:01 to 00/20:26:29

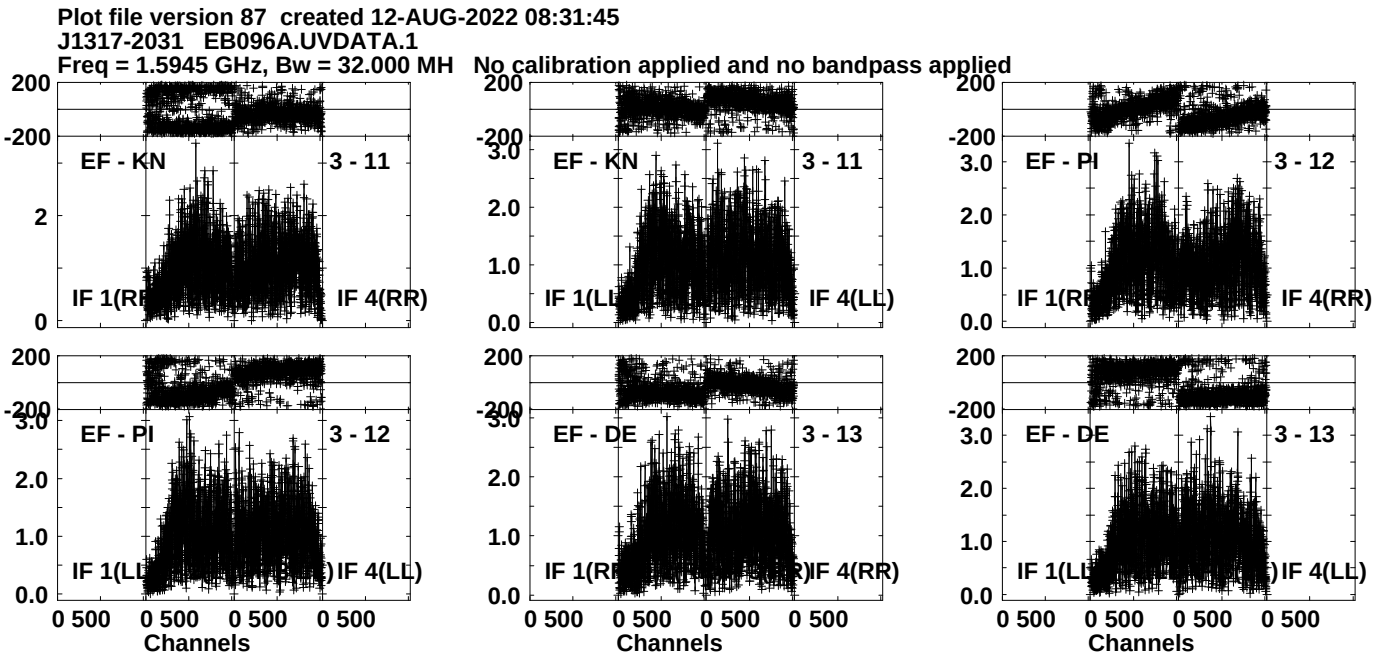
Plot file version 87 created 12-AUG-2022 08:31:45
J1317-2031 EB096A.UVDATA.1
Freq = 1.5945 GHz, Bw = 32.000 MH No calibration applied and no bandpass applied
EF - KN
3 - 11
EF - PI
3 - 12
EF - DE
3 - 13
IF 1(RR)
IF 4(RR)
IF 1(LL)
IF 4(LL)
Channels
Lower frame: Milli Ampl Jy Top frame: Phas deg
Vector averaged cross-power spectrum Several baselines displayed
Timerange: 00/20:25:01 to 00/20:26:29

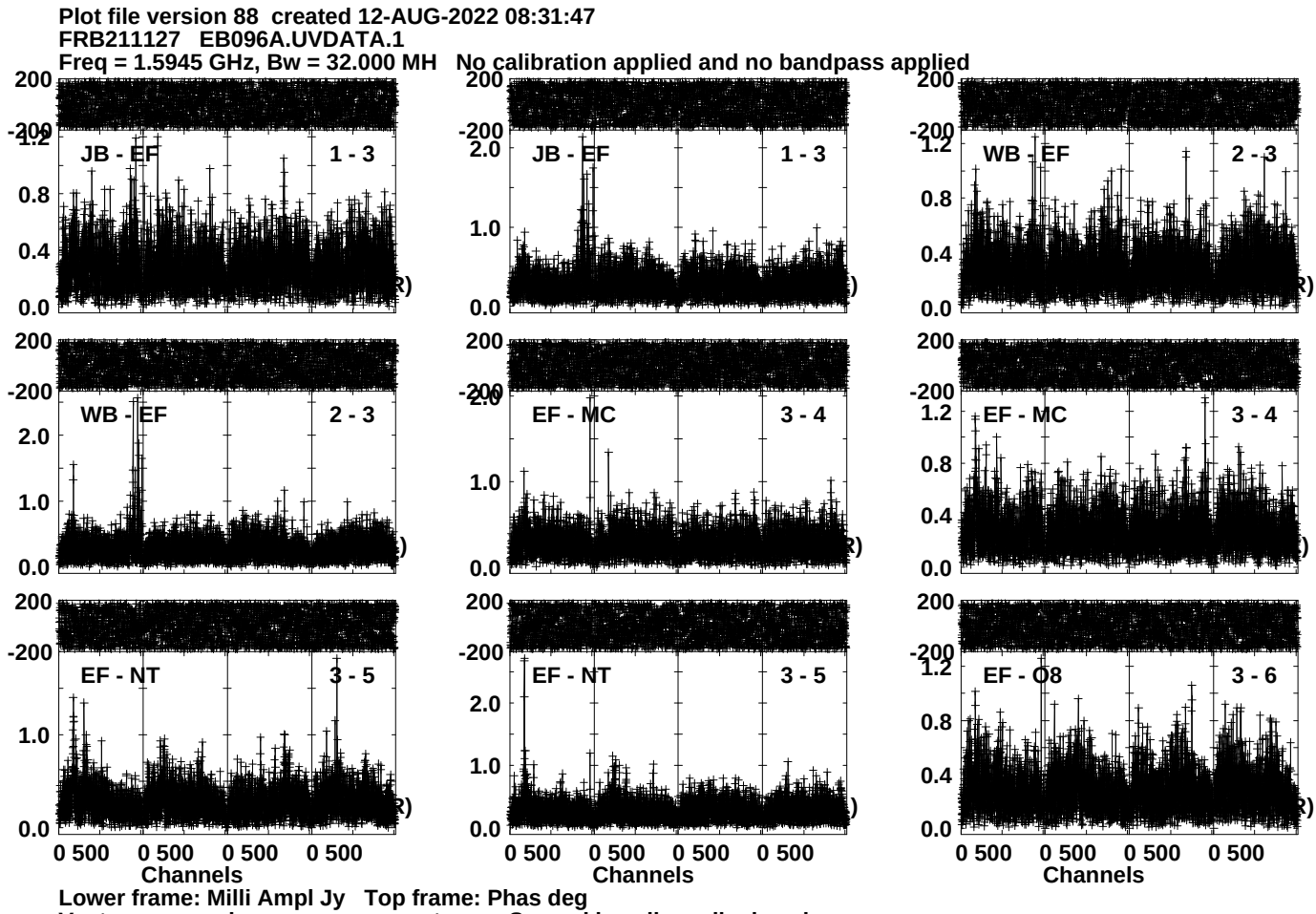
Plot file version 88 created 12-AUG-2022 08:31:47
FRB211127 EB096A.UVDATA.1
Freq = 1.5945 GHz, Bw = 32.000 MH No calibration applied and no bandpass applied
JB - EF 1 - 3
JB - EF 1 - 3
WB - EF 2 - 3
WB - EF 2 - 3
EF - MC 3 - 4
EF - MC 3 - 4
EF - NT 3 - 5
EF - NT 3 - 5
EF - O8 3 - 6
Channels
Channels
Channels
Lower frame: Milli Ampl Jy Top frame: Phas deg
Vector averaged cross-power spectrum Several baselines displayed
Timerange: 00/20:26:31 to 00/20:30:59

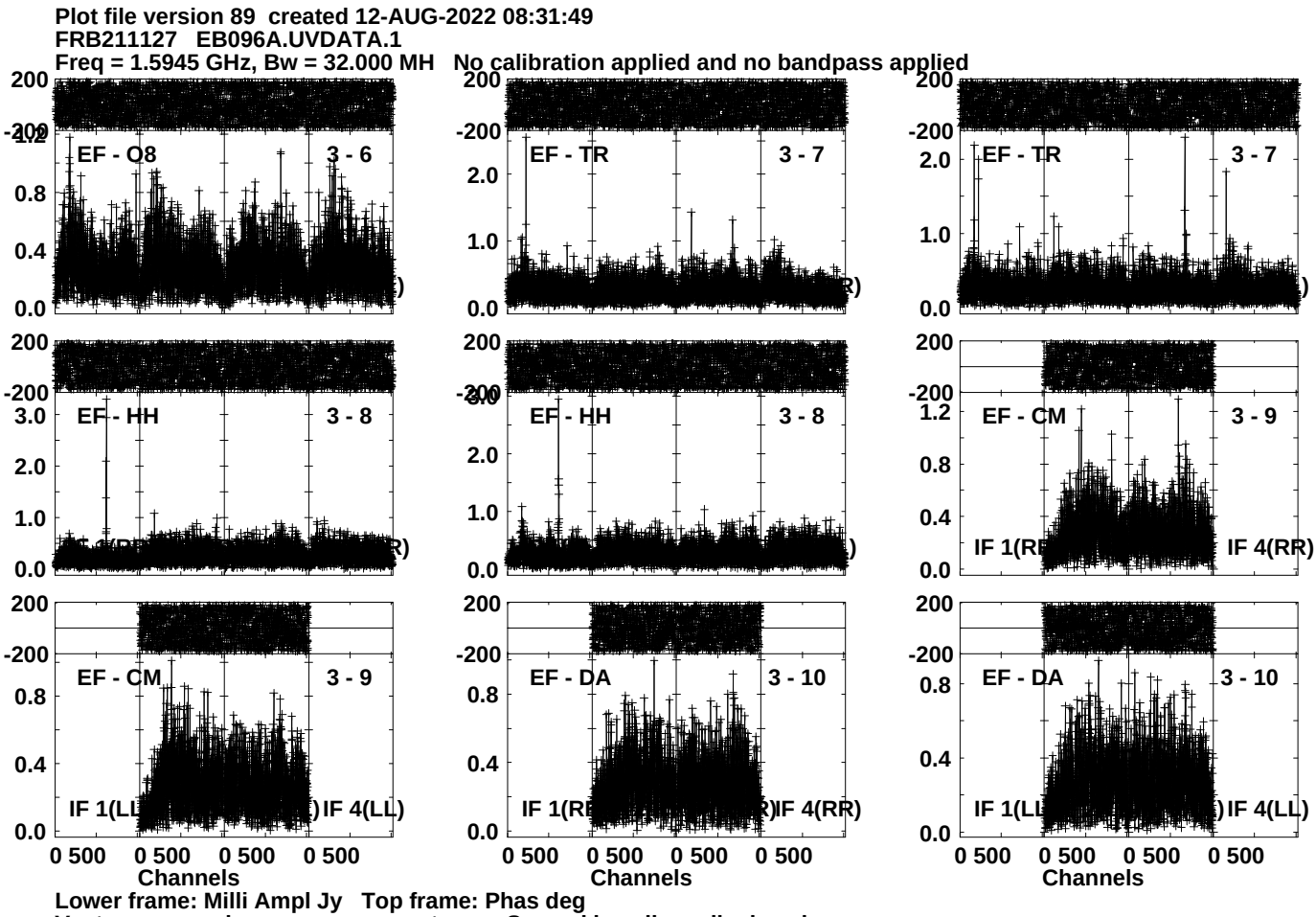
Plot file version 89 created 12-AUG-2022 08:31:49
FRB211127 EB096A.UVDATA.1
Freq = 1.5945 GHz, Bw = 32.000 MH No calibration applied and no bandpass applied
EF - O8 3 - 6
EF - TR 3 - 7
EF - TR 3 - 7
EF - HH 3 - 8
EF - HH 3 - 8
EF - CM 3 - 9
IF 1(RR) IF 4(RR)
EF - CM 3 - 9
IF 1(LL) IF 4(LL)
EF - DA 3 - 10
IF 1(RR) IF 4(RR)
EF - DA 3 - 10
IF 1(LL) IF 4(LL)
0 500 0 500 0 500 0 500
Channels
Lower frame: Milli Ampl Jy Top frame: Phas deg
Vector averaged cross-power spectrum Several baselines displayed
Timerange: 00/20:26:31 to 00/20:30:59

Plot file version 90 created 12-AUG-2022 08:31:51
FRB211127 EB096A.UVDATA.1
Freq = 1.5945 GHz, Bw = 32.000 MH No calibration applied and no bandpass applied

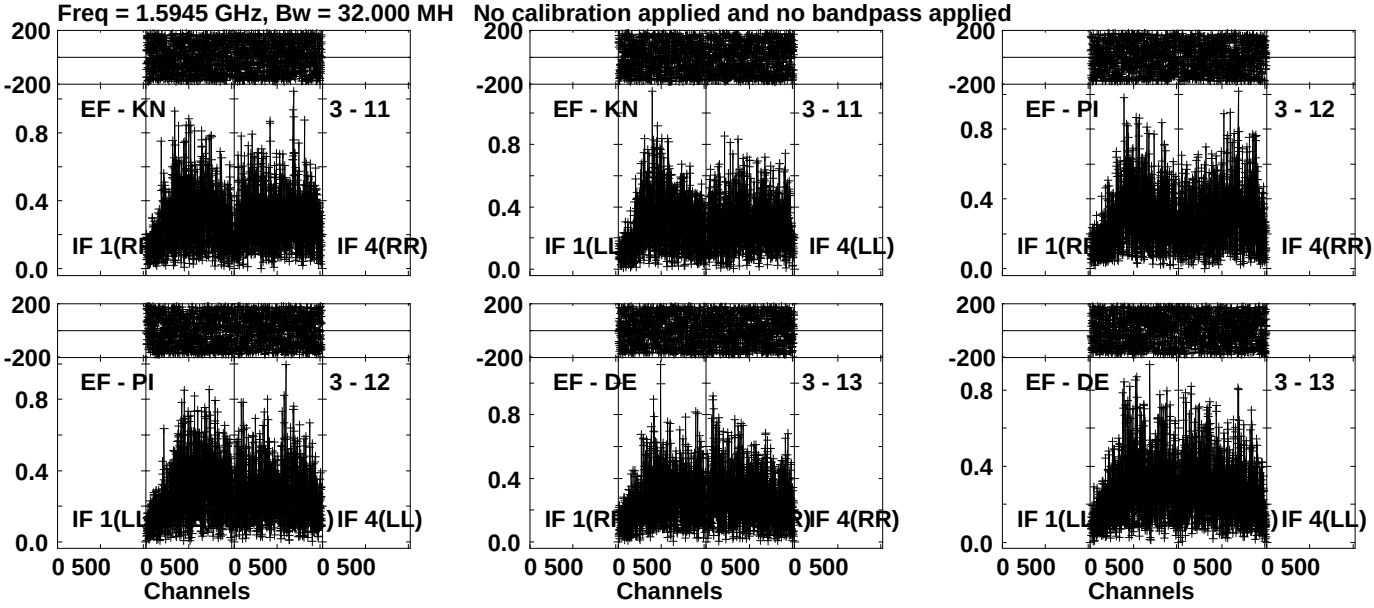

Lower frame: Milli Ampl Jy Top frame: Phas deg
Vector averaged cross-power spectrum Several baselines displayed
Timerange: 00/20:26:31 to 00/20:30:59

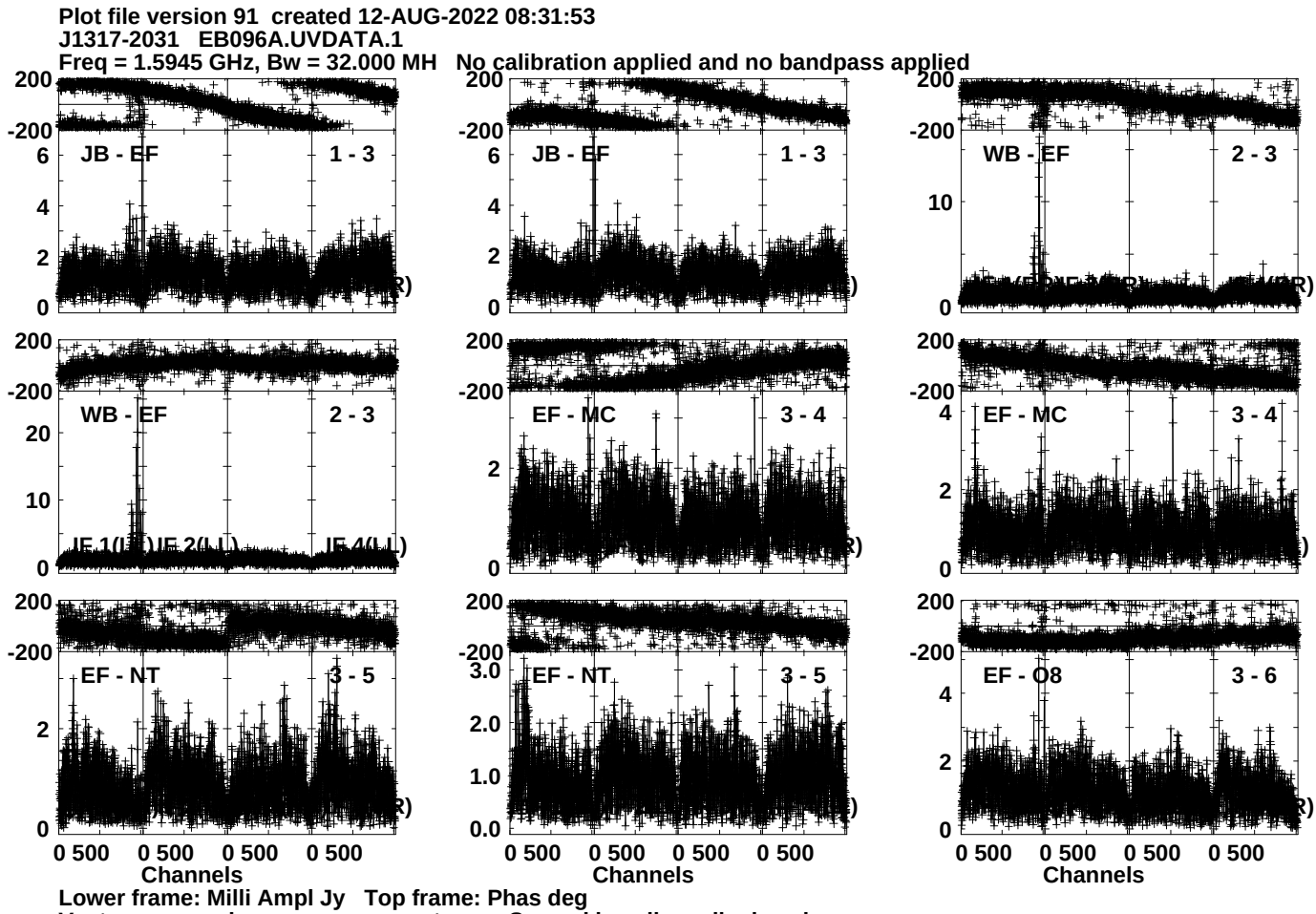
Plot file version 91 created 12-AUG-2022 08:31:53
J1317-2031 EB096A.UVDATA.1
Freq = 1.5945 GHz, Bw = 32.000 MH No calibration applied and no bandpass applied
JB - EF 1 - 3
JB - EF 1 - 3
WB - EF 2 - 3
WB - EF 2 - 3
EF - MC 3 - 4
EF - MC 3 - 4
EF - NT 3 - 5
EF - NT 3 - 5
EF - O8 3 - 6
Channels
Channels
Channels
Lower frame: Milli Ampl Jy Top frame: Phas deg
Vector averaged cross-power spectrum Several baselines displayed
Timerange: 00/20:31:31 to 00/20:32:29

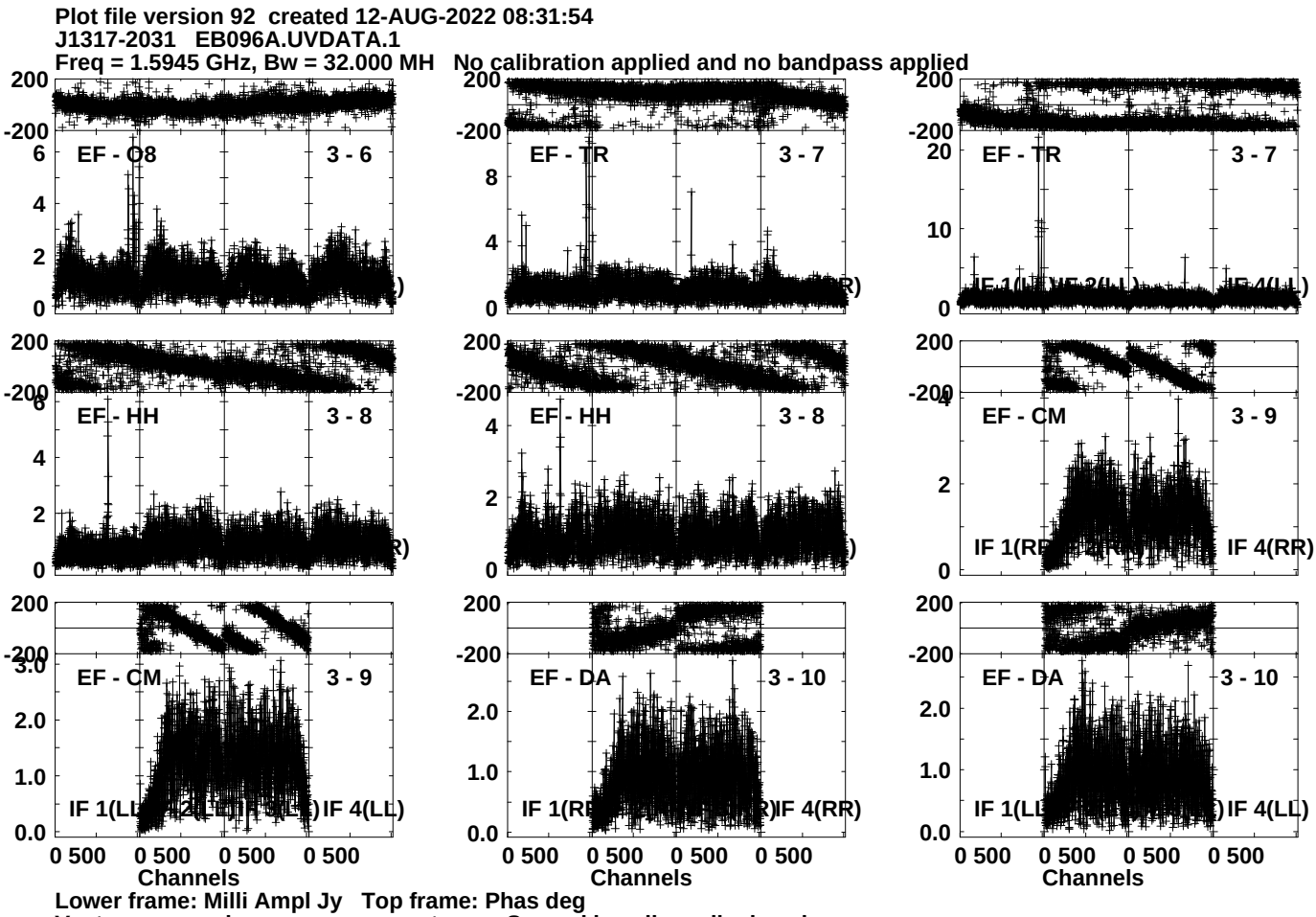
Plot file version 92 created 12-AUG-2022 08:31:54
J1317-2031 EB096A.UVDATA.1
Freq = 1.5945 GHz, Bw = 32.000 MH No calibration applied and no bandpass applied
EF - O8 3 - 6
EF - TR 3 - 7
EF - TR 3 - 7
EF - HH 3 - 8
EF - HH 3 - 8
EF - CM 3 - 9
EF - CM 3 - 9
EF - DA 3 - 10
EF - DA 3 - 10
IF 1(LL) IF 4(LL)
IF 1(RR) IF 4(RR)
Channels
Lower frame: Milli Ampl Jy Top frame: Phas deg
Vector averaged cross-power spectrum Several baselines displayed
Timerange: 00/20:31:31 to 00/20:32:29

Plot file version 93 created 12-AUG-2022 08:31:56
J1317-2031 EB096A.UVDATA.1
Freq = 1.5945 GHz, Bw = 32.000 MH No calibration applied and no bandpass applied

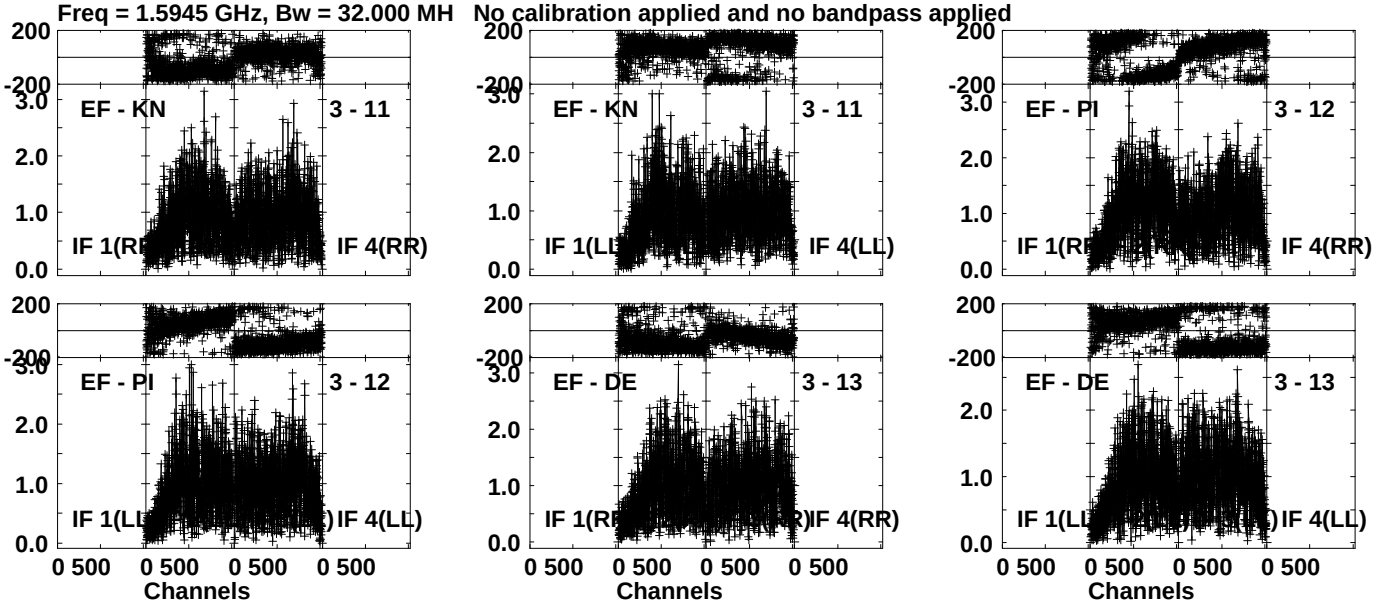

Lower frame: Milli Ampl Jy Top frame: Phas deg
Vector averaged cross-power spectrum Several baselines displayed
Timerange: 00/20:31:31 to 00/20:32:29

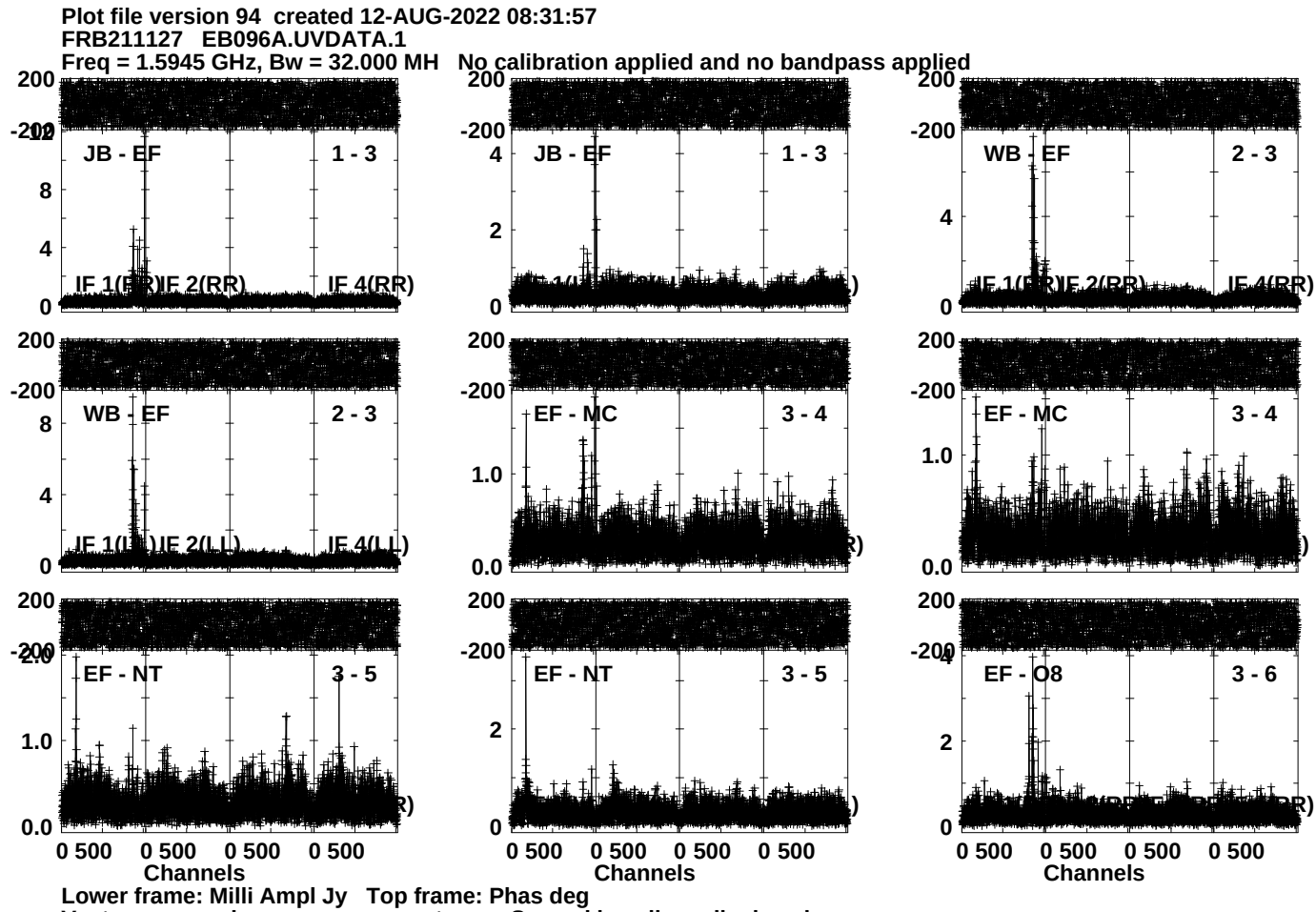
Plot file version 94 created 12-AUG-2022 08:31:57
FRB211127 EB096A.UVDATA.1
Freq = 1.5945 GHz, Bw = 32.000 MH No calibration applied and no bandpass applied
JB - EF
1 - 3
JB - EF
1 - 3
WB - EF
2 - 3
WB - EF
2 - 3
EF - MC
3 - 4
EF - MC
3 - 4
EF - NT
3 - 5
EF - NT
3 - 5
EF - O8
3 - 6
Channels
Channels
Channels
Lower frame: Milli Ampl Jy Top frame: Phas deg
Vector averaged cross-power spectrum Several baselines displayed
Timerange: 00/20:32:31 to 00/20:36:59

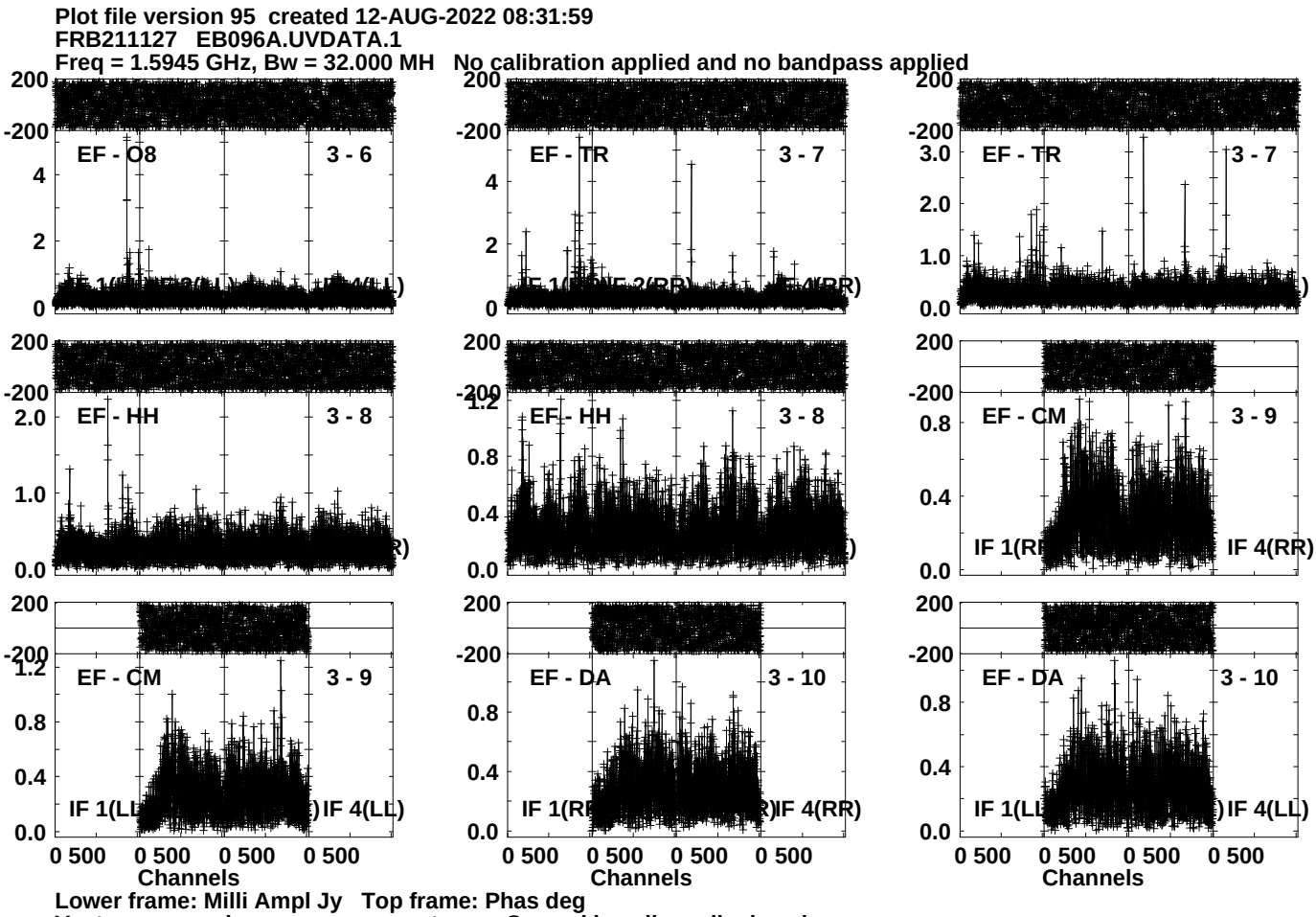
Plot file version 95 created 12-AUG-2022 08:31:59
FRB211127 EB096A.UVDATA.1
Freq = 1.5945 GHz, Bw = 32.000 MH No calibration applied and no bandpass applied
EF - O8
3 - 6
EF - TR
3 - 7
EF - TR
3 - 7
EF - HH
3 - 8
EF - HH
3 - 8
EF - CM
3 - 9
EF - CM
3 - 9
EF - DA
3 - 10
EF - DA
3 - 10
IF 4(LL)
IF 4(RR)
IF 4(RR)
IF 4(LL)
0 500
Channels
Lower frame: Milli Ampl Jy Top frame: Phas deg
Vector averaged cross-power spectrum Several baselines displayed
Timerange: 00/20:32:31 to 00/20:36:59

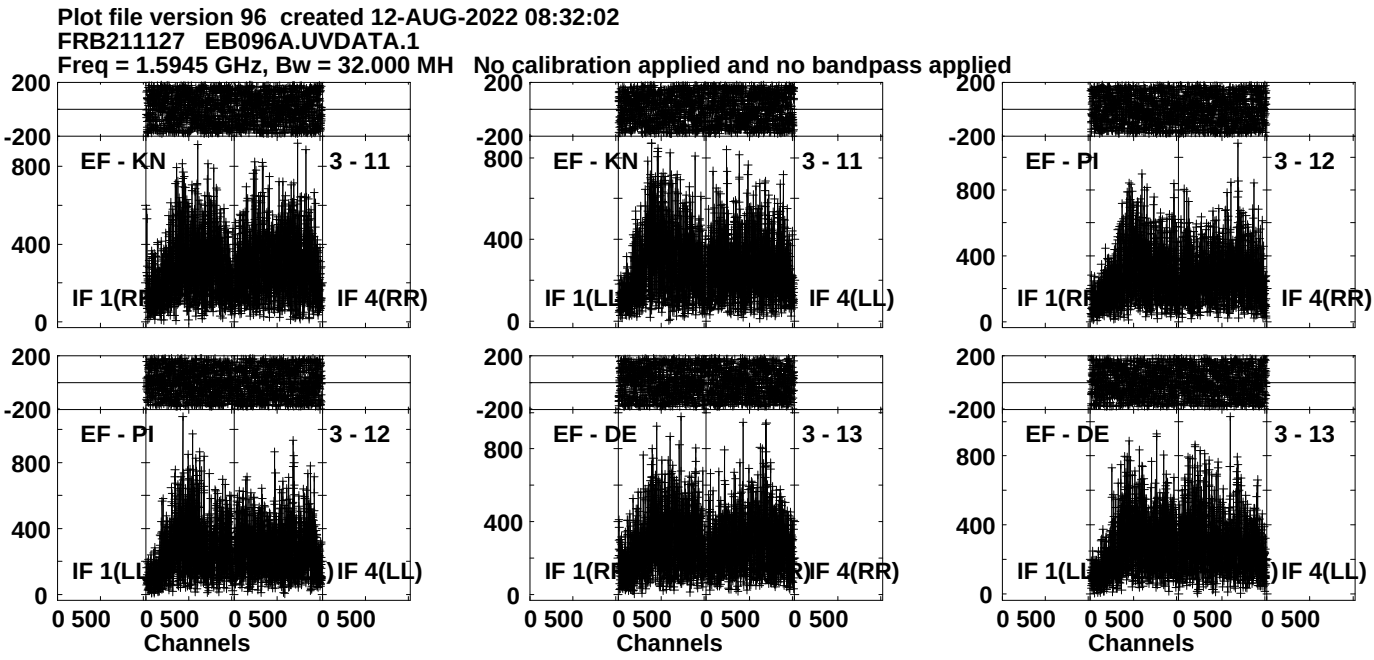

Lower frame: Micro Ampl Jy Top frame: Phas deg
Vector averaged cross-power spectrum Several baselines displayed
Timerange: 00/20:32:31 to 00/20:36:59

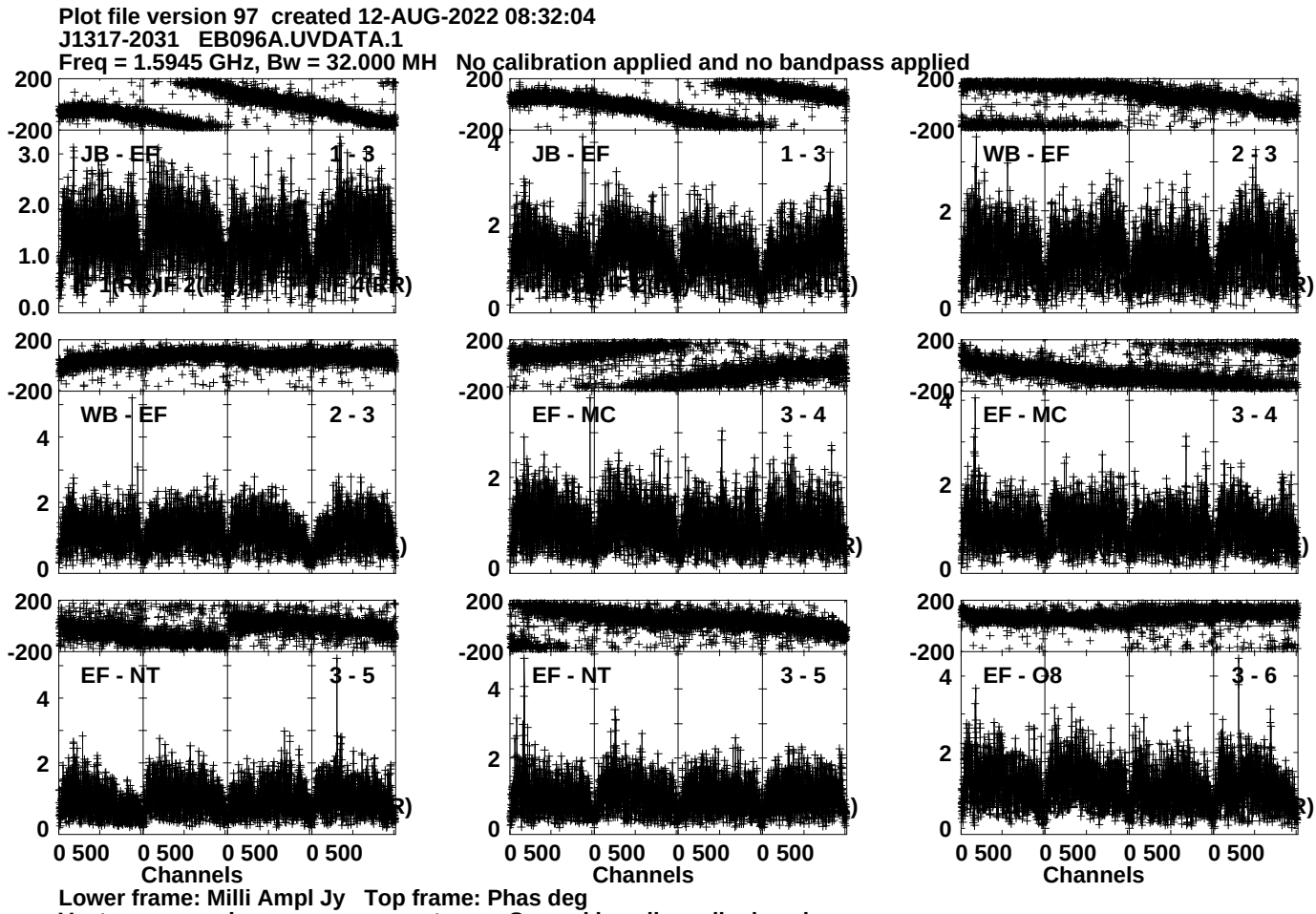
Plot file version 97 created 12-AUG-2022 08:32:04
J1317-2031 EB096A.UVDATA.1
Freq = 1.5945 GHz, Bw = 32.000 MH No calibration applied and no bandpass applied
JB - EF 1 - 3
JB - EF 1 - 3
WB - EF 2 - 3
WB - EF 2 - 3
EF - MC 3 - 4
EF - MC 3 - 4
EF - NT 3 - 5
EF - NT 3 - 5
EF - O8 3 - 6
Channels
Channels
Channels
Lower frame: Milli Ampl Jy Top frame: Phas deg
Vector averaged cross-power spectrum Several baselines displayed
Timerange: 00/20:37:01 to 00/20:38:29

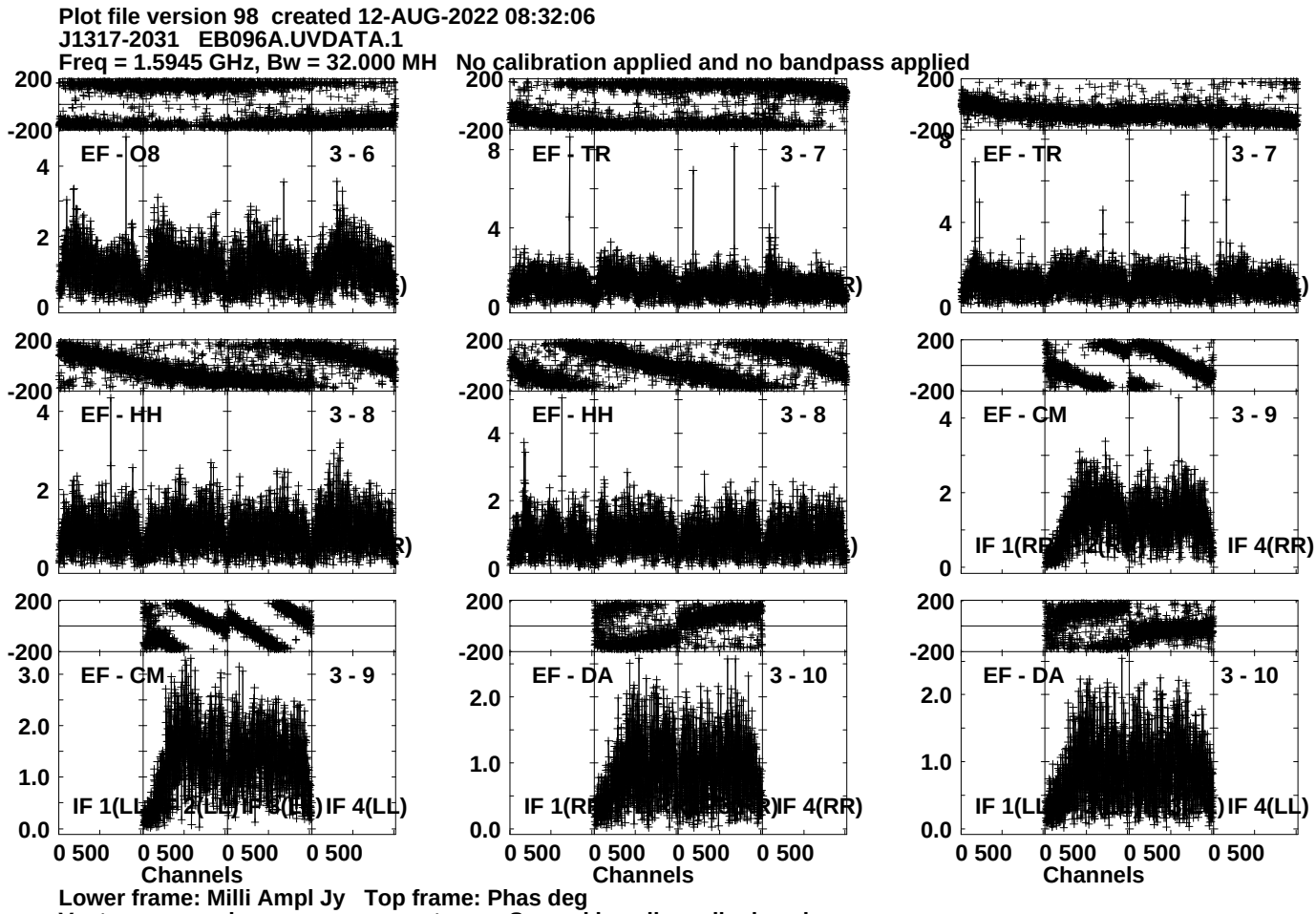
Plot file version 98 created 12-AUG-2022 08:32:06
J1317-2031 EB096A.UVDATA.1
Freq = 1.5945 GHz, Bw = 32.000 MH No calibration applied and no bandpass applied
EF - O8 3 - 6
EF - TR 3 - 7
EF - TR 3 - 7
EF - HH 3 - 8
EF - HH 3 - 8
EF - CM 3 - 9
IF 1(RR) IF 4(RR)
EF - CM 3 - 9
EF - DA 3 - 10
EF - DA 3 - 10
IF 1(LL) IF 4(LL)
IF 1(RR) IF 4(RR)
IF 1(LL) IF 4(LL)
Channels
Channels
Channels
Lower frame: Milli Ampl Jy Top frame: Phas deg
Vector averaged cross-power spectrum Several baselines displayed
Timerange: 00/20:37:01 to 00/20:38:29

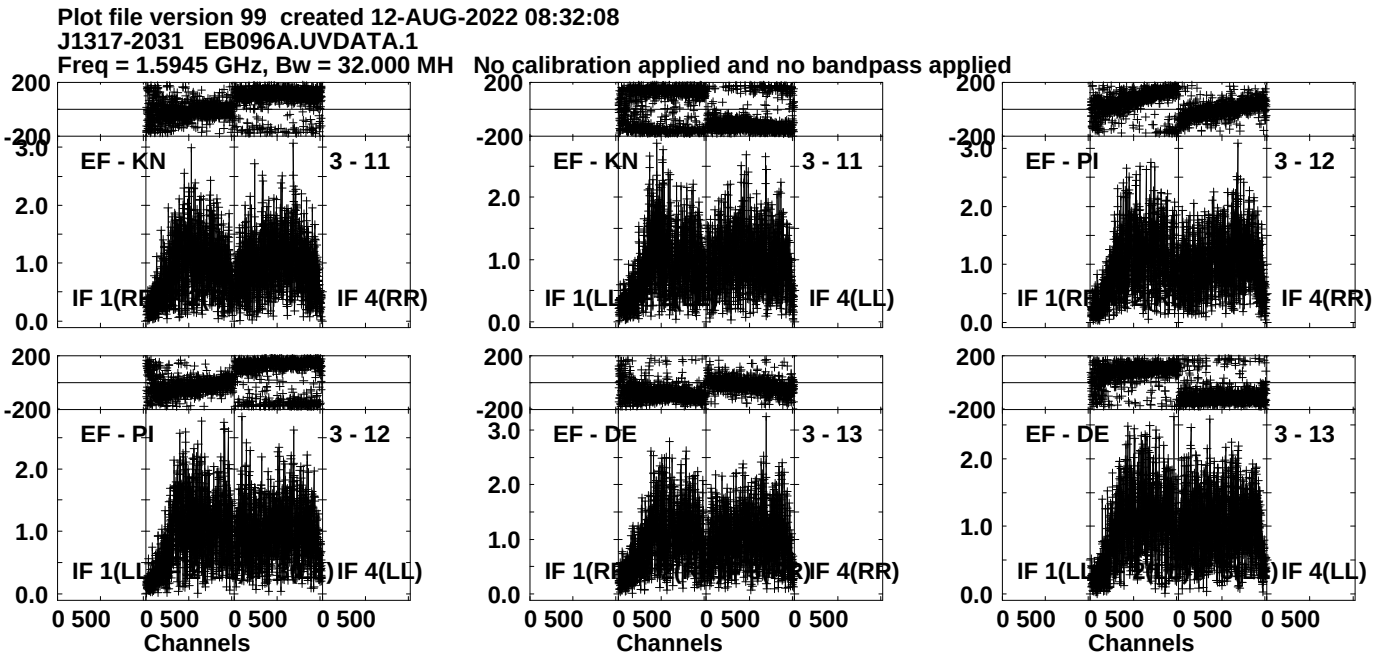
Plot file version 99 created 12-AUG-2022 08:32:08
J1317-2031 EB096A.UVDATA.1
Freq = 1.5945 GHz, Bw = 32.000 MH No calibration applied and no bandpass applied
EF - KN
3 - 11
EF - KN
3 - 11
EF - PI
3 - 12
EF - PI
3 - 12
EF - DE
3 - 13
EF - DE
3 - 13
IF 1(RR)
IF 4(RR)
IF 1(LL)
IF 4(LL)
IF 1(RR)
IF 4(RR)
IF 1(LL)
IF 4(LL)
IF 1(RR)
IF 4(RR)
IF 1(LL)
IF 4(LL)
200
-200
3.0
2.0
1.0
0.0
0 500
Channels
Lower frame: Milli Ampl Jy Top frame: Phas deg
Vector averaged cross-power spectrum Several baselines displayed
Timerange: 00/20:37:01 to 00/20:38:29

Plot file version 100 created 12-AUG-2022 08:32:09
FRB211127 EB096A.UVDATA.1
Freq = 1.5945 GHz, Bw = 32.000 MH No calibration applied and no bandpass applied

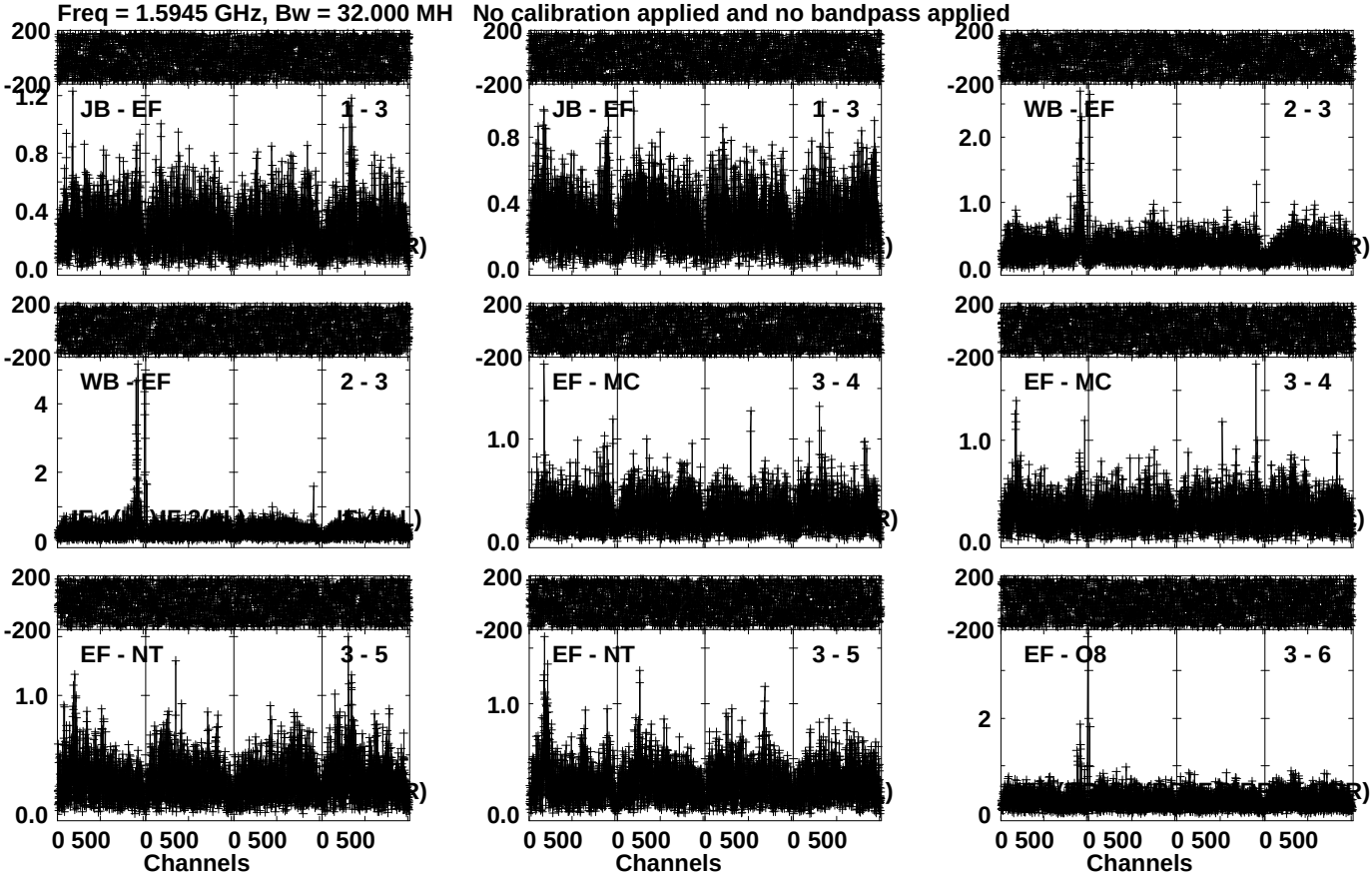

Lower frame: Milli Ampl Jy Top frame: Phas deg
Vector averaged cross-power spectrum Several baselines displayed
Timerange: 00/20:38:31 to 00/20:42:59

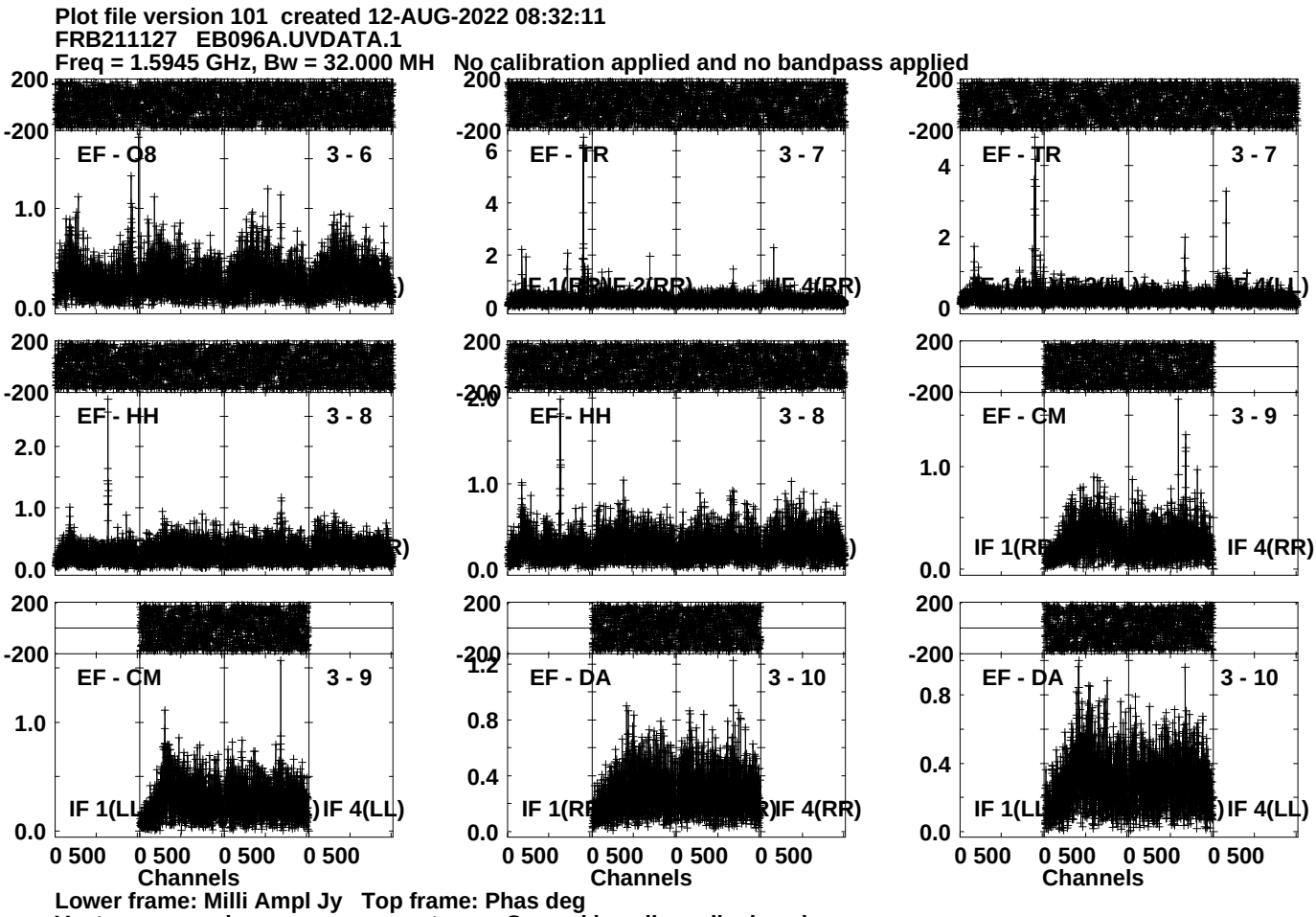
Plot file version 101 created 12-AUG-2022 08:32:11
FRB211127 EB096A.UVDATA.1
Freq = 1.5945 GHz, Bw = 32.000 MH No calibration applied and no bandpass applied
EF - O8
3 - 6
EF - TR
3 - 7
EF - TR
3 - 7
EF - HH
3 - 8
EF - HH
3 - 8
EF - CM
3 - 9
EF - CM
3 - 9
EF - DA
3 - 10
EF - DA
3 - 10
IF 1(RR)
IF 4(RR)
IF 1(LL)
IF 4(LL)
Channels
Lower frame: Milli Ampl Jy Top frame: Phas deg
Vector averaged cross-power spectrum Several baselines displayed
Timerange: 00/20:38:31 to 00/20:42:59

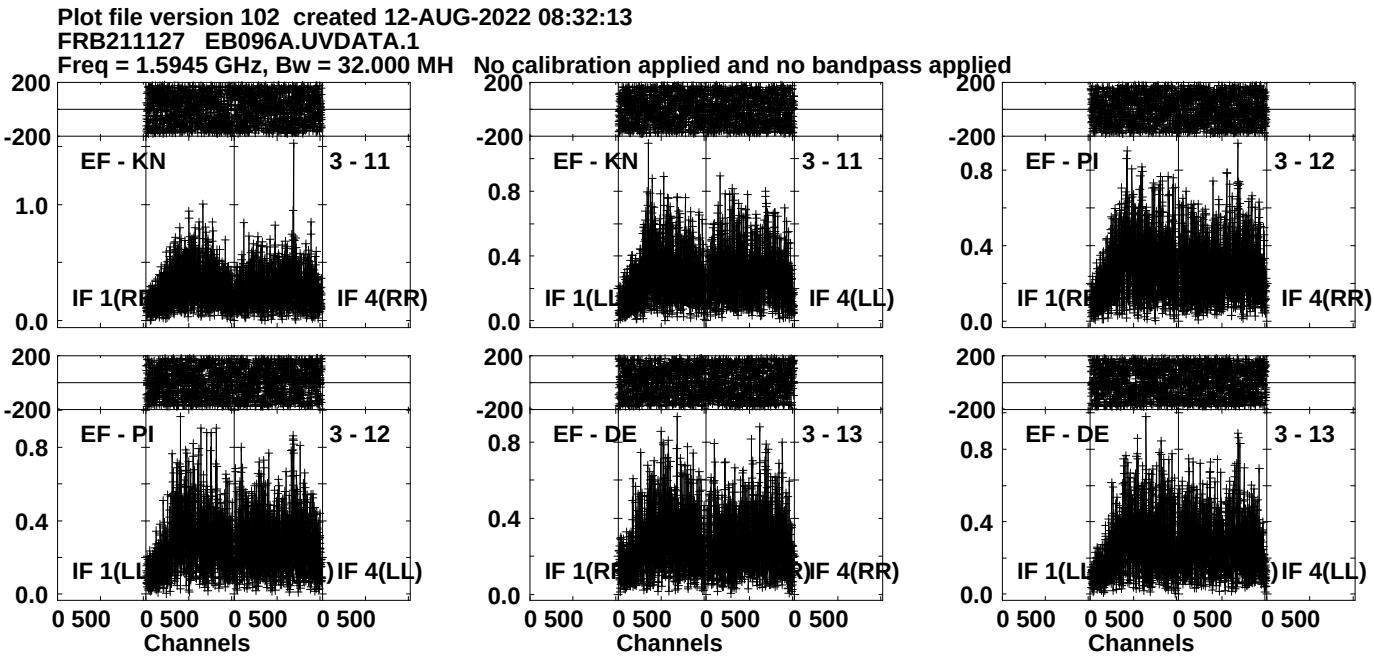

Lower frame: Milli Ampl Jy Top frame: Phas deg
Vector averaged cross-power spectrum Several baselines displayed
Timerange: 00/20:38:31 to 00/20:42:59

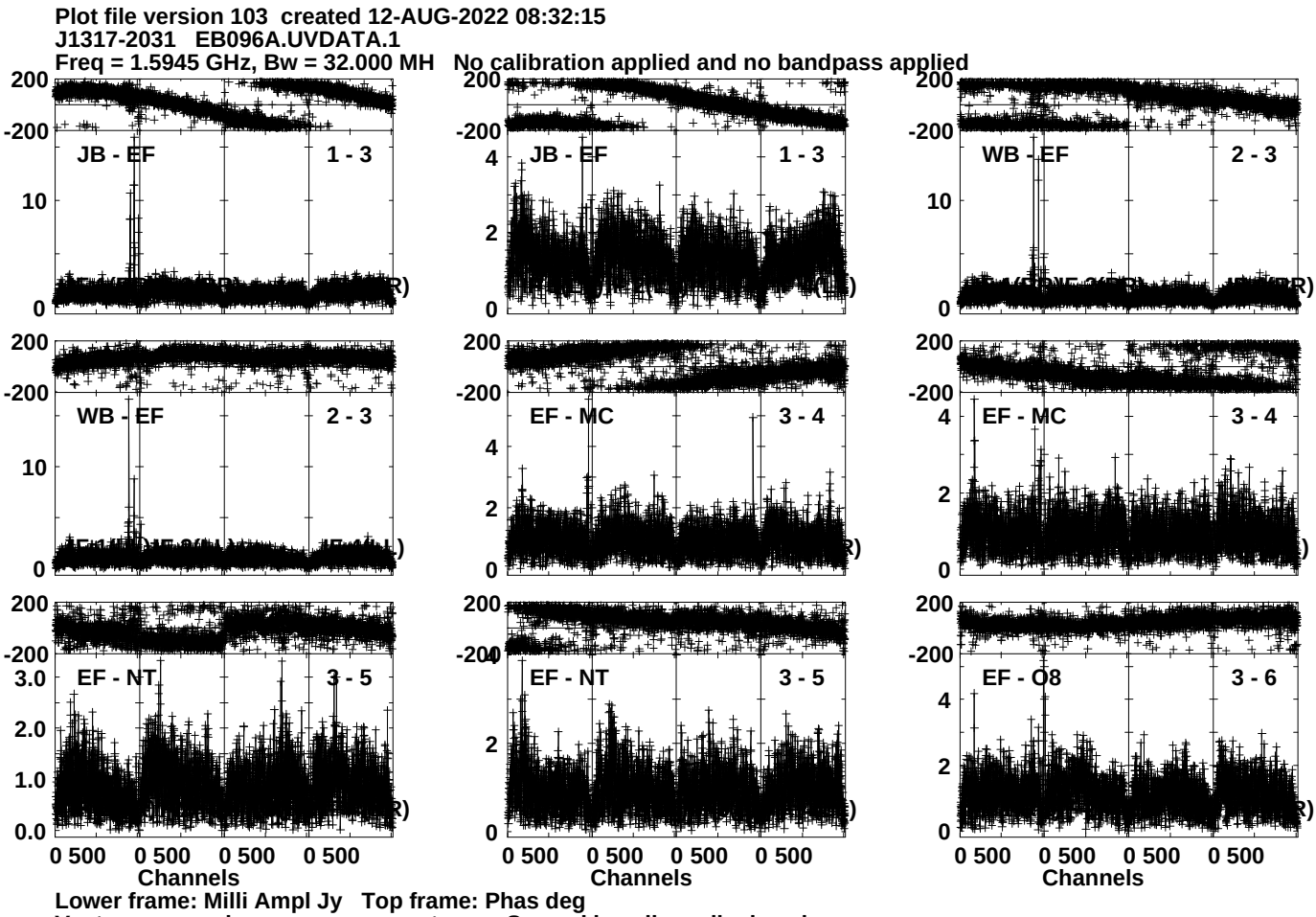
Plot file version 103 created 12-AUG-2022 08:32:15
J1317-2031 EB096A.UVDATA.1
Freq = 1.5945 GHz, Bw = 32.000 MH No calibration applied and no bandpass applied
JB - EF 1 - 3
JB - EF 1 - 3
WB - EF 2 - 3
WB - EF 2 - 3
EF - MC 3 - 4
EF - MC 3 - 4
EF - NT 3 - 5
EF - NT 3 - 5
EF - O8 3 - 6
Channels
Channels
Channels
Lower frame: Milli Ampl Jy Top frame: Phas deg
Vector averaged cross-power spectrum Several baselines displayed
Timerange: 00/20:43:31 to 00/20:44:29

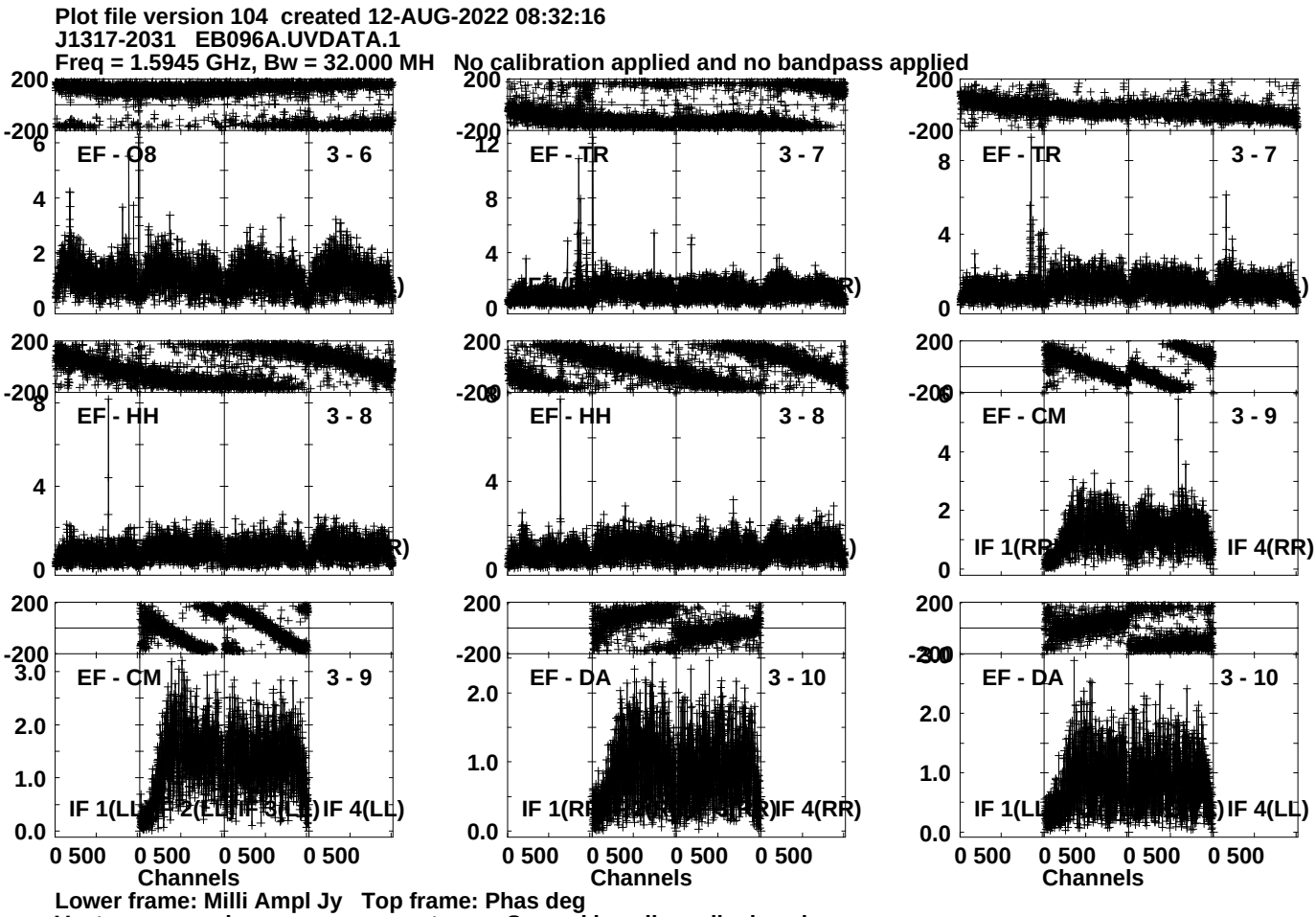
Plot file version 104 created 12-AUG-2022 08:32:16
J1317-2031 EB096A.UVDATA.1
Freq = 1.5945 GHz, Bw = 32.000 MH No calibration applied and no bandpass applied
EF - O8 3 - 6
EF - TR 3 - 7
EF - TR 3 - 7
EF - HH 3 - 8
EF - HH 3 - 8
EF - CM 3 - 9
IF 1(RR) IF 4(RR)
EF - CM 3 - 9
EF - DA 3 - 10
EF - DA 3 - 10
IF 1(LL) IF 2(LL) IF 3(LL) IF 4(LL)
IF 1(RR) IF 4(RR)
IF 1(LL) IF 4(LL)
0 500 0 500 0 500 0 500
Channels
Lower frame: Milli Ampl Jy Top frame: Phas deg
Vector averaged cross-power spectrum Several baselines displayed
Timerange: 00/20:43:31 to 00/20:44:29

Plot file version 105 created 12-AUG-2022 08:32:18
J1317-2031 EB096A.UVDATA.1
Freq = 1.5945 GHz, Bw = 32.000 MH No calibration applied and no bandpass applied

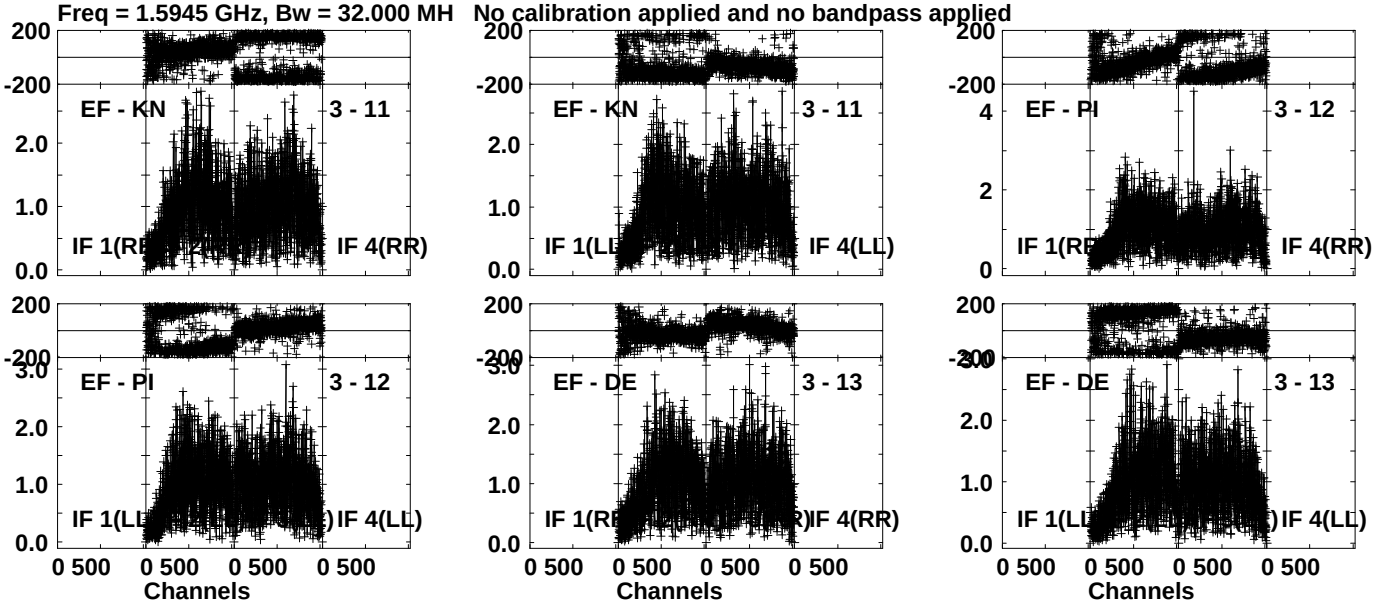

Lower frame: Milli Ampl Jy Top frame: Phas deg
Vector averaged cross-power spectrum Several baselines displayed
Timerange: 00/20:43:31 to 00/20:44:29

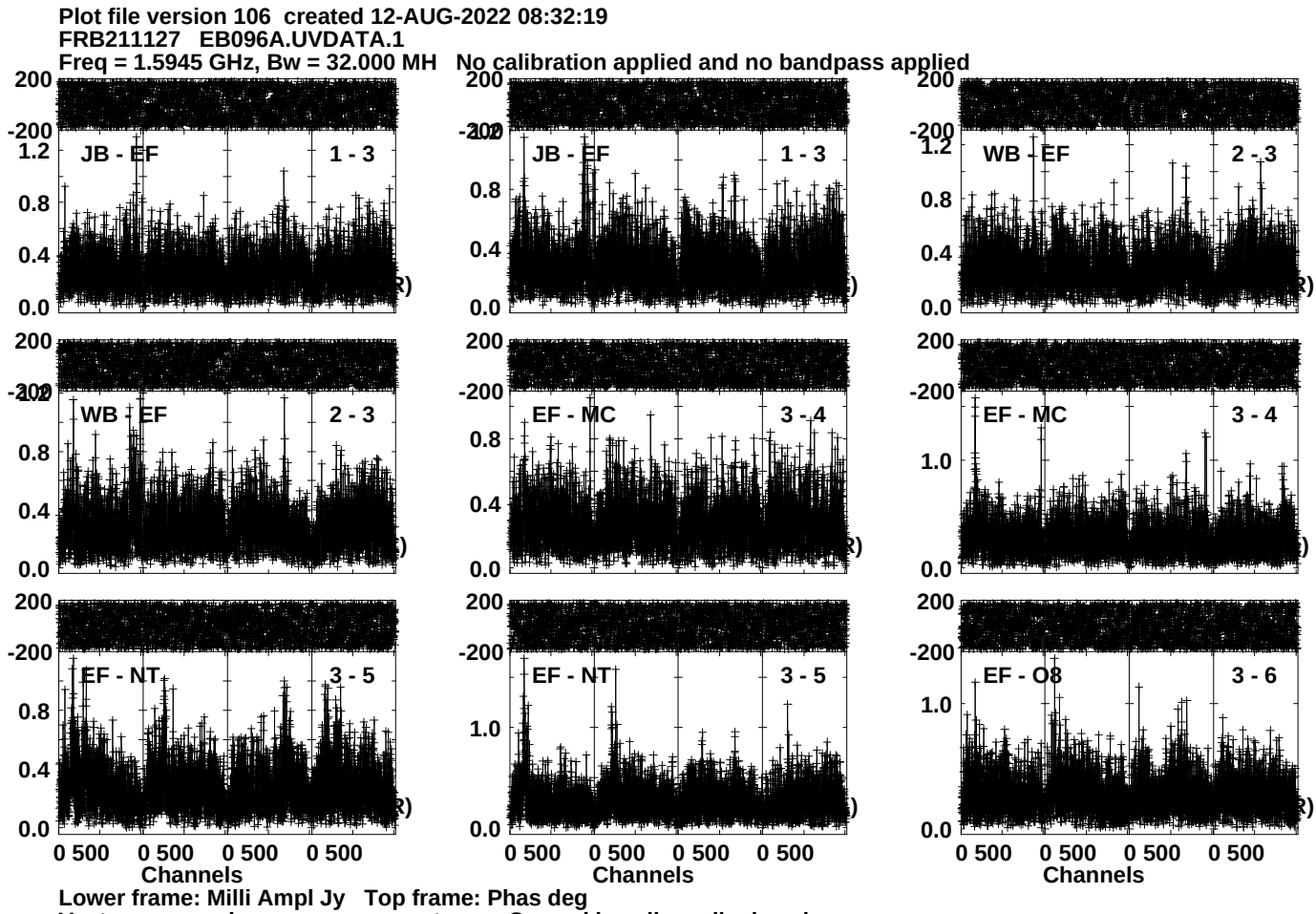
Plot file version 106 created 12-AUG-2022 08:32:19
FRB211127 EB096A.UVDATA.1
Freq = 1.5945 GHz, Bw = 32.000 MH No calibration applied and no bandpass applied
JB - EF 1 - 3
JB - EF 1 - 3
WB - EF 2 - 3
WB - EF 2 - 3
EF - MC 3 - 4
EF - MC 3 - 4
EF - NT 3 - 5
EF - NT 3 - 5
EF - O8 3 - 6
200
-200
1.2
0.8
0.4
0.0
1.0
0 500
Channels
Lower frame: Milli Ampl Jy Top frame: Phas deg
Vector averaged cross-power spectrum Several baselines displayed
Timerange: 00/20:44:31 to 00/20:48:59

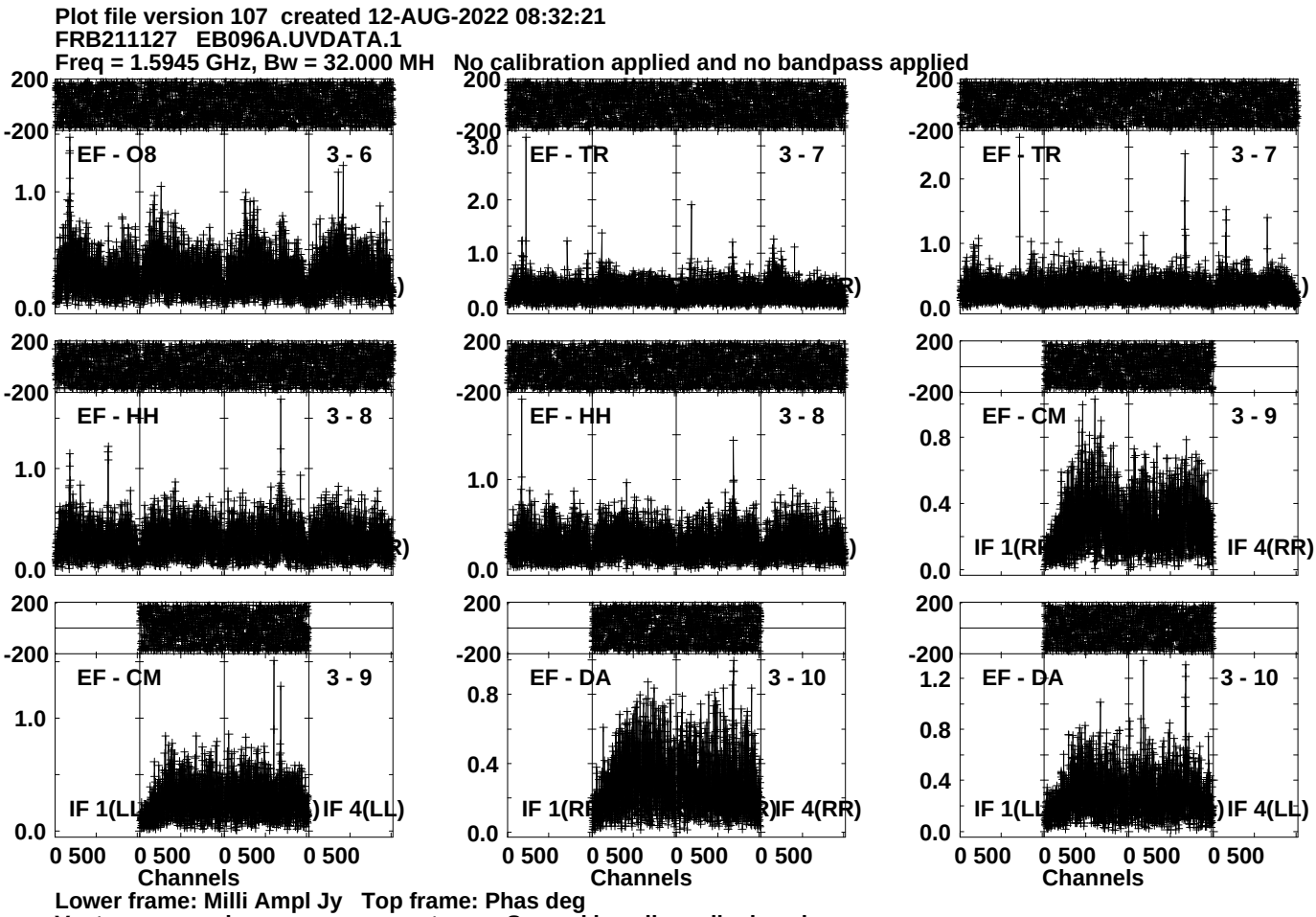
Plot file version 107 created 12-AUG-2022 08:32:21
FRB211127 EB096A.UVDATA.1
Freq = 1.5945 GHz, Bw = 32.000 MH No calibration applied and no bandpass applied
EF - O8 3 - 6
EF - TR 3 - 7
EF - TR 3 - 7
EF - HH 3 - 8
EF - HH 3 - 8
EF - CM 3 - 9
IF 1(RR) IF 4(RR)
EF - CM 3 - 9
IF 1(LL) IF 4(LL)
EF - DA 3 - 10
IF 1(RR) IF 4(RR)
EF - DA 3 - 10
IF 1(LL) IF 4(LL)
Channels
Channels
Channels
Lower frame: Milli Ampl Jy Top frame: Phas deg
Vector averaged cross-power spectrum Several baselines displayed
Timerange: 00/20:44:31 to 00/20:48:59

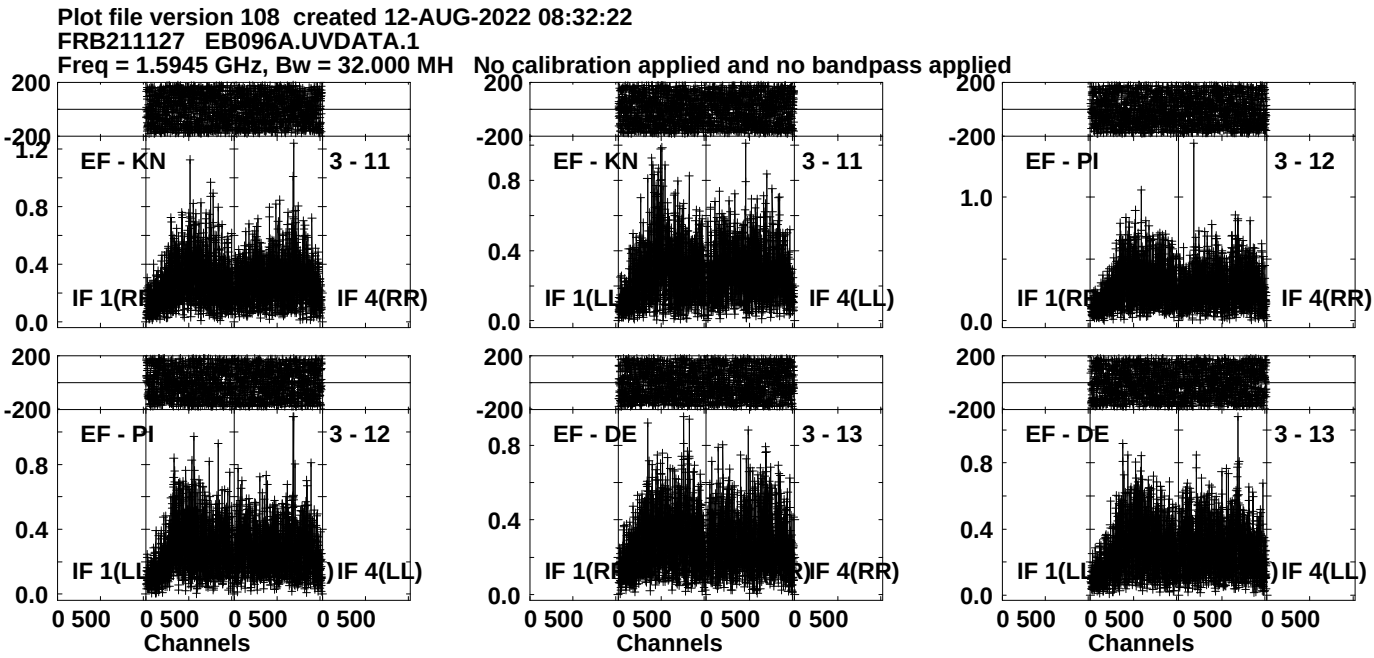

Lower frame: Milli Ampl Jy Top frame: Phas deg
Vector averaged cross-power spectrum Several baselines displayed
Timerange: 00/20:44:31 to 00/20:48:59

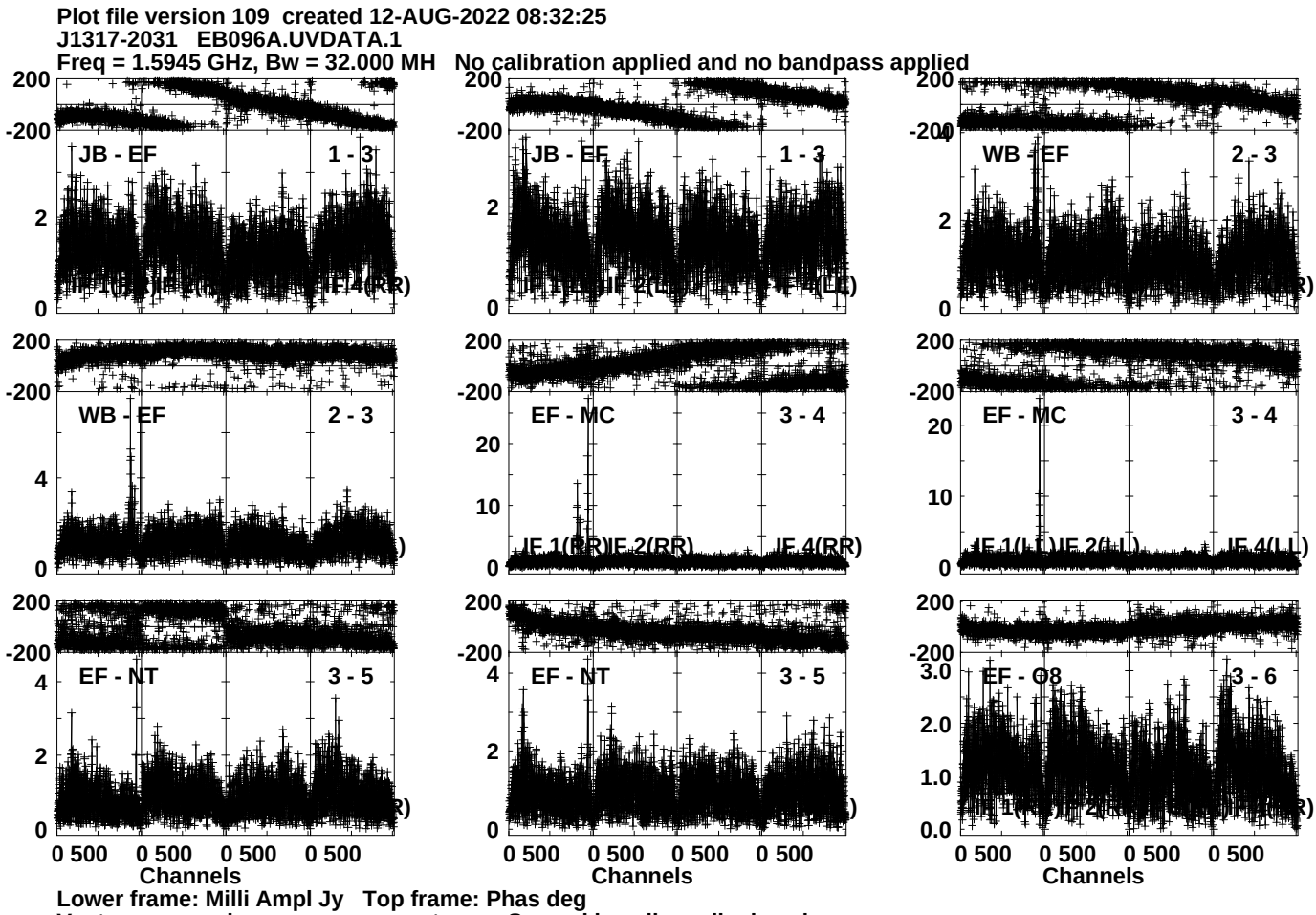
Plot file version 109 created 12-AUG-2022 08:32:25
J1317-2031 EB096A.UVDATA.1
Freq = 1.5945 GHz, Bw = 32.000 MH No calibration applied and no bandpass applied
JB - EF 1 - 3
WB - EF 2 - 3
EF - MC 3 - 4
EF - NT 3 - 5
EF - G8 3 - 6
IF 1(RR)
IF 2(RR)
IF 4(RR)
IF 1(LL)
IF 2(LL)
IF 4(LL)
200
-200
0
2
4
10
20
3.0
2.0
1.0
0.0
0 500 0 500 0 500 0 500
Channels
Lower frame: Milli Ampl Jy Top frame: Phas deg
Vector averaged cross-power spectrum Several baselines displayed
Timerange: 00/20:49:01 to 00/20:50:29

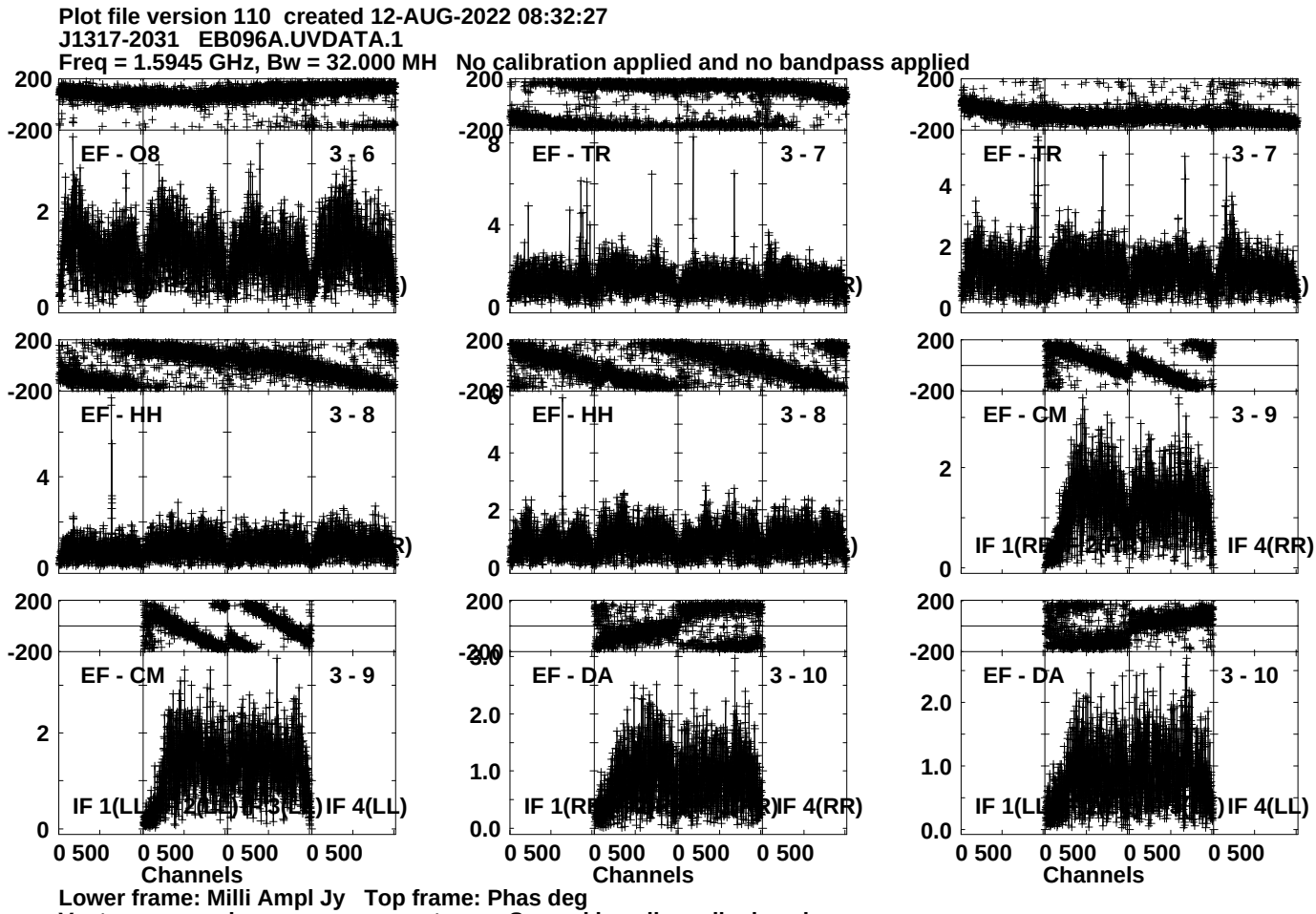
Plot file version 110 created 12-AUG-2022 08:32:27
J1317-2031 EB096A.UVDATA.1
Freq = 1.5945 GHz, Bw = 32.000 MH No calibration applied and no bandpass applied
EF - O8 3 - 6
EF - TR 3 - 7
EF - TR 3 - 7
EF - HH 3 - 8
EF - HH 3 - 8
EF - CM 3 - 9
IF 1(RR) IF 4(RR)
EF - CM 3 - 9
IF 1(LL) IF 4(LL)
EF - DA 3 - 10
IF 1(RR) IF 4(RR)
EF - DA 3 - 10
IF 1(LL) IF 4(LL)
0 500 0 500 0 500 0 500
Channels
Lower frame: Milli Ampl Jy Top frame: Phas deg
Vector averaged cross-power spectrum Several baselines displayed
Timerange: 00/20:49:01 to 00/20:50:29

Plot file version 111 created 12-AUG-2022 08:32:29
J1317-2031 EB096A.UVDATA.1
Freq = 1.5945 GHz, Bw = 32.000 MH No calibration applied and no bandpass applied

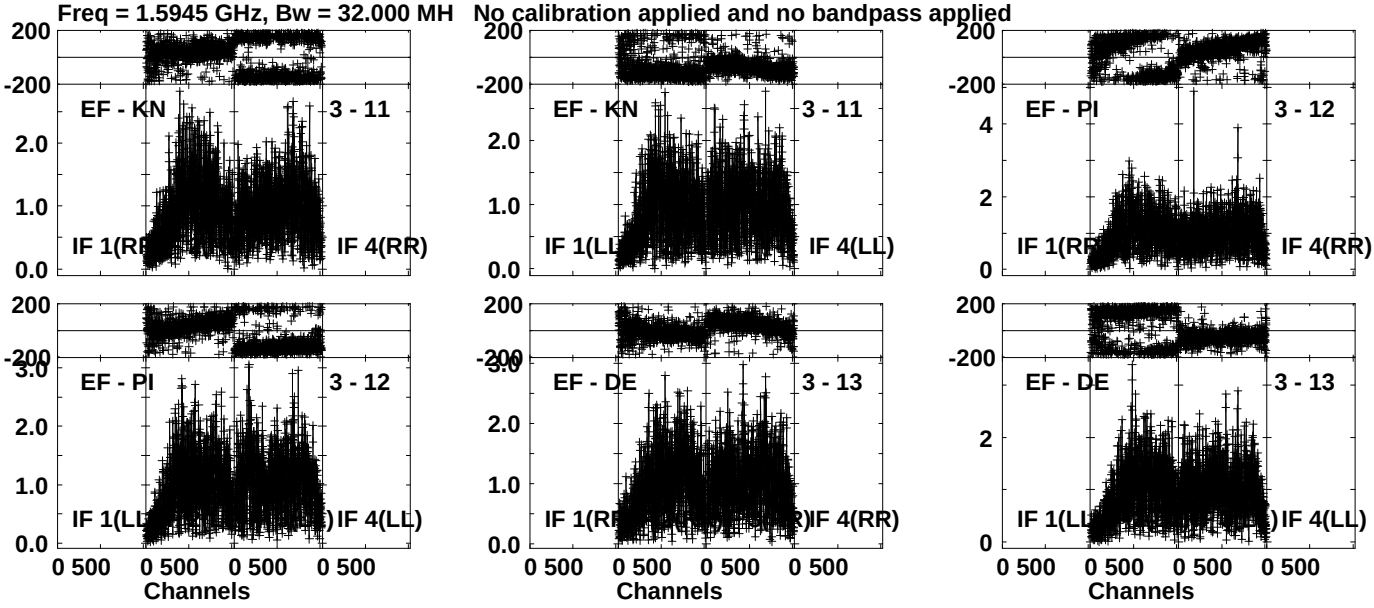

Lower frame: Milli Ampl Jy Top frame: Phas deg
Vector averaged cross-power spectrum Several baselines displayed
Timerange: 00/20:49:01 to 00/20:50:29

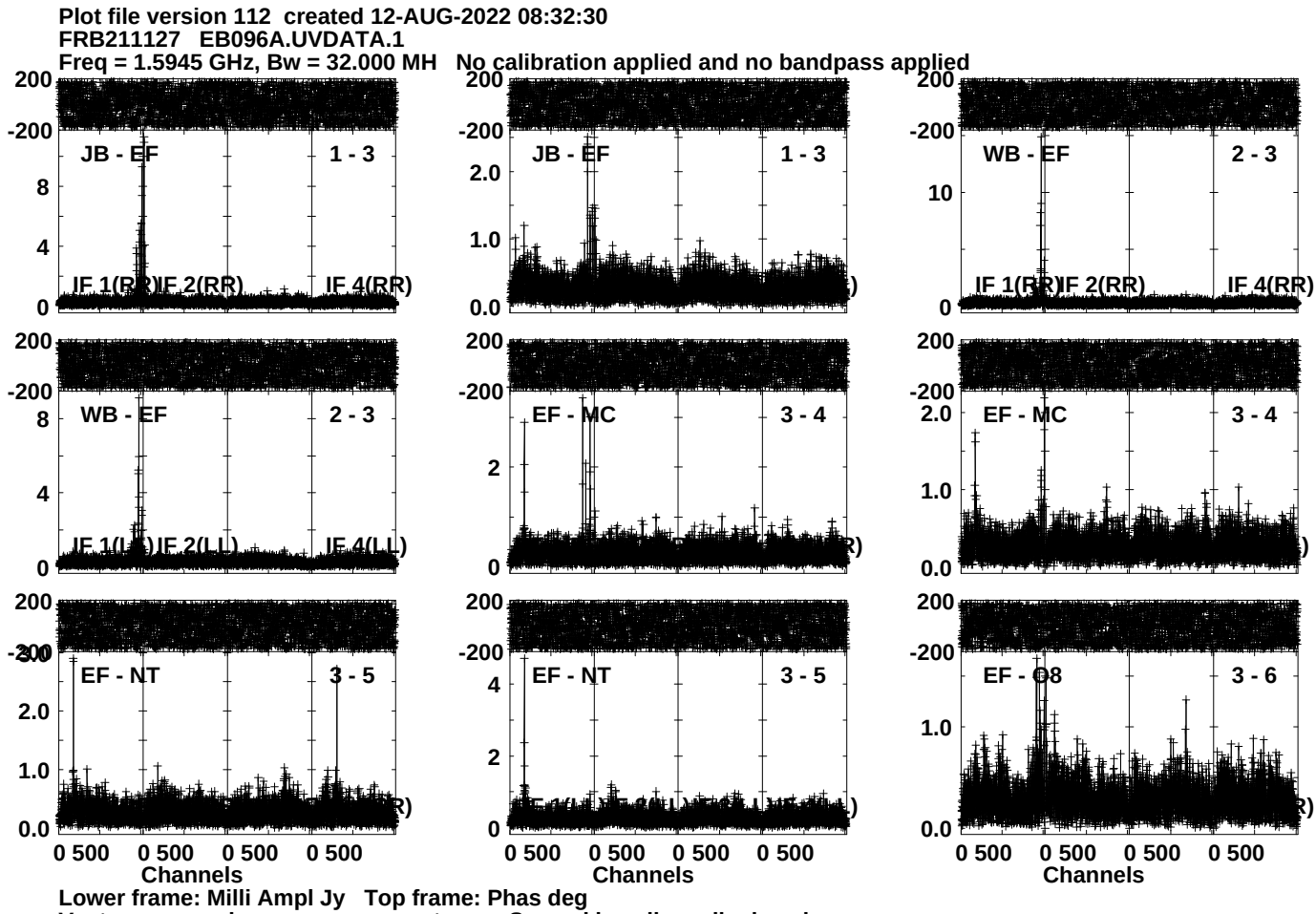
Plot file version 112 created 12-AUG-2022 08:32:30
FRB211127 EB096A.UVDATA.1
Freq = 1.5945 GHz, Bw = 32.000 MH No calibration applied and no bandpass applied
JB - EF
1 - 3
IF 1(RR)
IF 2(RR)
IF 4(RR)
JB - EF
1 - 3
WB - EF
2 - 3
IF 1(RR)
IF 2(RR)
IF 4(RR)
WB - EF
2 - 3
IF 1(LL)
IF 2(LL)
IF 4(LL)
EF - MC
3 - 4
EF - MC
3 - 4
EF - NT
3 - 5
EF - NT
3 - 5
EF - O8
3 - 6
Channels
Channels
Channels
Lower frame: Milli Ampl Jy Top frame: Phas deg
Vector averaged cross-power spectrum Several baselines displayed
Timerange: 00/20:50:31 to 00/20:54:59

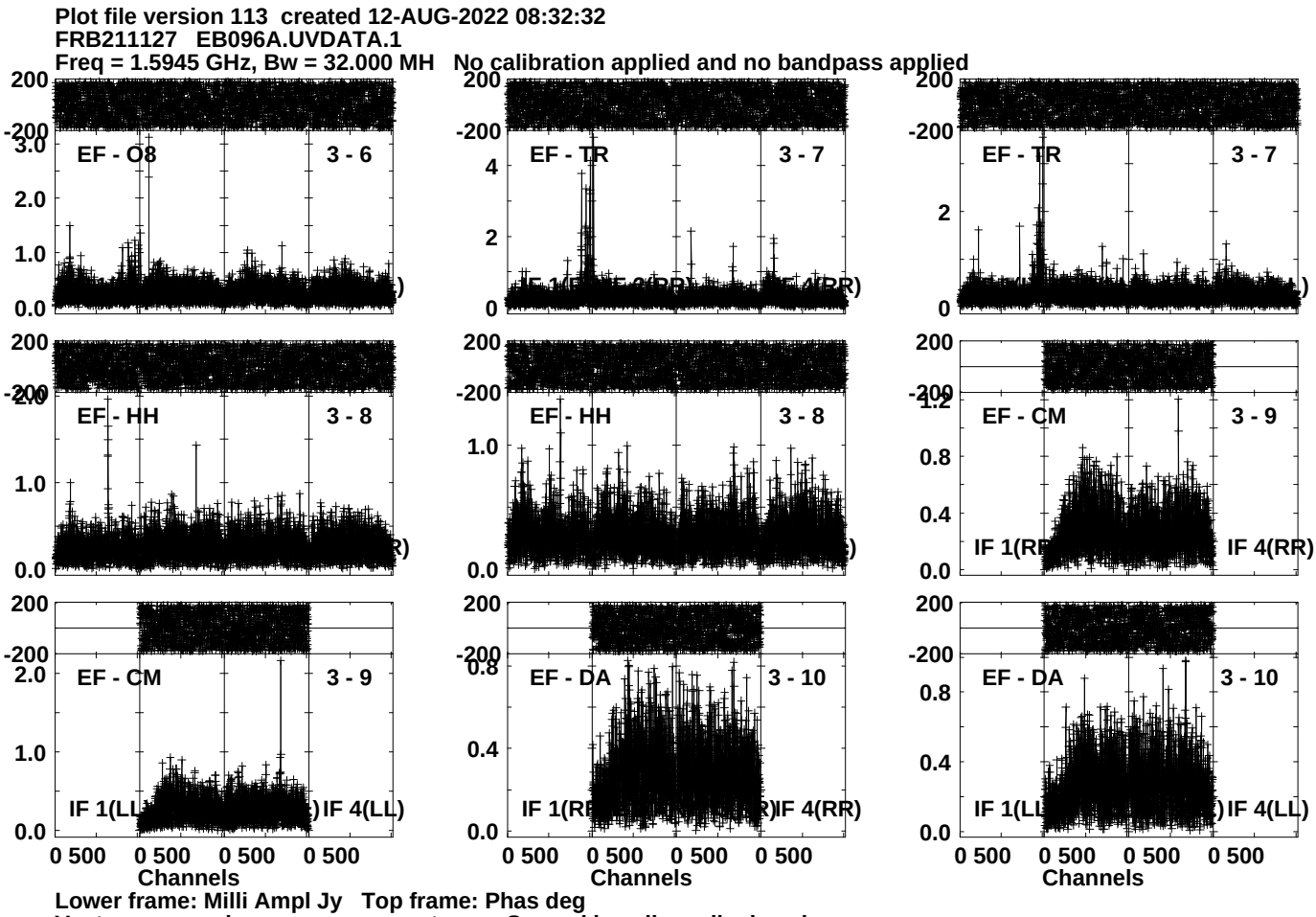
Plot file version 113 created 12-AUG-2022 08:32:32
FRB211127 EB096A.UVDATA.1
Freq = 1.5945 GHz, Bw = 32.000 MH No calibration applied and no bandpass applied
EF - O8
3 - 6
EF - TR
3 - 7
EF - TR
3 - 7
EF - HH
3 - 8
EF - HH
3 - 8
EF - CM
3 - 9
IF 1(RR)
IF 4(RR)
EF - CM
3 - 9
IF 1(LL)
IF 4(LL)
EF - DA
3 - 10
IF 1(RR)
IF 4(RR)
EF - DA
3 - 10
IF 1(LL)
IF 4(LL)
0 500 0 500 0 500 0 500
Channels
Lower frame: Milli Ampl Jy Top frame: Phas deg
Vector averaged cross-power spectrum Several baselines displayed
Timerange: 00/20:50:31 to 00/20:54:59

Plot file version 114 created 12-AUG-2022 08:32:34
FRB211127 EB096A.UVDATA.1
Freq = 1.5945 GHz, Bw = 32.000 MH No calibration applied and no bandpass applied

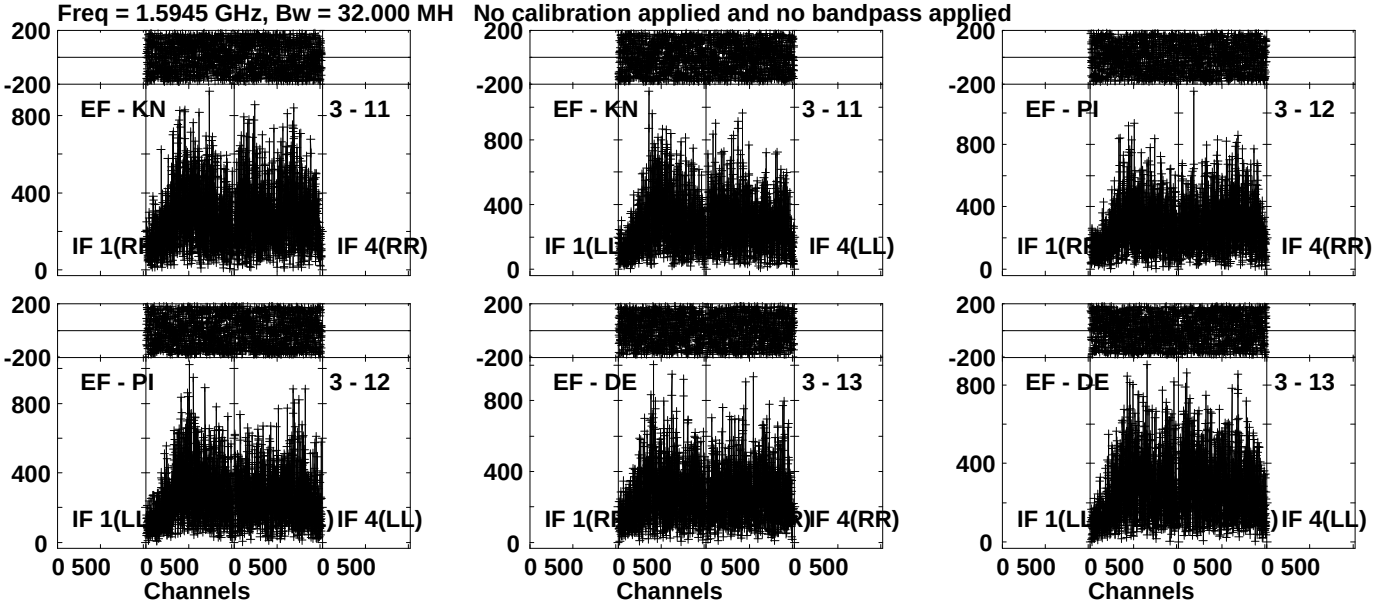

Lower frame: Micro Ampl Jy Top frame: Phas deg
Vector averaged cross-power spectrum Several baselines displayed
Timerange: 00/20:50:31 to 00/20:54:59

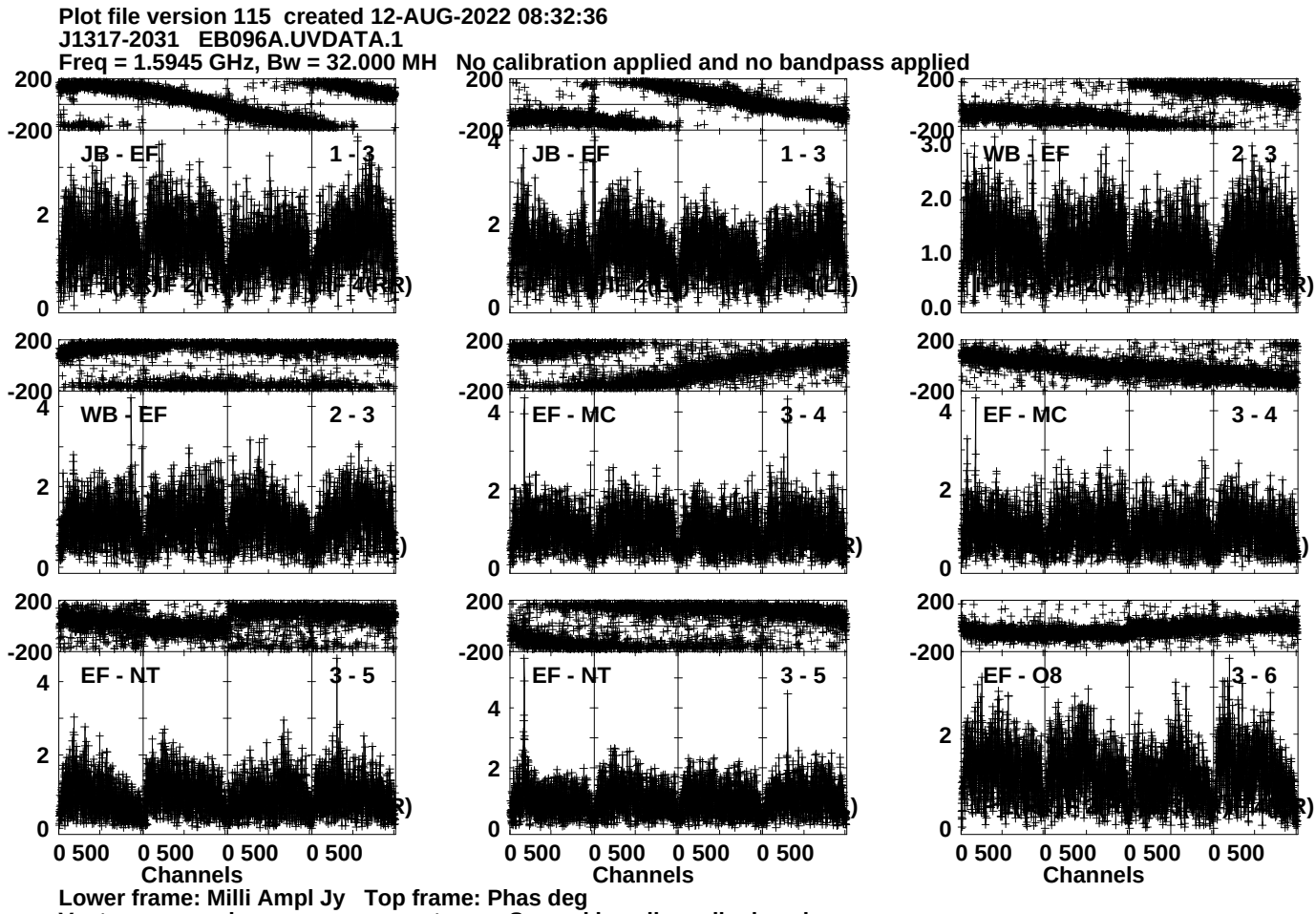
Plot file version 115 created 12-AUG-2022 08:32:36
J1317-2031 EB096A.UVDATA.1
Freq = 1.5945 GHz, Bw = 32.000 MH No calibration applied and no bandpass applied
JB - EF 1 - 3
JB - EF 1 - 3
WB - EF 2 - 3
WB - EF 2 - 3
EF - MC 3 - 4
EF - MC 3 - 4
EF - NT 3 - 5
EF - NT 3 - 5
EF - O8 3 - 6
200
-200
0
2
4
3.0
2.0
1.0
0.0
0 500
Channels
Lower frame: Milli Ampl Jy Top frame: Phas deg
Vector averaged cross-power spectrum Several baselines displayed
Timerange: 00/20:55:31 to 00/20:56:29

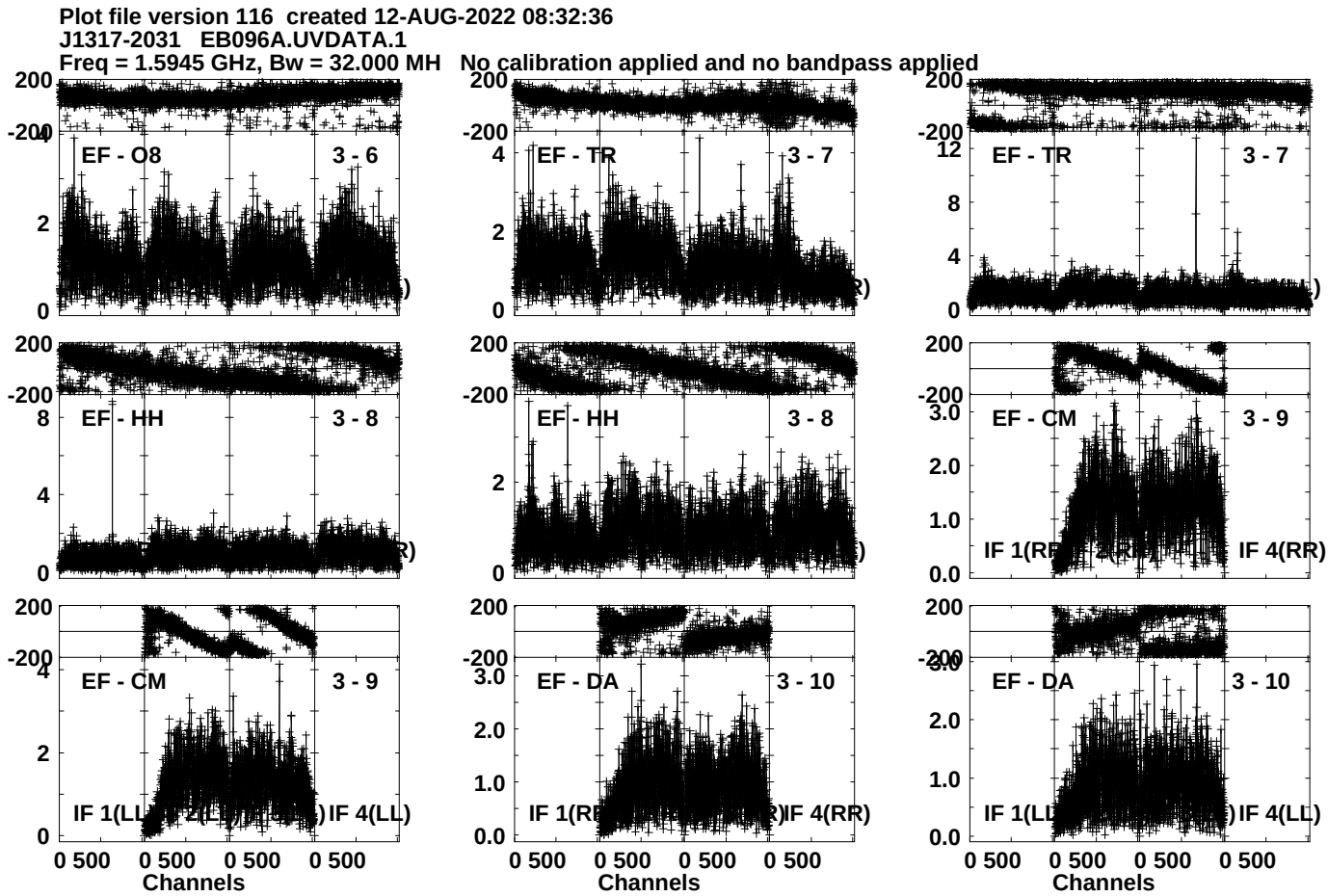
Plot file version 116 created 12-AUG-2022 08:32:36
J1317-2031 EB096A.UVDATA.1
Freq = 1.5945 GHz, Bw = 32.000 MH No calibration applied and no bandpass applied
EF - O8 3 - 6
EF - TR 3 - 7
EF - TR 3 - 7
EF - HH 3 - 8
EF - HH 3 - 8
EF - CM 3 - 9
EF - CM 3 - 9
EF - DA 3 - 10
EF - DA 3 - 10
IF 1(LL) IF 4(LL)
IF 1(RR) IF 4(RR)
IF 1(LL) IF 4(LL)
0 500 0 500 0 500 0 500
Channels
Lower frame: Milli Ampl Jy Top frame: Phas deg
Vector averaged cross-power spectrum Several baselines displayed
Timerange: 00/20:55:31 to 00/20:56:29

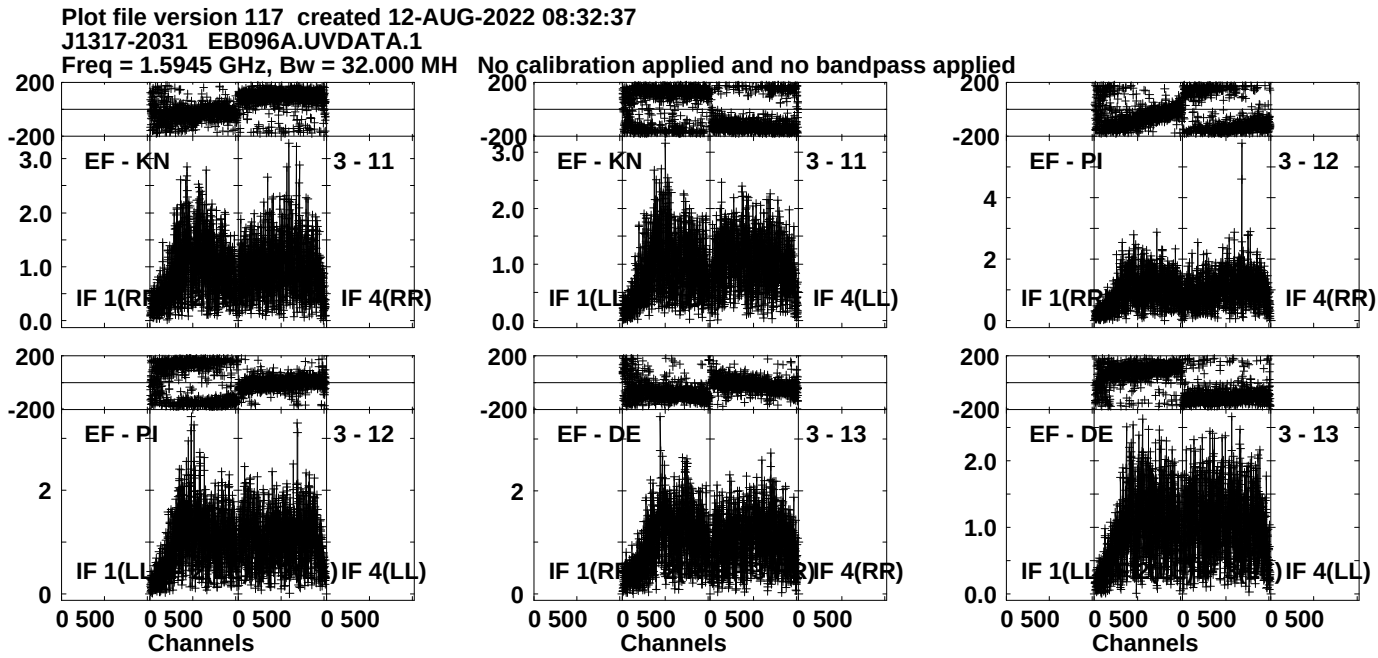
Plot file version 117 created 12-AUG-2022 08:32:37
J1317-2031 EB096A.UVDATA.1
Freq = 1.5945 GHz, Bw = 32.000 MH No calibration applied and no bandpass applied
EF - KN
3 - 11
EF - PI
3 - 12
EF - DE
3 - 13
IF 1(RR)
IF 4(RR)
IF 1(LL)
IF 4(LL)
Channels
Lower frame: Milli Ampl Jy Top frame: Phas deg
Vector averaged cross-power spectrum Several baselines displayed
Timerange: 00/20:55:31 to 00/20:56:29

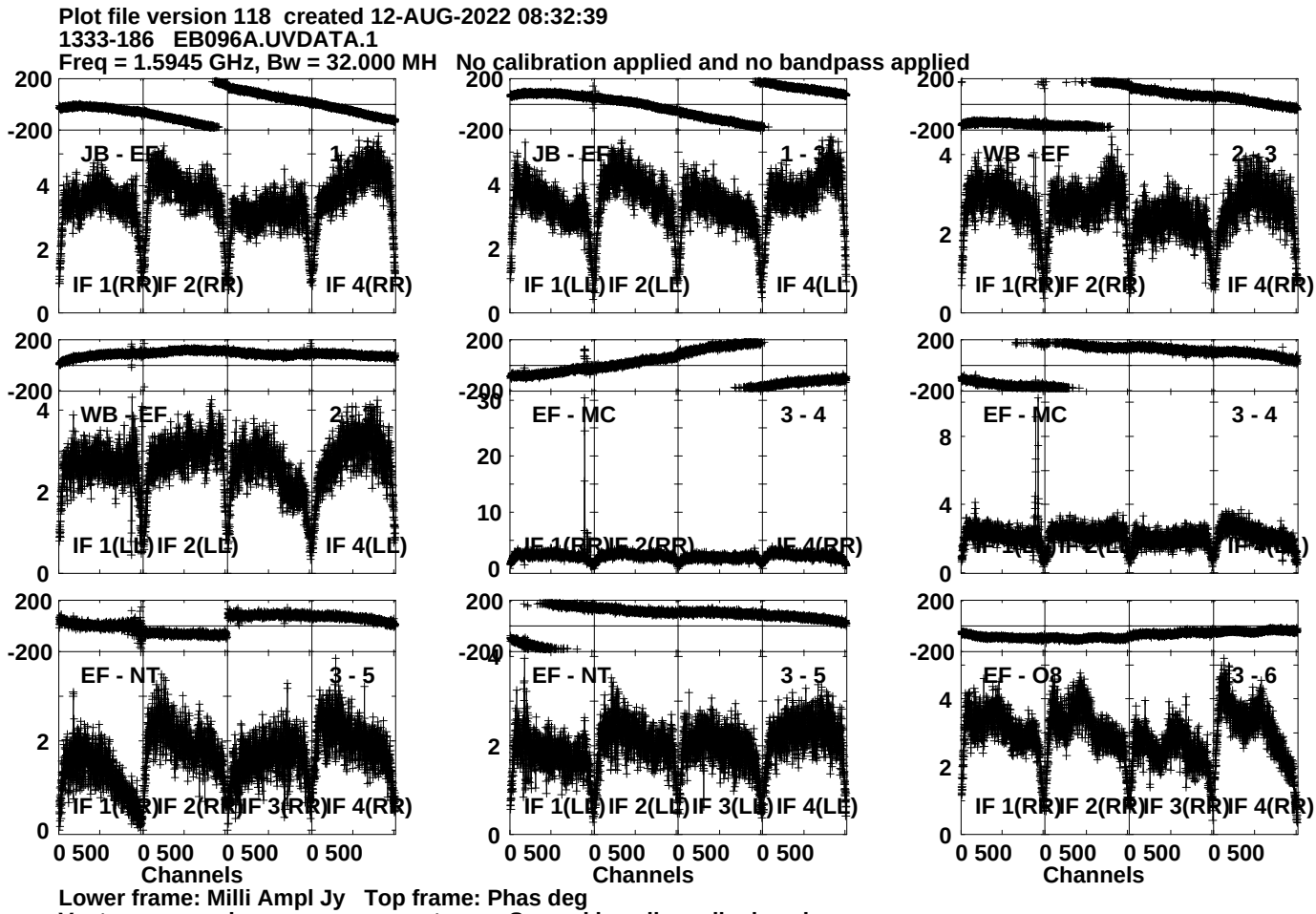
Plot file version 118 created 12-AUG-2022 08:32:39
1333-186 EB096A.UVDATA.1
Freq = 1.5945 GHz, Bw = 32.000 MH No calibration applied and no bandpass applied
JB - EF 1
IF 1(RR) IF 2(RR) IF 4(RR)
JB - EF 1 - 1
IF 1(LL) IF 2(LL) IF 4(LL)
WB - EF 2 - 3
IF 1(RR) IF 2(RR) IF 4(RR)
WB - EF 2
IF 1(LL) IF 2(LL) IF 4(LL)
EF - MC 3 - 4
IF 1(RR) IF 2(RR) IF 4(RR)
EF - MC 3 - 4
EF - NT 3 - 5
IF 1(RR) IF 2(RR) IF 3(RR) IF 4(RR)
EF - NT 3 - 5
IF 1(LL) IF 2(LL) IF 3(LL) IF 4(LL)
EF - O8 3 - 6
IF 1(RR) IF 2(RR) IF 3(RR) IF 4(RR)
0 500 0 500 0 500 0 500
Channels
Lower frame: Milli Ampl Jy Top frame: Phas deg
Vector averaged cross-power spectrum Several baselines displayed
Timerange: 00/20:57:21 to 00/20:59:29

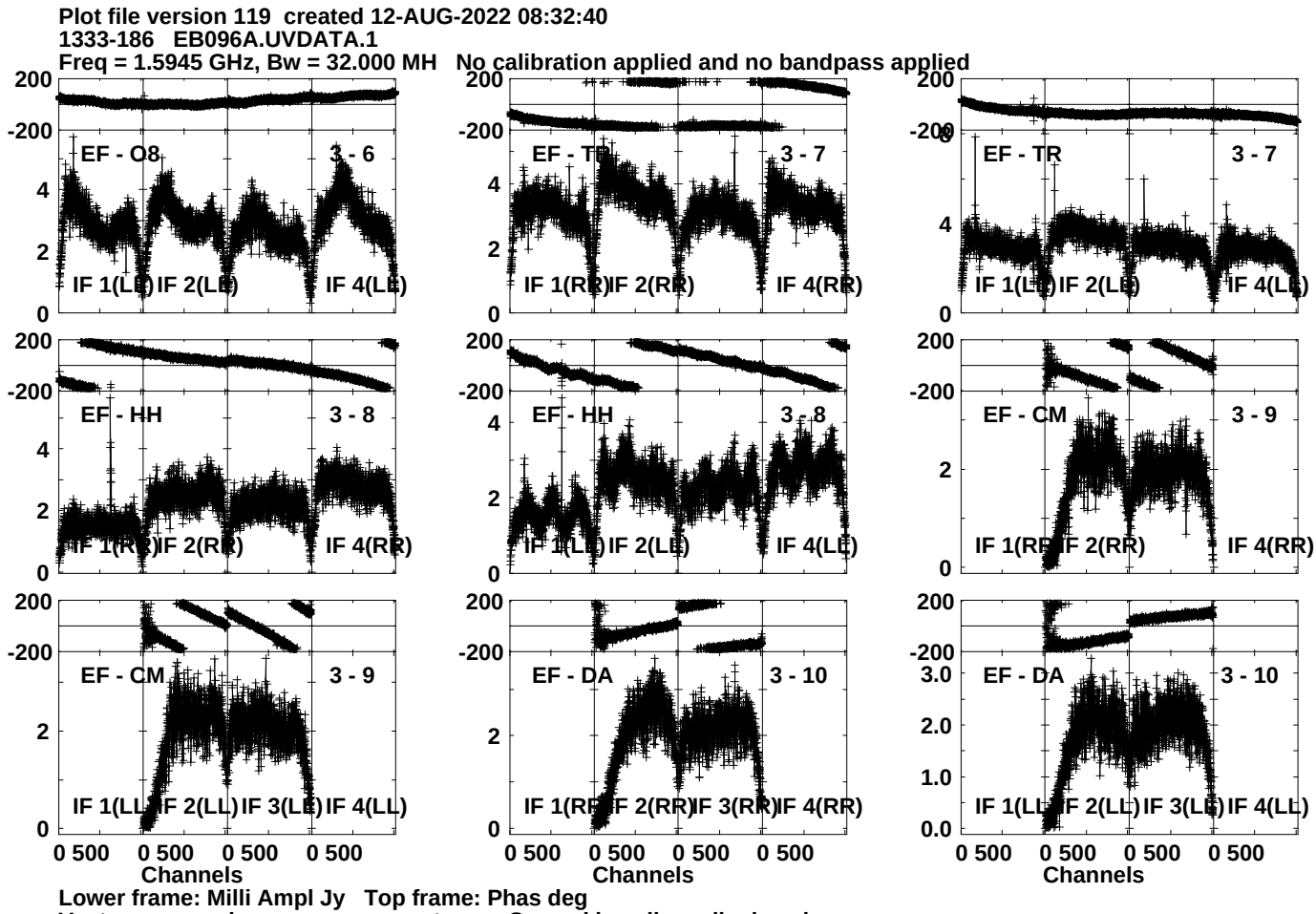
Plot file version 119 created 12-AUG-2022 08:32:40
1333-186 EB096A.UVDATA.1
Freq = 1.5945 GHz, Bw = 32.000 MH No calibration applied and no bandpass applied
EF - O8 3 - 6
IF 1(LL) IF 2(LL) IF 4(LL)
EF - TR 3 - 7
IF 1(RR) IF 2(RR) IF 4(RR)
EF - TR 3 - 7
IF 1(LL) IF 2(LL) IF 4(LL)
EF - HH 3 - 8
IF 1(RR) IF 2(RR) IF 4(RR)
EF - HH 3 - 8
IF 1(LL) IF 2(LL) IF 4(LL)
EF - CM 3 - 9
IF 1(RR) IF 2(RR) IF 4(RR)
EF - CM 3 - 9
IF 1(LL) IF 2(LL) IF 3(LL) IF 4(LL)
EF - DA 3 - 10
IF 1(RR) IF 2(RR) IF 3(RR) IF 4(RR)
EF - DA 3 - 10
IF 1(LL) IF 2(LL) IF 3(LL) IF 4(LL)
Channels
Channels
Channels
Lower frame: Milli Ampl Jy Top frame: Phas deg
Vector averaged cross-power spectrum Several baselines displayed
Timerange: 00/20:57:21 to 00/20:59:29

Plot file version 120 created 12-AUG-2022 08:32:41
1333-186 EB096A.UVDATA.1
Freq = 1.5945 GHz, Bw = 32.000 MH No calibration applied and no bandpass applied

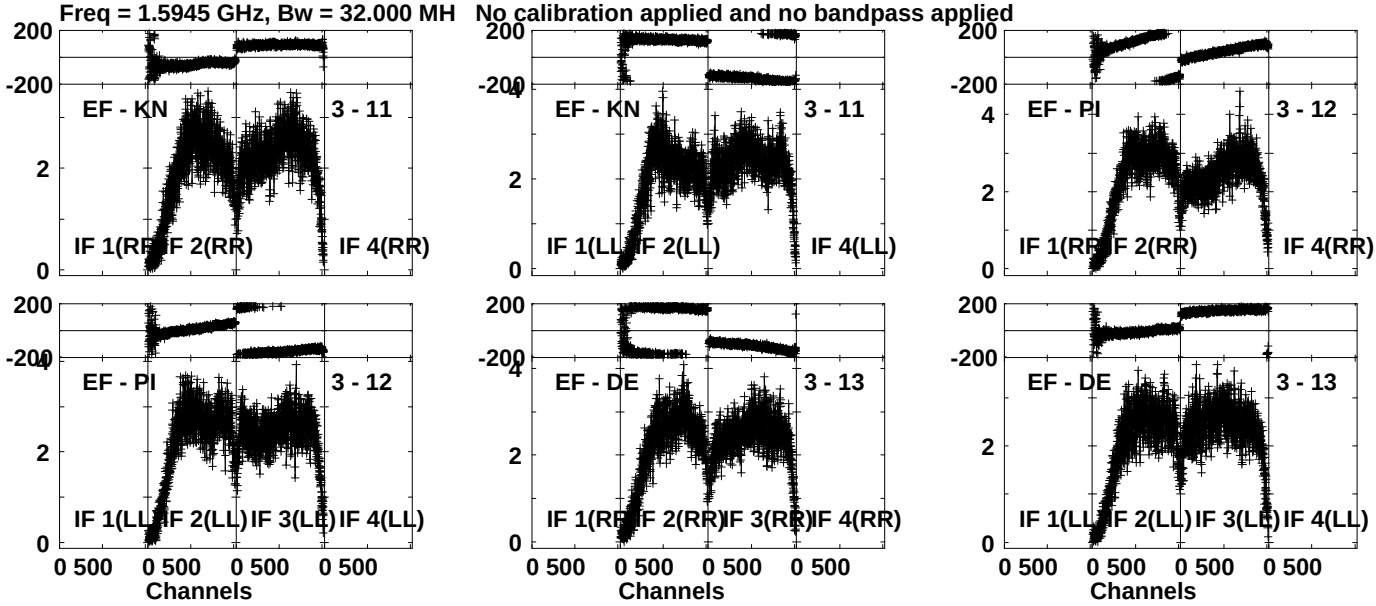

Lower frame: Milli Ampl Jy Top frame: Phas deg
Vector averaged cross-power spectrum Several baselines displayed
Timerange: 00/20:57:21 to 00/20:59:29

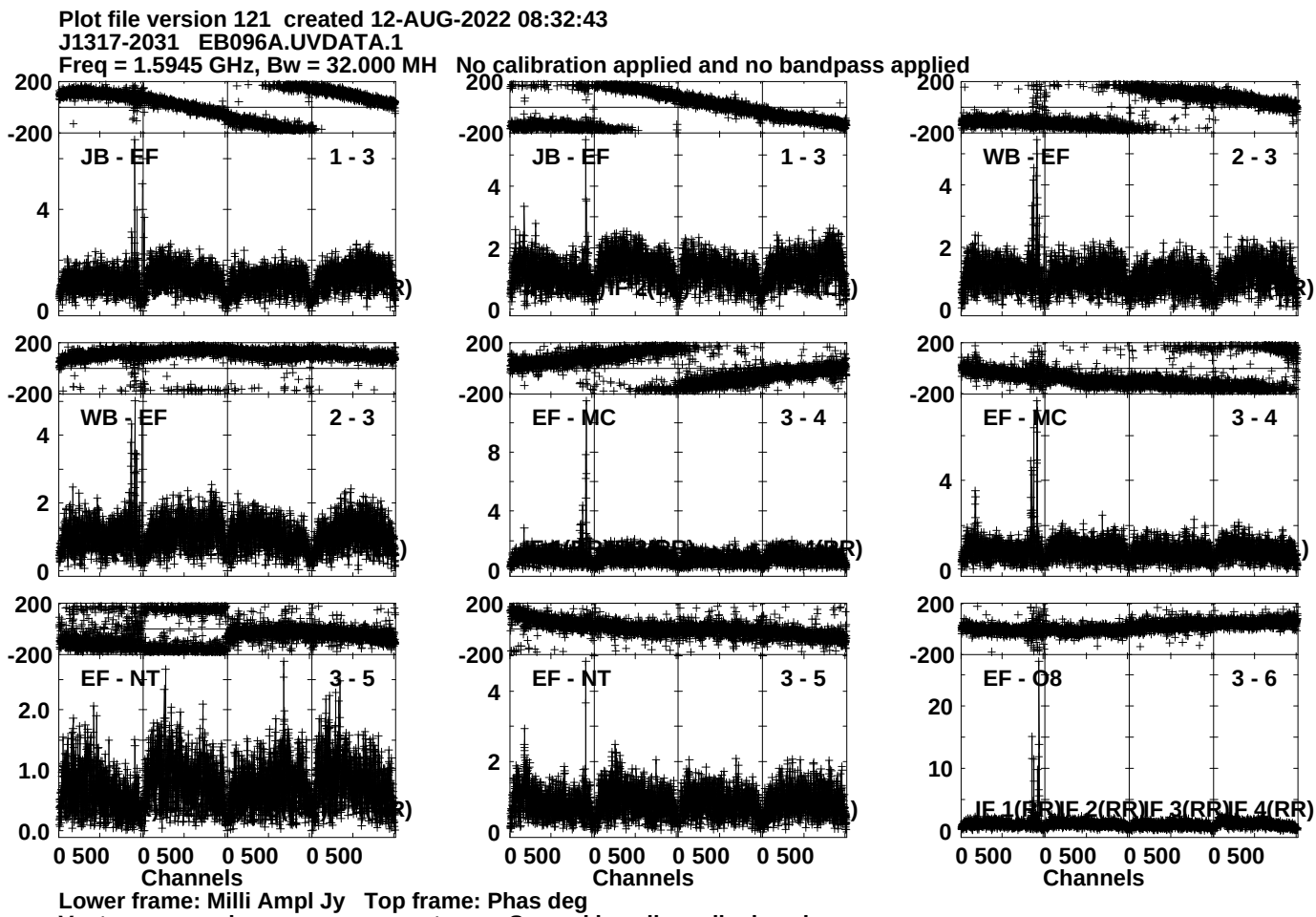
Plot file version 121 created 12-AUG-2022 08:32:43
J1317-2031 EB096A.UVDATA.1
Freq = 1.5945 GHz, Bw = 32.000 MH No calibration applied and no bandpass applied
JB - EF 1 - 3
JB - EF 1 - 3
WB - EF 2 - 3
WB - EF 2 - 3
EF - MC 3 - 4
EF - MC 3 - 4
EF - NT 3 - 5
EF - NT 3 - 5
EF - O8 3 - 6
IF 1(RR)IF 2(RR)IF 3(RR)IF 4(RR)
Channels
Channels
Channels
Lower frame: Milli Ampl Jy Top frame: Phas deg
Vector averaged cross-power spectrum Several baselines displayed
Timerange: 00/21:00:21 to 00/21:01:49

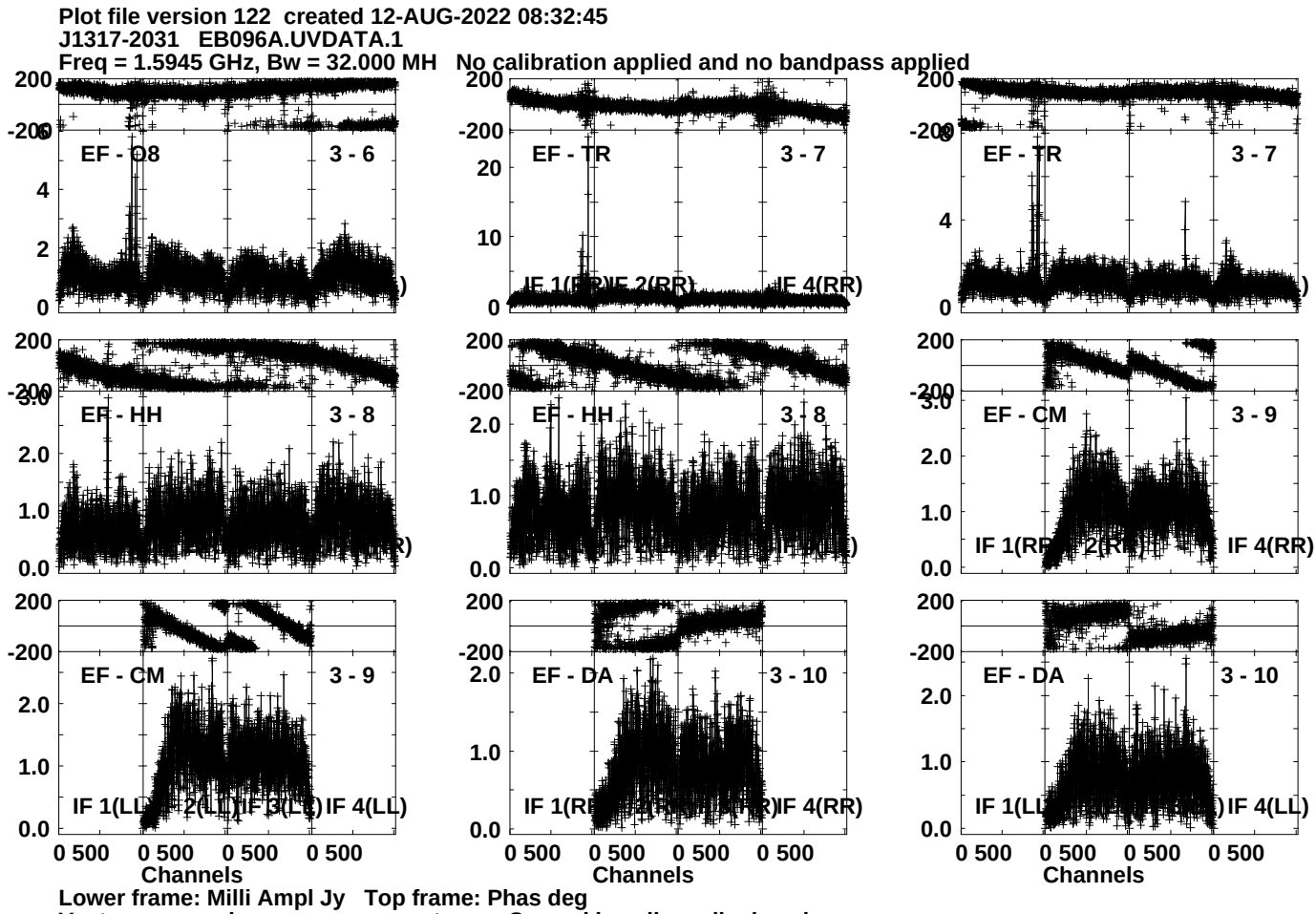
Plot file version 122 created 12-AUG-2022 08:32:45
J1317-2031 EB096A.UVDATA.1
Freq = 1.5945 GHz, Bw = 32.000 MH No calibration applied and no bandpass applied
EF - O8 3 - 6
EF - TR 3 - 7
EF - TR 3 - 7
EF - HH 3 - 8
EF - HH 3 - 8
EF - CM 3 - 9
EF - CM 3 - 9
EF - DA 3 - 10
EF - DA 3 - 10
IF 1(LL) IF 2(LL) IF 3(LL) IF 4(LL)
IF 1(RR) IF 2(RR) IF 4(RR)
0 500 0 500 0 500 0 500
Channels
Lower frame: Milli Ampl Jy Top frame: Phas deg
Vector averaged cross-power spectrum Several baselines displayed
Timerange: 00/21:00:21 to 00/21:01:49

Plot file version 123 created 12-AUG-2022 08:32:46
J1317-2031 EB096A.UVDATA.1
Freq = 1.5945 GHz, Bw = 32.000 MH No calibration applied and no bandpass applied

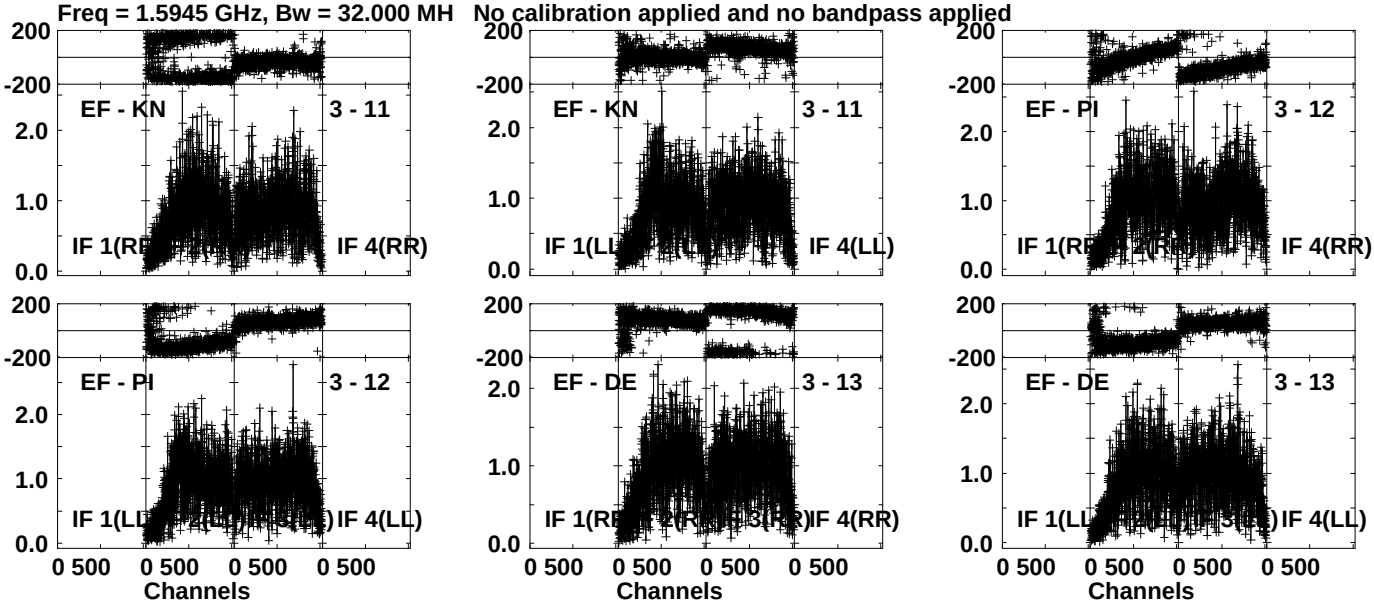

Lower frame: Milli Ampl Jy Top frame: Phas deg
Vector averaged cross-power spectrum Several baselines displayed
Timerange: 00/21:00:21 to 00/21:01:49

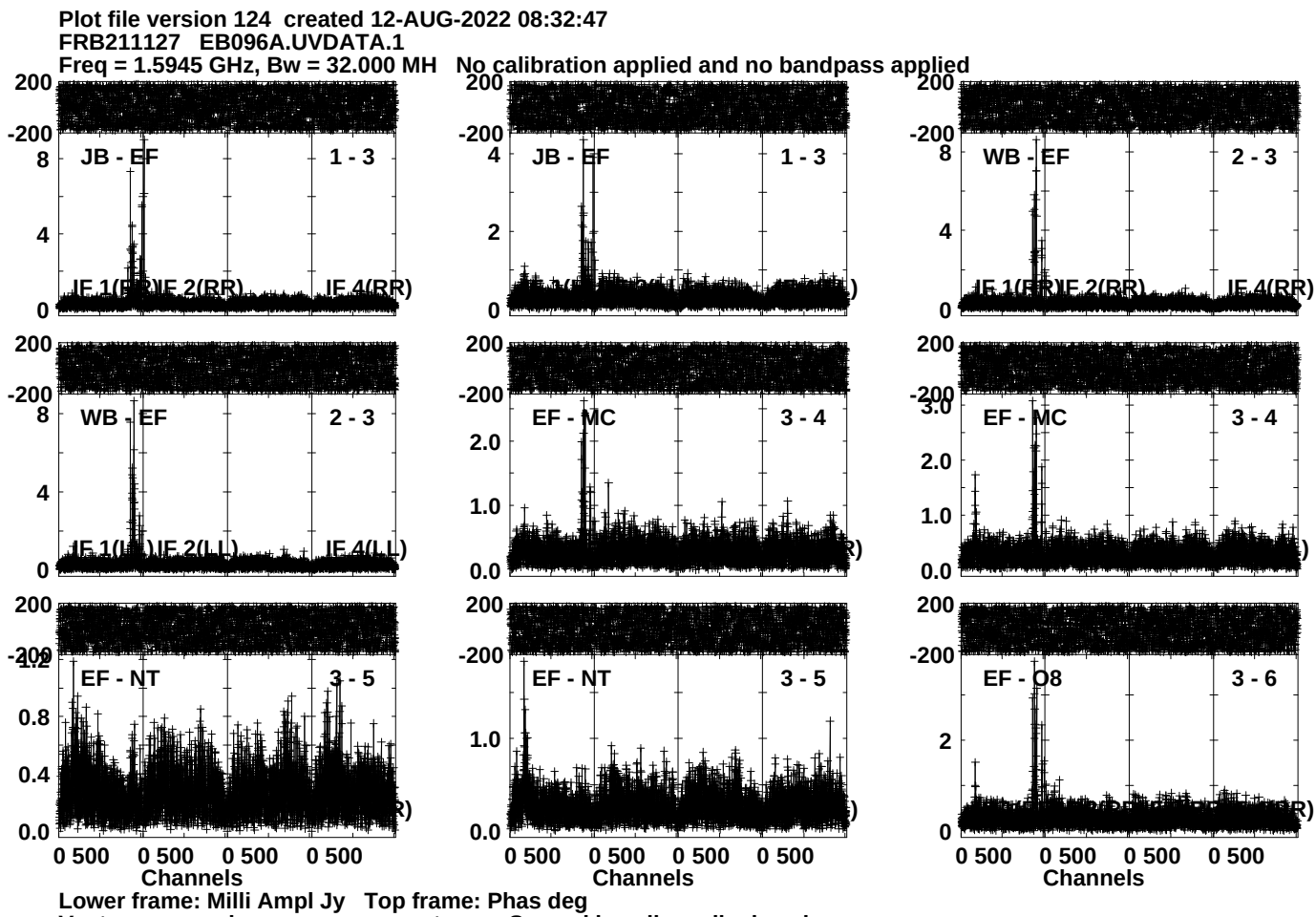
Plot file version 124 created 12-AUG-2022 08:32:47
FRB211127 EB096A.UVDATA.1
Freq = 1.5945 GHz, Bw = 32.000 MH No calibration applied and no bandpass applied
JB - EF
1 - 3
JB - EF
1 - 3
WB - EF
2 - 3
WB - EF
2 - 3
EF - MC
3 - 4
EF - MC
3 - 4
EF - NT
3 - 5
EF - NT
3 - 5
EF - O8
3 - 6
Channels
Channels
Channels
Lower frame: Milli Ampl Jy Top frame: Phas deg
Vector averaged cross-power spectrum Several baselines displayed
Timerange: 00/21:01:51 to 00/21:06:19

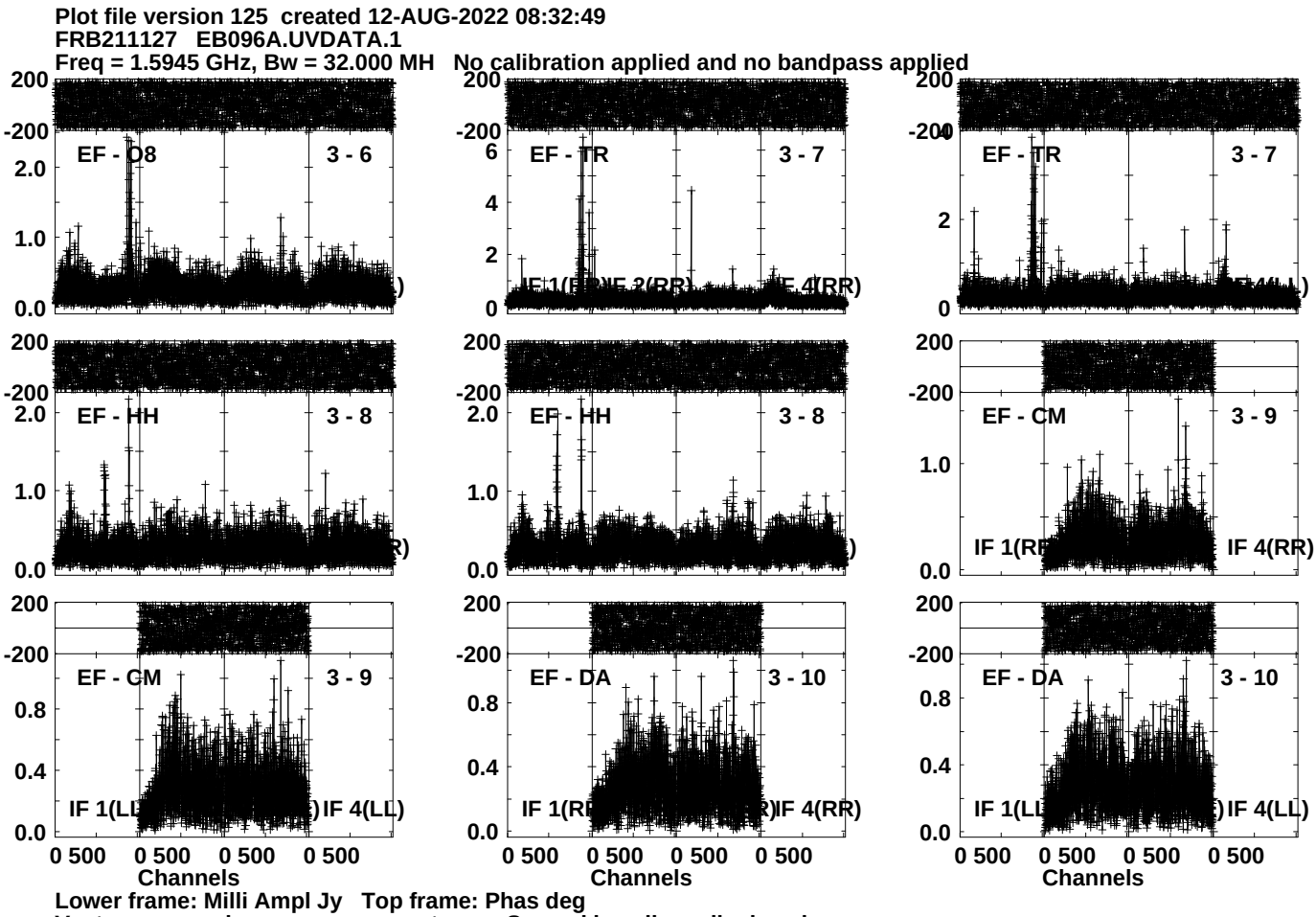
Plot file version 125 created 12-AUG-2022 08:32:49
FRB211127 EB096A.UVDATA.1
Freq = 1.5945 GHz, Bw = 32.000 MH No calibration applied and no bandpass applied
EF - O8
3 - 6
EF - TR
3 - 7
EF - TR
3 - 7
EF - HH
3 - 8
EF - HH
3 - 8
EF - CM
3 - 9
EF - CM
3 - 9
EF - DA
3 - 10
EF - DA
3 - 10
IF 4(RR)
IF 4(LL)
Channels
Lower frame: Milli Ampl Jy Top frame: Phas deg
Vector averaged cross-power spectrum Several baselines displayed
Timerange: 00/21:01:51 to 00/21:06:19

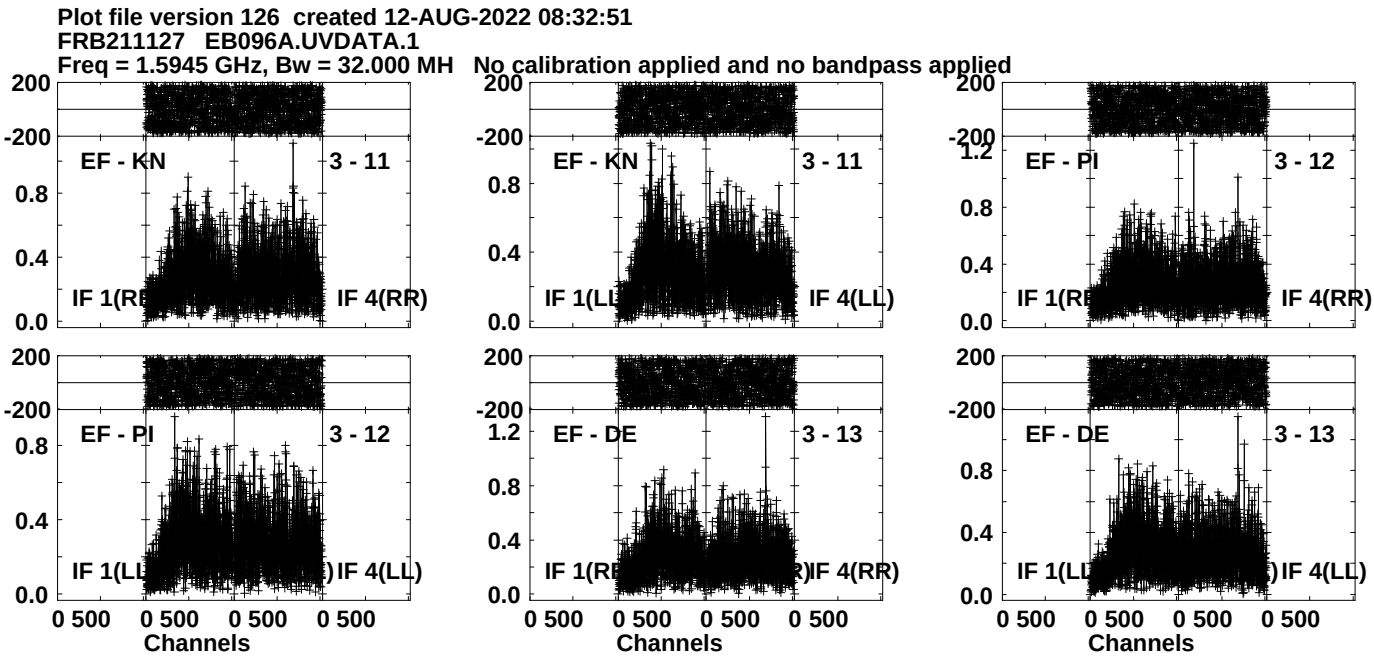
Plot file version 126 created 12-AUG-2022 08:32:51
FRB211127 EB096A.UVDATA.1
Freq = 1.5945 GHz, Bw = 32.000 MH No calibration applied and no bandpass applied
EF - KN
3 - 11
IF 1(RR)
IF 4(RR)
EF - KN
3 - 11
IF 1(LL)
IF 4(LL)
EF - PI
3 - 12
IF 1(RR)
IF 4(RR)
EF - PI
3 - 12
IF 1(LL)
IF 4(LL)
EF - DE
3 - 13
IF 1(RR)
IF 4(RR)
EF - DE
3 - 13
IF 1(LL)
IF 4(LL)
Channels
Channels
Channels
Lower frame: Milli Ampl Jy Top frame: Phas deg
Vector averaged cross-power spectrum Several baselines displayed
Timerange: 00/21:01:51 to 00/21:06:19

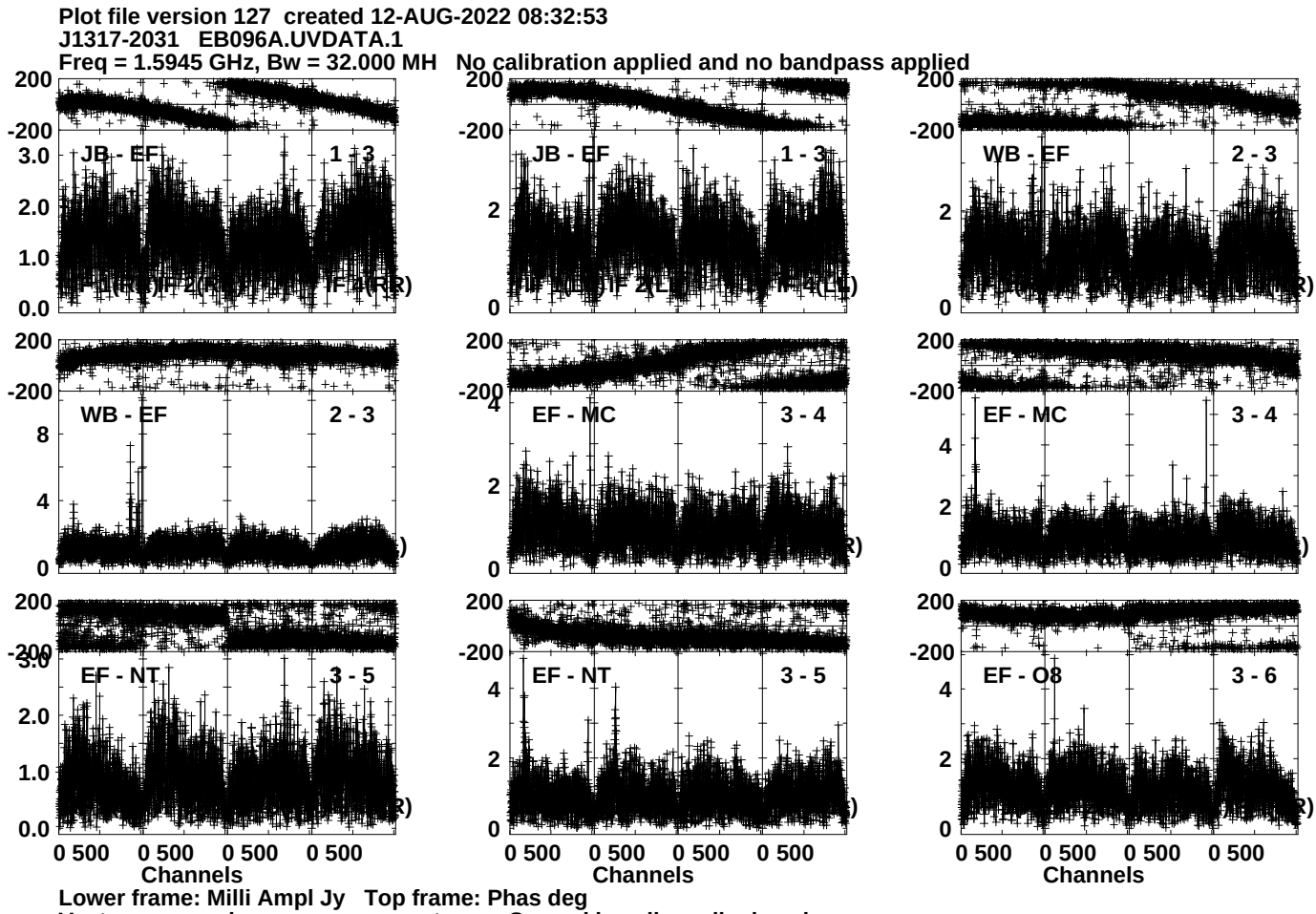
Plot file version 127 created 12-AUG-2022 08:32:53
J1317-2031 EB096A.UVDATA.1
Freq = 1.5945 GHz, Bw = 32.000 MH No calibration applied and no bandpass applied
JB - EF 1 - 3
JB - EF 1 - 3
WB - EF 2 - 3
WB - EF 2 - 3
EF - MC 3 - 4
EF - MC 3 - 4
EF - NT 3 - 5
EF - NT 3 - 5
EF - O8 3 - 6
Channels
Channels
Channels
Lower frame: Milli Ampl Jy Top frame: Phas deg
Vector averaged cross-power spectrum Several baselines displayed
Timerange: 00/21:06:21 to 00/21:07:49

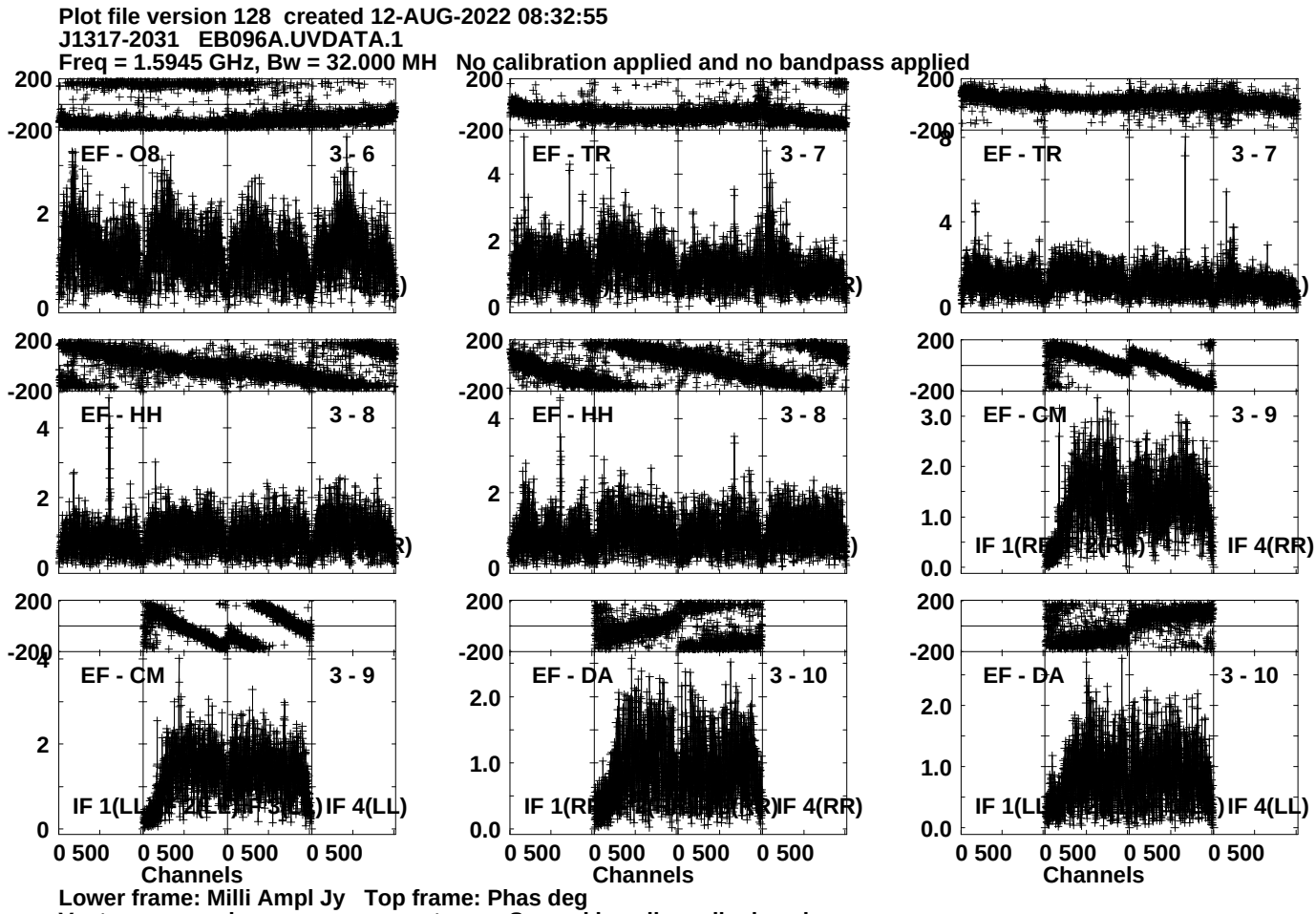
Plot file version 128 created 12-AUG-2022 08:32:55
J1317-2031 EB096A.UVDATA.1
Freq = 1.5945 GHz, Bw = 32.000 MH No calibration applied and no bandpass applied
EF - O8 3 - 6
EF - TR 3 - 7
EF - TR 3 - 7
EF - HH 3 - 8
EF - HH 3 - 8
EF - CM 3 - 9
EF - CM 3 - 9
EF - DA 3 - 10
EF - DA 3 - 10
IF 1(LL) IF 4(LL)
IF 1(RR) IF 4(RR)
IF 1(LL) IF 4(LL)
0 500 0 500 0 500 0 500
Channels
Lower frame: Milli Ampl Jy Top frame: Phas deg
Vector averaged cross-power spectrum Several baselines displayed
Timerange: 00/21:06:21 to 00/21:07:49

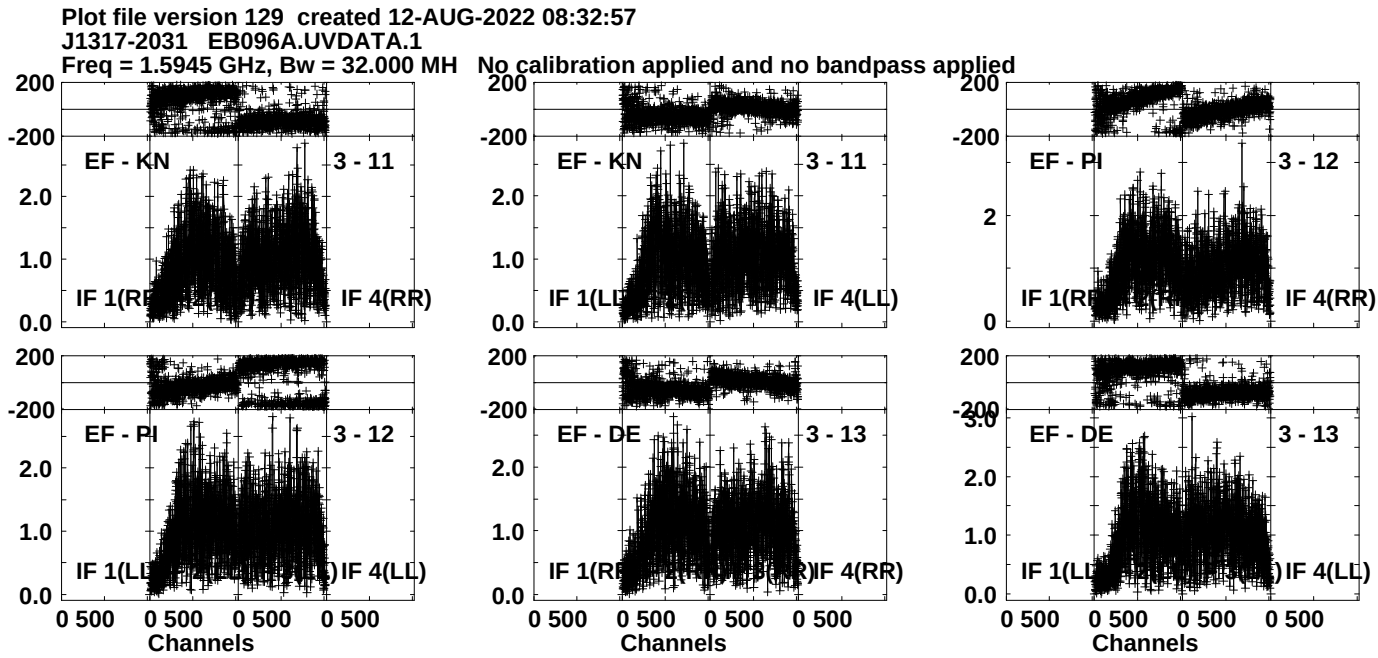
Plot file version 129 created 12-AUG-2022 08:32:57
J1317-2031 EB096A.UVDATA.1
Freq = 1.5945 GHz, Bw = 32.000 MH No calibration applied and no bandpass applied
EF - KN
3 - 11
EF - PI
3 - 12
EF - DE
3 - 13
IF 1(RR)
IF 4(RR)
IF 1(LL)
IF 4(LL)
200
-200
2.0
1.0
0.0
2
0
3.0
0 500
Channels
Lower frame: Milli Ampl Jy Top frame: Phas deg
Vector averaged cross-power spectrum Several baselines displayed
Timerange: 00/21:06:21 to 00/21:07:49

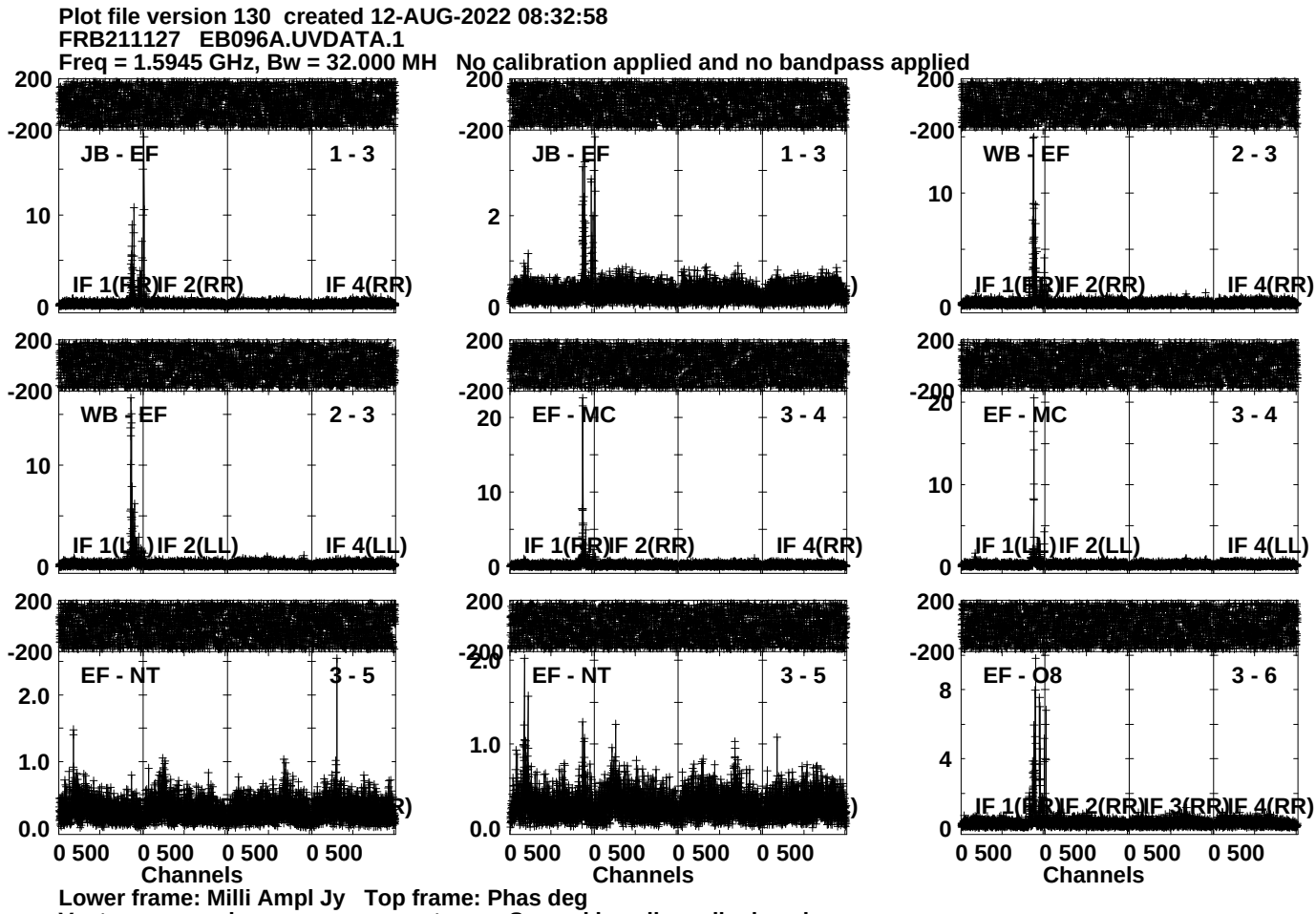
Plot file version 130 created 12-AUG-2022 08:32:58
FRB211127 EB096A.UVDATA.1
Freq = 1.5945 GHz, Bw = 32.000 MH No calibration applied and no bandpass applied
JB - EF
1 - 3
IF 1(RR)
IF 2(RR)
IF 4(RR)
JB - EF
1 - 3
WB - EF
2 - 3
IF 1(RR)
IF 2(RR)
IF 4(RR)
WB - EF
2 - 3
IF 1(LL)
IF 2(LL)
IF 4(LL)
EF - MC
3 - 4
IF 1(RR)
IF 2(RR)
IF 4(RR)
EF - MC
3 - 4
IF 1(LL)
IF 2(LL)
IF 4(LL)
EF - NT
3 - 5
EF - NT
3 - 5
EF - O8
3 - 6
IF 1(RR)
IF 2(RR)
IF 3(RR)
IF 4(RR)
0 500
Channels
Lower frame: Milli Ampl Jy Top frame: Phas deg
Vector averaged cross-power spectrum Several baselines displayed
Timerange: 00/21:07:51 to 00/21:12:19

Plot file version 131 created 12-AUG-2022 08:33:00
FRB211127 EB096A.UVDATA.1
Freq = 1.5945 GHz, Bw = 32.000 MH No calibration applied and no bandpass applied

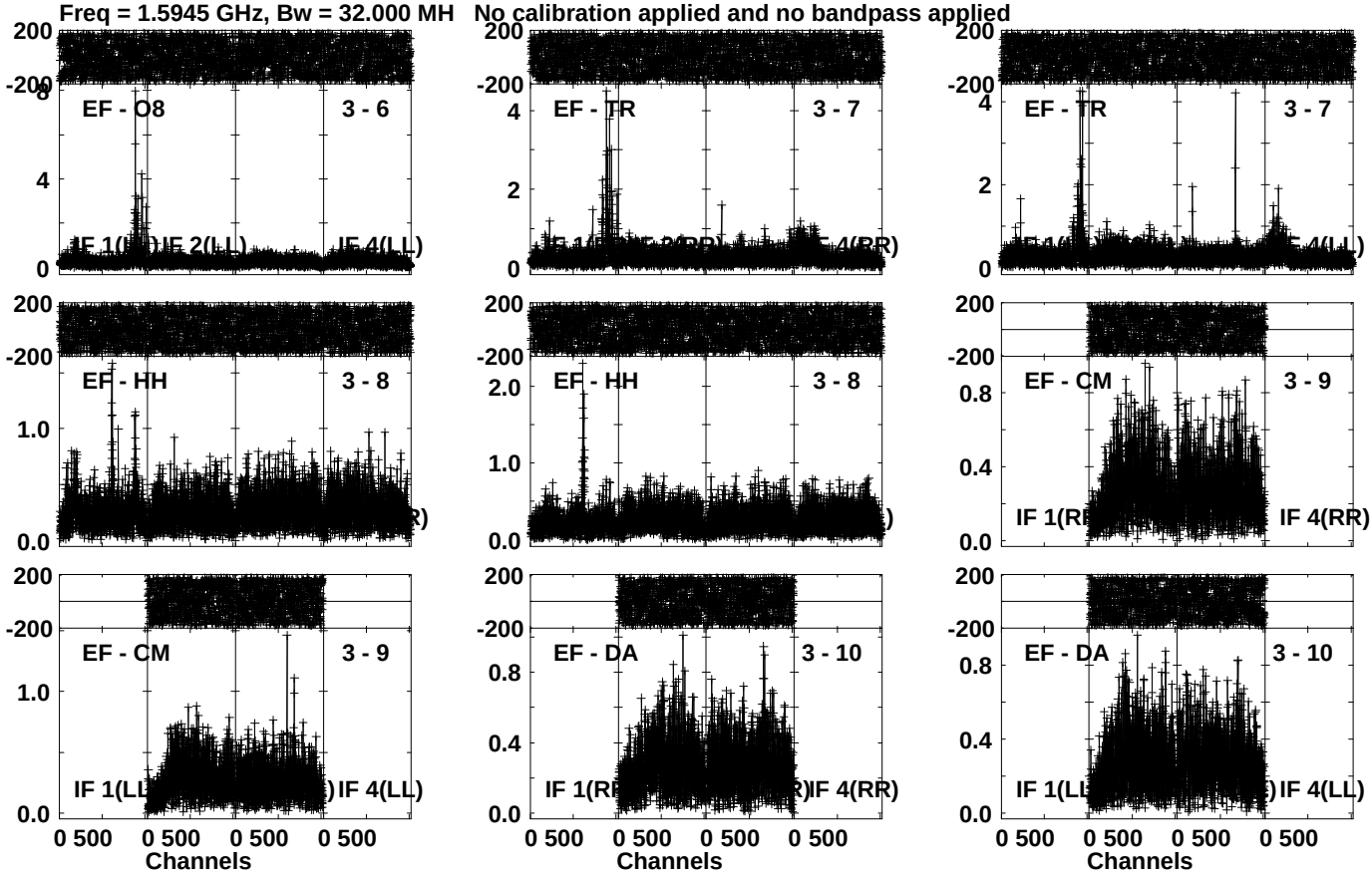

Lower frame: Milli Ampl Jy Top frame: Phas deg
Vector averaged cross-power spectrum Several baselines displayed
Timerange: 00/21:07:51 to 00/21:12:19

Plot file version 132 created 12-AUG-2022 08:33:02
FRB211127 EB096A.UVDATA.1
Freq = 1.5945 GHz, Bw = 32.000 MH No calibration applied and no bandpass applied

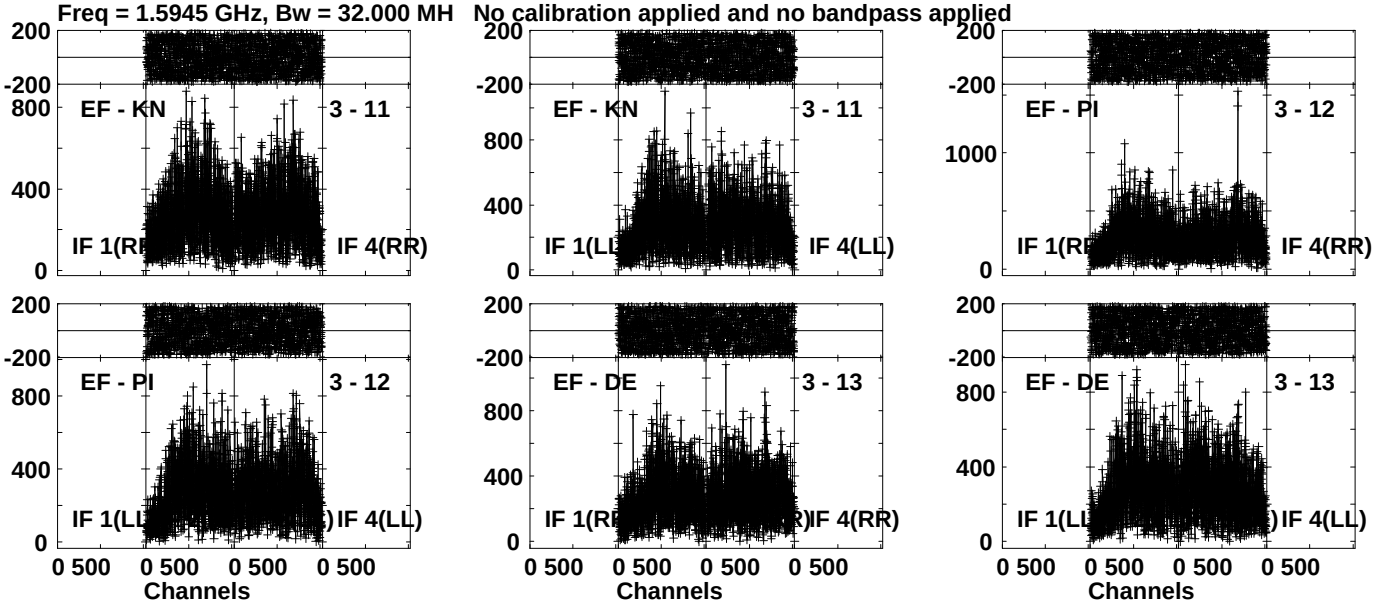

Lower frame: Micro Ampl Jy Top frame: Phas deg
Vector averaged cross-power spectrum Several baselines displayed
Timerange: 00/21:07:51 to 00/21:12:19

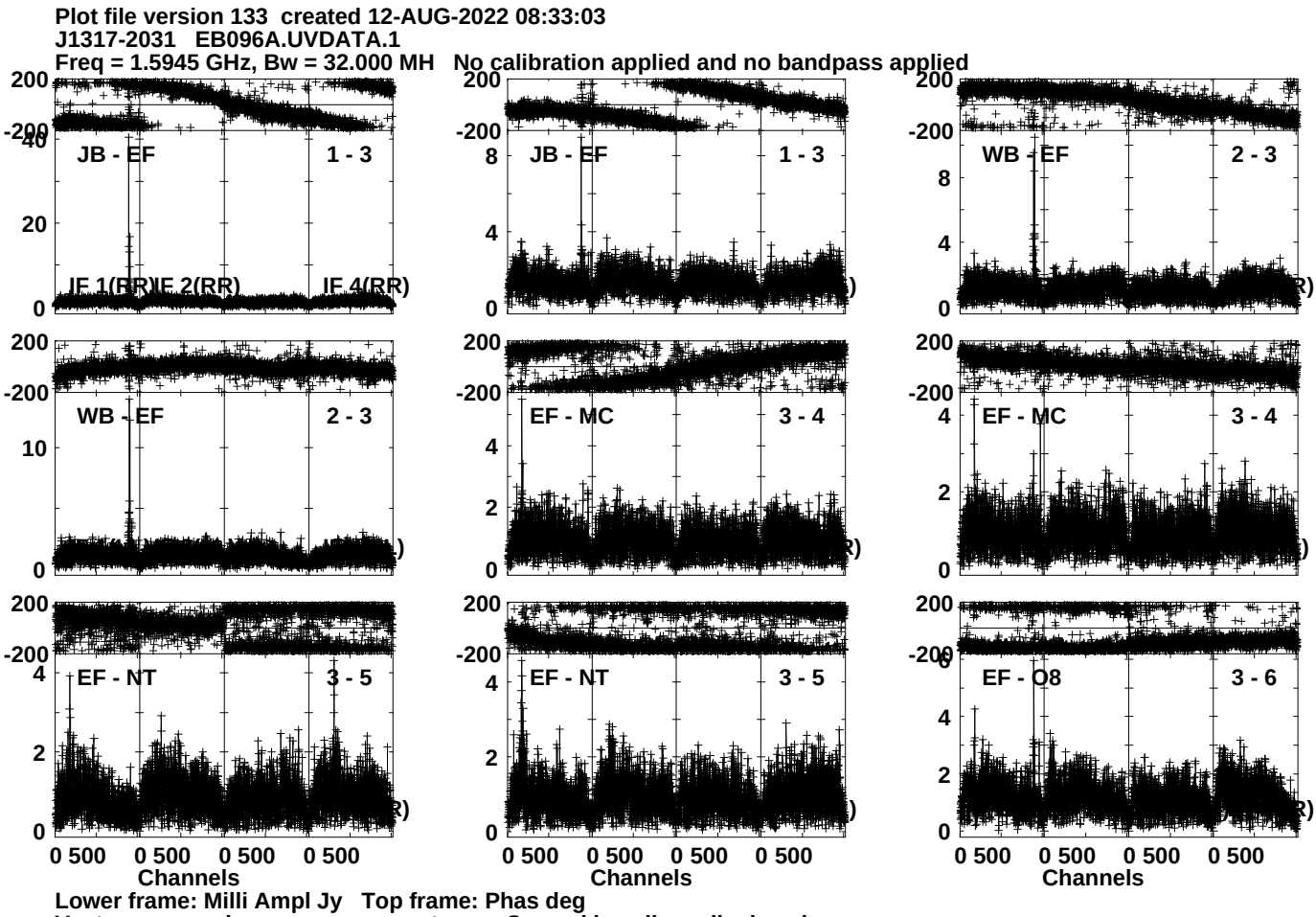
Plot file version 133 created 12-AUG-2022 08:33:03
J1317-2031 EB096A.UVDATA.1
Freq = 1.5945 GHz, Bw = 32.000 MH No calibration applied and no bandpass applied
JB - EF 1 - 3
JB - EF 1 - 3
WB - EF 2 - 3
WB - EF 2 - 3
EF - MC 3 - 4
EF - MC 3 - 4
EF - NT 3 - 5
EF - NT 3 - 5
EF - O8 3 - 6
IF 1(RR) IF 2(RR) IF 4(RR)
Channels
Channels
Channels
Lower frame: Milli Ampl Jy Top frame: Phas deg
Vector averaged cross-power spectrum Several baselines displayed
Timerange: 00/21:12:51 to 00/21:13:49

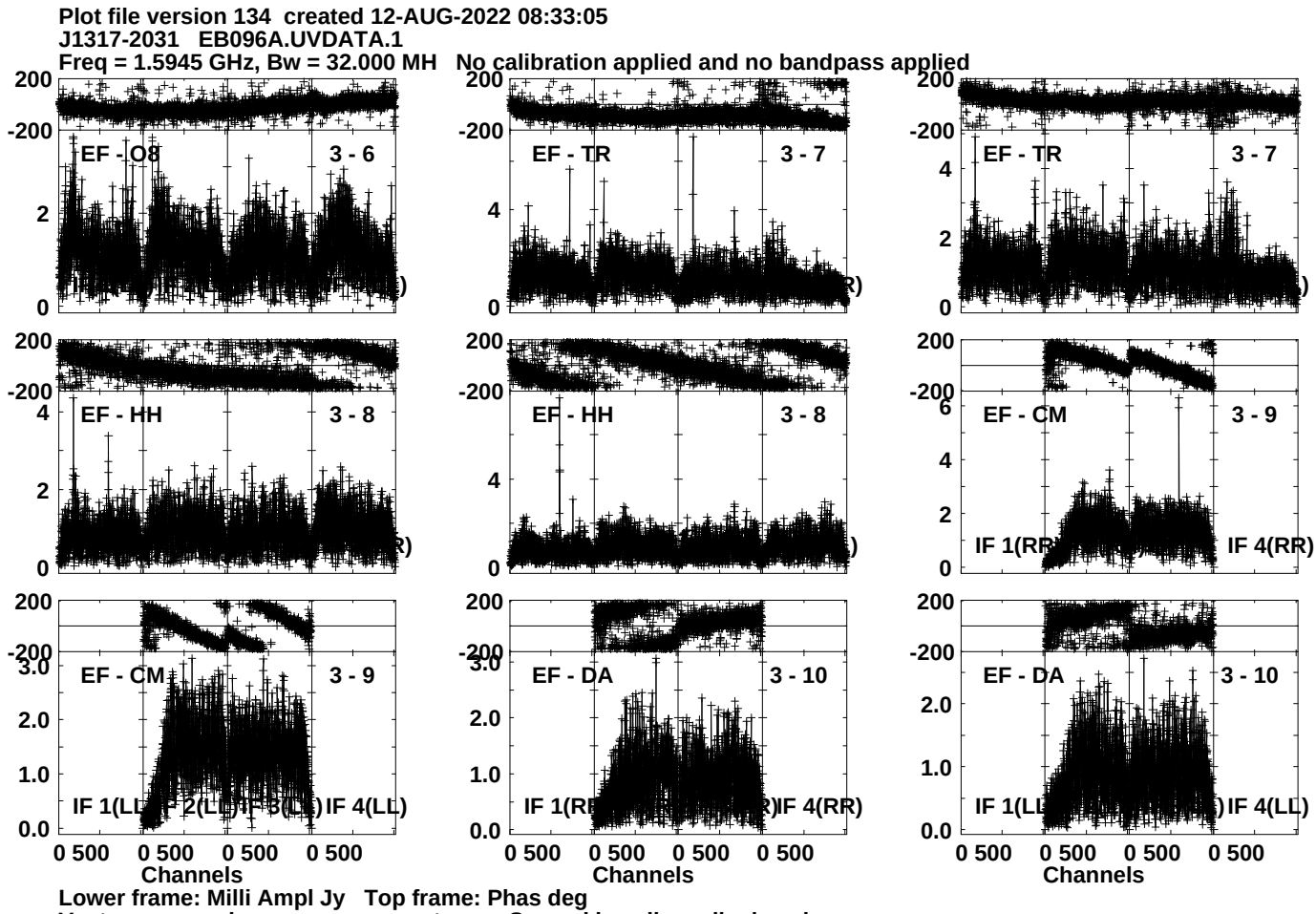
Plot file version 134 created 12-AUG-2022 08:33:05
J1317-2031 EB096A.UVDATA.1
Freq = 1.5945 GHz, Bw = 32.000 MH No calibration applied and no bandpass applied
EF - O8 3 - 6
EF - TR 3 - 7
EF - TR 3 - 7
EF - HH 3 - 8
EF - HH 3 - 8
EF - CM 3 - 9
IF 1(RR) IF 4(RR)
EF - CM 3 - 9
EF - DA 3 - 10
EF - DA 3 - 10
IF 1(LL) IF 2(LL) IF 3(LL) IF 4(LL)
IF 1(RR) IF 4(RR)
IF 1(LL) IF 4(LL)
0 500 0 500 0 500 0 500
Channels
Lower frame: Milli Ampl Jy Top frame: Phas deg
Vector averaged cross-power spectrum Several baselines displayed
Timerange: 00/21:12:51 to 00/21:13:49

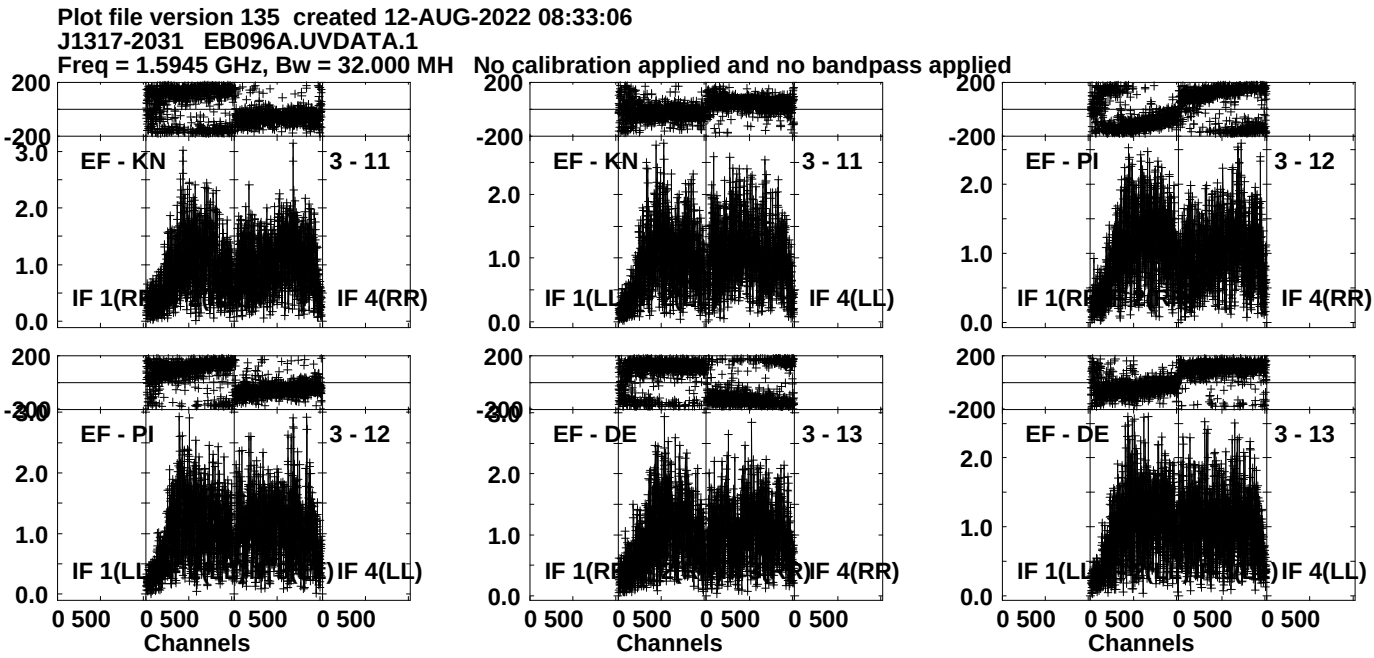
Plot file version 135 created 12-AUG-2022 08:33:06
J1317-2031 EB096A.UVDATA.1
Freq = 1.5945 GHz, Bw = 32.000 MH No calibration applied and no bandpass applied
EF - KN
3 - 11
IF 1(RR)
IF 4(RR)
EF - KN
3 - 11
IF 1(LL)
IF 4(LL)
EF - PI
3 - 12
IF 1(RR)
IF 4(RR)
EF - PI
3 - 12
IF 1(LL)
IF 4(LL)
EF - DE
3 - 13
IF 1(RR)
IF 4(RR)
EF - DE
3 - 13
IF 1(LL)
IF 4(LL)
200
-200
3.0
2.0
1.0
0.0
0 500
Channels
Lower frame: Milli Ampl Jy Top frame: Phas deg
Vector averaged cross-power spectrum Several baselines displayed
Timerange: 00/21:12:51 to 00/21:13:49

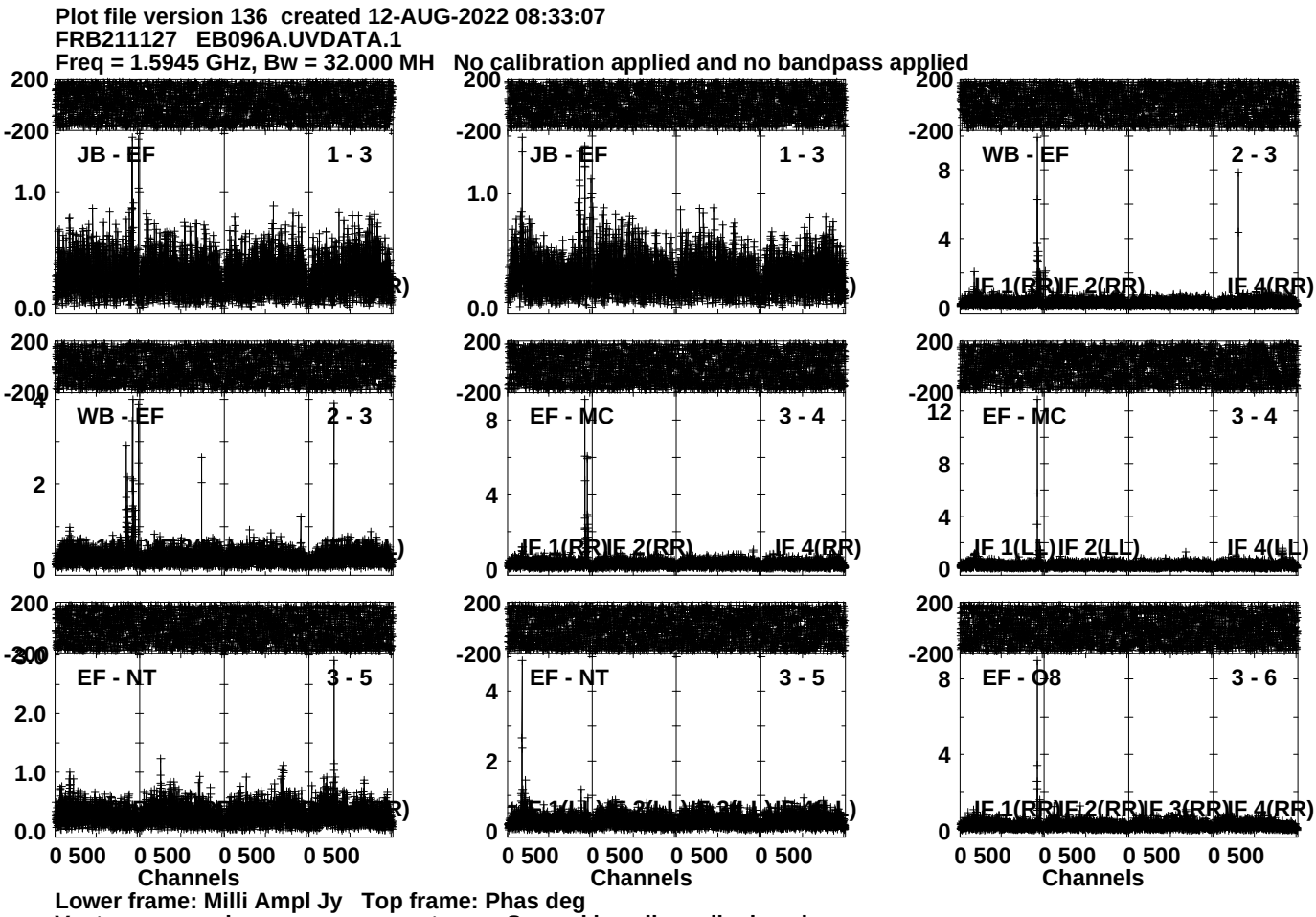
Plot file version 136 created 12-AUG-2022 08:33:07
FRB211127 EB096A.UVDATA.1
Freq = 1.5945 GHz, Bw = 32.000 MH No calibration applied and no bandpass applied
JB - EF
1 - 3
JB - EF
1 - 3
WB - EF
2 - 3
IF 1(RR)IF 2(RR)
IF 4(RR)
WB - EF
2 - 3
EF - MC
3 - 4
EF - MC
3 - 4
IF 1(RR)IF 2(RR)
IF 4(RR)
IF 1(LL)IF 2(LL)
IF 4(LL)
EF - NT
3 - 5
EF - NT
3 - 5
EF - O8
3 - 6
IF 1(RR)IF 2(RR)IF 3(RR)IF 4(RR)
0 500 0 500 0 500 0 500
Channels
0 500 0 500 0 500 0 500
Channels
0 500 0 500 0 500 0 500
Channels
Lower frame: Milli Ampl Jy Top frame: Phas deg
Vector averaged cross-power spectrum Several baselines displayed
Timerange: 00/21:13:51 to 00/21:18:19

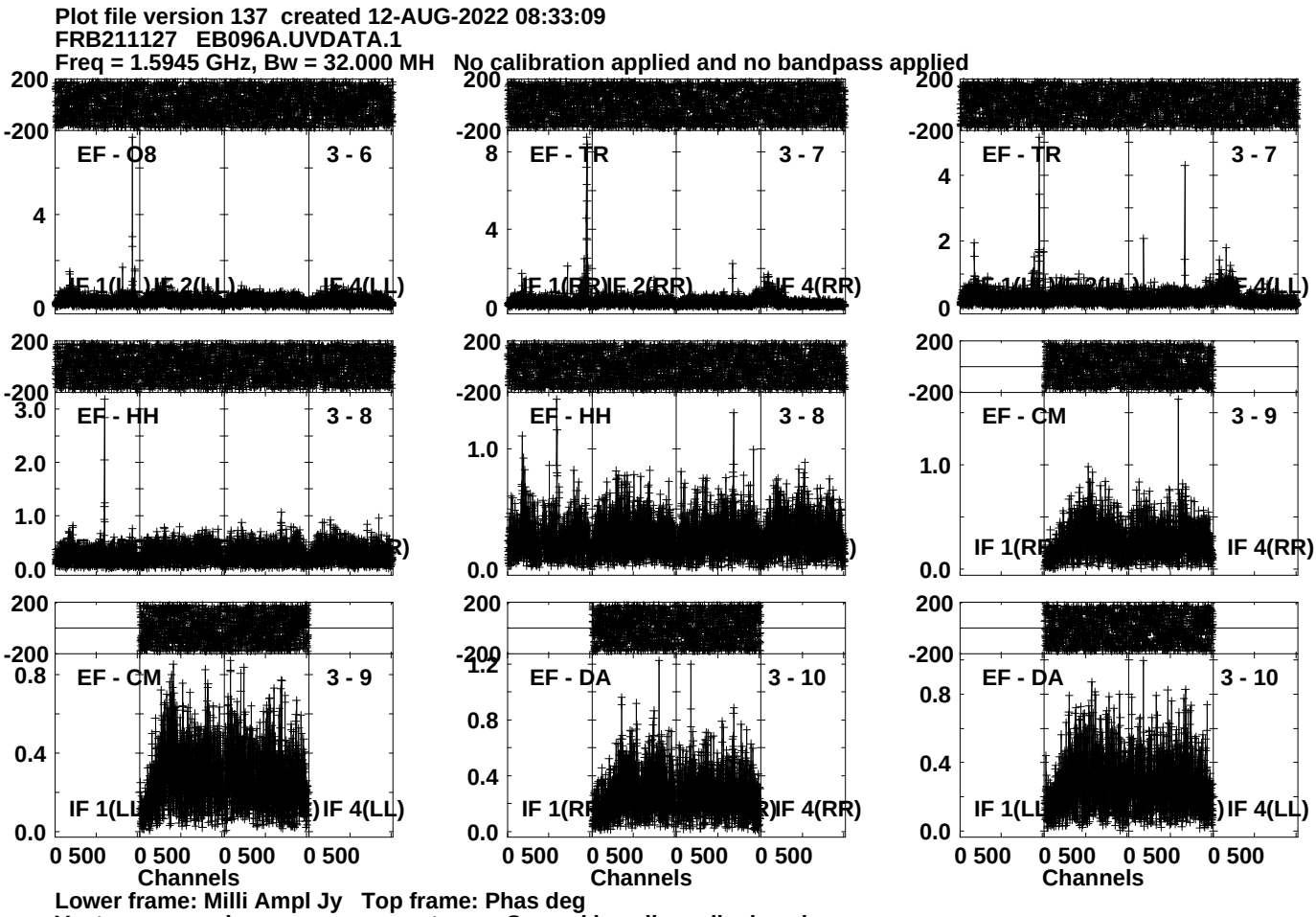
Plot file version 137 created 12-AUG-2022 08:33:09
FRB211127 EB096A.UVDATA.1
Freq = 1.5945 GHz, Bw = 32.000 MH No calibration applied and no bandpass applied
EF - O8
3 - 6
EF - TR
3 - 7
EF - TR
3 - 7
EF - HH
3 - 8
EF - HH
3 - 8
EF - CM
3 - 9
EF - CM
3 - 9
EF - DA
3 - 10
EF - DA
3 - 10
IF 4(LL)
IF 4(RR)
IF 4(LL)
Channels
Lower frame: Milli Ampl Jy Top frame: Phas deg
Vector averaged cross-power spectrum Several baselines displayed
Timerange: 00/21:13:51 to 00/21:18:19

Plot file version 138 created 12-AUG-2022 08:33:11
FRB211127 EB096A.UVDATA.1
Freq = 1.5945 GHz, Bw = 32.000 MH No calibration applied and no bandpass applied

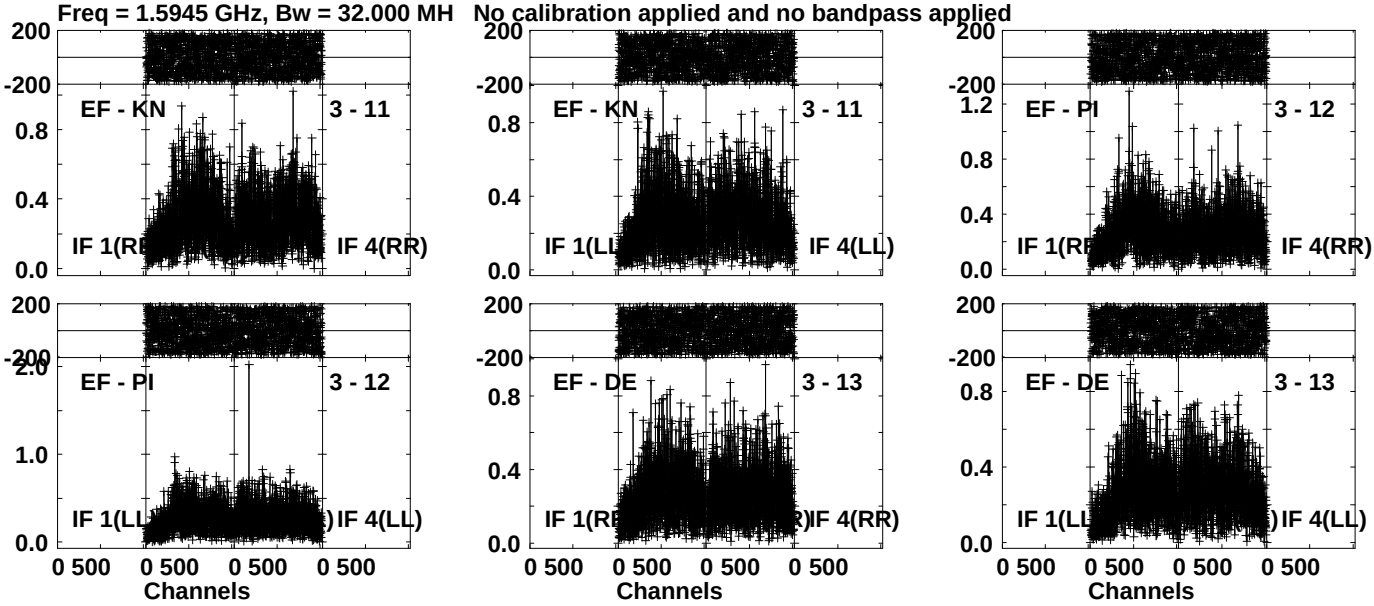

Lower frame: Milli Ampl Jy Top frame: Phas deg
Vector averaged cross-power spectrum Several baselines displayed
Timerange: 00/21:13:51 to 00/21:18:19

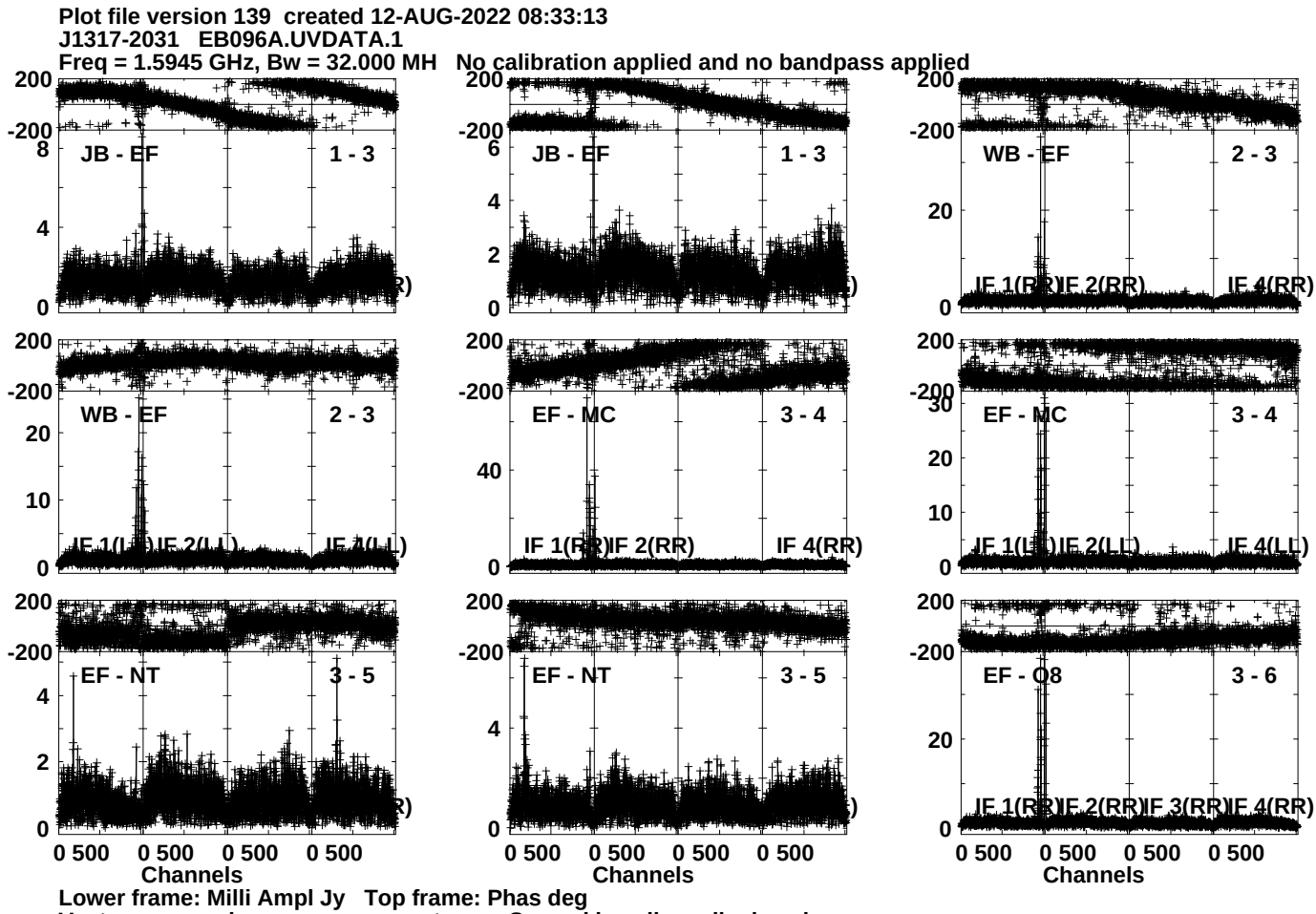
Plot file version 139 created 12-AUG-2022 08:33:13
J1317-2031 EB096A.UVDATA.1
Freq = 1.5945 GHz, Bw = 32.000 MH No calibration applied and no bandpass applied
JB - EF
1 - 3
JB - EF
1 - 3
WB - EF
2 - 3
WB - EF
2 - 3
EF - MC
3 - 4
EF - MC
3 - 4
EF - NT
3 - 5
EF - NT
3 - 5
EF - O8
3 - 6
IF 1(RR) IF 2(RR) IF 4(RR)
IF 1(RR) IF 2(RR) IF 4(RR)
IF 1(LL) IF 2(LL) IF 4(LL)
IF 1(LL) IF 2(LL) IF 4(LL)
IF 1(RR) IF 2(RR) IF 3(RR) IF 4(RR)
Channels
Channels
Channels
Lower frame: Milli Ampl Jy Top frame: Phas deg
Vector averaged cross-power spectrum Several baselines displayed
Timerange: 00/21:18:21 to 00/21:19:49

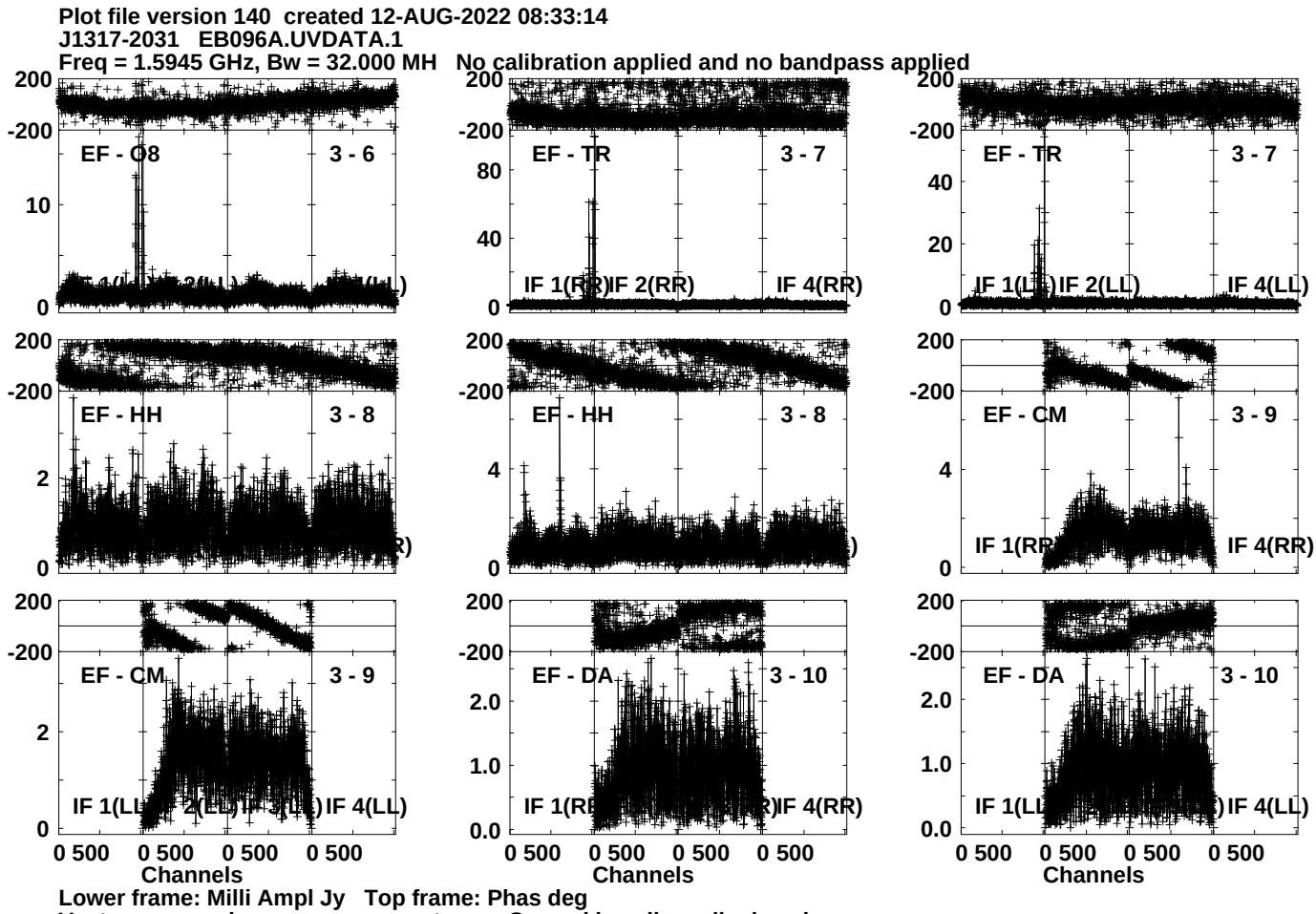
Plot file version 140 created 12-AUG-2022 08:33:14
J1317-2031 EB096A.UVDATA.1
Freq = 1.5945 GHz, Bw = 32.000 MH No calibration applied and no bandpass applied
EF - O8 3 - 6
EF - TR 3 - 7
EF - TR 3 - 7
EF - HH 3 - 8
EF - HH 3 - 8
EF - CM 3 - 9
EF - CM 3 - 9
EF - DA 3 - 10
EF - DA 3 - 10
IF 1(RR) IF 2(RR) IF 4(RR)
IF 1(LL) IF 2(LL) IF 4(LL)
Channels
Lower frame: Milli Ampl Jy Top frame: Phas deg
Vector averaged cross-power spectrum Several baselines displayed
Timerange: 00/21:18:21 to 00/21:19:49

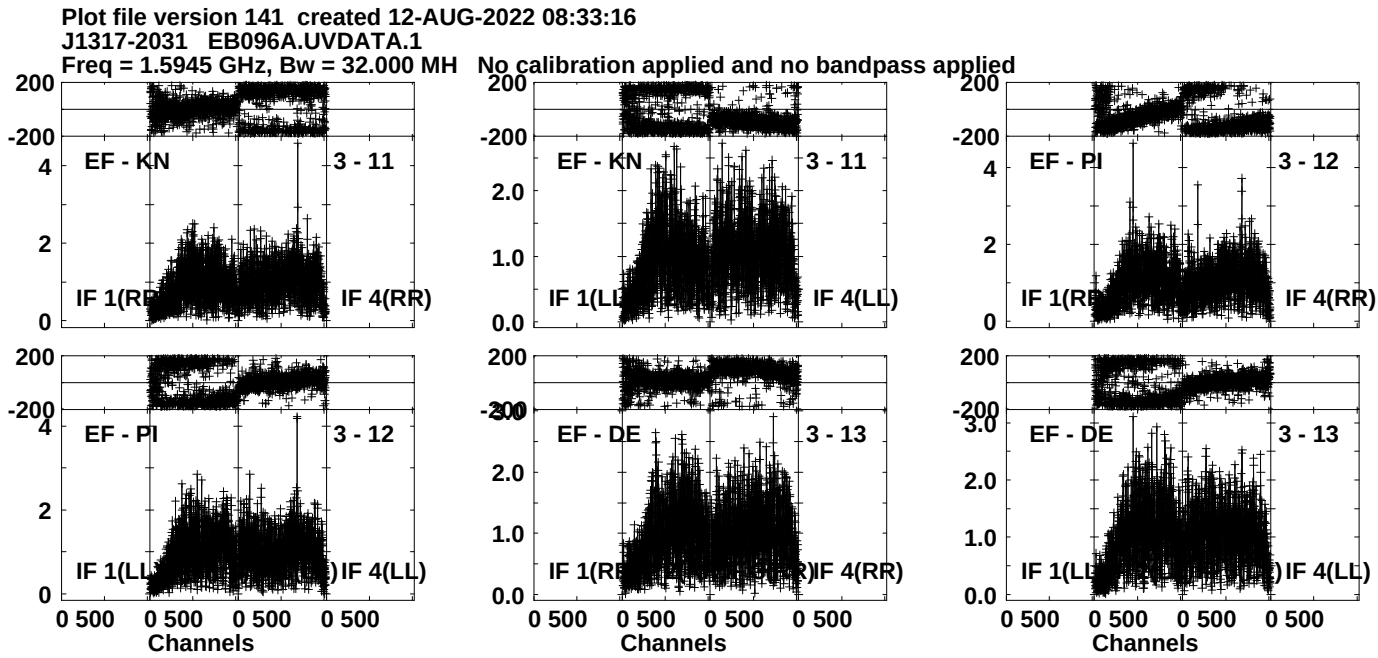
Plot file version 141 created 12-AUG-2022 08:33:16
J1317-2031 EB096A.UVDATA.1
Freq = 1.5945 GHz, Bw = 32.000 MH No calibration applied and no bandpass applied
EF - KN
3 - 11
IF 1(RR)
IF 4(RR)
EF - KN
3 - 11
IF 1(LL)
IF 4(LL)
EF - PI
3 - 12
IF 1(RR)
IF 4(RR)
EF - PI
3 - 12
IF 1(LL)
IF 4(LL)
EF - DE
3 - 13
IF 1(RR)
IF 4(RR)
EF - DE
3 - 13
IF 1(LL)
IF 4(LL)
Channels
Channels
Channels
Lower frame: Milli Ampl Jy Top frame: Phas deg
Vector averaged cross-power spectrum Several baselines displayed
Timerange: 00/21:18:21 to 00/21:19:49

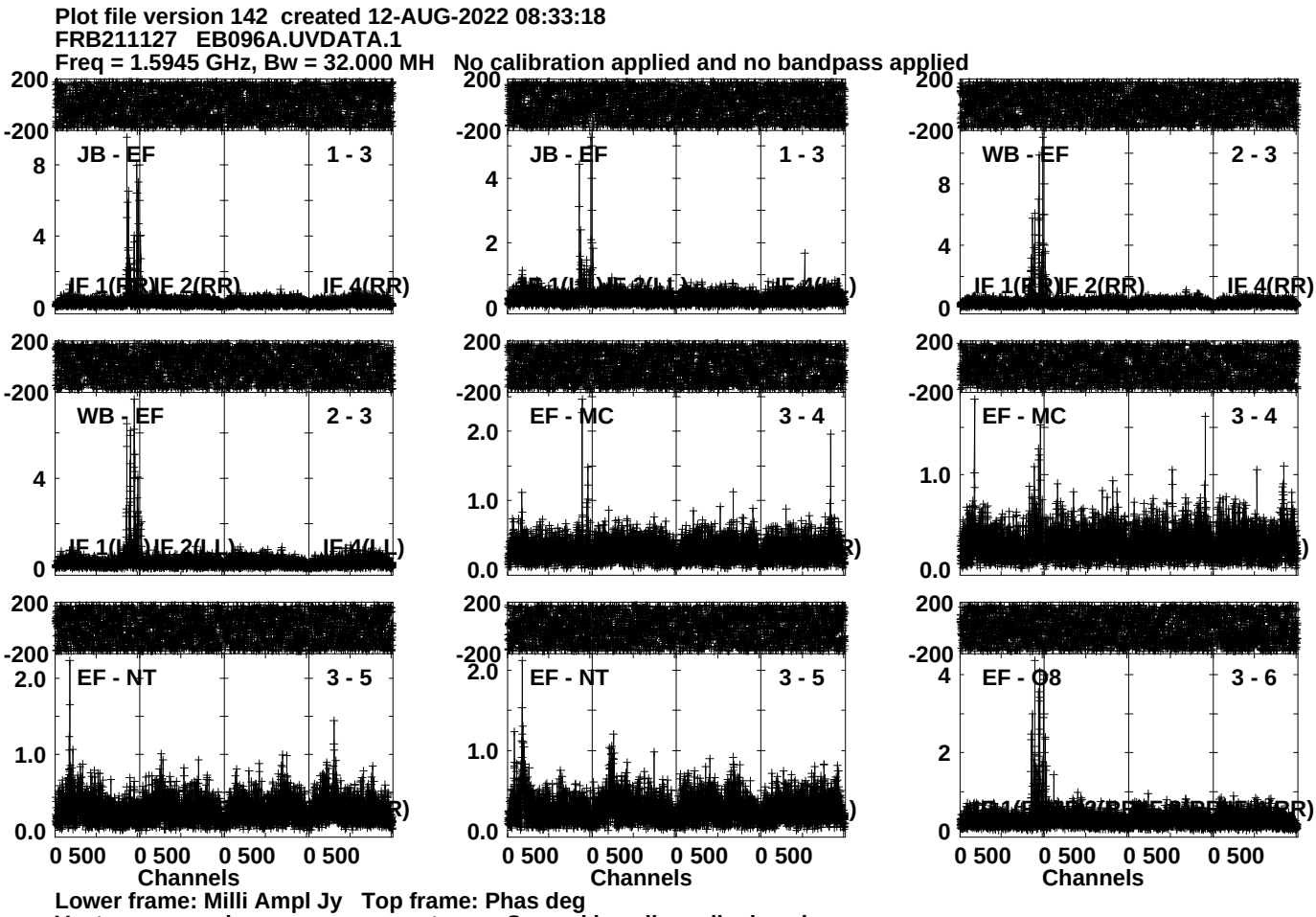
Plot file version 142 created 12-AUG-2022 08:33:18
FRB211127 EB096A.UVDATA.1
Freq = 1.5945 GHz, Bw = 32.000 MH No calibration applied and no bandpass applied
JB - EF
1 - 3
JB - EF
1 - 3
WB - EF
2 - 3
WB - EF
2 - 3
EF - MC
3 - 4
EF - MC
3 - 4
EF - NT
3 - 5
EF - NT
3 - 5
EF - O8
3 - 6
IF 1(RR)IF 2(RR) IF 4(RR)
Channels
Lower frame: Milli Ampl Jy Top frame: Phas deg
Vector averaged cross-power spectrum Several baselines displayed
Timerange: 00/21:19:51 to 00/21:24:19

Plot file version 143 created 12-AUG-2022 08:33:19
FRB211127 EB096A.UVDATA.1
Freq = 1.5945 GHz, Bw = 32.000 MH No calibration applied and no bandpass applied

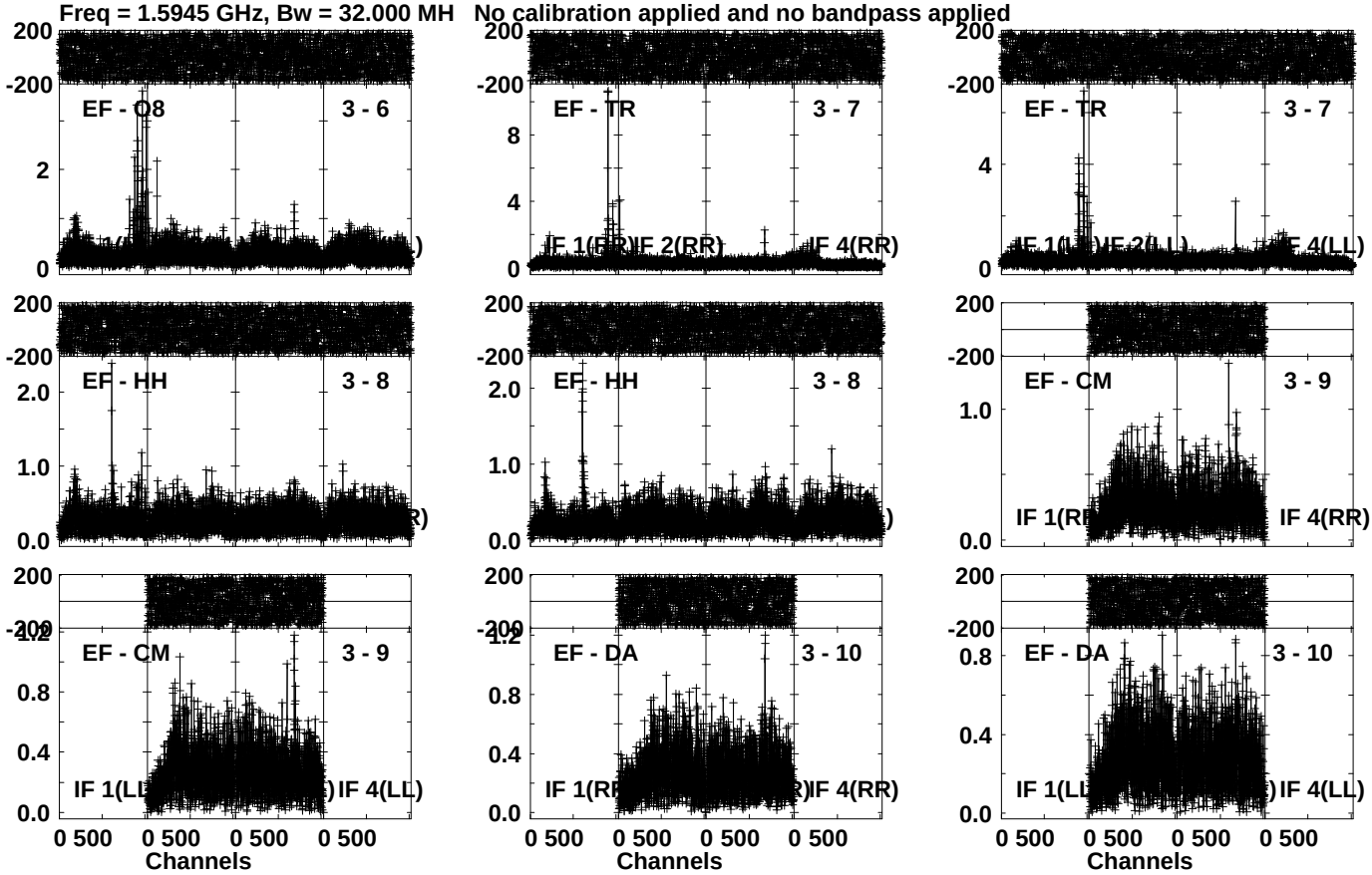

Lower frame: Milli Ampl Jy Top frame: Phas deg
Vector averaged cross-power spectrum Several baselines displayed
Timerange: 00/21:19:51 to 00/21:24:19

Plot file version 144 created 12-AUG-2022 08:33:22
FRB211127 EB096A.UVDATA.1
Freq = 1.5945 GHz, Bw = 32.000 MH No calibration applied and no bandpass applied

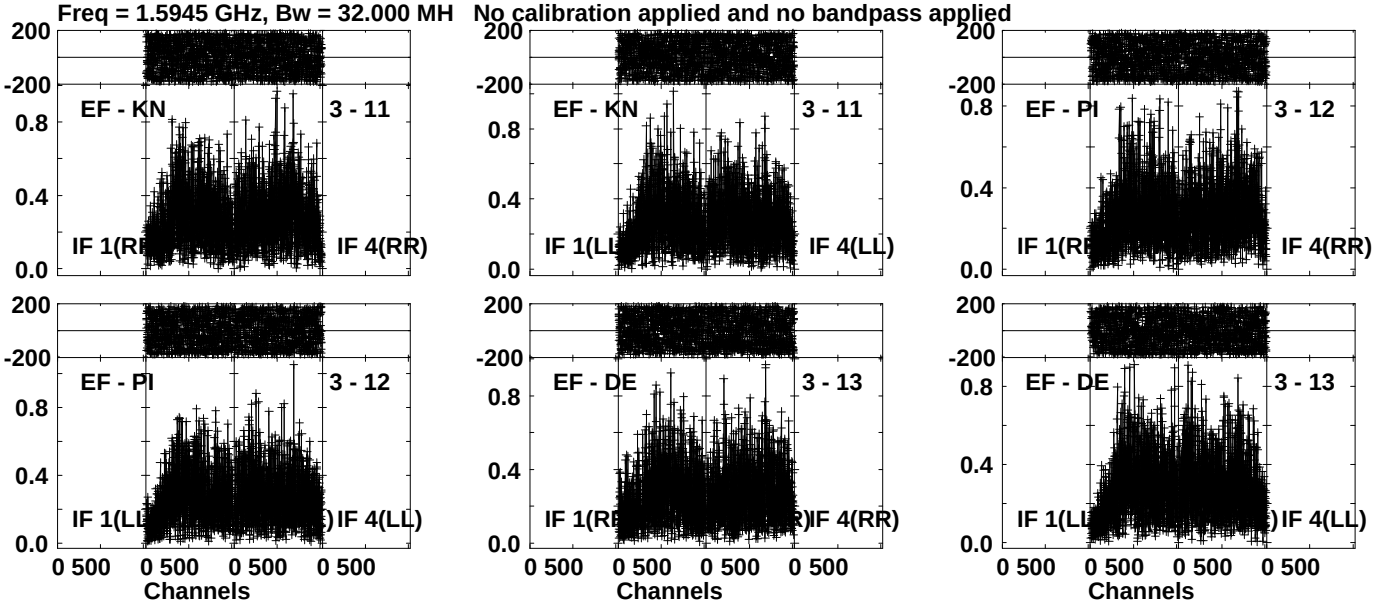

Lower frame: Milli Ampl Jy Top frame: Phas deg
Vector averaged cross-power spectrum Several baselines displayed
Timerange: 00/21:19:51 to 00/21:24:19

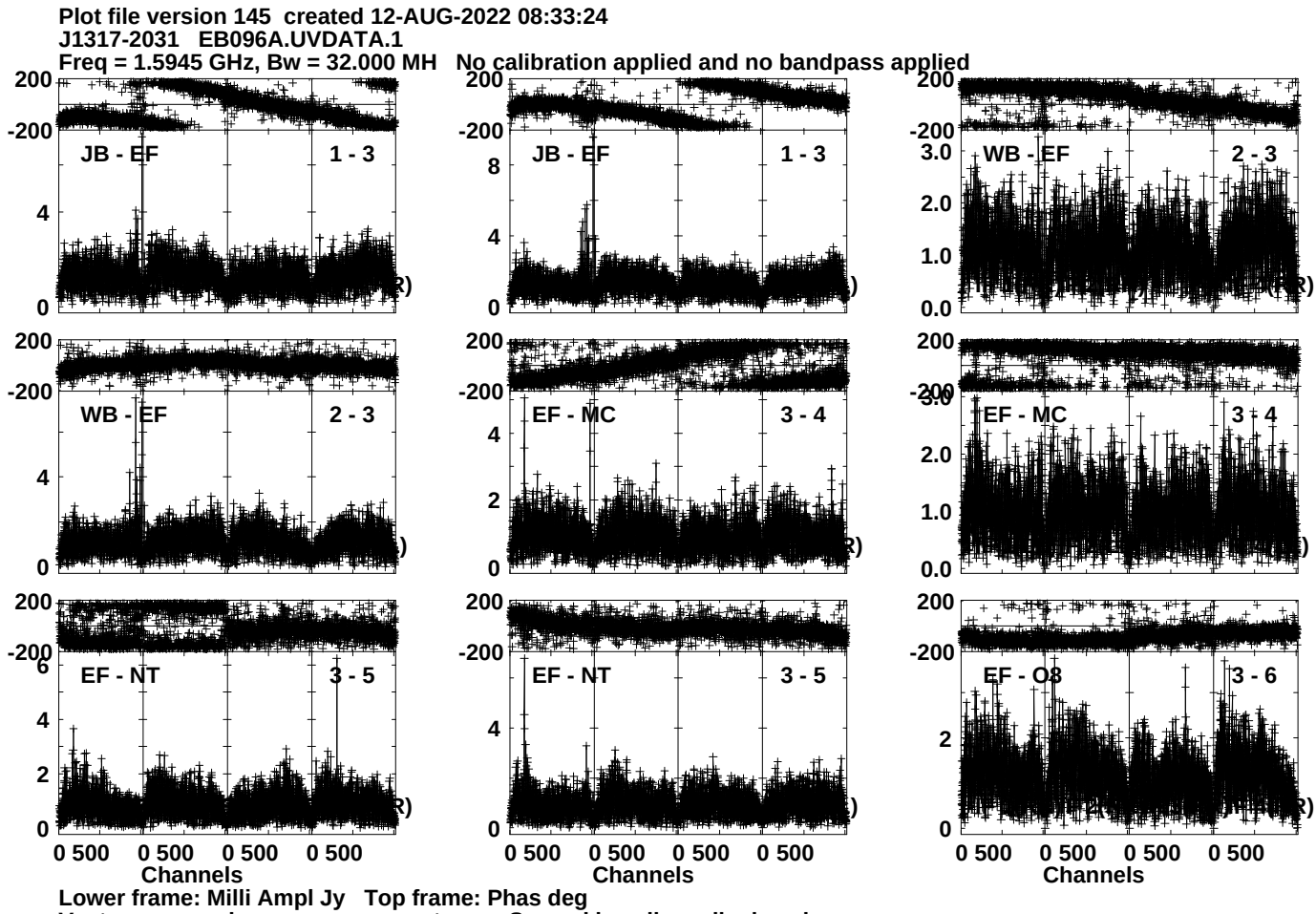
Plot file version 145 created 12-AUG-2022 08:33:24
J1317-2031 EB096A.UVDATA.1
Freq = 1.5945 GHz, Bw = 32.000 MH No calibration applied and no bandpass applied
JB - EF 1 - 3
JB - EF 1 - 3
WB - EF 2 - 3
WB - EF 2 - 3
EF - MC 3 - 4
EF - MC 3 - 4
EF - NT 3 - 5
EF - NT 3 - 5
EF - O8 3 - 6
Channels
Channels
Channels
Lower frame: Milli Ampl Jy Top frame: Phas deg
Vector averaged cross-power spectrum Several baselines displayed
Timerange: 00/21:24:51 to 00/21:25:49

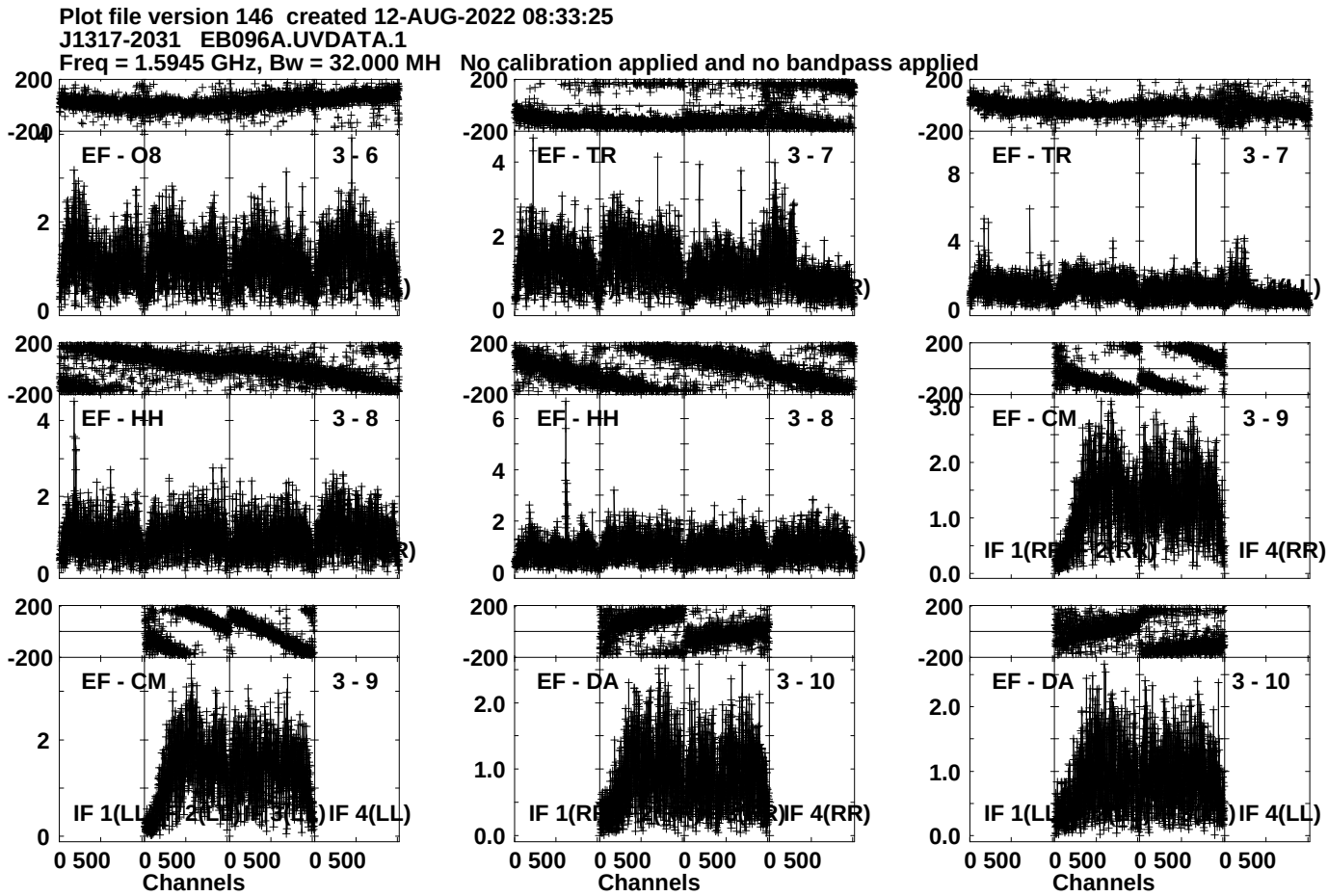
Plot file version 146 created 12-AUG-2022 08:33:25
J1317-2031 EB096A.UVDATA.1
Freq = 1.5945 GHz, Bw = 32.000 MH No calibration applied and no bandpass applied
EF - O8 3 - 6
EF - TR 3 - 7
EF - TR 3 - 7
EF - HH 3 - 8
EF - HH 3 - 8
EF - CM 3 - 9
EF - CM 3 - 9
EF - DA 3 - 10
EF - DA 3 - 10
IF 1(LL) IF 4(LL)
IF 1(RR) IF 4(RR)
IF 1(LL) IF 4(LL)
Channels
Lower frame: Milli Ampl Jy Top frame: Phas deg
Vector averaged cross-power spectrum Several baselines displayed
Timerange: 00/21:24:51 to 00/21:25:49

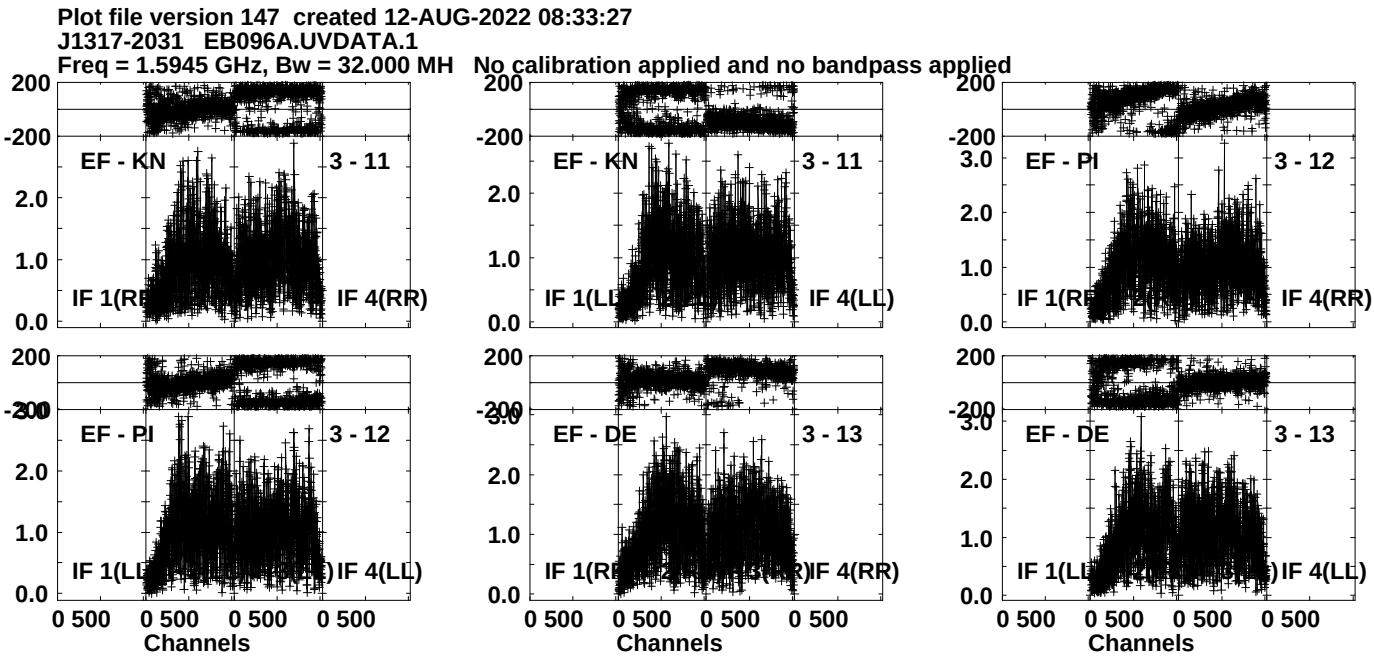

Lower frame: Milli Ampl Jy Top frame: Phas deg
Vector averaged cross-power spectrum Several baselines displayed
Timerange: 00/21:24:51 to 00/21:25:49

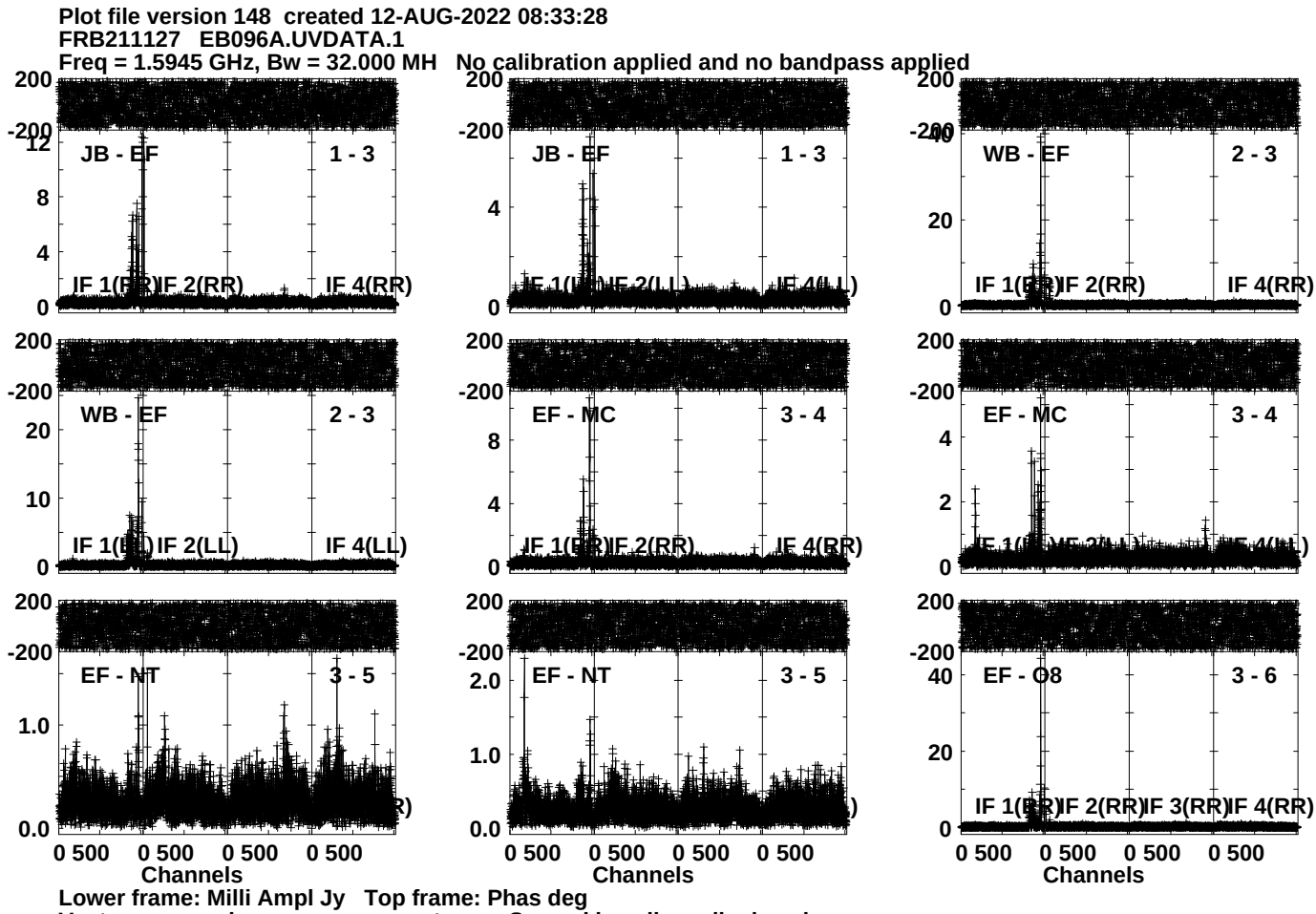
Plot file version 148 created 12-AUG-2022 08:33:28
FRB211127 EB096A.UVDATA.1
Freq = 1.5945 GHz, Bw = 32.000 MH No calibration applied and no bandpass applied
JB - EF
1 - 3
IF 1(RR) IF 2(RR) IF 4(RR)
JB - EF
1 - 3
WB - EF
2 - 3
IF 1(RR) IF 2(RR) IF 4(RR)
WB - EF
2 - 3
IF 1(LL) IF 2(LL) IF 4(LL)
EF - MC
3 - 4
IF 1(RR) IF 2(RR) IF 4(RR)
EF - MC
3 - 4
EF - NT
3 - 5
EF - NT
3 - 5
EF - O8
3 - 6
IF 1(RR) IF 2(RR) IF 3(RR) IF 4(RR)
0 500 0 500 0 500 0 500
Channels
Lower frame: Milli Ampl Jy Top frame: Phas deg
Vector averaged cross-power spectrum Several baselines displayed
Timerange: 00/21:25:51 to 00/21:30:19

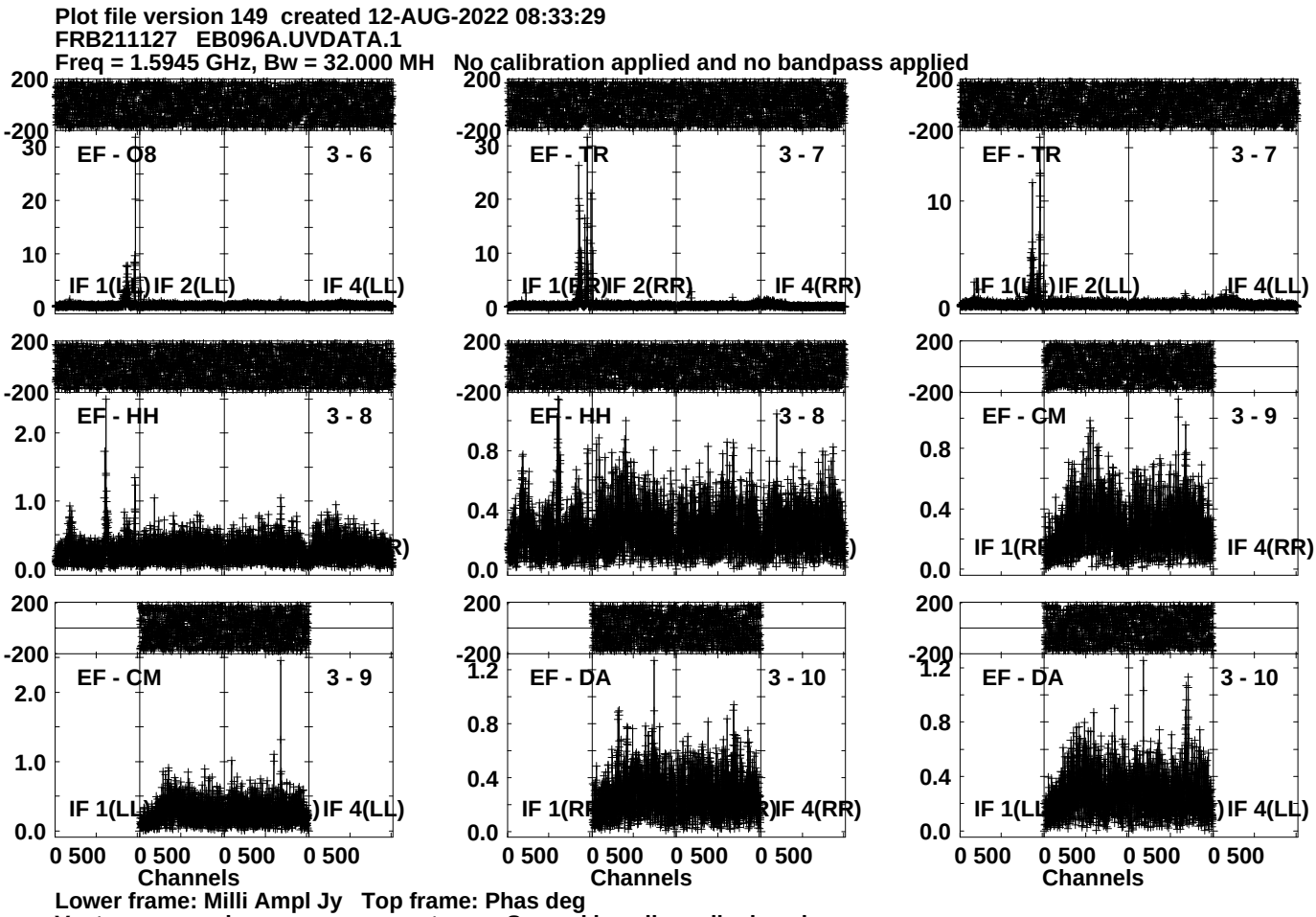
Plot file version 149 created 12-AUG-2022 08:33:29
FRB211127 EB096A.UVDATA.1
Freq = 1.5945 GHz, Bw = 32.000 MH No calibration applied and no bandpass applied
EF - O8
3 - 6
IF 1(LL)
IF 2(LL)
IF 4(LL)
EF - TR
3 - 7
IF 1(RR)
IF 2(RR)
IF 4(RR)
EF - TR
3 - 7
IF 2(LL)
IF 4(LL)
EF - HH
3 - 8
EF - HH
3 - 8
EF - CM
3 - 9
IF 4(RR)
EF - CM
3 - 9
IF 4(LL)
EF - DA
3 - 10
IF 4(RR)
EF - DA
3 - 10
IF 4(LL)
0 500
Channels
Lower frame: Milli Ampl Jy Top frame: Phas deg
Vector averaged cross-power spectrum Several baselines displayed
Timerange: 00/21:25:51 to 00/21:30:19

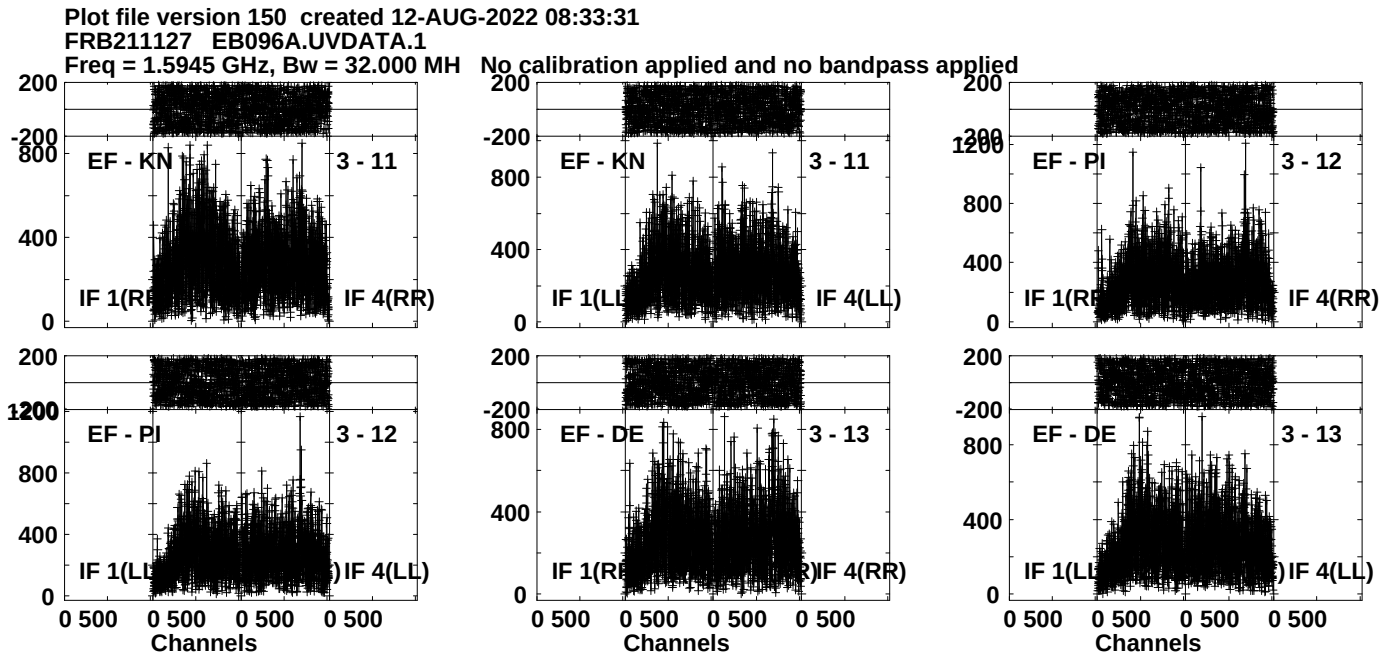
Plot file version 150 created 12-AUG-2022 08:33:31
FRB211127 EB096A.UVDATA.1
Freq = 1.5945 GHz, Bw = 32.000 MH No calibration applied and no bandpass applied
EF - KN
3 - 11
IF 1(RR)
IF 4(RR)
EF - KN
3 - 11
IF 1(LL)
IF 4(LL)
EF - PI
3 - 12
IF 1(RR)
IF 4(RR)
EF - PI
3 - 12
IF 1(LL)
IF 4(LL)
EF - DE
3 - 13
IF 1(RR)
IF 4(RR)
EF - DE
3 - 13
IF 1(LL)
IF 4(LL)
Channels
Channels
Channels
Lower frame: Micro Ampl Jy Top frame: Phas deg
Vector averaged cross-power spectrum Several baselines displayed
Timerange: 00/21:25:51 to 00/21:30:19

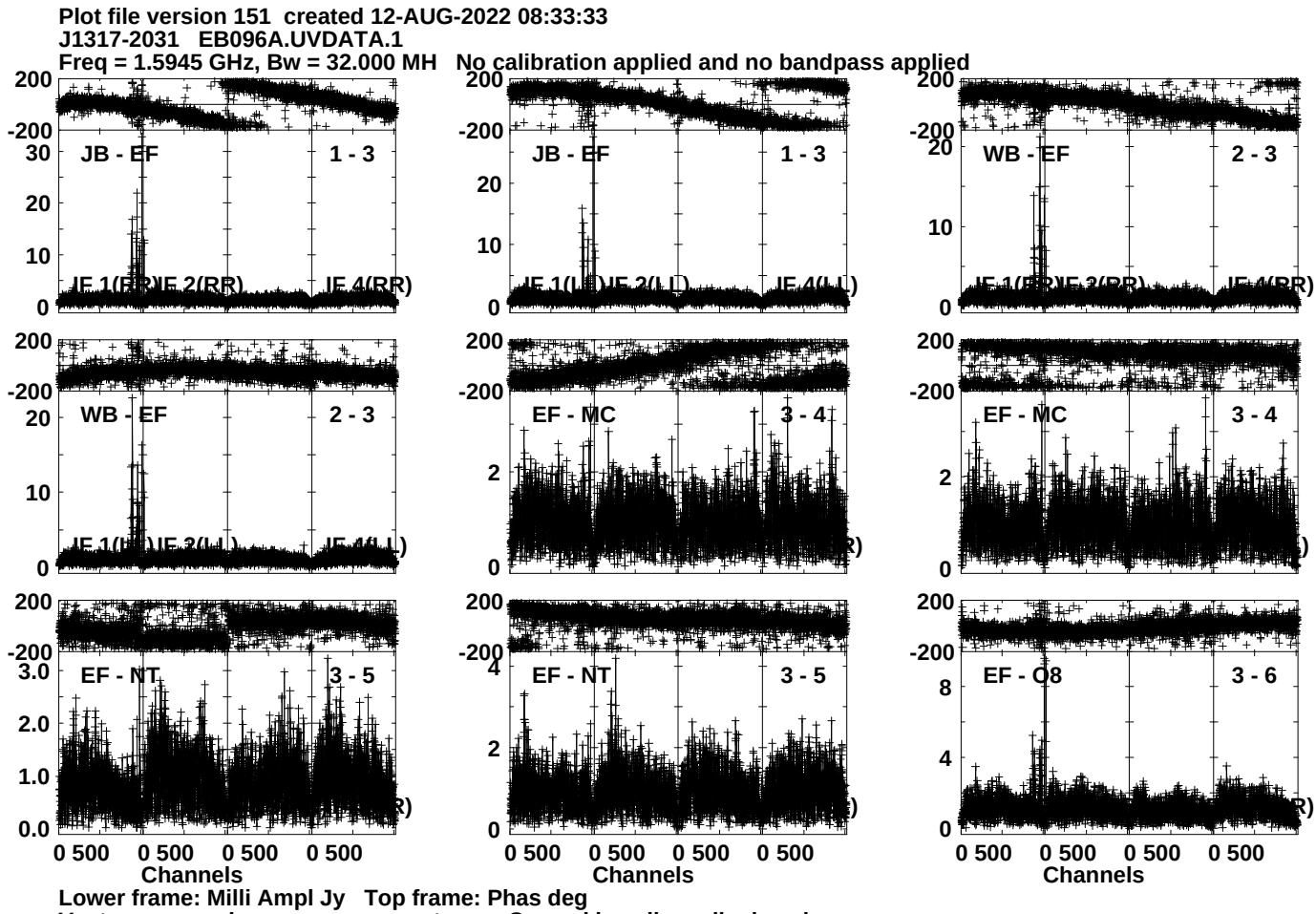
Plot file version 151 created 12-AUG-2022 08:33:33
J1317-2031 EB096A.UVDATA.1
Freq = 1.5945 GHz, Bw = 32.000 MH No calibration applied and no bandpass applied
JB - EF
1 - 3
JB - EF
1 - 3
WB - EF
2 - 3
WB - EF
2 - 3
EF - MC
3 - 4
EF - MC
3 - 4
EF - NT
3 - 5
EF - NT
3 - 5
EF - C8
3 - 6
Channels
Channels
Channels
Lower frame: Milli Ampl Jy Top frame: Phas deg
Vector averaged cross-power spectrum Several baselines displayed
Timerange: 00/21:30:21 to 00/21:31:49

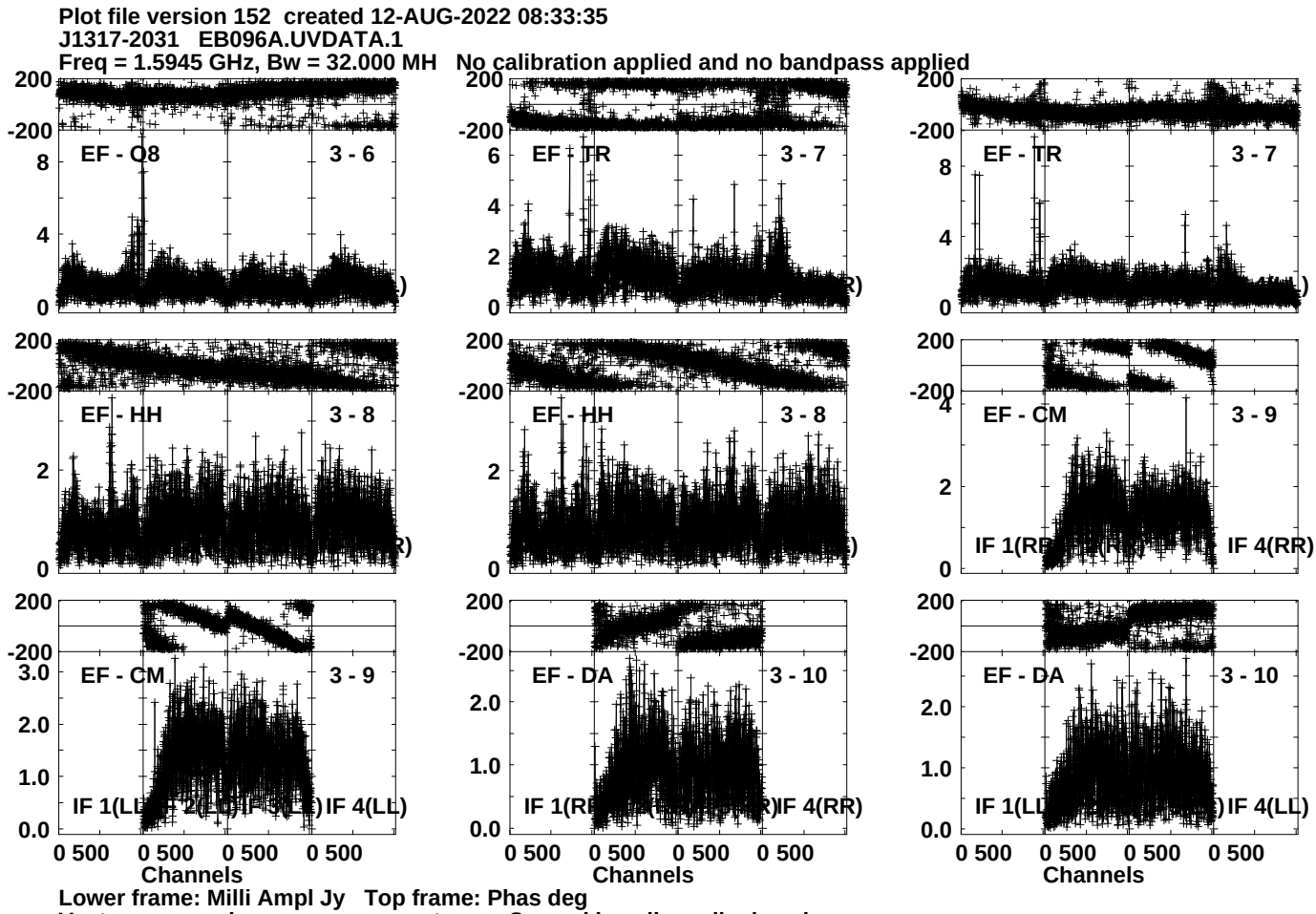
Plot file version 152 created 12-AUG-2022 08:33:35
J1317-2031 EB096A.UVDATA.1
Freq = 1.5945 GHz, Bw = 32.000 MH No calibration applied and no bandpass applied
EF - O8 3 - 6
EF - TR 3 - 7
EF - TR 3 - 7
EF - HH 3 - 8
EF - HH 3 - 8
EF - CM 3 - 9
IF 1(RR) IF 4(RR)
EF - CM 3 - 9
EF - DA 3 - 10
EF - DA 3 - 10
IF 1(LL) IF 4(LL)
IF 1(RR) IF 4(RR)
IF 1(LL) IF 4(LL)
Channels
Channels
Channels
Lower frame: Milli Ampl Jy Top frame: Phas deg
Vector averaged cross-power spectrum Several baselines displayed
Timerange: 00/21:30:21 to 00/21:31:49

Plot file version 153 created 12-AUG-2022 08:33:37
J1317-2031 EB096A.UVDATA.1
Freq = 1.5945 GHz, Bw = 32.000 MH No calibration applied and no bandpass applied

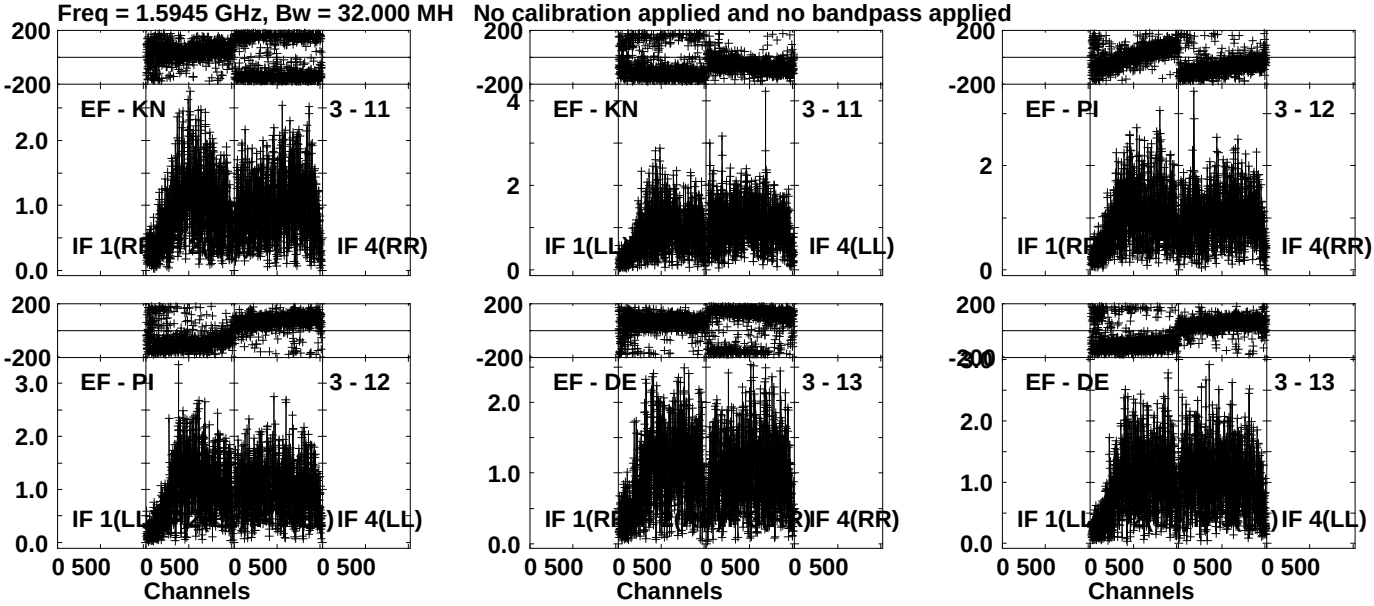

Lower frame: Milli Ampl Jy Top frame: Phas deg
Vector averaged cross-power spectrum Several baselines displayed
Timerange: 00/21:30:21 to 00/21:31:49

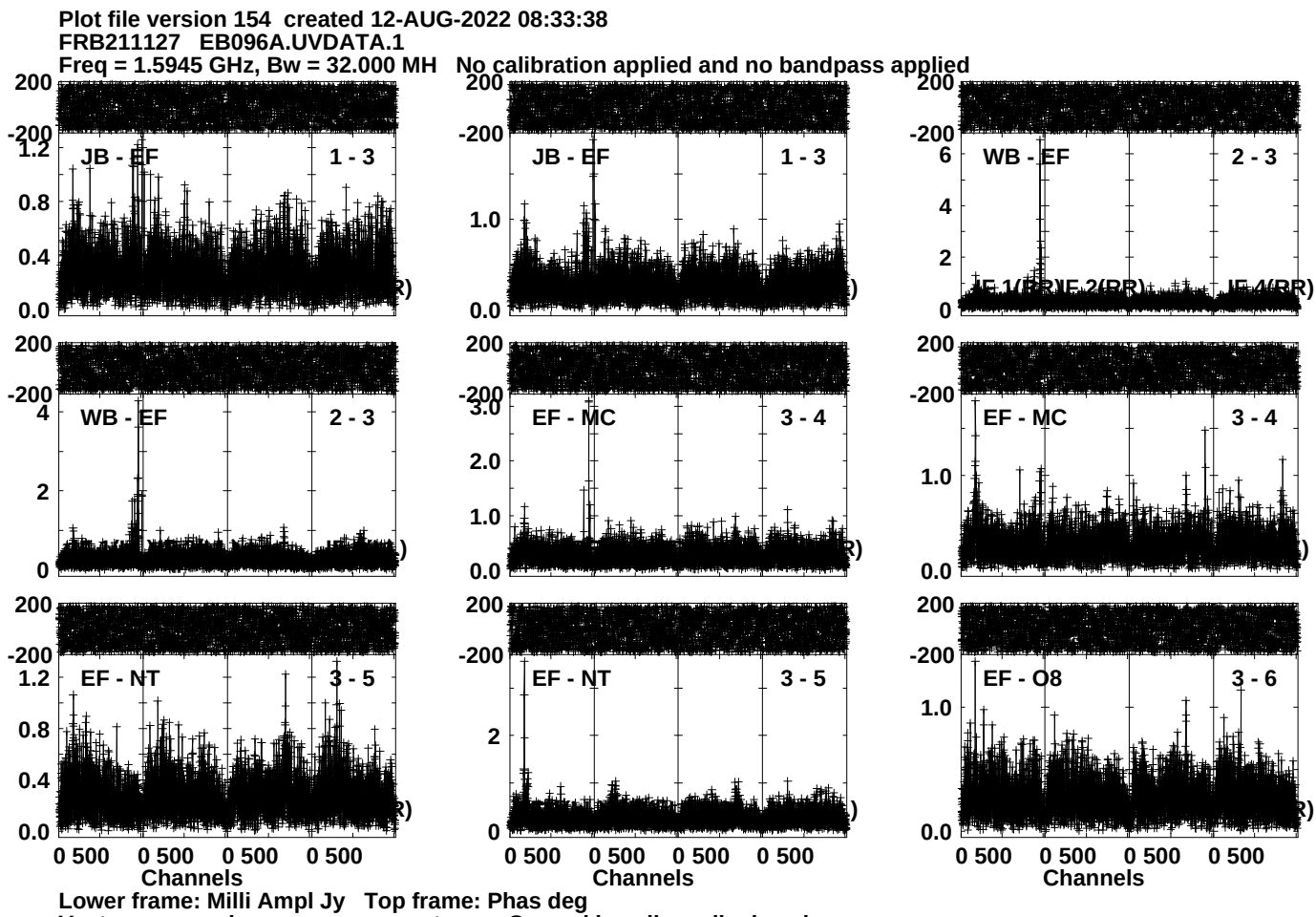
Plot file version 154 created 12-AUG-2022 08:33:38
FRB211127 EB096A.UVDATA.1
Freq = 1.5945 GHz, Bw = 32.000 MH No calibration applied and no bandpass applied
JB - EF 1 - 3
JB - EF 1 - 3
WB - EF 2 - 3
WB - EF 2 - 3
EF - MC 3 - 4
EF - MC 3 - 4
EF - NT 3 - 5
EF - NT 3 - 5
EF - O8 3 - 6
Channels
Channels
Channels
Lower frame: Milli Ampl Jy Top frame: Phas deg
Vector averaged cross-power spectrum Several baselines displayed
Timerange: 00/21:31:51 to 00/21:36:19

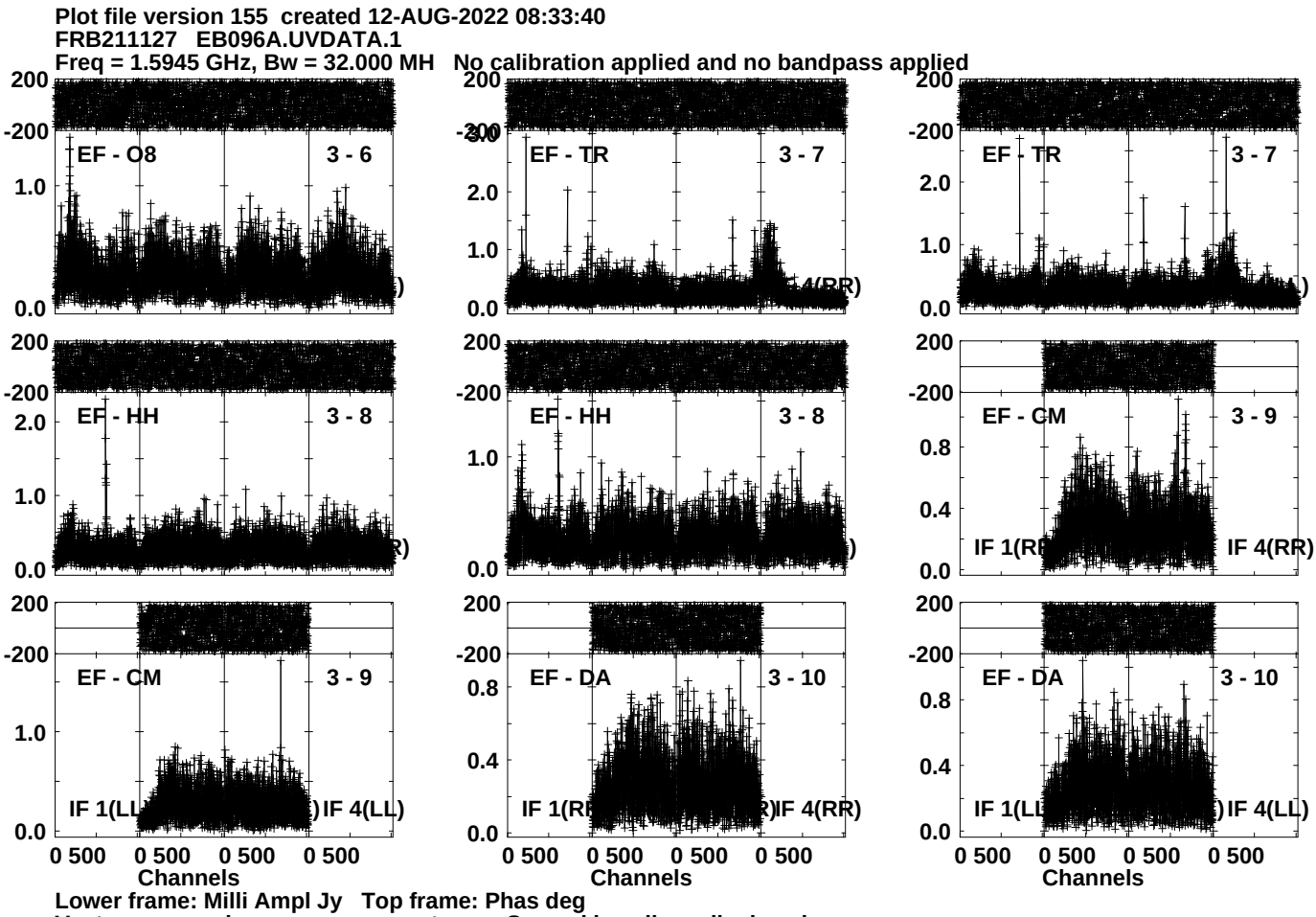
Plot file version 155 created 12-AUG-2022 08:33:40
FRB211127 EB096A.UVDATA.1
Freq = 1.5945 GHz, Bw = 32.000 MH No calibration applied and no bandpass applied
EF - O8
3 - 6
EF - TR
3 - 7
EF - TR
3 - 7
EF - HH
3 - 8
EF - HH
3 - 8
EF - CM
3 - 9
IF 1(RR)
IF 4(RR)
EF - CM
3 - 9
IF 1(LL)
IF 4(LL)
EF - DA
3 - 10
IF 1(RR)
IF 4(RR)
EF - DA
3 - 10
IF 1(LL)
IF 4(LL)
200
-200
1.0
2.0
0.8
0.4
0.0
0 500
Channels
Lower frame: Milli Ampl Jy Top frame: Phas deg
Vector averaged cross-power spectrum Several baselines displayed
Timerange: 00/21:31:51 to 00/21:36:19

Plot file version 156 created 12-AUG-2022 08:33:42
FRB211127 EB096A.UVDATA.1
Freq = 1.5945 GHz, Bw = 32.000 MH No calibration applied and no bandpass applied

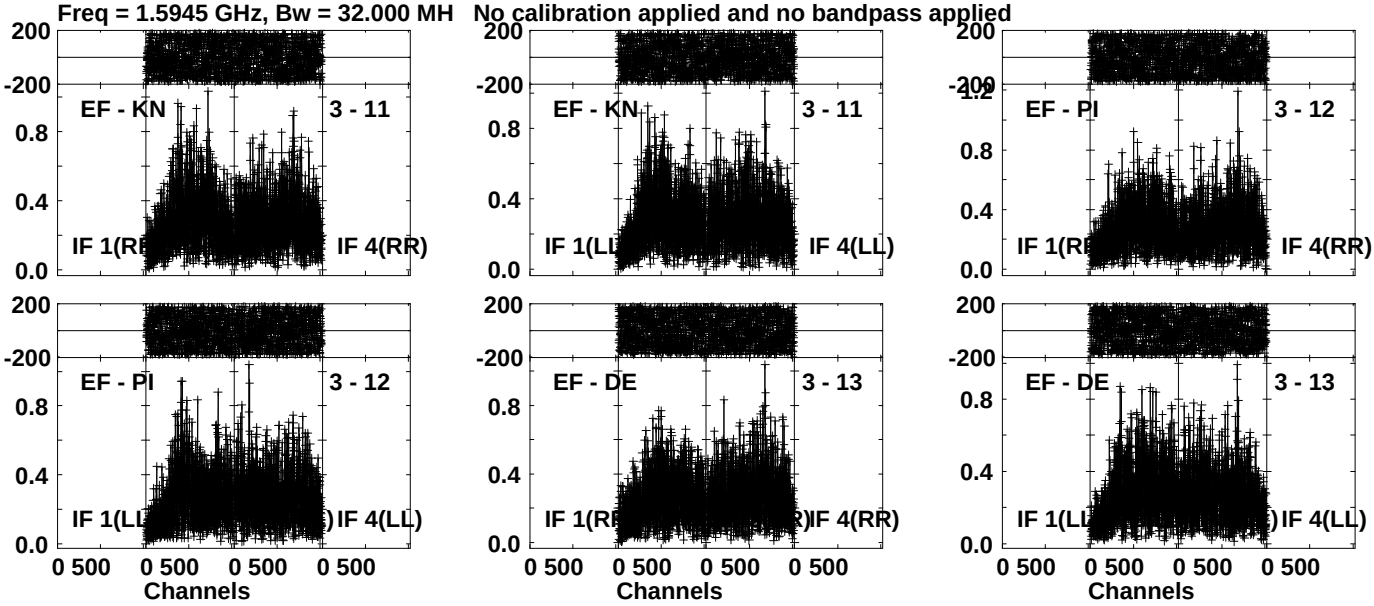

Lower frame: Milli Ampl Jy Top frame: Phas deg
Vector averaged cross-power spectrum Several baselines displayed
Timerange: 00/21:31:51 to 00/21:36:19

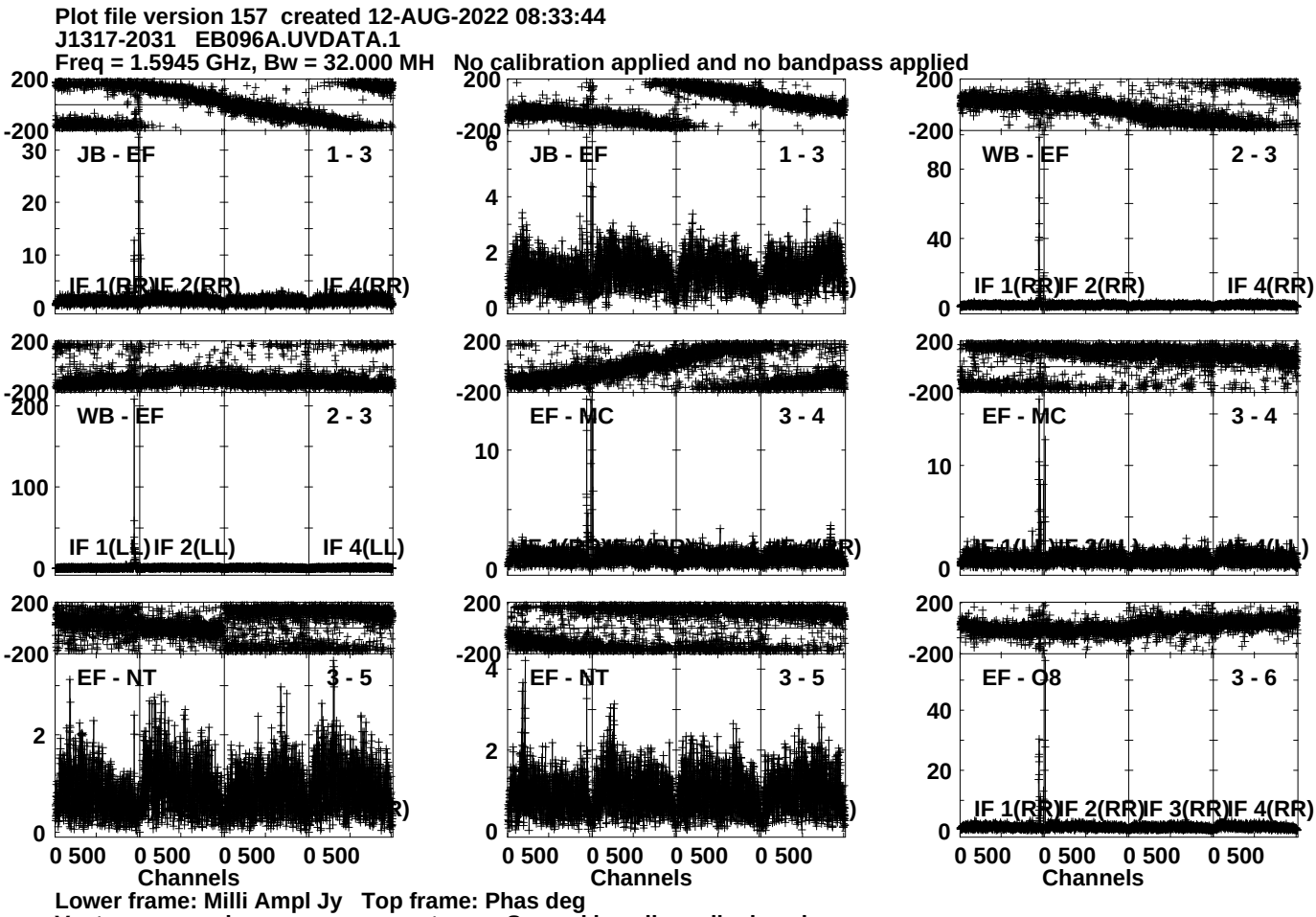
Plot file version 157 created 12-AUG-2022 08:33:44
J1317-2031 EB096A.UVDATA.1
Freq = 1.5945 GHz, Bw = 32.000 MH No calibration applied and no bandpass applied
JB - EF
1 - 3
IF 1(RR) IF 2(RR) IF 4(RR)
JB - EF
1 - 3
WB - EF
2 - 3
IF 1(RR) IF 2(RR) IF 4(RR)
WB - EF
2 - 3
IF 1(LL) IF 2(LL) IF 4(LL)
EF - MC
3 - 4
EF - MC
3 - 4
EF - NT
3 - 5
EF - NT
3 - 5
EF - O8
3 - 6
IF 1(RR) IF 2(RR) IF 3(RR) IF 4(RR)
0 500 0 500 0 500 0 500
Channels
0 500 0 500 0 500 0 500
Channels
0 500 0 500 0 500 0 500
Channels
Lower frame: Milli Ampl Jy Top frame: Phas deg
Vector averaged cross-power spectrum Several baselines displayed
Timerange: 00/21:36:51 to 00/21:37:49

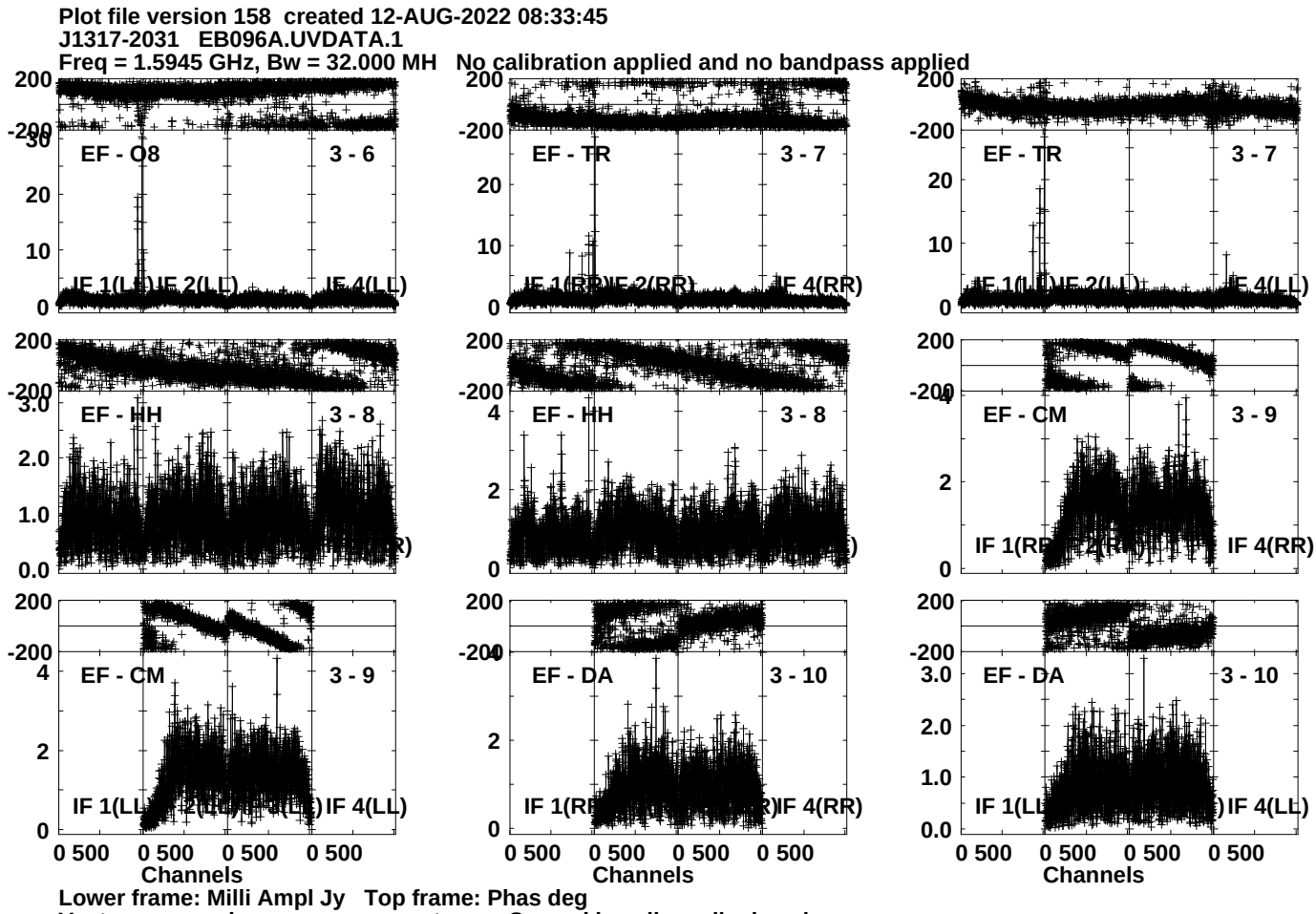
Plot file version 158 created 12-AUG-2022 08:33:45
J1317-2031 EB096A.UVDATA.1
Freq = 1.5945 GHz, Bw = 32.000 MH No calibration applied and no bandpass applied
EF - O8 3 - 6
EF - TR 3 - 7
EF - TR 3 - 7
EF - HH 3 - 8
EF - HH 3 - 8
EF - CM 3 - 9
EF - CM 3 - 9
EF - DA 3 - 10
EF - DA 3 - 10
IF 1(LL) IF 2(LL) IF 4(LL)
IF 1(RR) IF 2(RR) IF 4(RR)
IF 4(RR)
IF 4(LL)
0 500 0 500 0 500 0 500
Channels
Lower frame: Milli Ampl Jy Top frame: Phas deg
Vector averaged cross-power spectrum Several baselines displayed
Timerange: 00/21:36:51 to 00/21:37:49

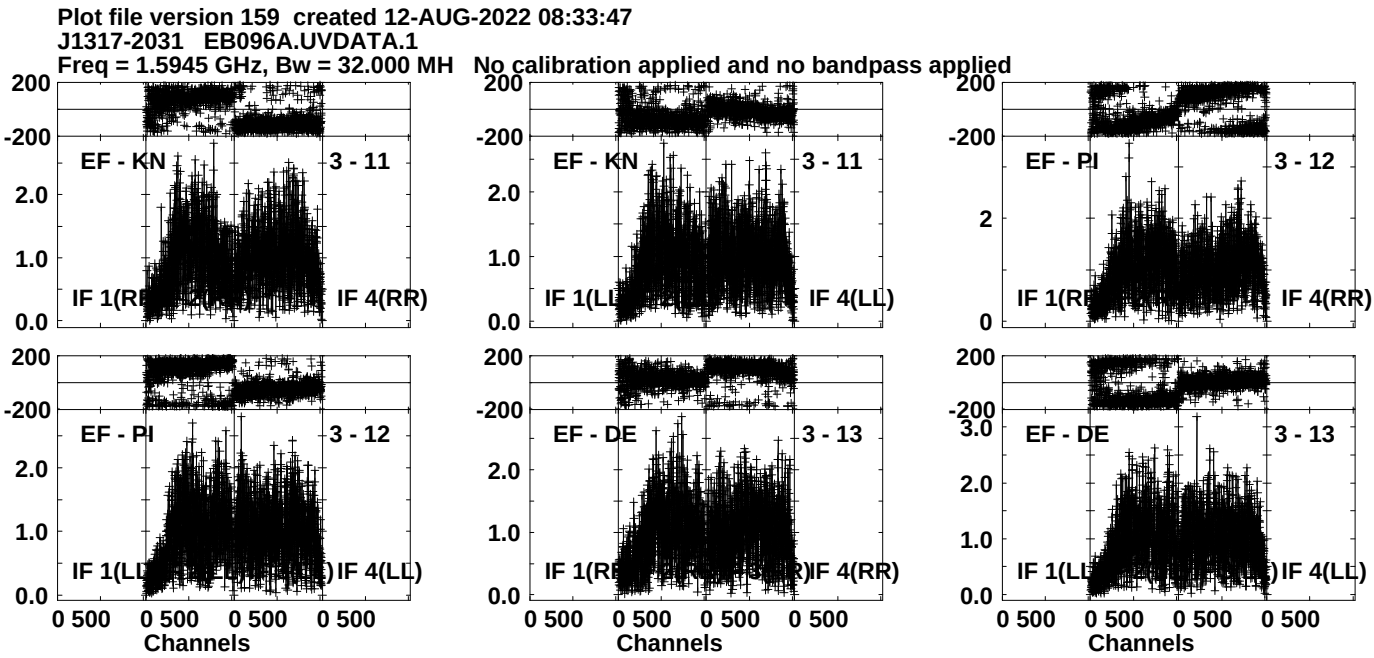
Plot file version 159 created 12-AUG-2022 08:33:47
J1317-2031 EB096A.UVDATA.1
Freq = 1.5945 GHz, Bw = 32.000 MH No calibration applied and no bandpass applied
EF - KN
3 - 11
EF - PI
3 - 12
EF - DE
3 - 13
IF 1(RR)
IF 4(RR)
IF 1(LL)
IF 4(LL)
Channels
Lower frame: Milli Ampl Jy Top frame: Phas deg
Vector averaged cross-power spectrum Several baselines displayed
Timerange: 00/21:36:51 to 00/21:37:49

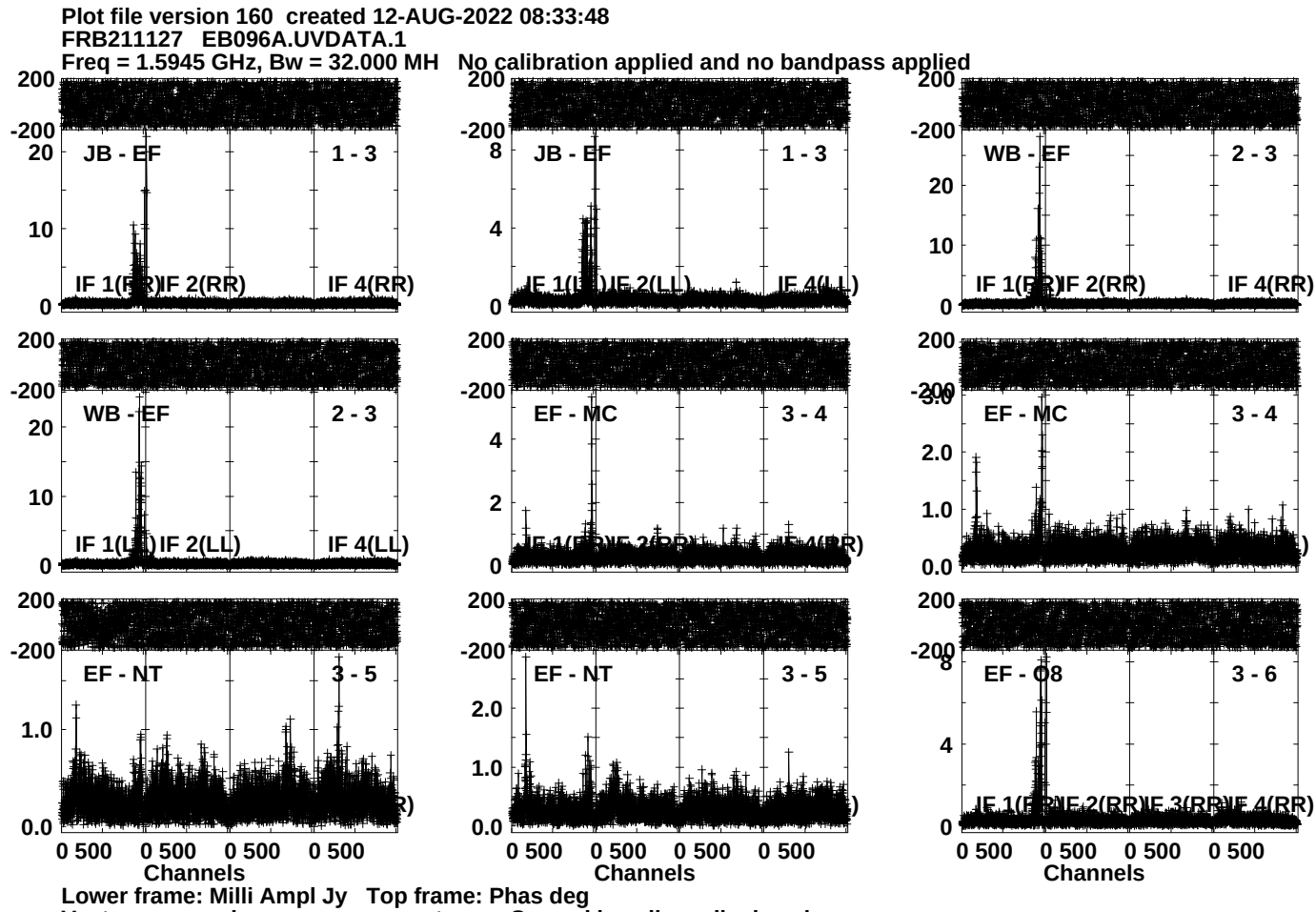
Plot file version 160 created 12-AUG-2022 08:33:48
FRB211127 EB096A.UVDATA.1
Freq = 1.5945 GHz, Bw = 32.000 MH No calibration applied and no bandpass applied
JB - EF
1 - 3
IF 1(RR)IF 2(RR)
IF 4(RR)
JB - EF
1 - 3
IF 4(LL)
WB - EF
2 - 3
IF 1(RR)IF 2(RR)
IF 4(RR)
WB - EF
2 - 3
IF 1(LL)IF 2(LL)
IF 4(LL)
EF - MC
3 - 4
EF - MC
3 - 4
EF - NT
3 - 5
EF - NT
3 - 5
EF - O8
3 - 6
IF 1(RR)IF 2(RR)IF 3(RR)IF 4(RR)
0 500 0 500 0 500 0 500
Channels
Lower frame: Milli Ampl Jy Top frame: Phas deg
Vector averaged cross-power spectrum Several baselines displayed
Timerange: 00/21:37:51 to 00/21:42:19

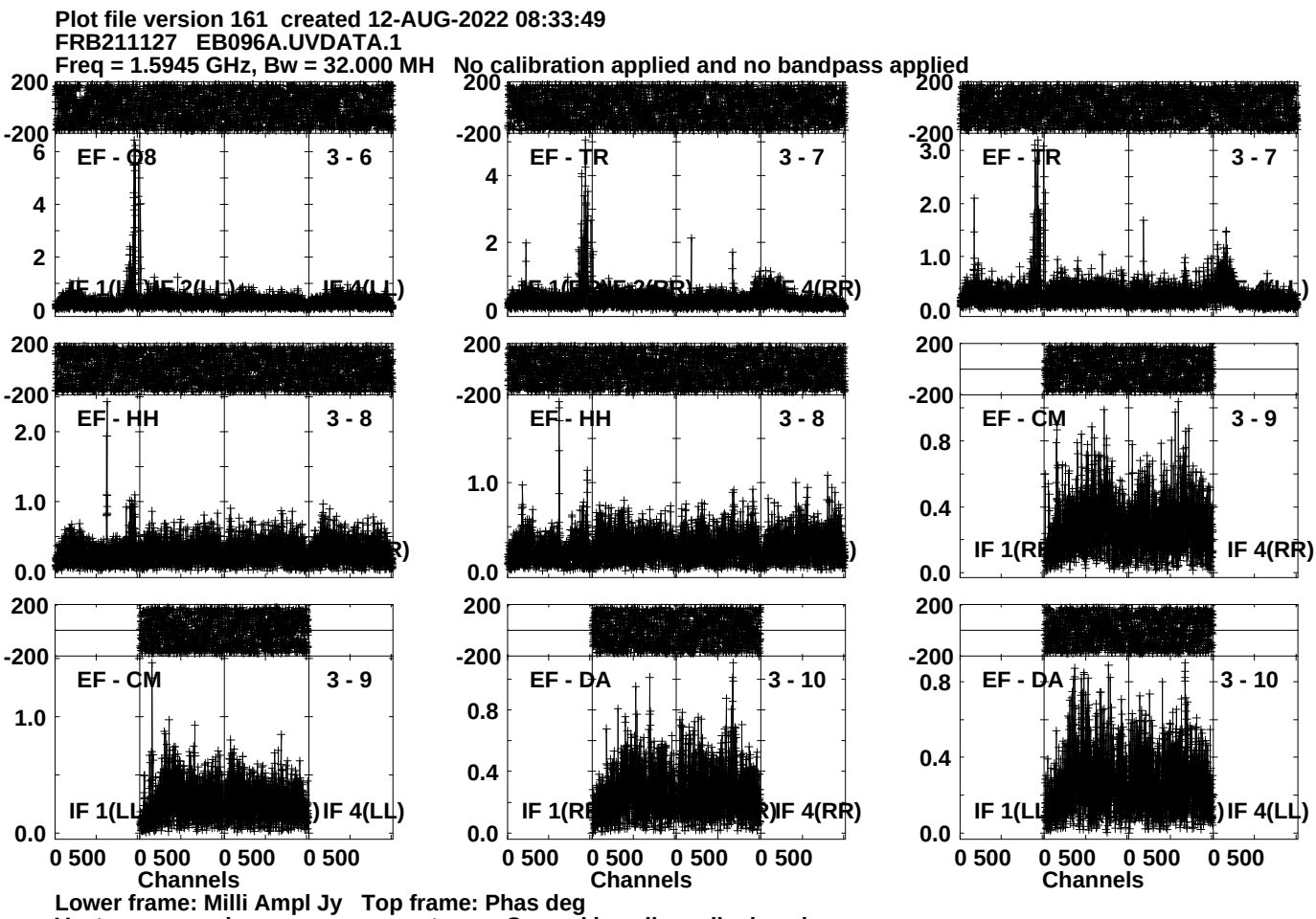
Plot file version 161 created 12-AUG-2022 08:33:49
FRB211127 EB096A.UVDATA.1
Freq = 1.5945 GHz, Bw = 32.000 MH No calibration applied and no bandpass applied
EF - G8
3 - 6
EF - TR
3 - 7
EF - TR
3 - 7
EF - HH
3 - 8
EF - HH
3 - 8
EF - CM
3 - 9
EF - CM
3 - 9
EF - DA
3 - 10
EF - DA
3 - 10
IF 4(LL)
IF 4(RR)
IF 4(LL)
Channels
Lower frame: Milli Ampl Jy Top frame: Phas deg
Vector averaged cross-power spectrum Several baselines displayed
Timerange: 00/21:37:51 to 00/21:42:19

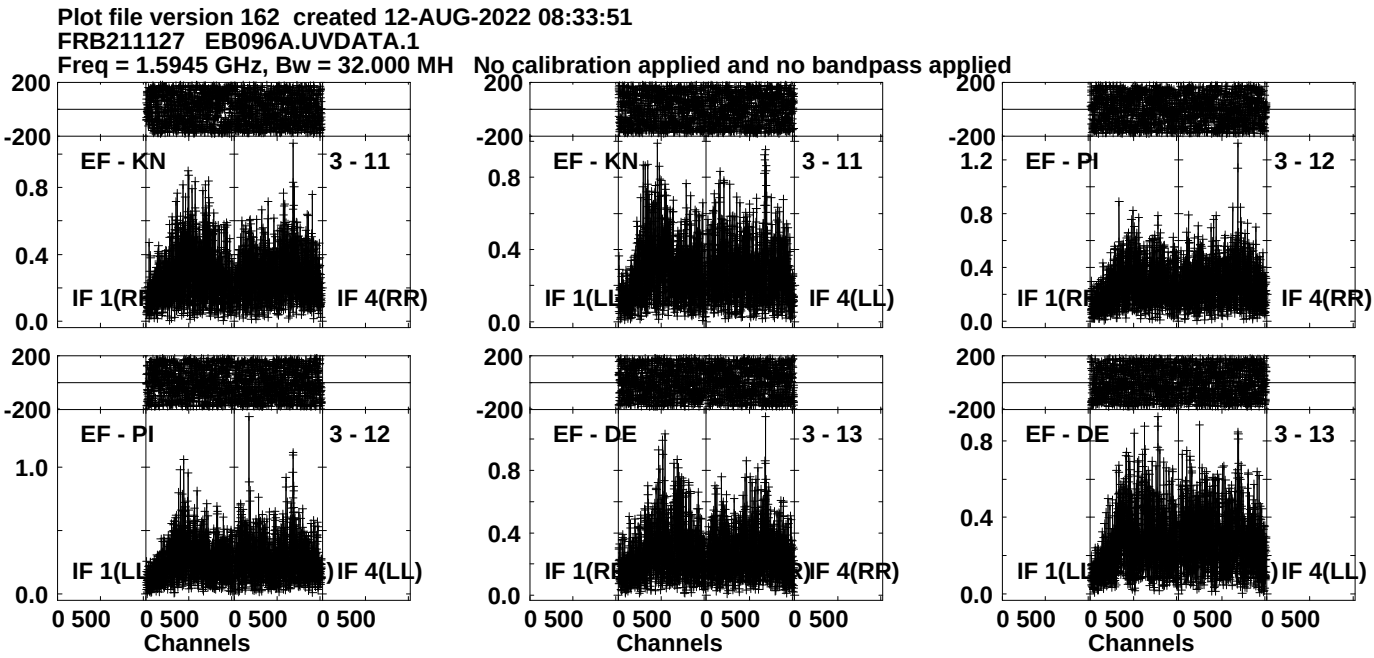
Plot file version 162 created 12-AUG-2022 08:33:51
FRB211127 EB096A.UVDATA.1
Freq = 1.5945 GHz, Bw = 32.000 MH No calibration applied and no bandpass applied
EF - KN
3 - 11
IF 1(RR)
IF 4(RR)
EF - KN
3 - 11
IF 1(LL)
IF 4(LL)
EF - PI
3 - 12
IF 1(RR)
IF 4(RR)
EF - PI
3 - 12
IF 1(LL)
IF 4(LL)
EF - DE
3 - 13
IF 1(RR)
IF 4(RR)
EF - DE
3 - 13
IF 1(LL)
IF 4(LL)
Channels
Channels
Channels
Lower frame: Milli Ampl Jy Top frame: Phas deg
Vector averaged cross-power spectrum Several baselines displayed
Timerange: 00/21:37:51 to 00/21:42:19

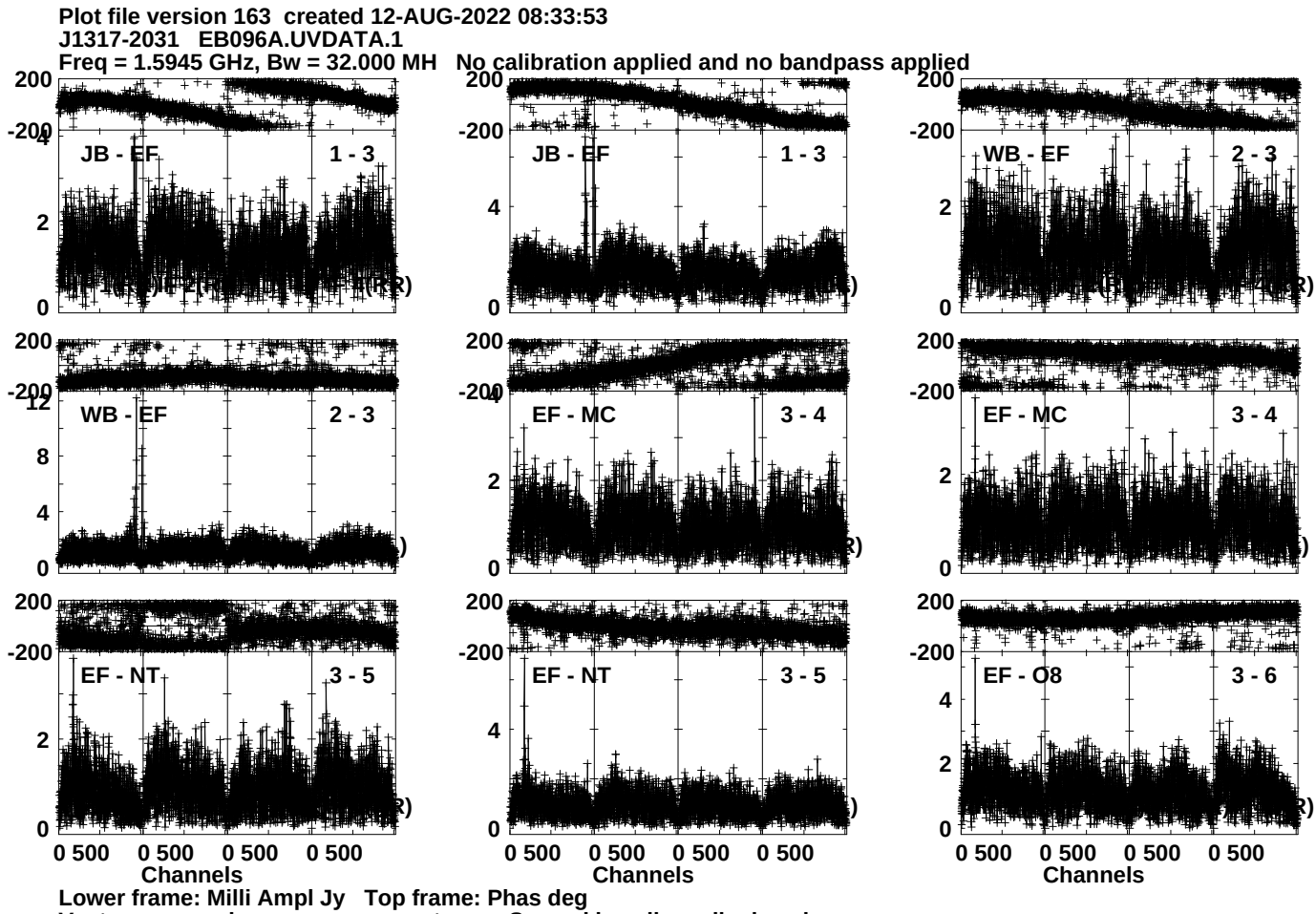
Plot file version 163 created 12-AUG-2022 08:33:53
J1317-2031 EB096A.UVDATA.1
Freq = 1.5945 GHz, Bw = 32.000 MH No calibration applied and no bandpass applied
JB - EF 1 - 3
JB - EF 1 - 3
WB - EF 2 - 3
WB - EF 2 - 3
EF - MC 3 - 4
EF - MC 3 - 4
EF - NT 3 - 5
EF - NT 3 - 5
EF - O8 3 - 6
200
-200
0 500
Channels
Lower frame: Milli Ampl Jy Top frame: Phas deg
Vector averaged cross-power spectrum Several baselines displayed
Timerange: 00/21:42:21 to 00/21:43:49

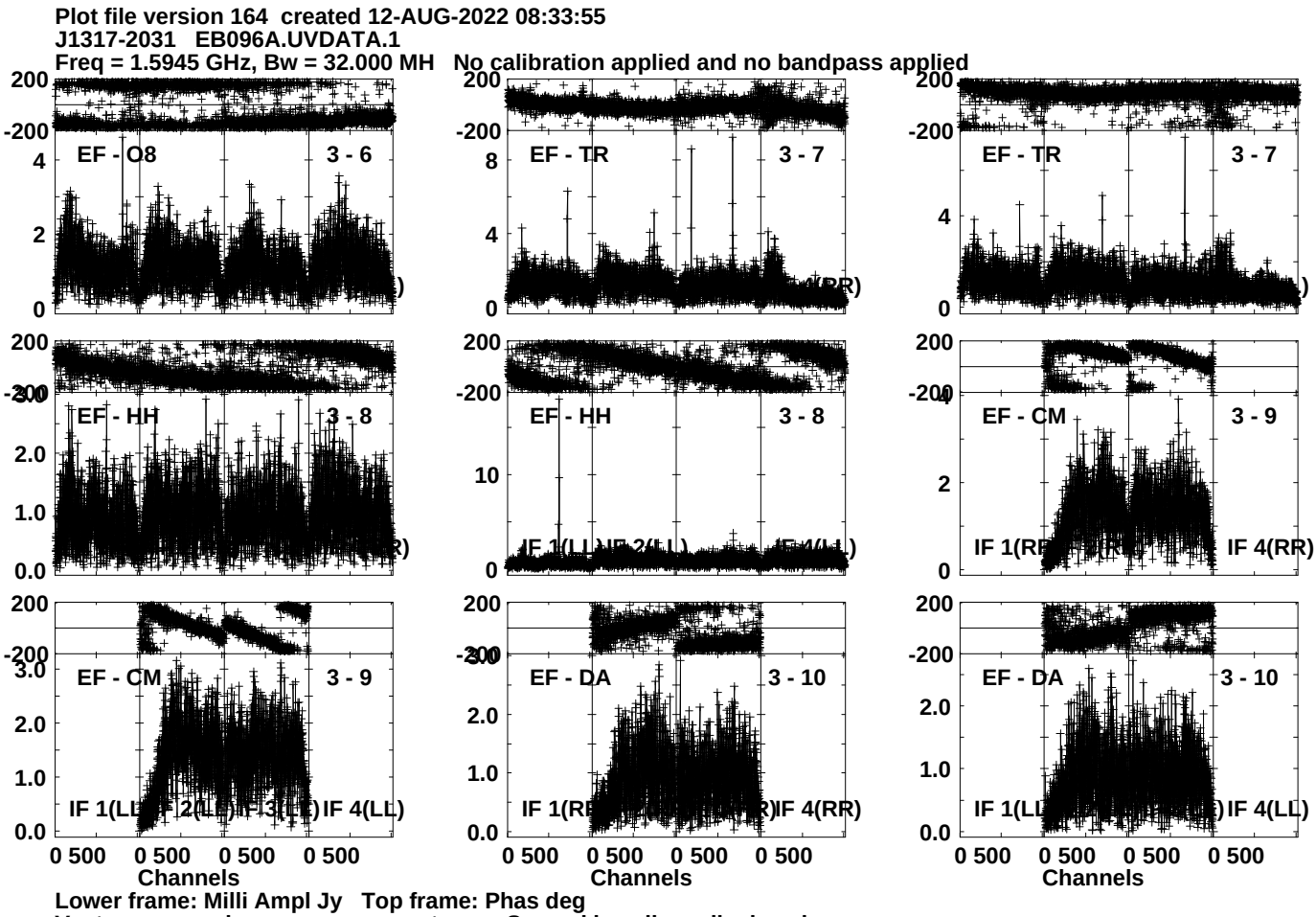
Plot file version 164 created 12-AUG-2022 08:33:55
J1317-2031 EB096A.UVDATA.1
Freq = 1.5945 GHz, Bw = 32.000 MH No calibration applied and no bandpass applied
EF - O8 3 - 6
EF - TR 3 - 7
EF - TR 3 - 7
EF - HH 3 - 8
EF - HH 3 - 8
EF - CM 3 - 9
EF - CM 3 - 9
EF - DA 3 - 10
EF - DA 3 - 10
IF 1(LL) IF 2(LL) IF 3(LL) IF 4(LL)
IF 4(RR)
IF 4(RR)
IF 4(LL)
0 500 0 500 0 500 0 500
Channels
Lower frame: Milli Ampl Jy Top frame: Phas deg
Vector averaged cross-power spectrum Several baselines displayed
Timerange: 00/21:42:21 to 00/21:43:49

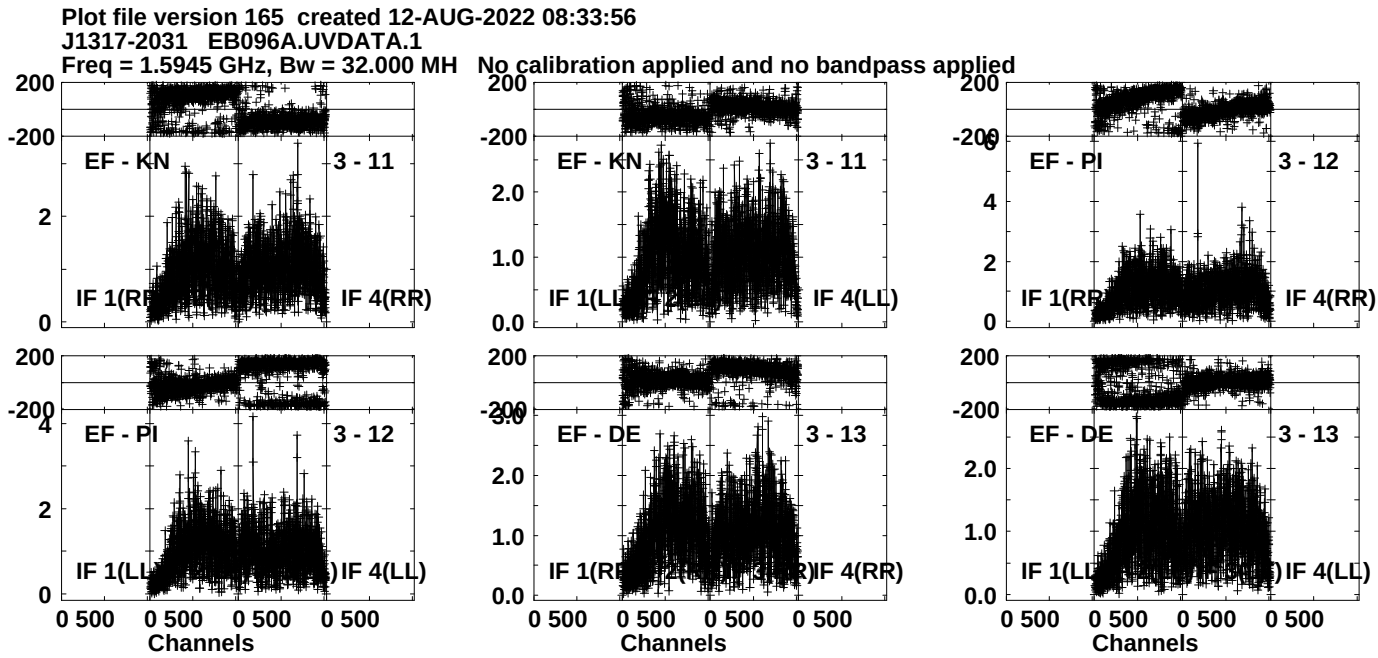
Plot file version 165 created 12-AUG-2022 08:33:56
J1317-2031 EB096A.UVDATA.1
Freq = 1.5945 GHz, Bw = 32.000 MH No calibration applied and no bandpass applied
EF - KN
3 - 11
IF 1(RR)
IF 4(RR)
EF - KN
3 - 11
IF 1(LL)
IF 4(LL)
EF - PI
3 - 12
IF 1(RR)
IF 4(RR)
EF - PI
3 - 12
IF 1(LL)
IF 4(LL)
EF - DE
3 - 13
IF 1(RR)
IF 4(RR)
EF - DE
3 - 13
IF 1(LL)
IF 4(LL)
Channels
Channels
Channels
Lower frame: Milli Ampl Jy Top frame: Phas deg
Vector averaged cross-power spectrum Several baselines displayed
Timerange: 00/21:42:21 to 00/21:43:49

Plot file version 166 created 12-AUG-2022 08:33:58
FRB211127 EB096A.UVDATA.1
Freq = 1.5945 GHz, Bw = 32.000 MH No calibration applied and no bandpass applied

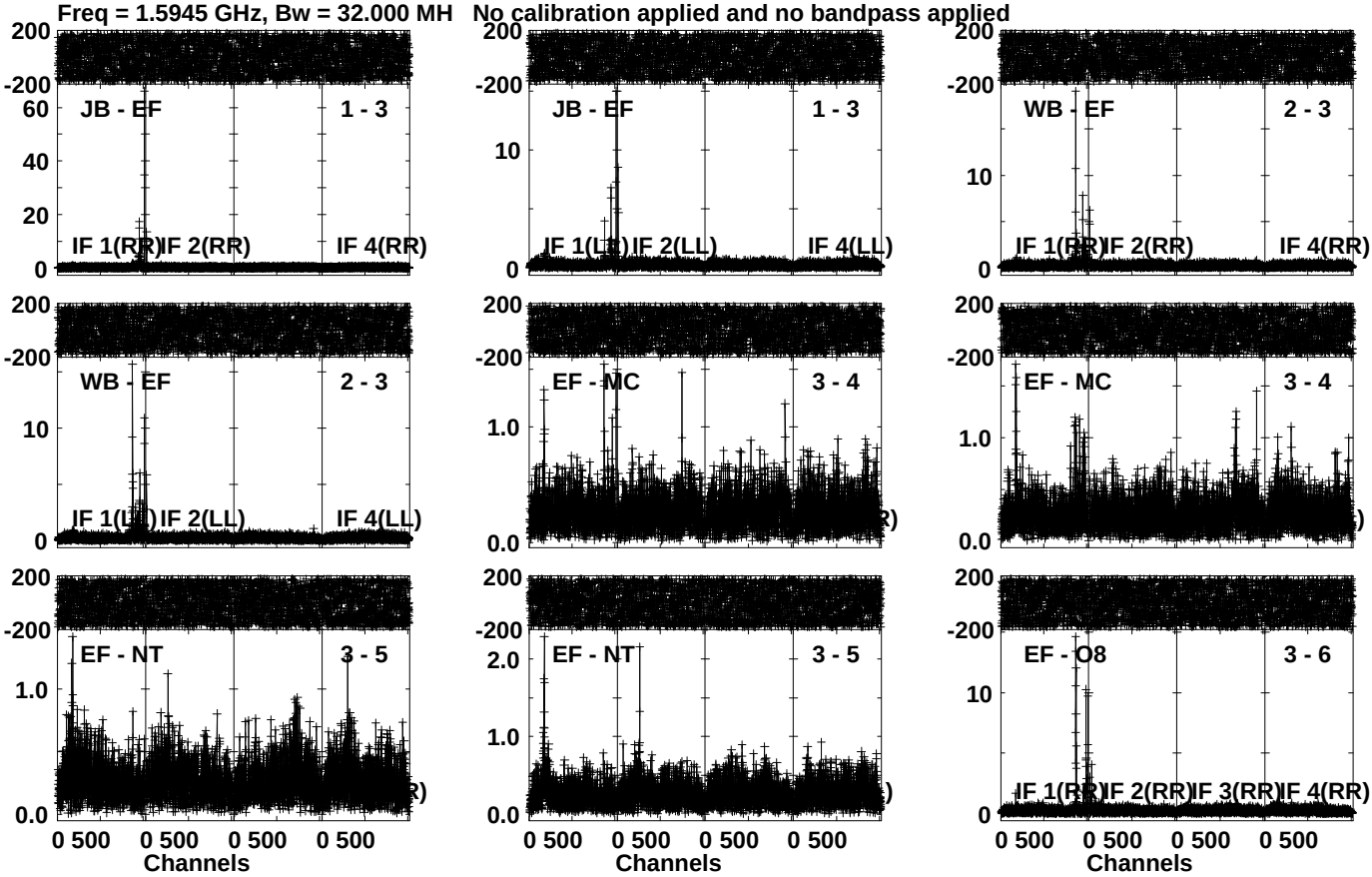

Lower frame: Milli Ampl Jy Top frame: Phas deg
Vector averaged cross-power spectrum Several baselines displayed
Timerange: 00/21:43:51 to 00/21:48:19

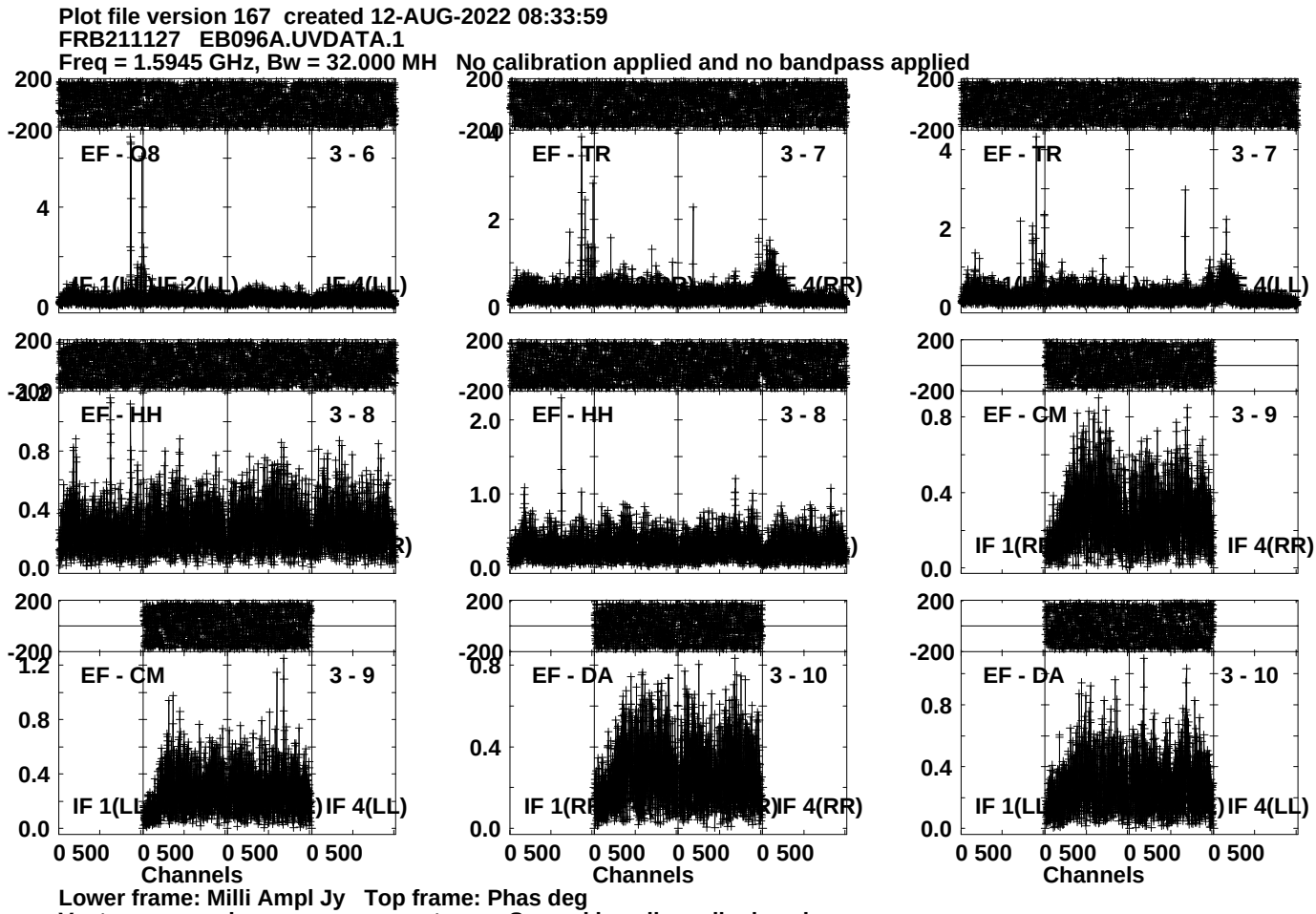
Plot file version 167 created 12-AUG-2022 08:33:59
FRB211127 EB096A.UVDATA.1
Freq = 1.5945 GHz, Bw = 32.000 MH No calibration applied and no bandpass applied
EF - Q8
3 - 6
EF - TR
3 - 7
EF - TR
3 - 7
EF - HH
3 - 8
EF - HH
3 - 8
EF - CM
3 - 9
EF - CM
3 - 9
EF - DA
3 - 10
EF - DA
3 - 10
IF 4(LL)
IF 4(RR)
IF 4(LL)
IF 4(RR)
IF 4(LL)
IF 4(LL)
0 500
Channels
Lower frame: Milli Ampl Jy Top frame: Phas deg
Vector averaged cross-power spectrum Several baselines displayed
Timerange: 00/21:43:51 to 00/21:48:19

Plot file version 168 created 12-AUG-2022 08:34:02
FRB211127 EB096A.UVDATA.1
Freq = 1.5945 GHz, Bw = 32.000 MH No calibration applied and no bandpass applied

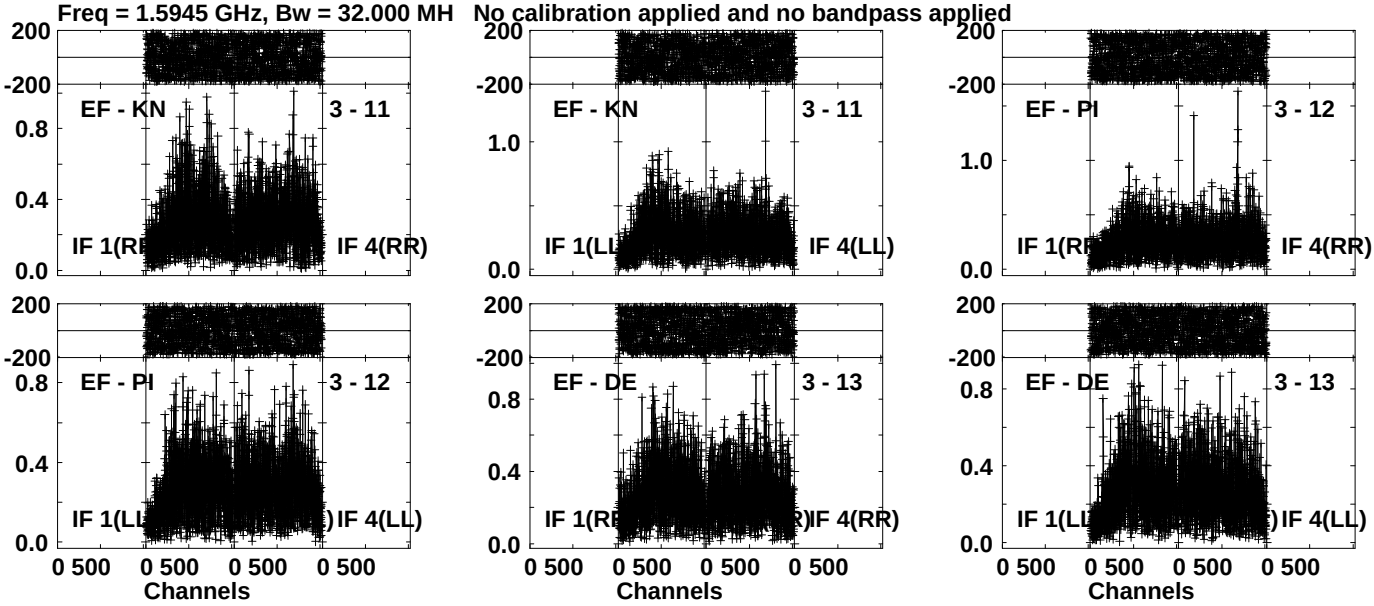

Lower frame: Milli Ampl Jy Top frame: Phas deg
Vector averaged cross-power spectrum Several baselines displayed
Timerange: 00/21:43:51 to 00/21:48:19

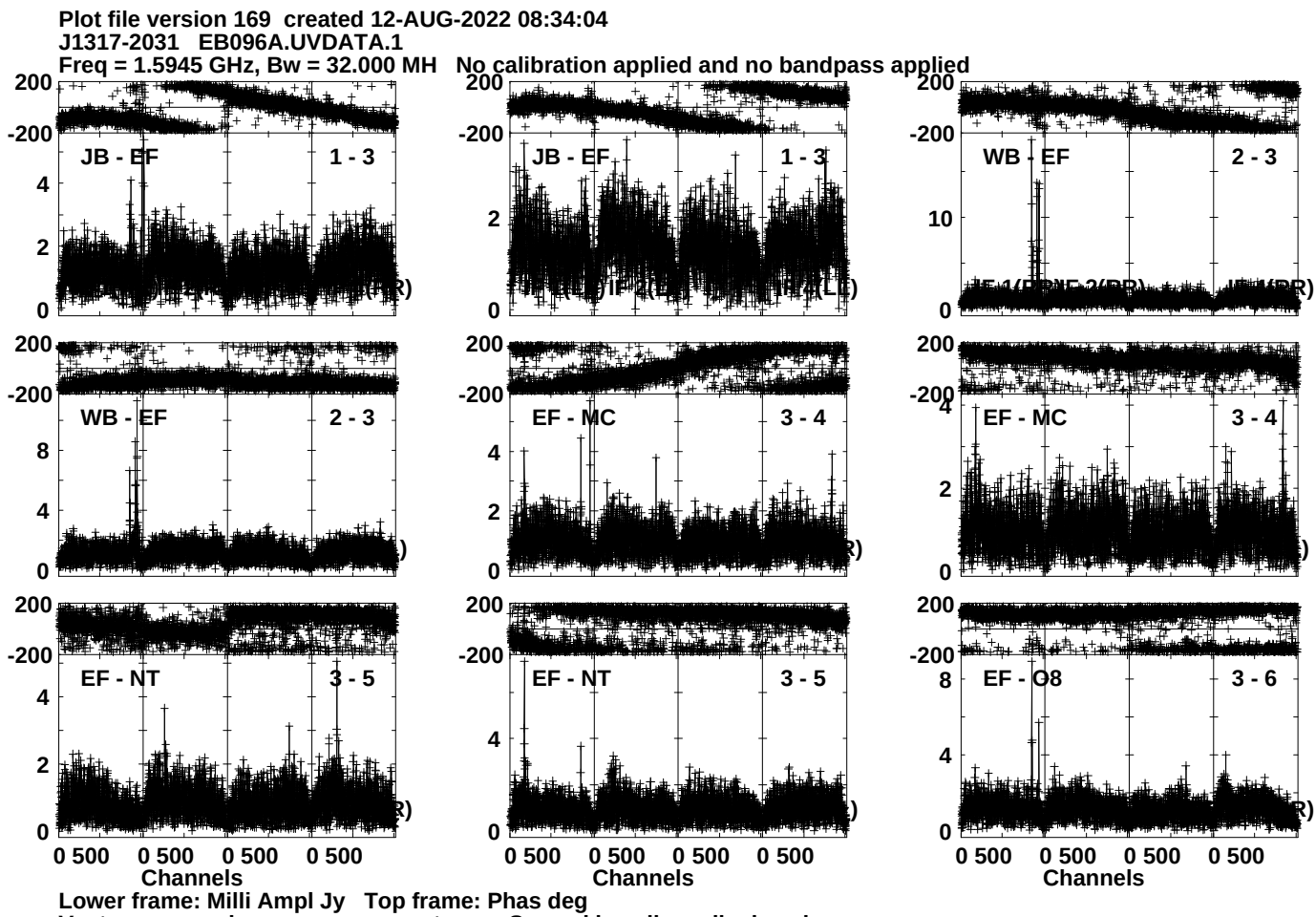
Plot file version 169 created 12-AUG-2022 08:34:04
J1317-2031 EB096A.UVDATA.1
Freq = 1.5945 GHz, Bw = 32.000 MH No calibration applied and no bandpass applied
JB - EF 1 - 3
JB - EF 1 - 3
WB - EF 2 - 3
WB - EF 2 - 3
EF - MC 3 - 4
EF - MC 3 - 4
EF - NT 3 - 5
EF - NT 3 - 5
EF - O8 3 - 6
200
-200
0 500
Channels
Lower frame: Milli Ampl Jy Top frame: Phas deg
Vector averaged cross-power spectrum Several baselines displayed
Timerange: 00/21:48:51 to 00/21:49:49

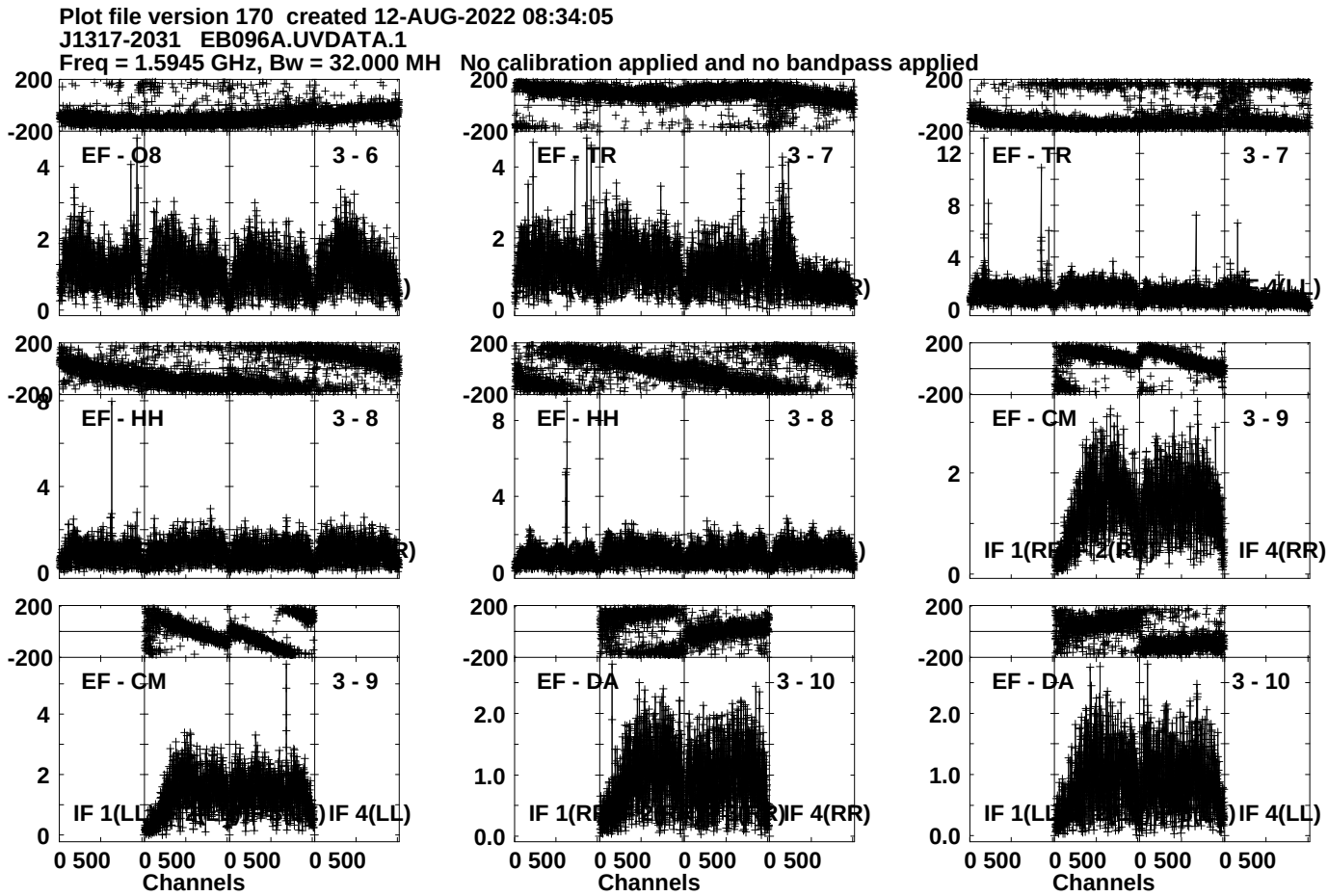
Plot file version 170 created 12-AUG-2022 08:34:05
J1317-2031 EB096A.UVDATA.1
Freq = 1.5945 GHz, Bw = 32.000 MH No calibration applied and no bandpass applied
EF - O8 3 - 6
EF - TR 3 - 7
EF - TR 3 - 7
EF - HH 3 - 8
EF - HH 3 - 8
EF - CM 3 - 9
EF - CM 3 - 9
EF - DA 3 - 10
EF - DA 3 - 10
IF 1(LL) IF 4(LL)
IF 1(RR) IF 4(RR)
IF 1(LL) IF 4(LL)
0 500 0 500 0 500 0 500
Channels
Lower frame: Milli Ampl Jy Top frame: Phas deg
Vector averaged cross-power spectrum Several baselines displayed
Timerange: 00/21:48:51 to 00/21:49:49

Plot file version 171 created 12-AUG-2022 08:34:07
J1317-2031 EB096A.UVDATA.1
Freq = 1.5945 GHz, Bw = 32.000 MH No calibration applied and no bandpass applied

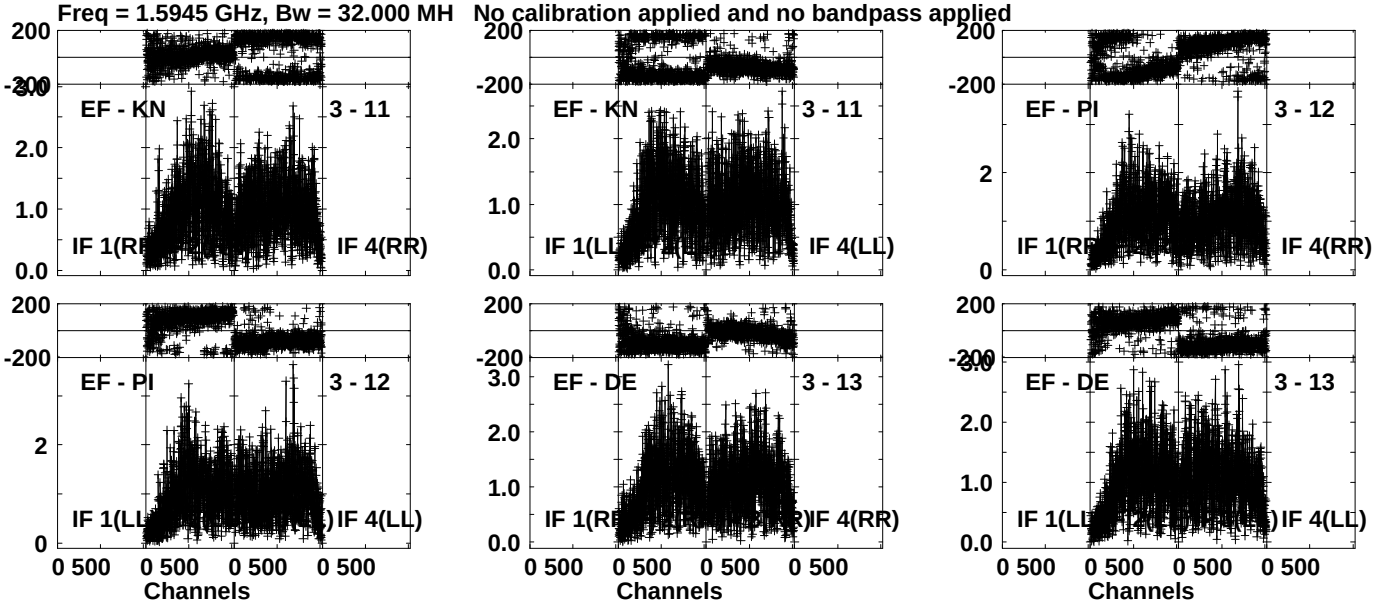

Lower frame: Milli Ampl Jy Top frame: Phas deg
Vector averaged cross-power spectrum Several baselines displayed
Timerange: 00/21:48:51 to 00/21:49:49

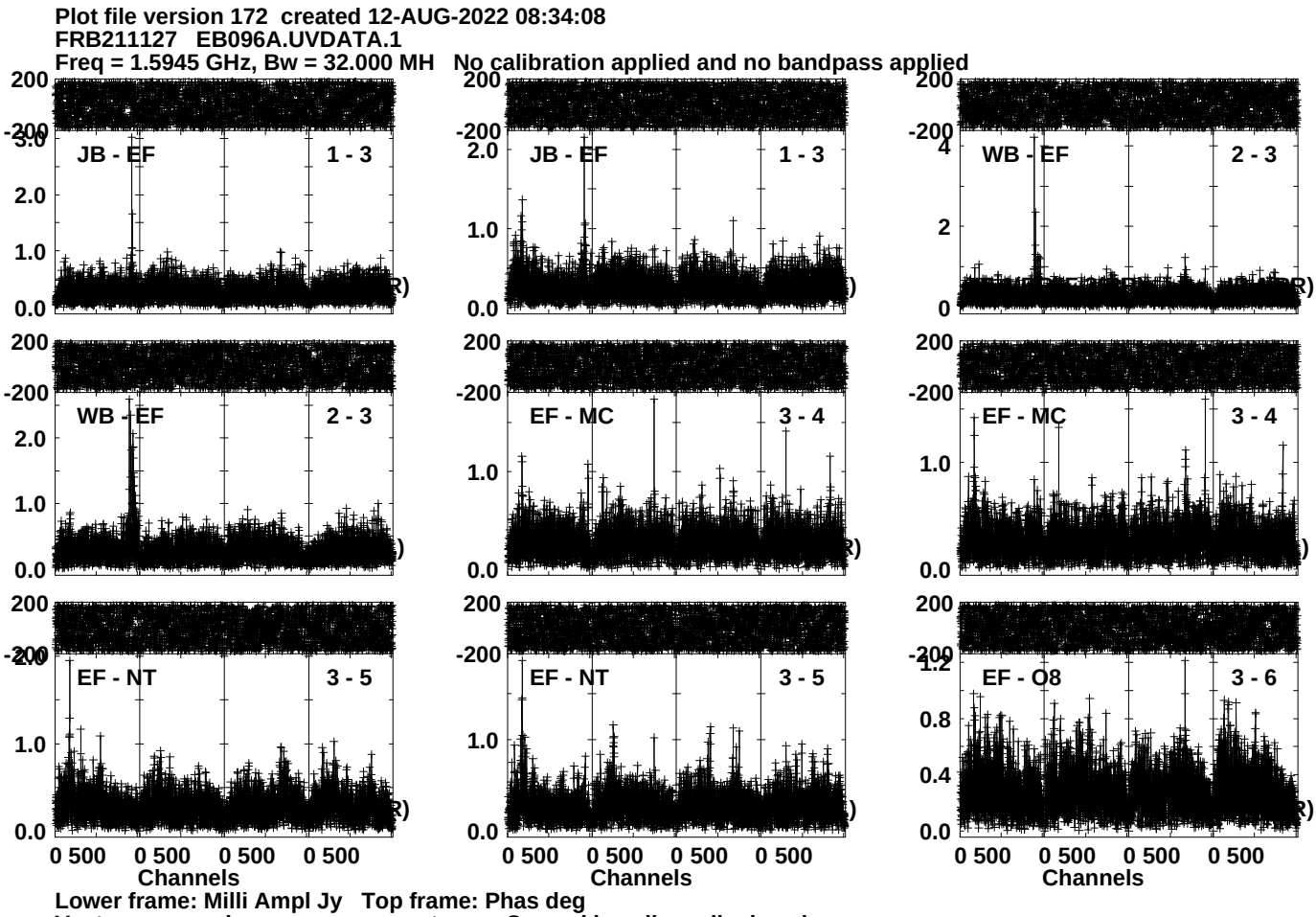
Plot file version 172 created 12-AUG-2022 08:34:08
FRB211127 EB096A.UVDATA.1
Freq = 1.5945 GHz, Bw = 32.000 MH No calibration applied and no bandpass applied
JB - EF 1 - 3
JB - EF 1 - 3
WB - EF 2 - 3
WB - EF 2 - 3
EF - MC 3 - 4
EF - MC 3 - 4
EF - NT 3 - 5
EF - NT 3 - 5
EF - O8 3 - 6
Channels
Channels
Channels
Lower frame: Milli Ampl Jy Top frame: Phas deg
Vector averaged cross-power spectrum Several baselines displayed
Timerange: 00/21:49:51 to 00/21:54:19

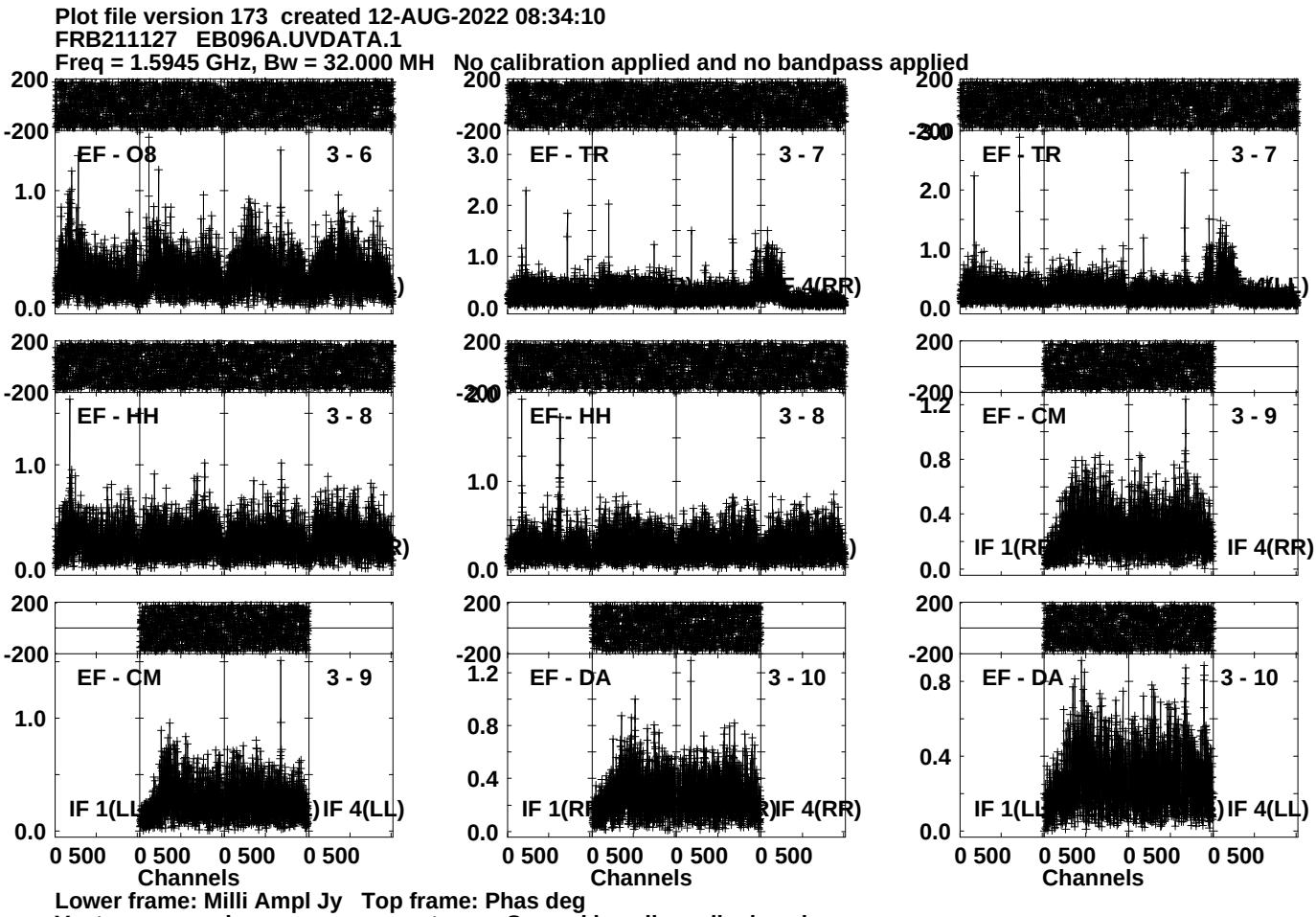
Plot file version 173 created 12-AUG-2022 08:34:10
FRB211127 EB096A.UVDATA.1
Freq = 1.5945 GHz, Bw = 32.000 MH No calibration applied and no bandpass applied
EF - O8 3 - 6
EF - TR 3 - 7
EF - TR 3 - 7
EF - HH 3 - 8
EF - HH 3 - 8
EF - CM 3 - 9
EF - CM 3 - 9
EF - DA 3 - 10
EF - DA 3 - 10
IF 1(RR)
IF 4(RR)
IF 1(LL)
IF 4(LL)
Channels
Lower frame: Milli Ampl Jy Top frame: Phas deg
Vector averaged cross-power spectrum Several baselines displayed
Timerange: 00/21:49:51 to 00/21:54:19

Plot file version 174 created 12-AUG-2022 08:34:12
FRB211127 EB096A.UVDATA.1
Freq = 1.5945 GHz, Bw = 32.000 MH No calibration applied and no bandpass applied

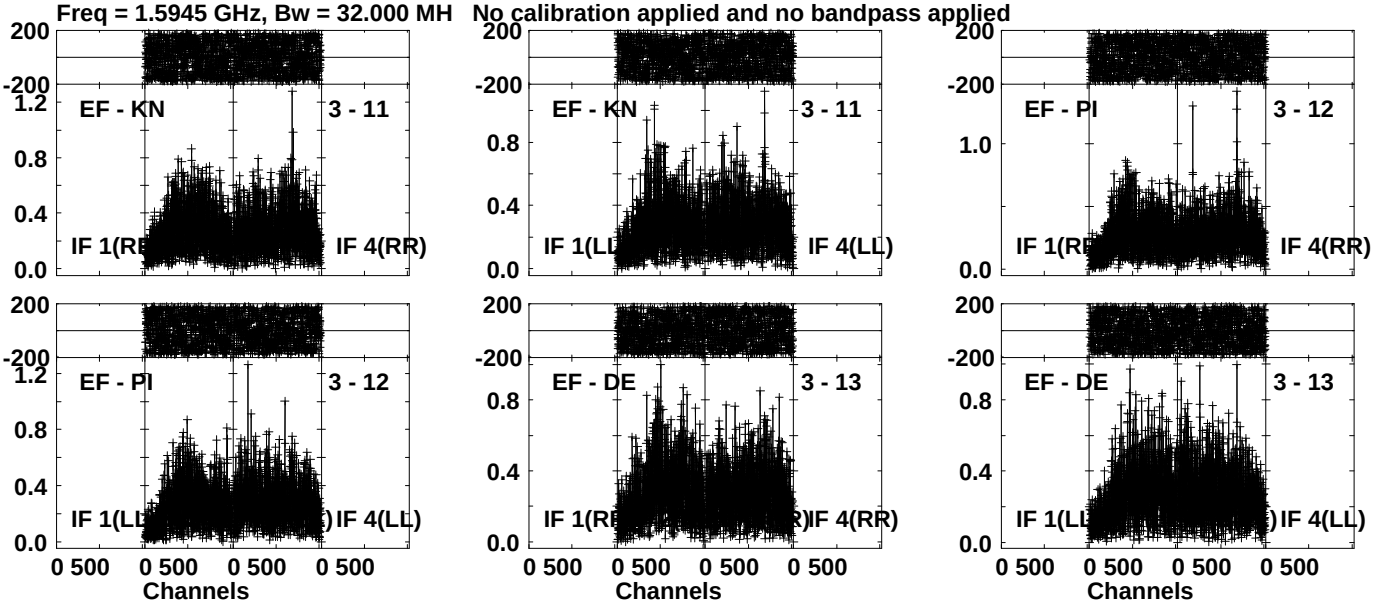

Lower frame: Milli Ampl Jy Top frame: Phas deg
Vector averaged cross-power spectrum Several baselines displayed
Timerange: 00/21:49:51 to 00/21:54:19

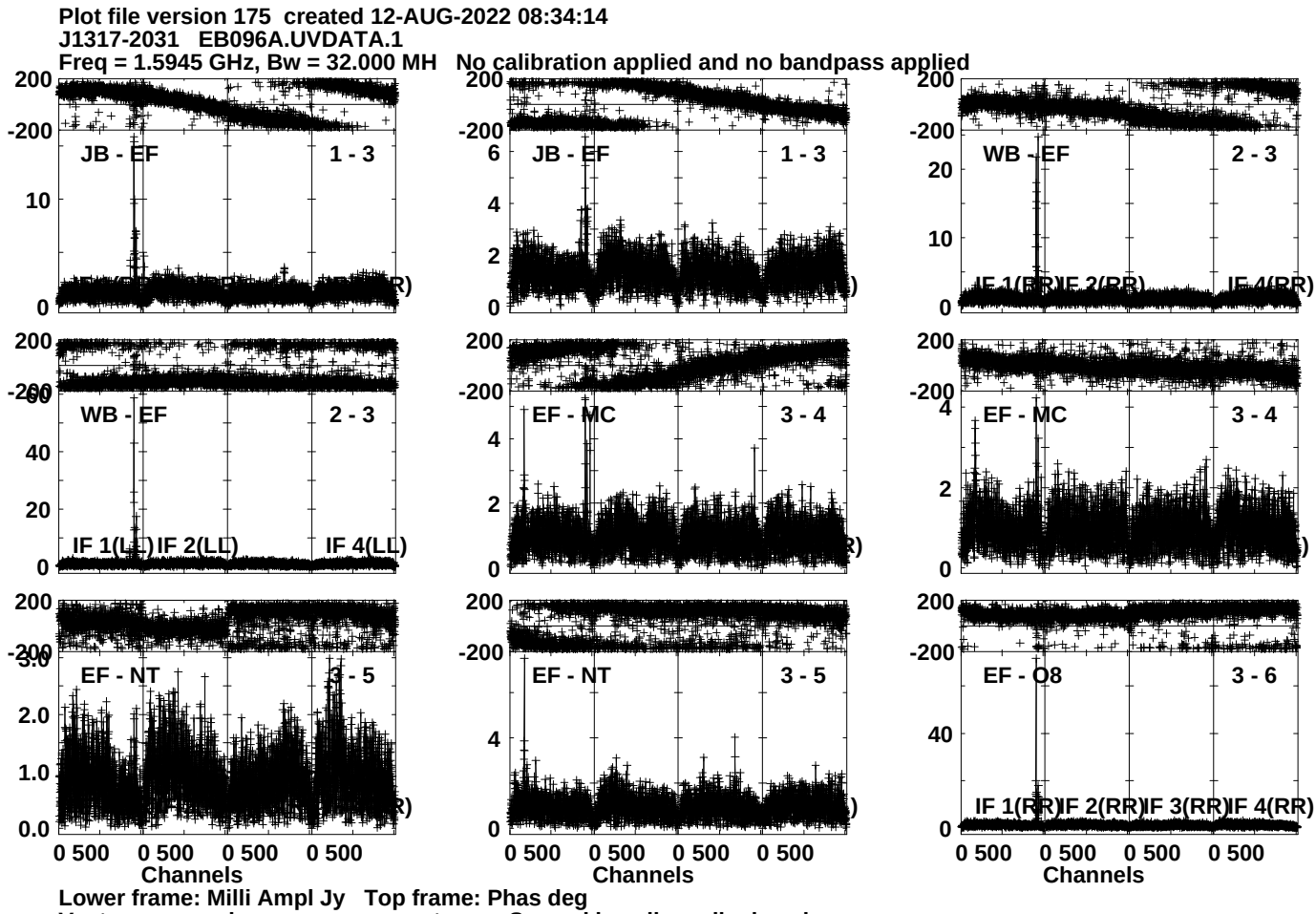
Plot file version 175 created 12-AUG-2022 08:34:14
J1317-2031 EB096A.UVDATA.1
Freq = 1.5945 GHz, Bw = 32.000 MH No calibration applied and no bandpass applied
JB - EF 1 - 3
JB - EF 1 - 3
WB - EF 2 - 3
WB - EF 2 - 3
IF 1(LL) IF 2(LL) IF 4(LL)
EF - MC 3 - 4
EF - MC 3 - 4
EF - NT 3 - 5
EF - NT 3 - 5
EF - O8 3 - 6
IF 1(RR) IF 2(RR) IF 3(RR) IF 4(RR)
0 500 0 500 0 500 0 500
Channels
Lower frame: Milli Ampl Jy Top frame: Phas deg
Vector averaged cross-power spectrum Several baselines displayed
Timerange: 00/21:54:21 to 00/21:55:49

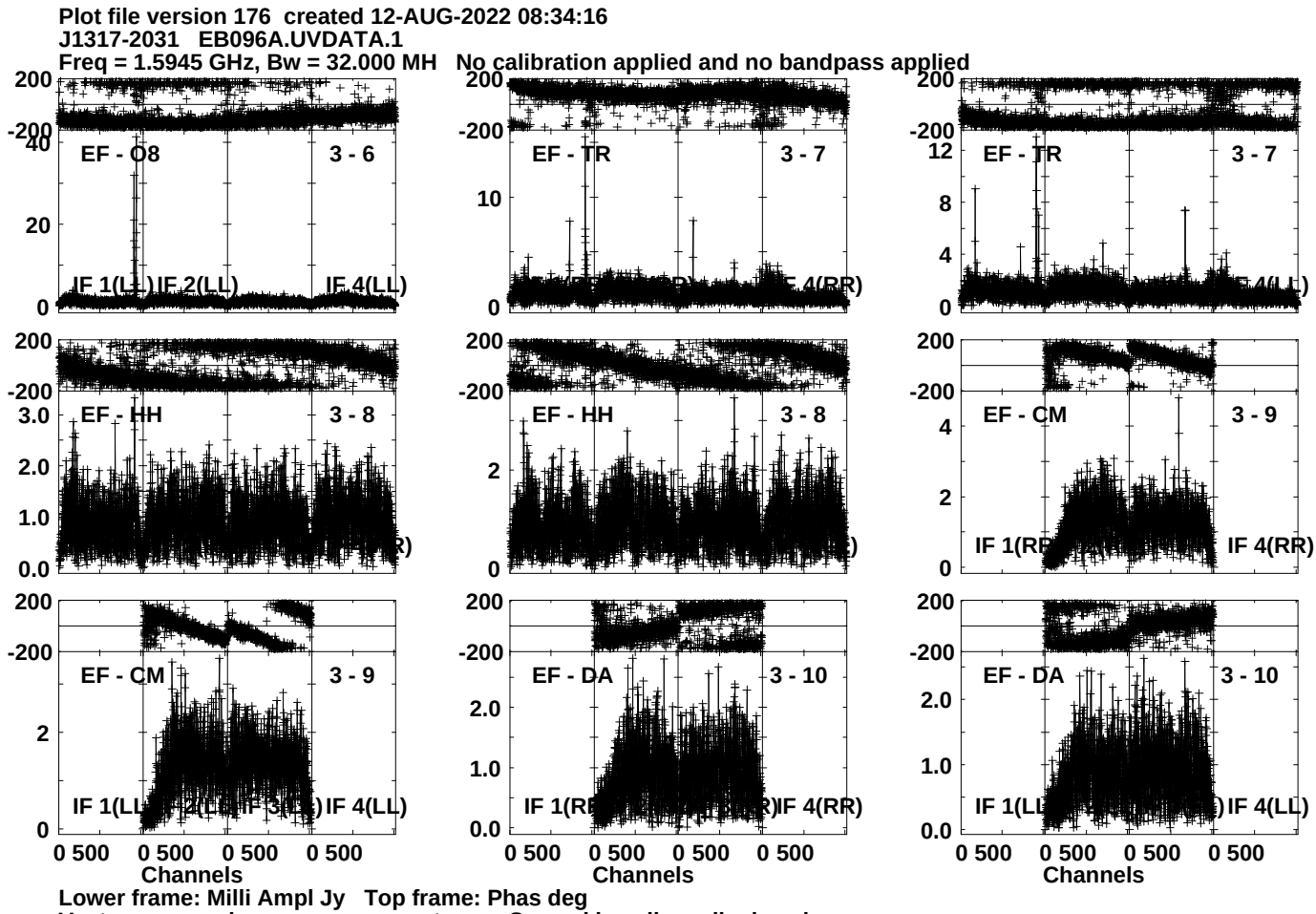
Plot file version 176 created 12-AUG-2022 08:34:16
J1317-2031 EB096A.UVDATA.1
Freq = 1.5945 GHz, Bw = 32.000 MH No calibration applied and no bandpass applied
EF - O8 3 - 6
EF - TR 3 - 7
EF - TR 3 - 7
EF - HH 3 - 8
EF - HH 3 - 8
EF - CM 3 - 9
EF - CM 3 - 9
EF - DA 3 - 10
EF - DA 3 - 10
IF 1(LL) IF 2(LL) IF 4(LL)
IF 1(RR) IF 4(RR)
IF 4(RR)
IF 1(RR) IF 4(RR)
IF 1(LL) IF 4(LL)
IF 1(LL) IF 4(LL)
0 500 0 500 0 500 0 500
Channels
Lower frame: Milli Ampl Jy Top frame: Phas deg
Vector averaged cross-power spectrum Several baselines displayed
Timerange: 00/21:54:21 to 00/21:55:49

Plot file version 177 created 12-AUG-2022 08:34:18
J1317-2031 EB096A.UVDATA.1
Freq = 1.5945 GHz, Bw = 32.000 MH No calibration applied and no bandpass applied

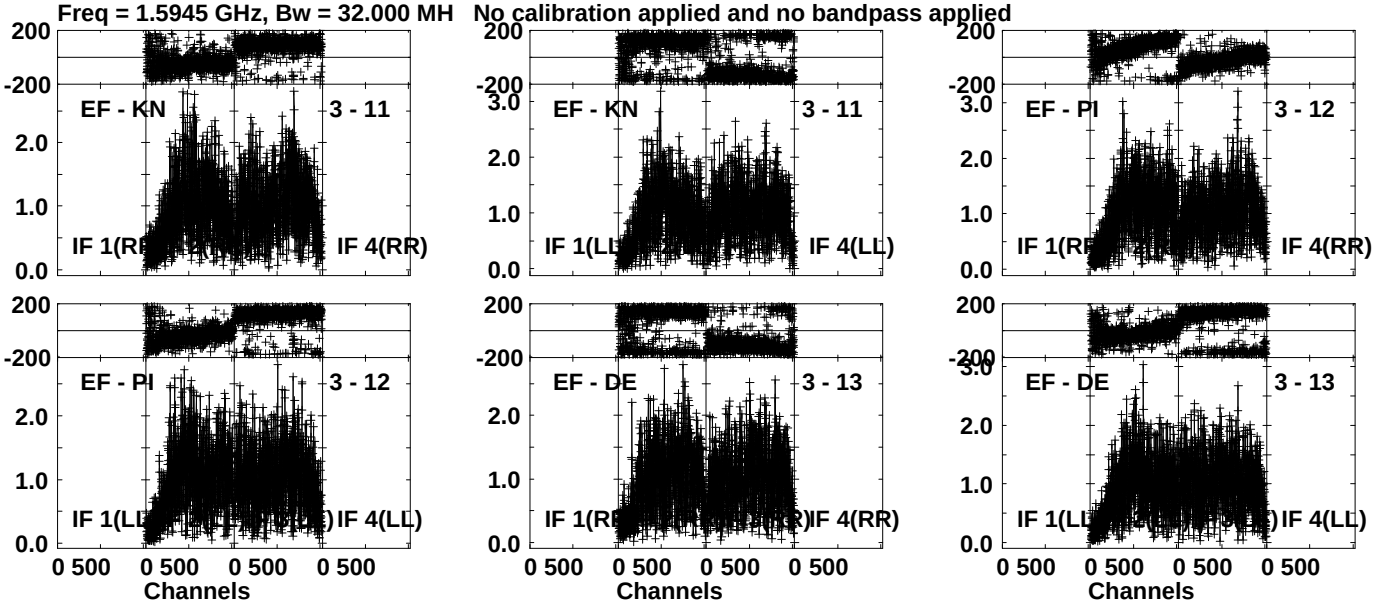

Lower frame: Milli Ampl Jy Top frame: Phas deg
Vector averaged cross-power spectrum Several baselines displayed
Timerange: 00/21:54:21 to 00/21:55:49

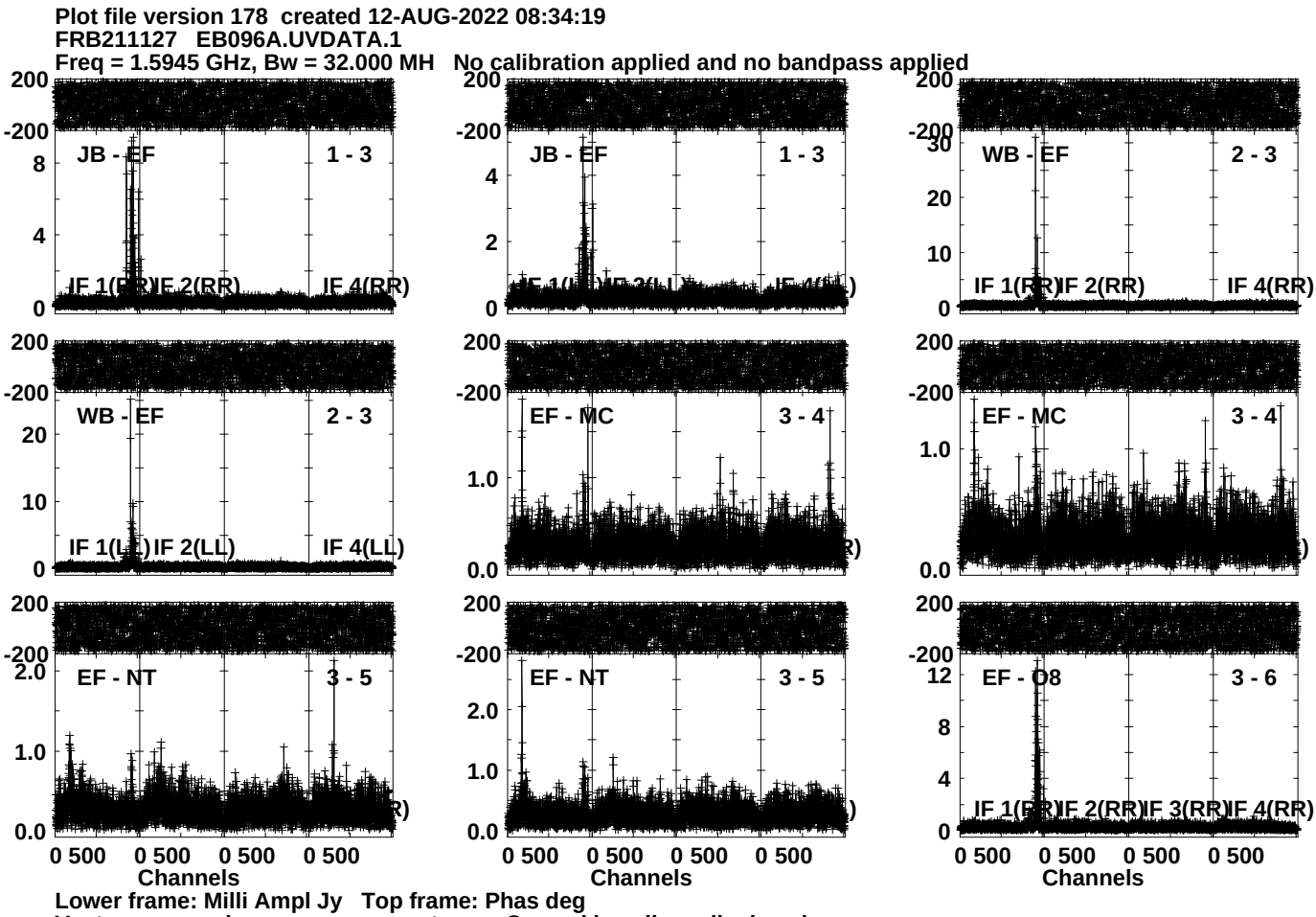
Plot file version 178 created 12-AUG-2022 08:34:19
FRB211127 EB096A.UVDATA.1
Freq = 1.5945 GHz, Bw = 32.000 MH No calibration applied and no bandpass applied
JB - EF
1 - 3
IF 1(RR)
IF 2(RR)
IF 4(RR)
JB - EF
1 - 3
WB - EF
2 - 3
IF 1(RR)
IF 2(RR)
IF 4(RR)
WB - EF
2 - 3
IF 1(LL)
IF 2(LL)
IF 4(LL)
EF - MC
3 - 4
EF - MC
3 - 4
EF - NT
3 - 5
EF - NT
3 - 5
EF - O8
3 - 6
IF 1(RR)
IF 2(RR)
IF 3(RR)
IF 4(RR)
0 500
Channels
Lower frame: Milli Ampl Jy Top frame: Phas deg
Vector averaged cross-power spectrum Several baselines displayed
Timerange: 00/21:55:51 to 00/22:00:19

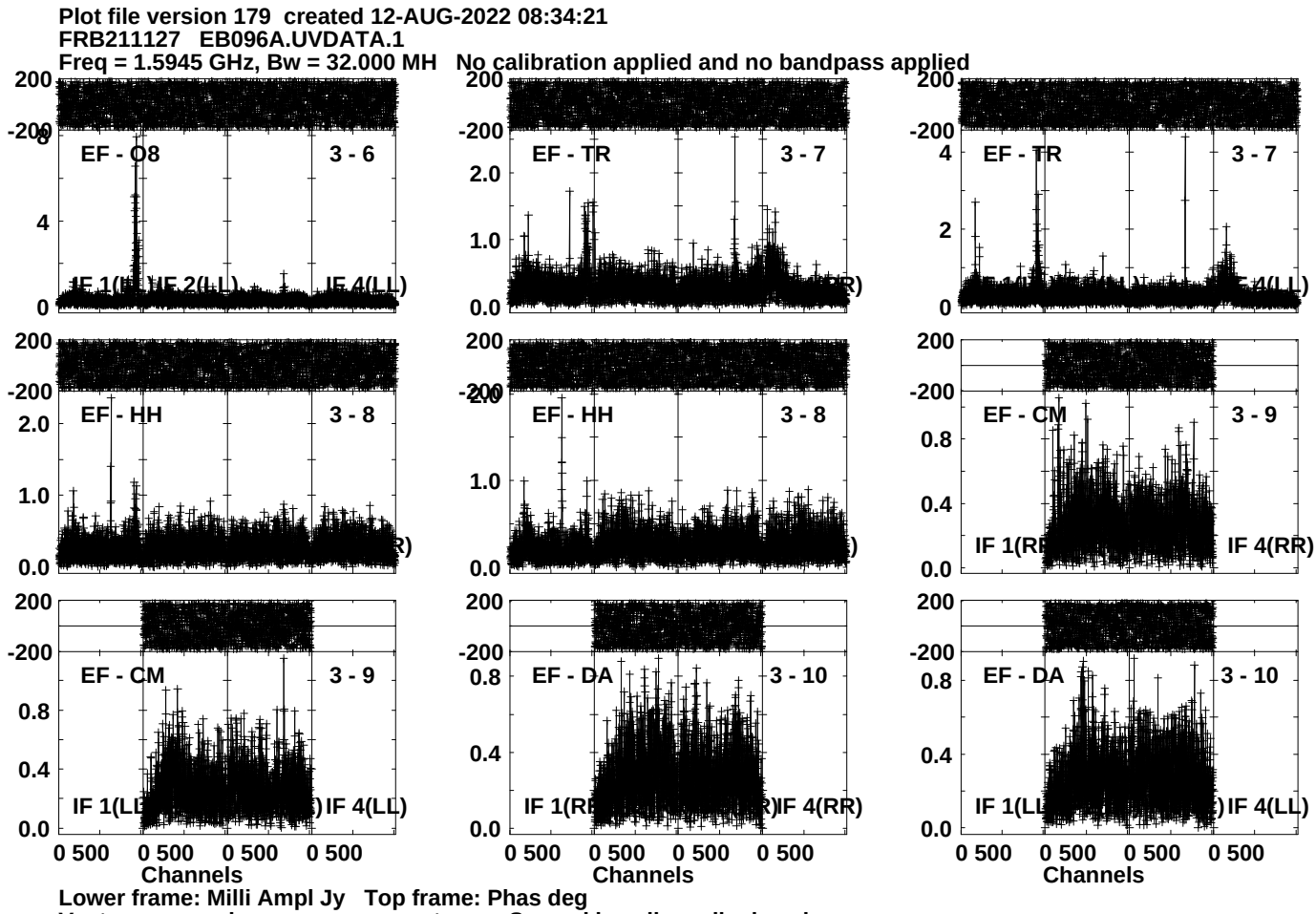
Plot file version 179 created 12-AUG-2022 08:34:21
FRB211127 EB096A.UVDATA.1
Freq = 1.5945 GHz, Bw = 32.000 MH No calibration applied and no bandpass applied
EF - O8 3 - 6
EF - TR 3 - 7
EF - TR 3 - 7
EF - HH 3 - 8
EF - HH 3 - 8
EF - CM 3 - 9
EF - CM 3 - 9
EF - DA 3 - 10
EF - DA 3 - 10
IF 4(LL)
IF 4(RR)
Channels
Lower frame: Milli Ampl Jy Top frame: Phas deg
Vector averaged cross-power spectrum Several baselines displayed
Timerange: 00/21:55:51 to 00/22:00:19

Plot file version 180 created 12-AUG-2022 08:34:23
FRB211127 EB096A.UVDATA.1
Freq = 1.5945 GHz, Bw = 32.000 MH No calibration applied and no bandpass applied

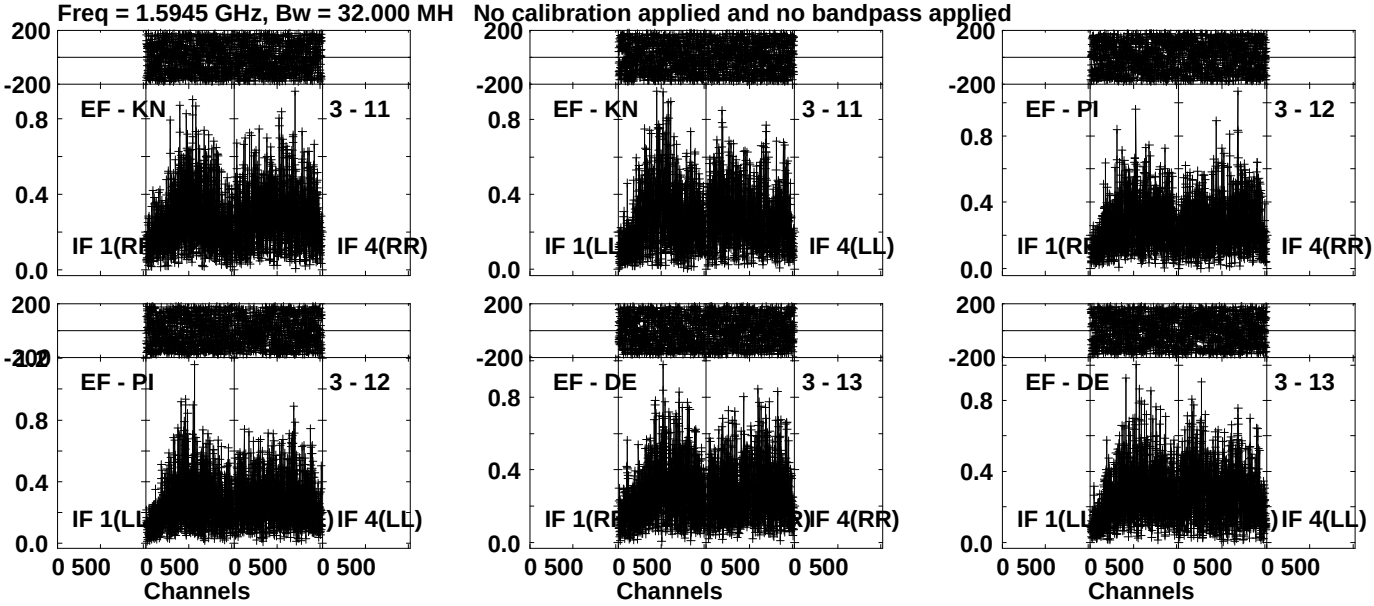

Lower frame: Milli Ampl Jy Top frame: Phas deg
Vector averaged cross-power spectrum Several baselines displayed
Timerange: 00/21:55:51 to 00/22:00:19

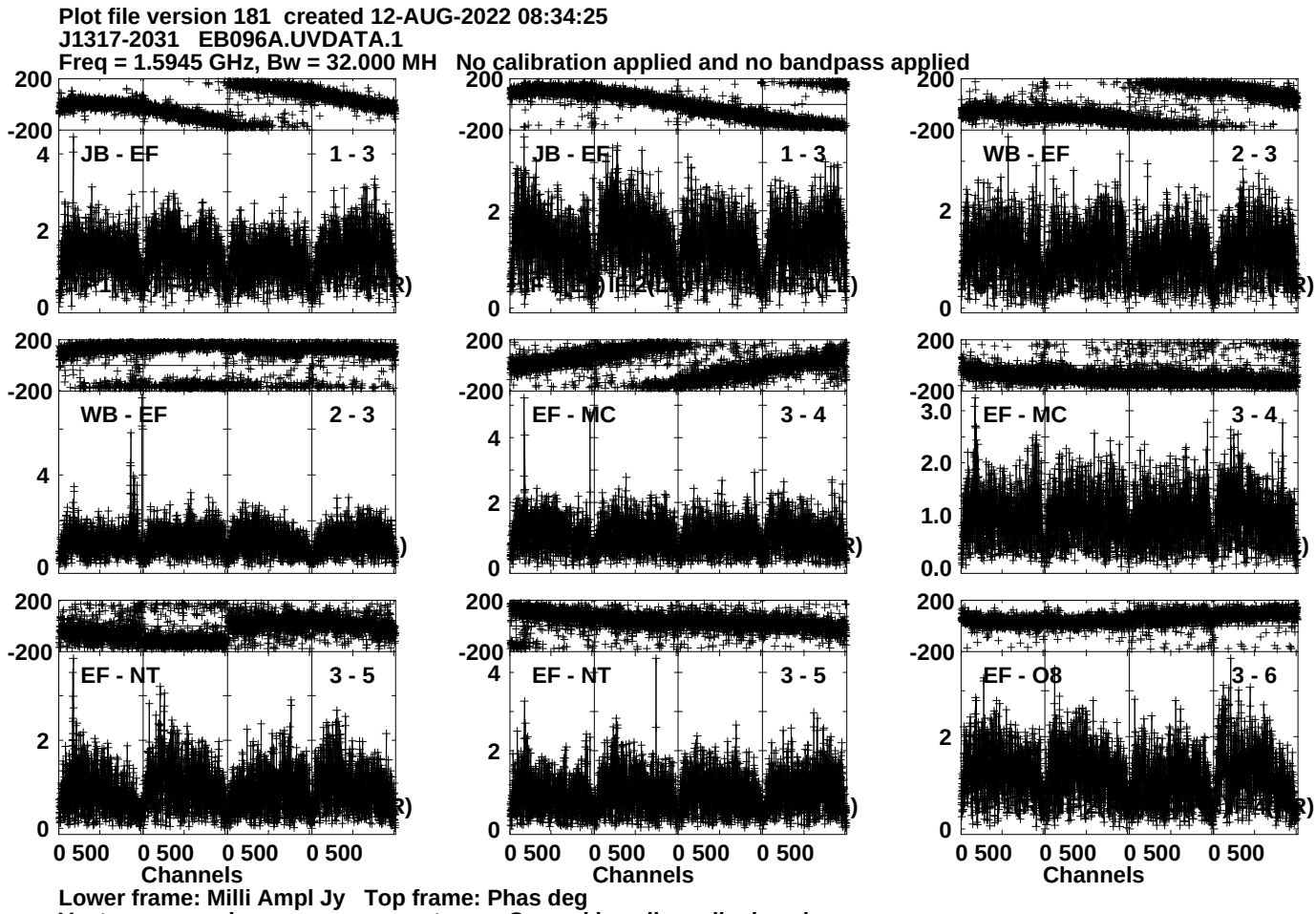
Plot file version 181 created 12-AUG-2022 08:34:25
J1317-2031 EB096A.UVDATA.1
Freq = 1.5945 GHz, Bw = 32.000 MH No calibration applied and no bandpass applied
JB - EF 1 - 3
JB - EF 1 - 3
WB - EF 2 - 3
WB - EF 2 - 3
EF - MC 3 - 4
EF - MC 3 - 4
EF - NT 3 - 5
EF - NT 3 - 5
EF - O8 3 - 6
Channels
Channels
Channels
Lower frame: Milli Ampl Jy Top frame: Phas deg
Vector averaged cross-power spectrum Several baselines displayed
Timerange: 00/22:00:51 to 00/22:01:49

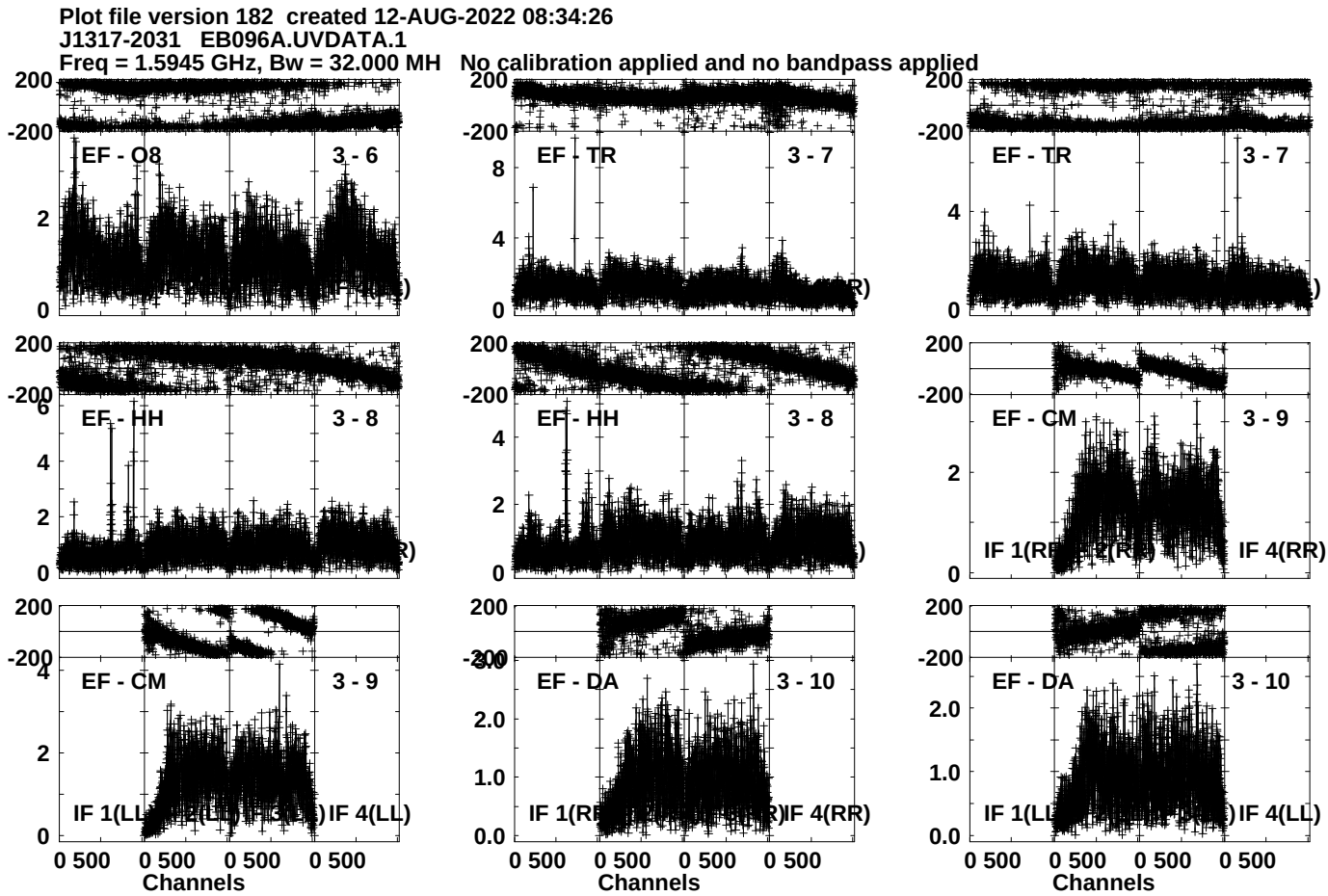
Plot file version 182 created 12-AUG-2022 08:34:26
J1317-2031 EB096A.UVDATA.1
Freq = 1.5945 GHz, Bw = 32.000 MH No calibration applied and no bandpass applied
EF - O8 3 - 6
EF - TR 3 - 7
EF - TR 3 - 7
EF - HH 3 - 8
EF - HH 3 - 8
EF - CM 3 - 9
EF - CM 3 - 9
EF - DA 3 - 10
EF - DA 3 - 10
IF 1(LL) IF 4(LL)
IF 1(RR) IF 4(RR)
IF 1(LL) IF 4(LL)
0 500 0 500 0 500 0 500
Channels
Lower frame: Milli Ampl Jy Top frame: Phas deg
Vector averaged cross-power spectrum Several baselines displayed
Timerange: 00/22:00:51 to 00/22:01:49

Plot file version 183 created 12-AUG-2022 08:34:28
J1317-2031 EB096A.UVDATA.1
Freq = 1.5945 GHz, Bw = 32.000 MH No calibration applied and no bandpass applied

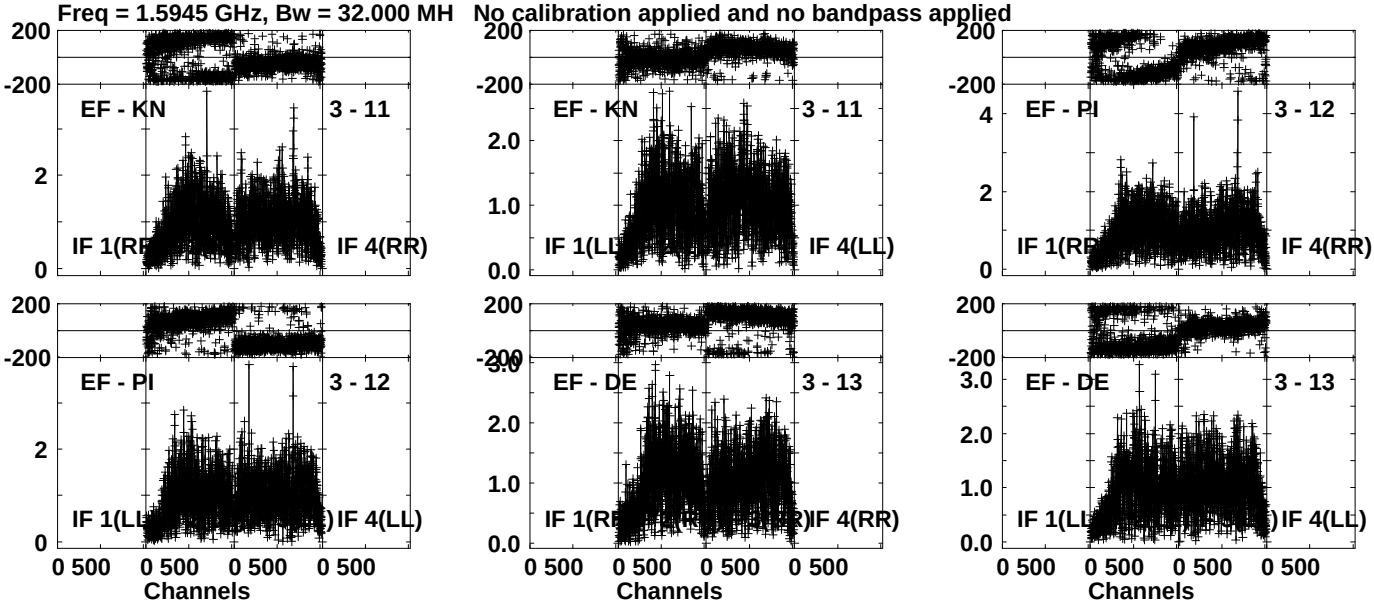

Lower frame: Milli Ampl Jy Top frame: Phas deg
Vector averaged cross-power spectrum Several baselines displayed
Timerange: 00/22:00:51 to 00/22:01:49

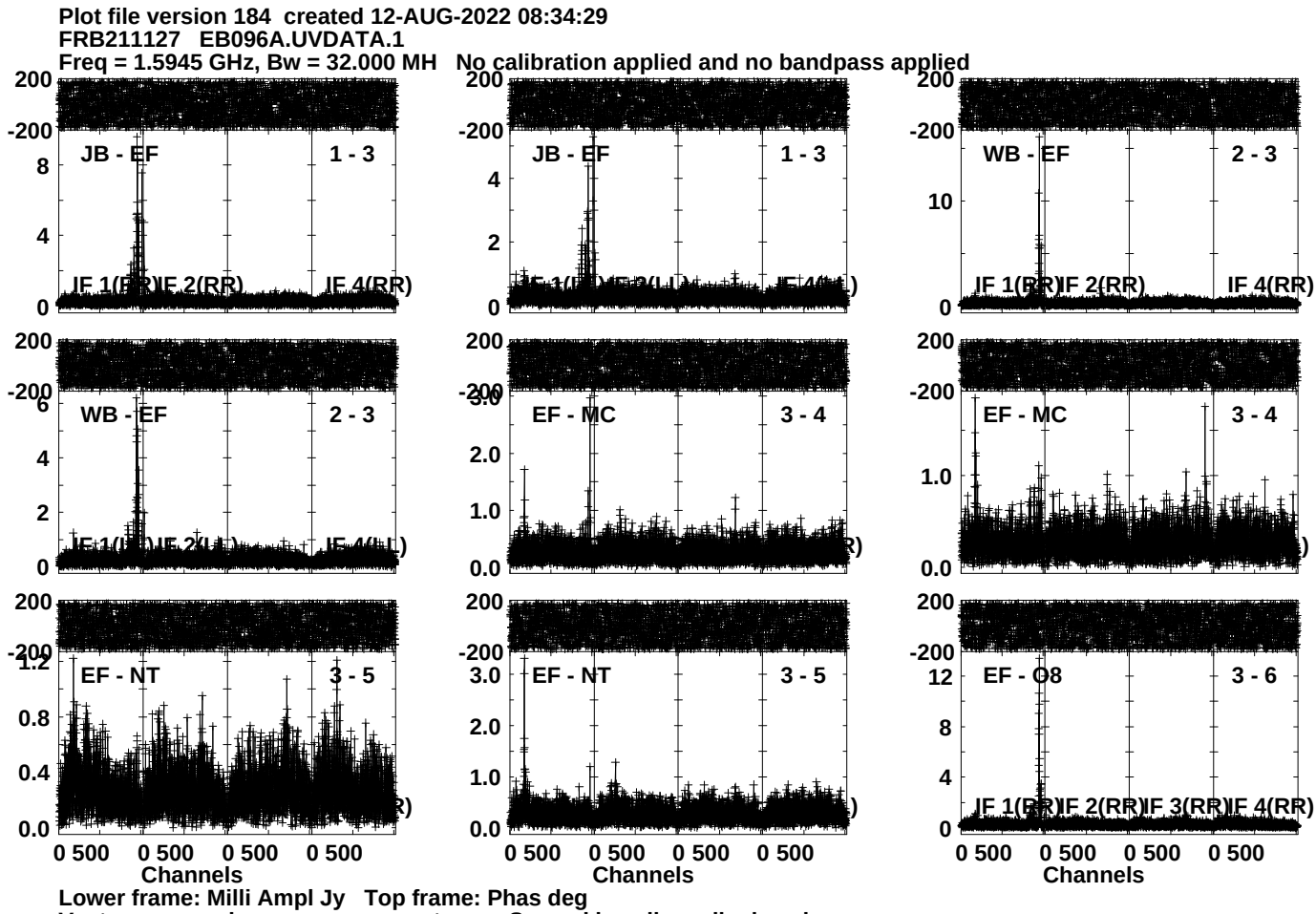
Plot file version 184 created 12-AUG-2022 08:34:29
FRB211127 EB096A.UVDATA.1
Freq = 1.5945 GHz, Bw = 32.000 MH No calibration applied and no bandpass applied
JB - EF
1 - 3
IF 1(RR)IF 2(RR)
IF 4(RR)
JB - EF
1 - 3
WB - EF
2 - 3
IF 1(RR)IF 2(RR)
IF 4(RR)
WB - EF
2 - 3
EF - MC
3 - 4
EF - MC
3 - 4
EF - NT
3 - 5
EF - NT
3 - 5
EF - O8
3 - 6
IF 1(RR)IF 2(RR)IF 3(RR)IF 4(RR)
0 500 0 500 0 500 0 500
Channels
Lower frame: Milli Ampl Jy Top frame: Phas deg
Vector averaged cross-power spectrum Several baselines displayed
Timerange: 00/22:01:51 to 00/22:06:19

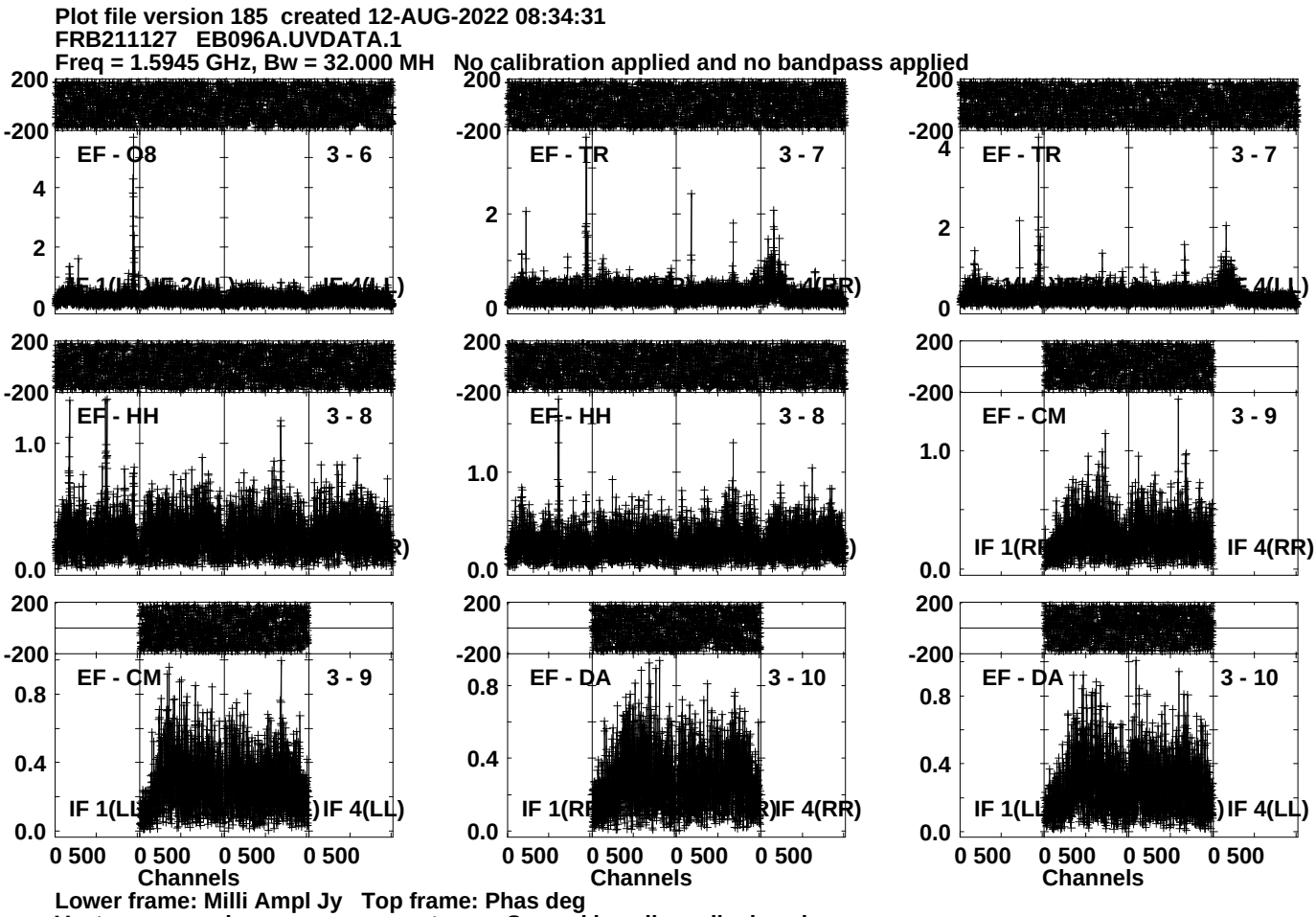
Plot file version 185 created 12-AUG-2022 08:34:31
FRB211127 EB096A.UVDATA.1
Freq = 1.5945 GHz, Bw = 32.000 MH No calibration applied and no bandpass applied
EF - O8 3 - 6
EF - TR 3 - 7
EF - TR 3 - 7
EF - HH 3 - 8
EF - HH 3 - 8
EF - CM 3 - 9
EF - CM 3 - 9
EF - DA 3 - 10
EF - DA 3 - 10
IF 1(LL) IF 4(LL)
IF 1(RR) IF 4(RR)
Channels
Lower frame: Milli Ampl Jy Top frame: Phas deg
Vector averaged cross-power spectrum Several baselines displayed
Timerange: 00/22:01:51 to 00/22:06:19

Plot file version 186 created 12-AUG-2022 08:34:33
FRB211127 EB096A.UVDATA.1
Freq = 1.5945 GHz, Bw = 32.000 MH No calibration applied and no bandpass applied

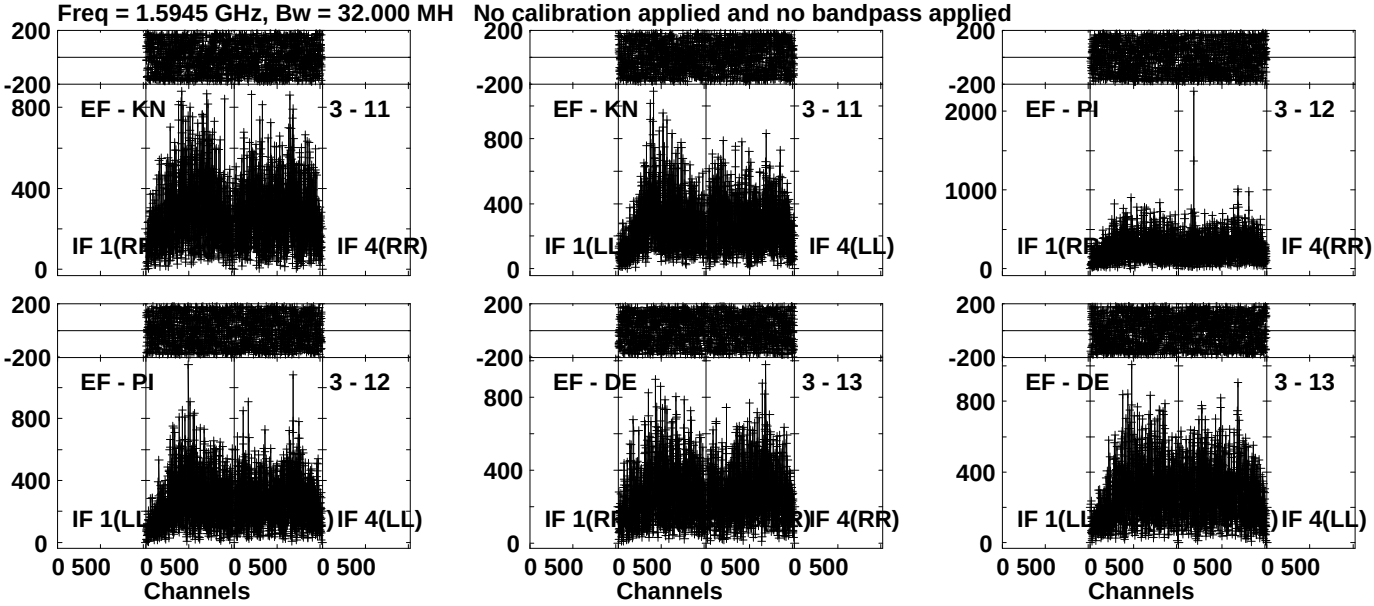

Lower frame: Micro Ampl Jy Top frame: Phas deg
Vector averaged cross-power spectrum Several baselines displayed
Timerange: 00/22:01:51 to 00/22:06:19

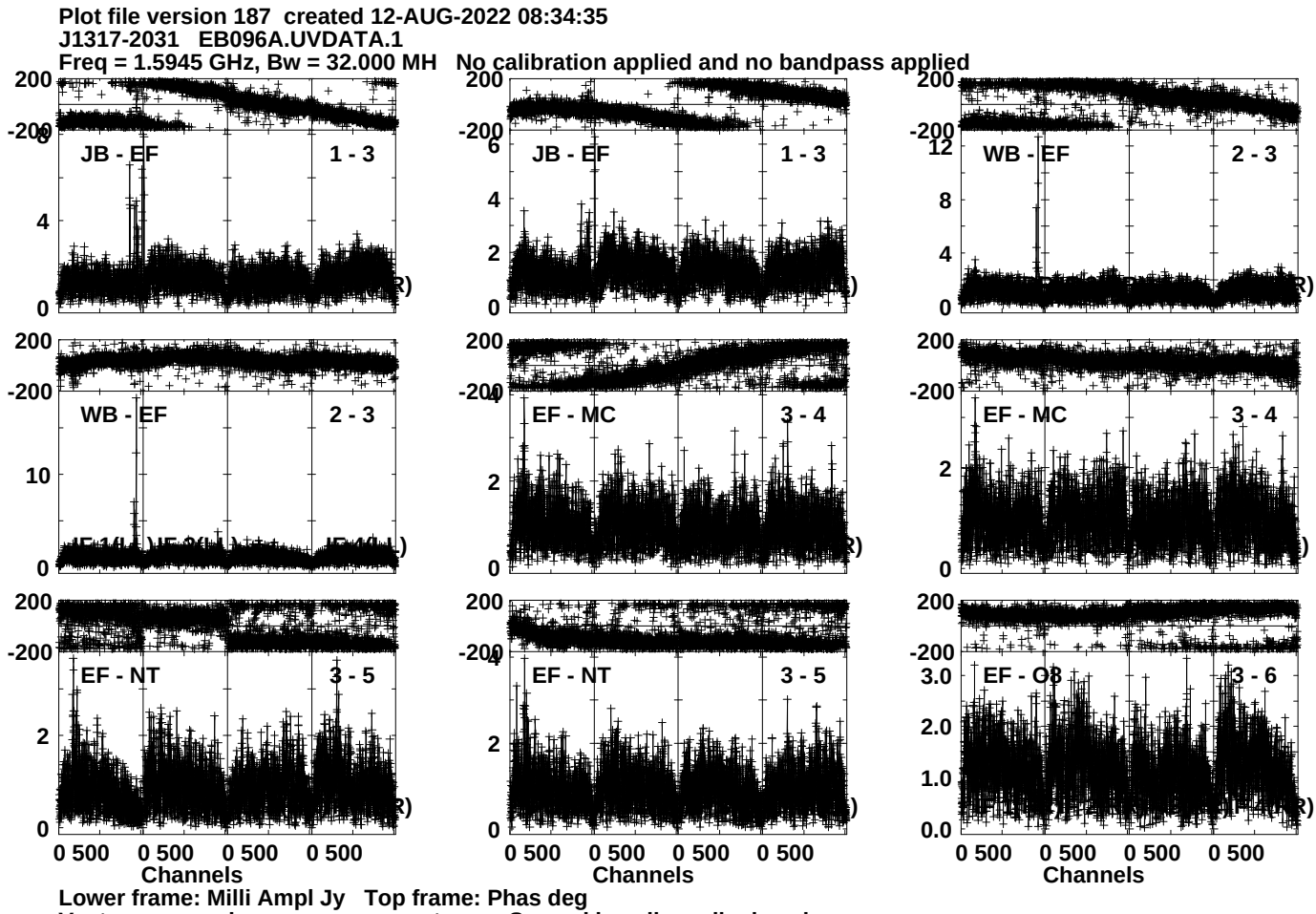
Plot file version 187 created 12-AUG-2022 08:34:35
J1317-2031 EB096A.UVDATA.1
Freq = 1.5945 GHz, Bw = 32.000 MH No calibration applied and no bandpass applied
JB - EF 1 - 3
JB - EF 1 - 3
WB - EF 2 - 3
WB - EF 2 - 3
EF - MC 3 - 4
EF - MC 3 - 4
EF - NT 3 - 5
EF - NT 3 - 5
EF - G8 3 - 6
Channels
Channels
Channels
Lower frame: Milli Ampl Jy Top frame: Phas deg
Vector averaged cross-power spectrum Several baselines displayed
Timerange: 00/22:06:21 to 00/22:07:49

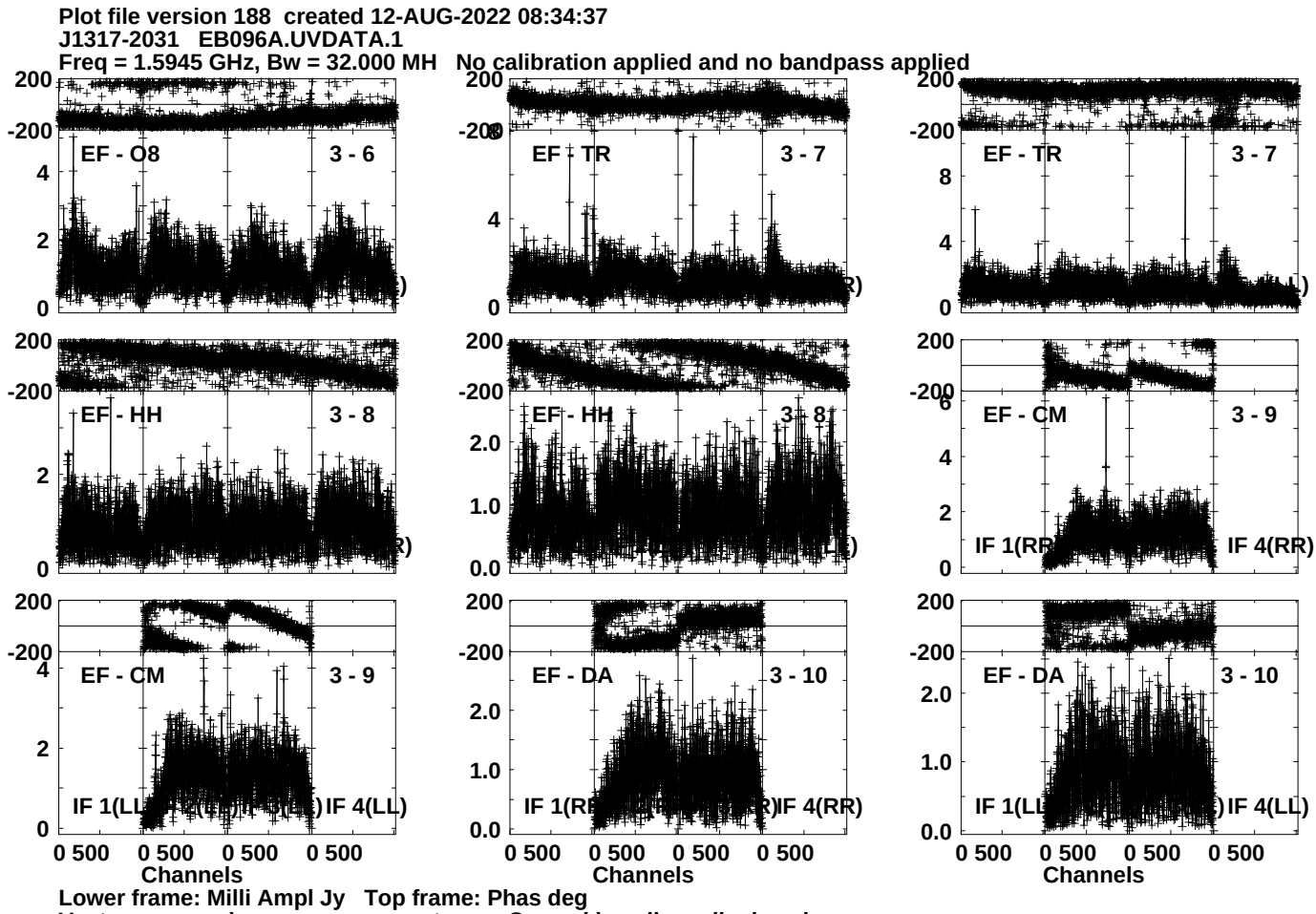
Plot file version 188 created 12-AUG-2022 08:34:37
J1317-2031 EB096A.UVDATA.1
Freq = 1.5945 GHz, Bw = 32.000 MH No calibration applied and no bandpass applied
EF - O8 3 - 6
EF - TR 3 - 7
EF - TR 3 - 7
EF - HH 3 - 8
EF - HH 3 - 8
EF - CM 3 - 9
IF 1(RR) IF 4(RR)
EF - CM 3 - 9
IF 1(LL) IF 4(LL)
EF - DA 3 - 10
IF 1(RR) IF 4(RR)
EF - DA 3 - 10
IF 1(LL) IF 4(LL)
0 500 0 500 0 500 0 500
Channels
Lower frame: Milli Ampl Jy Top frame: Phas deg
Vector averaged cross-power spectrum Several baselines displayed
Timerange: 00/22:06:21 to 00/22:07:49

Plot file version 189 created 12-AUG-2022 08:34:39
J1317-2031 EB096A.UVDATA.1
Freq = 1.5945 GHz, Bw = 32.000 MH No calibration applied and no bandpass applied

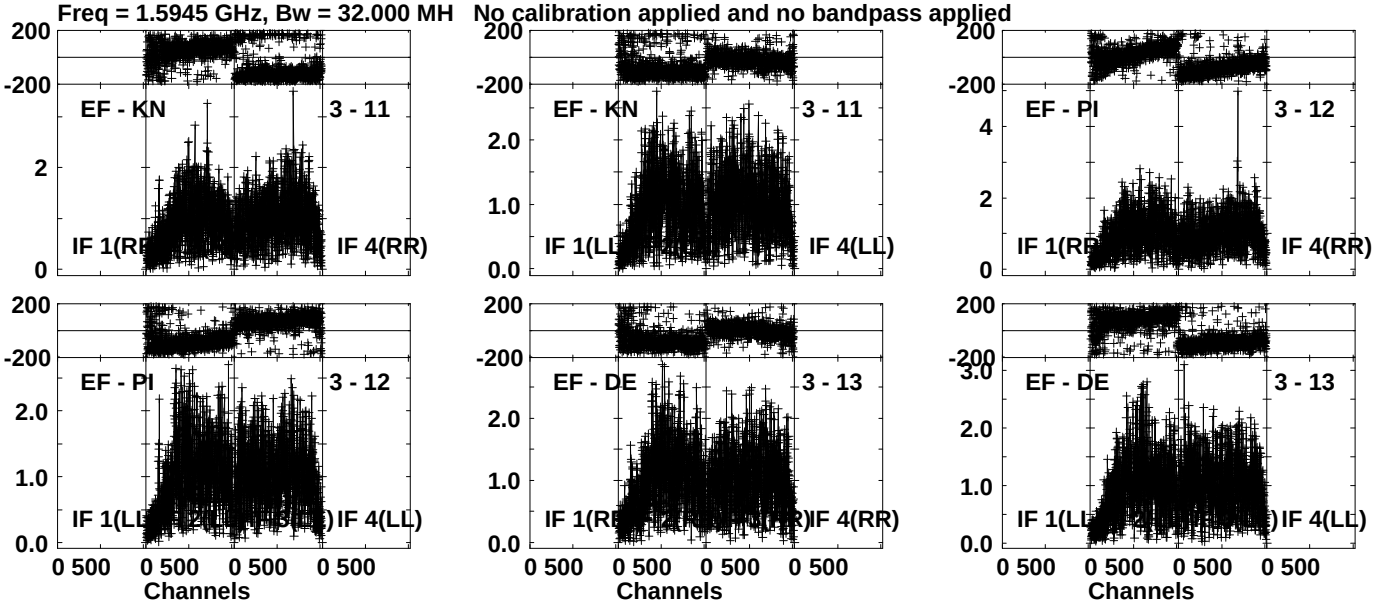

Lower frame: Milli Ampl Jy Top frame: Phas deg
Vector averaged cross-power spectrum Several baselines displayed
Timerange: 00/22:06:21 to 00/22:07:49

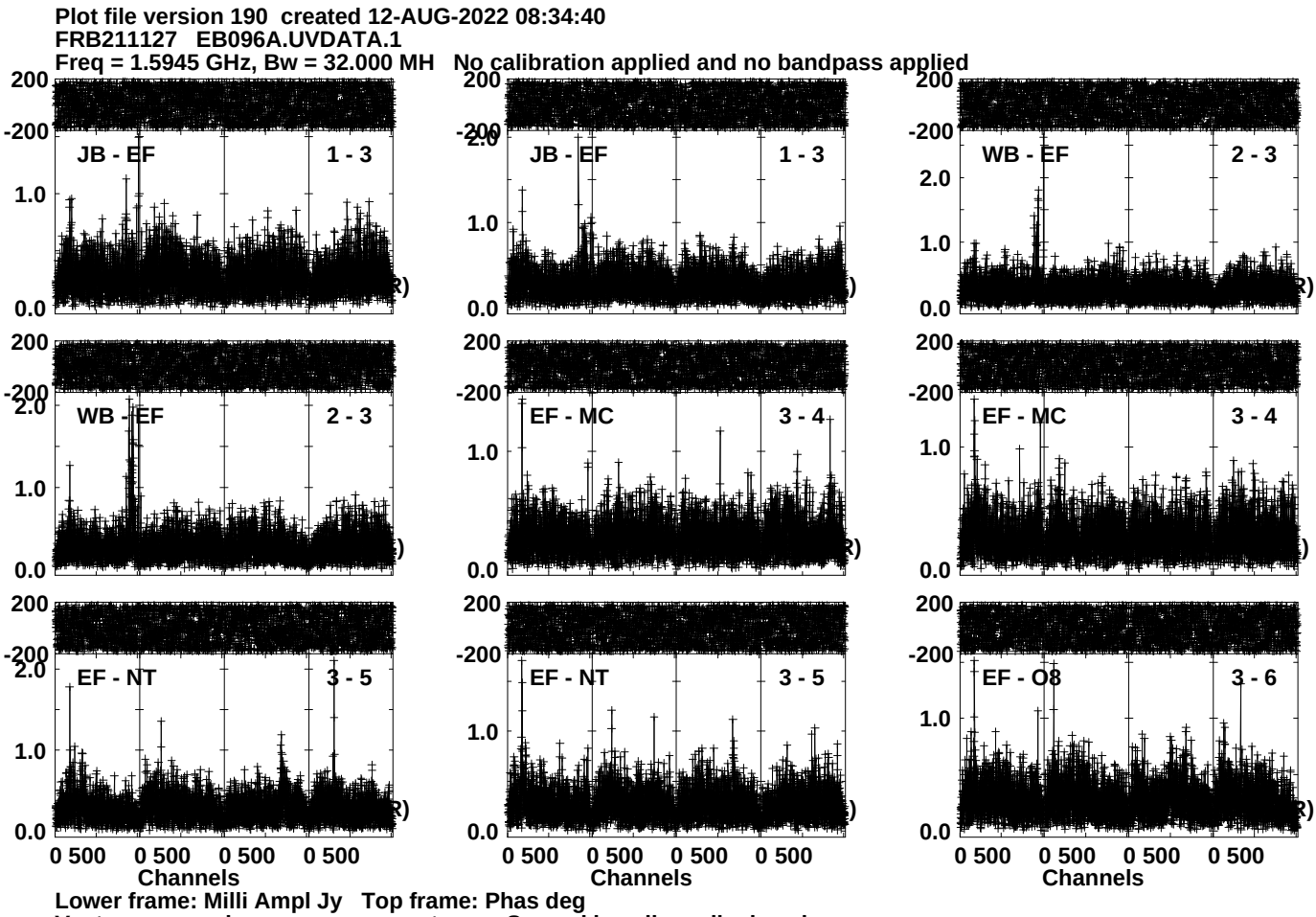
Plot file version 190 created 12-AUG-2022 08:34:40
FRB211127 EB096A.UVDATA.1
Freq = 1.5945 GHz, Bw = 32.000 MH No calibration applied and no bandpass applied
JB - EF
1 - 3
JB - EF
1 - 3
WB - EF
2 - 3
WB - EF
2 - 3
EF - MC
3 - 4
EF - MC
3 - 4
EF - NT
3 - 5
EF - NT
3 - 5
EF - O8
3 - 6
200
-200
2.0
1.0
0.0
0 500
Channels
Lower frame: Milli Ampl Jy Top frame: Phas deg
Vector averaged cross-power spectrum Several baselines displayed
Timerange: 00/22:07:51 to 00/22:12:19

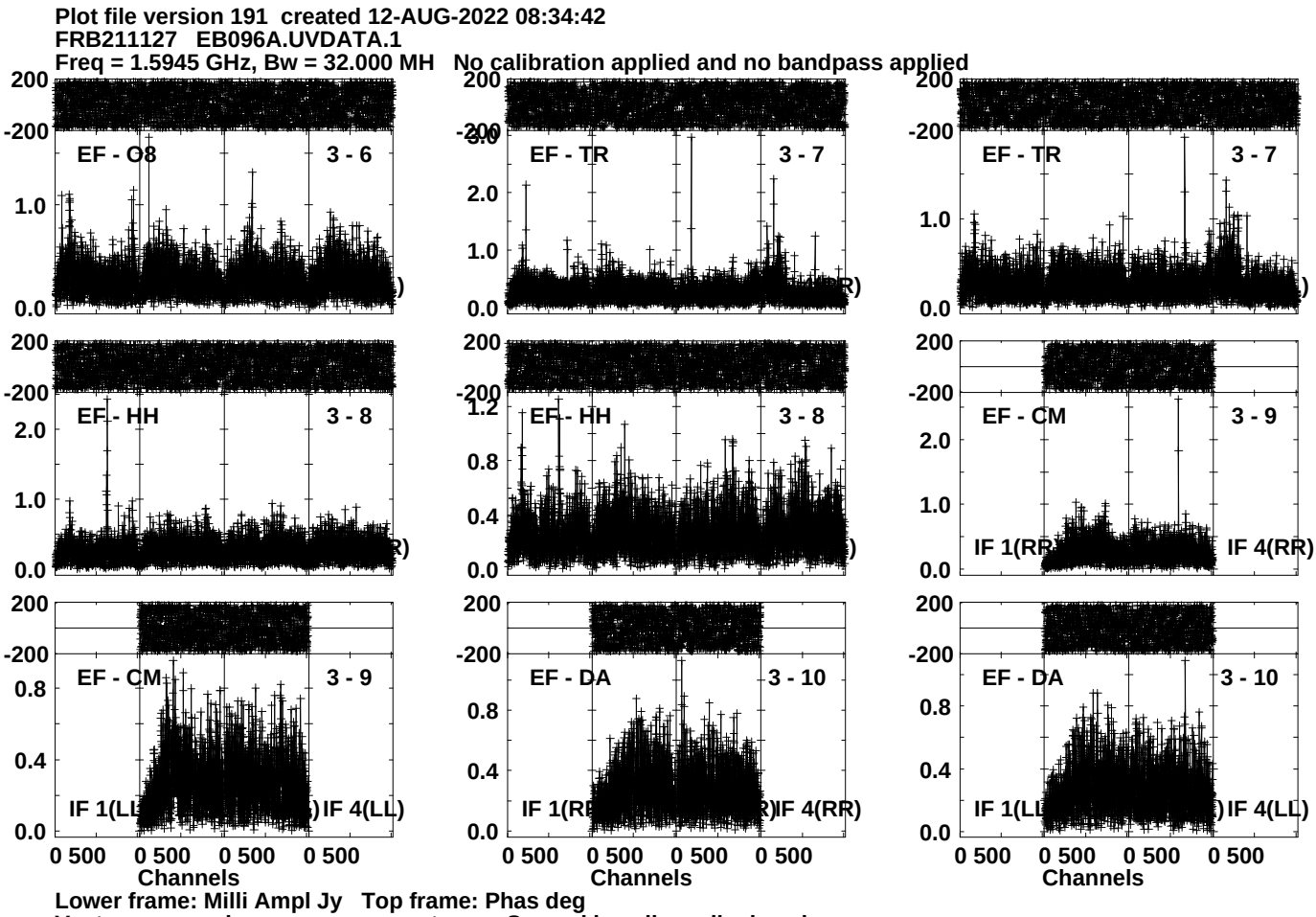
Plot file version 191 created 12-AUG-2022 08:34:42
FRB211127 EB096A.UVDATA.1
Freq = 1.5945 GHz, Bw = 32.000 MH No calibration applied and no bandpass applied
EF - O8 3 - 6
EF - TR 3 - 7
EF - TR 3 - 7
EF - HH 3 - 8
EF - HH 3 - 8
EF - CM 3 - 9
IF 1(RR) IF 4(RR)
EF - CM 3 - 9
EF - DA 3 - 10
EF - DA 3 - 10
IF 1(LL) IF 4(LL)
IF 1(RR) IF 4(RR)
IF 1(LL) IF 4(LL)
200
-200
1.0
0.0
2.0
1.2
0.8
0.4
0 500
Channels
Lower frame: Milli Ampl Jy Top frame: Phas deg
Vector averaged cross-power spectrum Several baselines displayed
Timerange: 00/22:07:51 to 00/22:12:19

Plot file version 192 created 12-AUG-2022 08:34:44
FRB211127 EB096A.UVDATA.1
Freq = 1.5945 GHz, Bw = 32.000 MH No calibration applied and no bandpass applied

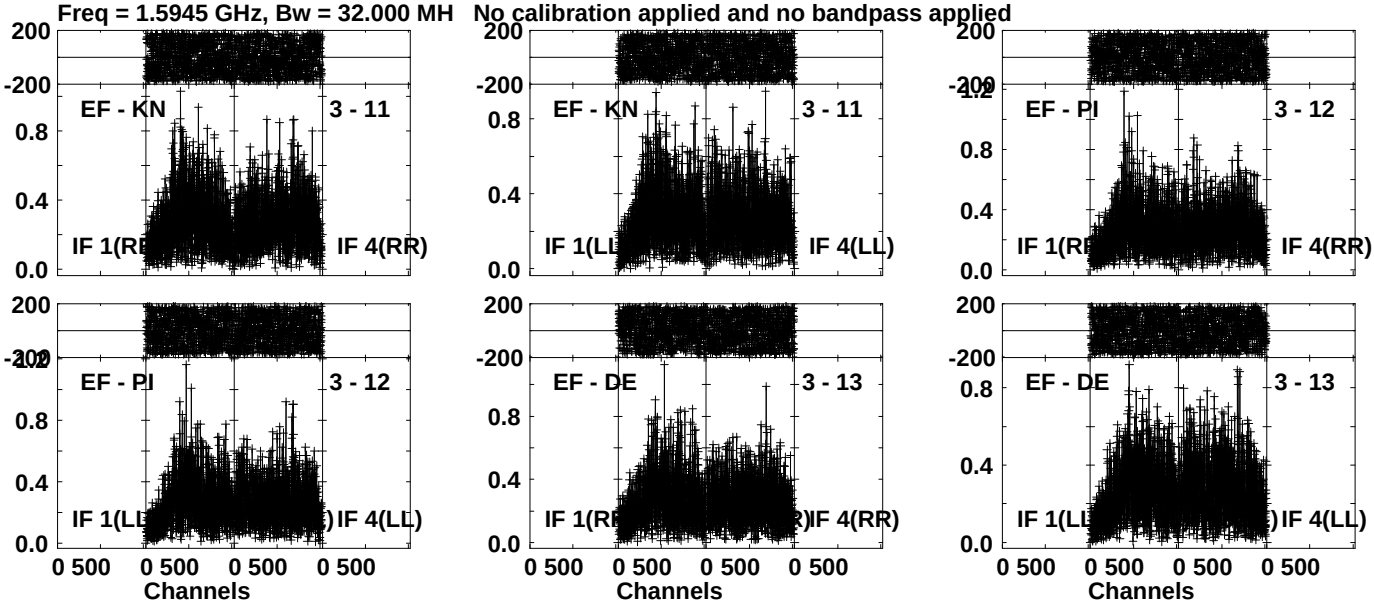

Lower frame: Milli Ampl Jy Top frame: Phas deg
Vector averaged cross-power spectrum Several baselines displayed
Timerange: 00/22:07:51 to 00/22:12:19

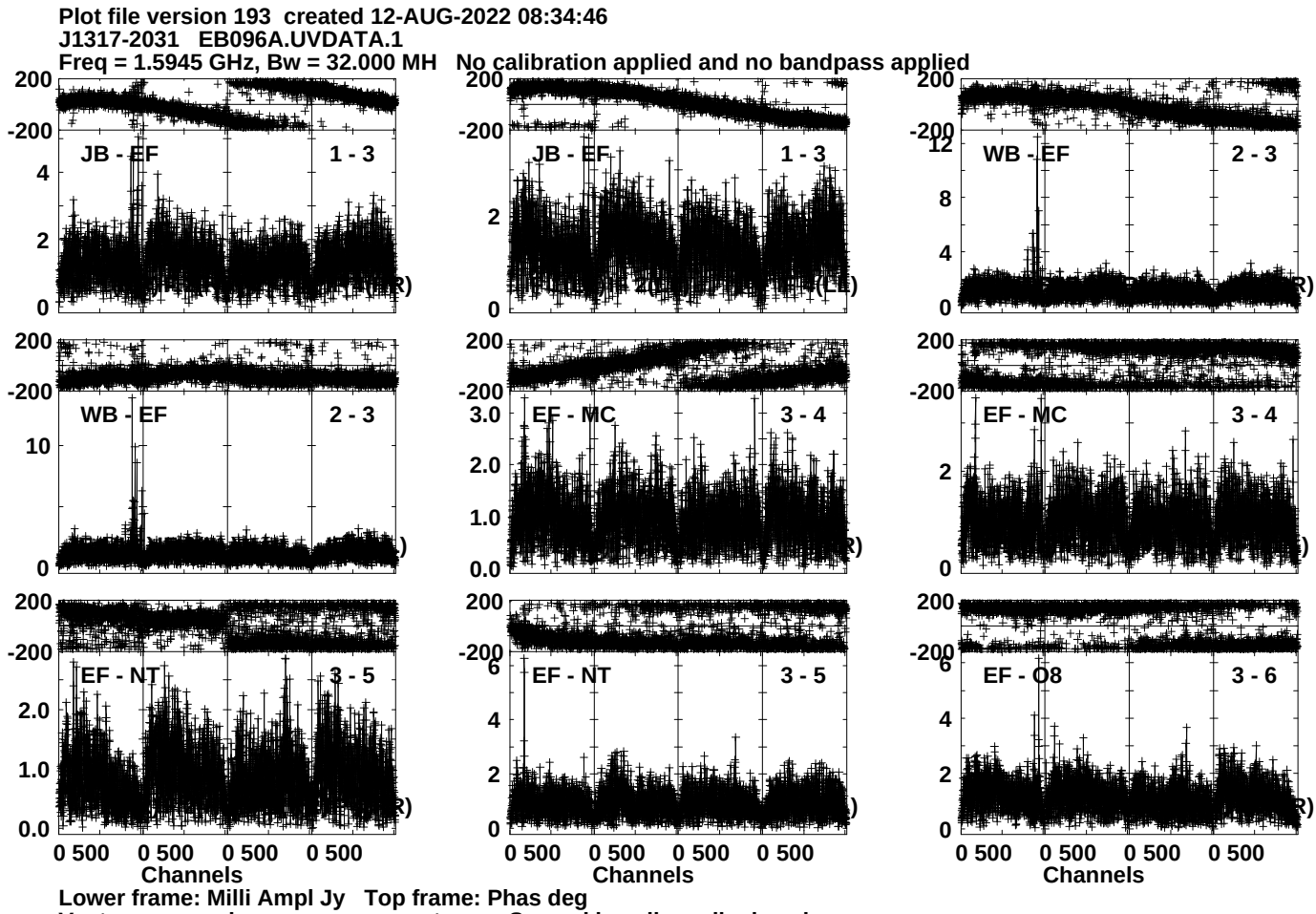
Plot file version 193 created 12-AUG-2022 08:34:46
J1317-2031 EB096A.UVDATA.1
Freq = 1.5945 GHz, Bw = 32.000 MH No calibration applied and no bandpass applied
JB - EF 1 - 3
JB - EF 1 - 3
WB - EF 2 - 3
WB - EF 2 - 3
EF - MC 3 - 4
EF - MC 3 - 4
EF - NT 3 - 5
EF - NT 3 - 5
EF - O8 3 - 6
Channels
Channels
Channels
Lower frame: Milli Ampl Jy Top frame: Phas deg
Vector averaged cross-power spectrum Several baselines displayed
Timerange: 00/22:12:51 to 00/22:13:49

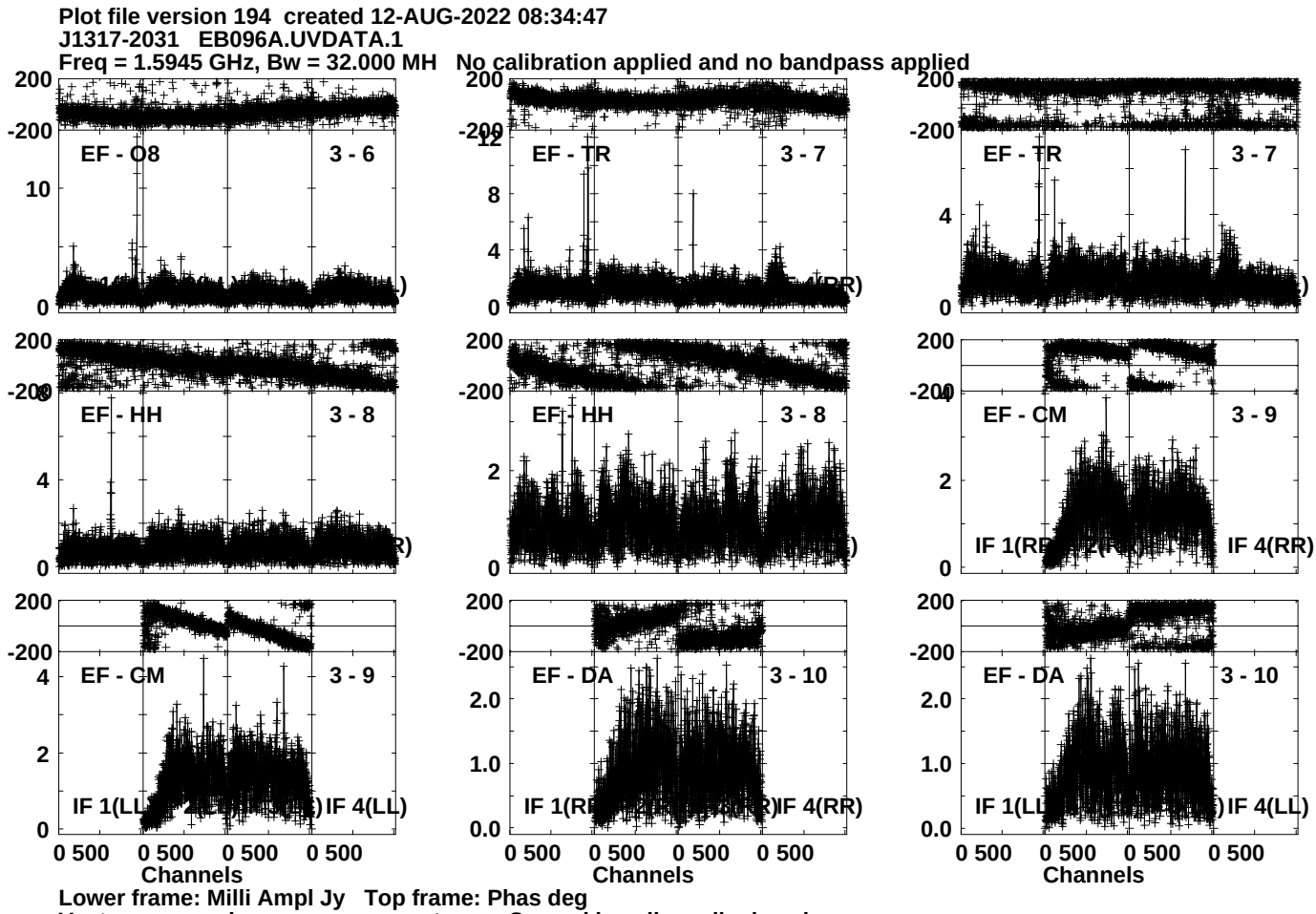
Plot file version 194 created 12-AUG-2022 08:34:47
J1317-2031 EB096A.UVDATA.1
Freq = 1.5945 GHz, Bw = 32.000 MH No calibration applied and no bandpass applied
EF - O8 3 - 6
EF - TR 3 - 7
EF - TR 3 - 7
EF - HH 3 - 8
EF - HH 3 - 8
EF - CM 3 - 9
EF - CM 3 - 9
EF - DA 3 - 10
EF - DA 3 - 10
IF 1(LL) IF 4(LL)
IF 1(RR) IF 4(RR)
IF 1(RR) IF 4(RR)
IF 1(LL) IF 4(LL)
Channels
Channels
Channels
Lower frame: Milli Ampl Jy Top frame: Phas deg
Vector averaged cross-power spectrum Several baselines displayed
Timerange: 00/22:12:51 to 00/22:13:49

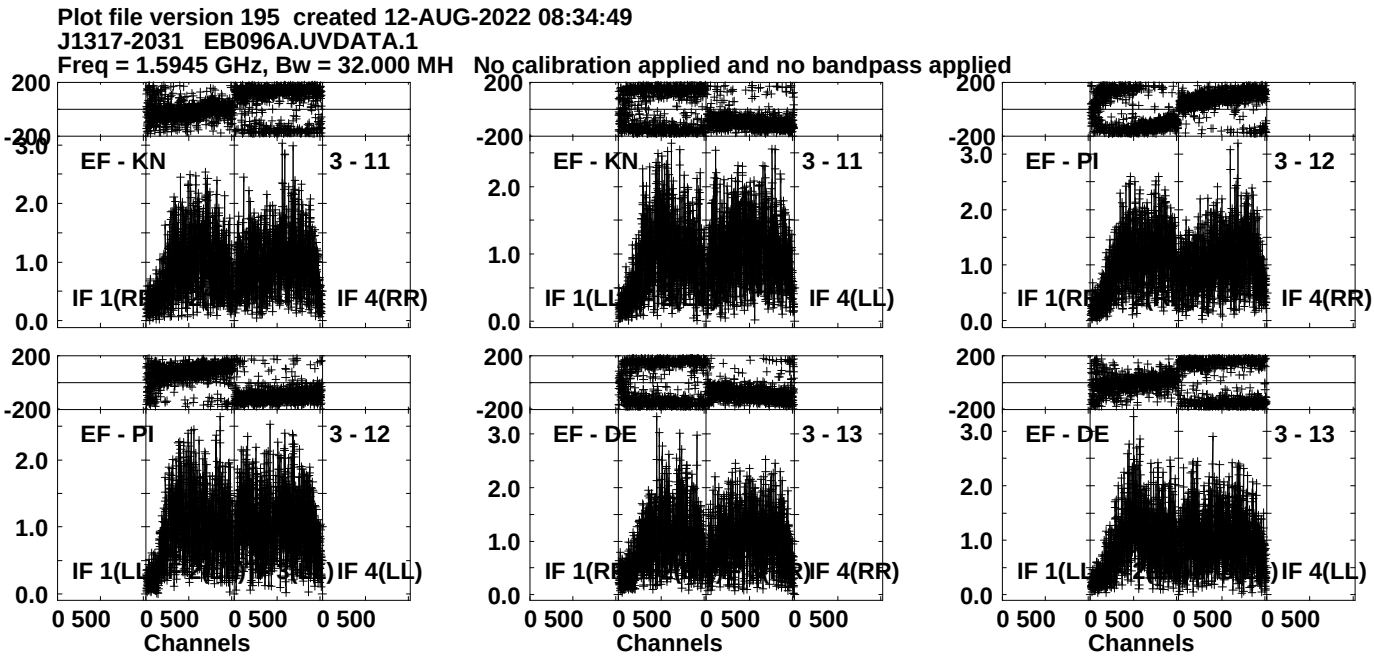
Plot file version 195 created 12-AUG-2022 08:34:49
J1317-2031 EB096A.UVDATA.1
Freq = 1.5945 GHz, Bw = 32.000 MH No calibration applied and no bandpass applied
EF - KN
3 - 11
IF 1(RR)
IF 4(RR)
EF - KN
3 - 11
IF 1(LL)
IF 4(LL)
EF - PI
3 - 12
IF 1(RR)
IF 4(RR)
EF - PI
3 - 12
IF 1(LL)
IF 4(LL)
EF - DE
3 - 13
IF 1(RR)
IF 4(RR)
EF - DE
3 - 13
IF 1(LL)
IF 4(LL)
200
-200
3.0
2.0
1.0
0.0
0 500
Channels
Lower frame: Milli Ampl Jy Top frame: Phas deg
Vector averaged cross-power spectrum Several baselines displayed
Timerange: 00/22:12:51 to 00/22:13:49

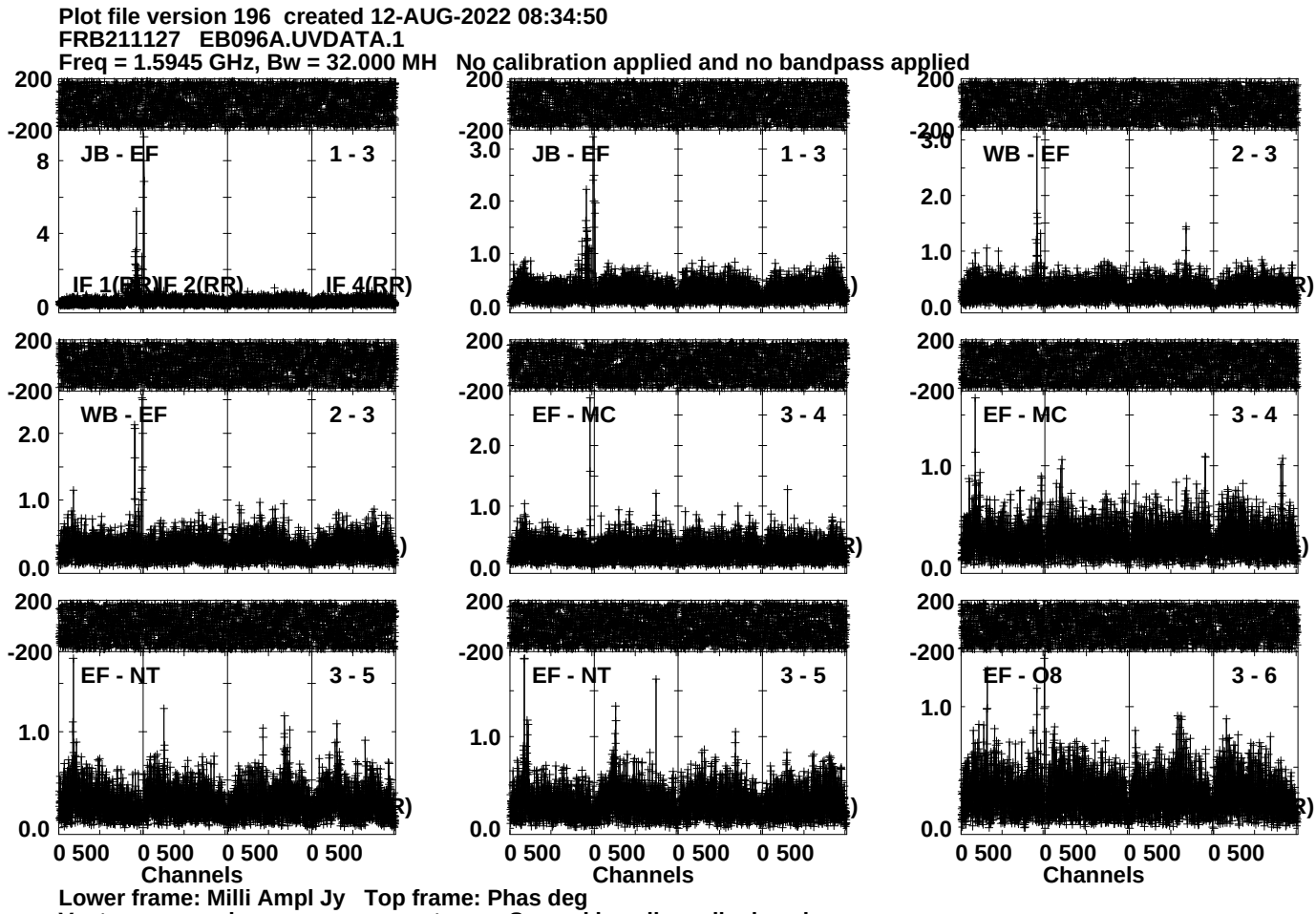
Plot file version 196 created 12-AUG-2022 08:34:50
FRB211127 EB096A.UVDATA.1
Freq = 1.5945 GHz, Bw = 32.000 MH No calibration applied and no bandpass applied
JB - EF
1 - 3
WB - EF
2 - 3
EF - MC
3 - 4
EF - NT
3 - 5
EF - O8
3 - 6
IF 1(RR) IF 2(RR) IF 4(RR)
Channels
Lower frame: Milli Ampl Jy Top frame: Phas deg
Vector averaged cross-power spectrum Several baselines displayed
Timerange: 00/22:13:51 to 00/22:18:19

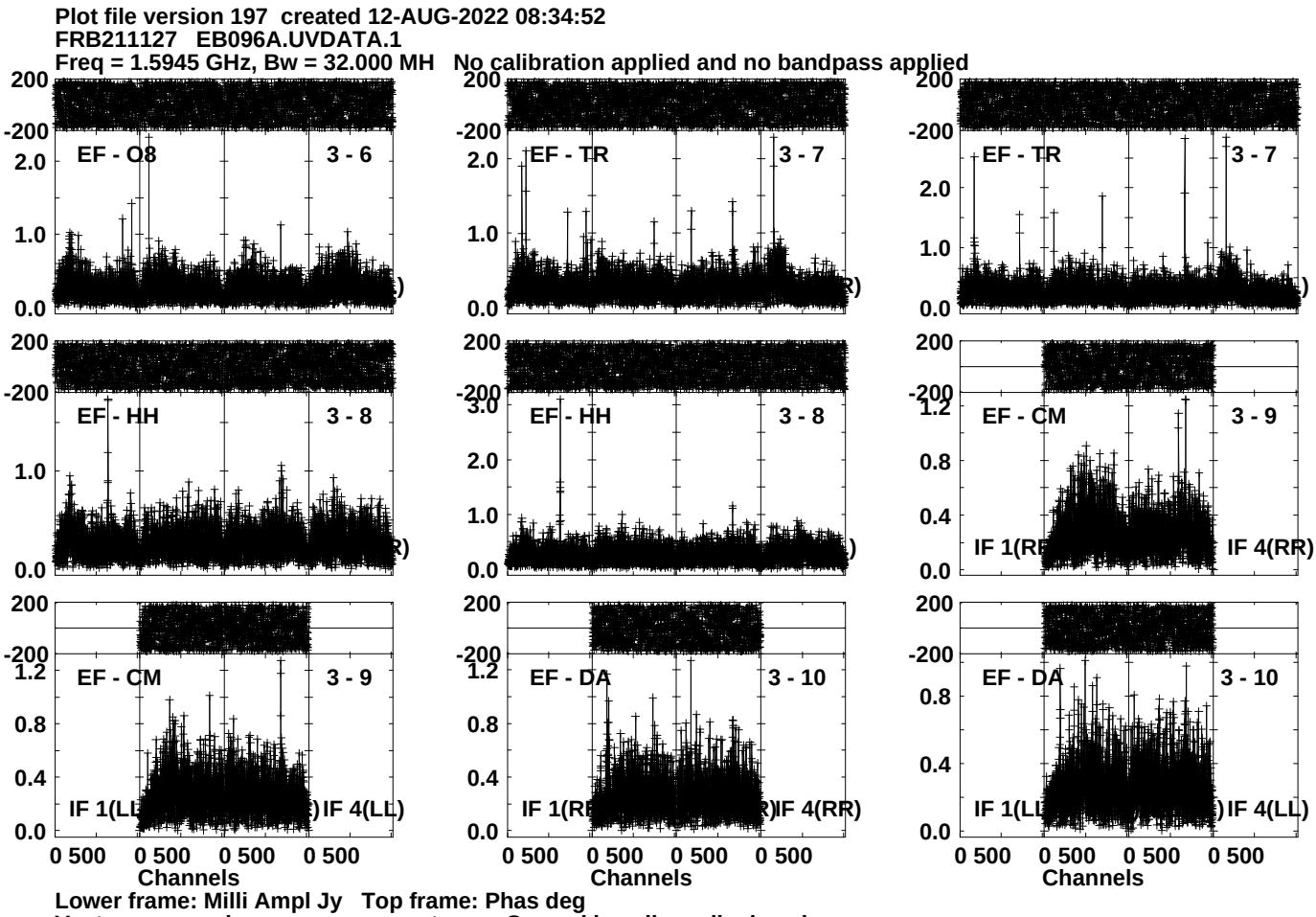
Plot file version 197 created 12-AUG-2022 08:34:52
FRB211127 EB096A.UVDATA.1
Freq = 1.5945 GHz, Bw = 32.000 MH No calibration applied and no bandpass applied
EF - O8
3 - 6
EF - TR
3 - 7
EF - TR
3 - 7
EF - HH
3 - 8
EF - HH
3 - 8
EF - CM
3 - 9
IF 1(RR)
IF 4(RR)
EF - CM
3 - 9
IF 1(LL)
IF 4(LL)
EF - DA
3 - 10
IF 1(RR)
IF 4(RR)
EF - DA
3 - 10
IF 1(LL)
IF 4(LL)
200
-200
2.0
1.0
0.0
3.0
1.2
0.8
0.4
0 500
Channels
Lower frame: Milli Ampl Jy Top frame: Phas deg
Vector averaged cross-power spectrum Several baselines displayed
Timerange: 00/22:13:51 to 00/22:18:19

Plot file version 198 created 12-AUG-2022 08:34:54
FRB211127 EB096A.UVDATA.1
Freq = 1.5945 GHz, Bw = 32.000 MH No calibration applied and no bandpass applied

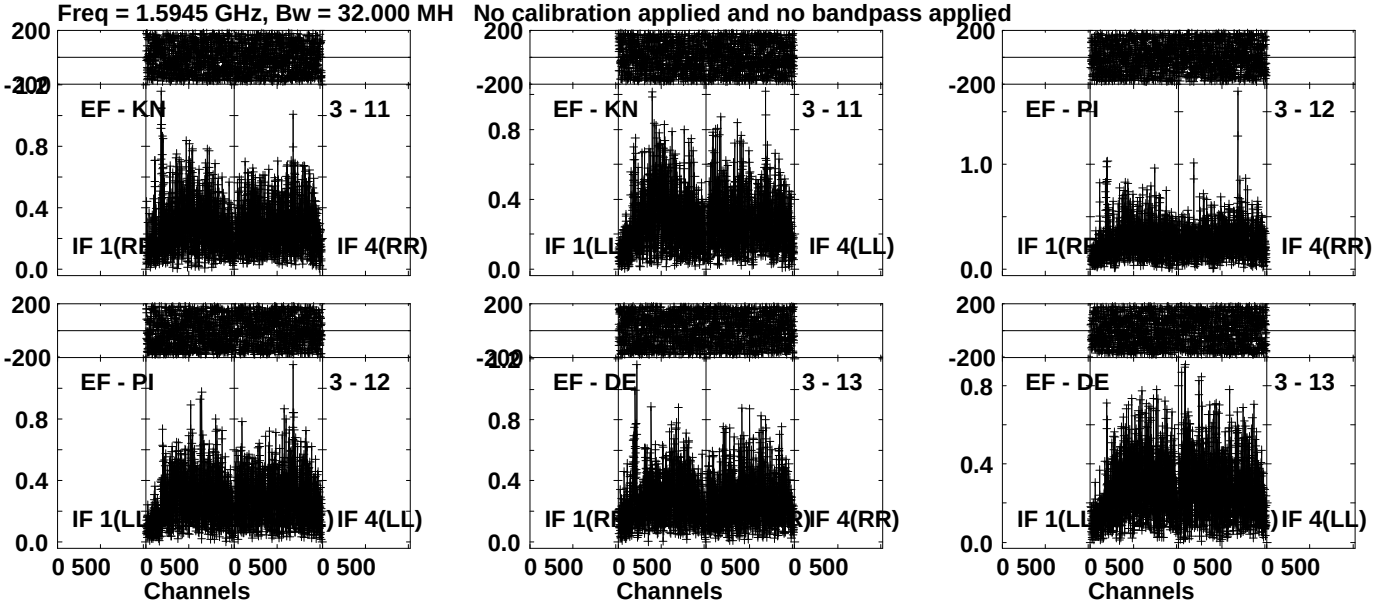

Lower frame: Milli Ampl Jy Top frame: Phas deg
Vector averaged cross-power spectrum Several baselines displayed
Timerange: 00/22:13:51 to 00/22:18:19

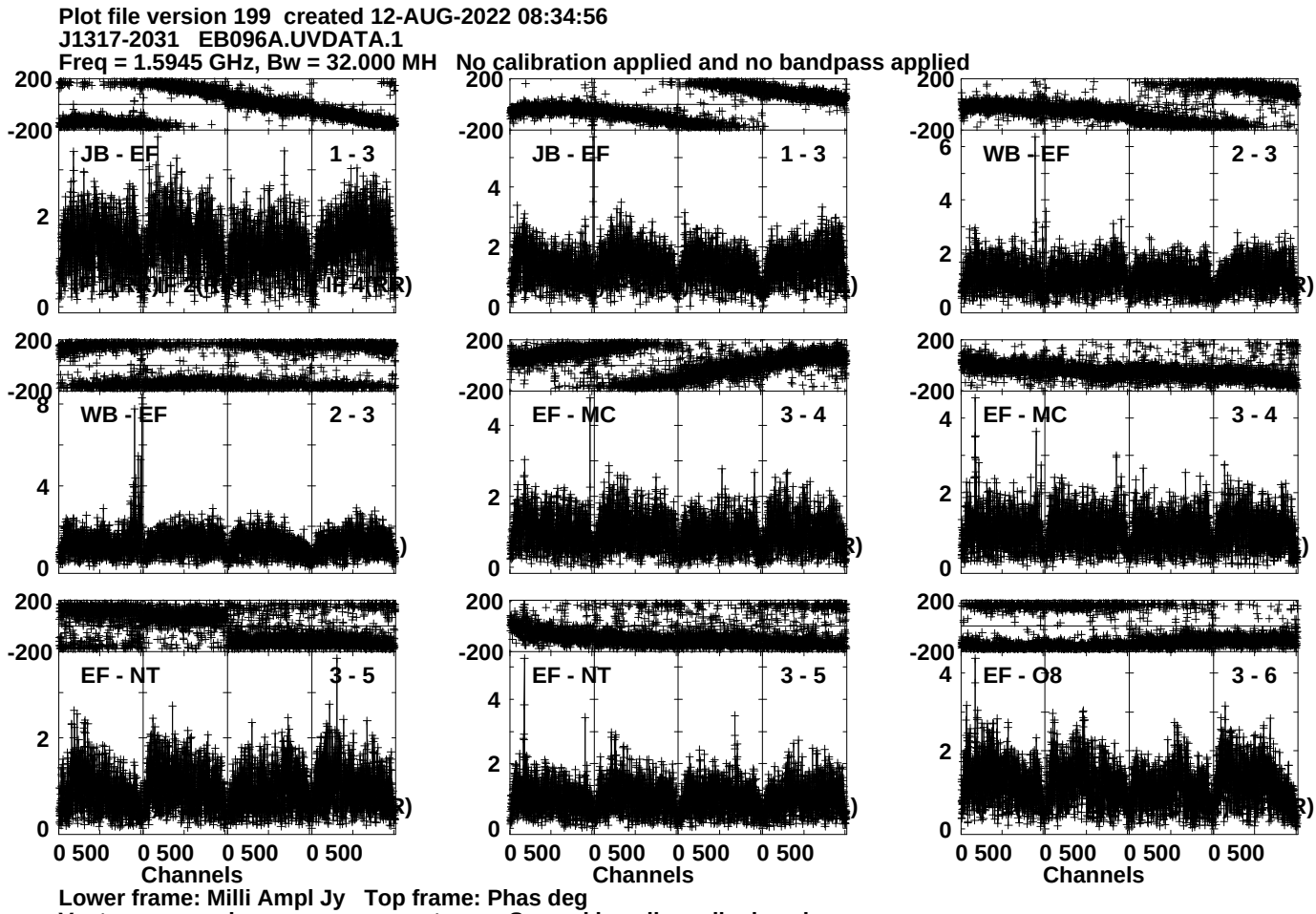
Plot file version 199 created 12-AUG-2022 08:34:56
J1317-2031 EB096A.UVDATA.1
Freq = 1.5945 GHz, Bw = 32.000 MH No calibration applied and no bandpass applied
JB - EF 1 - 3
JB - EF 1 - 3
WB - EF 2 - 3
WB - EF 2 - 3
EF - MC 3 - 4
EF - MC 3 - 4
EF - NT 3 - 5
EF - NT 3 - 5
EF - O8 3 - 6
200
-200
0 500
Channels
Lower frame: Milli Ampl Jy Top frame: Phas deg
Vector averaged cross-power spectrum Several baselines displayed
Timerange: 00/22:18:21 to 00/22:19:49

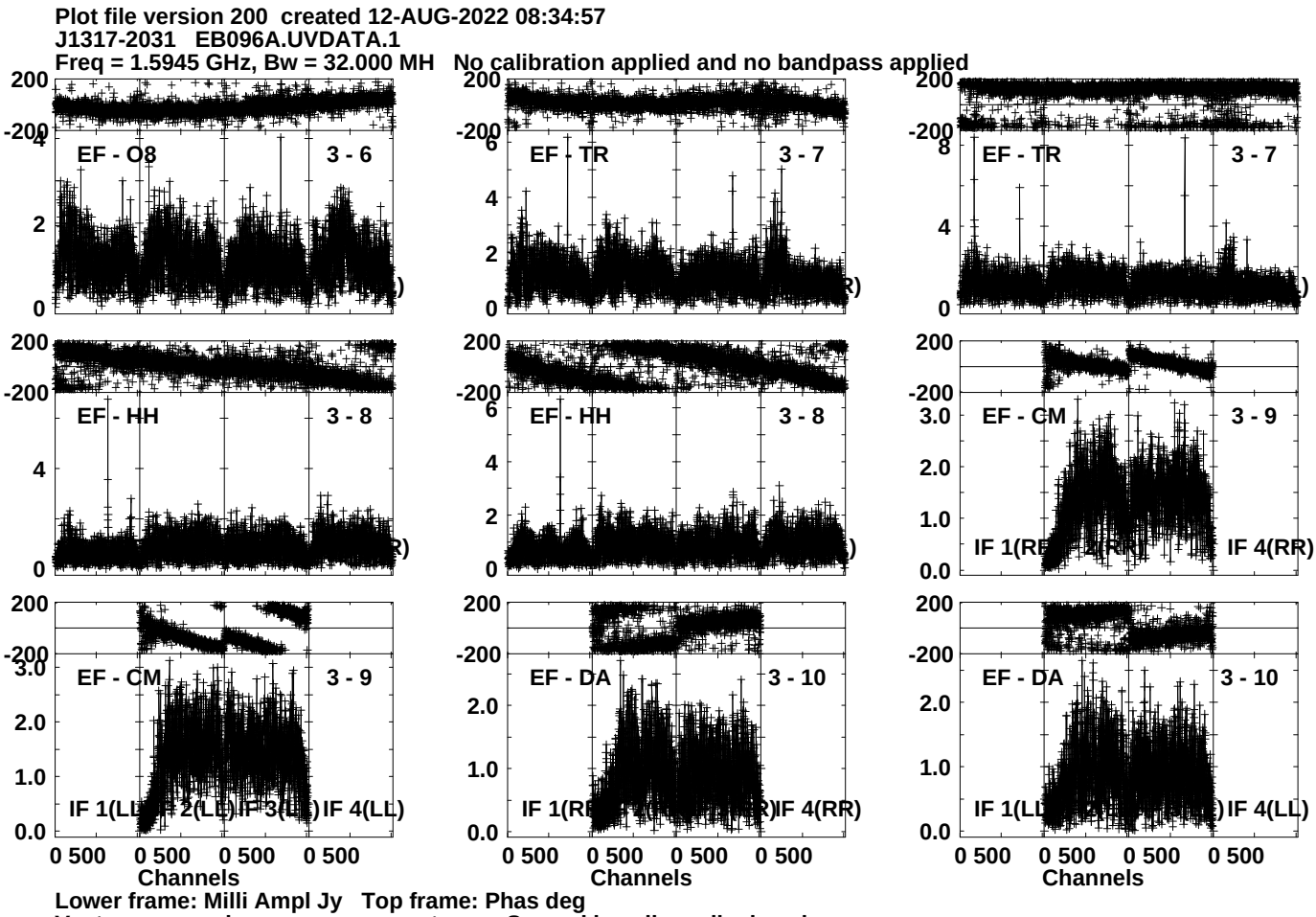
Plot file version 200 created 12-AUG-2022 08:34:57
J1317-2031 EB096A.UVDATA.1
Freq = 1.5945 GHz, Bw = 32.000 MH No calibration applied and no bandpass applied
EF - O8 3 - 6
EF - TR 3 - 7
EF - TR 3 - 7
EF - HH 3 - 8
EF - HH 3 - 8
EF - CM 3 - 9
EF - CM 3 - 9
EF - DA 3 - 10
EF - DA 3 - 10
IF 1(LL) IF 2(LL) IF 3(LL) IF 4(LL)
IF 4(RR)
IF 4(LL)
0 500 0 500 0 500 0 500
Channels
Lower frame: Milli Ampl Jy Top frame: Phas deg
Vector averaged cross-power spectrum Several baselines displayed
Timerange: 00/22:18:21 to 00/22:19:49

Plot file version 201 created 12-AUG-2022 08:34:58
J1317-2031 EB096A.UVDATA.1
Freq = 1.5945 GHz, Bw = 32.000 MH No calibration applied and no bandpass applied

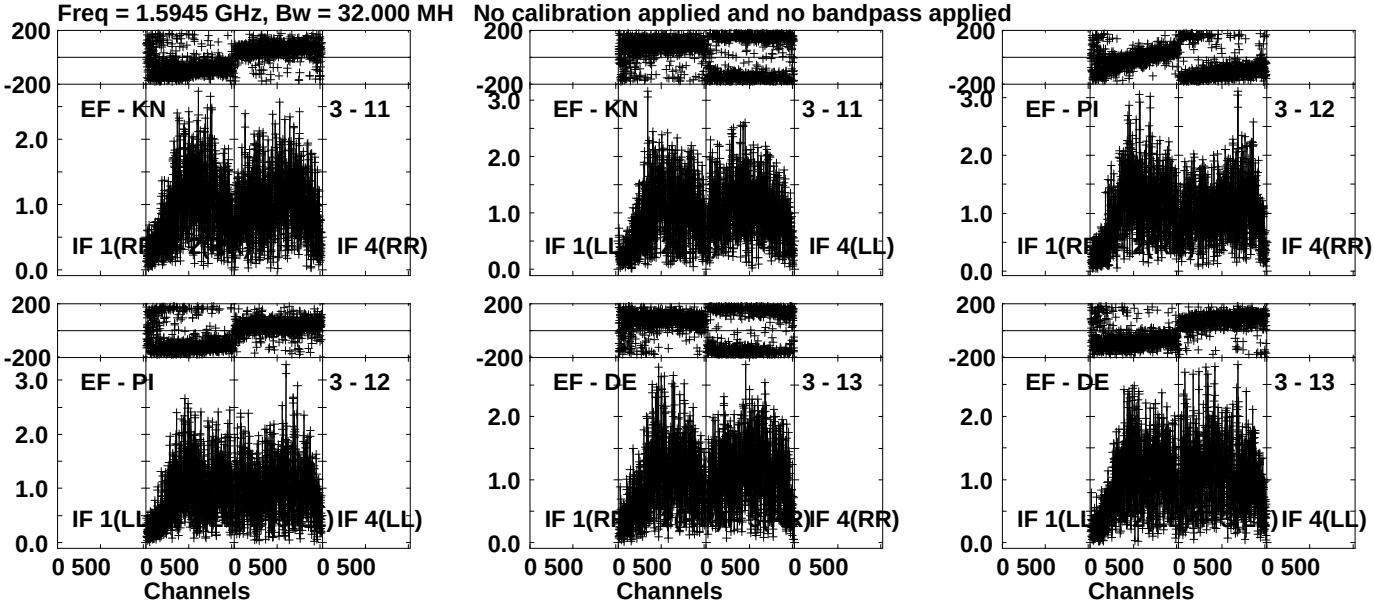

Lower frame: Milli Ampl Jy Top frame: Phas deg
Vector averaged cross-power spectrum Several baselines displayed
Timerange: 00/22:18:21 to 00/22:19:49

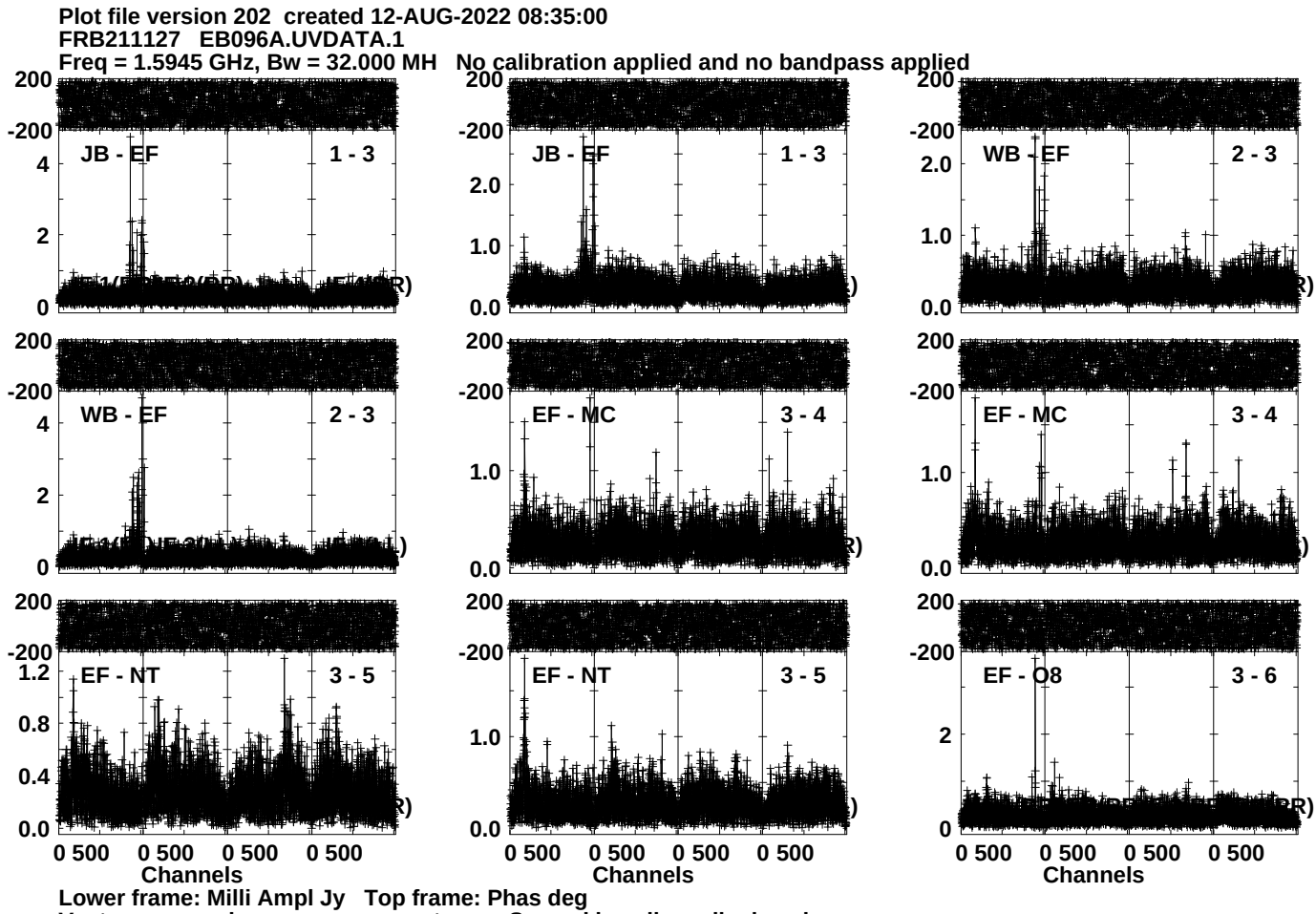
Plot file version 202 created 12-AUG-2022 08:35:00
FRB211127 EB096A.UVDATA.1
Freq = 1.5945 GHz, Bw = 32.000 MH No calibration applied and no bandpass applied
JB - EF 1 - 3
JB - EF 1 - 3
WB - EF 2 - 3
WB - EF 2 - 3
EF - MC 3 - 4
EF - MC 3 - 4
EF - NT 3 - 5
EF - NT 3 - 5
EF - O8 3 - 6
Channels
Channels
Channels
Lower frame: Milli Ampl Jy Top frame: Phas deg
Vector averaged cross-power spectrum Several baselines displayed
Timerange: 00/22:19:51 to 00/22:24:19

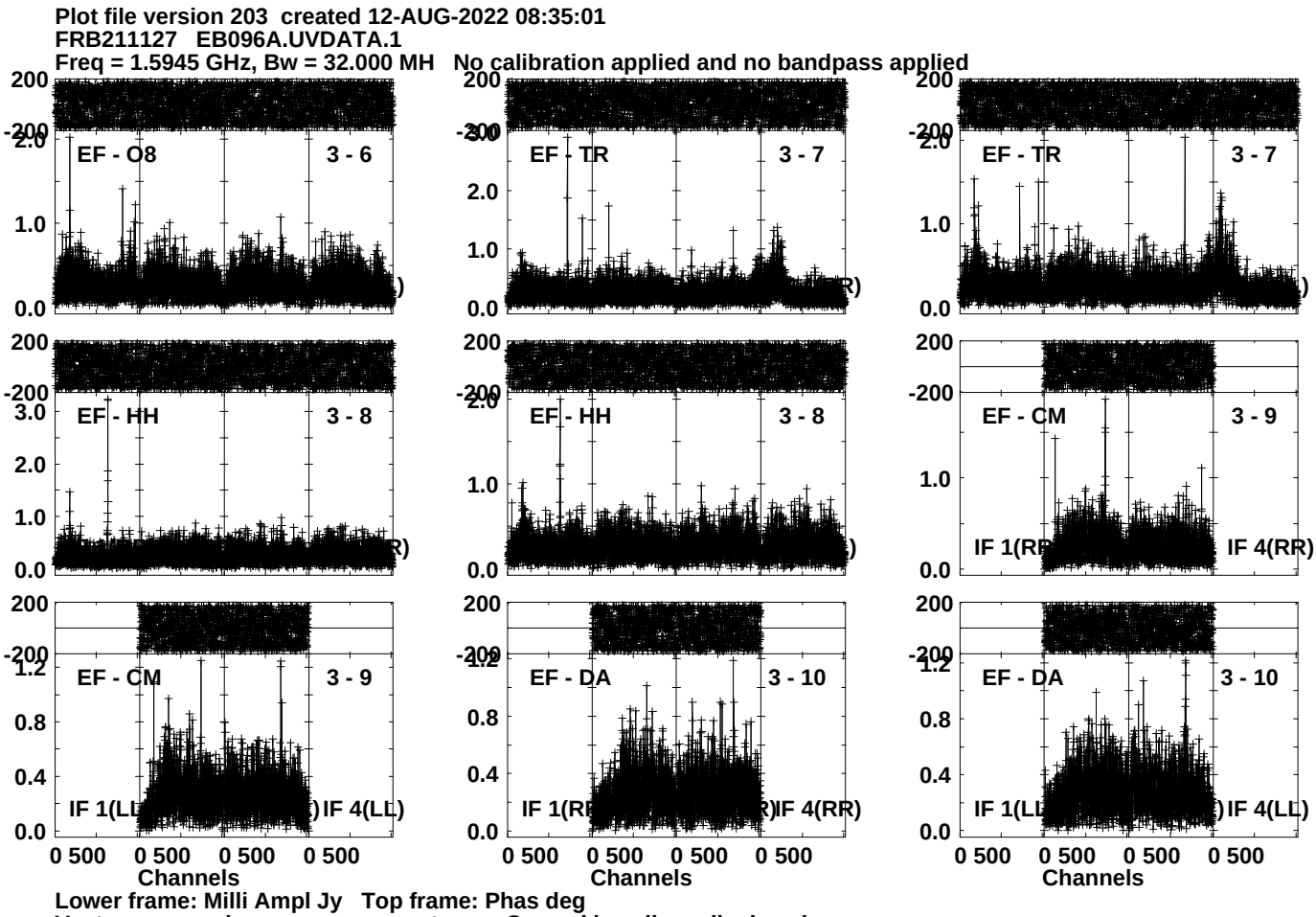
Plot file version 203 created 12-AUG-2022 08:35:01
FRB211127 EB096A.UVDATA.1
Freq = 1.5945 GHz, Bw = 32.000 MH No calibration applied and no bandpass applied
EF - O8 3 - 6
EF - TR 3 - 7
EF - TR 3 - 7
EF - HH 3 - 8
EF - HH 3 - 8
EF - CM 3 - 9
IF 1(RR) IF 4(RR)
EF - CM 3 - 9
IF 1(LL) IF 4(LL)
EF - DA 3 - 10
IF 1(RR) IF 4(RR)
EF - DA 3 - 10
IF 1(LL) IF 4(LL)
Channels
Channels
Channels
Lower frame: Milli Ampl Jy Top frame: Phas deg
Vector averaged cross-power spectrum Several baselines displayed
Timerange: 00/22:19:51 to 00/22:24:19

Plot file version 204 created 12-AUG-2022 08:35:03
FRB211127 EB096A.UVDATA.1
Freq = 1.5945 GHz, Bw = 32.000 MH No calibration applied and no bandpass applied

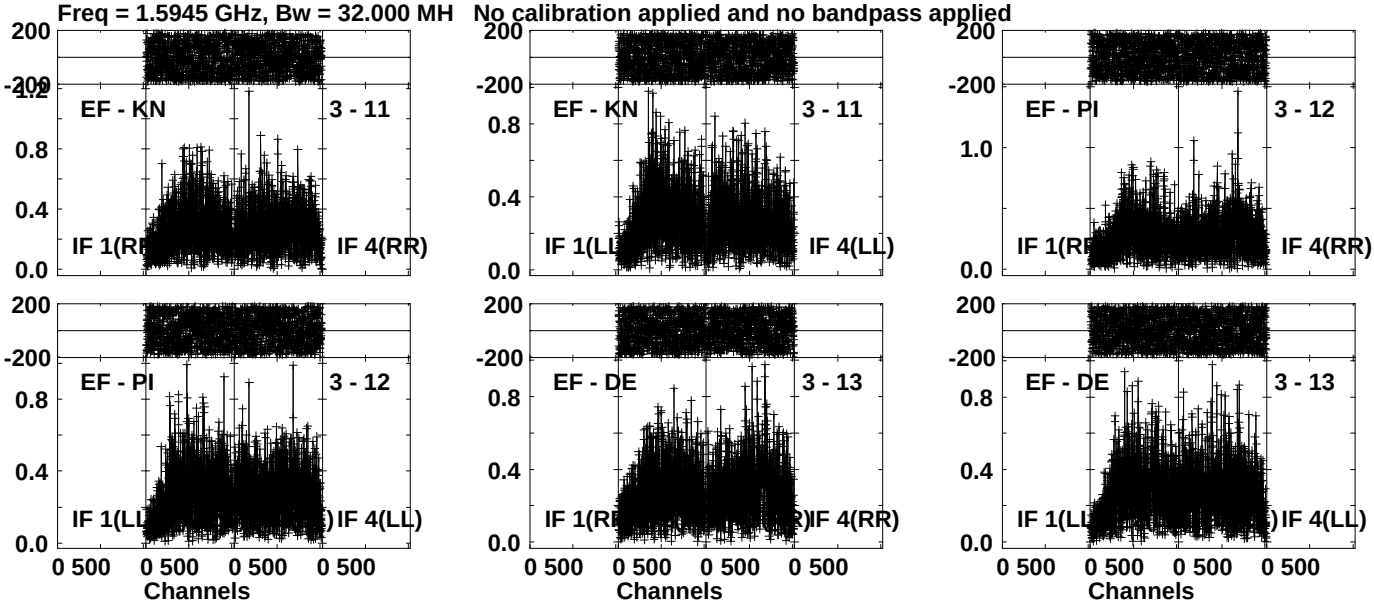

Lower frame: Milli Ampl Jy Top frame: Phas deg
Vector averaged cross-power spectrum Several baselines displayed
Timerange: 00/22:19:51 to 00/22:24:19

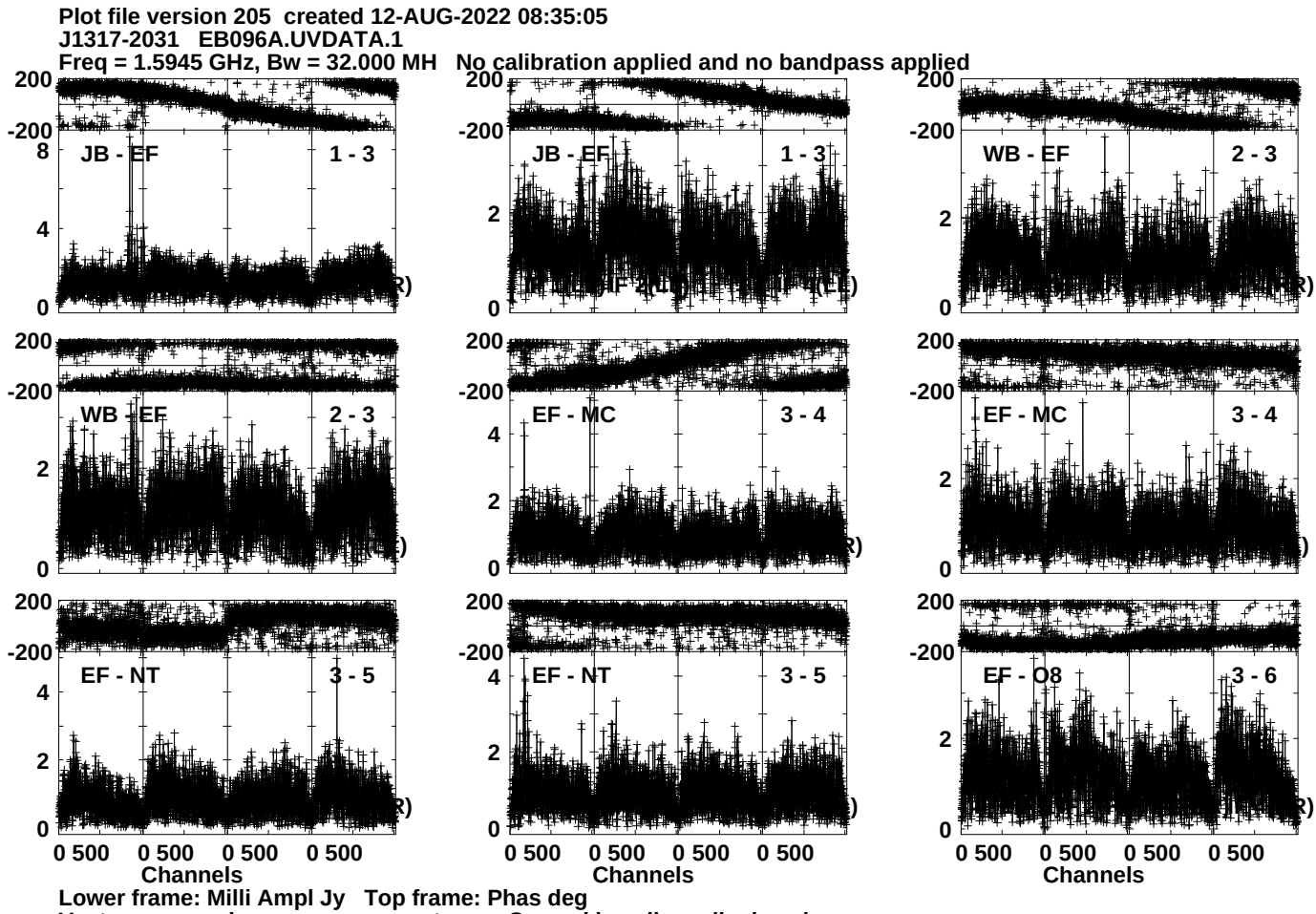
Plot file version 205 created 12-AUG-2022 08:35:05
J1317-2031 EB096A.UVDATA.1
Freq = 1.5945 GHz, Bw = 32.000 MH No calibration applied and no bandpass applied
JB - EF 1 - 3
JB - EF 1 - 3
WB - EF 2 - 3
WB - EF 2 - 3
EF - MC 3 - 4
EF - MC 3 - 4
EF - NT 3 - 5
EF - NT 3 - 5
EF - O8 3 - 6
200
-200
0 500
Channels
Lower frame: Milli Ampl Jy Top frame: Phas deg
Vector averaged cross-power spectrum Several baselines displayed
Timerange: 00/22:24:51 to 00/22:25:49

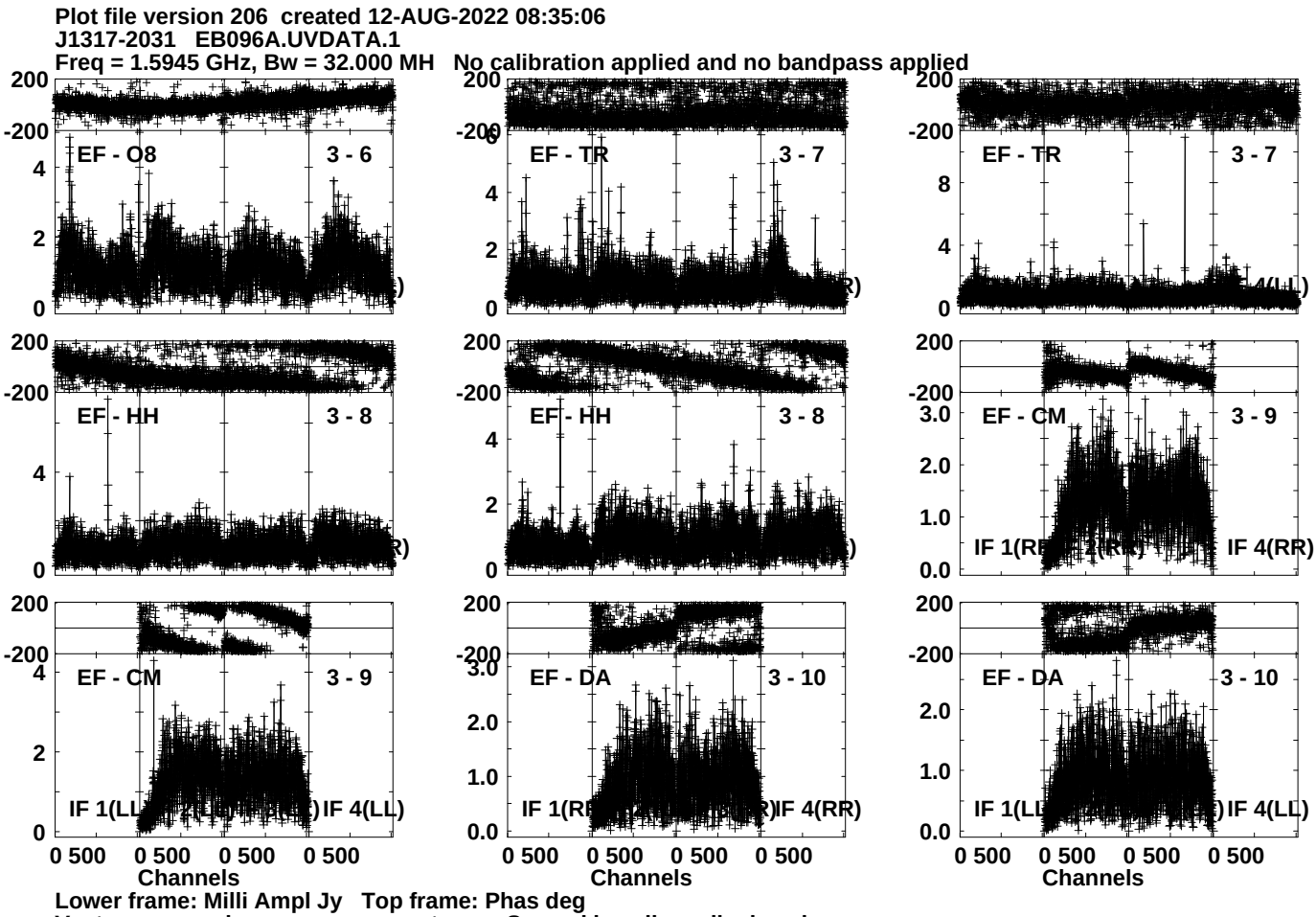
Plot file version 206 created 12-AUG-2022 08:35:06
J1317-2031 EB096A.UVDATA.1
Freq = 1.5945 GHz, Bw = 32.000 MH No calibration applied and no bandpass applied
EF - O8 3 - 6
EF - TR 3 - 7
EF - TR 3 - 7
EF - HH 3 - 8
EF - HH 3 - 8
EF - CM 3 - 9
EF - CM 3 - 9
EF - DA 3 - 10
EF - DA 3 - 10
IF 4(LL)
IF 4(RR)
IF 4(LL)
0 500 0 500 0 500 0 500
Channels
Lower frame: Milli Ampl Jy Top frame: Phas deg
Vector averaged cross-power spectrum Several baselines displayed
Timerange: 00/22:24:51 to 00/22:25:49

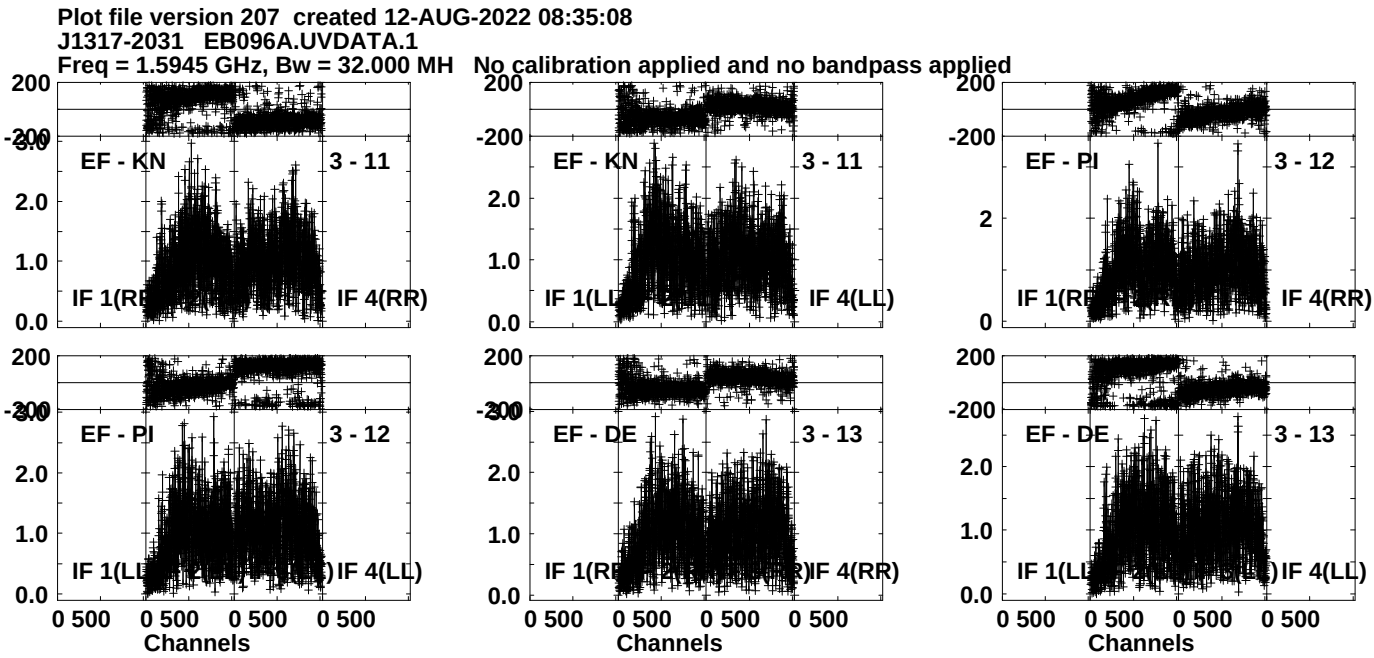
Plot file version 207 created 12-AUG-2022 08:35:08
J1317-2031 EB096A.UVDATA.1
Freq = 1.5945 GHz, Bw = 32.000 MH No calibration applied and no bandpass applied
EF - KN
3 - 11
IF 1(RR)
IF 4(RR)
EF - KN
3 - 11
IF 1(LL)
IF 4(LL)
EF - PI
3 - 12
IF 1(RR)
IF 4(RR)
EF - PI
3 - 12
IF 1(LL)
IF 4(LL)
EF - DE
3 - 13
IF 1(RR)
IF 4(RR)
EF - DE
3 - 13
IF 1(LL)
IF 4(LL)
200
-200
3.0
2.0
1.0
0.0
2
0
0 500
Channels
Lower frame: Milli Ampl Jy Top frame: Phas deg
Vector averaged cross-power spectrum Several baselines displayed
Timerange: 00/22:24:51 to 00/22:25:49

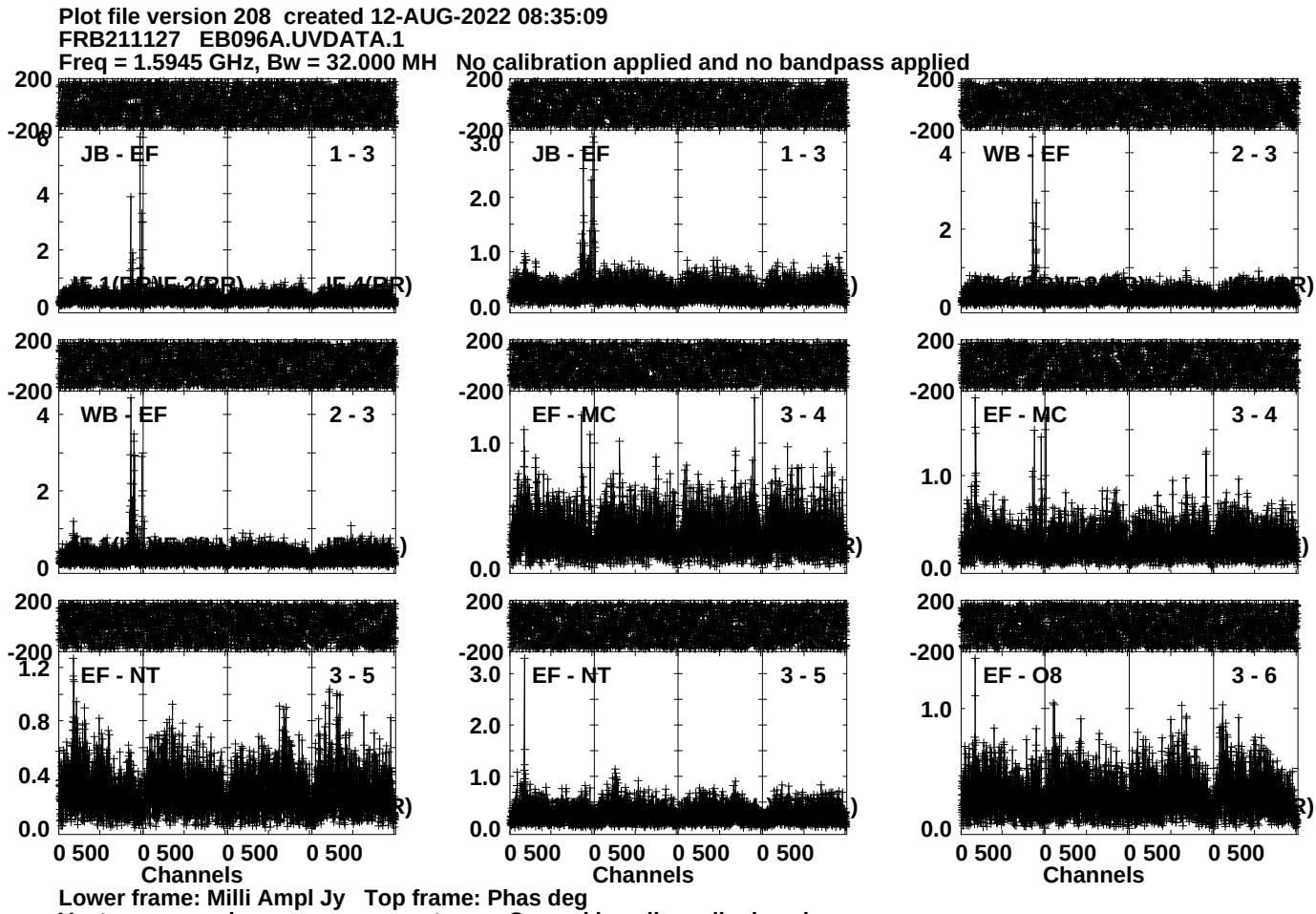
Plot file version 208 created 12-AUG-2022 08:35:09
FRB211127 EB096A.UVDATA.1
Freq = 1.5945 GHz, Bw = 32.000 MH No calibration applied and no bandpass applied
JB - EF 1 - 3
JB - EF 1 - 3
WB - EF 2 - 3
WB - EF 2 - 3
EF - MC 3 - 4
EF - MC 3 - 4
EF - NT 3 - 5
EF - NT 3 - 5
EF - O8 3 - 6
Channels
Channels
Channels
Lower frame: Milli Ampl Jy Top frame: Phas deg
Vector averaged cross-power spectrum Several baselines displayed
Timerange: 00/22:25:51 to 00/22:30:19

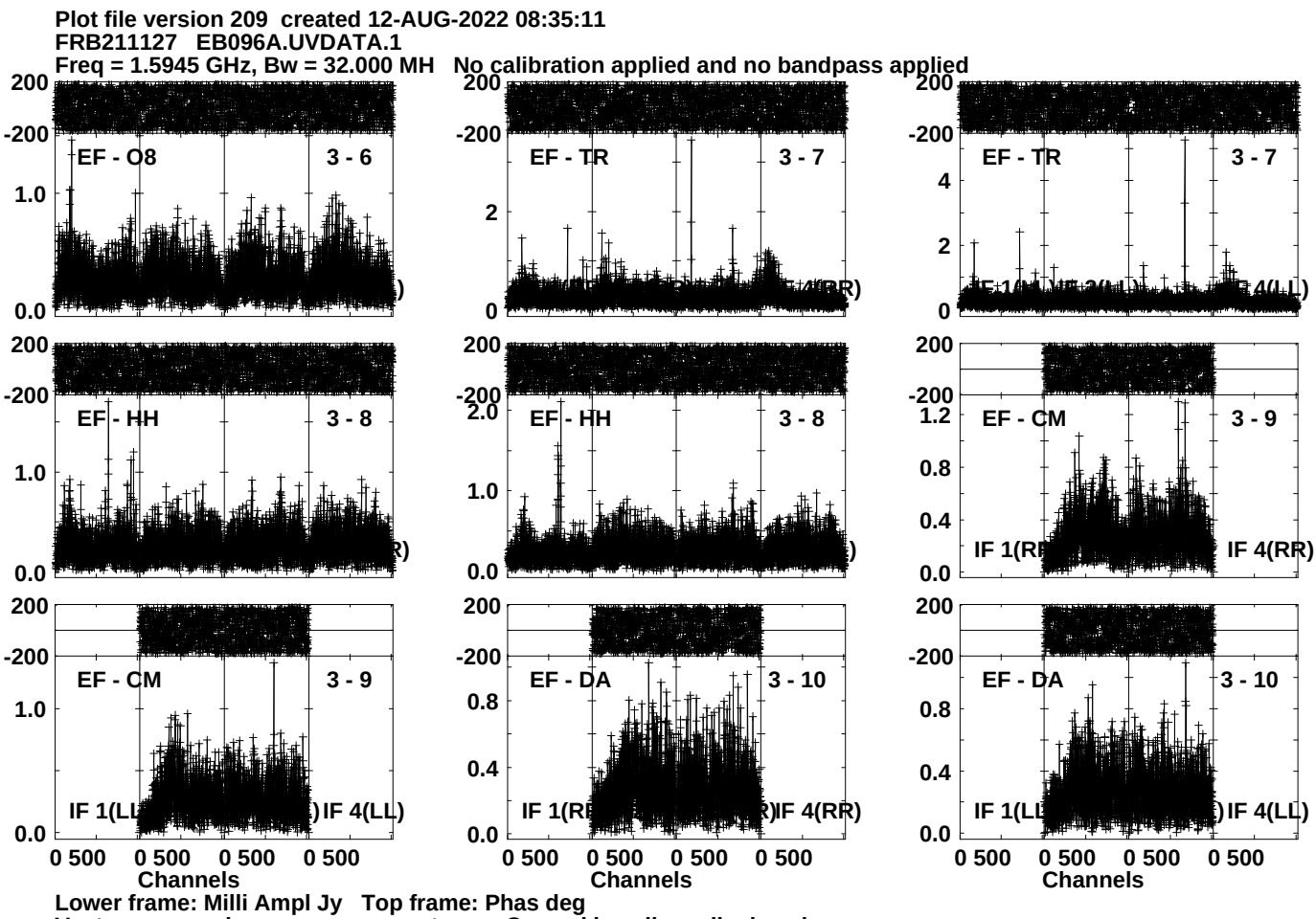
Plot file version 209 created 12-AUG-2022 08:35:11
FRB211127 EB096A.UVDATA.1
Freq = 1.5945 GHz, Bw = 32.000 MH No calibration applied and no bandpass applied
EF - O8
3 - 6
EF - TR
3 - 7
EF - TR
3 - 7
EF - HH
3 - 8
EF - HH
3 - 8
EF - CM
3 - 9
EF - CM
3 - 9
EF - DA
3 - 10
EF - DA
3 - 10
IF 4(LL)
IF 4(RR)
IF 4(RR)
IF 4(LL)
Channels
Channels
Channels
Lower frame: Milli Ampl Jy Top frame: Phas deg
Vector averaged cross-power spectrum Several baselines displayed
Timerange: 00/22:25:51 to 00/22:30:19

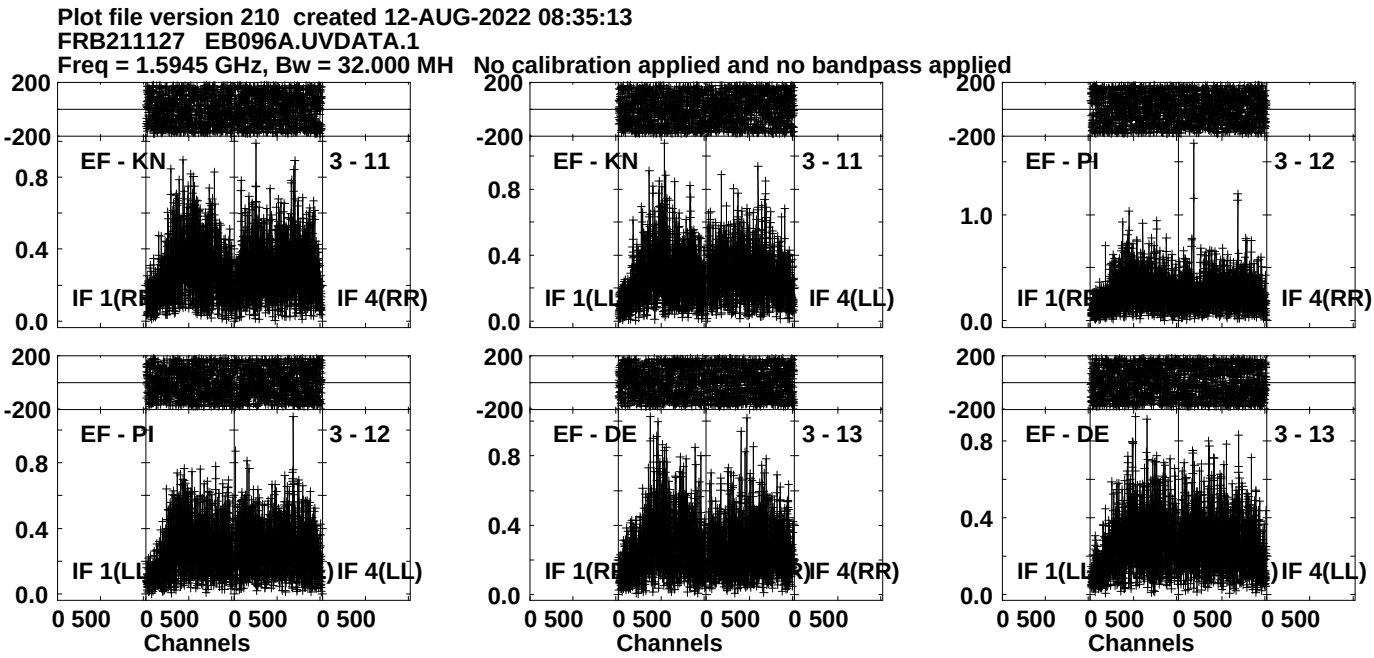

Lower frame: Milli Ampl Jy Top frame: Phas deg
Vector averaged cross-power spectrum Several baselines displayed
Timerange: 00/22:25:51 to 00/22:30:19

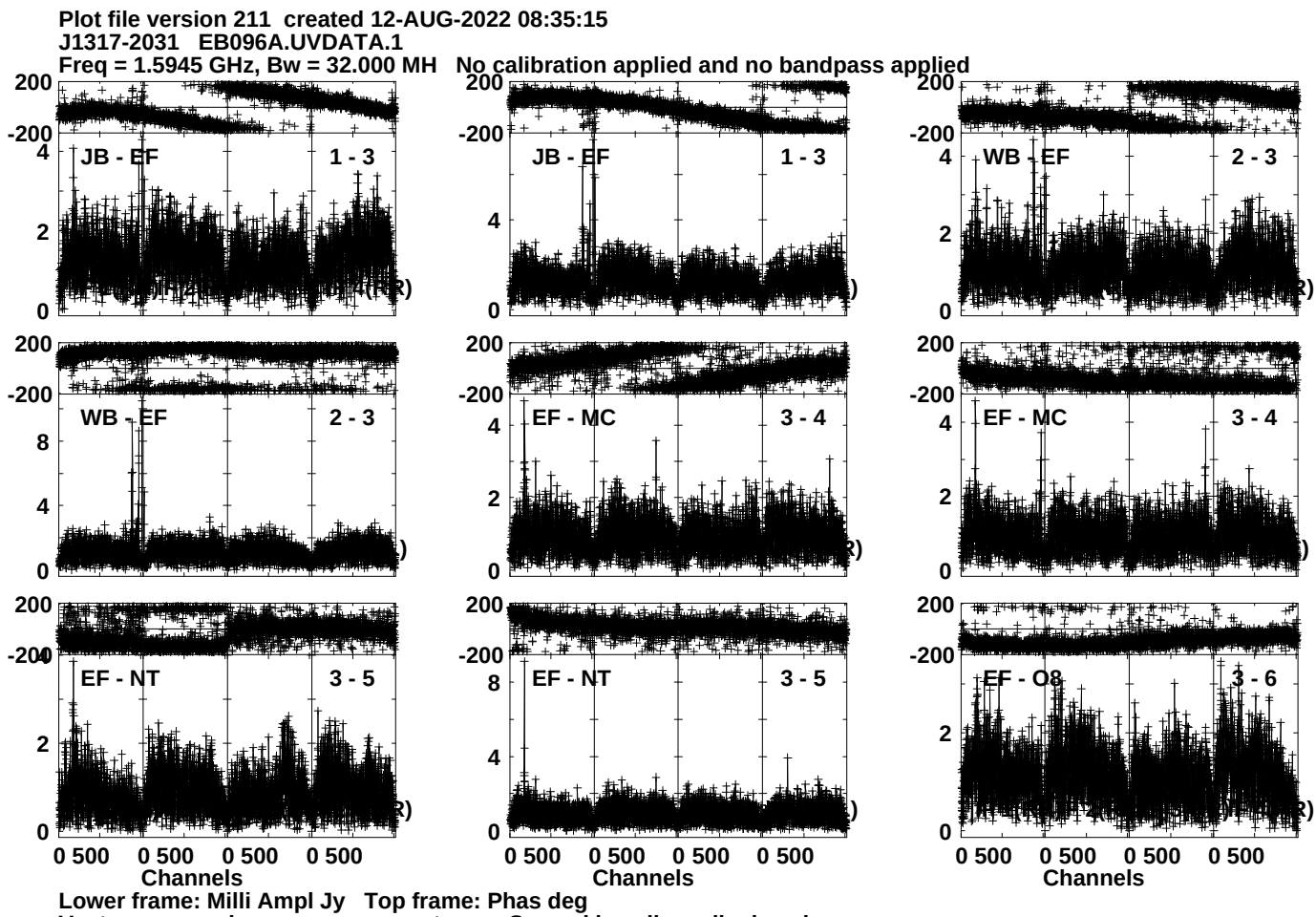
Plot file version 211 created 12-AUG-2022 08:35:15
J1317-2031 EB096A.UVDATA.1
Freq = 1.5945 GHz, Bw = 32.000 MH No calibration applied and no bandpass applied
JB - EF 1 - 3
JB - EF 1 - 3
WB - EF 2 - 3
WB - EF 2 - 3
EF - MC 3 - 4
EF - MC 3 - 4
EF - NT 3 - 5
EF - NT 3 - 5
EF - O8 3 - 6
200
-200
0 500
Channels
Lower frame: Milli Ampl Jy Top frame: Phas deg
Vector averaged cross-power spectrum Several baselines displayed
Timerange: 00/22:30:21 to 00/22:31:49

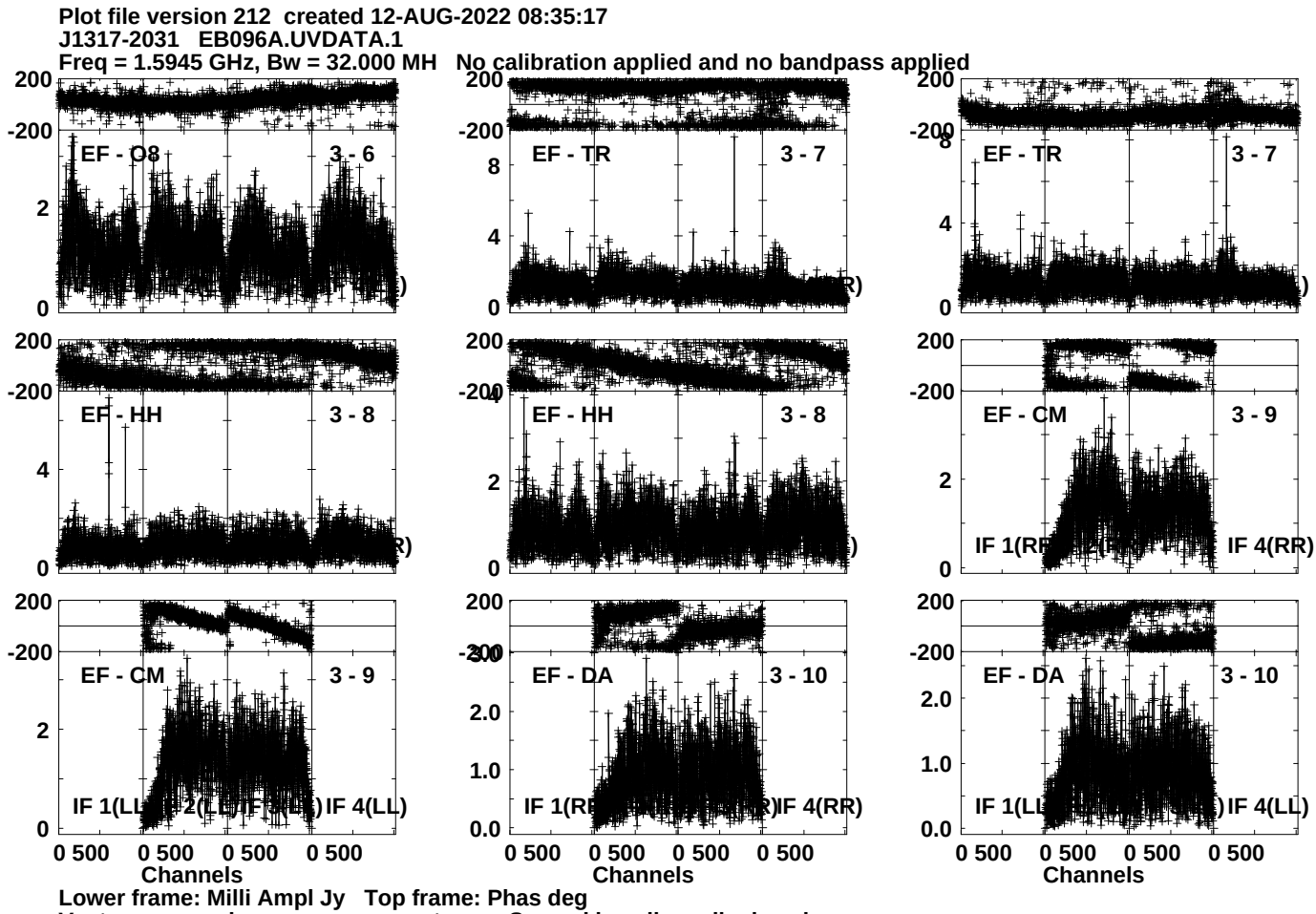
Plot file version 212 created 12-AUG-2022 08:35:17
J1317-2031 EB096A.UVDATA.1
Freq = 1.5945 GHz, Bw = 32.000 MH No calibration applied and no bandpass applied
EF - O8 3 - 6
EF - TR 3 - 7
EF - TR 3 - 7
EF - HH 3 - 8
EF - HH 3 - 8
EF - CM 3 - 9
EF - CM 3 - 9
EF - DA 3 - 10
EF - DA 3 - 10
IF 1(LL) IF 4(LL)
IF 1(RR) IF 4(RR)
IF 1(LL) IF 4(LL)
0 500 0 500 0 500 0 500
Channels
Lower frame: Milli Ampl Jy Top frame: Phas deg
Vector averaged cross-power spectrum Several baselines displayed
Timerange: 00/22:30:21 to 00/22:31:49

Plot file version 213 created 12-AUG-2022 08:35:18
J1317-2031 EB096A.UVDATA.1
Freq = 1.5945 GHz, Bw = 32.000 MH No calibration applied and no bandpass applied

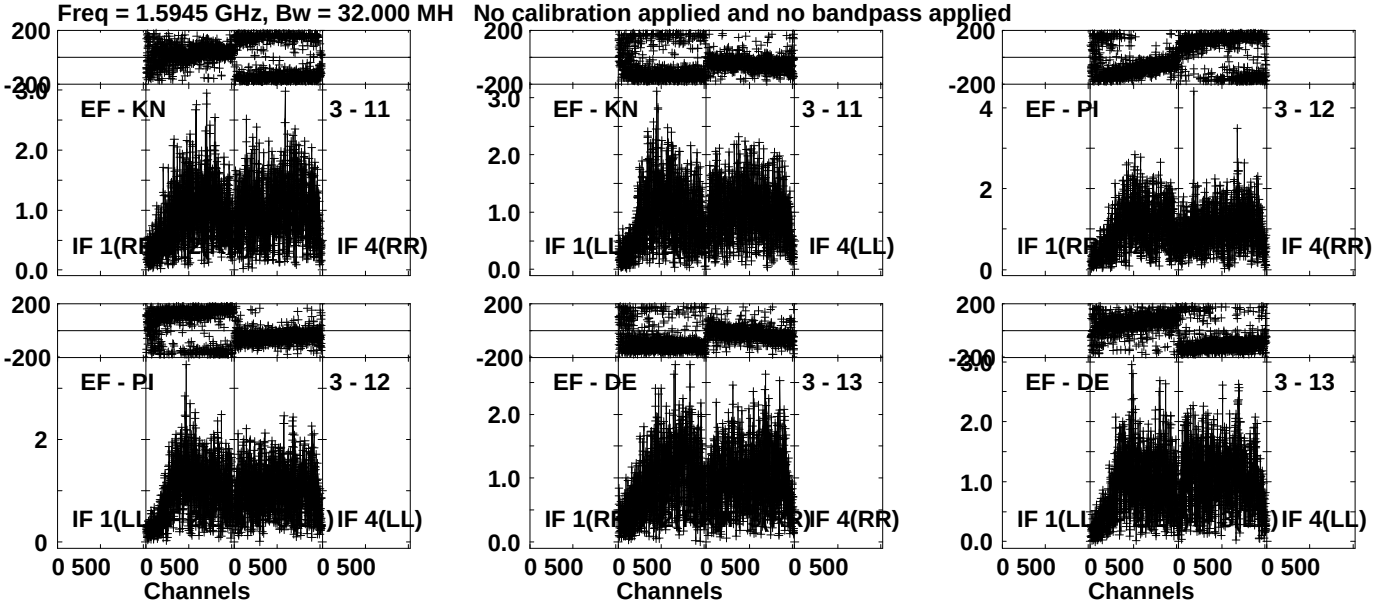

Lower frame: Milli Ampl Jy Top frame: Phas deg
Vector averaged cross-power spectrum Several baselines displayed
Timerange: 00/22:30:21 to 00/22:31:49

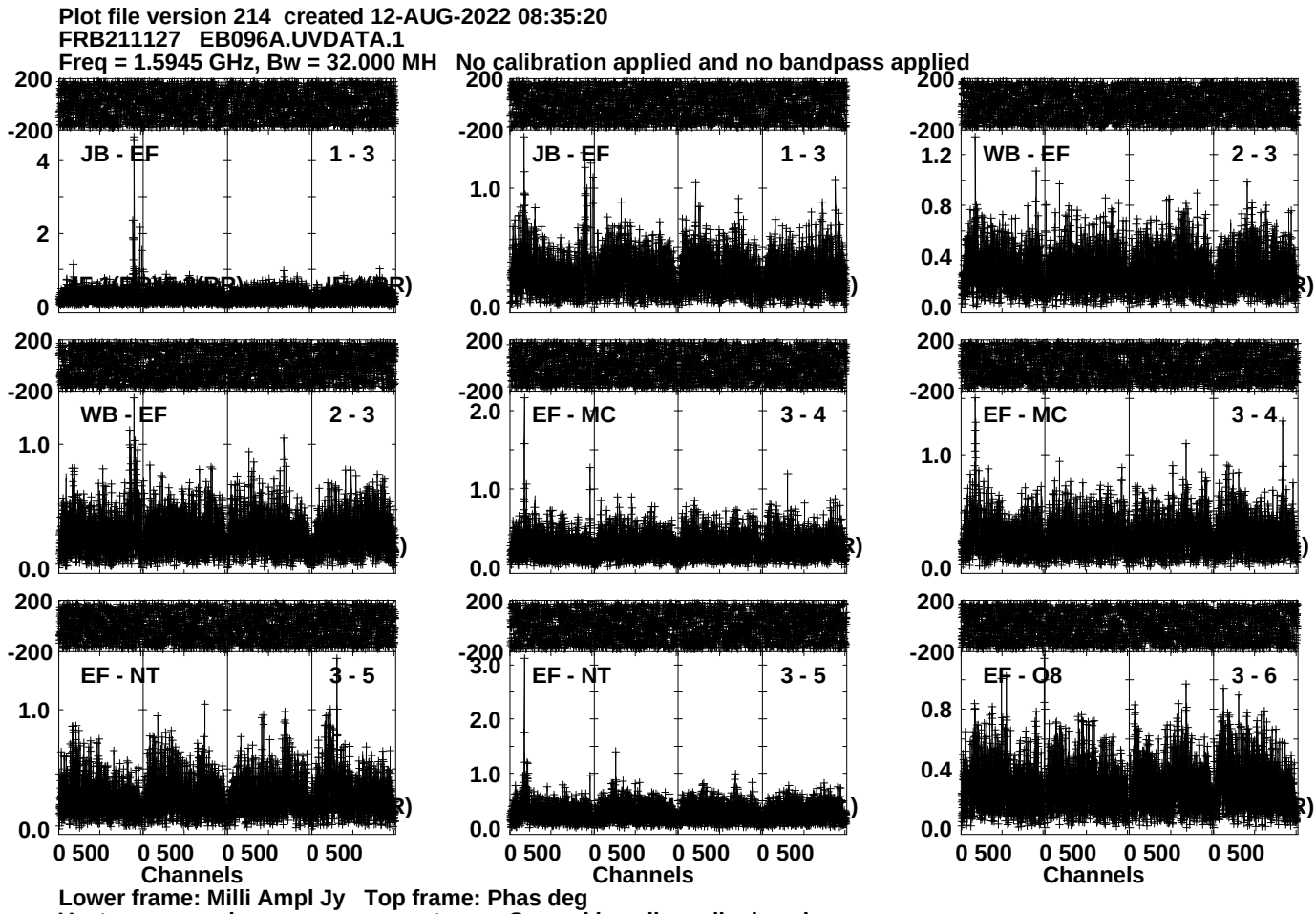
Plot file version 214 created 12-AUG-2022 08:35:20
FRB211127 EB096A.UVDATA.1
Freq = 1.5945 GHz, Bw = 32.000 MH No calibration applied and no bandpass applied
JB - EF 1 - 3
JB - EF 1 - 3
WB - EF 2 - 3
WB - EF 2 - 3
EF - MC 3 - 4
EF - MC 3 - 4
EF - NT 3 - 5
EF - NT 3 - 5
EF - O8 3 - 6
0 500 0 500 0 500 0 500
Channels
Lower frame: Milli Ampl Jy Top frame: Phas deg
Vector averaged cross-power spectrum Several baselines displayed
Timerange: 00/22:31:51 to 00/22:36:19

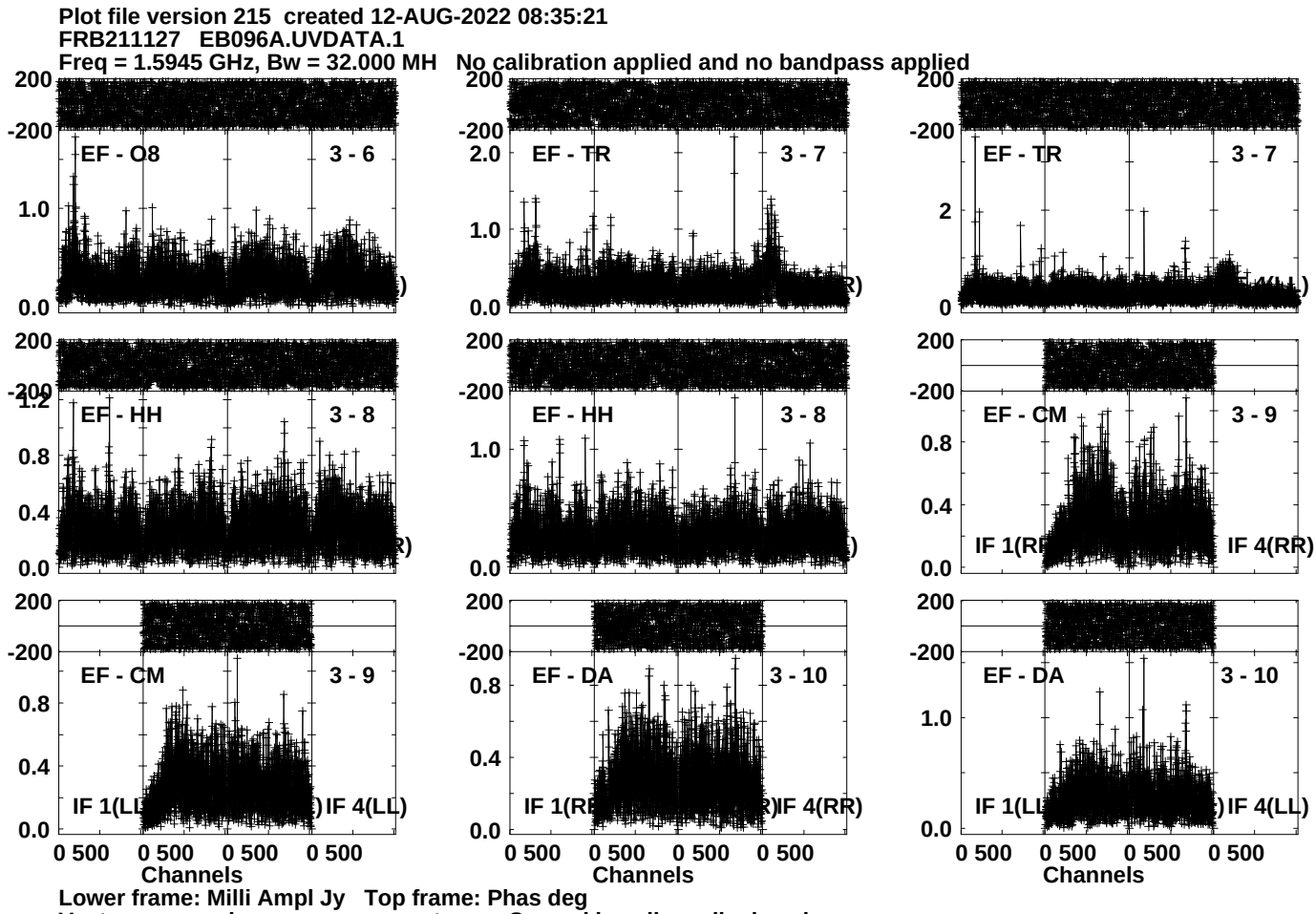
Plot file version 215 created 12-AUG-2022 08:35:21
FRB211127 EB096A.UVDATA.1
Freq = 1.5945 GHz, Bw = 32.000 MH No calibration applied and no bandpass applied
EF - O8 3 - 6
EF - TR 3 - 7
EF - TR 3 - 7
EF - HH 3 - 8
EF - HH 3 - 8
EF - CM 3 - 9
IF 1(RR) IF 4(RR)
EF - CM 3 - 9
IF 1(LL) IF 4(LL)
EF - DA 3 - 10
IF 1(RR) IF 4(RR)
EF - DA 3 - 10
IF 1(LL) IF 4(LL)
0 500 0 500 0 500 0 500
Channels
Lower frame: Milli Ampl Jy Top frame: Phas deg
Vector averaged cross-power spectrum Several baselines displayed
Timerange: 00/22:31:51 to 00/22:36:19

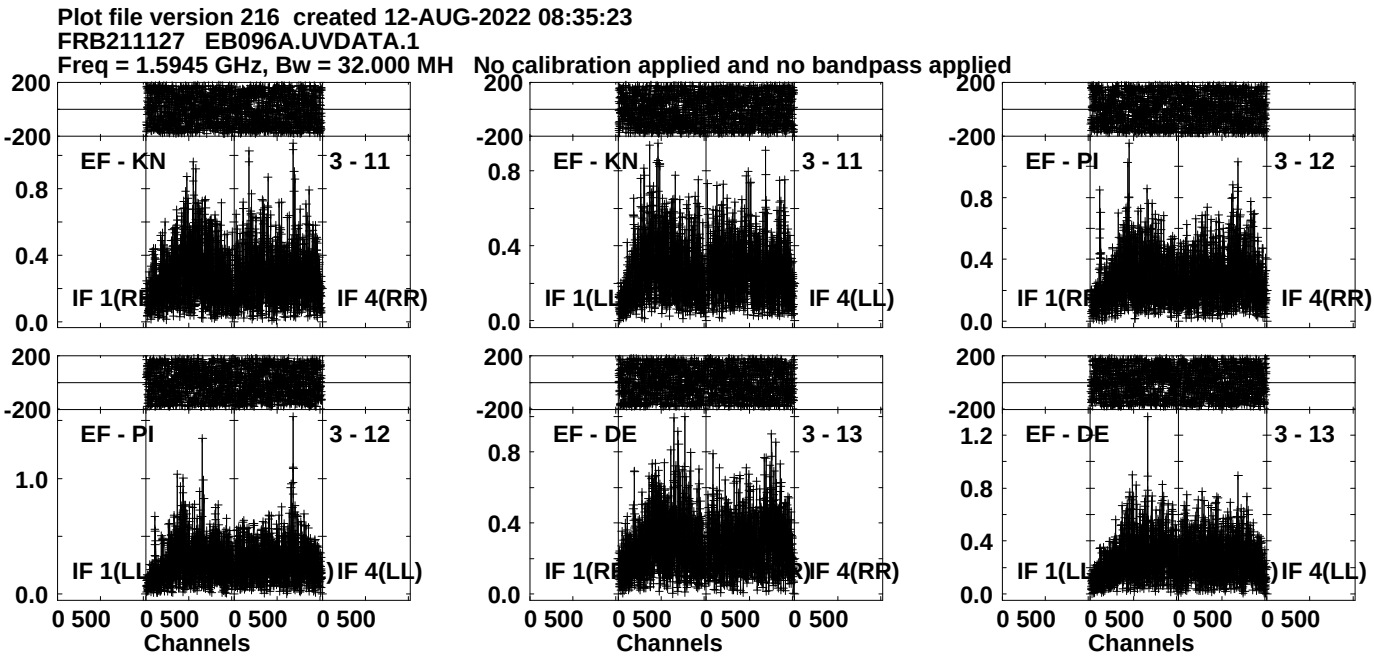
Plot file version 216 created 12-AUG-2022 08:35:23
FRB211127 EB096A.UVDATA.1
Freq = 1.5945 GHz, Bw = 32.000 MH No calibration applied and no bandpass applied
EF - KN
3 - 11
IF 1(RR)
IF 4(RR)
EF - KN
3 - 11
IF 1(LL)
IF 4(LL)
EF - PI
3 - 12
IF 1(RR)
IF 4(RR)
EF - PI
3 - 12
IF 1(LL)
IF 4(LL)
EF - DE
3 - 13
IF 1(RR)
IF 4(RR)
EF - DE
3 - 13
IF 1(LL)
IF 4(LL)
Channels
Channels
Channels
Lower frame: Milli Ampl Jy Top frame: Phas deg
Vector averaged cross-power spectrum Several baselines displayed
Timerange: 00/22:31:51 to 00/22:36:19

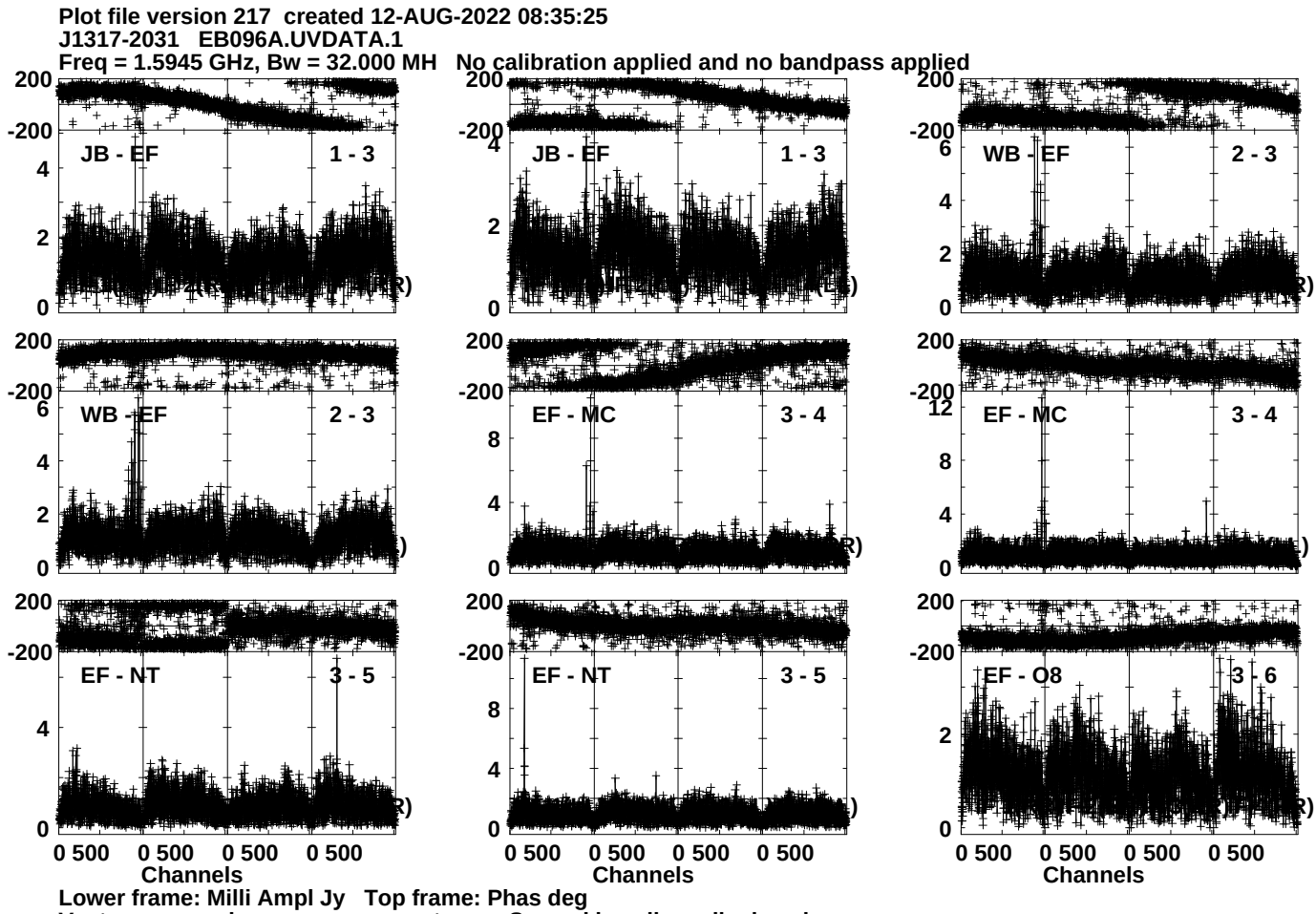
Plot file version 217 created 12-AUG-2022 08:35:25
J1317-2031 EB096A.UVDATA.1
Freq = 1.5945 GHz, Bw = 32.000 MH No calibration applied and no bandpass applied
JB - EF 1 - 3
JB - EF 1 - 3
WB - EF 2 - 3
WB - EF 2 - 3
EF - MC 3 - 4
EF - MC 3 - 4
EF - NT 3 - 5
EF - NT 3 - 5
EF - O8 3 - 6
Channels
Channels
Lower frame: Milli Ampl Jy Top frame: Phas deg
Vector averaged cross-power spectrum Several baselines displayed
Timerange: 00/22:36:51 to 00/22:37:49

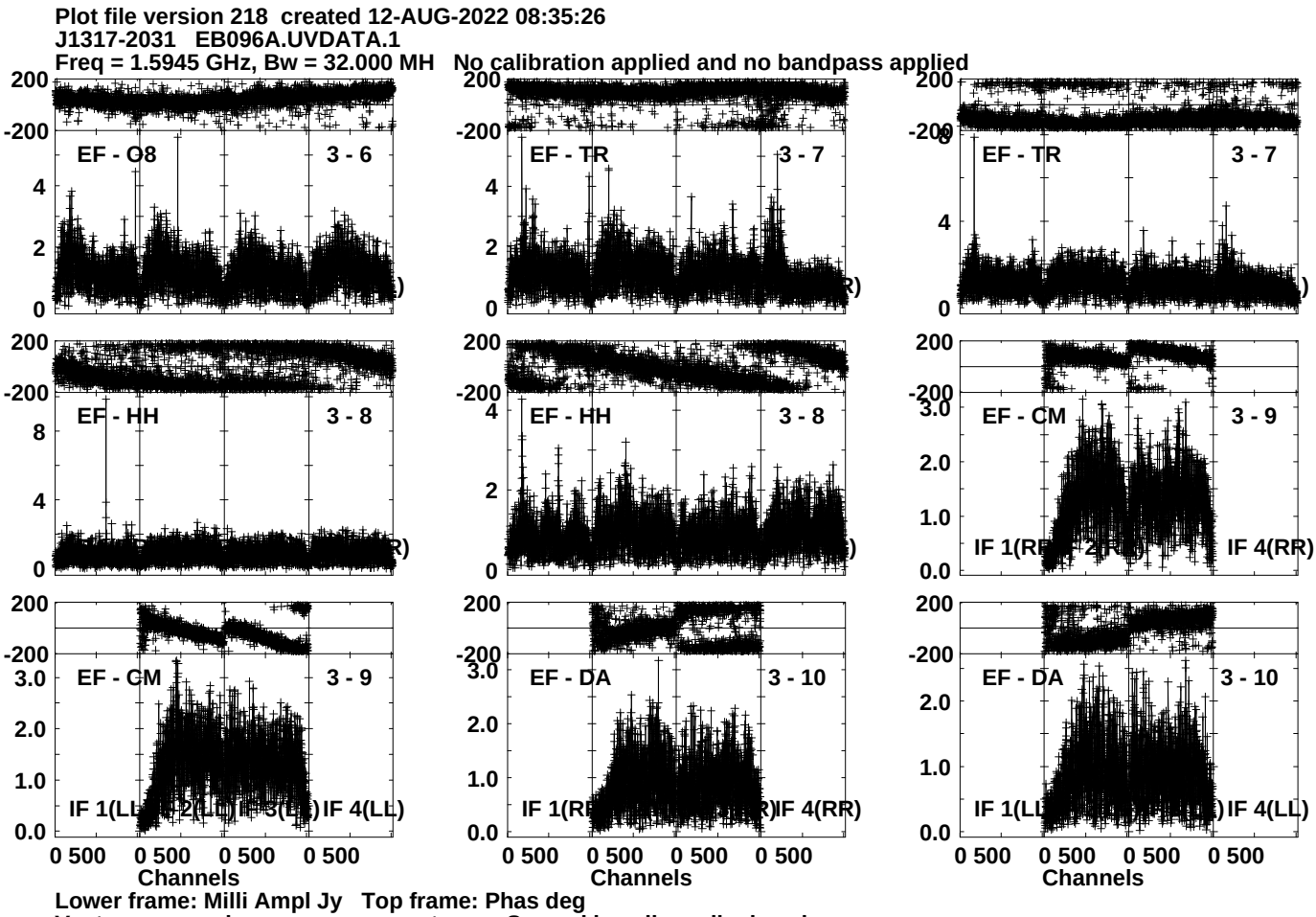
Plot file version 218 created 12-AUG-2022 08:35:26
J1317-2031 EB096A.UVDATA.1
Freq = 1.5945 GHz, Bw = 32.000 MH No calibration applied and no bandpass applied
EF - O8 3 - 6
EF - TR 3 - 7
EF - TR 3 - 7
EF - HH 3 - 8
EF - HH 3 - 8
EF - CM 3 - 9
EF - CM 3 - 9
EF - DA 3 - 10
EF - DA 3 - 10
IF 1(LL) IF 4(LL)
IF 1(RR) IF 4(RR)
IF 1(LL) IF 4(LL)
0 500 0 500 0 500 0 500
Channels
Lower frame: Milli Ampl Jy Top frame: Phas deg
Vector averaged cross-power spectrum Several baselines displayed
Timerange: 00/22:36:51 to 00/22:37:49

Plot file version 219 created 12-AUG-2022 08:35:27
J1317-2031 EB096A.UVDATA.1
Freq = 1.5945 GHz, Bw = 32.000 MH No calibration applied and no bandpass applied

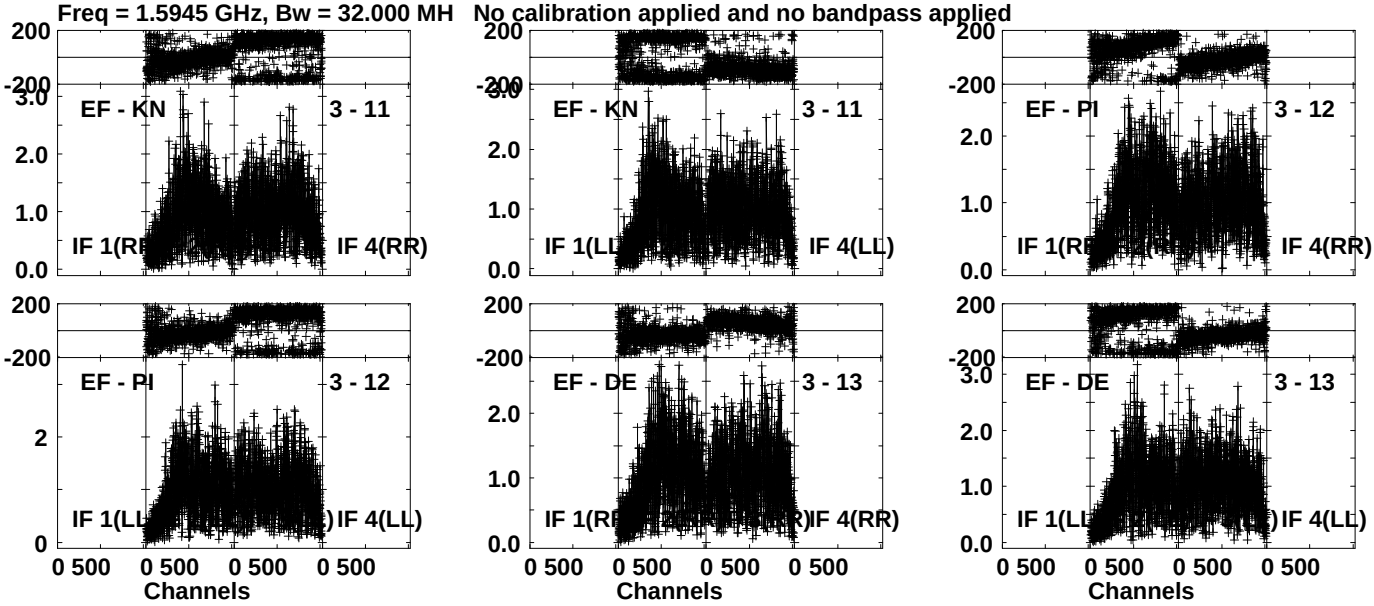

Lower frame: Milli Ampl Jy Top frame: Phas deg
Vector averaged cross-power spectrum Several baselines displayed
Timerange: 00/22:36:51 to 00/22:37:49

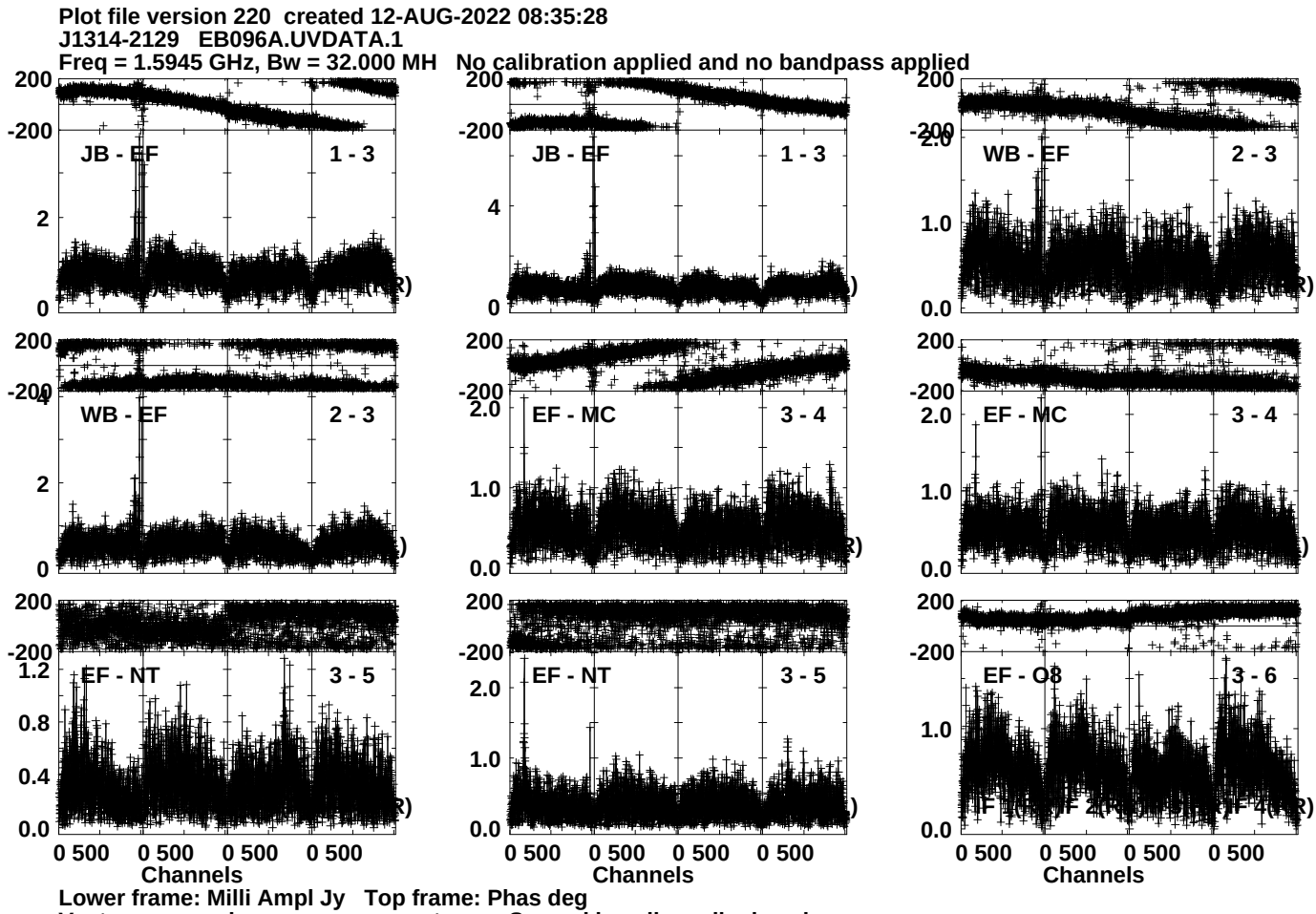
Plot file version 220 created 12-AUG-2022 08:35:28
J1314-2129 EB096A.UVDATA.1
Freq = 1.5945 GHz, Bw = 32.000 MH No calibration applied and no bandpass applied
JB - EF 1 - 3
JB - EF 1 - 3
WB - EF 2 - 3
WB - EF 2 - 3
EF - MC 3 - 4
EF - MC 3 - 4
EF - NT 3 - 5
EF - NT 3 - 5
EF - G8 3 - 6
Channels
Channels
Channels
Lower frame: Milli Ampl Jy Top frame: Phas deg
Vector averaged cross-power spectrum Several baselines displayed
Timerange: 00/22:38:21 to 00/22:42:19

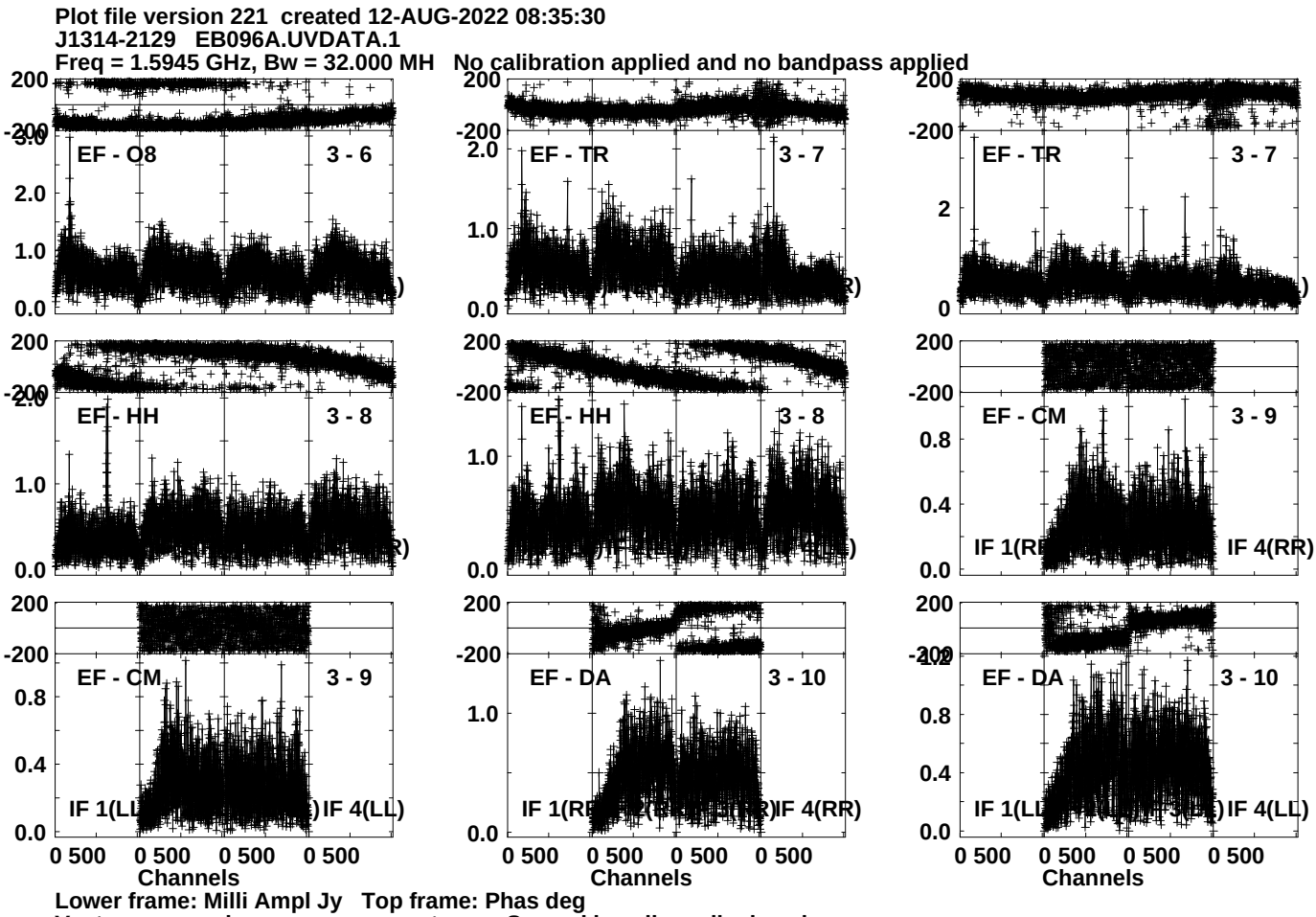
Plot file version 221 created 12-AUG-2022 08:35:30
J1314-2129 EB096A.UVDATA.1
Freq = 1.5945 GHz, Bw = 32.000 MH No calibration applied and no bandpass applied
EF - O8
3 - 6
EF - TR
3 - 7
EF - TR
3 - 7
EF - HH
3 - 8
EF - HH
3 - 8
EF - CM
3 - 9
IF 1(RR)
IF 4(RR)
EF - CM
3 - 9
IF 1(LL)
IF 4(LL)
EF - DA
3 - 10
IF 1(RR)
IF 4(RR)
EF - DA
3 - 10
IF 1(LL)
IF 4(LL)
200
-200
3.0
2.0
1.0
0.0
0.8
0.4
0 500
Channels
Lower frame: Milli Ampl Jy Top frame: Phas deg
Vector averaged cross-power spectrum Several baselines displayed
Timerange: 00/22:38:21 to 00/22:42:19

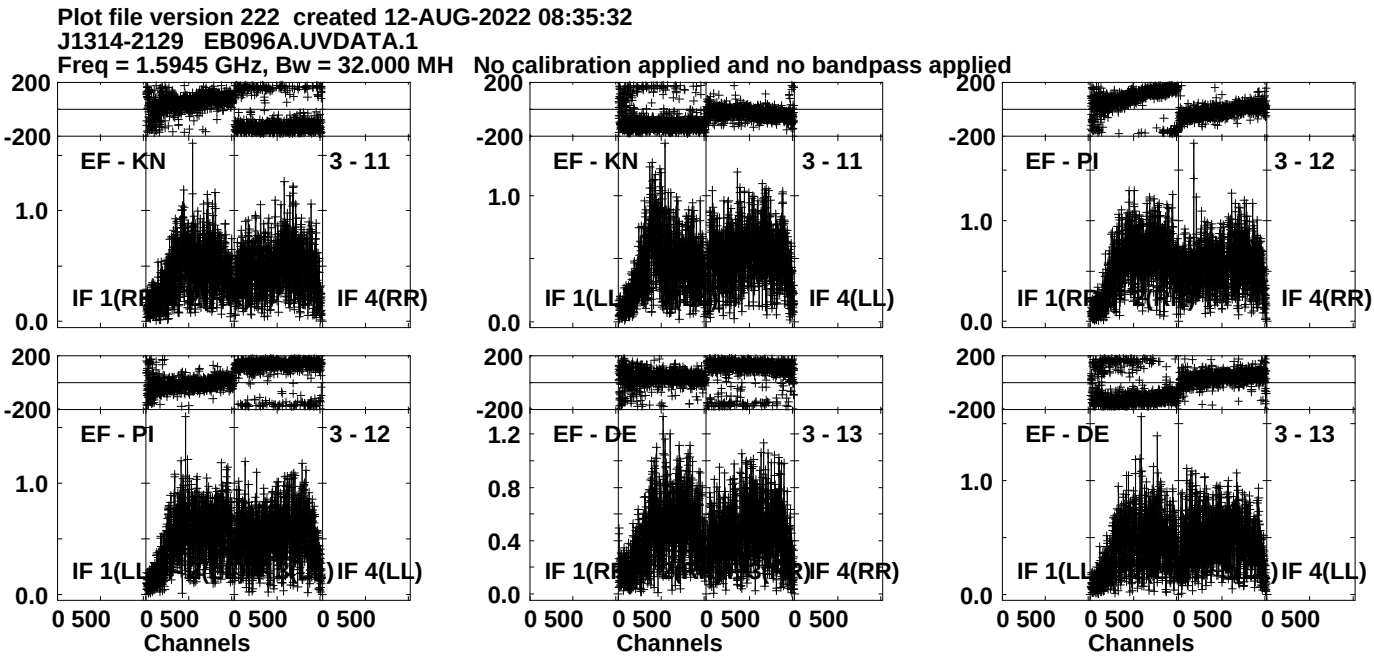
Plot file version 222 created 12-AUG-2022 08:35:32
J1314-2129 EB096A.UVDATA.1
Freq = 1.5945 GHz, Bw = 32.000 MH No calibration applied and no bandpass applied
EF - KN
3 - 11
IF 1(RR)
IF 4(RR)
EF - KN
3 - 11
IF 1(LL)
IF 4(LL)
EF - PI
3 - 12
IF 1(RR)
IF 4(RR)
EF - PI
3 - 12
IF 1(LL)
IF 4(LL)
EF - DE
3 - 13
IF 1(RR)
IF 4(RR)
EF - DE
3 - 13
IF 1(LL)
IF 4(LL)
200
-200
1.0
0.0
1.2
0.8
0.4
0 500
Channels
Lower frame: Milli Ampl Jy Top frame: Phas deg
Vector averaged cross-power spectrum Several baselines displayed
Timerange: 00/22:38:21 to 00/22:42:19

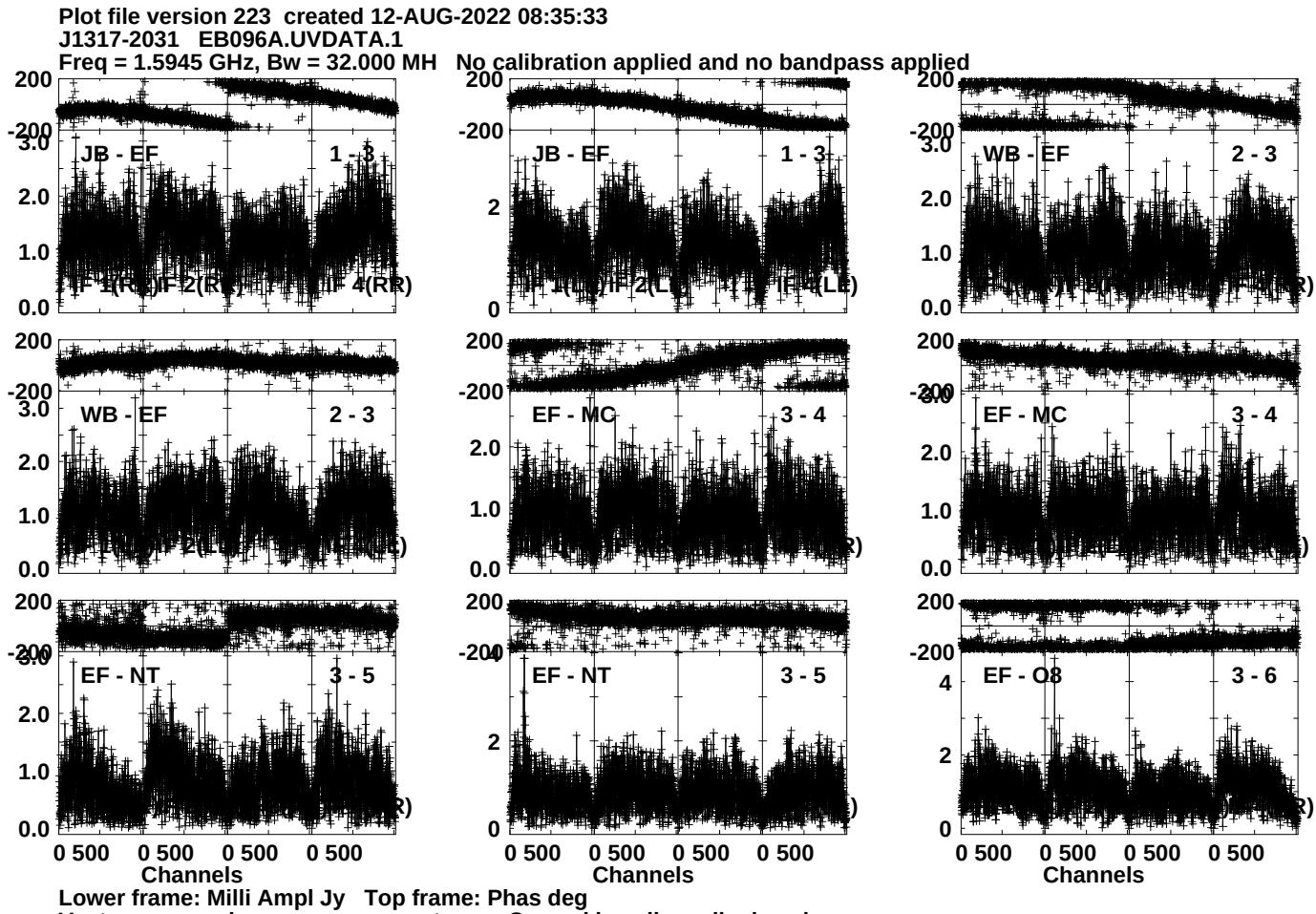
Plot file version 223 created 12-AUG-2022 08:35:33
J1317-2031 EB096A.UVDATA.1
Freq = 1.5945 GHz, Bw = 32.000 MH No calibration applied and no bandpass applied
JB - EF 1 - 3
WB - EF 2 - 3
EF - MC 3 - 4
EF - NT 3 - 5
EF - O8 3 - 6
Channels
Lower frame: Milli Ampl Jy Top frame: Phas deg
Vector averaged cross-power spectrum Several baselines displayed
Timerange: 00/22:42:51 to 00/22:44:19

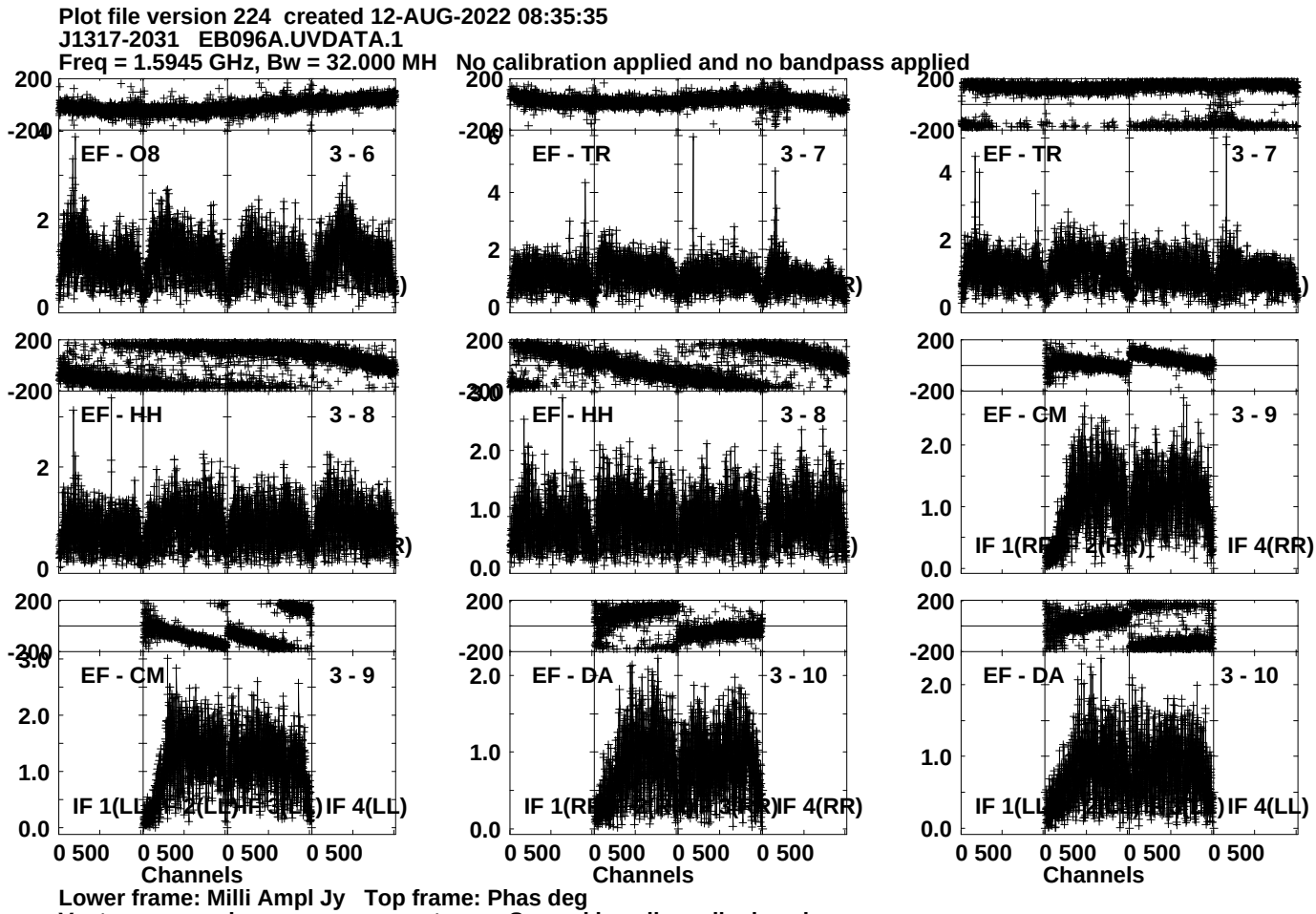
Plot file version 224 created 12-AUG-2022 08:35:35
J1317-2031 EB096A.UVDATA.1
Freq = 1.5945 GHz, Bw = 32.000 MH No calibration applied and no bandpass applied
EF - O8 3 - 6
EF - TR 3 - 7
EF - TR 3 - 7
EF - HH 3 - 8
EF - HH 3 - 8
EF - CM 3 - 9
EF - CM 3 - 9
EF - DA 3 - 10
EF - DA 3 - 10
IF 1(RR) IF 4(RR)
IF 1(LL) IF 4(LL)
Channels
Lower frame: Milli Ampl Jy Top frame: Phas deg
Vector averaged cross-power spectrum Several baselines displayed
Timerange: 00/22:42:51 to 00/22:44:19

Plot file version 225 created 12-AUG-2022 08:35:37
J1317-2031 EB096A.UVDATA.1
Freq = 1.5945 GHz, Bw = 32.000 MH No calibration applied and no bandpass applied

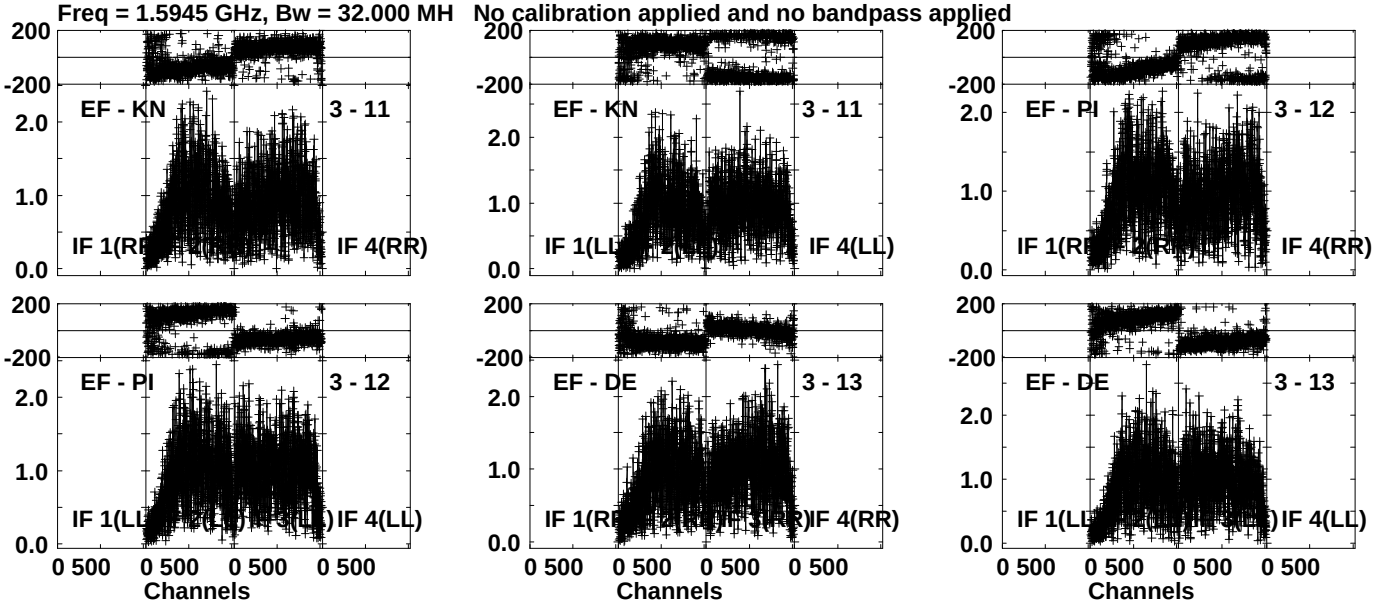

Lower frame: Milli Ampl Jy Top frame: Phas deg
Vector averaged cross-power spectrum Several baselines displayed
Timerange: 00/22:42:51 to 00/22:44:19

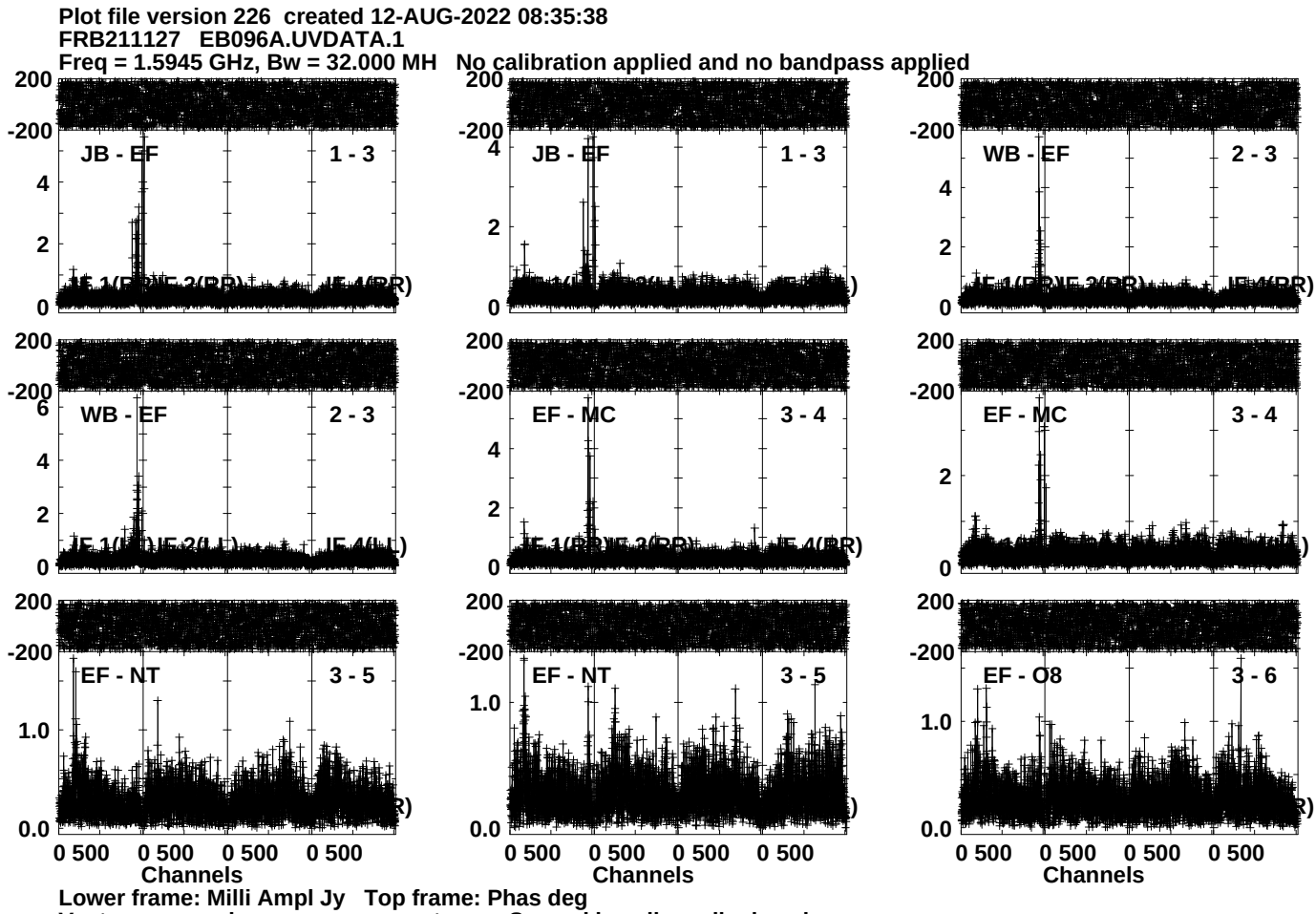
Plot file version 226 created 12-AUG-2022 08:35:38
FRB211127 EB096A.UVDATA.1
Freq = 1.5945 GHz, Bw = 32.000 MH No calibration applied and no bandpass applied
JB - EF 1 - 3
JB - EF 1 - 3
WB - EF 2 - 3
WB - EF 2 - 3
EF - MC 3 - 4
EF - MC 3 - 4
EF - NT 3 - 5
EF - NT 3 - 5
EF - O8 3 - 6
Channels
Channels
Channels
Lower frame: Milli Ampl Jy Top frame: Phas deg
Vector averaged cross-power spectrum Several baselines displayed
Timerange: 00/22:44:21 to 00/22:48:49

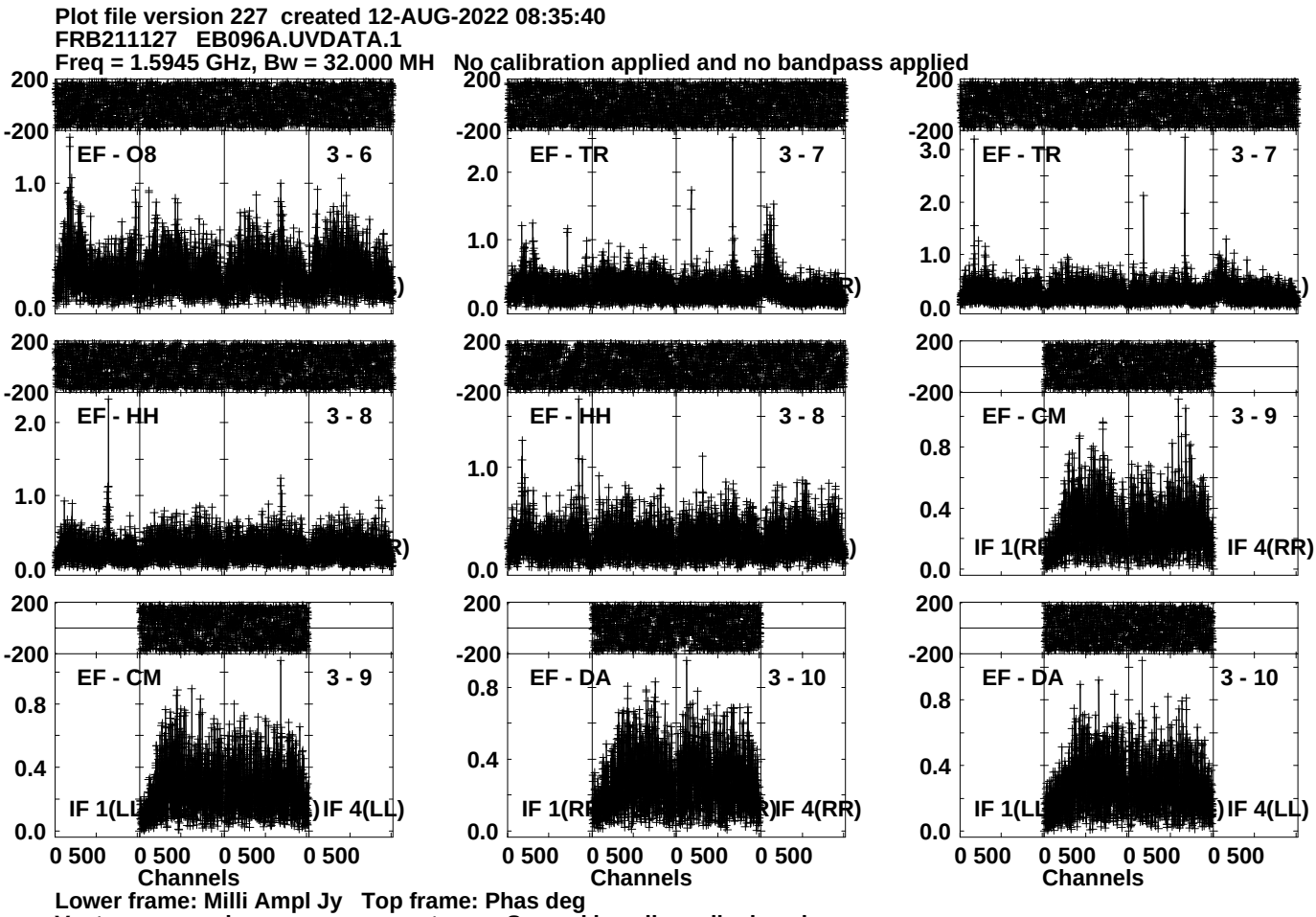
Plot file version 227 created 12-AUG-2022 08:35:40
FRB211127 EB096A.UVDATA.1
Freq = 1.5945 GHz, Bw = 32.000 MH No calibration applied and no bandpass applied
EF - O8
3 - 6
EF - TR
3 - 7
EF - TR
3 - 7
EF - HH
3 - 8
EF - HH
3 - 8
EF - CM
3 - 9
IF 4(RR)
EF - CM
3 - 9
IF 4(LL)
EF - DA
3 - 10
IF 4(RR)
EF - DA
3 - 10
IF 4(LL)
Channels
Channels
Lower frame: Milli Ampl Jy Top frame: Phas deg
Vector averaged cross-power spectrum Several baselines displayed
Timerange: 00/22:44:21 to 00/22:48:49

Plot file version 228 created 12-AUG-2022 08:35:42
FRB211127 EB096A.UVDATA.1
Freq = 1.5945 GHz, Bw = 32.000 MH No calibration applied and no bandpass applied

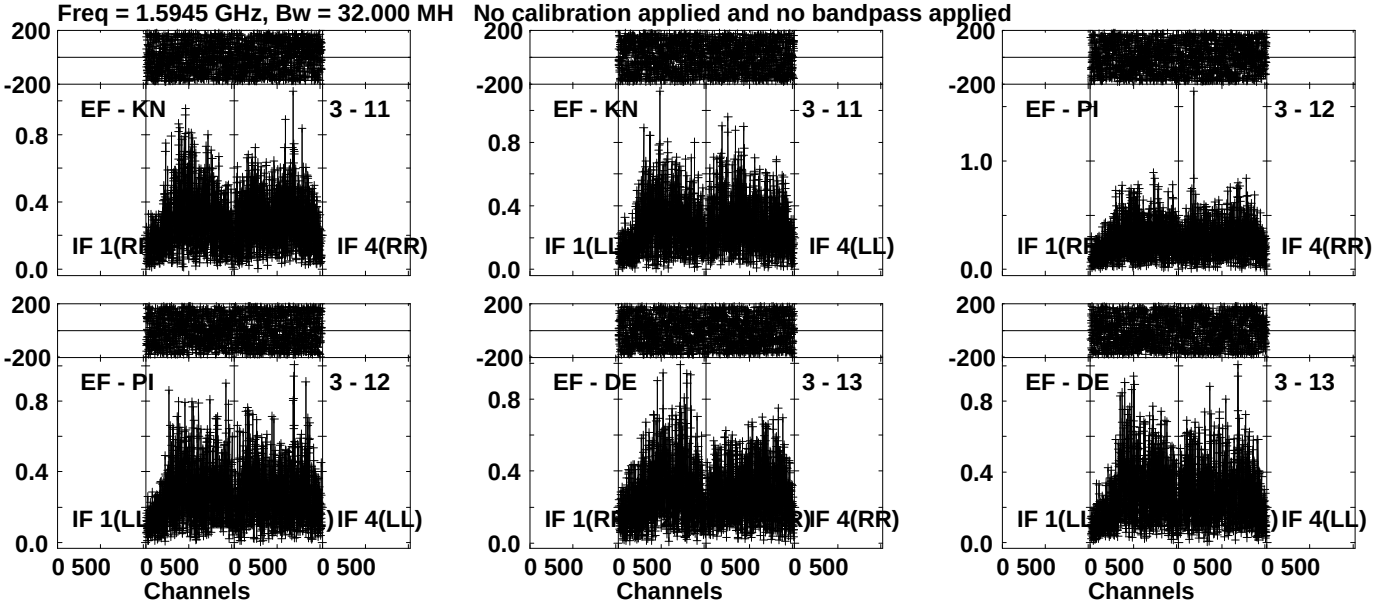

Lower frame: Milli Ampl Jy Top frame: Phas deg
Vector averaged cross-power spectrum Several baselines displayed
Timerange: 00/22:44:21 to 00/22:48:49

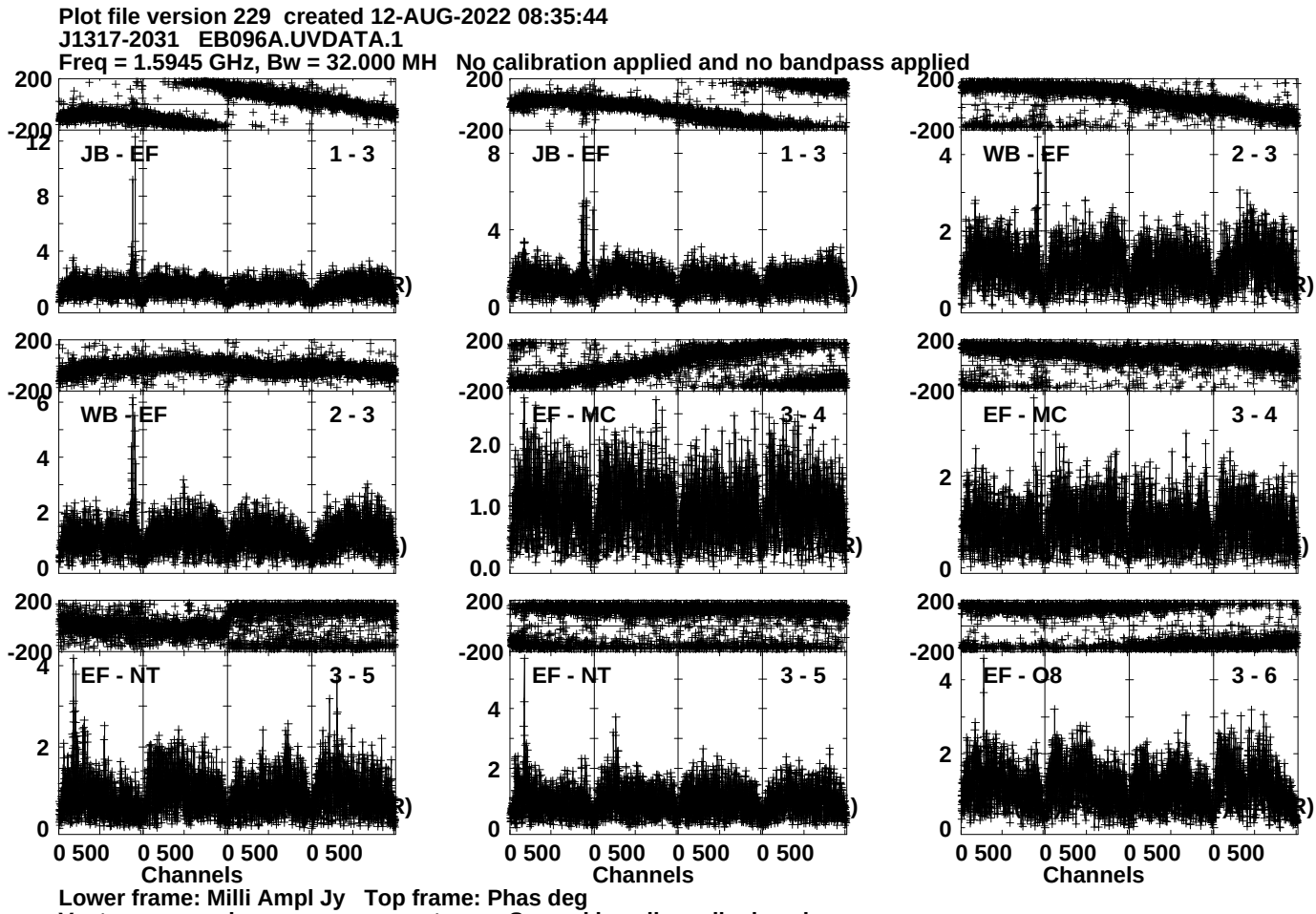
Plot file version 229 created 12-AUG-2022 08:35:44
J1317-2031 EB096A.UVDATA.1
Freq = 1.5945 GHz, Bw = 32.000 MH No calibration applied and no bandpass applied
JB - EF 1 - 3
JB - EF 1 - 3
WB - EF 2 - 3
WB - EF 2 - 3
EF - MC 3 - 4
EF - MC 3 - 4
EF - NT 3 - 5
EF - NT 3 - 5
EF - O8 3 - 6
Channels
Channels
Channels
Lower frame: Milli Ampl Jy Top frame: Phas deg
Vector averaged cross-power spectrum Several baselines displayed
Timerange: 00/22:48:51 to 00/22:50:19

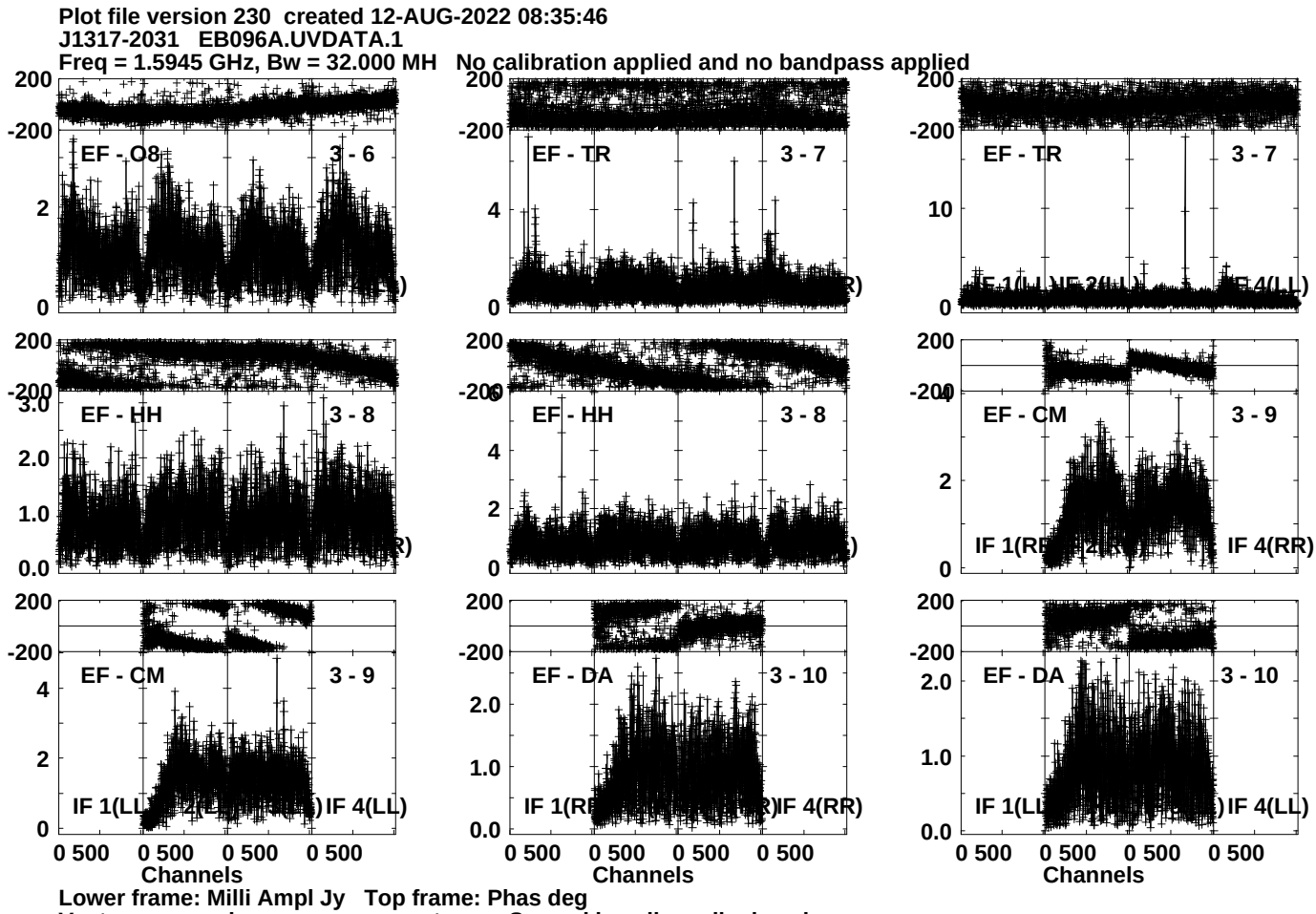
Plot file version 230 created 12-AUG-2022 08:35:46
J1317-2031 EB096A.UVDATA.1
Freq = 1.5945 GHz, Bw = 32.000 MH No calibration applied and no bandpass applied
EF - O8 3 - 6
EF - TR 3 - 7
EF - TR 3 - 7
EF - HH 3 - 8
EF - HH 3 - 8
EF - CM 3 - 9
EF - CM 3 - 9
EF - DA 3 - 10
EF - DA 3 - 10
IF 4(LL)
IF 4(RR)
IF 4(LL)
IF 4(RR)
IF 4(LL)
0 500
Channels
Lower frame: Milli Ampl Jy Top frame: Phas deg
Vector averaged cross-power spectrum Several baselines displayed
Timerange: 00/22:48:51 to 00/22:50:19

Plot file version 231 created 12-AUG-2022 08:35:47
J1317-2031 EB096A.UVDATA.1
Freq = 1.5945 GHz, Bw = 32.000 MH No calibration applied and no bandpass applied

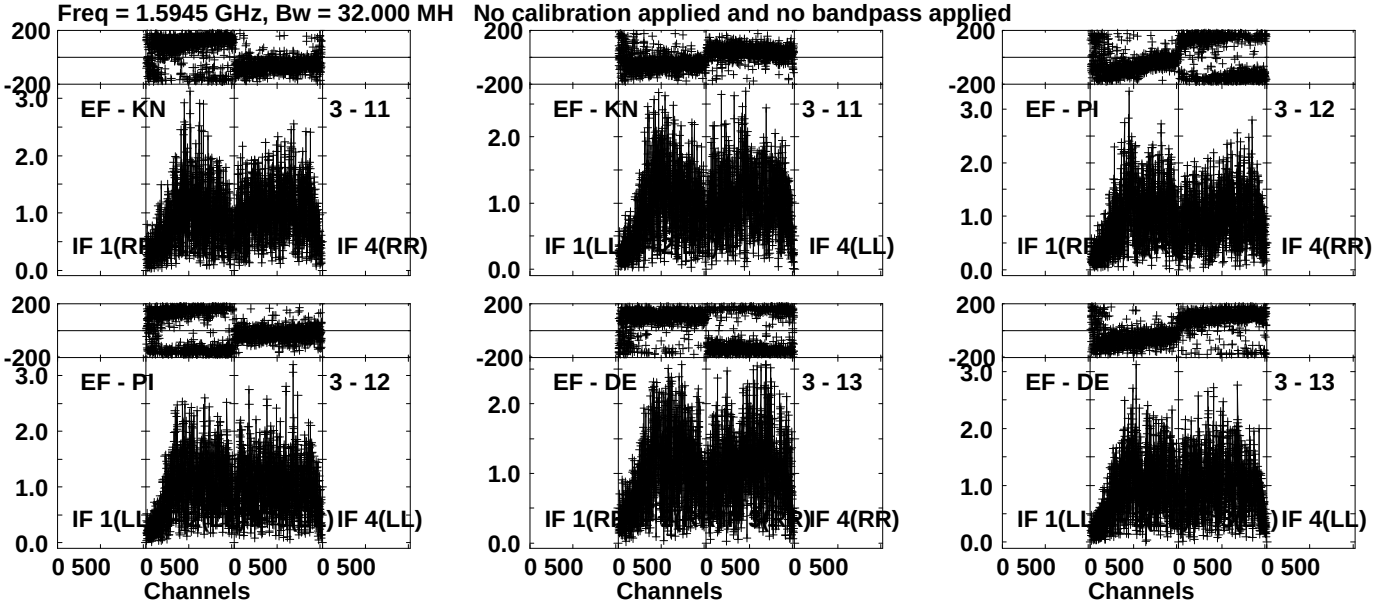

Lower frame: Milli Ampl Jy Top frame: Phas deg
Vector averaged cross-power spectrum Several baselines displayed
Timerange: 00/22:48:51 to 00/22:50:19

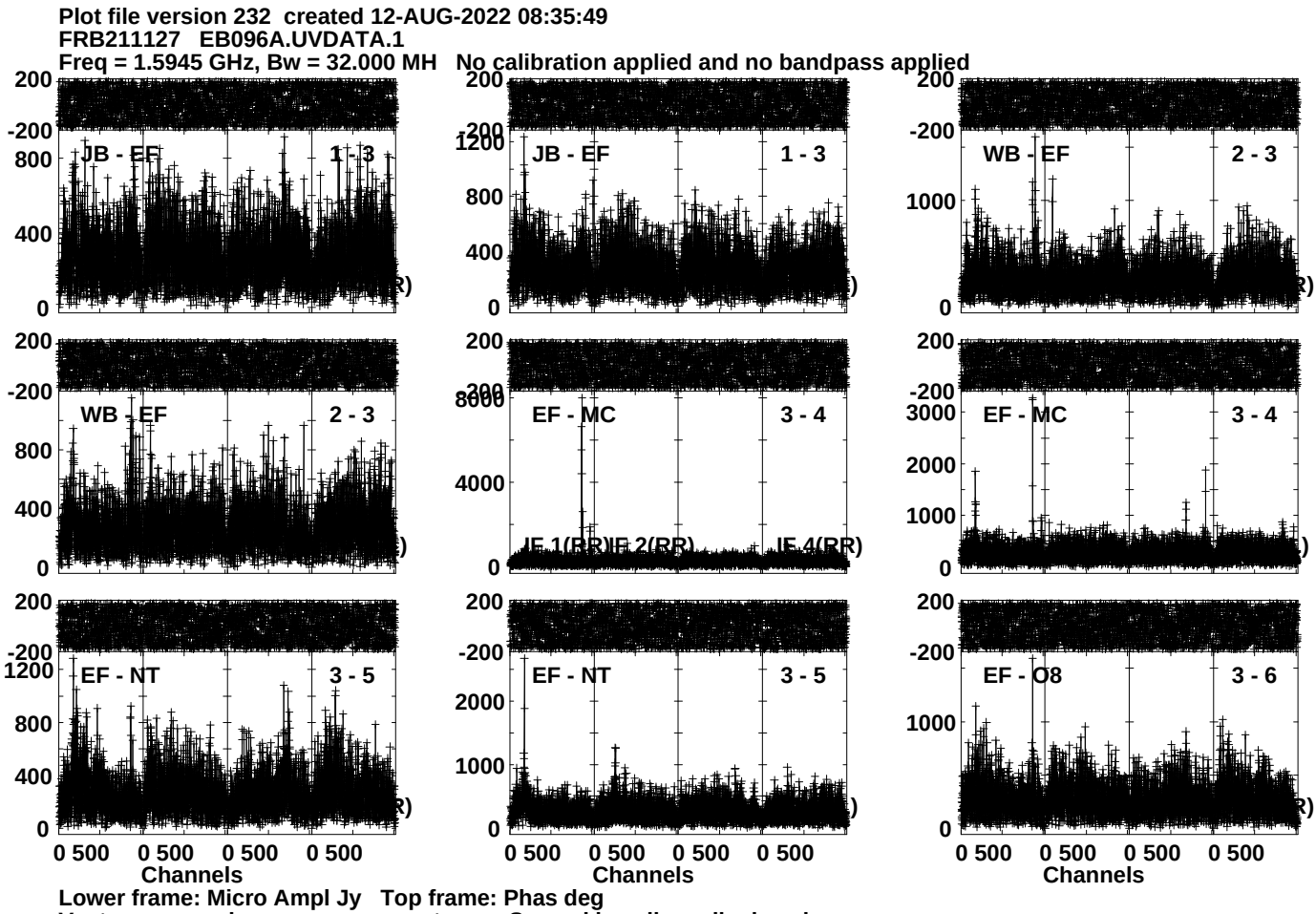
Plot file version 232 created 12-AUG-2022 08:35:49
FRB211127 EB096A.UVDATA.1
Freq = 1.5945 GHz, Bw = 32.000 MH No calibration applied and no bandpass applied
JB - EF 1 - 3
JB - EF 1 - 3
WB - EF 2 - 3
WB - EF 2 - 3
EF - MC 3 - 4
EF - MC 3 - 4
IF 1(RR) IF 2(RR) IF 4(RR)
EF - NT 3 - 5
EF - NT 3 - 5
EF - O8 3 - 6
Channels
Channels
Channels
Lower frame: Micro Ampl Jy Top frame: Phas deg
Vector averaged cross-power spectrum Several baselines displayed
Timerange: 00/22:50:21 to 00/22:54:49

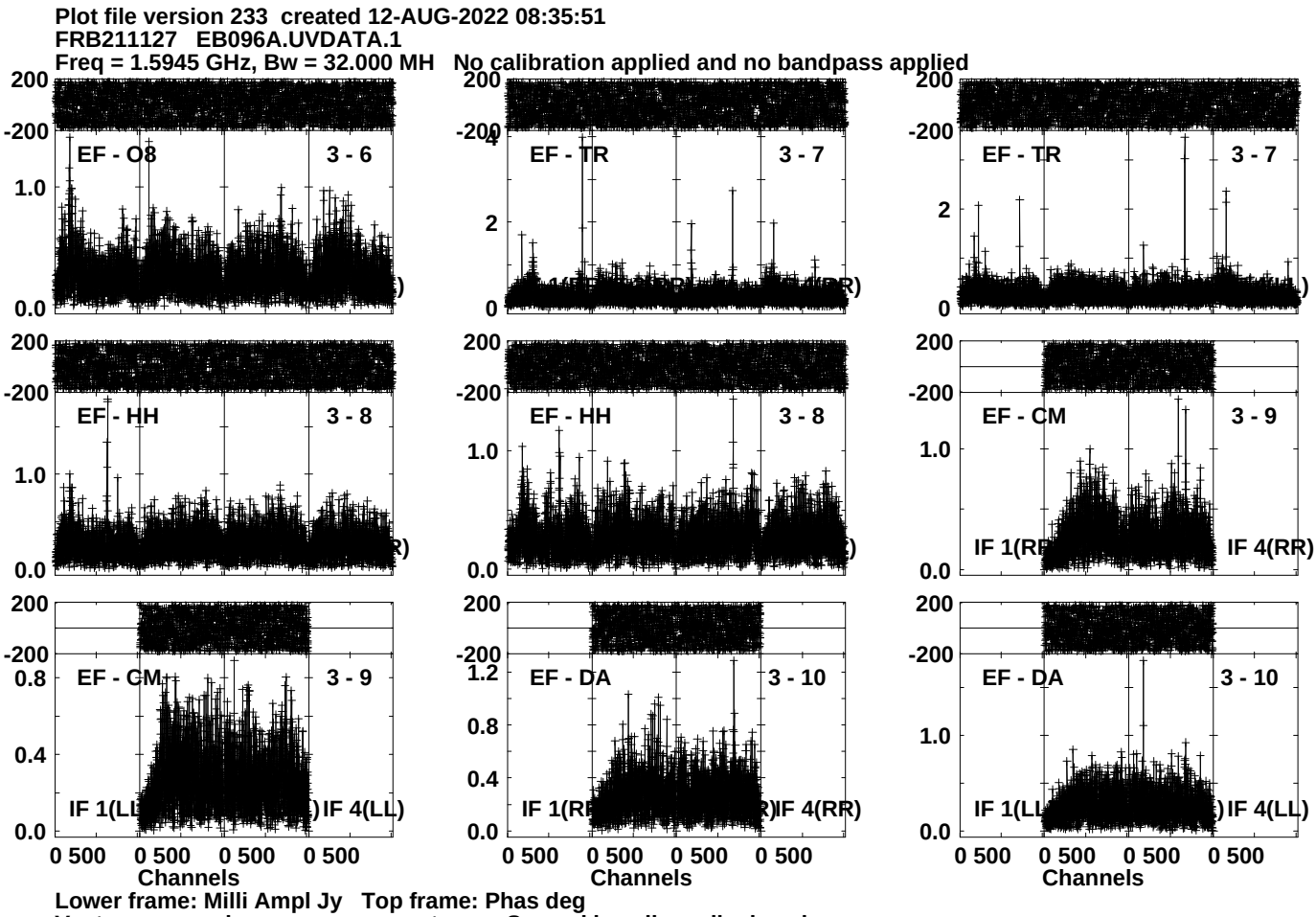
Plot file version 233 created 12-AUG-2022 08:35:51
FRB211127 EB096A.UVDATA.1
Freq = 1.5945 GHz, Bw = 32.000 MH No calibration applied and no bandpass applied
EF - O8 3 - 6
EF - TR 3 - 7
EF - TR 3 - 7
EF - HH 3 - 8
EF - HH 3 - 8
EF - CM 3 - 9
EF - CM 3 - 9
EF - DA 3 - 10
EF - DA 3 - 10
IF 1(LL) IF 4(LL)
IF 1(RR) IF 4(RR)
IF 1(LL) IF 4(LL)
0 500 0 500 0 500 0 500
Channels
Lower frame: Milli Ampl Jy Top frame: Phas deg
Vector averaged cross-power spectrum Several baselines displayed
Timerange: 00/22:50:21 to 00/22:54:49

Plot file version 234 created 12-AUG-2022 08:35:53
FRB211127 EB096A.UVDATA.1
Freq = 1.5945 GHz, Bw = 32.000 MH No calibration applied and no bandpass applied

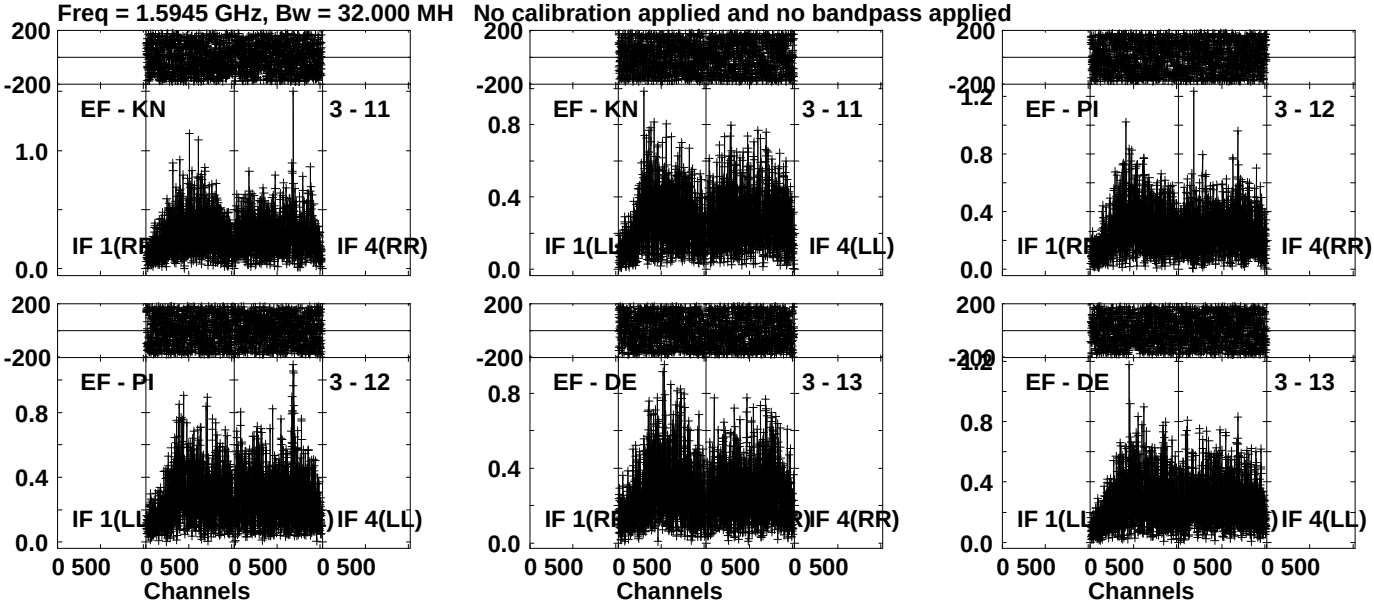

Lower frame: Milli Ampl Jy Top frame: Phas deg
Vector averaged cross-power spectrum Several baselines displayed
Timerange: 00/22:50:21 to 00/22:54:49

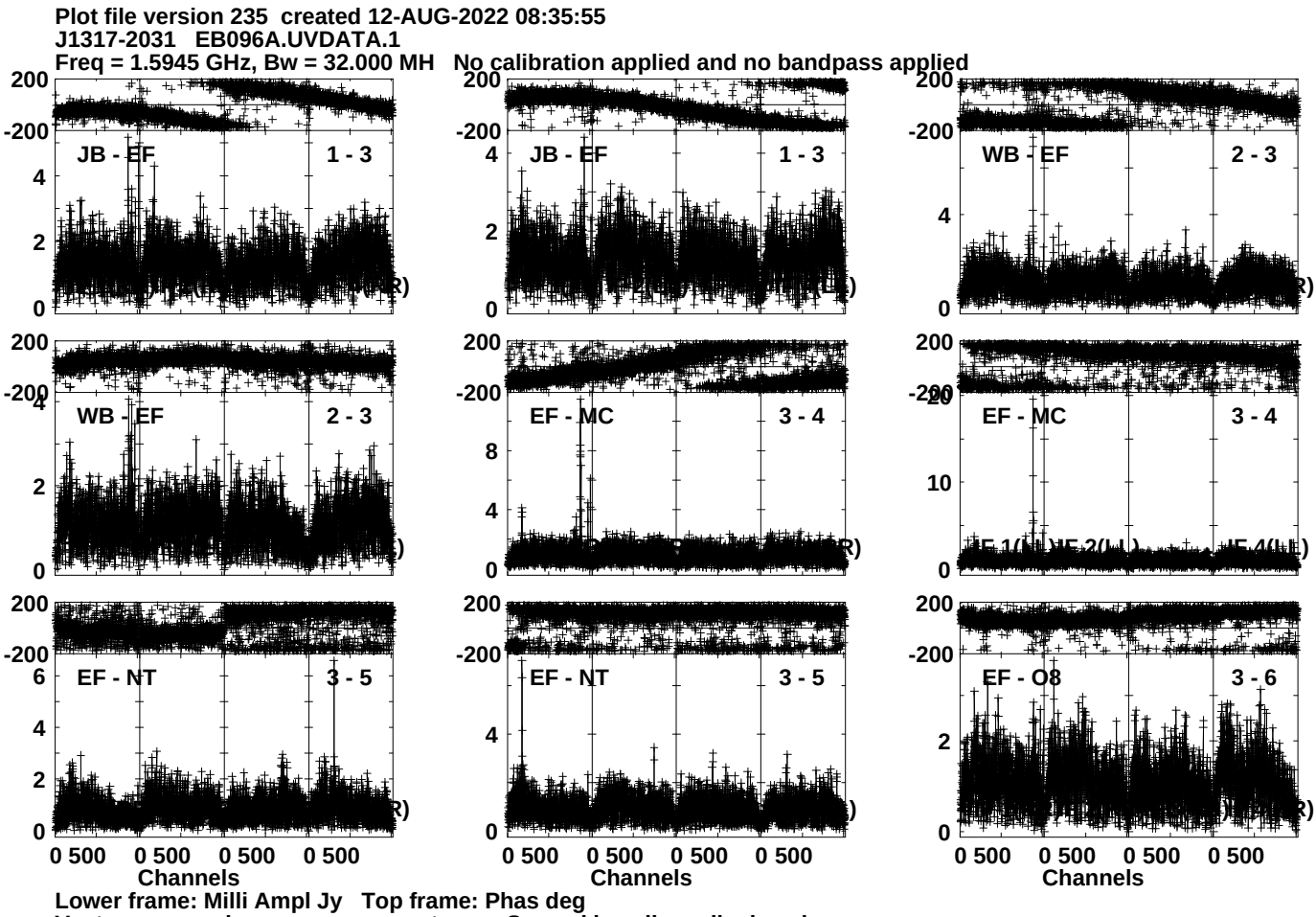
Plot file version 235 created 12-AUG-2022 08:35:55
J1317-2031 EB096A.UVDATA.1
Freq = 1.5945 GHz, Bw = 32.000 MH No calibration applied and no bandpass applied
JB - EF 1 - 3
JB - EF 1 - 3
WB - EF 2 - 3
WB - EF 2 - 3
EF - MC 3 - 4
EF - MC 3 - 4
EF - NT 3 - 5
EF - NT 3 - 5
EF - O8 3 - 6
0 500 0 500 0 500 0 500
Channels
Lower frame: Milli Ampl Jy Top frame: Phas deg
Vector averaged cross-power spectrum Several baselines displayed
Timerange: 00/22:55:21 to 00/22:56:19

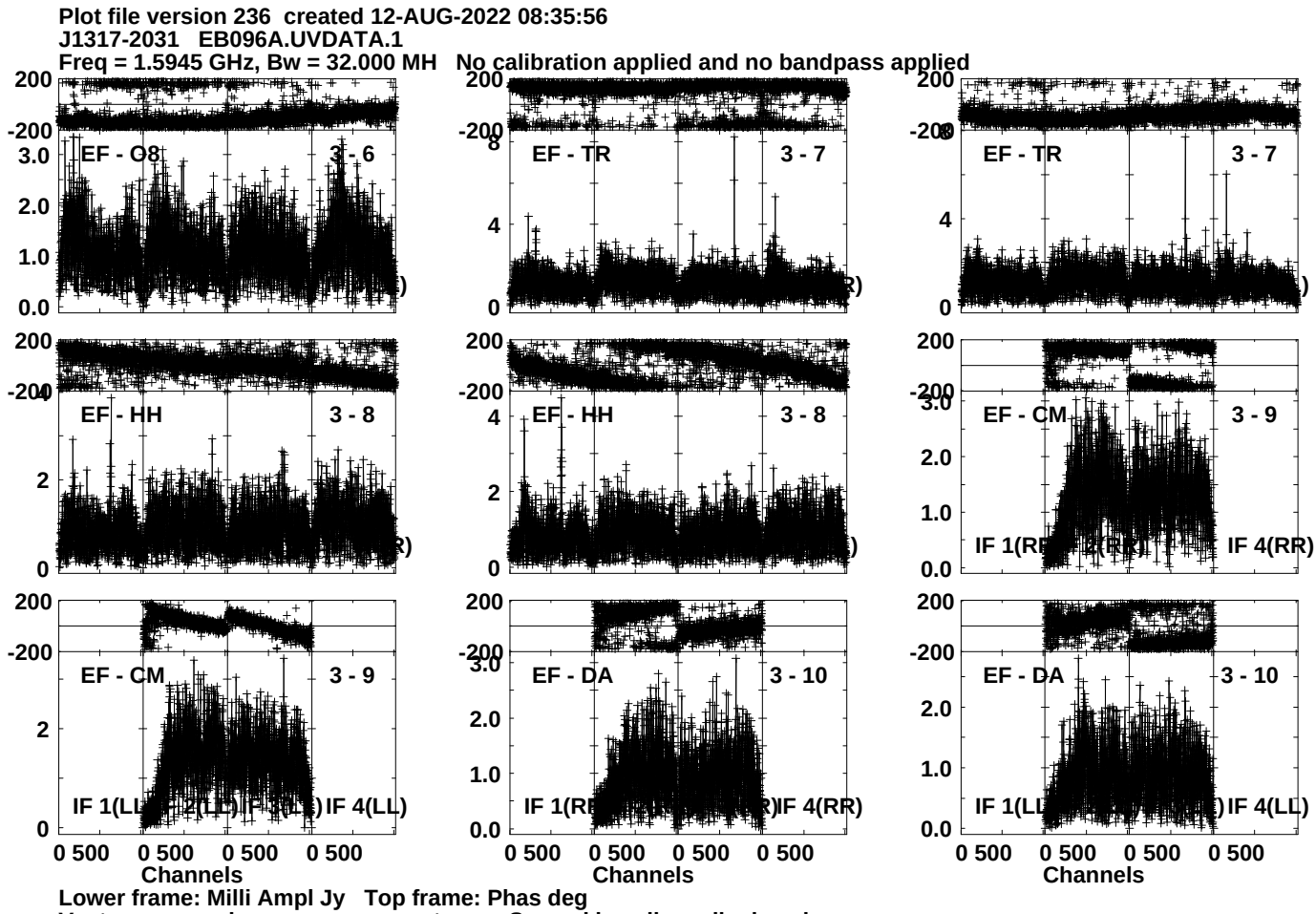
Plot file version 236 created 12-AUG-2022 08:35:56
J1317-2031 EB096A.UVDATA.1
Freq = 1.5945 GHz, Bw = 32.000 MH No calibration applied and no bandpass applied
EF - O8 3 - 6
EF - TR 3 - 7
EF - TR 3 - 7
EF - HH 3 - 8
EF - HH 3 - 8
EF - CM 3 - 9
EF - CM 3 - 9
EF - DA 3 - 10
EF - DA 3 - 10
IF 1(LL) IF 4(LL)
IF 1(RR) IF 4(RR)
IF 1(LL) IF 4(LL)
0 500 0 500 0 500 0 500
Channels
Lower frame: Milli Ampl Jy Top frame: Phas deg
Vector averaged cross-power spectrum Several baselines displayed
Timerange: 00/22:55:21 to 00/22:56:19

Plot file version 237 created 12-AUG-2022 08:35:58
J1317-2031 EB096A.UVDATA.1
Freq = 1.5945 GHz, Bw = 32.000 MH No calibration applied and no bandpass applied

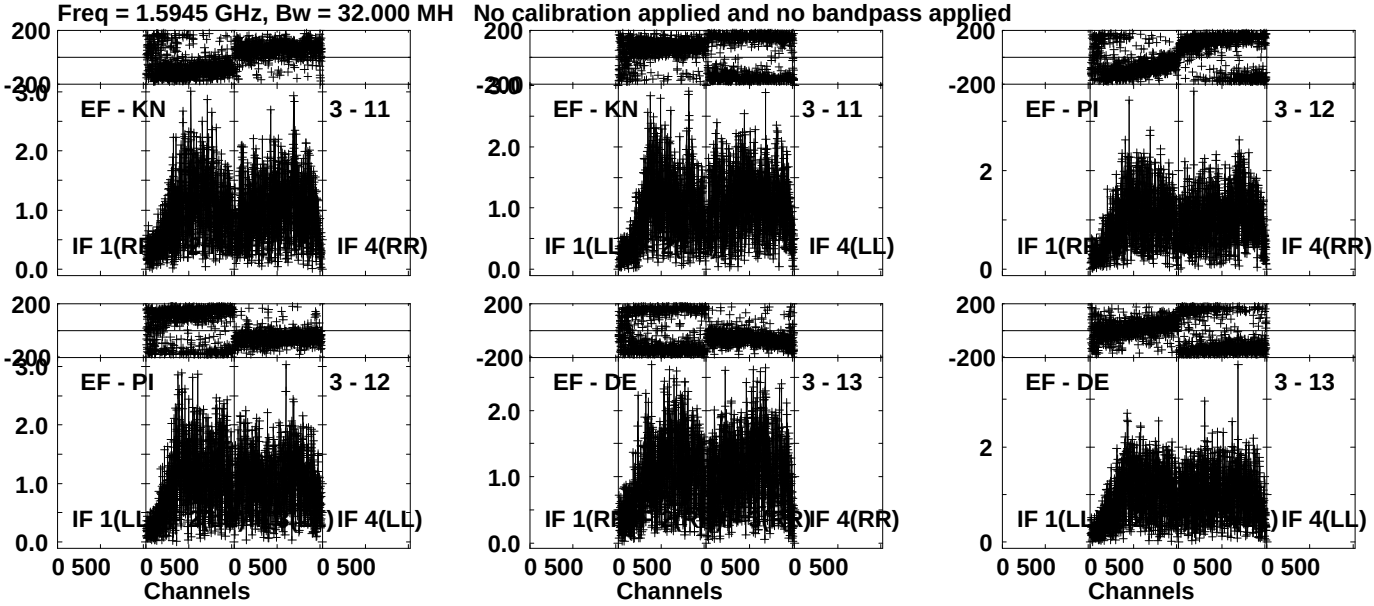

Lower frame: Milli Ampl Jy Top frame: Phas deg
Vector averaged cross-power spectrum Several baselines displayed
Timerange: 00/22:55:21 to 00/22:56:19

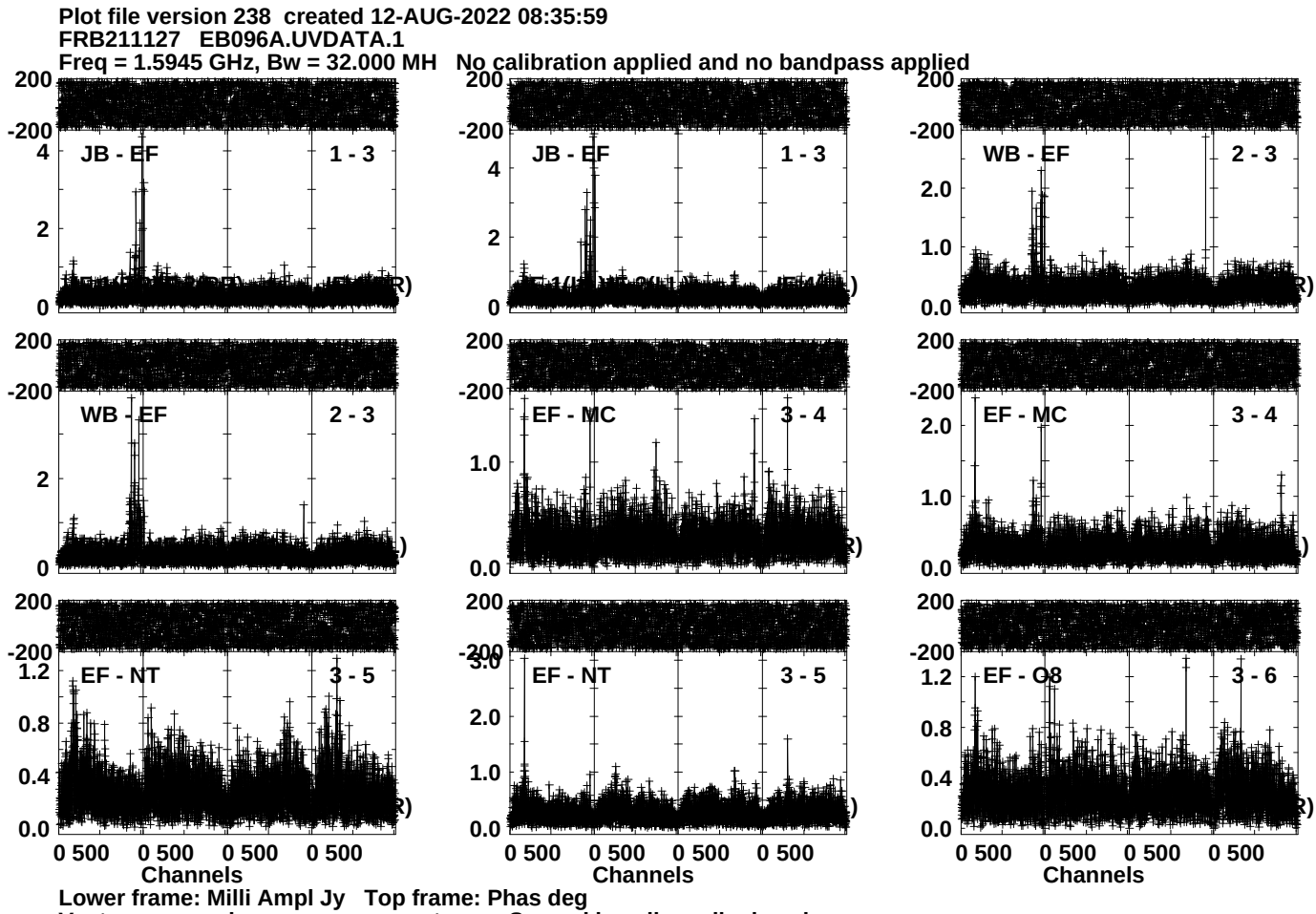
Plot file version 238 created 12-AUG-2022 08:35:59
FRB211127 EB096A.UVDATA.1
Freq = 1.5945 GHz, Bw = 32.000 MH No calibration applied and no bandpass applied
JB - EF
1 - 3
JB - EF
1 - 3
WB - EF
2 - 3
WB - EF
2 - 3
EF - MC
3 - 4
EF - MC
3 - 4
EF - NT
3 - 5
EF - NT
3 - 5
EF - O8
3 - 6
Channels
Channels
Channels
Lower frame: Milli Ampl Jy Top frame: Phas deg
Vector averaged cross-power spectrum Several baselines displayed
Timerange: 00/22:56:21 to 00/23:00:49

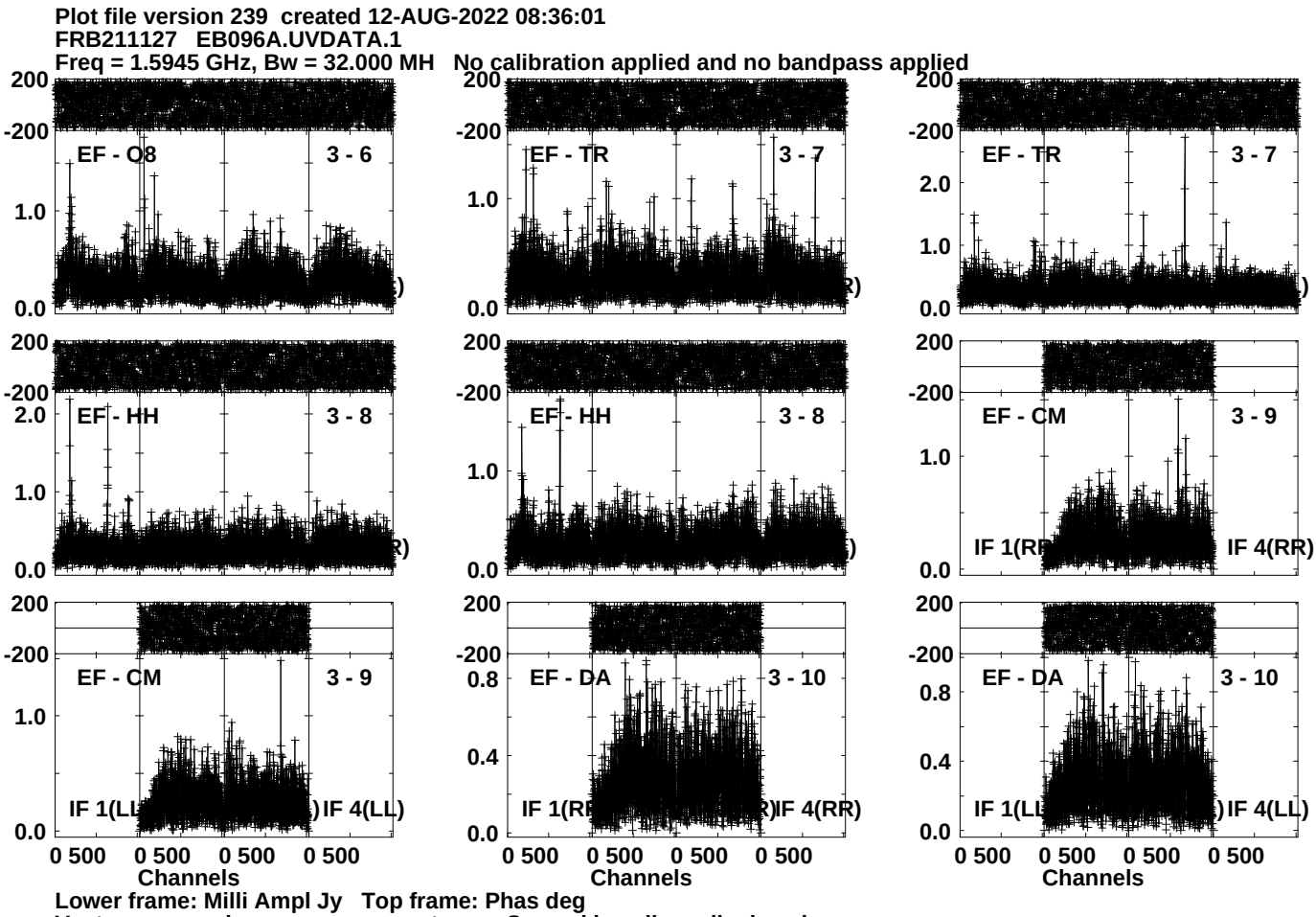
Plot file version 239 created 12-AUG-2022 08:36:01
FRB211127 EB096A.UVDATA.1
Freq = 1.5945 GHz, Bw = 32.000 MH No calibration applied and no bandpass applied
EF - O8
3 - 6
EF - TR
3 - 7
EF - TR
3 - 7
EF - HH
3 - 8
EF - HH
3 - 8
EF - CM
3 - 9
IF 1(RR)
IF 4(RR)
EF - CM
3 - 9
IF 1(LL)
IF 4(LL)
EF - DA
3 - 10
IF 1(RR)
IF 4(RR)
EF - DA
3 - 10
IF 1(LL)
IF 4(LL)
Channels
Channels
Channels
Lower frame: Milli Ampl Jy Top frame: Phas deg
Vector averaged cross-power spectrum Several baselines displayed
Timerange: 00/22:56:21 to 00/23:00:49

Plot file version 240 created 12-AUG-2022 08:36:03
FRB211127 EB096A.UVDATA.1
Freq = 1.5945 GHz, Bw = 32.000 MH No calibration applied and no bandpass applied

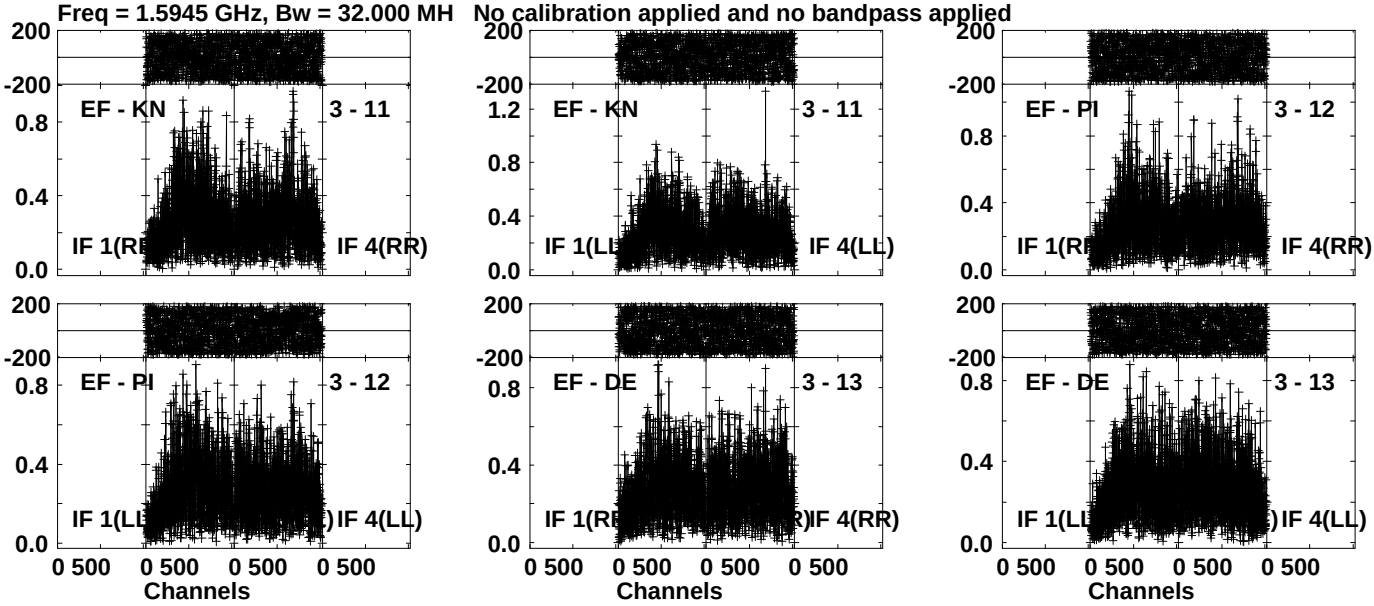

Lower frame: Milli Ampl Jy Top frame: Phas deg
Vector averaged cross-power spectrum Several baselines displayed
Timerange: 00/22:56:21 to 00/23:00:49

Plot file version 241 created 12-AUG-2022 08:36:06
J1317-2031 EB096A.UVDATA.1
Freq = 1.5945 GHz, Bw = 32.000 MH No calibration applied and no bandpass applied

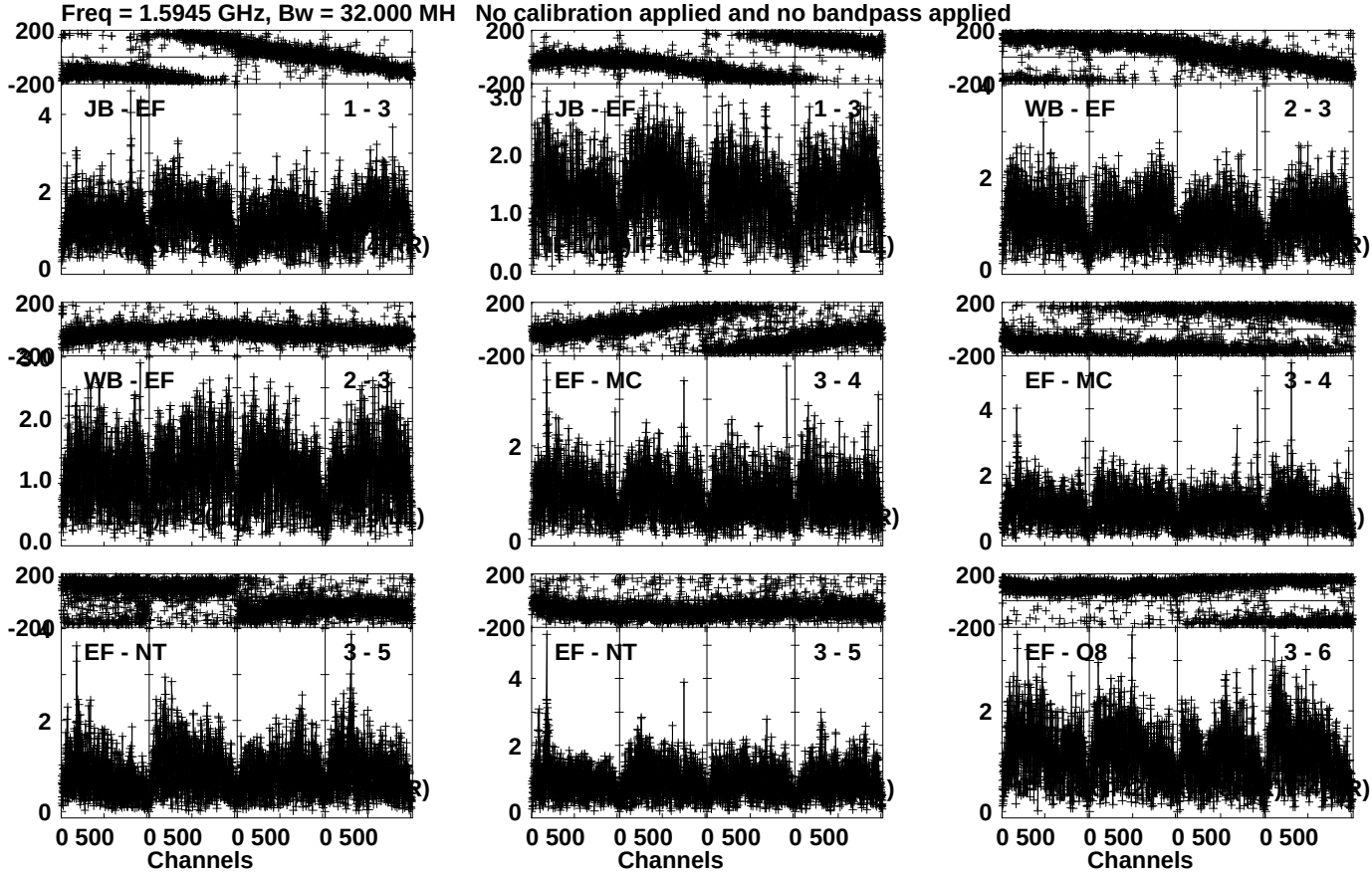

Lower frame: Milli Ampl Jy Top frame: Phas deg
Vector averaged cross-power spectrum Several baselines displayed
Timerange: 00/23:00:51 to 00/23:02:19

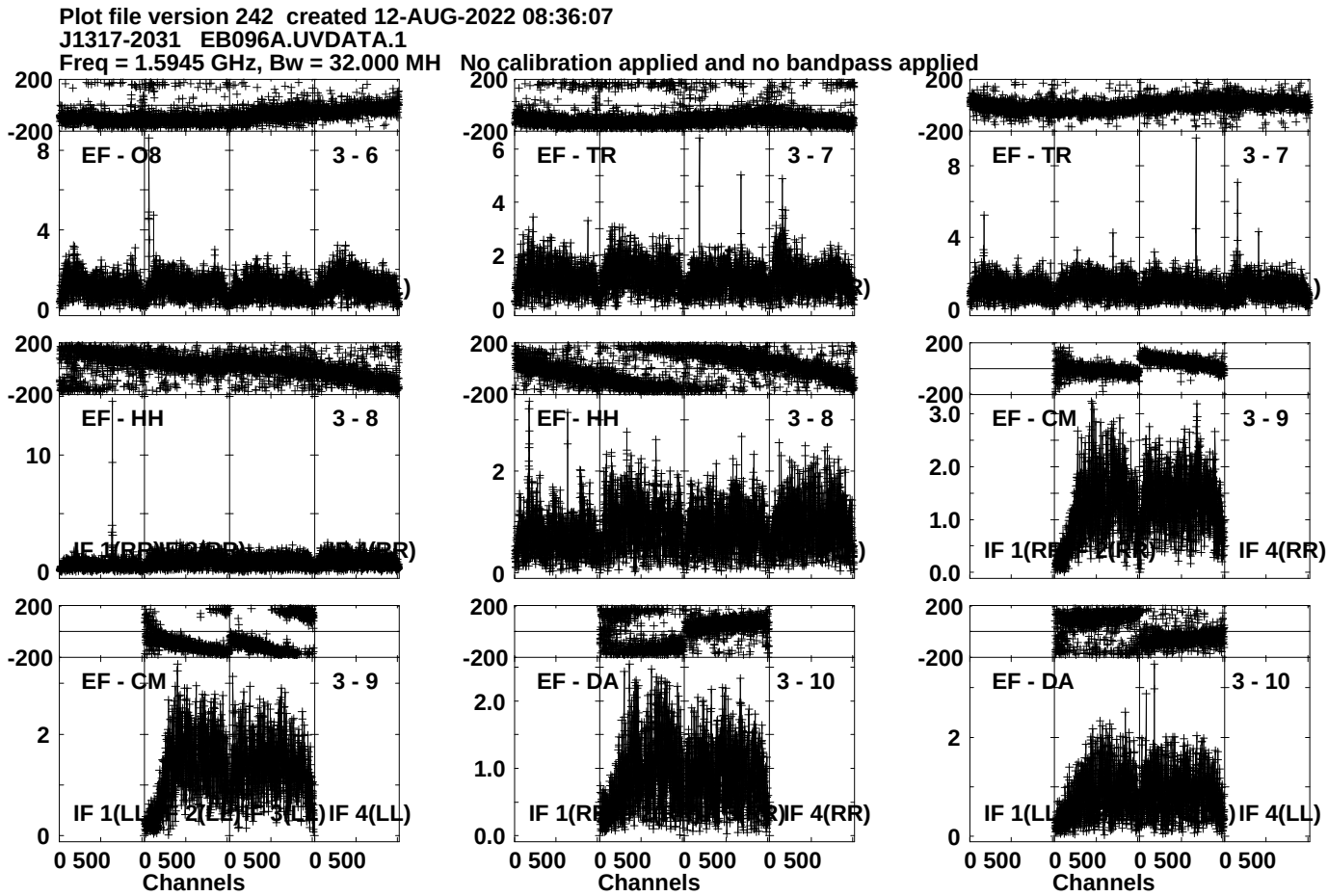
Plot file version 242 created 12-AUG-2022 08:36:07
J1317-2031 EB096A.UVDATA.1
Freq = 1.5945 GHz, Bw = 32.000 MH No calibration applied and no bandpass applied
EF - O8 3 - 6
EF - TR 3 - 7
EF - TR 3 - 7
EF - HH 3 - 8
EF - HH 3 - 8
EF - CM 3 - 9
EF - CM 3 - 9
EF - DA 3 - 10
EF - DA 3 - 10
IF 1(LL) IF 4(LL)
IF 1(RR) IF 4(RR)
IF 1(LL) IF 4(LL)
0 500 0 500 0 500 0 500
Channels
Lower frame: Milli Ampl Jy Top frame: Phas deg
Vector averaged cross-power spectrum Several baselines displayed
Timerange: 00/23:00:51 to 00/23:02:19

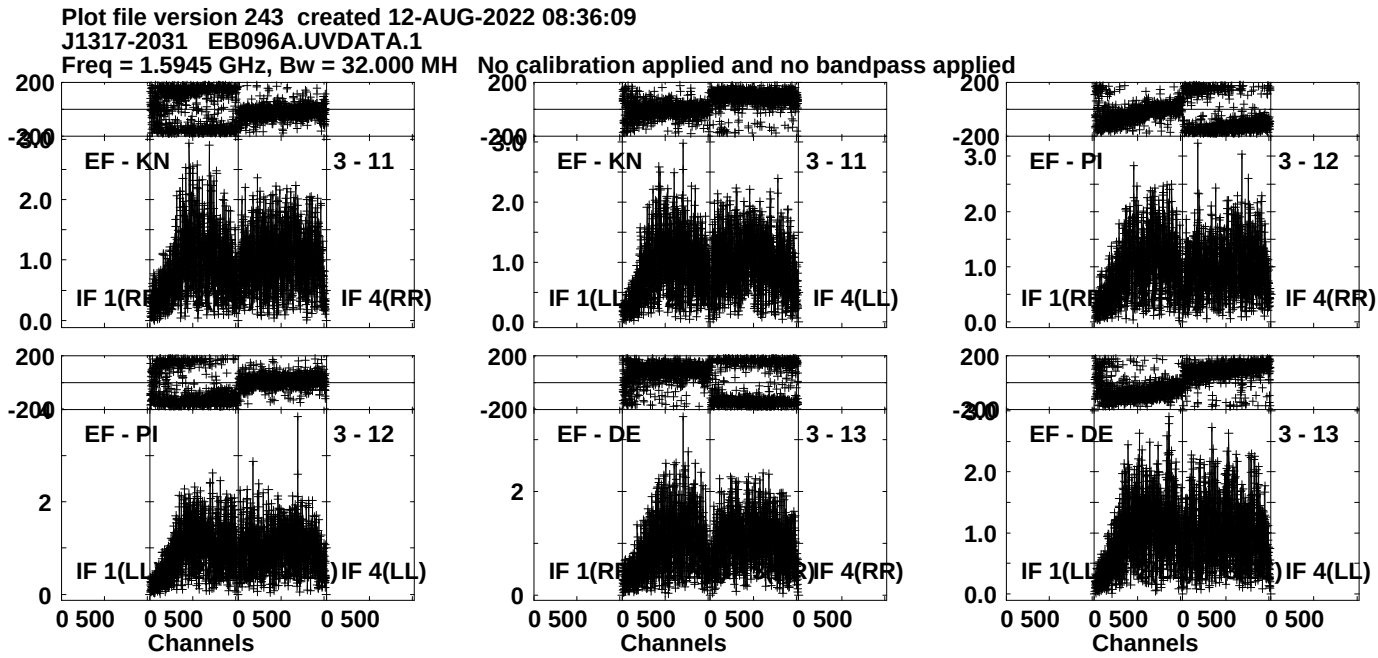
Plot file version 243 created 12-AUG-2022 08:36:09
J1317-2031 EB096A.UVDATA.1
Freq = 1.5945 GHz, Bw = 32.000 MH No calibration applied and no bandpass applied
EF - KN
3 - 11
IF 1(RR)
IF 4(RR)
EF - KN
3 - 11
IF 1(LL)
IF 4(LL)
EF - PI
3 - 12
IF 1(RR)
IF 4(RR)
EF - PI
3 - 12
IF 1(LL)
IF 4(LL)
EF - DE
3 - 13
IF 1(RR)
IF 4(RR)
EF - DE
3 - 13
IF 1(LL)
IF 4(LL)
Channels
Channels
Channels
Lower frame: Milli Ampl Jy Top frame: Phas deg
Vector averaged cross-power spectrum Several baselines displayed
Timerange: 00/23:00:51 to 00/23:02:19

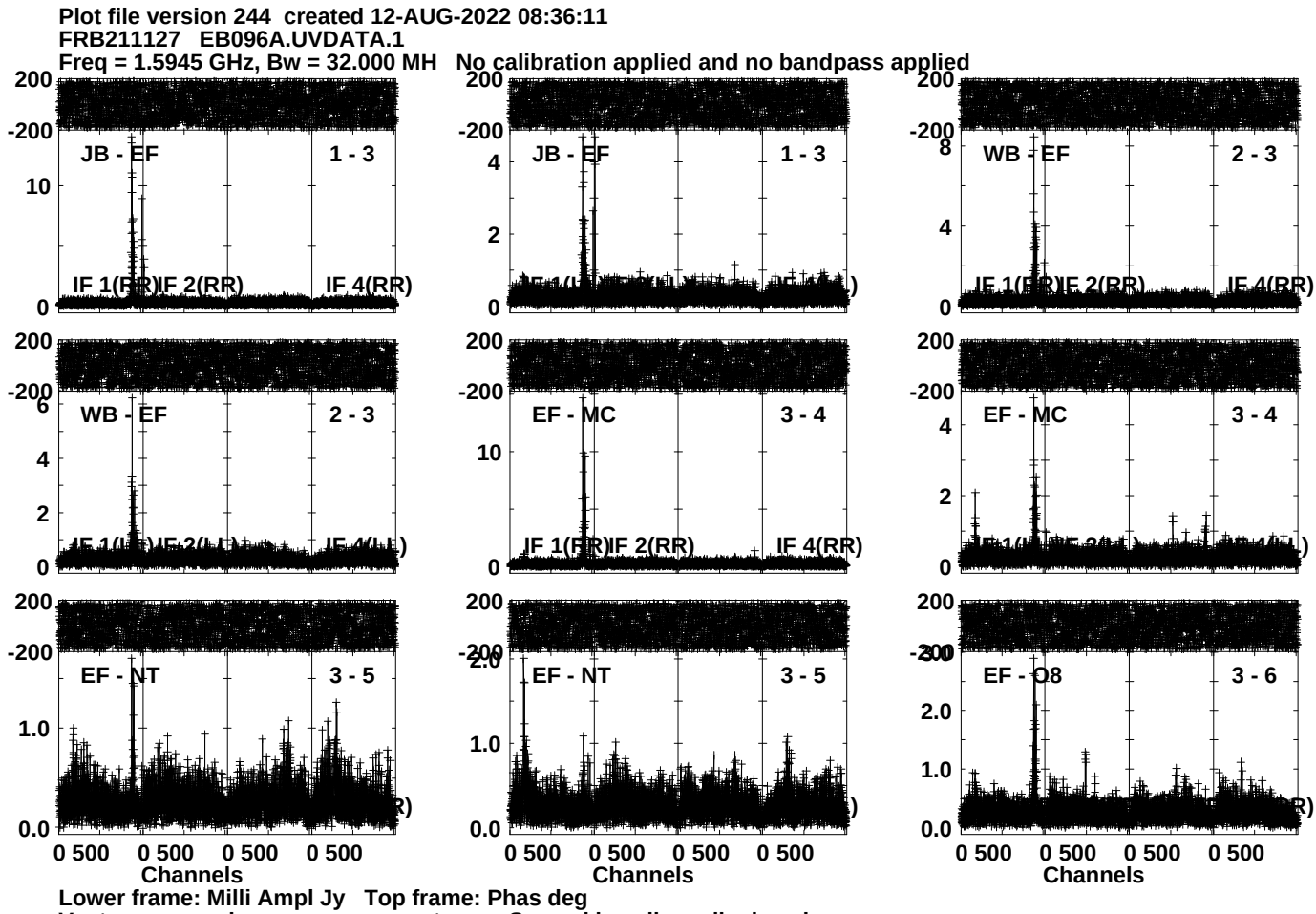
Plot file version 244 created 12-AUG-2022 08:36:11
FRB211127 EB096A.UVDATA.1
Freq = 1.5945 GHz, Bw = 32.000 MH No calibration applied and no bandpass applied
JB - EF
1 - 3
IF 1(RR)IF 2(RR)
IF 4(RR)
JB - EF
1 - 3
WB - EF
2 - 3
WB - EF
2 - 3
EF - MC
3 - 4
IF 1(RR)IF 2(RR)
IF 4(RR)
EF - MC
3 - 4
EF - NT
3 - 5
EF - NT
3 - 5
EF - O8
3 - 6
Channels
Channels
Channels
Lower frame: Milli Ampl Jy Top frame: Phas deg
Vector averaged cross-power spectrum Several baselines displayed
Timerange: 00/23:02:21 to 00/23:06:49

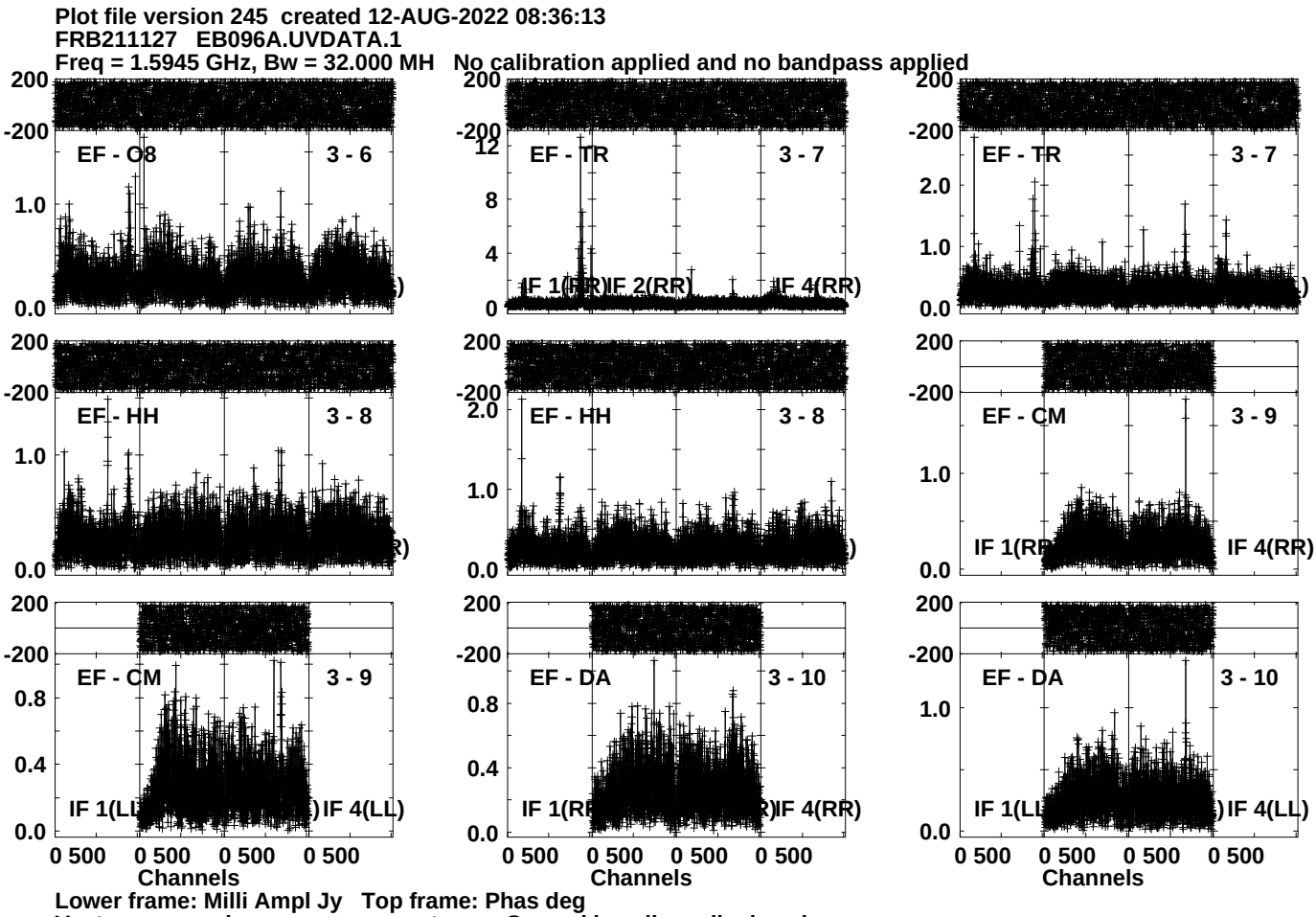
Plot file version 245 created 12-AUG-2022 08:36:13
FRB211127 EB096A.UVDATA.1
Freq = 1.5945 GHz, Bw = 32.000 MH No calibration applied and no bandpass applied
EF - O8
3 - 6
EF - TR
3 - 7
EF - TR
3 - 7
EF - HH
3 - 8
EF - HH
3 - 8
EF - CM
3 - 9
EF - CM
3 - 9
EF - DA
3 - 10
EF - DA
3 - 10
IF 1(RR)IF 2(RR) IF 4(RR)
IF 1(RR) IF 4(RR)
IF 1(LL) IF 4(LL)
IF 1(LL) IF 4(LL)
Channels
Channels
Channels
Lower frame: Milli Ampl Jy Top frame: Phas deg
Vector averaged cross-power spectrum Several baselines displayed
Timerange: 00/23:02:21 to 00/23:06:49

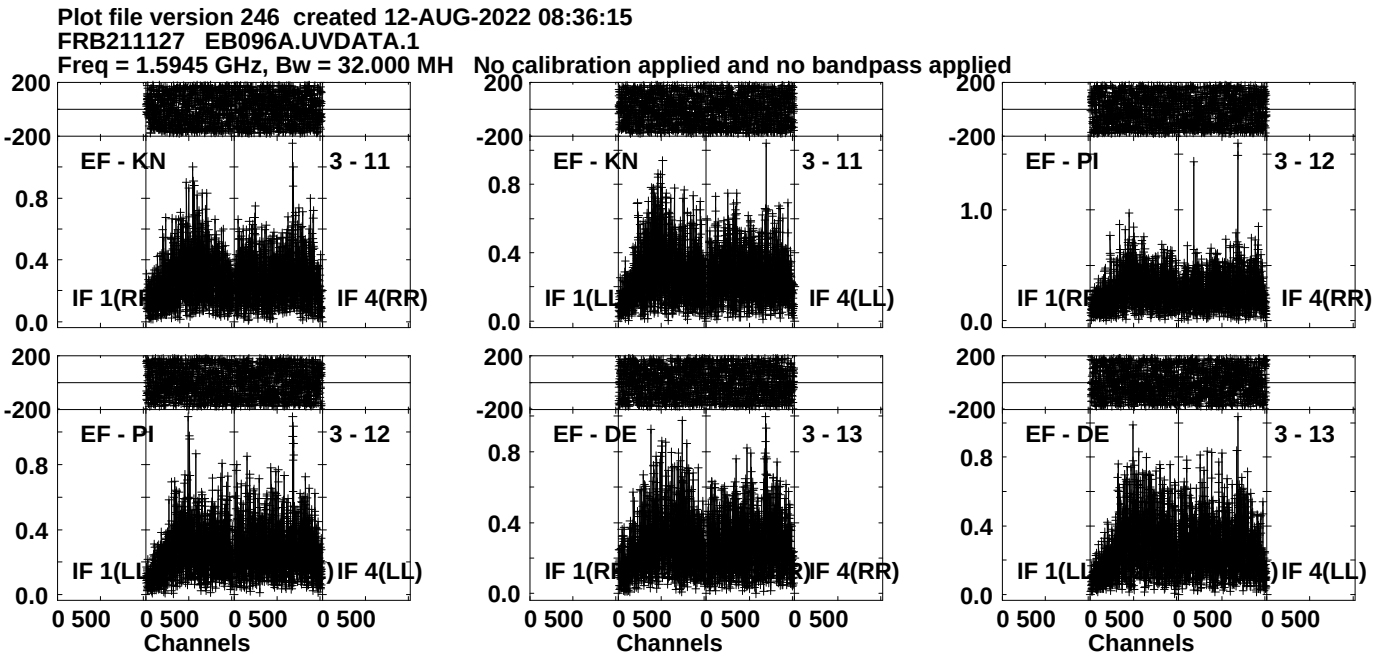
Plot file version 246 created 12-AUG-2022 08:36:15
FRB211127 EB096A.UVDATA.1
Freq = 1.5945 GHz, Bw = 32.000 MH No calibration applied and no bandpass applied
EF - KN
3 - 11
IF 1(RR)
IF 4(RR)
EF - KN
3 - 11
IF 1(LL)
IF 4(LL)
EF - PI
3 - 12
IF 1(RR)
IF 4(RR)
EF - PI
3 - 12
IF 1(LL)
IF 4(LL)
EF - DE
3 - 13
IF 1(RR)
IF 4(RR)
EF - DE
3 - 13
IF 1(LL)
IF 4(LL)
Channels
Channels
Channels
Lower frame: Milli Ampl Jy Top frame: Phas deg
Vector averaged cross-power spectrum Several baselines displayed
Timerange: 00/23:02:21 to 00/23:06:49

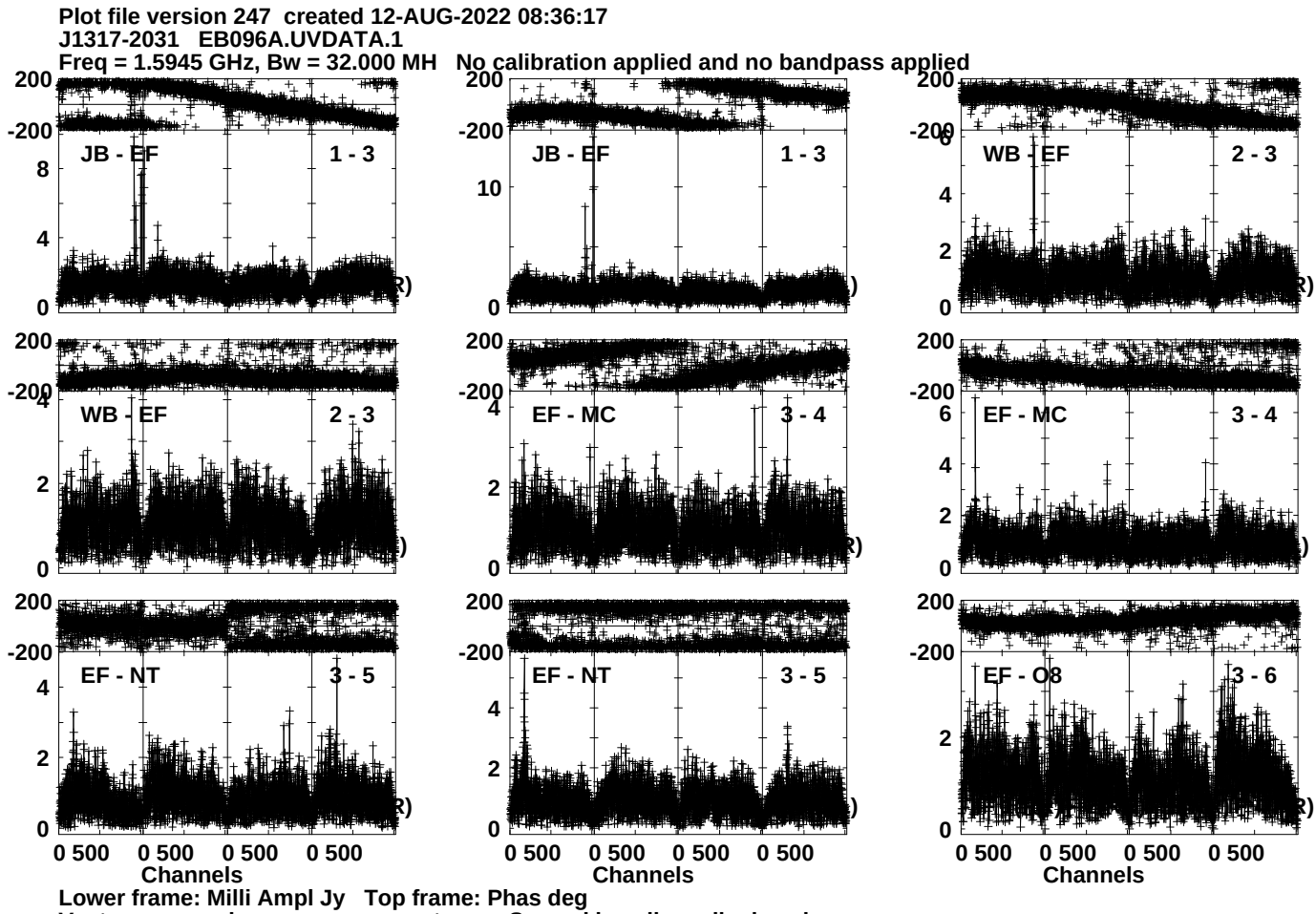
Plot file version 247 created 12-AUG-2022 08:36:17
J1317-2031 EB096A.UVDATA.1
Freq = 1.5945 GHz, Bw = 32.000 MH No calibration applied and no bandpass applied
JB - EF 1 - 3
JB - EF 1 - 3
WB - EF 2 - 3
WB - EF 2 - 3
EF - MC 3 - 4
EF - MC 3 - 4
EF - NT 3 - 5
EF - NT 3 - 5
EF - O8 3 - 6
200
-200
0 500
Channels
Lower frame: Milli Ampl Jy Top frame: Phas deg
Vector averaged cross-power spectrum Several baselines displayed
Timerange: 00/23:07:21 to 00/23:08:19

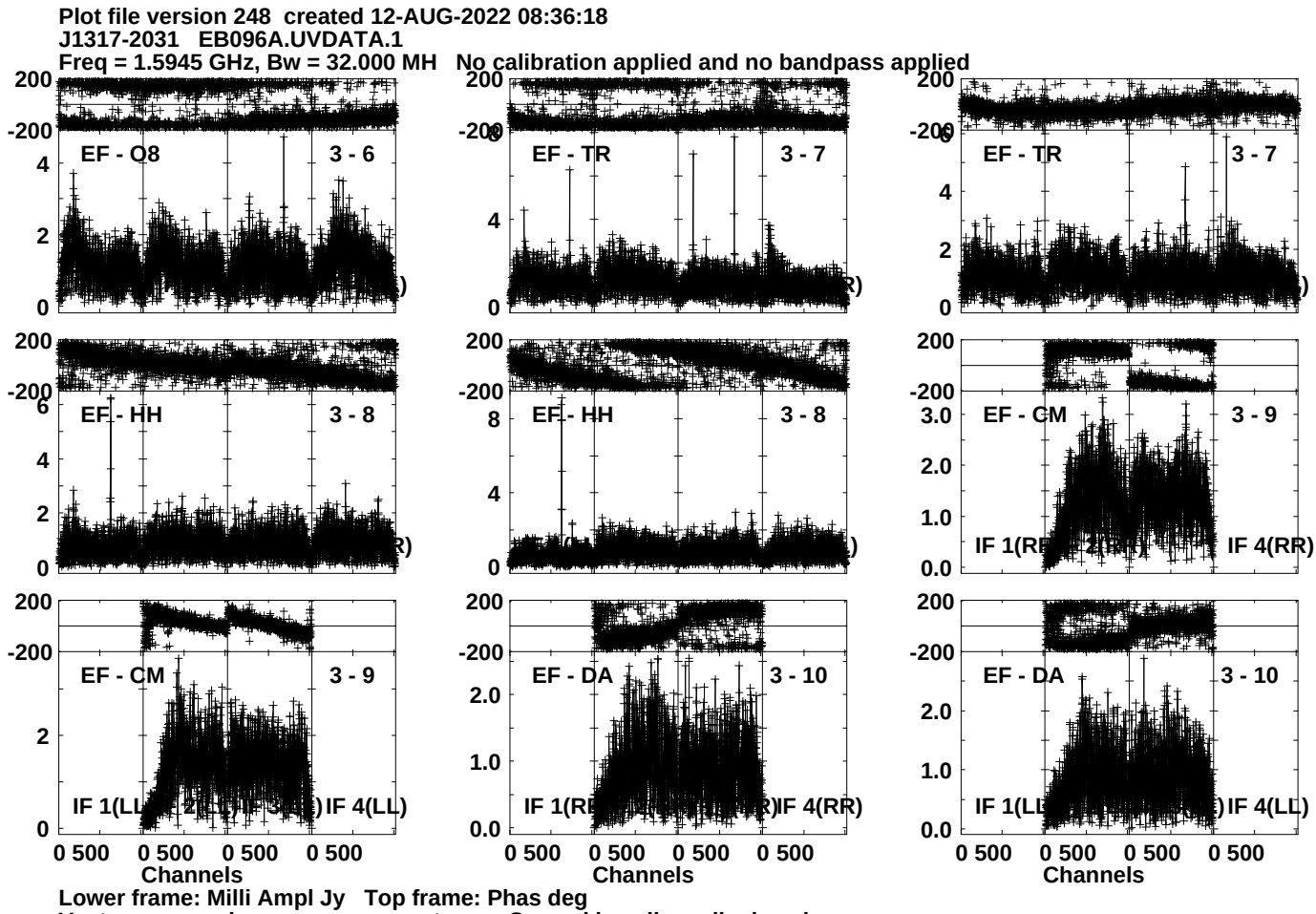
Plot file version 248 created 12-AUG-2022 08:36:18
J1317-2031 EB096A.UVDATA.1
Freq = 1.5945 GHz, Bw = 32.000 MH No calibration applied and no bandpass applied
EF - O8 3 - 6
EF - TR 3 - 7
EF - TR 3 - 7
EF - HH 3 - 8
EF - HH 3 - 8
EF - CM 3 - 9
IF 1(RR) IF 4(RR)
EF - CM 3 - 9
IF 1(LL) IF 4(LL)
EF - DA 3 - 10
IF 1(RR) IF 4(RR)
EF - DA 3 - 10
IF 1(LL) IF 4(LL)
Channels
Channels
Channels
Lower frame: Milli Ampl Jy Top frame: Phas deg
Vector averaged cross-power spectrum Several baselines displayed
Timerange: 00/23:07:21 to 00/23:08:19

Plot file version 249 created 12-AUG-2022 08:36:19
J1317-2031 EB096A.UVDATA.1
Freq = 1.5945 GHz, Bw = 32.000 MH No calibration applied and no bandpass applied

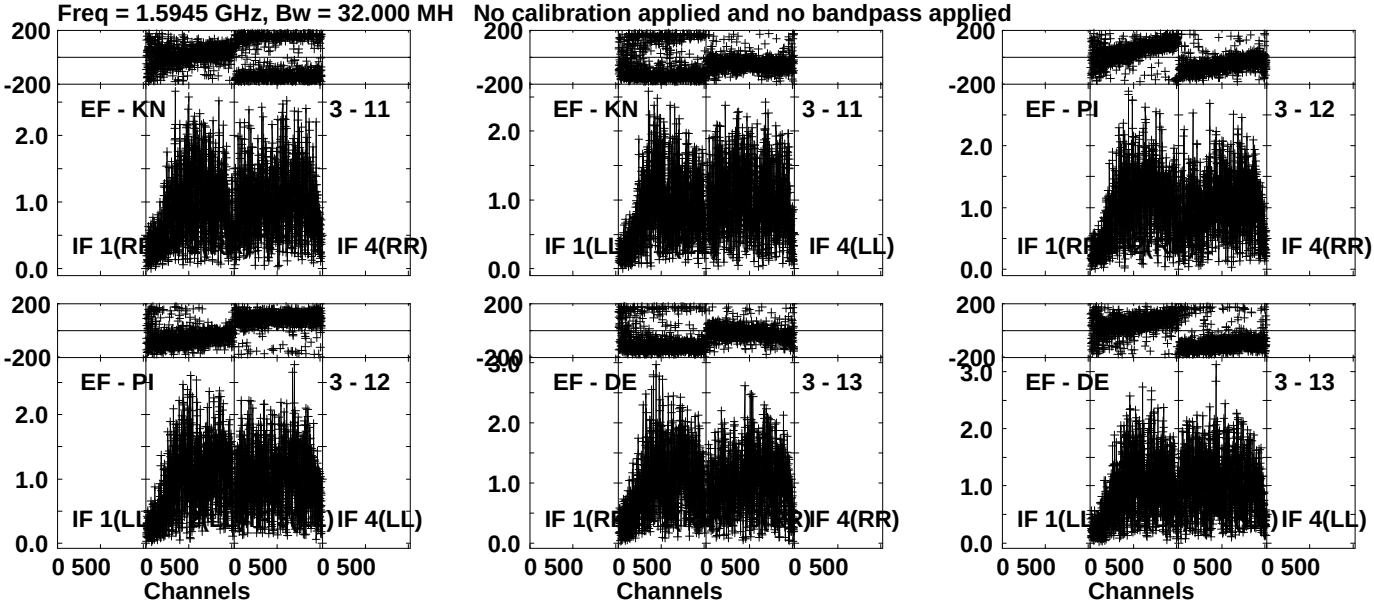

Lower frame: Milli Ampl Jy Top frame: Phas deg
Vector averaged cross-power spectrum Several baselines displayed
Timerange: 00/23:07:21 to 00/23:08:19

Plot file version 250 created 12-AUG-2022 08:36:21
FRB211127 EB096A.UVDATA.1
Freq = 1.5945 GHz, Bw = 32.000 MH No calibration applied and no bandpass applied

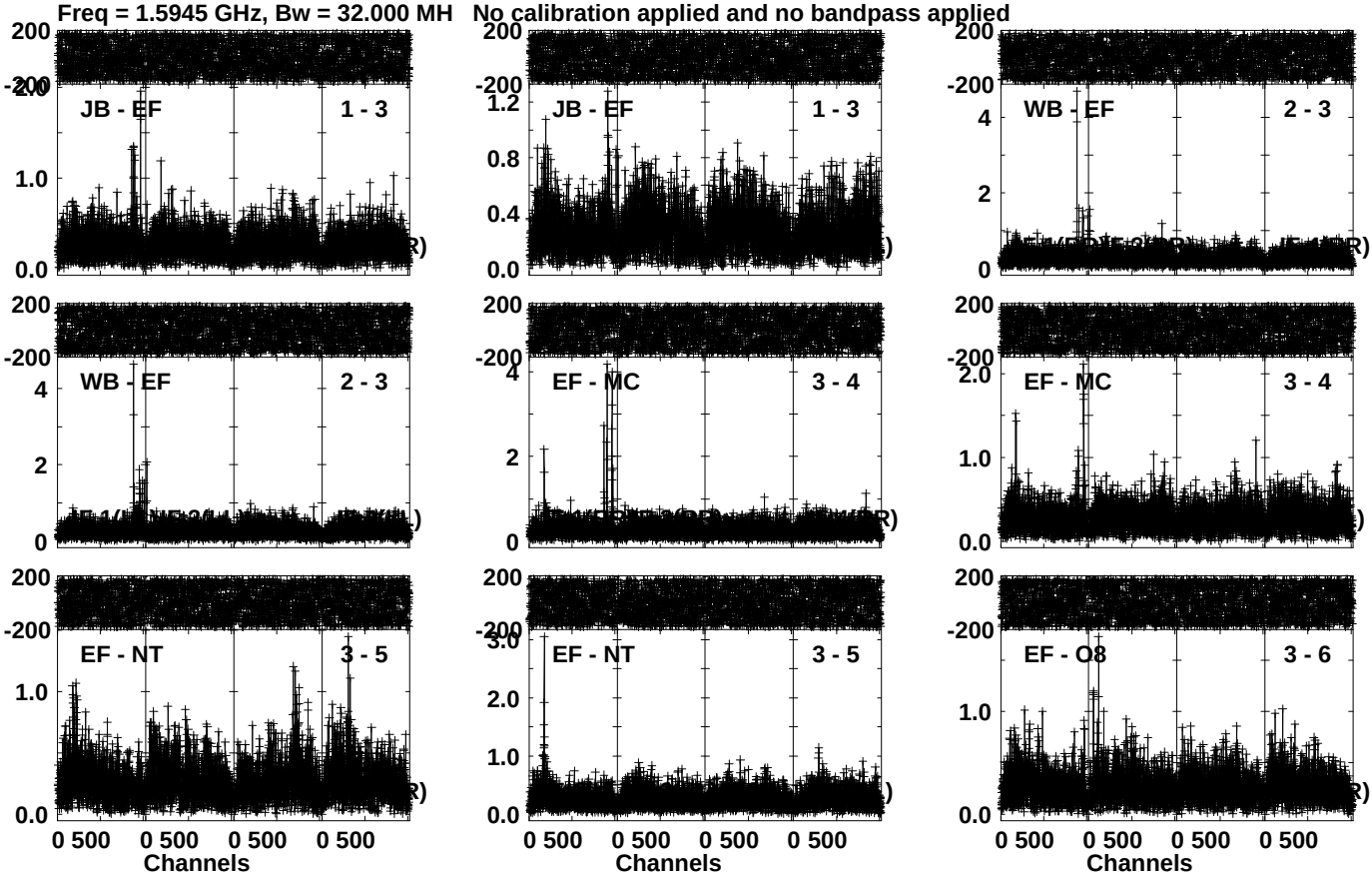

Lower frame: Milli Ampl Jy Top frame: Phas deg
Vector averaged cross-power spectrum Several baselines displayed
Timerange: 00/23:08:21 to 00/23:12:49

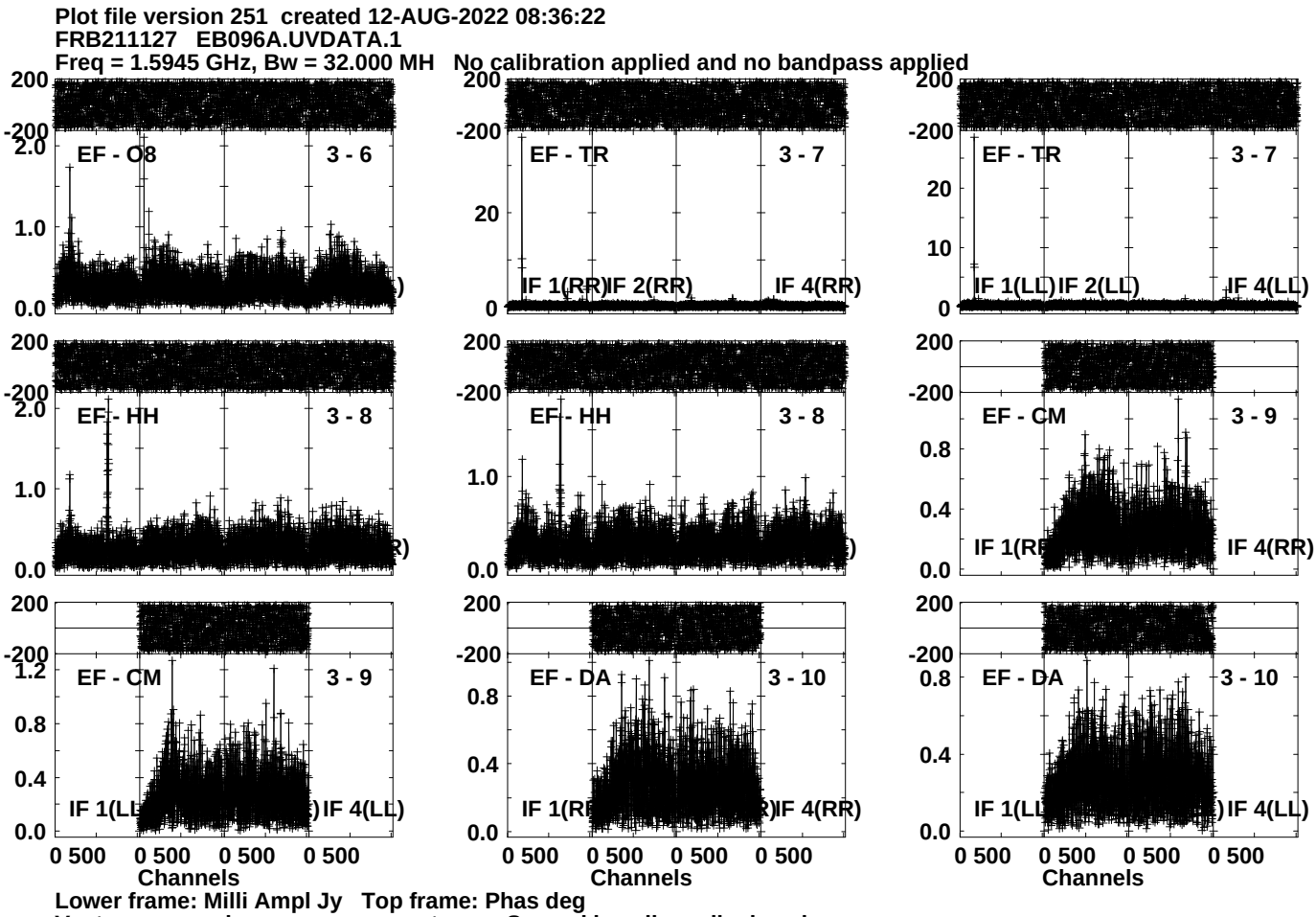
Plot file version 251 created 12-AUG-2022 08:36:22
FRB211127 EB096A.UVDATA.1
Freq = 1.5945 GHz, Bw = 32.000 MH No calibration applied and no bandpass applied
EF - O8
3 - 6
EF - TR
3 - 7
EF - TR
3 - 7
IF 1(RR)
IF 2(RR)
IF 4(RR)
IF 1(LL)
IF 2(LL)
IF 4(LL)
EF - HH
3 - 8
EF - HH
3 - 8
EF - CM
3 - 9
EF - CM
3 - 9
EF - DA
3 - 10
EF - DA
3 - 10
IF 4(LL)
IF 4(RR)
0 500
Channels
Lower frame: Milli Ampl Jy Top frame: Phas deg
Vector averaged cross-power spectrum Several baselines displayed
Timerange: 00/23:08:21 to 00/23:12:49

Plot file version 252 created 12-AUG-2022 08:36:25
FRB211127 EB096A.UVDATA.1
Freq = 1.5945 GHz, Bw = 32.000 MH No calibration applied and no bandpass applied

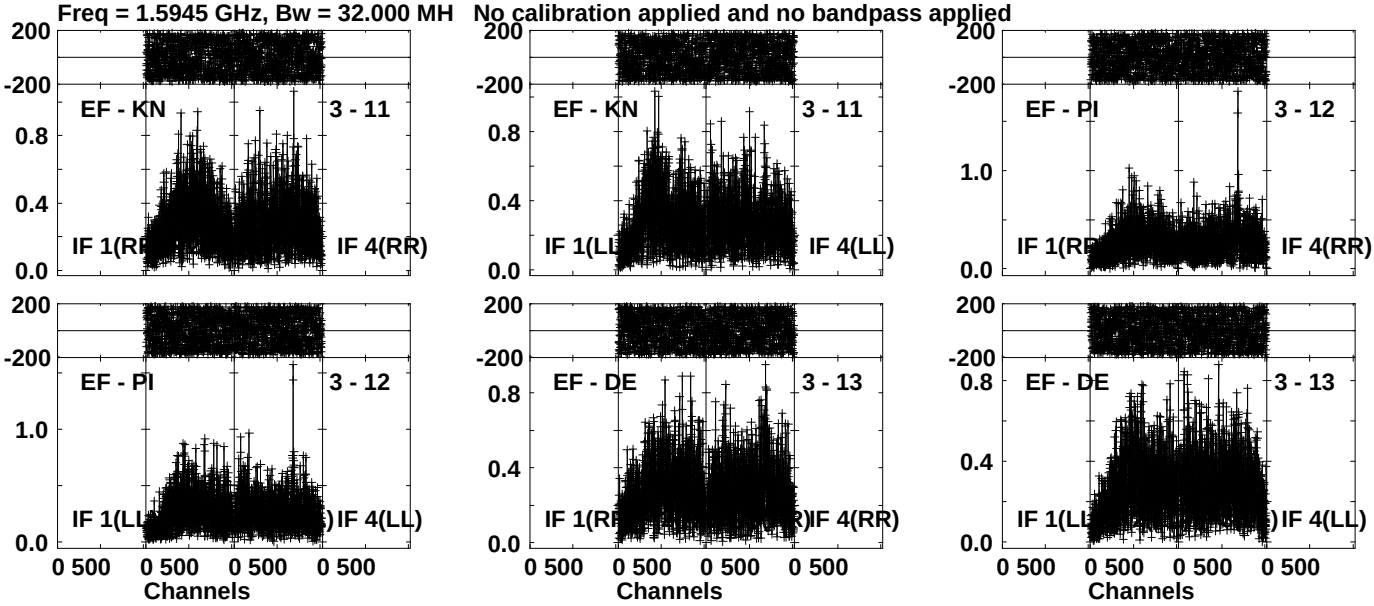

Lower frame: Milli Ampl Jy Top frame: Phas deg
Vector averaged cross-power spectrum Several baselines displayed
Timerange: 00/23:08:21 to 00/23:12:49

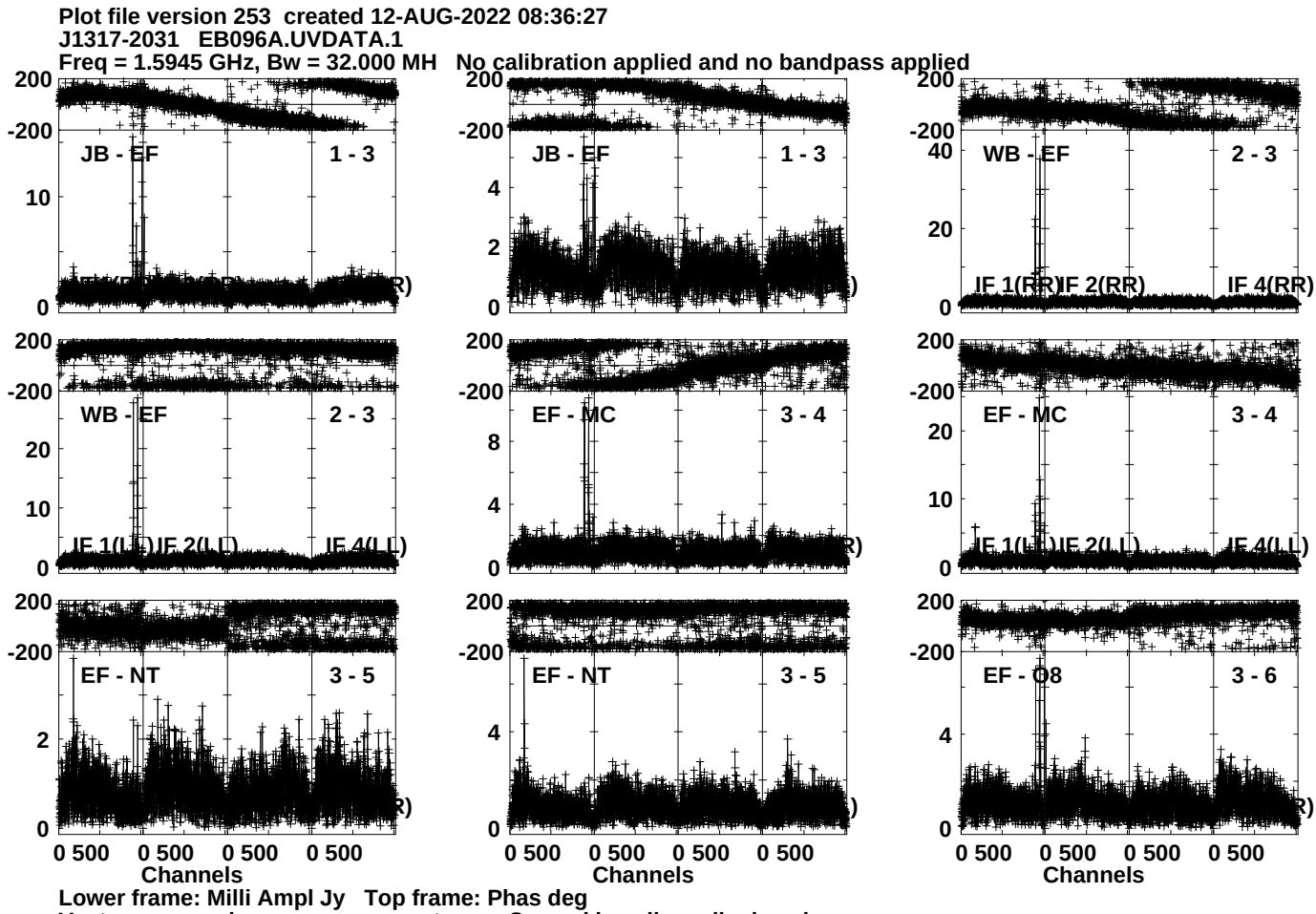
Plot file version 253 created 12-AUG-2022 08:36:27
J1317-2031 EB096A.UVDATA.1
Freq = 1.5945 GHz, Bw = 32.000 MH No calibration applied and no bandpass applied
JB - EF
1 - 3
JB - EF
1 - 3
WB - EF
2 - 3
IF 1(RR) IF 2(RR) IF 4(RR)
WB - EF
2 - 3
IF 1(LL) IF 2(LL) IF 4(LL)
EF - MC
3 - 4
EF - MC
3 - 4
IF 1(LL) IF 2(LL) IF 4(LL)
EF - NT
3 - 5
EF - NT
3 - 5
EF - O8
3 - 6
0 500 0 500 0 500 0 500
Channels
Lower frame: Milli Ampl Jy Top frame: Phas deg
Vector averaged cross-power spectrum Several baselines displayed
Timerange: 00/23:12:51 to 00/23:14:19

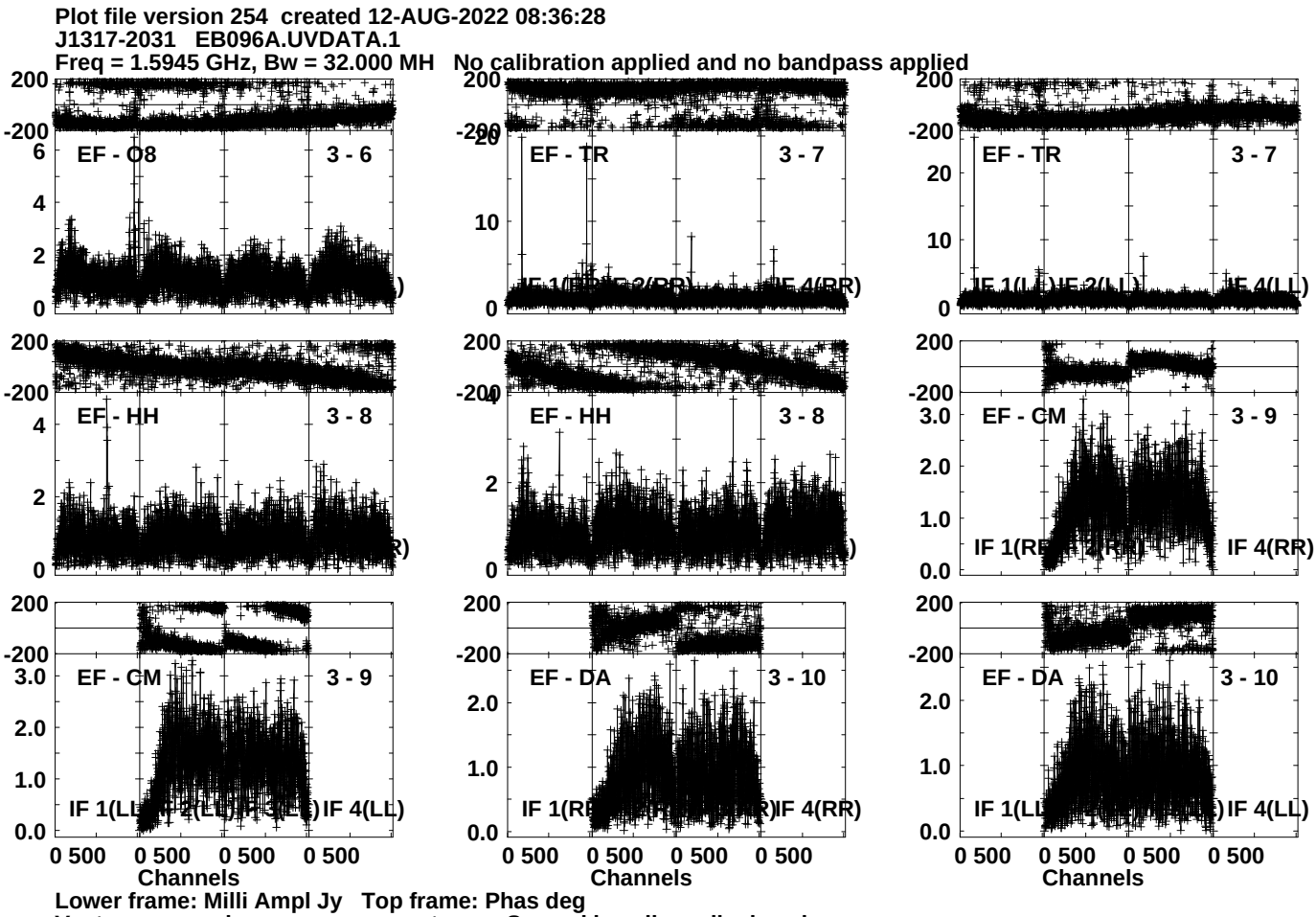
Plot file version 254 created 12-AUG-2022 08:36:28
J1317-2031 EB096A.UVDATA.1
Freq = 1.5945 GHz, Bw = 32.000 MH No calibration applied and no bandpass applied
EF - O8 3 - 6
EF - TR 3 - 7
EF - TR 3 - 7
EF - HH 3 - 8
EF - HH 3 - 8
EF - CM 3 - 9
EF - CM 3 - 9
EF - DA 3 - 10
EF - DA 3 - 10
IF 4(RR)
IF 4(LL)
0 500 0 500 0 500 0 500
Channels
Lower frame: Milli Ampl Jy Top frame: Phas deg
Vector averaged cross-power spectrum Several baselines displayed
Timerange: 00/23:12:51 to 00/23:14:19

Plot file version 255 created 12-AUG-2022 08:36:30
J1317-2031 EB096A.UVDATA.1
Freq = 1.5945 GHz, Bw = 32.000 MH No calibration applied and no bandpass applied

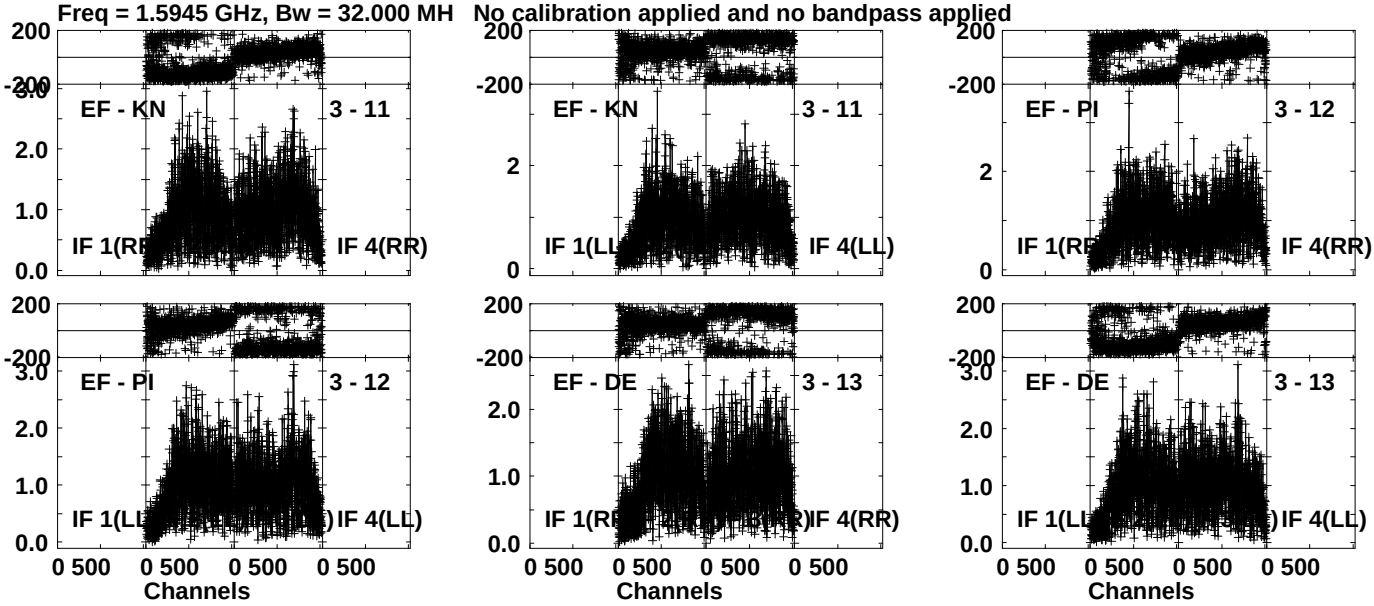

Lower frame: Milli Ampl Jy Top frame: Phas deg
Vector averaged cross-power spectrum Several baselines displayed
Timerange: 00/23:12:51 to 00/23:14:19

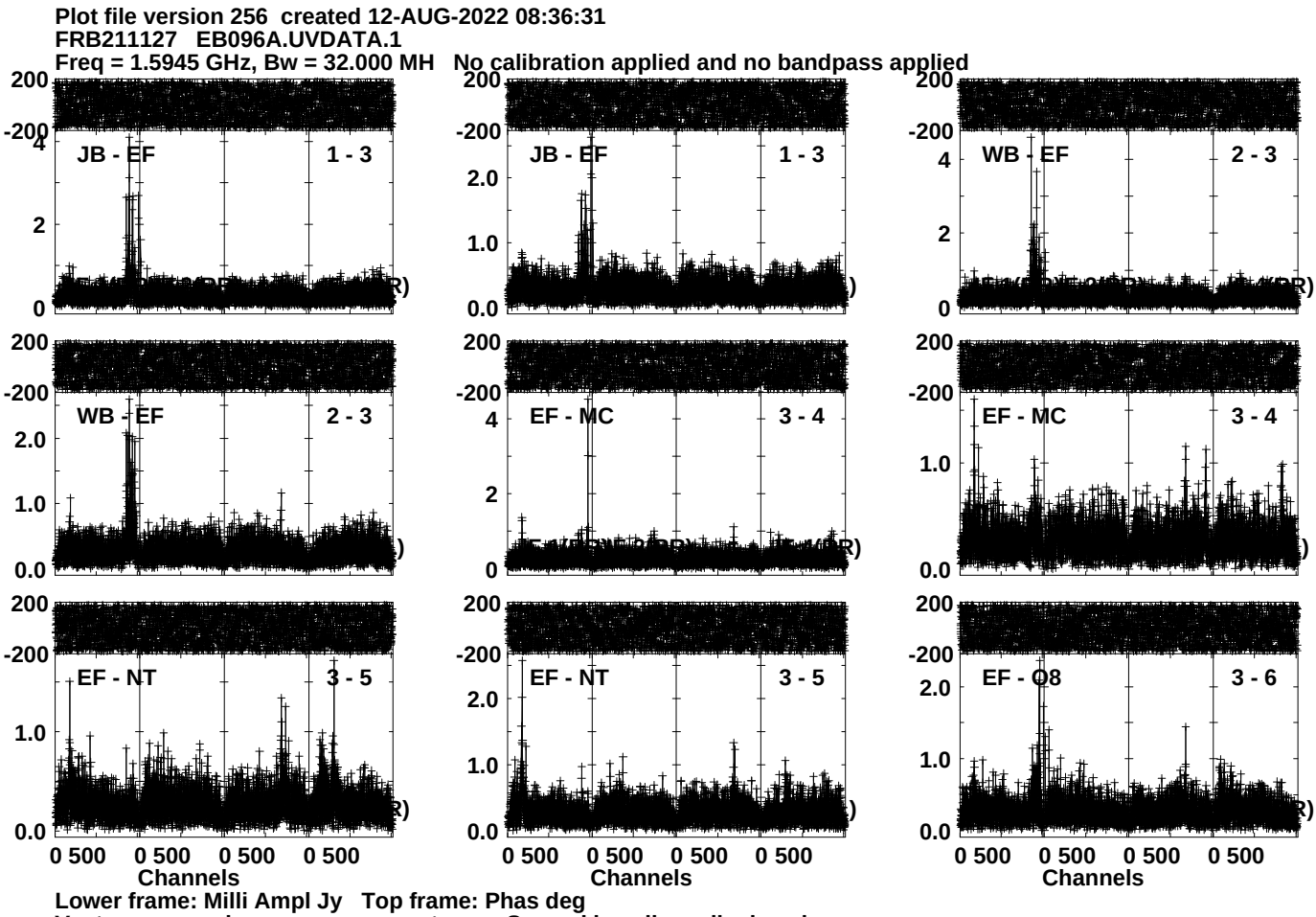
Plot file version 256 created 12-AUG-2022 08:36:31
FRB211127 EB096A.UVDATA.1
Freq = 1.5945 GHz, Bw = 32.000 MH No calibration applied and no bandpass applied
JB - EF 1 - 3
JB - EF 1 - 3
WB - EF 2 - 3
WB - EF 2 - 3
EF - MC 3 - 4
EF - MC 3 - 4
EF - NT 3 - 5
EF - NT 3 - 5
EF - O8 3 - 6
Channels
Channels
Channels
Lower frame: Milli Ampl Jy Top frame: Phas deg
Vector averaged cross-power spectrum Several baselines displayed
Timerange: 00/23:14:21 to 00/23:18:49

Plot file version 257 created 12-AUG-2022 08:36:33
FRB211127 EB096A.UVDATA.1
Freq = 1.5945 GHz, Bw = 32.000 MH No calibration applied and no bandpass applied

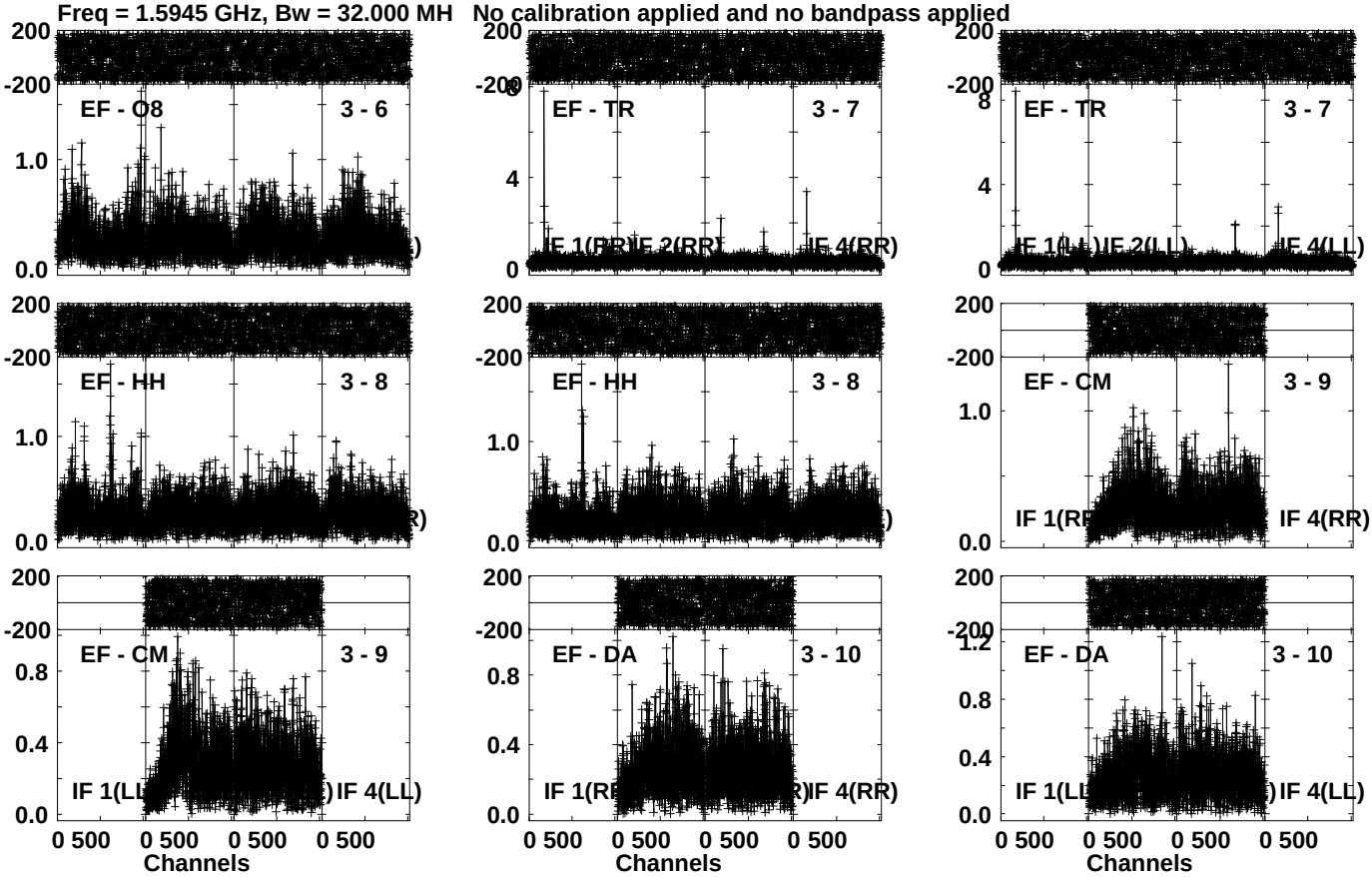

Lower frame: Milli Ampl Jy Top frame: Phas deg
Vector averaged cross-power spectrum Several baselines displayed
Timerange: 00/23:14:21 to 00/23:18:49

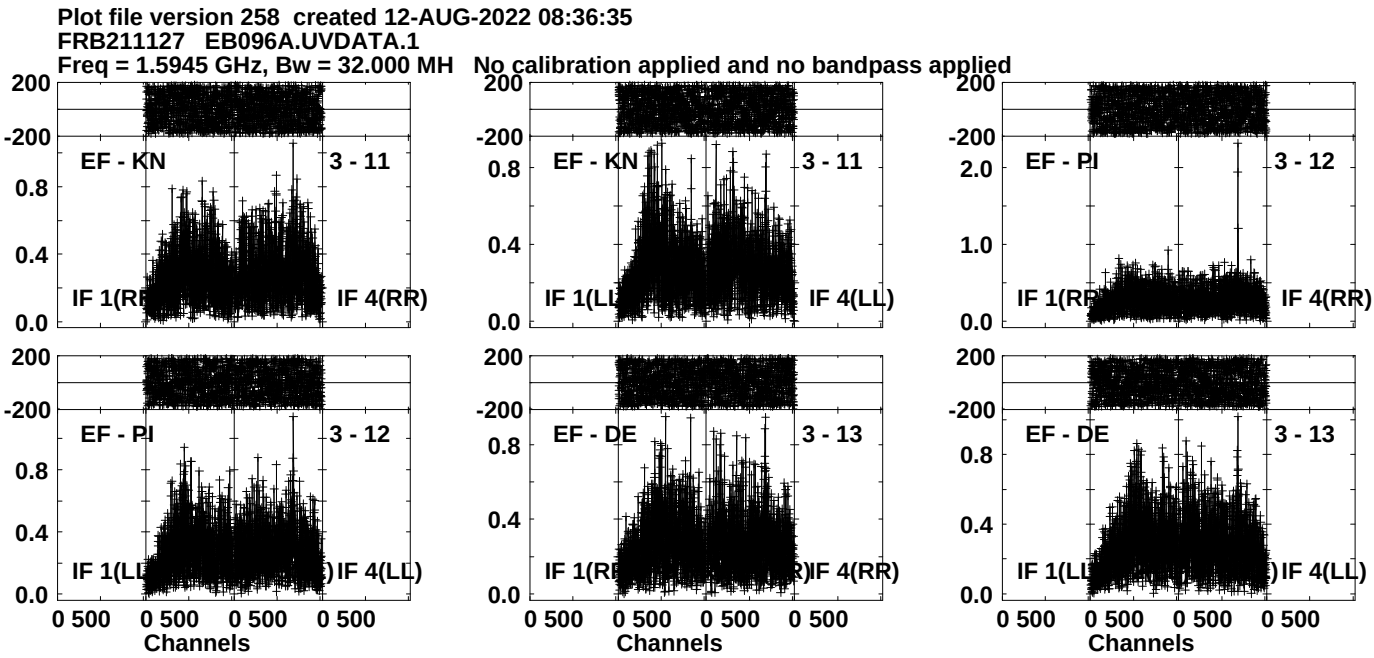

Lower frame: Milli Ampl Jy Top frame: Phas deg
Vector averaged cross-power spectrum Several baselines displayed
Timerange: 00/23:14:21 to 00/23:18:49

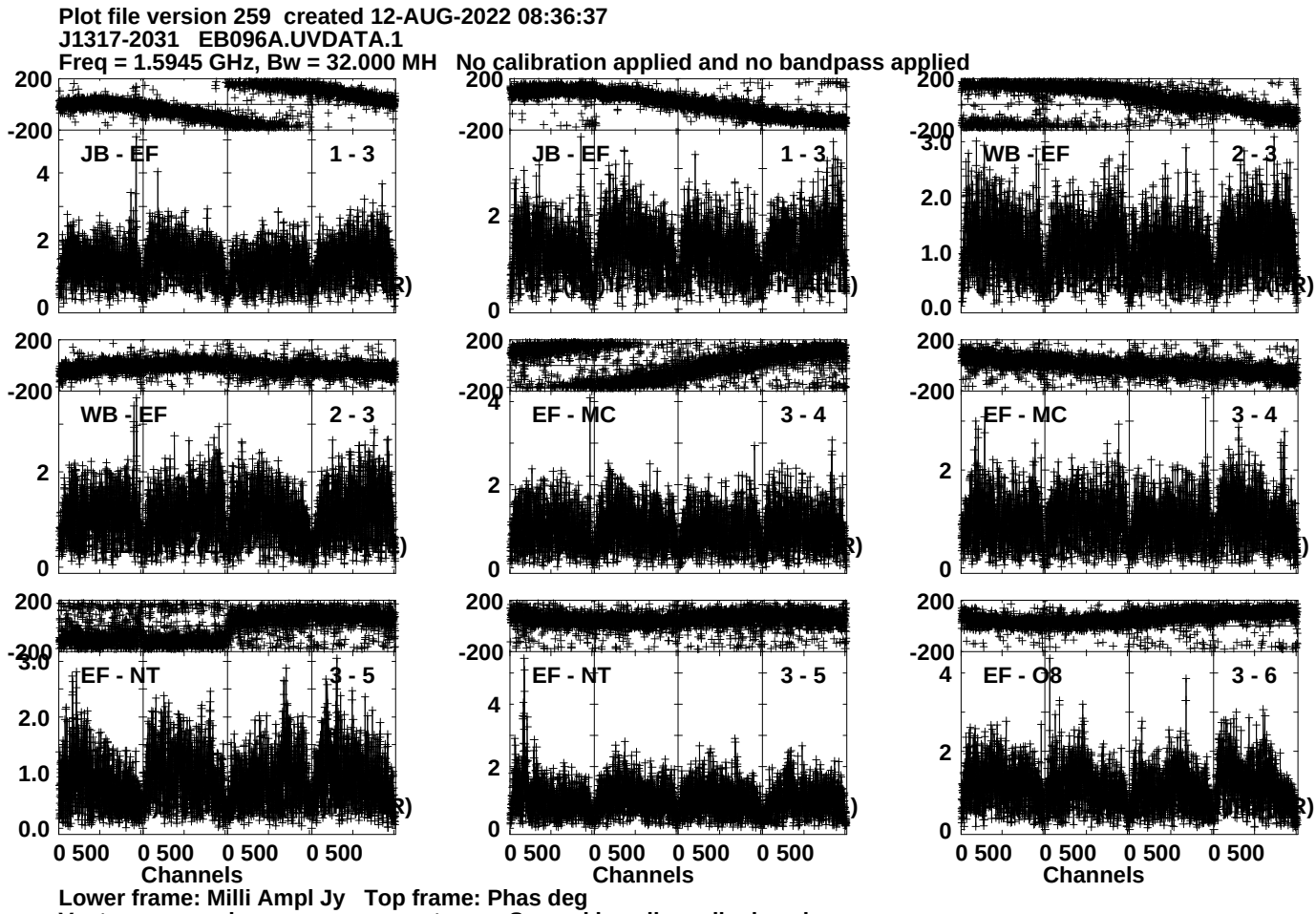
Plot file version 259 created 12-AUG-2022 08:36:37
J1317-2031 EB096A.UVDATA.1
Freq = 1.5945 GHz, Bw = 32.000 MH No calibration applied and no bandpass applied
JB - EF 1 - 3
JB - EF 1 - 3
WB - EF 2 - 3
WB - EF 2 - 3
EF - MC 3 - 4
EF - MC 3 - 4
EF - NT 3 - 5
EF - NT 3 - 5
EF - O8 3 - 6
Channels
Channels
Channels
Lower frame: Milli Ampl Jy Top frame: Phas deg
Vector averaged cross-power spectrum Several baselines displayed
Timerange: 00/23:19:21 to 00/23:20:19

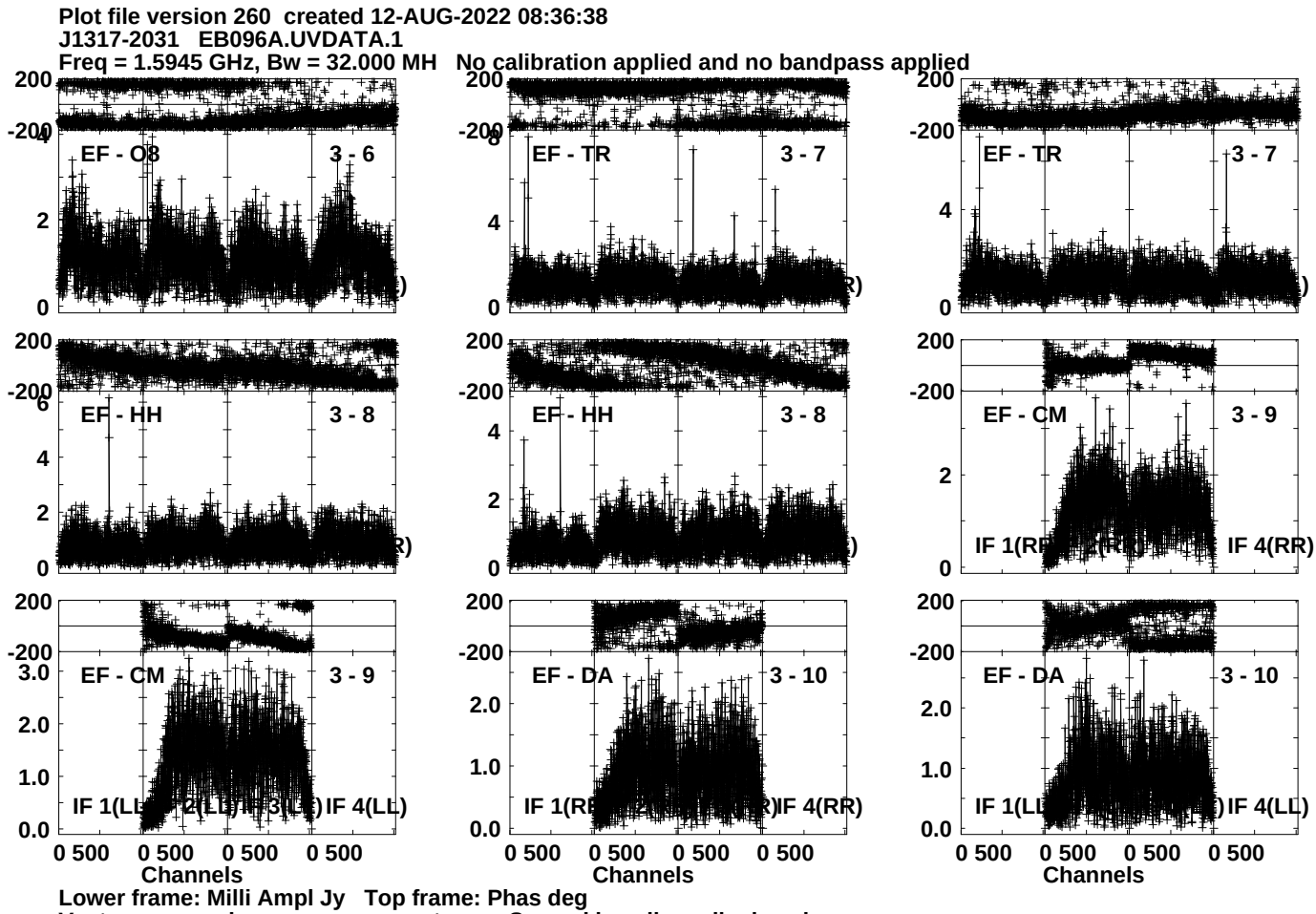
Plot file version 260 created 12-AUG-2022 08:36:38
J1317-2031 EB096A.UVDATA.1
Freq = 1.5945 GHz, Bw = 32.000 MH No calibration applied and no bandpass applied
EF - O8 3 - 6
EF - TR 3 - 7
EF - TR 3 - 7
EF - HH 3 - 8
EF - HH 3 - 8
EF - CM 3 - 9
EF - CM 3 - 9
EF - DA 3 - 10
EF - DA 3 - 10
IF 1(LL) IF 2(LL) IF 3(LL) IF 4(LL)
IF 1(RR) IF 4(RR)
IF 1(LL) IF 4(LL)
0 500 0 500 0 500 0 500
Channels
Lower frame: Milli Ampl Jy Top frame: Phas deg
Vector averaged cross-power spectrum Several baselines displayed
Timerange: 00/23:19:21 to 00/23:20:19

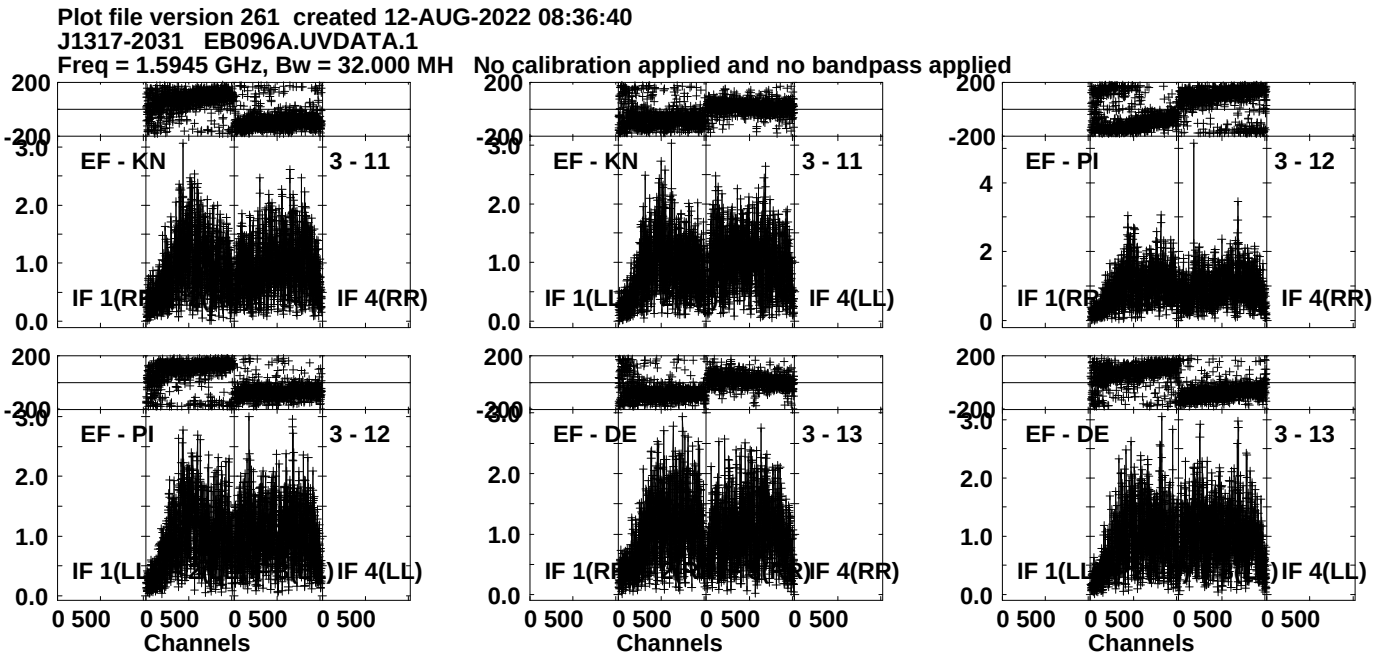

Lower frame: Milli Ampl Jy Top frame: Phas deg
Vector averaged cross-power spectrum Several baselines displayed
Timerange: 00/23:19:21 to 00/23:20:19

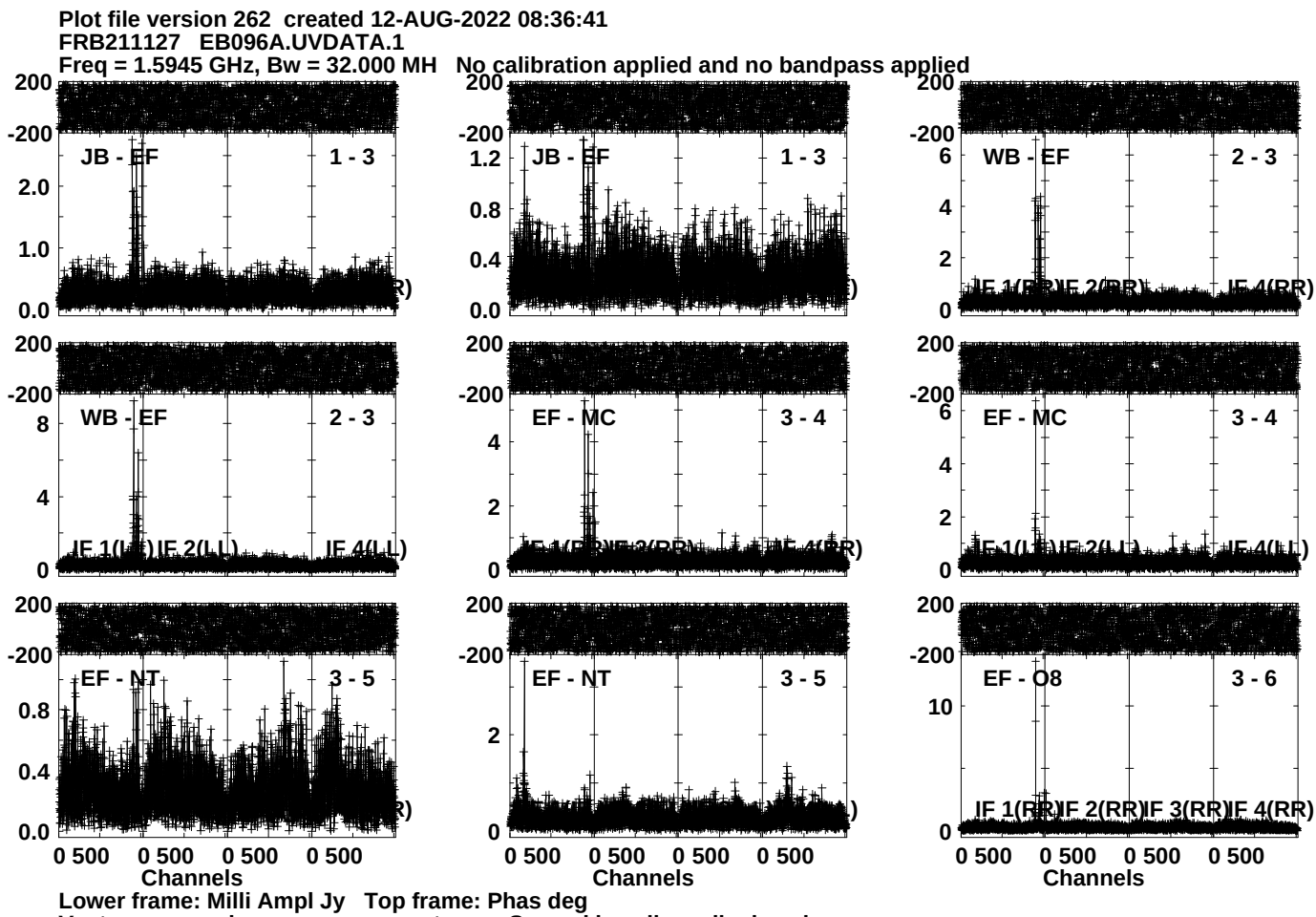
Plot file version 262 created 12-AUG-2022 08:36:41
FRB211127 EB096A.UVDATA.1
Freq = 1.5945 GHz, Bw = 32.000 MH No calibration applied and no bandpass applied
JB - EF 1 - 3
JB - EF 1 - 3
WB - EF 2 - 3
WB - EF 2 - 3
EF - MC 3 - 4
EF - MC 3 - 4
EF - NT 3 - 5
EF - NT 3 - 5
EF - O8 3 - 6
IF 1(RR) IF 2(RR) IF 3(RR) IF 4(RR)
IF 1(LL) IF 2(LL) IF 4(LL)
0 500 0 500 0 500 0 500
Channels
Lower frame: Milli Ampl Jy Top frame: Phas deg
Vector averaged cross-power spectrum Several baselines displayed
Timerange: 00/23:20:21 to 00/23:24:49

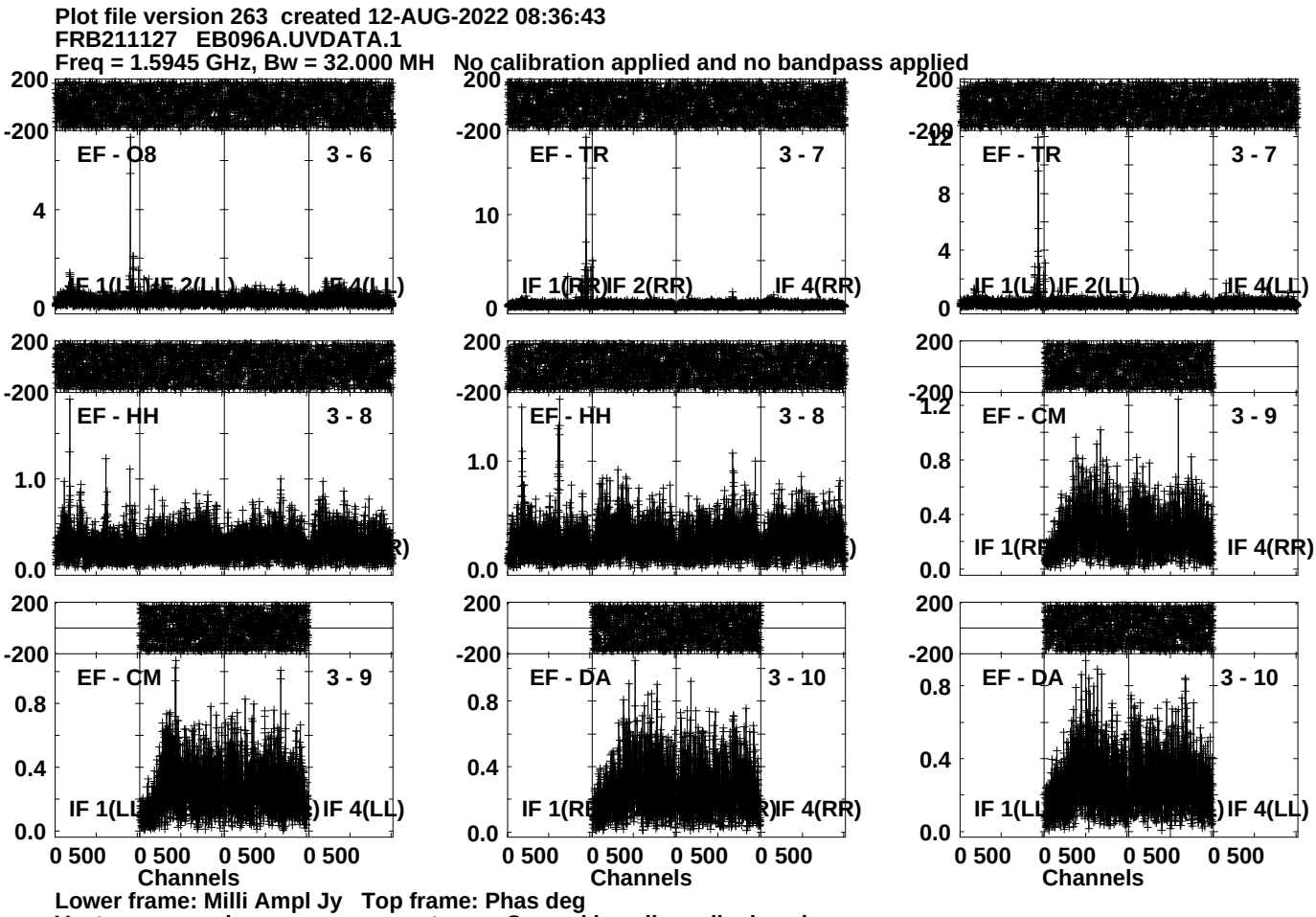
Plot file version 263 created 12-AUG-2022 08:36:43
FRB211127 EB096A.UVDATA.1
Freq = 1.5945 GHz, Bw = 32.000 MH No calibration applied and no bandpass applied
EF - O8
3 - 6
EF - TR
3 - 7
EF - TR
3 - 7
EF - HH
3 - 8
EF - HH
3 - 8
EF - CM
3 - 9
EF - CM
3 - 9
EF - DA
3 - 10
EF - DA
3 - 10
IF 1(RR)
IF 2(RR)
IF 4(RR)
IF 1(LL)
IF 2(LL)
IF 4(LL)
Channels
Lower frame: Milli Ampl Jy Top frame: Phas deg
Vector averaged cross-power spectrum Several baselines displayed
Timerange: 00/23:20:21 to 00/23:24:49

Plot file version 264 created 12-AUG-2022 08:36:45
FRB211127 EB096A.UVDATA.1
Freq = 1.5945 GHz, Bw = 32.000 MH No calibration applied and no bandpass applied

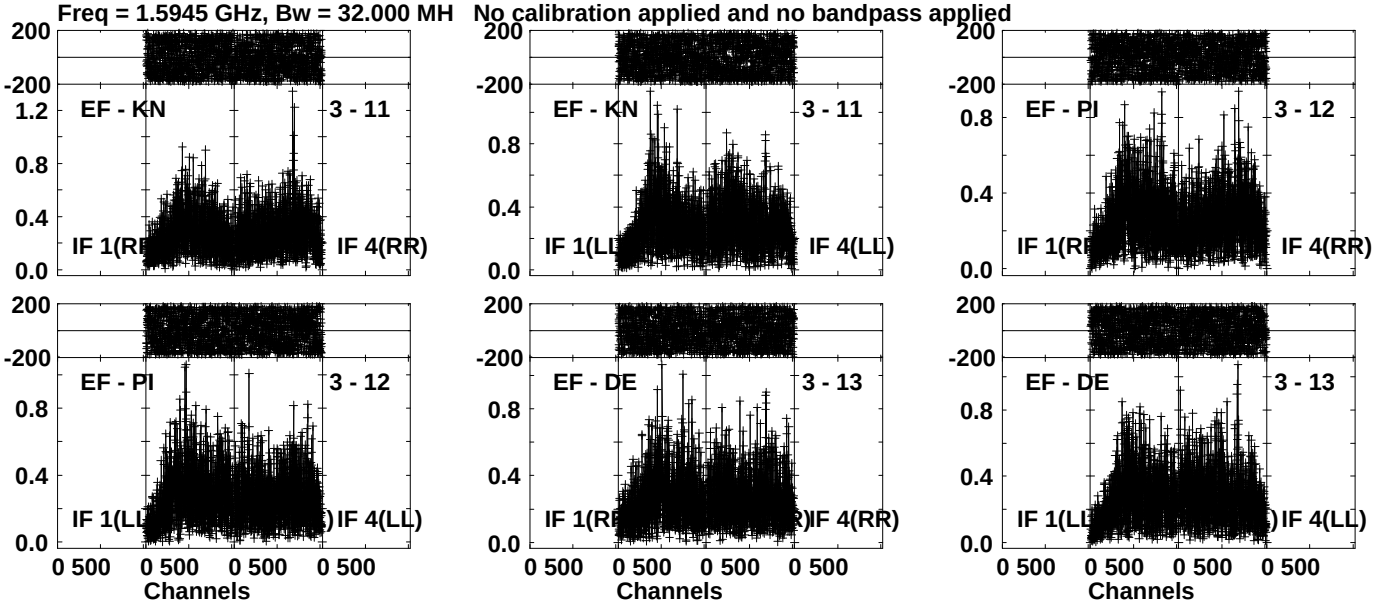

Lower frame: Milli Ampl Jy Top frame: Phas deg
Vector averaged cross-power spectrum Several baselines displayed
Timerange: 00/23:20:21 to 00/23:24:49

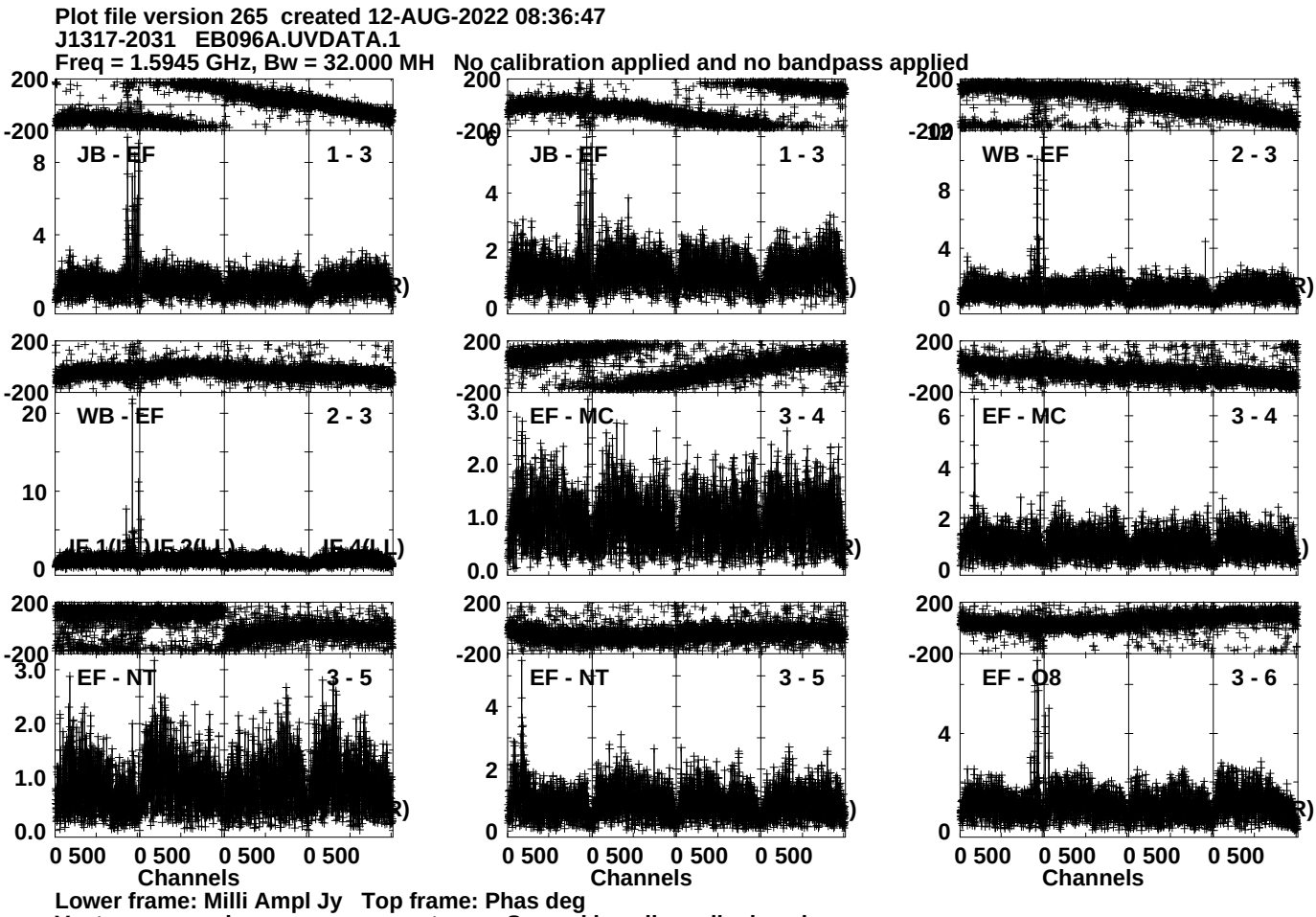
Plot file version 265 created 12-AUG-2022 08:36:47
J1317-2031 EB096A.UVDATA.1
Freq = 1.5945 GHz, Bw = 32.000 MH No calibration applied and no bandpass applied
JB - EF
1 - 3
JB - EF
1 - 3
WB - EF
2 - 3
WB - EF
2 - 3
EF - MC
3 - 4
EF - MC
3 - 4
EF - NT
3 - 5
EF - NT
3 - 5
EF - O8
3 - 6
Channels
Channels
Channels
Lower frame: Milli Ampl Jy Top frame: Phas deg
Vector averaged cross-power spectrum Several baselines displayed
Timerange: 00/23:24:51 to 00/23:26:19

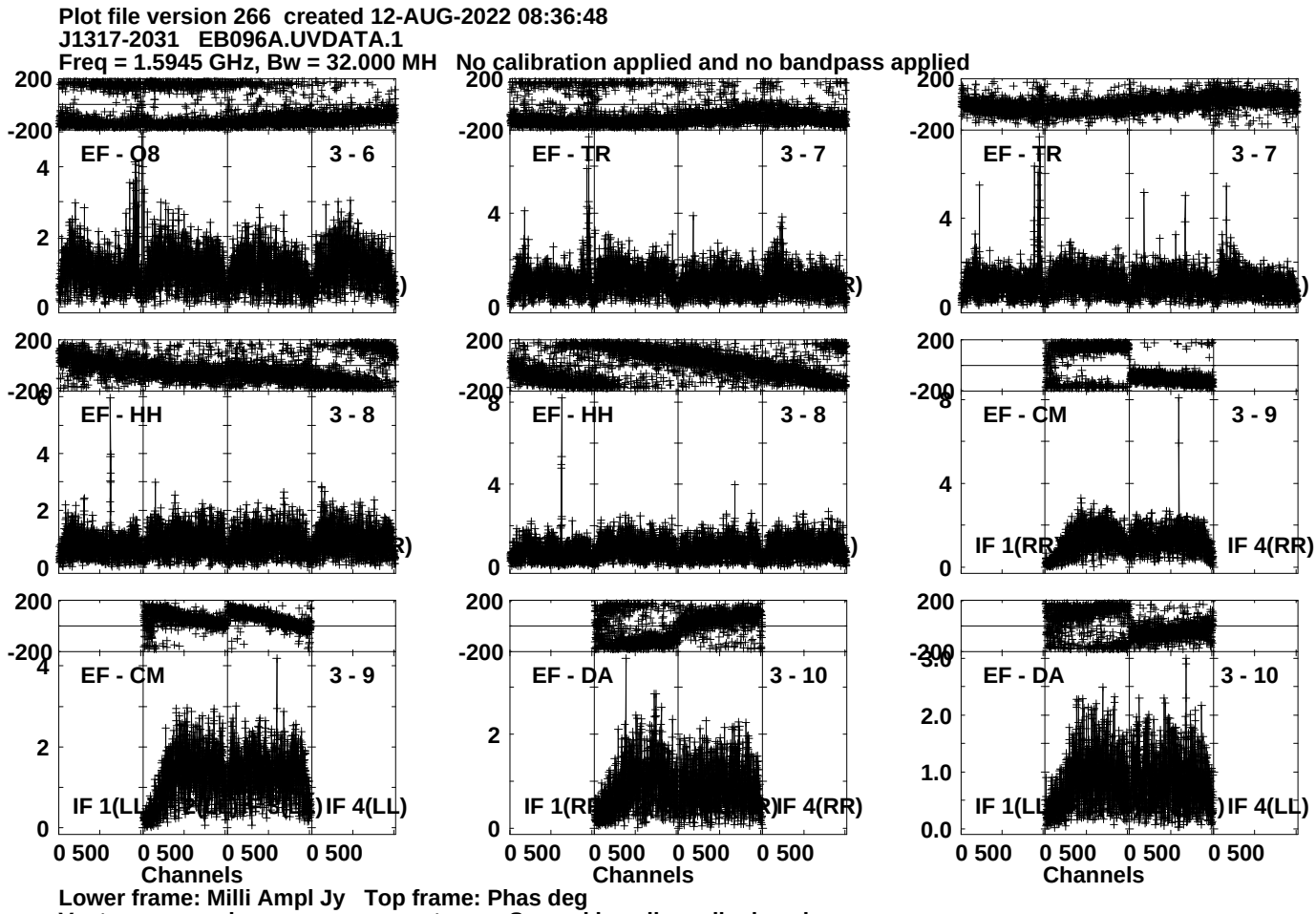
Plot file version 266 created 12-AUG-2022 08:36:48
J1317-2031 EB096A.UVDATA.1
Freq = 1.5945 GHz, Bw = 32.000 MH No calibration applied and no bandpass applied
EF - O8 3 - 6
EF - TR 3 - 7
EF - TR 3 - 7
EF - HH 3 - 8
EF - HH 3 - 8
EF - CM 3 - 9
IF 1(RR) IF 4(RR)
EF - CM 3 - 9
IF 1(LL) IF 4(LL)
EF - DA 3 - 10
IF 1(RR) IF 4(RR)
EF - DA 3 - 10
IF 1(LL) IF 4(LL)
200
-200
4
2
0
8
3.0
2.0
1.0
0.0
0 500 0 500 0 500 0 500
Channels
Lower frame: Milli Ampl Jy Top frame: Phas deg
Vector averaged cross-power spectrum Several baselines displayed
Timerange: 00/23:24:51 to 00/23:26:19

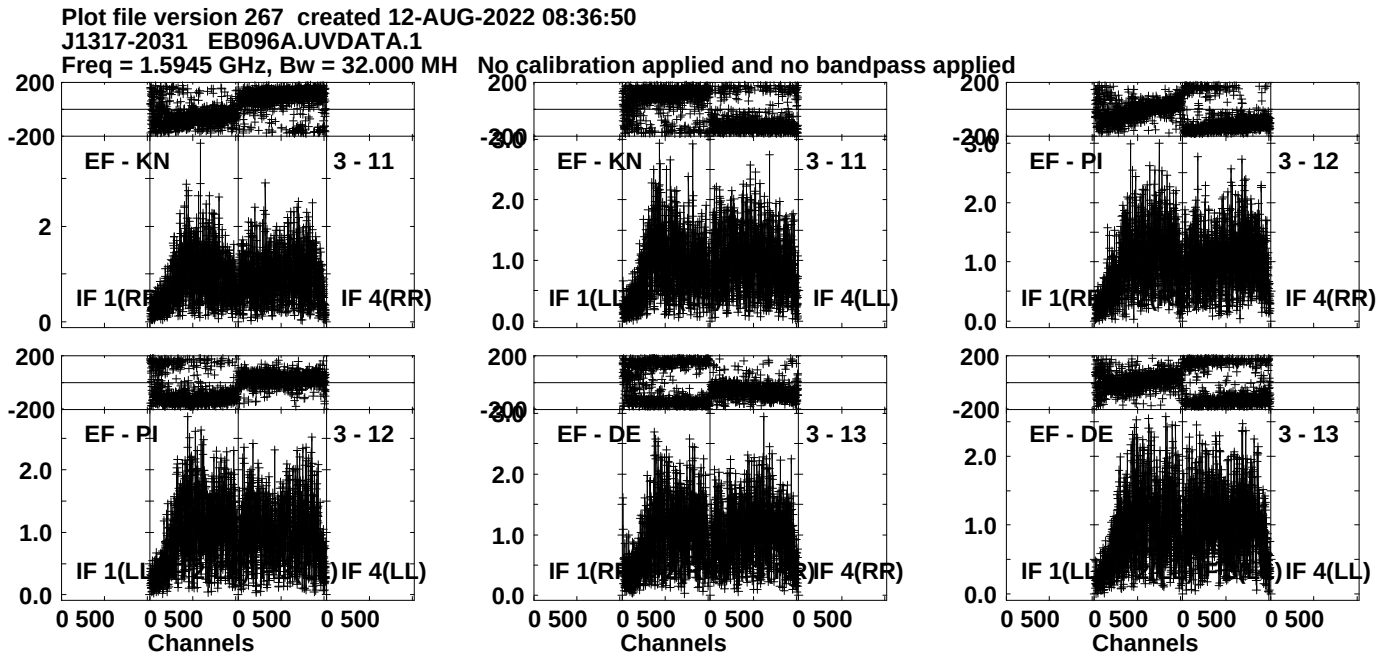
Plot file version 267 created 12-AUG-2022 08:36:50
J1317-2031 EB096A.UVDATA.1
Freq = 1.5945 GHz, Bw = 32.000 MH No calibration applied and no bandpass applied
EF - KN
3 - 11
IF 1(RR)
IF 4(RR)
EF - KN
3 - 11
IF 1(LL)
IF 4(LL)
EF - PI
3 - 12
IF 1(RR)
IF 4(RR)
EF - PI
3 - 12
IF 1(LL)
IF 4(LL)
EF - DE
3 - 13
IF 1(RR)
IF 4(RR)
EF - DE
3 - 13
IF 1(LL)
IF 4(LL)
200
-200
2
0
3.0
2.0
1.0
0.0
0 500
Channels
Lower frame: Milli Ampl Jy Top frame: Phas deg
Vector averaged cross-power spectrum Several baselines displayed
Timerange: 00/23:24:51 to 00/23:26:19

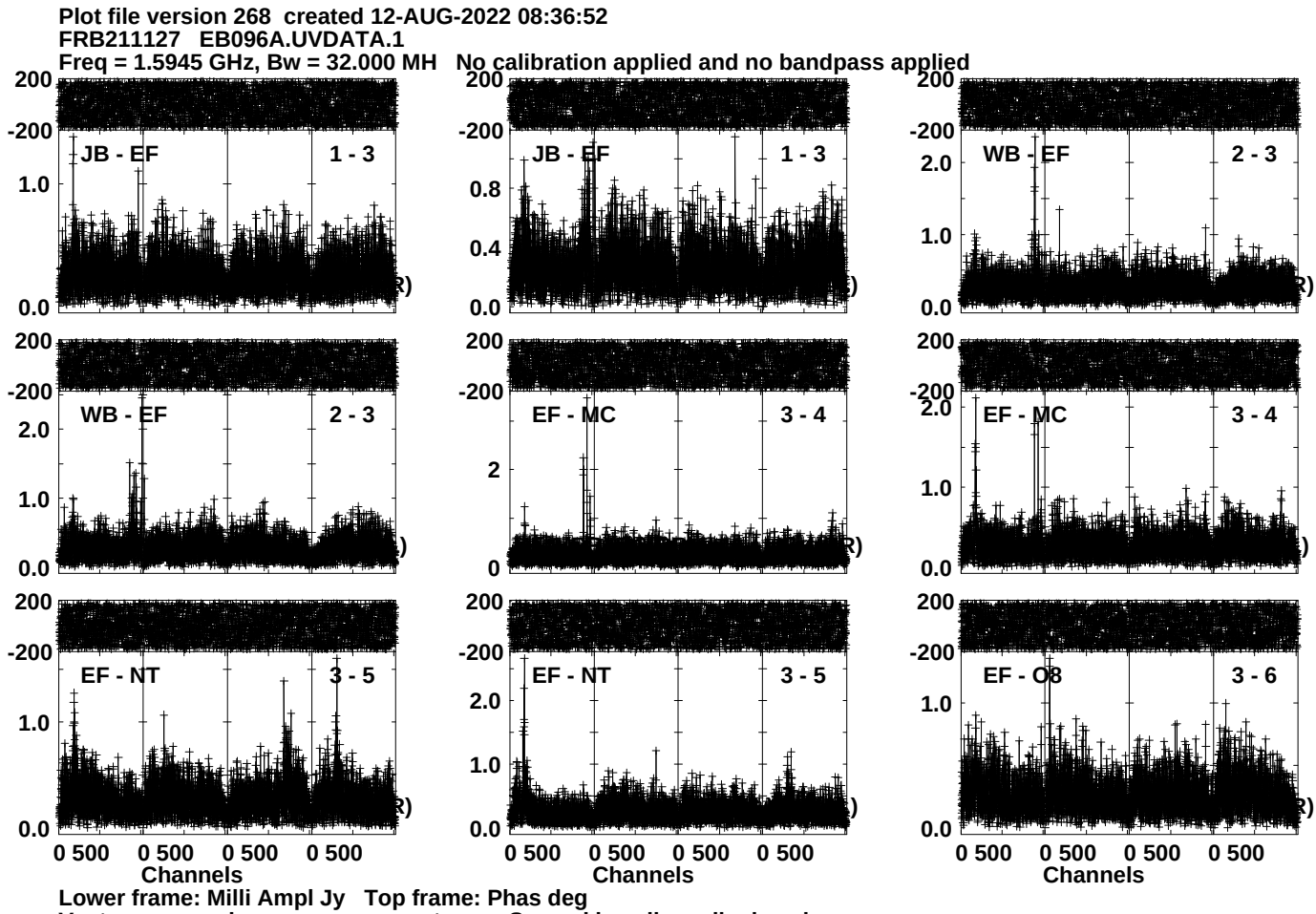
Plot file version 268 created 12-AUG-2022 08:36:52
FRB211127 EB096A.UVDATA.1
Freq = 1.5945 GHz, Bw = 32.000 MH No calibration applied and no bandpass applied
JB - EF 1 - 3
JB - EF 1 - 3
WB - EF 2 - 3
WB - EF 2 - 3
EF - MC 3 - 4
EF - MC 3 - 4
EF - NT 3 - 5
EF - NT 3 - 5
EF - O8 3 - 6
Channels
Channels
Channels
Lower frame: Milli Ampl Jy Top frame: Phas deg
Vector averaged cross-power spectrum Several baselines displayed
Timerange: 00/23:26:21 to 00/23:30:49

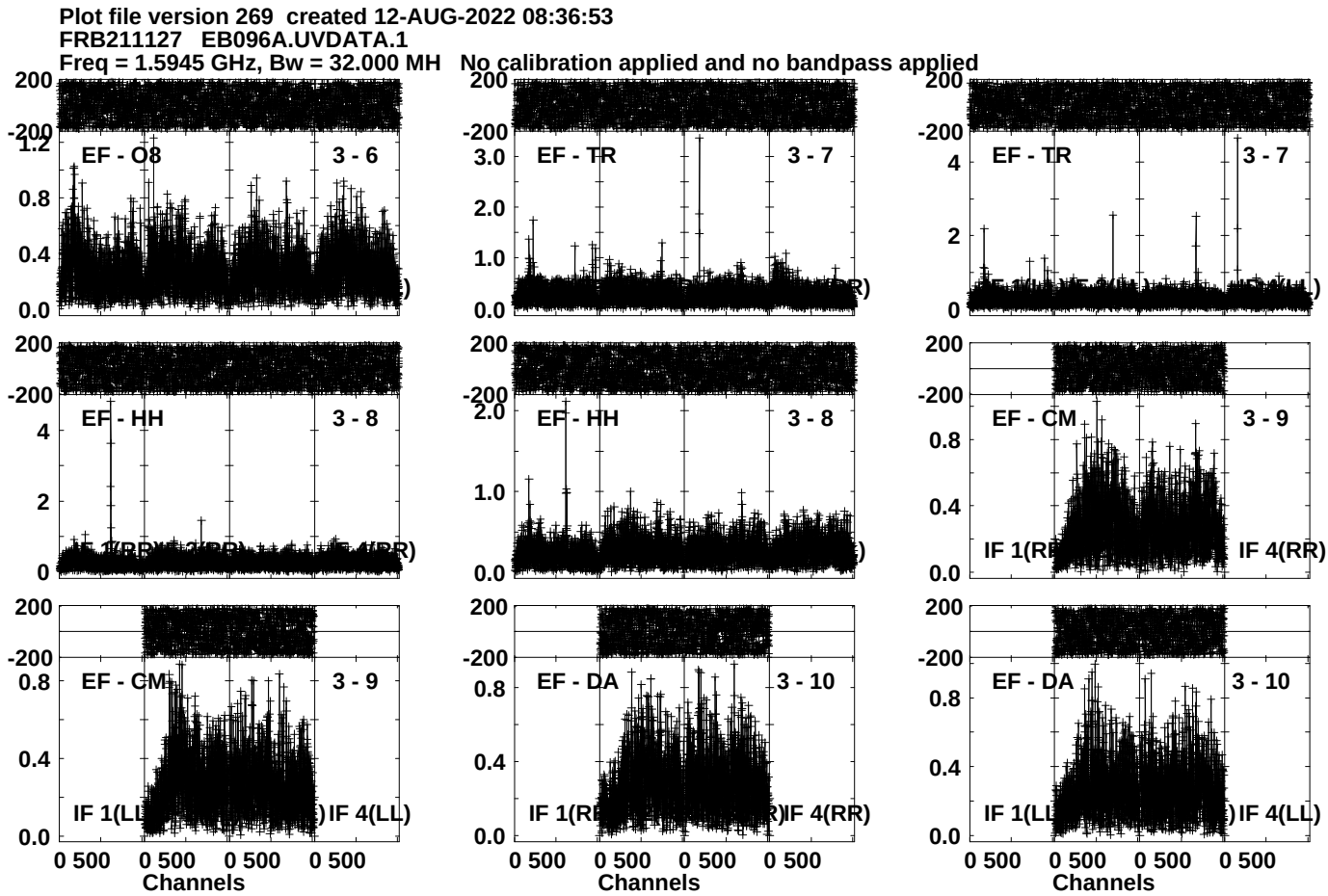
Plot file version 269 created 12-AUG-2022 08:36:53
FRB211127 EB096A.UVDATA.1
Freq = 1.5945 GHz, Bw = 32.000 MH No calibration applied and no bandpass applied
EF - O8 3 - 6
EF - TR 3 - 7
EF - TR 3 - 7
EF - HH 3 - 8
EF - HH 3 - 8
EF - CM 3 - 9
EF - CM 3 - 9
EF - DA 3 - 10
EF - DA 3 - 10
IF 1(RR) IF 4(RR)
IF 1(LL) IF 4(LL)
Channels
Lower frame: Milli Ampl Jy Top frame: Phas deg
Vector averaged cross-power spectrum Several baselines displayed
Timerange: 00/23:26:21 to 00/23:30:49

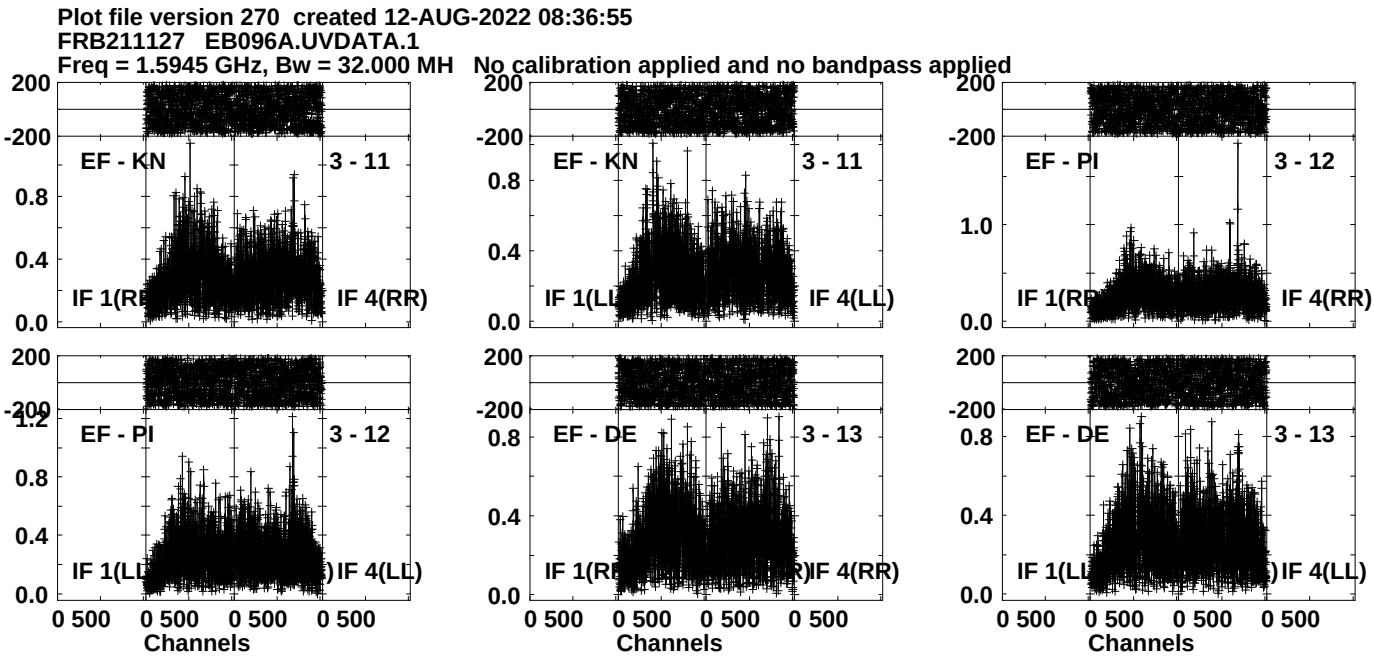
Plot file version 270 created 12-AUG-2022 08:36:55
FRB211127 EB096A.UVDATA.1
Freq = 1.5945 GHz, Bw = 32.000 MH No calibration applied and no bandpass applied
EF - KN
3 - 11
IF 1(RR)
IF 4(RR)
EF - KN
3 - 11
IF 1(LL)
IF 4(LL)
EF - PI
3 - 12
IF 1(RR)
IF 4(RR)
EF - PI
3 - 12
IF 1(LL)
IF 4(LL)
EF - DE
3 - 13
IF 1(RR)
IF 4(RR)
EF - DE
3 - 13
IF 1(LL)
IF 4(LL)
Channels
Channels
Channels
Lower frame: Milli Ampl Jy Top frame: Phas deg
Vector averaged cross-power spectrum Several baselines displayed
Timerange: 00/23:26:21 to 00/23:30:49

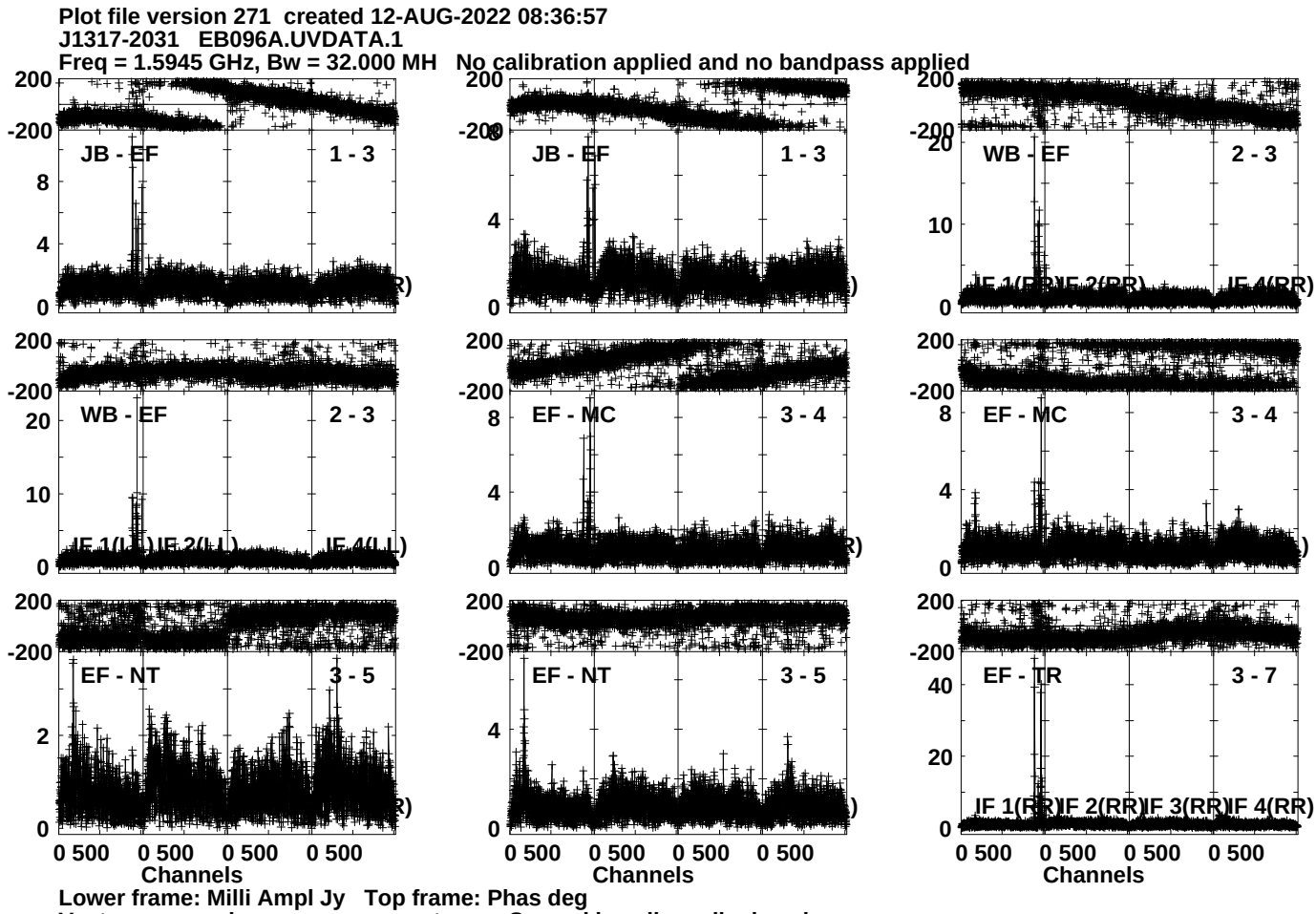
Plot file version 271 created 12-AUG-2022 08:36:57
J1317-2031 EB096A.UVDATA.1
Freq = 1.5945 GHz, Bw = 32.000 MH No calibration applied and no bandpass applied
JB - EF 1 - 3
JB - EF 1 - 3
WB - EF 2 - 3
WB - EF 2 - 3
EF - MC 3 - 4
EF - MC 3 - 4
EF - NT 3 - 5
EF - NT 3 - 5
EF - TR 3 - 7
IF 1(RR) IF 2(RR) IF 4(RR)
IF 1(RR) IF 2(RR) IF 3(RR) IF 4(RR)
Channels
Channels
Channels
Lower frame: Milli Ampl Jy Top frame: Phas deg
Vector averaged cross-power spectrum Several baselines displayed
Timerange: 00/23:31:21 to 00/23:32:19

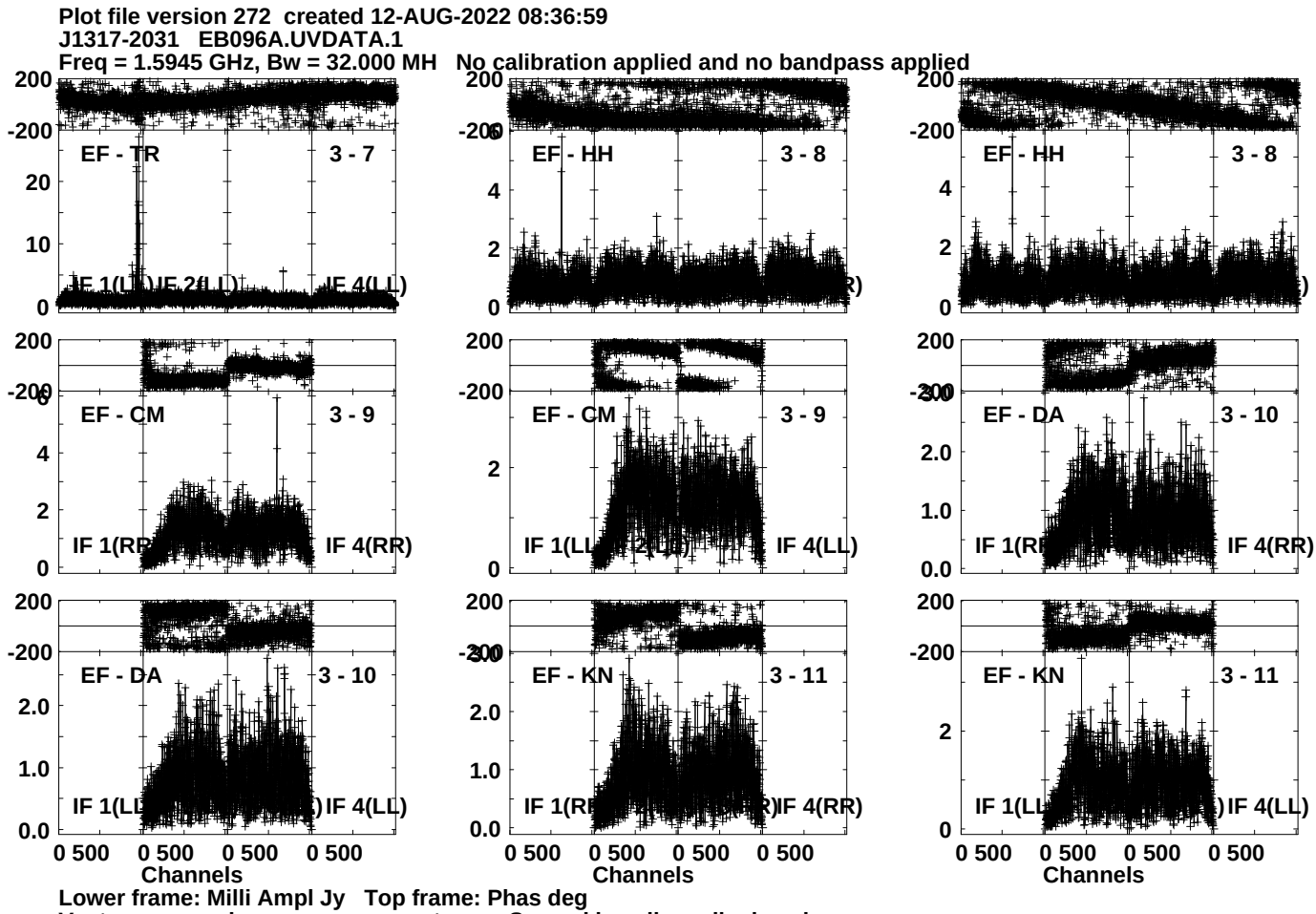
Plot file version 272 created 12-AUG-2022 08:36:59
J1317-2031 EB096A.UVDATA.1
Freq = 1.5945 GHz, Bw = 32.000 MH No calibration applied and no bandpass applied
EF - TR
3 - 7
EF - HH
3 - 8
EF - HH
3 - 8
EF - CM
3 - 9
EF - CM
3 - 9
EF - DA
3 - 10
EF - DA
3 - 10
EF - KN
3 - 11
EF - KN
3 - 11
IF 4(LL)
IF 4(RR)
IF 4(LL)
IF 4(RR)
IF 4(LL)
IF 4(RR)
IF 4(LL)
IF 4(LL)
Channels
Channels
Channels
Lower frame: Milli Ampl Jy Top frame: Phas deg
Vector averaged cross-power spectrum Several baselines displayed
Timerange: 00/23:31:21 to 00/23:32:19

Plot file version 273 created 12-AUG-2022 08:37:00
J1317-2031 EB096A.UVDATA.1
Freq = 1.5945 GHz, Bw = 32.000 MH No calibration applied and no bandpass applied

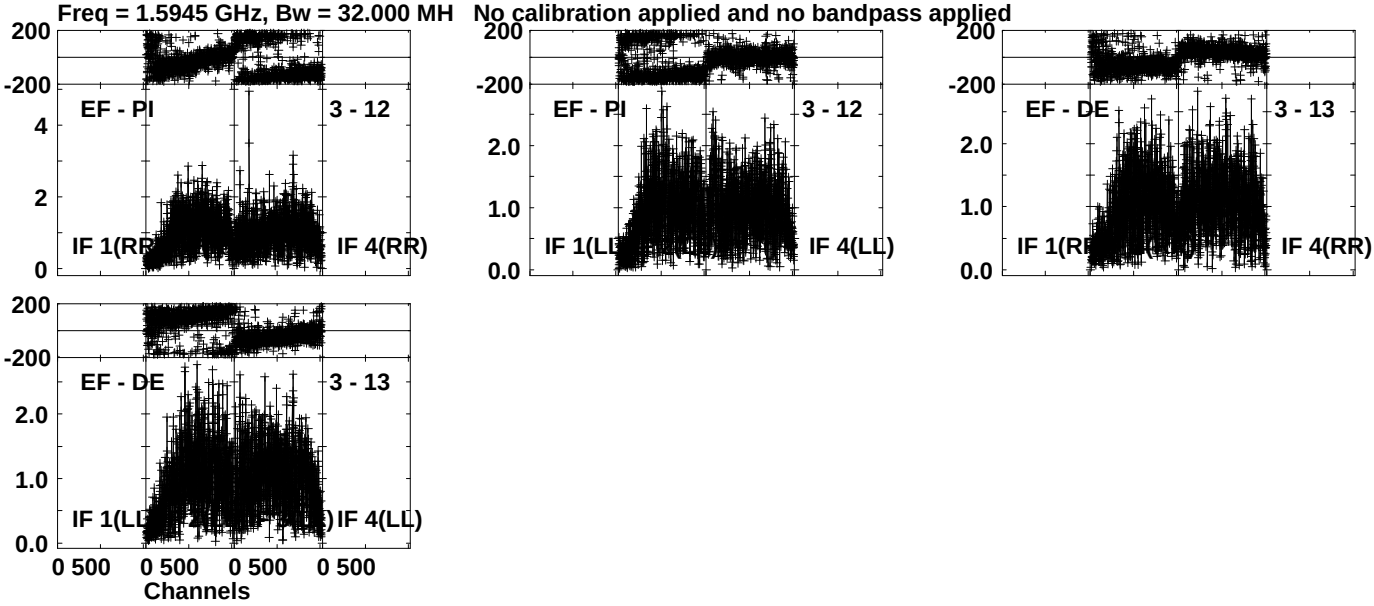

Lower frame: Milli Ampl Jy Top frame: Phas deg
Vector averaged cross-power spectrum Several baselines displayed
Timerange: 00/23:31:21 to 00/23:32:19

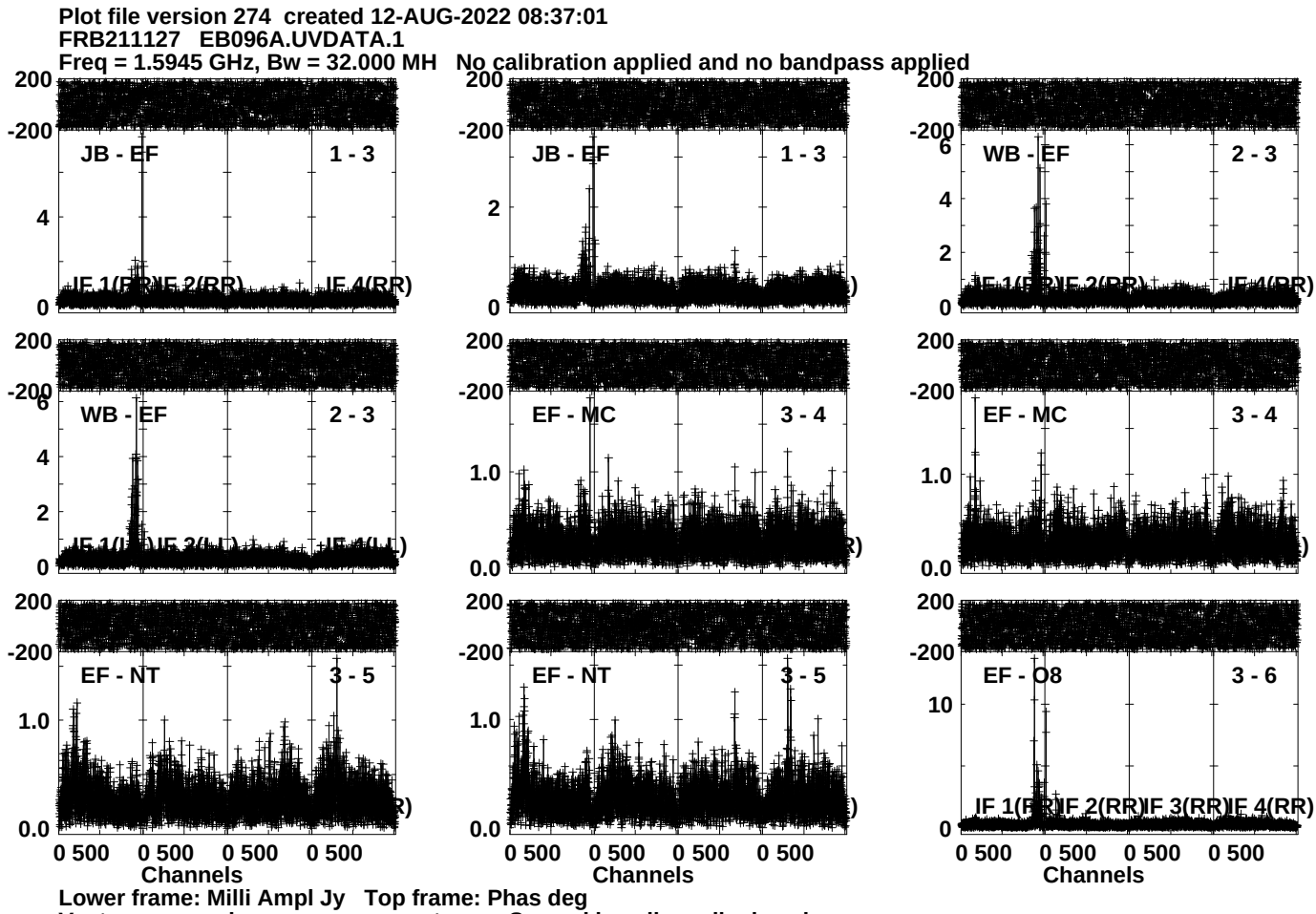
Plot file version 274 created 12-AUG-2022 08:37:01
FRB211127 EB096A.UVDATA.1
Freq = 1.5945 GHz, Bw = 32.000 MH No calibration applied and no bandpass applied
JB - EF 1 - 3
JB - EF 1 - 3
WB - EF 2 - 3
WB - EF 2 - 3
EF - MC 3 - 4
EF - MC 3 - 4
EF - NT 3 - 5
EF - NT 3 - 5
EF - O8 3 - 6
IF 1(RR) IF 2(RR) IF 3(RR) IF 4(RR)
Channels
Lower frame: Milli Ampl Jy Top frame: Phas deg
Vector averaged cross-power spectrum Several baselines displayed
Timerange: 00/23:32:21 to 00/23:36:49

Plot file version 275 created 12-AUG-2022 08:37:03
FRB211127 EB096A.UVDATA.1
Freq = 1.5945 GHz, Bw = 32.000 MH No calibration applied and no bandpass applied

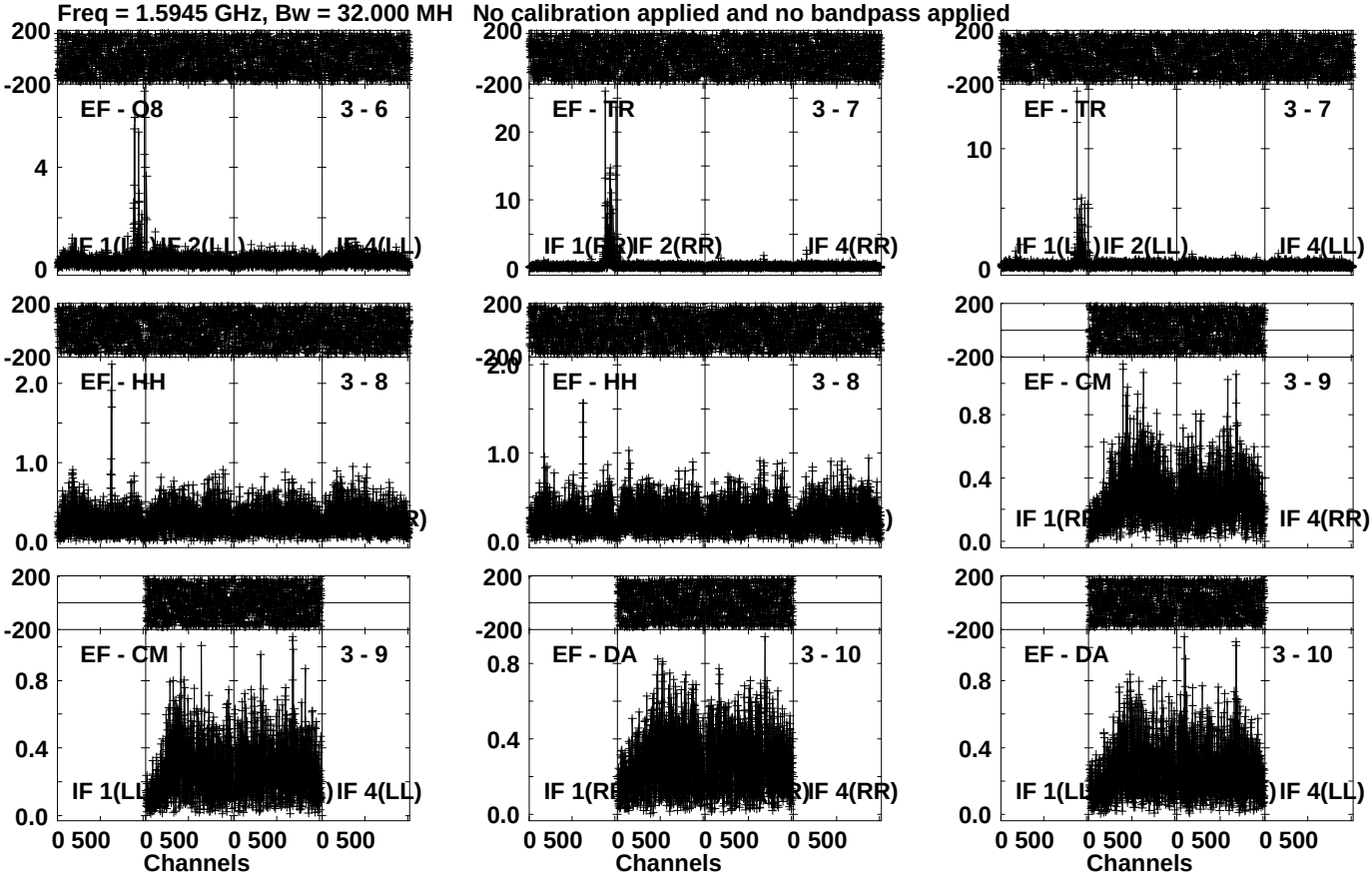

Lower frame: Milli Ampl Jy Top frame: Phas deg
Vector averaged cross-power spectrum Several baselines displayed
Timerange: 00/23:32:21 to 00/23:36:49

Plot file version 276 created 12-AUG-2022 08:37:04
FRB211127 EB096A.UVDATA.1
Freq = 1.5945 GHz, Bw = 32.000 MH No calibration applied and no bandpass applied

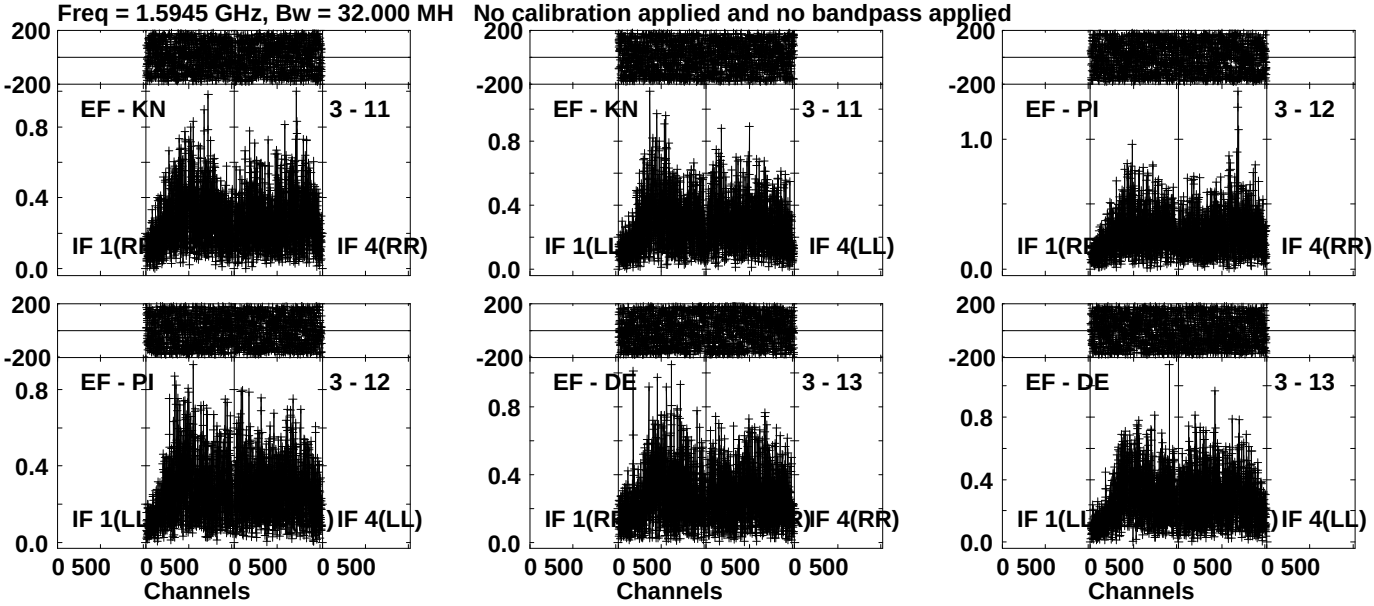

Lower frame: Milli Ampl Jy Top frame: Phas deg
Vector averaged cross-power spectrum Several baselines displayed
Timerange: 00/23:32:21 to 00/23:36:49

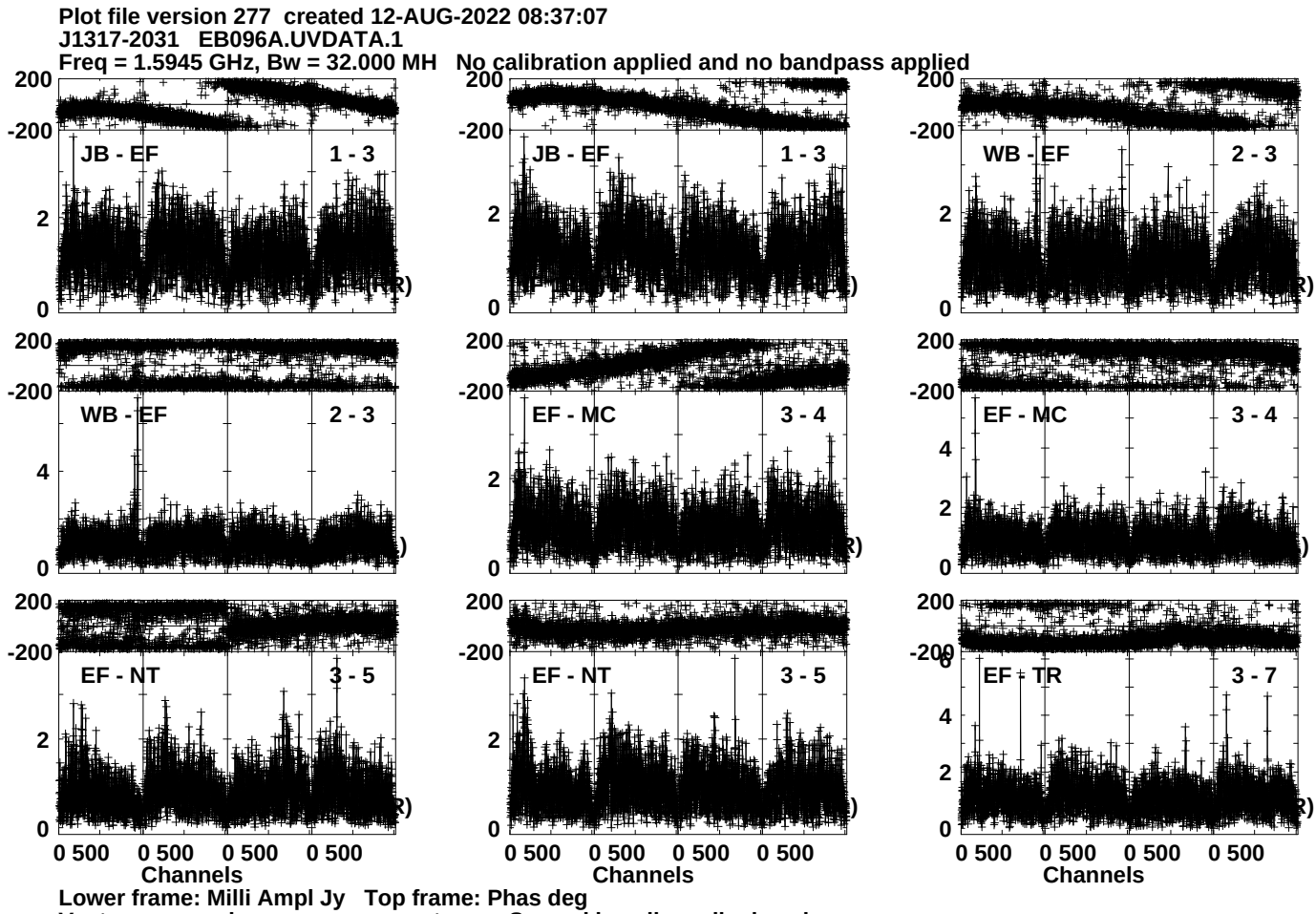
Plot file version 277 created 12-AUG-2022 08:37:07
J1317-2031 EB096A.UVDATA.1
Freq = 1.5945 GHz, Bw = 32.000 MH No calibration applied and no bandpass applied
JB - EF
1 - 3
JB - EF
1 - 3
WB - EF
2 - 3
WB - EF
2 - 3
EF - MC
3 - 4
EF - MC
3 - 4
EF - NT
3 - 5
EF - NT
3 - 5
EF - TR
3 - 7
200
-200
0
2
4
0 500
Channels
Lower frame: Milli Ampl Jy Top frame: Phas deg
Vector averaged cross-power spectrum Several baselines displayed
Timerange: 00/23:36:51 to 00/23:38:19

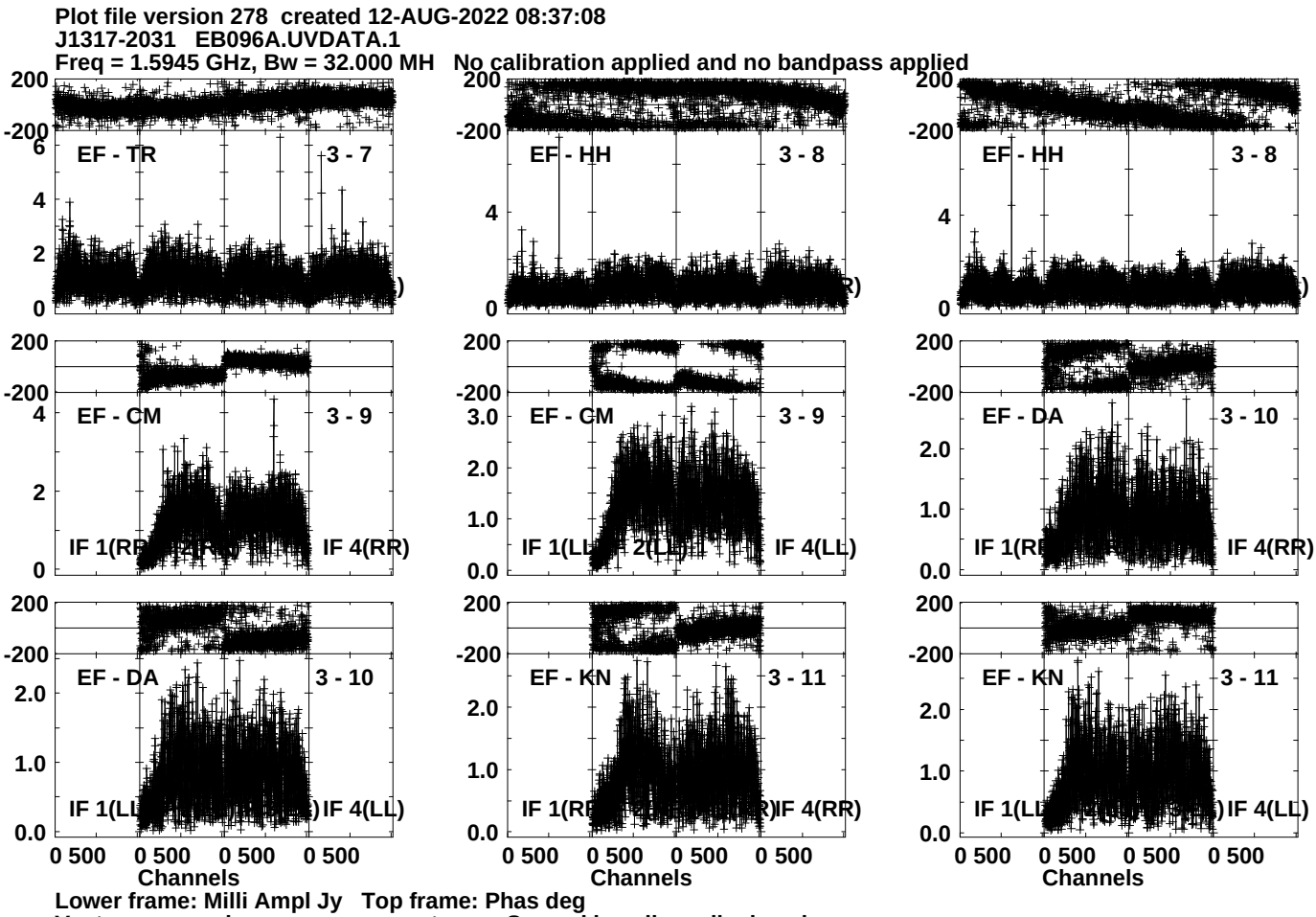
Plot file version 278 created 12-AUG-2022 08:37:08
J1317-2031 EB096A.UVDATA.1
Freq = 1.5945 GHz, Bw = 32.000 MH No calibration applied and no bandpass applied
EF - TR 3 - 7
EF - HH 3 - 8
EF - HH 3 - 8
EF - CM 3 - 9
EF - CM 3 - 9
EF - DA 3 - 10
EF - DA 3 - 10
EF - KN 3 - 11
EF - KN 3 - 11
IF 1(RR) IF 4(RR)
IF 1(LL) IF 4(LL)
IF 1(RR) IF 4(RR)
IF 1(LL) IF 4(LL)
IF 1(RR) IF 4(RR)
IF 1(LL) IF 4(LL)
0 500 0 500 0 500 0 500
Channels
Lower frame: Milli Ampl Jy Top frame: Phas deg
Vector averaged cross-power spectrum Several baselines displayed
Timerange: 00/23:36:51 to 00/23:38:19

Plot file version 279 created 12-AUG-2022 08:37:10
J1317-2031 EB096A.UVDATA.1
Freq = 1.5945 GHz, Bw = 32.000 MH No calibration applied and no bandpass applied

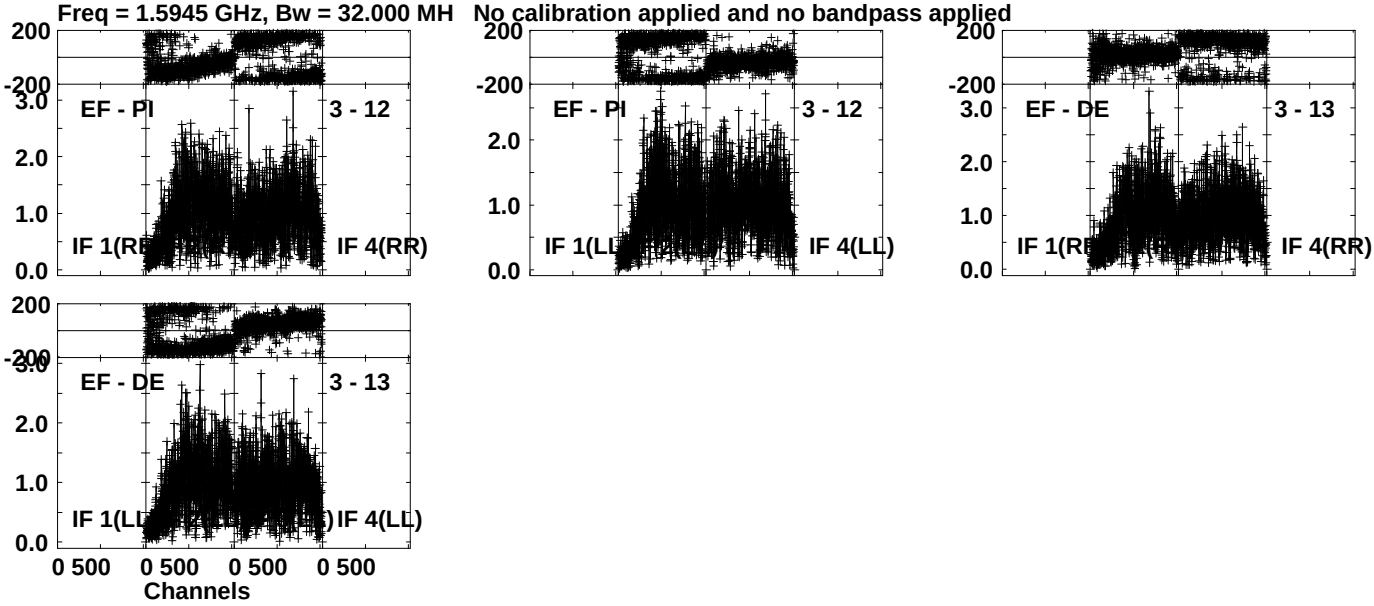

Lower frame: Milli Ampl Jy Top frame: Phas deg
Vector averaged cross-power spectrum Several baselines displayed
Timerange: 00/23:36:51 to 00/23:38:19

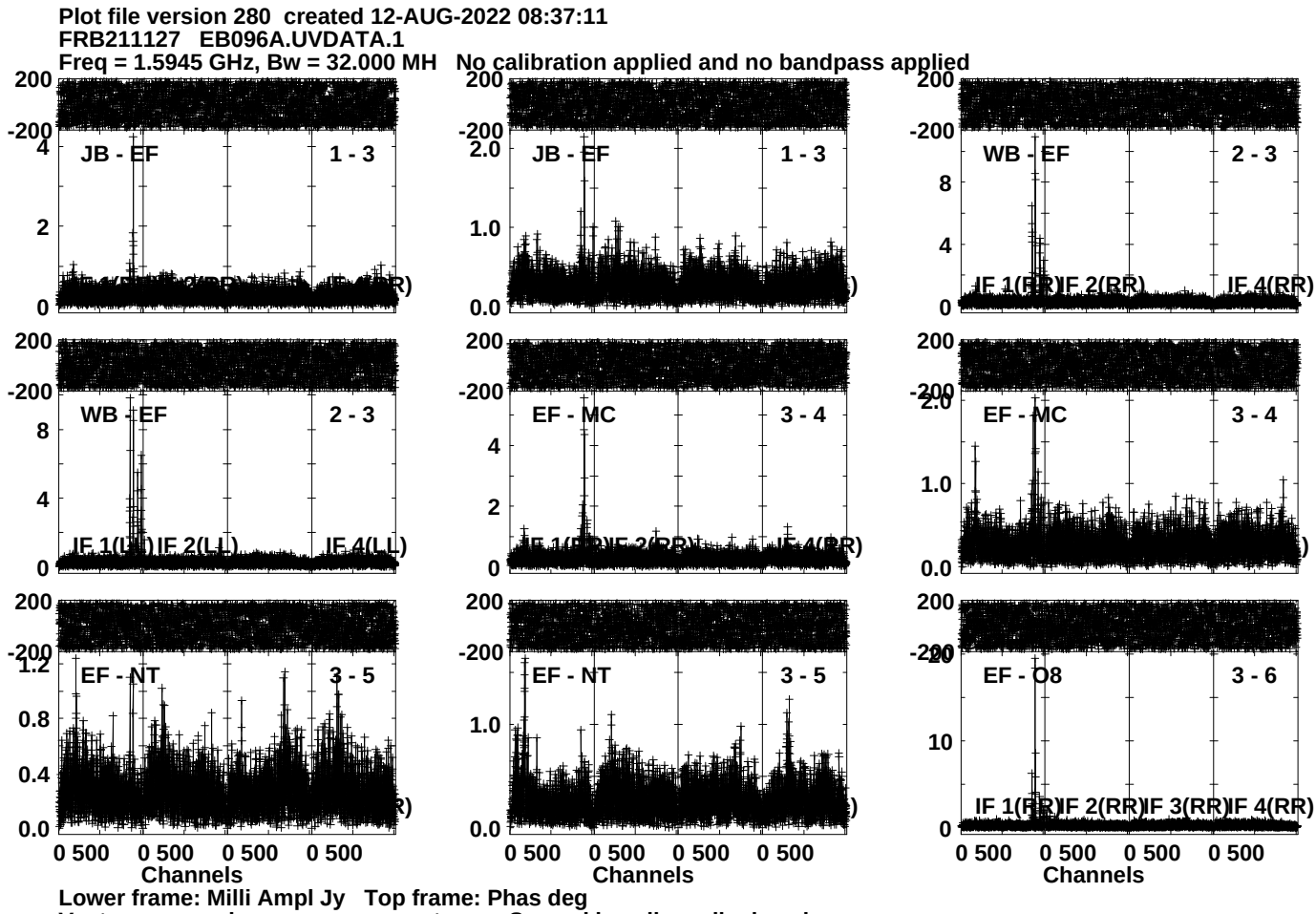
Plot file version 280 created 12-AUG-2022 08:37:11
FRB211127 EB096A.UVDATA.1
Freq = 1.5945 GHz, Bw = 32.000 MH No calibration applied and no bandpass applied
JB - EF
1 - 3
JB - EF
1 - 3
WB - EF
2 - 3
IF 1(RR) IF 2(RR) IF 4(RR)
WB - EF
2 - 3
IF 1(LL) IF 2(LL) IF 4(LL)
EF - MC
3 - 4
EF - MC
3 - 4
EF - NT
3 - 5
EF - NT
3 - 5
EF - O8
3 - 6
IF 1(RR) IF 2(RR) IF 3(RR) IF 4(RR)
0 500 0 500 0 500 0 500
Channels
Lower frame: Milli Ampl Jy Top frame: Phas deg
Vector averaged cross-power spectrum Several baselines displayed
Timerange: 00/23:38:21 to 00/23:42:49

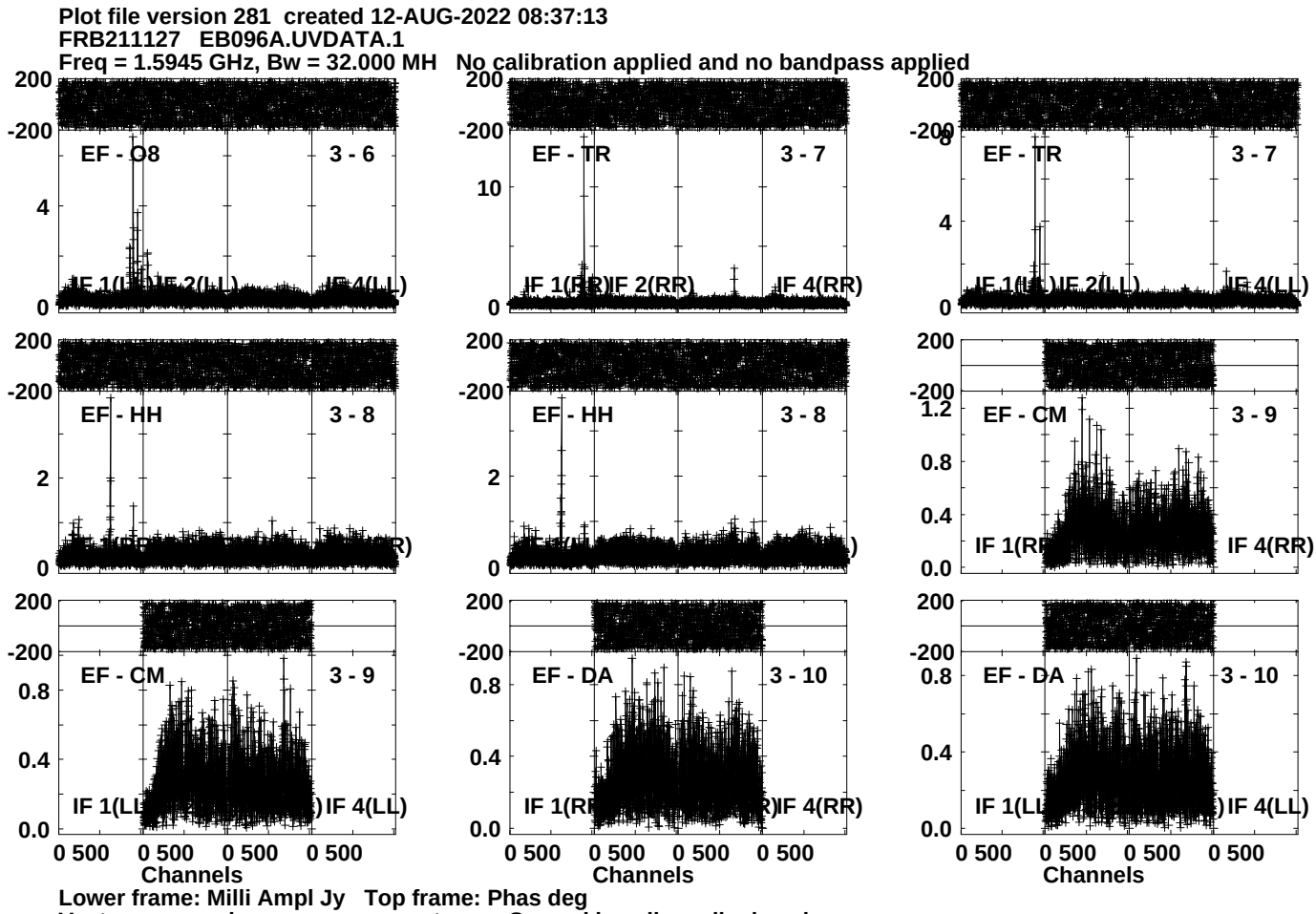
Plot file version 281 created 12-AUG-2022 08:37:13
FRB211127 EB096A.UVDATA.1
Freq = 1.5945 GHz, Bw = 32.000 MH No calibration applied and no bandpass applied
EF - O8
3 - 6
EF - TR
3 - 7
EF - TR
3 - 7
EF - HH
3 - 8
EF - HH
3 - 8
EF - CM
3 - 9
EF - CM
3 - 9
EF - DA
3 - 10
EF - DA
3 - 10
IF 1(RR)IF 2(RR) IF 4(RR)
IF 4(LL)
Channels
Lower frame: Milli Ampl Jy Top frame: Phas deg
Vector averaged cross-power spectrum Several baselines displayed
Timerange: 00/23:38:21 to 00/23:42:49

Plot file version 282 created 12-AUG-2022 08:37:15
FRB211127 EB096A.UVDATA.1
Freq = 1.5945 GHz, Bw = 32.000 MH No calibration applied and no bandpass applied

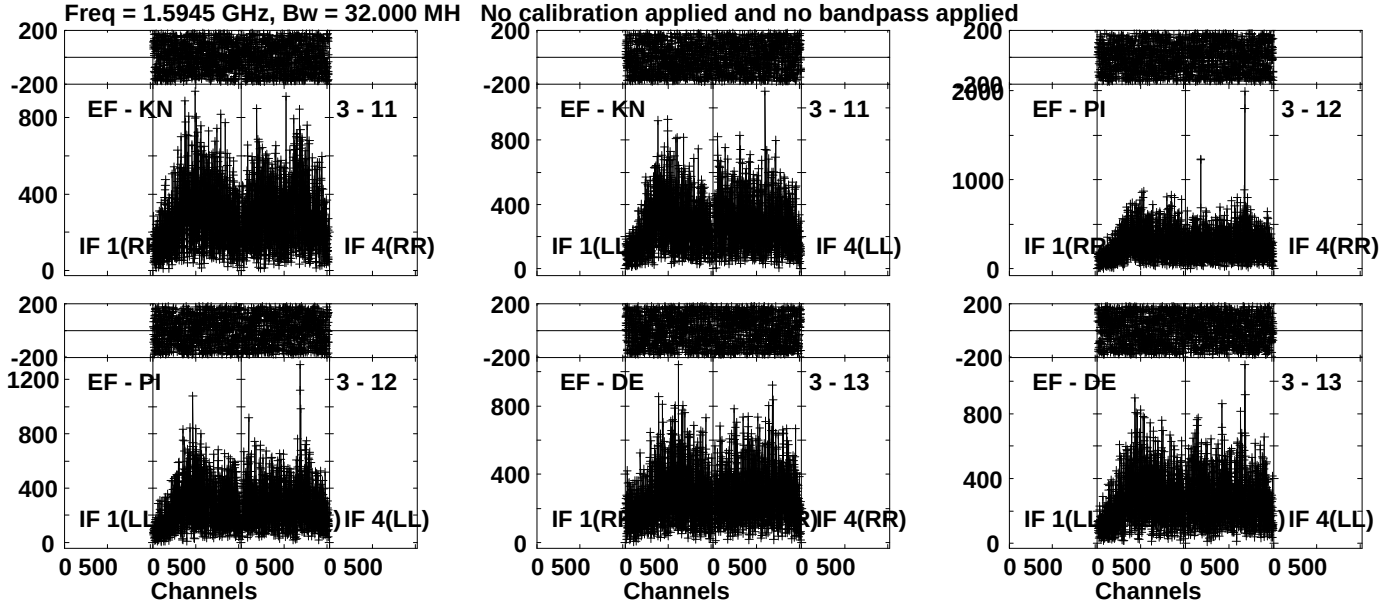

Lower frame: Micro Ampl Jy Top frame: Phas deg
Vector averaged cross-power spectrum Several baselines displayed
Timerange: 00/23:38:21 to 00/23:42:49

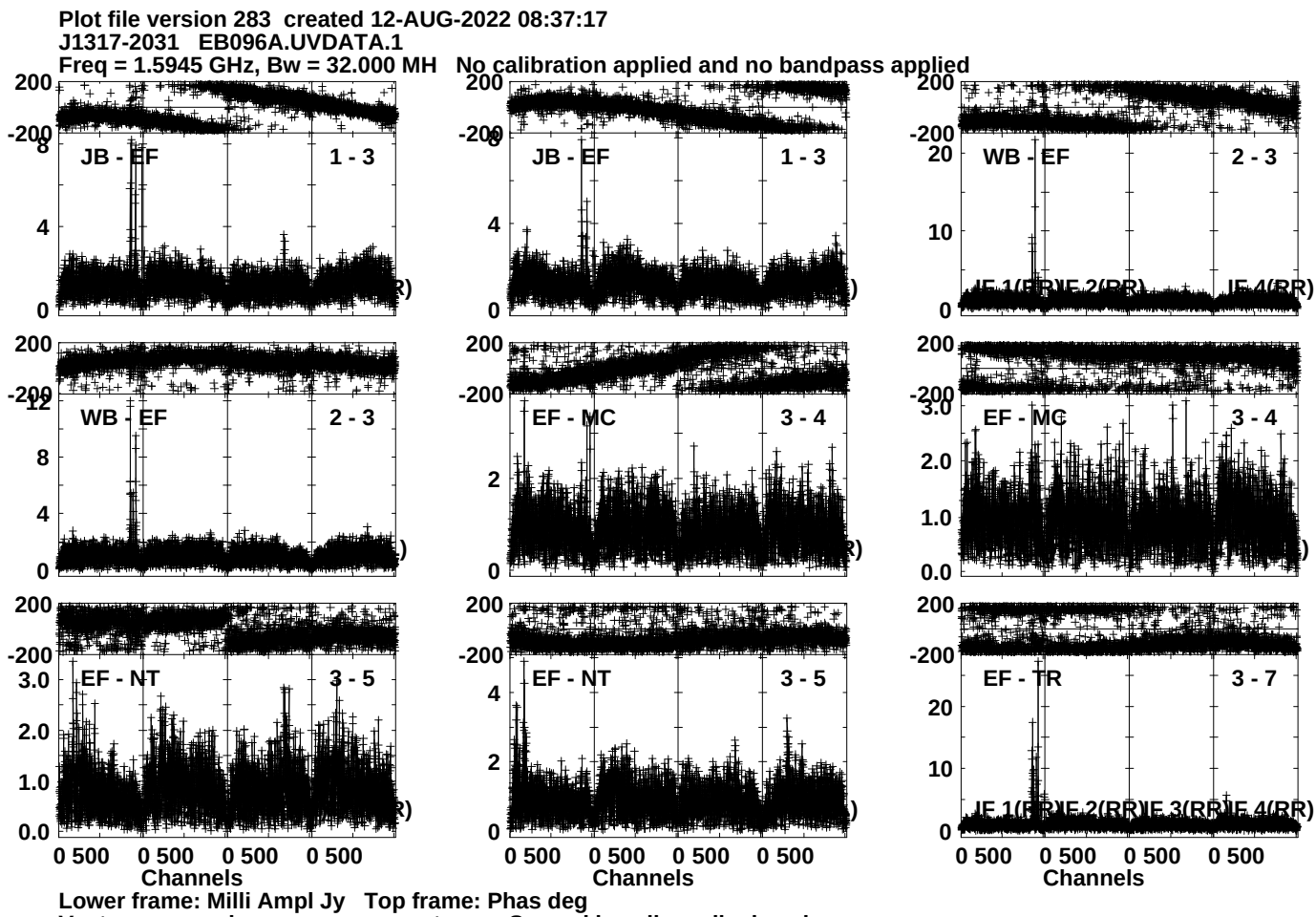
Plot file version 283 created 12-AUG-2022 08:37:17
J1317-2031 EB096A.UVDATA.1
Freq = 1.5945 GHz, Bw = 32.000 MH No calibration applied and no bandpass applied
JB - EF 1 - 3
JB - EF 1 - 3
WB - EF 2 - 3
WB - EF 2 - 3
EF - MC 3 - 4
EF - MC 3 - 4
EF - NT 3 - 5
EF - NT 3 - 5
EF - TR 3 - 7
IF 1(RR) IF 2(RR) IF 4(RR)
IF 1(RR) IF 2(RR) IF 3(RR) IF 4(RR)
Channels
Channels
Channels
Lower frame: Milli Ampl Jy Top frame: Phas deg
Vector averaged cross-power spectrum Several baselines displayed
Timerange: 00/23:43:21 to 00/23:44:19

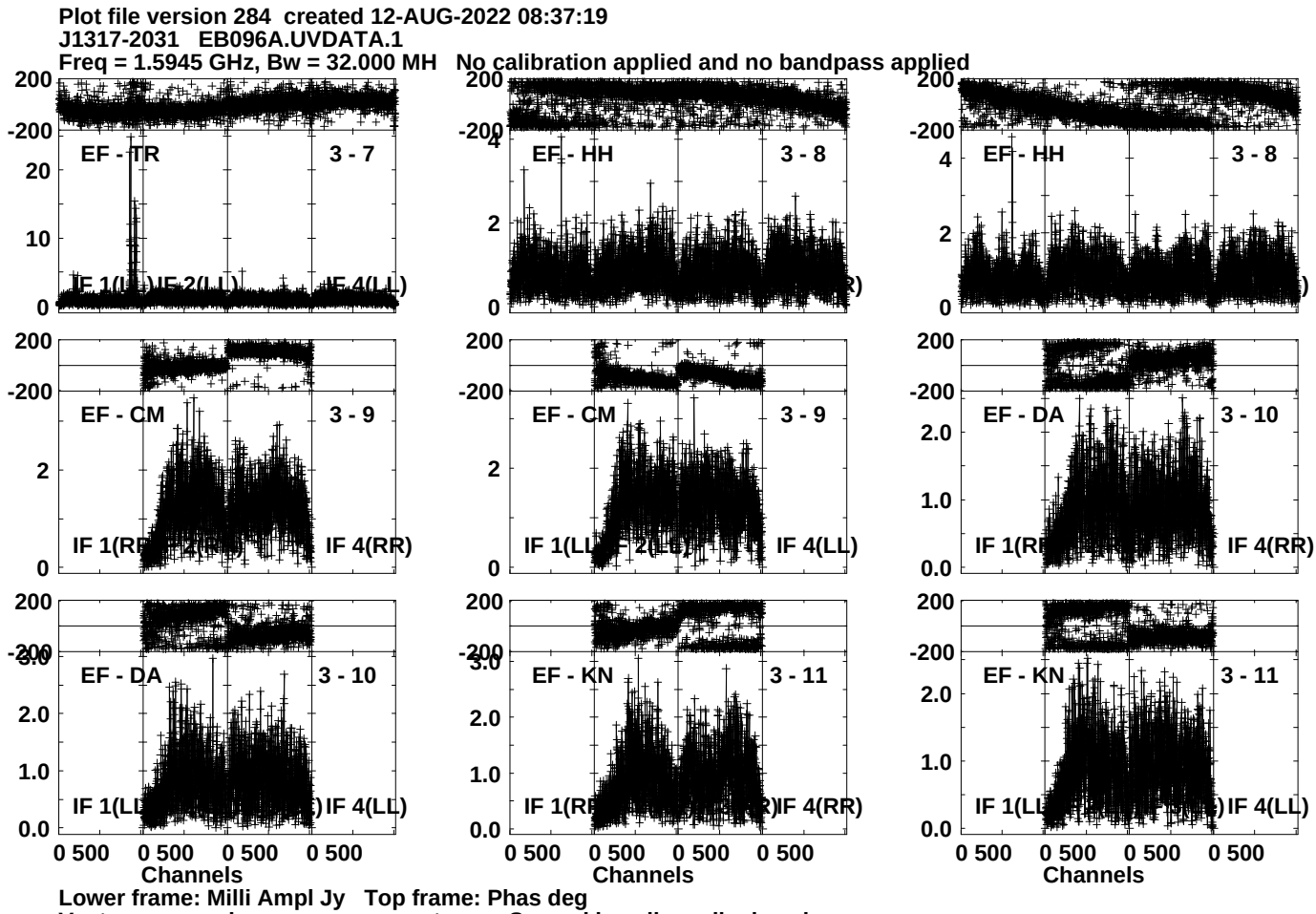
Plot file version 284 created 12-AUG-2022 08:37:19
J1317-2031 EB096A.UVDATA.1
Freq = 1.5945 GHz, Bw = 32.000 MH No calibration applied and no bandpass applied
EF - TR 3 - 7
EF - HH 3 - 8
EF - HH 3 - 8
EF - CM 3 - 9
EF - CM 3 - 9
EF - DA 3 - 10
EF - DA 3 - 10
EF - KN 3 - 11
EF - KN 3 - 11
IF 4(LL)
IF 4(RR)
Channels
Lower frame: Milli Ampl Jy Top frame: Phas deg
Vector averaged cross-power spectrum Several baselines displayed
Timerange: 00/23:43:21 to 00/23:44:19

Plot file version 285 created 12-AUG-2022 08:37:20
J1317-2031 EB096A.UVDATA.1
Freq = 1.5945 GHz, Bw = 32.000 MH No calibration applied and no bandpass applied

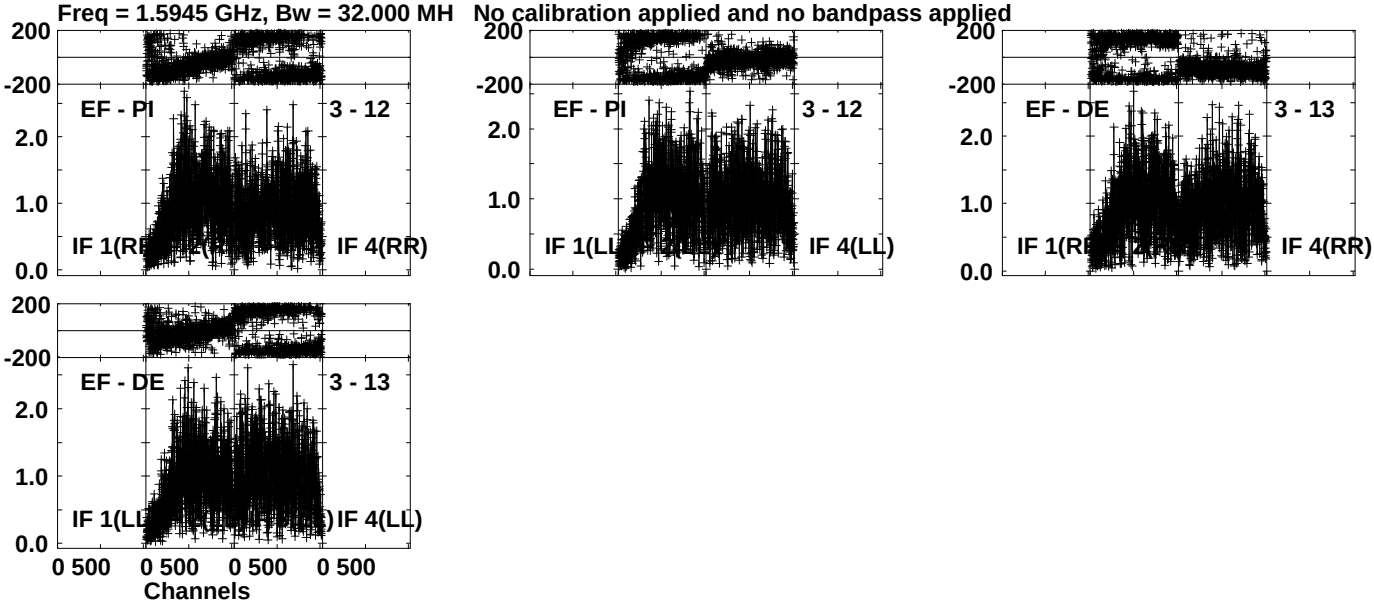

Lower frame: Milli Ampl Jy Top frame: Phas deg
Vector averaged cross-power spectrum Several baselines displayed
Timerange: 00/23:43:21 to 00/23:44:19

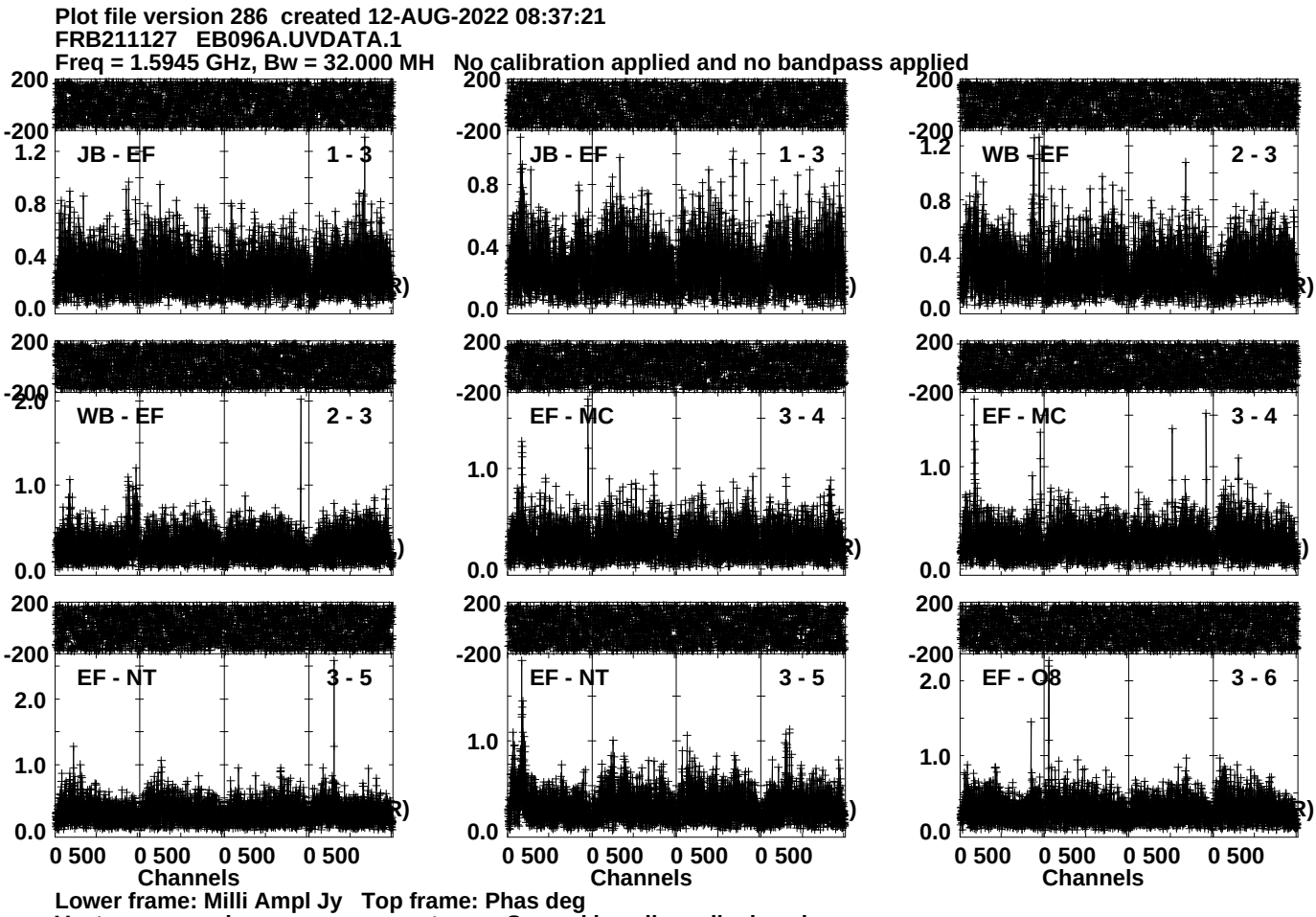
Plot file version 286 created 12-AUG-2022 08:37:21
FRB211127 EB096A.UVDATA.1
Freq = 1.5945 GHz, Bw = 32.000 MH No calibration applied and no bandpass applied
JB - EF 1 - 3
JB - EF 1 - 3
WB - EF 2 - 3
WB - EF 2 - 3
EF - MC 3 - 4
EF - MC 3 - 4
EF - NT 3 - 5
EF - NT 3 - 5
EF - O8 3 - 6
Channels
Channels
Channels
Lower frame: Milli Ampl Jy Top frame: Phas deg
Vector averaged cross-power spectrum Several baselines displayed
Timerange: 00/23:44:21 to 00/23:48:49

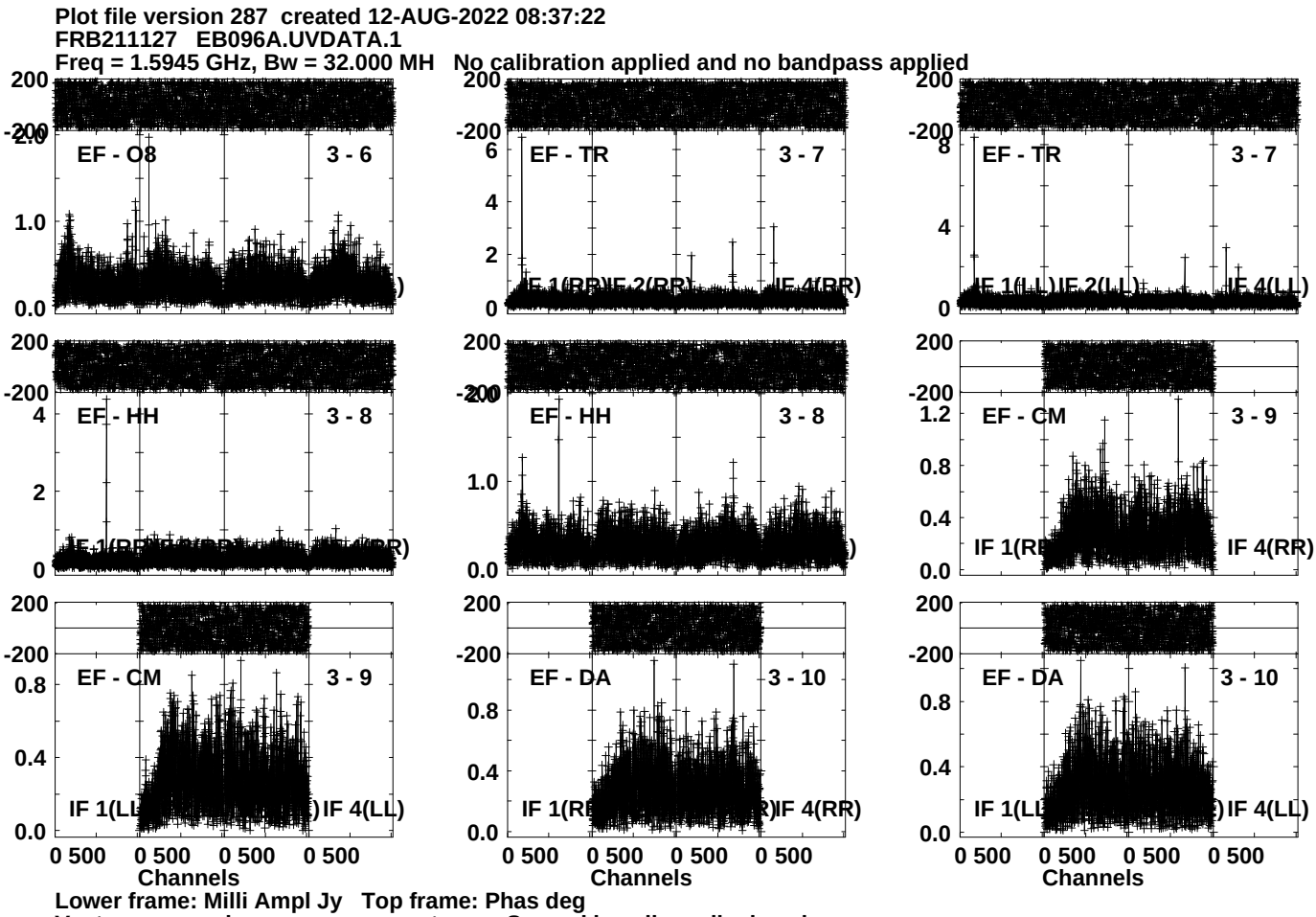
Plot file version 287 created 12-AUG-2022 08:37:22
FRB211127 EB096A.UVDATA.1
Freq = 1.5945 GHz, Bw = 32.000 MH No calibration applied and no bandpass applied
EF - O8
3 - 6
EF - TR
3 - 7
EF - TR
3 - 7
EF - HH
3 - 8
EF - HH
3 - 8
EF - CM
3 - 9
EF - CM
3 - 9
EF - DA
3 - 10
EF - DA
3 - 10
IF 4(LL)
IF 4(RR)
IF 4(LL)
IF 4(RR)
IF 4(LL)
IF 4(RR)
IF 4(LL)
0 500
Channels
Lower frame: Milli Ampl Jy Top frame: Phas deg
Vector averaged cross-power spectrum Several baselines displayed
Timerange: 00/23:44:21 to 00/23:48:49

Plot file version 288 created 12-AUG-2022 08:37:24
FRB211127 EB096A.UVDATA.1
Freq = 1.5945 GHz, Bw = 32.000 MH No calibration applied and no bandpass applied

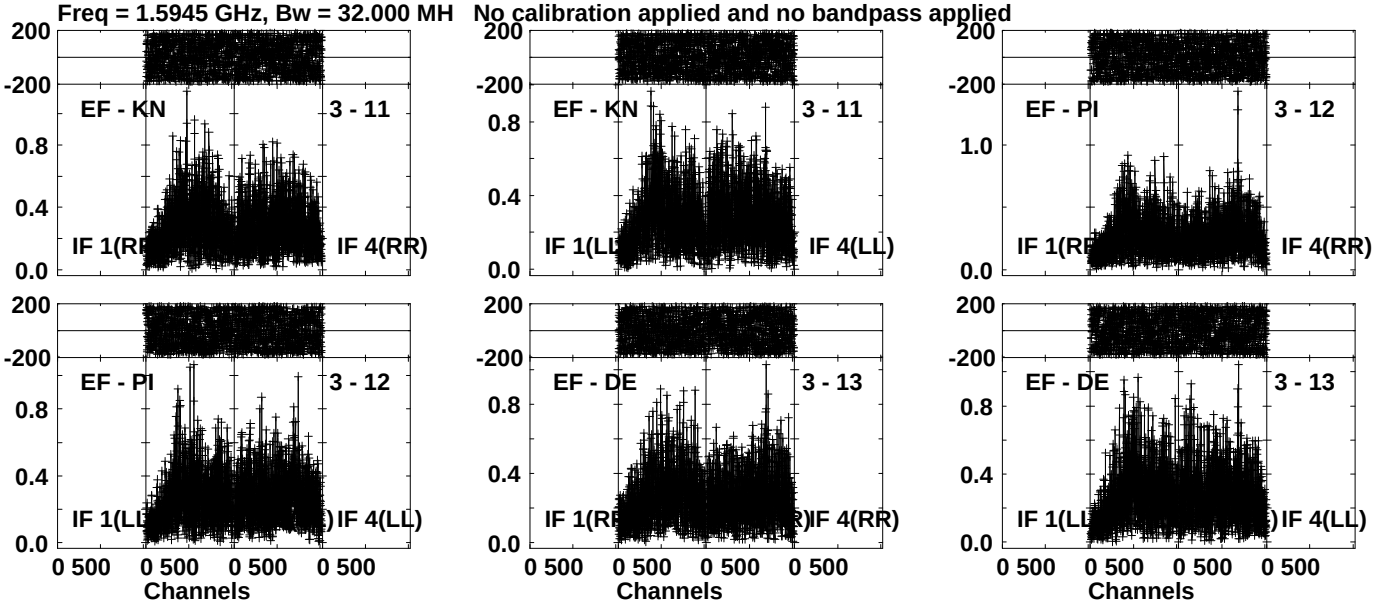

Lower frame: Milli Ampl Jy Top frame: Phas deg
Vector averaged cross-power spectrum Several baselines displayed
Timerange: 00/23:44:21 to 00/23:48:49

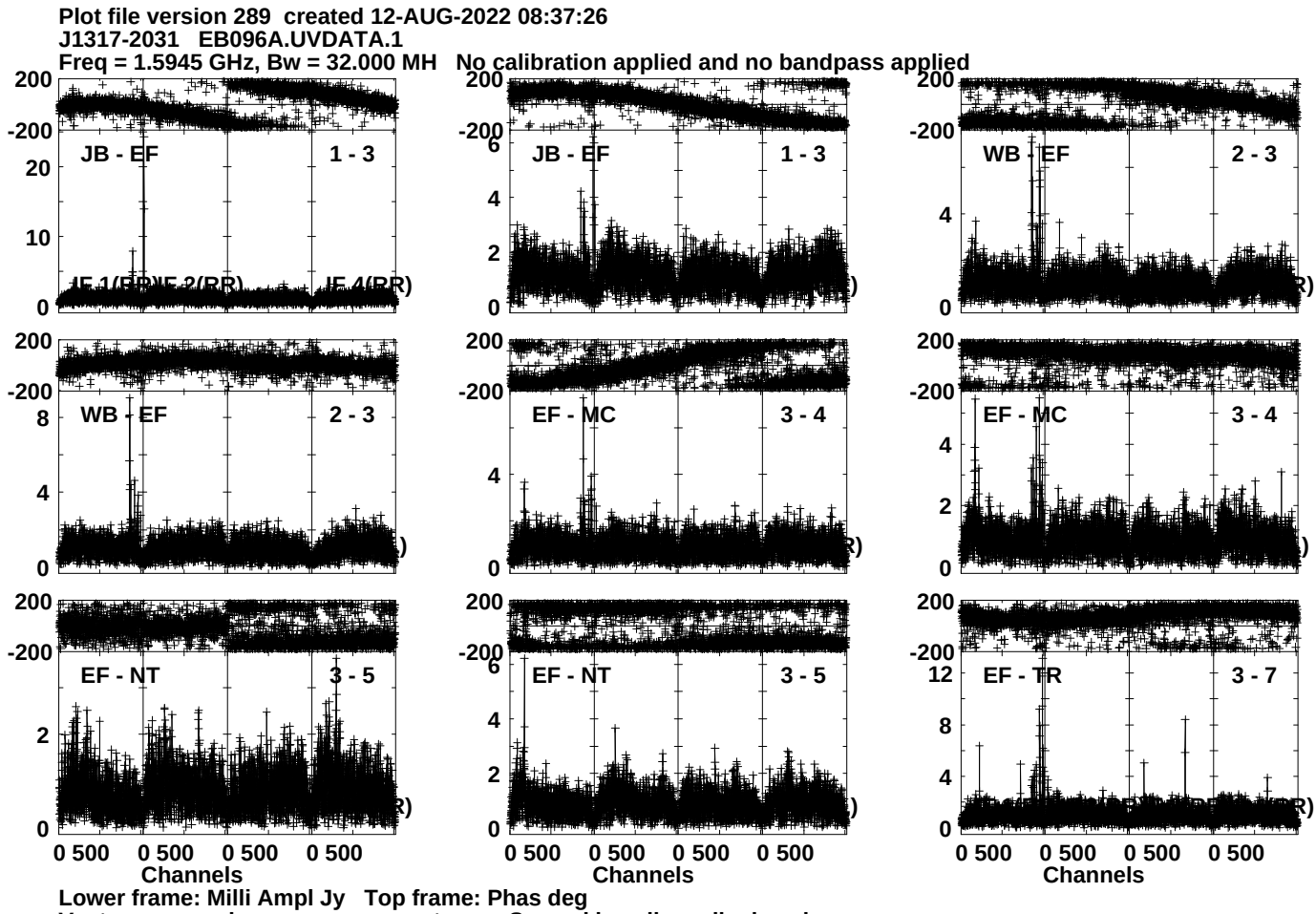
Plot file version 289 created 12-AUG-2022 08:37:26
J1317-2031 EB096A.UVDATA.1
Freq = 1.5945 GHz, Bw = 32.000 MH No calibration applied and no bandpass applied
JB - EF 1 - 3
JB - EF 1 - 3
WB - EF 2 - 3
WB - EF 2 - 3
EF - MC 3 - 4
EF - MC 3 - 4
EF - NT 3 - 5
EF - NT 3 - 5
EF - TR 3 - 7
Channels
Channels
Channels
Lower frame: Milli Ampl Jy Top frame: Phas deg
Vector averaged cross-power spectrum Several baselines displayed
Timerange: 00/23:48:51 to 00/23:50:19

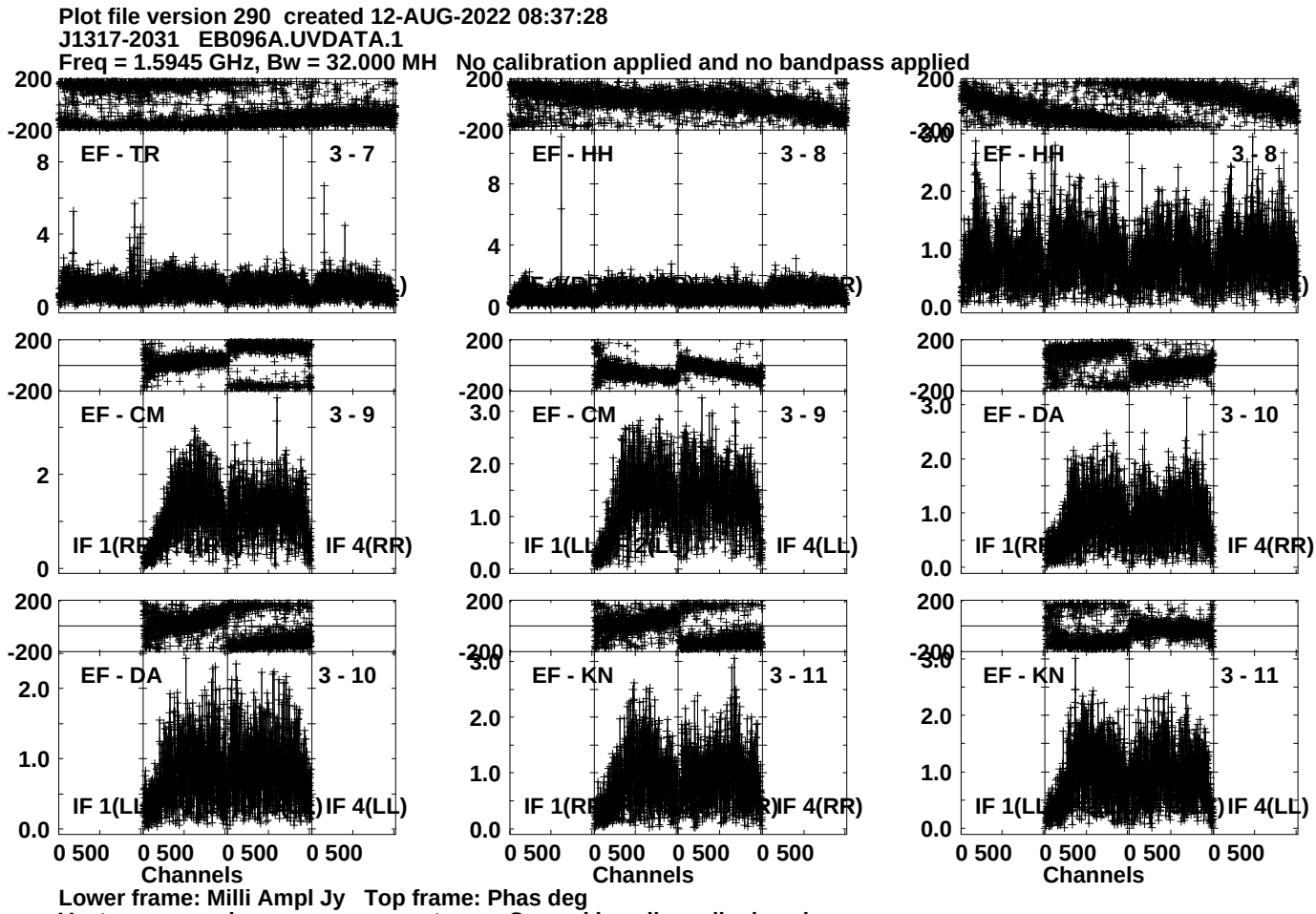
Plot file version 290 created 12-AUG-2022 08:37:28
J1317-2031 EB096A.UVDATA.1
Freq = 1.5945 GHz, Bw = 32.000 MH No calibration applied and no bandpass applied
EF - TR 3 - 7
EF - HH 3 - 8
EF - HH 3 - 8
EF - CM 3 - 9
EF - CM 3 - 9
EF - DA 3 - 10
EF - DA 3 - 10
EF - KN 3 - 11
EF - KN 3 - 11
IF 1(RR) IF 4(RR)
IF 1(LL) IF 4(LL)
Channels
Lower frame: Milli Ampl Jy Top frame: Phas deg
Vector averaged cross-power spectrum Several baselines displayed
Timerange: 00/23:48:51 to 00/23:50:19

Plot file version 291 created 12-AUG-2022 08:37:29
J1317-2031 EB096A.UVDATA.1
Freq = 1.5945 GHz, Bw = 32.000 MH No calibration applied and no bandpass applied

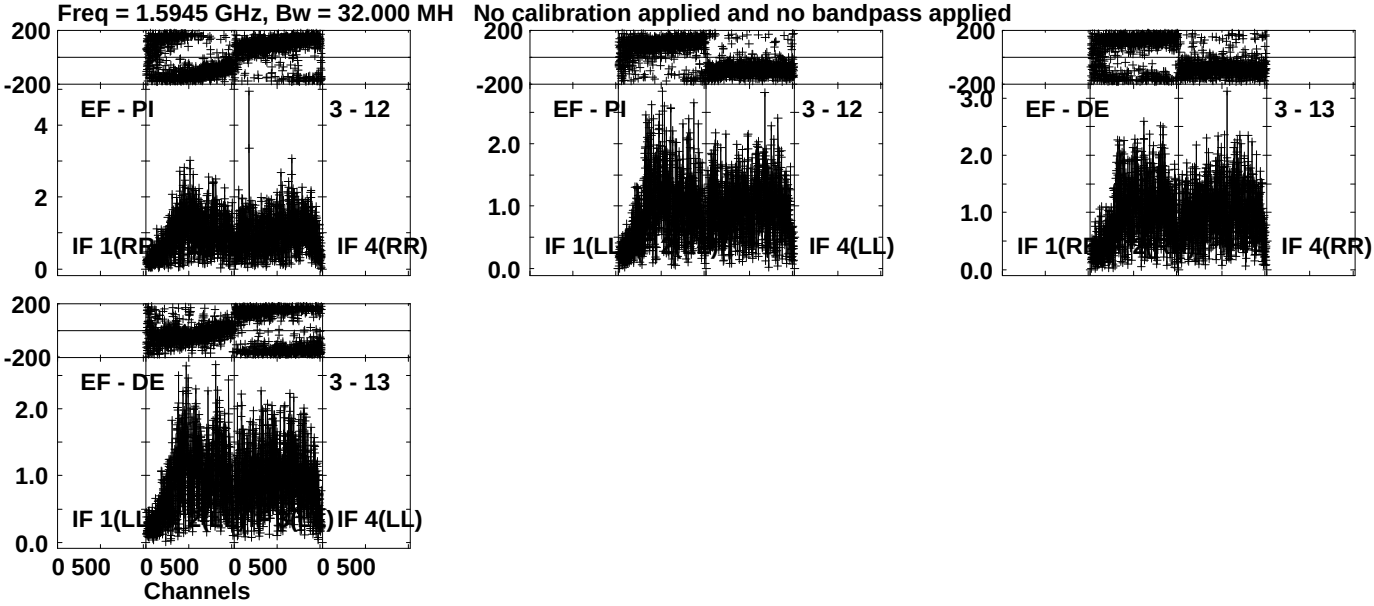

Lower frame: Milli Ampl Jy Top frame: Phas deg
Vector averaged cross-power spectrum Several baselines displayed
Timerange: 00/23:48:51 to 00/23:50:19

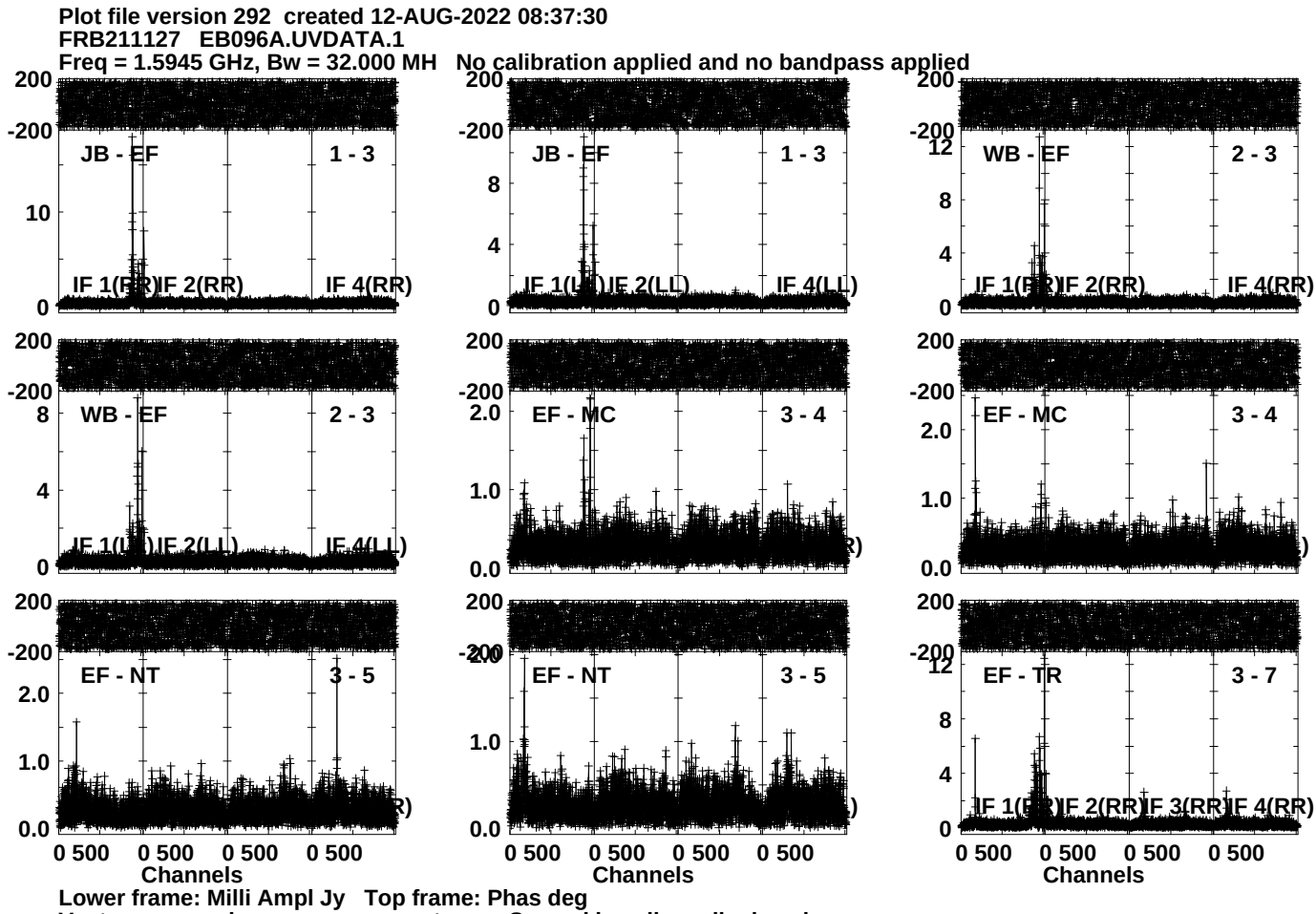
Plot file version 292 created 12-AUG-2022 08:37:30
FRB211127 EB096A.UVDATA.1
Freq = 1.5945 GHz, Bw = 32.000 MH No calibration applied and no bandpass applied
JB - EF
1 - 3
IF 1(RR) IF 2(RR) IF 4(RR)
JB - EF
1 - 3
IF 1(LL) IF 2(LL) IF 4(LL)
WB - EF
2 - 3
IF 1(RR) IF 2(RR) IF 4(RR)
WB - EF
2 - 3
IF 1(LL) IF 2(LL) IF 4(LL)
EF - MC
3 - 4
EF - MC
3 - 4
EF - NT
3 - 5
EF - NT
3 - 5
EF - TR
3 - 7
IF 1(RR) IF 2(RR) IF 3(RR) IF 4(RR)
0 500 0 500 0 500 0 500
Channels
Lower frame: Milli Ampl Jy Top frame: Phas deg
Vector averaged cross-power spectrum Several baselines displayed
Timerange: 00/23:50:21 to 00/23:54:49

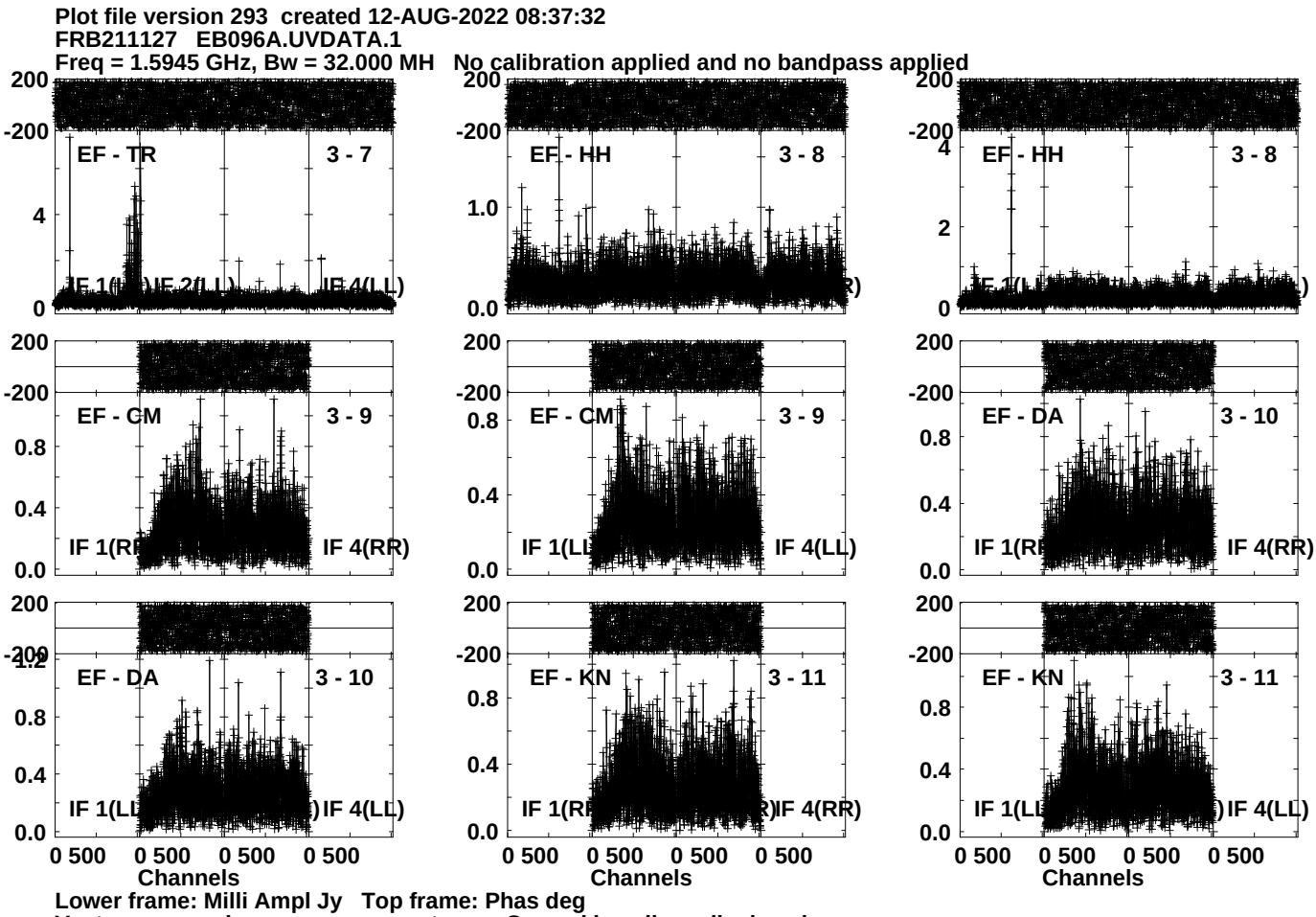
Plot file version 293 created 12-AUG-2022 08:37:32
FRB211127 EB096A.UVDATA.1
Freq = 1.5945 GHz, Bw = 32.000 MH No calibration applied and no bandpass applied
EF - TR
3 - 7
EF - HH
3 - 8
EF - HH
3 - 8
EF - CM
3 - 9
EF - CM
3 - 9
EF - DA
3 - 10
EF - DA
3 - 10
EF - KN
3 - 11
EF - KN
3 - 11
IF 4(LL)
IF 4(RR)
IF 4(LL)
IF 4(RR)
IF 4(LL)
IF 4(RR)
IF 4(LL)
IF 4(RR)
IF 4(LL)
IF 4(LL)
0 500
Channels
Lower frame: Milli Ampl Jy Top frame: Phas deg
Vector averaged cross-power spectrum Several baselines displayed
Timerange: 00/23:50:21 to 00/23:54:49

Plot file version 294 created 12-AUG-2022 08:37:34
FRB211127 EB096A.UVDATA.1
Freq = 1.5945 GHz, Bw = 32.000 MH No calibration applied and no bandpass applied

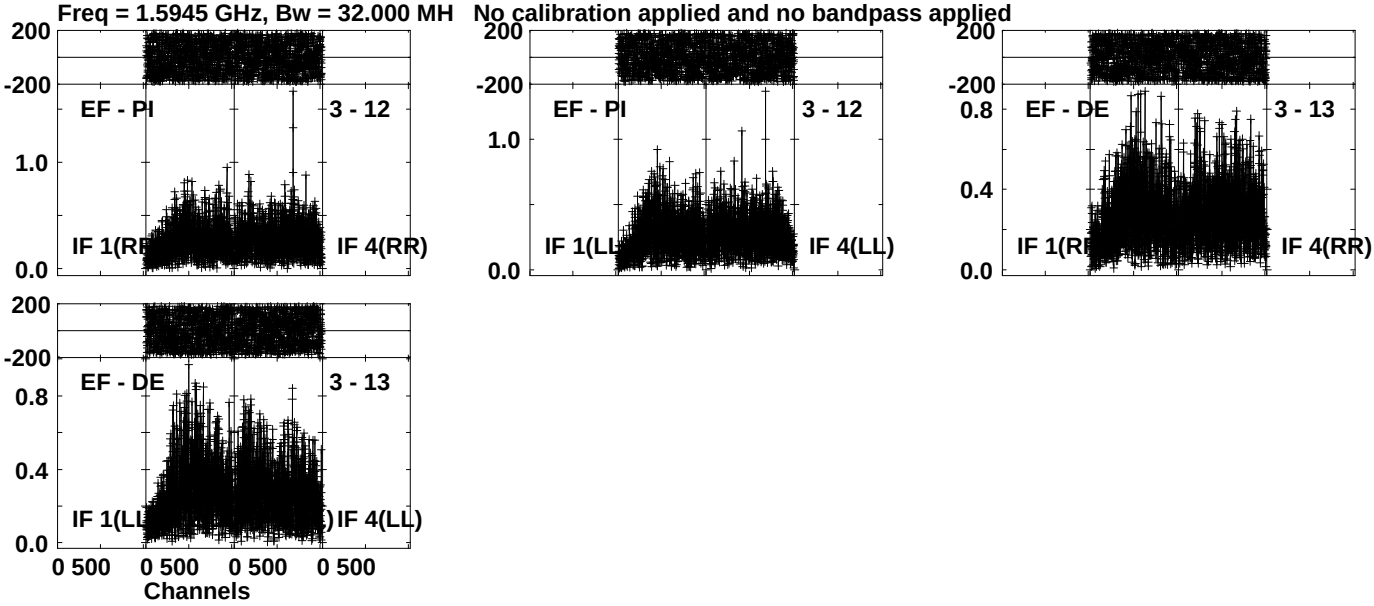

Lower frame: Milli Ampl Jy Top frame: Phas deg
Vector averaged cross-power spectrum Several baselines displayed
Timerange: 00/23:50:21 to 00/23:54:49

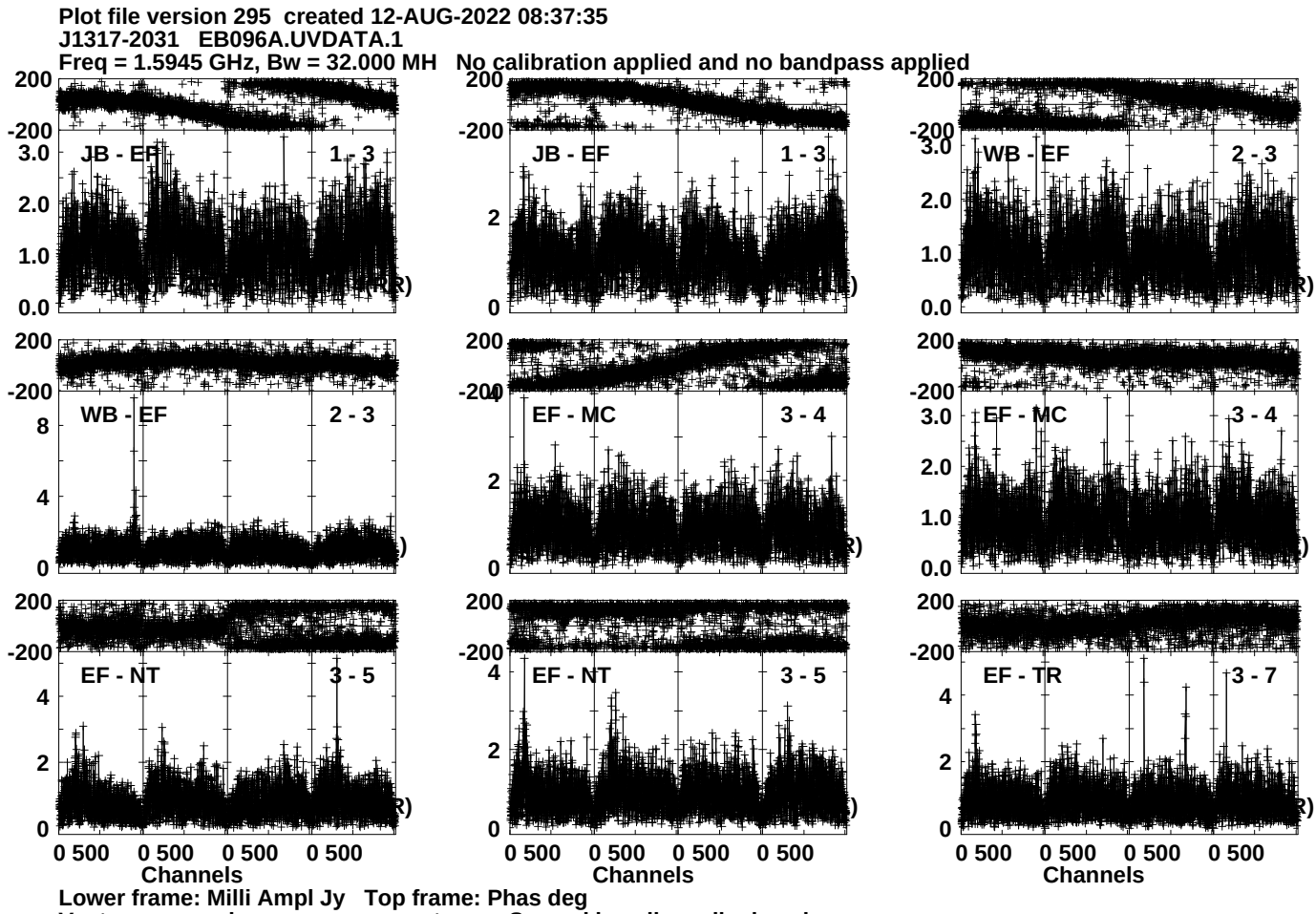
Plot file version 295 created 12-AUG-2022 08:37:35
J1317-2031 EB096A.UVDATA.1
Freq = 1.5945 GHz, Bw = 32.000 MH No calibration applied and no bandpass applied
JB - EF 1 - 3
JB - EF 1 - 3
WB - EF 2 - 3
WB - EF 2 - 3
EF - MC 3 - 4
EF - MC 3 - 4
EF - NT 3 - 5
EF - NT 3 - 5
EF - TR 3 - 7
Channels
Channels
Channels
Lower frame: Milli Ampl Jy Top frame: Phas deg
Vector averaged cross-power spectrum Several baselines displayed
Timerange: 00/23:55:21 to 00/23:56:19

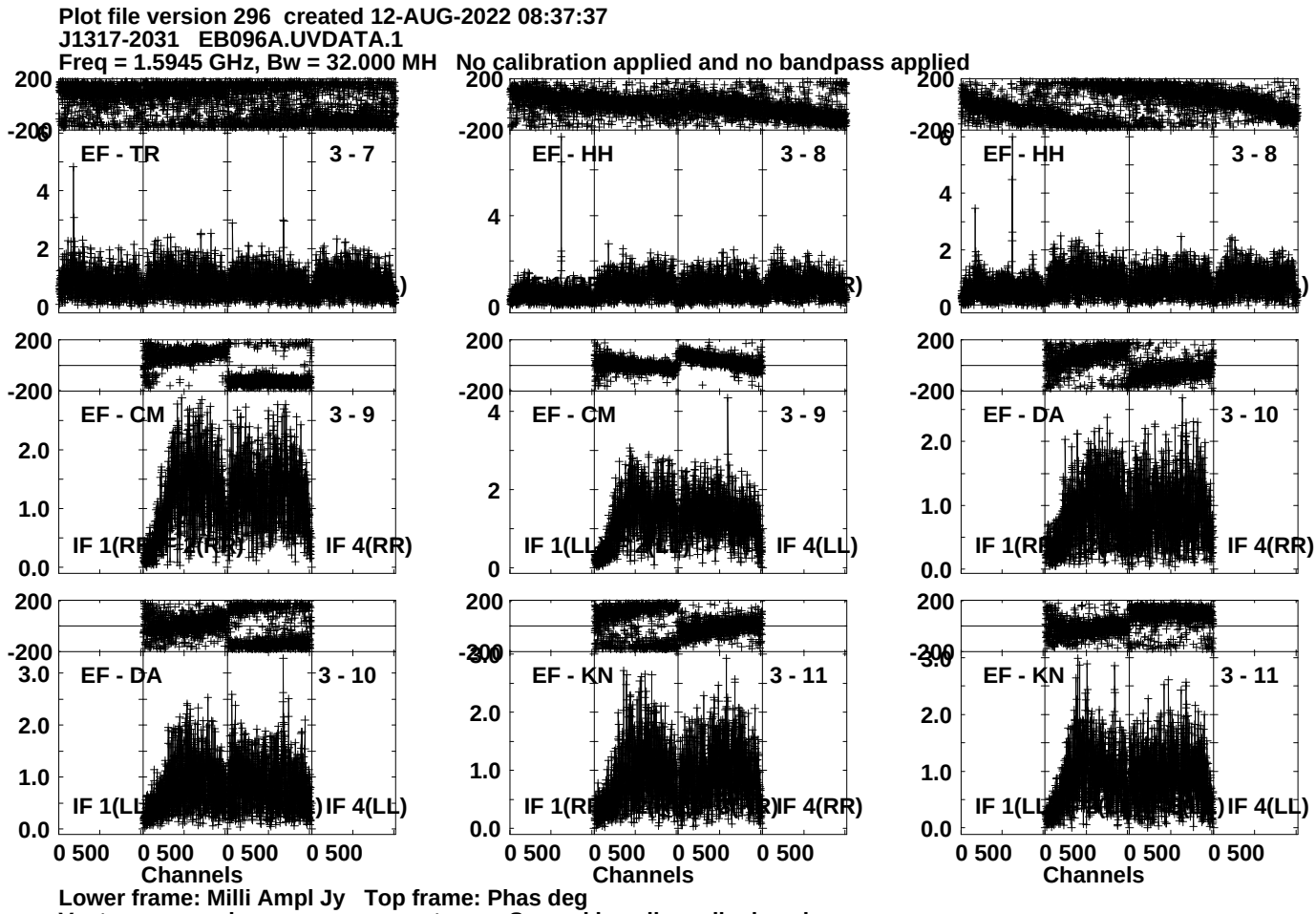
Plot file version 296 created 12-AUG-2022 08:37:37
J1317-2031 EB096A.UVDATA.1
Freq = 1.5945 GHz, Bw = 32.000 MH No calibration applied and no bandpass applied
EF - TR 3 - 7
EF - HH 3 - 8
EF - HH 3 - 8
EF - CM 3 - 9
EF - CM 3 - 9
EF - DA 3 - 10
EF - DA 3 - 10
EF - KN 3 - 11
EF - KN 3 - 11
IF 1(RR) IF 4(RR)
IF 1(LL) IF 4(LL)
IF 1(RR) IF 4(RR)
IF 1(LL) IF 4(LL)
IF 1(RR) IF 4(RR)
IF 1(LL) IF 4(LL)
200
-200
0
2
4
1.0
2.0
3.0
0.0
0 500
Channels
Lower frame: Milli Ampl Jy Top frame: Phas deg
Vector averaged cross-power spectrum Several baselines displayed
Timerange: 00/23:55:21 to 00/23:56:19

Plot file version 297 created 12-AUG-2022 08:37:38
J1317-2031 EB096A.UVDATA.1
Freq = 1.5945 GHz, Bw = 32.000 MH No calibration applied and no bandpass applied

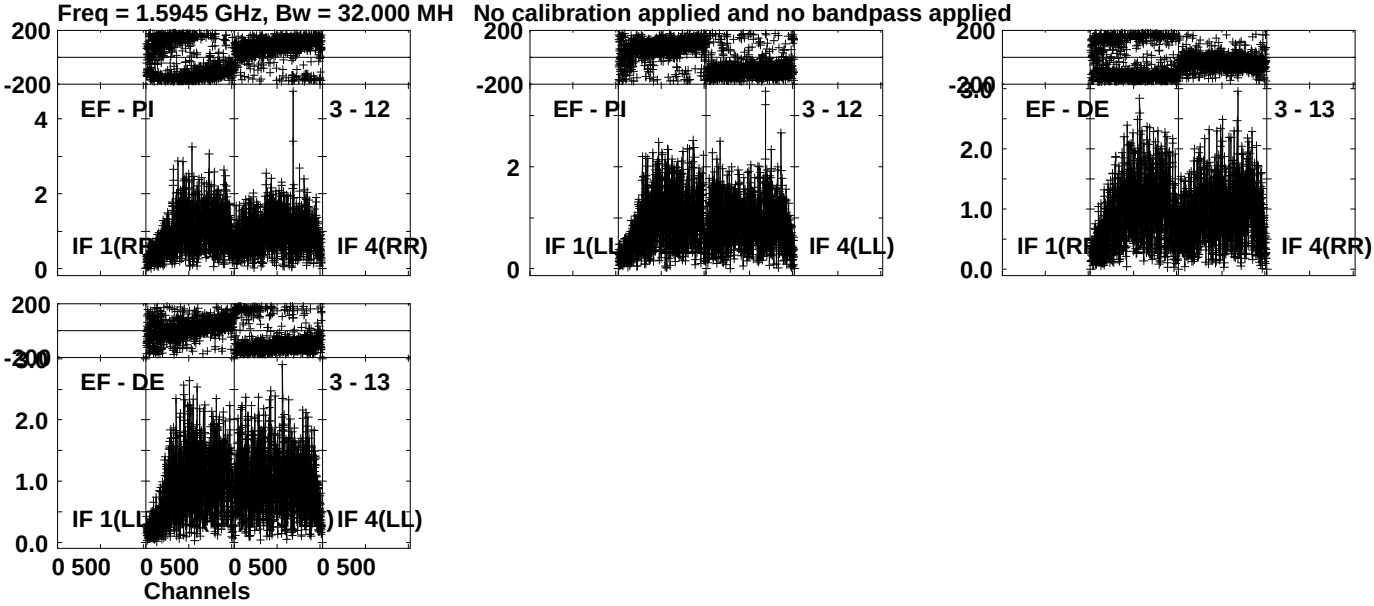

Lower frame: Milli Ampl Jy Top frame: Phas deg
Vector averaged cross-power spectrum Several baselines displayed
Timerange: 00/23:55:21 to 00/23:56:19

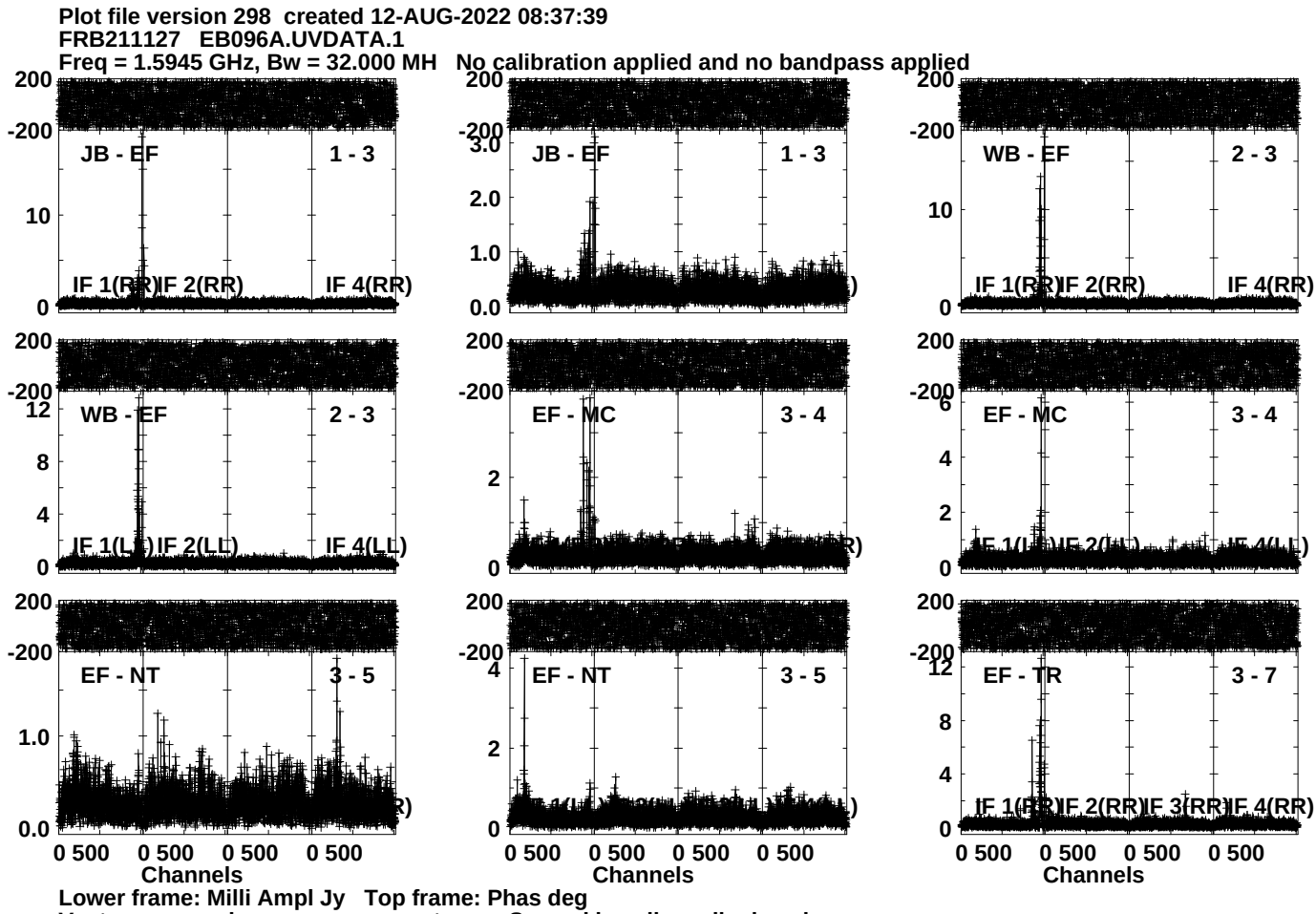
Plot file version 298 created 12-AUG-2022 08:37:39
FRB211127 EB096A.UVDATA.1
Freq = 1.5945 GHz, Bw = 32.000 MH No calibration applied and no bandpass applied
JB - EF
1 - 3
IF 1(RR)
IF 2(RR)
IF 4(RR)
JB - EF
1 - 3
WB - EF
2 - 3
IF 1(RR)
IF 2(RR)
IF 4(RR)
WB - EF
2 - 3
IF 1(LL)
IF 2(LL)
IF 4(LL)
EF - MC
3 - 4
EF - MC
3 - 4
EF - NT
3 - 5
EF - NT
3 - 5
EF - TR
3 - 7
IF 1(RR)
IF 2(RR)
IF 3(RR)
IF 4(RR)
0 500
Channels
Lower frame: Milli Ampl Jy Top frame: Phas deg
Vector averaged cross-power spectrum Several baselines displayed
Timerange: 00/23:56:21 to 01/00:00:49

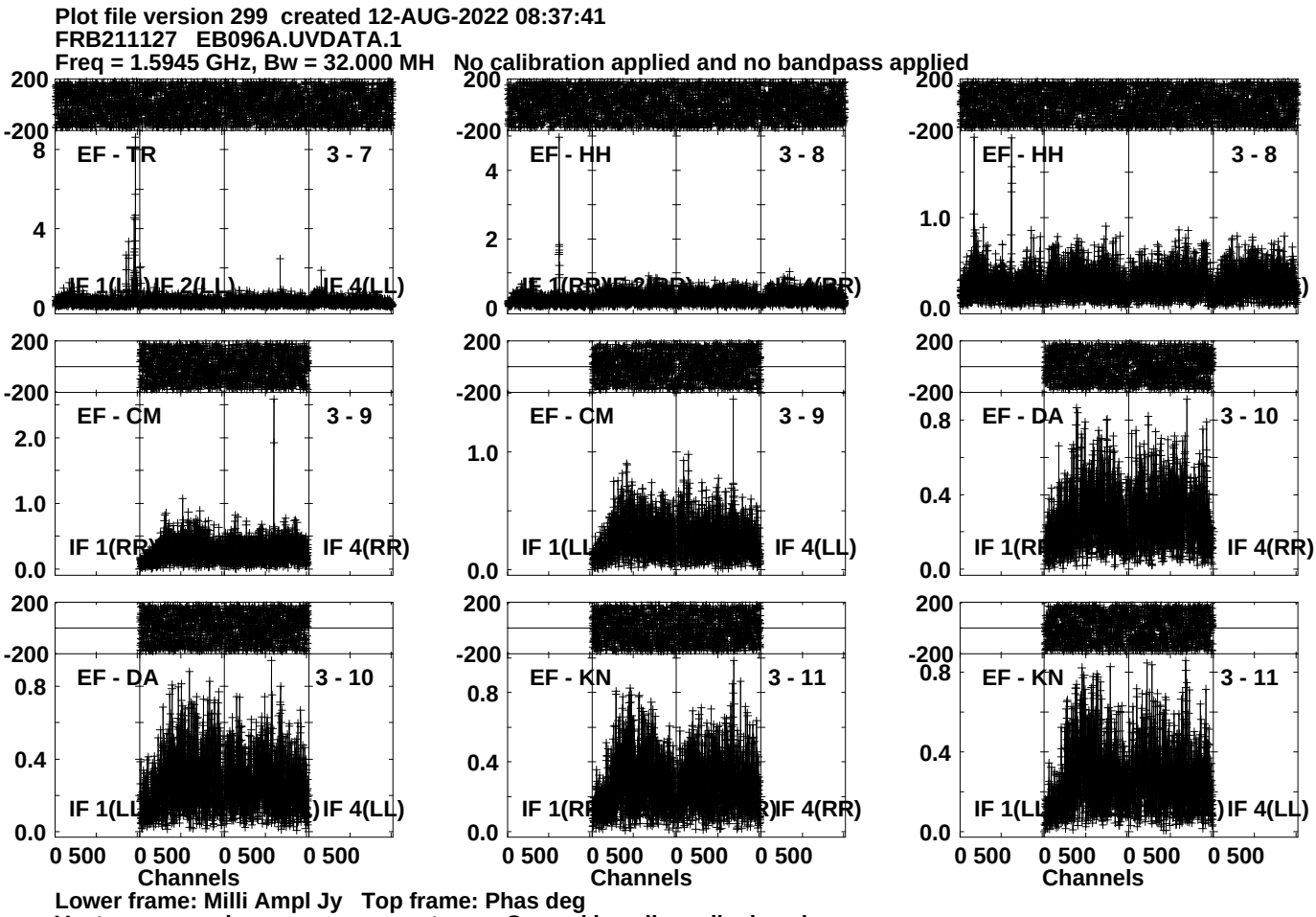
Plot file version 299 created 12-AUG-2022 08:37:41
FRB211127 EB096A.UVDATA.1
Freq = 1.5945 GHz, Bw = 32.000 MH No calibration applied and no bandpass applied
EF - TR
3 - 7
EF - HH
3 - 8
EF - HH
3 - 8
EF - CM
3 - 9
EF - CM
3 - 9
EF - DA
3 - 10
EF - DA
3 - 10
EF - KN
3 - 11
EF - KN
3 - 11
IF 4(LL)
IF 4(RR)
IF 4(LL)
IF 4(RR)
IF 4(LL)
IF 4(RR)
IF 4(LL)
Channels
Channels
Channels
Lower frame: Milli Ampl Jy Top frame: Phas deg
Vector averaged cross-power spectrum Several baselines displayed
Timerange: 00/23:56:21 to 01/00:00:49

Plot file version 300 created 12-AUG-2022 08:37:43
FRB211127 EB096A.UVDATA.1
Freq = 1.5945 GHz, Bw = 32.000 MH No calibration applied and no bandpass applied

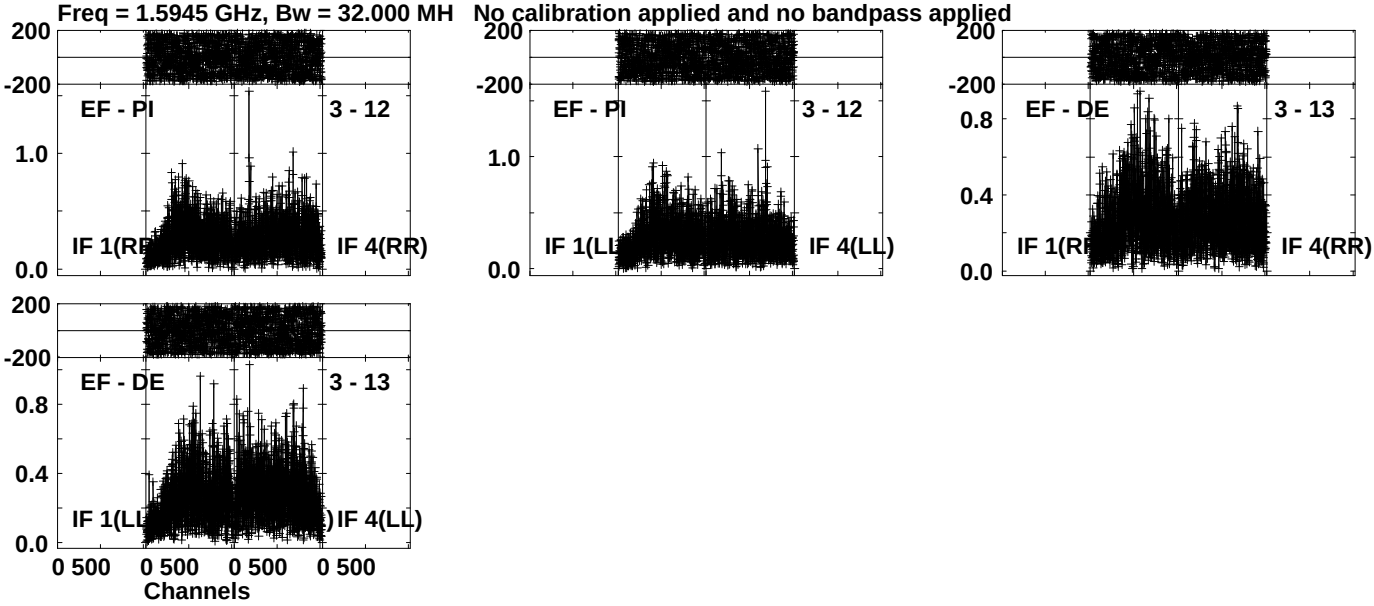

Lower frame: Milli Ampl Jy Top frame: Phas deg
Vector averaged cross-power spectrum Several baselines displayed
Timerange: 00/23:56:21 to 01/00:00:49

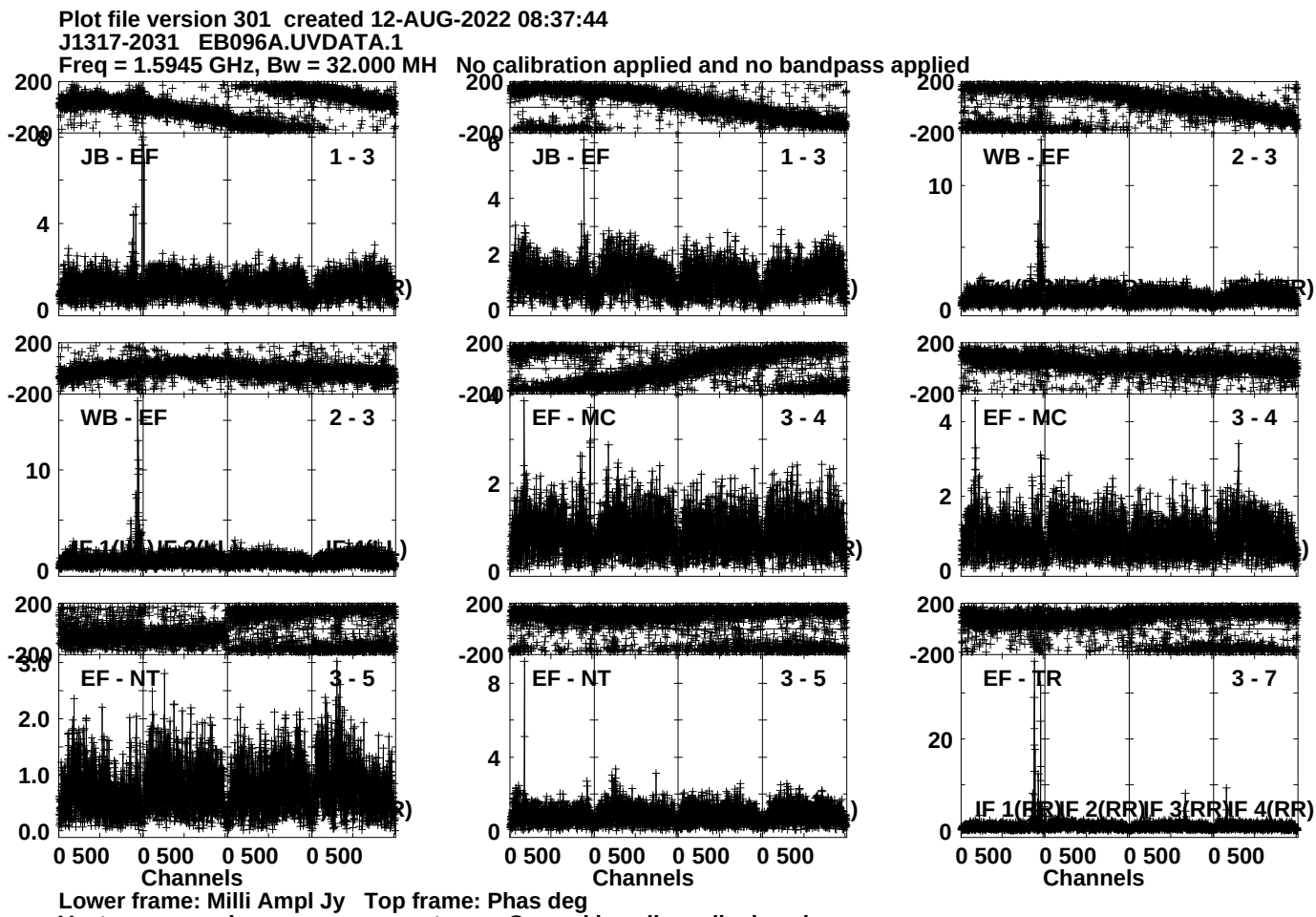
Plot file version 301 created 12-AUG-2022 08:37:44
J1317-2031 EB096A.UVDATA.1
Freq = 1.5945 GHz, Bw = 32.000 MH No calibration applied and no bandpass applied
JB - EF 1 - 3
JB - EF 1 - 3
WB - EF 2 - 3
WB - EF 2 - 3
EF - MC 3 - 4
EF - MC 3 - 4
EF - NT 3 - 5
EF - NT 3 - 5
EF - TR 3 - 7
IF 1(RR) IF 2(RR) IF 3(RR) IF 4(RR)
Channels
Channels
Channels
Lower frame: Milli Ampl Jy Top frame: Phas deg
Vector averaged cross-power spectrum Several baselines displayed
Timerange: 01/00:00:51 to 01/00:02:19

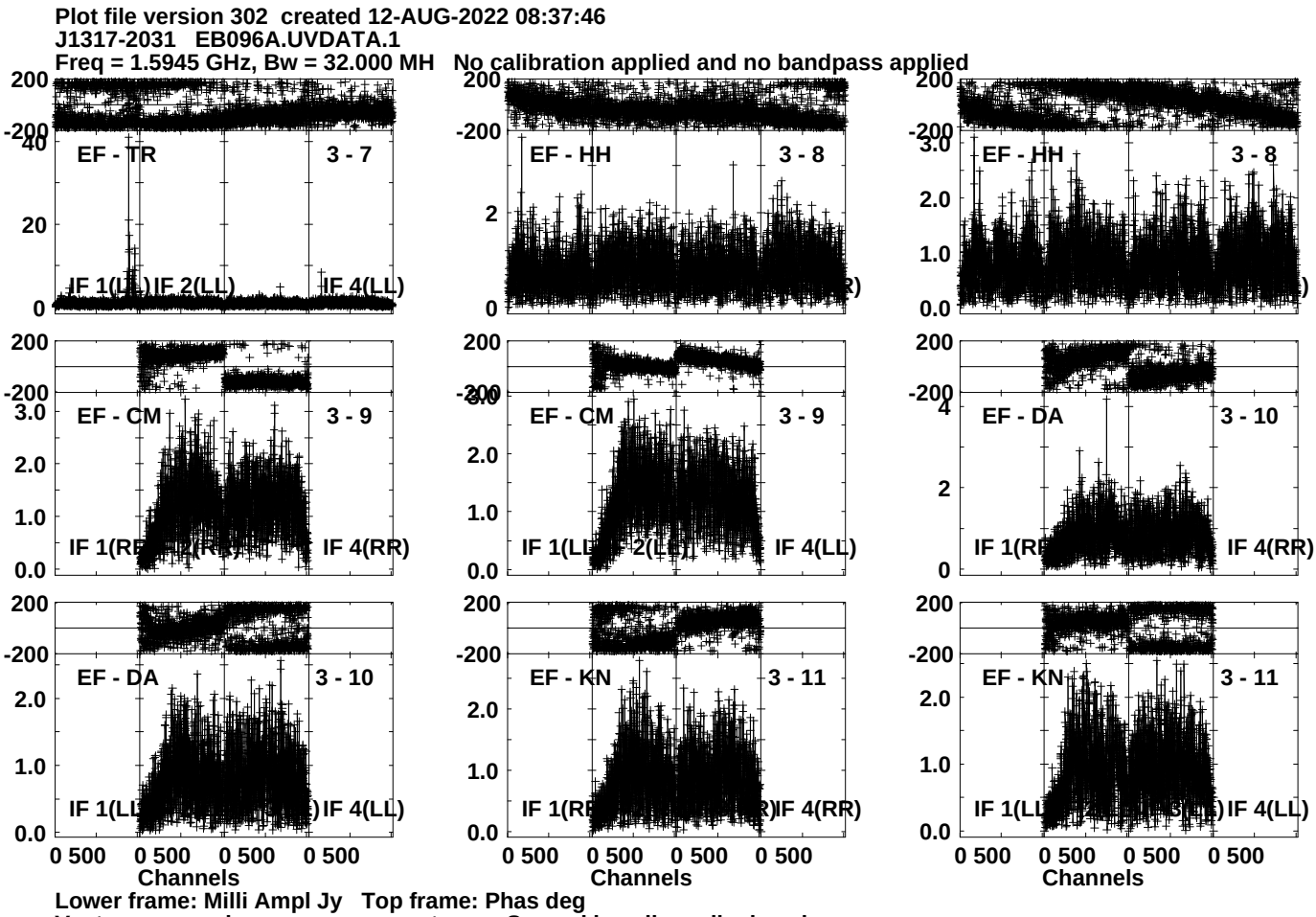
Plot file version 302 created 12-AUG-2022 08:37:46
J1317-2031 EB096A.UVDATA.1
Freq = 1.5945 GHz, Bw = 32.000 MH No calibration applied and no bandpass applied
EF - TR
3 - 7
EF - HH
3 - 8
EF - HH
3 - 8
EF - CM
3 - 9
EF - CM
3 - 9
EF - DA
3 - 10
EF - DA
3 - 10
EF - KN
3 - 11
EF - KN
3 - 11
IF 4(LL)
IF 4(RR)
Channels
Lower frame: Milli Ampl Jy Top frame: Phas deg
Vector averaged cross-power spectrum Several baselines displayed
Timerange: 01/00:00:51 to 01/00:02:19

Plot file version 303 created 12-AUG-2022 08:37:47
J1317-2031 EB096A.UVDATA.1
Freq = 1.5945 GHz, Bw = 32.000 MH No calibration applied and no bandpass applied

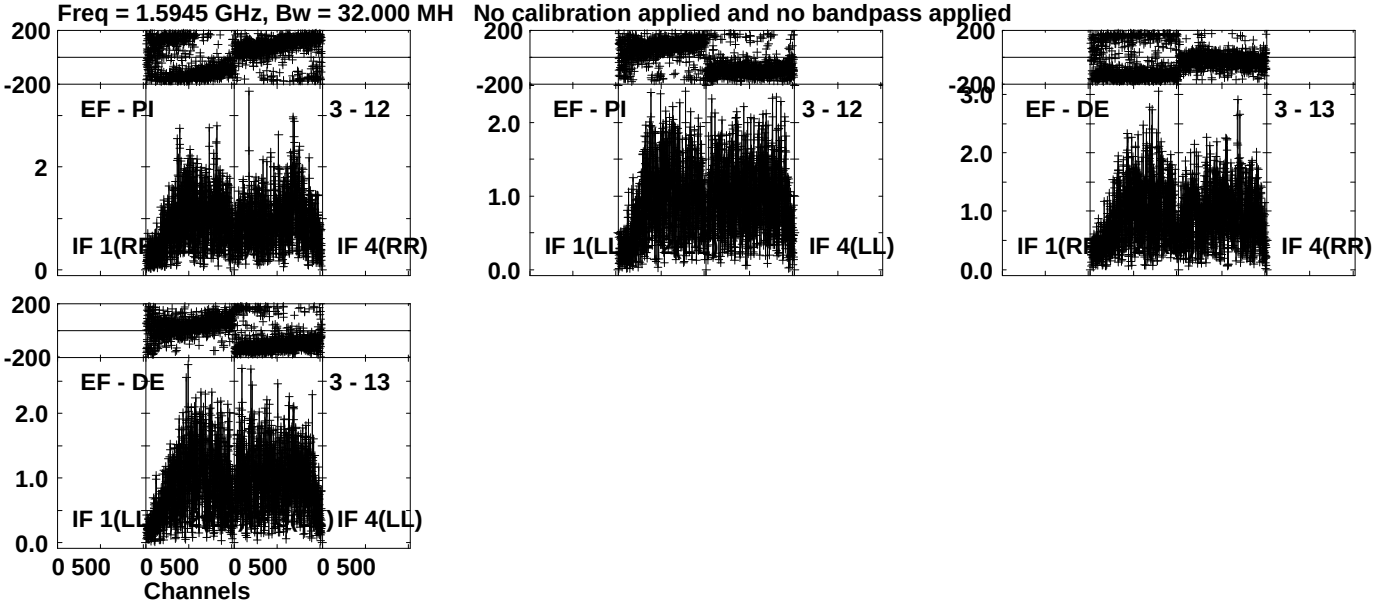

Lower frame: Milli Ampl Jy Top frame: Phas deg
Vector averaged cross-power spectrum Several baselines displayed
Timerange: 01/00:00:51 to 01/00:02:19

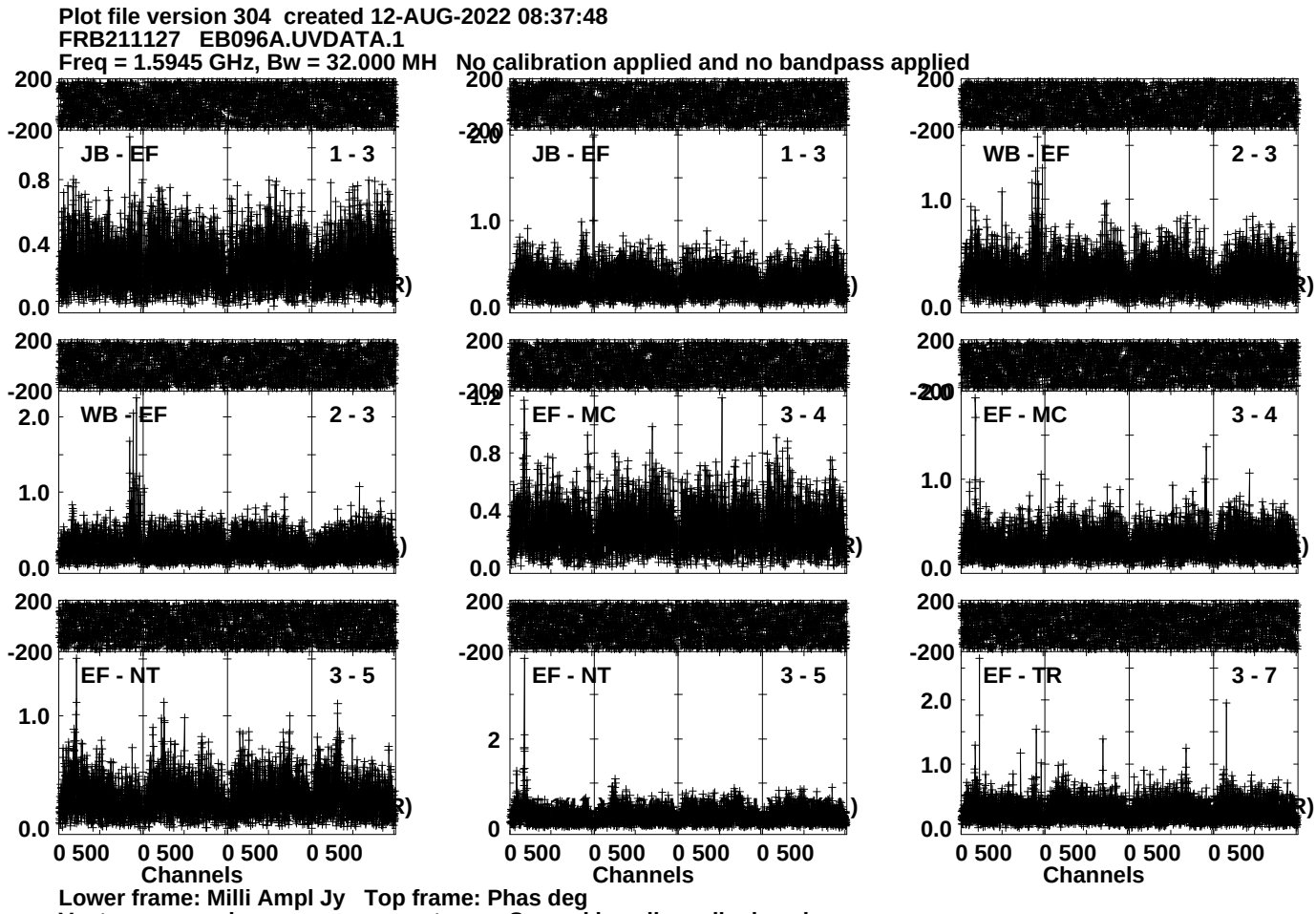
Plot file version 304 created 12-AUG-2022 08:37:48
FRB211127 EB096A.UVDATA.1
Freq = 1.5945 GHz, Bw = 32.000 MH No calibration applied and no bandpass applied
JB - EF 1 - 3
JB - EF 1 - 3
WB - EF 2 - 3
WB - EF 2 - 3
EF - MC 3 - 4
EF - MC 3 - 4
EF - NT 3 - 5
EF - NT 3 - 5
EF - TR 3 - 7
Channels
Channels
Channels
Lower frame: Milli Ampl Jy Top frame: Phas deg
Vector averaged cross-power spectrum Several baselines displayed
Timerange: 01/00:02:21 to 01/00:06:49

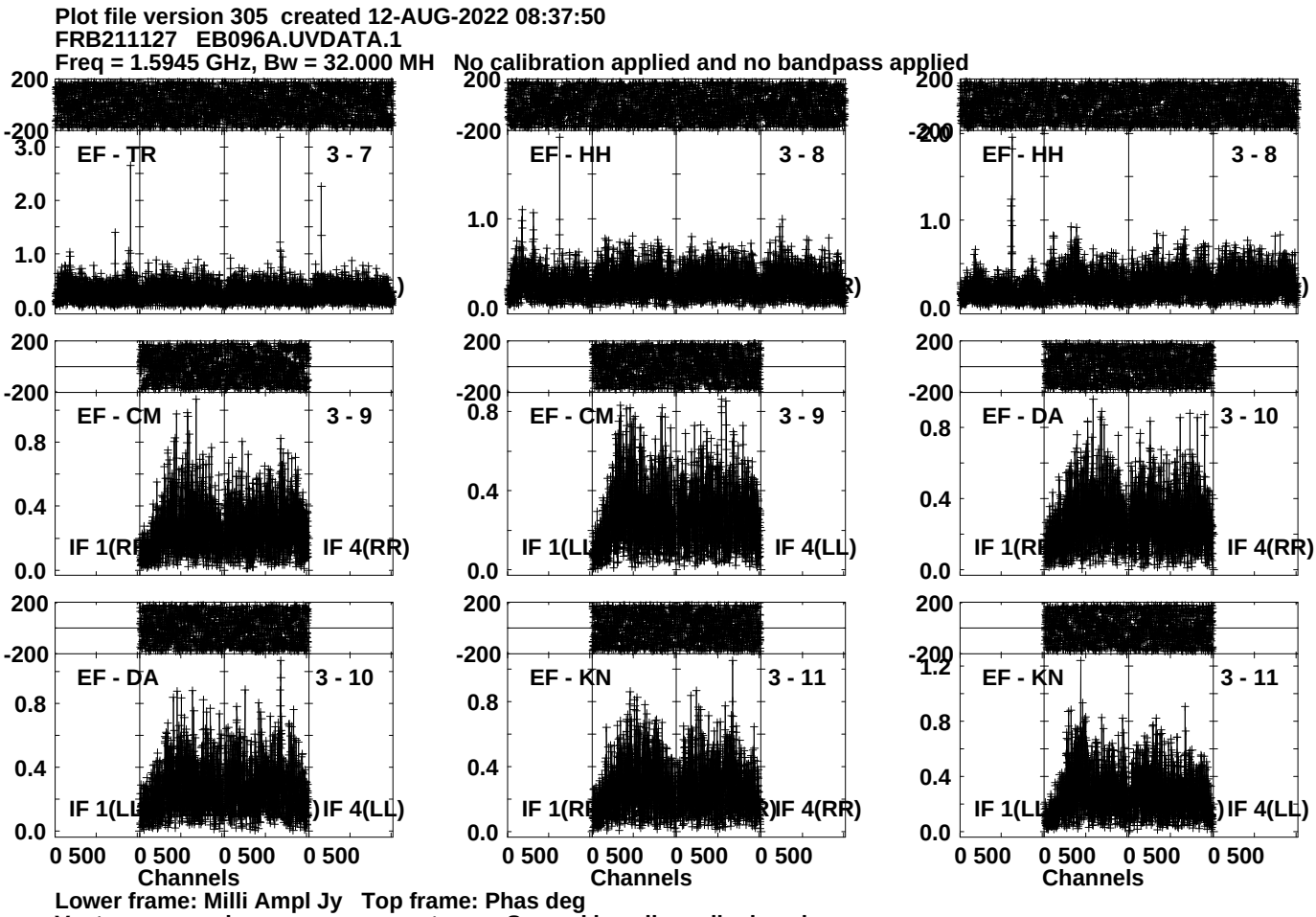
Plot file version 305 created 12-AUG-2022 08:37:50
FRB211127 EB096A.UVDATA.1
Freq = 1.5945 GHz, Bw = 32.000 MH No calibration applied and no bandpass applied
EF - TR
3 - 7
EF - HH
3 - 8
EF - HH
3 - 8
EF - CM
3 - 9
EF - CM
3 - 9
EF - DA
3 - 10
EF - DA
3 - 10
EF - KN
3 - 11
EF - KN
3 - 11
IF 4(RR)
IF 4(LL)
IF 4(RR)
IF 4(LL)
IF 4(RR)
IF 4(LL)
Channels
Channels
Channels
Lower frame: Milli Ampl Jy Top frame: Phas deg
Vector averaged cross-power spectrum Several baselines displayed
Timerange: 01/00:02:21 to 01/00:06:49

Plot file version 306 created 12-AUG-2022 08:37:52
FRB211127 EB096A.UVDATA.1
Freq = 1.5945 GHz, Bw = 32.000 MH No calibration applied and no bandpass applied

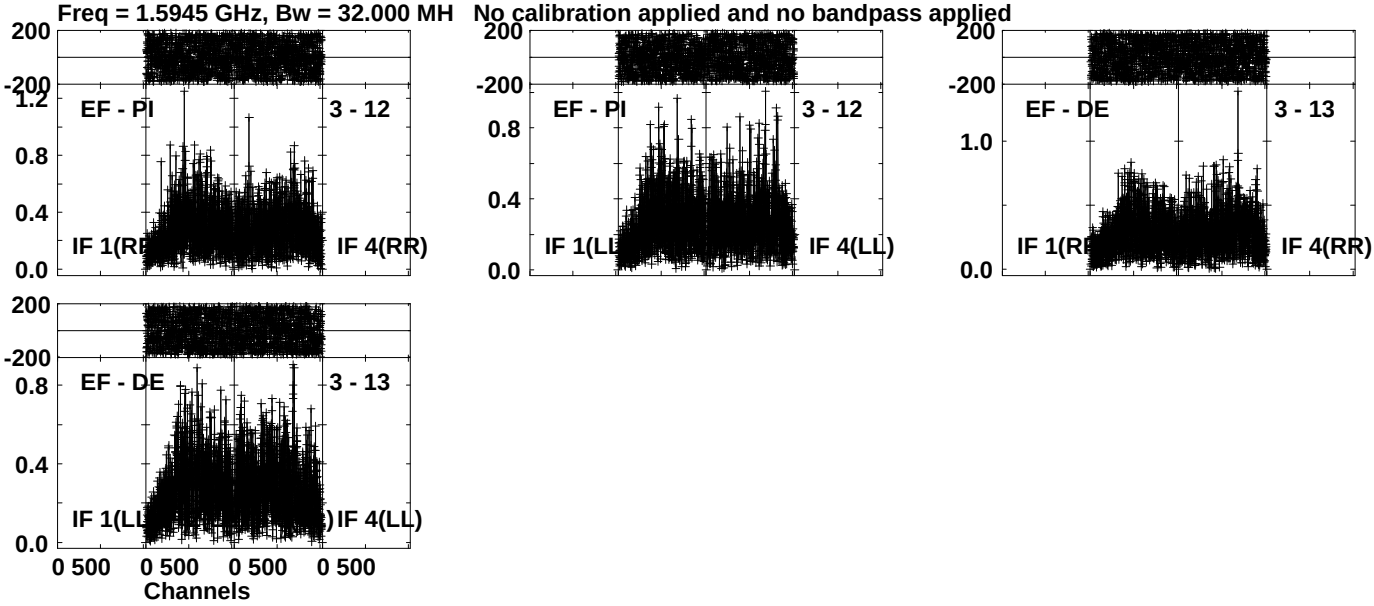

Lower frame: Milli Ampl Jy Top frame: Phas deg
Vector averaged cross-power spectrum Several baselines displayed
Timerange: 01/00:02:21 to 01/00:06:49

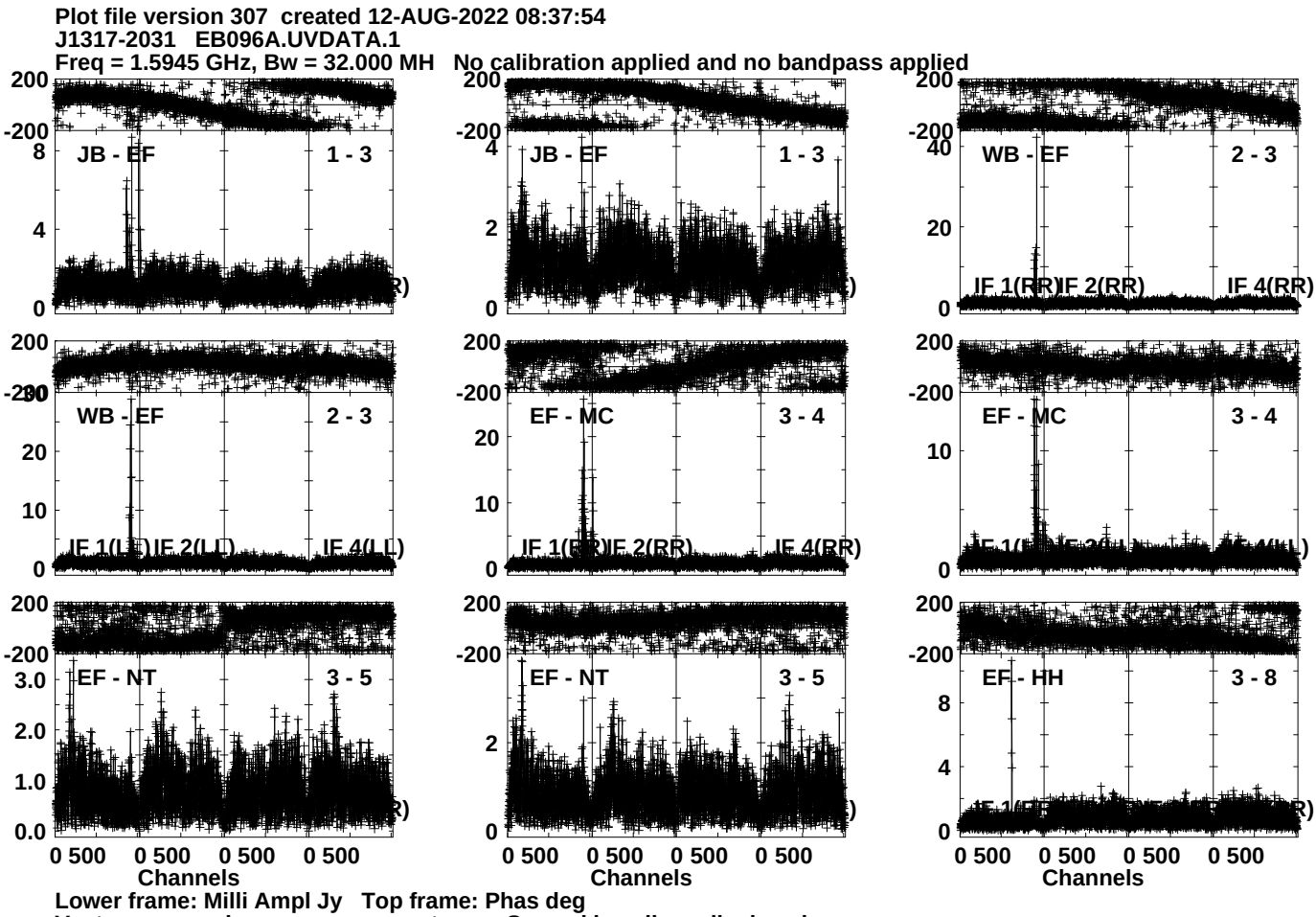
Plot file version 307 created 12-AUG-2022 08:37:54
J1317-2031 EB096A.UVDATA.1
Freq = 1.5945 GHz, Bw = 32.000 MH No calibration applied and no bandpass applied
JB - EF
1 - 3
JB - EF
1 - 3
WB - EF
2 - 3
IF 1(RR)IF 2(RR)
IF 4(RR)
WB - EF
2 - 3
IF 1(LL)IF 2(LL)
IF 4(LL)
EF - MC
3 - 4
IF 1(RR)IF 2(RR)
IF 4(RR)
EF - MC
3 - 4
EF - NT
3 - 5
EF - NT
3 - 5
EF - HH
3 - 8
0 500 0 500 0 500 0 500
Channels
0 500 0 500 0 500 0 500
Channels
0 500 0 500 0 500 0 500
Channels
Lower frame: Milli Ampl Jy Top frame: Phas deg
Vector averaged cross-power spectrum Several baselines displayed
Timerange: 01/00:07:21 to 01/00:08:19

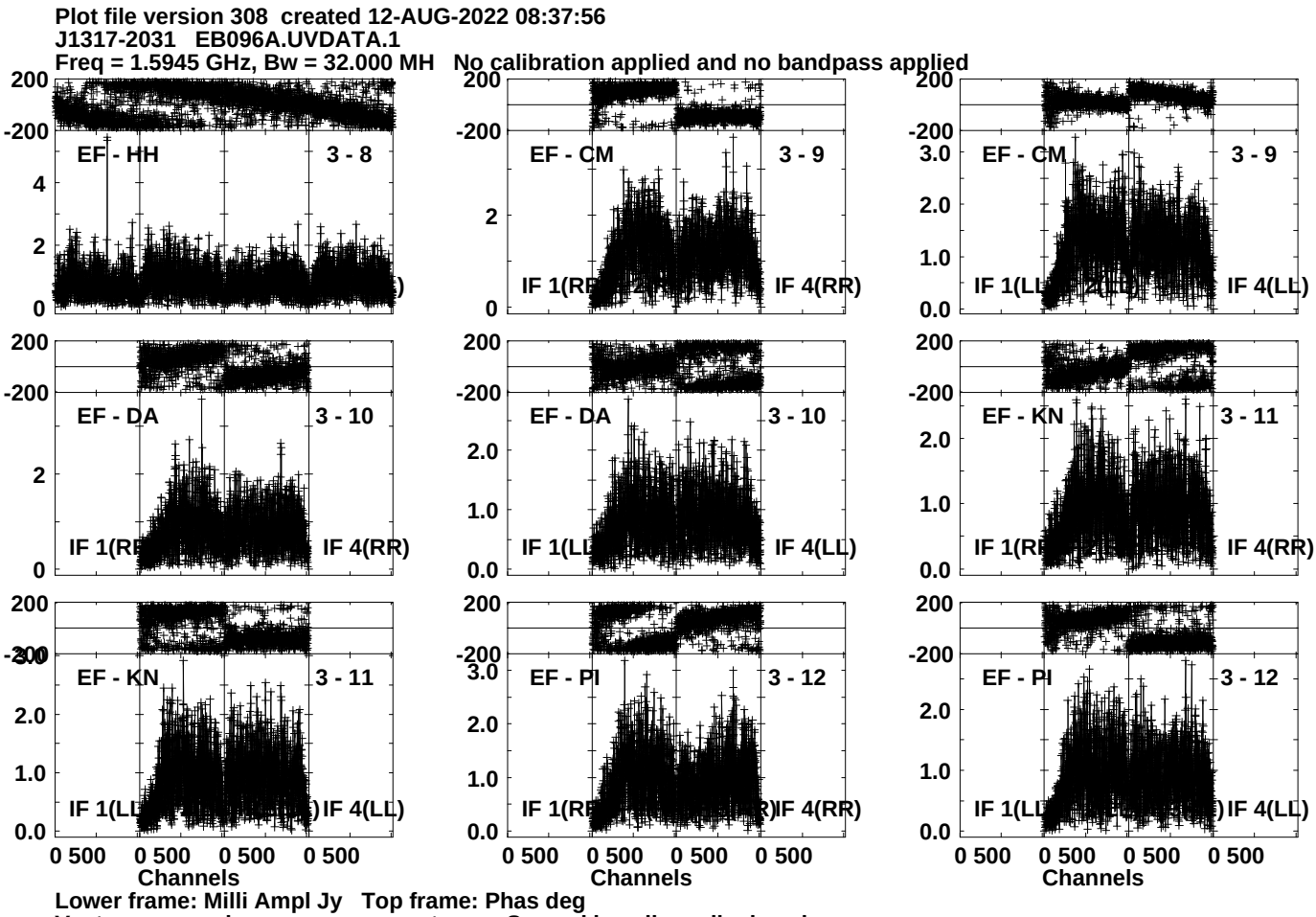
Plot file version 308 created 12-AUG-2022 08:37:56
J1317-2031 EB096A.UVDATA.1
Freq = 1.5945 GHz, Bw = 32.000 MH No calibration applied and no bandpass applied
EF - HH 3 - 8
EF - CM 3 - 9
EF - CM 3 - 9
EF - DA 3 - 10
EF - DA 3 - 10
EF - KN 3 - 11
EF - KN 3 - 11
EF - PI 3 - 12
EF - PI 3 - 12
IF 1(RR) IF 4(RR)
IF 1(LL) IF 4(LL)
Channels
Lower frame: Milli Ampl Jy Top frame: Phas deg
Vector averaged cross-power spectrum Several baselines displayed
Timerange: 01/00:07:21 to 01/00:08:19

Plot file version 309 created 12-AUG-2022 08:37:57
J1317-2031 EB096A.UVDATA.1
Freq = 1.5945 GHz, Bw = 32.000 MH No calibration applied and no bandpass applied

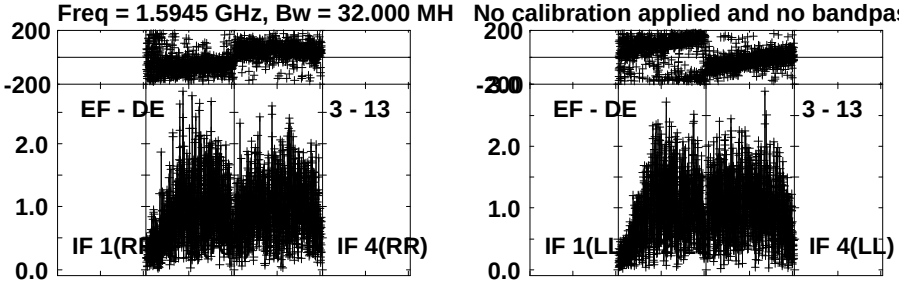

Lower frame: Milli Ampl Jy Top frame: Phas deg
Vector averaged cross-power spectrum Several baselines displayed
Timerange: 01/00:07:21 to 01/00:08:19

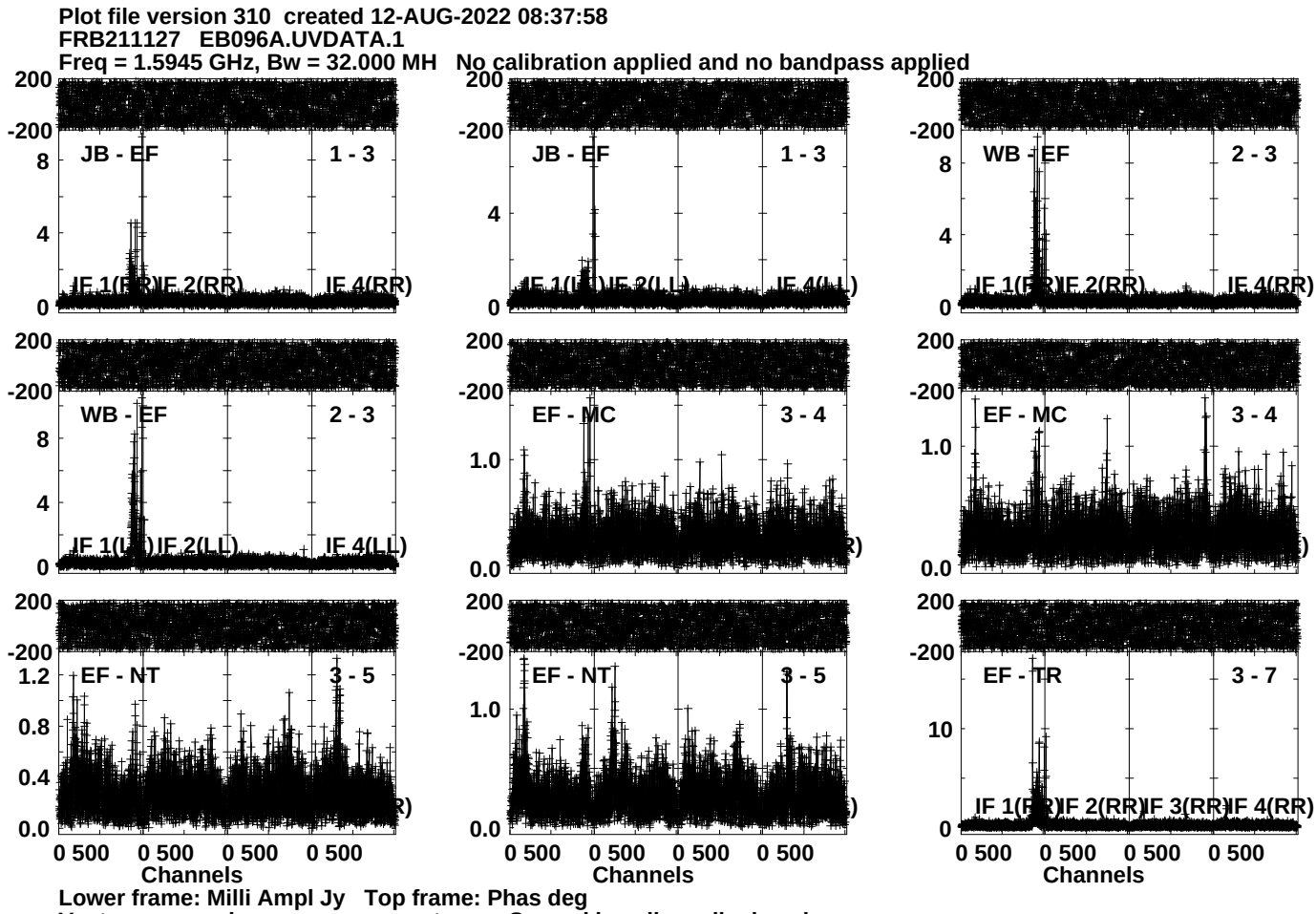
Plot file version 310 created 12-AUG-2022 08:37:58
FRB211127 EB096A.UVDATA.1
Freq = 1.5945 GHz, Bw = 32.000 MH No calibration applied and no bandpass applied
JB - EF
1 - 3
JB - EF
1 - 3
WB - EF
2 - 3
WB - EF
2 - 3
EF - MC
3 - 4
EF - MC
3 - 4
EF - NT
3 - 5
EF - NT
3 - 5
EF - TR
3 - 7
IF 1(RR) IF 2(RR) IF 3(RR) IF 4(RR)
IF 2(LL) IF 4(LL)
Channels
Lower frame: Milli Ampl Jy Top frame: Phas deg
Vector averaged cross-power spectrum Several baselines displayed
Timerange: 01/00:08:21 to 01/00:12:49

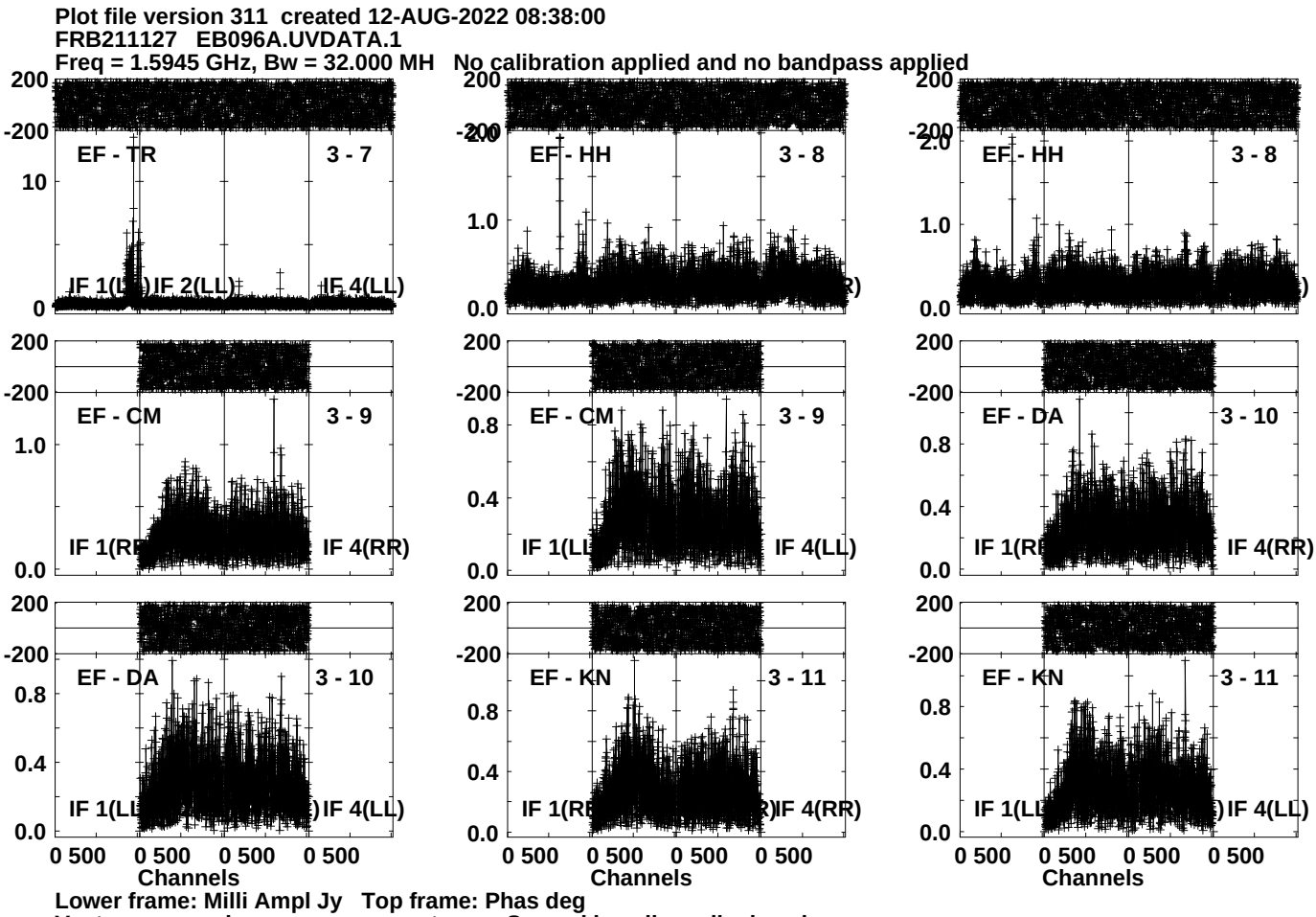
Plot file version 311 created 12-AUG-2022 08:38:00
FRB211127 EB096A.UVDATA.1
Freq = 1.5945 GHz, Bw = 32.000 MH No calibration applied and no bandpass applied
EF - TR
3 - 7
IF 1(L
IF 2(LL)
IF 4(LL)
EF - HH
3 - 8
EF - HH
3 - 8
EF - CM
3 - 9
IF 1(RR
IF 4(RR)
EF - CM
3 - 9
IF 1(LL
IF 4(LL)
EF - DA
3 - 10
IF 1(RR
IF 4(RR)
EF - DA
3 - 10
IF 1(LL
IF 4(LL)
EF - KN
3 - 11
IF 1(RR
IF 4(RR)
EF - KN
3 - 11
IF 1(LL
IF 4(LL)
0 500
Channels
Lower frame: Milli Ampl Jy Top frame: Phas deg
Vector averaged cross-power spectrum Several baselines displayed
Timerange: 01/00:08:21 to 01/00:12:49

Plot file version 312 created 12-AUG-2022 08:38:01
FRB211127 EB096A.UVDATA.1
Freq = 1.5945 GHz, Bw = 32.000 MH No calibration applied and no bandpass applied

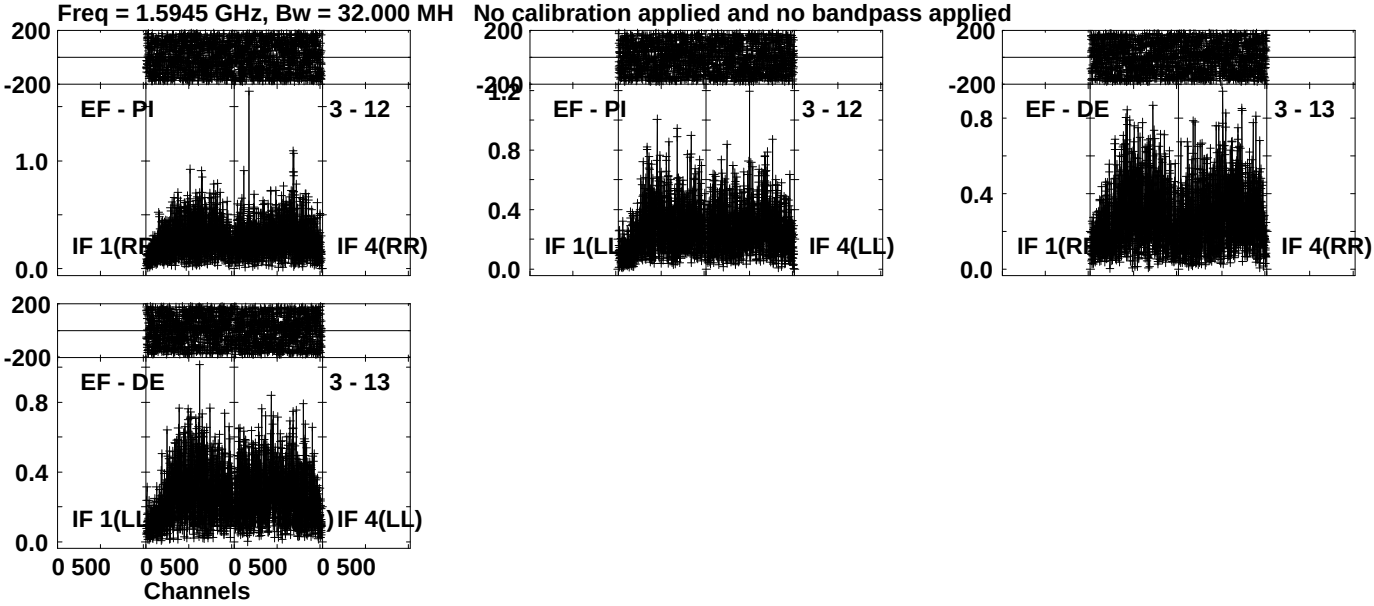

Lower frame: Milli Ampl Jy Top frame: Phas deg
Vector averaged cross-power spectrum Several baselines displayed
Timerange: 01/00:08:21 to 01/00:12:49

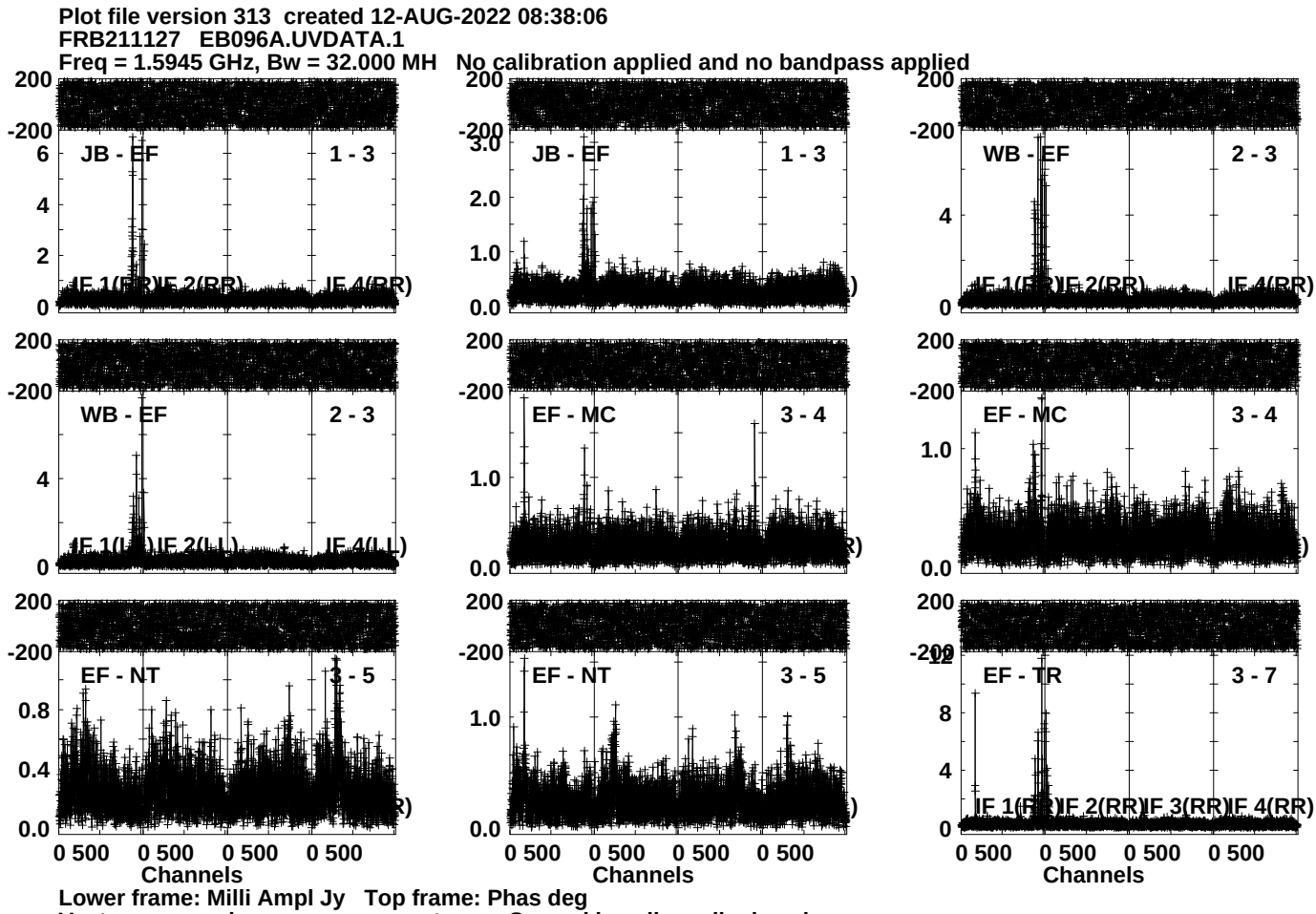
Plot file version 313 created 12-AUG-2022 08:38:06
FRB211127 EB096A.UVDATA.1
Freq = 1.5945 GHz, Bw = 32.000 MH No calibration applied and no bandpass applied
JB - EF
1 - 3
JB - EF
1 - 3
WB - EF
2 - 3
WB - EF
2 - 3
EF - MC
3 - 4
EF - MC
3 - 4
EF - NT
3 - 5
EF - NT
3 - 5
EF - TR
3 - 7
IF 1(RR) IF 2(RR) IF 3(RR) IF 4(RR)
Channels
Lower frame: Milli Ampl Jy Top frame: Phas deg
Vector averaged cross-power spectrum Several baselines displayed
Timerange: 01/00:14:21 to 01/00:18:49

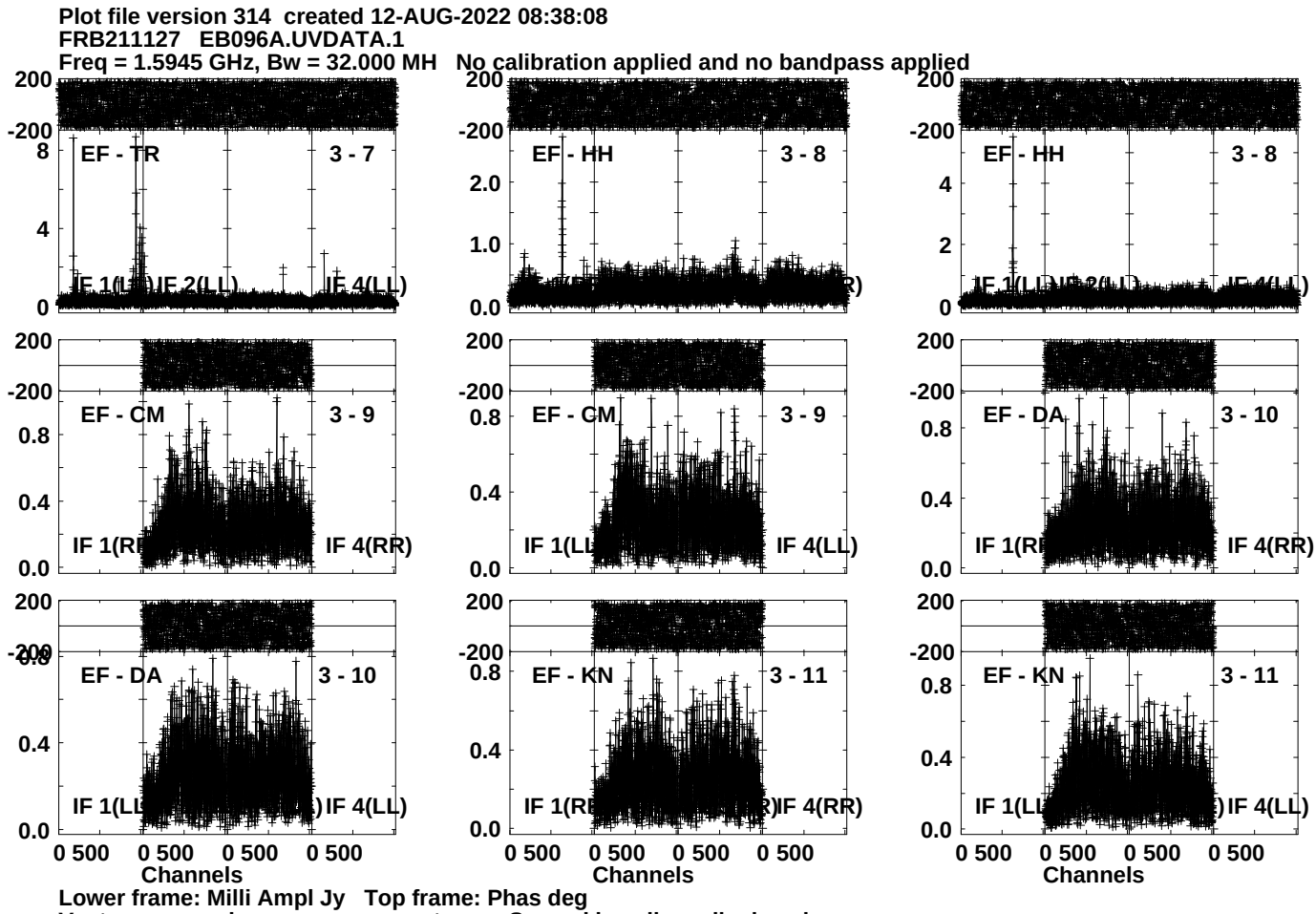
Plot file version 314 created 12-AUG-2022 08:38:08
FRB211127 EB096A.UVDATA.1
Freq = 1.5945 GHz, Bw = 32.000 MH No calibration applied and no bandpass applied
EF - TR 3 - 7
EF - HH 3 - 8
EF - HH 3 - 8
EF - CM 3 - 9
EF - CM 3 - 9
EF - DA 3 - 10
EF - DA 3 - 10
EF - KN 3 - 11
EF - KN 3 - 11
IF 1(LL) IF 2(LL) IF 4(LL)
IF 1(RR) IF 4(RR)
IF 1(LL) IF 4(LL)
IF 1(RR) IF 4(RR)
Channels
Lower frame: Milli Ampl Jy Top frame: Phas deg
Vector averaged cross-power spectrum Several baselines displayed
Timerange: 01/00:14:21 to 01/00:18:49

Plot file version 315 created 12-AUG-2022 08:38:09
FRB211127 EB096A.UVDATA.1
Freq = 1.5945 GHz, Bw = 32.000 MH No calibration applied and no bandpass applied

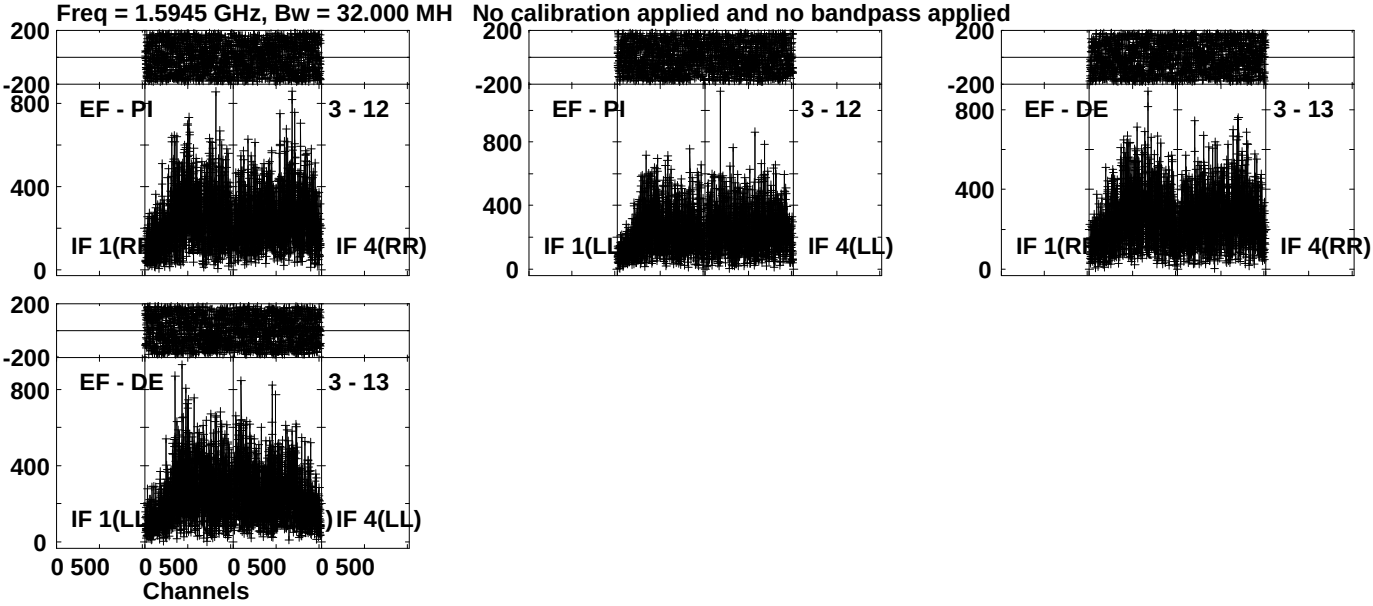

Lower frame: Micro Ampl Jy Top frame: Phas deg
Vector averaged cross-power spectrum Several baselines displayed
Timerange: 01/00:14:21 to 01/00:18:49

Plot file version 316 created 12-AUG-2022 08:38:14
FRB211127 EB096A.UVDATA.1
Freq = 1.5945 GHz, Bw = 32.000 MH No calibration applied and no bandpass applied

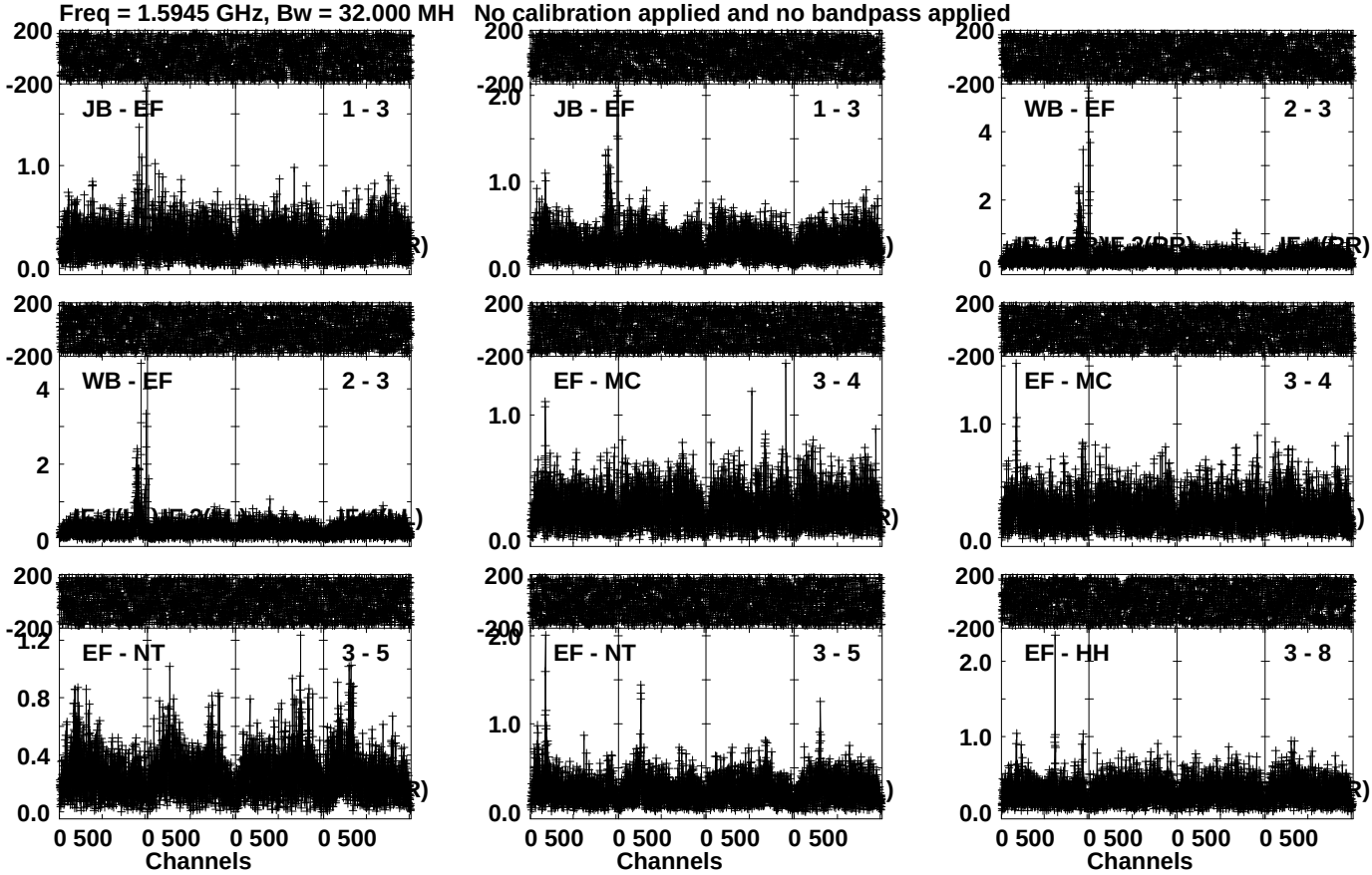

Lower frame: Milli Ampl Jy Top frame: Phas deg
Vector averaged cross-power spectrum Several baselines displayed
Timerange: 01/00:20:21 to 01/00:24:49

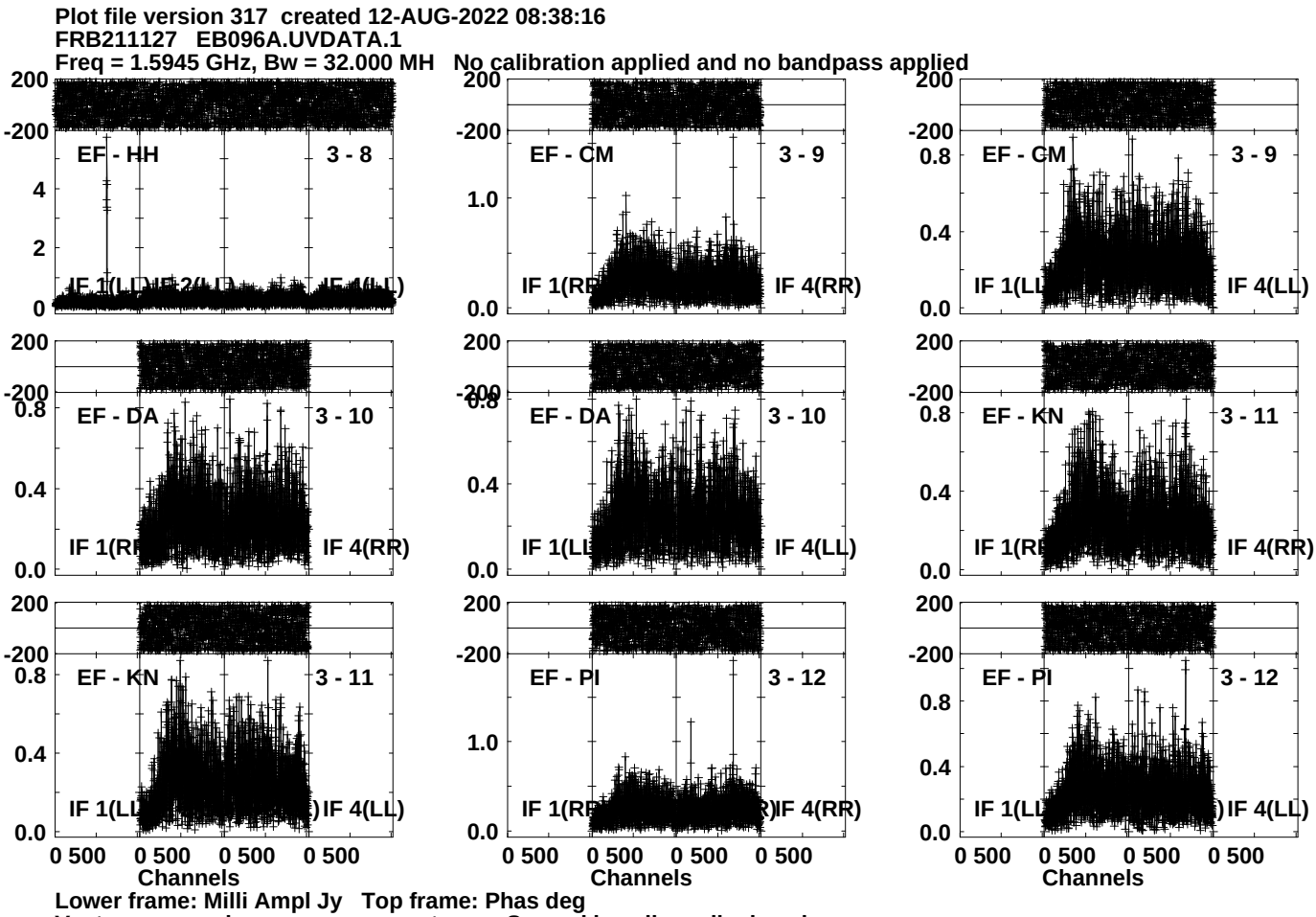
Plot file version 317 created 12-AUG-2022 08:38:16
FRB211127 EB096A.UVDATA.1
Freq = 1.5945 GHz, Bw = 32.000 MH No calibration applied and no bandpass applied
EF - HH 3 - 8
EF - CM 3 - 9
EF - CM 3 - 9
EF - DA 3 - 10
EF - DA 3 - 10
EF - KN 3 - 11
EF - KN 3 - 11
EF - PI 3 - 12
EF - PI 3 - 12
IF 1(RR) IF 4(RR)
IF 1(LL) IF 4(LL)
Channels
Lower frame: Milli Ampl Jy Top frame: Phas deg
Vector averaged cross-power spectrum Several baselines displayed
Timerange: 01/00:20:21 to 01/00:24:49

Plot file version 318 created 12-AUG-2022 08:38:17
FRB211127 EB096A.UVDATA.1
Freq = 1.5945 GHz, Bw = 32.000 MH No calibration applied and no bandpass applied

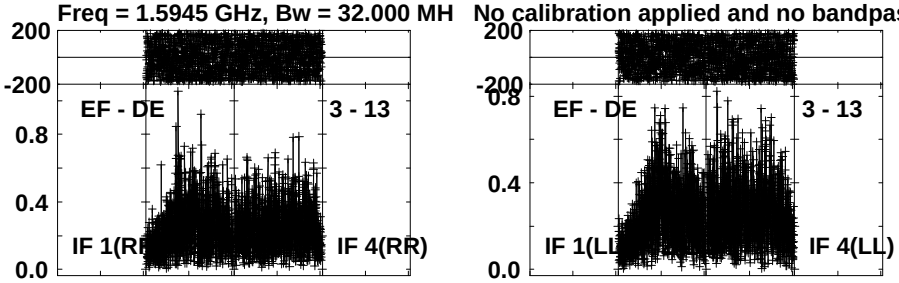

Lower frame: Milli Ampl Jy Top frame: Phas deg
Vector averaged cross-power spectrum Several baselines displayed
Timerange: 01/00:20:21 to 01/00:24:49

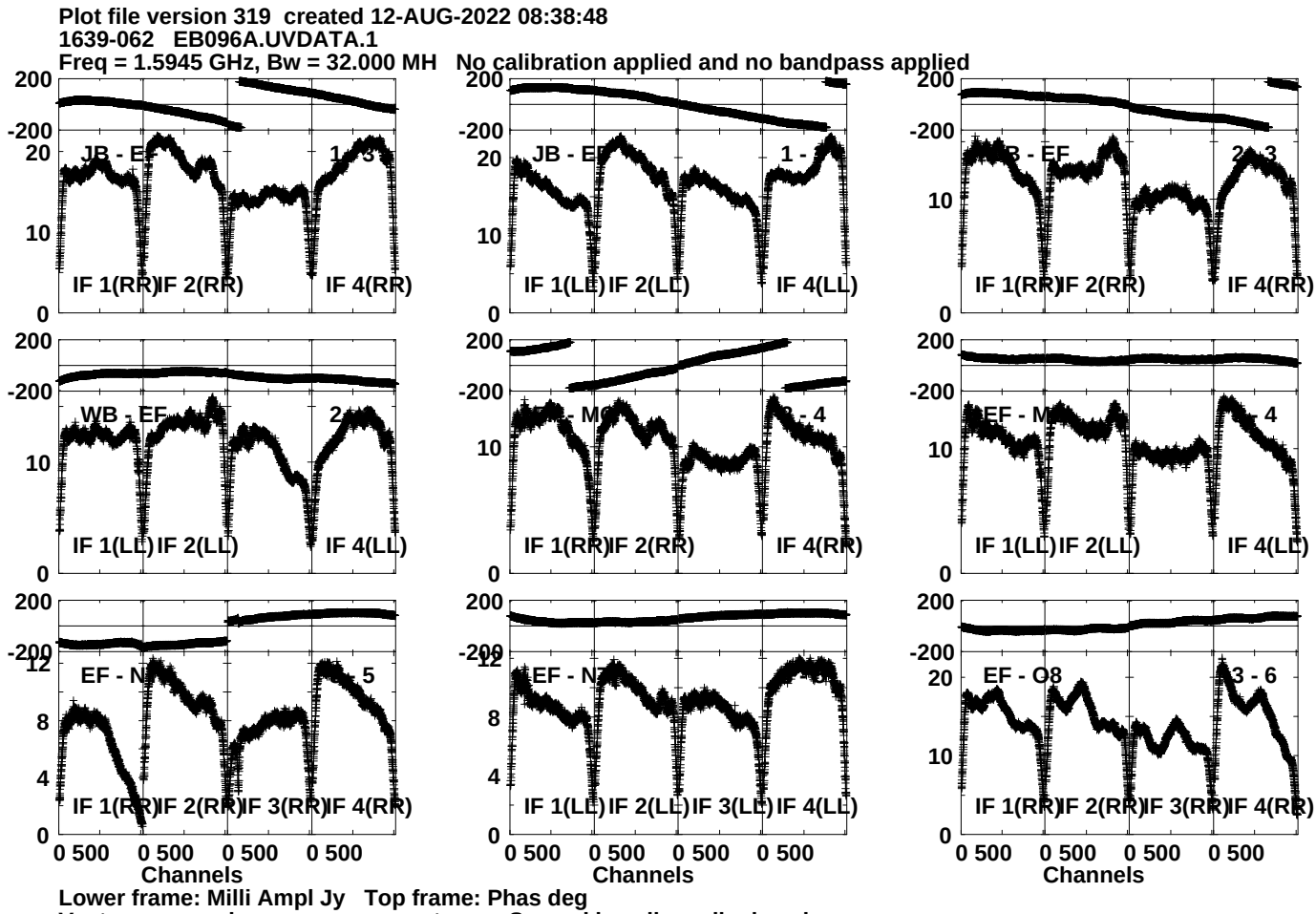
Plot file version 319 created 12-AUG-2022 08:38:48
1639-062 EB096A.UVDATA.1
Freq = 1.5945 GHz, Bw = 32.000 MH No calibration applied and no bandpass applied
JB - EF
1 - 3
IF 1(RR) IF 2(RR) IF 4(RR)
JB - EF
1 -
IF 1(LL) IF 2(LL) IF 4(LL)
B - EF
2 - 3
IF 1(RR) IF 2(RR) IF 4(RR)
WB - EF
2 -
IF 1(LL) IF 2(LL) IF 4(LL)
- M
- 4
IF 1(RR) IF 2(RR) IF 4(RR)
EF - M
- 4
IF 1(LL) IF 2(LL) IF 4(LL)
EF - N
5
IF 1(RR) IF 2(RR) IF 3(RR) IF 4(RR)
EF - N
IF 1(LL) IF 2(LL) IF 3(LL) IF 4(LL)
EF - O8
3 - 6
IF 1(RR) IF 2(RR) IF 3(RR) IF 4(RR)
200
-200
20
10
0
12
8
4
0 500
Channels
Lower frame: Milli Ampl Jy Top frame: Phas deg
Vector averaged cross-power spectrum Several baselines displayed
Timerange: 01/00:59:01 to 01/01:04:59

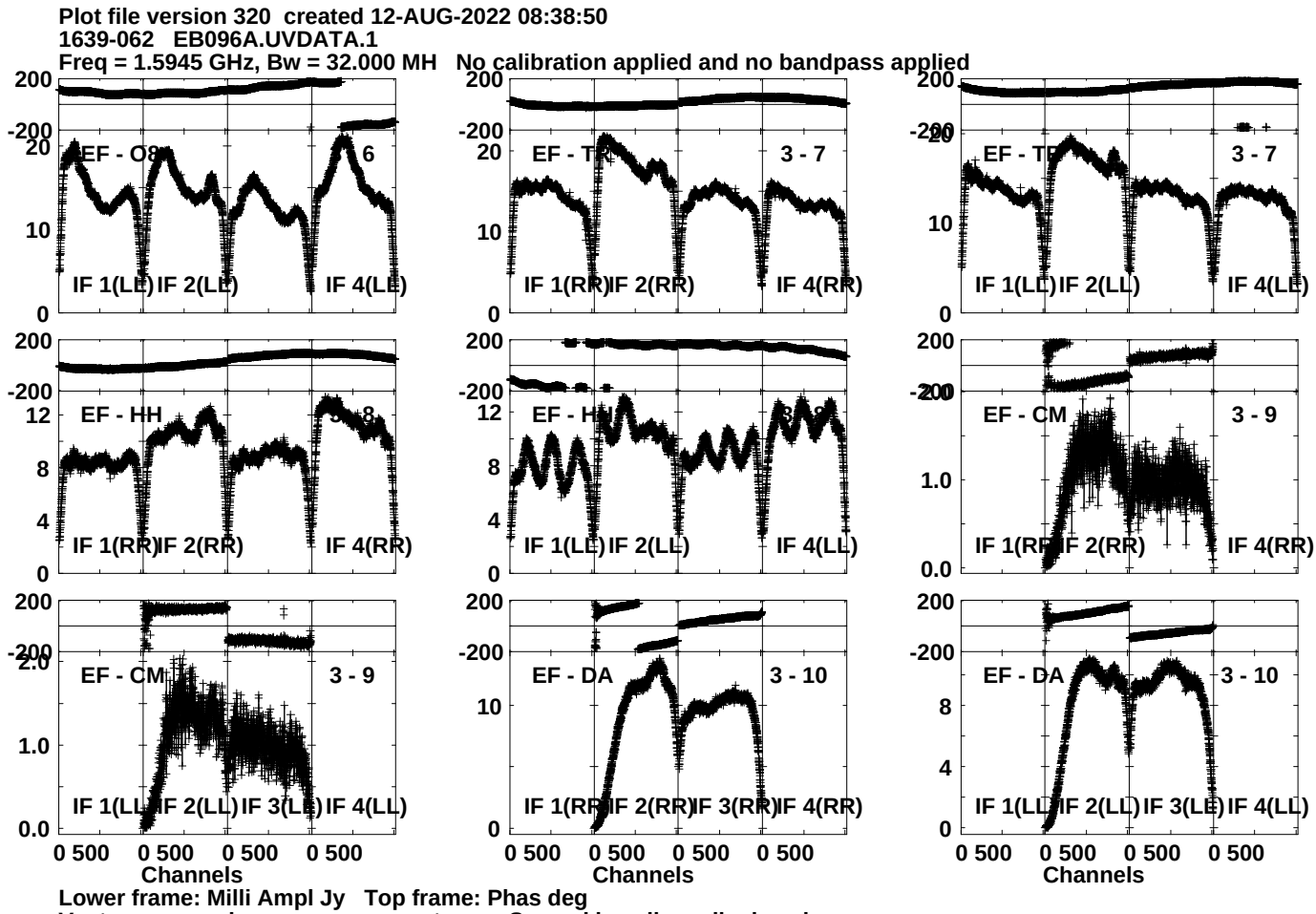
Plot file version 320 created 12-AUG-2022 08:38:50
1639-062 EB096A.UVDATA.1
Freq = 1.5945 GHz, Bw = 32.000 MH No calibration applied and no bandpass applied
EF - O8
6
IF 1(LL) IF 2(LL) IF 4(LL)
EF - TE
3 - 7
IF 1(RR) IF 2(RR) IF 4(RR)
EF - TE
3 - 7
IF 1(LL) IF 2(LL) IF 4(LL)
EF - HH
IF 1(RR) IF 2(RR) IF 4(RR)
EF - HH
IF 1(LL) IF 2(LL) IF 4(LL)
EF - CM
3 - 9
IF 1(RR) IF 2(RR) IF 4(RR)
EF - CM
3 - 9
IF 1(LL) IF 2(LL) IF 3(LL) IF 4(LL)
EF - DA
3 - 10
IF 1(RR) IF 2(RR) IF 3(RR) IF 4(RR)
EF - DA
3 - 10
IF 1(LL) IF 2(LL) IF 3(LL) IF 4(LL)
0 500 0 500 0 500 0 500
Channels
Lower frame: Milli Ampl Jy Top frame: Phas deg
Vector averaged cross-power spectrum Several baselines displayed
Timerange: 01/00:59:01 to 01/01:04:59

Plot file version 321 created 12-AUG-2022 08:38:52
1639-062 EB096A.UVDATA.1
Freq = 1.5945 GHz, Bw = 32.000 MH No calibration applied and no bandpass applied

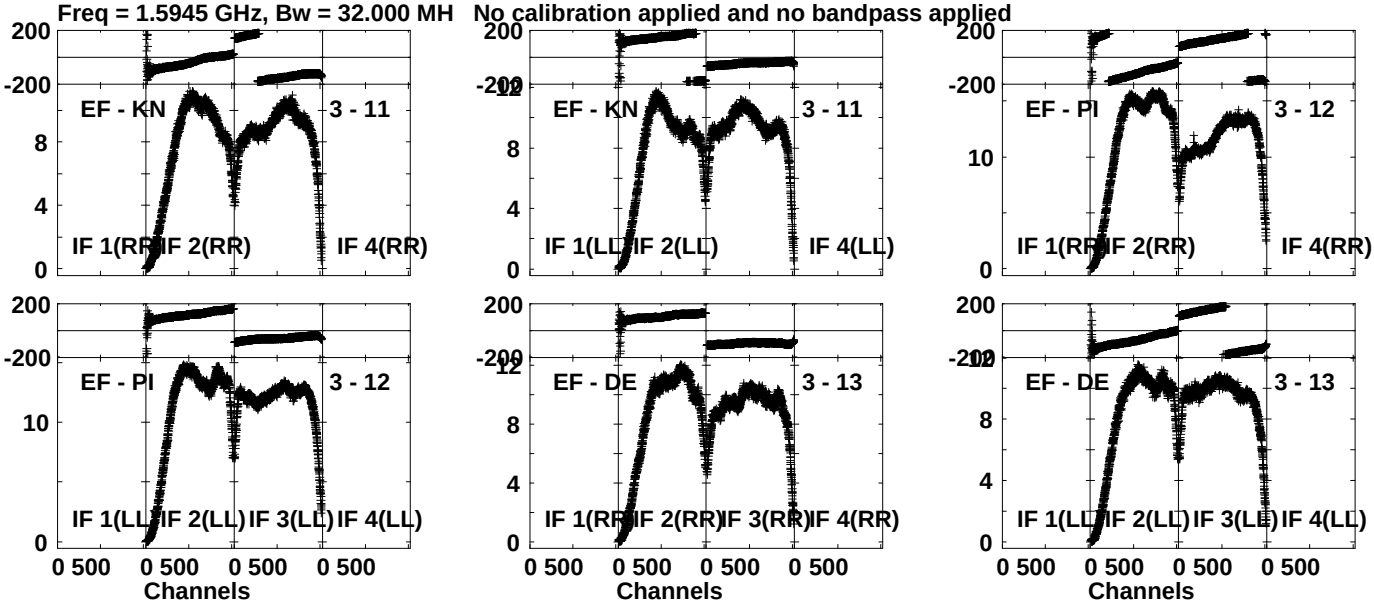

Lower frame: Milli Ampl Jy Top frame: Phas deg
Vector averaged cross-power spectrum Several baselines displayed
Timerange: 01/00:59:01 to 01/01:04:59