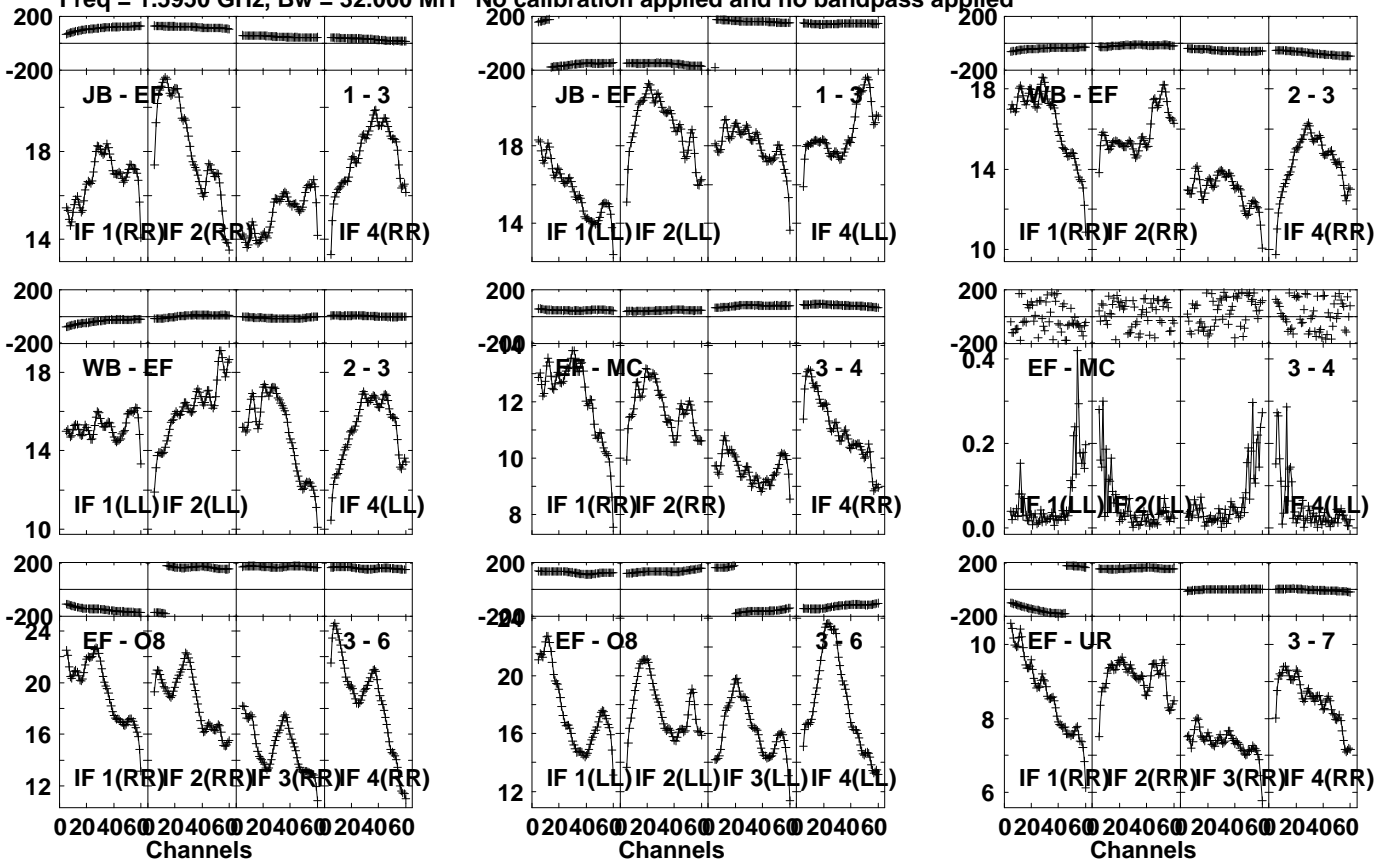


Plot file version 1 created 17-MAR-2023 00:58:32

1334-127 EB096B.UVDATA.1

Freq = 1.5950 GHz, Bw = 32.000 MH No calibration applied and no bandpass applied



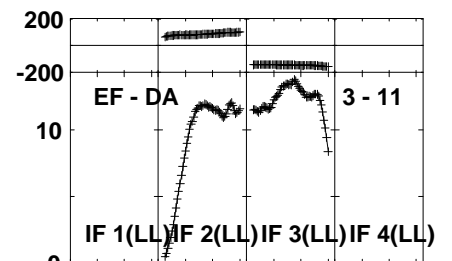
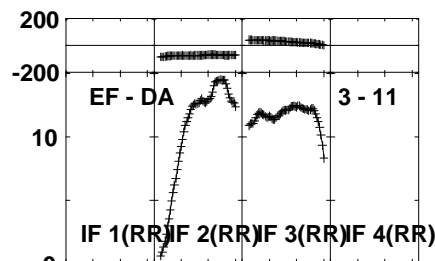
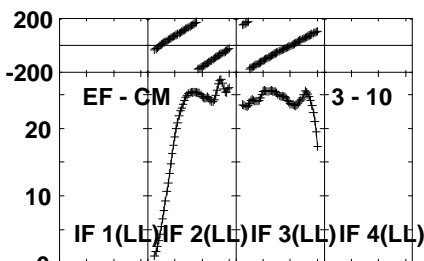
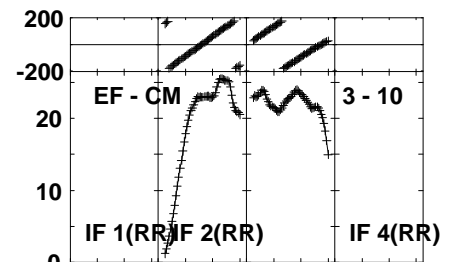
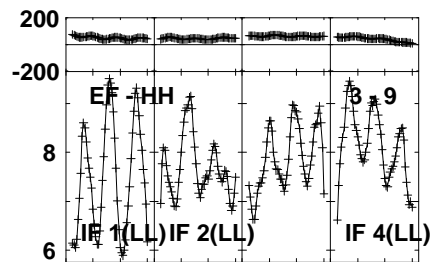
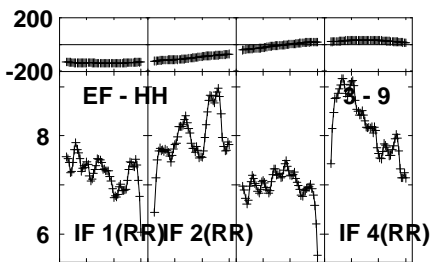
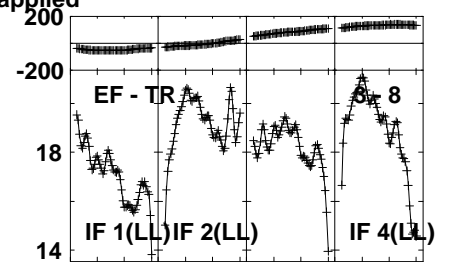
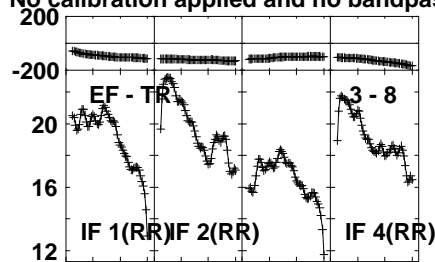
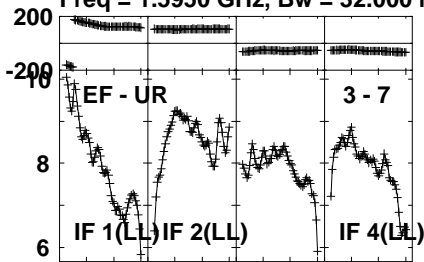
Lower frame: Milli Ampl Jy Top frame: Phas deg  
Vector averaged cross-power spectrum Several baselines displayed  
Timerange: 00/19:00:01 to 00/19:03:19

Plot file version 2 created 17-MAR-2023 00:58:32

1334-127 EB096B.UVDATA.1

Freq = 1.5950 GHz, Bw = 32.000 MH

No calibration applied and no bandpass applied



0204060 204060 204060 204060  
Channels

0204060 204060 204060 204060  
Channels

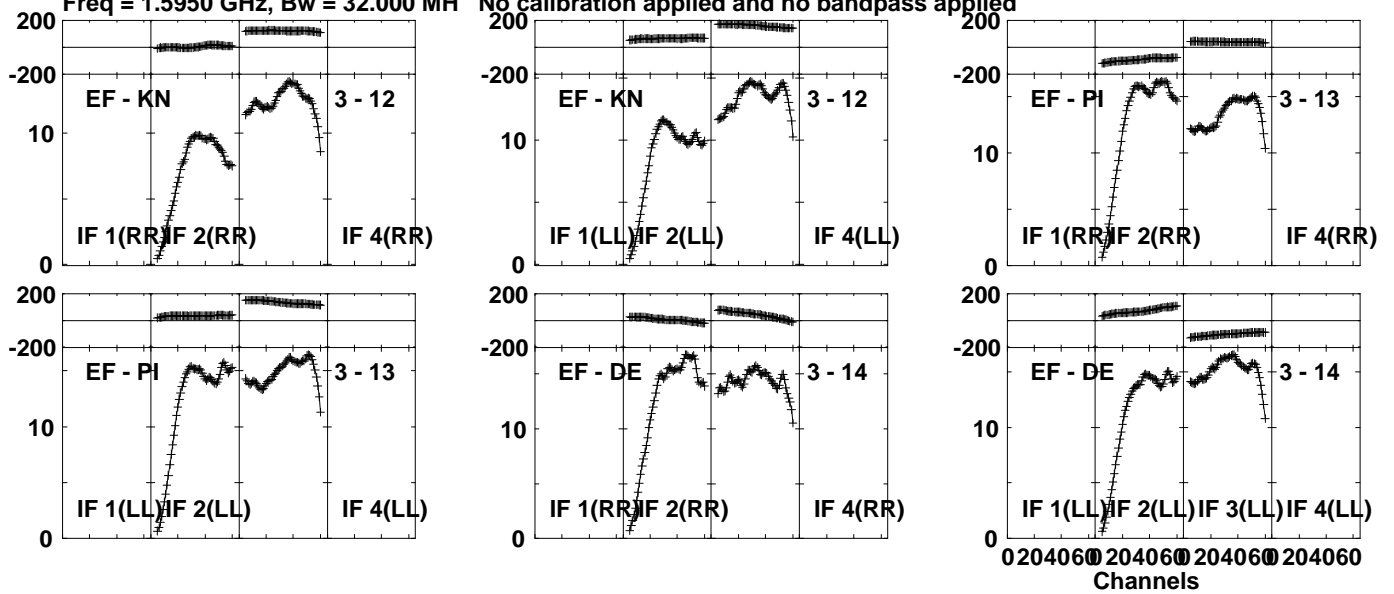
0204060 204060 204060 204060  
Channels

Lower frame: Milli Ampl Jy Top frame: Phas deg  
Vector averaged cross-power spectrum Several baselines displayed  
Timerange: 00/19:00:01 to 00/19:03:19

Plot file version 3 created 17-MAR-2023 00:58:32

1334-127 EB096B.UVDATA.1

Freq = 1.5950 GHz, Bw = 32.000 MH No calibration applied and no bandpass applied



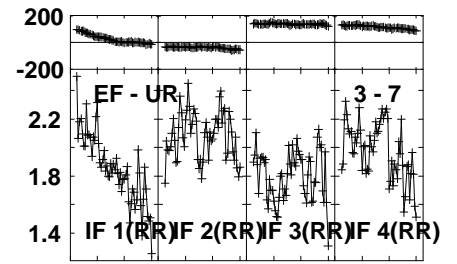
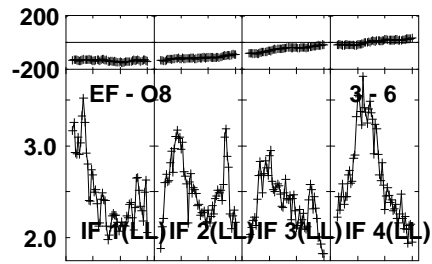
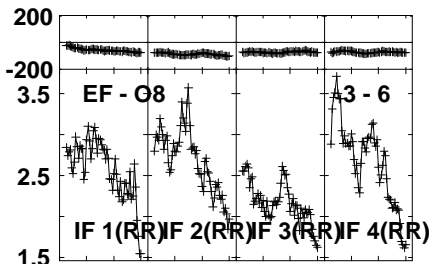
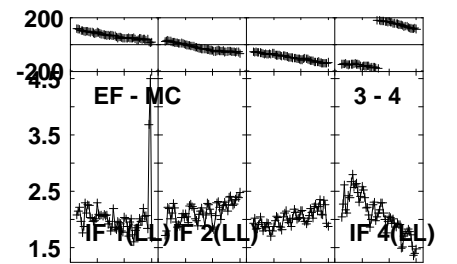
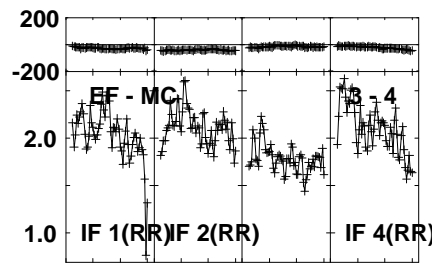
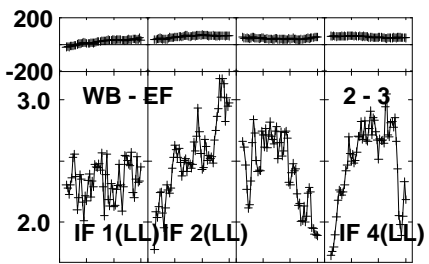
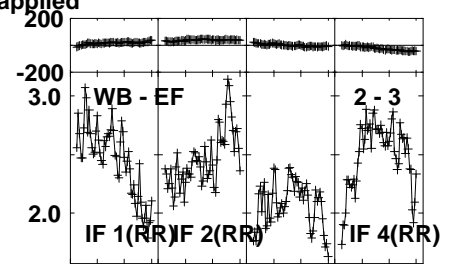
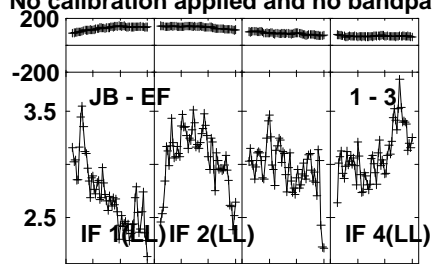
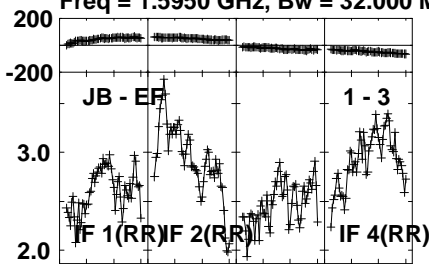
Lower frame: Milli Ampl Jy Top frame: Phas deg  
Vector averaged cross-power spectrum Several baselines displayed  
Timerange: 00/19:00:01 to 00/19:03:19

Plot file version 4 created 17-MAR-2023 00:58:33

J1336-1852 EB096B.UVDATA.1

Freq = 1.5950 GHz, Bw = 32.000 MH

No calibration applied and no bandpass applied



0204060 204060 204060 204060  
Channels

0204060 204060 204060 204060  
Channels

0204060 204060 204060 204060  
Channels

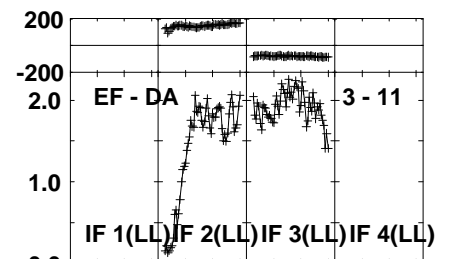
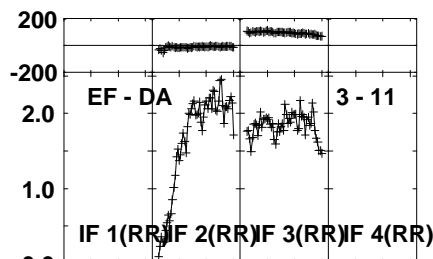
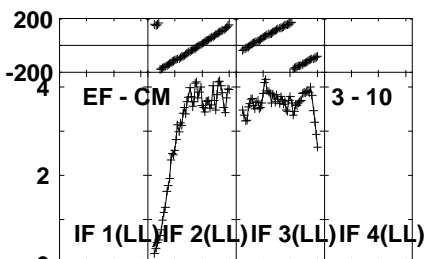
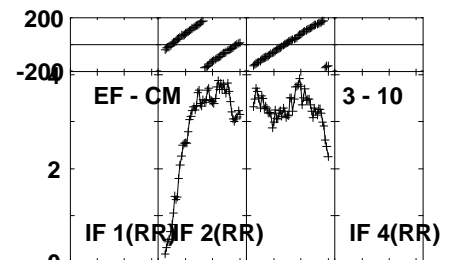
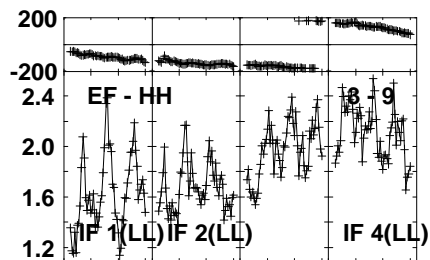
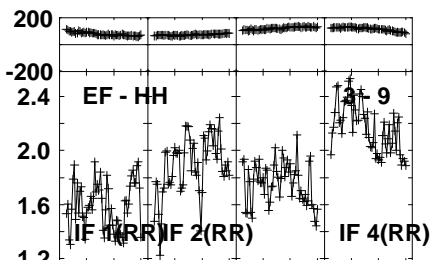
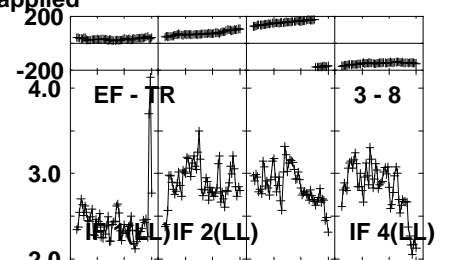
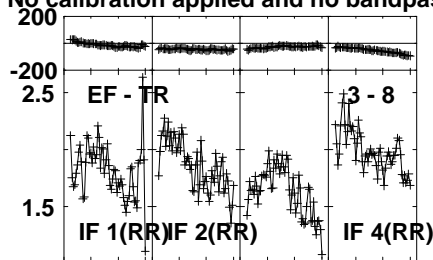
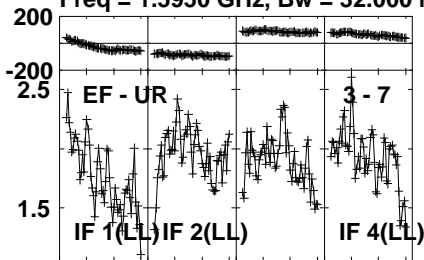
Lower frame: Milli Ampl Jy Top frame: Phas deg  
Vector averaged cross-power spectrum Several baselines displayed  
Timerange: 00/19:04:11 to 00/19:05:09



Plot file version 5 created 17-MAR-2023 00:58:33

J1336-1852 EB096B.UVDATA.1

Freq = 1.5950 GHz, Bw = 32.000 MH No calibration applied and no bandpass applied

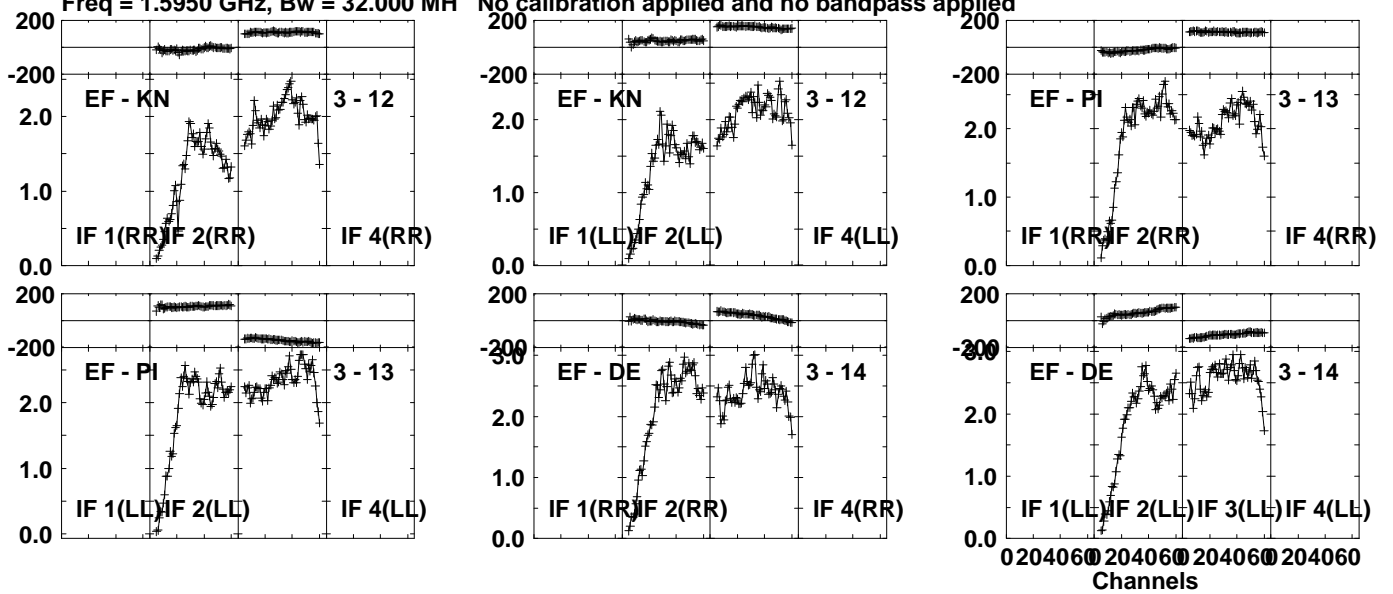


Lower frame: Milli Ampl Jy Top frame: Phas deg  
Vector averaged cross-power spectrum Several baselines displayed  
Timerange: 00/19:04:11 to 00/19:05:09

Plot file version 6 created 17-MAR-2023 00:58:33

J1336-1852 EB096B.UVDATA.1

Freq = 1.5950 GHz, Bw = 32.000 MH No calibration applied and no bandpass applied

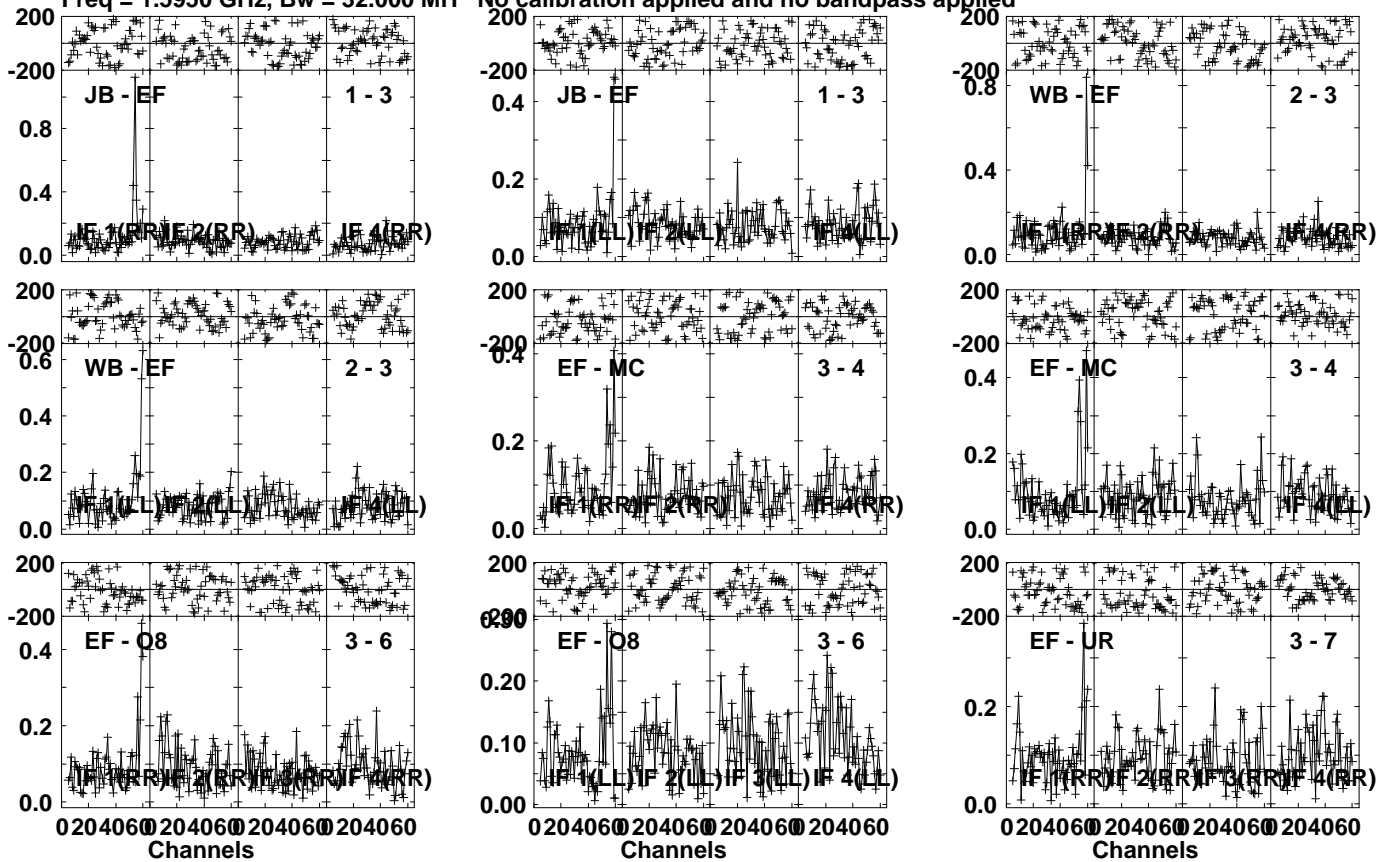


Lower frame: Milli Ampl Jy Top frame: Phas deg  
Vector averaged cross-power spectrum Several baselines displayed  
Timerange: 00/19:04:11 to 00/19:05:09

Plot file version 7 created 17-MAR-2023 00:58:33

FRB210320 EB096B.UVDATA.1

Freq = 1.5950 GHz, Bw = 32.000 MH No calibration applied and no bandpass applied

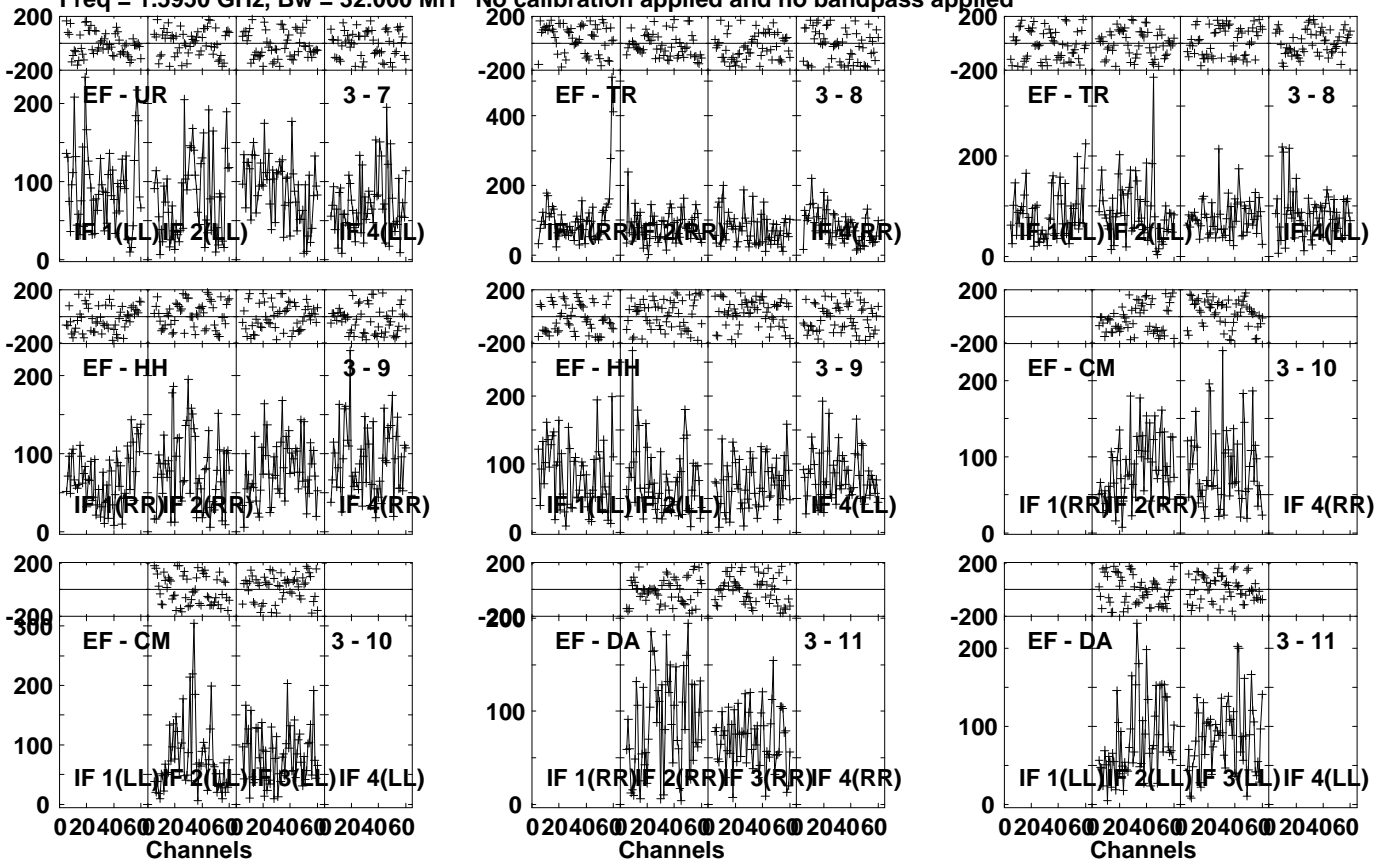


Lower frame: Milli Ampl Jy Top frame: Phas deg  
Vector averaged cross-power spectrum Several baselines displayed  
Timerange: 00/19:05:11 to 00/19:08:39

Plot file version 8 created 17-MAR-2023 00:58:33

FRB210320 EB096B.UVDATA.1

Freq = 1.5950 GHz, Bw = 32.000 MH No calibration applied and no bandpass applied



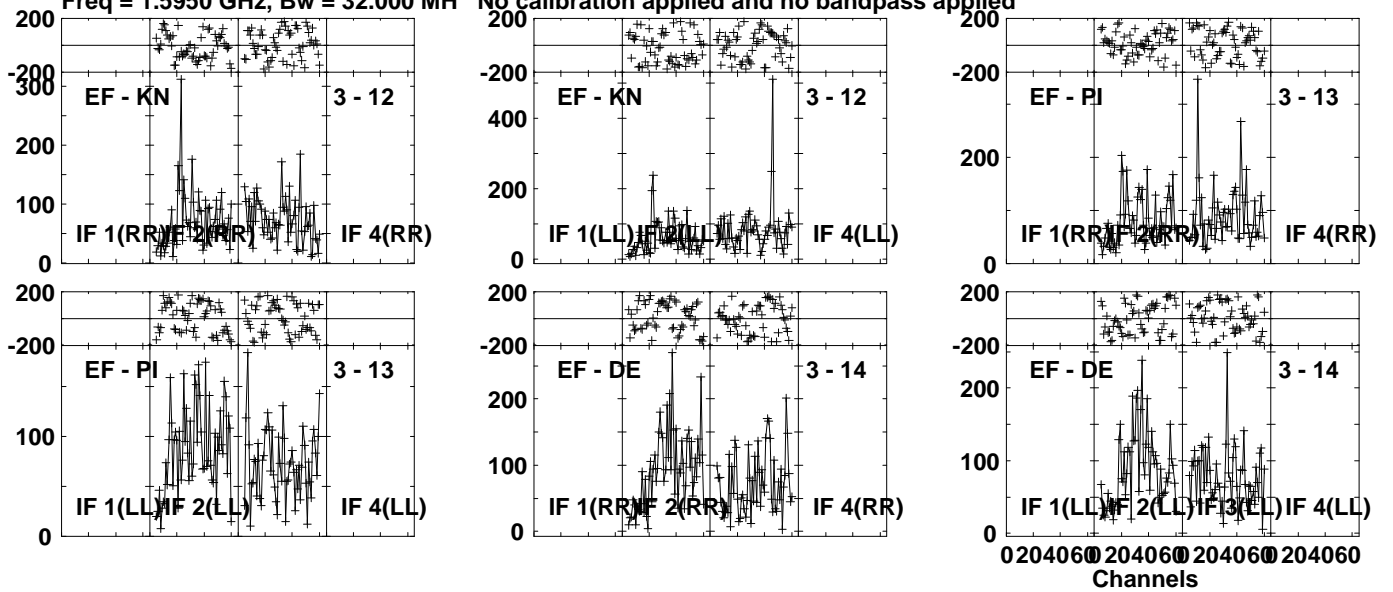
Lower frame: Micro Ampl Jy Top frame: Phas deg  
Vector averaged cross-power spectrum Several baselines displayed  
Timerange: 00/19:05:11 to 00/19:08:39

Plot file version 9 created 17-MAR-2023 00:58:33

FRB210320 EB096B.UVDATA.1

Freq = 1.5950 GHz, Bw = 32.000 MH

No calibration applied and no bandpass applied



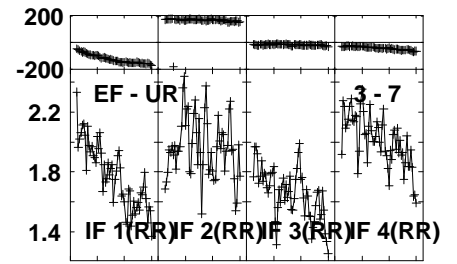
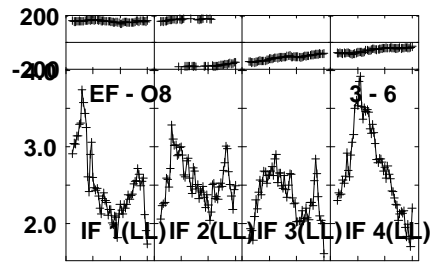
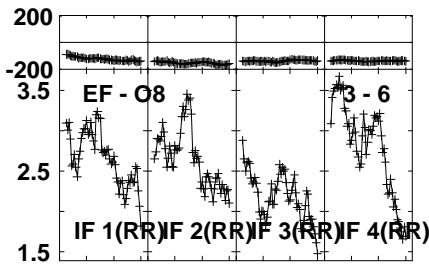
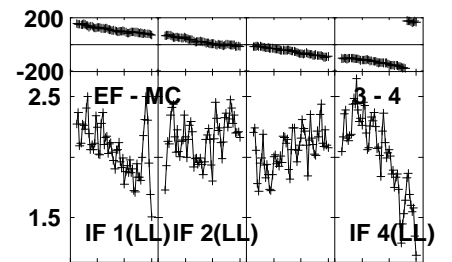
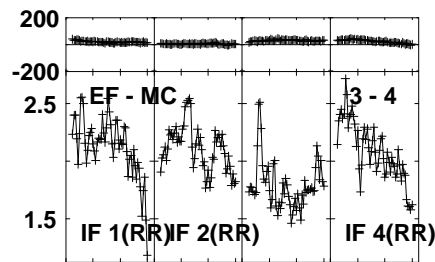
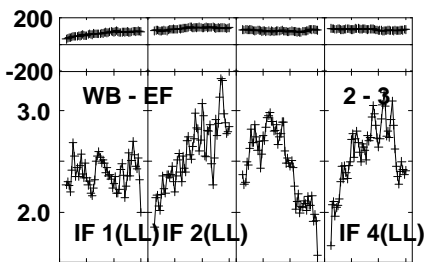
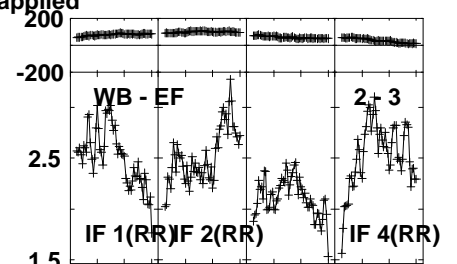
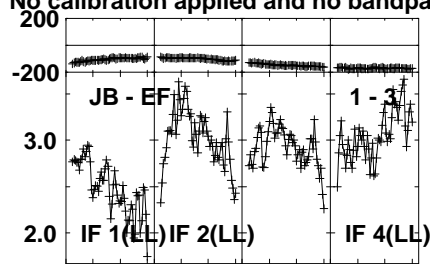
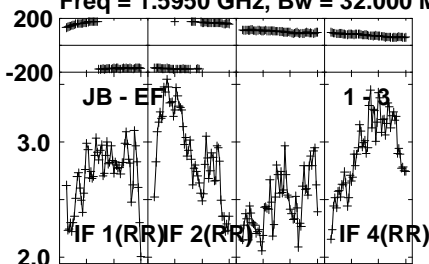
Lower frame: Micro Ampl Jy Top frame: Phas deg  
Vector averaged cross-power spectrum Several baselines displayed  
Timerange: 00/19:05:11 to 00/19:08:39

Plot file version 10 created 17-MAR-2023 00:58:33

J1336-1852 EB096B.UVDATA.1

Freq = 1.5950 GHz, Bw = 32.000 MH

No calibration applied and no bandpass applied



0204060 204060 204060 204060  
Channels

0204060 204060 204060 204060  
Channels

0204060 204060 204060 204060  
Channels

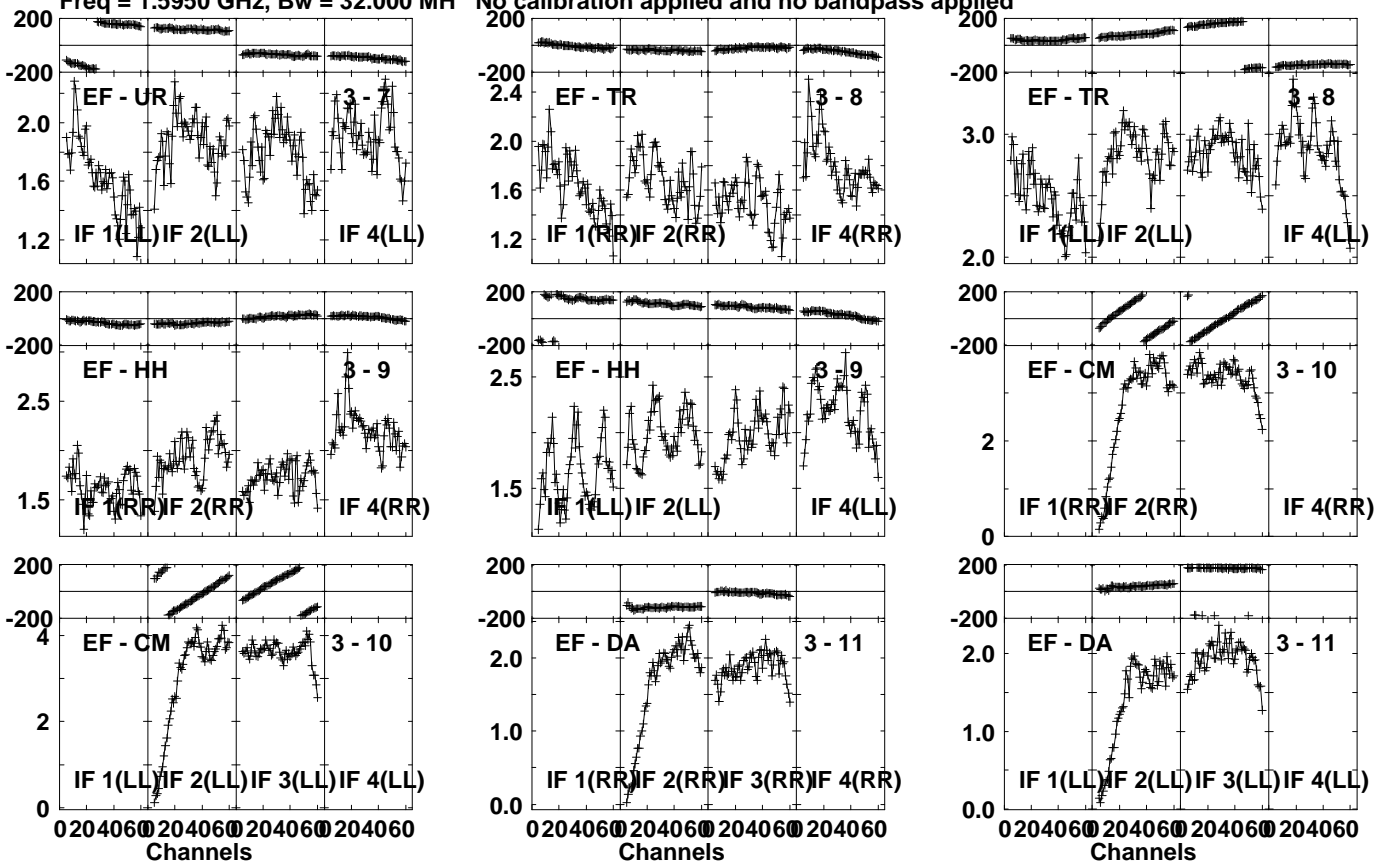
Lower frame: Milli Ampl Jy Top frame: Phas deg  
Vector averaged cross-power spectrum Several baselines displayed  
Timerange: 00:19:08:41 to 00:19:10:09

Plot file version 11 created 17-MAR-2023 00:58:33

J1336-1852 EB096B.UVDATA.1

Freq = 1.5950 GHz, Bw = 32.000 MH

No calibration applied and no bandpass applied

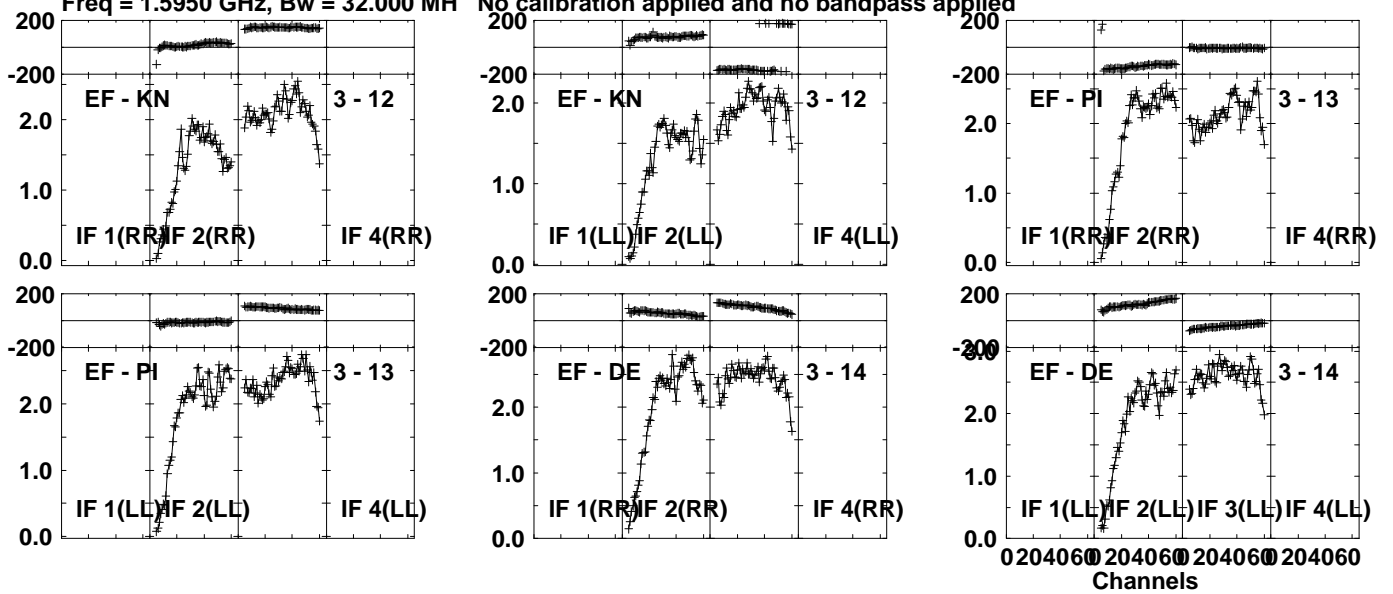


Lower frame: Milli Ampl Jy Top frame: Phas deg  
Vector averaged cross-power spectrum Several baselines displayed  
Timerange: 00/19:08:41 to 00/19:10:09

Plot file version 12 created 17-MAR-2023 00:58:33

J1336-1852 EB096B.UVDATA.1

Freq = 1.5950 GHz, Bw = 32.000 MH No calibration applied and no bandpass applied



Lower frame: Milli Ampl Jy Top frame: Phas deg  
Vector averaged cross-power spectrum Several baselines displayed  
Timerange: 00/19:08:41 to 00/19:10:09

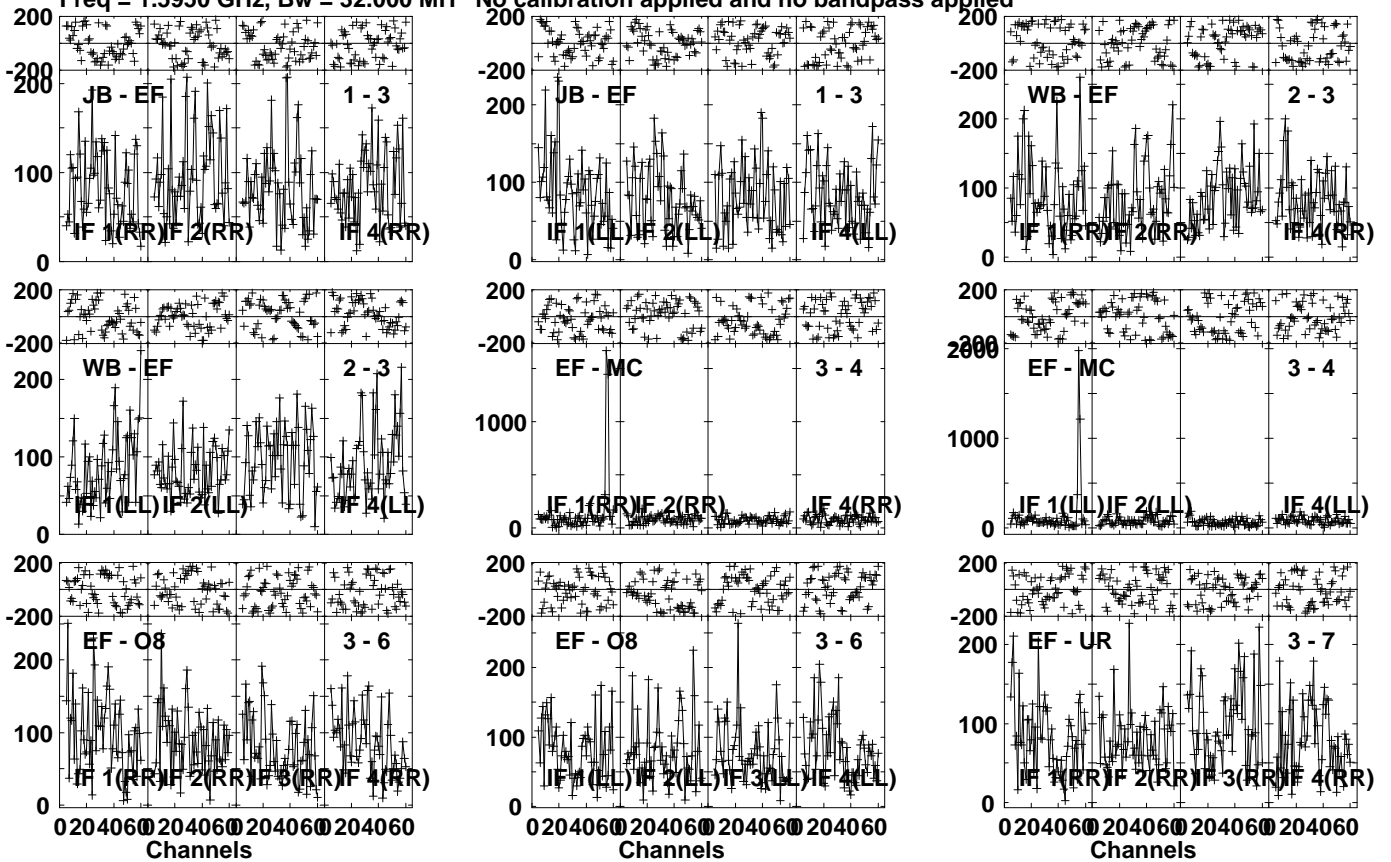


Plot file version 13 created 17-MAR-2023 00:58:33

FRB210320 EB096B.UVDATA.1

Freq = 1.5950 GHz, Bw = 32.000 MH

No calibration applied and no bandpass applied



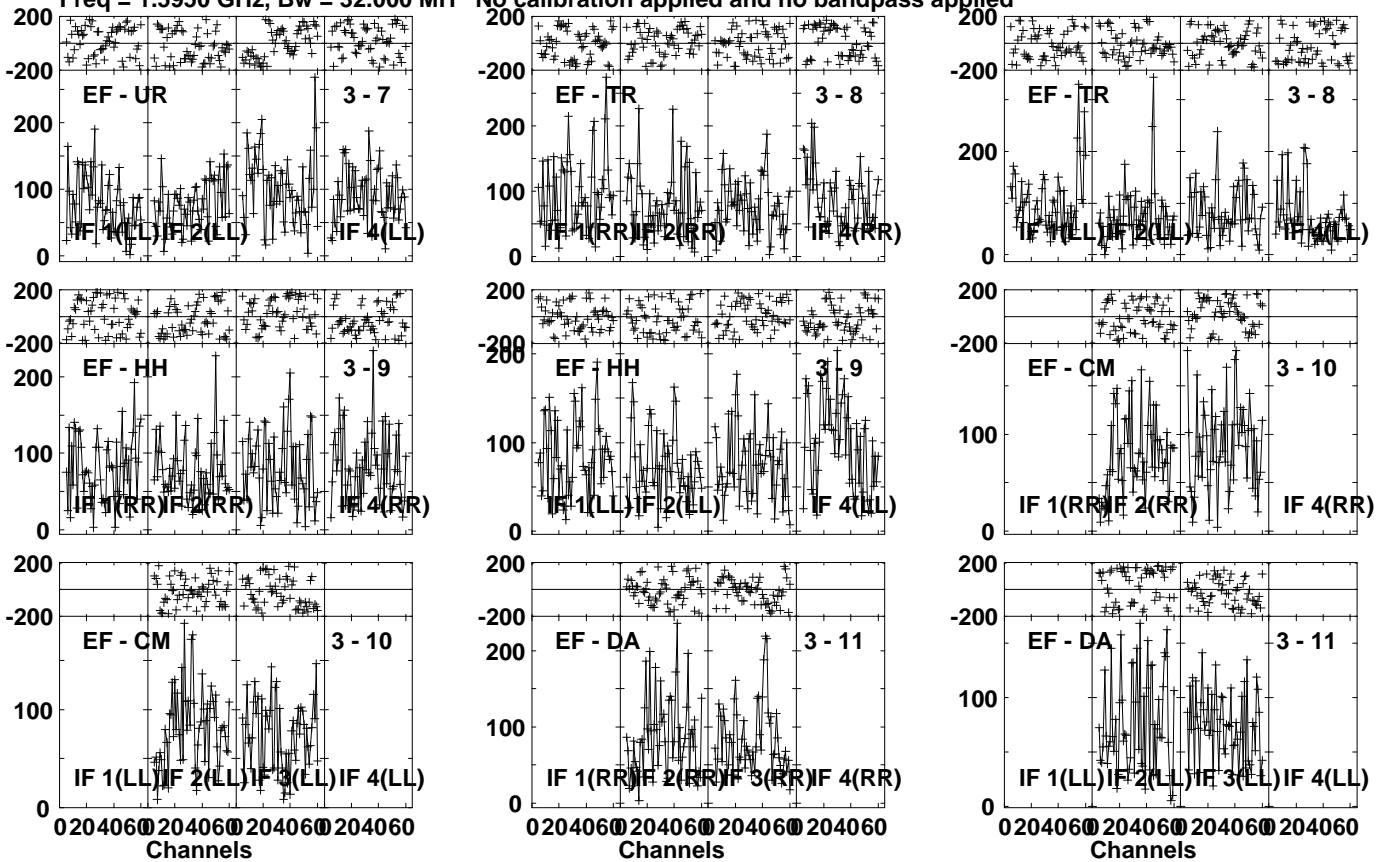
Lower frame: Micro Ampl Jy Top frame: Phas deg  
Vector averaged cross-power spectrum Several baselines displayed  
Timerange: 00/19:10:11 to 00/19:13:39

Plot file version 14 created 17-MAR-2023 00:58:33

FRB210320 EB096B.UVDATA.1

Freq = 1.5950 GHz, Bw = 32.000 MH

No calibration applied and no bandpass applied



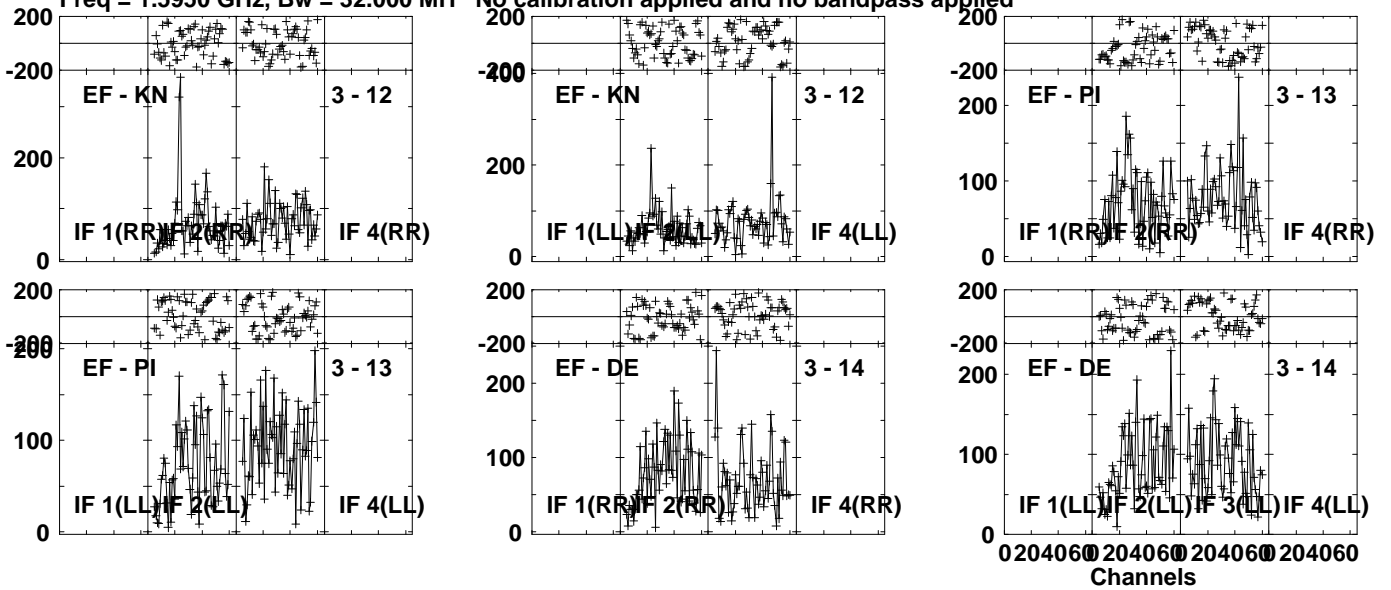
Lower frame: Micro Ampl Jy Top frame: Phas deg  
Vector averaged cross-power spectrum Several baselines displayed  
Timerange: 00/19:10:11 to 00/19:13:39

Plot file version 15 created 17-MAR-2023 00:58:34

FRB210320 EB096B.UVDATA.1

Freq = 1.5950 GHz, Bw = 32.000 MH

No calibration applied and no bandpass applied



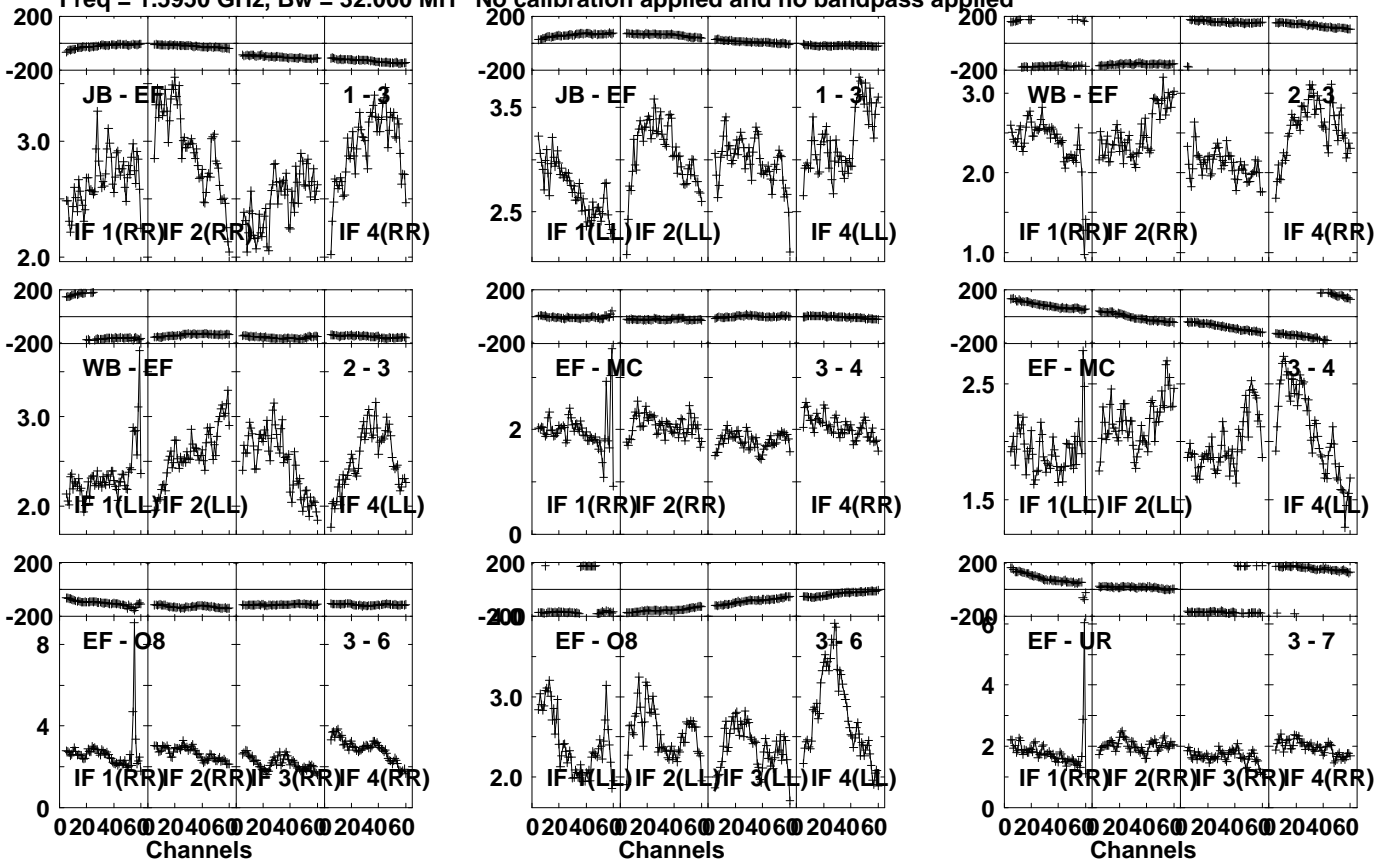
Lower frame: Micro Ampl Jy Top frame: Phas deg  
Vector averaged cross-power spectrum Several baselines displayed  
Timerange: 00/19:10:11 to 00/19:13:39

Plot file version 16 created 17-MAR-2023 00:58:34

J1336-1852 EB096B.UVDATA.1

Freq = 1.5950 GHz, Bw = 32.000 MH

No calibration applied and no bandpass applied



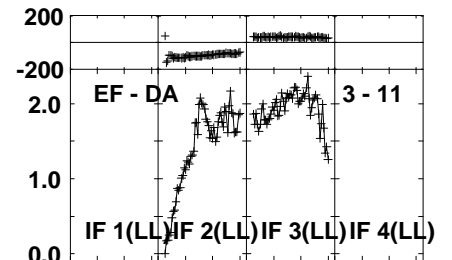
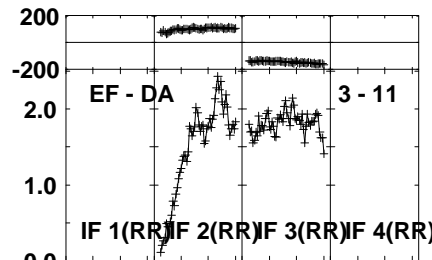
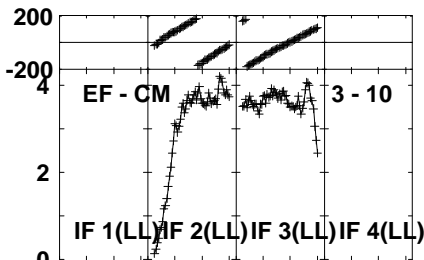
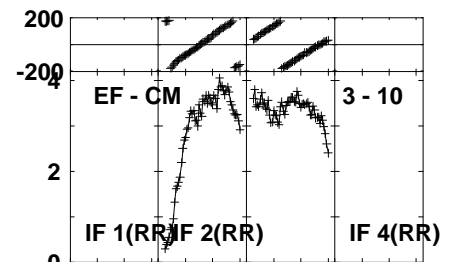
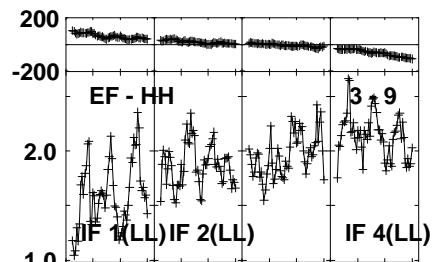
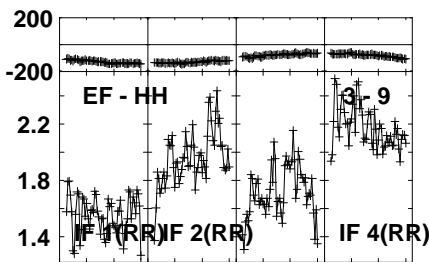
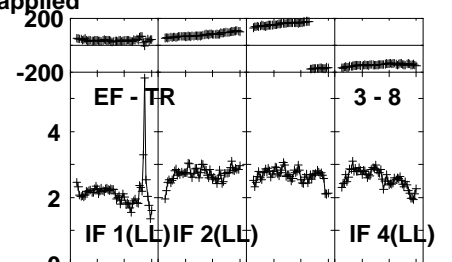
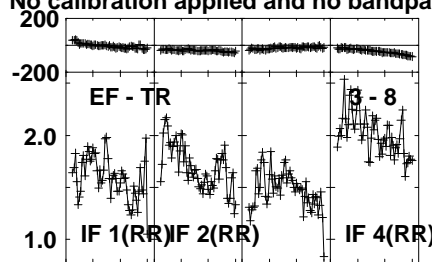
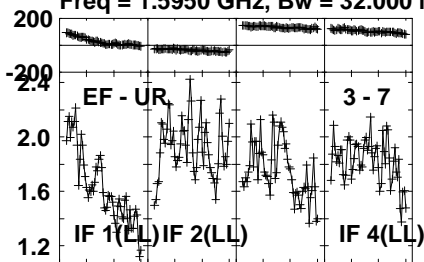
Lower frame: Milli Ampl Jy Top frame: Phas deg  
Vector averaged cross-power spectrum Several baselines displayed  
Timerange: 00/19:14:21 to 00/19:15:09

Plot file version 17 created 17-MAR-2023 00:58:34

J1336-1852 EB096B.UVDATA.1

Freq = 1.5950 GHz, Bw = 32.000 MH

No calibration applied and no bandpass applied



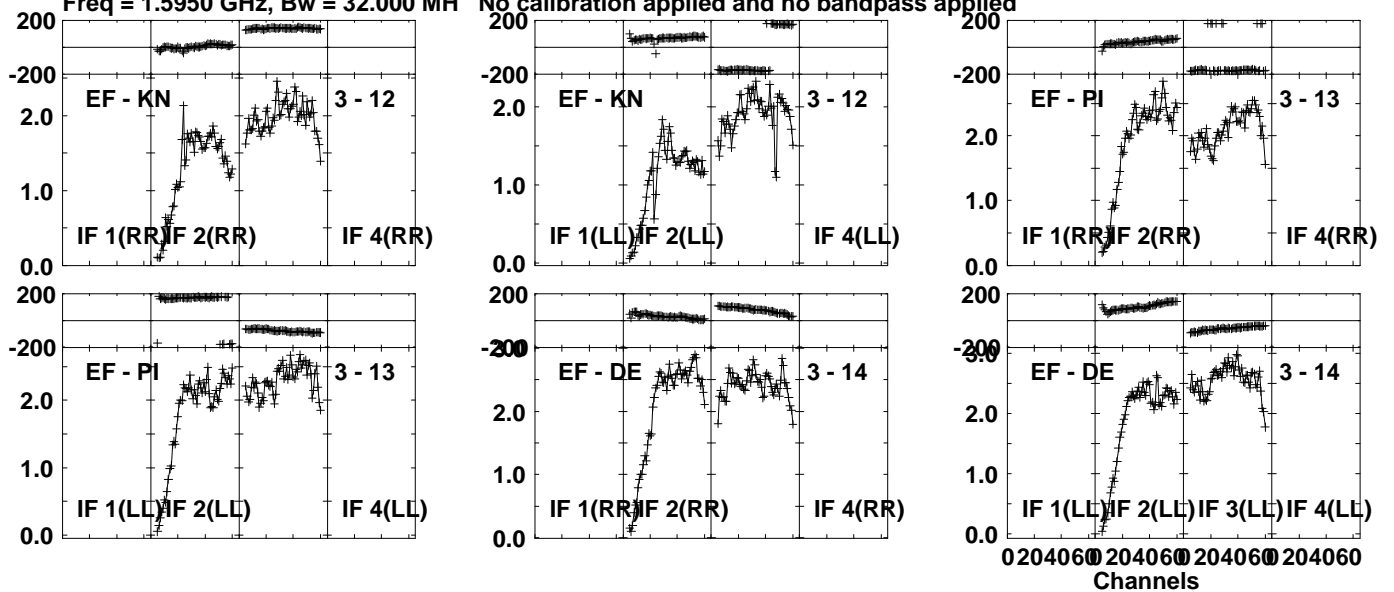
Lower frame: Milli Ampl Jy Top frame: Phas deg  
Vector averaged cross-power spectrum Several baselines displayed  
Timerange: 00/19:14:21 to 00/19:15:09

Plot file version 18 created 17-MAR-2023 00:58:34

J1336-1852 EB096B.UVDATA.1

Freq = 1.5950 GHz, Bw = 32.000 MH

No calibration applied and no bandpass applied



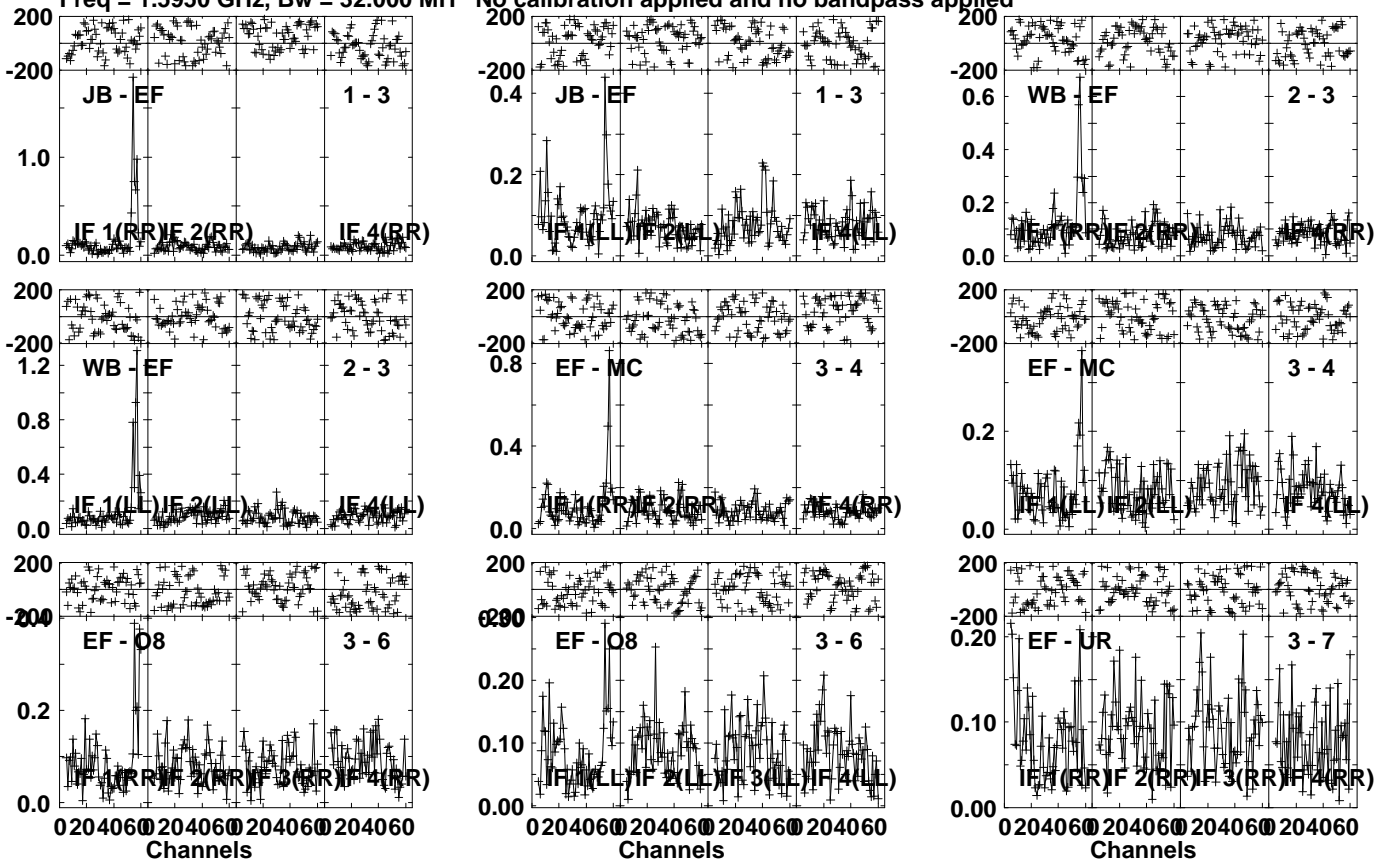
Lower frame: Milli Ampl Jy Top frame: Phas deg  
Vector averaged cross-power spectrum Several baselines displayed  
Timerange: 00/19:14:21 to 00/19:15:09

Plot file version 19 created 17-MAR-2023 00:58:34

FRB210320 EB096B.UVDATA.1

Freq = 1.5950 GHz, Bw = 32.000 MH

No calibration applied and no bandpass applied



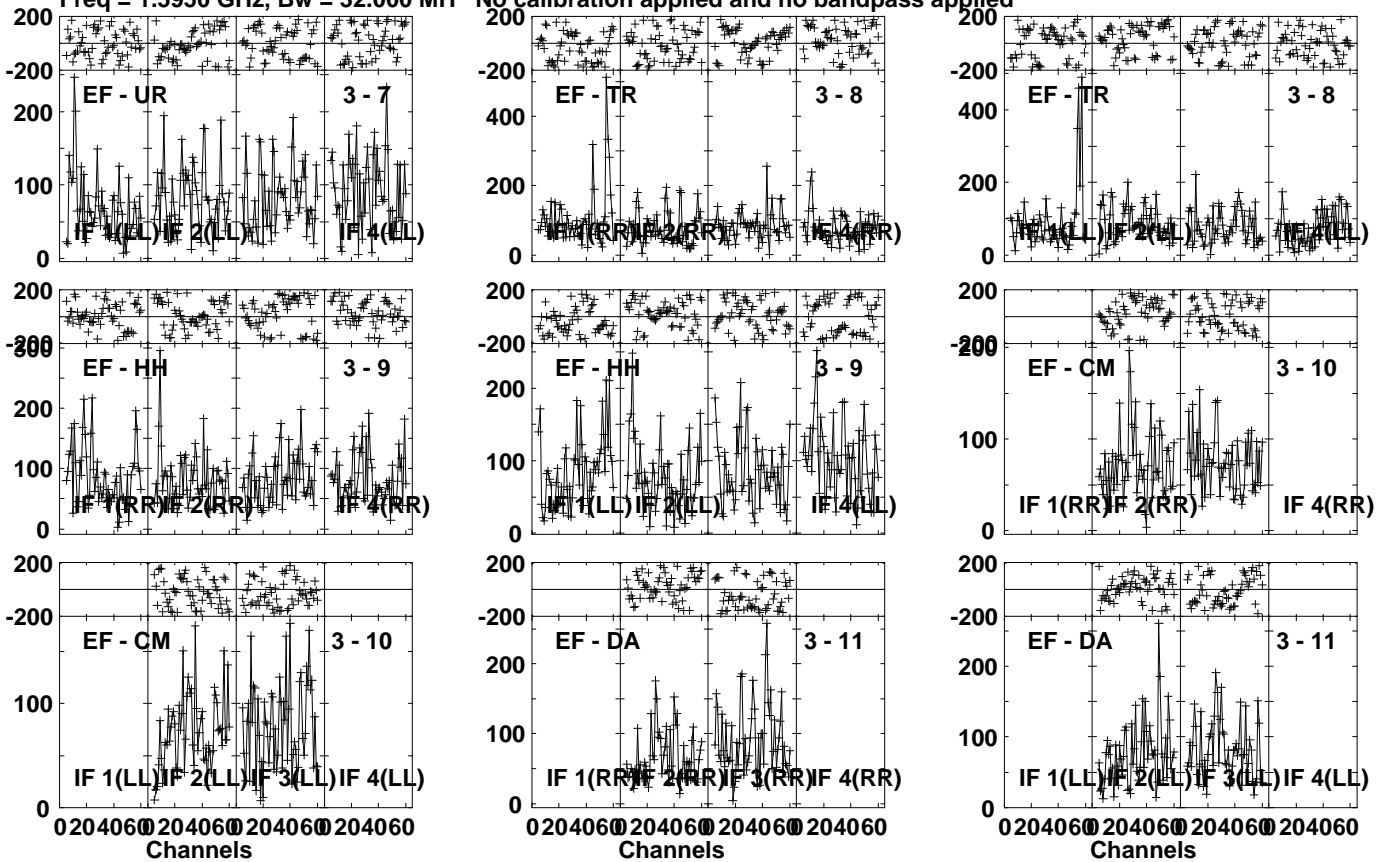
Lower frame: Milli Ampl Jy Top frame: Phas deg  
Vector averaged cross-power spectrum Several baselines displayed  
Timerange: 00/19:15:11 to 00/19:18:39

Plot file version 20 created 17-MAR-2023 00:58:34

FRB210320 EB096B.UVDATA.1

Freq = 1.5950 GHz, Bw = 32.000 MH

No calibration applied and no bandpass applied



Lower frame: Micro Ampl Jy Top frame: Phas deg  
Vector averaged cross-power spectrum Several baselines displayed  
Timerange: 00/19:15:11 to 00/19:18:39

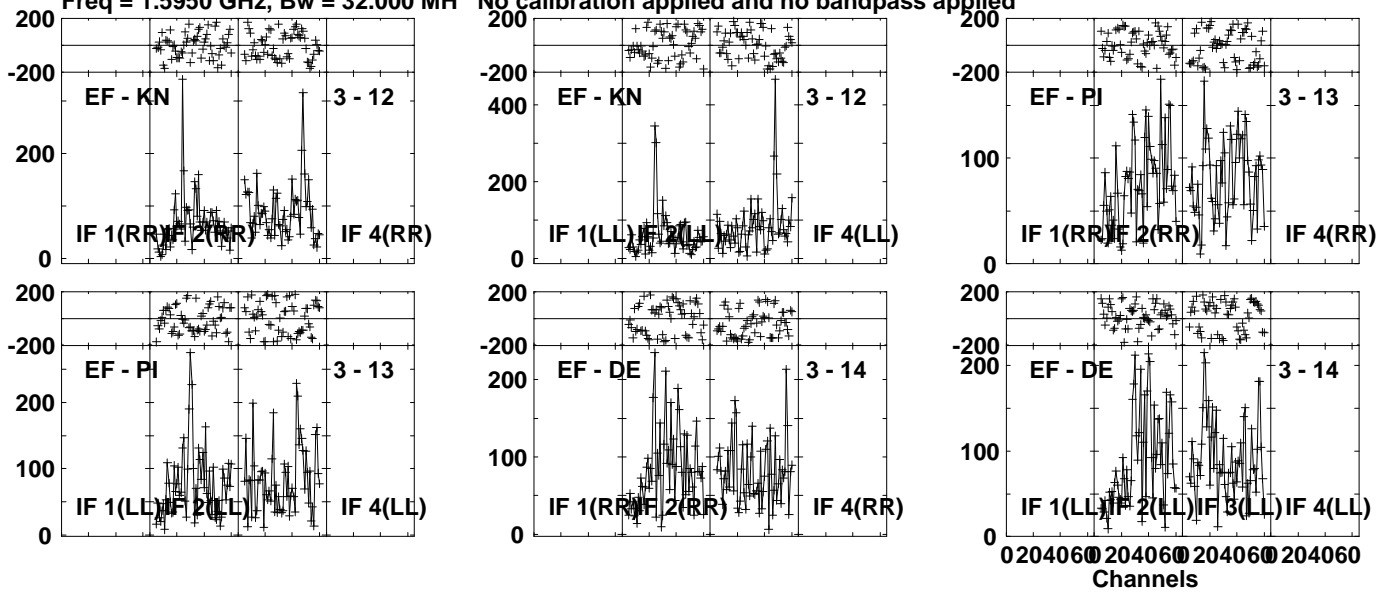


Plot file version 21 created 17-MAR-2023 00:58:34

FRB210320 EB096B.UVDATA.1

Freq = 1.5950 GHz, Bw = 32.000 MH

No calibration applied and no bandpass applied



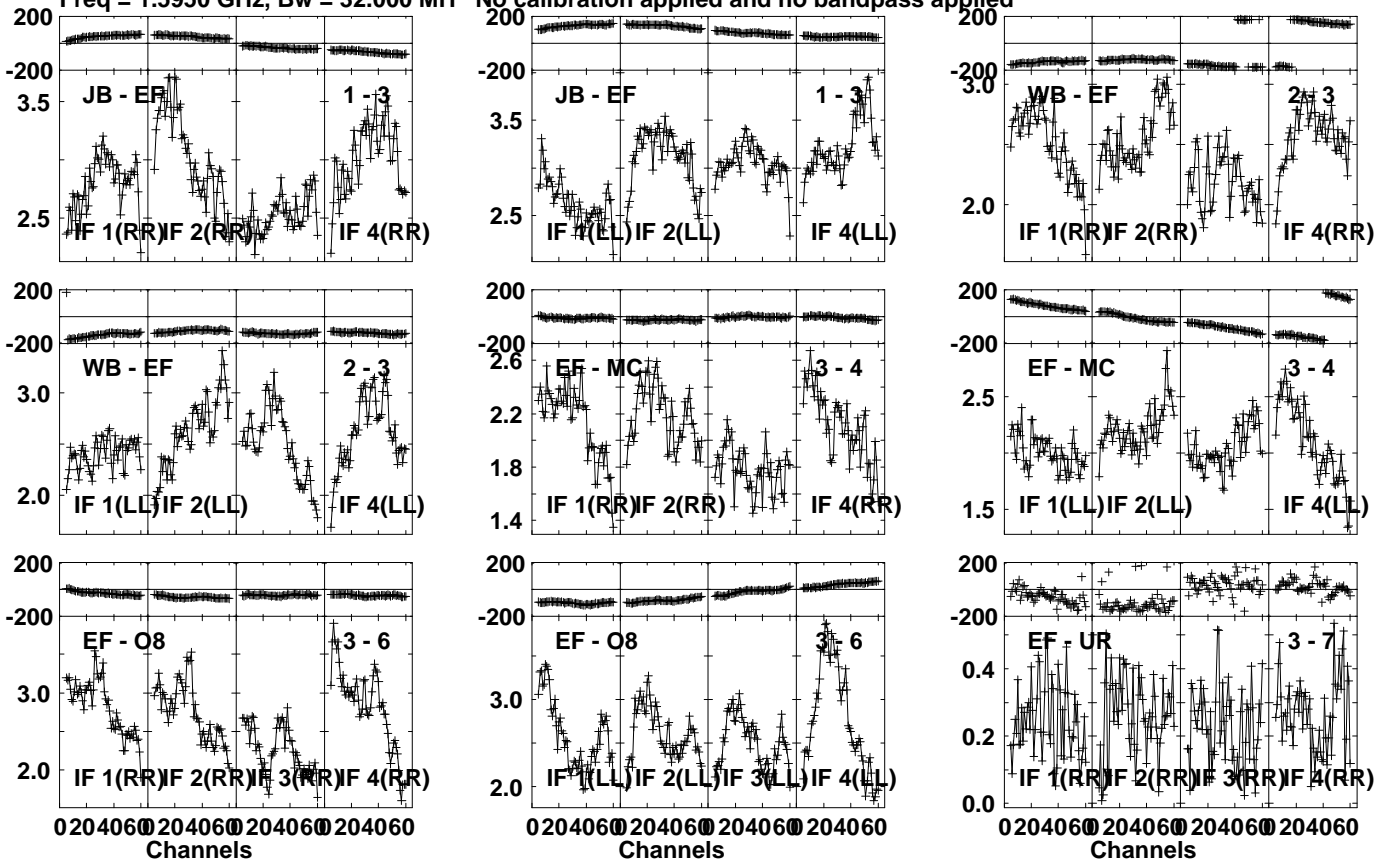
Lower frame: Micro Ampl Jy Top frame: Phas deg  
Vector averaged cross-power spectrum Several baselines displayed  
Timerange: 00/19:15:11 to 00/19:18:39

Plot file version 22 created 17-MAR-2023 00:58:34

J1336-1852 EB096B.UVDATA.1

Freq = 1.5950 GHz, Bw = 32.000 MH

No calibration applied and no bandpass applied



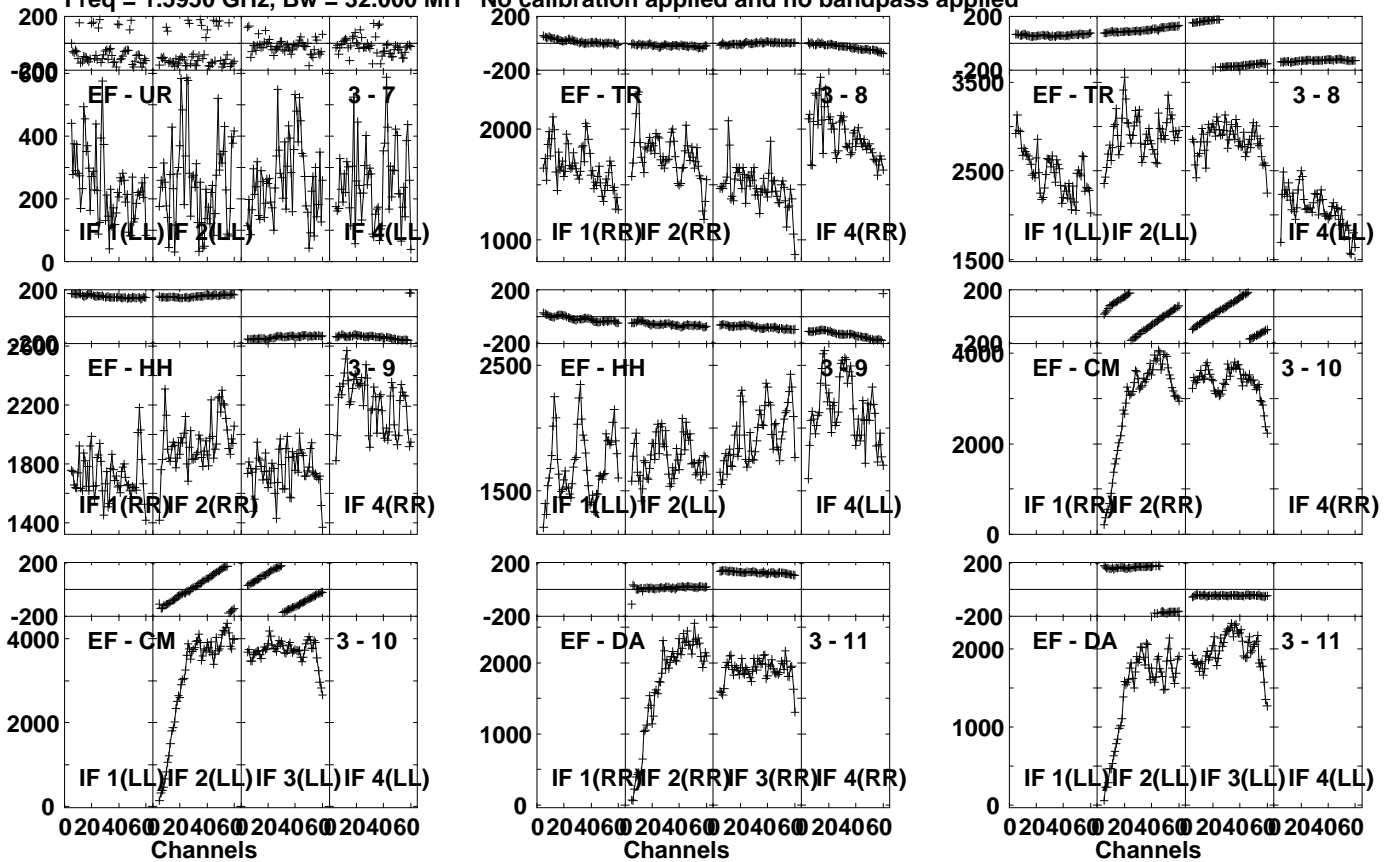
Lower frame: Milli Ampl Jy Top frame: Phas deg  
 Vector averaged cross-power spectrum Several baselines displayed  
 Timerange: 00/19:18:41 to 00/19:20:09

Plot file version 23 created 17-MAR-2023 00:58:34

J1336-1852 EB096B.UVDATA.1

Freq = 1.5950 GHz, Bw = 32.000 MH

No calibration applied and no bandpass applied



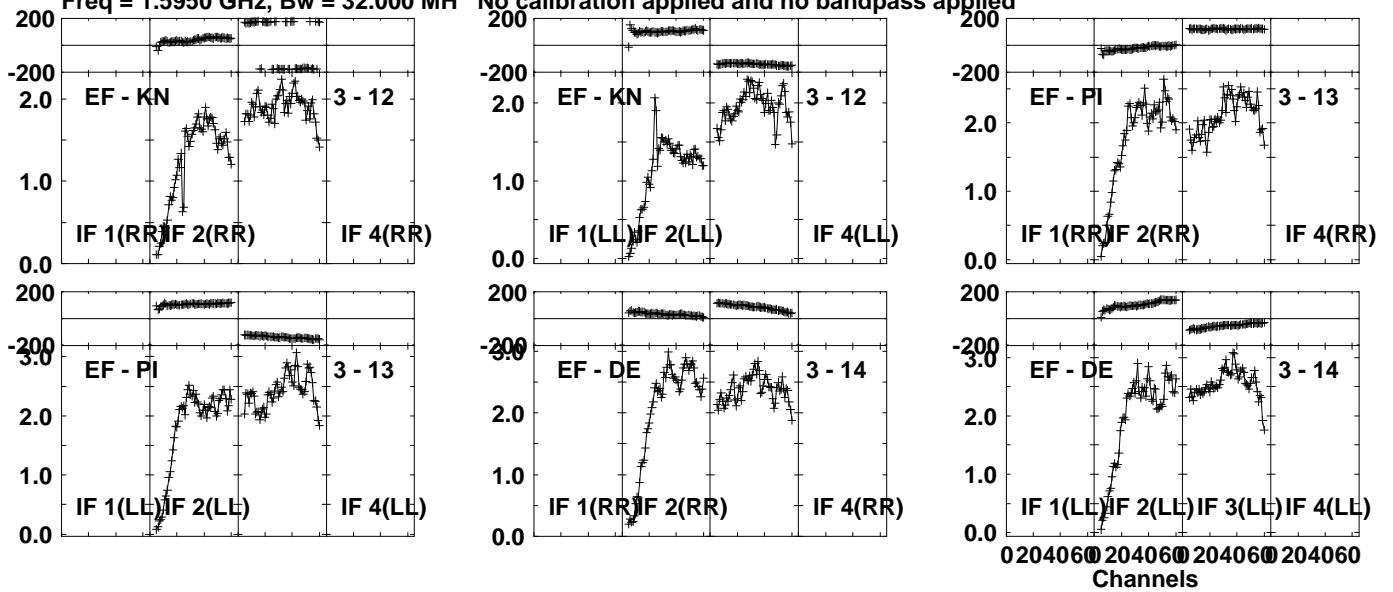
Lower frame: Micro Ampl Jy Top frame: Phas deg  
Vector averaged cross-power spectrum Several baselines displayed  
Timerange: 00/19:18:41 to 00/19:20:09

Plot file version 24 created 17-MAR-2023 00:58:34

J1336-1852 EB096B.UVDATA.1

Freq = 1.5950 GHz, Bw = 32.000 MH

No calibration applied and no bandpass applied



Lower frame: Milli Ampl Jy Top frame: Phas deg

Vector averaged cross-power spectrum Several baselines displayed

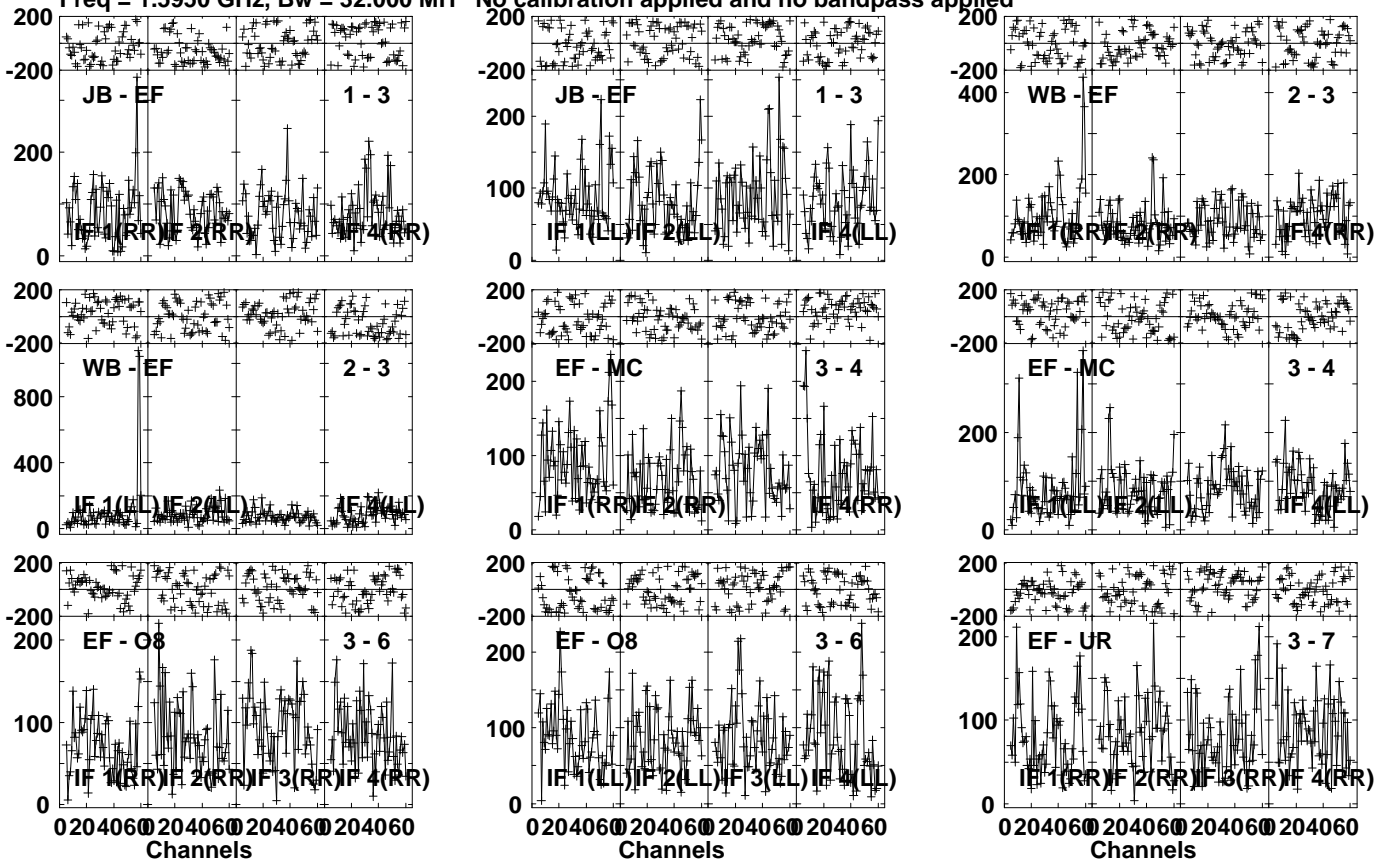
Timerange: 00/19:18:41 to 00/19:20:09

Plot file version 25 created 17-MAR-2023 00:58:34

FRB210320 EB096B.UVDATA.1

Freq = 1.5950 GHz, Bw = 32.000 MH

No calibration applied and no bandpass applied

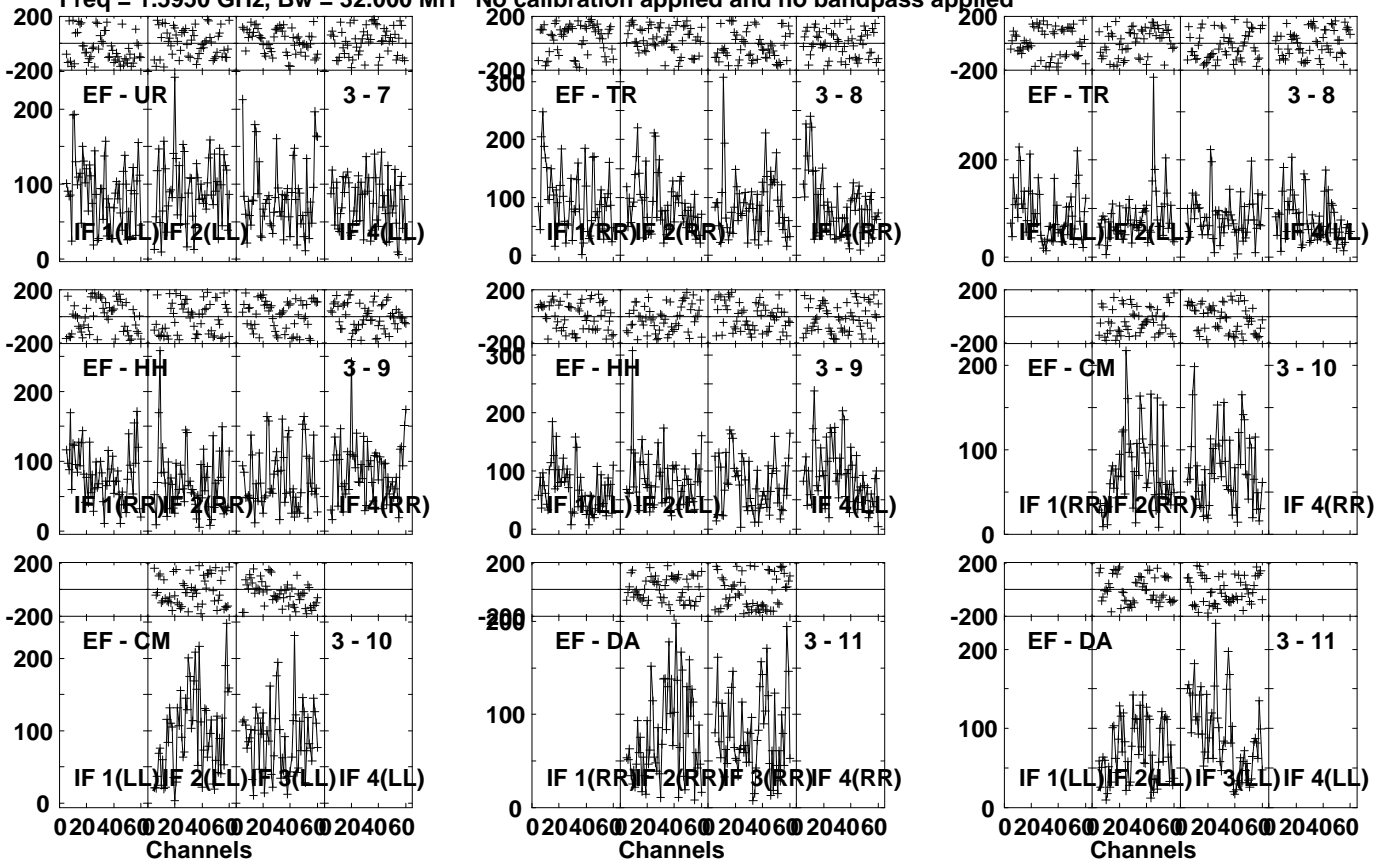


Lower frame: Micro Ampl Jy Top frame: Phas deg  
Vector averaged cross-power spectrum Several baselines displayed  
Timerange: 00/19:20:11 to 00/19:23:39

Plot file version 26 created 17-MAR-2023 00:58:35

FRB210320 EB096B.UVDATA.1

Freq = 1.5950 GHz, Bw = 32.000 MH No calibration applied and no bandpass applied

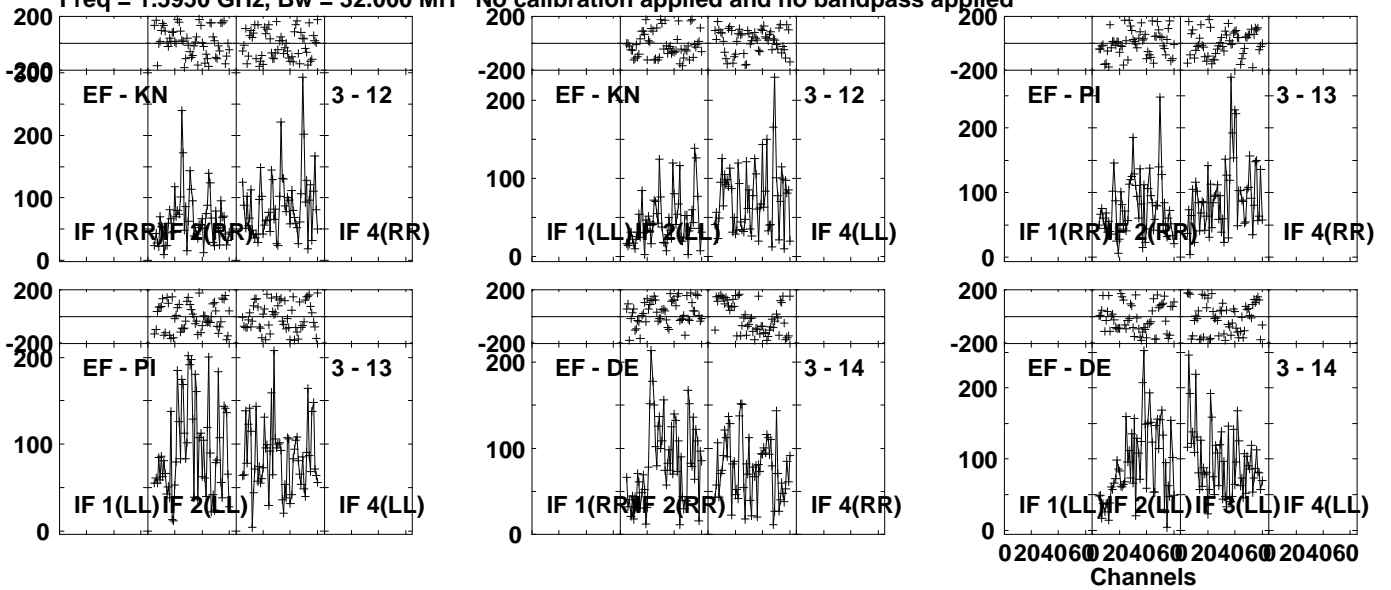


Lower frame: Micro Ampl Jy Top frame: Phas deg  
Vector averaged cross-power spectrum Several baselines displayed  
Timerange: 00/19:20:11 to 00/19:23:39

Plot file version 27 created 17-MAR-2023 00:58:35

FRB210320 EB096B.UVDATA.1

Freq = 1.5950 GHz, Bw = 32.000 MH No calibration applied and no bandpass applied



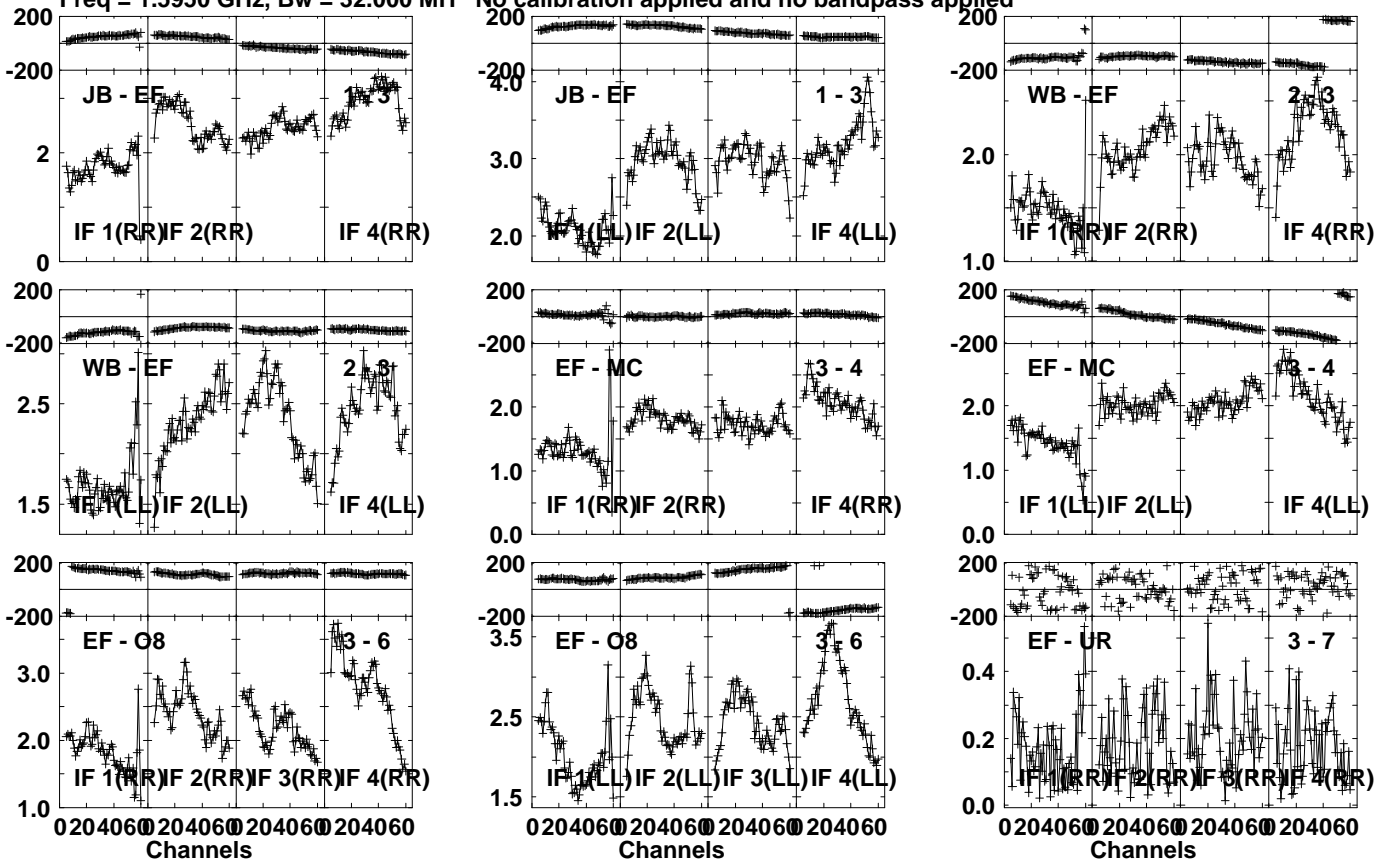
Lower frame: Micro Ampl Jy Top frame: Phas deg  
Vector averaged cross-power spectrum Several baselines displayed  
Timerange: 00/19:20:11 to 00/19:23:39

Plot file version 28 created 17-MAR-2023 00:58:35

J1336-1852 EB096B.UVDATA.1

Freq = 1.5950 GHz, Bw = 32.000 MH

No calibration applied and no bandpass applied



Lower frame: Milli Ampl Jy Top frame: Phas deg  
 Vector averaged cross-power spectrum Several baselines displayed  
 Timerange: 00/19:24:21 to 00/19:25:09

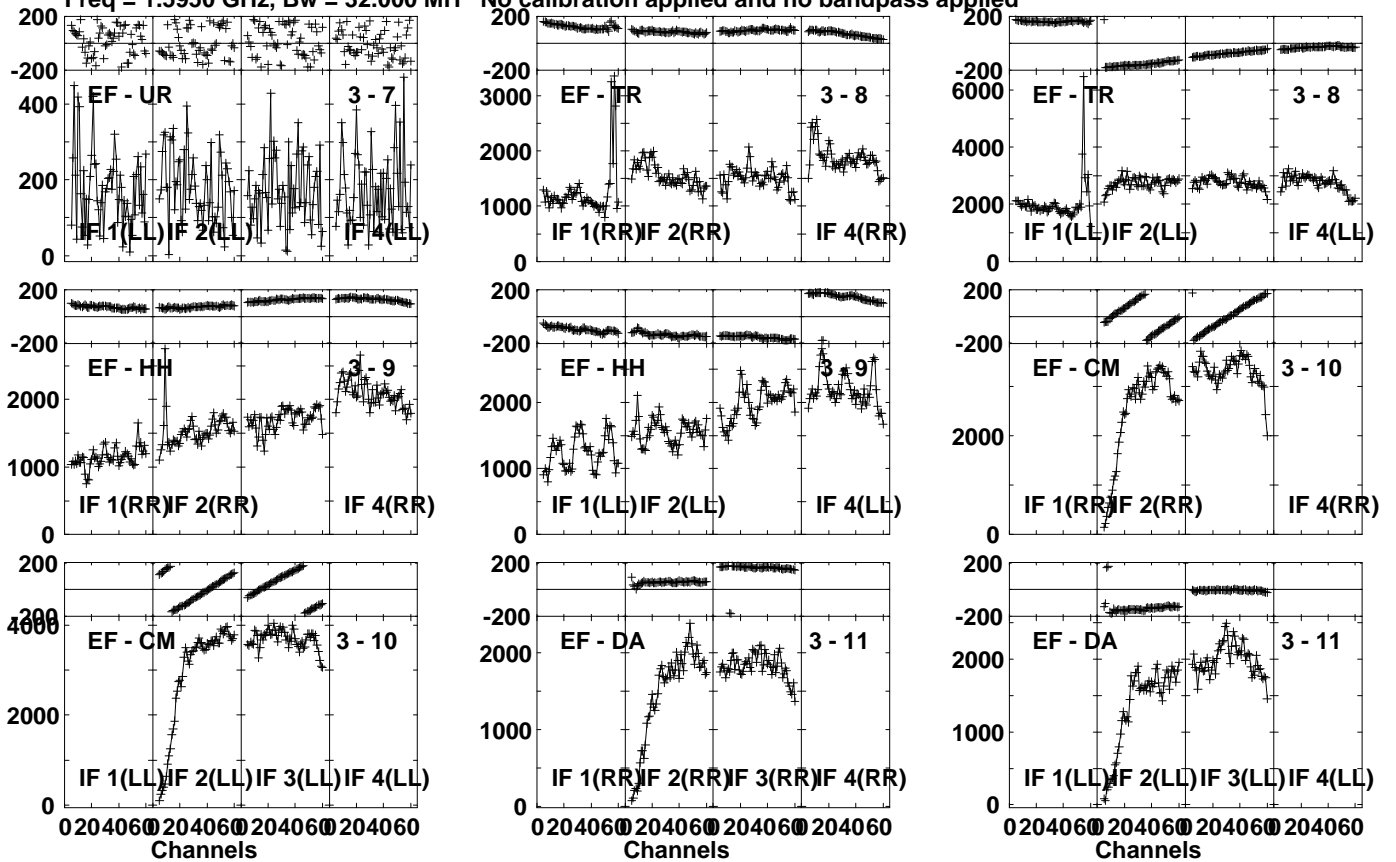


Plot file version 29 created 17-MAR-2023 00:58:35

J1336-1852 EB096B.UVDATA.1

Freq = 1.5950 GHz, Bw = 32.000 MH

No calibration applied and no bandpass applied



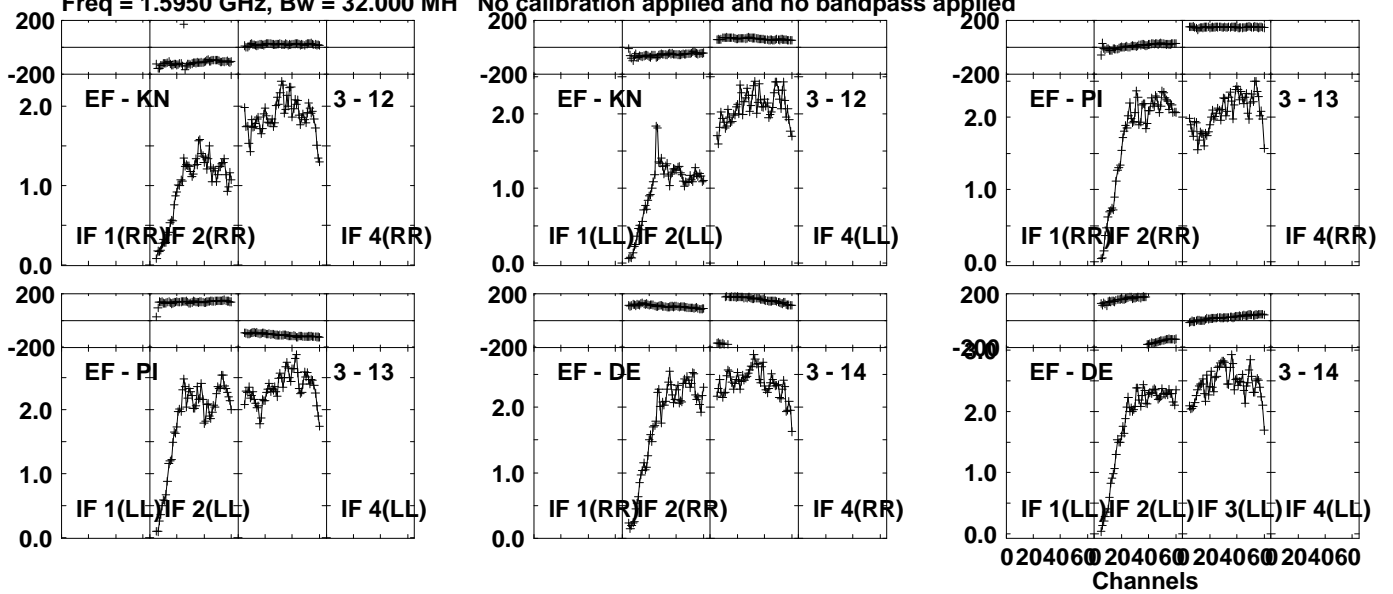
Lower frame: Micro Ampl Jy Top frame: Phas deg  
Vector averaged cross-power spectrum Several baselines displayed  
Timerange: 00/19:24:21 to 00/19:25:09

Plot file version 30 created 17-MAR-2023 00:58:35

J1336-1852 EB096B.UVDATA.1

Freq = 1.5950 GHz, Bw = 32.000 MH

No calibration applied and no bandpass applied



Lower frame: Milli Ampl Jy Top frame: Phas deg

Vector averaged cross-power spectrum Several baselines displayed

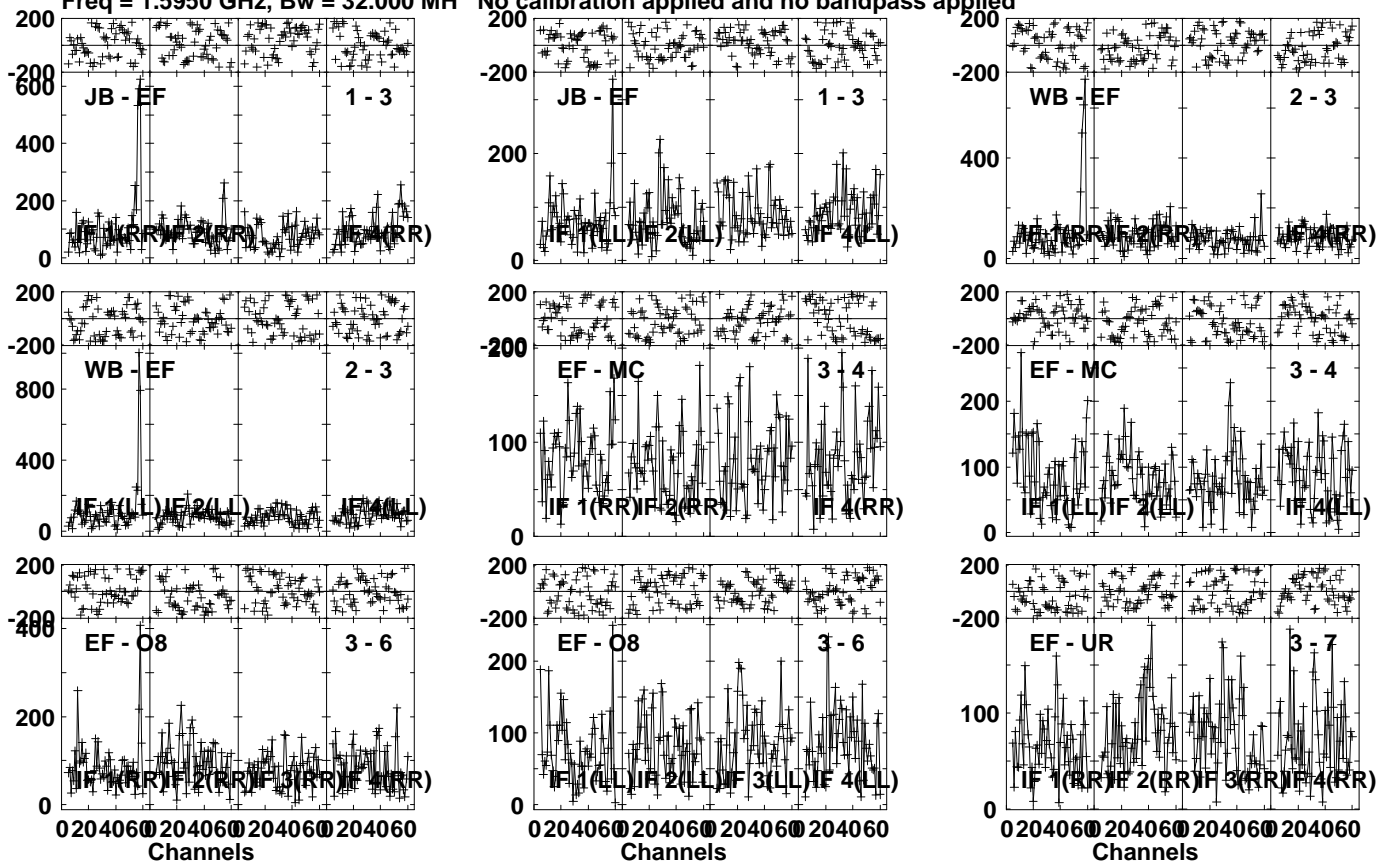
Timerange: 00/19:24:21 to 00/19:25:09

Plot file version 31 created 17-MAR-2023 00:58:35

FRB210320 EB096B.UVDATA.1

Freq = 1.5950 GHz, Bw = 32.000 MH

No calibration applied and no bandpass applied

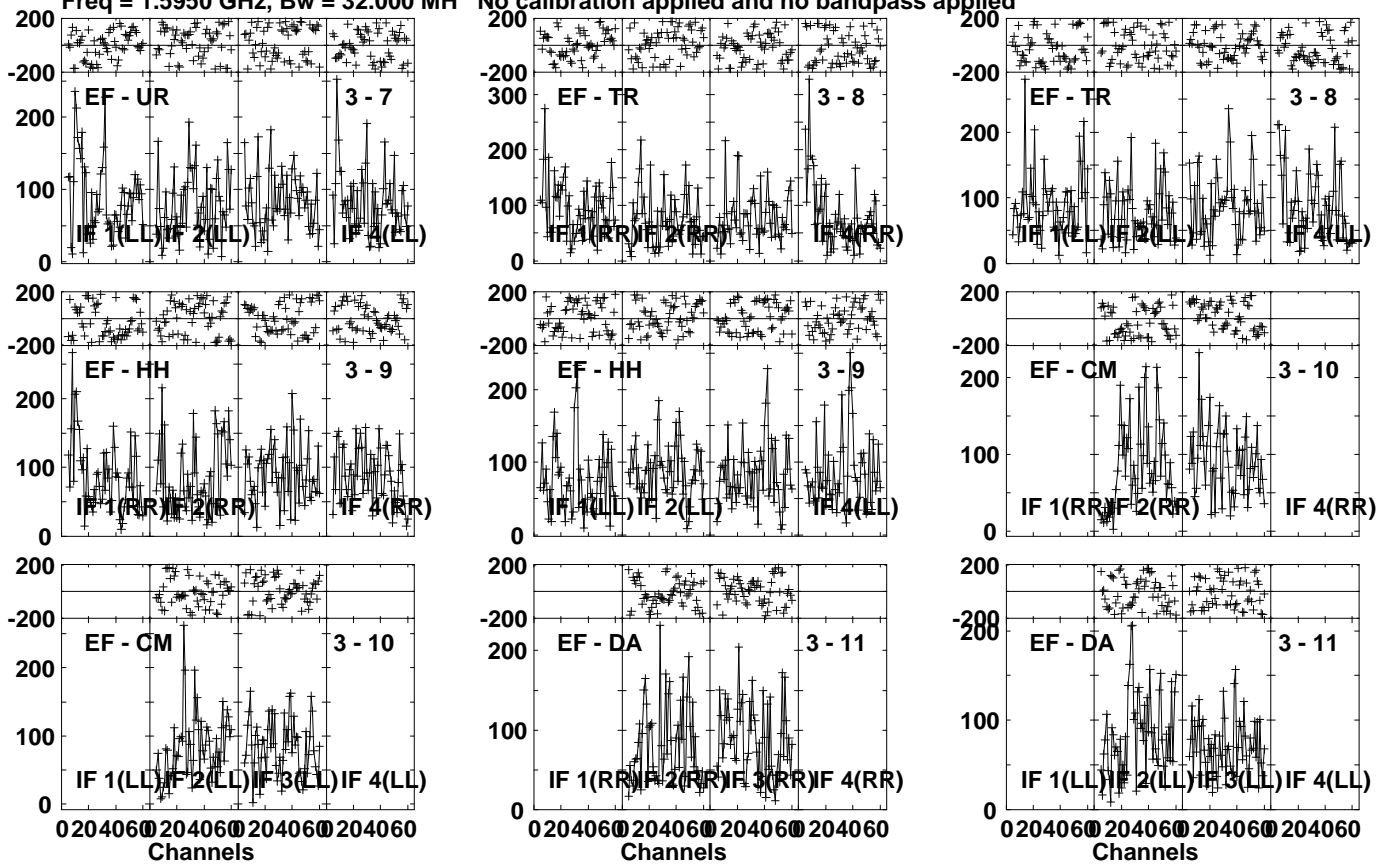


Lower frame: Micro Ampl Jy Top frame: Phas deg  
Vector averaged cross-power spectrum Several baselines displayed  
Timerange: 00/19:25:11 to 00/19:28:39

Plot file version 32 created 17-MAR-2023 00:58:35

FRB210320 EB096B.UVDATA.1

Freq = 1.5950 GHz, Bw = 32.000 MH No calibration applied and no bandpass applied



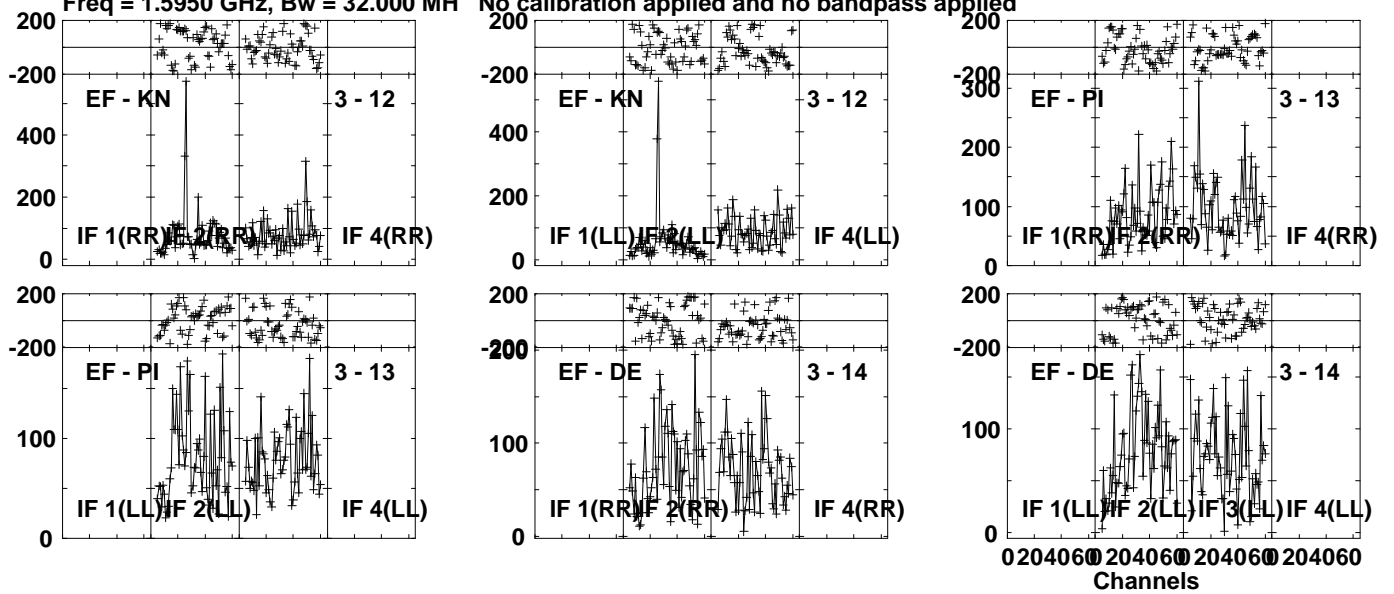
Lower frame: Micro Ampl Jy Top frame: Phas deg  
Vector averaged cross-power spectrum Several baselines displayed  
Timerange: 00:19:25:11 to 00:19:28:39

Plot file version 33 created 17-MAR-2023 00:58:35

FRB210320 EB096B.UVDATA.1

Freq = 1.5950 GHz, Bw = 32.000 MH

No calibration applied and no bandpass applied



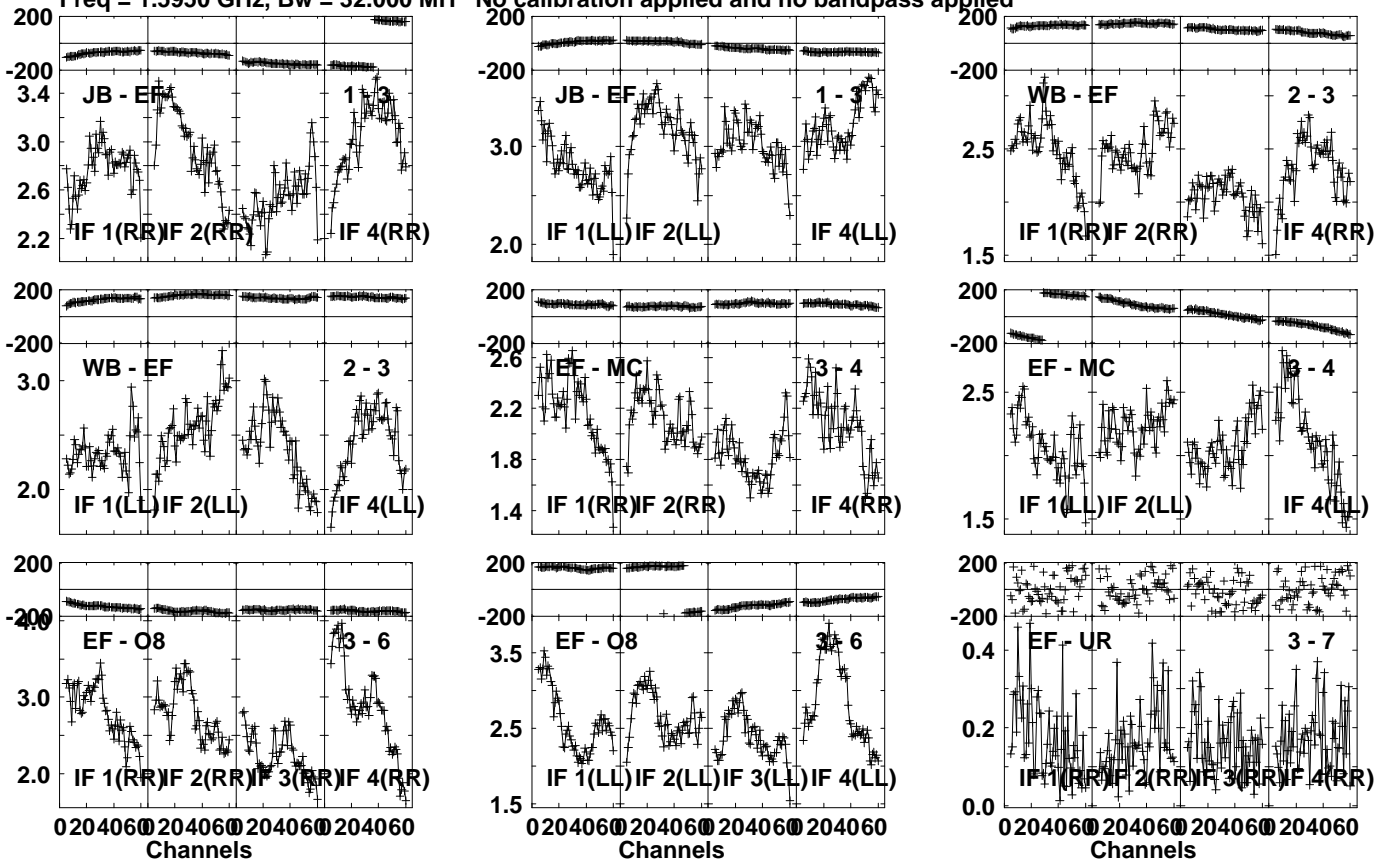
Lower frame: Micro Ampl Jy Top frame: Phas deg  
Vector averaged cross-power spectrum Several baselines displayed  
Timerange: 00/19:25:11 to 00/19:28:39

Plot file version 34 created 17-MAR-2023 00:58:35

J1336-1852 EB096B.UVDATA.1

Freq = 1.5950 GHz, Bw = 32.000 MH

No calibration applied and no bandpass applied



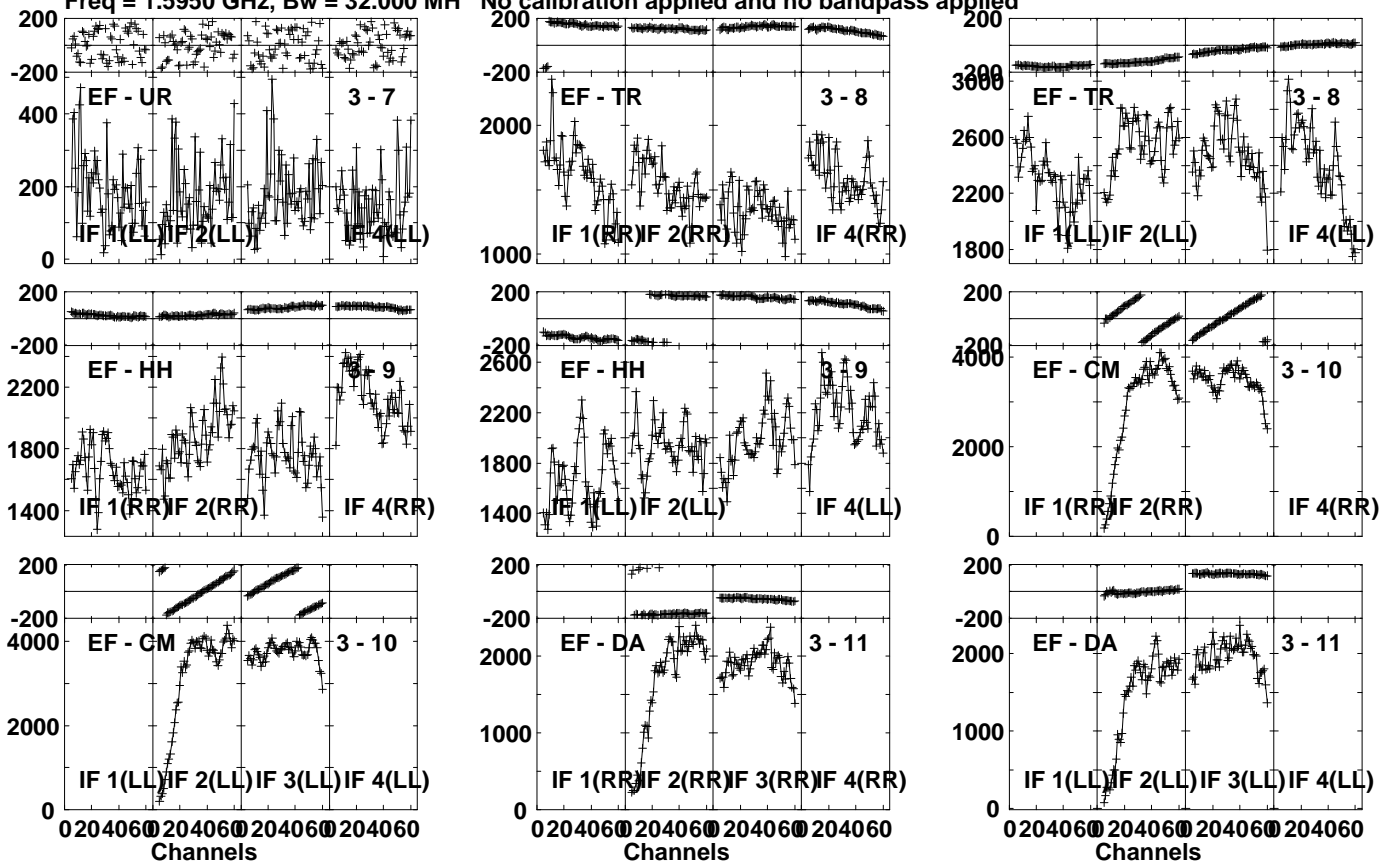
Lower frame: Milli Ampl Jy Top frame: Phas deg  
 Vector averaged cross-power spectrum Several baselines displayed  
 Timerange: 00/19:28:41 to 00/19:30:09

Plot file version 35 created 17-MAR-2023 00:58:35

J1336-1852 EB096B.UVDATA.1

Freq = 1.5950 GHz, Bw = 32.000 MH

No calibration applied and no bandpass applied

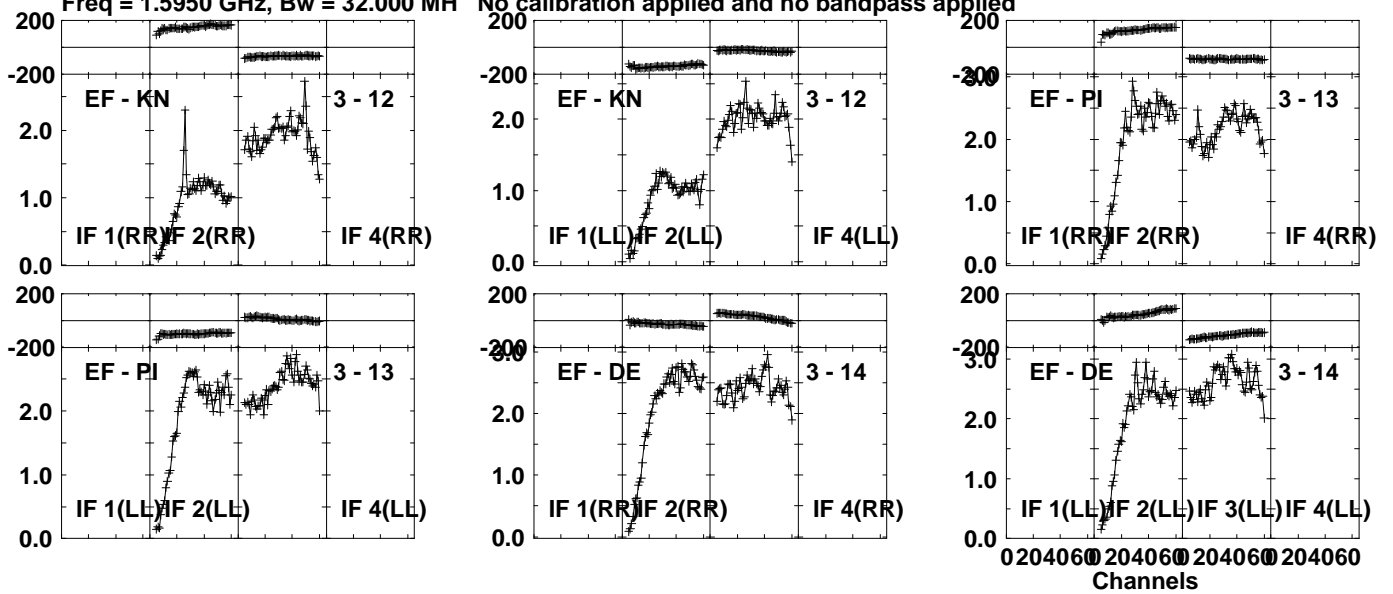


Lower frame: Micro Ampl Jy Top frame: Phas deg  
Vector averaged cross-power spectrum Several baselines displayed  
Timerange: 00/19:28:41 to 00/19:30:09

Plot file version 36 created 17-MAR-2023 00:58:35

J1336-1852 EB096B.UVDATA.1

Freq = 1.5950 GHz, Bw = 32.000 MH No calibration applied and no bandpass applied



Lower frame: Milli Ampl Jy Top frame: Phas deg  
Vector averaged cross-power spectrum Several baselines displayed  
Timerange: 00/19:28:41 to 00/19:30:09

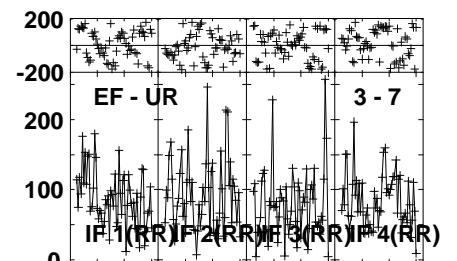
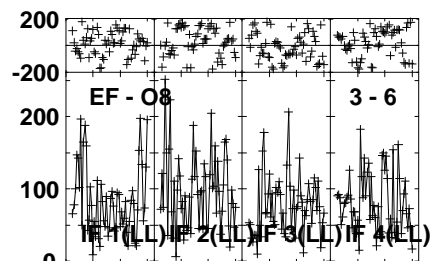
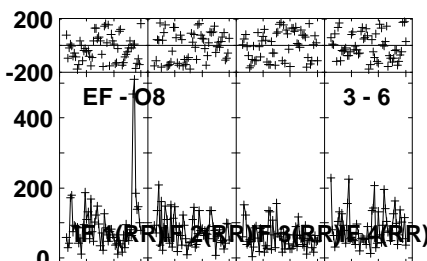
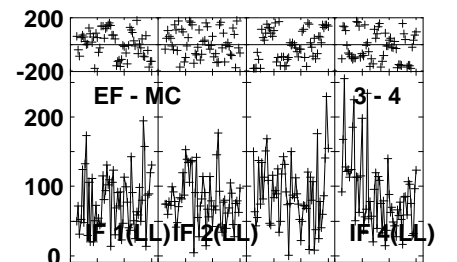
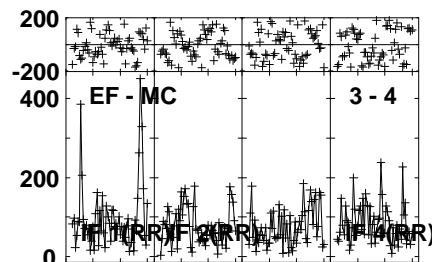
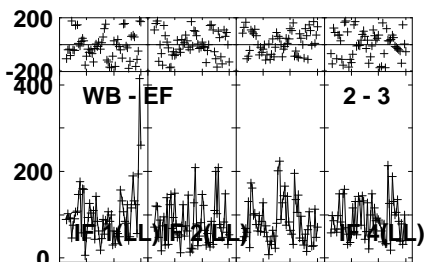
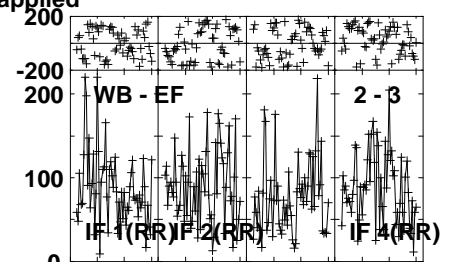
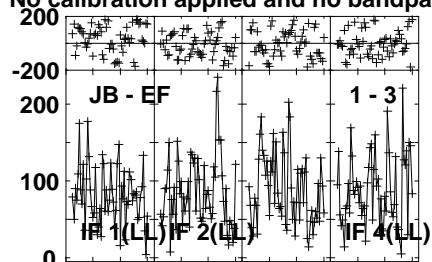
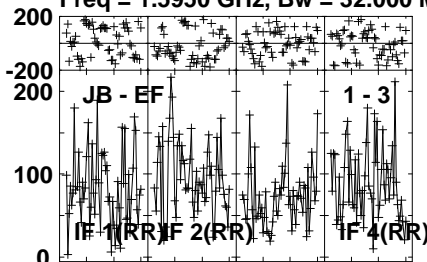


Plot file version 37 created 17-MAR-2023 00:58:35

FRB210320\_EB096B.UVDATA.1

Freq = 1.5950 GHz, Bw = 32.000 MH

No calibration applied and no bandpass applied

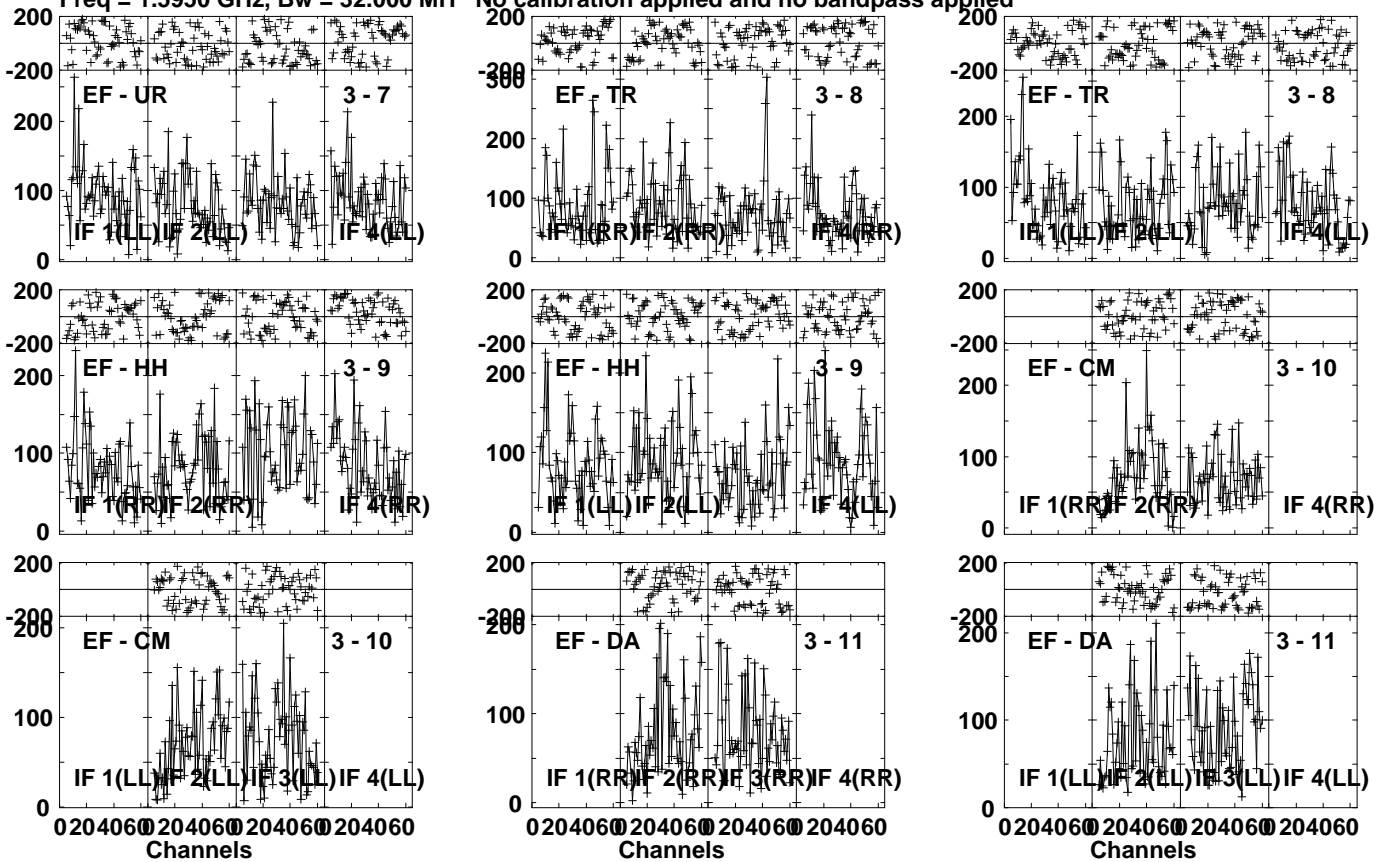


Lower frame: Micro Ampl Jy Top frame: Phas deg  
Vector averaged cross-power spectrum Several baselines displayed  
Timerange: 00:19:30:11 to 00:19:33:39

Plot file version 38 created 17-MAR-2023 00:58:36

FRB210320 EB096B.UVDATA.1

Freq = 1.5950 GHz, Bw = 32.000 MH No calibration applied and no bandpass applied



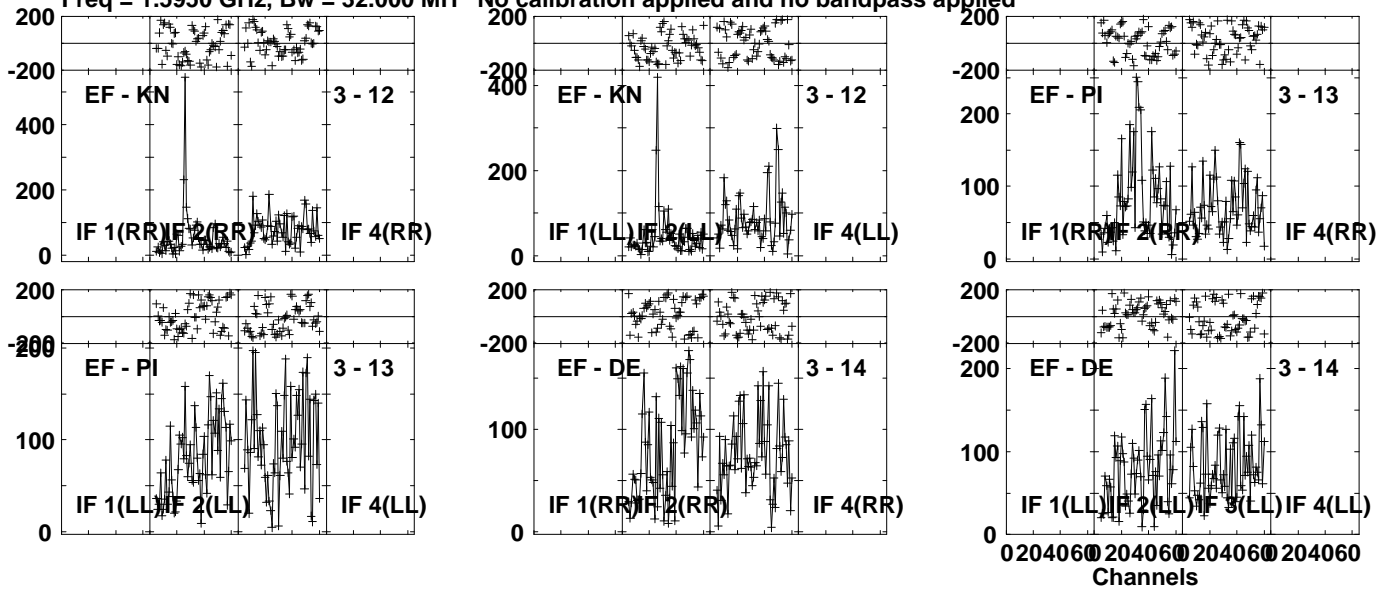
Lower frame: Micro Ampl Jy Top frame: Phas deg  
Vector averaged cross-power spectrum Several baselines displayed  
Timerange: 00/19:30:11 to 00/19:33:39

Plot file version 39 created 17-MAR-2023 00:58:36

FRB210320 EB096B.UVDATA.1

Freq = 1.5950 GHz, Bw = 32.000 MH

No calibration applied and no bandpass applied



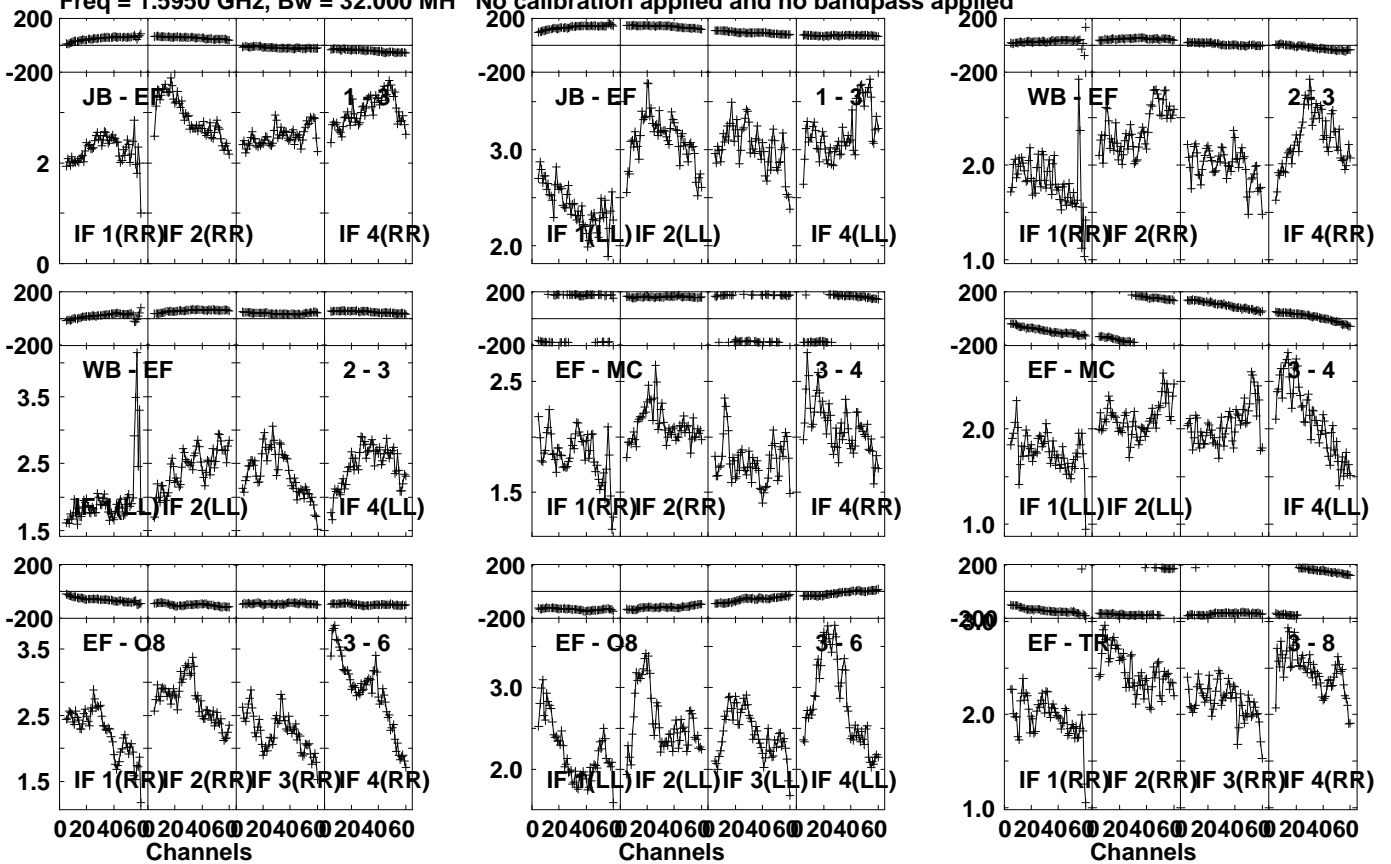
Lower frame: Micro Ampl Jy Top frame: Phas deg  
Vector averaged cross-power spectrum Several baselines displayed  
Timerange: 00/19:30:11 to 00/19:33:39

Plot file version 40 created 17-MAR-2023 00:58:36

J1336-1852 EB096B.UVDATA.1

Freq = 1.5950 GHz, Bw = 32.000 MH

No calibration applied and no bandpass applied



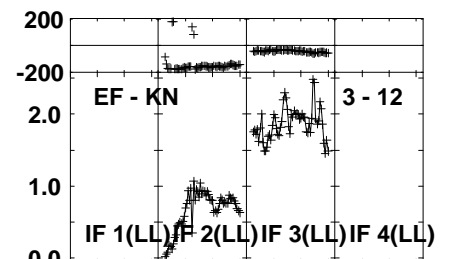
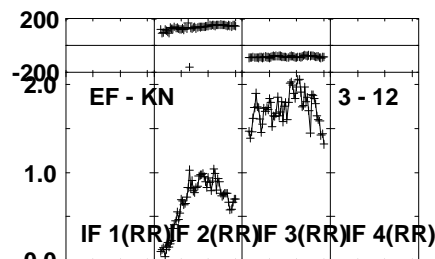
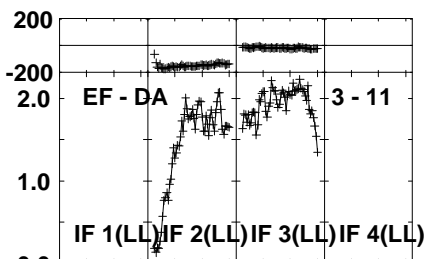
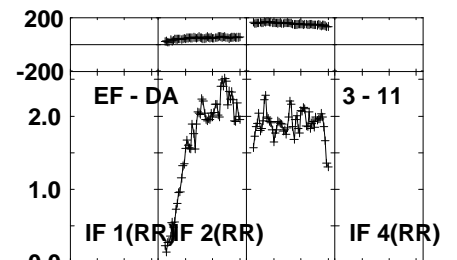
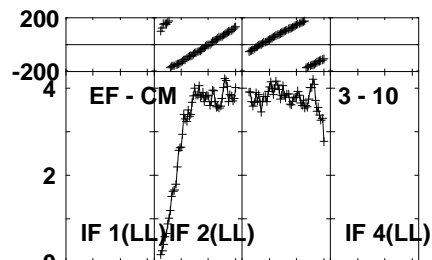
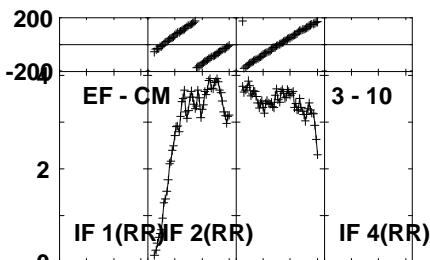
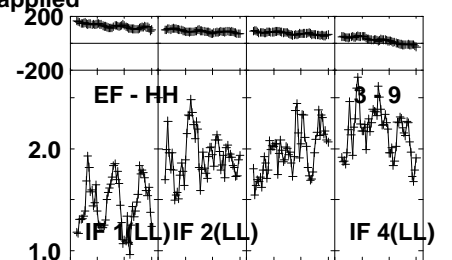
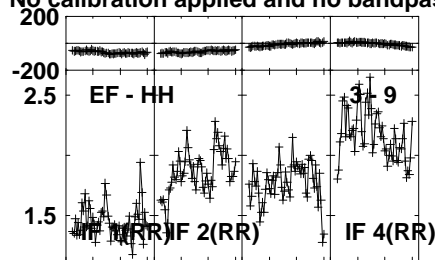
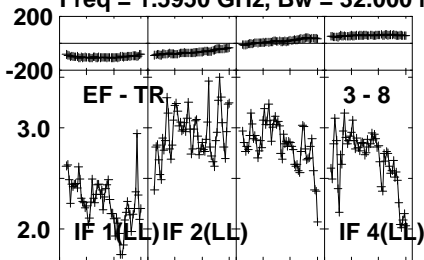
Lower frame: Milli Ampl Jy Top frame: Phas deg  
Vector averaged cross-power spectrum Several baselines displayed  
Timerange: 00:19:34:21 to 00:19:35:09

Plot file version 41 created 17-MAR-2023 00:58:36

J1336-1852 EB096B.UVDATA.1

Freq = 1.5950 GHz, Bw = 32.000 MH

No calibration applied and no bandpass applied



0204060 204060 204060 204060  
Channels

0204060 204060 204060 204060  
Channels

0204060 204060 204060 204060  
Channels

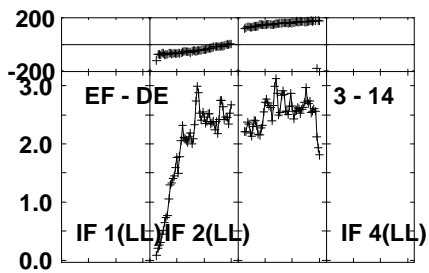
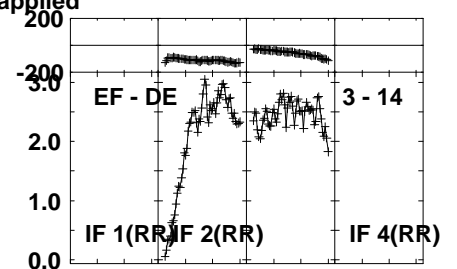
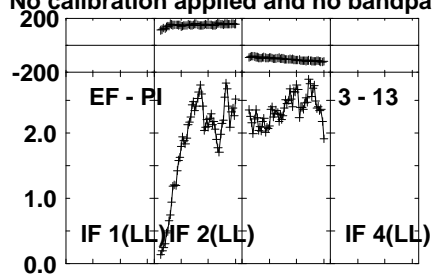
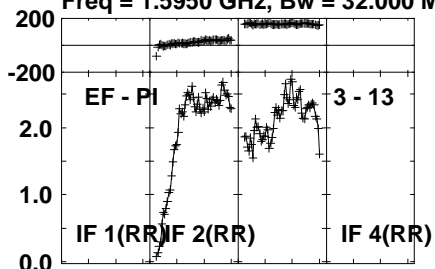
Lower frame: Milli Ampl Jy Top frame: Phas deg  
Vector averaged cross-power spectrum Several baselines displayed  
Timerange: 00/19:34:21 to 00/19:35:09

Plot file version 42 created 17-MAR-2023 00:58:36

J1336-1852 EB096B.UVDATA.1

Freq = 1.5950 GHz, Bw = 32.000 MH

No calibration applied and no bandpass applied



Lower frame: Milli Ampl Jy Top frame: Phas deg

Vector averaged cross-power spectrum Several baselines displayed

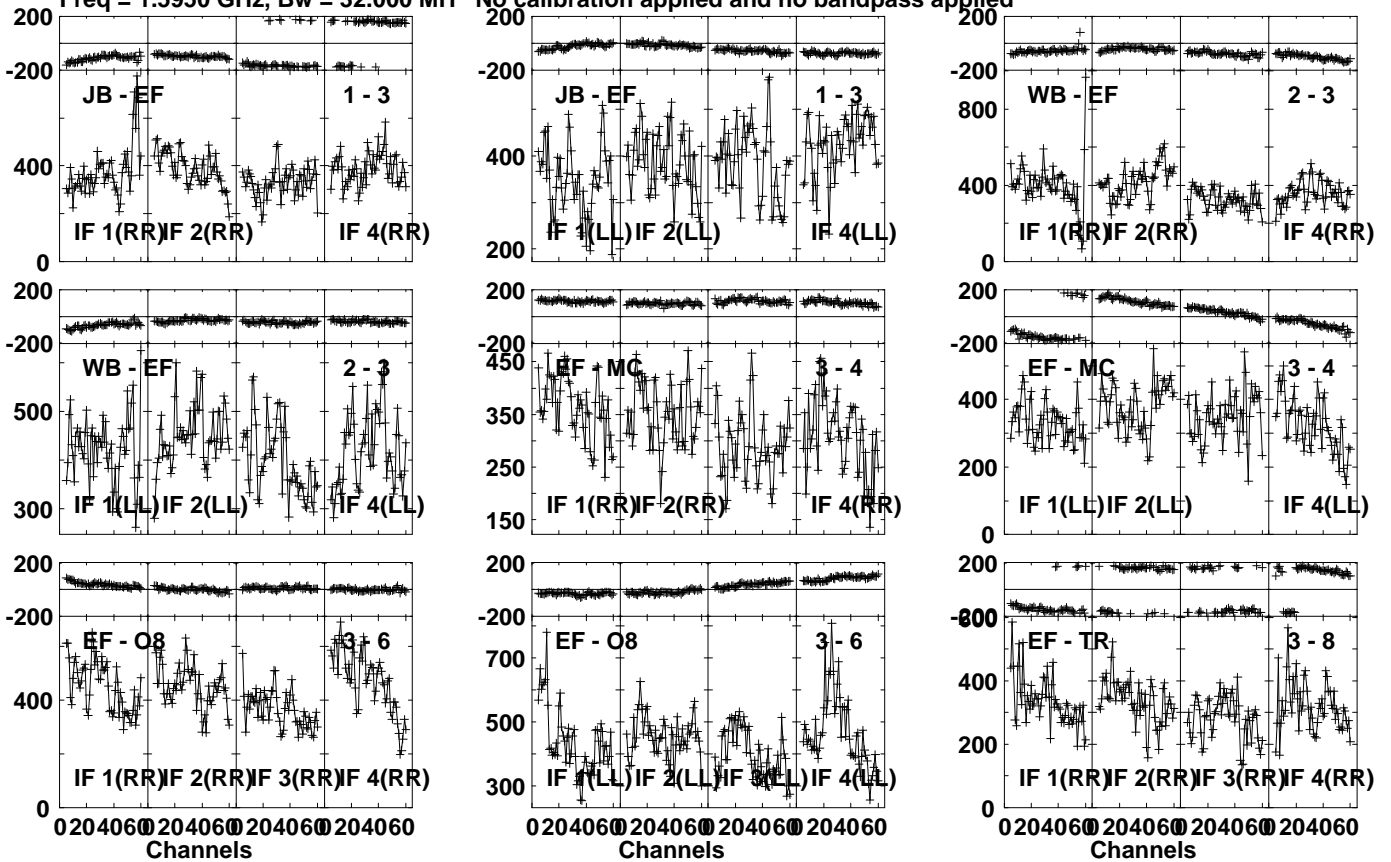
Timerange: 00/19:34:21 to 00/19:35:09

Plot file version 43 created 17-MAR-2023 00:58:36

J1339-1819 EB096B.UVDATA.1

Freq = 1.5950 GHz, Bw = 32.000 MH

No calibration applied and no bandpass applied



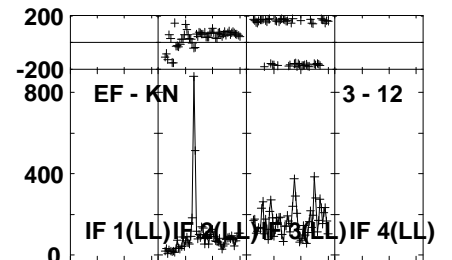
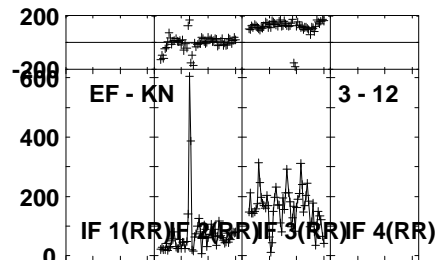
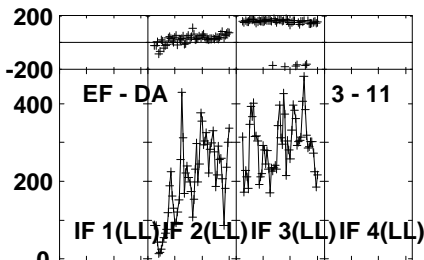
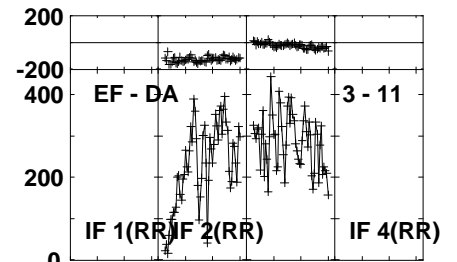
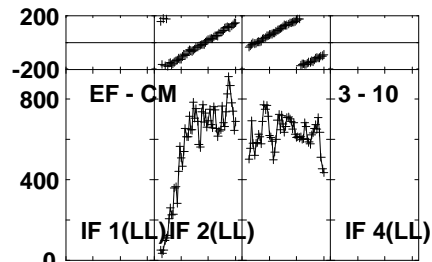
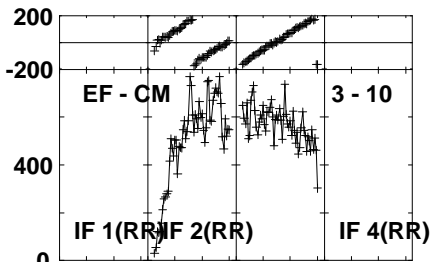
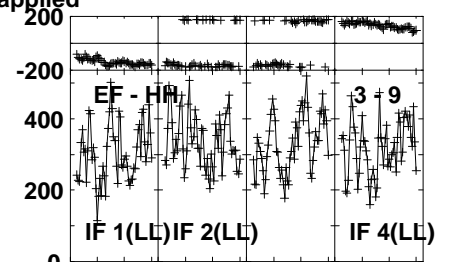
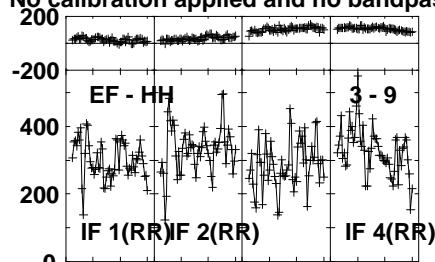
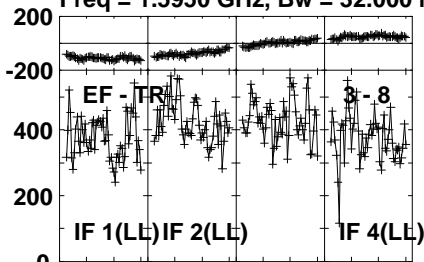
Lower frame: Micro Ampl Jy Top frame: Phas deg  
 Vector averaged cross-power spectrum Several baselines displayed  
 Timerange: 00/19:35:11 to 00/19:38:39

Plot file version 44 created 17-MAR-2023 00:58:36

J1339-1819 EB096B.UVDATA.1

Freq = 1.5950 GHz, Bw = 32.000 MH

No calibration applied and no bandpass applied



Lower frame: Micro Ampl Jy Top frame: Phas deg  
Vector averaged cross-power spectrum Several baselines displayed  
Timerange: 00/19:35:11 to 00/19:38:39

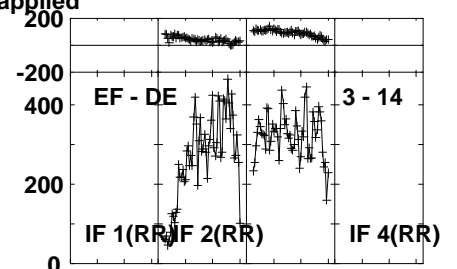
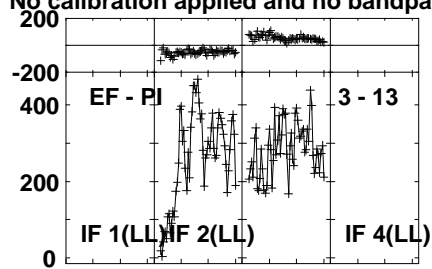
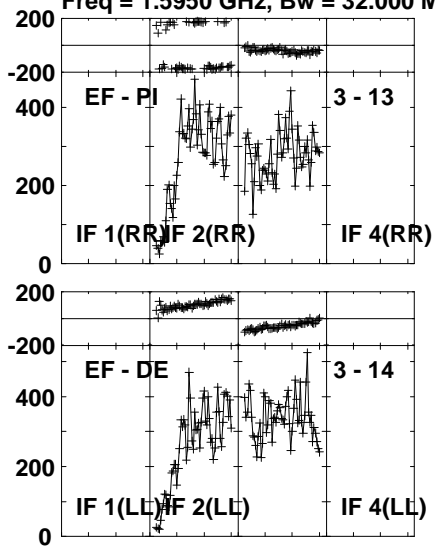


Plot file version 45 created 17-MAR-2023 00:58:36

J1339-1819 EB096B.UVDATA.1

Freq = 1.5950 GHz, Bw = 32.000 MH

No calibration applied and no bandpass applied



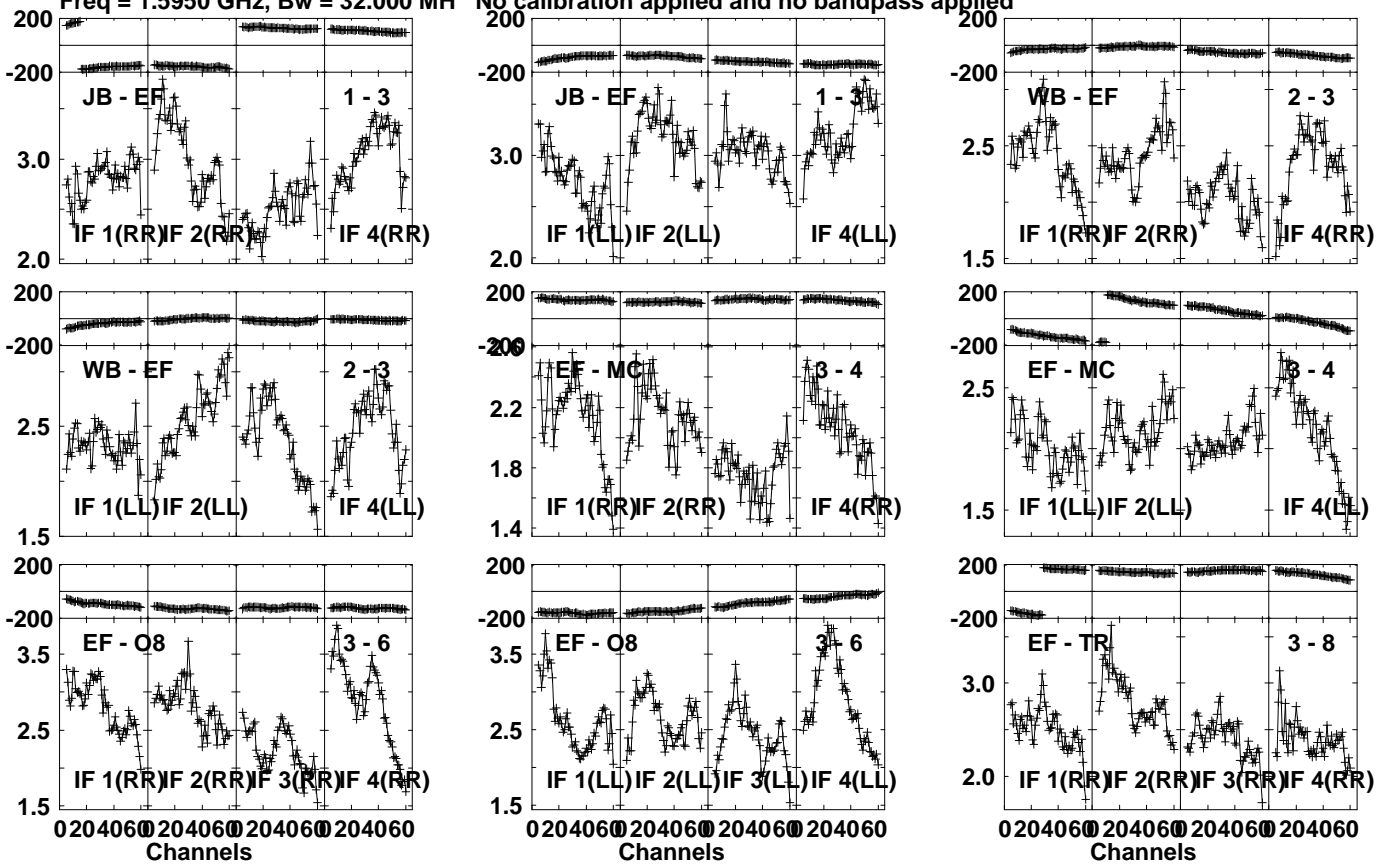
Lower frame: Micro Ampl Jy Top frame: Phas deg  
Vector averaged cross-power spectrum Several baselines displayed  
Timerange: 00/19:35:11 to 00/19:38:39

Plot file version 46 created 17-MAR-2023 00:58:36

J1336-1852 EB096B.UVDATA.1

Freq = 1.5950 GHz, Bw = 32.000 MH

No calibration applied and no bandpass applied



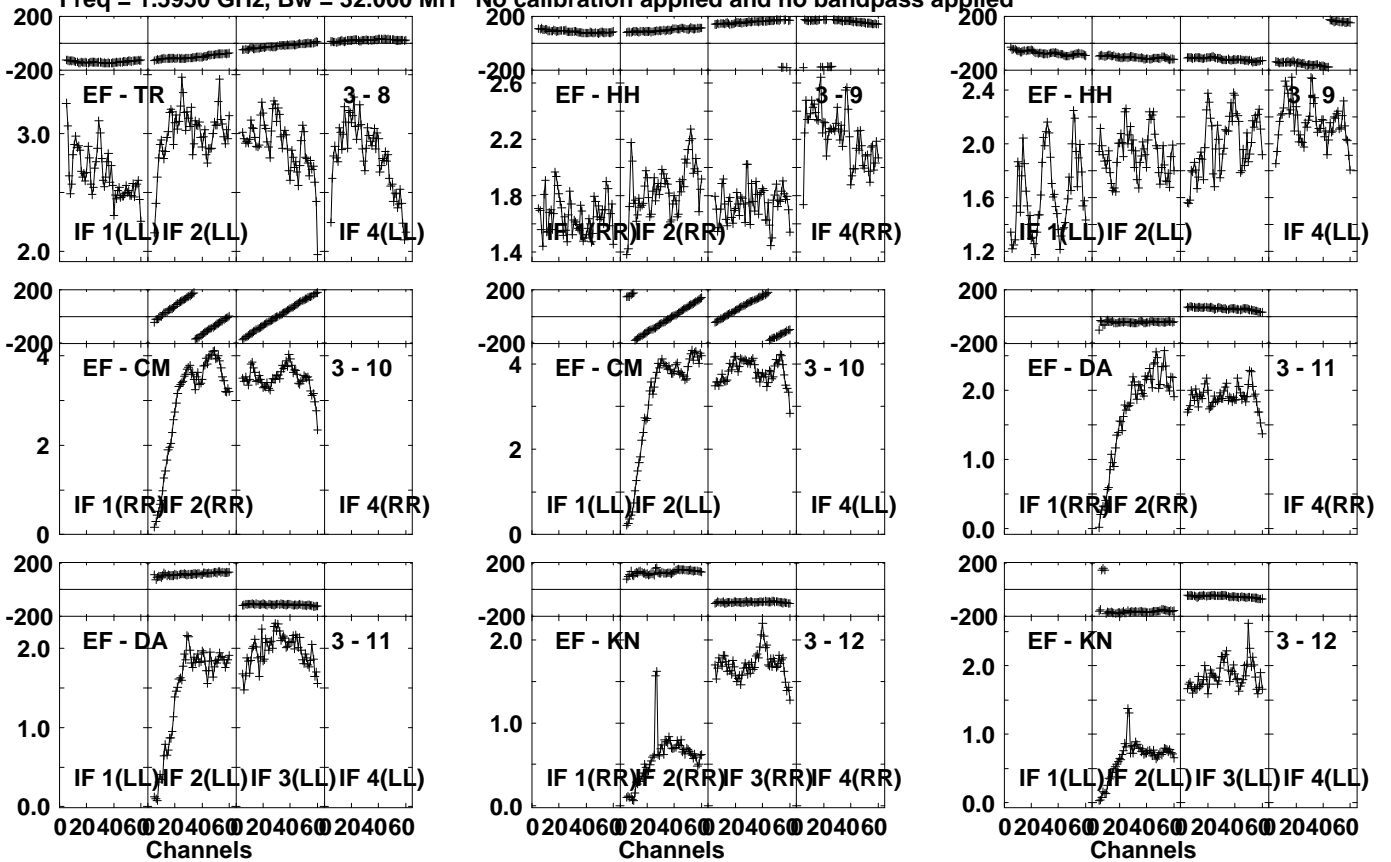
Lower frame: Milli Ampl Jy Top frame: Phas deg  
Vector averaged cross-power spectrum Several baselines displayed  
Timerange: 00/19:39:11 to 00/19:40:09

Plot file version 47 created 17-MAR-2023 00:58:36

J1336-1852 EB096B.UVDATA.1

Freq = 1.5950 GHz, Bw = 32.000 MH

No calibration applied and no bandpass applied



Lower frame: Milli Ampl Jy Top frame: Phas deg

Vector averaged cross-power spectrum Several baselines displayed

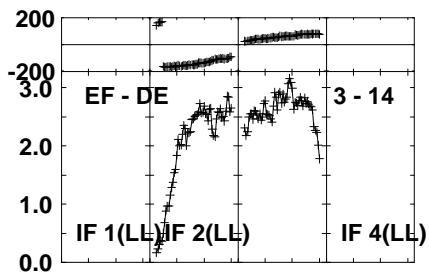
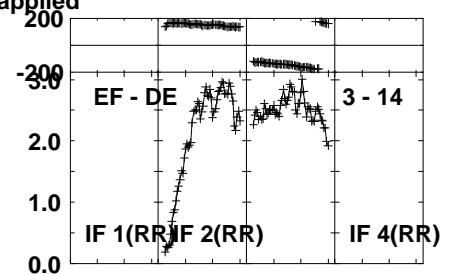
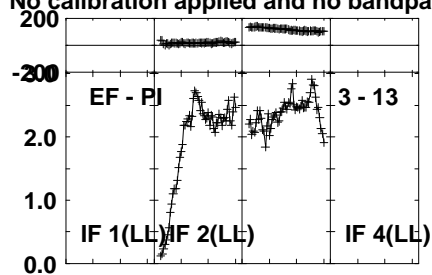
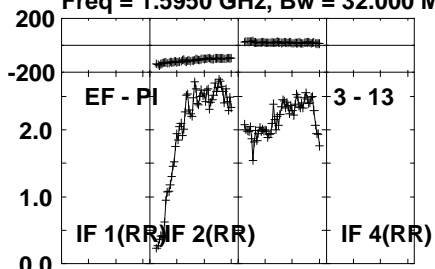
Timerange: 00/19:39:11 to 00/19:40:09

Plot file version 48 created 17-MAR-2023 00:58:36

J1336-1852 EB096B.UVDATA.1

Freq = 1.5950 GHz, Bw = 32.000 MH

No calibration applied and no bandpass applied



Lower frame: Milli Ampl Jy Top frame: Phas deg

Vector averaged cross-power spectrum Several baselines displayed

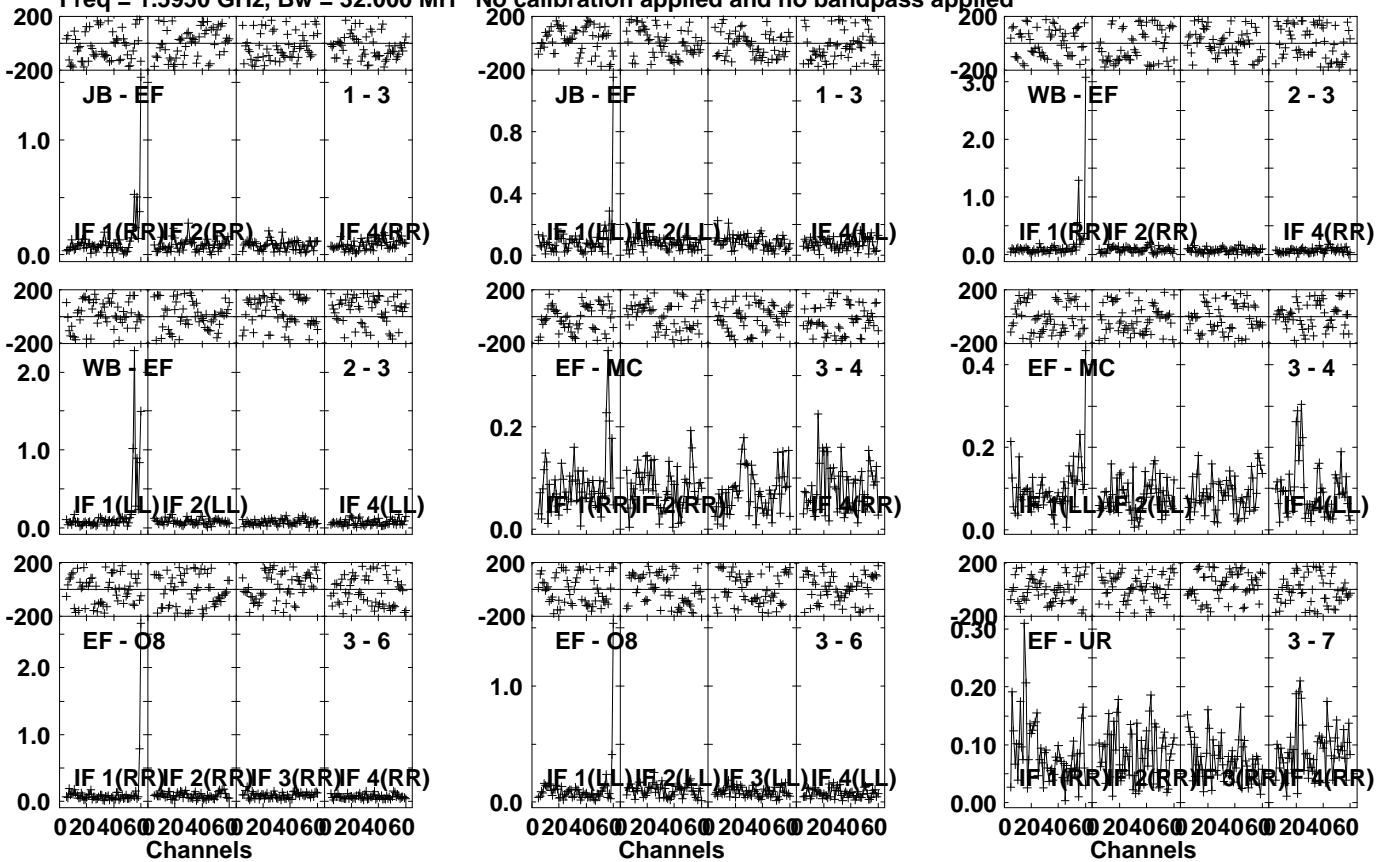
Timerange: 00/19:39:11 to 00/19:40:09

Plot file version 49 created 17-MAR-2023 00:58:36

FRB210320 EB096B.UVDATA.1

Freq = 1.5950 GHz, Bw = 32.000 MH

No calibration applied and no bandpass applied

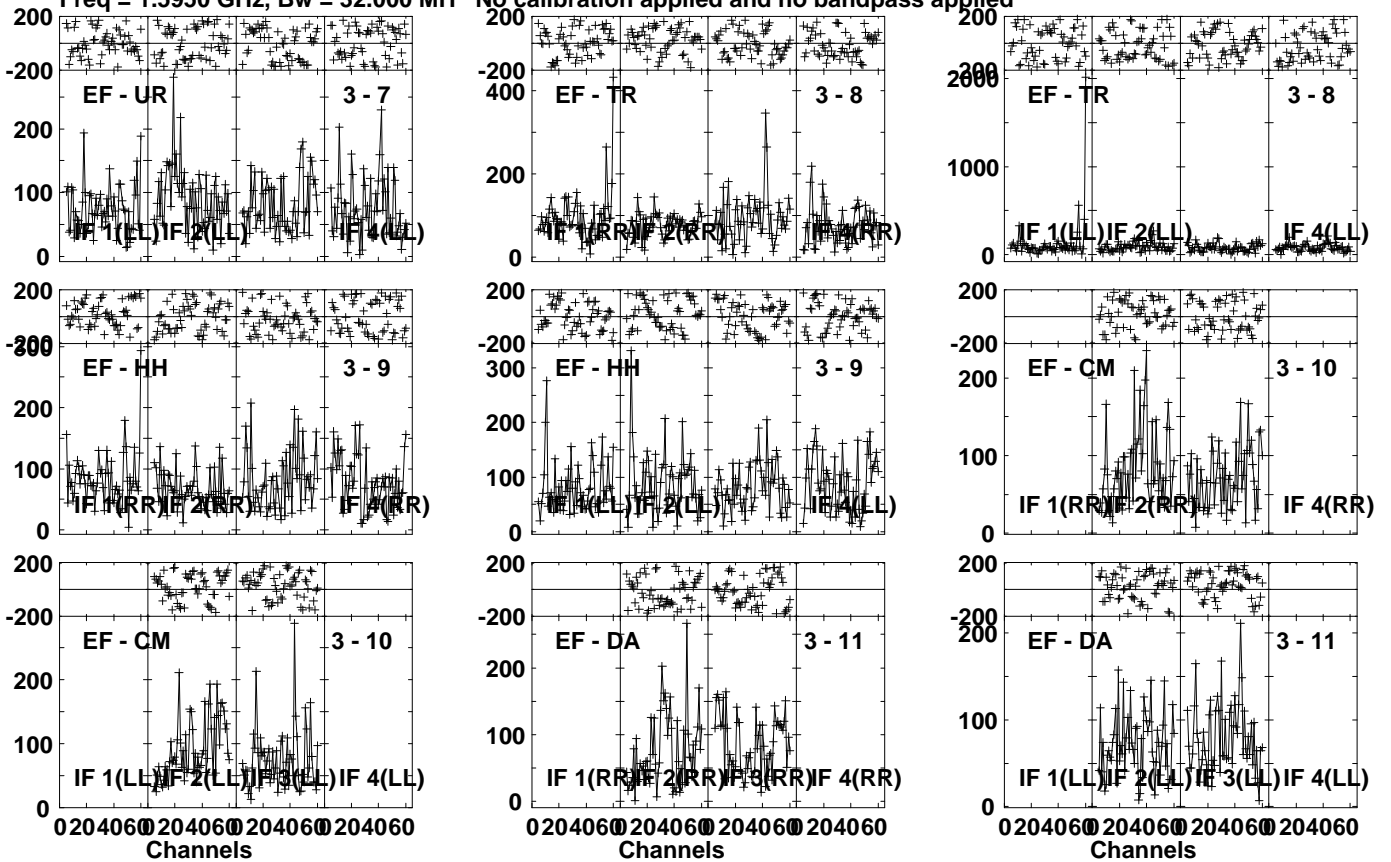


Lower frame: Milli Ampl Jy Top frame: Phas deg  
Vector averaged cross-power spectrum Several baselines displayed  
Timerange: 00/19:40:11 to 00/19:43:39

Plot file version 50 created 17-MAR-2023 00:58:37

FRB210320 EB096B.UVDATA.1

Freq = 1.5950 GHz, Bw = 32.000 MH No calibration applied and no bandpass applied



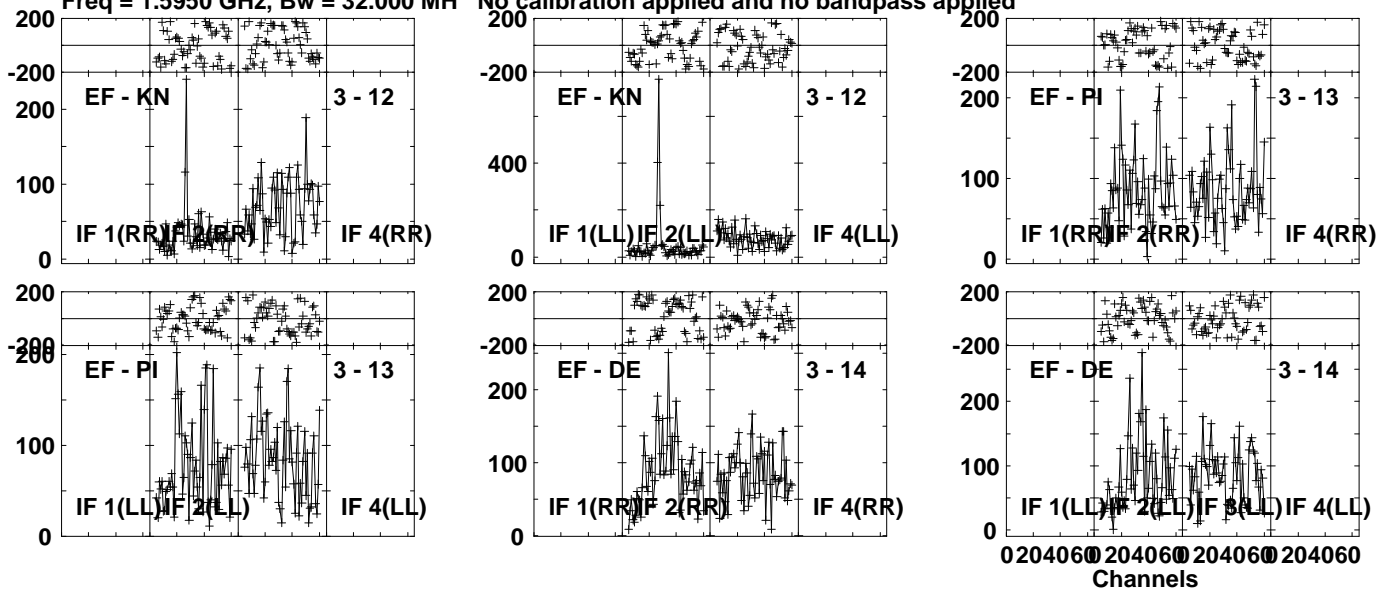
Lower frame: Micro Ampl Jy Top frame: Phas deg  
Vector averaged cross-power spectrum Several baselines displayed  
Timerange: 00/19:40:11 to 00/19:43:39

Plot file version 51 created 17-MAR-2023 00:58:37

FRB210320 EB096B.UVDATA.1

Freq = 1.5950 GHz, Bw = 32.000 MH

No calibration applied and no bandpass applied



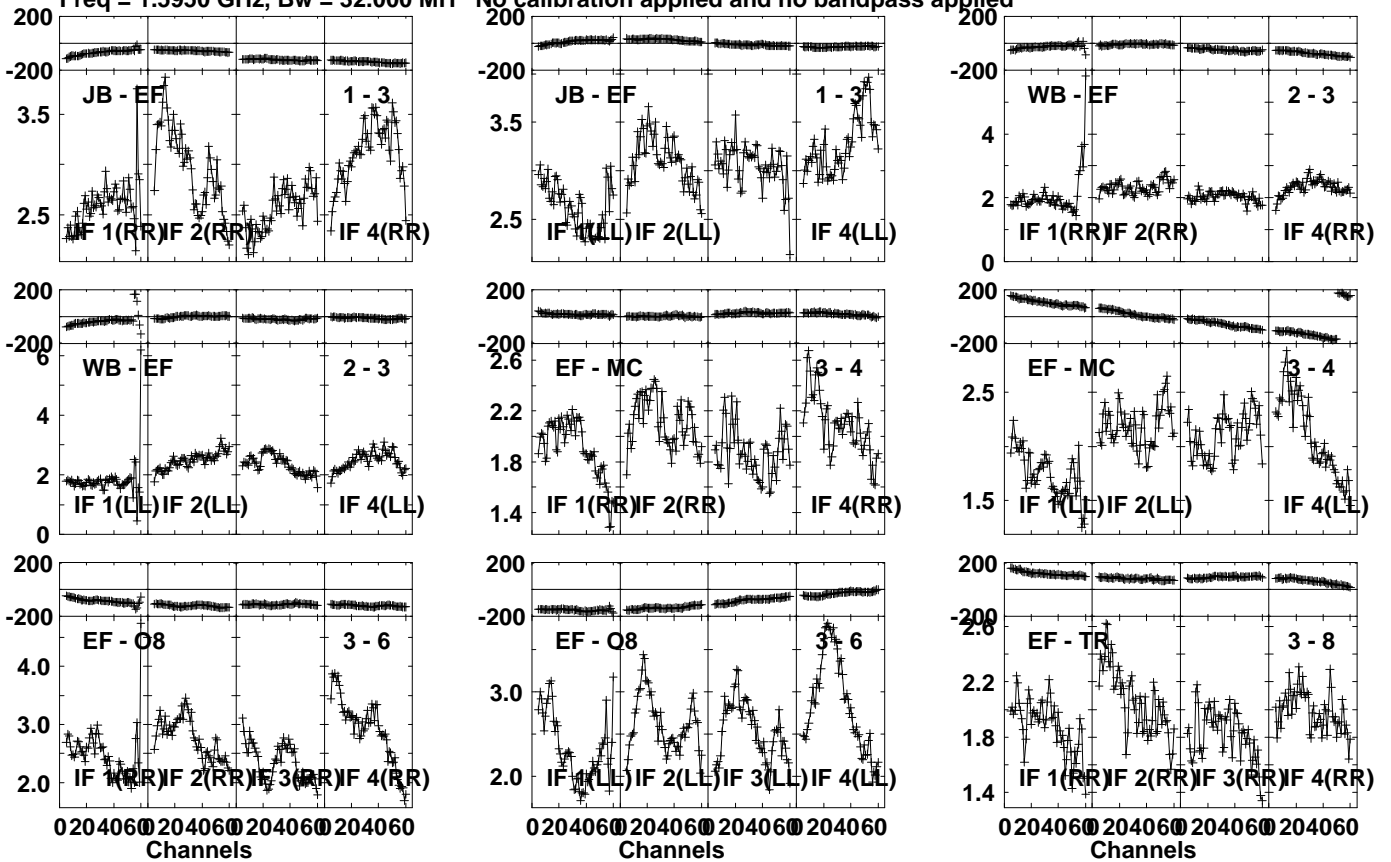
Lower frame: Micro Ampl Jy Top frame: Phas deg  
Vector averaged cross-power spectrum Several baselines displayed  
Timerange: 00:19:40:11 to 00:19:43:39

Plot file version 52 created 17-MAR-2023 00:58:37

J1336-1852 EB096B.UVDATA.1

Freq = 1.5950 GHz, Bw = 32.000 MH

No calibration applied and no bandpass applied



Lower frame: Milli Ampl Jy Top frame: Phas deg  
 Vector averaged cross-power spectrum Several baselines displayed  
 Timerange: 00:19:43:41 to 00:19:45:09

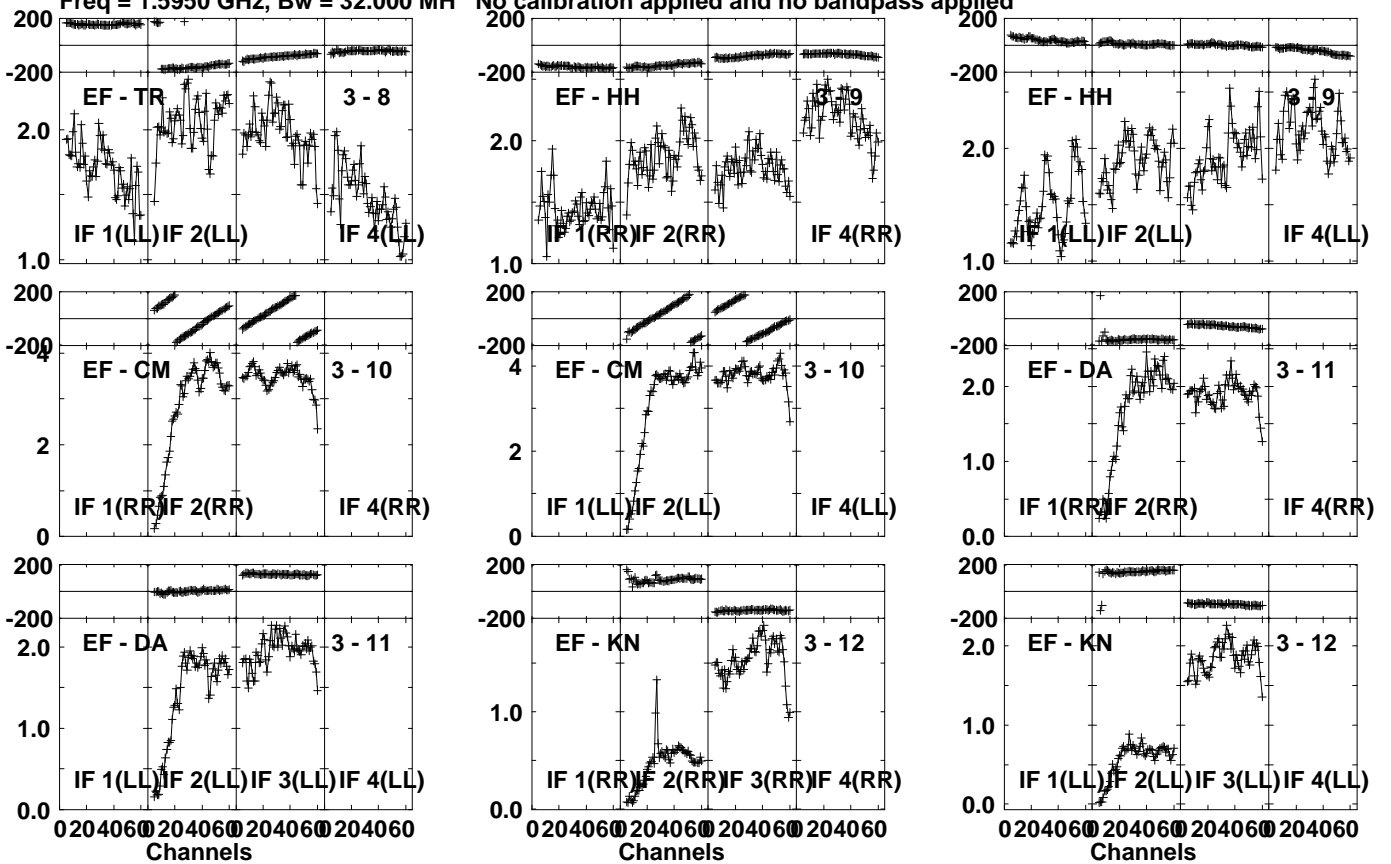


Plot file version 53 created 17-MAR-2023 00:58:37

J1336-1852 EB096B.UVDATA.1

Freq = 1.5950 GHz, Bw = 32.000 MH

No calibration applied and no bandpass applied



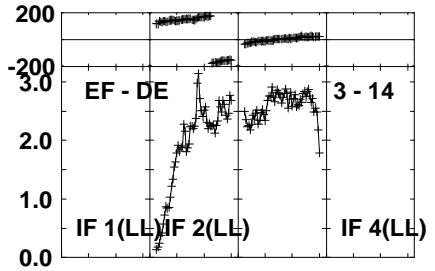
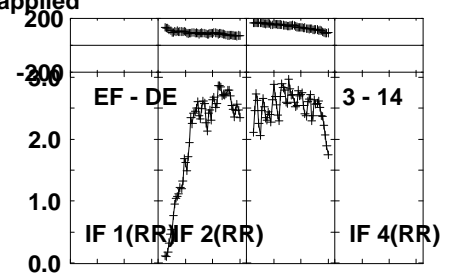
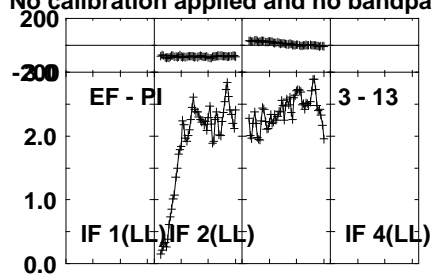
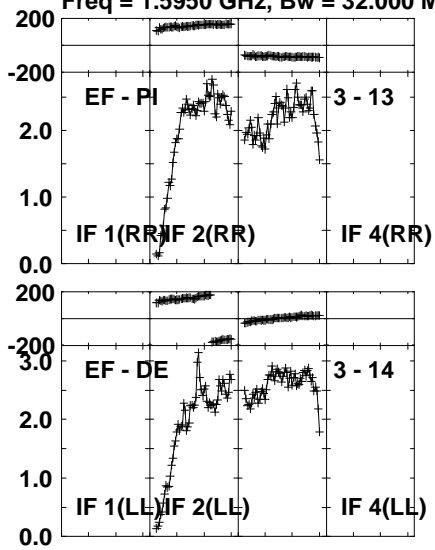
Lower frame: Milli Ampl Jy Top frame: Phas deg  
Vector averaged cross-power spectrum Several baselines displayed  
Timerange: 00/19:43:41 to 00/19:45:09

Plot file version 54 created 17-MAR-2023 00:58:37

J1336-1852 EB096B.UVDATA.1

Freq = 1.5950 GHz, Bw = 32.000 MH

No calibration applied and no bandpass applied



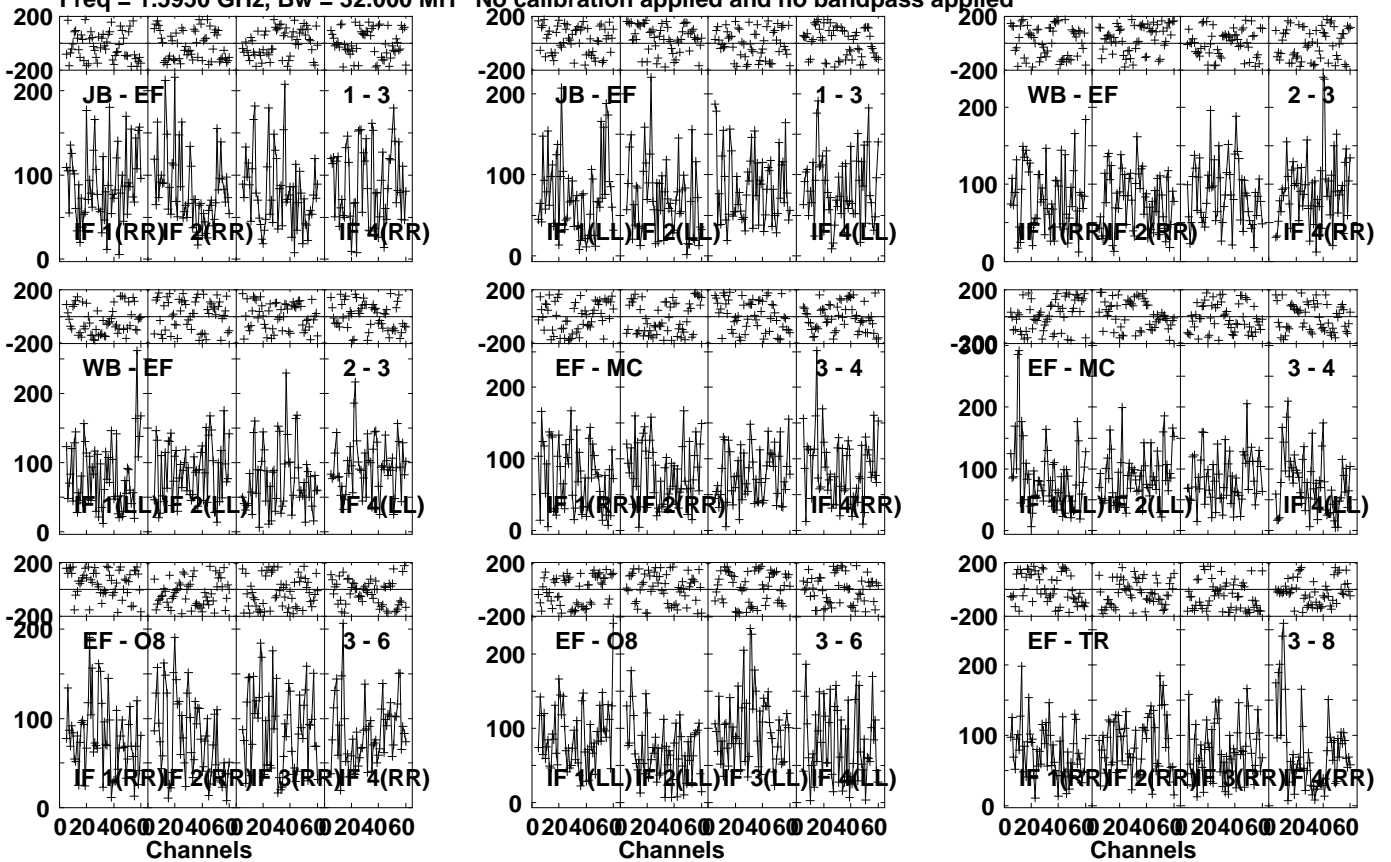
Lower frame: Milli Ampl Jy Top frame: Phas deg  
Vector averaged cross-power spectrum Several baselines displayed  
Timerange: 00/19:43:41 to 00/19:45:09

Plot file version 55 created 17-MAR-2023 00:58:37

FRB210320 EB096B.UVDATA.1

Freq = 1.5950 GHz, Bw = 32.000 MH

No calibration applied and no bandpass applied

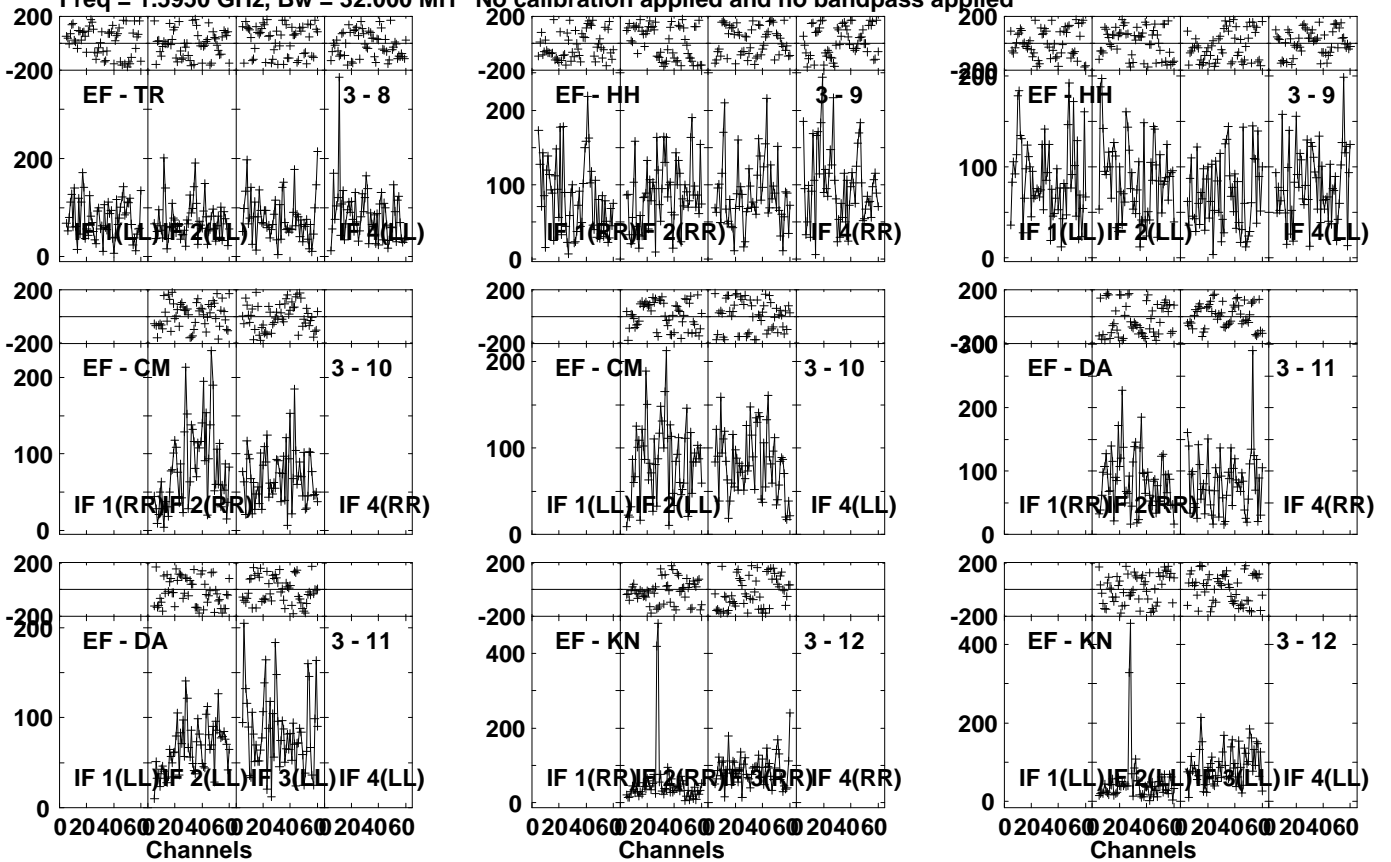


Lower frame: Micro Ampl Jy Top frame: Phas deg  
Vector averaged cross-power spectrum Several baselines displayed  
Timerange: 00/19:45:11 to 00/19:48:39

Plot file version 56 created 17-MAR-2023 00:58:37

FRB210320 EB096B.UVDATA.1

Freq = 1.5950 GHz, Bw = 32.000 MH No calibration applied and no bandpass applied

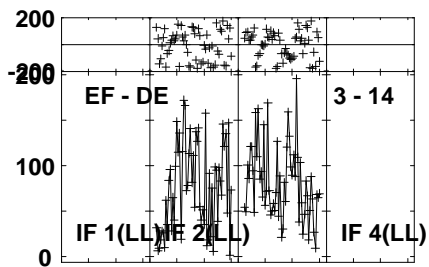
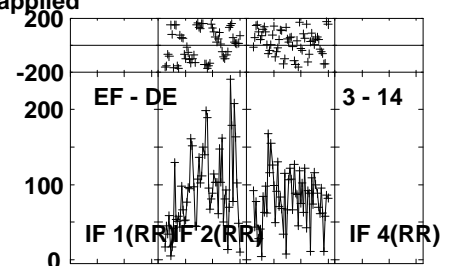
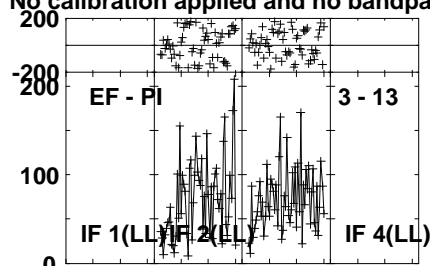
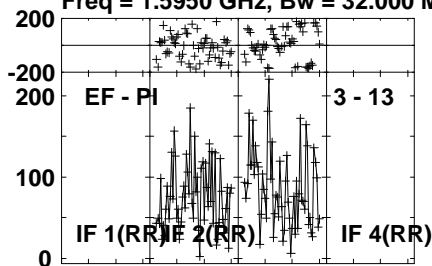


Lower frame: Micro Ampl Jy Top frame: Phas deg  
Vector averaged cross-power spectrum Several baselines displayed  
Timerange: 00/19:45:11 to 00/19:48:39

Plot file version 57 created 17-MAR-2023 00:58:37

FRB210320 EB096B.UVDATA.1

Freq = 1.5950 GHz, Bw = 32.000 MH No calibration applied and no bandpass applied



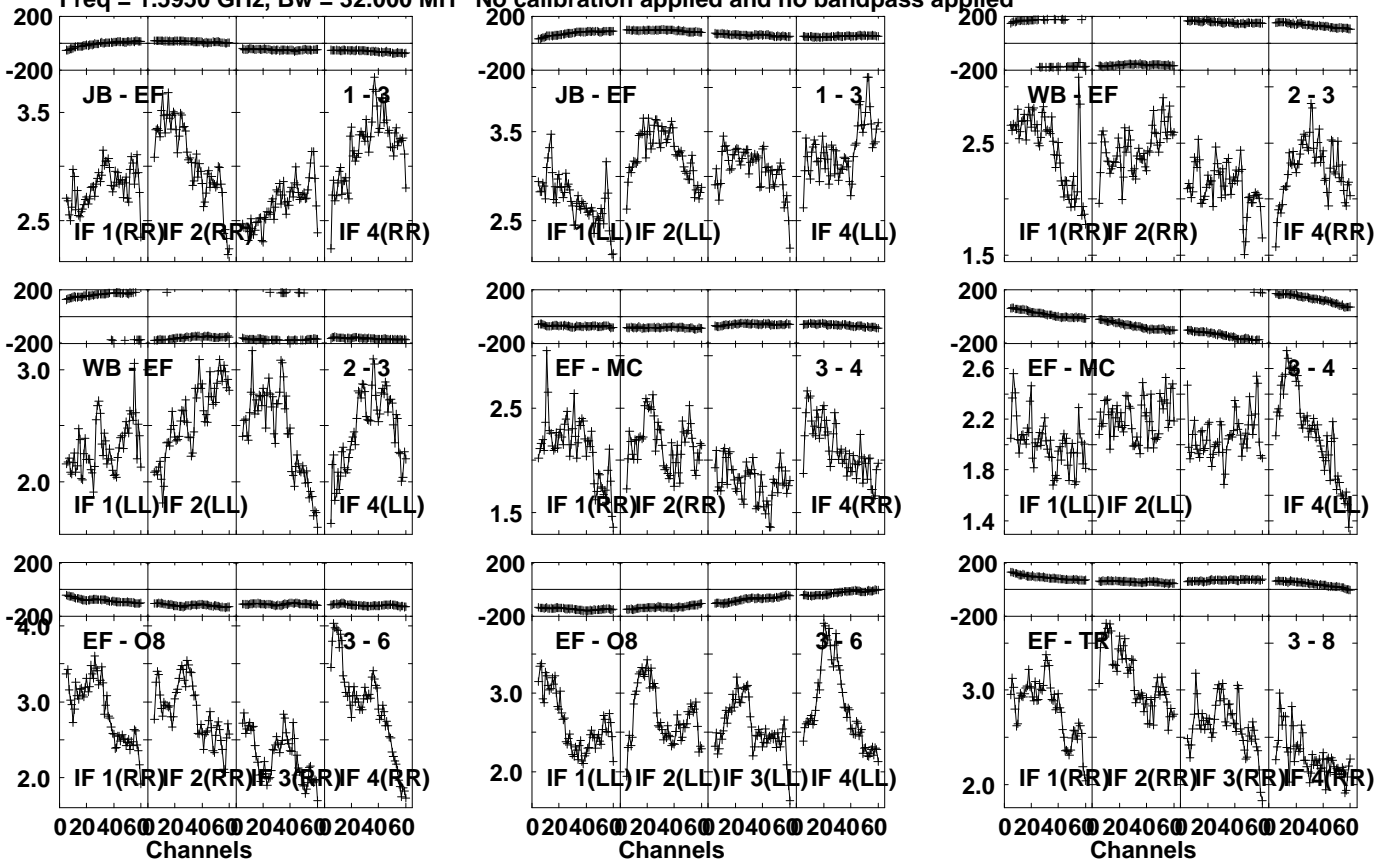
Lower frame: Micro Ampl Jy Top frame: Phas deg  
Vector averaged cross-power spectrum Several baselines displayed  
Timerange: 00/19:45:11 to 00/19:48:39

Plot file version 58 created 17-MAR-2023 00:58:37

J1336-1852 EB096B.UVDATA.1

Freq = 1.5950 GHz, Bw = 32.000 MH

No calibration applied and no bandpass applied



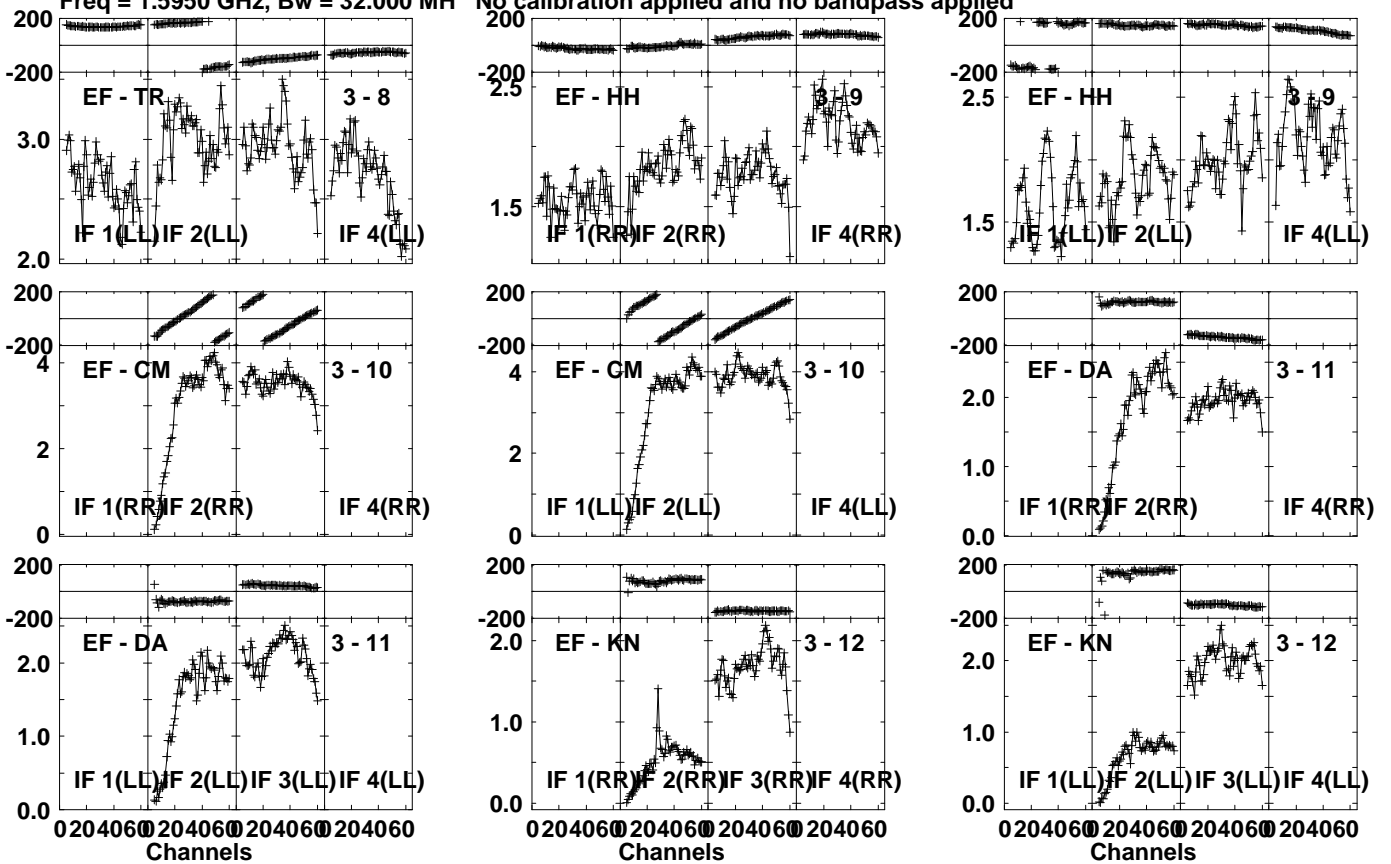
Lower frame: Milli Ampl Jy Top frame: Phas deg  
 Vector averaged cross-power spectrum Several baselines displayed  
 Timerange: 00/19:49:21 to 00/19:50:09

Plot file version 59 created 17-MAR-2023 00:58:37

J1336-1852 EB096B.UVDATA.1

Freq = 1.5950 GHz, Bw = 32.000 MH

No calibration applied and no bandpass applied



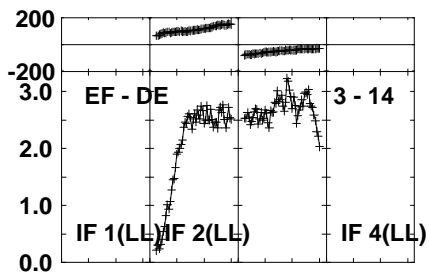
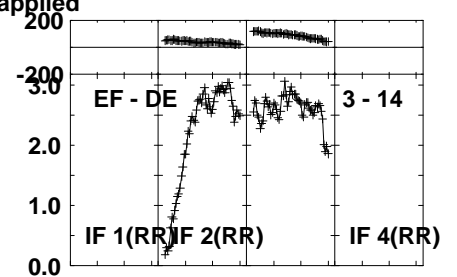
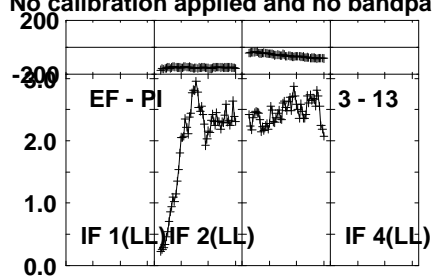
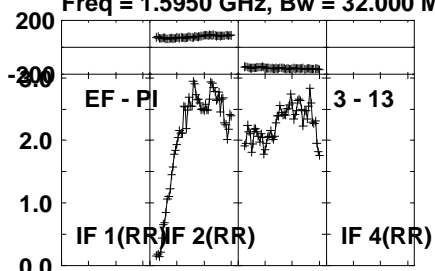
Lower frame: Milli Ampl Jy Top frame: Phas deg  
Vector averaged cross-power spectrum Several baselines displayed  
Timerange: 00/19:49:21 to 00/19:50:09

Plot file version 60 created 17-MAR-2023 00:58:37

J1336-1852 EB096B.UVDATA.1

Freq = 1.5950 GHz, Bw = 32.000 MH

No calibration applied and no bandpass applied



Lower frame: Milli Ampl Jy Top frame: Phas deg

Vector averaged cross-power spectrum Several baselines displayed

Timerange: 00/19:49:21 to 00/19:50:09

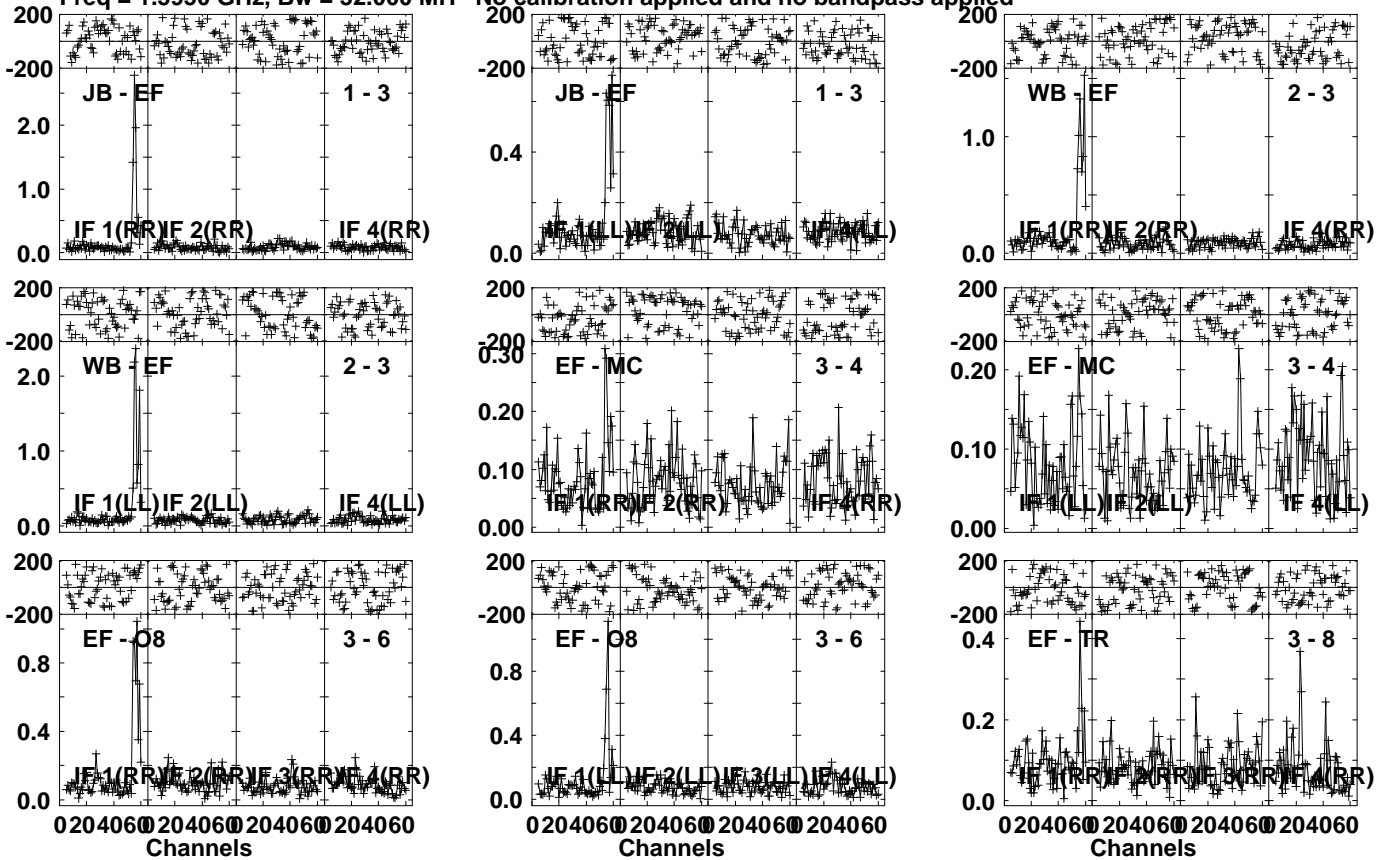


Plot file version 61 created 17-MAR-2023 00:58:37

FRB210320\_EB096B.UVDATA.1

Freq = 1.5950 GHz, Bw = 32.000 MH

No calibration applied and no bandpass applied

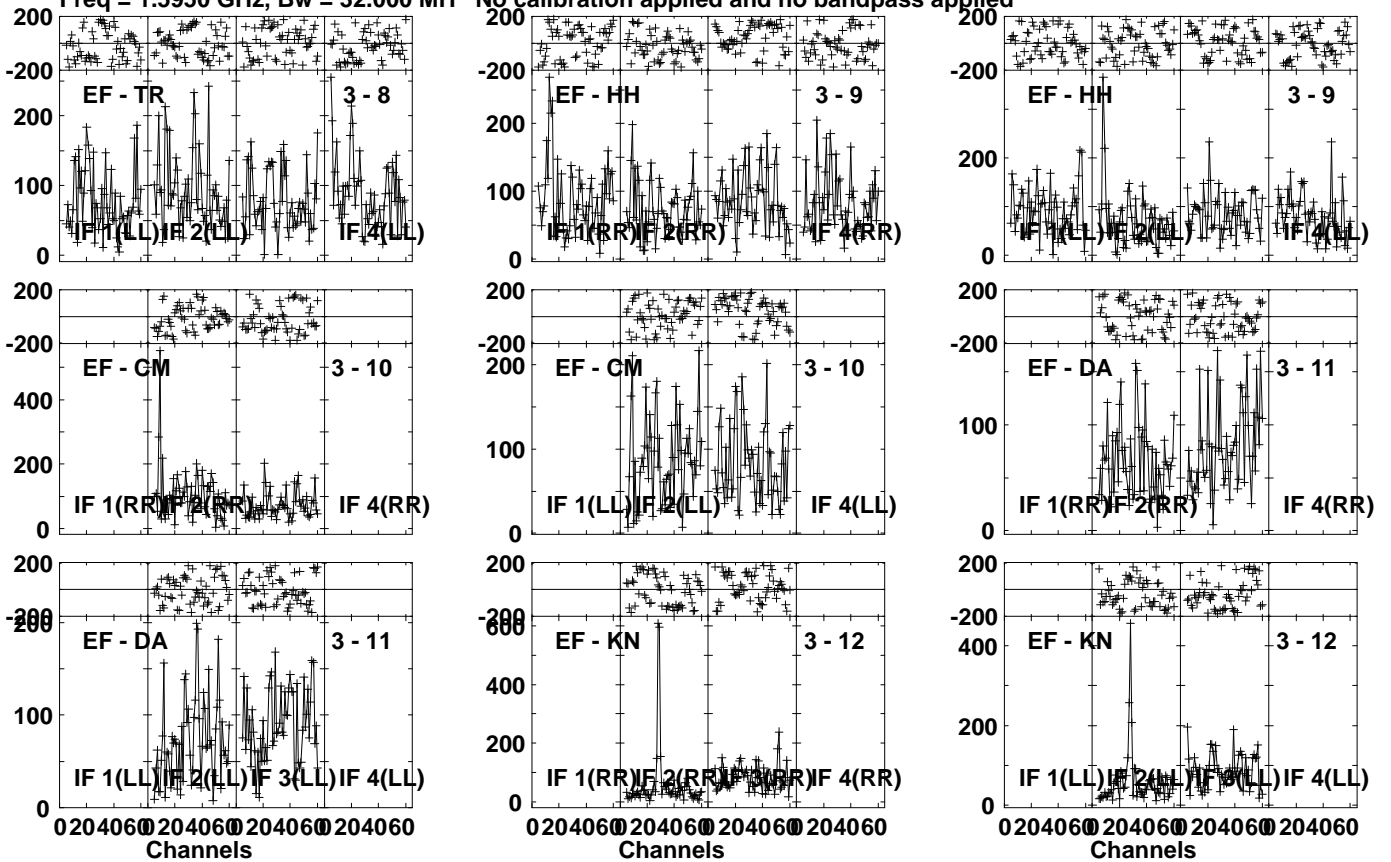


Lower frame: Milli Ampl Jy Top frame: Phas deg  
Vector averaged cross-power spectrum Several baselines displayed  
Timerange: 00/19:50:11 to 00/19:53:39

Plot file version 62 created 17-MAR-2023 00:58:37

FRB210320 EB096B.UVDATA.1

Freq = 1.5950 GHz, Bw = 32.000 MH No calibration applied and no bandpass applied



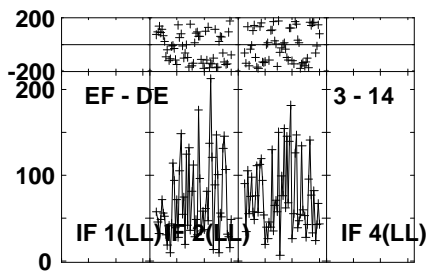
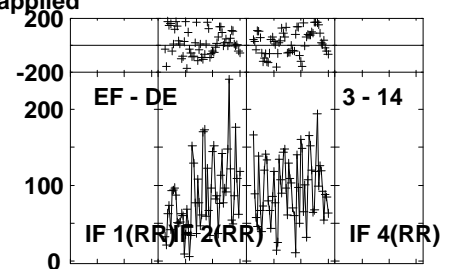
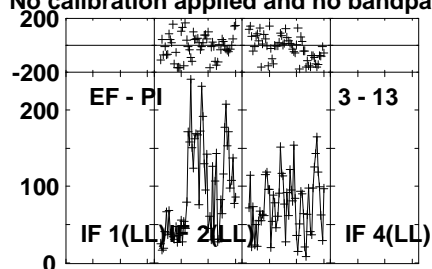
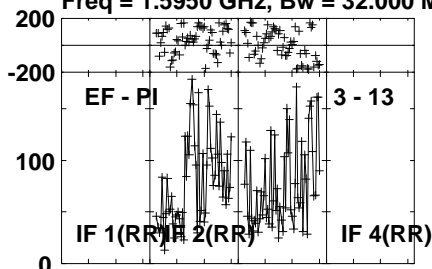
Lower frame: Micro Ampl Jy Top frame: Phas deg  
Vector averaged cross-power spectrum Several baselines displayed  
Timerange: 00:19:50:11 to 00:19:53:39

Plot file version 63 created 17-MAR-2023 00:58:38

FRB210320 EB096B.UVDATA.1

Freq = 1.5950 GHz, Bw = 32.000 MH

No calibration applied and no bandpass applied



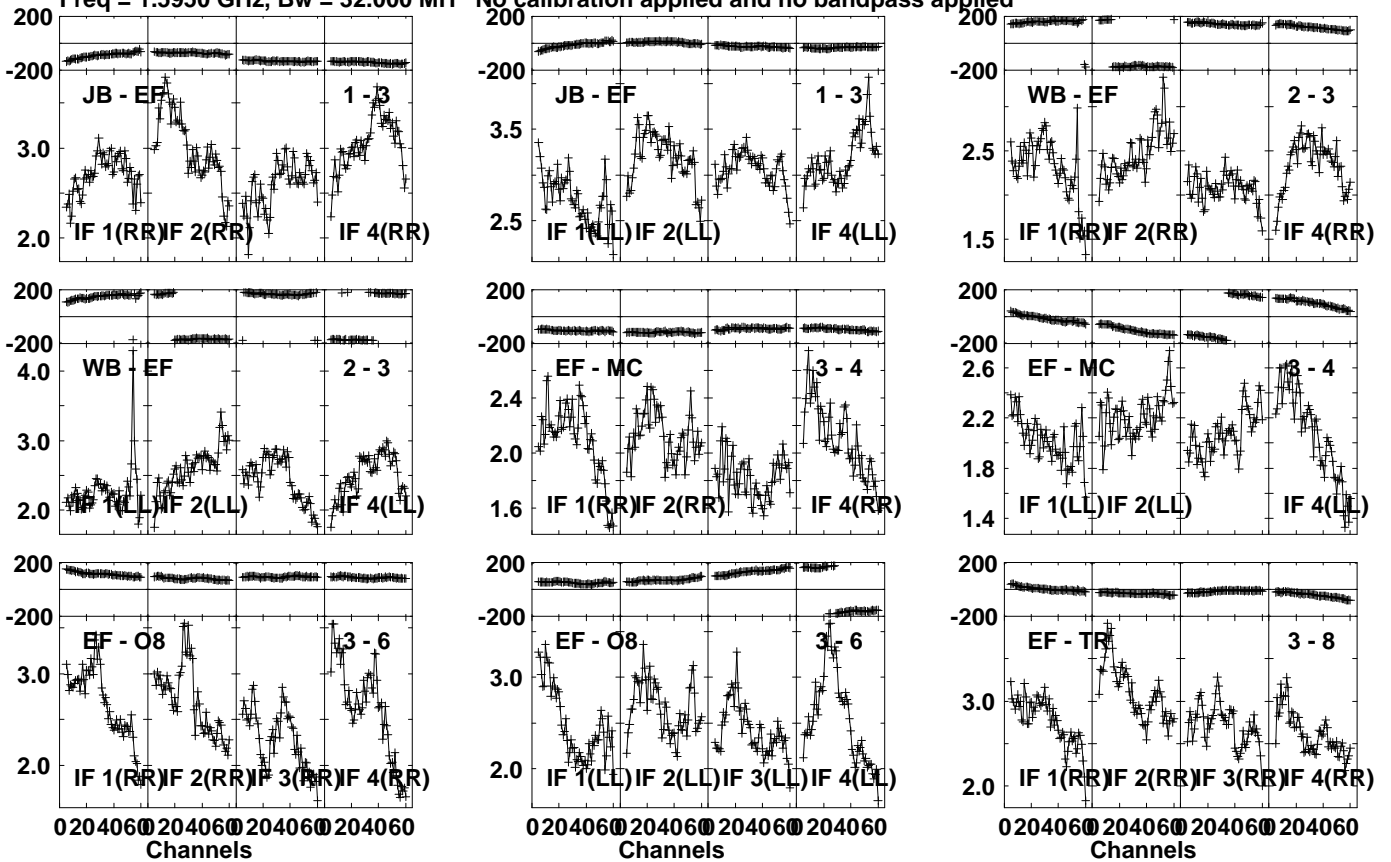
Lower frame: Micro Ampl Jy Top frame: Phas deg  
Vector averaged cross-power spectrum Several baselines displayed  
Timerange: 00/19:50:11 to 00/19:53:39

Plot file version 64 created 17-MAR-2023 00:58:38

J1336-1852 EB096B.UVDATA.1

Freq = 1.5950 GHz, Bw = 32.000 MH

No calibration applied and no bandpass applied



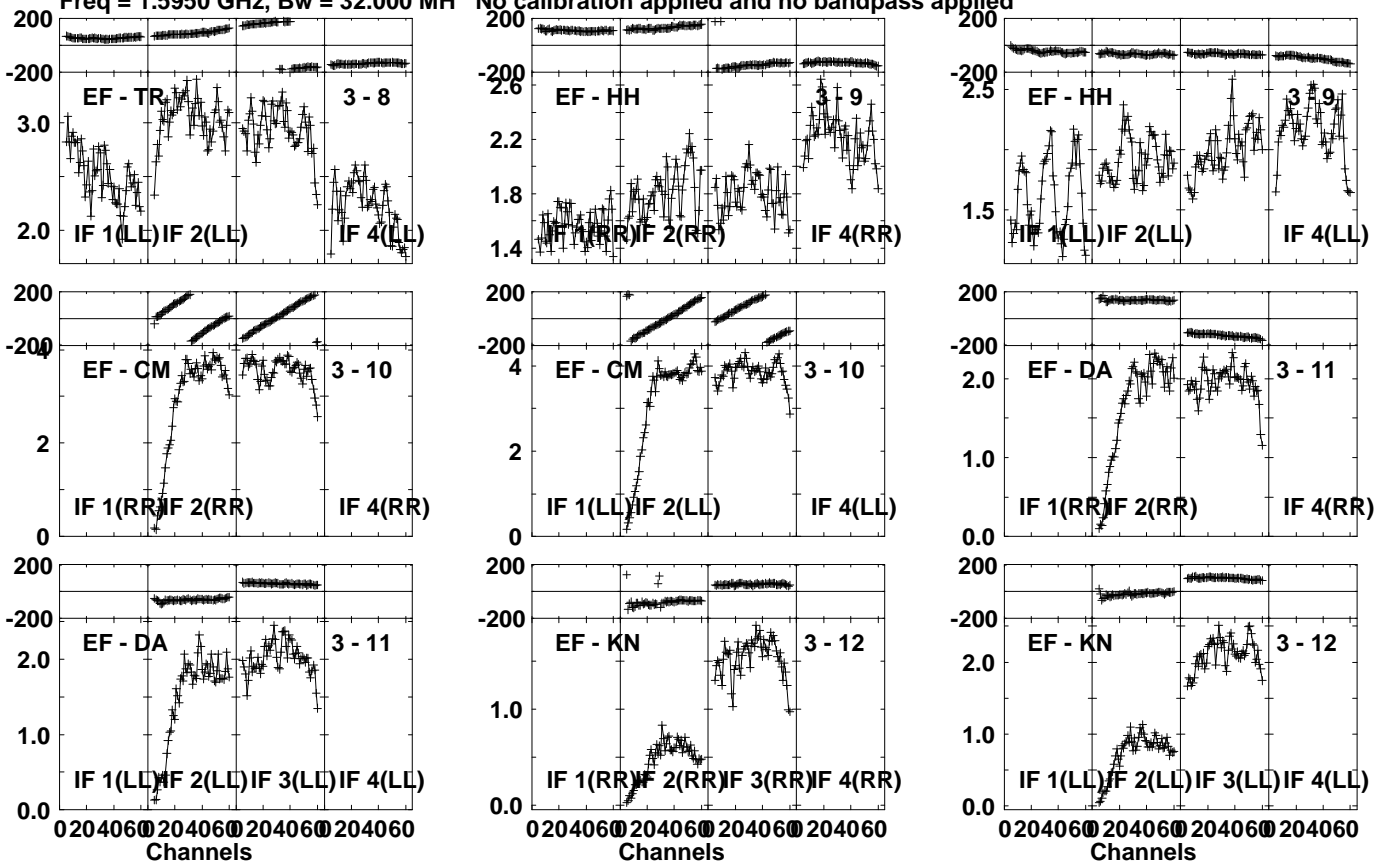
Lower frame: Milli Ampl Jy Top frame: Phas deg  
Vector averaged cross-power spectrum Several baselines displayed  
Timerange: 00/19:53:41 to 00/19:55:09

Plot file version 65 created 17-MAR-2023 00:58:38

J1336-1852 EB096B.UVDATA.1

Freq = 1.5950 GHz, Bw = 32.000 MH

No calibration applied and no bandpass applied



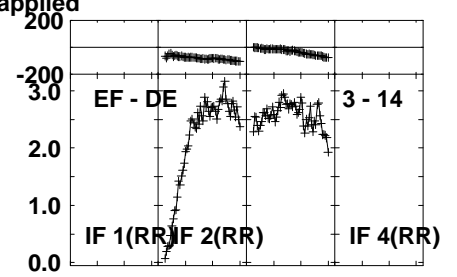
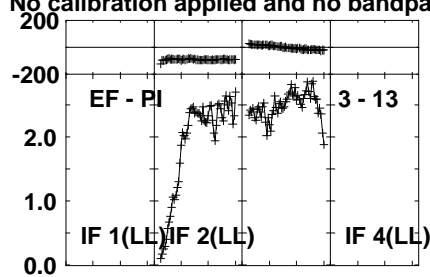
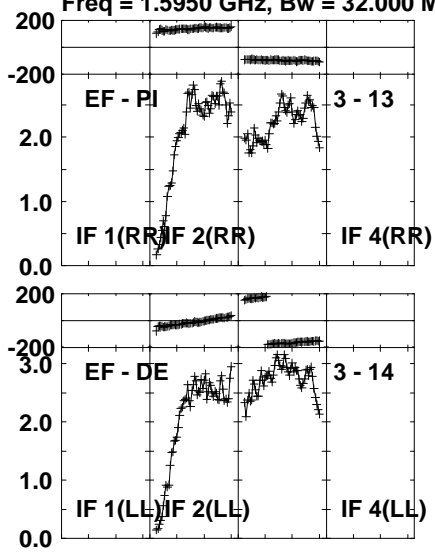
Lower frame: Milli Ampl Jy Top frame: Phas deg  
Vector averaged cross-power spectrum Several baselines displayed  
Timerange: 00/19:53:41 to 00/19:55:09

Plot file version 66 created 17-MAR-2023 00:58:38

J1336-1852 EB096B.UVDATA.1

Freq = 1.5950 GHz, Bw = 32.000 MH

No calibration applied and no bandpass applied

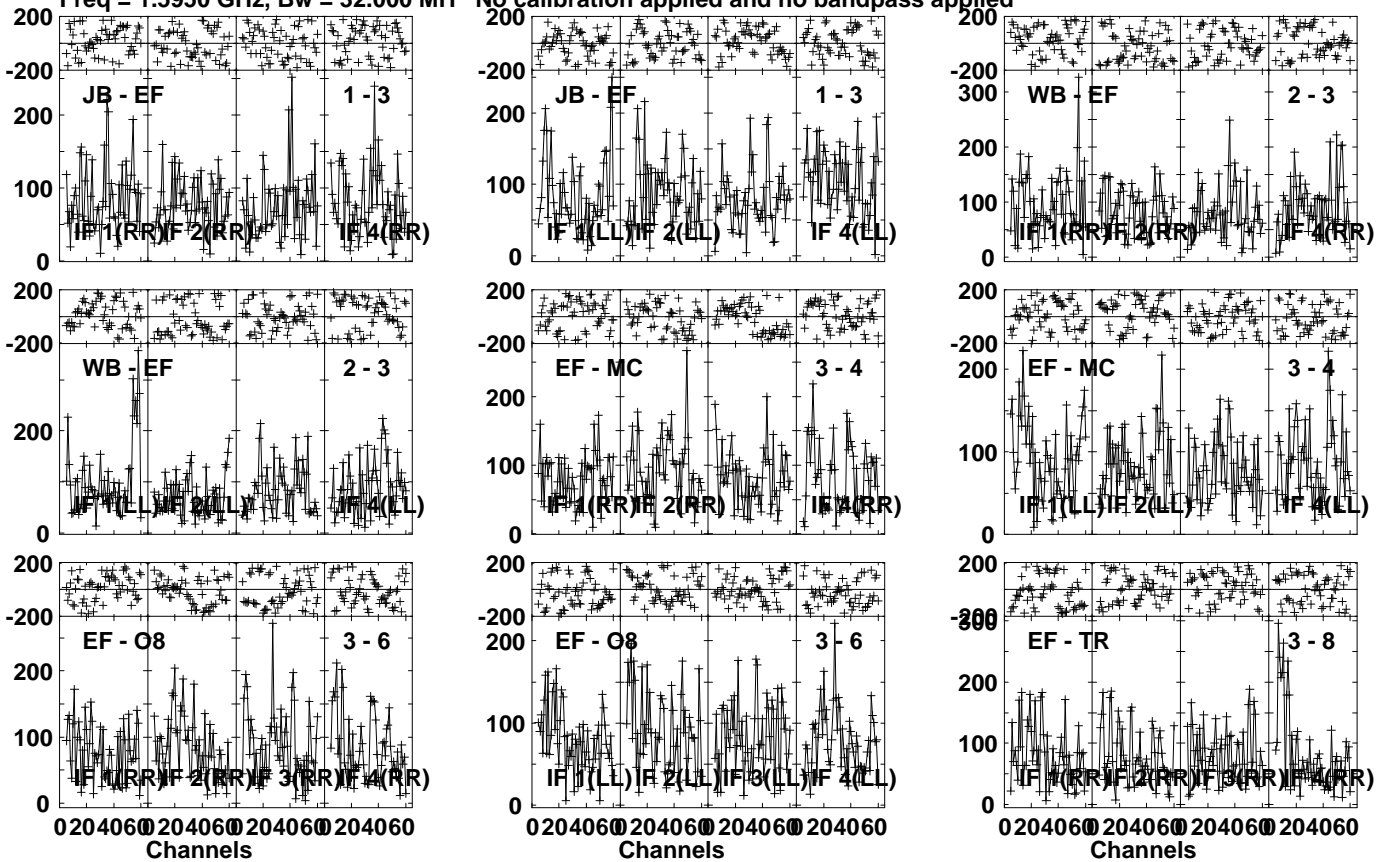


Lower frame: Milli Ampl Jy Top frame: Phas deg  
Vector averaged cross-power spectrum Several baselines displayed  
Timerange: 00/19:53:41 to 00/19:55:09

Plot file version 67 created 17-MAR-2023 00:58:38

FRB210320 EB096B.UVDATA.1

Freq = 1.5950 GHz, Bw = 32.000 MH No calibration applied and no bandpass applied

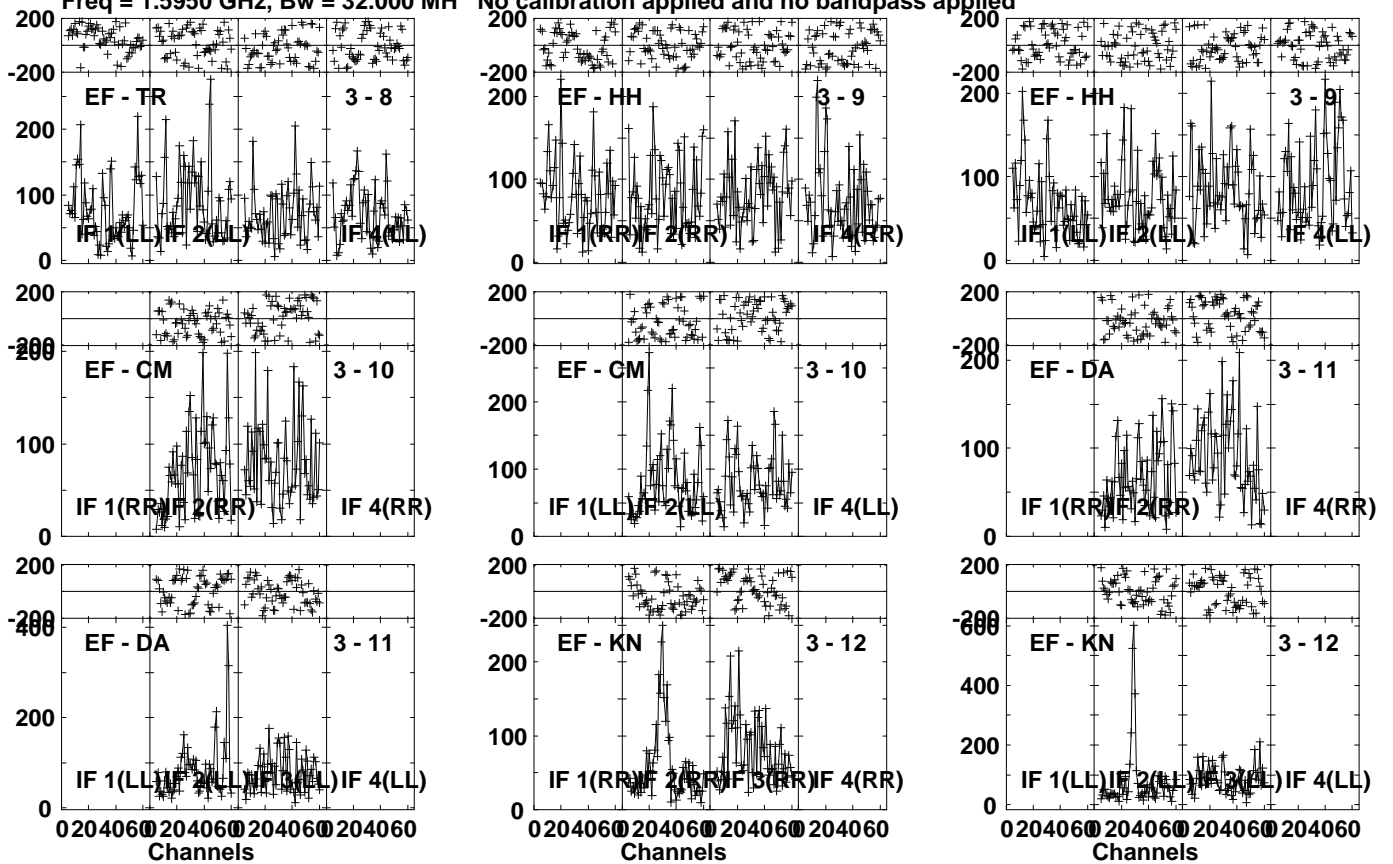


Lower frame: Micro Ampl Jy Top frame: Phas deg  
Vector averaged cross-power spectrum Several baselines displayed  
Timerange: 00/19:55:11 to 00/19:58:39

Plot file version 68 created 17-MAR-2023 00:58:38

FRB210320 EB096B.UVDATA.1

Freq = 1.5950 GHz, Bw = 32.000 MH No calibration applied and no bandpass applied



Lower frame: Micro Ampl Jy Top frame: Phas deg  
Vector averaged cross-power spectrum Several baselines displayed  
Timerange: 00/19:55:11 to 00/19:58:39

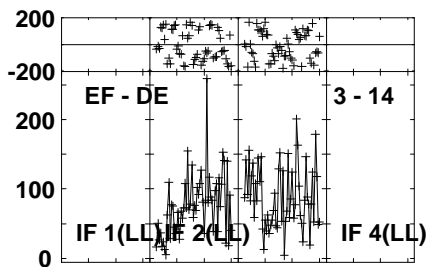
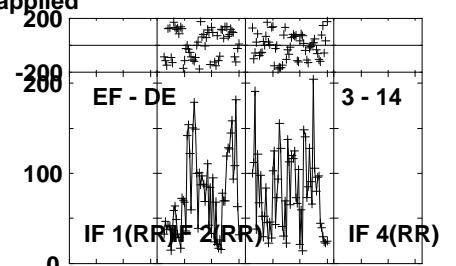
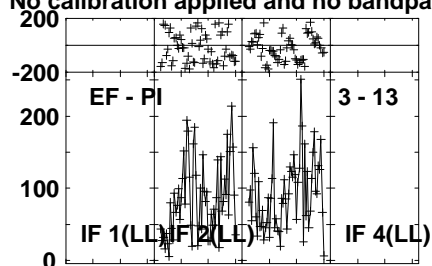
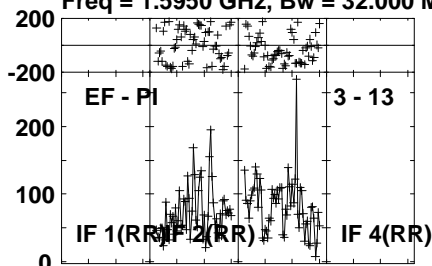


Plot file version 69 created 17-MAR-2023 00:58:38

FRB210320 EB096B.UVDATA.1

Freq = 1.5950 GHz, Bw = 32.000 MH

No calibration applied and no bandpass applied



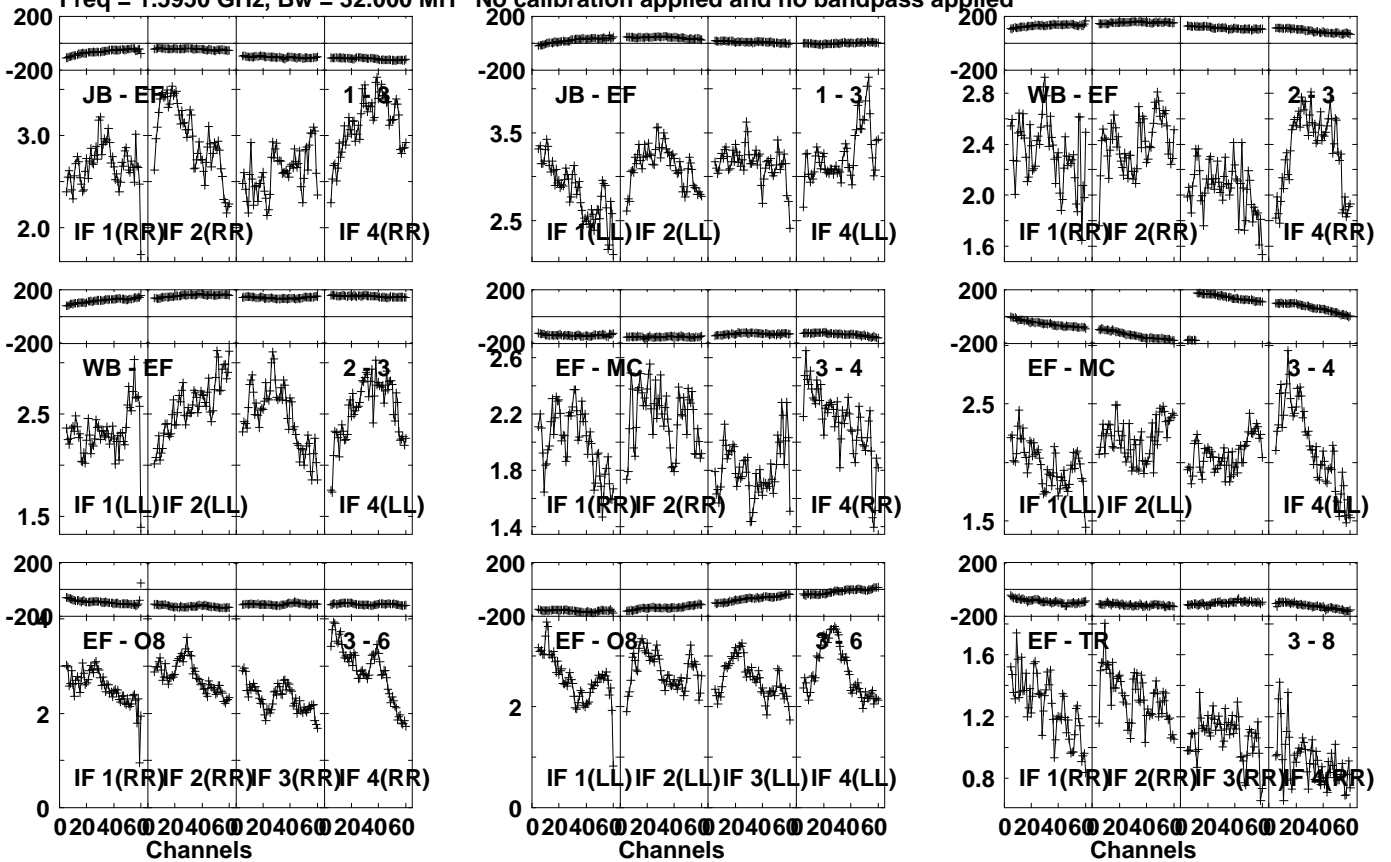
Lower frame: Micro Ampl Jy Top frame: Phas deg  
Vector averaged cross-power spectrum Several baselines displayed  
Timerange: 00/19:55:11 to 00/19:58:39

Plot file version 70 created 17-MAR-2023 00:58:38

J1336-1852 EB096B.UVDATA.1

Freq = 1.5950 GHz, Bw = 32.000 MH

No calibration applied and no bandpass applied

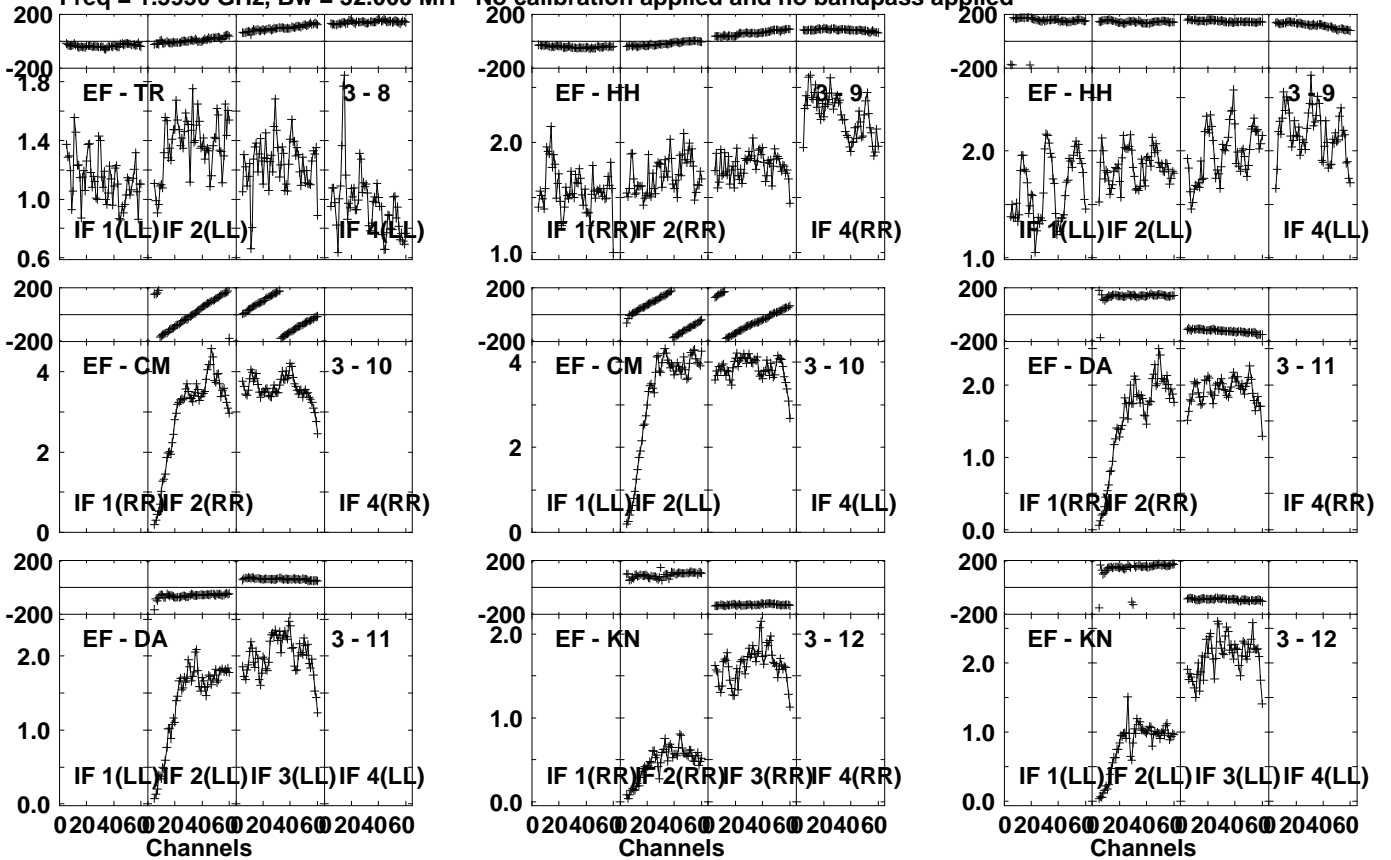


Lower frame: Milli Ampl Jy Top frame: Phas deg  
 Vector averaged cross-power spectrum Several baselines displayed  
 Timerange: 00/19:59:21 to 00/20:00:09

Plot file version 71 created 17-MAR-2023 00:58:38

J1336-1852 EB096B.UVDATA.1

Freq = 1.5950 GHz, Bw = 32.000 MH No calibration applied and no bandpass applied



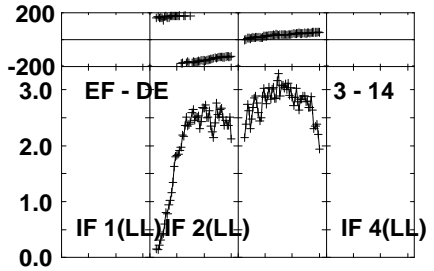
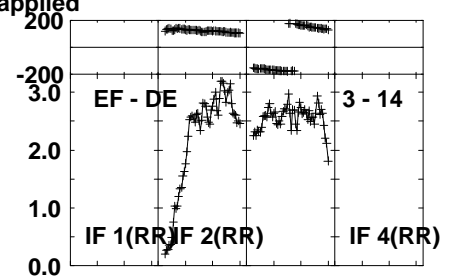
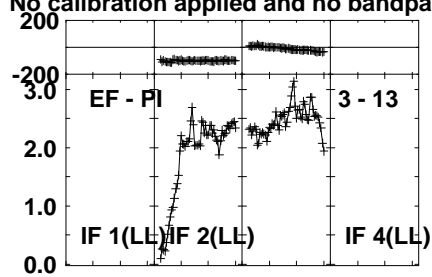
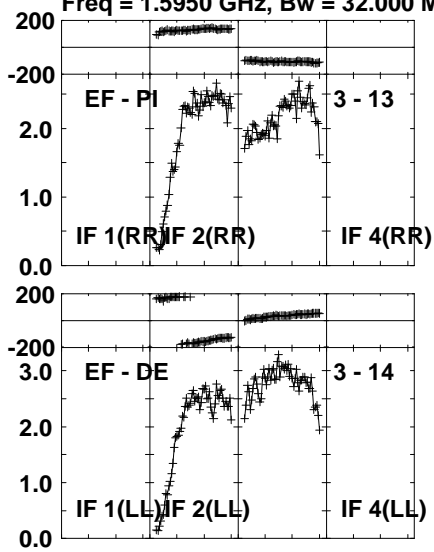
Lower frame: Milli Ampl Jy Top frame: Phas deg  
Vector averaged cross-power spectrum Several baselines displayed  
Timerange: 00/19:59:21 to 00/20:00:09

Plot file version 72 created 17-MAR-2023 00:58:38

J1336-1852 EB096B.UVDATA.1

Freq = 1.5950 GHz, Bw = 32.000 MH

No calibration applied and no bandpass applied



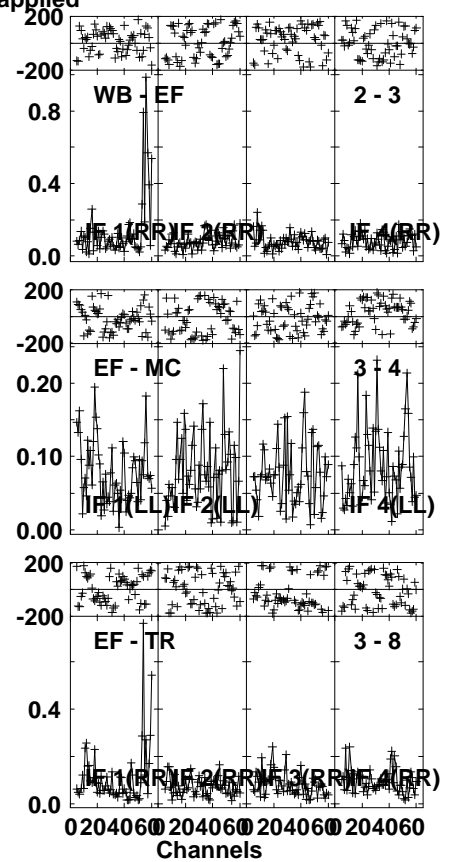
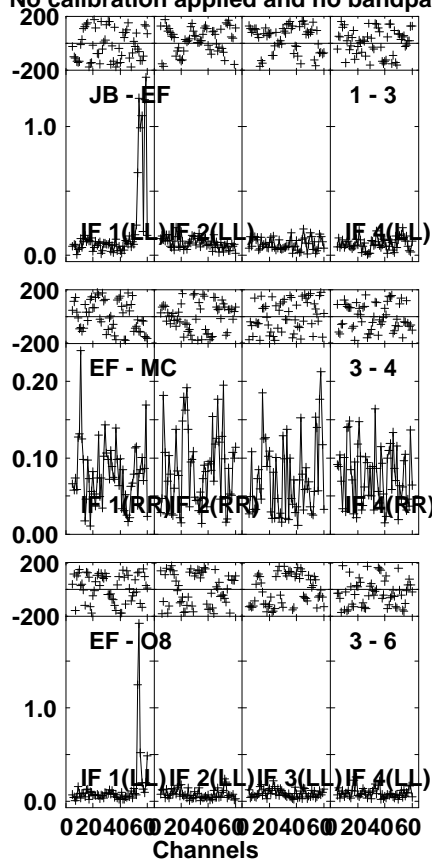
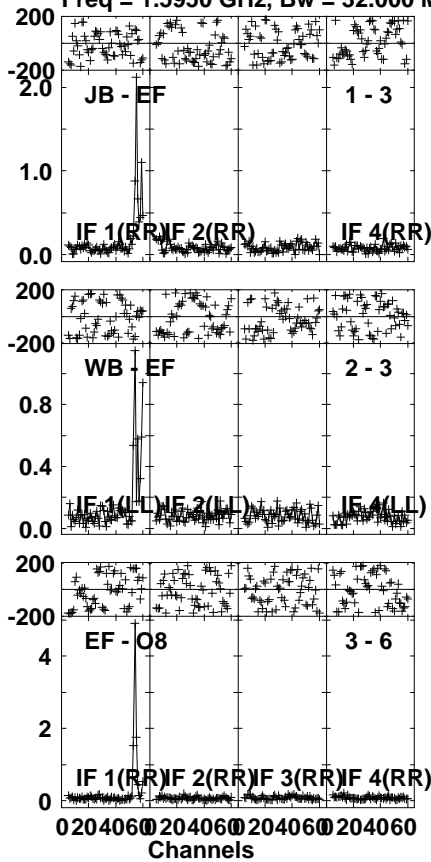
Lower frame: Milli Ampl Jy Top frame: Phas deg  
Vector averaged cross-power spectrum Several baselines displayed  
Timerange: 00/19:59:21 to 00/20:00:09

Plot file version 73 created 17-MAR-2023 00:58:38

FRB210320 EB096B.UVDATA.1

Freq = 1.5950 GHz, Bw = 32.000 MH

No calibration applied and no bandpass applied



Lower frame: Milli Ampl Jy Top frame: Phas deg

Vector averaged cross-power spectrum Several baselines displayed

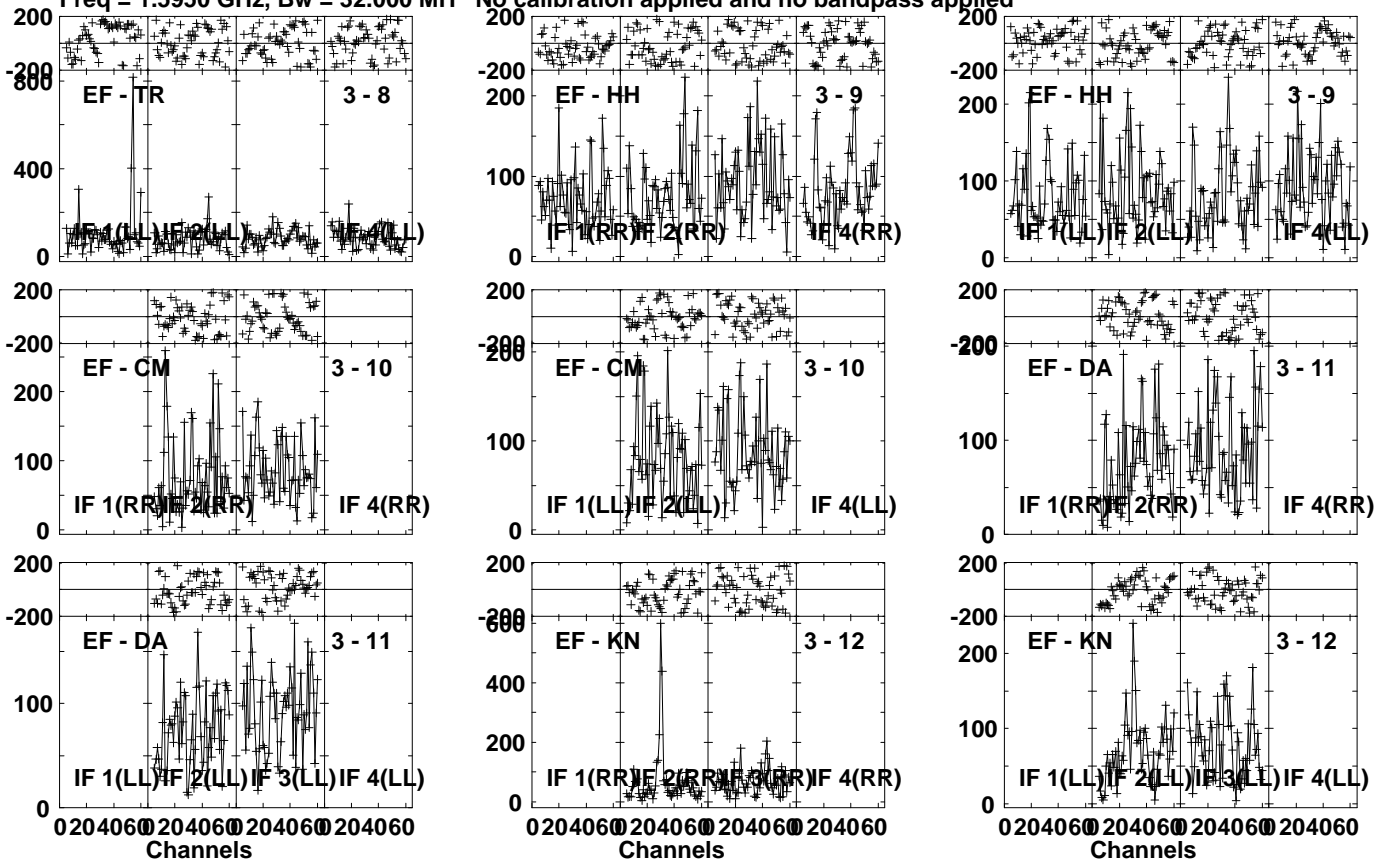
Timerange: 00/20:00:11 to 00/20:03:39

Plot file version 74 created 17-MAR-2023 00:58:38

FRB210320 EB096B.UVDATA.1

Freq = 1.5950 GHz, Bw = 32.000 MH

No calibration applied and no bandpass applied



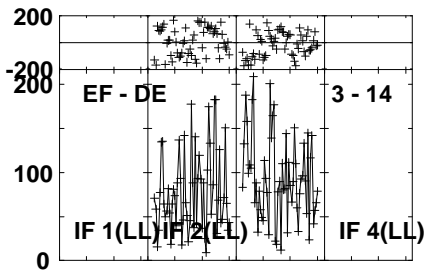
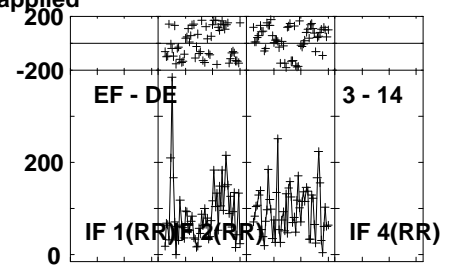
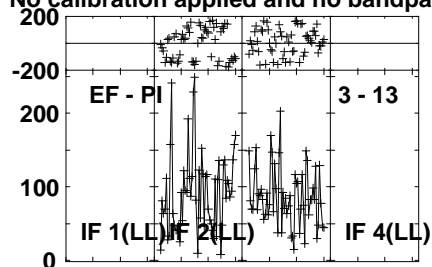
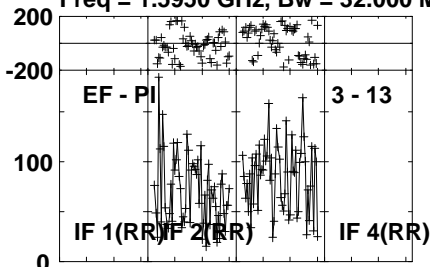
Lower frame: Micro Ampl Jy Top frame: Phas deg  
Vector averaged cross-power spectrum Several baselines displayed  
Timerange: 00/20:00:11 to 00/20:03:39

Plot file version 75 created 17-MAR-2023 00:58:38

FRB210320 EB096B.UVDATA.1

Freq = 1.5950 GHz, Bw = 32.000 MH

No calibration applied and no bandpass applied



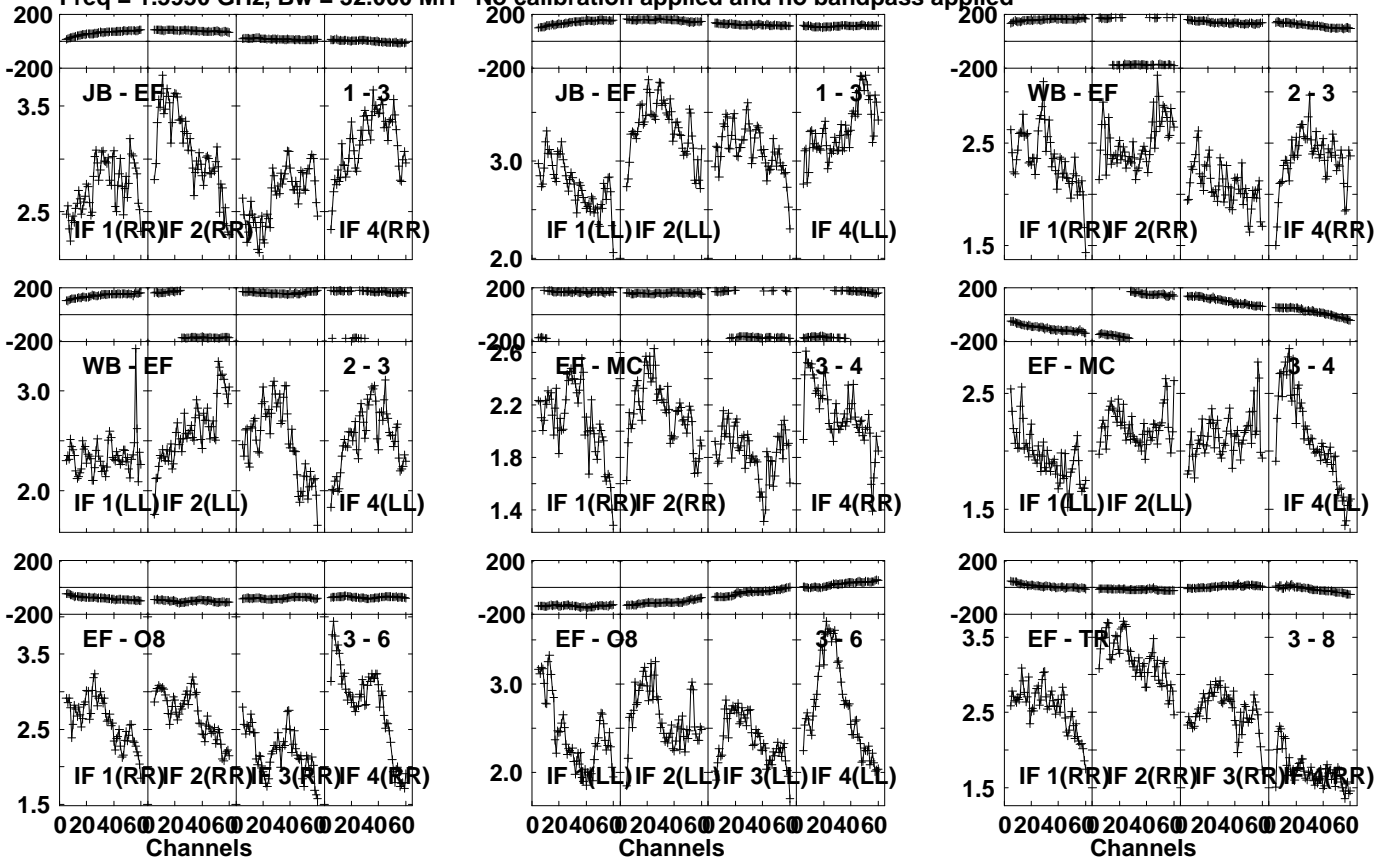
Lower frame: Micro Ampl Jy Top frame: Phas deg  
Vector averaged cross-power spectrum Several baselines displayed  
Timerange: 00/20:00:11 to 00/20:03:39

Plot file version 76 created 17-MAR-2023 00:58:39

J1336-1852 EB096B.UVDATA.1

Freq = 1.5950 GHz, Bw = 32.000 MH

No calibration applied and no bandpass applied



Lower frame: Milli Ampl Jy Top frame: Phas deg  
Vector averaged cross-power spectrum Several baselines displayed  
Timerange: 00/20:03:41 to 00/20:05:09

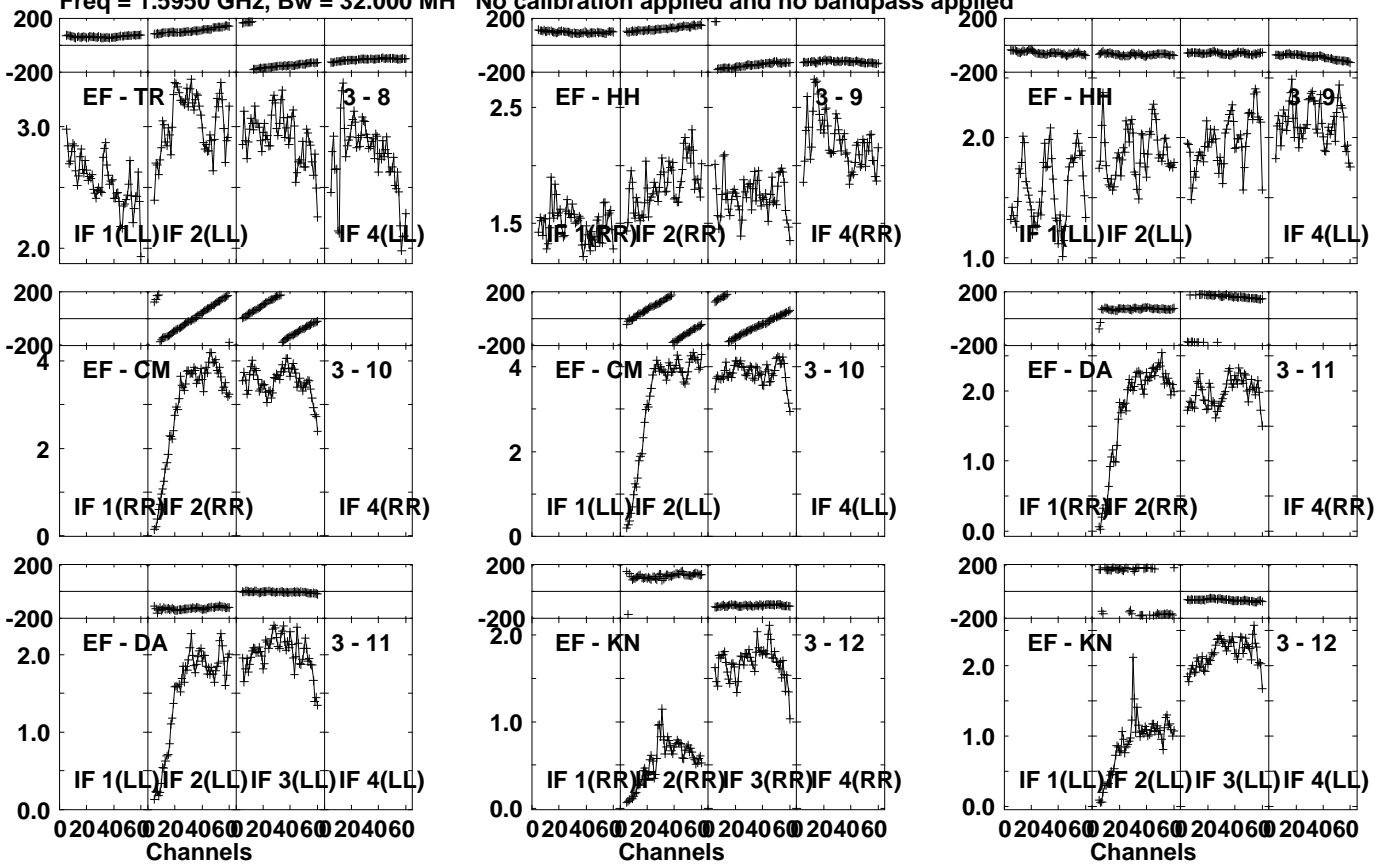


Plot file version 77 created 17-MAR-2023 00:58:39

J1336-1852 EB096B.UVDATA.1

Freq = 1.5950 GHz, Bw = 32.000 MH

No calibration applied and no bandpass applied



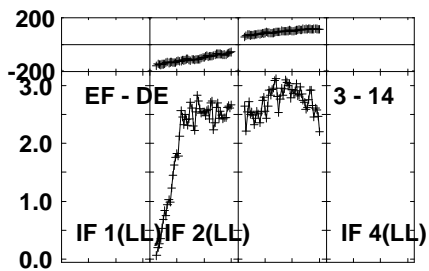
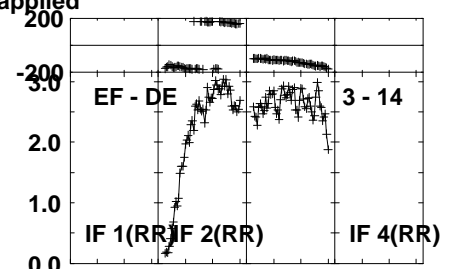
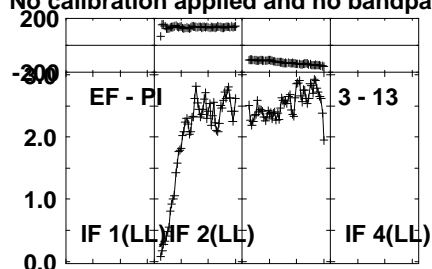
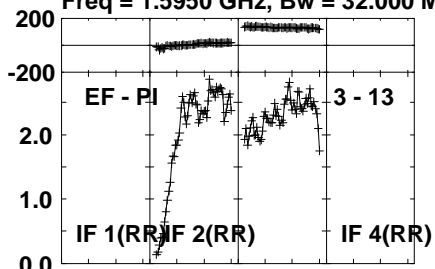
Lower frame: Milli Ampl Jy Top frame: Phas deg  
Vector averaged cross-power spectrum Several baselines displayed  
Timerange: 00/20:03:41 to 00/20:05:09

Plot file version 78 created 17-MAR-2023 00:58:39

J1336-1852 EB096B.UVDATA.1

Freq = 1.5950 GHz, Bw = 32.000 MH

No calibration applied and no bandpass applied



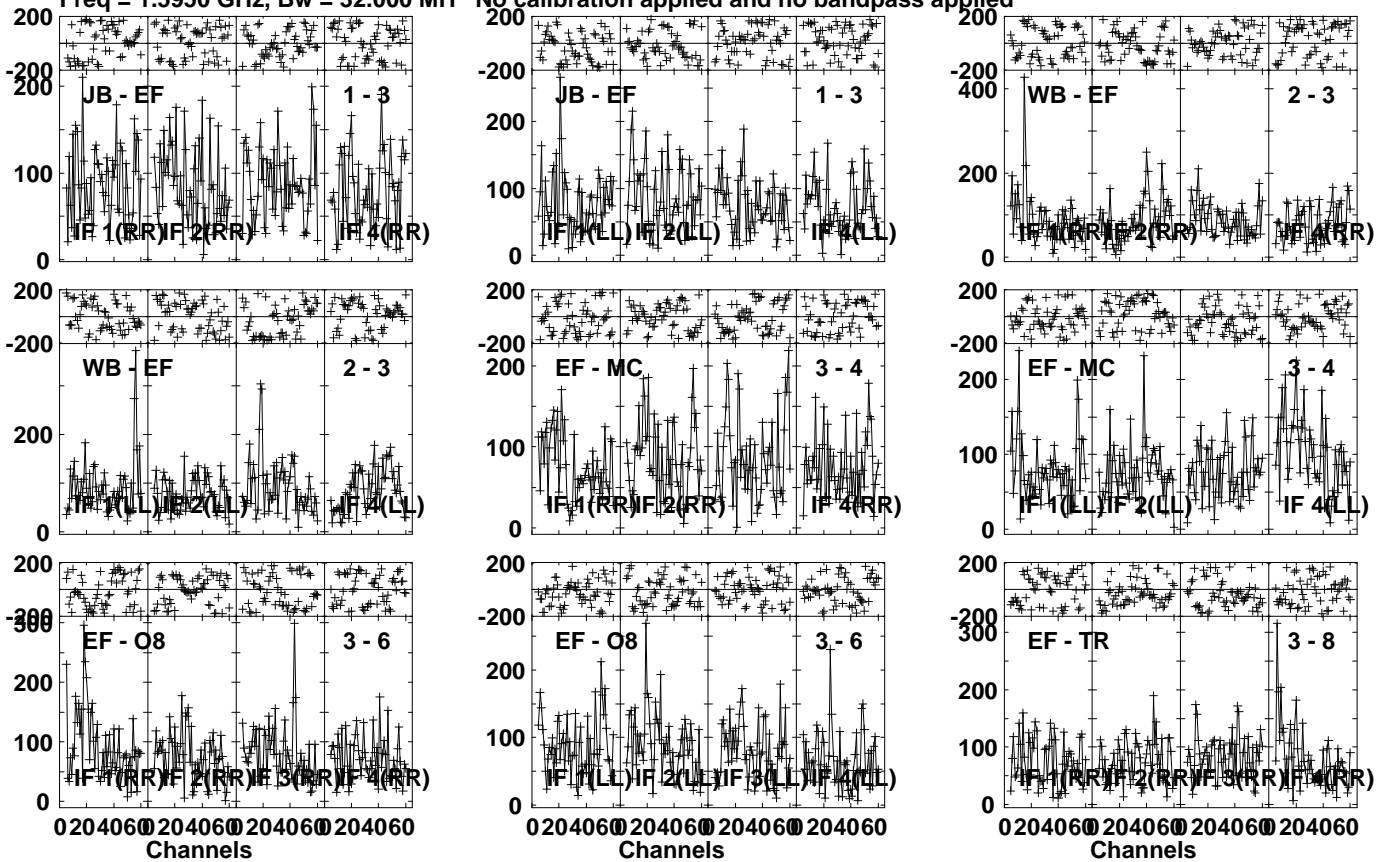
Lower frame: Milli Ampl Jy Top frame: Phas deg  
Vector averaged cross-power spectrum Several baselines displayed  
Timerange: 00/20:03:41 to 00/20:05:09

Plot file version 79 created 17-MAR-2023 00:58:39

FRB210320 EB096B.UVDATA.1

Freq = 1.5950 GHz, Bw = 32.000 MH

No calibration applied and no bandpass applied

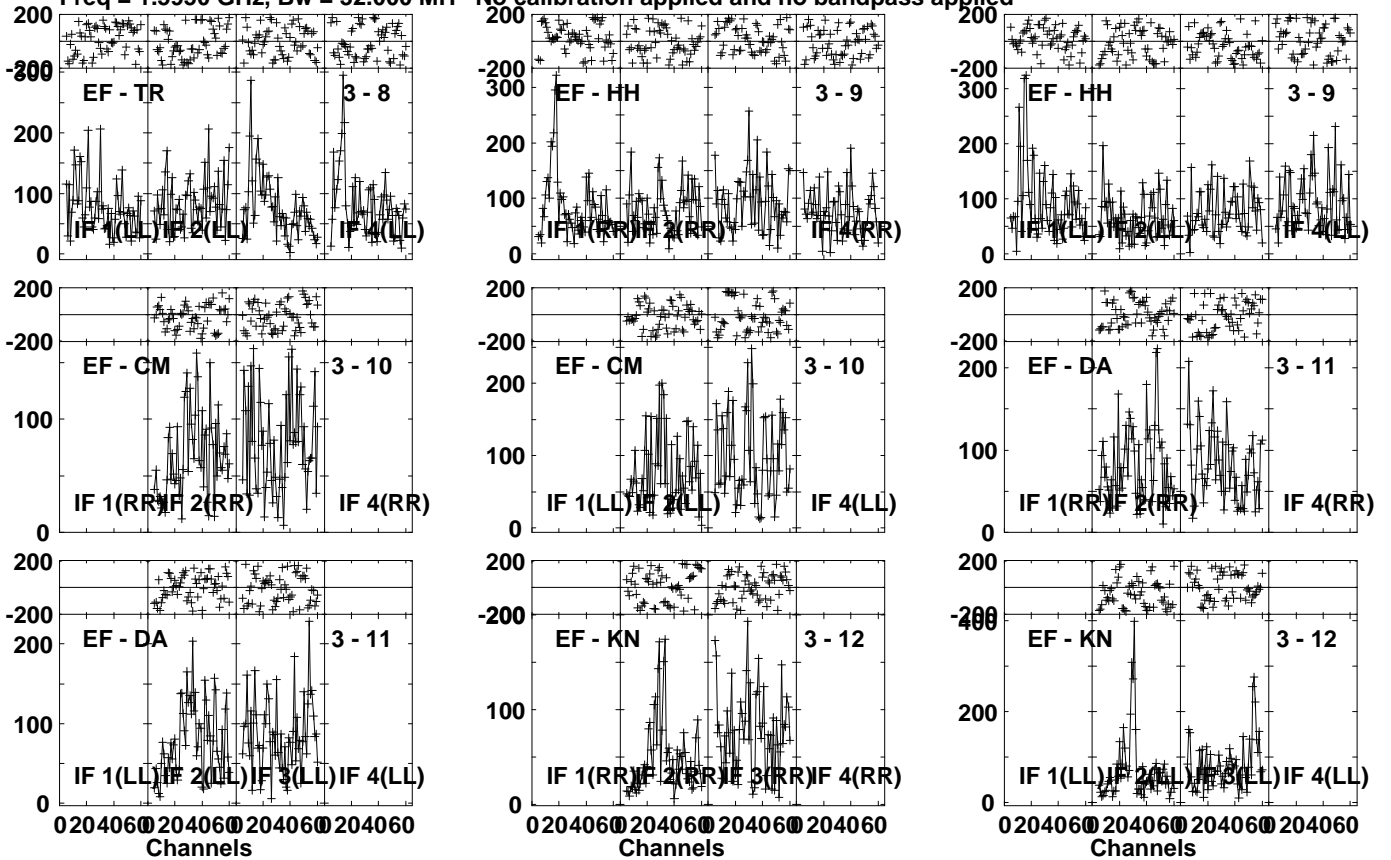


Lower frame: Micro Ampl Jy Top frame: Phas deg  
Vector averaged cross-power spectrum Several baselines displayed  
Timerange: 00/20:05:11 to 00/20:08:39

Plot file version 80 created 17-MAR-2023 00:58:39

FRB210320 EB096B.UVDATA.1

Freq = 1.5950 GHz, Bw = 32.000 MH No calibration applied and no bandpass applied

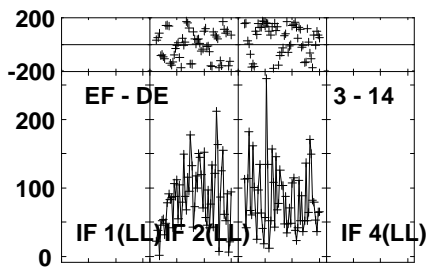
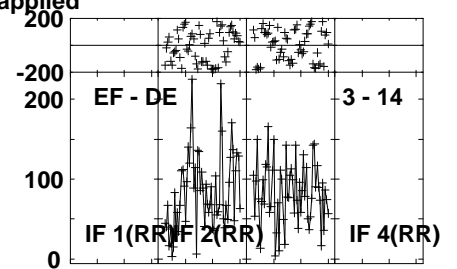
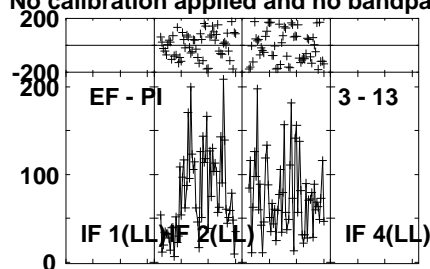
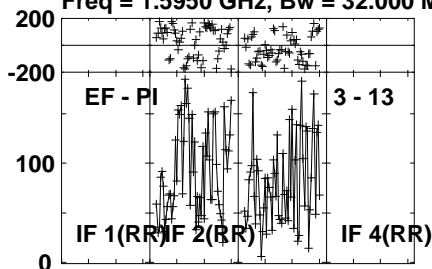


Lower frame: Micro Ampl Jy Top frame: Phas deg  
Vector averaged cross-power spectrum Several baselines displayed  
Timerange: 00/20:05:11 to 00/20:08:39

Plot file version 81 created 17-MAR-2023 00:58:39

FRB210320 EB096B.UVDATA.1

Freq = 1.5950 GHz, Bw = 32.000 MH No calibration applied and no bandpass applied



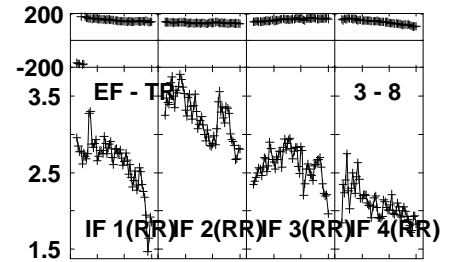
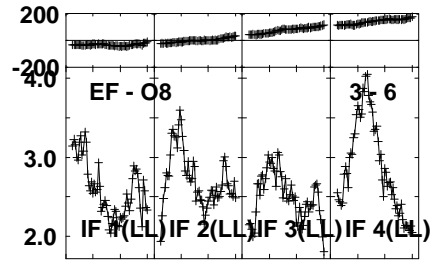
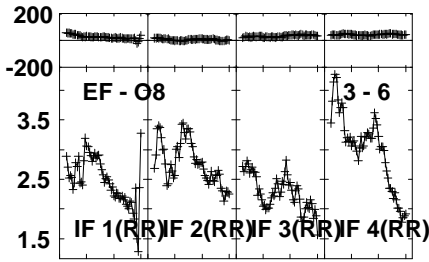
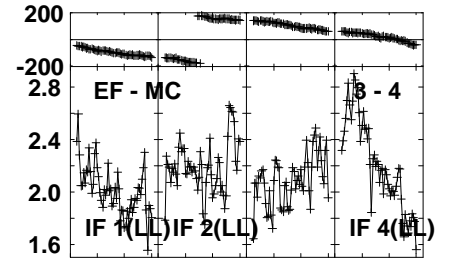
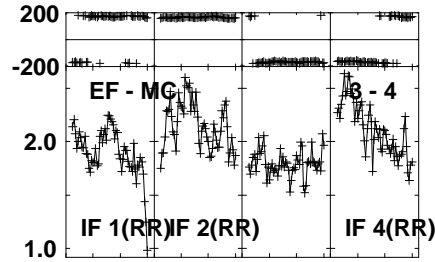
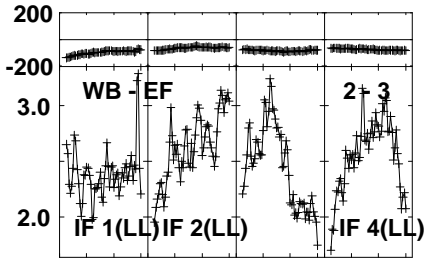
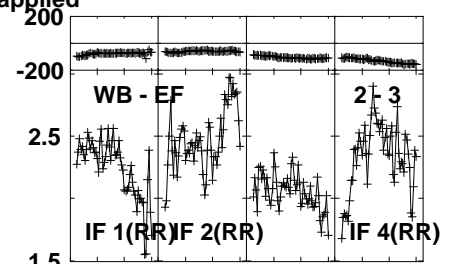
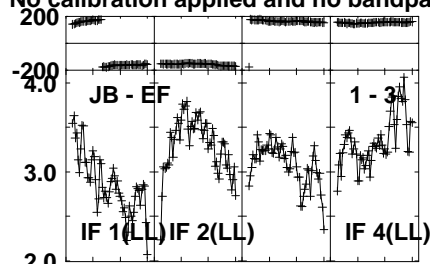
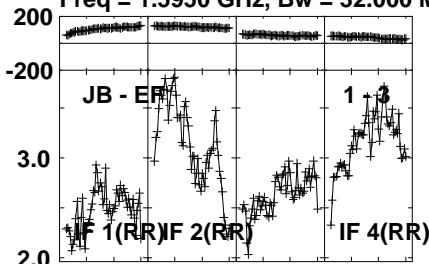
Lower frame: Micro Ampl Jy Top frame: Phas deg  
Vector averaged cross-power spectrum Several baselines displayed  
Timerange: 00/20:05:11 to 00/20:08:39

Plot file version 82 created 17-MAR-2023 00:58:39

J1336-1852 EB096B.UVDATA.1

Freq = 1.5950 GHz, Bw = 32.000 MH

No calibration applied and no bandpass applied



0204060 204060 204060 204060  
Channels

0204060 204060 204060 204060  
Channels

0204060 204060 204060 204060  
Channels

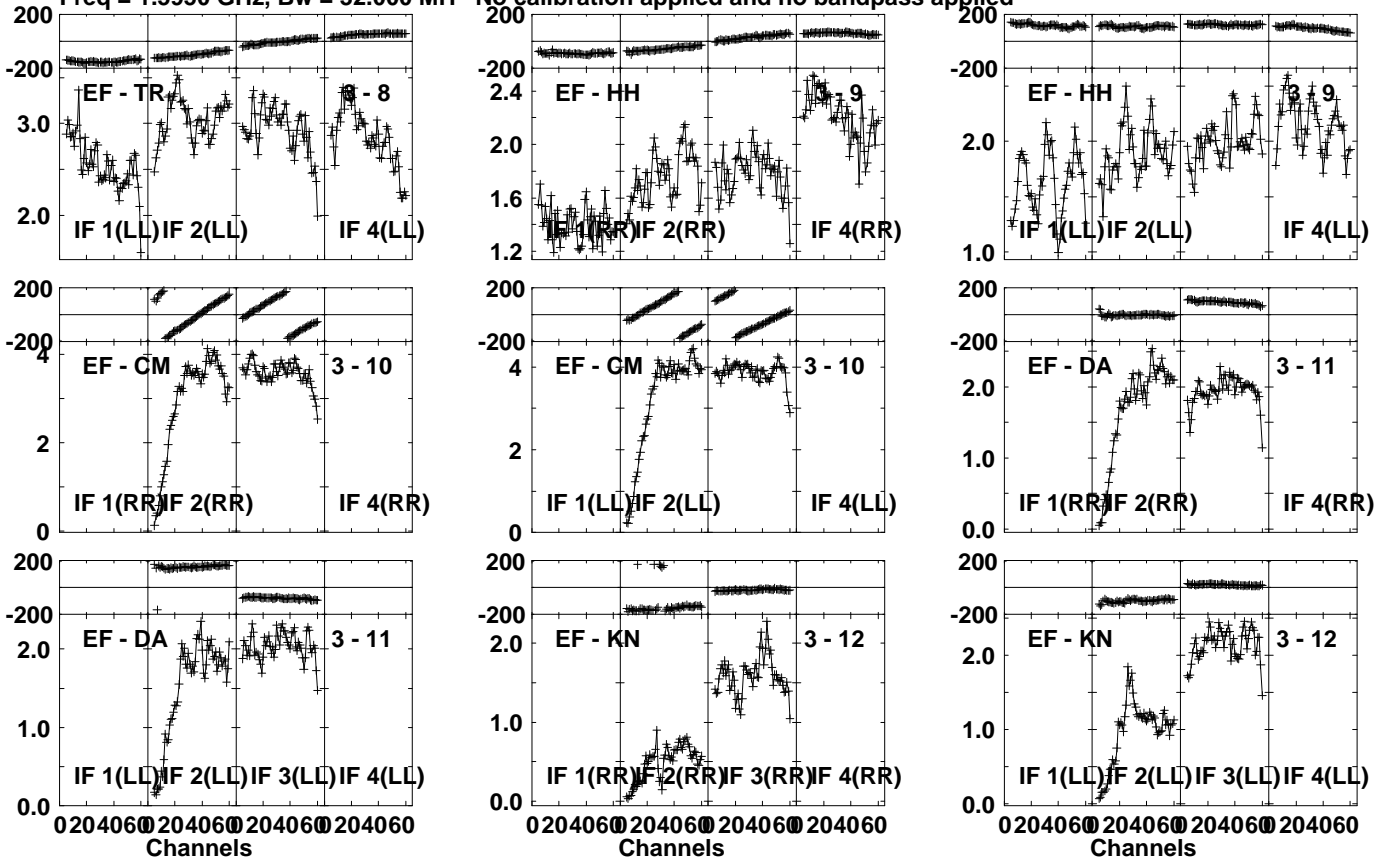
Lower frame: Milli Ampl Jy Top frame: Phas deg  
Vector averaged cross-power spectrum Several baselines displayed  
Timerange: 00/20:09:21 to 00/20:10:09

Plot file version 83 created 17-MAR-2023 00:58:39

J1336-1852 EB096B.UVDATA.1

Freq = 1.5950 GHz, Bw = 32.000 MH

No calibration applied and no bandpass applied



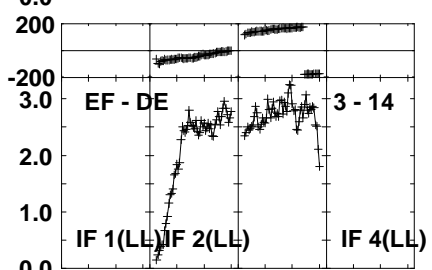
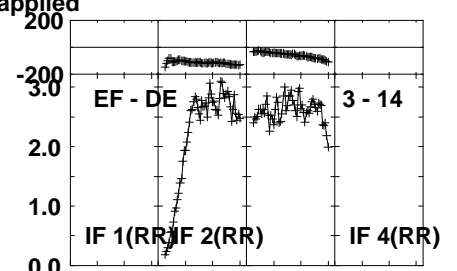
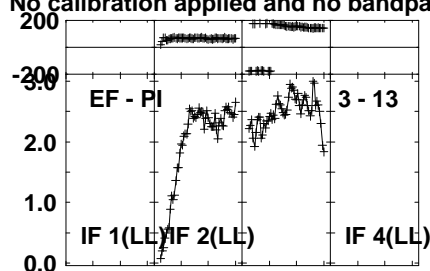
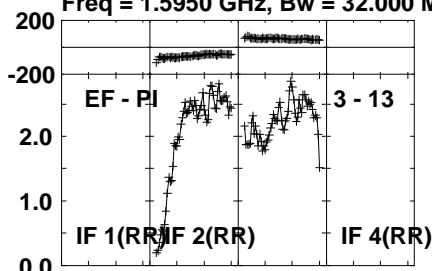
Lower frame: Milli Ampl Jy Top frame: Phas deg  
Vector averaged cross-power spectrum Several baselines displayed  
Timerange: 00/20:09:21 to 00/20:10:09

Plot file version 84 created 17-MAR-2023 00:58:39

J1336-1852 EB096B.UVDATA.1

Freq = 1.5950 GHz, Bw = 32.000 MH

No calibration applied and no bandpass applied



Lower frame: Milli Ampl Jy Top frame: Phas deg  
Vector averaged cross-power spectrum Several baselines displayed  
Timerange: 00/20:09:21 to 00/20:10:09

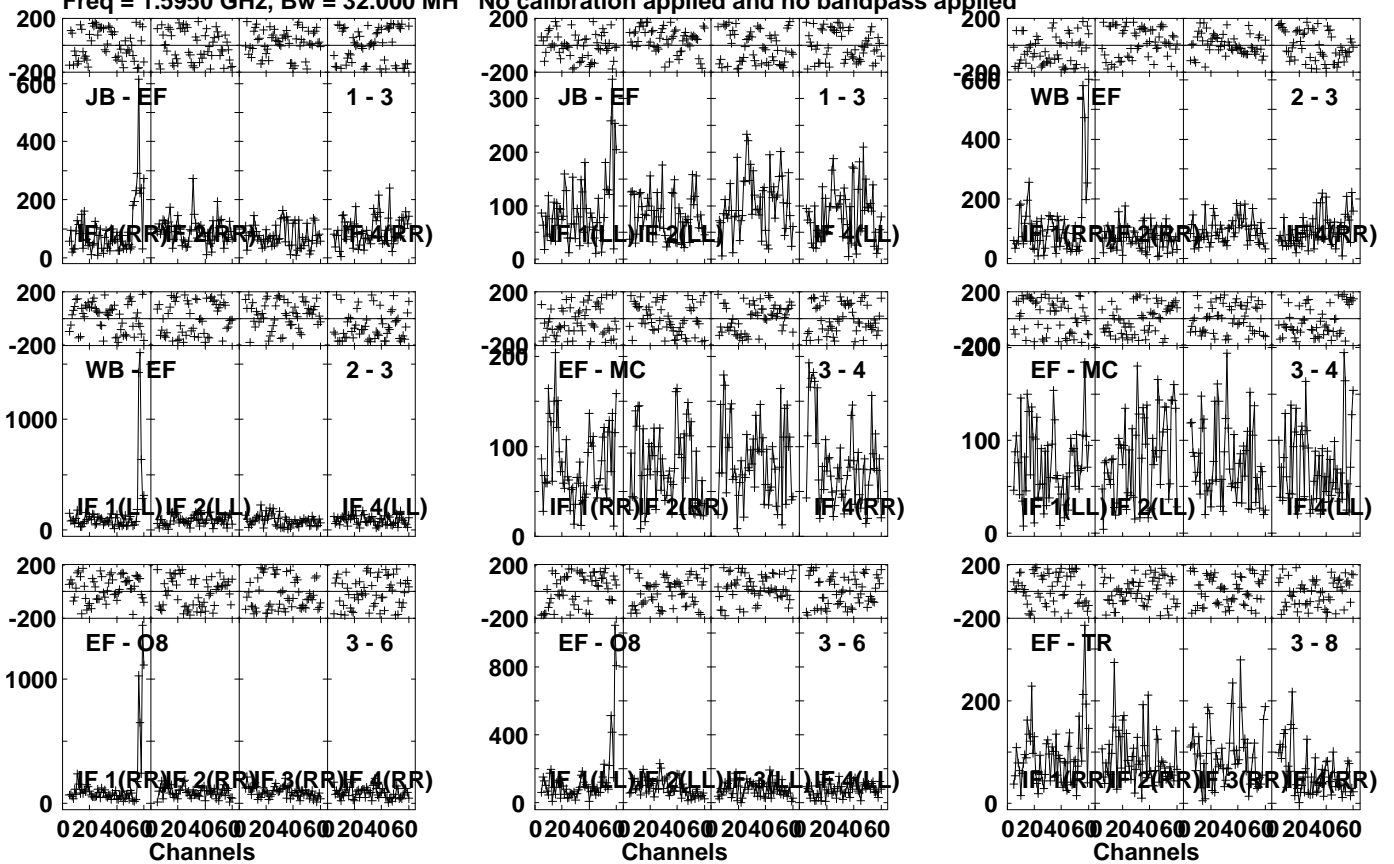


Plot file version 85 created 17-MAR-2023 00:58:39

FRB210320 EB096B.UVDATA.1

Freq = 1.5950 GHz, Bw = 32.000 MH

No calibration applied and no bandpass applied

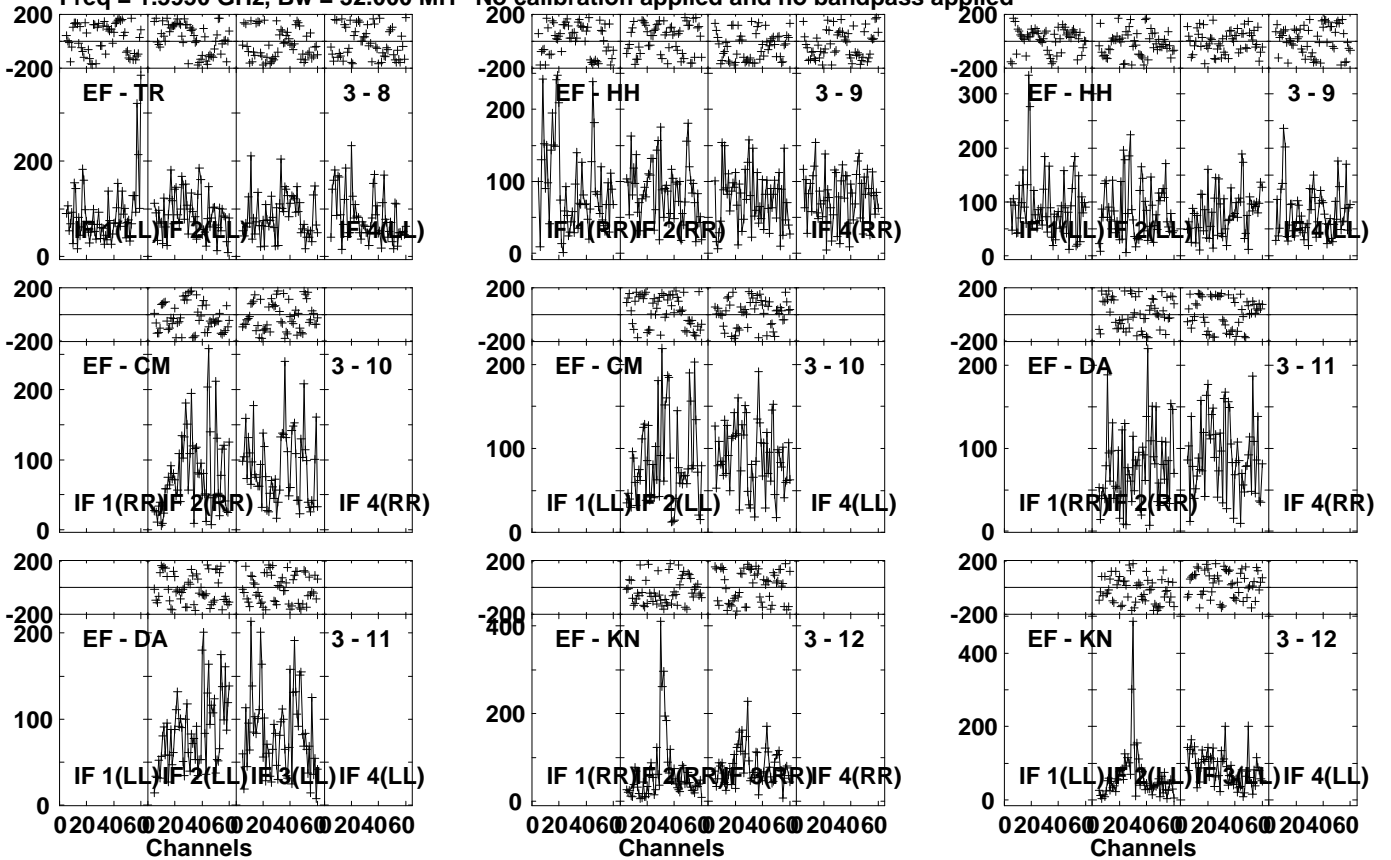


Lower frame: Micro Ampl Jy Top frame: Phas deg  
Vector averaged cross-power spectrum Several baselines displayed  
Timerange: 00/20:10:11 to 00/20:13:39

Plot file version 86 created 17-MAR-2023 00:58:39

FRB210320 EB096B.UVDATA.1

Freq = 1.5950 GHz, Bw = 32.000 MH No calibration applied and no bandpass applied

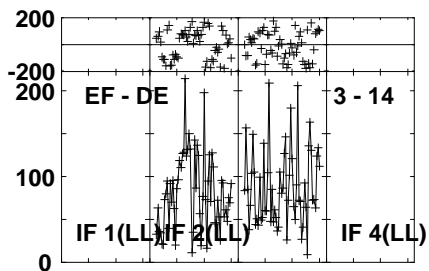
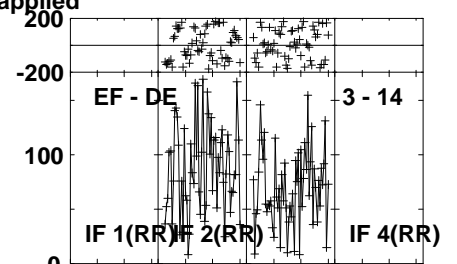
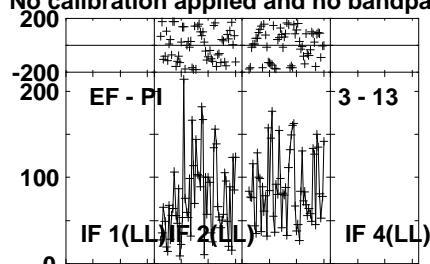
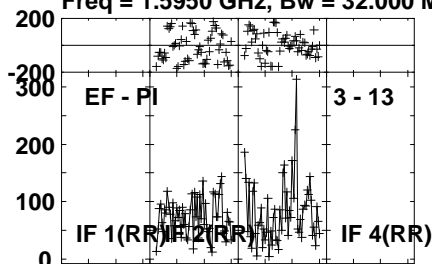


Lower frame: Micro Ampl Jy Top frame: Phas deg  
Vector averaged cross-power spectrum Several baselines displayed  
Timerange: 00/20:10:11 to 00/20:13:39

Plot file version 87 created 17-MAR-2023 00:58:39

FRB210320 EB096B.UVDATA.1

Freq = 1.5950 GHz, Bw = 32.000 MH No calibration applied and no bandpass applied



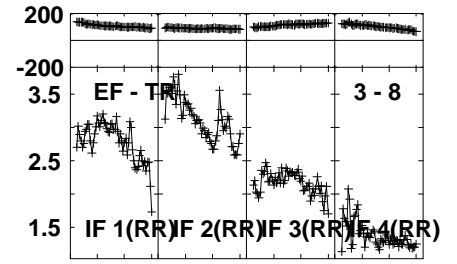
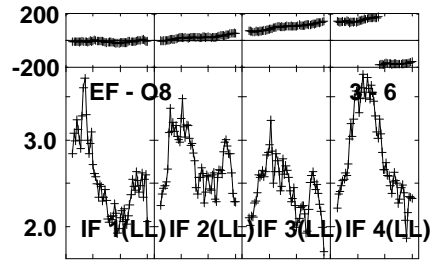
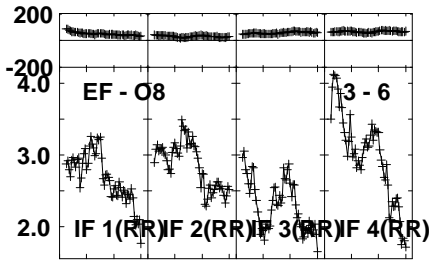
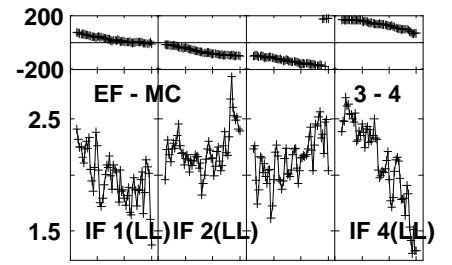
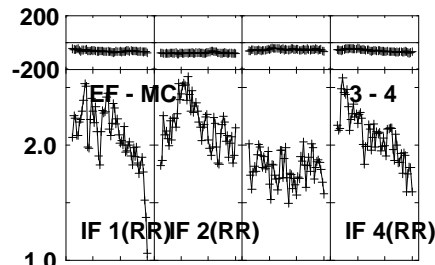
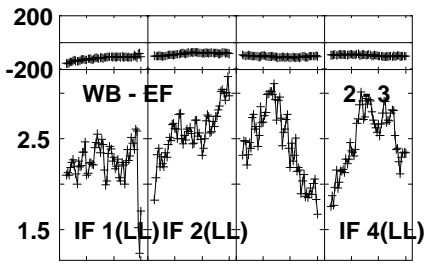
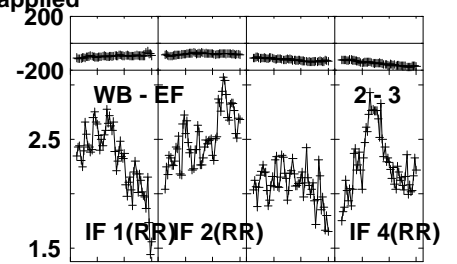
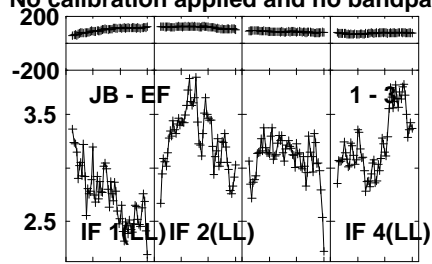
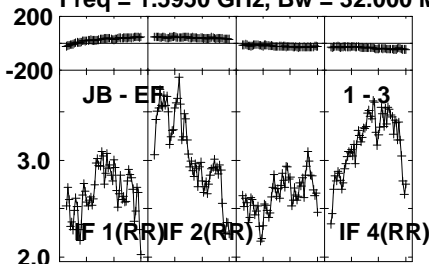
Lower frame: Micro Ampl Jy Top frame: Phas deg  
Vector averaged cross-power spectrum Several baselines displayed  
Timerange: 00/20:10:11 to 00/20:13:39

Plot file version 88 created 17-MAR-2023 00:58:39

J1336-1852 EB096B.UVDATA.1

Freq = 1.5950 GHz, Bw = 32.000 MH

No calibration applied and no bandpass applied



0204060 0204060 0204060 0204060  
Channels

0204060 0204060 0204060 0204060  
Channels

0204060 0204060 0204060 0204060  
Channels

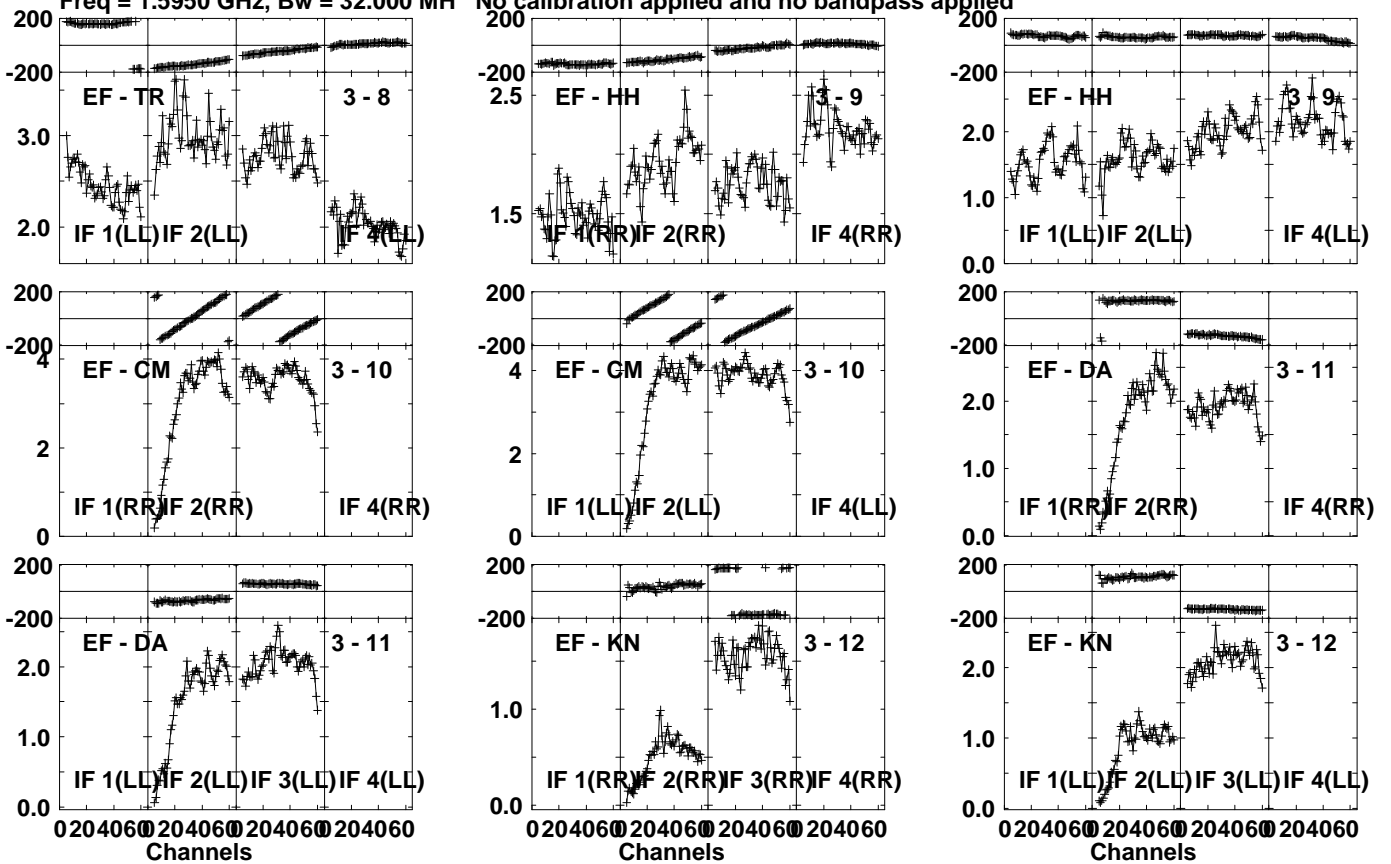
Lower frame: Milli Ampl Jy Top frame: Phas deg  
Vector averaged cross-power spectrum Several baselines displayed  
Timerange: 00/20:13:41 to 00/20:15:09

Plot file version 89 created 17-MAR-2023 00:58:40

J1336-1852 EB096B.UVDATA.1

Freq = 1.5950 GHz, Bw = 32.000 MH

No calibration applied and no bandpass applied



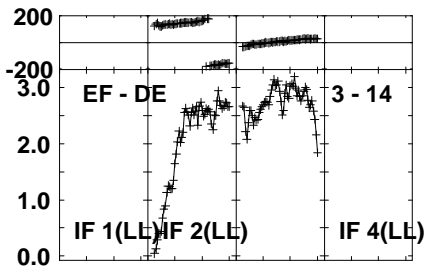
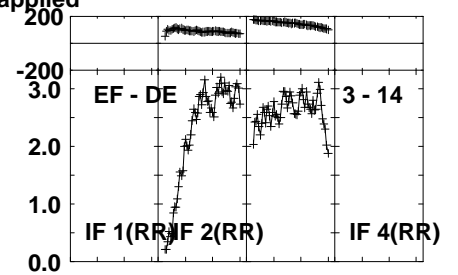
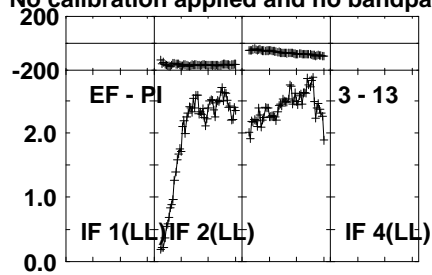
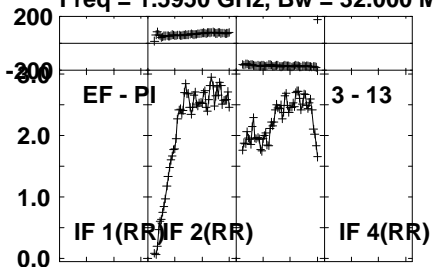
Lower frame: Milli Ampl Jy Top frame: Phas deg  
Vector averaged cross-power spectrum Several baselines displayed  
Timerange: 00/20:13:41 to 00/20:15:09

Plot file version 90 created 17-MAR-2023 00:58:40

J1336-1852 EB096B.UVDATA.1

Freq = 1.5950 GHz, Bw = 32.000 MH

No calibration applied and no bandpass applied



Lower frame: Milli Ampl Jy Top frame: Phas deg

Vector averaged cross-power spectrum Several baselines displayed

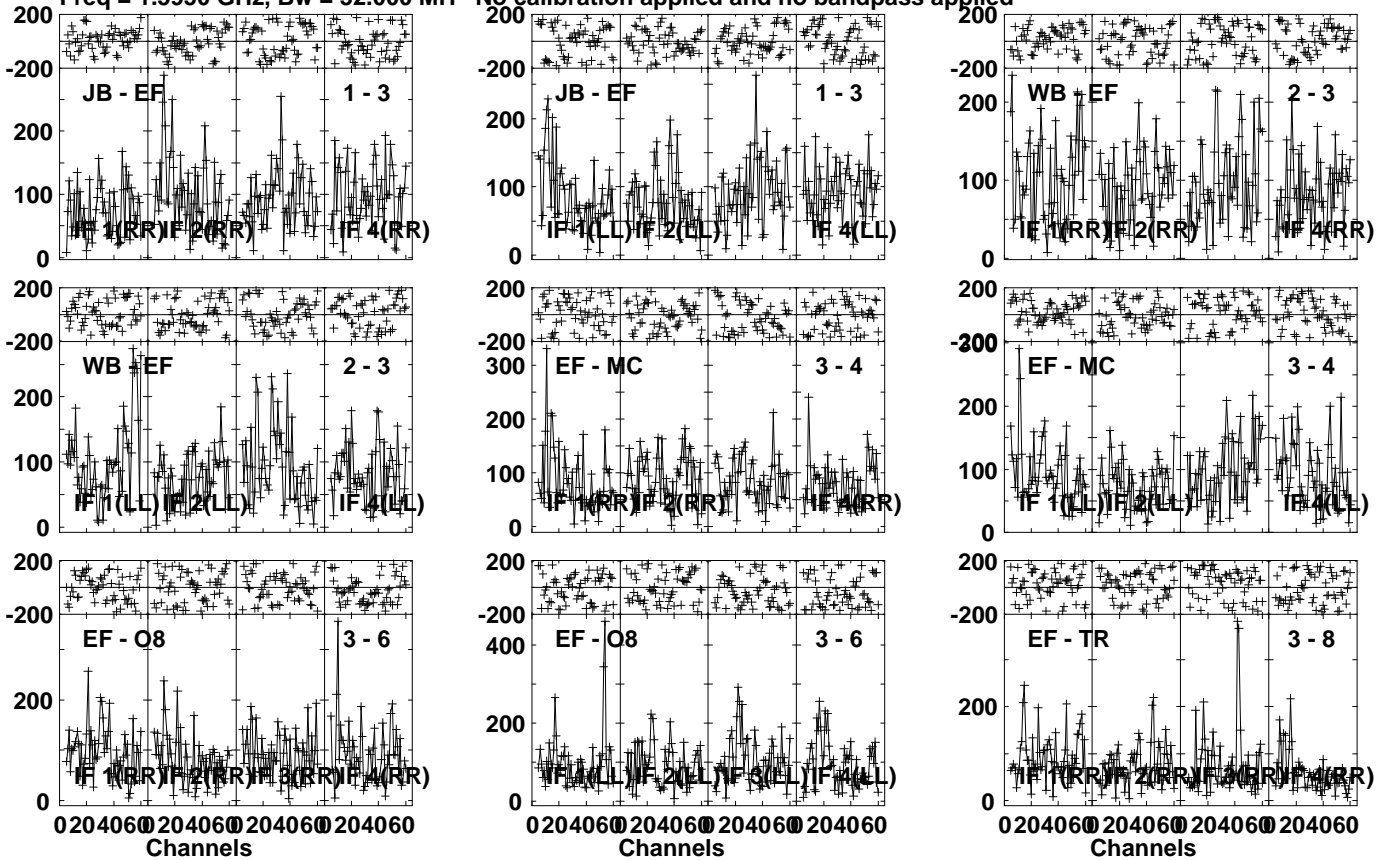
Timerange: 00/20:13:41 to 00/20:15:09

Plot file version 91 created 17-MAR-2023 00:58:40

FRB210320 EB096B.UVDATA.1

Freq = 1.5950 GHz, Bw = 32.000 MH

No calibration applied and no bandpass applied

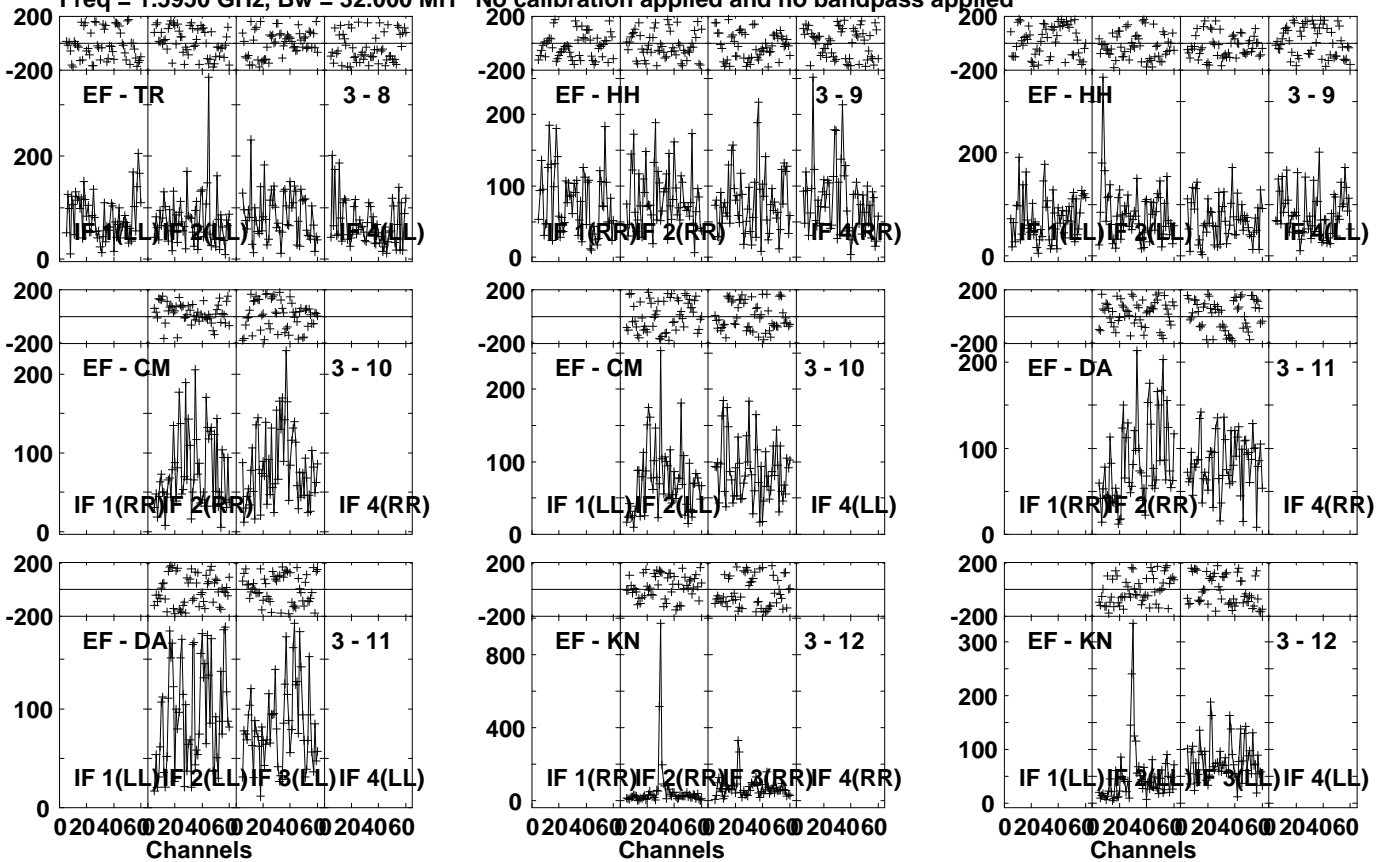


Lower frame: Micro Ampl Jy Top frame: Phas deg  
Vector averaged cross-power spectrum Several baselines displayed  
Timerange: 00/20:15:11 to 00/20:18:39

Plot file version 92 created 17-MAR-2023 00:58:40

FRB210320 EB096B.UVDATA.1

Freq = 1.5950 GHz, Bw = 32.000 MH No calibration applied and no bandpass applied



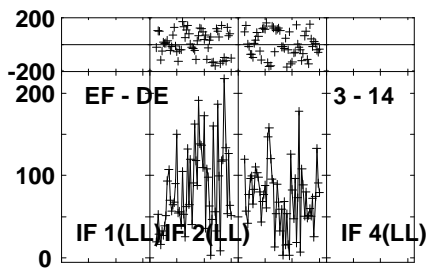
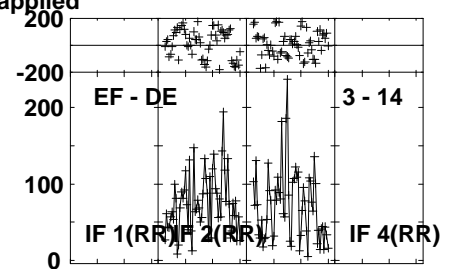
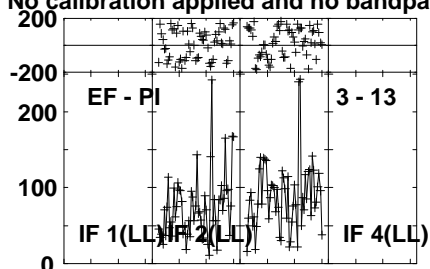
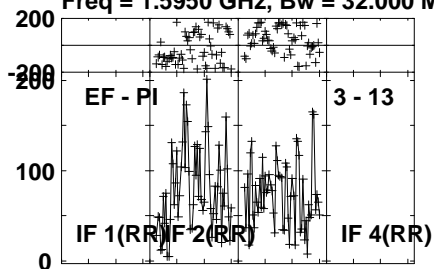
Lower frame: Micro Ampl Jy Top frame: Phas deg  
Vector averaged cross-power spectrum Several baselines displayed  
Timerange: 00/20:15:11 to 00/20:18:39



Plot file version 93 created 17-MAR-2023 00:58:40

FRB210320 EB096B.UVDATA.1

Freq = 1.5950 GHz, Bw = 32.000 MH No calibration applied and no bandpass applied



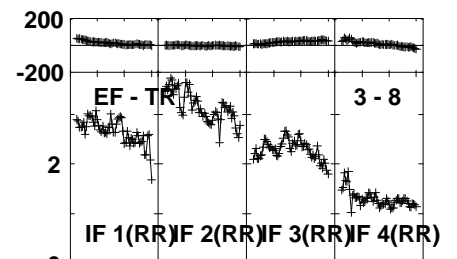
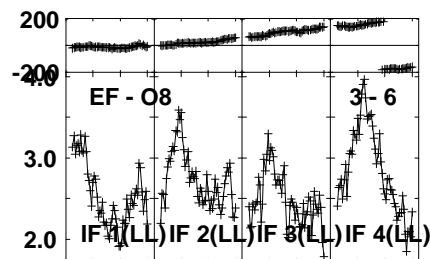
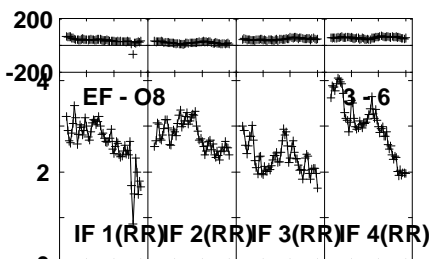
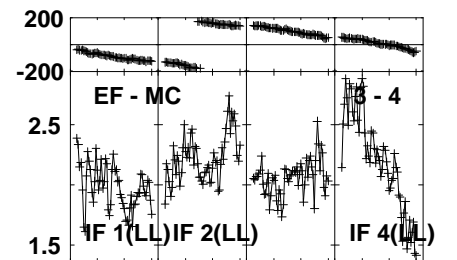
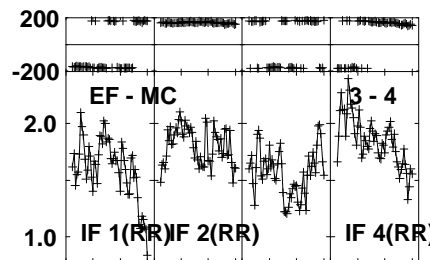
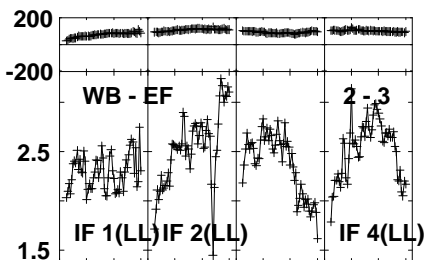
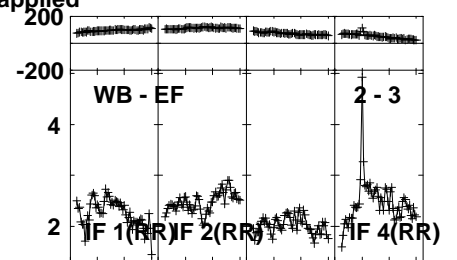
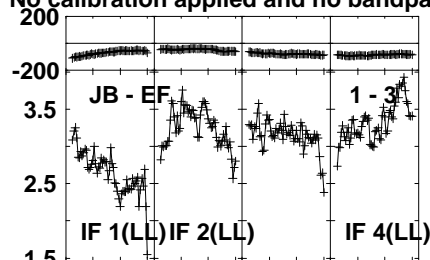
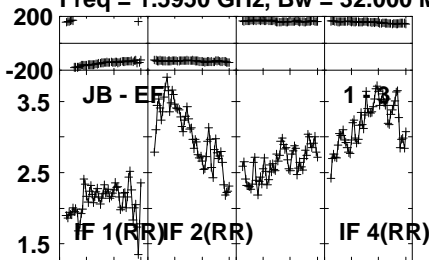
Lower frame: Micro Ampl Jy Top frame: Phas deg  
Vector averaged cross-power spectrum Several baselines displayed  
Timerange: 00/20:15:11 to 00/20:18:39

Plot file version 94 created 17-MAR-2023 00:58:40

J1336-1852 EB096B.UVDATA.1

Freq = 1.5950 GHz, Bw = 32.000 MH

No calibration applied and no bandpass applied



0204060 204060 204060 204060  
Channels

0204060 204060 204060 204060  
Channels

0204060 204060 204060 204060  
Channels

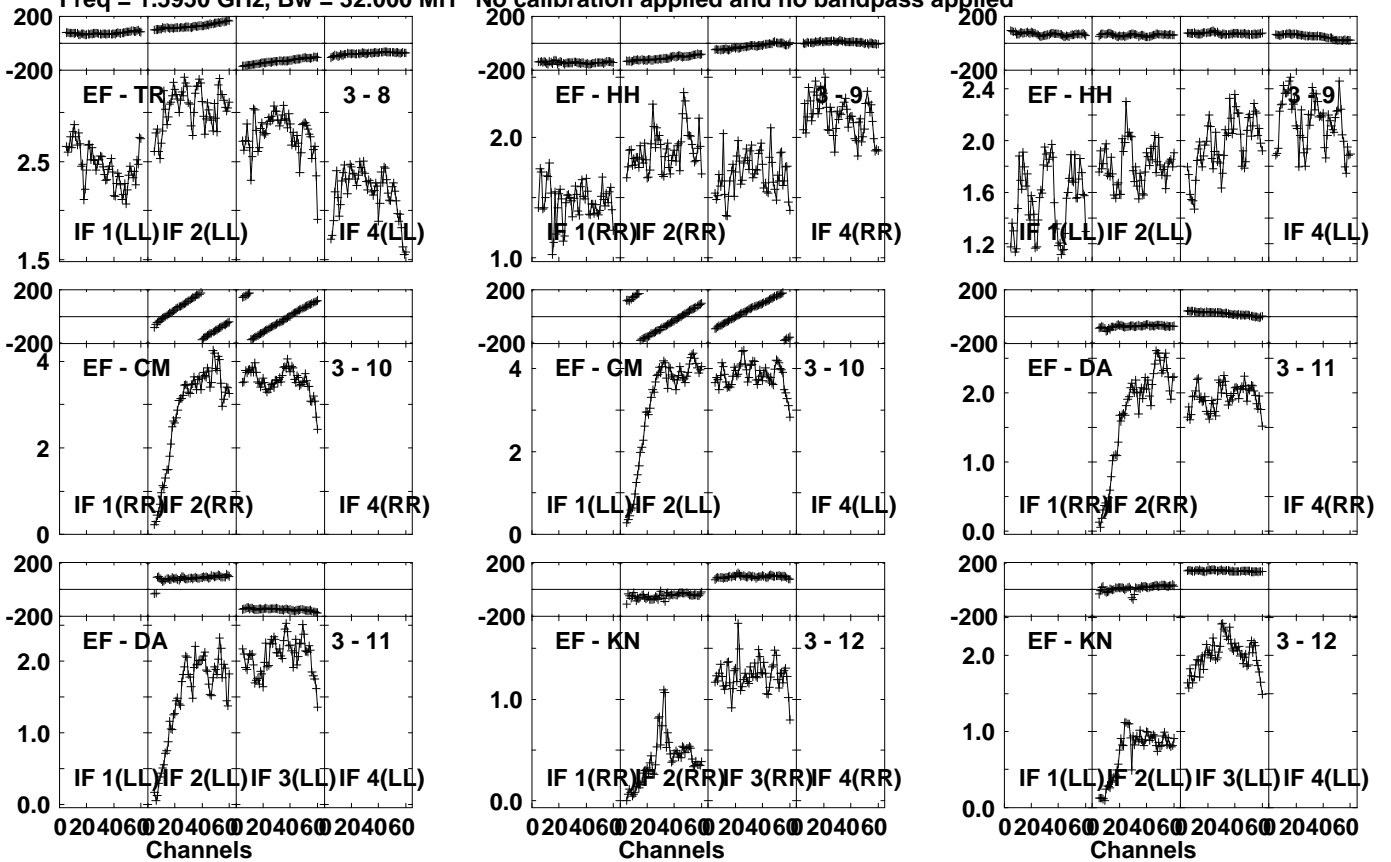
Lower frame: Milli Ampl Jy Top frame: Phas deg  
Vector averaged cross-power spectrum Several baselines displayed  
Timerange: 00/20:19:21 to 00/20:20:09

Plot file version 95 created 17-MAR-2023 00:58:40

J1336-1852 EB096B.UVDATA.1

Freq = 1.5950 GHz, Bw = 32.000 MH

No calibration applied and no bandpass applied



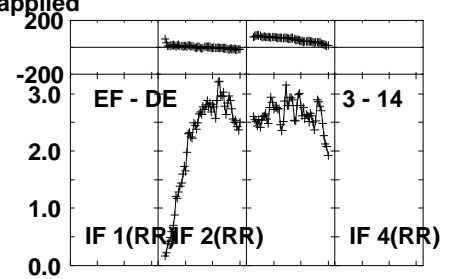
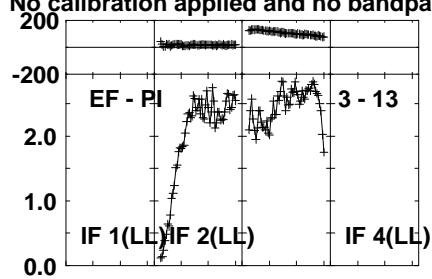
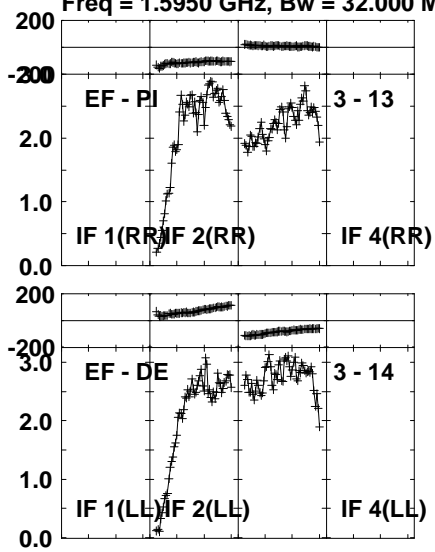
Lower frame: Milli Ampl Jy Top frame: Phas deg  
Vector averaged cross-power spectrum Several baselines displayed  
Timerange: 00/20:19:21 to 00/20:20:09

Plot file version 96 created 17-MAR-2023 00:58:40

J1336-1852 EB096B.UVDATA.1

Freq = 1.5950 GHz, Bw = 32.000 MH

No calibration applied and no bandpass applied

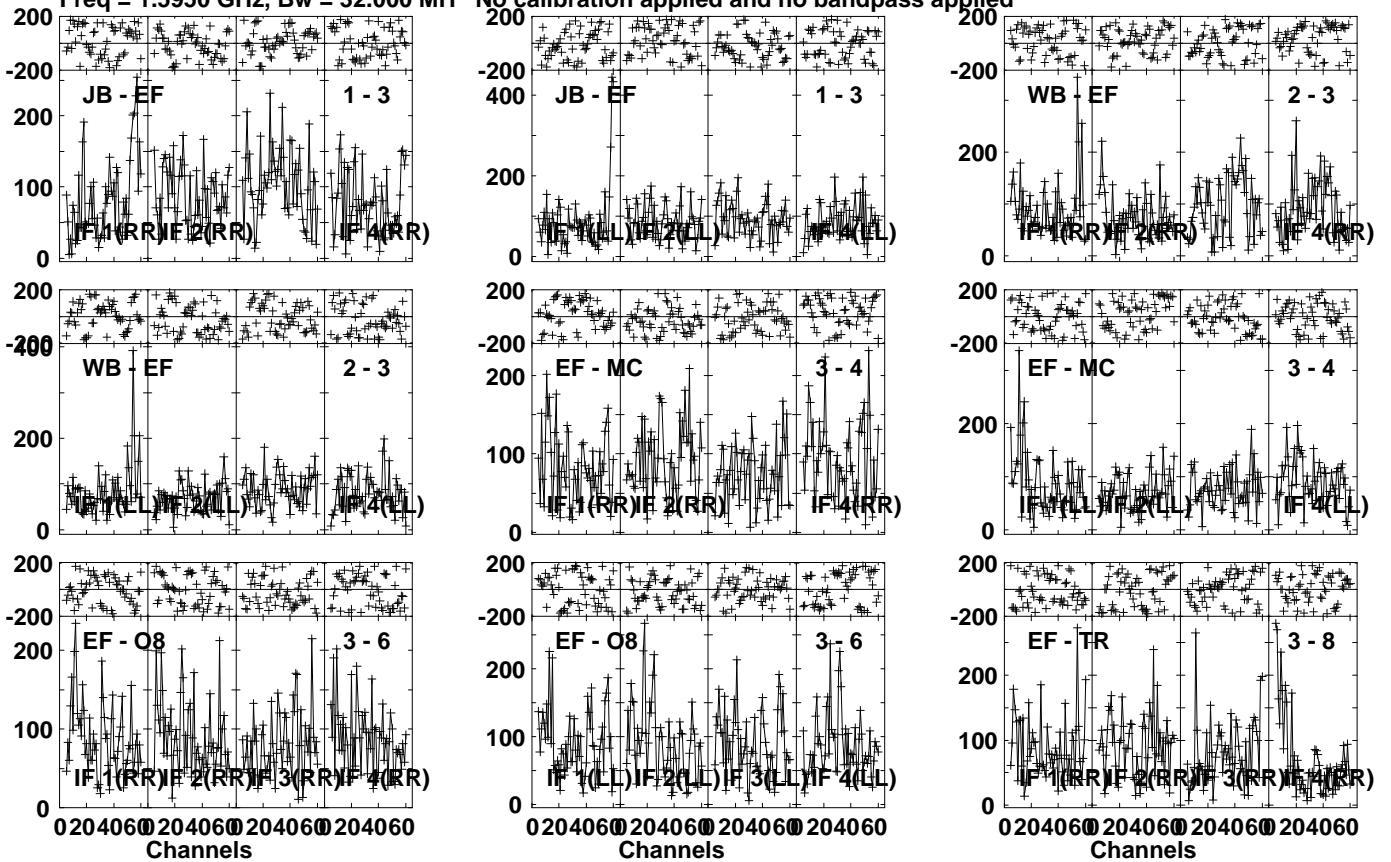


Lower frame: Milli Ampl Jy Top frame: Phas deg  
Vector averaged cross-power spectrum Several baselines displayed  
Timerange: 00/20:19:21 to 00/20:20:09

Plot file version 97 created 17-MAR-2023 00:58:40

FRB210320 EB096B.UVDATA.1

Freq = 1.5950 GHz, Bw = 32.000 MH No calibration applied and no bandpass applied



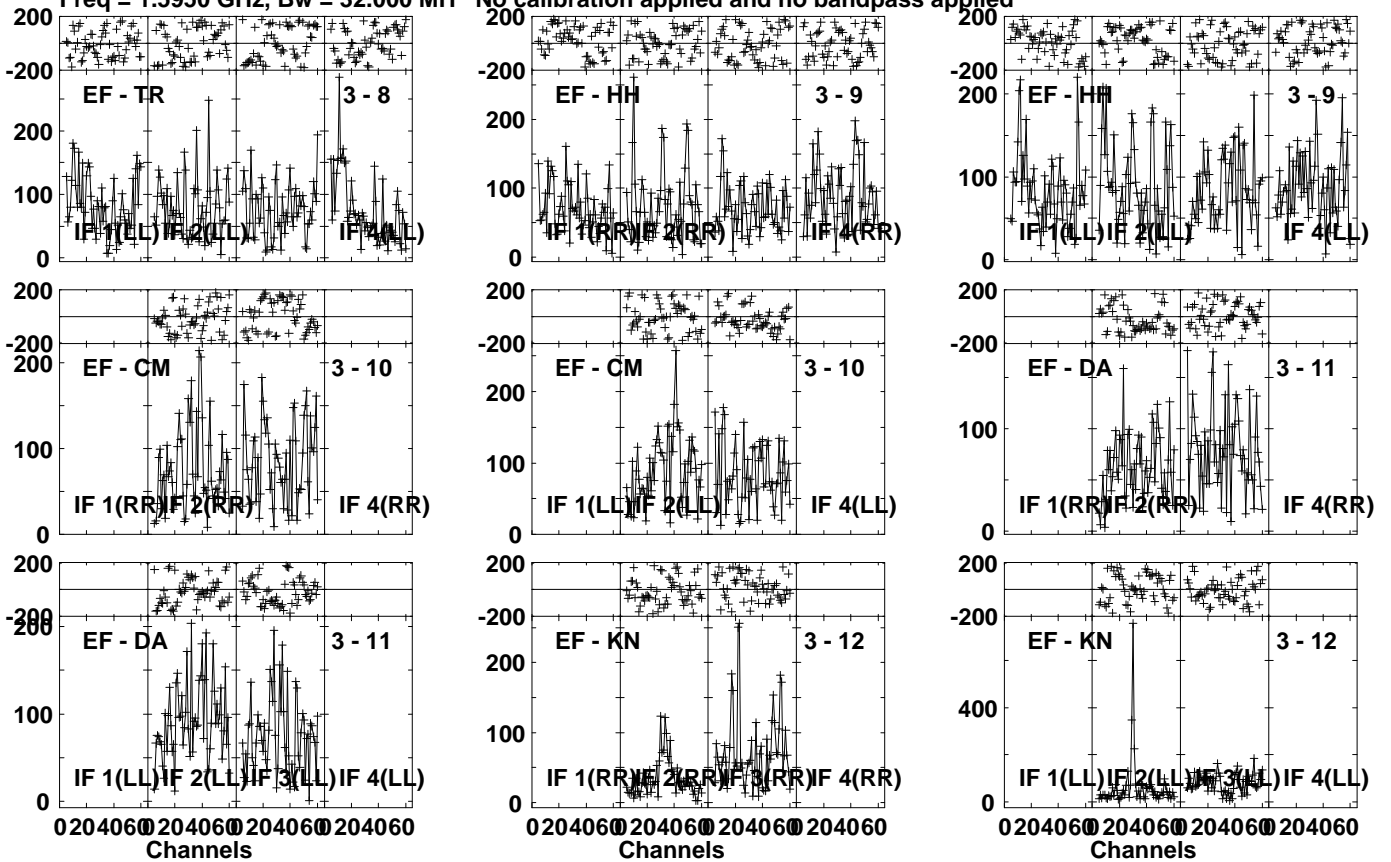
Lower frame: Micro Ampl Jy Top frame: Phas deg  
Vector averaged cross-power spectrum Several baselines displayed  
Timerange: 00/20:20:11 to 00/20:23:39

Plot file version 98 created 17-MAR-2023 00:58:40

FRB210320 EB096B.UVDATA.1

Freq = 1.5950 GHz, Bw = 32.000 MH

No calibration applied and no bandpass applied

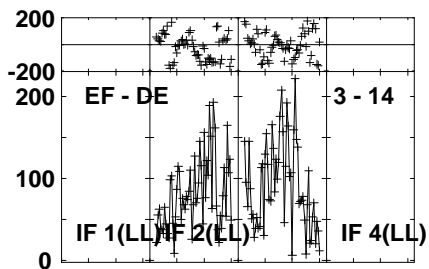
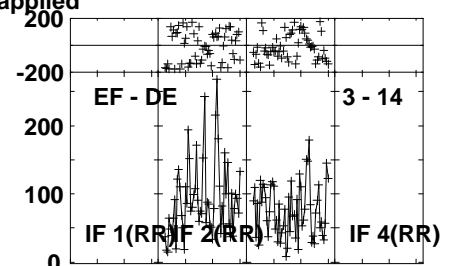
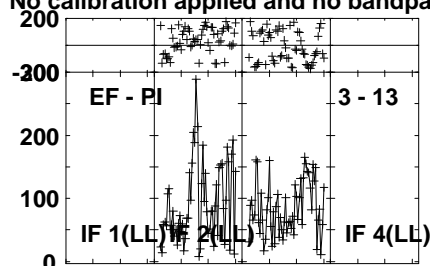
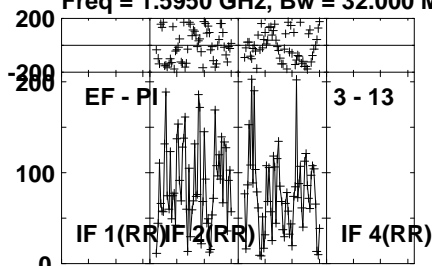


Lower frame: Micro Ampl Jy Top frame: Phas deg  
Vector averaged cross-power spectrum Several baselines displayed  
Timerange: 00/20:20:11 to 00/20:23:39

Plot file version 99 created 17-MAR-2023 00:58:40

FRB210320 EB096B.UVDATA.1

Freq = 1.5950 GHz, Bw = 32.000 MH No calibration applied and no bandpass applied



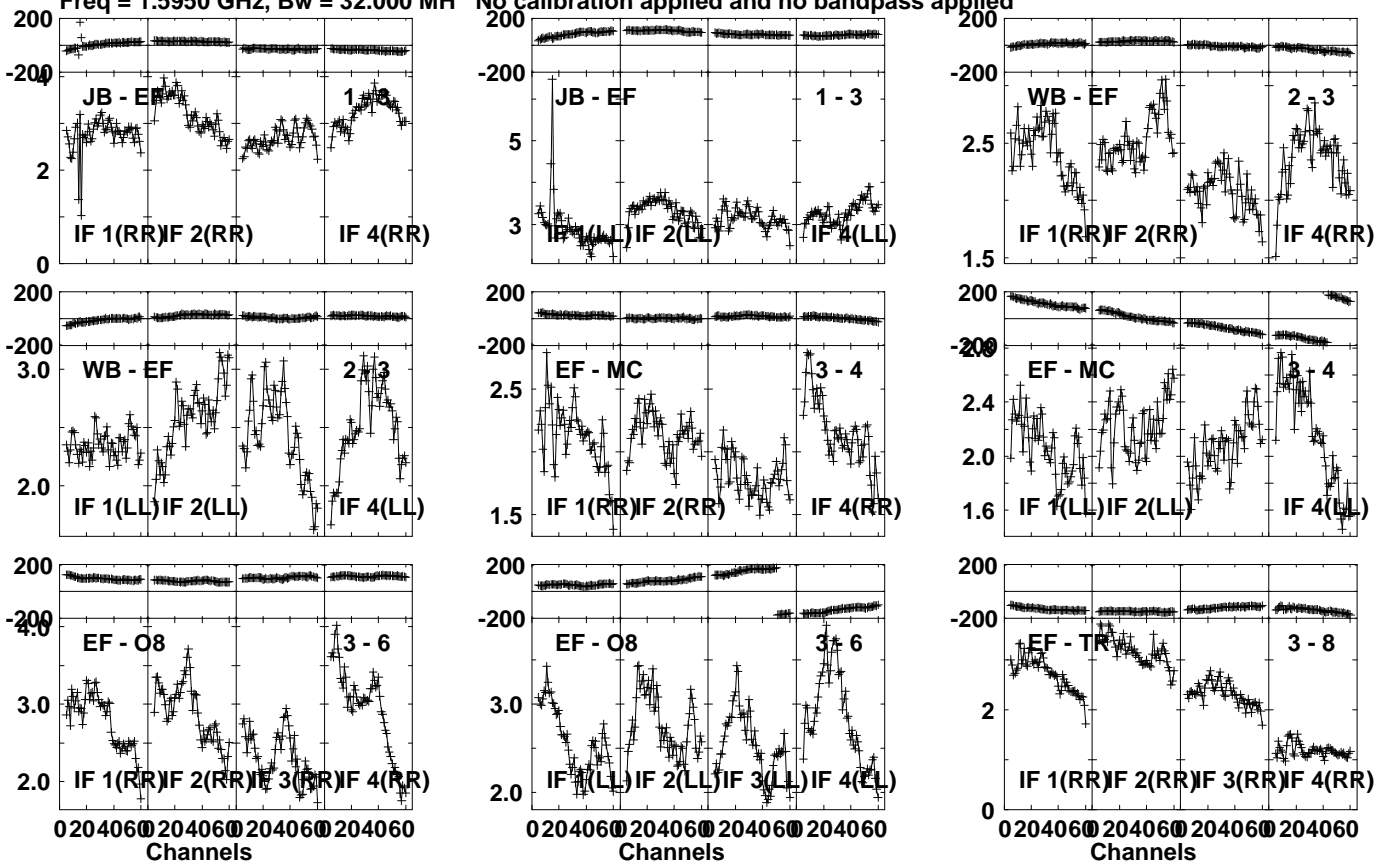
Lower frame: Micro Ampl Jy Top frame: Phas deg  
Vector averaged cross-power spectrum Several baselines displayed  
Timerange: 00/20:20:11 to 00/20:23:39

Plot file version 100 created 17-MAR-2023 00:58:40

J1336-1852 EB096B.UVDATA.1

Freq = 1.5950 GHz, Bw = 32.000 MH

No calibration applied and no bandpass applied



Lower frame: Milli Ampl Jy Top frame: Phas deg  
Vector averaged cross-power spectrum Several baselines displayed  
Timerange: 00/20:23:41 to 00/20:25:09

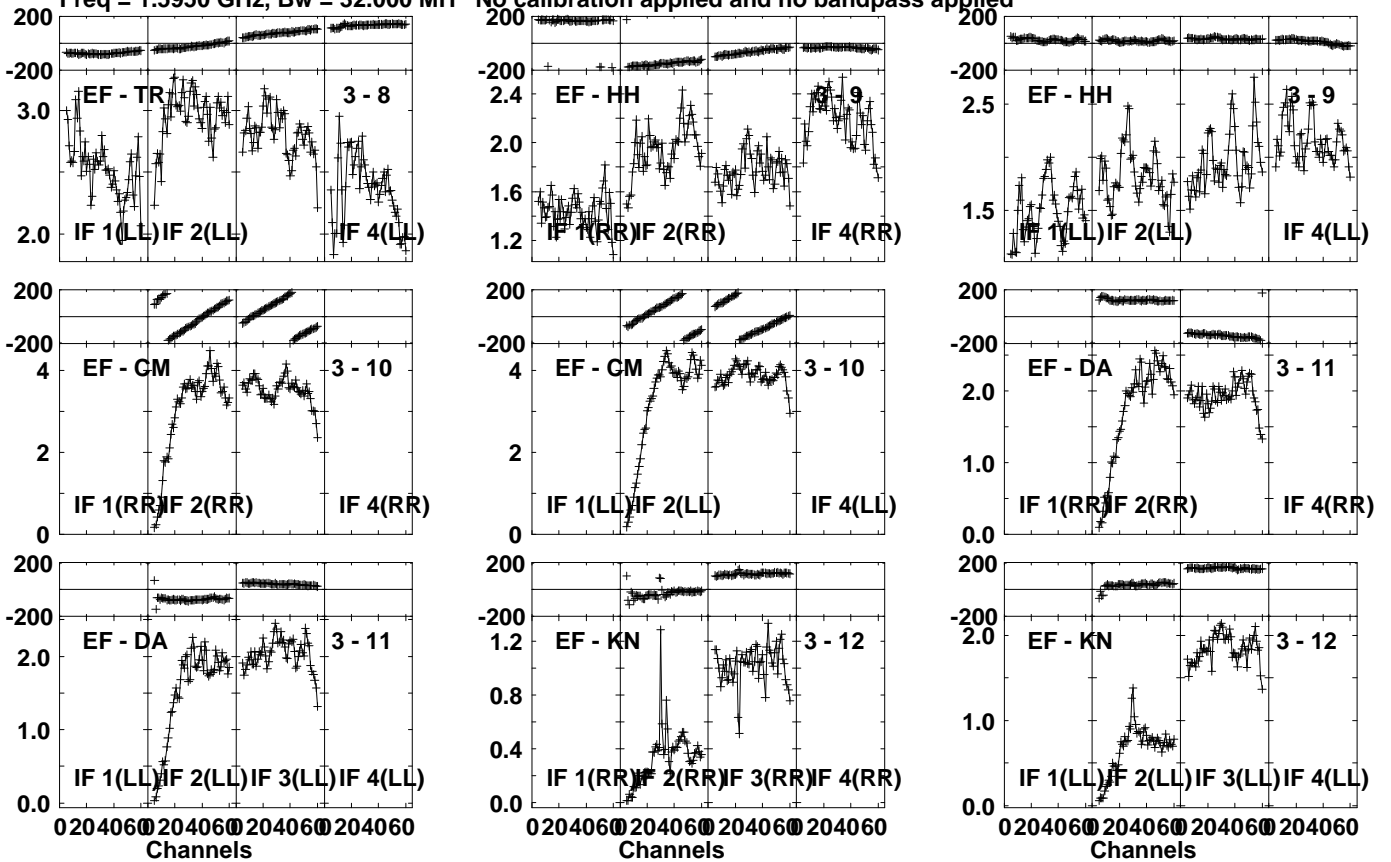


Plot file version 101 created 17-MAR-2023 00:58:40

J1336-1852 EB096B.UVDATA.1

Freq = 1.5950 GHz, Bw = 32.000 MH

No calibration applied and no bandpass applied



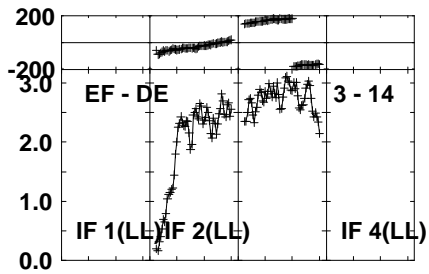
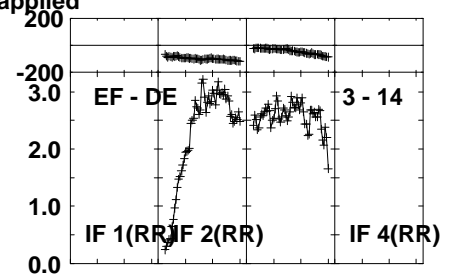
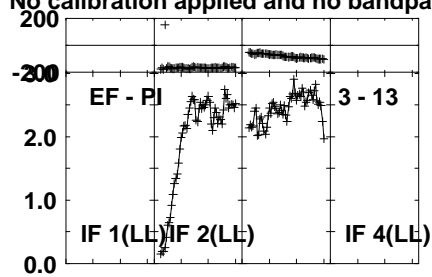
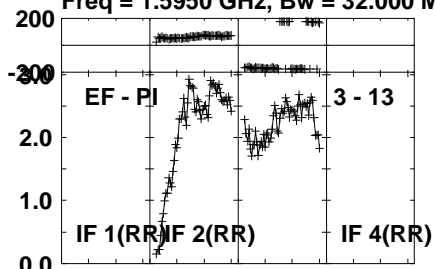
Lower frame: Milli Ampl Jy Top frame: Phas deg  
Vector averaged cross-power spectrum Several baselines displayed  
Timerange: 00/20:23:41 to 00/20:25:09

Plot file version 102 created 17-MAR-2023 00:58:41

J1336-1852 EB096B.UVDATA.1

Freq = 1.5950 GHz, Bw = 32.000 MH

No calibration applied and no bandpass applied



Lower frame: Milli Ampl Jy Top frame: Phas deg

Vector averaged cross-power spectrum Several baselines displayed

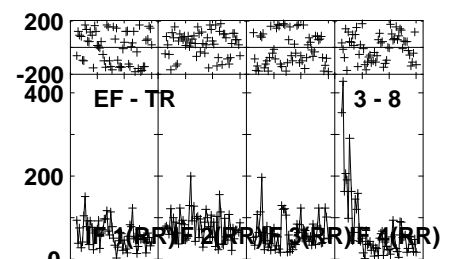
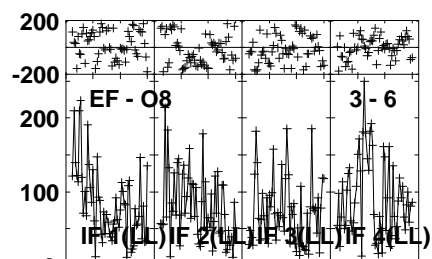
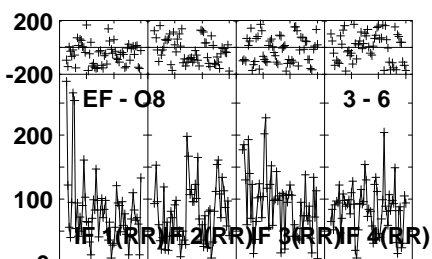
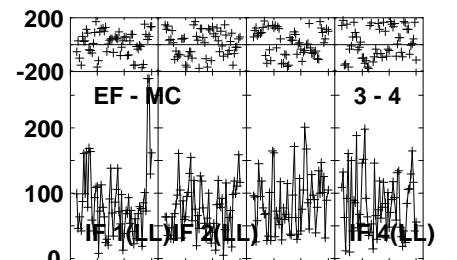
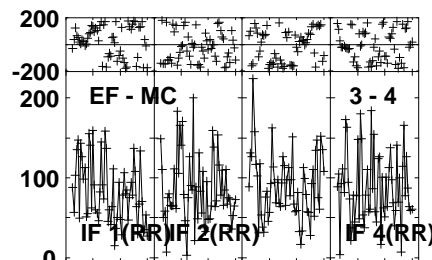
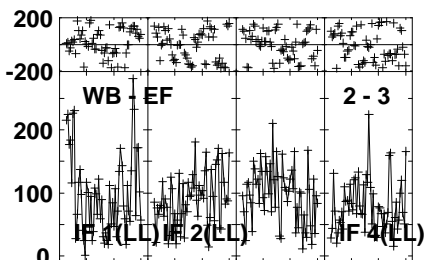
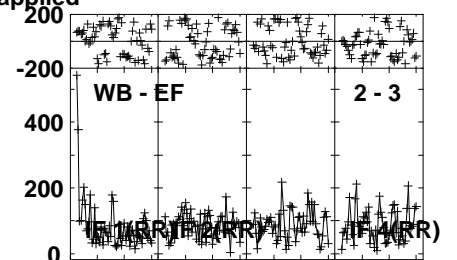
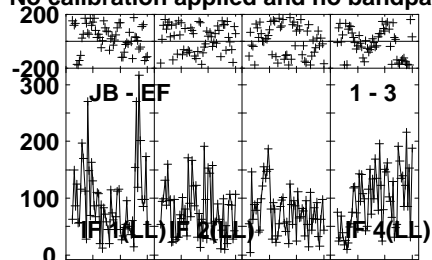
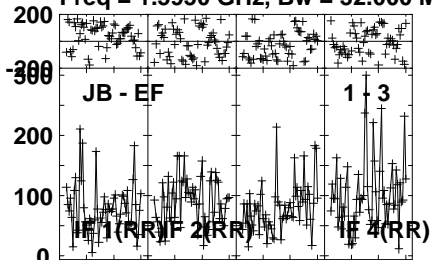
Timerange: 00/20:23:41 to 00/20:25:09

Plot file version 103 created 17-MAR-2023 00:58:41

FRB210320 EB096B.UVDATA.1

Freq = 1.5950 GHz, Bw = 32.000 MH

No calibration applied and no bandpass applied

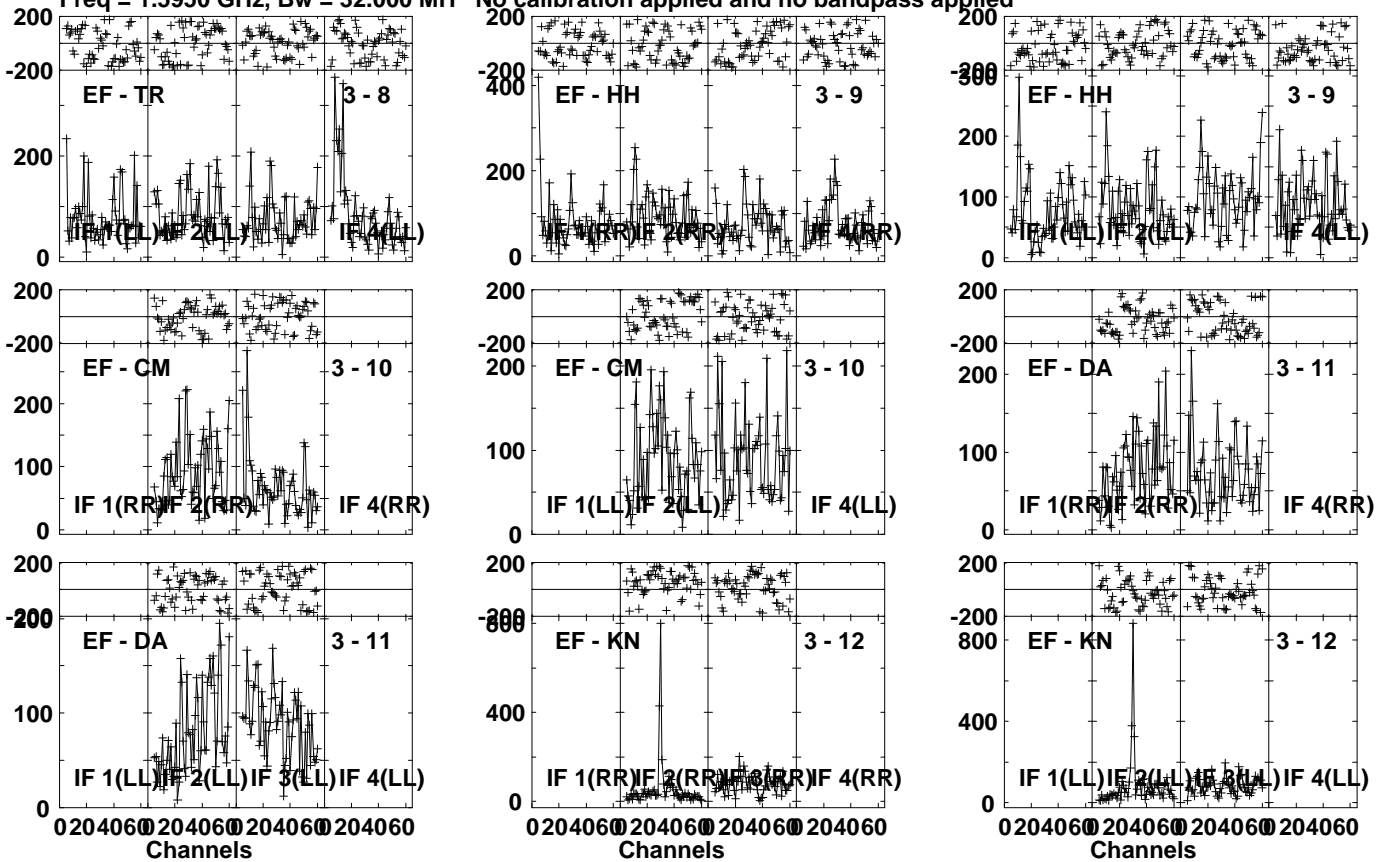


Lower frame: Micro Ampl Jy Top frame: Phas deg  
Vector averaged cross-power spectrum Several baselines displayed  
Timerange: 00/20:25:11 to 00/20:28:39

Plot file version 104 created 17-MAR-2023 00:58:41

FRB210320 EB096B.UVDATA.1

Freq = 1.5950 GHz, Bw = 32.000 MH No calibration applied and no bandpass applied



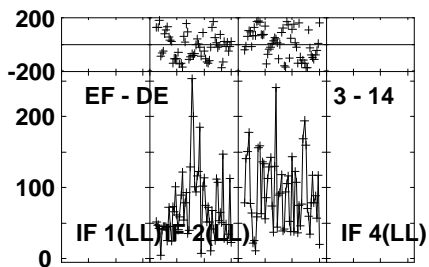
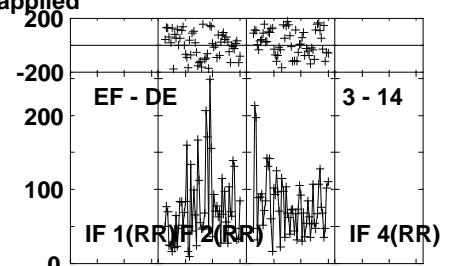
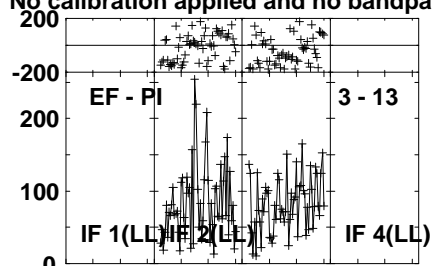
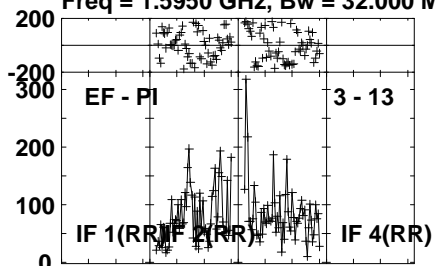
Lower frame: Micro Ampl Jy Top frame: Phas deg  
Vector averaged cross-power spectrum Several baselines displayed  
Timerange: 00/20:25:11 to 00/20:28:39

Plot file version 105 created 17-MAR-2023 00:58:41

FRB210320 EB096B.UVDATA.1

Freq = 1.5950 GHz, Bw = 32.000 MH

No calibration applied and no bandpass applied



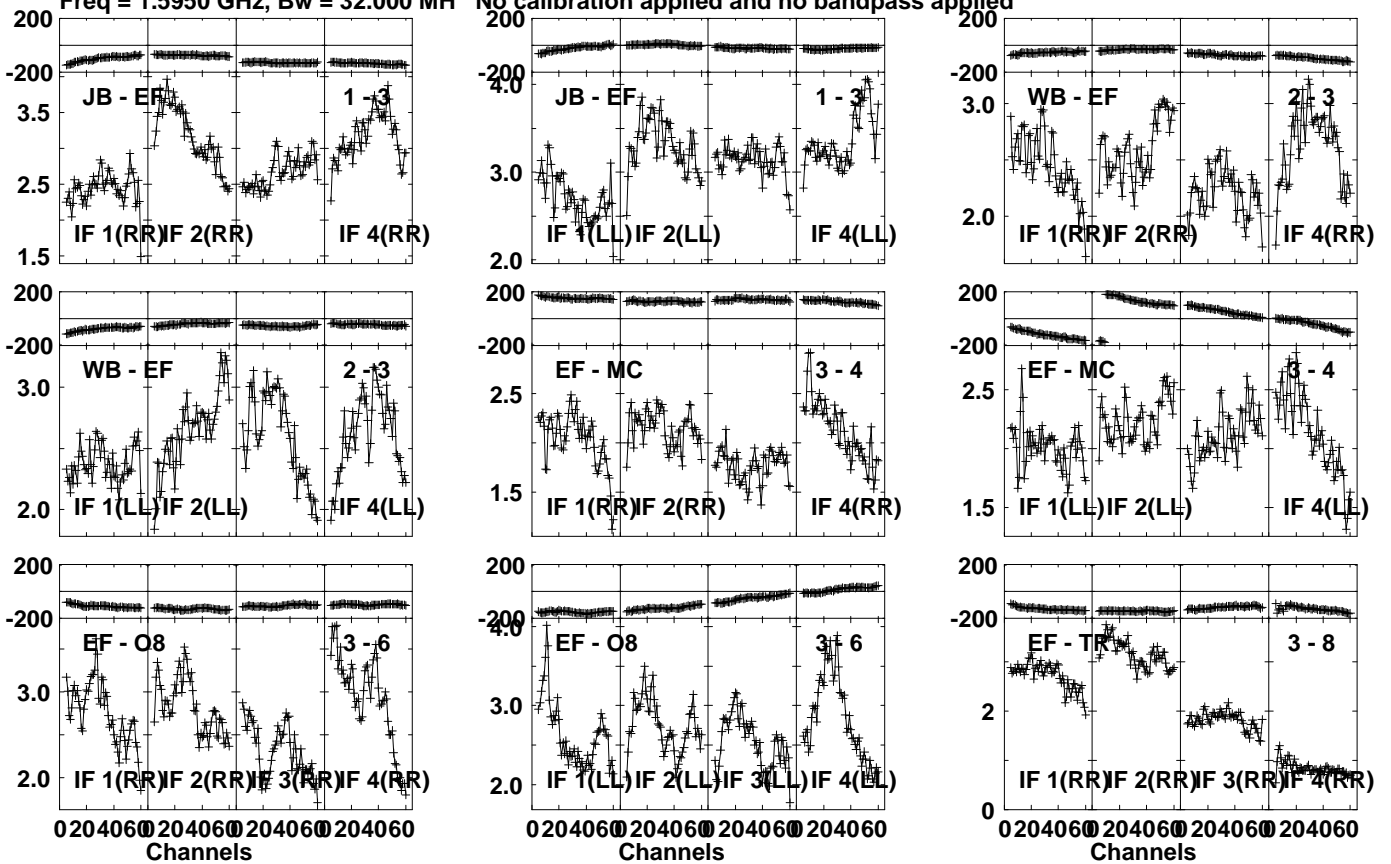
Lower frame: Micro Ampl Jy Top frame: Phas deg  
Vector averaged cross-power spectrum Several baselines displayed  
Timerange: 00/20:25:11 to 00/20:28:39

Plot file version 106 created 17-MAR-2023 00:58:41

J1336-1852 EB096B.UVDATA.1

Freq = 1.5950 GHz, Bw = 32.000 MH

No calibration applied and no bandpass applied



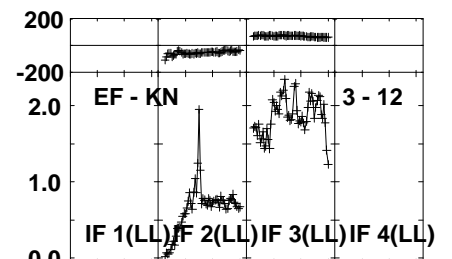
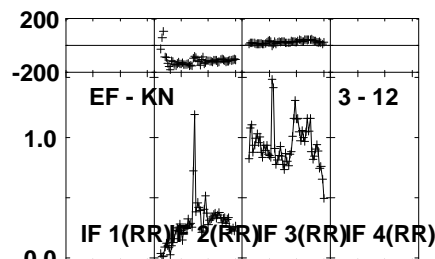
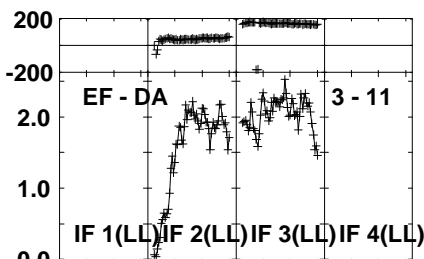
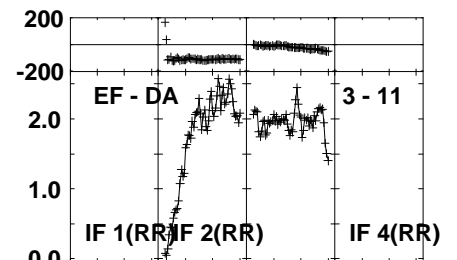
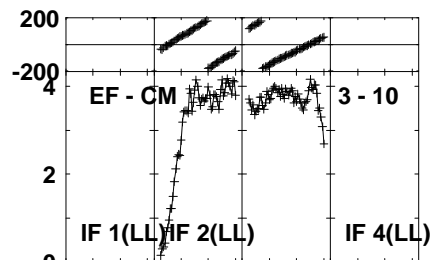
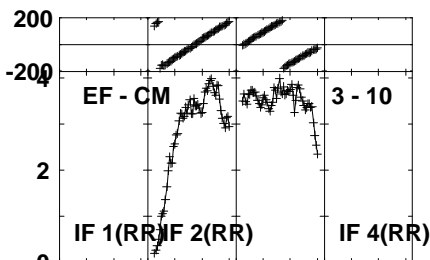
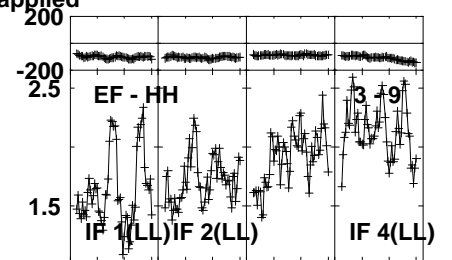
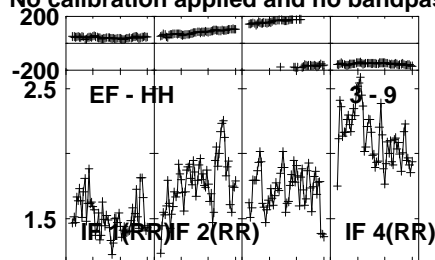
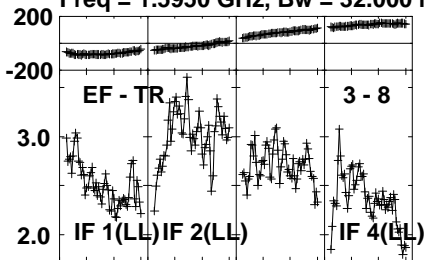
Lower frame: Milli Ampl Jy Top frame: Phas deg  
 Vector averaged cross-power spectrum Several baselines displayed  
 Timerange: 00/20:29:21 to 00/20:30:09

Plot file version 107 created 17-MAR-2023 00:58:41

J1336-1852 EB096B.UVDATA.1

Freq = 1.5950 GHz, Bw = 32.000 MH

No calibration applied and no bandpass applied



Lower frame: Milli Ampl Jy Top frame: Phas deg

Vector averaged cross-power spectrum Several baselines displayed

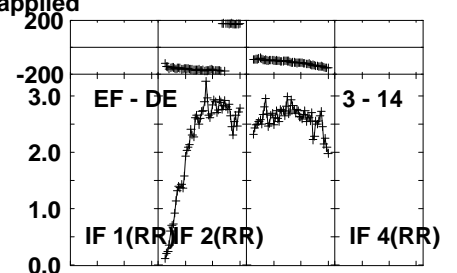
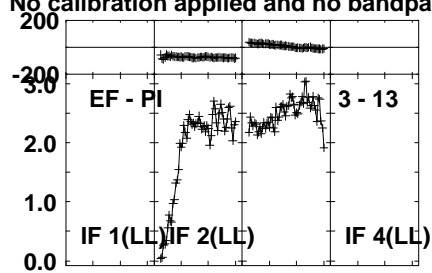
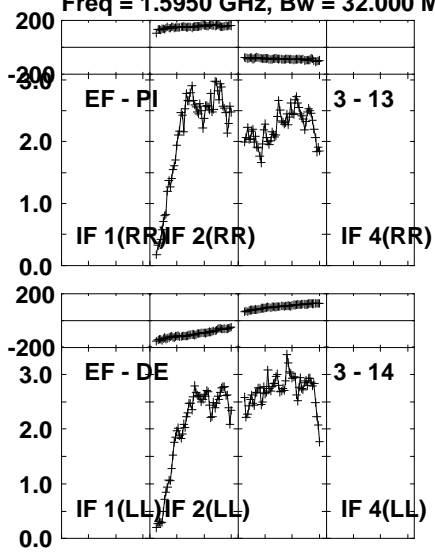
Timerange: 00/20:29:21 to 00/20:30:09

Plot file version 108 created 17-MAR-2023 00:58:41

J1336-1852 EB096B.UVDATA.1

Freq = 1.5950 GHz, Bw = 32.000 MH

No calibration applied and no bandpass applied



Lower frame: Milli Ampl Jy Top frame: Phas deg  
Vector averaged cross-power spectrum Several baselines displayed  
Timerange: 00/20:29:21 to 00/20:30:09

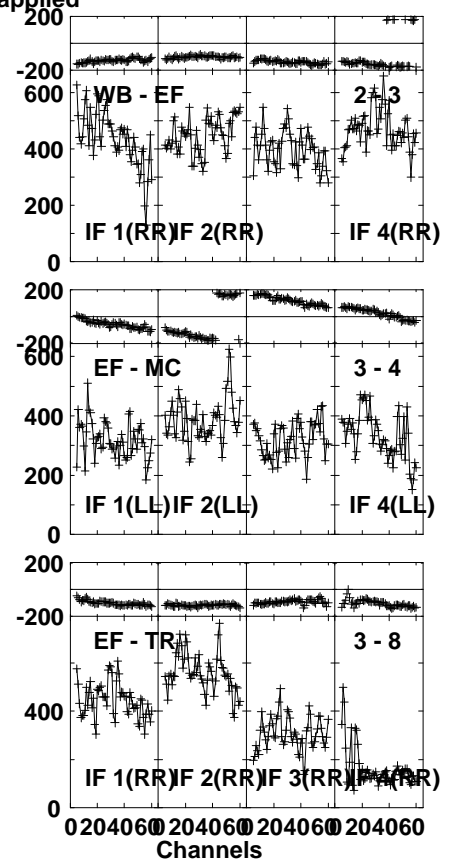
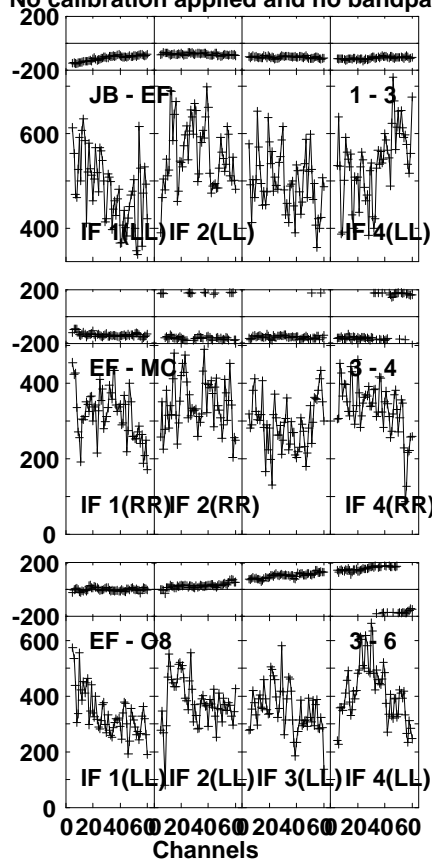
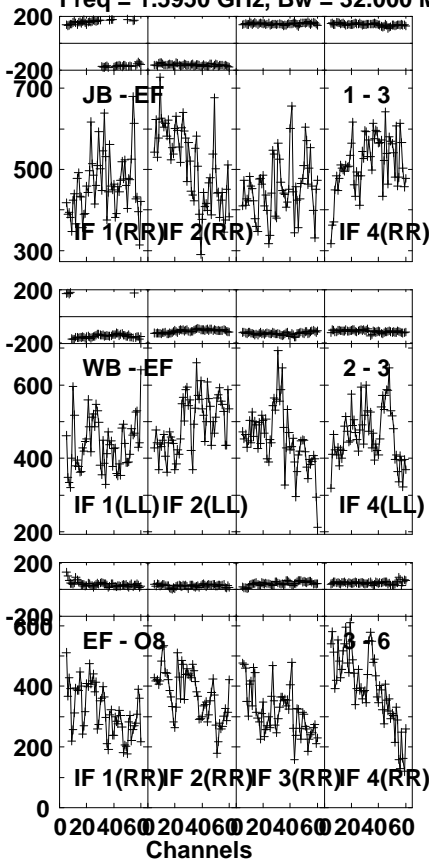


Plot file version 109 created 17-MAR-2023 00:58:41

J1339-1819 EB096B.UVDATA.1

Freq = 1.5950 GHz, Bw = 32.000 MH

No calibration applied and no bandpass applied



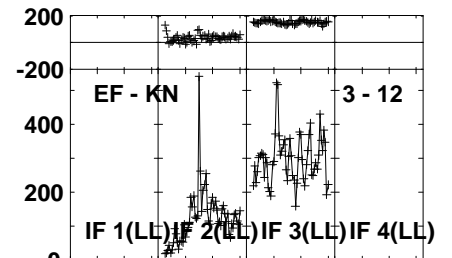
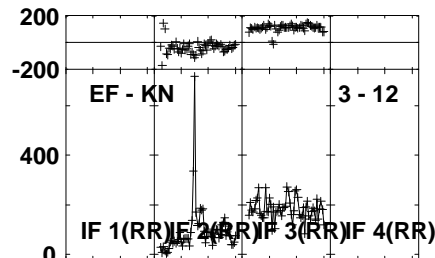
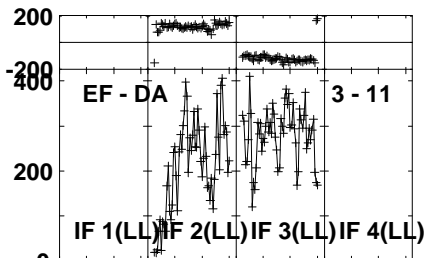
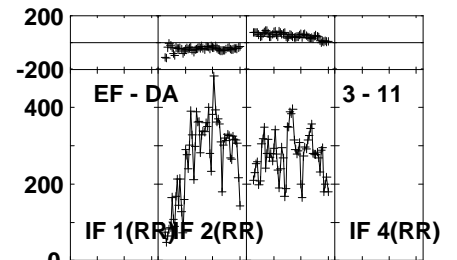
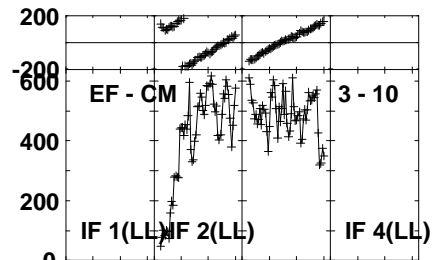
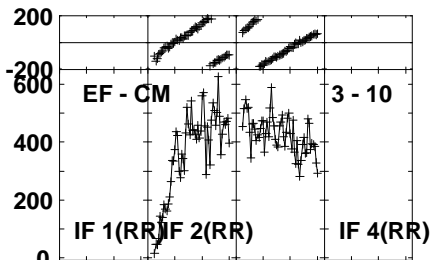
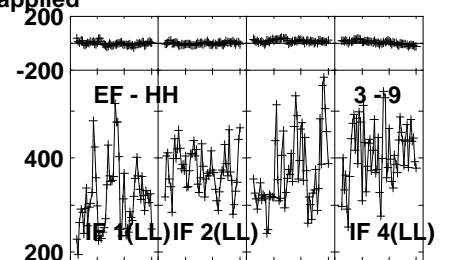
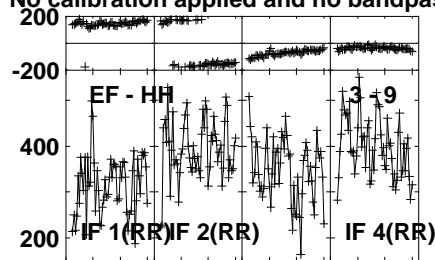
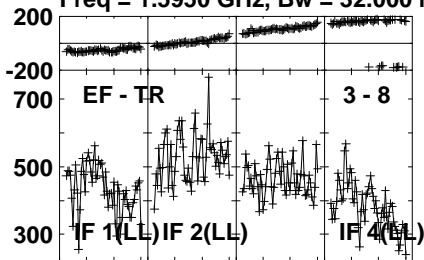
Lower frame: Micro Ampl Jy Top frame: Phas deg  
 Vector averaged cross-power spectrum Several baselines displayed  
 Timerange: 00/20:30:11 to 00/20:33:39

Plot file version 110 created 17-MAR-2023 00:58:41

J1339-1819 EB096B.UVDATA.1

Freq = 1.5950 GHz, Bw = 32.000 MH

No calibration applied and no bandpass applied



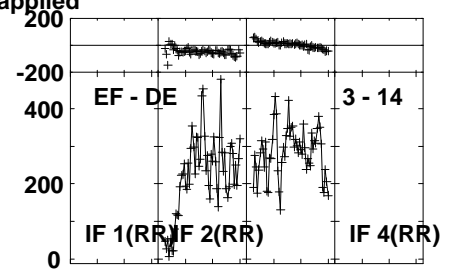
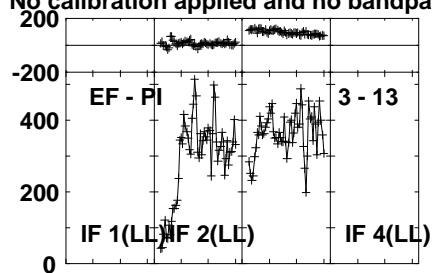
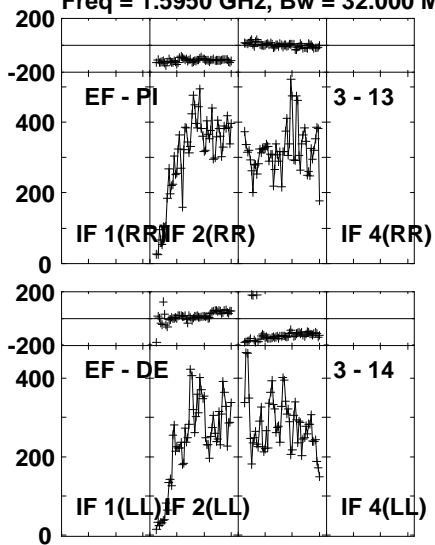
Lower frame: Micro Ampl Jy Top frame: Phas deg  
Vector averaged cross-power spectrum Several baselines displayed  
Timerange: 00/20:30:11 to 00/20:33:39

Plot file version 111 created 17-MAR-2023 00:58:41

J1339-1819 EB096B.UVDATA.1

Freq = 1.5950 GHz, Bw = 32.000 MH

No calibration applied and no bandpass applied



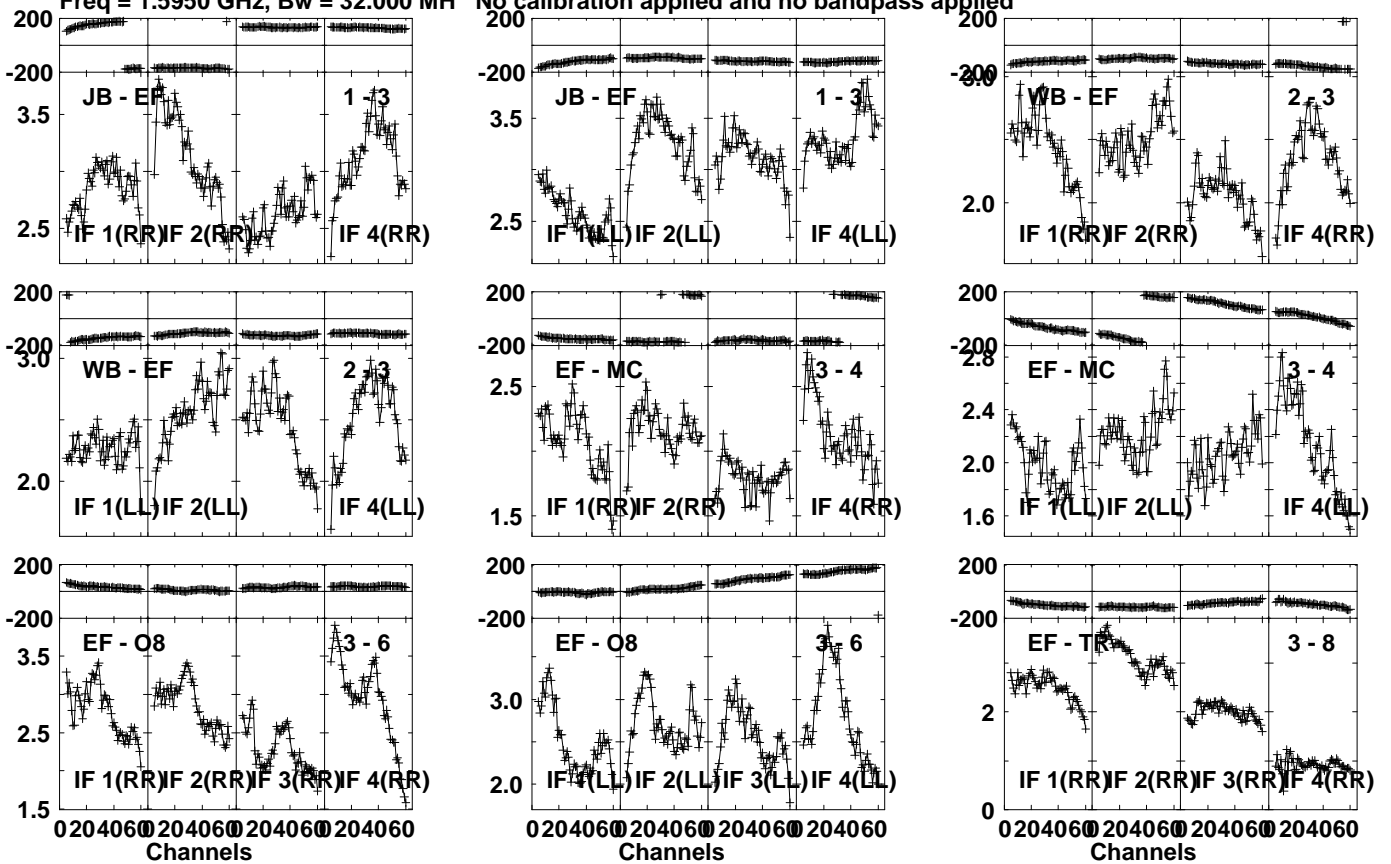
Lower frame: Micro Ampl Jy Top frame: Phas deg  
Vector averaged cross-power spectrum Several baselines displayed  
Timerange: 00/20:30:11 to 00/20:33:39

Plot file version 112 created 17-MAR-2023 00:58:41

J1336-1852 EB096B.UVDATA.1

Freq = 1.5950 GHz, Bw = 32.000 MH

No calibration applied and no bandpass applied



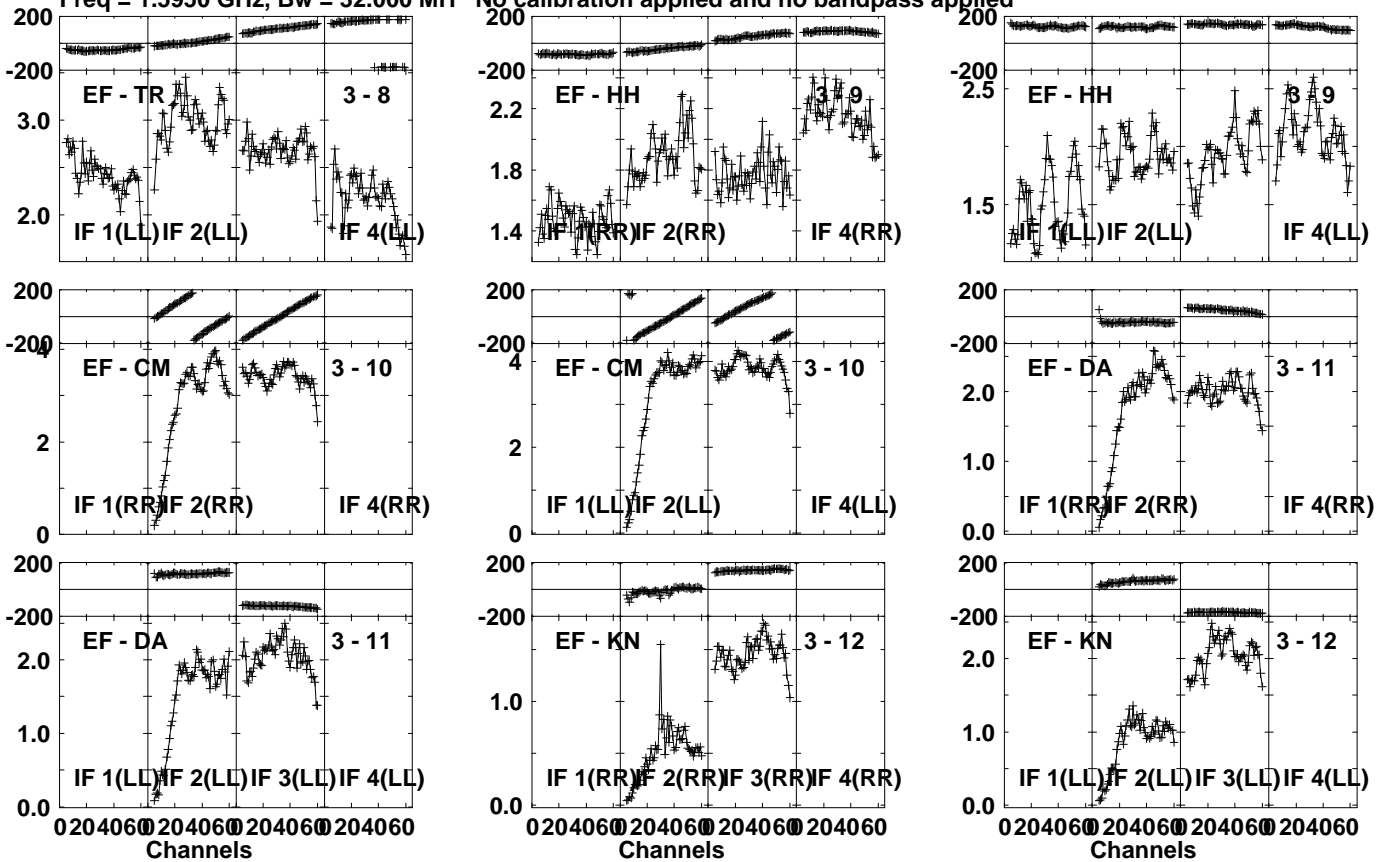
Lower frame: Milli Ampl Jy Top frame: Phas deg  
 Vector averaged cross-power spectrum Several baselines displayed  
 Timerange: 00/20:34:11 to 00/20:35:09

Plot file version 113 created 17-MAR-2023 00:58:41

J1336-1852 EB096B.UVDATA.1

Freq = 1.5950 GHz, Bw = 32.000 MH

No calibration applied and no bandpass applied



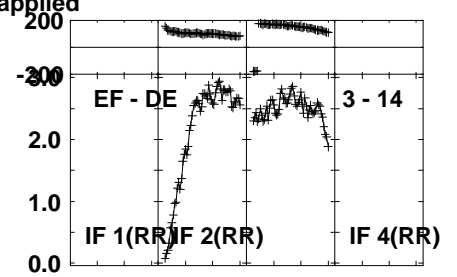
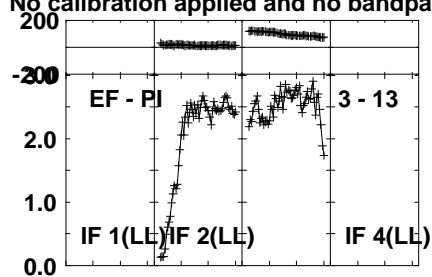
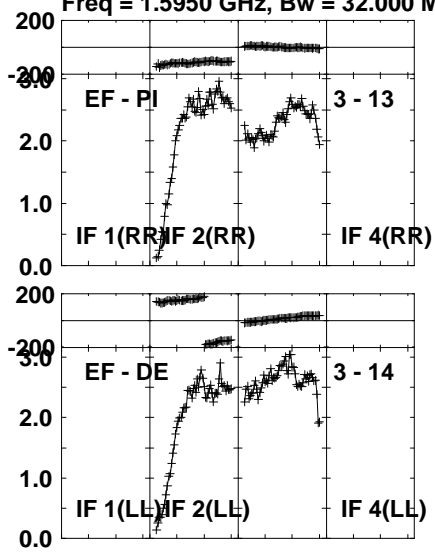
Lower frame: Milli Ampl Jy Top frame: Phas deg  
Vector averaged cross-power spectrum Several baselines displayed  
Timerange: 00/20:34:11 to 00/20:35:09

Plot file version 114 created 17-MAR-2023 00:58:41

J1336-1852 EB096B.UVDATA.1

Freq = 1.5950 GHz, Bw = 32.000 MH

No calibration applied and no bandpass applied

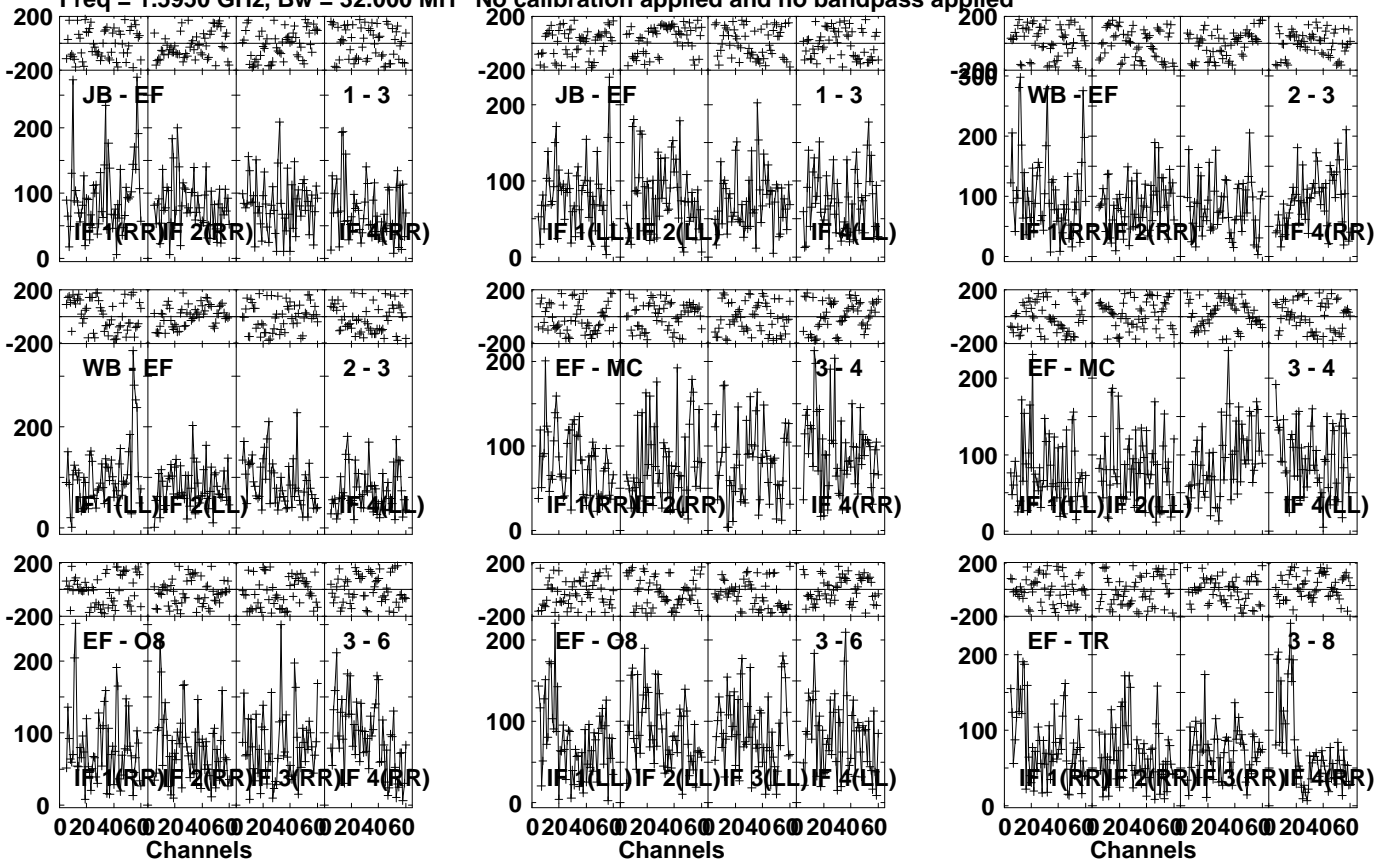


Lower frame: Milli Ampl Jy Top frame: Phas deg  
Vector averaged cross-power spectrum Several baselines displayed  
Timerange: 00/20:34:11 to 00/20:35:09

Plot file version 115 created 17-MAR-2023 00:58:41

FRB210320 EB096B.UVDATA.1

Freq = 1.5950 GHz, Bw = 32.000 MH No calibration applied and no bandpass applied



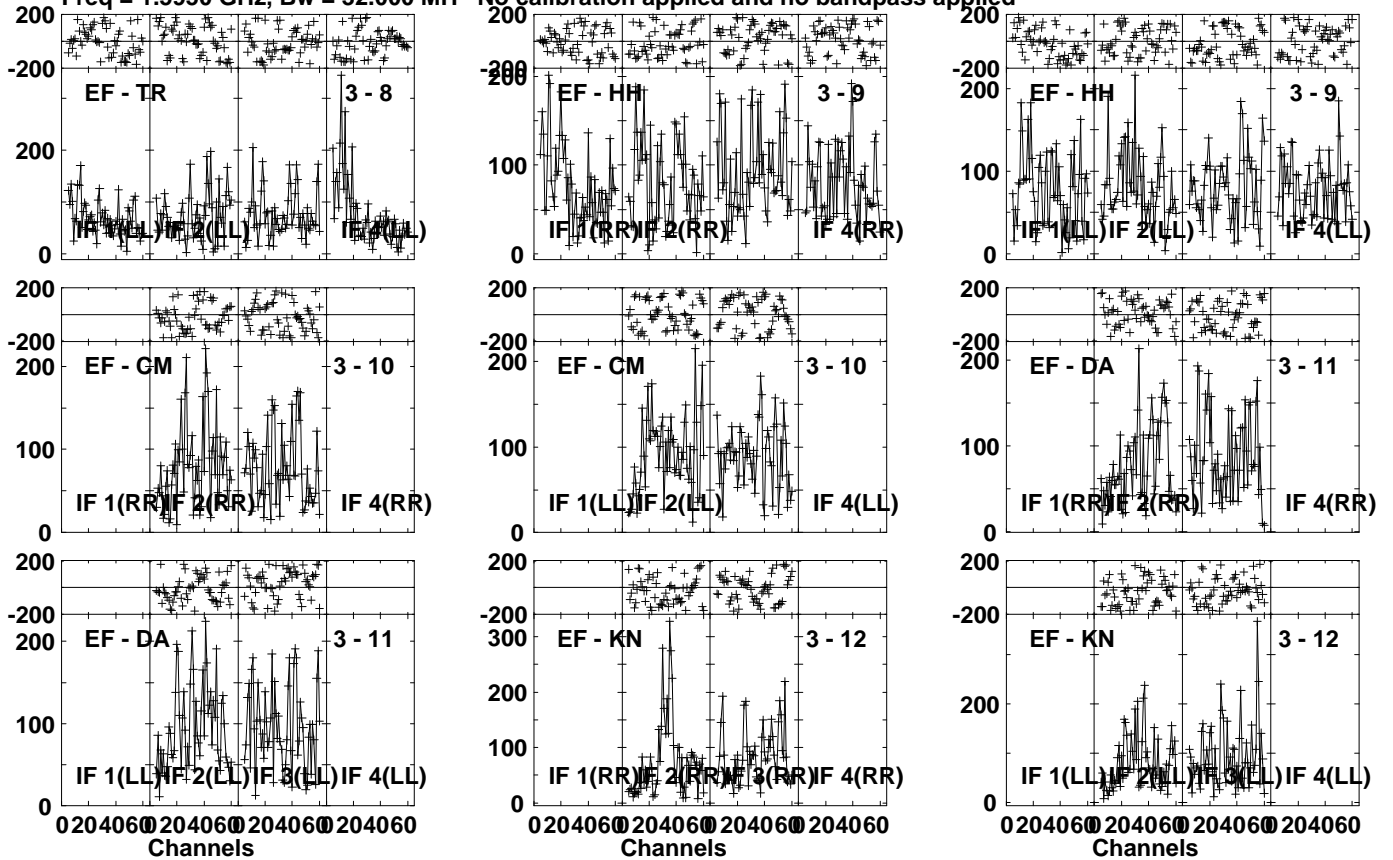
Lower frame: Micro Ampl Jy Top frame: Phas deg  
Vector averaged cross-power spectrum Several baselines displayed  
Timerange: 00/20:35:11 to 00/20:38:39

Plot file version 116 created 17-MAR-2023 00:58:42

FRB210320 EB096B.UVDATA.1

Freq = 1.5950 GHz, Bw = 32.000 MH

No calibration applied and no bandpass applied



Lower frame: Micro Ampl Jy Top frame: Phas deg  
Vector averaged cross-power spectrum Several baselines displayed  
Timerange: 00/20:35:11 to 00/20:38:39

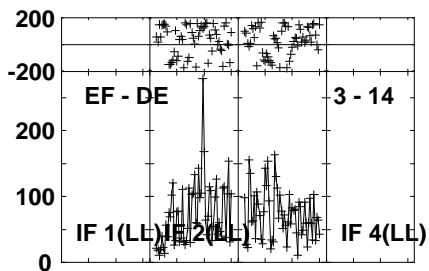
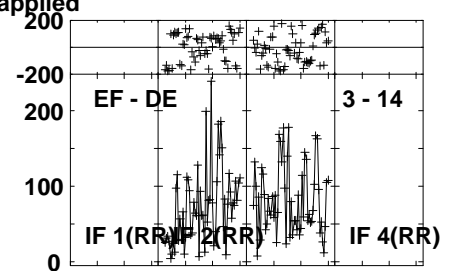
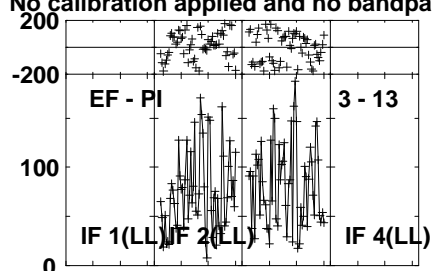
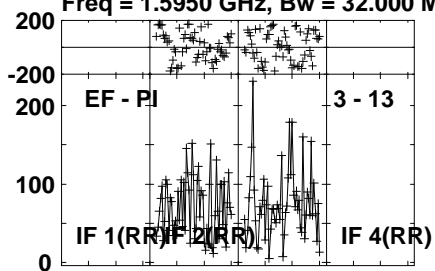


Plot file version 117 created 17-MAR-2023 00:58:42

FRB210320 EB096B.UVDATA.1

Freq = 1.5950 GHz, Bw = 32.000 MH

No calibration applied and no bandpass applied



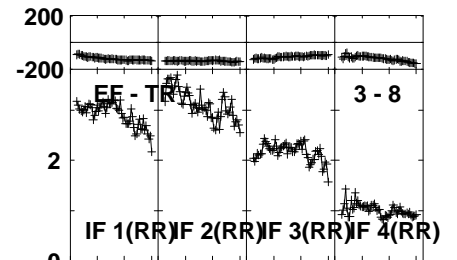
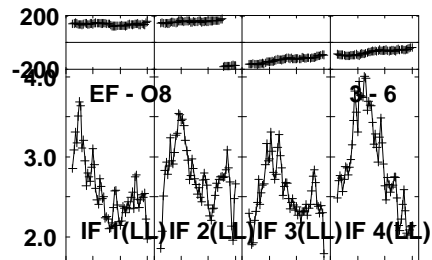
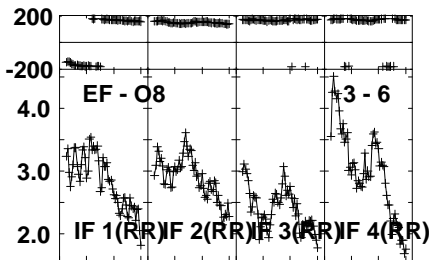
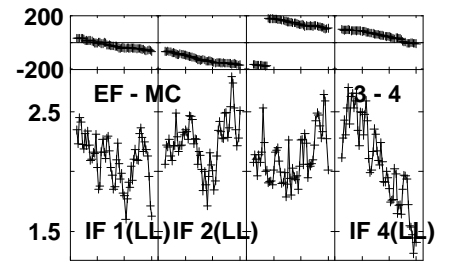
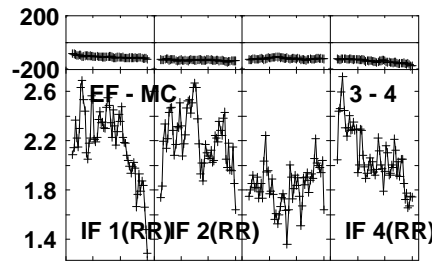
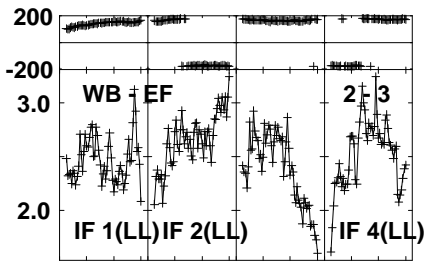
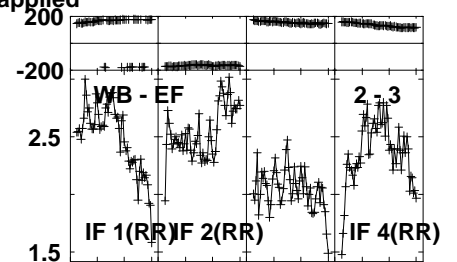
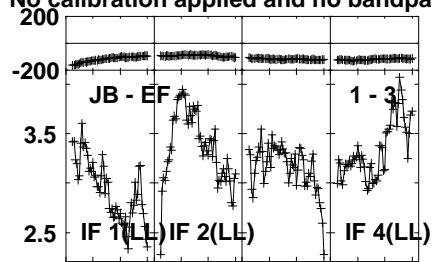
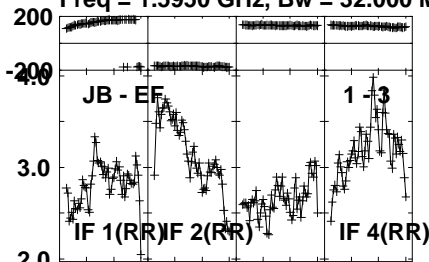
Lower frame: Micro Ampl Jy Top frame: Phas deg  
Vector averaged cross-power spectrum Several baselines displayed  
Timerange: 00/20:35:11 to 00/20:38:39

Plot file version 118 created 17-MAR-2023 00:58:42

J1336-1852 EB096B.UVDATA.1

Freq = 1.5950 GHz, Bw = 32.000 MH

No calibration applied and no bandpass applied



0204060 204060 204060 204060  
Channels

0204060 204060 204060 204060  
Channels

0204060 204060 204060 204060  
Channels

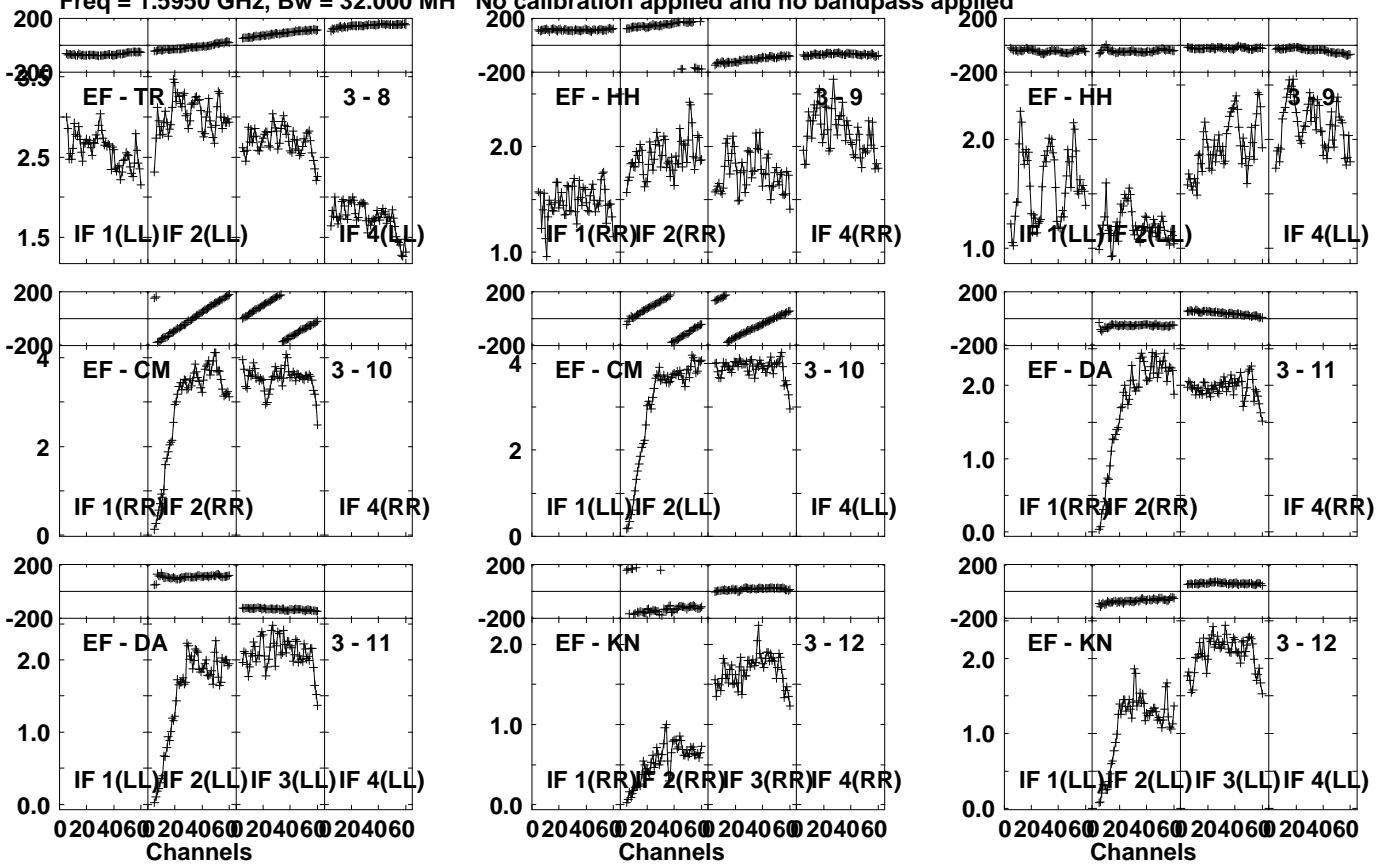
Lower frame: Milli Ampl Jy Top frame: Phas deg  
Vector averaged cross-power spectrum Several baselines displayed  
Timerange: 00/20:38:41 to 00/20:40:09

Plot file version 119 created 17-MAR-2023 00:58:42

J1336-1852 EB096B.UVDATA.1

Freq = 1.5950 GHz, Bw = 32.000 MH

No calibration applied and no bandpass applied



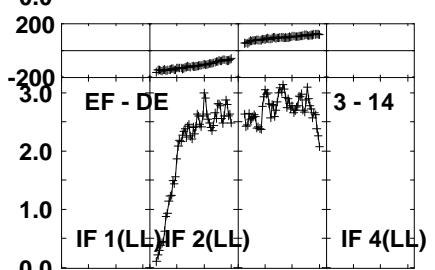
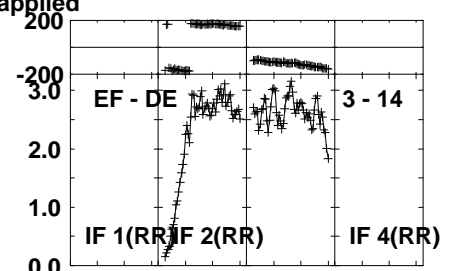
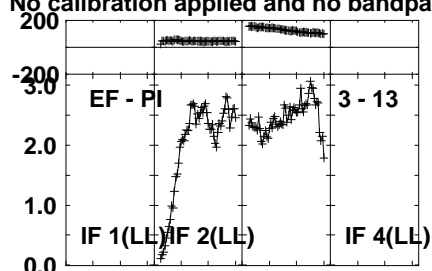
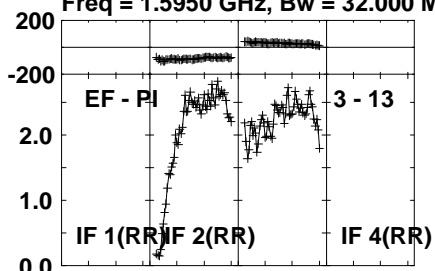
Lower frame: Milli Ampl Jy Top frame: Phas deg  
Vector averaged cross-power spectrum Several baselines displayed  
Timerange: 00/20:38:41 to 00/20:40:09

Plot file version 120 created 17-MAR-2023 00:58:42

J1336-1852 EB096B.UVDATA.1

Freq = 1.5950 GHz, Bw = 32.000 MH

No calibration applied and no bandpass applied



Lower frame: Milli Ampl Jy Top frame: Phas deg

Vector averaged cross-power spectrum Several baselines displayed

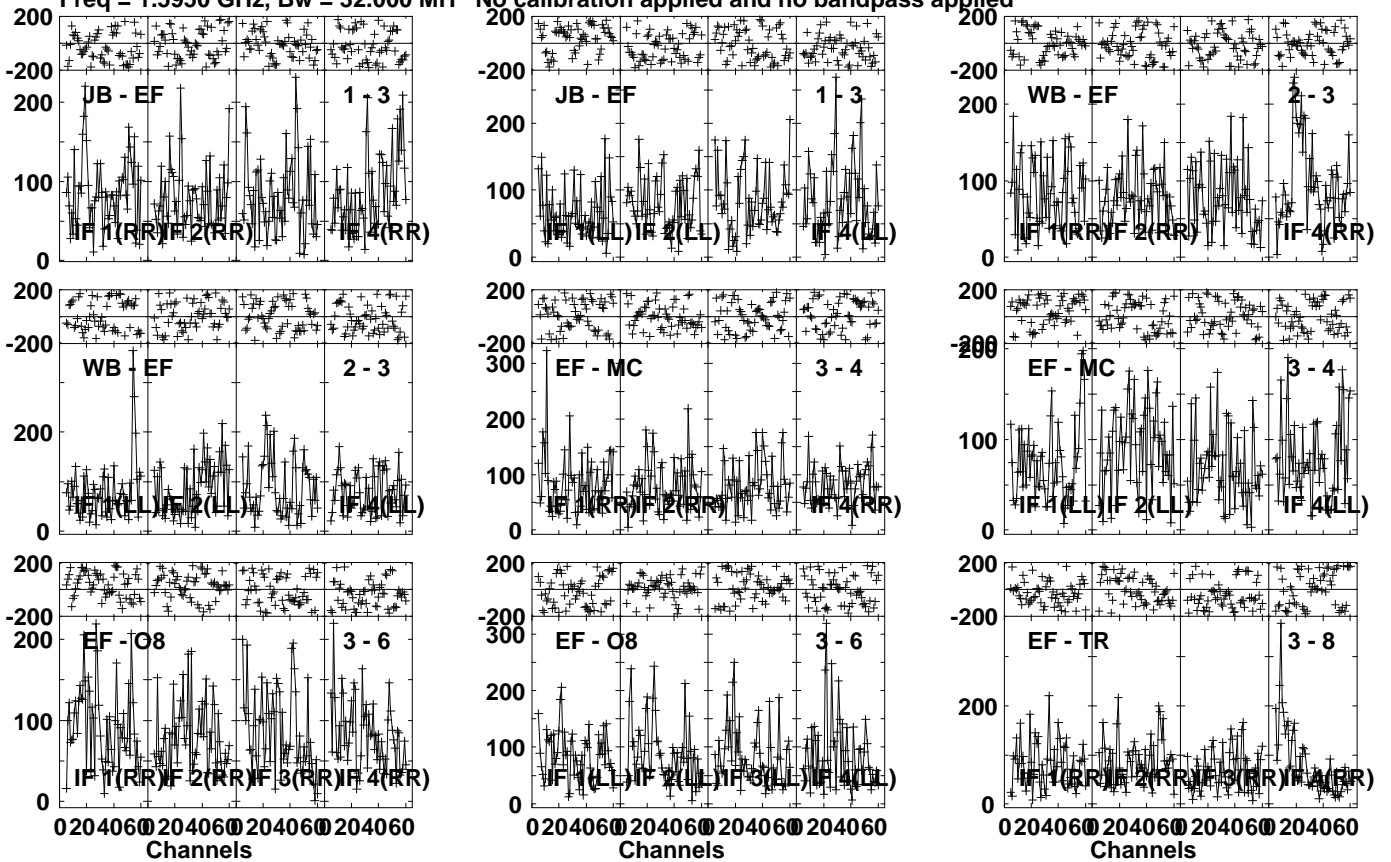
Timerange: 00/20:38:41 to 00/20:40:09

Plot file version 121 created 17-MAR-2023 00:58:42

FRB210320 EB096B.UVDATA.1

Freq = 1.5950 GHz, Bw = 32.000 MH

No calibration applied and no bandpass applied



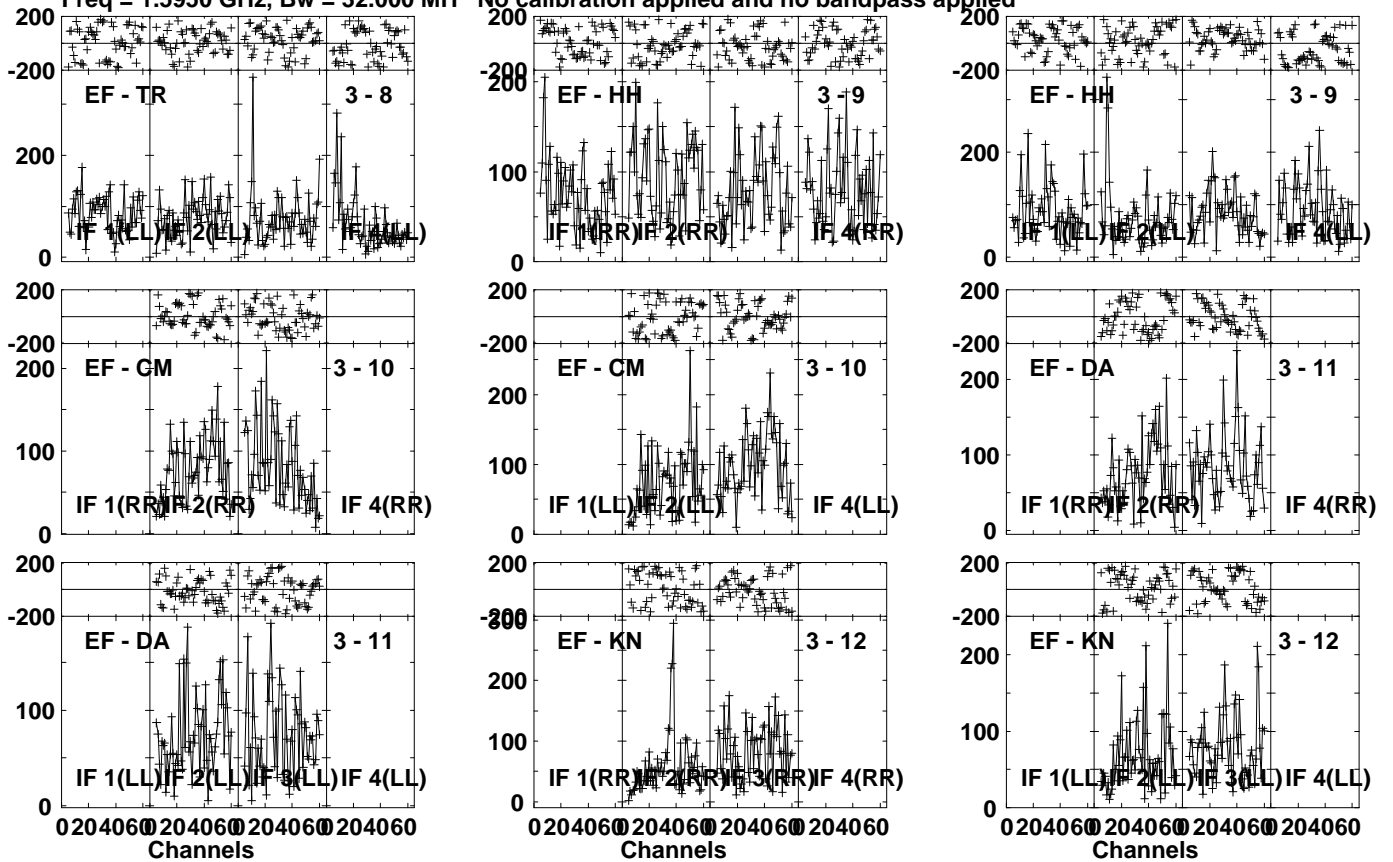
Lower frame: Micro Ampl Jy Top frame: Phas deg  
Vector averaged cross-power spectrum Several baselines displayed  
Timerange: 00/20:40:11 to 00/20:43:39

Plot file version 122 created 17-MAR-2023 00:58:42

FRB210320 EB096B.UVDATA.1

Freq = 1.5950 GHz, Bw = 32.000 MH

No calibration applied and no bandpass applied



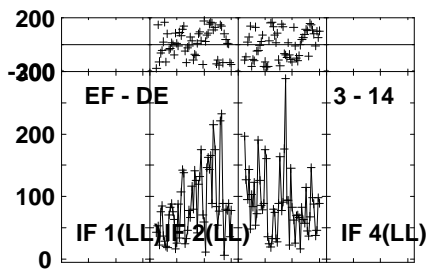
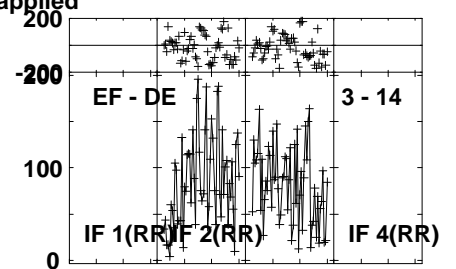
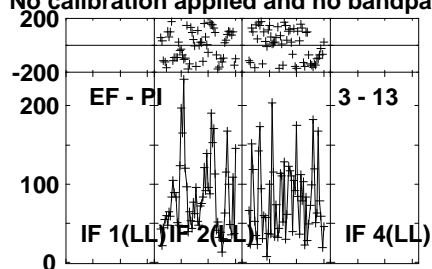
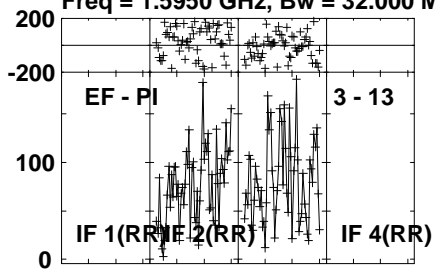
Lower frame: Micro Ampl Jy Top frame: Phas deg  
Vector averaged cross-power spectrum Several baselines displayed  
Timerange: 00/20:40:11 to 00/20:43:39

Plot file version 123 created 17-MAR-2023 00:58:42

FRB210320 EB096B.UVDATA.1

Freq = 1.5950 GHz, Bw = 32.000 MH

No calibration applied and no bandpass applied



Lower frame: Micro Ampl Jy Top frame: Phas deg  
Vector averaged cross-power spectrum Several baselines displayed  
Timerange: 00/20:40:11 to 00/20:43:39



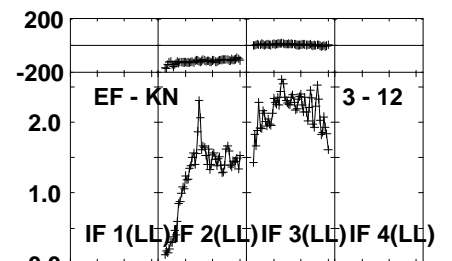
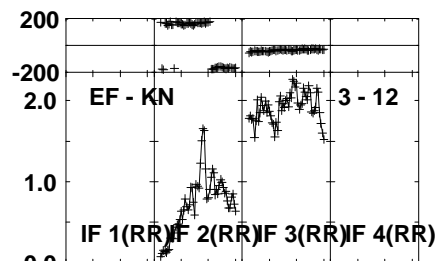
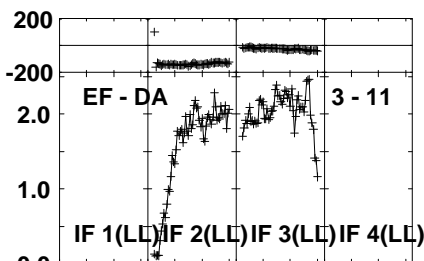
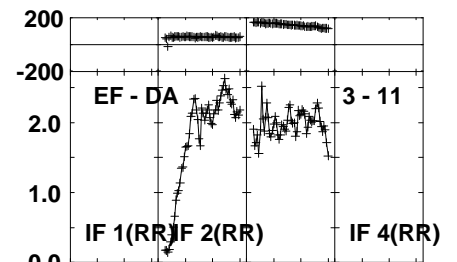
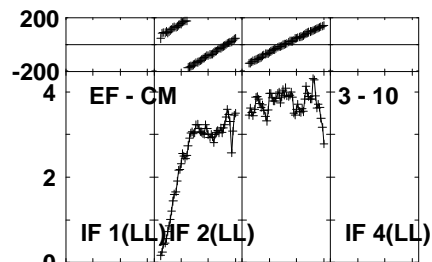
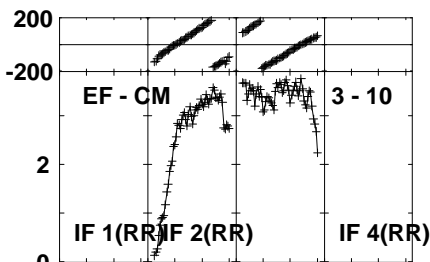
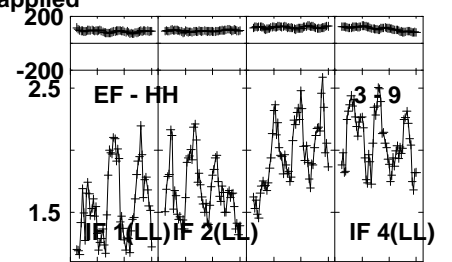
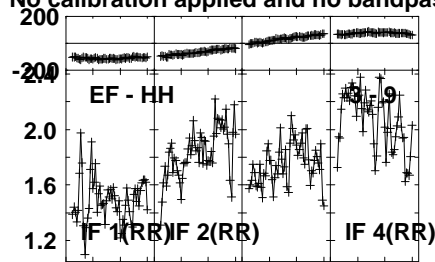
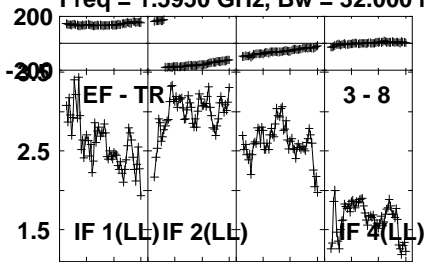


Plot file version 125 created 17-MAR-2023 00:58:42

J1336-1852 EB096B.UVDATA.1

Freq = 1.5950 GHz, Bw = 32.000 MH

No calibration applied and no bandpass applied



Lower frame: Milli Ampl Jy Top frame: Phas deg

Vector averaged cross-power spectrum Several baselines displayed

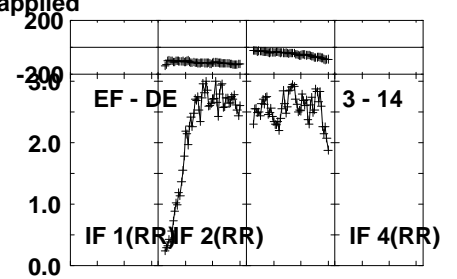
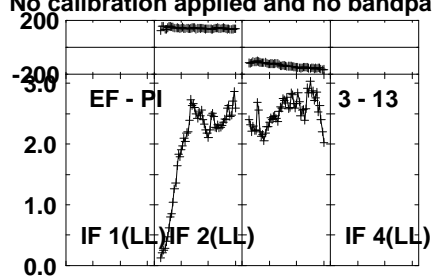
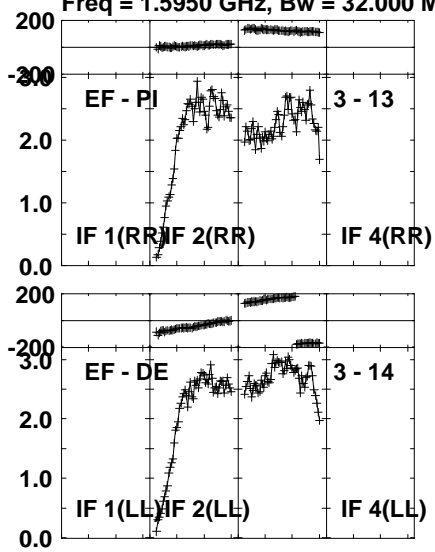
Timerange: 00/20:44:21 to 00/20:45:09

Plot file version 126 created 17-MAR-2023 00:58:42

J1336-1852 EB096B.UVDATA.1

Freq = 1.5950 GHz, Bw = 32.000 MH

No calibration applied and no bandpass applied



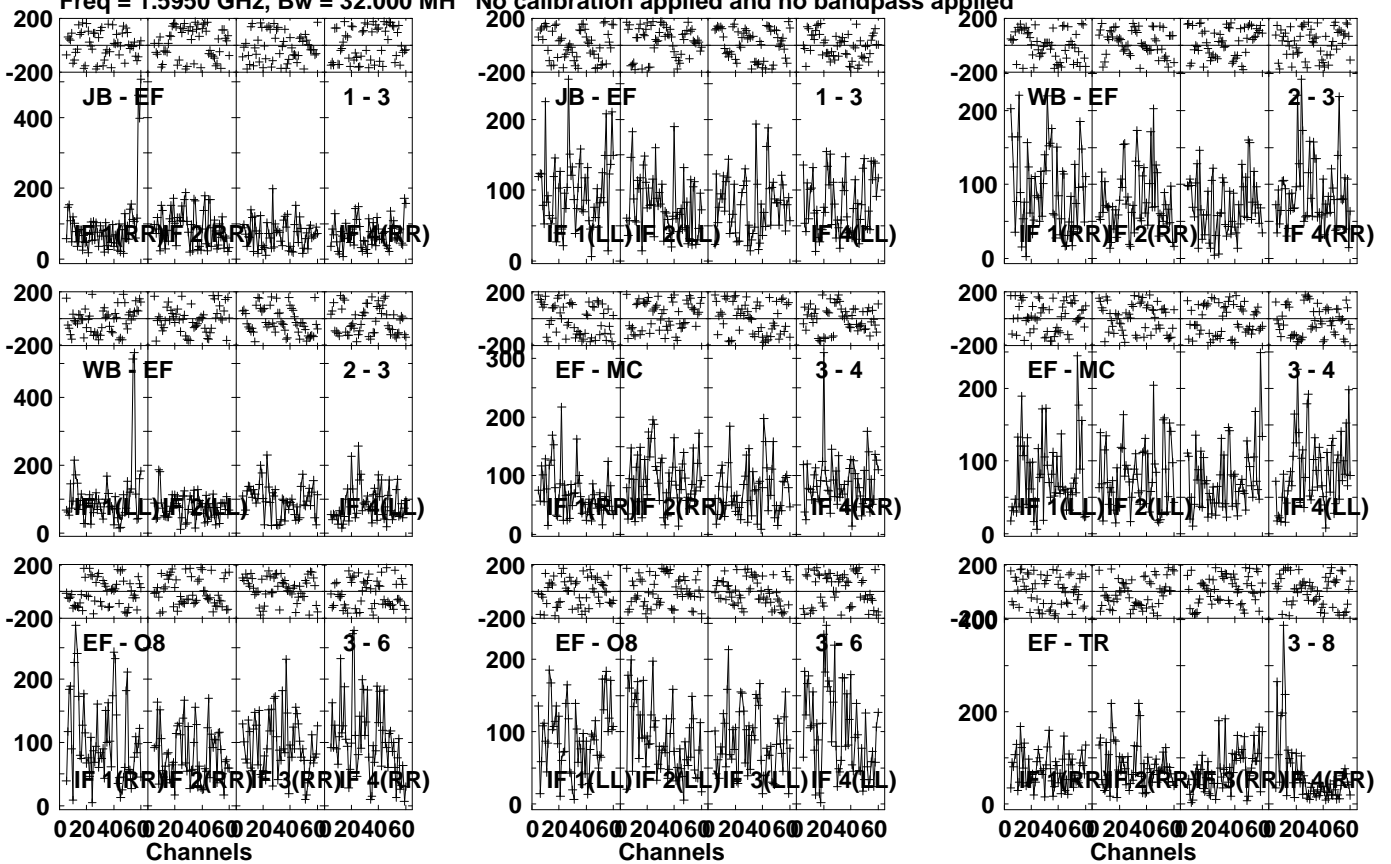
Lower frame: Milli Ampl Jy Top frame: Phas deg  
Vector averaged cross-power spectrum Several baselines displayed  
Timerange: 00/20:44:21 to 00/20:45:09

Plot file version 127 created 17-MAR-2023 00:58:42

FRB210320 EB096B.UVDATA.1

Freq = 1.5950 GHz, Bw = 32.000 MH

No calibration applied and no bandpass applied



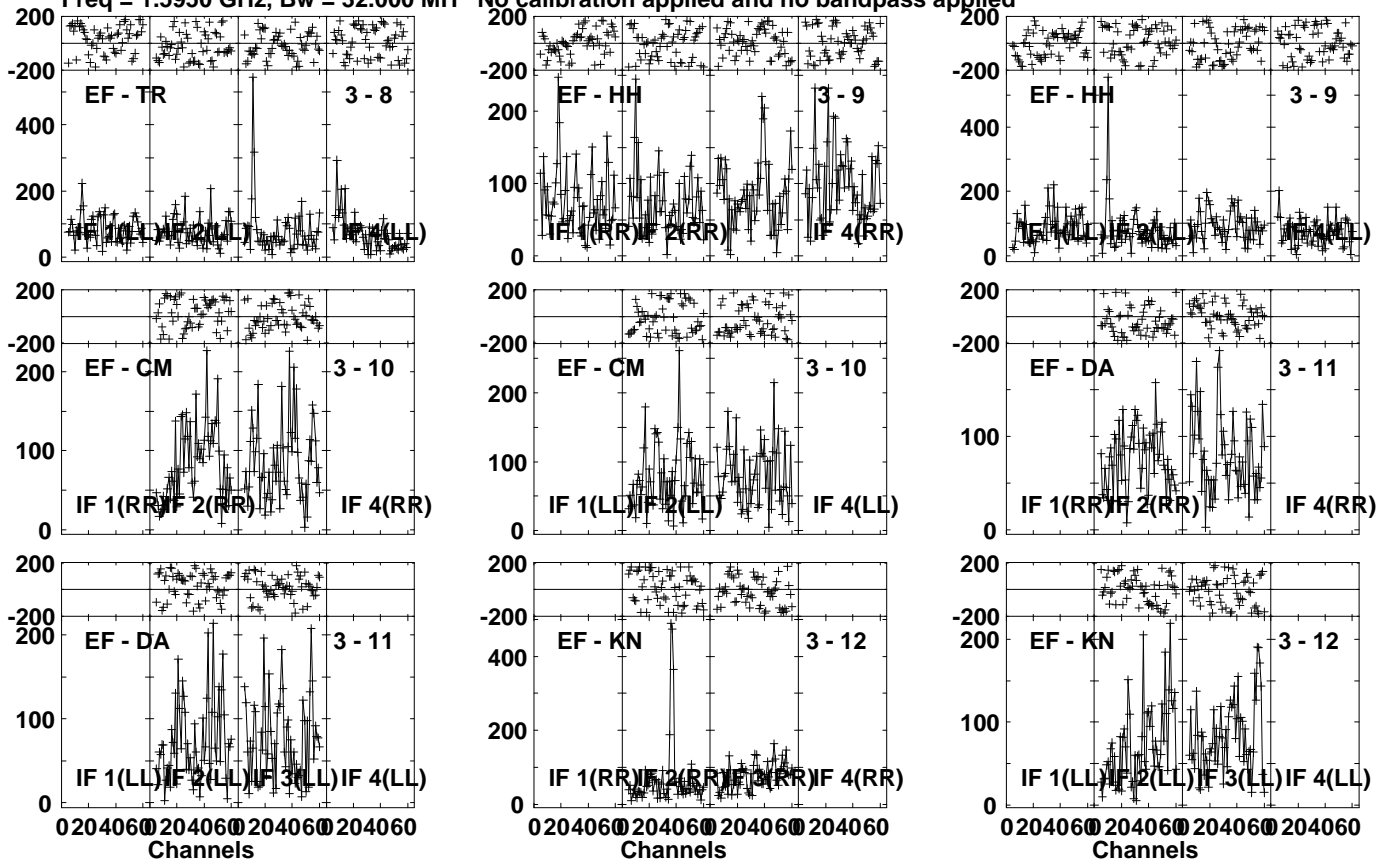
Lower frame: Micro Ampl Jy Top frame: Phas deg  
Vector averaged cross-power spectrum Several baselines displayed  
Timerange: 00/20:45:11 to 00/20:48:39

Plot file version 128 created 17-MAR-2023 00:58:43

FRB210320 EB096B.UVDATA.1

Freq = 1.5950 GHz, Bw = 32.000 MH

No calibration applied and no bandpass applied

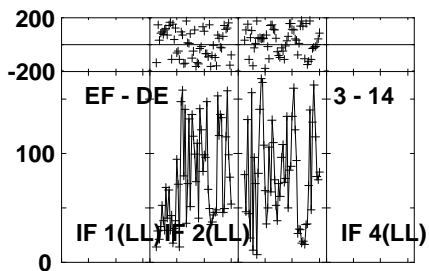
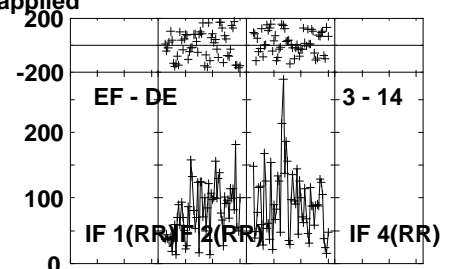
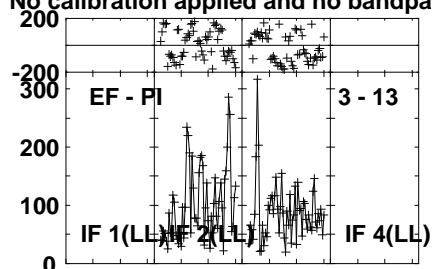
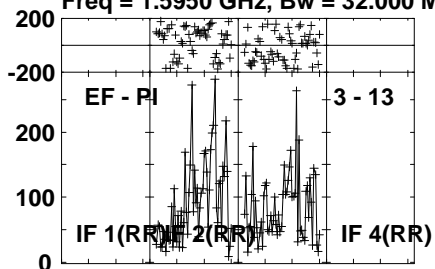


Lower frame: Micro Ampl Jy Top frame: Phas deg  
Vector averaged cross-power spectrum Several baselines displayed  
Timerange: 00/20:45:11 to 00/20:48:39

Plot file version 129 created 17-MAR-2023 00:58:43

FRB210320 EB096B.UVDATA.1

Freq = 1.5950 GHz, Bw = 32.000 MH No calibration applied and no bandpass applied



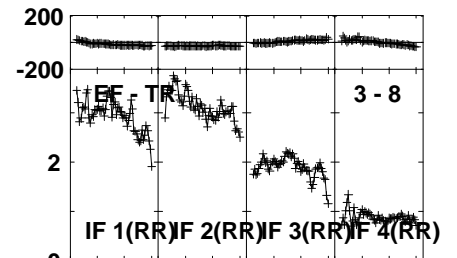
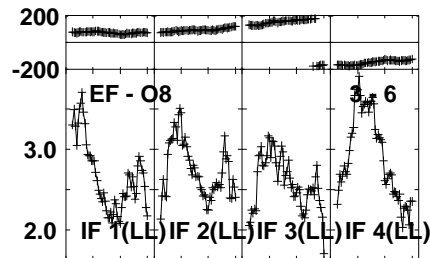
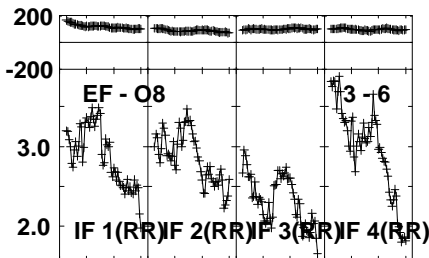
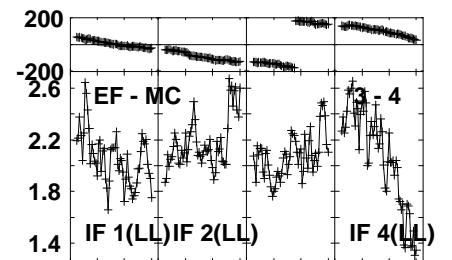
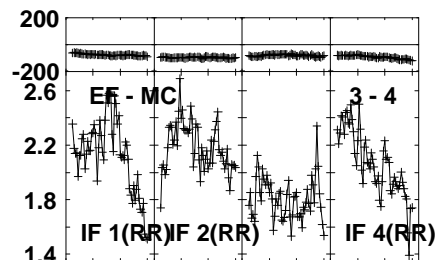
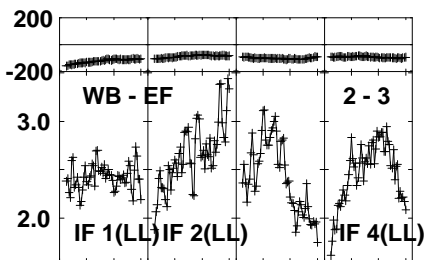
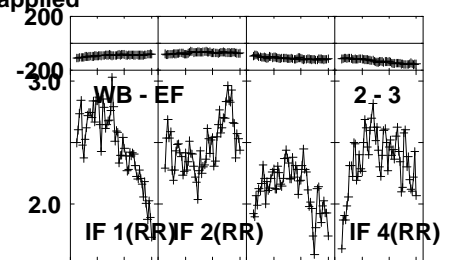
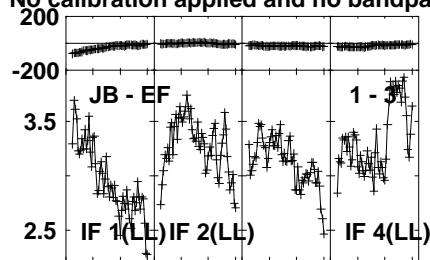
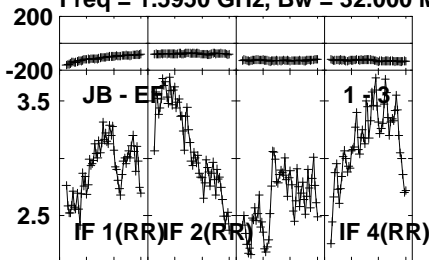
Lower frame: Micro Ampl Jy Top frame: Phas deg  
Vector averaged cross-power spectrum Several baselines displayed  
Timerange: 00/20:45:11 to 00/20:48:39

Plot file version 130 created 17-MAR-2023 00:58:43

J1336-1852 EB096B.UVDATA.1

Freq = 1.5950 GHz, Bw = 32.000 MH

No calibration applied and no bandpass applied



0204060 204060 204060 204060  
Channels

0204060 204060 204060 204060  
Channels

0204060 204060 204060 204060  
Channels

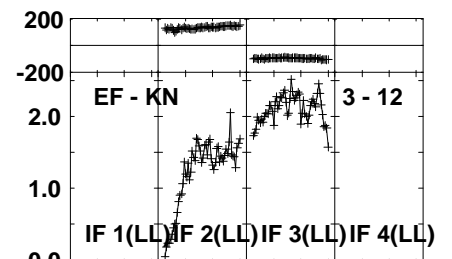
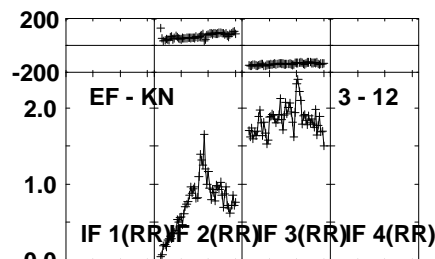
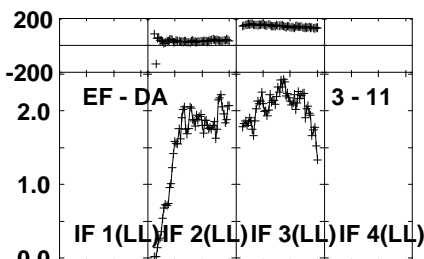
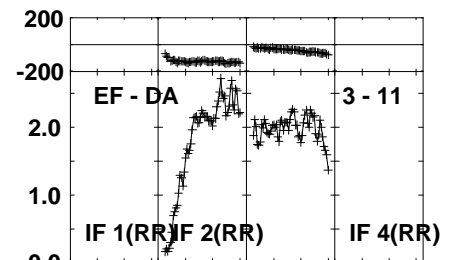
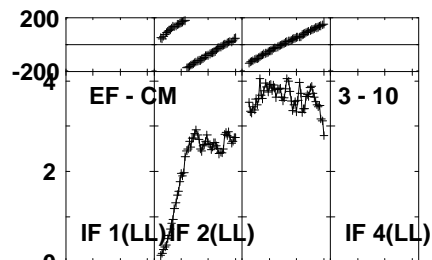
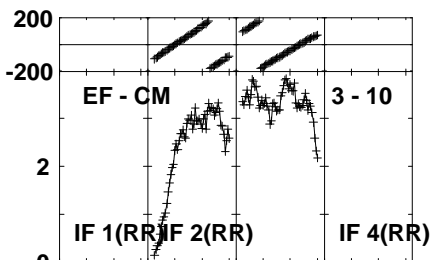
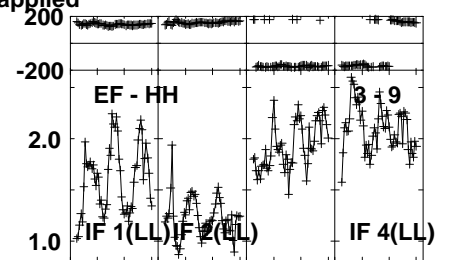
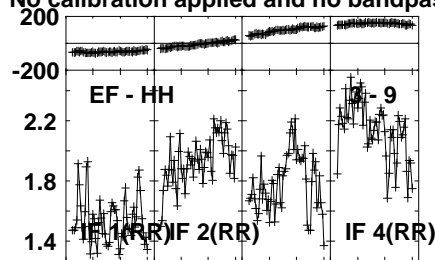
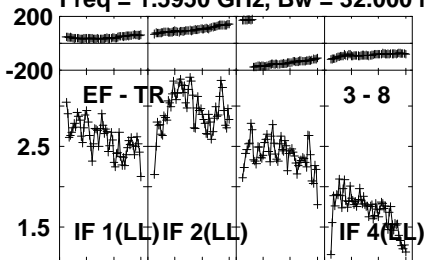
Lower frame: Milli Ampl Jy Top frame: Phas deg  
Vector averaged cross-power spectrum Several baselines displayed  
Timerange: 00/20:48:41 to 00/20:50:09

Plot file version 131 created 17-MAR-2023 00:58:43

J1336-1852 EB096B.UVDATA.1

Freq = 1.5950 GHz, Bw = 32.000 MH

No calibration applied and no bandpass applied



Lower frame: Milli Ampl Jy Top frame: Phas deg

Vector averaged cross-power spectrum Several baselines displayed

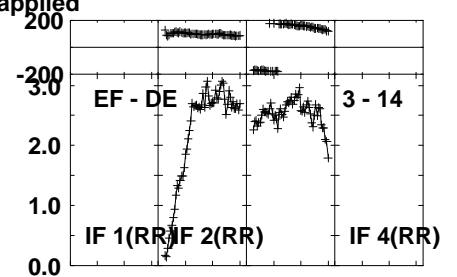
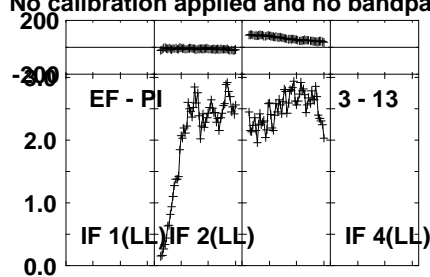
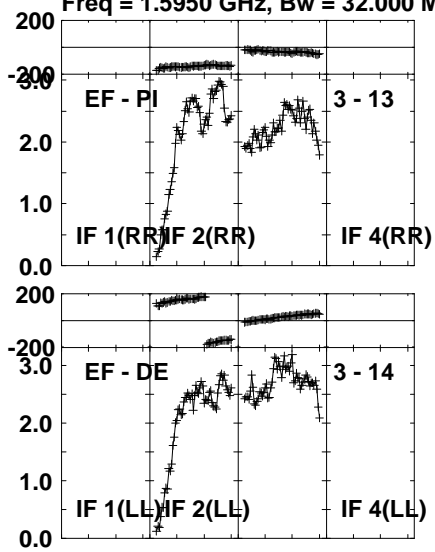
Timerange: 00/20:48:41 to 00/20:50:09

Plot file version 132 created 17-MAR-2023 00:58:43

J1336-1852 EB096B.UVDATA.1

Freq = 1.5950 GHz, Bw = 32.000 MH

No calibration applied and no bandpass applied



Lower frame: Milli Ampl Jy Top frame: Phas deg  
Vector averaged cross-power spectrum Several baselines displayed  
Timerange: 00/20:48:41 to 00/20:50:09

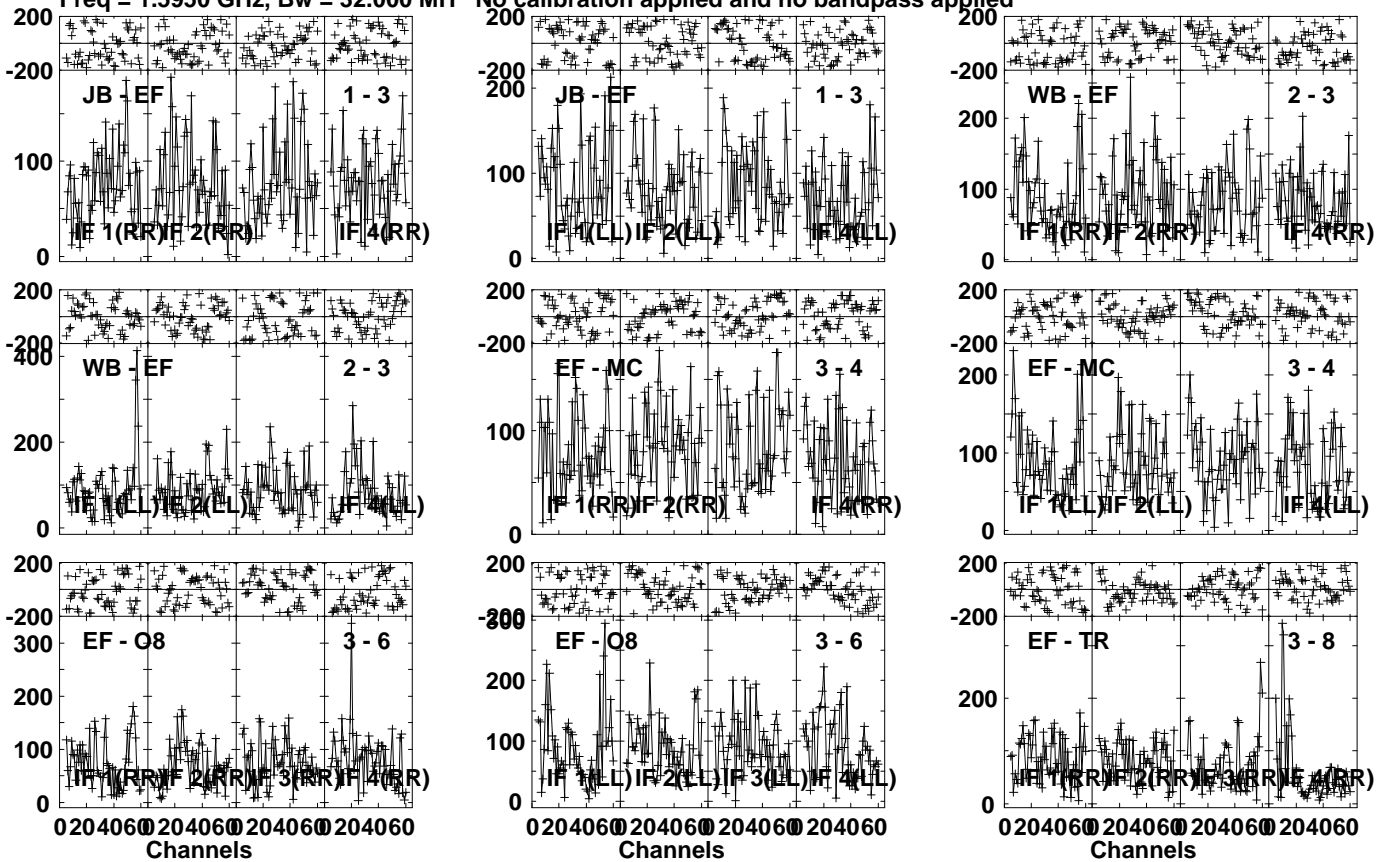


Plot file version 133 created 17-MAR-2023 00:58:43

FRB210320 EB096B.UVDATA.1

Freq = 1.5950 GHz, Bw = 32.000 MH

No calibration applied and no bandpass applied

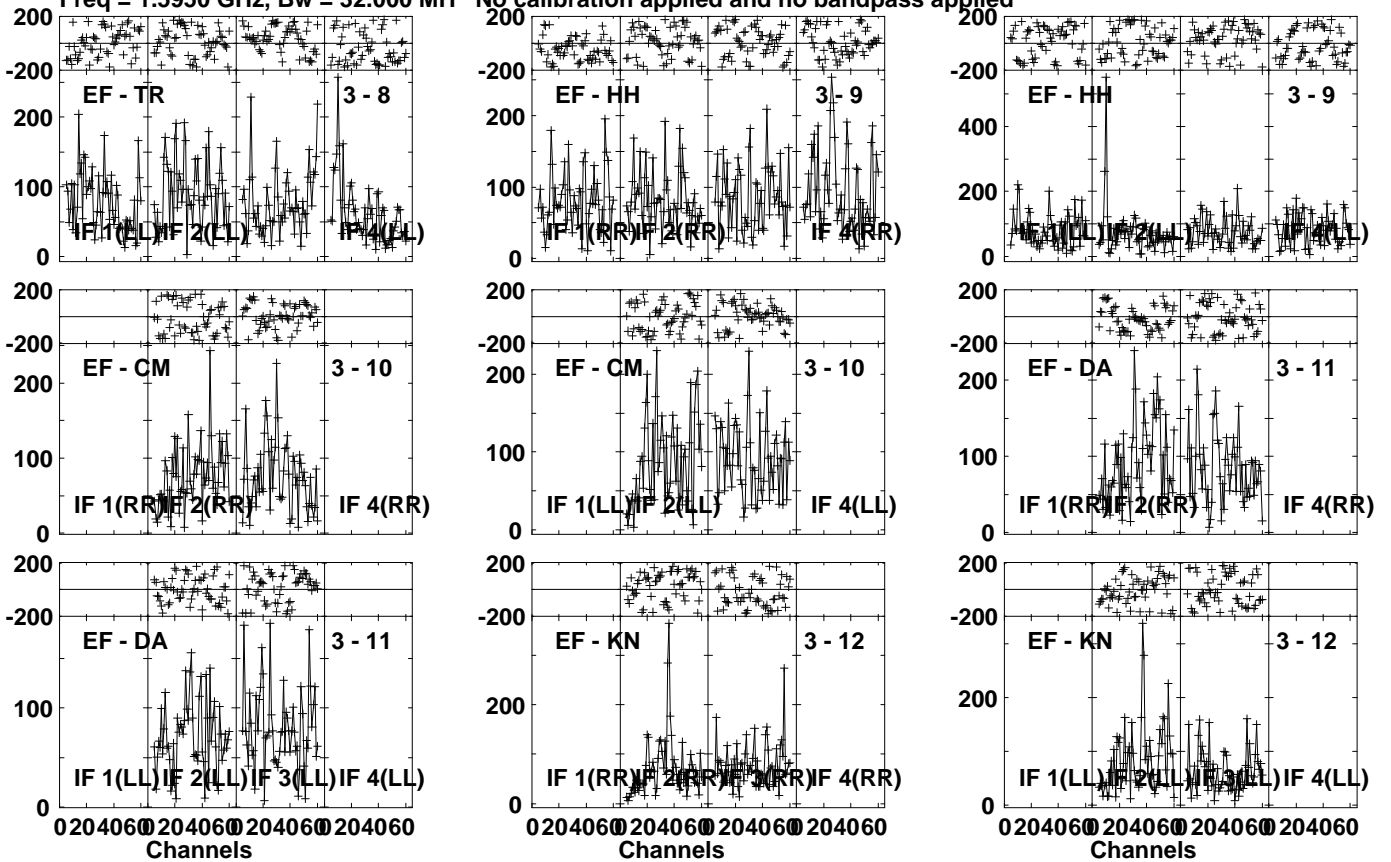


Lower frame: Micro Ampl Jy Top frame: Phas deg  
Vector averaged cross-power spectrum Several baselines displayed  
Timerange: 00/20:50:11 to 00/20:53:39

Plot file version 134 created 17-MAR-2023 00:58:43

FRB210320 EB096B.UVDATA.1

Freq = 1.5950 GHz, Bw = 32.000 MH No calibration applied and no bandpass applied



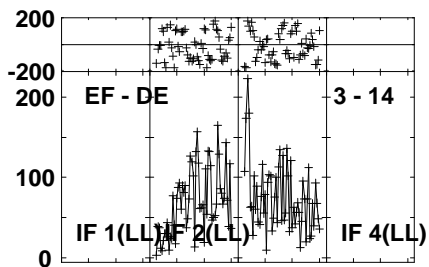
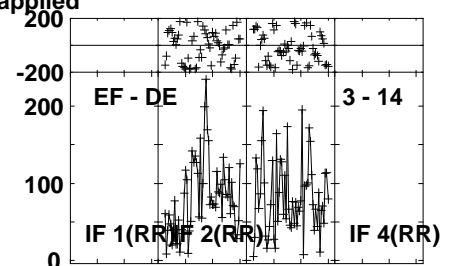
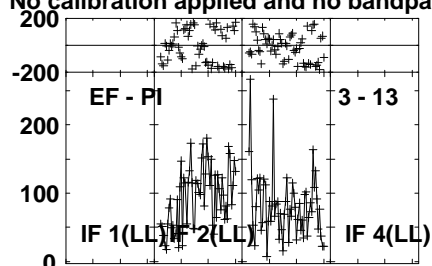
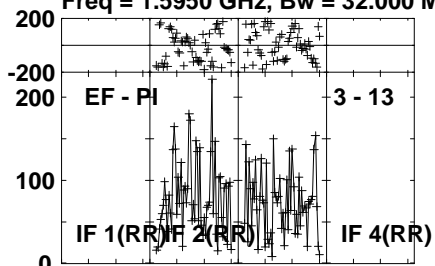
Lower frame: Micro Ampl Jy Top frame: Phas deg  
Vector averaged cross-power spectrum Several baselines displayed  
Timerange: 00/20:50:11 to 00/20:53:39

Plot file version 135 created 17-MAR-2023 00:58:43

FRB210320 EB096B.UVDATA.1

Freq = 1.5950 GHz, Bw = 32.000 MH

No calibration applied and no bandpass applied



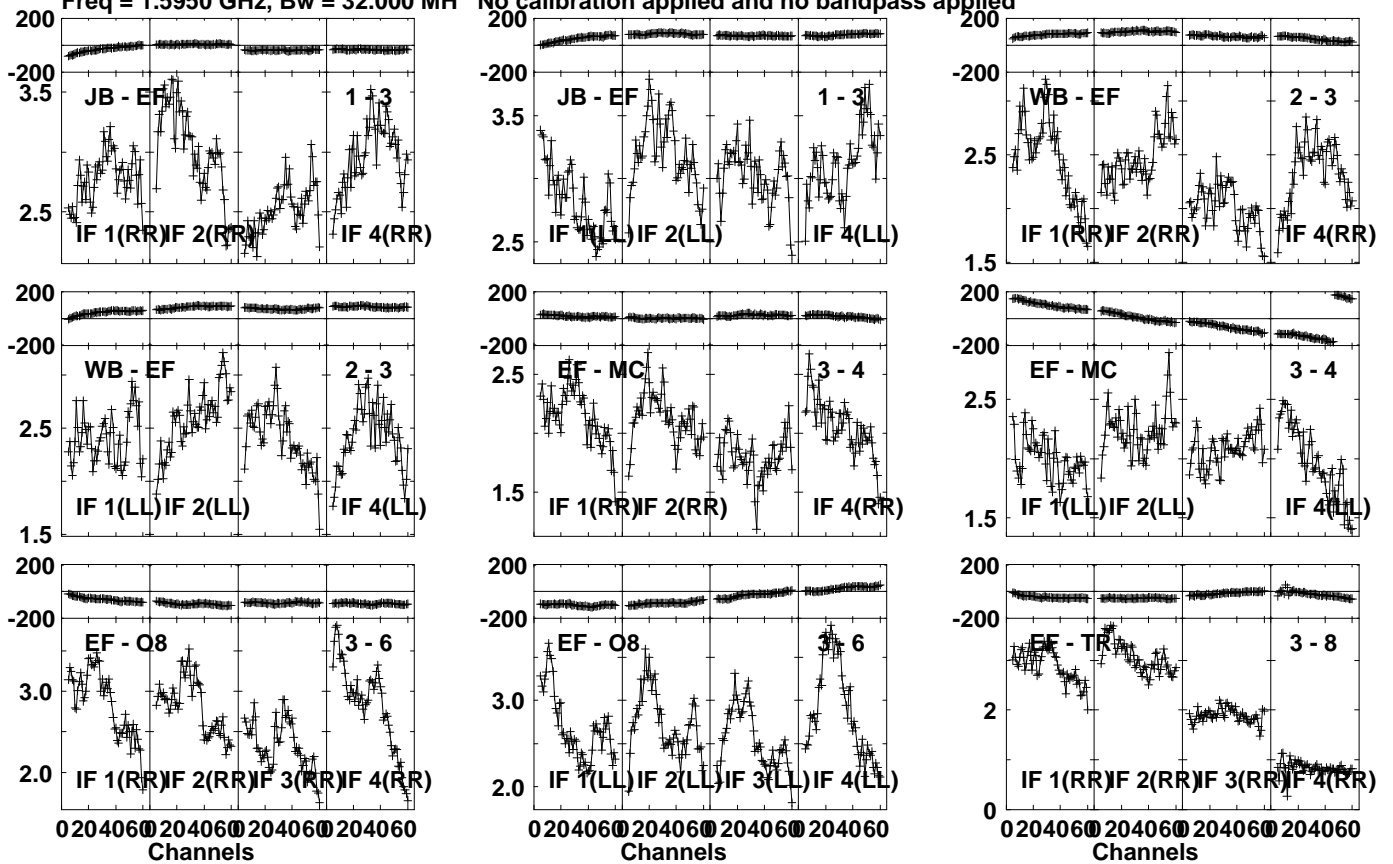
Lower frame: Micro Ampl Jy Top frame: Phas deg  
Vector averaged cross-power spectrum Several baselines displayed  
Timerange: 00/20:50:11 to 00/20:53:39

Plot file version 136 created 17-MAR-2023 00:58:43

J1336-1852 EB096B.UVDATA.1

Freq = 1.5950 GHz, Bw = 32.000 MH

No calibration applied and no bandpass applied



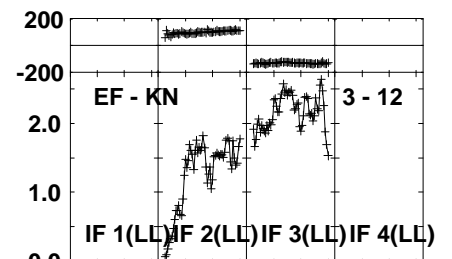
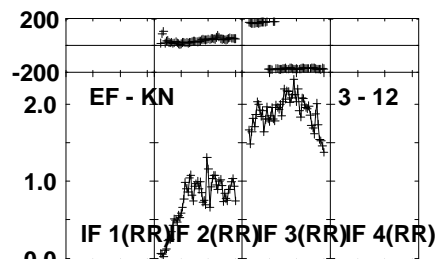
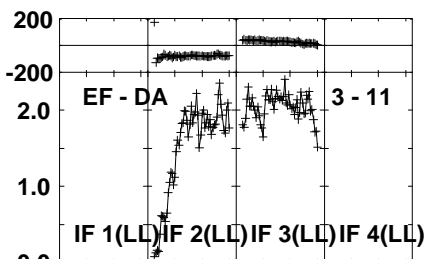
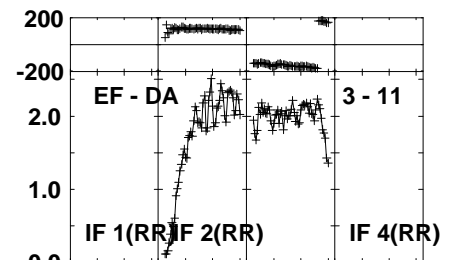
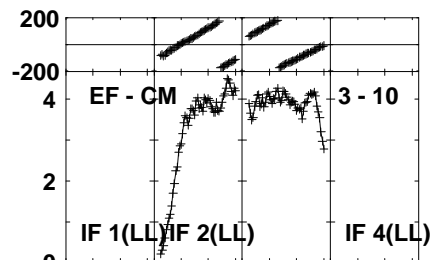
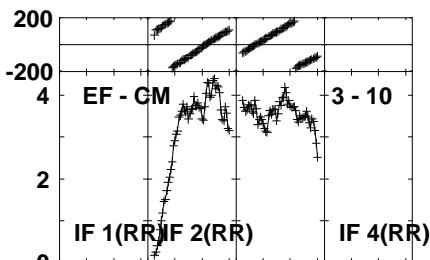
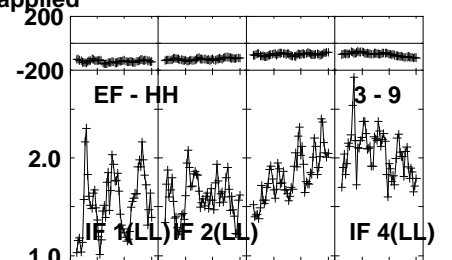
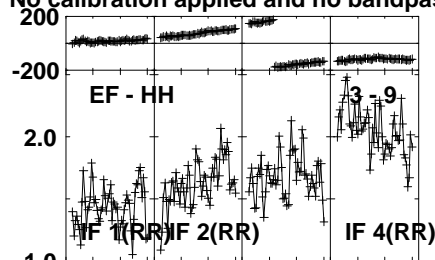
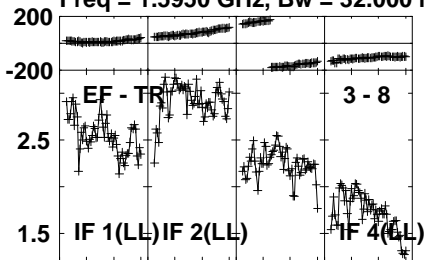
Lower frame: Milli Ampl Jy Top frame: Phas deg  
 Vector averaged cross-power spectrum Several baselines displayed  
 Timerange: 00/20:54:21 to 00/20:55:09

Plot file version 137 created 17-MAR-2023 00:58:43

J1336-1852 EB096B.UVDATA.1

Freq = 1.5950 GHz, Bw = 32.000 MH

No calibration applied and no bandpass applied



Lower frame: Milli Ampl Jy Top frame: Phas deg

Vector averaged cross-power spectrum Several baselines displayed

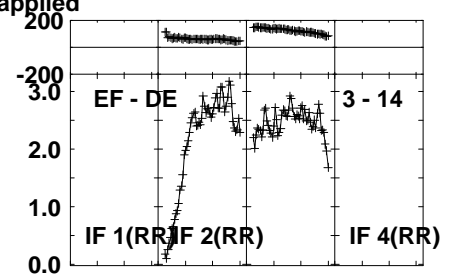
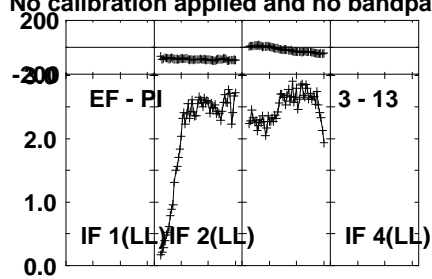
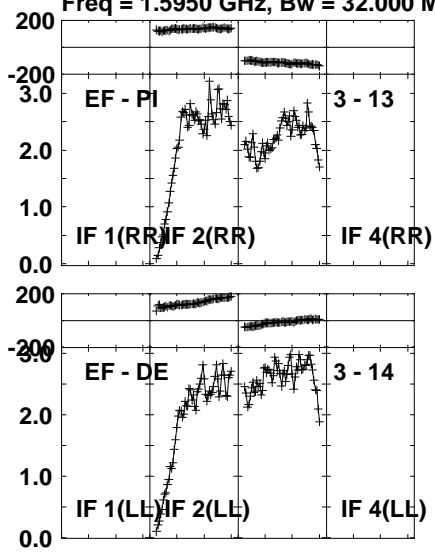
Timerange: 00/20:54:21 to 00/20:55:09

Plot file version 138 created 17-MAR-2023 00:58:43

J1336-1852 EB096B.UVDATA.1

Freq = 1.5950 GHz, Bw = 32.000 MH

No calibration applied and no bandpass applied



Lower frame: Milli Ampl Jy Top frame: Phas deg

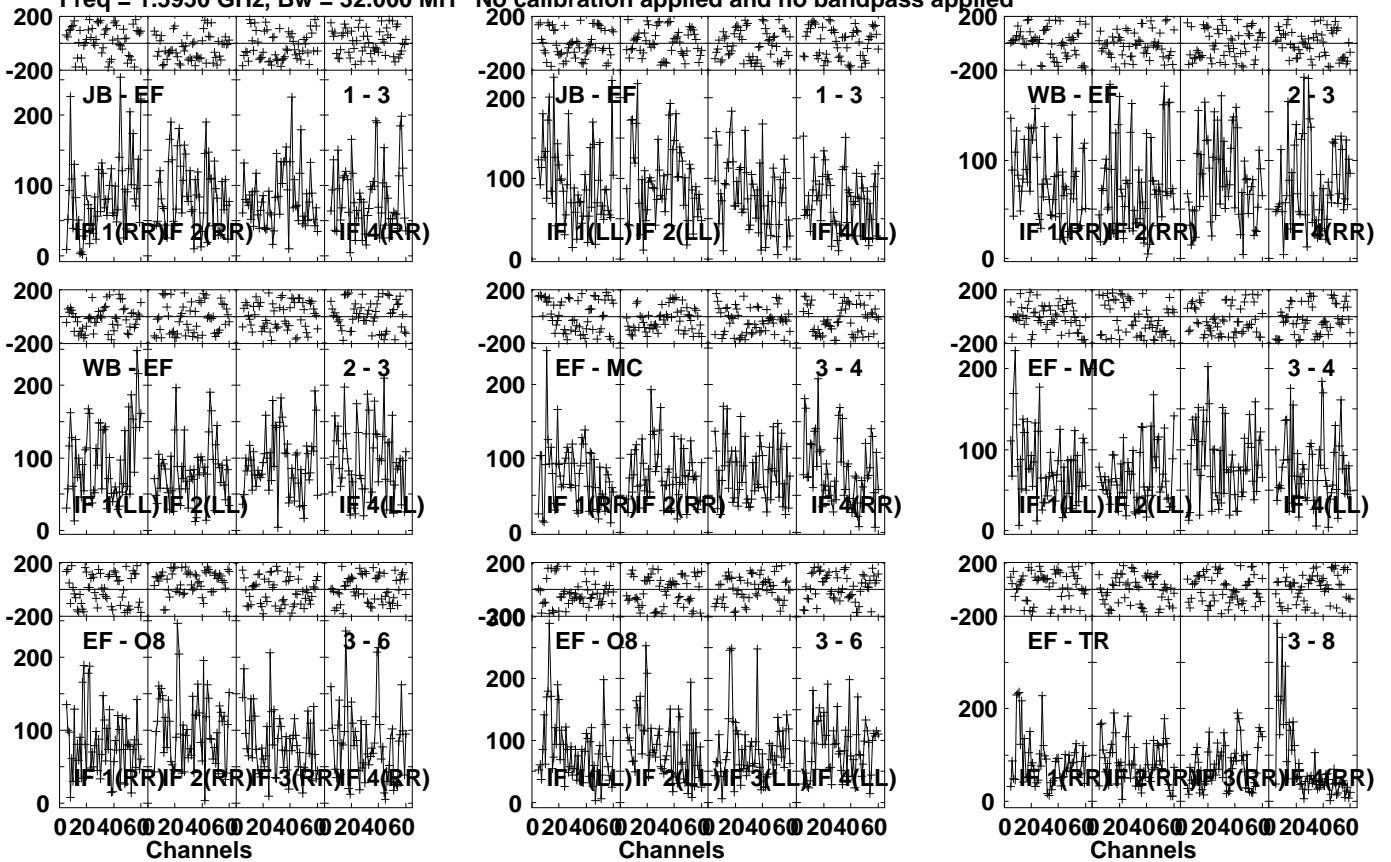
Vector averaged cross-power spectrum Several baselines displayed

Timerange: 00/20:54:21 to 00/20:55:09

Plot file version 139 created 17-MAR-2023 00:58:43

FRB210320 EB096B.UVDATA.1

Freq = 1.5950 GHz, Bw = 32.000 MH No calibration applied and no bandpass applied

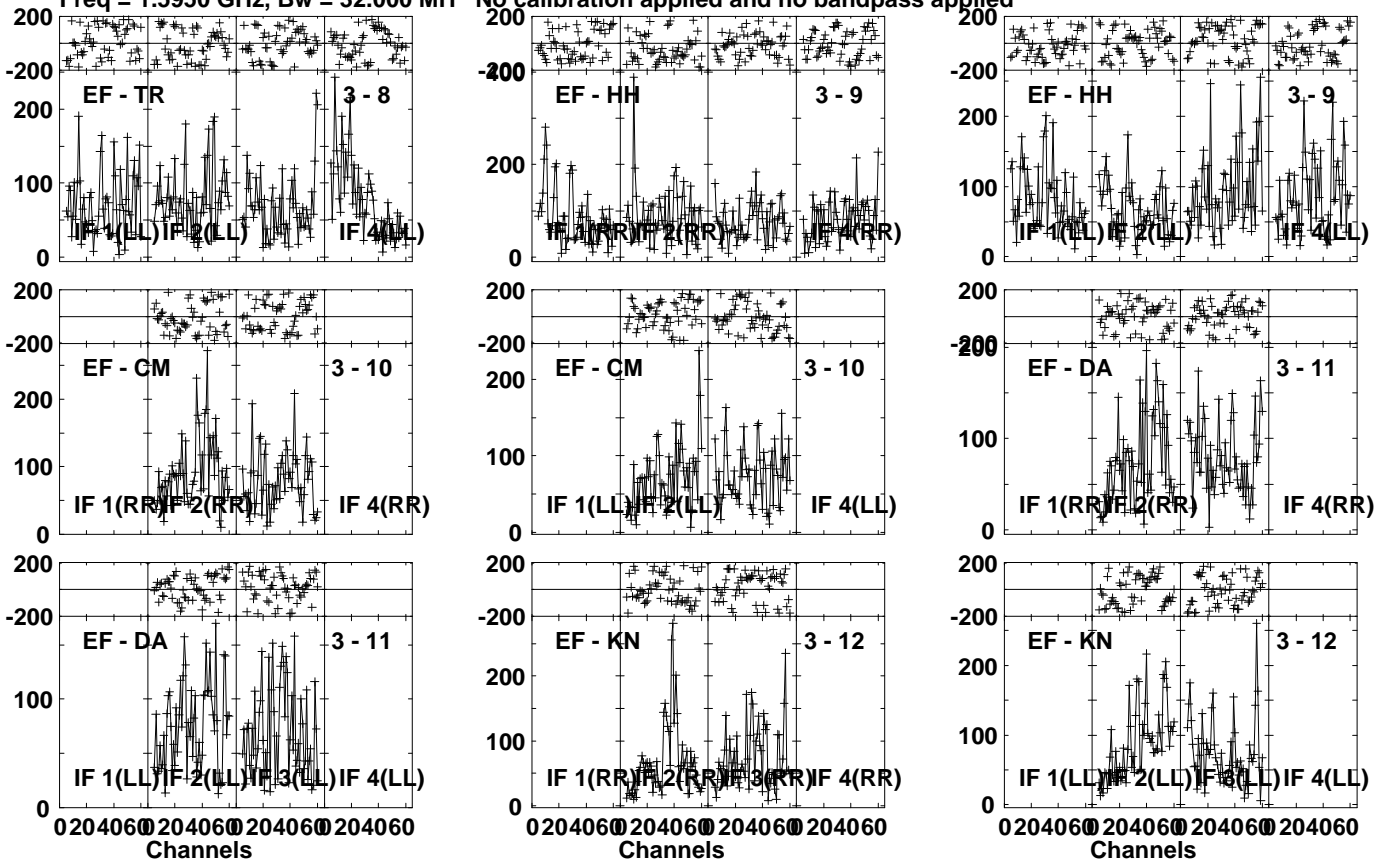


Lower frame: Micro Ampl Jy Top frame: Phas deg  
Vector averaged cross-power spectrum Several baselines displayed  
Timerange: 00/20:55:11 to 00/20:58:39

Plot file version 140 created 17-MAR-2023 00:58:43

FRB210320 EB096B.UVDATA.1

Freq = 1.5950 GHz, Bw = 32.000 MH No calibration applied and no bandpass applied



Lower frame: Micro Ampl Jy Top frame: Phas deg  
Vector averaged cross-power spectrum Several baselines displayed  
Timerange: 00/20:55:11 to 00/20:58:39

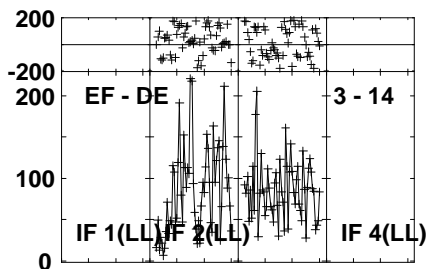
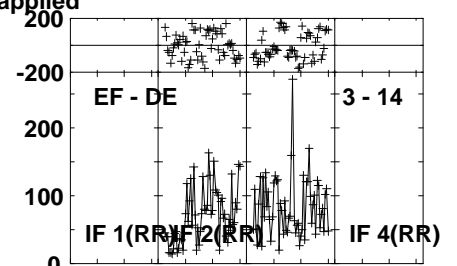
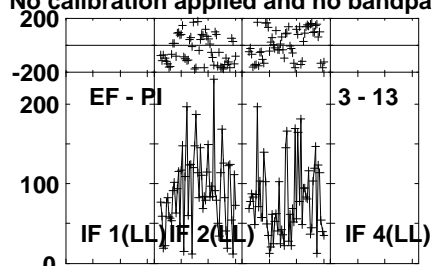
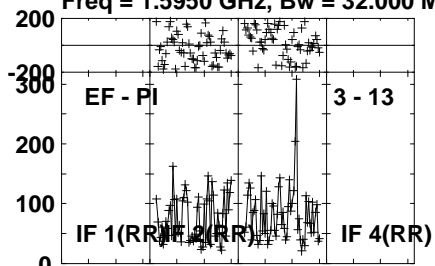


Plot file version 141 created 17-MAR-2023 00:58:44

FRB210320 EB096B.UVDATA.1

Freq = 1.5950 GHz, Bw = 32.000 MH

No calibration applied and no bandpass applied

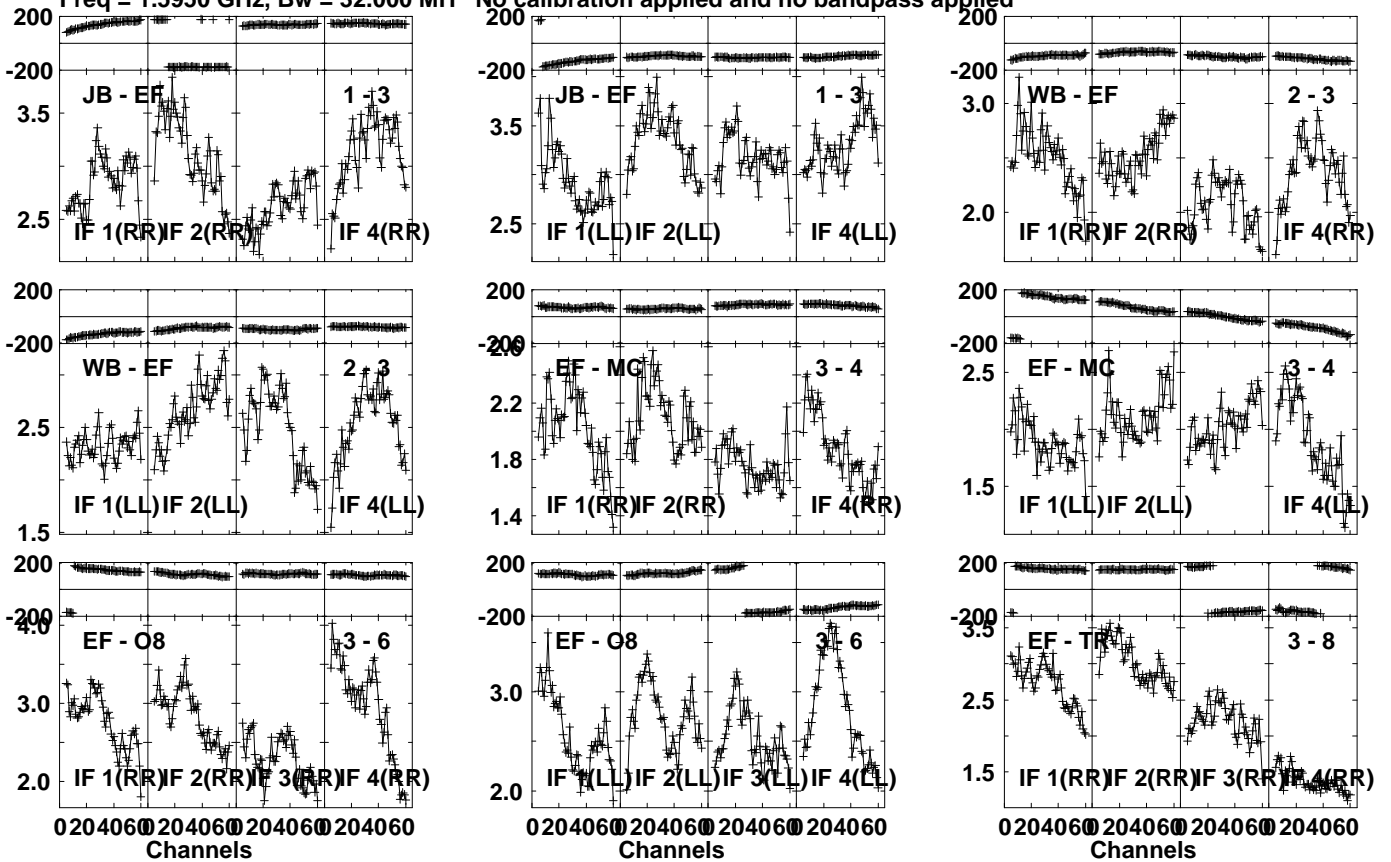


Lower frame: Micro Ampl Jy Top frame: Phas deg  
Vector averaged cross-power spectrum Several baselines displayed  
Timerange: 00/20:55:11 to 00/20:58:39

Plot file version 142 created 17-MAR-2023 00:58:44

J1336-1852 EB096B.UVDATA.1

Freq = 1.5950 GHz, Bw = 32.000 MH No calibration applied and no bandpass applied



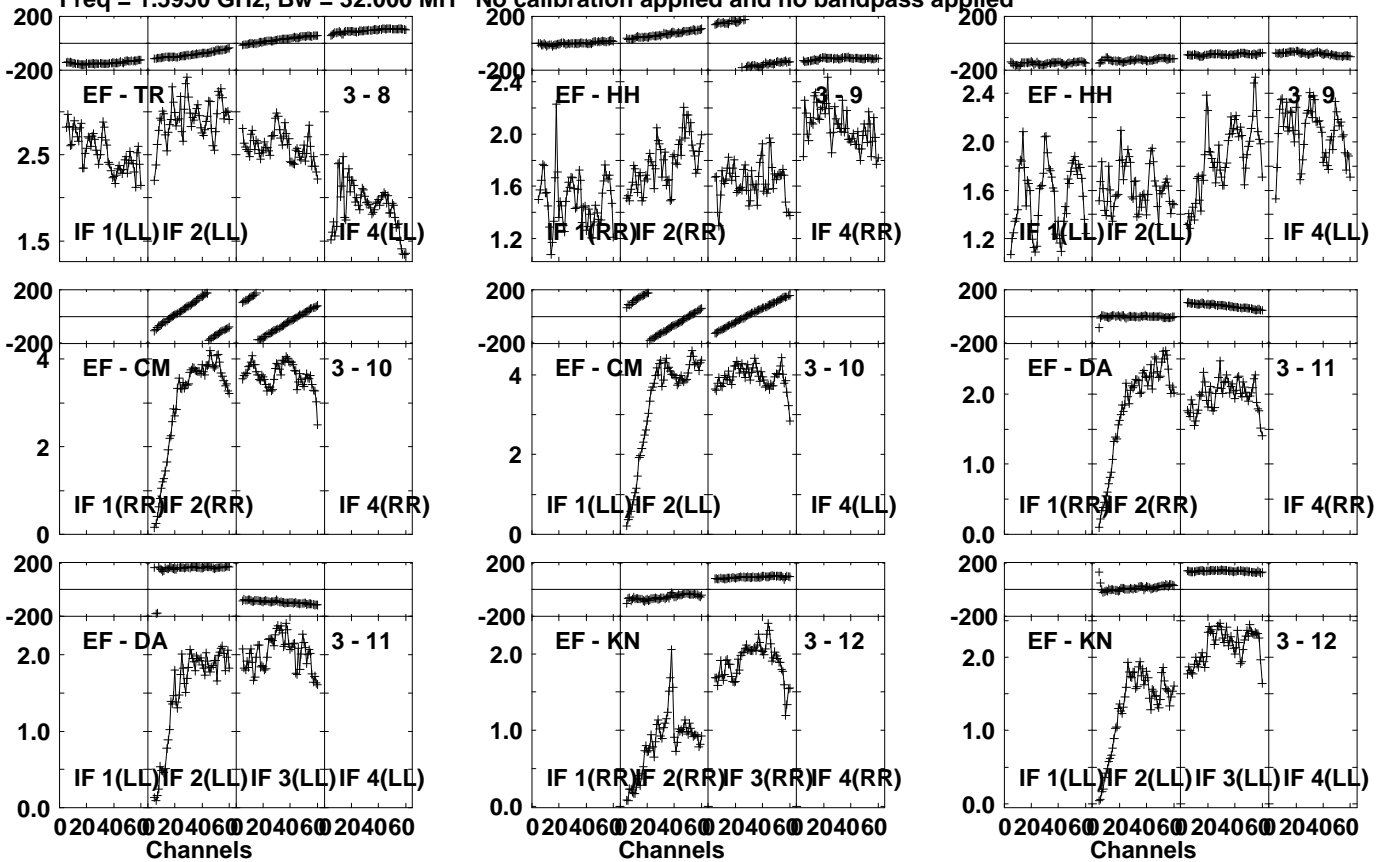
Lower frame: Milli Ampl Jy Top frame: Phas deg  
Vector averaged cross-power spectrum Several baselines displayed  
Timerange: 00/20:58:41 to 00/21:00:09

Plot file version 143 created 17-MAR-2023 00:58:44

J1336-1852 EB096B.UVDATA.1

Freq = 1.5950 GHz, Bw = 32.000 MH

No calibration applied and no bandpass applied



Lower frame: Milli Ampl Jy Top frame: Phas deg

Vector averaged cross-power spectrum Several baselines displayed

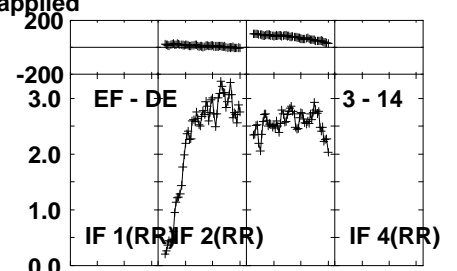
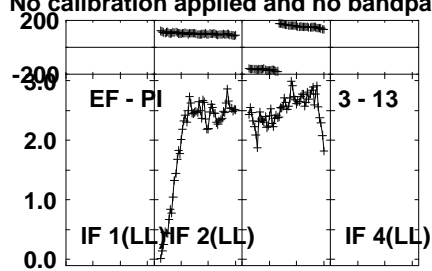
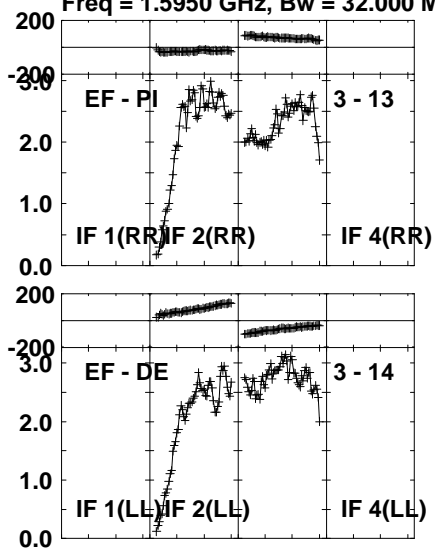
Timerange: 00/20:58:41 to 00/21:00:09

Plot file version 144 created 17-MAR-2023 00:58:44

J1336-1852 EB096B.UVDATA.1

Freq = 1.5950 GHz, Bw = 32.000 MH

No calibration applied and no bandpass applied



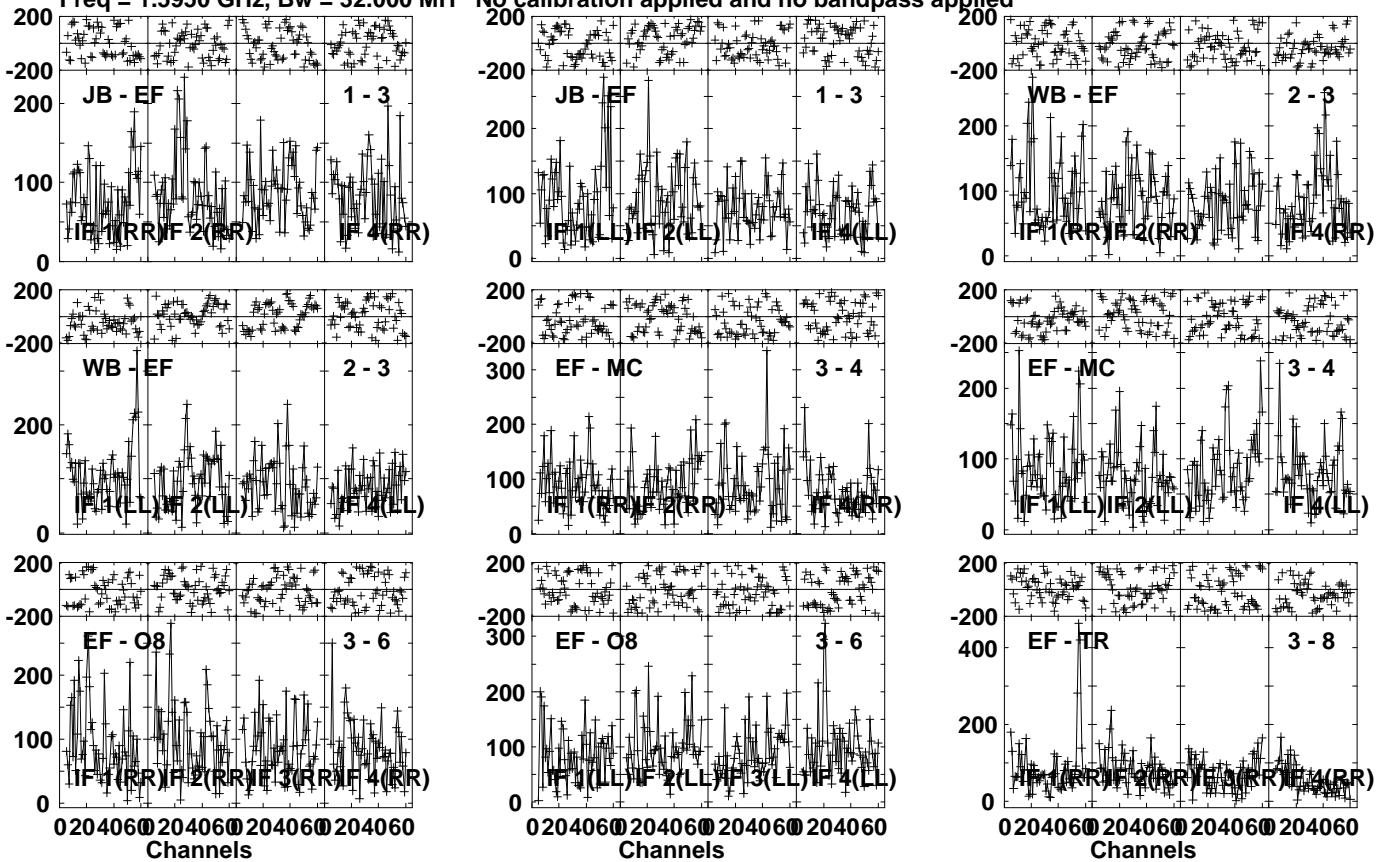
Lower frame: Milli Ampl Jy Top frame: Phas deg  
Vector averaged cross-power spectrum Several baselines displayed  
Timerange: 00/20:58:41 to 00/21:00:09

Plot file version 145 created 17-MAR-2023 00:58:44

FRB210320 EB096B.UVDATA.1

Freq = 1.5950 GHz, Bw = 32.000 MH

No calibration applied and no bandpass applied



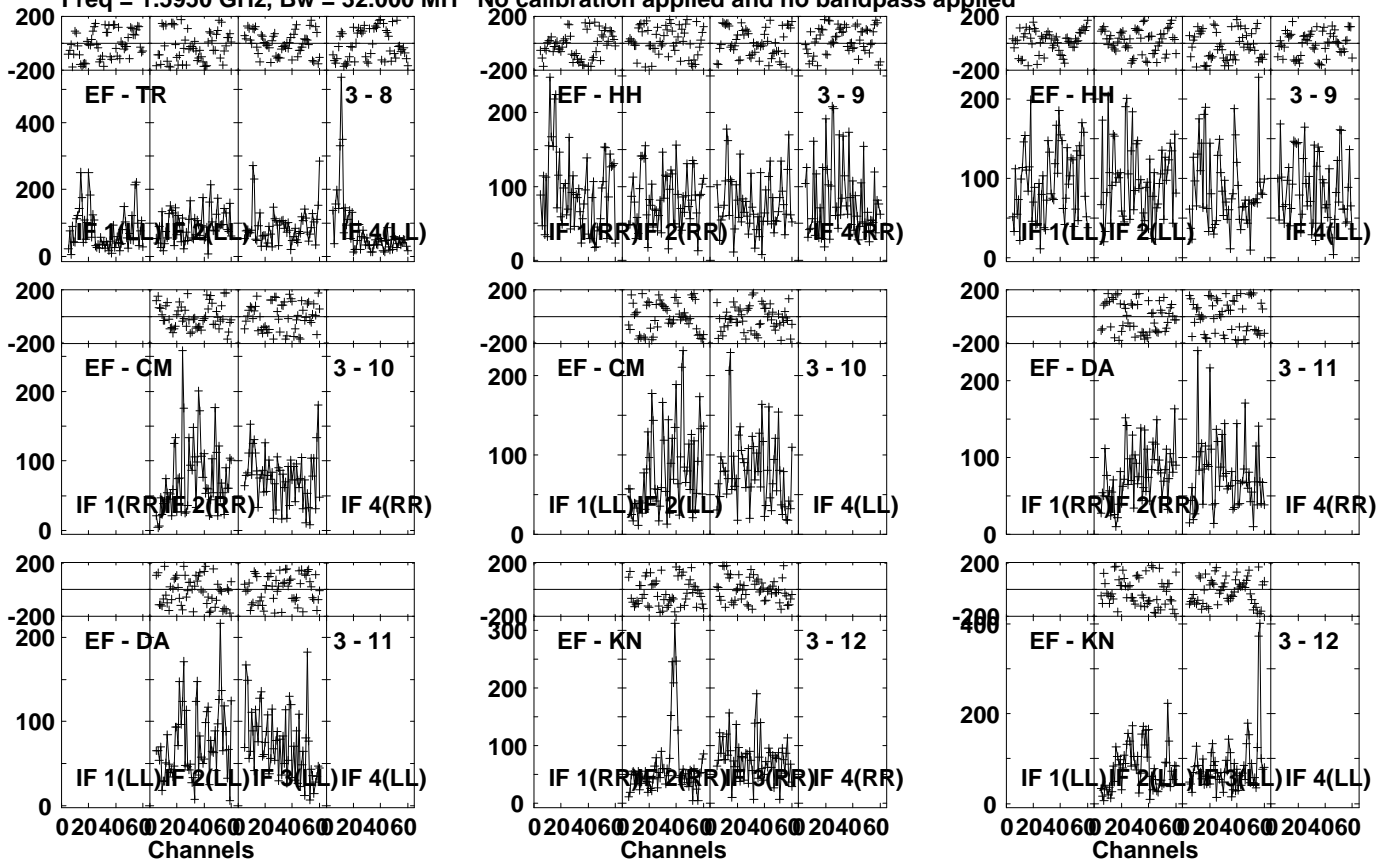
Lower frame: Micro Ampl Jy Top frame: Phas deg  
Vector averaged cross-power spectrum Several baselines displayed  
Timerange: 00/21:00:11 to 00/21:03:39

Plot file version 146 created 17-MAR-2023 00:58:44

FRB210320 EB096B.UVDATA.1

Freq = 1.5950 GHz, Bw = 32.000 MH

No calibration applied and no bandpass applied

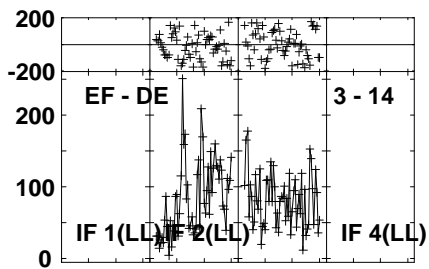
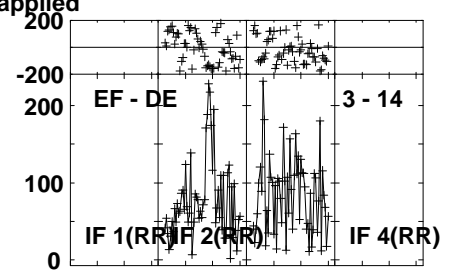
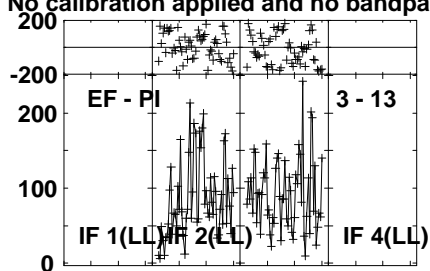
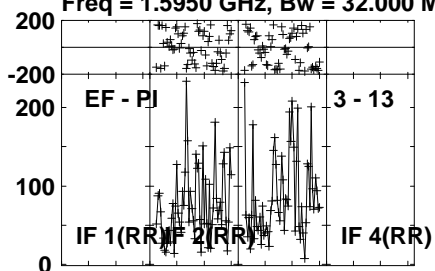


Lower frame: Micro Ampl Jy Top frame: Phas deg  
Vector averaged cross-power spectrum Several baselines displayed  
Timerange: 00/21:00:11 to 00/21:03:39

Plot file version 147 created 17-MAR-2023 00:58:44

FRB210320 EB096B.UVDATA.1

Freq = 1.5950 GHz, Bw = 32.000 MH No calibration applied and no bandpass applied



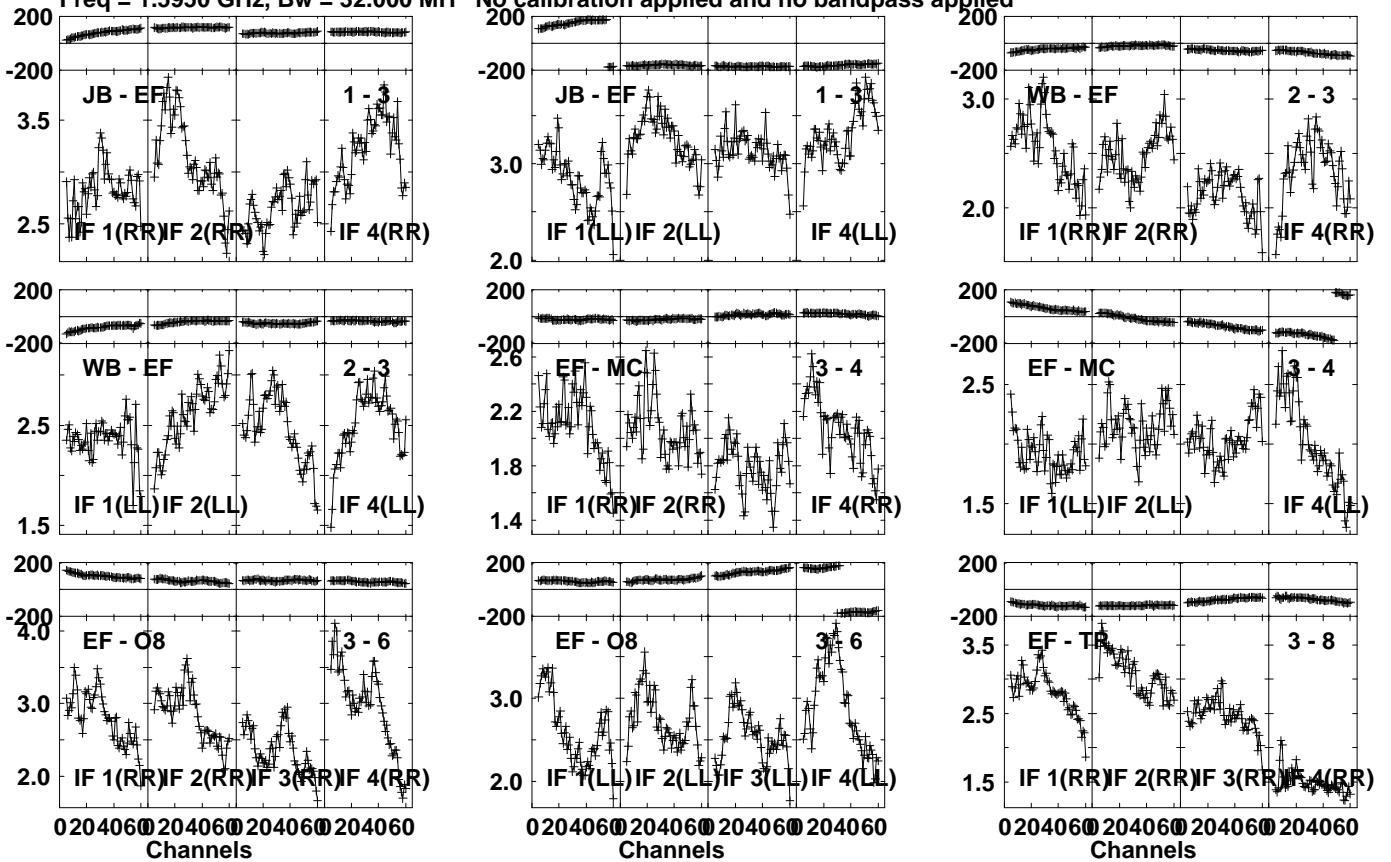
Lower frame: Micro Ampl Jy Top frame: Phas deg  
Vector averaged cross-power spectrum Several baselines displayed  
Timerange: 00/21:00:11 to 00/21:03:39

Plot file version 148 created 17-MAR-2023 00:58:44

J1336-1852 EB096B.UVDATA.1

Freq = 1.5950 GHz, Bw = 32.000 MH

No calibration applied and no bandpass applied



Lower frame: Milli Ampl Jy Top frame: Phas deg  
Vector averaged cross-power spectrum Several baselines displayed  
Timerange: 00/21:04:21 to 00/21:05:09

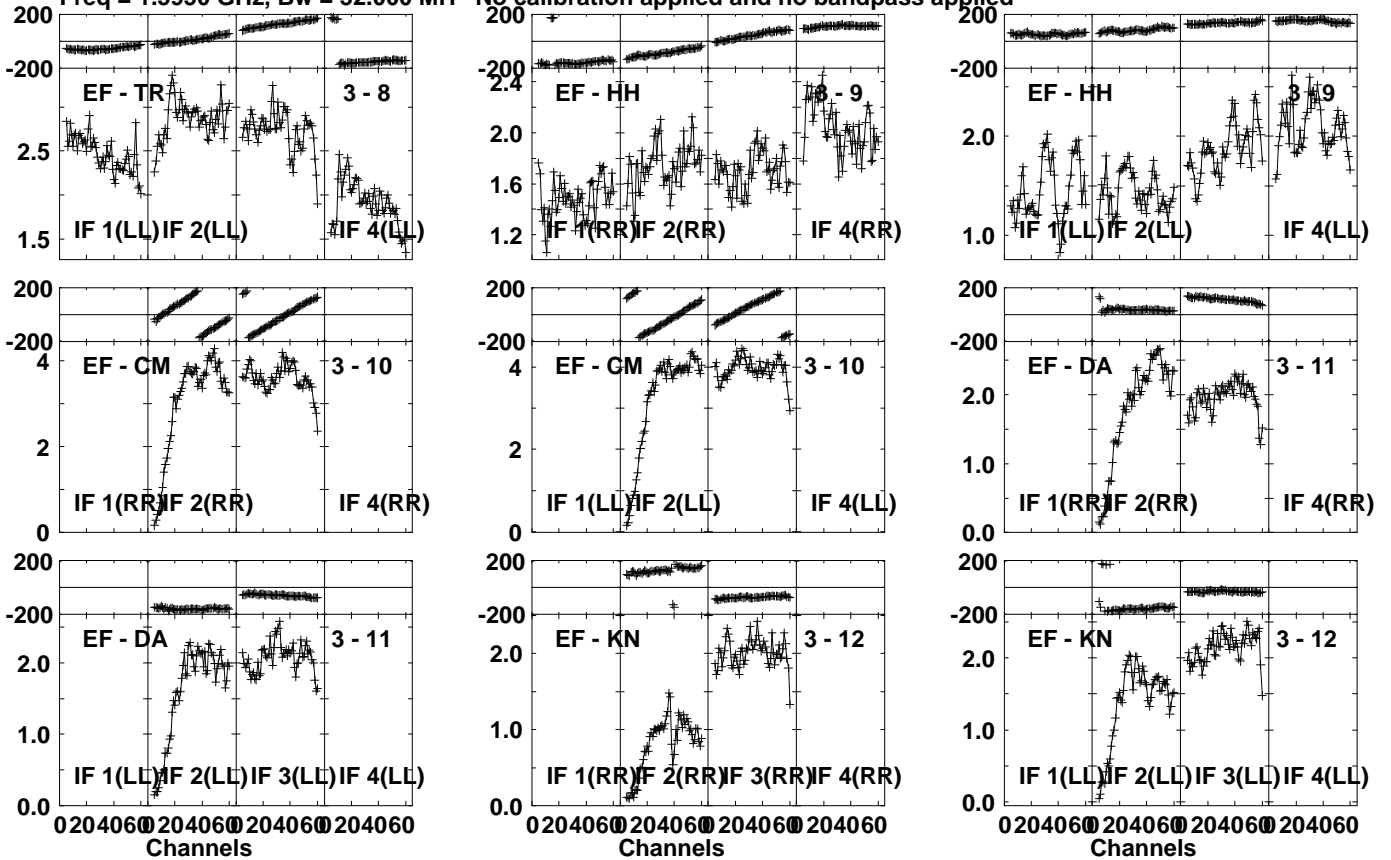


Plot file version 149 created 17-MAR-2023 00:58:44

J1336-1852 EB096B.UVDATA.1

Freq = 1.5950 GHz, Bw = 32.000 MH

No calibration applied and no bandpass applied



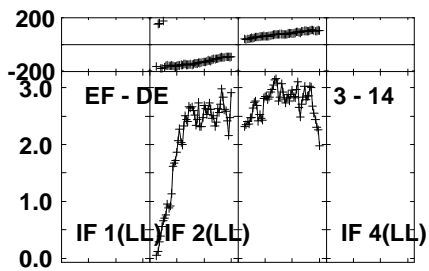
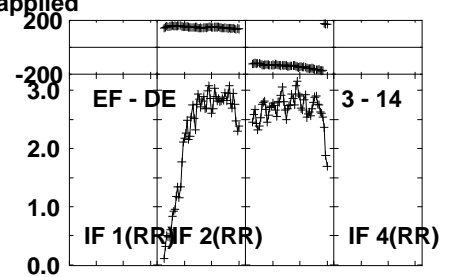
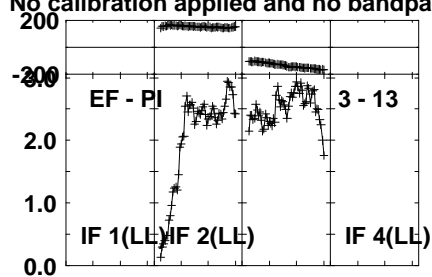
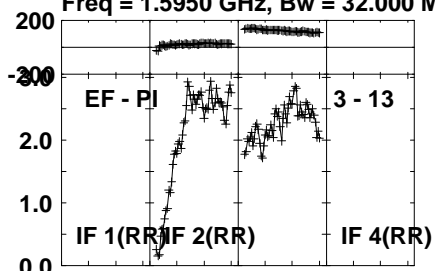
Lower frame: Milli Ampl Jy Top frame: Phas deg  
Vector averaged cross-power spectrum Several baselines displayed  
Timerange: 00/21:04:21 to 00/21:05:09

Plot file version 150 created 17-MAR-2023 00:58:44

J1336-1852 EB096B.UVDATA.1

Freq = 1.5950 GHz, Bw = 32.000 MH

No calibration applied and no bandpass applied



Lower frame: Milli Ampl Jy Top frame: Phas deg

Vector averaged cross-power spectrum Several baselines displayed

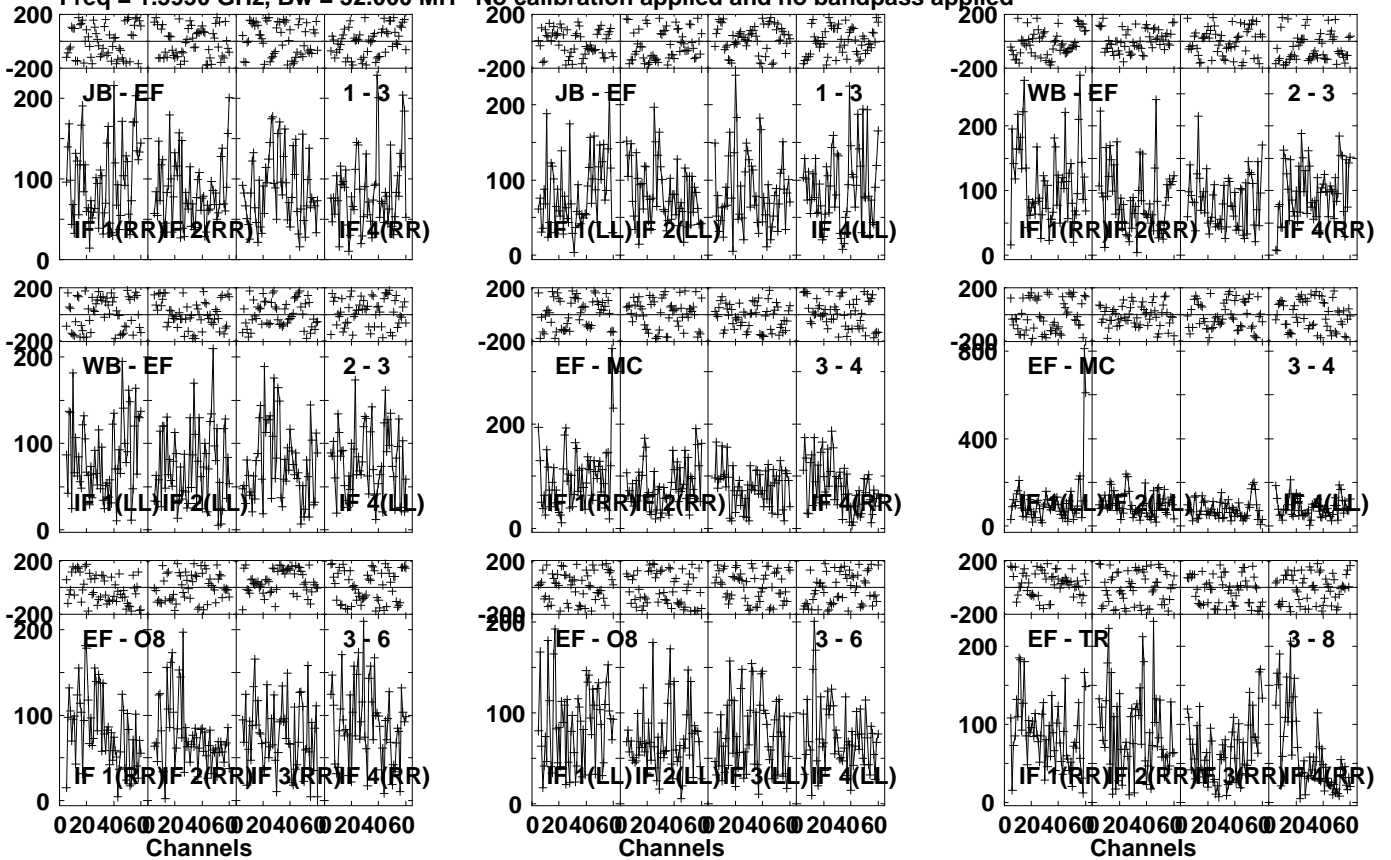
Timerange: 00/21:04:21 to 00/21:05:09

Plot file version 151 created 17-MAR-2023 00:58:44

FRB210320 EB096B.UVDATA.1

Freq = 1.5950 GHz, Bw = 32.000 MH

No calibration applied and no bandpass applied

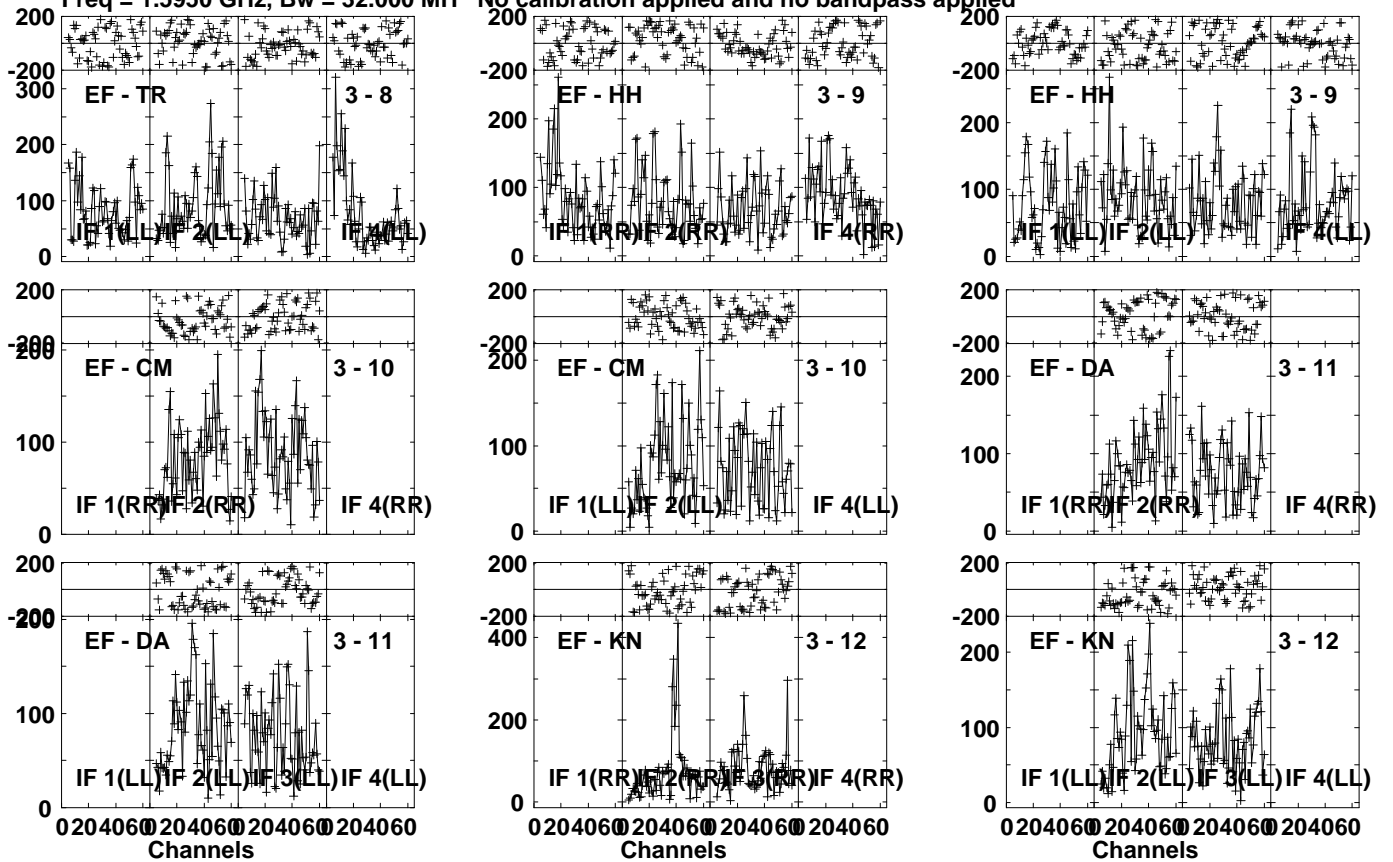


Lower frame: Micro Ampl Jy Top frame: Phas deg  
Vector averaged cross-power spectrum Several baselines displayed  
Timerange: 00/21:05:11 to 00/21:08:39

Plot file version 152 created 17-MAR-2023 00:58:44

FRB210320 EB096B.UVDATA.1

Freq = 1.5950 GHz, Bw = 32.000 MH No calibration applied and no bandpass applied



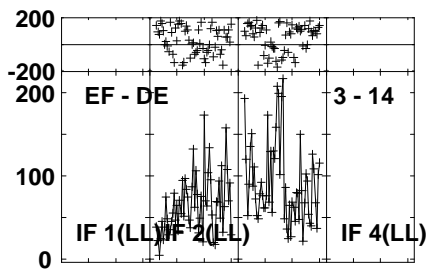
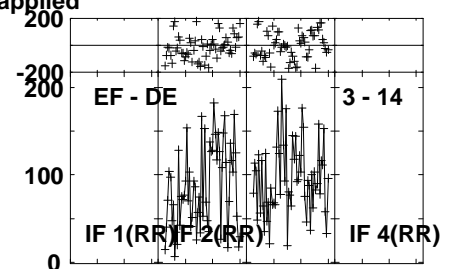
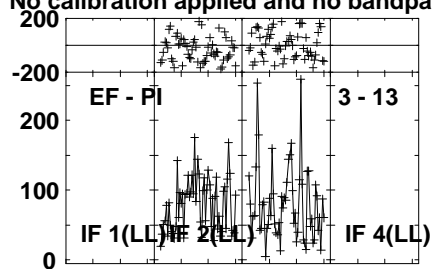
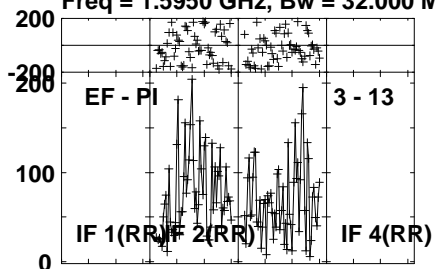
Lower frame: Micro Ampl Jy Top frame: Phas deg  
Vector averaged cross-power spectrum Several baselines displayed  
Timerange: 00/21:05:11 to 00/21:08:39

Plot file version 153 created 17-MAR-2023 00:58:44

FRB210320 EB096B.UVDATA.1

Freq = 1.5950 GHz, Bw = 32.000 MH

No calibration applied and no bandpass applied



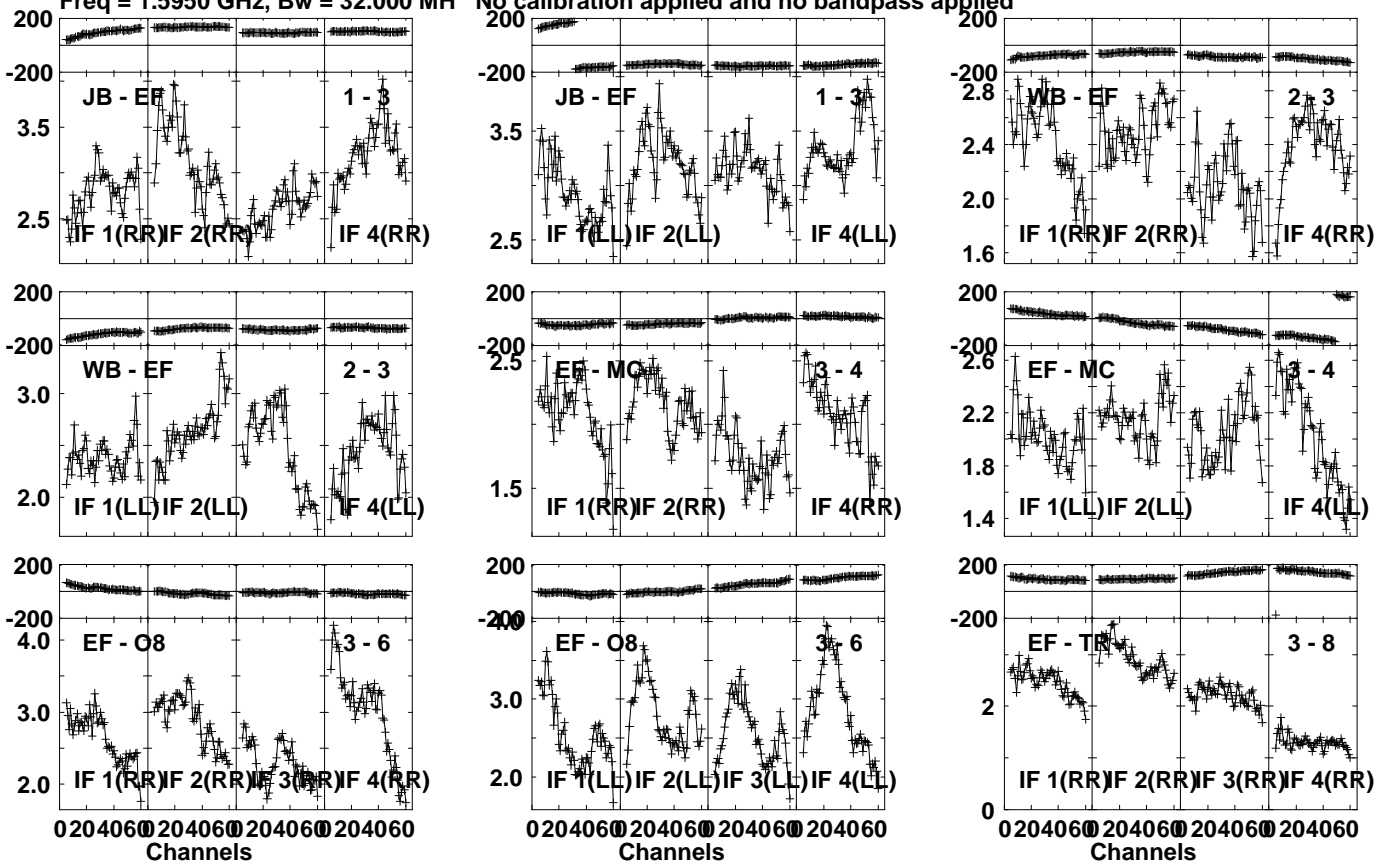
Lower frame: Micro Ampl Jy Top frame: Phas deg  
Vector averaged cross-power spectrum Several baselines displayed  
Timerange: 00/21:05:11 to 00/21:08:39

Plot file version 154 created 17-MAR-2023 00:58:44

J1336-1852 EB096B.UVDATA.1

Freq = 1.5950 GHz, Bw = 32.000 MH

No calibration applied and no bandpass applied



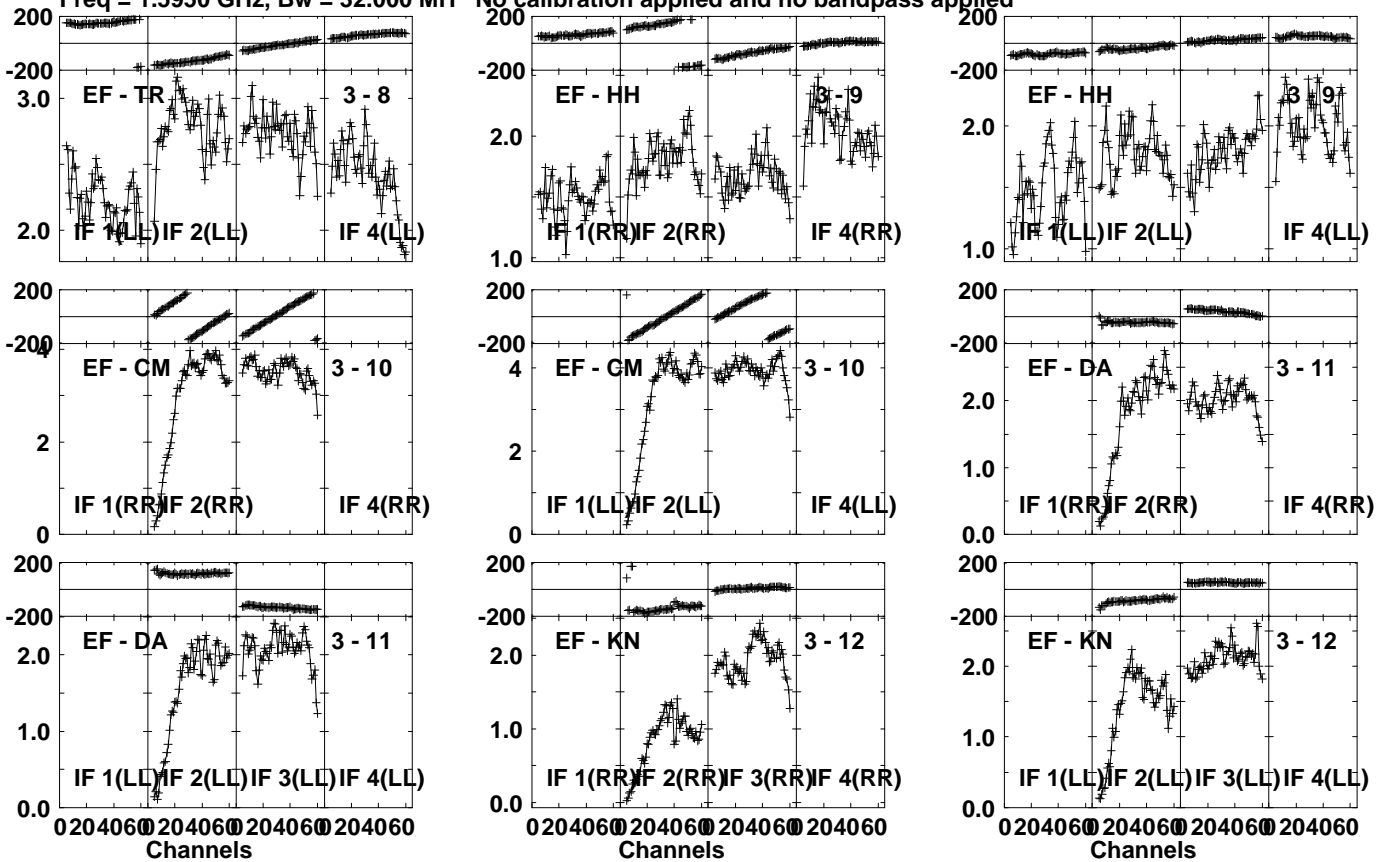
Lower frame: Milli Ampl Jy Top frame: Phas deg  
 Vector averaged cross-power spectrum Several baselines displayed  
 Timerange: 00/21:08:41 to 00/21:10:09

Plot file version 155 created 17-MAR-2023 00:58:45

J1336-1852 EB096B.UVDATA.1

Freq = 1.5950 GHz, Bw = 32.000 MH

No calibration applied and no bandpass applied



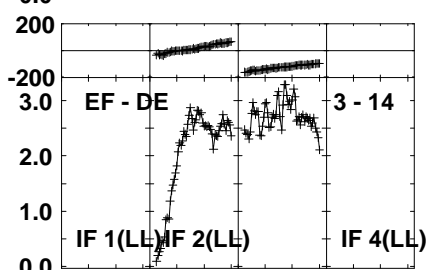
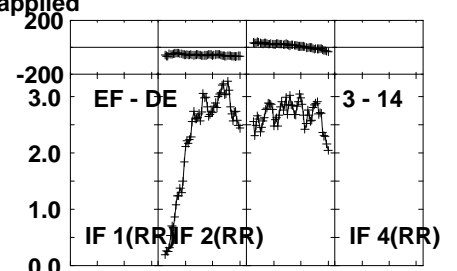
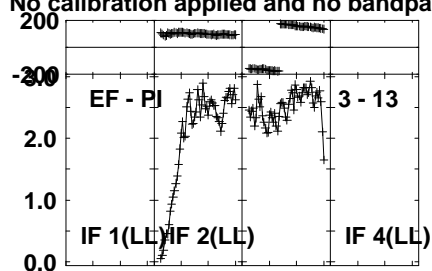
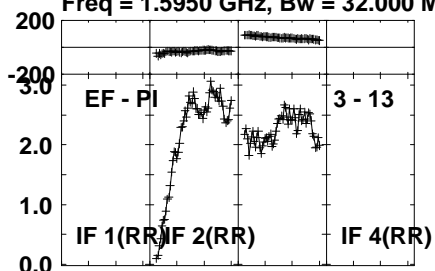
Lower frame: Milli Ampl Jy Top frame: Phas deg  
Vector averaged cross-power spectrum Several baselines displayed  
Timerange: 00/21:08:41 to 00/21:10:09

Plot file version 156 created 17-MAR-2023 00:58:45

J1336-1852 EB096B.UVDATA.1

Freq = 1.5950 GHz, Bw = 32.000 MH

No calibration applied and no bandpass applied



Lower frame: Milli Ampl Jy Top frame: Phas deg  
Vector averaged cross-power spectrum Several baselines displayed  
Timerange: 00/21:08:41 to 00/21:10:09

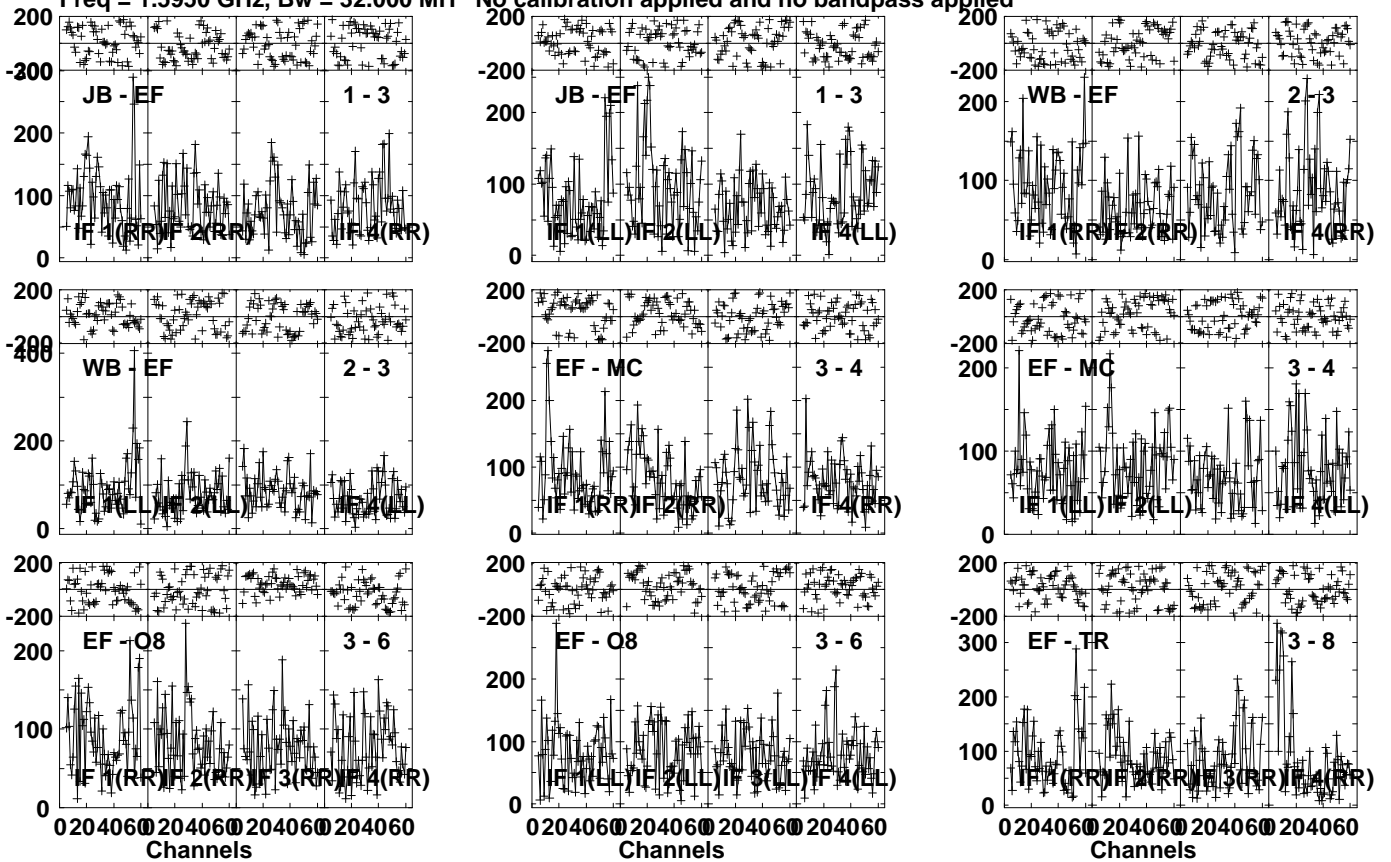


Plot file version 157 created 17-MAR-2023 00:58:45

FRB210320 EB096B.UVDATA.1

Freq = 1.5950 GHz, Bw = 32.000 MH

No calibration applied and no bandpass applied

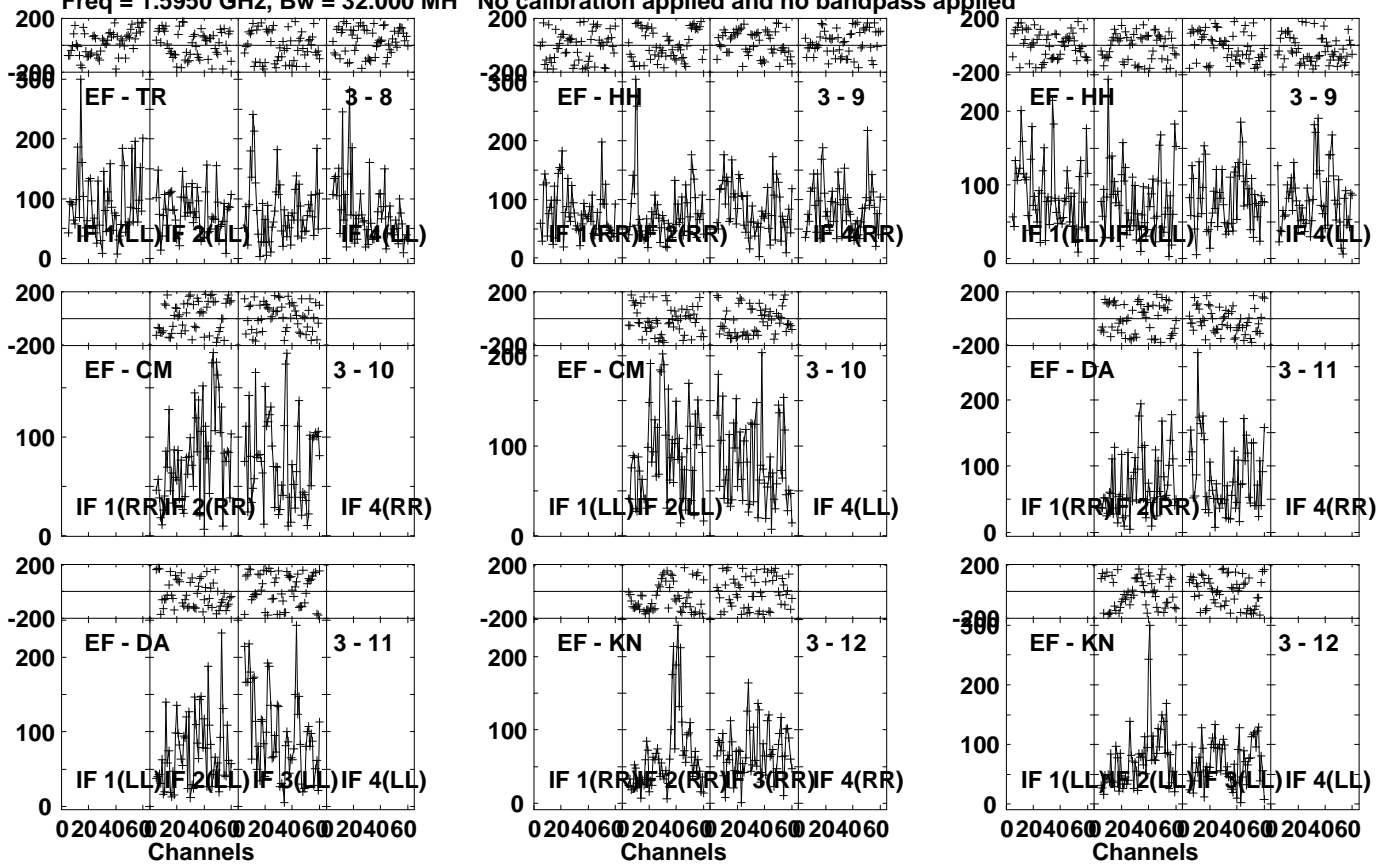


Lower frame: Micro Ampl Jy Top frame: Phas deg  
Vector averaged cross-power spectrum Several baselines displayed  
Timerange: 00/21:10:11 to 00/21:13:39

Plot file version 158 created 17-MAR-2023 00:58:45

FRB210320 EB096B.UVDATA.1

Freq = 1.5950 GHz, Bw = 32.000 MH No calibration applied and no bandpass applied

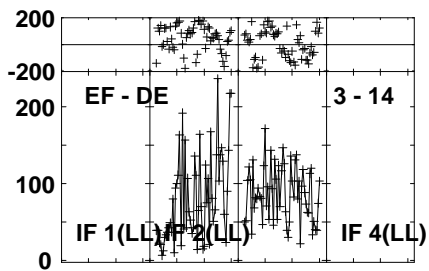
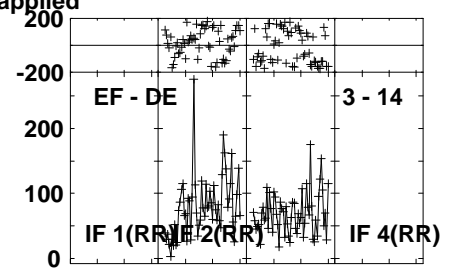
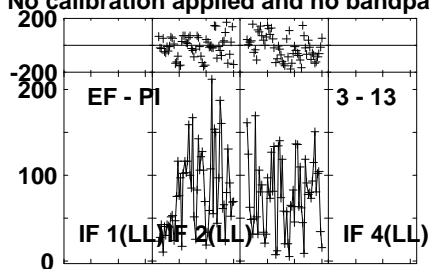
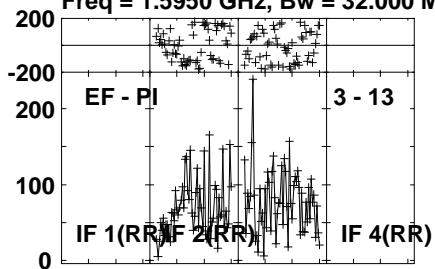


Lower frame: Micro Ampl Jy Top frame: Phas deg  
Vector averaged cross-power spectrum Several baselines displayed  
Timerange: 00/21:10:11 to 00/21:13:39

Plot file version 159 created 17-MAR-2023 00:58:45

FRB210320 EB096B.UVDATA.1

Freq = 1.5950 GHz, Bw = 32.000 MH No calibration applied and no bandpass applied



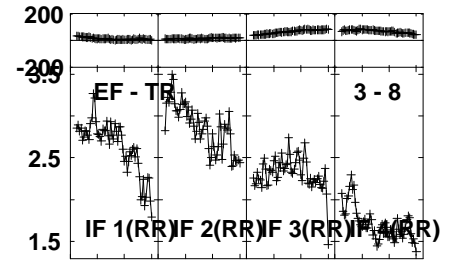
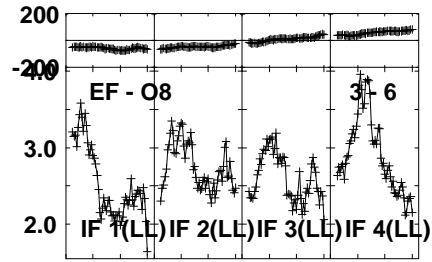
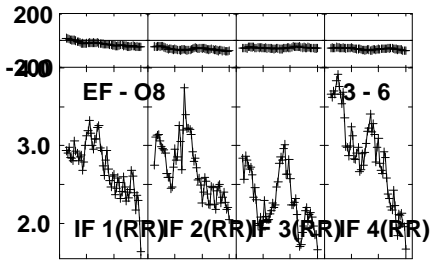
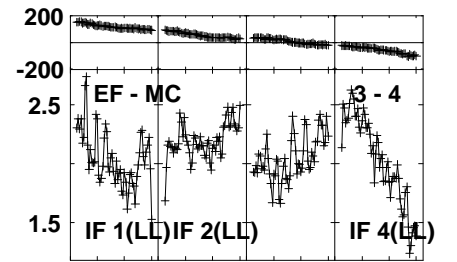
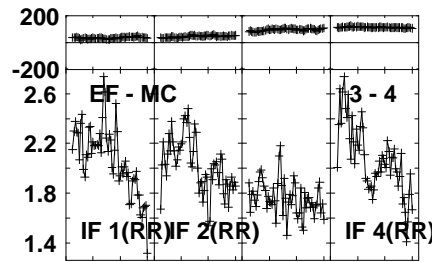
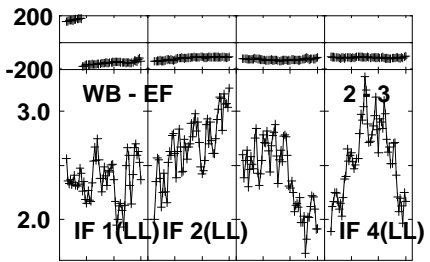
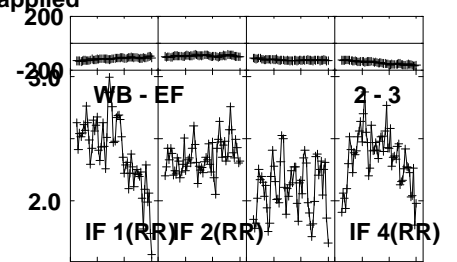
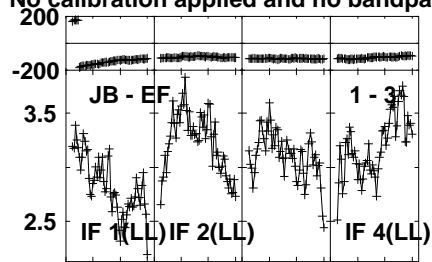
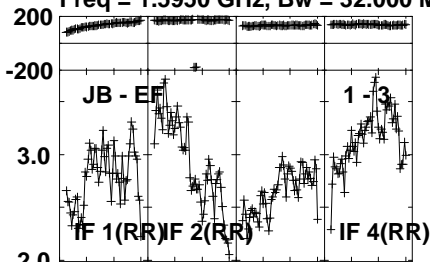
Lower frame: Micro Ampl Jy Top frame: Phas deg  
Vector averaged cross-power spectrum Several baselines displayed  
Timerange: 00/21:10:11 to 00/21:13:39

Plot file version 160 created 17-MAR-2023 00:58:45

J1336-1852 EB096B.UVDATA.1

Freq = 1.5950 GHz, Bw = 32.000 MH

No calibration applied and no bandpass applied



0204060 204060 204060 204060  
Channels

0204060 204060 204060 204060  
Channels

0204060 204060 204060 204060  
Channels

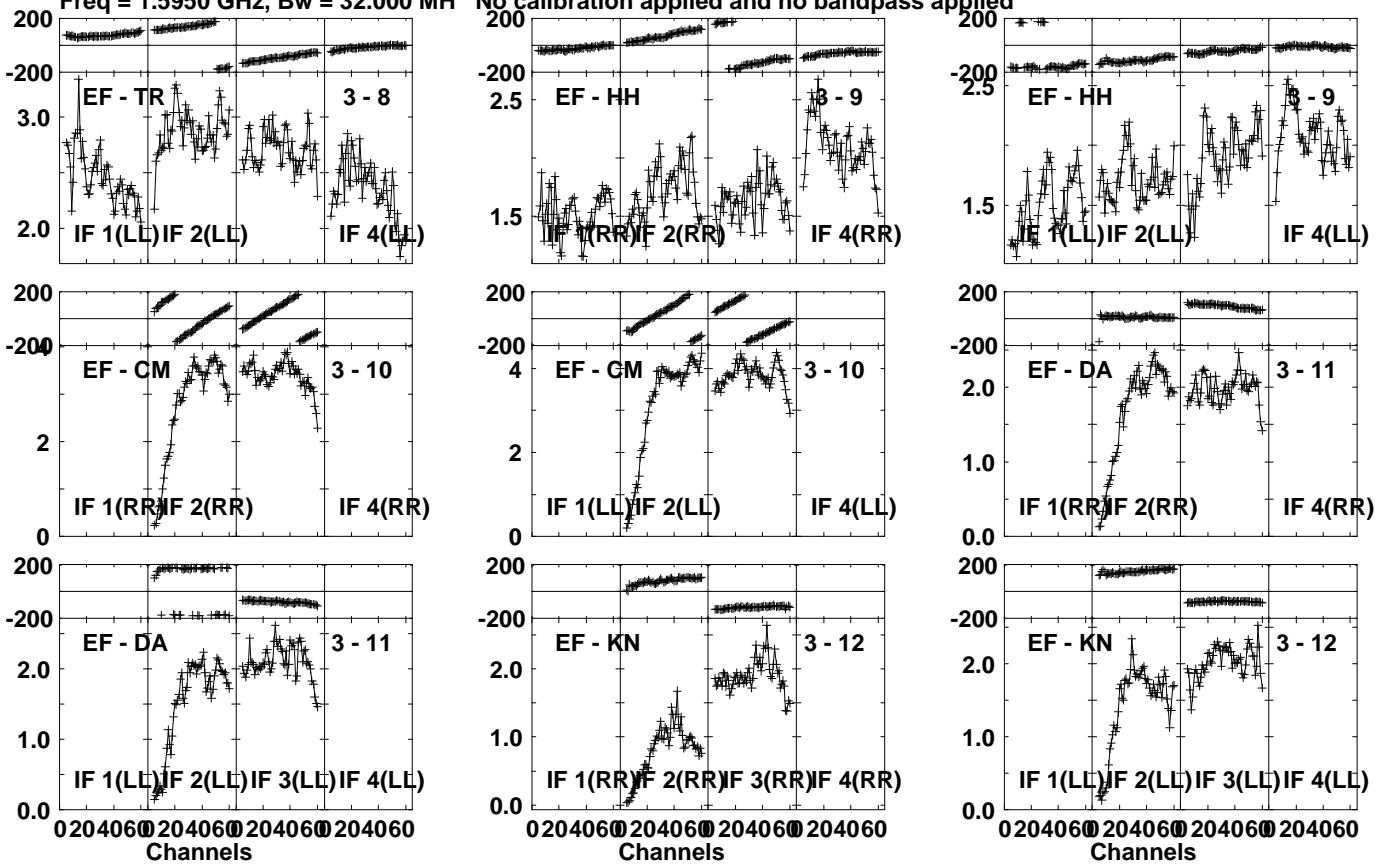
Lower frame: Milli Ampl Jy Top frame: Phas deg  
Vector averaged cross-power spectrum Several baselines displayed  
Timerange: 00/21:14:21 to 00/21:15:09

Plot file version 161 created 17-MAR-2023 00:58:45

J1336-1852 EB096B.UVDATA.1

Freq = 1.5950 GHz, Bw = 32.000 MH

No calibration applied and no bandpass applied



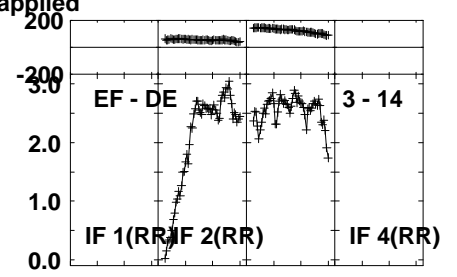
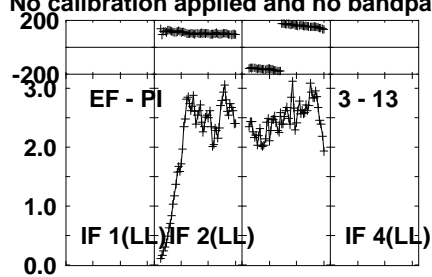
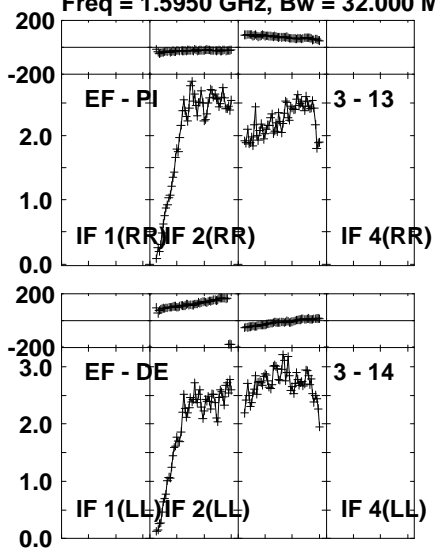
Lower frame: Milli Ampl Jy Top frame: Phas deg  
Vector averaged cross-power spectrum Several baselines displayed  
Timerange: 00/21:14:21 to 00/21:15:09

Plot file version 162 created 17-MAR-2023 00:58:45

J1336-1852 EB096B.UVDATA.1

Freq = 1.5950 GHz, Bw = 32.000 MH

No calibration applied and no bandpass applied



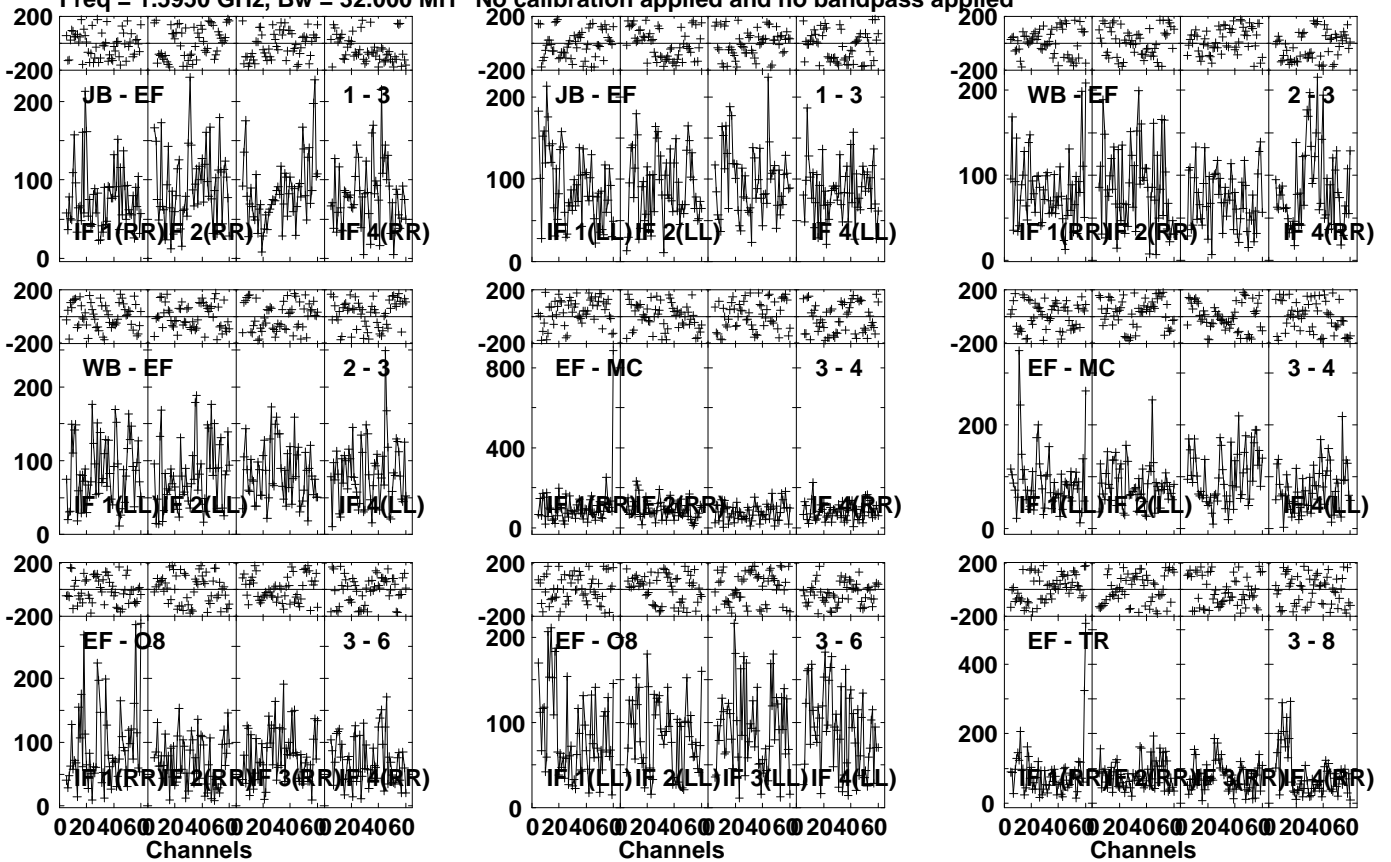
Lower frame: Milli Ampl Jy Top frame: Phas deg  
Vector averaged cross-power spectrum Several baselines displayed  
Timerange: 00/21:14:21 to 00/21:15:09

Plot file version 163 created 17-MAR-2023 00:58:45

FRB210320 EB096B.UVDATA.1

Freq = 1.5950 GHz, Bw = 32.000 MH

No calibration applied and no bandpass applied



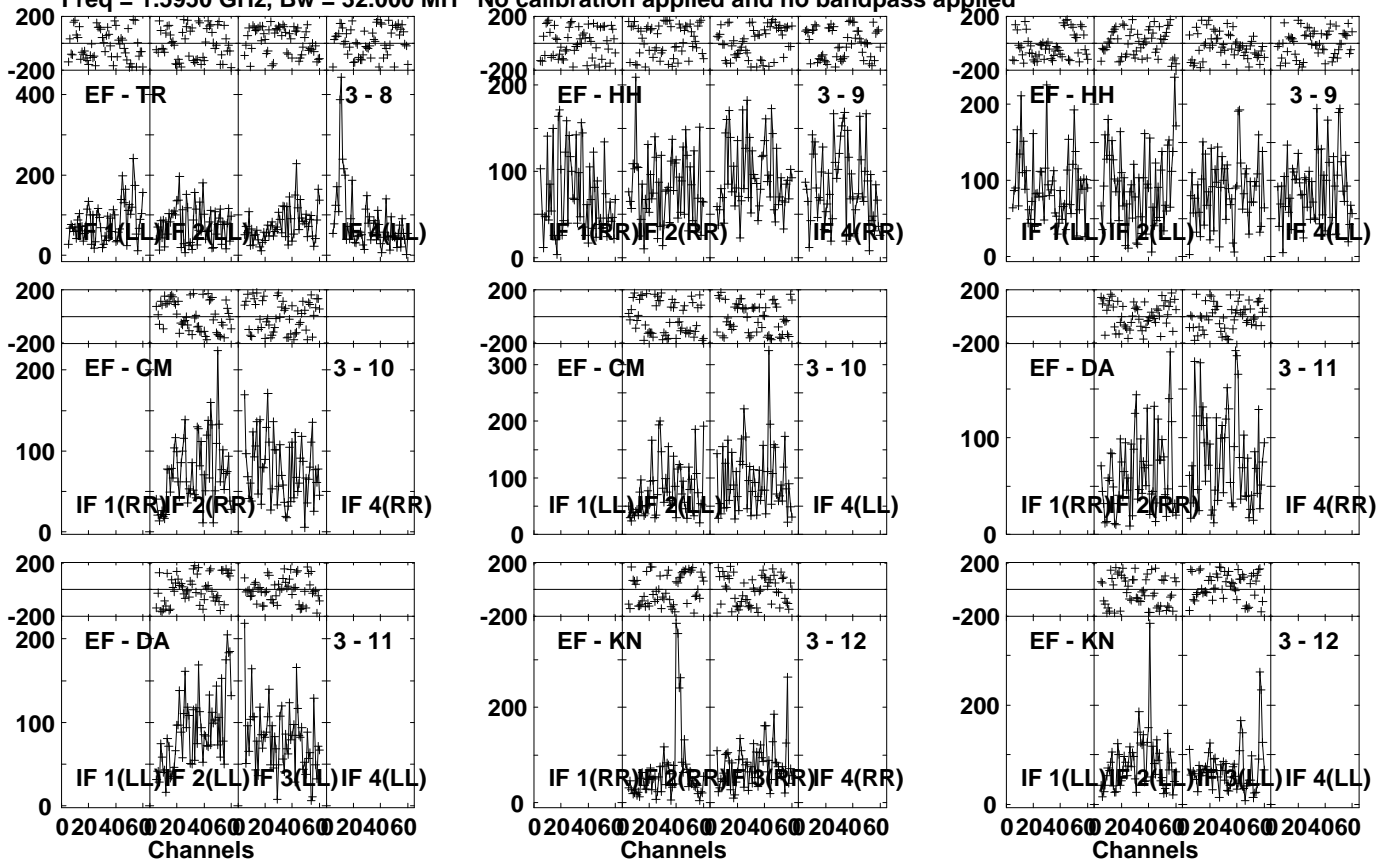
Lower frame: Micro Ampl Jy Top frame: Phas deg  
Vector averaged cross-power spectrum Several baselines displayed  
Timerange: 00/21:15:11 to 00/21:18:39

Plot file version 164 created 17-MAR-2023 00:58:45

FRB210320 EB096B.UVDATA.1

Freq = 1.5950 GHz, Bw = 32.000 MH

No calibration applied and no bandpass applied



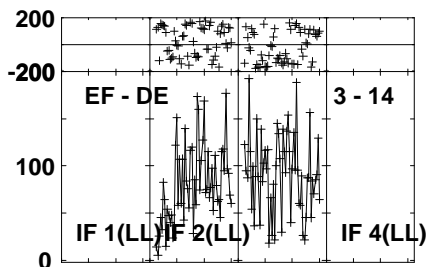
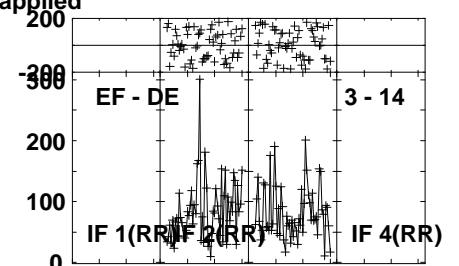
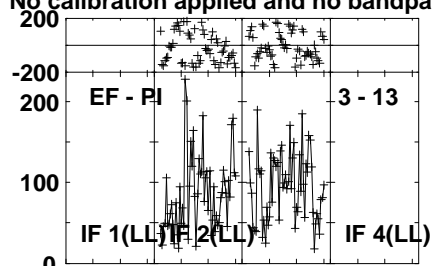
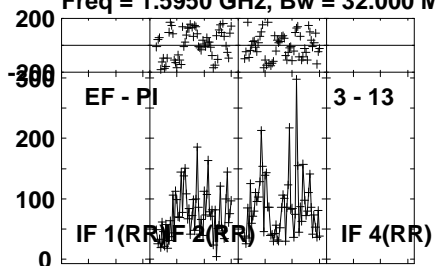
Lower frame: Micro Ampl Jy Top frame: Phas deg  
Vector averaged cross-power spectrum Several baselines displayed  
Timerange: 00/21:15:11 to 00/21:18:39



Plot file version 165 created 17-MAR-2023 00:58:45

FRB210320 EB096B.UVDATA.1

Freq = 1.5950 GHz, Bw = 32.000 MH No calibration applied and no bandpass applied



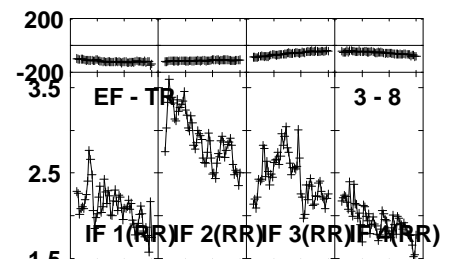
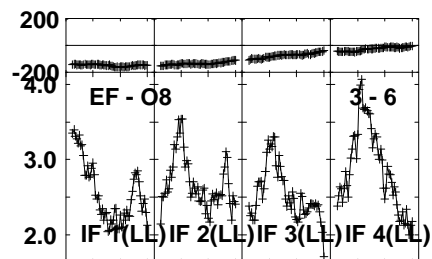
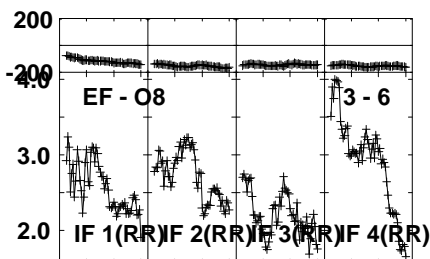
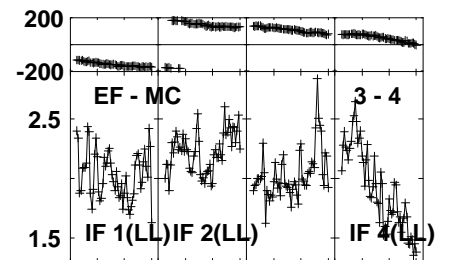
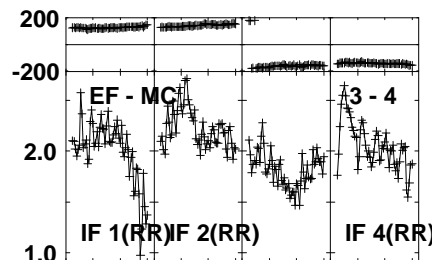
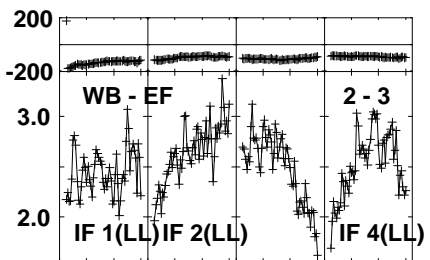
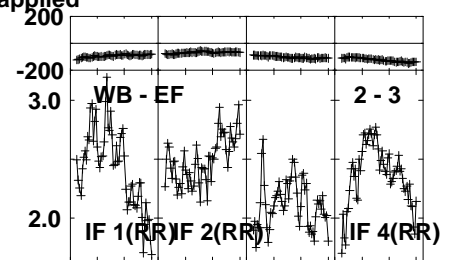
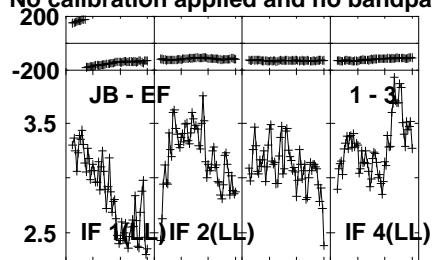
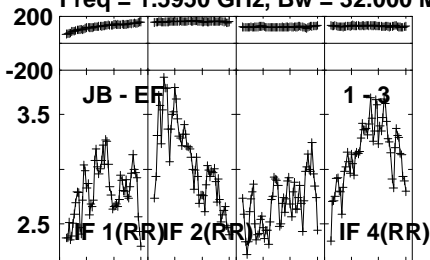
Lower frame: Micro Ampl Jy Top frame: Phas deg  
Vector averaged cross-power spectrum Several baselines displayed  
Timerange: 00/21:15:11 to 00/21:18:39

Plot file version 166 created 17-MAR-2023 00:58:45

J1336-1852 EB096B.UVDATA.1

Freq = 1.5950 GHz, Bw = 32.000 MH

No calibration applied and no bandpass applied



0204060 204060 204060 204060

Lower frame: Milli Ampl Jy Top frame: Phas deg

Vector averaged cross-power spectrum Several baselines displayed

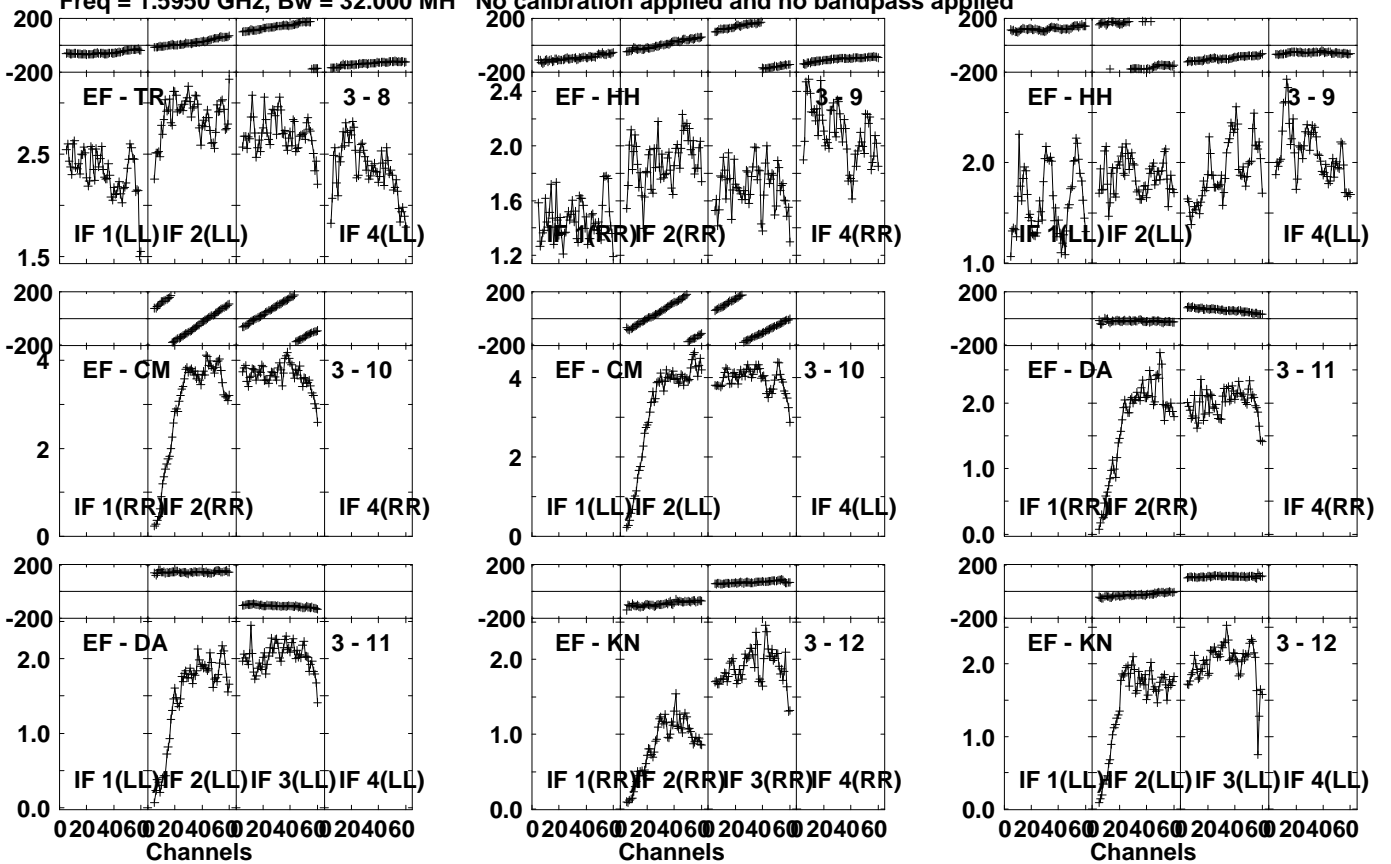
Timerange: 00/21:18:41 to 00/21:20:09

Plot file version 167 created 17-MAR-2023 00:58:45

J1336-1852 EB096B.UVDATA.1

Freq = 1.5950 GHz, Bw = 32.000 MH

No calibration applied and no bandpass applied



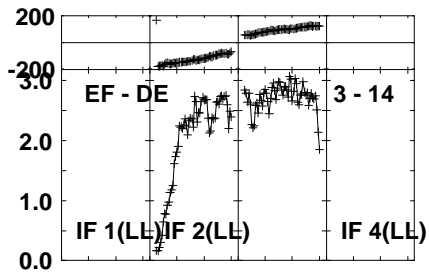
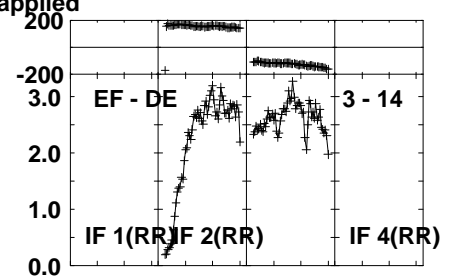
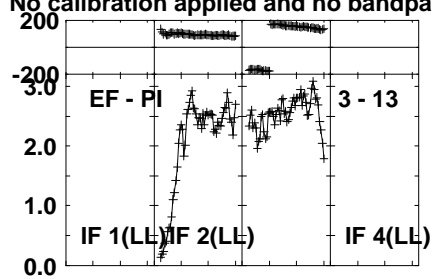
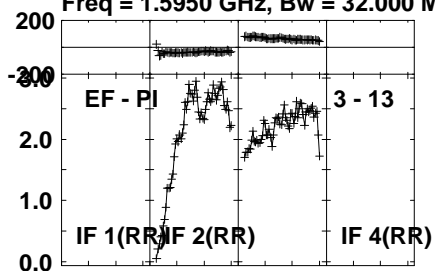
Lower frame: Milli Ampl Jy Top frame: Phas deg  
Vector averaged cross-power spectrum Several baselines displayed  
Timerange: 00/21:18:41 to 00/21:20:09

Plot file version 168 created 17-MAR-2023 00:58:46

J1336-1852 EB096B.UVDATA.1

Freq = 1.5950 GHz, Bw = 32.000 MH

No calibration applied and no bandpass applied



Lower frame: Milli Ampl Jy Top frame: Phas deg

Vector averaged cross-power spectrum Several baselines displayed

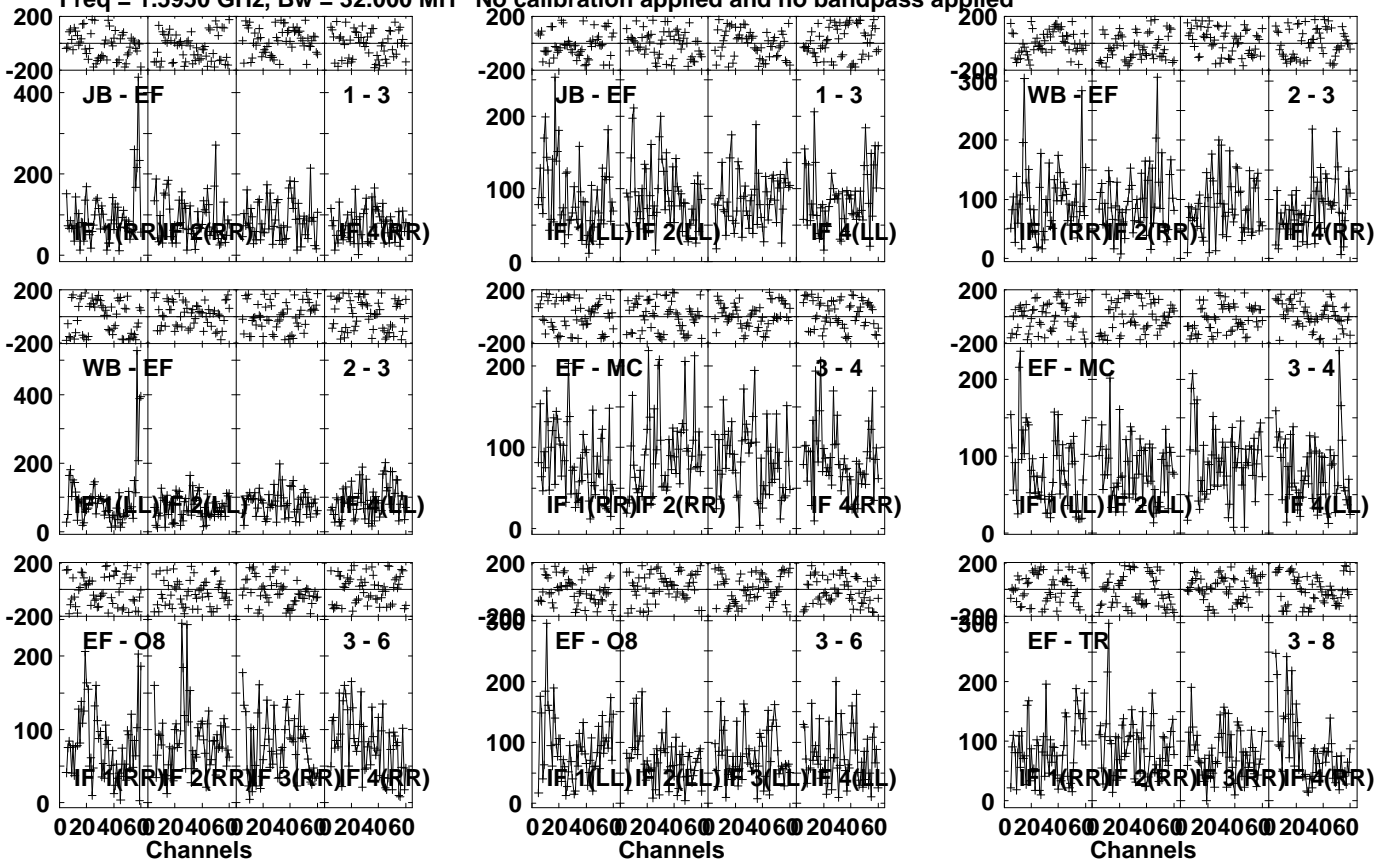
Timerange: 00/21:18:41 to 00/21:20:09

Plot file version 169 created 17-MAR-2023 00:58:46

FRB210320 EB096B.UVDATA.1

Freq = 1.5950 GHz, Bw = 32.000 MH

No calibration applied and no bandpass applied



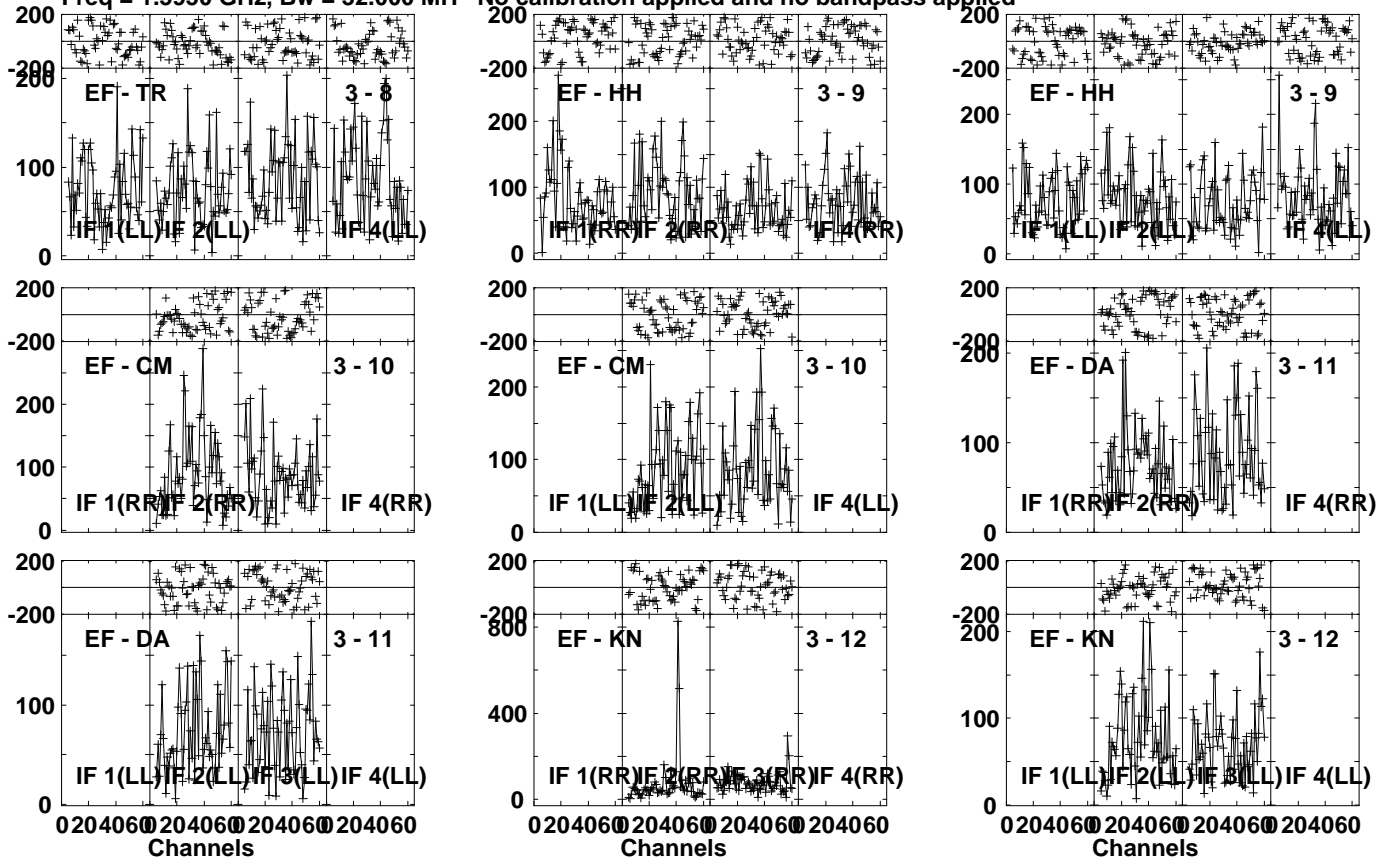
Lower frame: Micro Ampl Jy Top frame: Phas deg  
Vector averaged cross-power spectrum Several baselines displayed  
Timerange: 00/21:20:11 to 00/21:23:39

Plot file version 170 created 17-MAR-2023 00:58:46

FRB210320 EB096B.UVDATA.1

Freq = 1.5950 GHz, Bw = 32.000 MH

No calibration applied and no bandpass applied

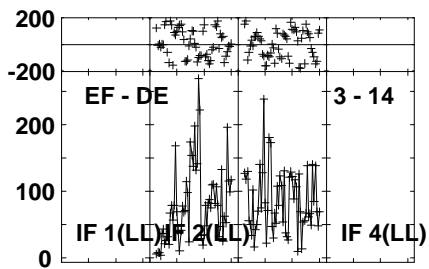
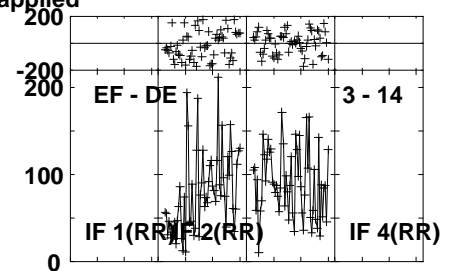
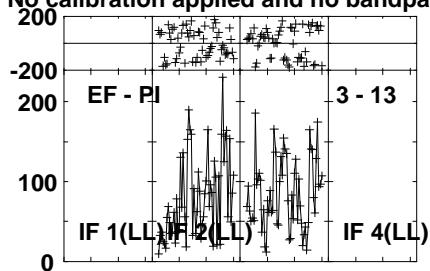
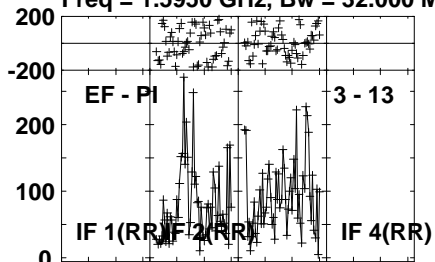


Lower frame: Micro Ampl Jy Top frame: Phas deg  
Vector averaged cross-power spectrum Several baselines displayed  
Timerange: 00/21:20:11 to 00/21:23:39

Plot file version 171 created 17-MAR-2023 00:58:46

FRB210320 EB096B.UVDATA.1

Freq = 1.5950 GHz, Bw = 32.000 MH No calibration applied and no bandpass applied



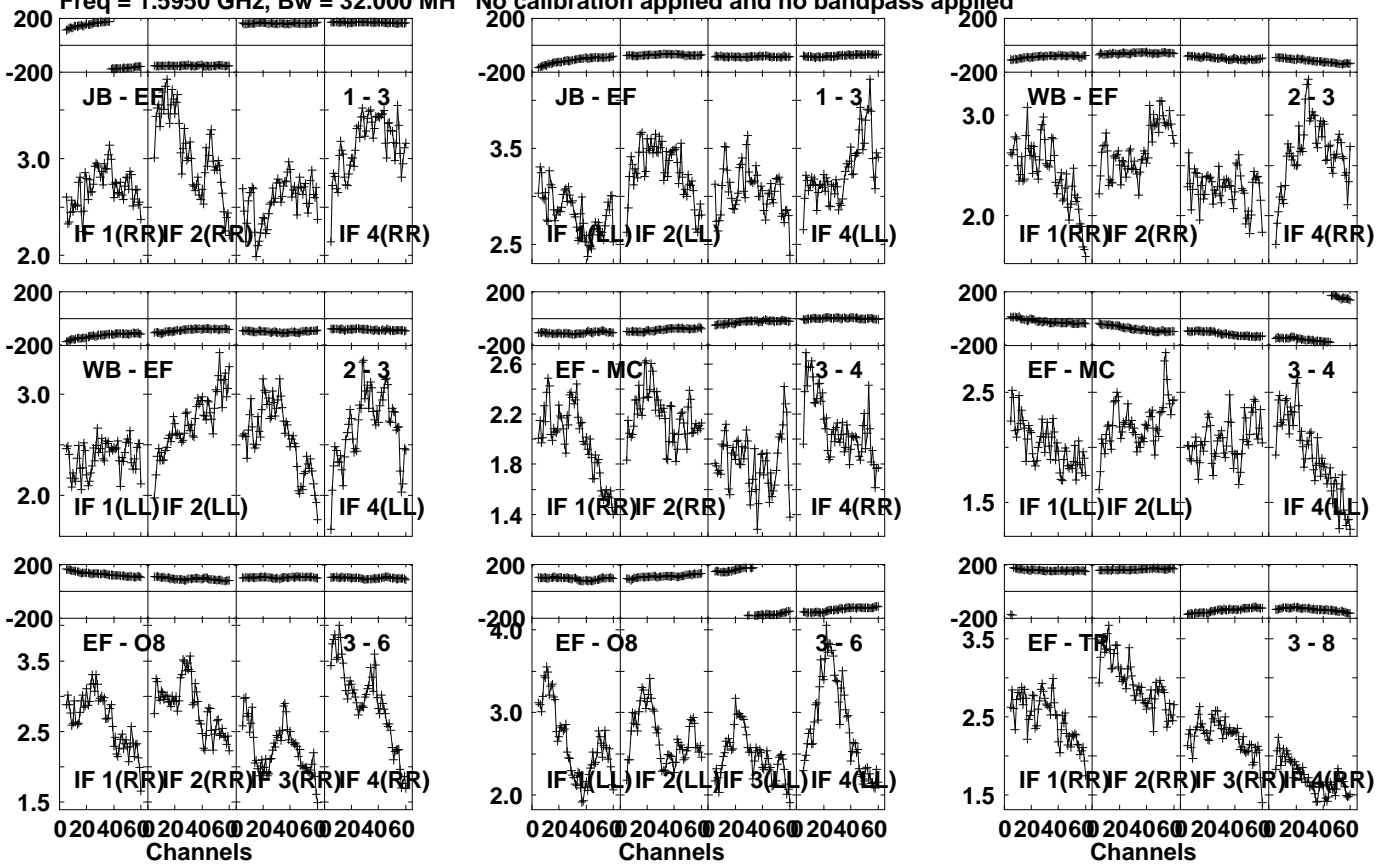
Lower frame: Micro Ampl Jy Top frame: Phas deg  
Vector averaged cross-power spectrum Several baselines displayed  
Timerange: 00/21:20:11 to 00/21:23:39

Plot file version 172 created 17-MAR-2023 00:58:46

J1336-1852 EB096B.UVDATA.1

Freq = 1.5950 GHz, Bw = 32.000 MH

No calibration applied and no bandpass applied



Lower frame: Milli Ampl Jy Top frame: Phas deg  
Vector averaged cross-power spectrum Several baselines displayed  
Timerange: 00/21:24:21 to 00/21:25:09

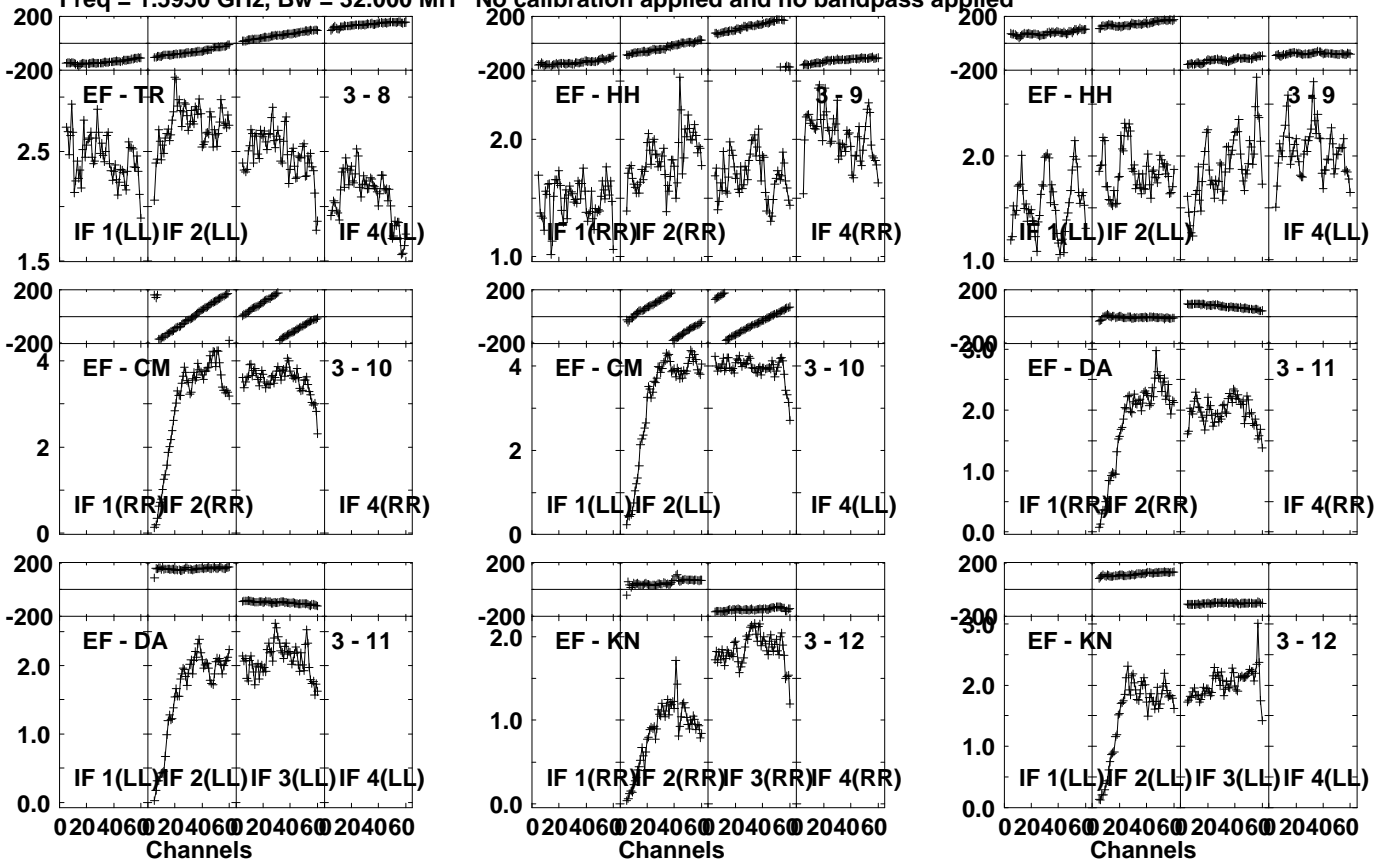


Plot file version 173 created 17-MAR-2023 00:58:46

J1336-1852 EB096B.UVDATA.1

Freq = 1.5950 GHz, Bw = 32.000 MH

No calibration applied and no bandpass applied



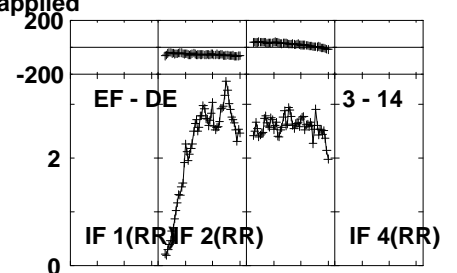
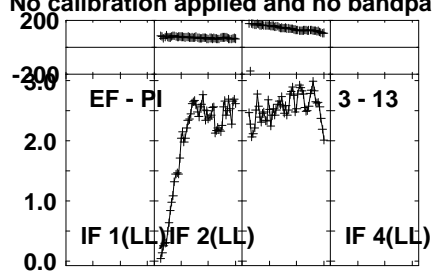
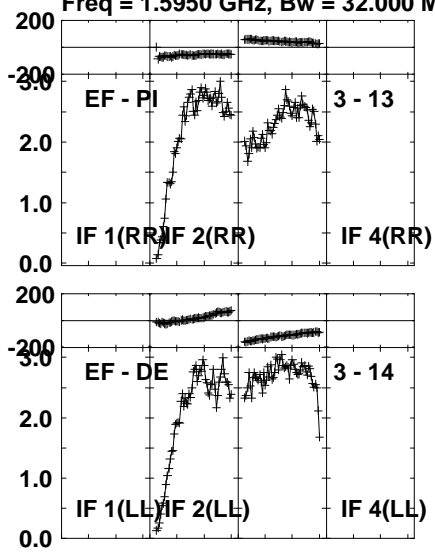
Lower frame: Milli Ampl Jy Top frame: Phas deg  
Vector averaged cross-power spectrum Several baselines displayed  
Timerange: 00/21:24:21 to 00/21:25:09

Plot file version 174 created 17-MAR-2023 00:58:46

J1336-1852 EB096B.UVDATA.1

Freq = 1.5950 GHz, Bw = 32.000 MH

No calibration applied and no bandpass applied



Lower frame: Milli Ampl Jy Top frame: Phas deg

Vector averaged cross-power spectrum Several baselines displayed

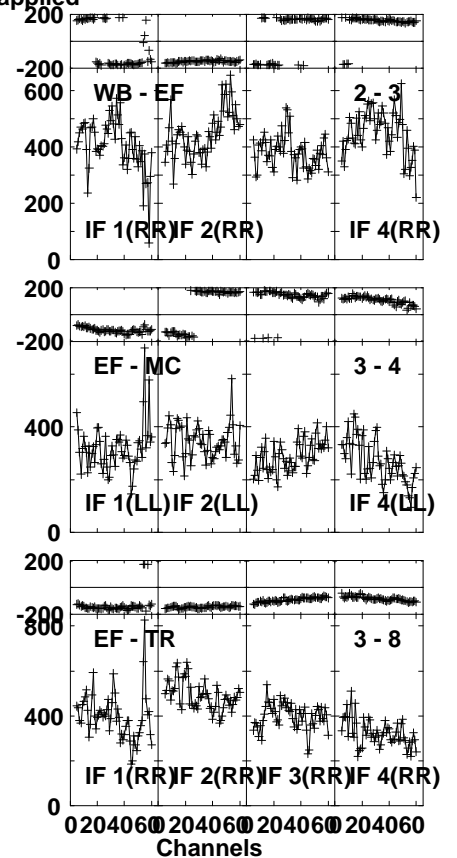
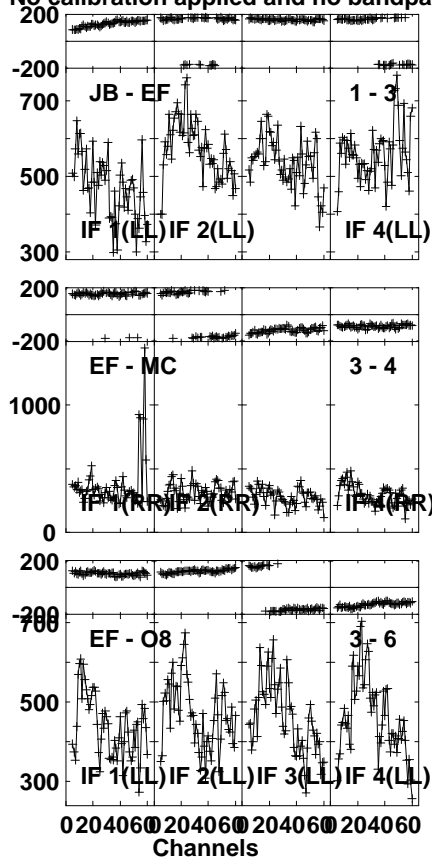
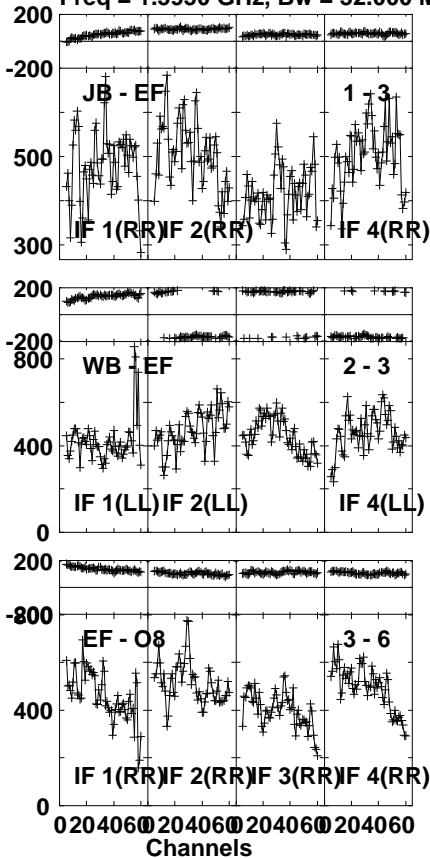
Timerange: 00/21:24:21 to 00/21:25:09

Plot file version 175 created 17-MAR-2023 00:58:46

J1339-1819 EB096B.UVDATA.1

Freq = 1.5950 GHz, Bw = 32.000 MH

No calibration applied and no bandpass applied



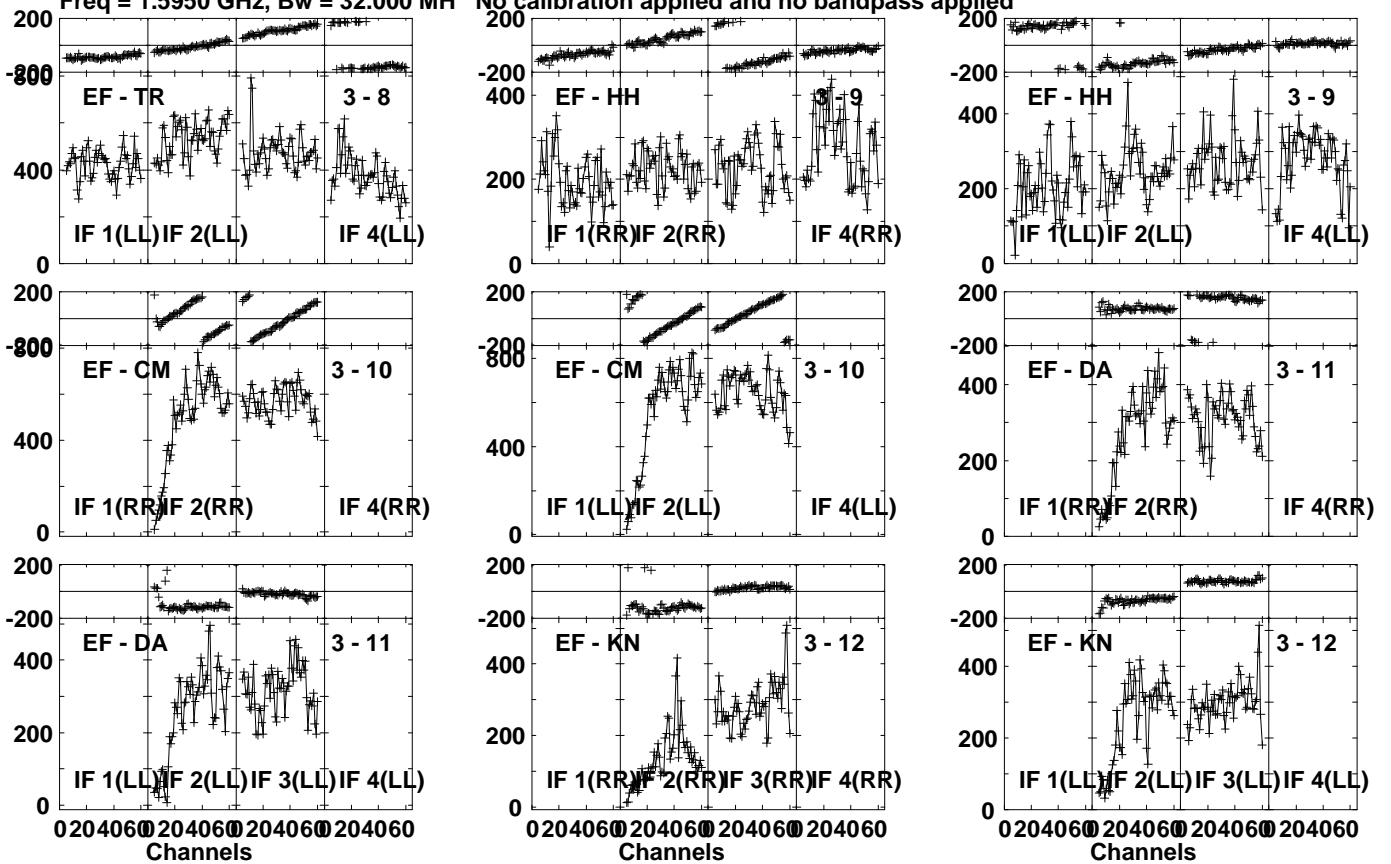
Lower frame: Micro Ampl Jy Top frame: Phas deg  
Vector averaged cross-power spectrum Several baselines displayed  
Timerange: 00/21:25:11 to 00/21:28:39

Plot file version 176 created 17-MAR-2023 00:58:46

J1339-1819 EB096B.UVDATA.1

Freq = 1.5950 GHz, Bw = 32.000 MH

No calibration applied and no bandpass applied



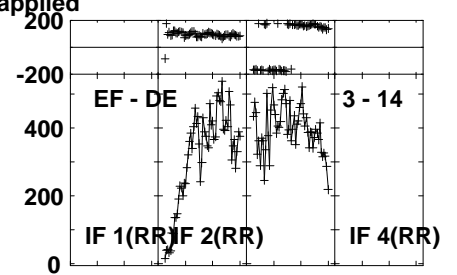
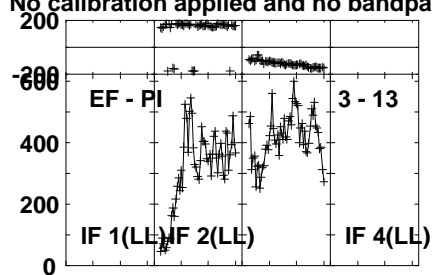
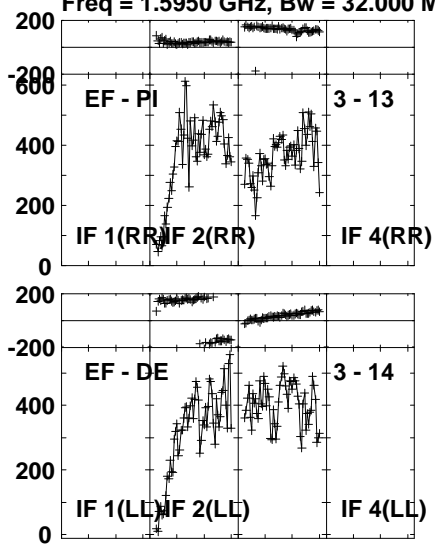
Lower frame: Micro Ampl Jy Top frame: Phas deg  
Vector averaged cross-power spectrum Several baselines displayed  
Timerange: 00/21:25:11 to 00/21:28:39

Plot file version 177 created 17-MAR-2023 00:58:46

J1339-1819 EB096B.UVDATA.1

Freq = 1.5950 GHz, Bw = 32.000 MH

No calibration applied and no bandpass applied



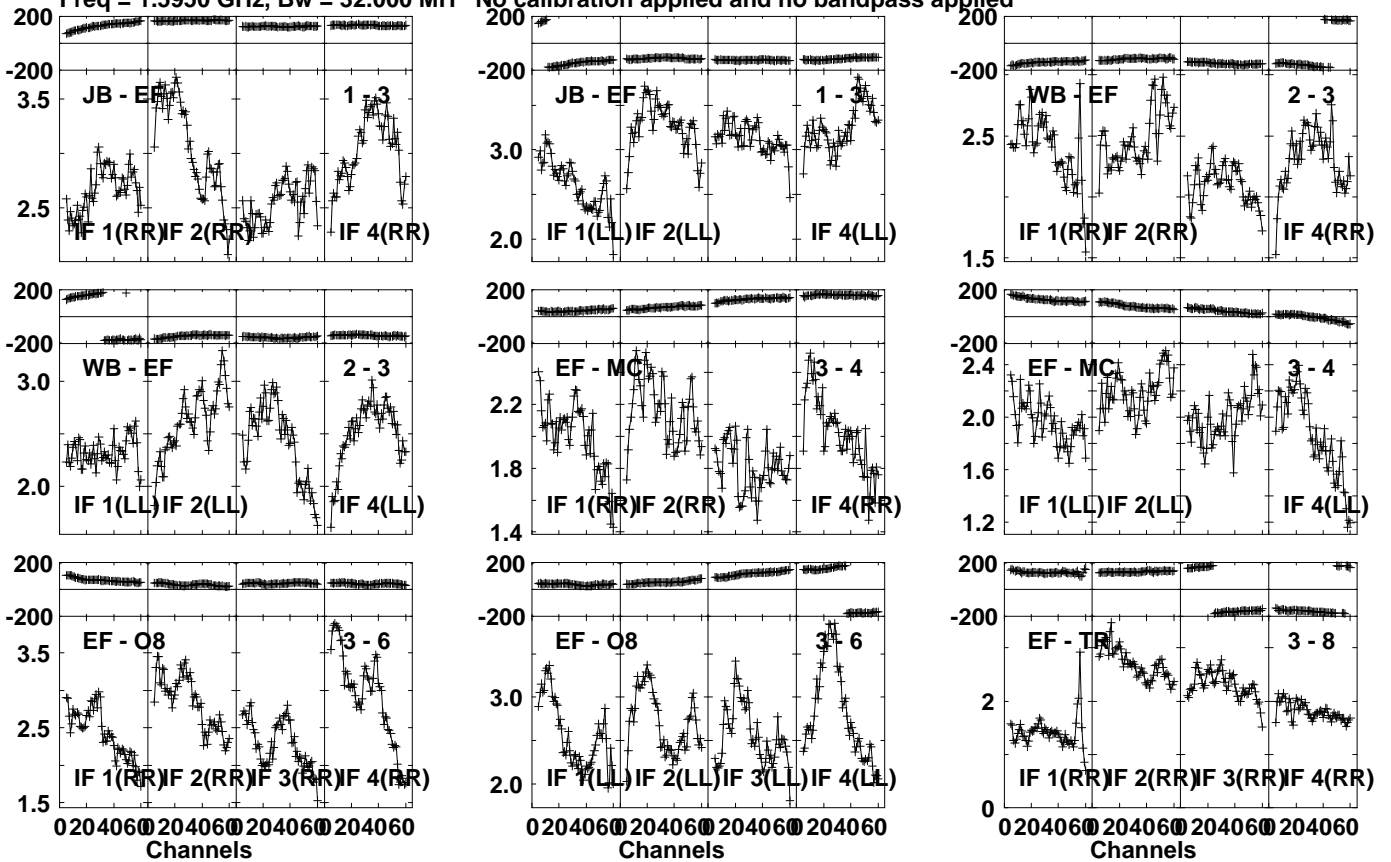
Lower frame: Micro Ampl Jy Top frame: Phas deg  
Vector averaged cross-power spectrum Several baselines displayed  
Timerange: 00/21:25:11 to 00/21:28:39

Plot file version 178 created 17-MAR-2023 00:58:46

J1336-1852 EB096B.UVDATA.1

Freq = 1.5950 GHz, Bw = 32.000 MH

No calibration applied and no bandpass applied



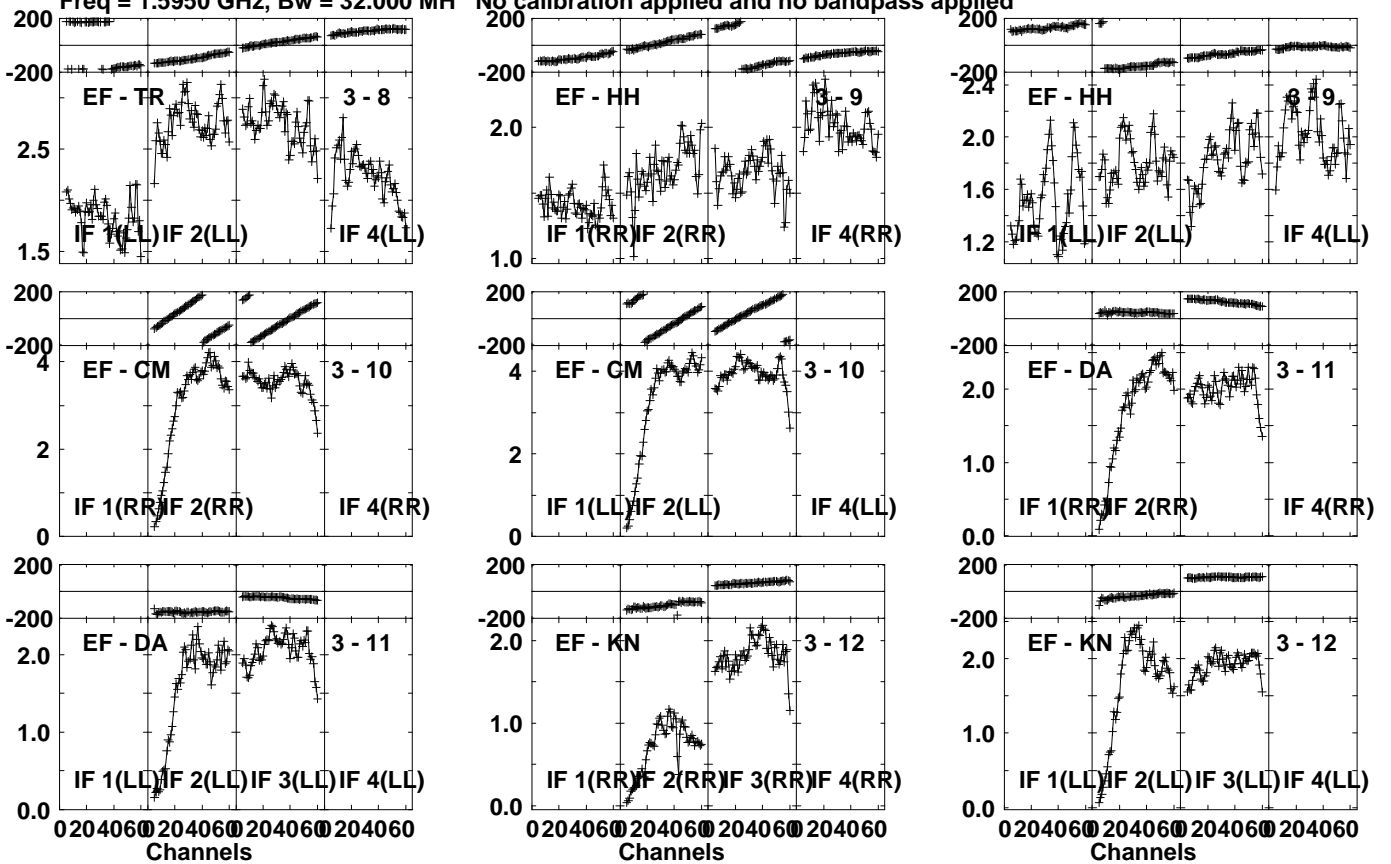
Lower frame: Milli Ampl Jy Top frame: Phas deg  
 Vector averaged cross-power spectrum Several baselines displayed  
 Timerange: 00/21:29:11 to 00/21:30:09

Plot file version 179 created 17-MAR-2023 00:58:46

J1336-1852 EB096B.UVDATA.1

Freq = 1.5950 GHz, Bw = 32.000 MH

No calibration applied and no bandpass applied



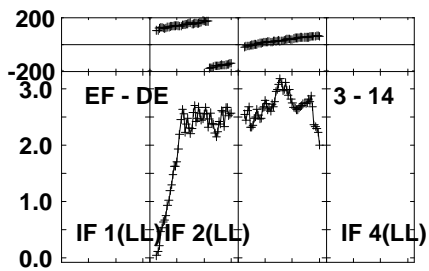
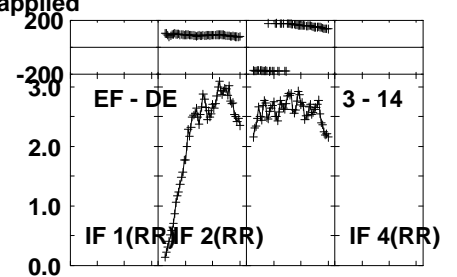
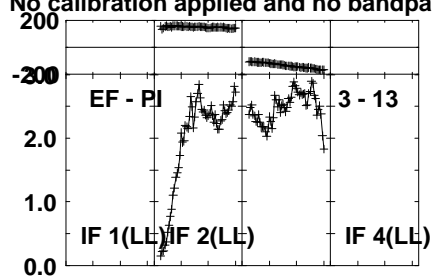
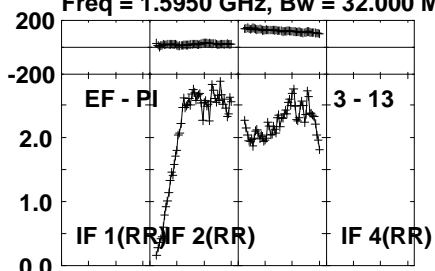
Lower frame: Milli Ampl Jy Top frame: Phas deg  
Vector averaged cross-power spectrum Several baselines displayed  
Timerange: 00/21:29:11 to 00/21:30:09

Plot file version 180 created 17-MAR-2023 00:58:46

J1336-1852 EB096B.UVDATA.1

Freq = 1.5950 GHz, Bw = 32.000 MH

No calibration applied and no bandpass applied



Lower frame: Milli Ampl Jy Top frame: Phas deg

Vector averaged cross-power spectrum Several baselines displayed

Timerange: 00/21:29:11 to 00/21:30:09

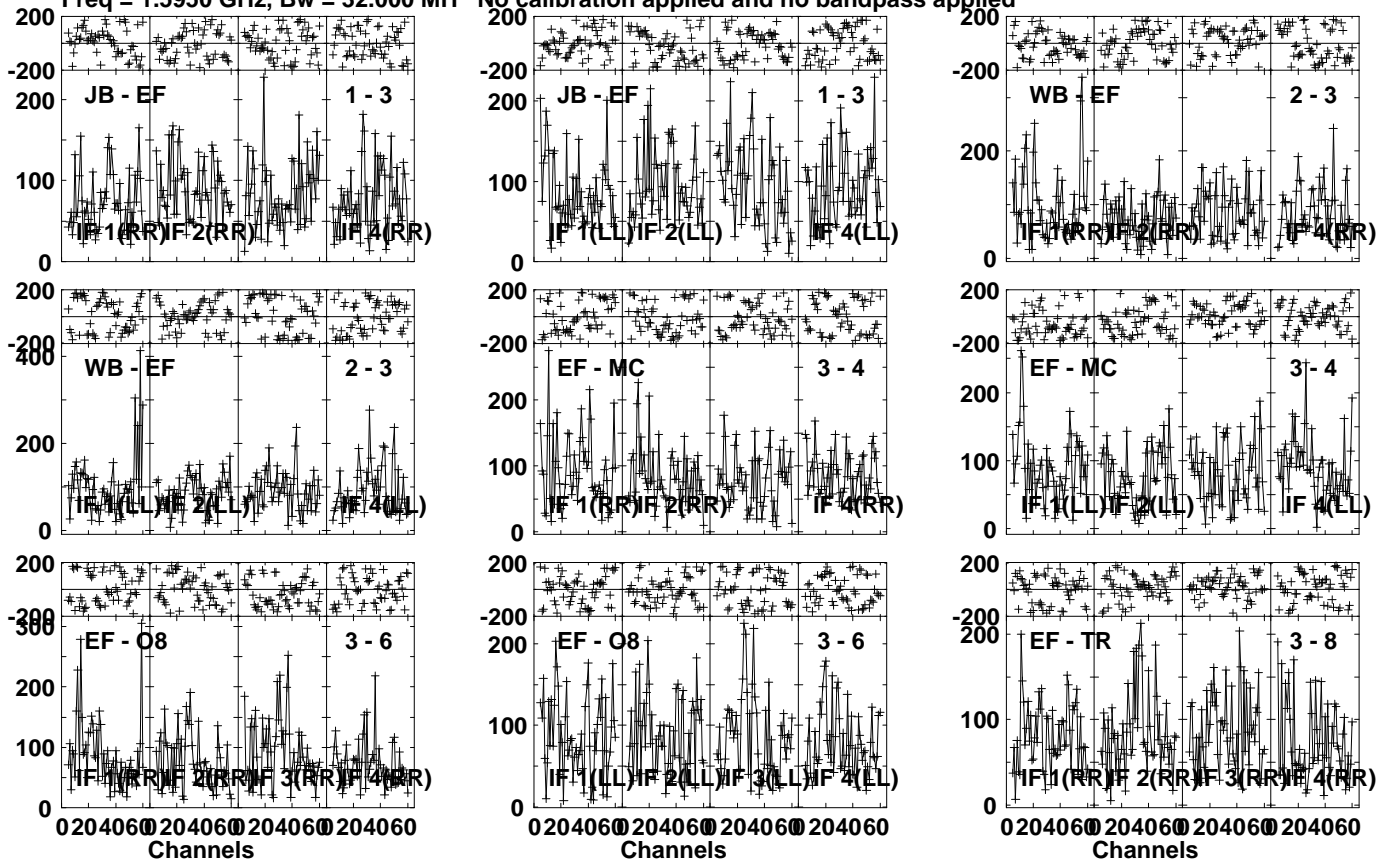


Plot file version 181 created 17-MAR-2023 00:58:46

FRB210320 EB096B.UVDATA.1

Freq = 1.5950 GHz, Bw = 32.000 MH

No calibration applied and no bandpass applied



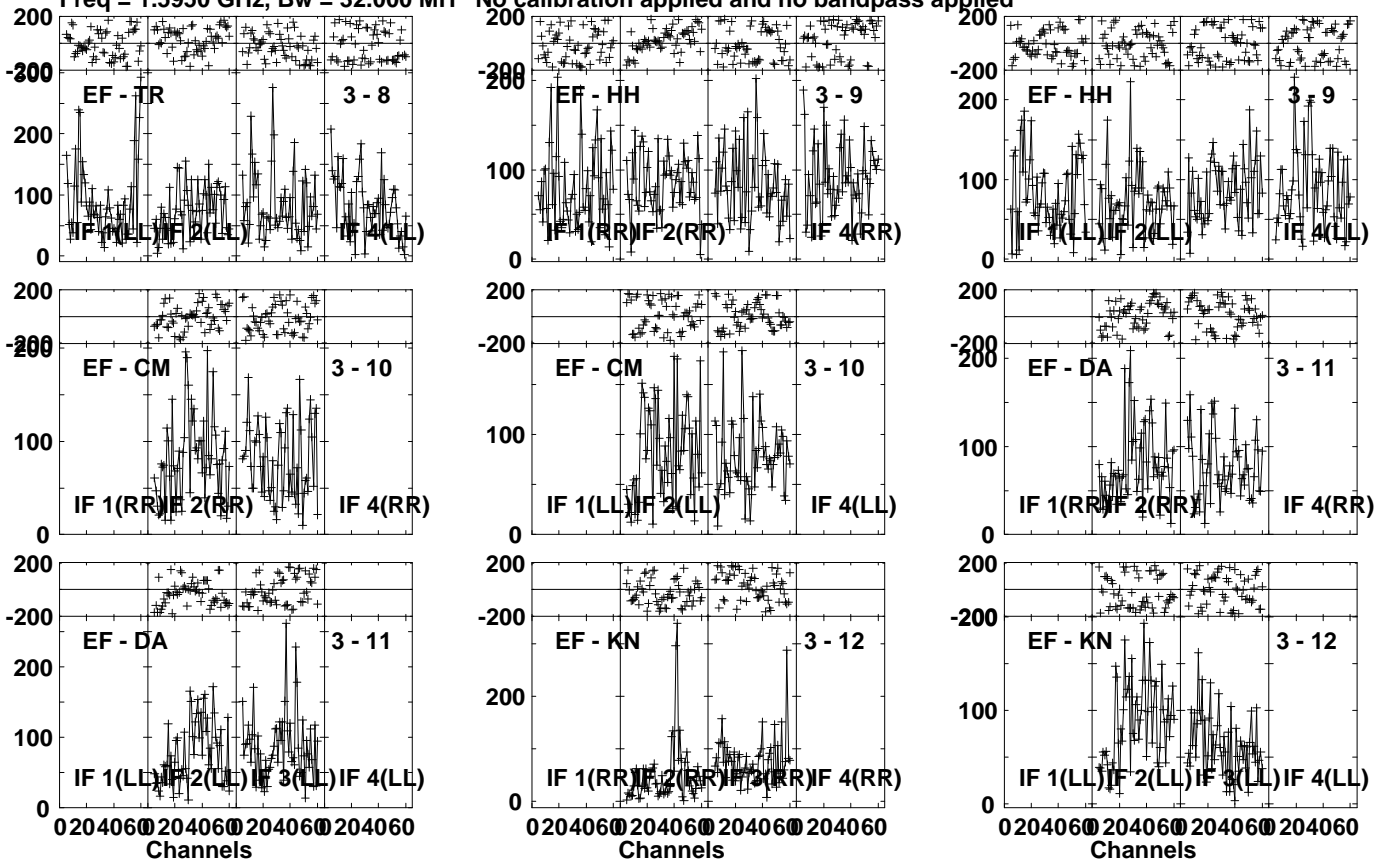
Lower frame: Micro Ampl Jy Top frame: Phas deg  
Vector averaged cross-power spectrum Several baselines displayed  
Timerange: 00/21:30:11 to 00/21:33:39

Plot file version 182 created 17-MAR-2023 00:58:47

FRB210320 EB096B.UVDATA.1

Freq = 1.5950 GHz, Bw = 32.000 MH

No calibration applied and no bandpass applied



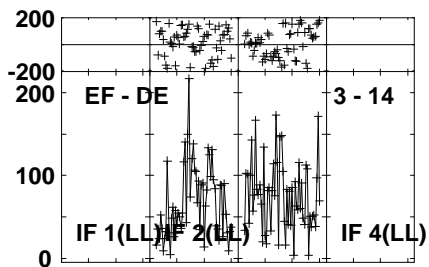
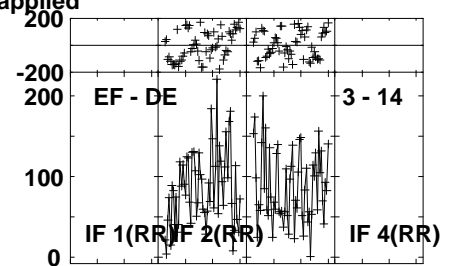
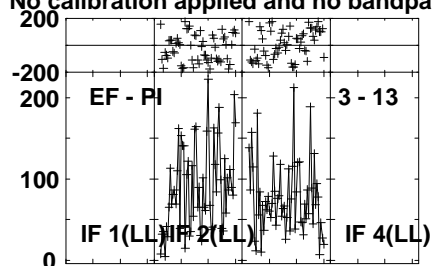
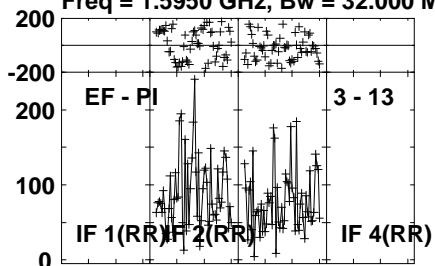
Lower frame: Micro Ampl Jy Top frame: Phas deg  
Vector averaged cross-power spectrum Several baselines displayed  
Timerange: 00/21:30:11 to 00/21:33:39

Plot file version 183 created 17-MAR-2023 00:58:47

FRB210320 EB096B.UVDATA.1

Freq = 1.5950 GHz, Bw = 32.000 MH

No calibration applied and no bandpass applied



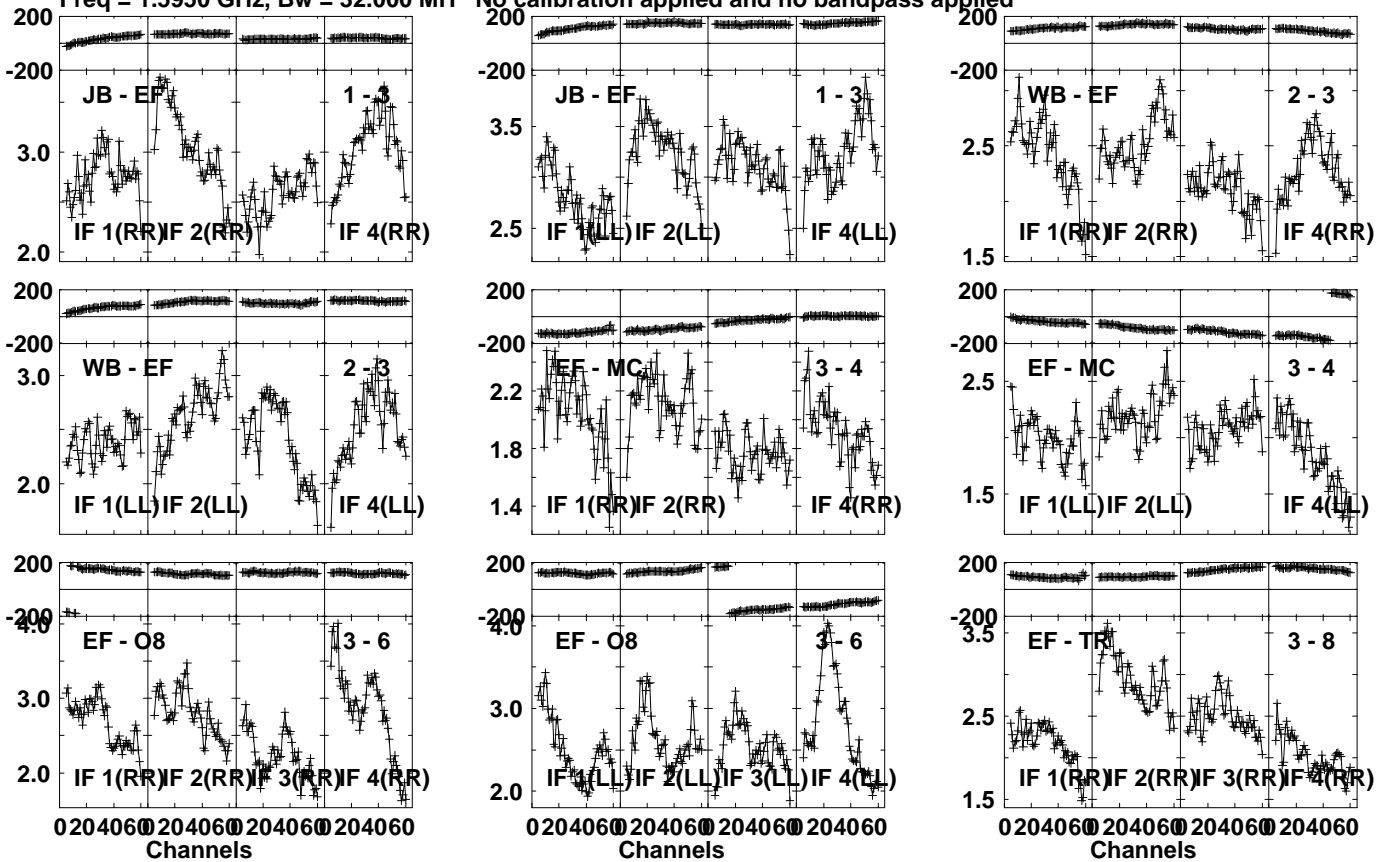
Lower frame: Micro Ampl Jy Top frame: Phas deg  
Vector averaged cross-power spectrum Several baselines displayed  
Timerange: 00/21:30:11 to 00/21:33:39

Plot file version 184 created 17-MAR-2023 00:58:47

J1336-1852 EB096B.UVDATA.1

Freq = 1.5950 GHz, Bw = 32.000 MH

No calibration applied and no bandpass applied



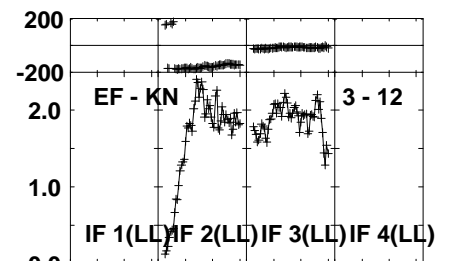
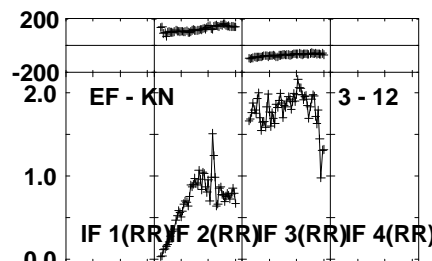
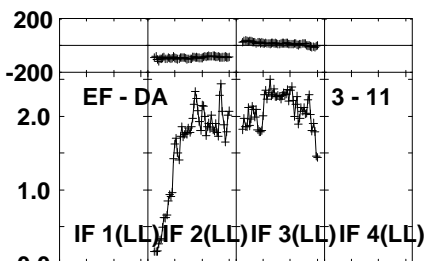
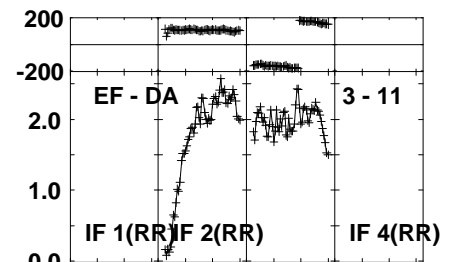
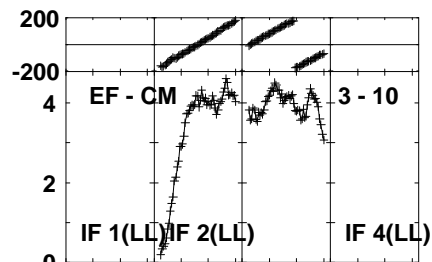
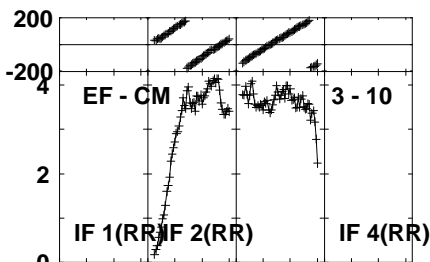
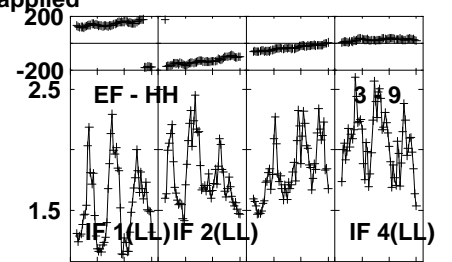
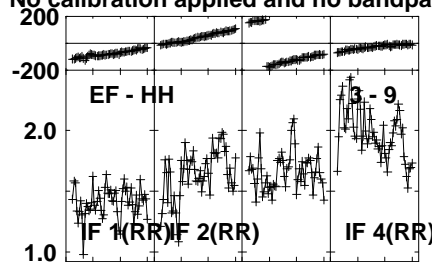
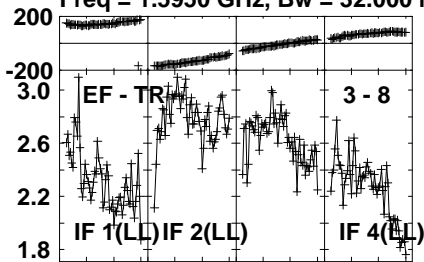
Lower frame: Milli Ampl Jy Top frame: Phas deg  
Vector averaged cross-power spectrum Several baselines displayed  
Timerange: 00/21:33:41 to 00/21:35:09

Plot file version 185 created 17-MAR-2023 00:58:47

J1336-1852 EB096B.UVDATA.1

Freq = 1.5950 GHz, Bw = 32.000 MH

No calibration applied and no bandpass applied



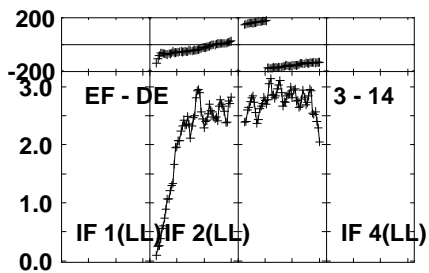
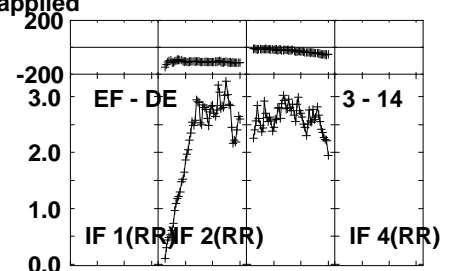
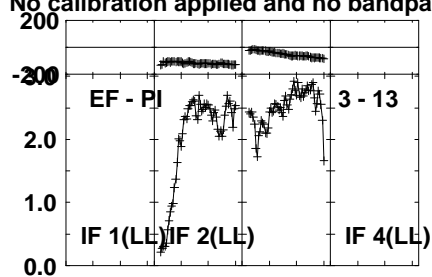
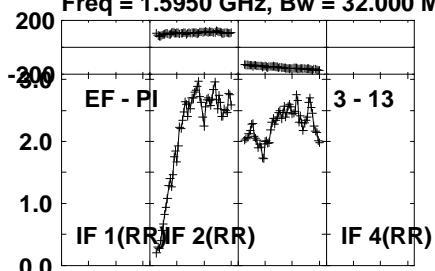
Lower frame: Milli Ampl Jy Top frame: Phas deg  
Vector averaged cross-power spectrum Several baselines displayed  
Timerange: 00/21:33:41 to 00/21:35:09

Plot file version 186 created 17-MAR-2023 00:58:47

J1336-1852 EB096B.UVDATA.1

Freq = 1.5950 GHz, Bw = 32.000 MH

No calibration applied and no bandpass applied



Lower frame: Milli Ampl Jy Top frame: Phas deg

Vector averaged cross-power spectrum Several baselines displayed

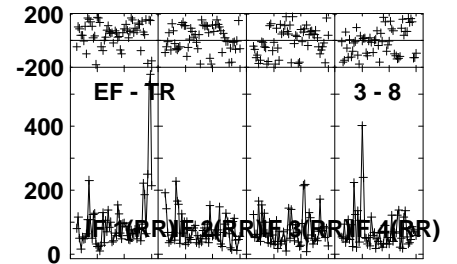
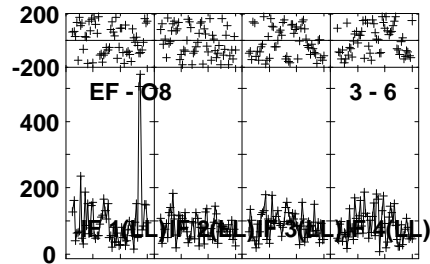
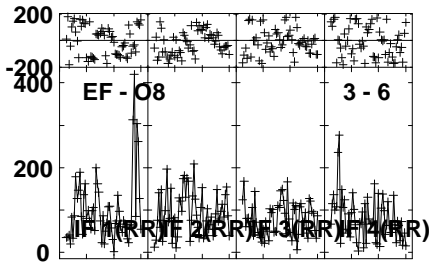
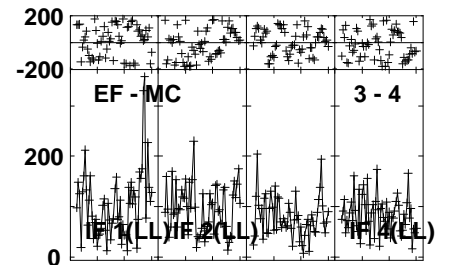
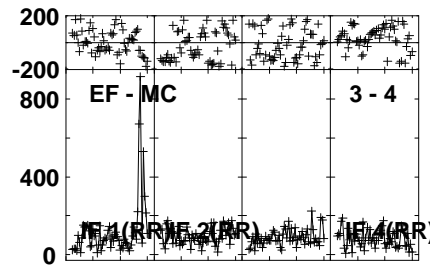
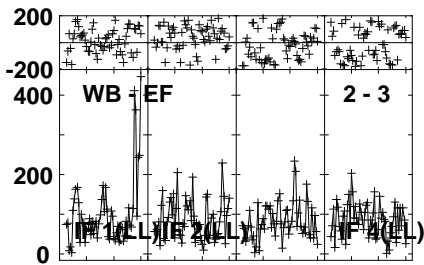
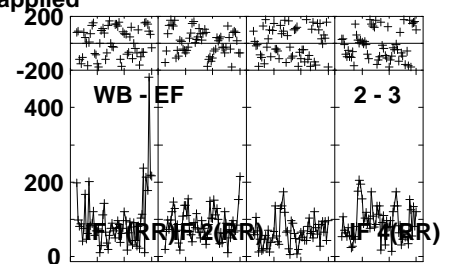
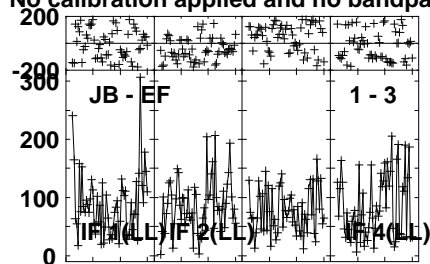
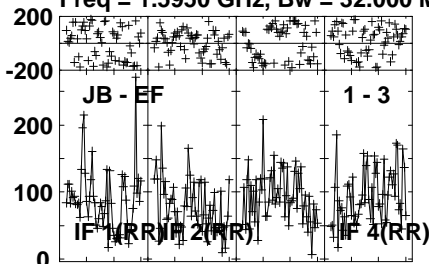
Timerange: 00/21:33:41 to 00/21:35:09

Plot file version 187 created 17-MAR-2023 00:58:47

FRB210320 EB096B.UVDATA.1

Freq = 1.5950 GHz, Bw = 32.000 MH

No calibration applied and no bandpass applied

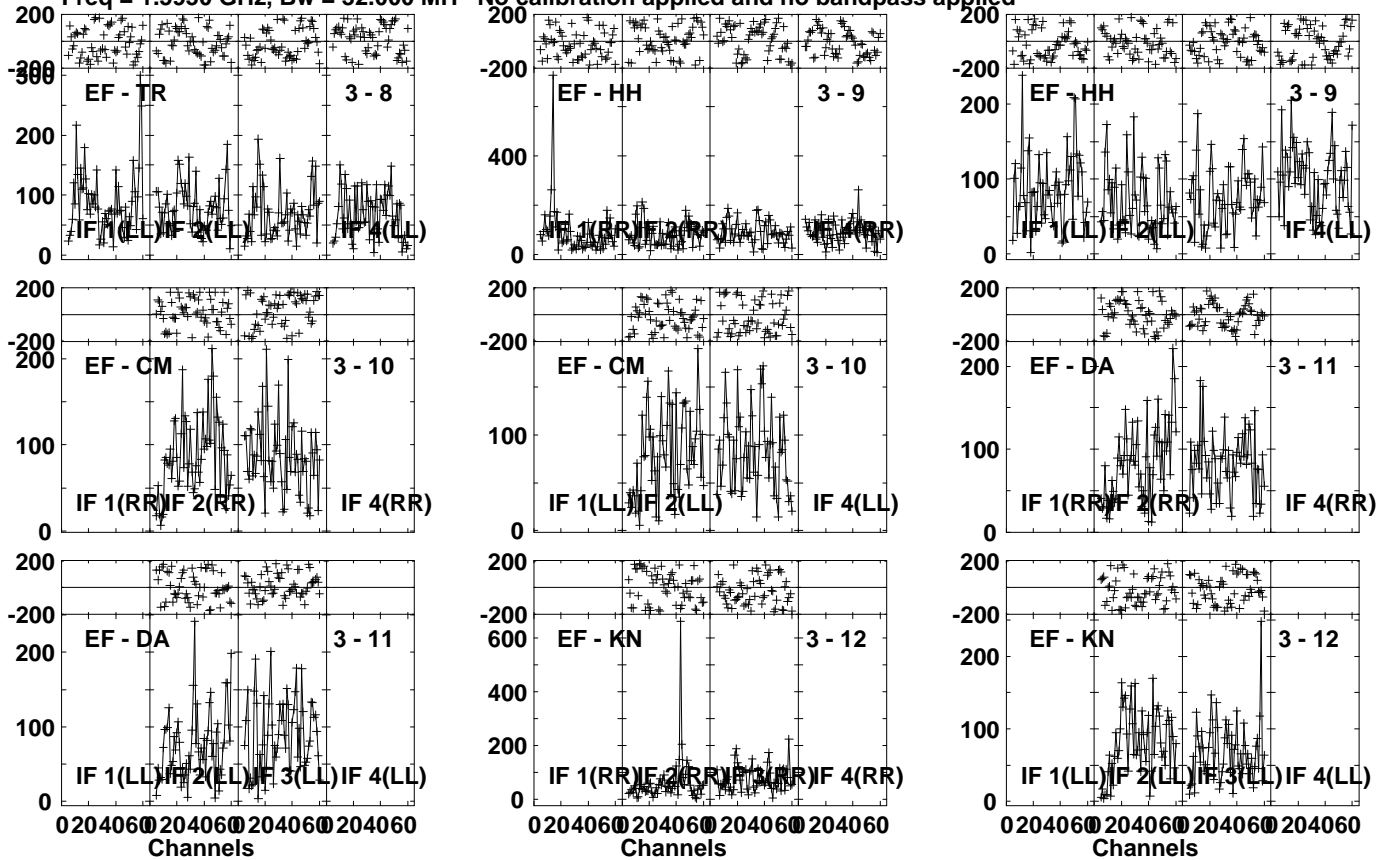


Lower frame: Micro Ampl Jy Top frame: Phas deg  
Vector averaged cross-power spectrum Several baselines displayed  
Timerange: 00/21:35:11 to 00/21:38:39

Plot file version 188 created 17-MAR-2023 00:58:47

FRB210320 EB096B.UVDATA.1

Freq = 1.5950 GHz, Bw = 32.000 MH No calibration applied and no bandpass applied



Lower frame: Micro Ampl Jy Top frame: Phas deg  
Vector averaged cross-power spectrum Several baselines displayed  
Timerange: 00/21:35:11 to 00/21:38:39

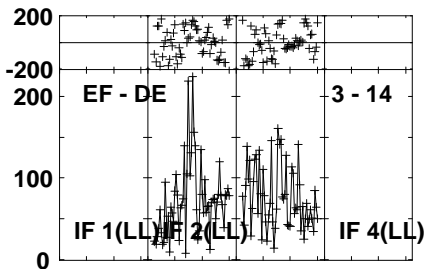
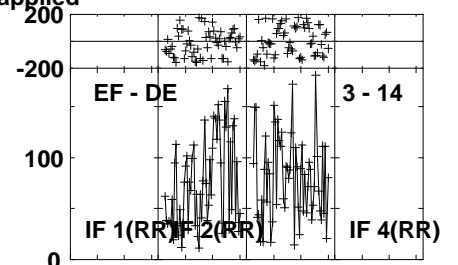
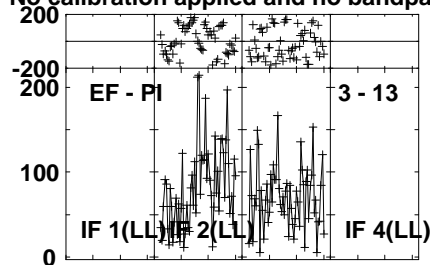
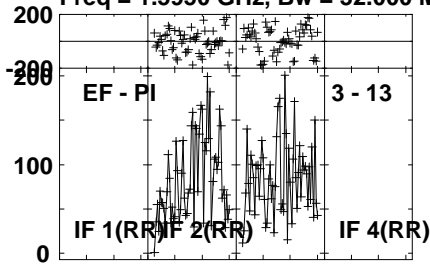


Plot file version 189 created 17-MAR-2023 00:58:47

FRB210320 EB096B.UVDATA.1

Freq = 1.5950 GHz, Bw = 32.000 MH

No calibration applied and no bandpass applied



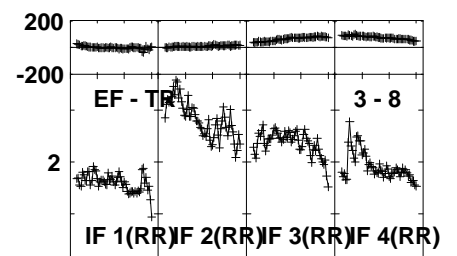
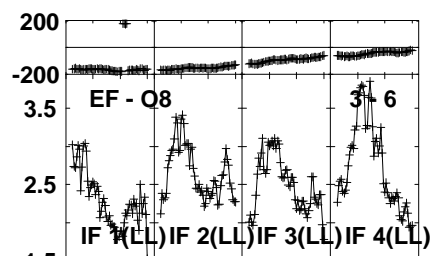
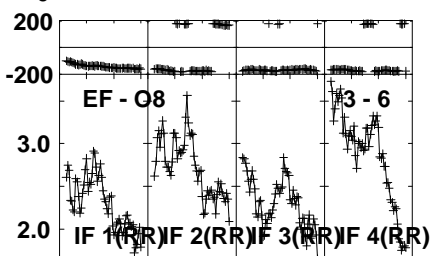
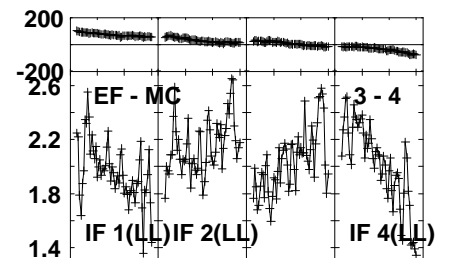
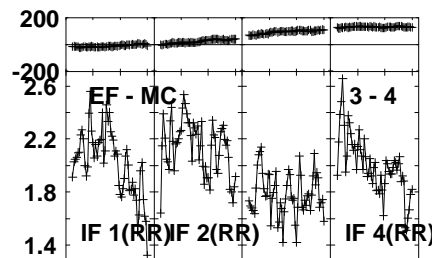
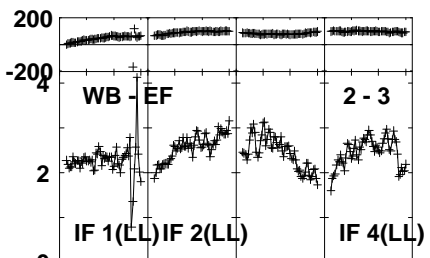
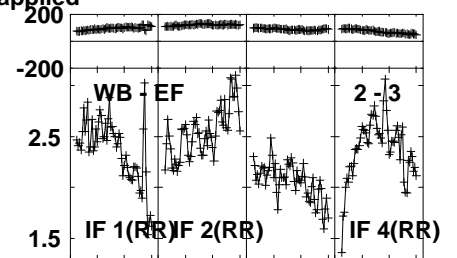
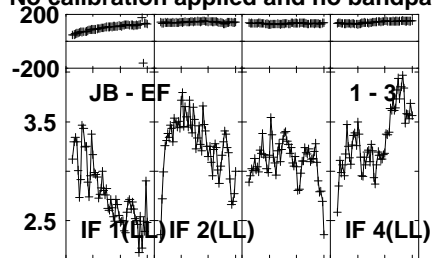
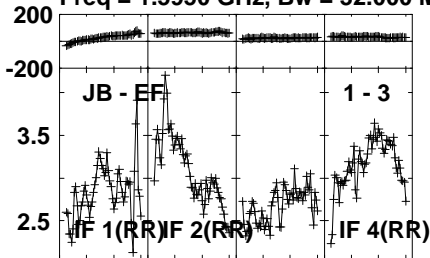
Lower frame: Micro Ampl Jy Top frame: Phas deg  
Vector averaged cross-power spectrum Several baselines displayed  
Timerange: 00/21:35:11 to 00/21:38:39

Plot file version 190 created 17-MAR-2023 00:58:47

J1336-1852 EB096B.UVDATA.1

Freq = 1.5950 GHz, Bw = 32.000 MH

No calibration applied and no bandpass applied



0204060 204060 204060 204060

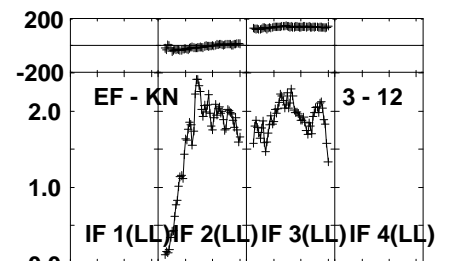
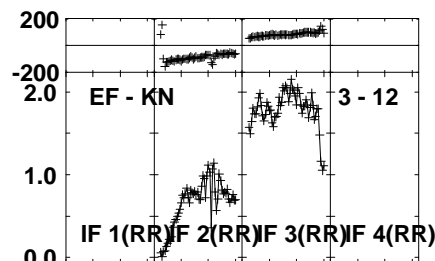
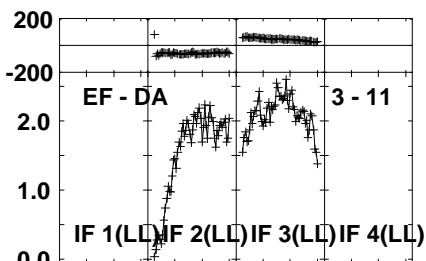
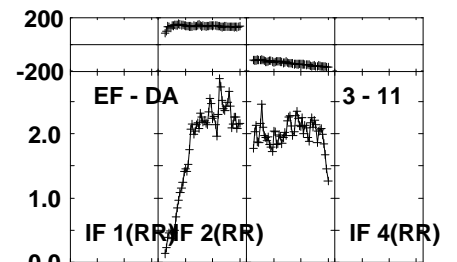
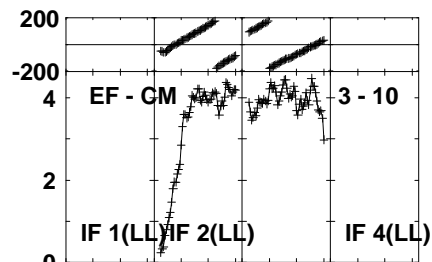
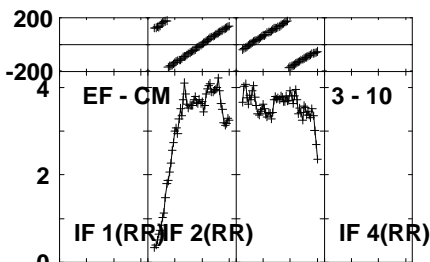
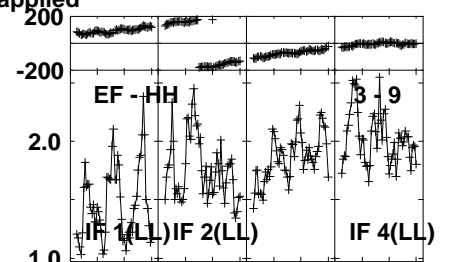
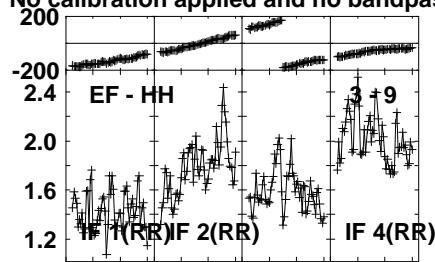
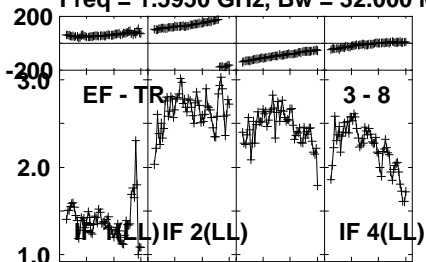
Channels  
Lower frame: Milli Ampl Jy Top frame: Phas deg  
Vector averaged cross-power spectrum Several baselines displayed  
Timerange: 00/21:39:21 to 00/21:40:09

Plot file version 191 created 17-MAR-2023 00:58:47

J1336-1852 EB096B.UVDATA.1

Freq = 1.5950 GHz, Bw = 32.000 MH

No calibration applied and no bandpass applied



Lower frame: Milli Ampl Jy Top frame: Phas deg

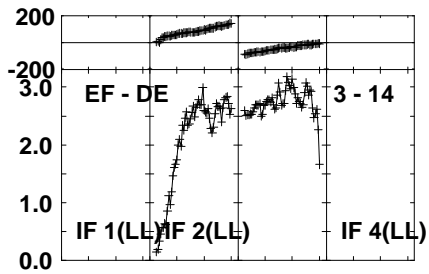
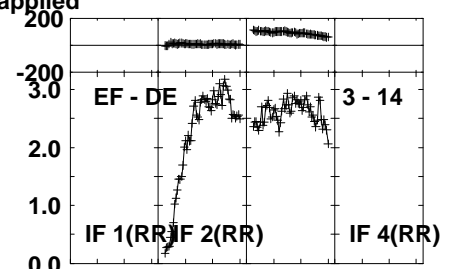
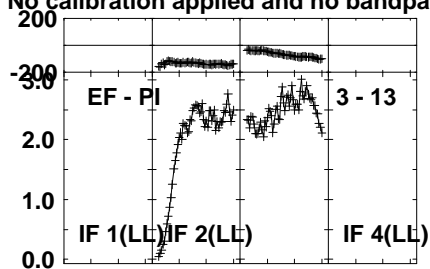
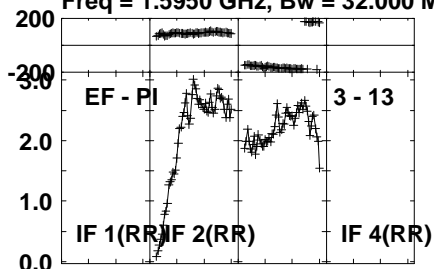
Vector averaged cross-power spectrum Several baselines displayed

Timerange: 00/21:39:21 to 00/21:40:09

Plot file version 192 created 17-MAR-2023 00:58:47

J1336-1852 EB096B.UVDATA.1

Freq = 1.5950 GHz, Bw = 32.000 MH No calibration applied and no bandpass applied



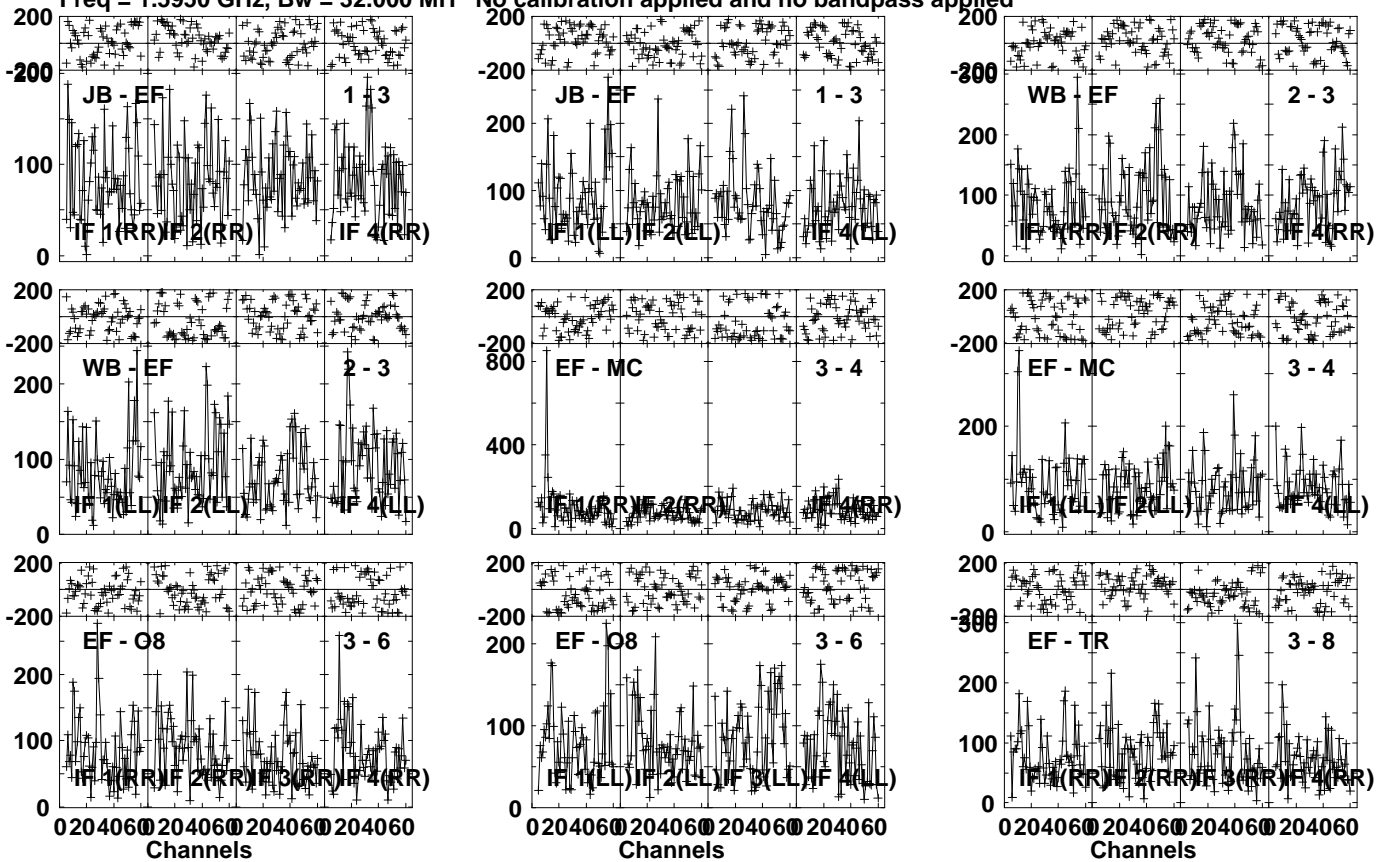
Lower frame: Milli Ampl Jy Top frame: Phas deg  
Vector averaged cross-power spectrum Several baselines displayed  
Timerange: 00/21:39:21 to 00/21:40:09

Plot file version 193 created 17-MAR-2023 00:58:47

FRB210320 EB096B.UVDATA.1

Freq = 1.5950 GHz, Bw = 32.000 MH

No calibration applied and no bandpass applied



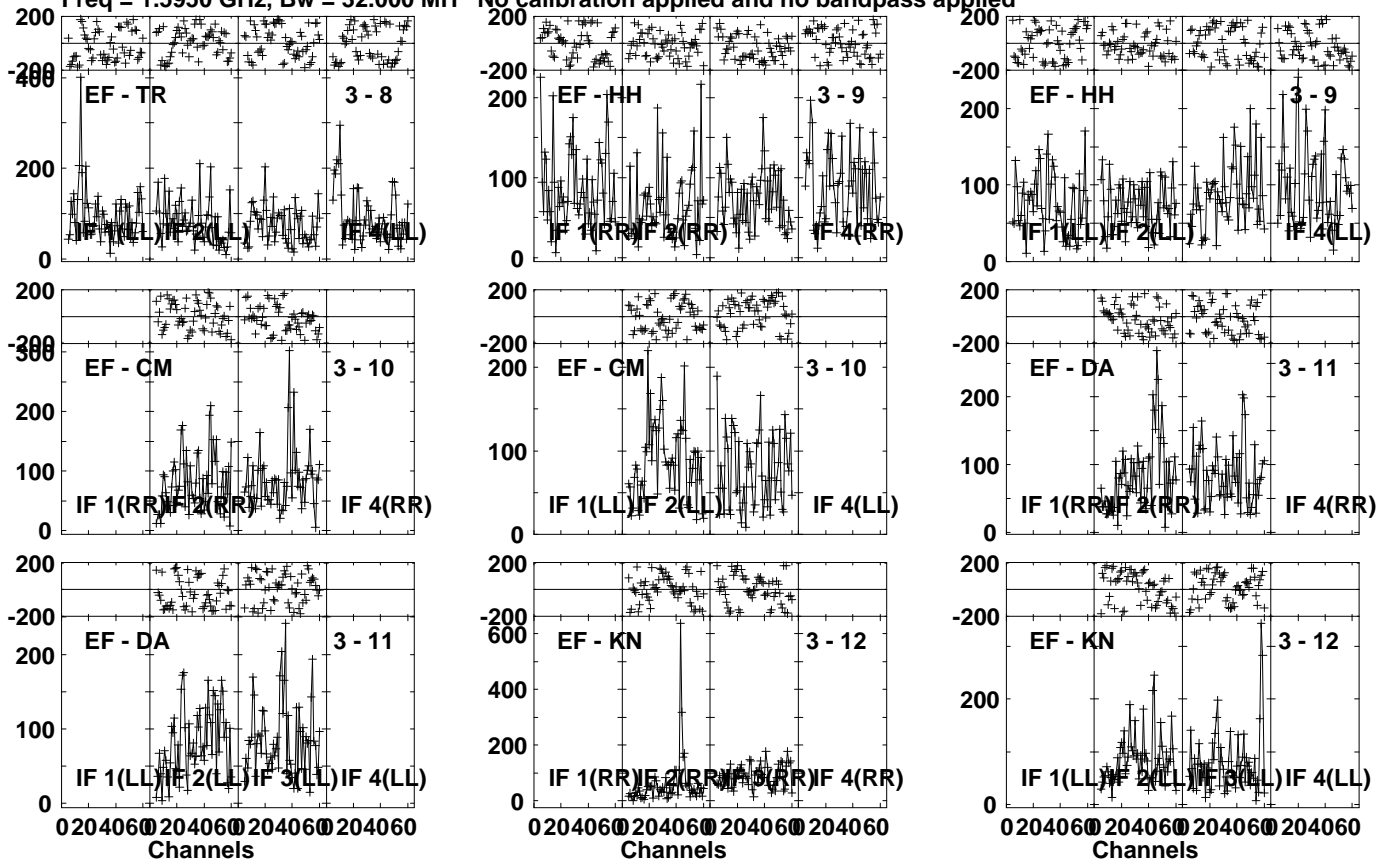
Lower frame: Micro Ampl Jy Top frame: Phas deg  
Vector averaged cross-power spectrum Several baselines displayed  
Timerange: 00/21:40:11 to 00/21:43:39

Plot file version 194 created 17-MAR-2023 00:58:47

FRB210320 EB096B.UVDATA.1

Freq = 1.5950 GHz, Bw = 32.000 MH

No calibration applied and no bandpass applied



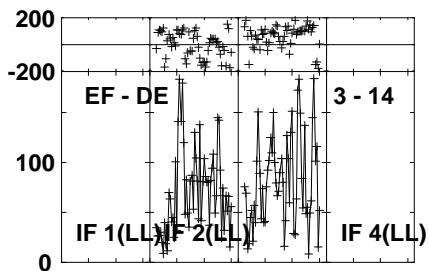
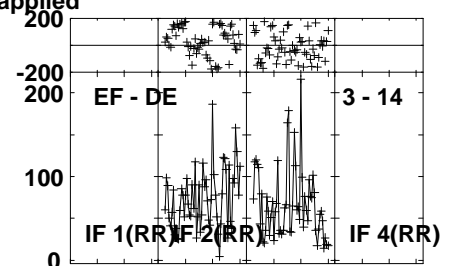
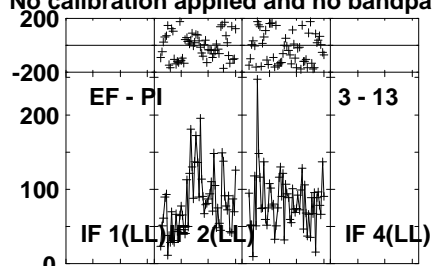
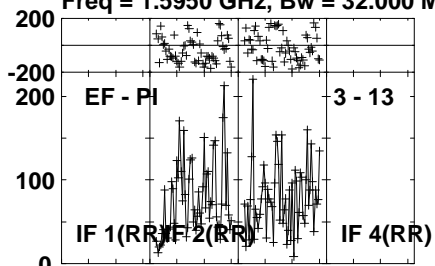
Lower frame: Micro Ampl Jy Top frame: Phas deg  
Vector averaged cross-power spectrum Several baselines displayed  
Timerange: 00/21:40:11 to 00/21:43:39

Plot file version 195 created 17-MAR-2023 00:58:48

FRB210320 EB096B.UVDATA.1

Freq = 1.5950 GHz, Bw = 32.000 MH

No calibration applied and no bandpass applied



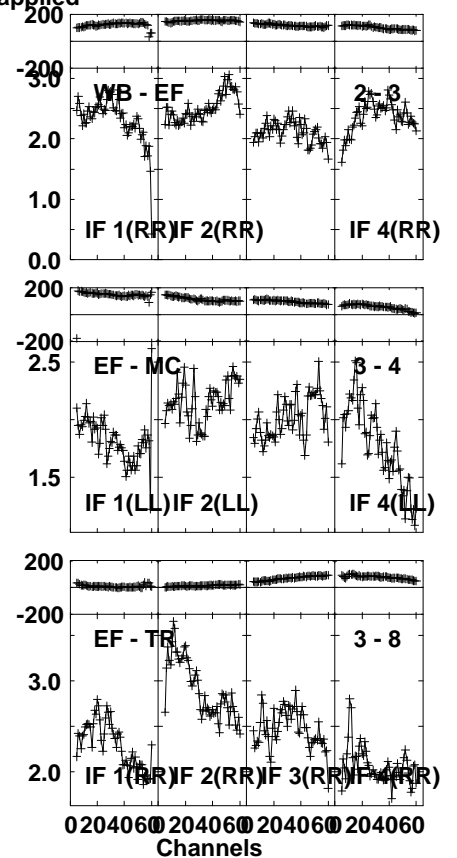
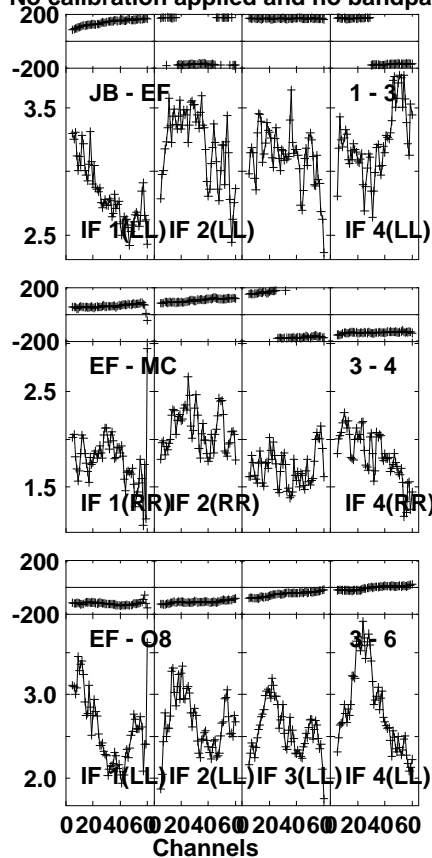
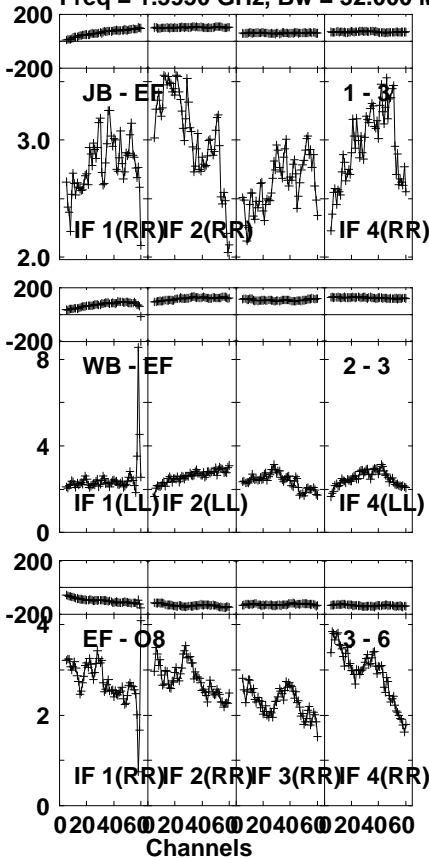
Lower frame: Micro Ampl Jy Top frame: Phas deg  
Vector averaged cross-power spectrum Several baselines displayed  
Timerange: 00/21:40:11 to 00/21:43:39

Plot file version 196 created 17-MAR-2023 00:58:48

J1336-1852 EB096B.UVDATA.1

Freq = 1.5950 GHz, Bw = 32.000 MH

No calibration applied and no bandpass applied



Lower frame: Milli Ampl Jy Top frame: Phas deg  
 Vector averaged cross-power spectrum Several baselines displayed  
 Timerange: 00/21:43:41 to 00/21:45:09

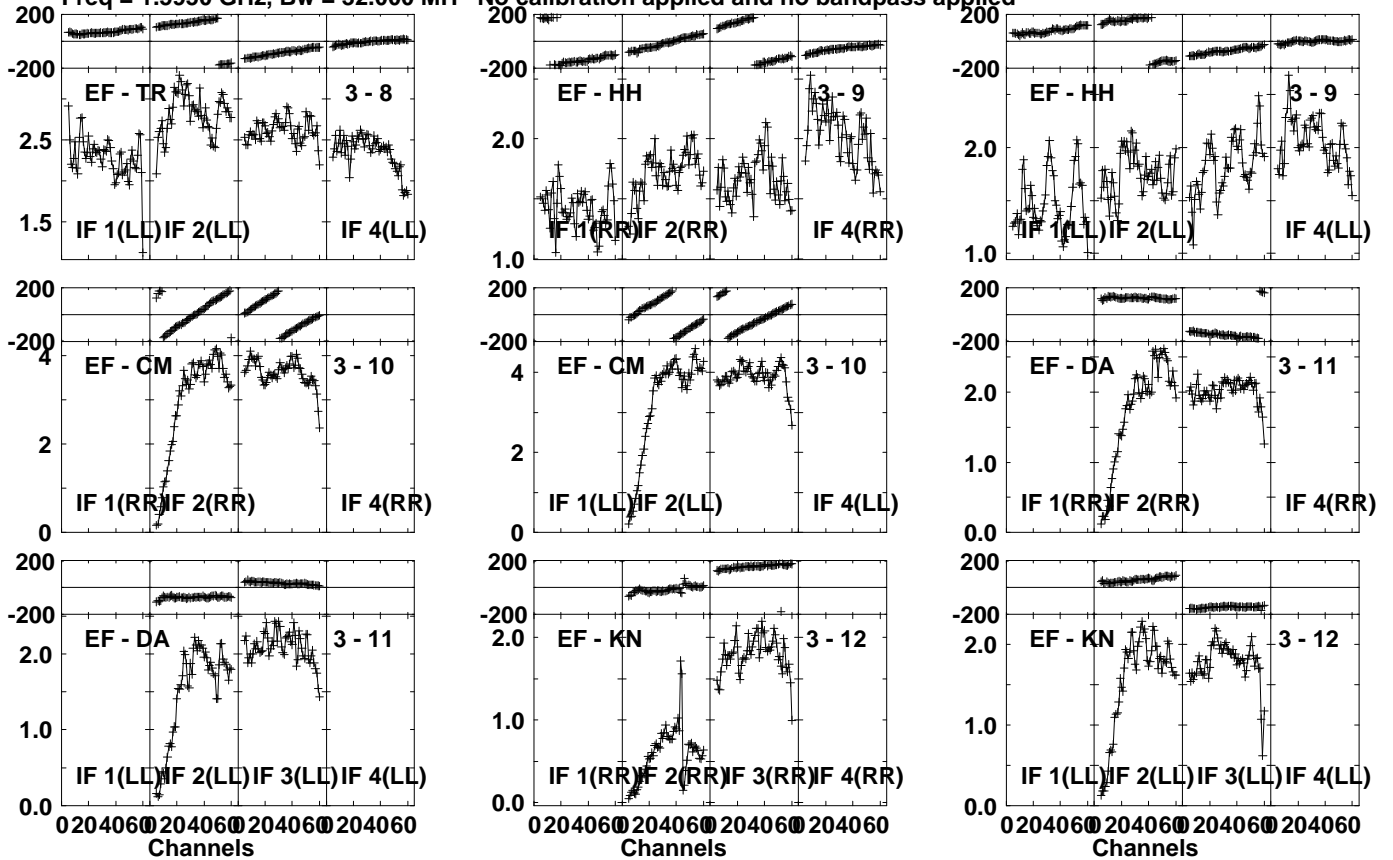


Plot file version 197 created 17-MAR-2023 00:58:48

J1336-1852 EB096B.UVDATA.1

Freq = 1.5950 GHz, Bw = 32.000 MH

No calibration applied and no bandpass applied



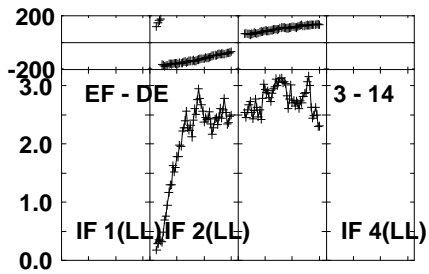
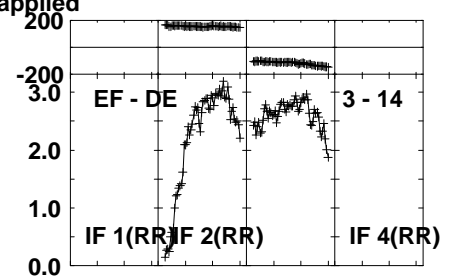
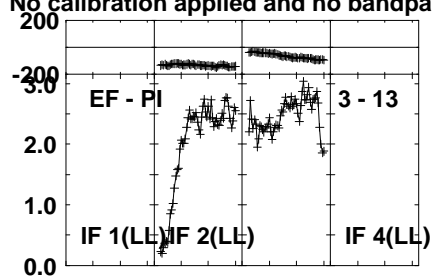
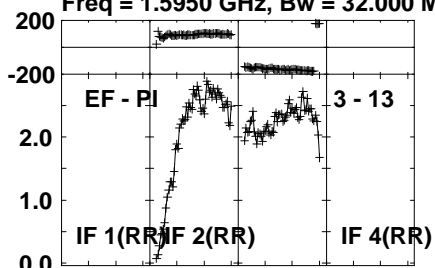
Lower frame: Milli Ampl Jy Top frame: Phas deg  
Vector averaged cross-power spectrum Several baselines displayed  
Timerange: 00/21:43:41 to 00/21:45:09

Plot file version 198 created 17-MAR-2023 00:58:48

J1336-1852 EB096B.UVDATA.1

Freq = 1.5950 GHz, Bw = 32.000 MH

No calibration applied and no bandpass applied



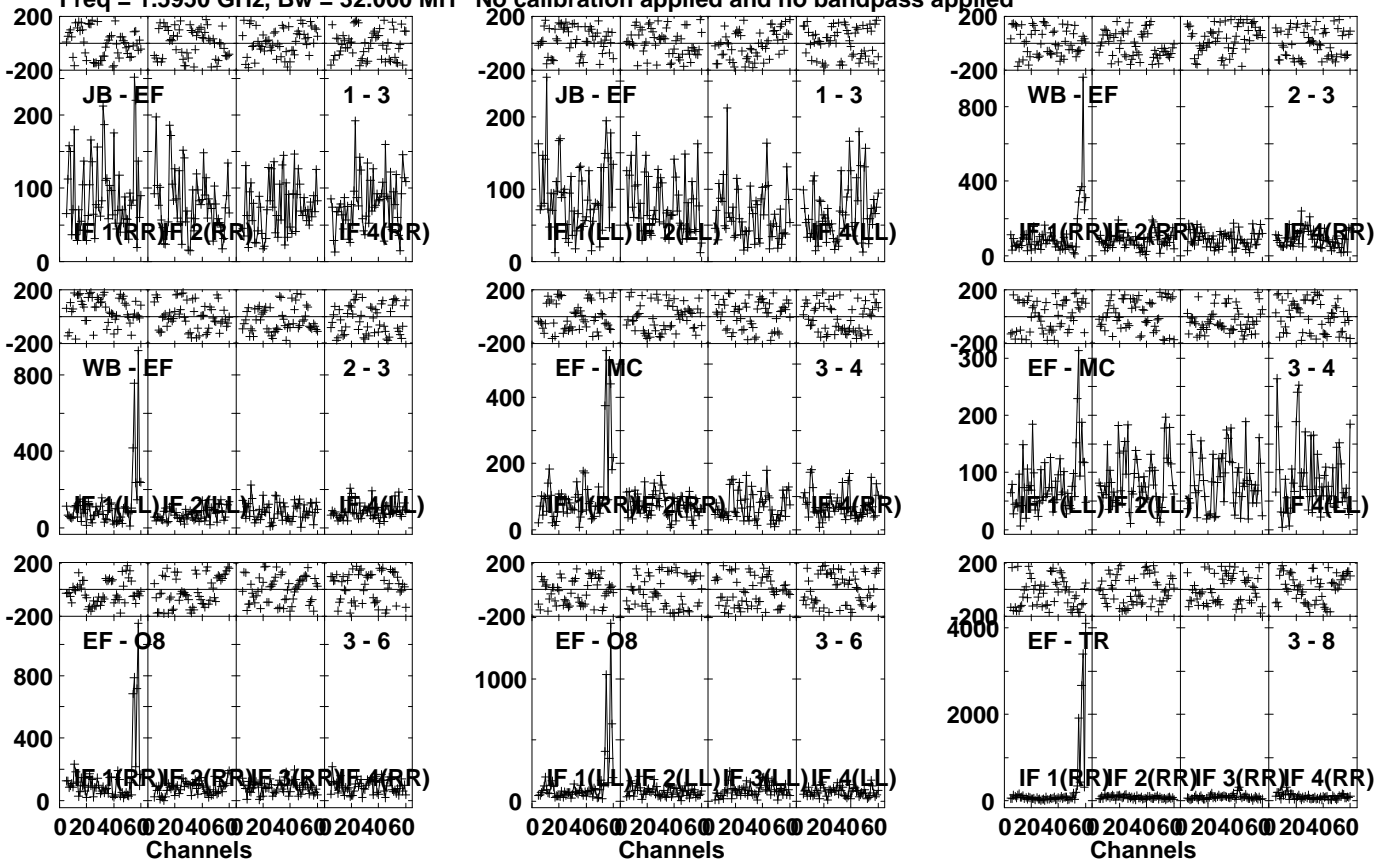
Lower frame: Milli Ampl Jy Top frame: Phas deg  
Vector averaged cross-power spectrum Several baselines displayed  
Timerange: 00/21:43:41 to 00/21:45:09

Plot file version 199 created 17-MAR-2023 00:58:48

FRB210320 EB096B.UVDATA.1

Freq = 1.5950 GHz, Bw = 32.000 MH

No calibration applied and no bandpass applied



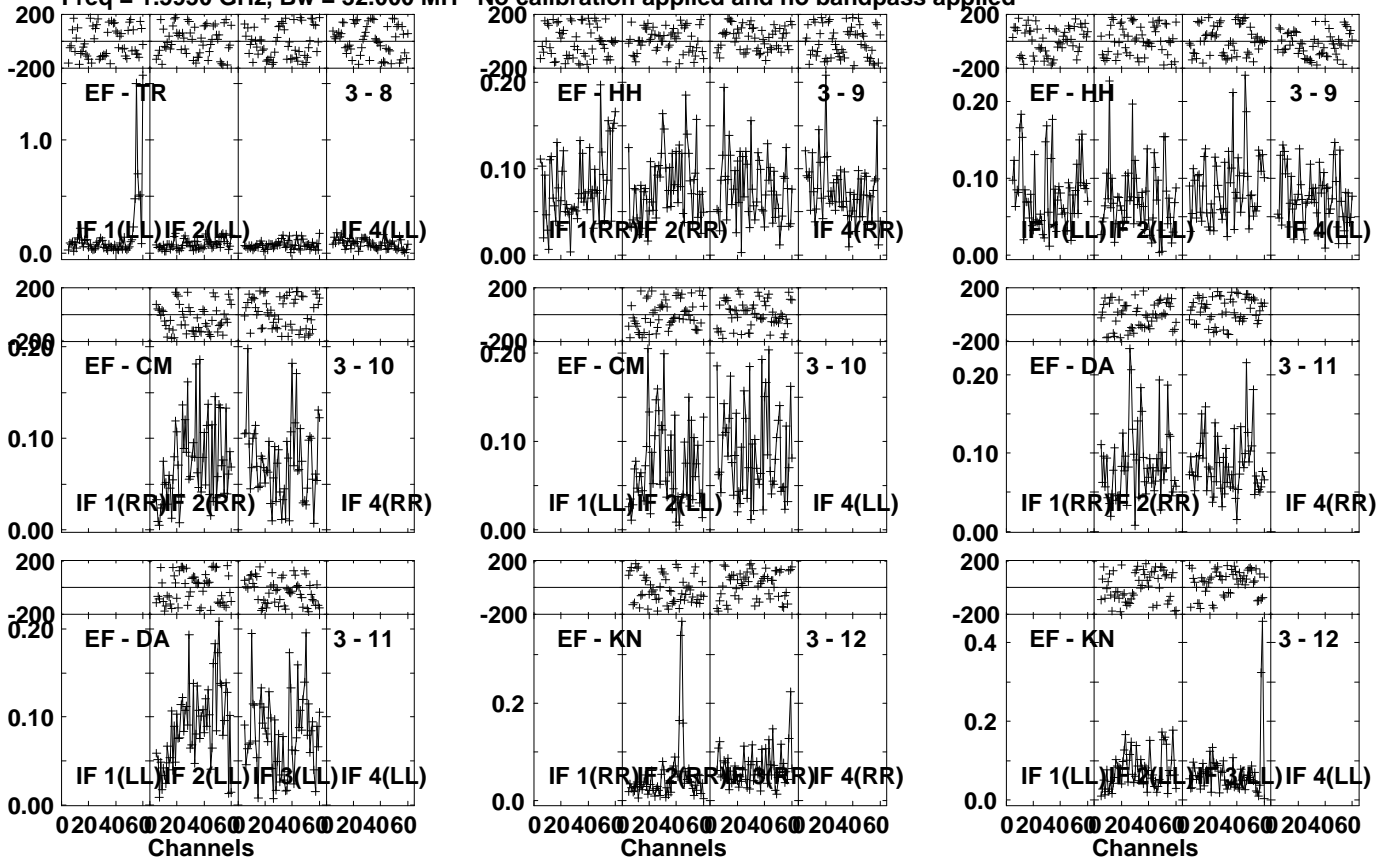
Lower frame: Micro Ampl Jy Top frame: Phas deg  
Vector averaged cross-power spectrum Several baselines displayed  
Timerange: 00/21:45:11 to 00/21:48:39

Plot file version 200 created 17-MAR-2023 00:58:48

FRB210320 EB096B.UVDATA.1

Freq = 1.5950 GHz, Bw = 32.000 MH

No calibration applied and no bandpass applied



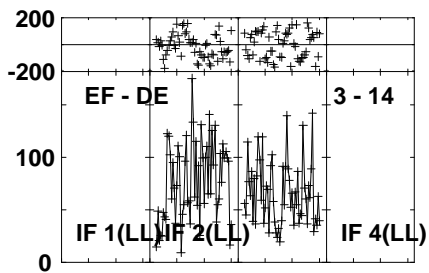
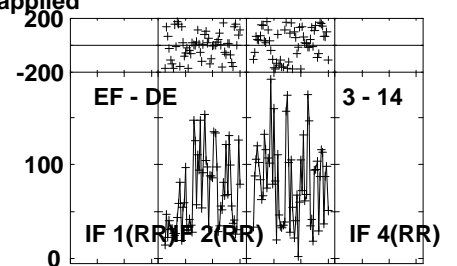
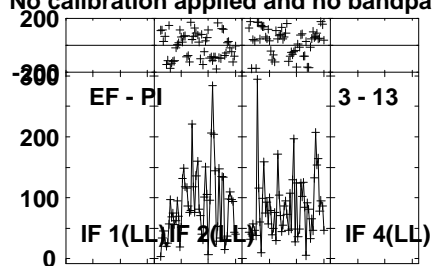
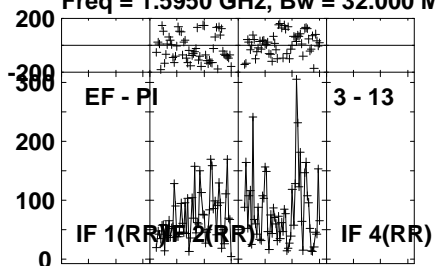
Lower frame: Milli Ampl Jy Top frame: Phas deg  
Vector averaged cross-power spectrum Several baselines displayed  
Timerange: 00/21:45:11 to 00/21:48:39

Plot file version 201 created 17-MAR-2023 00:58:48

FRB210320 EB096B.UVDATA.1

Freq = 1.5950 GHz, Bw = 32.000 MH

No calibration applied and no bandpass applied



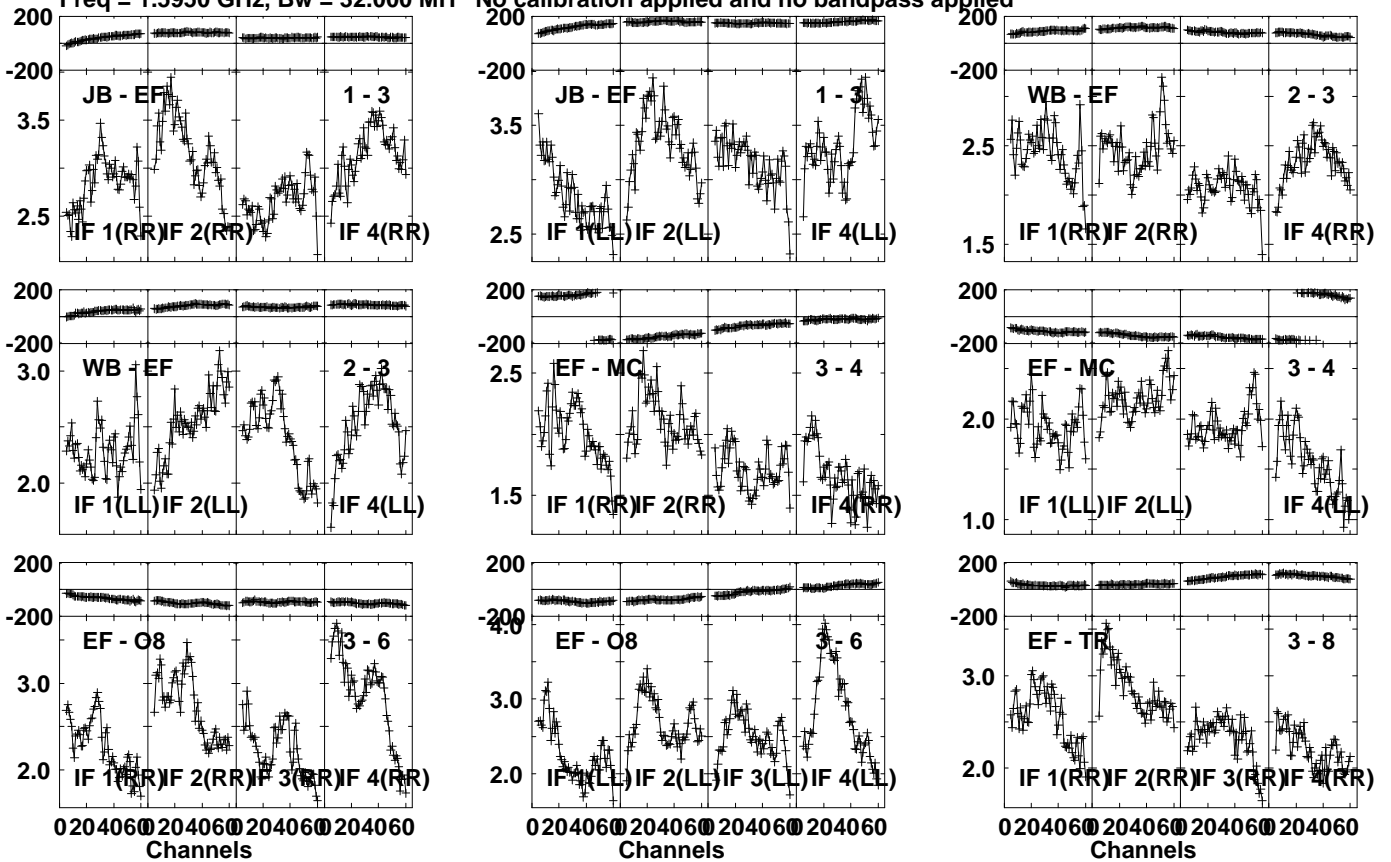
Lower frame: Micro Ampl Jy Top frame: Phas deg  
Vector averaged cross-power spectrum Several baselines displayed  
Timerange: 00/21:45:11 to 00/21:48:39

Plot file version 202 created 17-MAR-2023 00:58:48

J1336-1852 EB096B.UVDATA.1

Freq = 1.5950 GHz, Bw = 32.000 MH

No calibration applied and no bandpass applied



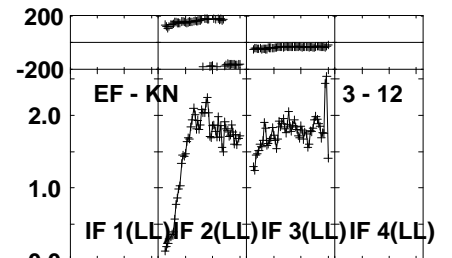
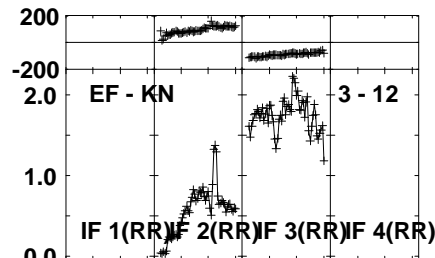
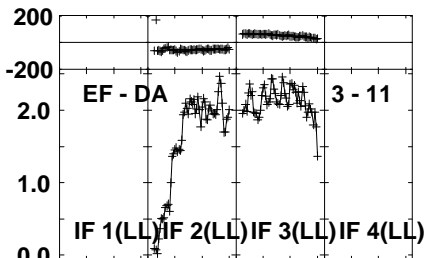
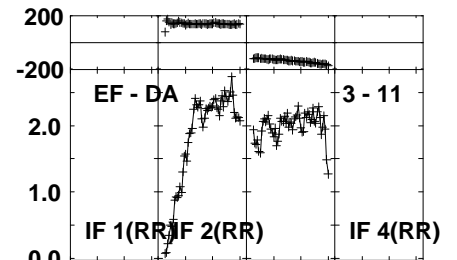
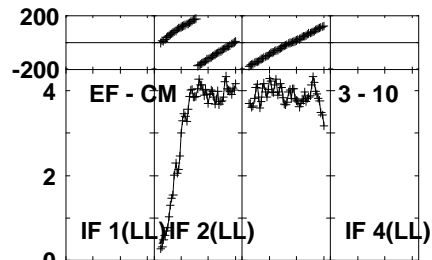
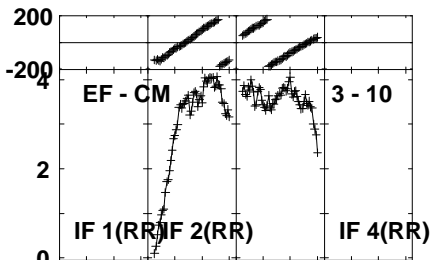
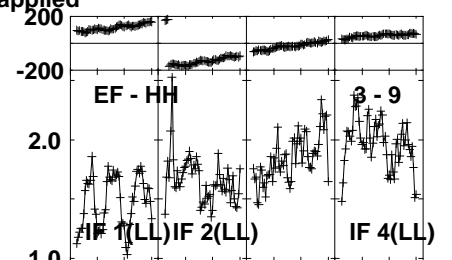
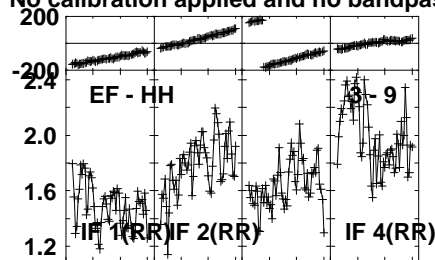
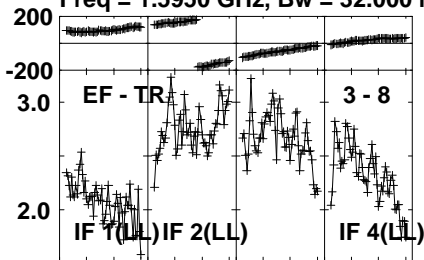
Lower frame: Milli Ampl Jy Top frame: Phas deg  
Vector averaged cross-power spectrum Several baselines displayed  
Timerange: 00/21:49:21 to 00/21:50:09

Plot file version 203 created 17-MAR-2023 00:58:48

J1336-1852 EB096B.UVDATA.1

Freq = 1.5950 GHz, Bw = 32.000 MH

No calibration applied and no bandpass applied



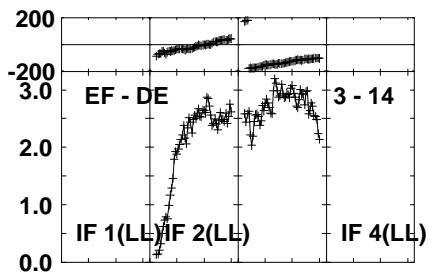
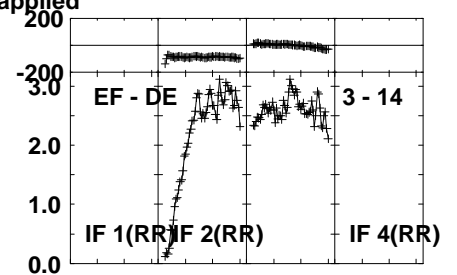
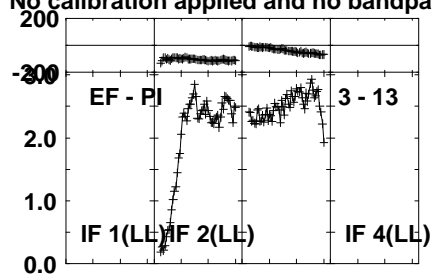
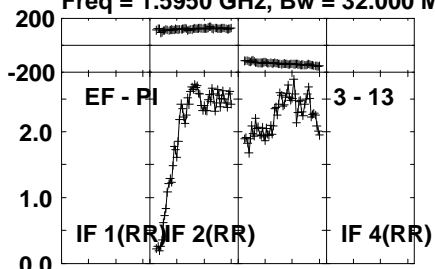
Lower frame: Milli Ampl Jy Top frame: Phas deg  
Vector averaged cross-power spectrum Several baselines displayed  
Timerange: 00/21:49:21 to 00/21:50:09

Plot file version 204 created 17-MAR-2023 00:58:48

J1336-1852 EB096B.UVDATA.1

Freq = 1.5950 GHz, Bw = 32.000 MH

No calibration applied and no bandpass applied



Lower frame: Milli Ampl Jy Top frame: Phas deg

Vector averaged cross-power spectrum Several baselines displayed

Timerange: 00/21:49:21 to 00/21:50:09

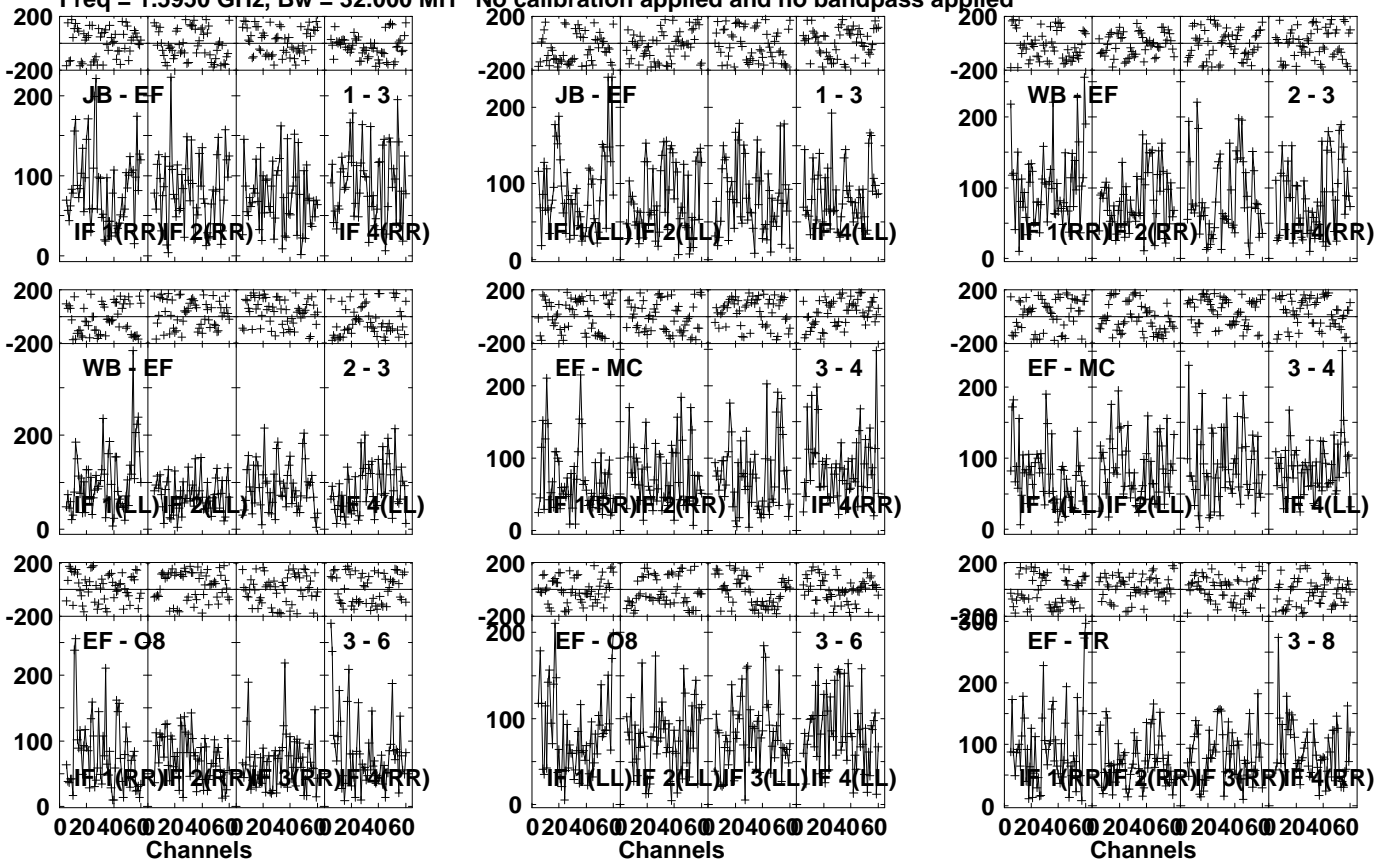


Plot file version 205 created 17-MAR-2023 00:58:48

FRB210320 EB096B.UVDATA.1

Freq = 1.5950 GHz, Bw = 32.000 MH

No calibration applied and no bandpass applied



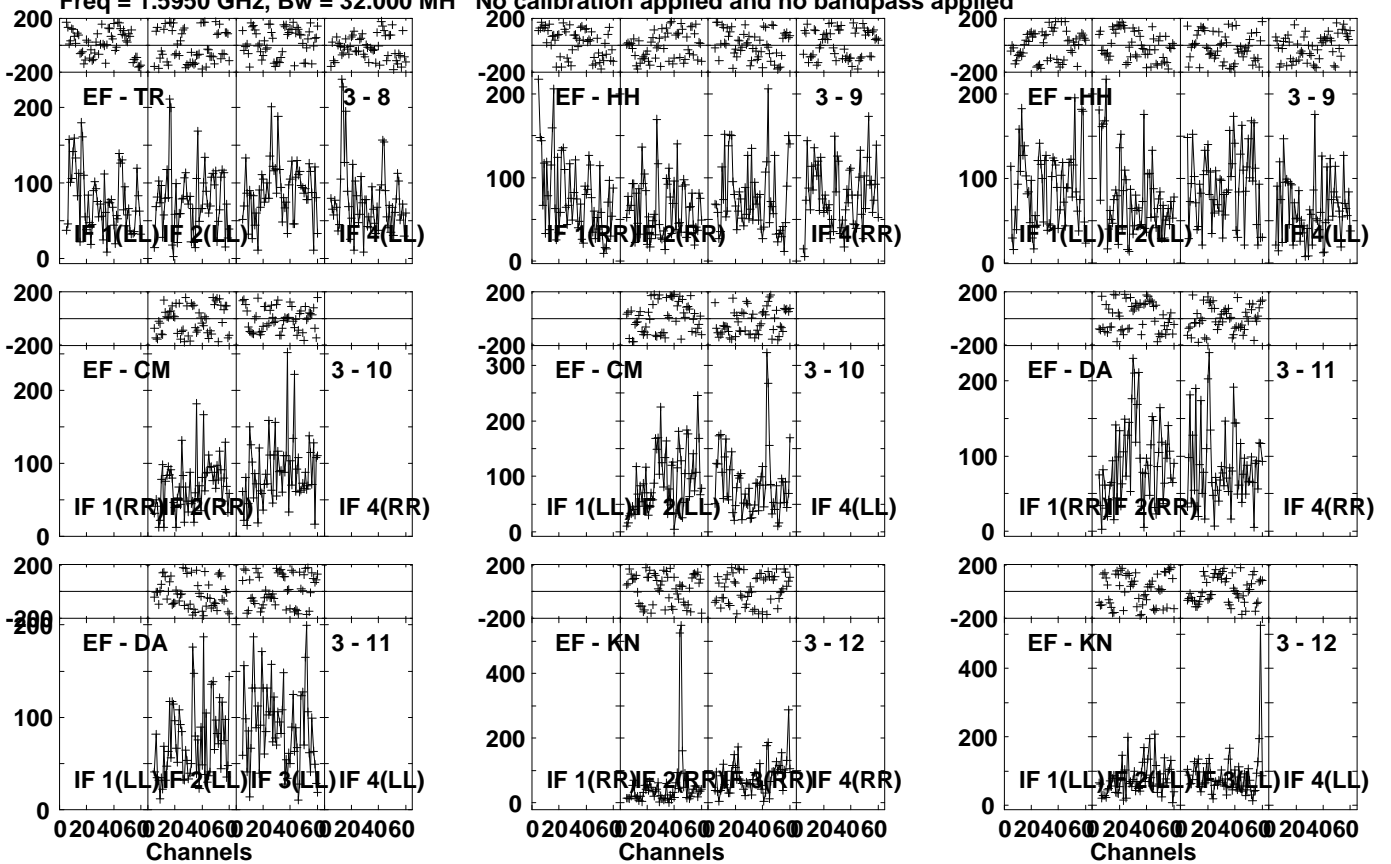
Lower frame: Micro Ampl Jy Top frame: Phas deg  
Vector averaged cross-power spectrum Several baselines displayed  
Timerange: 00/21:50:11 to 00/21:53:39

Plot file version 206 created 17-MAR-2023 00:58:48

FRB210320 EB096B.UVDATA.1

Freq = 1.5950 GHz, Bw = 32.000 MH

No calibration applied and no bandpass applied



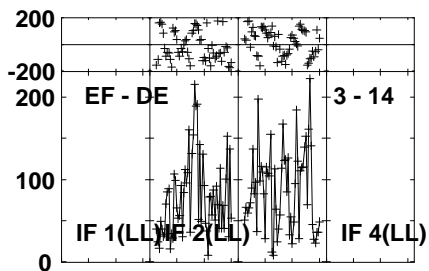
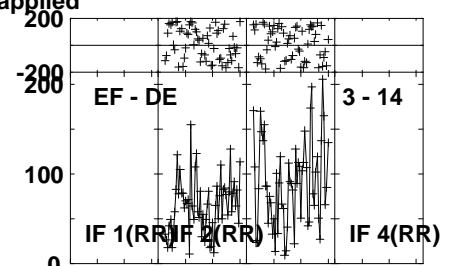
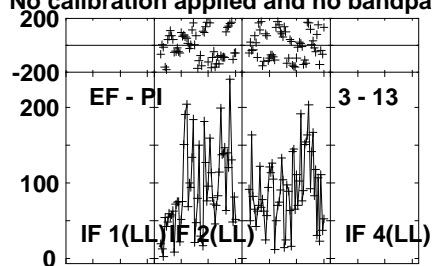
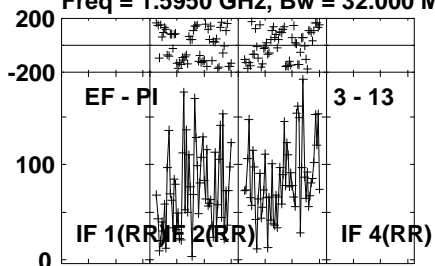
Lower frame: Micro Ampl Jy Top frame: Phas deg  
Vector averaged cross-power spectrum Several baselines displayed  
Timerange: 00/21:50:11 to 00/21:53:39

Plot file version 207 created 17-MAR-2023 00:58:48

FRB210320 EB096B.UVDATA.1

Freq = 1.5950 GHz, Bw = 32.000 MH

No calibration applied and no bandpass applied



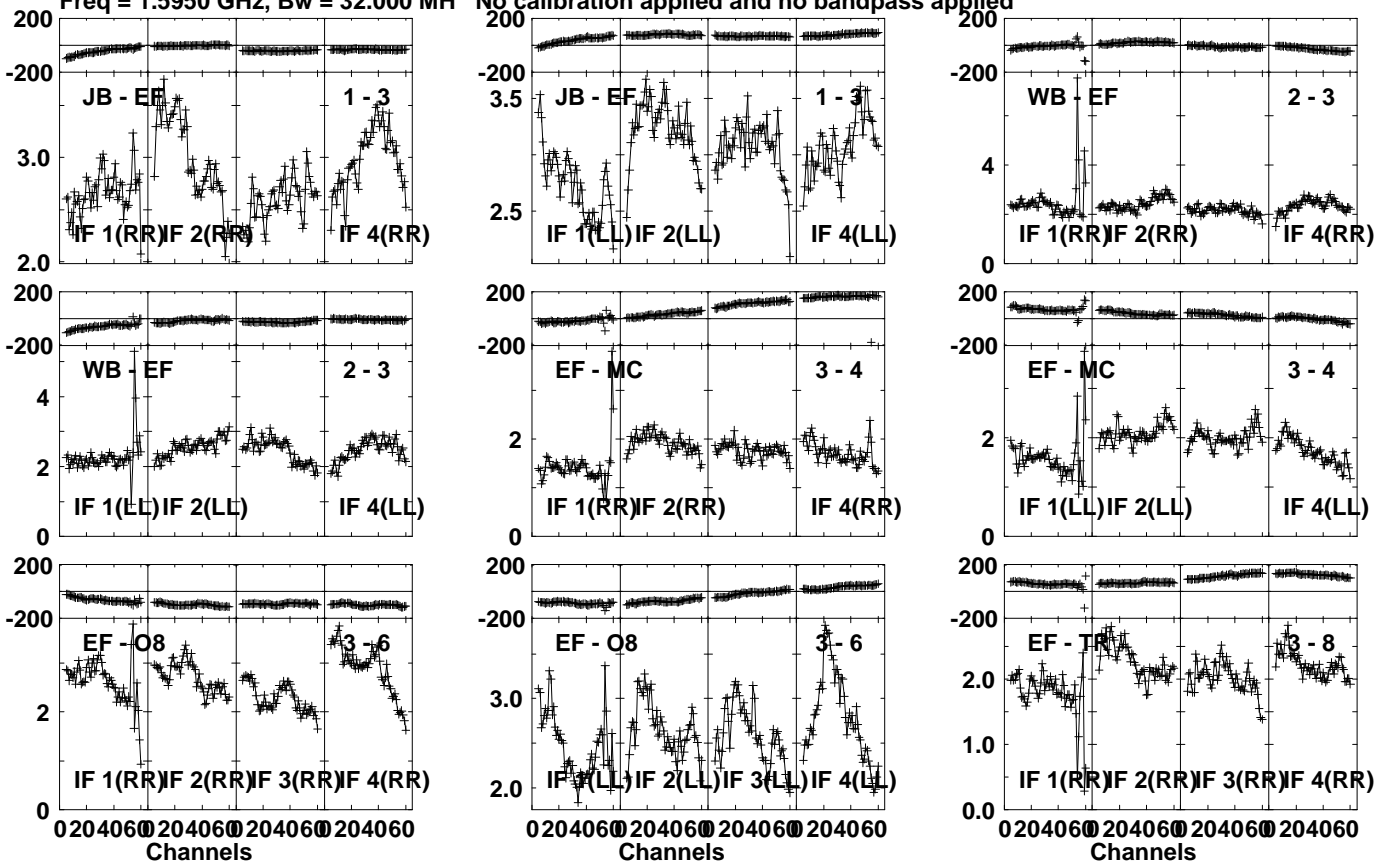
Lower frame: Micro Ampl Jy Top frame: Phas deg  
Vector averaged cross-power spectrum Several baselines displayed  
Timerange: 00/21:50:11 to 00/21:53:39

Plot file version 208 created 17-MAR-2023 00:58:48

J1336-1852 EB096B.UVDATA.1

Freq = 1.5950 GHz, Bw = 32.000 MH

No calibration applied and no bandpass applied



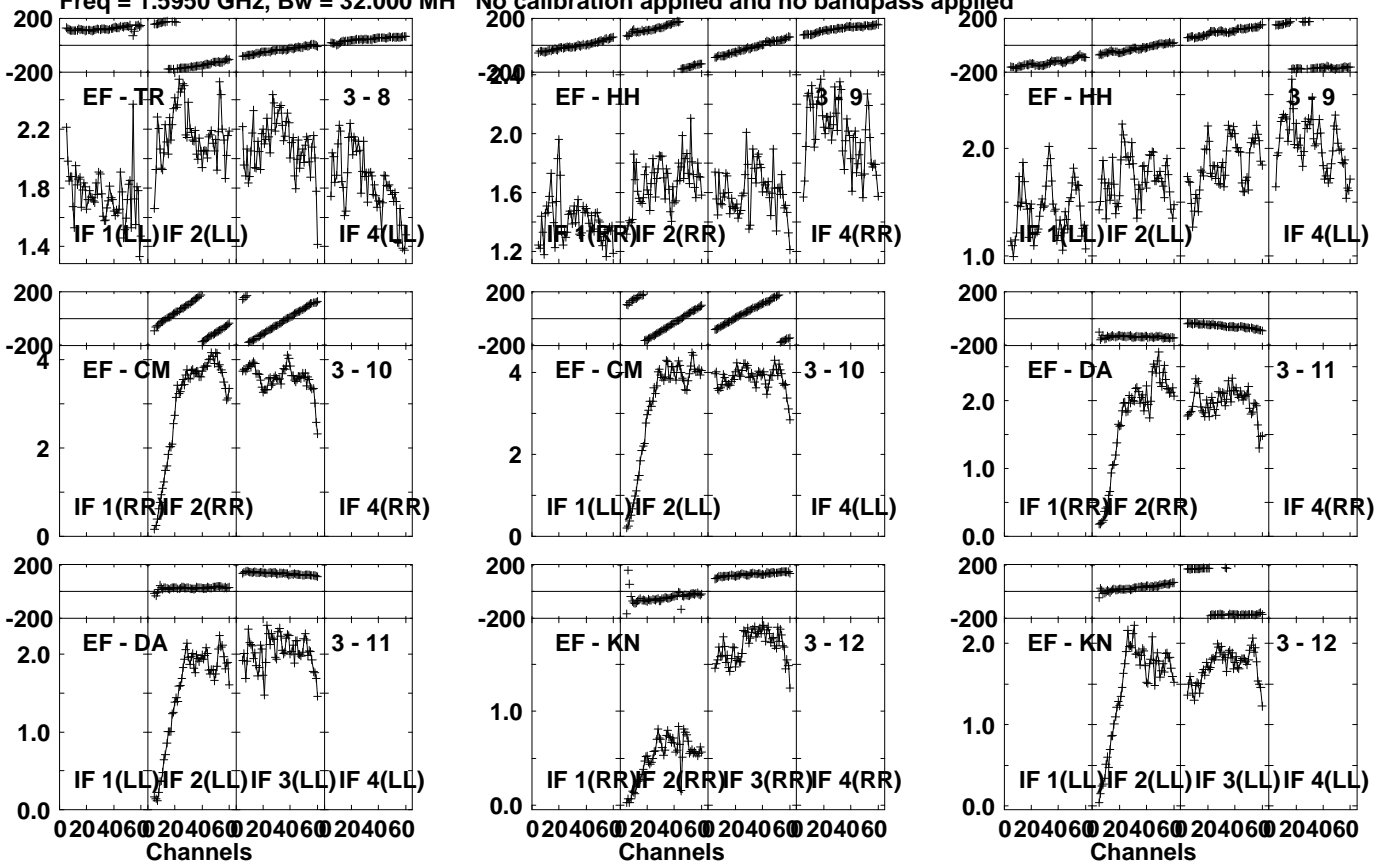
Lower frame: Milli Ampl Jy Top frame: Phas deg  
Vector averaged cross-power spectrum Several baselines displayed  
Timerange: 00/21:53:41 to 00/21:55:09

Plot file version 209 created 17-MAR-2023 00:58:49

J1336-1852 EB096B.UVDATA.1

Freq = 1.5950 GHz, Bw = 32.000 MH

No calibration applied and no bandpass applied



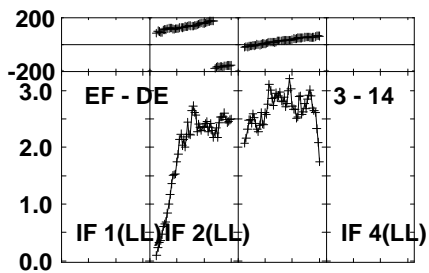
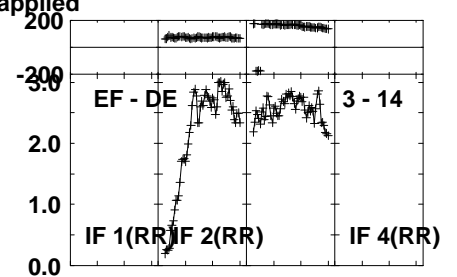
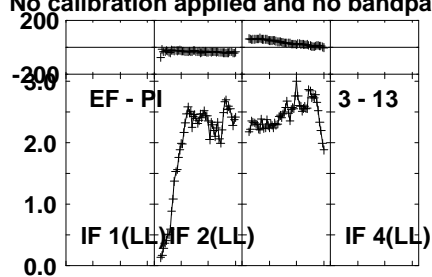
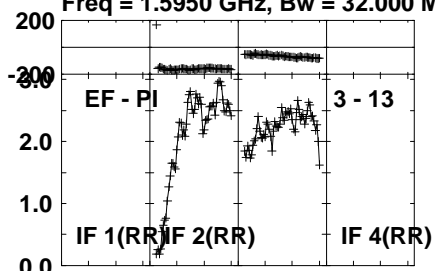
Lower frame: Milli Ampl Jy Top frame: Phas deg  
Vector averaged cross-power spectrum Several baselines displayed  
Timerange: 00/21:53:41 to 00/21:55:09

Plot file version 210 created 17-MAR-2023 00:58:49

J1336-1852 EB096B.UVDATA.1

Freq = 1.5950 GHz, Bw = 32.000 MH

No calibration applied and no bandpass applied



Lower frame: Milli Ampl Jy Top frame: Phas deg

Vector averaged cross-power spectrum Several baselines displayed

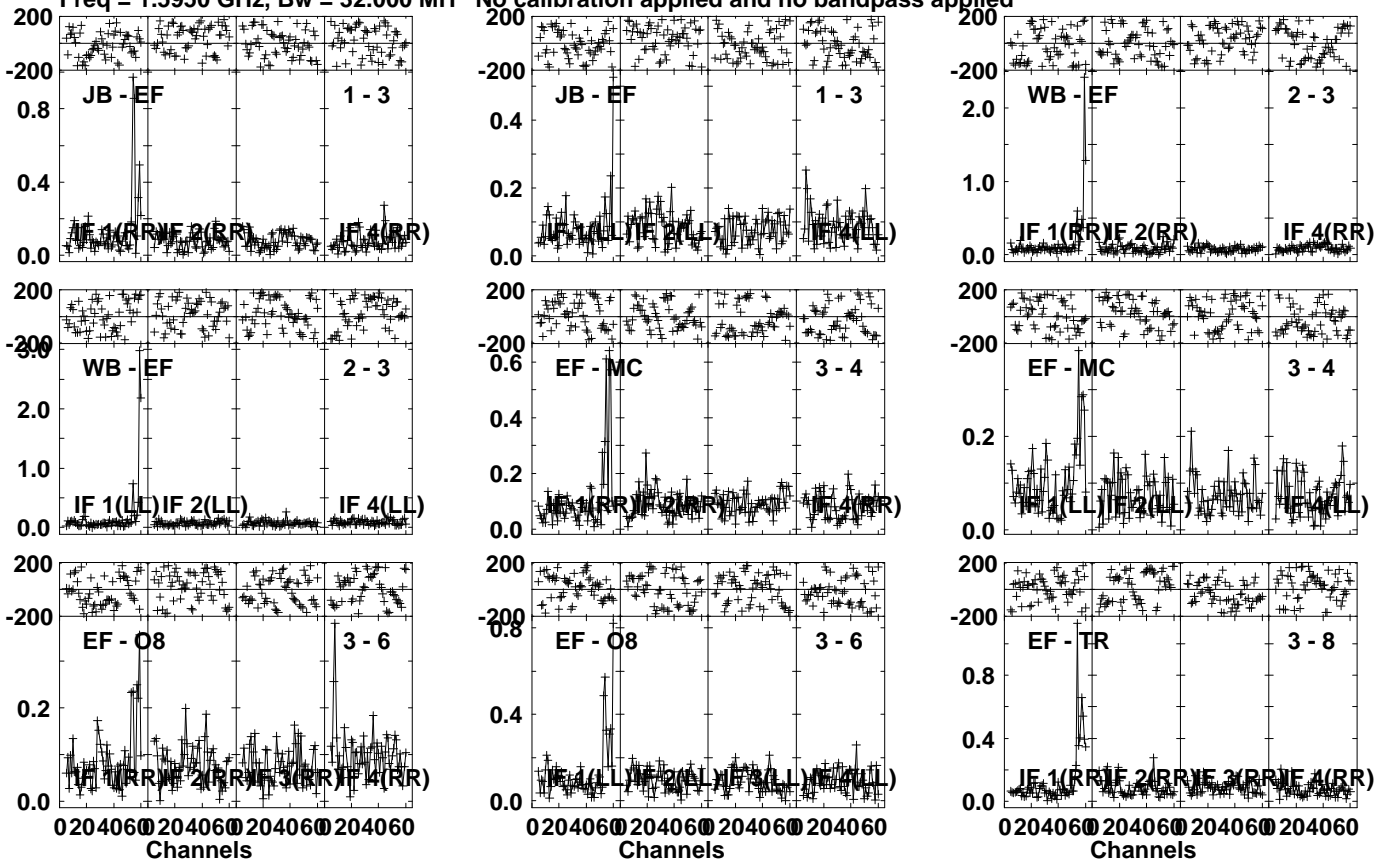
Timerange: 00/21:53:41 to 00/21:55:09

Plot file version 211 created 17-MAR-2023 00:58:49

FRB210320 EB096B.UVDATA.1

Freq = 1.5950 GHz, Bw = 32.000 MH

No calibration applied and no bandpass applied



Lower frame: Milli Ampl Jy Top frame: Phas deg

Vector averaged cross-power spectrum Several baselines displayed

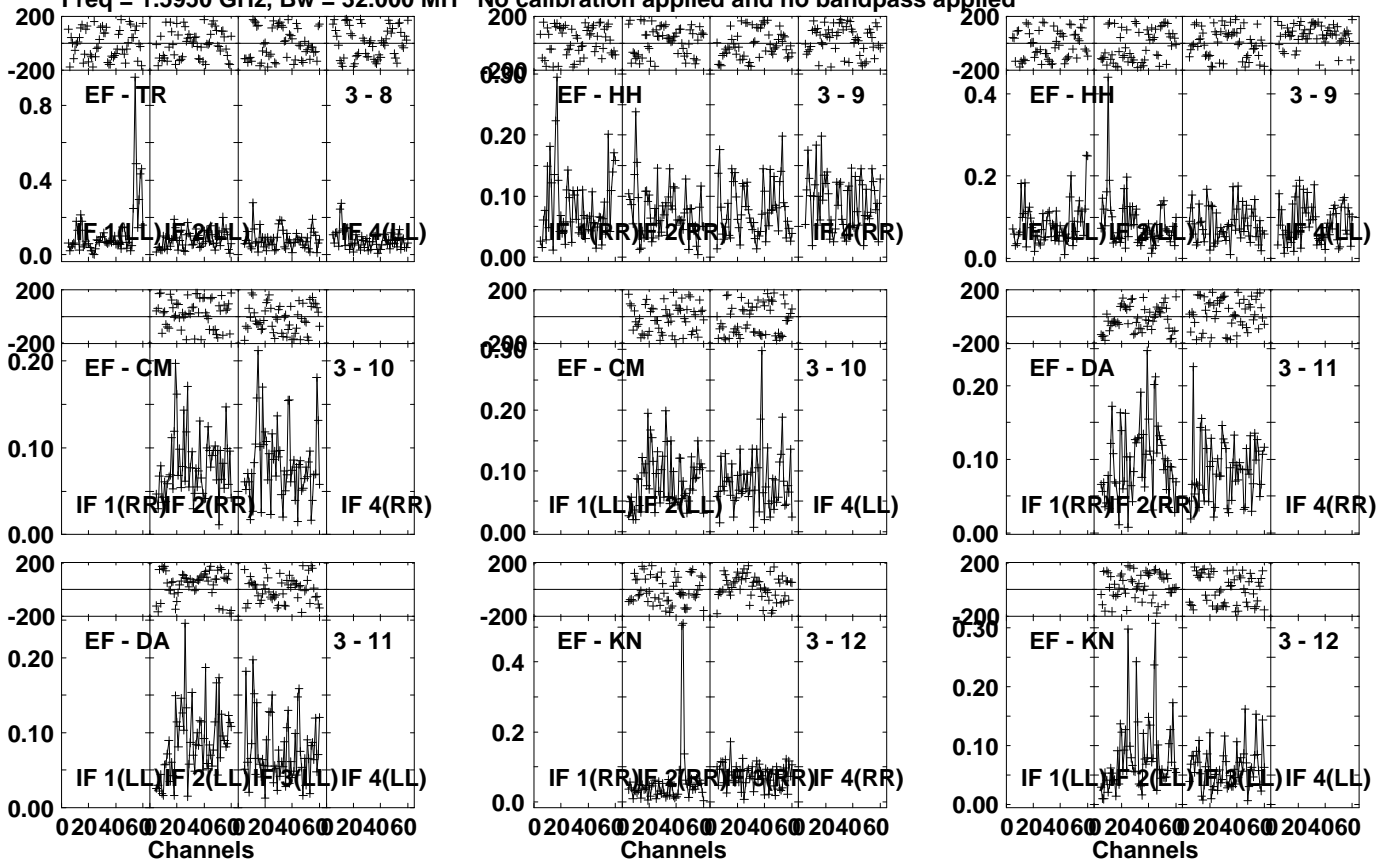
Timerange: 00/21:55:11 to 00/21:58:39

Plot file version 212 created 17-MAR-2023 00:58:49

FRB210320 EB096B.UVDATA.1

Freq = 1.5950 GHz, Bw = 32.000 MH

No calibration applied and no bandpass applied



Lower frame: Milli Ampl Jy Top frame: Phas deg

Vector averaged cross-power spectrum Several baselines displayed

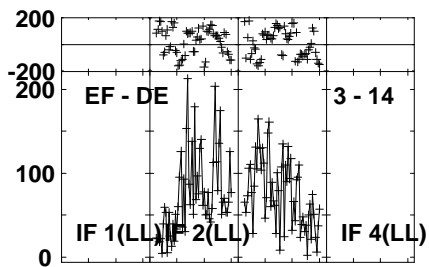
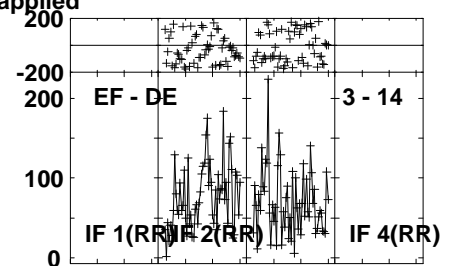
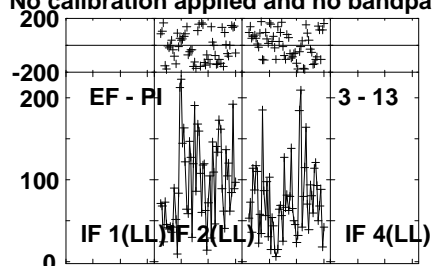
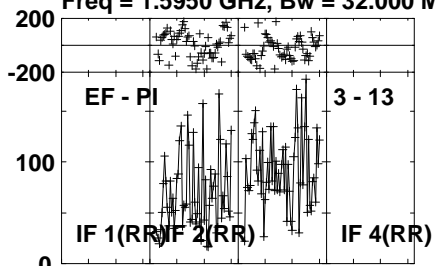
Timerange: 00/21:55:11 to 00/21:58:39



Plot file version 213 created 17-MAR-2023 00:58:49

FRB210320 EB096B.UVDATA.1

Freq = 1.5950 GHz, Bw = 32.000 MH No calibration applied and no bandpass applied



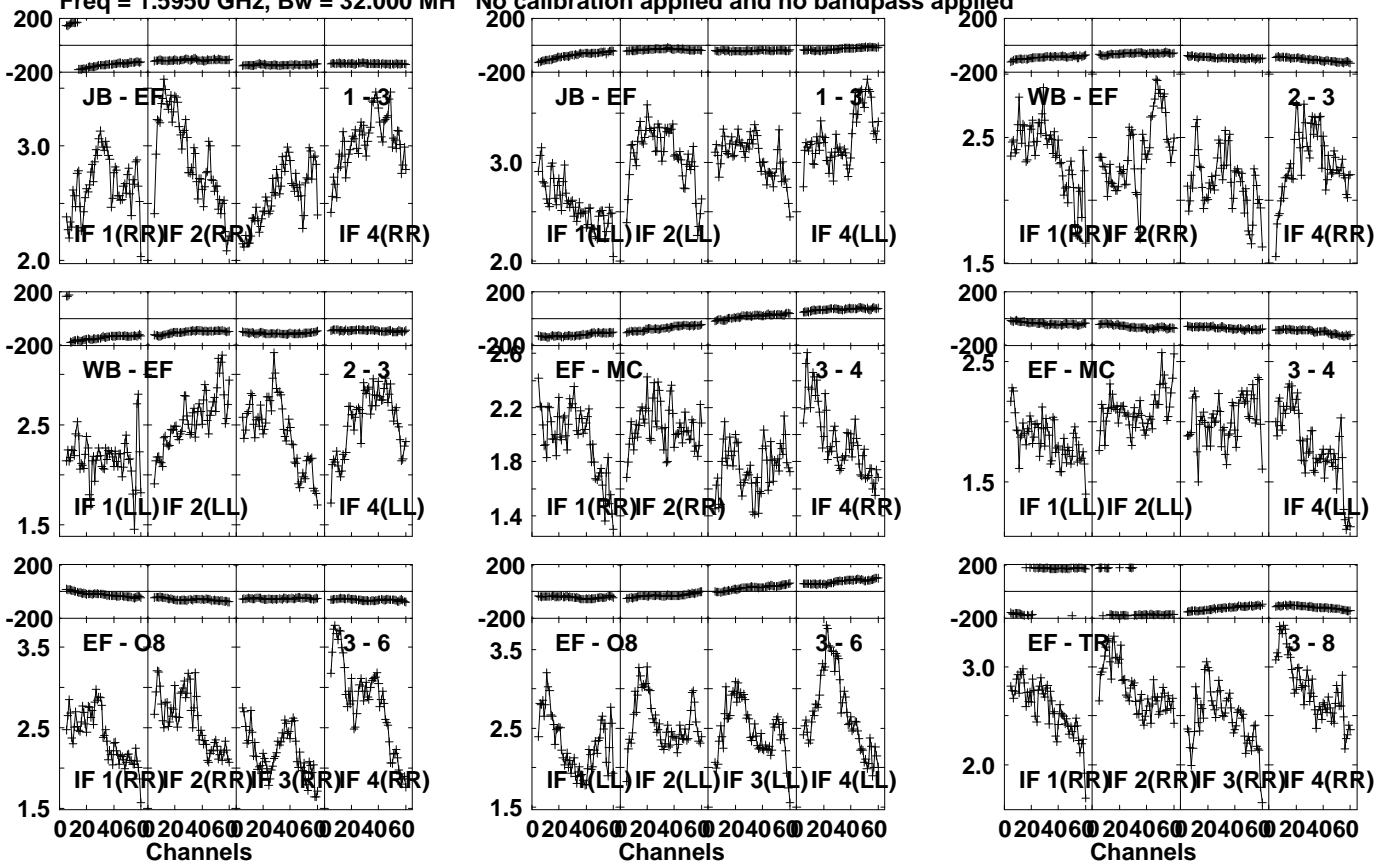
Lower frame: Micro Ampl Jy Top frame: Phas deg  
Vector averaged cross-power spectrum Several baselines displayed  
Timerange: 00/21:55:11 to 00/21:58:39

Plot file version 214 created 17-MAR-2023 00:58:49

J1336-1852 EB096B.UVDATA.1

Freq = 1.5950 GHz, Bw = 32.000 MH

No calibration applied and no bandpass applied



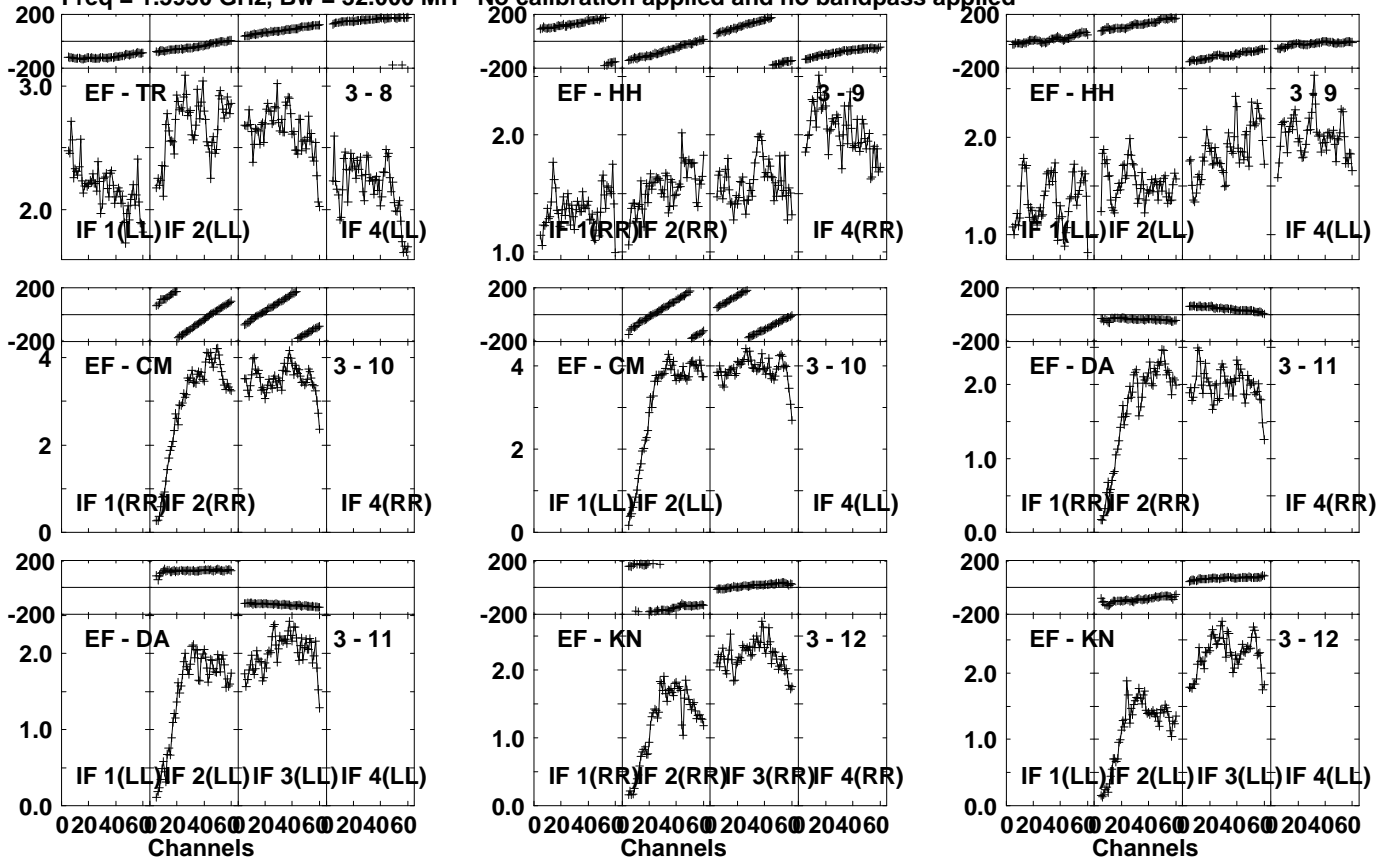
Lower frame: Milli Ampl Jy Top frame: Phas deg  
Vector averaged cross-power spectrum Several baselines displayed  
Timerange: 00/21:59:21 to 00/22:00:09

Plot file version 215 created 17-MAR-2023 00:58:49

J1336-1852 EB096B.UVDATA.1

Freq = 1.5950 GHz, Bw = 32.000 MH

No calibration applied and no bandpass applied



Lower frame: Milli Ampl Jy Top frame: Phas deg

Vector averaged cross-power spectrum Several baselines displayed

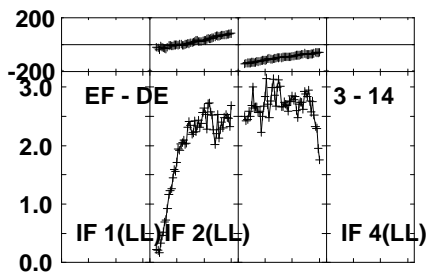
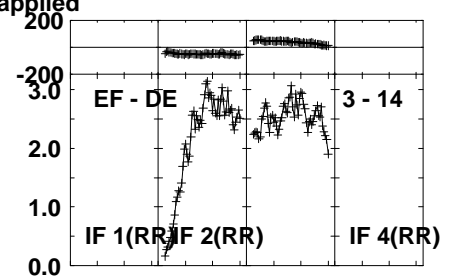
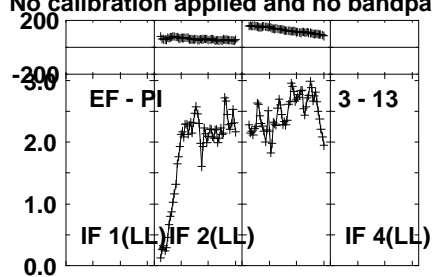
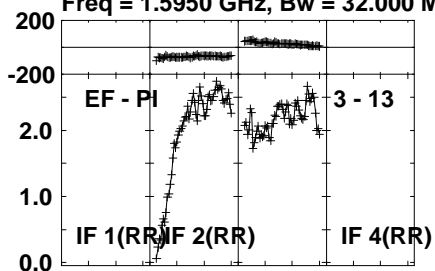
Timerange: 00/21:59:21 to 00/22:00:09

Plot file version 216 created 17-MAR-2023 00:58:49

J1336-1852 EB096B.UVDATA.1

Freq = 1.5950 GHz, Bw = 32.000 MH

No calibration applied and no bandpass applied



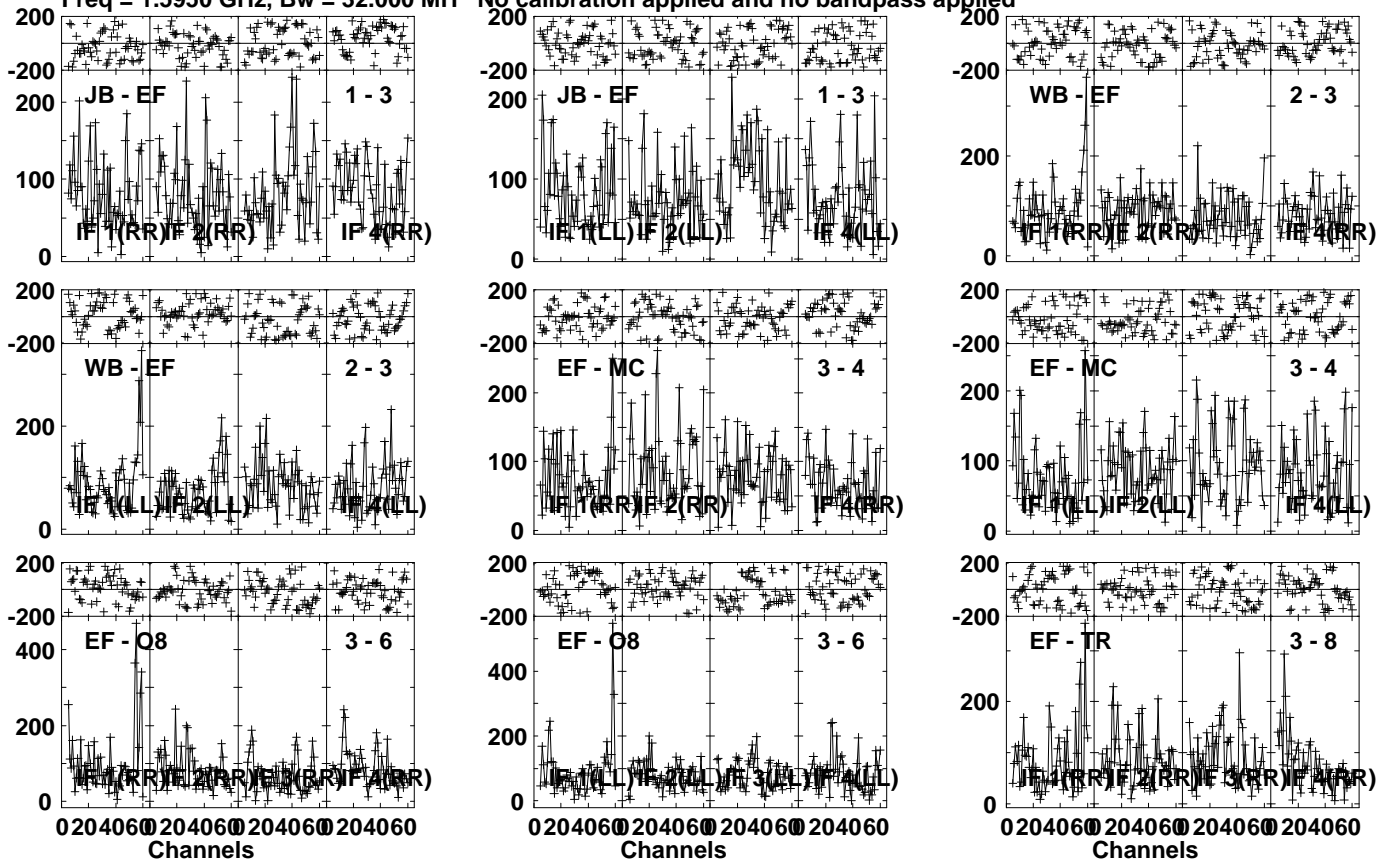
Lower frame: Milli Ampl Jy Top frame: Phas deg  
Vector averaged cross-power spectrum Several baselines displayed  
Timerange: 00/21:59:21 to 00/22:00:09

Plot file version 217 created 17-MAR-2023 00:58:49

FRB210320 EB096B.UVDATA.1

Freq = 1.5950 GHz, Bw = 32.000 MH

No calibration applied and no bandpass applied



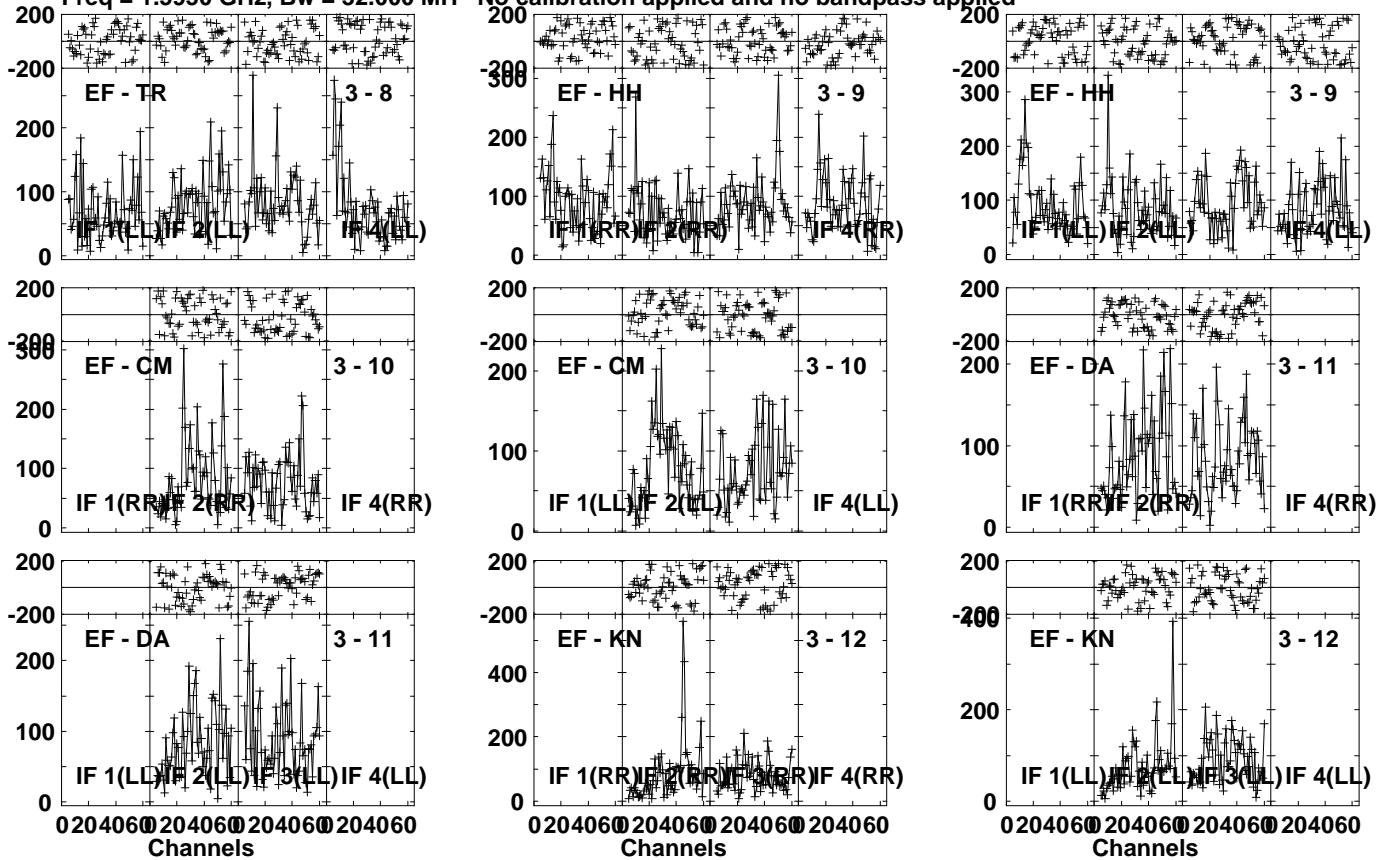
Lower frame: Micro Ampl Jy Top frame: Phas deg  
Vector averaged cross-power spectrum Several baselines displayed  
Timerange: 00/22:00:11 to 00/22:03:39

Plot file version 218 created 17-MAR-2023 00:58:49

FRB210320 EB096B.UVDATA.1

Freq = 1.5950 GHz, Bw = 32.000 MH

No calibration applied and no bandpass applied



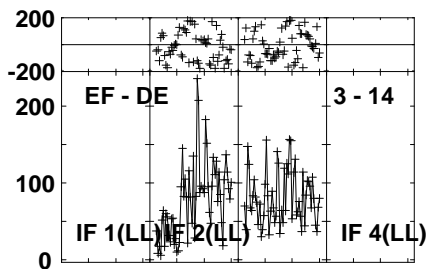
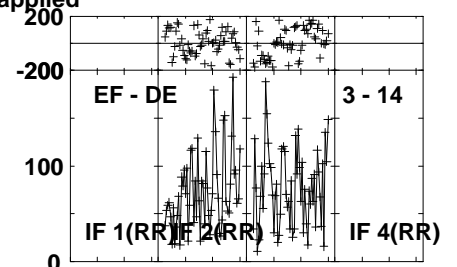
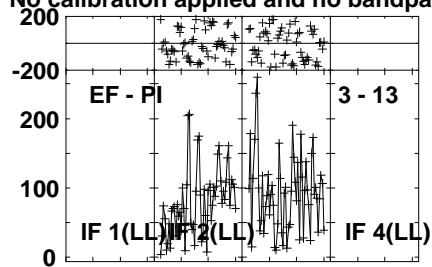
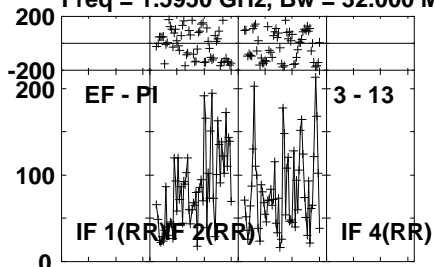
Lower frame: Micro Ampl Jy Top frame: Phas deg  
Vector averaged cross-power spectrum Several baselines displayed  
Timerange: 00/22:00:11 to 00/22:03:39

Plot file version 219 created 17-MAR-2023 00:58:49

FRB210320 EB096B.UVDATA.1

Freq = 1.5950 GHz, Bw = 32.000 MH

No calibration applied and no bandpass applied



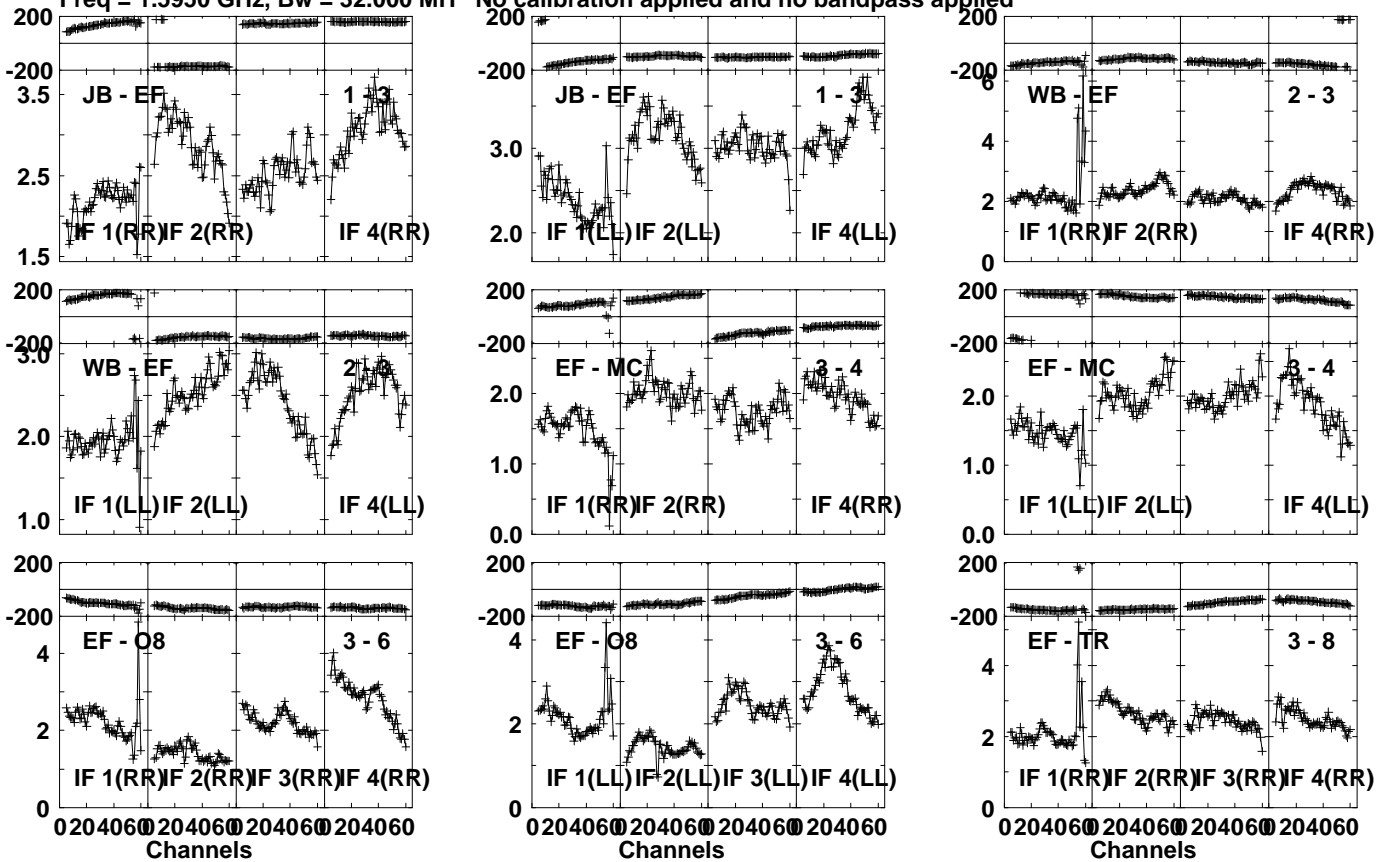
Lower frame: Micro Ampl Jy Top frame: Phas deg  
Vector averaged cross-power spectrum Several baselines displayed  
Timerange: 00/22:00:11 to 00/22:03:39

Plot file version 220 created 17-MAR-2023 00:58:49

J1336-1852 EB096B.UVDATA.1

Freq = 1.5950 GHz, Bw = 32.000 MH

No calibration applied and no bandpass applied



Lower frame: Milli Ampl Jy Top frame: Phas deg  
Vector averaged cross-power spectrum Several baselines displayed  
Timerange: 00/22:03:41 to 00/22:05:09

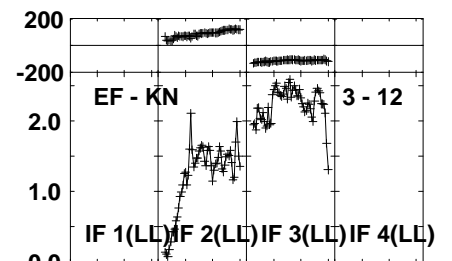
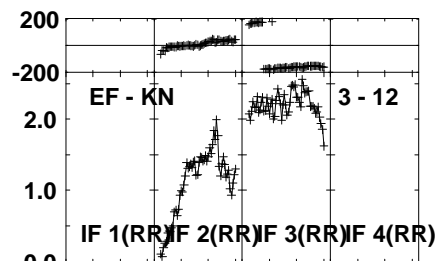
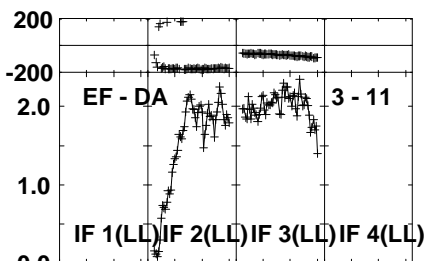
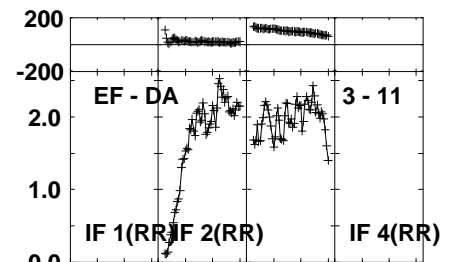
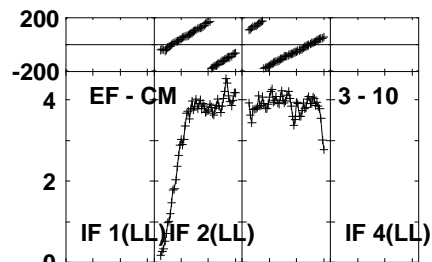
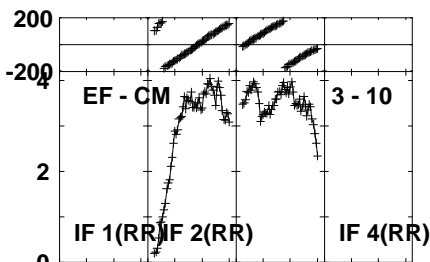
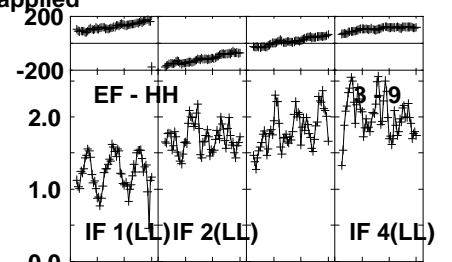
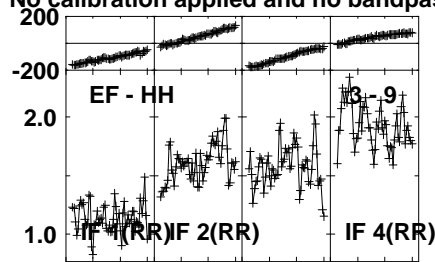
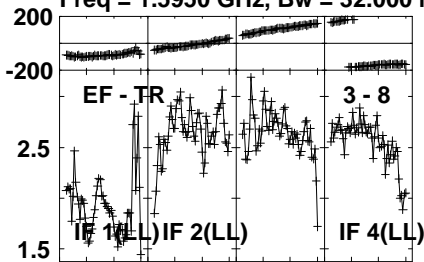


Plot file version 221 created 17-MAR-2023 00:58:49

J1336-1852 EB096B.UVDATA.1

Freq = 1.5950 GHz, Bw = 32.000 MH

No calibration applied and no bandpass applied



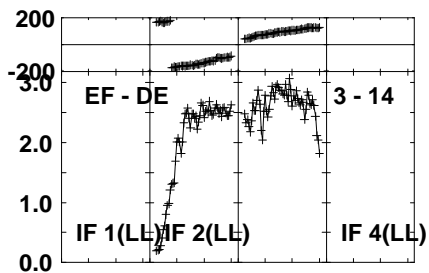
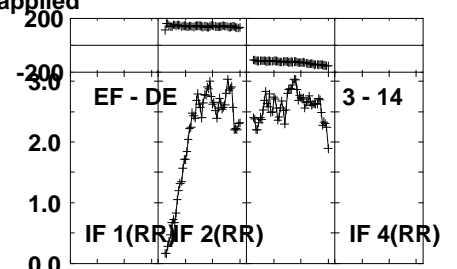
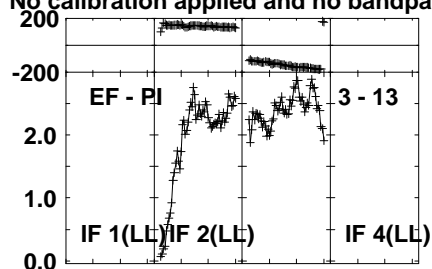
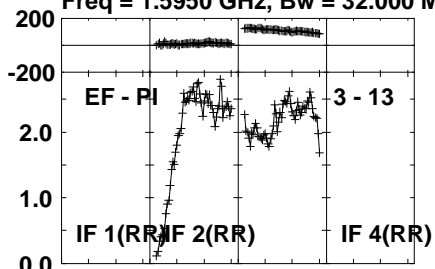
Lower frame: Milli Ampl Jy Top frame: Phas deg  
Vector averaged cross-power spectrum Several baselines displayed  
Timerange: 00/22:03:41 to 00/22:05:09

Plot file version 222 created 17-MAR-2023 00:58:50

J1336-1852 EB096B.UVDATA.1

Freq = 1.5950 GHz, Bw = 32.000 MH

No calibration applied and no bandpass applied



Lower frame: Milli Ampl Jy Top frame: Phas deg

Vector averaged cross-power spectrum Several baselines displayed

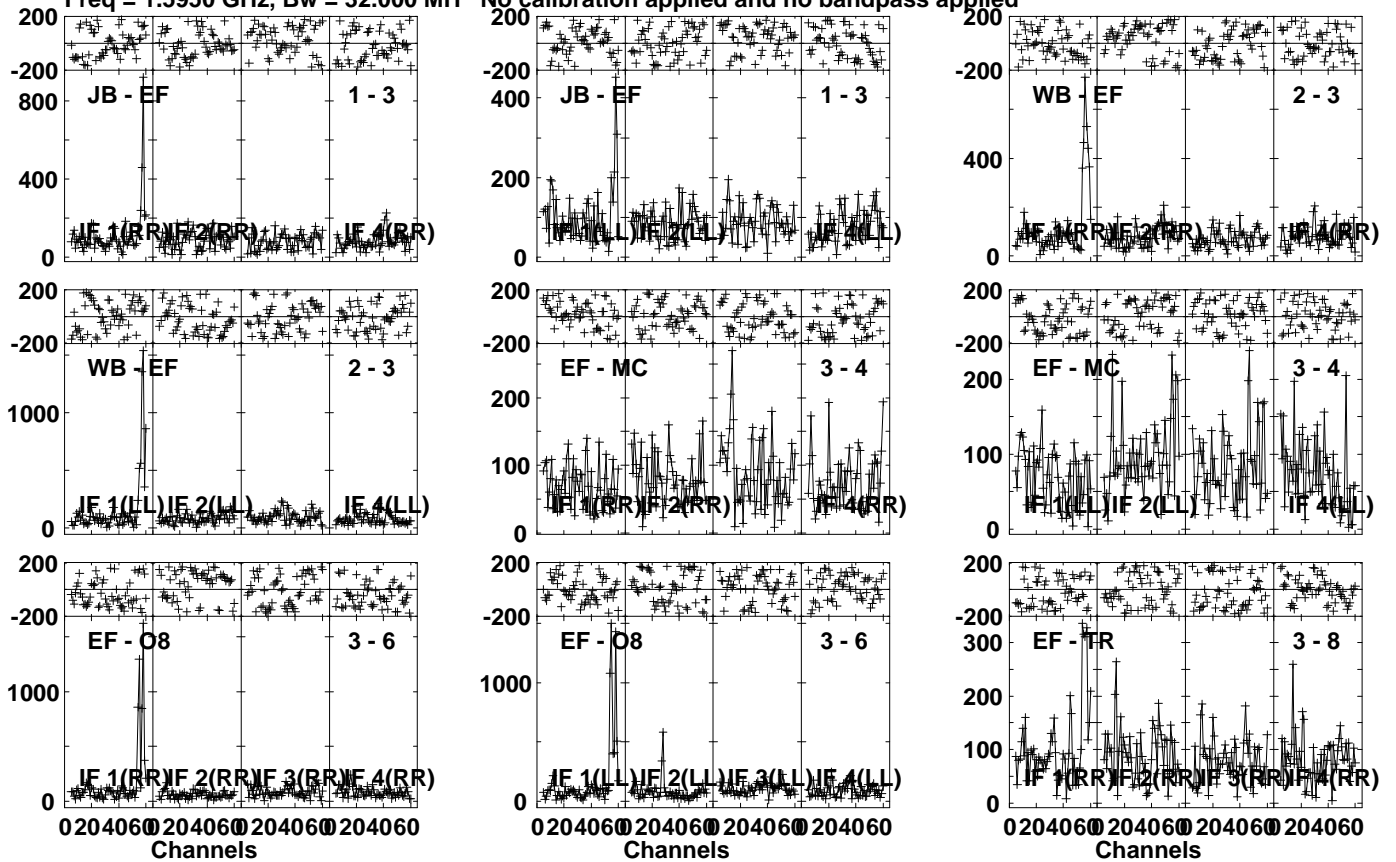
Timerange: 00/22:03:41 to 00/22:05:09

Plot file version 223 created 17-MAR-2023 00:58:50

FRB210320 EB096B.UVDATA.1

Freq = 1.5950 GHz, Bw = 32.000 MH

No calibration applied and no bandpass applied



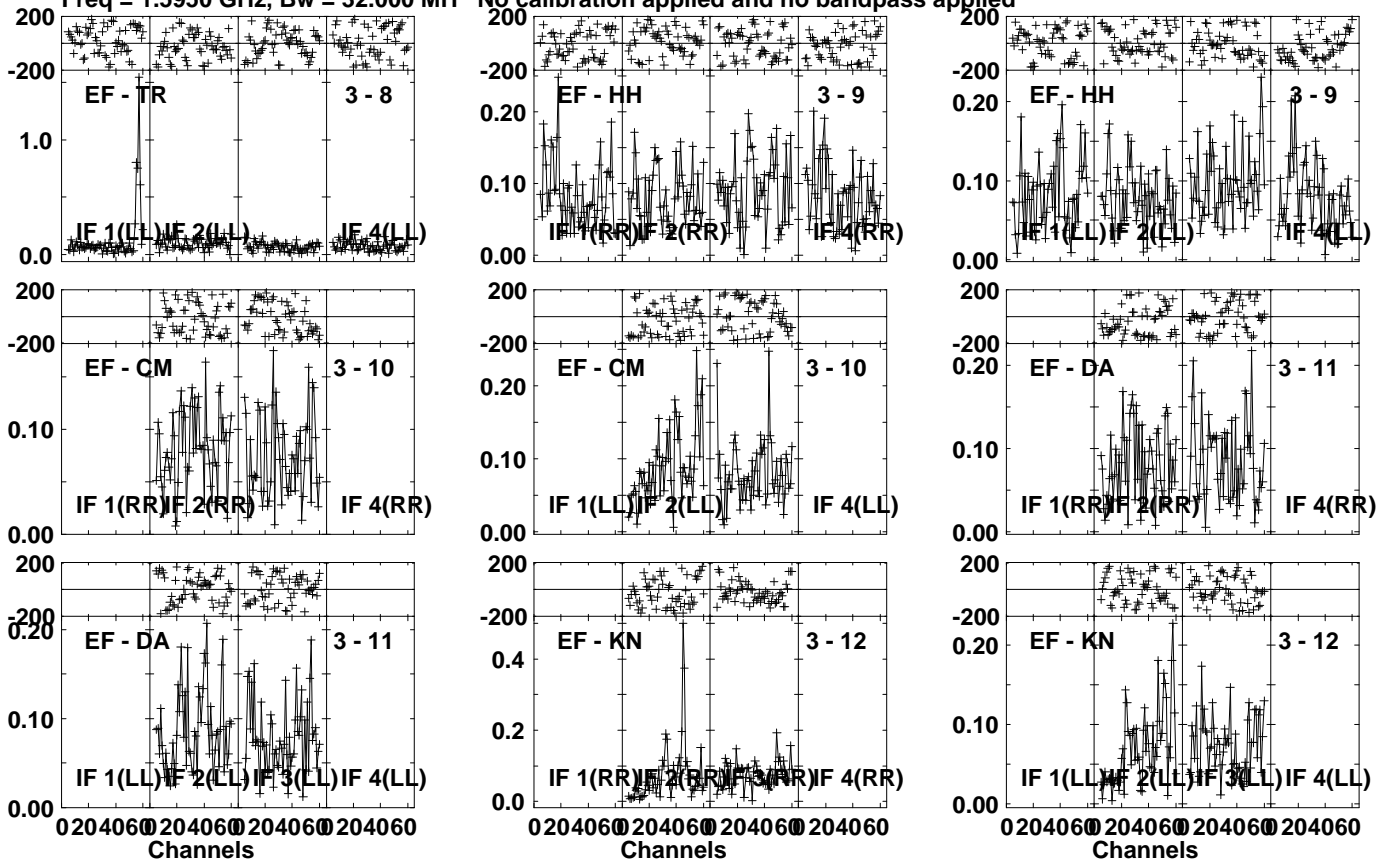
Lower frame: Micro Ampl Jy Top frame: Phas deg  
Vector averaged cross-power spectrum Several baselines displayed  
Timerange: 00/22:05:11 to 00/22:08:39

Plot file version 224 created 17-MAR-2023 00:58:50

FRB210320 EB096B.UVDATA.1

Freq = 1.5950 GHz, Bw = 32.000 MH

No calibration applied and no bandpass applied



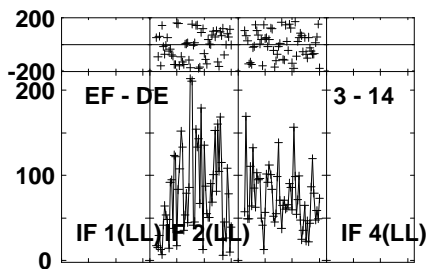
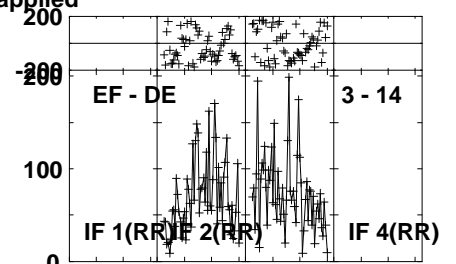
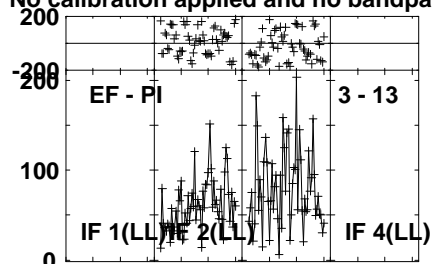
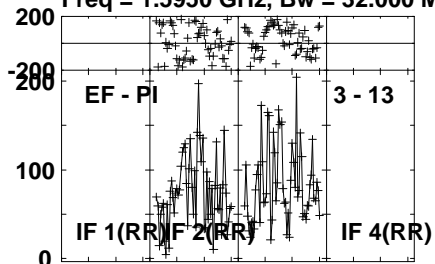
Lower frame: Milli Ampl Jy Top frame: Phas deg  
Vector averaged cross-power spectrum Several baselines displayed  
Timerange: 00:22:05:11 to 00:22:08:39

Plot file version 225 created 17-MAR-2023 00:58:50

FRB210320 EB096B.UVDATA.1

Freq = 1.5950 GHz, Bw = 32.000 MH

No calibration applied and no bandpass applied



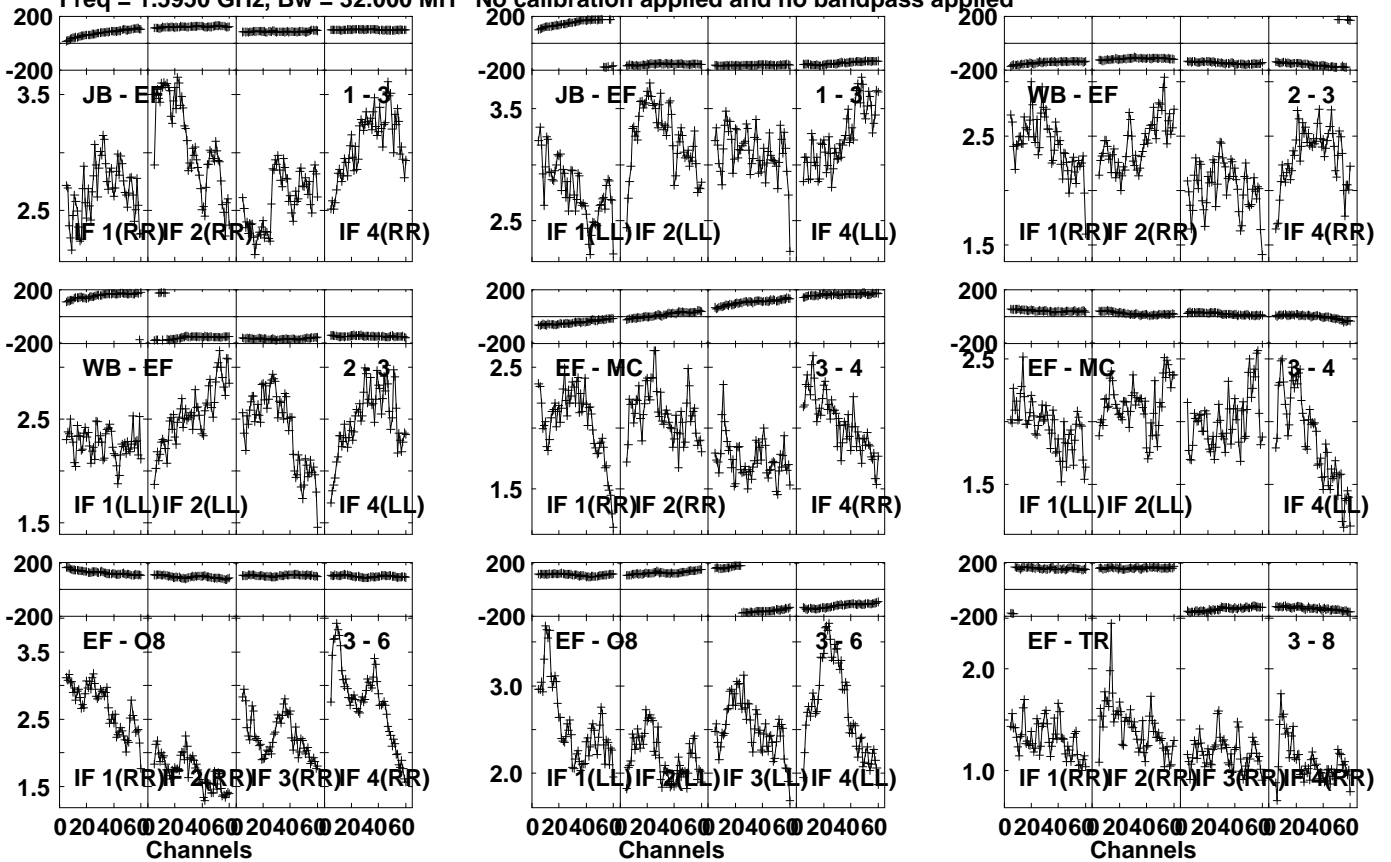
Lower frame: Micro Ampl Jy Top frame: Phas deg  
Vector averaged cross-power spectrum Several baselines displayed  
Timerange: 00/22:05:11 to 00/22:08:39

Plot file version 226 created 17-MAR-2023 00:58:50

J1336-1852 EB096B.UVDATA.1

Freq = 1.5950 GHz, Bw = 32.000 MH

No calibration applied and no bandpass applied



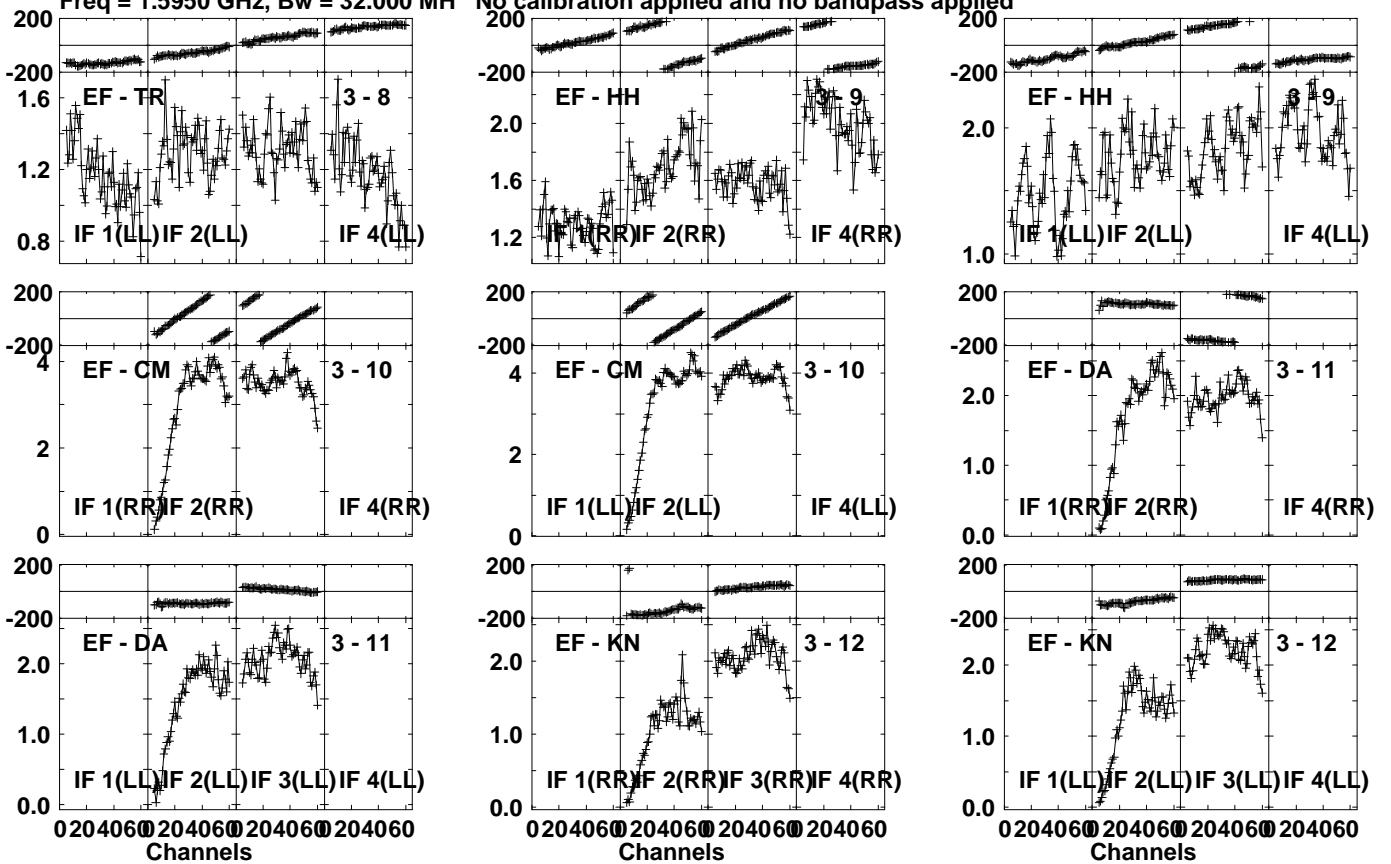
Lower frame: Milli Ampl Jy Top frame: Phas deg  
Vector averaged cross-power spectrum Several baselines displayed  
Timerange: 00/22:09:21 to 00/22:10:09

Plot file version 227 created 17-MAR-2023 00:58:50

J1336-1852 EB096B.UVDATA.1

Freq = 1.5950 GHz, Bw = 32.000 MH

No calibration applied and no bandpass applied



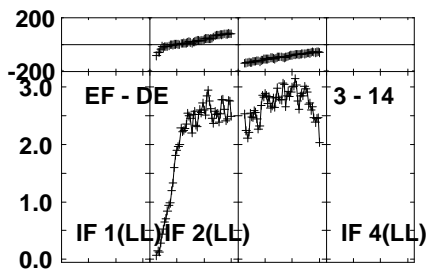
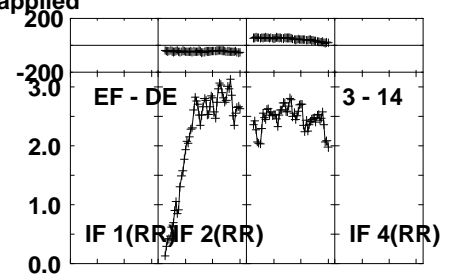
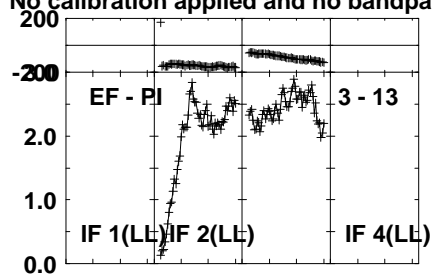
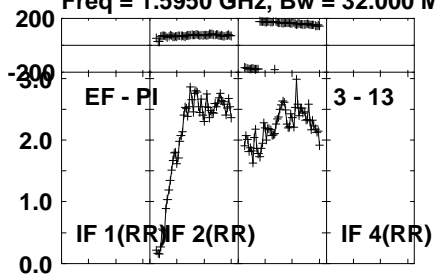
Lower frame: Milli Ampl Jy Top frame: Phas deg  
Vector averaged cross-power spectrum Several baselines displayed  
Timerange: 00/22:09:21 to 00/22:10:09

Plot file version 228 created 17-MAR-2023 00:58:50

J1336-1852 EB096B.UVDATA.1

Freq = 1.5950 GHz, Bw = 32.000 MH

No calibration applied and no bandpass applied



Lower frame: Milli Ampl Jy Top frame: Phas deg  
Vector averaged cross-power spectrum Several baselines displayed  
Timerange: 00/22:09:21 to 00/22:10:09

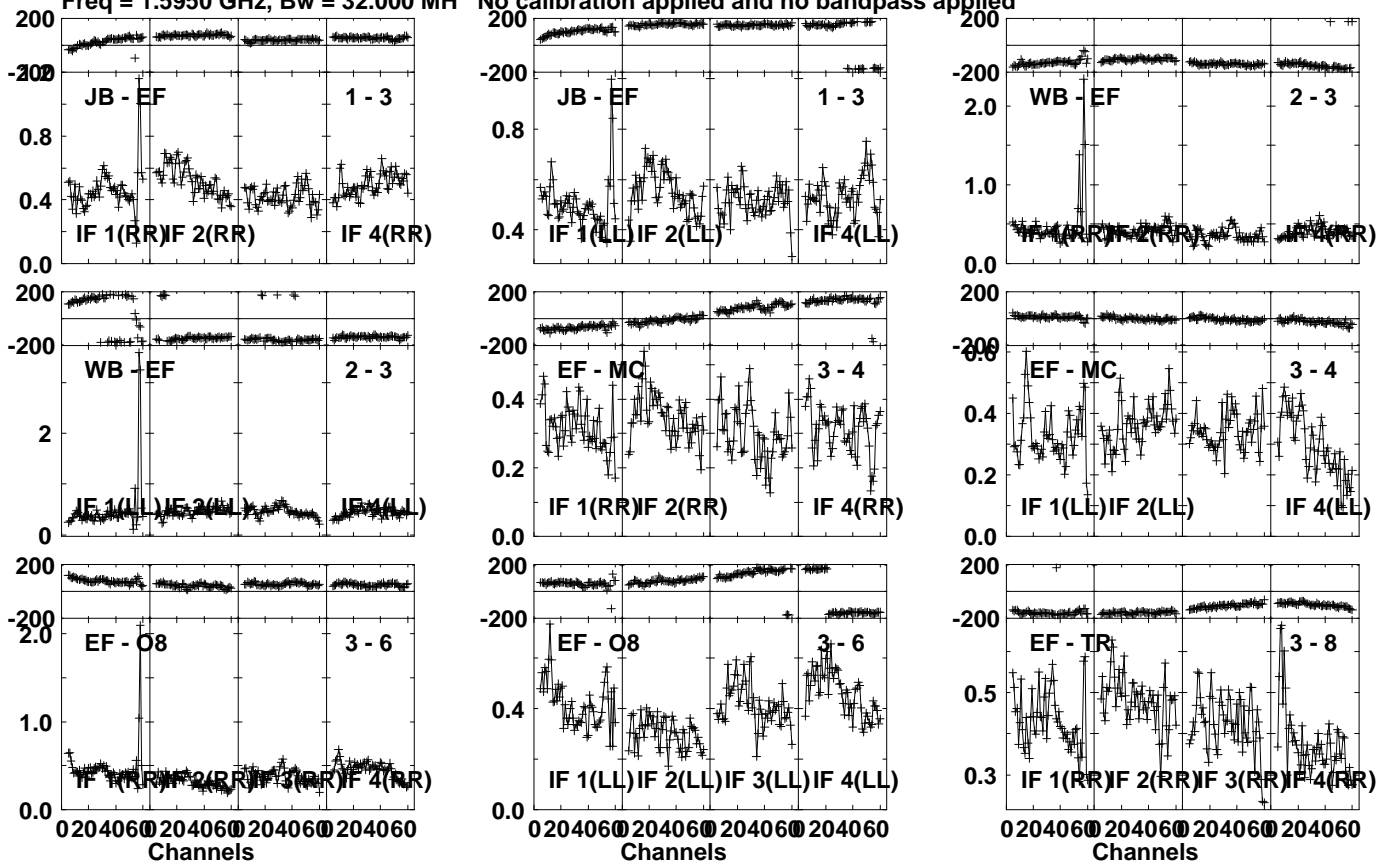


Plot file version 229 created 17-MAR-2023 00:58:50

J1339-1819 EB096B.UVDATA.1

Freq = 1.5950 GHz, Bw = 32.000 MH

No calibration applied and no bandpass applied



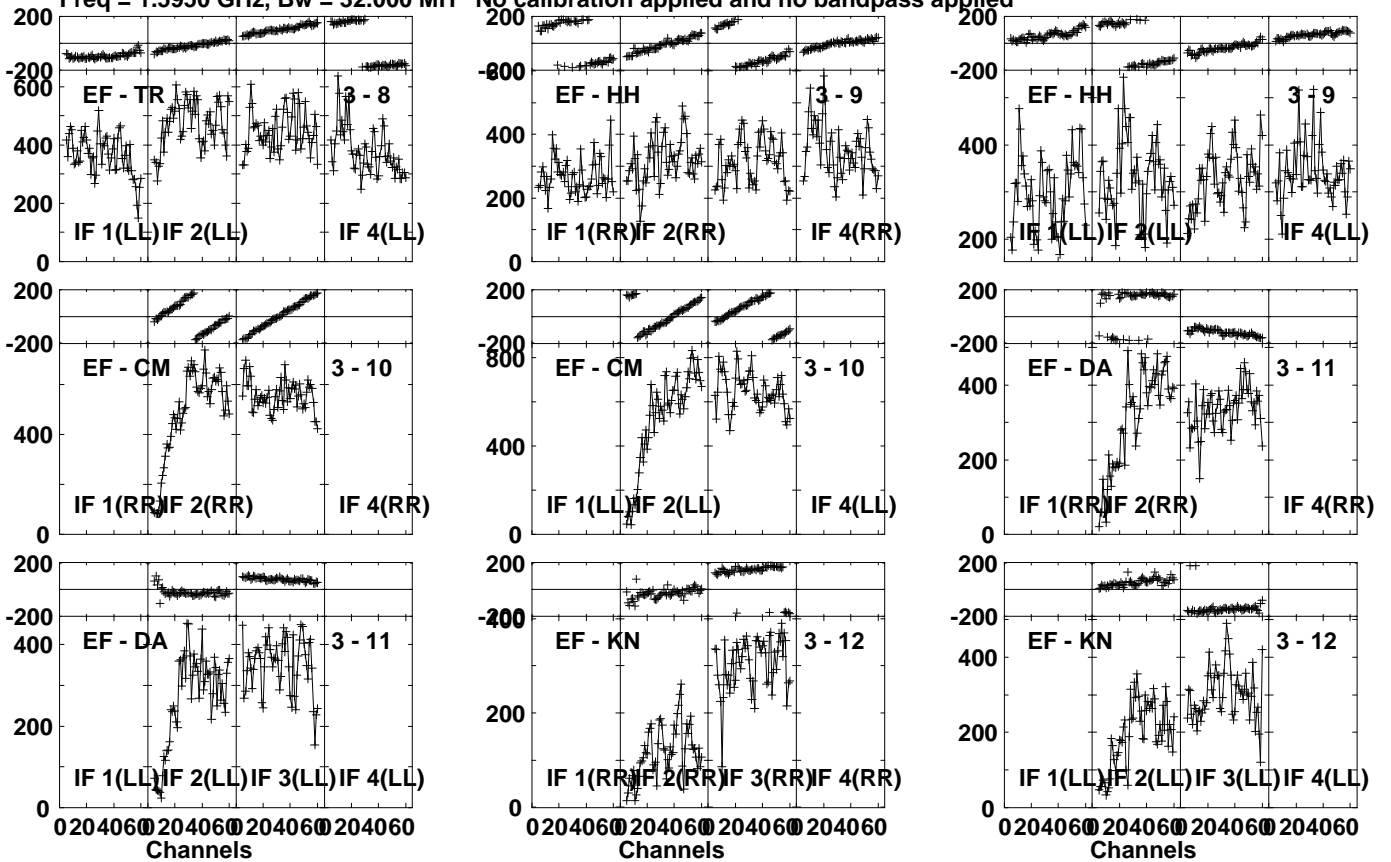
Lower frame: Milli Ampl Jy Top frame: Phas deg  
Vector averaged cross-power spectrum Several baselines displayed  
Timerange: 00/22:10:11 to 00/22:13:39

Plot file version 230 created 17-MAR-2023 00:58:50

J1339-1819 EB096B.UVDATA.1

Freq = 1.5950 GHz, Bw = 32.000 MH

No calibration applied and no bandpass applied



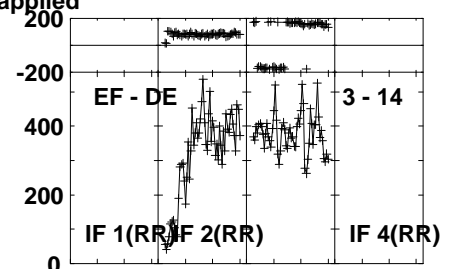
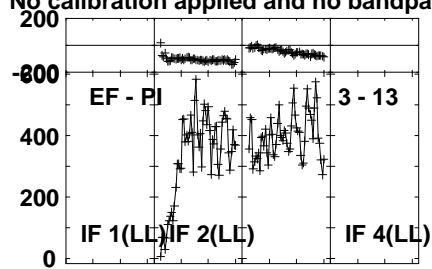
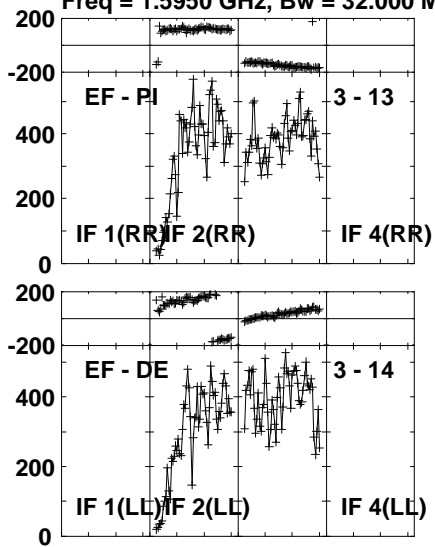
Lower frame: Micro Ampl Jy Top frame: Phas deg  
Vector averaged cross-power spectrum Several baselines displayed  
Timerange: 00/22:10:11 to 00/22:13:39

Plot file version 231 created 17-MAR-2023 00:58:50

J1339-1819 EB096B.UVDATA.1

Freq = 1.5950 GHz, Bw = 32.000 MH

No calibration applied and no bandpass applied



Lower frame: Micro Ampl Jy Top frame: Phas deg  
Vector averaged cross-power spectrum Several baselines displayed  
Timerange: 00/22:10:11 to 00/22:13:39

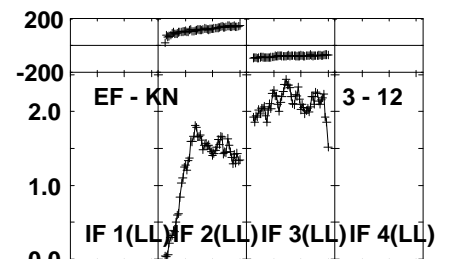
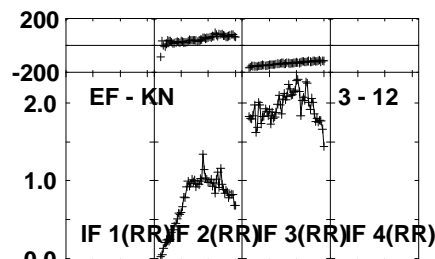
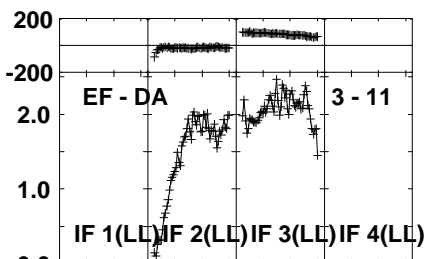
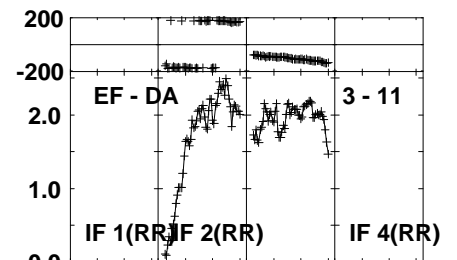
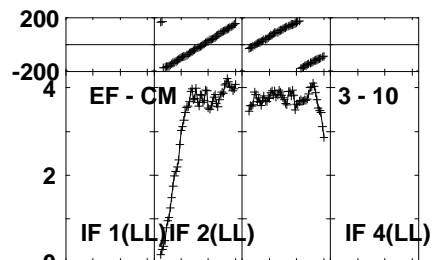
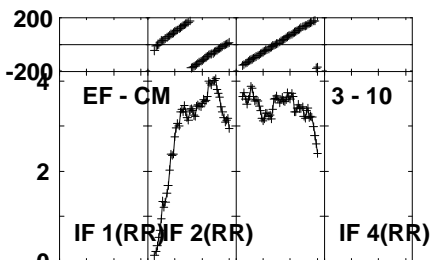
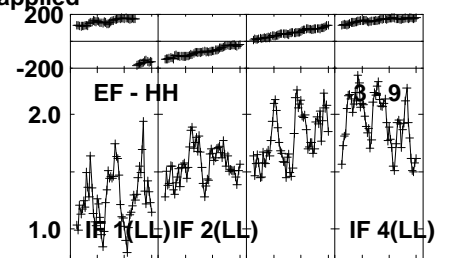
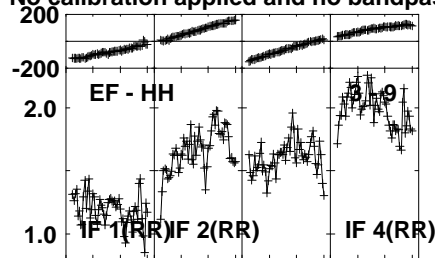
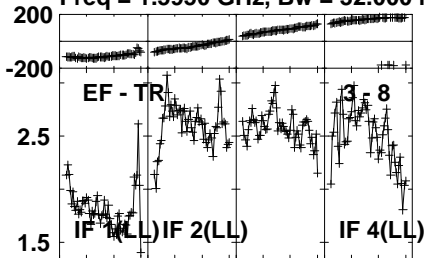


Plot file version 233 created 17-MAR-2023 00:58:50

J1336-1852 EB096B.UVDATA.1

Freq = 1.5950 GHz, Bw = 32.000 MH

No calibration applied and no bandpass applied



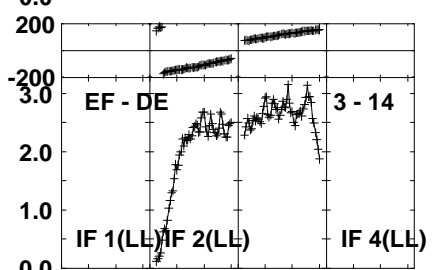
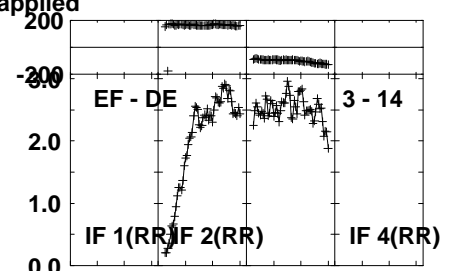
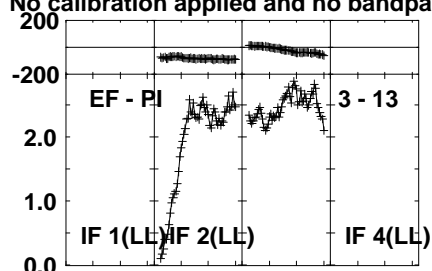
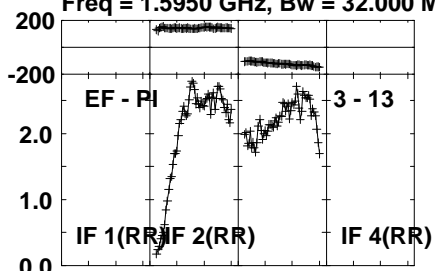
Lower frame: Milli Ampl Jy Top frame: Phas deg  
Vector averaged cross-power spectrum Several baselines displayed  
Timerange: 00/22:14:11 to 00/22:15:09

Plot file version 234 created 17-MAR-2023 00:58:50

J1336-1852 EB096B.UVDATA.1

Freq = 1.5950 GHz, Bw = 32.000 MH

No calibration applied and no bandpass applied



Lower frame: Milli Ampl Jy Top frame: Phas deg

Vector averaged cross-power spectrum Several baselines displayed

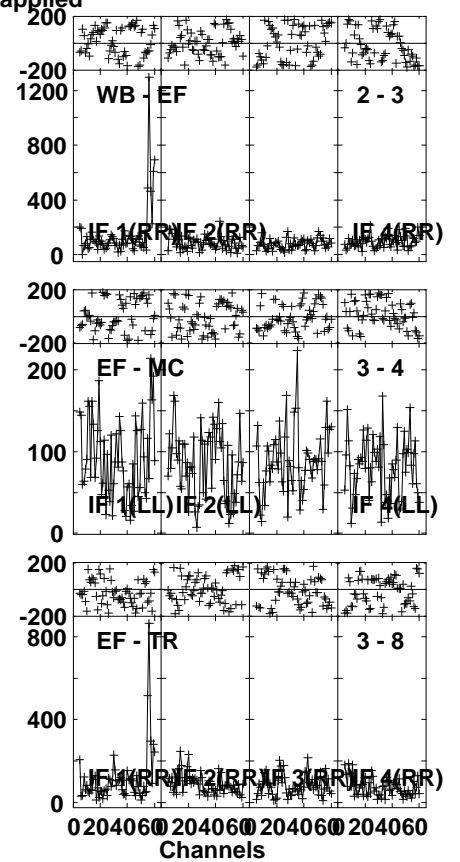
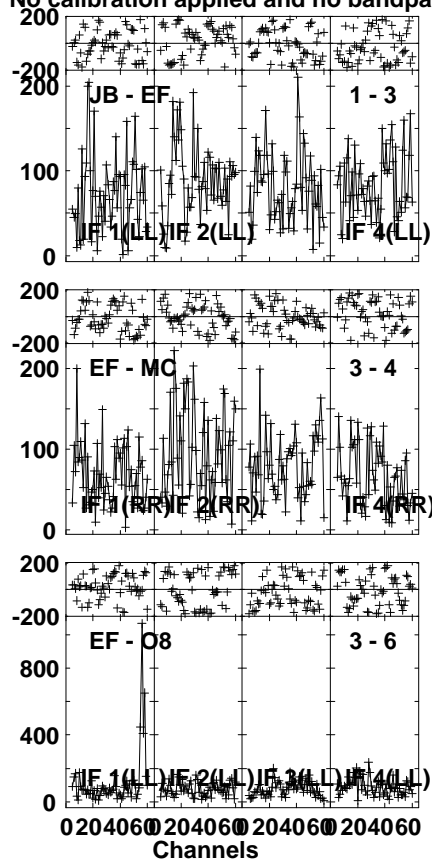
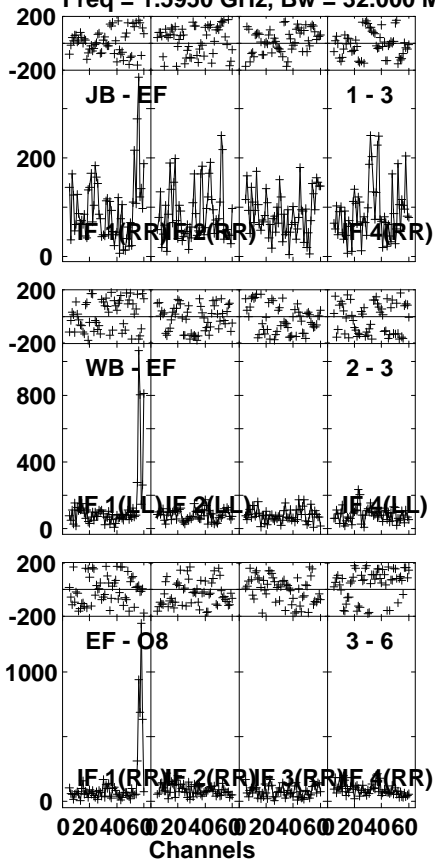
Timerange: 00/22:14:11 to 00/22:15:09

Plot file version 235 created 17-MAR-2023 00:58:50

FRB210320 EB096B.UVDATA.1

Freq = 1.5950 GHz, Bw = 32.000 MH

No calibration applied and no bandpass applied



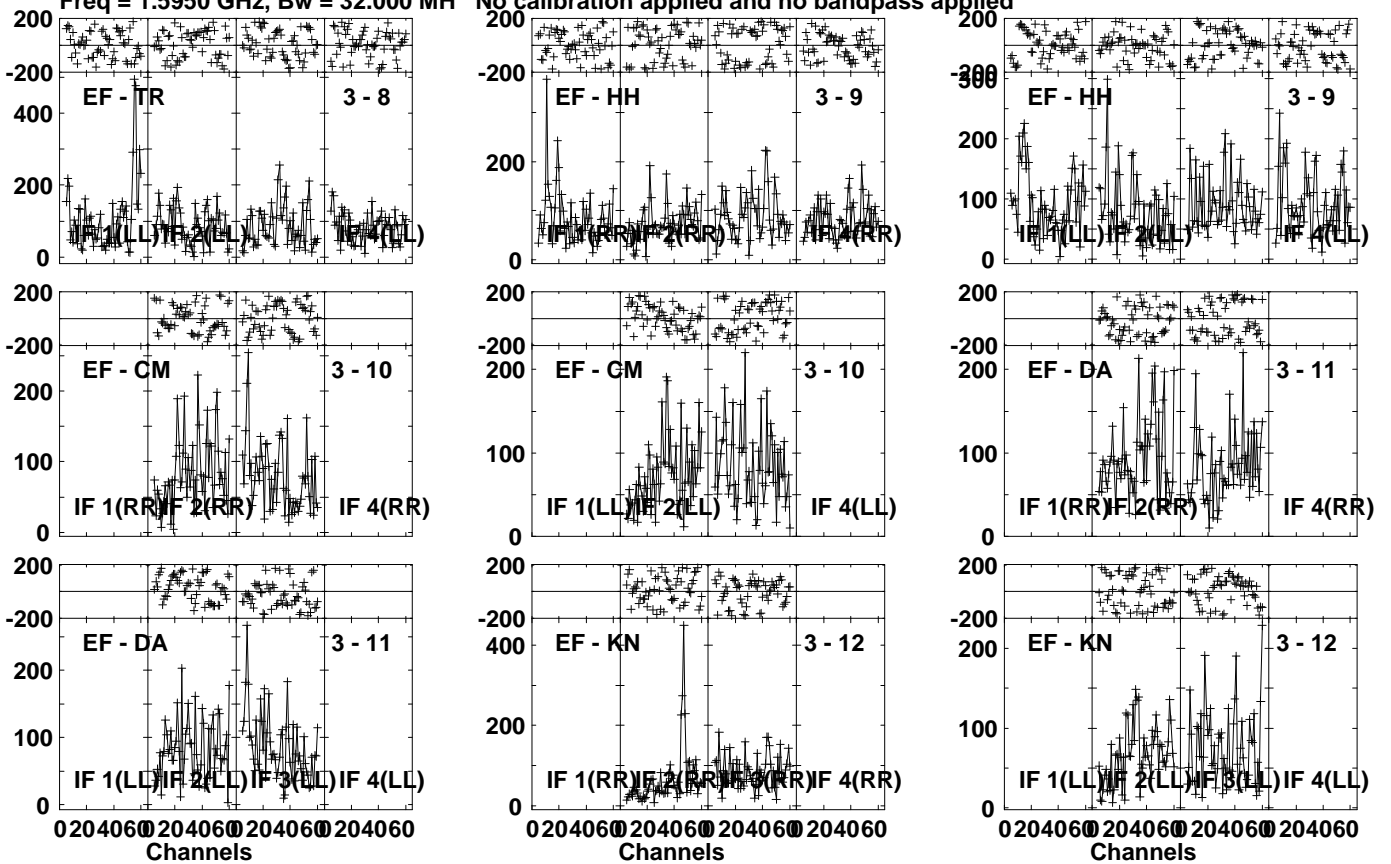
Lower frame: Micro Ampl Jy Top frame: Phas deg  
Vector averaged cross-power spectrum Several baselines displayed  
Timerange: 00/22:15:11 to 00/22:18:39

Plot file version 236 created 17-MAR-2023 00:58:51

FRB210320 EB096B.UVDATA.1

Freq = 1.5950 GHz, Bw = 32.000 MH

No calibration applied and no bandpass applied



Lower frame: Micro Ampl Jy Top frame: Phas deg  
Vector averaged cross-power spectrum Several baselines displayed  
Timerange: 00/22:15:11 to 00/22:18:39

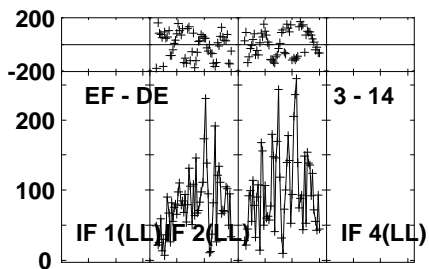
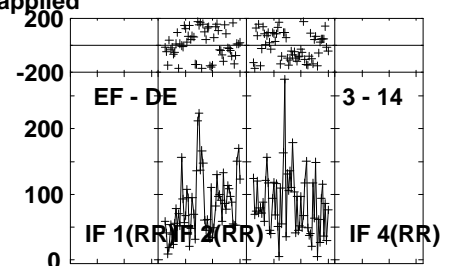
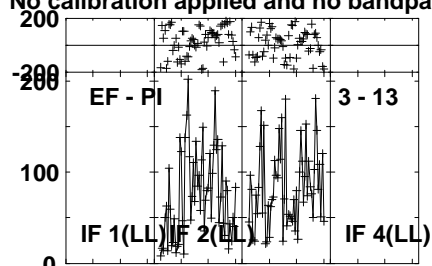
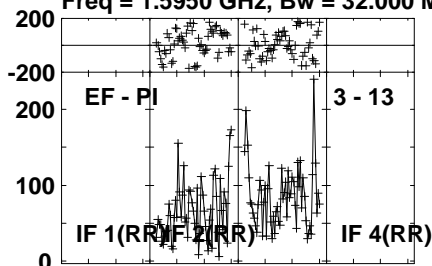


Plot file version 237 created 17-MAR-2023 00:58:51

FRB210320 EB096B.UVDATA.1

Freq = 1.5950 GHz, Bw = 32.000 MH

No calibration applied and no bandpass applied



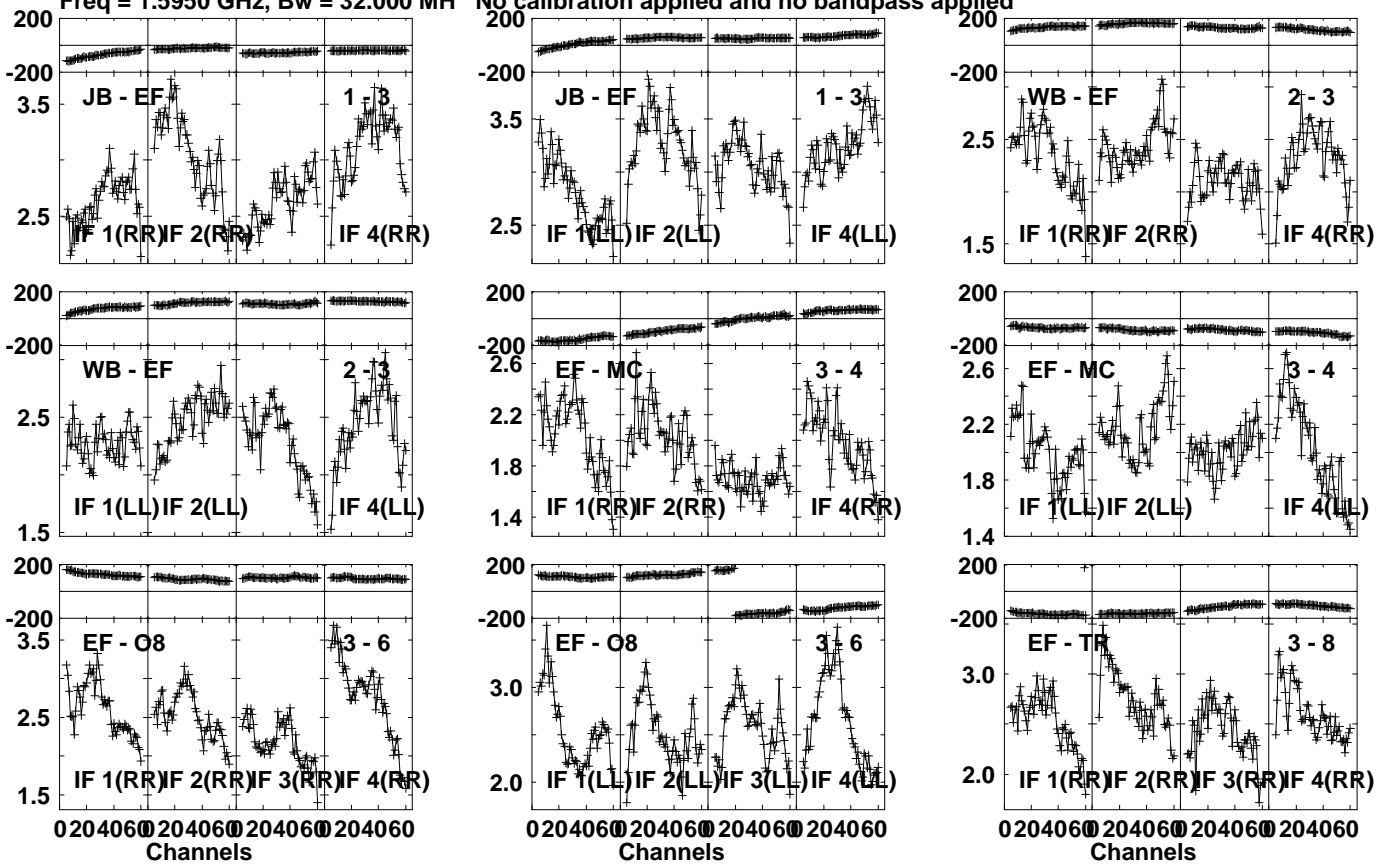
Lower frame: Micro Ampl Jy Top frame: Phas deg  
Vector averaged cross-power spectrum Several baselines displayed  
Timerange: 00/22:15:11 to 00/22:18:39

Plot file version 238 created 17-MAR-2023 00:58:51

J1336-1852 EB096B.UVDATA.1

Freq = 1.5950 GHz, Bw = 32.000 MH

No calibration applied and no bandpass applied



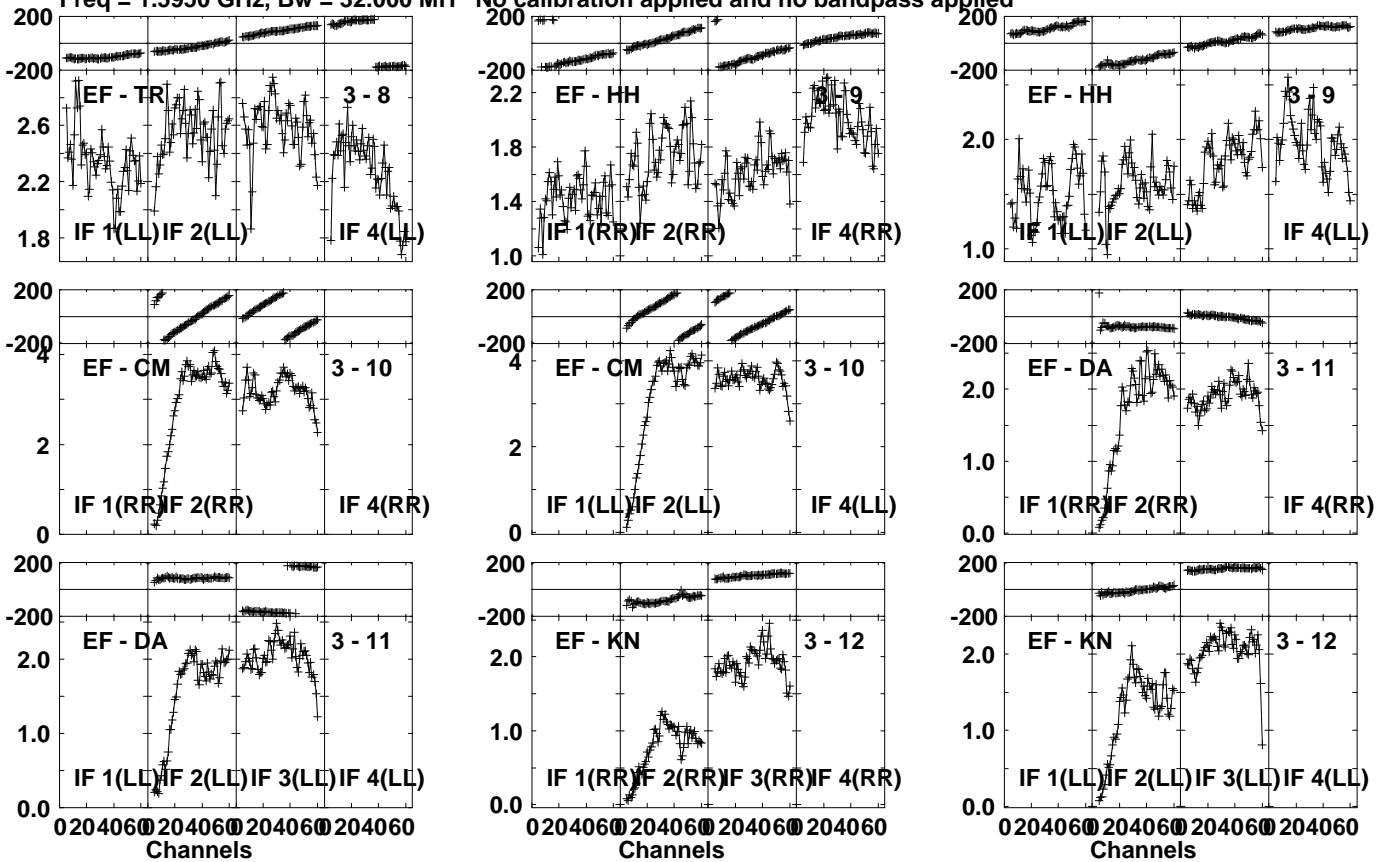
Lower frame: Milli Ampl Jy Top frame: Phas deg  
 Vector averaged cross-power spectrum Several baselines displayed  
 Timerange: 00/22:18:41 to 00/22:20:09

Plot file version 239 created 17-MAR-2023 00:58:51

J1336-1852 EB096B.UVDATA.1

Freq = 1.5950 GHz, Bw = 32.000 MH

No calibration applied and no bandpass applied



Lower frame: Milli Ampl Jy Top frame: Phas deg

Vector averaged cross-power spectrum Several baselines displayed

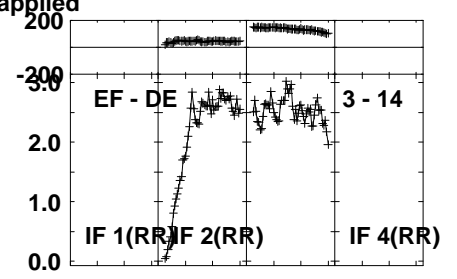
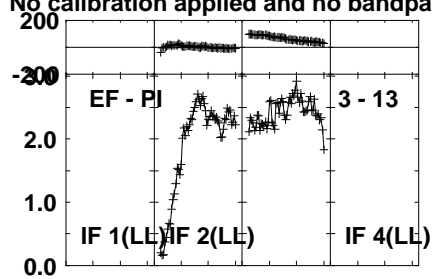
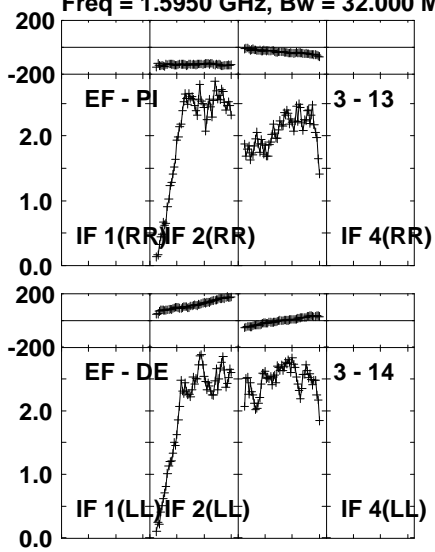
Timerange: 00/22:18:41 to 00/22:20:09

Plot file version 240 created 17-MAR-2023 00:58:51

J1336-1852 EB096B.UVDATA.1

Freq = 1.5950 GHz, Bw = 32.000 MH

No calibration applied and no bandpass applied



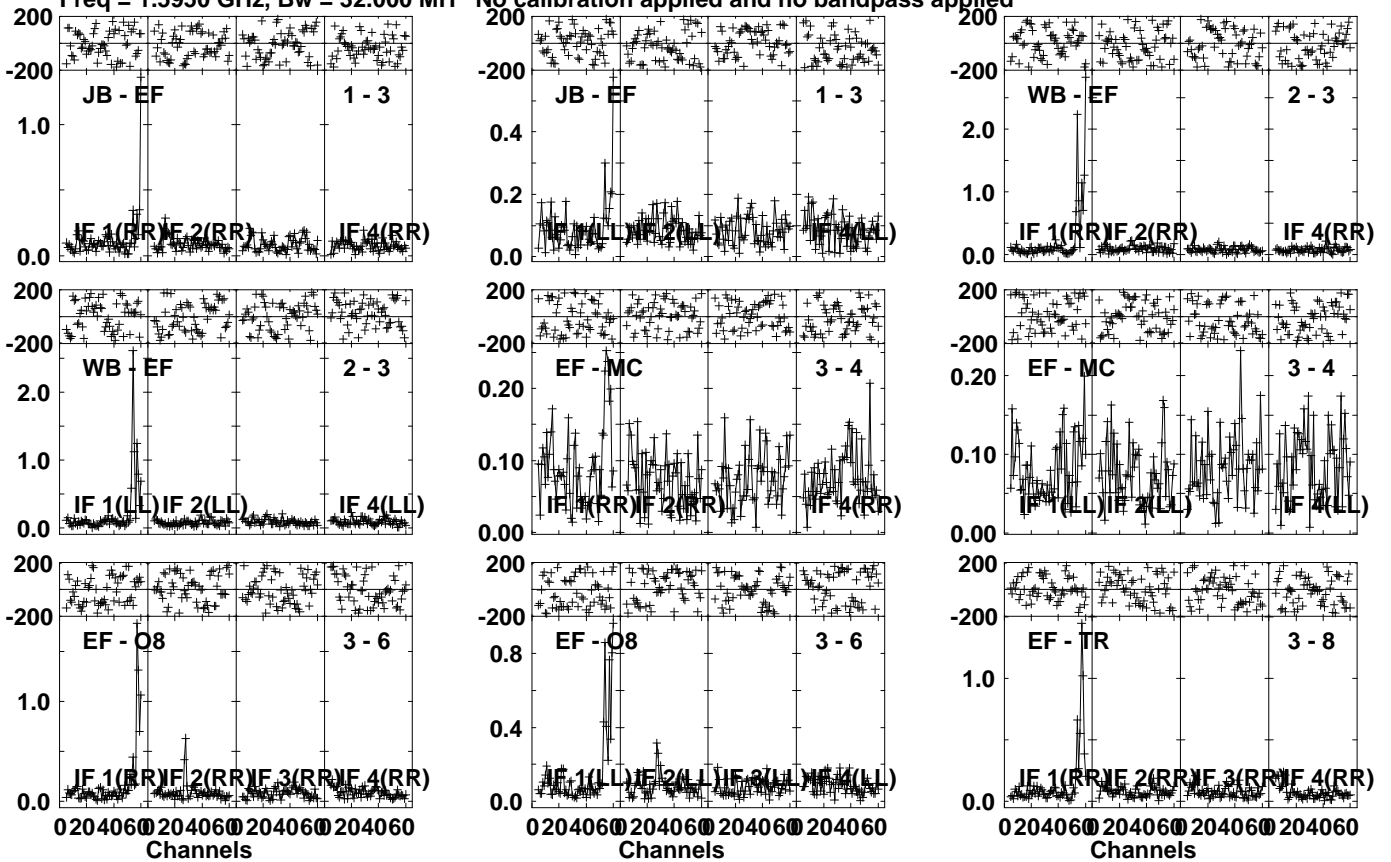
Lower frame: Milli Ampl Jy Top frame: Phas deg  
Vector averaged cross-power spectrum Several baselines displayed  
Timerange: 00/22:18:41 to 00/22:20:09

Plot file version 241 created 17-MAR-2023 00:58:51

FRB210320 EB096B.UVDATA.1

Freq = 1.5950 GHz, Bw = 32.000 MH

No calibration applied and no bandpass applied



Lower frame: Milli Ampl Jy Top frame: Phas deg

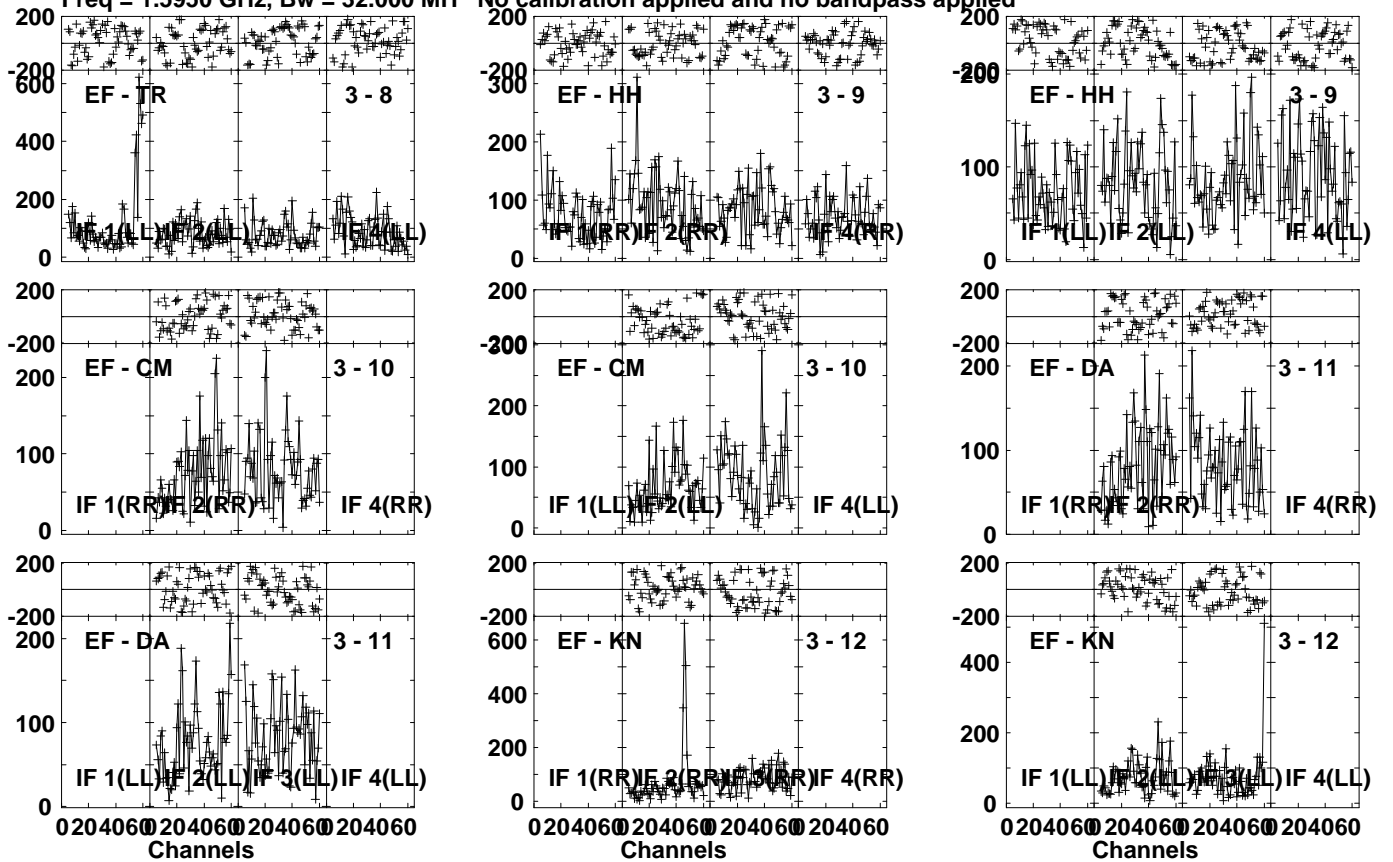
Vector averaged cross-power spectrum Several baselines displayed

Timerange: 00/22:20:11 to 00/22:23:39

Plot file version 242 created 17-MAR-2023 00:58:51

FRB210320 EB096B.UVDATA.1

Freq = 1.5950 GHz, Bw = 32.000 MH No calibration applied and no bandpass applied

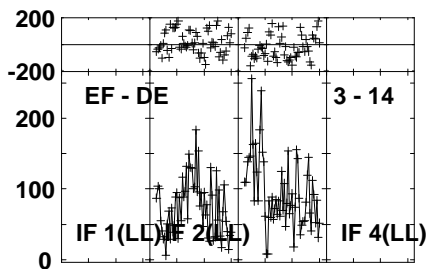
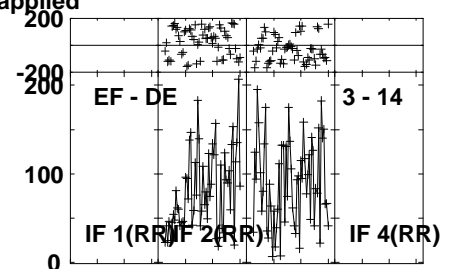
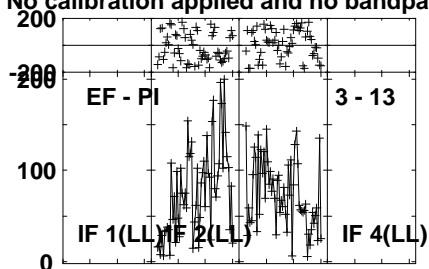
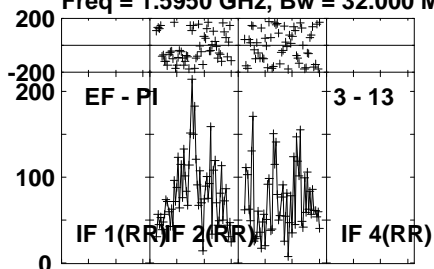


Lower frame: Micro Ampl Jy Top frame: Phas deg  
Vector averaged cross-power spectrum Several baselines displayed  
Timerange: 00/22:20:11 to 00/22:23:39

Plot file version 243 created 17-MAR-2023 00:58:51

FRB210320 EB096B.UVDATA.1

Freq = 1.5950 GHz, Bw = 32.000 MH No calibration applied and no bandpass applied



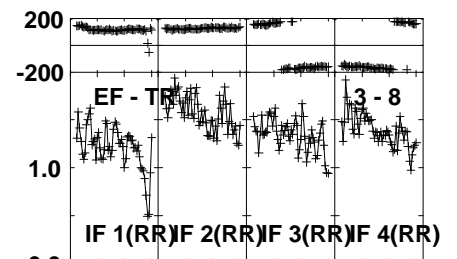
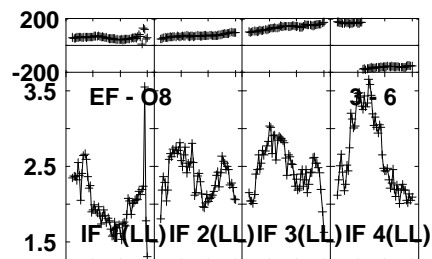
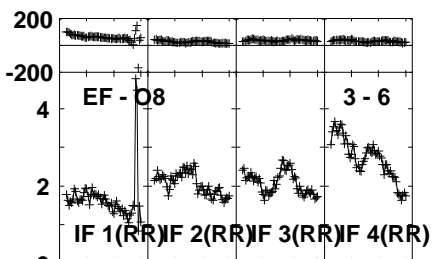
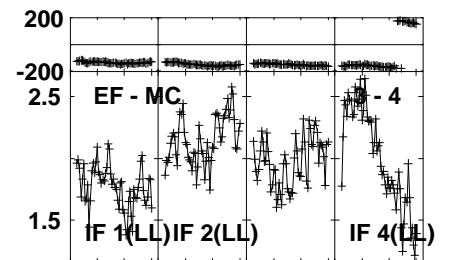
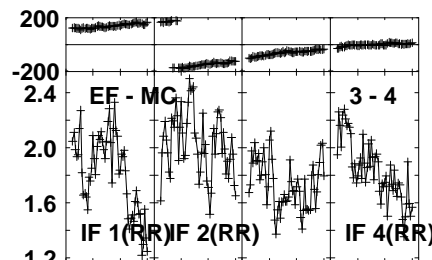
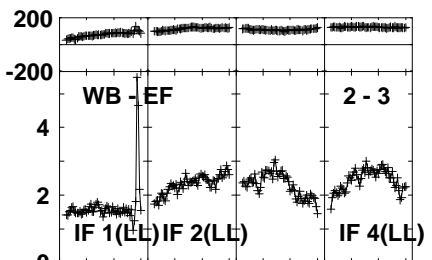
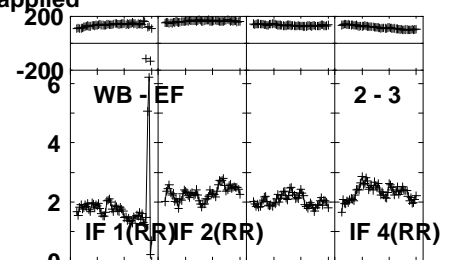
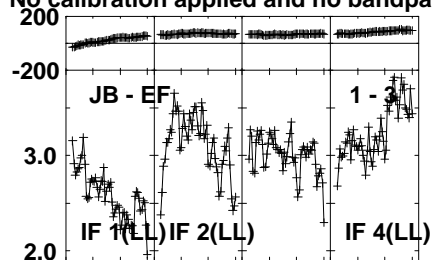
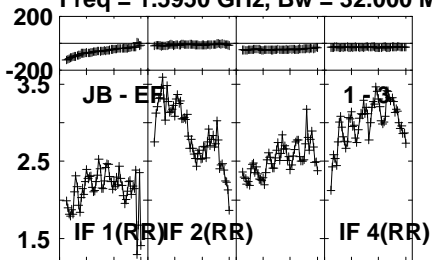
Lower frame: Micro Ampl Jy Top frame: Phas deg  
Vector averaged cross-power spectrum Several baselines displayed  
Timerange: 00/22:20:11 to 00/22:23:39

Plot file version 244 created 17-MAR-2023 00:58:51

J1336-1852 EB096B.UVDATA.1

Freq = 1.5950 GHz, Bw = 32.000 MH

No calibration applied and no bandpass applied



0204060 204060 204060 204060  
Channels

0204060 204060 204060 204060  
Channels

0204060 204060 204060 204060  
Channels

Lower frame: Milli Ampl Jy Top frame: Phas deg  
Vector averaged cross-power spectrum Several baselines displayed  
Timerange: 00/22:24:21 to 00/22:25:09

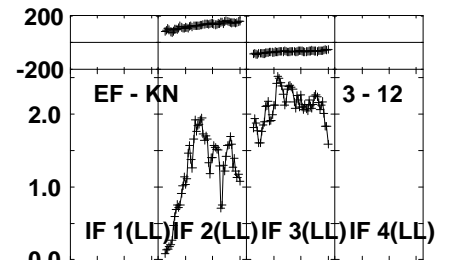
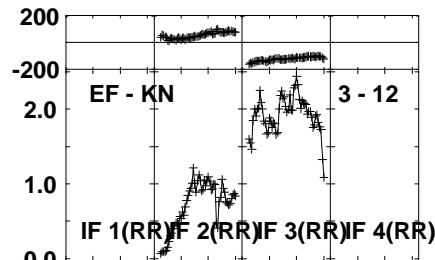
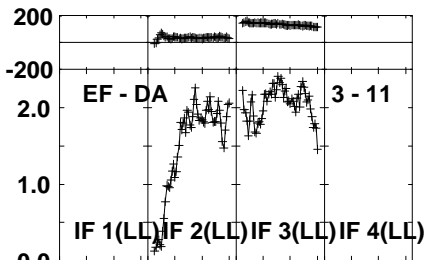
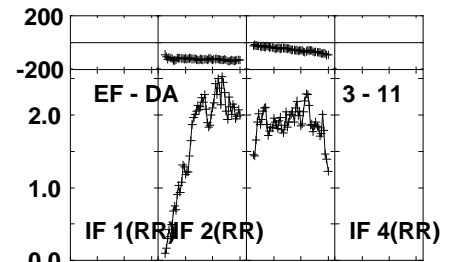
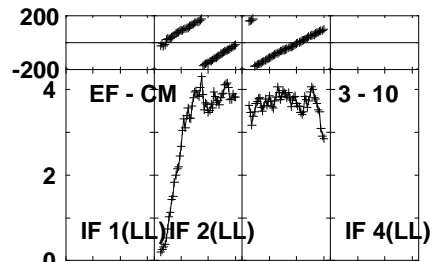
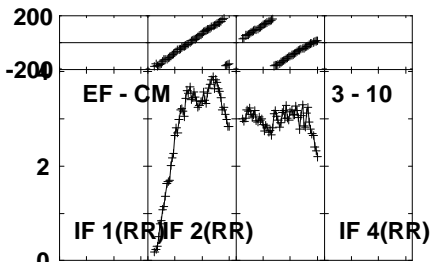
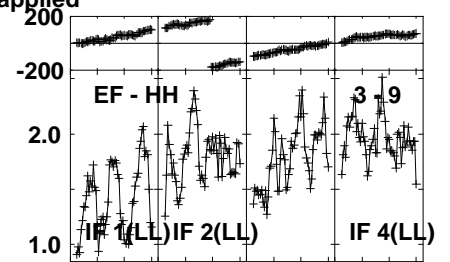
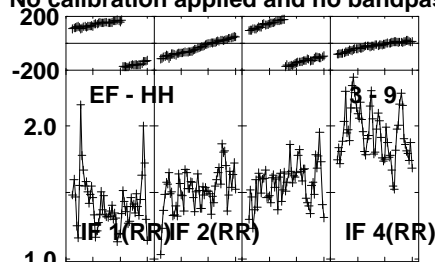
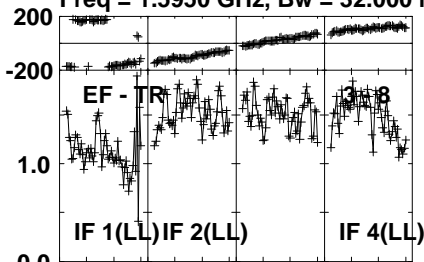


Plot file version 245 created 17-MAR-2023 00:58:51

J1336-1852 EB096B.UVDATA.1

Freq = 1.5950 GHz, Bw = 32.000 MH

No calibration applied and no bandpass applied



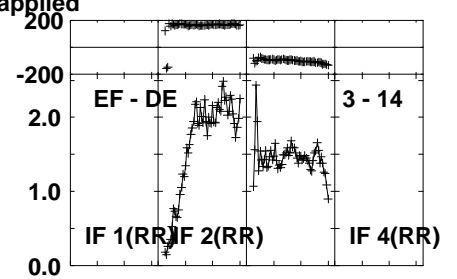
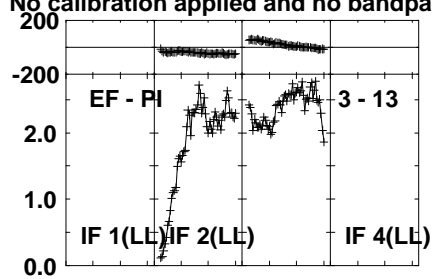
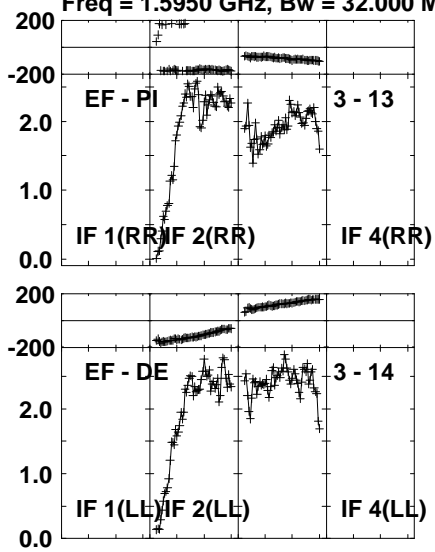
Lower frame: Milli Ampl Jy Top frame: Phas deg  
Vector averaged cross-power spectrum Several baselines displayed  
Timerange: 00/22:24:21 to 00/22:25:09

Plot file version 246 created 17-MAR-2023 00:58:51

J1336-1852 EB096B.UVDATA.1

Freq = 1.5950 GHz, Bw = 32.000 MH

No calibration applied and no bandpass applied



Lower frame: Milli Ampl Jy Top frame: Phas deg

Vector averaged cross-power spectrum Several baselines displayed

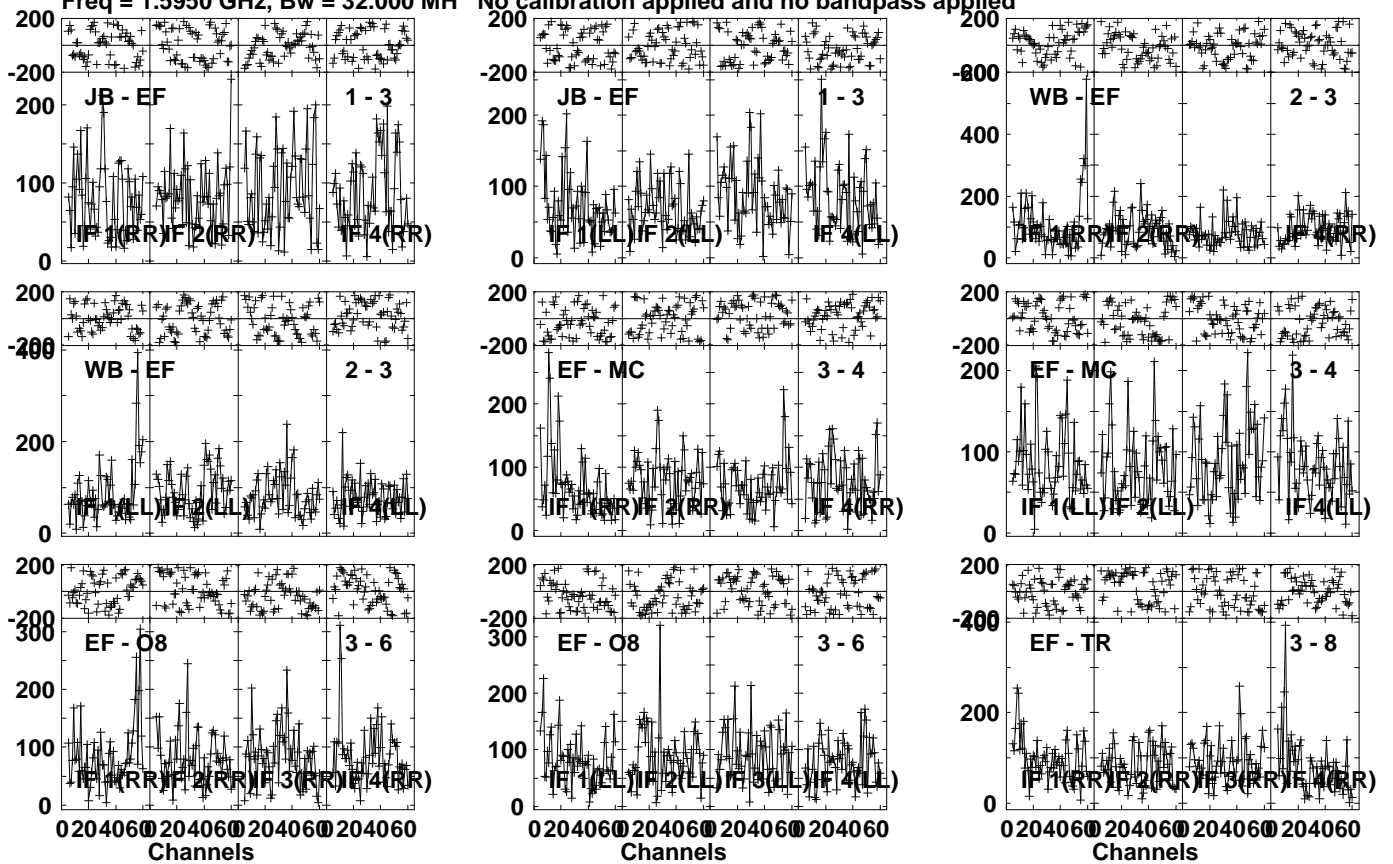
Timerange: 00/22:24:21 to 00/22:25:09

Plot file version 247 created 17-MAR-2023 00:58:51

FRB210320 EB096B.UVDATA.1

Freq = 1.5950 GHz, Bw = 32.000 MH

No calibration applied and no bandpass applied



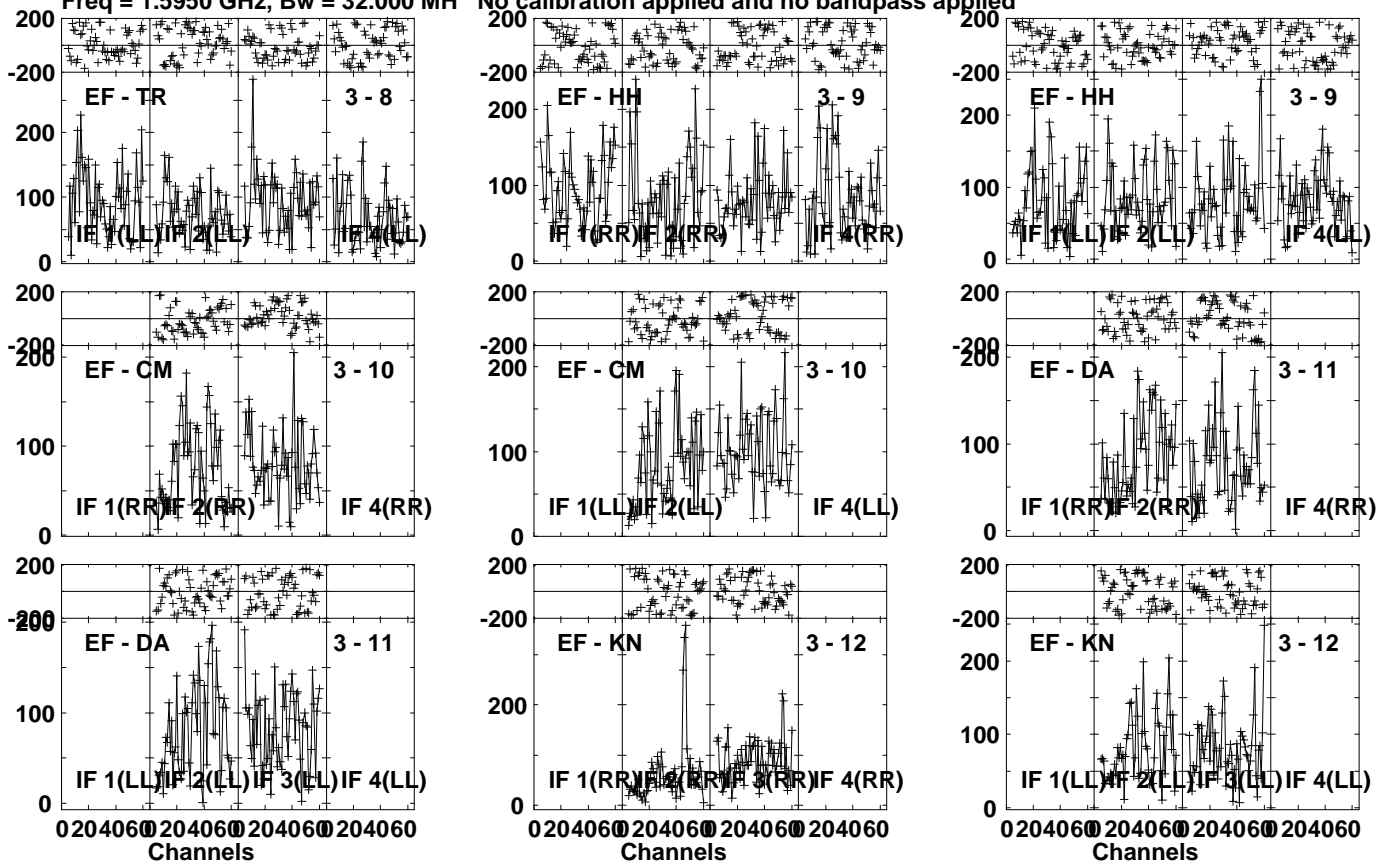
Lower frame: Micro Ampl Jy Top frame: Phas deg  
Vector averaged cross-power spectrum Several baselines displayed  
Timerange: 00/22:25:11 to 00/22:28:39

Plot file version 248 created 17-MAR-2023 00:58:51

FRB210320 EB096B.UVDATA.1

Freq = 1.5950 GHz, Bw = 32.000 MH

No calibration applied and no bandpass applied

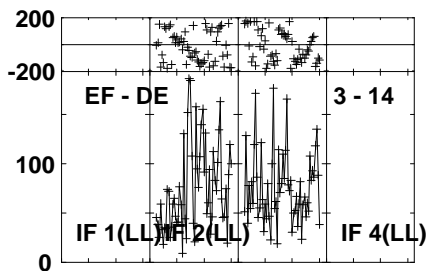
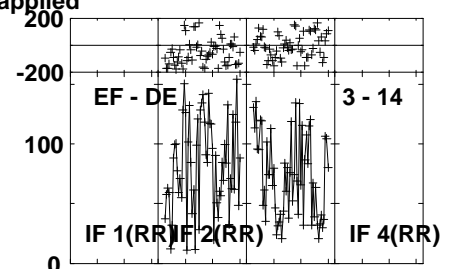
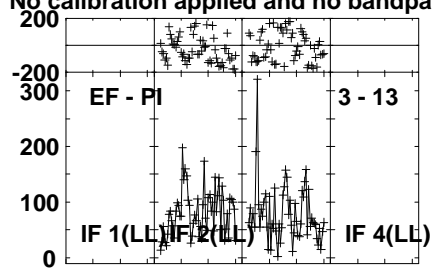
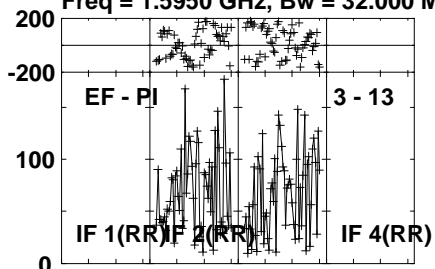


Lower frame: Micro Ampl Jy Top frame: Phas deg  
Vector averaged cross-power spectrum Several baselines displayed  
Timerange: 00/22:25:11 to 00/22:28:39

Plot file version 249 created 17-MAR-2023 00:58:52

FRB210320 EB096B.UVDATA.1

Freq = 1.5950 GHz, Bw = 32.000 MH No calibration applied and no bandpass applied



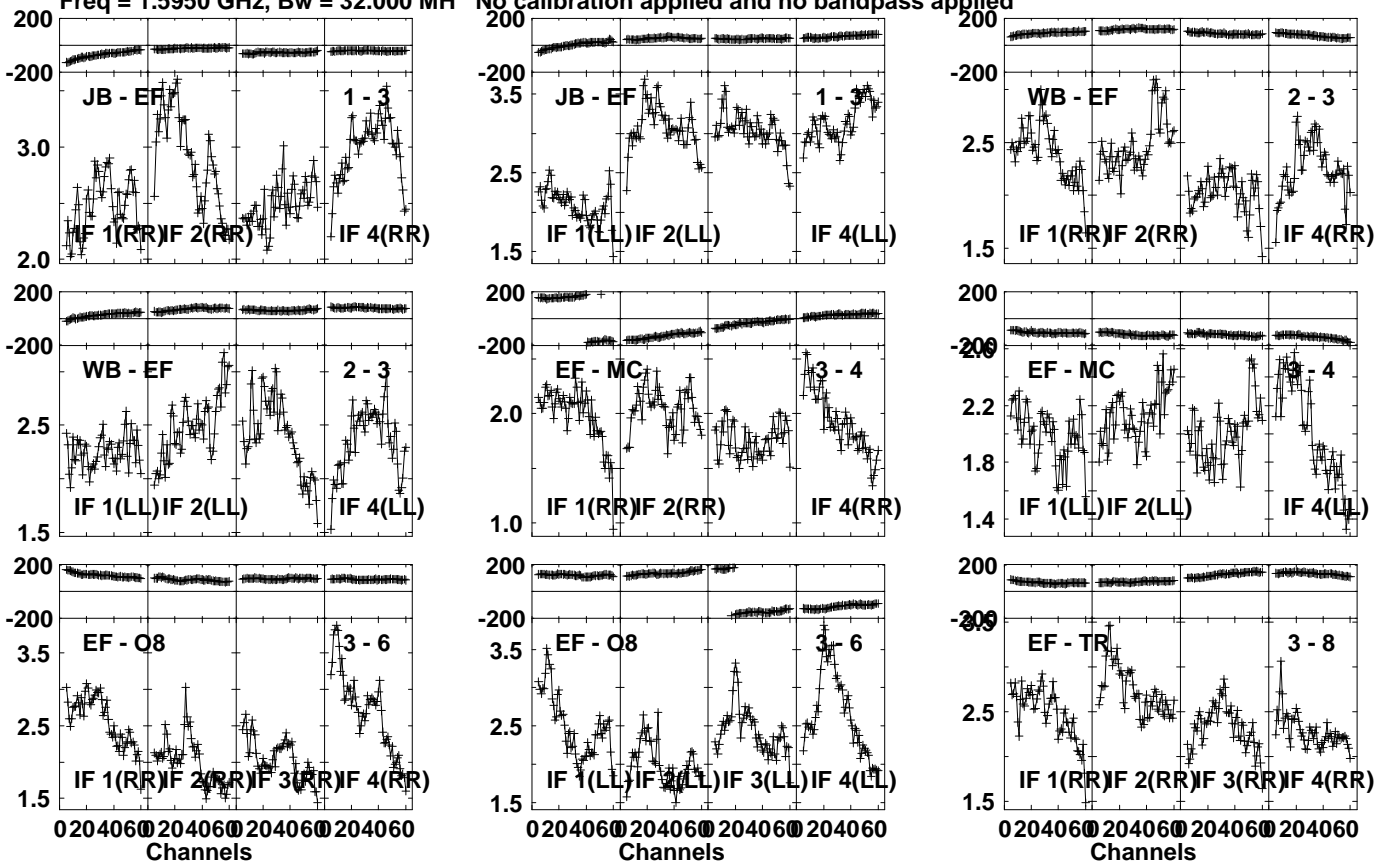
Lower frame: Micro Ampl Jy Top frame: Phas deg  
Vector averaged cross-power spectrum Several baselines displayed  
Timerange: 00/22:25:11 to 00/22:28:39

Plot file version 250 created 17-MAR-2023 00:58:52

J1336-1852 EB096B.UVDATA.1

Freq = 1.5950 GHz, Bw = 32.000 MH

No calibration applied and no bandpass applied



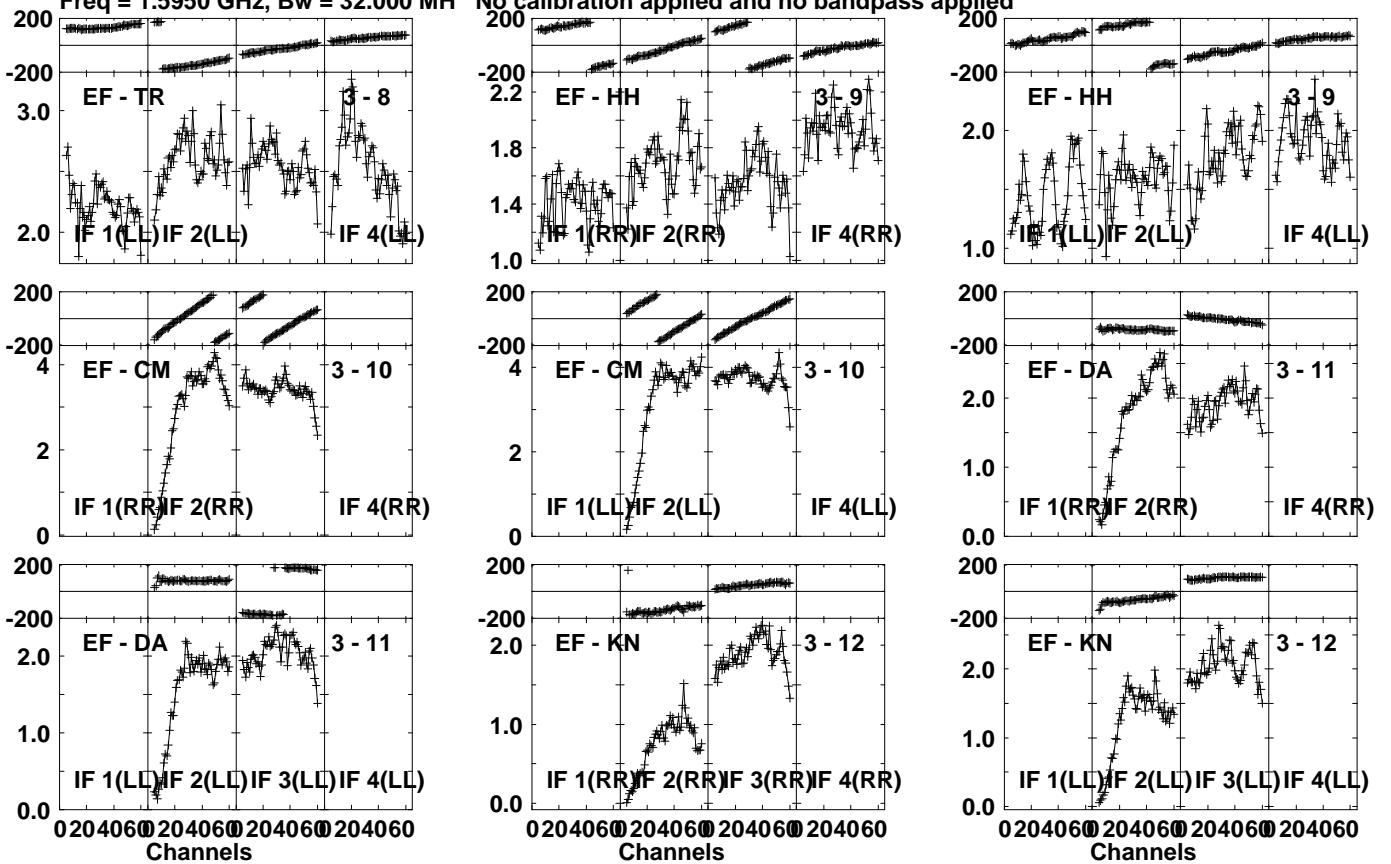
Lower frame: Milli Ampl Jy Top frame: Phas deg  
Vector averaged cross-power spectrum Several baselines displayed  
Timerange: 00/22:28:41 to 00/22:30:09

Plot file version 251 created 17-MAR-2023 00:58:52

J1336-1852 EB096B.UVDATA.1

Freq = 1.5950 GHz, Bw = 32.000 MH

No calibration applied and no bandpass applied



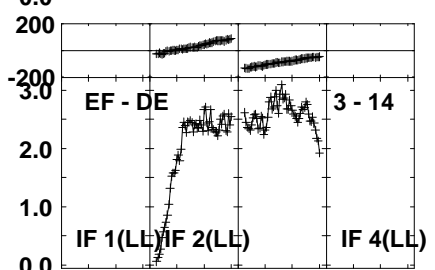
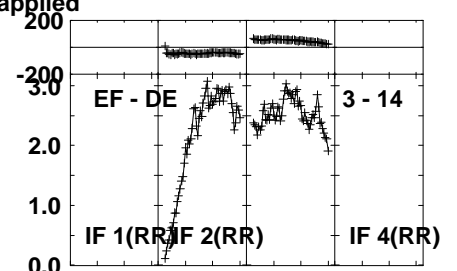
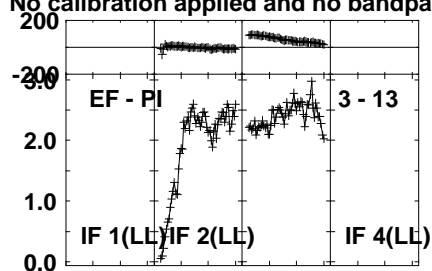
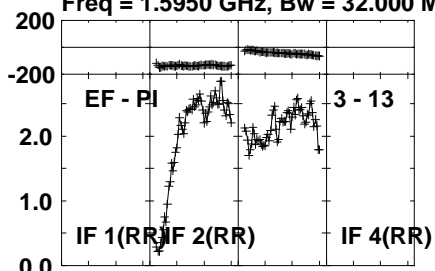
Lower frame: Milli Ampl Jy Top frame: Phas deg  
Vector averaged cross-power spectrum Several baselines displayed  
Timerange: 00/22:28:41 to 00/22:30:09

Plot file version 252 created 17-MAR-2023 00:58:52

J1336-1852 EB096B.UVDATA.1

Freq = 1.5950 GHz, Bw = 32.000 MH

No calibration applied and no bandpass applied



Lower frame: Milli Ampl Jy Top frame: Phas deg  
Vector averaged cross-power spectrum Several baselines displayed  
Timerange: 00/22:28:41 to 00/22:30:09

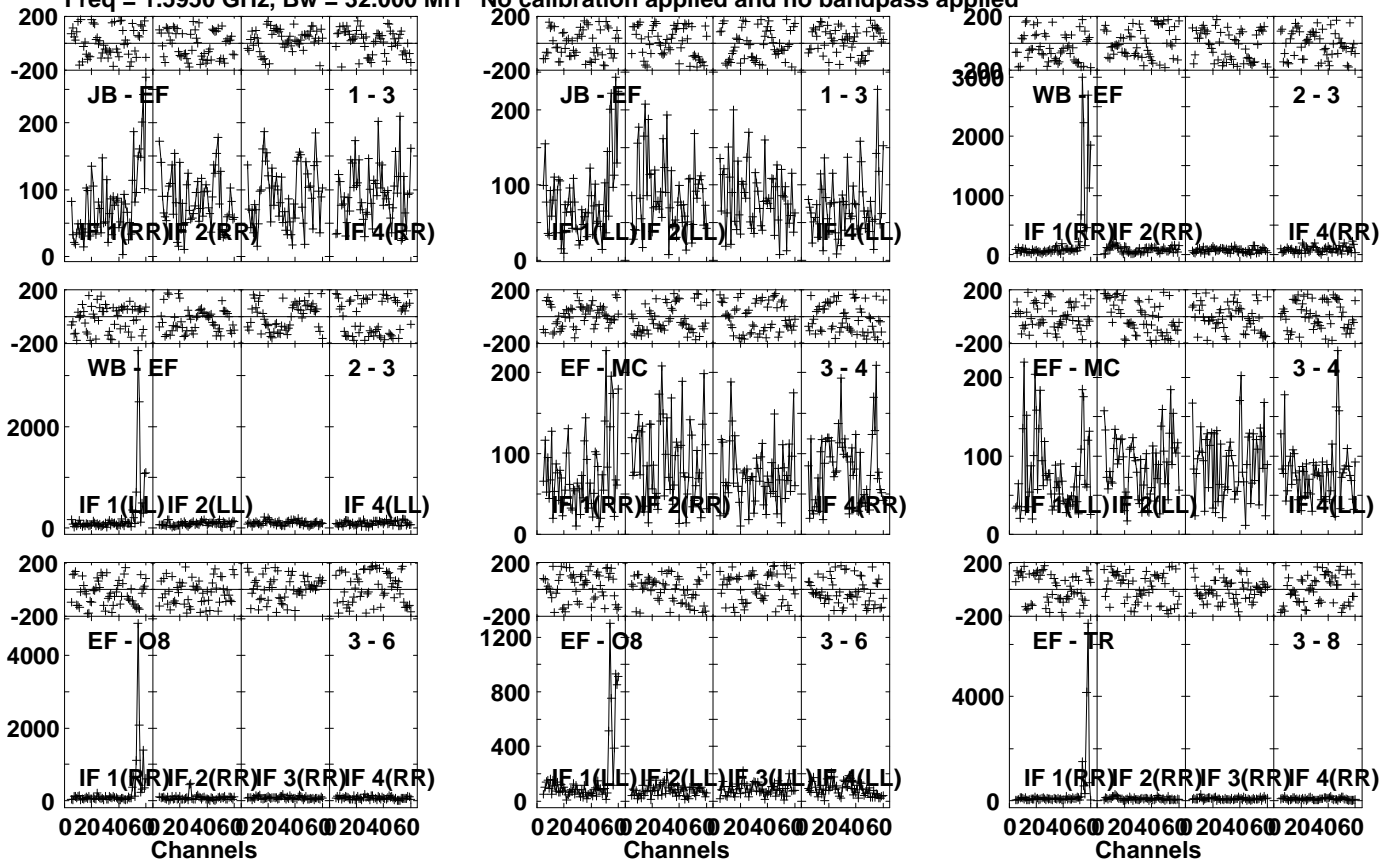


Plot file version 253 created 17-MAR-2023 00:58:52

FRB210320 EB096B.UVDATA.1

Freq = 1.5950 GHz, Bw = 32.000 MH

No calibration applied and no bandpass applied



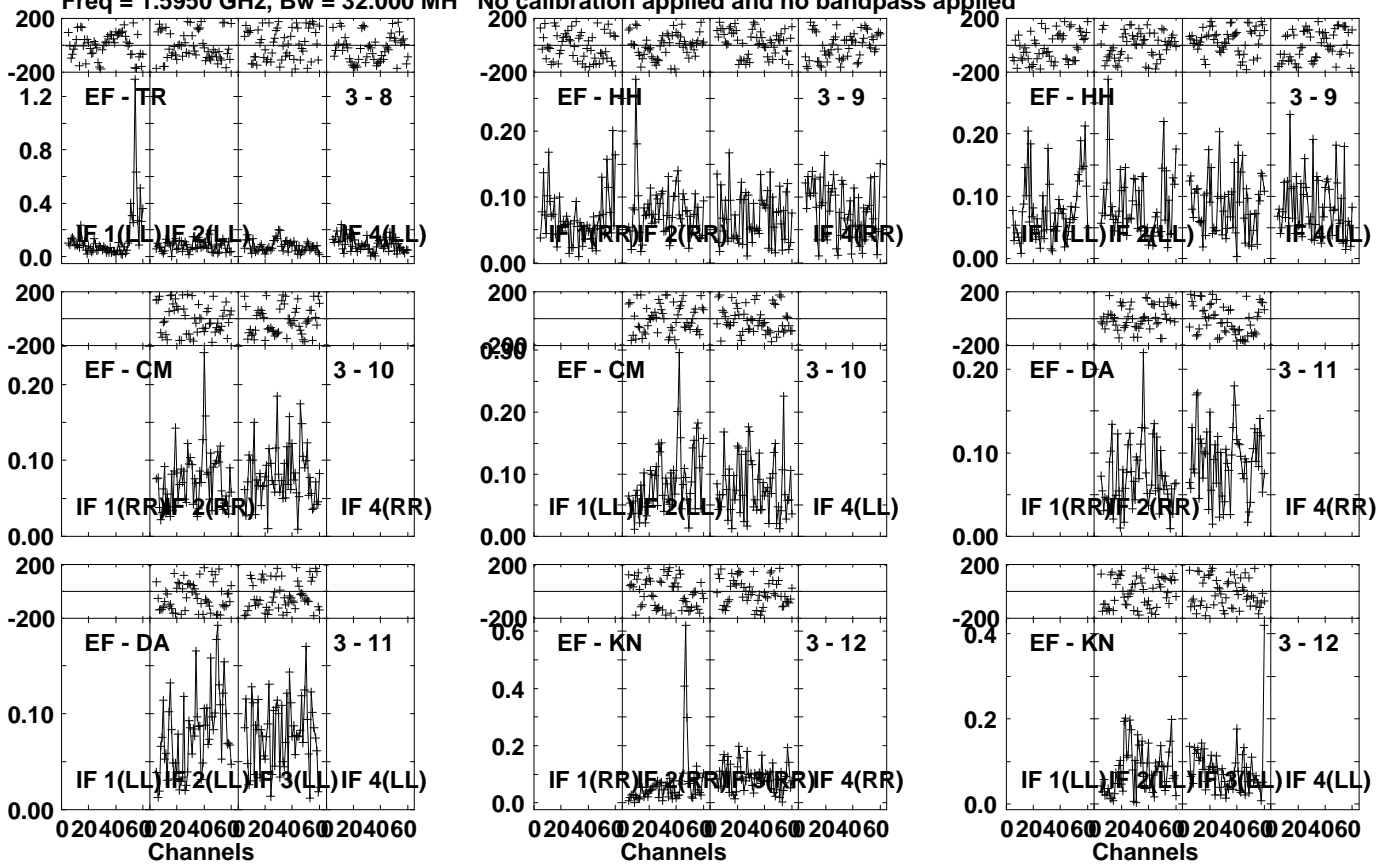
Lower frame: Micro Ampl Jy Top frame: Phas deg  
Vector averaged cross-power spectrum Several baselines displayed  
Timerange: 00/22:30:11 to 00/22:33:39

Plot file version 254 created 17-MAR-2023 00:58:52

FRB210320\_EB096B.UVDATA.1

Freq = 1.5950 GHz, Bw = 32.000 MH

No calibration applied and no bandpass applied

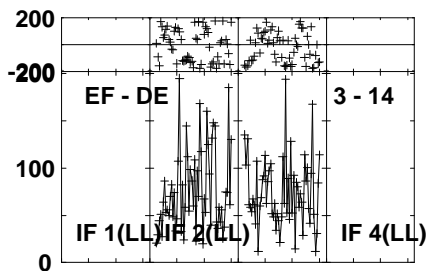
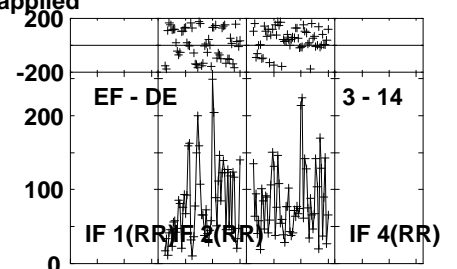
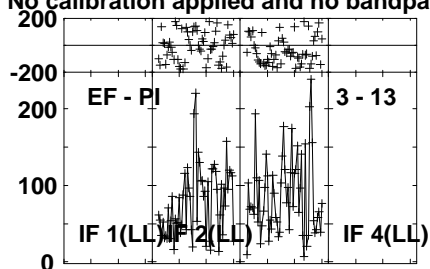
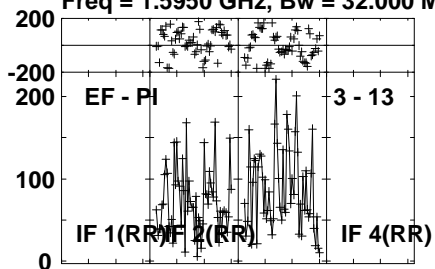


Lower frame: Milli Ampl Jy Top frame: Phas deg  
Vector averaged cross-power spectrum Several baselines displayed  
Timerange: 00/22:30:11 to 00/22:33:39

Plot file version 255 created 17-MAR-2023 00:58:52

FRB210320 EB096B.UVDATA.1

Freq = 1.5950 GHz, Bw = 32.000 MH No calibration applied and no bandpass applied



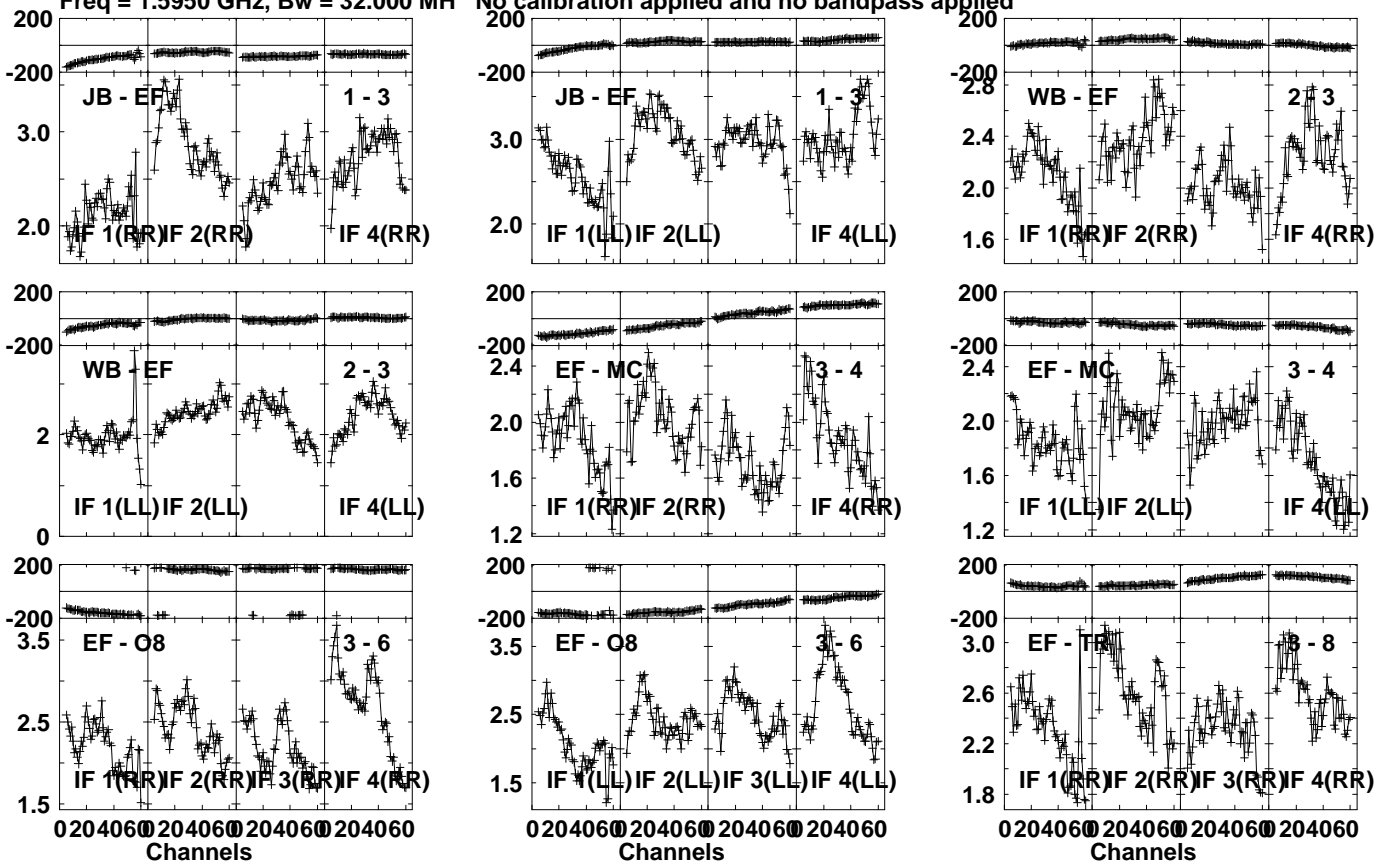
Lower frame: Micro Ampl Jy Top frame: Phas deg  
Vector averaged cross-power spectrum Several baselines displayed  
Timerange: 00/22:30:11 to 00/22:33:39

Plot file version 256 created 17-MAR-2023 00:58:52

J1336-1852 EB096B.UVDATA.1

Freq = 1.5950 GHz, Bw = 32.000 MH

No calibration applied and no bandpass applied



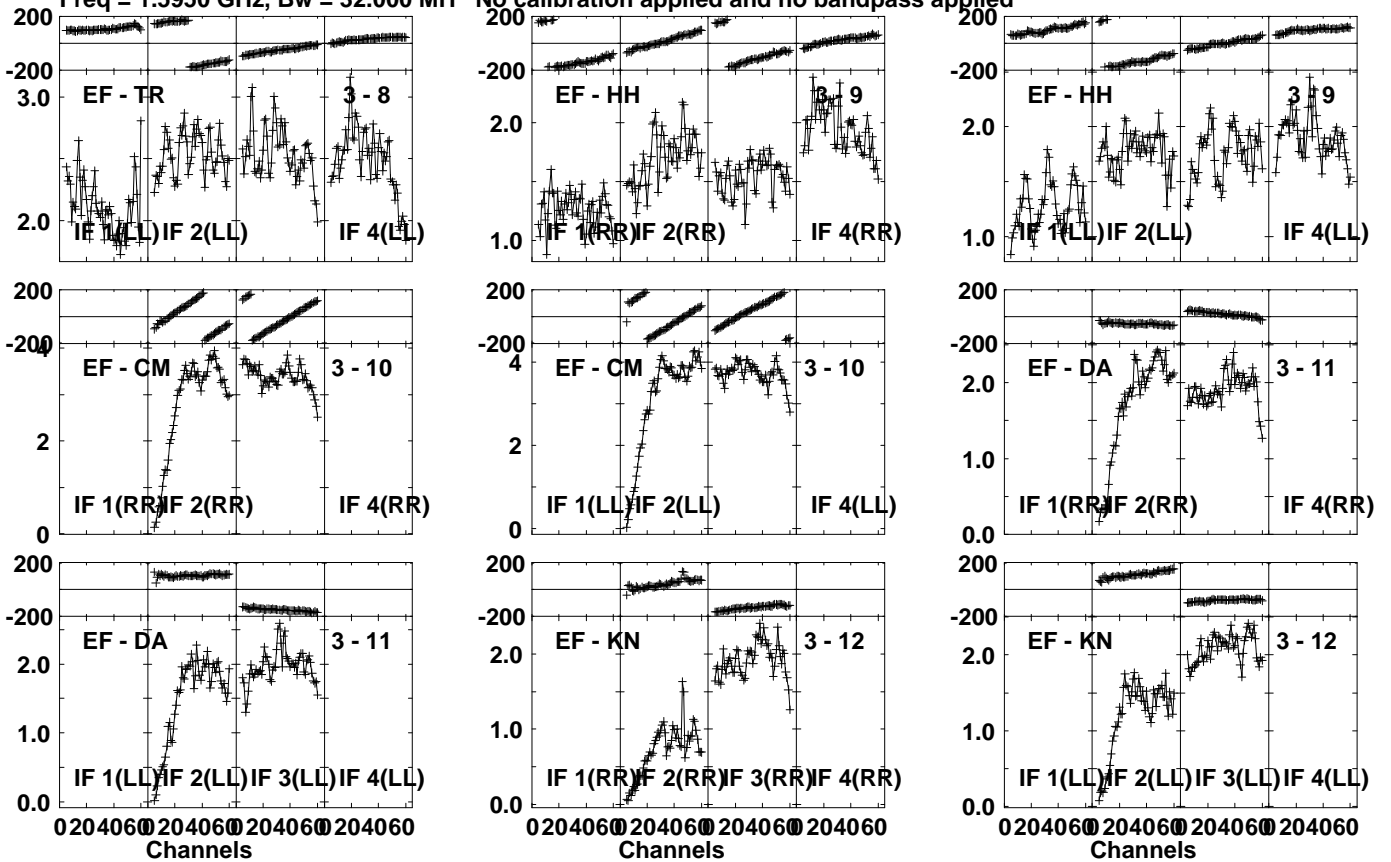
Lower frame: Milli Ampl Jy Top frame: Phas deg  
Vector averaged cross-power spectrum Several baselines displayed  
Timerange: 00/22:34:21 to 00/22:35:09

Plot file version 257 created 17-MAR-2023 00:58:52

J1336-1852 EB096B.UVDATA.1

Freq = 1.5950 GHz, Bw = 32.000 MH

No calibration applied and no bandpass applied



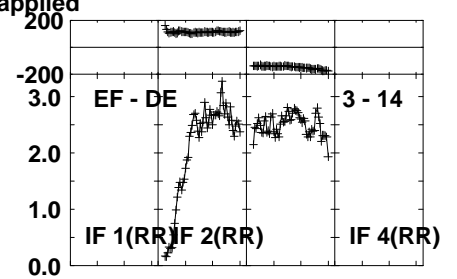
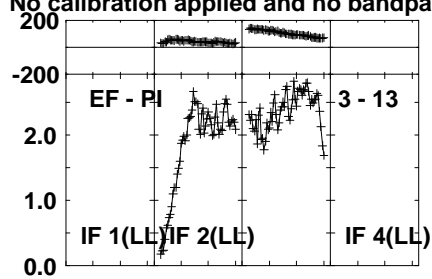
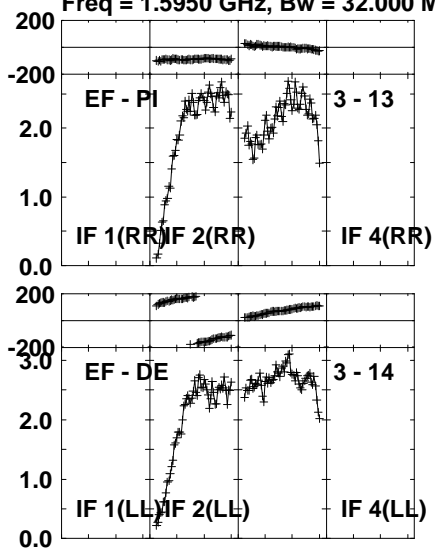
Lower frame: Milli Ampl Jy Top frame: Phas deg  
Vector averaged cross-power spectrum Several baselines displayed  
Timerange: 00/22:34:21 to 00/22:35:09

Plot file version 258 created 17-MAR-2023 00:58:52

J1336-1852 EB096B.UVDATA.1

Freq = 1.5950 GHz, Bw = 32.000 MH

No calibration applied and no bandpass applied



Lower frame: Milli Ampl Jy Top frame: Phas deg

Vector averaged cross-power spectrum Several baselines displayed

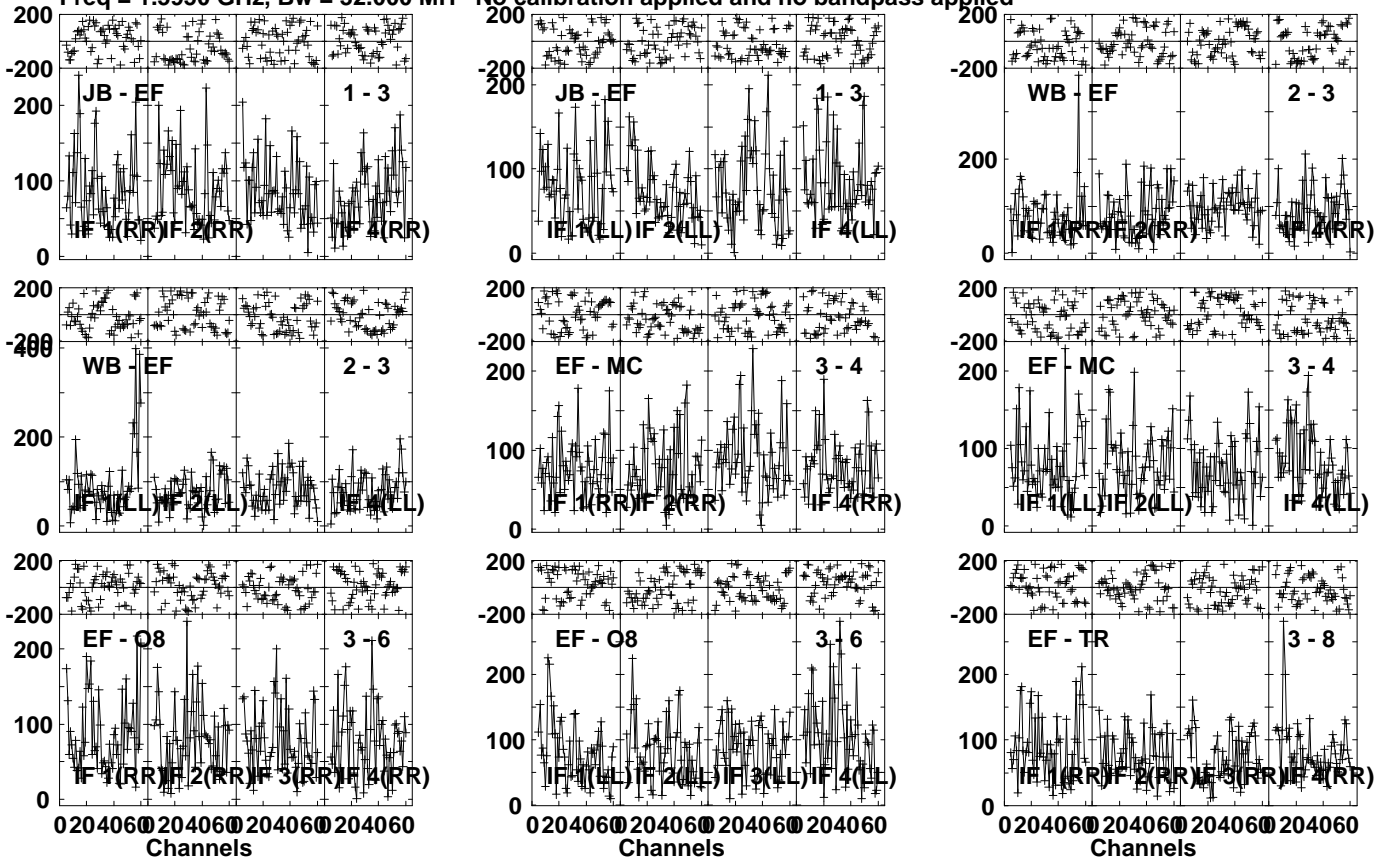
Timerange: 00/22:34:21 to 00/22:35:09

Plot file version 259 created 17-MAR-2023 00:58:52

FRB210320 EB096B.UVDATA.1

Freq = 1.5950 GHz, Bw = 32.000 MH

No calibration applied and no bandpass applied



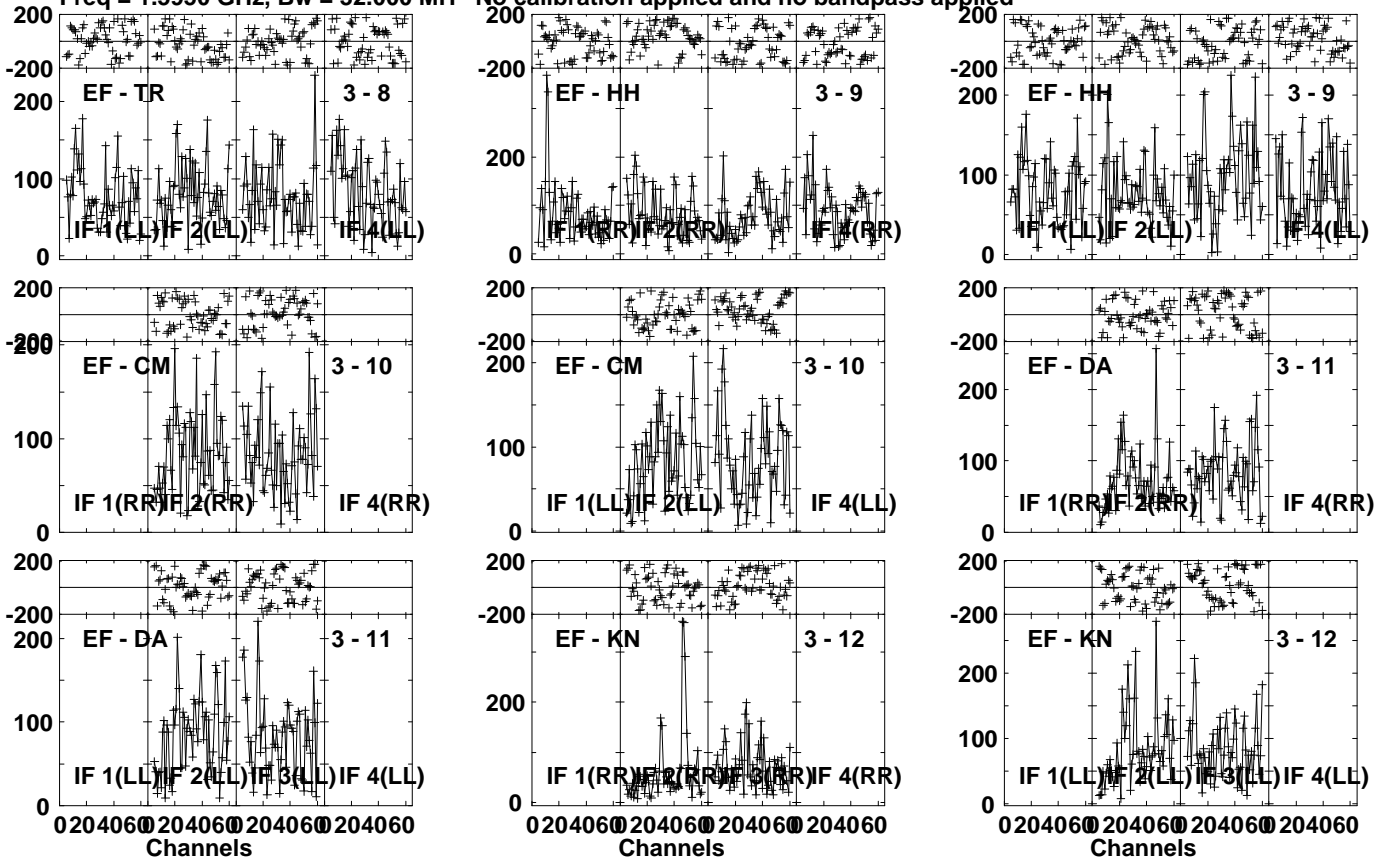
Lower frame: Micro Ampl Jy Top frame: Phas deg  
Vector averaged cross-power spectrum Several baselines displayed  
Timerange: 00/22:35:11 to 00/22:38:39

Plot file version 260 created 17-MAR-2023 00:58:52

FRB210320 EB096B.UVDATA.1

Freq = 1.5950 GHz, Bw = 32.000 MH

No calibration applied and no bandpass applied



Lower frame: Micro Ampl Jy Top frame: Phas deg  
Vector averaged cross-power spectrum Several baselines displayed  
Timerange: 00/22:35:11 to 00/22:38:39

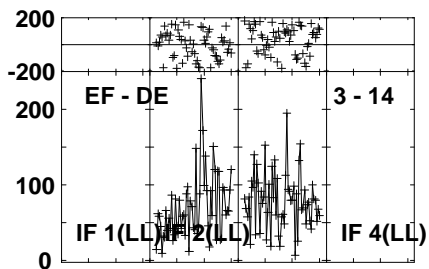
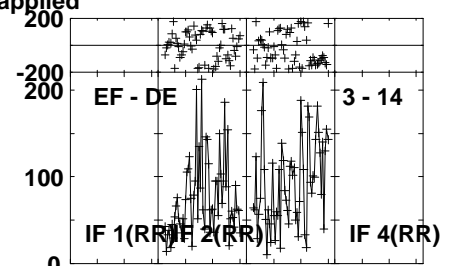
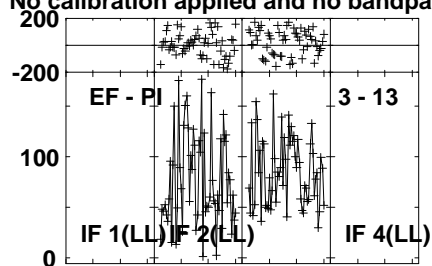
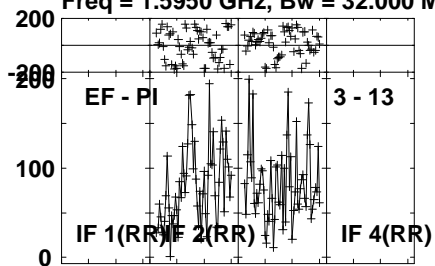


Plot file version 261 created 17-MAR-2023 00:58:52

FRB210320 EB096B.UVDATA.1

Freq = 1.5950 GHz, Bw = 32.000 MH

No calibration applied and no bandpass applied



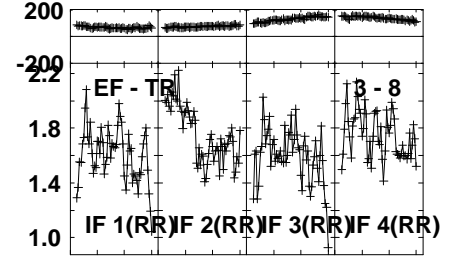
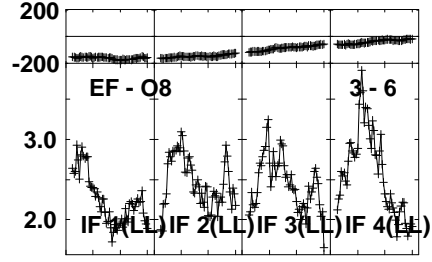
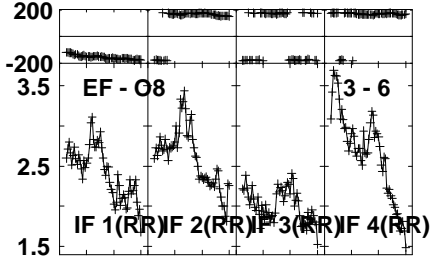
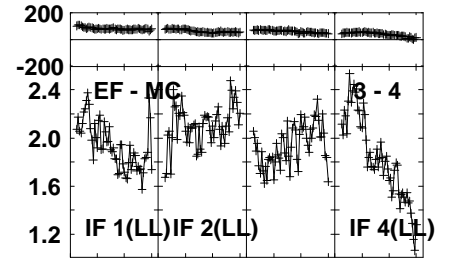
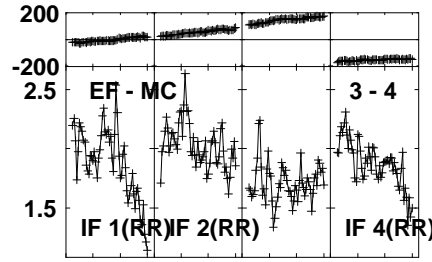
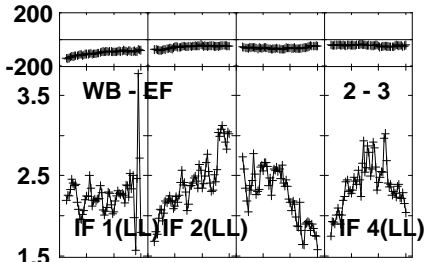
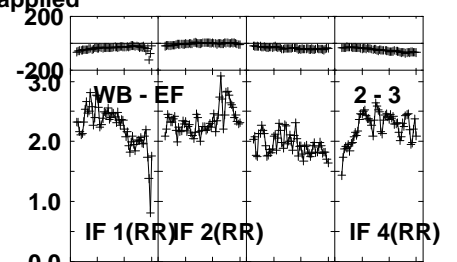
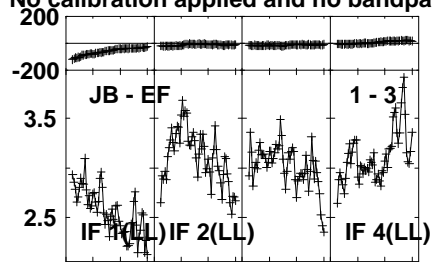
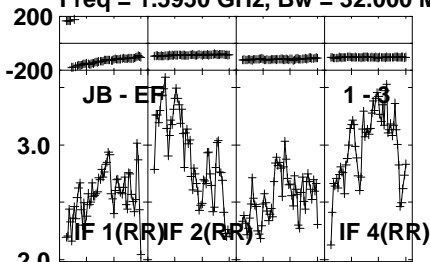
Lower frame: Micro Ampl Jy Top frame: Phas deg  
Vector averaged cross-power spectrum Several baselines displayed  
Timerange: 00/22:35:11 to 00/22:38:39

Plot file version 262 created 17-MAR-2023 00:58:53

J1336-1852 EB096B.UVDATA.1

Freq = 1.5950 GHz, Bw = 32.000 MH

No calibration applied and no bandpass applied



Lower frame: Milli Ampl Jy Top frame: Phas deg

Vector averaged cross-power spectrum Several baselines displayed

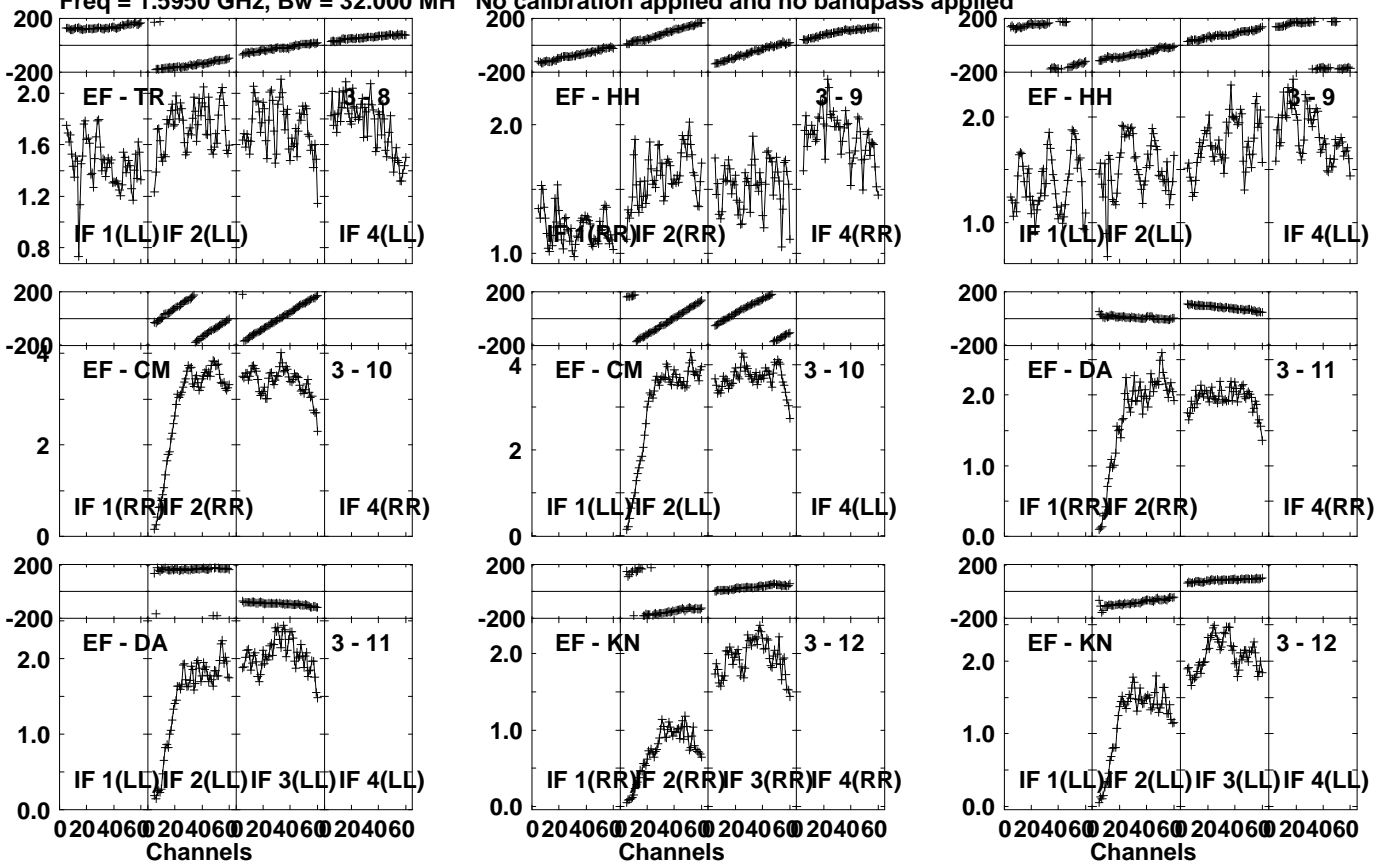
Timerange: 00/22:38:41 to 00/22:40:09

Plot file version 263 created 17-MAR-2023 00:58:53

J1336-1852 EB096B.UVDATA.1

Freq = 1.5950 GHz, Bw = 32.000 MH

No calibration applied and no bandpass applied



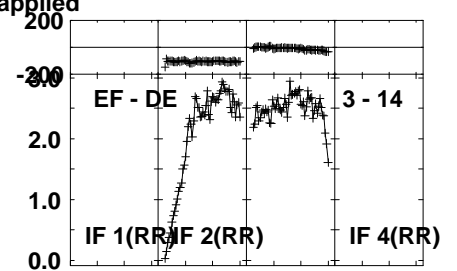
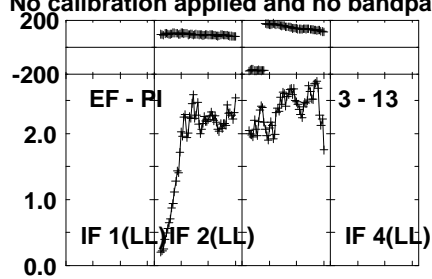
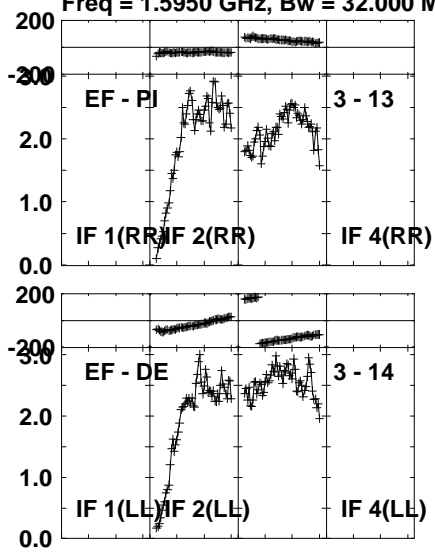
Lower frame: Milli Ampl Jy Top frame: Phas deg  
Vector averaged cross-power spectrum Several baselines displayed  
Timerange: 00/22:38:41 to 00/22:40:09

Plot file version 264 created 17-MAR-2023 00:58:53

J1336-1852 EB096B.UVDATA.1

Freq = 1.5950 GHz, Bw = 32.000 MH

No calibration applied and no bandpass applied



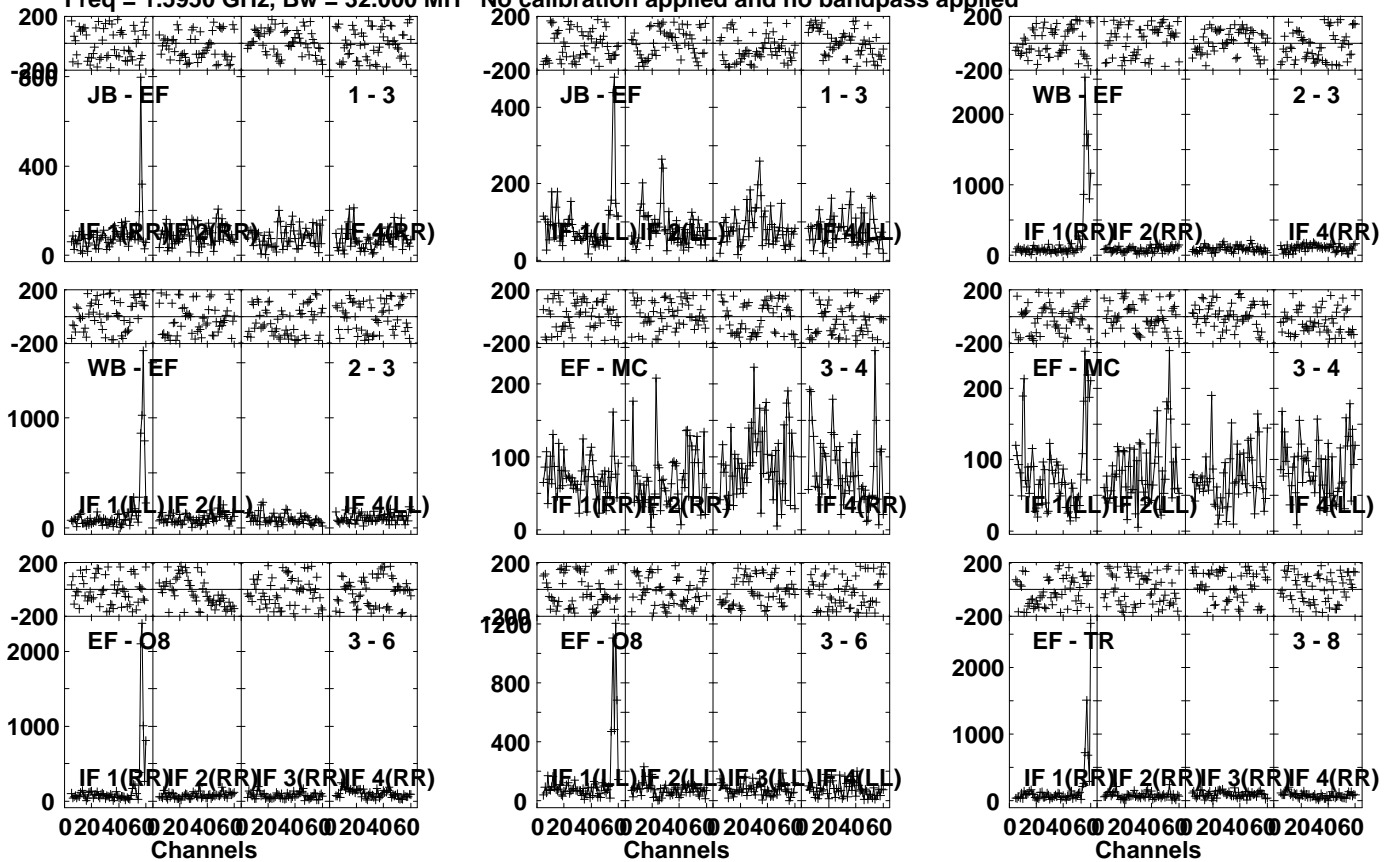
Lower frame: Milli Ampl Jy Top frame: Phas deg  
Vector averaged cross-power spectrum Several baselines displayed  
Timerange: 00/22:38:41 to 00/22:40:09

Plot file version 265 created 17-MAR-2023 00:58:53

FRB210320 EB096B.UVDATA.1

Freq = 1.5950 GHz, Bw = 32.000 MH

No calibration applied and no bandpass applied



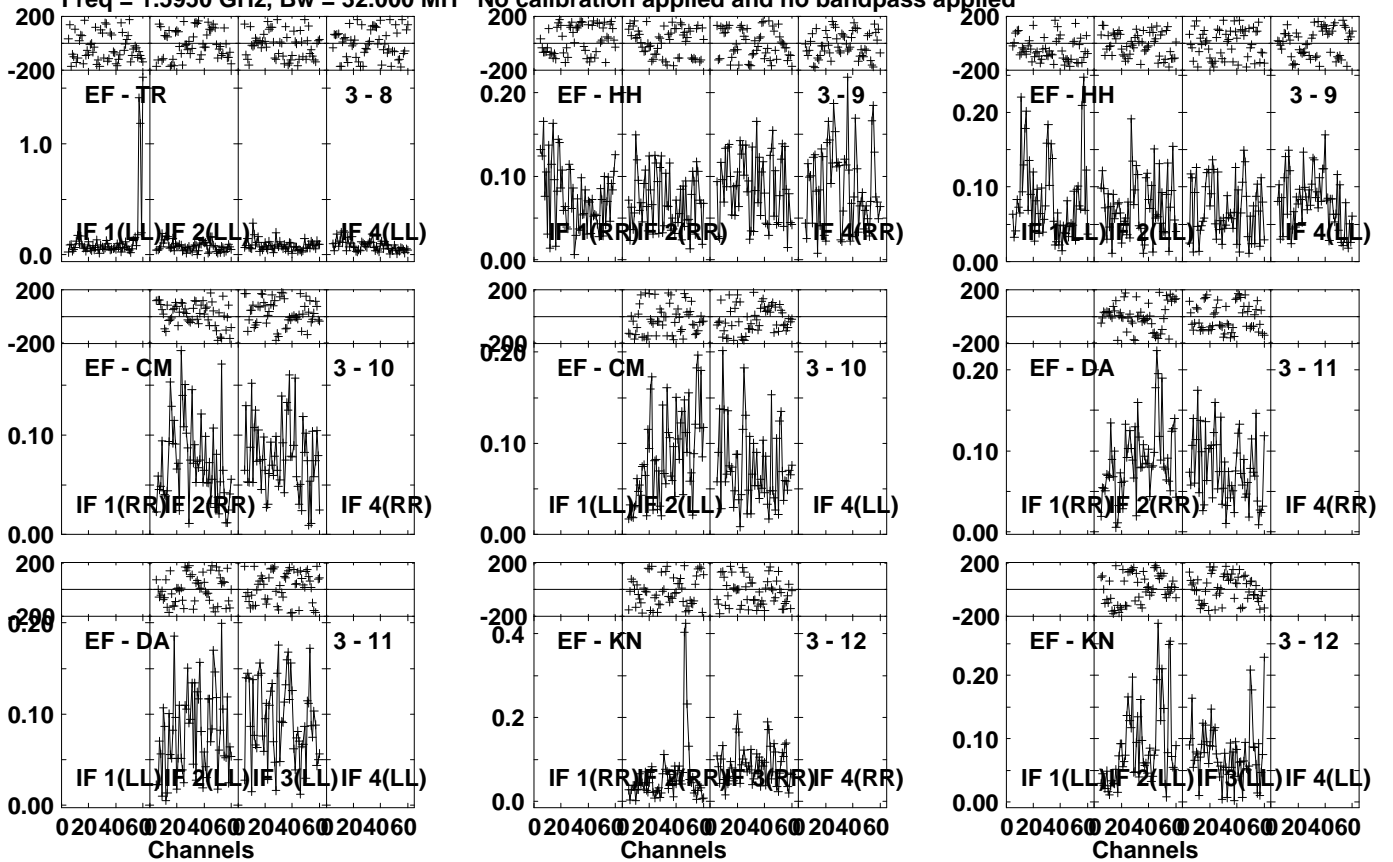
Lower frame: Micro Ampl Jy Top frame: Phas deg  
Vector averaged cross-power spectrum Several baselines displayed  
Timerange: 00/22:40:11 to 00/22:43:39

Plot file version 266 created 17-MAR-2023 00:58:53

FRB210320 EB096B.UVDATA.1

Freq = 1.5950 GHz, Bw = 32.000 MH

No calibration applied and no bandpass applied

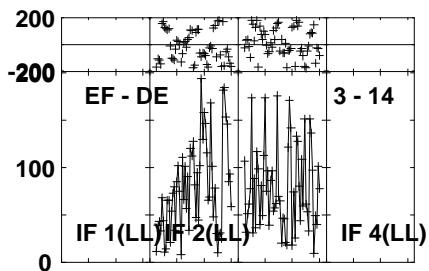
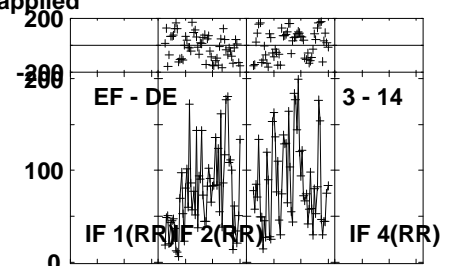
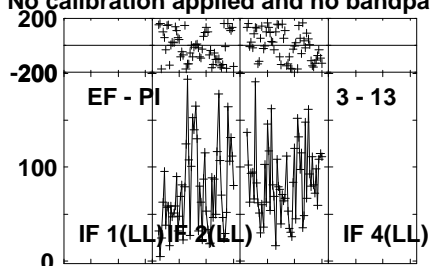
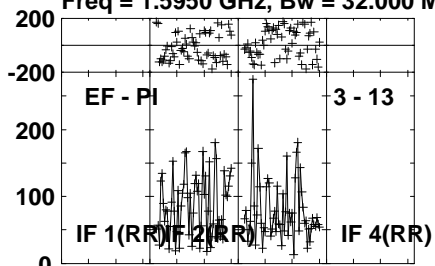


Lower frame: Milli Ampl Jy Top frame: Phas deg  
Vector averaged cross-power spectrum Several baselines displayed  
Timerange: 00/22:40:11 to 00/22:43:39

Plot file version 267 created 17-MAR-2023 00:58:53

FRB210320 EB096B.UVDATA.1

Freq = 1.5950 GHz, Bw = 32.000 MH No calibration applied and no bandpass applied



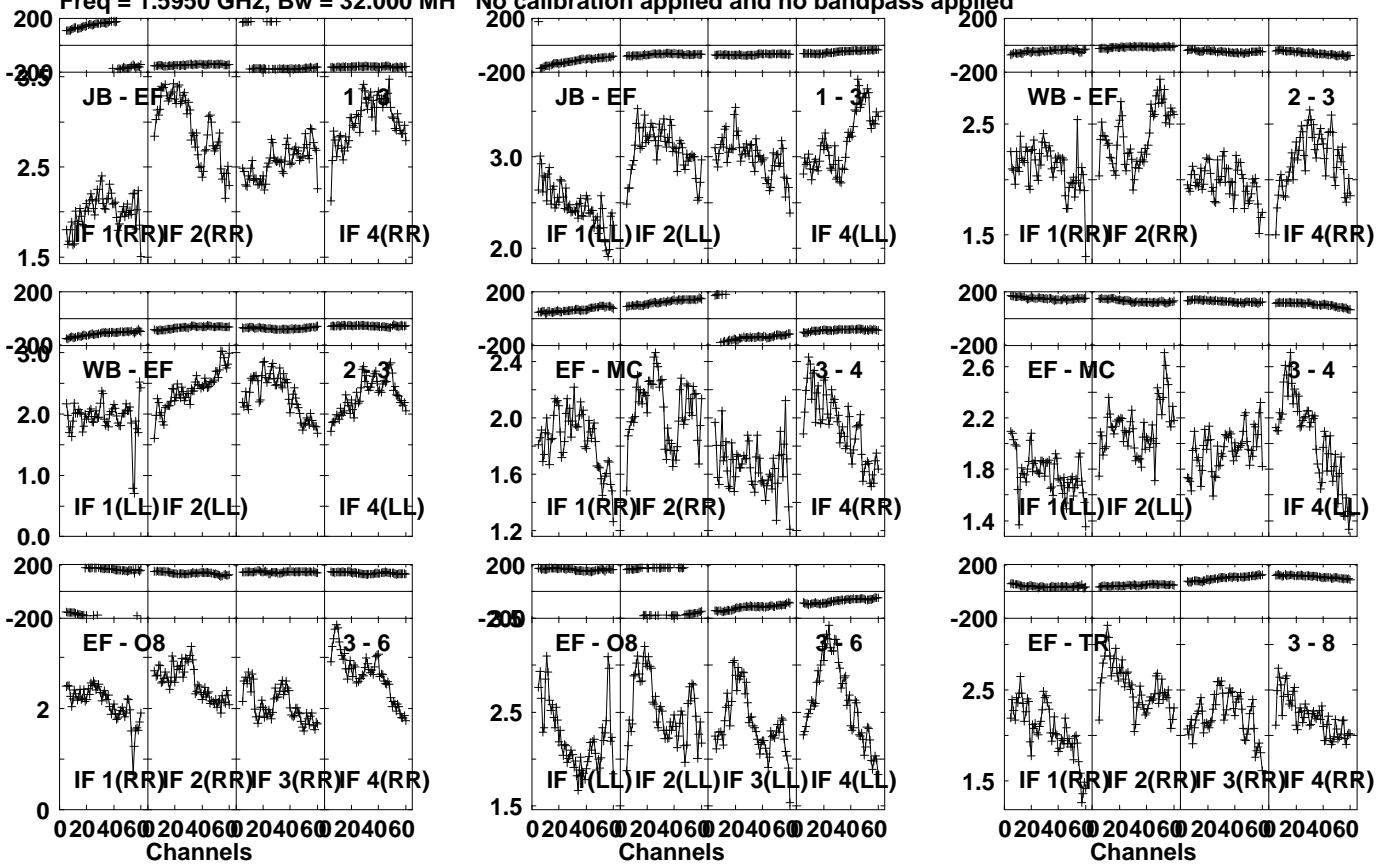
Lower frame: Micro Ampl Jy Top frame: Phas deg  
Vector averaged cross-power spectrum Several baselines displayed  
Timerange: 00/22:40:11 to 00/22:43:39

Plot file version 268 created 17-MAR-2023 00:58:53

J1336-1852 EB096B.UVDATA.1

Freq = 1.5950 GHz, Bw = 32.000 MH

No calibration applied and no bandpass applied



Lower frame: Milli Ampl Jy Top frame: Phas deg  
Vector averaged cross-power spectrum Several baselines displayed  
Timerange: 00/22:44:21 to 00/22:45:09

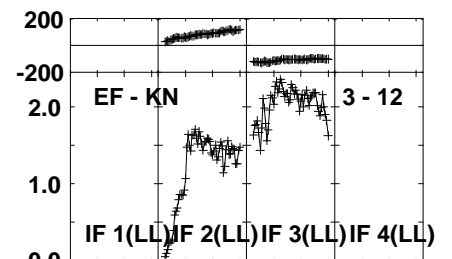
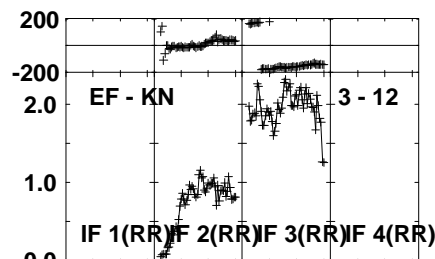
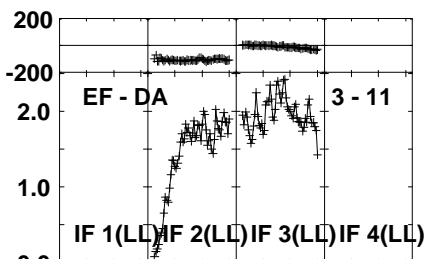
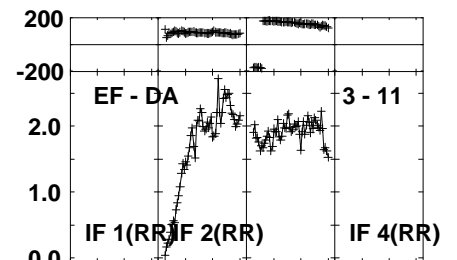
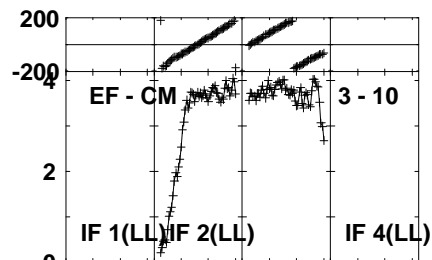
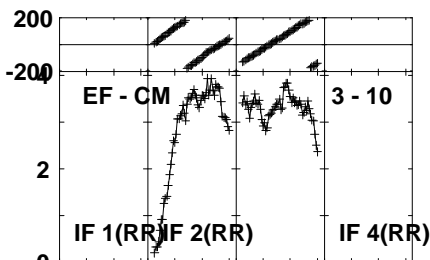
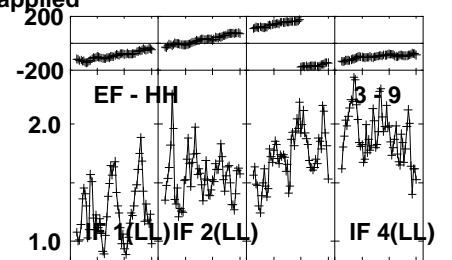
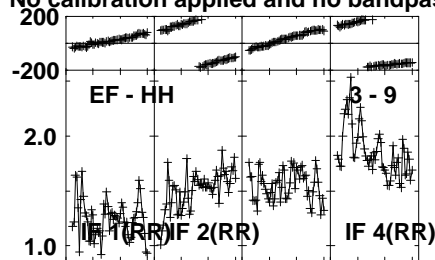
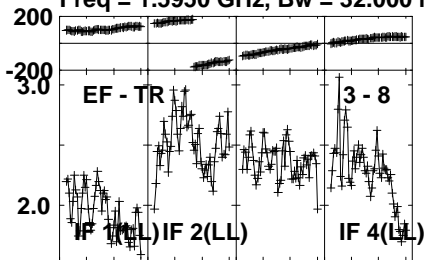


Plot file version 269 created 17-MAR-2023 00:58:53

J1336-1852 EB096B.UVDATA.1

Freq = 1.5950 GHz, Bw = 32.000 MH

No calibration applied and no bandpass applied



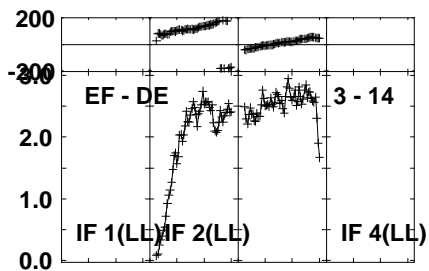
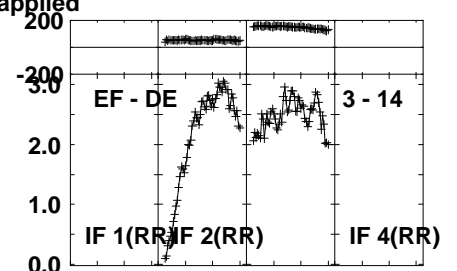
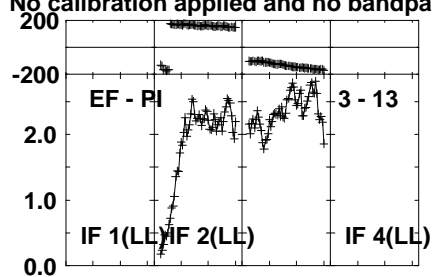
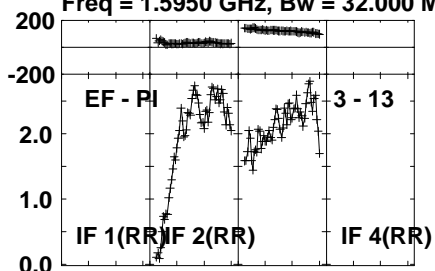
Lower frame: Milli Ampl Jy Top frame: Phas deg  
Vector averaged cross-power spectrum Several baselines displayed  
Timerange: 00/22:44:21 to 00/22:45:09

Plot file version 270 created 17-MAR-2023 00:58:53

J1336-1852 EB096B.UVDATA.1

Freq = 1.5950 GHz, Bw = 32.000 MH

No calibration applied and no bandpass applied



Lower frame: Milli Ampl Jy Top frame: Phas deg

Vector averaged cross-power spectrum Several baselines displayed

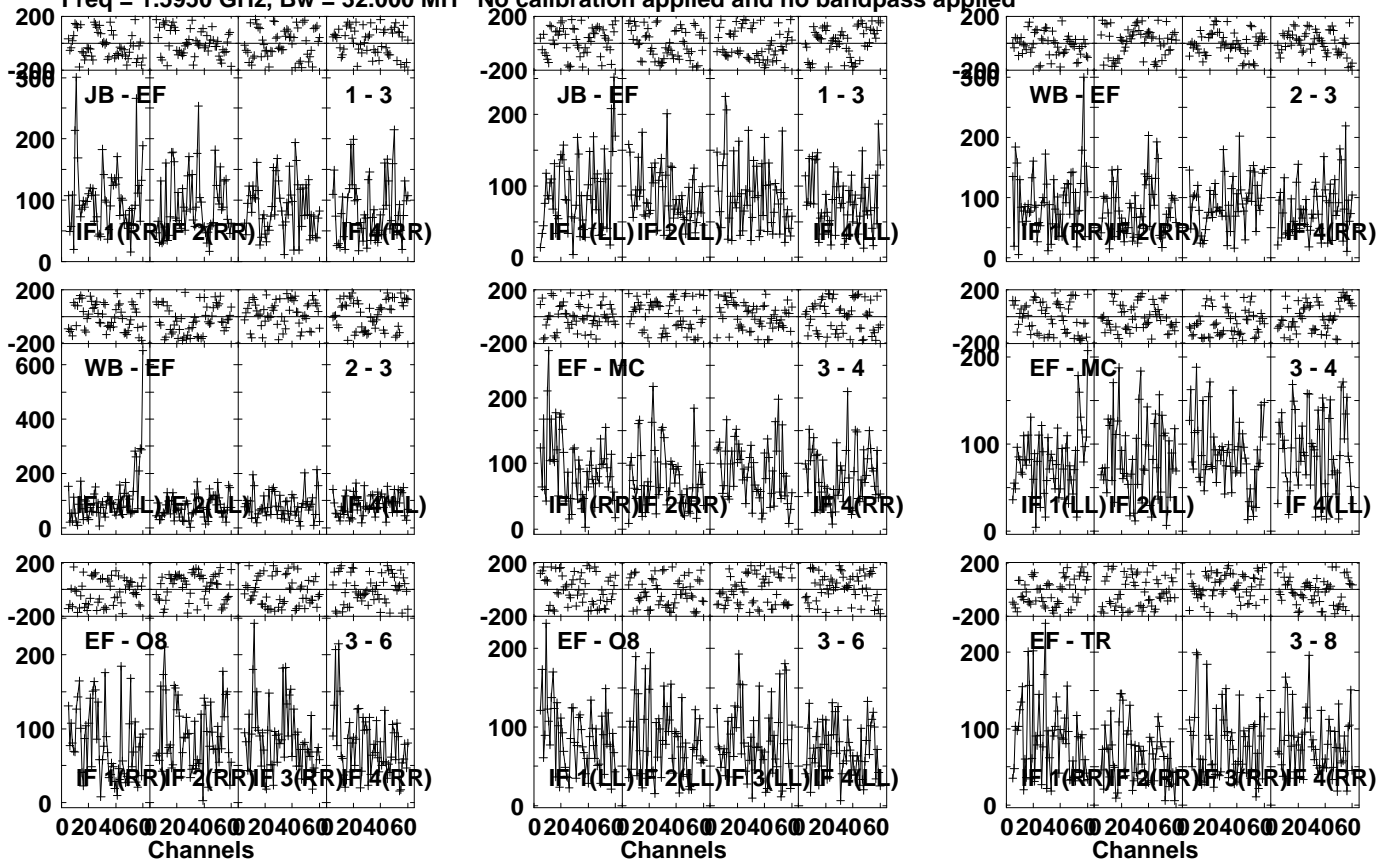
Timerange: 00/22:44:21 to 00/22:45:09

Plot file version 271 created 17-MAR-2023 00:58:53

FRB210320 EB096B.UVDATA.1

Freq = 1.5950 GHz, Bw = 32.000 MH

No calibration applied and no bandpass applied



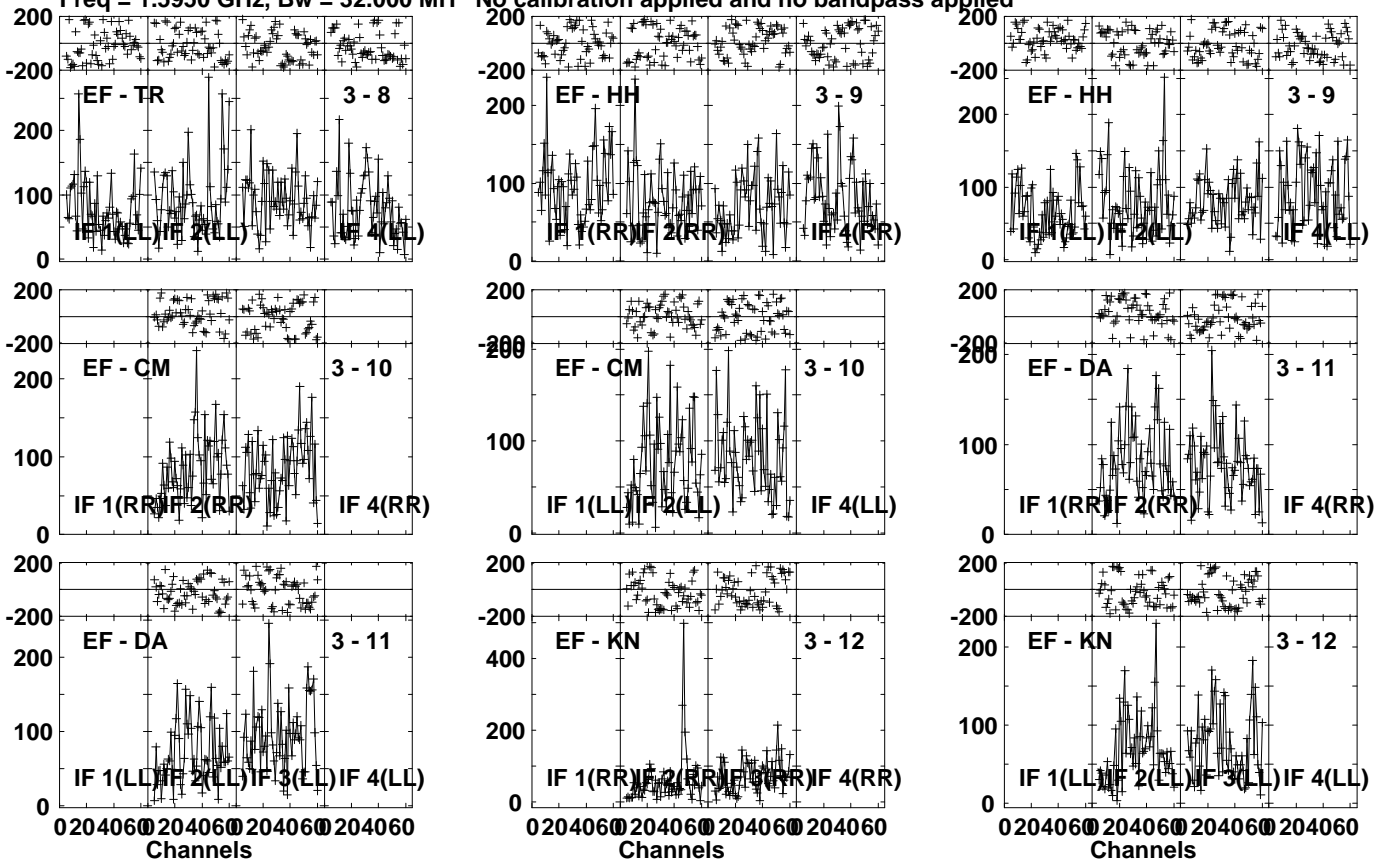
Lower frame: Micro Ampl Jy Top frame: Phas deg  
Vector averaged cross-power spectrum Several baselines displayed  
Timerange: 00/22:45:11 to 00/22:48:39

Plot file version 272 created 17-MAR-2023 00:58:53

FRB210320 EB096B.UVDATA.1

Freq = 1.5950 GHz, Bw = 32.000 MH

No calibration applied and no bandpass applied



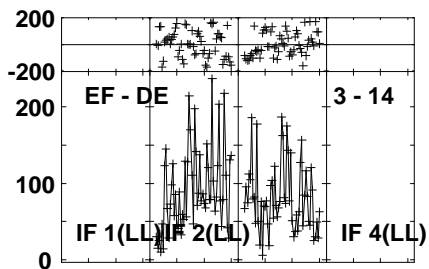
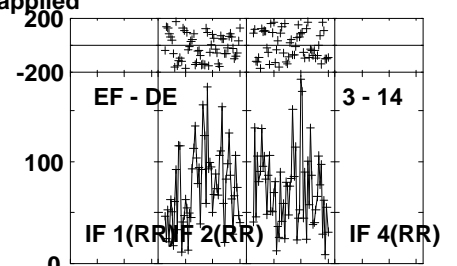
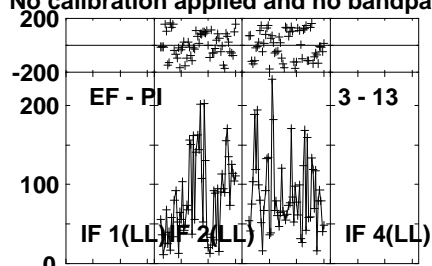
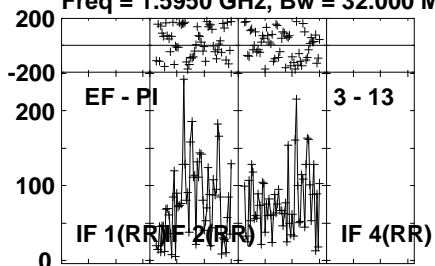
Lower frame: Micro Ampl Jy Top frame: Phas deg  
Vector averaged cross-power spectrum Several baselines displayed  
Timerange: 00/22:45:11 to 00/22:48:39

Plot file version 273 created 17-MAR-2023 00:58:53

FRB210320 EB096B.UVDATA.1

Freq = 1.5950 GHz, Bw = 32.000 MH

No calibration applied and no bandpass applied



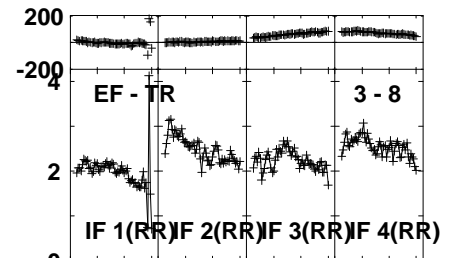
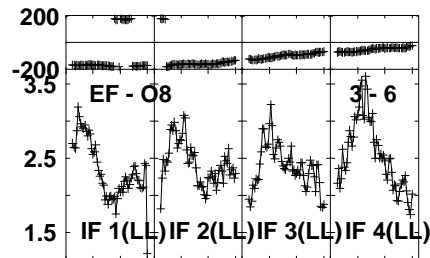
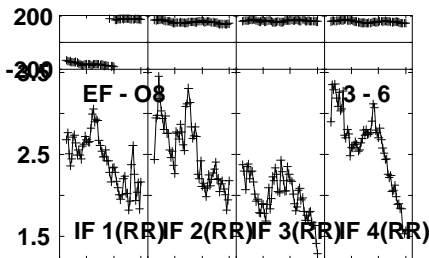
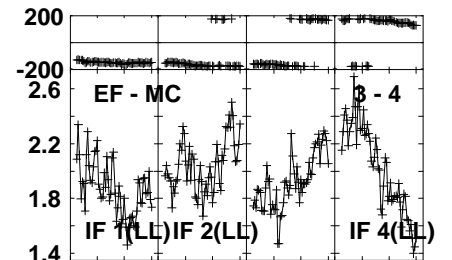
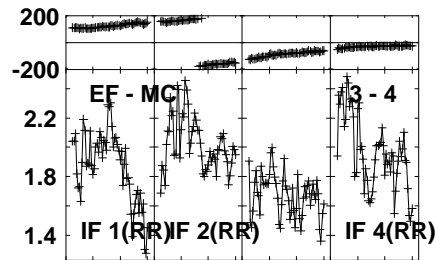
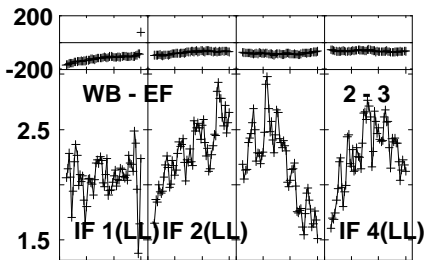
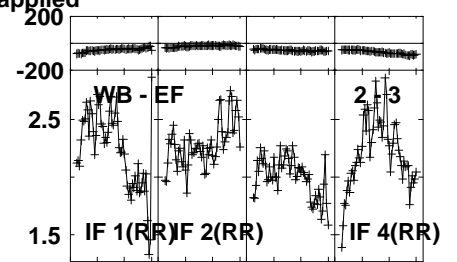
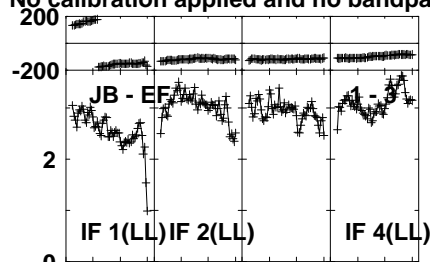
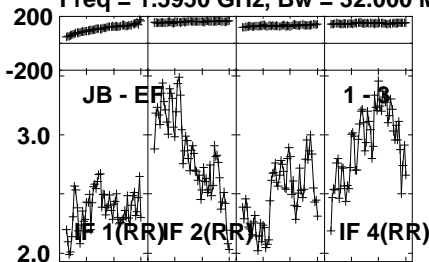
Lower frame: Micro Ampl Jy Top frame: Phas deg  
Vector averaged cross-power spectrum Several baselines displayed  
Timerange: 00/22:45:11 to 00/22:48:39

Plot file version 274 created 17-MAR-2023 00:58:53

J1336-1852 EB096B.UVDATA.1

Freq = 1.5950 GHz, Bw = 32.000 MH

No calibration applied and no bandpass applied



0204060 204060 204060 204060  
Channels

0204060 204060 204060 204060  
Channels

0204060 204060 204060 204060  
Channels

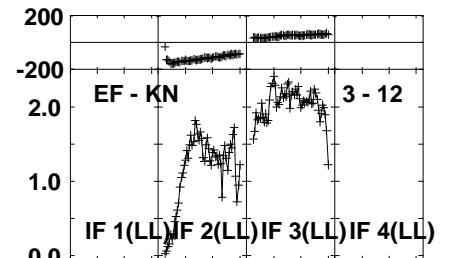
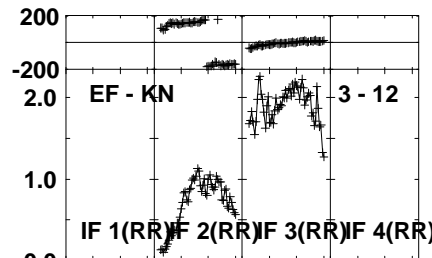
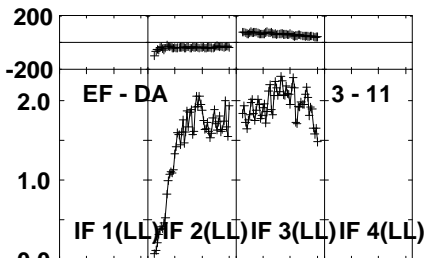
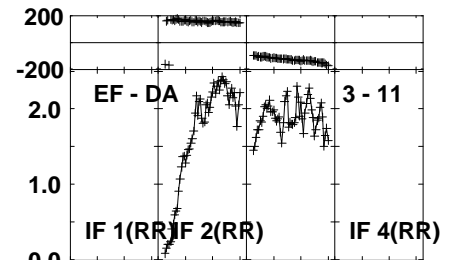
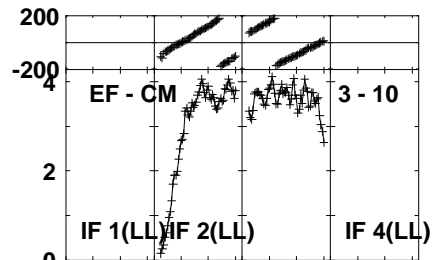
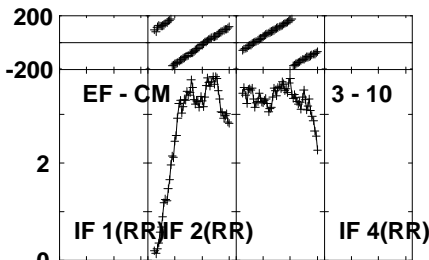
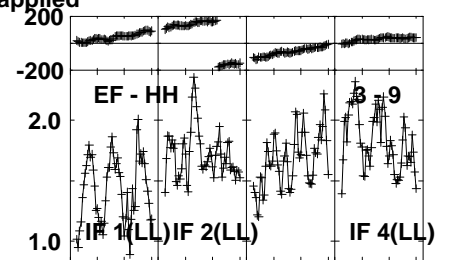
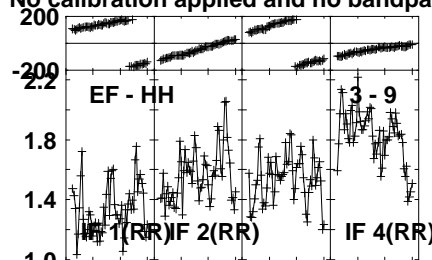
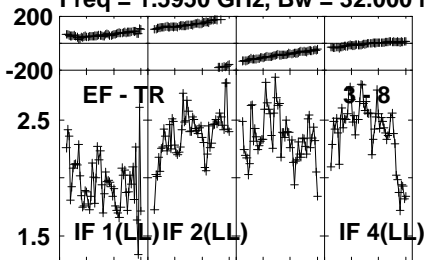
Lower frame: Milli Ampl Jy Top frame: Phas deg  
Vector averaged cross-power spectrum Several baselines displayed  
Timerange: 00/22:48:41 to 00/22:50:09

Plot file version 275 created 17-MAR-2023 00:58:54

J1336-1852 EB096B.UVDATA.1

Freq = 1.5950 GHz, Bw = 32.000 MH

No calibration applied and no bandpass applied



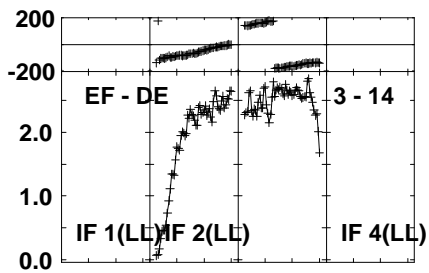
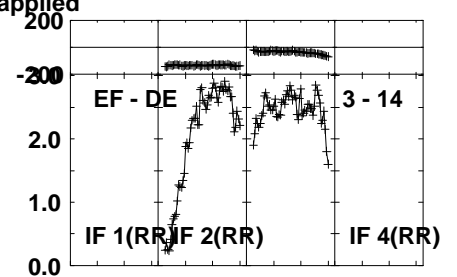
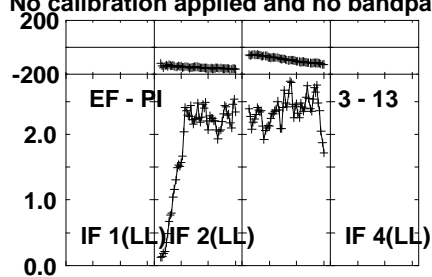
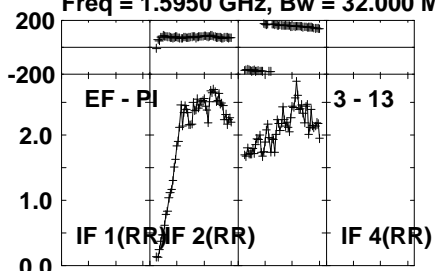
Lower frame: Milli Ampl Jy Top frame: Phas deg  
Vector averaged cross-power spectrum Several baselines displayed  
Timerange: 00/22:48:41 to 00/22:50:09

Plot file version 276 created 17-MAR-2023 00:58:54

J1336-1852 EB096B.UVDATA.1

Freq = 1.5950 GHz, Bw = 32.000 MH

No calibration applied and no bandpass applied



Lower frame: Milli Ampl Jy Top frame: Phas deg

Vector averaged cross-power spectrum Several baselines displayed

Timerange: 00/22:48:41 to 00/22:50:09

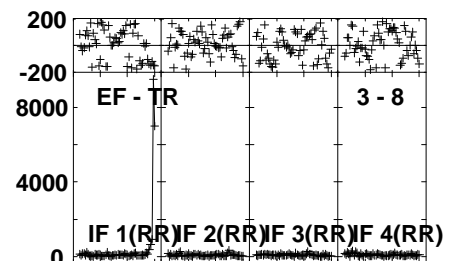
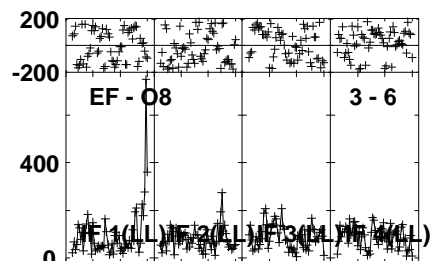
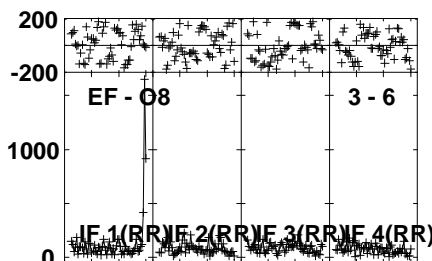
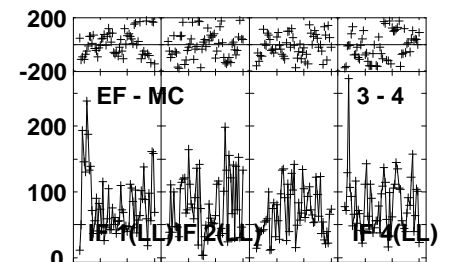
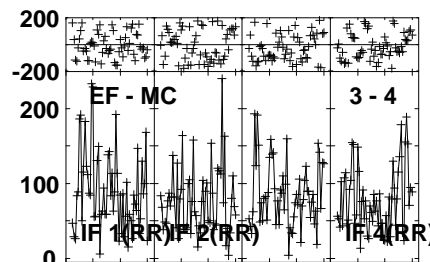
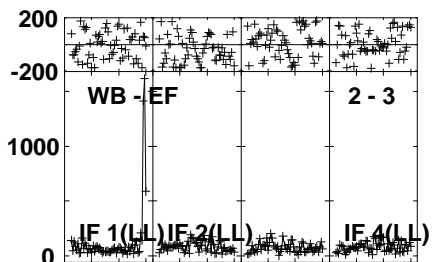
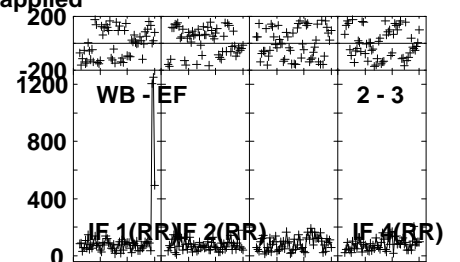
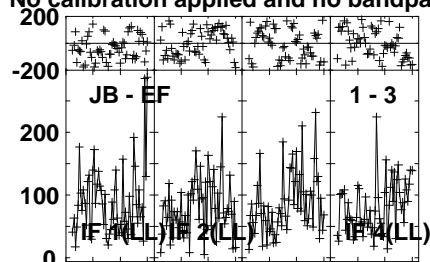
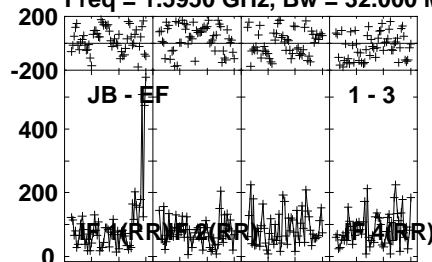


Plot file version 277 created 17-MAR-2023 00:58:54

FRB210320 EB096B.UVDATA.1

Freq = 1.5950 GHz, Bw = 32.000 MH

No calibration applied and no bandpass applied



0204060 204060 204060 204060  
Channels

0204060 204060 204060 204060  
Channels

0204060 204060 204060 204060  
Channels

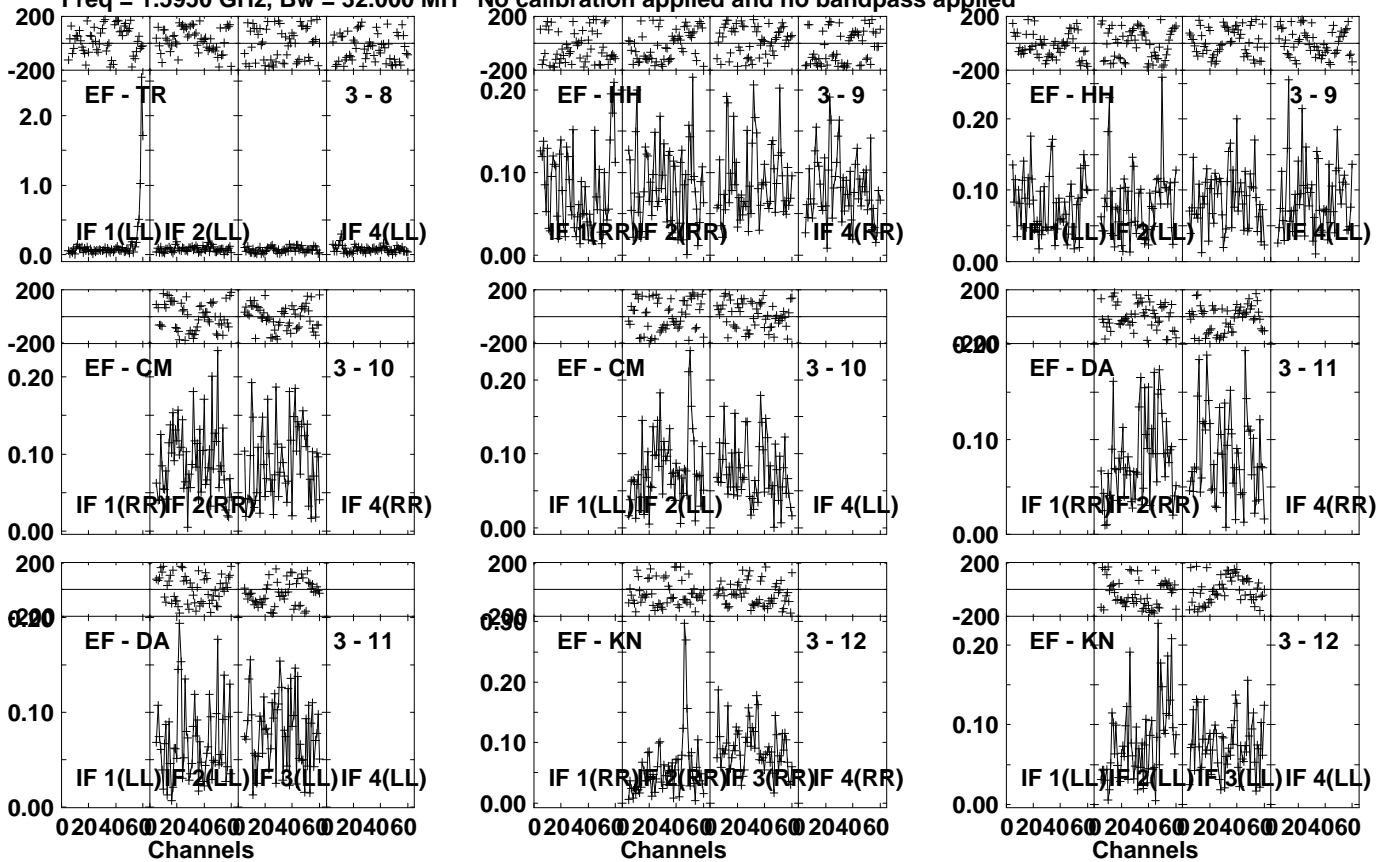
Lower frame: Micro Ampl Jy Top frame: Phas deg  
Vector averaged cross-power spectrum Several baselines displayed  
Timerange: 00/22:50:11 to 00/22:53:39

Plot file version 278 created 17-MAR-2023 00:58:54

FRB210320\_EB096B.UVDATA.1

Freq = 1.5950 GHz, Bw = 32.000 MH

No calibration applied and no bandpass applied

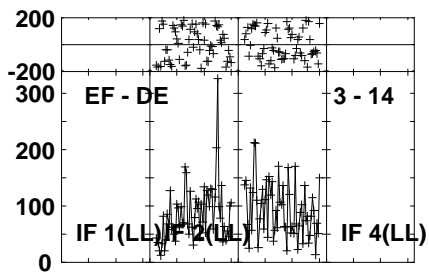
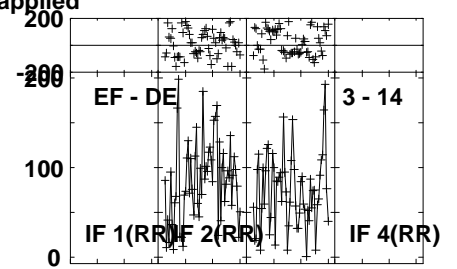
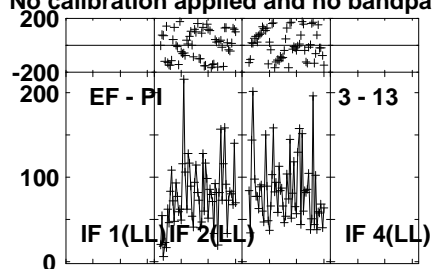
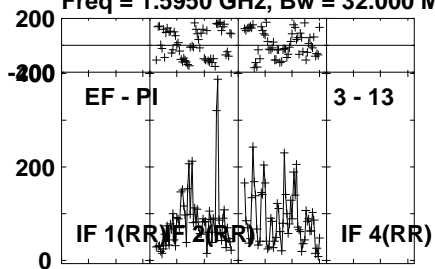


Lower frame: Milli Ampl Jy Top frame: Phas deg  
Vector averaged cross-power spectrum Several baselines displayed  
Timerange: 00/22:50:11 to 00/22:53:39

Plot file version 279 created 17-MAR-2023 00:58:54

FRB210320 EB096B.UVDATA.1

Freq = 1.5950 GHz, Bw = 32.000 MH No calibration applied and no bandpass applied



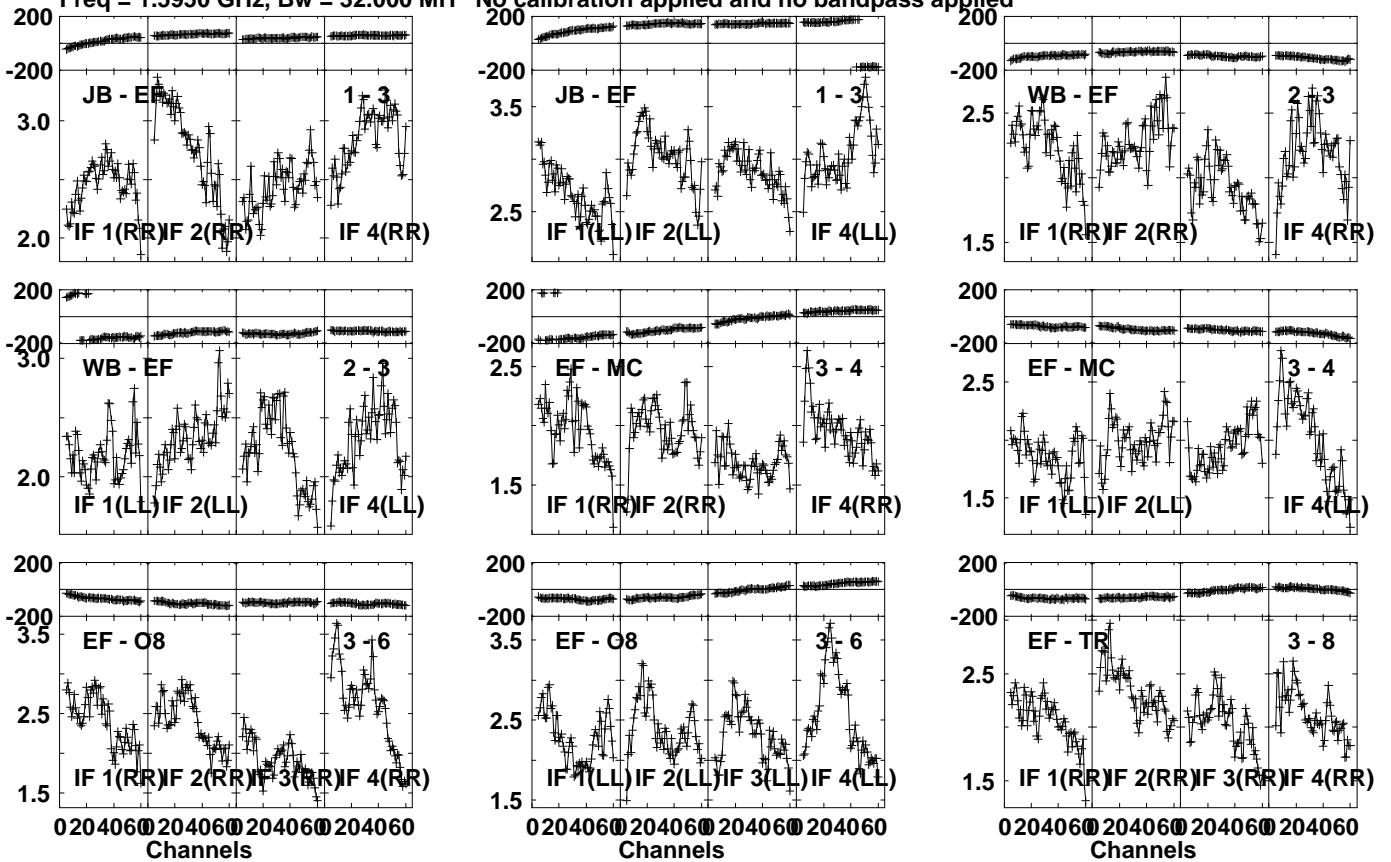
Lower frame: Micro Ampl Jy Top frame: Phas deg  
Vector averaged cross-power spectrum Several baselines displayed  
Timerange: 00/22:50:11 to 00/22:53:39

Plot file version 280 created 17-MAR-2023 00:58:54

J1336-1852 EB096B.UVDATA.1

Freq = 1.5950 GHz, Bw = 32.000 MH

No calibration applied and no bandpass applied



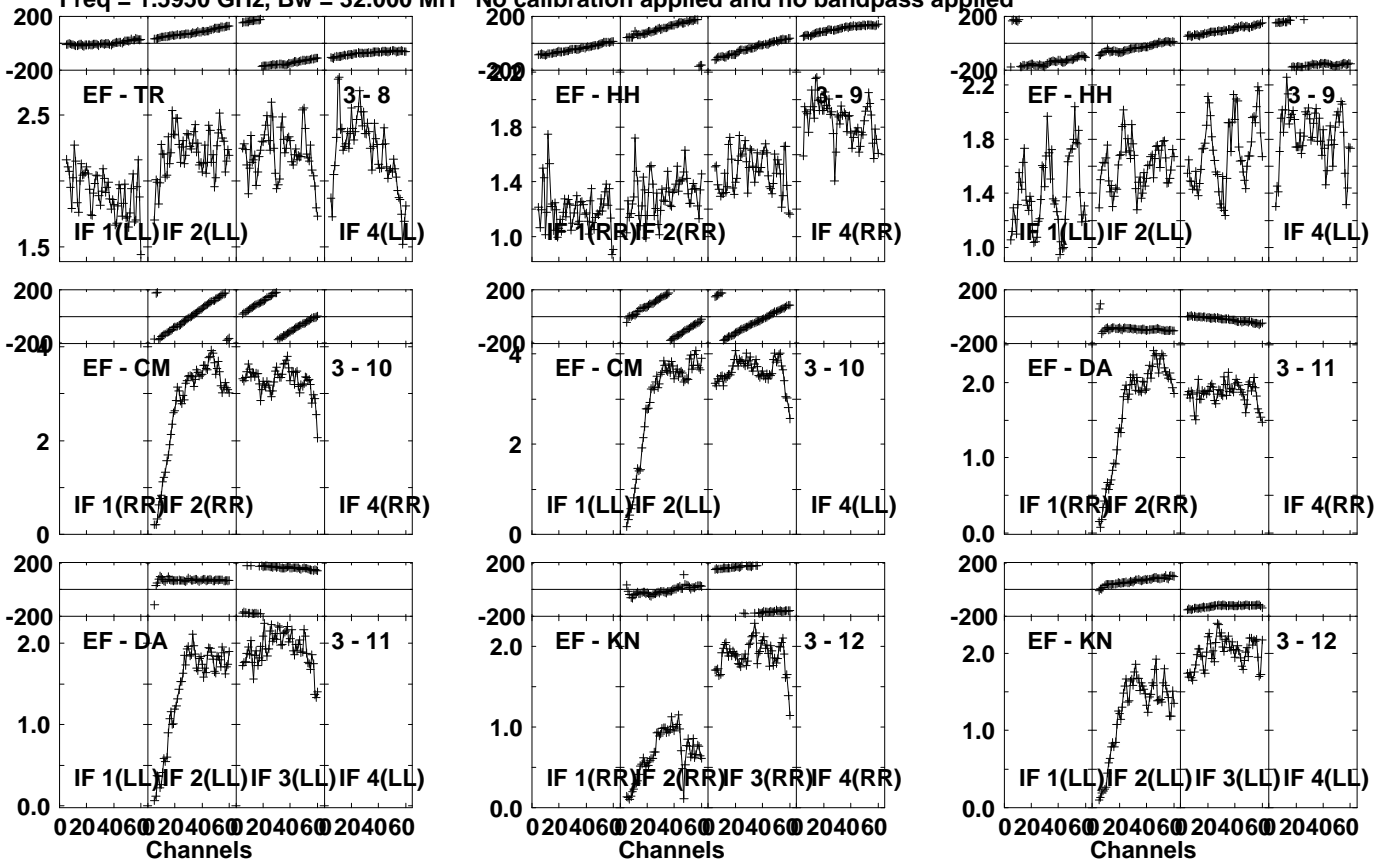
Lower frame: Milli Ampl Jy Top frame: Phas deg  
Vector averaged cross-power spectrum Several baselines displayed  
Timerange: 00/22:54:21 to 00/22:55:09

Plot file version 281 created 17-MAR-2023 00:58:54

J1336-1852 EB096B.UVDATA.1

Freq = 1.5950 GHz, Bw = 32.000 MH

No calibration applied and no bandpass applied



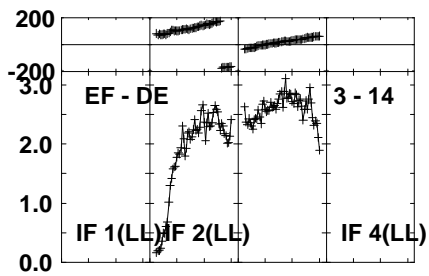
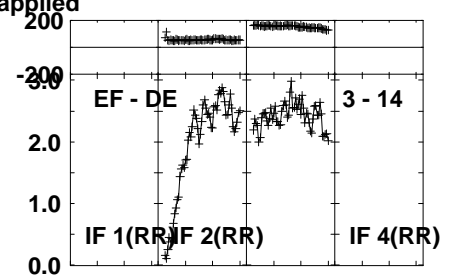
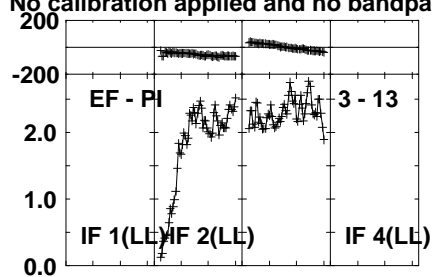
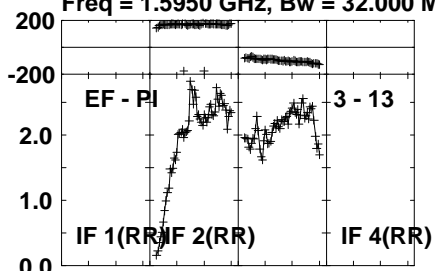
Lower frame: Milli Ampl Jy Top frame: Phas deg  
Vector averaged cross-power spectrum Several baselines displayed  
Timerange: 00/22:54:21 to 00/22:55:09

Plot file version 282 created 17-MAR-2023 00:58:54

J1336-1852 EB096B.UVDATA.1

Freq = 1.5950 GHz, Bw = 32.000 MH

No calibration applied and no bandpass applied



Lower frame: Milli Ampl Jy Top frame: Phas deg

Vector averaged cross-power spectrum Several baselines displayed

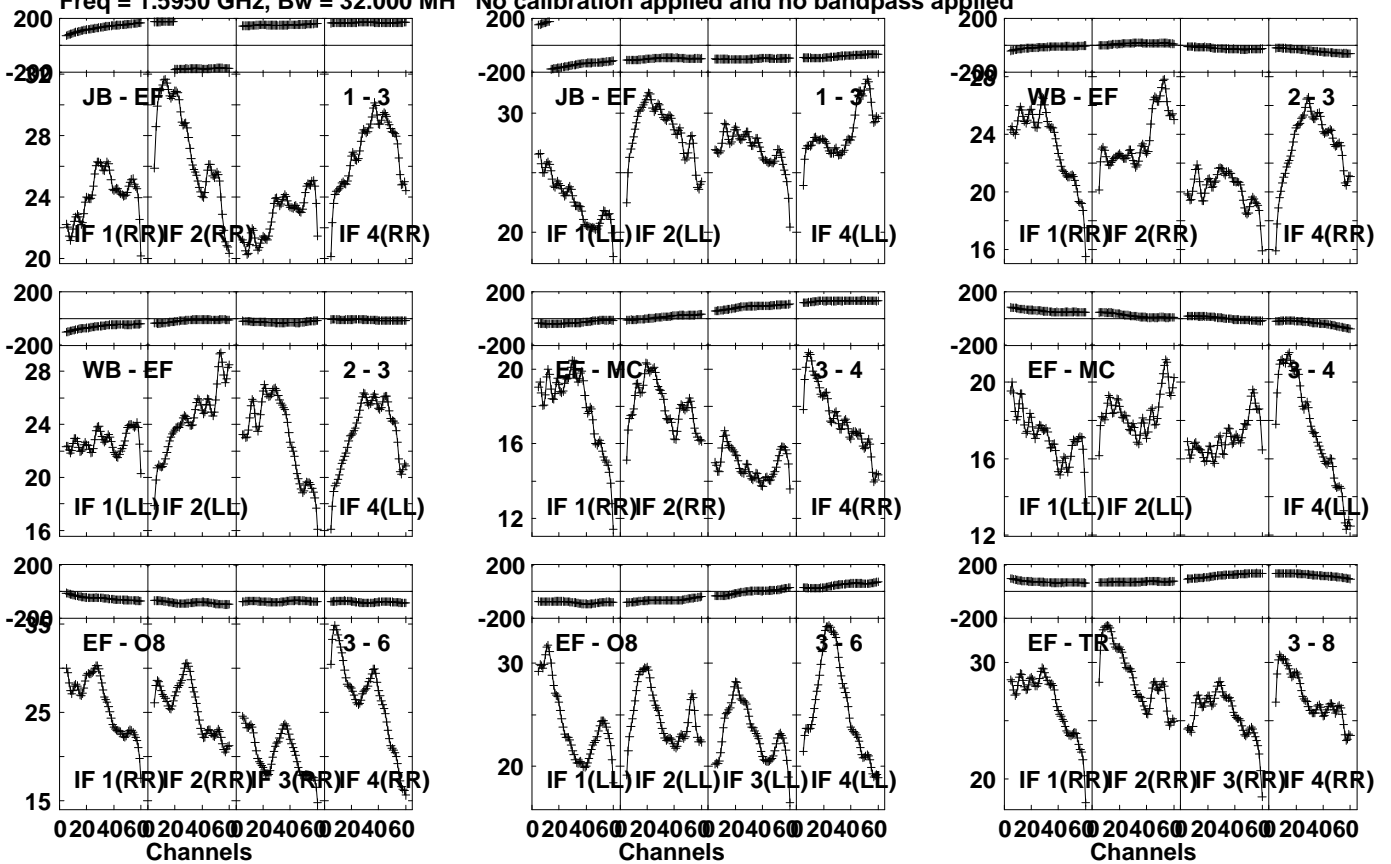
Timerange: 00/22:54:21 to 00/22:55:09

Plot file version 283 created 17-MAR-2023 00:58:54

1510-089 EB096B.UVDATA.1

Freq = 1.5950 GHz, Bw = 32.000 MH

No calibration applied and no bandpass applied



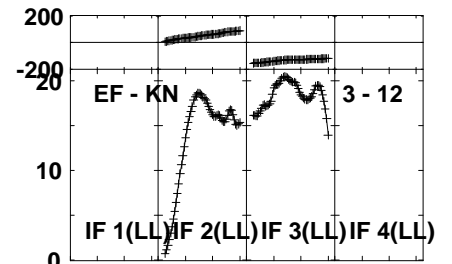
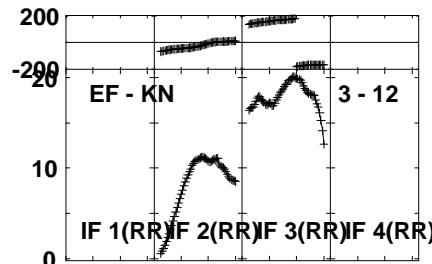
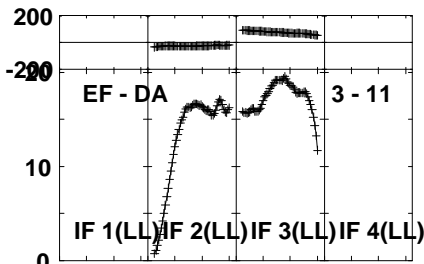
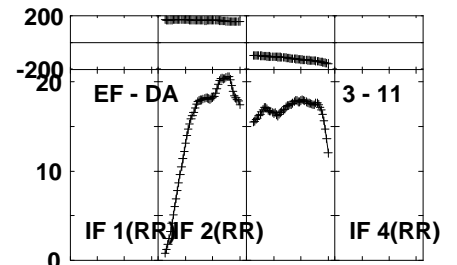
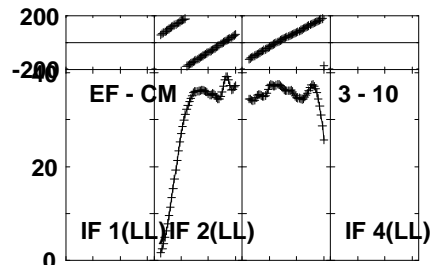
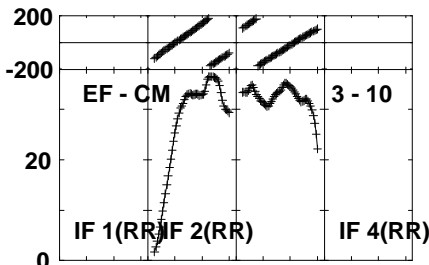
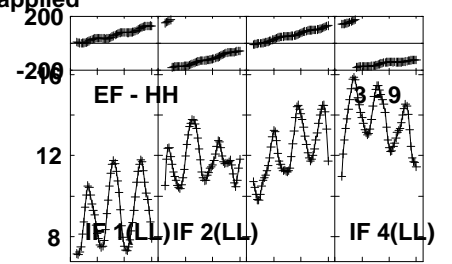
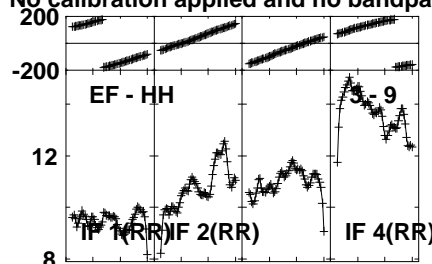
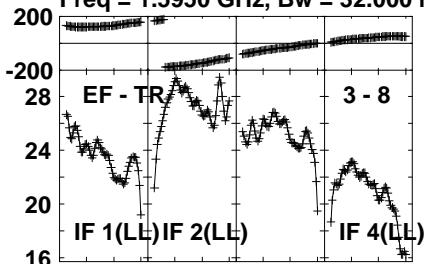
Lower frame: Milli Ampl Jy Top frame: Phas deg  
Vector averaged cross-power spectrum Several baselines displayed  
Timerange: 00/22:56:41 to 00/22:59:59

Plot file version 284 created 17-MAR-2023 00:58:54

1510-089 EB096B.UVDATA.1

Freq = 1.5950 GHz, Bw = 32.000 MH

No calibration applied and no bandpass applied



Lower frame: Milli Ampl Jy Top frame: Phas deg

Vector averaged cross-power spectrum Several baselines displayed

Timerange: 00/22:56:41 to 00/22:59:59

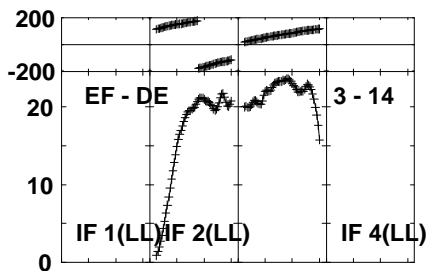
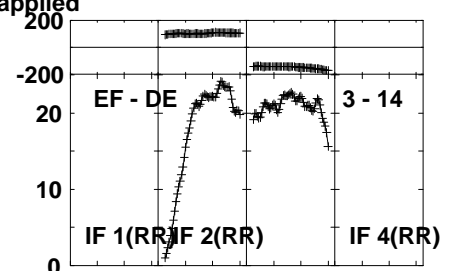
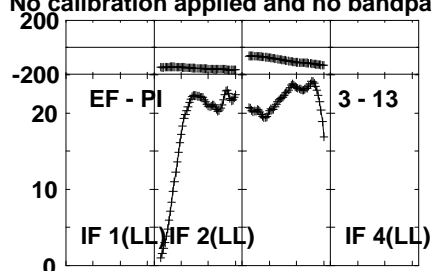
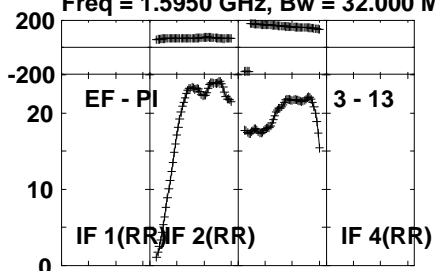


Plot file version 285 created 17-MAR-2023 00:58:54

1510-089 EB096B.UVDATA.1

Freq = 1.5950 GHz, Bw = 32.000 MH

No calibration applied and no bandpass applied



Lower frame: Milli Ampl Jy Top frame: Phas deg

Vector averaged cross-power spectrum Several baselines displayed

Timerange: 00/22:56:41 to 00/22:59:59