
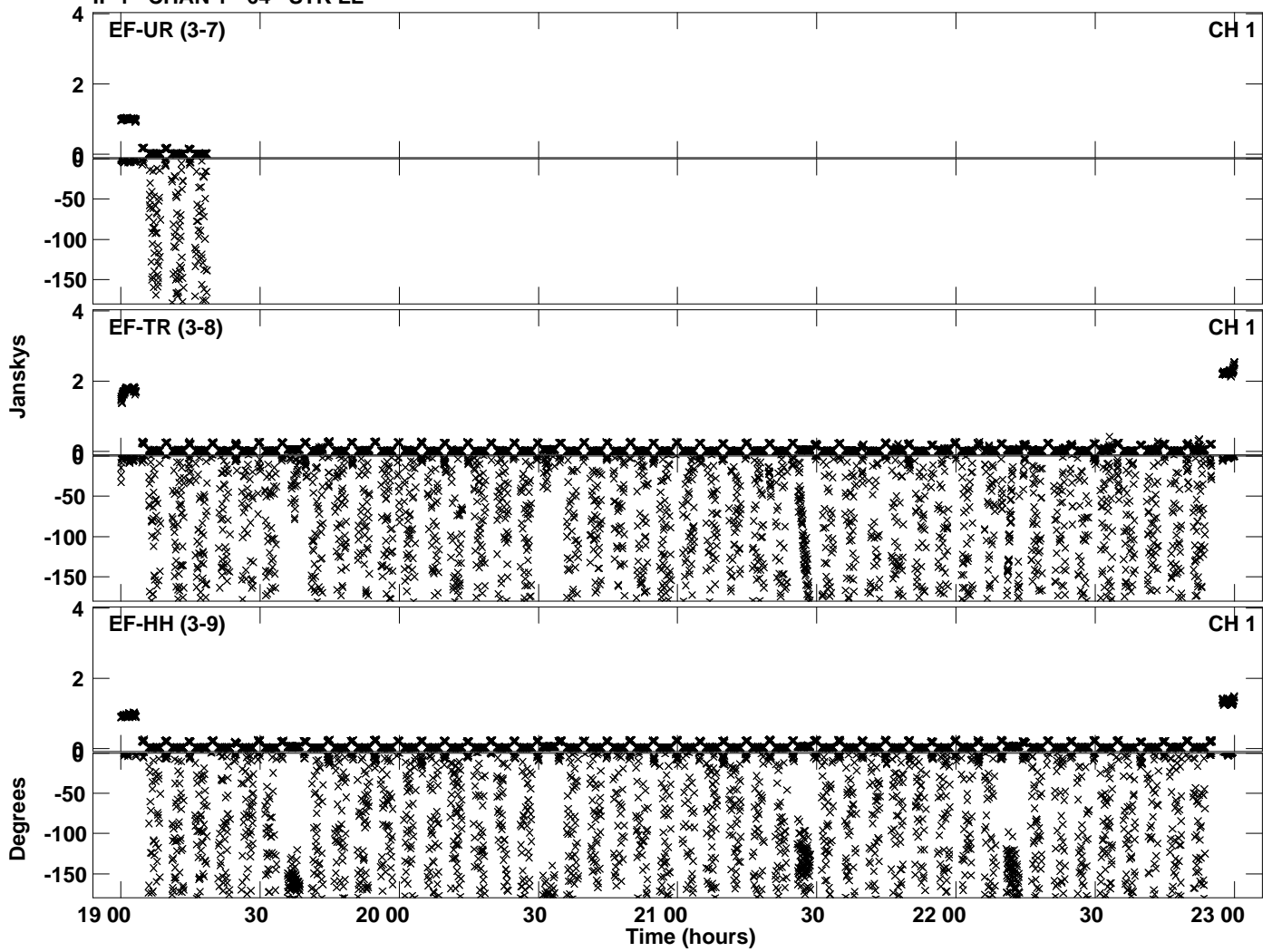



Plot file version 1 created 17-MAR-2023 01:02:35
Amplitude andPhase vs Time for EB096B.UVDATA.1 Vect aver. CL # 4
IF 1 CHAN 1 - 64 STK LL



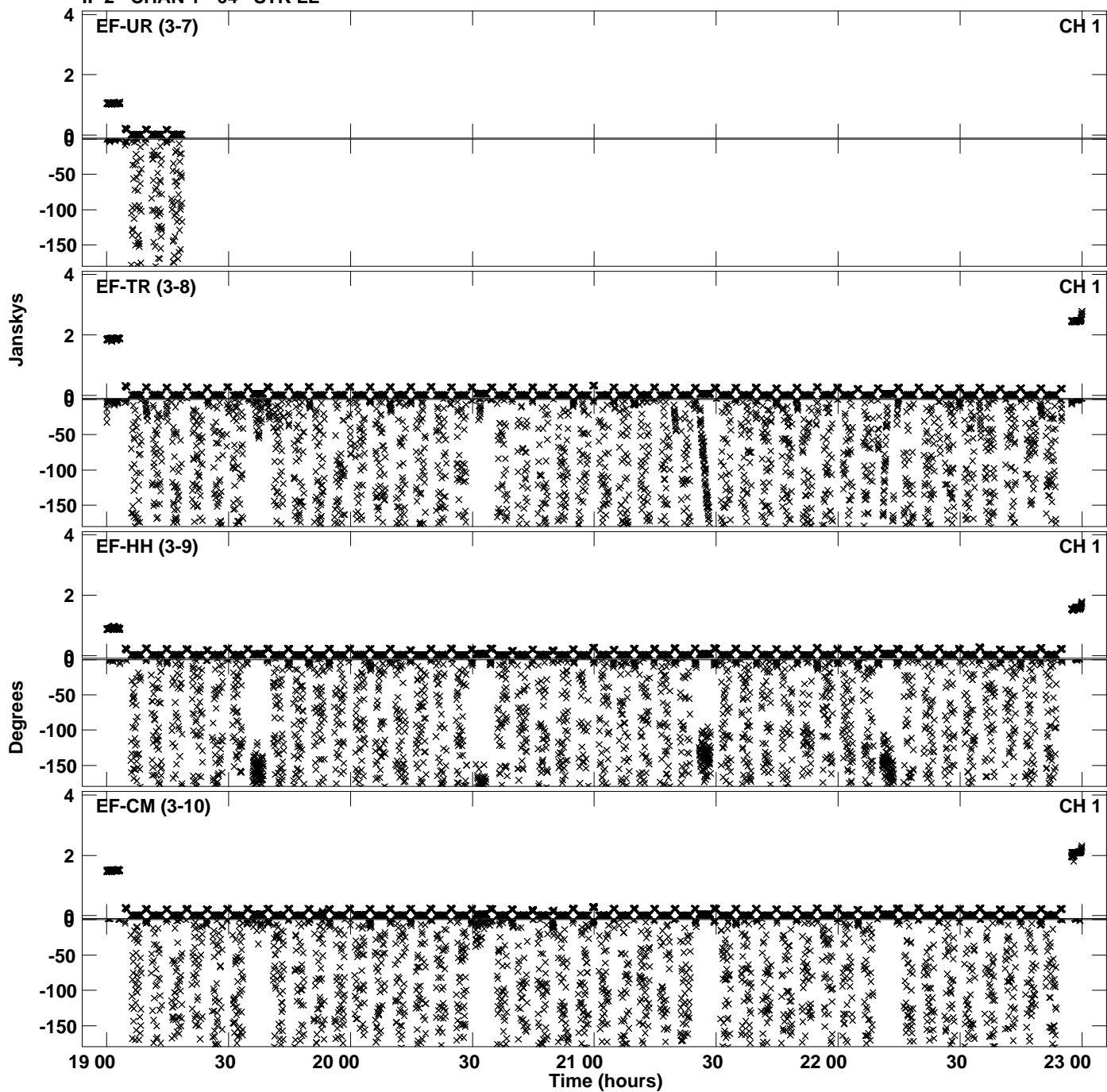
Plot file version 2 created 17-MAR-2023 01:02:35
Amplitude and Phase vs Time for EB096B.UVDATA.1 Vect aver. CL # 4
IF 1 CHAN 1 - 64 STK LL




Plot file version 3 created 17-MAR-2023 01:02:44
Amplitude andPhase vs Time for EB096B.UVDATA.1 Vect aver. CL # 4
IF 2 CHAN 1 - 64 STK LL




Plot file version 4 created 17-MAR-2023 01:02:45
Amplitude andPhase vs Time for EB096B.UVDATA.1 Vect aver. CL # 4
IF 2 CHAN 1 - 64 STK LL




Plot file version 5 created 17-MAR-2023 01:02:45
Amplitude andPhase vs Time for EB096B.UVDATA.1 Vect aver. CL # 4
IF 2 CHAN 1 - 64 STK LL




Plot file version 6 created 17-MAR-2023 01:02:54
Amplitude andPhase vs Time for EB096B.UVDATA.1 Vect aver. CL # 4
IF 3 CHAN 1 - 64 STK LL




Plot file version 7 created 17-MAR-2023 01:02:54
Amplitude andPhase vs Time for EB096B.UVDATA.1 Vect aver. CL # 4
IF 3 CHAN 1 - 64 STK LL




Plot file version 8 created 17-MAR-2023 01:02:54
Amplitude andPhase vs Time for EB096B.UVDATA.1 Vect aver. CL # 4
IF 3 CHAN 1 - 64 STK LL




Plot file version 9 created 17-MAR-2023 01:03:00
Amplitude andPhase vs Time for EB096B.UVDATA.1 Vect aver. CL # 4
IF 4 CHAN 1 - 64 STK LL



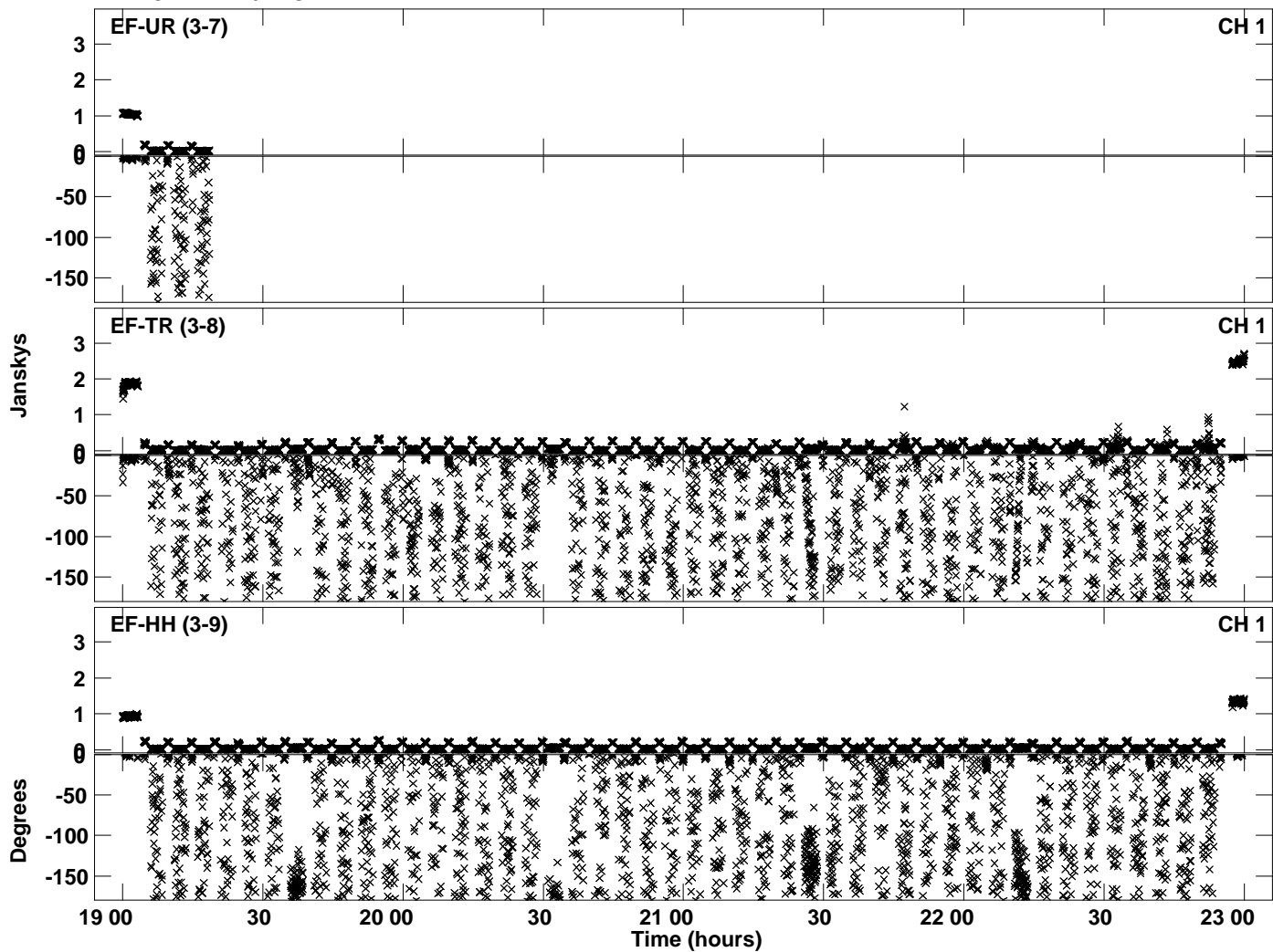
Plot file version 10 created 17-MAR-2023 01:03:00
Amplitude andPhase vs Time for EB096B.UVDATA.1 Vect aver. CL # 4
IF 4 CHAN 1 - 64 STK LL




Plot file version 11 created 17-MAR-2023 01:03:06
Amplitude andPhase vs Time for EB096B.UVDATA.1 Vect aver. CL # 4
IF 1 CHAN 1 - 64 STK RR




PLot file version 12 created 17-MAR-2023 01:03:06
Amplitude andPhase vs Time for EB096B.UVDATA.1 Vect aver. CL # 4
IF 1 CHAN 1 - 64 STK RR




Plot file version 13 created 17-MAR-2023 01:03:16
Amplitude andPhase vs Time for EB096B.UVDATA.1 Vect aver. CL # 4
IF 2 CHAN 1 - 64 STK RR




Plot file version 14 created 17-MAR-2023 01:03:16
Amplitude andPhase vs Time for EB096B.UVDATA.1 Vect aver. CL # 4
IF 2 CHAN 1 - 64 STK RR




Plot file version 15 created 17-MAR-2023 01:03:16
Amplitude andPhase vs Time for EB096B.UVDATA.1 Vect aver. CL # 4
IF 2 CHAN 1 - 64 STK RR




Plot file version 16 created 17-MAR-2023 01:03:24
Amplitude andPhase vs Time for EB096B.UVDATA.1 Vect aver. CL # 4
IF 3 CHAN 1 - 64 STK RR




Plot file version 17 created 17-MAR-2023 01:03:24
Amplitude andPhase vs Time for EB096B.UVDATA.1 Vect aver. CL # 4
IF 3 CHAN 1 - 64 STK RR



Plot file version 18 created 17-MAR-2023 01:03:24
Amplitude andPhase vs Time for EB096B.UVDATA.1 Vect aver. CL # 4
IF 3 CHAN 1 - 64 STK RR



Plot file version 19 created 17-MAR-2023 01:03:31
Amplitude andPhase vs Time for EB096B.UVDATA.1 Vect aver. CL # 4
IF 4 CHAN 1 - 64 STK RR



PLot file version 20 created 17-MAR-2023 01:03:31
Amplitude andPhase vs Time for EB096B.UVDATA.1 Vect aver. CL # 4
IF 4 CHAN 1 - 64 STK RR

