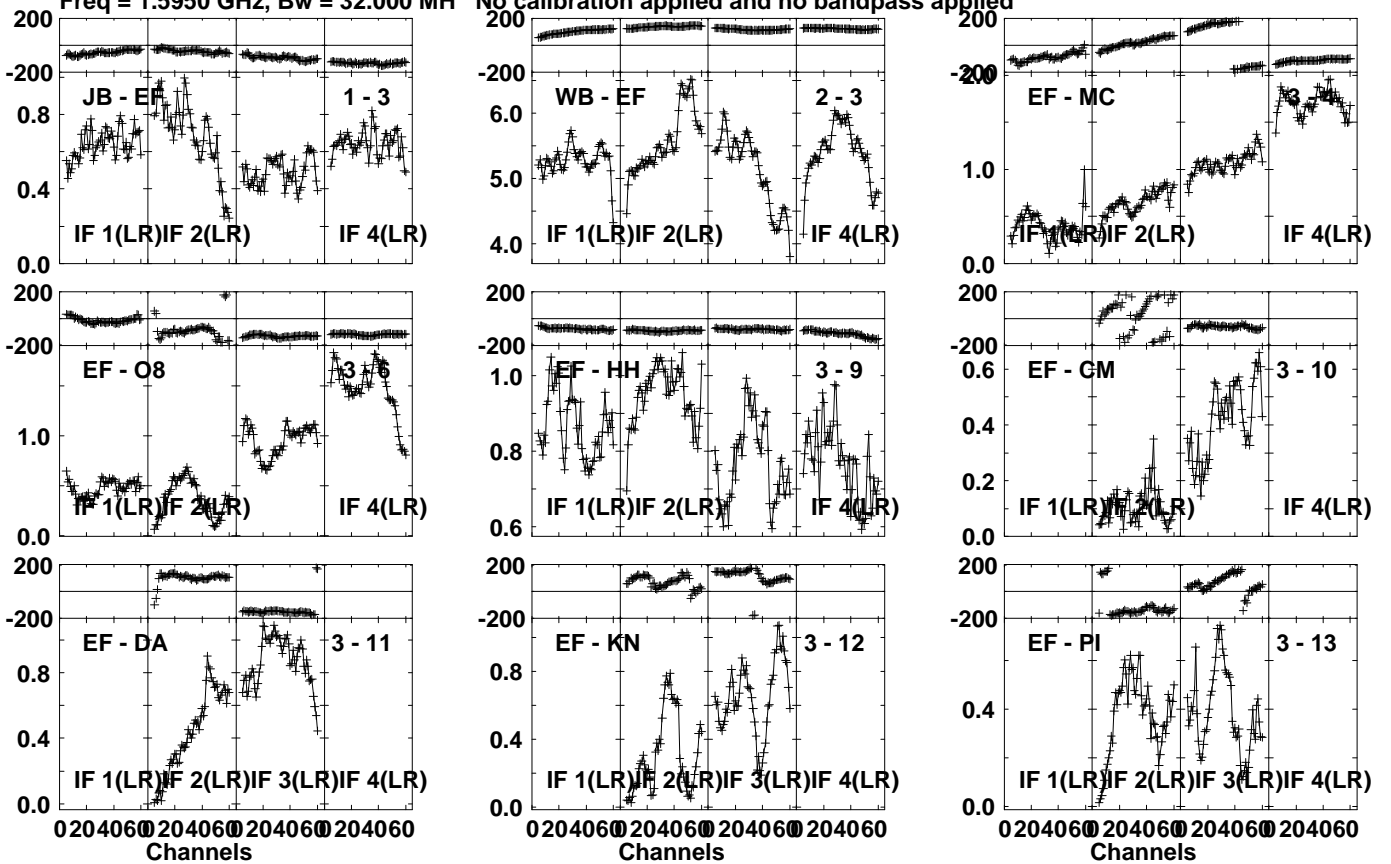


Plot file version 1 created 12-APR-2023 21:11:31

2216-038 EB096C.UVDATA.1

Freq = 1.5950 GHz, Bw = 32.000 MH

No calibration applied and no bandpass applied

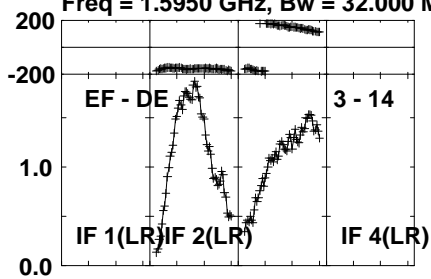


Lower frame: Milli Ampl Jy Top frame: Phas deg  
Vector averaged cross-power spectrum Several baselines displayed  
Timerange: 00/03:30:01 to 00/03:33:29

Plot file version 2 created 12-APR-2023 21:11:31

2216-038 EB096C.UVDATA.1

Freq = 1.5950 GHz, Bw = 32.000 MH No calibration applied and no bandpass applied



Lower frame: Milli Ampl Jy Top frame: Phas deg

Vector averaged cross-power spectrum Several baselines displayed

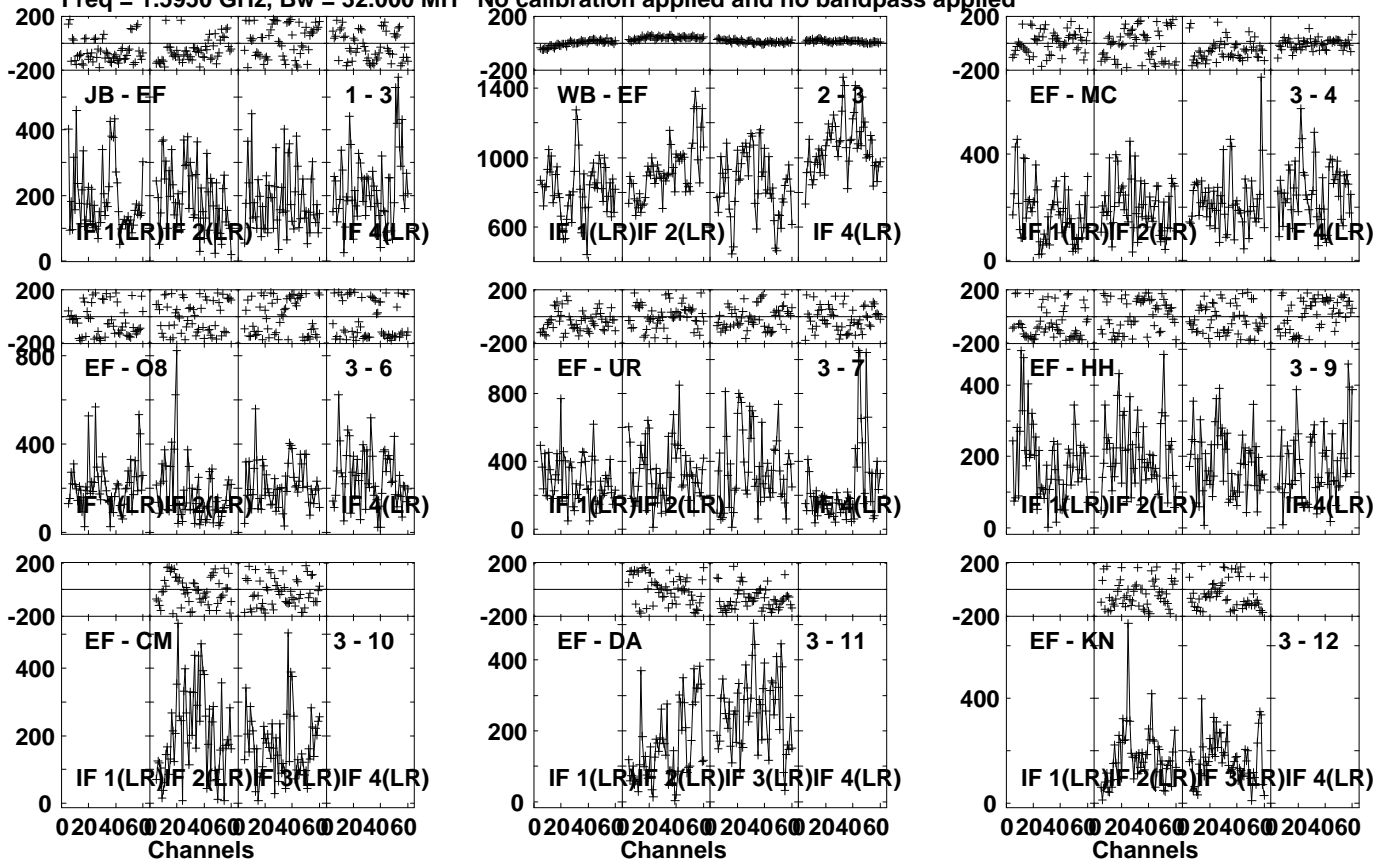
Timerange: 00/03:30:01 to 00/03:33:29

Plot file version 3 created 12-APR-2023 21:11:31

J2236-1706 EB096C.UVDATA.1

Freq = 1.5950 GHz, Bw = 32.000 MH

No calibration applied and no bandpass applied

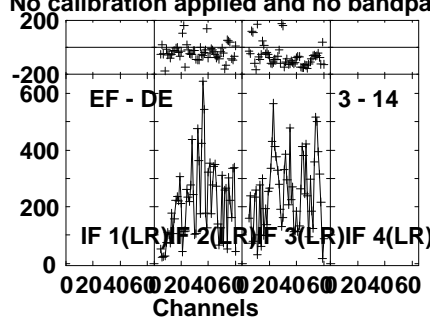
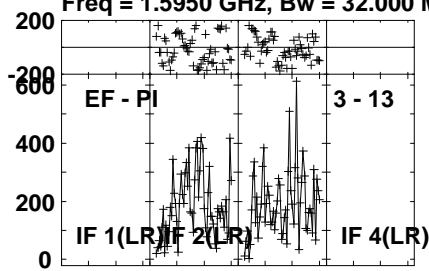


Lower frame: Micro Ampl Jy Top frame: Phas deg  
Vector averaged cross-power spectrum Several baselines displayed  
Timerange: 00/03:35:01 to 00/03:35:59

Plot file version 4 created 12-APR-2023 21:11:31

J2236-1706 EB096C.UVDATA.1

Freq = 1.5950 GHz, Bw = 32.000 MH No calibration applied and no bandpass applied

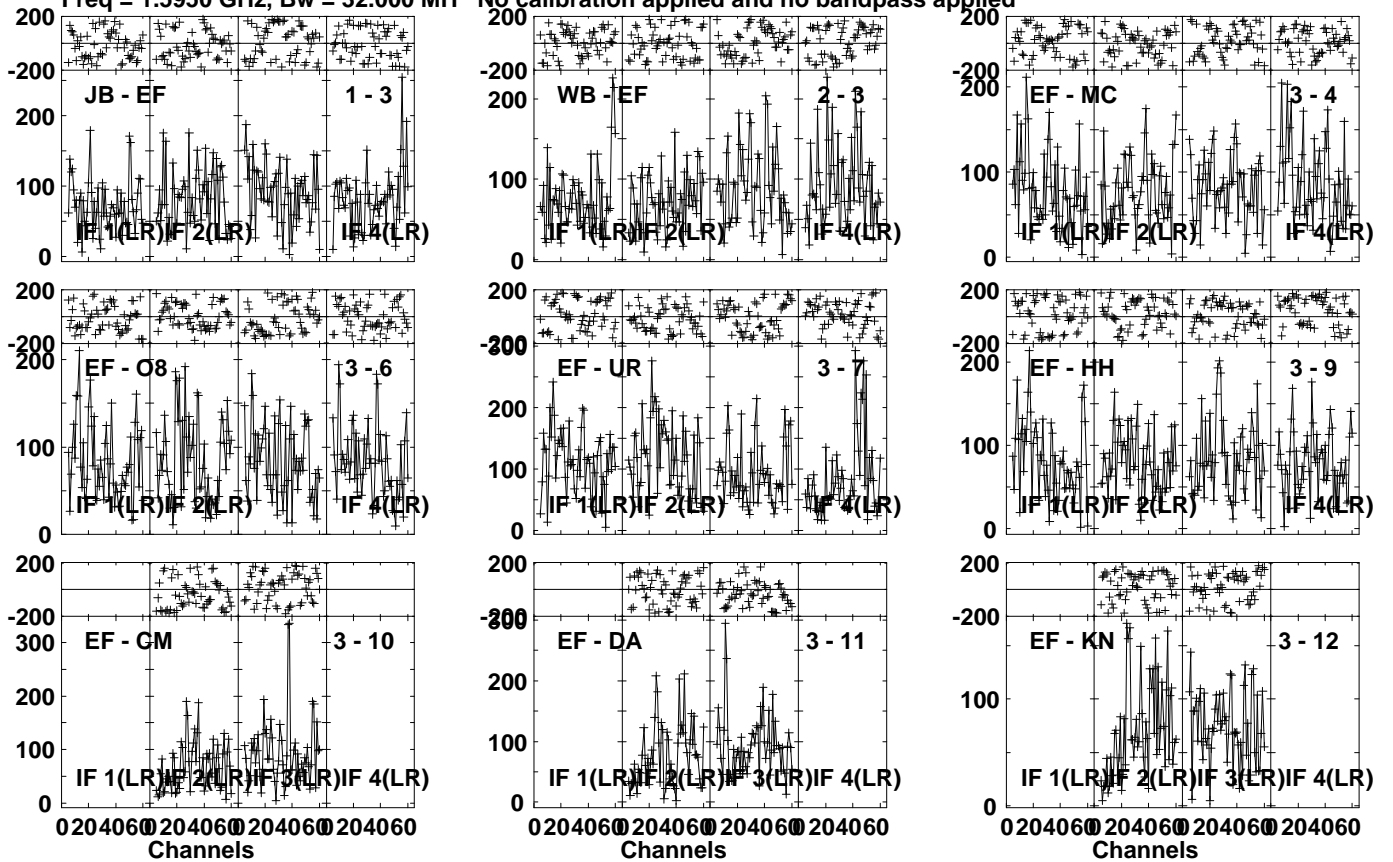


Lower frame: Micro Ampl Jy Top frame: Phas deg  
Vector averaged cross-power spectrum Several baselines displayed  
Timerange: 00/03:35:01 to 00/03:35:59

Plot file version 5 created 12-APR-2023 21:11:31

FRB210117 EB096C.UVDATA.1

Freq = 1.5950 GHz, Bw = 32.000 MH No calibration applied and no bandpass applied

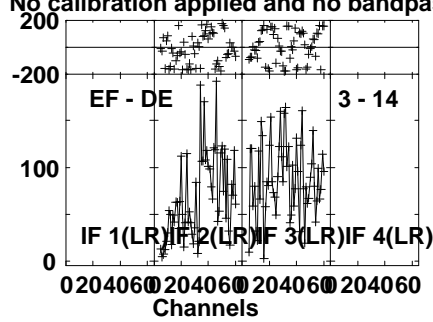
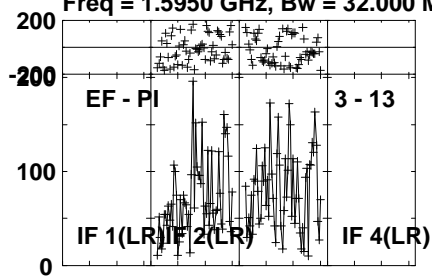


Lower frame: Micro Ampl Jy Top frame: Phas deg  
Vector averaged cross-power spectrum Several baselines displayed  
Timerange: 00/03:36:01 to 00/03:39:29

Plot file version 6 created 12-APR-2023 21:11:32

FRB210117 EB096C.UVDATA.1

Freq = 1.5950 GHz, Bw = 32.000 MH No calibration applied and no bandpass applied



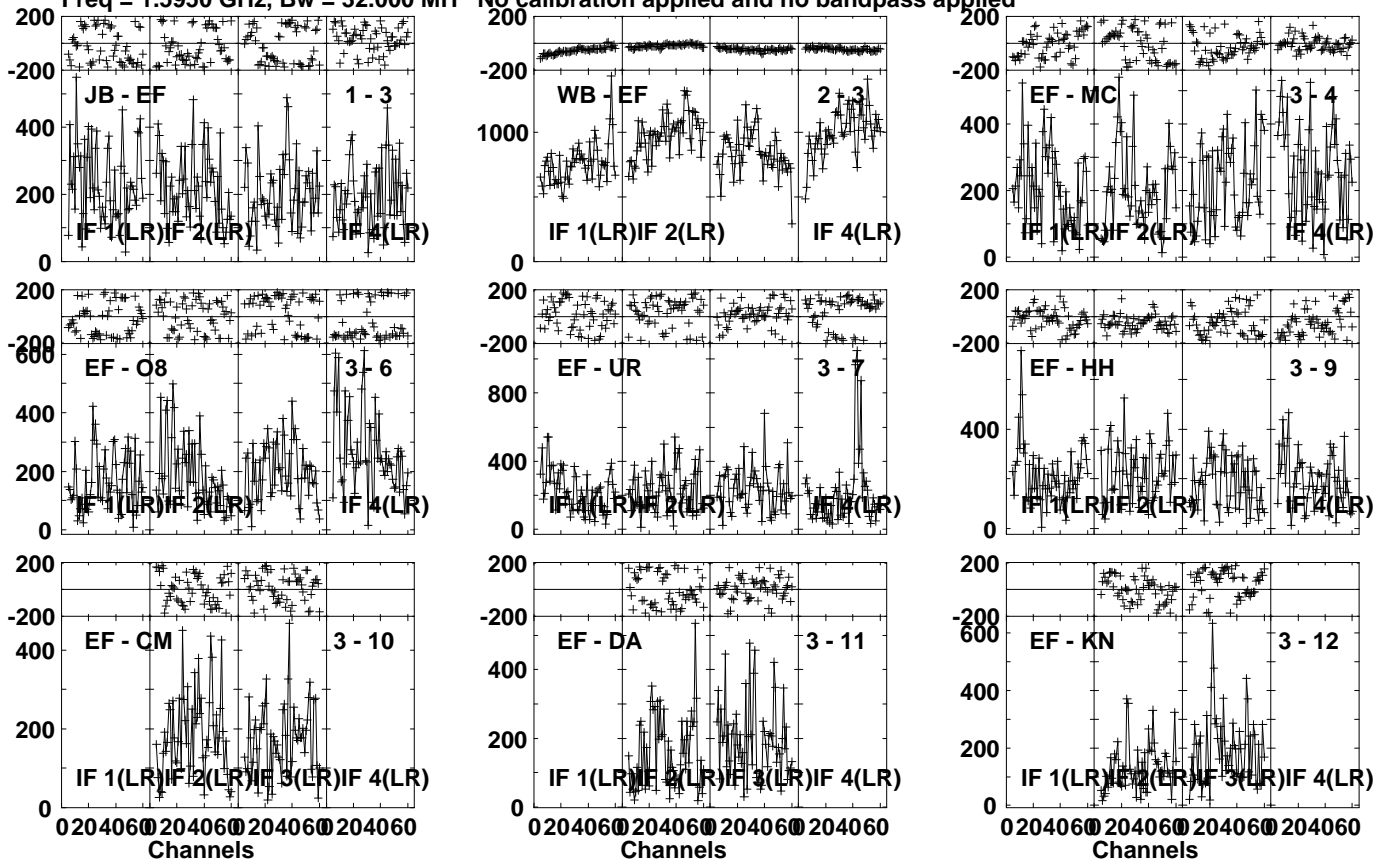
Lower frame: Micro Ampl Jy Top frame: Phas deg  
Vector averaged cross-power spectrum Several baselines displayed  
Timerange: 00/03:36:01 to 00/03:39:29

Plot file version 7 created 12-APR-2023 21:11:32

J2236-1706 EB096C.UVDATA.1

Freq = 1.5950 GHz, Bw = 32.000 MH

No calibration applied and no bandpass applied



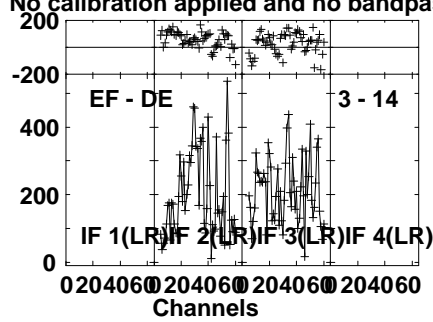
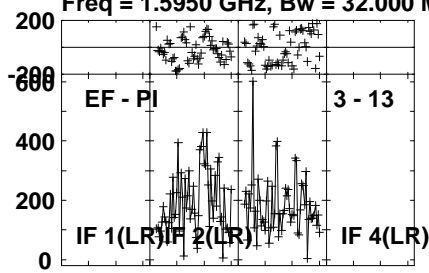
Lower frame: Micro Ampl Jy Top frame: Phas deg  
Vector averaged cross-power spectrum Several baselines displayed  
Timerange: 00/03:39:31 to 00/03:40:59

Plot file version 8 created 12-APR-2023 21:11:32

J2236-1706 EB096C.UVDATA.1

Freq = 1.5950 GHz, Bw = 32.000 MH

No calibration applied and no bandpass applied



Lower frame: Micro Ampl Jy Top frame: Phas deg

Vector averaged cross-power spectrum Several baselines displayed

Timerange: 00/03:39:31 to 00/03:40:59

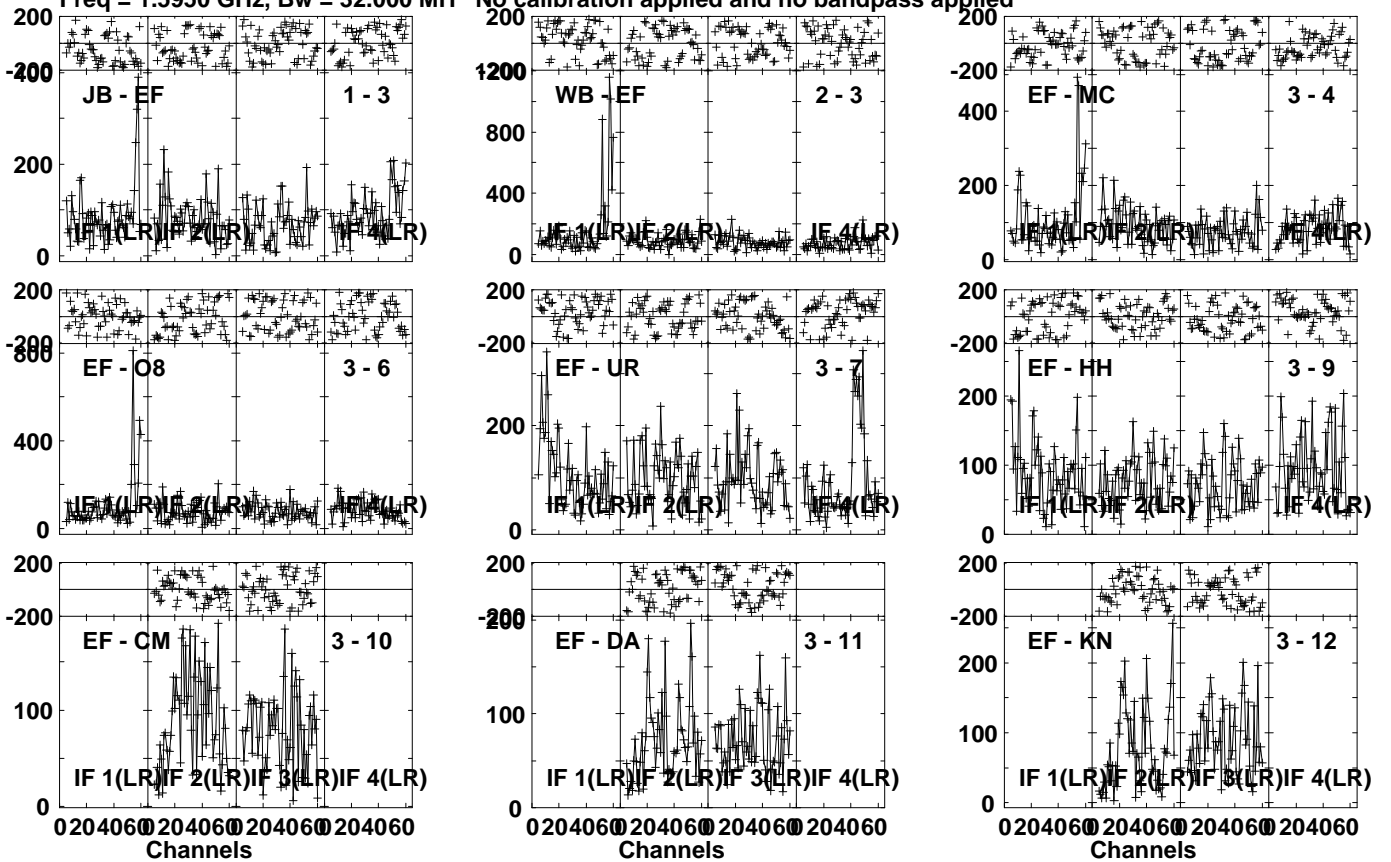


Plot file version 9 created 12-APR-2023 21:11:32

FRB210117 EB096C.UVDATA.1

Freq = 1.5950 GHz, Bw = 32.000 MH

No calibration applied and no bandpass applied

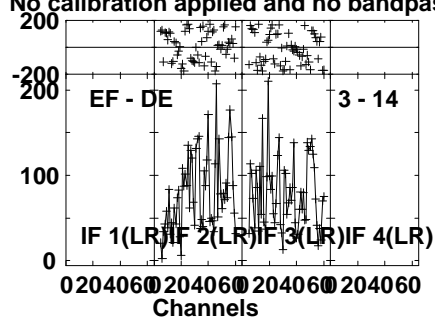
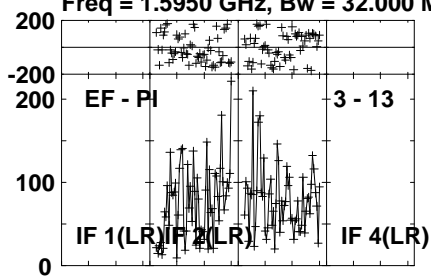


Lower frame: Micro Ampl Jy Top frame: Phas deg  
Vector averaged cross-power spectrum Several baselines displayed  
Timerange: 00/03:41:01 to 00/03:44:29

Plot file version 10 created 12-APR-2023 21:11:32

FRB210117 EB096C.UVDATA.1

Freq = 1.5950 GHz, Bw = 32.000 MH No calibration applied and no bandpass applied



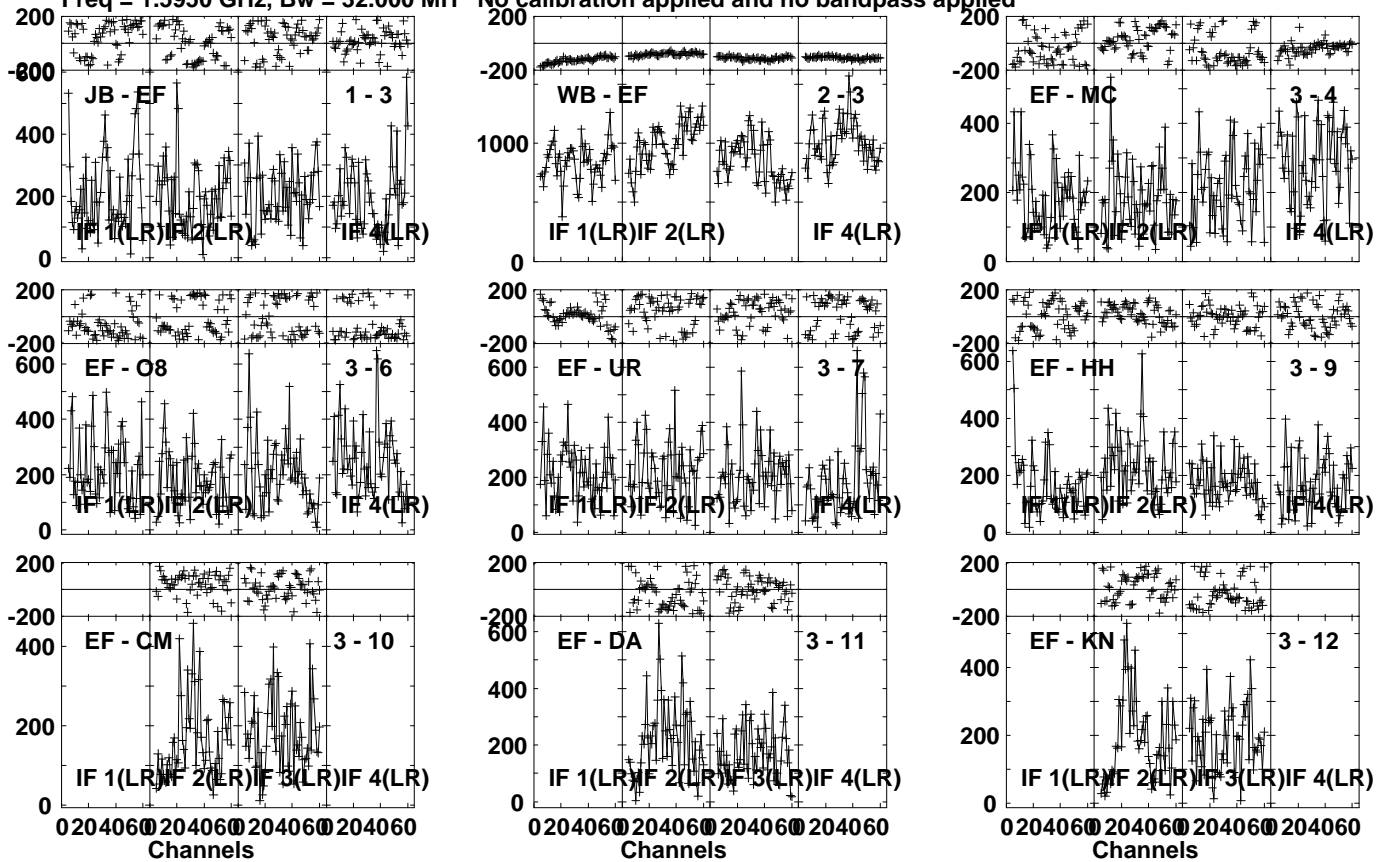
Lower frame: Micro Ampl Jy Top frame: Phas deg  
Vector averaged cross-power spectrum Several baselines displayed  
Timerange: 00/03:41:01 to 00/03:44:29

Plot file version 11 created 12-APR-2023 21:11:32

J2236-1706 EB096C.UVDATA.1

Freq = 1.5950 GHz, Bw = 32.000 MH

No calibration applied and no bandpass applied



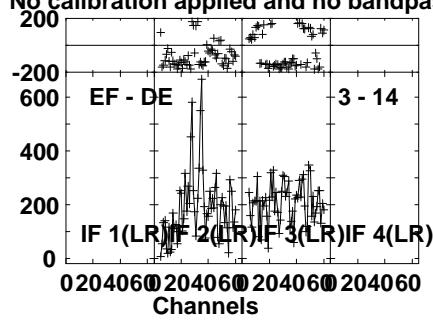
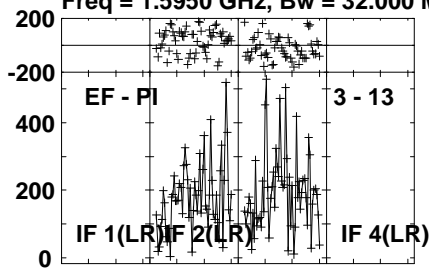
Lower frame: Micro Ampl Jy Top frame: Phas deg  
Vector averaged cross-power spectrum Several baselines displayed  
Timerange: 00/03:45:01 to 00/03:45:59

Plot file version 12 created 12-APR-2023 21:11:32

J2236-1706 EB096C.UVDATA.1

Freq = 1.5950 GHz, Bw = 32.000 MH

No calibration applied and no bandpass applied



Lower frame: Micro Ampl Jy Top frame: Phas deg

Vector averaged cross-power spectrum Several baselines displayed

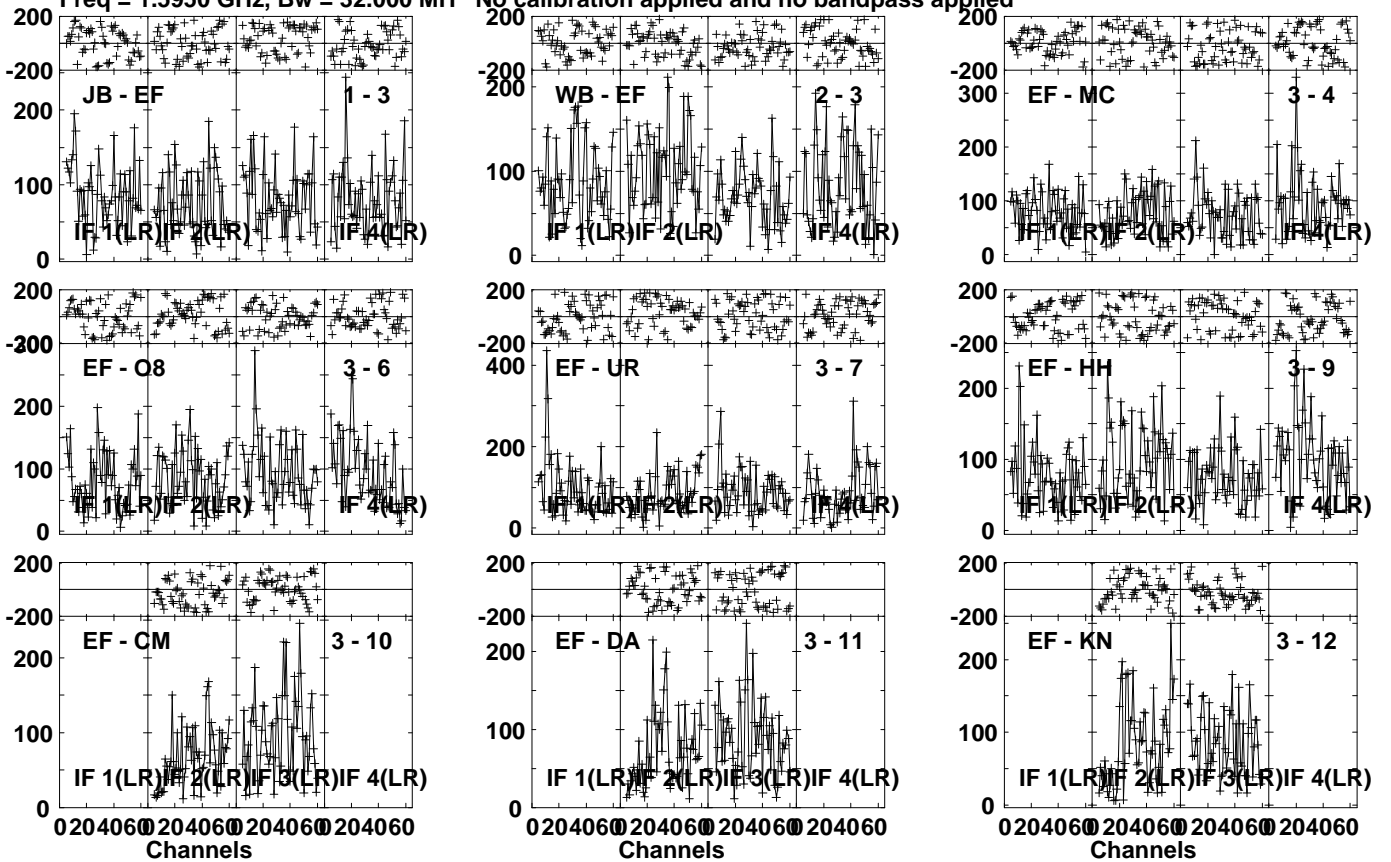
Timerange: 00/03:45:01 to 00/03:45:59

Plot file version 13 created 12-APR-2023 21:11:32

FRB210117 EB096C.UVDATA.1

Freq = 1.5950 GHz, Bw = 32.000 MH

No calibration applied and no bandpass applied

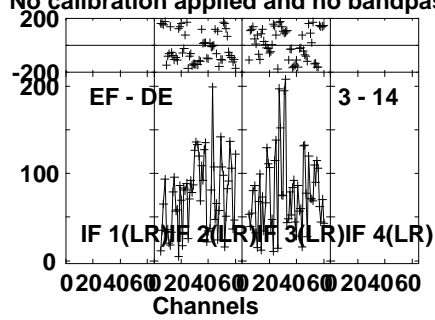
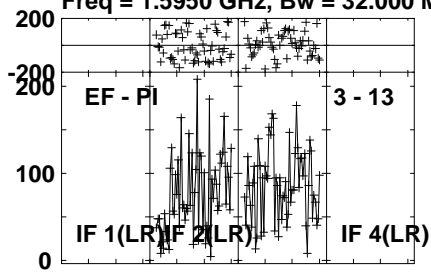


Lower frame: Micro Ampl Jy Top frame: Phas deg  
Vector averaged cross-power spectrum Several baselines displayed  
Timerange: 00/03:46:01 to 00/03:49:29

Plot file version 14 created 12-APR-2023 21:11:32

FRB210117 EB096C.UVDATA.1

Freq = 1.5950 GHz, Bw = 32.000 MH No calibration applied and no bandpass applied

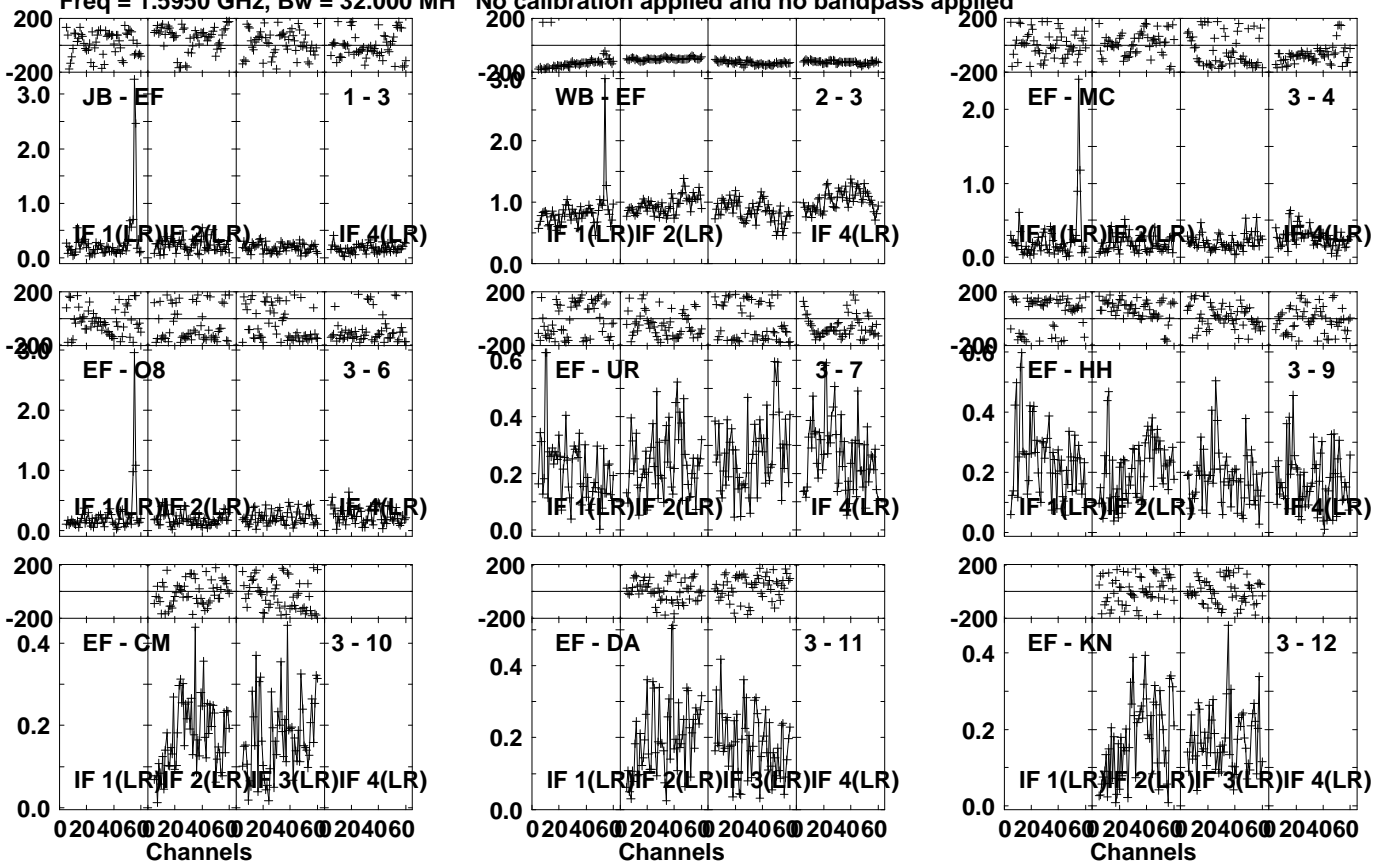


Lower frame: Micro Ampl Jy Top frame: Phas deg  
Vector averaged cross-power spectrum Several baselines displayed  
Timerange: 00/03:46:01 to 00/03:49:29

Plot file version 15 created 12-APR-2023 21:11:33

J2236-1706 EB096C.UVDATA.1

Freq = 1.5950 GHz, Bw = 32.000 MH No calibration applied and no bandpass applied



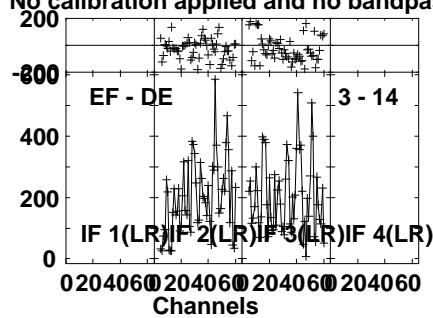
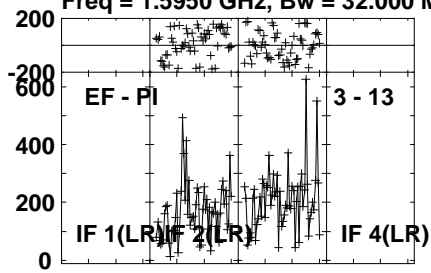
Lower frame: Milli Ampl Jy Top frame: Phas deg  
Vector averaged cross-power spectrum Several baselines displayed  
Timerange: 00/03:49:31 to 00/03:50:59

Plot file version 16 created 12-APR-2023 21:11:33

J2236-1706 EB096C.UVDATA.1

Freq = 1.5950 GHz, Bw = 32.000 MH

No calibration applied and no bandpass applied



Lower frame: Micro Ampl Jy Top frame: Phas deg

Vector averaged cross-power spectrum Several baselines displayed

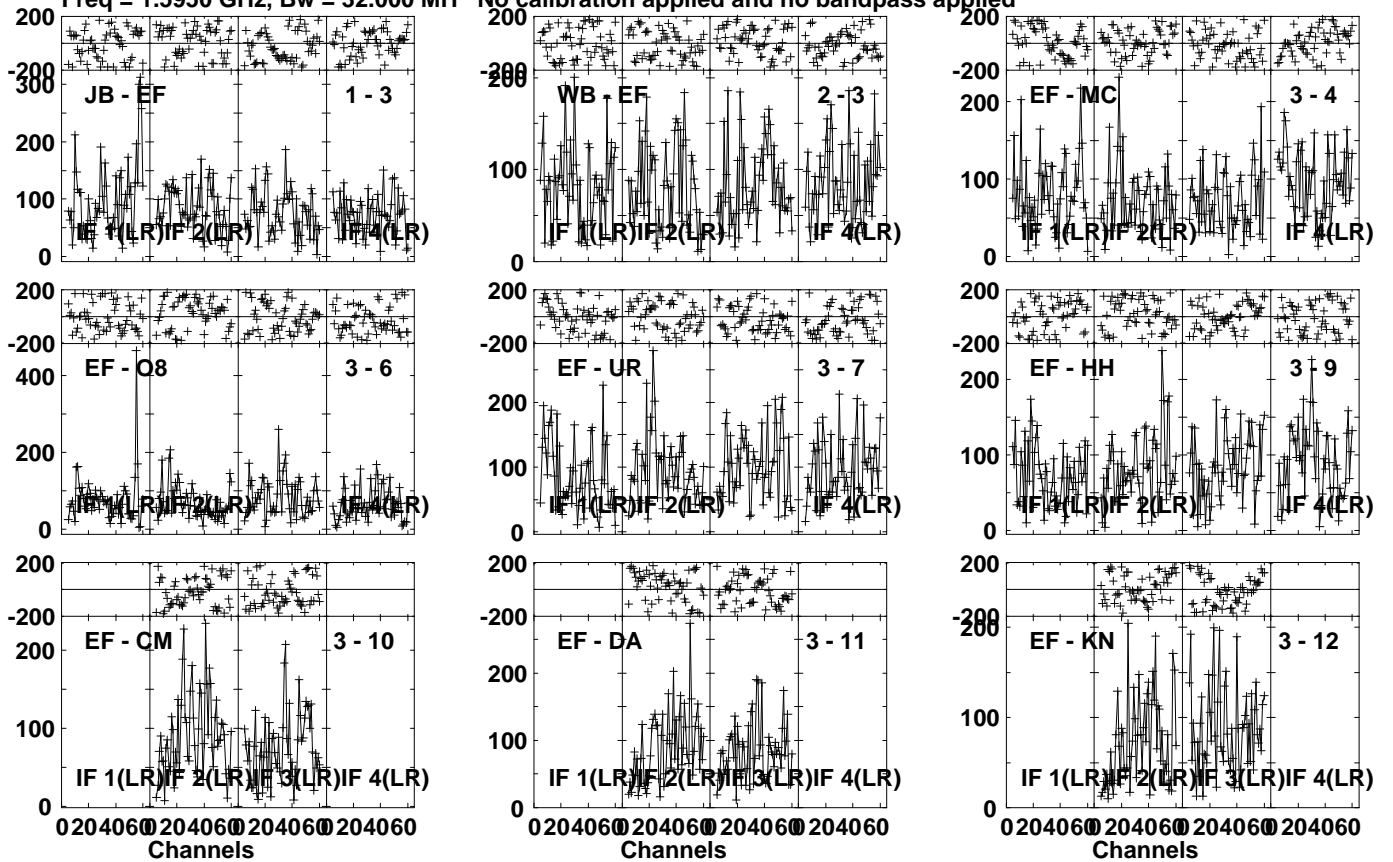
Timerange: 00/03:49:31 to 00/03:50:59



Plot file version 17 created 12-APR-2023 21:11:33

FRB210117 EB096C.UVDATA.1

Freq = 1.5950 GHz, Bw = 32.000 MH No calibration applied and no bandpass applied

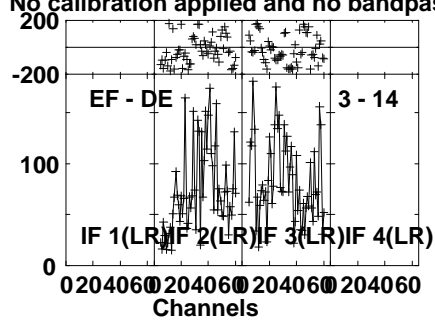
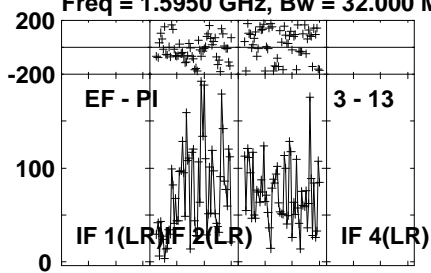


Lower frame: Micro Ampl Jy Top frame: Phas deg  
Vector averaged cross-power spectrum Several baselines displayed  
Timerange: 00/03:51:01 to 00/03:54:29

Plot file version 18 created 12-APR-2023 21:11:33

FRB210117 EB096C.UVDATA.1

Freq = 1.5950 GHz, Bw = 32.000 MH No calibration applied and no bandpass applied



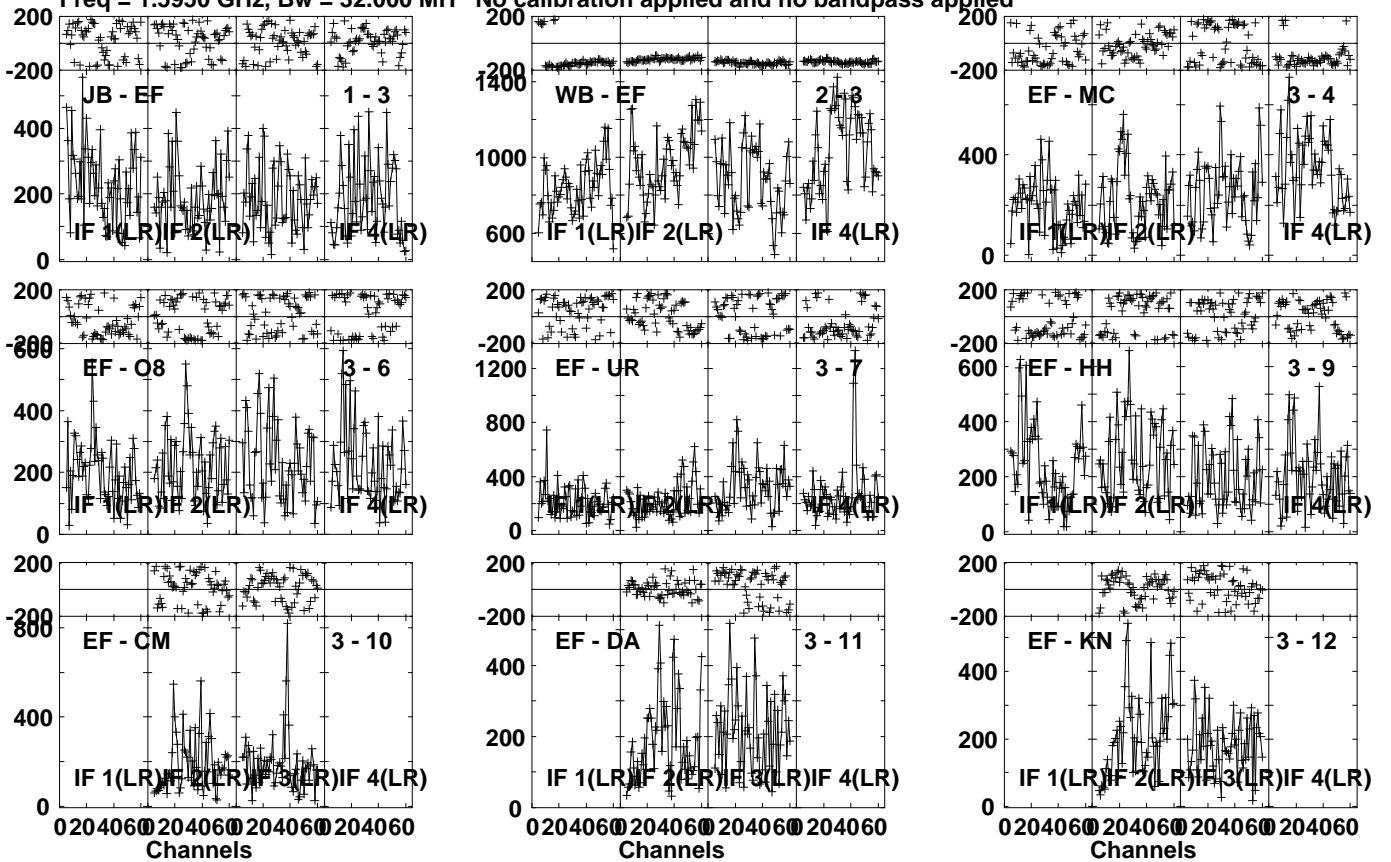
Lower frame: Micro Ampl Jy Top frame: Phas deg  
Vector averaged cross-power spectrum Several baselines displayed  
Timerange: 00/03:51:01 to 00/03:54:29

Plot file version 19 created 12-APR-2023 21:11:33

J2236-1706 EB096C.UVDATA.1

Freq = 1.5950 GHz, Bw = 32.000 MH

No calibration applied and no bandpass applied



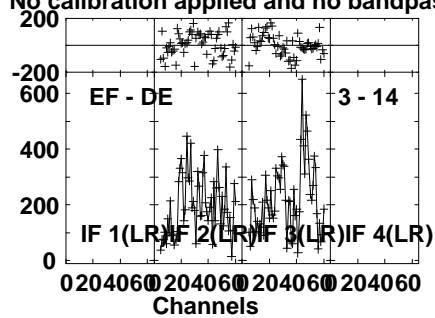
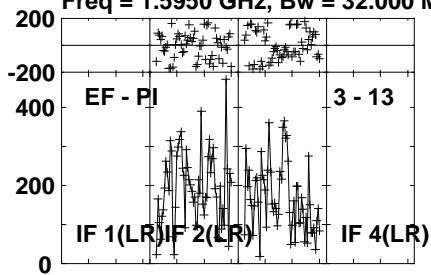
Lower frame: Micro Ampl Jy Top frame: Phas deg  
Vector averaged cross-power spectrum Several baselines displayed  
Timerange: 00/03:55:01 to 00/03:55:59

Plot file version 20 created 12-APR-2023 21:11:33

J2236-1706 EB096C.UVDATA.1

Freq = 1.5950 GHz, Bw = 32.000 MH

No calibration applied and no bandpass applied



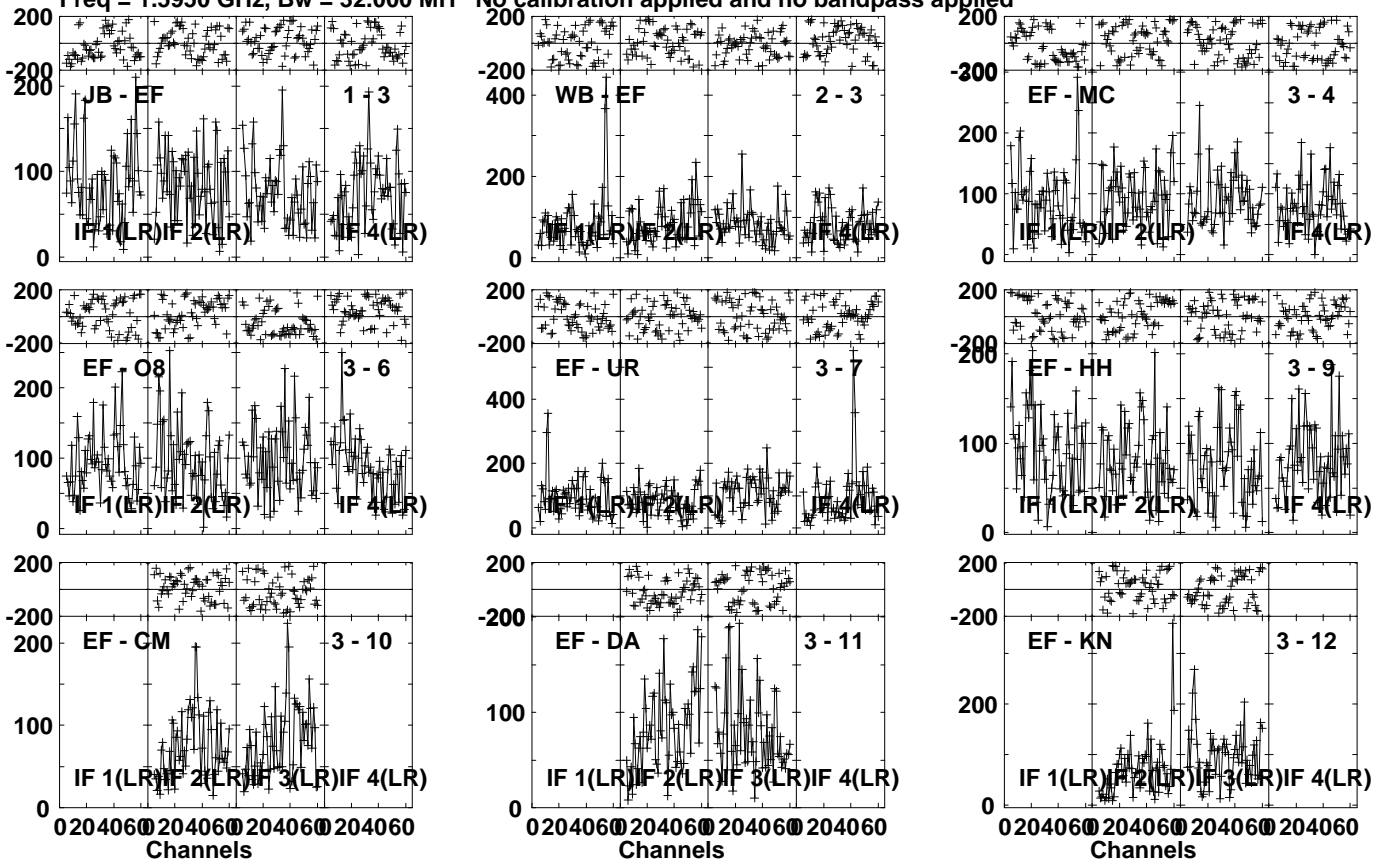
Lower frame: Micro Ampl Jy Top frame: Phas deg  
Vector averaged cross-power spectrum Several baselines displayed  
Timerange: 00/03:55:01 to 00/03:55:59

Plot file version 21 created 12-APR-2023 21:11:33

FRB210117 EB096C.UVDATA.1

Freq = 1.5950 GHz, Bw = 32.000 MH

No calibration applied and no bandpass applied



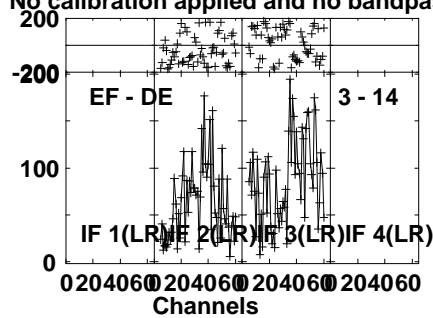
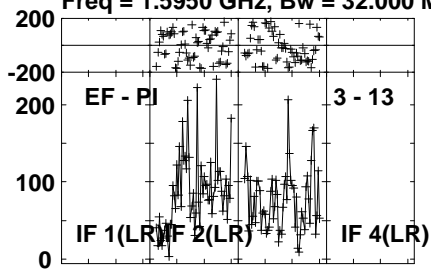
Lower frame: Micro Ampl Jy Top frame: Phas deg  
Vector averaged cross-power spectrum Several baselines displayed  
Timerange: 00/03:56:01 to 00/03:59:29

Plot file version 22 created 12-APR-2023 21:11:33

FRB210117 EB096C.UVDATA.1

Freq = 1.5950 GHz, Bw = 32.000 MH

No calibration applied and no bandpass applied



Lower frame: Micro Ampl Jy Top frame: Phas deg

Vector averaged cross-power spectrum Several baselines displayed

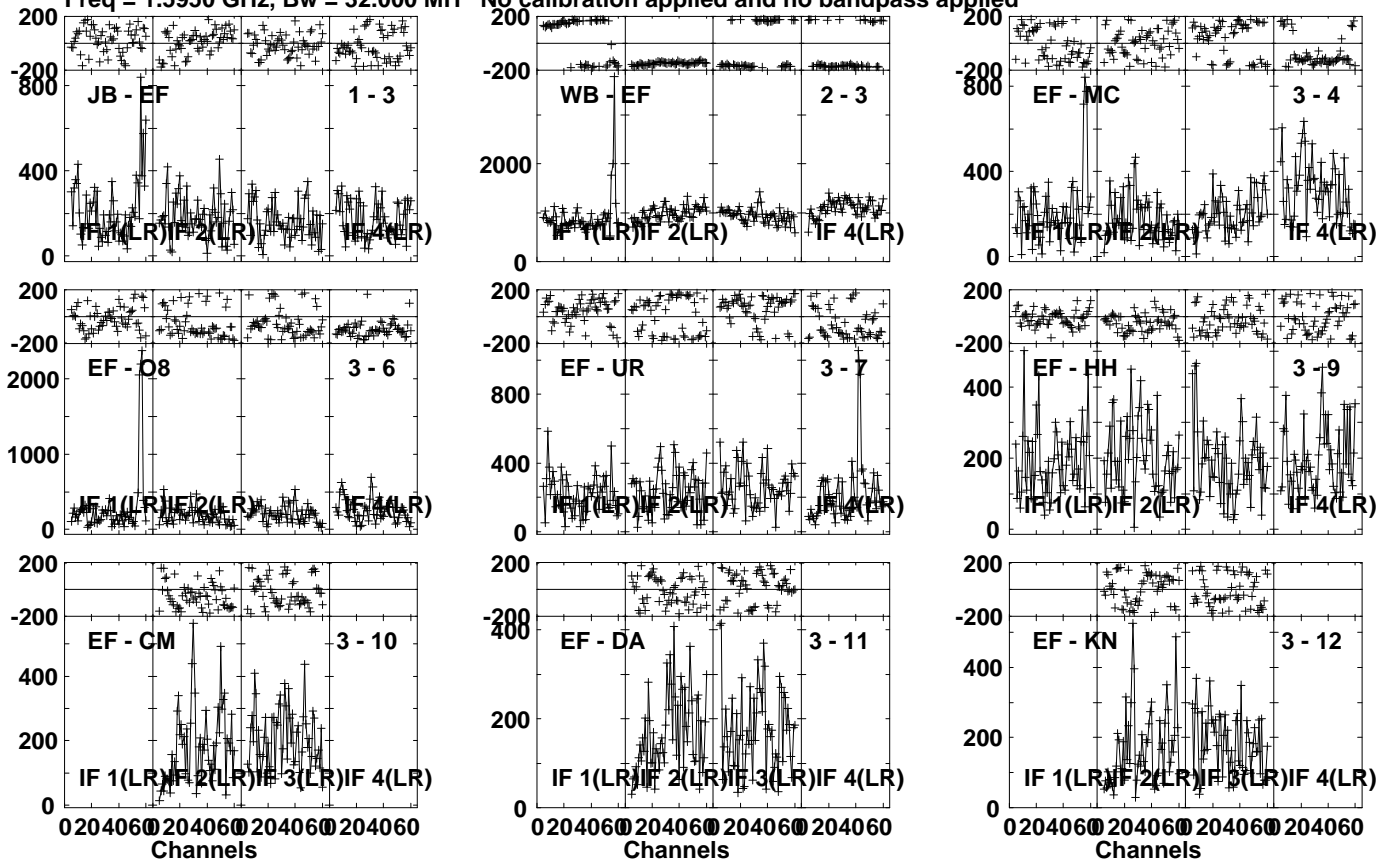
Timerange: 00/03:56:01 to 00/03:59:29

Plot file version 23 created 12-APR-2023 21:11:33

J2236-1706 EB096C.UVDATA.1

Freq = 1.5950 GHz, Bw = 32.000 MH

No calibration applied and no bandpass applied

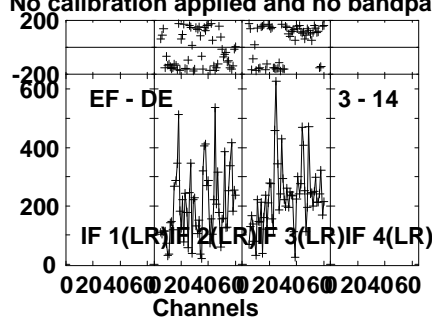
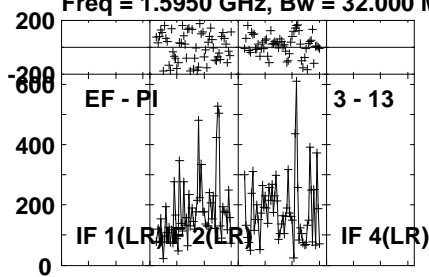


Lower frame: Micro Ampl Jy Top frame: Phas deg  
Vector averaged cross-power spectrum Several baselines displayed  
Timerange: 00/03:59:31 to 00/04:00:59

Plot file version 24 created 12-APR-2023 21:11:34

J2236-1706 EB096C.UVDATA.1

Freq = 1.5950 GHz, Bw = 32.000 MH No calibration applied and no bandpass applied



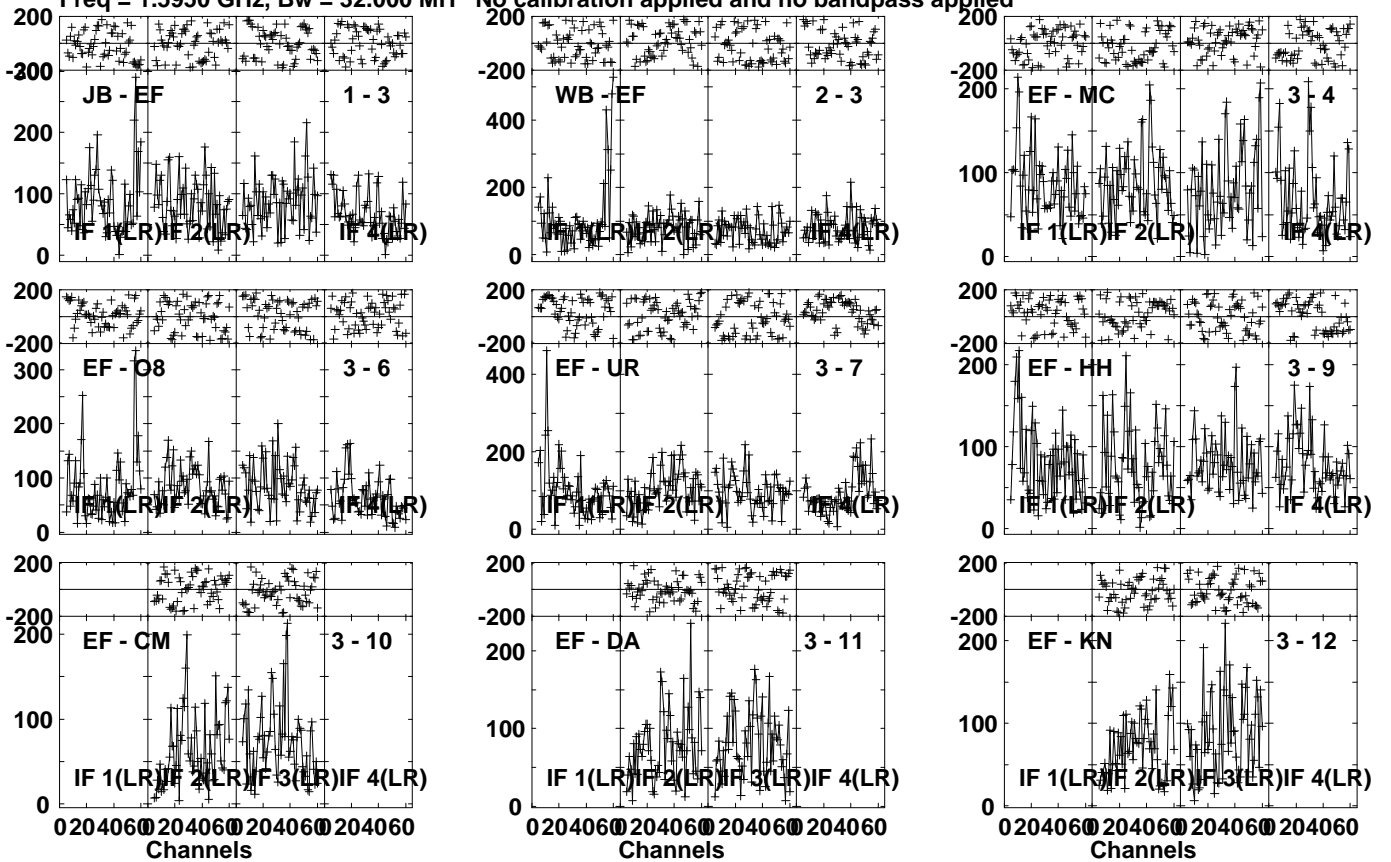
Lower frame: Micro Ampl Jy Top frame: Phas deg  
Vector averaged cross-power spectrum Several baselines displayed  
Timerange: 00/03:59:31 to 00/04:00:59



Plot file version 25 created 12-APR-2023 21:11:34

FRB210117 EB096C.UVDATA.1

Freq = 1.5950 GHz, Bw = 32.000 MH No calibration applied and no bandpass applied

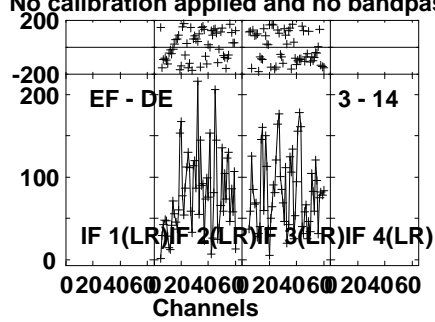
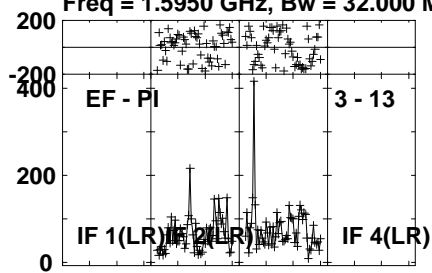


Lower frame: Micro Ampl Jy Top frame: Phas deg  
Vector averaged cross-power spectrum Several baselines displayed  
Timerange: 00/04:01:01 to 00/04:04:29

Plot file version 26 created 12-APR-2023 21:11:34

FRB210117 EB096C.UVDATA.1

Freq = 1.5950 GHz, Bw = 32.000 MH No calibration applied and no bandpass applied



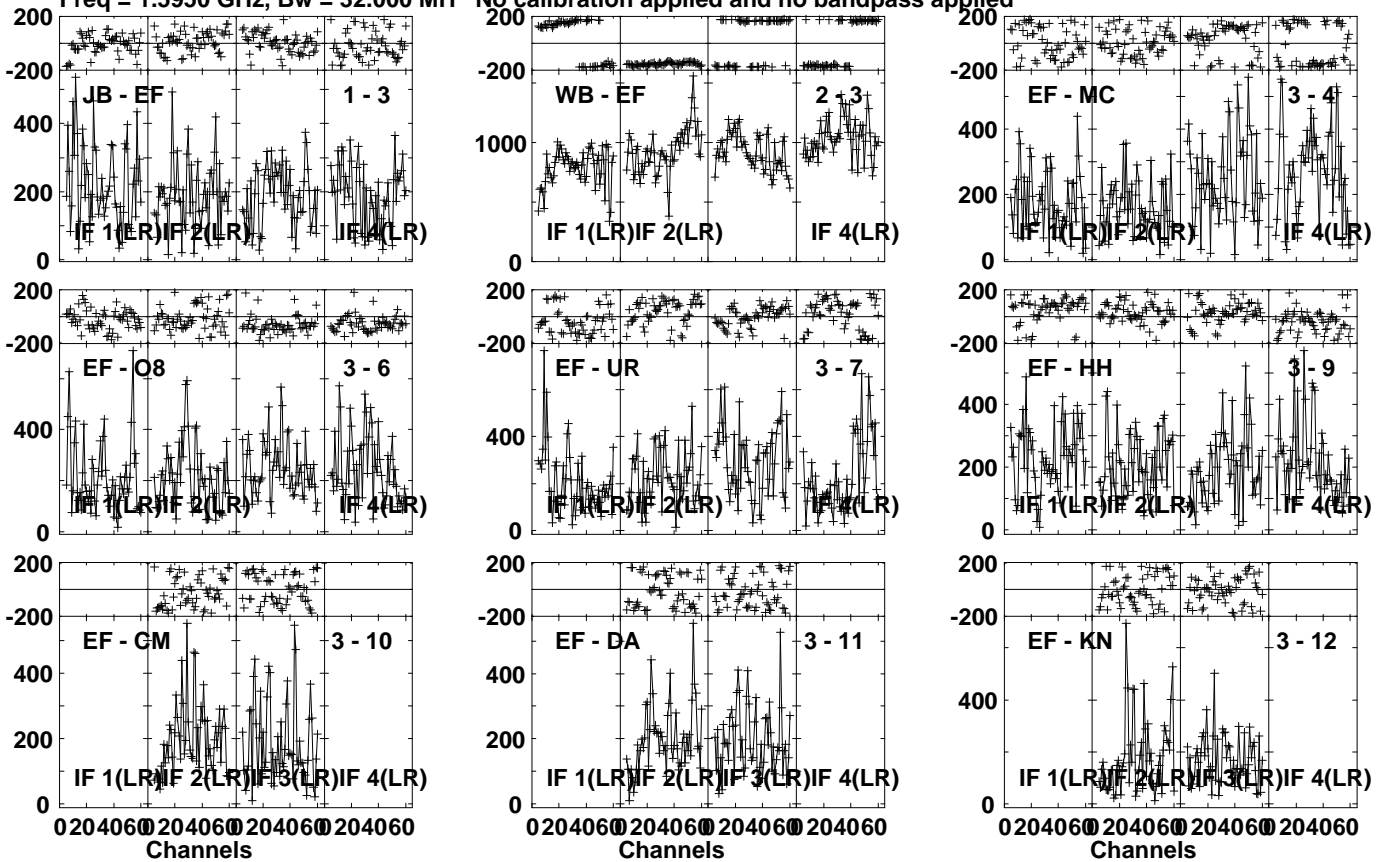
Lower frame: Micro Ampl Jy Top frame: Phas deg  
Vector averaged cross-power spectrum Several baselines displayed  
Timerange: 00/04:01:01 to 00/04:04:29

Plot file version 27 created 12-APR-2023 21:11:34

J2236-1706 EB096C.UVDATA.1

Freq = 1.5950 GHz, Bw = 32.000 MH

No calibration applied and no bandpass applied



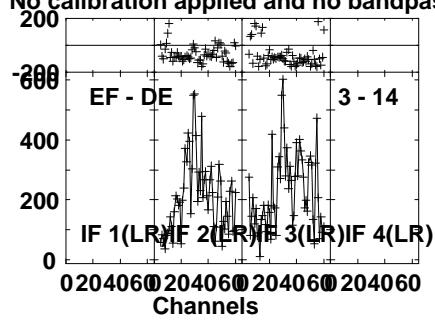
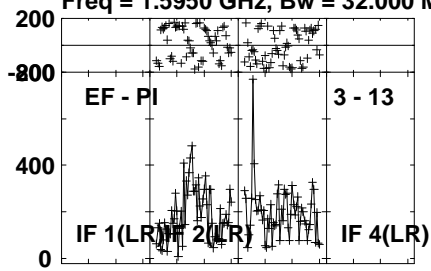
Lower frame: Micro Ampl Jy Top frame: Phas deg  
Vector averaged cross-power spectrum Several baselines displayed  
Timerange: 00/04:05:01 to 00/04:05:59

Plot file version 28 created 12-APR-2023 21:11:34

J2236-1706 EB096C.UVDATA.1

Freq = 1.5950 GHz, Bw = 32.000 MH

No calibration applied and no bandpass applied



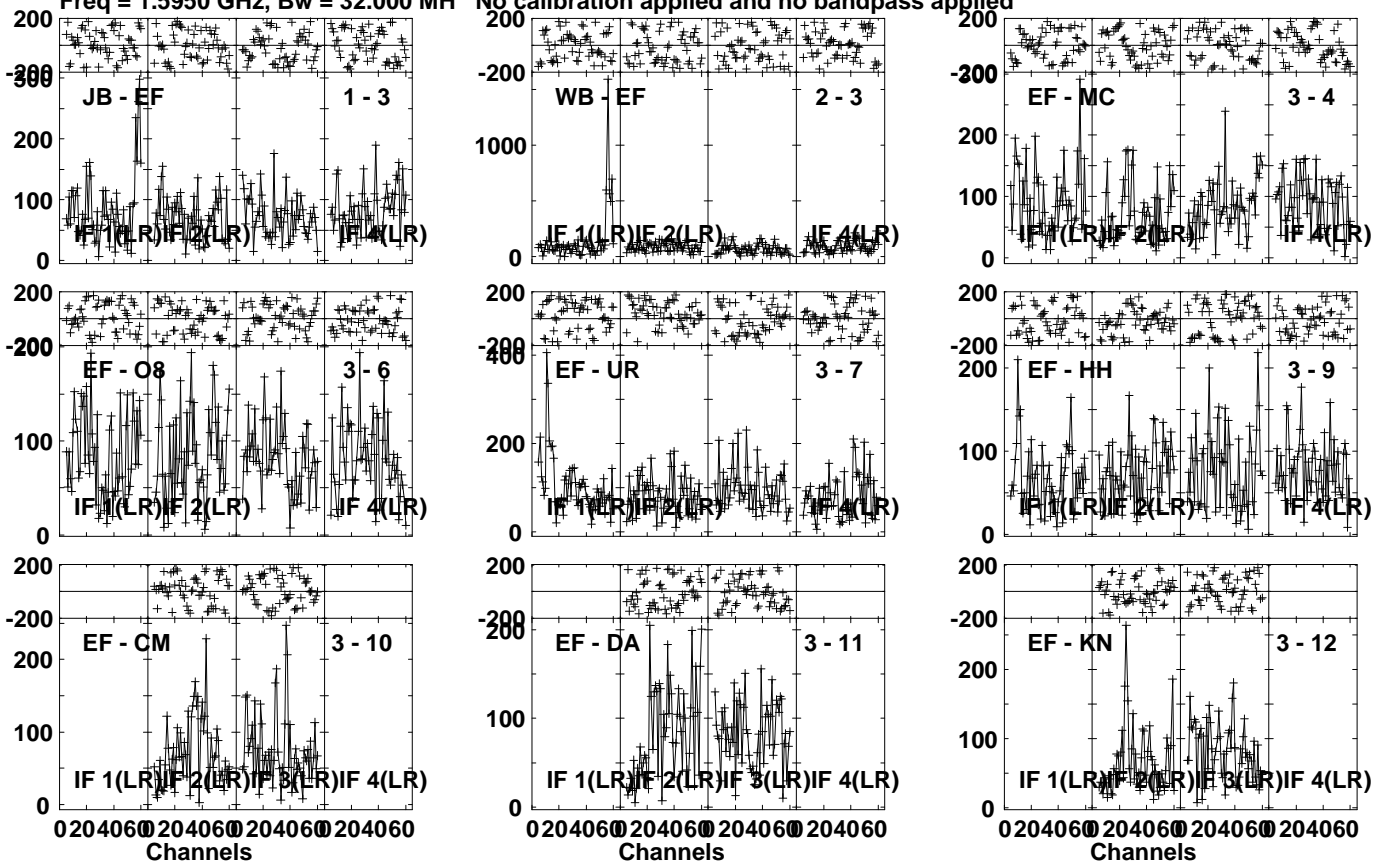
Lower frame: Micro Ampl Jy Top frame: Phas deg  
Vector averaged cross-power spectrum Several baselines displayed  
Timerange: 00/04:05:01 to 00/04:05:59

Plot file version 29 created 12-APR-2023 21:11:34

FRB210117 EB096C.UVDATA.1

Freq = 1.5950 GHz, Bw = 32.000 MH

No calibration applied and no bandpass applied



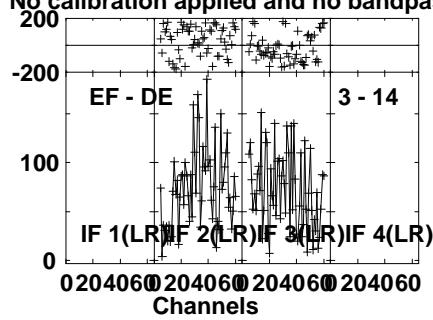
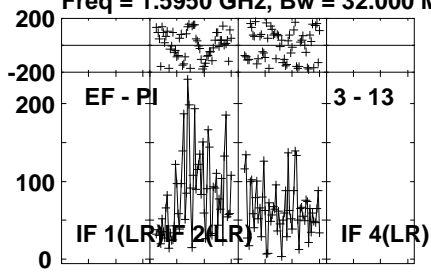
Lower frame: Micro Ampl Jy Top frame: Phas deg  
Vector averaged cross-power spectrum Several baselines displayed  
Timerange: 00/04:06:01 to 00/04:09:29

Plot file version 30 created 12-APR-2023 21:11:34

FRB210117 EB096C.UVDATA.1

Freq = 1.5950 GHz, Bw = 32.000 MH

No calibration applied and no bandpass applied



Lower frame: Micro Ampl Jy Top frame: Phas deg

Vector averaged cross-power spectrum Several baselines displayed

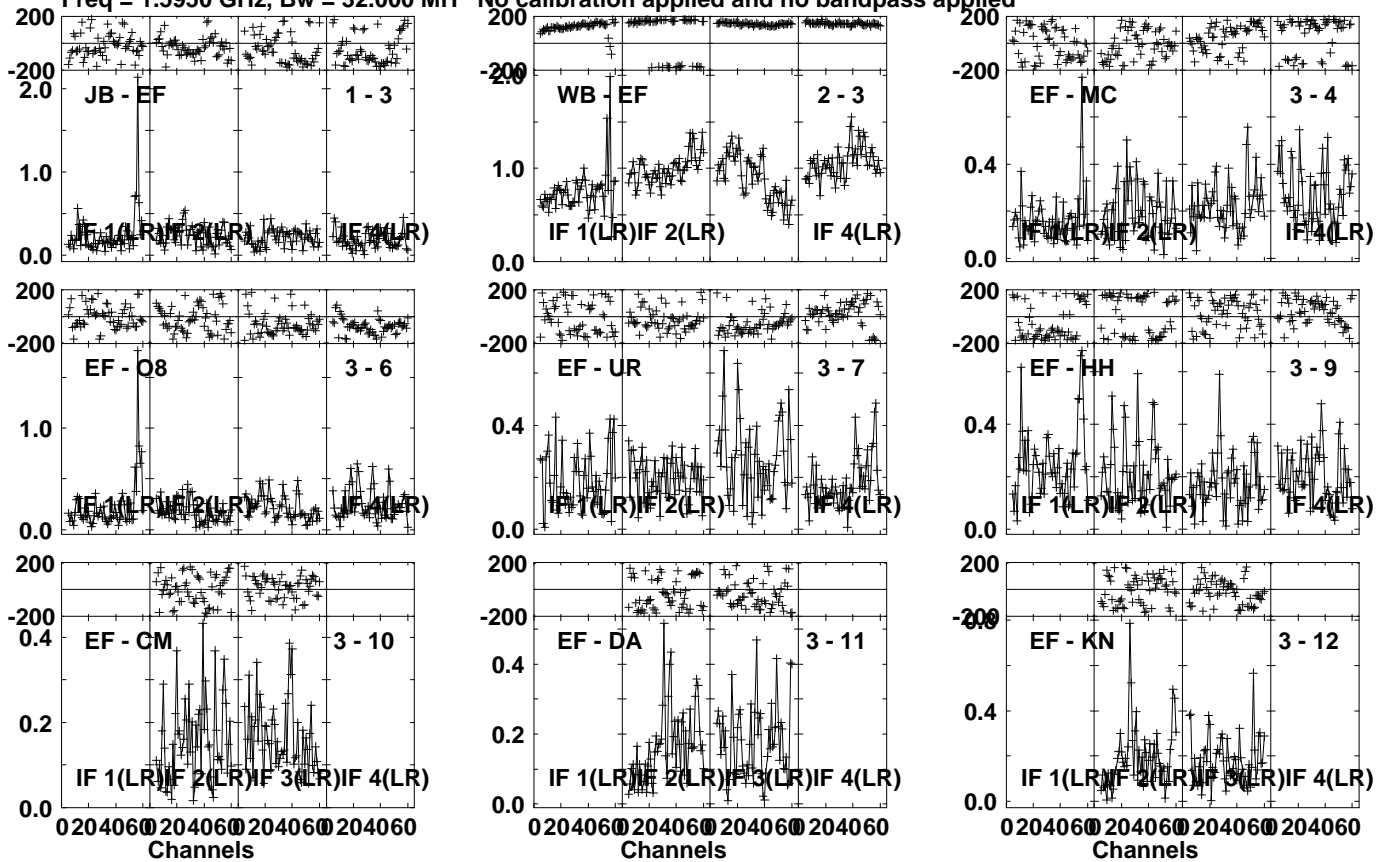
Timerange: 00/04:06:01 to 00/04:09:29

Plot file version 31 created 12-APR-2023 21:11:34

J2236-1706 EB096C.UVDATA.1

Freq = 1.5950 GHz, Bw = 32.000 MH

No calibration applied and no bandpass applied



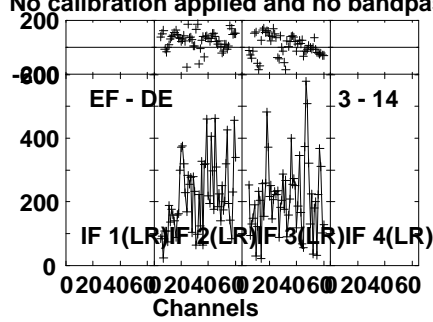
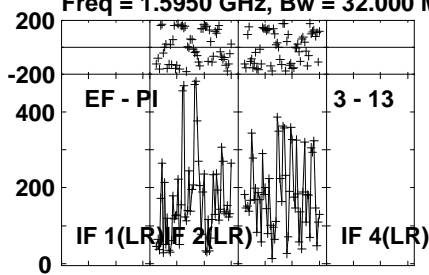
Lower frame: Milli Ampl Jy Top frame: Phas deg  
Vector averaged cross-power spectrum Several baselines displayed  
Timerange: 00/04:09:31 to 00/04:10:59

Plot file version 32 created 12-APR-2023 21:11:34

J2236-1706 EB096C.UVDATA.1

Freq = 1.5950 GHz, Bw = 32.000 MH

No calibration applied and no bandpass applied



Lower frame: Micro Ampl Jy Top frame: Phas deg

Vector averaged cross-power spectrum Several baselines displayed

Timerange: 00/04:09:31 to 00/04:10:59

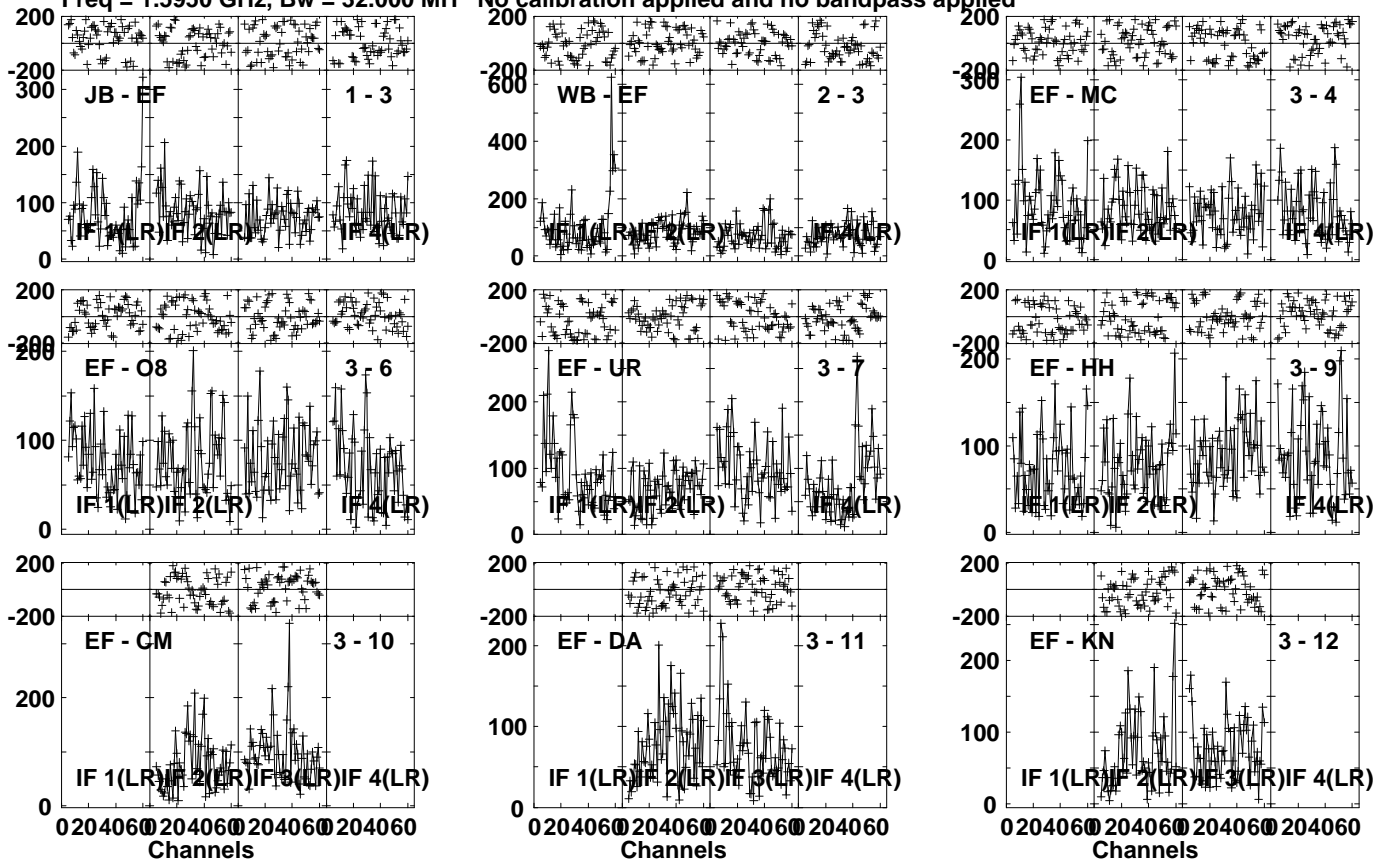


Plot file version 33 created 12-APR-2023 21:11:34

FRB210117 EB096C.UVDATA.1

Freq = 1.5950 GHz, Bw = 32.000 MH

No calibration applied and no bandpass applied



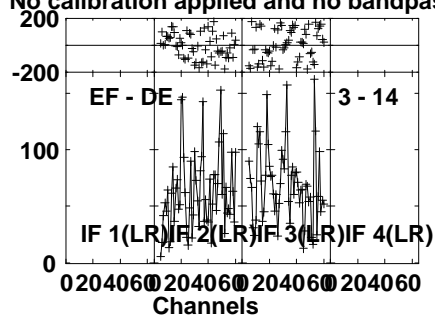
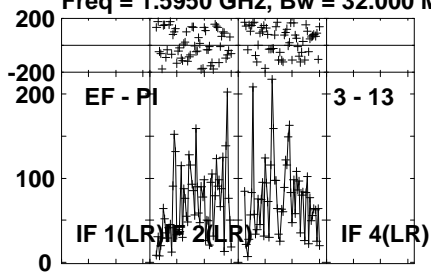
Lower frame: Micro Ampl Jy Top frame: Phas deg  
Vector averaged cross-power spectrum Several baselines displayed  
Timerange: 00/04:11:01 to 00/04:14:29

Plot file version 34 created 12-APR-2023 21:11:35

FRB210117 EB096C.UVDATA.1

Freq = 1.5950 GHz, Bw = 32.000 MH

No calibration applied and no bandpass applied



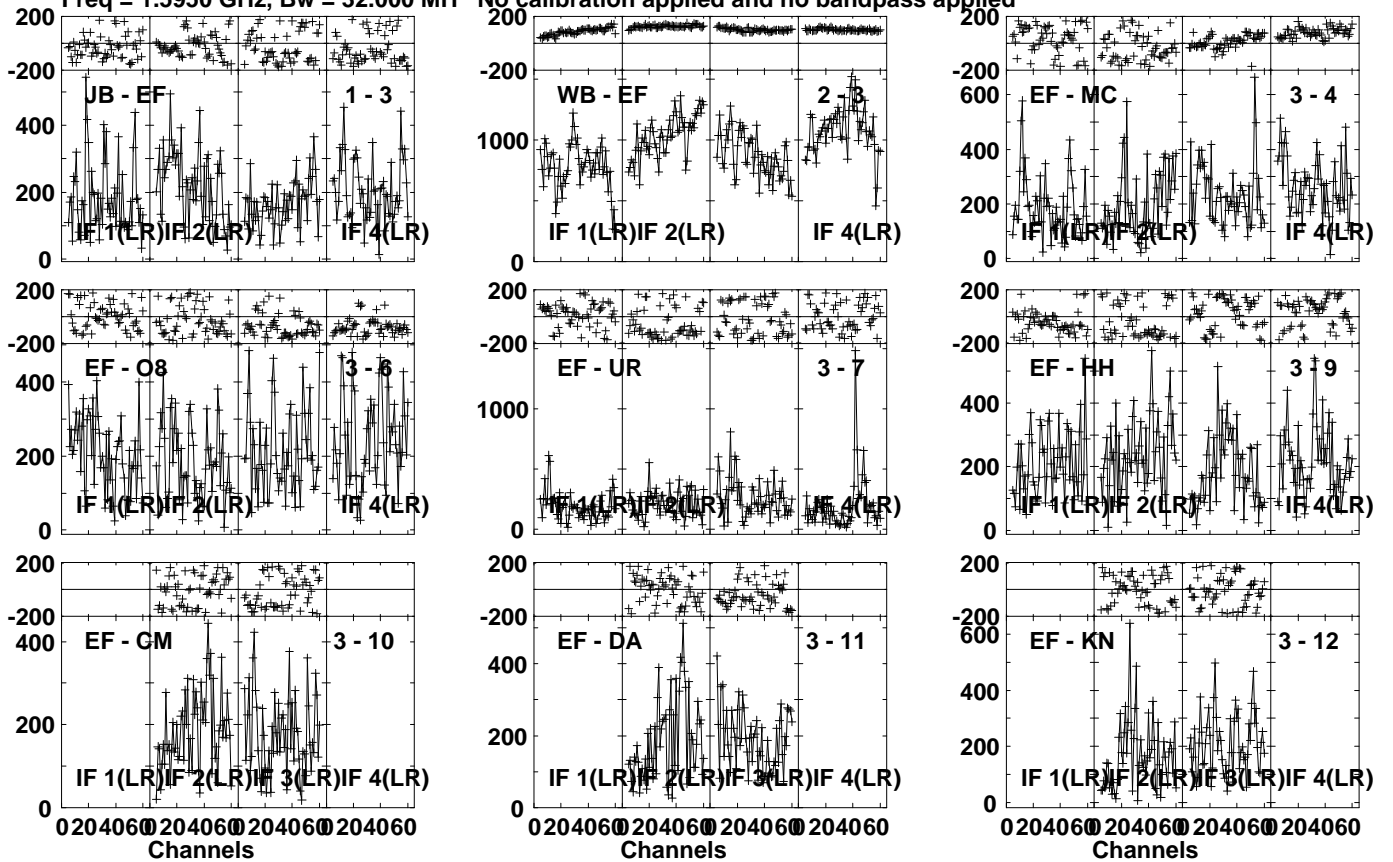
Lower frame: Micro Ampl Jy Top frame: Phas deg  
Vector averaged cross-power spectrum Several baselines displayed  
Timerange: 00/04:11:01 to 00/04:14:29

Plot file version 35 created 12-APR-2023 21:11:35

J2236-1706 EB096C.UVDATA.1

Freq = 1.5950 GHz, Bw = 32.000 MH

No calibration applied and no bandpass applied



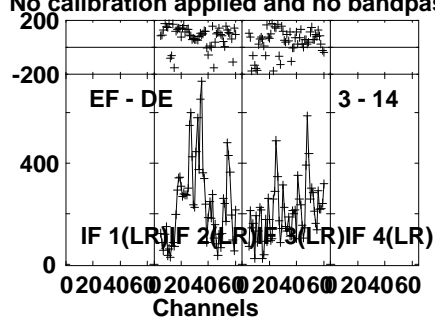
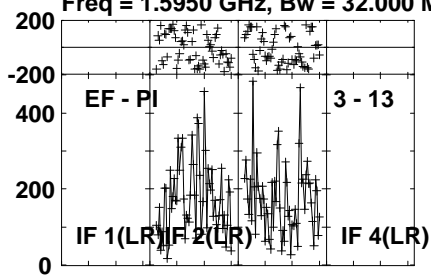
Lower frame: Micro Ampl Jy Top frame: Phas deg  
Vector averaged cross-power spectrum Several baselines displayed  
Timerange: 00/04:15:01 to 00/04:15:59

Plot file version 36 created 12-APR-2023 21:11:35

J2236-1706 EB096C.UVDATA.1

Freq = 1.5950 GHz, Bw = 32.000 MH

No calibration applied and no bandpass applied



Lower frame: Micro Ampl Jy Top frame: Phas deg

Vector averaged cross-power spectrum Several baselines displayed

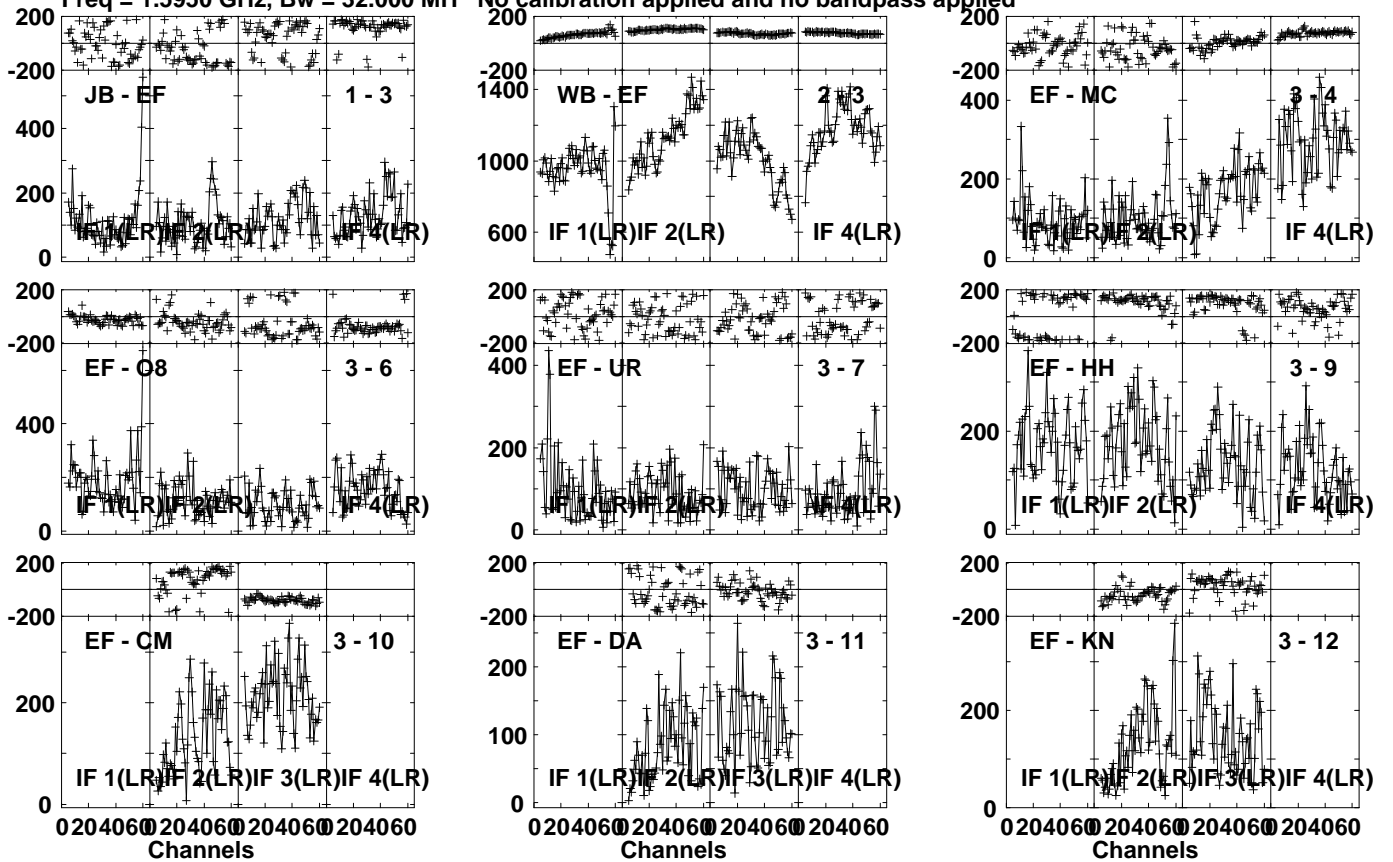
Timerange: 00/04:15:01 to 00/04:15:59

Plot file version 37 created 12-APR-2023 21:11:35

J2232-1659 EB096C.UVDATA.1

Freq = 1.5950 GHz, Bw = 32.000 MH

No calibration applied and no bandpass applied



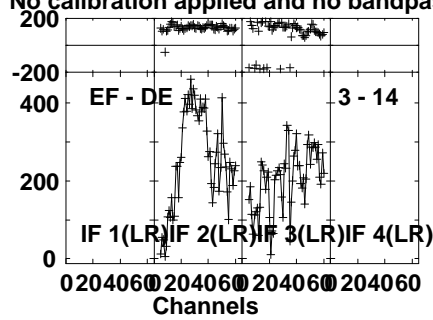
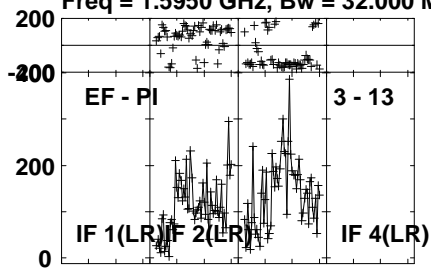
Lower frame: Micro Ampl Jy Top frame: Phas deg  
Vector averaged cross-power spectrum Several baselines displayed  
Timerange: 00/04:16:01 to 00/04:18:59

Plot file version 38 created 12-APR-2023 21:11:35

J2232-1659 EB096C.UVDATA.1

Freq = 1.5950 GHz, Bw = 32.000 MH

No calibration applied and no bandpass applied



Lower frame: Micro Ampl Jy Top frame: Phas deg

Vector averaged cross-power spectrum Several baselines displayed

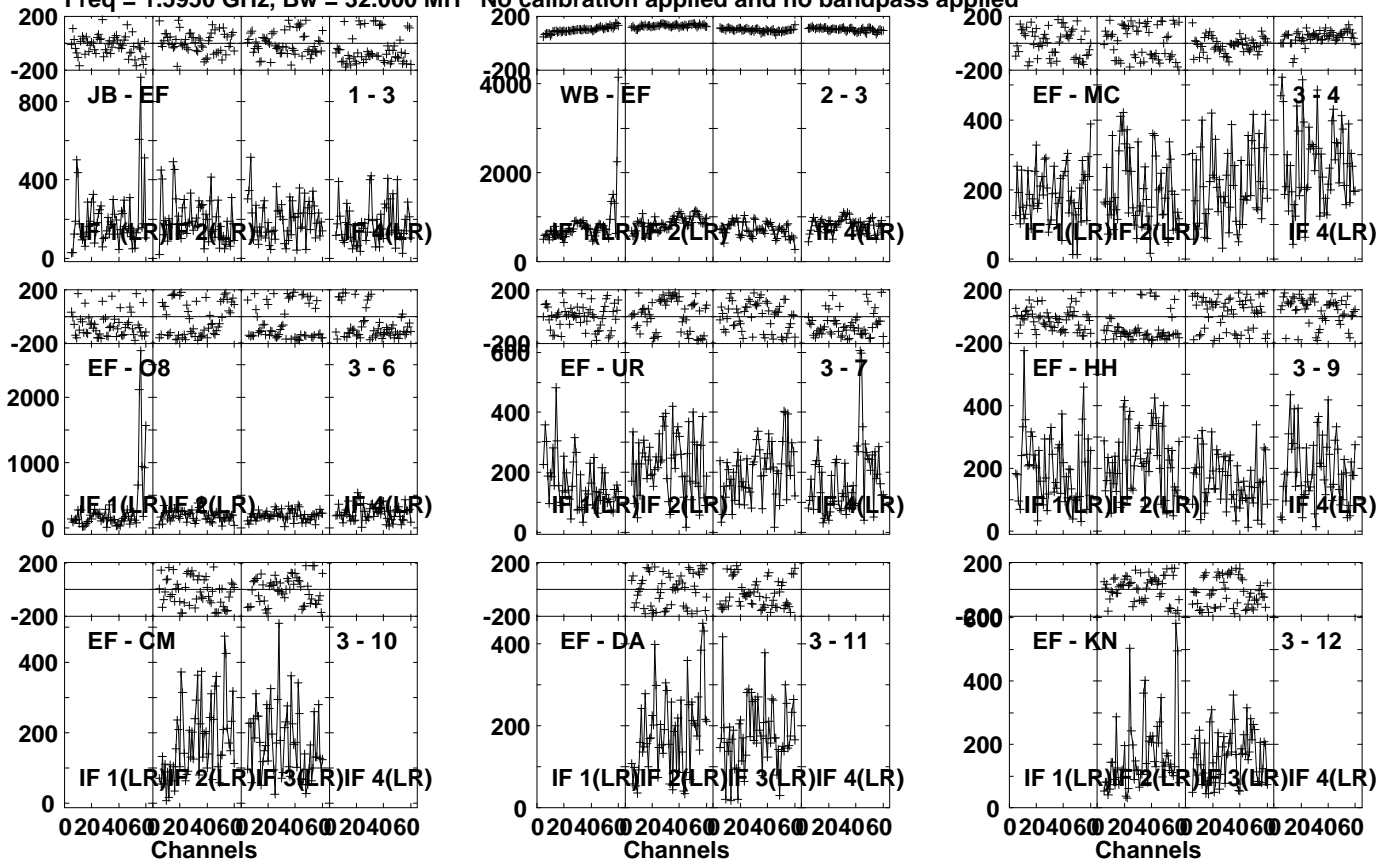
Timerange: 00/04:16:01 to 00/04:18:59

Plot file version 39 created 12-APR-2023 21:11:35

J2236-1706 EB096C.UVDATA.1

Freq = 1.5950 GHz, Bw = 32.000 MH

No calibration applied and no bandpass applied



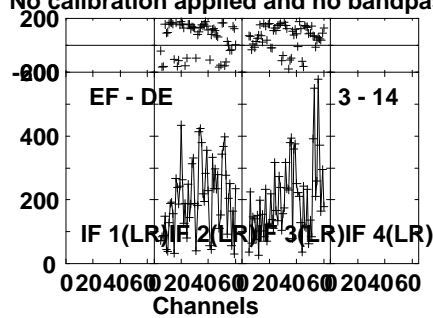
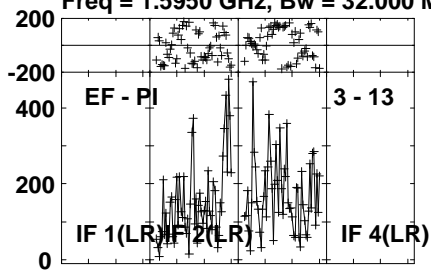
Lower frame: Micro Ampl Jy Top frame: Phas deg  
Vector averaged cross-power spectrum Several baselines displayed  
Timerange: 00/04:19:31 to 00/04:20:29

Plot file version 40 created 12-APR-2023 21:11:35

J2236-1706 EB096C.UVDATA.1

Freq = 1.5950 GHz, Bw = 32.000 MH

No calibration applied and no bandpass applied



Lower frame: Micro Ampl Jy Top frame: Phas deg

Vector averaged cross-power spectrum Several baselines displayed

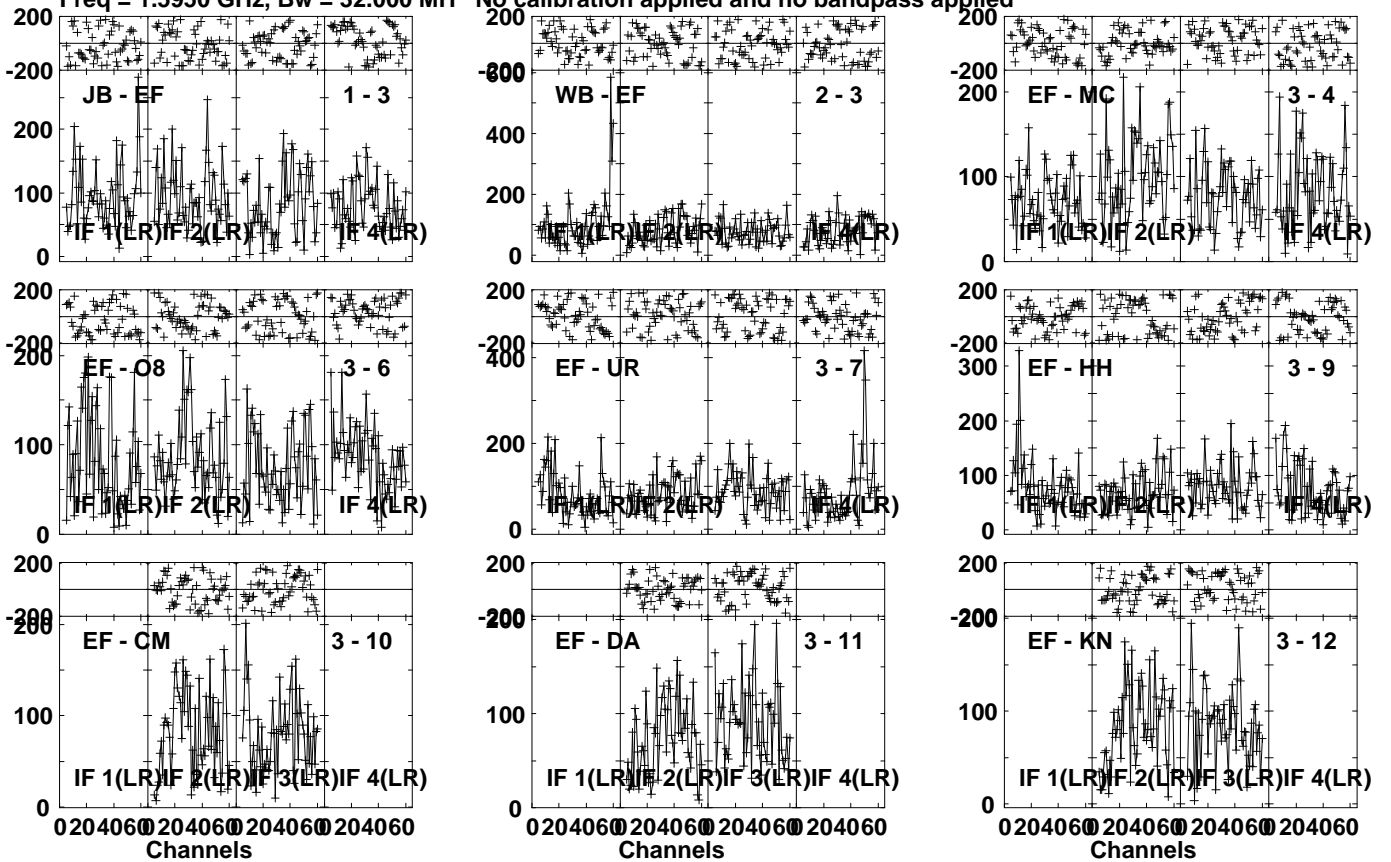
Timerange: 00/04:19:31 to 00/04:20:29



Plot file version 41 created 12-APR-2023 21:11:35

FRB210117 EB096C.UVDATA.1

Freq = 1.5950 GHz, Bw = 32.000 MH No calibration applied and no bandpass applied



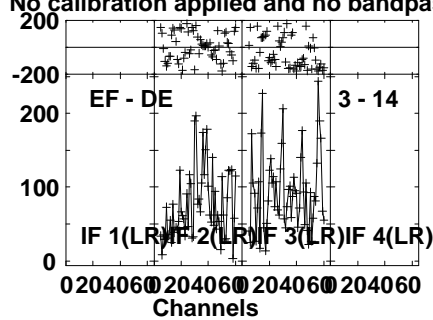
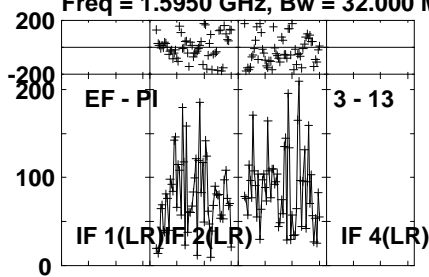
Lower frame: Micro Ampl Jy Top frame: Phas deg  
Vector averaged cross-power spectrum Several baselines displayed  
Timerange: 00/04:20:31 to 00/04:23:59

Plot file version 42 created 12-APR-2023 21:11:35

FRB210117 EB096C.UVDATA.1

Freq = 1.5950 GHz, Bw = 32.000 MH

No calibration applied and no bandpass applied



Lower frame: Micro Ampl Jy Top frame: Phas deg

Vector averaged cross-power spectrum Several baselines displayed

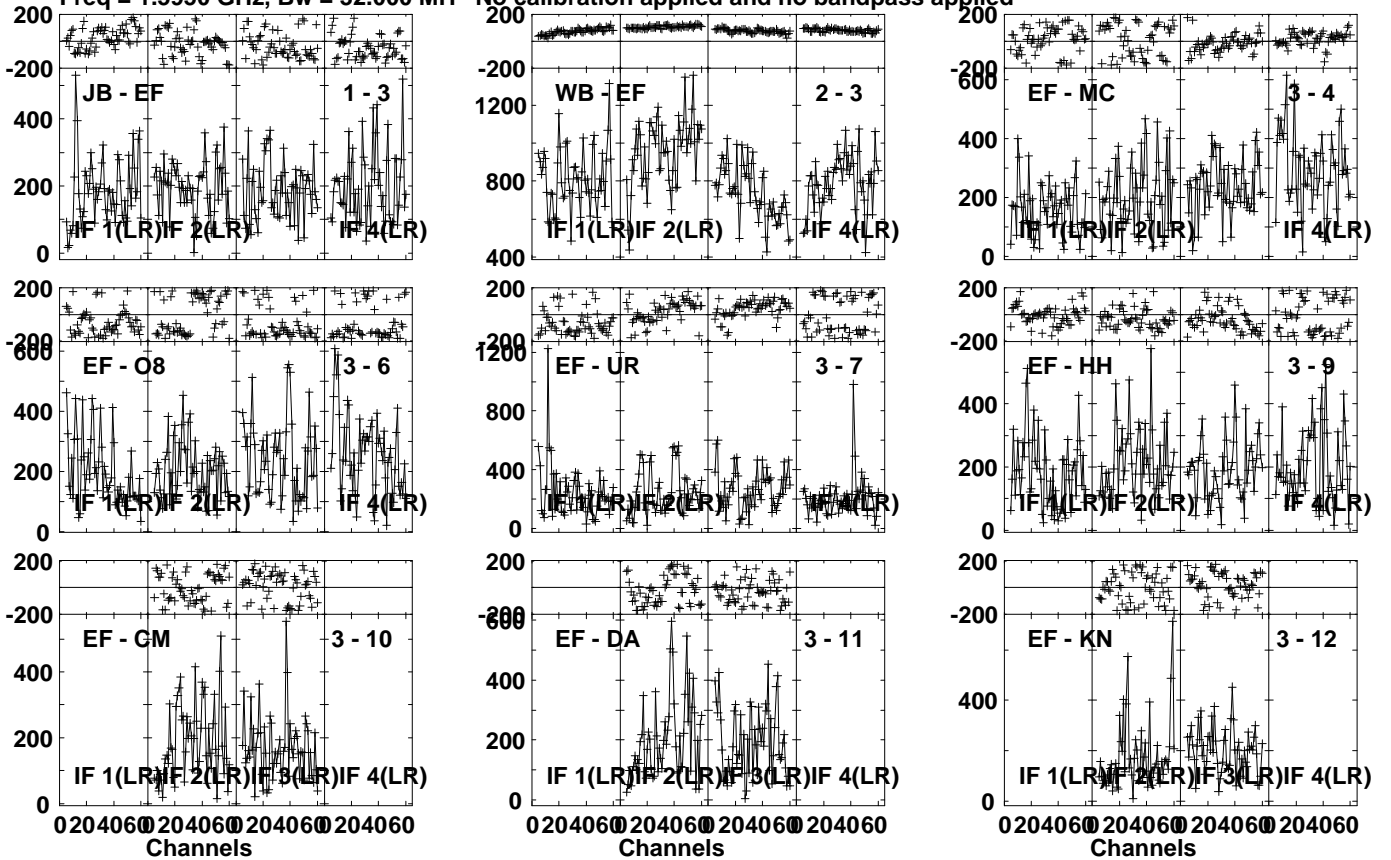
Timerange: 00/04:20:31 to 00/04:23:59

Plot file version 43 created 12-APR-2023 21:11:35

J2236-1706 EB096C.UVDATA.1

Freq = 1.5950 GHz, Bw = 32.000 MH

No calibration applied and no bandpass applied



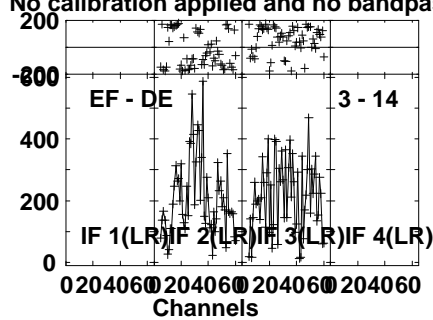
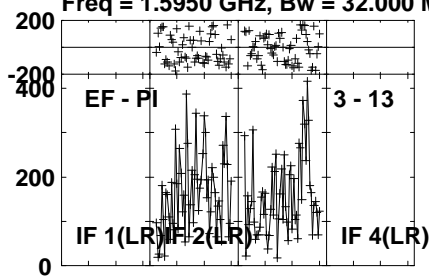
Lower frame: Micro Ampl Jy Top frame: Phas deg  
Vector averaged cross-power spectrum Several baselines displayed  
Timerange: 00/04:24:01 to 00/04:25:29

Plot file version 44 created 12-APR-2023 21:11:36

J2236-1706 EB096C.UVDATA.1

Freq = 1.5950 GHz, Bw = 32.000 MH

No calibration applied and no bandpass applied



Lower frame: Micro Ampl Jy Top frame: Phas deg

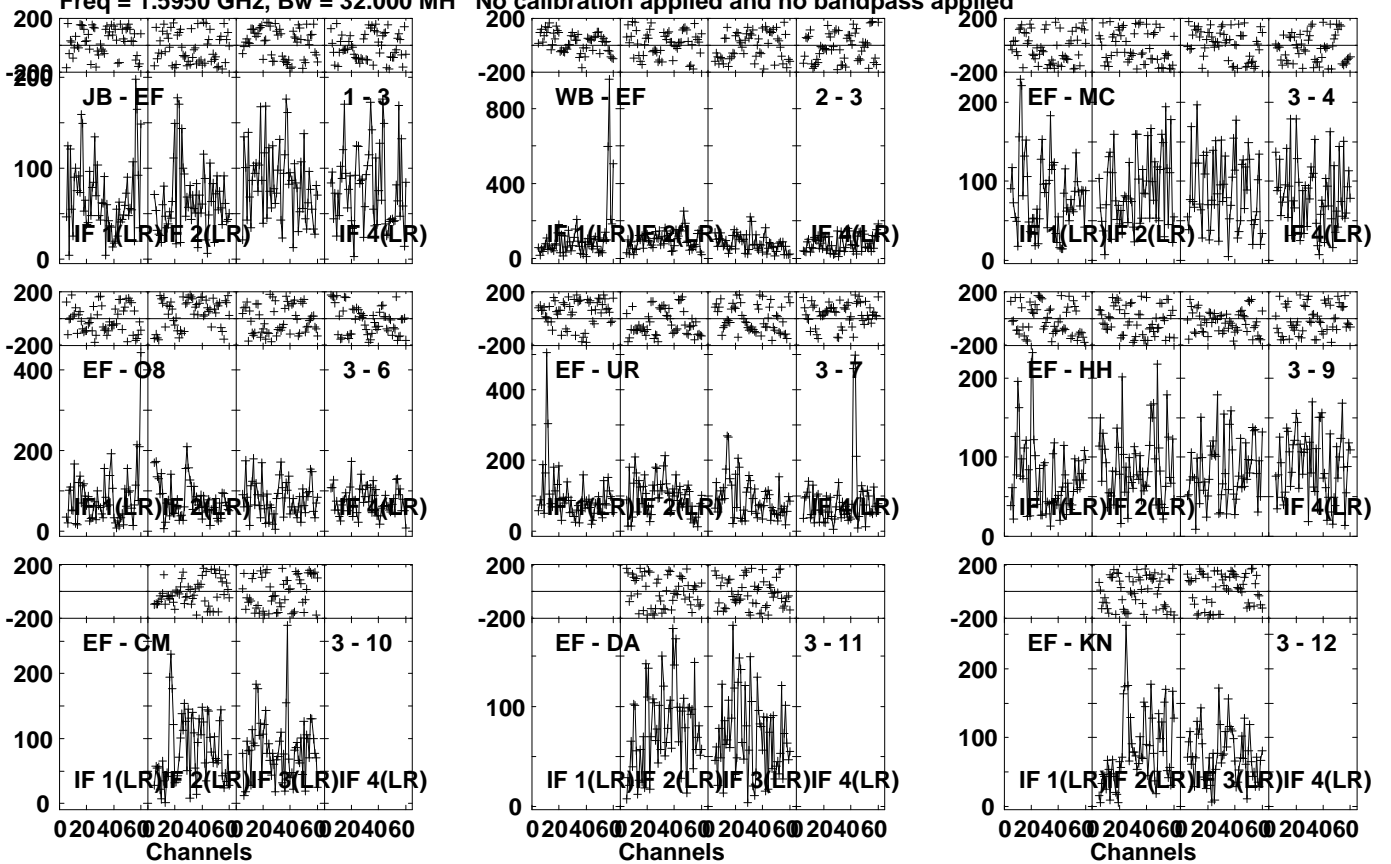
Vector averaged cross-power spectrum Several baselines displayed

Timerange: 00/04:24:01 to 00/04:25:29

Plot file version 45 created 12-APR-2023 21:11:36

FRB210117 EB096C.UVDATA.1

Freq = 1.5950 GHz, Bw = 32.000 MH No calibration applied and no bandpass applied



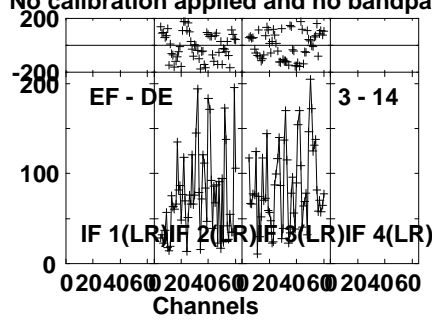
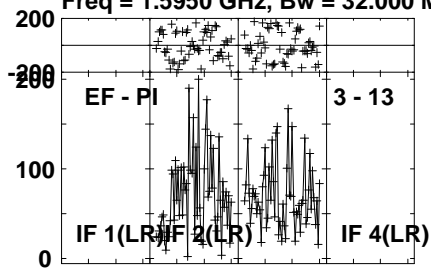
Lower frame: Micro Ampl Jy Top frame: Phas deg  
Vector averaged cross-power spectrum Several baselines displayed  
Timerange: 00/04:25:31 to 00/04:28:59

Plot file version 46 created 12-APR-2023 21:11:36

FRB210117 EB096C.UVDATA.1

Freq = 1.5950 GHz, Bw = 32.000 MH

No calibration applied and no bandpass applied



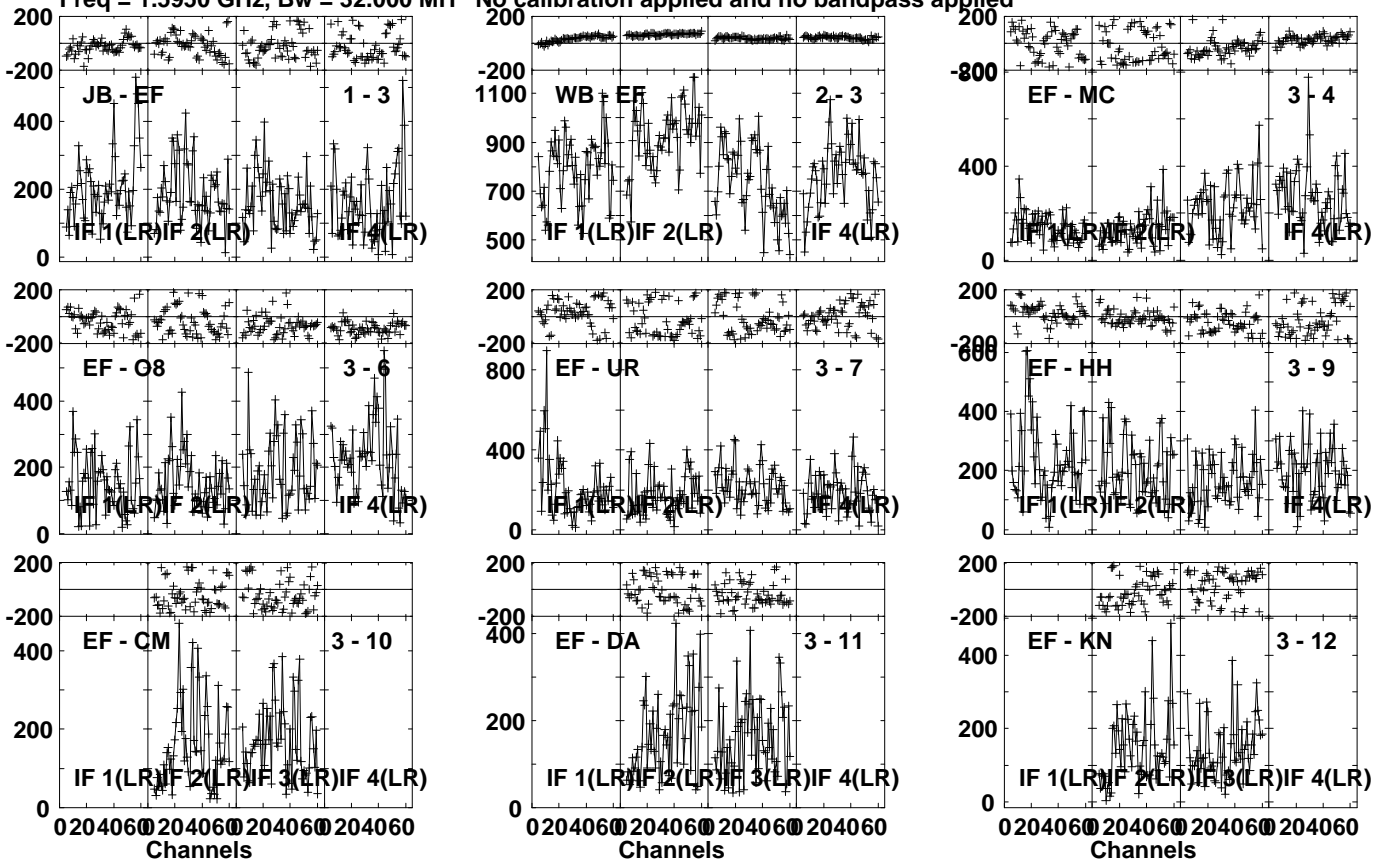
Lower frame: Micro Ampl Jy Top frame: Phas deg  
Vector averaged cross-power spectrum Several baselines displayed  
Timerange: 00/04:25:31 to 00/04:28:59

Plot file version 47 created 12-APR-2023 21:11:36

J2236-1706 EB096C.UVDATA.1

Freq = 1.5950 GHz, Bw = 32.000 MH

No calibration applied and no bandpass applied

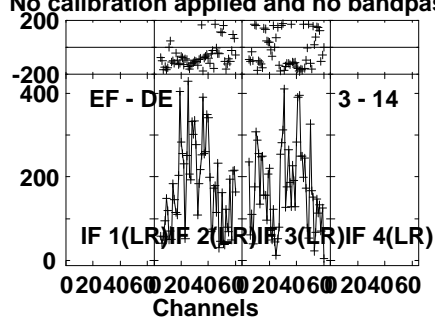
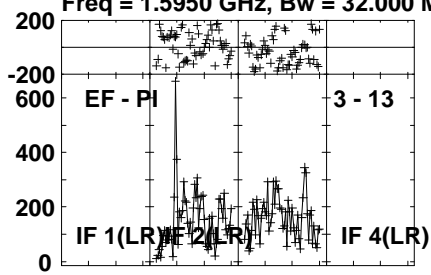


Lower frame: Micro Ampl Jy Top frame: Phas deg  
Vector averaged cross-power spectrum Several baselines displayed  
Timerange: 00/04:29:31 to 00/04:30:29

Plot file version 48 created 12-APR-2023 21:11:36

J2236-1706 EB096C.UVDATA.1

Freq = 1.5950 GHz, Bw = 32.000 MH No calibration applied and no bandpass applied



Lower frame: Micro Ampl Jy Top frame: Phas deg  
Vector averaged cross-power spectrum Several baselines displayed  
Timerange: 00/04:29:31 to 00/04:30:29

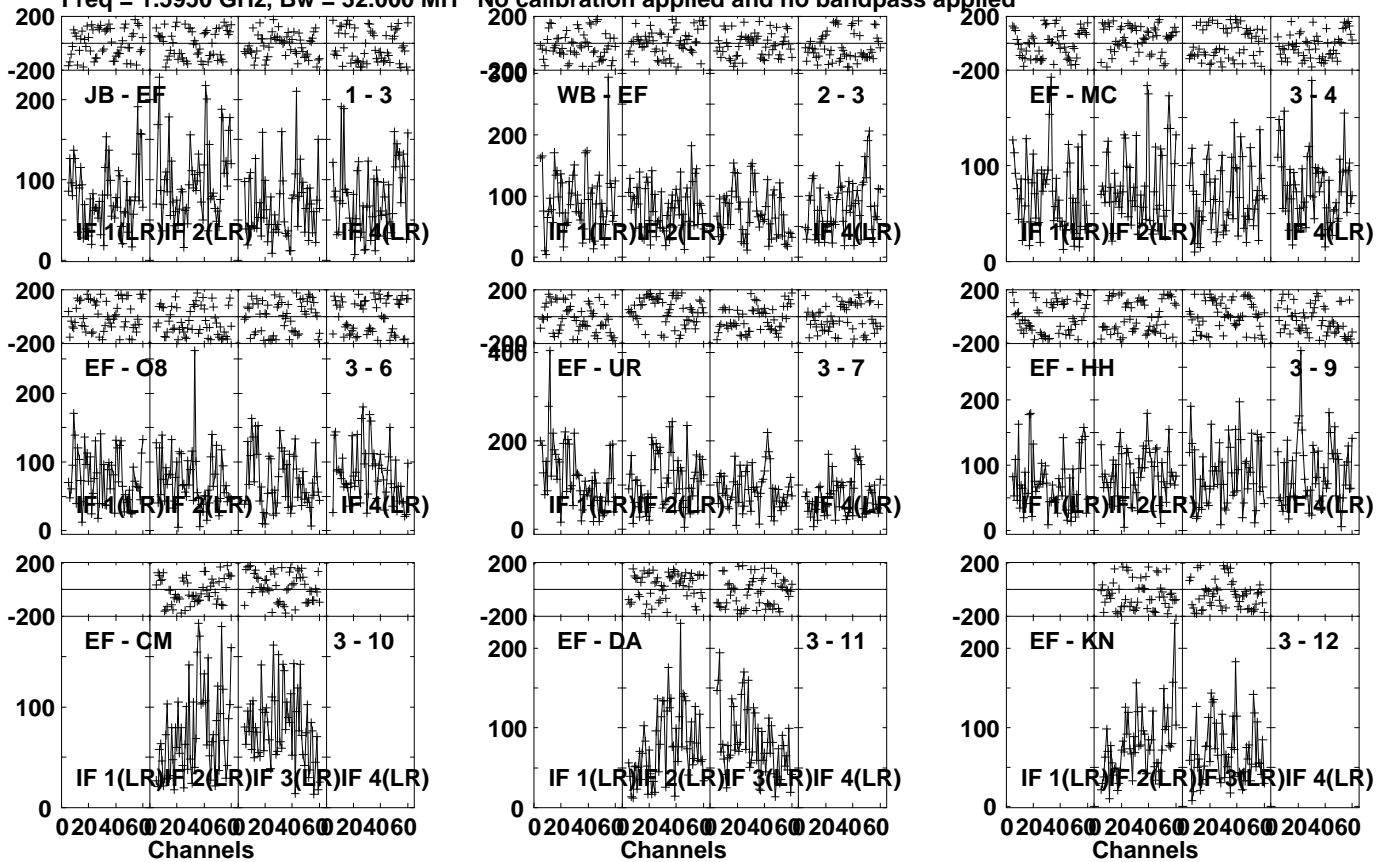


Plot file version 49 created 12-APR-2023 21:11:36

FRB210117 EB096C.UVDATA.1

Freq = 1.5950 GHz, Bw = 32.000 MH

No calibration applied and no bandpass applied



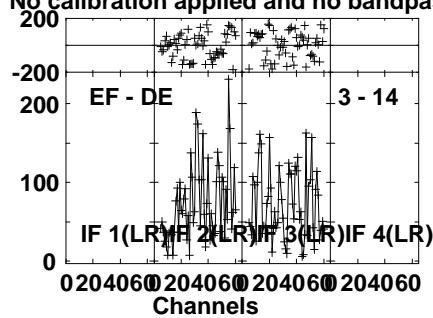
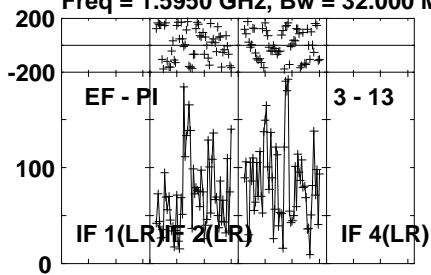
Lower frame: Micro Ampl Jy Top frame: Phas deg  
Vector averaged cross-power spectrum Several baselines displayed  
Timerange: 00/04:30:31 to 00/04:33:59

Plot file version 50 created 12-APR-2023 21:11:36

FRB210117 EB096C.UVDATA.1

Freq = 1.5950 GHz, Bw = 32.000 MH

No calibration applied and no bandpass applied



Lower frame: Micro Ampl Jy Top frame: Phas deg

Vector averaged cross-power spectrum Several baselines displayed

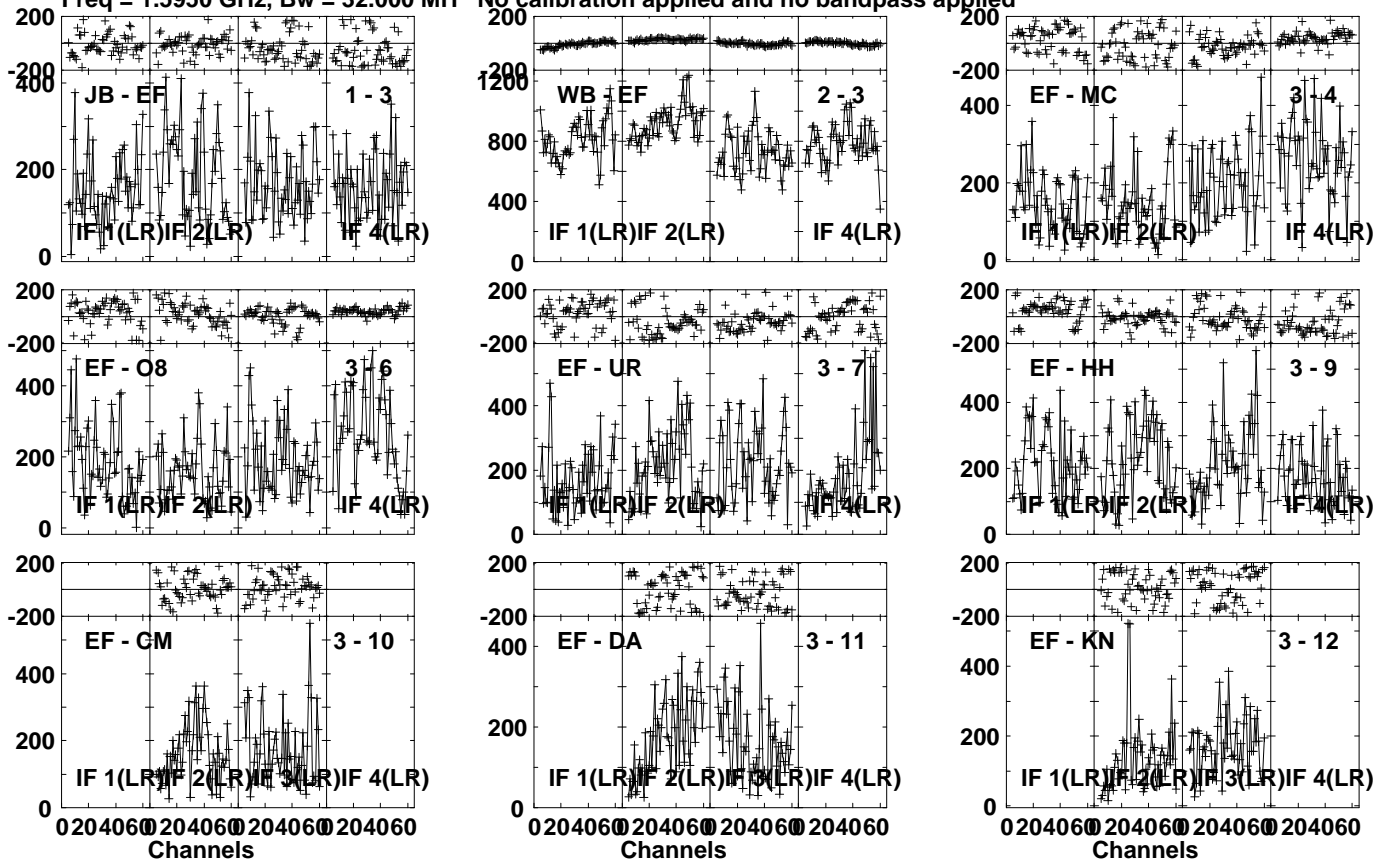
Timerange: 00/04:30:31 to 00/04:33:59

Plot file version 51 created 12-APR-2023 21:11:36

J2236-1706 EB096C.UVDATA.1

Freq = 1.5950 GHz, Bw = 32.000 MH

No calibration applied and no bandpass applied



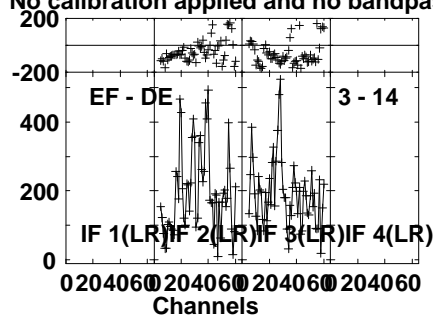
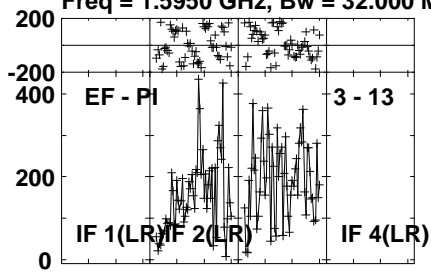
Lower frame: Micro Ampl Jy Top frame: Phas deg  
Vector averaged cross-power spectrum Several baselines displayed  
Timerange: 00/04:34:01 to 00/04:35:29

Plot file version 52 created 12-APR-2023 21:11:37

J2236-1706 EB096C.UVDATA.1

Freq = 1.5950 GHz, Bw = 32.000 MH

No calibration applied and no bandpass applied



Lower frame: Micro Ampl Jy Top frame: Phas deg

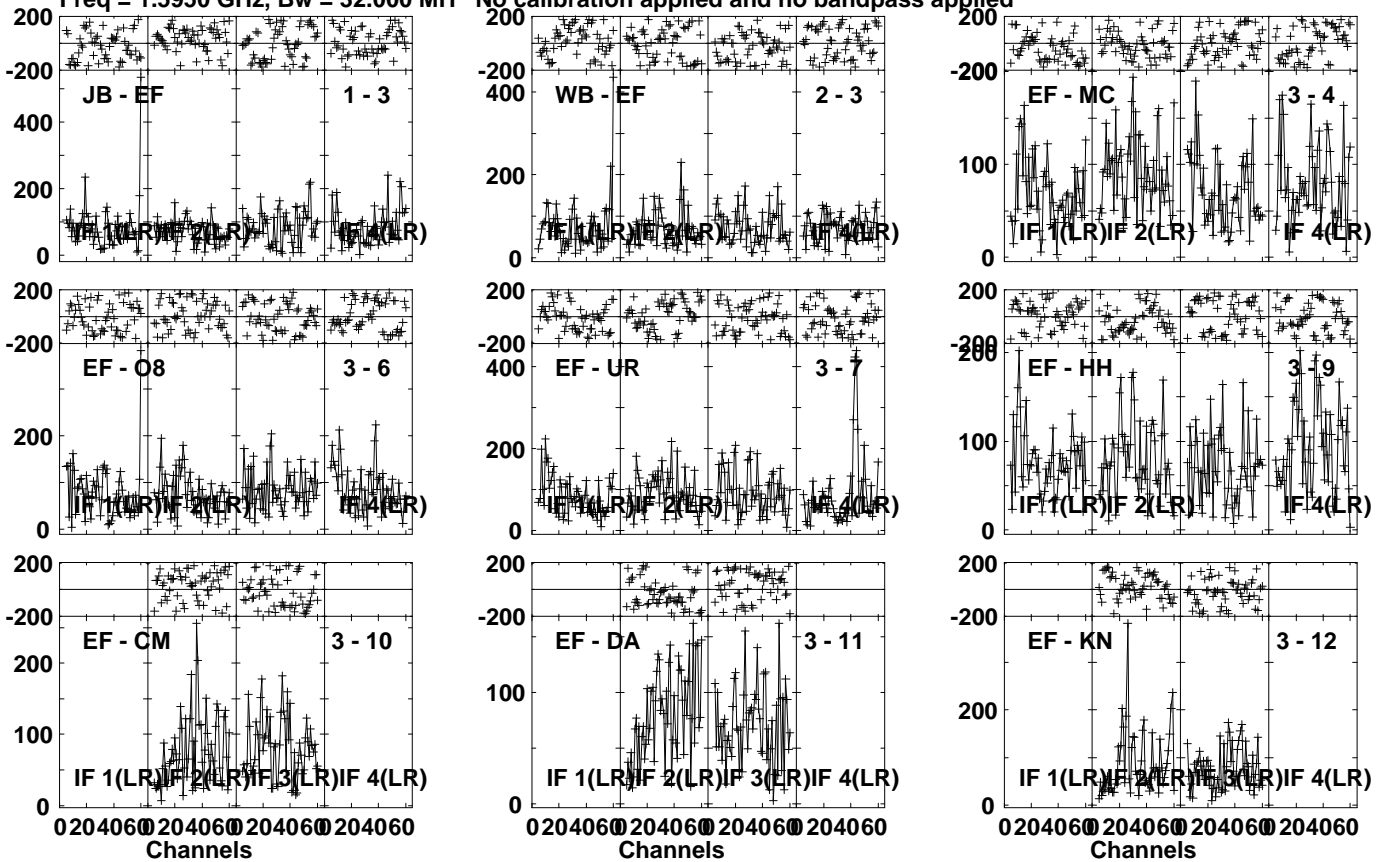
Vector averaged cross-power spectrum Several baselines displayed

Timerange: 00/04:34:01 to 00/04:35:29

Plot file version 53 created 12-APR-2023 21:11:37

FRB210117 EB096C.UVDATA.1

Freq = 1.5950 GHz, Bw = 32.000 MH No calibration applied and no bandpass applied



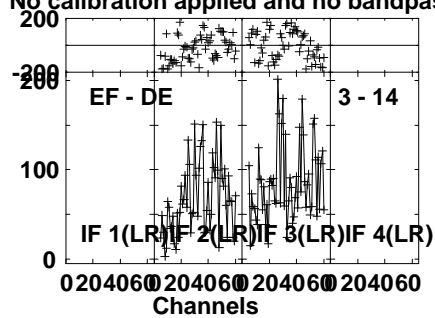
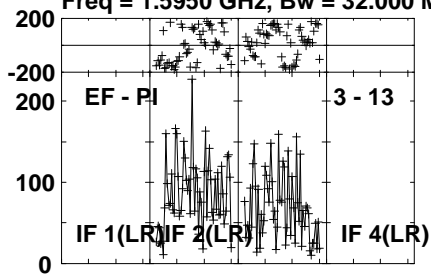
Lower frame: Micro Ampl Jy Top frame: Phas deg  
Vector averaged cross-power spectrum Several baselines displayed  
Timerange: 00/04:35:31 to 00/04:38:59

Plot file version 54 created 12-APR-2023 21:11:37

FRB210117 EB096C.UVDATA.1

Freq = 1.5950 GHz, Bw = 32.000 MH

No calibration applied and no bandpass applied



Lower frame: Micro Ampl Jy Top frame: Phas deg

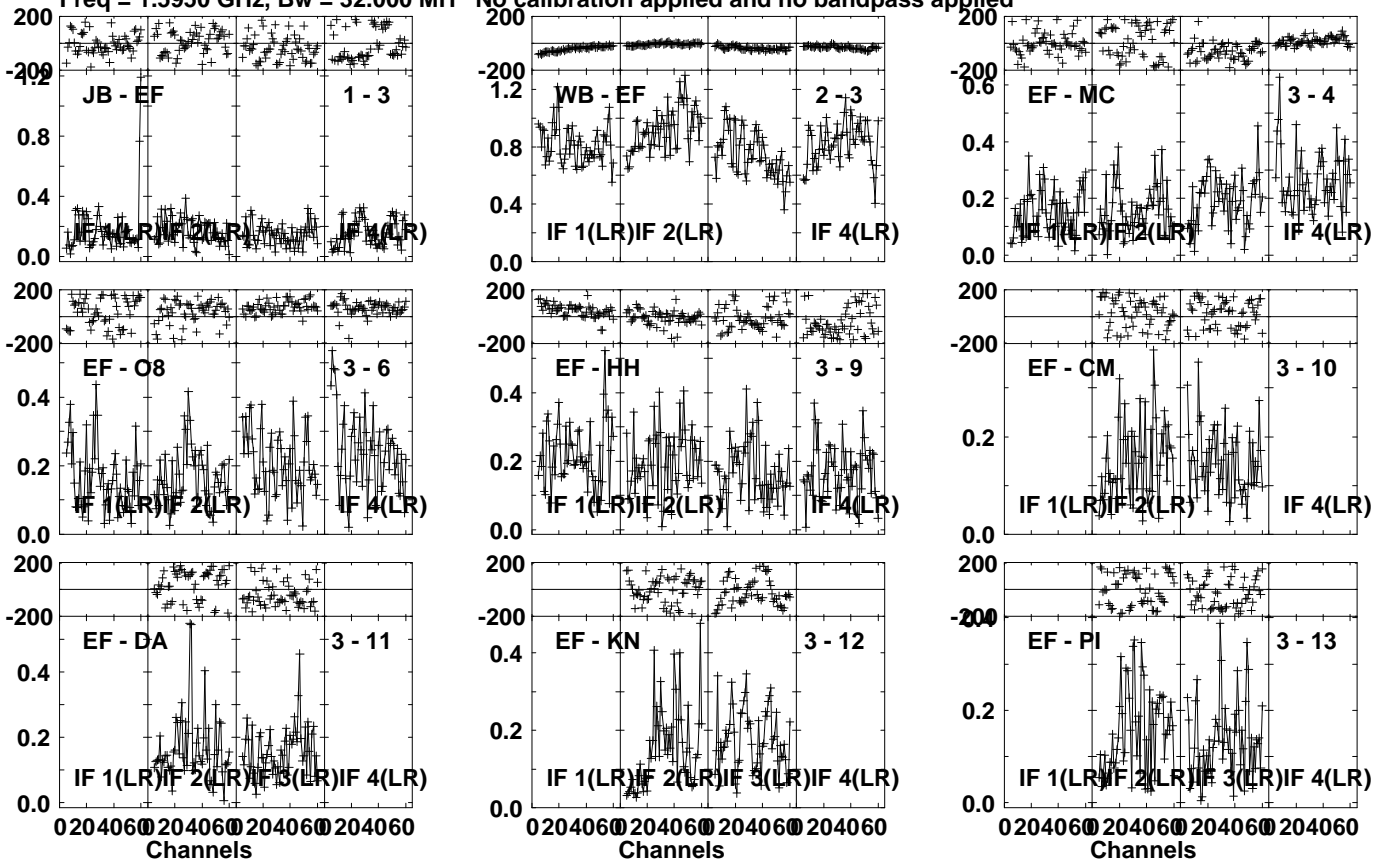
Vector averaged cross-power spectrum Several baselines displayed

Timerange: 00/04:35:31 to 00/04:38:59

Plot file version 55 created 12-APR-2023 21:11:37

J2236-1706 EB096C.UVDATA.1

Freq = 1.5950 GHz, Bw = 32.000 MH No calibration applied and no bandpass applied

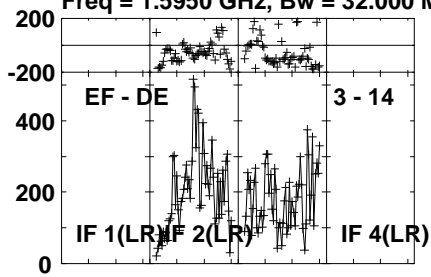


Lower frame: Milli Ampl Jy Top frame: Phas deg  
Vector averaged cross-power spectrum Several baselines displayed  
Timerange: 00/04:39:31 to 00/04:40:29

Plot file version 56 created 12-APR-2023 21:11:37

J2236-1706 EB096C.UVDATA.1

Freq = 1.5950 GHz, Bw = 32.000 MH No calibration applied and no bandpass applied



Lower frame: Micro Ampl Jy Top frame: Phas deg

Vector averaged cross-power spectrum Several baselines displayed

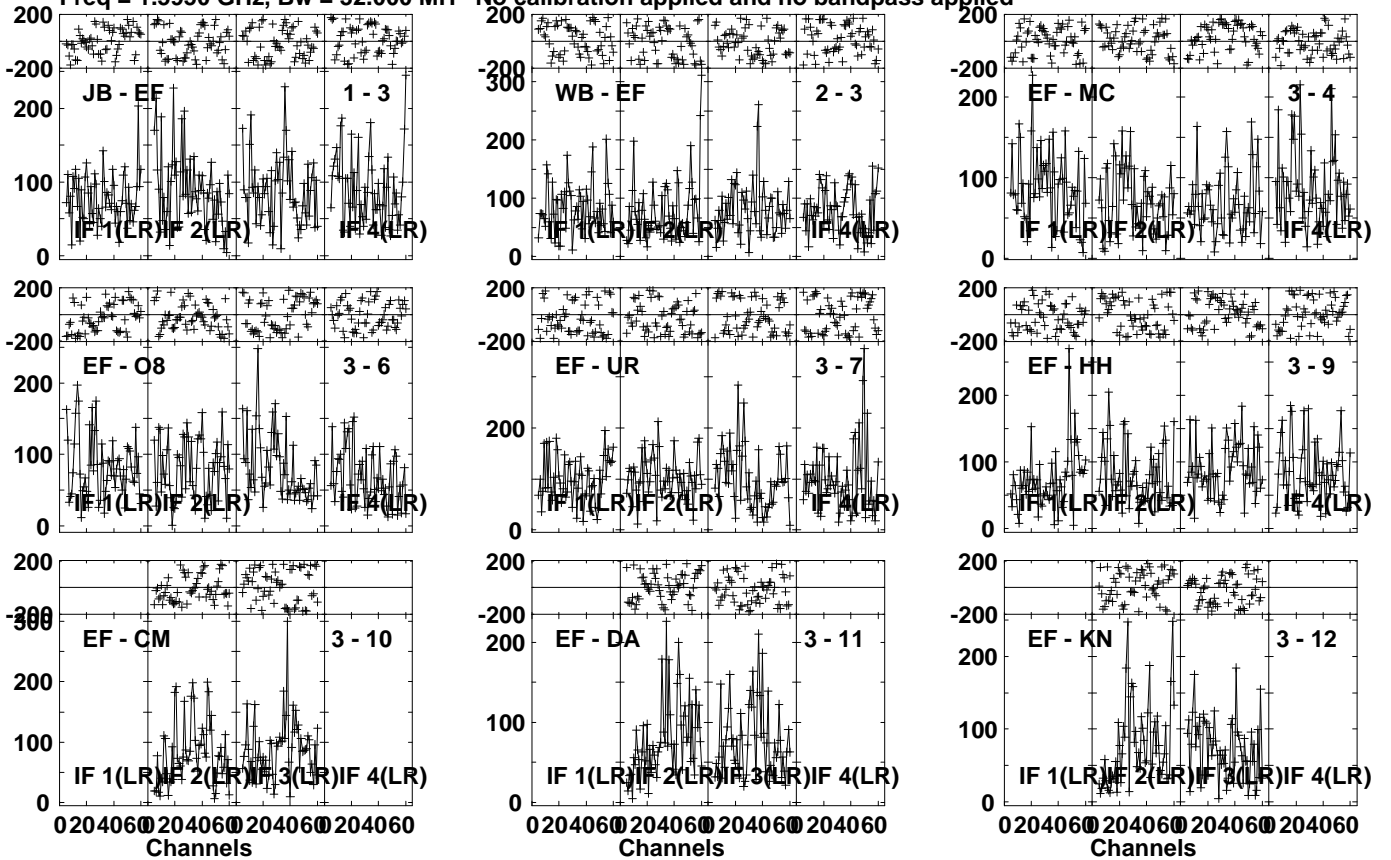
Timerange: 00/04:39:31 to 00/04:40:29



Plot file version 57 created 12-APR-2023 21:11:37

FRB210117 EB096C.UVDATA.1

Freq = 1.5950 GHz, Bw = 32.000 MH No calibration applied and no bandpass applied



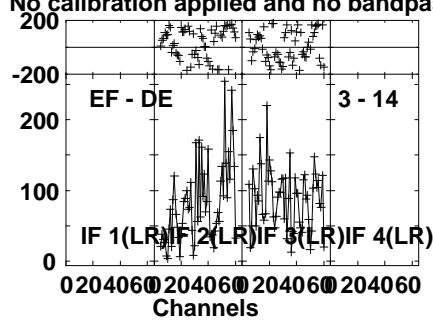
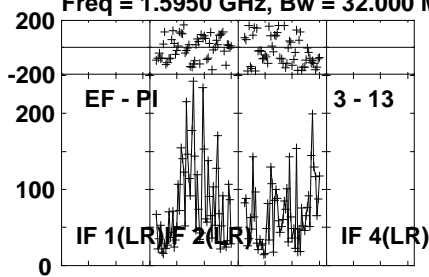
Lower frame: Micro Ampl Jy Top frame: Phas deg  
Vector averaged cross-power spectrum Several baselines displayed  
Timerange: 00/04:40:31 to 00/04:43:59

Plot file version 58 created 12-APR-2023 21:11:37

FRB210117 EB096C.UVDATA.1

Freq = 1.5950 GHz, Bw = 32.000 MH

No calibration applied and no bandpass applied



Lower frame: Micro Ampl Jy Top frame: Phas deg

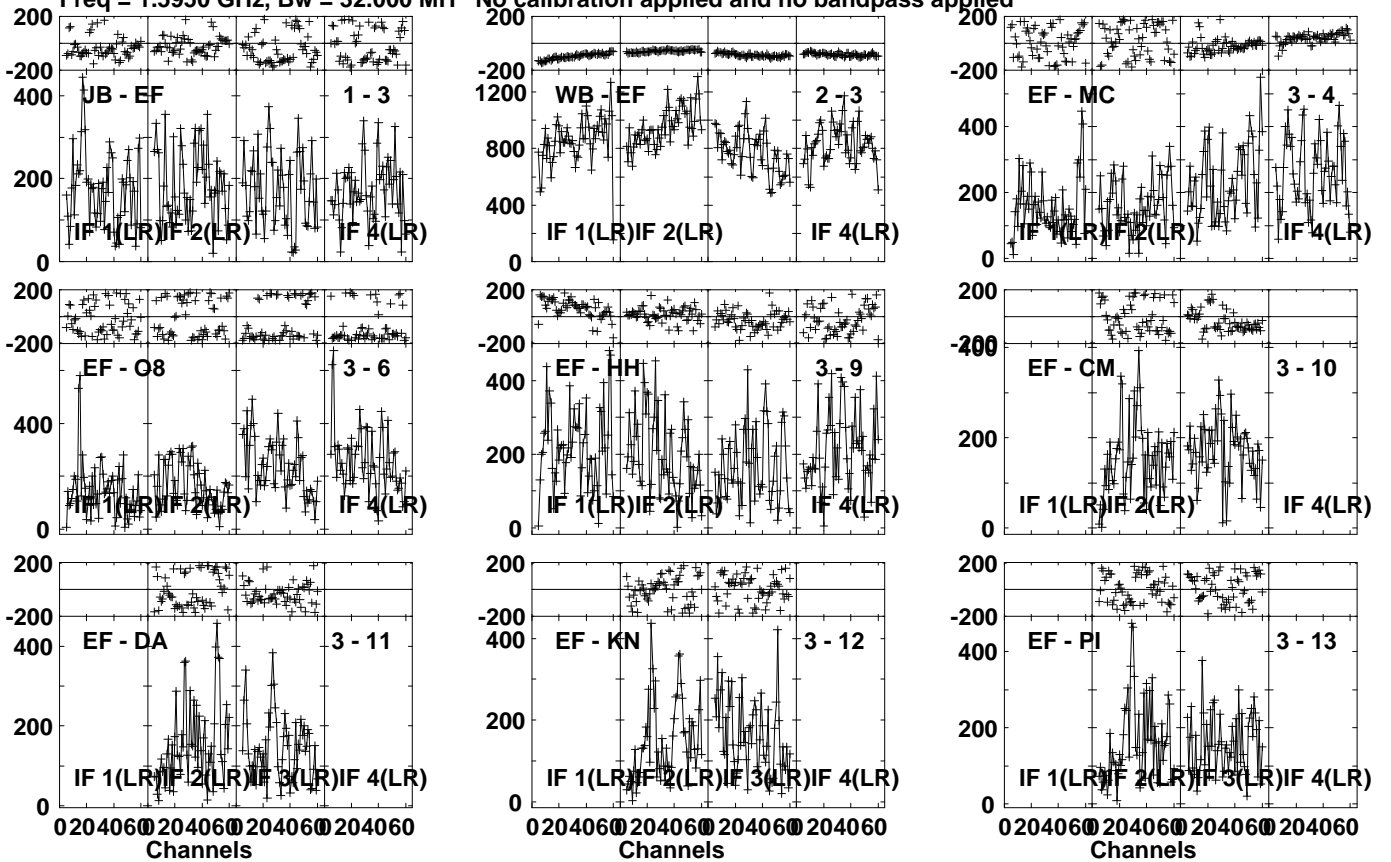
Vector averaged cross-power spectrum Several baselines displayed

Timerange: 00/04:40:31 to 00/04:43:59

Plot file version 59 created 12-APR-2023 21:11:37

J2236-1706 EB096C.UVDATA.1

Freq = 1.5950 GHz, Bw = 32.000 MH No calibration applied and no bandpass applied

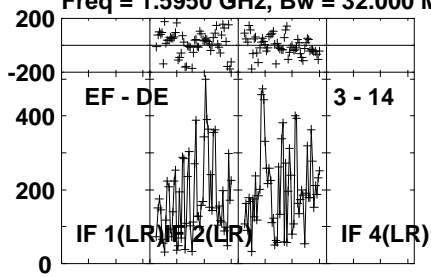


Lower frame: Micro Ampl Jy Top frame: Phas deg  
Vector averaged cross-power spectrum Several baselines displayed  
Timerange: 00/04:44:01 to 00/04:45:29

Plot file version 60 created 12-APR-2023 21:11:37

J2236-1706 EB096C.UVDATA.1

Freq = 1.5950 GHz, Bw = 32.000 MH No calibration applied and no bandpass applied



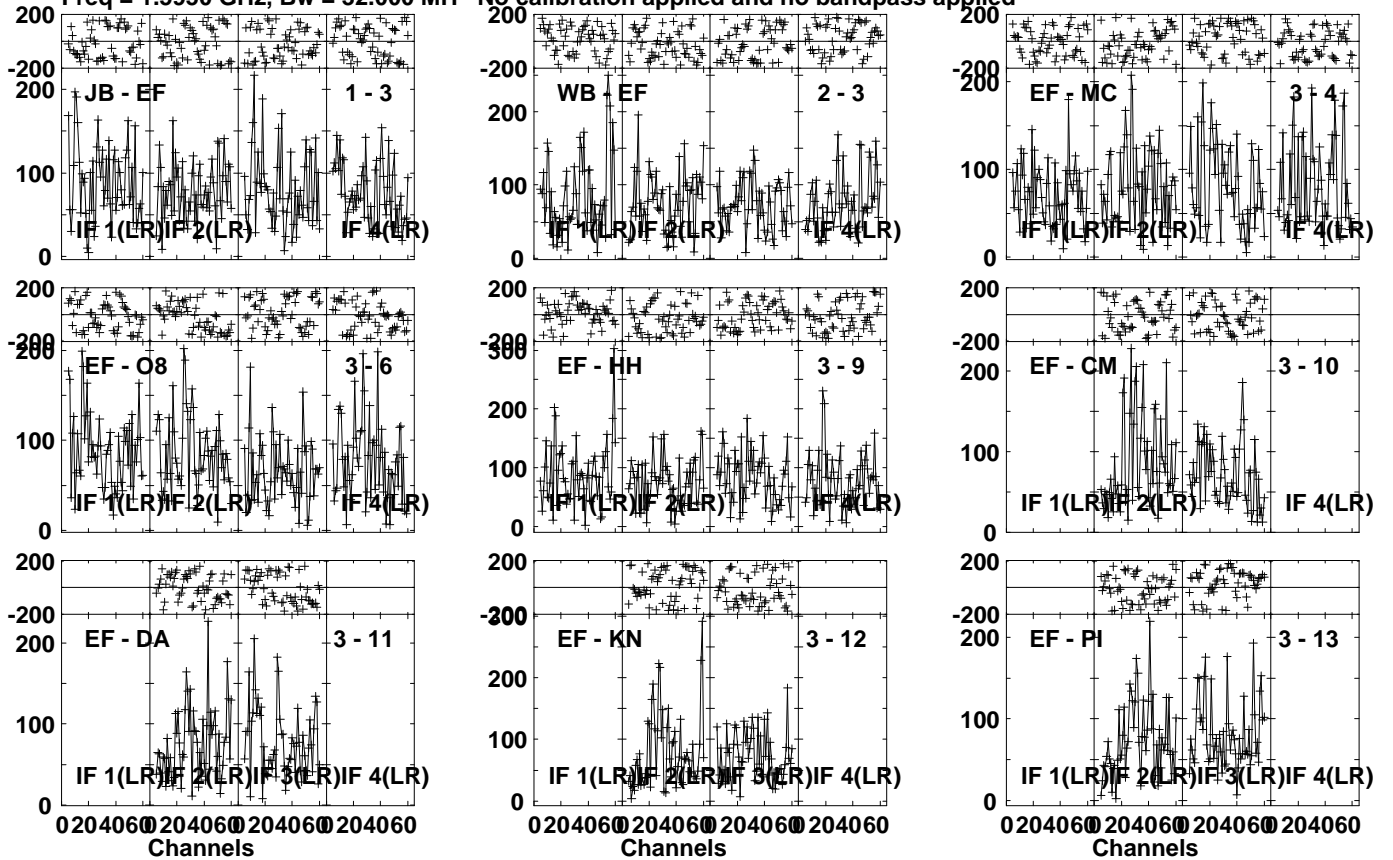
Lower frame: Micro Ampl Jy Top frame: Phas deg  
Vector averaged cross-power spectrum Several baselines displayed  
Timerange: 00/04:44:01 to 00/04:45:29

Plot file version 61 created 12-APR-2023 21:11:37

FRB210117 EB096C.UVDATA.1

Freq = 1.5950 GHz, Bw = 32.000 MH

No calibration applied and no bandpass applied

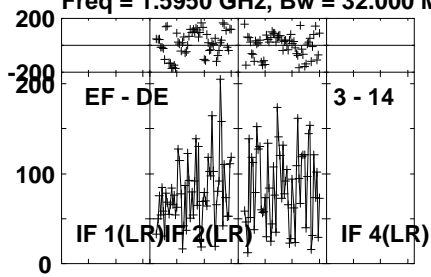


Lower frame: Micro Ampl Jy Top frame: Phas deg  
Vector averaged cross-power spectrum Several baselines displayed  
Timerange: 00/04:45:31 to 00/04:48:59

Plot file version 62 created 12-APR-2023 21:11:38

FRB210117 EB096C.UVDATA.1

Freq = 1.5950 GHz, Bw = 32.000 MH No calibration applied and no bandpass applied



Lower frame: Micro Ampl Jy Top frame: Phas deg

Vector averaged cross-power spectrum Several baselines displayed

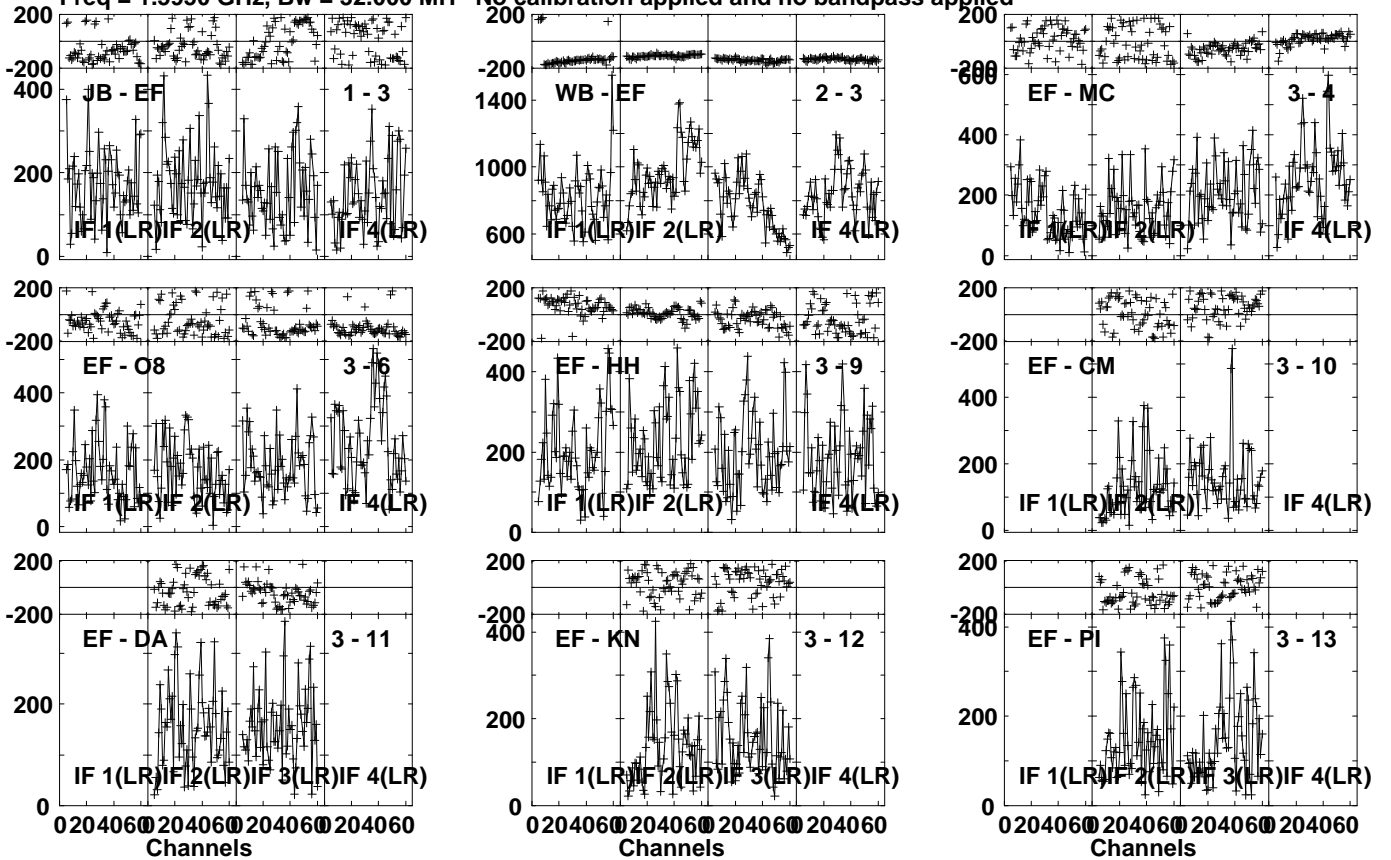
Timerange: 00/04:45:31 to 00/04:48:59

Plot file version 63 created 12-APR-2023 21:11:38

J2236-1706 EB096C.UVDATA.1

Freq = 1.5950 GHz, Bw = 32.000 MH

No calibration applied and no bandpass applied

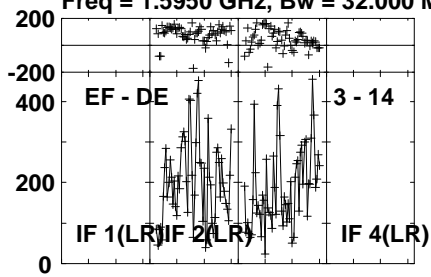


Lower frame: Micro Ampl Jy Top frame: Phas deg  
Vector averaged cross-power spectrum Several baselines displayed  
Timerange: 00/04:49:31 to 00/04:50:29

Plot file version 64 created 12-APR-2023 21:11:38

J2236-1706 EB096C.UVDATA.1

Freq = 1.5950 GHz, Bw = 32.000 MH No calibration applied and no bandpass applied



Lower frame: Micro Ampl Jy Top frame: Phas deg

Vector averaged cross-power spectrum Several baselines displayed

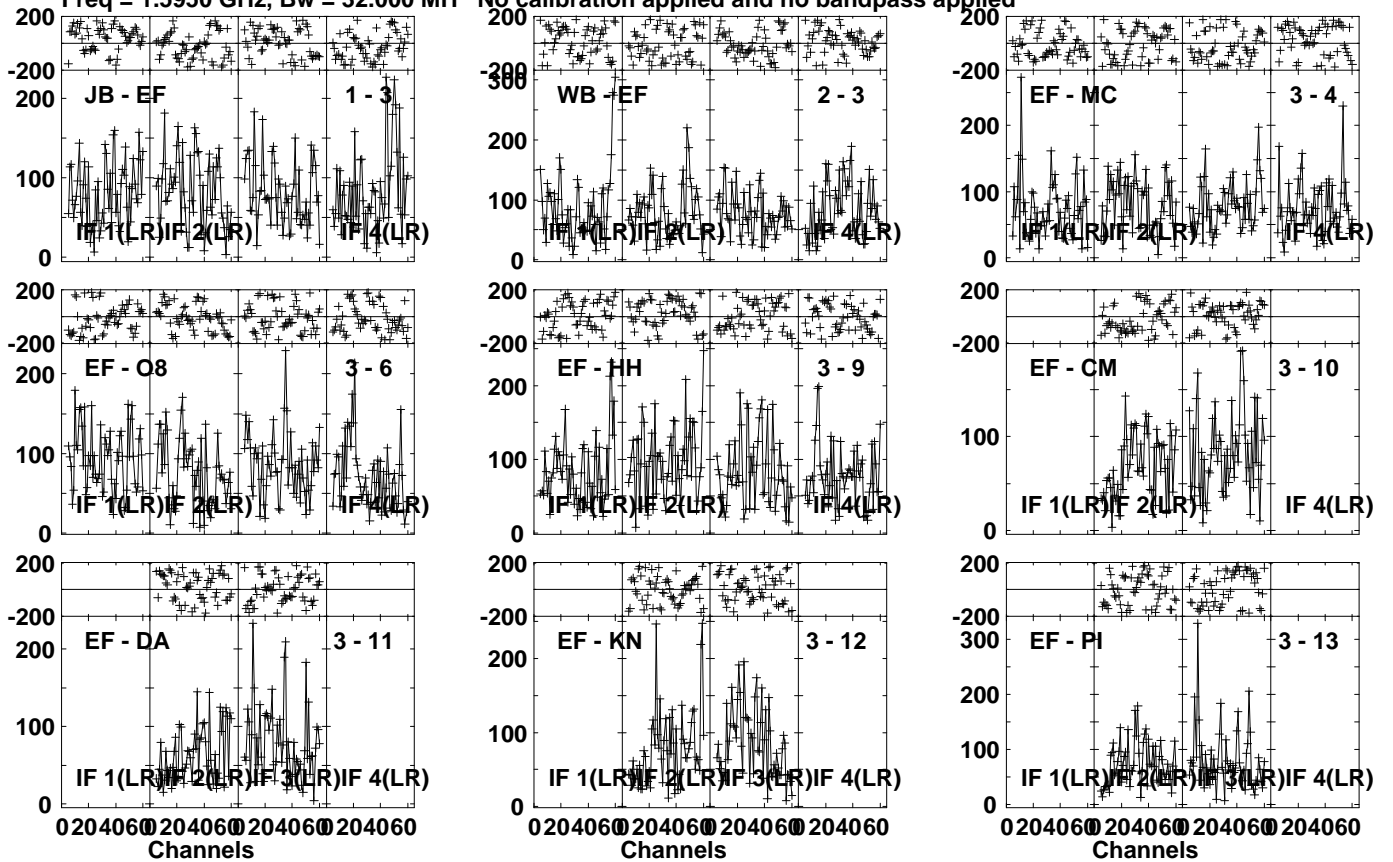
Timerange: 00/04:49:31 to 00/04:50:29



Plot file version 65 created 12-APR-2023 21:11:38

FRB210117 EB096C.UVDATA.1

Freq = 1.5950 GHz, Bw = 32.000 MH No calibration applied and no bandpass applied

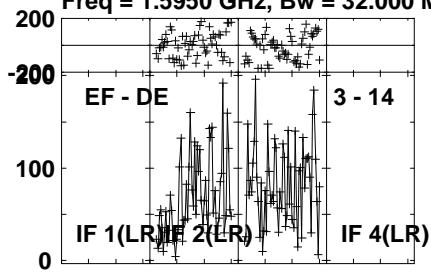


Lower frame: Micro Ampl Jy Top frame: Phas deg  
Vector averaged cross-power spectrum Several baselines displayed  
Timerange: 00/04:50:31 to 00/04:53:59

Plot file version 66 created 12-APR-2023 21:11:38

FRB210117 EB096C.UVDATA.1

Freq = 1.5950 GHz, Bw = 32.000 MH No calibration applied and no bandpass applied



Lower frame: Micro Ampl Jy Top frame: Phas deg

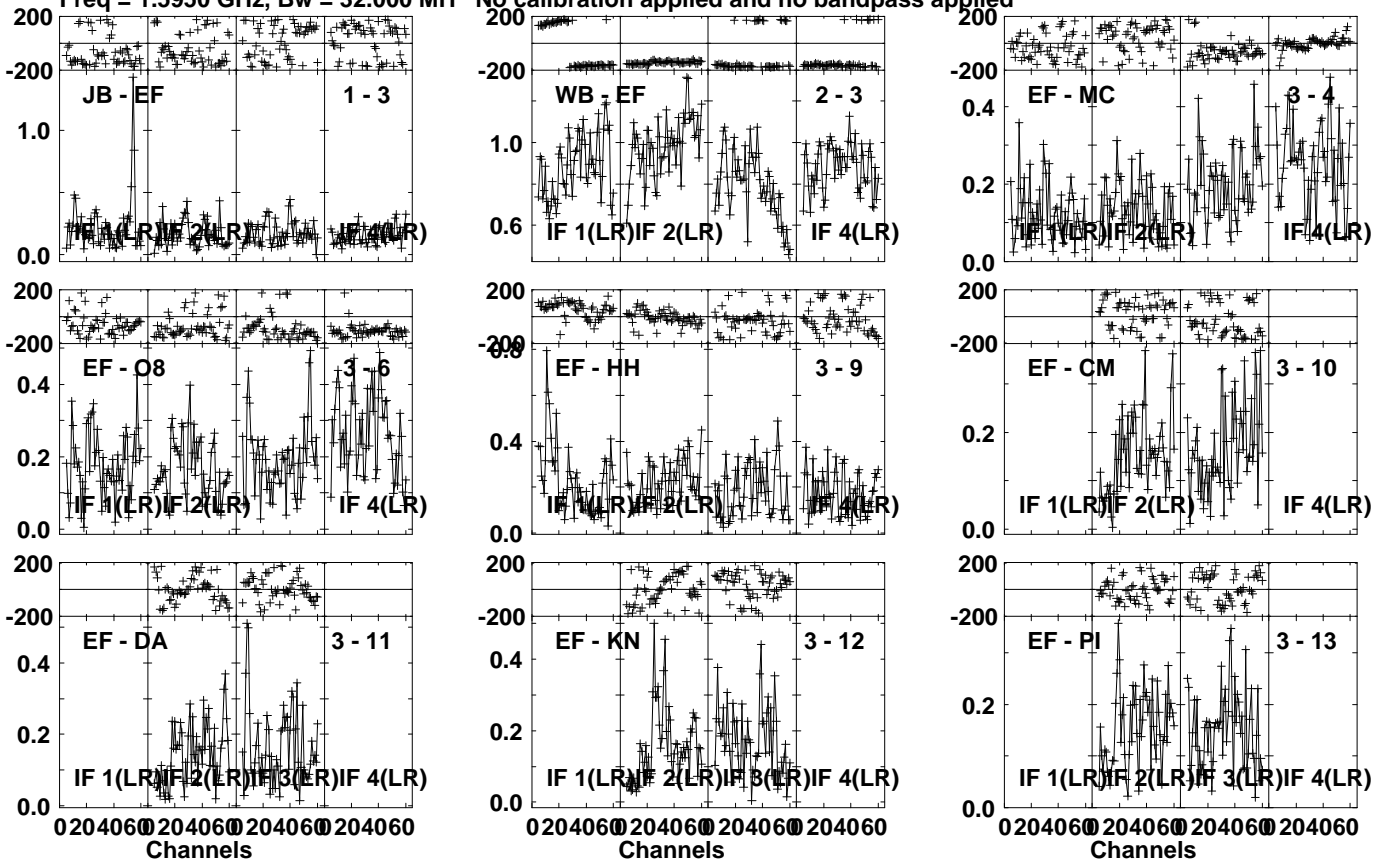
Vector averaged cross-power spectrum Several baselines displayed

Timerange: 00/04:50:31 to 00/04:53:59

Plot file version 67 created 12-APR-2023 21:11:38

J2236-1706 EB096C.UVDATA.1

Freq = 1.5950 GHz, Bw = 32.000 MH No calibration applied and no bandpass applied

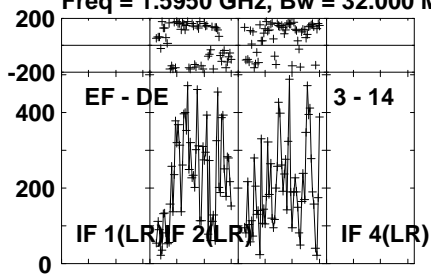


Lower frame: Milli Ampl Jy Top frame: Phas deg  
Vector averaged cross-power spectrum Several baselines displayed  
Timerange: 00/04:54:01 to 00/04:55:29

Plot file version 68 created 12-APR-2023 21:11:38

J2236-1706 EB096C.UVDATA.1

Freq = 1.5950 GHz, Bw = 32.000 MH No calibration applied and no bandpass applied



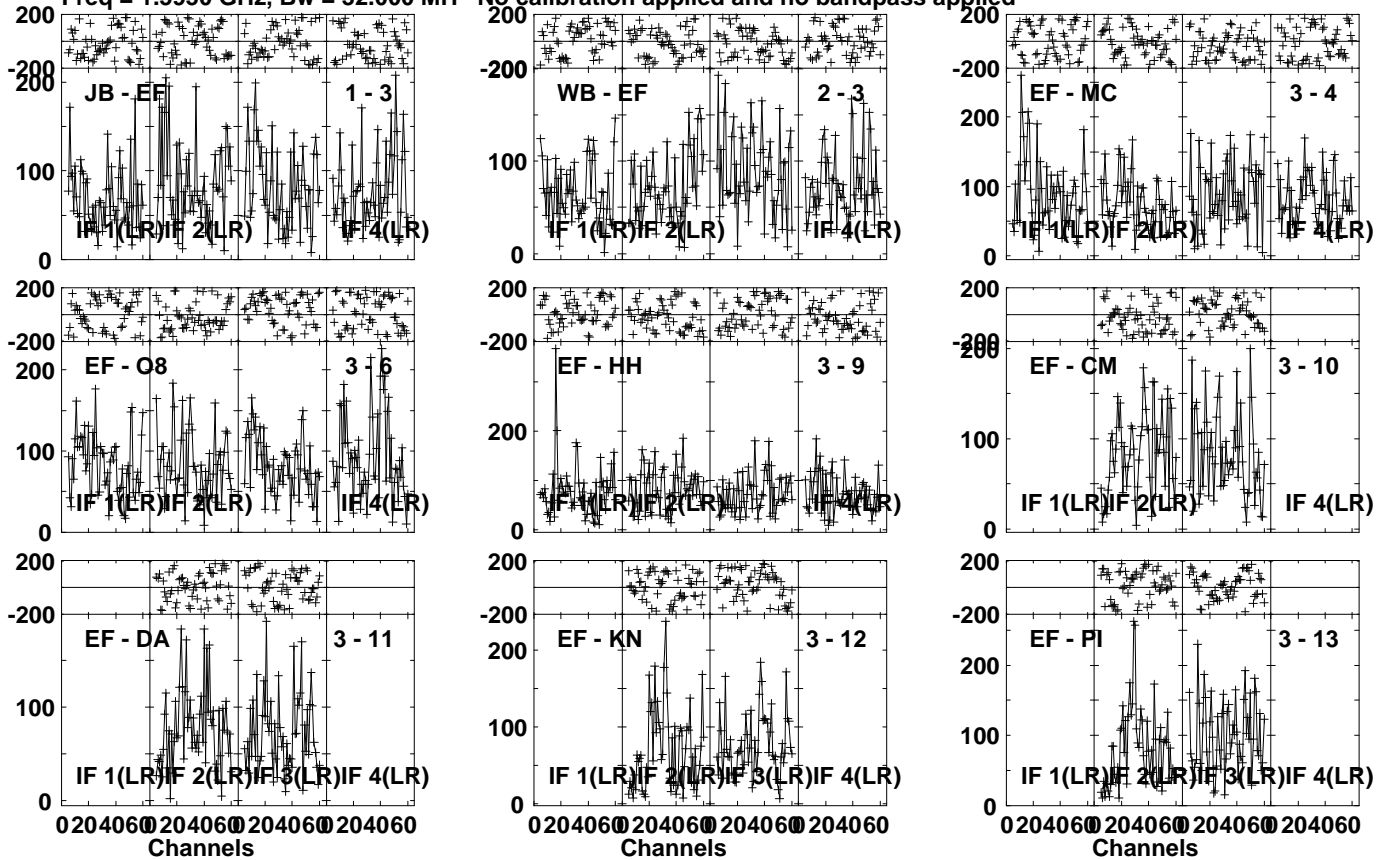
Lower frame: Micro Ampl Jy Top frame: Phas deg  
Vector averaged cross-power spectrum Several baselines displayed  
Timerange: 00/04:54:01 to 00/04:55:29

Plot file version 69 created 12-APR-2023 21:11:38

FRB210117 EB096C.UVDATA.1

Freq = 1.5950 GHz, Bw = 32.000 MH

No calibration applied and no bandpass applied

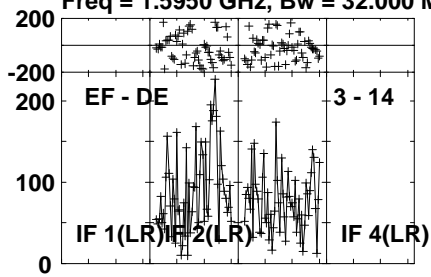


Lower frame: Micro Ampl Jy Top frame: Phas deg  
Vector averaged cross-power spectrum Several baselines displayed  
Timerange: 00/04:55:31 to 00/04:58:59

Plot file version 70 created 12-APR-2023 21:11:39

FRB210117 EB096C.UVDATA.1

Freq = 1.5950 GHz, Bw = 32.000 MH No calibration applied and no bandpass applied



Lower frame: Micro Ampl Jy Top frame: Phas deg

Vector averaged cross-power spectrum Several baselines displayed

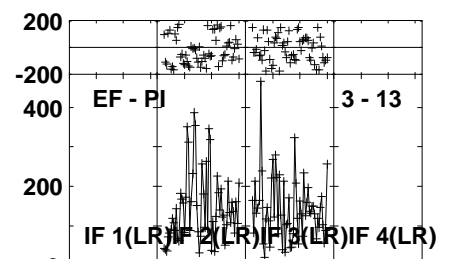
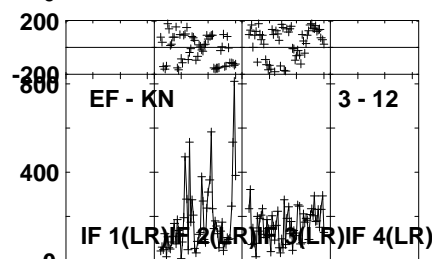
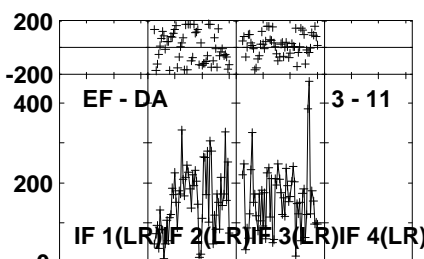
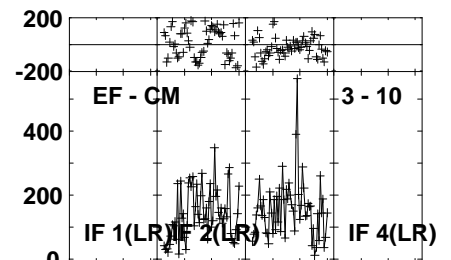
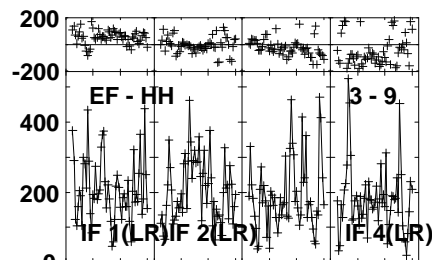
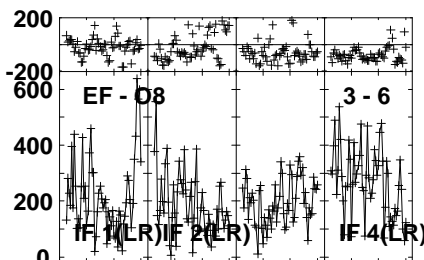
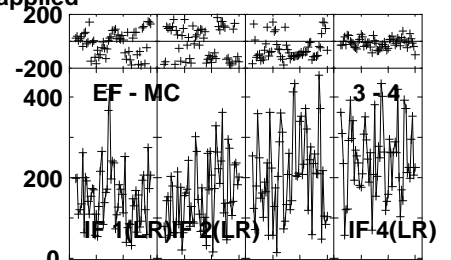
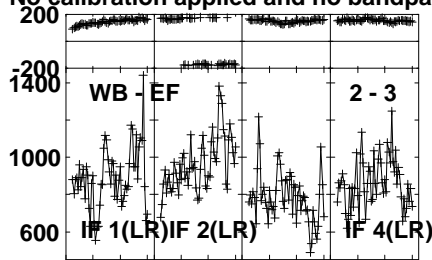
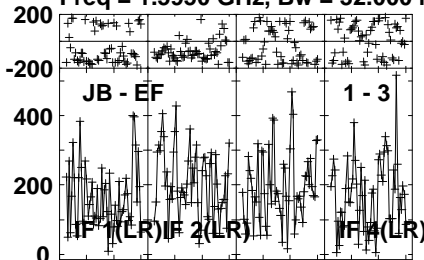
Timerange: 00/04:55:31 to 00/04:58:59

Plot file version 71 created 12-APR-2023 21:11:39

J2236-1706 EB096C.UVDATA.1

Freq = 1.5950 GHz, Bw = 32.000 MH

No calibration applied and no bandpass applied

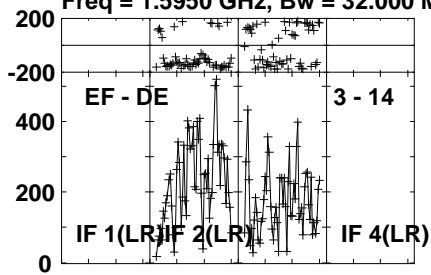


Lower frame: Micro Ampl Jy Top frame: Phas deg  
Vector averaged cross-power spectrum Several baselines displayed  
Timerange: 00/04:59:31 to 00/05:00:29

Plot file version 72 created 12-APR-2023 21:11:39

J2236-1706 EB096C.UVDATA.1

Freq = 1.5950 GHz, Bw = 32.000 MH No calibration applied and no bandpass applied



Lower frame: Micro Ampl Jy Top frame: Phas deg

Vector averaged cross-power spectrum Several baselines displayed

Timerange: 00/04:59:31 to 00/05:00:29

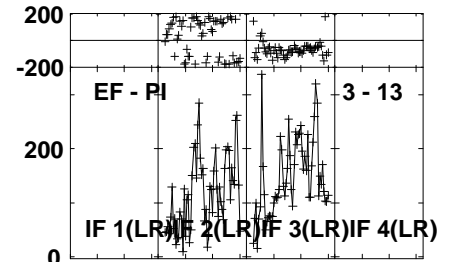
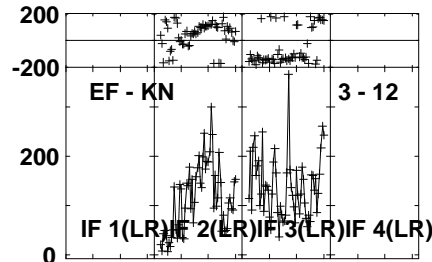
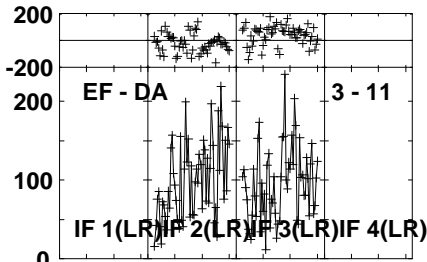
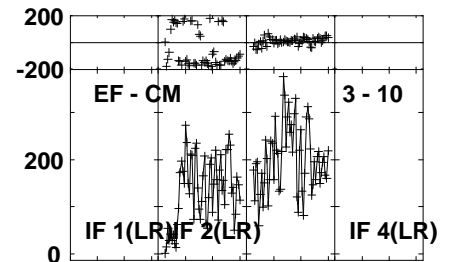
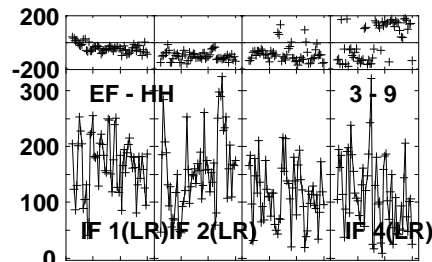
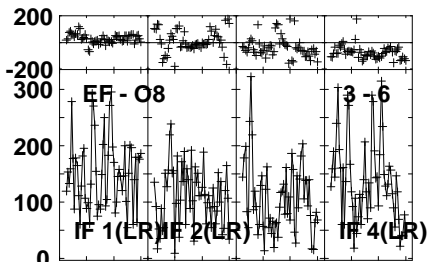
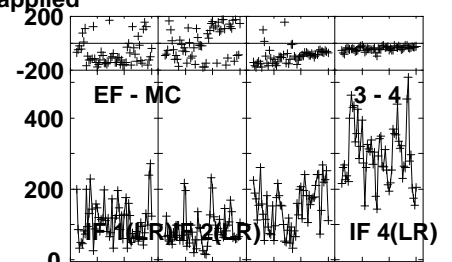
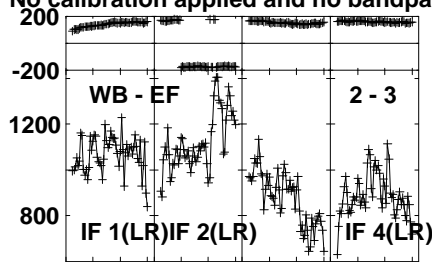
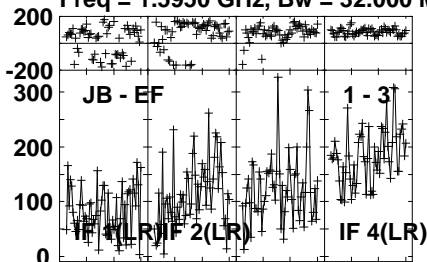


Plot file version 73 created 12-APR-2023 21:11:39

J2232-1659 EB096C.UVDATA.1

Freq = 1.5950 GHz, Bw = 32.000 MH

No calibration applied and no bandpass applied

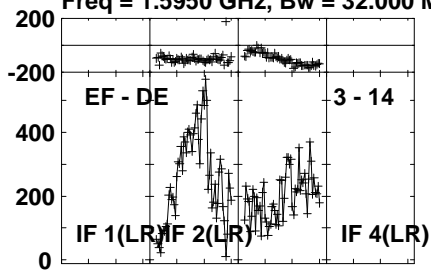


Lower frame: Micro Ampl Jy Top frame: Phas deg  
Vector averaged cross-power spectrum Several baselines displayed  
Timerange: 00/05:00:31 to 00/05:03:29

Plot file version 74 created 12-APR-2023 21:11:39

J2232-1659 EB096C.UVDATA.1

Freq = 1.5950 GHz, Bw = 32.000 MH No calibration applied and no bandpass applied



Lower frame: Micro Ampl Jy Top frame: Phas deg

Vector averaged cross-power spectrum Several baselines displayed

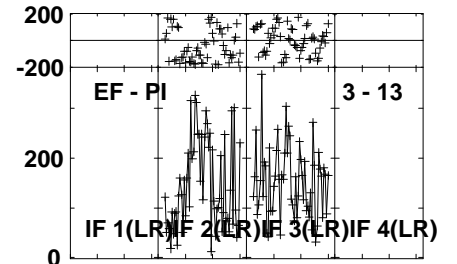
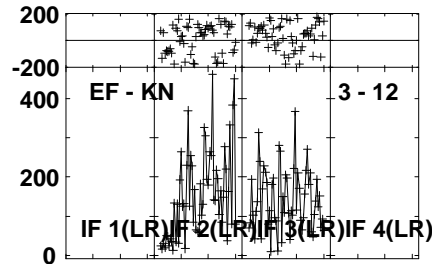
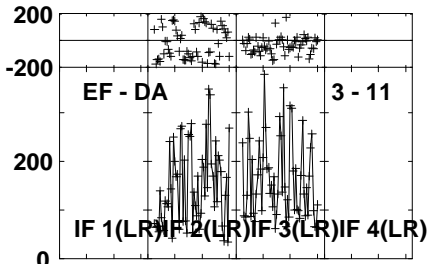
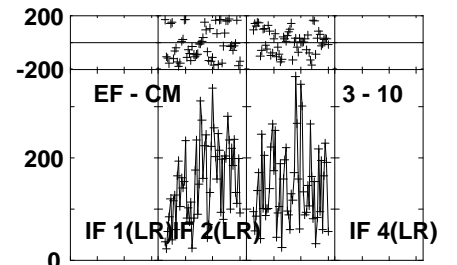
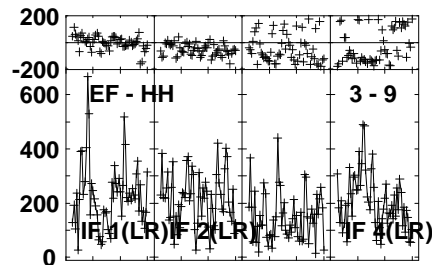
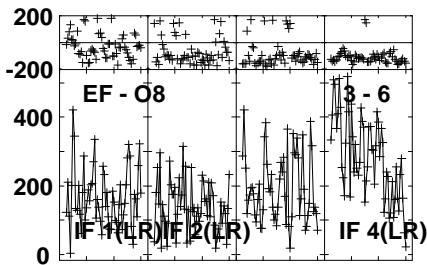
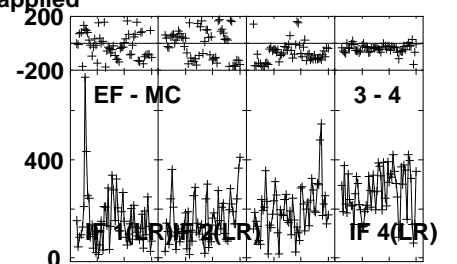
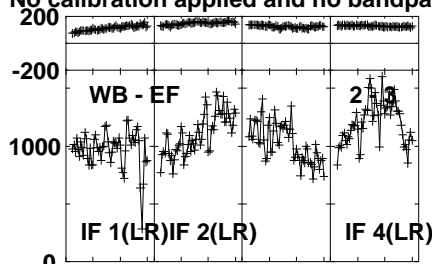
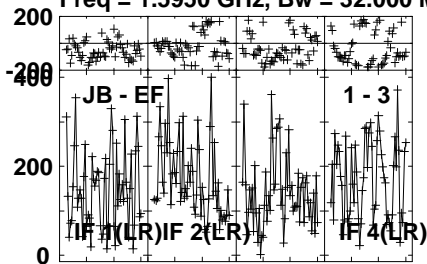
Timerange: 00/05:00:31 to 00/05:03:29

Plot file version 75 created 12-APR-2023 21:11:39

J2236-1706 EB096C.UVDATA.1

Freq = 1.5950 GHz, Bw = 32.000 MH

No calibration applied and no bandpass applied

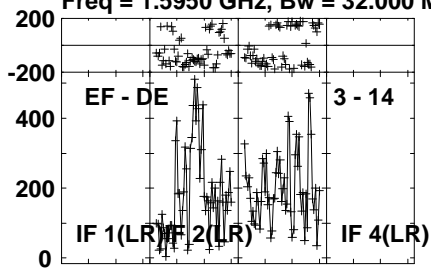


Lower frame: Micro Ampl Jy Top frame: Phas deg  
Vector averaged cross-power spectrum Several baselines displayed  
Timerange: 00/05:04:01 to 00/05:04:59

Plot file version 76 created 12-APR-2023 21:11:39

J2236-1706 EB096C.UVDATA.1

Freq = 1.5950 GHz, Bw = 32.000 MH No calibration applied and no bandpass applied



Lower frame: Micro Ampl Jy Top frame: Phas deg

Vector averaged cross-power spectrum Several baselines displayed

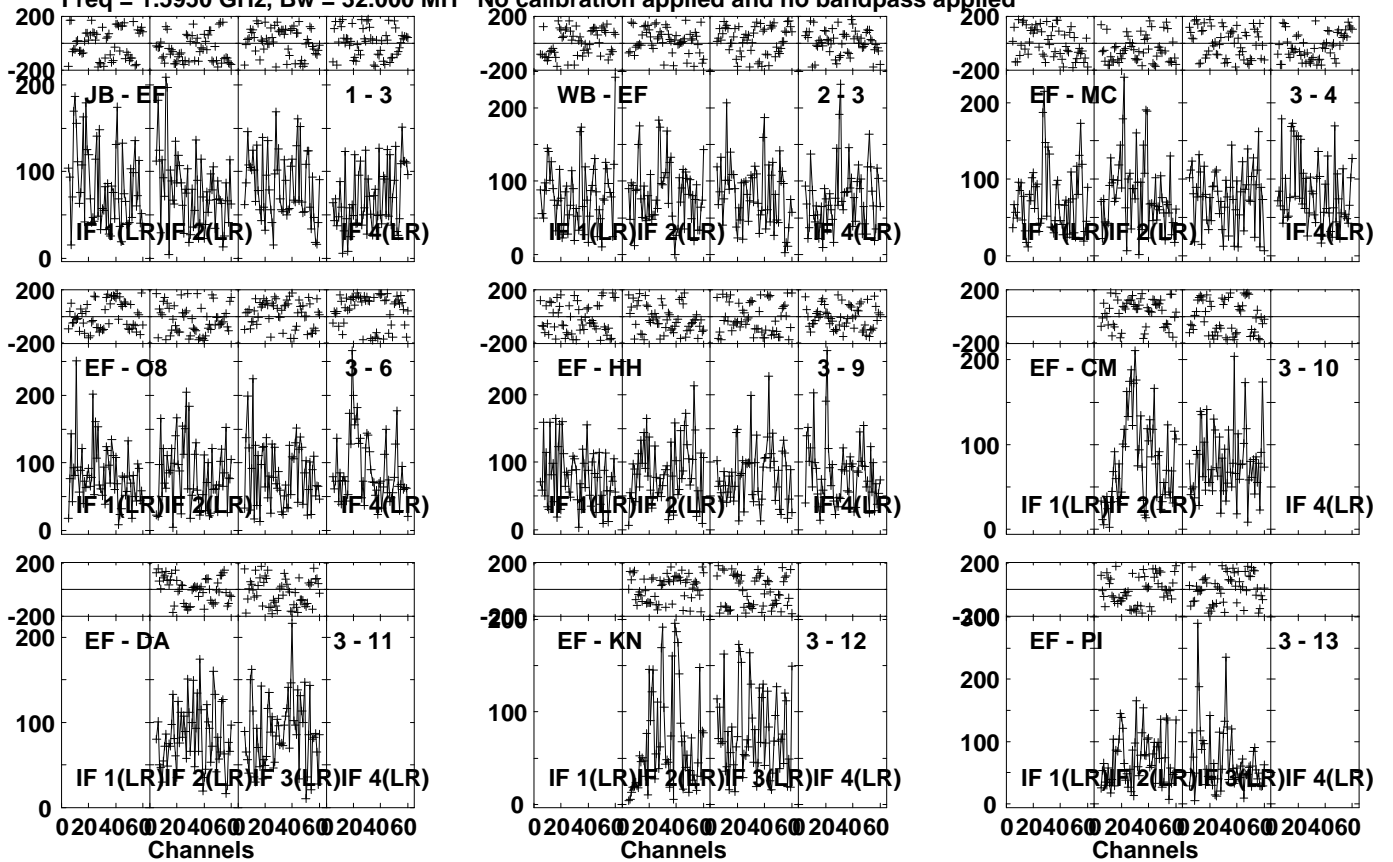
Timerange: 00/05:04:01 to 00/05:04:59

Plot file version 77 created 12-APR-2023 21:11:39

FRB210117 EB096C.UVDATA.1

Freq = 1.5950 GHz, Bw = 32.000 MH

No calibration applied and no bandpass applied

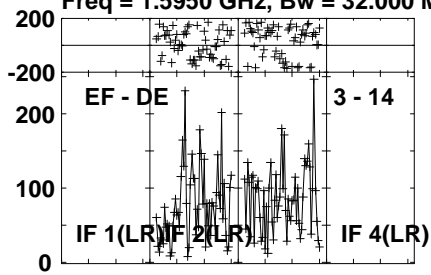


Lower frame: Micro Ampl Jy Top frame: Phas deg  
Vector averaged cross-power spectrum Several baselines displayed  
Timerange: 00/05:05:01 to 00/05:08:29

Plot file version 78 created 12-APR-2023 21:11:40

FRB210117 EB096C.UVDATA.1

Freq = 1.5950 GHz, Bw = 32.000 MH No calibration applied and no bandpass applied



Lower frame: Micro Ampl Jy Top frame: Phas deg

Vector averaged cross-power spectrum Several baselines displayed

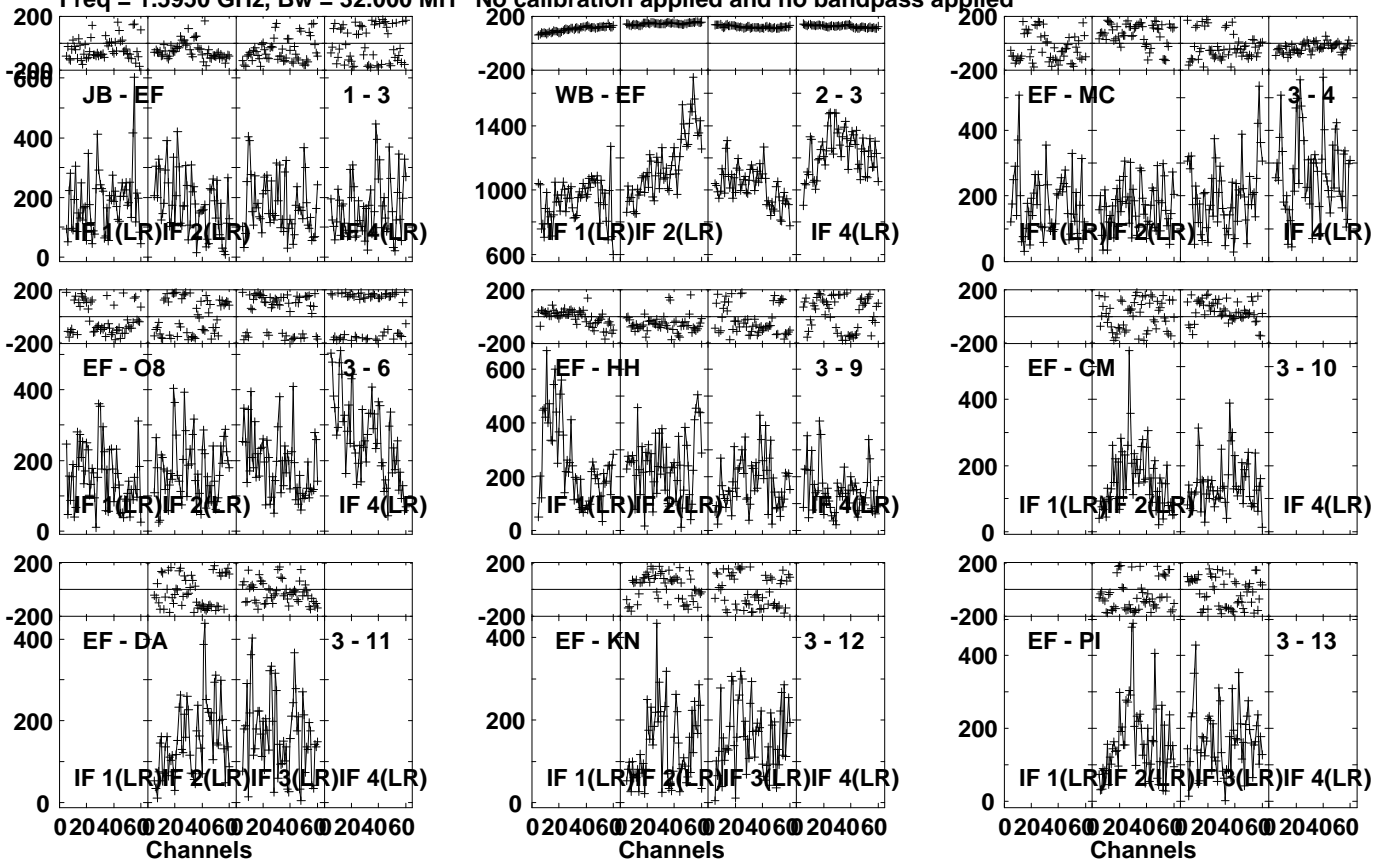
Timerange: 00/05:05:01 to 00/05:08:29

Plot file version 79 created 12-APR-2023 21:11:40

J2236-1706 EB096C.UVDATA.1

Freq = 1.5950 GHz, Bw = 32.000 MH

No calibration applied and no bandpass applied

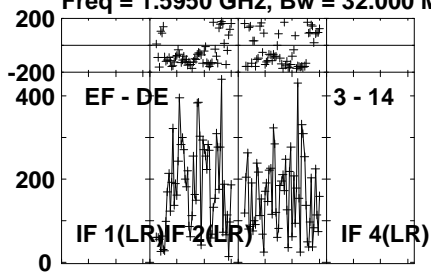


Lower frame: Micro Ampl Jy Top frame: Phas deg  
Vector averaged cross-power spectrum Several baselines displayed  
Timerange: 00/05:08:31 to 00/05:09:59

Plot file version 80 created 12-APR-2023 21:11:40

J2236-1706 EB096C.UVDATA.1

Freq = 1.5950 GHz, Bw = 32.000 MH No calibration applied and no bandpass applied



Lower frame: Micro Ampl Jy Top frame: Phas deg

Vector averaged cross-power spectrum Several baselines displayed

Timerange: 00/05:08:31 to 00/05:09:59

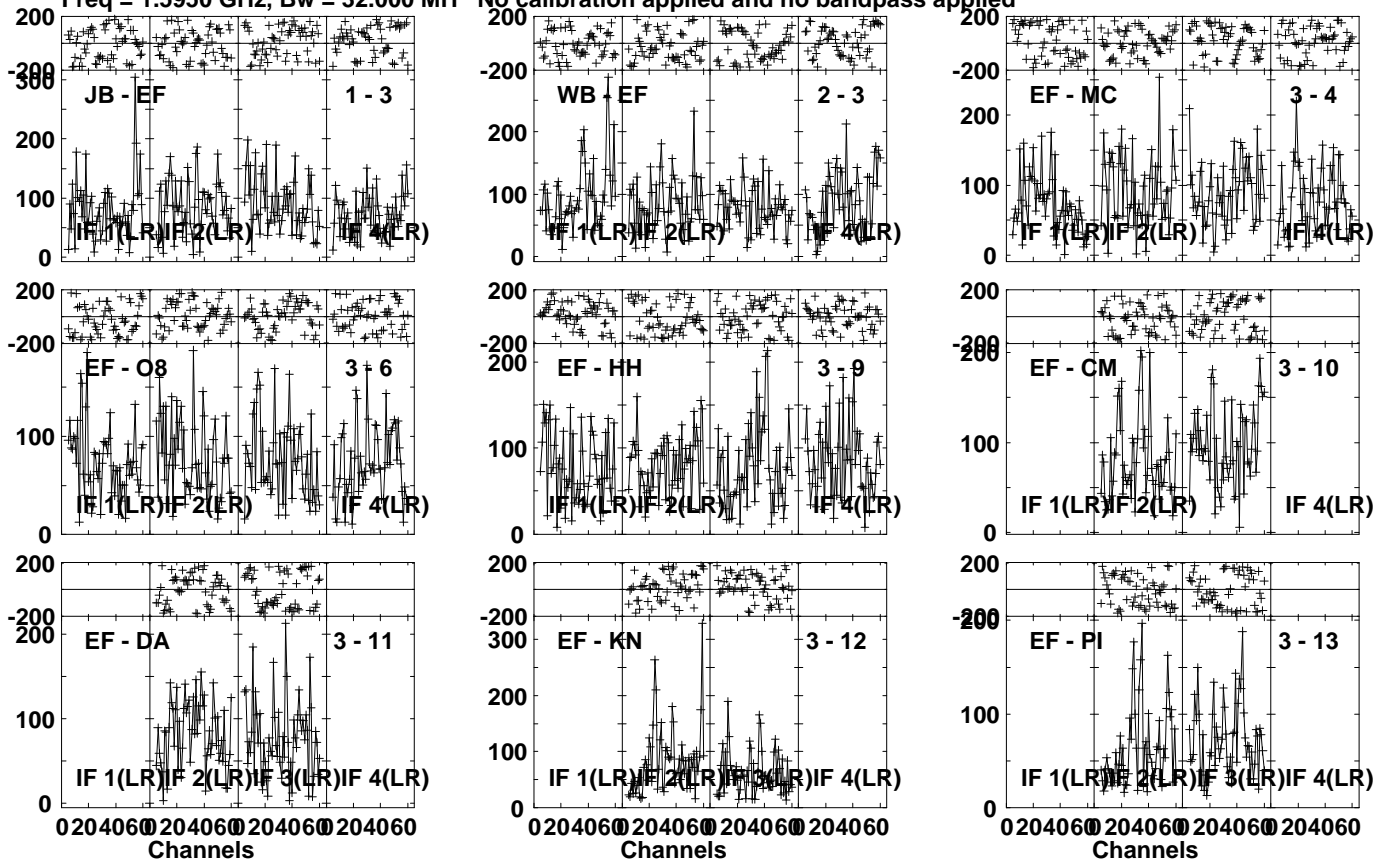


Plot file version 81 created 12-APR-2023 21:11:40

FRB210117 EB096C.UVDATA.1

Freq = 1.5950 GHz, Bw = 32.000 MH

No calibration applied and no bandpass applied

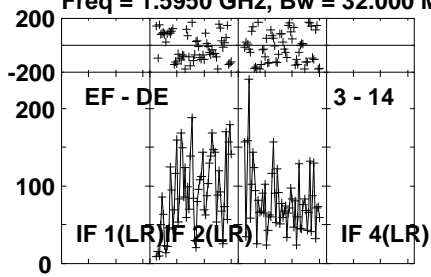


Lower frame: Micro Ampl Jy Top frame: Phas deg  
Vector averaged cross-power spectrum Several baselines displayed  
Timerange: 00/05:10:01 to 00/05:13:29

Plot file version 82 created 12-APR-2023 21:11:40

FRB210117 EB096C.UVDATA.1

Freq = 1.5950 GHz, Bw = 32.000 MH No calibration applied and no bandpass applied



Lower frame: Micro Ampl Jy Top frame: Phas deg

Vector averaged cross-power spectrum Several baselines displayed

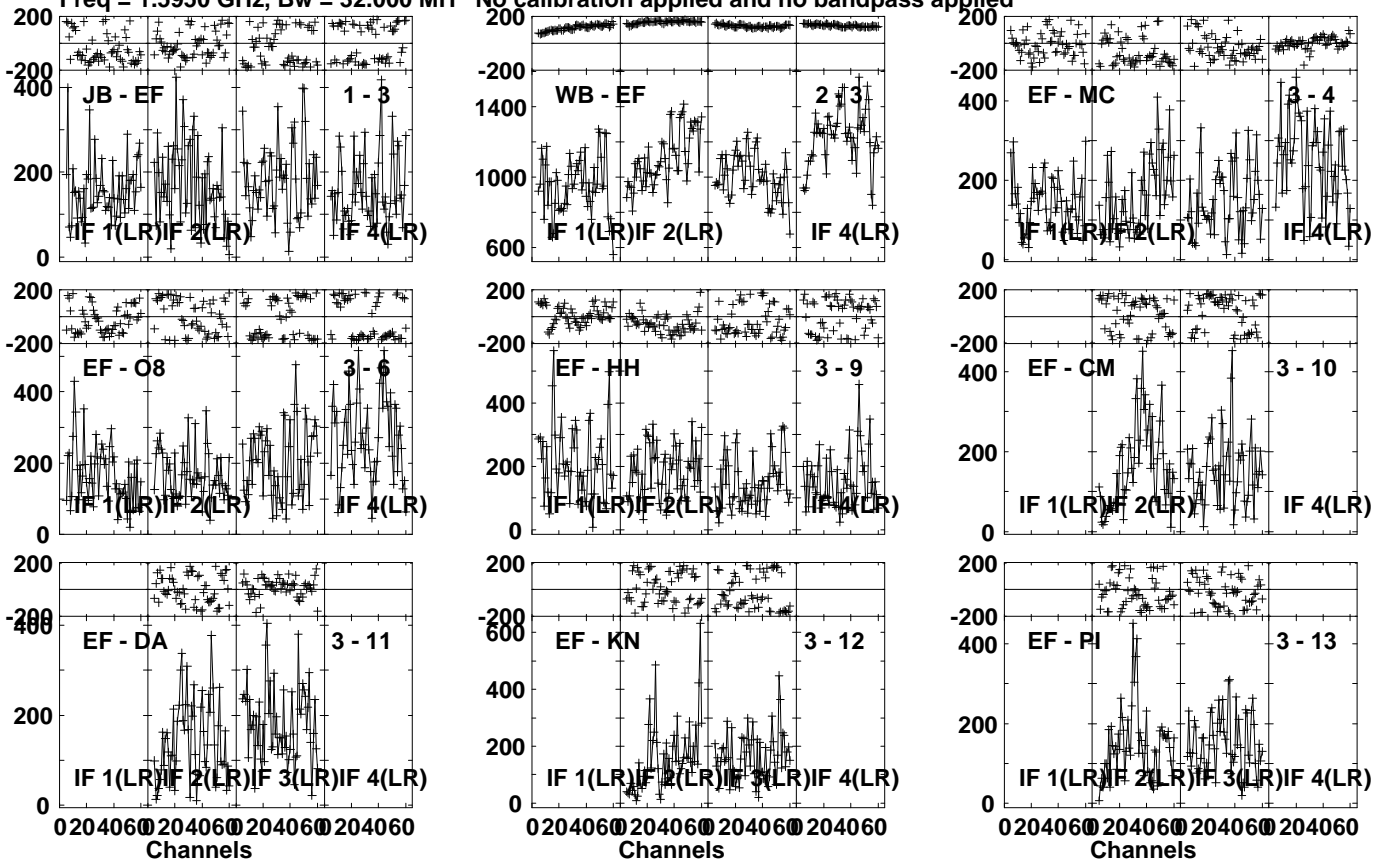
Timerange: 00/05:10:01 to 00/05:13:29

Plot file version 83 created 12-APR-2023 21:11:40

J2236-1706 EB096C.UVDATA.1

Freq = 1.5950 GHz, Bw = 32.000 MH

No calibration applied and no bandpass applied

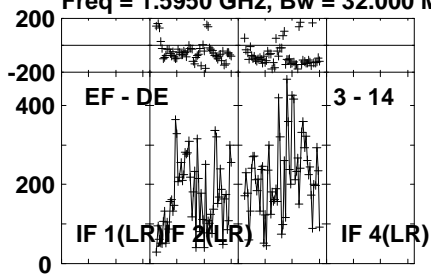


Lower frame: Micro Ampl Jy Top frame: Phas deg  
Vector averaged cross-power spectrum Several baselines displayed  
Timerange: 00/05:14:01 to 00/05:14:59

Plot file version 84 created 12-APR-2023 21:11:40

J2236-1706 EB096C.UVDATA.1

Freq = 1.5950 GHz, Bw = 32.000 MH No calibration applied and no bandpass applied



Lower frame: Micro Ampl Jy Top frame: Phas deg

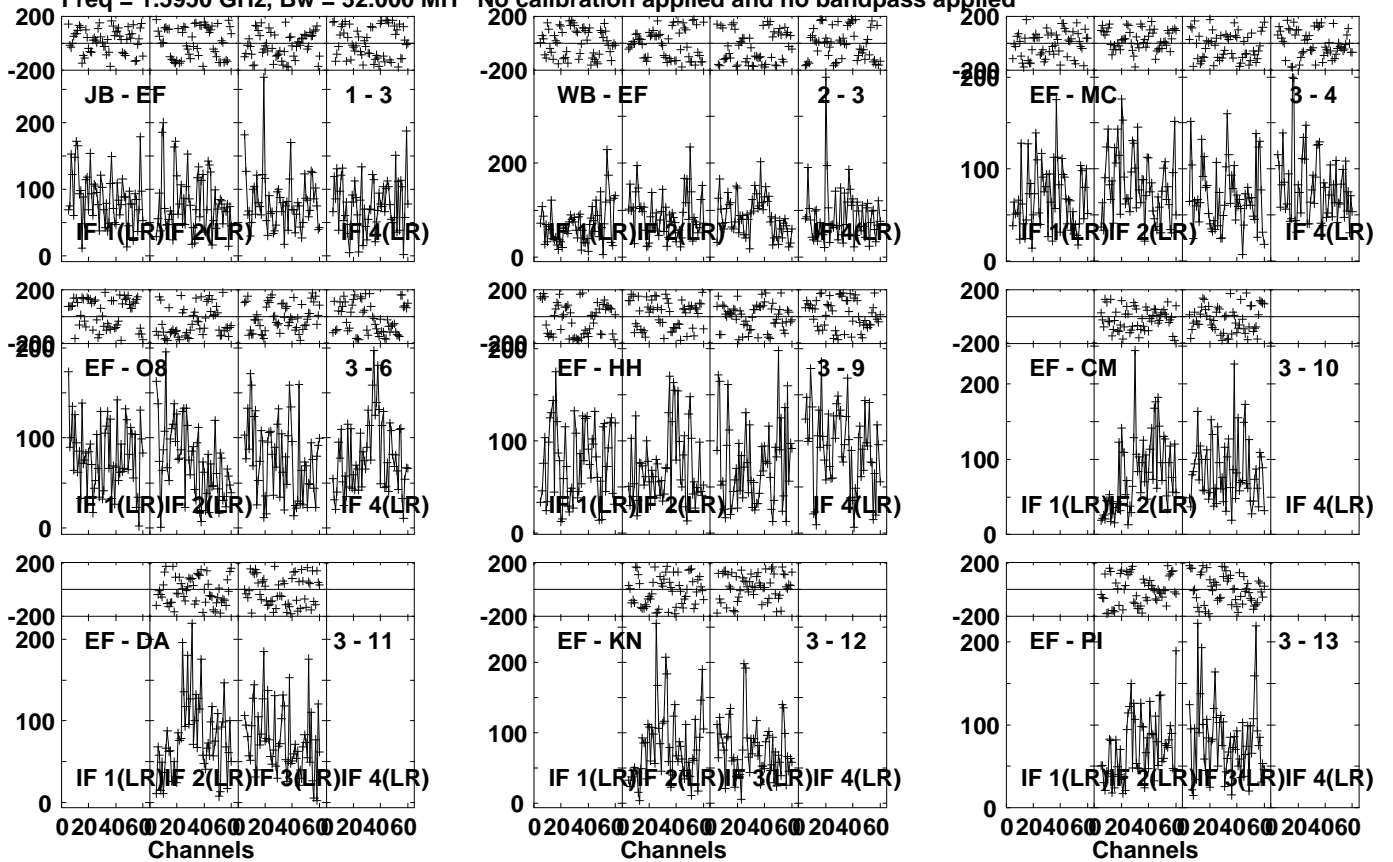
Vector averaged cross-power spectrum Several baselines displayed

Timerange: 00/05:14:01 to 00/05:14:59

Plot file version 85 created 12-APR-2023 21:11:40

FRB210117 EB096C.UVDATA.1

Freq = 1.5950 GHz, Bw = 32.000 MH No calibration applied and no bandpass applied

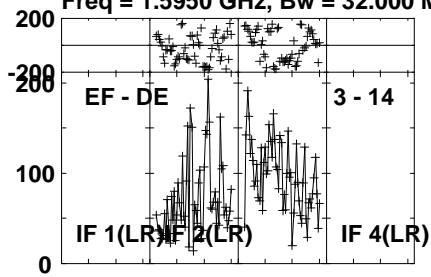


Lower frame: Micro Ampl Jy Top frame: Phas deg  
Vector averaged cross-power spectrum Several baselines displayed  
Timerange: 00/05:15:01 to 00/05:18:29

Plot file version 86 created 12-APR-2023 21:11:41

FRB210117 EB096C.UVDATA.1

Freq = 1.5950 GHz, Bw = 32.000 MH No calibration applied and no bandpass applied



Lower frame: Micro Ampl Jy Top frame: Phas deg

Vector averaged cross-power spectrum Several baselines displayed

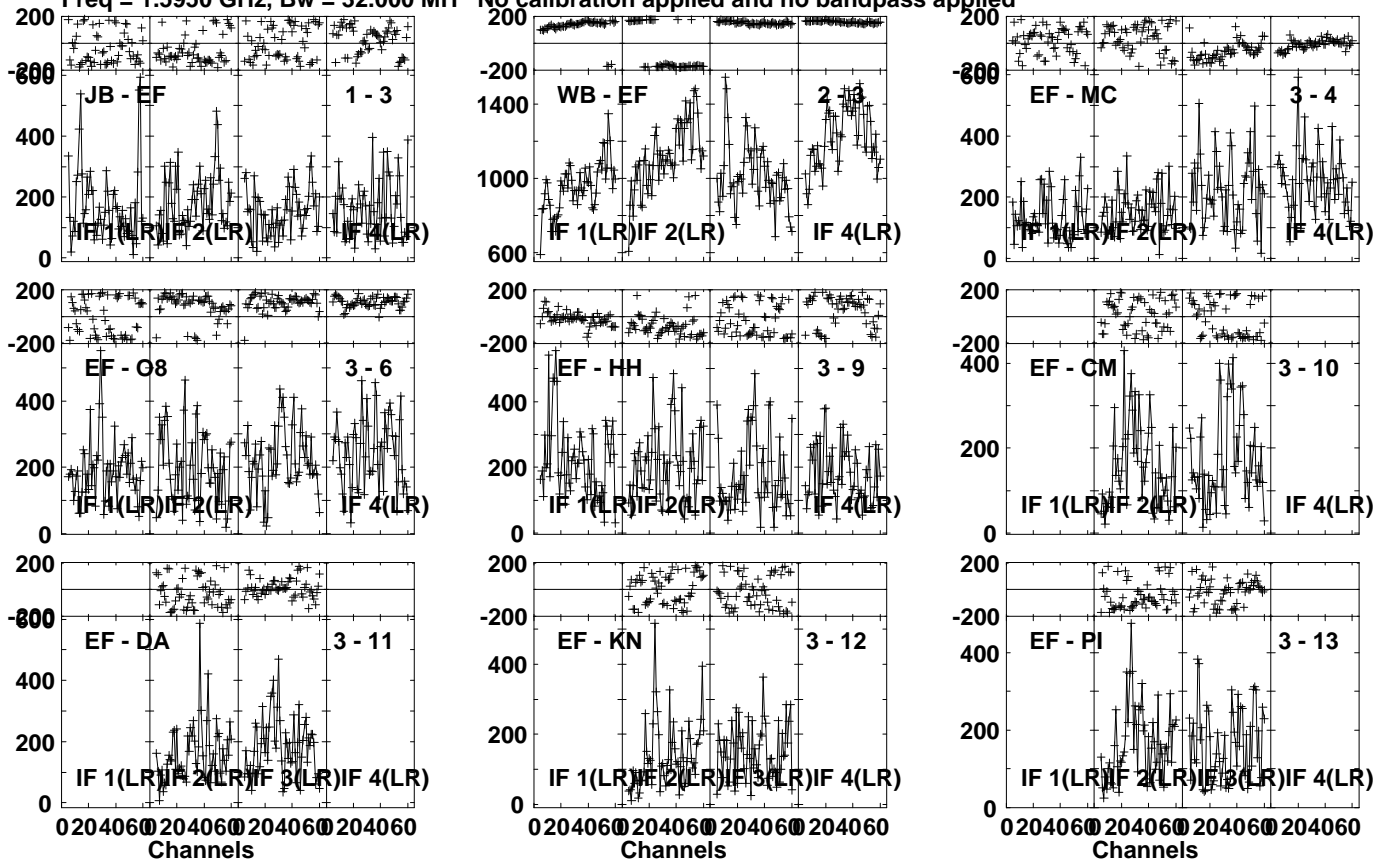
Timerange: 00/05:15:01 to 00/05:18:29

Plot file version 87 created 12-APR-2023 21:11:41

J2236-1706 EB096C.UVDATA.1

Freq = 1.5950 GHz, Bw = 32.000 MH

No calibration applied and no bandpass applied

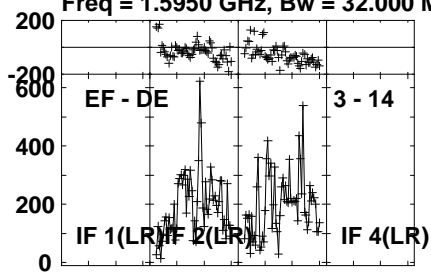


Lower frame: Micro Ampl Jy Top frame: Phas deg  
Vector averaged cross-power spectrum Several baselines displayed  
Timerange: 00/05:18:31 to 00/05:19:59

Plot file version 88 created 12-APR-2023 21:11:41

J2236-1706 EB096C.UVDATA.1

Freq = 1.5950 GHz, Bw = 32.000 MH No calibration applied and no bandpass applied



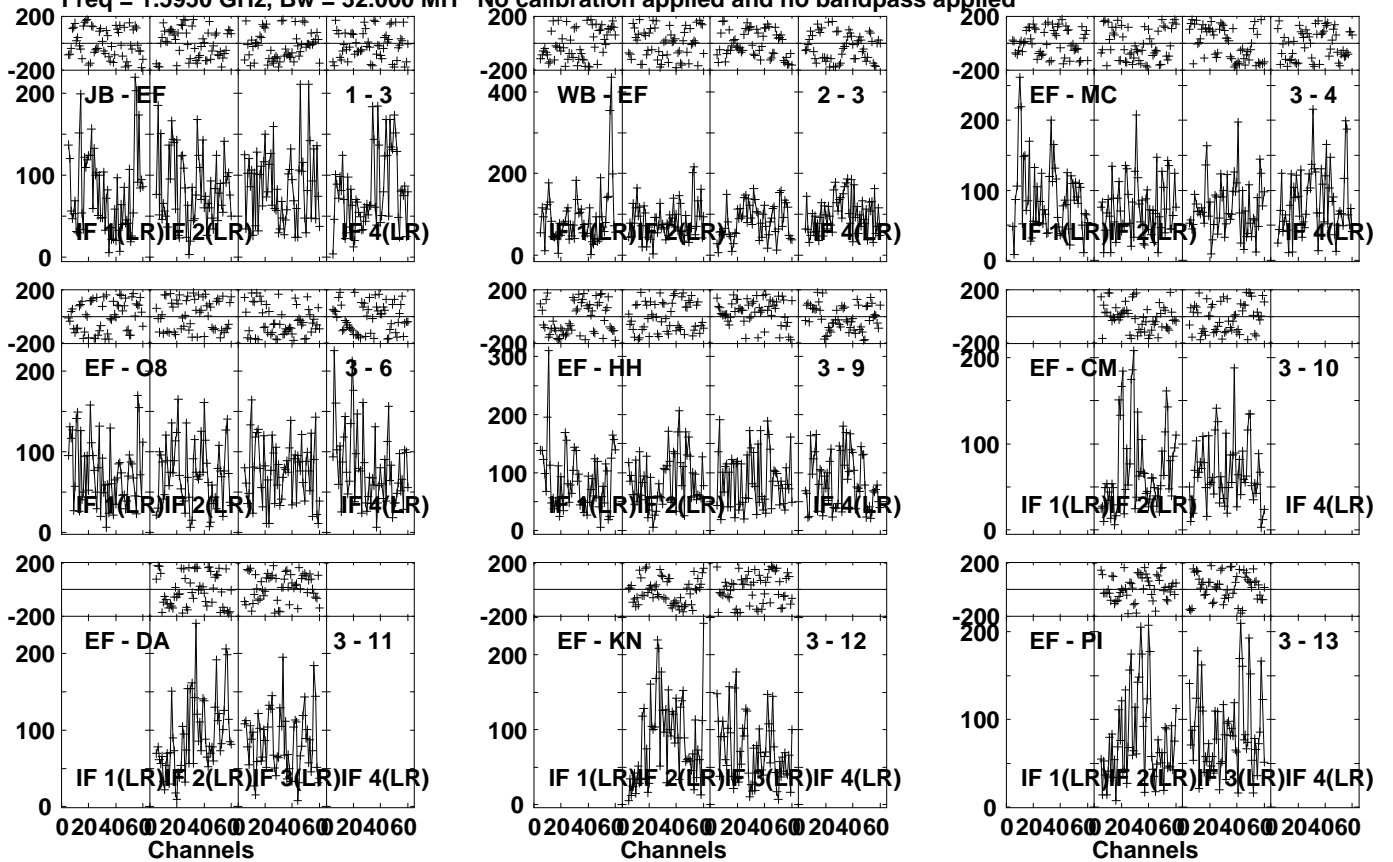
Lower frame: Micro Ampl Jy Top frame: Phas deg  
Vector averaged cross-power spectrum Several baselines displayed  
Timerange: 00/05:18:31 to 00/05:19:59



Plot file version 89 created 12-APR-2023 21:11:41

FRB210117 EB096C.UVDATA.1

Freq = 1.5950 GHz, Bw = 32.000 MH No calibration applied and no bandpass applied

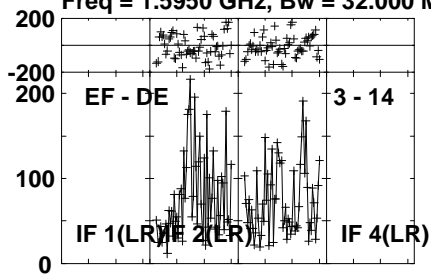


Lower frame: Micro Ampl Jy Top frame: Phas deg  
Vector averaged cross-power spectrum Several baselines displayed  
Timerange: 00/05:20:01 to 00/05:23:29

Plot file version 90 created 12-APR-2023 21:11:41

FRB210117 EB096C.UVDATA.1

Freq = 1.5950 GHz, Bw = 32.000 MH No calibration applied and no bandpass applied



Lower frame: Micro Ampl Jy Top frame: Phas deg

Vector averaged cross-power spectrum Several baselines displayed

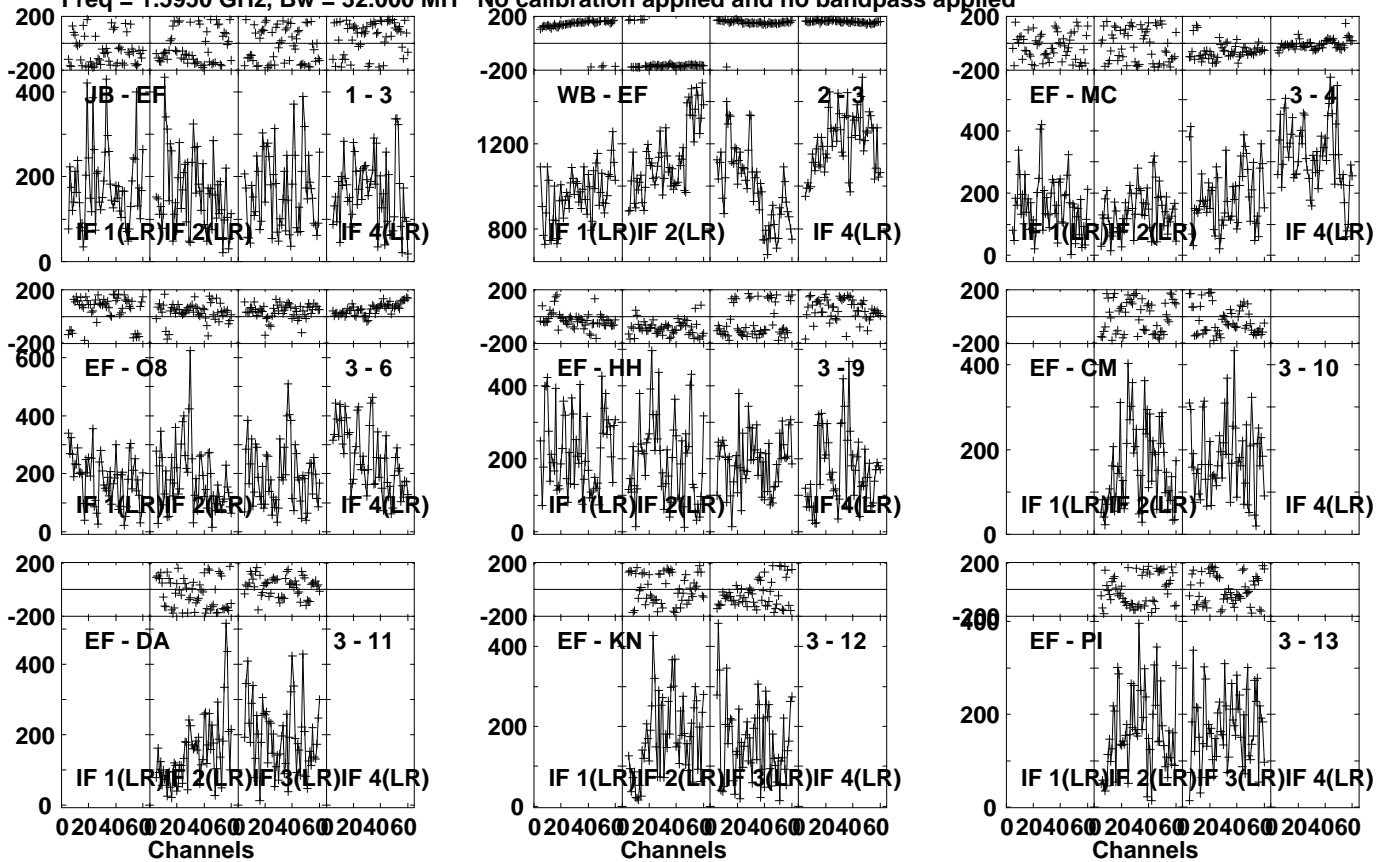
Timerange: 00/05:20:01 to 00/05:23:29

Plot file version 91 created 12-APR-2023 21:11:41

J2236-1706 EB096C.UVDATA.1

Freq = 1.5950 GHz, Bw = 32.000 MH

No calibration applied and no bandpass applied

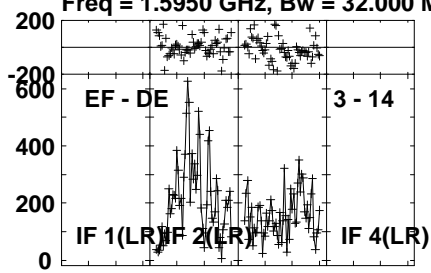


Lower frame: Micro Ampl Jy Top frame: Phas deg  
Vector averaged cross-power spectrum Several baselines displayed  
Timerange: 00/05:24:01 to 00/05:24:59

Plot file version 92 created 12-APR-2023 21:11:41

J2236-1706 EB096C.UVDATA.1

Freq = 1.5950 GHz, Bw = 32.000 MH No calibration applied and no bandpass applied



Lower frame: Micro Ampl Jy Top frame: Phas deg

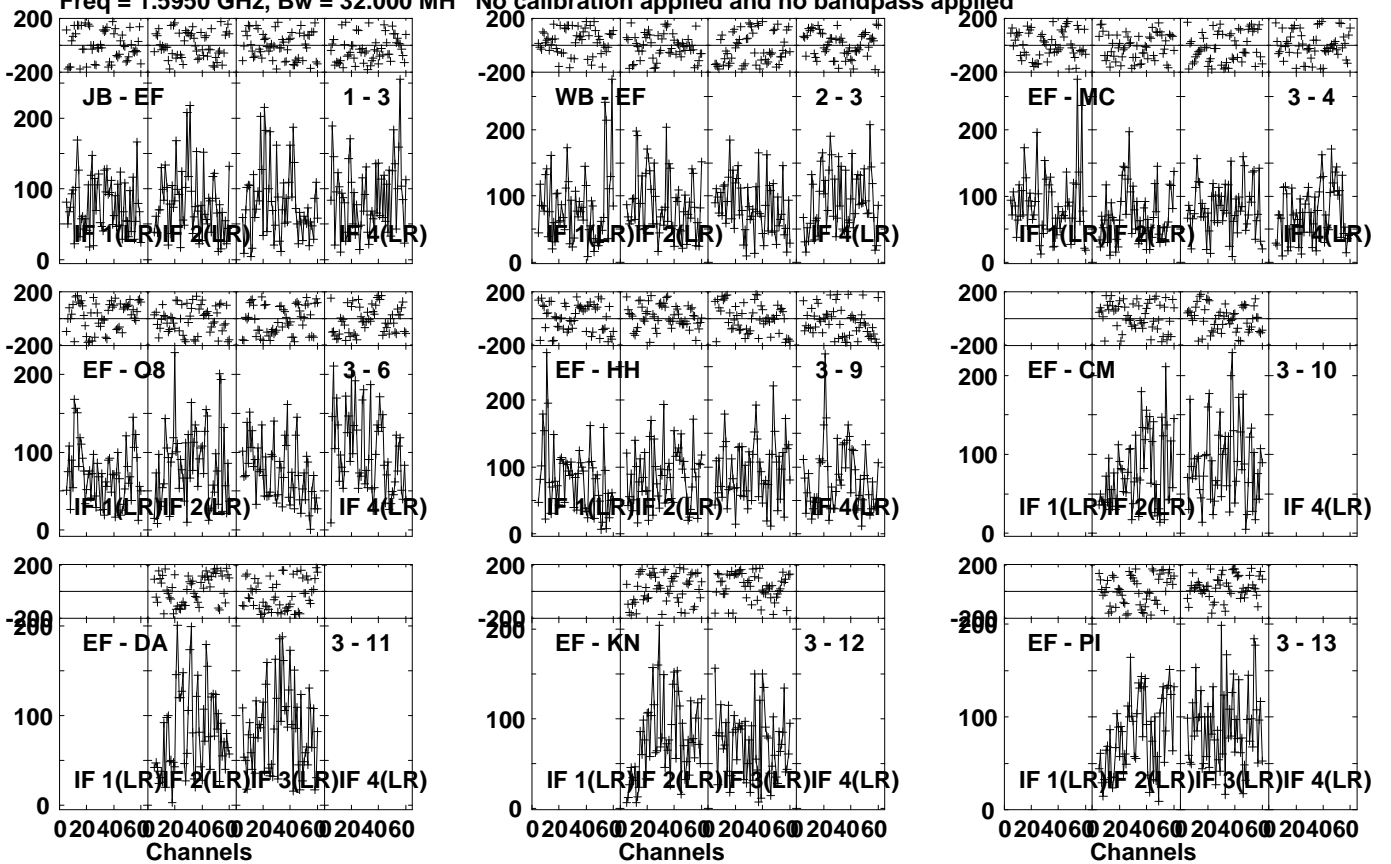
Vector averaged cross-power spectrum Several baselines displayed

Timerange: 00/05:24:01 to 00/05:24:59

Plot file version 93 created 12-APR-2023 21:11:41

FRB210117 EB096C.UVDATA.1

Freq = 1.5950 GHz, Bw = 32.000 MH No calibration applied and no bandpass applied

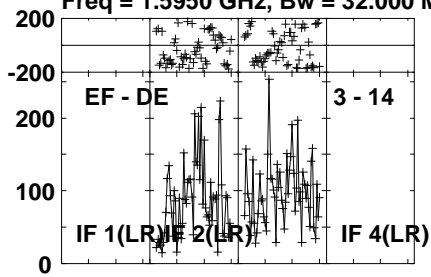


Lower frame: Micro Ampl Jy Top frame: Phas deg  
Vector averaged cross-power spectrum Several baselines displayed  
Timerange: 00/05:25:01 to 00/05:28:29

Plot file version 94 created 12-APR-2023 21:11:41

FRB210117 EB096C.UVDATA.1

Freq = 1.5950 GHz, Bw = 32.000 MH No calibration applied and no bandpass applied



Lower frame: Micro Ampl Jy Top frame: Phas deg

Vector averaged cross-power spectrum Several baselines displayed

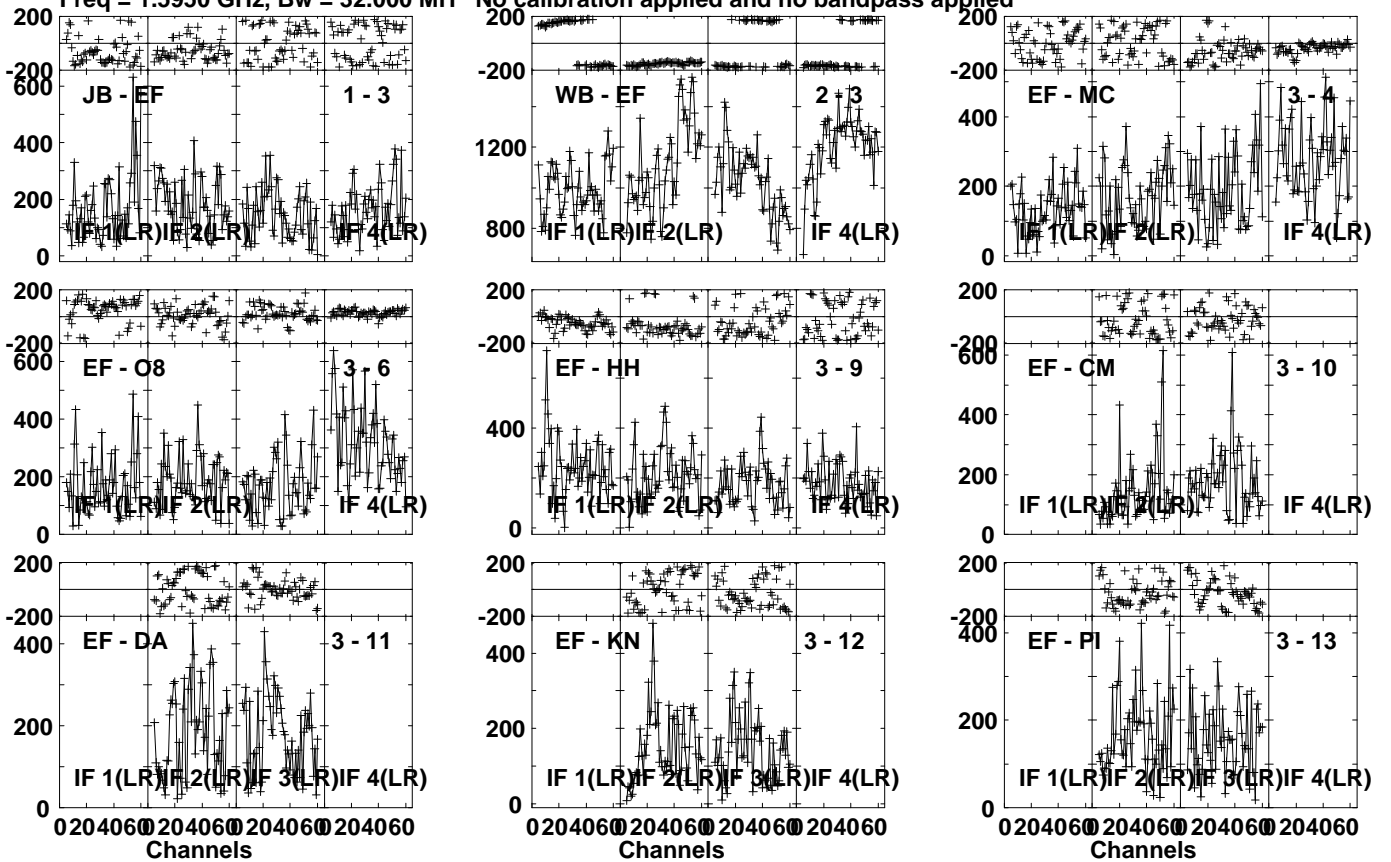
Timerange: 00/05:25:01 to 00/05:28:29

Plot file version 95 created 12-APR-2023 21:11:41

J2236-1706 EB096C.UVDATA.1

Freq = 1.5950 GHz, Bw = 32.000 MH

No calibration applied and no bandpass applied

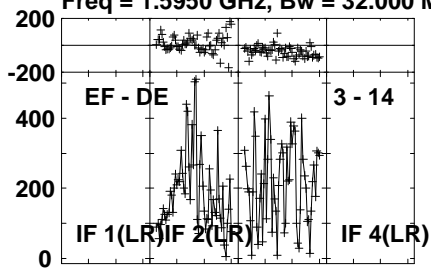


Lower frame: Micro Ampl Jy Top frame: Phas deg  
Vector averaged cross-power spectrum Several baselines displayed  
Timerange: 00/05:28:31 to 00/05:29:59

Plot file version 96 created 12-APR-2023 21:11:42

J2236-1706 EB096C.UVDATA.1

Freq = 1.5950 GHz, Bw = 32.000 MH No calibration applied and no bandpass applied



Lower frame: Micro Ampl Jy Top frame: Phas deg

Vector averaged cross-power spectrum Several baselines displayed

Timerange: 00/05:28:31 to 00/05:29:59

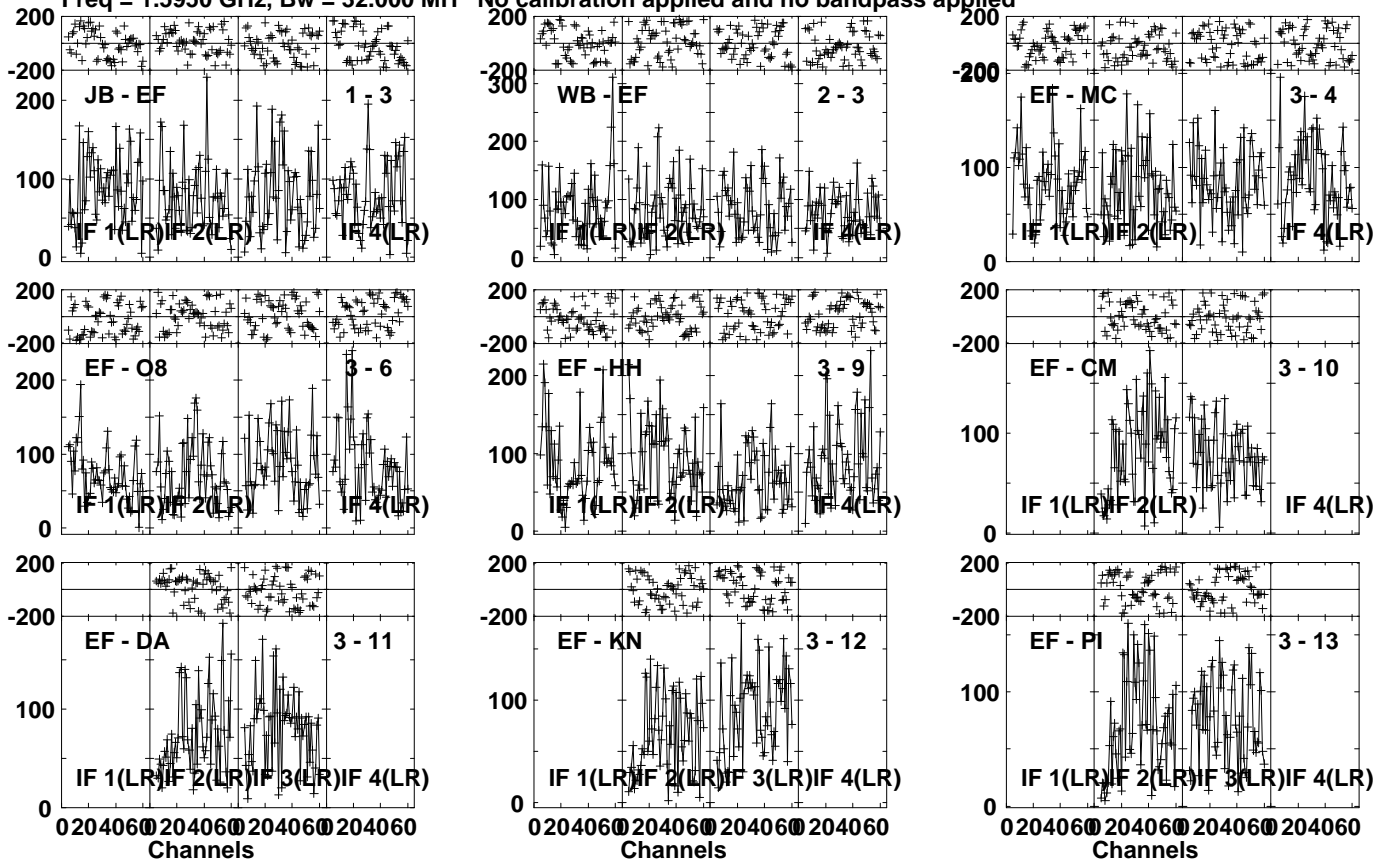


Plot file version 97 created 12-APR-2023 21:11:42

FRB210117 EB096C.UVDATA.1

Freq = 1.5950 GHz, Bw = 32.000 MH

No calibration applied and no bandpass applied

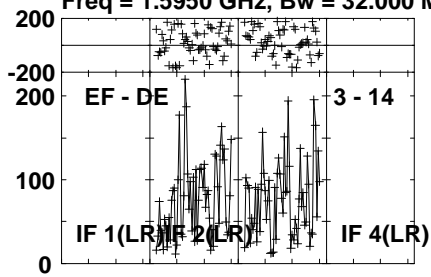


Lower frame: Micro Ampl Jy Top frame: Phas deg  
Vector averaged cross-power spectrum Several baselines displayed  
Timerange: 00/05:30:01 to 00/05:33:29

Plot file version 98 created 12-APR-2023 21:11:42

FRB210117 EB096C.UVDATA.1

Freq = 1.5950 GHz, Bw = 32.000 MH No calibration applied and no bandpass applied



Lower frame: Micro Ampl Jy Top frame: Phas deg

Vector averaged cross-power spectrum Several baselines displayed

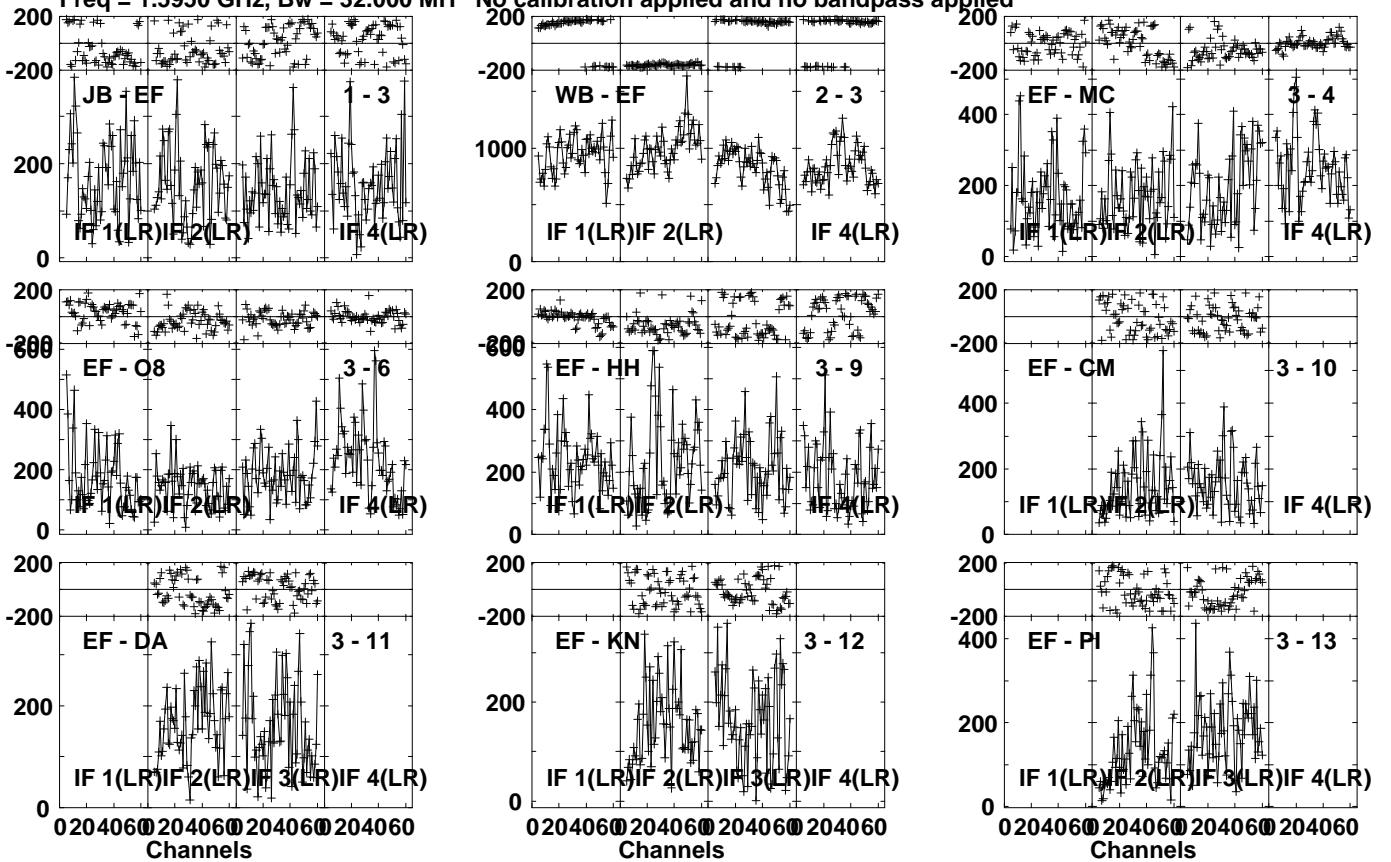
Timerange: 00/05:30:01 to 00/05:33:29

Plot file version 99 created 12-APR-2023 21:11:42

J2236-1706 EB096C.UVDATA.1

Freq = 1.5950 GHz, Bw = 32.000 MH

No calibration applied and no bandpass applied

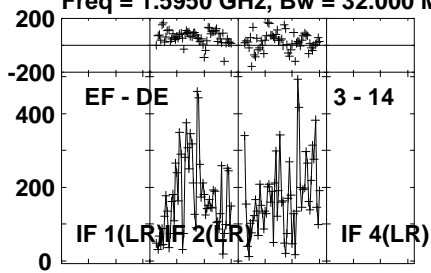


Lower frame: Micro Ampl Jy Top frame: Phas deg  
Vector averaged cross-power spectrum Several baselines displayed  
Timerange: 00/05:34:01 to 00/05:34:59

Plot file version 100 created 12-APR-2023 21:11:42

J2236-1706 EB096C.UVDATA.1

Freq = 1.5950 GHz, Bw = 32.000 MH No calibration applied and no bandpass applied



Lower frame: Micro Ampl Jy Top frame: Phas deg

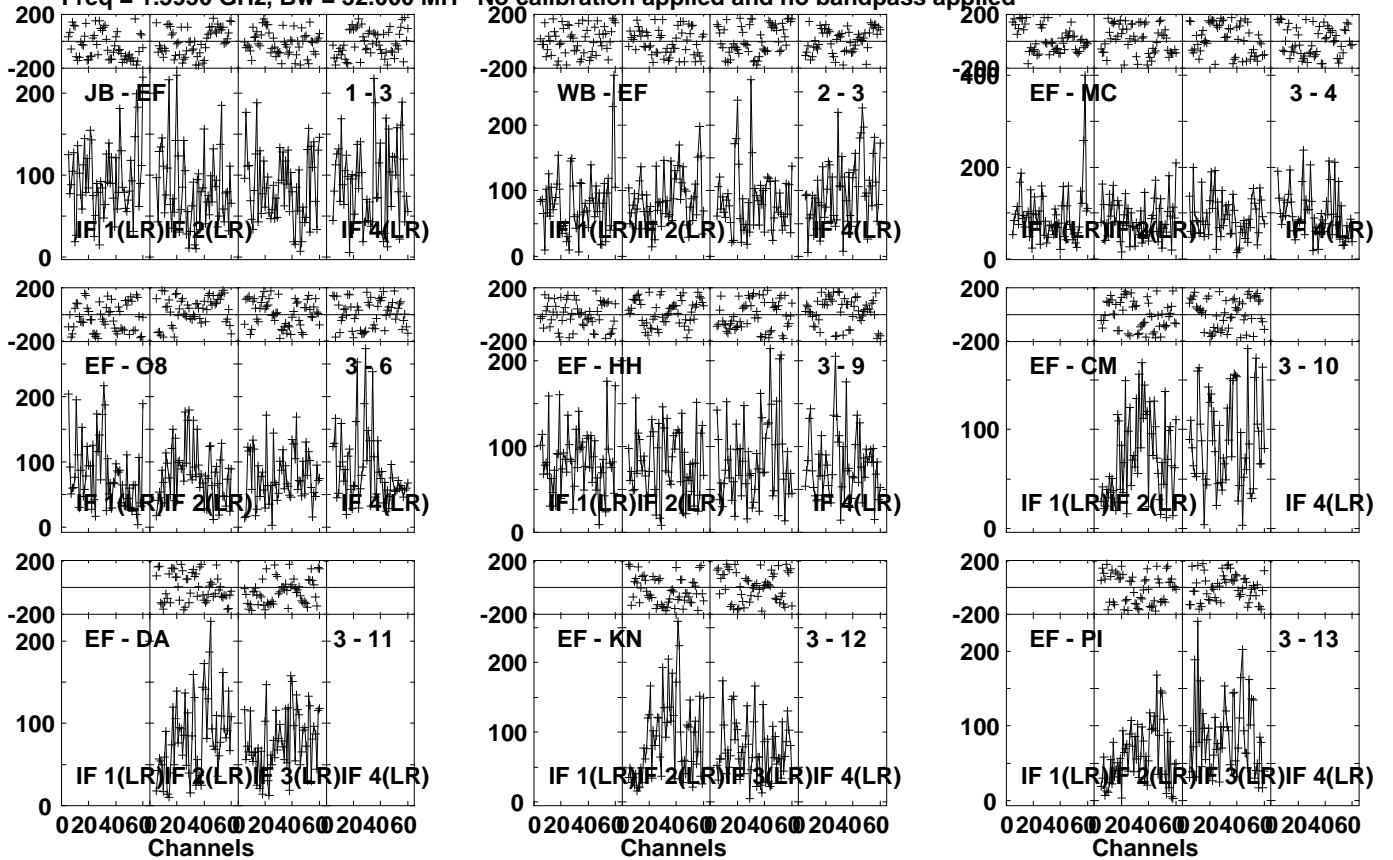
Vector averaged cross-power spectrum Several baselines displayed

Timerange: 00/05:34:01 to 00/05:34:59

Plot file version 101 created 12-APR-2023 21:11:42

FRB210117 EB096C.UVDATA.1

Freq = 1.5950 GHz, Bw = 32.000 MH No calibration applied and no bandpass applied

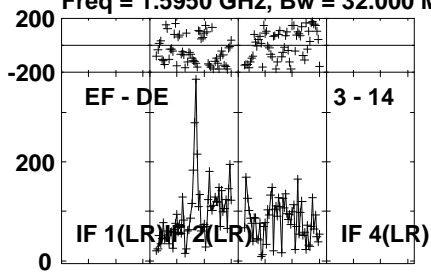


Lower frame: Micro Ampl Jy Top frame: Phas deg  
Vector averaged cross-power spectrum Several baselines displayed  
Timerange: 00/05:35:01 to 00/05:38:29

Plot file version 102 created 12-APR-2023 21:11:42

FRB210117 EB096C.UVDATA.1

Freq = 1.5950 GHz, Bw = 32.000 MH No calibration applied and no bandpass applied



Lower frame: Micro Ampl Jy Top frame: Phas deg

Vector averaged cross-power spectrum Several baselines displayed

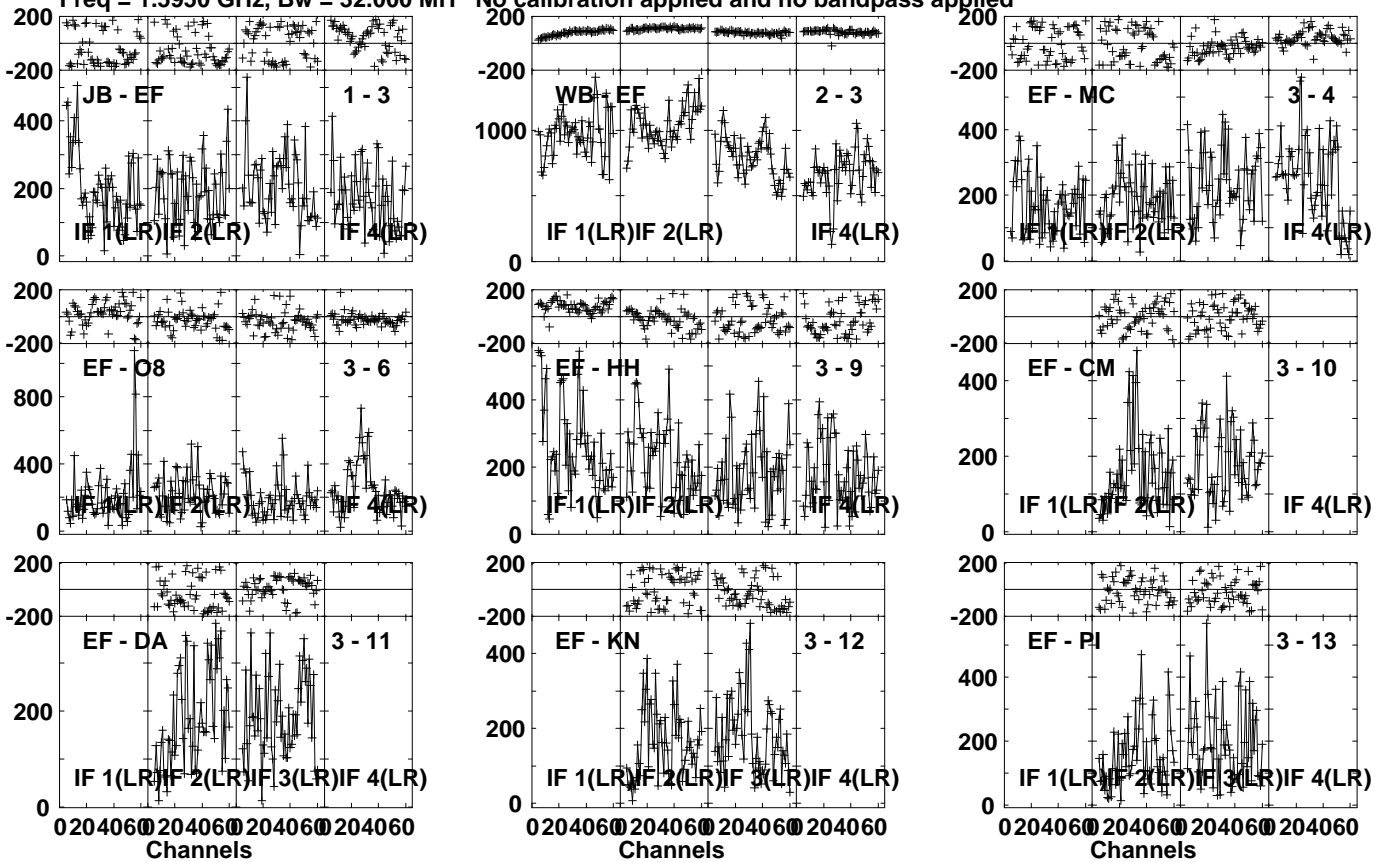
Timerange: 00/05:35:01 to 00/05:38:29

Plot file version 103 created 12-APR-2023 21:11:42

J2236-1706 EB096C.UVDATA.1

Freq = 1.5950 GHz, Bw = 32.000 MH

No calibration applied and no bandpass applied

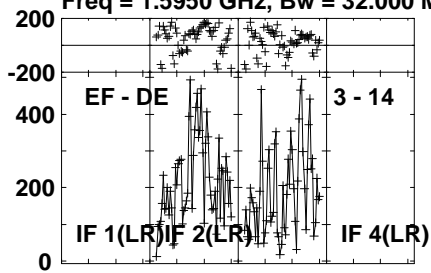


Lower frame: Micro Ampl Jy Top frame: Phas deg  
Vector averaged cross-power spectrum Several baselines displayed  
Timerange: 00/05:38:31 to 00/05:39:59

Plot file version 104 created 12-APR-2023 21:11:42

J2236-1706 EB096C.UVDATA.1

Freq = 1.5950 GHz, Bw = 32.000 MH No calibration applied and no bandpass applied



Lower frame: Micro Ampl Jy Top frame: Phas deg

Vector averaged cross-power spectrum Several baselines displayed

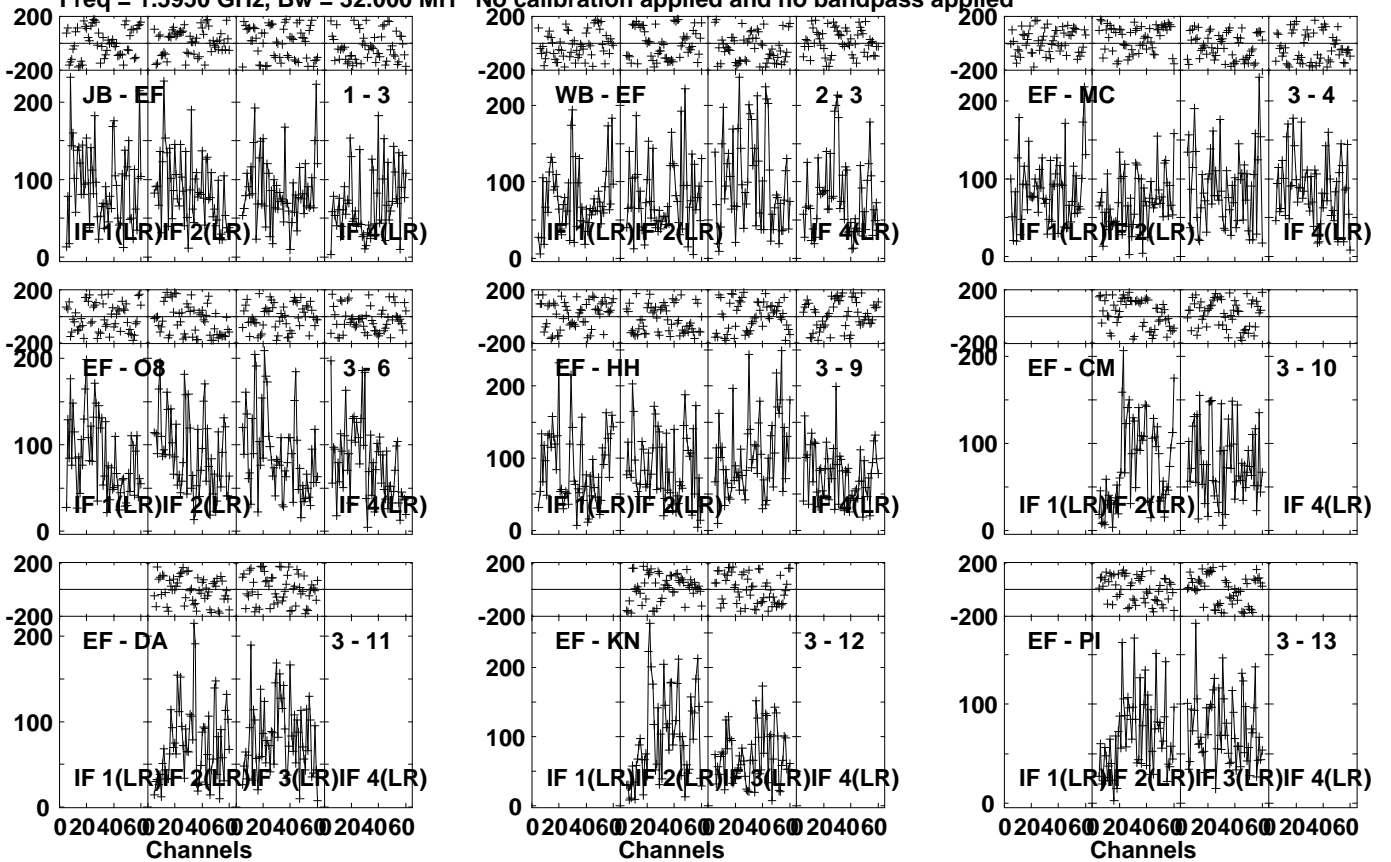
Timerange: 00/05:38:31 to 00/05:39:59



Plot file version 105 created 12-APR-2023 21:11:42

FRB210117 EB096C.UVDATA.1

Freq = 1.5950 GHz, Bw = 32.000 MH No calibration applied and no bandpass applied

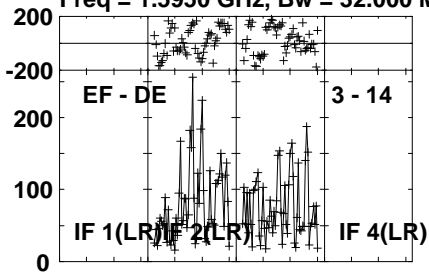


Lower frame: Micro Ampl Jy Top frame: Phas deg  
Vector averaged cross-power spectrum Several baselines displayed  
Timerange: 00/05:40:01 to 00/05:43:29

Plot file version 106 created 12-APR-2023 21:11:43

FRB210117 EB096C.UVDATA.1

Freq = 1.5950 GHz, Bw = 32.000 MH No calibration applied and no bandpass applied



Lower frame: Micro Ampl Jy Top frame: Phas deg

Vector averaged cross-power spectrum Several baselines displayed

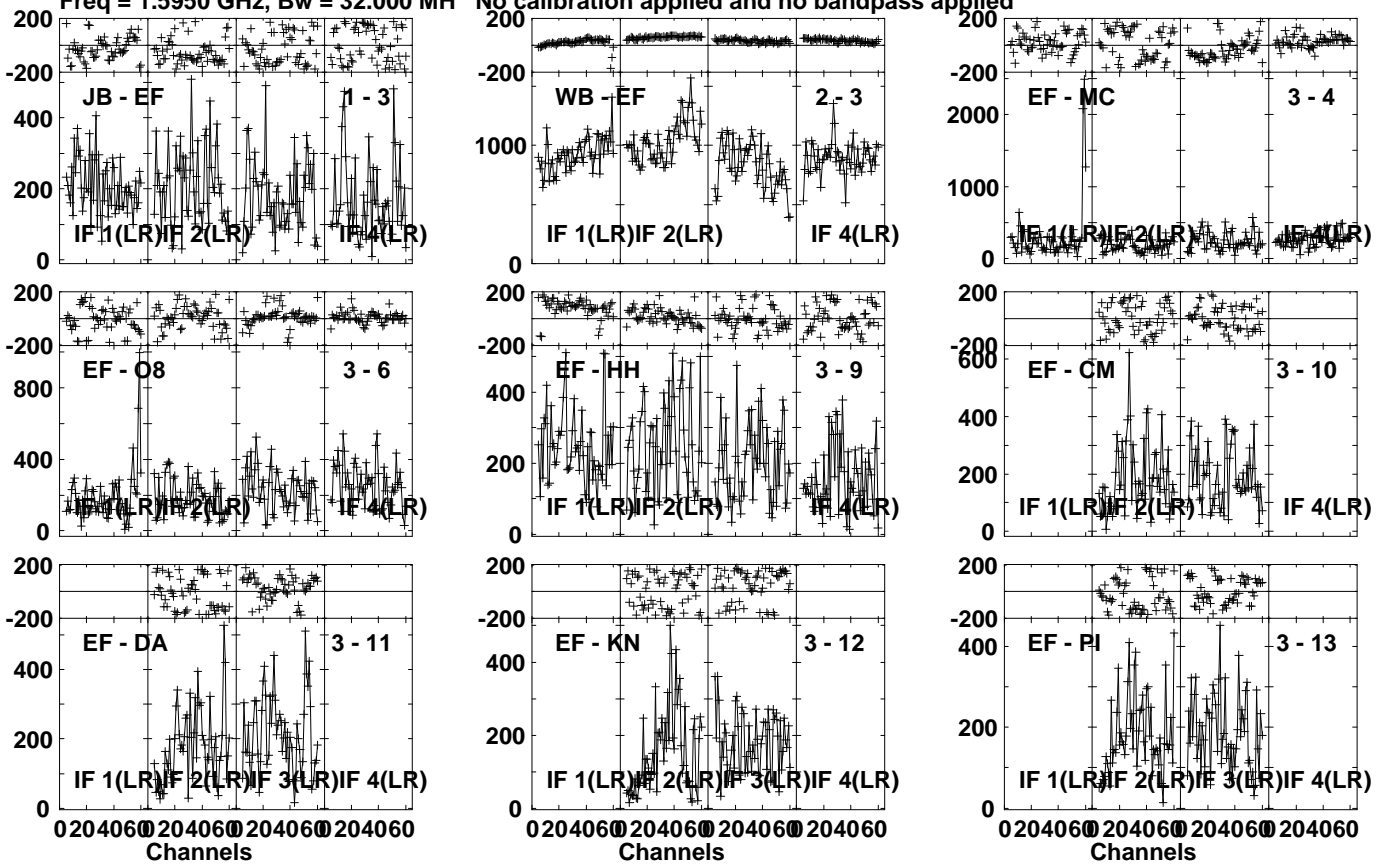
Timerange: 00/05:40:01 to 00/05:43:29

Plot file version 107 created 12-APR-2023 21:11:43

J2236-1706 EB096C.UVDATA.1

Freq = 1.5950 GHz, Bw = 32.000 MH

No calibration applied and no bandpass applied

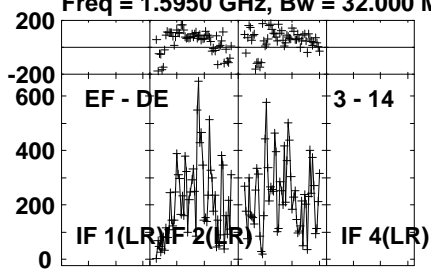


Lower frame: Micro Ampl Jy Top frame: Phas deg  
Vector averaged cross-power spectrum Several baselines displayed  
Timerange: 00/05:44:01 to 00/05:44:59

Plot file version 108 created 12-APR-2023 21:11:43

J2236-1706 EB096C.UVDATA.1

Freq = 1.5950 GHz, Bw = 32.000 MH No calibration applied and no bandpass applied



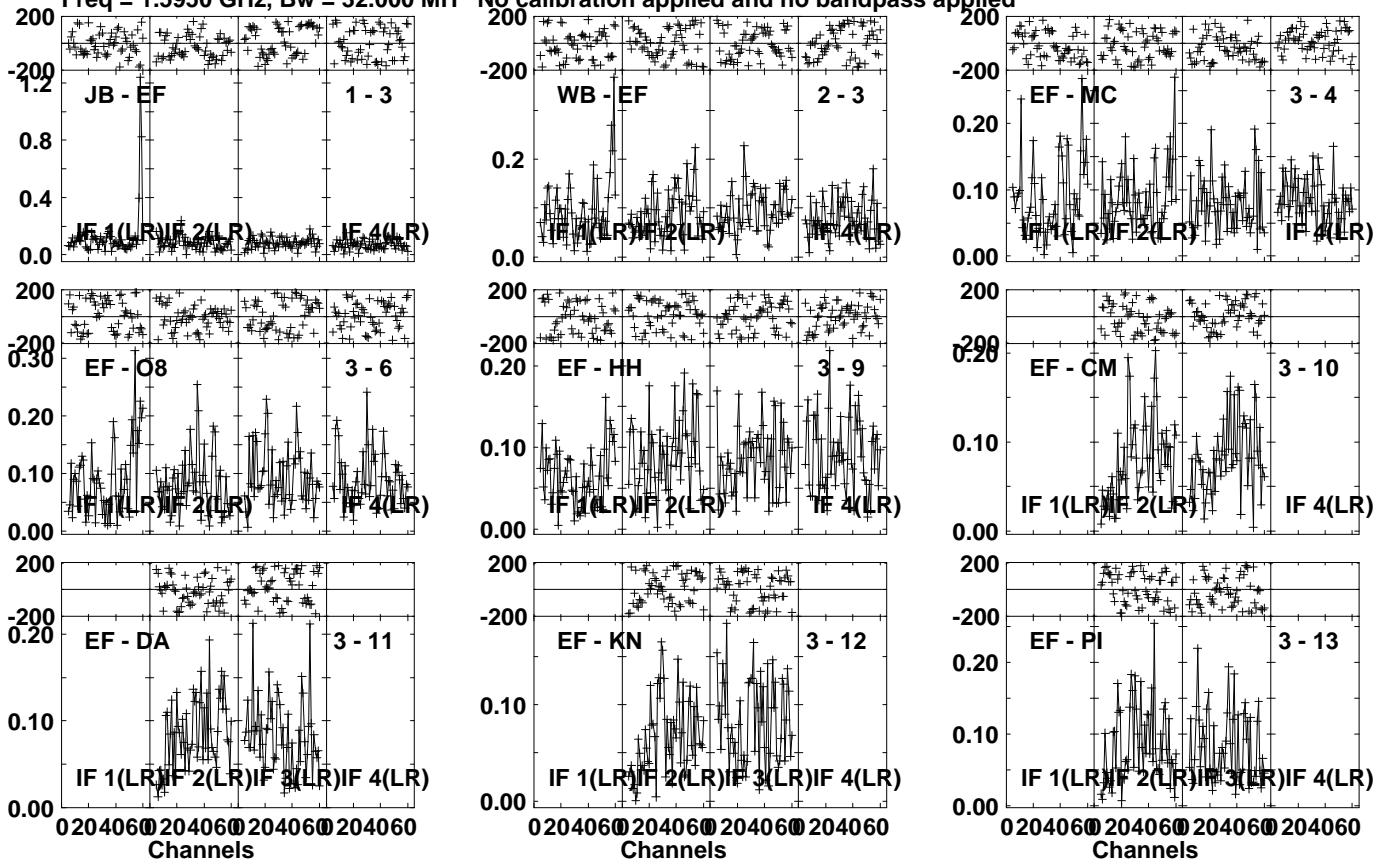
Lower frame: Micro Ampl Jy Top frame: Phas deg  
Vector averaged cross-power spectrum Several baselines displayed  
Timerange: 00/05:44:01 to 00/05:44:59

Plot file version 109 created 12-APR-2023 21:11:43

FRB210117 EB096C.UVDATA.1

Freq = 1.5950 GHz, Bw = 32.000 MH

No calibration applied and no bandpass applied



Lower frame: Milli Ampl Jy Top frame: Phas deg

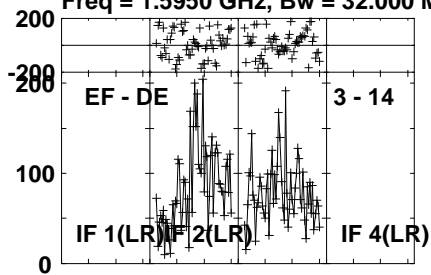
Vector averaged cross-power spectrum Several baselines displayed

Timerange: 00/05:45:01 to 00/05:48:29

Plot file version 110 created 12-APR-2023 21:11:43

FRB210117 EB096C.UVDATA.1

Freq = 1.5950 GHz, Bw = 32.000 MH No calibration applied and no bandpass applied



Lower frame: Micro Ampl Jy Top frame: Phas deg

Vector averaged cross-power spectrum Several baselines displayed

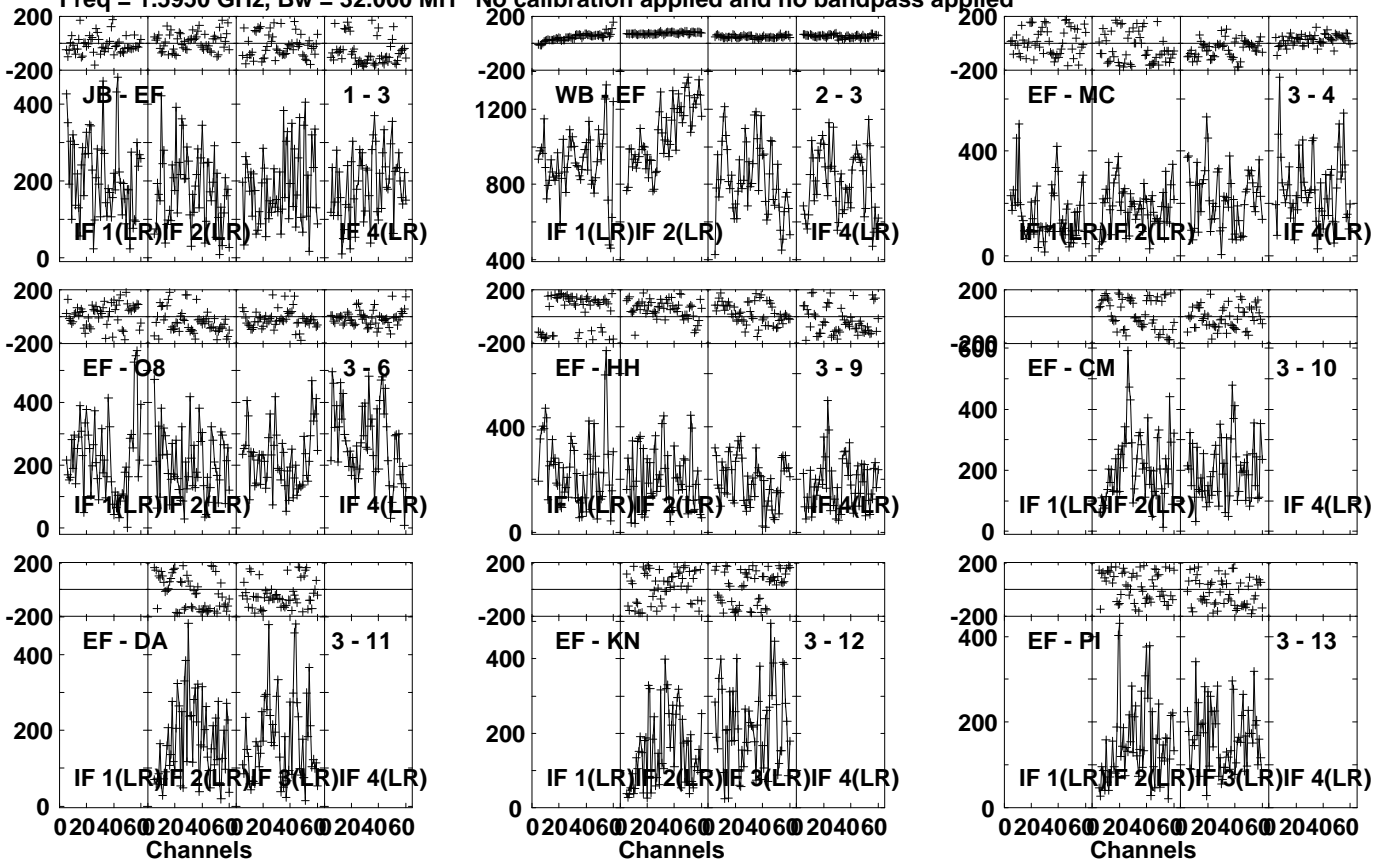
Timerange: 00/05:45:01 to 00/05:48:29

Plot file version 111 created 12-APR-2023 21:11:43

J2236-1706 EB096C.UVDATA.1

Freq = 1.5950 GHz, Bw = 32.000 MH

No calibration applied and no bandpass applied

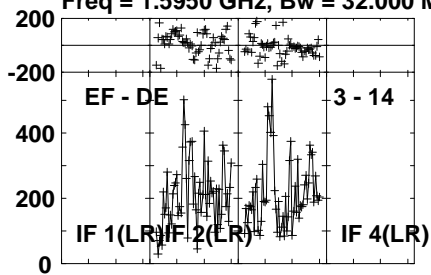


Lower frame: Micro Ampl Jy Top frame: Phas deg  
Vector averaged cross-power spectrum Several baselines displayed  
Timerange: 00/05:48:31 to 00/05:49:59

Plot file version 112 created 12-APR-2023 21:11:43

J2236-1706 EB096C.UVDATA.1

Freq = 1.5950 GHz, Bw = 32.000 MH No calibration applied and no bandpass applied



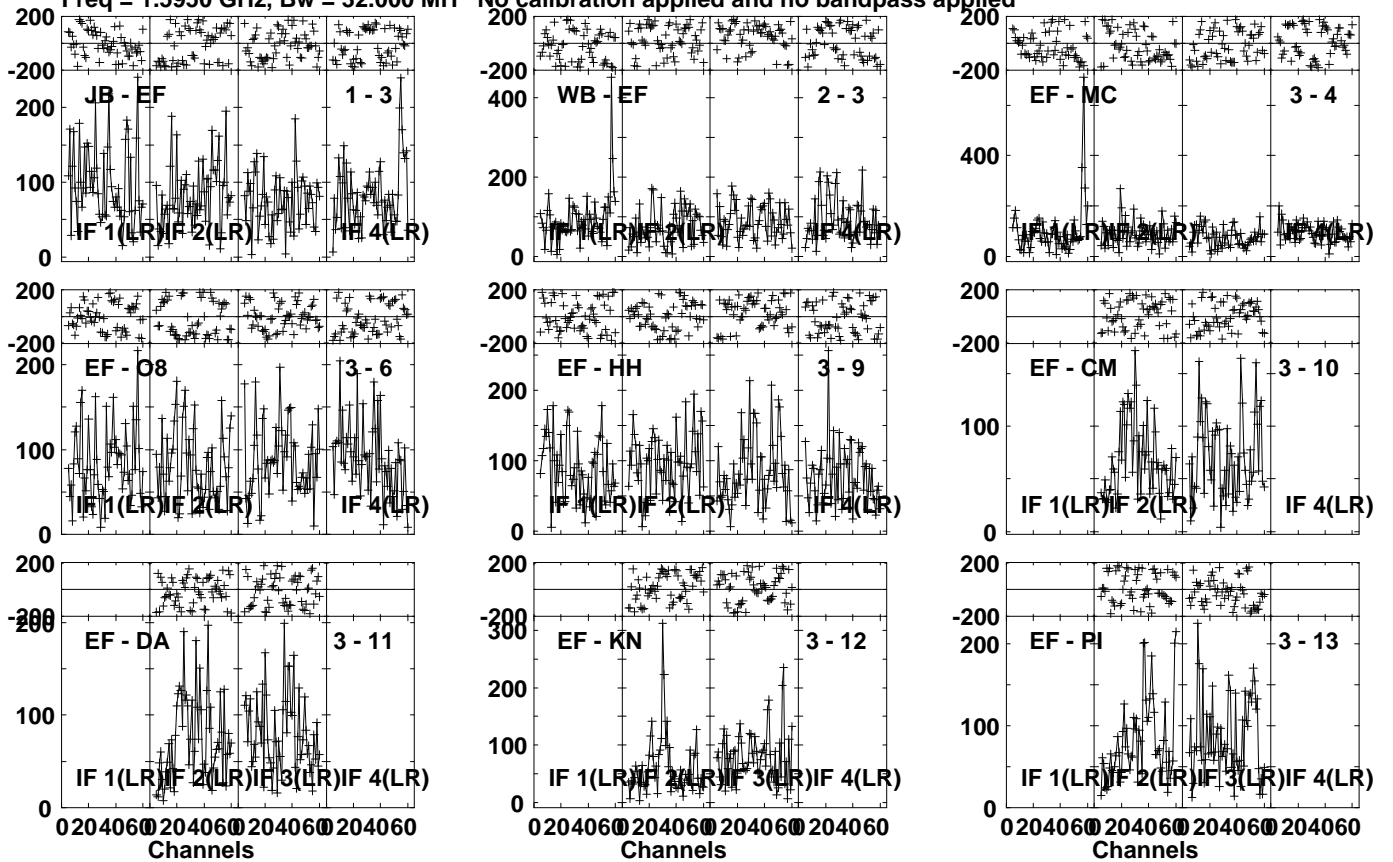
Lower frame: Micro Ampl Jy Top frame: Phas deg  
Vector averaged cross-power spectrum Several baselines displayed  
Timerange: 00/05:48:31 to 00/05:49:59



Plot file version 113 created 12-APR-2023 21:11:43

FRB210117 EB096C.UVDATA.1

Freq = 1.5950 GHz, Bw = 32.000 MH No calibration applied and no bandpass applied

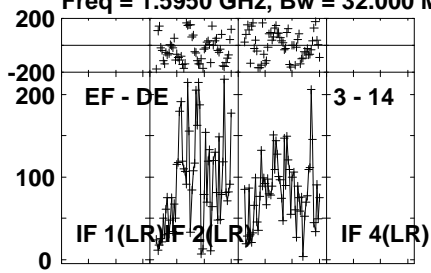


Lower frame: Micro Ampl Jy Top frame: Phas deg  
Vector averaged cross-power spectrum Several baselines displayed  
Timerange: 00/05:50:01 to 00/05:53:29

Plot file version 114 created 12-APR-2023 21:11:43

FRB210117 EB096C.UVDATA.1

Freq = 1.5950 GHz, Bw = 32.000 MH No calibration applied and no bandpass applied



Lower frame: Micro Ampl Jy Top frame: Phas deg

Vector averaged cross-power spectrum Several baselines displayed

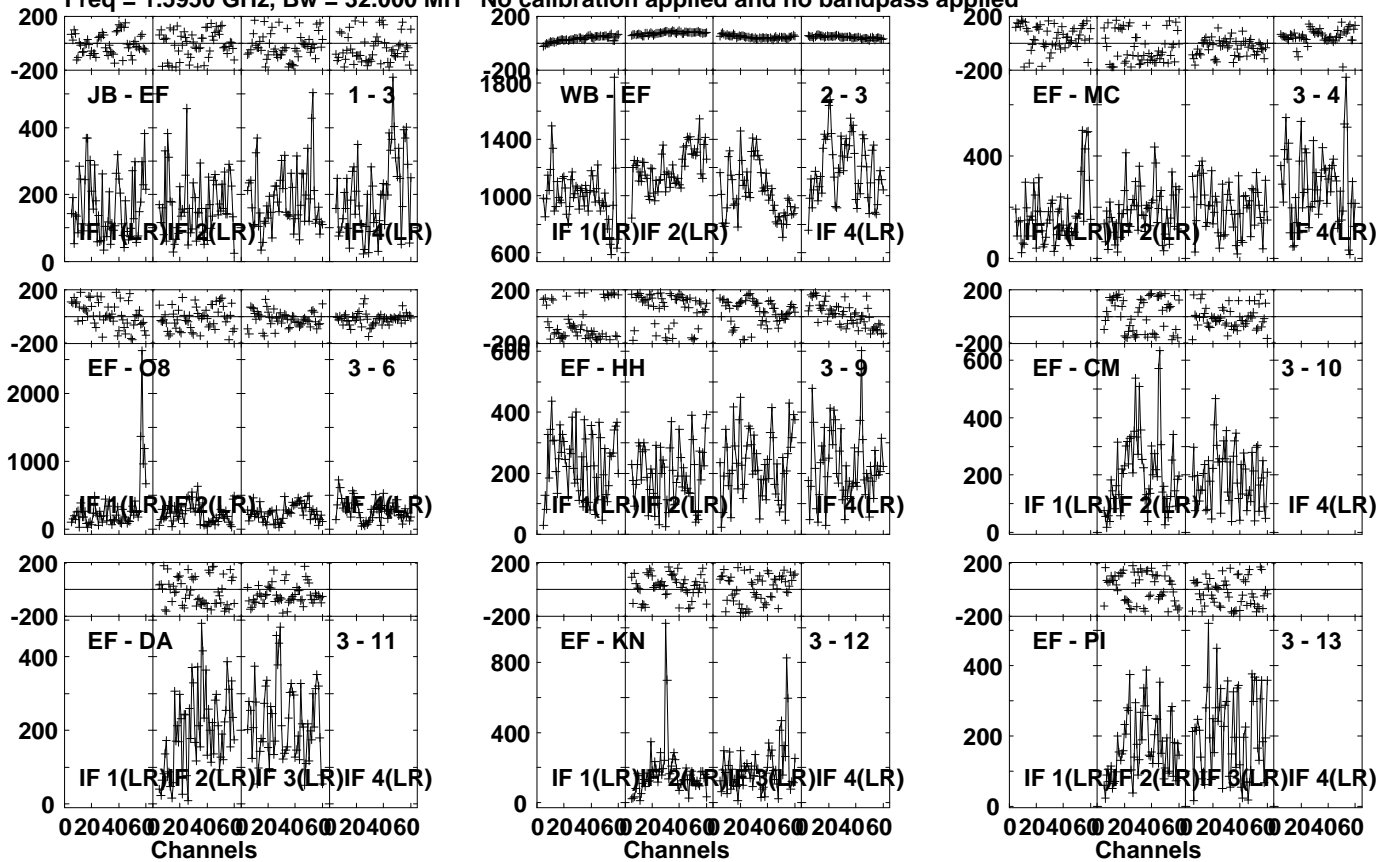
Timerange: 00/05:50:01 to 00/05:53:29

Plot file version 115 created 12-APR-2023 21:11:43

J2236-1706 EB096C.UVDATA.1

Freq = 1.5950 GHz, Bw = 32.000 MH

No calibration applied and no bandpass applied

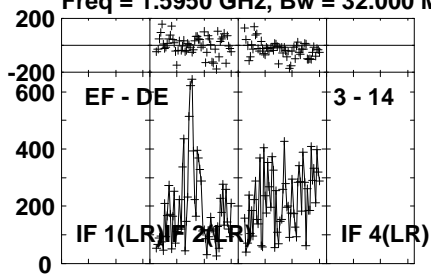


Lower frame: Micro Ampl Jy Top frame: Phas deg  
Vector averaged cross-power spectrum Several baselines displayed  
Timerange: 00/05:54:01 to 00/05:54:59

Plot file version 116 created 12-APR-2023 21:11:44

J2236-1706 EB096C.UVDATA.1

Freq = 1.5950 GHz, Bw = 32.000 MH No calibration applied and no bandpass applied



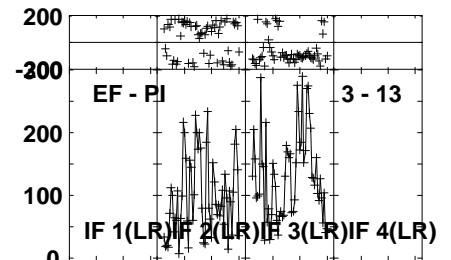
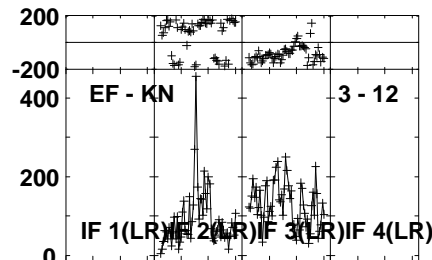
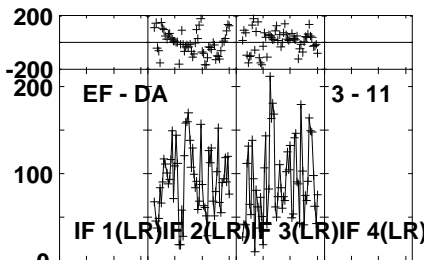
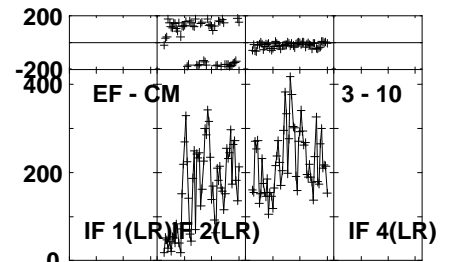
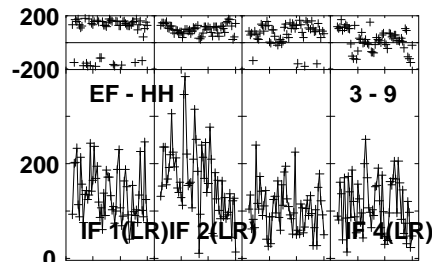
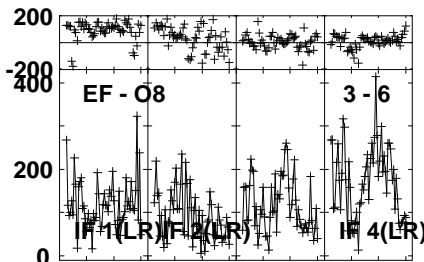
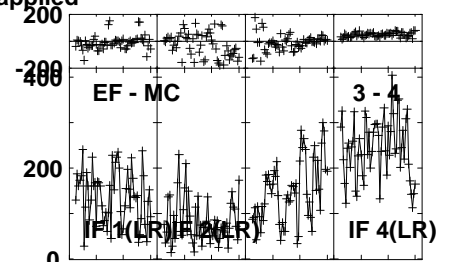
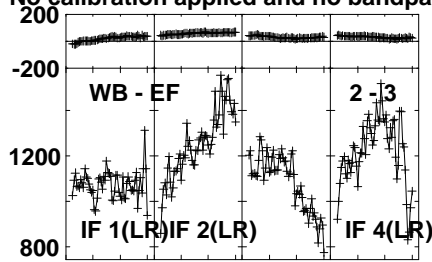
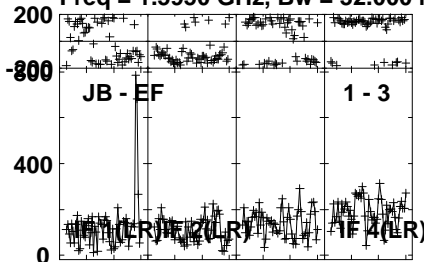
Lower frame: Micro Ampl Jy Top frame: Phas deg  
Vector averaged cross-power spectrum Several baselines displayed  
Timerange: 00/05:54:01 to 00/05:54:59

Plot file version 117 created 12-APR-2023 21:11:44

J2232-1659 EB096C.UVDATA.1

Freq = 1.5950 GHz, Bw = 32.000 MH

No calibration applied and no bandpass applied

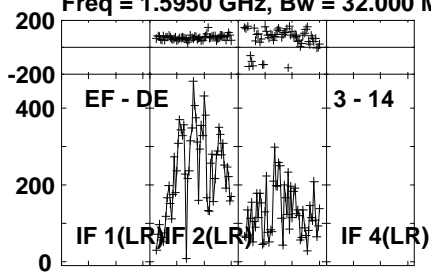


Lower frame: Micro Ampl Jy Top frame: Phas deg  
Vector averaged cross-power spectrum Several baselines displayed  
Timerange: 00/05:55:01 to 00/05:57:59

Plot file version 118 created 12-APR-2023 21:11:44

J2232-1659 EB096C.UVDATA.1

Freq = 1.5950 GHz, Bw = 32.000 MH No calibration applied and no bandpass applied



Lower frame: Micro Ampl Jy Top frame: Phas deg

Vector averaged cross-power spectrum Several baselines displayed

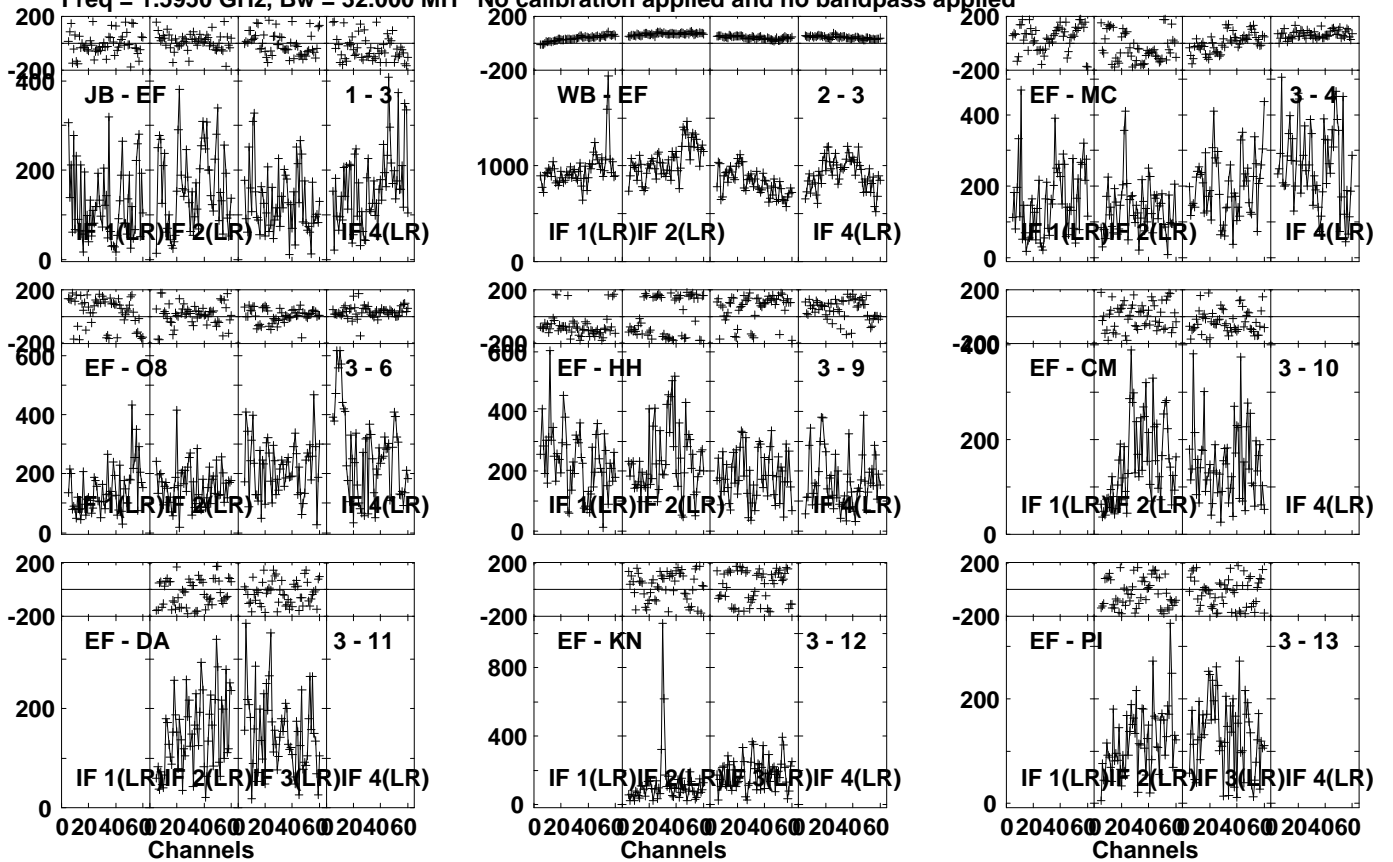
Timerange: 00/05:55:01 to 00/05:57:59

Plot file version 119 created 12-APR-2023 21:11:44

J2236-1706 EB096C.UVDATA.1

Freq = 1.5950 GHz, Bw = 32.000 MH

No calibration applied and no bandpass applied

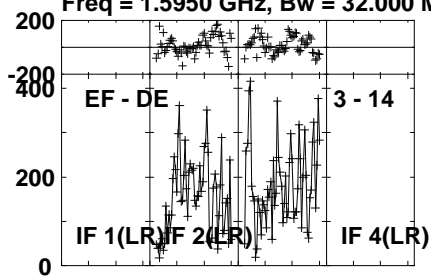


Lower frame: Micro Ampl Jy Top frame: Phas deg  
Vector averaged cross-power spectrum Several baselines displayed  
Timerange: 00/05:58:31 to 00/05:59:29

Plot file version 120 created 12-APR-2023 21:11:44

J2236-1706 EB096C.UVDATA.1

Freq = 1.5950 GHz, Bw = 32.000 MH No calibration applied and no bandpass applied



Lower frame: Micro Ampl Jy Top frame: Phas deg

Vector averaged cross-power spectrum Several baselines displayed

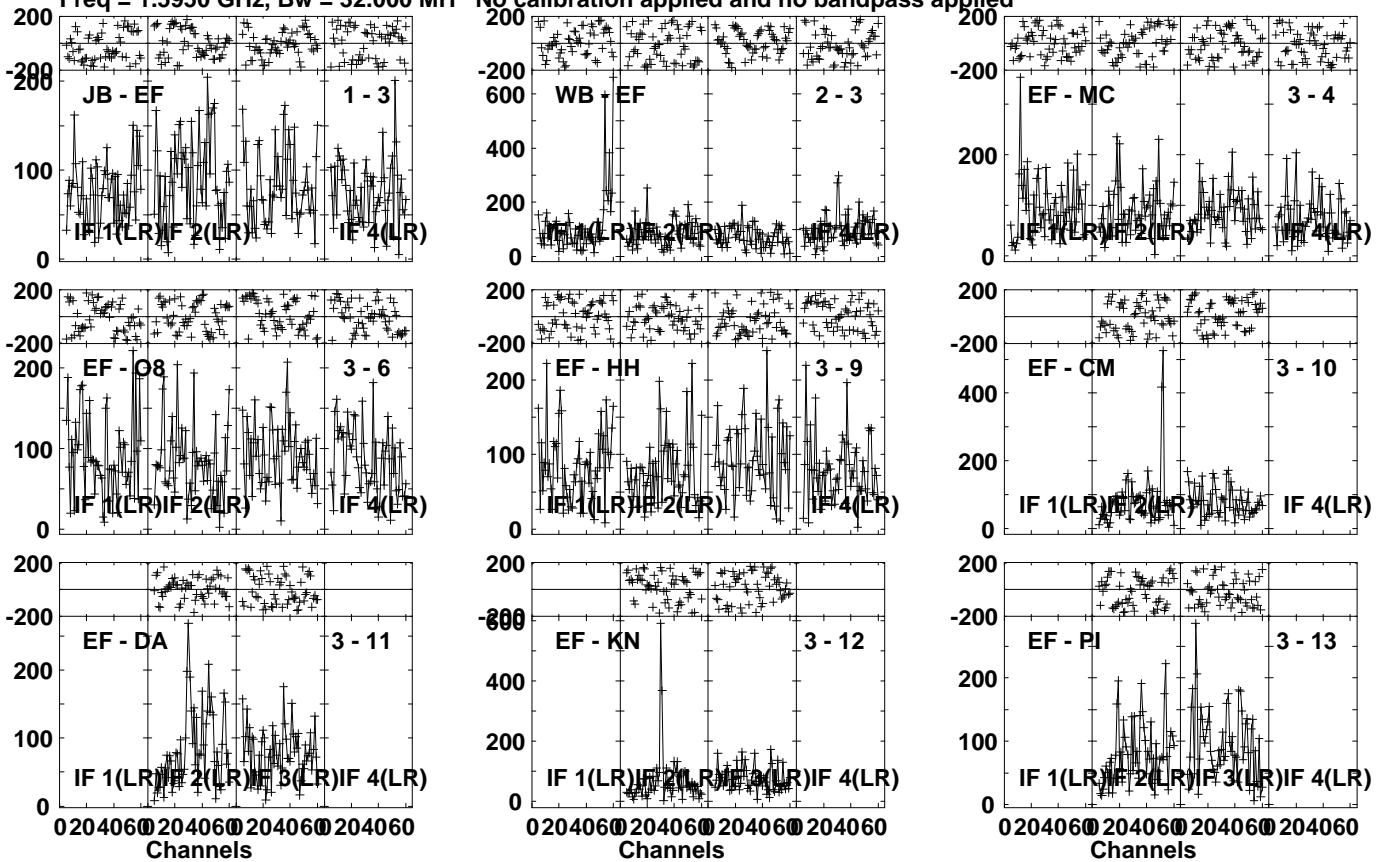
Timerange: 00/05:58:31 to 00/05:59:29



Plot file version 121 created 12-APR-2023 21:11:44

FRB210117 EB096C.UVDATA.1

Freq = 1.5950 GHz, Bw = 32.000 MH No calibration applied and no bandpass applied

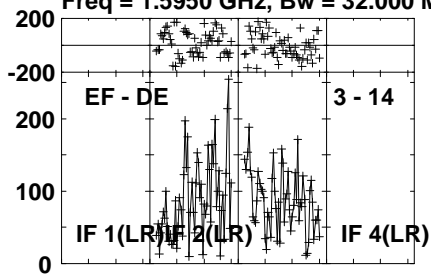


Lower frame: Micro Ampl Jy Top frame: Phas deg  
Vector averaged cross-power spectrum Several baselines displayed  
Timerange: 00/05:59:31 to 00/06:02:59

Plot file version 122 created 12-APR-2023 21:11:44

FRB210117 EB096C.UVDATA.1

Freq = 1.5950 GHz, Bw = 32.000 MH No calibration applied and no bandpass applied



Lower frame: Micro Ampl Jy Top frame: Phas deg

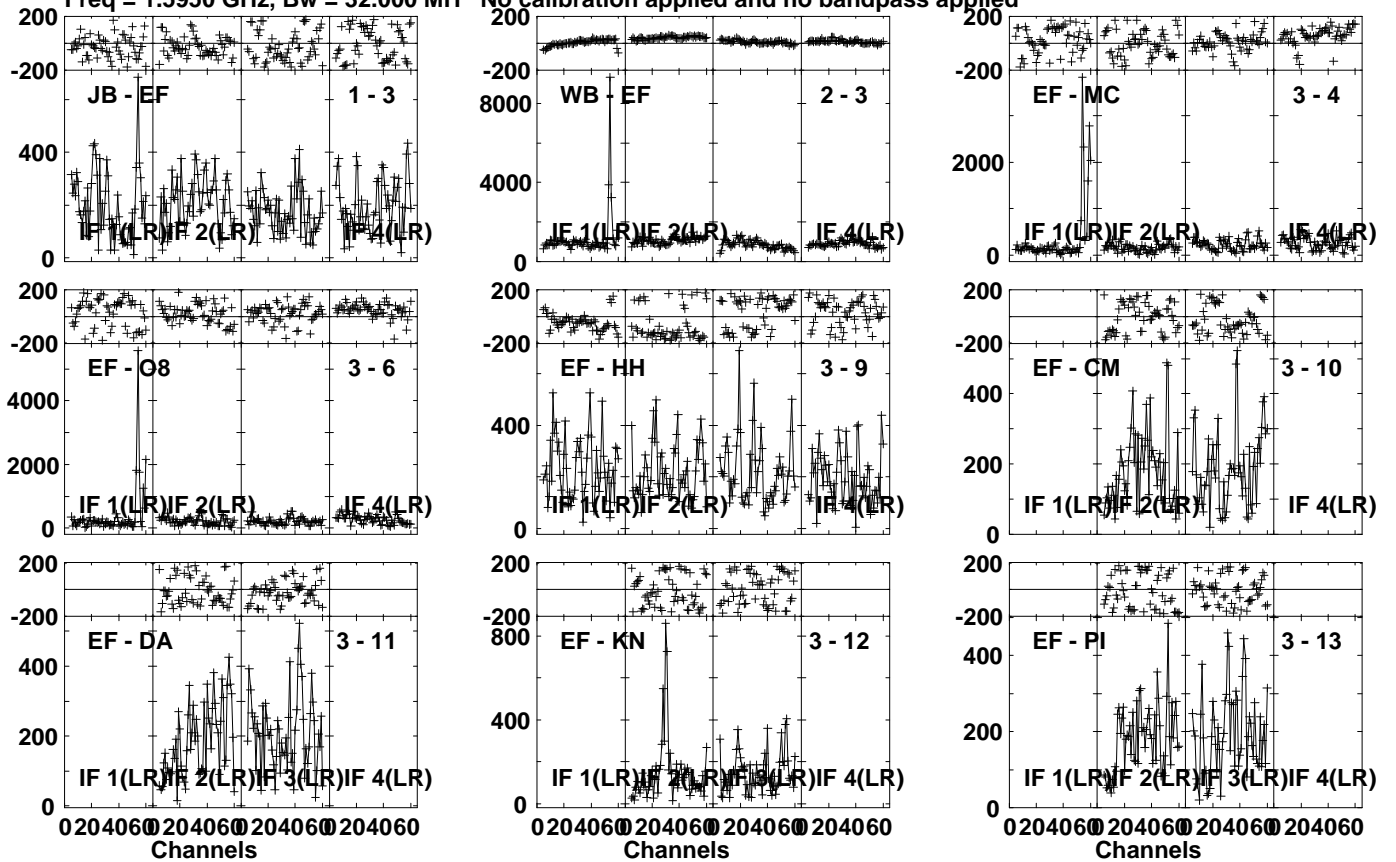
Vector averaged cross-power spectrum Several baselines displayed

Timerange: 00/05:59:31 to 00/06:02:59

Plot file version 123 created 12-APR-2023 21:11:44

J2236-1706 EB096C.UVDATA.1

Freq = 1.5950 GHz, Bw = 32.000 MH No calibration applied and no bandpass applied

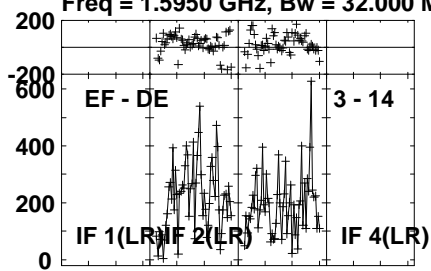


Lower frame: Micro Ampl Jy Top frame: Phas deg  
Vector averaged cross-power spectrum Several baselines displayed  
Timerange: 00/06:03:01 to 00/06:04:29

Plot file version 124 created 12-APR-2023 21:11:44

J2236-1706 EB096C.UVDATA.1

Freq = 1.5950 GHz, Bw = 32.000 MH No calibration applied and no bandpass applied



Lower frame: Micro Ampl Jy Top frame: Phas deg

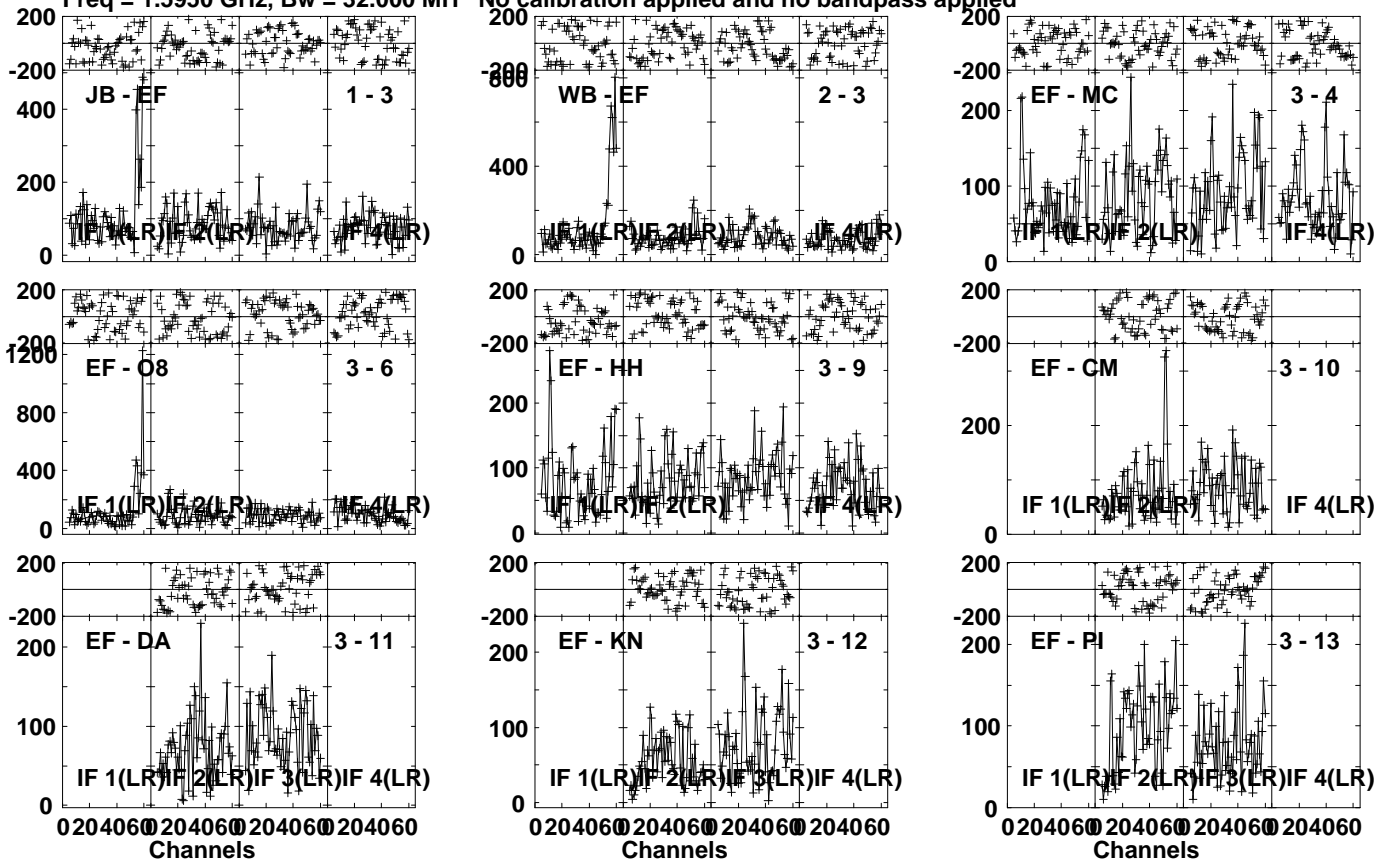
Vector averaged cross-power spectrum Several baselines displayed

Timerange: 00/06:03:01 to 00/06:04:29

Plot file version 125 created 12-APR-2023 21:11:44

FRB210117 EB096C.UVDATA.1

Freq = 1.5950 GHz, Bw = 32.000 MH No calibration applied and no bandpass applied

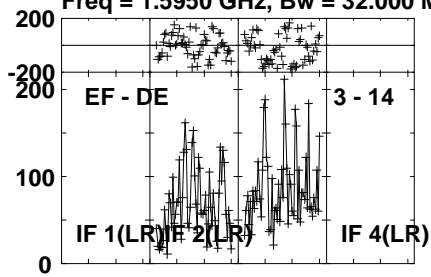


Lower frame: Micro Ampl Jy Top frame: Phas deg  
Vector averaged cross-power spectrum Several baselines displayed  
Timerange: 00:06:04:31 to 00:06:07:59

Plot file version 126 created 12-APR-2023 21:11:45

FRB210117 EB096C.UVDATA.1

Freq = 1.5950 GHz, Bw = 32.000 MH No calibration applied and no bandpass applied



Lower frame: Micro Ampl Jy Top frame: Phas deg

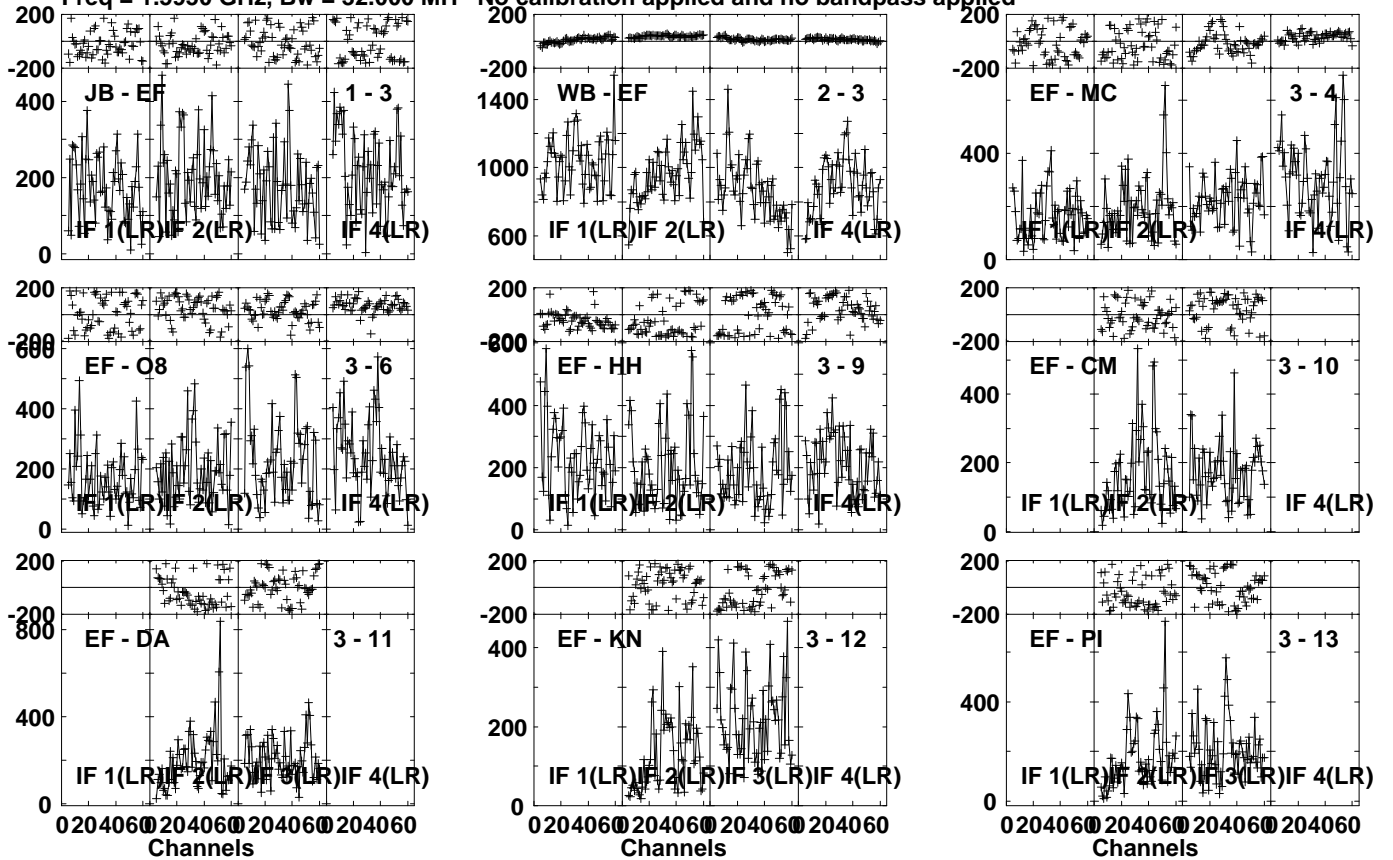
Vector averaged cross-power spectrum Several baselines displayed

Timerange: 00/06:04:31 to 00/06:07:59

Plot file version 127 created 12-APR-2023 21:11:45

J2236-1706 EB096C.UVDATA.1

Freq = 1.5950 GHz, Bw = 32.000 MH No calibration applied and no bandpass applied

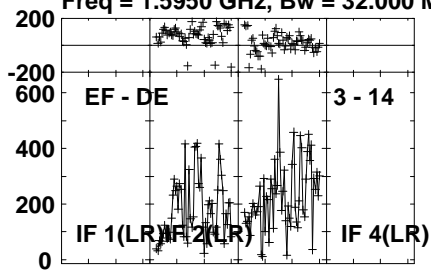


Lower frame: Micro Ampl Jy Top frame: Phas deg  
Vector averaged cross-power spectrum Several baselines displayed  
Timerange: 00/06:08:31 to 00/06:09:29

Plot file version 128 created 12-APR-2023 21:11:45

J2236-1706 EB096C.UVDATA.1

Freq = 1.5950 GHz, Bw = 32.000 MH No calibration applied and no bandpass applied



Lower frame: Micro Ampl Jy Top frame: Phas deg

Vector averaged cross-power spectrum Several baselines displayed

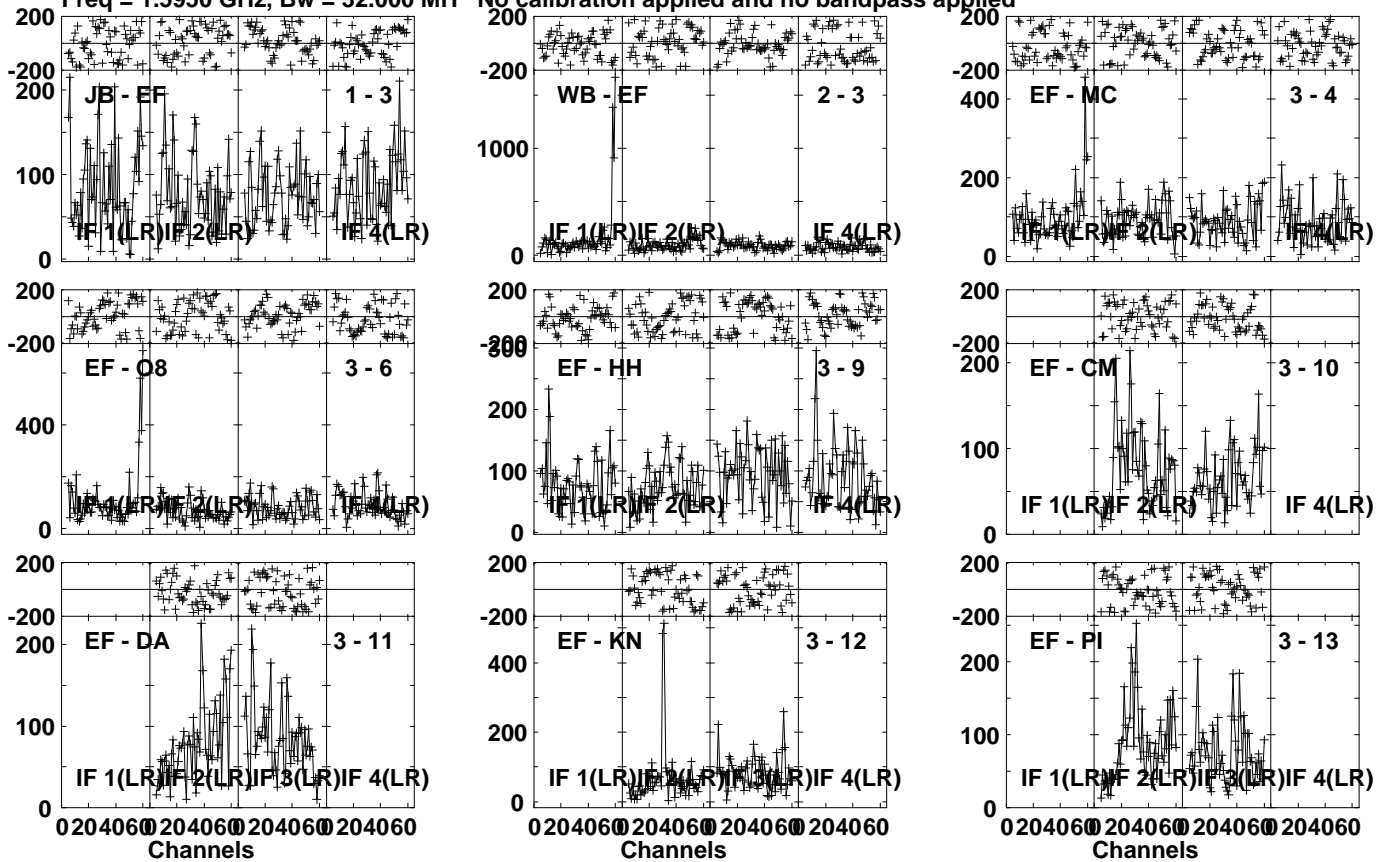
Timerange: 00/06:08:31 to 00/06:09:29



Plot file version 129 created 12-APR-2023 21:11:45

FRB210117 EB096C.UVDATA.1

Freq = 1.5950 GHz, Bw = 32.000 MH No calibration applied and no bandpass applied

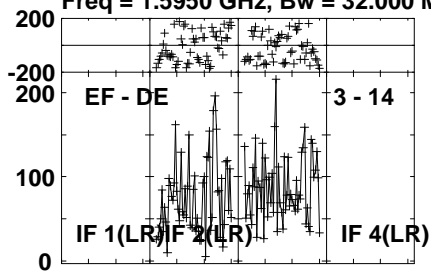


Lower frame: Micro Ampl Jy Top frame: Phas deg  
Vector averaged cross-power spectrum Several baselines displayed  
Timerange: 00/06:09:31 to 00/06:12:59

Plot file version 130 created 12-APR-2023 21:11:45

FRB210117 EB096C.UVDATA.1

Freq = 1.5950 GHz, Bw = 32.000 MH No calibration applied and no bandpass applied



Lower frame: Micro Ampl Jy Top frame: Phas deg

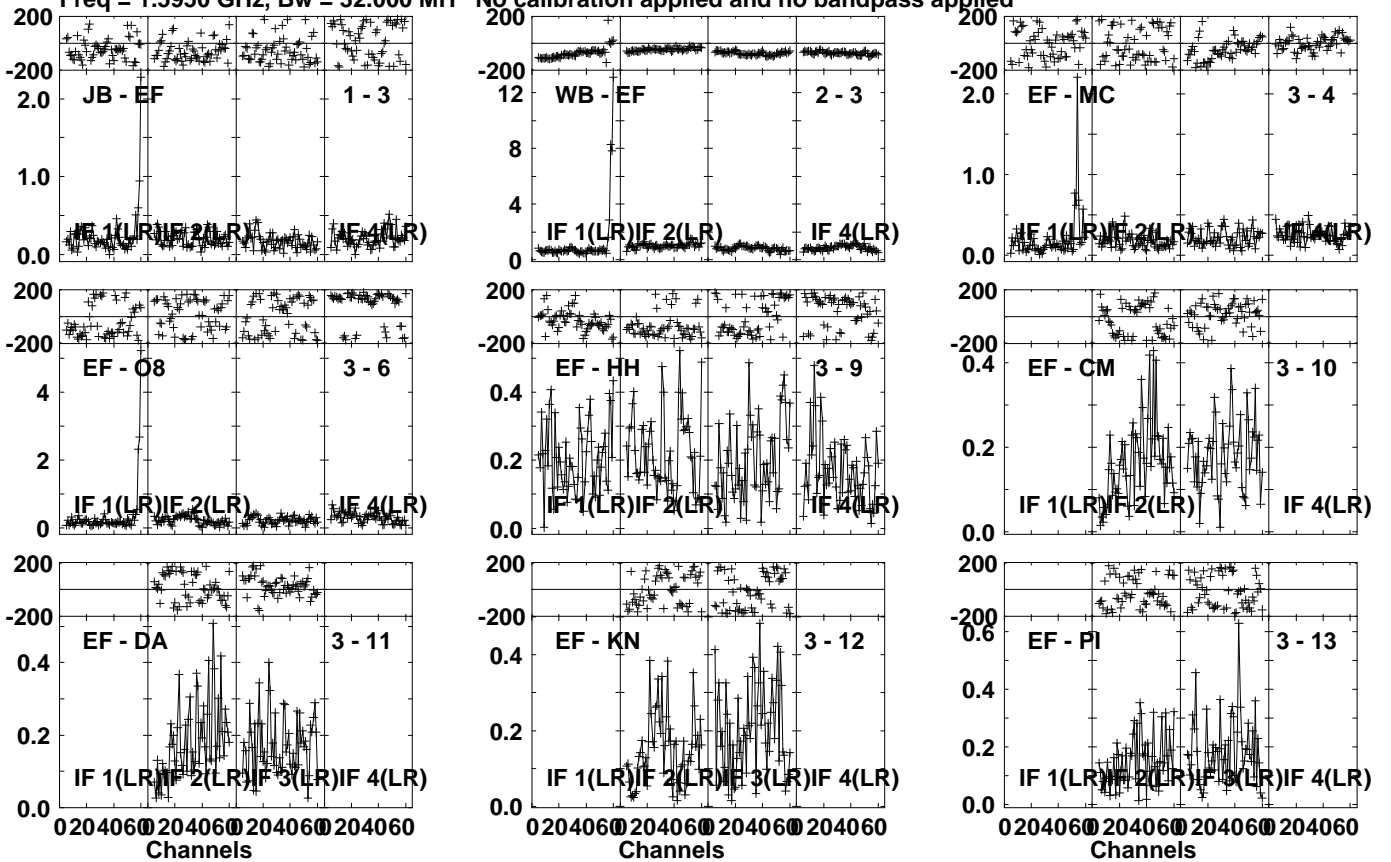
Vector averaged cross-power spectrum Several baselines displayed

Timerange: 00/06:09:31 to 00/06:12:59

Plot file version 131 created 12-APR-2023 21:11:45

J2236-1706 EB096C.UVDATA.1

Freq = 1.5950 GHz, Bw = 32.000 MH No calibration applied and no bandpass applied

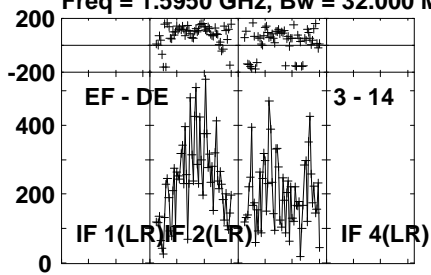


Lower frame: Milli Ampl Jy Top frame: Phas deg  
Vector averaged cross-power spectrum Several baselines displayed  
Timerange: 00/06:13:01 to 00/06:14:29

Plot file version 132 created 12-APR-2023 21:11:45

J2236-1706 EB096C.UVDATA.1

Freq = 1.5950 GHz, Bw = 32.000 MH No calibration applied and no bandpass applied



Lower frame: Micro Ampl Jy Top frame: Phas deg

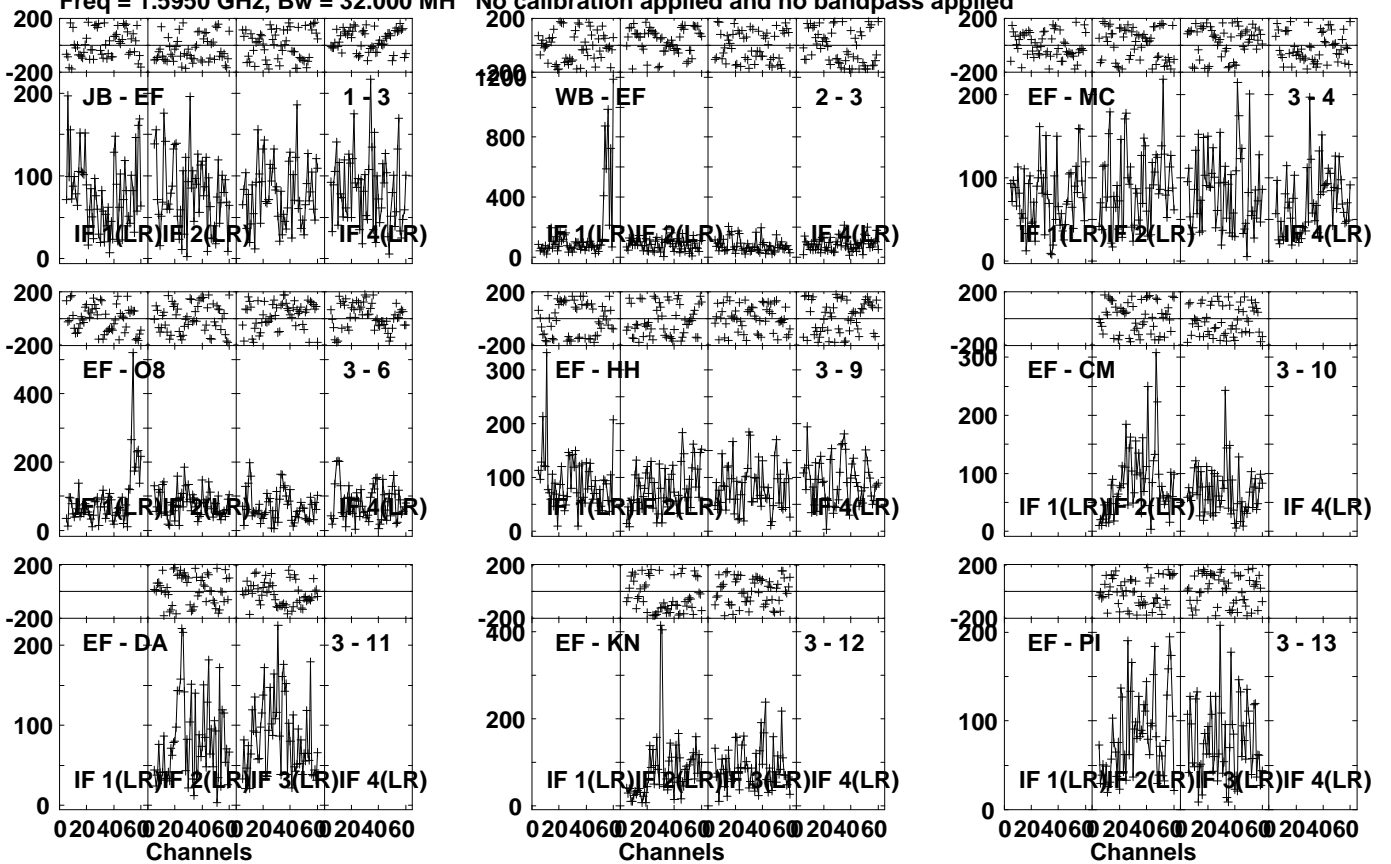
Vector averaged cross-power spectrum Several baselines displayed

Timerange: 00/06:13:01 to 00/06:14:29

Plot file version 133 created 12-APR-2023 21:11:45

FRB210117 EB096C.UVDATA.1

Freq = 1.5950 GHz, Bw = 32.000 MH No calibration applied and no bandpass applied

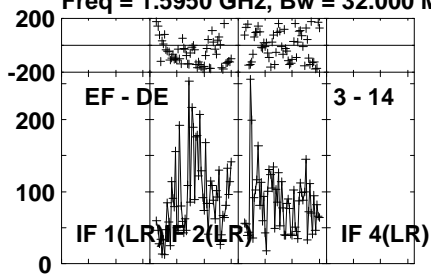


Lower frame: Micro Ampl Jy Top frame: Phas deg  
Vector averaged cross-power spectrum Several baselines displayed  
Timerange: 00:06:14:31 to 00:06:17:59

Plot file version 134 created 12-APR-2023 21:11:45

FRB210117 EB096C.UVDATA.1

Freq = 1.5950 GHz, Bw = 32.000 MH No calibration applied and no bandpass applied



Lower frame: Micro Ampl Jy Top frame: Phas deg

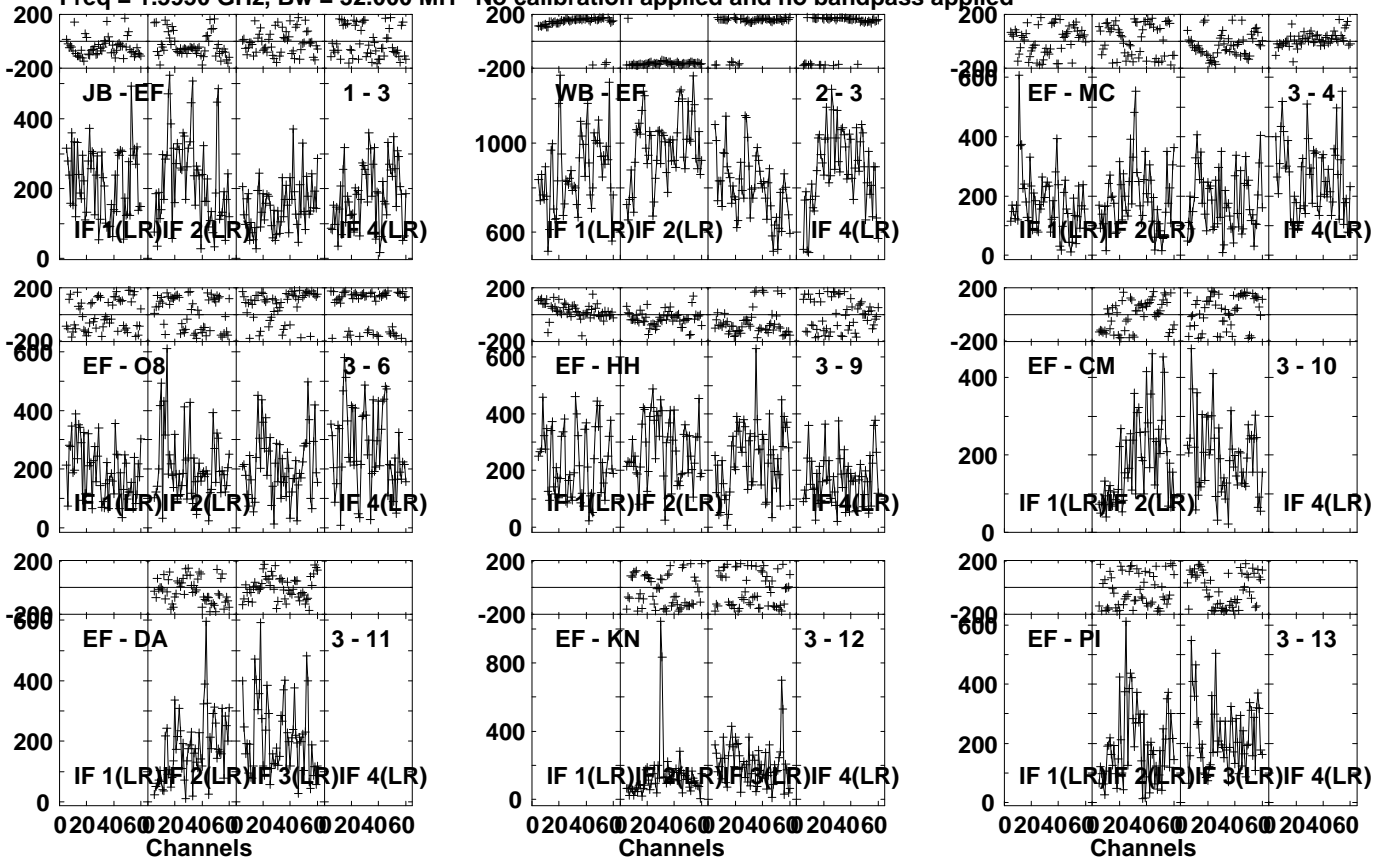
Vector averaged cross-power spectrum Several baselines displayed

Timerange: 00/06:14:31 to 00/06:17:59

Plot file version 135 created 12-APR-2023 21:11:45

J2236-1706 EB096C.UVDATA.1

Freq = 1.5950 GHz, Bw = 32.000 MH No calibration applied and no bandpass applied

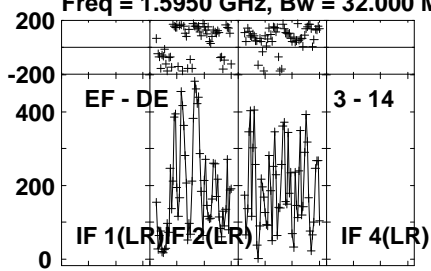


Lower frame: Micro Ampl Jy Top frame: Phas deg  
Vector averaged cross-power spectrum Several baselines displayed  
Timerange: 00/06:18:31 to 00/06:19:29

Plot file version 136 created 12-APR-2023 21:11:46

J2236-1706 EB096C.UVDATA.1

Freq = 1.5950 GHz, Bw = 32.000 MH No calibration applied and no bandpass applied



Lower frame: Micro Ampl Jy Top frame: Phas deg  
Vector averaged cross-power spectrum Several baselines displayed  
Timerange: 00/06:18:31 to 00/06:19:29

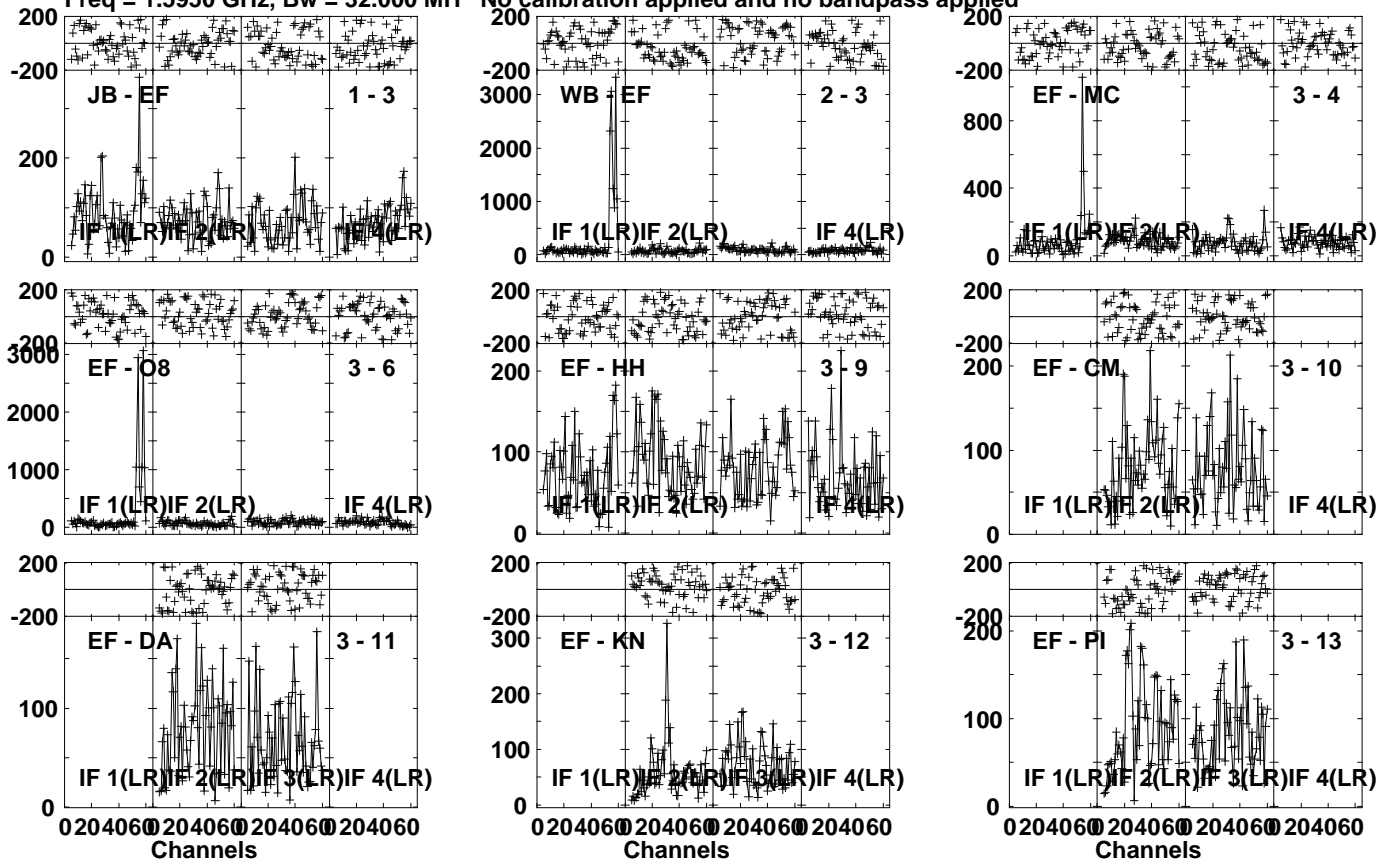


Plot file version 137 created 12-APR-2023 21:11:46

FRB210117 EB096C.UVDATA.1

Freq = 1.5950 GHz, Bw = 32.000 MH

No calibration applied and no bandpass applied

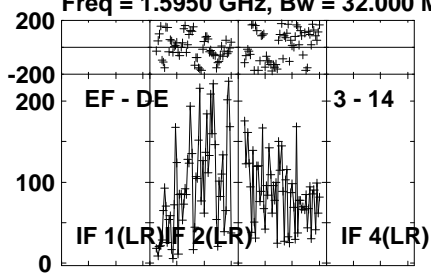


Lower frame: Micro Ampl Jy Top frame: Phas deg  
Vector averaged cross-power spectrum Several baselines displayed  
Timerange: 00/06:19:31 to 00/06:22:59

Plot file version 138 created 12-APR-2023 21:11:46

FRB210117 EB096C.UVDATA.1

Freq = 1.5950 GHz, Bw = 32.000 MH No calibration applied and no bandpass applied



Lower frame: Micro Ampl Jy Top frame: Phas deg

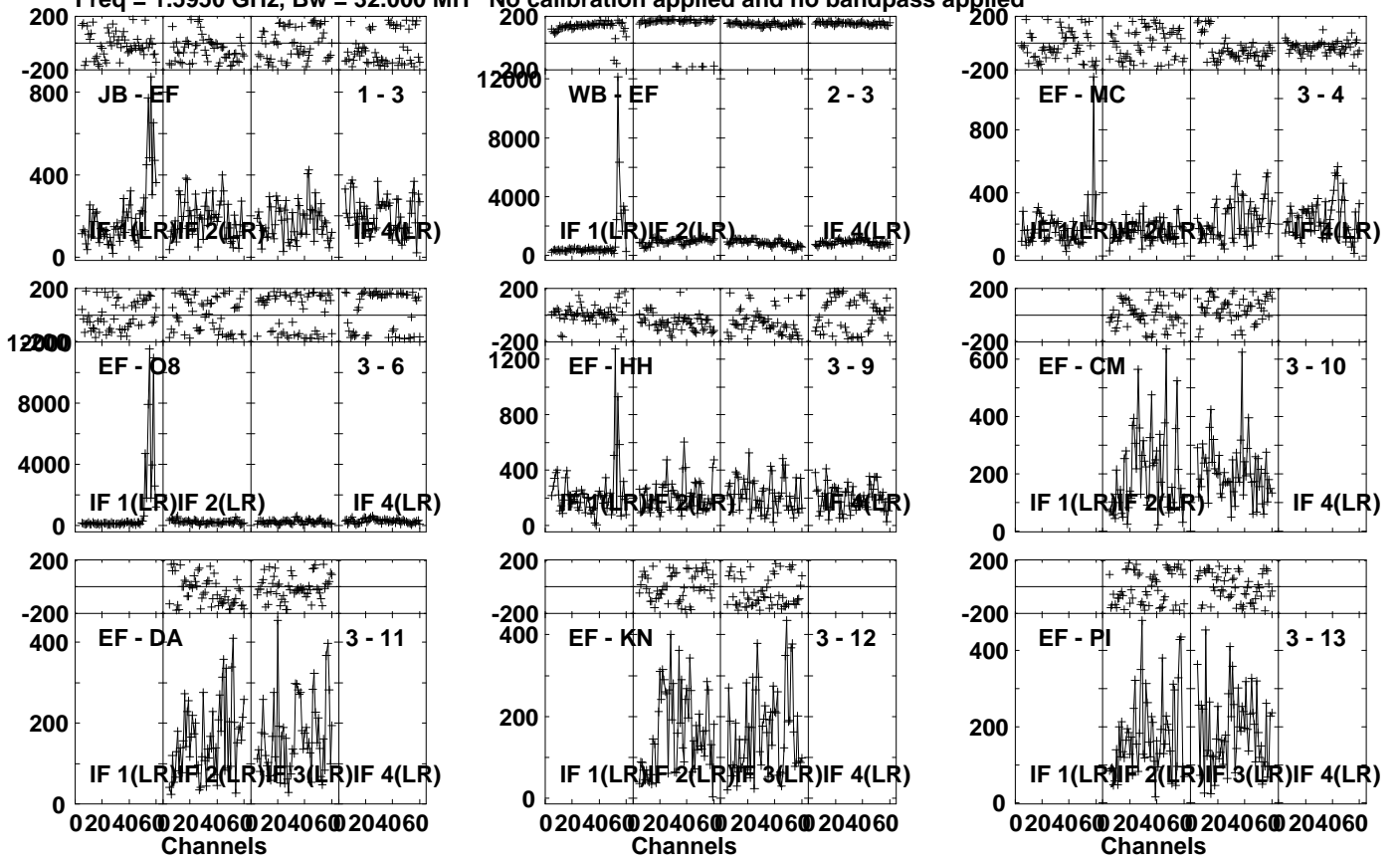
Vector averaged cross-power spectrum Several baselines displayed

Timerange: 00/06:19:31 to 00/06:22:59

Plot file version 139 created 12-APR-2023 21:11:46

J2236-1706 EB096C.UVDATA.1

Freq = 1.5950 GHz, Bw = 32.000 MH No calibration applied and no bandpass applied

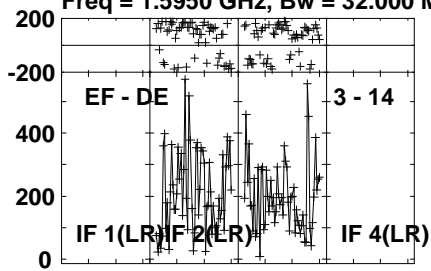


Lower frame: Micro Ampl Jy Top frame: Phas deg  
Vector averaged cross-power spectrum Several baselines displayed  
Timerange: 00/06:23:01 to 00/06:24:29

Plot file version 140 created 12-APR-2023 21:11:46

J2236-1706 EB096C.UVDATA.1

Freq = 1.5950 GHz, Bw = 32.000 MH No calibration applied and no bandpass applied



Lower frame: Micro Ampl Jy Top frame: Phas deg

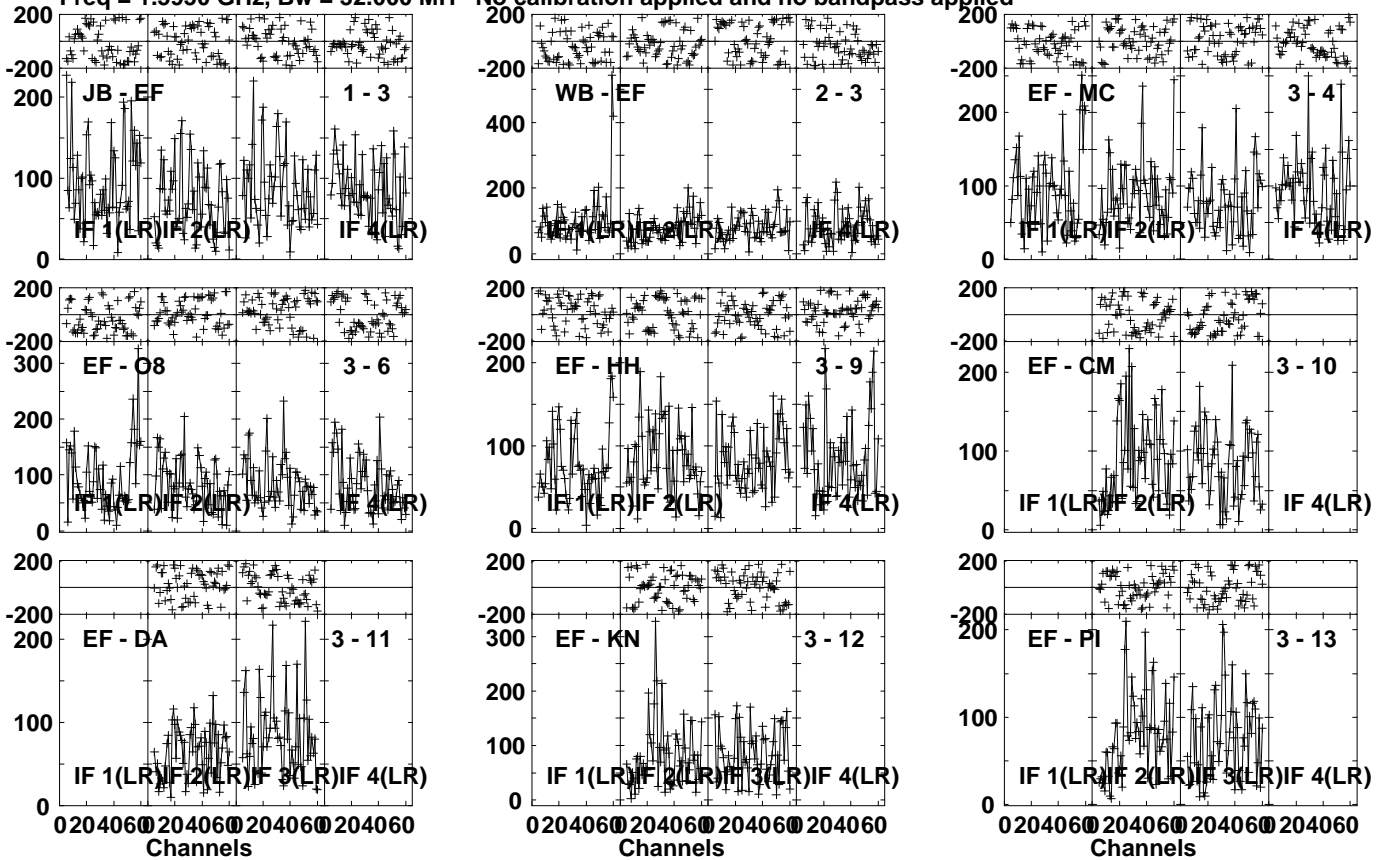
Vector averaged cross-power spectrum Several baselines displayed

Timerange: 00/06:23:01 to 00/06:24:29

Plot file version 141 created 12-APR-2023 21:11:46

FRB210117 EB096C.UVDATA.1

Freq = 1.5950 GHz, Bw = 32.000 MH No calibration applied and no bandpass applied

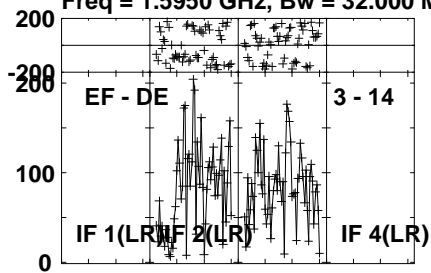


Lower frame: Micro Ampl Jy Top frame: Phas deg  
Vector averaged cross-power spectrum Several baselines displayed  
Timerange: 00/06:24:31 to 00/06:27:59

Plot file version 142 created 12-APR-2023 21:11:46

FRB210117 EB096C.UVDATA.1

Freq = 1.5950 GHz, Bw = 32.000 MH No calibration applied and no bandpass applied



Lower frame: Micro Ampl Jy Top frame: Phas deg

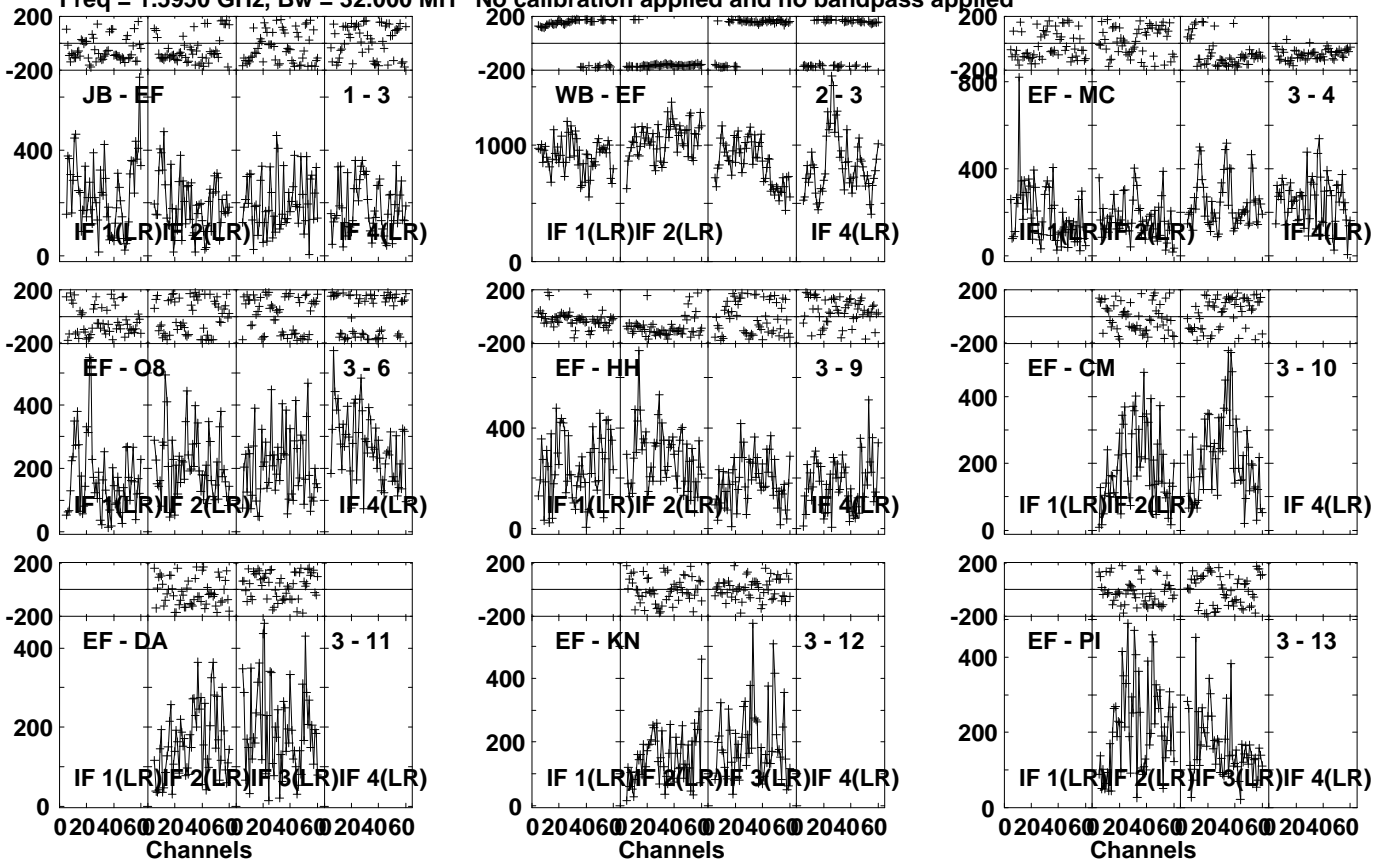
Vector averaged cross-power spectrum Several baselines displayed

Timerange: 00/06:24:31 to 00/06:27:59

Plot file version 143 created 12-APR-2023 21:11:46

J2236-1706 EB096C.UVDATA.1

Freq = 1.5950 GHz, Bw = 32.000 MH No calibration applied and no bandpass applied

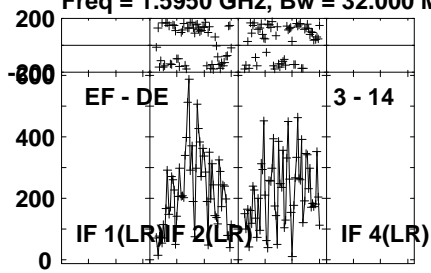


Lower frame: Micro Ampl Jy Top frame: Phas deg  
Vector averaged cross-power spectrum Several baselines displayed  
Timerange: 00/06:28:31 to 00/06:29:29

Plot file version 144 created 12-APR-2023 21:11:46

J2236-1706 EB096C.UVDATA.1

Freq = 1.5950 GHz, Bw = 32.000 MH No calibration applied and no bandpass applied



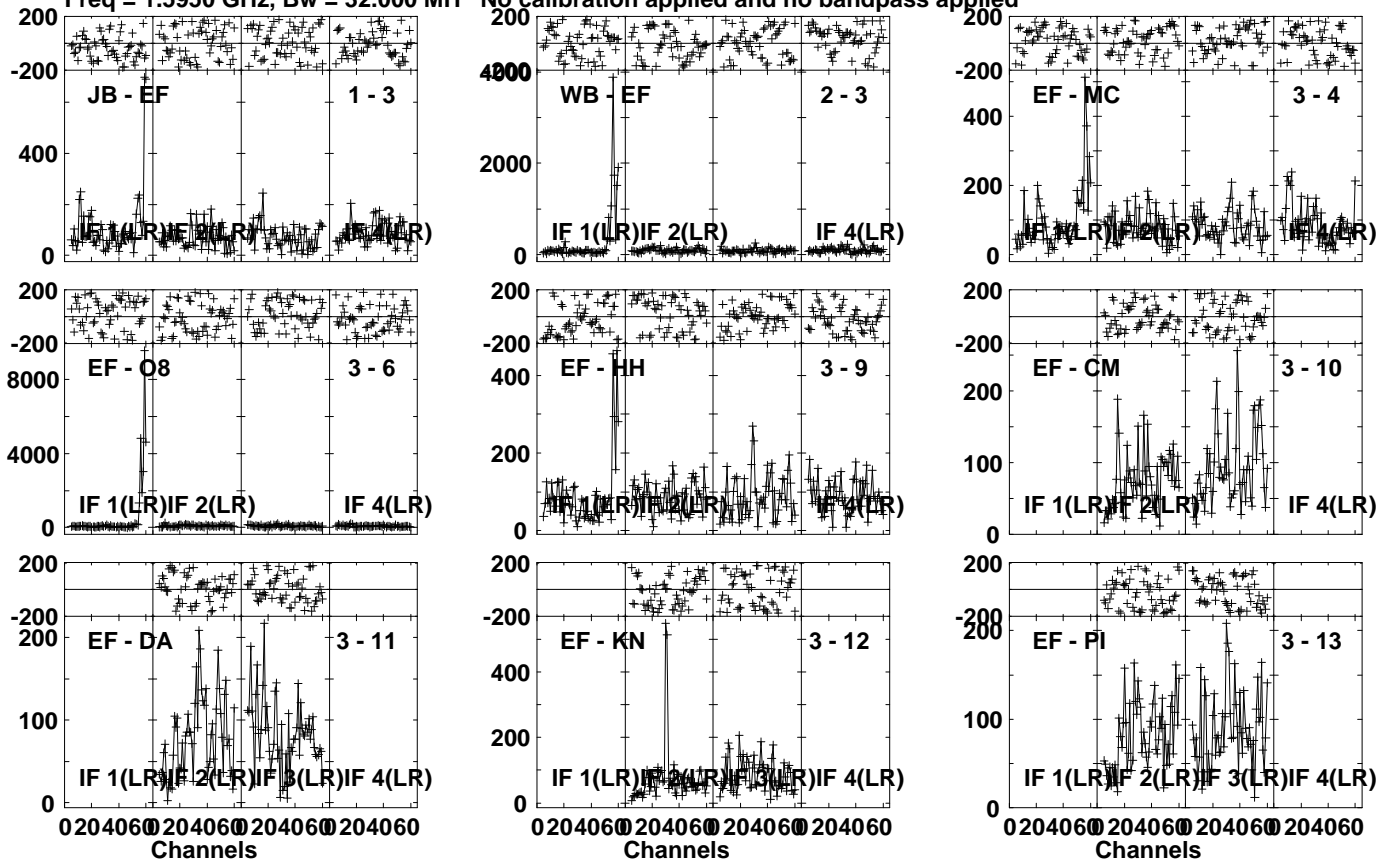
Lower frame: Micro Ampl Jy Top frame: Phas deg  
Vector averaged cross-power spectrum Several baselines displayed  
Timerange: 00/06:28:31 to 00/06:29:29



Plot file version 145 created 12-APR-2023 21:11:46

FRB210117 EB096C.UVDATA.1

Freq = 1.5950 GHz, Bw = 32.000 MH No calibration applied and no bandpass applied

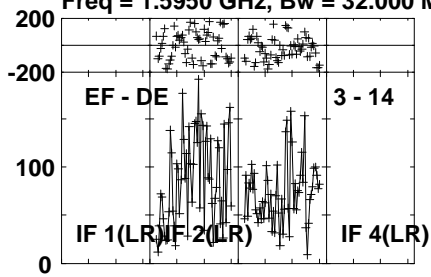


Lower frame: Micro Ampl Jy Top frame: Phas deg  
Vector averaged cross-power spectrum Several baselines displayed  
Timerange: 00/06:29:31 to 00/06:32:59

Plot file version 146 created 12-APR-2023 21:11:46

FRB210117 EB096C.UVDATA.1

Freq = 1.5950 GHz, Bw = 32.000 MH No calibration applied and no bandpass applied



Lower frame: Micro Ampl Jy Top frame: Phas deg

Vector averaged cross-power spectrum Several baselines displayed

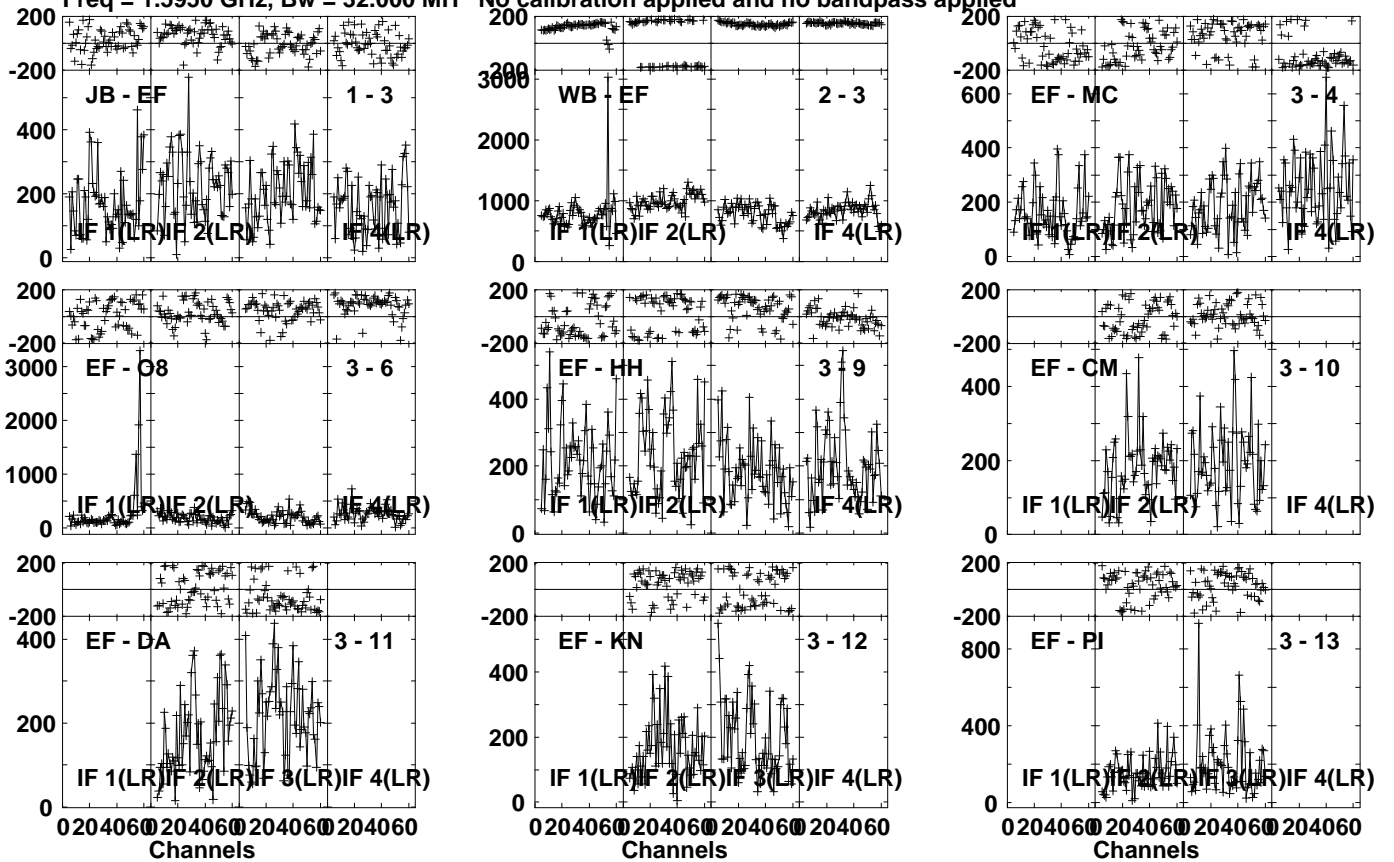
Timerange: 00/06:29:31 to 00/06:32:59

Plot file version 147 created 12-APR-2023 21:11:46

J2236-1706 EB096C.UVDATA.1

Freq = 1.5950 GHz, Bw = 32.000 MH

No calibration applied and no bandpass applied

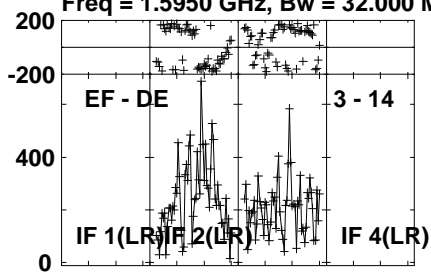


Lower frame: Micro Ampl Jy Top frame: Phas deg  
Vector averaged cross-power spectrum Several baselines displayed  
Timerange: 00/06:33:01 to 00/06:34:29

Plot file version 148 created 12-APR-2023 21:11:47

J2236-1706 EB096C.UVDATA.1

Freq = 1.5950 GHz, Bw = 32.000 MH No calibration applied and no bandpass applied

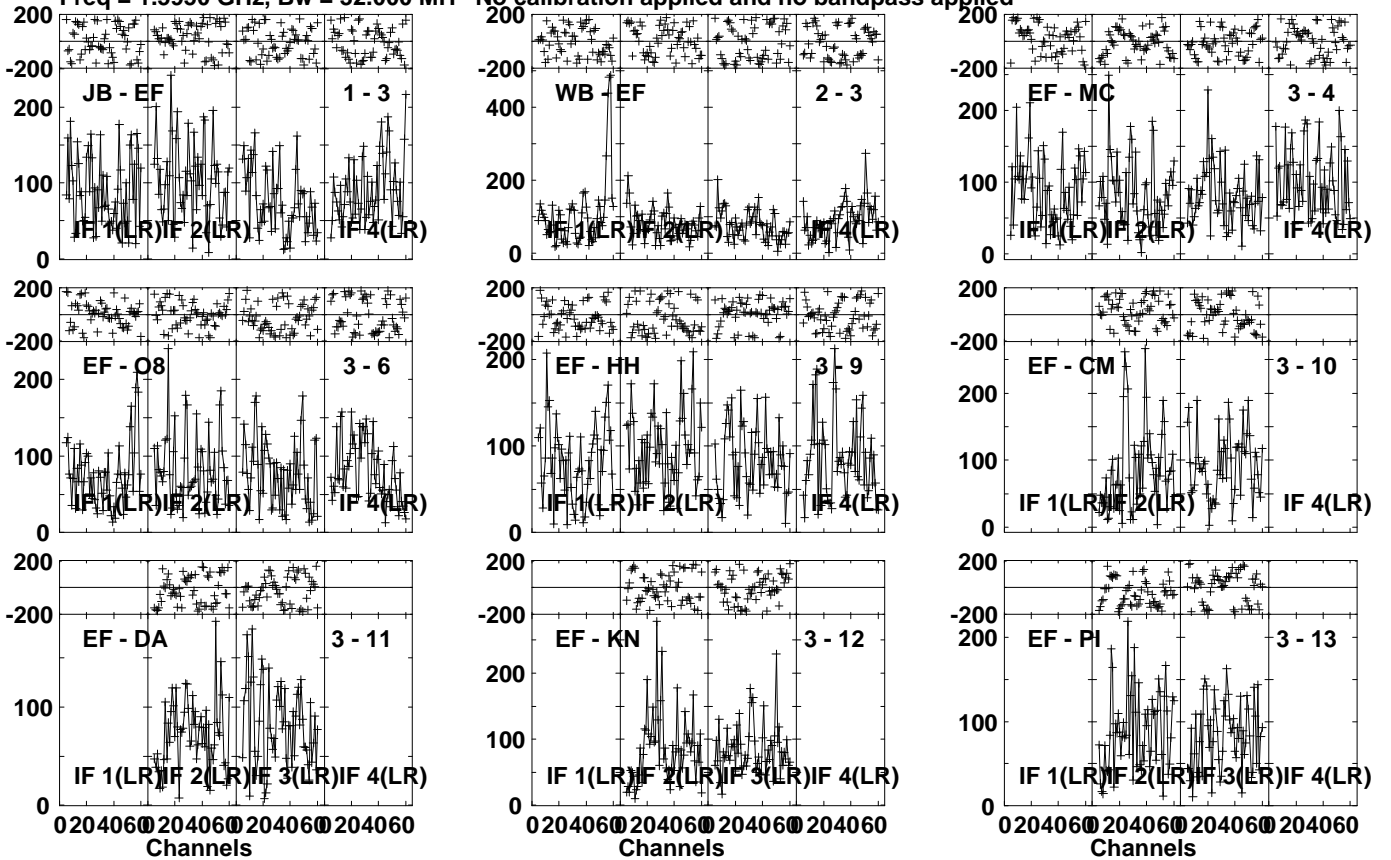


Lower frame: Micro Ampl Jy Top frame: Phas deg  
Vector averaged cross-power spectrum Several baselines displayed  
Timerange: 00/06:33:01 to 00/06:34:29

Plot file version 149 created 12-APR-2023 21:11:47

FRB210117 EB096C.UVDATA.1

Freq = 1.5950 GHz, Bw = 32.000 MH No calibration applied and no bandpass applied

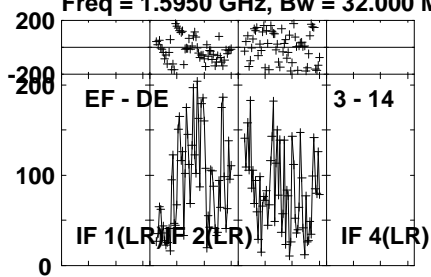


Lower frame: Micro Ampl Jy Top frame: Phas deg  
Vector averaged cross-power spectrum Several baselines displayed  
Timerange: 00/06:34:31 to 00/06:37:59

Plot file version 150 created 12-APR-2023 21:11:47

FRB210117 EB096C.UVDATA.1

Freq = 1.5950 GHz, Bw = 32.000 MH No calibration applied and no bandpass applied



Lower frame: Micro Ampl Jy Top frame: Phas deg

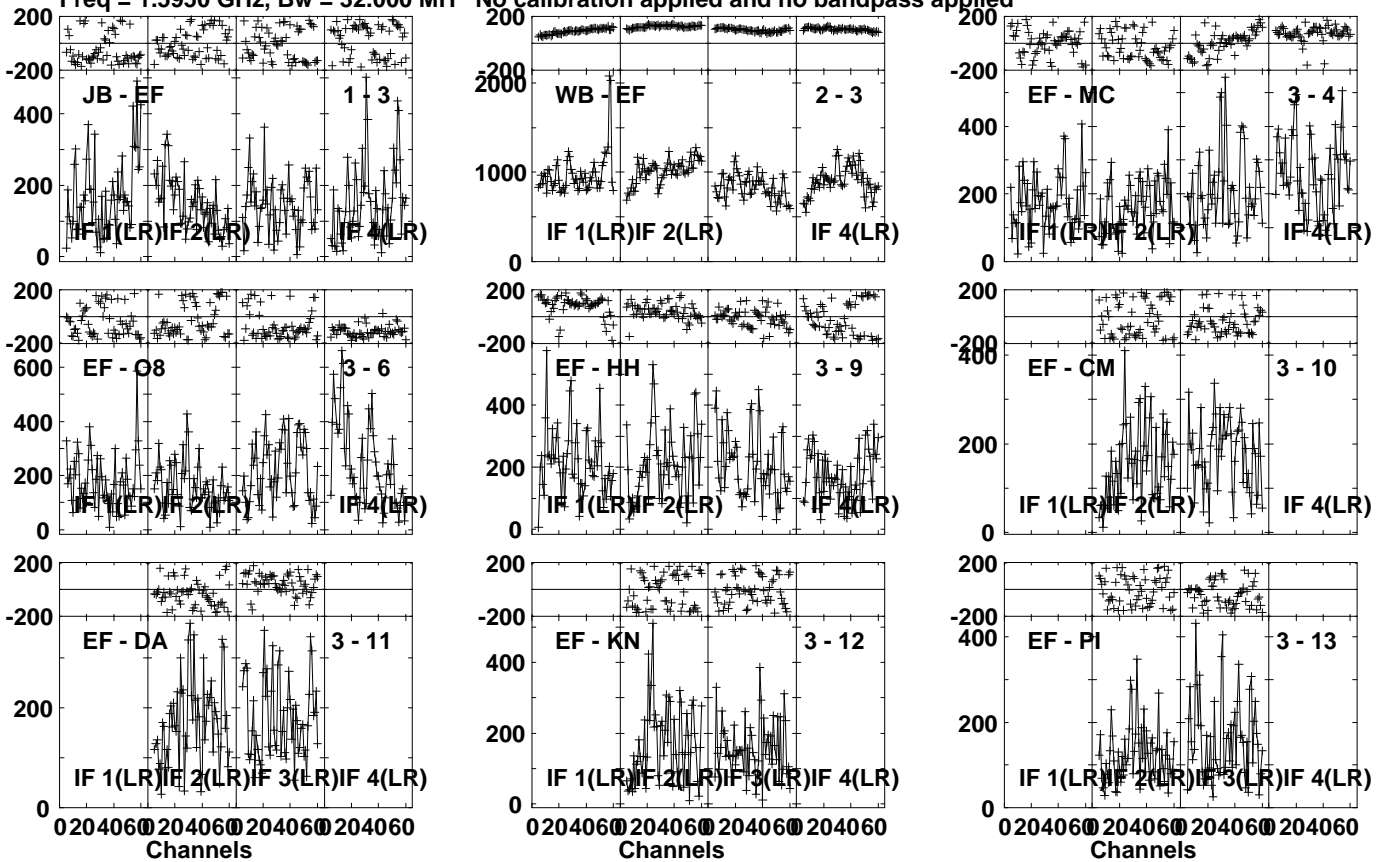
Vector averaged cross-power spectrum Several baselines displayed

Timerange: 00/06:34:31 to 00/06:37:59

Plot file version 151 created 12-APR-2023 21:11:47

J2236-1706 EB096C.UVDATA.1

Freq = 1.5950 GHz, Bw = 32.000 MH No calibration applied and no bandpass applied

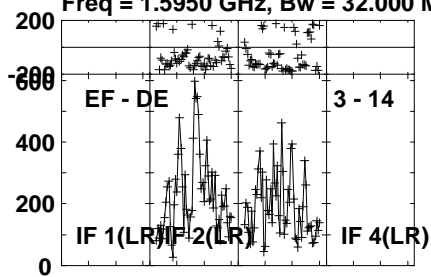


Lower frame: Micro Ampl Jy Top frame: Phas deg  
Vector averaged cross-power spectrum Several baselines displayed  
Timerange: 00/06:38:31 to 00/06:39:29

Plot file version 152 created 12-APR-2023 21:11:47

J2236-1706 EB096C.UVDATA.1

Freq = 1.5950 GHz, Bw = 32.000 MH No calibration applied and no bandpass applied



Lower frame: Micro Ampl Jy Top frame: Phas deg  
Vector averaged cross-power spectrum Several baselines displayed  
Timerange: 00/06:38:31 to 00/06:39:29

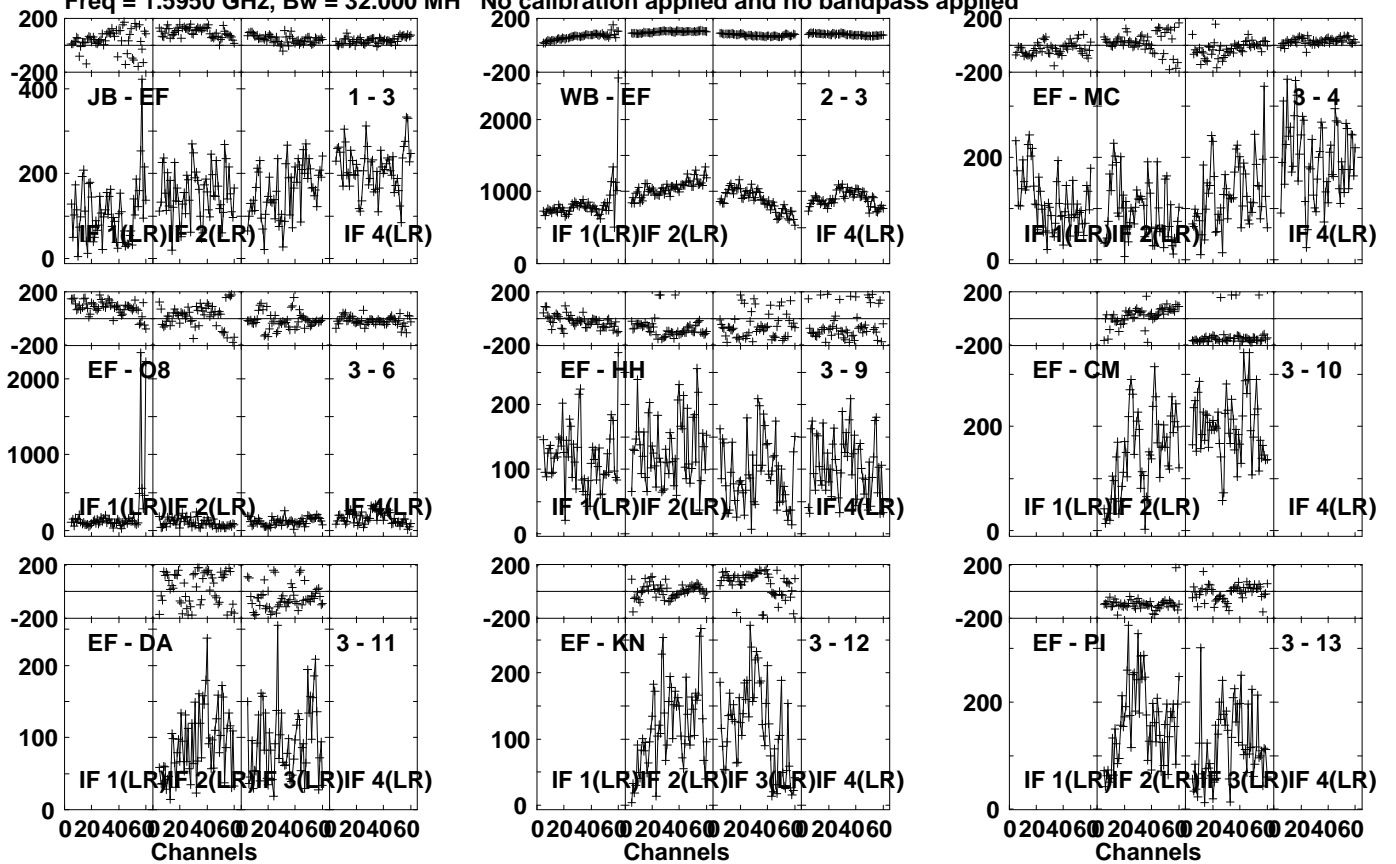


Plot file version 153 created 12-APR-2023 21:11:47

J2232-1659 EB096C.UVDATA.1

Freq = 1.5950 GHz, Bw = 32.000 MH

No calibration applied and no bandpass applied

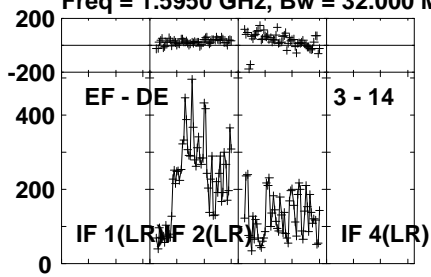


Lower frame: Micro Ampl Jy Top frame: Phas deg  
Vector averaged cross-power spectrum Several baselines displayed  
Timerange: 00/06:39:31 to 00/06:42:29

Plot file version 154 created 12-APR-2023 21:11:47

J2232-1659 EB096C.UVDATA.1

Freq = 1.5950 GHz, Bw = 32.000 MH No calibration applied and no bandpass applied



Lower frame: Micro Ampl Jy Top frame: Phas deg

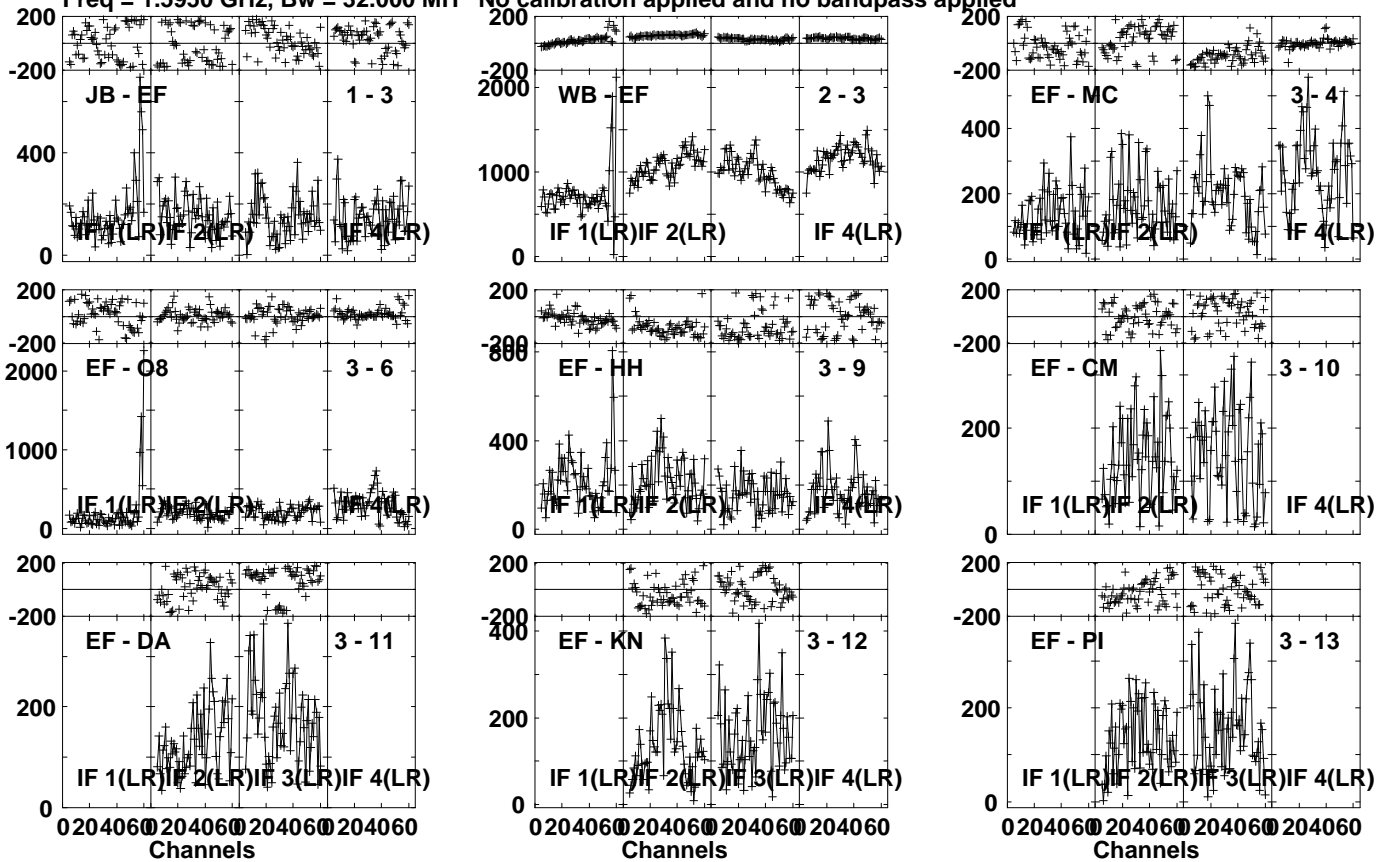
Vector averaged cross-power spectrum Several baselines displayed

Timerange: 00/06:39:31 to 00/06:42:29

Plot file version 155 created 12-APR-2023 21:11:47

J2236-1706 EB096C.UVDATA.1

Freq = 1.5950 GHz, Bw = 32.000 MH No calibration applied and no bandpass applied

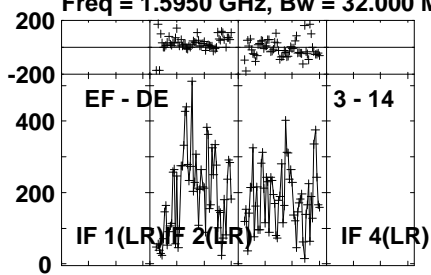


Lower frame: Micro Ampl Jy Top frame: Phas deg  
Vector averaged cross-power spectrum Several baselines displayed  
Timerange: 00/06:43:01 to 00/06:43:59

Plot file version 156 created 12-APR-2023 21:11:47

J2236-1706 EB096C.UVDATA.1

Freq = 1.5950 GHz, Bw = 32.000 MH No calibration applied and no bandpass applied



Lower frame: Micro Ampl Jy Top frame: Phas deg

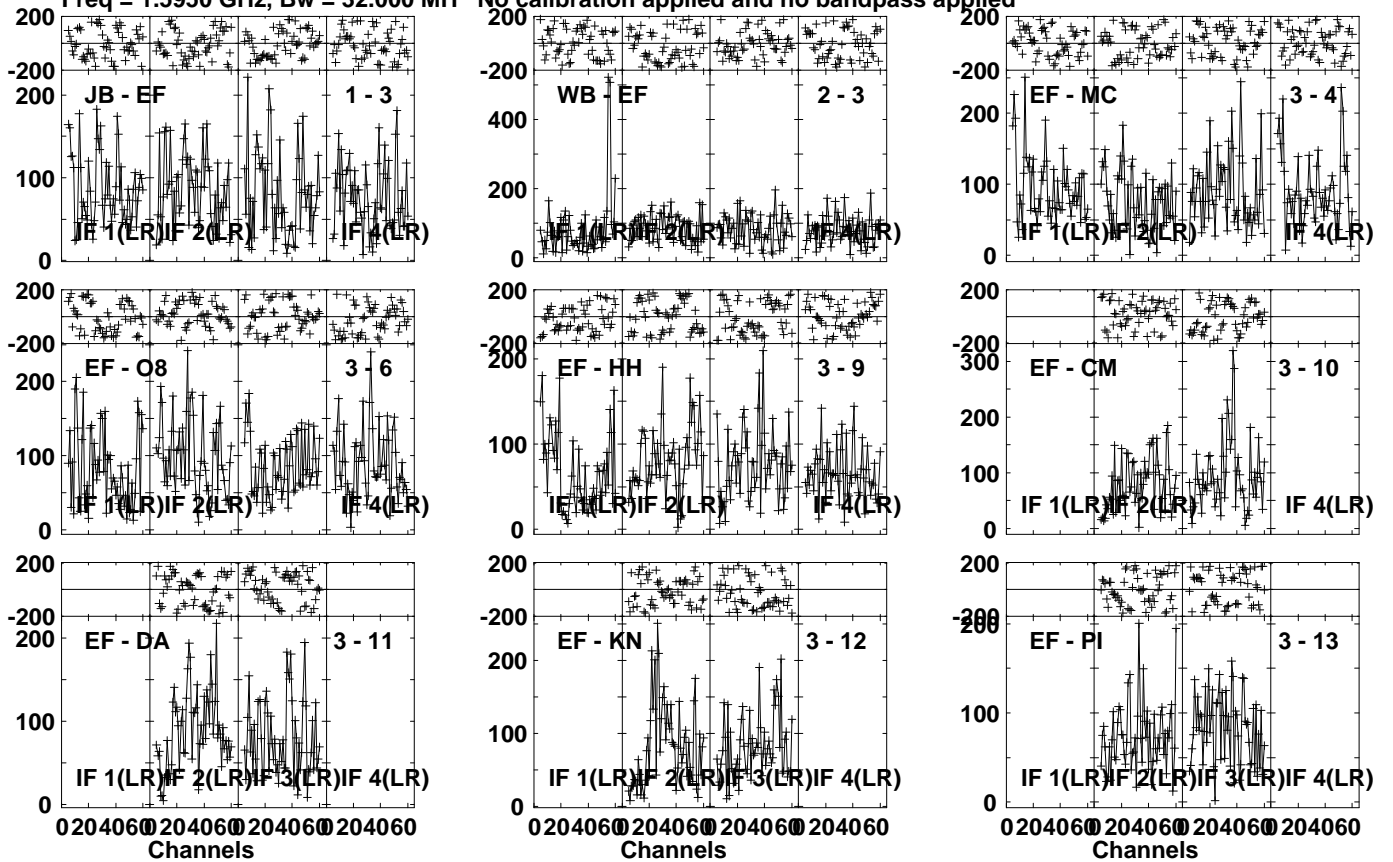
Vector averaged cross-power spectrum Several baselines displayed

Timerange: 00/06:43:01 to 00/06:43:59

Plot file version 157 created 12-APR-2023 21:11:47

FRB210117 EB096C.UVDATA.1

Freq = 1.5950 GHz, Bw = 32.000 MH No calibration applied and no bandpass applied

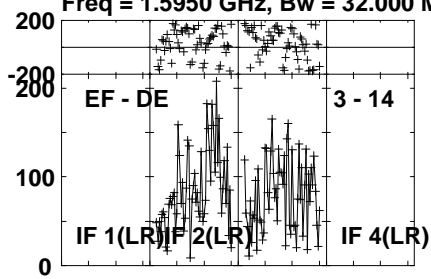


Lower frame: Micro Ampl Jy Top frame: Phas deg  
Vector averaged cross-power spectrum Several baselines displayed  
Timerange: 00:06:44:01 to 00:06:47:29

Plot file version 158 created 12-APR-2023 21:11:48

FRB210117 EB096C.UVDATA.1

Freq = 1.5950 GHz, Bw = 32.000 MH No calibration applied and no bandpass applied



Lower frame: Micro Ampl Jy Top frame: Phas deg

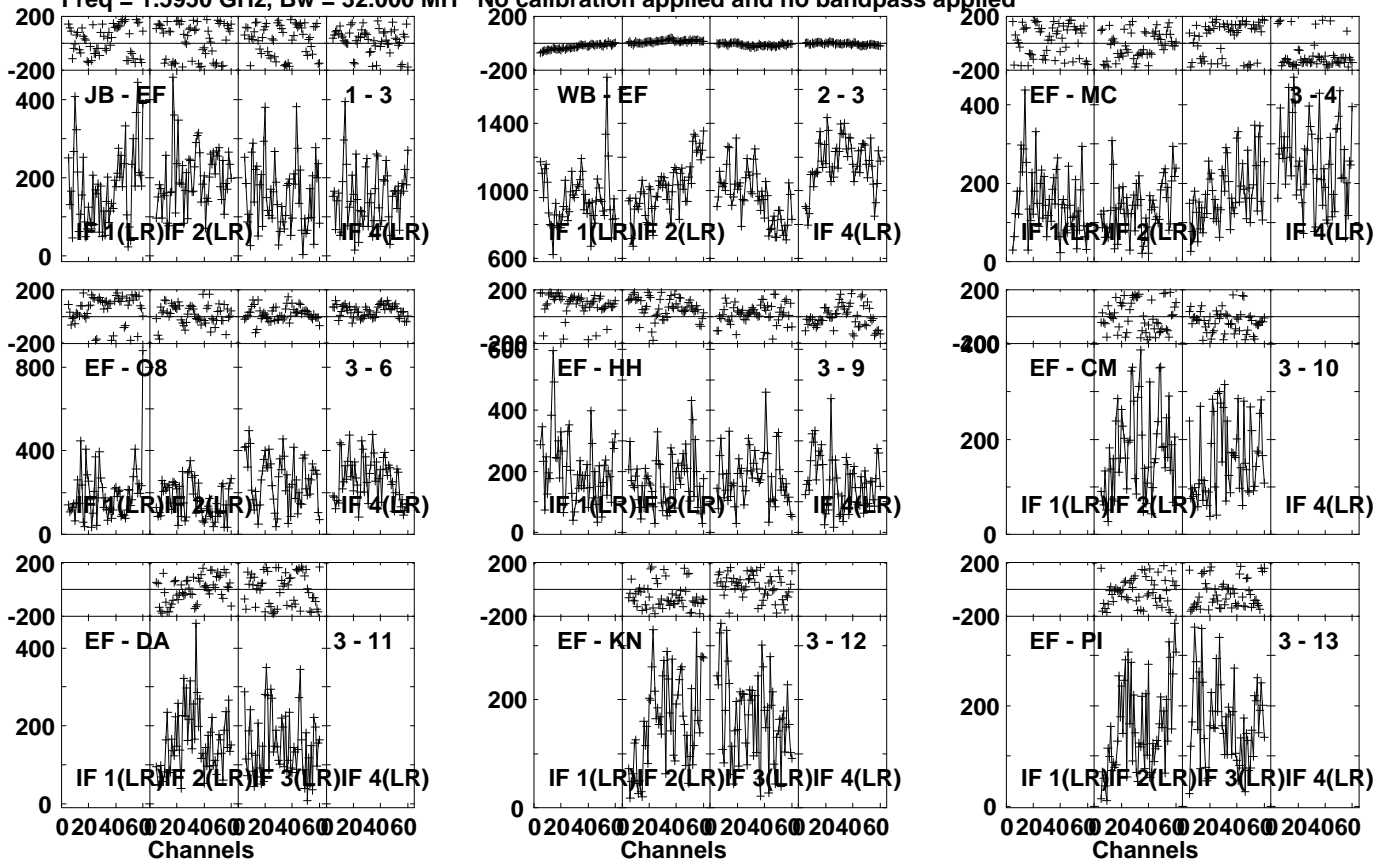
Vector averaged cross-power spectrum Several baselines displayed

Timerange: 00/06:44:01 to 00/06:47:29

Plot file version 159 created 12-APR-2023 21:11:48

J2236-1706 EB096C.UVDATA.1

Freq = 1.5950 GHz, Bw = 32.000 MH No calibration applied and no bandpass applied

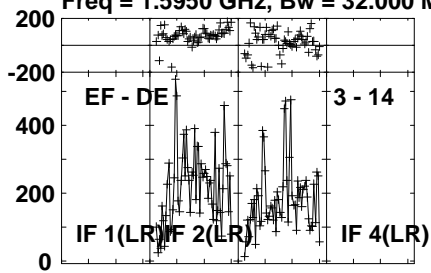


Lower frame: Micro Ampl Jy Top frame: Phas deg  
Vector averaged cross-power spectrum Several baselines displayed  
Timerange: 00/06:47:31 to 00/06:48:59

Plot file version 160 created 12-APR-2023 21:11:48

J2236-1706 EB096C.UVDATA.1

Freq = 1.5950 GHz, Bw = 32.000 MH No calibration applied and no bandpass applied



Lower frame: Micro Ampl Jy Top frame: Phas deg

Vector averaged cross-power spectrum Several baselines displayed

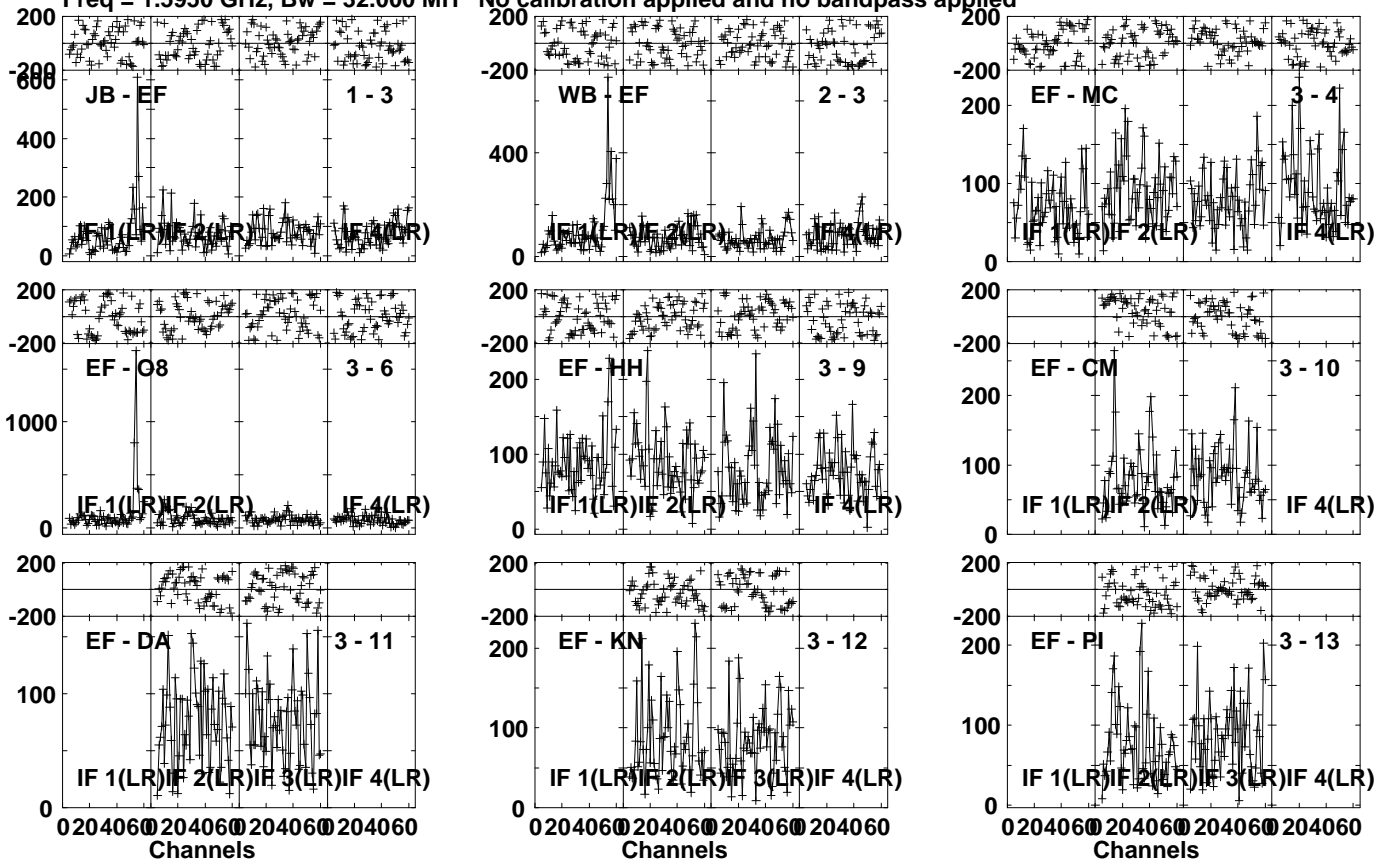
Timerange: 00/06:47:31 to 00/06:48:59



Plot file version 161 created 12-APR-2023 21:11:48

FRB210117 EB096C.UVDATA.1

Freq = 1.5950 GHz, Bw = 32.000 MH No calibration applied and no bandpass applied

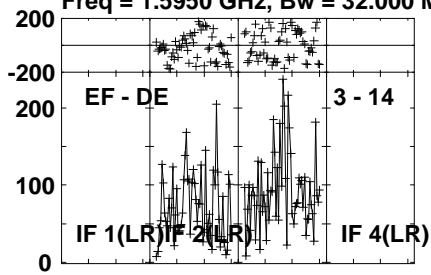


Lower frame: Micro Ampl Jy Top frame: Phas deg  
Vector averaged cross-power spectrum Several baselines displayed  
Timerange: 00/06:49:01 to 00/06:52:29

Plot file version 162 created 12-APR-2023 21:11:48

FRB210117 EB096C.UVDATA.1

Freq = 1.5950 GHz, Bw = 32.000 MH No calibration applied and no bandpass applied



Lower frame: Micro Ampl Jy Top frame: Phas deg

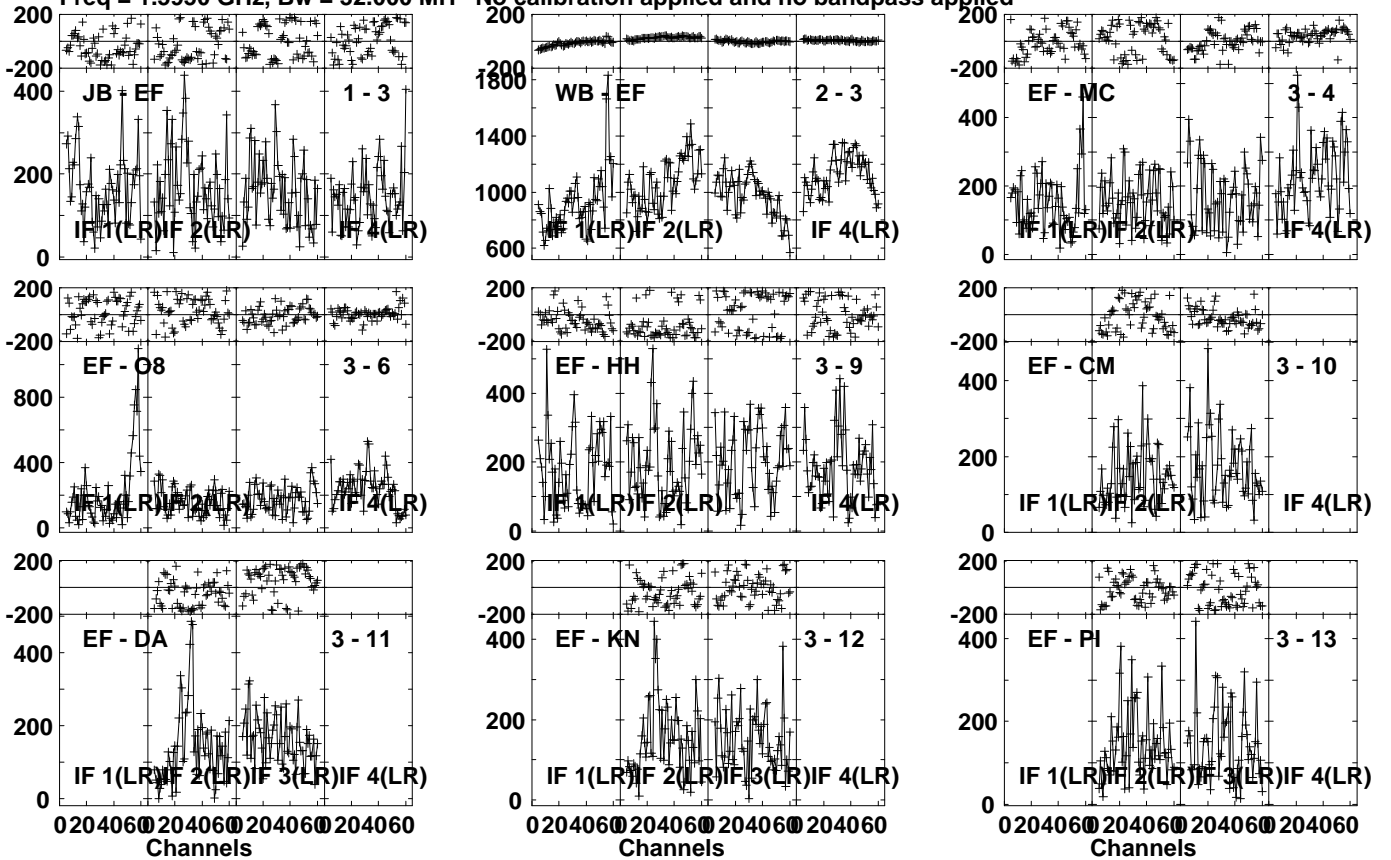
Vector averaged cross-power spectrum Several baselines displayed

Timerange: 00/06:49:01 to 00/06:52:29

Plot file version 163 created 12-APR-2023 21:11:48

J2236-1706 EB096C.UVDATA.1

Freq = 1.5950 GHz, Bw = 32.000 MH No calibration applied and no bandpass applied

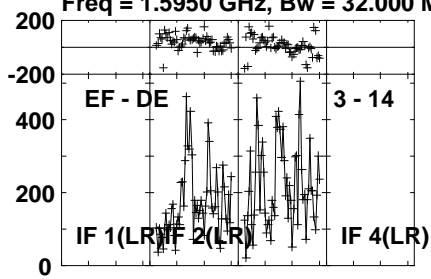


Lower frame: Micro Ampl Jy Top frame: Phas deg  
Vector averaged cross-power spectrum Several baselines displayed  
Timerange: 00/06:53:01 to 00/06:53:59

Plot file version 164 created 12-APR-2023 21:11:48

J2236-1706 EB096C.UVDATA.1

Freq = 1.5950 GHz, Bw = 32.000 MH No calibration applied and no bandpass applied



Lower frame: Micro Ampl Jy Top frame: Phas deg

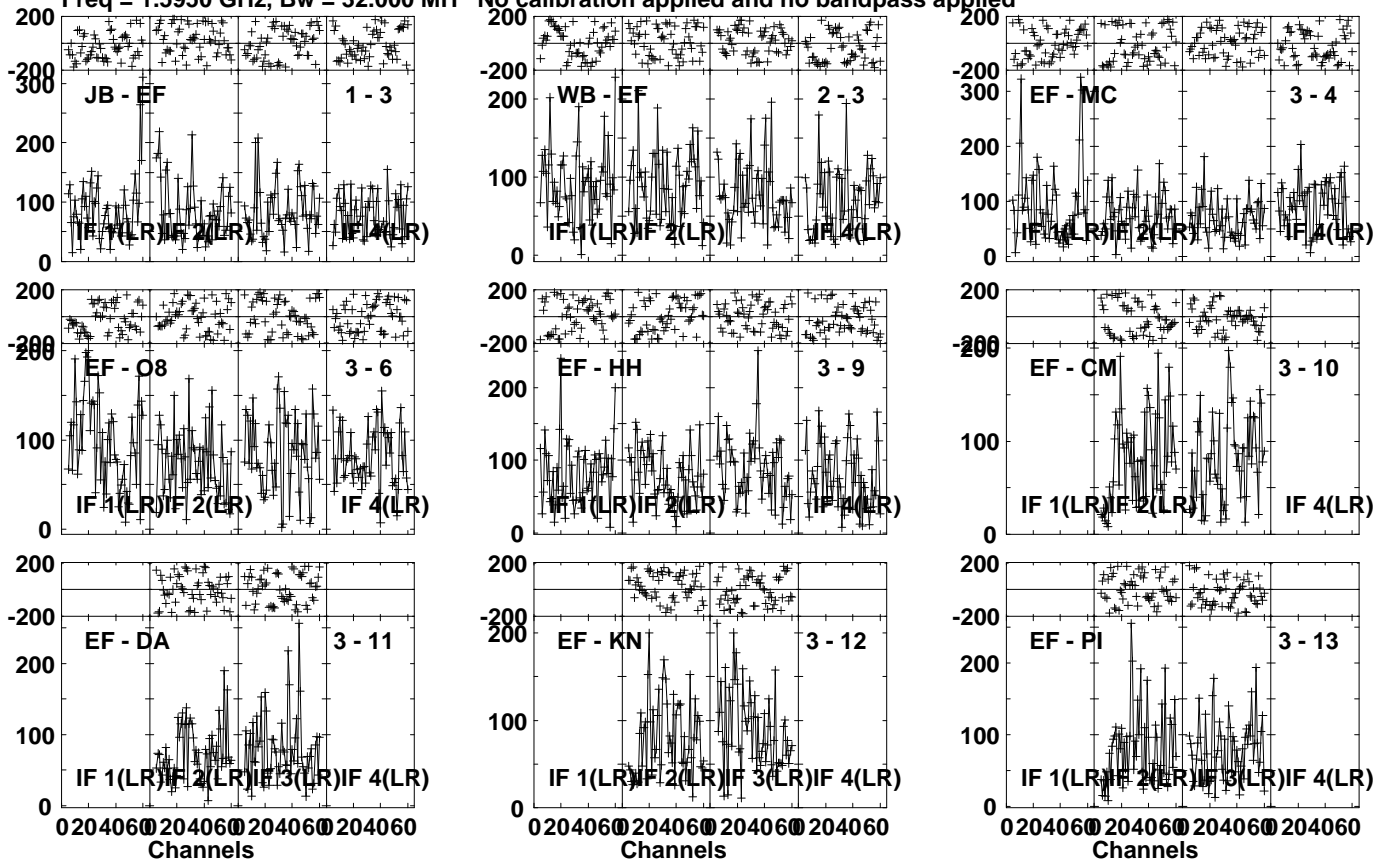
Vector averaged cross-power spectrum Several baselines displayed

Timerange: 00/06:53:01 to 00/06:53:59

Plot file version 165 created 12-APR-2023 21:11:48

FRB210117 EB096C.UVDATA.1

Freq = 1.5950 GHz, Bw = 32.000 MH No calibration applied and no bandpass applied

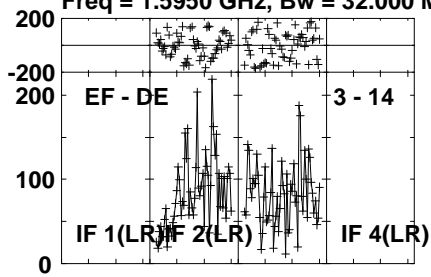


Lower frame: Micro Ampl Jy Top frame: Phas deg  
Vector averaged cross-power spectrum Several baselines displayed  
Timerange: 00/06:54:01 to 00/06:57:29

Plot file version 166 created 12-APR-2023 21:11:48

FRB210117 EB096C.UVDATA.1

Freq = 1.5950 GHz, Bw = 32.000 MH No calibration applied and no bandpass applied



Lower frame: Micro Ampl Jy Top frame: Phas deg

Vector averaged cross-power spectrum Several baselines displayed

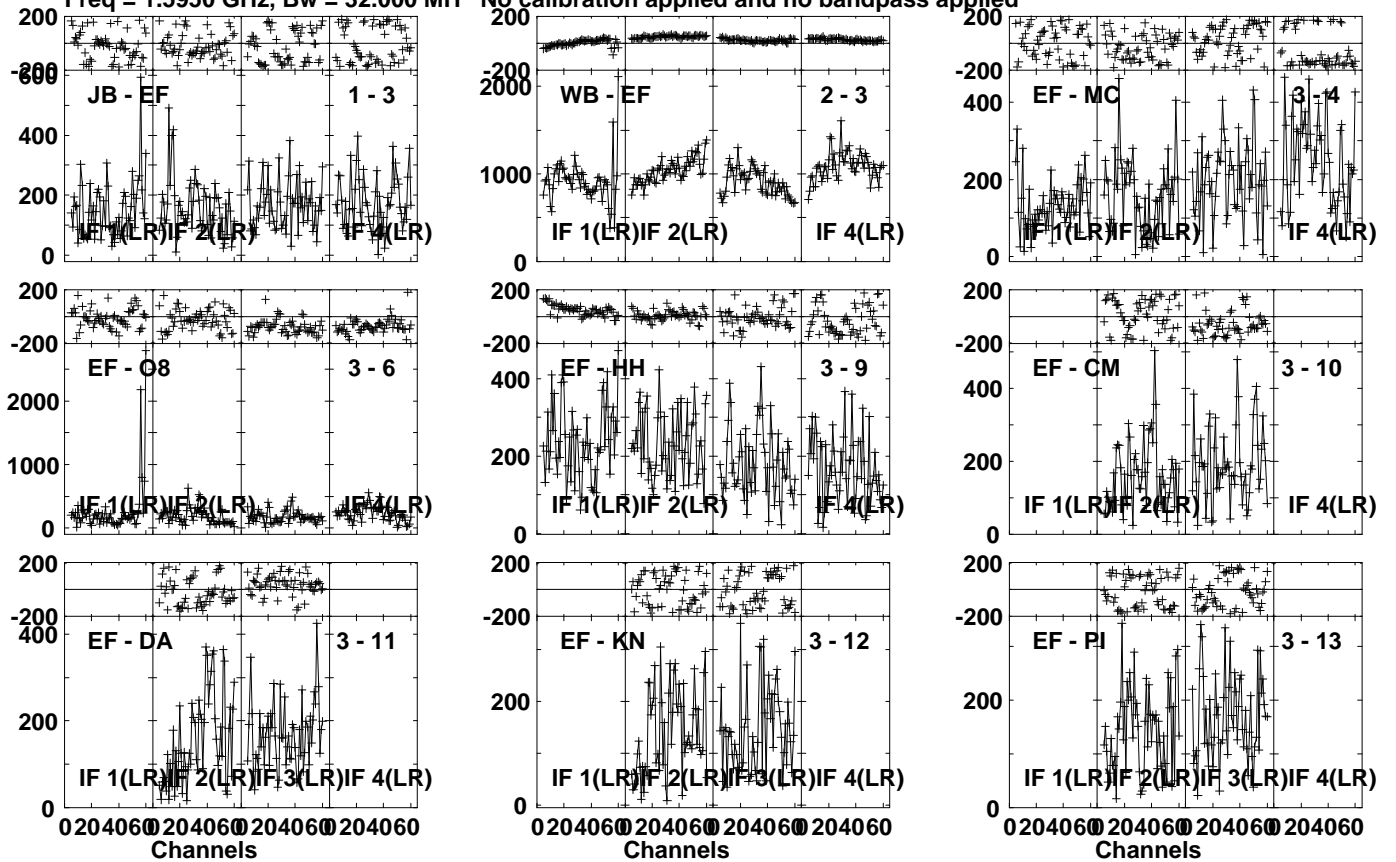
Timerange: 00/06:54:01 to 00/06:57:29

Plot file version 167 created 12-APR-2023 21:11:48

J2236-1706 EB096C.UVDATA.1

Freq = 1.5950 GHz, Bw = 32.000 MH

No calibration applied and no bandpass applied

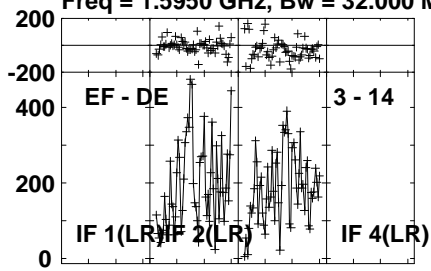


Lower frame: Micro Ampl Jy Top frame: Phas deg  
Vector averaged cross-power spectrum Several baselines displayed  
Timerange: 00/06:57:31 to 00/06:58:59

Plot file version 168 created 12-APR-2023 21:11:48

J2236-1706 EB096C.UVDATA.1

Freq = 1.5950 GHz, Bw = 32.000 MH No calibration applied and no bandpass applied



Lower frame: Micro Ampl Jy Top frame: Phas deg

Vector averaged cross-power spectrum Several baselines displayed

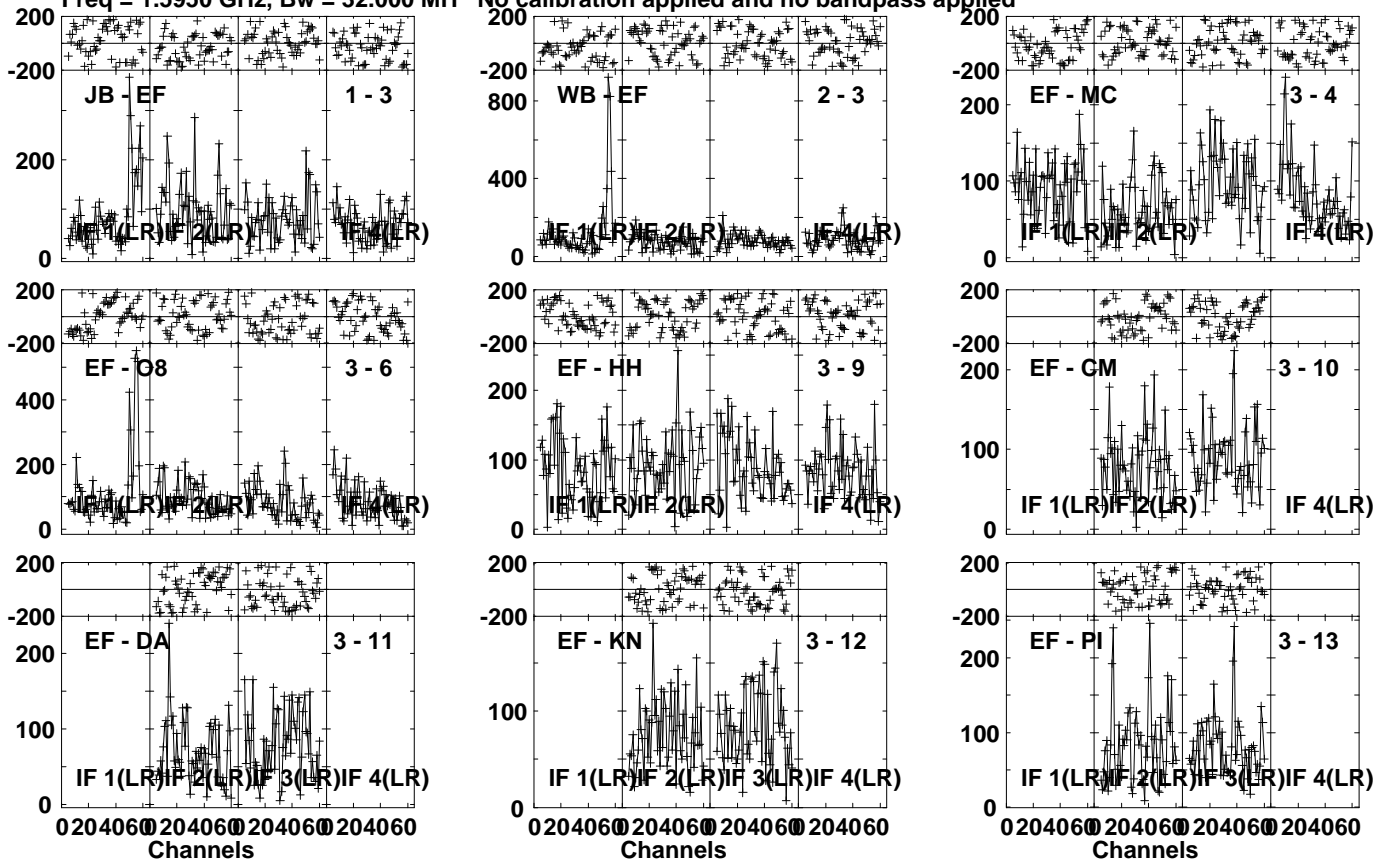
Timerange: 00/06:57:31 to 00/06:58:59



Plot file version 169 created 12-APR-2023 21:11:48

FRB210117 EB096C.UVDATA.1

Freq = 1.5950 GHz, Bw = 32.000 MH No calibration applied and no bandpass applied

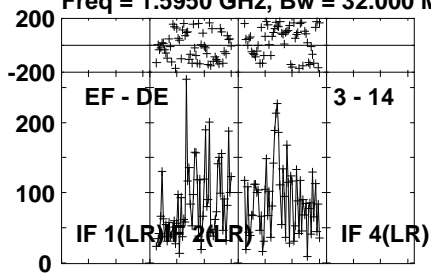


Lower frame: Micro Ampl Jy Top frame: Phas deg  
Vector averaged cross-power spectrum Several baselines displayed  
Timerange: 00/06:59:01 to 00/07:02:29

Plot file version 170 created 12-APR-2023 21:11:49

FRB210117 EB096C.UVDATA.1

Freq = 1.5950 GHz, Bw = 32.000 MH No calibration applied and no bandpass applied



Lower frame: Micro Ampl Jy Top frame: Phas deg

Vector averaged cross-power spectrum Several baselines displayed

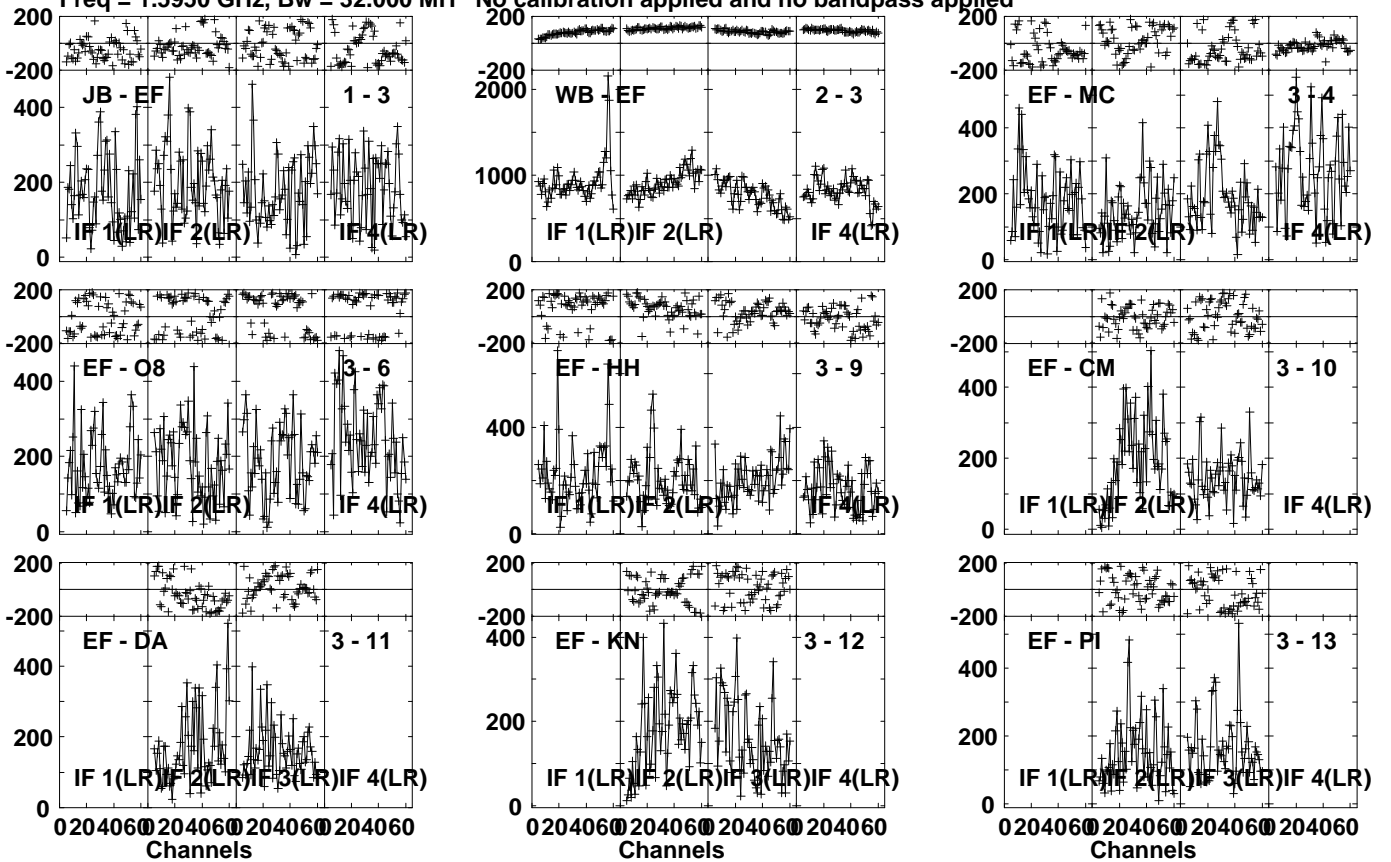
Timerange: 00/06:59:01 to 00/07:02:29

Plot file version 171 created 12-APR-2023 21:11:49

J2236-1706 EB096C.UVDATA.1

Freq = 1.5950 GHz, Bw = 32.000 MH

No calibration applied and no bandpass applied

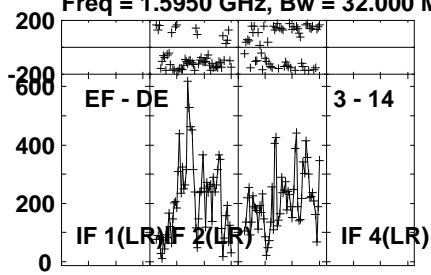


Lower frame: Micro Ampl Jy Top frame: Phas deg  
Vector averaged cross-power spectrum Several baselines displayed  
Timerange: 00/07:03:01 to 00/07:03:59

Plot file version 172 created 12-APR-2023 21:11:49

J2236-1706 EB096C.UVDATA.1

Freq = 1.5950 GHz, Bw = 32.000 MH No calibration applied and no bandpass applied



Lower frame: Micro Ampl Jy Top frame: Phas deg

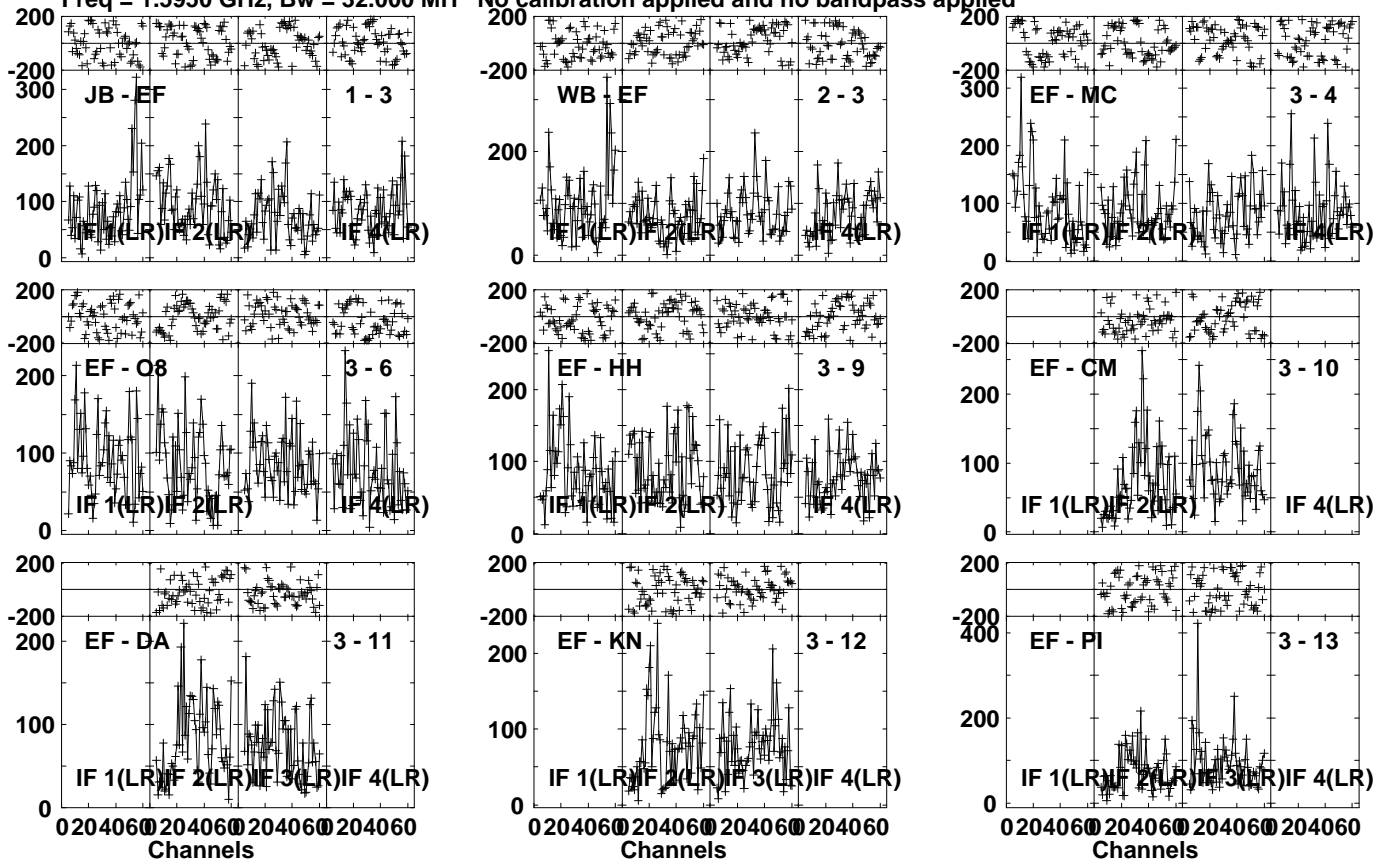
Vector averaged cross-power spectrum Several baselines displayed

Timerange: 00/07:03:01 to 00/07:03:59

Plot file version 173 created 12-APR-2023 21:11:49

FRB210117 EB096C.UVDATA.1

Freq = 1.5950 GHz, Bw = 32.000 MH No calibration applied and no bandpass applied

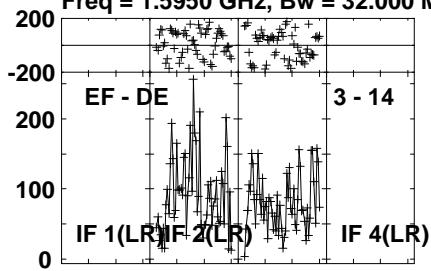


Lower frame: Micro Ampl Jy Top frame: Phas deg  
Vector averaged cross-power spectrum Several baselines displayed  
Timerange: 00/07:04:01 to 00/07:07:29

Plot file version 174 created 12-APR-2023 21:11:49

FRB210117 EB096C.UVDATA.1

Freq = 1.5950 GHz, Bw = 32.000 MH No calibration applied and no bandpass applied



Lower frame: Micro Ampl Jy Top frame: Phas deg

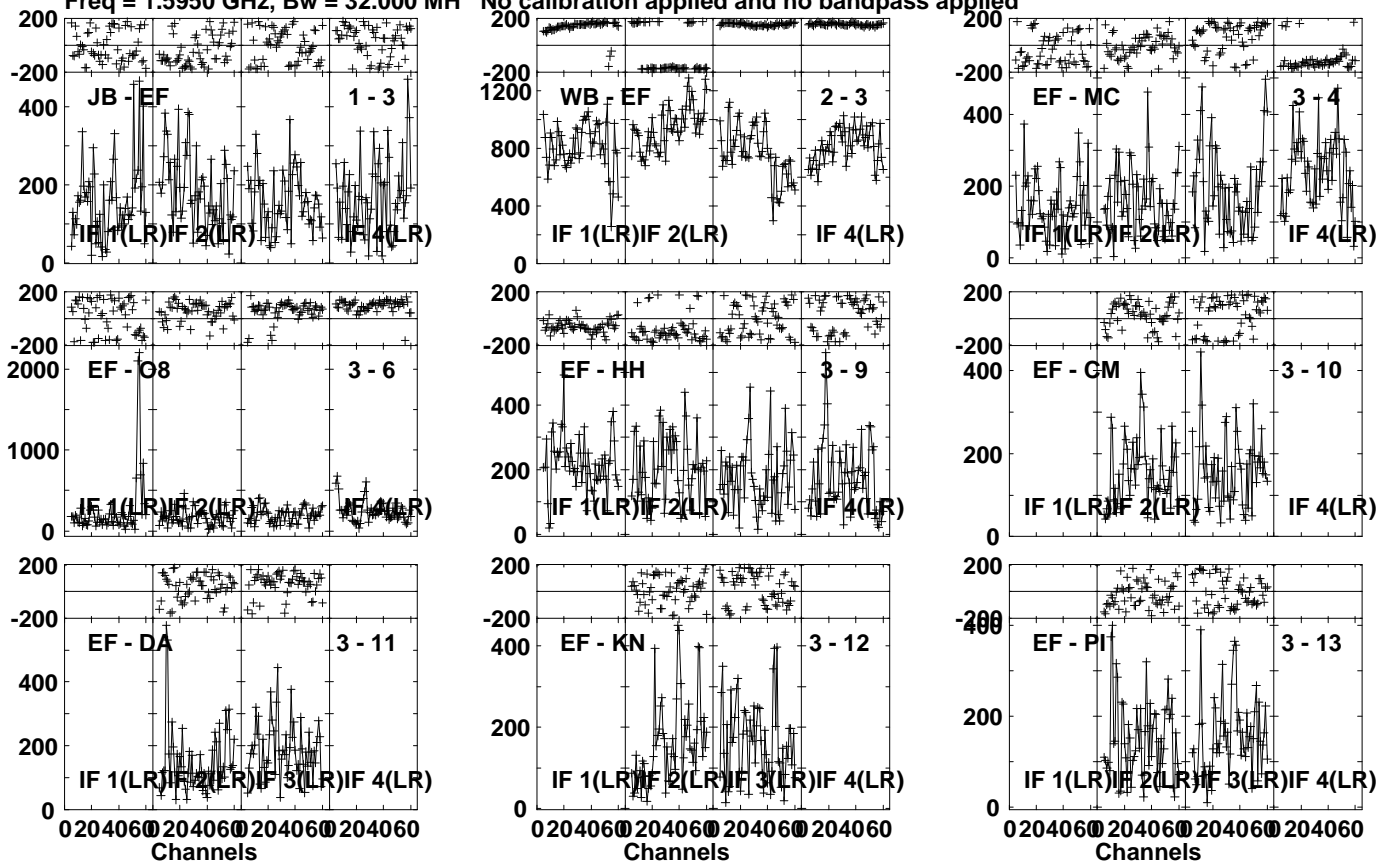
Vector averaged cross-power spectrum Several baselines displayed

Timerange: 00/07:04:01 to 00/07:07:29

Plot file version 175 created 12-APR-2023 21:11:49

J2236-1706 EB096C.UVDATA.1

Freq = 1.5950 GHz, Bw = 32.000 MH No calibration applied and no bandpass applied

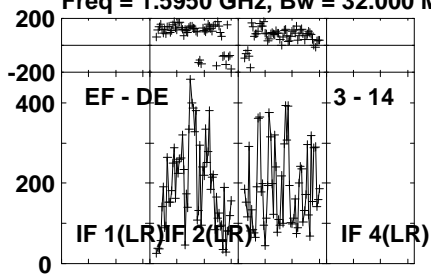


Lower frame: Micro Ampl Jy Top frame: Phas deg  
Vector averaged cross-power spectrum Several baselines displayed  
Timerange: 00/07:07:31 to 00/07:08:59

Plot file version 176 created 12-APR-2023 21:11:49

J2236-1706 EB096C.UVDATA.1

Freq = 1.5950 GHz, Bw = 32.000 MH No calibration applied and no bandpass applied



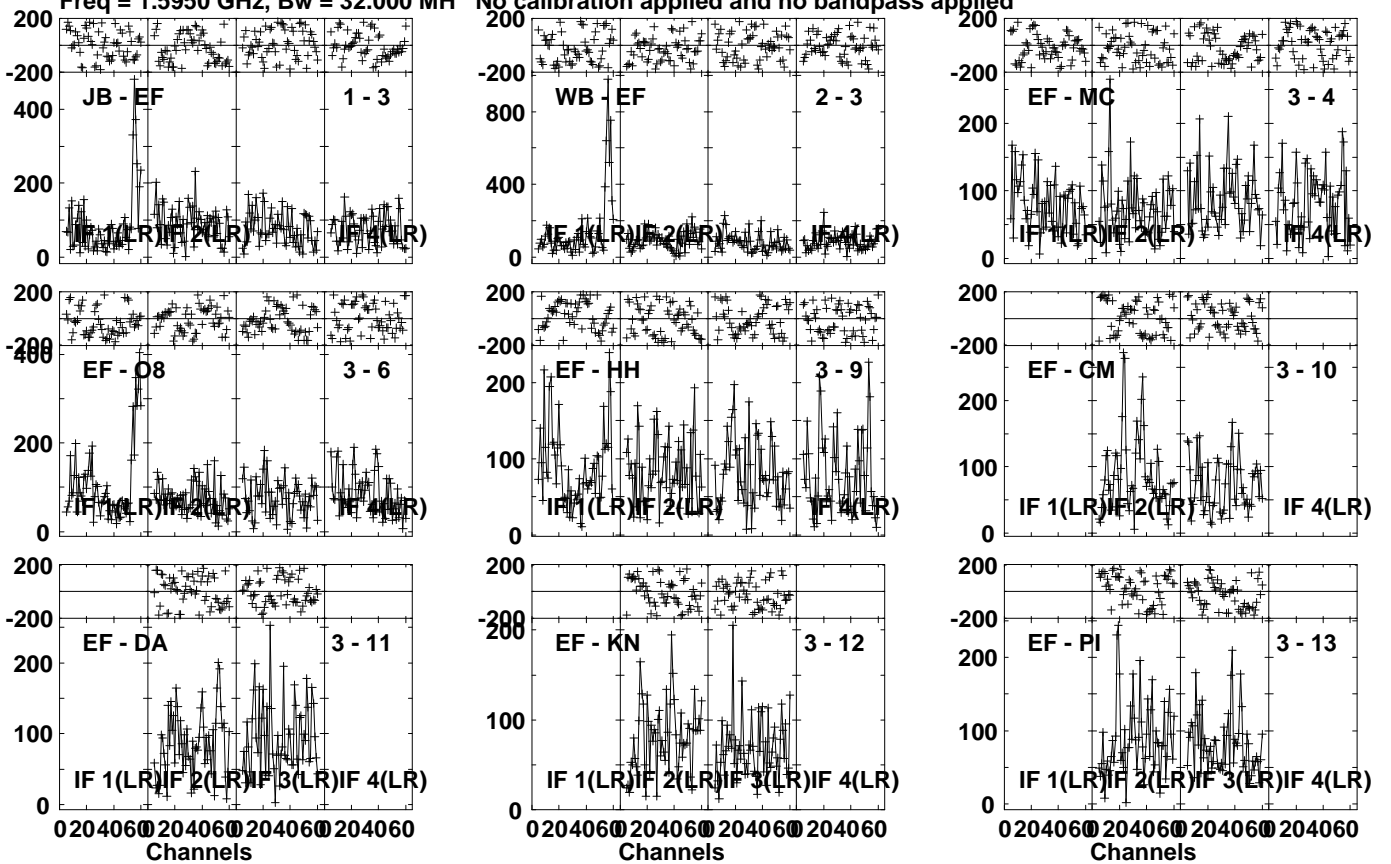
Lower frame: Micro Ampl Jy Top frame: Phas deg  
Vector averaged cross-power spectrum Several baselines displayed  
Timerange: 00/07:07:31 to 00/07:08:59



Plot file version 177 created 12-APR-2023 21:11:49

FRB210117 EB096C.UVDATA.1

Freq = 1.5950 GHz, Bw = 32.000 MH No calibration applied and no bandpass applied

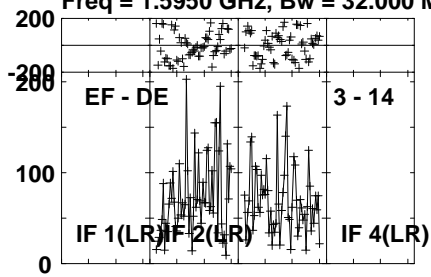


Lower frame: Micro Ampl Jy Top frame: Phas deg  
Vector averaged cross-power spectrum Several baselines displayed  
Timerange: 00/07:09:01 to 00/07:12:29

Plot file version 178 created 12-APR-2023 21:11:49

FRB210117 EB096C.UVDATA.1

Freq = 1.5950 GHz, Bw = 32.000 MH No calibration applied and no bandpass applied



Lower frame: Micro Ampl Jy Top frame: Phas deg

Vector averaged cross-power spectrum Several baselines displayed

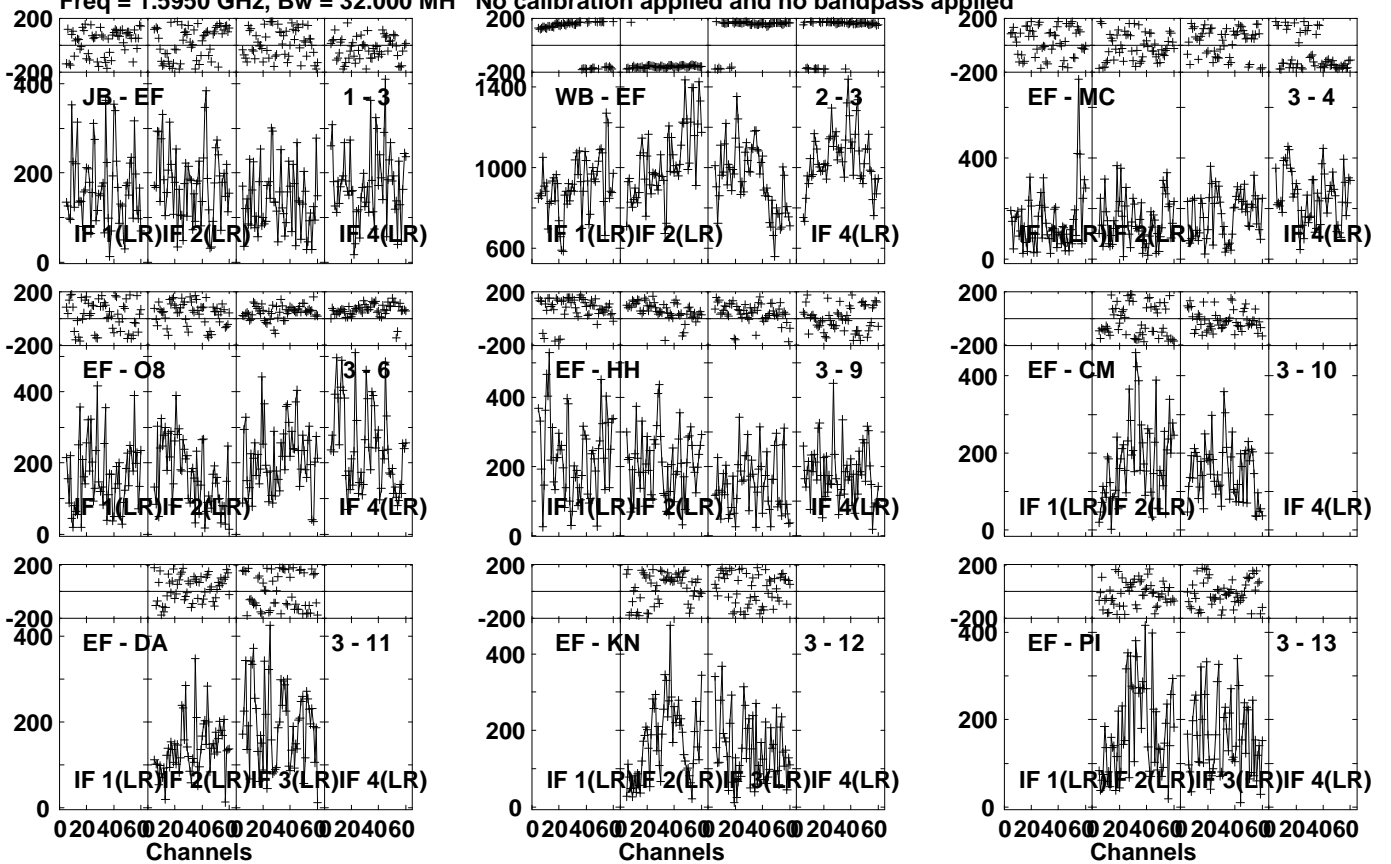
Timerange: 00/07:09:01 to 00/07:12:29

Plot file version 179 created 12-APR-2023 21:11:49

J2236-1706 EB096C.UVDATA.1

Freq = 1.5950 GHz, Bw = 32.000 MH

No calibration applied and no bandpass applied

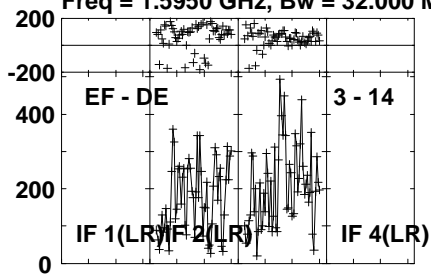


Lower frame: Micro Ampl Jy Top frame: Phas deg  
Vector averaged cross-power spectrum Several baselines displayed  
Timerange: 00:07:13:01 to 00:07:13:59

Plot file version 180 created 12-APR-2023 21:11:49

J2236-1706 EB096C.UVDATA.1

Freq = 1.5950 GHz, Bw = 32.000 MH No calibration applied and no bandpass applied



Lower frame: Micro Ampl Jy Top frame: Phas deg

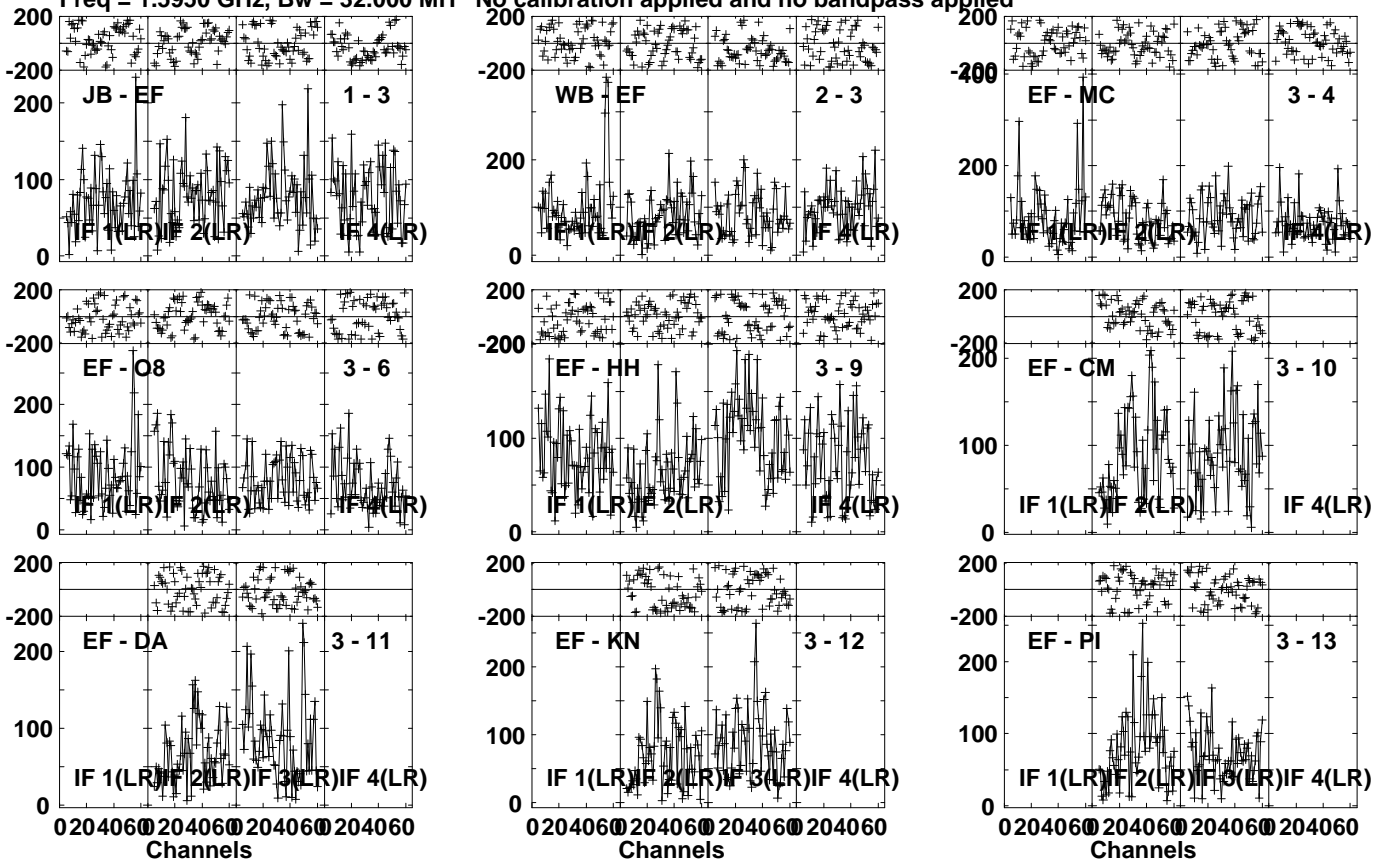
Vector averaged cross-power spectrum Several baselines displayed

Timerange: 00/07:13:01 to 00/07:13:59

Plot file version 181 created 12-APR-2023 21:11:49

FRB210117 EB096C.UVDATA.1

Freq = 1.5950 GHz, Bw = 32.000 MH No calibration applied and no bandpass applied

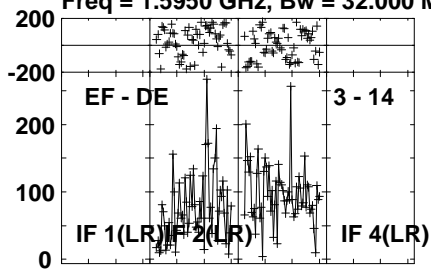


Lower frame: Micro Ampl Jy Top frame: Phas deg  
Vector averaged cross-power spectrum Several baselines displayed  
Timerange: 00/07:14:01 to 00/07:17:29

Plot file version 182 created 12-APR-2023 21:11:50

FRB210117 EB096C.UVDATA.1

Freq = 1.5950 GHz, Bw = 32.000 MH No calibration applied and no bandpass applied



Lower frame: Micro Ampl Jy Top frame: Phas deg

Vector averaged cross-power spectrum Several baselines displayed

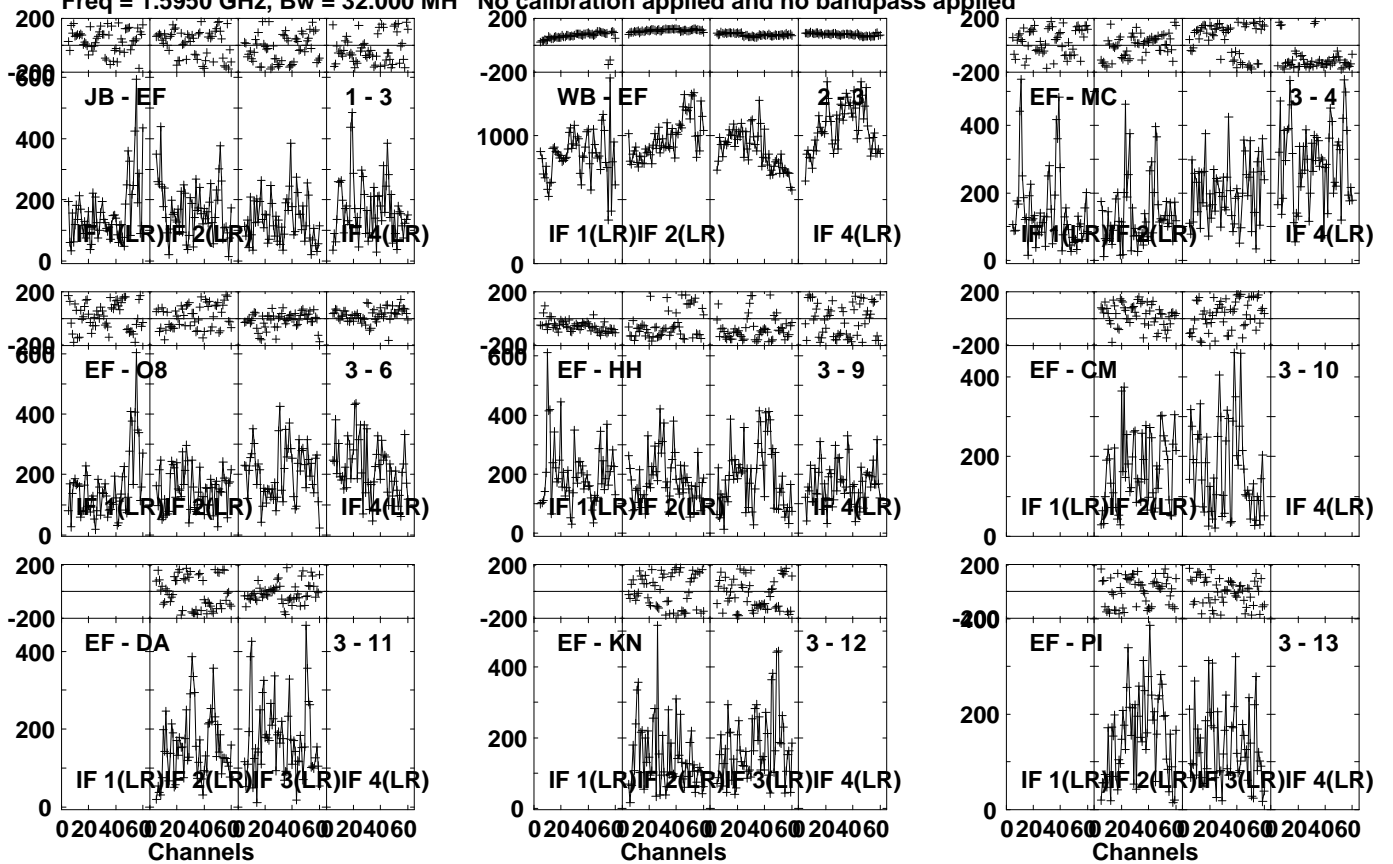
Timerange: 00/07:14:01 to 00/07:17:29

Plot file version 183 created 12-APR-2023 21:11:50

J2236-1706 EB096C.UVDATA.1

Freq = 1.5950 GHz, Bw = 32.000 MH

No calibration applied and no bandpass applied

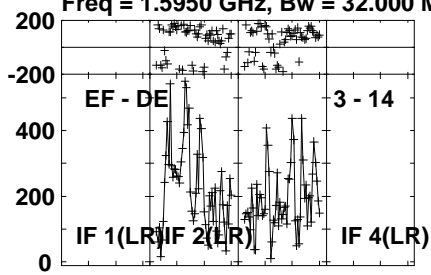


Lower frame: Micro Ampl Jy Top frame: Phas deg  
Vector averaged cross-power spectrum Several baselines displayed  
Timerange: 00/07:17:31 to 00/07:18:59

Plot file version 184 created 12-APR-2023 21:11:50

J2236-1706 EB096C.UVDATA.1

Freq = 1.5950 GHz, Bw = 32.000 MH No calibration applied and no bandpass applied



Lower frame: Micro Ampl Jy Top frame: Phas deg

Vector averaged cross-power spectrum Several baselines displayed

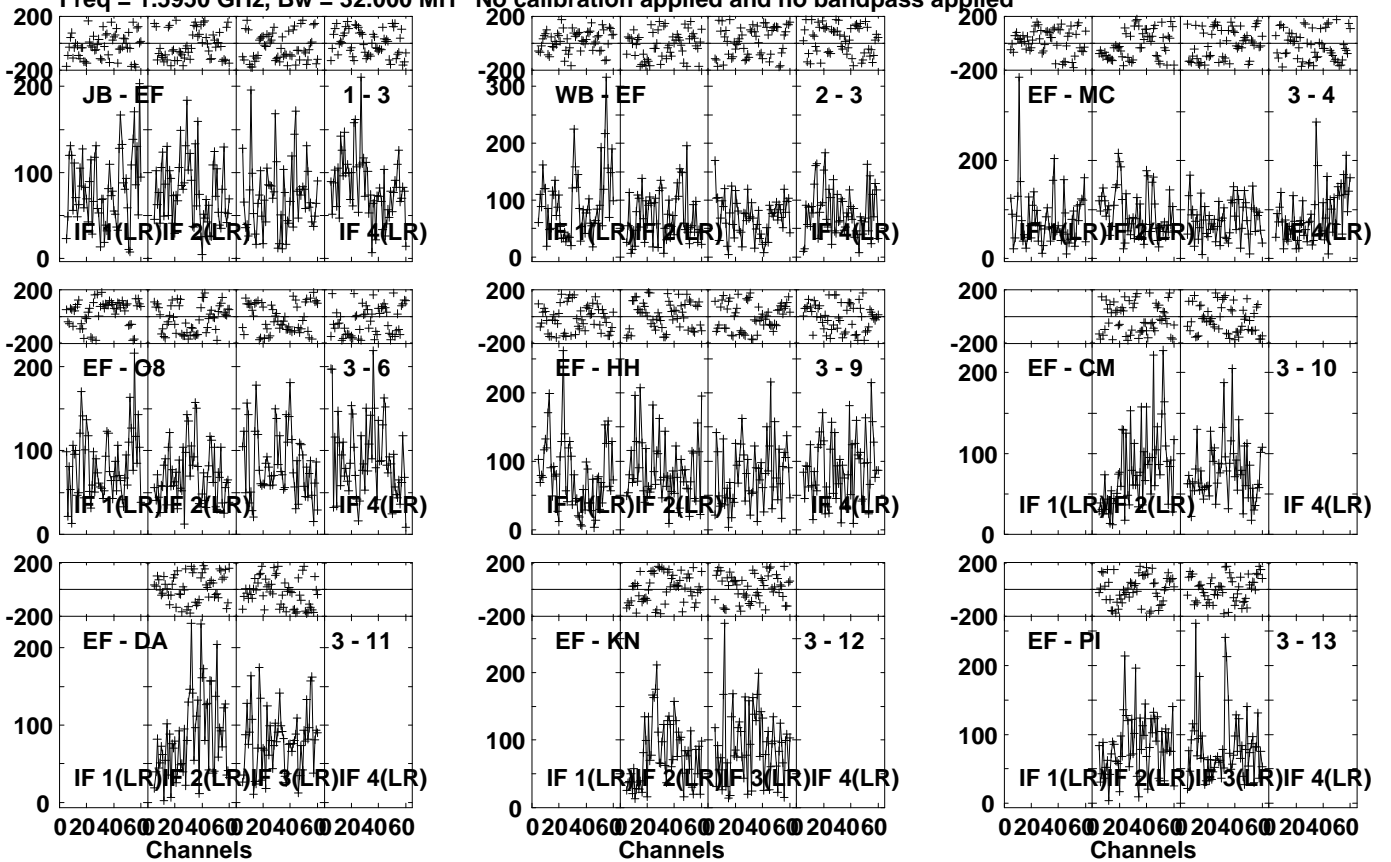
Timerange: 00/07:17:31 to 00/07:18:59



Plot file version 185 created 12-APR-2023 21:11:50

FRB210117 EB096C.UVDATA.1

Freq = 1.5950 GHz, Bw = 32.000 MH No calibration applied and no bandpass applied

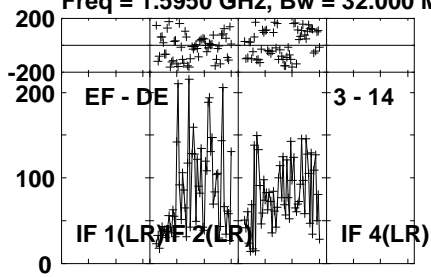


Lower frame: Micro Ampl Jy Top frame: Phas deg  
Vector averaged cross-power spectrum Several baselines displayed  
Timerange: 00:07:19:01 to 00:07:22:29

Plot file version 186 created 12-APR-2023 21:11:50

FRB210117 EB096C.UVDATA.1

Freq = 1.5950 GHz, Bw = 32.000 MH No calibration applied and no bandpass applied



Lower frame: Micro Ampl Jy Top frame: Phas deg

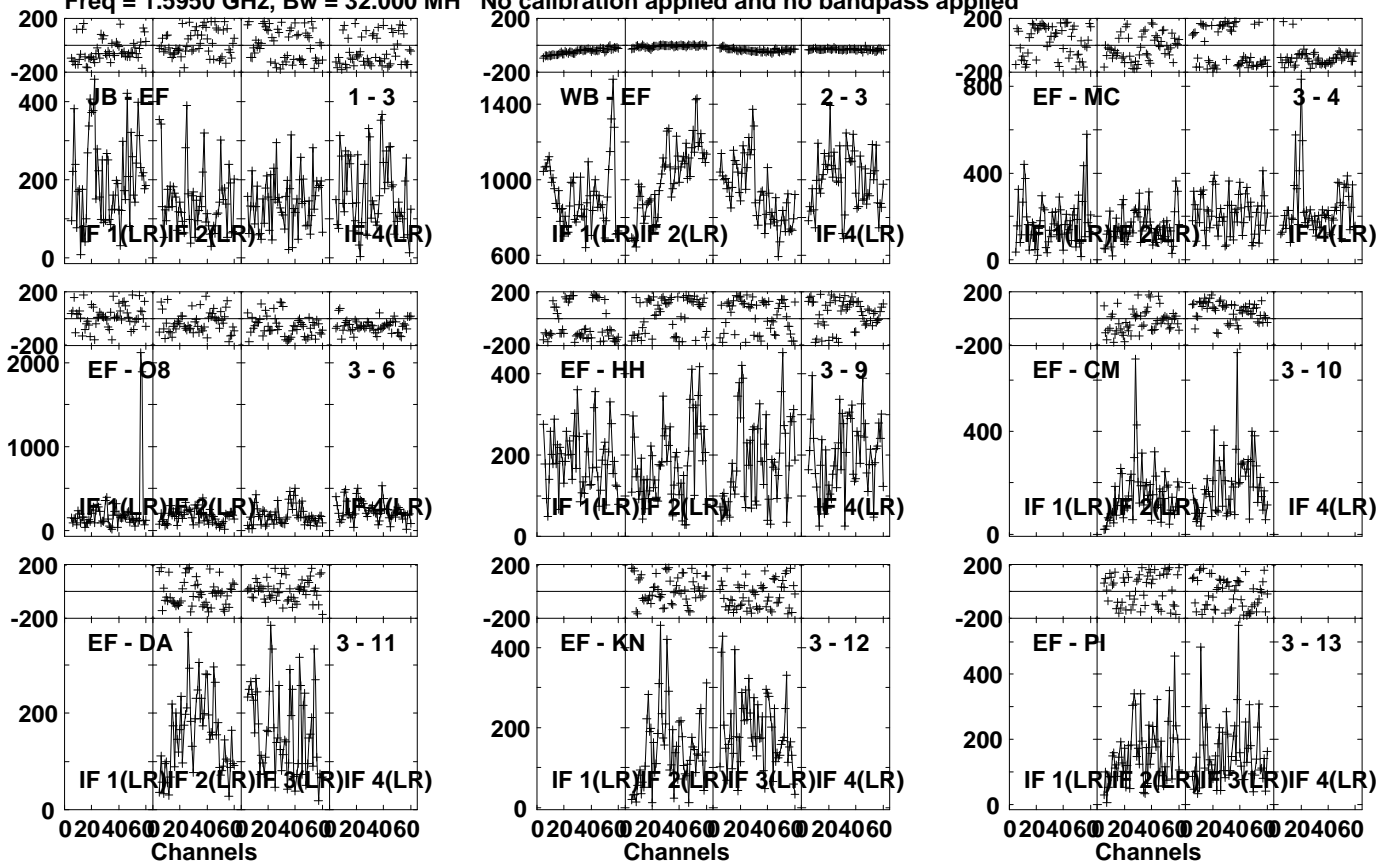
Vector averaged cross-power spectrum Several baselines displayed

Timerange: 00/07:19:01 to 00/07:22:29

Plot file version 187 created 12-APR-2023 21:11:50

J2236-1706 EB096C.UVDATA.1

Freq = 1.5950 GHz, Bw = 32.000 MH No calibration applied and no bandpass applied

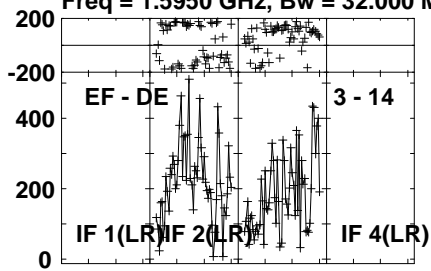


Lower frame: Micro Ampl Jy Top frame: Phas deg  
Vector averaged cross-power spectrum Several baselines displayed  
Timerange: 00/07:23:01 to 00/07:23:59

Plot file version 188 created 12-APR-2023 21:11:50

J2236-1706 EB096C.UVDATA.1

Freq = 1.5950 GHz, Bw = 32.000 MH No calibration applied and no bandpass applied



Lower frame: Micro Ampl Jy Top frame: Phas deg

Vector averaged cross-power spectrum Several baselines displayed

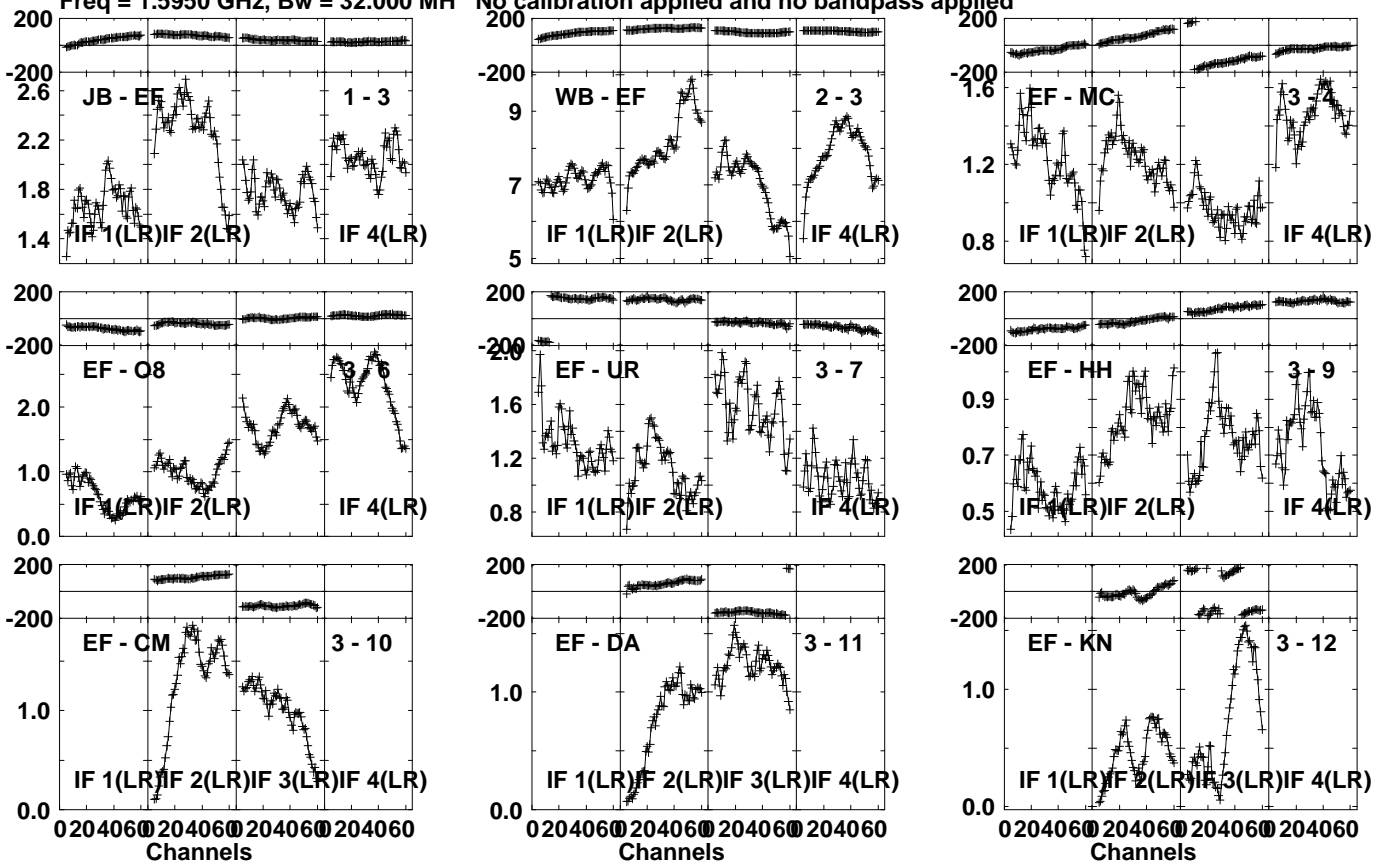
Timerange: 00/07:23:01 to 00/07:23:59

Plot file version 189 created 12-APR-2023 21:11:50

0119+115 EB096C.UVDATA.1

Freq = 1.5950 GHz, Bw = 32.000 MH

No calibration applied and no bandpass applied



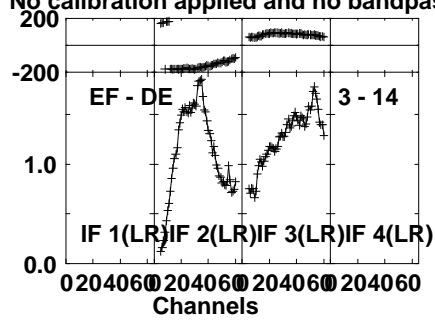
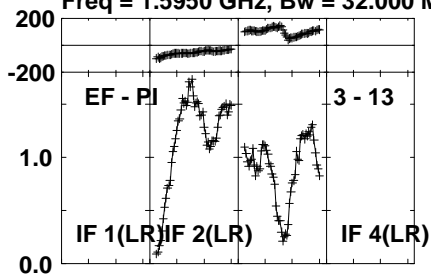
Lower frame: Milli Ampl Jy Top frame: Phas deg  
Vector averaged cross-power spectrum Several baselines displayed  
Timerange: 00/07:26:31 to 00/07:29:59

Plot file version 190 created 12-APR-2023 21:11:50

0119+115 EB096C.UVDATA.1

Freq = 1.5950 GHz, Bw = 32.000 MH

No calibration applied and no bandpass applied



Lower frame: Milli Ampl Jy Top frame: Phas deg

Vector averaged cross-power spectrum Several baselines displayed

Timerange: 00/07:26:31 to 00/07:29:59