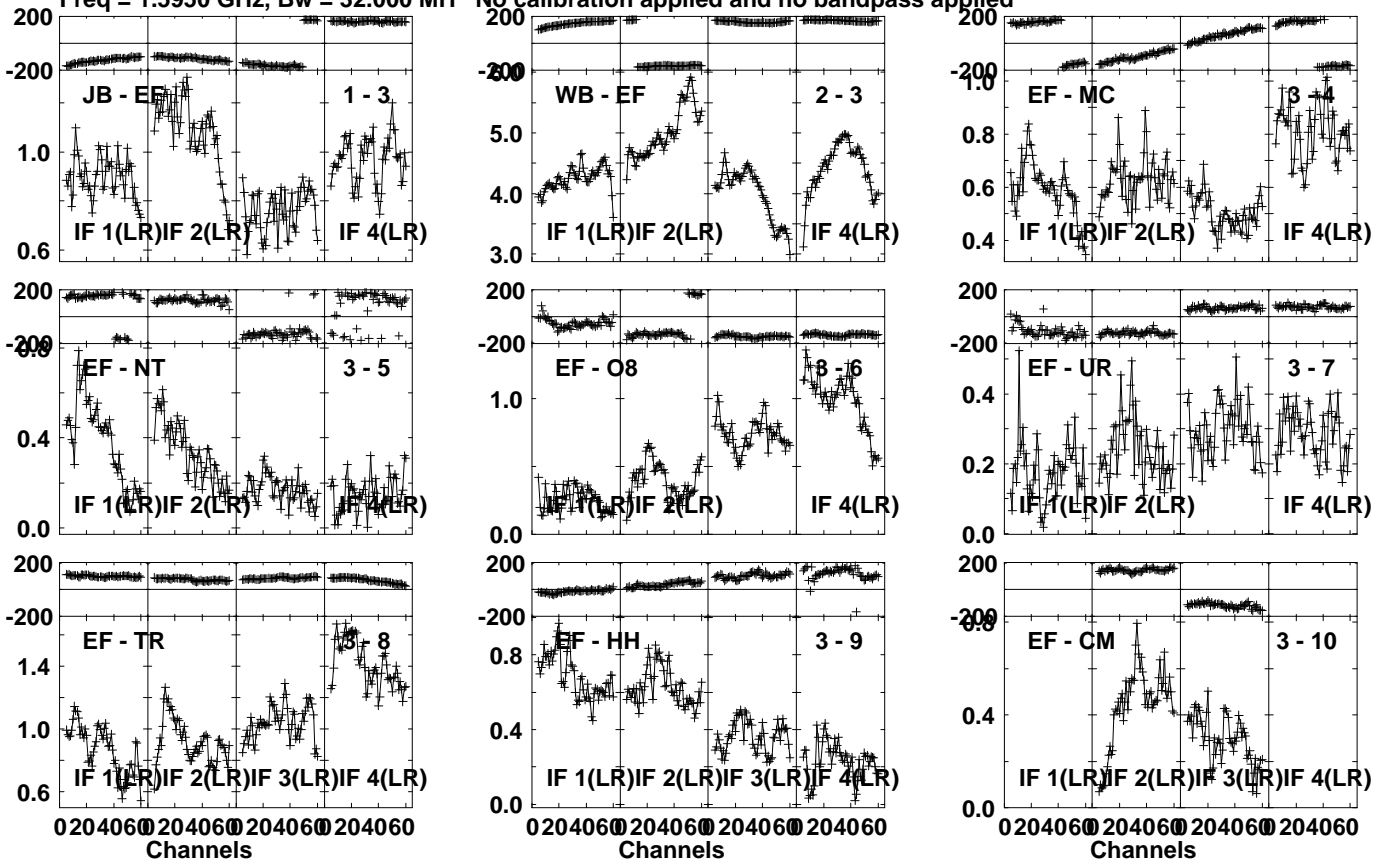


Plot file version 1 created 02-MAY-2023 03:17:56

2029+121 EB096F.UVDATA.1

Freq = 1.5950 GHz, Bw = 32.000 MH No calibration applied and no bandpass applied



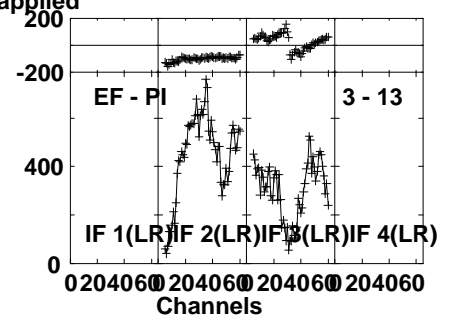
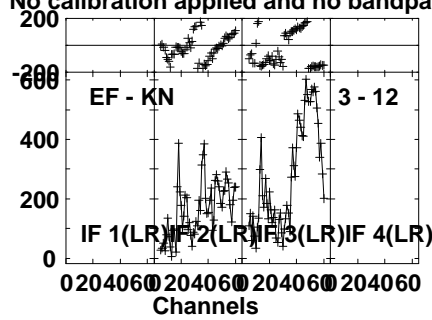
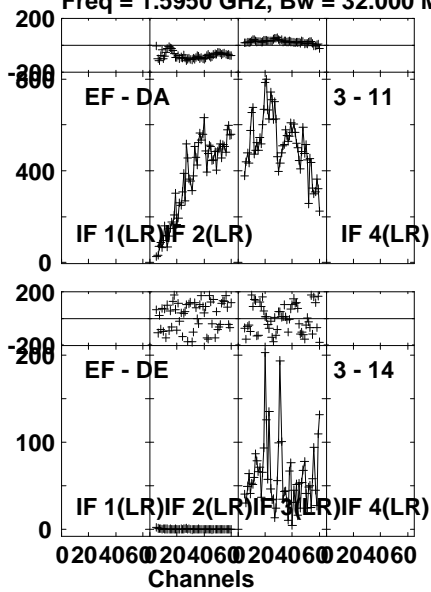
Lower frame: Milli Ampl Jy Top frame: Phas deg
Vector averaged cross-power spectrum Several baselines displayed
Timerange: 00/00:01:01 to 00/00:03:29

Plot file version 2 created 02-MAY-2023 03:17:56

2029+121 EB096F.UVDATA.1

Freq = 1.5950 GHz, Bw = 32.000 MH

No calibration applied and no bandpass applied



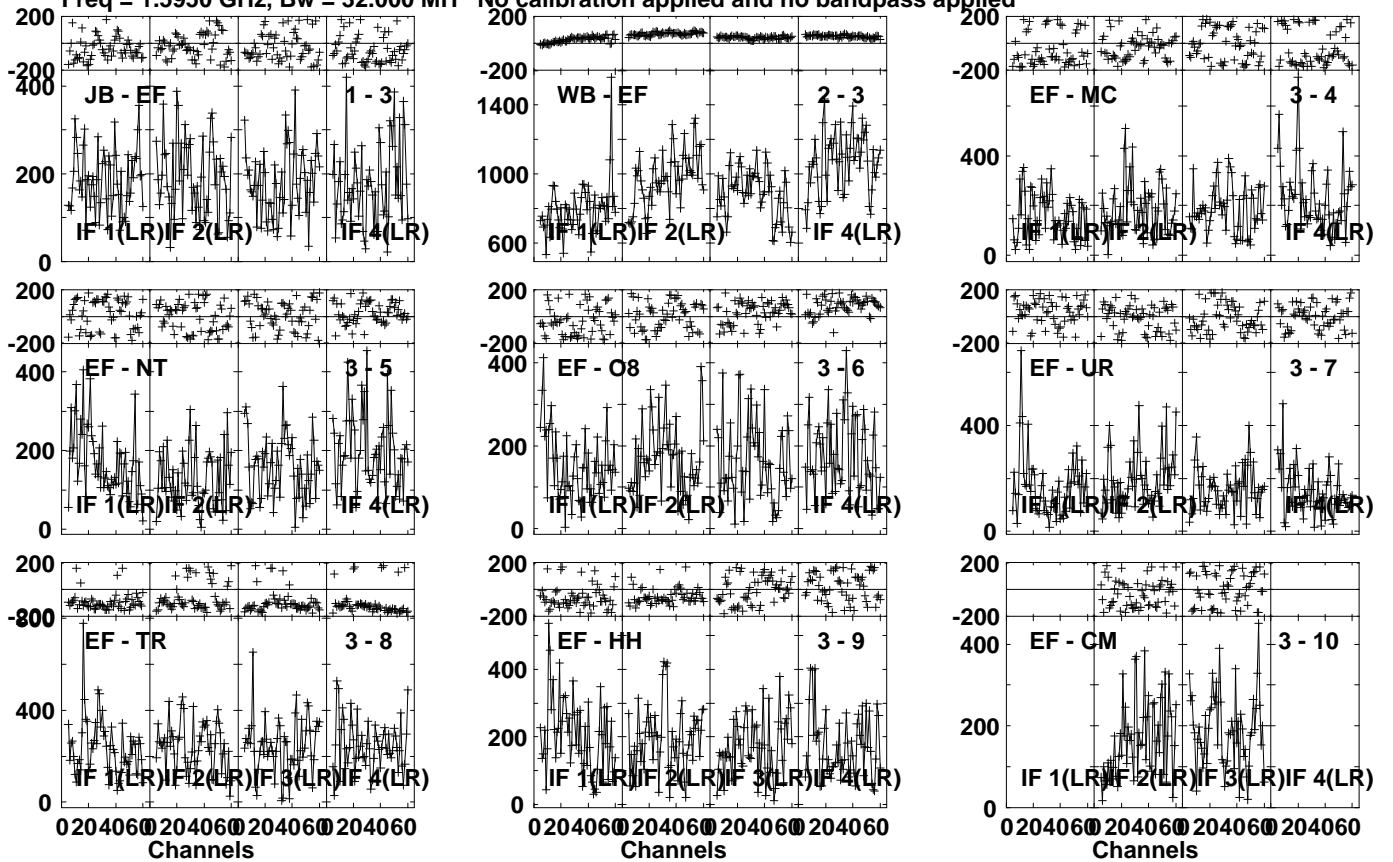
Lower frame: Micro Ampl Jy Top frame: Phas deg
Vector averaged cross-power spectrum Several baselines displayed
Timerange: 00/00:01:01 to 00/00:03:29

Plot file version 3 created 02-MAY-2023 03:17:56

J1947-0103 EB096F.UVDATA.1

Freq = 1.5950 GHz, Bw = 32.000 MH

No calibration applied and no bandpass applied

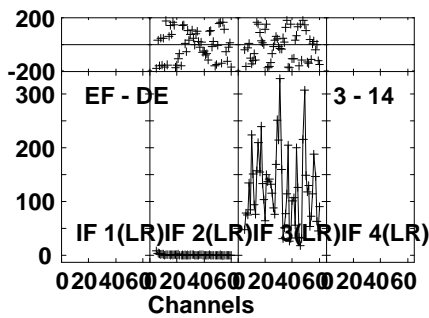
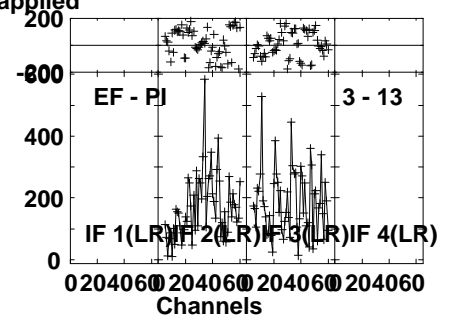
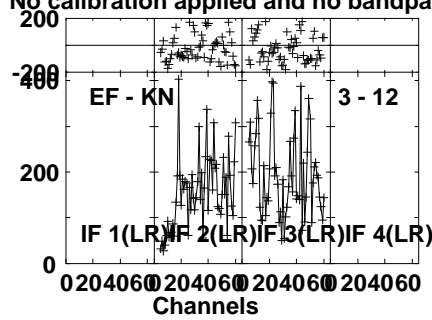
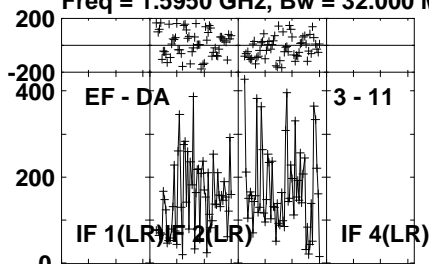


Lower frame: Micro Ampl Jy Top frame: Phas deg
Vector averaged cross-power spectrum Several baselines displayed
Timerange: 00/00:05:01 to 00/00:05:59

Plot file version 4 created 02-MAY-2023 03:17:56

J1947-0103 EB096F.UVDATA.1

Freq = 1.5950 GHz, Bw = 32.000 MH No calibration applied and no bandpass applied

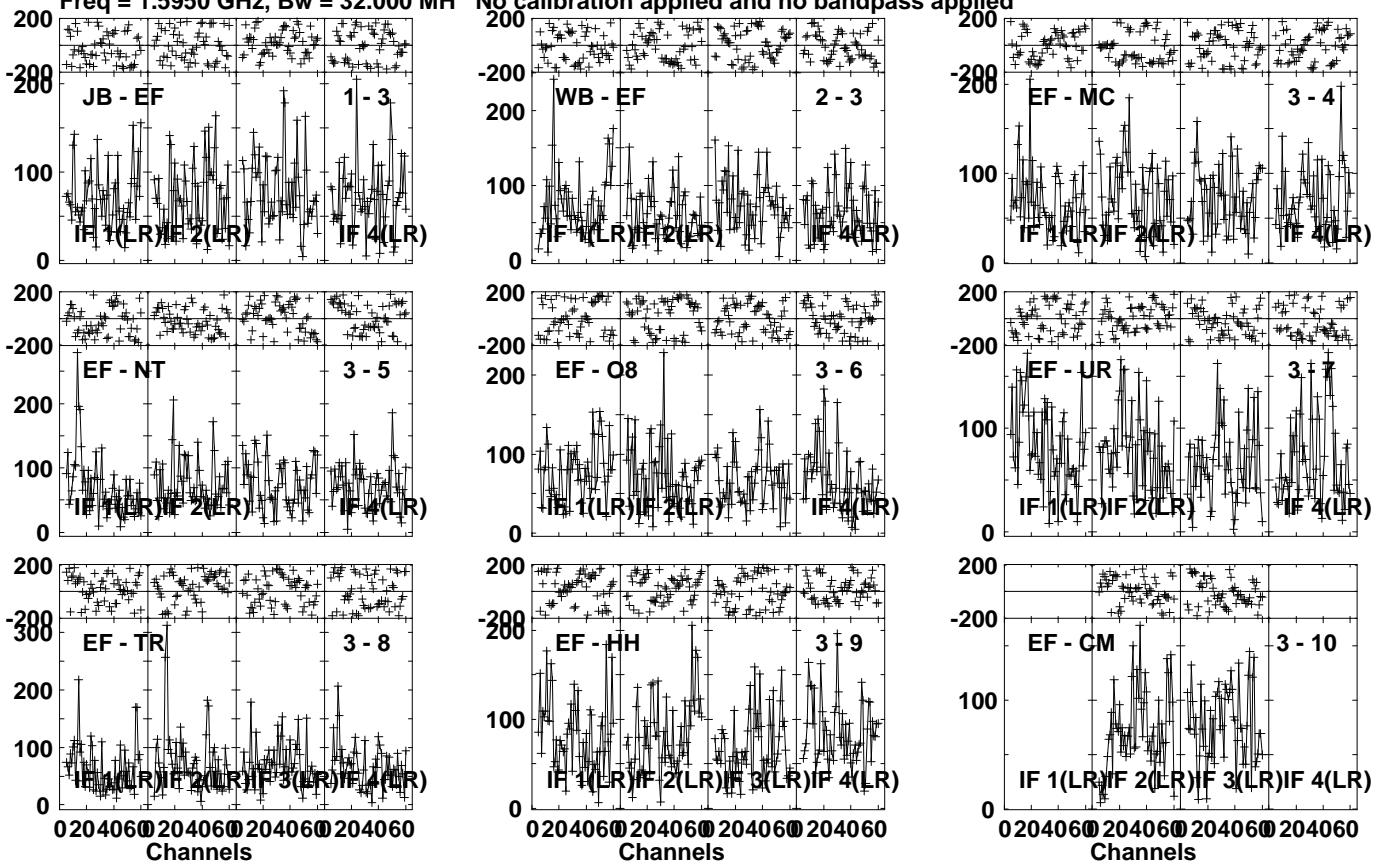


Lower frame: Micro Ampl Jy Top frame: Phas deg
Vector averaged cross-power spectrum Several baselines displayed
Timerange: 00/00:05:01 to 00/00:05:59

Plot file version 5 created 02-MAY-2023 03:17:56

FRB210807 EB096F.UVDATA.1

Freq = 1.5950 GHz, Bw = 32.000 MH No calibration applied and no bandpass applied

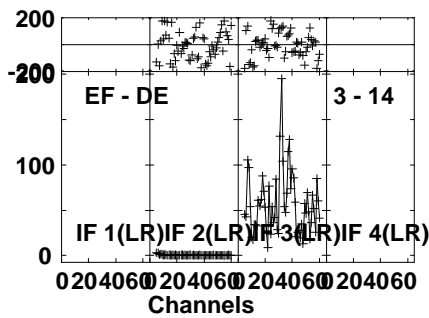
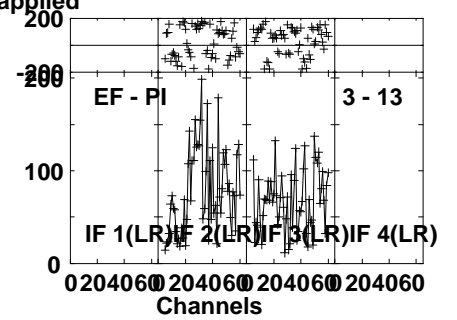
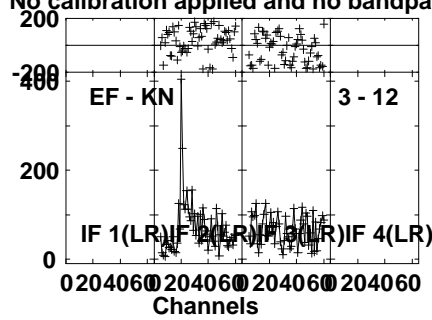
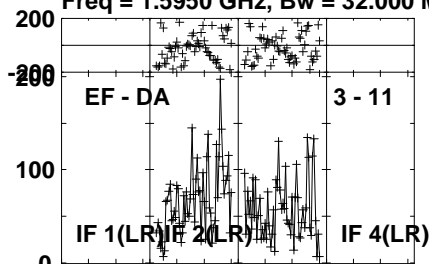


Lower frame: Micro Ampl Jy Top frame: Phas deg
Vector averaged cross-power spectrum Several baselines displayed
Timerange: 00/00:06:01 to 00/00:10:29

Plot file version 6 created 02-MAY-2023 03:17:57

FRB210807 EB096F.UVDATA.1

Freq = 1.5950 GHz, Bw = 32.000 MH No calibration applied and no bandpass applied



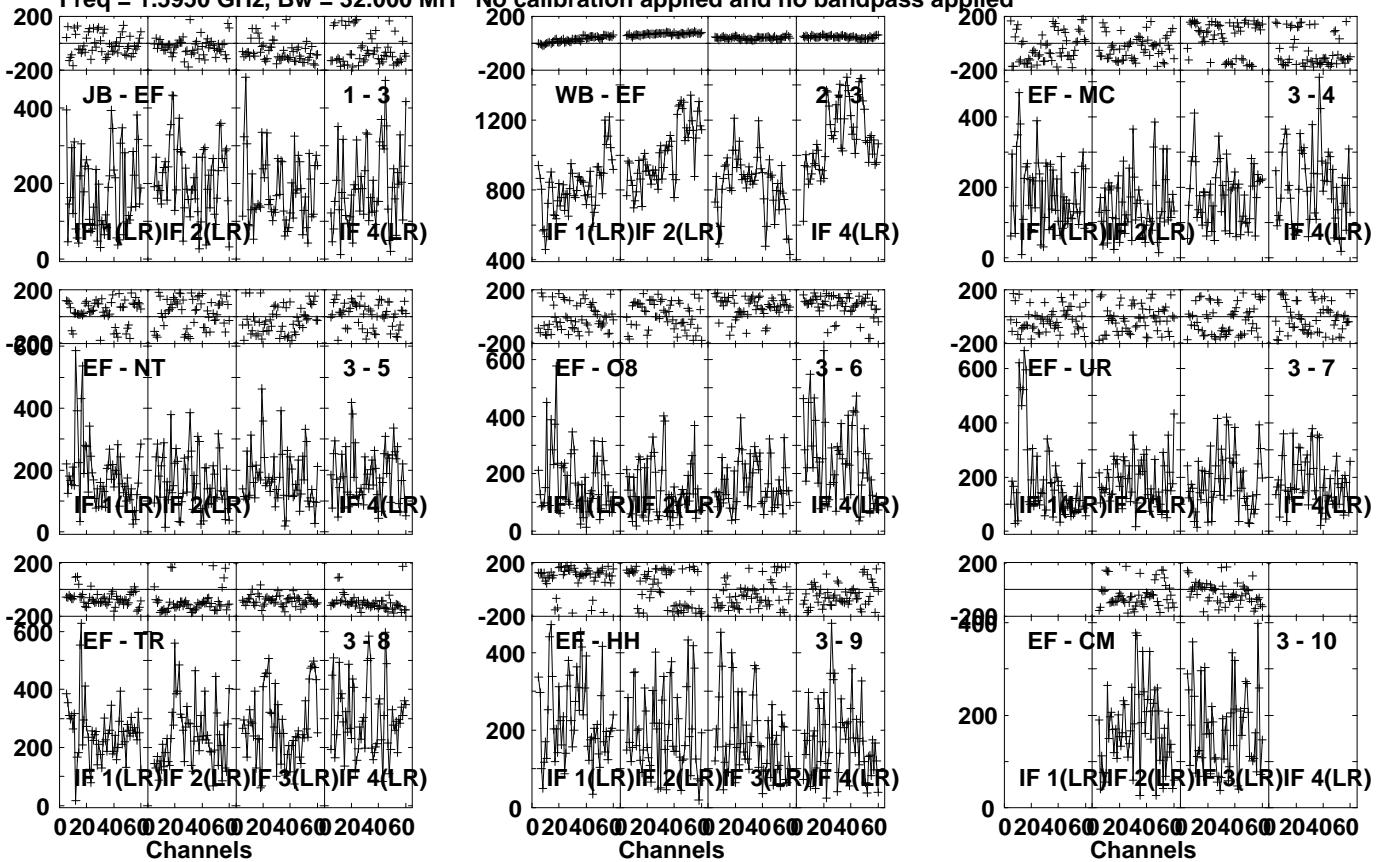
Lower frame: Micro Ampl Jy Top frame: Phas deg
Vector averaged cross-power spectrum Several baselines displayed
Timerange: 00/00:06:01 to 00/00:10:29

Plot file version 7 created 02-MAY-2023 03:17:57

J1947-0103 EB096F.UVDATA.1

Freq = 1.5950 GHz, Bw = 32.000 MH

No calibration applied and no bandpass applied

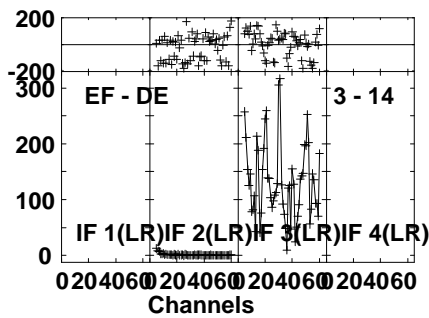
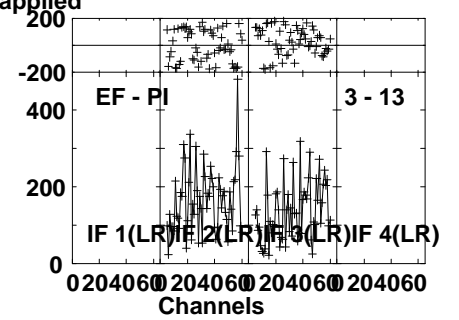
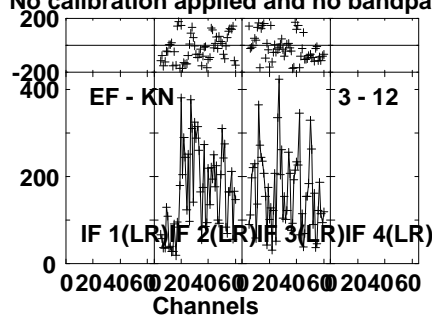
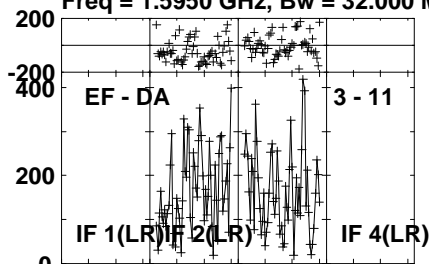


Lower frame: Micro Ampl Jy Top frame: Phas deg
Vector averaged cross-power spectrum Several baselines displayed
Timerange: 00/00:10:31 to 00/00:11:59

Plot file version 8 created 02-MAY-2023 03:17:57

J1947-0103 EB096F.UVDATA.1

Freq = 1.5950 GHz, Bw = 32.000 MH No calibration applied and no bandpass applied

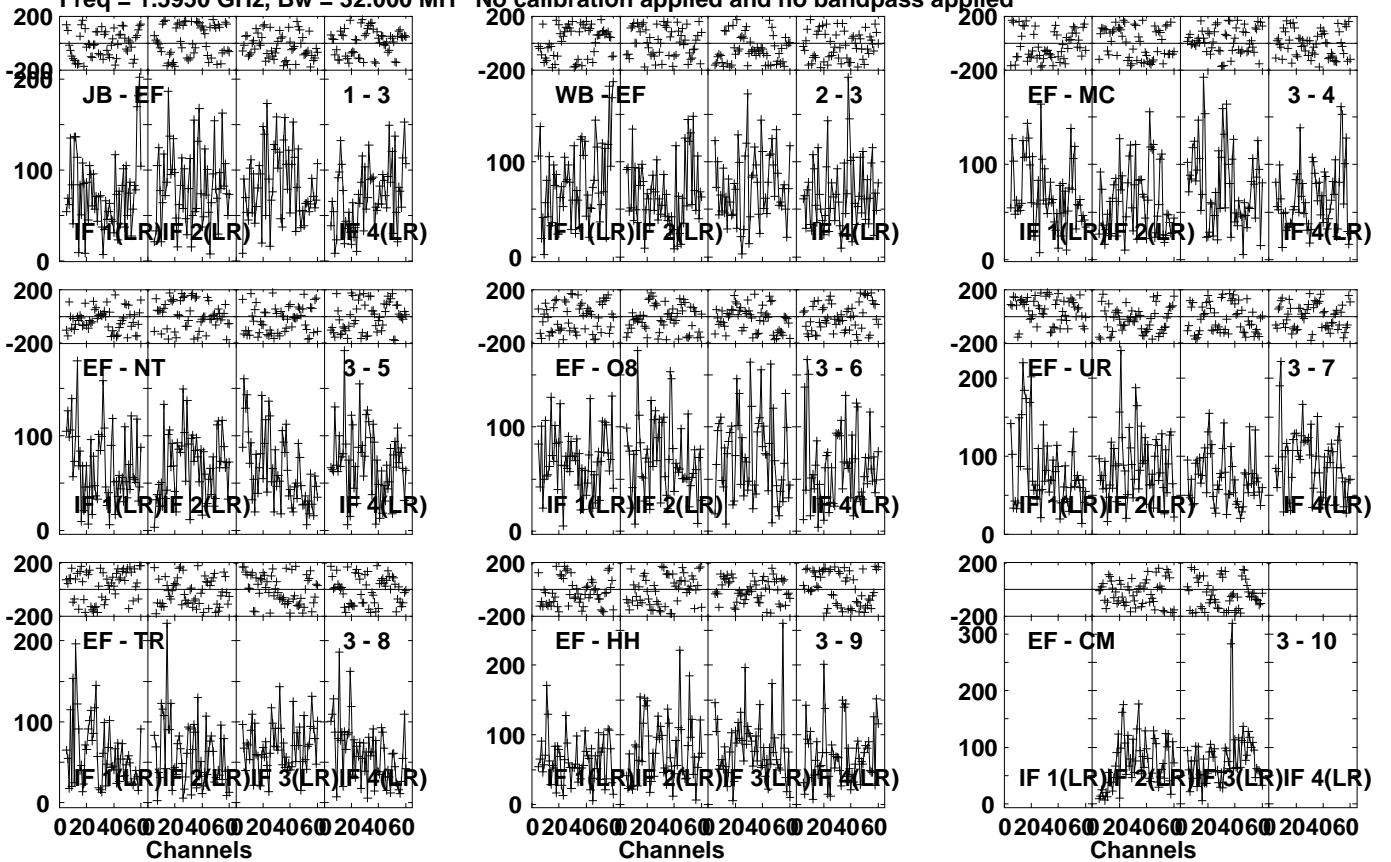


Lower frame: Micro Ampl Jy Top frame: Phas deg
Vector averaged cross-power spectrum Several baselines displayed
Timerange: 00/00:10:31 to 00/00:11:59

Plot file version 9 created 02-MAY-2023 03:17:57

FRB210807 EB096F.UVDATA.1

Freq = 1.5950 GHz, Bw = 32.000 MH No calibration applied and no bandpass applied



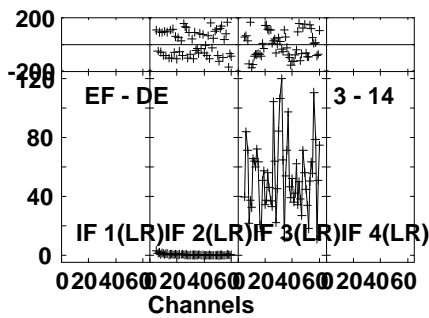
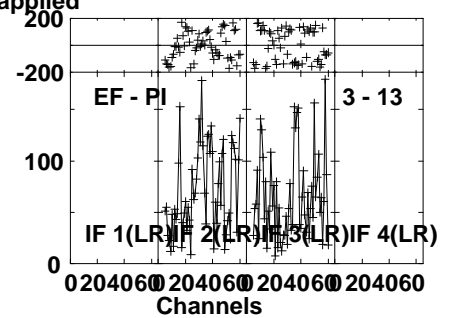
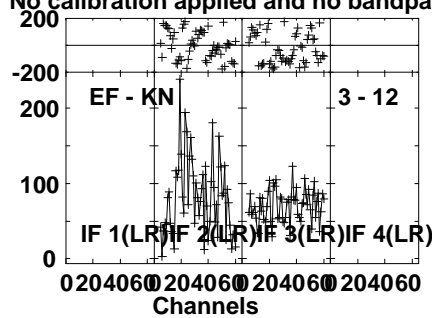
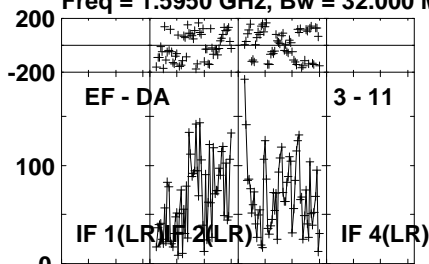
Lower frame: Micro Ampl Jy Top frame: Phas deg
Vector averaged cross-power spectrum Several baselines displayed
Timerange: 00/00:12:01 to 00/00:16:29

Plot file version 10 created 02-MAY-2023 03:17:58

FRB210807 EB096F.UVDATA.1

Freq = 1.5950 GHz, Bw = 32.000 MH

No calibration applied and no bandpass applied



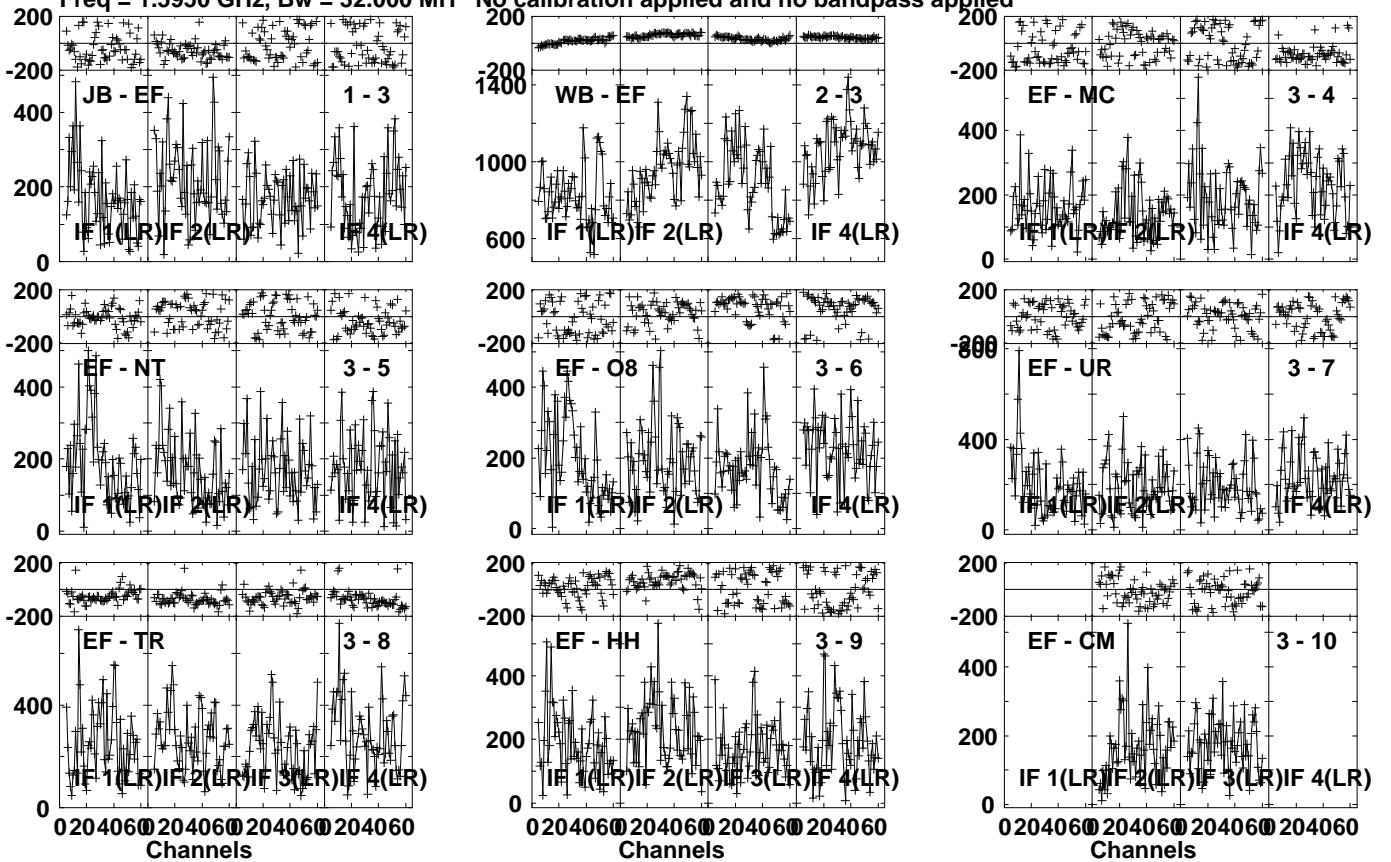
Lower frame: Micro Ampl Jy Top frame: Phas deg
Vector averaged cross-power spectrum Several baselines displayed
Timerange: 00/00:12:01 to 00/00:16:29

Plot file version 11 created 02-MAY-2023 03:17:58

J1947-0103 EB096F.UVDATA.1

Freq = 1.5950 GHz, Bw = 32.000 MH

No calibration applied and no bandpass applied



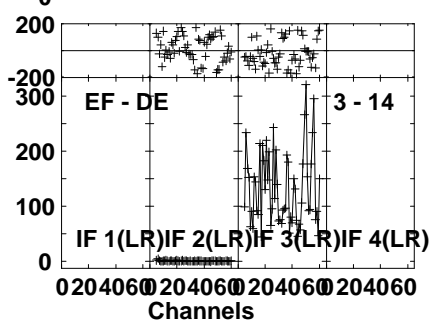
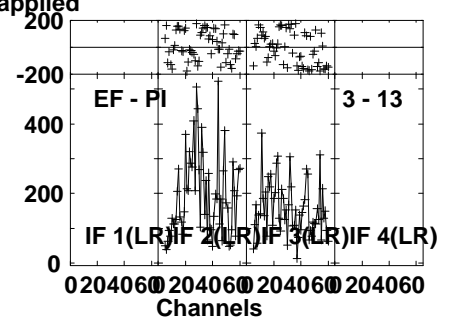
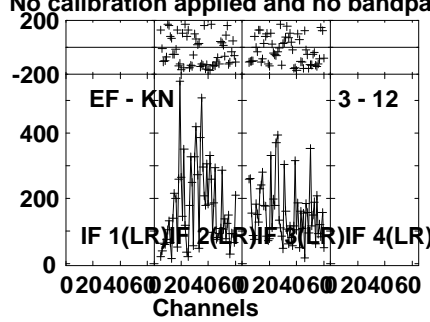
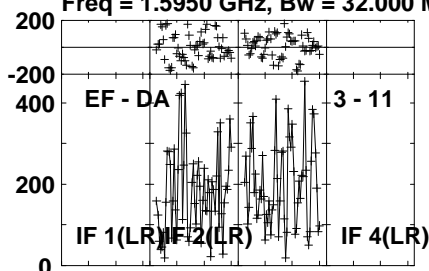
Lower frame: Micro Ampl Jy Top frame: Phas deg
Vector averaged cross-power spectrum Several baselines displayed
Timerange: 00/00:17:11 to 00/00:17:59

Plot file version 12 created 02-MAY-2023 03:17:58

J1947-0103 EB096F.UVDATA.1

Freq = 1.5950 GHz, Bw = 32.000 MH

No calibration applied and no bandpass applied

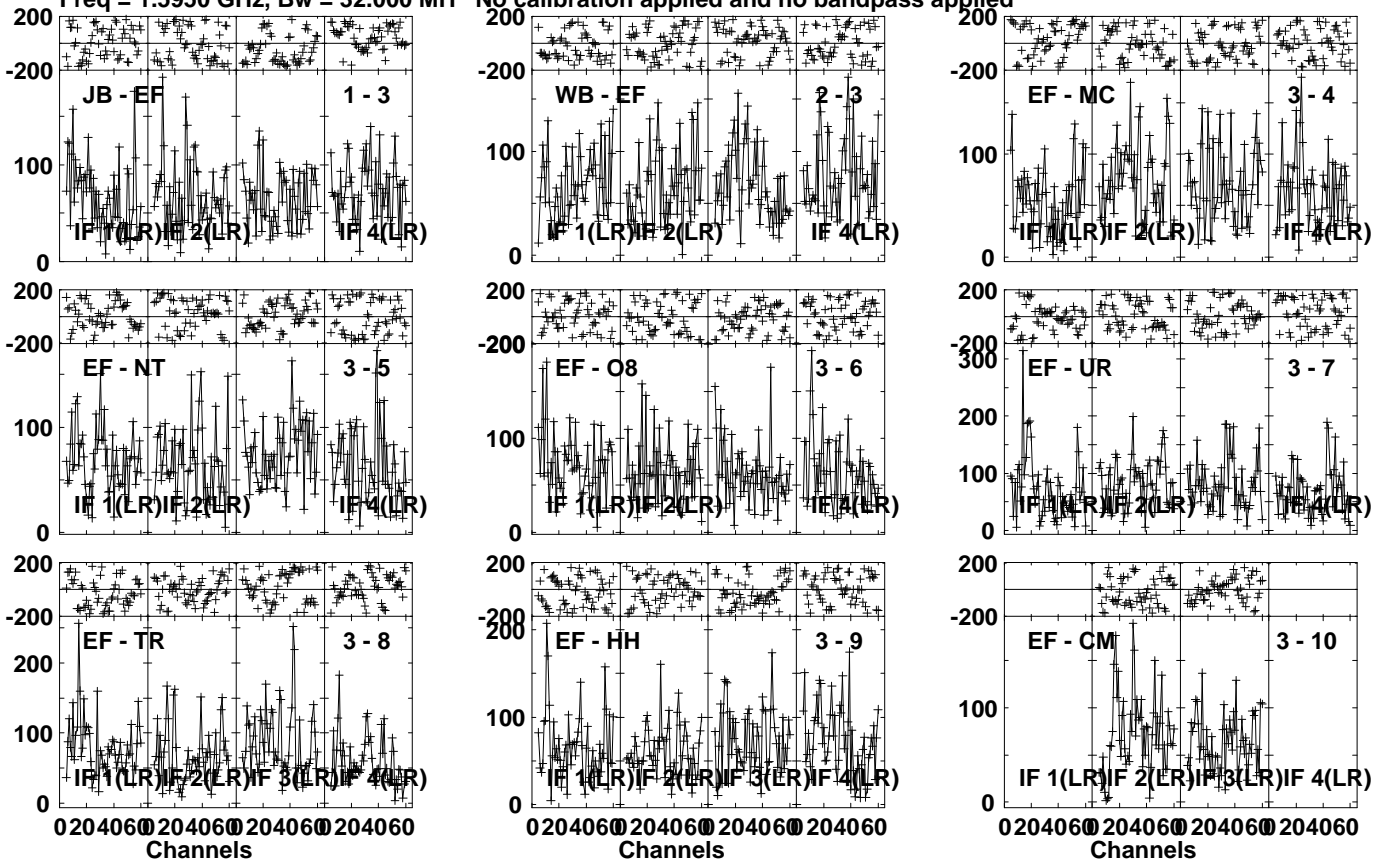


Lower frame: Micro Ampl Jy Top frame: Phas deg
Vector averaged cross-power spectrum Several baselines displayed
Timerange: 00/00:17:11 to 00/00:17:59

Plot file version 13 created 02-MAY-2023 03:17:58

FRB210807 EB096F.UVDATA.1

Freq = 1.5950 GHz, Bw = 32.000 MH No calibration applied and no bandpass applied



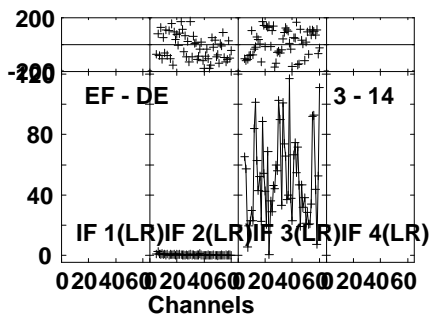
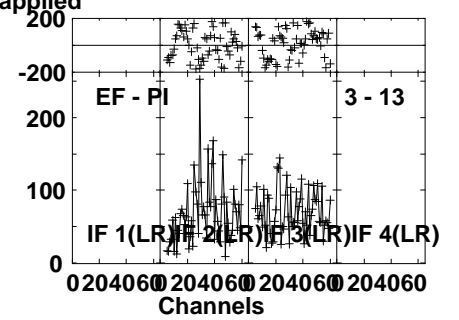
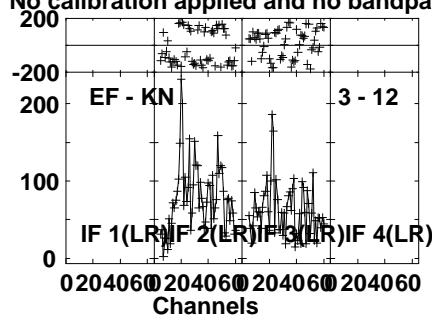
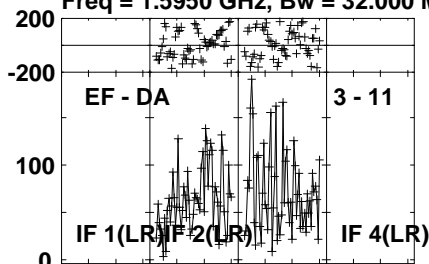
Lower frame: Micro Ampl Jy Top frame: Phas deg
Vector averaged cross-power spectrum Several baselines displayed
Timerange: 00/00:18:01 to 00/00:22:29

Plot file version 14 created 02-MAY-2023 03:17:59

FRB210807 EB096F.UVDATA.1

Freq = 1.5950 GHz, Bw = 32.000 MH

No calibration applied and no bandpass applied



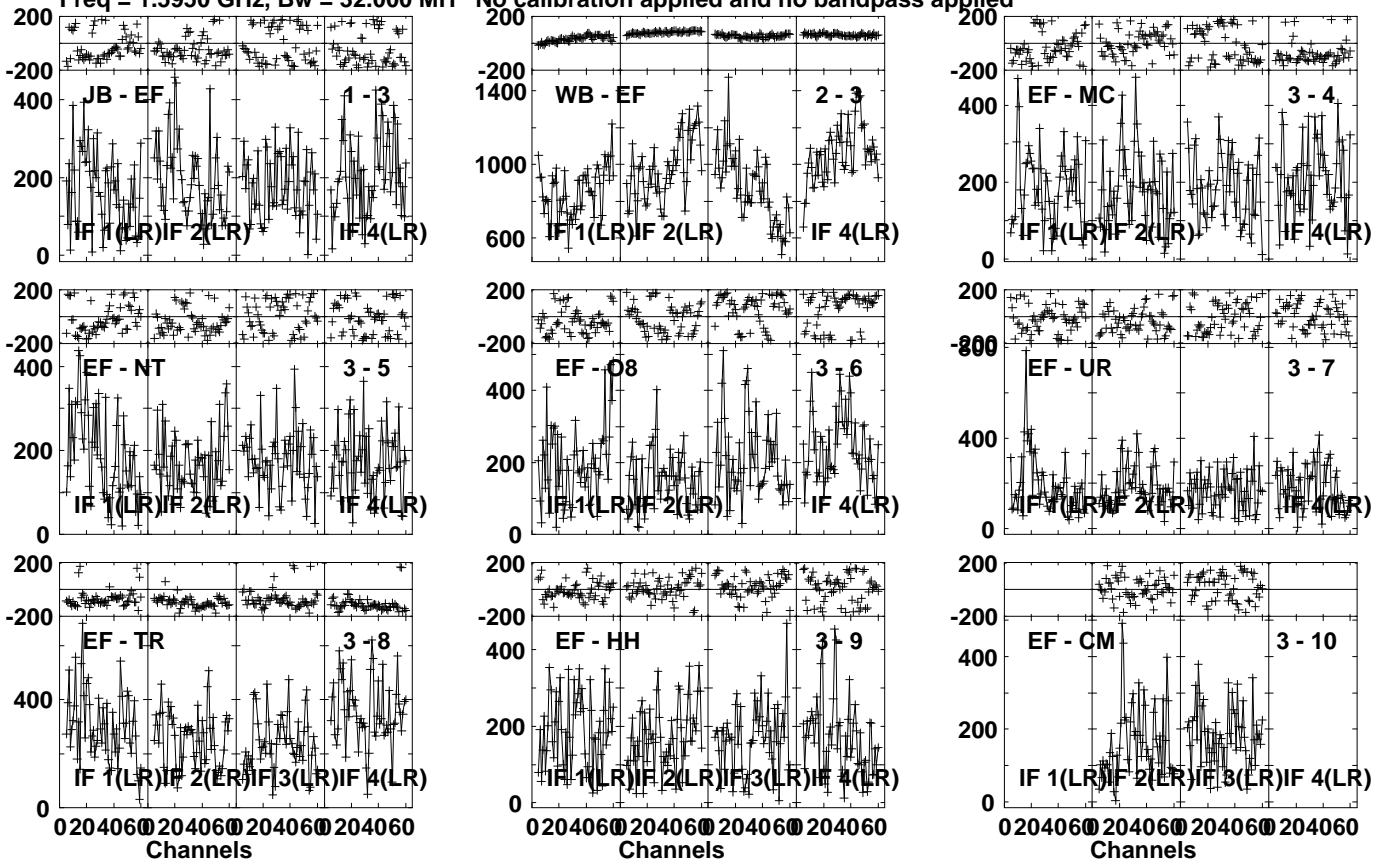
Lower frame: Micro Ampl Jy Top frame: Phas deg
Vector averaged cross-power spectrum Several baselines displayed
Timerange: 00/00:18:01 to 00/00:22:29

Plot file version 15 created 02-MAY-2023 03:17:59

J1947-0103 EB096F.UVDATA.1

Freq = 1.5950 GHz, Bw = 32.000 MH

No calibration applied and no bandpass applied



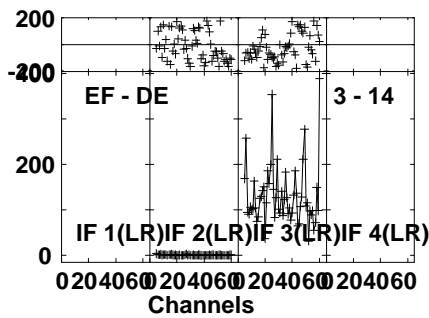
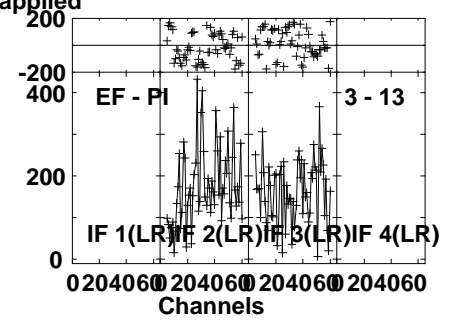
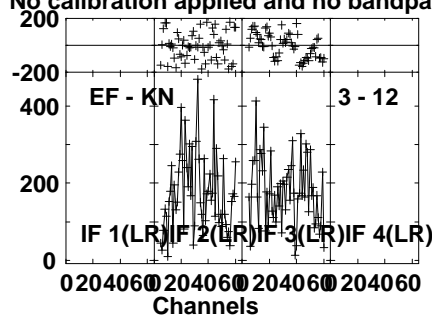
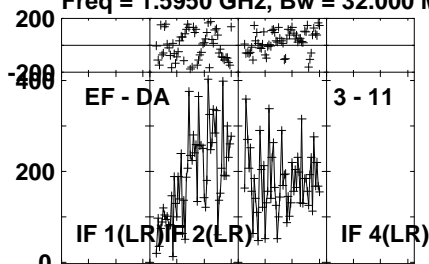
Lower frame: Micro Ampl Jy Top frame: Phas deg
Vector averaged cross-power spectrum Several baselines displayed
Timerange: 00/00:22:31 to 00/00:23:59

Plot file version 16 created 02-MAY-2023 03:17:59

J1947-0103 EB096F.UVDATA.1

Freq = 1.5950 GHz, Bw = 32.000 MH

No calibration applied and no bandpass applied



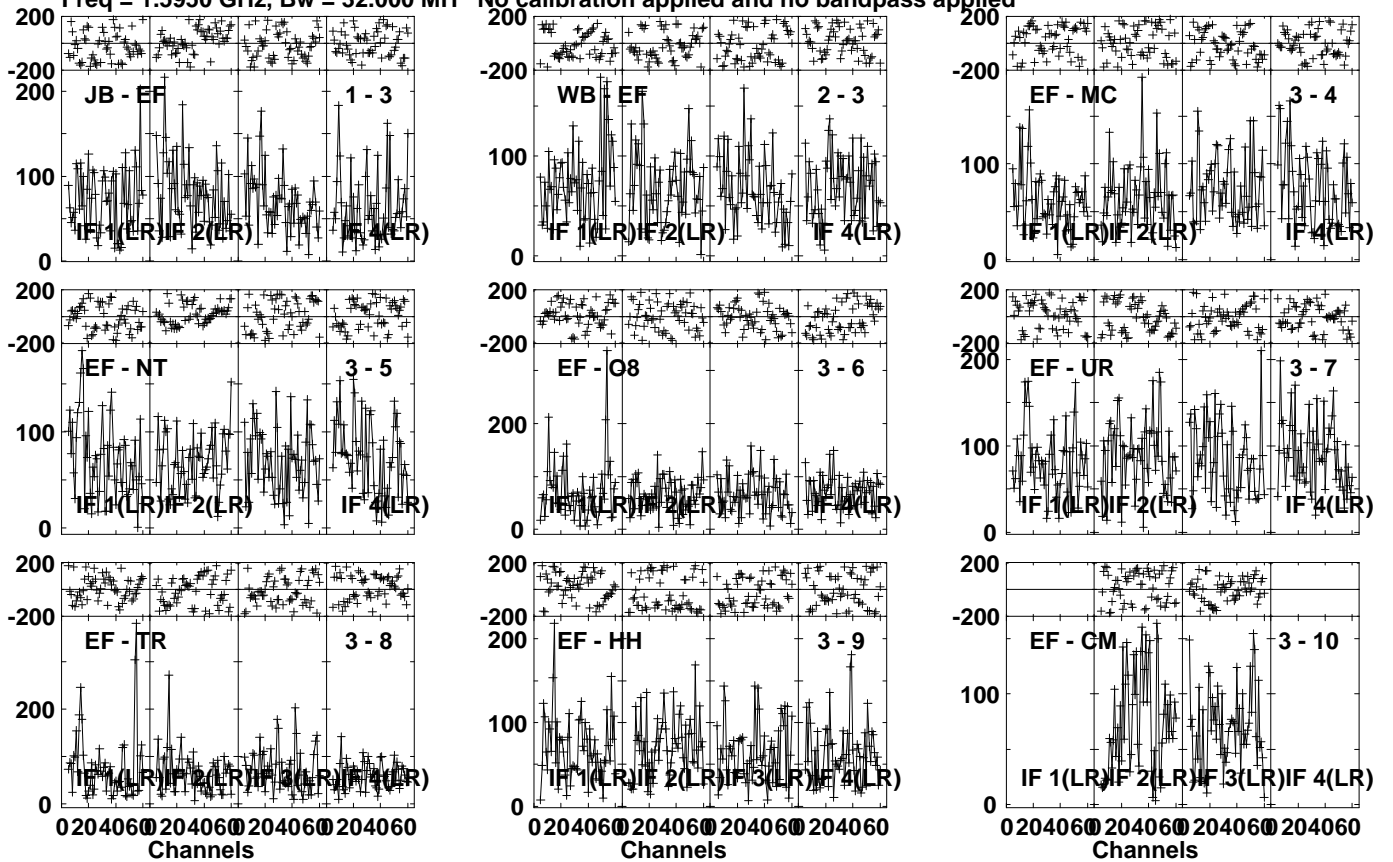
Lower frame: Micro Ampl Jy Top frame: Phas deg
Vector averaged cross-power spectrum Several baselines displayed
Timerange: 00/00:22:31 to 00/00:23:59

Plot file version 17 created 02-MAY-2023 03:17:59

FRB210807 EB096F.UVDATA.1

Freq = 1.5950 GHz, Bw = 32.000 MH

No calibration applied and no bandpass applied



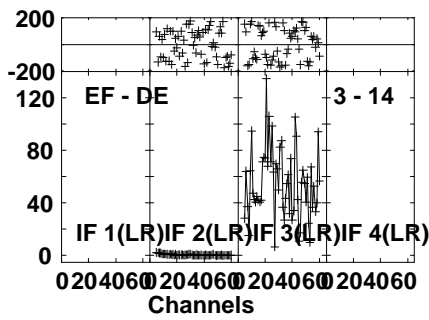
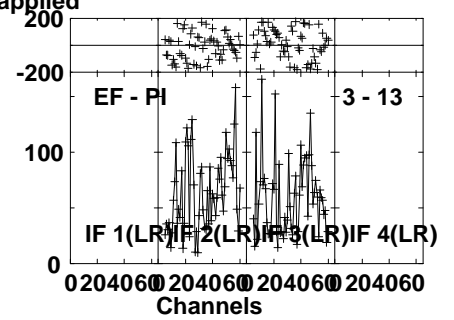
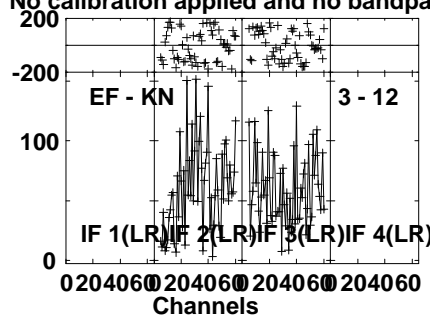
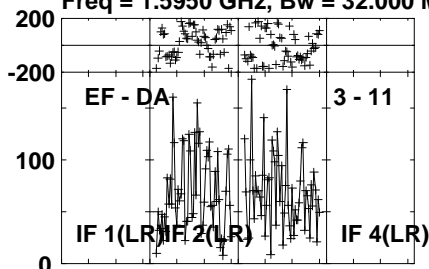
Lower frame: Micro Ampl Jy Top frame: Phas deg
Vector averaged cross-power spectrum Several baselines displayed
Timerange: 00/00:24:01 to 00/00:28:29

Plot file version 18 created 02-MAY-2023 03:17:59

FRB210807 EB096F.UVDATA.1

Freq = 1.5950 GHz, Bw = 32.000 MH

No calibration applied and no bandpass applied



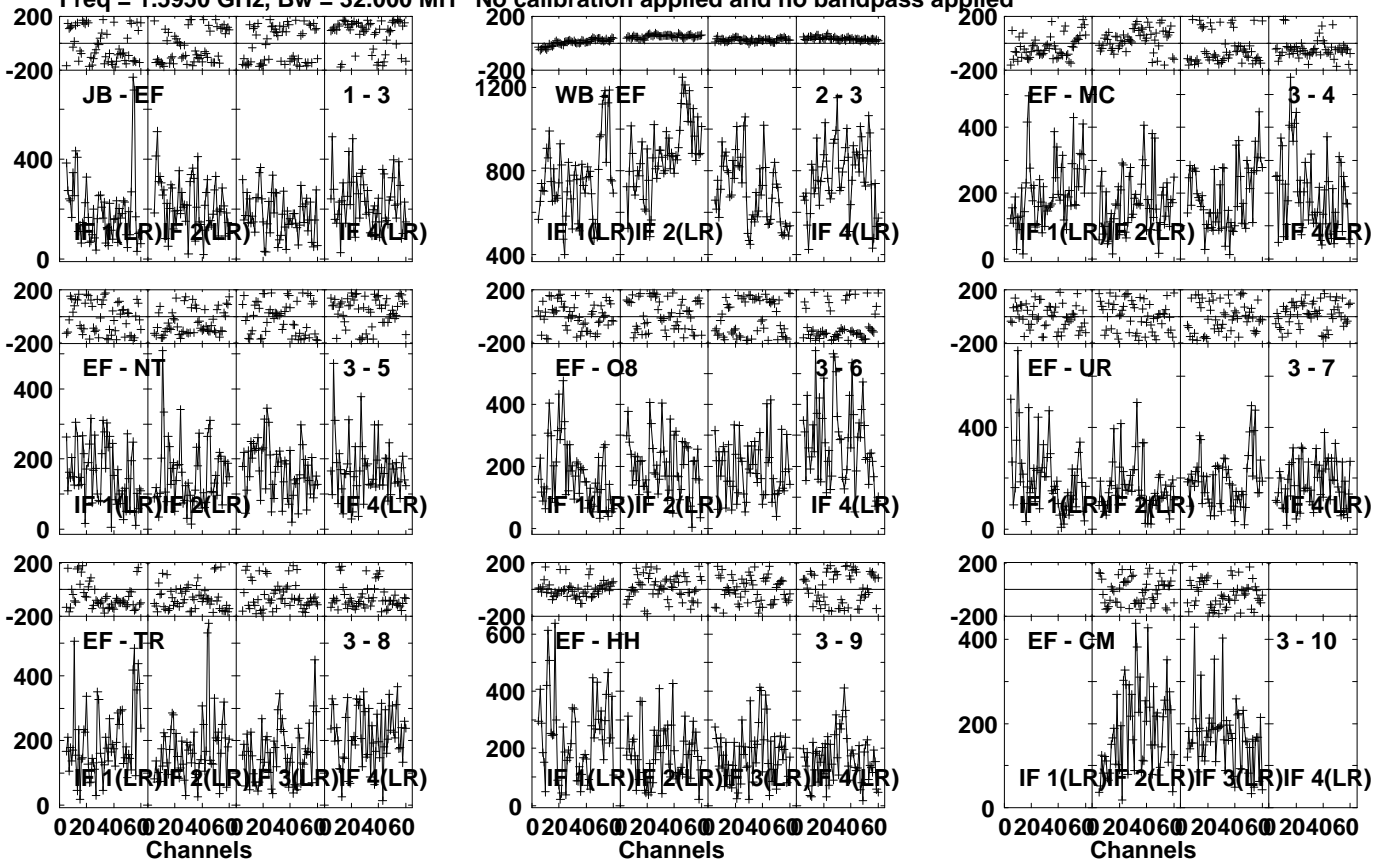
Lower frame: Micro Ampl Jy Top frame: Phas deg
Vector averaged cross-power spectrum Several baselines displayed
Timerange: 00/00:24:01 to 00/00:28:29

Plot file version 19 created 02-MAY-2023 03:17:59

J1947-0103 EB096F.UVDATA.1

Freq = 1.5950 GHz, Bw = 32.000 MH

No calibration applied and no bandpass applied



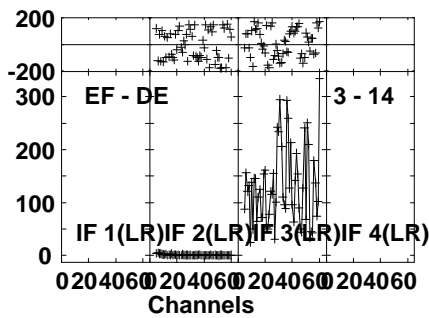
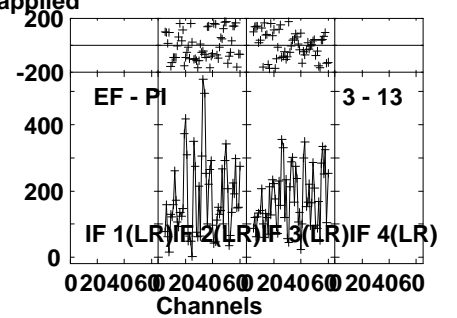
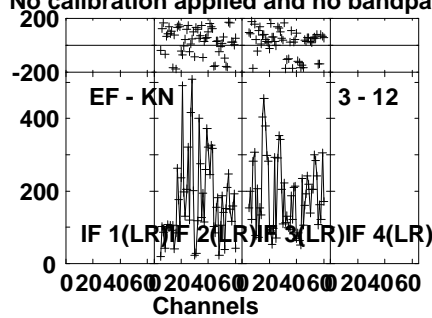
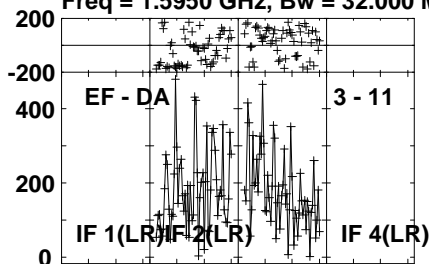
Lower frame: Micro Ampl Jy Top frame: Phas deg
Vector averaged cross-power spectrum Several baselines displayed
Timerange: 00/00:29:11 to 00/00:29:59

Plot file version 20 created 02-MAY-2023 03:18:00

J1947-0103 EB096F.UVDATA.1

Freq = 1.5950 GHz, Bw = 32.000 MH

No calibration applied and no bandpass applied

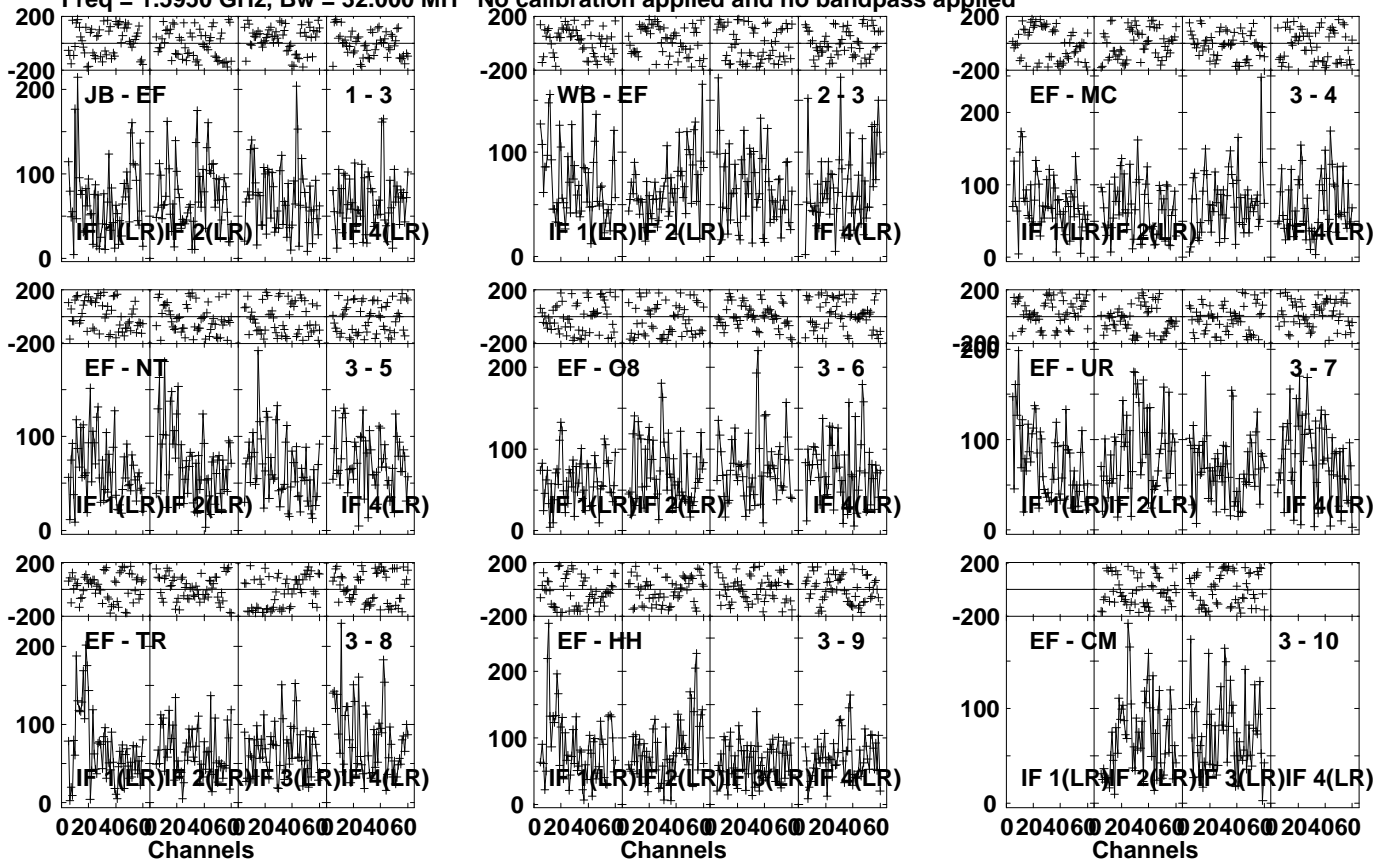


Lower frame: Micro Ampl Jy Top frame: Phas deg
Vector averaged cross-power spectrum Several baselines displayed
Timerange: 00/00:29:11 to 00/00:29:59

Plot file version 21 created 02-MAY-2023 03:18:00

FRB210807 EB096F.UVDATA.1

Freq = 1.5950 GHz, Bw = 32.000 MH No calibration applied and no bandpass applied

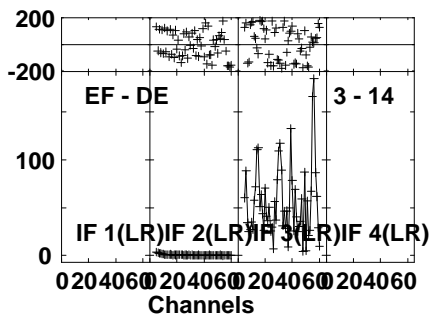
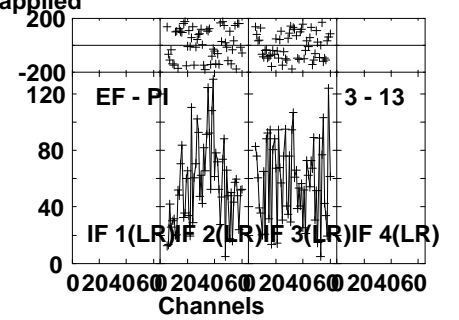
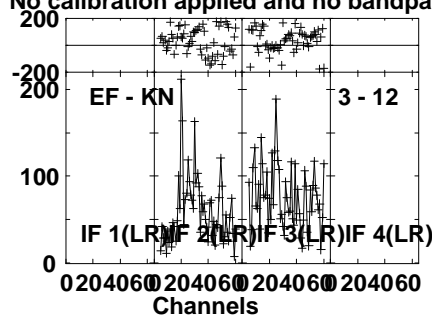
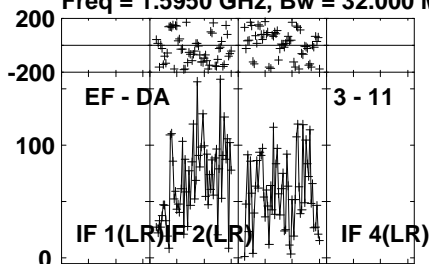


Lower frame: Micro Ampl Jy Top frame: Phas deg
Vector averaged cross-power spectrum Several baselines displayed
Timerange: 00/00:30:01 to 00/00:34:29

Plot file version 22 created 02-MAY-2023 03:18:00

FRB210807 EB096F.UVDATA.1

Freq = 1.5950 GHz, Bw = 32.000 MH No calibration applied and no bandpass applied



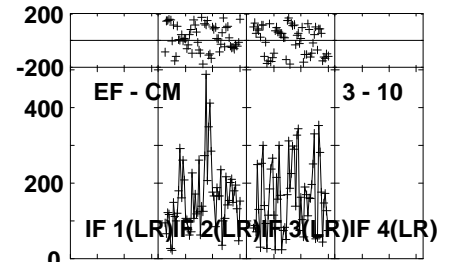
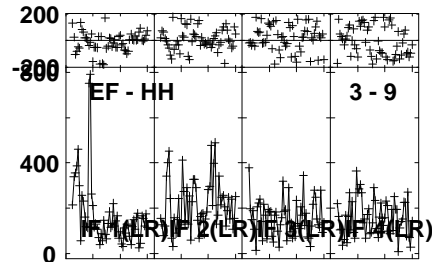
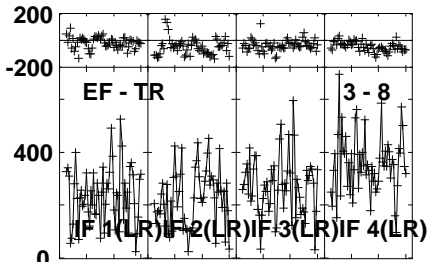
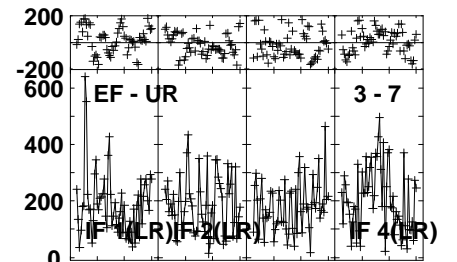
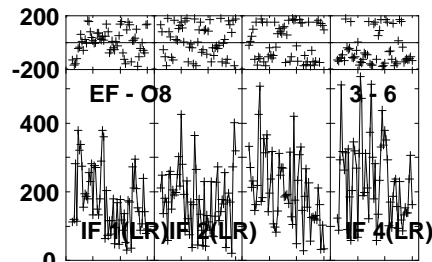
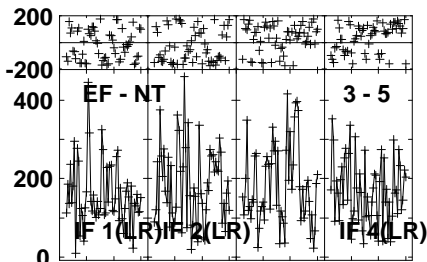
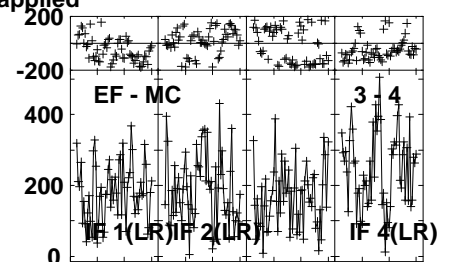
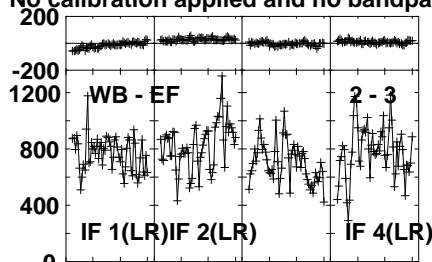
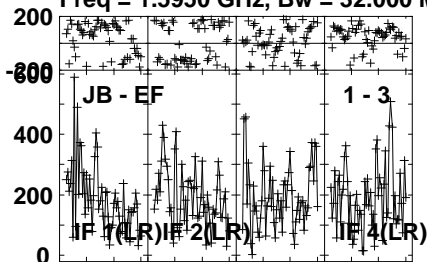
Lower frame: Micro Ampl Jy Top frame: Phas deg
Vector averaged cross-power spectrum Several baselines displayed
Timerange: 00/00:30:01 to 00/00:34:29

Plot file version 23 created 02-MAY-2023 03:18:00

J1947-0103 EB096F.UVDATA.1

Freq = 1.5950 GHz, Bw = 32.000 MH

No calibration applied and no bandpass applied



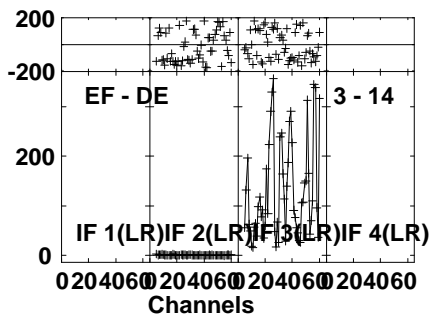
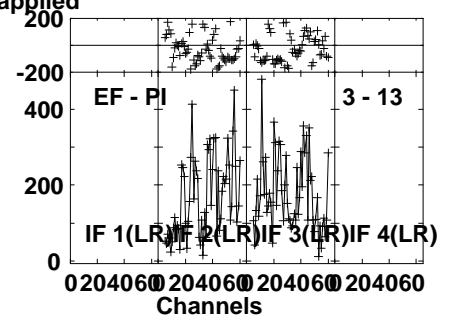
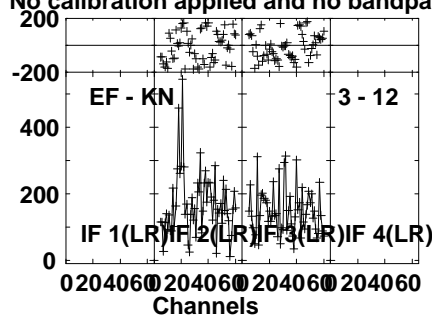
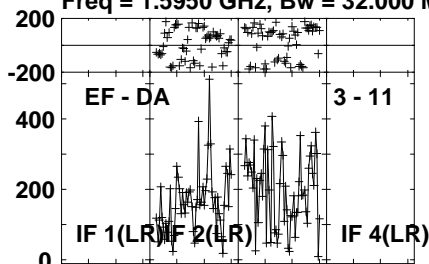
Lower frame: Micro Ampl Jy Top frame: Phas deg
Vector averaged cross-power spectrum Several baselines displayed
Timerange: 00/00:34:31 to 00/00:35:59

Plot file version 24 created 02-MAY-2023 03:18:01

J1947-0103 EB096F.UVDATA.1

Freq = 1.5950 GHz, Bw = 32.000 MH

No calibration applied and no bandpass applied



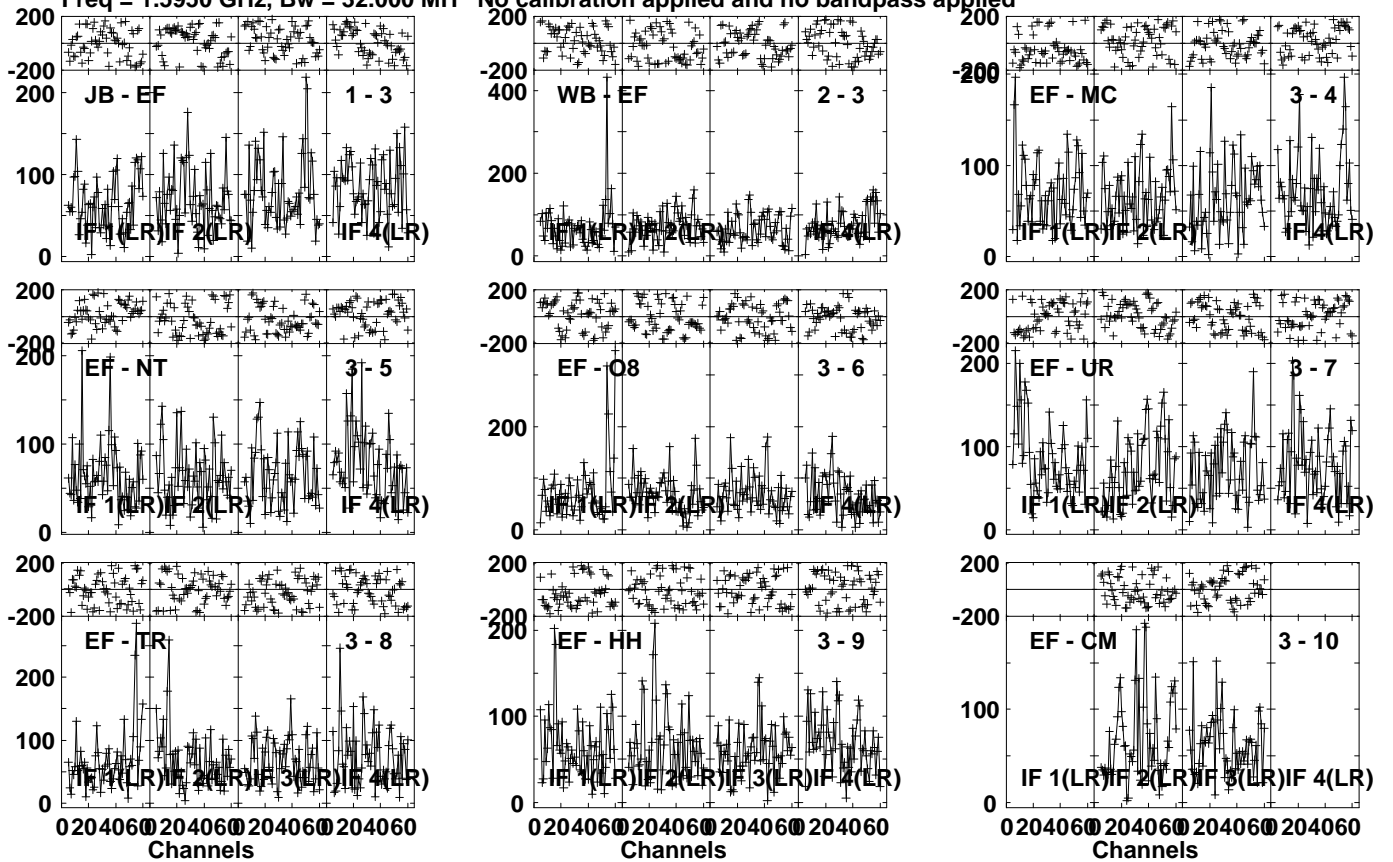
Lower frame: Micro Ampl Jy Top frame: Phas deg
Vector averaged cross-power spectrum Several baselines displayed
Timerange: 00/00:34:31 to 00/00:35:59

Plot file version 25 created 02-MAY-2023 03:18:01

FRB210807 EB096F.UVDATA.1

Freq = 1.5950 GHz, Bw = 32.000 MH

No calibration applied and no bandpass applied



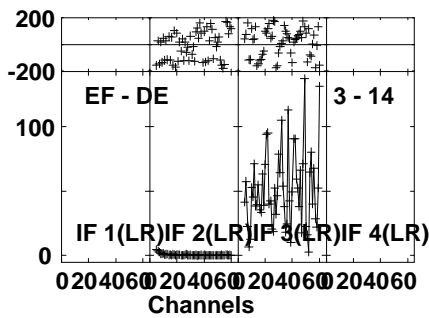
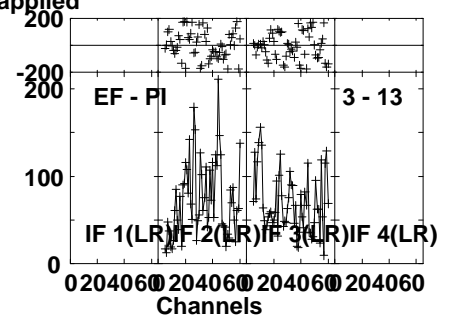
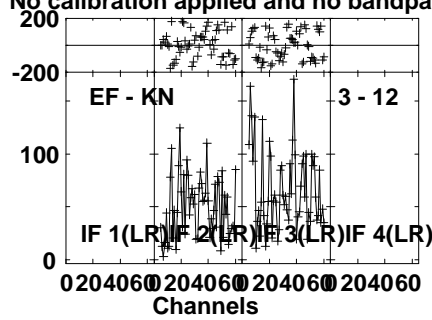
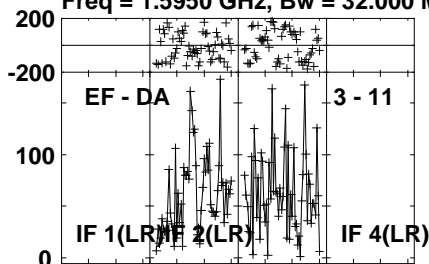
Lower frame: Micro Ampl Jy Top frame: Phas deg
Vector averaged cross-power spectrum Several baselines displayed
Timerange: 00/00:36:01 to 00/00:40:29

Plot file version 26 created 02-MAY-2023 03:18:01

FRB210807 EB096F.UVDATA.1

Freq = 1.5950 GHz, Bw = 32.000 MH

No calibration applied and no bandpass applied



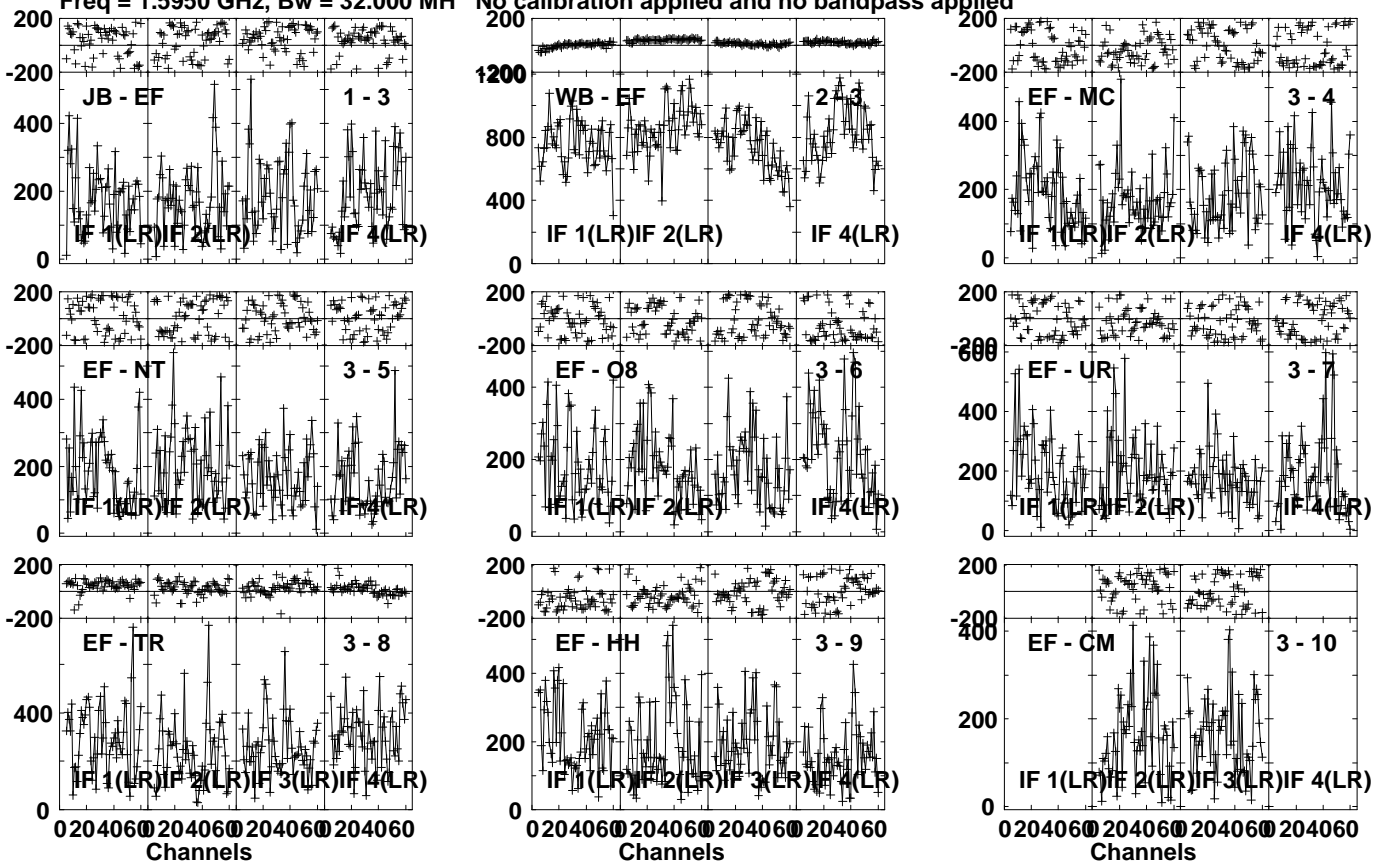
Lower frame: Micro Ampl Jy Top frame: Phas deg
Vector averaged cross-power spectrum Several baselines displayed
Timerange: 00/00:36:01 to 00/00:40:29

Plot file version 27 created 02-MAY-2023 03:18:01

J1947-0103 EB096F.UVDATA.1

Freq = 1.5950 GHz, Bw = 32.000 MH

No calibration applied and no bandpass applied



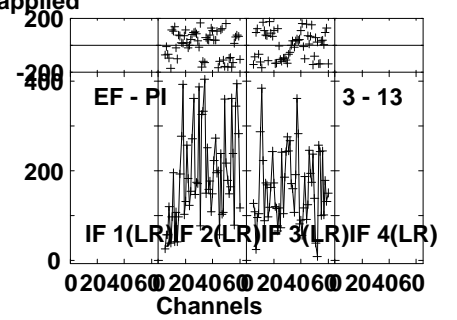
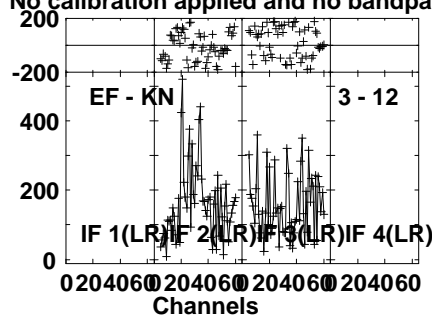
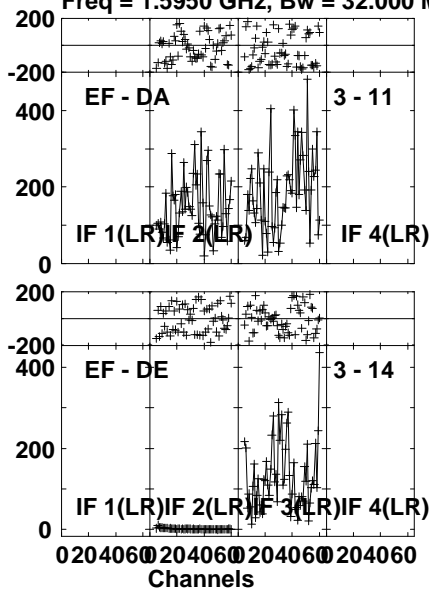
Lower frame: Micro Ampl Jy Top frame: Phas deg
Vector averaged cross-power spectrum Several baselines displayed
Timerange: 00/00:41:11 to 00/00:41:59

Plot file version 28 created 02-MAY-2023 03:18:01

J1947-0103 EB096F.UVDATA.1

Freq = 1.5950 GHz, Bw = 32.000 MH

No calibration applied and no bandpass applied

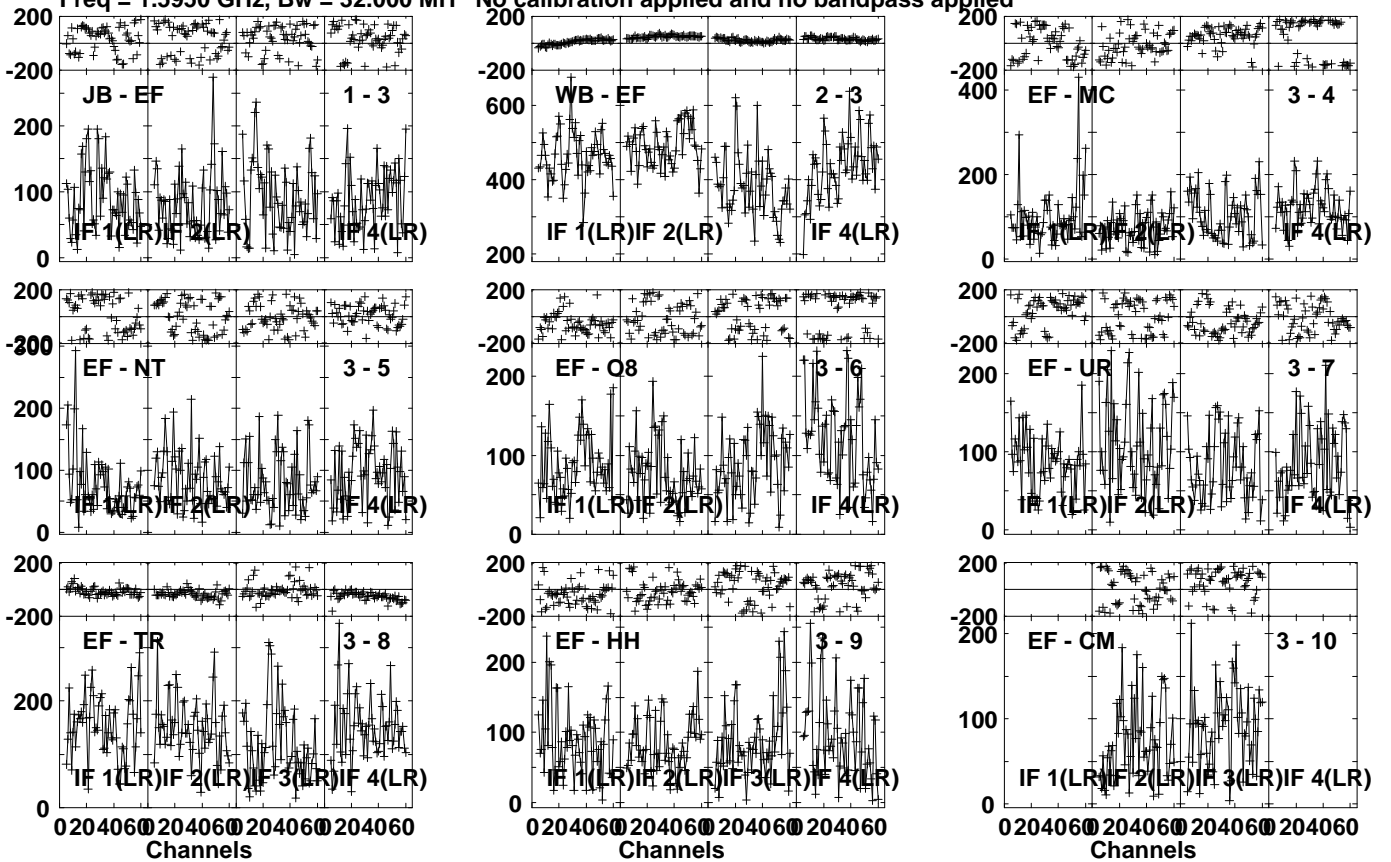


Lower frame: Micro Ampl Jy Top frame: Phas deg
Vector averaged cross-power spectrum Several baselines displayed
Timerange: 00/00:41:11 to 00/00:41:59

Plot file version 29 created 02-MAY-2023 03:18:01

J1945-0153 EB096F.UVDATA.1

Freq = 1.5950 GHz, Bw = 32.000 MH No calibration applied and no bandpass applied



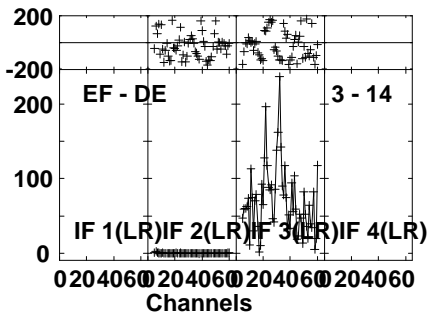
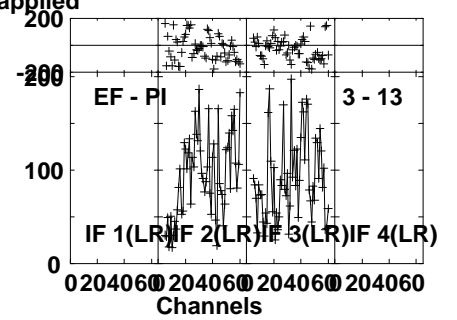
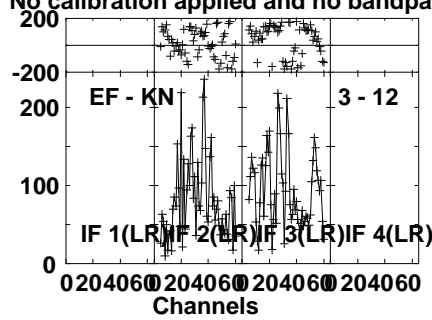
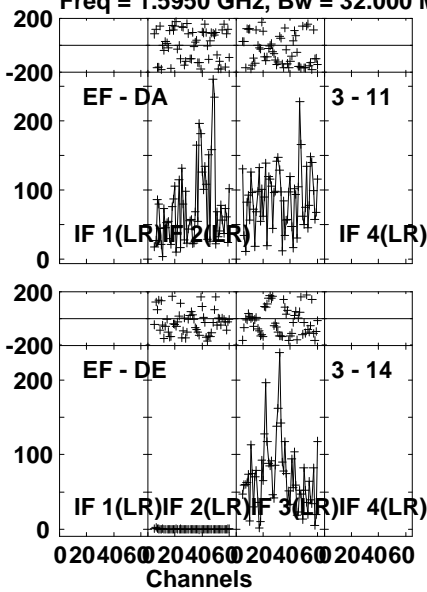
Lower frame: Micro Ampl Jy Top frame: Phas deg
Vector averaged cross-power spectrum Several baselines displayed
Timerange: 00/00:42:01 to 00/00:45:29

Plot file version 30 created 02-MAY-2023 03:18:02

J1945-0153 EB096F.UVDATA.1

Freq = 1.5950 GHz, Bw = 32.000 MH

No calibration applied and no bandpass applied



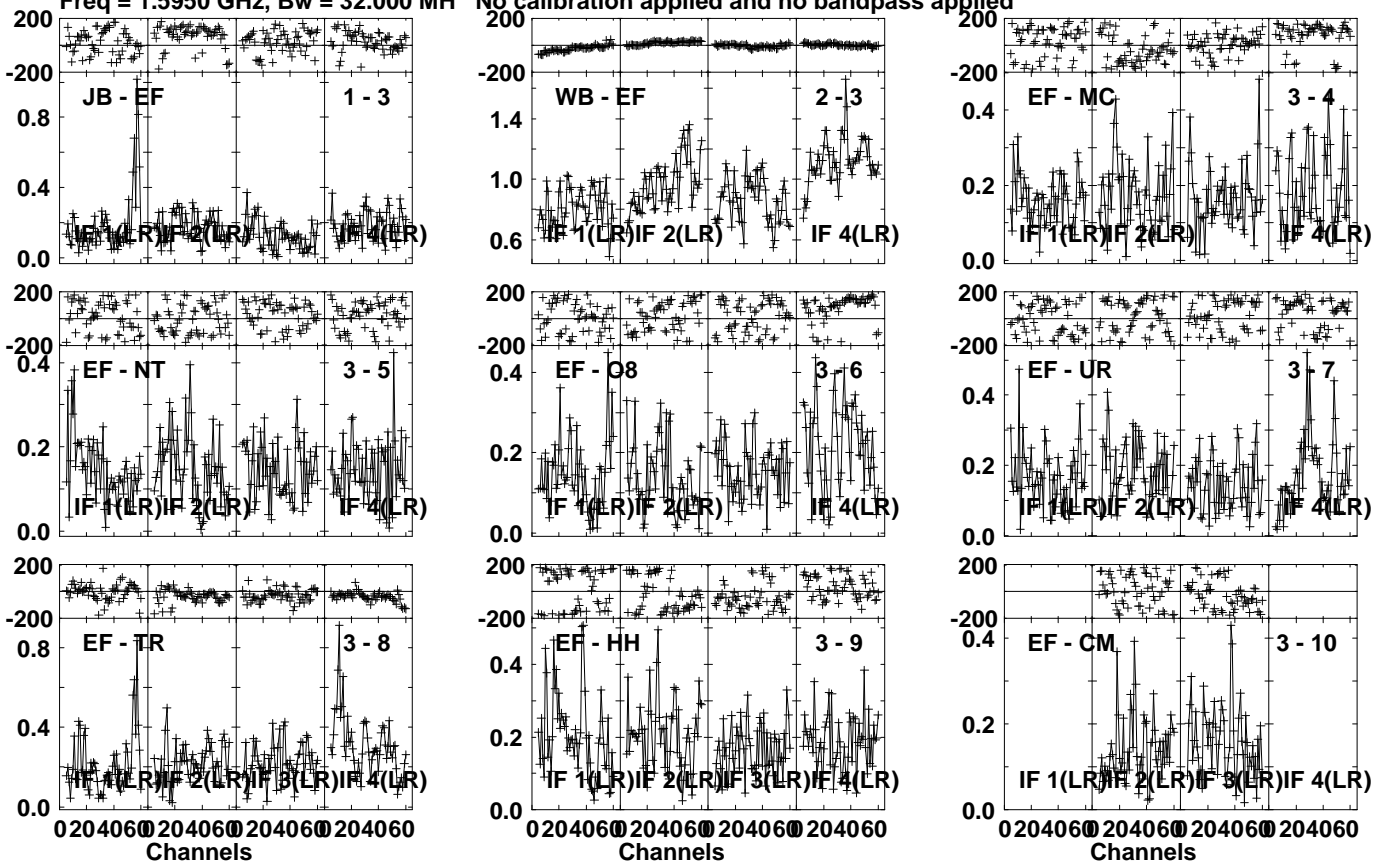
Lower frame: Micro Ampl Jy Top frame: Phas deg
Vector averaged cross-power spectrum Several baselines displayed
Timerange: 00/00:42:01 to 00/00:45:29

Plot file version 31 created 02-MAY-2023 03:18:02

J1947-0103 EB096F.UVDATA.1

Freq = 1.5950 GHz, Bw = 32.000 MH

No calibration applied and no bandpass applied



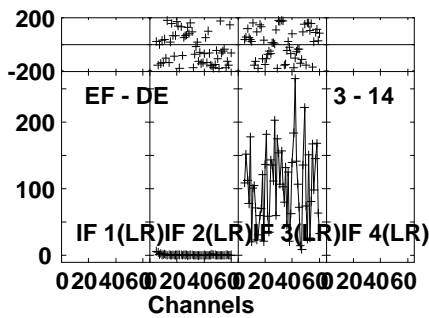
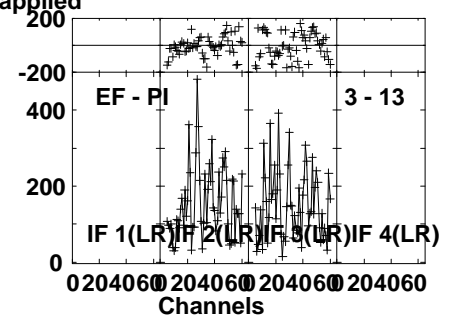
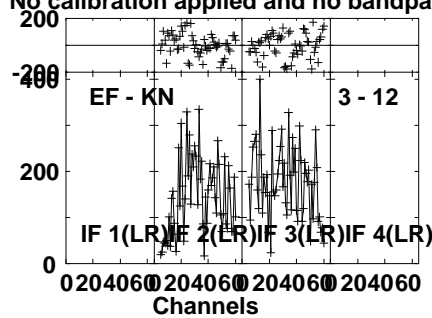
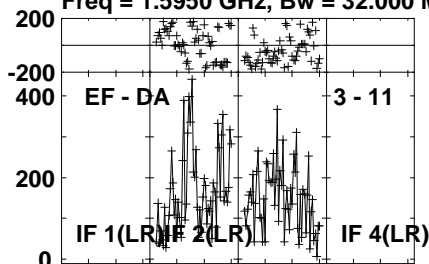
Lower frame: Milli Ampl Jy Top frame: Phas deg
Vector averaged cross-power spectrum Several baselines displayed
Timerange: 00/00:46:01 to 00/00:46:59

Plot file version 32 created 02-MAY-2023 03:18:02

J1947-0103 EB096F.UVDATA.1

Freq = 1.5950 GHz, Bw = 32.000 MH

No calibration applied and no bandpass applied

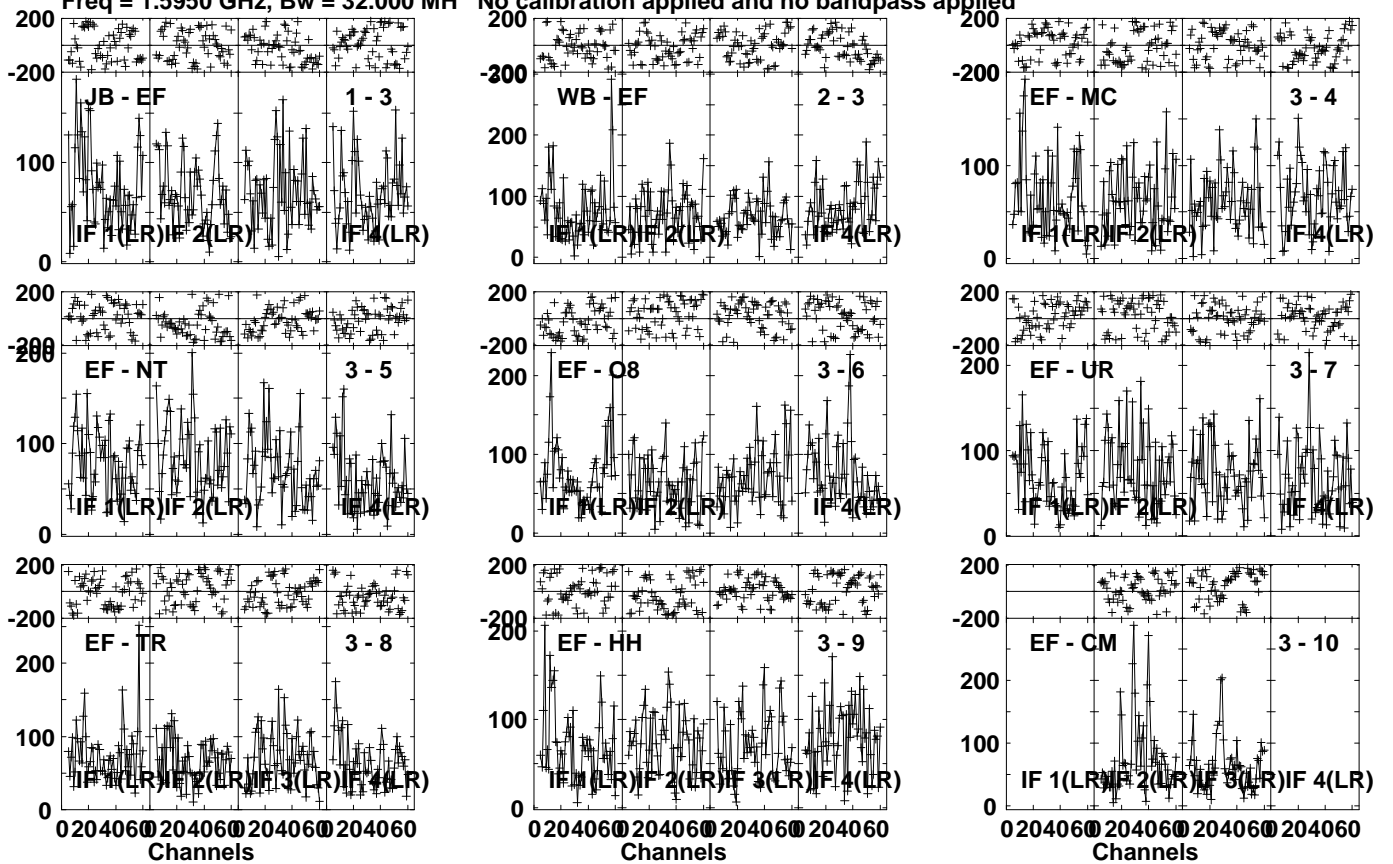


Lower frame: Micro Ampl Jy Top frame: Phas deg
Vector averaged cross-power spectrum Several baselines displayed
Timerange: 00/00:46:01 to 00/00:46:59

Plot file version 33 created 02-MAY-2023 03:18:02

FRB210807 EB096F.UVDATA.1

Freq = 1.5950 GHz, Bw = 32.000 MH No calibration applied and no bandpass applied



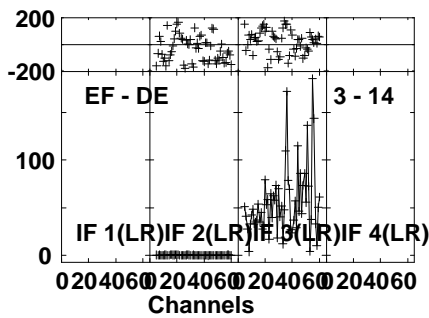
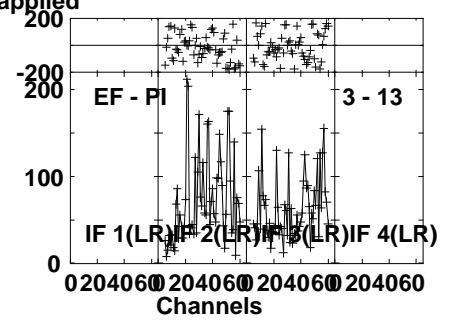
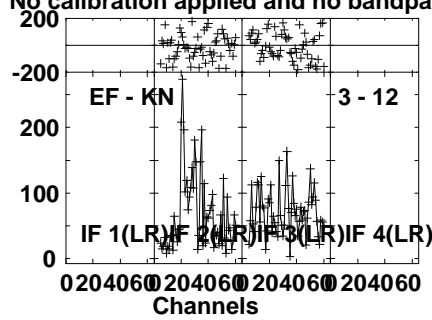
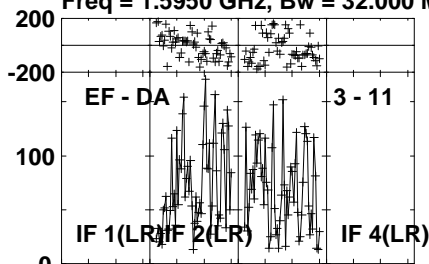
Lower frame: Micro Ampl Jy Top frame: Phas deg
Vector averaged cross-power spectrum Several baselines displayed
Timerange: 00/00:47:01 to 00/00:51:29

Plot file version 34 created 02-MAY-2023 03:18:02

FRB210807 EB096F.UVDATA.1

Freq = 1.5950 GHz, Bw = 32.000 MH

No calibration applied and no bandpass applied



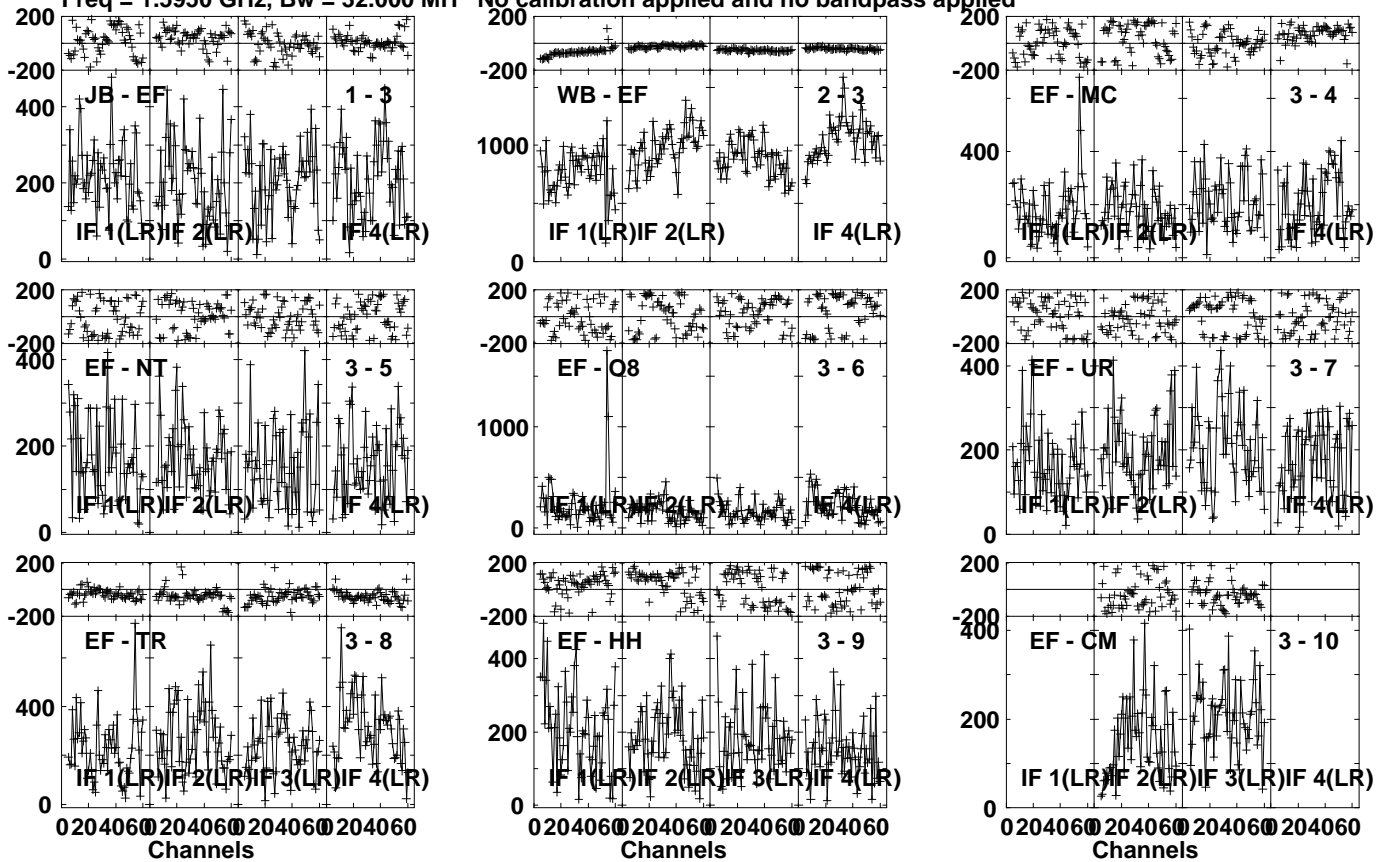
Lower frame: Micro Ampl Jy Top frame: Phas deg
Vector averaged cross-power spectrum Several baselines displayed
Timerange: 00/00:47:01 to 00/00:51:29

Plot file version 35 created 02-MAY-2023 03:18:02

J1947-0103 EB096F.UVDATA.1

Freq = 1.5950 GHz, Bw = 32.000 MH

No calibration applied and no bandpass applied



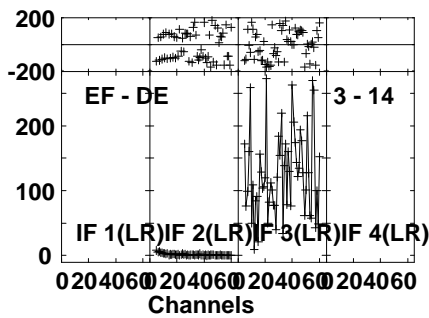
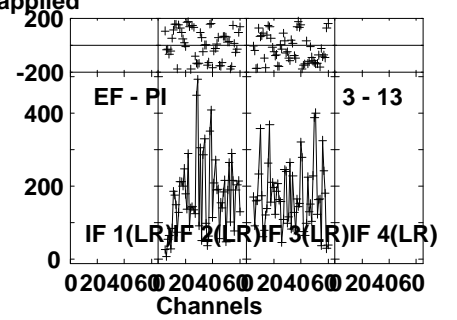
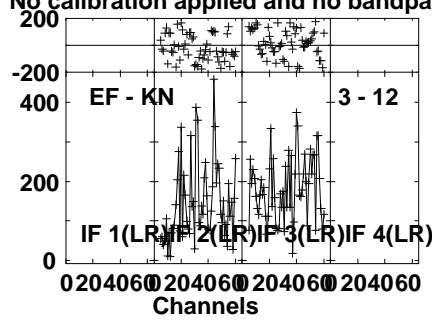
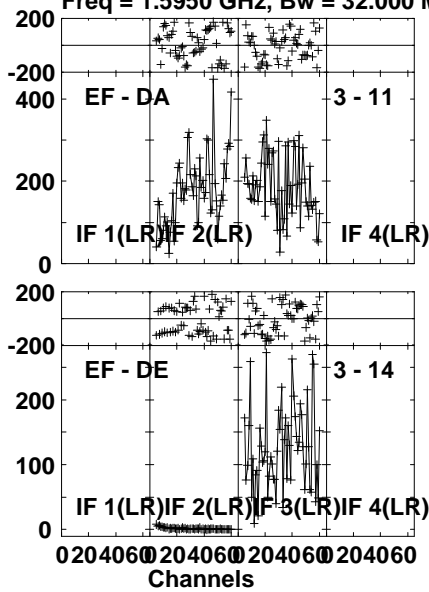
Lower frame: Micro Ampl Jy Top frame: Phas deg
Vector averaged cross-power spectrum Several baselines displayed
Timerange: 00/00:51:31 to 00/00:52:59

Plot file version 36 created 02-MAY-2023 03:18:03

J1947-0103 EB096F.UVDATA.1

Freq = 1.5950 GHz, Bw = 32.000 MH

No calibration applied and no bandpass applied

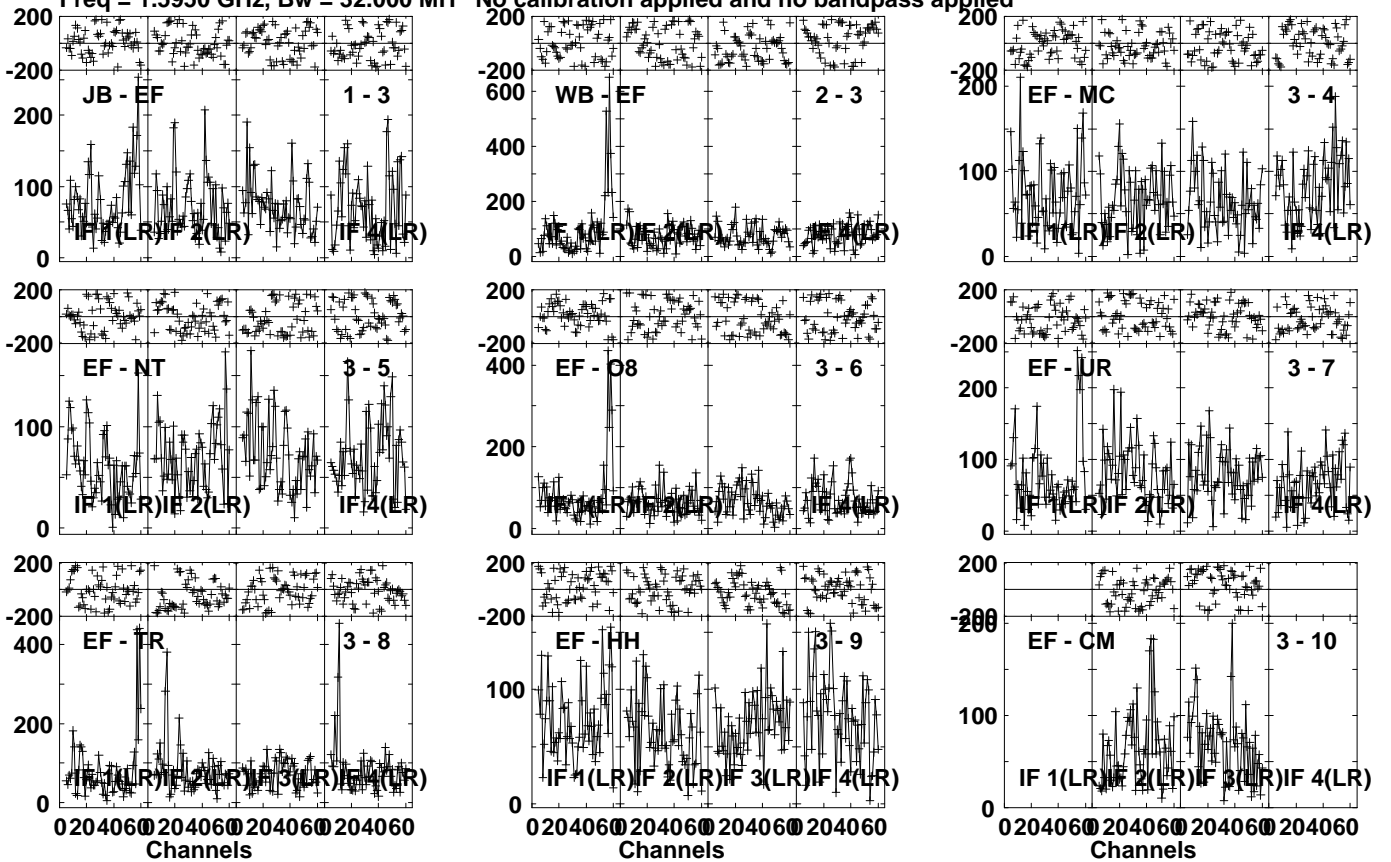


Lower frame: Micro Ampl Jy Top frame: Phas deg
Vector averaged cross-power spectrum Several baselines displayed
Timerange: 00/00:51:31 to 00/00:52:59

Plot file version 37 created 02-MAY-2023 03:18:03

FRB210807 EB096F.UVDATA.1

Freq = 1.5950 GHz, Bw = 32.000 MH No calibration applied and no bandpass applied



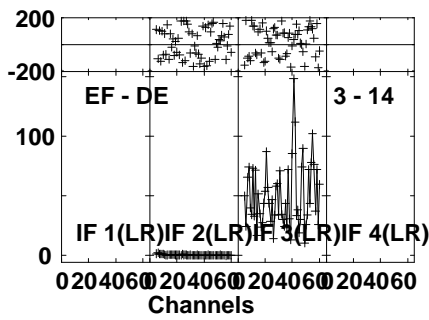
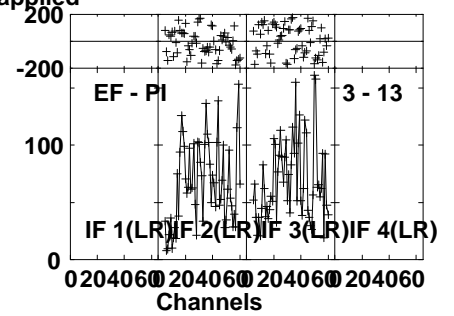
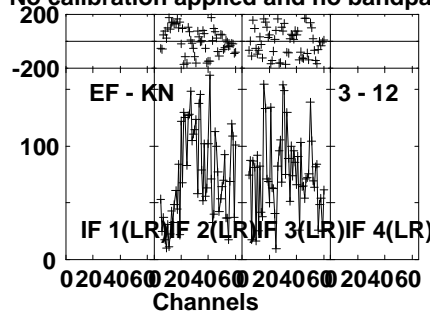
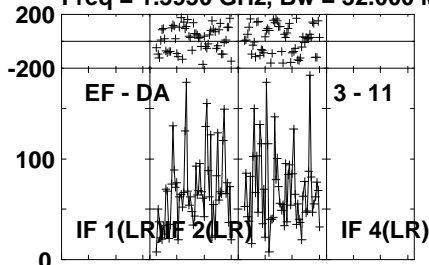
Lower frame: Micro Ampl Jy Top frame: Phas deg
Vector averaged cross-power spectrum Several baselines displayed
Timerange: 00/00:53:01 to 00/00:57:29

Plot file version 38 created 02-MAY-2023 03:18:03

FRB210807 EB096F.UVDATA.1

Freq = 1.5950 GHz, Bw = 32.000 MH

No calibration applied and no bandpass applied



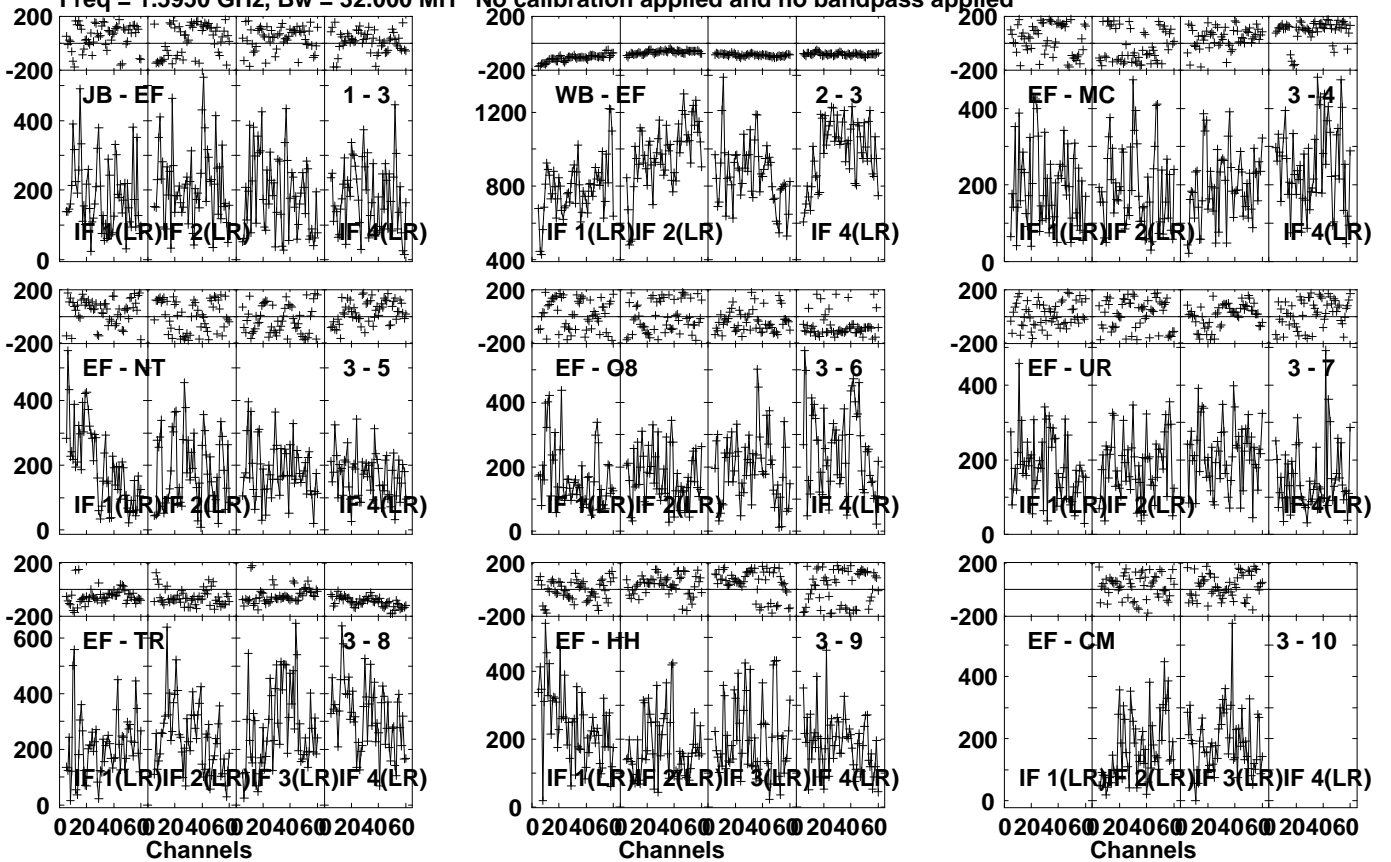
Lower frame: Micro Ampl Jy Top frame: Phas deg
Vector averaged cross-power spectrum Several baselines displayed
Timerange: 00/00:53:01 to 00/00:57:29

Plot file version 39 created 02-MAY-2023 03:18:03

J1947-0103 EB096F.UVDATA.1

Freq = 1.5950 GHz, Bw = 32.000 MH

No calibration applied and no bandpass applied



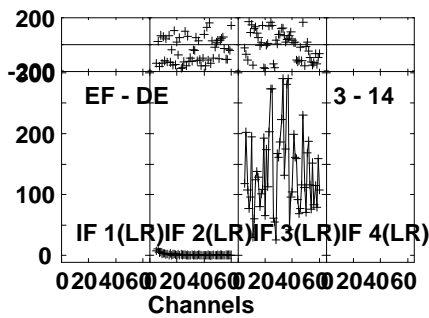
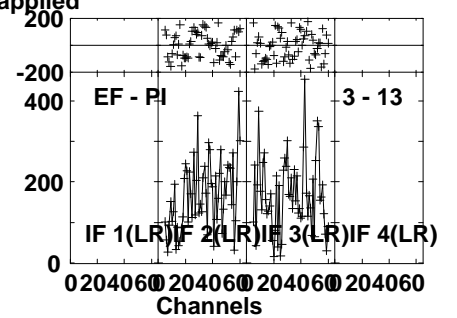
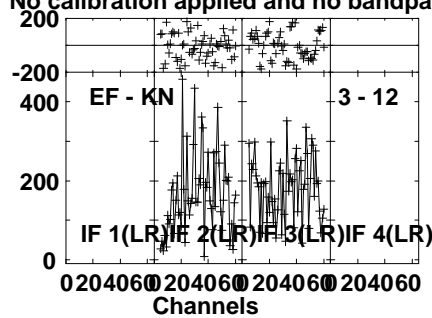
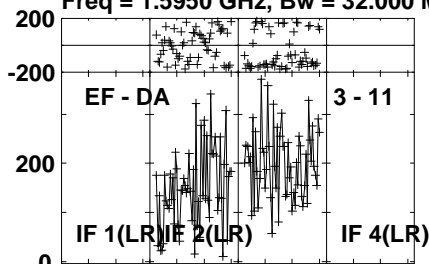
Lower frame: Micro Ampl Jy Top frame: Phas deg
Vector averaged cross-power spectrum Several baselines displayed
Timerange: 00/00:58:11 to 00/00:58:59

Plot file version 40 created 02-MAY-2023 03:18:03

J1947-0103 EB096F.UVDATA.1

Freq = 1.5950 GHz, Bw = 32.000 MH

No calibration applied and no bandpass applied

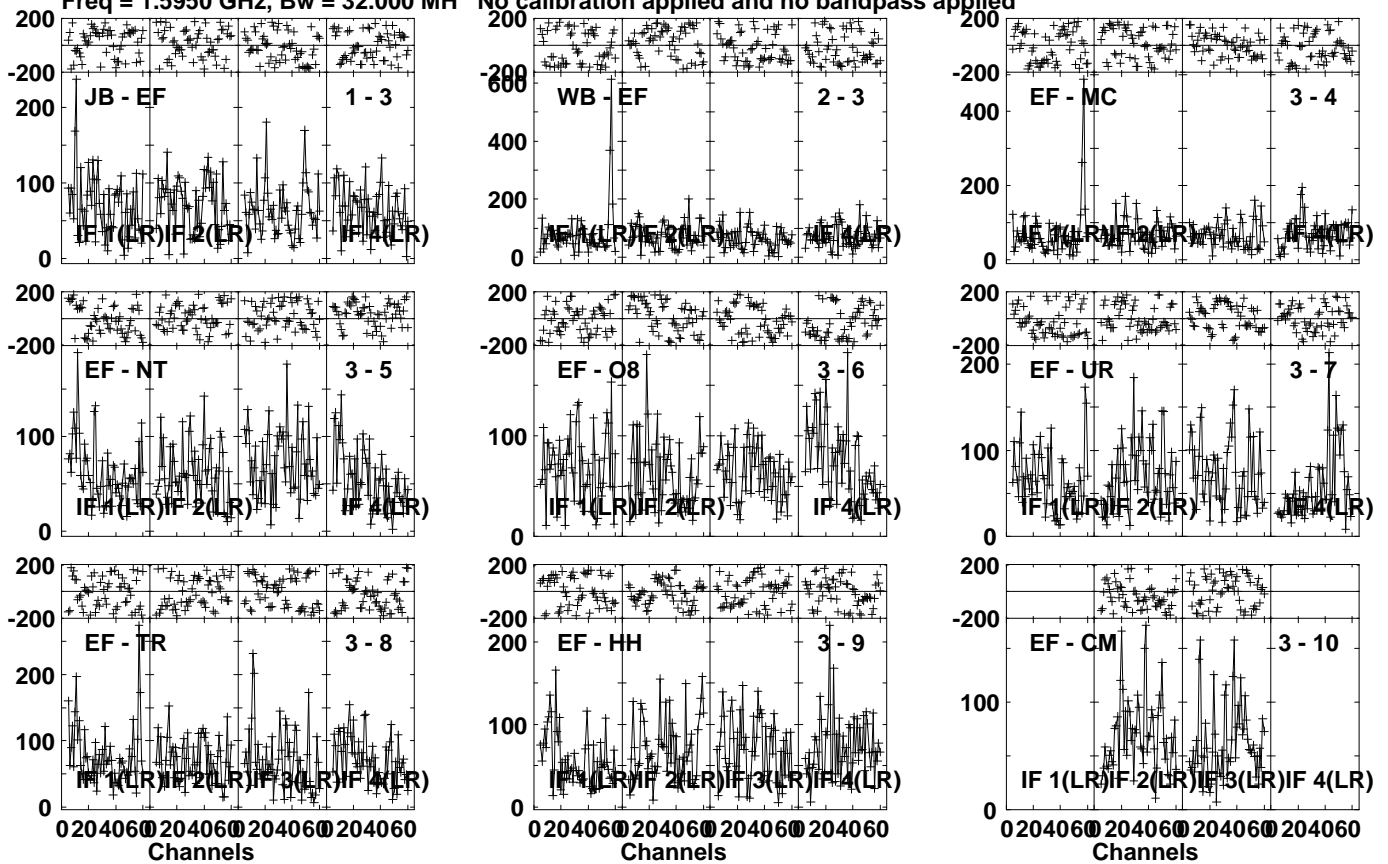


Lower frame: Micro Ampl Jy Top frame: Phas deg
Vector averaged cross-power spectrum Several baselines displayed
Timerange: 00/00:58:11 to 00/00:58:59

Plot file version 41 created 02-MAY-2023 03:18:03

FRB210807 EB096F.UVDATA.1

Freq = 1.5950 GHz, Bw = 32.000 MH No calibration applied and no bandpass applied



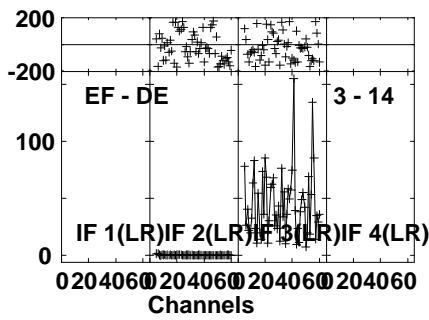
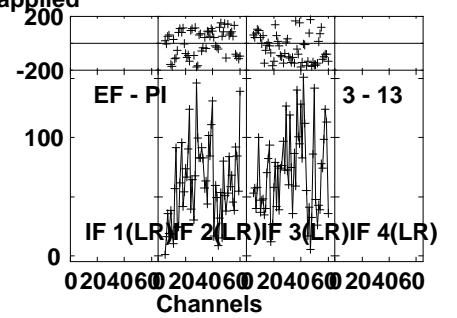
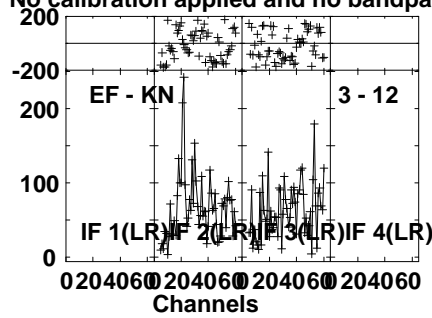
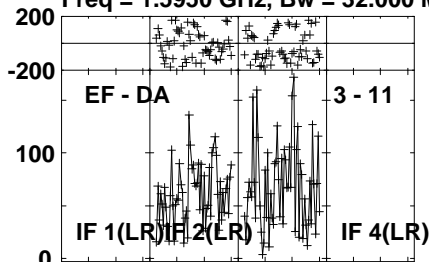
Lower frame: Micro Ampl Jy Top frame: Phas deg
Vector averaged cross-power spectrum Several baselines displayed
Timerange: 00/00:59:01 to 00/01:03:29

Plot file version 42 created 02-MAY-2023 03:18:04

FRB210807 EB096F.UVDATA.1

Freq = 1.5950 GHz, Bw = 32.000 MH

No calibration applied and no bandpass applied



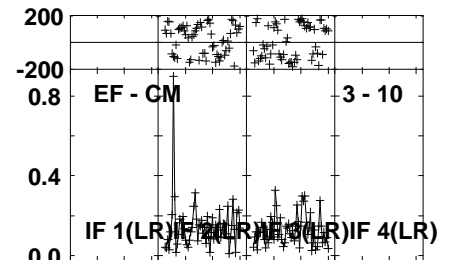
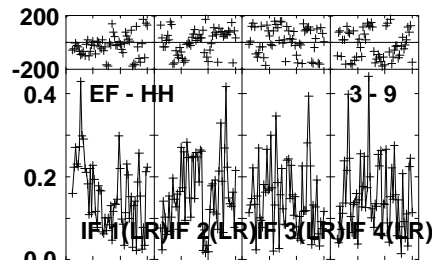
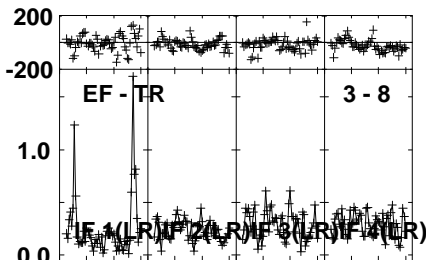
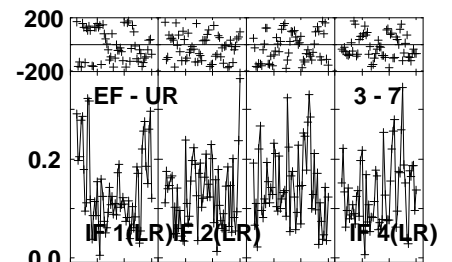
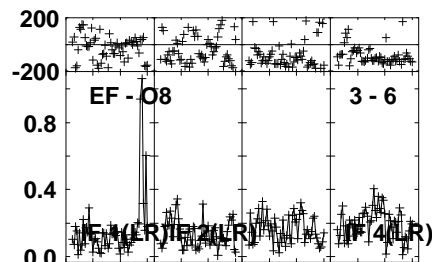
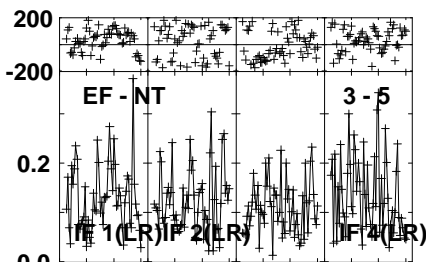
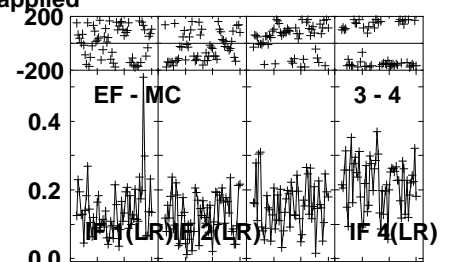
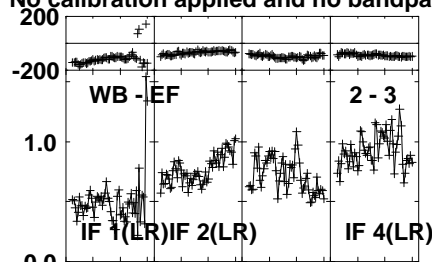

Lower frame: Micro Ampl Jy Top frame: Phas deg
Vector averaged cross-power spectrum Several baselines displayed
Timerange: 00/00:59:01 to 00/01:03:29

Plot file version 43 created 02-MAY-2023 03:18:04

J1947-0103 EB096F.UVDATA.1

Freq = 1.5950 GHz, Bw = 32.000 MH

No calibration applied and no bandpass applied



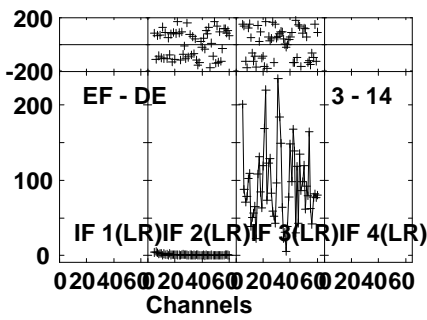
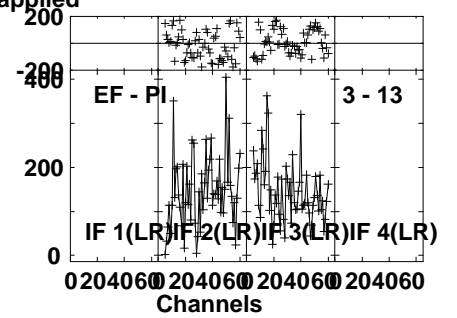
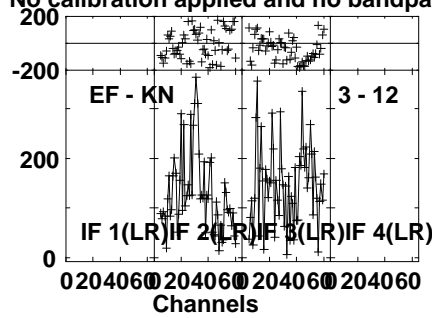
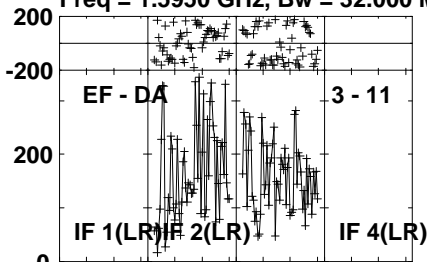
Lower frame: Milli Ampl Jy Top frame: Phas deg
Vector averaged cross-power spectrum Several baselines displayed
Timerange: 00/01:03:31 to 00/01:04:59

Plot file version 44 created 02-MAY-2023 03:18:04

J1947-0103 EB096F.UVDATA.1

Freq = 1.5950 GHz, Bw = 32.000 MH

No calibration applied and no bandpass applied

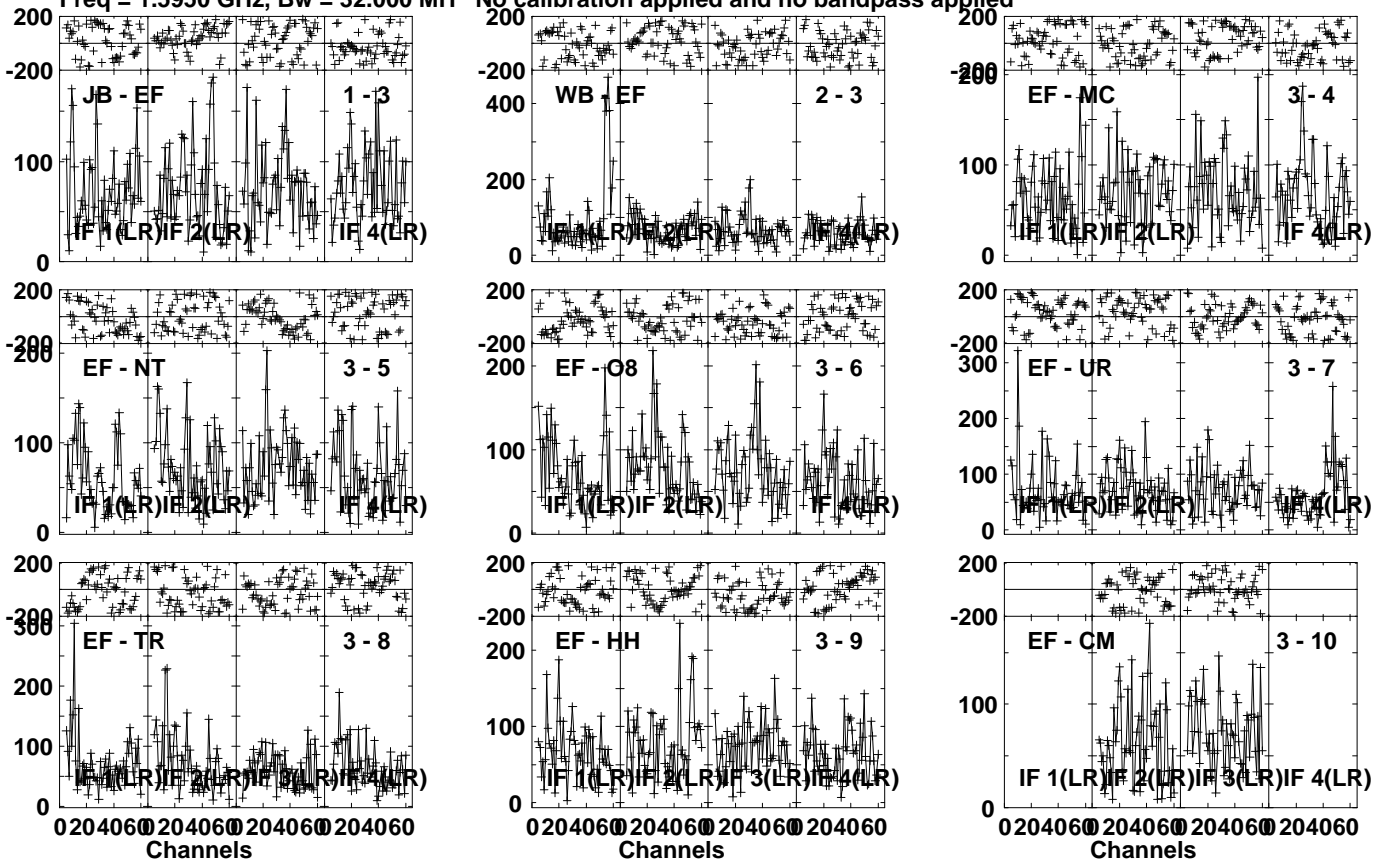


Lower frame: Micro Ampl Jy Top frame: Phas deg
Vector averaged cross-power spectrum Several baselines displayed
Timerange: 00/01:03:31 to 00/01:04:59

Plot file version 45 created 02-MAY-2023 03:18:04

FRB210807 EB096F.UVDATA.1

Freq = 1.5950 GHz, Bw = 32.000 MH No calibration applied and no bandpass applied

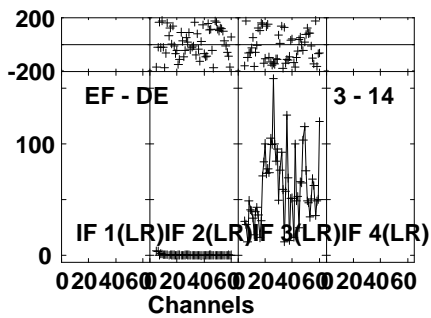
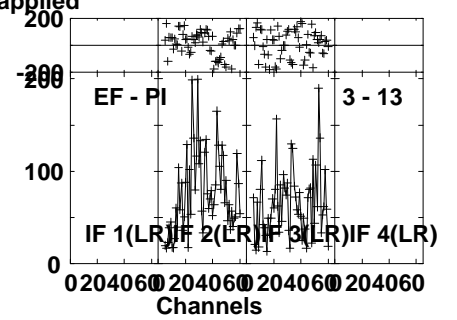
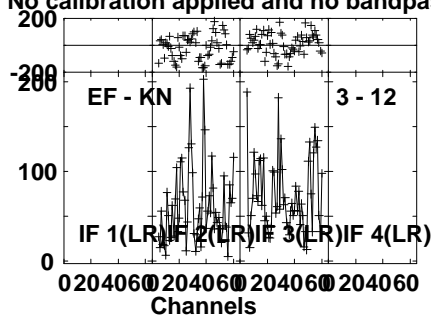
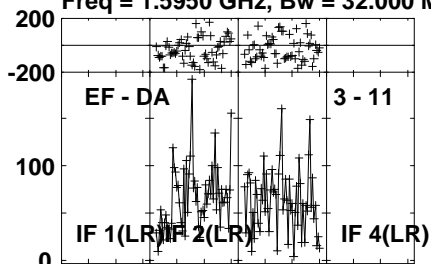


Lower frame: Micro Ampl Jy Top frame: Phas deg
Vector averaged cross-power spectrum Several baselines displayed
Timerange: 00/01:05:01 to 00/01:09:29

Plot file version 46 created 02-MAY-2023 03:18:04

FRB210807 EB096F.UVDATA.1

Freq = 1.5950 GHz, Bw = 32.000 MH No calibration applied and no bandpass applied



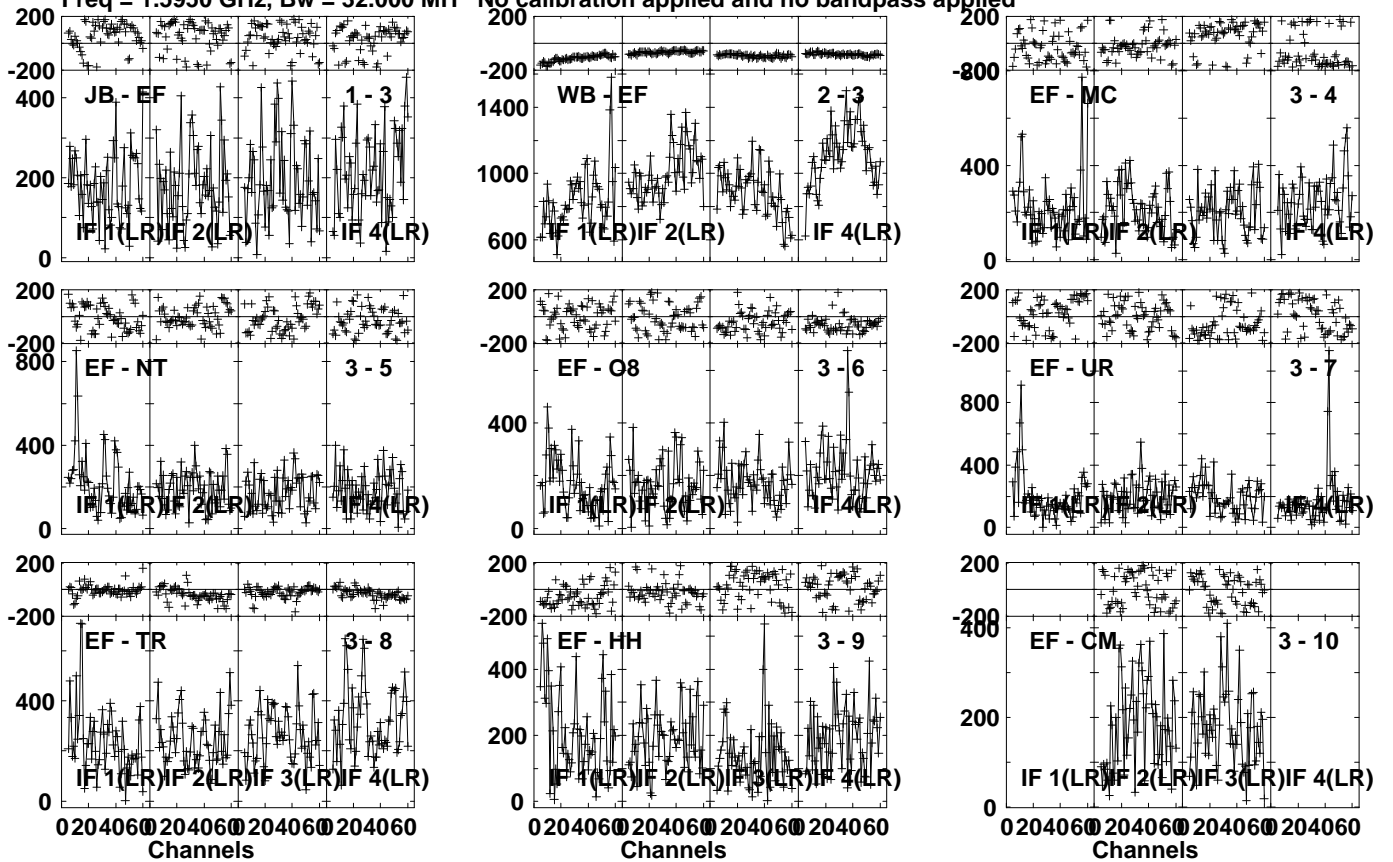
Lower frame: Micro Ampl Jy Top frame: Phas deg
Vector averaged cross-power spectrum Several baselines displayed
Timerange: 00/01:05:01 to 00/01:09:29

Plot file version 47 created 02-MAY-2023 03:18:04

J1947-0103 EB096F.UVDATA.1

Freq = 1.5950 GHz, Bw = 32.000 MH

No calibration applied and no bandpass applied



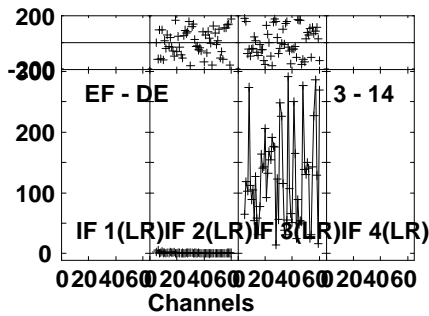
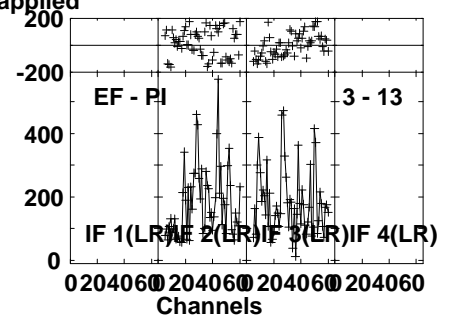
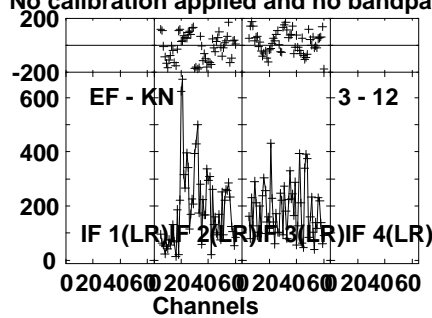
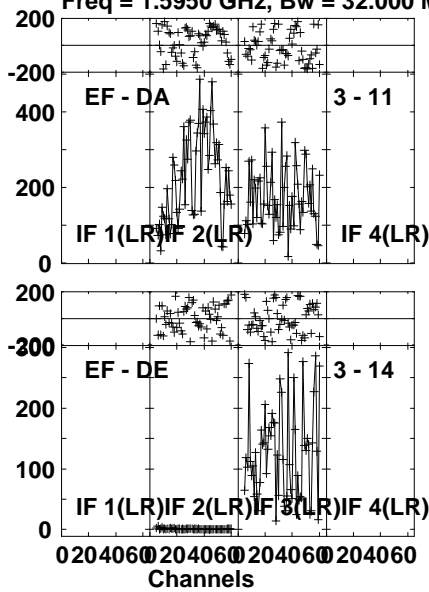
Lower frame: Micro Ampl Jy Top frame: Phas deg
Vector averaged cross-power spectrum Several baselines displayed
Timerange: 00/01:10:11 to 00/01:10:59

Plot file version 48 created 02-MAY-2023 03:18:05

J1947-0103 EB096F.UVDATA.1

Freq = 1.5950 GHz, Bw = 32.000 MH

No calibration applied and no bandpass applied



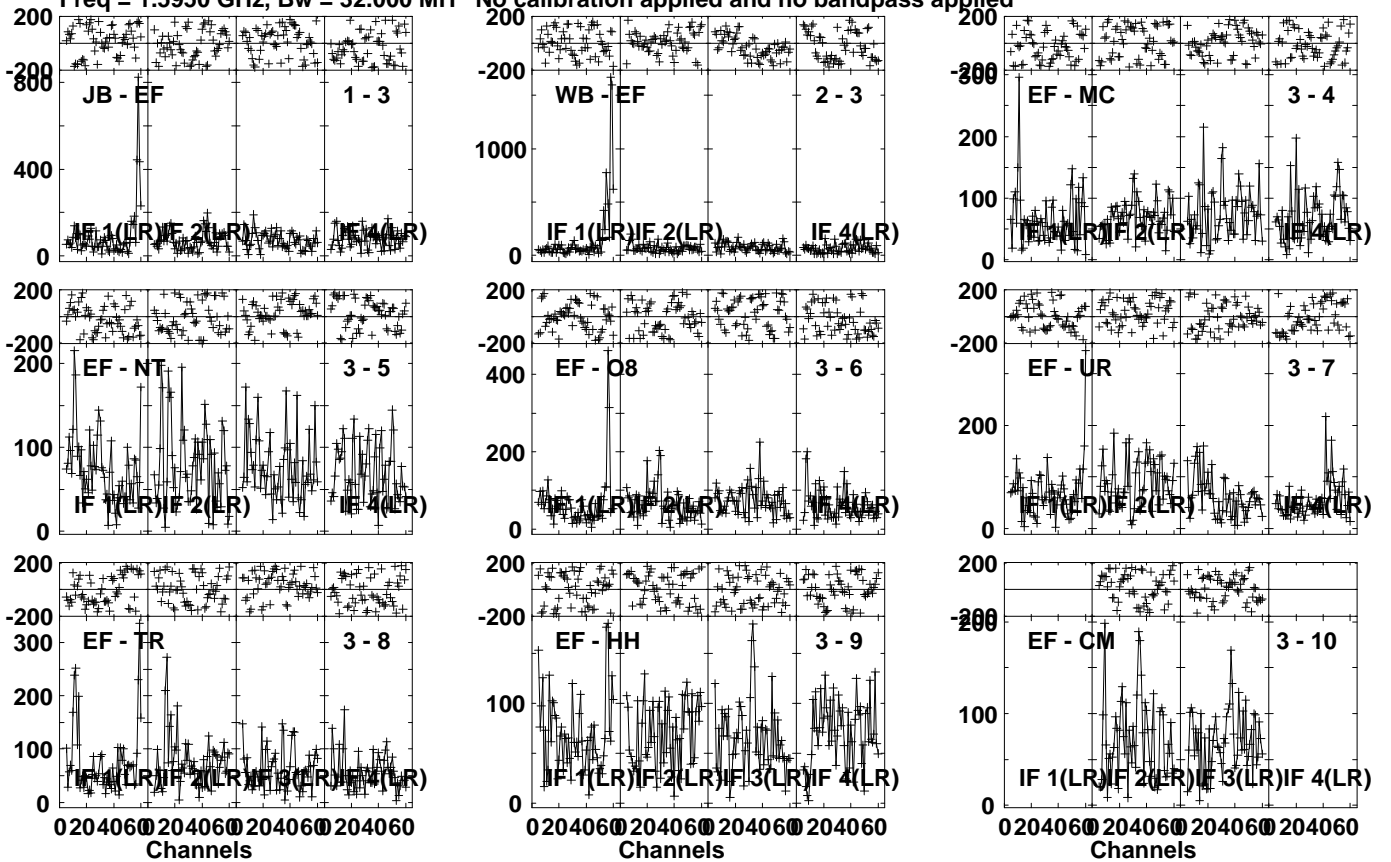
Lower frame: Micro Ampl Jy Top frame: Phas deg
Vector averaged cross-power spectrum Several baselines displayed
Timerange: 00/01:10:11 to 00/01:10:59

Plot file version 49 created 02-MAY-2023 03:18:05

FRB210807 EB096F.UVDATA.1

Freq = 1.5950 GHz, Bw = 32.000 MH

No calibration applied and no bandpass applied



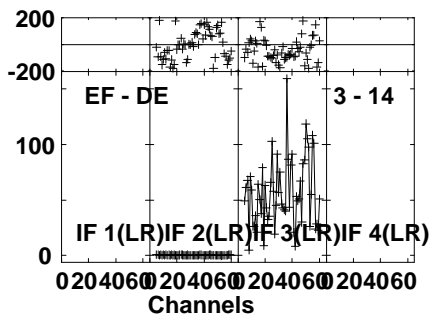
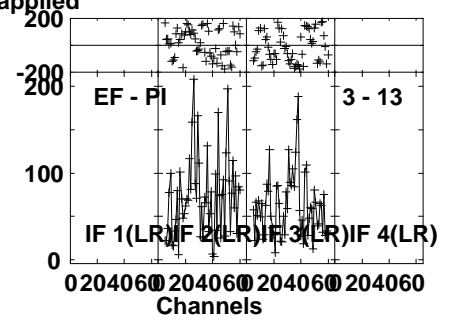
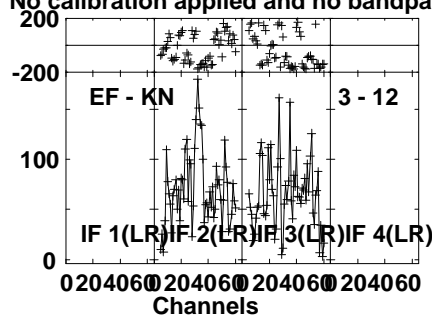
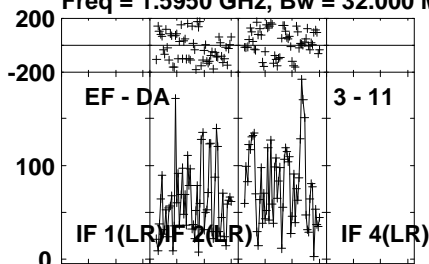
Lower frame: Micro Ampl Jy Top frame: Phas deg
Vector averaged cross-power spectrum Several baselines displayed
Timerange: 00/01:11:01 to 00/01:15:29

Plot file version 50 created 02-MAY-2023 03:18:05

FRB210807 EB096F.UVDATA.1

Freq = 1.5950 GHz, Bw = 32.000 MH

No calibration applied and no bandpass applied



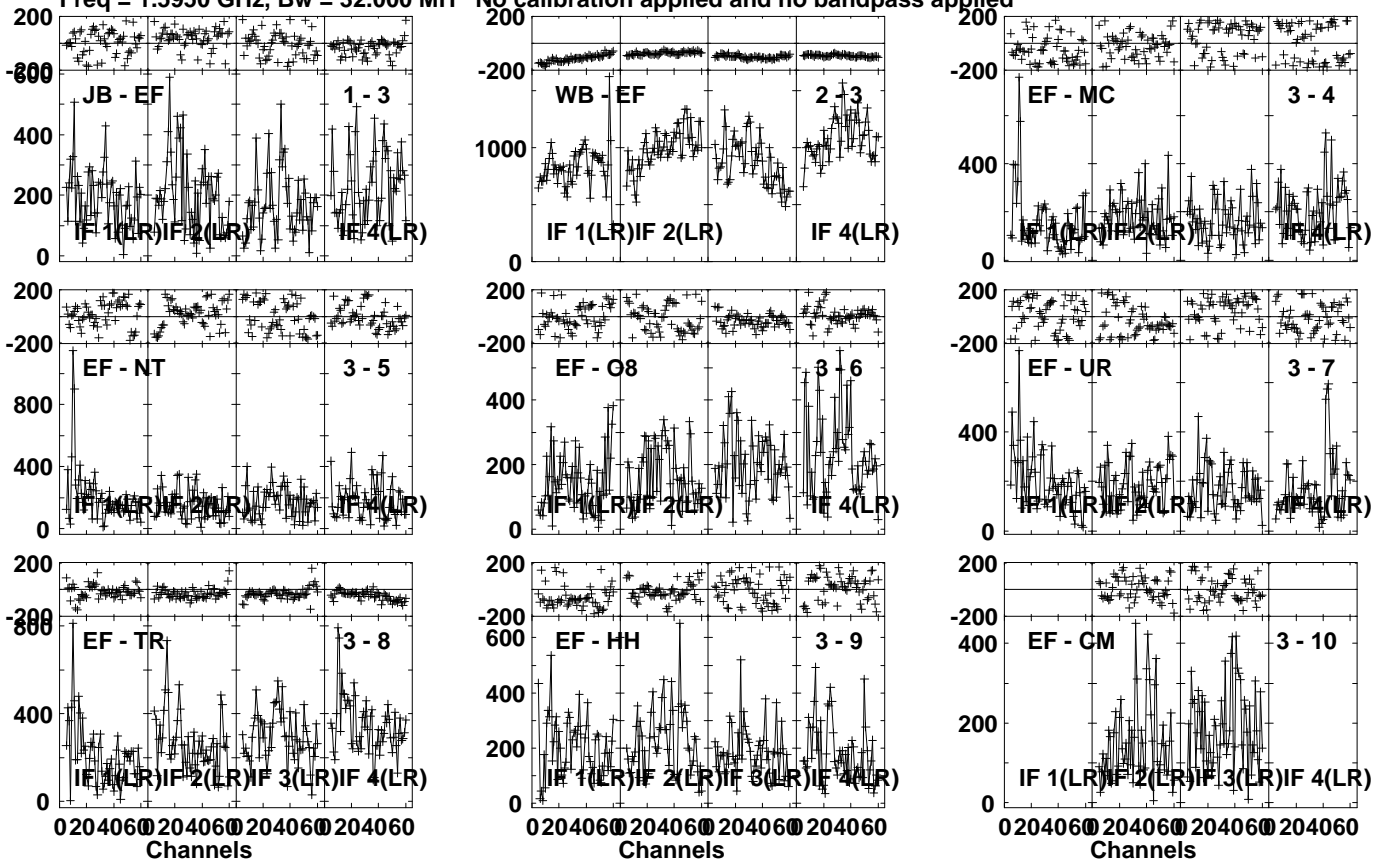
Lower frame: Micro Ampl Jy Top frame: Phas deg
Vector averaged cross-power spectrum Several baselines displayed
Timerange: 00/01:11:01 to 00/01:15:29

Plot file version 51 created 02-MAY-2023 03:18:05

J1947-0103 EB096F.UVDATA.1

Freq = 1.5950 GHz, Bw = 32.000 MH

No calibration applied and no bandpass applied



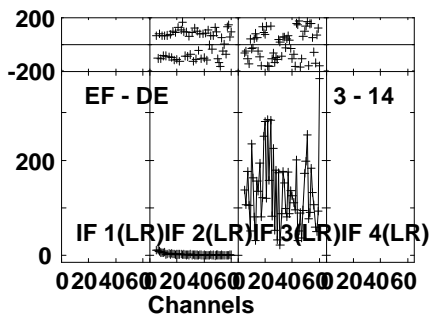
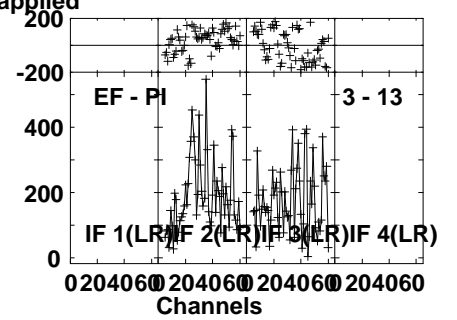
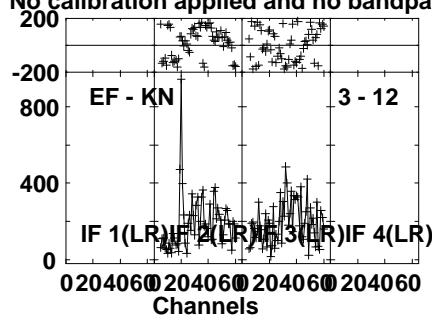
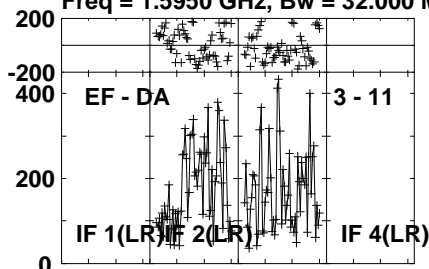
Lower frame: Micro Ampl Jy Top frame: Phas deg
Vector averaged cross-power spectrum Several baselines displayed
Timerange: 00/01:15:31 to 00/01:16:59

Plot file version 52 created 02-MAY-2023 03:18:05

J1947-0103 EB096F.UVDATA.1

Freq = 1.5950 GHz, Bw = 32.000 MH

No calibration applied and no bandpass applied



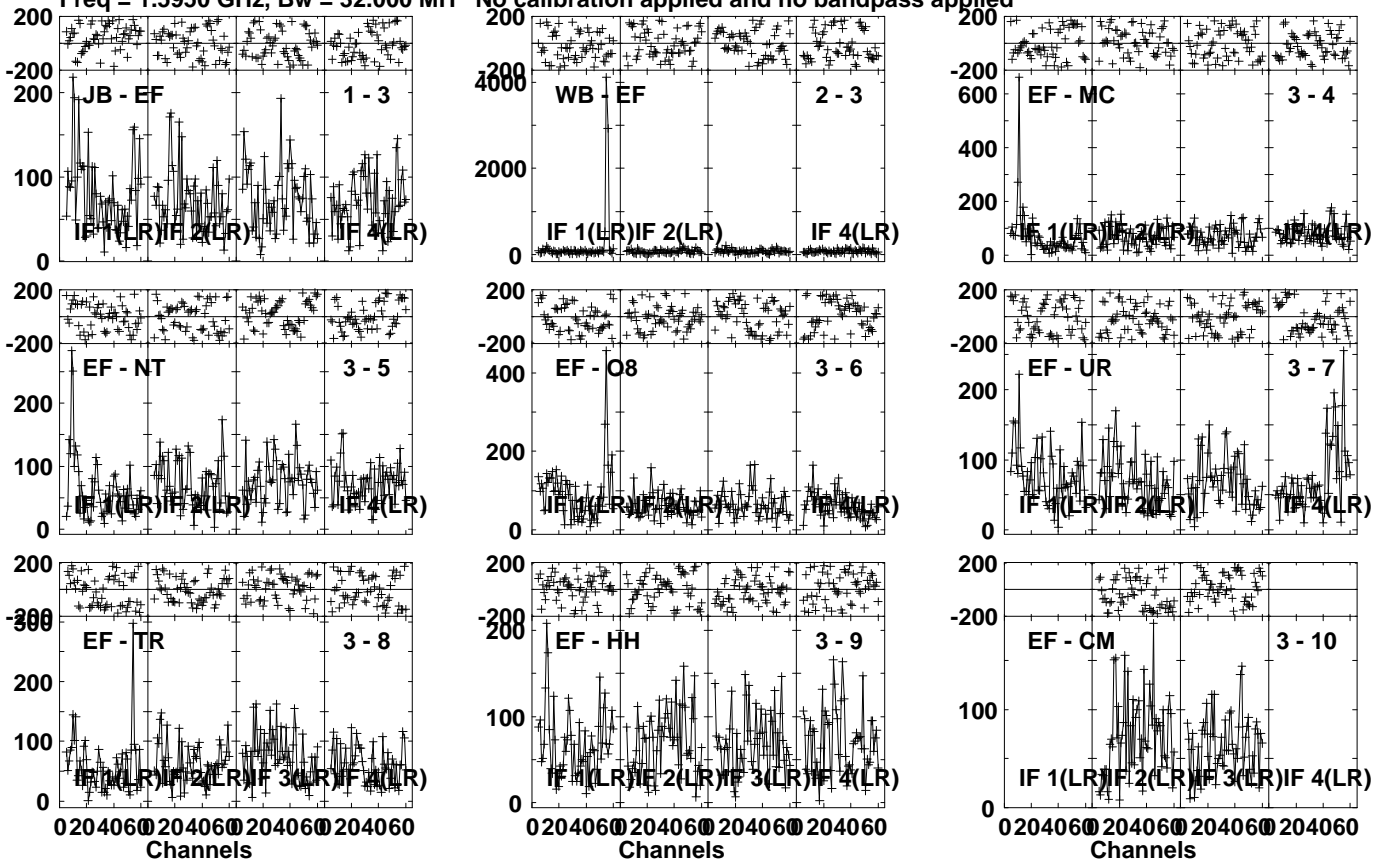
Lower frame: Micro Ampl Jy Top frame: Phas deg
Vector averaged cross-power spectrum Several baselines displayed
Timerange: 00/01:15:31 to 00/01:16:59

Plot file version 53 created 02-MAY-2023 03:18:05

FRB210807 EB096F.UVDATA.1

Freq = 1.5950 GHz, Bw = 32.000 MH

No calibration applied and no bandpass applied



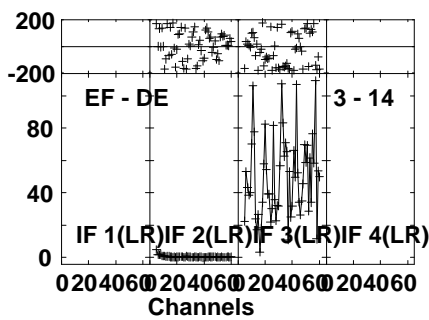
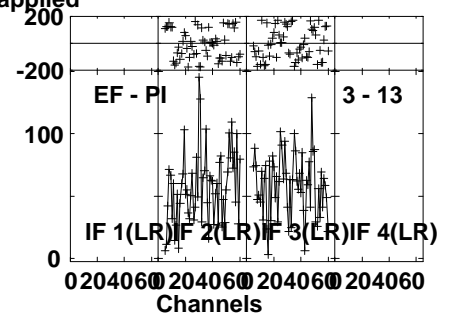
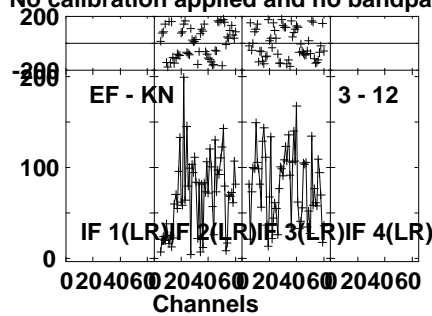
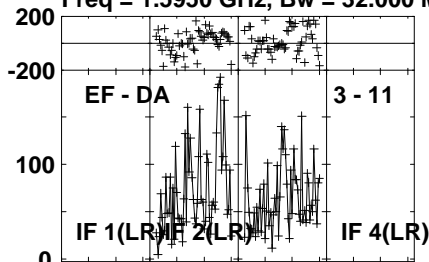
Lower frame: Micro Ampl Jy Top frame: Phas deg
Vector averaged cross-power spectrum Several baselines displayed
Timerange: 00/01:17:01 to 00/01:21:29

Plot file version 54 created 02-MAY-2023 03:18:06

FRB210807 EB096F.UVDATA.1

Freq = 1.5950 GHz, Bw = 32.000 MH

No calibration applied and no bandpass applied



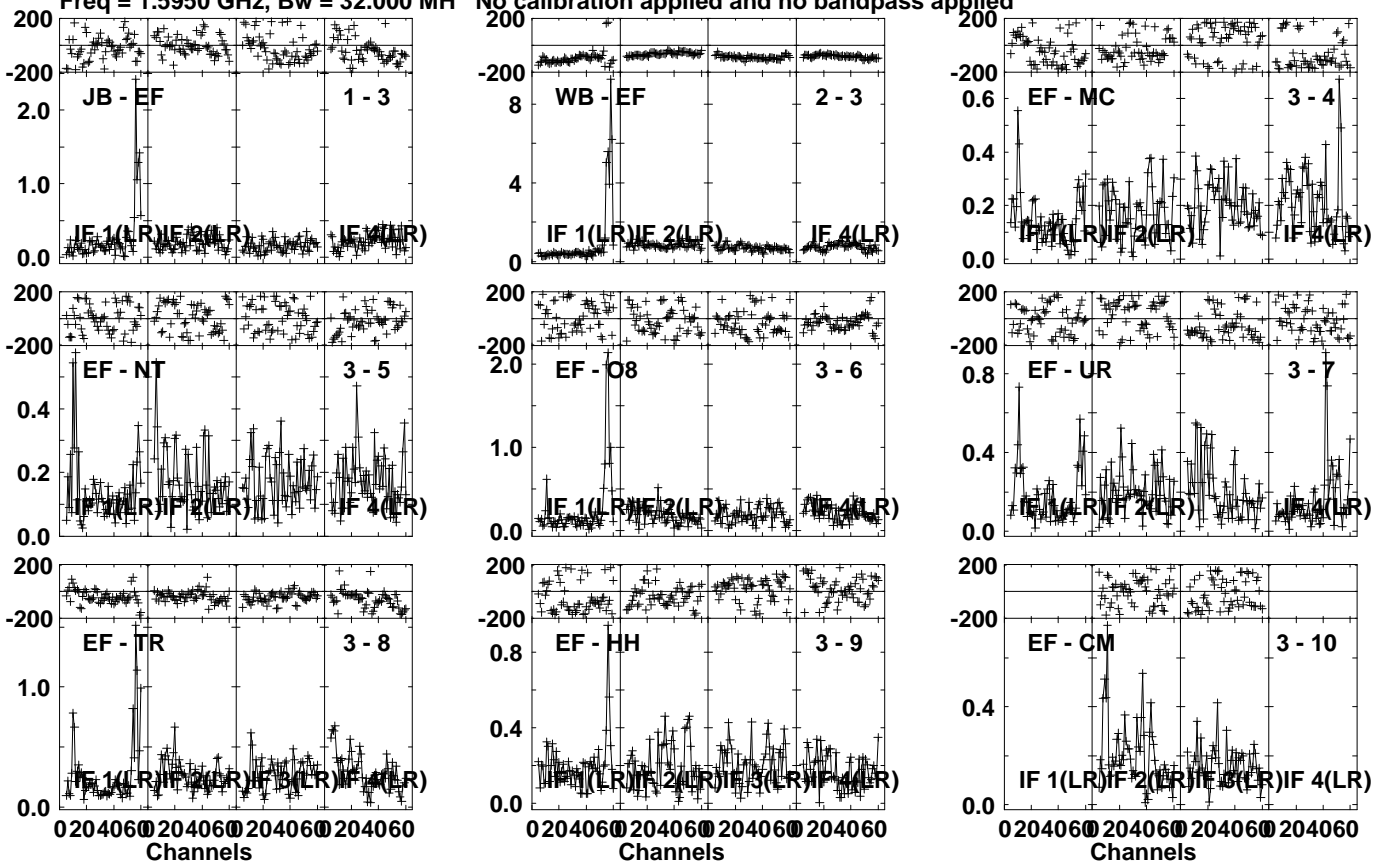
Lower frame: Micro Ampl Jy Top frame: Phas deg
Vector averaged cross-power spectrum Several baselines displayed
Timerange: 00/01:17:01 to 00/01:21:29

Plot file version 55 created 02-MAY-2023 03:18:06

J1947-0103 EB096F.UVDATA.1

Freq = 1.5950 GHz, Bw = 32.000 MH

No calibration applied and no bandpass applied



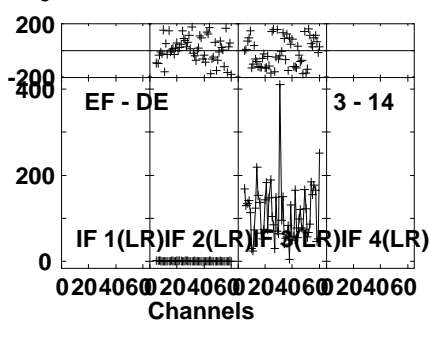
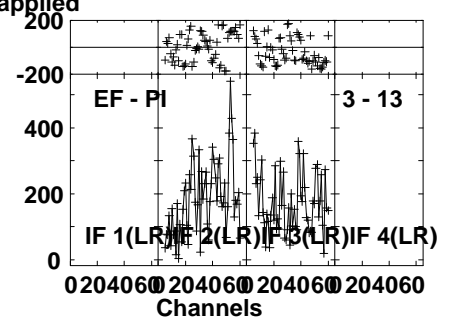
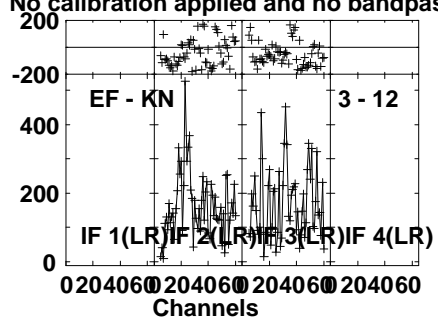
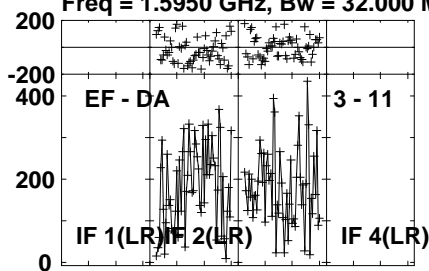
Lower frame: Milli Ampl Jy Top frame: Phas deg
Vector averaged cross-power spectrum Several baselines displayed
Timerange: 00/01:22:11 to 00/01:22:59

Plot file version 56 created 02-MAY-2023 03:18:06

J1947-0103 EB096F.UVDATA.1

Freq = 1.5950 GHz, Bw = 32.000 MH

No calibration applied and no bandpass applied

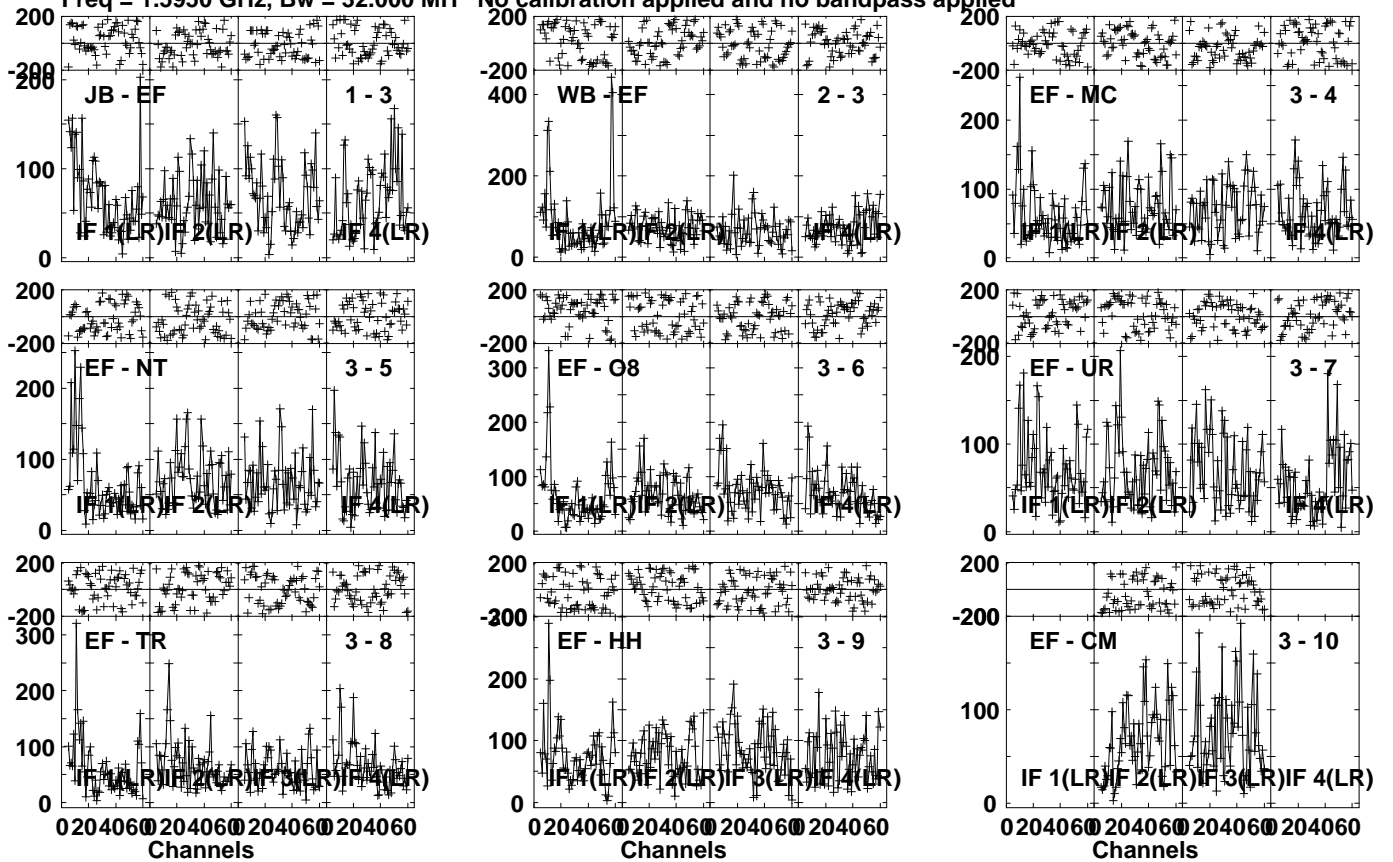


Lower frame: Micro Ampl Jy Top frame: Phas deg
Vector averaged cross-power spectrum Several baselines displayed
Timerange: 00/01:22:11 to 00/01:22:59

Plot file version 57 created 02-MAY-2023 03:18:06

FRB210807 EB096F.UVDATA.1

Freq = 1.5950 GHz, Bw = 32.000 MH No calibration applied and no bandpass applied



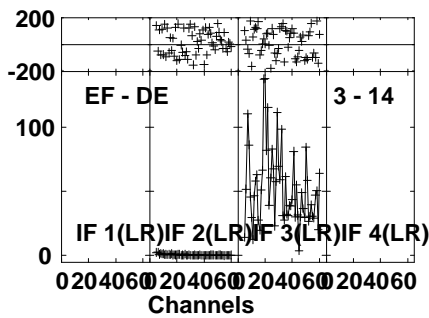
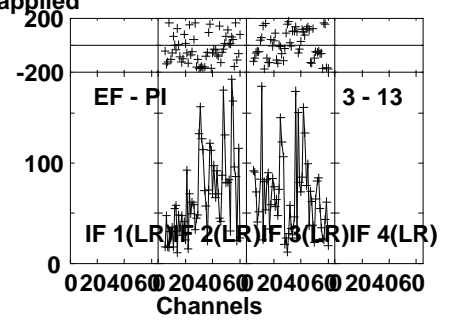
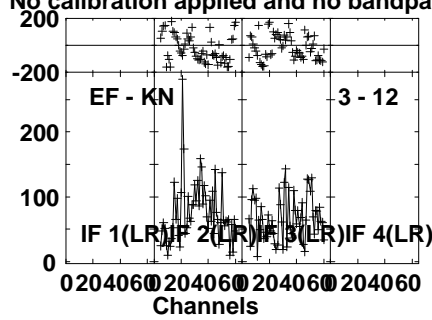
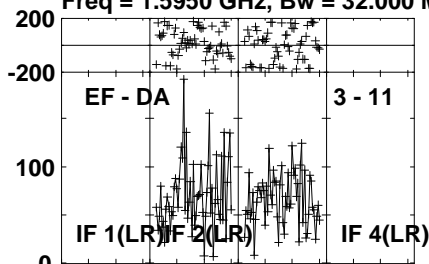
Lower frame: Micro Ampl Jy Top frame: Phas deg
Vector averaged cross-power spectrum Several baselines displayed
Timerange: 00/01:23:01 to 00/01:27:29

Plot file version 58 created 02-MAY-2023 03:18:06

FRB210807 EB096F.UVDATA.1

Freq = 1.5950 GHz, Bw = 32.000 MH

No calibration applied and no bandpass applied



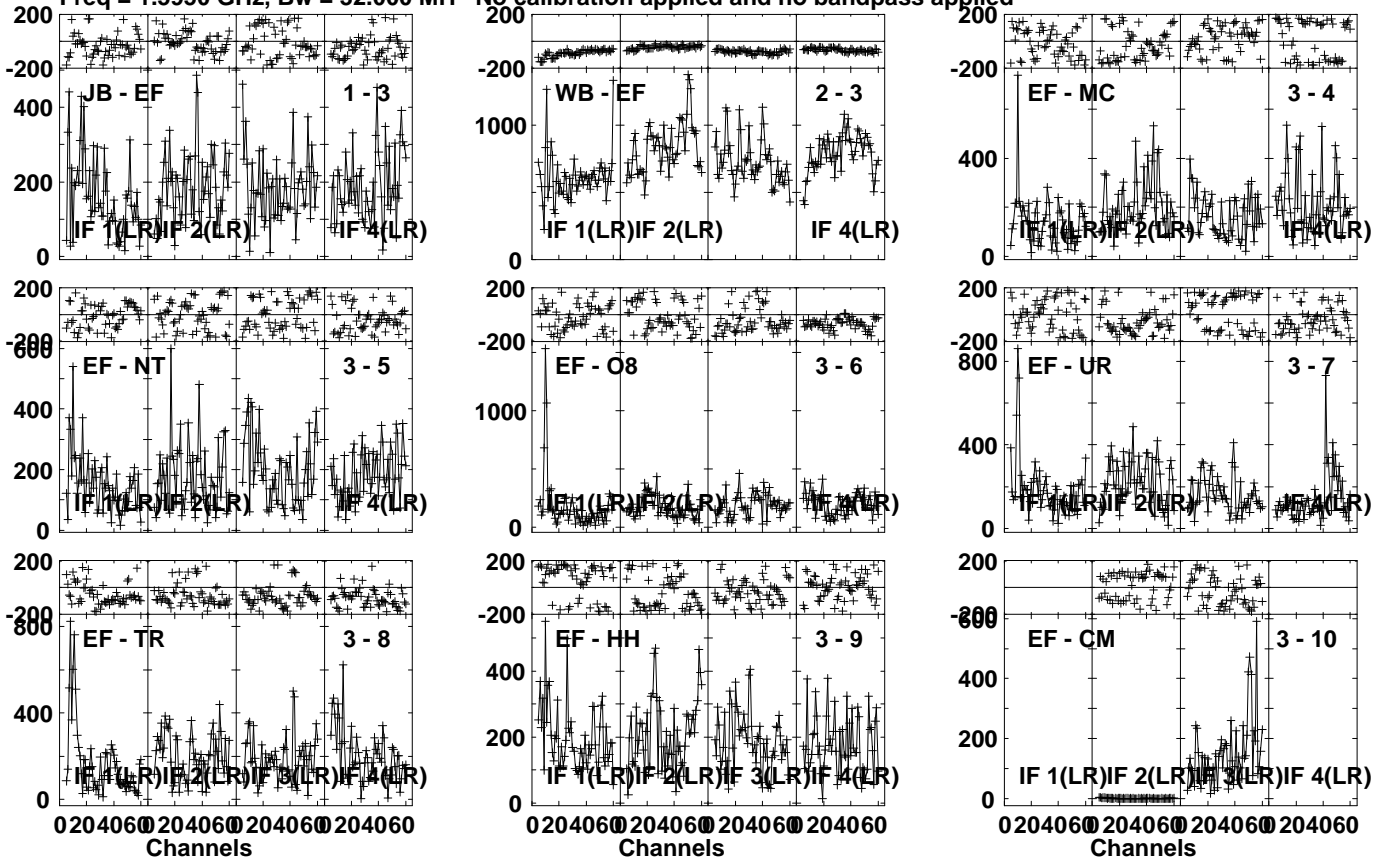
Lower frame: Micro Ampl Jy Top frame: Phas deg
Vector averaged cross-power spectrum Several baselines displayed
Timerange: 00/01:23:01 to 00/01:27:29

Plot file version 59 created 02-MAY-2023 03:18:07

J1947-0103 EB096F.UVDATA.1

Freq = 1.5950 GHz, Bw = 32.000 MH

No calibration applied and no bandpass applied



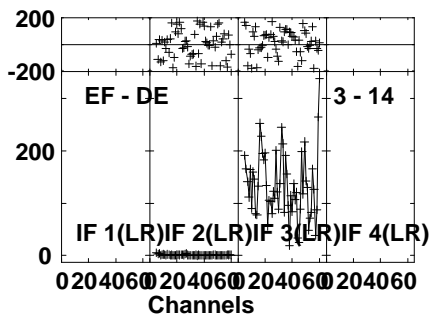
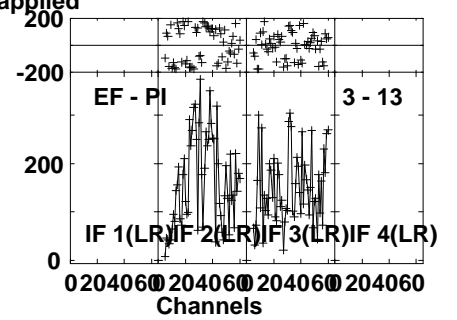
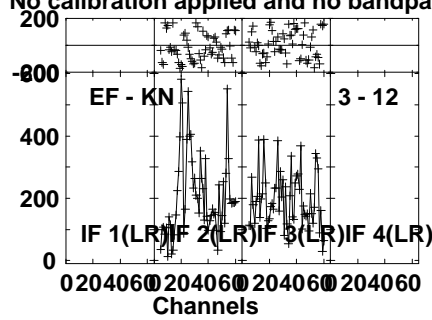
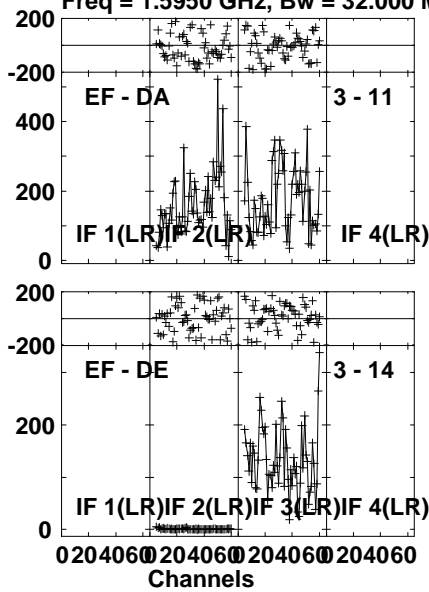
Lower frame: Micro Ampl Jy Top frame: Phas deg
Vector averaged cross-power spectrum Several baselines displayed
Timerange: 00/01:27:31 to 00/01:28:59

Plot file version 60 created 02-MAY-2023 03:18:07

J1947-0103 EB096F.UVDATA.1

Freq = 1.5950 GHz, Bw = 32.000 MH

No calibration applied and no bandpass applied



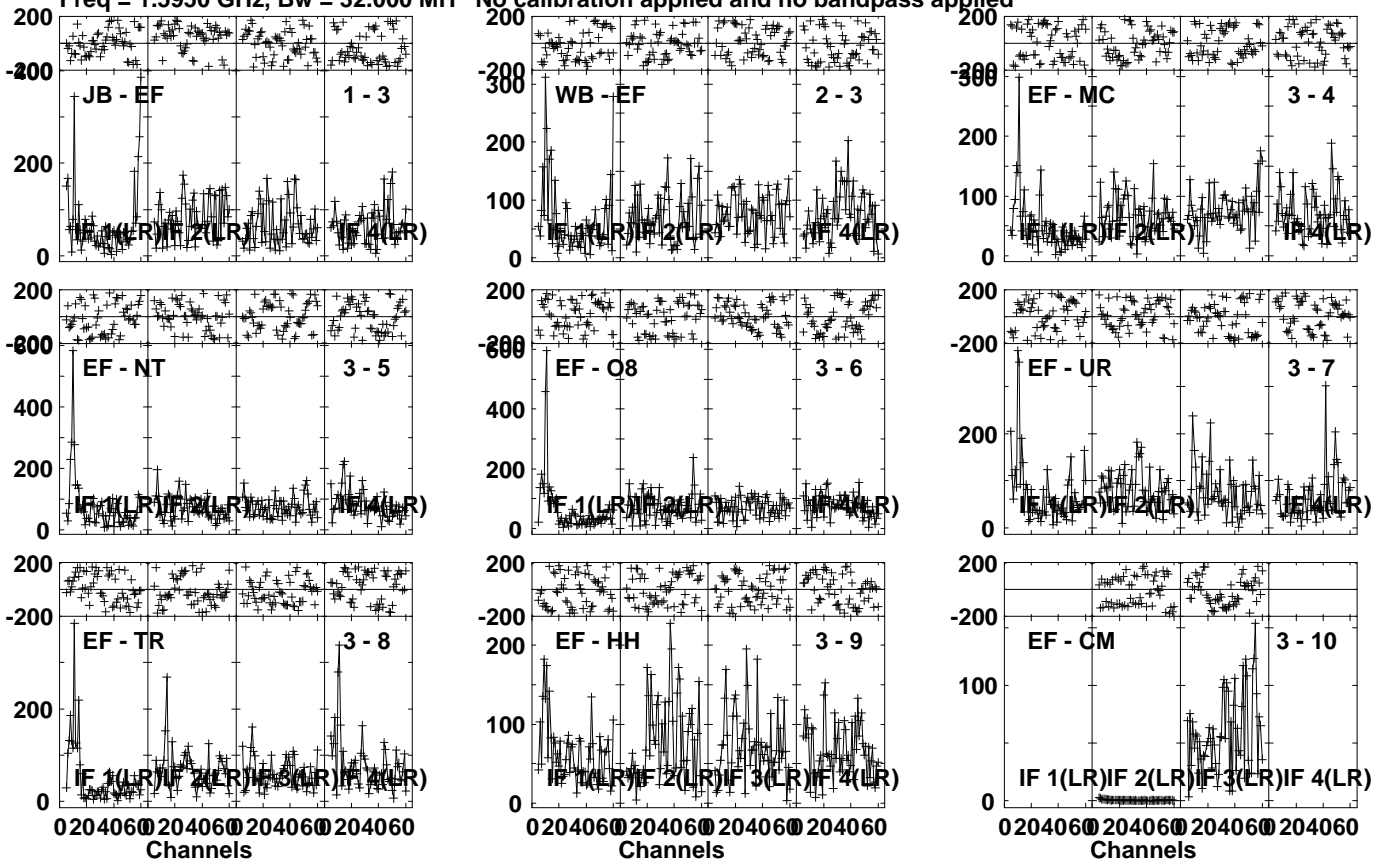
Lower frame: Micro Ampl Jy Top frame: Phas deg
Vector averaged cross-power spectrum Several baselines displayed
Timerange: 00/01:27:31 to 00/01:28:59

Plot file version 61 created 02-MAY-2023 03:18:07

FRB210807 EB096F.UVDATA.1

Freq = 1.5950 GHz, Bw = 32.000 MH

No calibration applied and no bandpass applied



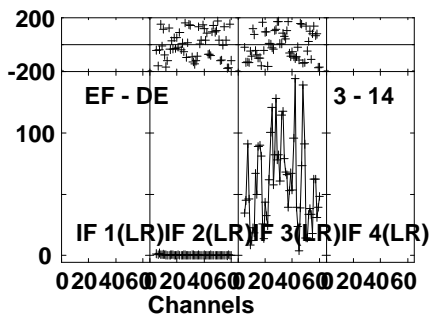
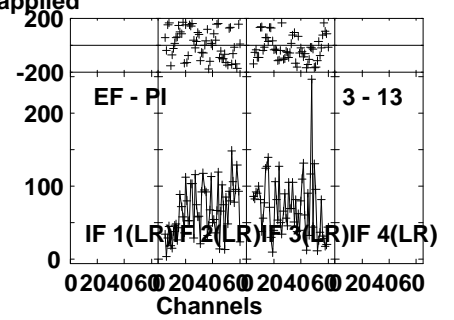
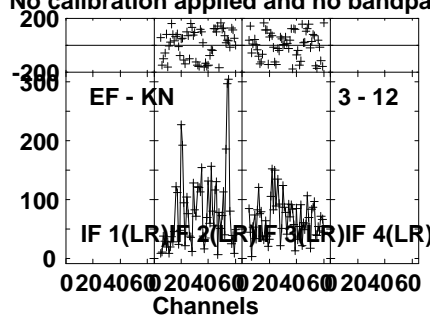
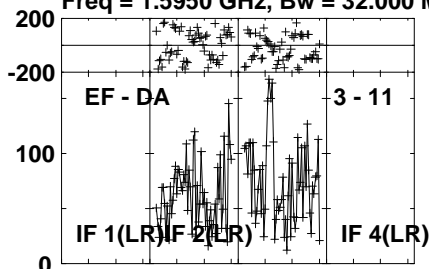
Lower frame: Micro Ampl Jy Top frame: Phas deg
Vector averaged cross-power spectrum Several baselines displayed
Timerange: 00/01:29:01 to 00/01:33:29

Plot file version 62 created 02-MAY-2023 03:18:07

FRB210807 EB096F.UVDATA.1

Freq = 1.5950 GHz, Bw = 32.000 MH

No calibration applied and no bandpass applied



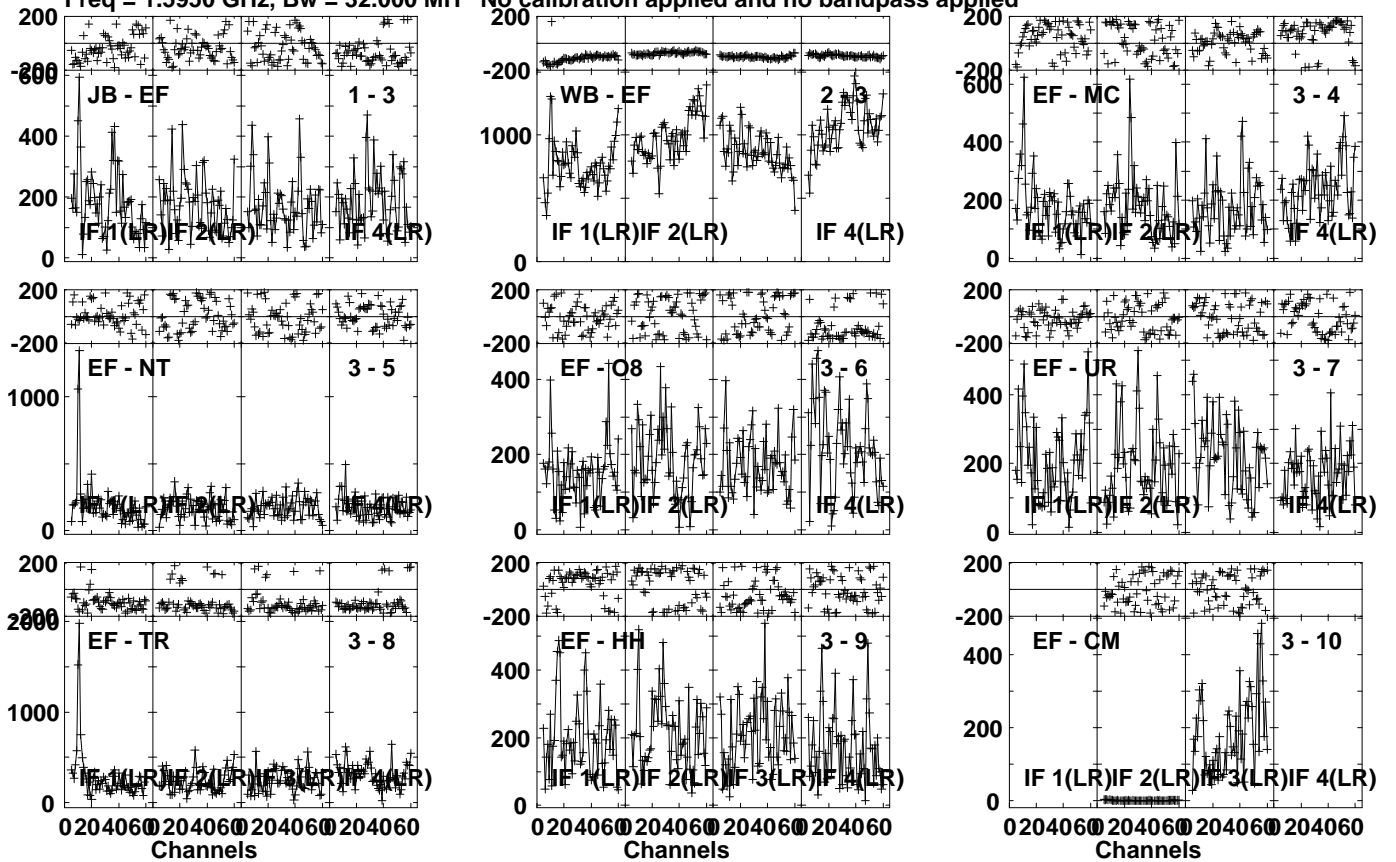
Lower frame: Micro Ampl Jy Top frame: Phas deg
Vector averaged cross-power spectrum Several baselines displayed
Timerange: 00/01:29:01 to 00/01:33:29

Plot file version 63 created 02-MAY-2023 03:18:07

J1947-0103 EB096F.UVDATA.1

Freq = 1.5950 GHz, Bw = 32.000 MH

No calibration applied and no bandpass applied



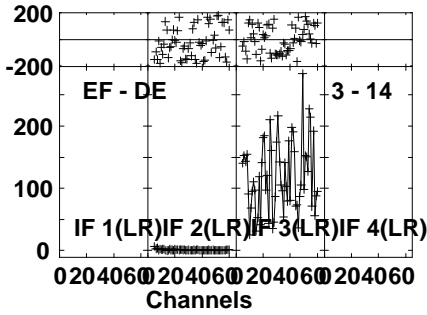
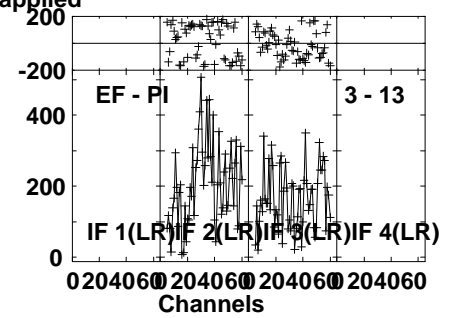
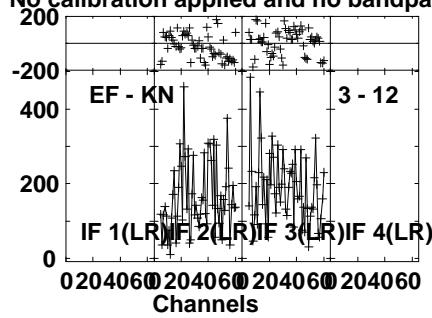
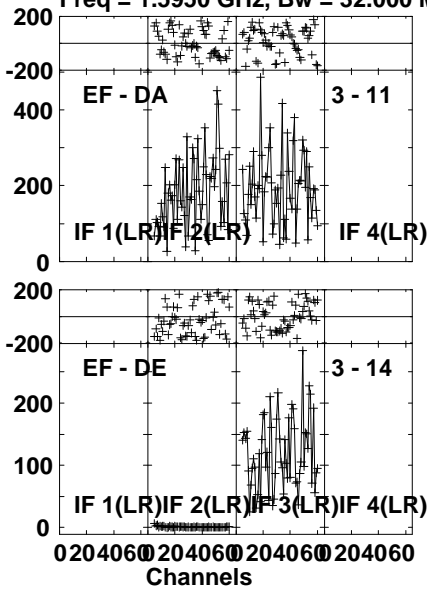
Lower frame: Micro Ampl Jy Top frame: Phas deg
Vector averaged cross-power spectrum Several baselines displayed
Timerange: 00/01:34:11 to 00/01:34:59

Plot file version 64 created 02-MAY-2023 03:18:08

J1947-0103 EB096F.UVDATA.1

Freq = 1.5950 GHz, Bw = 32.000 MH

No calibration applied and no bandpass applied



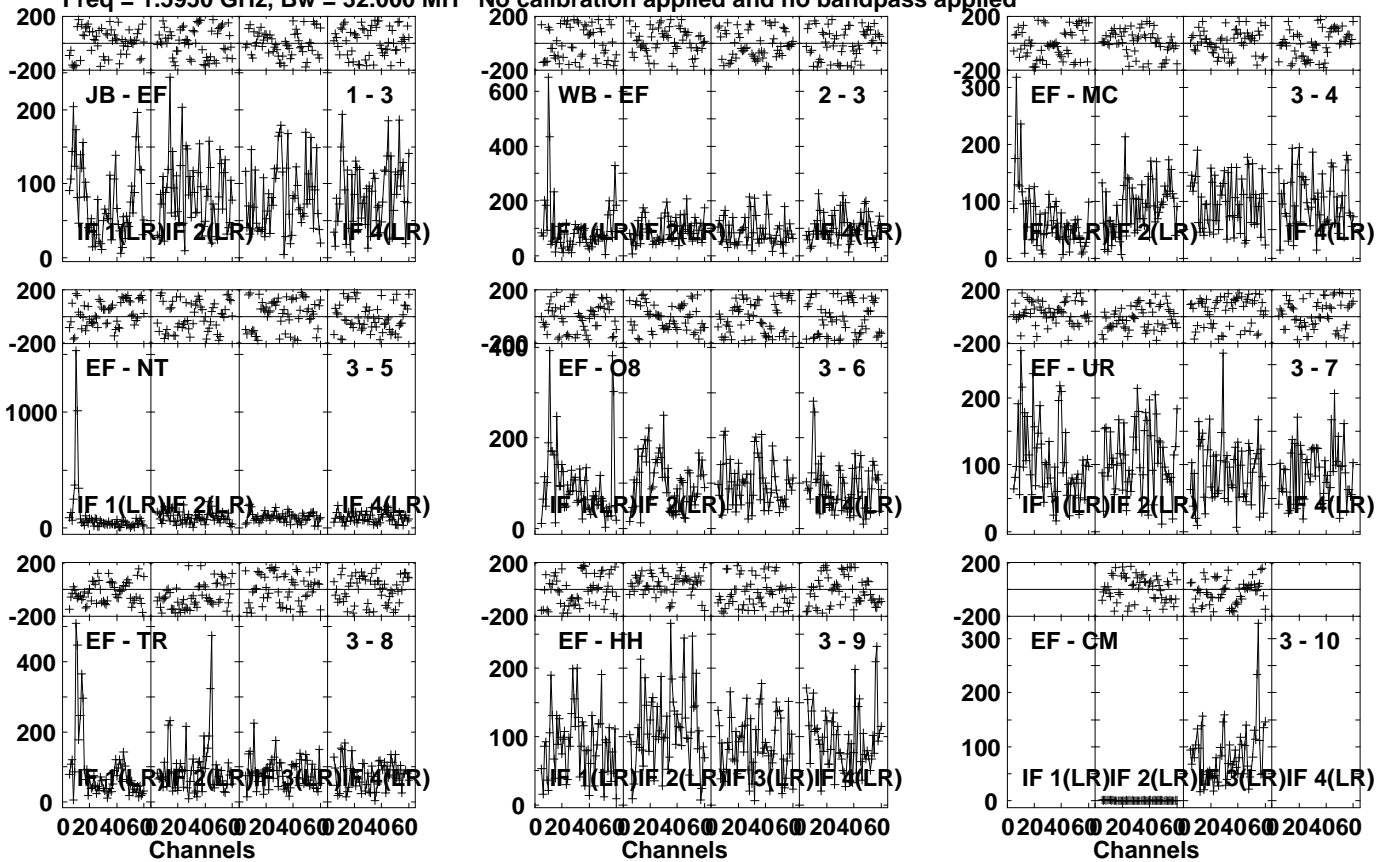
Lower frame: Micro Ampl Jy Top frame: Phas deg
Vector averaged cross-power spectrum Several baselines displayed
Timerange: 00/01:34:11 to 00/01:34:59

Plot file version 65 created 02-MAY-2023 03:18:08

FRB210807 EB096F.UVDATA.1

Freq = 1.5950 GHz, Bw = 32.000 MH

No calibration applied and no bandpass applied



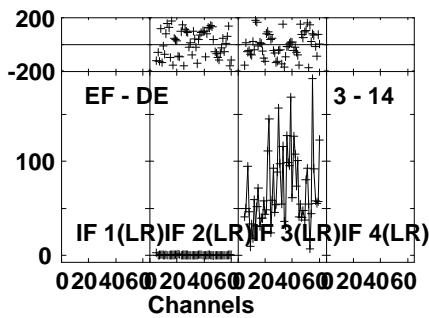
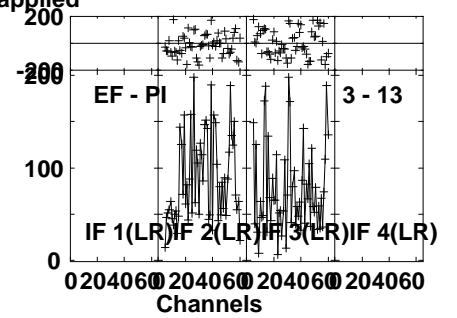
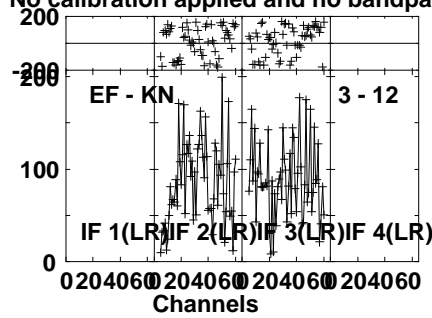
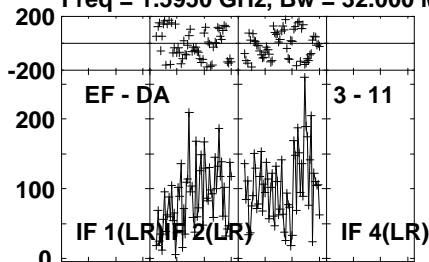
Lower frame: Micro Ampl Jy Top frame: Phas deg
Vector averaged cross-power spectrum Several baselines displayed
Timerange: 00/01:35:01 to 00/01:37:59

Plot file version 66 created 02-MAY-2023 03:18:08

FRB210807 EB096F.UVDATA.1

Freq = 1.5950 GHz, Bw = 32.000 MH

No calibration applied and no bandpass applied

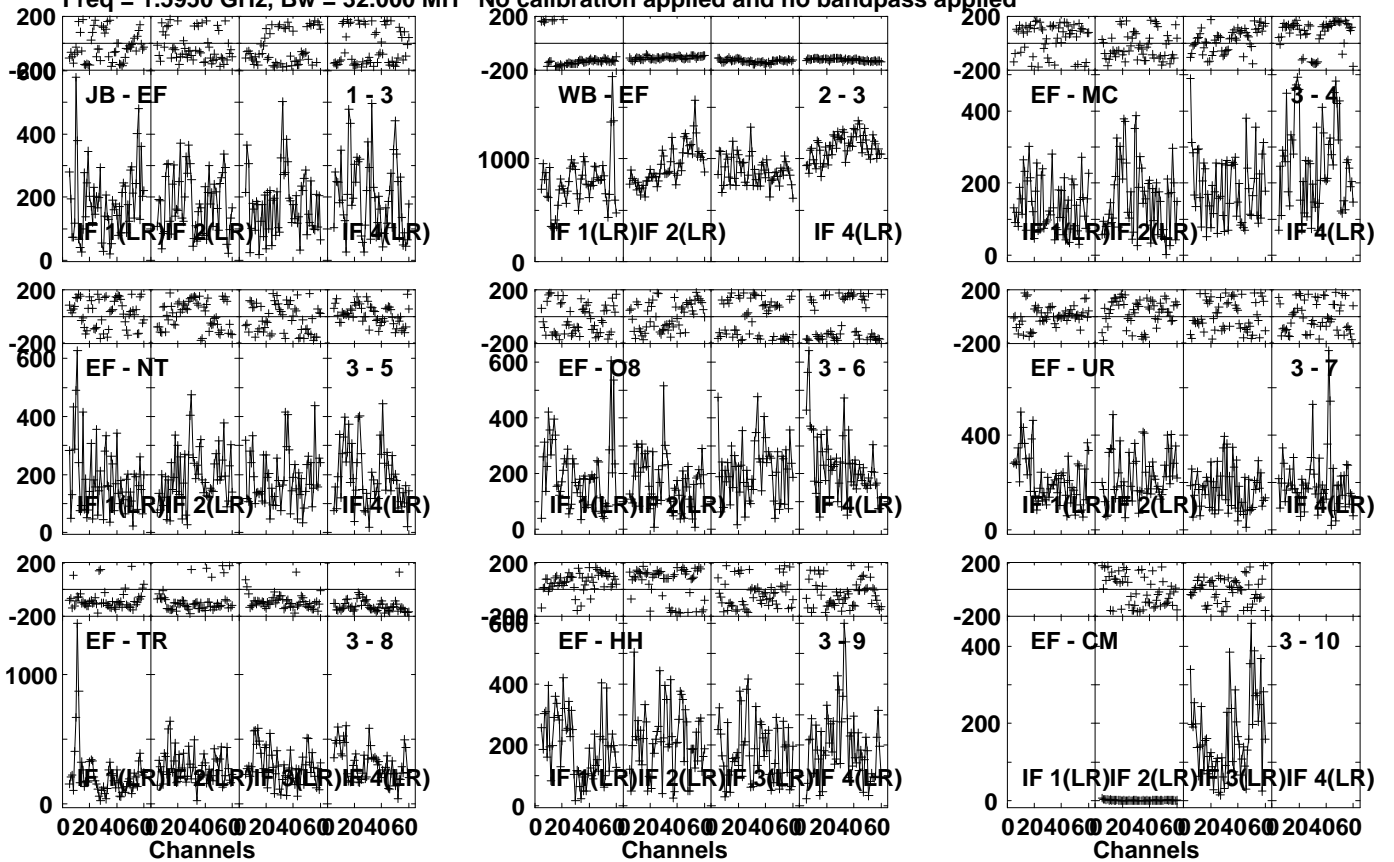


Lower frame: Micro Ampl Jy Top frame: Phas deg
Vector averaged cross-power spectrum Several baselines displayed
Timerange: 00/01:35:01 to 00/01:37:59

Plot file version 67 created 02-MAY-2023 03:18:08

J1947-0103 EB096F.UVDATA.1

Freq = 1.5950 GHz, Bw = 32.000 MH No calibration applied and no bandpass applied



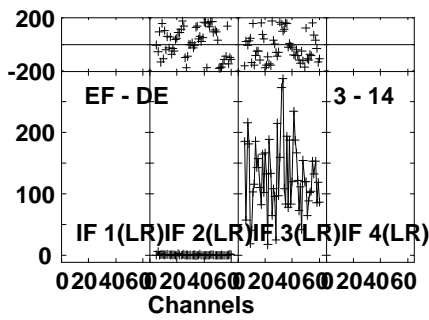
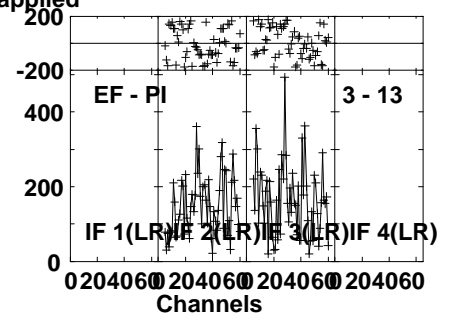
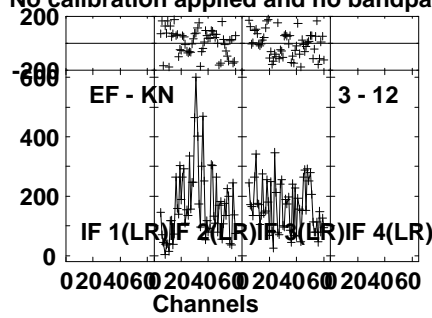
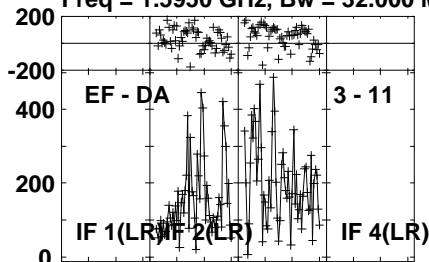
Lower frame: Micro Ampl Jy Top frame: Phas deg
Vector averaged cross-power spectrum Several baselines displayed
Timerange: 00/01:38:01 to 00/01:39:29

Plot file version 68 created 02-MAY-2023 03:18:08

J1947-0103 EB096F.UVDATA.1

Freq = 1.5950 GHz, Bw = 32.000 MH

No calibration applied and no bandpass applied



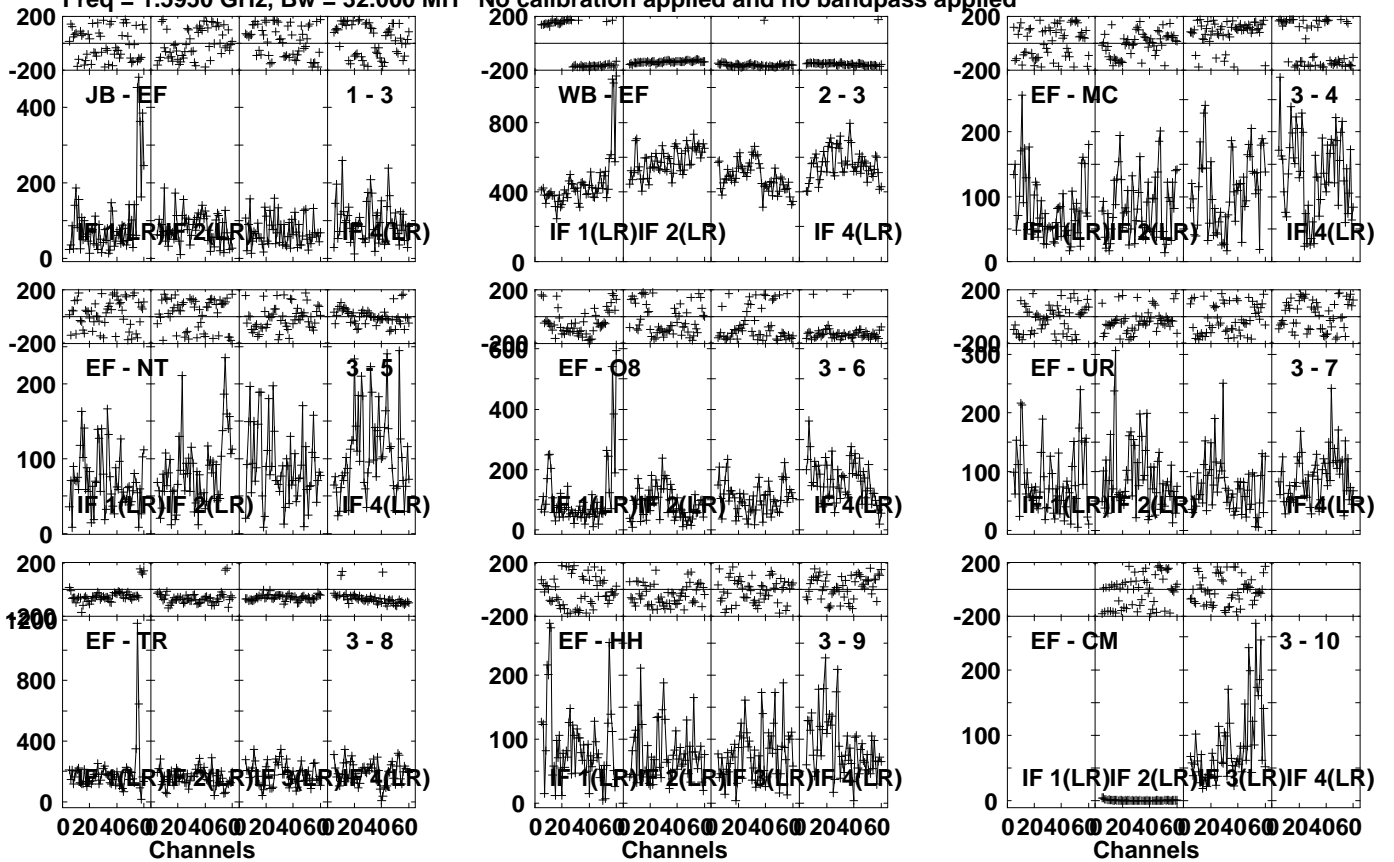
Lower frame: Micro Ampl Jy Top frame: Phas deg
Vector averaged cross-power spectrum Several baselines displayed
Timerange: 00/01:38:01 to 00/01:39:29

Plot file version 69 created 02-MAY-2023 03:18:08

J1945-0153 EB096F.UVDATA.1

Freq = 1.5950 GHz, Bw = 32.000 MH

No calibration applied and no bandpass applied



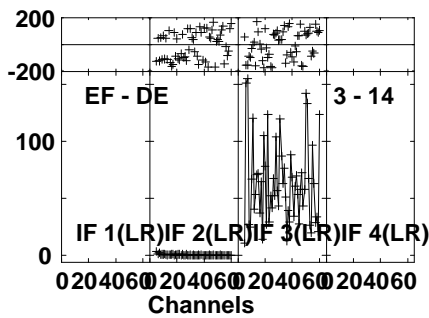
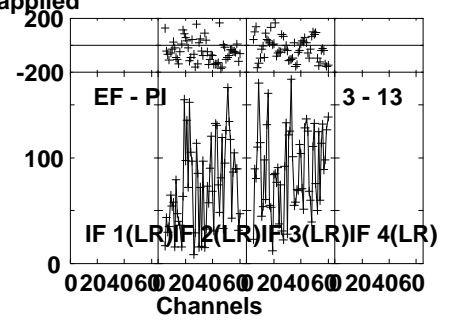
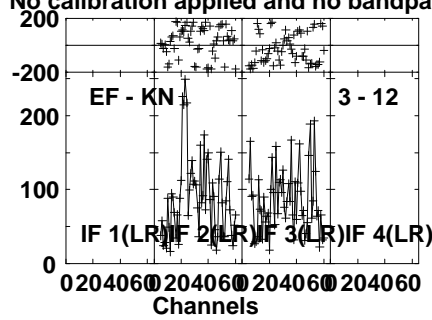
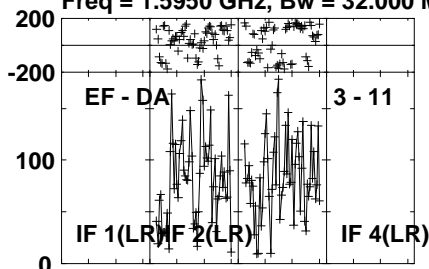
Lower frame: Micro Ampl Jy Top frame: Phas deg
Vector averaged cross-power spectrum Several baselines displayed
Timerange: 00/01:39:31 to 00/01:42:59

Plot file version 70 created 02-MAY-2023 03:18:09

J1945-0153 EB096F.UVDATA.1

Freq = 1.5950 GHz, Bw = 32.000 MH

No calibration applied and no bandpass applied



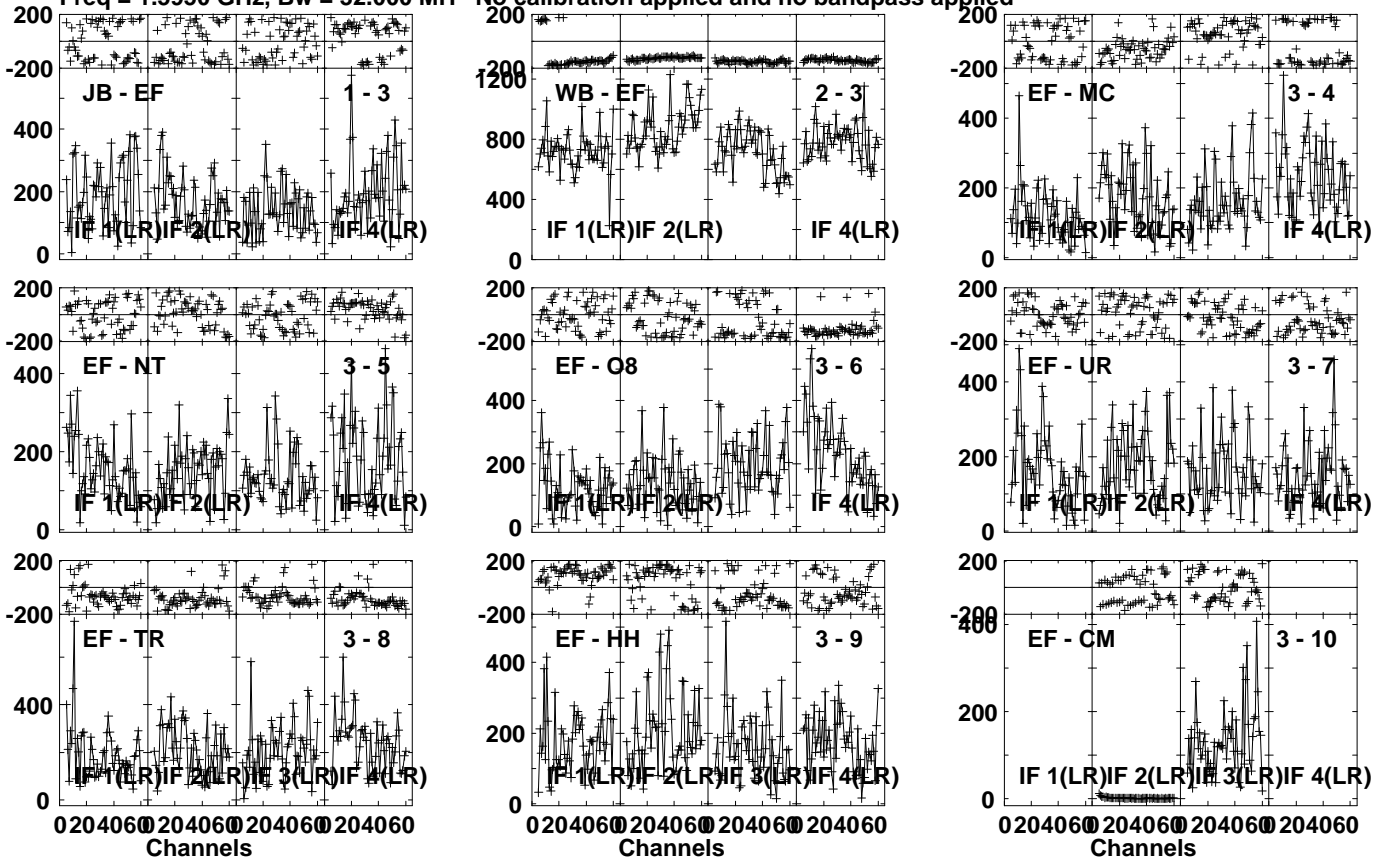
Lower frame: Micro Ampl Jy Top frame: Phas deg
Vector averaged cross-power spectrum Several baselines displayed
Timerange: 00/01:39:31 to 00/01:42:59

Plot file version 71 created 02-MAY-2023 03:18:09

J1947-0103 EB096F.UVDATA.1

Freq = 1.5950 GHz, Bw = 32.000 MH

No calibration applied and no bandpass applied



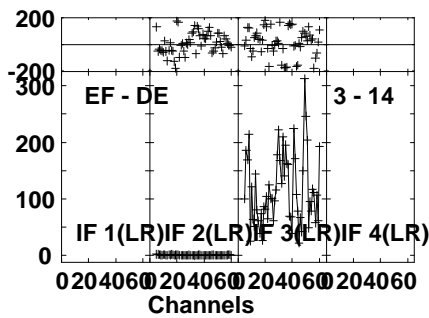
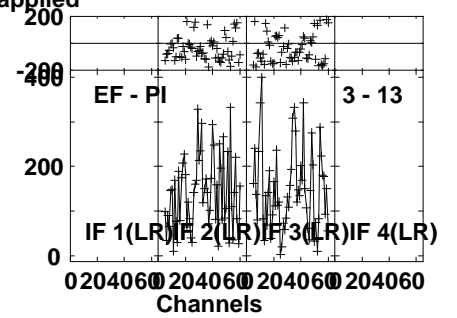
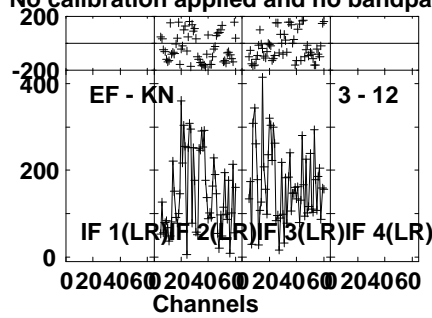
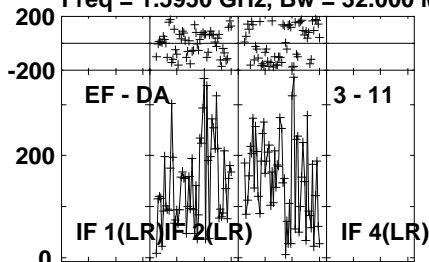
Lower frame: Micro Ampl Jy Top frame: Phas deg
Vector averaged cross-power spectrum Several baselines displayed
Timerange: 00/01:43:31 to 00/01:44:29

Plot file version 72 created 02-MAY-2023 03:18:09

J1947-0103 EB096F.UVDATA.1

Freq = 1.5950 GHz, Bw = 32.000 MH

No calibration applied and no bandpass applied



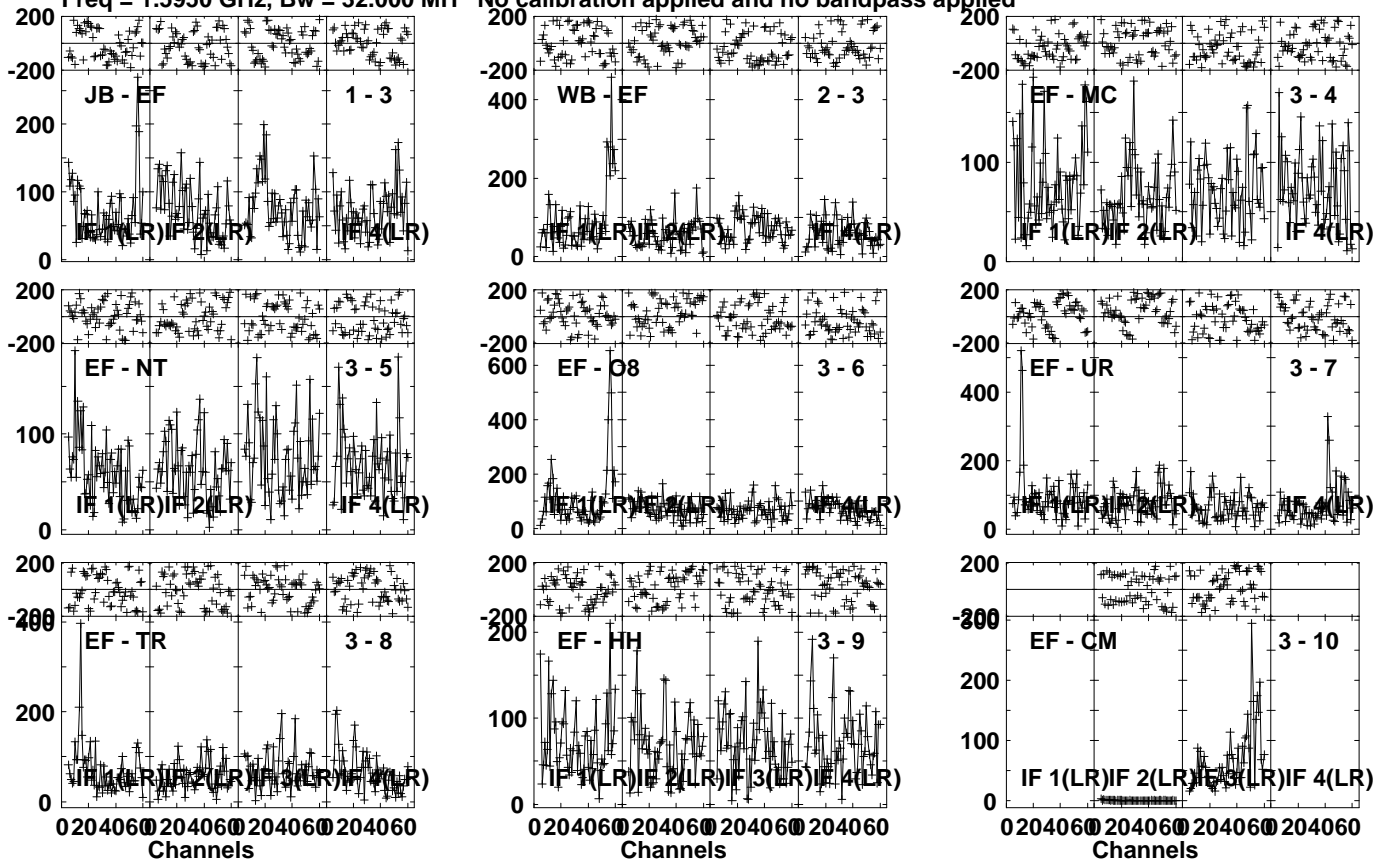
Lower frame: Micro Ampl Jy Top frame: Phas deg
Vector averaged cross-power spectrum Several baselines displayed
Timerange: 00/01:43:31 to 00/01:44:29

Plot file version 73 created 02-MAY-2023 03:18:09

FRB210807 EB096F.UVDATA.1

Freq = 1.5950 GHz, Bw = 32.000 MH

No calibration applied and no bandpass applied



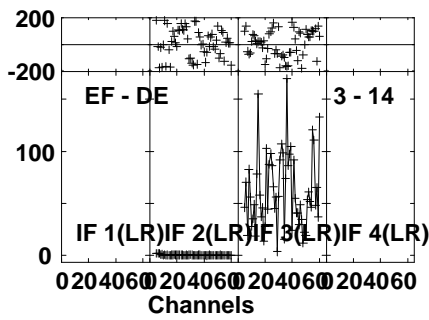
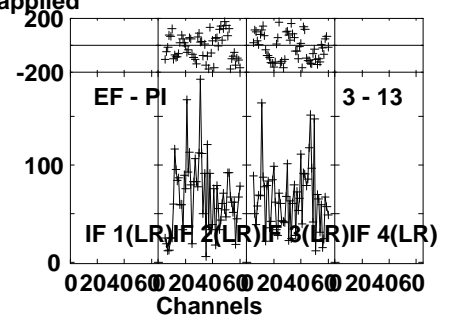
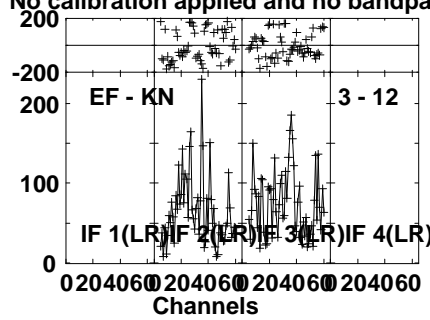
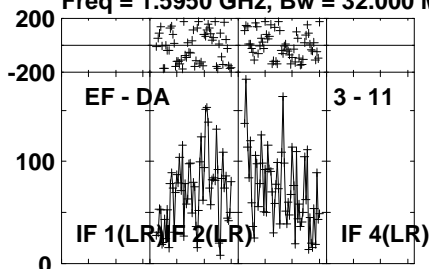
Lower frame: Micro Ampl Jy Top frame: Phas deg
Vector averaged cross-power spectrum Several baselines displayed
Timerange: 00/01:44:31 to 00/01:48:59

Plot file version 74 created 02-MAY-2023 03:18:09

FRB210807 EB096F.UVDATA.1

Freq = 1.5950 GHz, Bw = 32.000 MH

No calibration applied and no bandpass applied



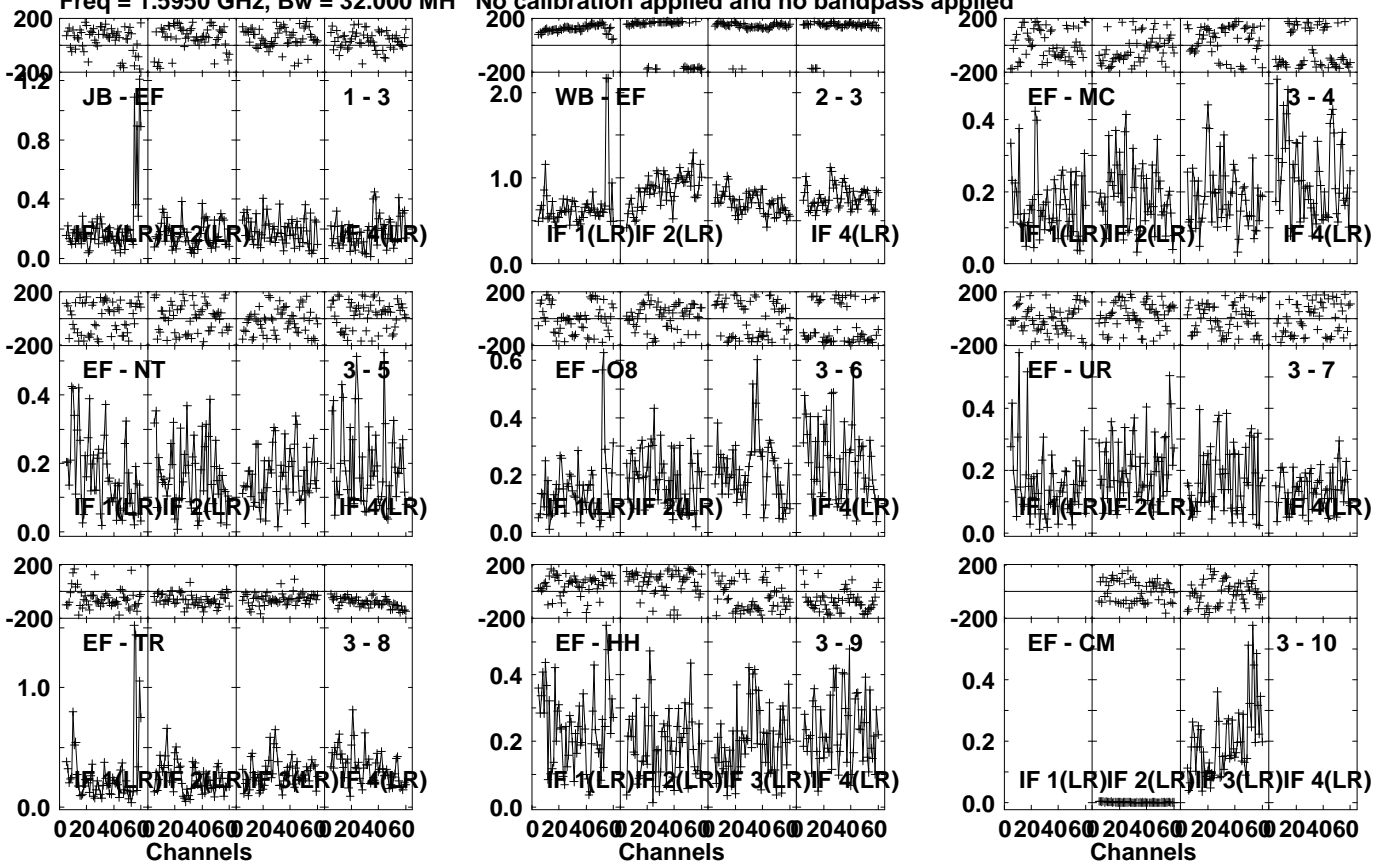
Lower frame: Micro Ampl Jy Top frame: Phas deg
Vector averaged cross-power spectrum Several baselines displayed
Timerange: 00/01:44:31 to 00/01:48:59

Plot file version 75 created 02-MAY-2023 03:18:10

J1947-0103 EB096F.UVDATA.1

Freq = 1.5950 GHz, Bw = 32.000 MH

No calibration applied and no bandpass applied



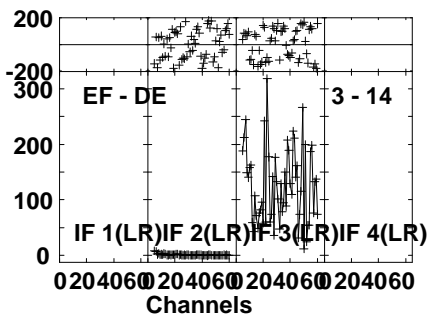
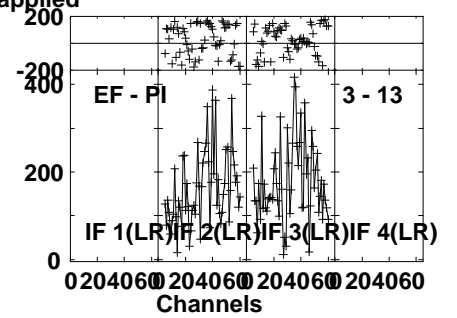
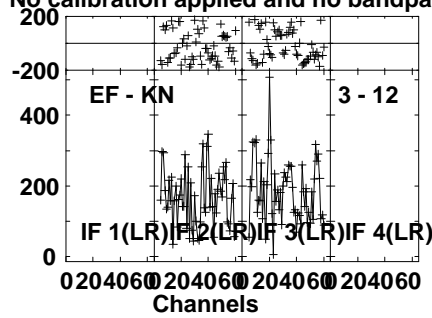
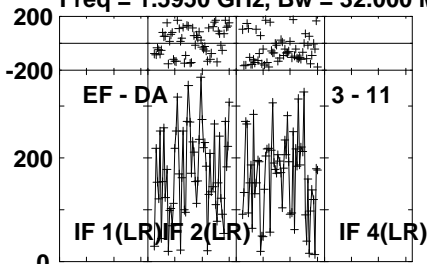
Lower frame: Milli Ampl Jy Top frame: Phas deg
Vector averaged cross-power spectrum Several baselines displayed
Timerange: 00/01:49:01 to 00/01:50:29

Plot file version 76 created 02-MAY-2023 03:18:10

J1947-0103 EB096F.UVDATA.1

Freq = 1.5950 GHz, Bw = 32.000 MH

No calibration applied and no bandpass applied



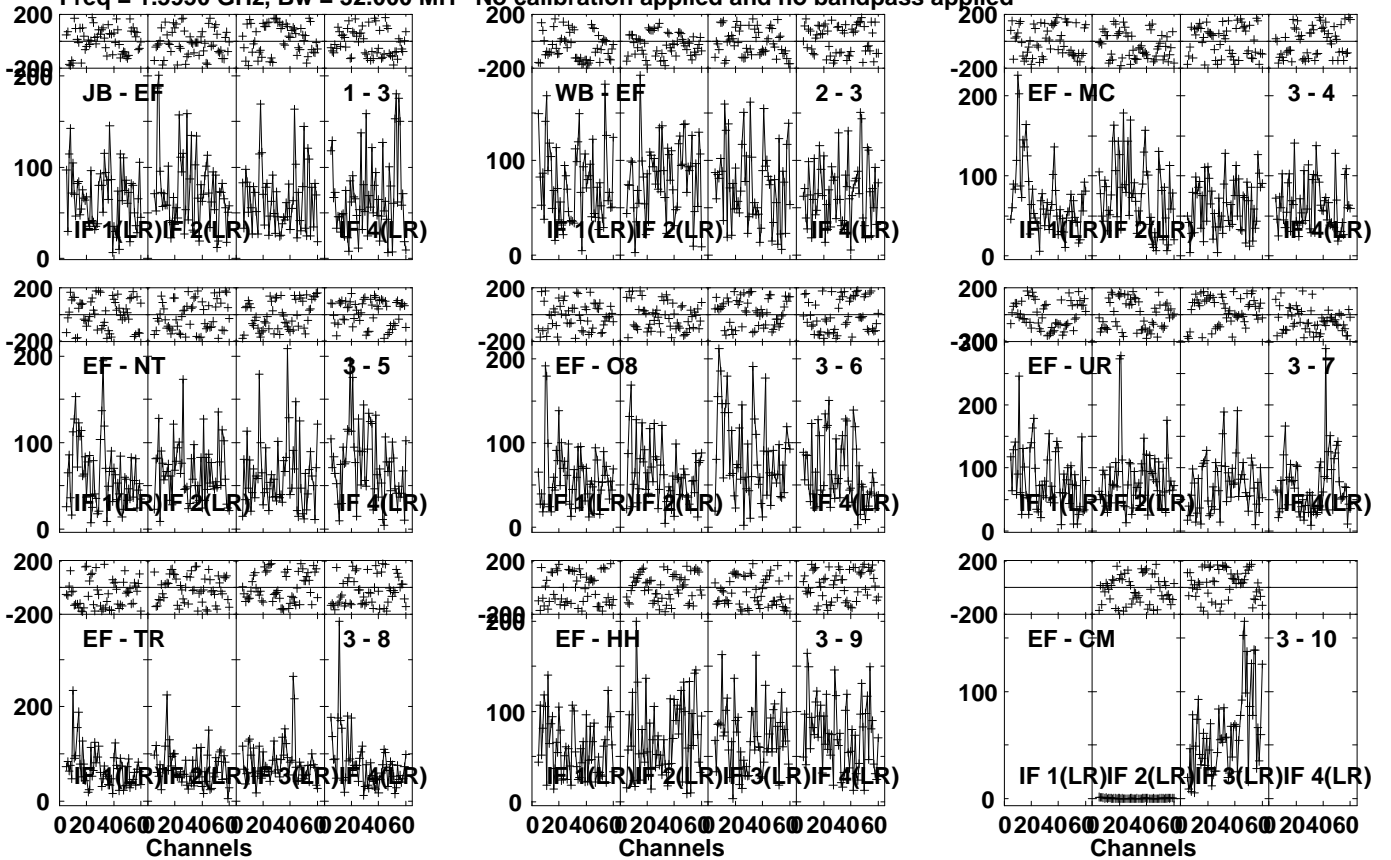
Lower frame: Micro Ampl Jy Top frame: Phas deg
Vector averaged cross-power spectrum Several baselines displayed
Timerange: 00/01:49:01 to 00/01:50:29

Plot file version 77 created 02-MAY-2023 03:18:10

FRB210807 EB096F.UVDATA.1

Freq = 1.5950 GHz, Bw = 32.000 MH

No calibration applied and no bandpass applied



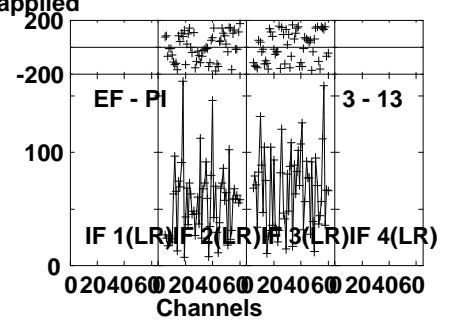
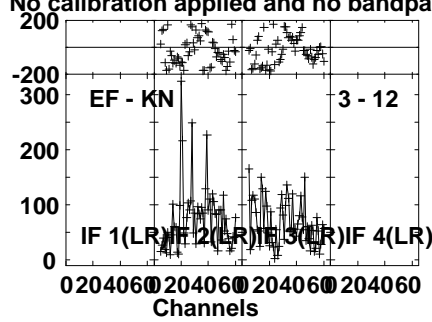
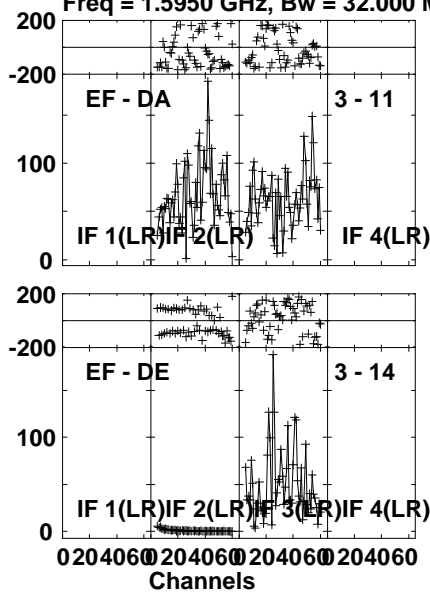
Lower frame: Micro Ampl Jy Top frame: Phas deg
Vector averaged cross-power spectrum Several baselines displayed
Timerange: 00/01:50:31 to 00/01:54:59

Plot file version 78 created 02-MAY-2023 03:18:10

FRB210807 EB096F.UVDATA.1

Freq = 1.5950 GHz, Bw = 32.000 MH

No calibration applied and no bandpass applied



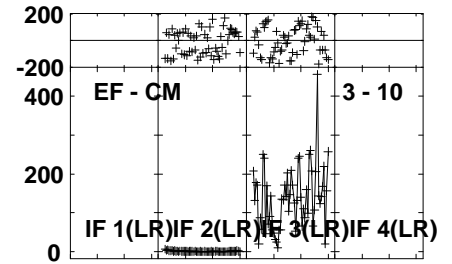
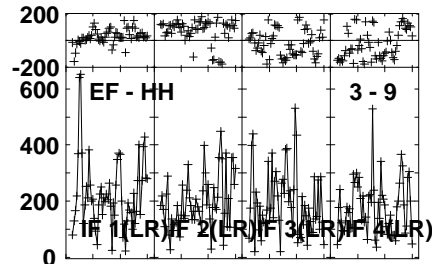
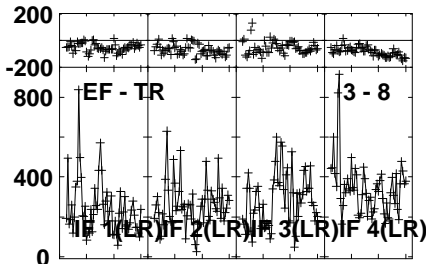
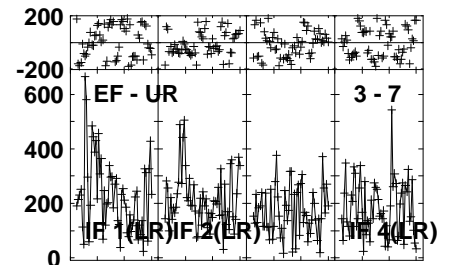
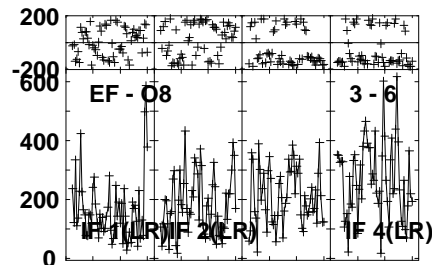
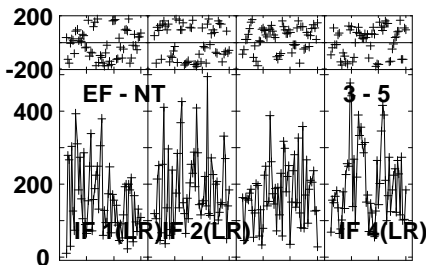
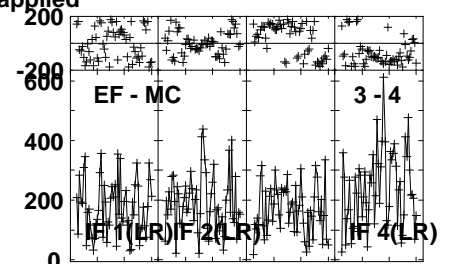
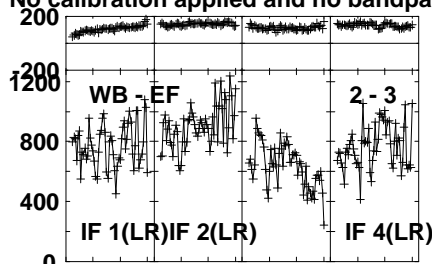
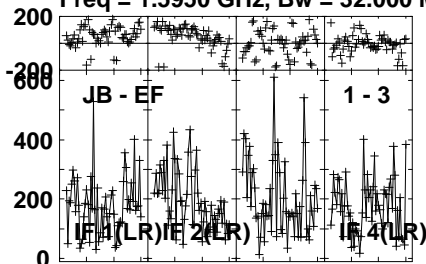
Lower frame: Micro Ampl Jy Top frame: Phas deg
Vector averaged cross-power spectrum Several baselines displayed
Timerange: 00/01:50:31 to 00/01:54:59

Plot file version 79 created 02-MAY-2023 03:18:10

J1947-0103 EB096F.UVDATA.1

Freq = 1.5950 GHz, Bw = 32.000 MH

No calibration applied and no bandpass applied



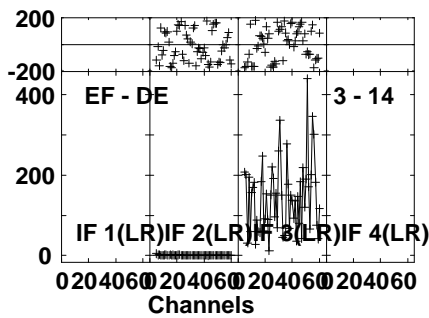
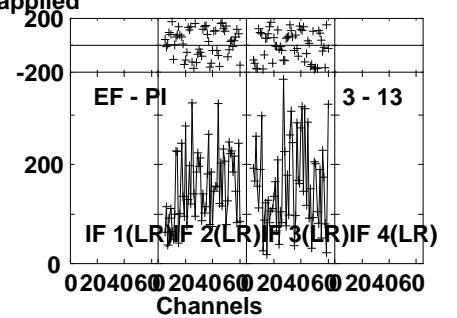
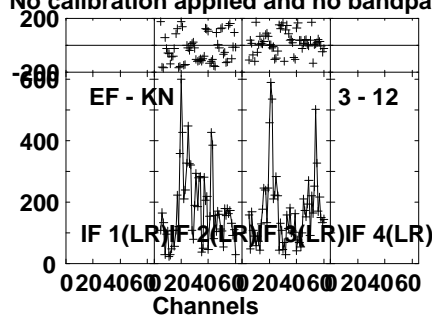
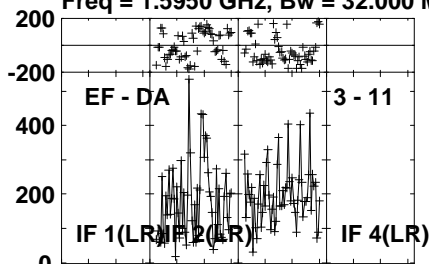
Lower frame: Micro Ampl Jy Top frame: Phas deg
Vector averaged cross-power spectrum Several baselines displayed
Timerange: 00/01:55:41 to 00/01:56:29

Plot file version 80 created 02-MAY-2023 03:18:11

J1947-0103 EB096F.UVDATA.1

Freq = 1.5950 GHz, Bw = 32.000 MH

No calibration applied and no bandpass applied

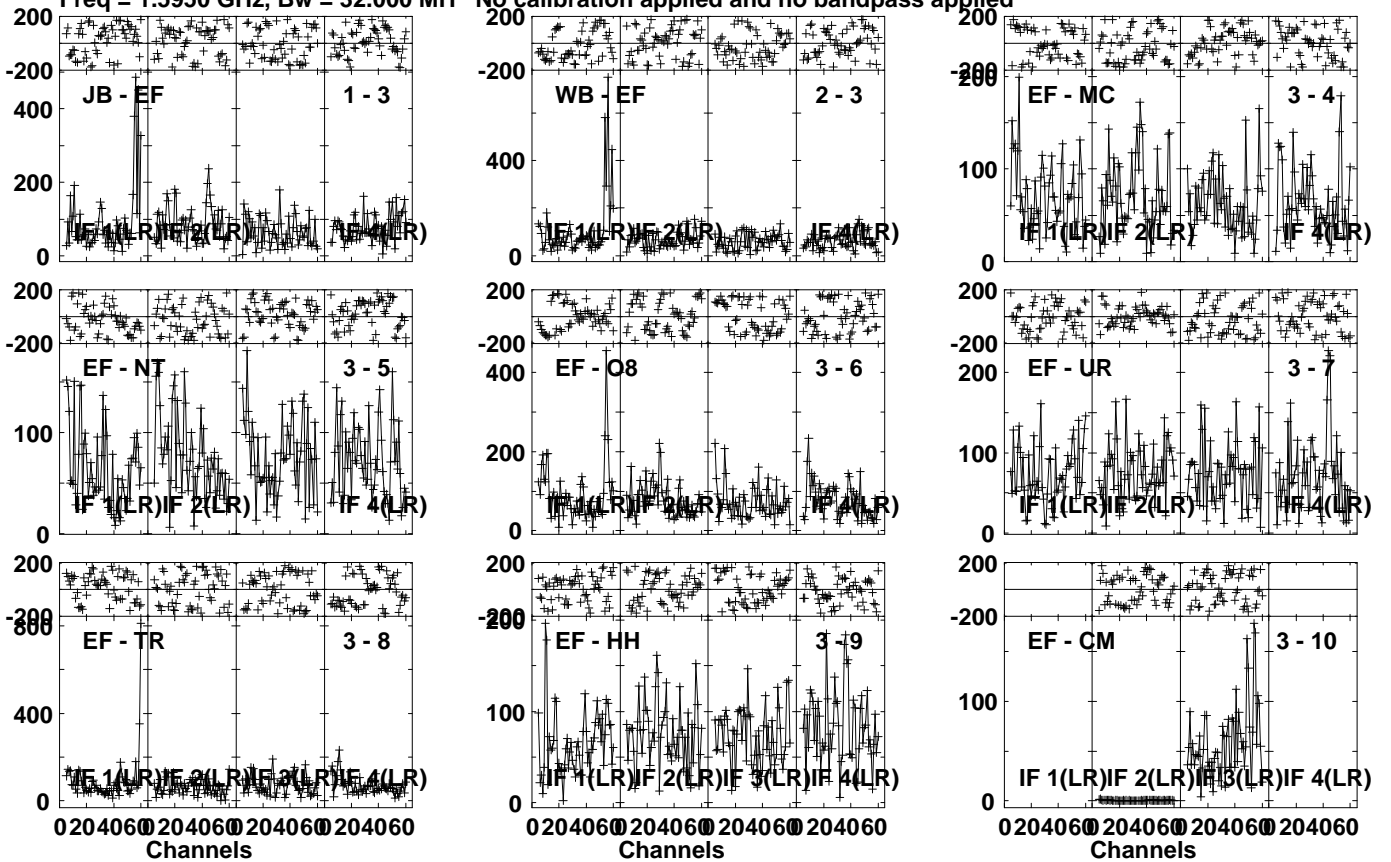


Lower frame: Micro Ampl Jy Top frame: Phas deg
Vector averaged cross-power spectrum Several baselines displayed
Timerange: 00/01:55:41 to 00/01:56:29

Plot file version 81 created 02-MAY-2023 03:18:11

FRB210807 EB096F.UVDATA.1

Freq = 1.5950 GHz, Bw = 32.000 MH No calibration applied and no bandpass applied



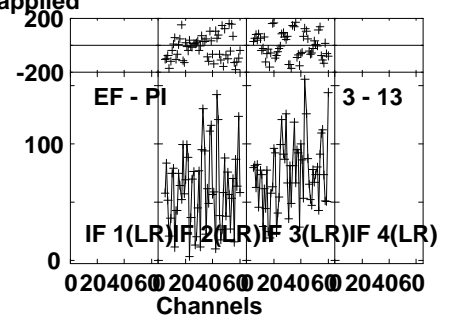
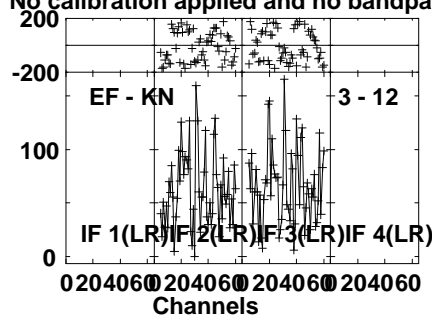
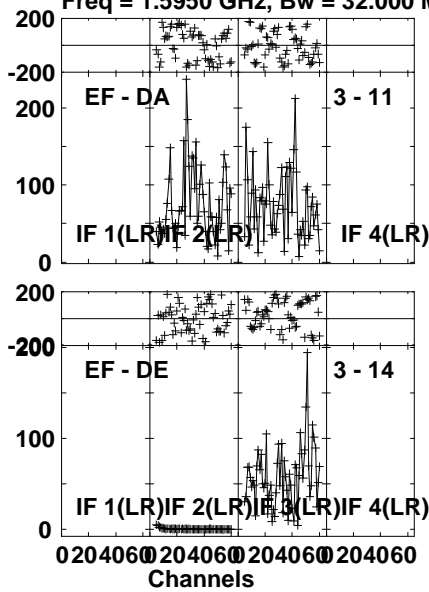
Lower frame: Micro Ampl Jy Top frame: Phas deg
Vector averaged cross-power spectrum Several baselines displayed
Timerange: 00/01:56:31 to 00/02:00:59

Plot file version 82 created 02-MAY-2023 03:18:11

FRB210807 EB096F.UVDATA.1

Freq = 1.5950 GHz, Bw = 32.000 MH

No calibration applied and no bandpass applied



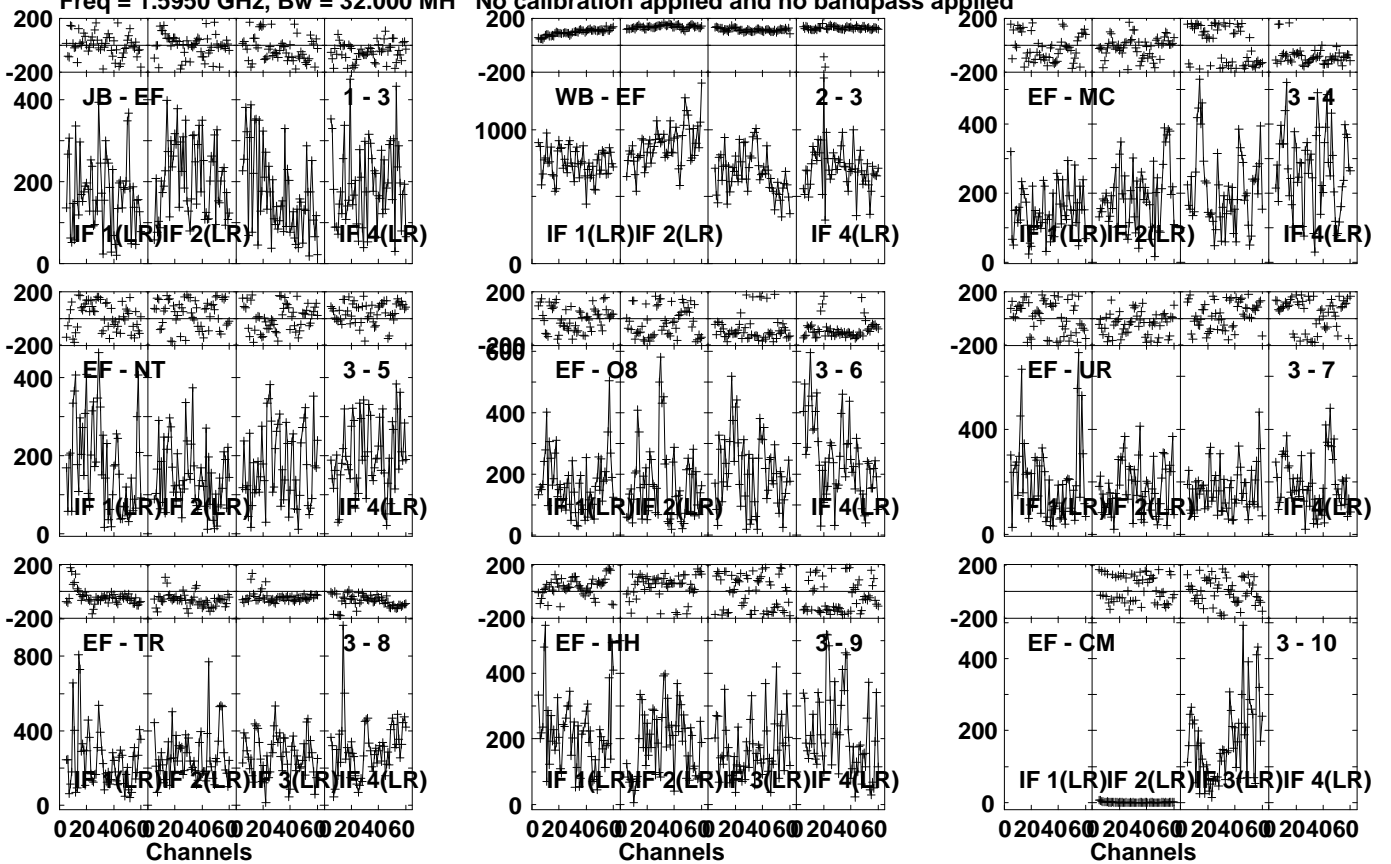
Lower frame: Micro Ampl Jy Top frame: Phas deg
Vector averaged cross-power spectrum Several baselines displayed
Timerange: 00/01:56:31 to 00/02:00:59

Plot file version 83 created 02-MAY-2023 03:18:11

J1947-0103 EB096F.UVDATA.1

Freq = 1.5950 GHz, Bw = 32.000 MH

No calibration applied and no bandpass applied



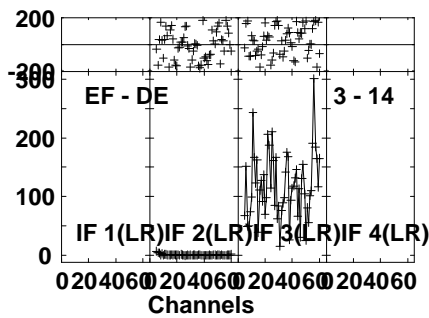
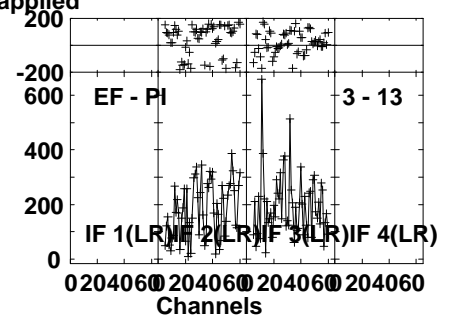
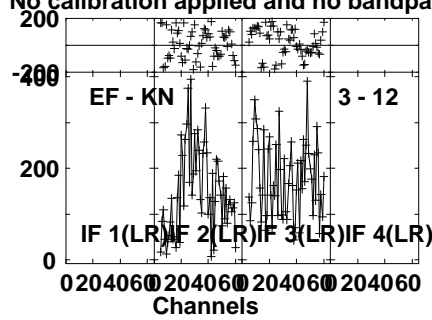
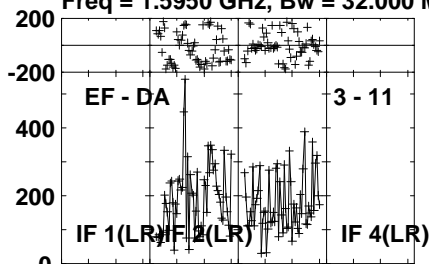
Lower frame: Micro Ampl Jy Top frame: Phas deg
Vector averaged cross-power spectrum Several baselines displayed
Timerange: 00/02:01:01 to 00/02:02:29

Plot file version 84 created 02-MAY-2023 03:18:12

J1947-0103 EB096F.UVDATA.1

Freq = 1.5950 GHz, Bw = 32.000 MH

No calibration applied and no bandpass applied

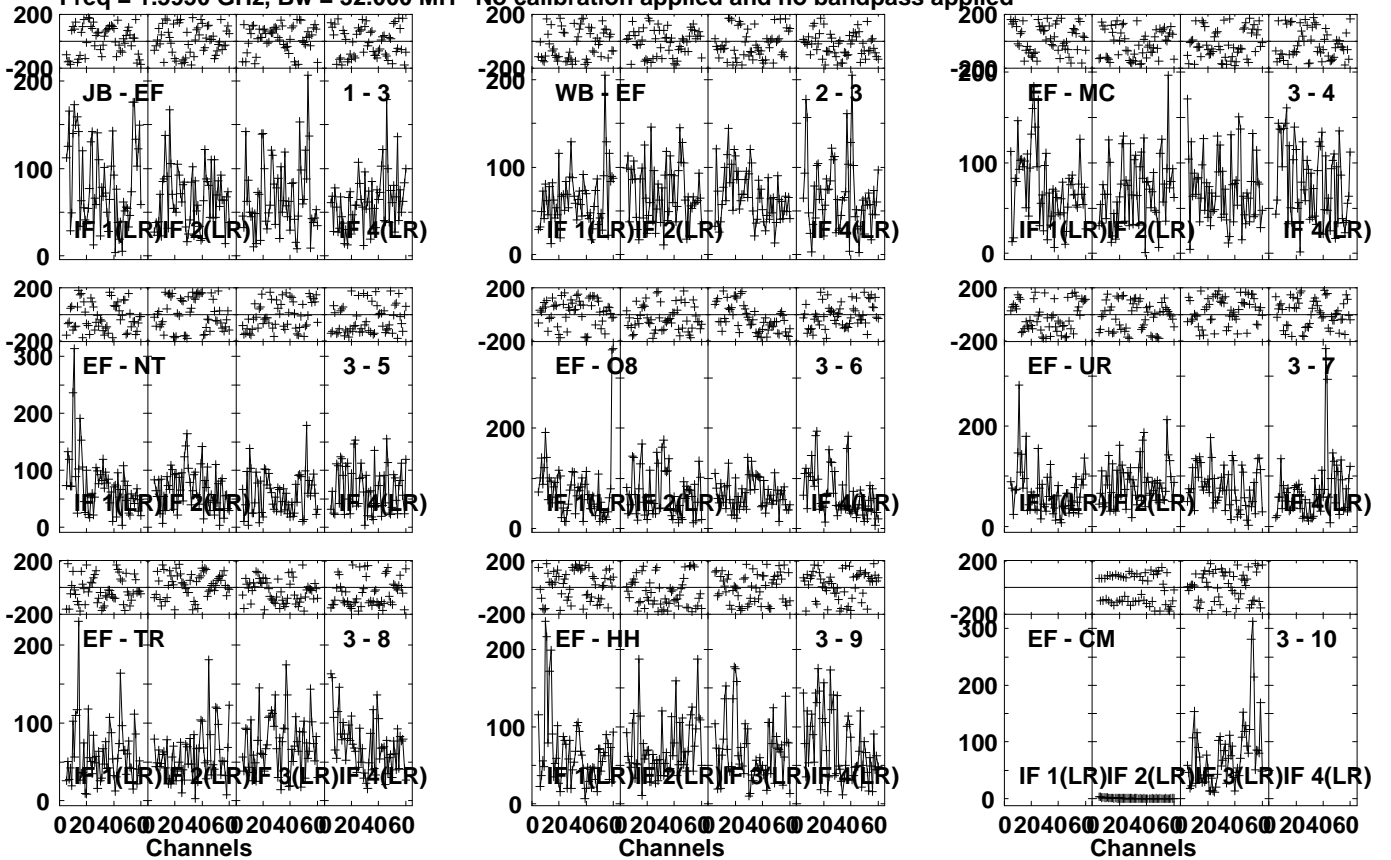


Lower frame: Micro Ampl Jy Top frame: Phas deg
Vector averaged cross-power spectrum Several baselines displayed
Timerange: 00/02:01:01 to 00/02:02:29

Plot file version 85 created 02-MAY-2023 03:18:12

FRB210807 EB096F.UVDATA.1

Freq = 1.5950 GHz, Bw = 32.000 MH No calibration applied and no bandpass applied



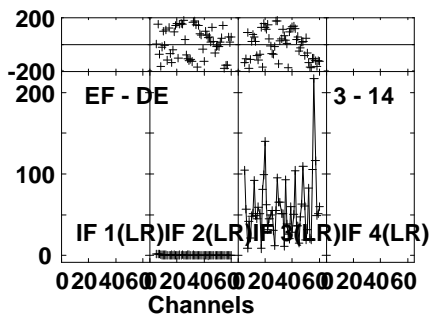
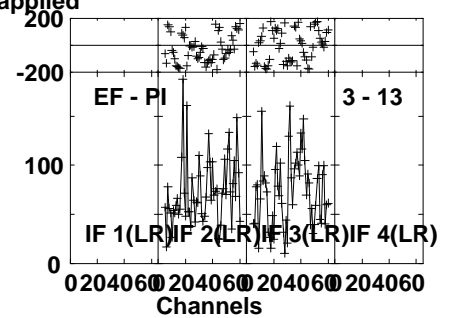
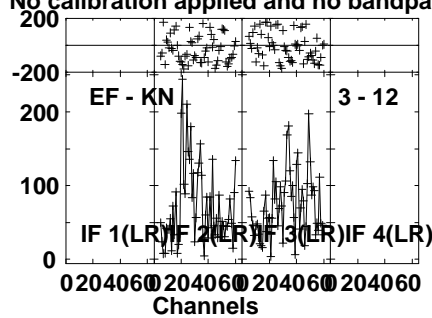
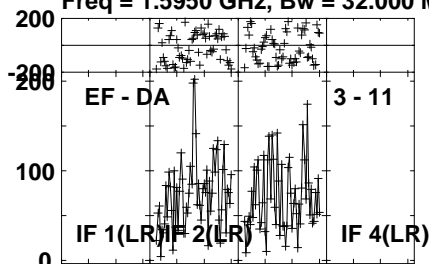
Lower frame: Micro Ampl Jy Top frame: Phas deg
Vector averaged cross-power spectrum Several baselines displayed
Timerange: 00/02:02:31 to 00/02:06:59

Plot file version 86 created 02-MAY-2023 03:18:12

FRB210807 EB096F.UVDATA.1

Freq = 1.5950 GHz, Bw = 32.000 MH

No calibration applied and no bandpass applied



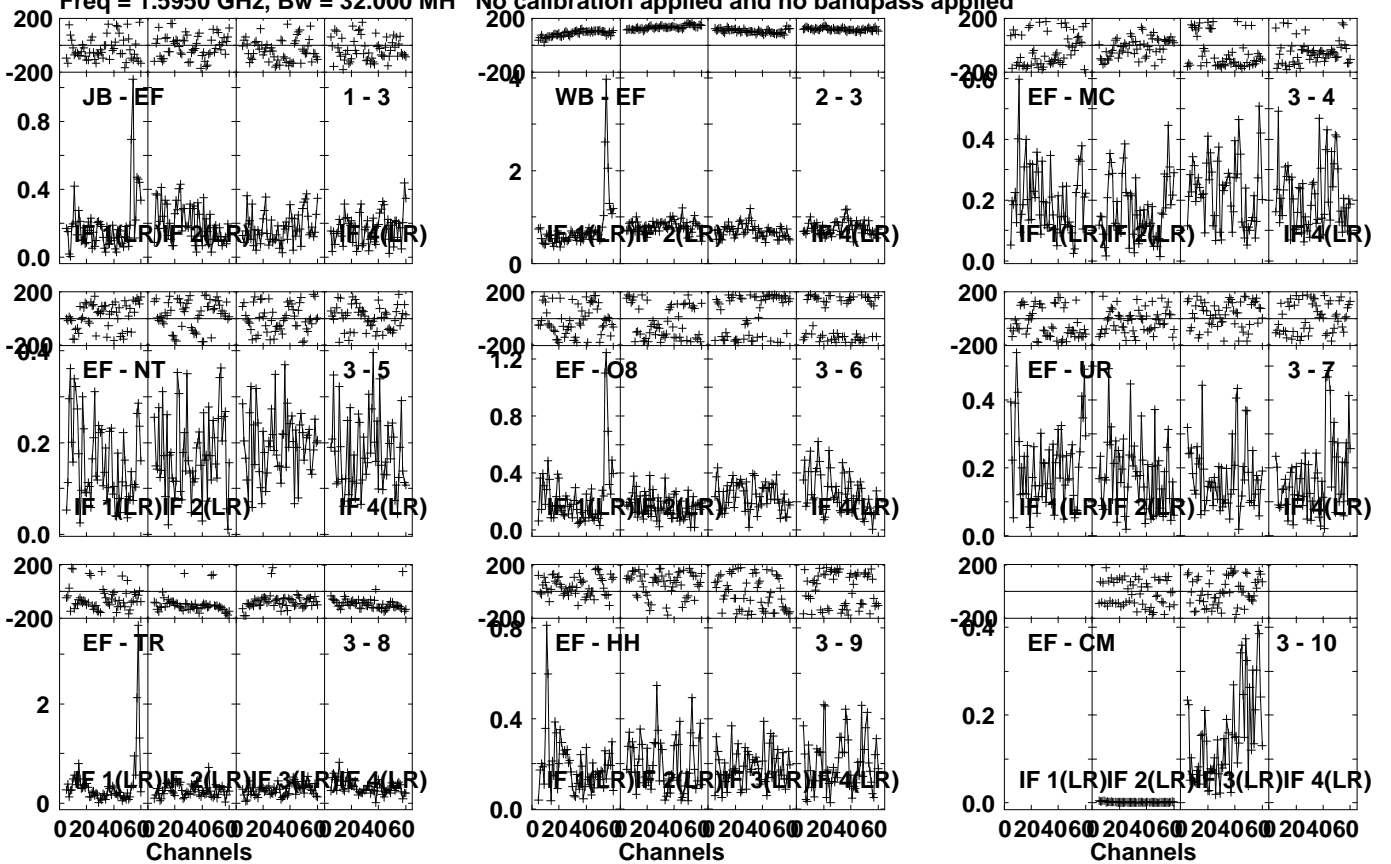
Lower frame: Micro Ampl Jy Top frame: Phas deg
Vector averaged cross-power spectrum Several baselines displayed
Timerange: 00/02:02:31 to 00/02:06:59

Plot file version 87 created 02-MAY-2023 03:18:12

J1947-0103 EB096F.UVDATA.1

Freq = 1.5950 GHz, Bw = 32.000 MH

No calibration applied and no bandpass applied



Lower frame: Milli Ampl Jy Top frame: Phas deg

Vector averaged cross-power spectrum Several baselines displayed

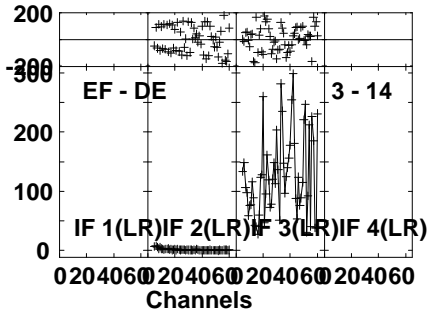
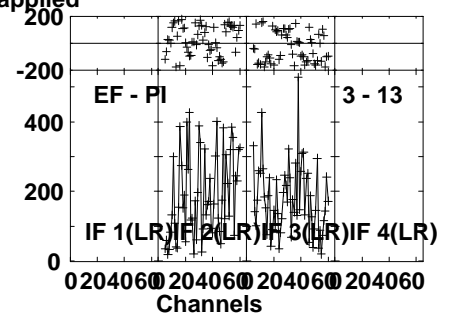
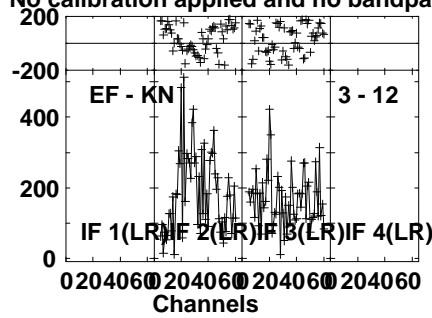
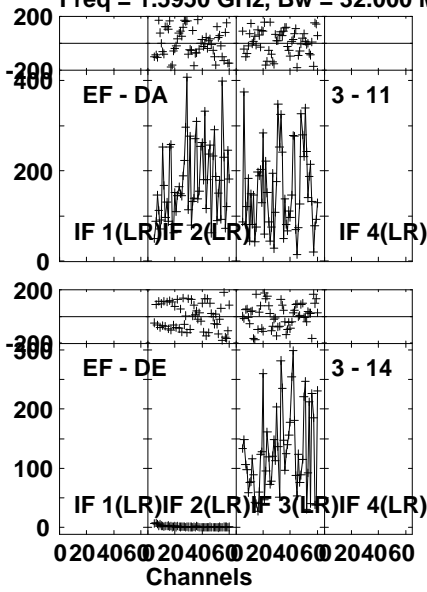
Timerange: 00:02:07:41 to 00:02:08:29

Plot file version 88 created 02-MAY-2023 03:18:12

J1947-0103 EB096F.UVDATA.1

Freq = 1.5950 GHz, Bw = 32.000 MH

No calibration applied and no bandpass applied



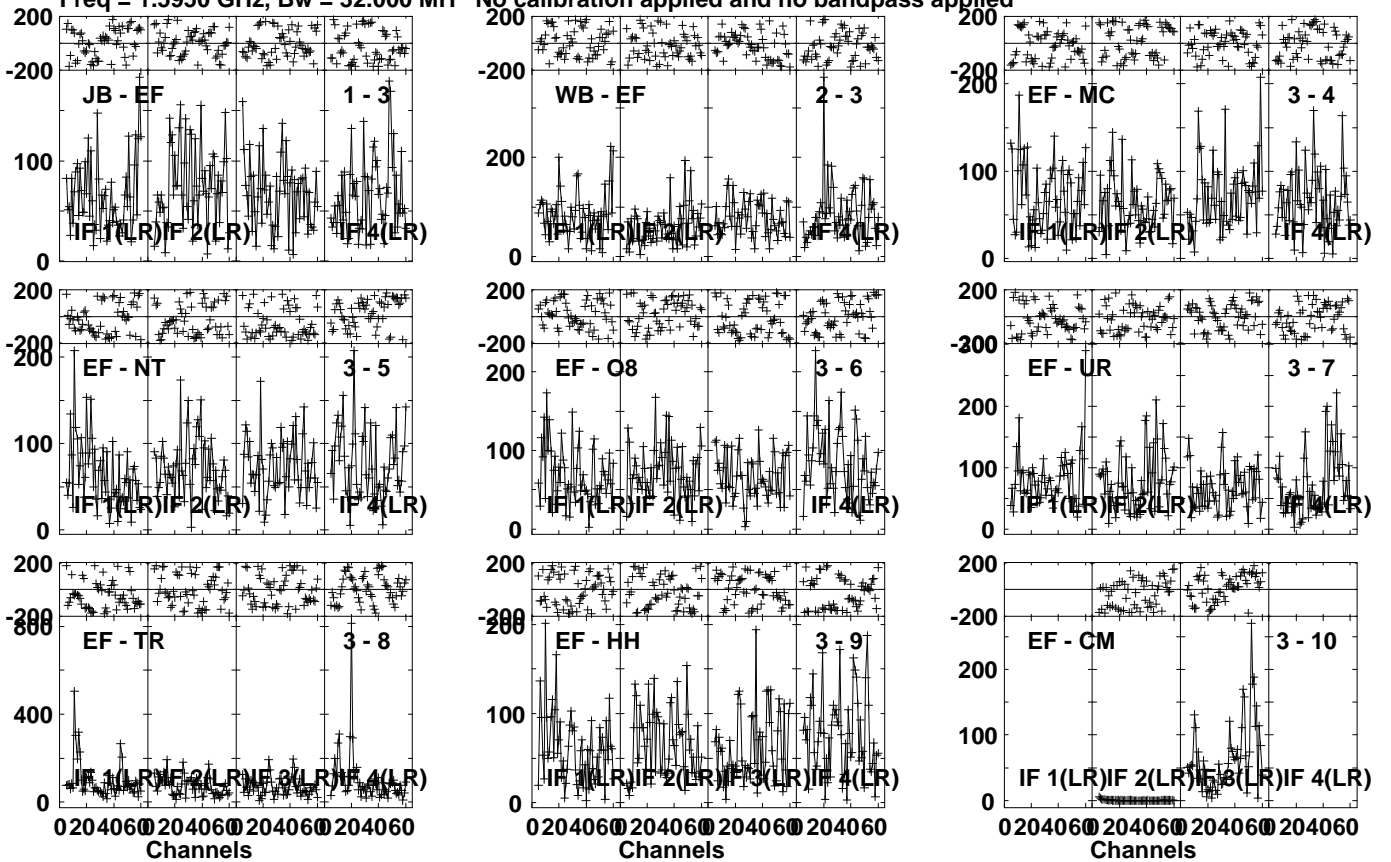
Lower frame: Micro Ampl Jy Top frame: Phas deg
Vector averaged cross-power spectrum Several baselines displayed
Timerange: 00/02:07:41 to 00/02:08:29

Plot file version 89 created 02-MAY-2023 03:18:12

FRB210807 EB096F.UVDATA.1

Freq = 1.5950 GHz, Bw = 32.000 MH

No calibration applied and no bandpass applied



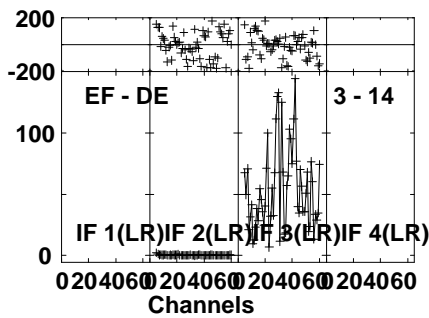
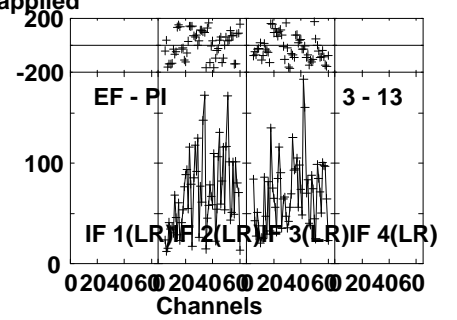
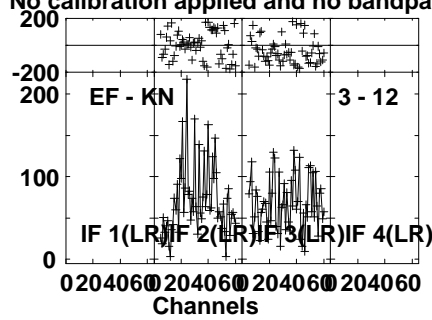
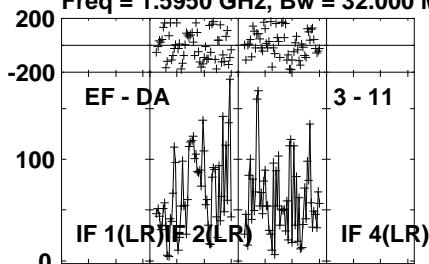
Lower frame: Micro Ampl Jy Top frame: Phas deg
Vector averaged cross-power spectrum Several baselines displayed
Timerange: 00/02:08:31 to 00/02:12:59

Plot file version 90 created 02-MAY-2023 03:18:13

FRB210807 EB096F.UVDATA.1

Freq = 1.5950 GHz, Bw = 32.000 MH

No calibration applied and no bandpass applied



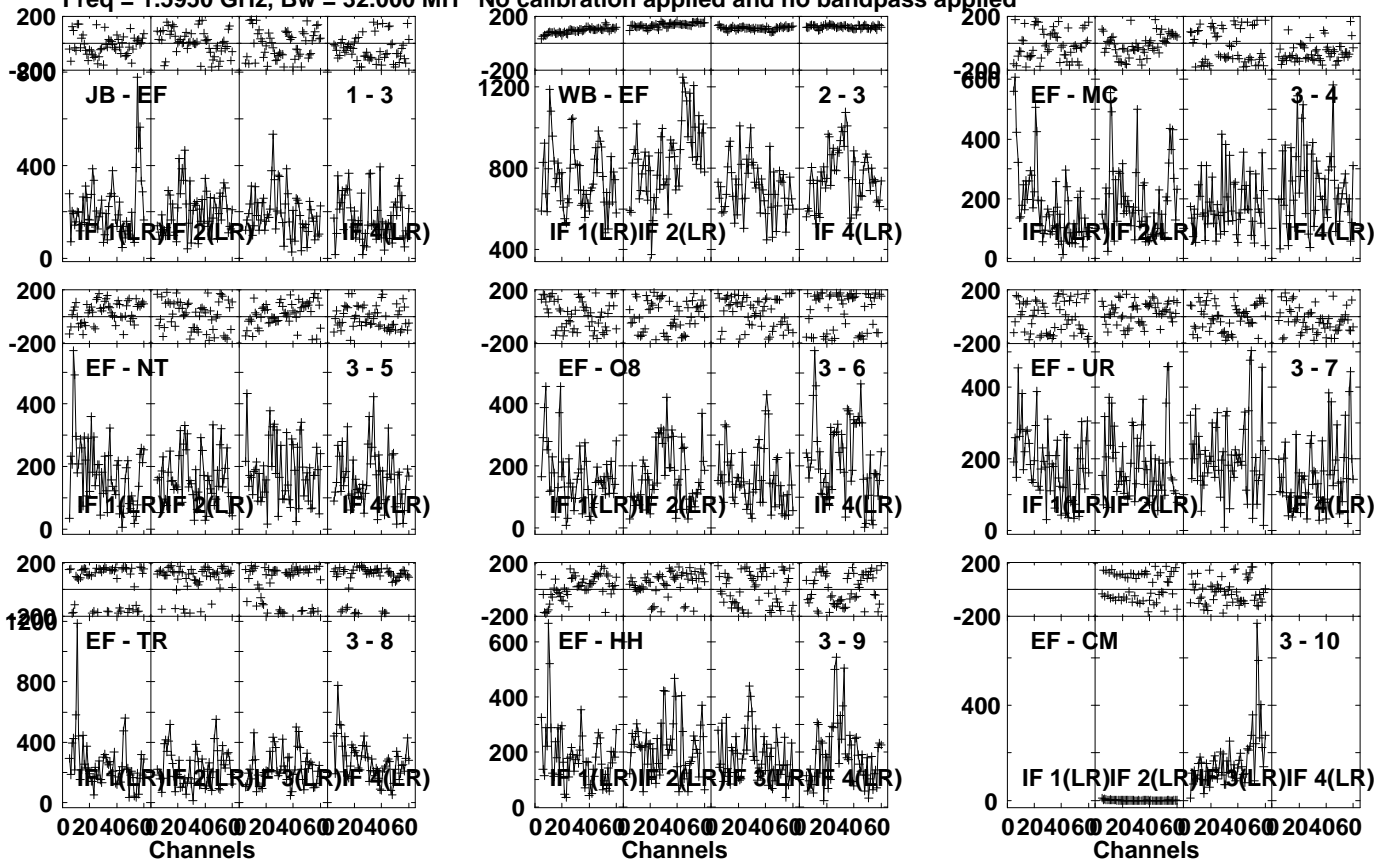
Lower frame: Micro Ampl Jy Top frame: Phas deg
Vector averaged cross-power spectrum Several baselines displayed
Timerange: 00/02:08:31 to 00/02:12:59

Plot file version 91 created 02-MAY-2023 03:18:13

J1947-0103 EB096F.UVDATA.1

Freq = 1.5950 GHz, Bw = 32.000 MH

No calibration applied and no bandpass applied



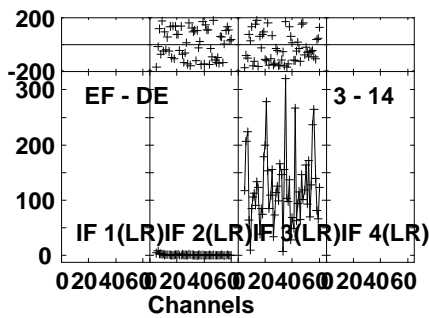
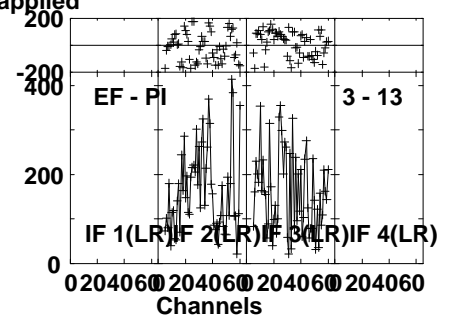
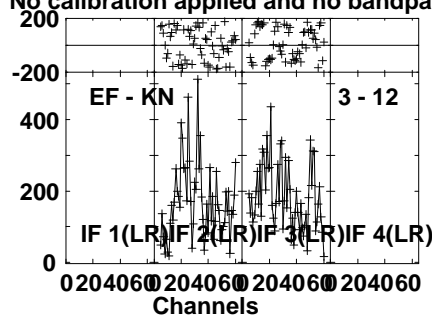
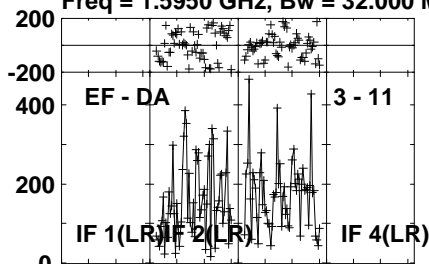
Lower frame: Micro Ampl Jy Top frame: Phas deg
Vector averaged cross-power spectrum Several baselines displayed
Timerange: 00/02:13:01 to 00/02:14:29

Plot file version 92 created 02-MAY-2023 03:18:13

J1947-0103 EB096F.UVDATA.1

Freq = 1.5950 GHz, Bw = 32.000 MH

No calibration applied and no bandpass applied

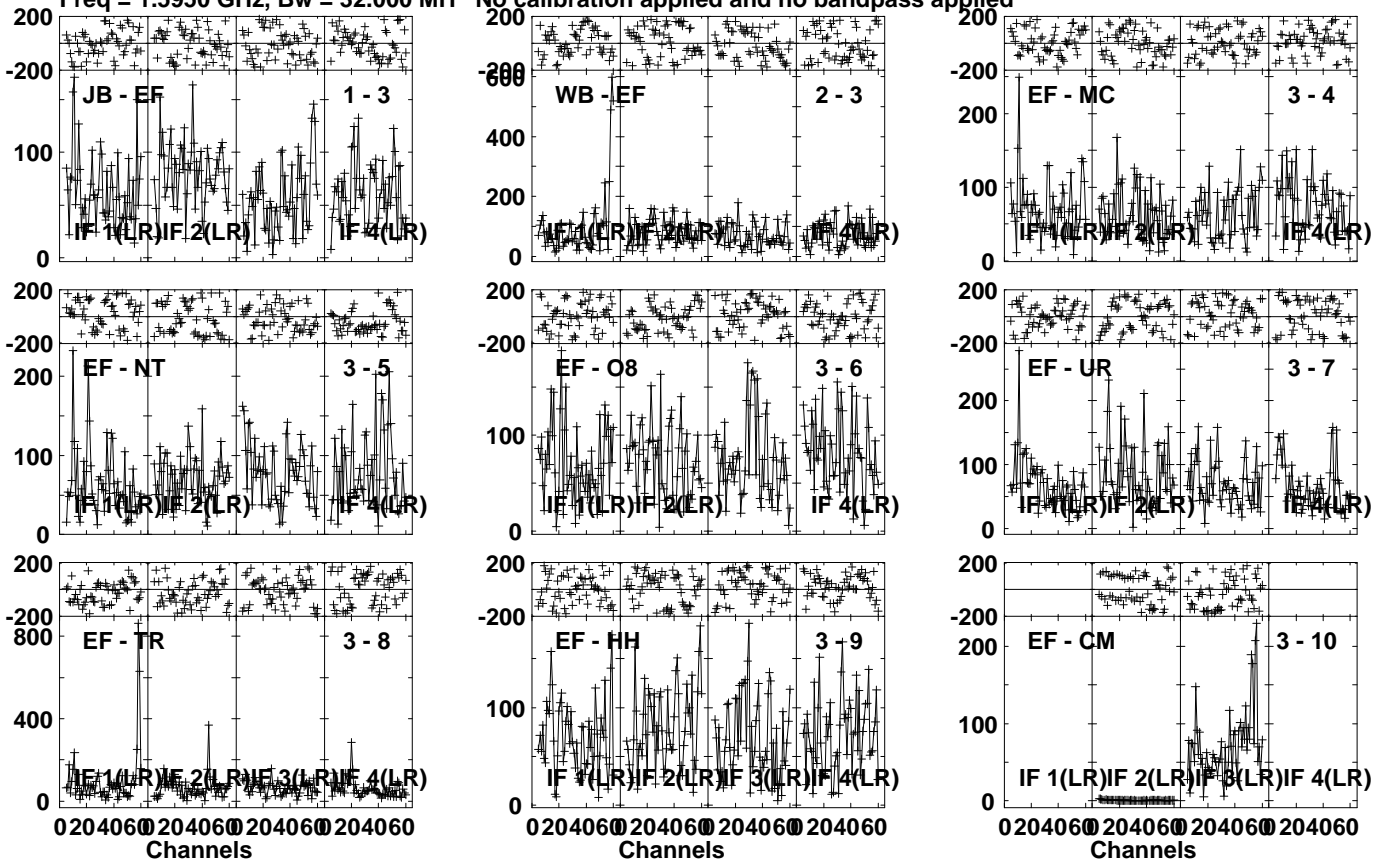


Lower frame: Micro Ampl Jy Top frame: Phas deg
Vector averaged cross-power spectrum Several baselines displayed
Timerange: 00/02:13:01 to 00/02:14:29

Plot file version 93 created 02-MAY-2023 03:18:13

FRB210807 EB096F.UVDATA.1

Freq = 1.5950 GHz, Bw = 32.000 MH No calibration applied and no bandpass applied



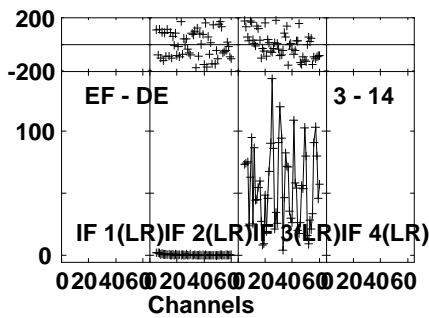
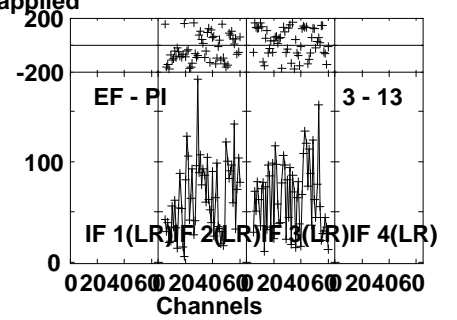
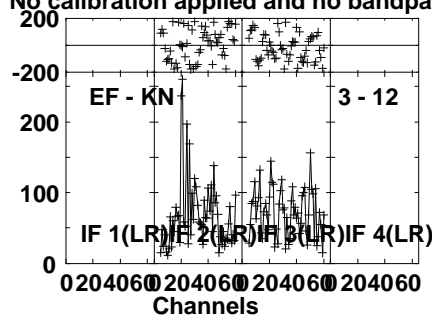
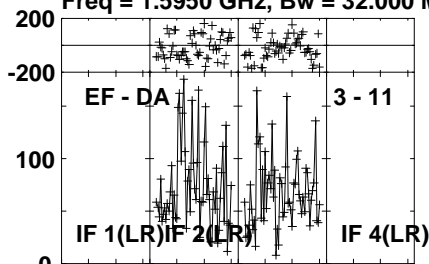
Lower frame: Micro Ampl Jy Top frame: Phas deg
Vector averaged cross-power spectrum Several baselines displayed
Timerange: 00/02:14:33 to 00/02:18:59

Plot file version 94 created 02-MAY-2023 03:18:13

FRB210807 EB096F.UVDATA.1

Freq = 1.5950 GHz, Bw = 32.000 MH

No calibration applied and no bandpass applied



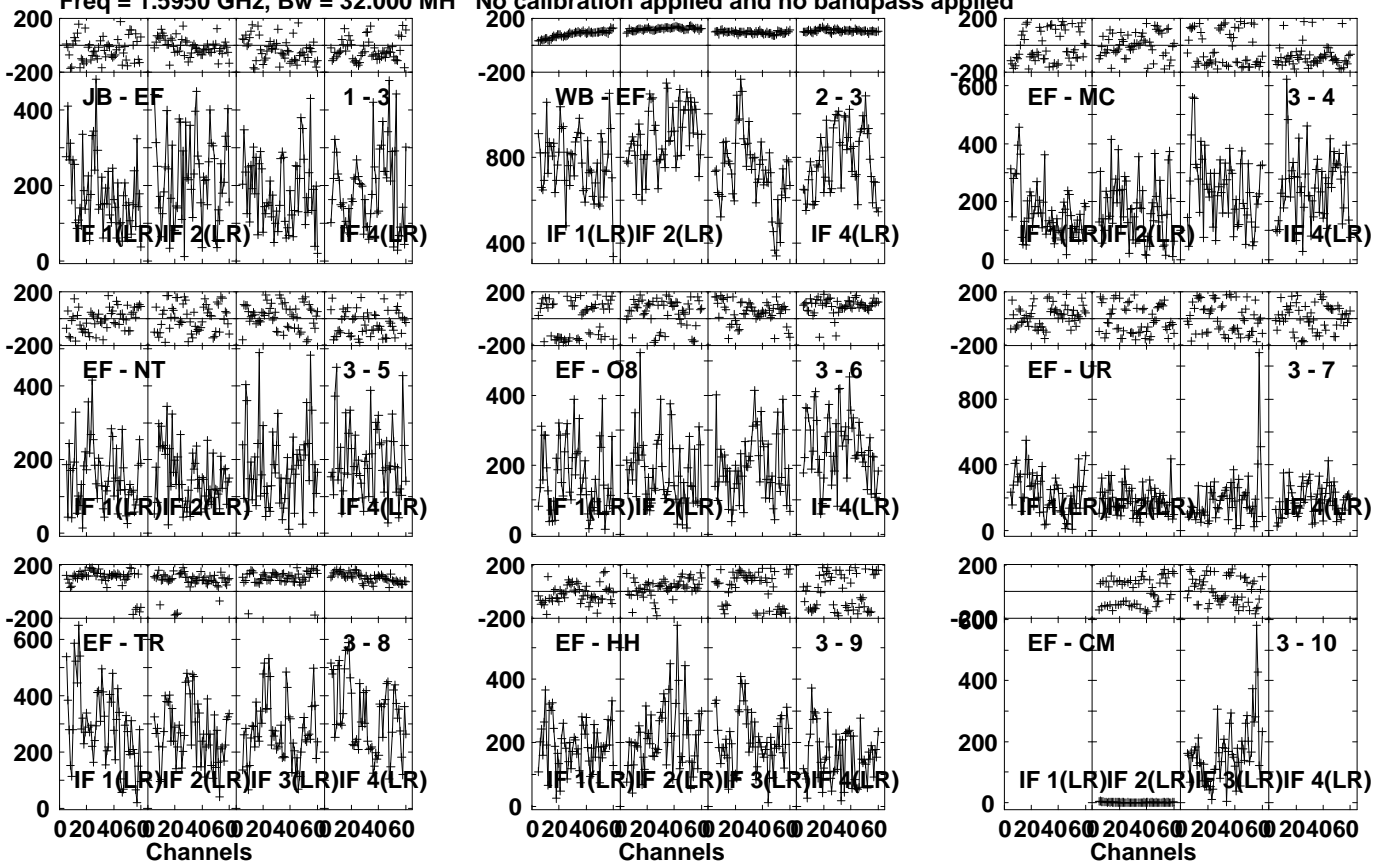
Lower frame: Micro Ampl Jy Top frame: Phas deg
Vector averaged cross-power spectrum Several baselines displayed
Timerange: 00/02:14:33 to 00/02:18:59

Plot file version 95 created 02-MAY-2023 03:18:14

J1947-0103 EB096F.UVDATA.1

Freq = 1.5950 GHz, Bw = 32.000 MH

No calibration applied and no bandpass applied



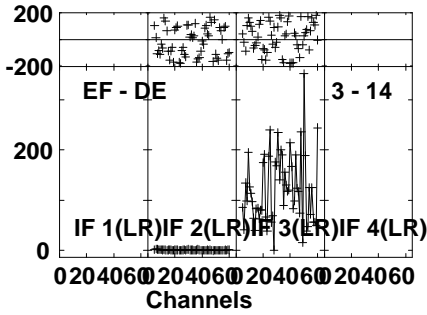
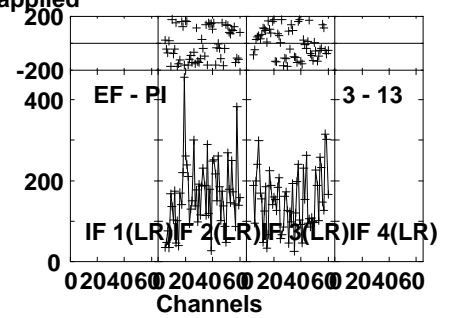
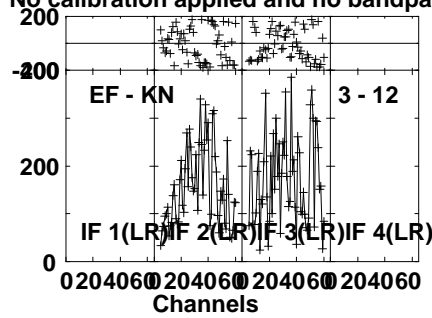
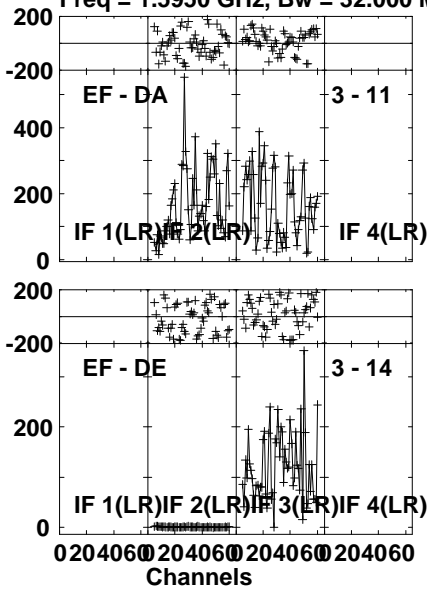
Lower frame: Micro Ampl Jy Top frame: Phas deg
Vector averaged cross-power spectrum Several baselines displayed
Timerange: 00/02:19:41 to 00/02:20:29

Plot file version 96 created 02-MAY-2023 03:18:14

J1947-0103 EB096F.UVDATA.1

Freq = 1.5950 GHz, Bw = 32.000 MH

No calibration applied and no bandpass applied

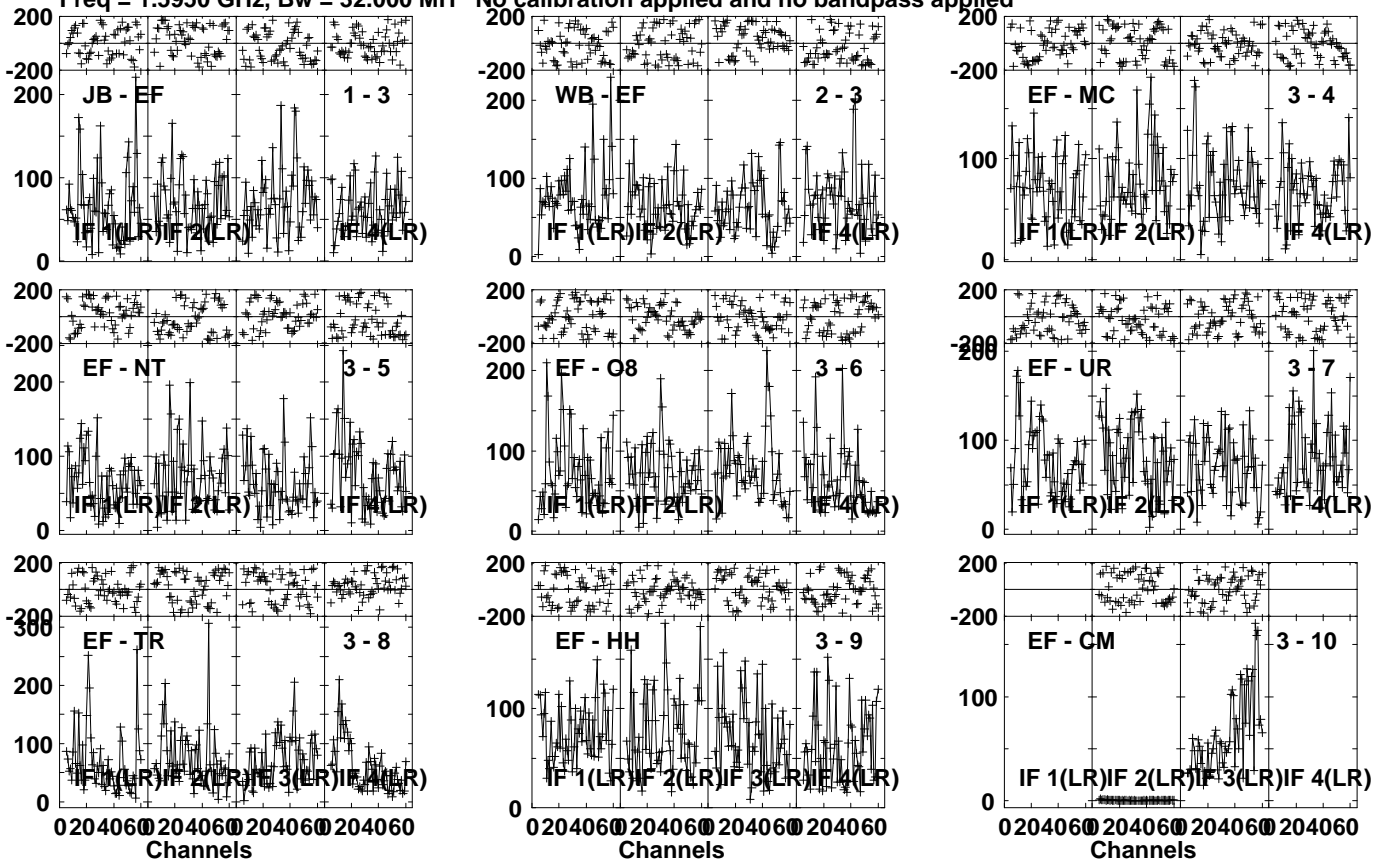


Lower frame: Micro Ampl Jy Top frame: Phas deg
Vector averaged cross-power spectrum Several baselines displayed
Timerange: 00/02:19:41 to 00/02:20:29

Plot file version 97 created 02-MAY-2023 03:18:14

FRB210807 EB096F.UVDATA.1

Freq = 1.5950 GHz, Bw = 32.000 MH No calibration applied and no bandpass applied



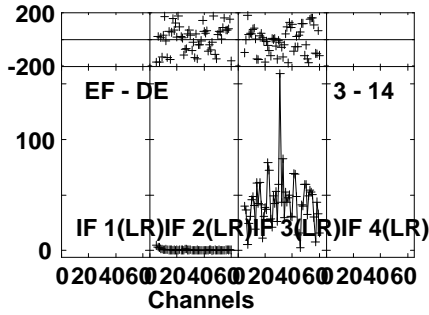
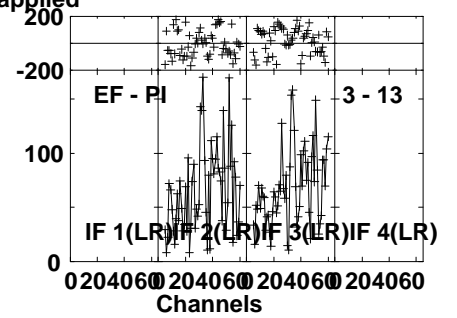
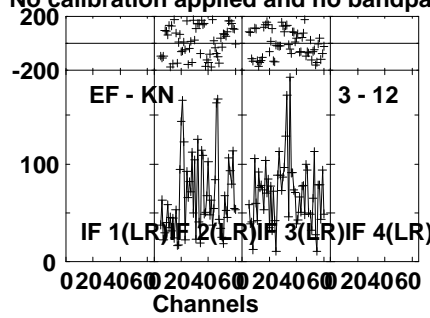
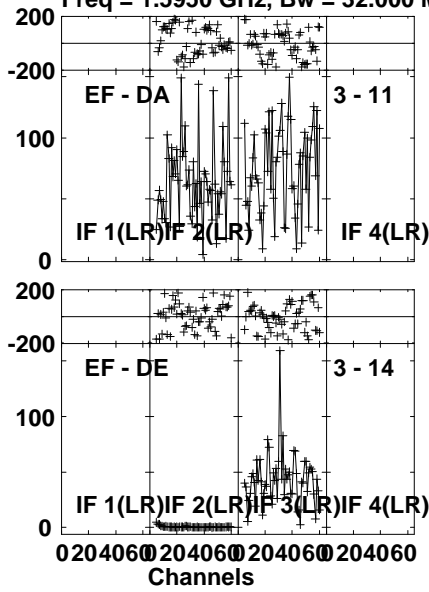
Lower frame: Micro Ampl Jy Top frame: Phas deg
Vector averaged cross-power spectrum Several baselines displayed
Timerange: 00/02:20:31 to 00/02:24:59

Plot file version 98 created 02-MAY-2023 03:18:14

FRB210807 EB096F.UVDATA.1

Freq = 1.5950 GHz, Bw = 32.000 MH

No calibration applied and no bandpass applied



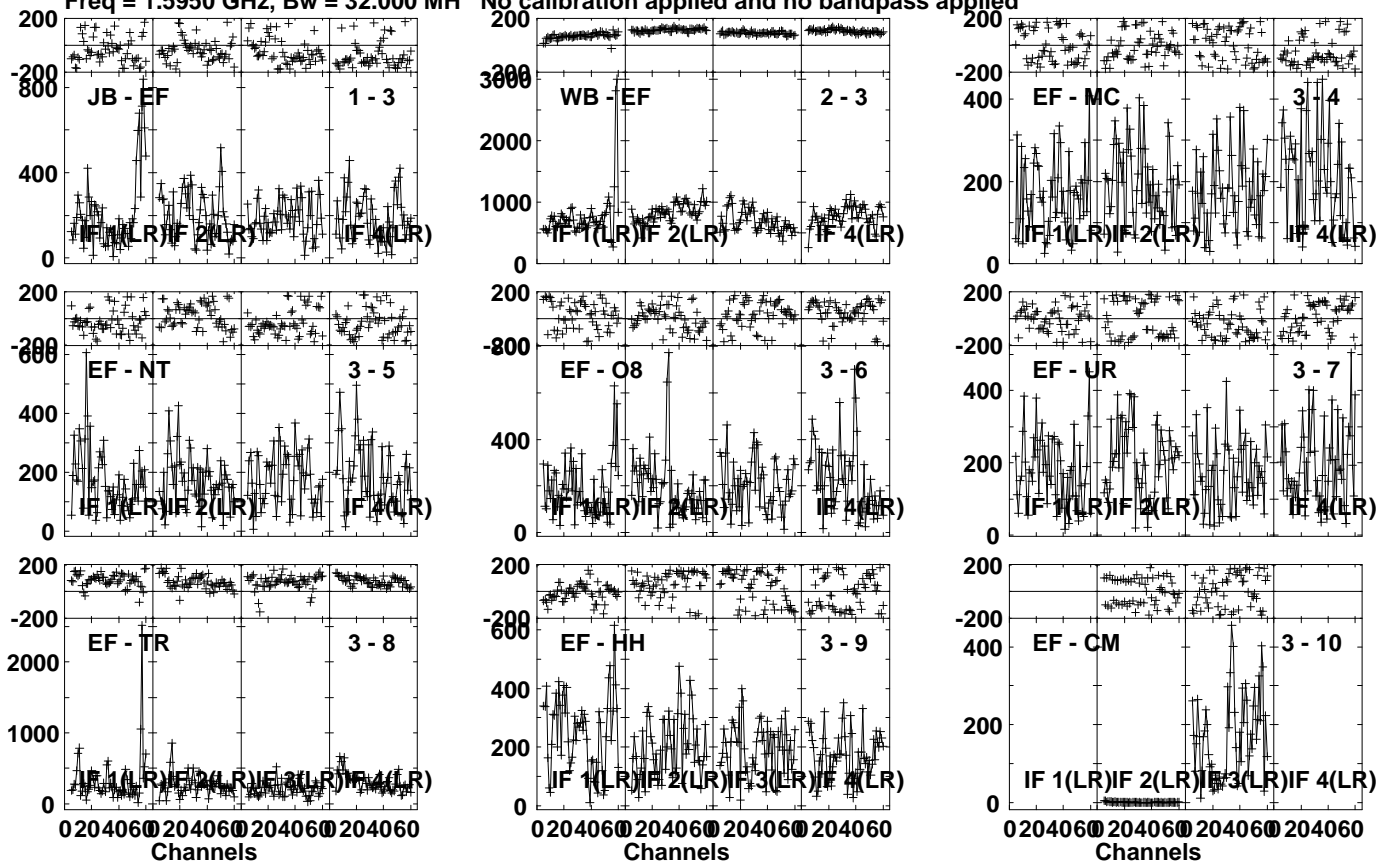
Lower frame: Micro Ampl Jy Top frame: Phas deg
Vector averaged cross-power spectrum Several baselines displayed
Timerange: 00/02:20:31 to 00/02:24:59

Plot file version 99 created 02-MAY-2023 03:18:14

J1947-0103 EB096F.UVDATA.1

Freq = 1.5950 GHz, Bw = 32.000 MH

No calibration applied and no bandpass applied



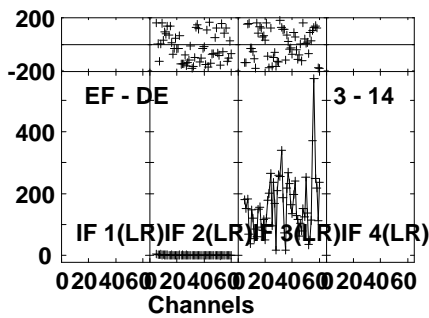
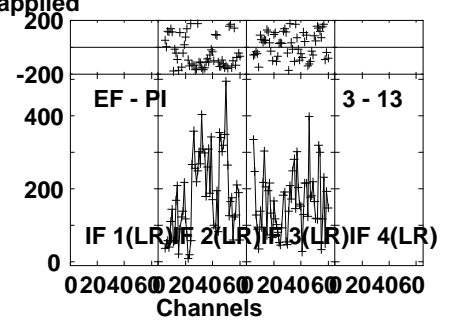
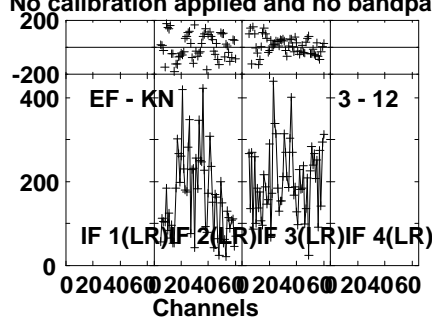
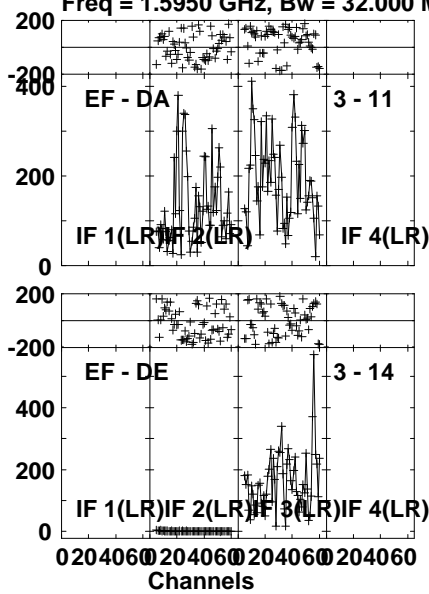
Lower frame: Micro Ampl Jy Top frame: Phas deg
Vector averaged cross-power spectrum Several baselines displayed
Timerange: 00/02:25:01 to 00/02:26:29

Plot file version 100 created 02-MAY-2023 03:18:15

J1947-0103 EB096F.UVDATA.1

Freq = 1.5950 GHz, Bw = 32.000 MH

No calibration applied and no bandpass applied

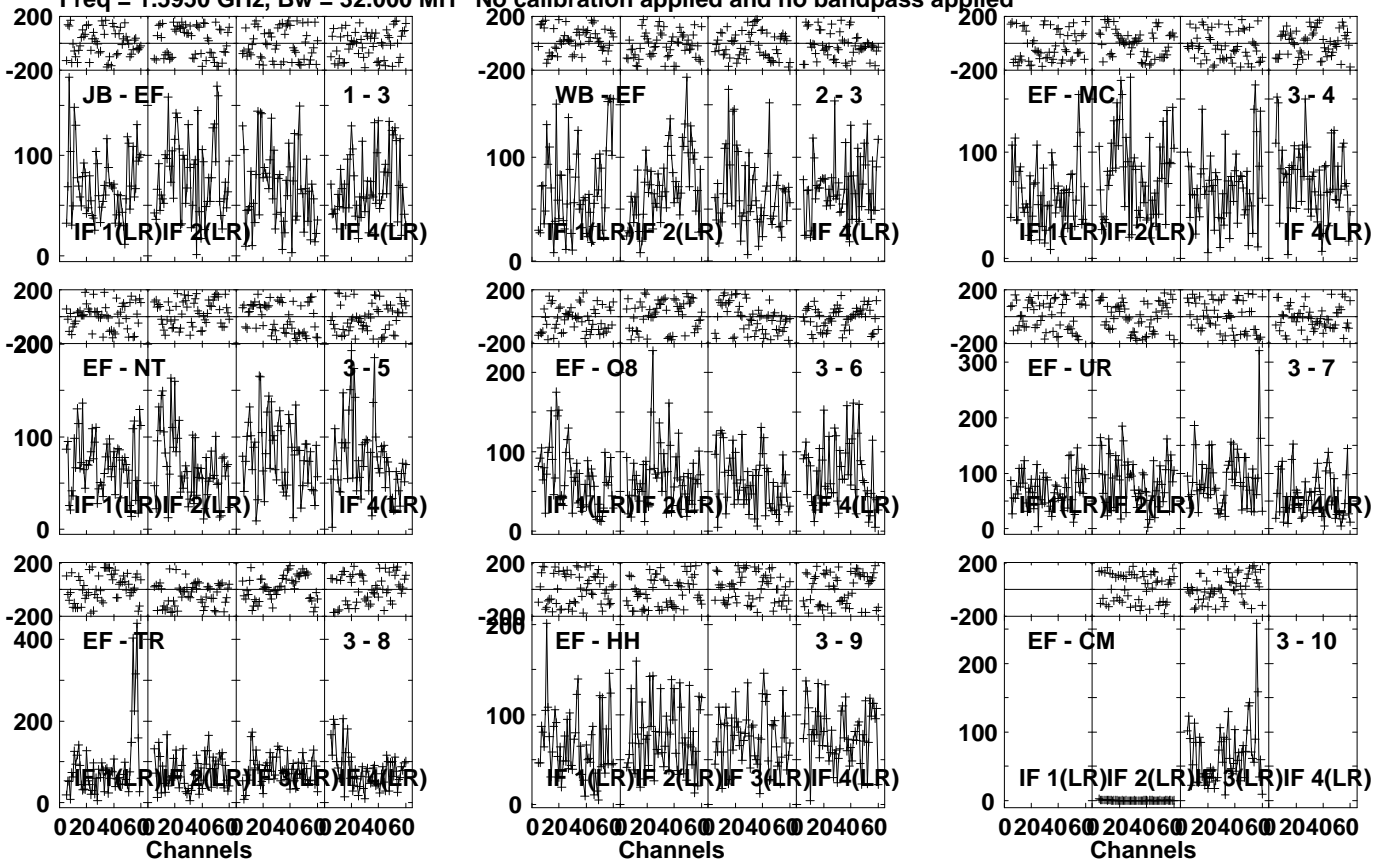


Lower frame: Micro Ampl Jy Top frame: Phas deg
Vector averaged cross-power spectrum Several baselines displayed
Timerange: 00/02:25:01 to 00/02:26:29

Plot file version 101 created 02-MAY-2023 03:18:15

FRB210807 EB096F.UVDATA.1

Freq = 1.5950 GHz, Bw = 32.000 MH No calibration applied and no bandpass applied



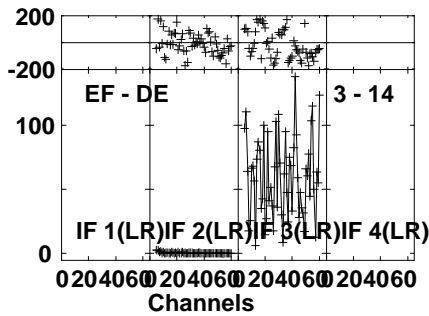
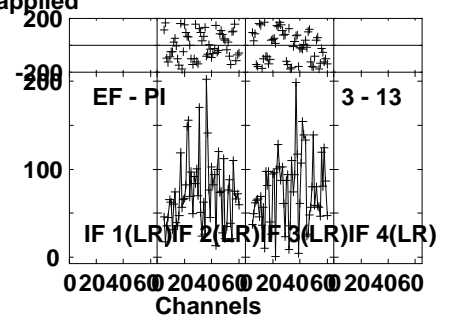
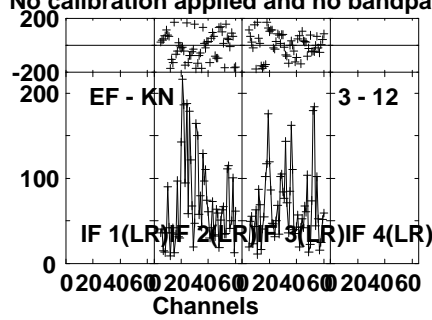
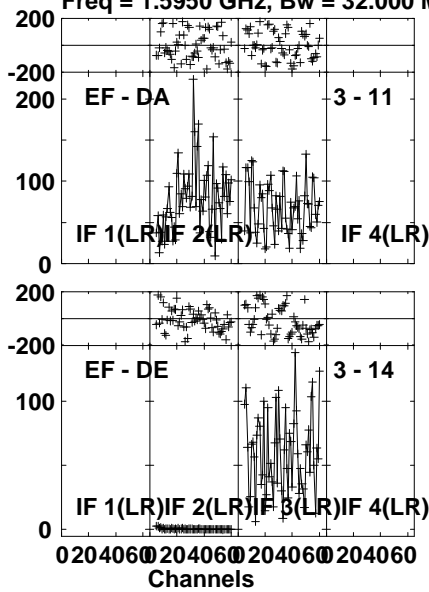
Lower frame: Micro Ampl Jy Top frame: Phas deg
Vector averaged cross-power spectrum Several baselines displayed
Timerange: 00/02:26:31 to 00/02:30:59

Plot file version 102 created 02-MAY-2023 03:18:15

FRB210807 EB096F.UVDATA.1

Freq = 1.5950 GHz, Bw = 32.000 MH

No calibration applied and no bandpass applied



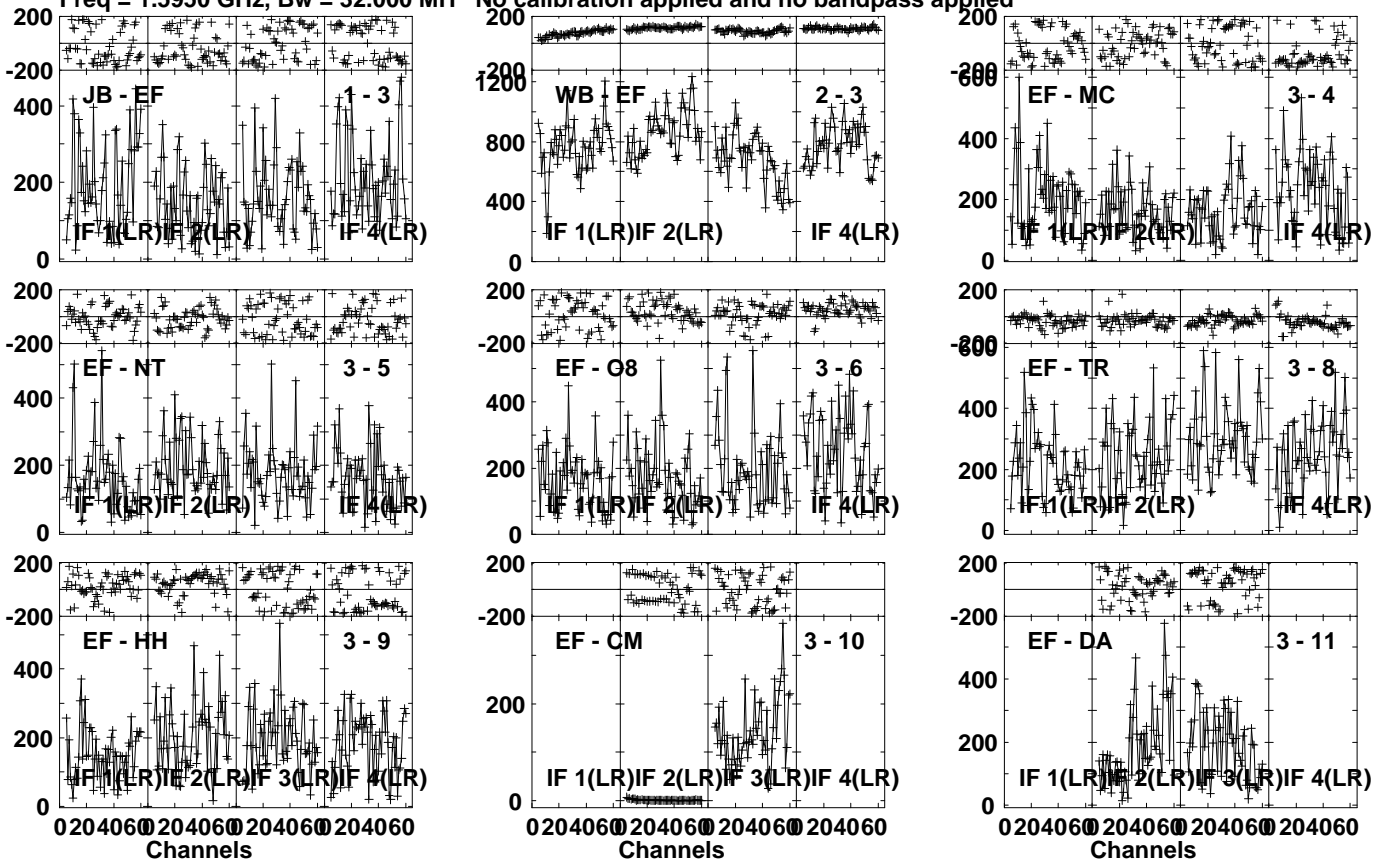
Lower frame: Micro Ampl Jy Top frame: Phas deg
Vector averaged cross-power spectrum Several baselines displayed
Timerange: 00/02:26:31 to 00/02:30:59

Plot file version 103 created 02-MAY-2023 03:18:15

J1947-0103 EB096F.UVDATA.1

Freq = 1.5950 GHz, Bw = 32.000 MH

No calibration applied and no bandpass applied



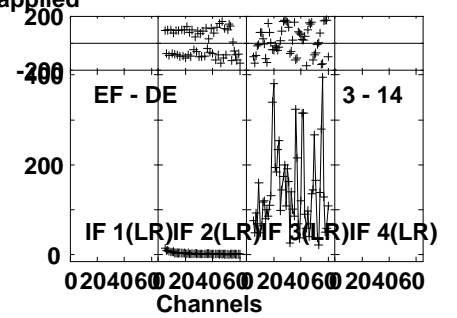
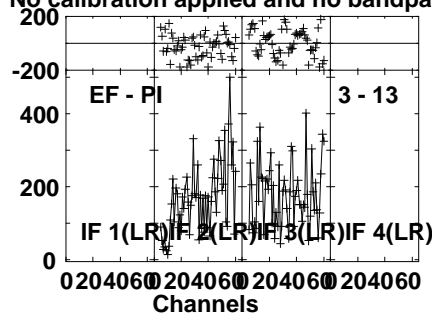
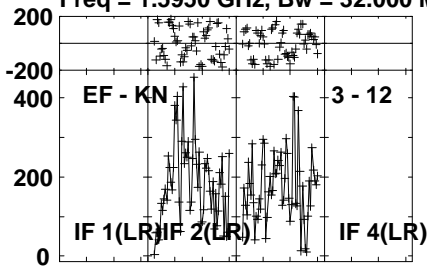
Lower frame: Micro Ampl Jy Top frame: Phas deg
Vector averaged cross-power spectrum Several baselines displayed
Timerange: 00/02:31:41 to 00/02:32:29

Plot file version 104 created 02-MAY-2023 03:18:15

J1947-0103 EB096F.UVDATA.1

Freq = 1.5950 GHz, Bw = 32.000 MH

No calibration applied and no bandpass applied



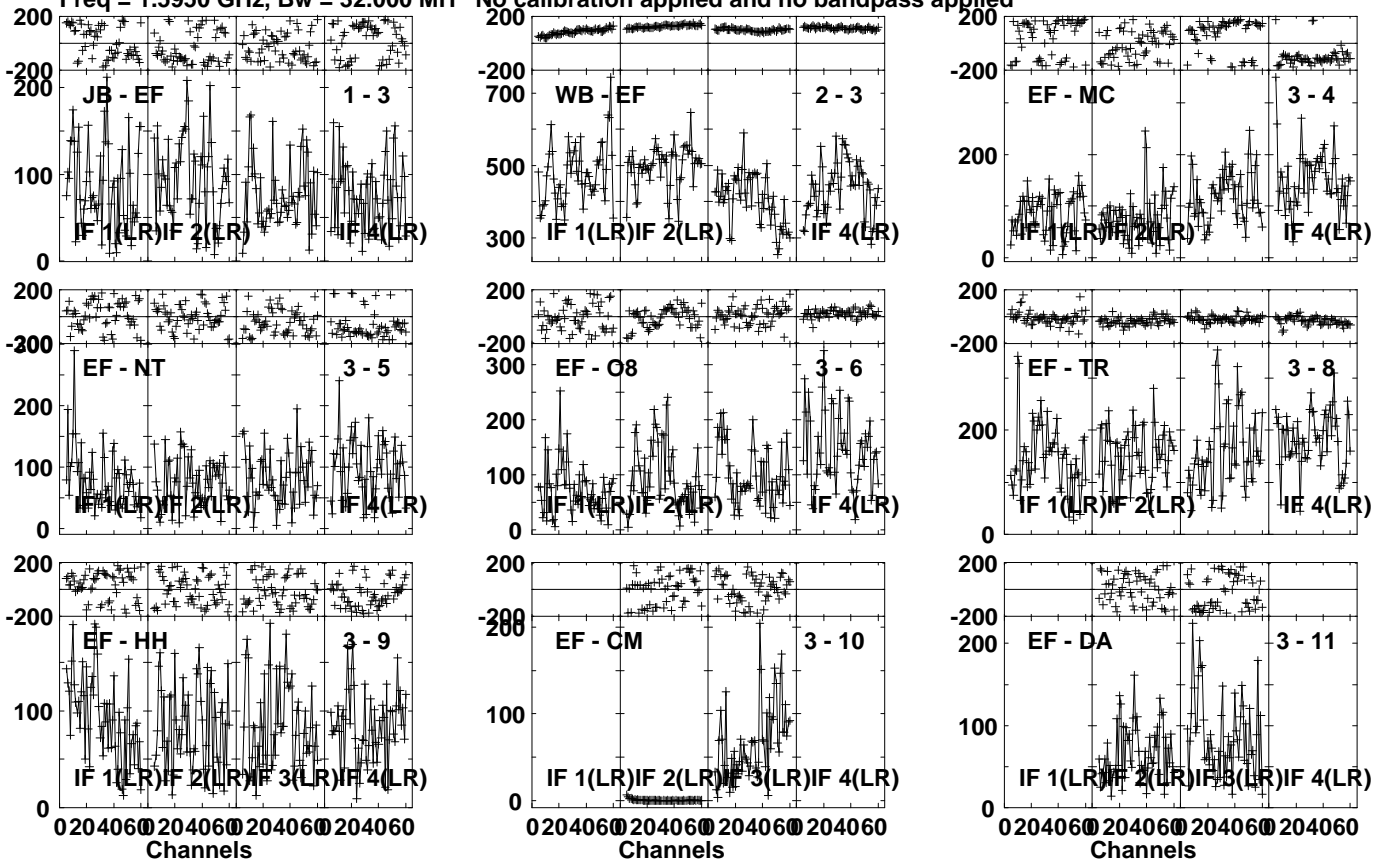
Lower frame: Micro Ampl Jy Top frame: Phas deg
Vector averaged cross-power spectrum Several baselines displayed
Timerange: 00/02:31:41 to 00/02:32:29

Plot file version 105 created 02-MAY-2023 03:18:15

J1945-0153 EB096F.UVDATA.1

Freq = 1.5950 GHz, Bw = 32.000 MH

No calibration applied and no bandpass applied



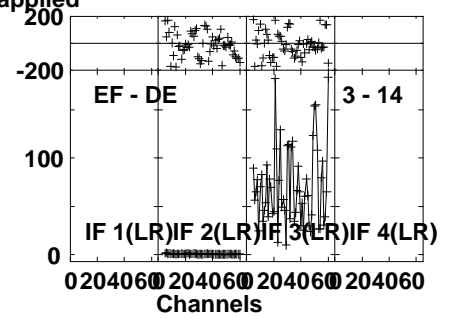
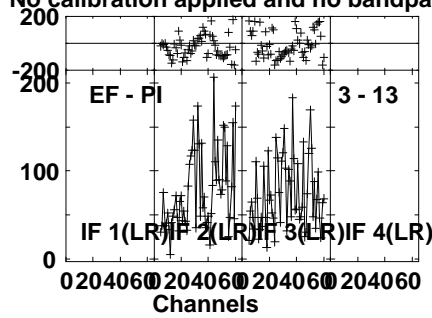
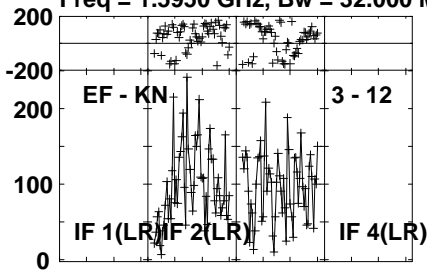
Lower frame: Micro Ampl Jy Top frame: Phas deg
Vector averaged cross-power spectrum Several baselines displayed
Timerange: 00/02:32:31 to 00/02:35:59

Plot file version 106 created 02-MAY-2023 03:18:16

J1945-0153 EB096F.UVDATA.1

Freq = 1.5950 GHz, Bw = 32.000 MH

No calibration applied and no bandpass applied



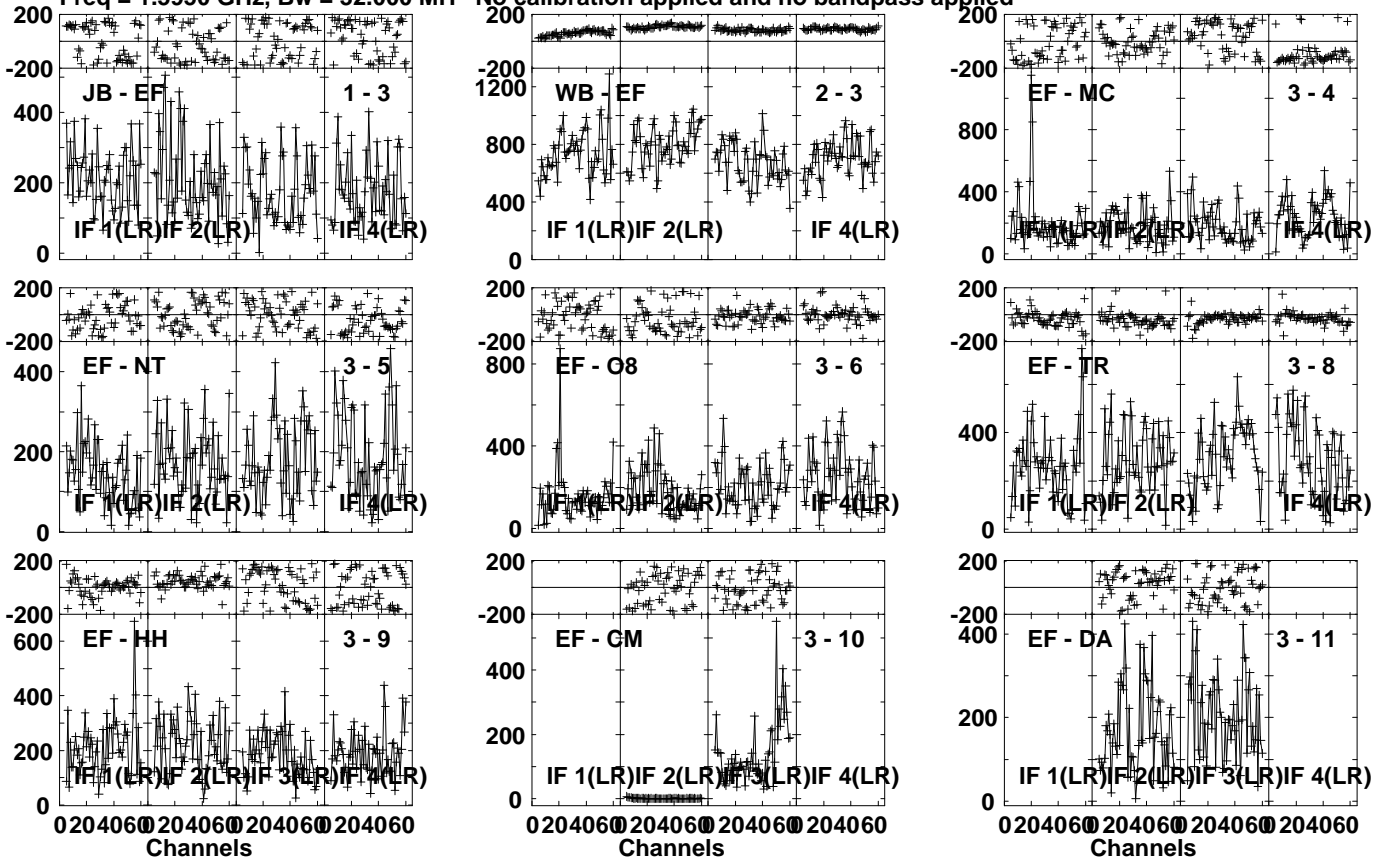
Lower frame: Micro Ampl Jy Top frame: Phas deg
Vector averaged cross-power spectrum Several baselines displayed
Timerange: 00/02:32:31 to 00/02:35:59

Plot file version 107 created 02-MAY-2023 03:18:16

J1947-0103 EB096F.UVDATA.1

Freq = 1.5950 GHz, Bw = 32.000 MH

No calibration applied and no bandpass applied



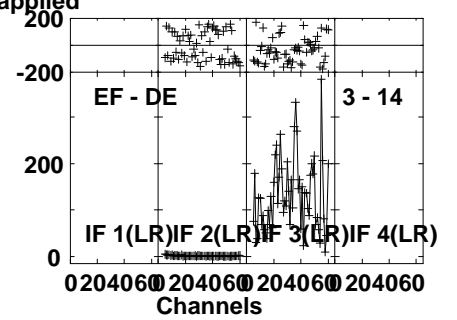
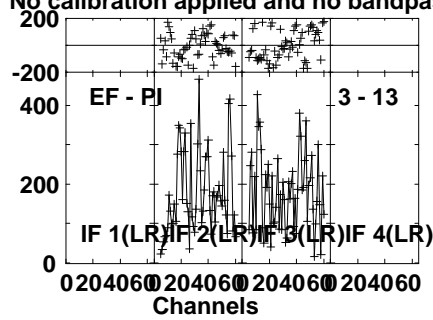
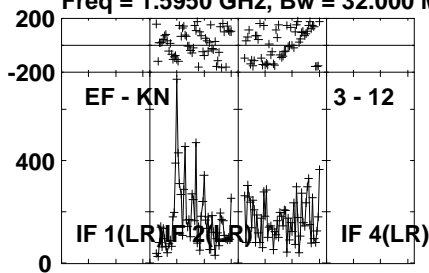
Lower frame: Micro Ampl Jy Top frame: Phas deg
Vector averaged cross-power spectrum Several baselines displayed
Timerange: 00:02:36:31 to 00:02:37:29

Plot file version 108 created 02-MAY-2023 03:18:16

J1947-0103 EB096F.UVDATA.1

Freq = 1.5950 GHz, Bw = 32.000 MH

No calibration applied and no bandpass applied

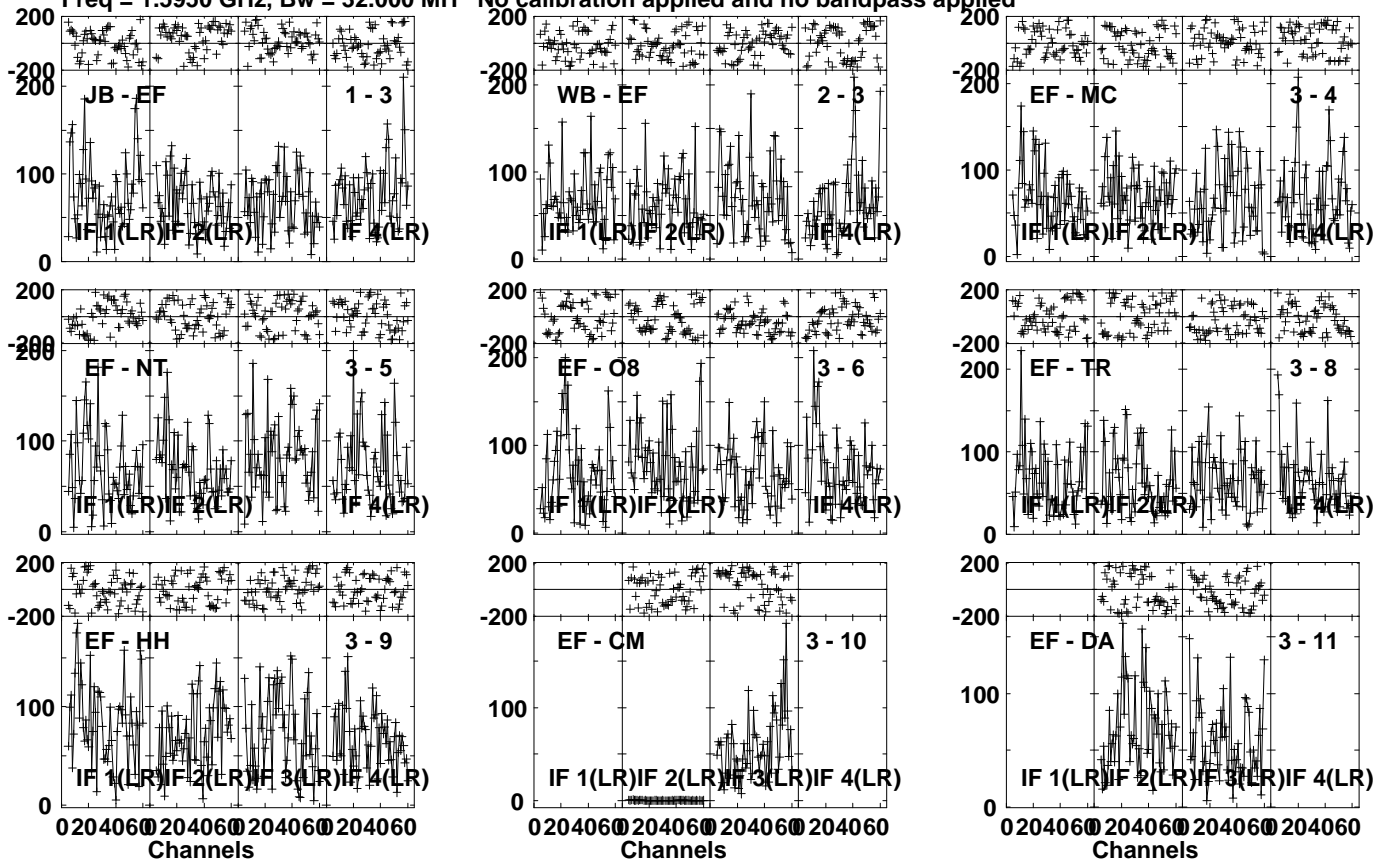


Lower frame: Micro Ampl Jy Top frame: Phas deg
Vector averaged cross-power spectrum Several baselines displayed
Timerange: 00/02:36:31 to 00/02:37:29

Plot file version 109 created 02-MAY-2023 03:18:16

FRB210807 EB096F.UVDATA.1

Freq = 1.5950 GHz, Bw = 32.000 MH No calibration applied and no bandpass applied



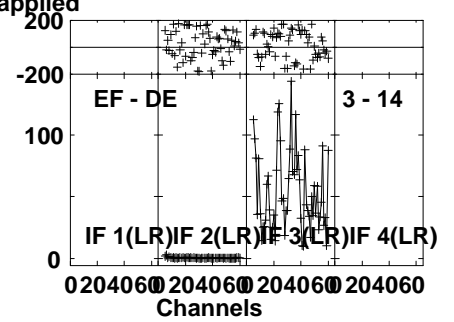
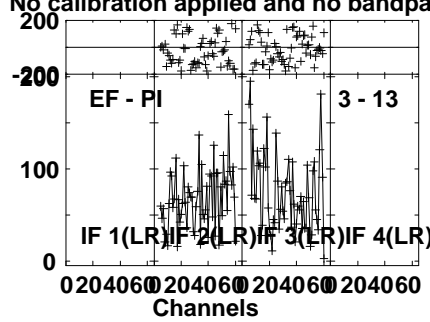
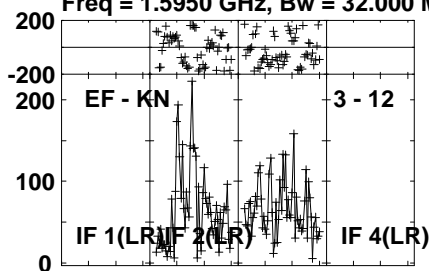
Lower frame: Micro Ampl Jy Top frame: Phas deg
Vector averaged cross-power spectrum Several baselines displayed
Timerange: 00/02:37:31 to 00/02:41:59

Plot file version 110 created 02-MAY-2023 03:18:16

FRB210807 EB096F.UVDATA.1

Freq = 1.5950 GHz, Bw = 32.000 MH

No calibration applied and no bandpass applied



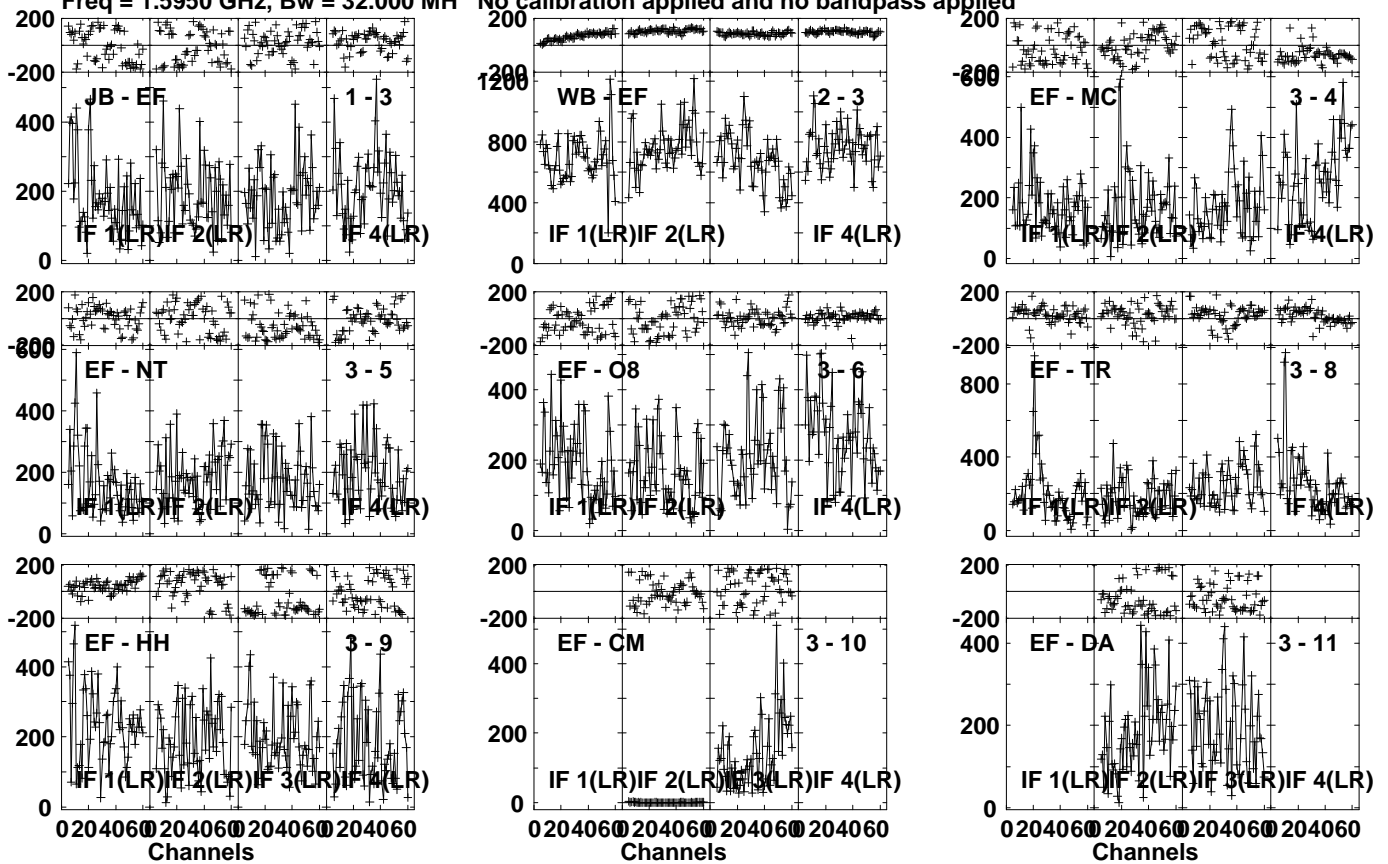
Lower frame: Micro Ampl Jy Top frame: Phas deg
Vector averaged cross-power spectrum Several baselines displayed
Timerange: 00/02:37:31 to 00/02:41:59

Plot file version 111 created 02-MAY-2023 03:18:16

J1947-0103 EB096F.UVDATA.1

Freq = 1.5950 GHz, Bw = 32.000 MH

No calibration applied and no bandpass applied



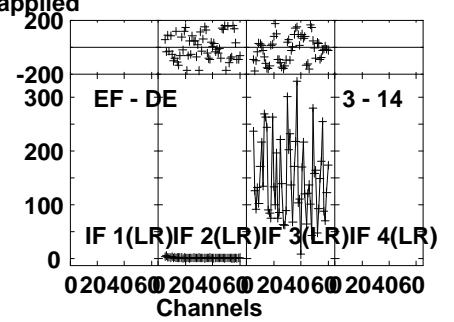
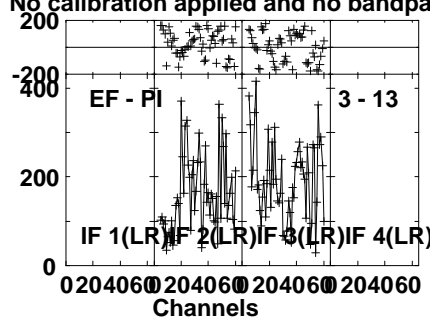
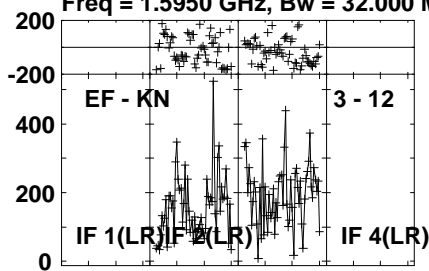
Lower frame: Micro Ampl Jy Top frame: Phas deg
Vector averaged cross-power spectrum Several baselines displayed
Timerange: 00/02:42:01 to 00/02:43:29

Plot file version 112 created 02-MAY-2023 03:18:16

J1947-0103 EB096F.UVDATA.1

Freq = 1.5950 GHz, Bw = 32.000 MH

No calibration applied and no bandpass applied

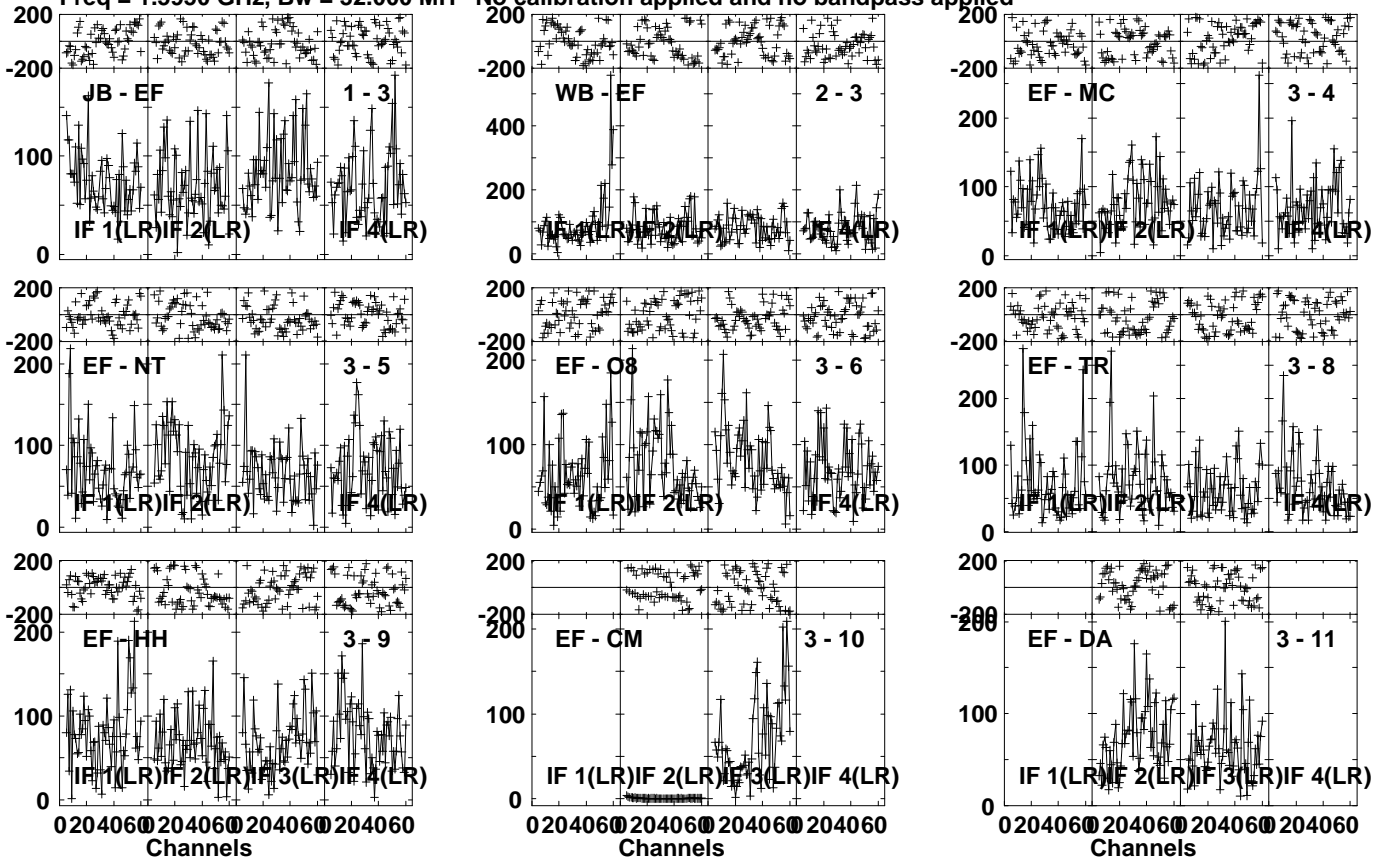


Lower frame: Micro Ampl Jy Top frame: Phas deg
Vector averaged cross-power spectrum Several baselines displayed
Timerange: 00/02:42:01 to 00/02:43:29

Plot file version 113 created 02-MAY-2023 03:18:17

FRB210807 EB096F.UVDATA.1

Freq = 1.5950 GHz, Bw = 32.000 MH No calibration applied and no bandpass applied



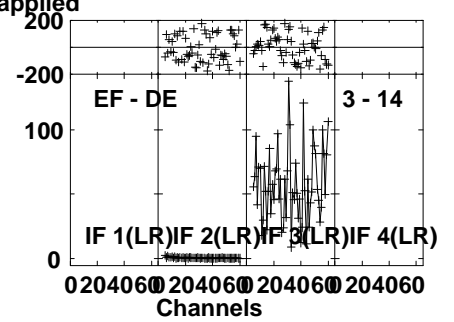
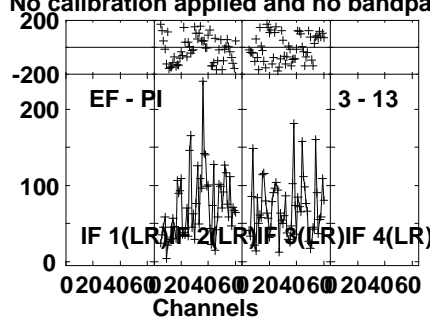
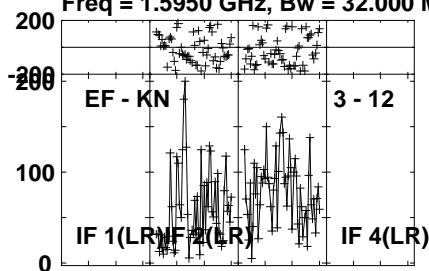
Lower frame: Micro Ampl Jy Top frame: Phas deg
Vector averaged cross-power spectrum Several baselines displayed
Timerange: 00/02:43:31 to 00/02:47:59

Plot file version 114 created 02-MAY-2023 03:18:17

FRB210807 EB096F.UVDATA.1

Freq = 1.5950 GHz, Bw = 32.000 MH

No calibration applied and no bandpass applied

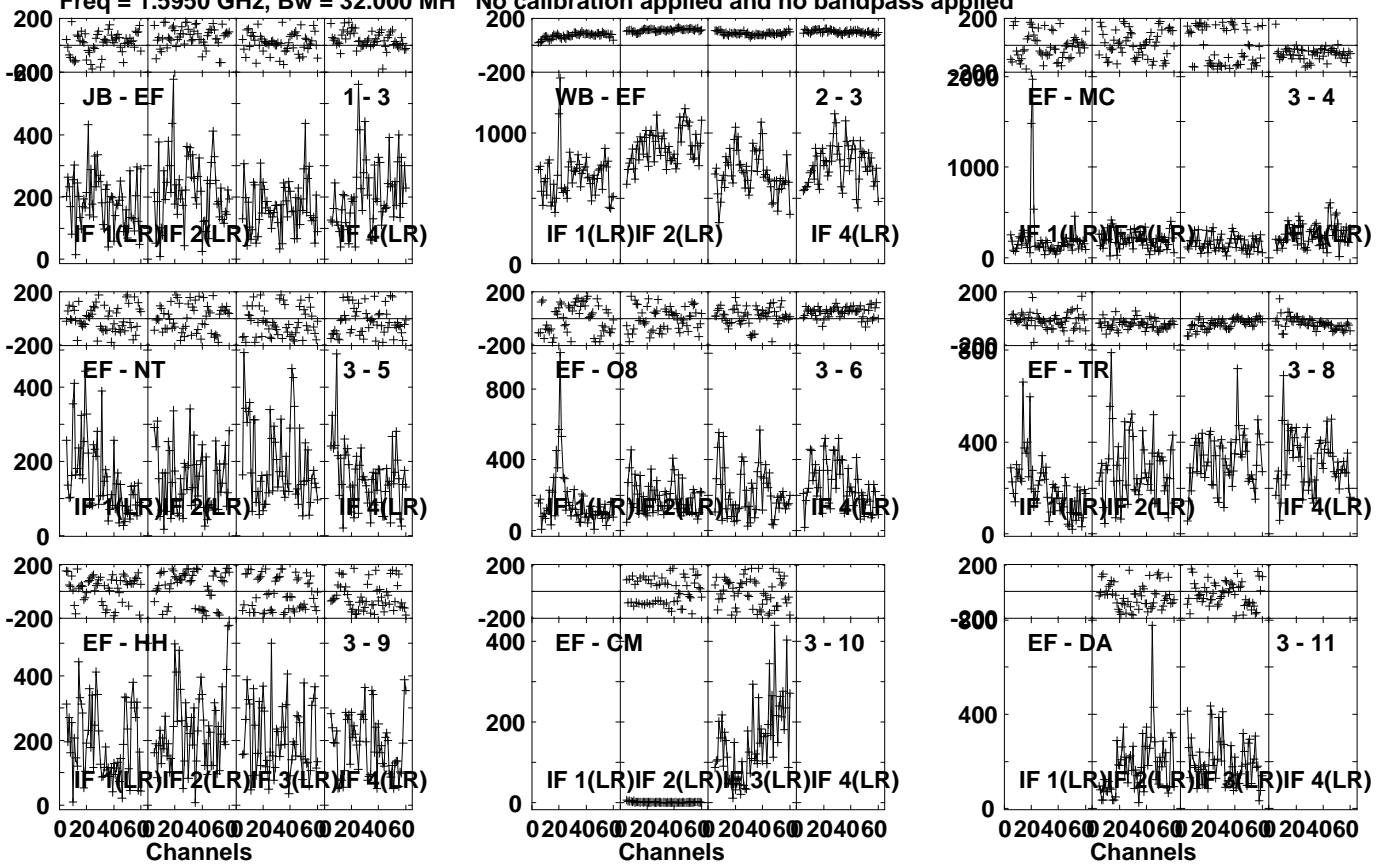


Lower frame: Micro Ampl Jy Top frame: Phas deg
Vector averaged cross-power spectrum Several baselines displayed
Timerange: 00/02:43:31 to 00/02:47:59

Plot file version 115 created 02-MAY-2023 03:18:17

J1947-0103 EB096F.UVDATA.1

Freq = 1.5950 GHz, Bw = 32.000 MH No calibration applied and no bandpass applied



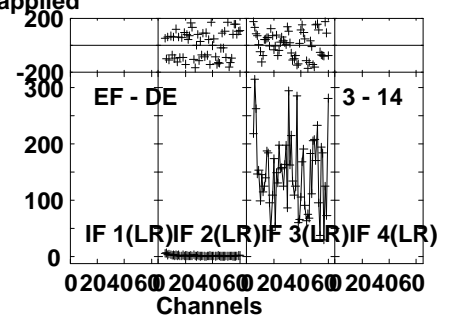
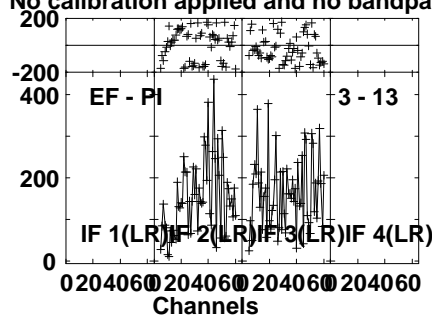
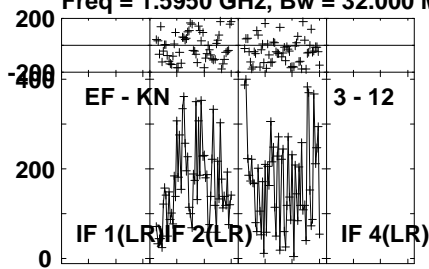
Lower frame: Micro Ampl Jy Top frame: Phas deg
Vector averaged cross-power spectrum Several baselines displayed
Timerange: 00/02:48:41 to 00/02:49:29

Plot file version 116 created 02-MAY-2023 03:18:17

J1947-0103 EB096F.UVDATA.1

Freq = 1.5950 GHz, Bw = 32.000 MH

No calibration applied and no bandpass applied



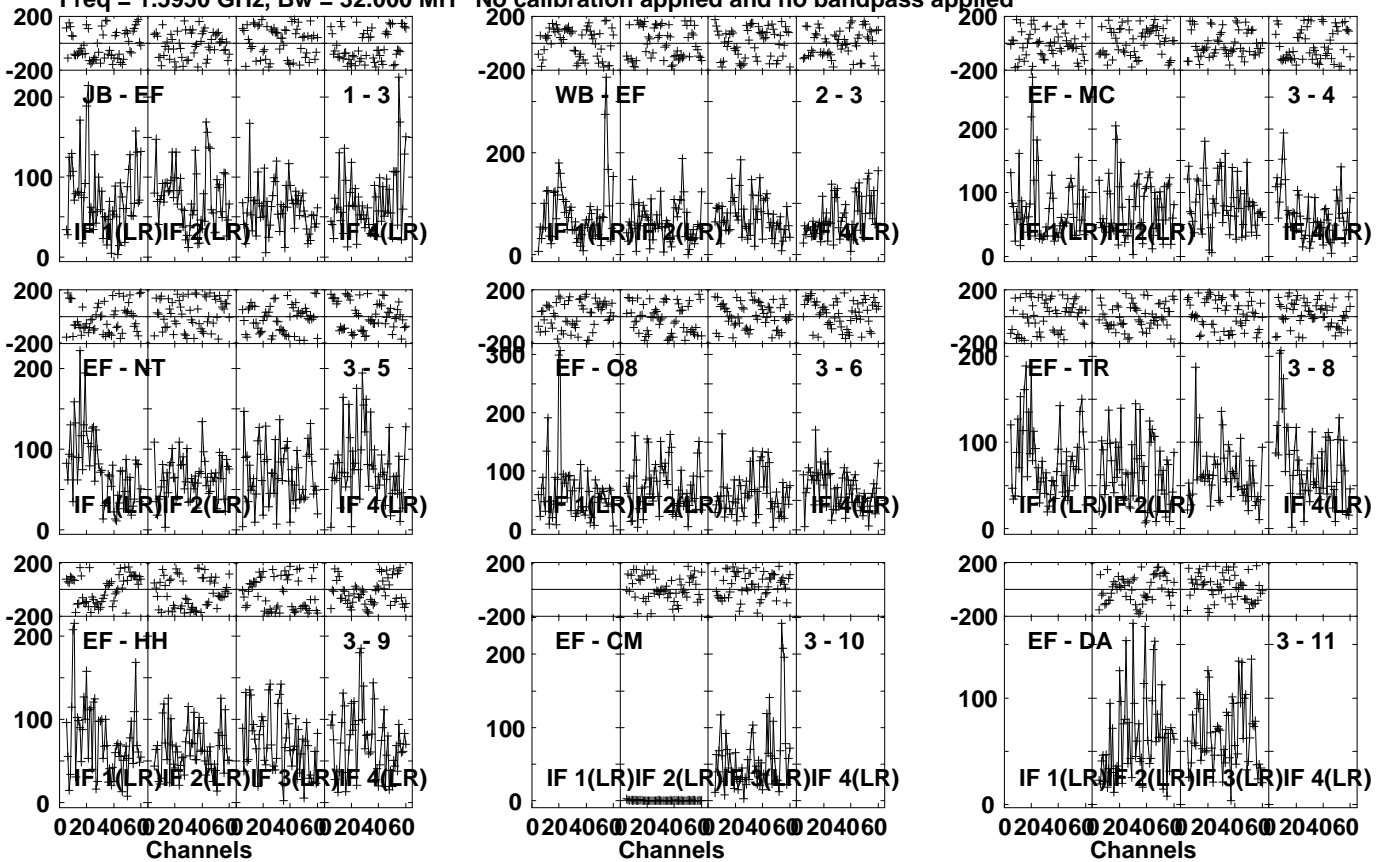
Lower frame: Micro Ampl Jy Top frame: Phas deg
Vector averaged cross-power spectrum Several baselines displayed
Timerange: 00/02:48:41 to 00/02:49:29

Plot file version 117 created 02-MAY-2023 03:18:17

FRB210807 EB096F.UVDATA.1

Freq = 1.5950 GHz, Bw = 32.000 MH

No calibration applied and no bandpass applied



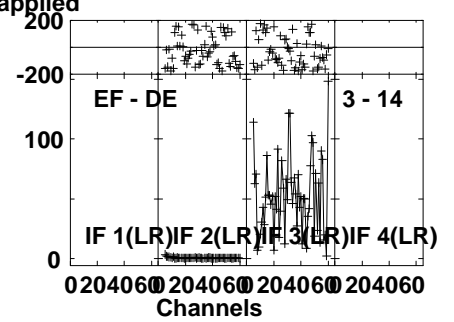
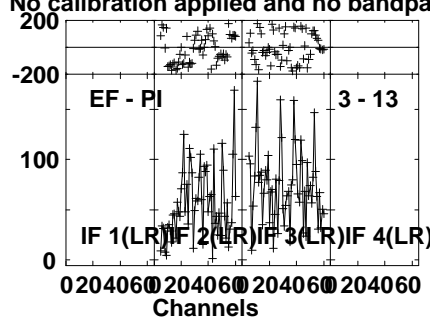
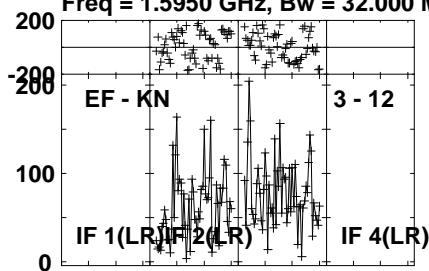
Lower frame: Micro Ampl Jy Top frame: Phas deg
Vector averaged cross-power spectrum Several baselines displayed
Timerange: 00/02:49:31 to 00/02:53:59

Plot file version 118 created 02-MAY-2023 03:18:17

FRB210807 EB096F.UVDATA.1

Freq = 1.5950 GHz, Bw = 32.000 MH

No calibration applied and no bandpass applied



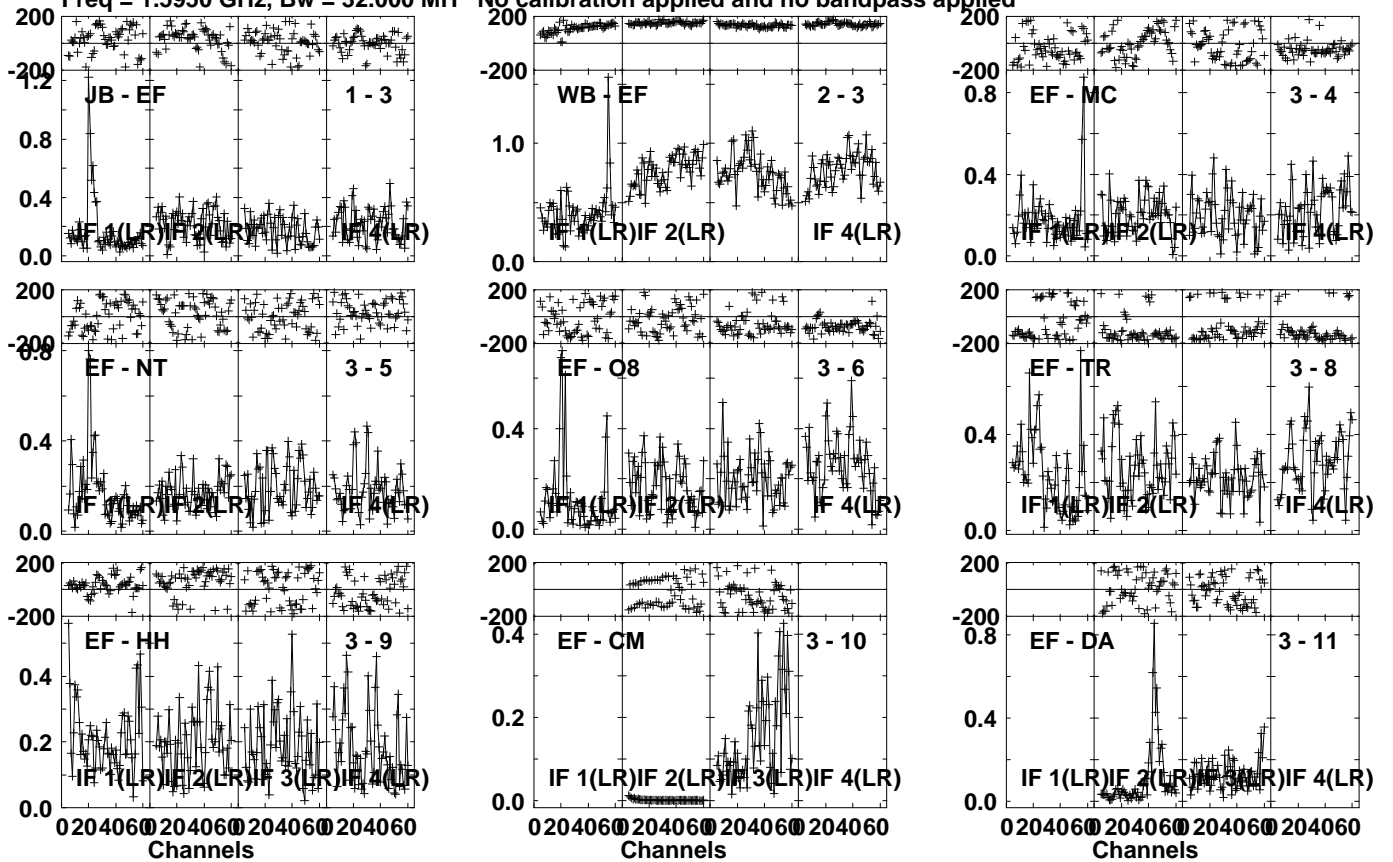
Lower frame: Micro Ampl Jy Top frame: Phas deg
Vector averaged cross-power spectrum Several baselines displayed
Timerange: 00/02:49:31 to 00/02:53:59

Plot file version 119 created 02-MAY-2023 03:18:18

J1947-0103 EB096F.UVDATA.1

Freq = 1.5950 GHz, Bw = 32.000 MH

No calibration applied and no bandpass applied



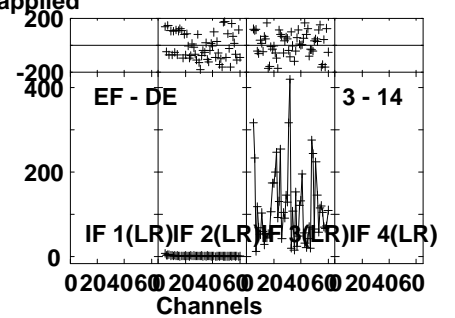
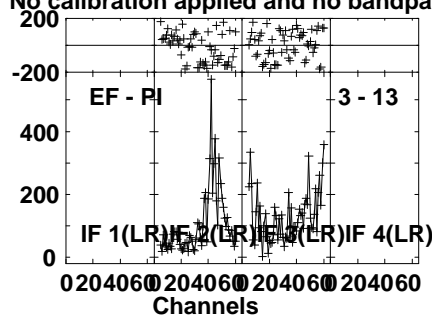
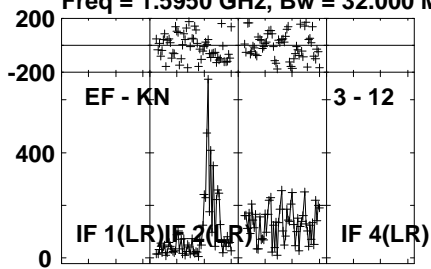
Lower frame: Milli Ampl Jy Top frame: Phas deg
Vector averaged cross-power spectrum Several baselines displayed
Timerange: 00/02:54:01 to 00/02:55:29

Plot file version 120 created 02-MAY-2023 03:18:18

J1947-0103 EB096F.UVDATA.1

Freq = 1.5950 GHz, Bw = 32.000 MH

No calibration applied and no bandpass applied

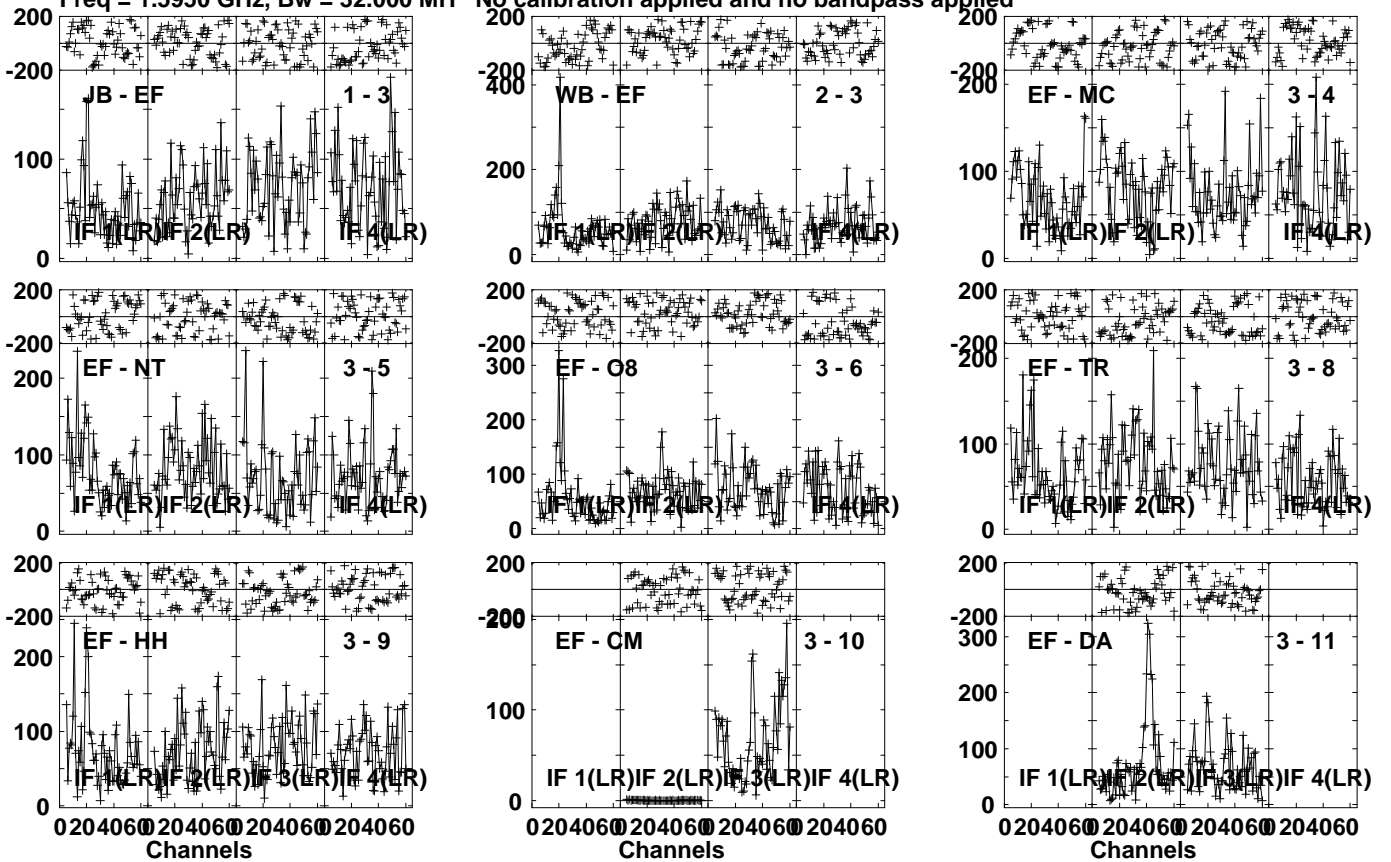


Lower frame: Micro Ampl Jy Top frame: Phas deg
Vector averaged cross-power spectrum Several baselines displayed
Timerange: 00/02:54:01 to 00/02:55:29

Plot file version 121 created 02-MAY-2023 03:18:18

FRB210807 EB096F.UVDATA.1

Freq = 1.5950 GHz, Bw = 32.000 MH No calibration applied and no bandpass applied



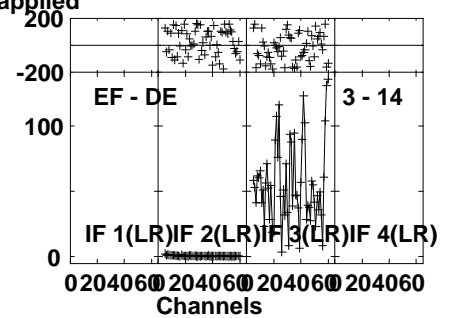
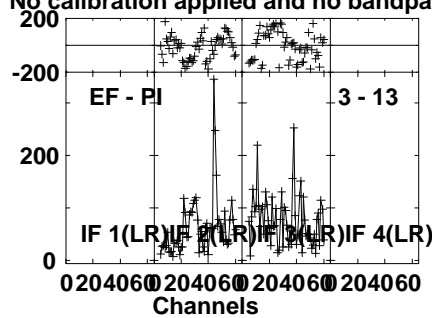
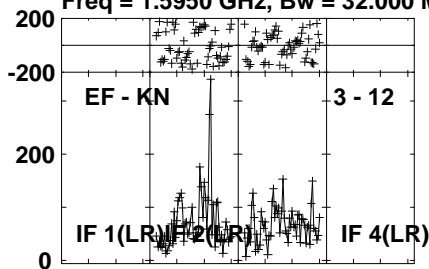
Lower frame: Micro Ampl Jy Top frame: Phas deg
Vector averaged cross-power spectrum Several baselines displayed
Timerange: 00/02:55:31 to 00/02:59:59

Plot file version 122 created 02-MAY-2023 03:18:18

FRB210807 EB096F.UVDATA.1

Freq = 1.5950 GHz, Bw = 32.000 MH

No calibration applied and no bandpass applied



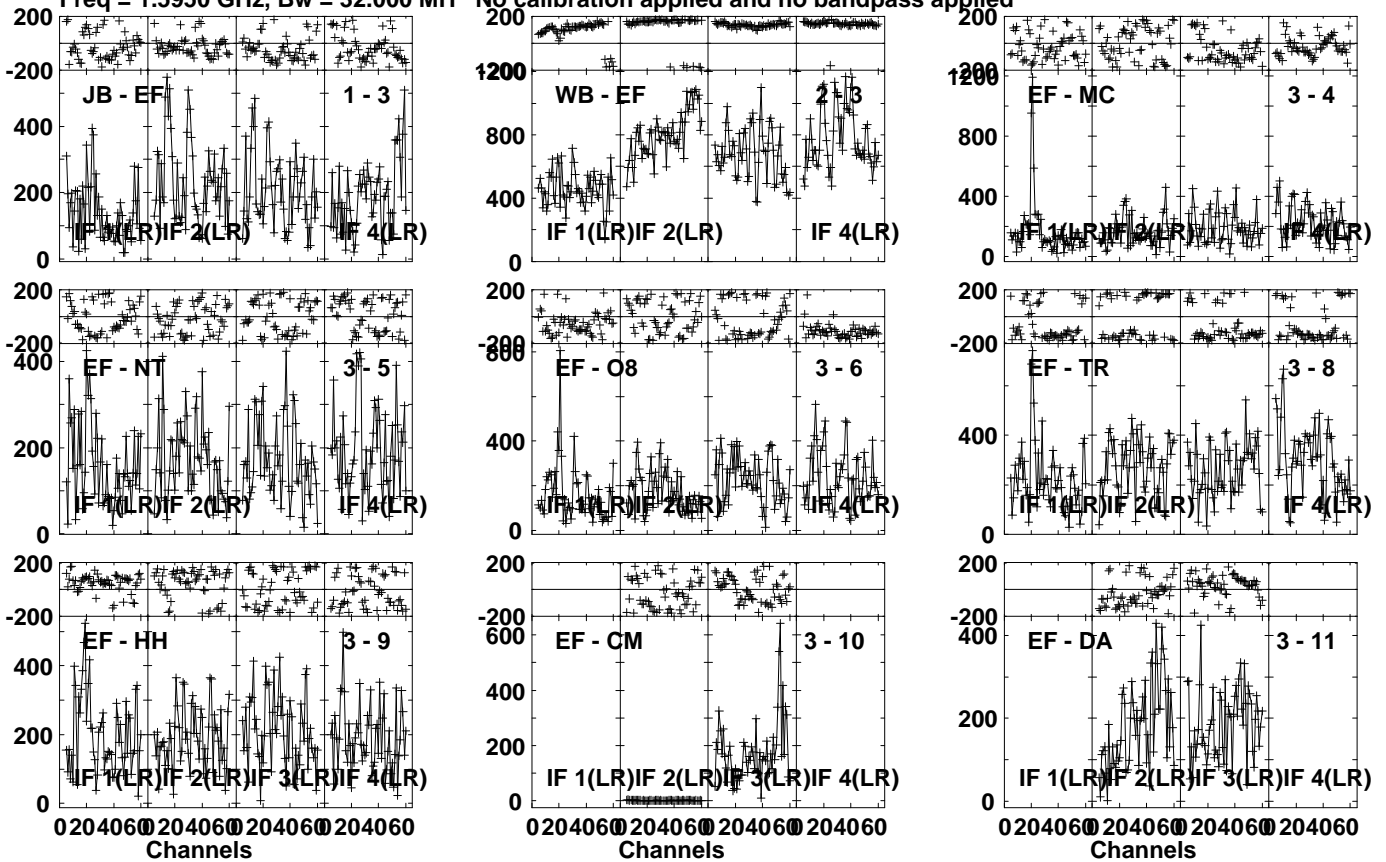
Lower frame: Micro Ampl Jy Top frame: Phas deg
Vector averaged cross-power spectrum Several baselines displayed
Timerange: 00/02:55:31 to 00/02:59:59

Plot file version 123 created 02-MAY-2023 03:18:18

J1947-0103 EB096F.UVDATA.1

Freq = 1.5950 GHz, Bw = 32.000 MH

No calibration applied and no bandpass applied



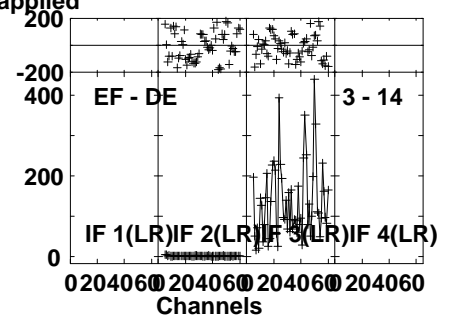
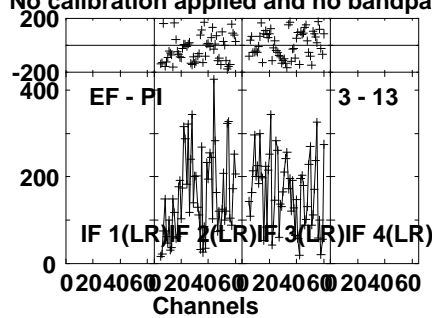
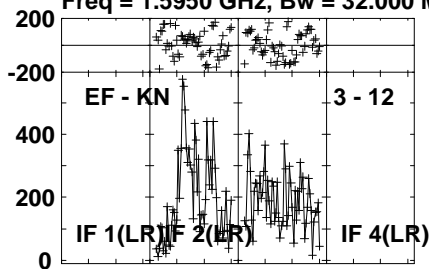
Lower frame: Micro Ampl Jy Top frame: Phas deg
Vector averaged cross-power spectrum Several baselines displayed
Timerange: 00/03:00:41 to 00/03:01:29

Plot file version 124 created 02-MAY-2023 03:18:18

J1947-0103 EB096F.UVDATA.1

Freq = 1.5950 GHz, Bw = 32.000 MH

No calibration applied and no bandpass applied



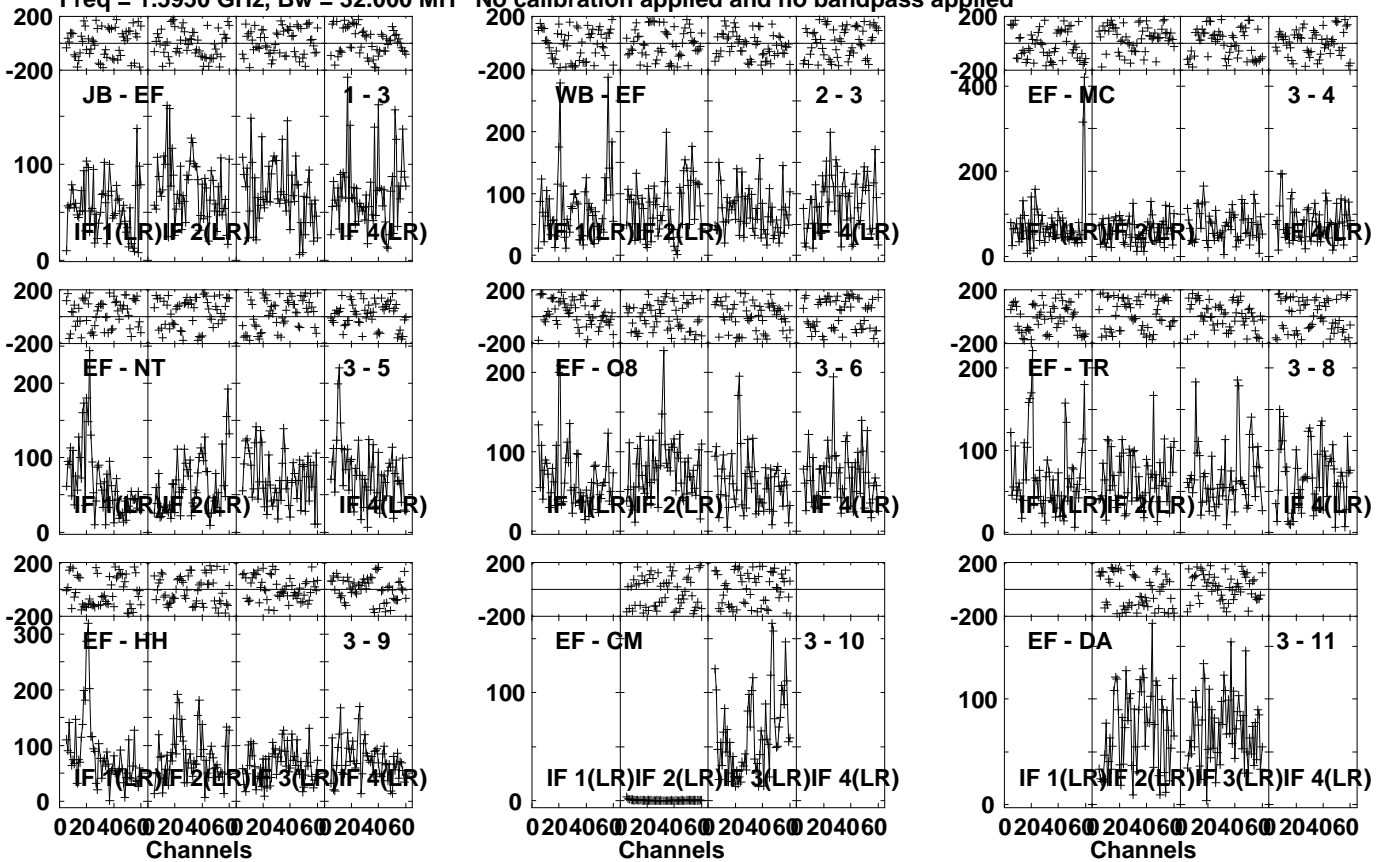
Lower frame: Micro Ampl Jy Top frame: Phas deg
Vector averaged cross-power spectrum Several baselines displayed
Timerange: 00/03:00:41 to 00/03:01:29

Plot file version 125 created 02-MAY-2023 03:18:18

FRB210807_EB096F.UVDATA.1

Freq = 1.5950 GHz, Bw = 32.000 MH

No calibration applied and no bandpass applied



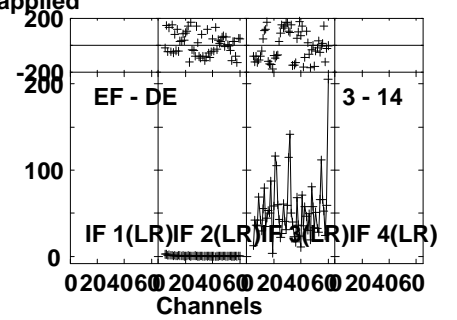
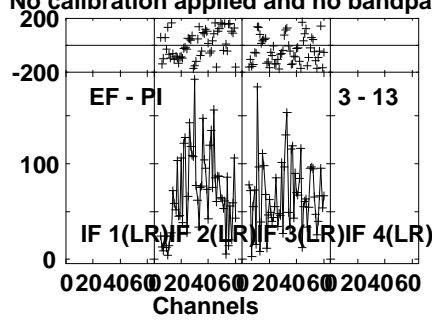
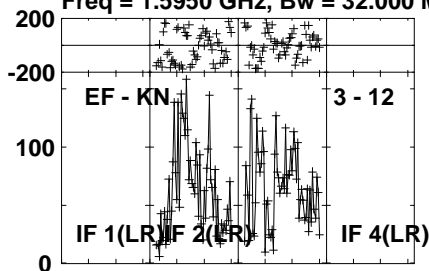
Lower frame: Micro Ampl Jy Top frame: Phas deg
Vector averaged cross-power spectrum Several baselines displayed
Timerange: 00/03:01:31 to 00/03:05:59

Plot file version 126 created 02-MAY-2023 03:18:19

FRB210807 EB096F.UVDATA.1

Freq = 1.5950 GHz, Bw = 32.000 MH

No calibration applied and no bandpass applied



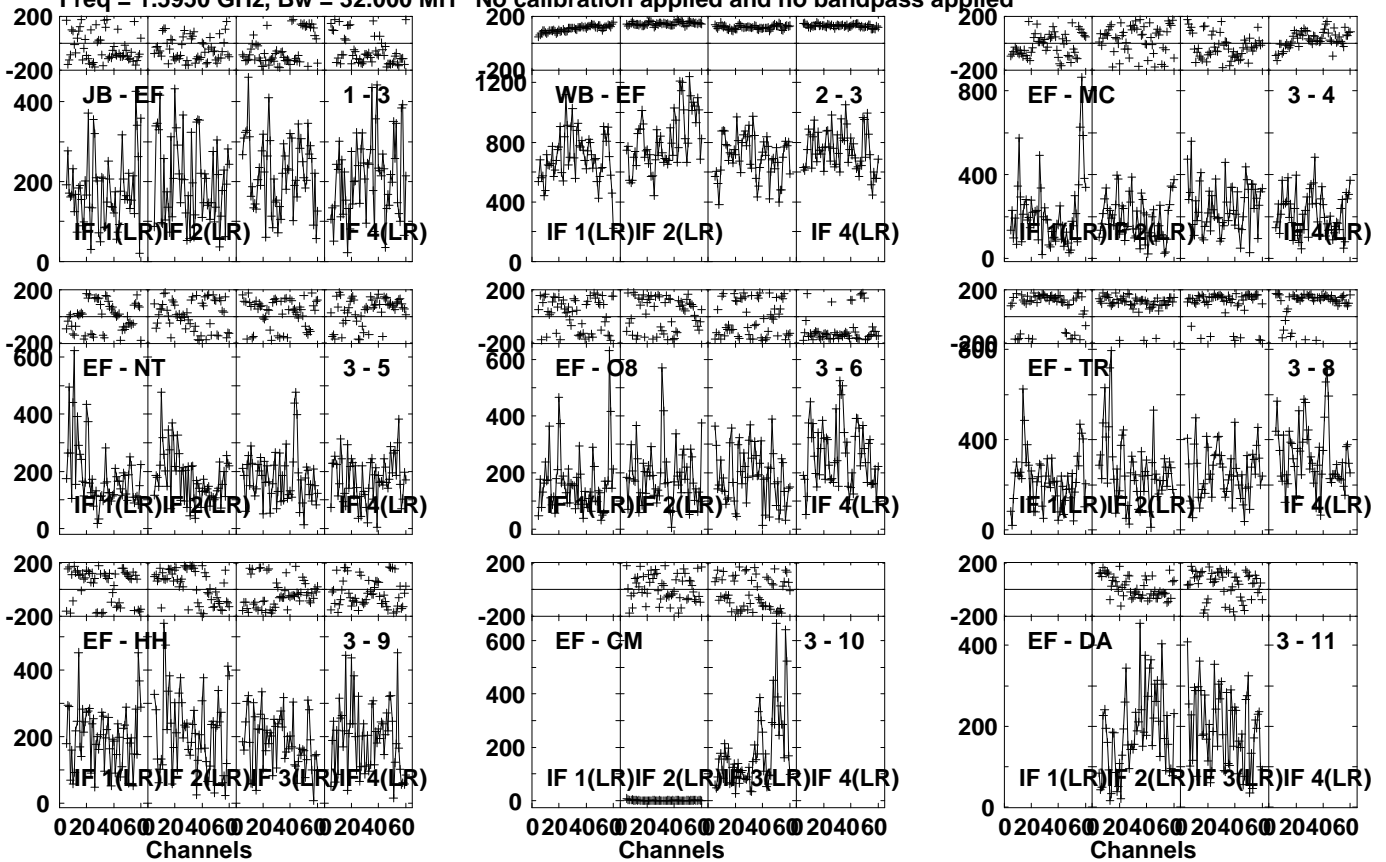
Lower frame: Micro Ampl Jy Top frame: Phas deg
Vector averaged cross-power spectrum Several baselines displayed
Timerange: 00/03:01:31 to 00/03:05:59

Plot file version 127 created 02-MAY-2023 03:18:19

J1947-0103 EB096F.UVDATA.1

Freq = 1.5950 GHz, Bw = 32.000 MH

No calibration applied and no bandpass applied



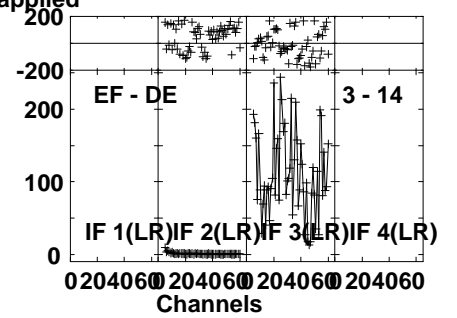
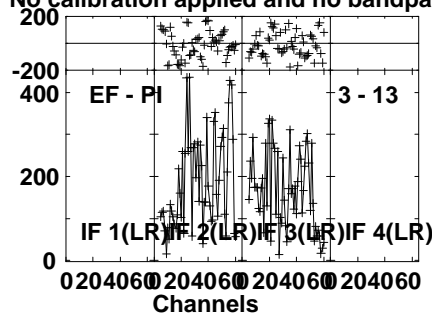
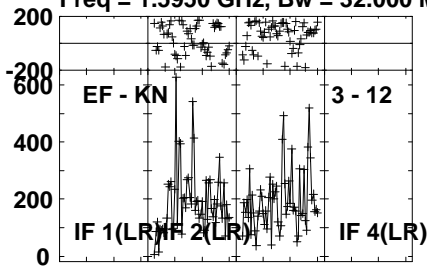
Lower frame: Micro Ampl Jy Top frame: Phas deg
Vector averaged cross-power spectrum Several baselines displayed
Timerange: 00/03:06:01 to 00/03:07:29

Plot file version 128 created 02-MAY-2023 03:18:19

J1947-0103 EB096F.UVDATA.1

Freq = 1.5950 GHz, Bw = 32.000 MH

No calibration applied and no bandpass applied



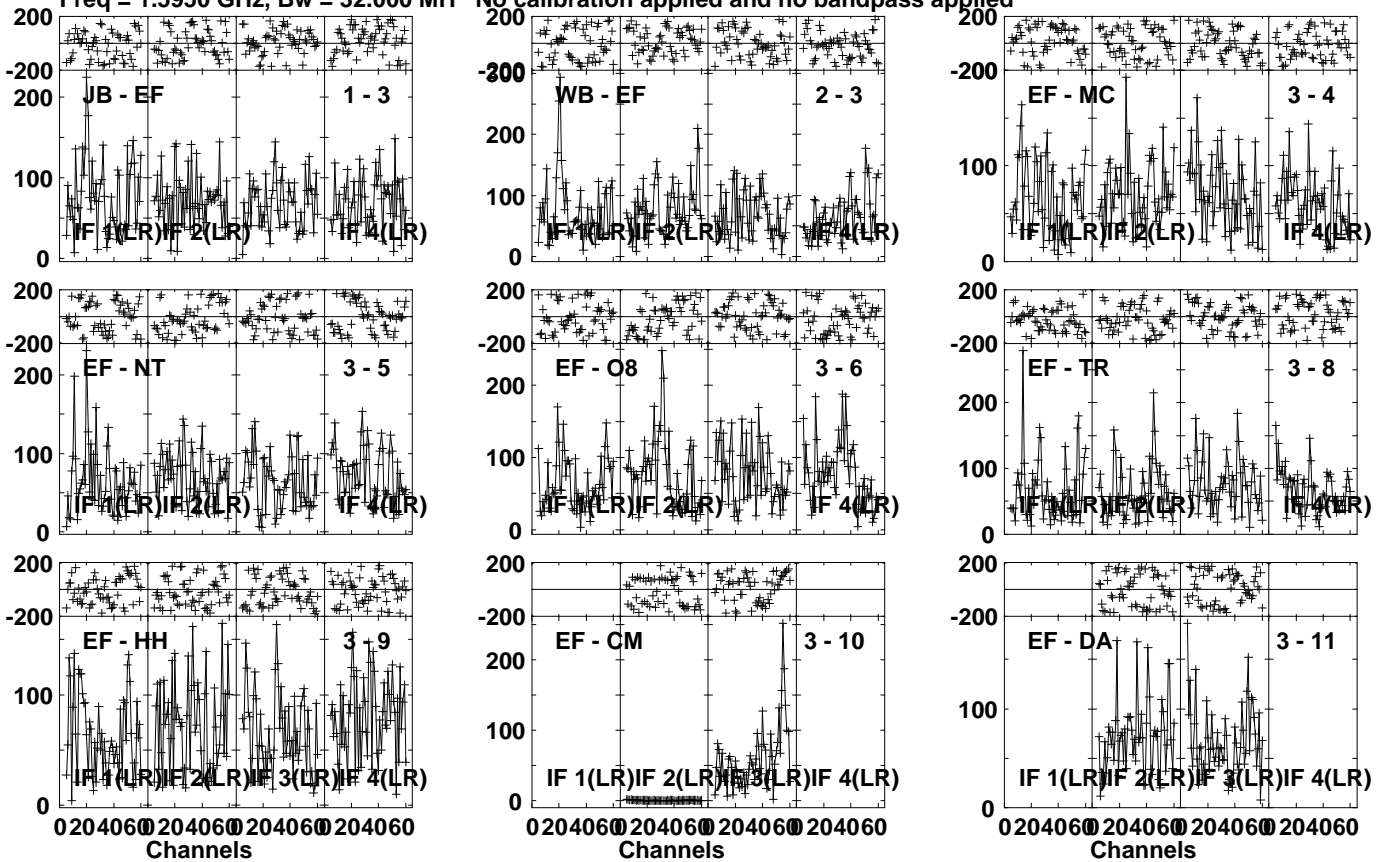
Lower frame: Micro Ampl Jy Top frame: Phas deg
Vector averaged cross-power spectrum Several baselines displayed
Timerange: 00/03:06:01 to 00/03:07:29

Plot file version 129 created 02-MAY-2023 03:18:19

FRB210807 EB096F.UVDATA.1

Freq = 1.5950 GHz, Bw = 32.000 MH

No calibration applied and no bandpass applied



Lower frame: Micro Ampl Jy Top frame: Phas deg

Vector averaged cross-power spectrum Several baselines displayed

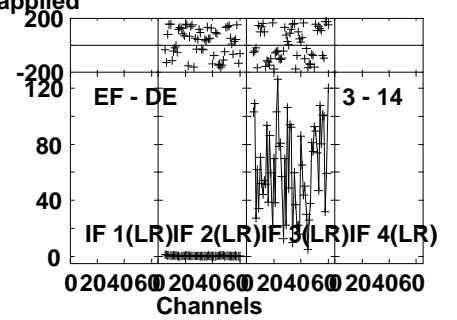
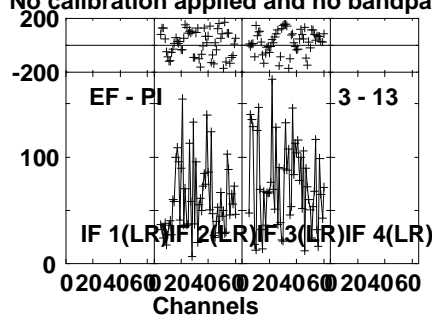
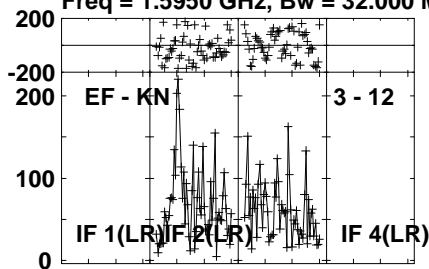
Timerange: 00/03:07:31 to 00/03:11:59

Plot file version 130 created 02-MAY-2023 03:18:19

FRB210807 EB096F.UVDATA.1

Freq = 1.5950 GHz, Bw = 32.000 MH

No calibration applied and no bandpass applied



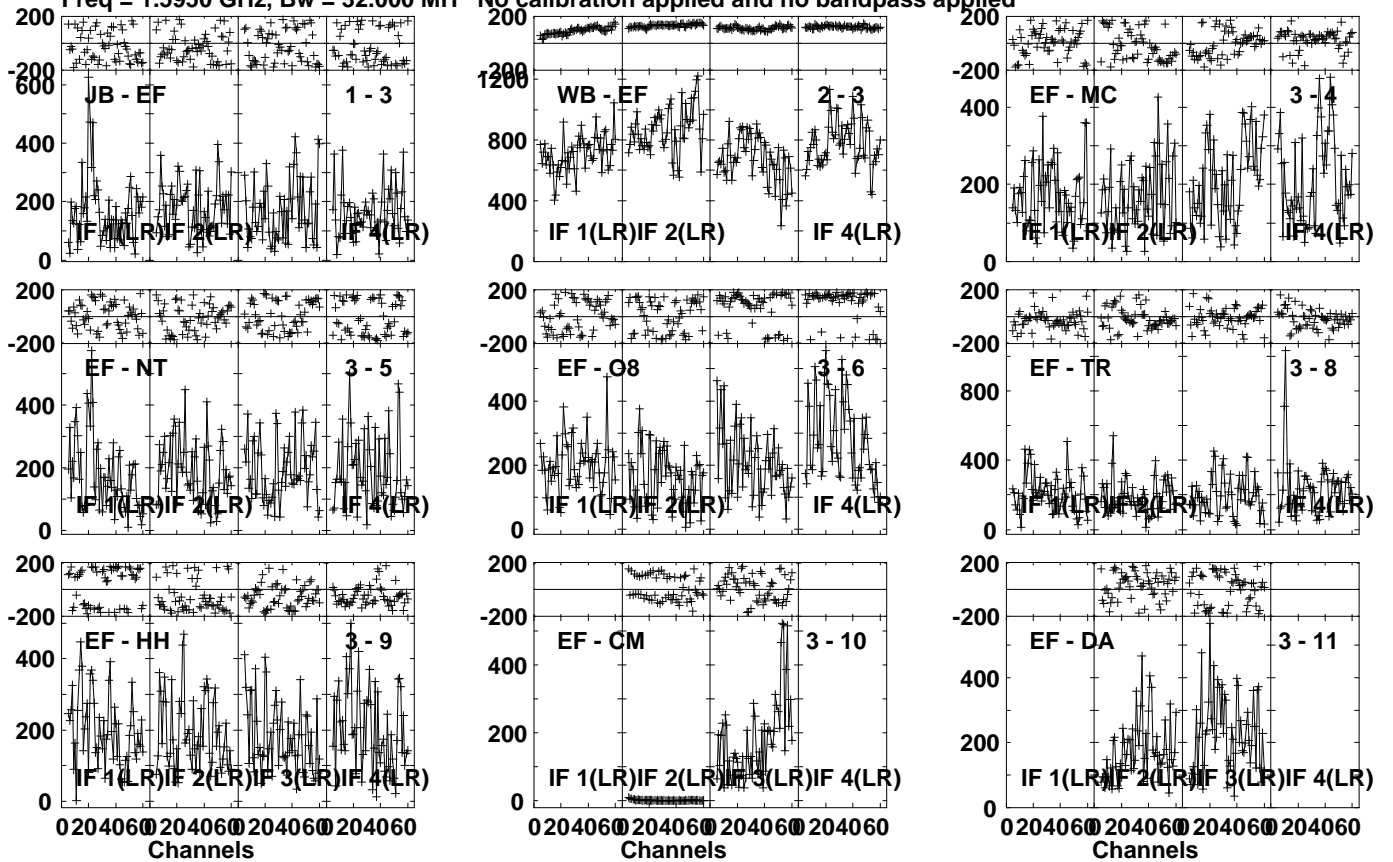
Lower frame: Micro Ampl Jy Top frame: Phas deg
Vector averaged cross-power spectrum Several baselines displayed
Timerange: 00/03:07:31 to 00/03:11:59

Plot file version 131 created 02-MAY-2023 03:18:19

J1947-0103 EB096F.UVDATA.1

Freq = 1.5950 GHz, Bw = 32.000 MH

No calibration applied and no bandpass applied

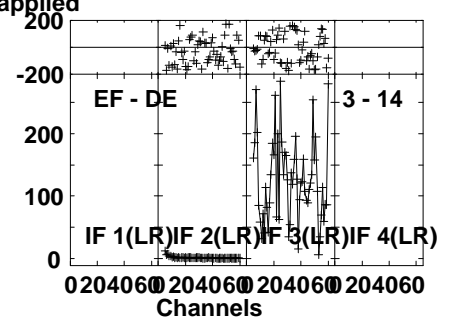
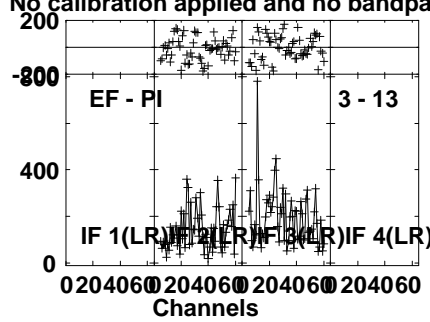
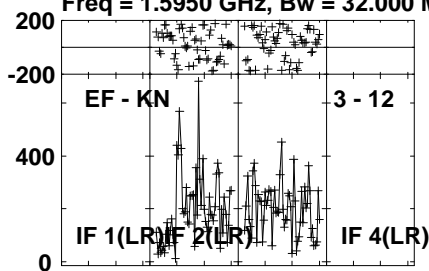


Lower frame: Micro Ampl Jy Top frame: Phas deg
Vector averaged cross-power spectrum Several baselines displayed
Timerange: 00/03:12:41 to 00/03:13:29

Plot file version 132 created 02-MAY-2023 03:18:20

J1947-0103 EB096F.UVDATA.1

Freq = 1.5950 GHz, Bw = 32.000 MH No calibration applied and no bandpass applied

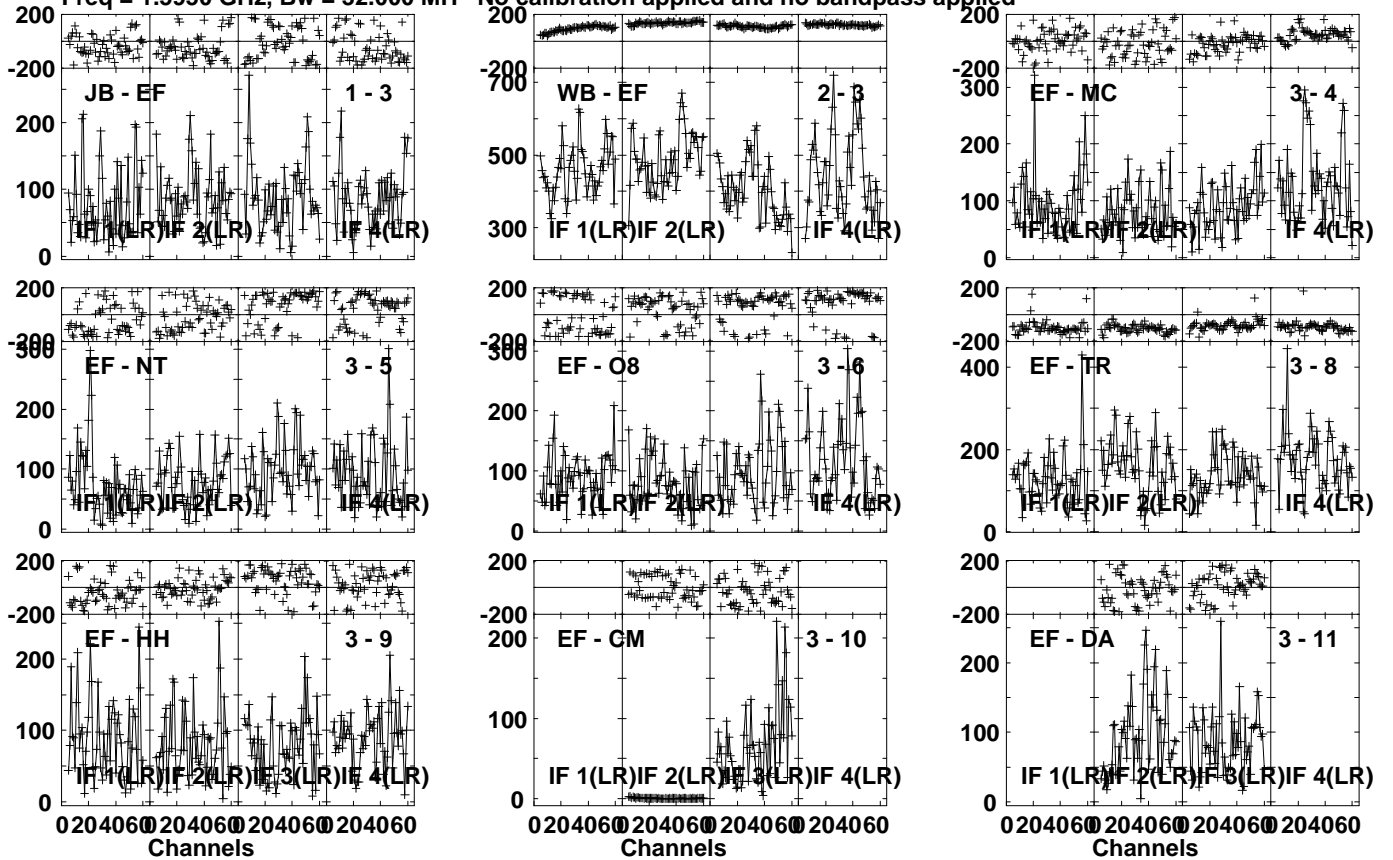


Lower frame: Micro Ampl Jy Top frame: Phas deg
Vector averaged cross-power spectrum Several baselines displayed
Timerange: 00/03:12:41 to 00/03:13:29

Plot file version 133 created 02-MAY-2023 03:18:20

J1945-0153 EB096F.UVDATA.1

Freq = 1.5950 GHz, Bw = 32.000 MH No calibration applied and no bandpass applied



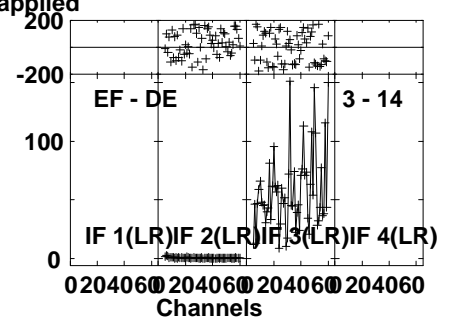
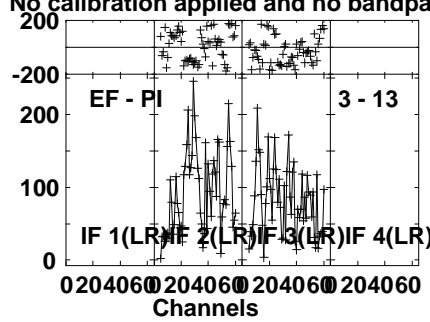
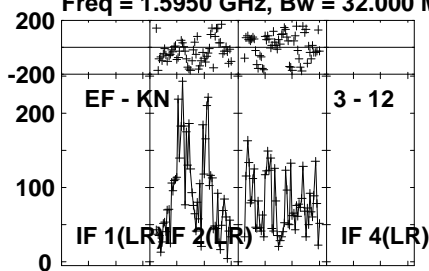
Lower frame: Micro Ampl Jy Top frame: Phas deg
Vector averaged cross-power spectrum Several baselines displayed
Timerange: 00/03:13:31 to 00/03:16:59

Plot file version 134 created 02-MAY-2023 03:18:20

J1945-0153 EB096F.UVDATA.1

Freq = 1.5950 GHz, Bw = 32.000 MH

No calibration applied and no bandpass applied



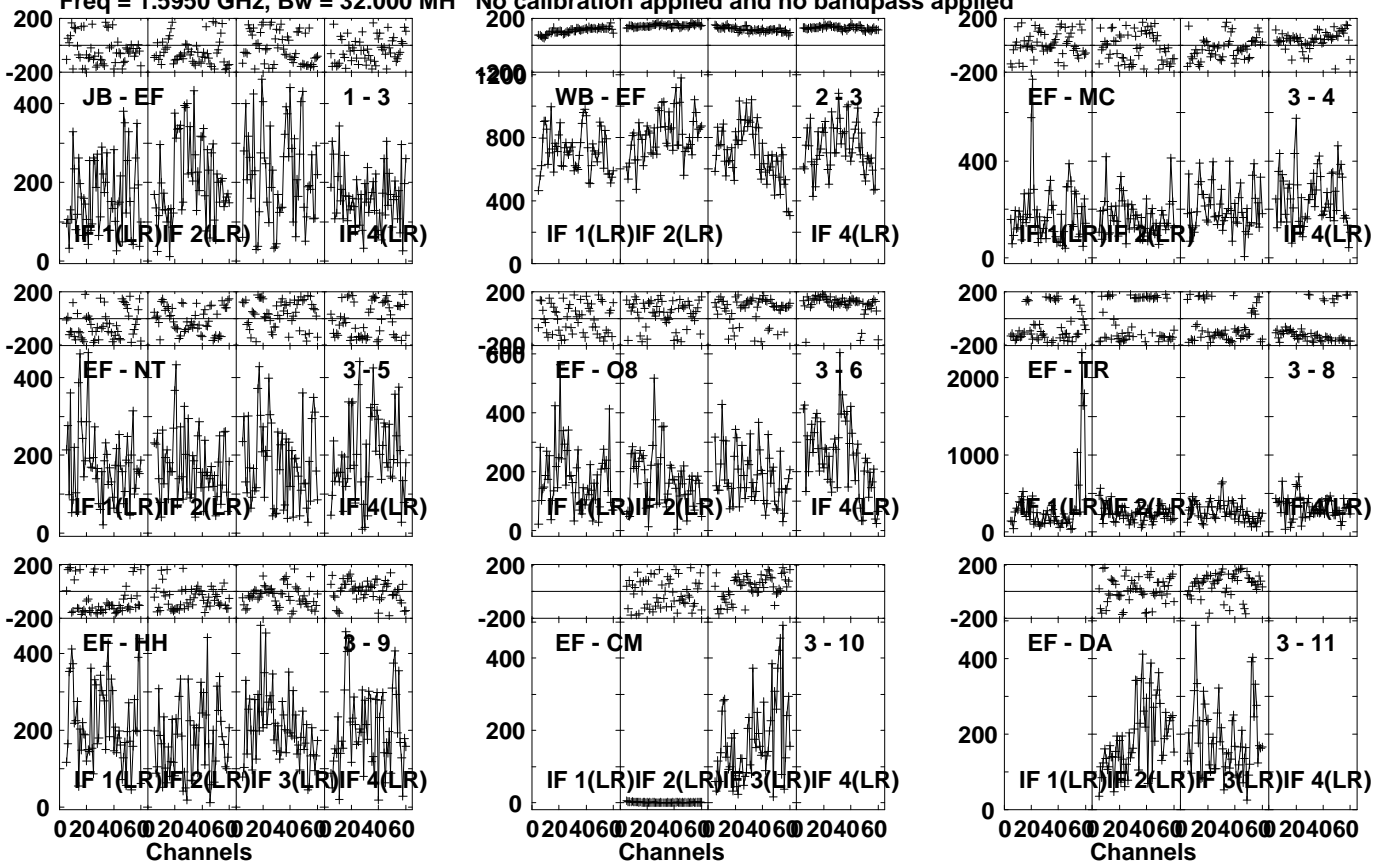
Lower frame: Micro Ampl Jy Top frame: Phas deg
Vector averaged cross-power spectrum Several baselines displayed
Timerange: 00/03:13:31 to 00/03:16:59

Plot file version 135 created 02-MAY-2023 03:18:20

J1947-0103 EB096F.UVDATA.1

Freq = 1.5950 GHz, Bw = 32.000 MH

No calibration applied and no bandpass applied



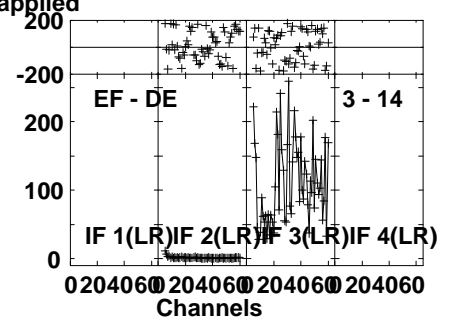
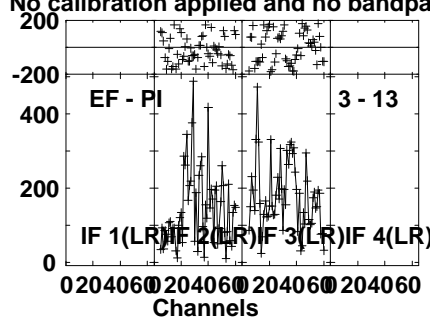
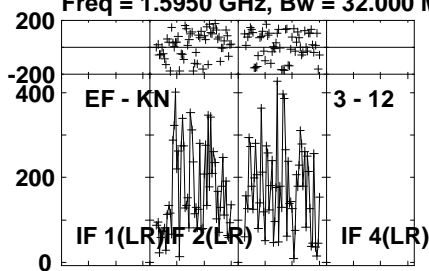
Lower frame: Micro Ampl Jy Top frame: Phas deg
Vector averaged cross-power spectrum Several baselines displayed
Timerange: 00/03:17:31 to 00/03:18:29

Plot file version 136 created 02-MAY-2023 03:18:20

J1947-0103 EB096F.UVDATA.1

Freq = 1.5950 GHz, Bw = 32.000 MH

No calibration applied and no bandpass applied



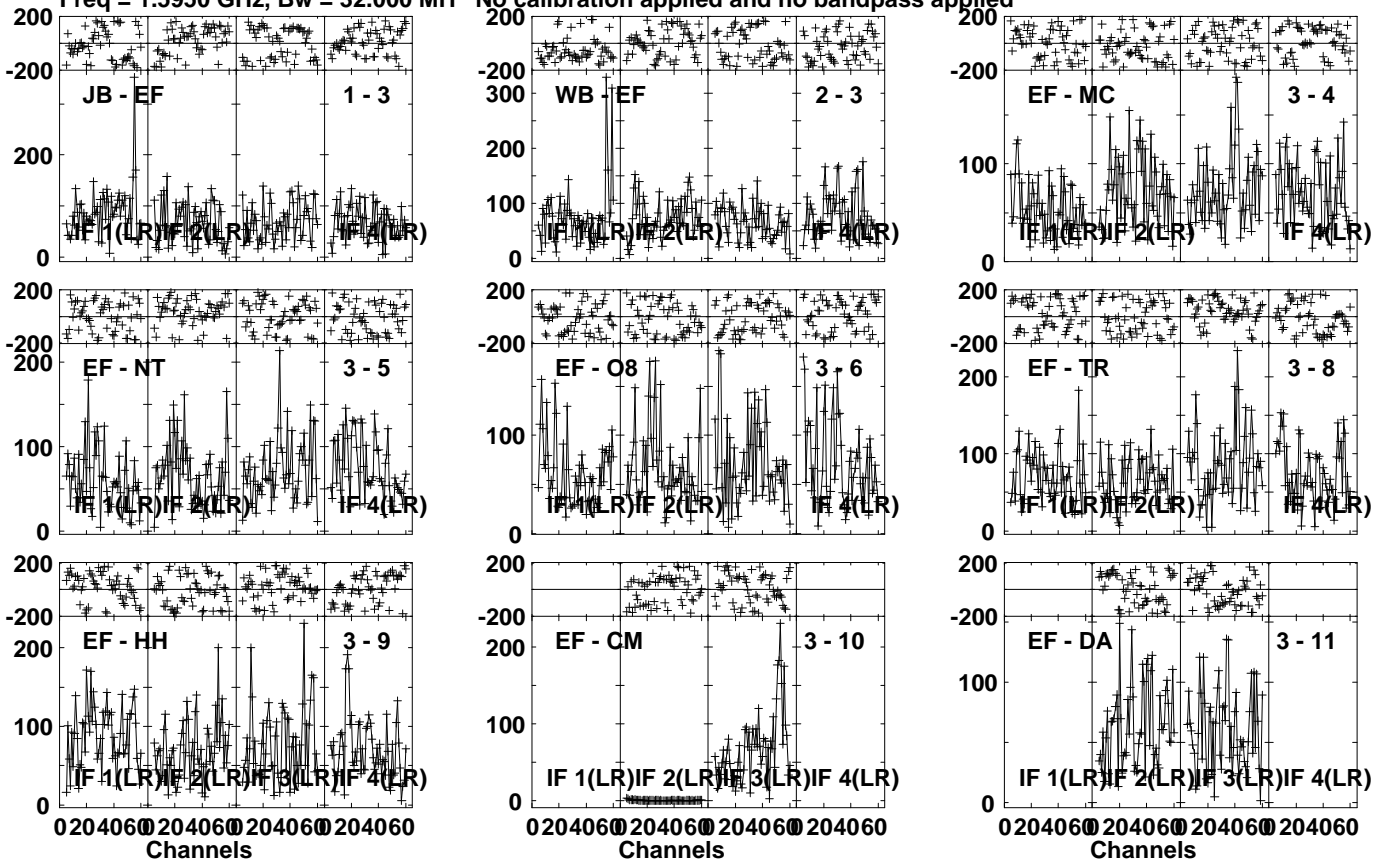
Lower frame: Micro Ampl Jy Top frame: Phas deg
Vector averaged cross-power spectrum Several baselines displayed
Timerange: 00/03:17:31 to 00/03:18:29

Plot file version 137 created 02-MAY-2023 03:18:20

FRB210807 EB096F.UVDATA.1

Freq = 1.5950 GHz, Bw = 32.000 MH

No calibration applied and no bandpass applied



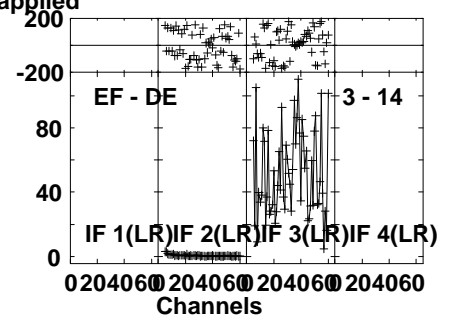
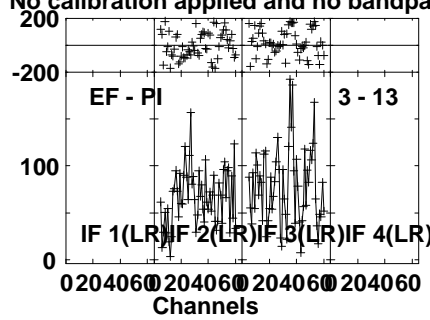
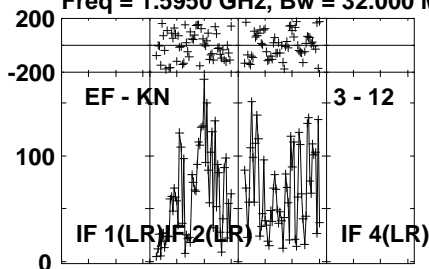
Lower frame: Micro Ampl Jy Top frame: Phas deg
Vector averaged cross-power spectrum Several baselines displayed
Timerange: 00/03:18:31 to 00/03:22:59

Plot file version 138 created 02-MAY-2023 03:18:20

FRB210807 EB096F.UVDATA.1

Freq = 1.5950 GHz, Bw = 32.000 MH

No calibration applied and no bandpass applied



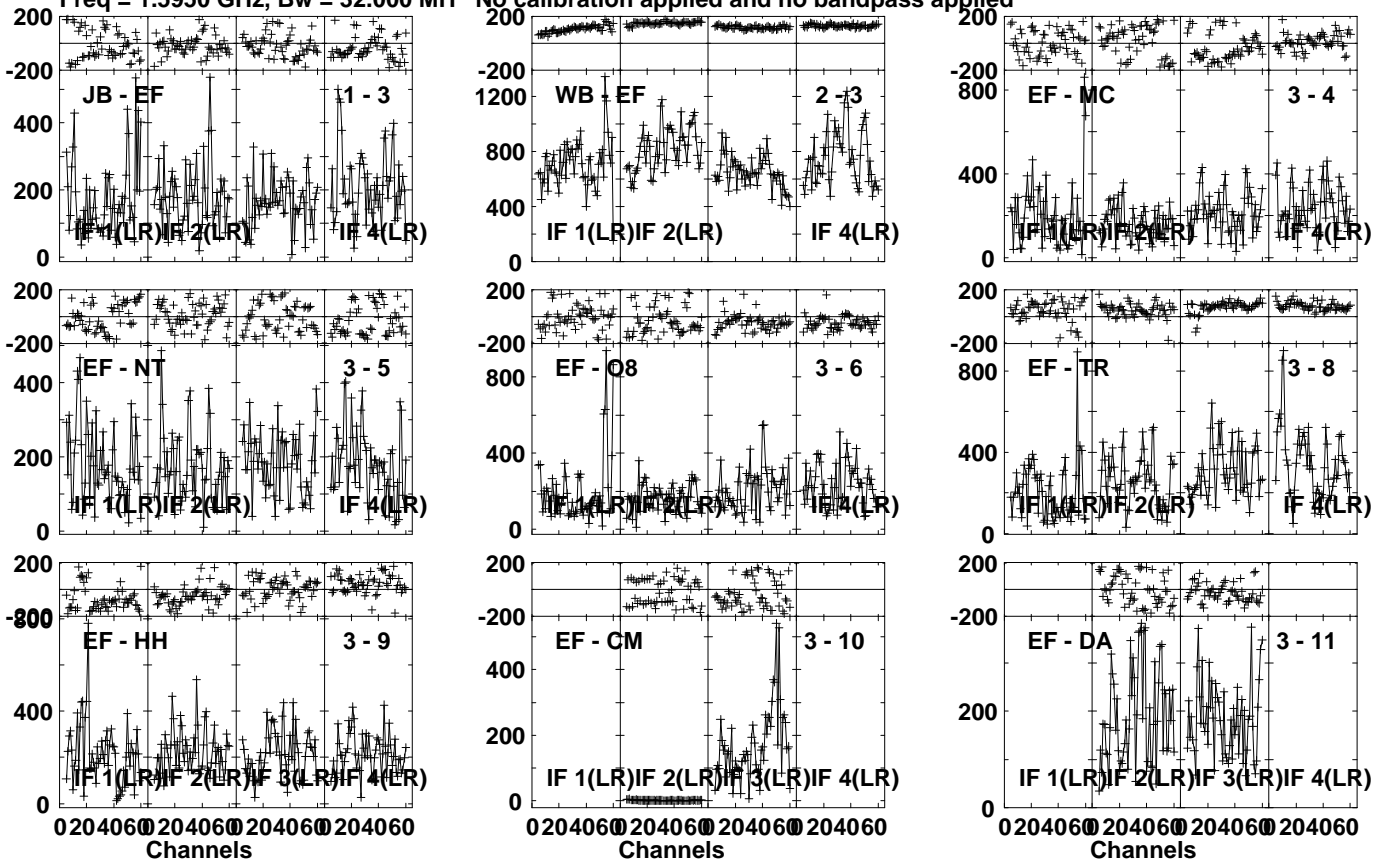
Lower frame: Micro Ampl Jy Top frame: Phas deg
Vector averaged cross-power spectrum Several baselines displayed
Timerange: 00/03:18:31 to 00/03:22:59

Plot file version 139 created 02-MAY-2023 03:18:21

J1947-0103 EB096F.UVDATA.1

Freq = 1.5950 GHz, Bw = 32.000 MH

No calibration applied and no bandpass applied



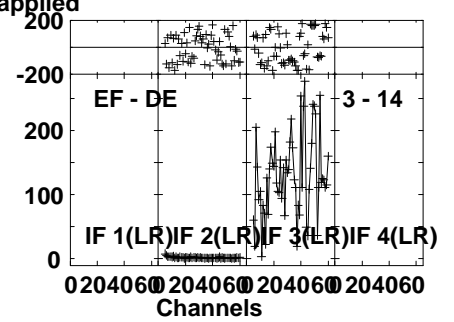
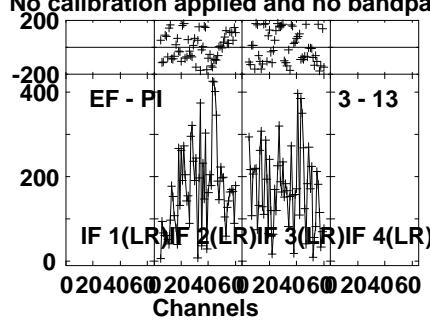
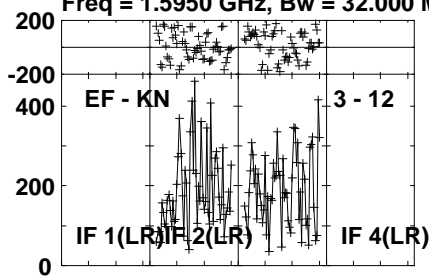
Lower frame: Micro Ampl Jy Top frame: Phas deg
Vector averaged cross-power spectrum Several baselines displayed
Timerange: 00/03:23:01 to 00/03:24:29

Plot file version 140 created 02-MAY-2023 03:18:21

J1947-0103 EB096F.UVDATA.1

Freq = 1.5950 GHz, Bw = 32.000 MH

No calibration applied and no bandpass applied



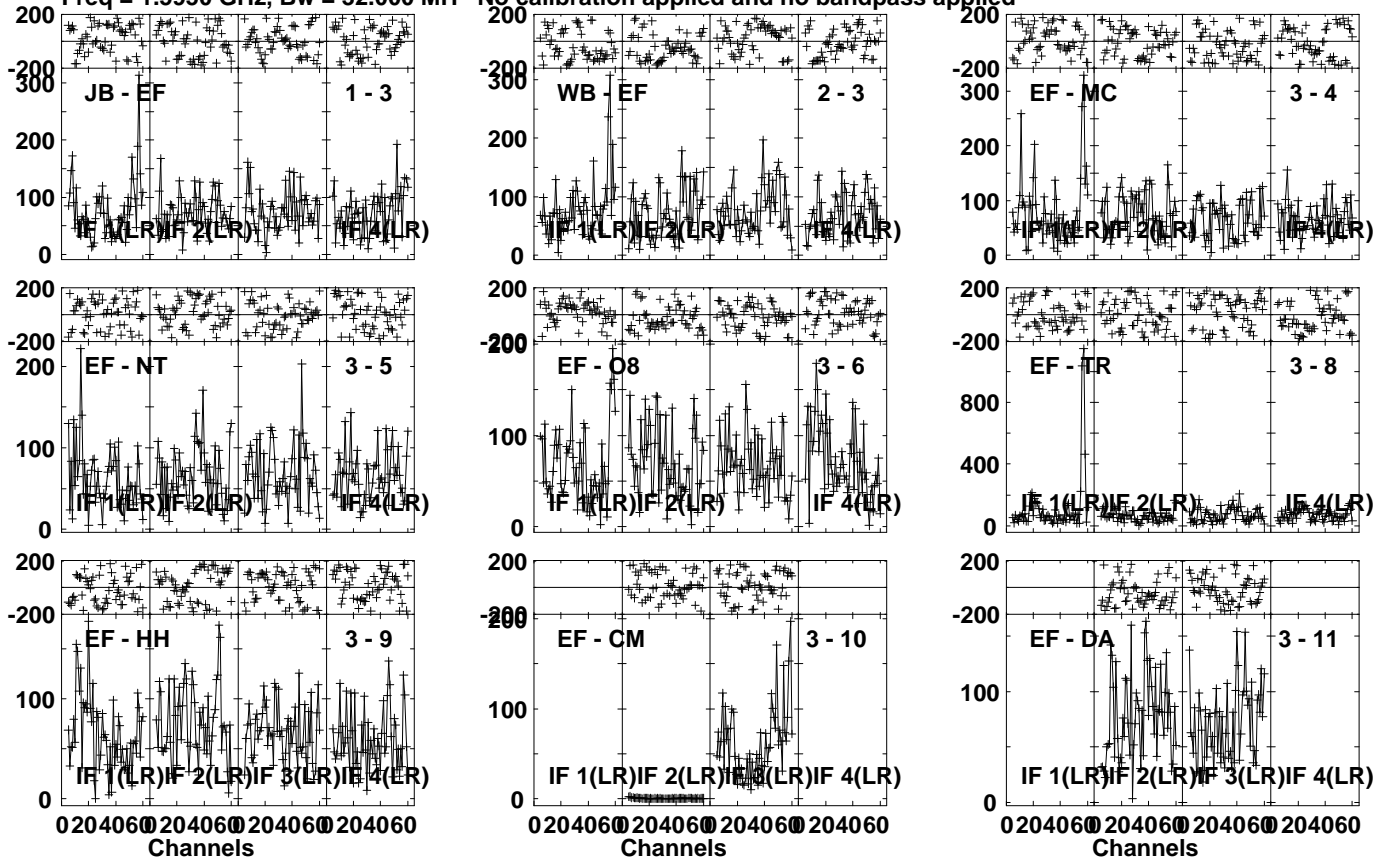
Lower frame: Micro Ampl Jy Top frame: Phas deg
Vector averaged cross-power spectrum Several baselines displayed
Timerange: 00/03:23:01 to 00/03:24:29

Plot file version 141 created 02-MAY-2023 03:18:21

FRB210807 EB096F.UVDATA.1

Freq = 1.5950 GHz, Bw = 32.000 MH

No calibration applied and no bandpass applied



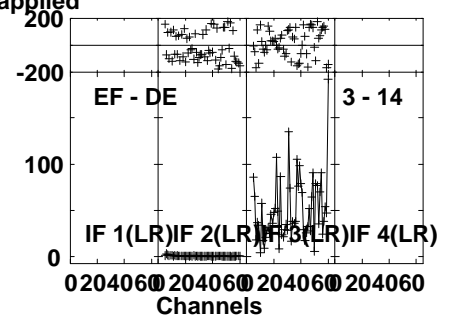
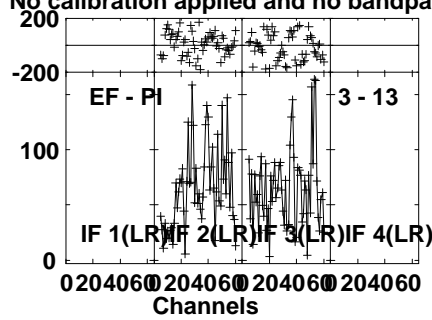
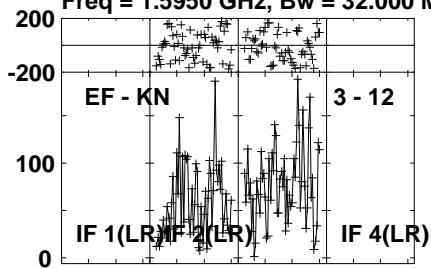
Lower frame: Micro Ampl Jy Top frame: Phas deg
Vector averaged cross-power spectrum Several baselines displayed
Timerange: 00/03:24:33 to 00/03:28:59

Plot file version 142 created 02-MAY-2023 03:18:21

FRB210807 EB096F.UVDATA.1

Freq = 1.5950 GHz, Bw = 32.000 MH

No calibration applied and no bandpass applied



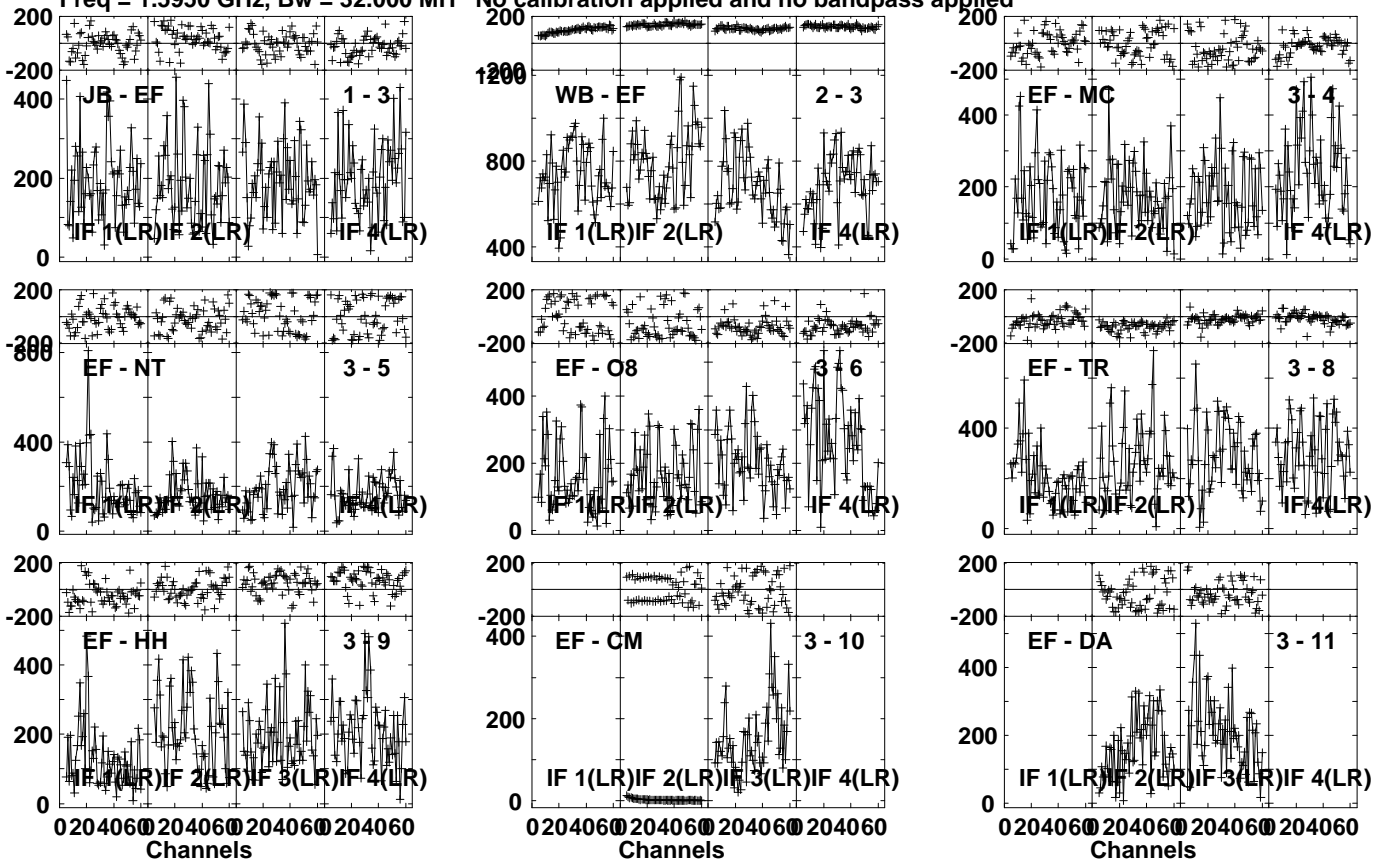
Lower frame: Micro Ampl Jy Top frame: Phas deg
Vector averaged cross-power spectrum Several baselines displayed
Timerange: 00/03:24:33 to 00/03:28:59

Plot file version 143 created 02-MAY-2023 03:18:21

J1947-0103 EB096F.UVDATA.1

Freq = 1.5950 GHz, Bw = 32.000 MH

No calibration applied and no bandpass applied



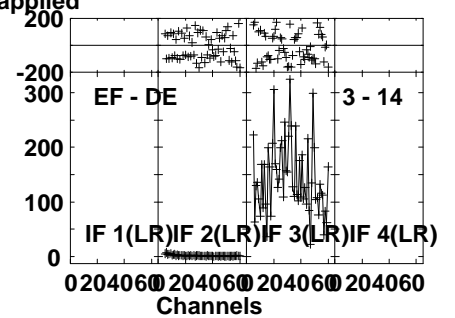
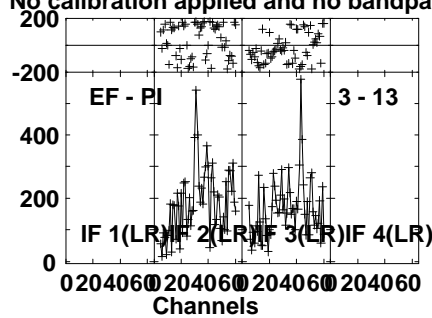
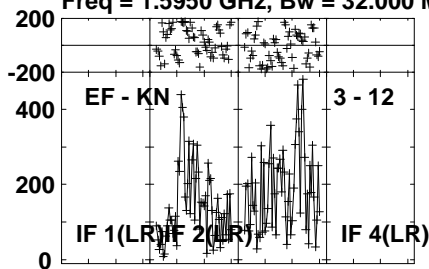
Lower frame: Micro Ampl Jy Top frame: Phas deg
Vector averaged cross-power spectrum Several baselines displayed
Timerange: 00/03:29:41 to 00/03:30:29

Plot file version 144 created 02-MAY-2023 03:18:21

J1947-0103 EB096F.UVDATA.1

Freq = 1.5950 GHz, Bw = 32.000 MH

No calibration applied and no bandpass applied

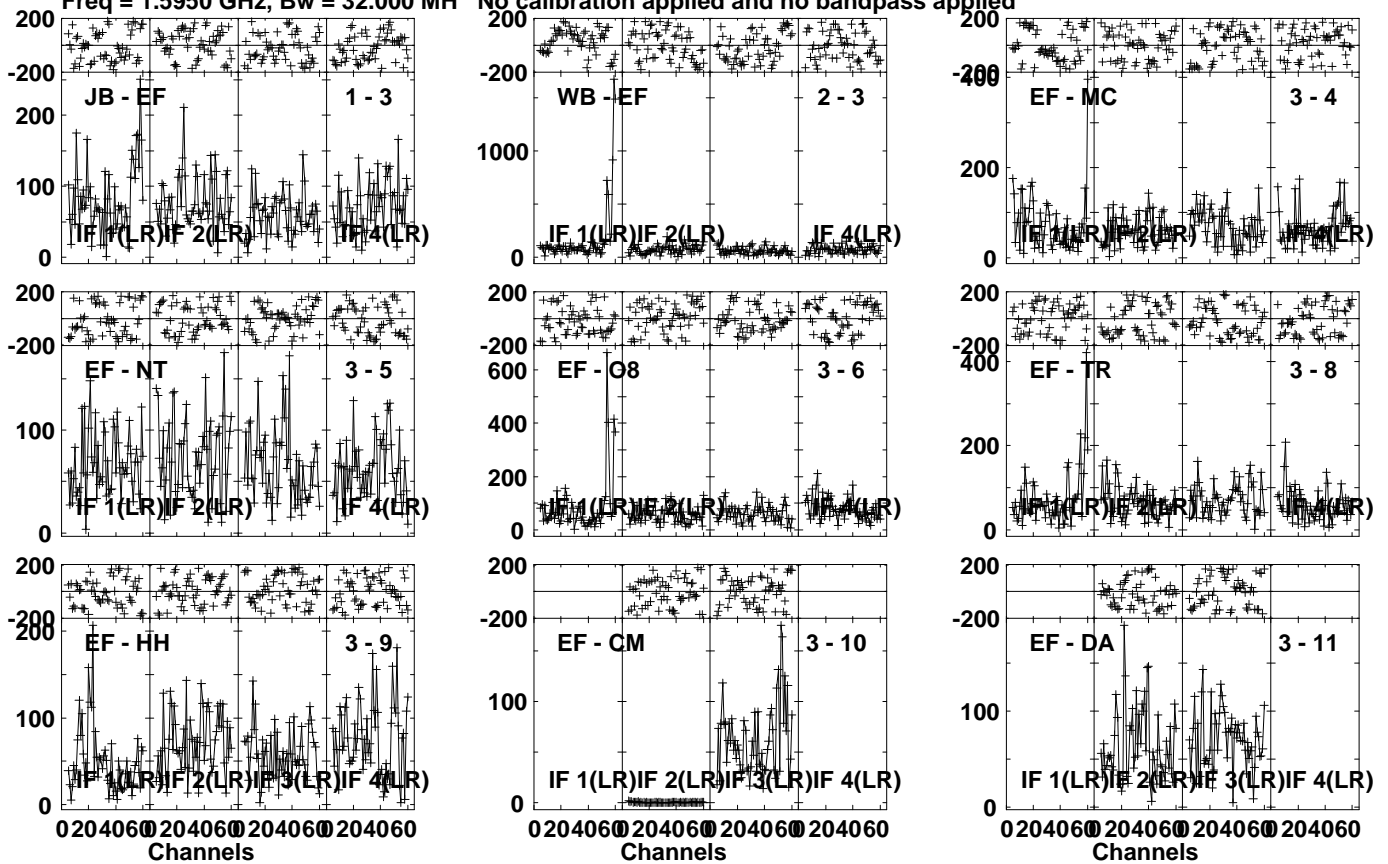


Lower frame: Micro Ampl Jy Top frame: Phas deg
Vector averaged cross-power spectrum Several baselines displayed
Timerange: 00/03:29:41 to 00/03:30:29

Plot file version 145 created 02-MAY-2023 03:18:22

FRB210807 EB096F.UVDATA.1

Freq = 1.5950 GHz, Bw = 32.000 MH No calibration applied and no bandpass applied



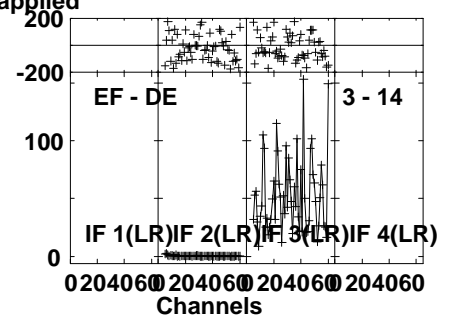
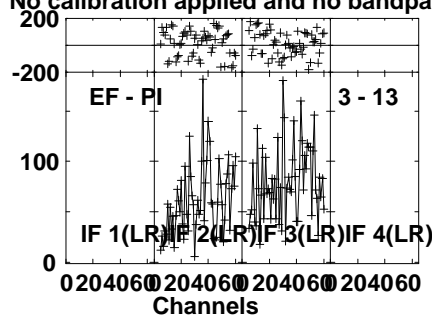
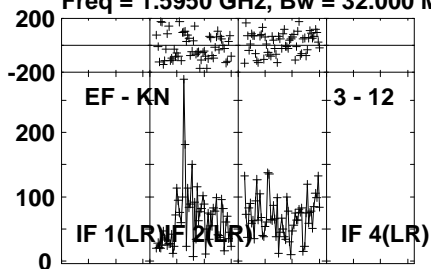
Lower frame: Micro Ampl Jy Top frame: Phas deg
Vector averaged cross-power spectrum Several baselines displayed
Timerange: 00/03:30:31 to 00/03:34:59

Plot file version 146 created 02-MAY-2023 03:18:22

FRB210807 EB096F.UVDATA.1

Freq = 1.5950 GHz, Bw = 32.000 MH

No calibration applied and no bandpass applied



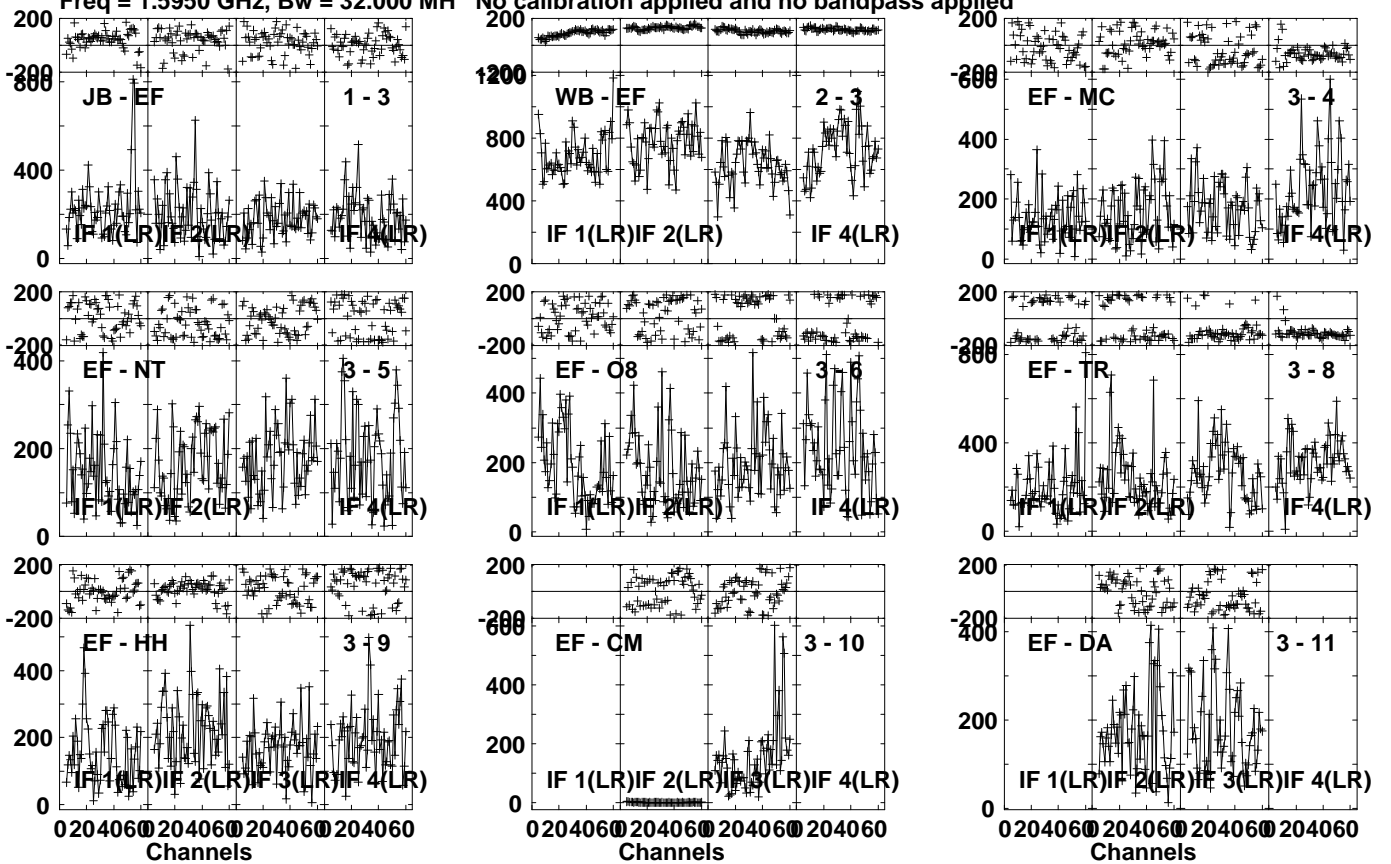
Lower frame: Micro Ampl Jy Top frame: Phas deg
Vector averaged cross-power spectrum Several baselines displayed
Timerange: 00/03:30:31 to 00/03:34:59

Plot file version 147 created 02-MAY-2023 03:18:22

J1947-0103 EB096F.UVDATA.1

Freq = 1.5950 GHz, Bw = 32.000 MH

No calibration applied and no bandpass applied



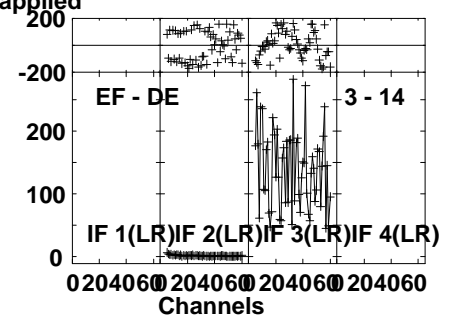
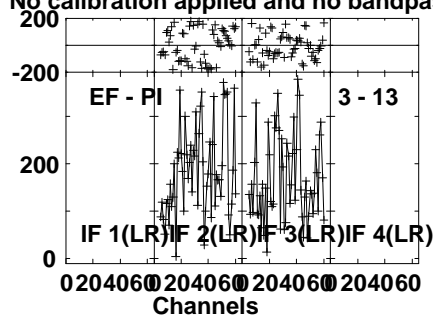
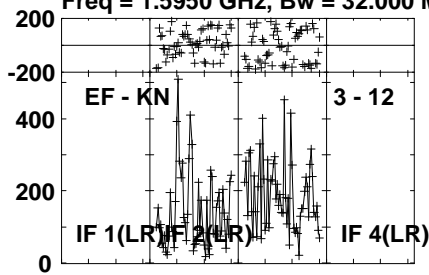
Lower frame: Micro Ampl Jy Top frame: Phas deg
Vector averaged cross-power spectrum Several baselines displayed
Timerange: 00/03:35:01 to 00/03:36:29

Plot file version 148 created 02-MAY-2023 03:18:22

J1947-0103 EB096F.UVDATA.1

Freq = 1.5950 GHz, Bw = 32.000 MH

No calibration applied and no bandpass applied

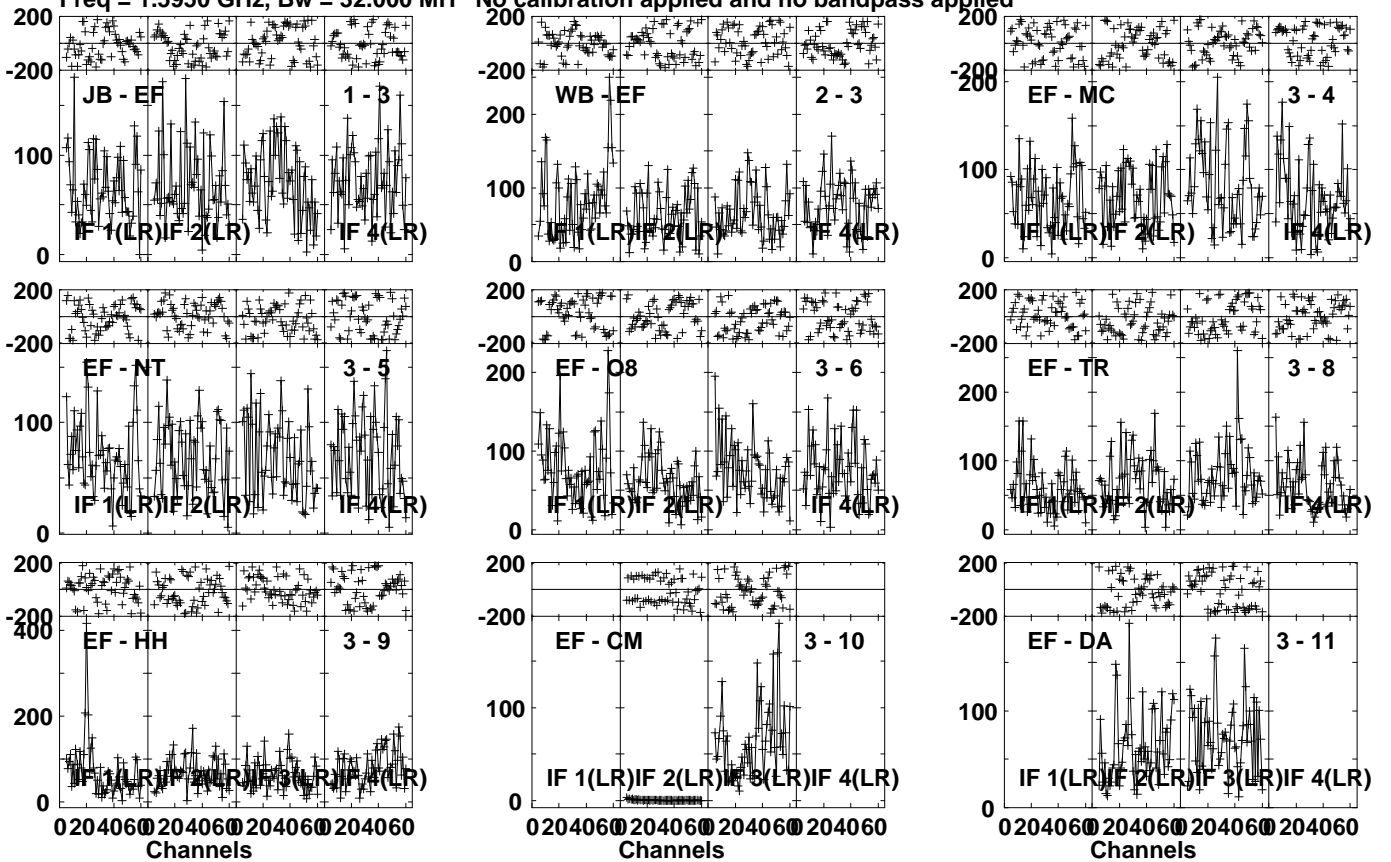


Lower frame: Micro Ampl Jy Top frame: Phas deg
Vector averaged cross-power spectrum Several baselines displayed
Timerange: 00/03:35:01 to 00/03:36:29

Plot file version 149 created 02-MAY-2023 03:18:22

FRB210807 EB096F.UVDATA.1

Freq = 1.5950 GHz, Bw = 32.000 MH No calibration applied and no bandpass applied



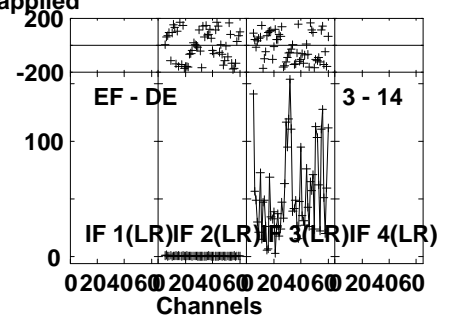
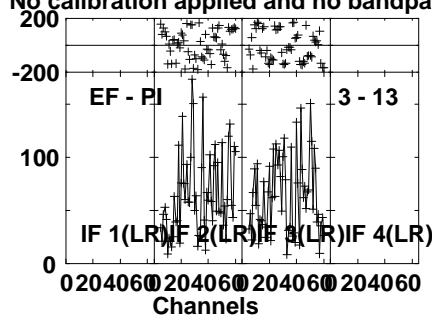
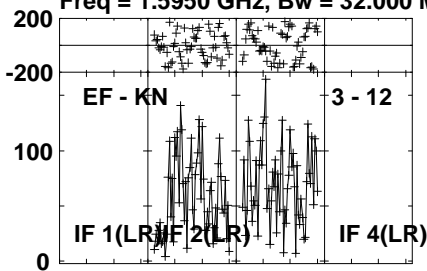
Lower frame: Micro Ampl Jy Top frame: Phas deg
Vector averaged cross-power spectrum Several baselines displayed
Timerange: 00/03:36:31 to 00/03:40:59

Plot file version 150 created 02-MAY-2023 03:18:23

FRB210807 EB096F.UVDATA.1

Freq = 1.5950 GHz, Bw = 32.000 MH

No calibration applied and no bandpass applied



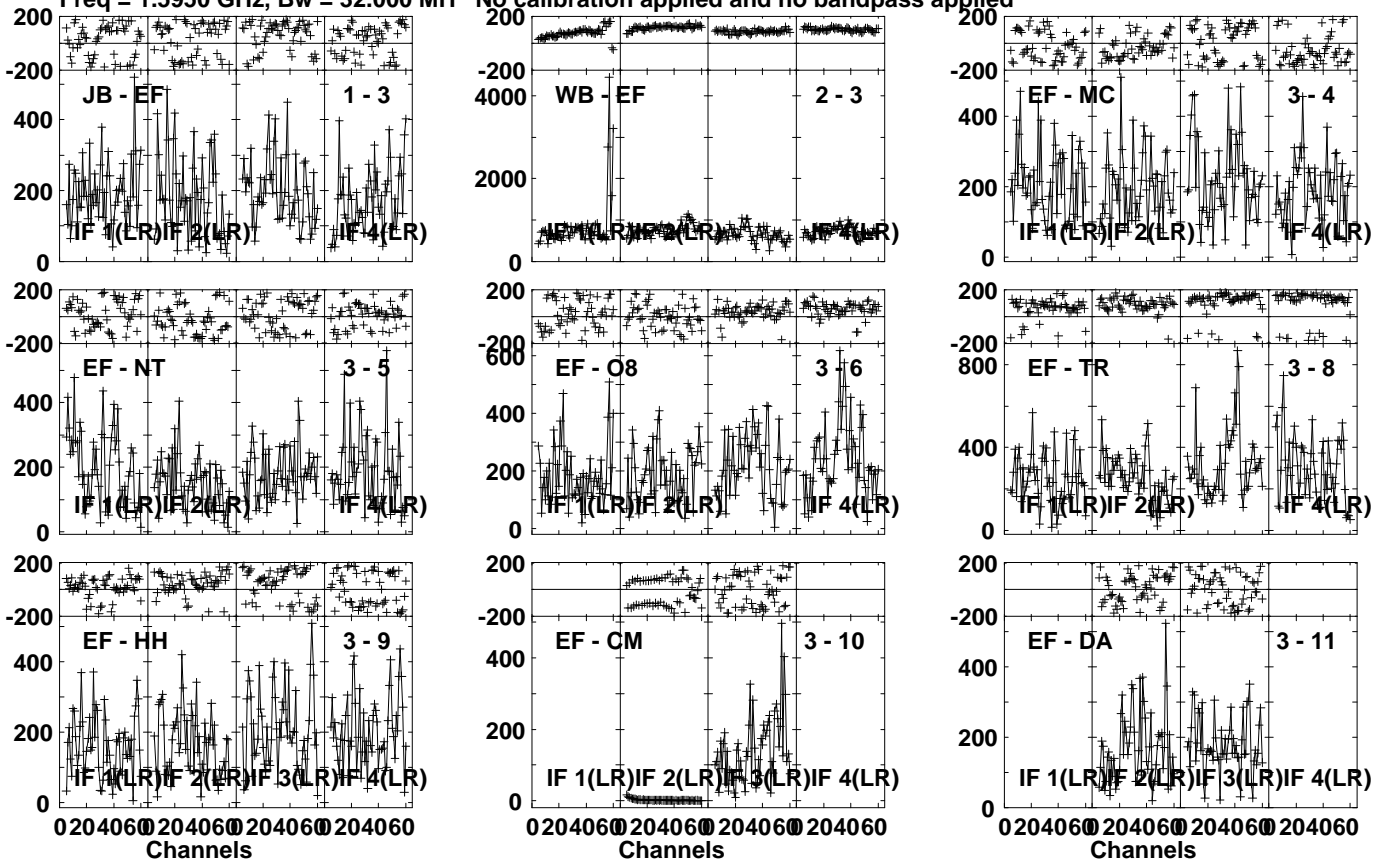
Lower frame: Micro Ampl Jy Top frame: Phas deg
Vector averaged cross-power spectrum Several baselines displayed
Timerange: 00/03:36:31 to 00/03:40:59

Plot file version 151 created 02-MAY-2023 03:18:23

J1947-0103 EB096F.UVDATA.1

Freq = 1.5950 GHz, Bw = 32.000 MH

No calibration applied and no bandpass applied



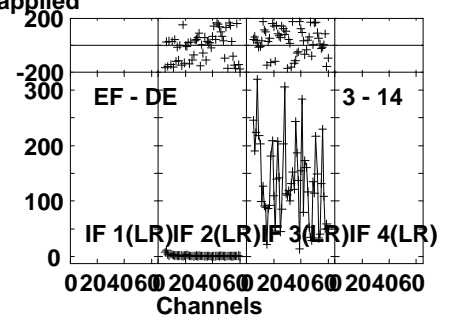
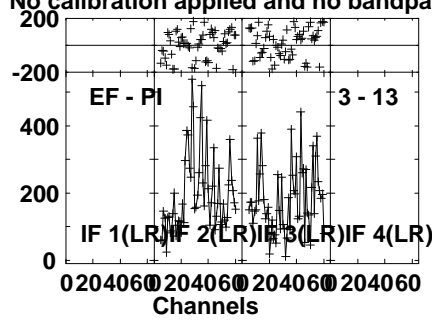
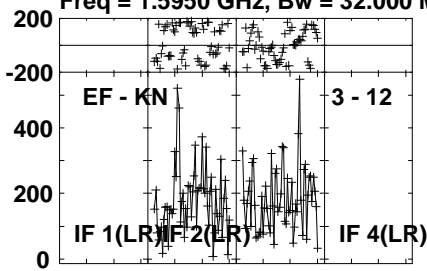
Lower frame: Micro Ampl Jy Top frame: Phas deg
Vector averaged cross-power spectrum Several baselines displayed
Timerange: 00/03:41:41 to 00/03:42:29

Plot file version 152 created 02-MAY-2023 03:18:23

J1947-0103 EB096F.UVDATA.1

Freq = 1.5950 GHz, Bw = 32.000 MH

No calibration applied and no bandpass applied

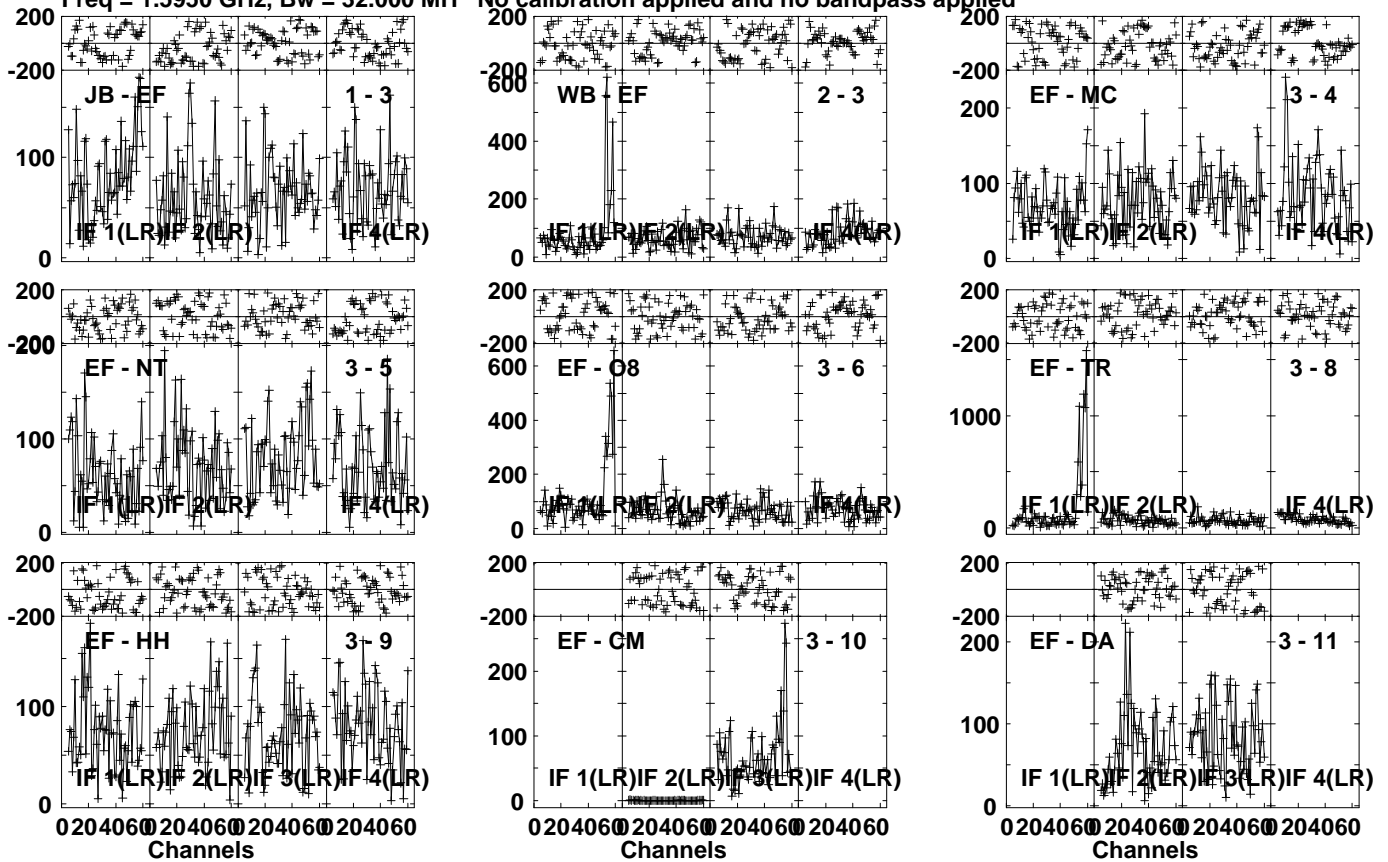


Lower frame: Micro Ampl Jy Top frame: Phas deg
Vector averaged cross-power spectrum Several baselines displayed
Timerange: 00/03:41:41 to 00/03:42:29

Plot file version 153 created 02-MAY-2023 03:18:23

FRB210807 EB096F.UVDATA.1

Freq = 1.5950 GHz, Bw = 32.000 MH No calibration applied and no bandpass applied



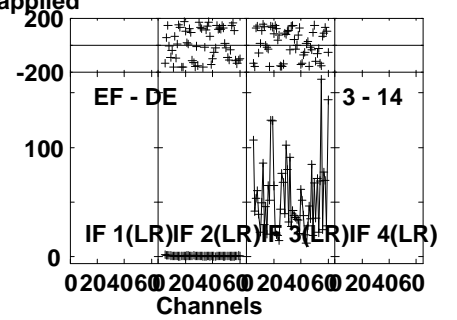
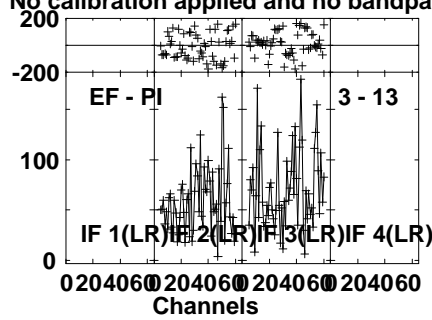
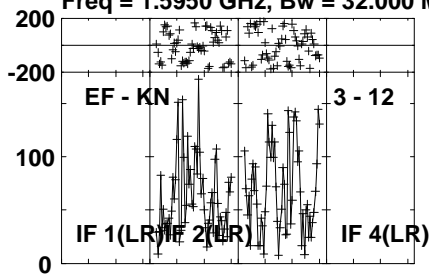
Lower frame: Micro Ampl Jy Top frame: Phas deg
Vector averaged cross-power spectrum Several baselines displayed
Timerange: 00/03:42:31 to 00/03:46:59

Plot file version 154 created 02-MAY-2023 03:18:23

FRB210807 EB096F.UVDATA.1

Freq = 1.5950 GHz, Bw = 32.000 MH

No calibration applied and no bandpass applied



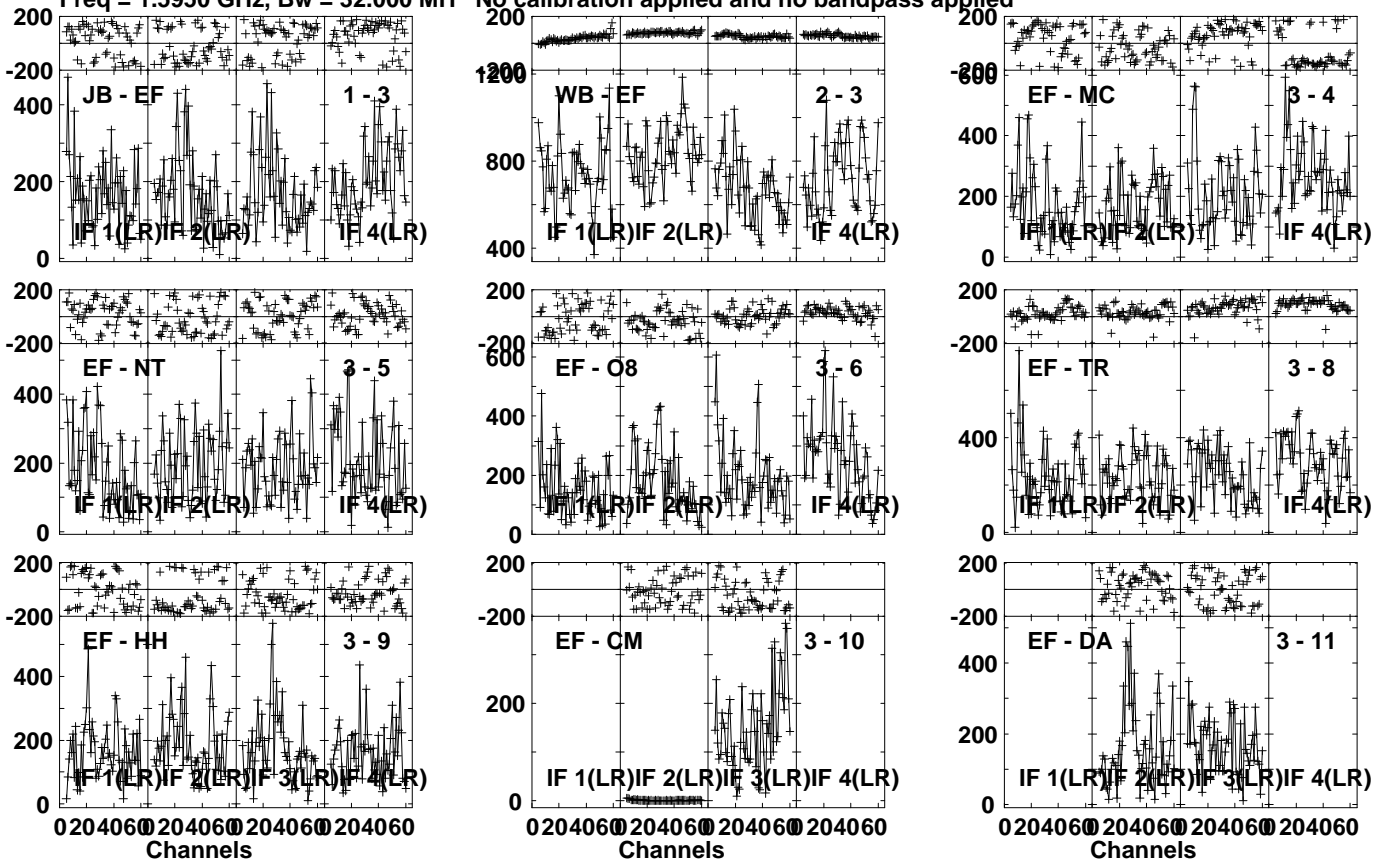
Lower frame: Micro Ampl Jy Top frame: Phas deg
Vector averaged cross-power spectrum Several baselines displayed
Timerange: 00/03:42:31 to 00/03:46:59

Plot file version 155 created 02-MAY-2023 03:18:24

J1947-0103 EB096F.UVDATA.1

Freq = 1.5950 GHz, Bw = 32.000 MH

No calibration applied and no bandpass applied



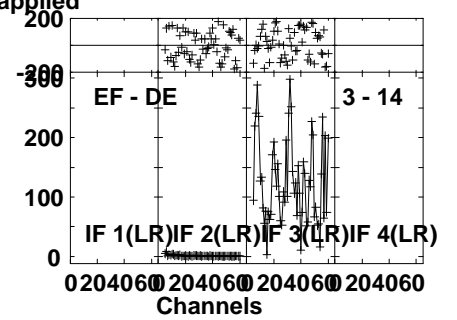
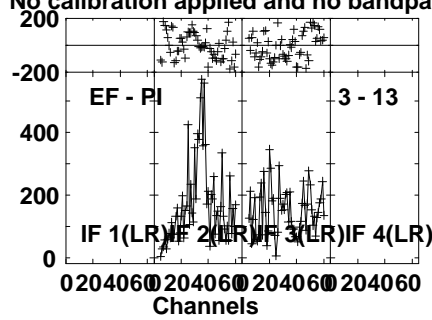
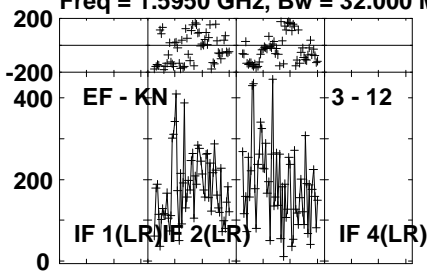
Lower frame: Micro Ampl Jy Top frame: Phas deg
Vector averaged cross-power spectrum Several baselines displayed
Timerange: 00/03:47:01 to 00/03:48:29

Plot file version 156 created 02-MAY-2023 03:18:24

J1947-0103 EB096F.UVDATA.1

Freq = 1.5950 GHz, Bw = 32.000 MH

No calibration applied and no bandpass applied



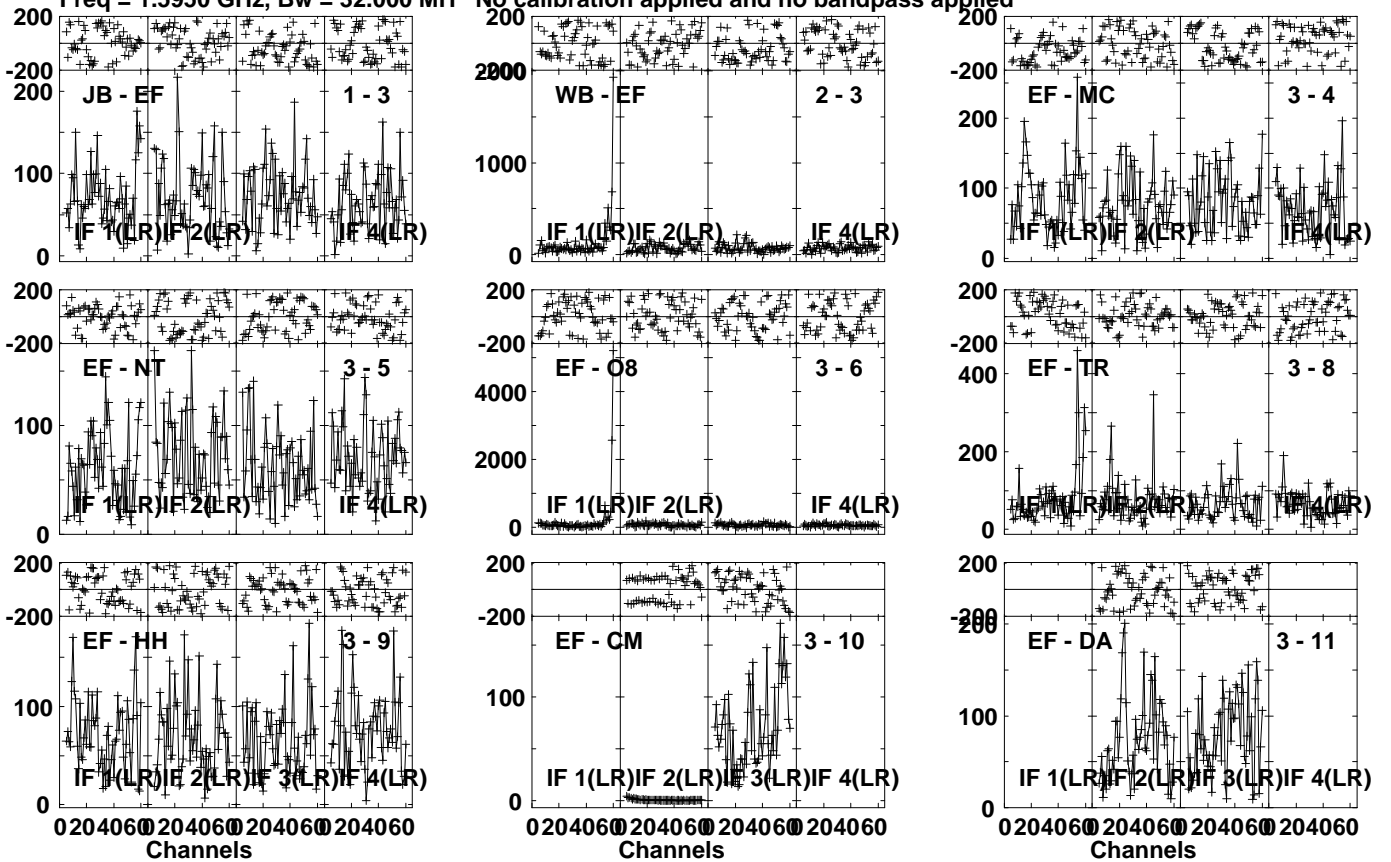
Lower frame: Micro Ampl Jy Top frame: Phas deg
Vector averaged cross-power spectrum Several baselines displayed
Timerange: 00/03:47:01 to 00/03:48:29

Plot file version 157 created 02-MAY-2023 03:18:24

FRB210807 EB096F.UVDATA.1

Freq = 1.5950 GHz, Bw = 32.000 MH

No calibration applied and no bandpass applied



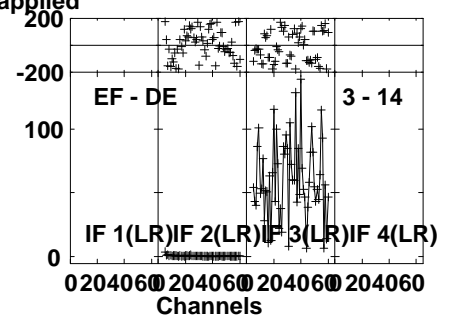
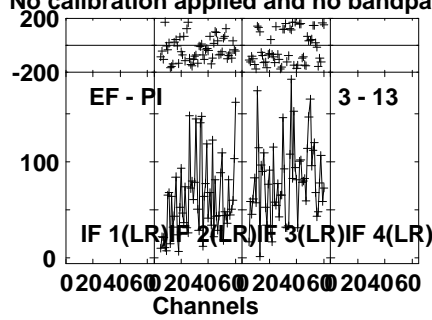
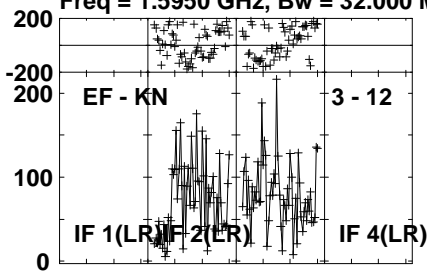
Lower frame: Micro Ampl Jy Top frame: Phas deg
Vector averaged cross-power spectrum Several baselines displayed
Timerange: 00/03:48:31 to 00/03:52:59

Plot file version 158 created 02-MAY-2023 03:18:24

FRB210807 EB096F.UVDATA.1

Freq = 1.5950 GHz, Bw = 32.000 MH

No calibration applied and no bandpass applied



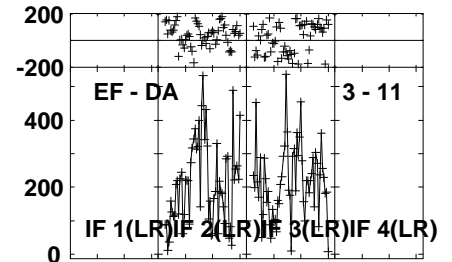
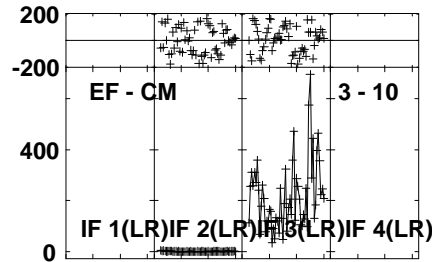
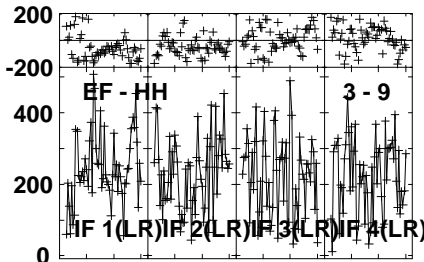
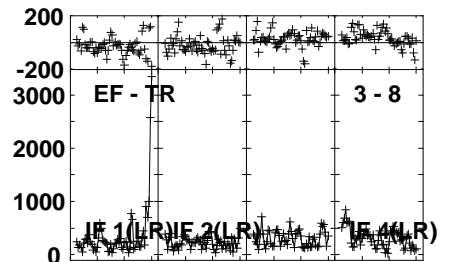
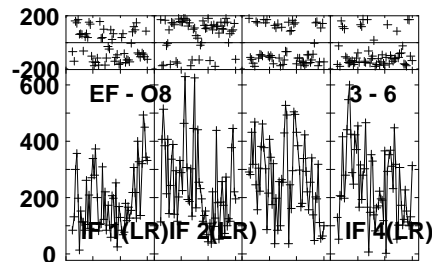
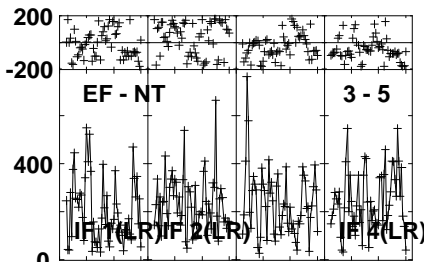
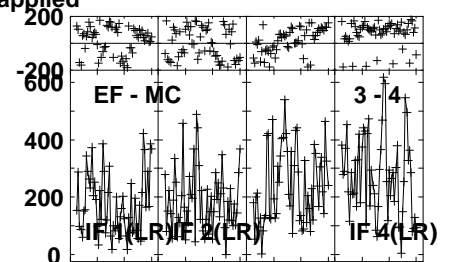
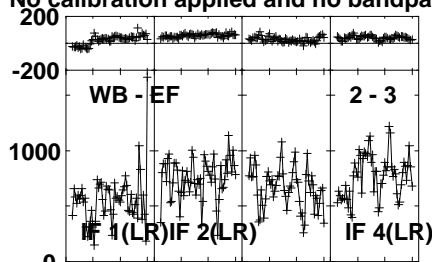
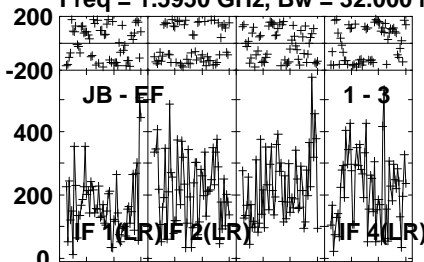
Lower frame: Micro Ampl Jy Top frame: Phas deg
Vector averaged cross-power spectrum Several baselines displayed
Timerange: 00/03:48:31 to 00/03:52:59

Plot file version 159 created 02-MAY-2023 03:18:24

J1947-0103 EB096F.UVDATA.1

Freq = 1.5950 GHz, Bw = 32.000 MH

No calibration applied and no bandpass applied



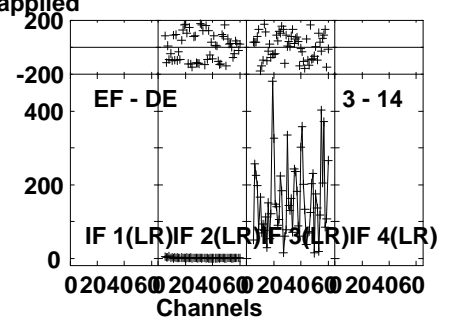
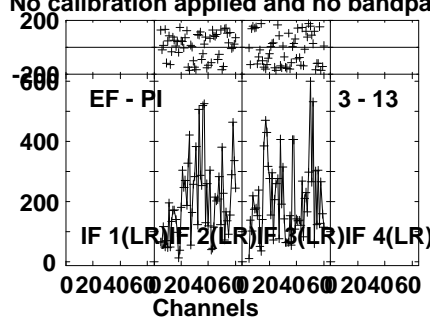
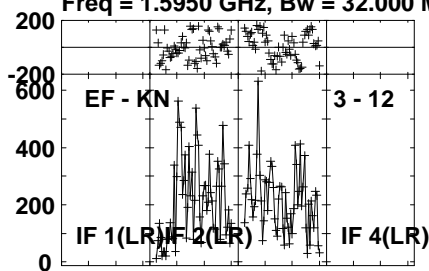
Lower frame: Micro Ampl Jy Top frame: Phas deg
Vector averaged cross-power spectrum Several baselines displayed
Timerange: 00/03:53:41 to 00/03:54:29

Plot file version 160 created 02-MAY-2023 03:18:25

J1947-0103 EB096F.UVDATA.1

Freq = 1.5950 GHz, Bw = 32.000 MH

No calibration applied and no bandpass applied



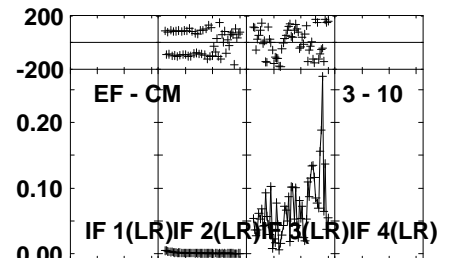
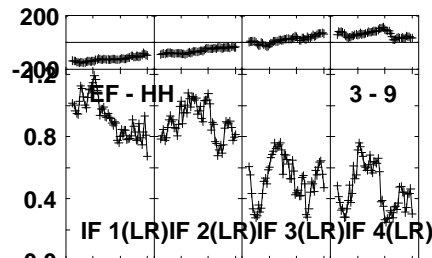
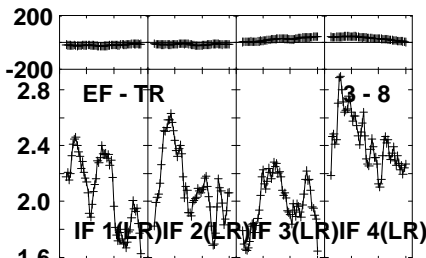
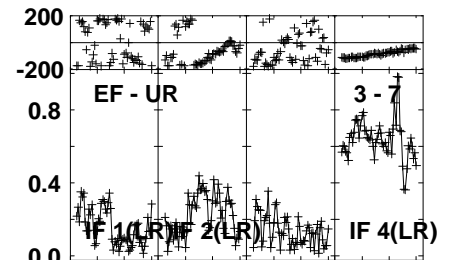
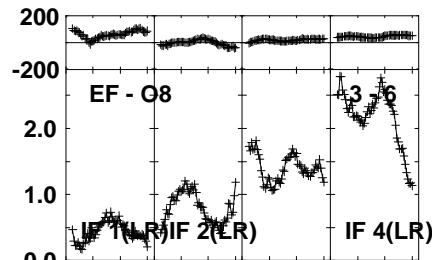
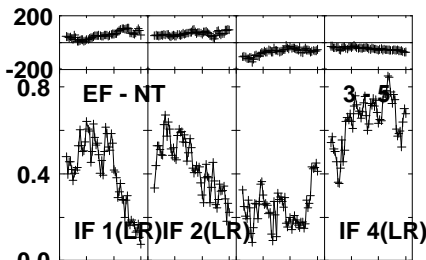
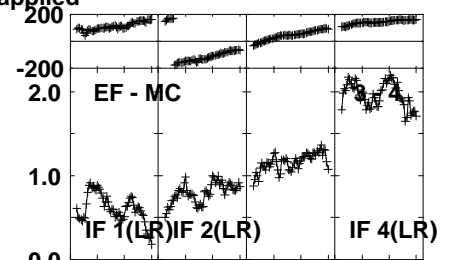
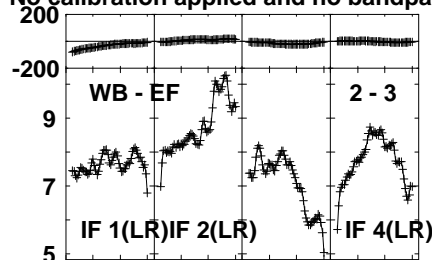
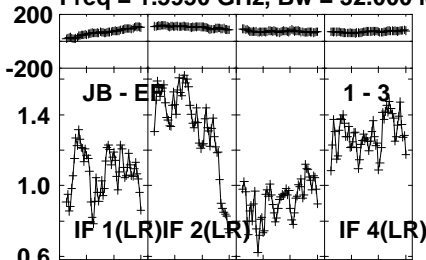
Lower frame: Micro Ampl Jy Top frame: Phas deg
Vector averaged cross-power spectrum Several baselines displayed
Timerange: 00/03:53:41 to 00/03:54:29

Plot file version 161 created 02-MAY-2023 03:18:25

2136+141 EB096F.UVDATA.1

Freq = 1.5950 GHz, Bw = 32.000 MH

No calibration applied and no bandpass applied



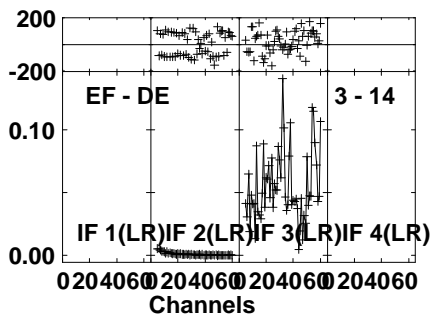
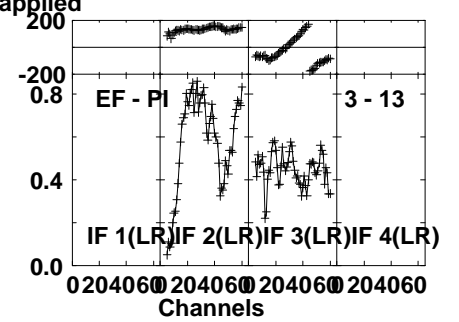
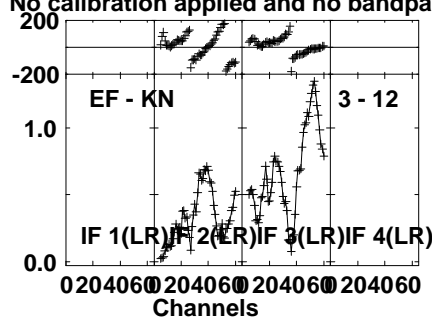
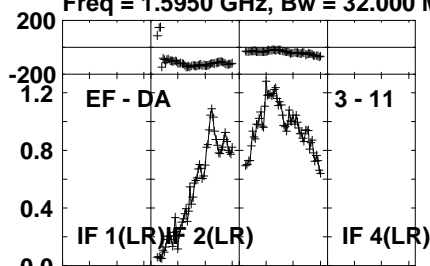
Lower frame: Milli Ampl Jy Top frame: Phas deg
Vector averaged cross-power spectrum Several baselines displayed
Timerange: 00/03:56:31 to 00/03:59:59

Plot file version 162 created 02-MAY-2023 03:18:25

2136+141 EB096F.UVDATA.1

Freq = 1.5950 GHz, Bw = 32.000 MH

No calibration applied and no bandpass applied



Lower frame: Milli Ampl Jy Top frame: Phas deg
Vector averaged cross-power spectrum Several baselines displayed
Timerange: 00/03:56:31 to 00/03:59:59