




Plot file version 1 created 08-MAY-2023 14:33:54
Amplitude andPhase vs Time for EB096G.UVDATA.1 Vect aver. CL # 4
IF 1 CHAN 1 - 64 STK LL




Plot file version 2 created 08-MAY-2023 14:33:54
Amplitude andPhase vs Time for EB096G.UVDATA.1 Vect aver. CL # 4
IF 1 CHAN 1 - 64 STK LL




Plot file version 3 created 08-MAY-2023 14:34:10
Amplitude andPhase vs Time for EB096G.UVDATA.1 Vect aver. CL # 4
IF 2 CHAN 1 - 64 STK LL




Plot file version 4 created 08-MAY-2023 14:34:10
Amplitude andPhase vs Time for EB096G.UVDATA.1 Vect aver. CL # 4
IF 2 CHAN 1 - 64 STK LL




Plot file version 5 created 08-MAY-2023 14:34:10
Amplitude andPhase vs Time for EB096G.UVDATA.1 Vect aver. CL # 4
IF 2 CHAN 1 - 64 STK LL




Plot file version 6 created 08-MAY-2023 14:34:25
Amplitude andPhase vs Time for EB096G.UVDATA.1 Vect aver. CL # 4
IF 3 CHAN 1 - 64 STK LL



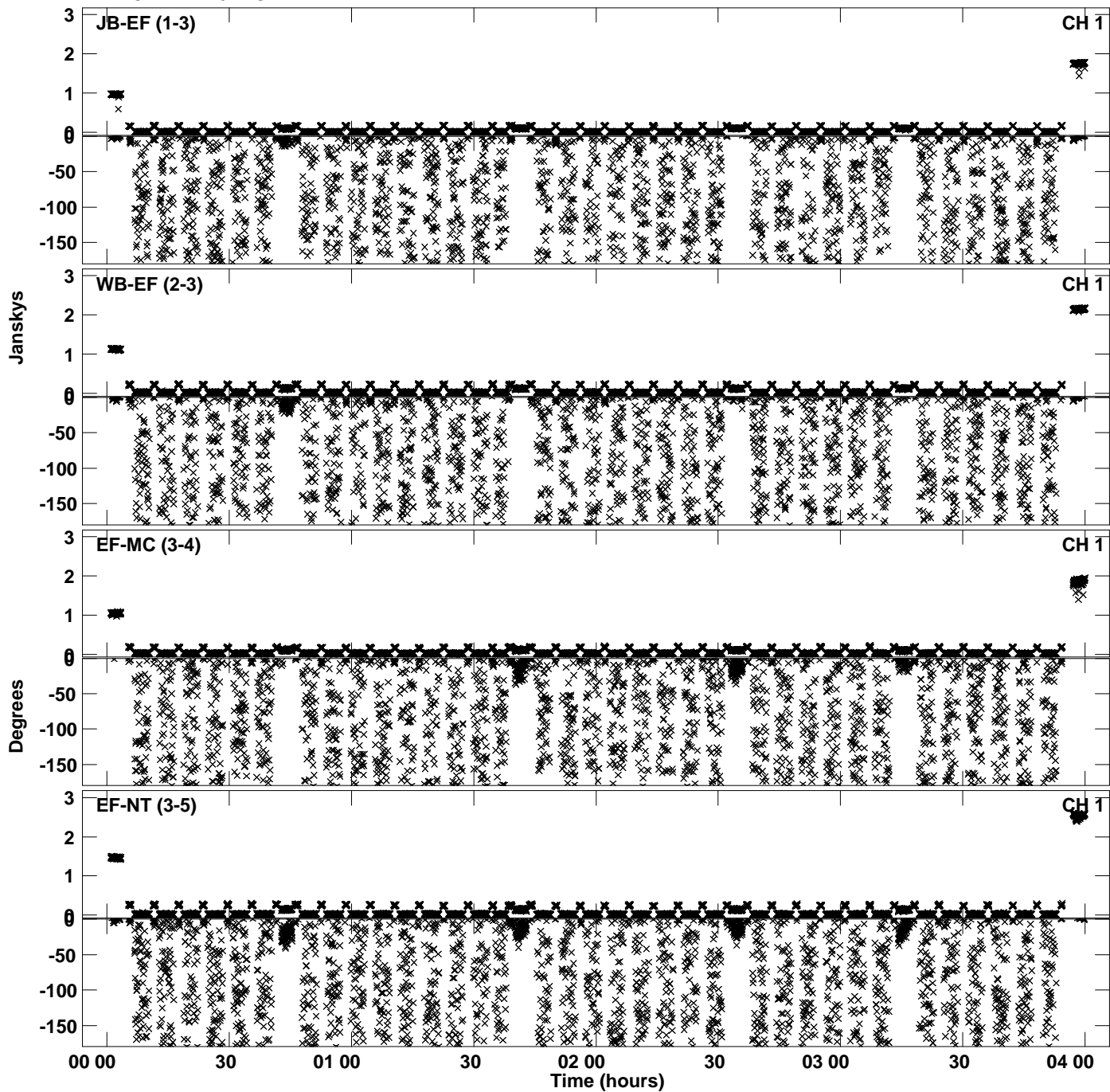
Plot file version 7 created 08-MAY-2023 14:34:25
Amplitude andPhase vs Time for EB096G.UVDATA.1 Vect aver. CL # 4
IF 3 CHAN 1 - 64 STK LL




PLot file version 8 created 08-MAY-2023 14:34:25
Amplitude andPhase vs Time for EB096G.UVDATA.1 Vect aver. CL # 4
IF 3 CHAN 1 - 64 STK LL



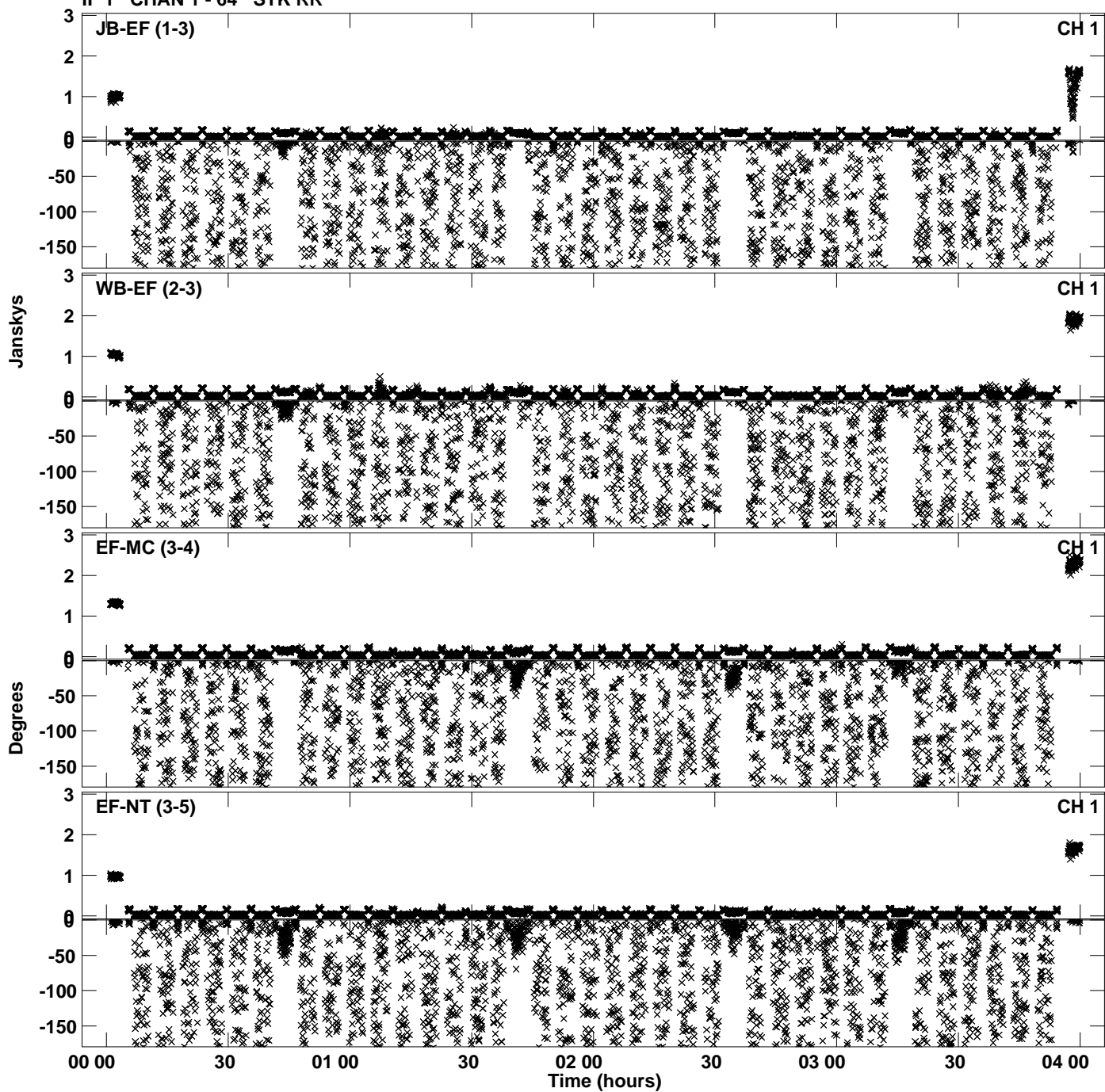
PLot file version 9 created 08-MAY-2023 14:34:38
Amplitude andPhase vs Time for EB096G.UVDATA.1 Vect aver. CL # 4
IF 4 CHAN 1 - 64 STK LL



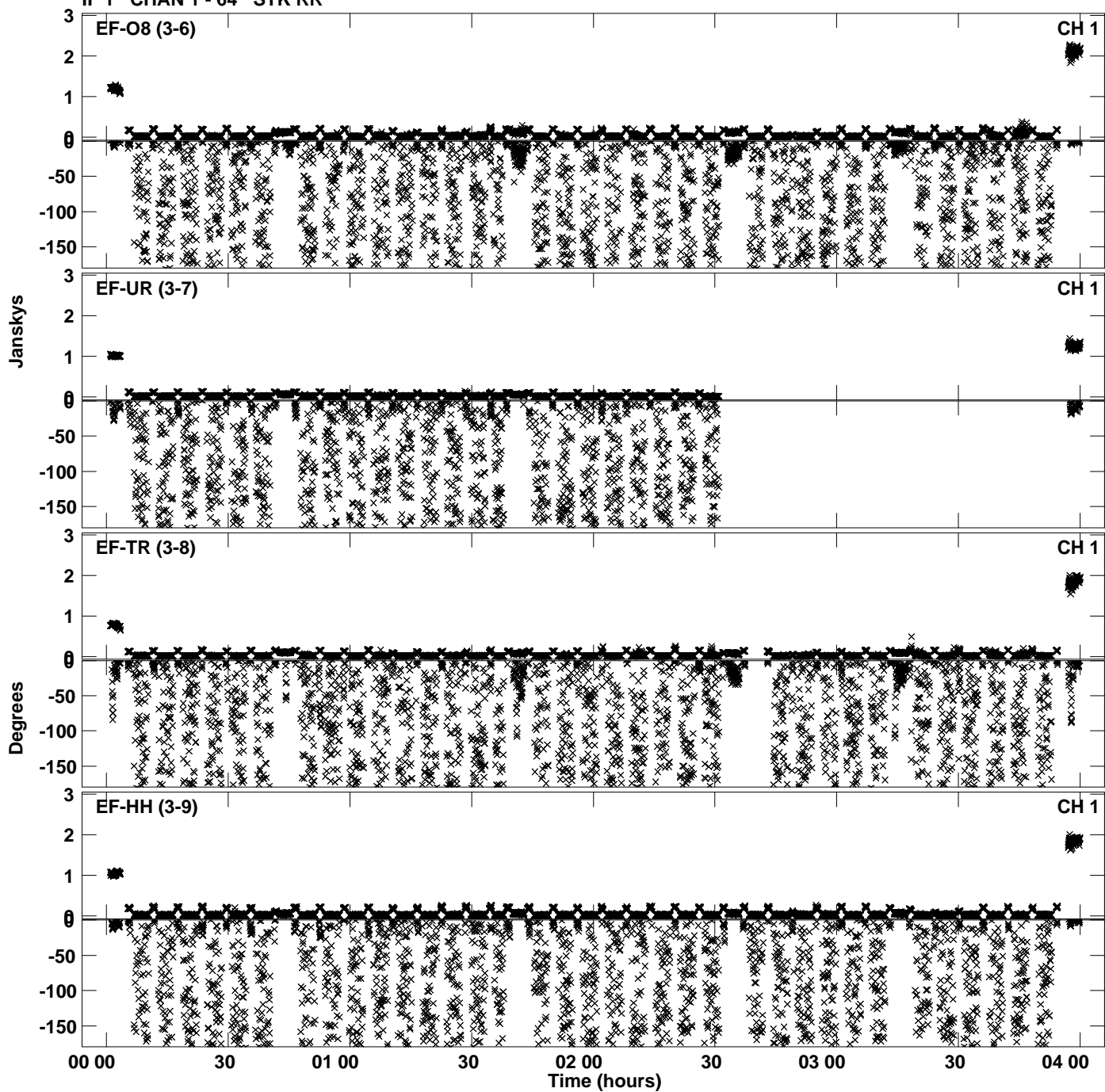
Plot file version 10 created 08-MAY-2023 14:34:38
Amplitude andPhase vs Time for EB096G.UVDATA.1 Vect aver. CL # 4
IF 4 CHAN 1 - 64 STK LL




Plot file version 11 created 08-MAY-2023 14:34:49
Amplitude and Phase vs Time for EB096G.UVDATA.1 Vect aver. CL # 4
IF 1 CHAN 1 - 64 STK RR




Plot file version 12 created 08-MAY-2023 14:34:49
Amplitude andPhase vs Time for EB096G.UVDATA.1 Vect aver. CL # 4
IF 1 CHAN 1 - 64 STK RR




Plot file version 13 created 08-MAY-2023 14:35:04
Amplitude andPhase vs Time for EB096G.UVDATA.1 Vect aver. CL # 4
IF 2 CHAN 1 - 64 STK RR



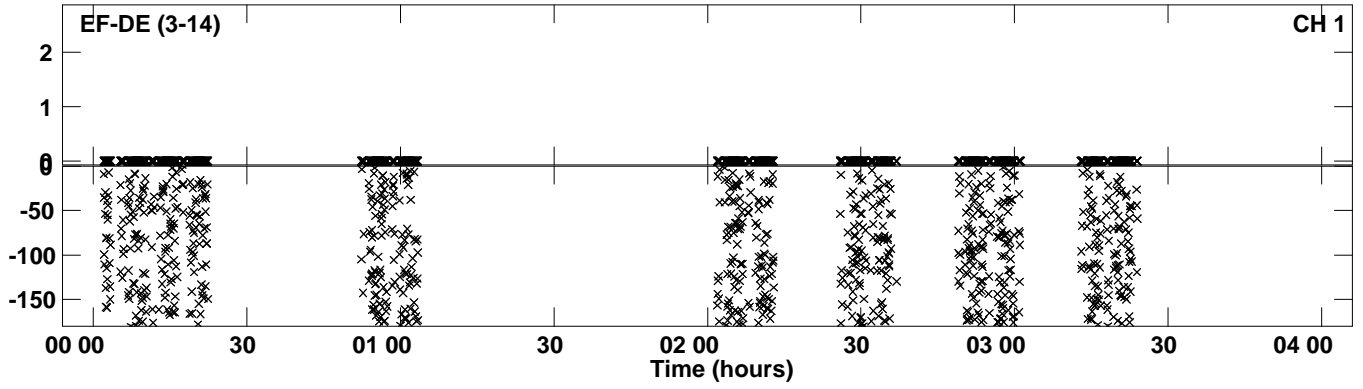
Plot file version 14 created 08-MAY-2023 14:35:04
Amplitude andPhase vs Time for EB096G.UVDATA.1 Vect aver. CL # 4
IF 2 CHAN 1 - 64 STK RR




Plot file version 15 created 08-MAY-2023 14:35:04
Amplitude andPhase vs Time for EB096G.UVDATA.1 Vect aver. CL # 4
IF 2 CHAN 1 - 64 STK RR




PLot file version 16 created 08-MAY-2023 14:35:04
Amplitude andPhase vs Time for EB096G.UVDATA.1 Vect aver. CL # 4
IF 2 CHAN 1 - 64 STK RR



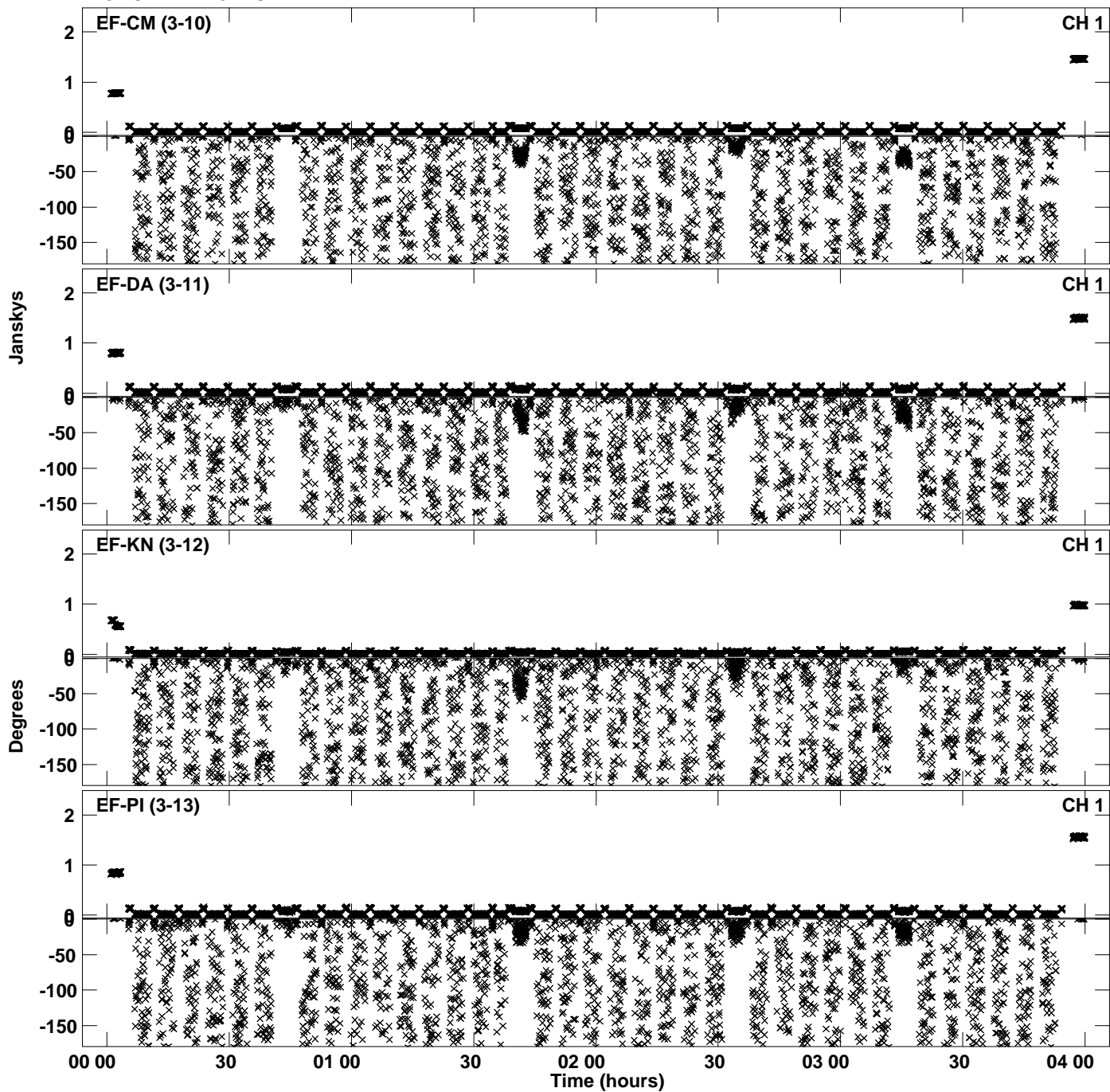
Plot file version 17 created 08-MAY-2023 14:35:17
Amplitude andPhase vs Time for EB096G.UVDATA.1 Vect aver. CL # 4
IF 3 CHAN 1 - 64 STK RR




PLot file version 18 created 08-MAY-2023 14:35:17
Amplitude andPhase vs Time for EB096G.UVDATA.1 Vect aver. CL # 4
IF 3 CHAN 1 - 64 STK RR



Plot file version 19 created 08-MAY-2023 14:35:17
Amplitude andPhase vs Time for EB096G.UVDATA.1 Vect aver. CL # 4
IF 3 CHAN 1 - 64 STK RR



Plot file version 20 created 08-MAY-2023 14:35:26
Amplitude andPhase vs Time for EB096G.UVDATA.1 Vect aver. CL # 4
IF 4 CHAN 1 - 64 STK RR



Plot file version 21 created 08-MAY-2023 14:35:26
Amplitude andPhase vs Time for EB096G.UVDATA.1 Vect aver. CL # 4
IF 4 CHAN 1 - 64 STK RR

