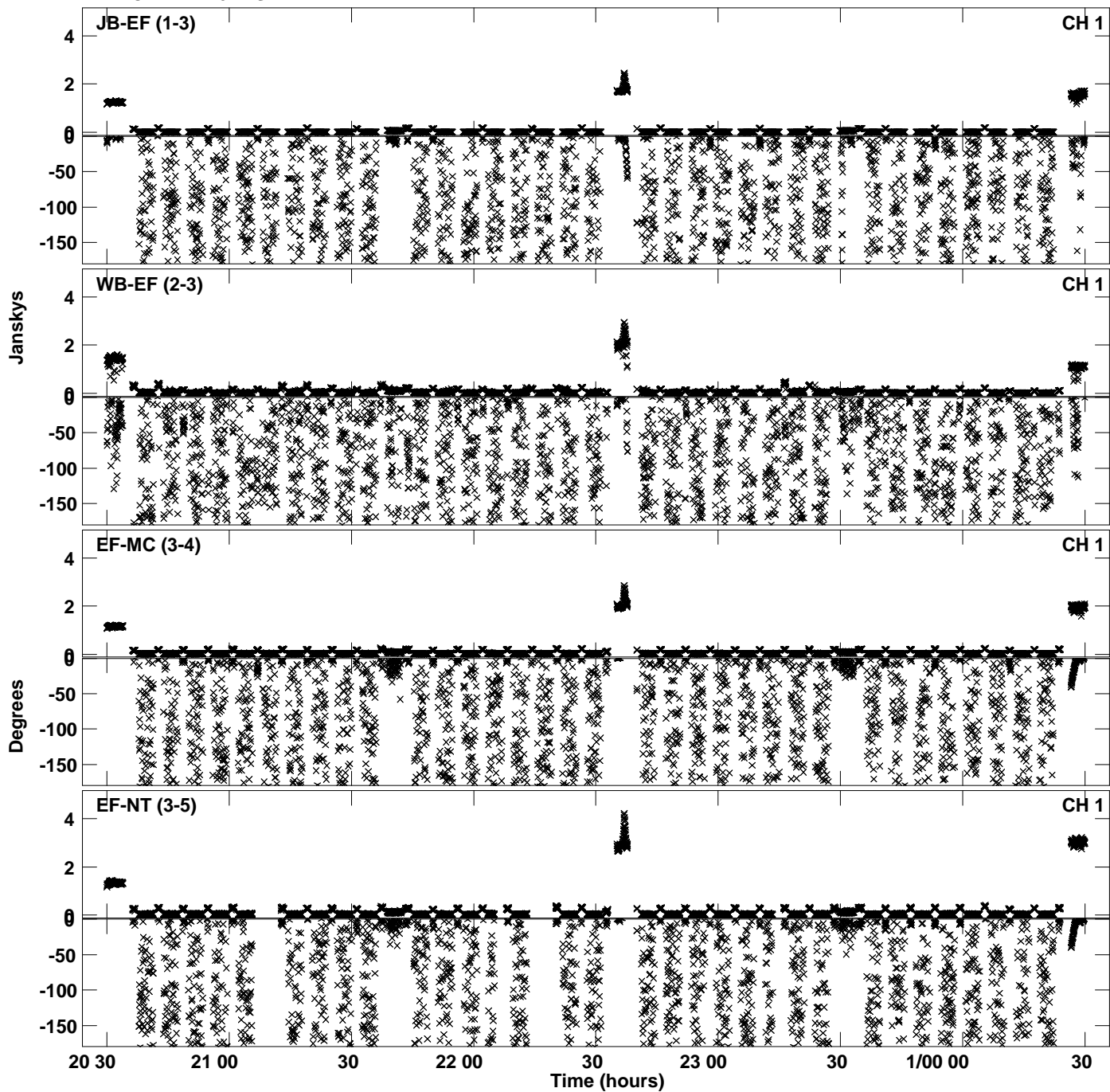
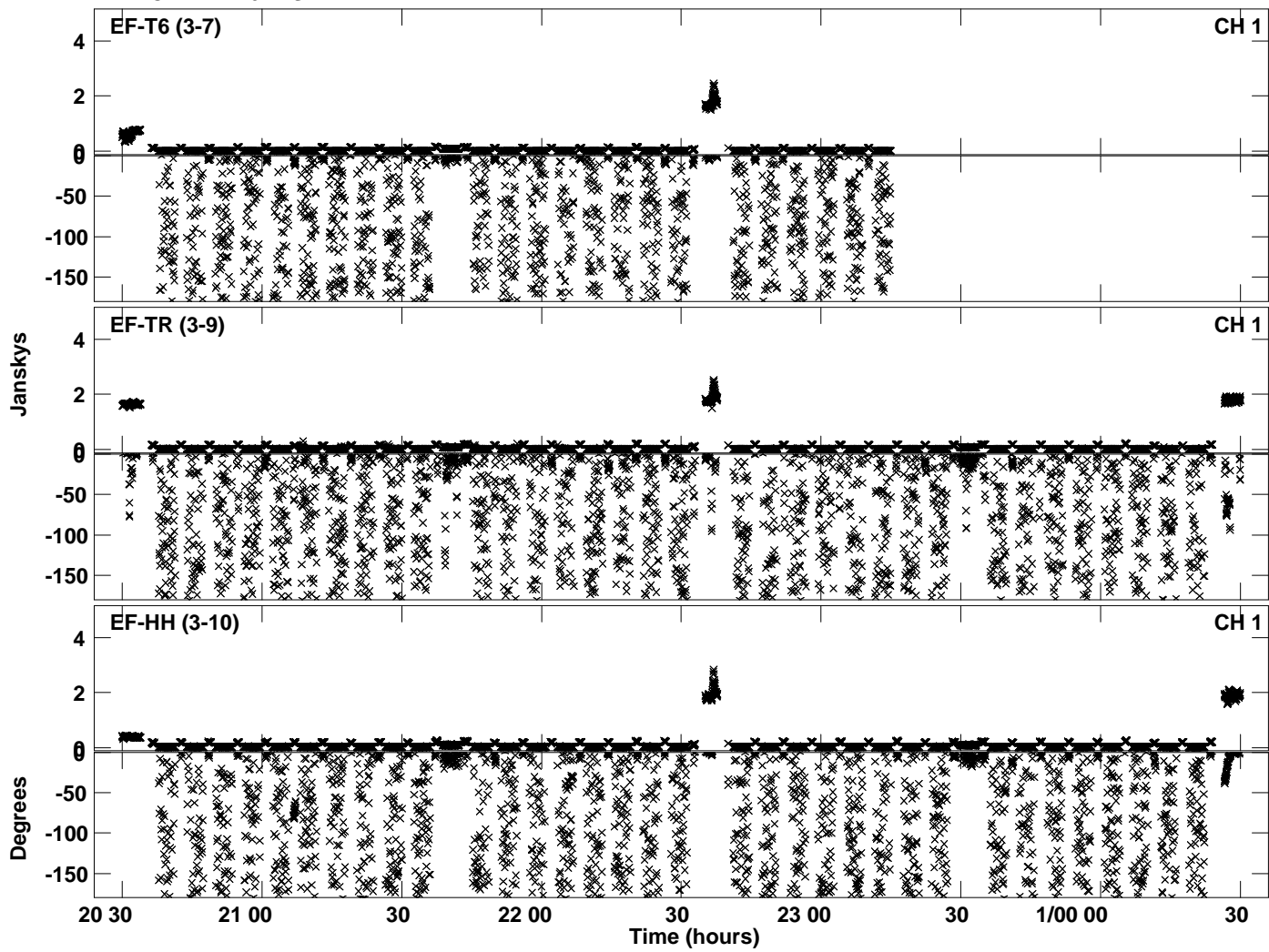



Plot file version 1 created 09-AUG-2023 12:01:59
Amplitude andPhase vs Time for EB096L.UVDATA.1 Vect aver. CL # 4
IF 1 CHAN 1 - 64 STK LL




Plot file version 2 created 09-AUG-2023 12:01:59
Amplitude andPhase vs Time for EB096L.UVDATA.1 Vect aver. CL # 4
IF 1 CHAN 1 - 64 STK LL




Plot file version 3 created 09-AUG-2023 12:02:17
Amplitude andPhase vs Time for EB096L.UVDATA.1 Vect aver. CL # 4
IF 2 CHAN 1 - 64 STK LL




Plot file version 4 created 09-AUG-2023 12:02:17
Amplitude andPhase vs Time for EB096L.UVDATA.1 Vect aver. CL # 4
IF 2 CHAN 1 - 64 STK LL



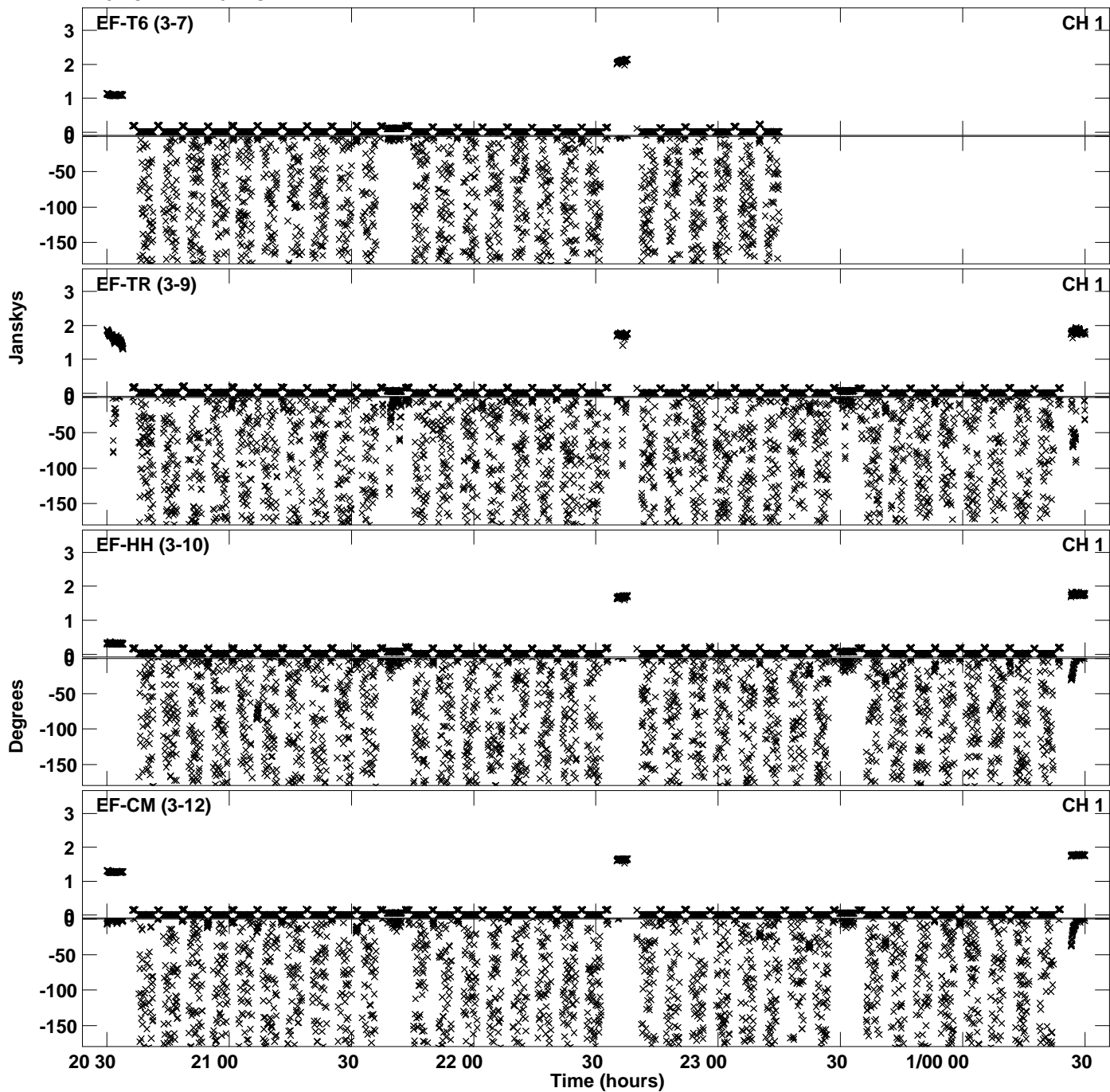
Plot file version 5 created 09-AUG-2023 12:02:17
Amplitude and Phase vs Time for EB096L.UVDATA.1 Vect aver. CL # 4
IF 2 CHAN 1 - 64 STK LL




Plot file version 6 created 09-AUG-2023 12:02:59
Amplitude andPhase vs Time for EB096L.UVDATA.1 Vect aver. CL # 4
IF 3 CHAN 1 - 64 STK LL




Plot file version 7 created 09-AUG-2023 12:02:59
Amplitude andPhase vs Time for EB096L.UVDATA.1 Vect aver. CL # 4
IF 3 CHAN 1 - 64 STK LL



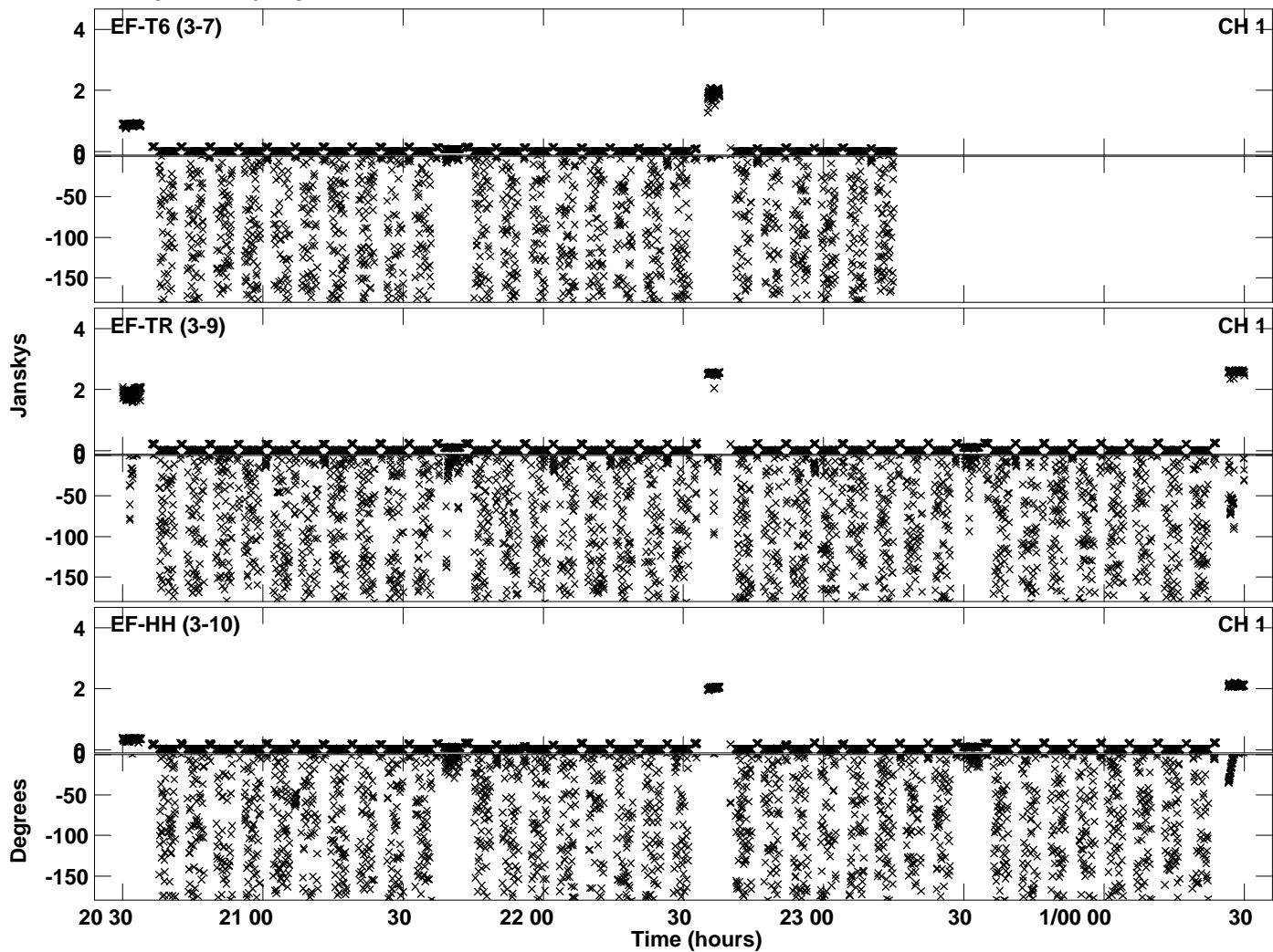
Plot file version 8 created 09-AUG-2023 12:02:59
Amplitude andPhase vs Time for EB096L.UVDATA.1 Vect aver. CL # 4
IF 3 CHAN 1 - 64 STK LL




Plot file version 9 created 09-AUG-2023 12:03:06
Amplitude andPhase vs Time for EB096L.UVDATA.1 Vect aver. CL # 4
IF 4 CHAN 1 - 64 STK LL




Plot file version 10 created 09-AUG-2023 12:03:06
Amplitude and Phase vs Time for EB096L.UVDATA.1 Vect aver. CL # 4
IF 4 CHAN 1 - 64 STK LL




Plot file version 11 created 09-AUG-2023 12:03:14
Amplitude andPhase vs Time for EB096L.UVDATA.1 Vect aver. CL # 4
IF 1 CHAN 1 - 64 STK RR




Plot file version 12 created 09-AUG-2023 12:03:14
Amplitude andPhase vs Time for EB096L.UVDATA.1 Vect aver. CL # 4
IF 1 CHAN 1 - 64 STK RR




Plot file version 13 created 09-AUG-2023 12:03:23
Amplitude andPhase vs Time for EB096L.UVDATA.1 Vect aver. CL # 4
IF 2 CHAN 1 - 64 STK RR




PLot file version 14 created 09-AUG-2023 12:03:23
Amplitude andPhase vs Time for EB096L.UVDATA.1 Vect aver. CL # 4
IF 2 CHAN 1 - 64 STK RR




Plot file version 15 created 09-AUG-2023 12:03:23
Amplitude andPhase vs Time for EB096L.UVDATA.1 Vect aver. CL # 4
IF 2 CHAN 1 - 64 STK RR




Plot file version 16 created 09-AUG-2023 12:03:32
Amplitude andPhase vs Time for EB096L.UVDATA.1 Vect aver. CL # 4
IF 3 CHAN 1 - 64 STK RR




Plot file version 17 created 09-AUG-2023 12:03:32
Amplitude andPhase vs Time for EB096L.UVDATA.1 Vect aver. CL # 4
IF 3 CHAN 1 - 64 STK RR



Plot file version 18 created 09-AUG-2023 12:03:32
Amplitude andPhase vs Time for EB096L.UVDATA.1 Vect aver. CL # 4
IF 3 CHAN 1 - 64 STK RR



Plot file version 19 created 09-AUG-2023 12:03:39
Amplitude andPhase vs Time for EB096L.UVDATA.1 Vect aver. CL # 4
IF 4 CHAN 1 - 64 STK RR



PLot file version 20 created 09-AUG-2023 12:03:39
Amplitude andPhase vs Time for EB096L.UVDATA.1 Vect aver. CL # 4
IF 4 CHAN 1 - 64 STK RR

