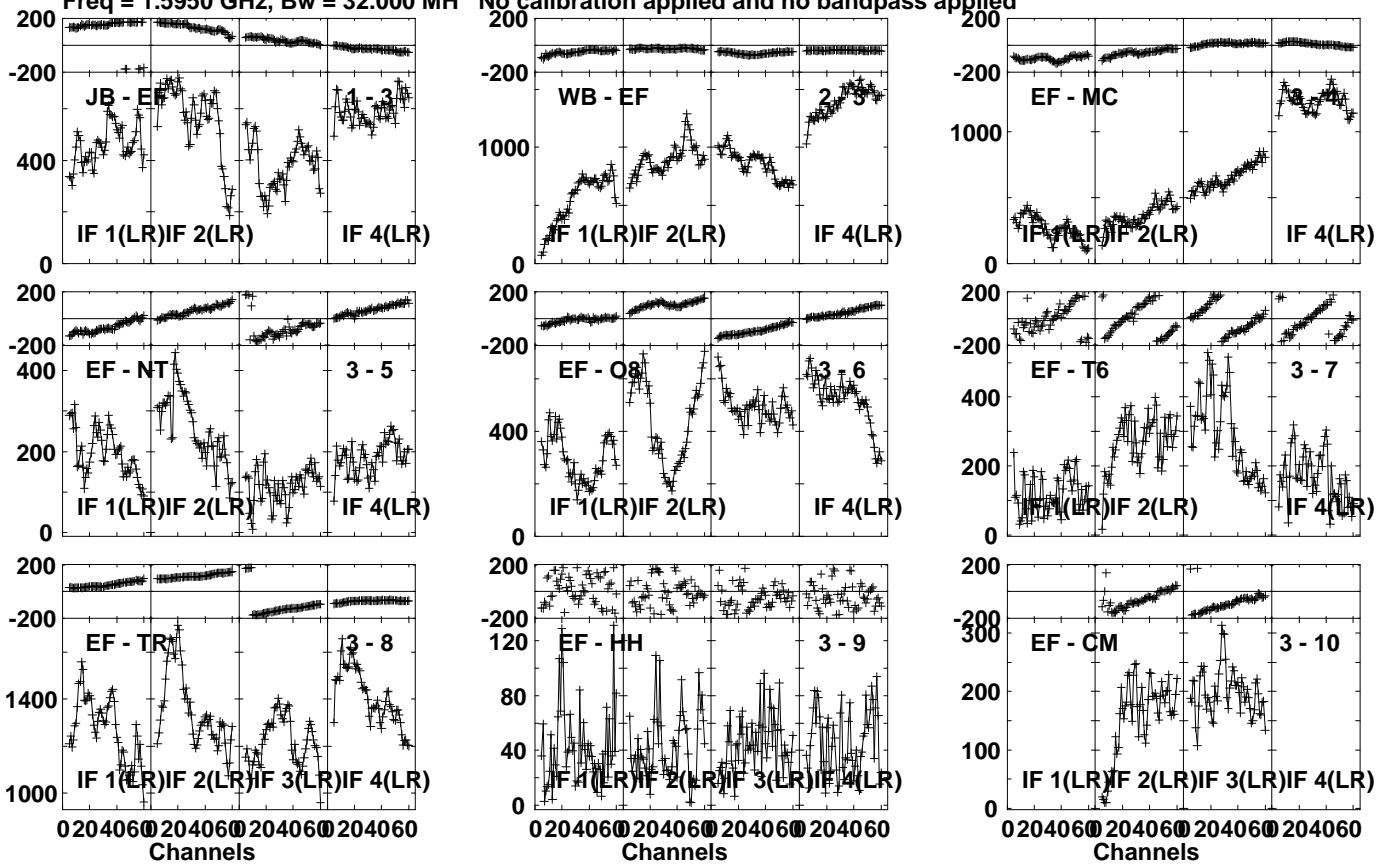


Plot file version 1 created 24-MAR-2023 10:16:12

J1310+3220 EB096M.UVDATA.1

Freq = 1.5950 GHz, Bw = 32.000 MH

No calibration applied and no bandpass applied



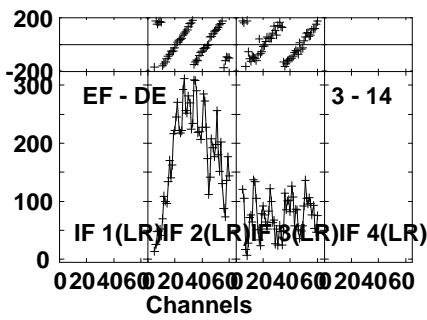
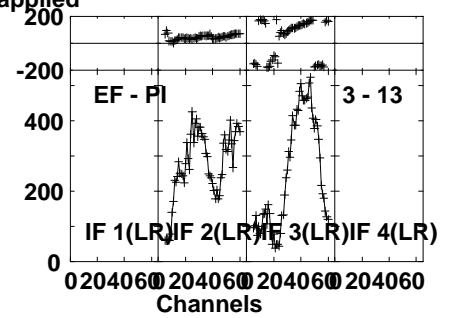
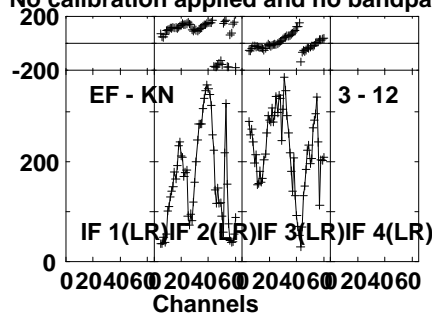
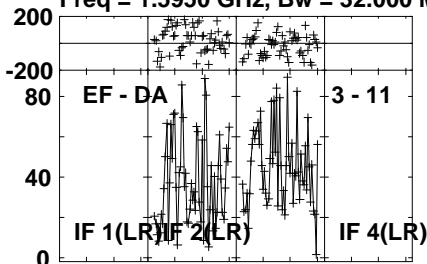
Lower frame: Micro Ampl Jy Top frame: Phas deg
Vector averaged cross-power spectrum Several baselines displayed
Timerange: 00/04:10:13 to 00/04:19:59

Plot file version 2 created 24-MAR-2023 10:16:12

J1310+3220 EB096M.UVDATA.1

Freq = 1.5950 GHz, Bw = 32.000 MH

No calibration applied and no bandpass applied

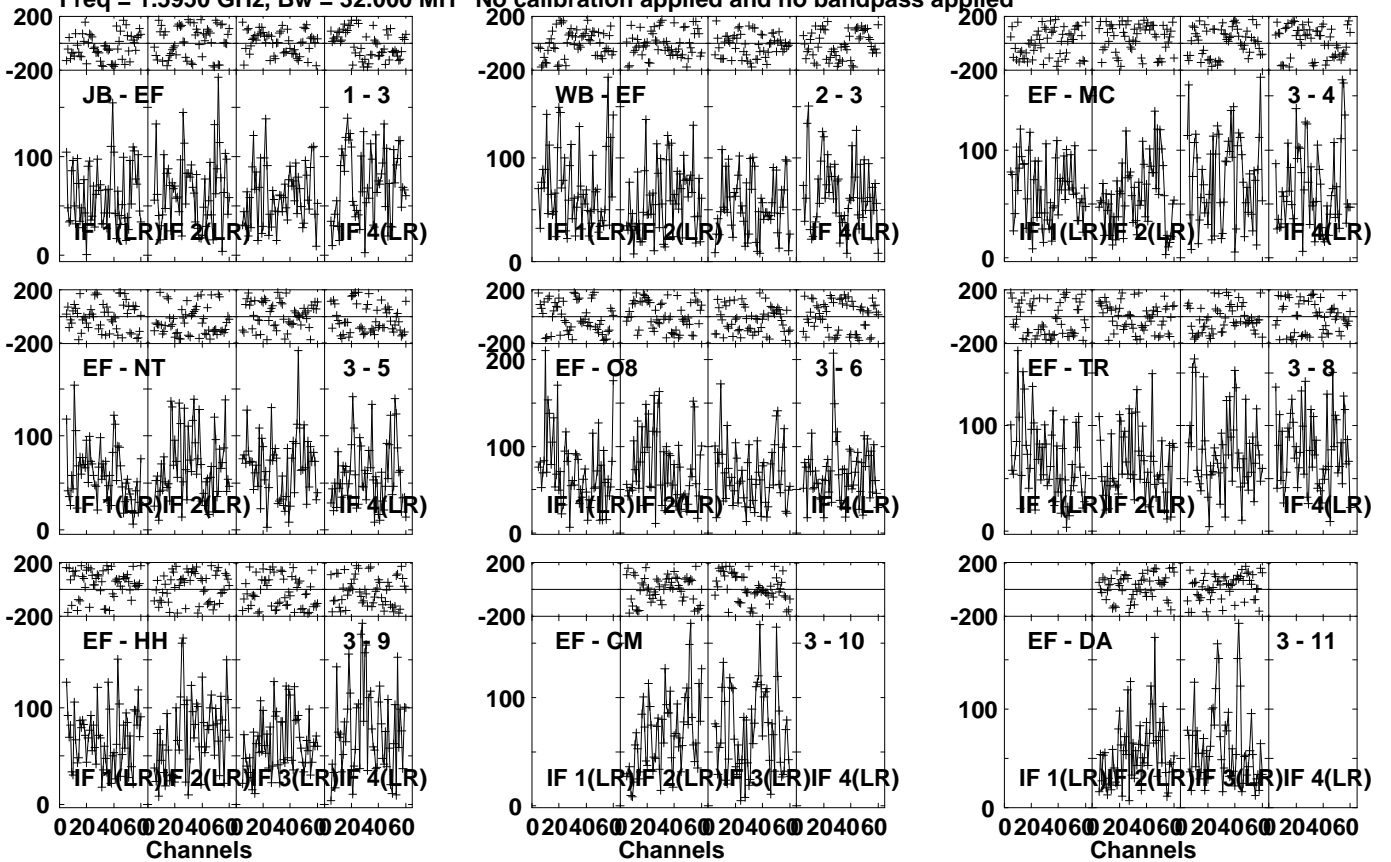


Lower frame: Micro Ampl Jy Top frame: Phas deg
Vector averaged cross-power spectrum Several baselines displayed
Timerange: 00/04:10:13 to 00/04:19:59

Plot file version 3 created 24-MAR-2023 10:16:14

FRB211127 EB096M.UVDATA.1

Freq = 1.5950 GHz, Bw = 32.000 MH No calibration applied and no bandpass applied

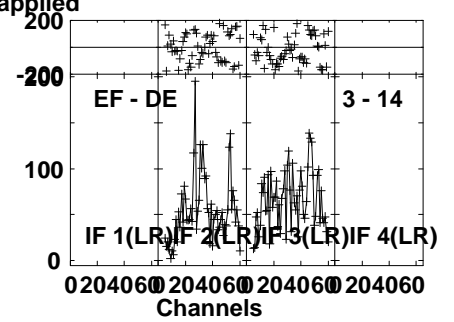
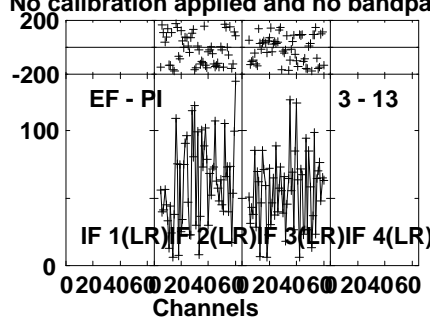
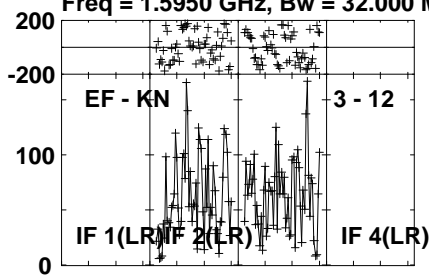


Lower frame: Micro Ampl Jy Top frame: Phas deg
Vector averaged cross-power spectrum Several baselines displayed
Timerange: 00/06:33:31 to 00/06:37:59

Plot file version 4 created 24-MAR-2023 10:16:14

FRB211127 EB096M.UVDATA.1

Freq = 1.5950 GHz, Bw = 32.000 MH No calibration applied and no bandpass applied



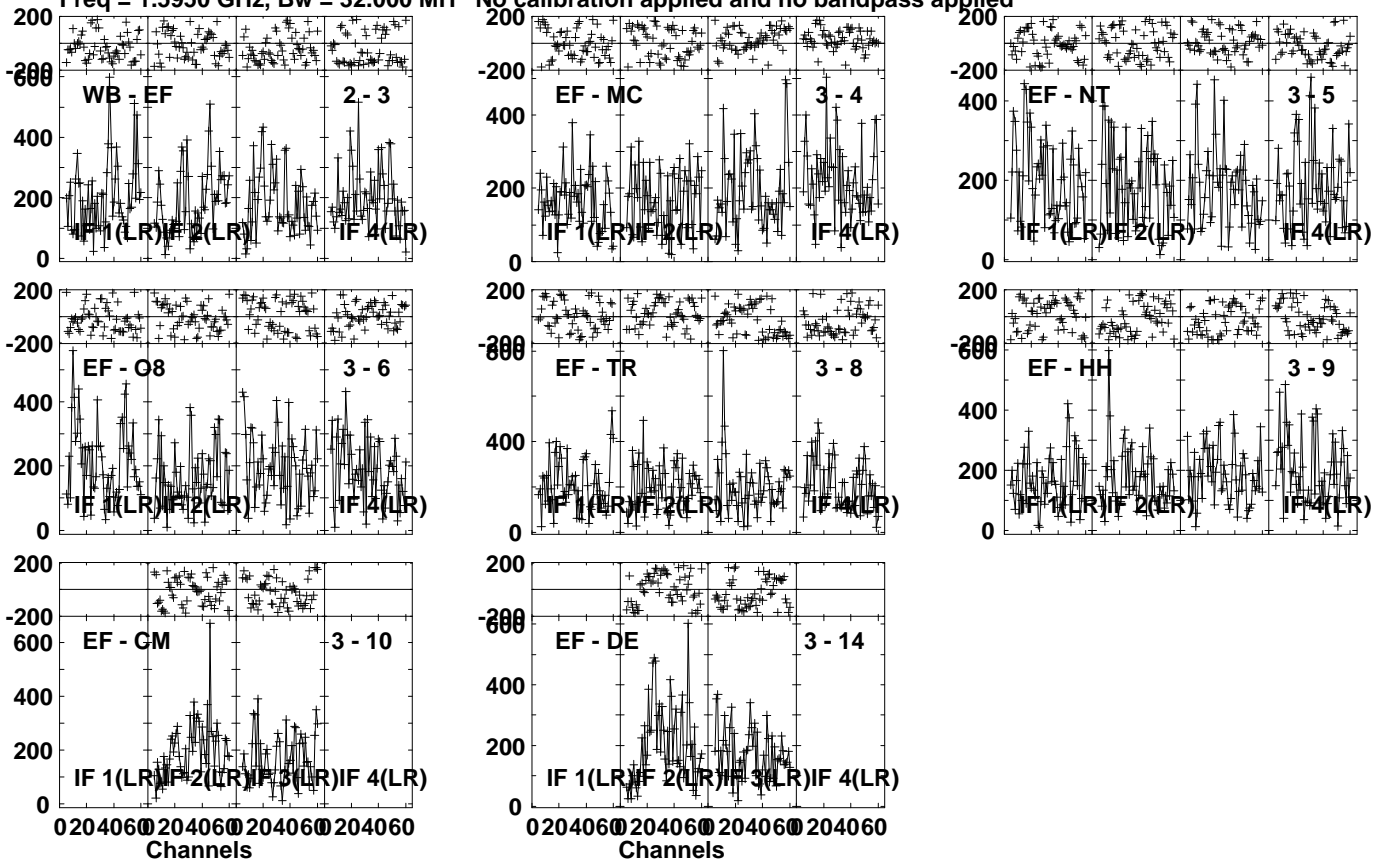
Lower frame: Micro Ampl Jy Top frame: Phas deg
Vector averaged cross-power spectrum Several baselines displayed
Timerange: 00/06:33:31 to 00/06:37:59

Plot file version 5 created 24-MAR-2023 10:16:14

J1317-2031 EB096M.UVDATA.1

Freq = 1.5950 GHz, Bw = 32.000 MH

No calibration applied and no bandpass applied

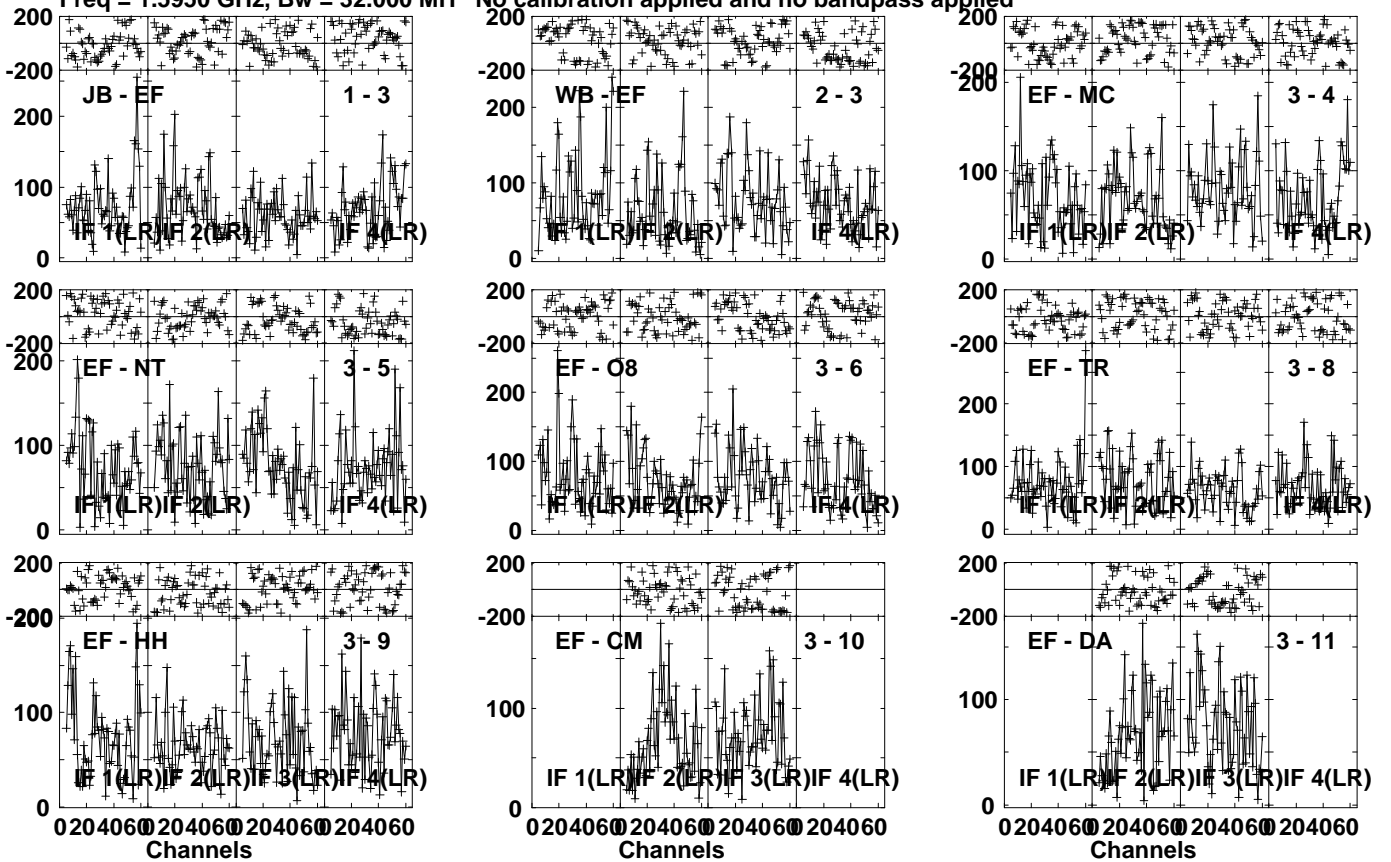


Lower frame: Micro Ampl Jy Top frame: Phas deg
Vector averaged cross-power spectrum Several baselines displayed
Timerange: 00/06:38:07 to 00/06:39:29

Plot file version 6 created 24-MAR-2023 10:16:14

FRB211127 EB096M.UVDATA.1

Freq = 1.5950 GHz, Bw = 32.000 MH No calibration applied and no bandpass applied

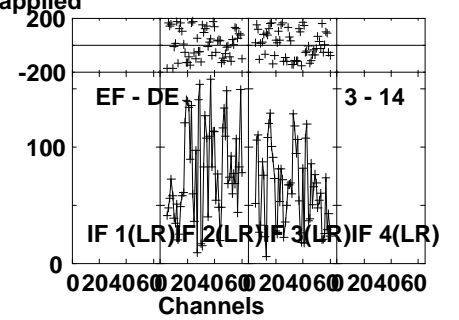
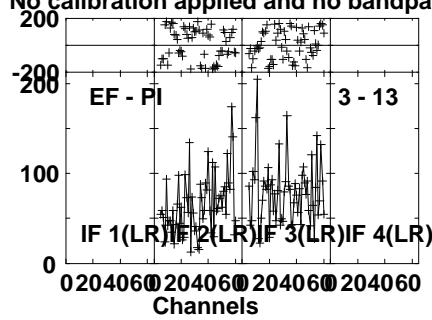
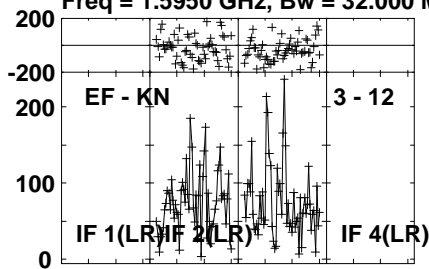


Lower frame: Micro Ampl Jy Top frame: Phas deg
Vector averaged cross-power spectrum Several baselines displayed
Timerange: 00/06:39:31 to 00/06:43:59

Plot file version 7 created 24-MAR-2023 10:16:14

FRB211127 EB096M.UVDATA.1

Freq = 1.5950 GHz, Bw = 32.000 MH No calibration applied and no bandpass applied



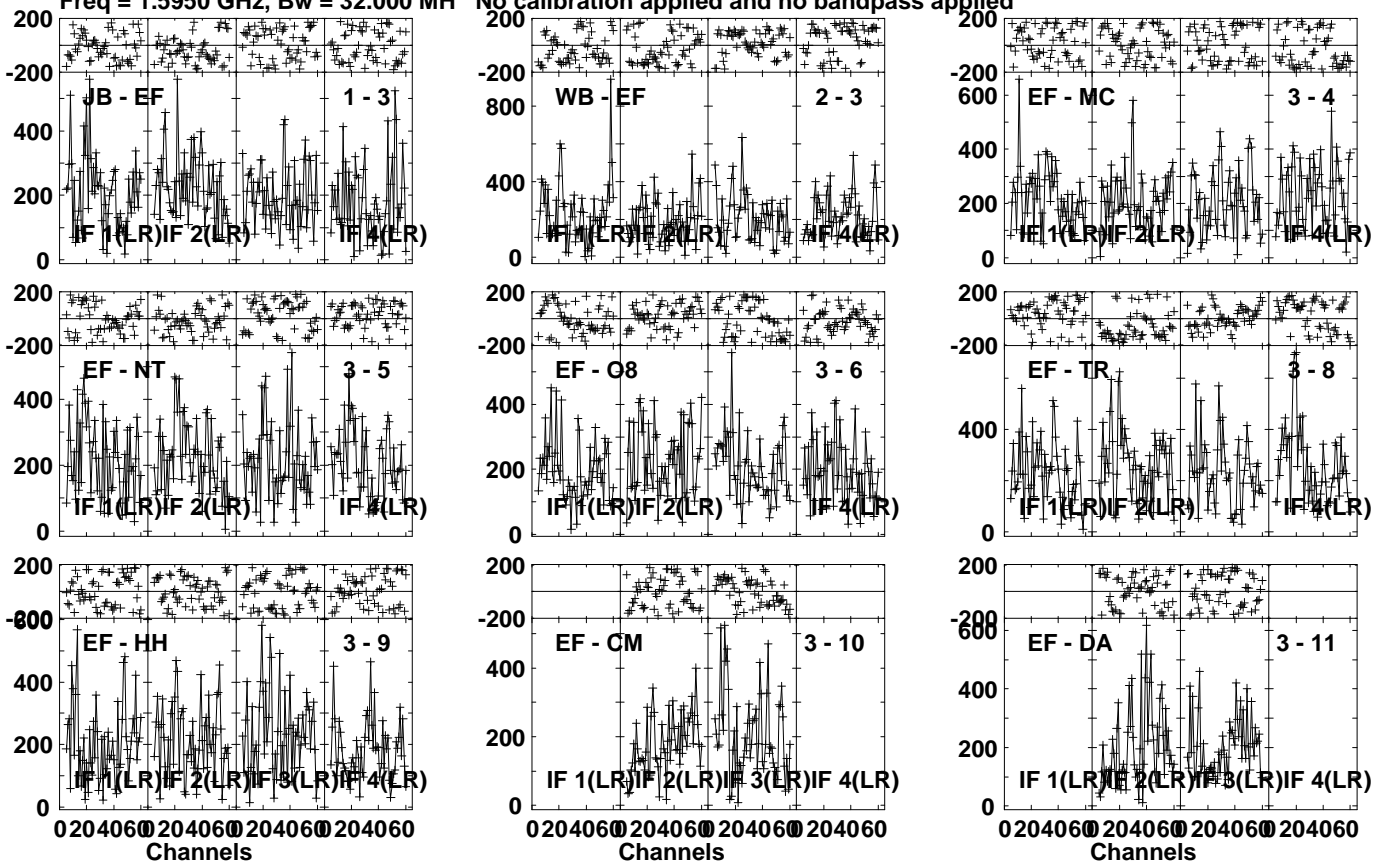
Lower frame: Micro Ampl Jy Top frame: Phas deg
Vector averaged cross-power spectrum Several baselines displayed
Timerange: 00/06:39:31 to 00/06:43:59

Plot file version 8 created 24-MAR-2023 10:16:14

J1317-2031 EB096M.UVDATA.1

Freq = 1.5950 GHz, Bw = 32.000 MH

No calibration applied and no bandpass applied

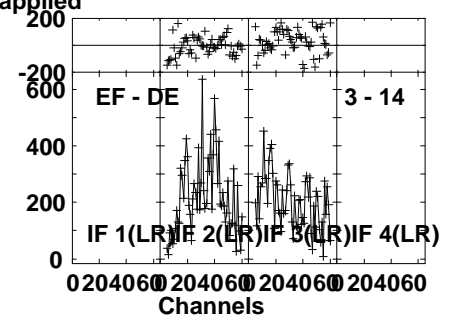
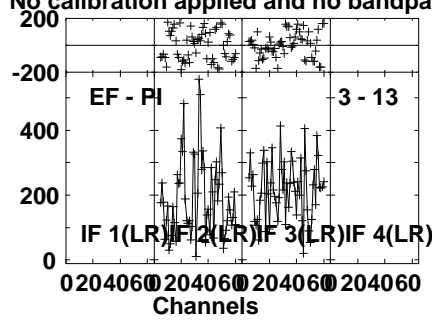
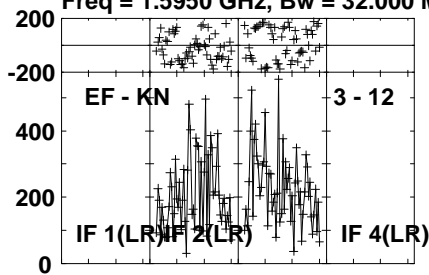


Lower frame: Micro Ampl Jy Top frame: Phas deg
Vector averaged cross-power spectrum Several baselines displayed
Timerange: 00/06:44:31 to 00/06:45:29

Plot file version 9 created 24-MAR-2023 10:16:15

J1317-2031 EB096M.UVDATA.1

Freq = 1.5950 GHz, Bw = 32.000 MH No calibration applied and no bandpass applied



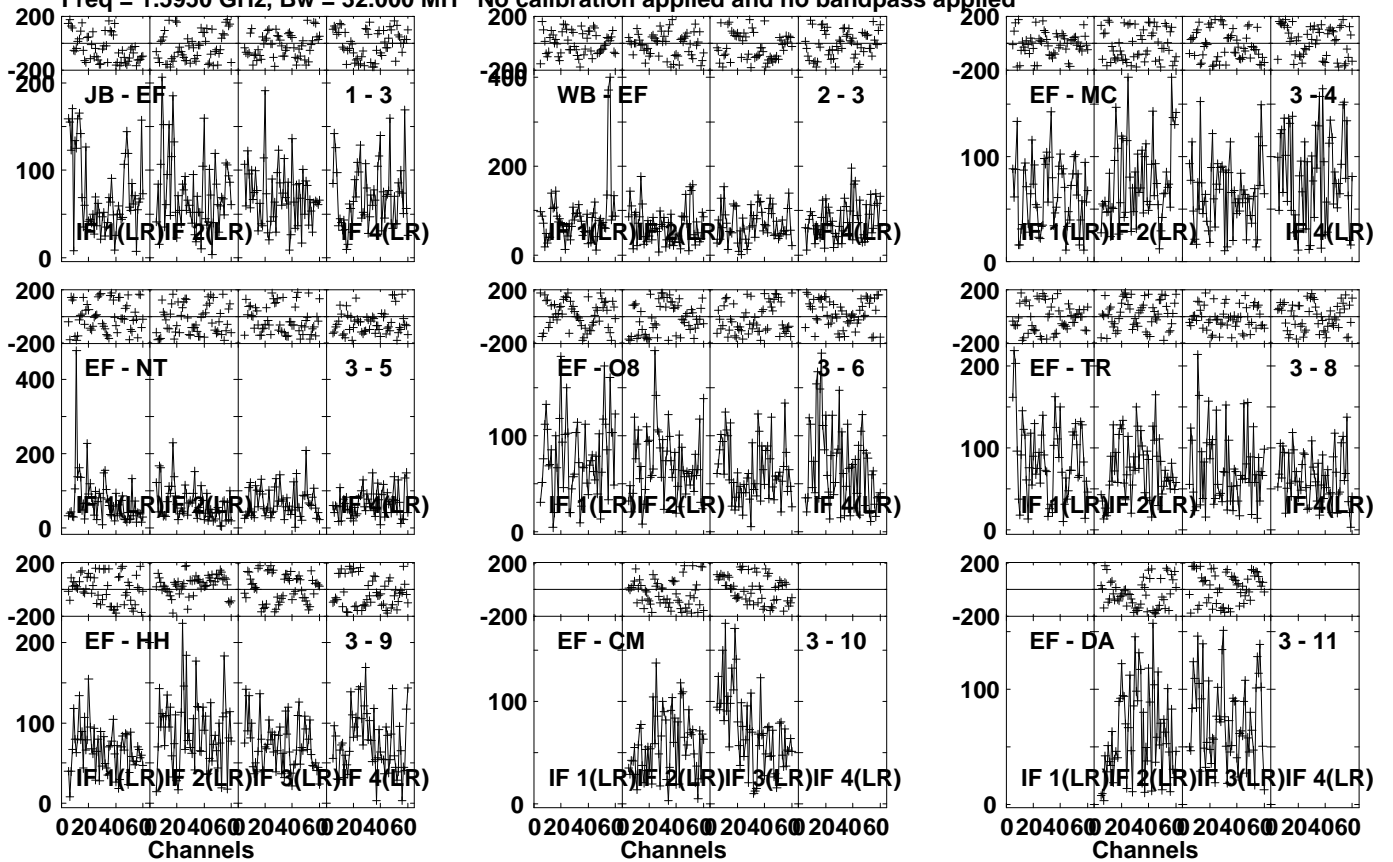
Lower frame: Micro Ampl Jy Top frame: Phas deg
Vector averaged cross-power spectrum Several baselines displayed
Timerange: 00/06:44:31 to 00/06:45:29

Plot file version 10 created 24-MAR-2023 10:16:15

FRB211127 EB096M.UVDATA.1

Freq = 1.5950 GHz, Bw = 32.000 MH

No calibration applied and no bandpass applied



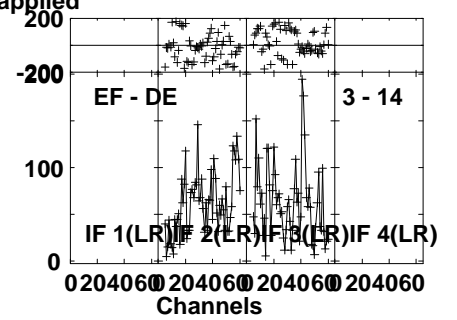
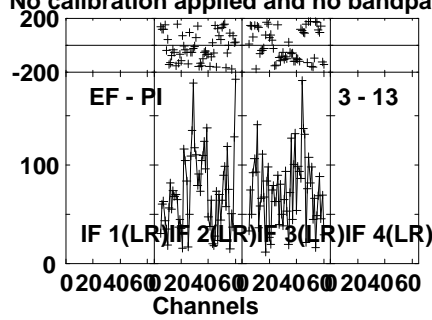
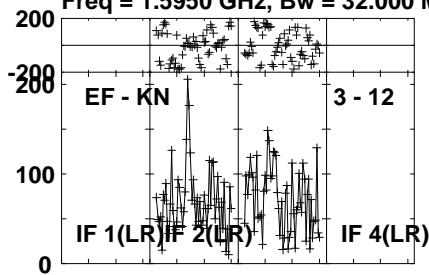
Lower frame: Micro Ampl Jy Top frame: Phas deg
Vector averaged cross-power spectrum Several baselines displayed
Timerange: 00/06:45:37 to 00/06:49:59

Plot file version 11 created 24-MAR-2023 10:16:15

FRB211127 EB096M.UVDATA.1

Freq = 1.5950 GHz, Bw = 32.000 MH

No calibration applied and no bandpass applied



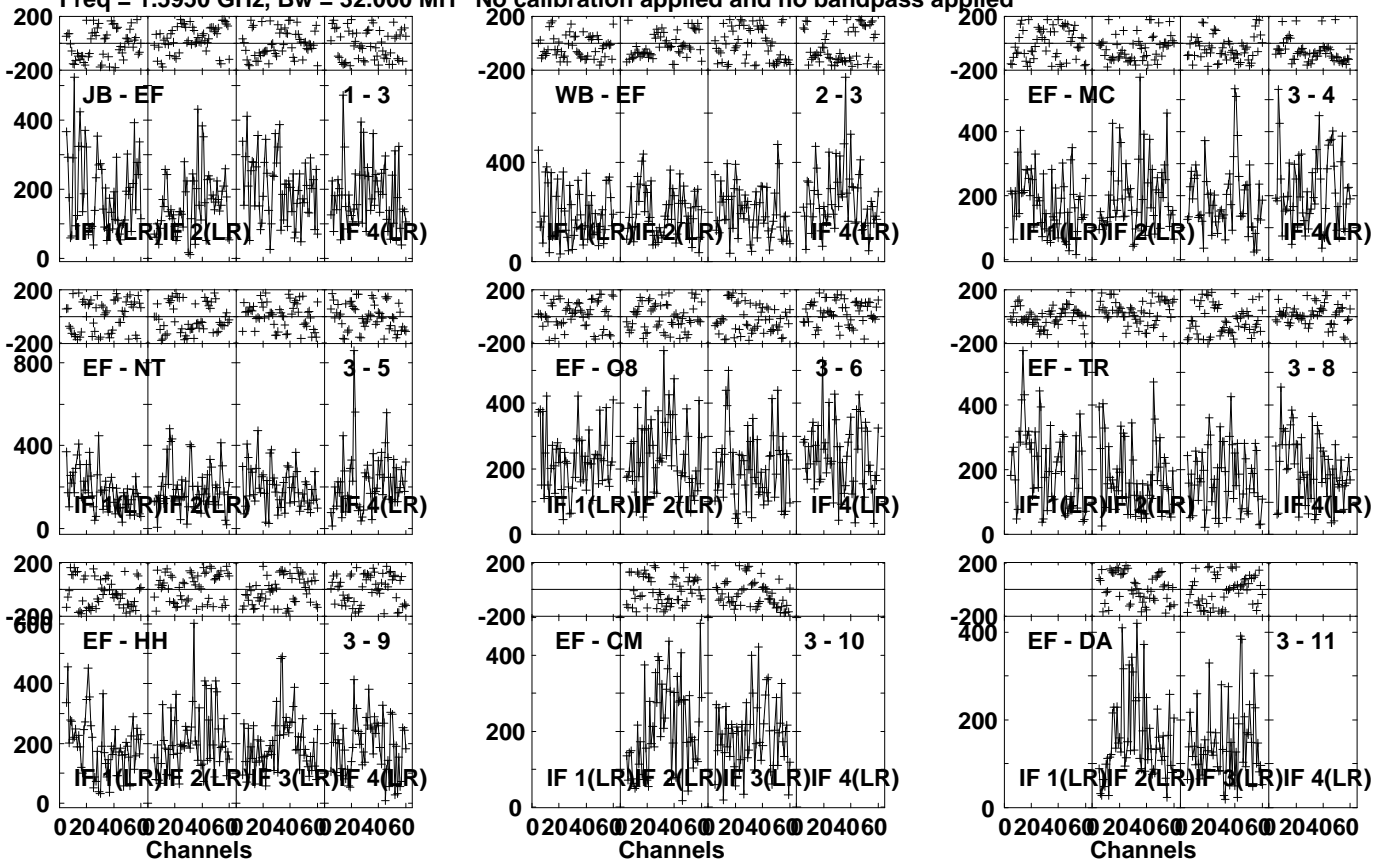
Lower frame: Micro Ampl Jy Top frame: Phas deg
Vector averaged cross-power spectrum Several baselines displayed
Timerange: 00/06:45:37 to 00/06:49:59

Plot file version 12 created 24-MAR-2023 10:16:15

J1317-2031 EB096M.UVDATA.1

Freq = 1.5950 GHz, Bw = 32.000 MH

No calibration applied and no bandpass applied



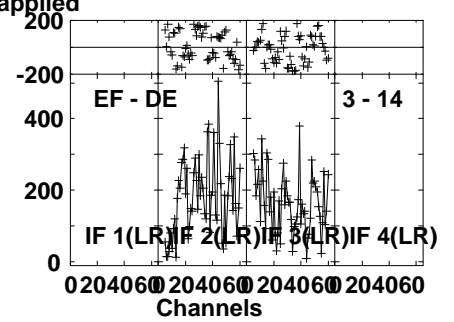
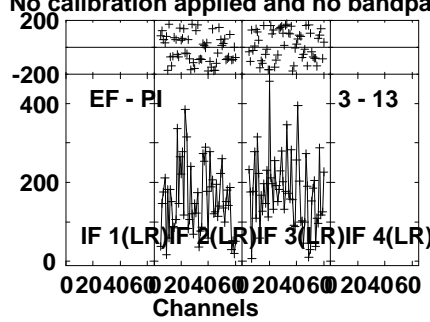
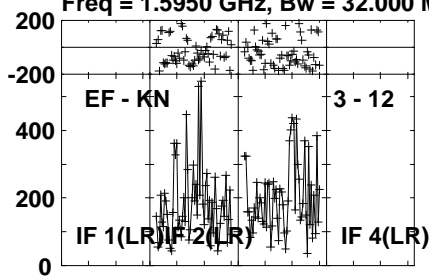
Lower frame: Micro Ampl Jy Top frame: Phas deg
Vector averaged cross-power spectrum Several baselines displayed
Timerange: 00/06:50:07 to 00/06:51:29

Plot file version 13 created 24-MAR-2023 10:16:15

J1317-2031 EB096M.UVDATA.1

Freq = 1.5950 GHz, Bw = 32.000 MH

No calibration applied and no bandpass applied

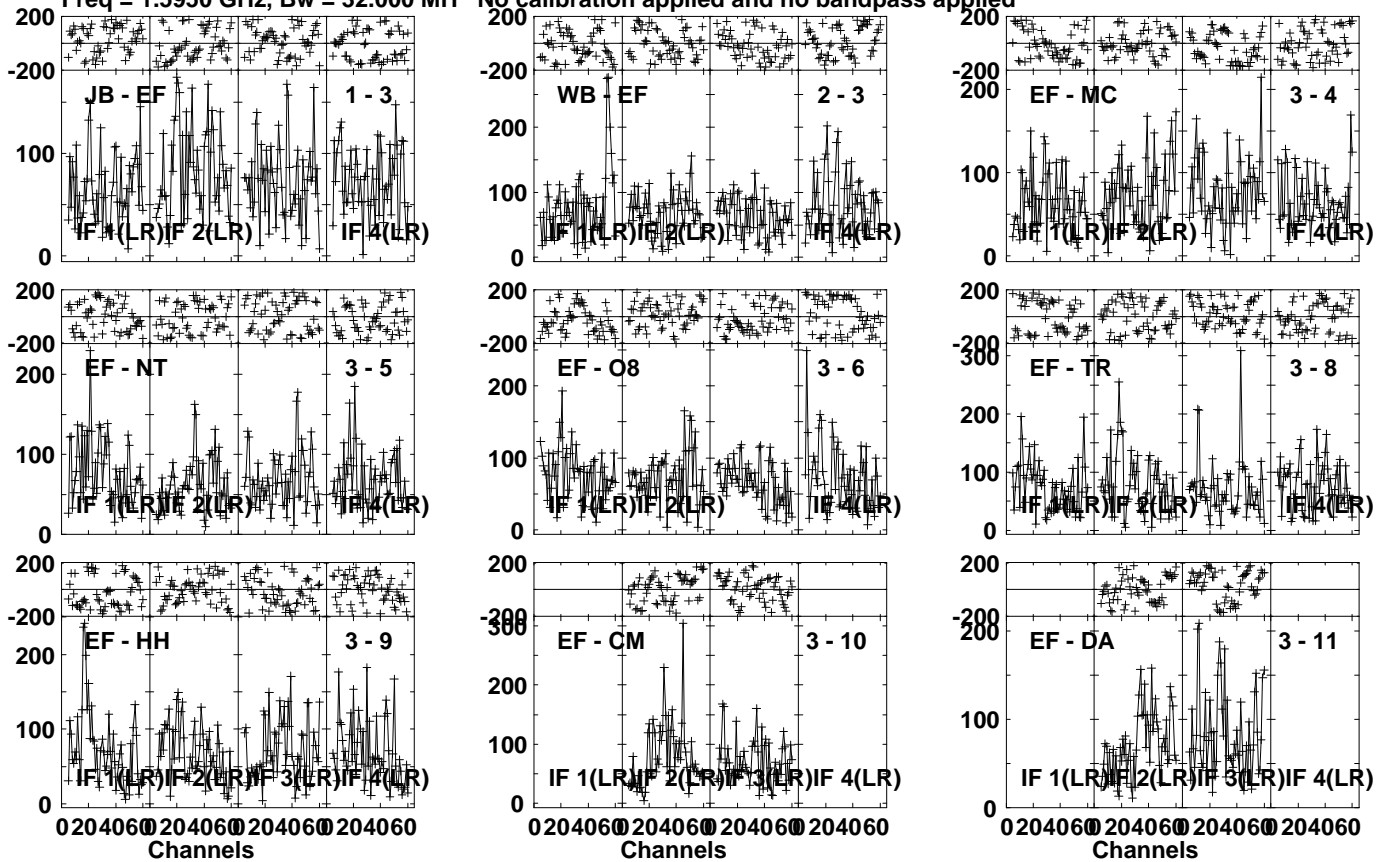


Lower frame: Micro Ampl Jy Top frame: Phas deg
Vector averaged cross-power spectrum Several baselines displayed
Timerange: 00/06:50:07 to 00/06:51:29

Plot file version 14 created 24-MAR-2023 10:16:15

FRB211127 EB096M.UVDATA.1

Freq = 1.5950 GHz, Bw = 32.000 MH No calibration applied and no bandpass applied



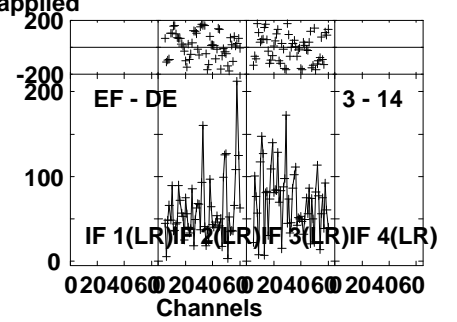
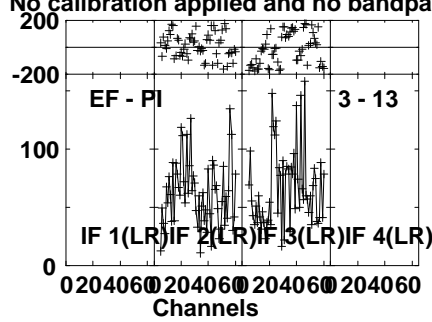
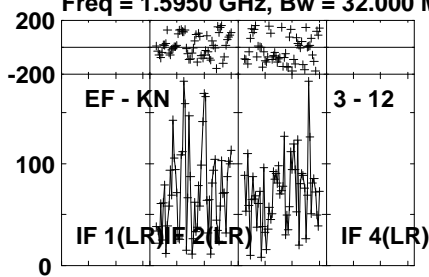
Lower frame: Micro Ampl Jy Top frame: Phas deg
Vector averaged cross-power spectrum Several baselines displayed
Timerange: 00/06:51:37 to 00/06:55:59

Plot file version 15 created 24-MAR-2023 10:16:16

FRB211127 EB096M.UVDATA.1

Freq = 1.5950 GHz, Bw = 32.000 MH

No calibration applied and no bandpass applied



Lower frame: Micro Ampl Jy Top frame: Phas deg

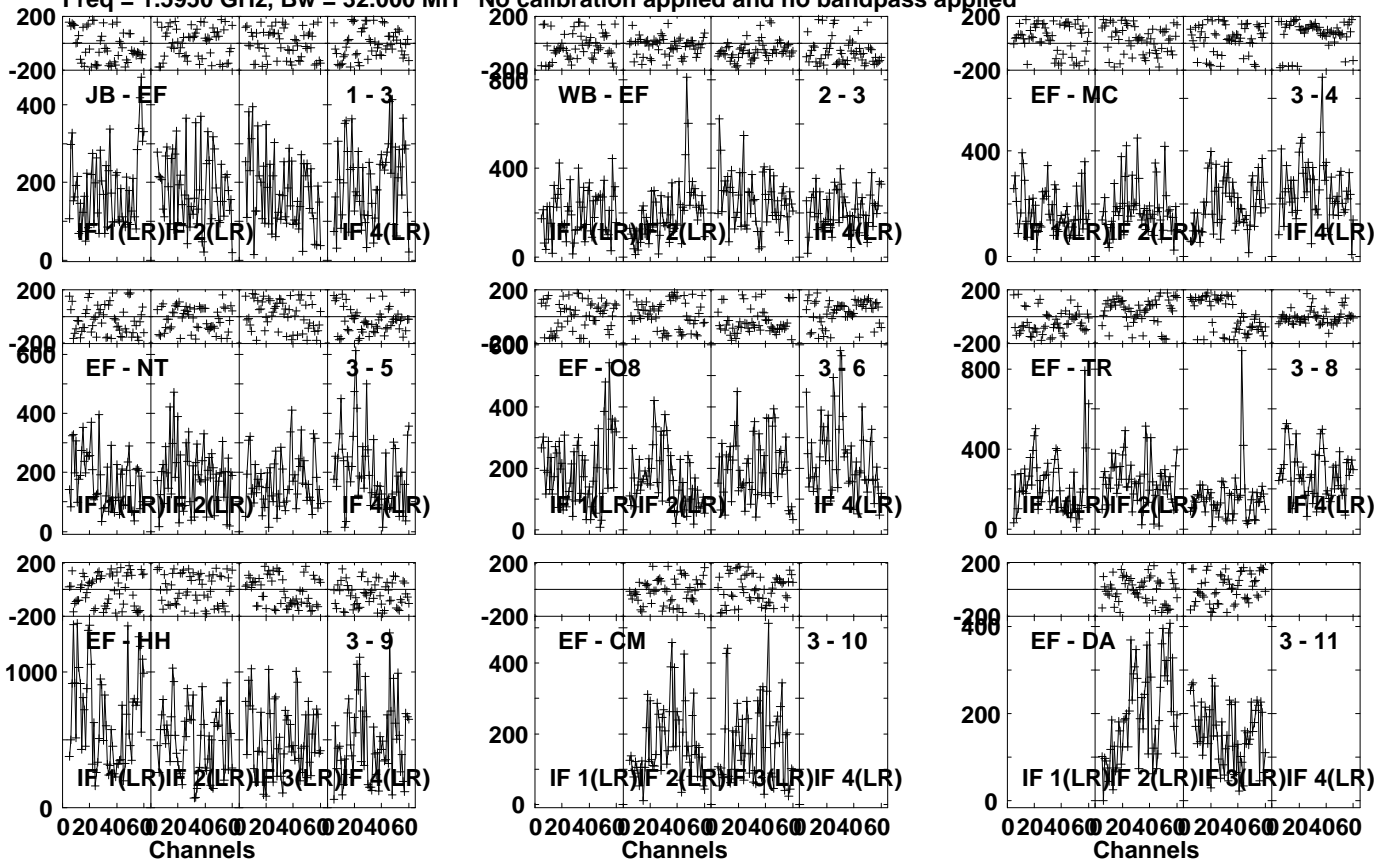
Vector averaged cross-power spectrum Several baselines displayed

Timerange: 00/06:51:37 to 00/06:55:59

Plot file version 16 created 24-MAR-2023 10:16:16

J1317-2031 EB096M.UVDATA.1

Freq = 1.5950 GHz, Bw = 32.000 MH No calibration applied and no bandpass applied



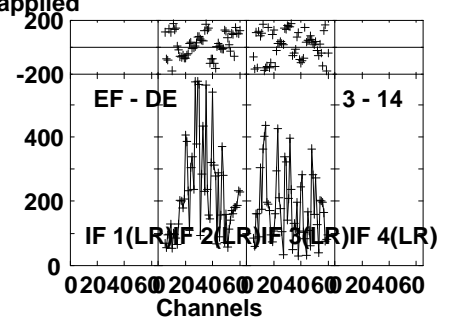
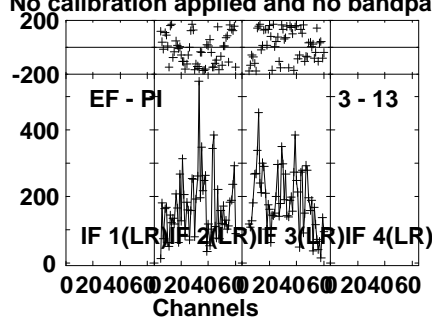
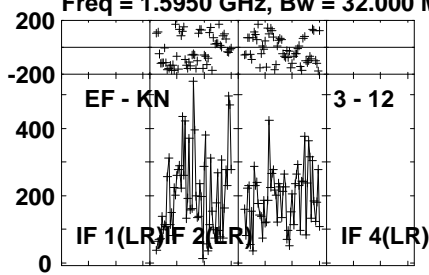
Lower frame: Micro Ampl Jy Top frame: Phas deg
Vector averaged cross-power spectrum Several baselines displayed
Timerange: 00/06:56:31 to 00/06:57:29

Plot file version 17 created 24-MAR-2023 10:16:16

J1317-2031 EB096M.UVDATA.1

Freq = 1.5950 GHz, Bw = 32.000 MH

No calibration applied and no bandpass applied



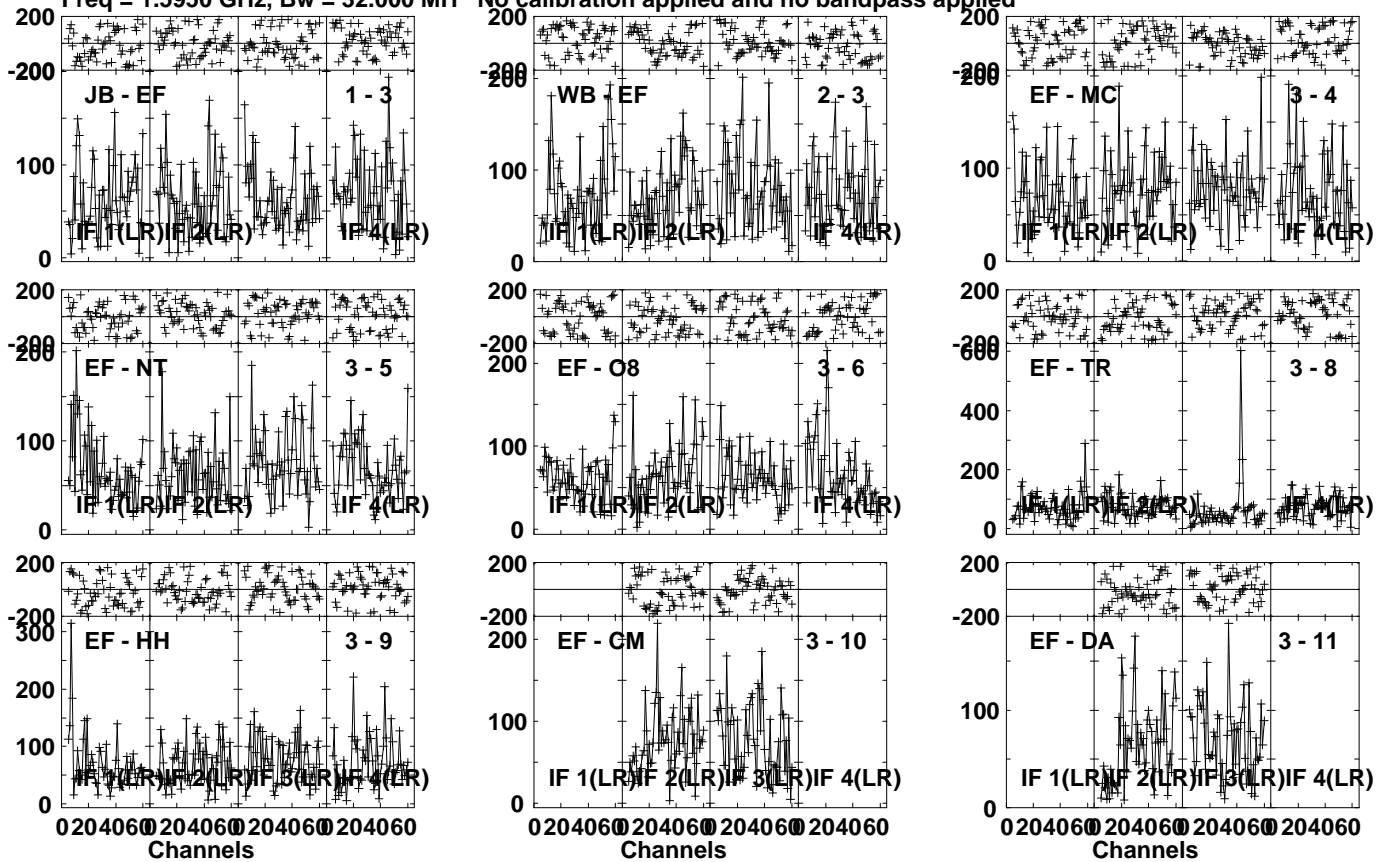
Lower frame: Micro Ampl Jy Top frame: Phas deg
Vector averaged cross-power spectrum Several baselines displayed
Timerange: 00/06:56:31 to 00/06:57:29

Plot file version 18 created 24-MAR-2023 10:16:16

FRB211127 EB096M.UVDATA.1

Freq = 1.5950 GHz, Bw = 32.000 MH

No calibration applied and no bandpass applied

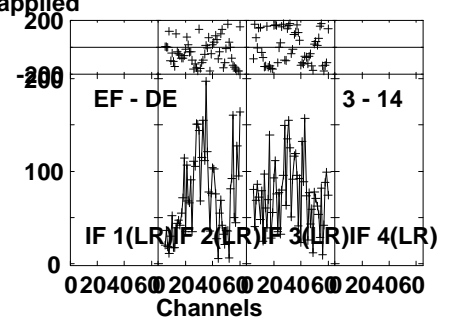
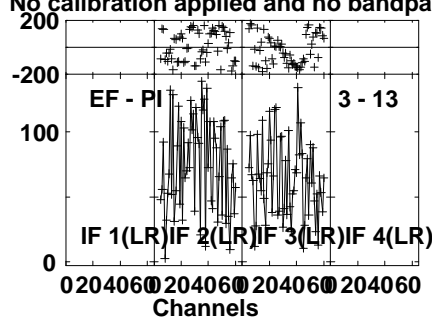
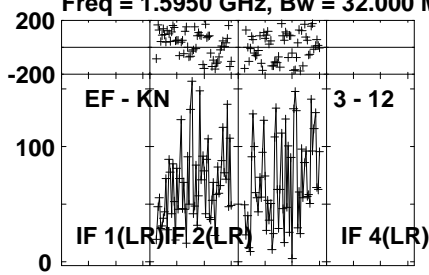


Lower frame: Micro Ampl Jy Top frame: Phas deg
Vector averaged cross-power spectrum Several baselines displayed
Timerange: 00/06:57:37 to 00/07:01:59

Plot file version 19 created 24-MAR-2023 10:16:16

FRB211127 EB096M.UVDATA.1

Freq = 1.5950 GHz, Bw = 32.000 MH No calibration applied and no bandpass applied



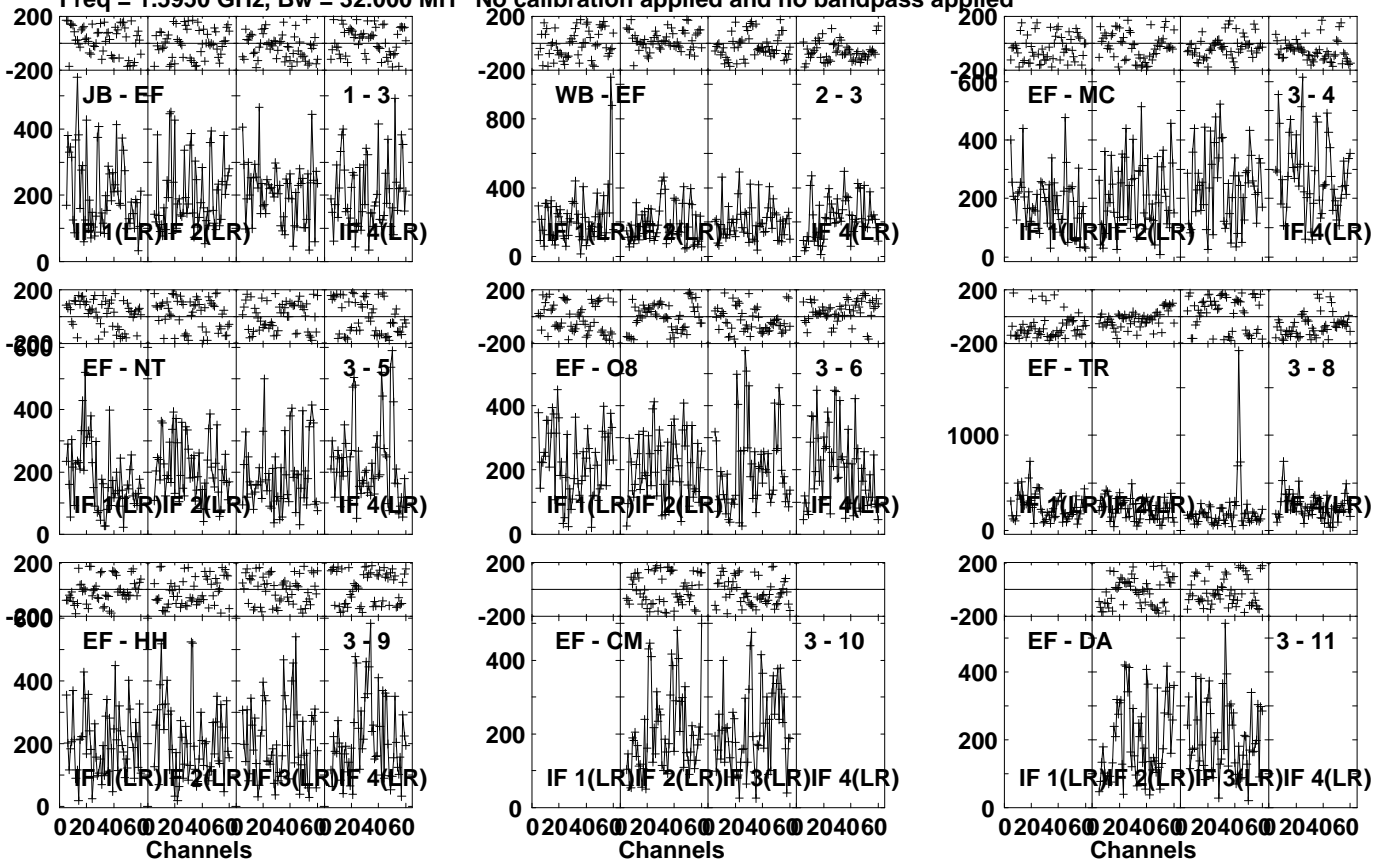
Lower frame: Micro Ampl Jy Top frame: Phas deg
Vector averaged cross-power spectrum Several baselines displayed
Timerange: 00/06:57:37 to 00/07:01:59

Plot file version 20 created 24-MAR-2023 10:16:16

J1317-2031 EB096M.UVDATA.1

Freq = 1.5950 GHz, Bw = 32.000 MH

No calibration applied and no bandpass applied



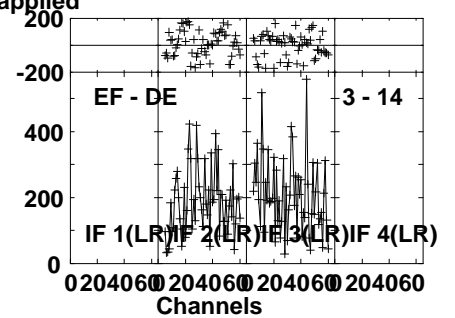
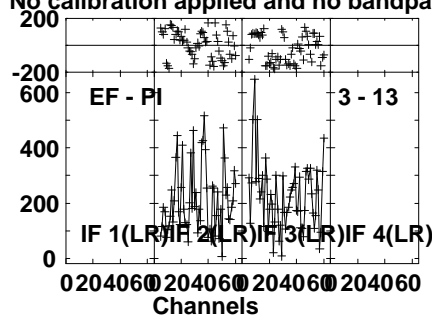
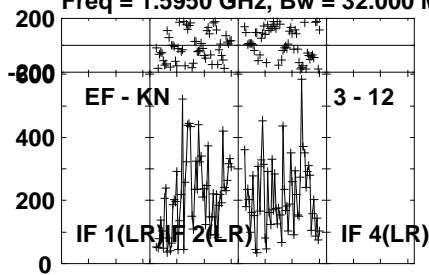
Lower frame: Micro Ampl Jy Top frame: Phas deg
Vector averaged cross-power spectrum Several baselines displayed
Timerange: 00/07:02:07 to 00/07:03:29

Plot file version 21 created 24-MAR-2023 10:16:16

J1317-2031 EB096M.UVDATA.1

Freq = 1.5950 GHz, Bw = 32.000 MH

No calibration applied and no bandpass applied

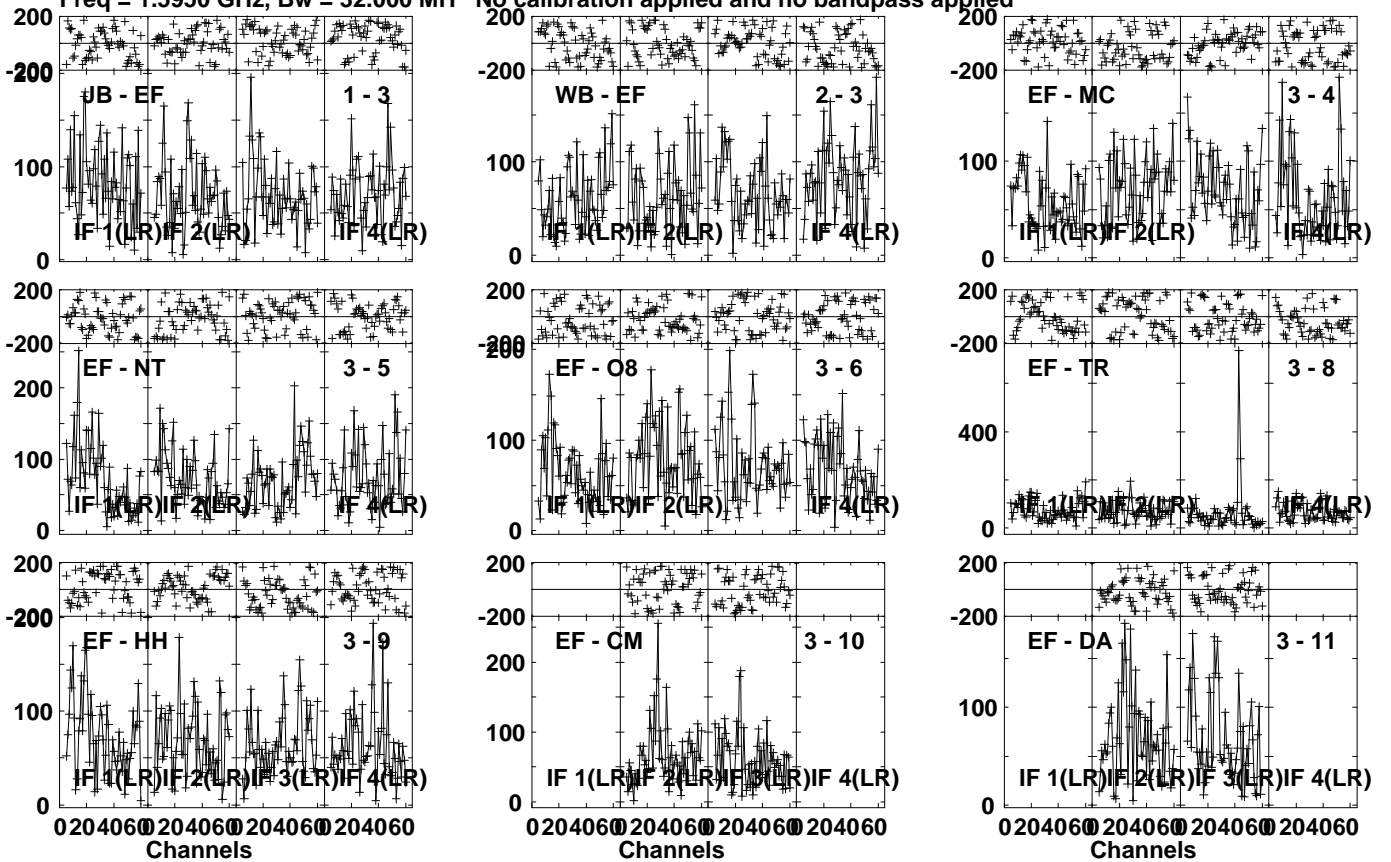


Lower frame: Micro Ampl Jy Top frame: Phas deg
Vector averaged cross-power spectrum Several baselines displayed
Timerange: 00/07:02:07 to 00/07:03:29

Plot file version 22 created 24-MAR-2023 10:16:16

FRB211127 EB096M.UVDATA.1

Freq = 1.5950 GHz, Bw = 32.000 MH No calibration applied and no bandpass applied



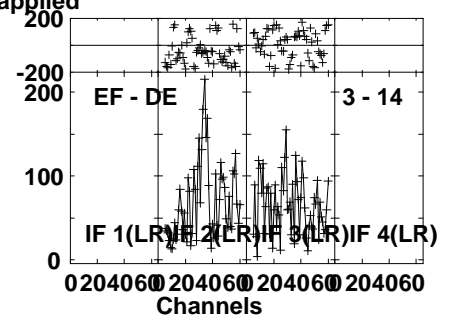
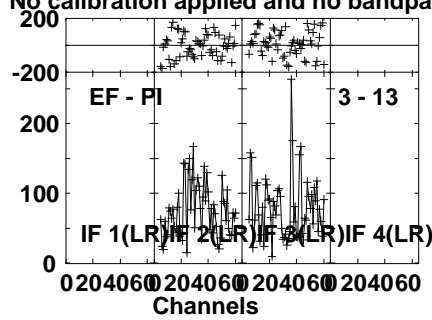
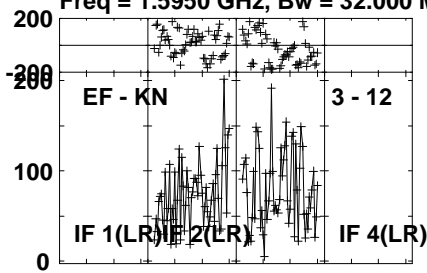
Lower frame: Micro Ampl Jy Top frame: Phas deg
Vector averaged cross-power spectrum Several baselines displayed
Timerange: 00/07:03:37 to 00/07:07:59

Plot file version 23 created 24-MAR-2023 10:16:17

FRB211127 EB096M.UVDATA.1

Freq = 1.5950 GHz, Bw = 32.000 MH

No calibration applied and no bandpass applied



Lower frame: Micro Ampl Jy Top frame: Phas deg

Vector averaged cross-power spectrum Several baselines displayed

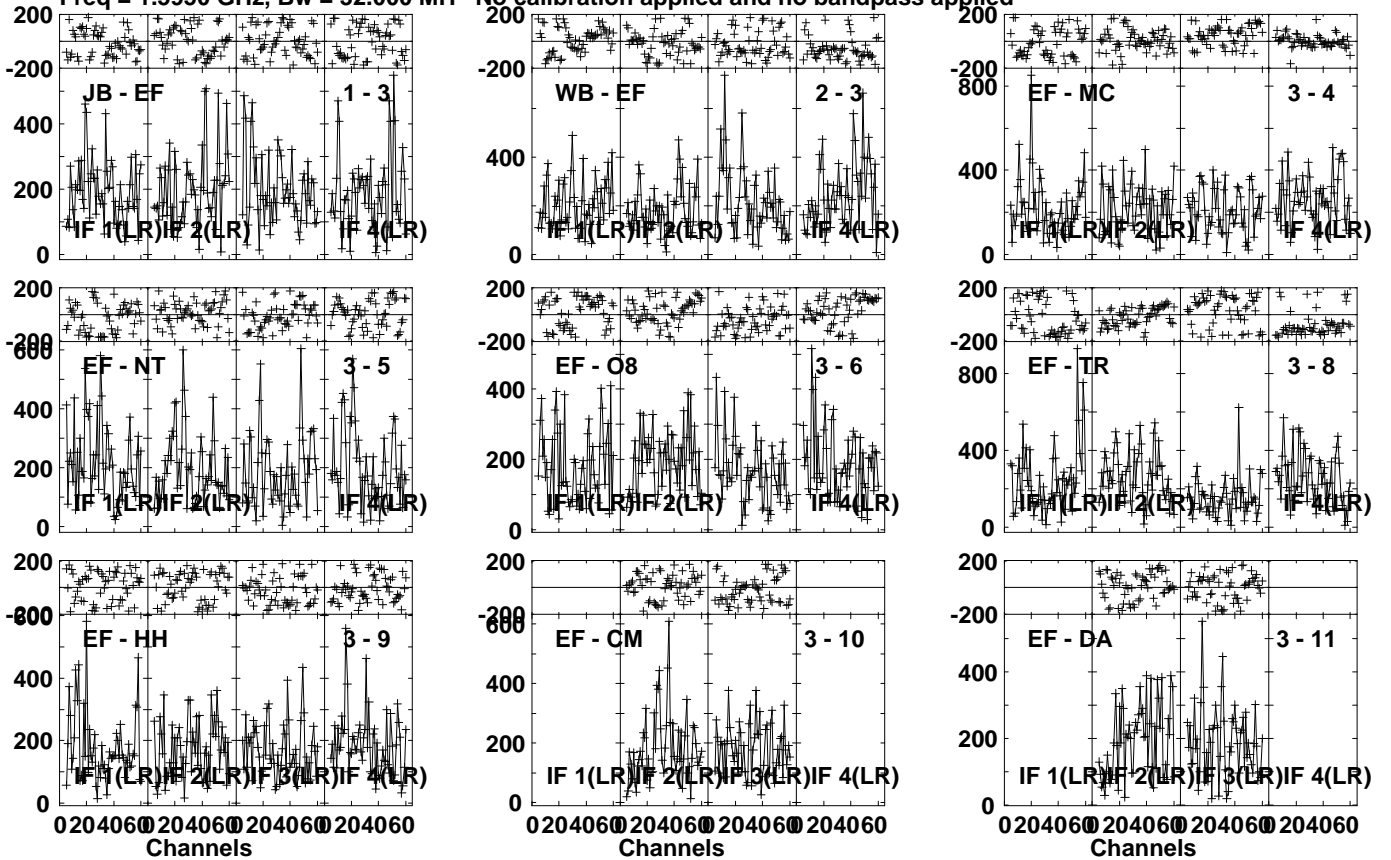
Timerange: 00/07:03:37 to 00/07:07:59

Plot file version 24 created 24-MAR-2023 10:16:17

J1317-2031 EB096M.UVDATA.1

Freq = 1.5950 GHz, Bw = 32.000 MH

No calibration applied and no bandpass applied



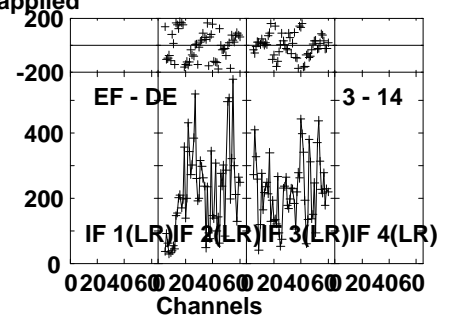
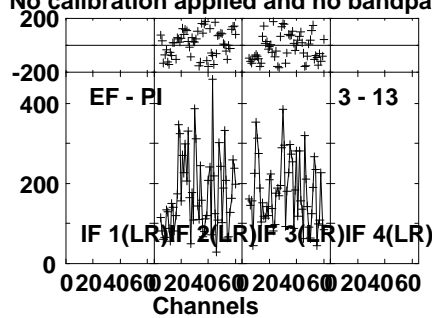
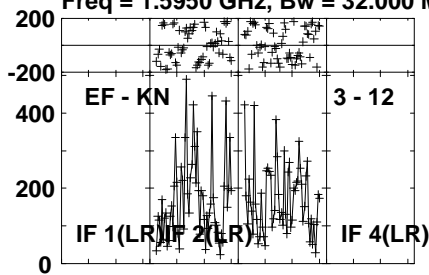
Lower frame: Micro Ampl Jy Top frame: Phas deg
Vector averaged cross-power spectrum Several baselines displayed
Timerange: 00/07:08:31 to 00/07:09:29

Plot file version 25 created 24-MAR-2023 10:16:17

J1317-2031 EB096M.UVDATA.1

Freq = 1.5950 GHz, Bw = 32.000 MH

No calibration applied and no bandpass applied

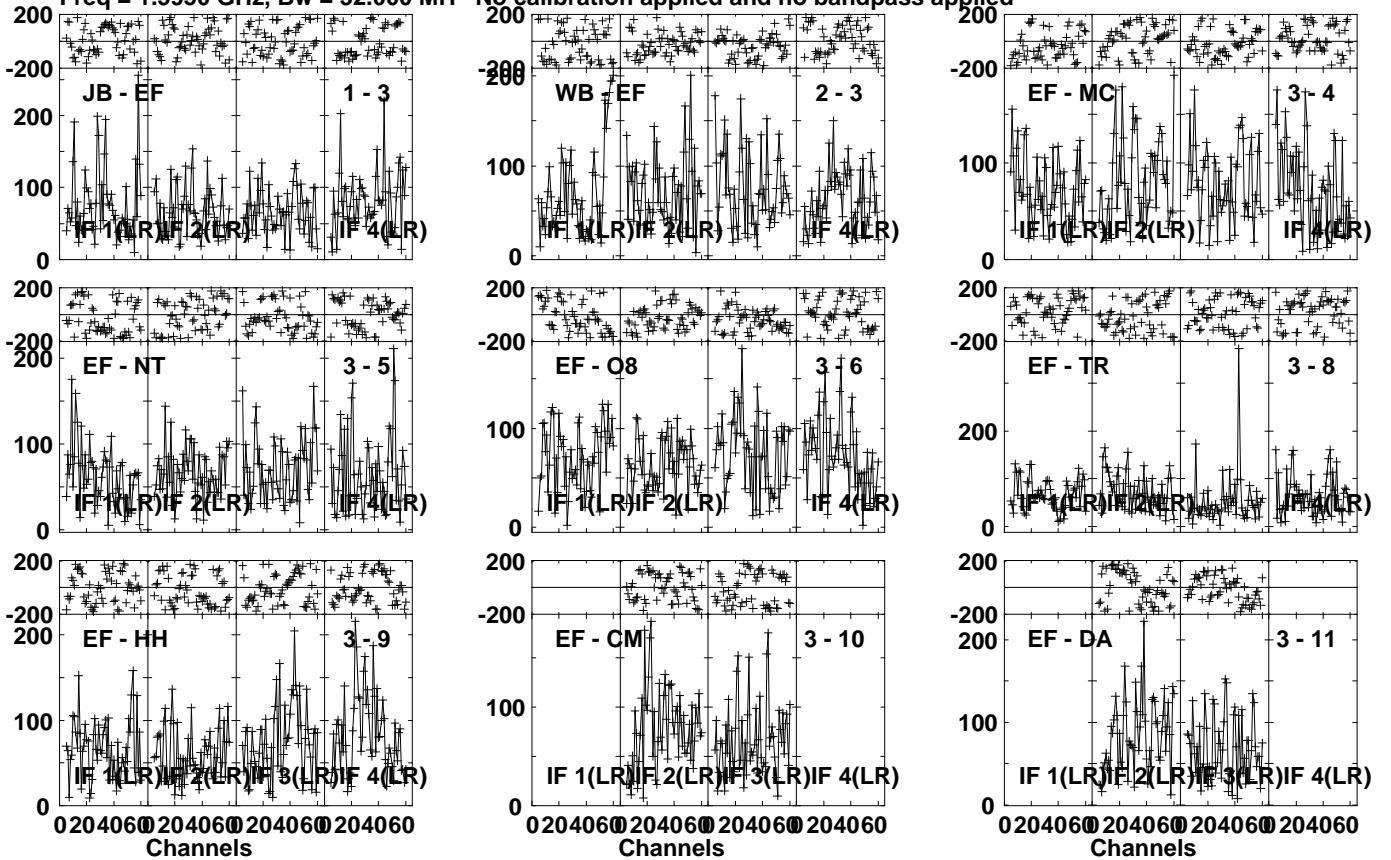


Lower frame: Micro Ampl Jy Top frame: Phas deg
Vector averaged cross-power spectrum Several baselines displayed
Timerange: 00/07:08:31 to 00/07:09:29

Plot file version 26 created 24-MAR-2023 10:16:17

FRB211127 EB096M.UVDATA.1

Freq = 1.5950 GHz, Bw = 32.000 MH No calibration applied and no bandpass applied

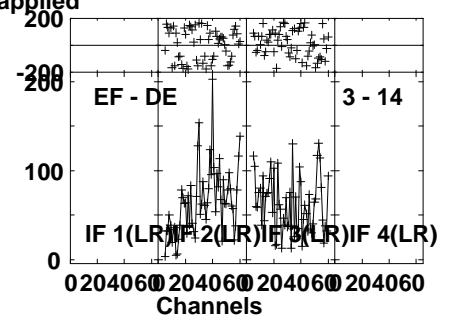
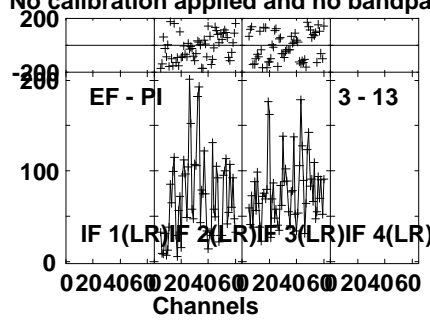
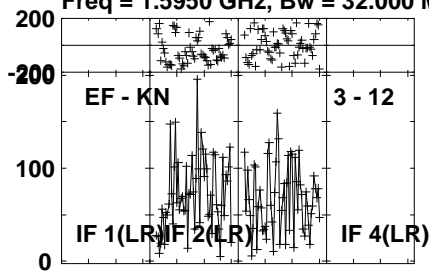


Lower frame: Micro Ampl Jy Top frame: Phas deg
Vector averaged cross-power spectrum Several baselines displayed
Timerange: 00/07:09:35 to 00/07:13:59

Plot file version 27 created 24-MAR-2023 10:16:17

FRB211127 EB096M.UVDATA.1

Freq = 1.5950 GHz, Bw = 32.000 MH No calibration applied and no bandpass applied



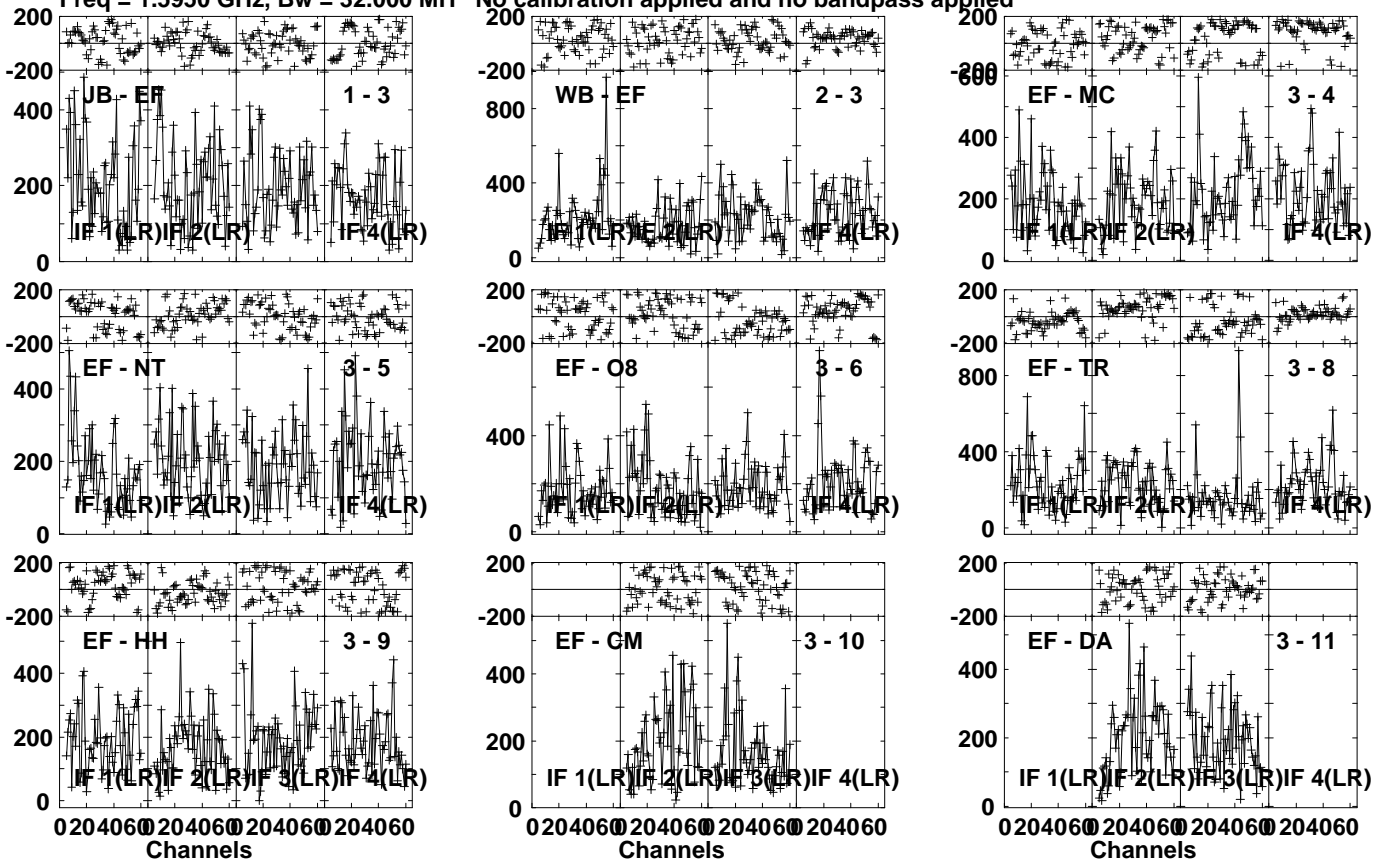
Lower frame: Micro Ampl Jy Top frame: Phas deg
Vector averaged cross-power spectrum Several baselines displayed
Timerange: 00/07:09:35 to 00/07:13:59

Plot file version 28 created 24-MAR-2023 10:16:17

J1317-2031 EB096M.UVDATA.1

Freq = 1.5950 GHz, Bw = 32.000 MH

No calibration applied and no bandpass applied



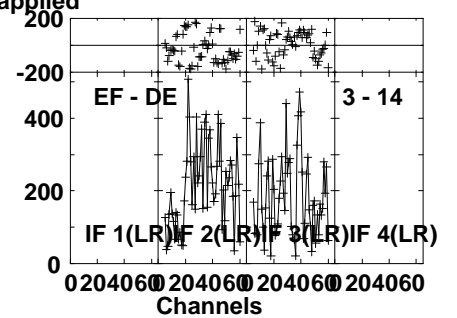
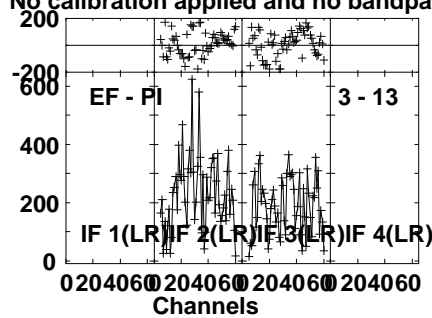
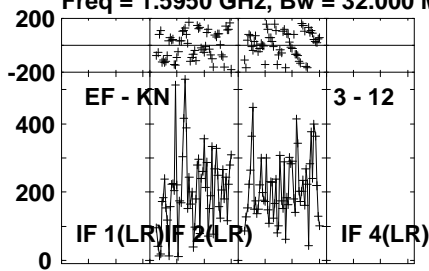
Lower frame: Micro Ampl Jy Top frame: Phas deg
Vector averaged cross-power spectrum Several baselines displayed
Timerange: 00/07:14:07 to 00/07:15:29

Plot file version 29 created 24-MAR-2023 10:16:17

J1317-2031 EB096M.UVDATA.1

Freq = 1.5950 GHz, Bw = 32.000 MH

No calibration applied and no bandpass applied



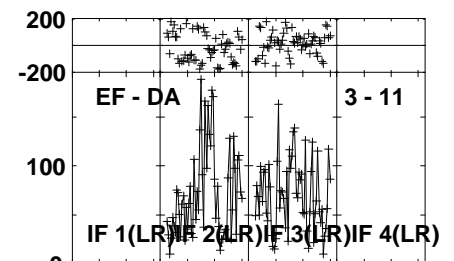
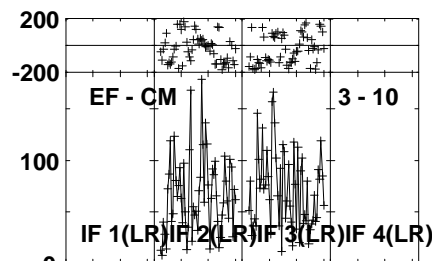
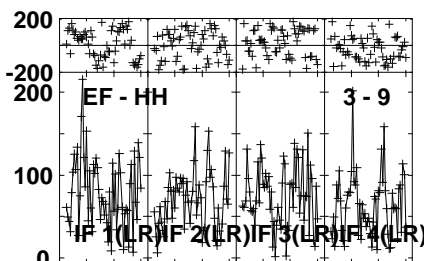
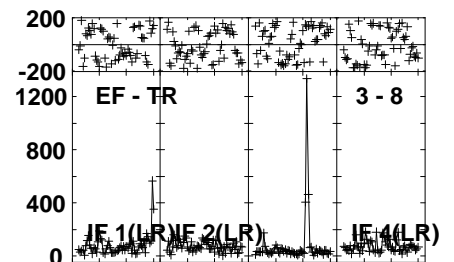
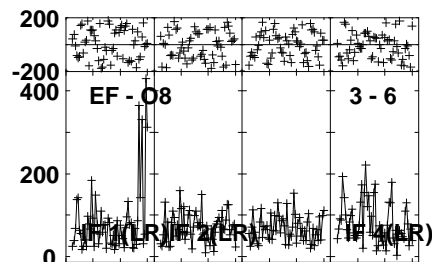
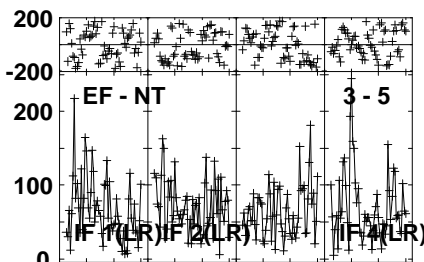
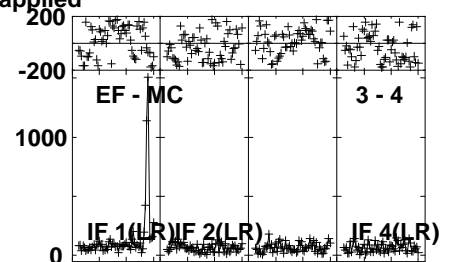
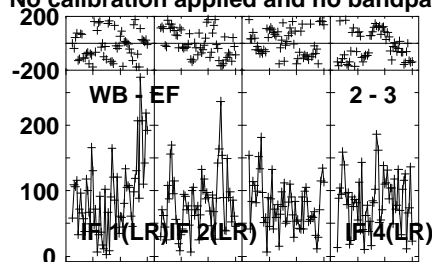
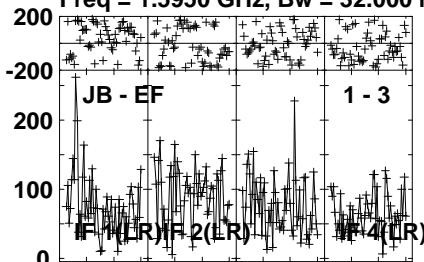
Lower frame: Micro Ampl Jy Top frame: Phas deg
Vector averaged cross-power spectrum Several baselines displayed
Timerange: 00/07:14:07 to 00/07:15:29

Plot file version 30 created 24-MAR-2023 10:16:17

FRB211127 EB096M.UVDATA.1

Freq = 1.5950 GHz, Bw = 32.000 MH

No calibration applied and no bandpass applied



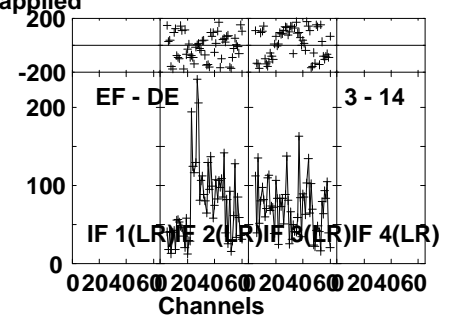
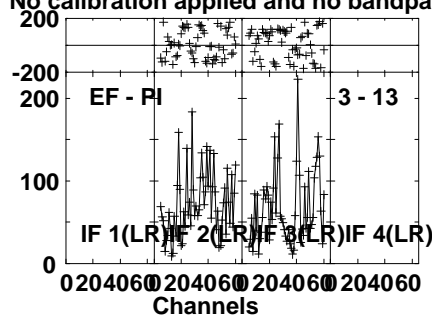
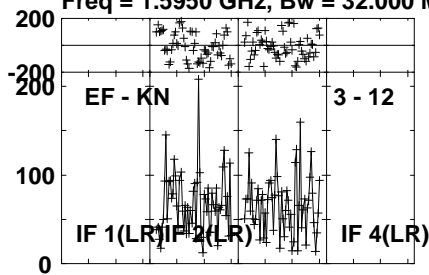
Lower frame: Micro Ampl Jy Top frame: Phas deg
Vector averaged cross-power spectrum Several baselines displayed
Timerange: 00:07:15:37 to 00:07:19:59

Plot file version 31 created 24-MAR-2023 10:16:18

FRB211127 EB096M.UVDATA.1

Freq = 1.5950 GHz, Bw = 32.000 MH

No calibration applied and no bandpass applied



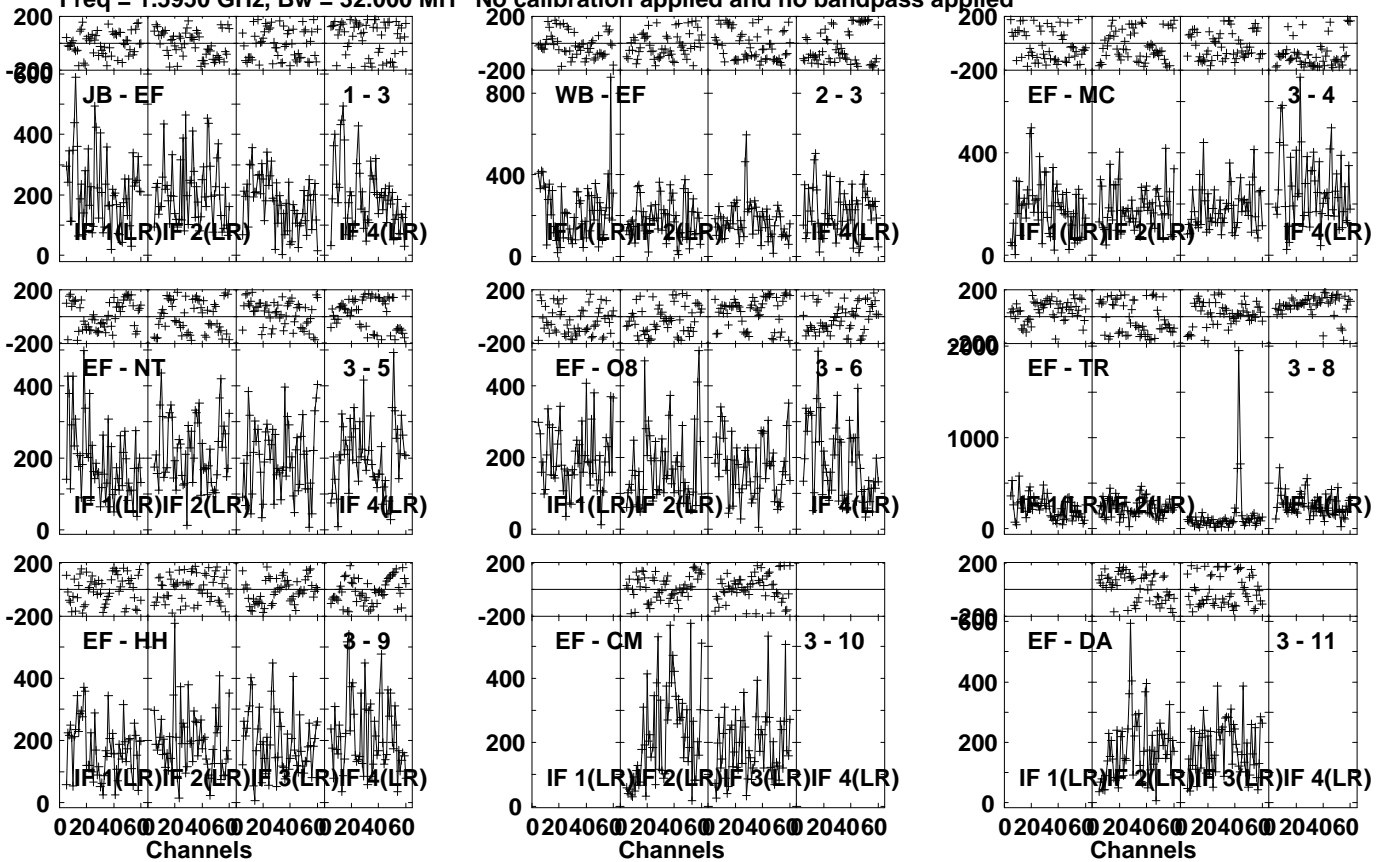
Lower frame: Micro Ampl Jy Top frame: Phas deg
Vector averaged cross-power spectrum Several baselines displayed
Timerange: 00/07:15:37 to 00/07:19:59

Plot file version 32 created 24-MAR-2023 10:16:18

J1317-2031 EB096M.UVDATA.1

Freq = 1.5950 GHz, Bw = 32.000 MH

No calibration applied and no bandpass applied



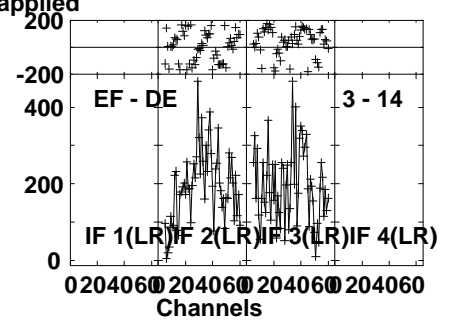
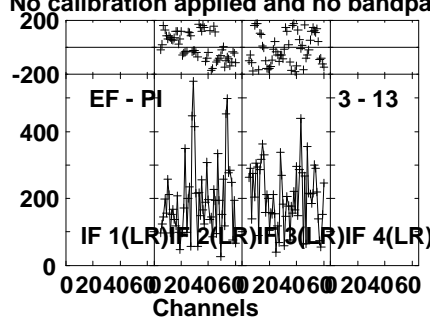
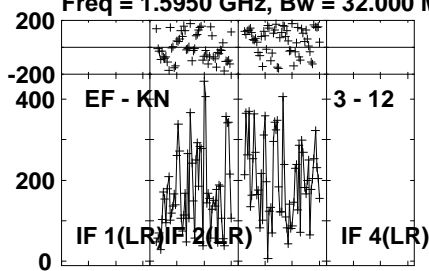
Lower frame: Micro Ampl Jy Top frame: Phas deg
Vector averaged cross-power spectrum Several baselines displayed
Timerange: 00/07:20:31 to 00/07:21:29

Plot file version 33 created 24-MAR-2023 10:16:18

J1317-2031 EB096M.UVDATA.1

Freq = 1.5950 GHz, Bw = 32.000 MH

No calibration applied and no bandpass applied



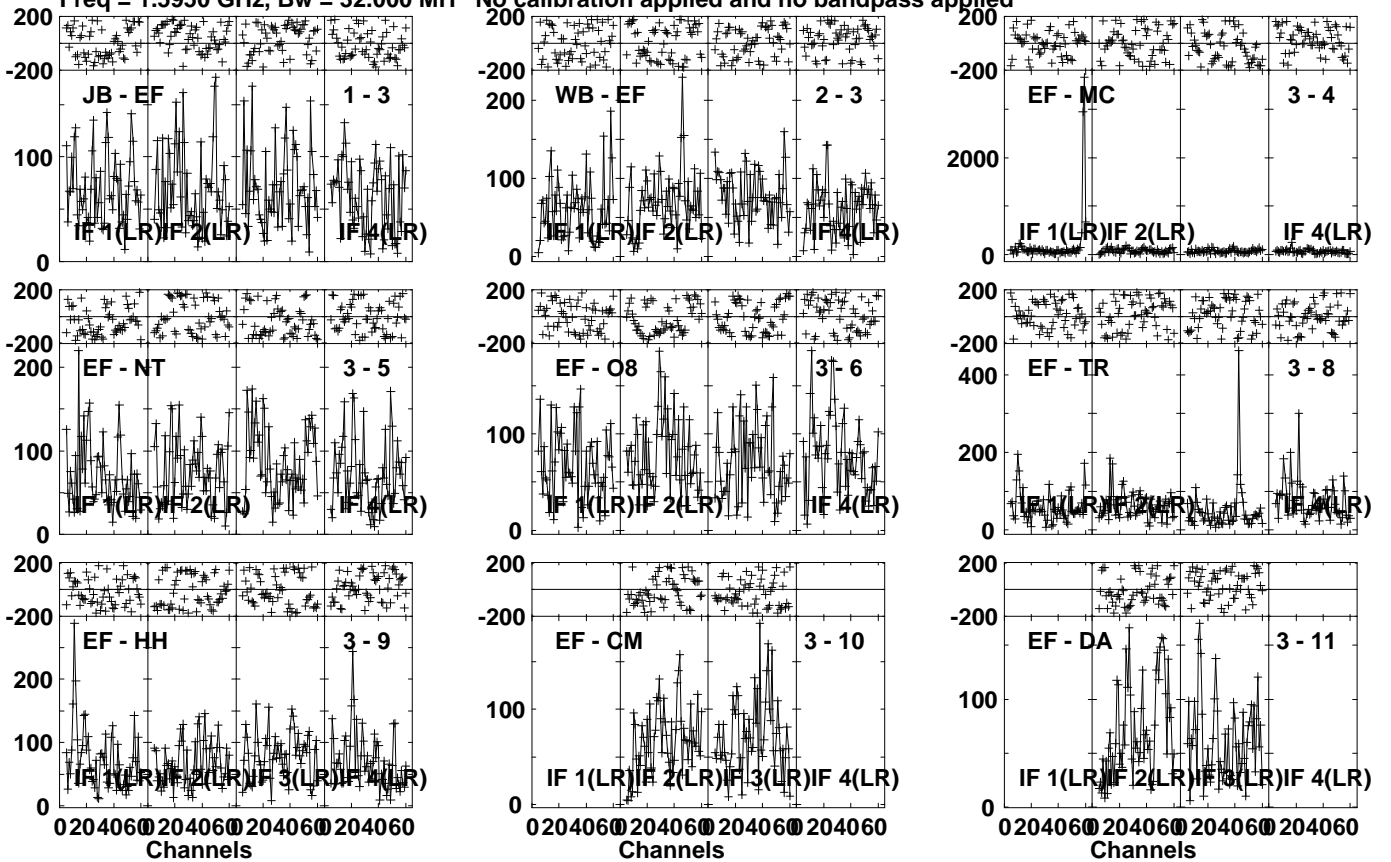
Lower frame: Micro Ampl Jy Top frame: Phas deg
Vector averaged cross-power spectrum Several baselines displayed
Timerange: 00/07:20:31 to 00/07:21:29

Plot file version 34 created 24-MAR-2023 10:16:18

FRB211127 EB096M.UVDATA.1

Freq = 1.5950 GHz, Bw = 32.000 MH

No calibration applied and no bandpass applied



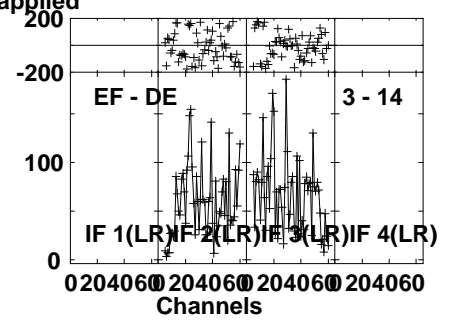
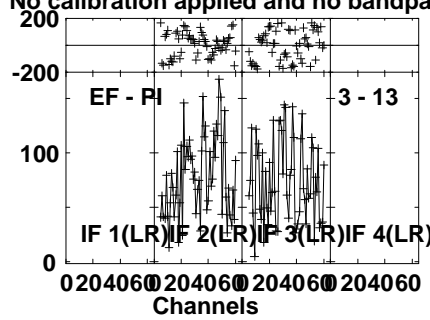
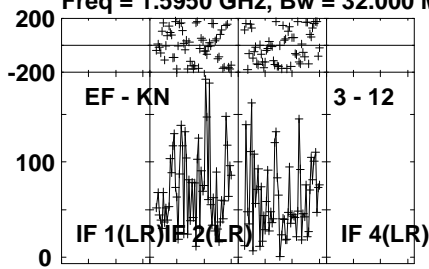
Lower frame: Micro Ampl Jy Top frame: Phas deg
Vector averaged cross-power spectrum Several baselines displayed
Timerange: 00/07:21:37 to 00/07:25:59

Plot file version 35 created 24-MAR-2023 10:16:18

FRB211127 EB096M.UVDATA.1

Freq = 1.5950 GHz, Bw = 32.000 MH

No calibration applied and no bandpass applied



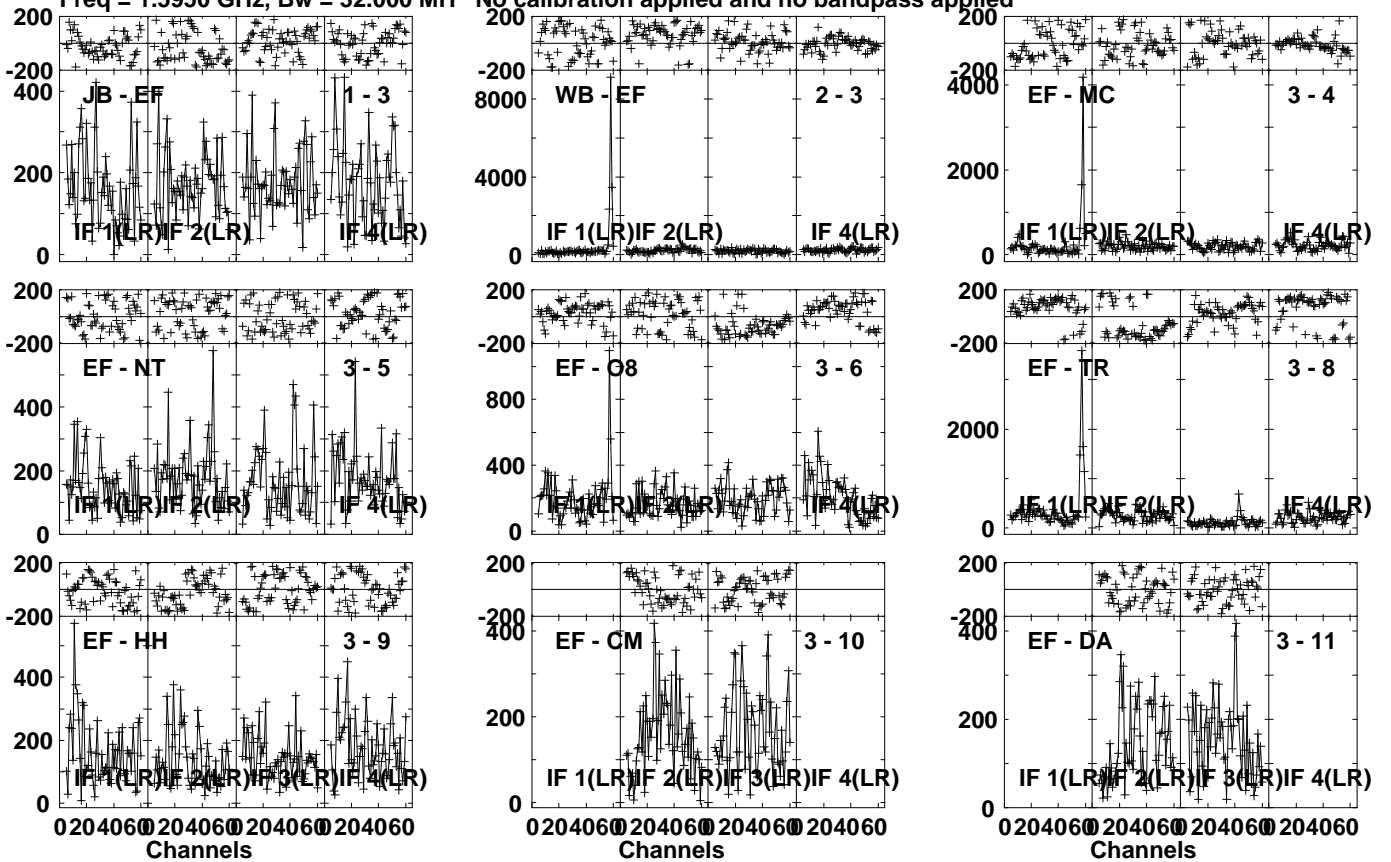
Lower frame: Micro Ampl Jy Top frame: Phas deg
Vector averaged cross-power spectrum Several baselines displayed
Timerange: 00/07:21:37 to 00/07:25:59

Plot file version 36 created 24-MAR-2023 10:16:18

J1317-2031 EB096M.UVDATA.1

Freq = 1.5950 GHz, Bw = 32.000 MH

No calibration applied and no bandpass applied



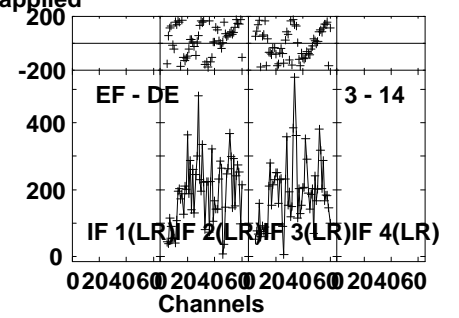
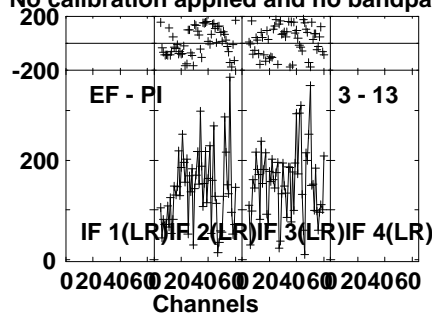
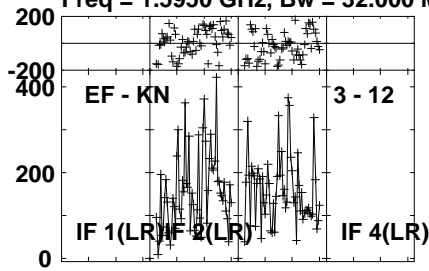
Lower frame: Micro Ampl Jy Top frame: Phas deg
Vector averaged cross-power spectrum Several baselines displayed
Timerange: 00/07:26:05 to 00/07:27:29

Plot file version 37 created 24-MAR-2023 10:16:18

J1317-2031 EB096M.UVDATA.1

Freq = 1.5950 GHz, Bw = 32.000 MH

No calibration applied and no bandpass applied

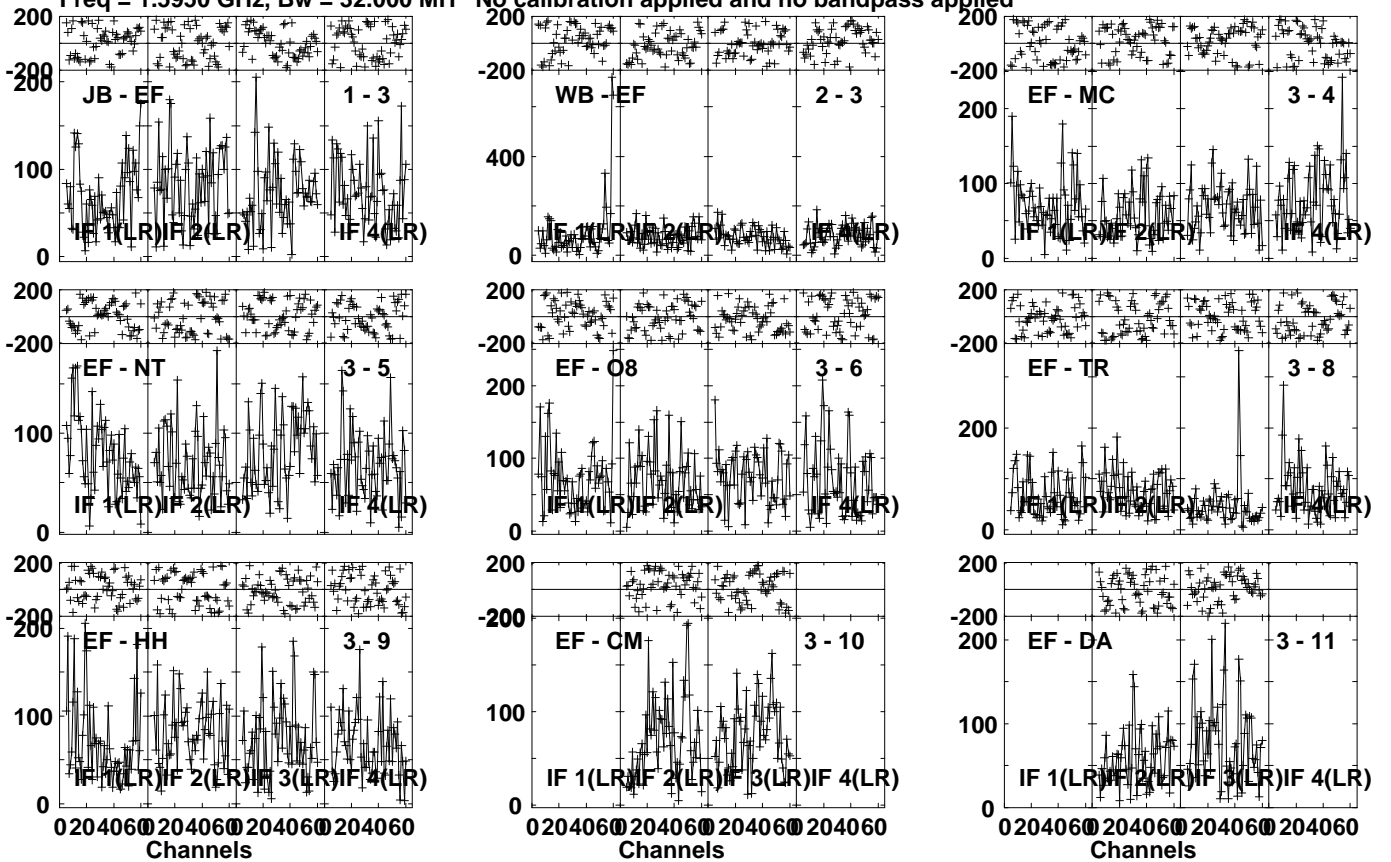


Lower frame: Micro Ampl Jy Top frame: Phas deg
Vector averaged cross-power spectrum Several baselines displayed
Timerange: 00/07:26:05 to 00/07:27:29

Plot file version 38 created 24-MAR-2023 10:16:18

FRB211127 EB096M.UVDATA.1

Freq = 1.5950 GHz, Bw = 32.000 MH No calibration applied and no bandpass applied



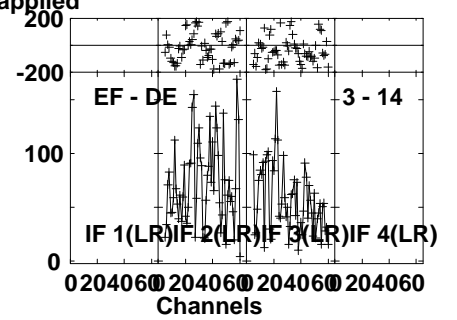
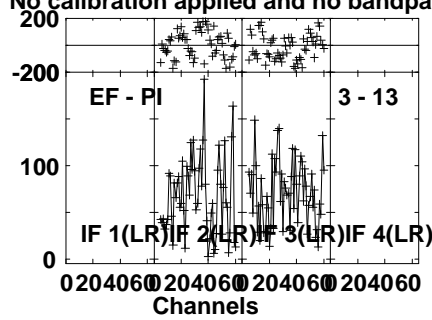
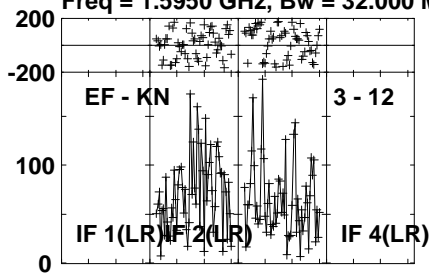
Lower frame: Micro Ampl Jy Top frame: Phas deg
Vector averaged cross-power spectrum Several baselines displayed
Timerange: 00/07:27:35 to 00/07:31:59

Plot file version 39 created 24-MAR-2023 10:16:19

FRB211127 EB096M.UVDATA.1

Freq = 1.5950 GHz, Bw = 32.000 MH

No calibration applied and no bandpass applied



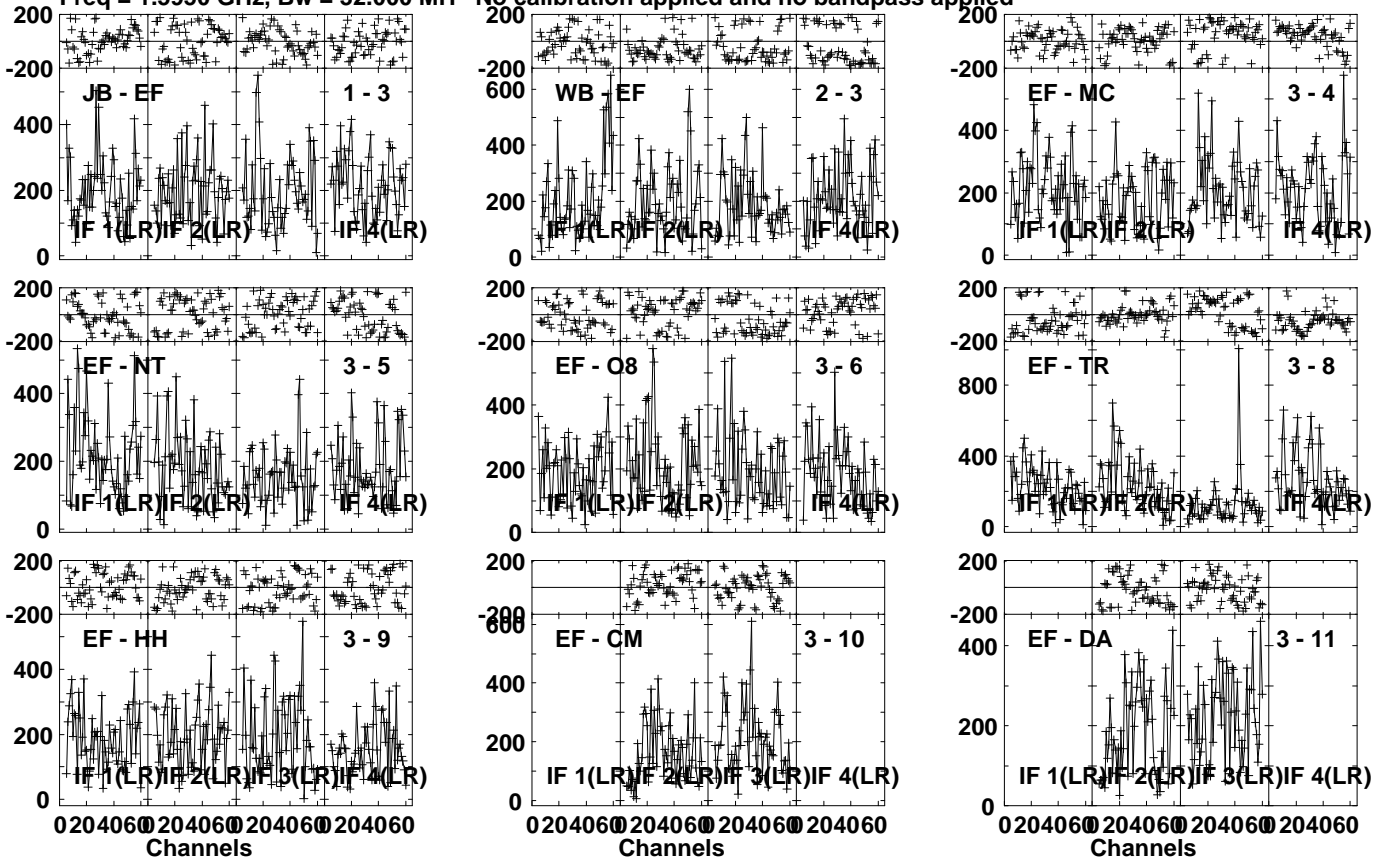
Lower frame: Micro Ampl Jy Top frame: Phas deg
Vector averaged cross-power spectrum Several baselines displayed
Timerange: 00/07:27:35 to 00/07:31:59

Plot file version 40 created 24-MAR-2023 10:16:19

J1317-2031 EB096M.UVDATA.1

Freq = 1.5950 GHz, Bw = 32.000 MH

No calibration applied and no bandpass applied

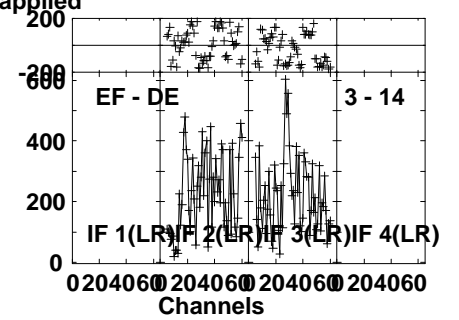
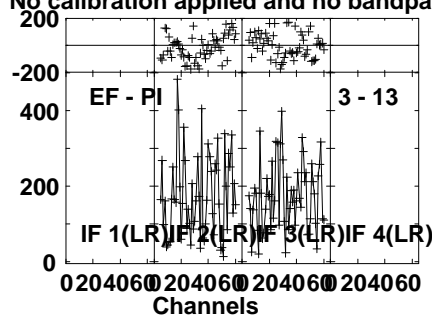
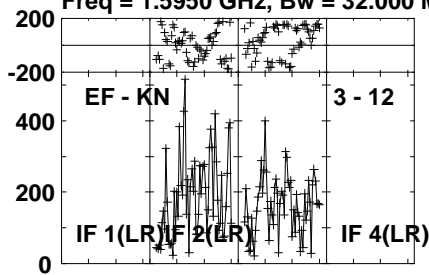


Lower frame: Micro Ampl Jy Top frame: Phas deg
Vector averaged cross-power spectrum Several baselines displayed
Timerange: 00/07:32:31 to 00/07:33:29

Plot file version 41 created 24-MAR-2023 10:16:19

J1317-2031 EB096M.UVDATA.1

Freq = 1.5950 GHz, Bw = 32.000 MH No calibration applied and no bandpass applied



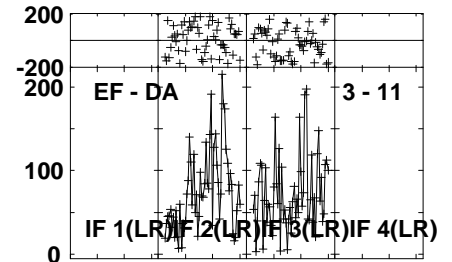
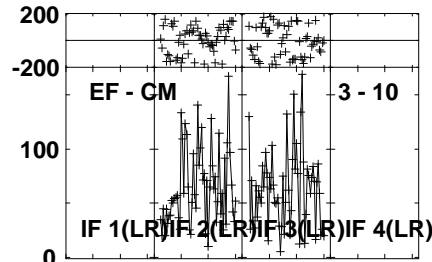
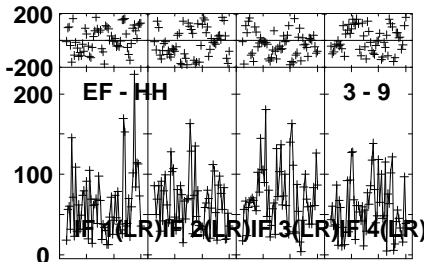
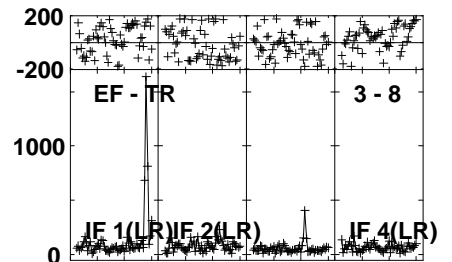
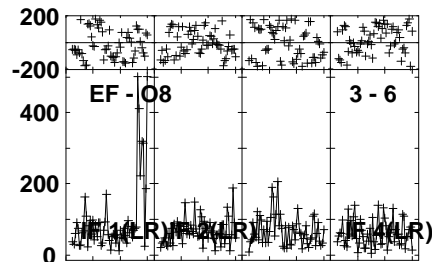
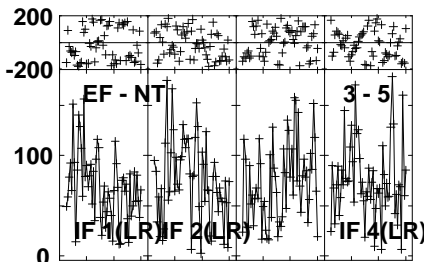
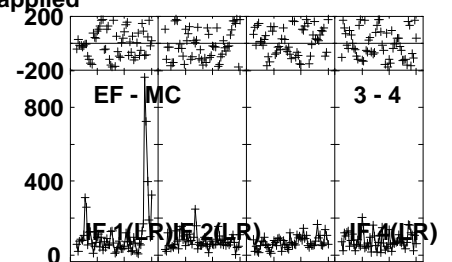

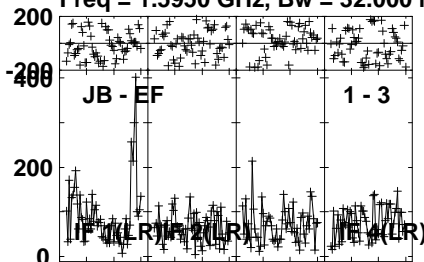
Lower frame: Micro Ampl Jy Top frame: Phas deg
Vector averaged cross-power spectrum Several baselines displayed
Timerange: 00/07:32:31 to 00/07:33:29

Plot file version 42 created 24-MAR-2023 10:16:19

FRB211127 EB096M.UVDATA.1

Freq = 1.5950 GHz, Bw = 32.000 MH

No calibration applied and no bandpass applied



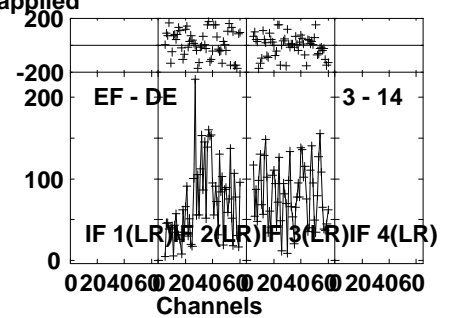
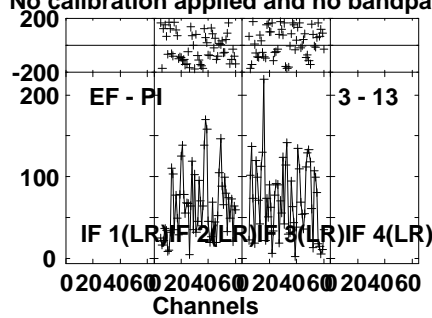
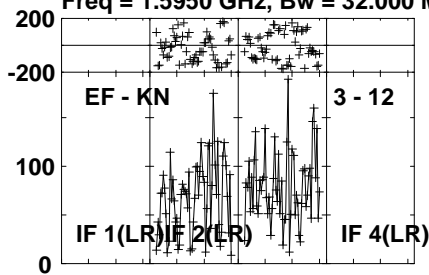
Lower frame: Micro Ampl Jy Top frame: Phas deg
Vector averaged cross-power spectrum Several baselines displayed
Timerange: 00/07:33:37 to 00/07:37:59

Plot file version 43 created 24-MAR-2023 10:16:19

FRB211127 EB096M.UVDATA.1

Freq = 1.5950 GHz, Bw = 32.000 MH

No calibration applied and no bandpass applied



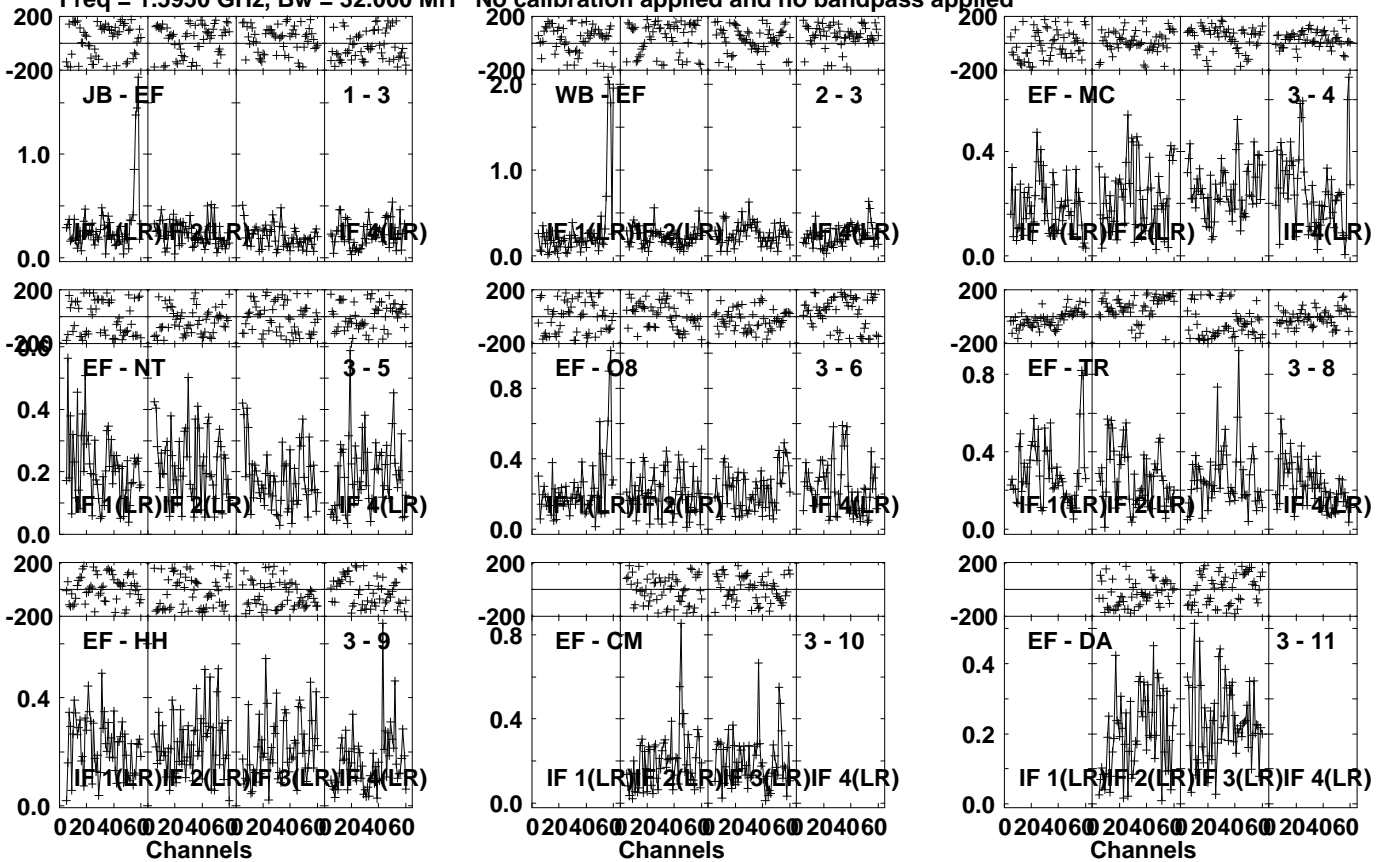
Lower frame: Micro Ampl Jy Top frame: Phas deg
Vector averaged cross-power spectrum Several baselines displayed
Timerange: 00/07:33:37 to 00/07:37:59

Plot file version 44 created 24-MAR-2023 10:16:19

J1317-2031 EB096M.UVDATA.1

Freq = 1.5950 GHz, Bw = 32.000 MH

No calibration applied and no bandpass applied



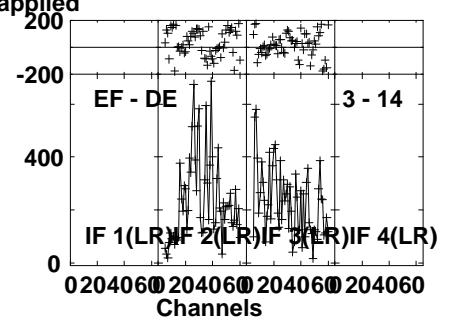
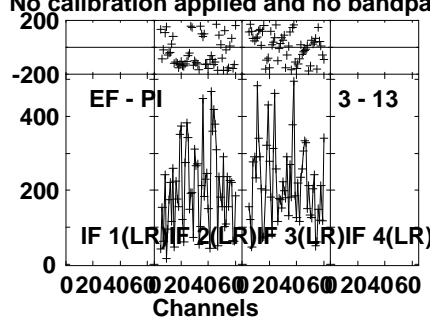
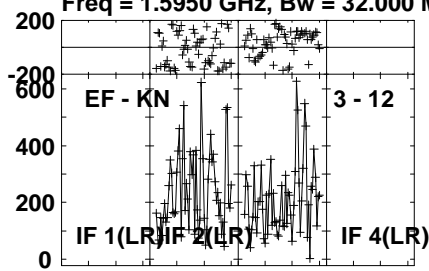
Lower frame: Milli Ampl Jy Top frame: Phas deg
Vector averaged cross-power spectrum Several baselines displayed
Timerange: 00/07:38:07 to 00/07:39:29

Plot file version 45 created 24-MAR-2023 10:16:19

J1317-2031 EB096M.UVDATA.1

Freq = 1.5950 GHz, Bw = 32.000 MH

No calibration applied and no bandpass applied



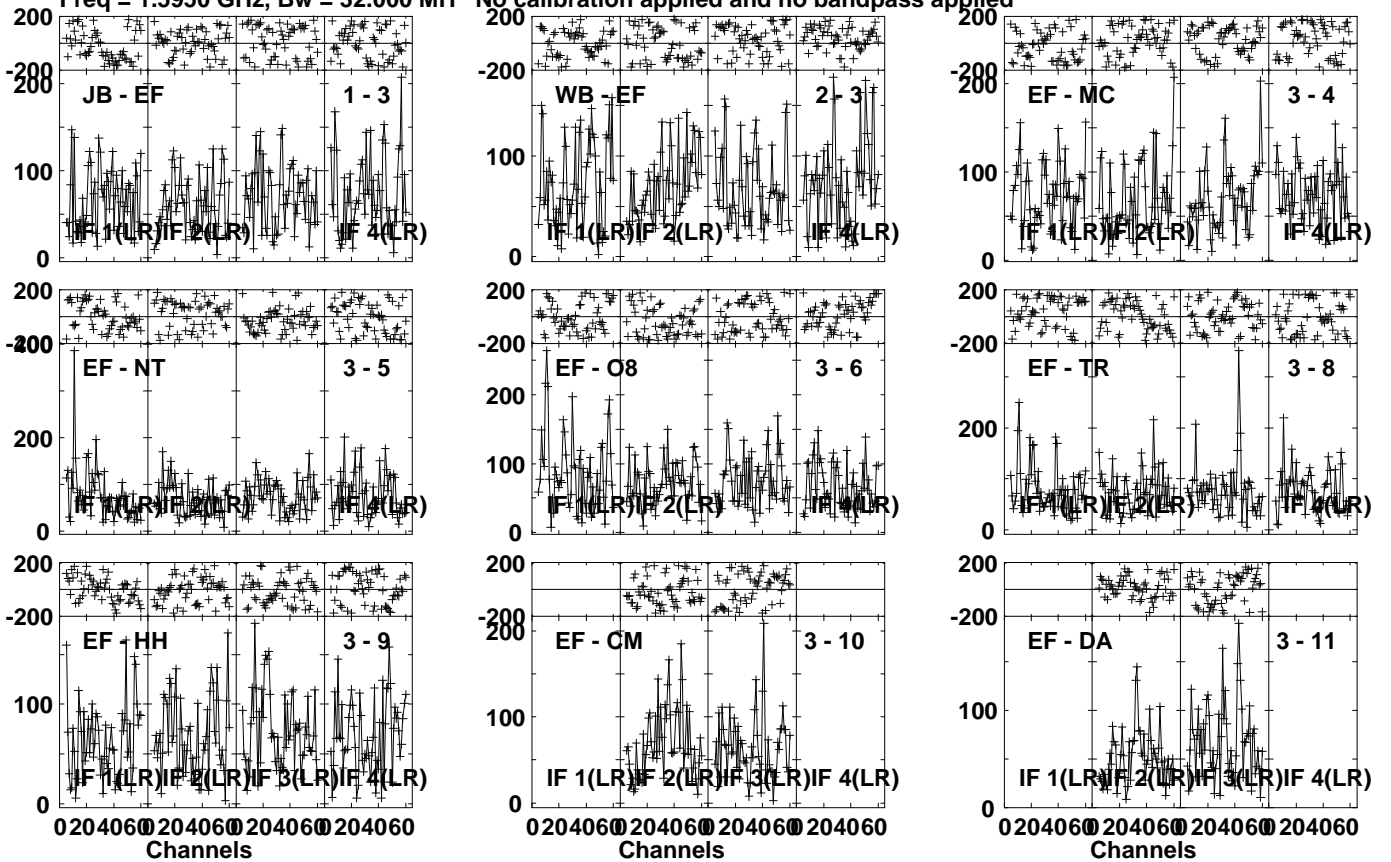
Lower frame: Micro Ampl Jy Top frame: Phas deg
Vector averaged cross-power spectrum Several baselines displayed
Timerange: 00/07:38:07 to 00/07:39:29

Plot file version 46 created 24-MAR-2023 10:16:19

FRB211127 EB096M.UVDATA.1

Freq = 1.5950 GHz, Bw = 32.000 MH

No calibration applied and no bandpass applied



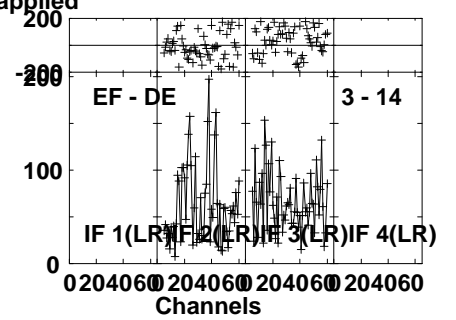
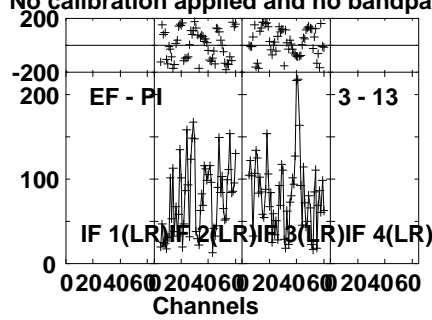
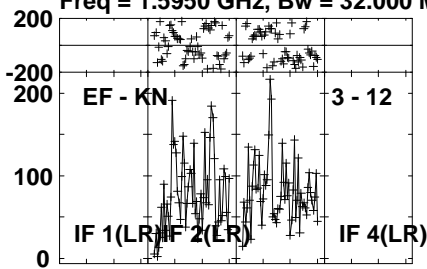
Lower frame: Micro Ampl Jy Top frame: Phas deg
Vector averaged cross-power spectrum Several baselines displayed
Timerange: 00/07:39:37 to 00/07:43:59

Plot file version 47 created 24-MAR-2023 10:16:20

FRB211127 EB096M.UVDATA.1

Freq = 1.5950 GHz, Bw = 32.000 MH

No calibration applied and no bandpass applied

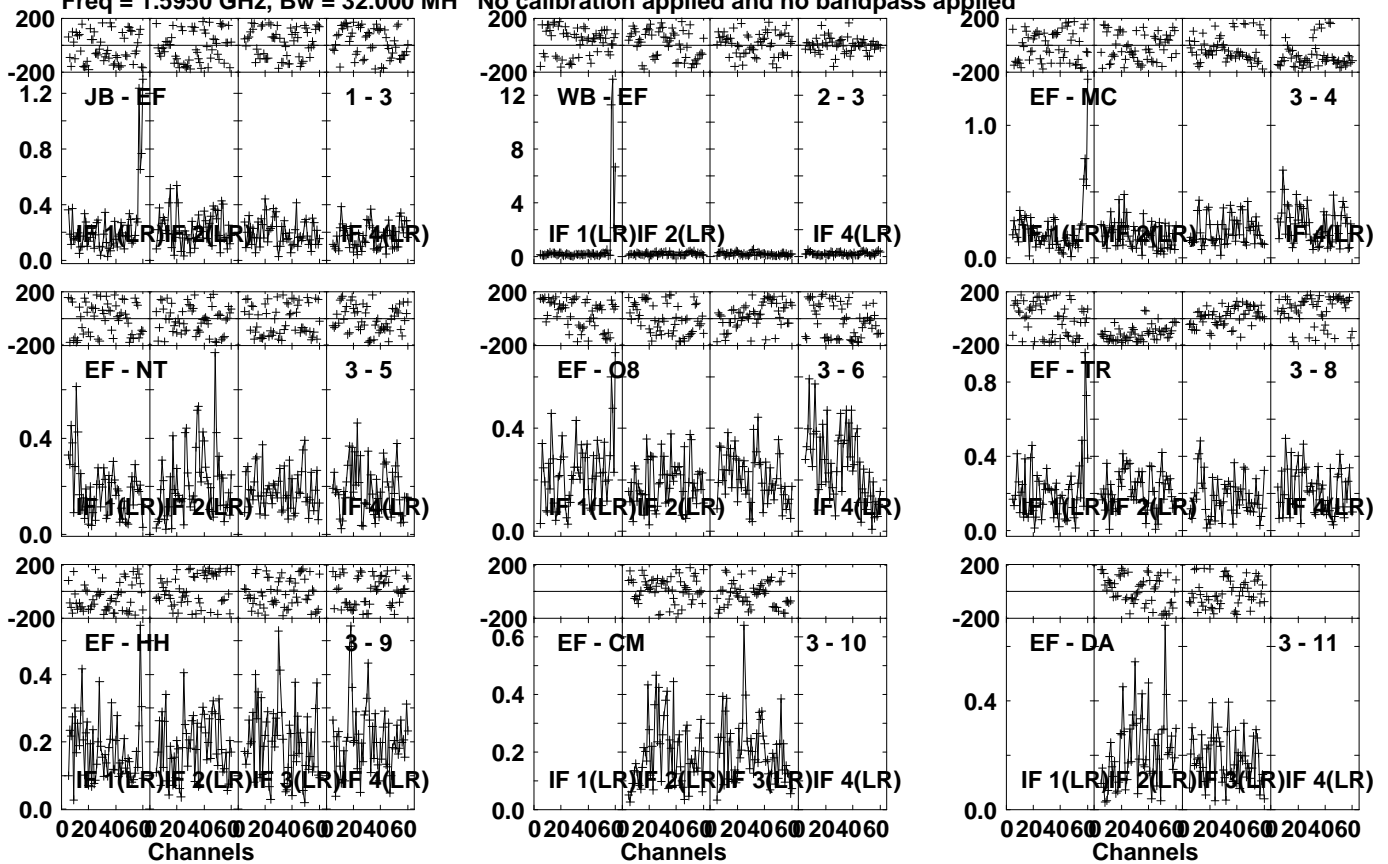


Lower frame: Micro Ampl Jy Top frame: Phas deg
Vector averaged cross-power spectrum Several baselines displayed
Timerange: 00/07:39:37 to 00/07:43:59

Plot file version 48 created 24-MAR-2023 10:16:20

J1317-2031 EB096M.UVDATA.1

Freq = 1.5950 GHz, Bw = 32.000 MH No calibration applied and no bandpass applied



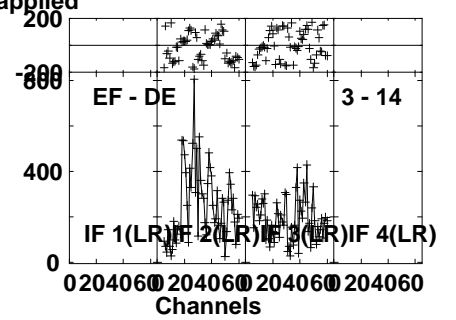
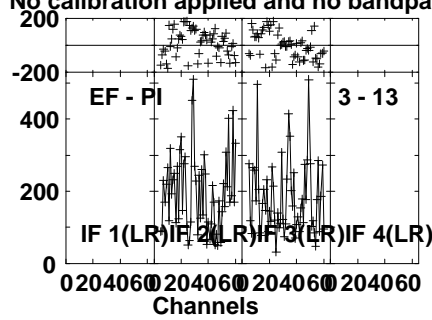
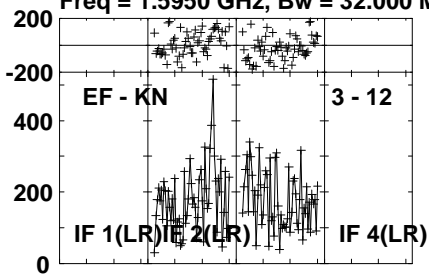
Lower frame: Milli Ampl Jy Top frame: Phas deg
Vector averaged cross-power spectrum Several baselines displayed
Timerange: 00/07:44:31 to 00/07:45:29

Plot file version 49 created 24-MAR-2023 10:16:20

J1317-2031 EB096M.UVDATA.1

Freq = 1.5950 GHz, Bw = 32.000 MH

No calibration applied and no bandpass applied

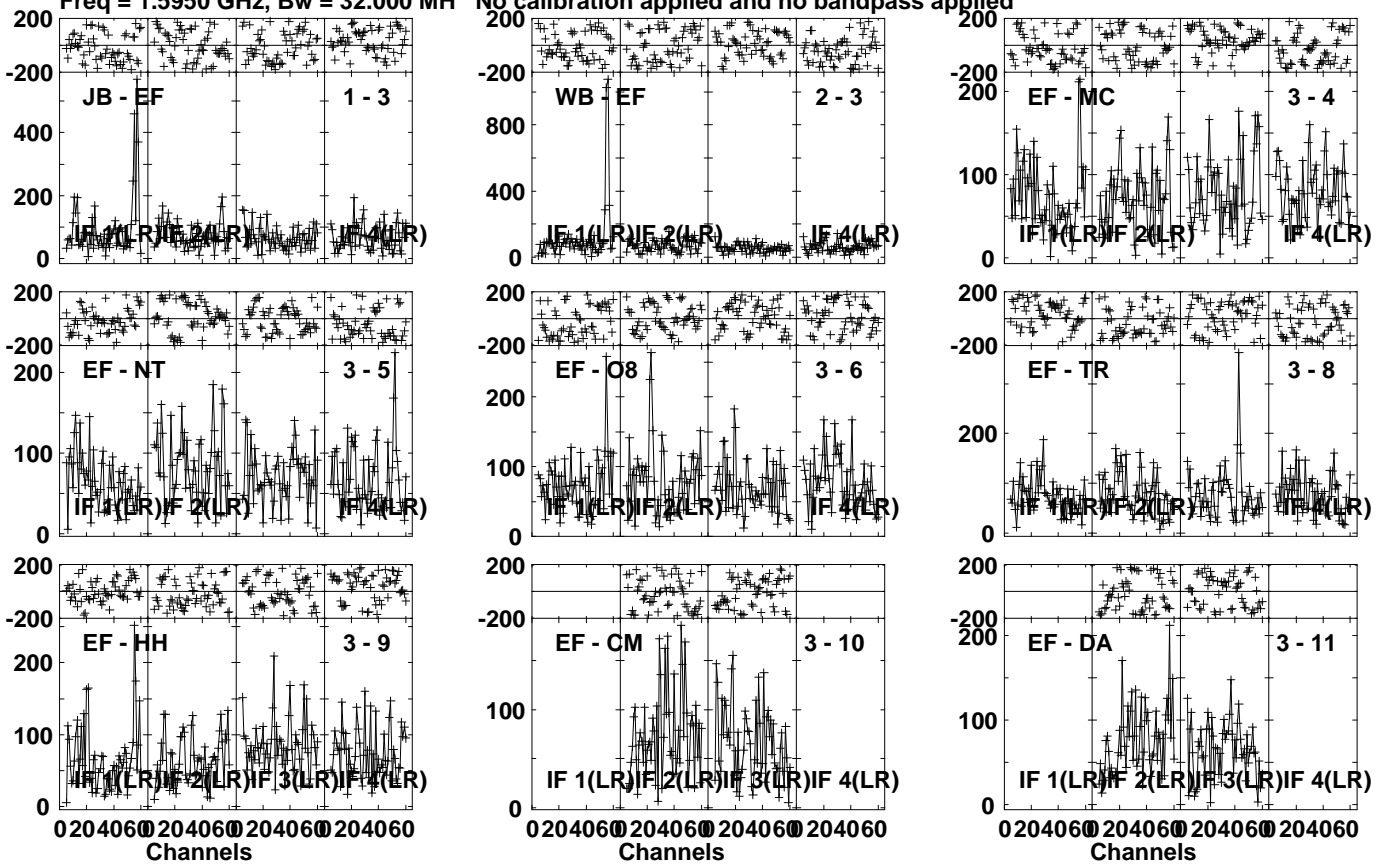


Lower frame: Micro Ampl Jy Top frame: Phas deg
Vector averaged cross-power spectrum Several baselines displayed
Timerange: 00/07:44:31 to 00/07:45:29

Plot file version 50 created 24-MAR-2023 10:16:20

FRB211127 EB096M.UVDATA.1

Freq = 1.5950 GHz, Bw = 32.000 MH No calibration applied and no bandpass applied



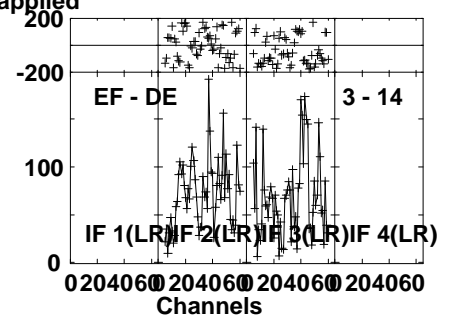
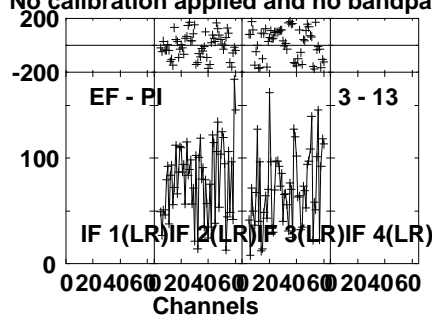
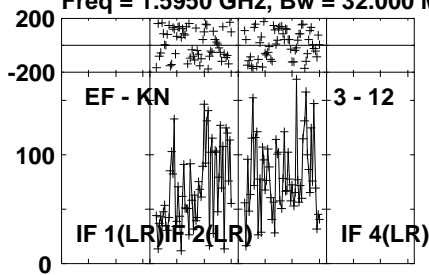
Lower frame: Micro Ampl Jy Top frame: Phas deg
Vector averaged cross-power spectrum Several baselines displayed
Timerange: 00/07:45:37 to 00/07:49:59

Plot file version 51 created 24-MAR-2023 10:16:20

FRB211127 EB096M.UVDATA.1

Freq = 1.5950 GHz, Bw = 32.000 MH

No calibration applied and no bandpass applied



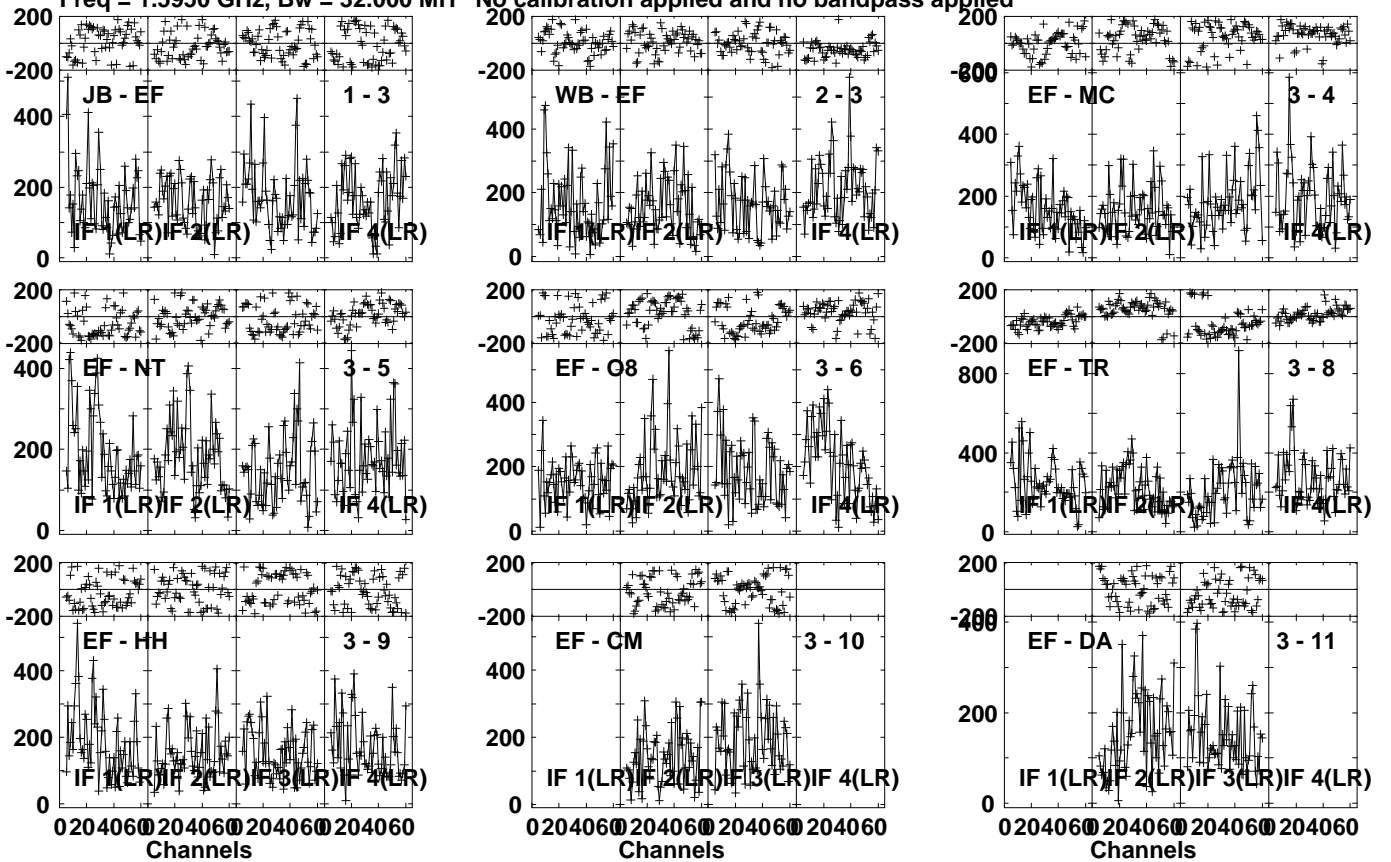
Lower frame: Micro Ampl Jy Top frame: Phas deg
Vector averaged cross-power spectrum Several baselines displayed
Timerange: 00/07:45:37 to 00/07:49:59

Plot file version 52 created 24-MAR-2023 10:16:20

J1317-2031 EB096M.UVDATA.1

Freq = 1.5950 GHz, Bw = 32.000 MH

No calibration applied and no bandpass applied



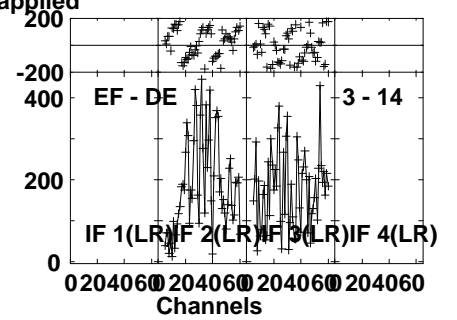
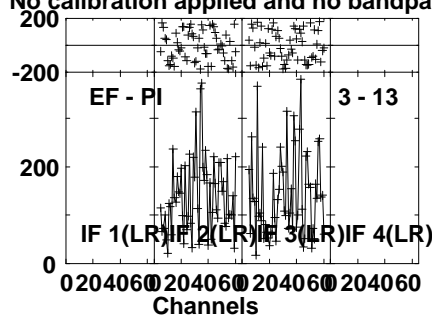
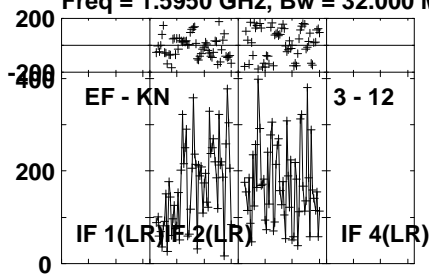
Lower frame: Micro Ampl Jy Top frame: Phas deg
Vector averaged cross-power spectrum Several baselines displayed
Timerange: 00/07:50:07 to 00/07:51:29

Plot file version 53 created 24-MAR-2023 10:16:20

J1317-2031 EB096M.UVDATA.1

Freq = 1.5950 GHz, Bw = 32.000 MH

No calibration applied and no bandpass applied

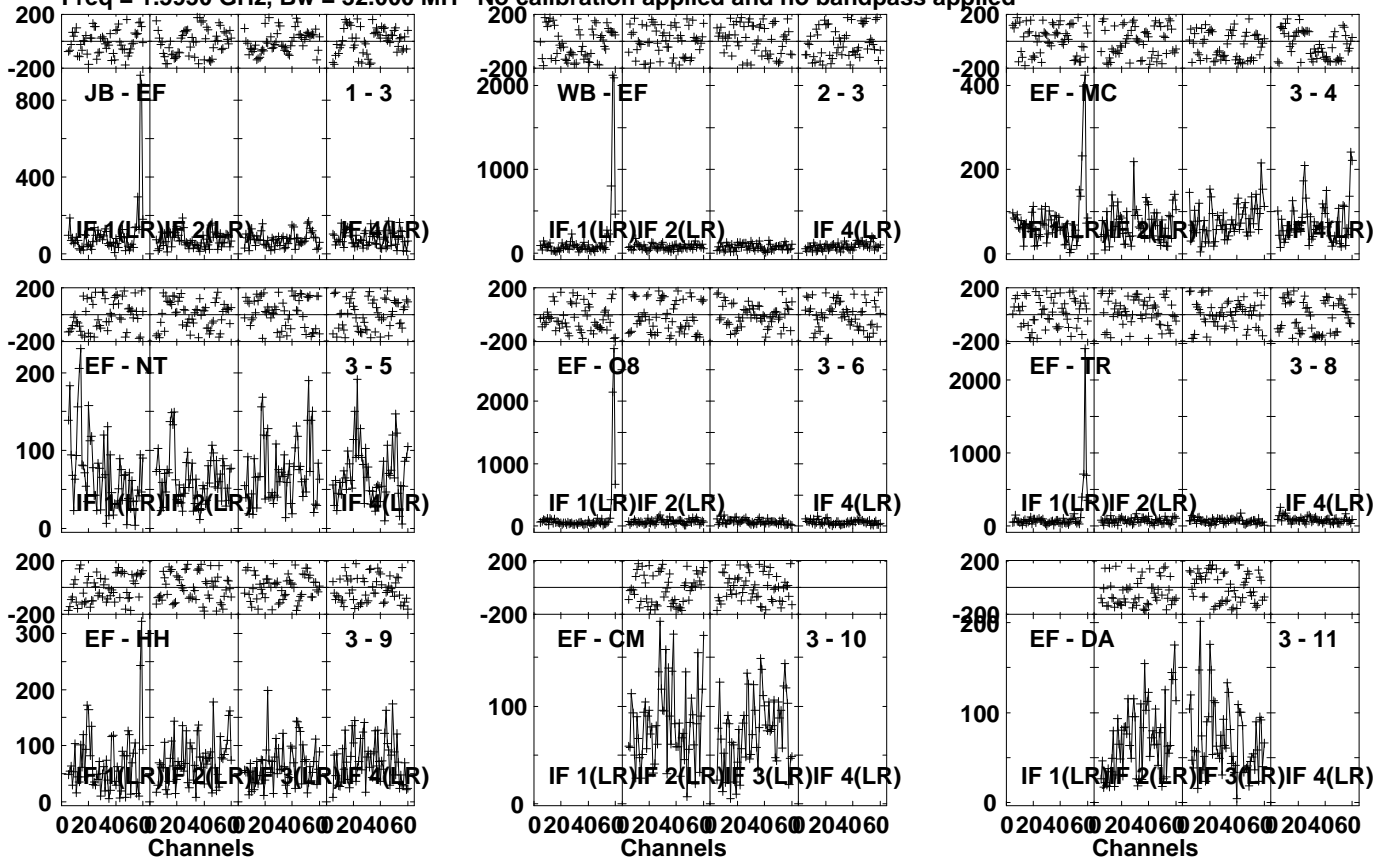


Lower frame: Micro Ampl Jy Top frame: Phas deg
Vector averaged cross-power spectrum Several baselines displayed
Timerange: 00/07:50:07 to 00/07:51:29

Plot file version 54 created 24-MAR-2023 10:16:20

FRB211127 EB096M.UVDATA.1

Freq = 1.5950 GHz, Bw = 32.000 MH No calibration applied and no bandpass applied



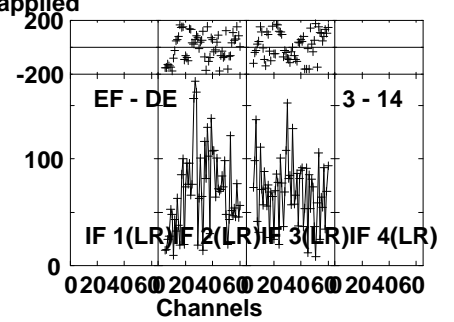
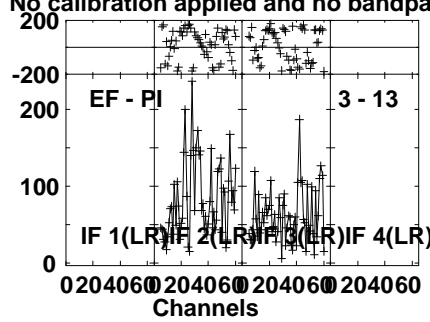
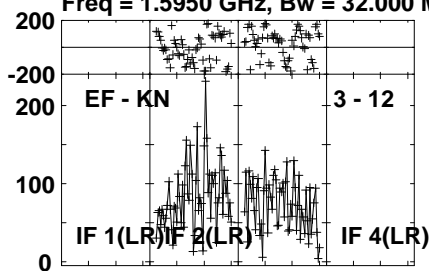
Lower frame: Micro Ampl Jy Top frame: Phas deg
Vector averaged cross-power spectrum Several baselines displayed
Timerange: 00/07:51:37 to 00/07:55:59

Plot file version 55 created 24-MAR-2023 10:16:21

FRB211127 EB096M.UVDATA.1

Freq = 1.5950 GHz, Bw = 32.000 MH

No calibration applied and no bandpass applied



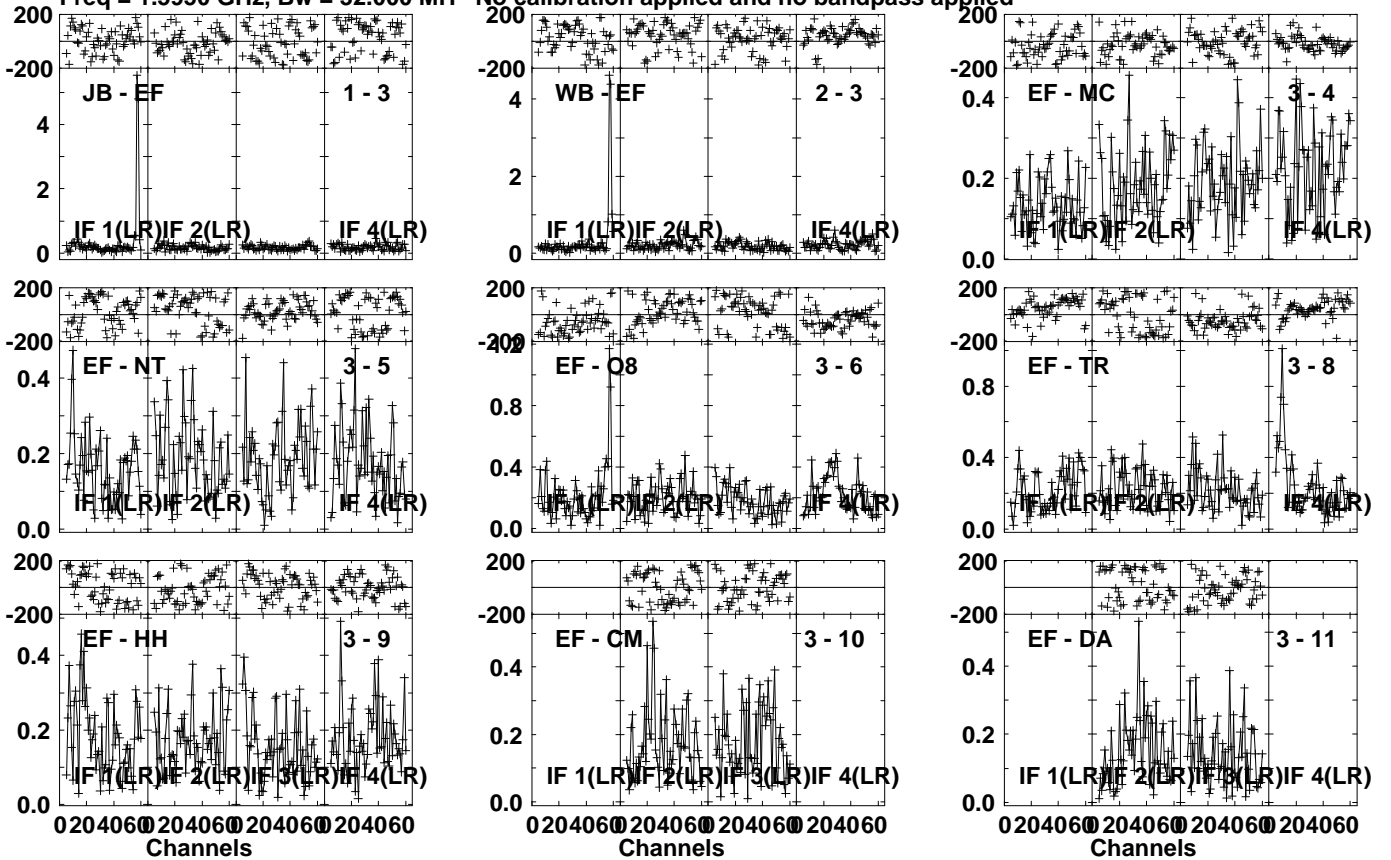
Lower frame: Micro Ampl Jy Top frame: Phas deg
Vector averaged cross-power spectrum Several baselines displayed
Timerange: 00/07:51:37 to 00/07:55:59

Plot file version 56 created 24-MAR-2023 10:16:21

J1317-2031 EB096M.UVDATA.1

Freq = 1.5950 GHz, Bw = 32.000 MH

No calibration applied and no bandpass applied



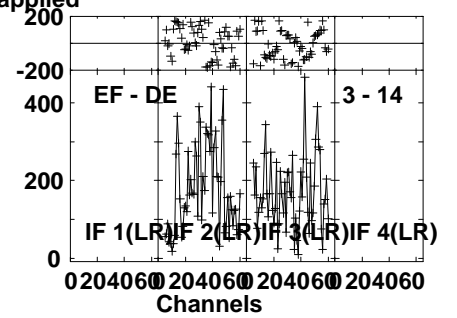
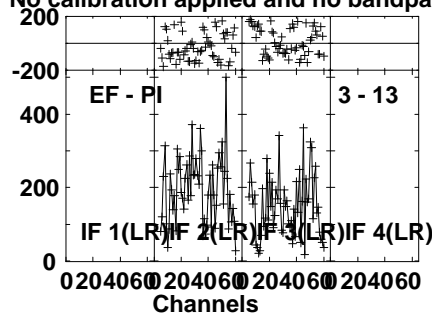
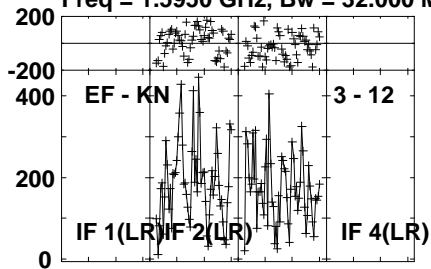
Lower frame: Milli Ampl Jy Top frame: Phas deg
Vector averaged cross-power spectrum Several baselines displayed
Timerange: 00/07:56:31 to 00/07:57:29

Plot file version 57 created 24-MAR-2023 10:16:21

J1317-2031 EB096M.UVDATA.1

Freq = 1.5950 GHz, Bw = 32.000 MH

No calibration applied and no bandpass applied



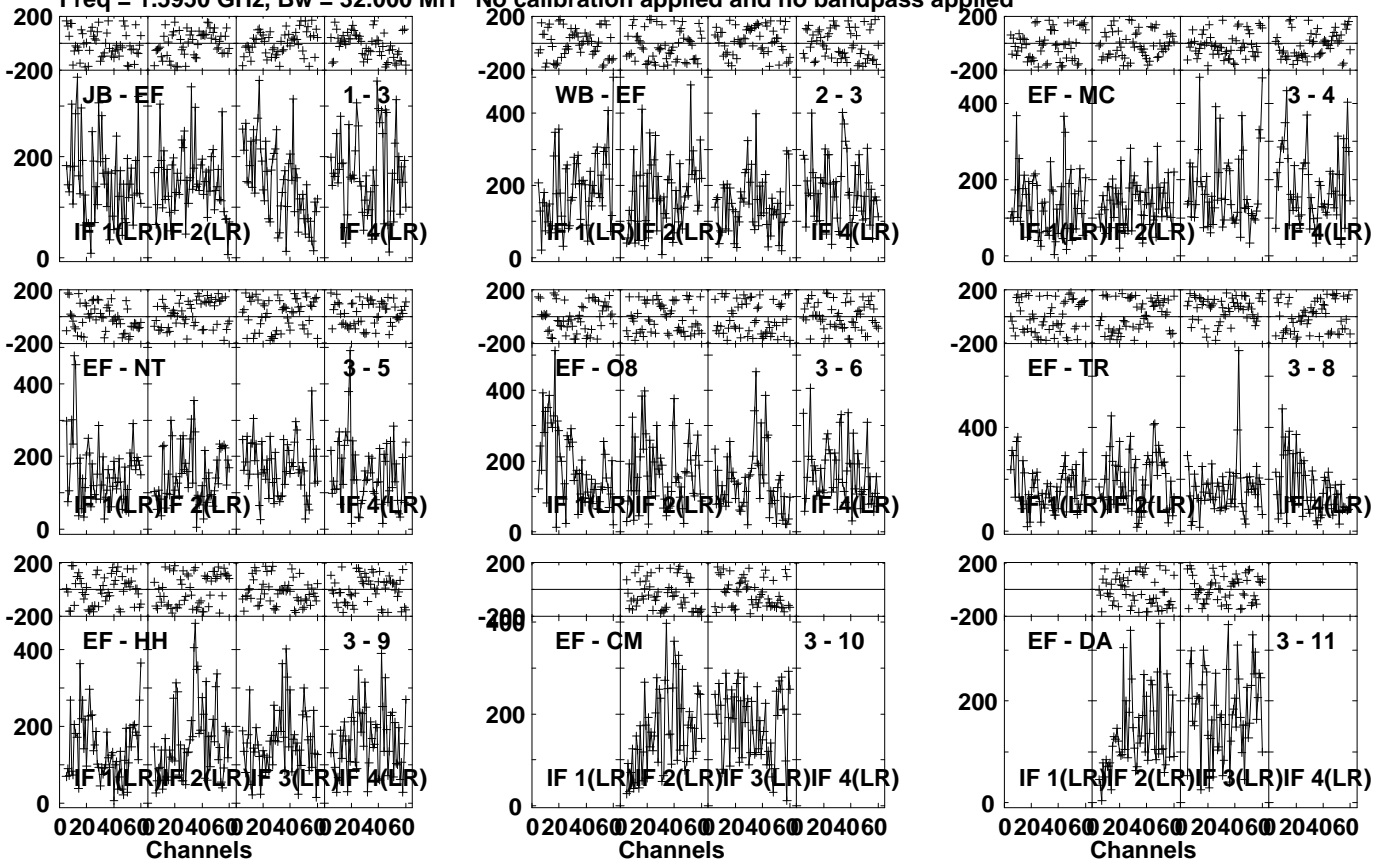
Lower frame: Micro Ampl Jy Top frame: Phas deg
Vector averaged cross-power spectrum Several baselines displayed
Timerange: 00/07:56:31 to 00/07:57:29

Plot file version 58 created 24-MAR-2023 10:16:21

FRB211127 EB096M.UVDATA.1

Freq = 1.5950 GHz, Bw = 32.000 MH

No calibration applied and no bandpass applied



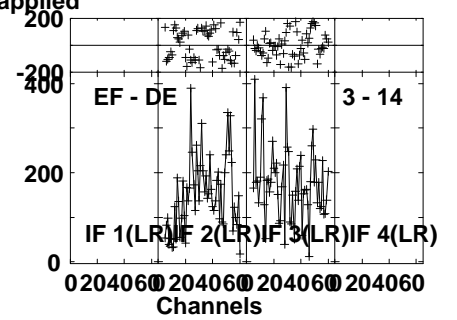
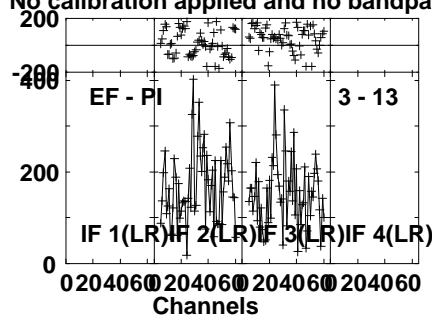
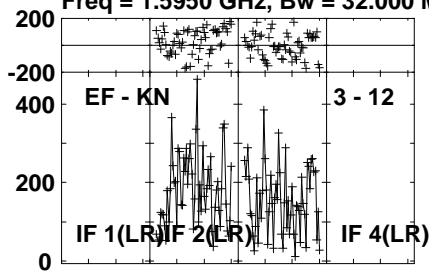
Lower frame: Micro Ampl Jy Top frame: Phas deg
Vector averaged cross-power spectrum Several baselines displayed
Timerange: 00/07:57:37 to 00/08:01:59

Plot file version 59 created 24-MAR-2023 10:16:21

FRB211127 EB096M.UVDATA.1

Freq = 1.5950 GHz, Bw = 32.000 MH

No calibration applied and no bandpass applied



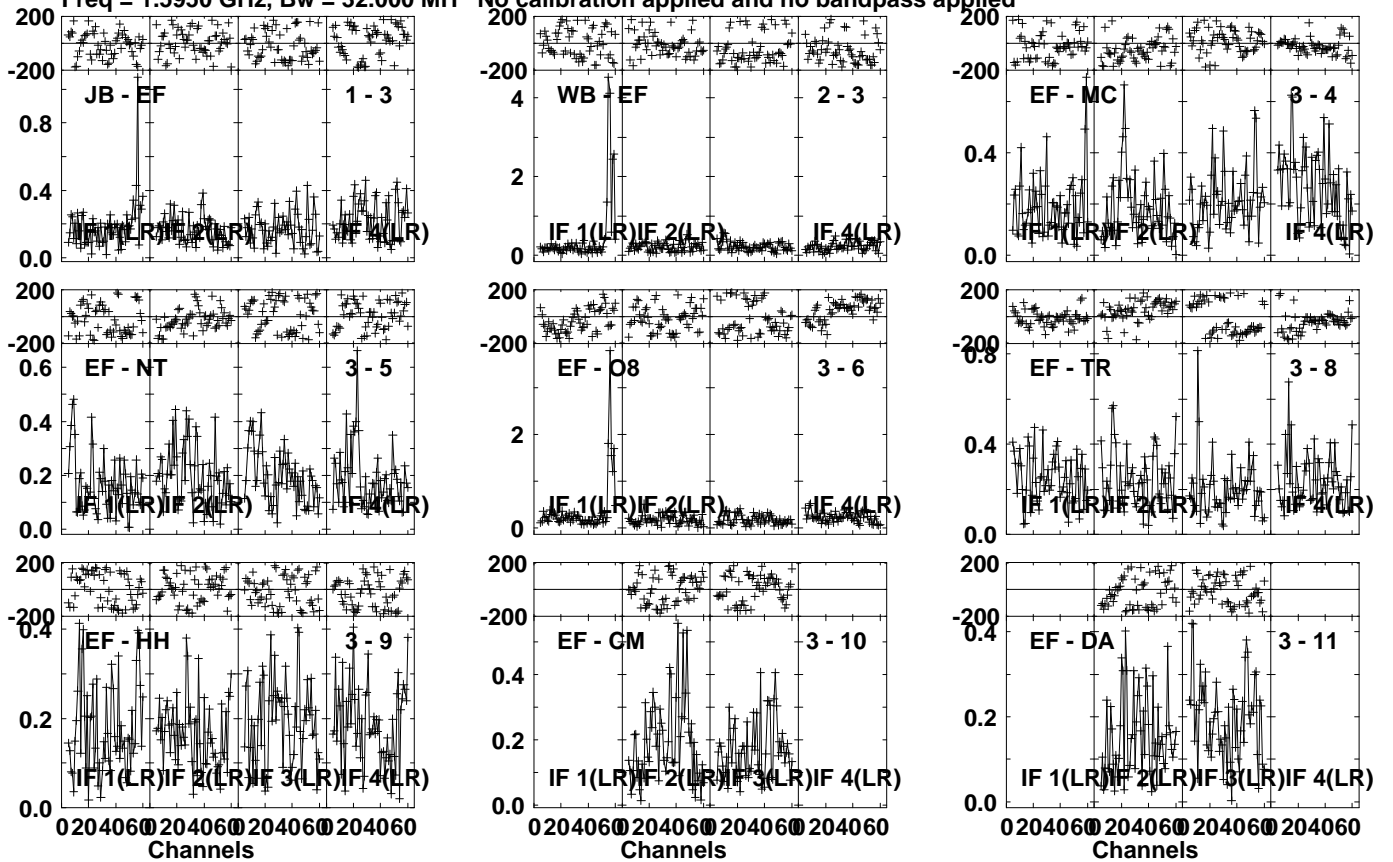
Lower frame: Micro Ampl Jy Top frame: Phas deg
Vector averaged cross-power spectrum Several baselines displayed
Timerange: 00/07:57:37 to 00/08:01:59

Plot file version 60 created 24-MAR-2023 10:16:21

J1317-2031 EB096M.UVDATA.1

Freq = 1.5950 GHz, Bw = 32.000 MH

No calibration applied and no bandpass applied



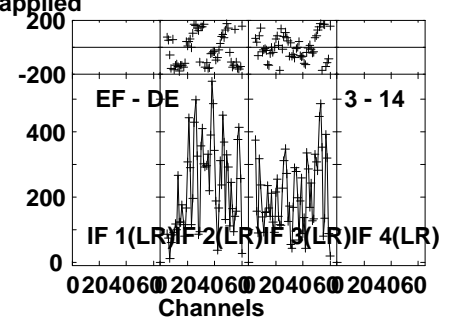
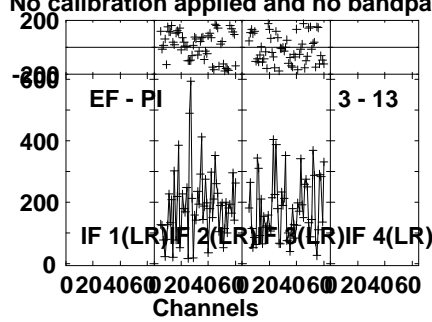
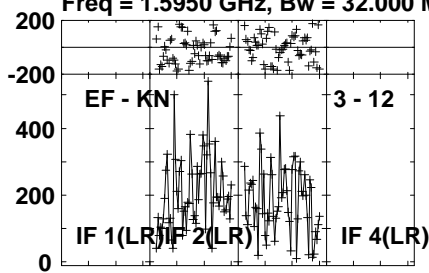
Lower frame: Milli Ampl Jy Top frame: Phas deg
Vector averaged cross-power spectrum Several baselines displayed
Timerange: 00/08:02:05 to 00/08:03:29

Plot file version 61 created 24-MAR-2023 10:16:21

J1317-2031 EB096M.UVDATA.1

Freq = 1.5950 GHz, Bw = 32.000 MH

No calibration applied and no bandpass applied

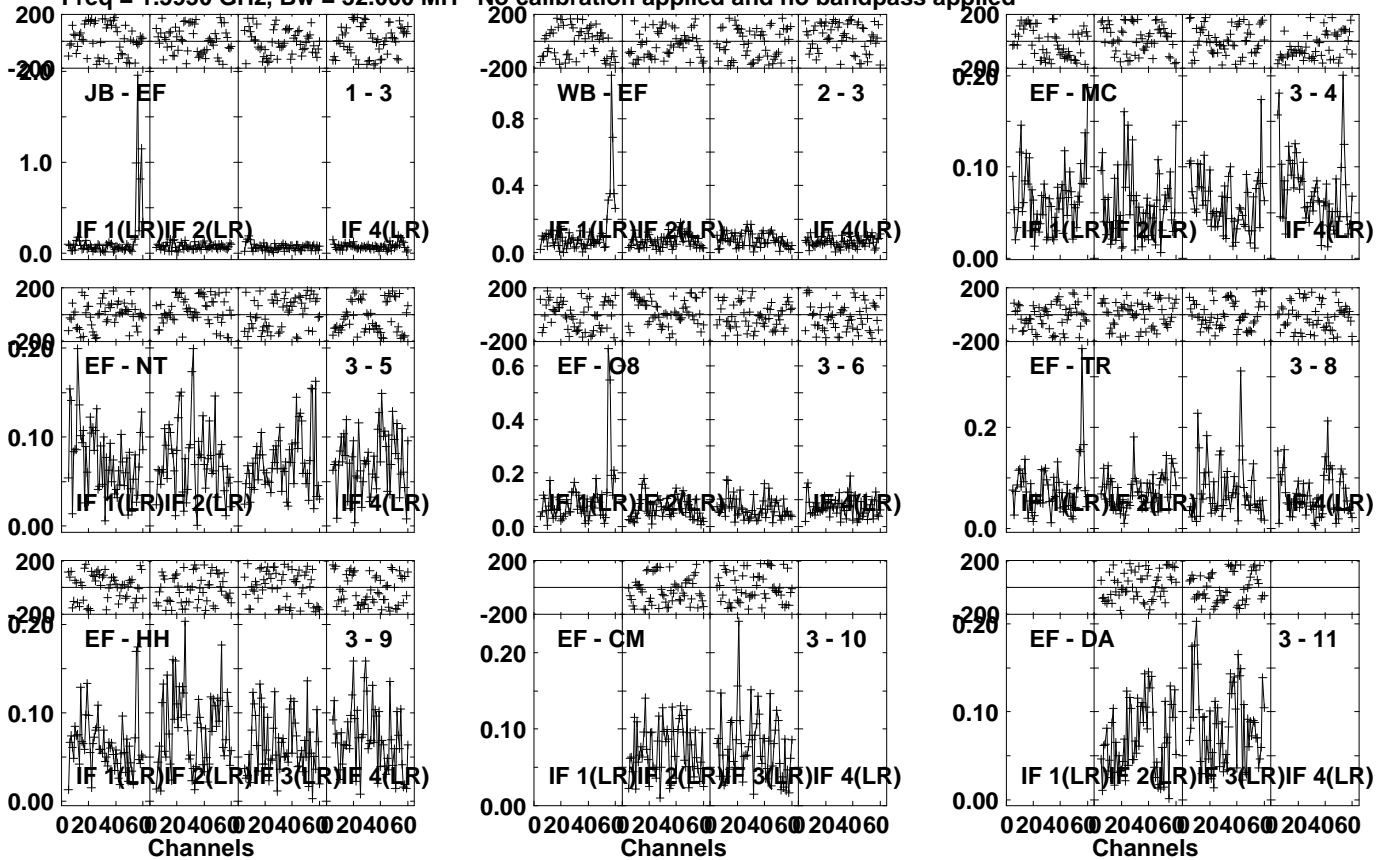


Lower frame: Micro Ampl Jy Top frame: Phas deg
Vector averaged cross-power spectrum Several baselines displayed
Timerange: 00/08:02:05 to 00/08:03:29

Plot file version 62 created 24-MAR-2023 10:16:21

FRB211127 EB096M.UVDATA.1

Freq = 1.5950 GHz, Bw = 32.000 MH No calibration applied and no bandpass applied



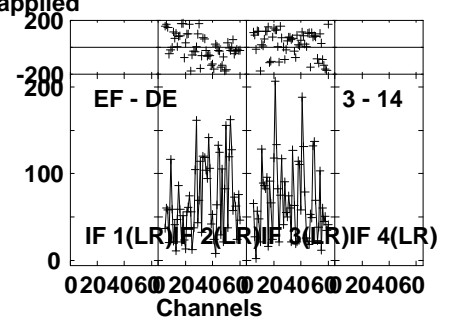
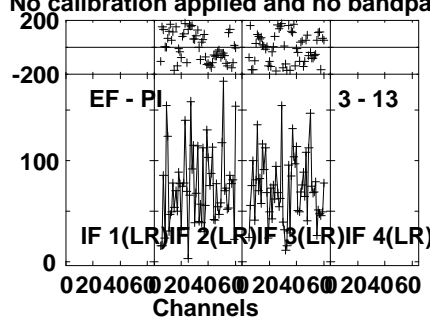
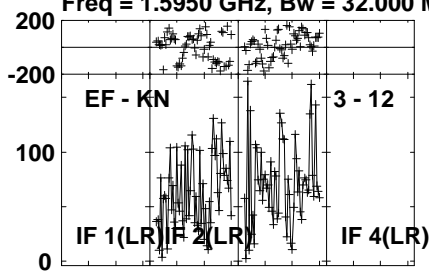
Lower frame: Milli Ampl Jy Top frame: Phas deg
Vector averaged cross-power spectrum Several baselines displayed
Timerange: 00/08:03:37 to 00/08:07:59

Plot file version 63 created 24-MAR-2023 10:16:22

FRB211127 EB096M.UVDATA.1

Freq = 1.5950 GHz, Bw = 32.000 MH

No calibration applied and no bandpass applied



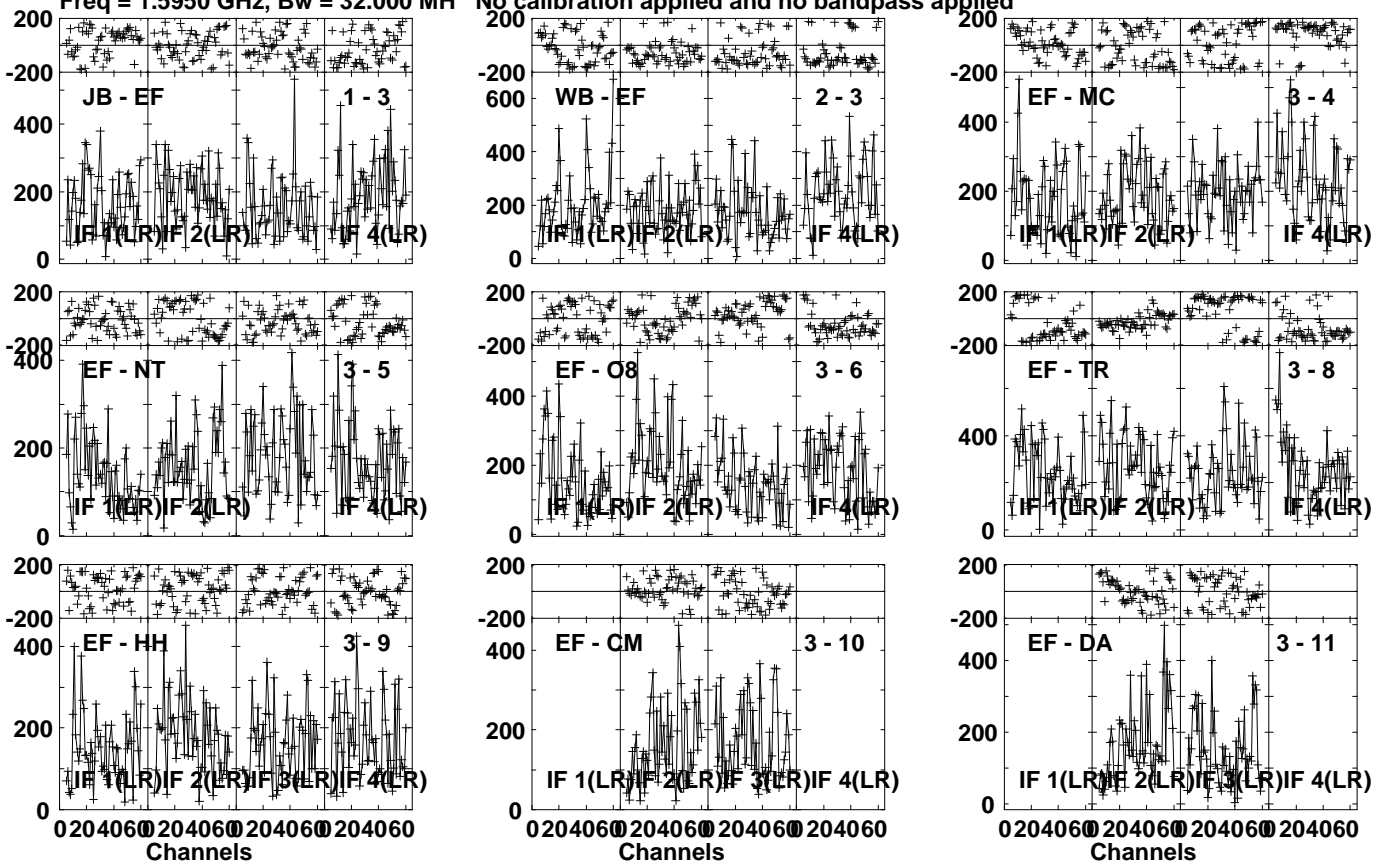
Lower frame: Micro Ampl Jy Top frame: Phas deg
Vector averaged cross-power spectrum Several baselines displayed
Timerange: 00/08:03:37 to 00/08:07:59

Plot file version 64 created 24-MAR-2023 10:16:22

J1317-2031 EB096M.UVDATA.1

Freq = 1.5950 GHz, Bw = 32.000 MH

No calibration applied and no bandpass applied



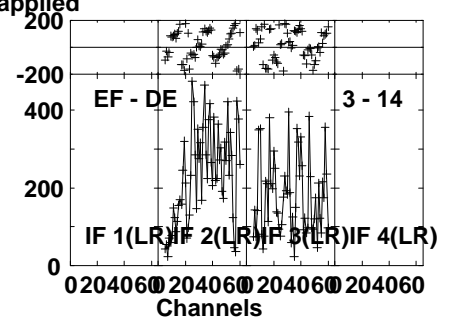
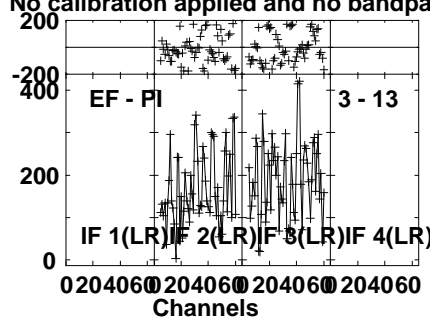
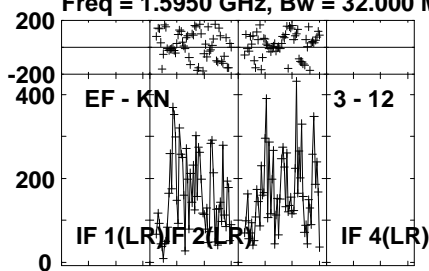
Lower frame: Micro Ampl Jy Top frame: Phas deg
Vector averaged cross-power spectrum Several baselines displayed
Timerange: 00/08:08:31 to 00/08:09:29

Plot file version 65 created 24-MAR-2023 10:16:22

J1317-2031 EB096M.UVDATA.1

Freq = 1.5950 GHz, Bw = 32.000 MH

No calibration applied and no bandpass applied



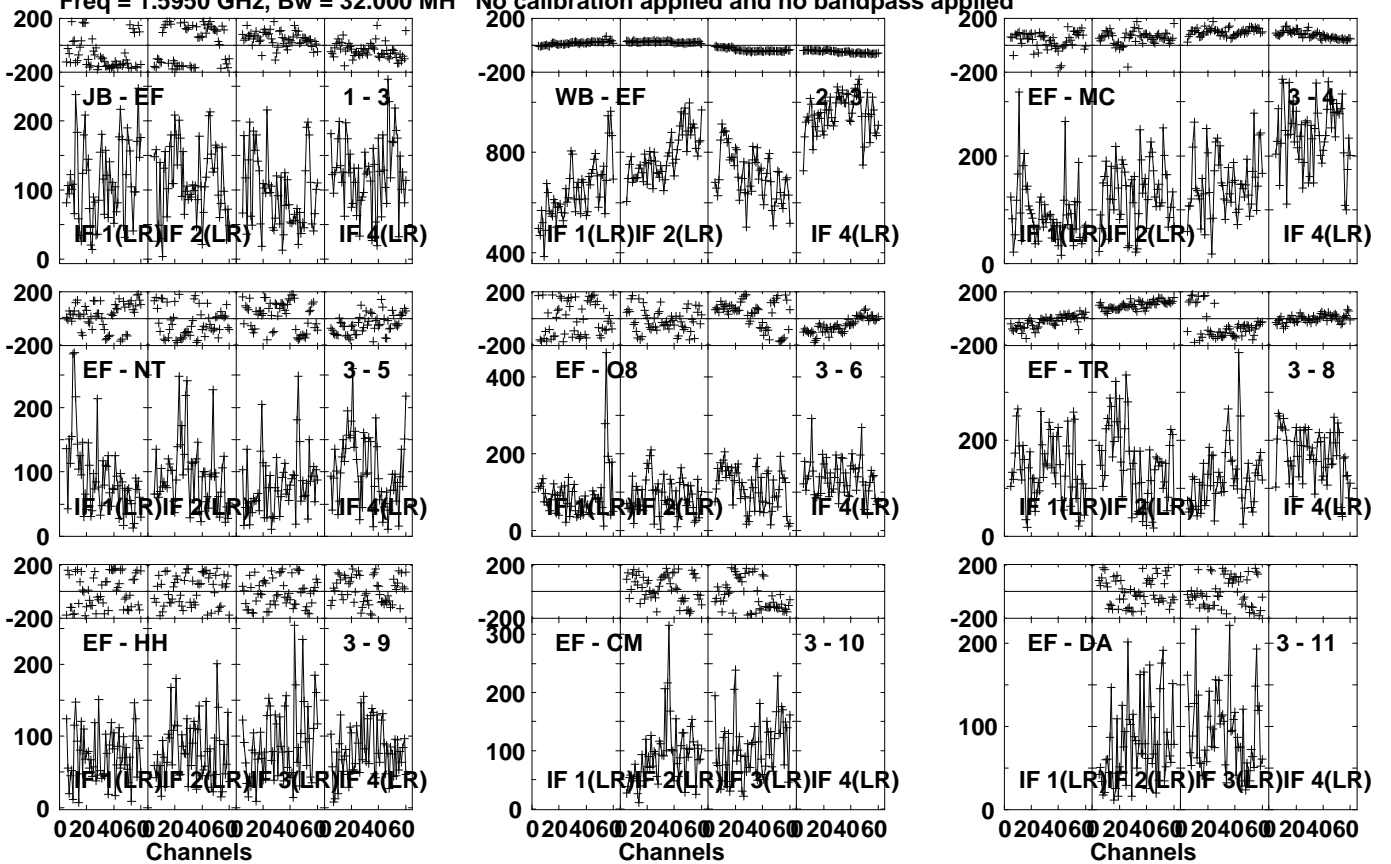
Lower frame: Micro Ampl Jy Top frame: Phas deg
Vector averaged cross-power spectrum Several baselines displayed
Timerange: 00/08:08:31 to 00/08:09:29

Plot file version 66 created 24-MAR-2023 10:16:22

1333-186 EB096M.UVDATA.1

Freq = 1.5950 GHz, Bw = 32.000 MH

No calibration applied and no bandpass applied



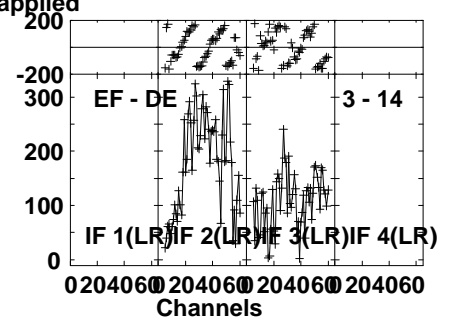
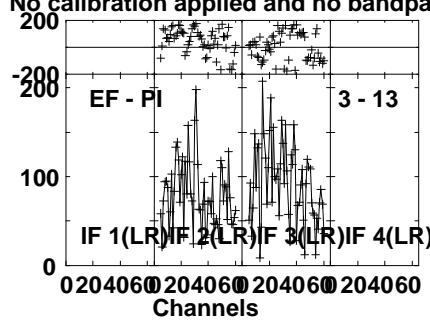
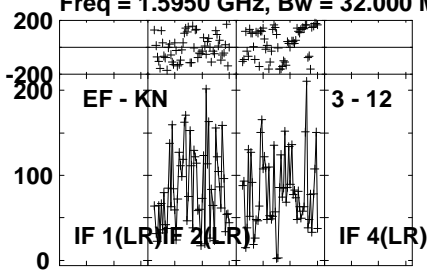
Lower frame: Micro Ampl Jy Top frame: Phas deg
Vector averaged cross-power spectrum Several baselines displayed
Timerange: 00/08:10:21 to 00/08:13:19

Plot file version 67 created 24-MAR-2023 10:16:22

1333-186 EB096M.UVDATA.1

Freq = 1.5950 GHz, Bw = 32.000 MH

No calibration applied and no bandpass applied

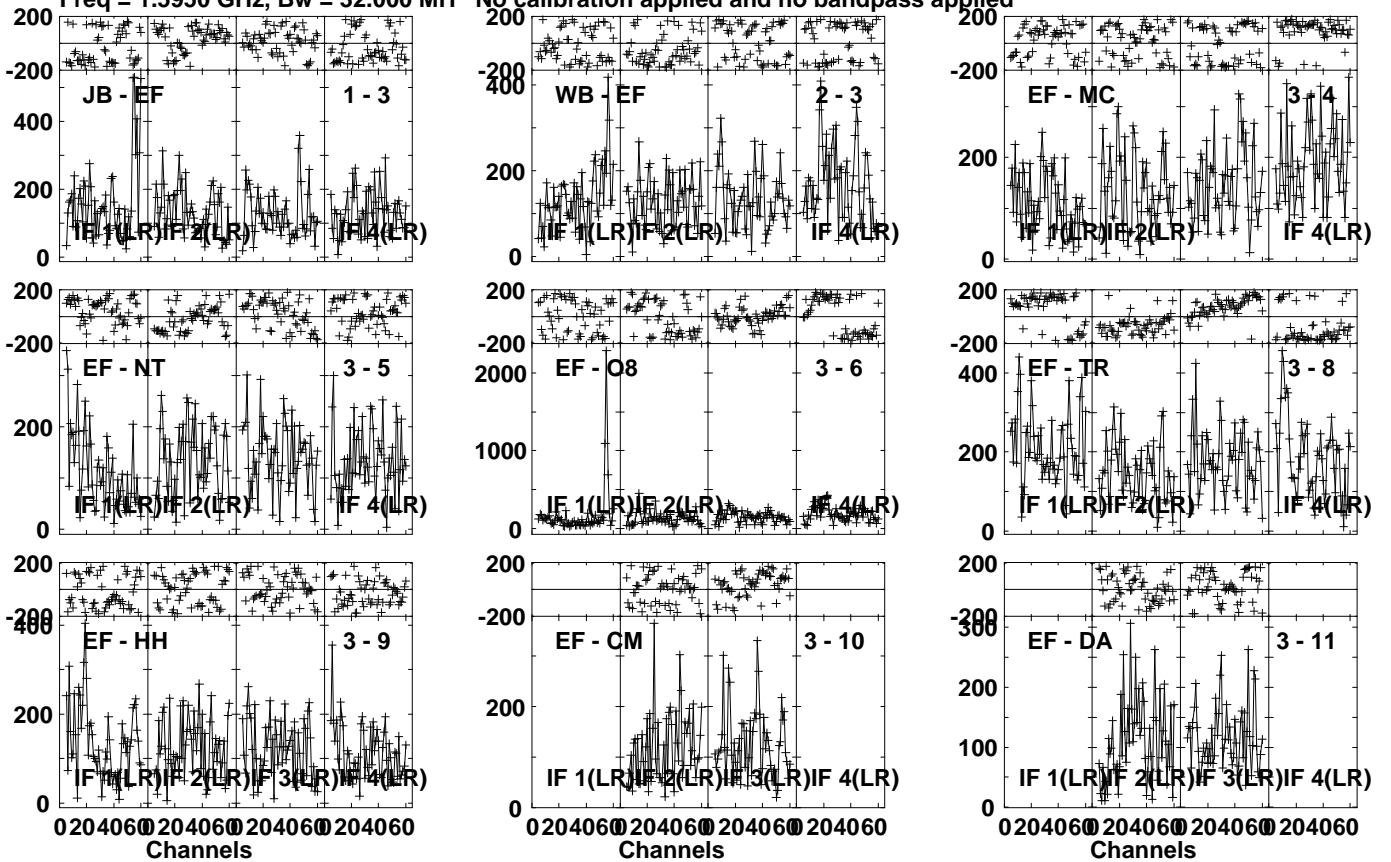


Lower frame: Micro Ampl Jy Top frame: Phas deg
Vector averaged cross-power spectrum Several baselines displayed
Timerange: 00/08:10:21 to 00/08:13:19

Plot file version 68 created 24-MAR-2023 10:16:22

J1317-2031 EB096M.UVDATA.1

Freq = 1.5950 GHz, Bw = 32.000 MH No calibration applied and no bandpass applied



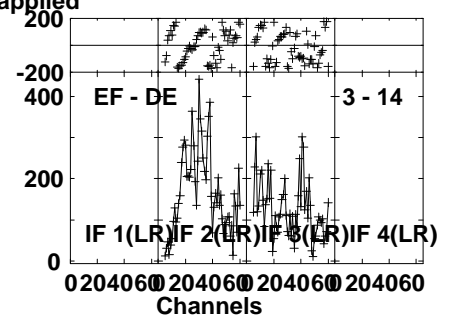
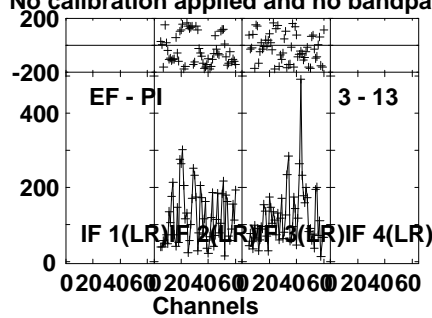
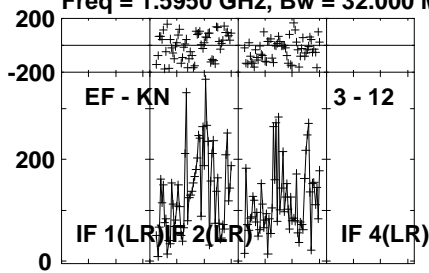
Lower frame: Micro Ampl Jy Top frame: Phas deg
Vector averaged cross-power spectrum Several baselines displayed
Timerange: 00/08:14:11 to 00/08:15:39

Plot file version 69 created 24-MAR-2023 10:16:22

J1317-2031 EB096M.UVDATA.1

Freq = 1.5950 GHz, Bw = 32.000 MH

No calibration applied and no bandpass applied



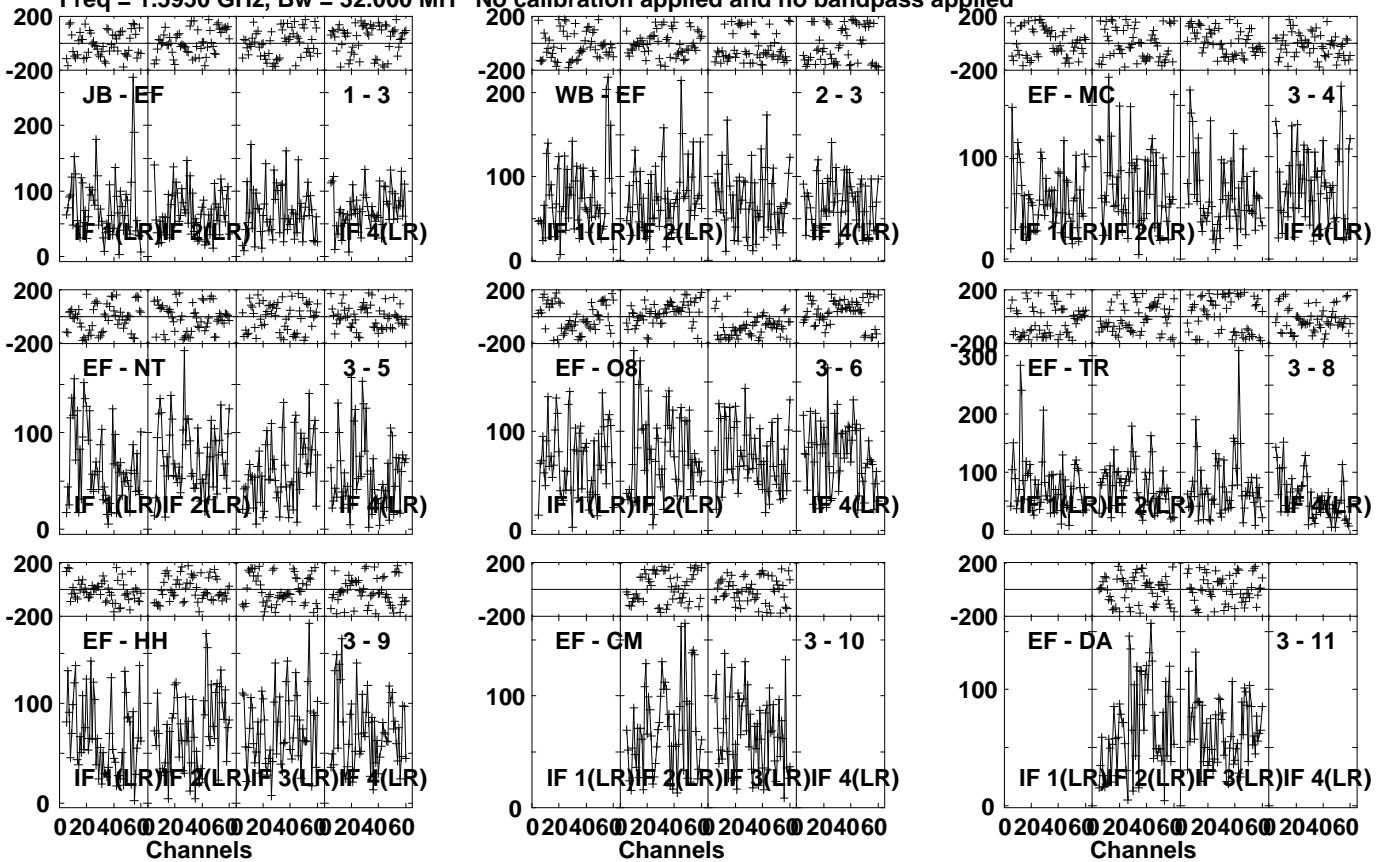
Lower frame: Micro Ampl Jy Top frame: Phas deg
Vector averaged cross-power spectrum Several baselines displayed
Timerange: 00/08:14:11 to 00/08:15:39

Plot file version 70 created 24-MAR-2023 10:16:22

J1314-2129 EB096M.UVDATA.1

Freq = 1.5950 GHz, Bw = 32.000 MH

No calibration applied and no bandpass applied



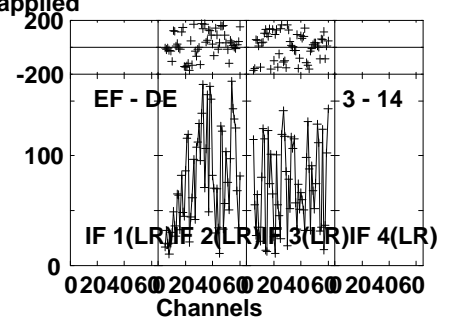
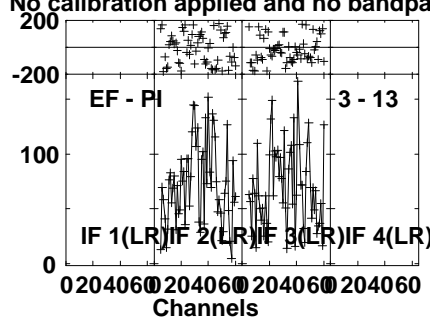
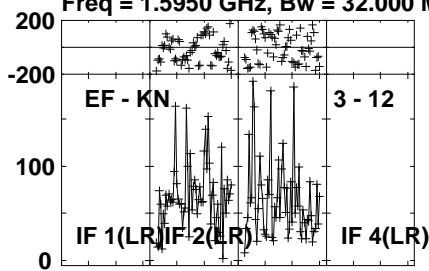
Lower frame: Micro Ampl Jy Top frame: Phas deg
Vector averaged cross-power spectrum Several baselines displayed
Timerange: 00/08:16:11 to 00/08:20:09

Plot file version 71 created 24-MAR-2023 10:16:23

J1314-2129 EB096M.UVDATA.1

Freq = 1.5950 GHz, Bw = 32.000 MH

No calibration applied and no bandpass applied



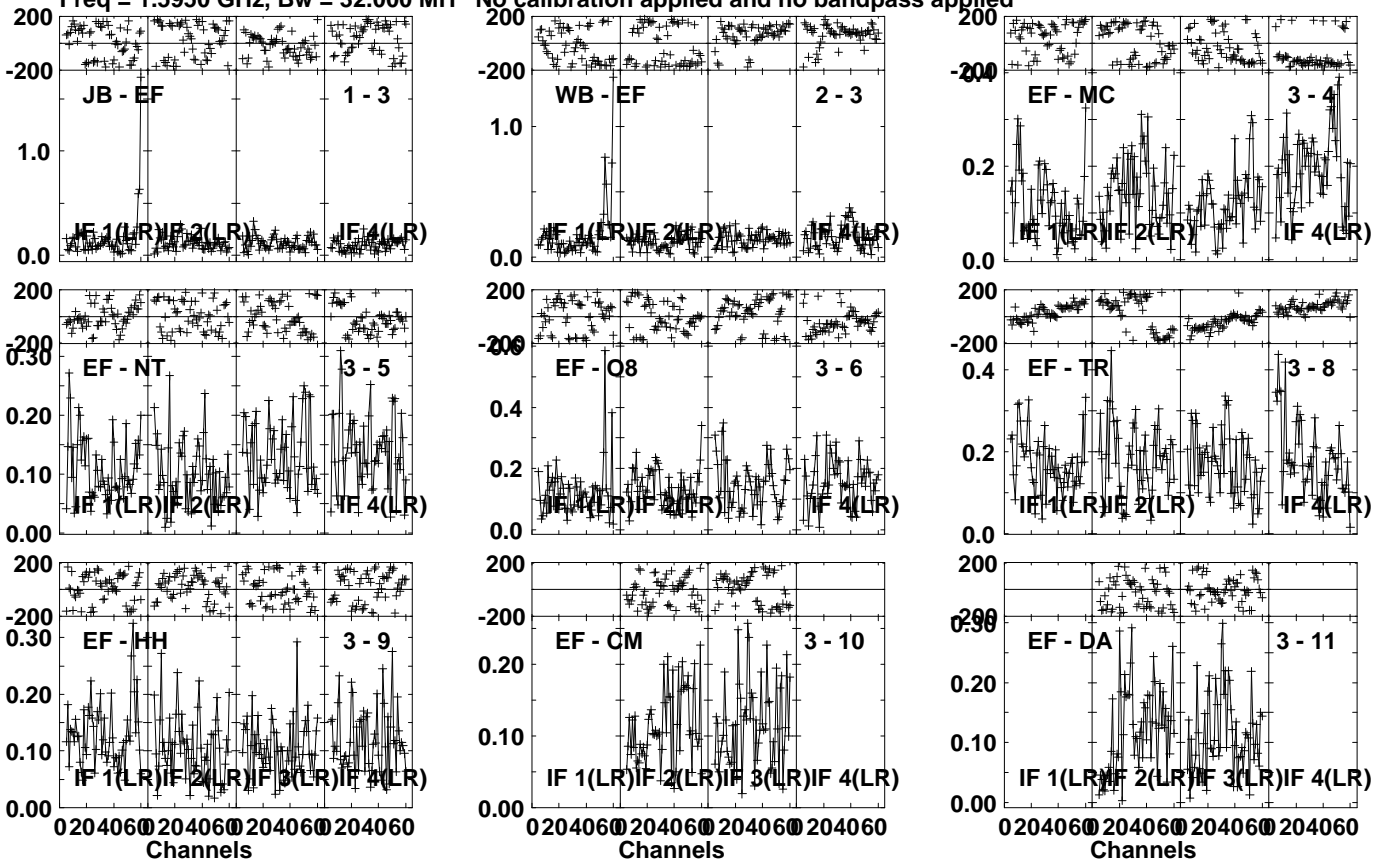
Lower frame: Micro Ampl Jy Top frame: Phas deg
Vector averaged cross-power spectrum Several baselines displayed
Timerange: 00/08:16:11 to 00/08:20:09

Plot file version 72 created 24-MAR-2023 10:16:23

J1317-2031 EB096M.UVDATA.1

Freq = 1.5950 GHz, Bw = 32.000 MH

No calibration applied and no bandpass applied



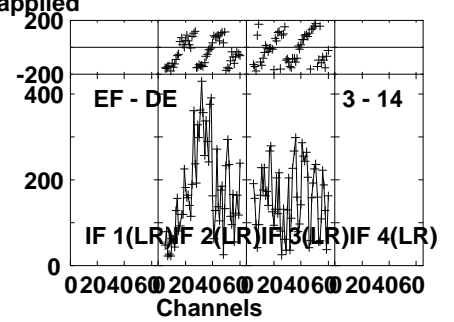
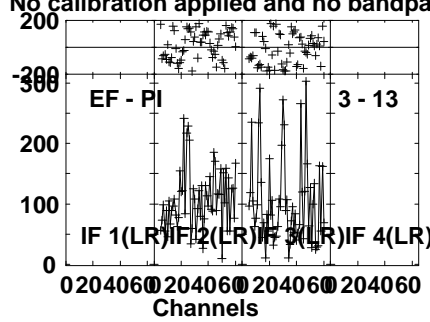
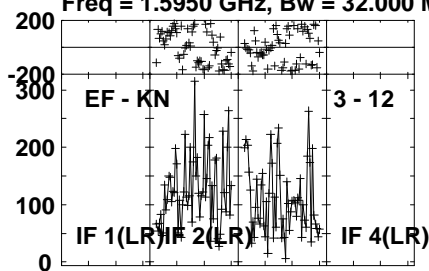
Lower frame: Milli Ampl Jy Top frame: Phas deg
Vector averaged cross-power spectrum Several baselines displayed
Timerange: 00/08:21:01 to 00/08:22:29

Plot file version 73 created 24-MAR-2023 10:16:23

J1317-2031 EB096M.UVDATA.1

Freq = 1.5950 GHz, Bw = 32.000 MH

No calibration applied and no bandpass applied

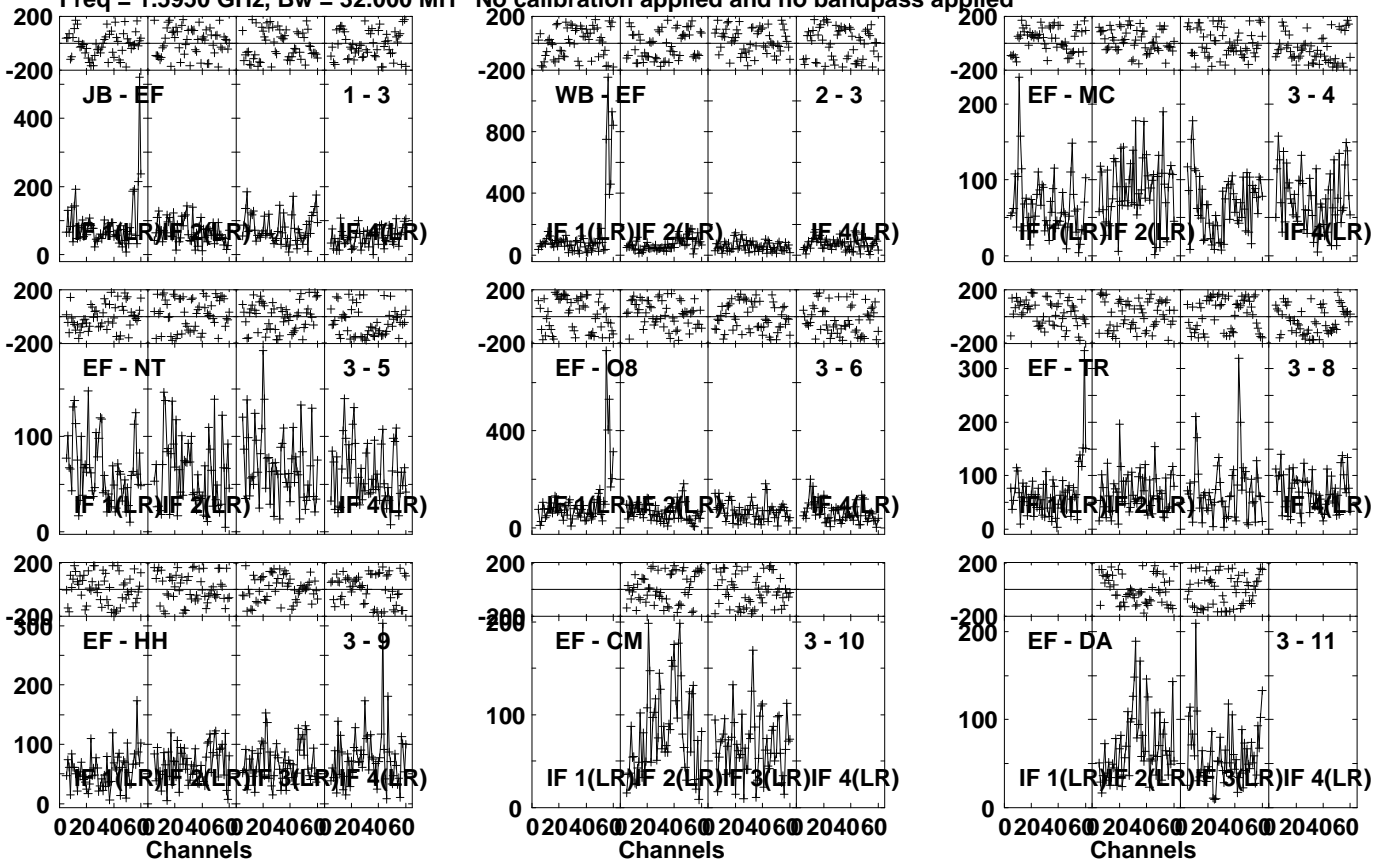


Lower frame: Micro Ampl Jy Top frame: Phas deg
Vector averaged cross-power spectrum Several baselines displayed
Timerange: 00/08:21:01 to 00/08:22:29

Plot file version 74 created 24-MAR-2023 10:16:23

FRB211127 EB096M.UVDATA.1

Freq = 1.5950 GHz, Bw = 32.000 MH No calibration applied and no bandpass applied



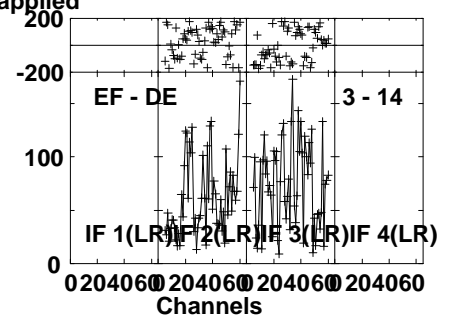
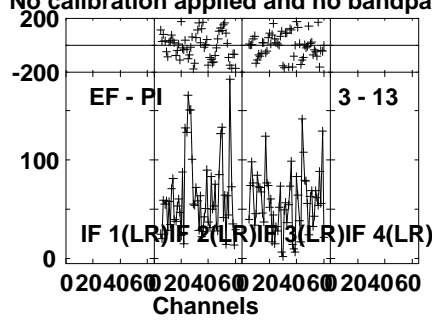
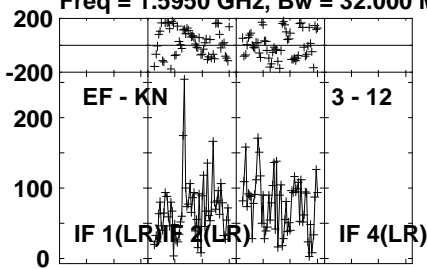
Lower frame: Micro Ampl Jy Top frame: Phas deg
Vector averaged cross-power spectrum Several baselines displayed
Timerange: 00/08:22:37 to 00/08:26:59

Plot file version 75 created 24-MAR-2023 10:16:23

FRB211127 EB096M.UVDATA.1

Freq = 1.5950 GHz, Bw = 32.000 MH

No calibration applied and no bandpass applied



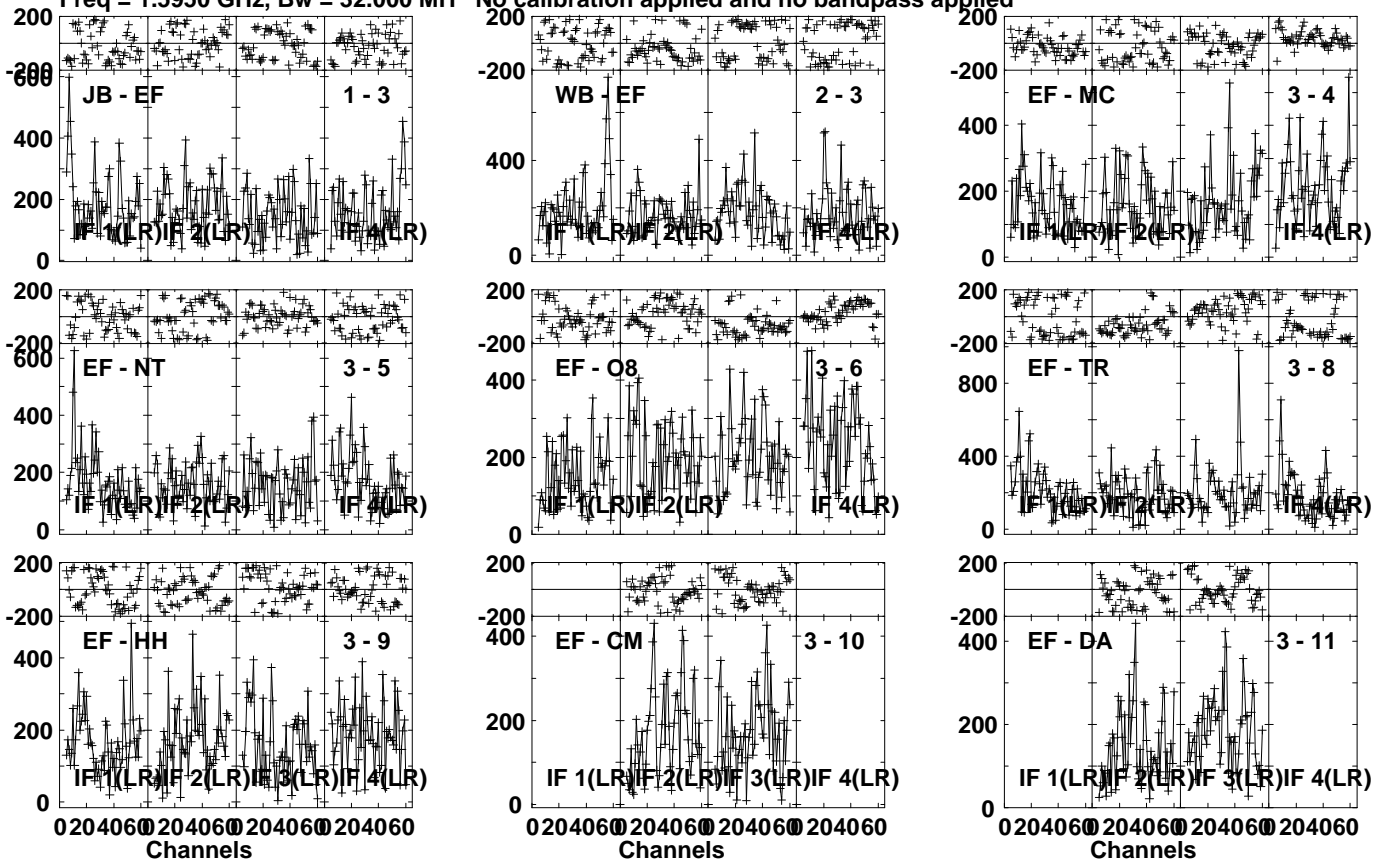
Lower frame: Micro Ampl Jy Top frame: Phas deg
Vector averaged cross-power spectrum Several baselines displayed
Timerange: 00/08:22:37 to 00/08:26:59

Plot file version 76 created 24-MAR-2023 10:16:23

J1317-2031 EB096M.UVDATA.1

Freq = 1.5950 GHz, Bw = 32.000 MH

No calibration applied and no bandpass applied



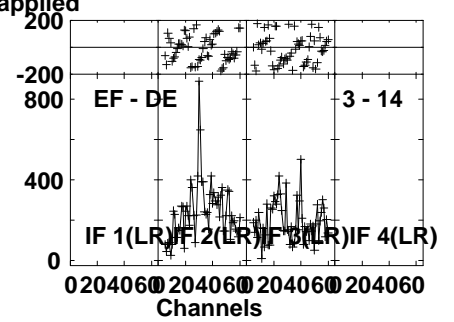
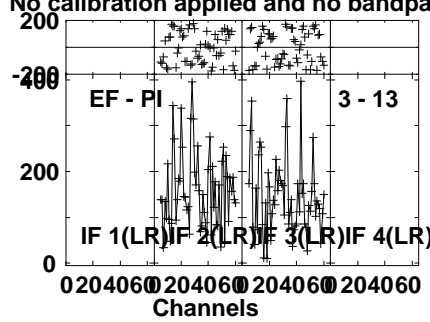
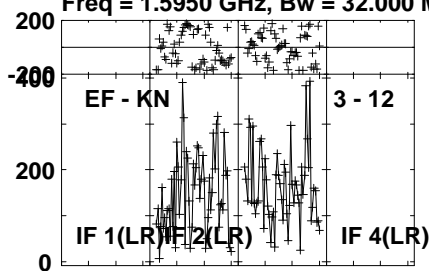
Lower frame: Micro Ampl Jy Top frame: Phas deg
Vector averaged cross-power spectrum Several baselines displayed
Timerange: 00/08:27:07 to 00/08:28:29

Plot file version 77 created 24-MAR-2023 10:16:23

J1317-2031 EB096M.UVDATA.1

Freq = 1.5950 GHz, Bw = 32.000 MH

No calibration applied and no bandpass applied



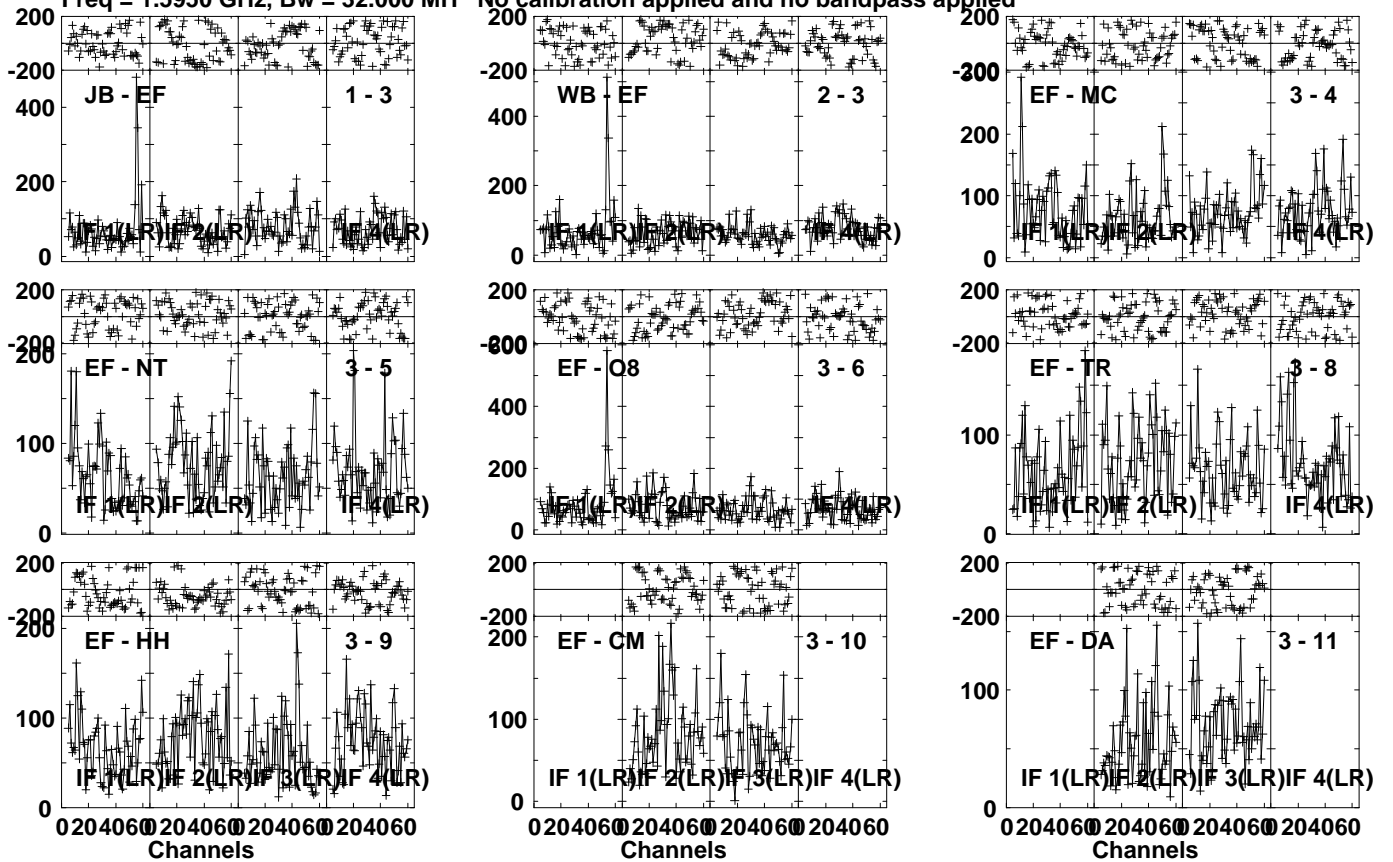
Lower frame: Micro Ampl Jy Top frame: Phas deg
Vector averaged cross-power spectrum Several baselines displayed
Timerange: 00/08:27:07 to 00/08:28:29

Plot file version 78 created 24-MAR-2023 10:16:23

FRB211127 EB096M.UVDATA.1

Freq = 1.5950 GHz, Bw = 32.000 MH

No calibration applied and no bandpass applied

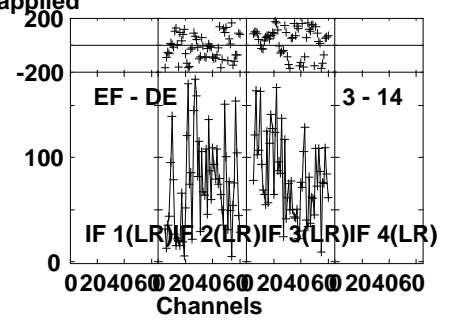
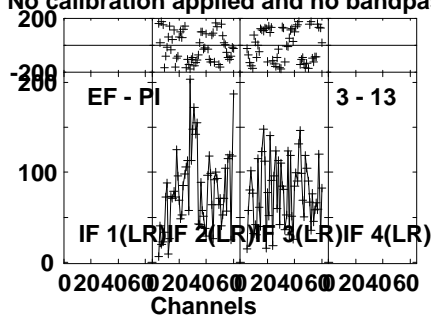
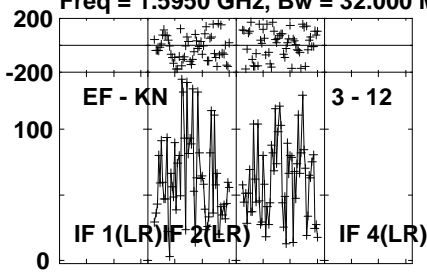


Lower frame: Micro Ampl Jy Top frame: Phas deg
Vector averaged cross-power spectrum Several baselines displayed
Timerange: 00/08:28:37 to 00/08:32:59

Plot file version 79 created 24-MAR-2023 10:16:24

FRB211127 EB096M.UVDATA.1

Freq = 1.5950 GHz, Bw = 32.000 MH No calibration applied and no bandpass applied



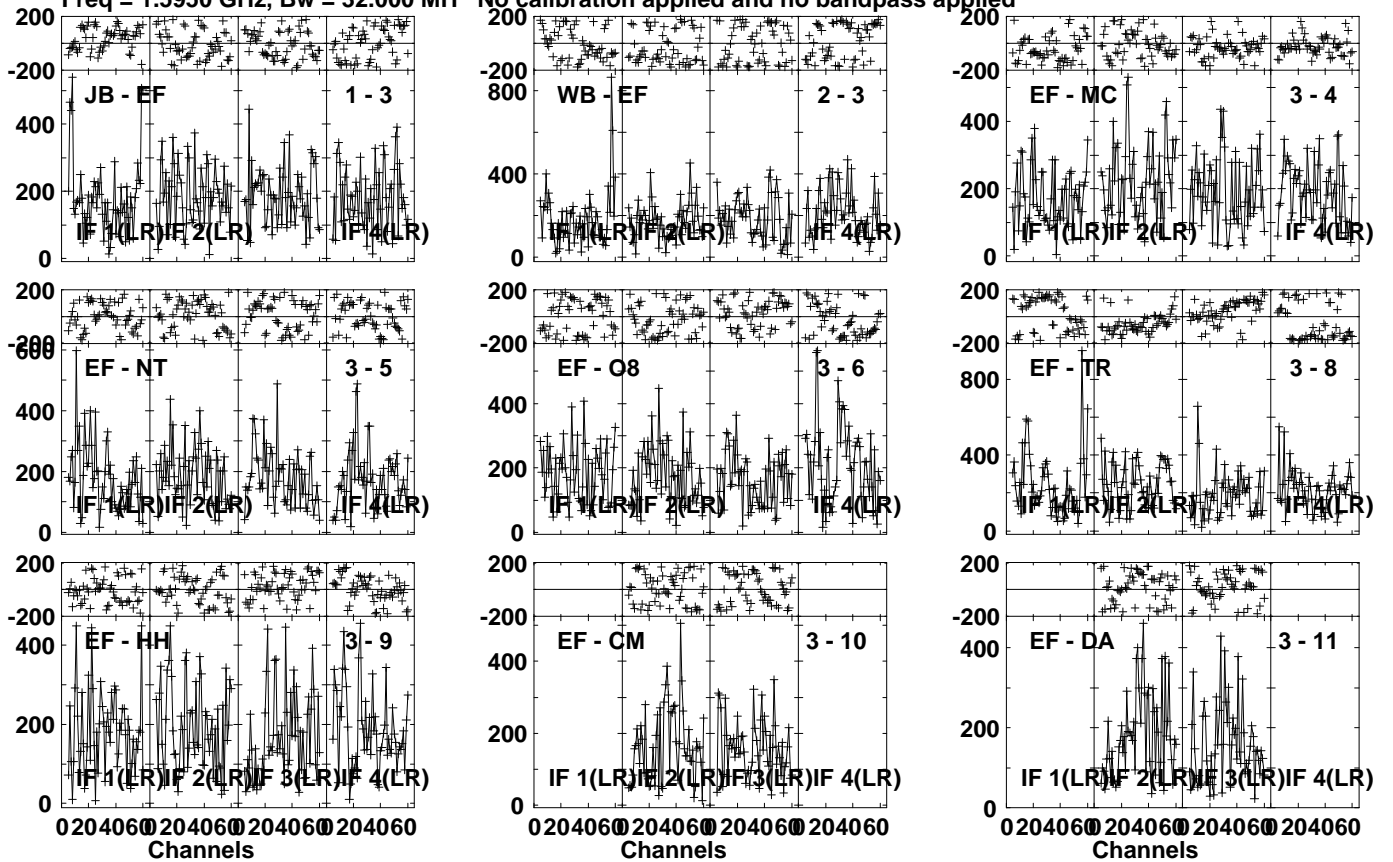
Lower frame: Micro Ampl Jy Top frame: Phas deg
Vector averaged cross-power spectrum Several baselines displayed
Timerange: 00/08:28:37 to 00/08:32:59

Plot file version 80 created 24-MAR-2023 10:16:24

J1317-2031 EB096M.UVDATA.1

Freq = 1.5950 GHz, Bw = 32.000 MH

No calibration applied and no bandpass applied



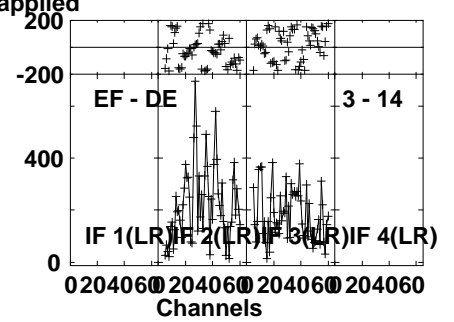
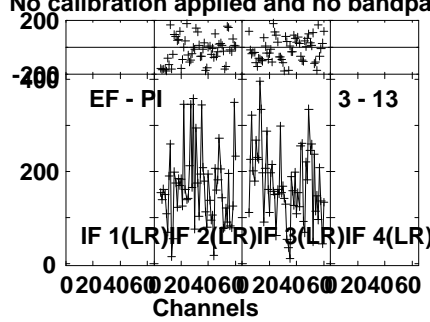
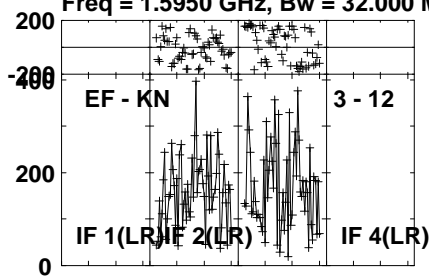
Lower frame: Micro Ampl Jy Top frame: Phas deg
Vector averaged cross-power spectrum Several baselines displayed
Timerange: 00/08:33:31 to 00/08:34:29

Plot file version 81 created 24-MAR-2023 10:16:24

J1317-2031 EB096M.UVDATA.1

Freq = 1.5950 GHz, Bw = 32.000 MH

No calibration applied and no bandpass applied



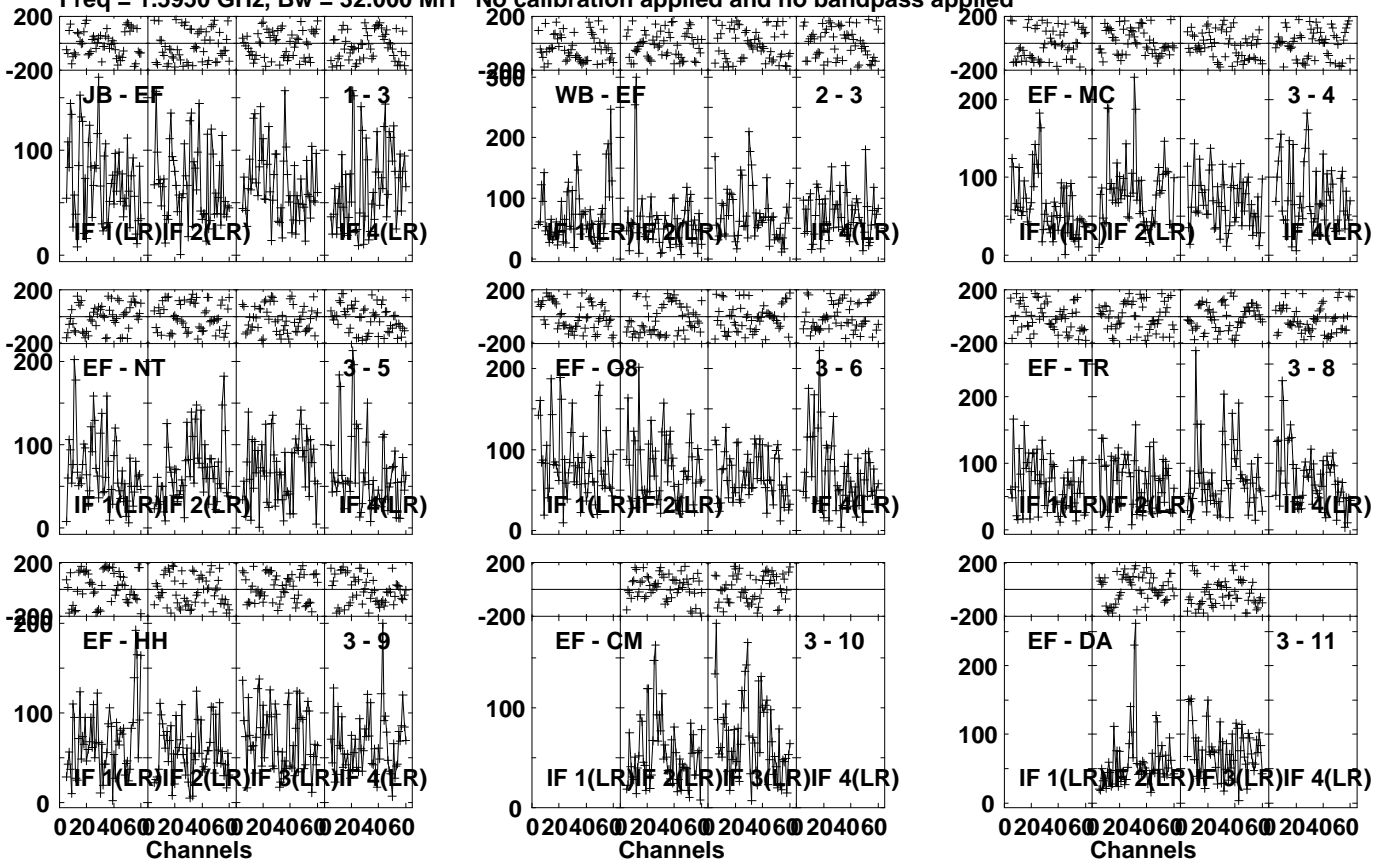
Lower frame: Micro Ampl Jy Top frame: Phas deg
Vector averaged cross-power spectrum Several baselines displayed
Timerange: 00/08:33:31 to 00/08:34:29

Plot file version 82 created 24-MAR-2023 10:16:24

FRB211127 EB096M.UVDATA.1

Freq = 1.5950 GHz, Bw = 32.000 MH

No calibration applied and no bandpass applied



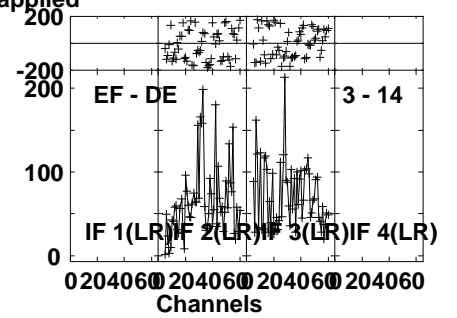
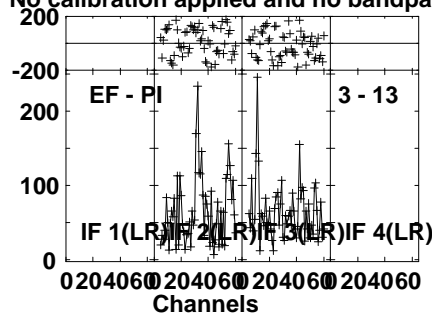
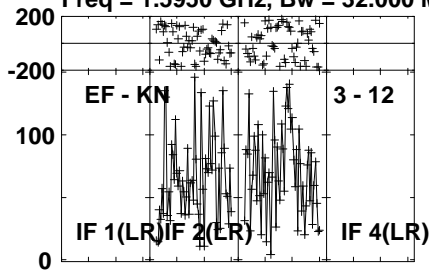
Lower frame: Micro Ampl Jy Top frame: Phas deg
Vector averaged cross-power spectrum Several baselines displayed
Timerange: 00/08:34:37 to 00/08:38:59

Plot file version 83 created 24-MAR-2023 10:16:24

FRB211127 EB096M.UVDATA.1

Freq = 1.5950 GHz, Bw = 32.000 MH

No calibration applied and no bandpass applied



Lower frame: Micro Ampl Jy Top frame: Phas deg

Vector averaged cross-power spectrum Several baselines displayed

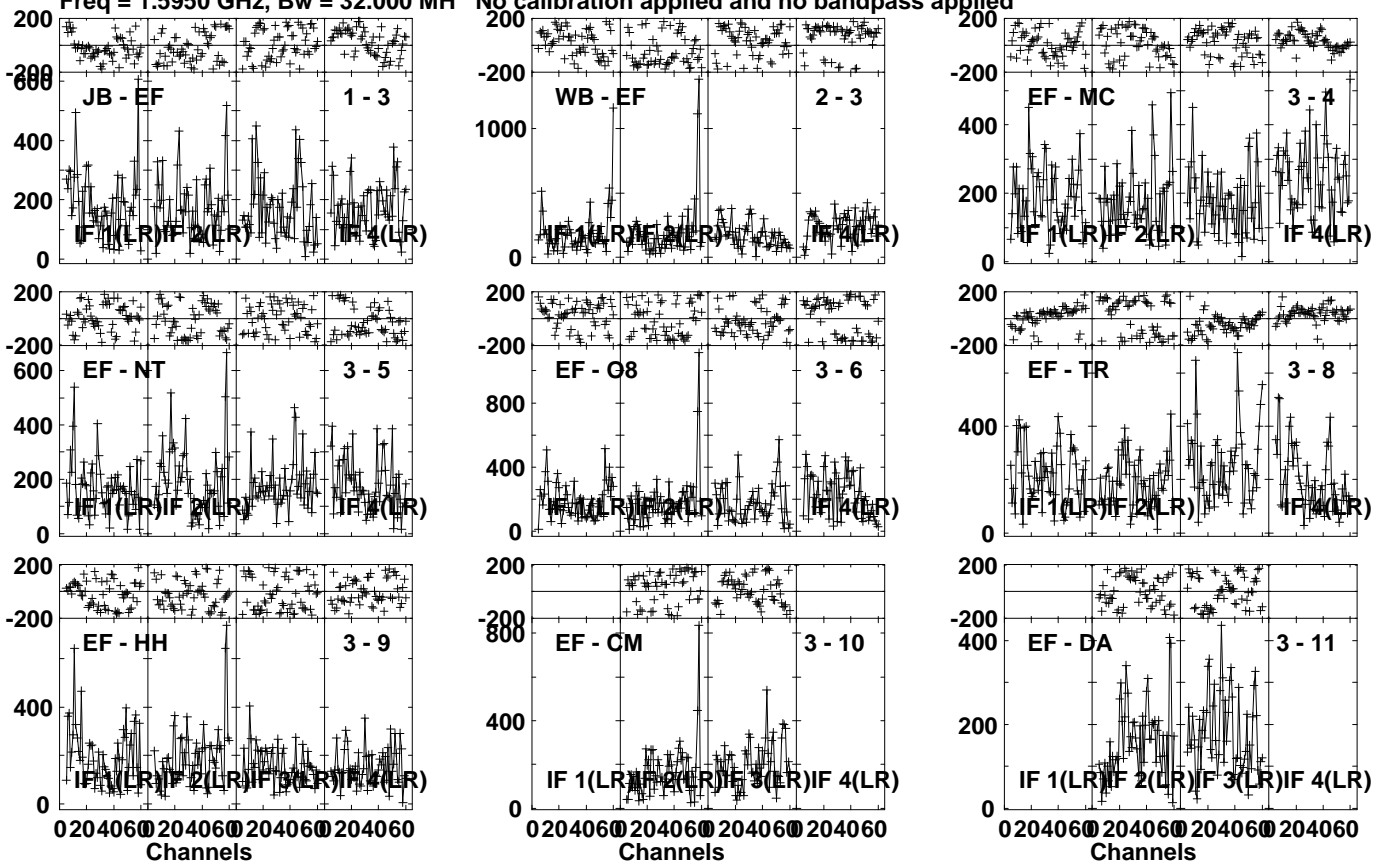
Timerange: 00/08:34:37 to 00/08:38:59

Plot file version 84 created 24-MAR-2023 10:16:24

J1317-2031 EB096M.UVDATA.1

Freq = 1.5950 GHz, Bw = 32.000 MH

No calibration applied and no bandpass applied



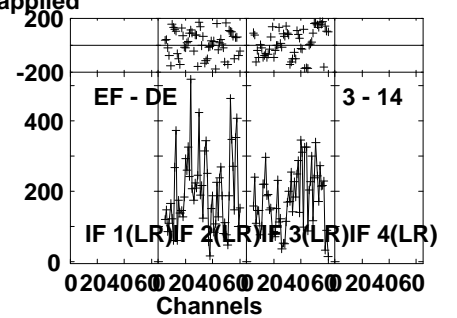
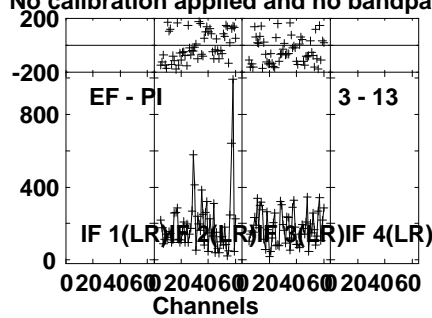
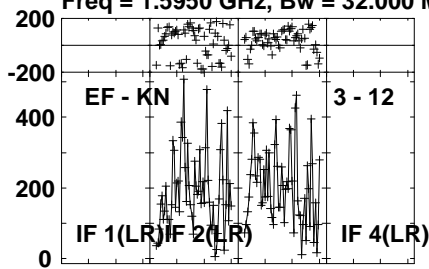
Lower frame: Micro Ampl Jy Top frame: Phas deg
Vector averaged cross-power spectrum Several baselines displayed
Timerange: 00/08:39:07 to 00/08:40:29

Plot file version 85 created 24-MAR-2023 10:16:24

J1317-2031 EB096M.UVDATA.1

Freq = 1.5950 GHz, Bw = 32.000 MH

No calibration applied and no bandpass applied



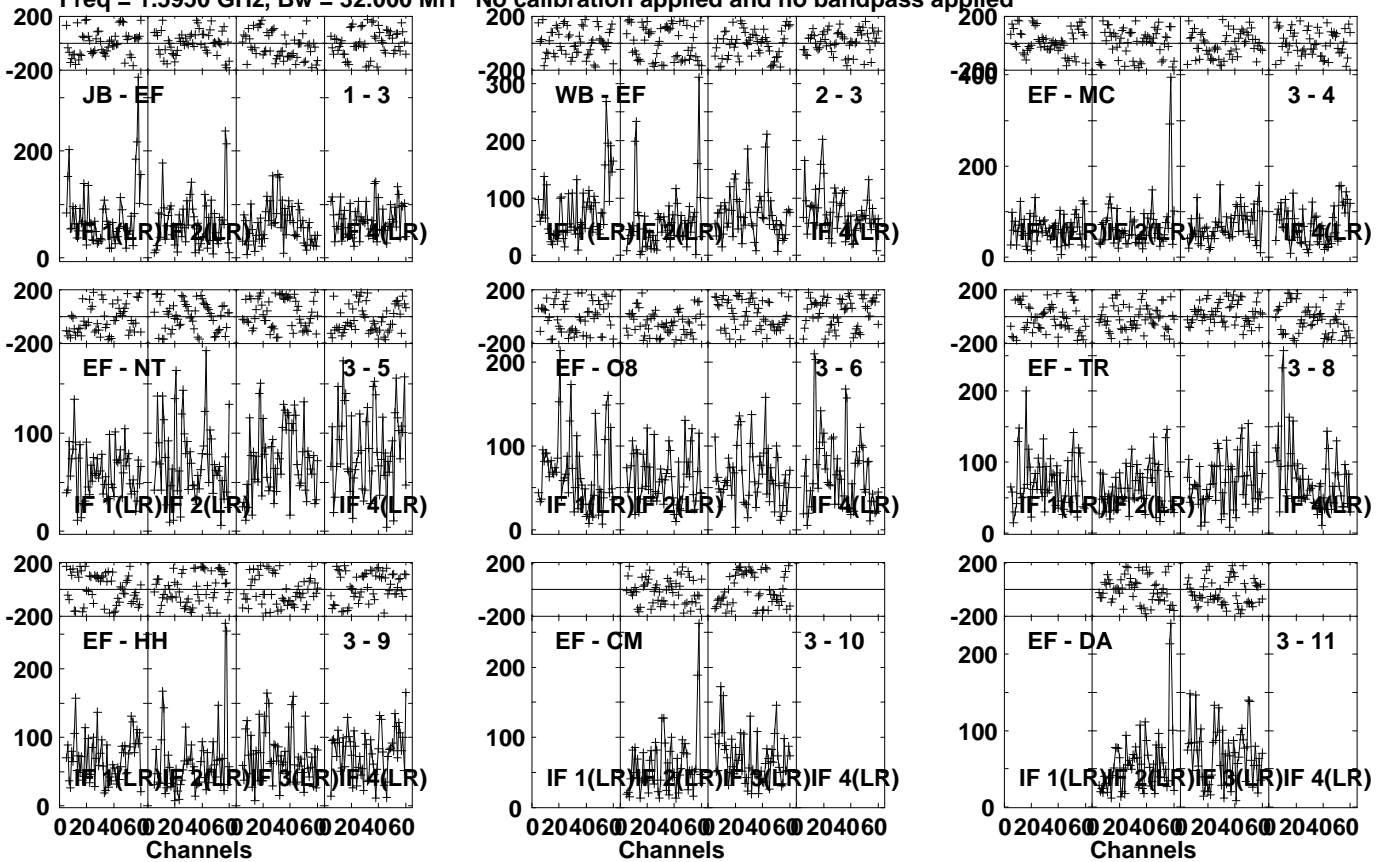
Lower frame: Micro Ampl Jy Top frame: Phas deg
Vector averaged cross-power spectrum Several baselines displayed
Timerange: 00/08:39:07 to 00/08:40:29

Plot file version 86 created 24-MAR-2023 10:16:24

FRB211127 EB096M.UVDATA.1

Freq = 1.5950 GHz, Bw = 32.000 MH

No calibration applied and no bandpass applied



Lower frame: Micro Ampl Jy Top frame: Phas deg

Vector averaged cross-power spectrum Several baselines displayed

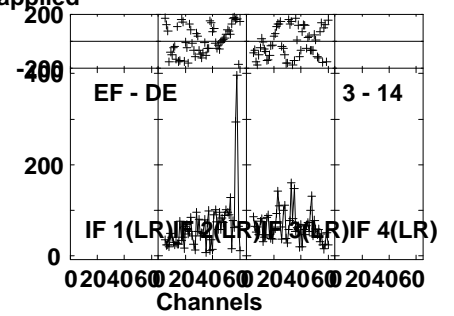
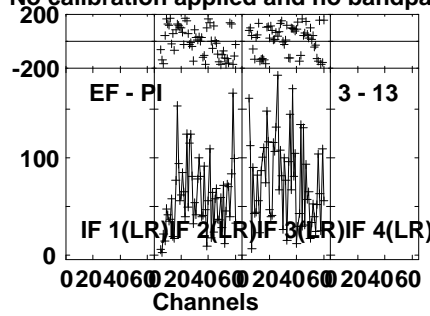
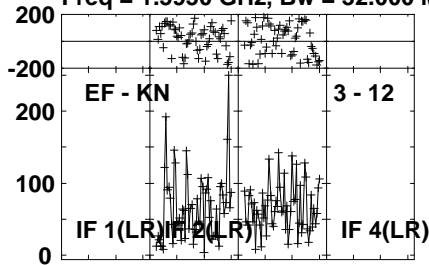
Timerange: 00/08:40:37 to 00/08:44:59

Plot file version 87 created 24-MAR-2023 10:16:25

FRB211127 EB096M.UVDATA.1

Freq = 1.5950 GHz, Bw = 32.000 MH

No calibration applied and no bandpass applied



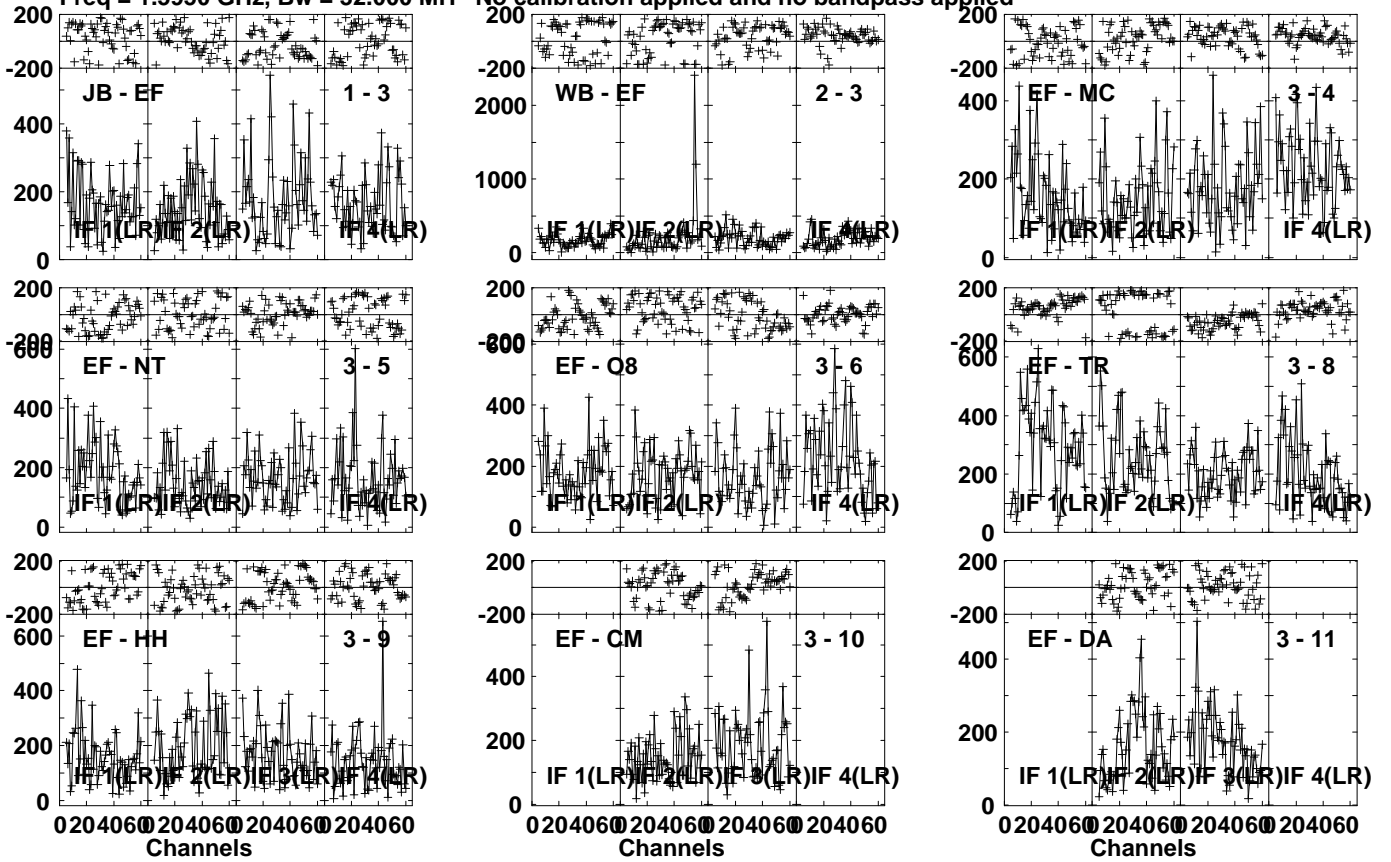
Lower frame: Micro Ampl Jy Top frame: Phas deg
Vector averaged cross-power spectrum Several baselines displayed
Timerange: 00/08:40:37 to 00/08:44:59

Plot file version 88 created 24-MAR-2023 10:16:25

J1317-2031 EB096M.UVDATA.1

Freq = 1.5950 GHz, Bw = 32.000 MH

No calibration applied and no bandpass applied



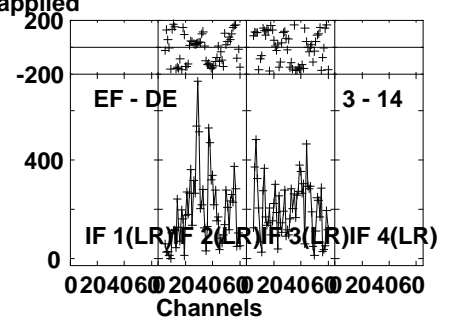
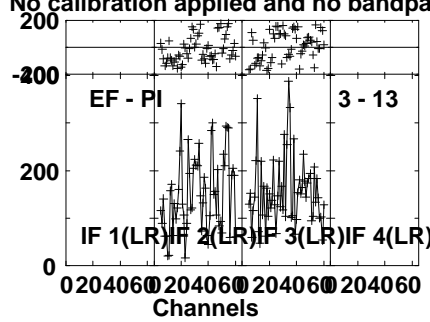
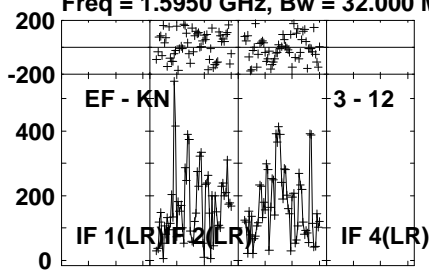
Lower frame: Micro Ampl Jy Top frame: Phas deg
Vector averaged cross-power spectrum Several baselines displayed
Timerange: 00:08:45:31 to 00:08:46:29

Plot file version 89 created 24-MAR-2023 10:16:25

J1317-2031 EB096M.UVDATA.1

Freq = 1.5950 GHz, Bw = 32.000 MH

No calibration applied and no bandpass applied

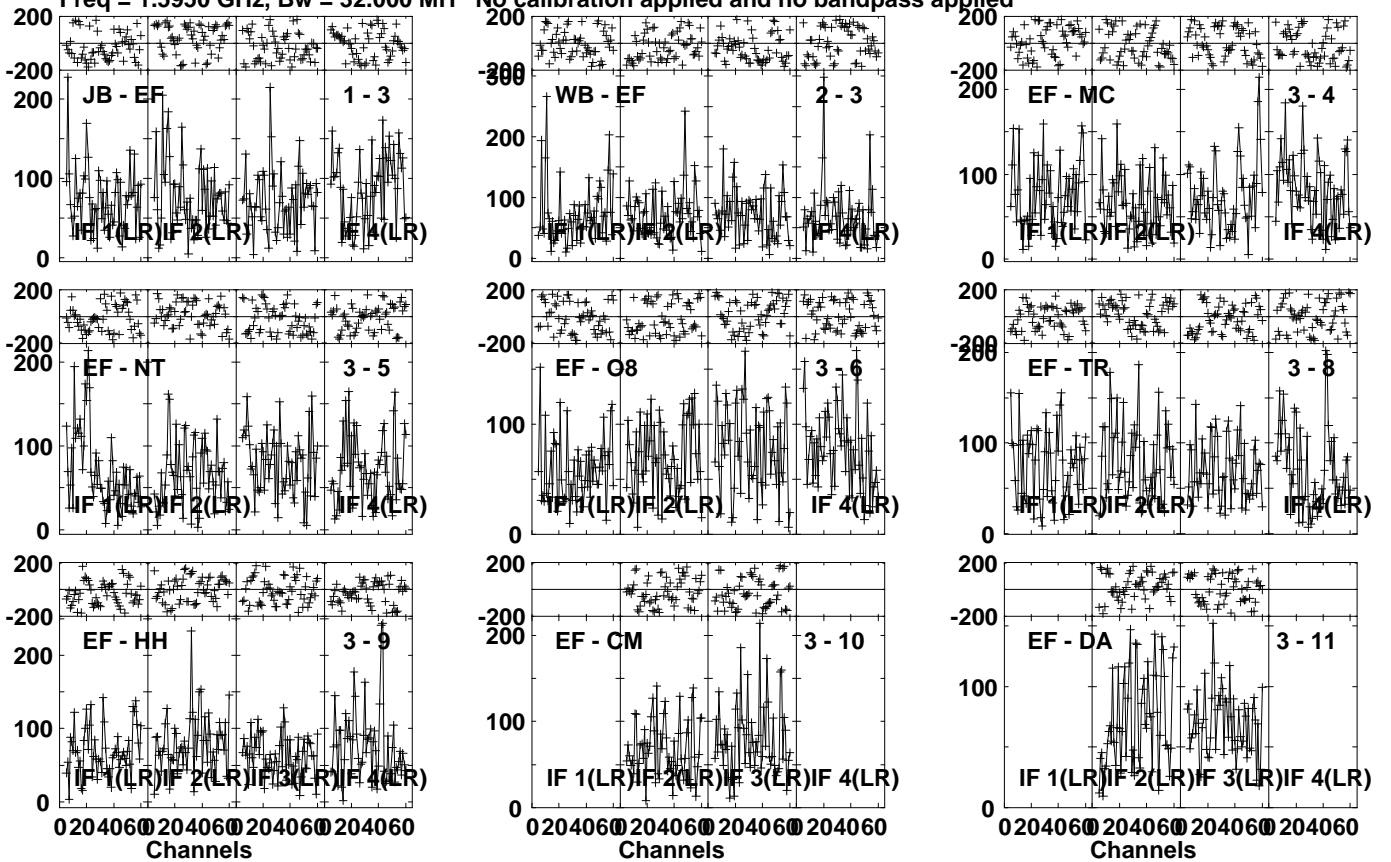


Lower frame: Micro Ampl Jy Top frame: Phas deg
Vector averaged cross-power spectrum Several baselines displayed
Timerange: 00/08:45:31 to 00/08:46:29

Plot file version 90 created 24-MAR-2023 10:16:25

FRB211127 EB096M.UVDATA.1

Freq = 1.5950 GHz, Bw = 32.000 MH No calibration applied and no bandpass applied



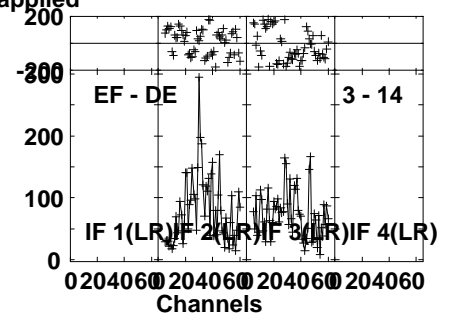
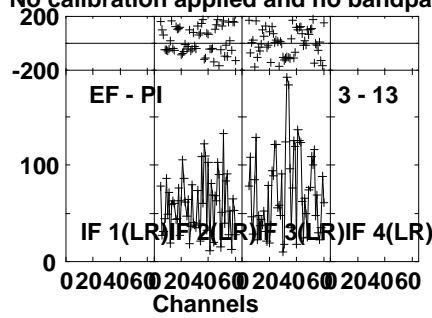
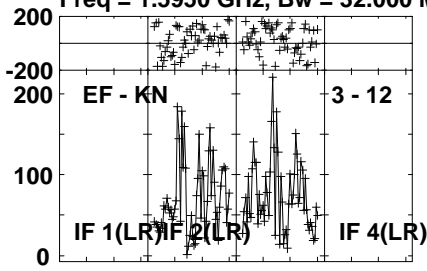
Lower frame: Micro Ampl Jy Top frame: Phas deg
Vector averaged cross-power spectrum Several baselines displayed
Timerange: 00/08:46:35 to 00/08:50:59

Plot file version 91 created 24-MAR-2023 10:16:25

FRB211127 EB096M.UVDATA.1

Freq = 1.5950 GHz, Bw = 32.000 MH

No calibration applied and no bandpass applied



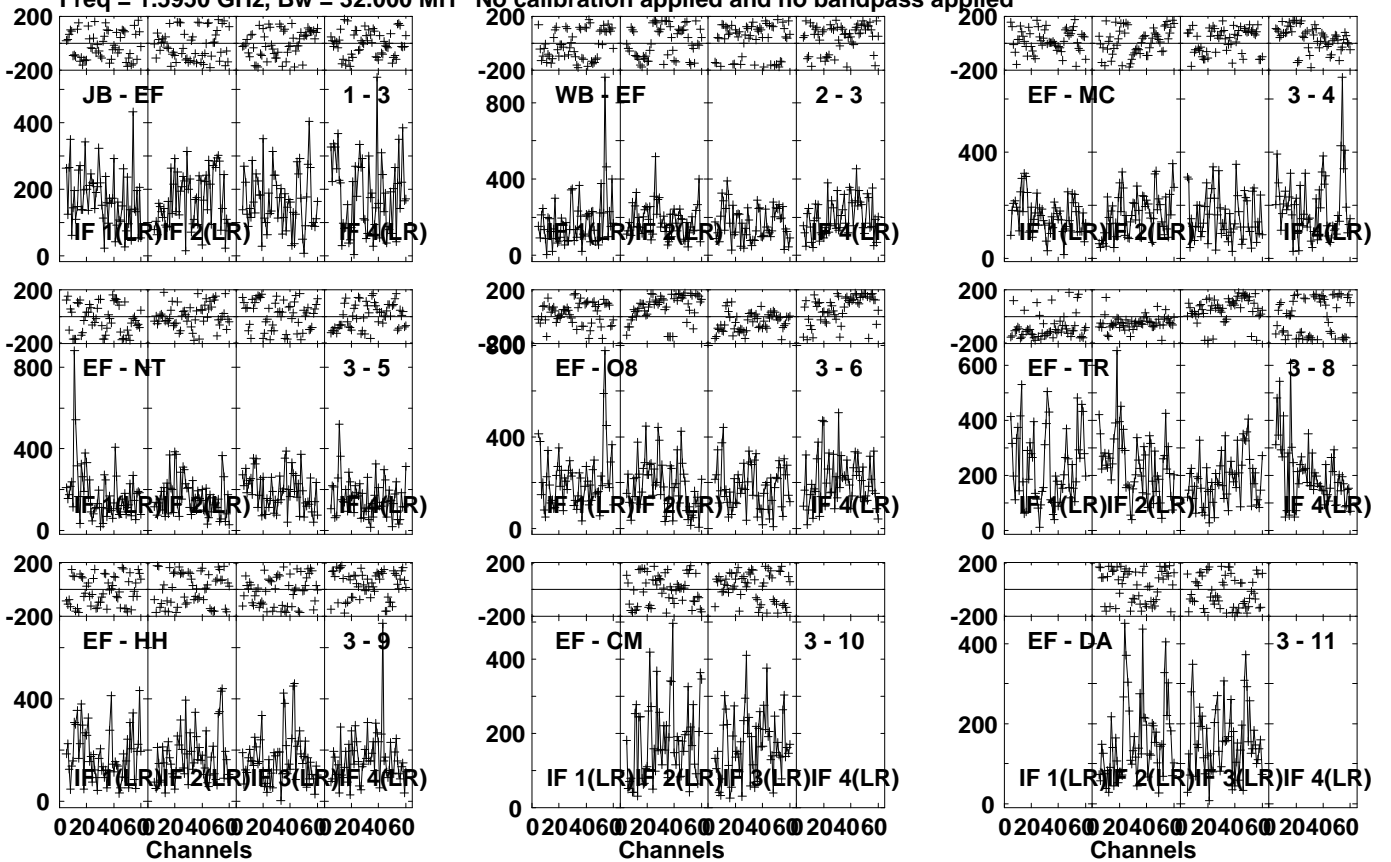
Lower frame: Micro Ampl Jy Top frame: Phas deg
Vector averaged cross-power spectrum Several baselines displayed
Timerange: 00/08:46:35 to 00/08:50:59

Plot file version 92 created 24-MAR-2023 10:16:25

J1317-2031 EB096M.UVDATA.1

Freq = 1.5950 GHz, Bw = 32.000 MH

No calibration applied and no bandpass applied



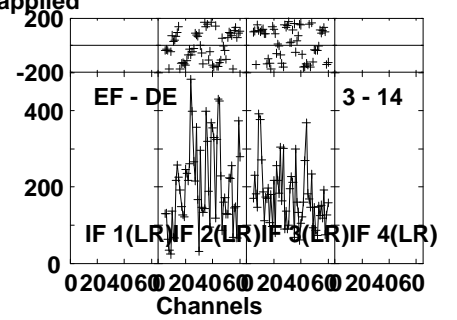
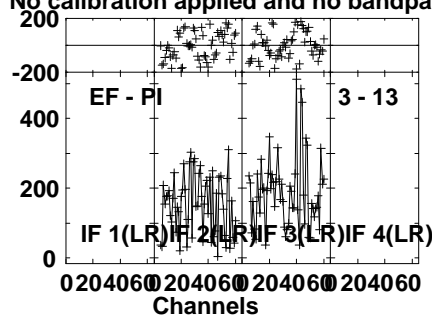
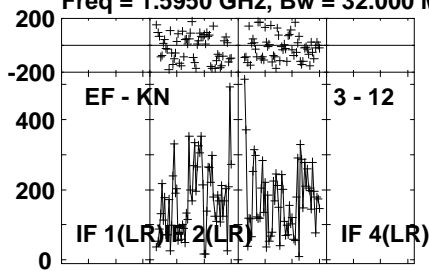
Lower frame: Micro Ampl Jy Top frame: Phas deg
Vector averaged cross-power spectrum Several baselines displayed
Timerange: 00:08:51:07 to 00:08:52:29

Plot file version 93 created 24-MAR-2023 10:16:25

J1317-2031 EB096M.UVDATA.1

Freq = 1.5950 GHz, Bw = 32.000 MH

No calibration applied and no bandpass applied



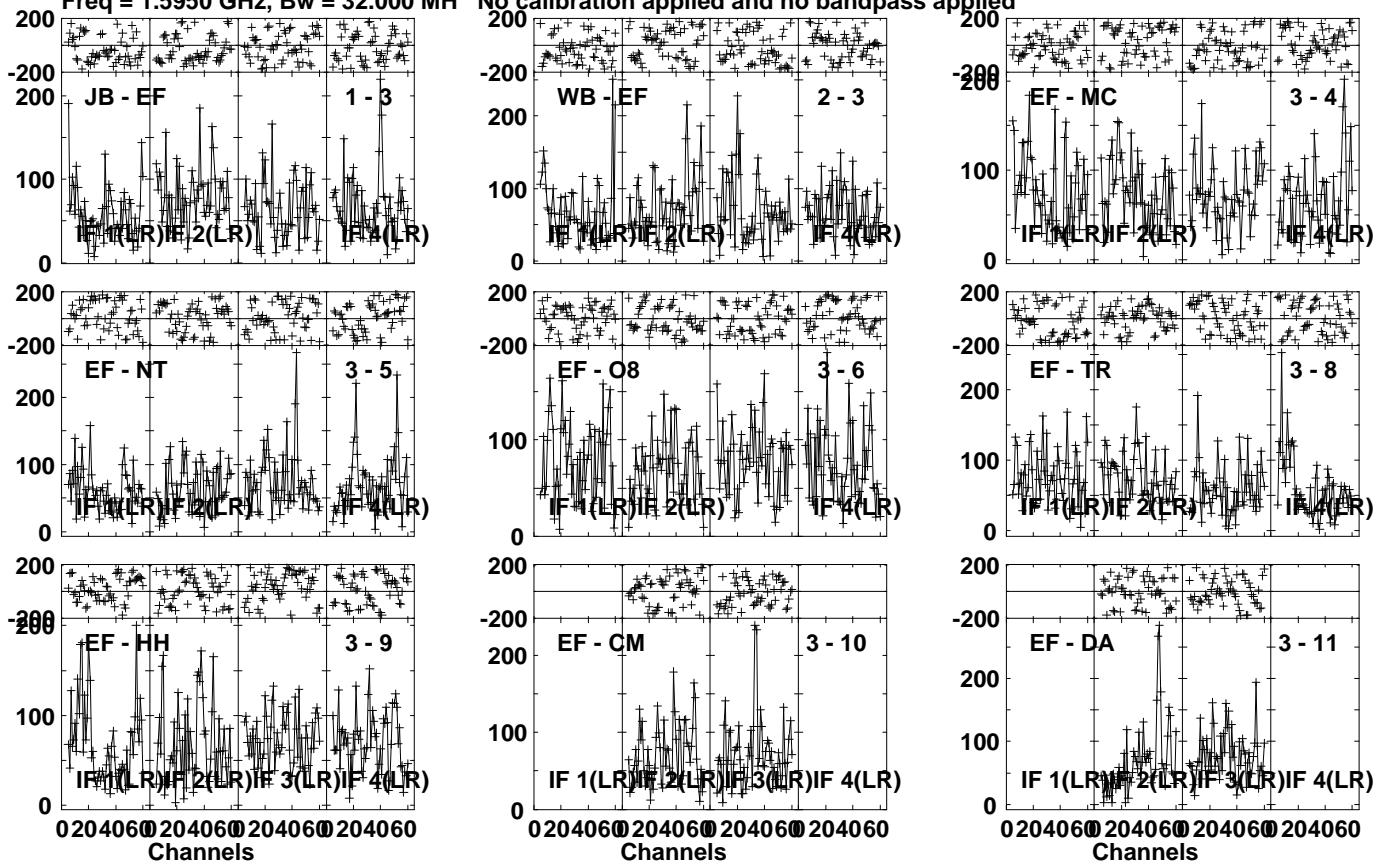
Lower frame: Micro Ampl Jy Top frame: Phas deg
Vector averaged cross-power spectrum Several baselines displayed
Timerange: 00/08:51:07 to 00/08:52:29

Plot file version 94 created 24-MAR-2023 10:16:25

FRB211127 EB096M.UVDATA.1

Freq = 1.5950 GHz, Bw = 32.000 MH

No calibration applied and no bandpass applied

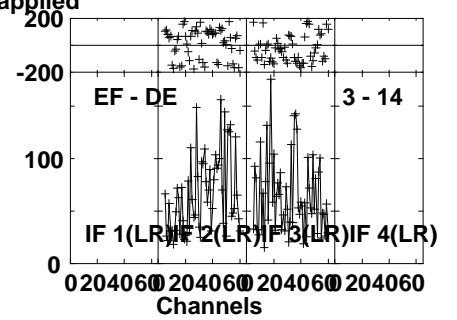
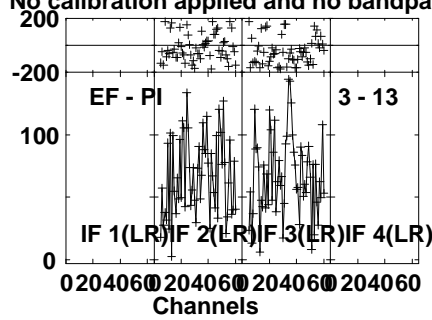
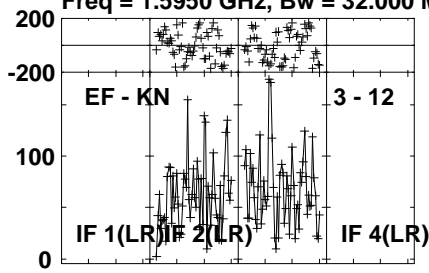


Lower frame: Micro Ampl Jy Top frame: Phas deg
Vector averaged cross-power spectrum Several baselines displayed
Timerange: 00/08:52:37 to 00/08:56:59

Plot file version 95 created 24-MAR-2023 10:16:26

FRB211127 EB096M.UVDATA.1

Freq = 1.5950 GHz, Bw = 32.000 MH No calibration applied and no bandpass applied



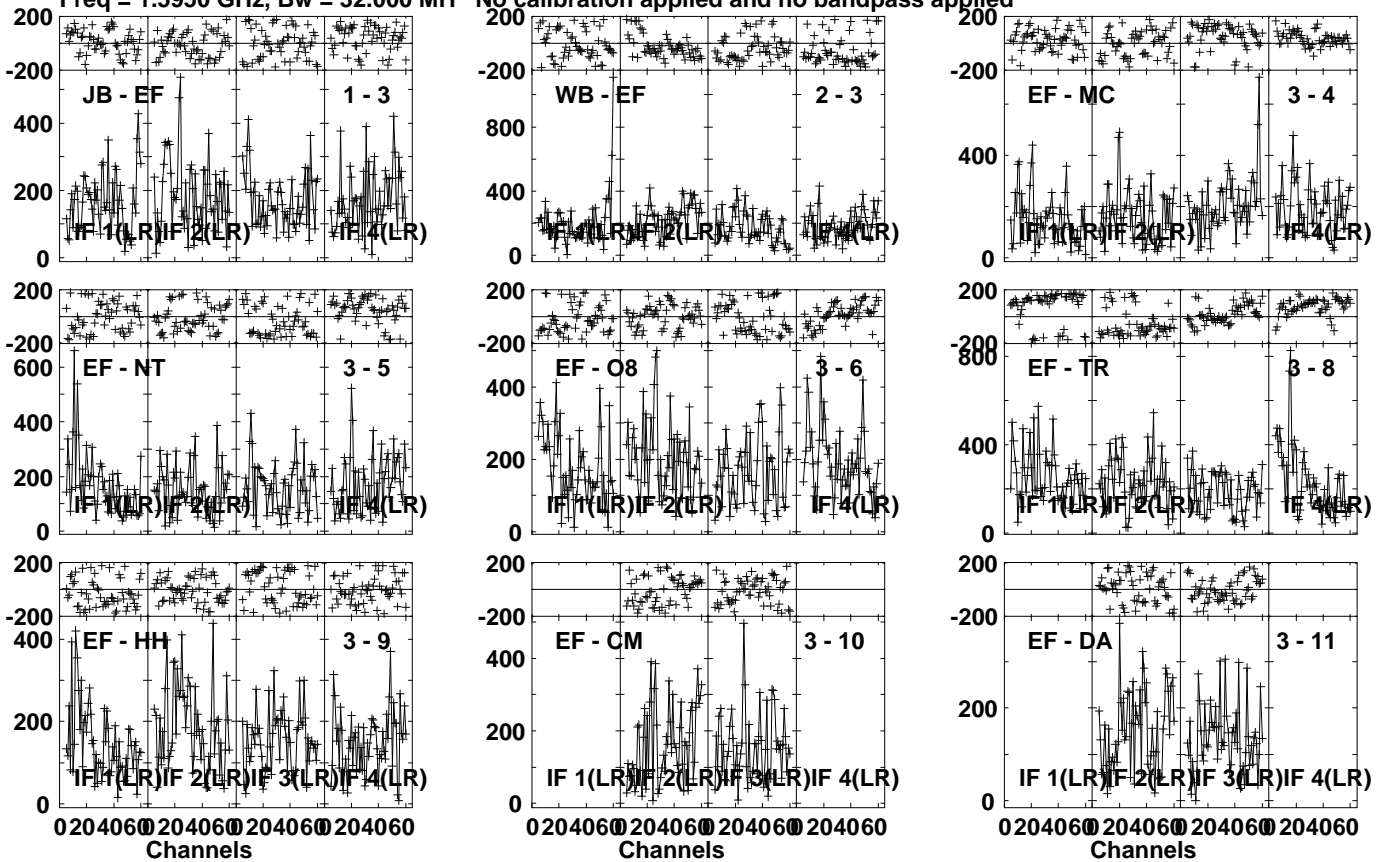
Lower frame: Micro Ampl Jy Top frame: Phas deg
Vector averaged cross-power spectrum Several baselines displayed
Timerange: 00/08:52:37 to 00/08:56:59

Plot file version 96 created 24-MAR-2023 10:16:26

J1317-2031 EB096M.UVDATA.1

Freq = 1.5950 GHz, Bw = 32.000 MH

No calibration applied and no bandpass applied

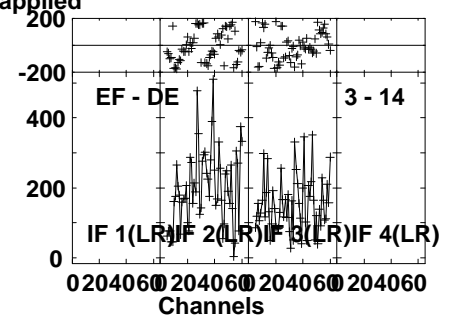
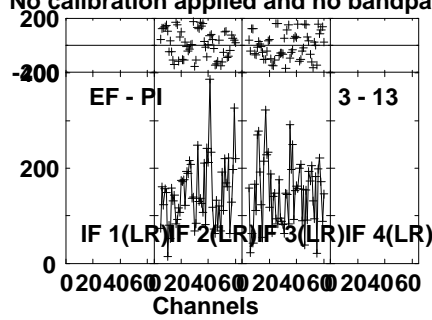
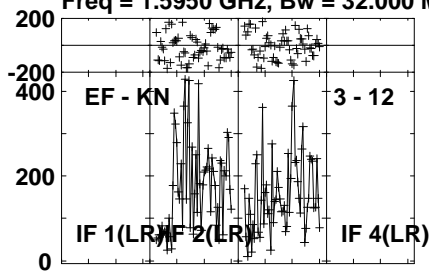


Lower frame: Micro Ampl Jy Top frame: Phas deg
Vector averaged cross-power spectrum Several baselines displayed
Timerange: 00/08:57:31 to 00/08:58:29

Plot file version 97 created 24-MAR-2023 10:16:26

J1317-2031 EB096M.UVDATA.1

Freq = 1.5950 GHz, Bw = 32.000 MH No calibration applied and no bandpass applied



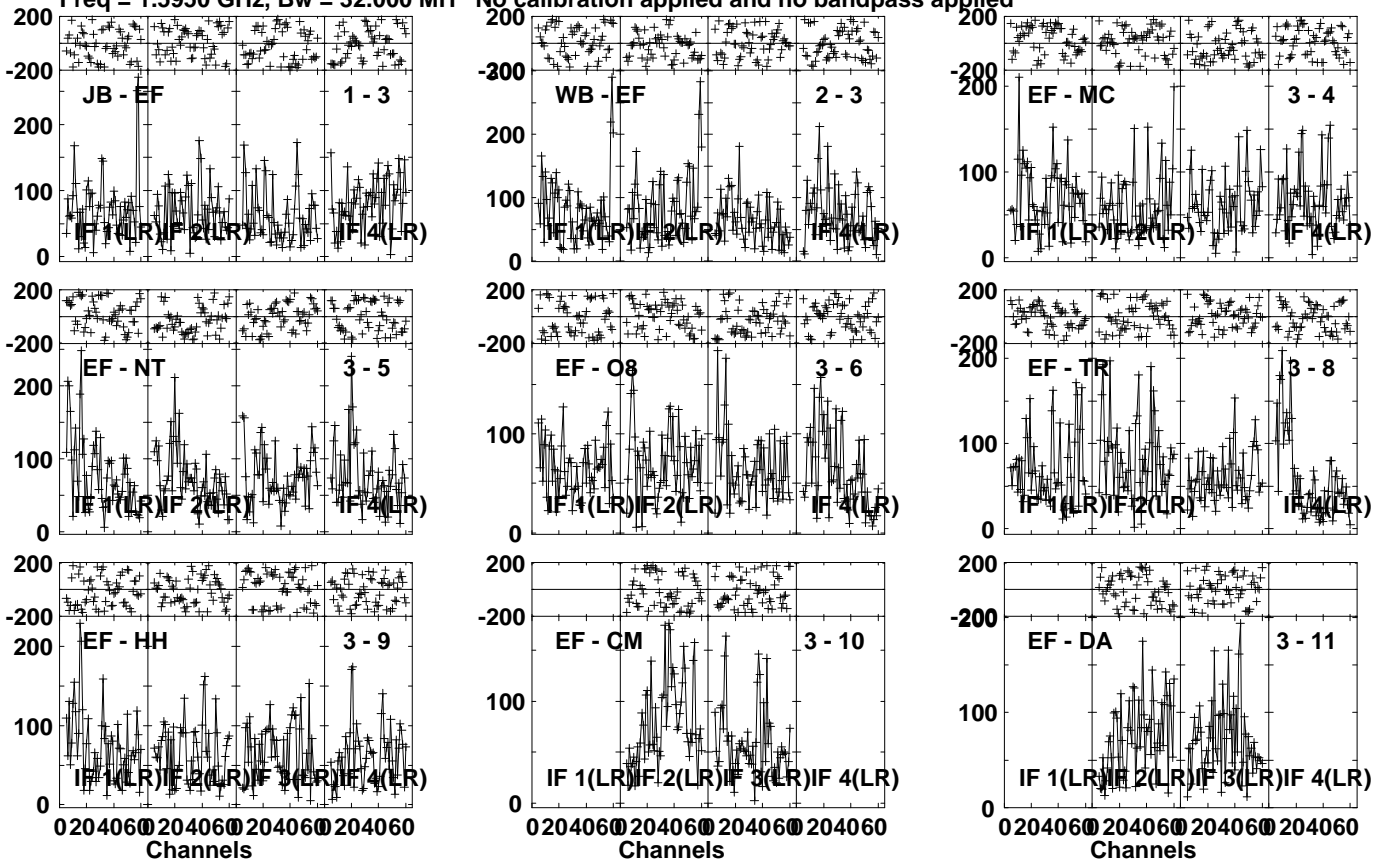
Lower frame: Micro Ampl Jy Top frame: Phas deg
Vector averaged cross-power spectrum Several baselines displayed
Timerange: 00/08:57:31 to 00/08:58:29

Plot file version 98 created 24-MAR-2023 10:16:26

FRB211127 EB096M.UVDATA.1

Freq = 1.5950 GHz, Bw = 32.000 MH

No calibration applied and no bandpass applied



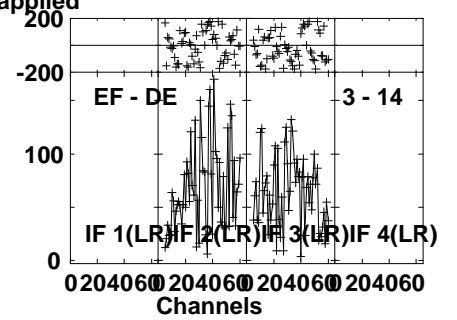
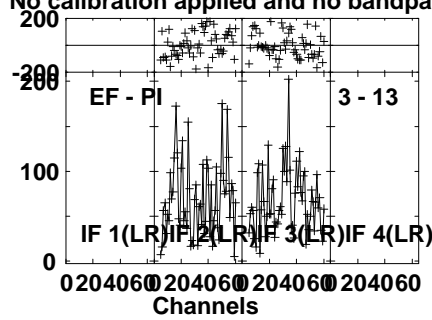
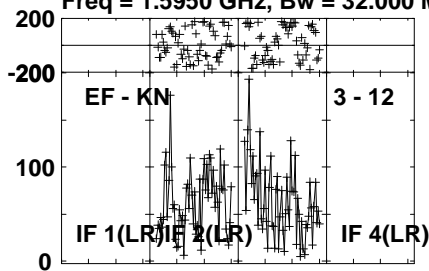
Lower frame: Micro Ampl Jy Top frame: Phas deg
Vector averaged cross-power spectrum Several baselines displayed
Timerange: 00/08:58:37 to 00/09:02:59

Plot file version 99 created 24-MAR-2023 10:16:26

FRB211127 EB096M.UVDATA.1

Freq = 1.5950 GHz, Bw = 32.000 MH

No calibration applied and no bandpass applied



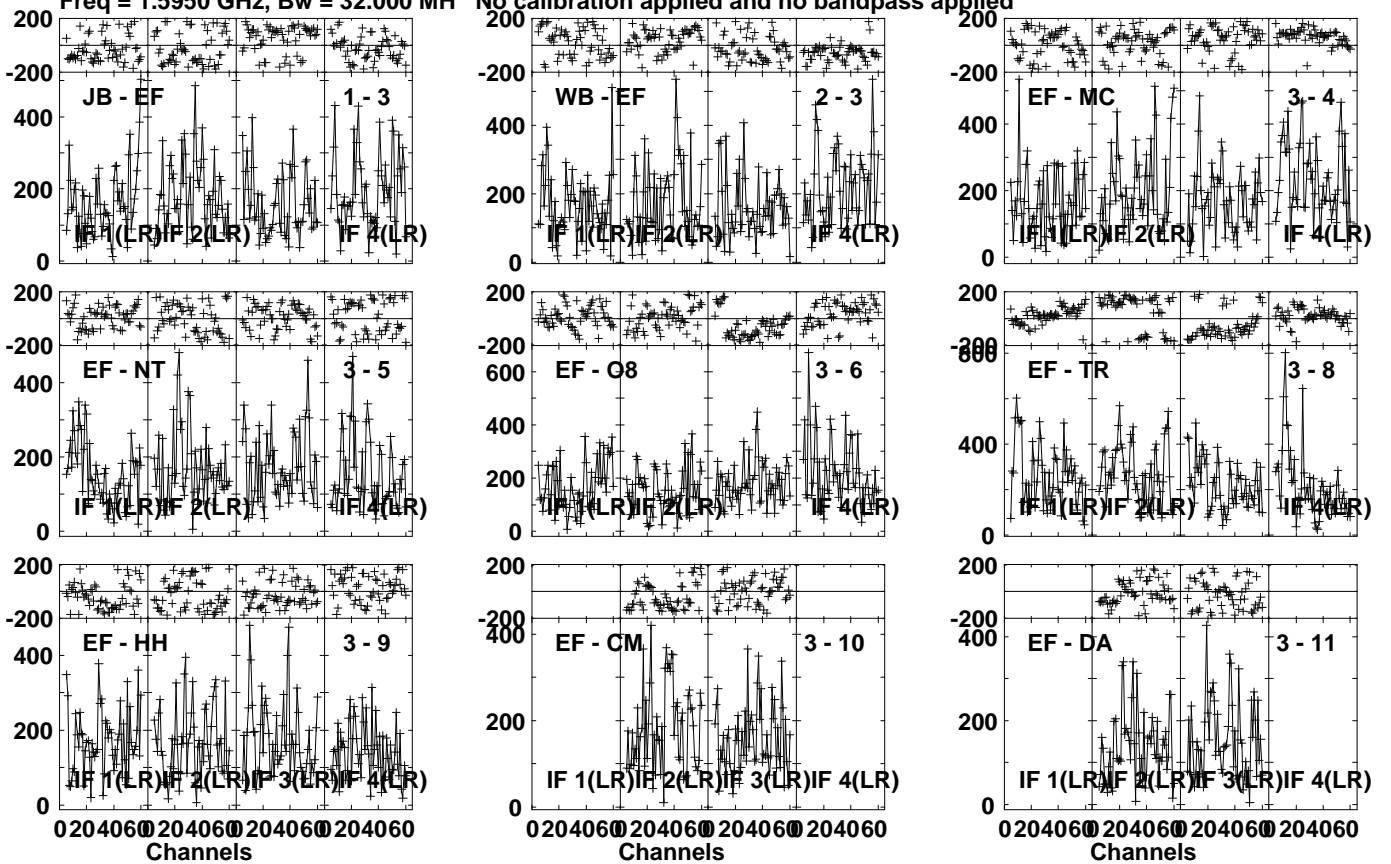
Lower frame: Micro Ampl Jy Top frame: Phas deg
Vector averaged cross-power spectrum Several baselines displayed
Timerange: 00/08:58:37 to 00/09:02:59

Plot file version 100 created 24-MAR-2023 10:16:26

J1317-2031 EB096M.UVDATA.1

Freq = 1.5950 GHz, Bw = 32.000 MH

No calibration applied and no bandpass applied



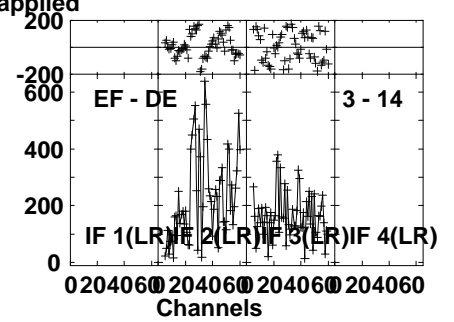
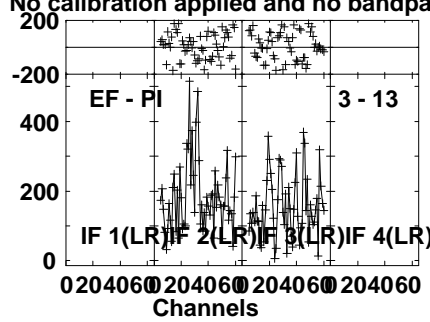
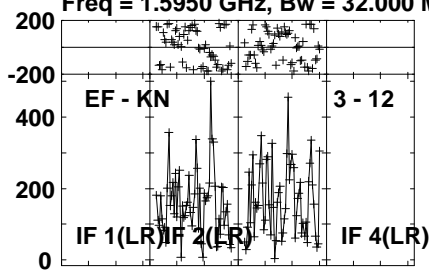
Lower frame: Micro Ampl Jy Top frame: Phas deg
Vector averaged cross-power spectrum Several baselines displayed
Timerange: 00/09:03:07 to 00/09:04:29

Plot file version 101 created 24-MAR-2023 10:16:26

J1317-2031 EB096M.UVDATA.1

Freq = 1.5950 GHz, Bw = 32.000 MH

No calibration applied and no bandpass applied



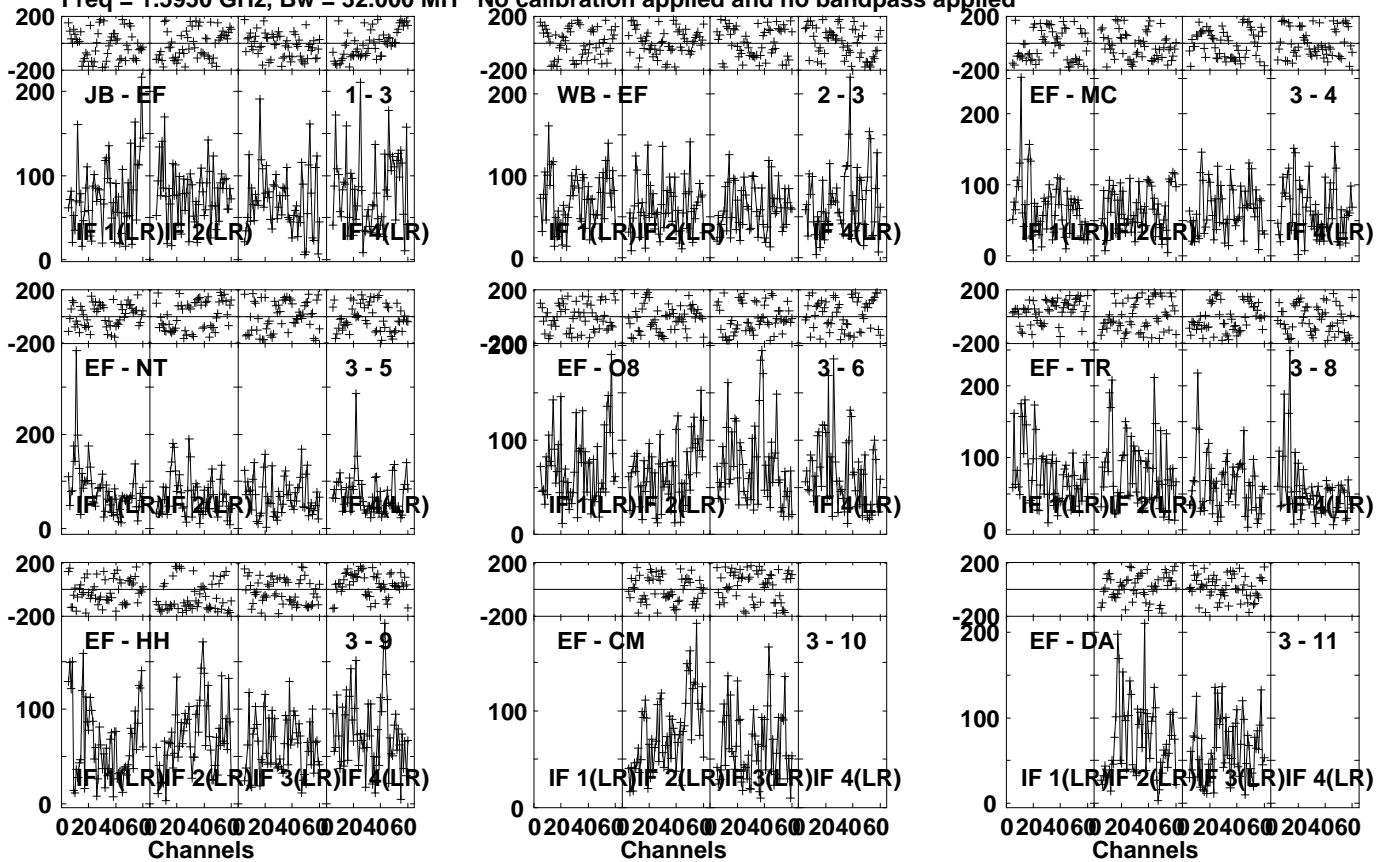
Lower frame: Micro Ampl Jy Top frame: Phas deg
Vector averaged cross-power spectrum Several baselines displayed
Timerange: 00/09:03:07 to 00/09:04:29

Plot file version 102 created 24-MAR-2023 10:16:27

FRB211127 EB096M.UVDATA.1

Freq = 1.5950 GHz, Bw = 32.000 MH

No calibration applied and no bandpass applied

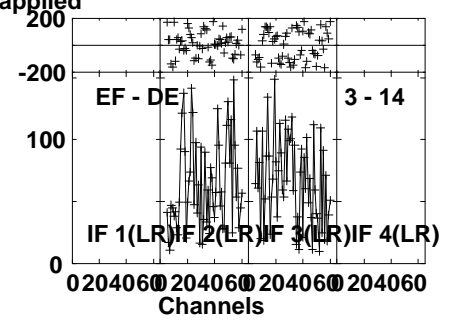
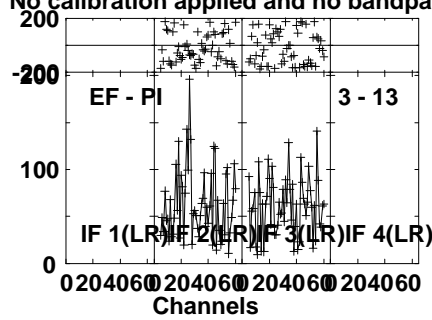
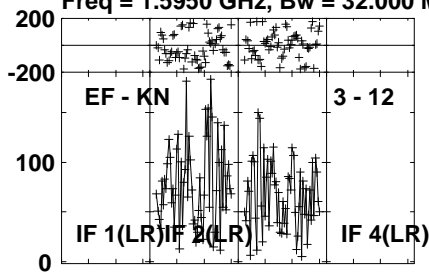


Lower frame: Micro Ampl Jy Top frame: Phas deg
Vector averaged cross-power spectrum Several baselines displayed
Timerange: 00/09:04:35 to 00/09:08:59

Plot file version 103 created 24-MAR-2023 10:16:27

FRB211127 EB096M.UVDATA.1

Freq = 1.5950 GHz, Bw = 32.000 MH No calibration applied and no bandpass applied



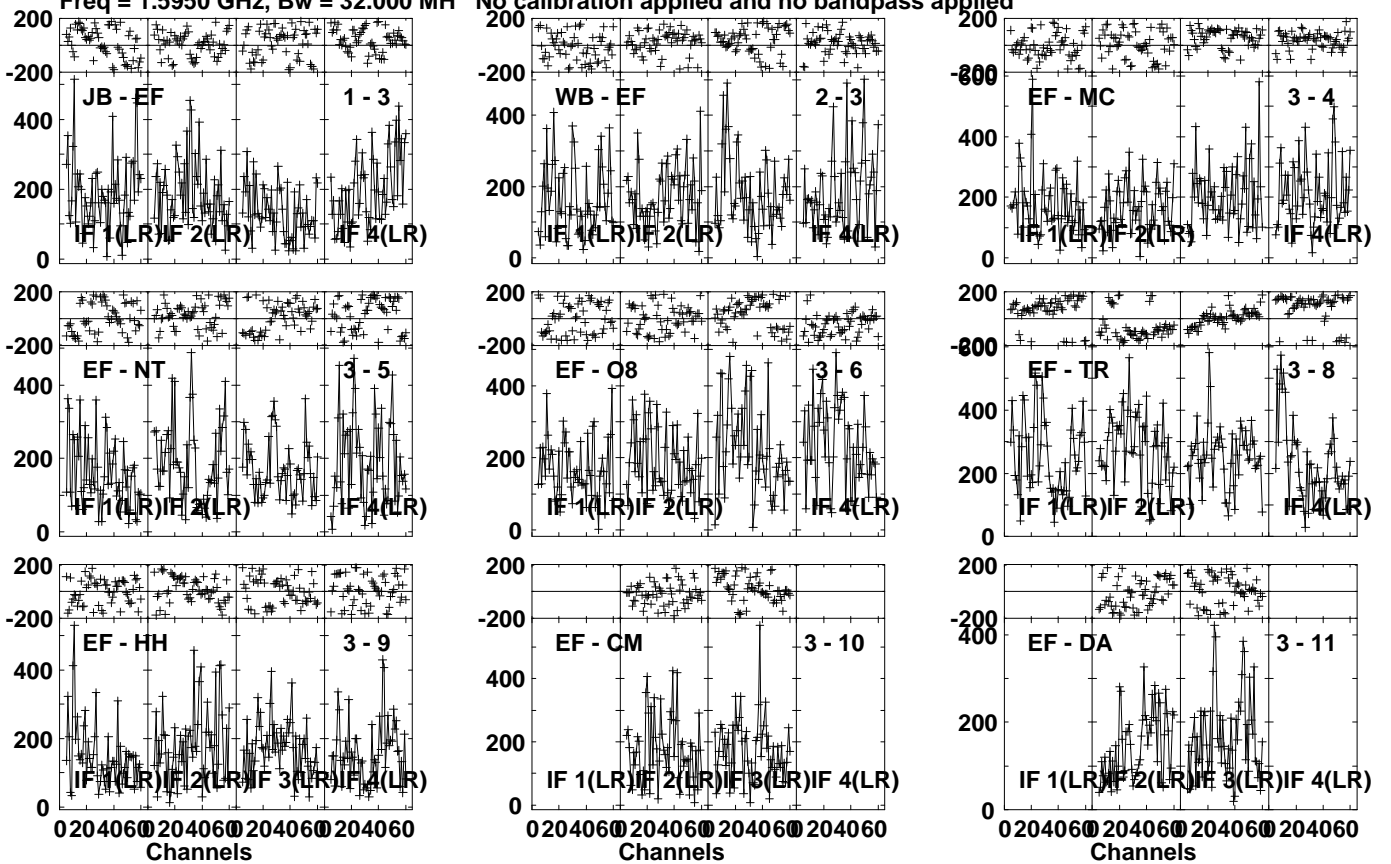
Lower frame: Micro Ampl Jy Top frame: Phas deg
Vector averaged cross-power spectrum Several baselines displayed
Timerange: 00/09:04:35 to 00/09:08:59

Plot file version 104 created 24-MAR-2023 10:16:27

J1317-2031 EB096M.UVDATA.1

Freq = 1.5950 GHz, Bw = 32.000 MH

No calibration applied and no bandpass applied



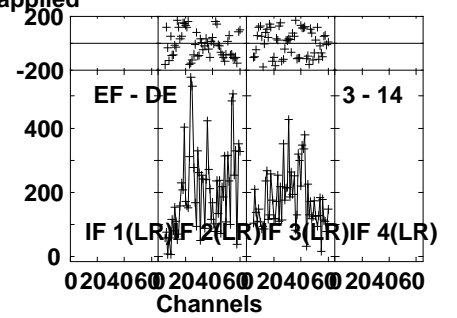
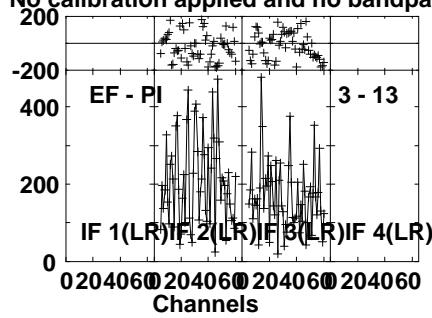
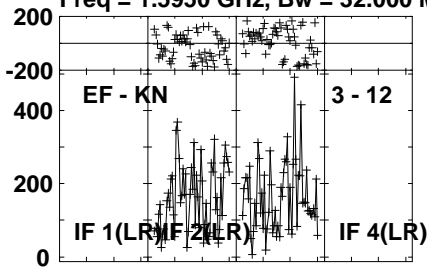
Lower frame: Micro Ampl Jy Top frame: Phas deg
Vector averaged cross-power spectrum Several baselines displayed
Timerange: 00/09:09:31 to 00/09:10:29

Plot file version 105 created 24-MAR-2023 10:16:27

J1317-2031 EB096M.UVDATA.1

Freq = 1.5950 GHz, Bw = 32.000 MH

No calibration applied and no bandpass applied



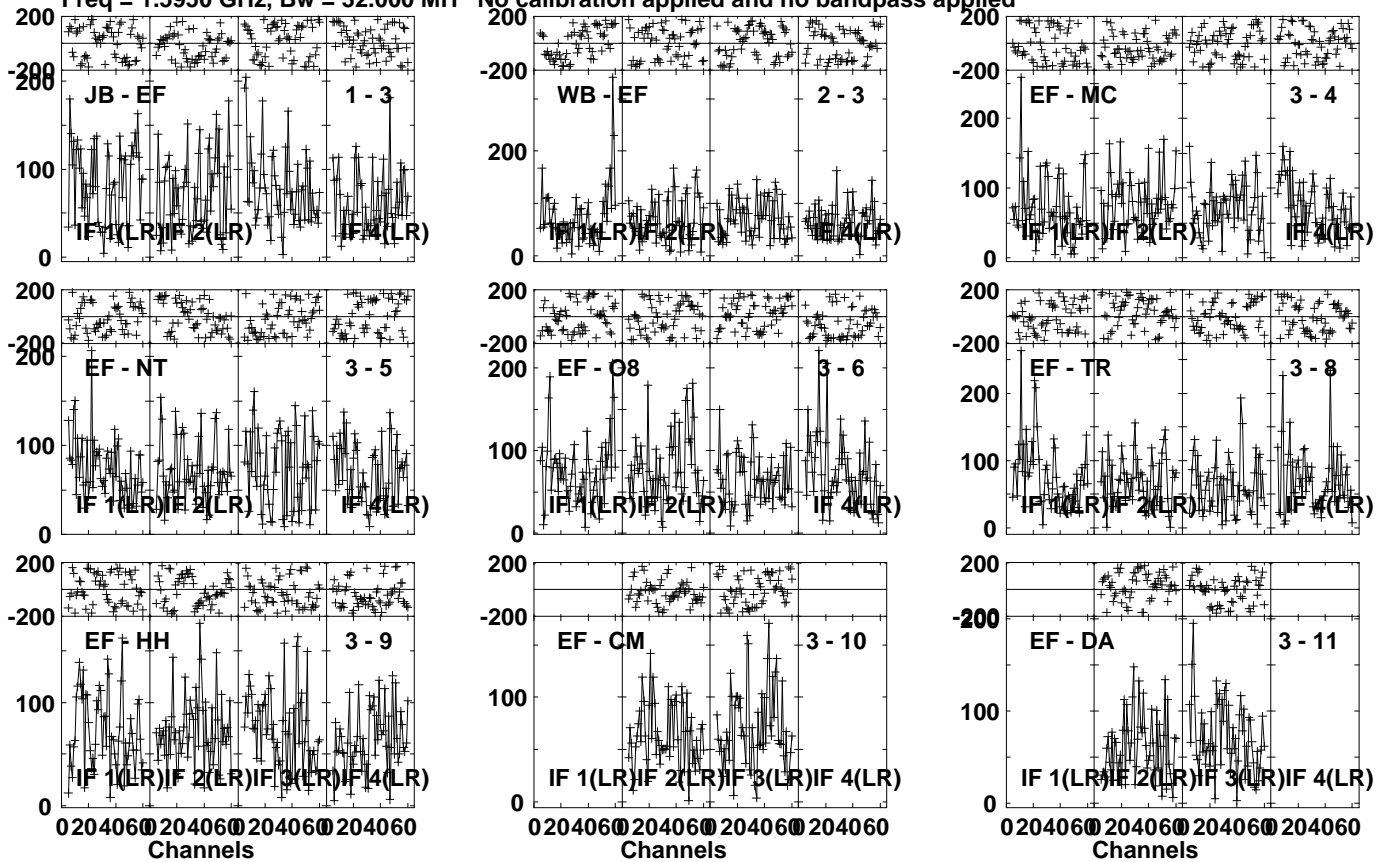
Lower frame: Micro Ampl Jy Top frame: Phas deg
Vector averaged cross-power spectrum Several baselines displayed
Timerange: 00/09:09:31 to 00/09:10:29

Plot file version 106 created 24-MAR-2023 10:16:27

FRB211127 EB096M.UVDATA.1

Freq = 1.5950 GHz, Bw = 32.000 MH

No calibration applied and no bandpass applied



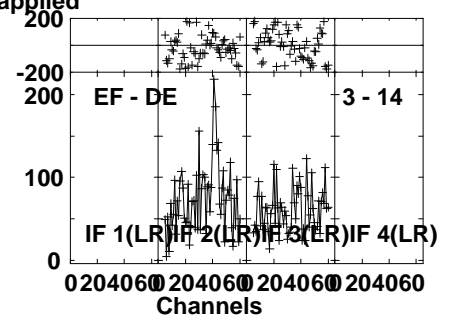
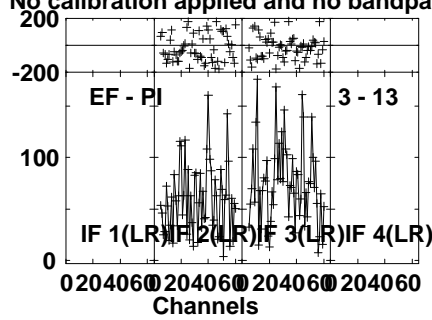
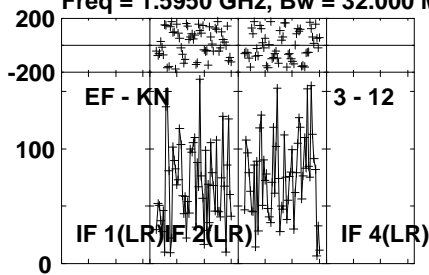
Lower frame: Micro Ampl Jy Top frame: Phas deg
Vector averaged cross-power spectrum Several baselines displayed
Timerange: 00/09:10:37 to 00/09:14:59

Plot file version 107 created 24-MAR-2023 10:16:27

FRB211127 EB096M.UVDATA.1

Freq = 1.5950 GHz, Bw = 32.000 MH

No calibration applied and no bandpass applied

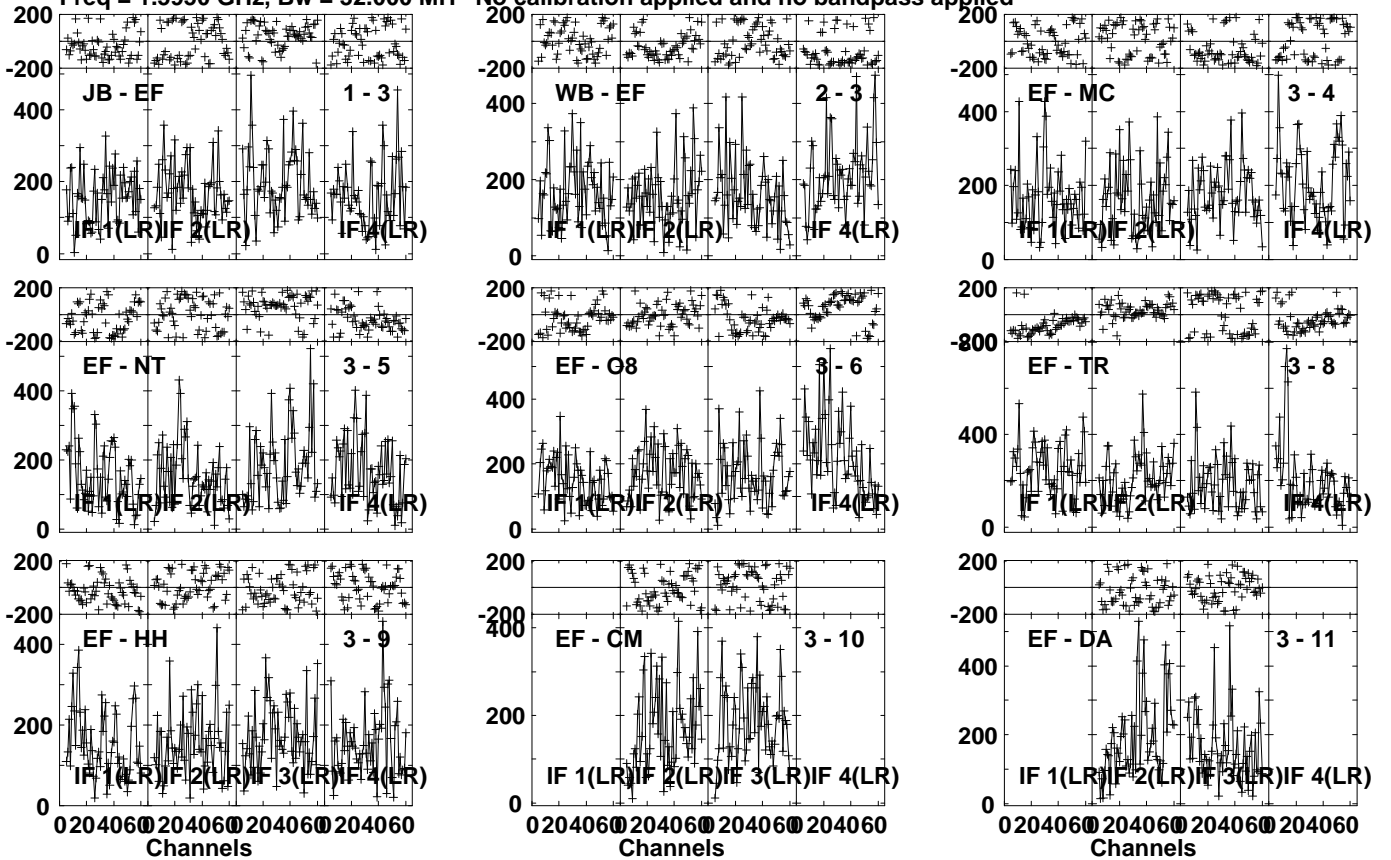


Lower frame: Micro Ampl Jy Top frame: Phas deg
Vector averaged cross-power spectrum Several baselines displayed
Timerange: 00/09:10:37 to 00/09:14:59

Plot file version 108 created 24-MAR-2023 10:16:27

J1317-2031 EB096M.UVDATA.1

Freq = 1.5950 GHz, Bw = 32.000 MH No calibration applied and no bandpass applied

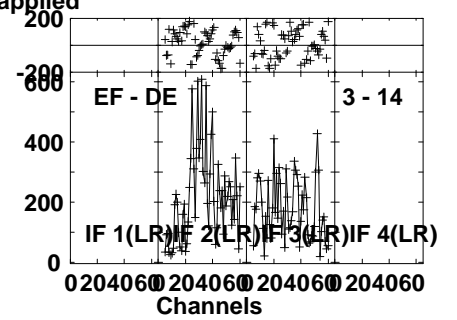
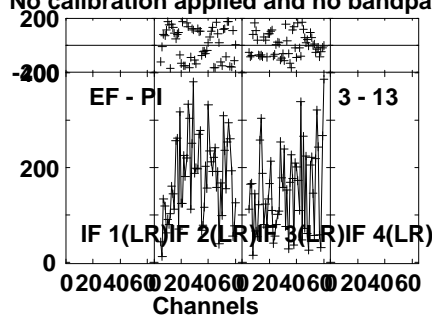
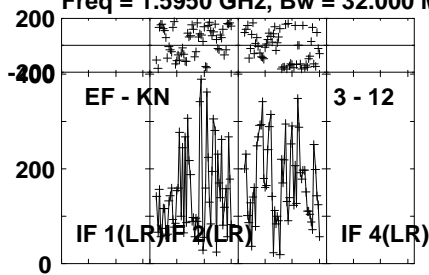


Lower frame: Micro Ampl Jy Top frame: Phas deg
Vector averaged cross-power spectrum Several baselines displayed
Timerange: 00/09:15:07 to 00/09:16:29

Plot file version 109 created 24-MAR-2023 10:16:28

J1317-2031 EB096M.UVDATA.1

Freq = 1.5950 GHz, Bw = 32.000 MH No calibration applied and no bandpass applied



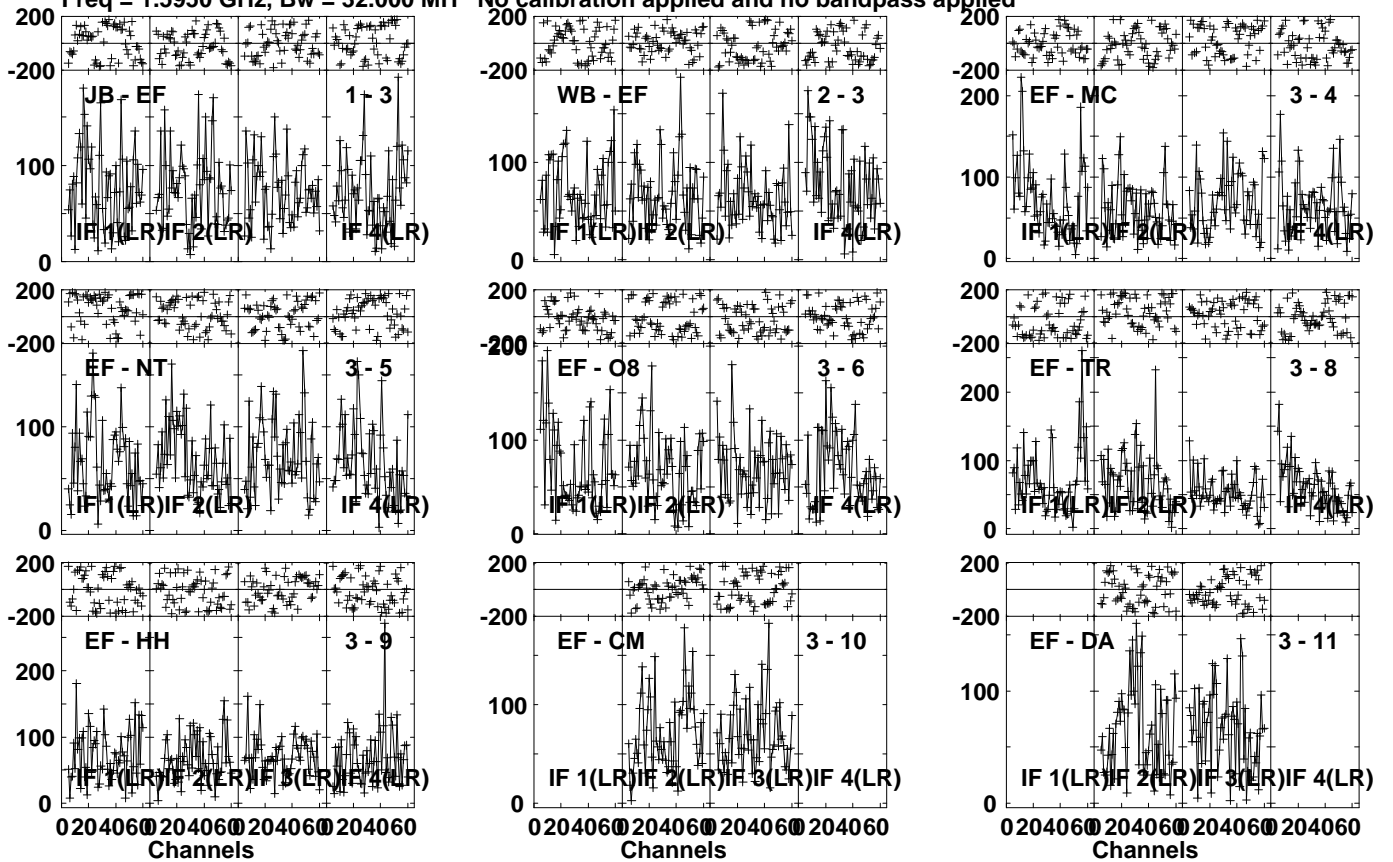
Lower frame: Micro Ampl Jy Top frame: Phas deg
Vector averaged cross-power spectrum Several baselines displayed
Timerange: 00/09:15:07 to 00/09:16:29

Plot file version 110 created 24-MAR-2023 10:16:28

FRB211127 EB096M.UVDATA.1

Freq = 1.5950 GHz, Bw = 32.000 MH

No calibration applied and no bandpass applied



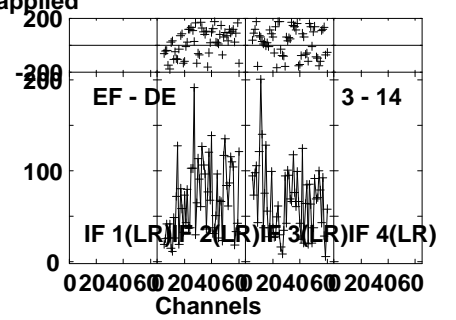
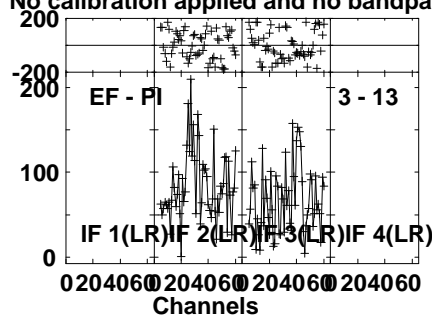
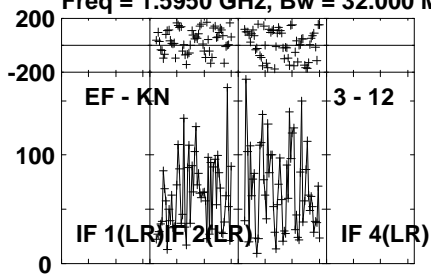
Lower frame: Micro Ampl Jy Top frame: Phas deg
Vector averaged cross-power spectrum Several baselines displayed
Timerange: 00/09:16:37 to 00/09:20:59

Plot file version 111 created 24-MAR-2023 10:16:28

FRB211127 EB096M.UVDATA.1

Freq = 1.5950 GHz, Bw = 32.000 MH

No calibration applied and no bandpass applied



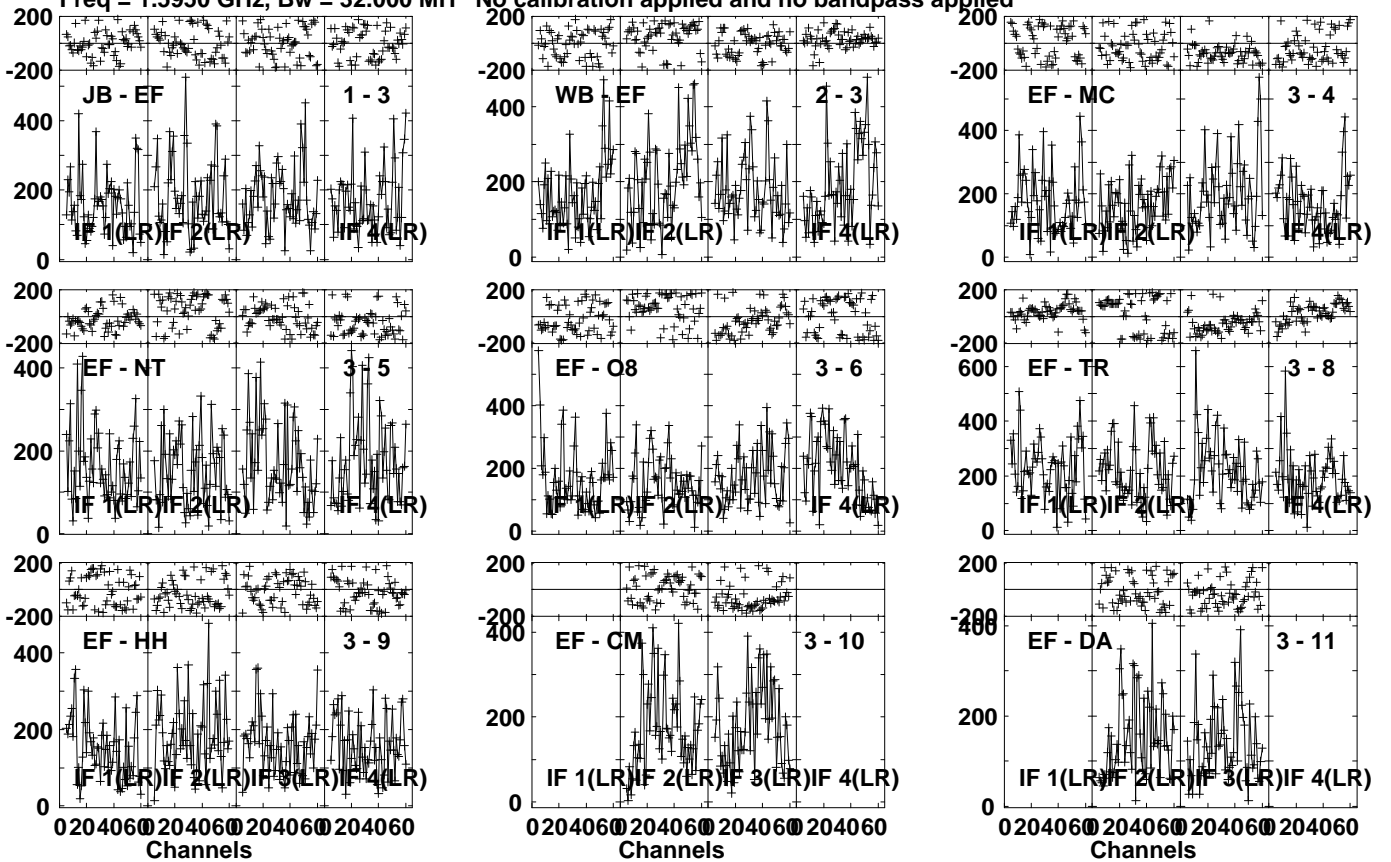
Lower frame: Micro Ampl Jy Top frame: Phas deg
Vector averaged cross-power spectrum Several baselines displayed
Timerange: 00/09:16:37 to 00/09:20:59

Plot file version 112 created 24-MAR-2023 10:16:28

J1317-2031 EB096M.UVDATA.1

Freq = 1.5950 GHz, Bw = 32.000 MH

No calibration applied and no bandpass applied



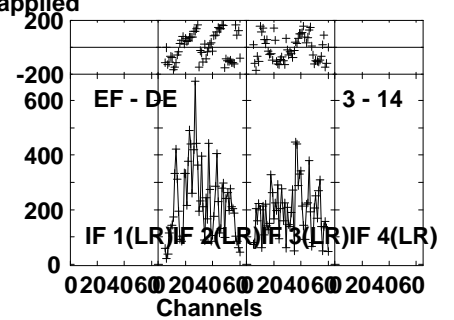
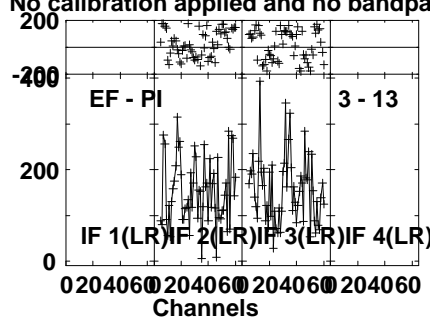
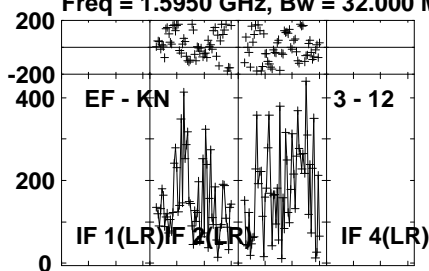
Lower frame: Micro Ampl Jy Top frame: Phas deg
Vector averaged cross-power spectrum Several baselines displayed
Timerange: 00/09:21:31 to 00/09:22:29

Plot file version 113 created 24-MAR-2023 10:16:28

J1317-2031 EB096M.UVDATA.1

Freq = 1.5950 GHz, Bw = 32.000 MH

No calibration applied and no bandpass applied



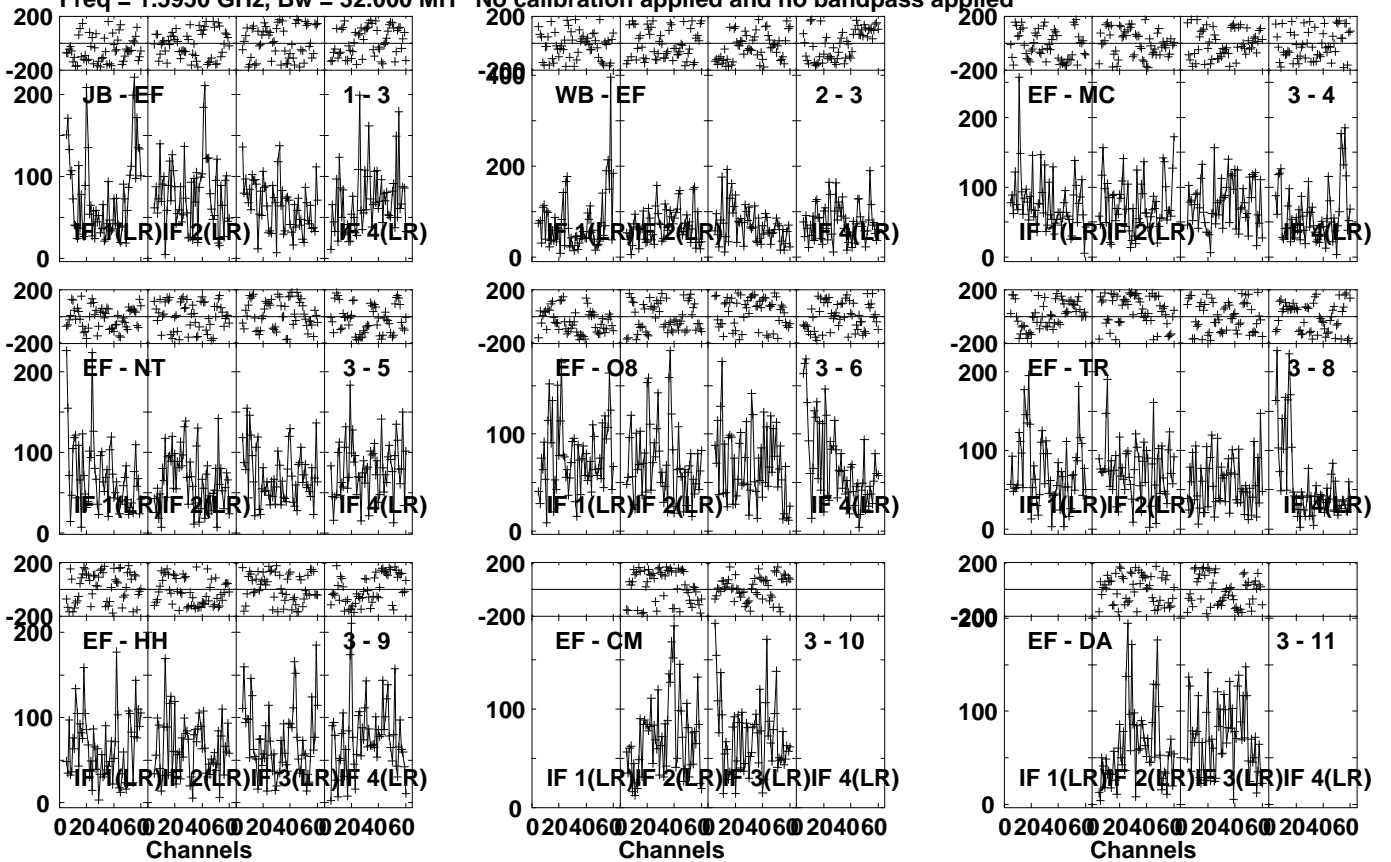
Lower frame: Micro Ampl Jy Top frame: Phas deg
Vector averaged cross-power spectrum Several baselines displayed
Timerange: 00/09:21:31 to 00/09:22:29

Plot file version 114 created 24-MAR-2023 10:16:28

FRB211127 EB096M.UVDATA.1

Freq = 1.5950 GHz, Bw = 32.000 MH

No calibration applied and no bandpass applied



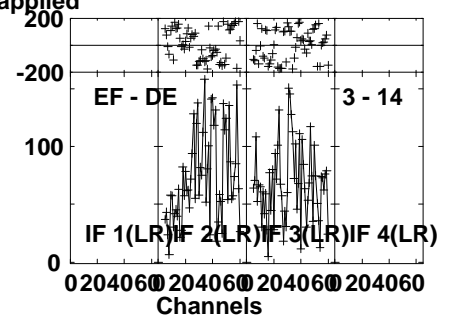
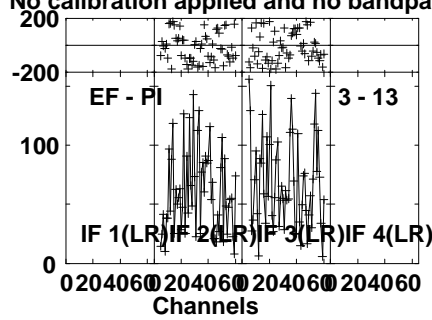
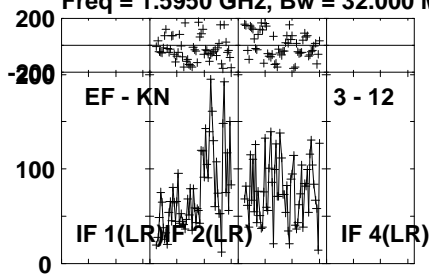
Lower frame: Micro Ampl Jy Top frame: Phas deg
Vector averaged cross-power spectrum Several baselines displayed
Timerange: 00/09:22:35 to 00/09:26:59

Plot file version 115 created 24-MAR-2023 10:16:28

FRB211127 EB096M.UVDATA.1

Freq = 1.5950 GHz, Bw = 32.000 MH

No calibration applied and no bandpass applied



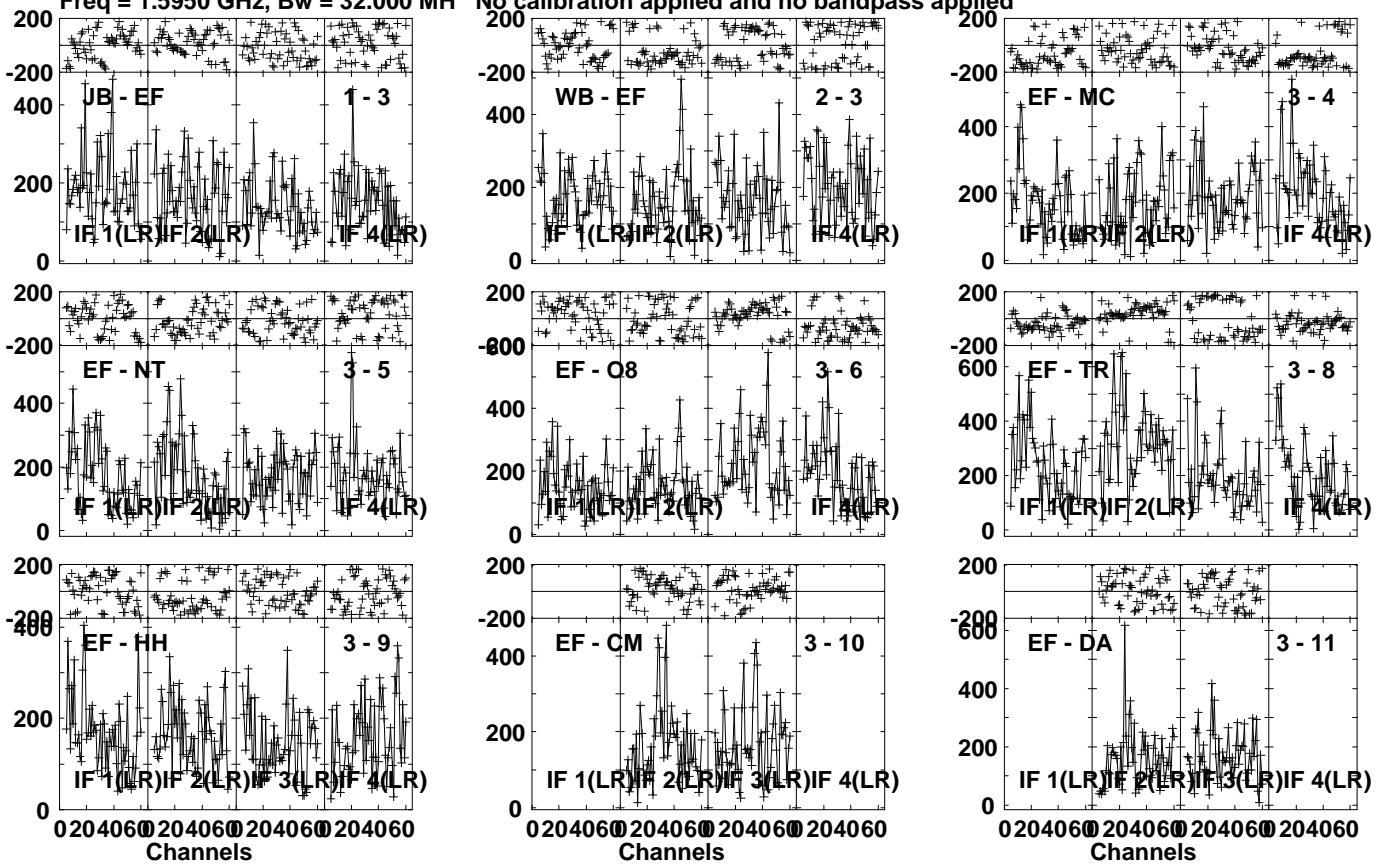
Lower frame: Micro Ampl Jy Top frame: Phas deg
Vector averaged cross-power spectrum Several baselines displayed
Timerange: 00/09:22:35 to 00/09:26:59

Plot file version 116 created 24-MAR-2023 10:16:29

J1317-2031 EB096M.UVDATA.1

Freq = 1.5950 GHz, Bw = 32.000 MH

No calibration applied and no bandpass applied



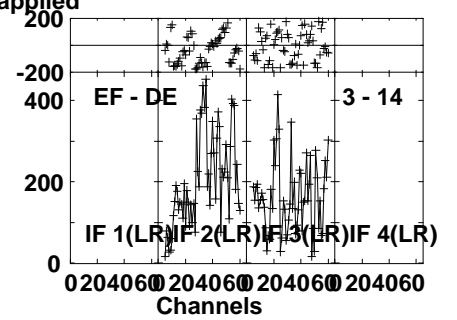
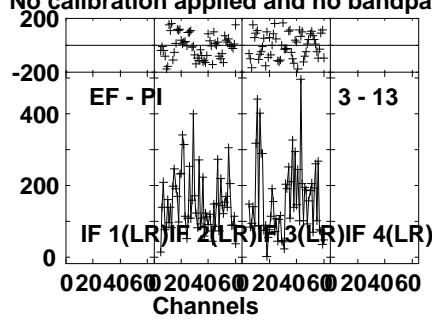
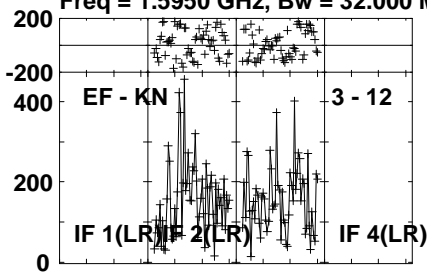
Lower frame: Micro Ampl Jy Top frame: Phas deg
Vector averaged cross-power spectrum Several baselines displayed
Timerange: 00/09:27:07 to 00/09:28:29

Plot file version 117 created 24-MAR-2023 10:16:29

J1317-2031 EB096M.UVDATA.1

Freq = 1.5950 GHz, Bw = 32.000 MH

No calibration applied and no bandpass applied



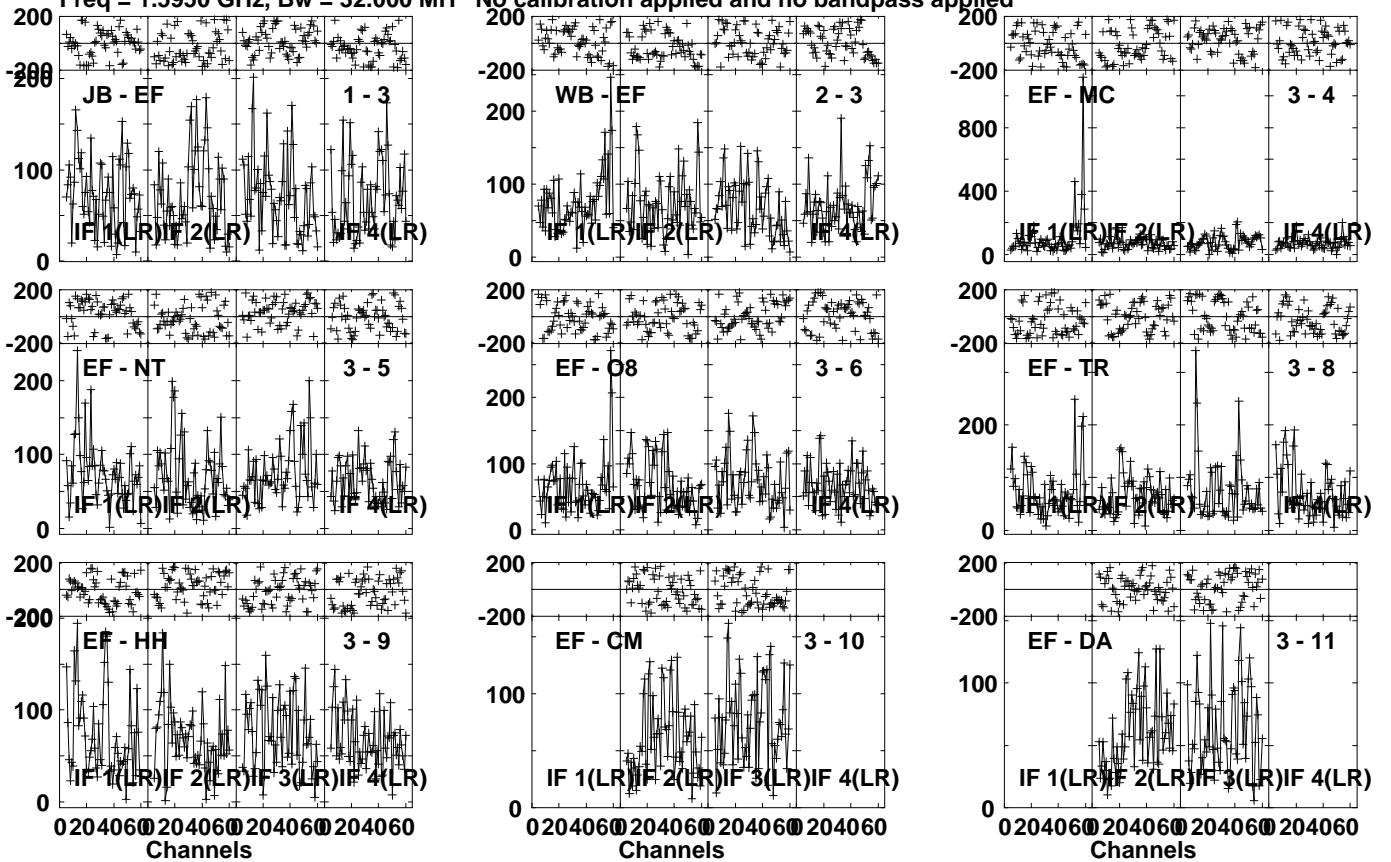
Lower frame: Micro Ampl Jy Top frame: Phas deg
Vector averaged cross-power spectrum Several baselines displayed
Timerange: 00/09:27:07 to 00/09:28:29

Plot file version 118 created 24-MAR-2023 10:16:29

FRB211127 EB096M.UVDATA.1

Freq = 1.5950 GHz, Bw = 32.000 MH

No calibration applied and no bandpass applied

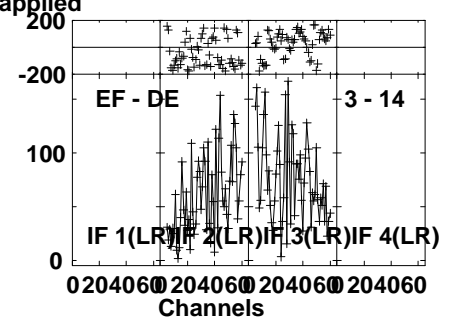
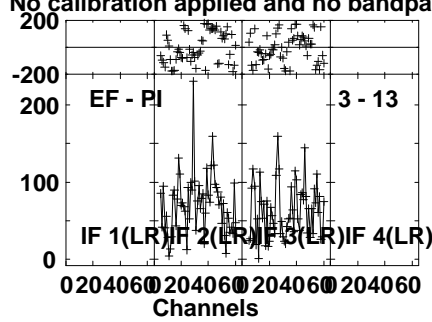
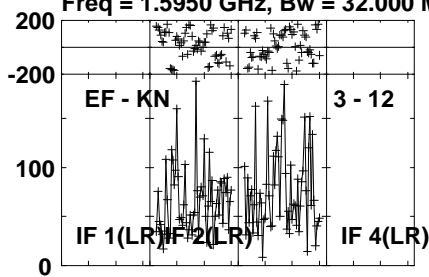


Lower frame: Micro Ampl Jy Top frame: Phas deg
Vector averaged cross-power spectrum Several baselines displayed
Timerange: 00/09:28:37 to 00/09:32:59

Plot file version 119 created 24-MAR-2023 10:16:29

FRB211127 EB096M.UVDATA.1

Freq = 1.5950 GHz, Bw = 32.000 MH No calibration applied and no bandpass applied



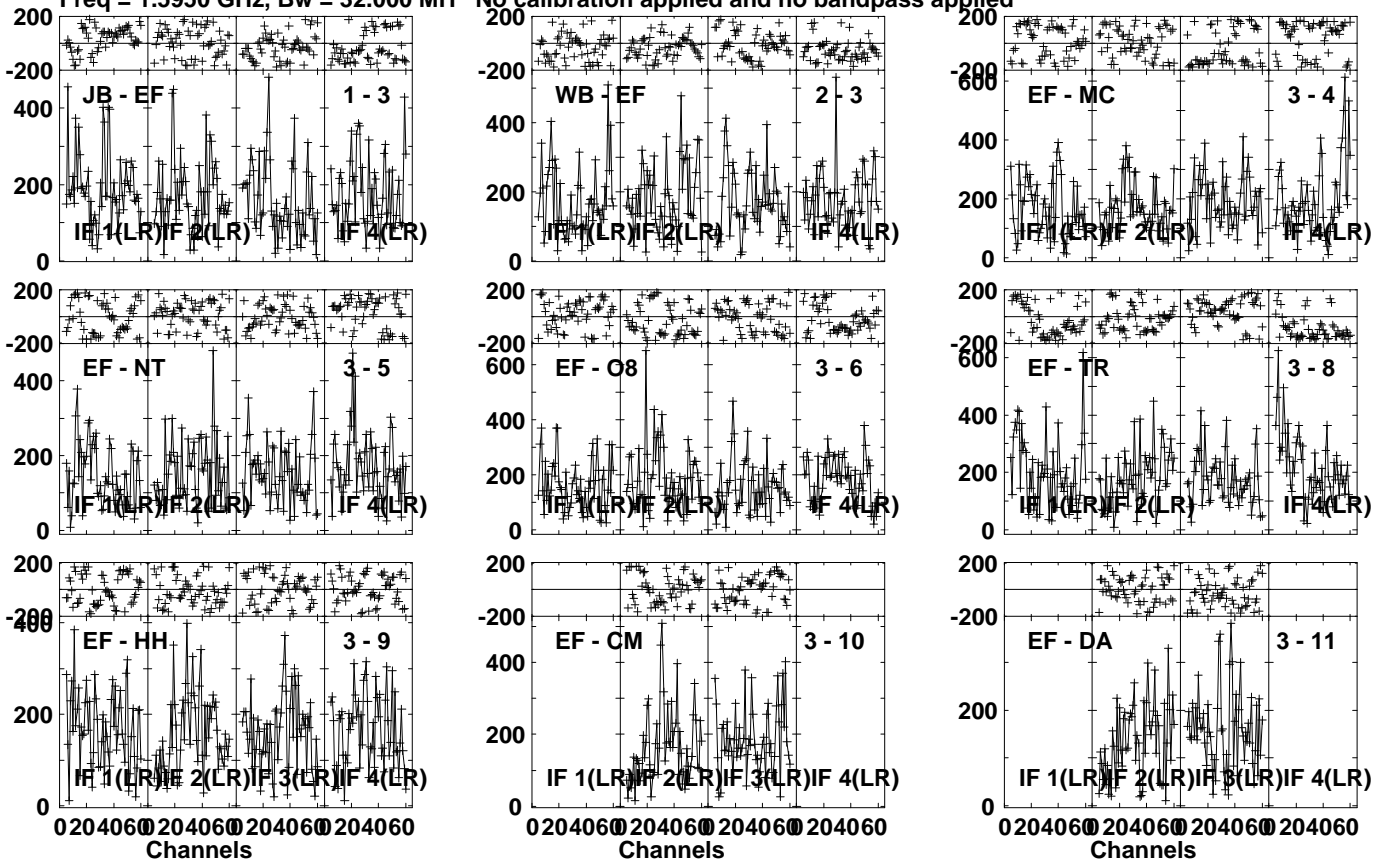
Lower frame: Micro Ampl Jy Top frame: Phas deg
Vector averaged cross-power spectrum Several baselines displayed
Timerange: 00/09:28:37 to 00/09:32:59

Plot file version 120 created 24-MAR-2023 10:16:29

J1317-2031 EB096M.UVDATA.1

Freq = 1.5950 GHz, Bw = 32.000 MH

No calibration applied and no bandpass applied



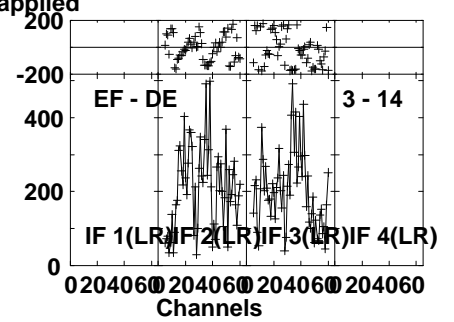
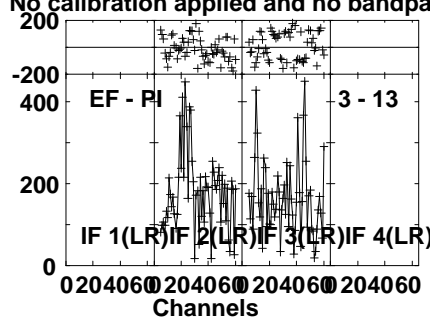
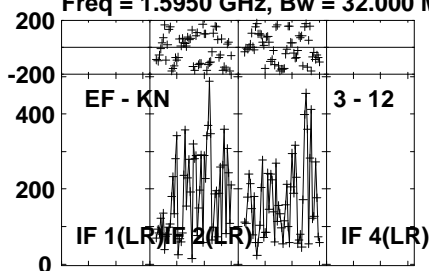
Lower frame: Micro Ampl Jy Top frame: Phas deg
Vector averaged cross-power spectrum Several baselines displayed
Timerange: 00/09:33:31 to 00/09:34:29

Plot file version 121 created 24-MAR-2023 10:16:29

J1317-2031 EB096M.UVDATA.1

Freq = 1.5950 GHz, Bw = 32.000 MH

No calibration applied and no bandpass applied



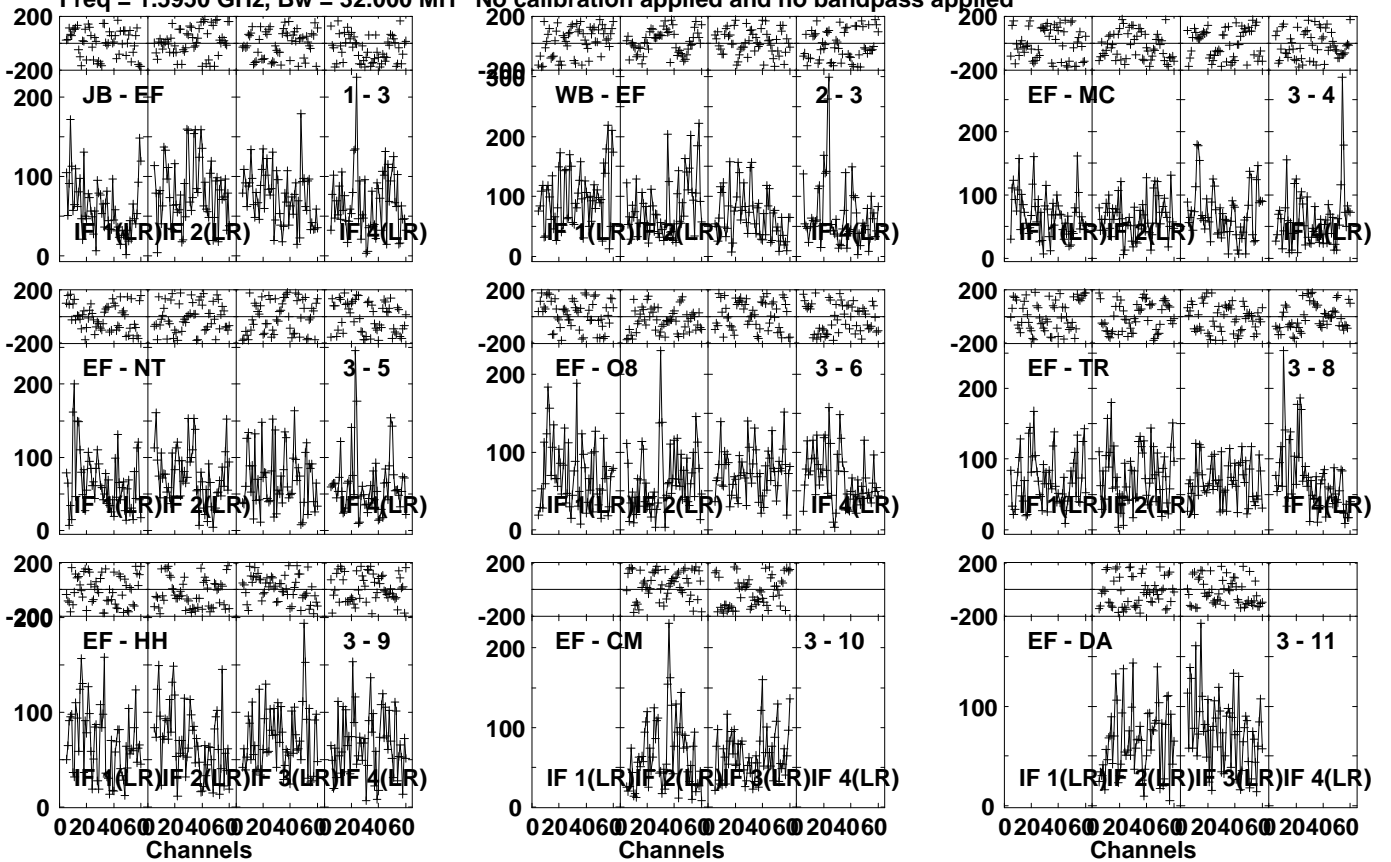
Lower frame: Micro Ampl Jy Top frame: Phas deg
Vector averaged cross-power spectrum Several baselines displayed
Timerange: 00/09:33:31 to 00/09:34:29

Plot file version 122 created 24-MAR-2023 10:16:29

FRB211127 EB096M.UVDATA.1

Freq = 1.5950 GHz, Bw = 32.000 MH

No calibration applied and no bandpass applied



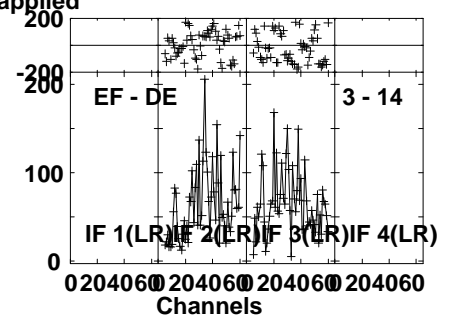
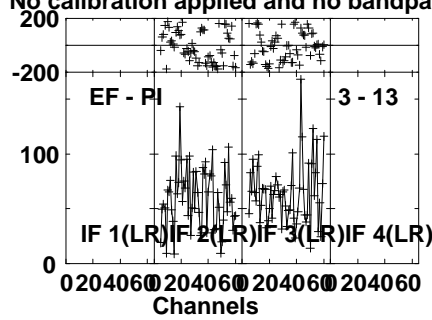
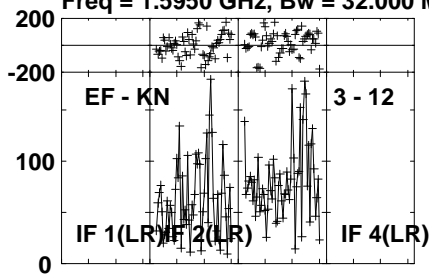
Lower frame: Micro Ampl Jy Top frame: Phas deg
Vector averaged cross-power spectrum Several baselines displayed
Timerange: 00/09:34:37 to 00/09:38:59

Plot file version 123 created 24-MAR-2023 10:16:30

FRB211127 EB096M.UVDATA.1

Freq = 1.5950 GHz, Bw = 32.000 MH

No calibration applied and no bandpass applied



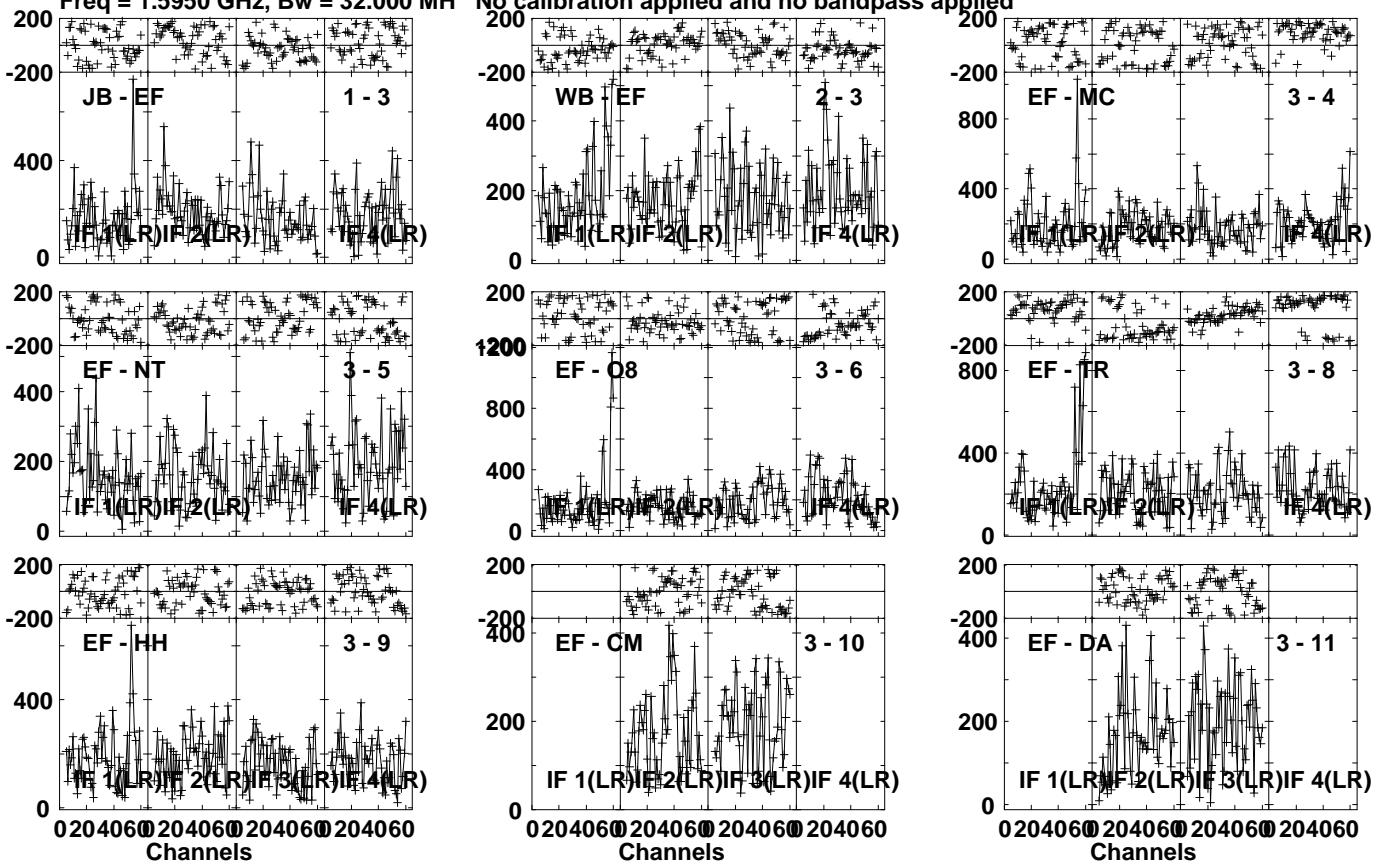
Lower frame: Micro Ampl Jy Top frame: Phas deg
Vector averaged cross-power spectrum Several baselines displayed
Timerange: 00/09:34:37 to 00/09:38:59

Plot file version 124 created 24-MAR-2023 10:16:30

J1317-2031 EB096M.UVDATA.1

Freq = 1.5950 GHz, Bw = 32.000 MH

No calibration applied and no bandpass applied



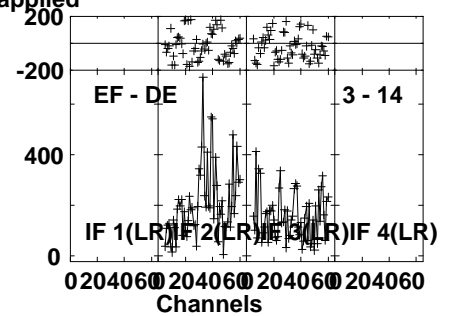
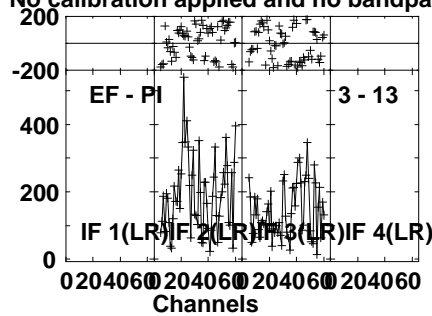
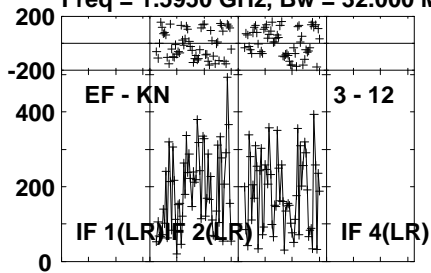
Lower frame: Micro Ampl Jy Top frame: Phas deg
Vector averaged cross-power spectrum Several baselines displayed
Timerange: 00/09:39:05 to 00/09:40:29

Plot file version 125 created 24-MAR-2023 10:16:30

J1317-2031 EB096M.UVDATA.1

Freq = 1.5950 GHz, Bw = 32.000 MH

No calibration applied and no bandpass applied



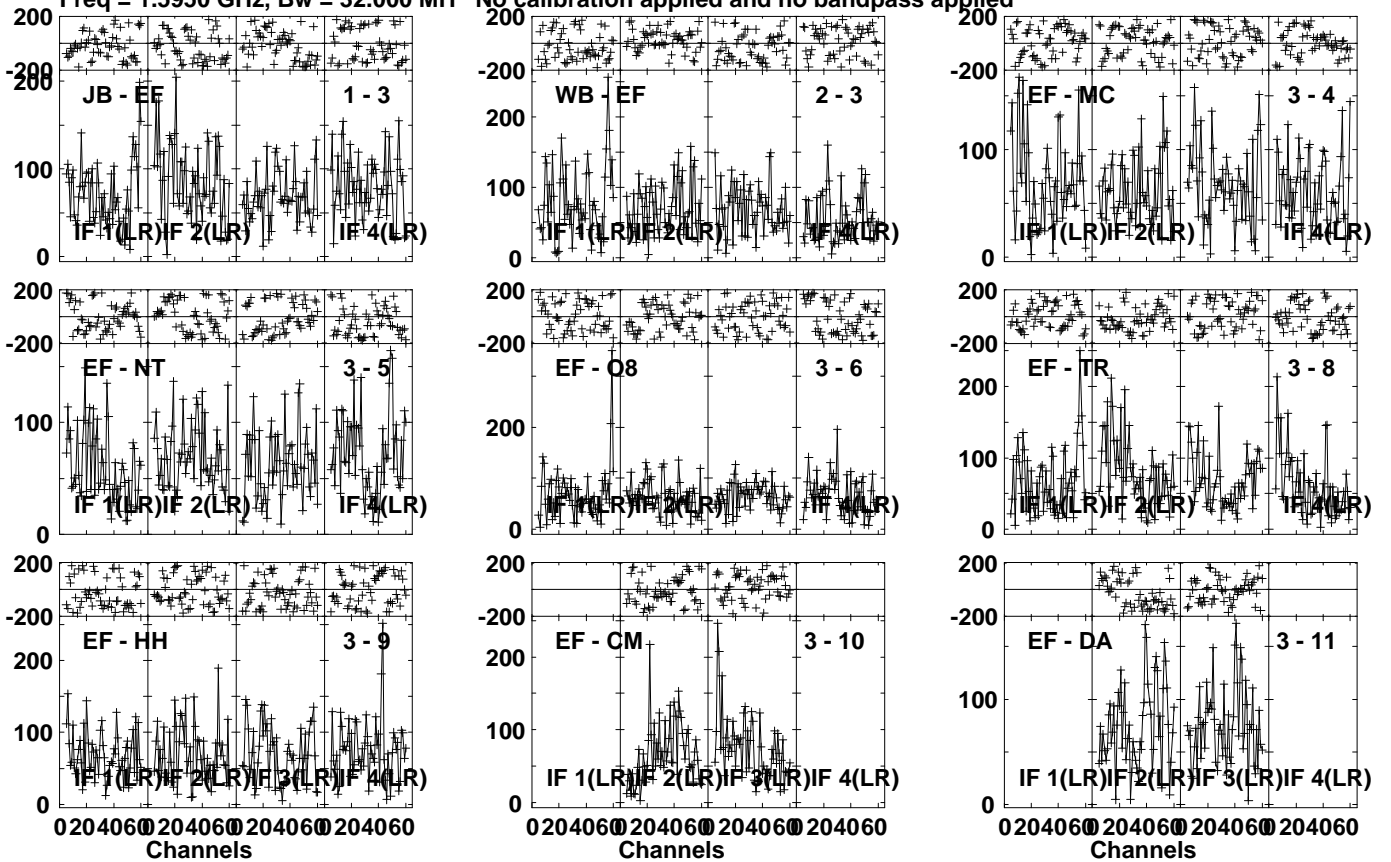
Lower frame: Micro Ampl Jy Top frame: Phas deg
Vector averaged cross-power spectrum Several baselines displayed
Timerange: 00/09:39:05 to 00/09:40:29

Plot file version 126 created 24-MAR-2023 10:16:30

FRB211127 EB096M.UVDATA.1

Freq = 1.5950 GHz, Bw = 32.000 MH

No calibration applied and no bandpass applied



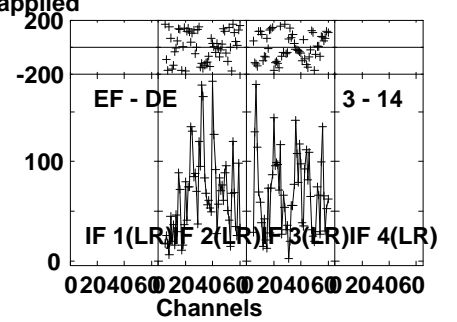
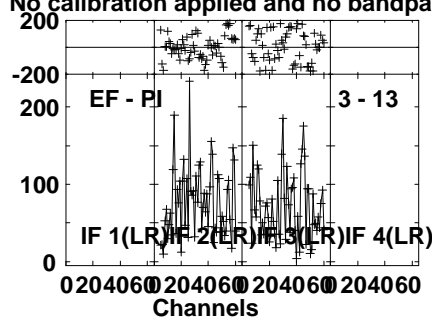
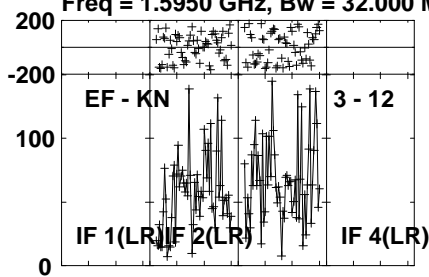
Lower frame: Micro Ampl Jy Top frame: Phas deg
Vector averaged cross-power spectrum Several baselines displayed
Timerange: 00/09:40:37 to 00/09:44:59

Plot file version 127 created 24-MAR-2023 10:16:30

FRB211127 EB096M.UVDATA.1

Freq = 1.5950 GHz, Bw = 32.000 MH

No calibration applied and no bandpass applied



Lower frame: Micro Ampl Jy Top frame: Phas deg

Vector averaged cross-power spectrum Several baselines displayed

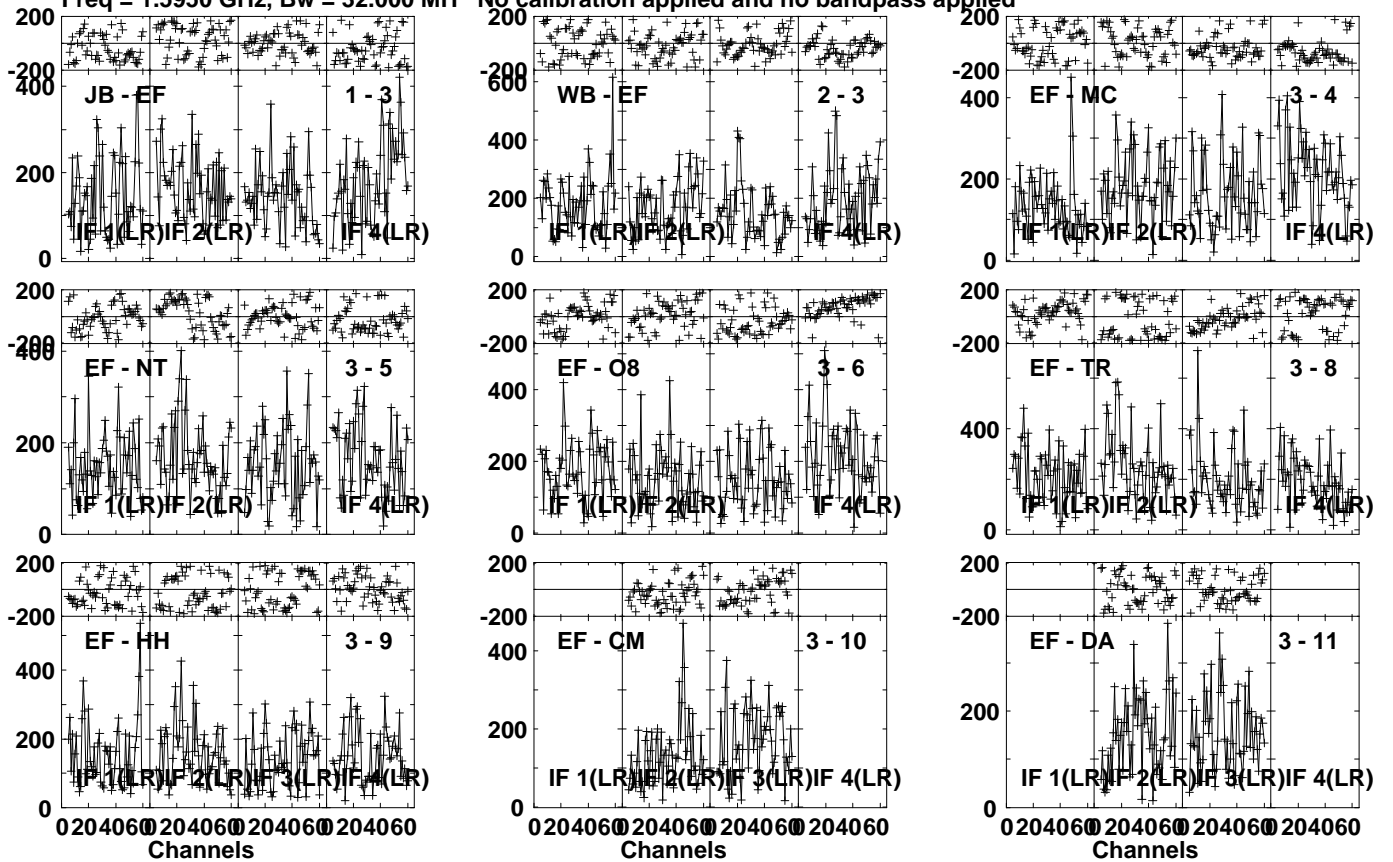
Timerange: 00/09:40:37 to 00/09:44:59

Plot file version 128 created 24-MAR-2023 10:16:30

J1317-2031 EB096M.UVDATA.1

Freq = 1.5950 GHz, Bw = 32.000 MH

No calibration applied and no bandpass applied



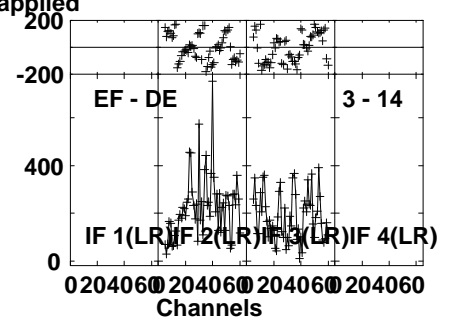
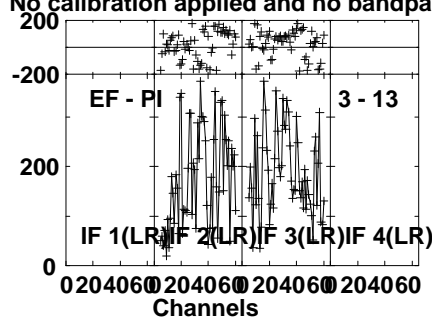
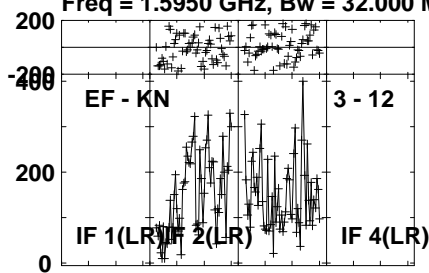
Lower frame: Micro Ampl Jy Top frame: Phas deg
Vector averaged cross-power spectrum Several baselines displayed
Timerange: 00/09:45:31 to 00/09:46:29

Plot file version 129 created 24-MAR-2023 10:16:30

J1317-2031 EB096M.UVDATA.1

Freq = 1.5950 GHz, Bw = 32.000 MH

No calibration applied and no bandpass applied



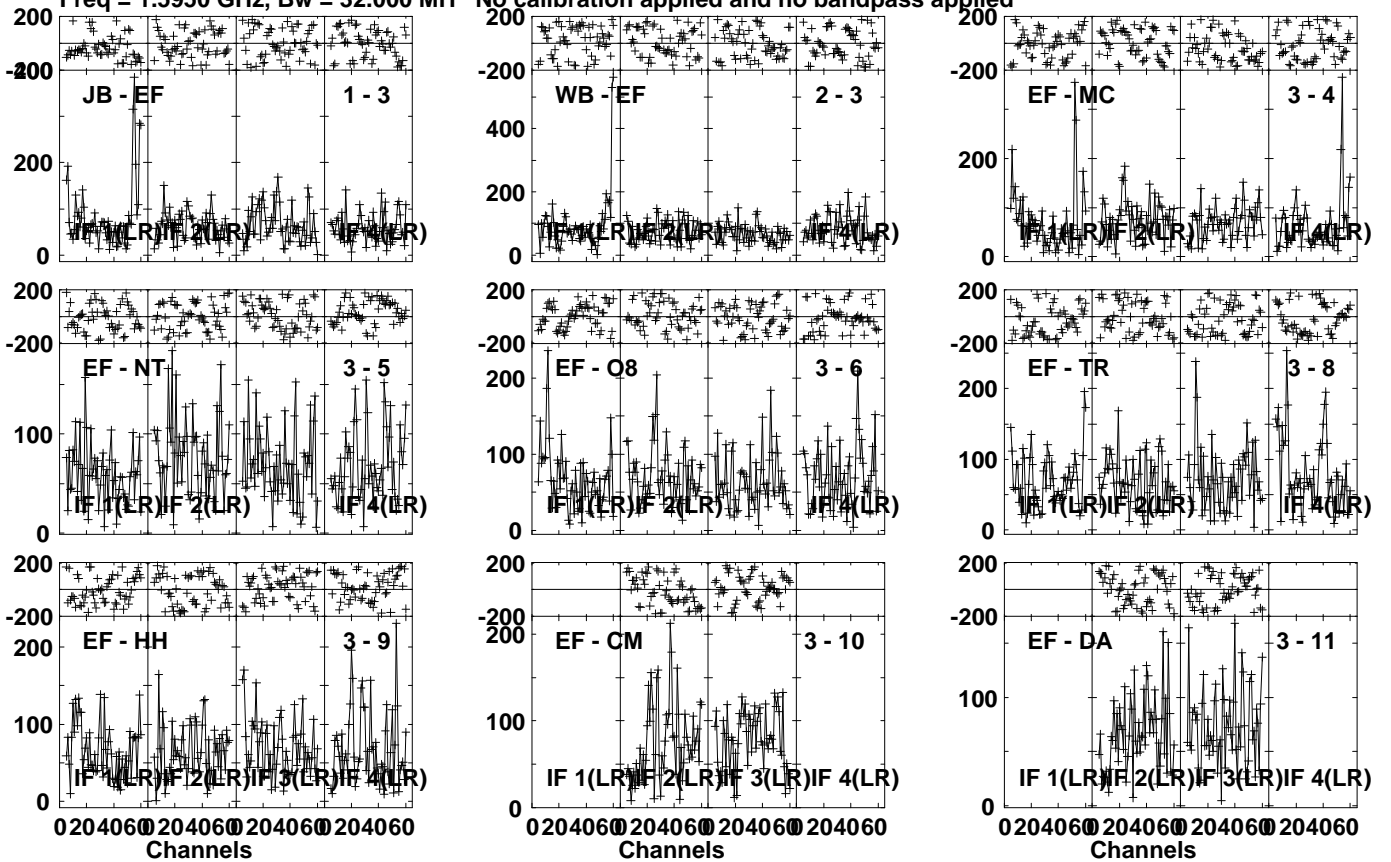
Lower frame: Micro Ampl Jy Top frame: Phas deg
Vector averaged cross-power spectrum Several baselines displayed
Timerange: 00/09:45:31 to 00/09:46:29

Plot file version 130 created 24-MAR-2023 10:16:31

FRB211127 EB096M.UVDATA.1

Freq = 1.5950 GHz, Bw = 32.000 MH

No calibration applied and no bandpass applied



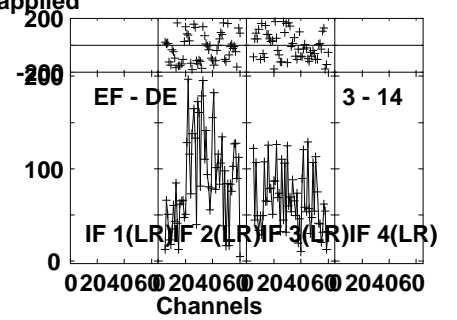
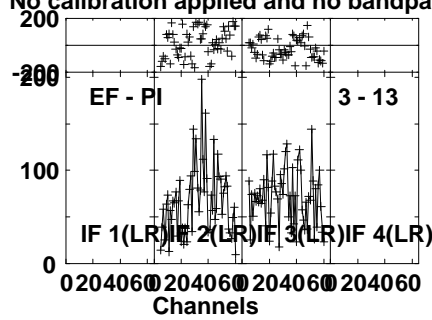
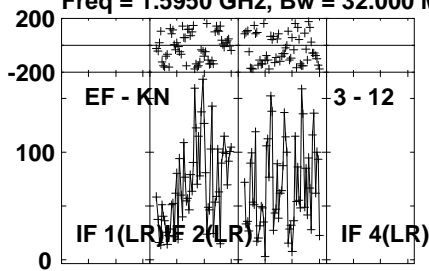
Lower frame: Micro Ampl Jy Top frame: Phas deg
Vector averaged cross-power spectrum Several baselines displayed
Timerange: 00/09:46:37 to 00/09:50:59

Plot file version 131 created 24-MAR-2023 10:16:31

FRB211127 EB096M.UVDATA.1

Freq = 1.5950 GHz, Bw = 32.000 MH

No calibration applied and no bandpass applied



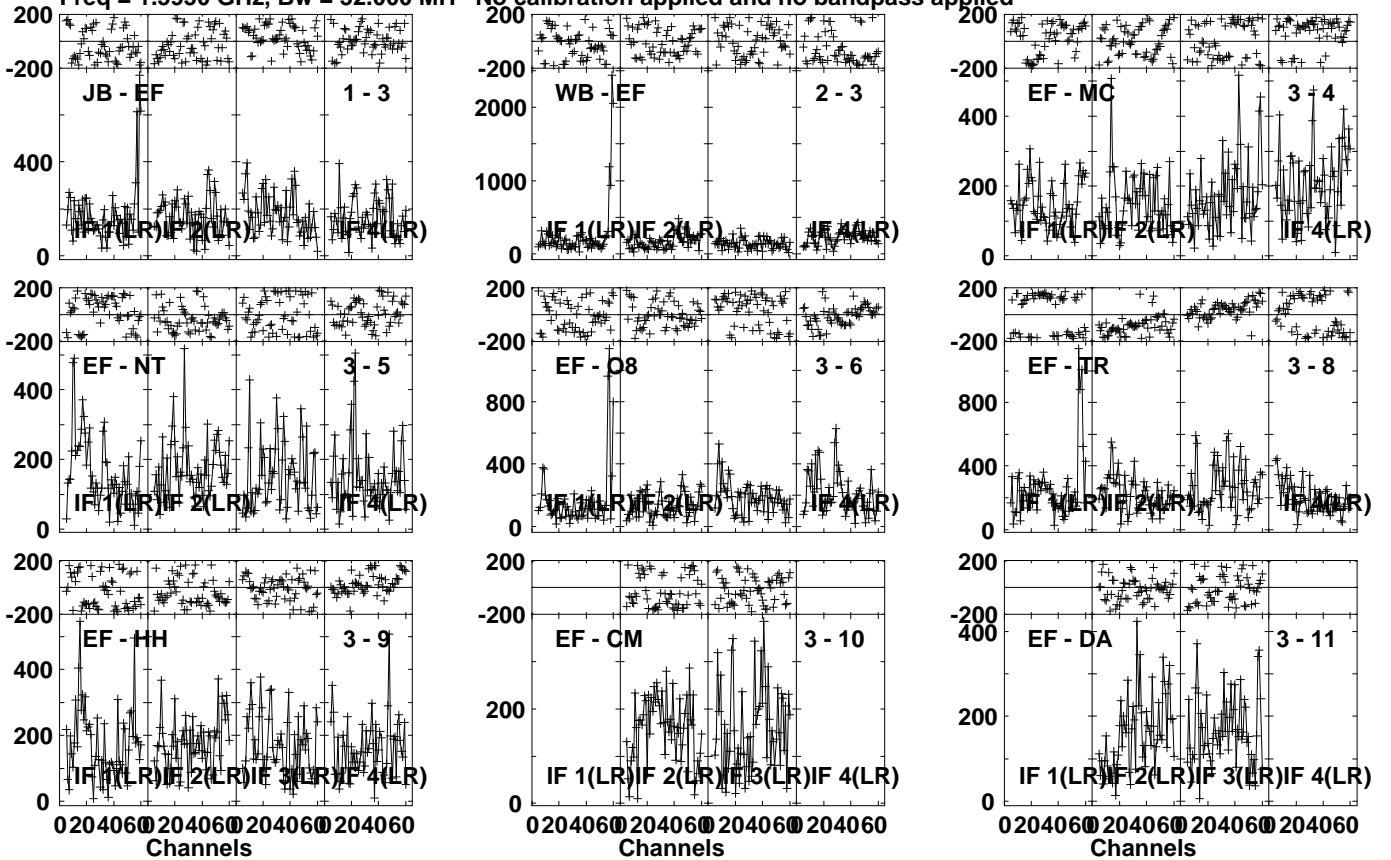
Lower frame: Micro Ampl Jy Top frame: Phas deg
Vector averaged cross-power spectrum Several baselines displayed
Timerange: 00/09:46:37 to 00/09:50:59

Plot file version 132 created 24-MAR-2023 10:16:31

J1317-2031 EB096M.UVDATA.1

Freq = 1.5950 GHz, Bw = 32.000 MH

No calibration applied and no bandpass applied

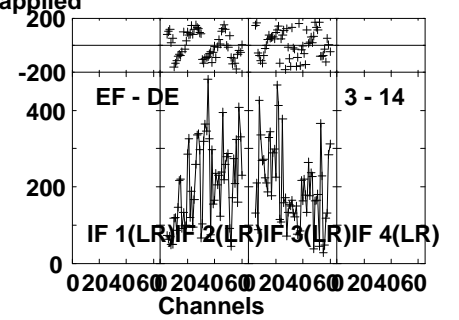
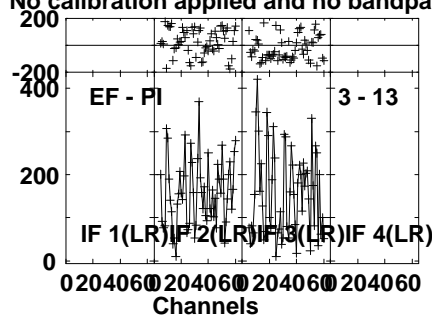
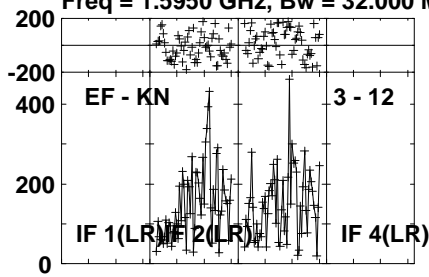


Lower frame: Micro Ampl Jy Top frame: Phas deg
Vector averaged cross-power spectrum Several baselines displayed
Timerange: 00/09:51:07 to 00/09:52:29

Plot file version 133 created 24-MAR-2023 10:16:31

J1317-2031 EB096M.UVDATA.1

Freq = 1.5950 GHz, Bw = 32.000 MH No calibration applied and no bandpass applied



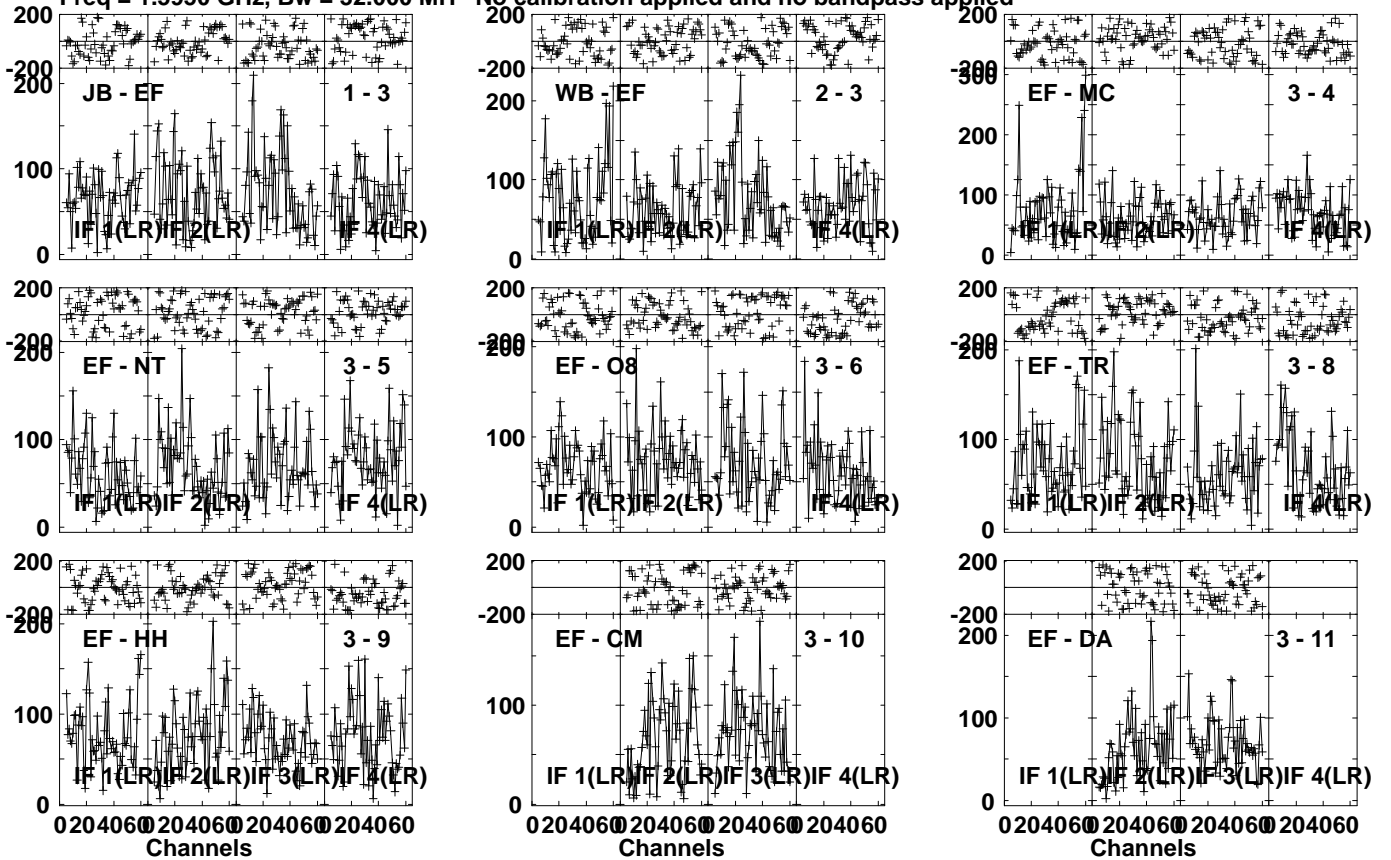
Lower frame: Micro Ampl Jy Top frame: Phas deg
Vector averaged cross-power spectrum Several baselines displayed
Timerange: 00/09:51:07 to 00/09:52:29

Plot file version 134 created 24-MAR-2023 10:16:31

FRB211127 EB096M.UVDATA.1

Freq = 1.5950 GHz, Bw = 32.000 MH

No calibration applied and no bandpass applied



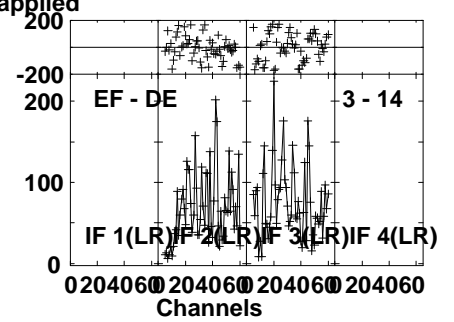
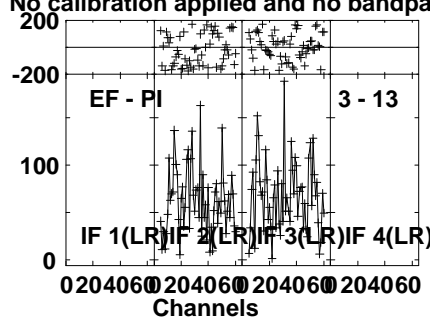
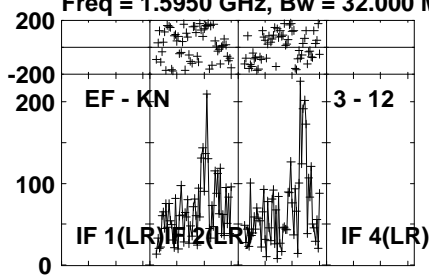
Lower frame: Micro Ampl Jy Top frame: Phas deg
Vector averaged cross-power spectrum Several baselines displayed
Timerange: 00/09:52:37 to 00/09:56:59

Plot file version 135 created 24-MAR-2023 10:16:31

FRB211127 EB096M.UVDATA.1

Freq = 1.5950 GHz, Bw = 32.000 MH

No calibration applied and no bandpass applied



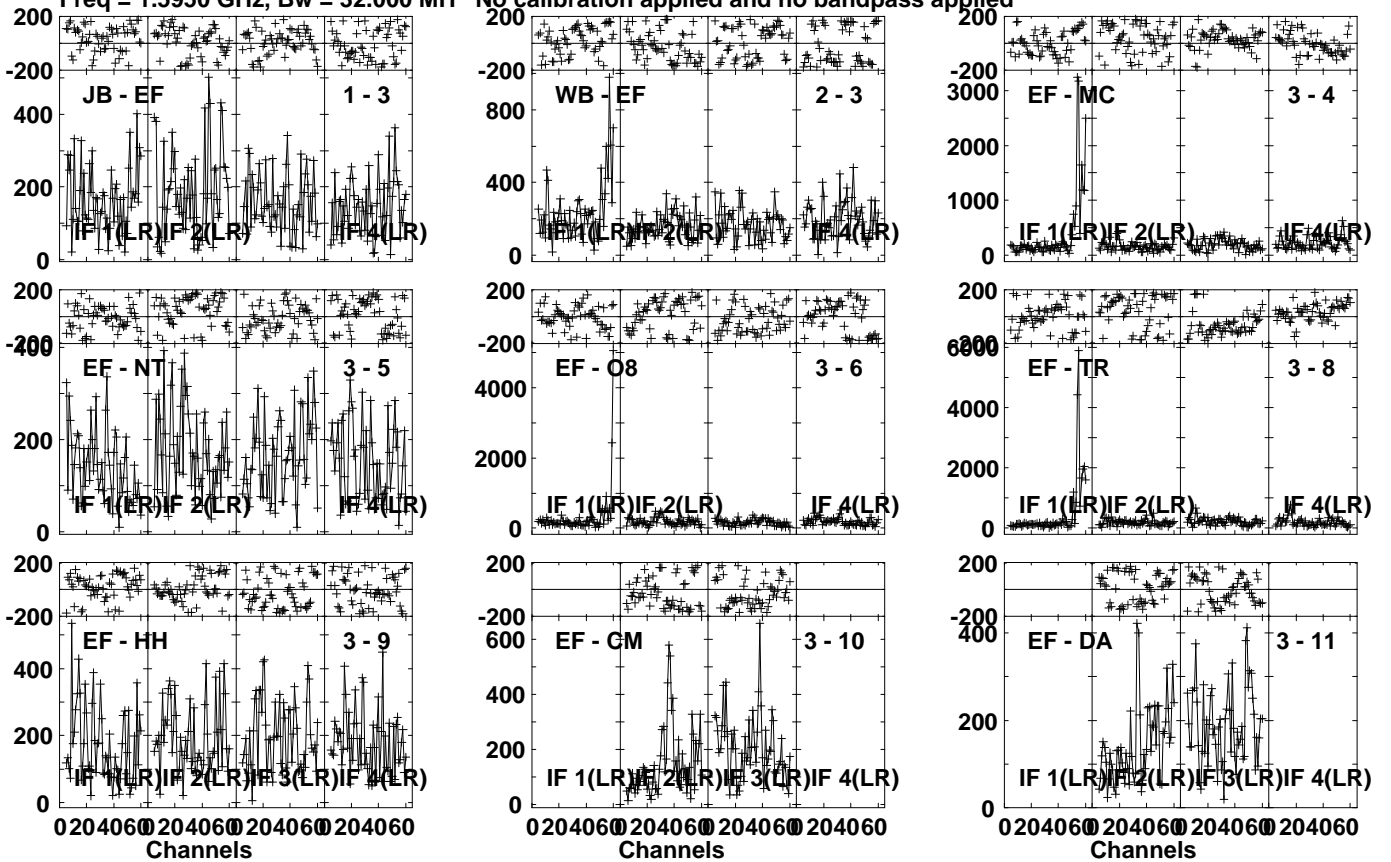
Lower frame: Micro Ampl Jy Top frame: Phas deg
Vector averaged cross-power spectrum Several baselines displayed
Timerange: 00/09:52:37 to 00/09:56:59

Plot file version 136 created 24-MAR-2023 10:16:31

J1317-2031 EB096M.UVDATA.1

Freq = 1.5950 GHz, Bw = 32.000 MH

No calibration applied and no bandpass applied



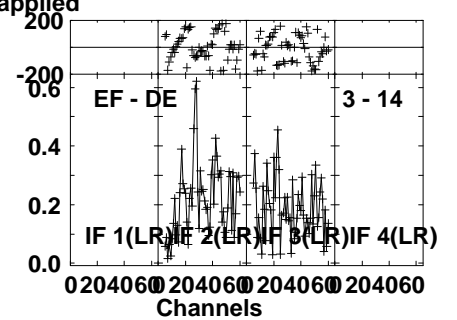
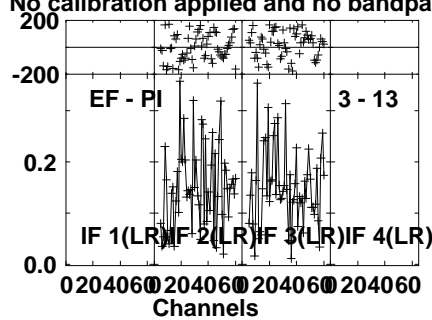
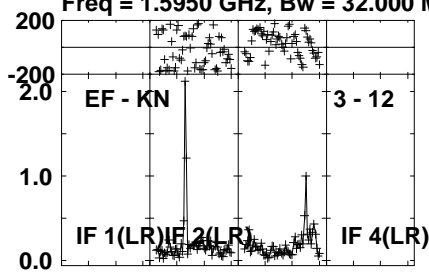
Lower frame: Micro Ampl Jy Top frame: Phas deg
Vector averaged cross-power spectrum Several baselines displayed
Timerange: 00/09:57:31 to 00/09:58:29

Plot file version 137 created 24-MAR-2023 10:16:32

J1317-2031 EB096M.UVDATA.1

Freq = 1.5950 GHz, Bw = 32.000 MH

No calibration applied and no bandpass applied



Lower frame: Milli Ampl Jy Top frame: Phas deg

Vector averaged cross-power spectrum Several baselines displayed

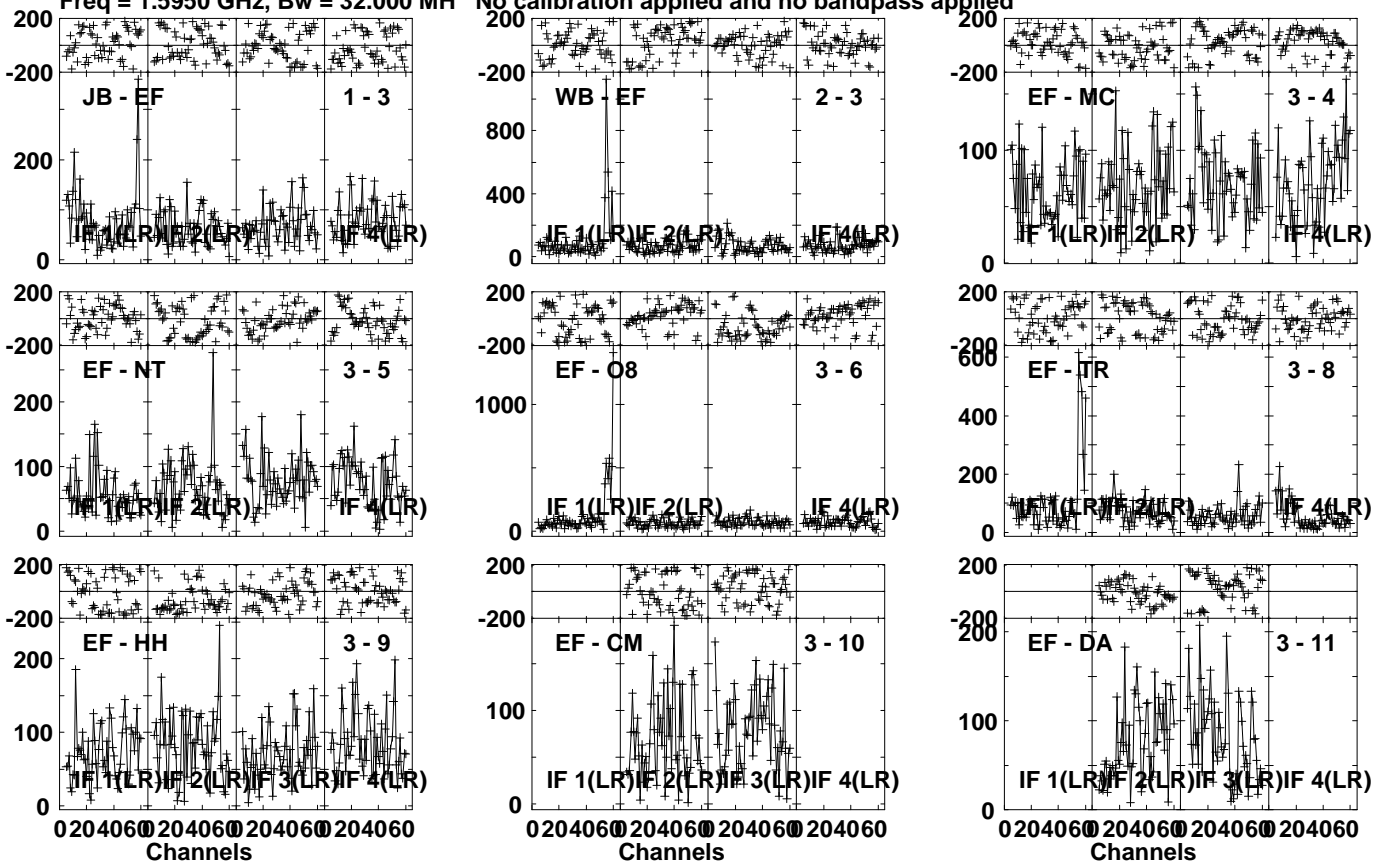
Timerange: 00/09:57:31 to 00/09:58:29

Plot file version 138 created 24-MAR-2023 10:16:32

J1314-2129 EB096M.UVDATA.1

Freq = 1.5950 GHz, Bw = 32.000 MH

No calibration applied and no bandpass applied



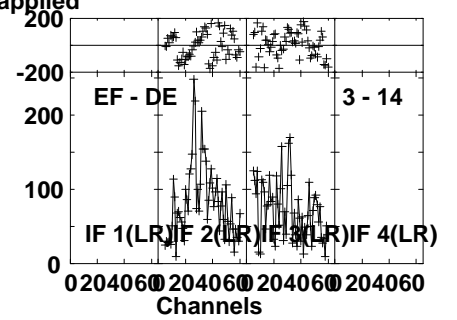
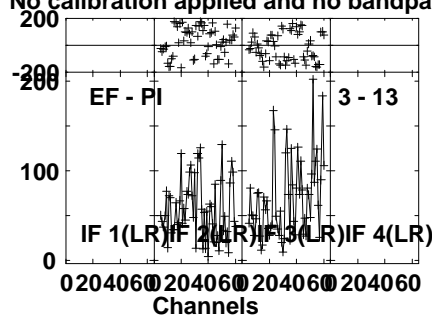
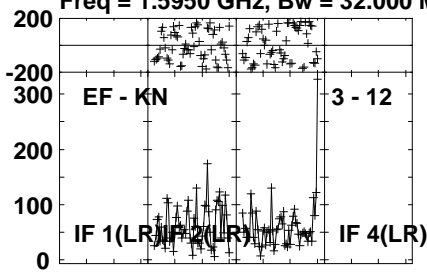
Lower frame: Micro Ampl Jy Top frame: Phas deg
Vector averaged cross-power spectrum Several baselines displayed
Timerange: 00/09:59:01 to 00/10:02:59

Plot file version 139 created 24-MAR-2023 10:16:32

J1314-2129 EB096M.UVDATA.1

Freq = 1.5950 GHz, Bw = 32.000 MH

No calibration applied and no bandpass applied



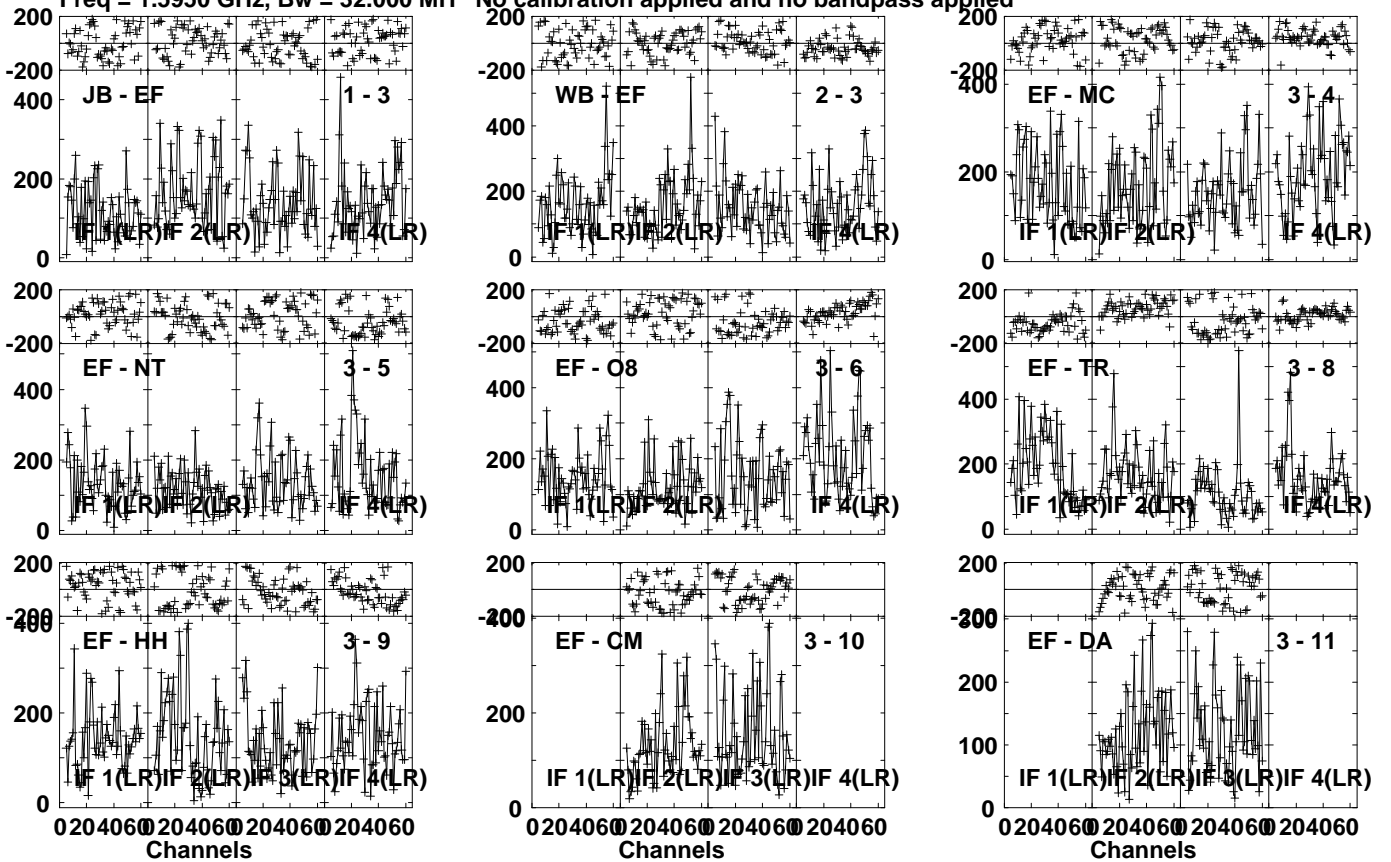
Lower frame: Micro Ampl Jy Top frame: Phas deg
Vector averaged cross-power spectrum Several baselines displayed
Timerange: 00/09:59:01 to 00/10:02:59

Plot file version 140 created 24-MAR-2023 10:16:32

J1317-2031 EB096M.UVDATA.1

Freq = 1.5950 GHz, Bw = 32.000 MH

No calibration applied and no bandpass applied



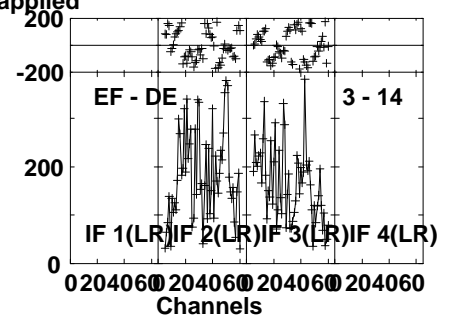
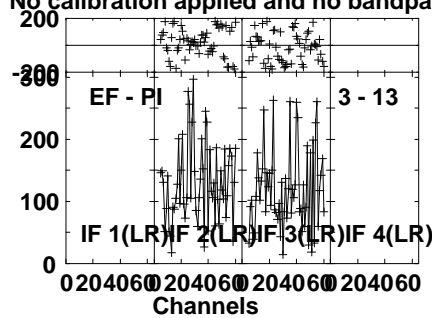
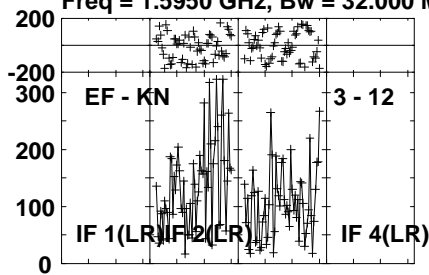
Lower frame: Micro Ampl Jy Top frame: Phas deg
Vector averaged cross-power spectrum Several baselines displayed
Timerange: 00/10:03:31 to 00/10:04:59

Plot file version 141 created 24-MAR-2023 10:16:32

J1317-2031 EB096M.UVDATA.1

Freq = 1.5950 GHz, Bw = 32.000 MH

No calibration applied and no bandpass applied

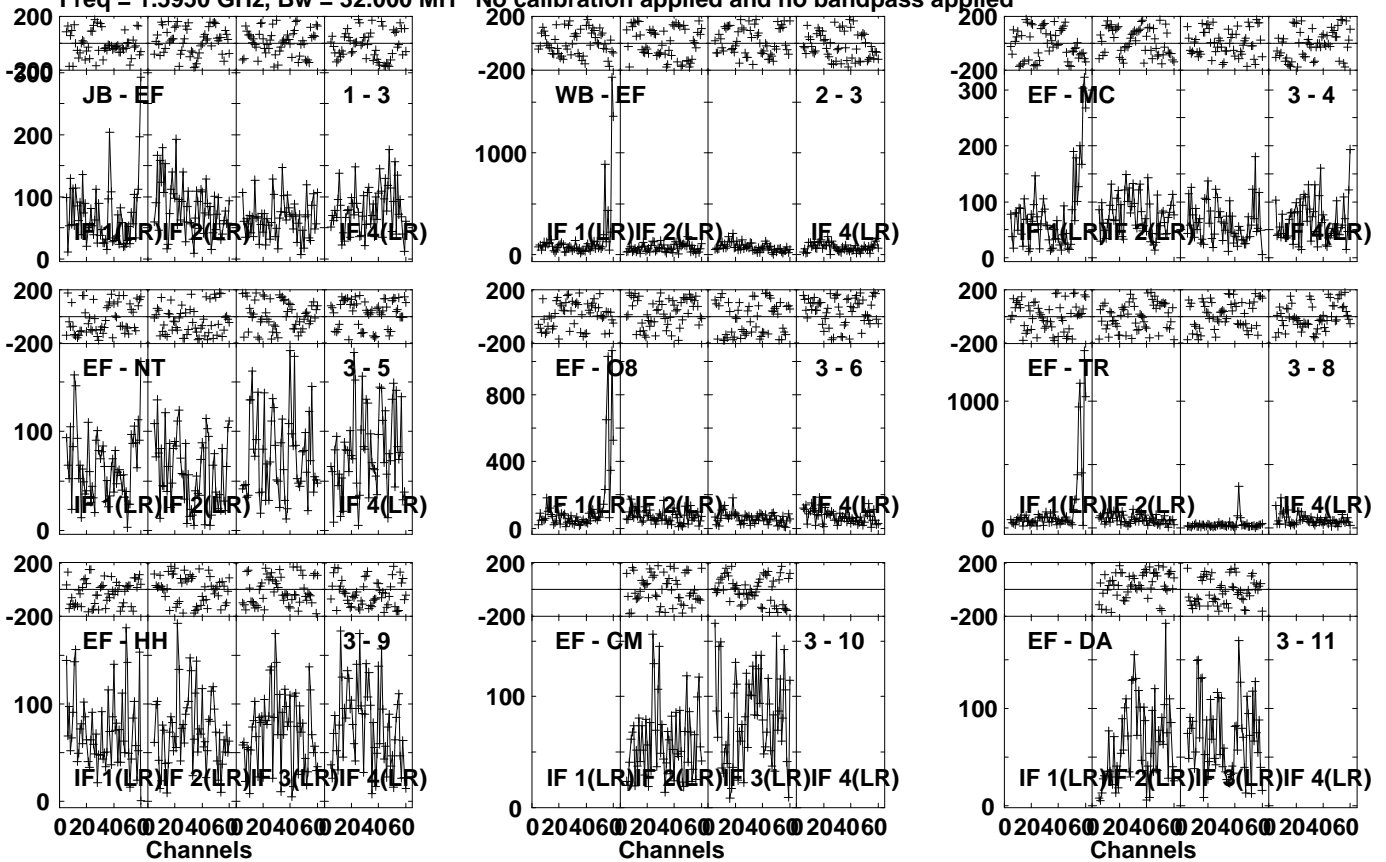


Lower frame: Micro Ampl Jy Top frame: Phas deg
Vector averaged cross-power spectrum Several baselines displayed
Timerange: 00/10:03:31 to 00/10:04:59

Plot file version 142 created 24-MAR-2023 10:16:32

FRB211127 EB096M.UVDATA.1

Freq = 1.5950 GHz, Bw = 32.000 MH No calibration applied and no bandpass applied

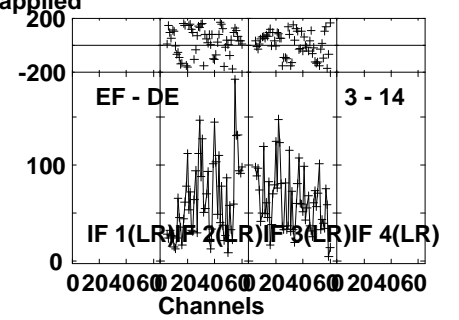
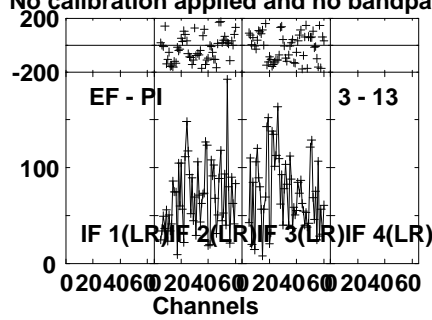
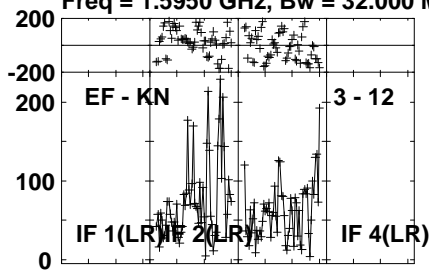


Lower frame: Micro Ampl Jy Top frame: Phas deg
Vector averaged cross-power spectrum Several baselines displayed
Timerange: 00/10:05:07 to 00/10:09:29

Plot file version 143 created 24-MAR-2023 10:16:33

FRB211127 EB096M.UVDATA.1

Freq = 1.5950 GHz, Bw = 32.000 MH No calibration applied and no bandpass applied



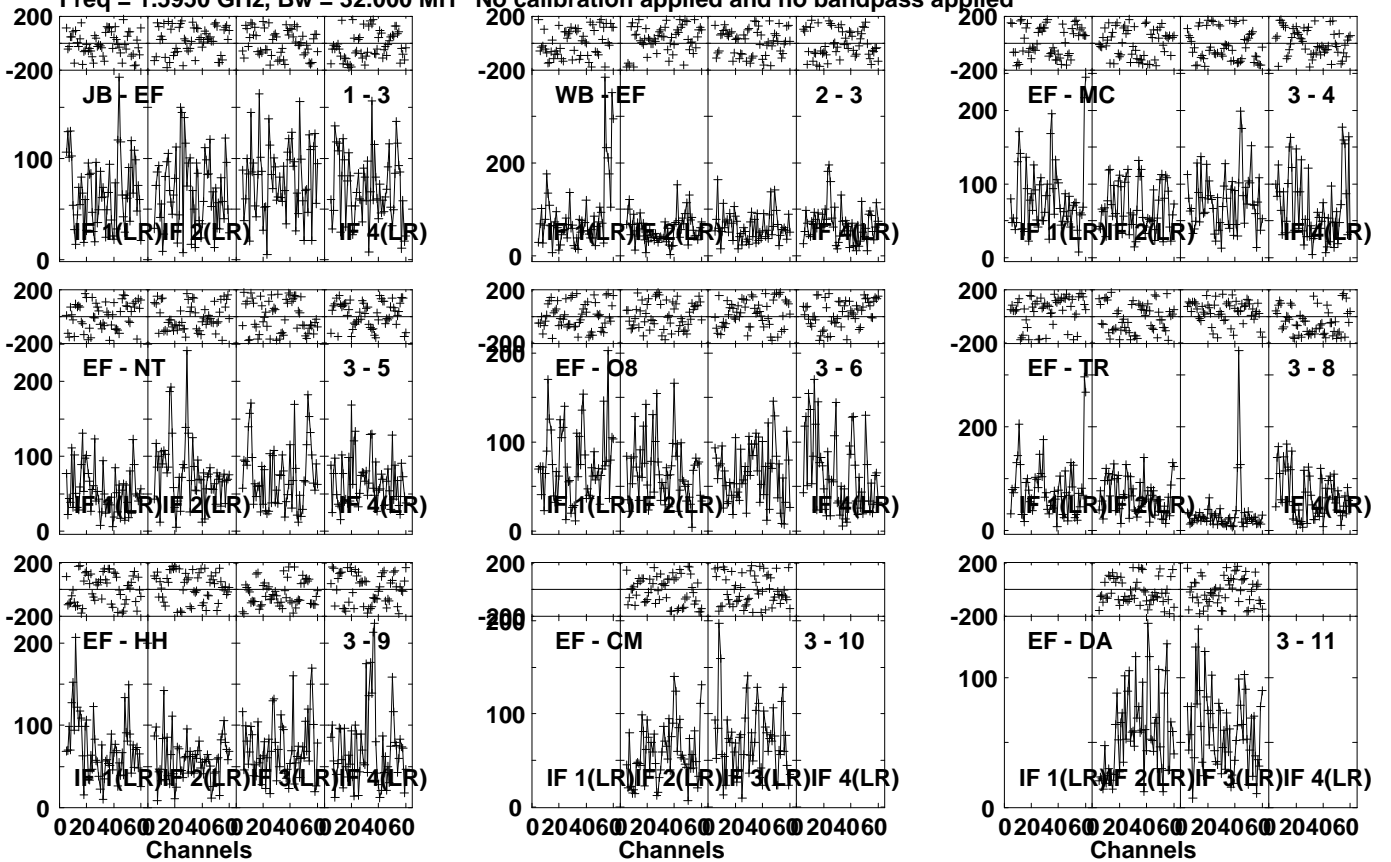
Lower frame: Micro Ampl Jy Top frame: Phas deg
Vector averaged cross-power spectrum Several baselines displayed
Timerange: 00/10:05:07 to 00/10:09:29

Plot file version 144 created 24-MAR-2023 10:16:33

FRB211127 EB096M.UVDATA.1

Freq = 1.5950 GHz, Bw = 32.000 MH

No calibration applied and no bandpass applied



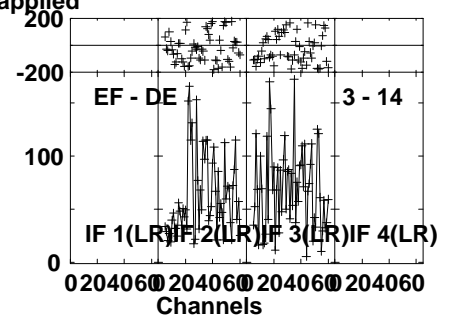
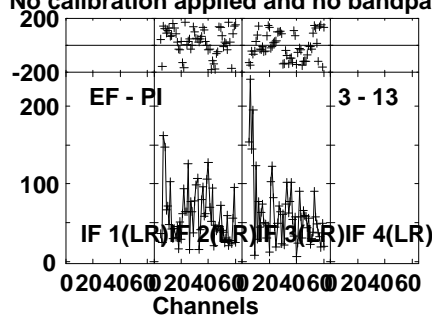
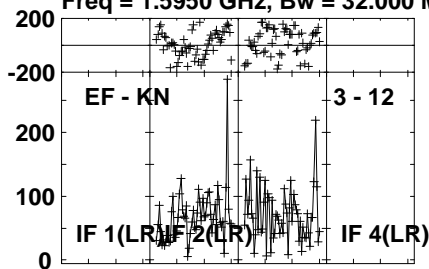
Lower frame: Micro Ampl Jy Top frame: Phas deg
Vector averaged cross-power spectrum Several baselines displayed
Timerange: 00/10:11:07 to 00/10:15:29

Plot file version 145 created 24-MAR-2023 10:16:33

FRB211127 EB096M.UVDATA.1

Freq = 1.5950 GHz, Bw = 32.000 MH

No calibration applied and no bandpass applied



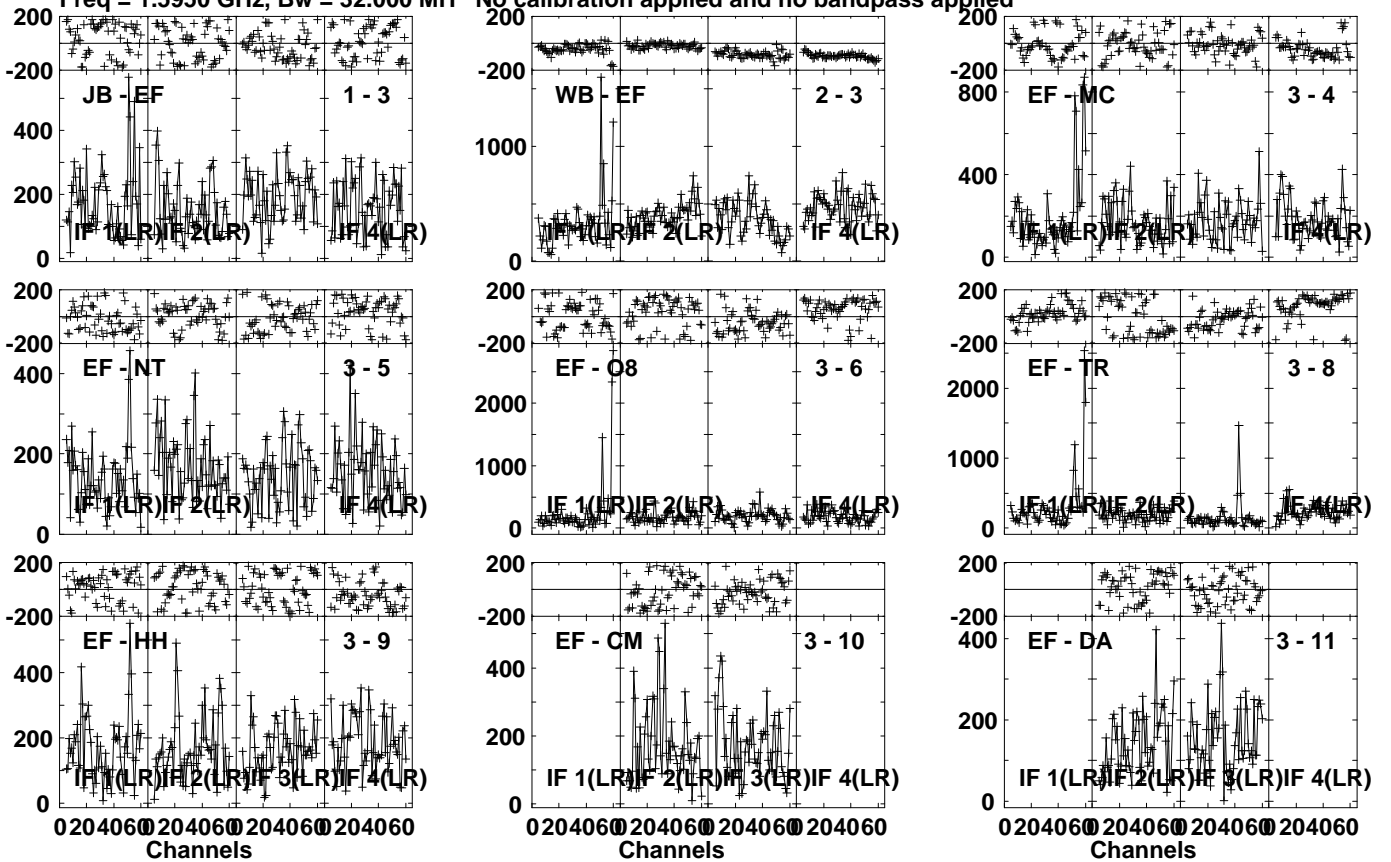
Lower frame: Micro Ampl Jy Top frame: Phas deg
Vector averaged cross-power spectrum Several baselines displayed
Timerange: 00/10:11:07 to 00/10:15:29

Plot file version 146 created 24-MAR-2023 10:16:33

J1317-2031 EB096M.UVDATA.1

Freq = 1.5950 GHz, Bw = 32.000 MH

No calibration applied and no bandpass applied



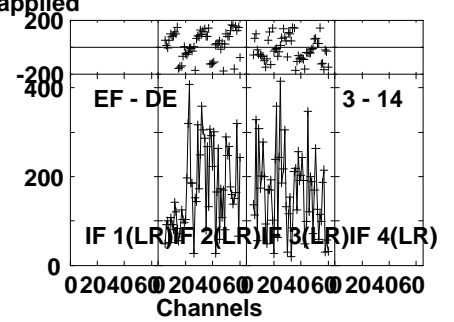
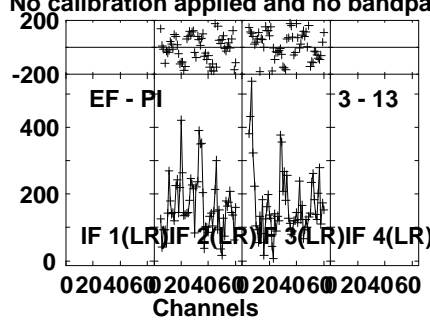
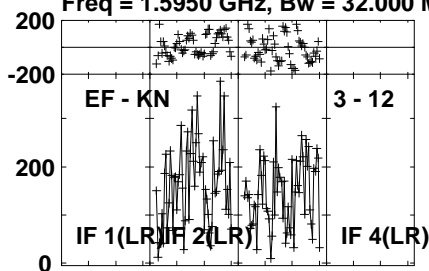
Lower frame: Micro Ampl Jy Top frame: Phas deg
Vector averaged cross-power spectrum Several baselines displayed
Timerange: 00/10:16:01 to 00/10:16:59

Plot file version 147 created 24-MAR-2023 10:16:33

J1317-2031 EB096M.UVDATA.1

Freq = 1.5950 GHz, Bw = 32.000 MH

No calibration applied and no bandpass applied

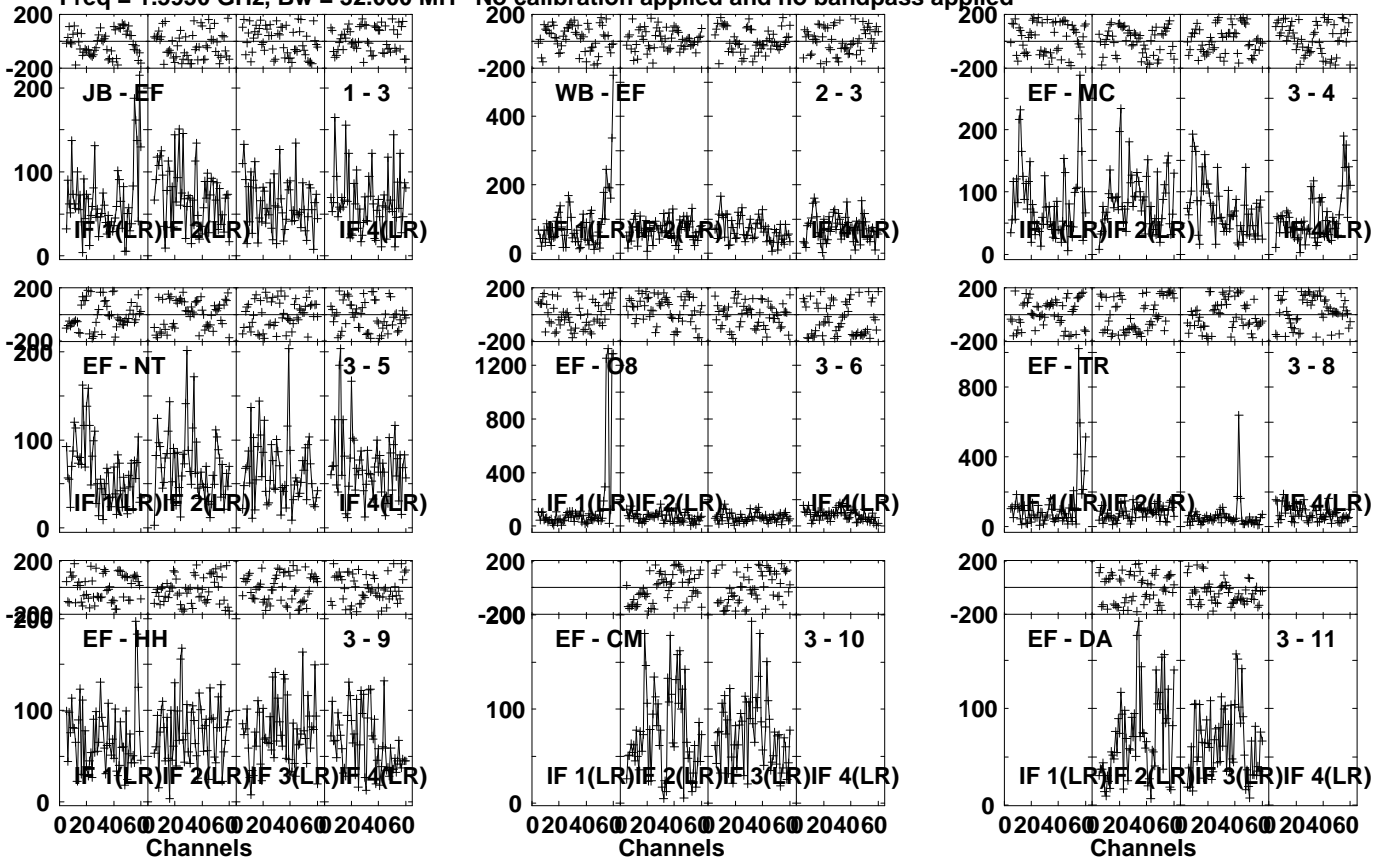


Lower frame: Micro Ampl Jy Top frame: Phas deg
Vector averaged cross-power spectrum Several baselines displayed
Timerange: 00/10:16:01 to 00/10:16:59

Plot file version 148 created 24-MAR-2023 10:16:33

FRB211127 EB096M.UVDATA.1

Freq = 1.5950 GHz, Bw = 32.000 MH No calibration applied and no bandpass applied



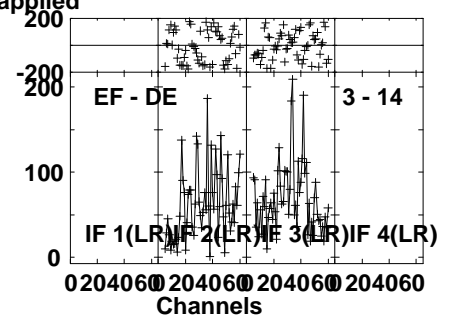
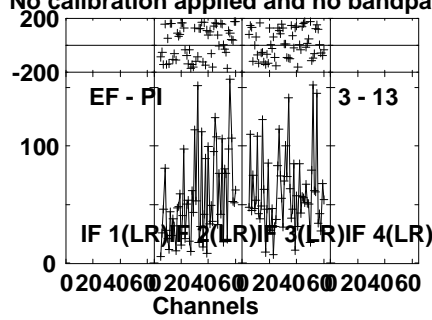
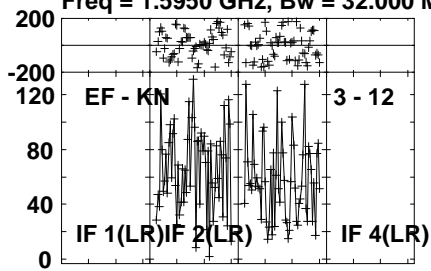
Lower frame: Micro Ampl Jy Top frame: Phas deg
Vector averaged cross-power spectrum Several baselines displayed
Timerange: 00/10:17:07 to 00/10:21:29

Plot file version 149 created 24-MAR-2023 10:16:34

FRB211127 EB096M.UVDATA.1

Freq = 1.5950 GHz, Bw = 32.000 MH

No calibration applied and no bandpass applied



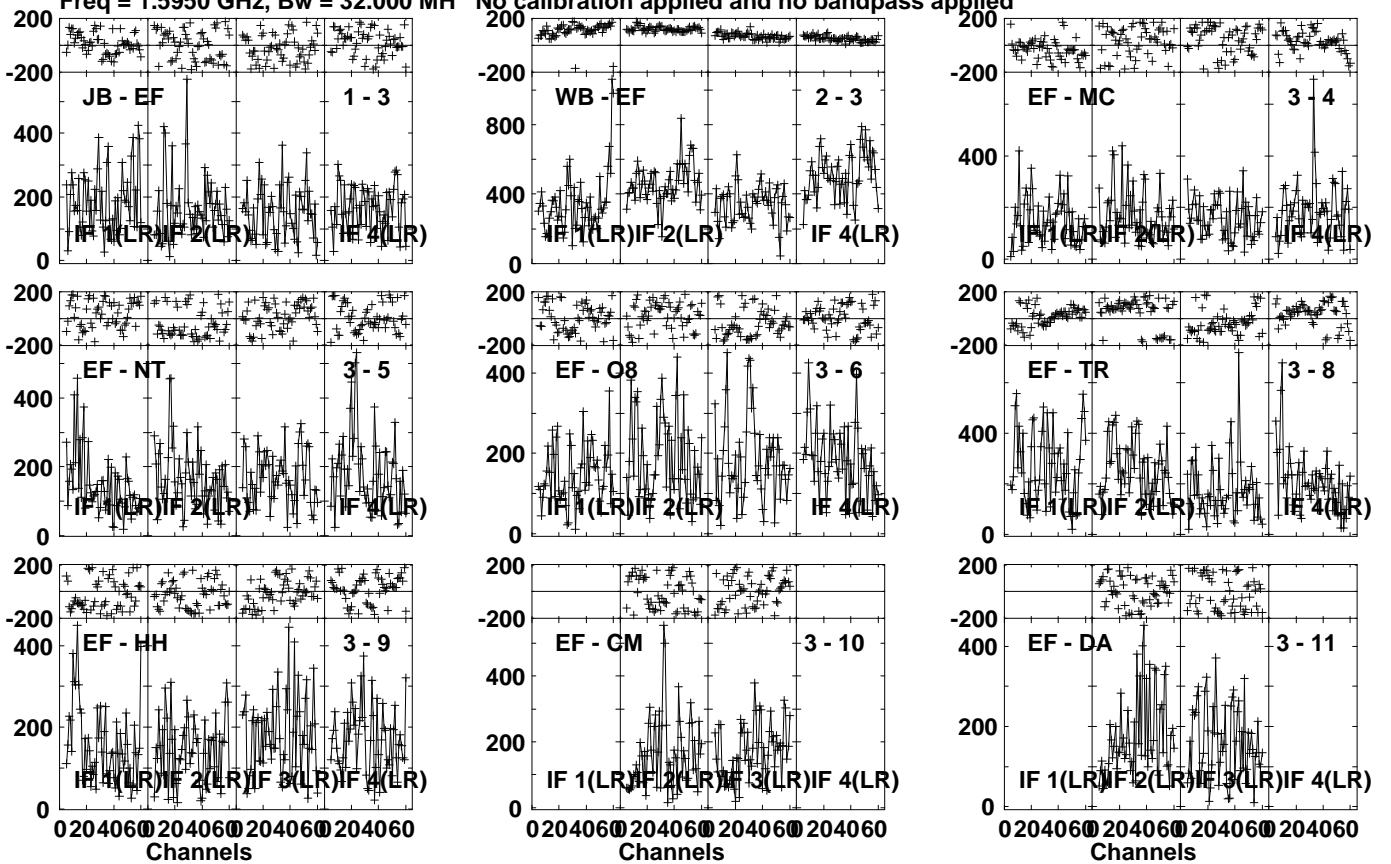
Lower frame: Micro Ampl Jy Top frame: Phas deg
Vector averaged cross-power spectrum Several baselines displayed
Timerange: 00/10:17:07 to 00/10:21:29

Plot file version 150 created 24-MAR-2023 10:16:34

J1317-2031 EB096M.UVDATA.1

Freq = 1.5950 GHz, Bw = 32.000 MH

No calibration applied and no bandpass applied



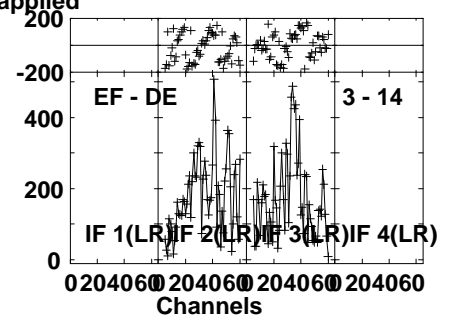
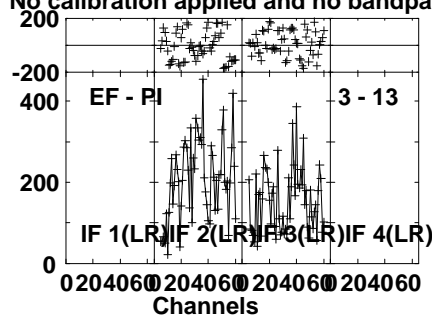
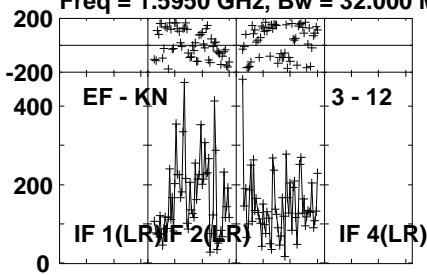
Lower frame: Micro Ampl Jy Top frame: Phas deg
Vector averaged cross-power spectrum Several baselines displayed
Timerange: 00/10:21:37 to 00/10:22:59

Plot file version 151 created 24-MAR-2023 10:16:34

J1317-2031 EB096M.UVDATA.1

Freq = 1.5950 GHz, Bw = 32.000 MH

No calibration applied and no bandpass applied



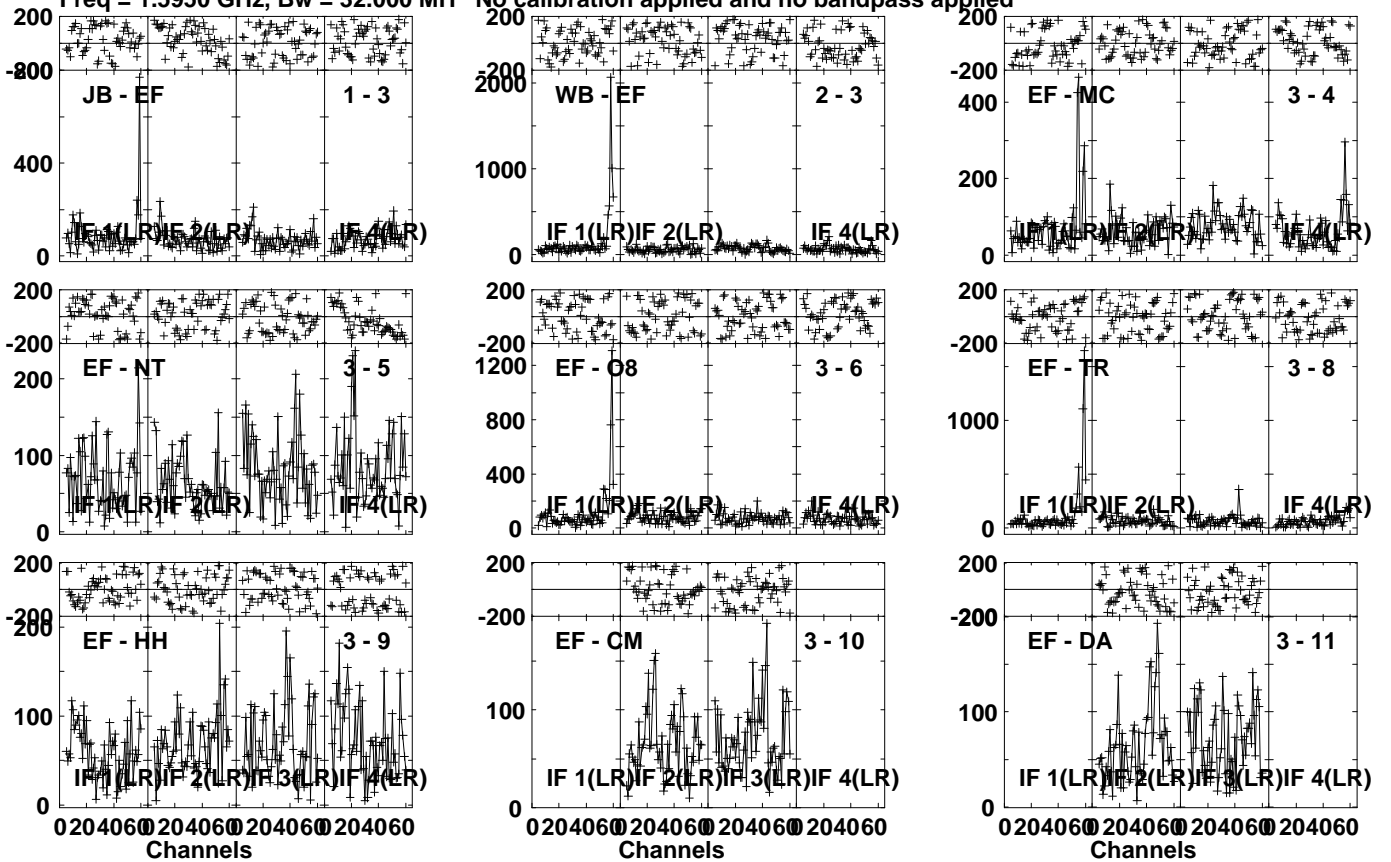
Lower frame: Micro Ampl Jy Top frame: Phas deg
Vector averaged cross-power spectrum Several baselines displayed
Timerange: 00/10:21:37 to 00/10:22:59

Plot file version 152 created 24-MAR-2023 10:16:34

FRB211127 EB096M.UVDATA.1

Freq = 1.5950 GHz, Bw = 32.000 MH

No calibration applied and no bandpass applied



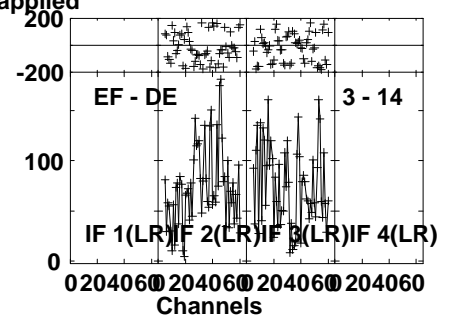
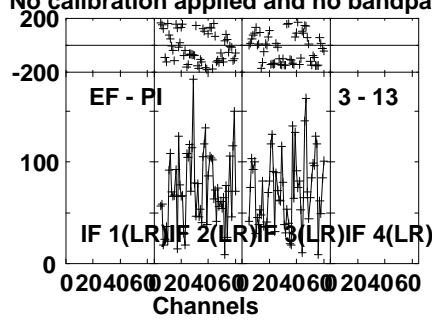
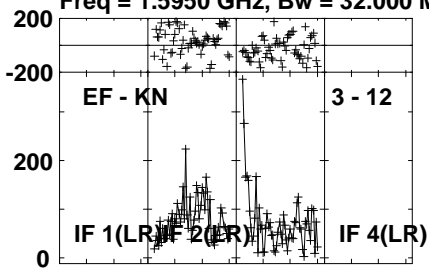
Lower frame: Micro Ampl Jy Top frame: Phas deg
Vector averaged cross-power spectrum Several baselines displayed
Timerange: 00/10:23:07 to 00/10:27:29

Plot file version 153 created 24-MAR-2023 10:16:34

FRB211127 EB096M.UVDATA.1

Freq = 1.5950 GHz, Bw = 32.000 MH

No calibration applied and no bandpass applied



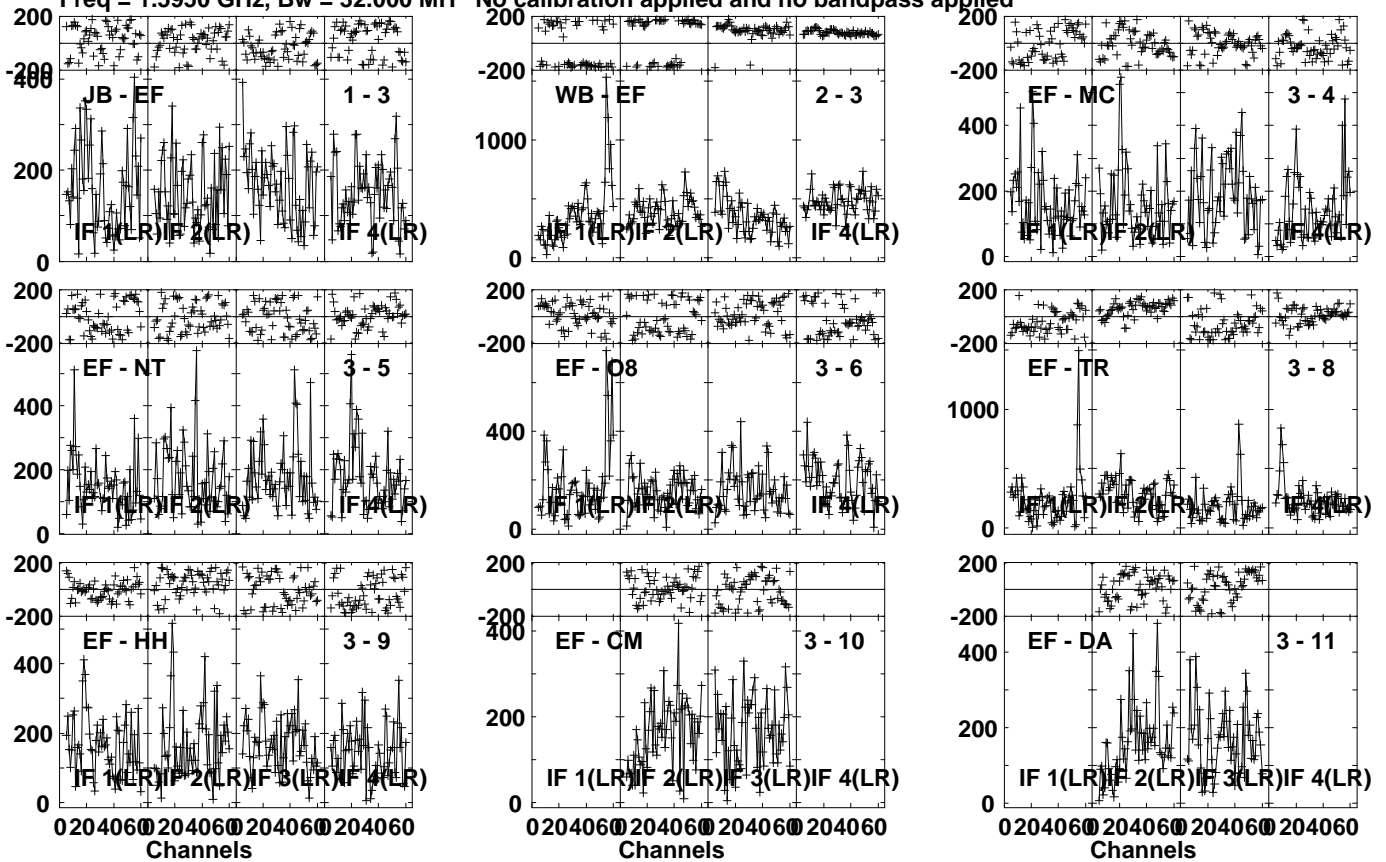
Lower frame: Micro Ampl Jy Top frame: Phas deg
Vector averaged cross-power spectrum Several baselines displayed
Timerange: 00/10:23:07 to 00/10:27:29

Plot file version 154 created 24-MAR-2023 10:16:34

J1317-2031 EB096M.UVDATA.1

Freq = 1.5950 GHz, Bw = 32.000 MH

No calibration applied and no bandpass applied



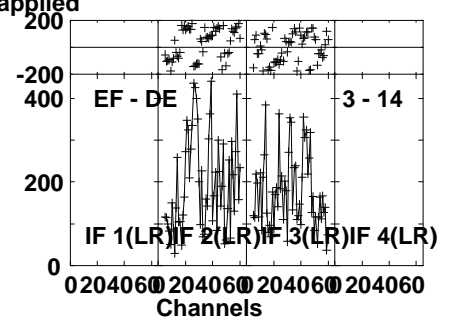
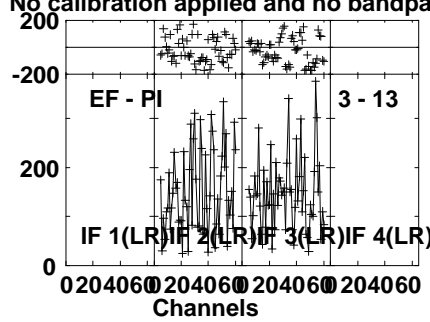
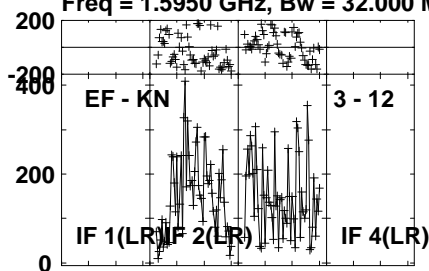
Lower frame: Micro Ampl Jy Top frame: Phas deg
Vector averaged cross-power spectrum Several baselines displayed
Timerange: 00/10:28:01 to 00/10:28:59

Plot file version 155 created 24-MAR-2023 10:16:34

J1317-2031 EB096M.UVDATA.1

Freq = 1.5950 GHz, Bw = 32.000 MH

No calibration applied and no bandpass applied

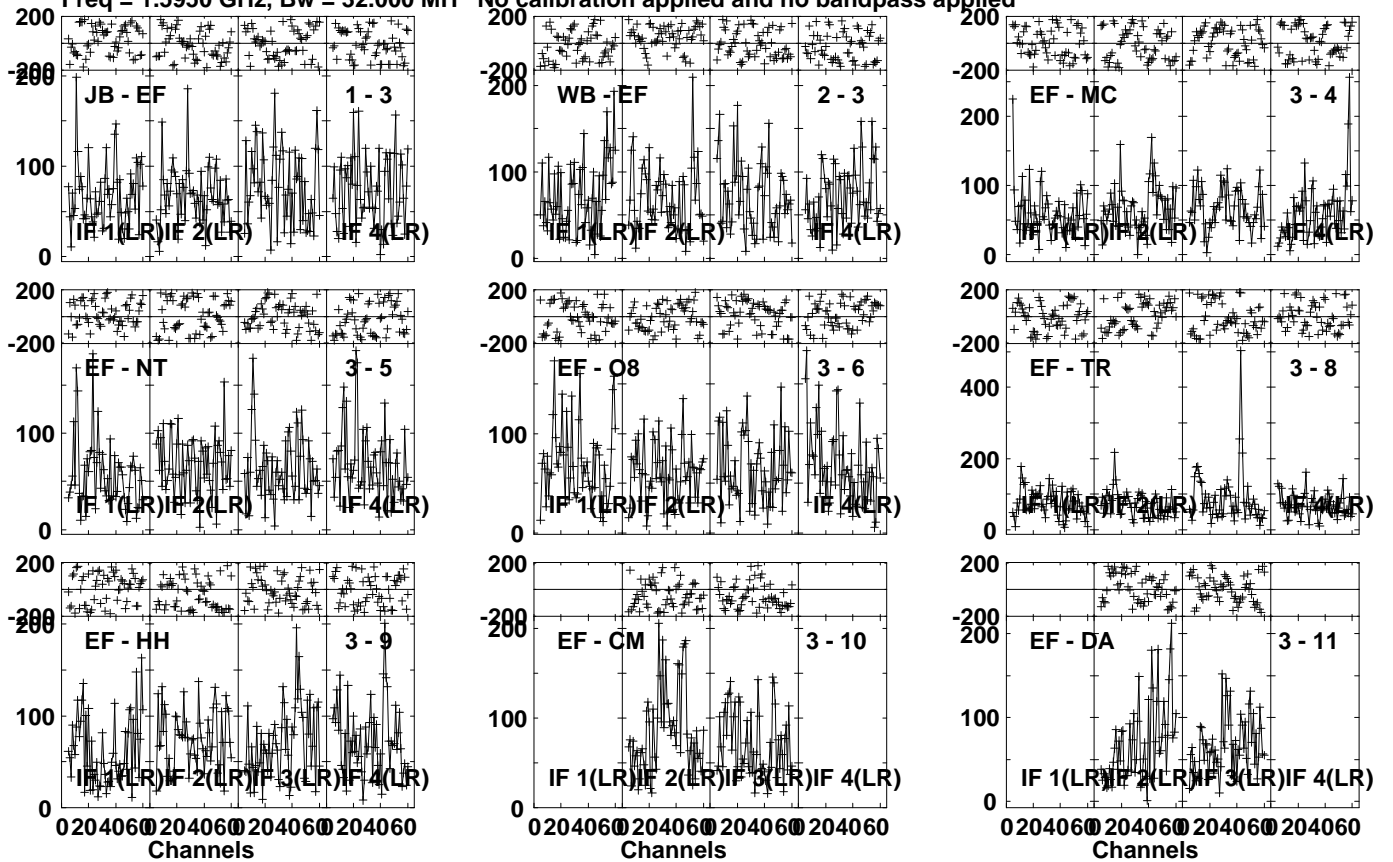


Lower frame: Micro Ampl Jy Top frame: Phas deg
Vector averaged cross-power spectrum Several baselines displayed
Timerange: 00/10:28:01 to 00/10:28:59

Plot file version 156 created 24-MAR-2023 10:16:34

FRB211127 EB096M.UVDATA.1

Freq = 1.5950 GHz, Bw = 32.000 MH No calibration applied and no bandpass applied



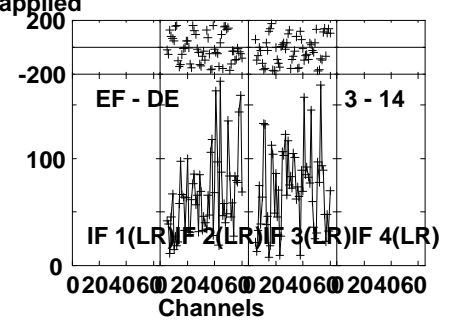
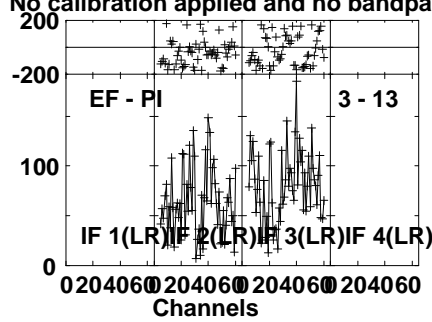
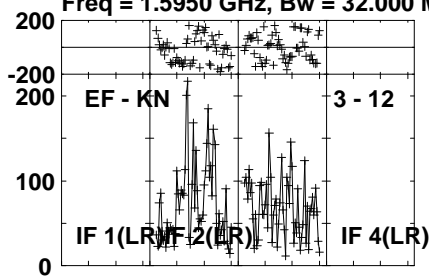
Lower frame: Micro Ampl Jy Top frame: Phas deg
Vector averaged cross-power spectrum Several baselines displayed
Timerange: 00/10:29:07 to 00/10:33:29

Plot file version 157 created 24-MAR-2023 10:16:35

FRB211127 EB096M.UVDATA.1

Freq = 1.5950 GHz, Bw = 32.000 MH

No calibration applied and no bandpass applied



Lower frame: Micro Ampl Jy Top frame: Phas deg

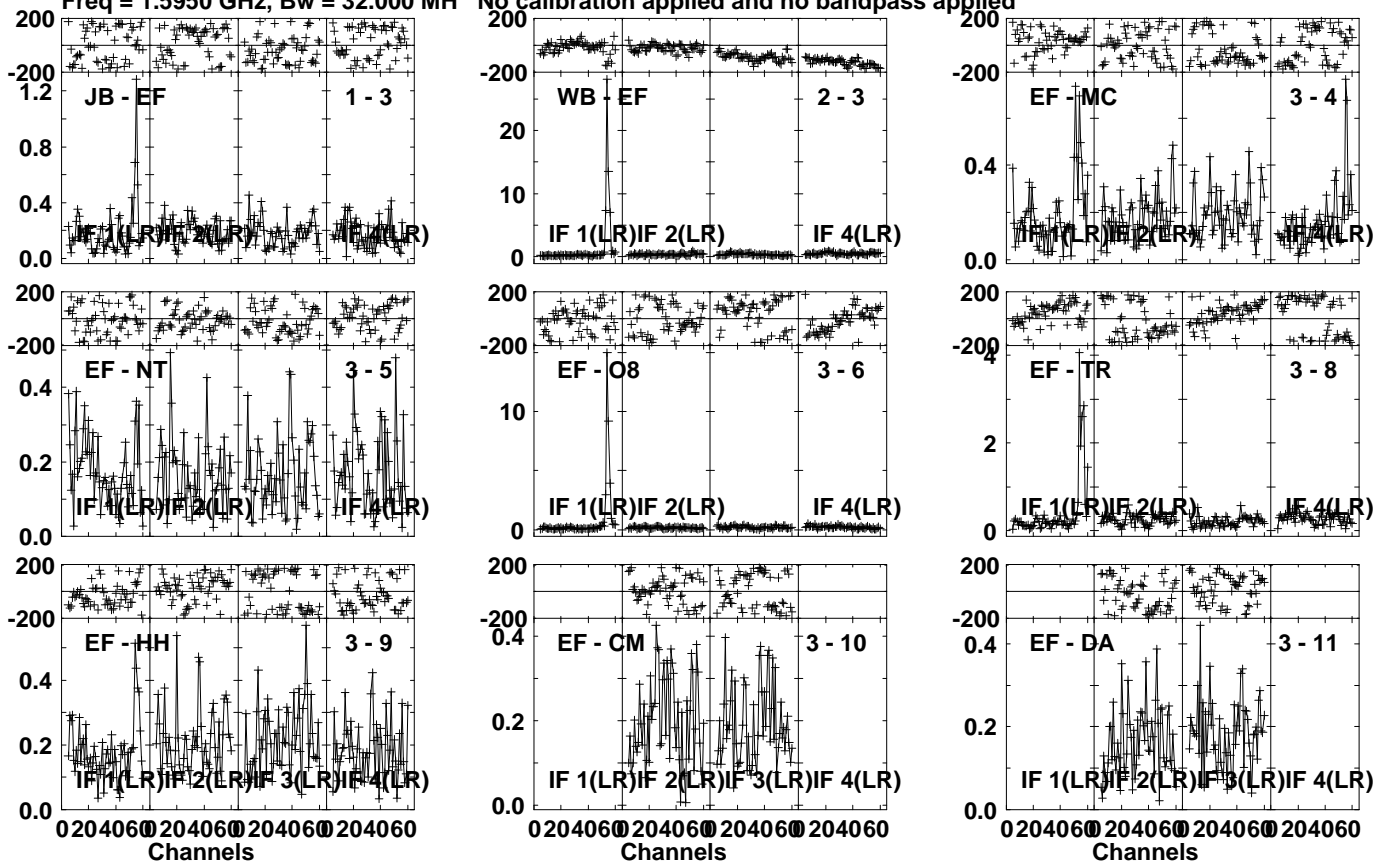
Vector averaged cross-power spectrum Several baselines displayed

Timerange: 00/10:29:07 to 00/10:33:29

Plot file version 158 created 24-MAR-2023 10:16:35

J1317-2031 EB096M.UVDATA.1

Freq = 1.5950 GHz, Bw = 32.000 MH No calibration applied and no bandpass applied



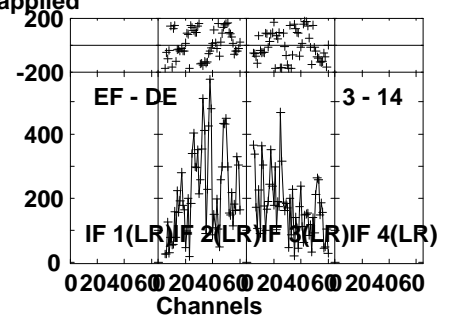
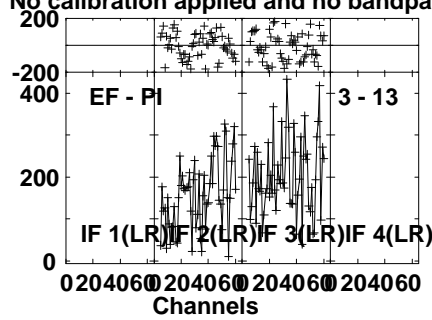
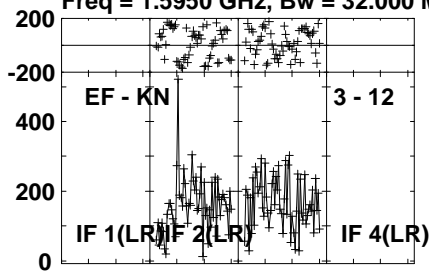
Lower frame: Milli Ampl Jy Top frame: Phas deg
Vector averaged cross-power spectrum Several baselines displayed
Timerange: 00/10:33:37 to 00/10:34:59

Plot file version 159 created 24-MAR-2023 10:16:35

J1317-2031 EB096M.UVDATA.1

Freq = 1.5950 GHz, Bw = 32.000 MH

No calibration applied and no bandpass applied

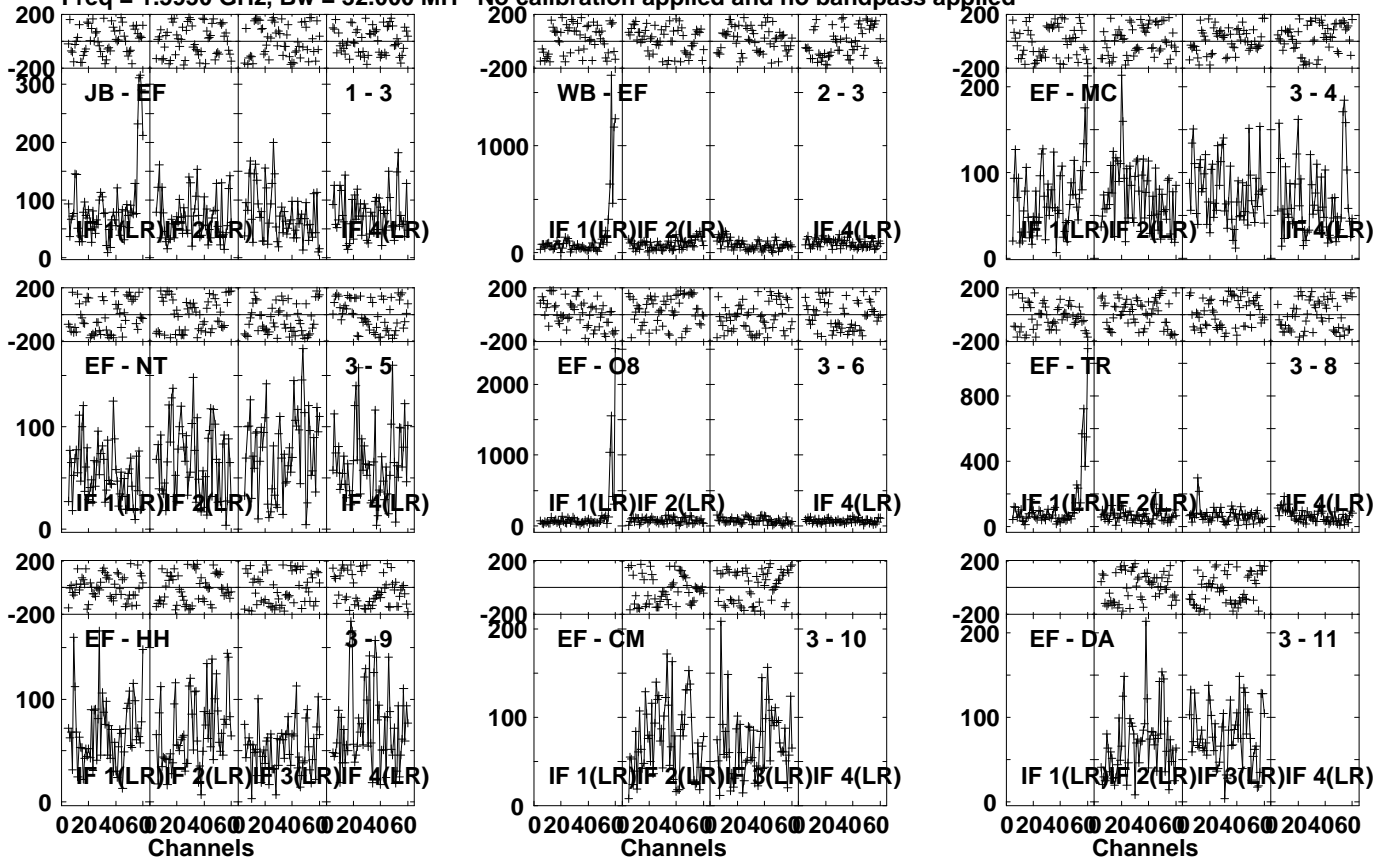


Lower frame: Micro Ampl Jy Top frame: Phas deg
Vector averaged cross-power spectrum Several baselines displayed
Timerange: 00/10:33:37 to 00/10:34:59

Plot file version 160 created 24-MAR-2023 10:16:35

FRB211127 EB096M.UVDATA.1

Freq = 1.5950 GHz, Bw = 32.000 MH No calibration applied and no bandpass applied



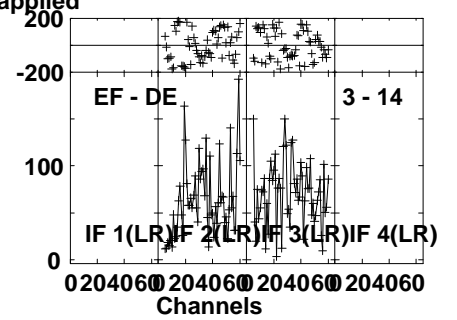
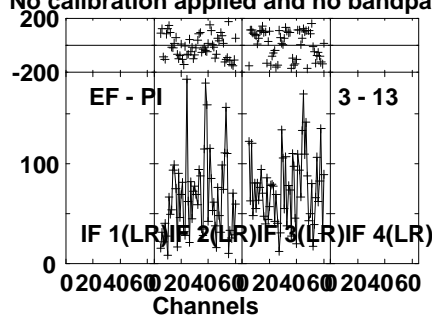
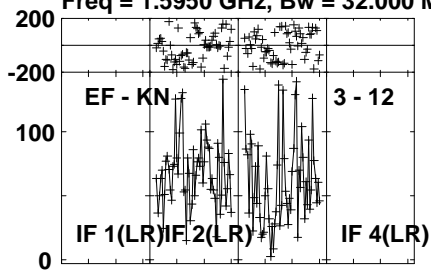
Lower frame: Micro Ampl Jy Top frame: Phas deg
Vector averaged cross-power spectrum Several baselines displayed
Timerange: 00/10:35:07 to 00/10:39:29

Plot file version 161 created 24-MAR-2023 10:16:35

FRB211127 EB096M.UVDATA.1

Freq = 1.5950 GHz, Bw = 32.000 MH

No calibration applied and no bandpass applied



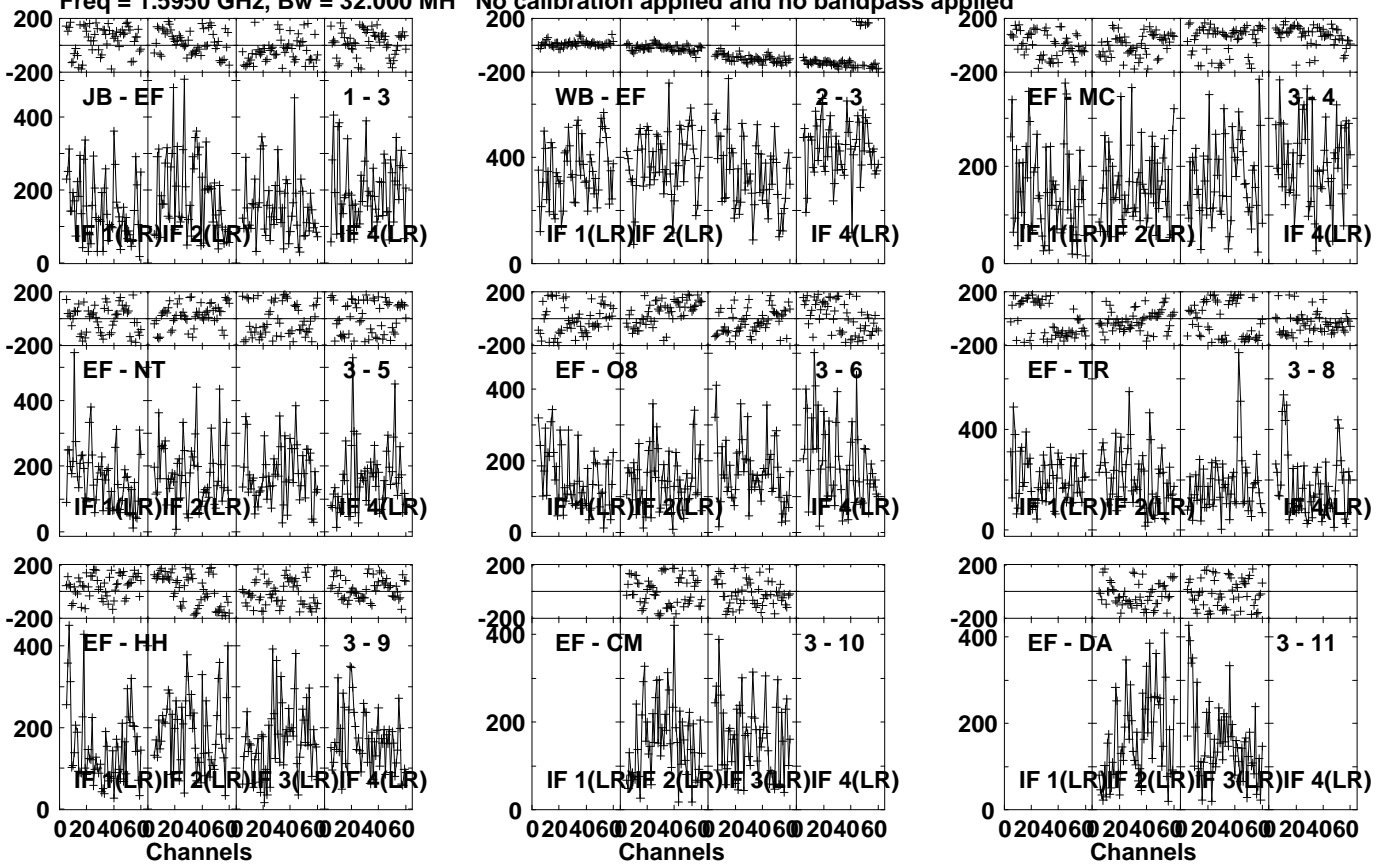
Lower frame: Micro Ampl Jy Top frame: Phas deg
Vector averaged cross-power spectrum Several baselines displayed
Timerange: 00/10:35:07 to 00/10:39:29

Plot file version 162 created 24-MAR-2023 10:16:35

J1317-2031 EB096M.UVDATA.1

Freq = 1.5950 GHz, Bw = 32.000 MH

No calibration applied and no bandpass applied



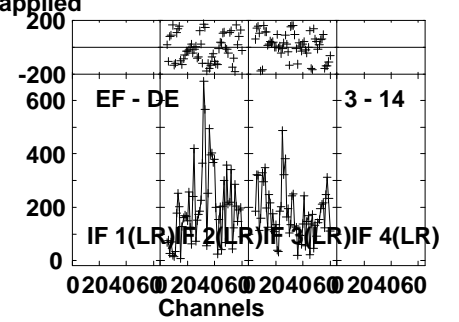
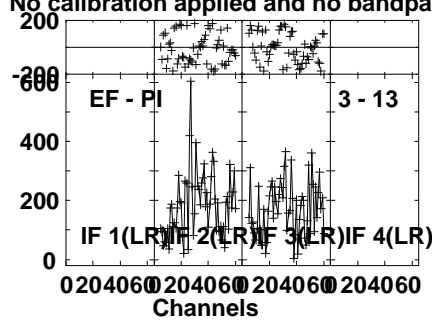
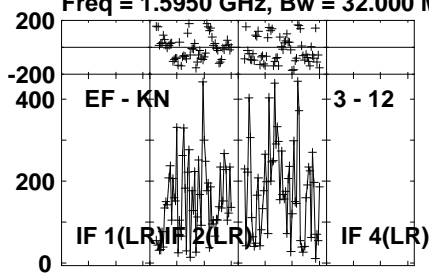
Lower frame: Micro Ampl Jy Top frame: Phas deg
Vector averaged cross-power spectrum Several baselines displayed
Timerange: 00/10:40:01 to 00/10:40:59

Plot file version 163 created 24-MAR-2023 10:16:35

J1317-2031 EB096M.UVDATA.1

Freq = 1.5950 GHz, Bw = 32.000 MH

No calibration applied and no bandpass applied



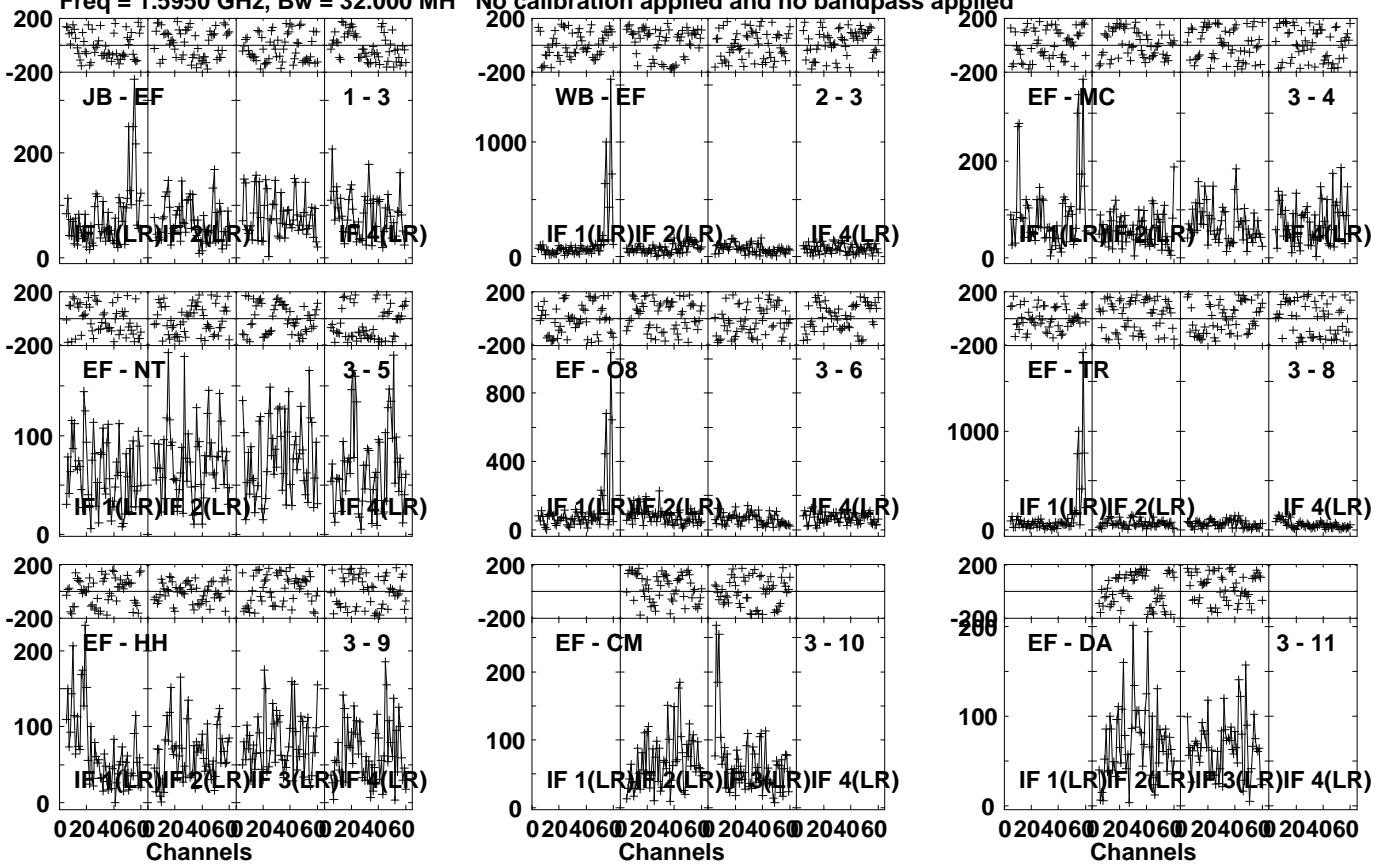
Lower frame: Micro Ampl Jy Top frame: Phas deg
Vector averaged cross-power spectrum Several baselines displayed
Timerange: 00/10:40:01 to 00/10:40:59

Plot file version 164 created 24-MAR-2023 10:16:35

FRB211127 EB096M.UVDATA.1

Freq = 1.5950 GHz, Bw = 32.000 MH

No calibration applied and no bandpass applied

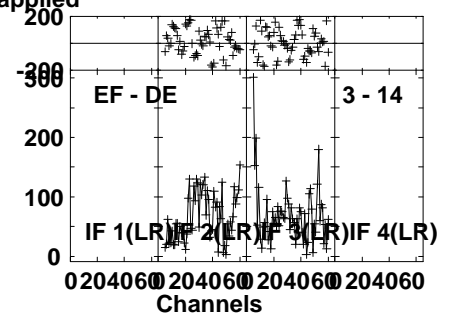
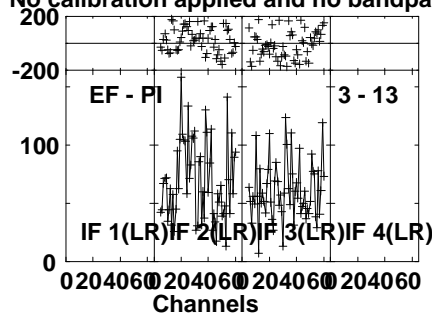
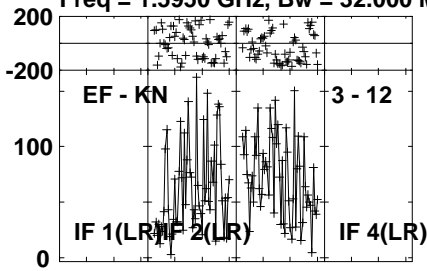


Lower frame: Micro Ampl Jy Top frame: Phas deg
Vector averaged cross-power spectrum Several baselines displayed
Timerange: 00/10:41:05 to 00/10:45:29

Plot file version 165 created 24-MAR-2023 10:16:36

FRB211127 EB096M.UVDATA.1

Freq = 1.5950 GHz, Bw = 32.000 MH No calibration applied and no bandpass applied



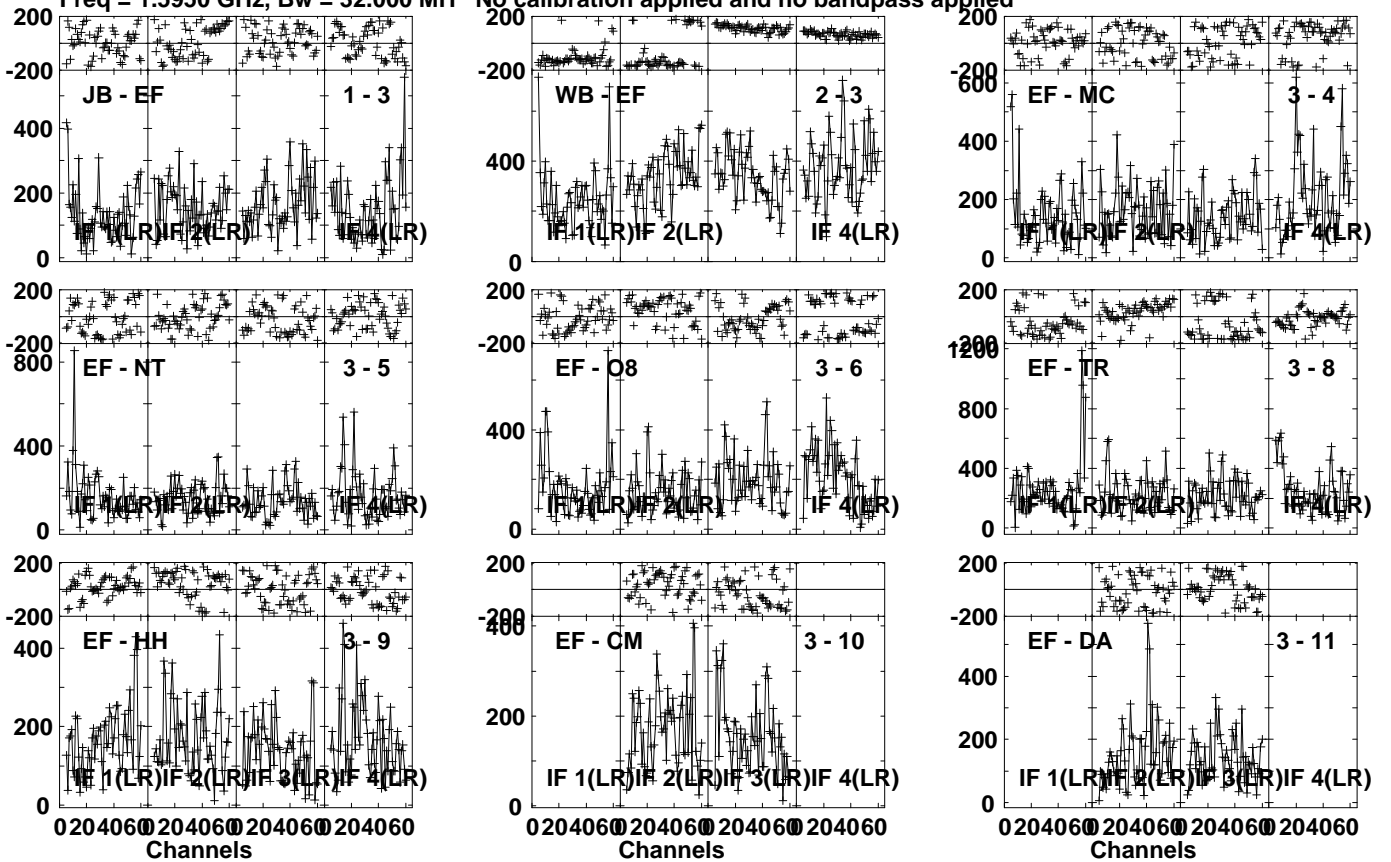
Lower frame: Micro Ampl Jy Top frame: Phas deg
Vector averaged cross-power spectrum Several baselines displayed
Timerange: 00/10:41:05 to 00/10:45:29

Plot file version 166 created 24-MAR-2023 10:16:36

J1317-2031 EB096M.UVDATA.1

Freq = 1.5950 GHz, Bw = 32.000 MH

No calibration applied and no bandpass applied



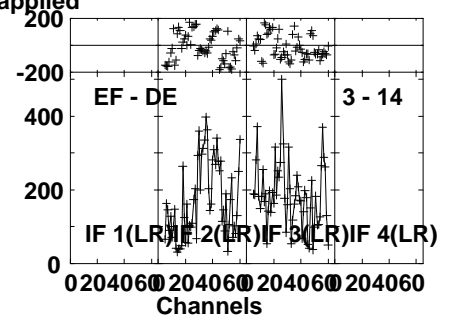
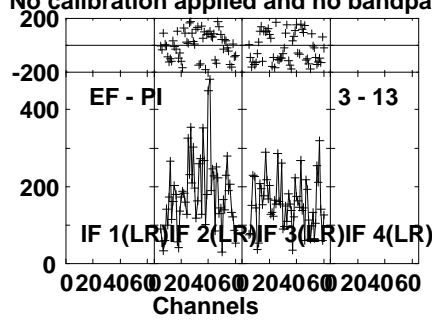
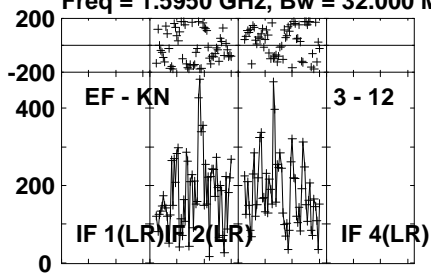
Lower frame: Micro Ampl Jy Top frame: Phas deg
Vector averaged cross-power spectrum Several baselines displayed
Timerange: 00/10:45:37 to 00/10:46:59

Plot file version 167 created 24-MAR-2023 10:16:36

J1317-2031 EB096M.UVDATA.1

Freq = 1.5950 GHz, Bw = 32.000 MH

No calibration applied and no bandpass applied



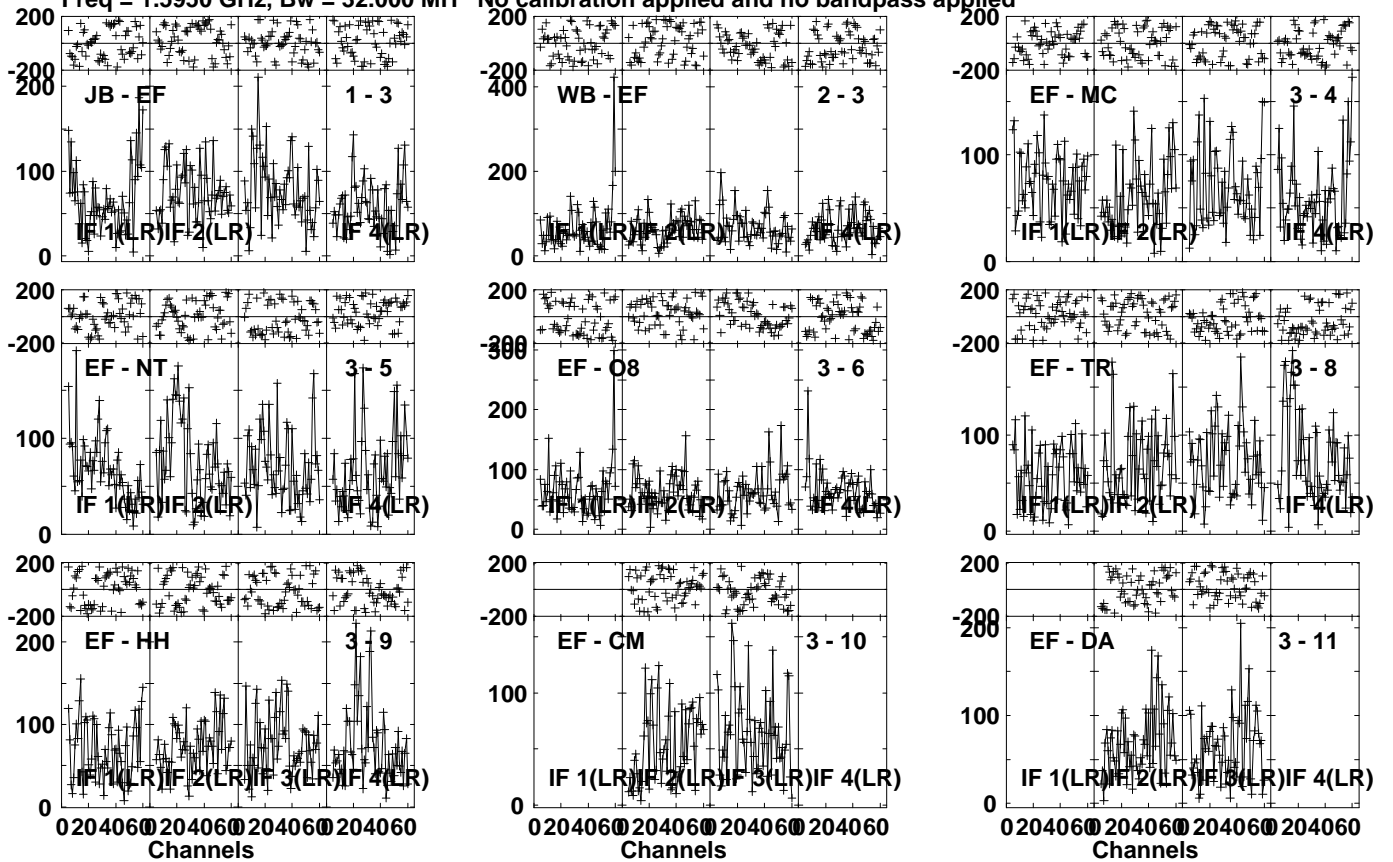
Lower frame: Micro Ampl Jy Top frame: Phas deg
Vector averaged cross-power spectrum Several baselines displayed
Timerange: 00/10:45:37 to 00/10:46:59

Plot file version 168 created 24-MAR-2023 10:16:36

FRB211127 EB096M.UVDATA.1

Freq = 1.5950 GHz, Bw = 32.000 MH

No calibration applied and no bandpass applied



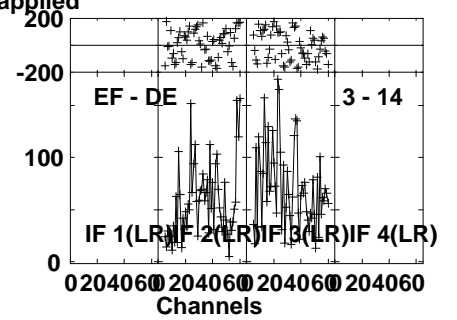
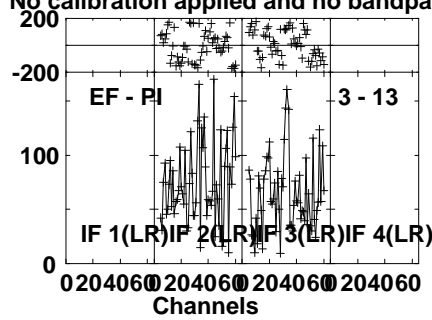
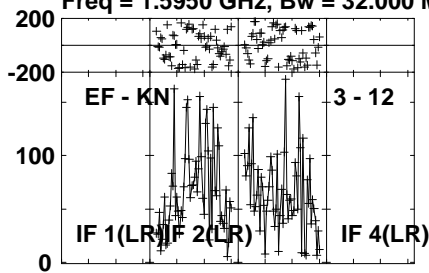
Lower frame: Micro Ampl Jy Top frame: Phas deg
Vector averaged cross-power spectrum Several baselines displayed
Timerange: 00/10:47:07 to 00/10:51:29

Plot file version 169 created 24-MAR-2023 10:16:36

FRB211127 EB096M.UVDATA.1

Freq = 1.5950 GHz, Bw = 32.000 MH

No calibration applied and no bandpass applied



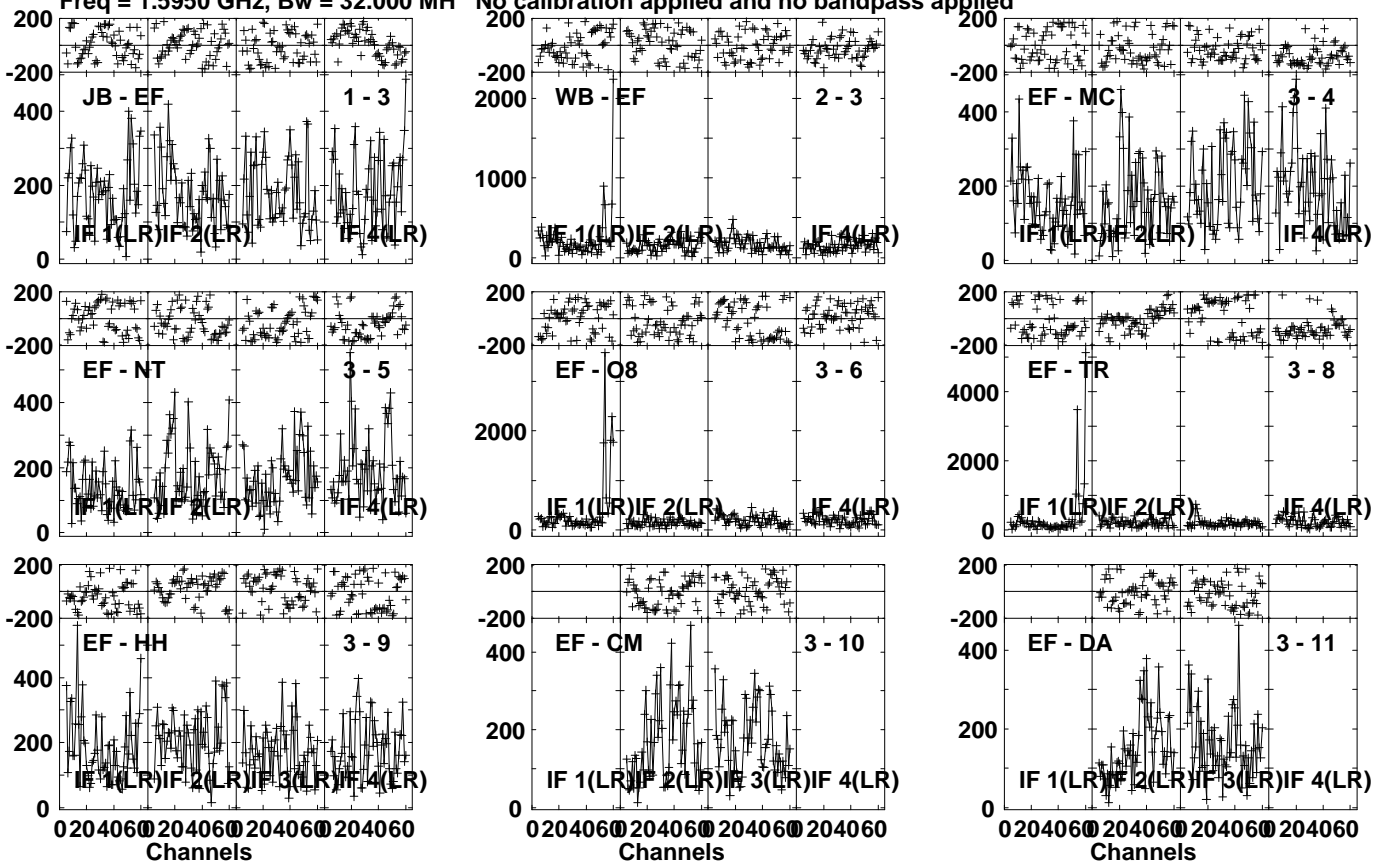
Lower frame: Micro Ampl Jy Top frame: Phas deg
Vector averaged cross-power spectrum Several baselines displayed
Timerange: 00/10:47:07 to 00/10:51:29

Plot file version 170 created 24-MAR-2023 10:16:36

J1317-2031 EB096M.UVDATA.1

Freq = 1.5950 GHz, Bw = 32.000 MH

No calibration applied and no bandpass applied



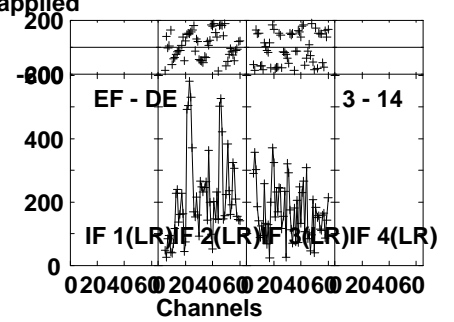
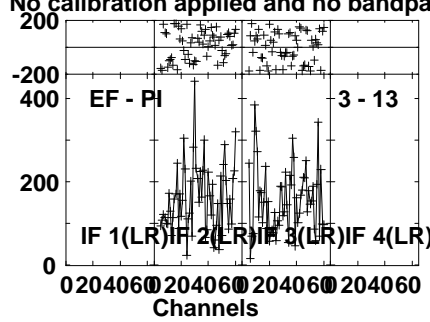
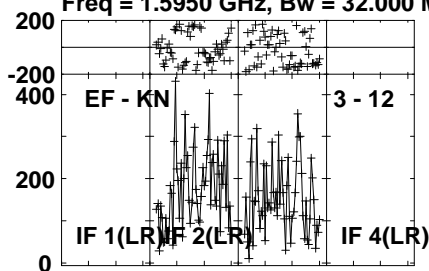
Lower frame: Micro Ampl Jy Top frame: Phas deg
Vector averaged cross-power spectrum Several baselines displayed
Timerange: 00/10:52:01 to 00/10:52:59

Plot file version 171 created 24-MAR-2023 10:16:37

J1317-2031 EB096M.UVDATA.1

Freq = 1.5950 GHz, Bw = 32.000 MH

No calibration applied and no bandpass applied



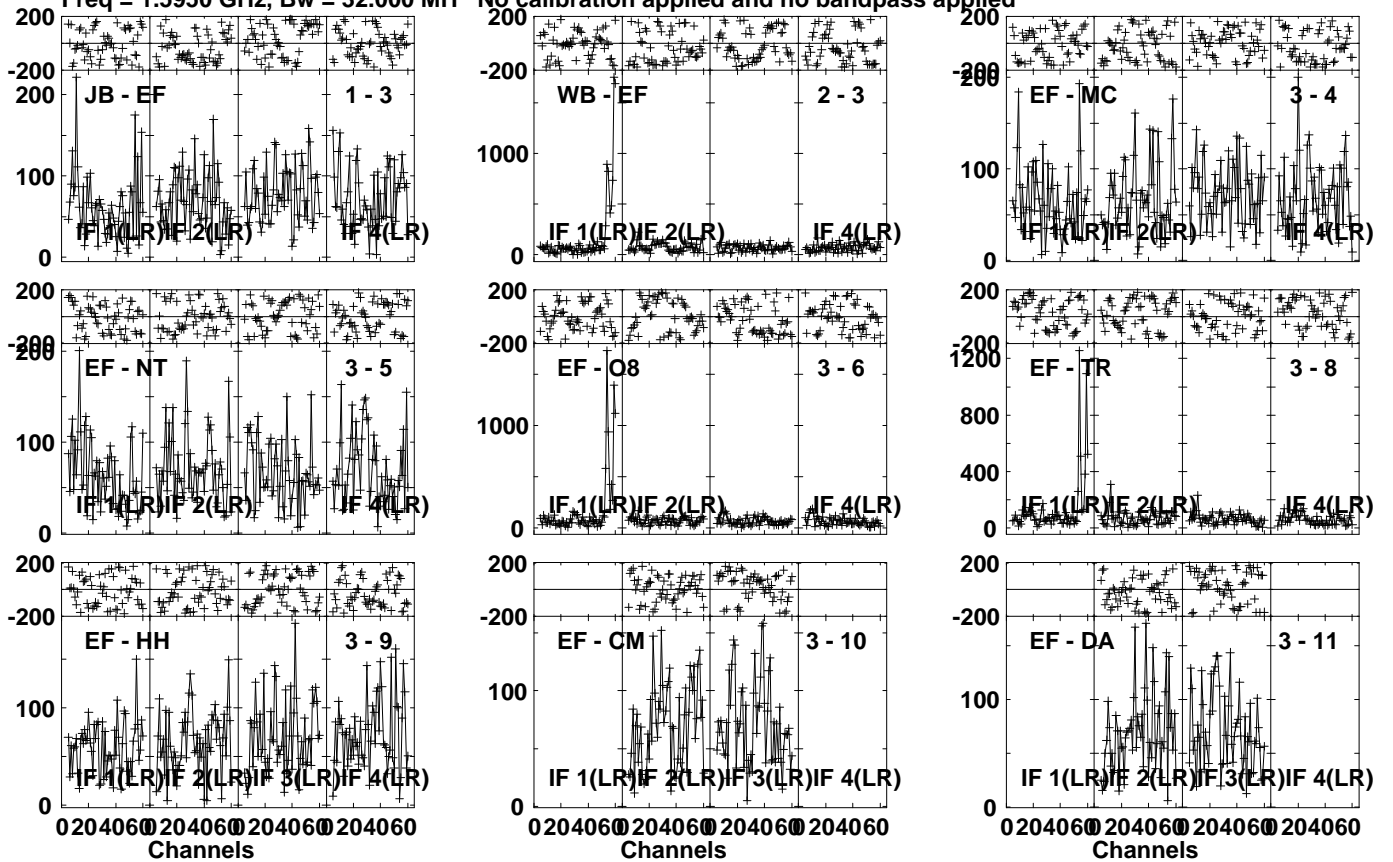
Lower frame: Micro Ampl Jy Top frame: Phas deg
Vector averaged cross-power spectrum Several baselines displayed
Timerange: 00/10:52:01 to 00/10:52:59

Plot file version 172 created 24-MAR-2023 10:16:37

FRB211127 EB096M.UVDATA.1

Freq = 1.5950 GHz, Bw = 32.000 MH

No calibration applied and no bandpass applied

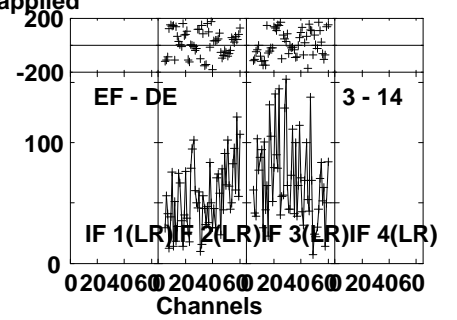
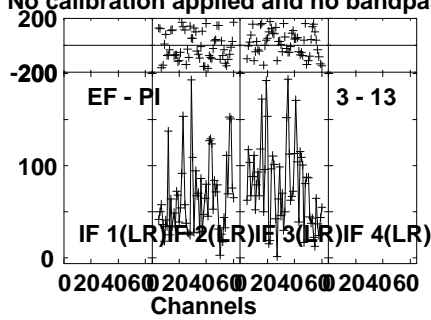
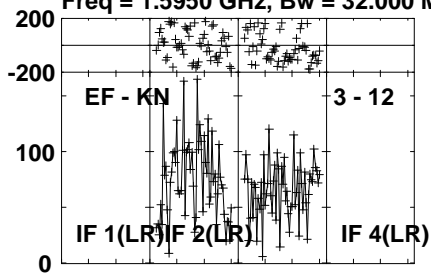


Lower frame: Micro Ampl Jy Top frame: Phas deg
Vector averaged cross-power spectrum Several baselines displayed
Timerange: 00/10:53:07 to 00/10:57:29

Plot file version 173 created 24-MAR-2023 10:16:37

FRB211127 EB096M.UVDATA.1

Freq = 1.5950 GHz, Bw = 32.000 MH No calibration applied and no bandpass applied



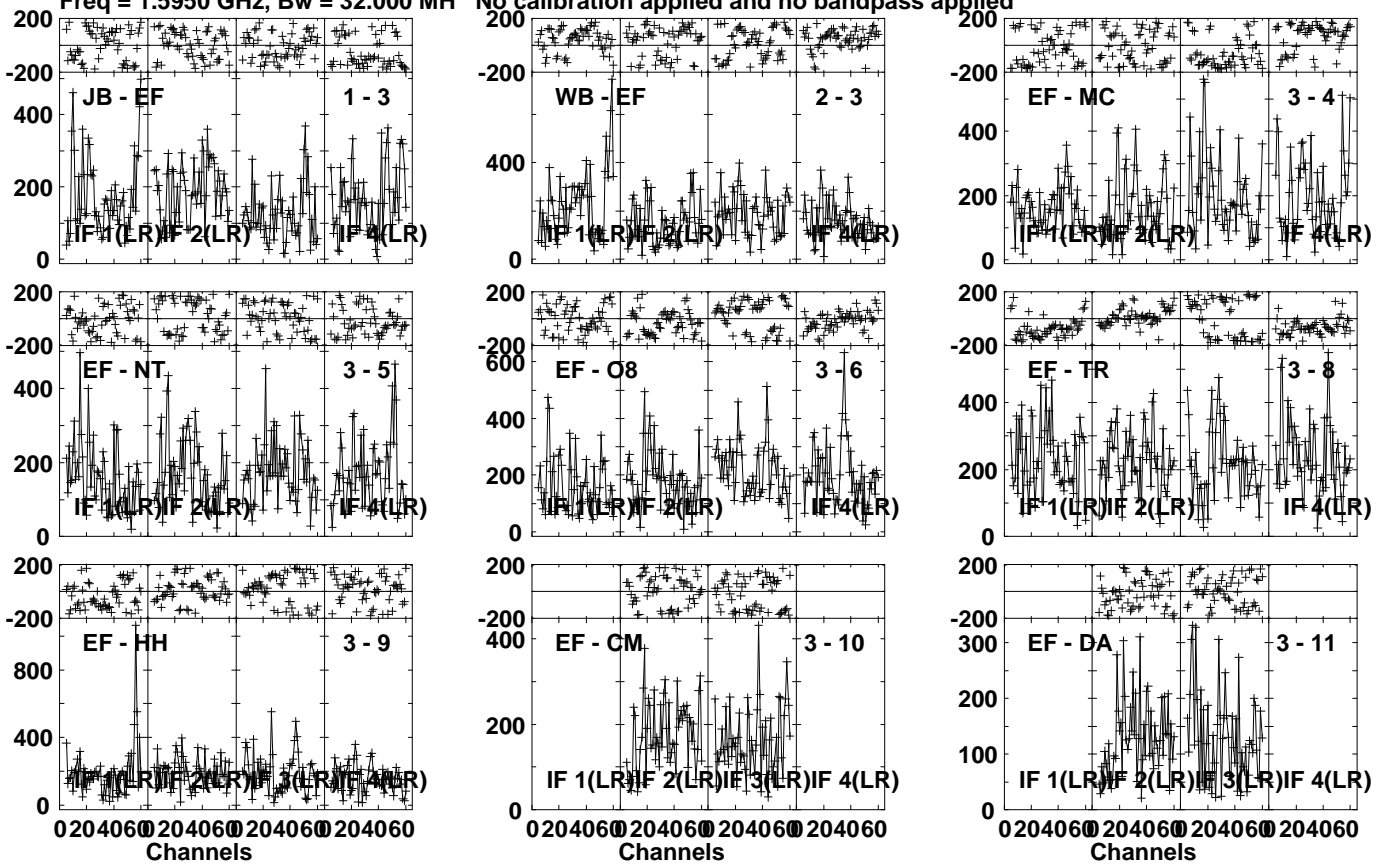
Lower frame: Micro Ampl Jy Top frame: Phas deg
Vector averaged cross-power spectrum Several baselines displayed
Timerange: 00/10:53:07 to 00/10:57:29

Plot file version 174 created 24-MAR-2023 10:16:37

J1317-2031 EB096M.UVDATA.1

Freq = 1.5950 GHz, Bw = 32.000 MH

No calibration applied and no bandpass applied



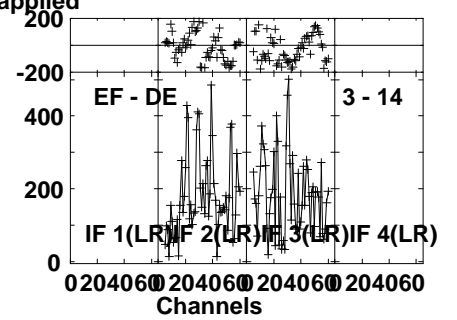
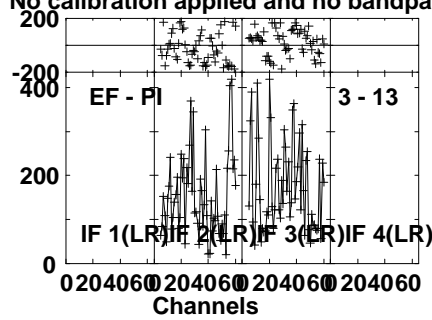
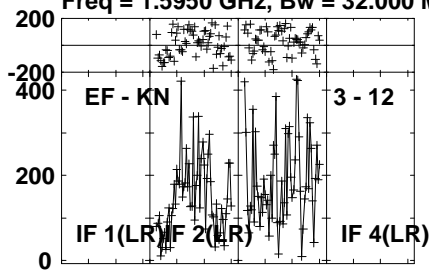
Lower frame: Micro Ampl Jy Top frame: Phas deg
Vector averaged cross-power spectrum Several baselines displayed
Timerange: 00/10:57:37 to 00/10:58:59

Plot file version 175 created 24-MAR-2023 10:16:37

J1317-2031 EB096M.UVDATA.1

Freq = 1.5950 GHz, Bw = 32.000 MH

No calibration applied and no bandpass applied

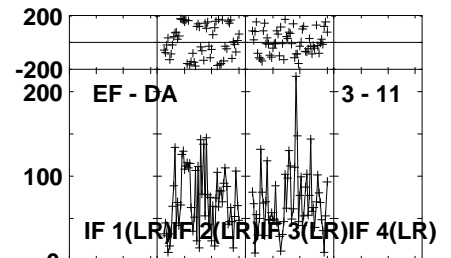
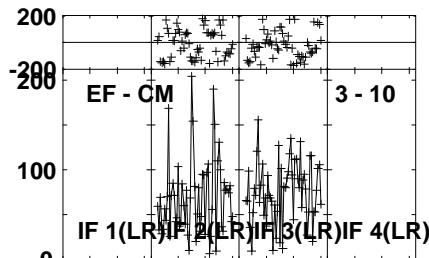
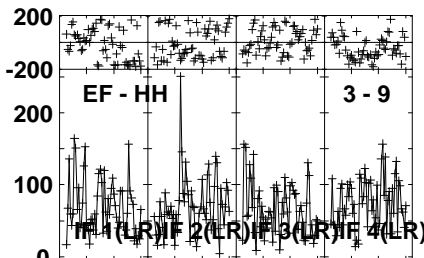
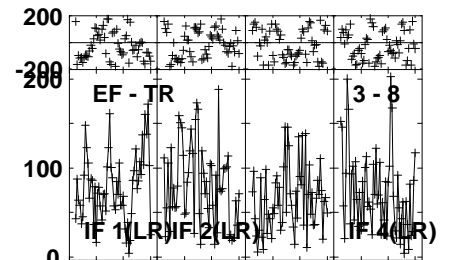
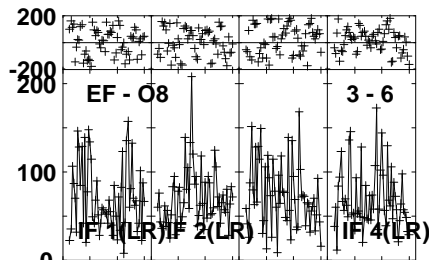
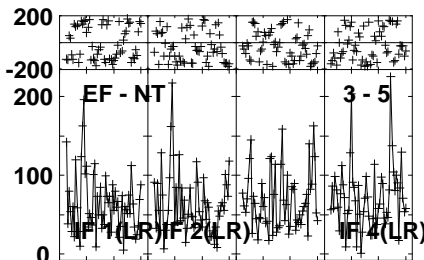
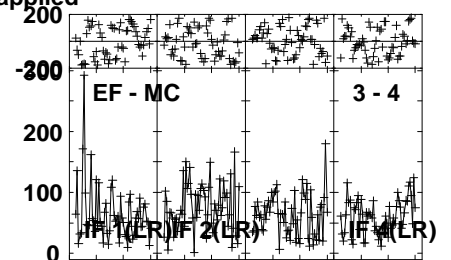
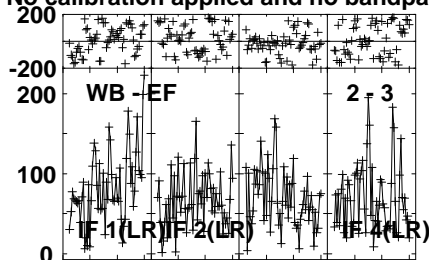
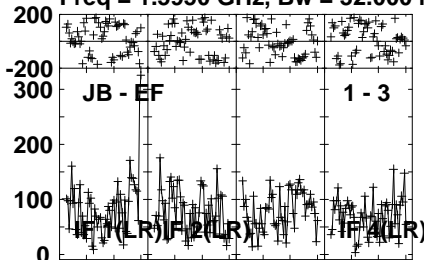


Lower frame: Micro Ampl Jy Top frame: Phas deg
Vector averaged cross-power spectrum Several baselines displayed
Timerange: 00/10:57:37 to 00/10:58:59

Plot file version 176 created 24-MAR-2023 10:16:37

FRB211127 EB096M.UVDATA.1

Freq = 1.5950 GHz, Bw = 32.000 MH No calibration applied and no bandpass applied



0204060 204060 204060 204060
Channels

0204060 204060 204060 204060
Channels

0204060 204060 204060 204060
Channels

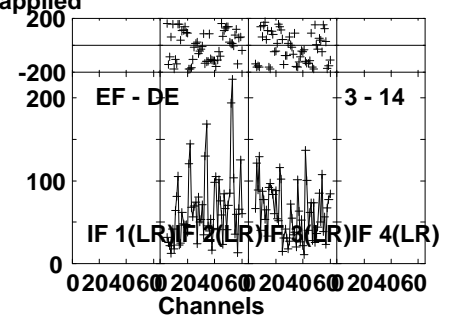
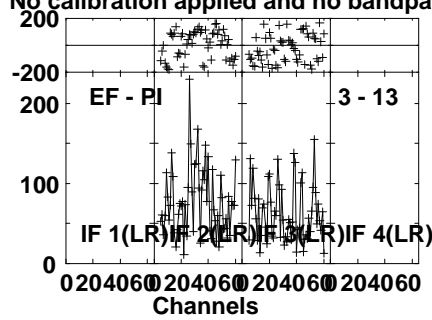
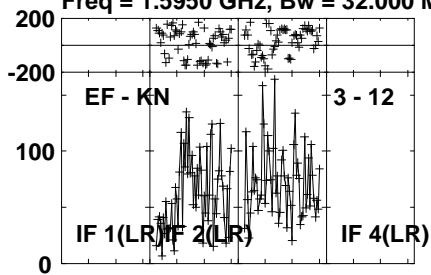
Lower frame: Micro Ampl Jy Top frame: Phas deg
Vector averaged cross-power spectrum Several baselines displayed
Timerange: 00/10:59:05 to 00/11:03:29

Plot file version 177 created 24-MAR-2023 10:16:37

FRB211127 EB096M.UVDATA.1

Freq = 1.5950 GHz, Bw = 32.000 MH

No calibration applied and no bandpass applied



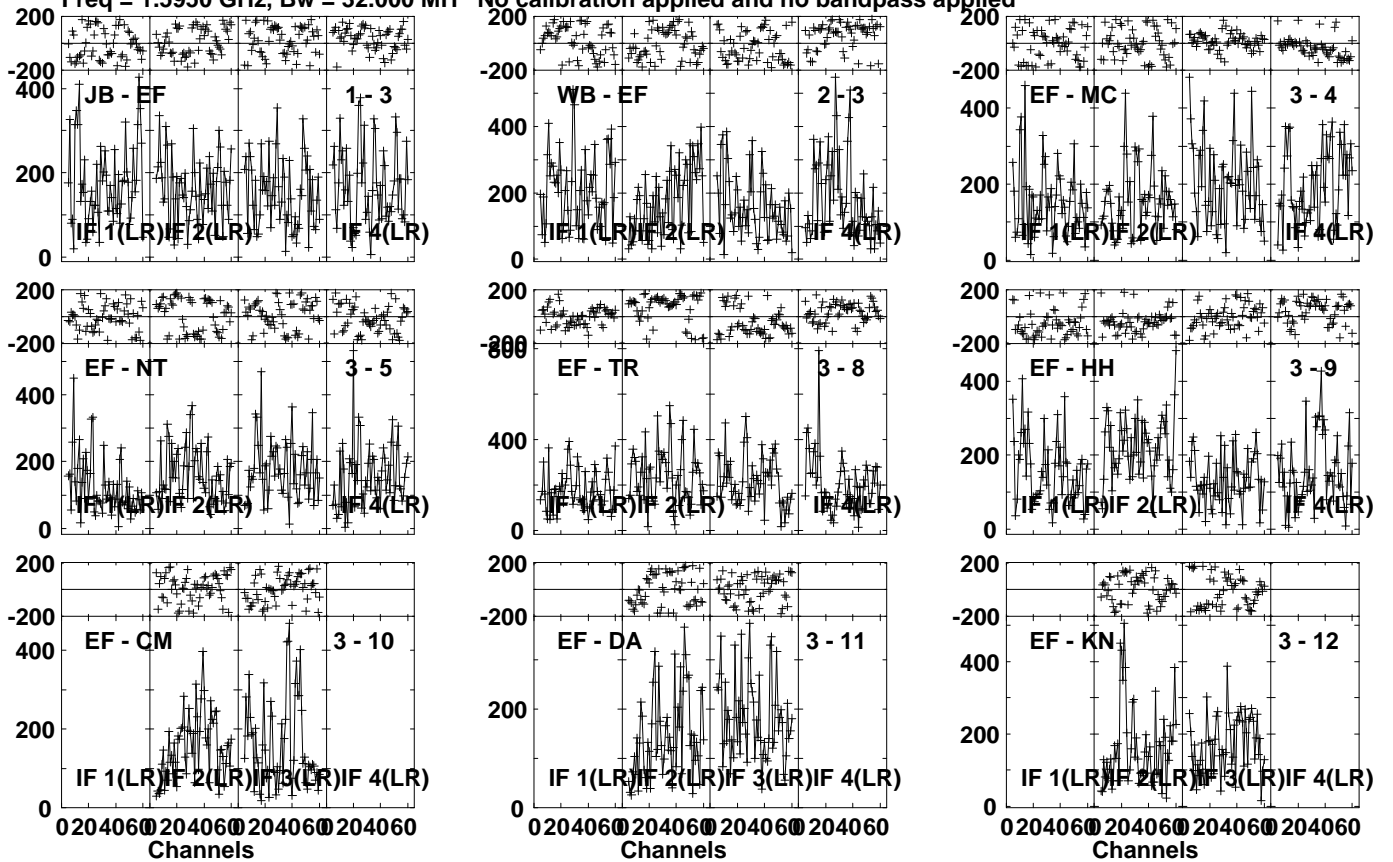
Lower frame: Micro Ampl Jy Top frame: Phas deg
Vector averaged cross-power spectrum Several baselines displayed
Timerange: 00/10:59:05 to 00/11:03:29

Plot file version 178 created 24-MAR-2023 10:16:37

J1317-2031 EB096M.UVDATA.1

Freq = 1.5950 GHz, Bw = 32.000 MH

No calibration applied and no bandpass applied



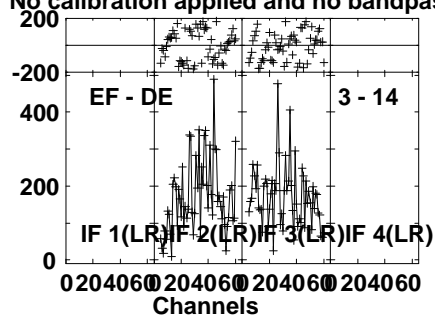
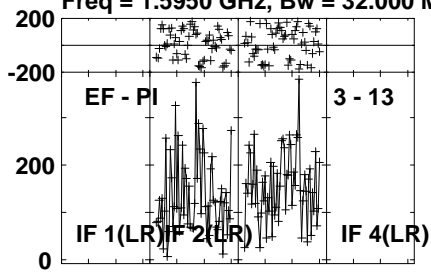
Lower frame: Micro Ampl Jy Top frame: Phas deg
Vector averaged cross-power spectrum Several baselines displayed
Timerange: 00/11:04:01 to 00/11:04:59

Plot file version 179 created 24-MAR-2023 10:16:38

J1317-2031 EB096M.UVDATA.1

Freq = 1.5950 GHz, Bw = 32.000 MH

No calibration applied and no bandpass applied



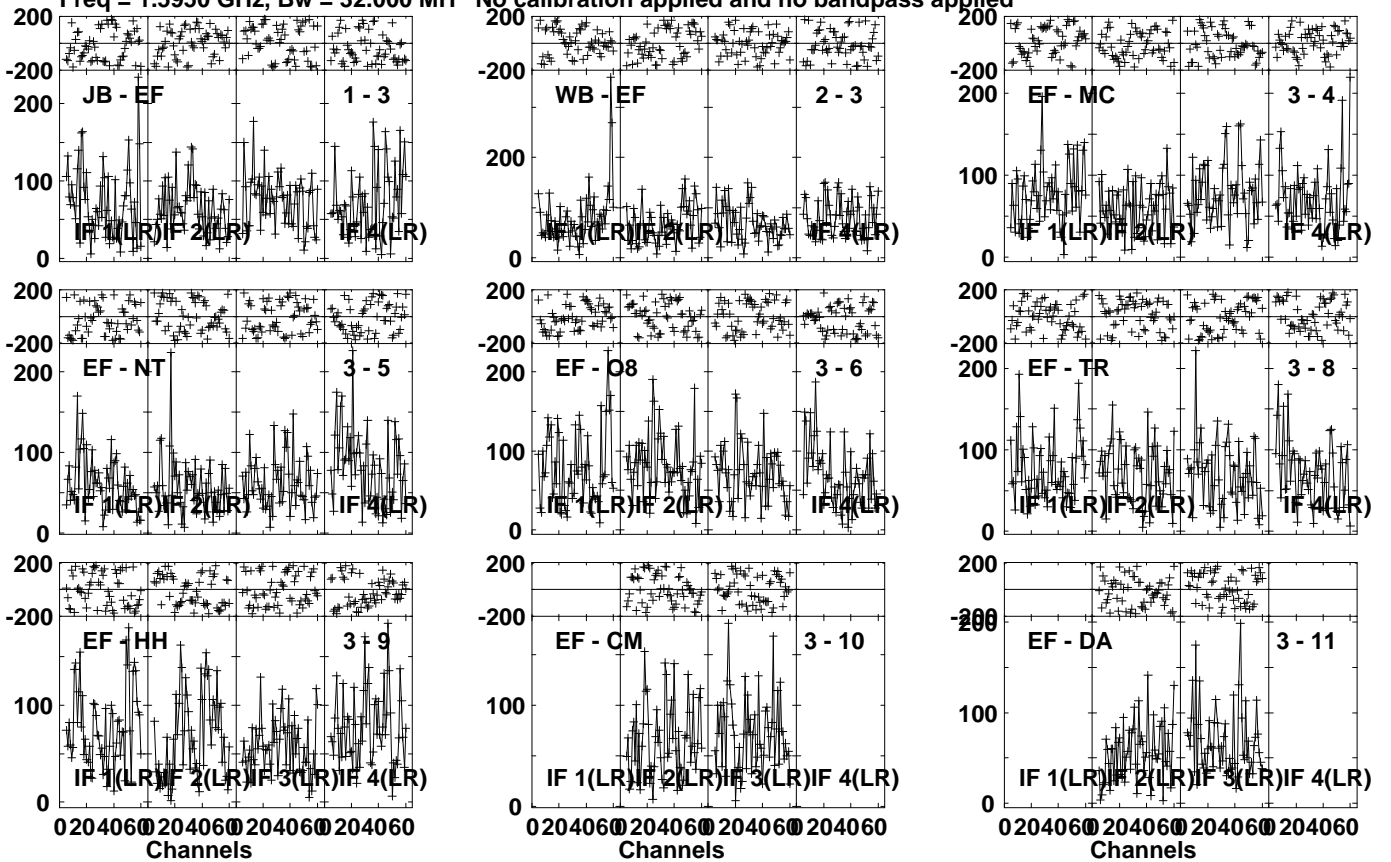
Lower frame: Micro Ampl Jy Top frame: Phas deg
Vector averaged cross-power spectrum Several baselines displayed
Timerange: 00/11:04:01 to 00/11:04:59

Plot file version 180 created 24-MAR-2023 10:16:38

FRB211127 EB096M.UVDATA.1

Freq = 1.5950 GHz, Bw = 32.000 MH

No calibration applied and no bandpass applied



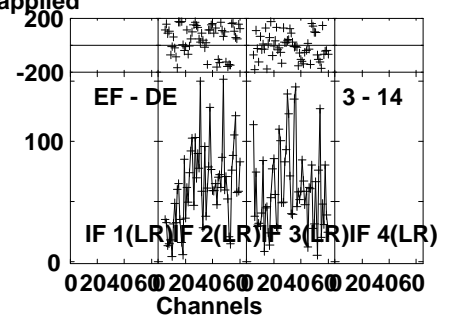
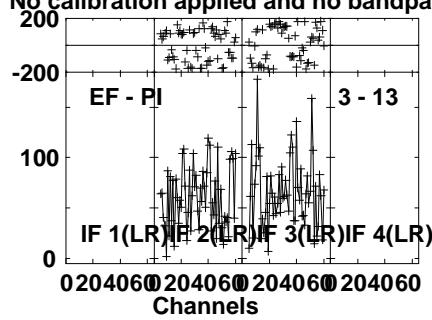
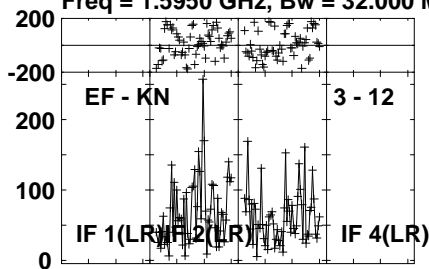
Lower frame: Micro Ampl Jy Top frame: Phas deg
Vector averaged cross-power spectrum Several baselines displayed
Timerange: 00/11:05:03 to 00/11:09:29

Plot file version 181 created 24-MAR-2023 10:16:38

FRB211127 EB096M.UVDATA.1

Freq = 1.5950 GHz, Bw = 32.000 MH

No calibration applied and no bandpass applied



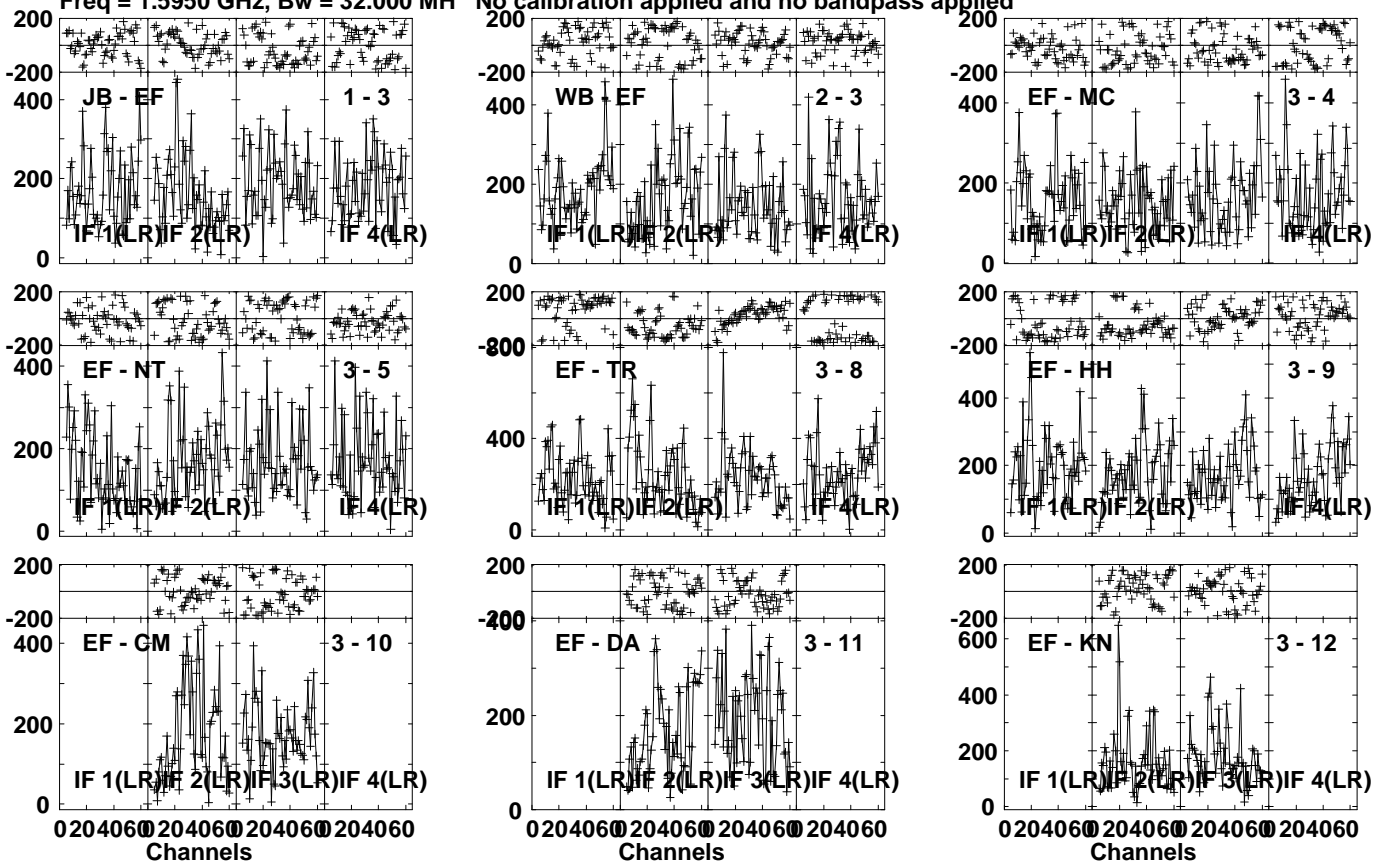
Lower frame: Micro Ampl Jy Top frame: Phas deg
Vector averaged cross-power spectrum Several baselines displayed
Timerange: 00/11:05:03 to 00/11:09:29

Plot file version 182 created 24-MAR-2023 10:16:38

J1317-2031 EB096M.UVDATA.1

Freq = 1.5950 GHz, Bw = 32.000 MH

No calibration applied and no bandpass applied



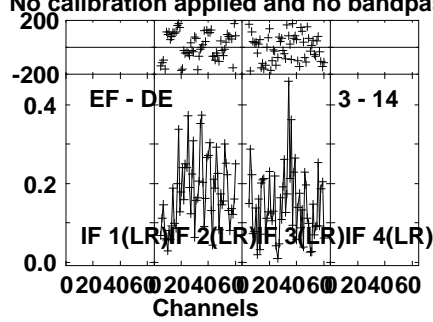
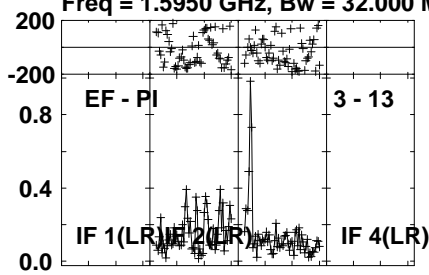
Lower frame: Micro Ampl Jy Top frame: Phas deg
Vector averaged cross-power spectrum Several baselines displayed
Timerange: 00/11:09:37 to 00/11:10:59

Plot file version 183 created 24-MAR-2023 10:16:38

J1317-2031 EB096M.UVDATA.1

Freq = 1.5950 GHz, Bw = 32.000 MH

No calibration applied and no bandpass applied



Lower frame: Milli Ampl Jy Top frame: Phas deg

Vector averaged cross-power spectrum Several baselines displayed

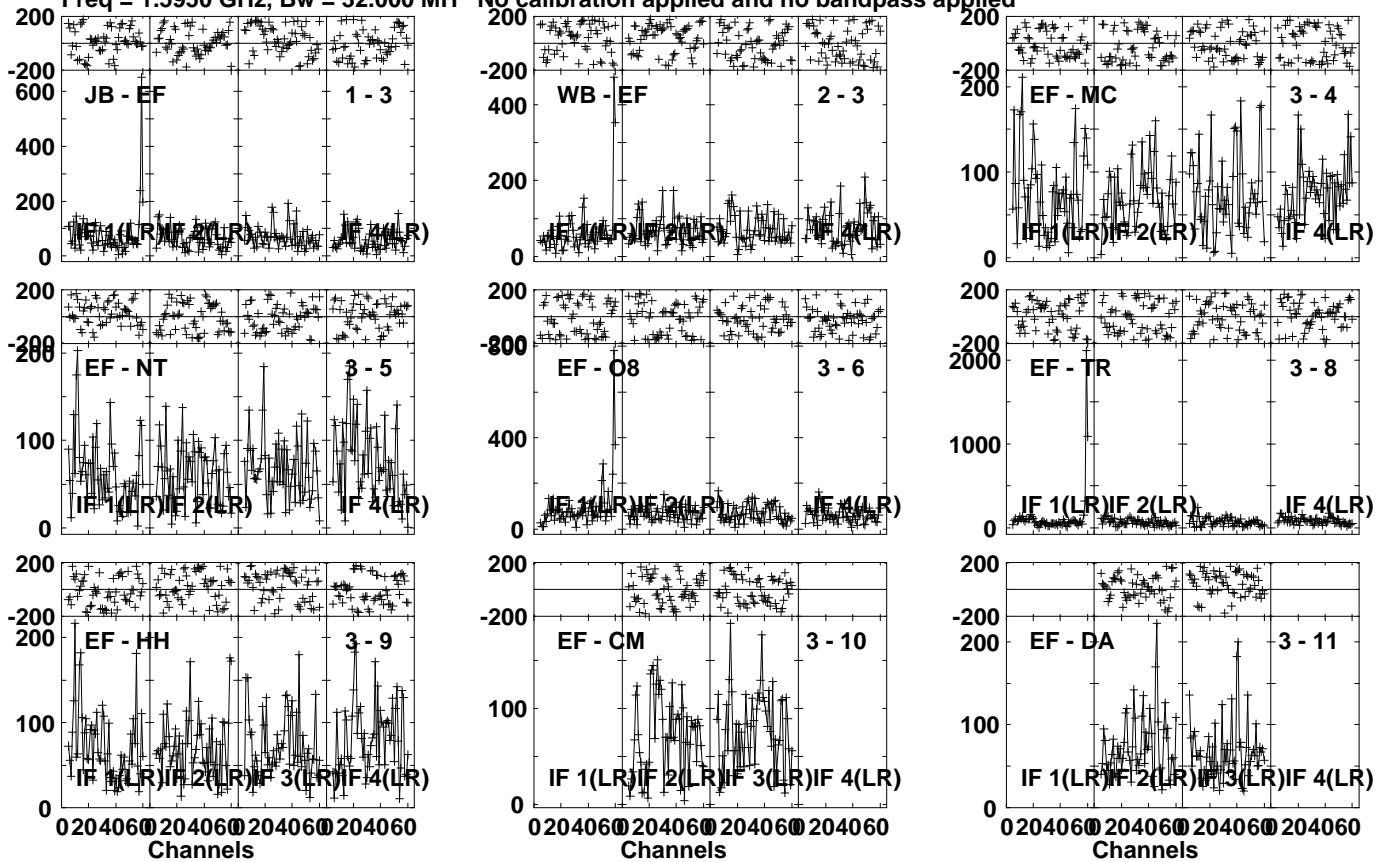
Timerange: 00/11:09:37 to 00/11:10:59

Plot file version 184 created 24-MAR-2023 10:16:38

FRB211127 EB096M.UVDATA.1

Freq = 1.5950 GHz, Bw = 32.000 MH

No calibration applied and no bandpass applied

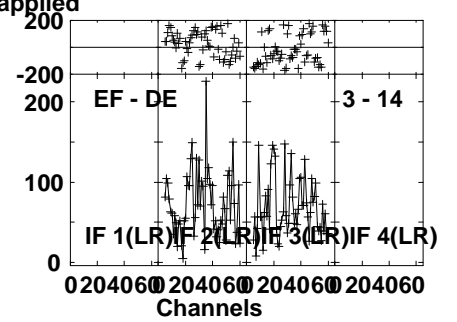
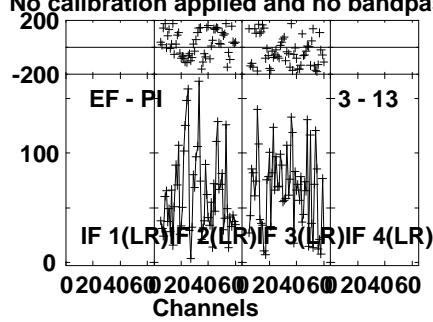
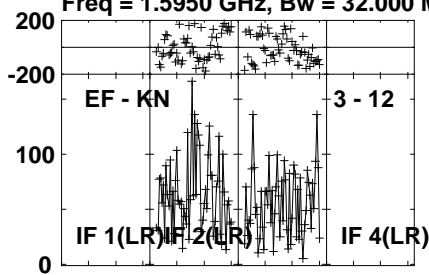


Lower frame: Micro Ampl Jy Top frame: Phas deg
Vector averaged cross-power spectrum Several baselines displayed
Timerange: 00/11:11:03 to 00/11:15:29

Plot file version 185 created 24-MAR-2023 10:16:38

FRB211127 EB096M.UVDATA.1

Freq = 1.5950 GHz, Bw = 32.000 MH No calibration applied and no bandpass applied



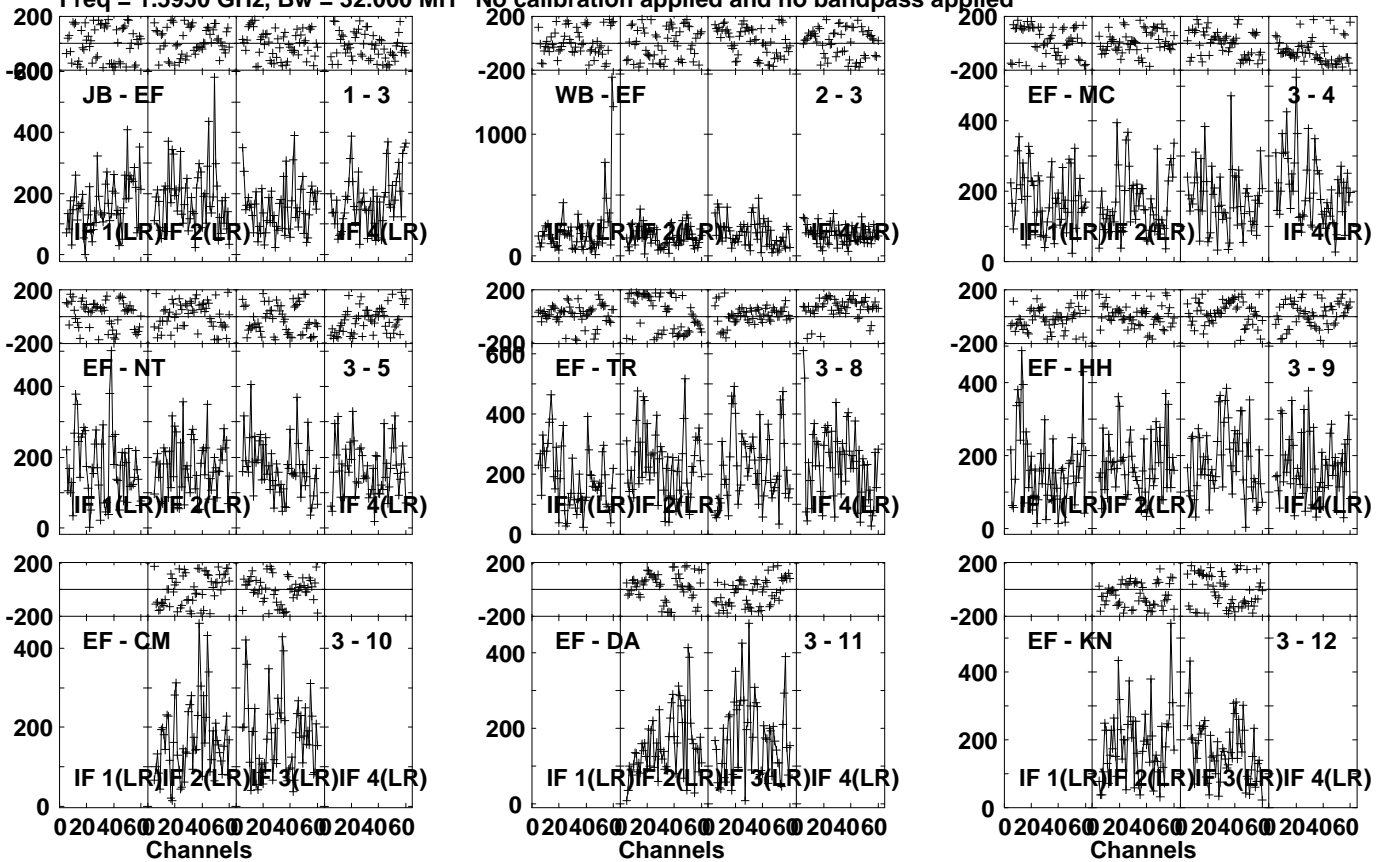
Lower frame: Micro Ampl Jy Top frame: Phas deg
Vector averaged cross-power spectrum Several baselines displayed
Timerange: 00/11:11:03 to 00/11:15:29

Plot file version 186 created 24-MAR-2023 10:16:38

J1317-2031 EB096M.UVDATA.1

Freq = 1.5950 GHz, Bw = 32.000 MH

No calibration applied and no bandpass applied



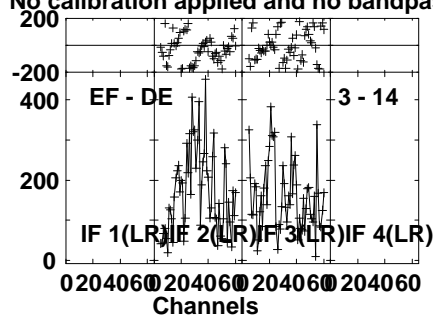
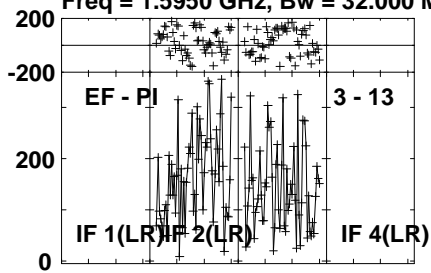
Lower frame: Micro Ampl Jy Top frame: Phas deg
Vector averaged cross-power spectrum Several baselines displayed
Timerange: 00/11:16:01 to 00/11:16:59

Plot file version 187 created 24-MAR-2023 10:16:39

J1317-2031 EB096M.UVDATA.1

Freq = 1.5950 GHz, Bw = 32.000 MH

No calibration applied and no bandpass applied



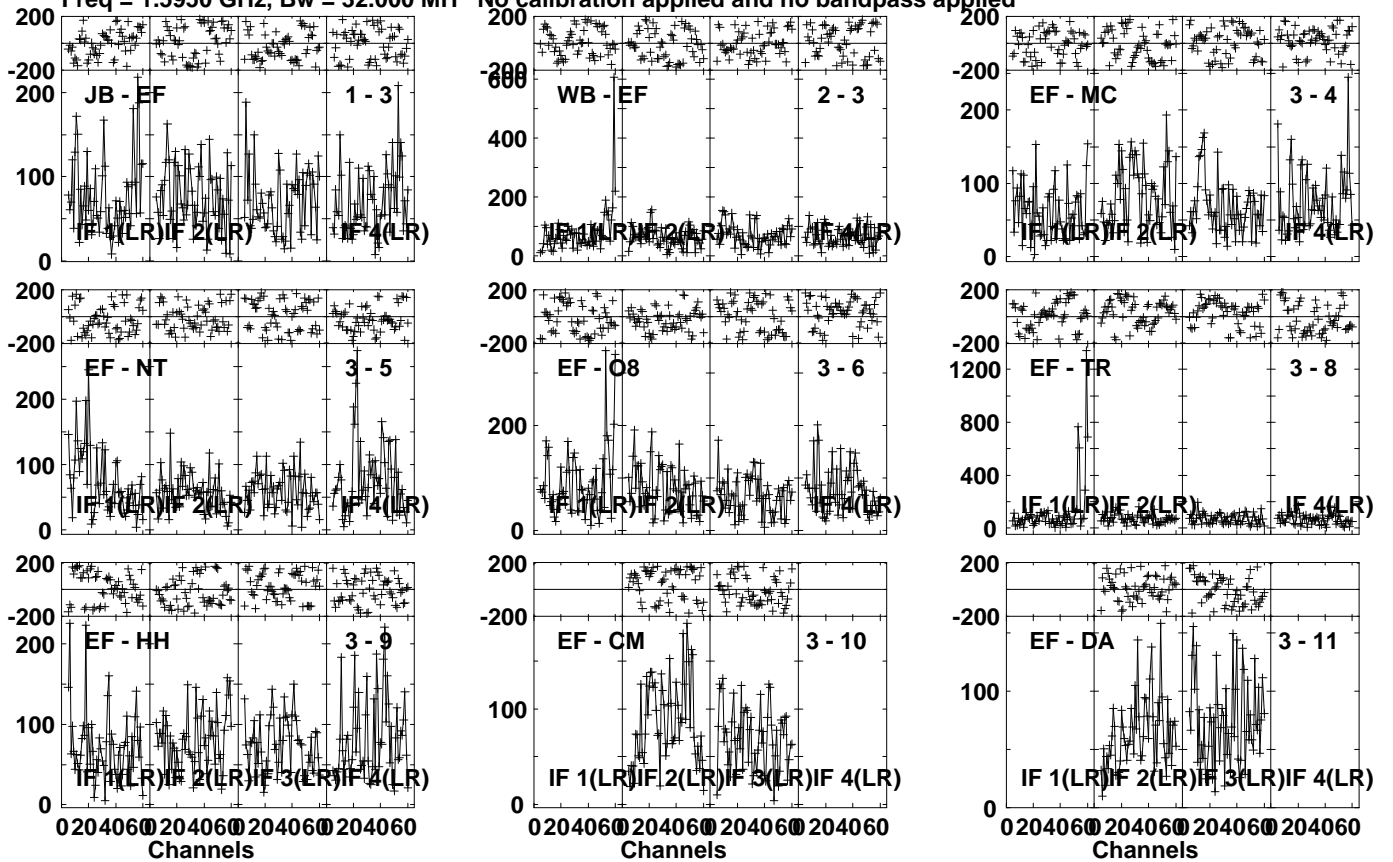
Lower frame: Micro Ampl Jy Top frame: Phas deg
Vector averaged cross-power spectrum Several baselines displayed
Timerange: 00/11:16:01 to 00/11:16:59

Plot file version 188 created 24-MAR-2023 10:16:39

FRB211127 EB096M.UVDATA.1

Freq = 1.5950 GHz, Bw = 32.000 MH

No calibration applied and no bandpass applied



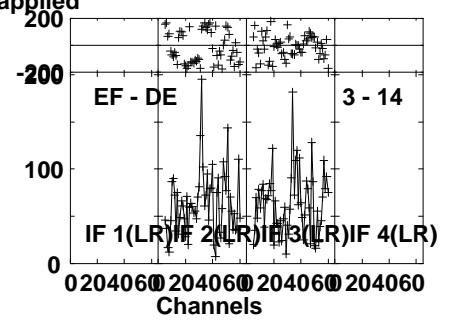
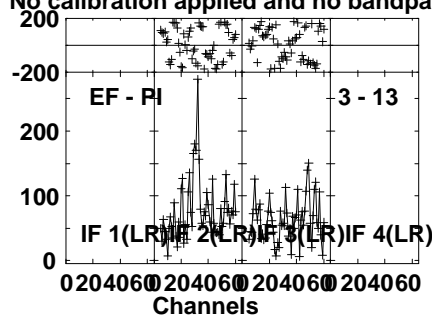
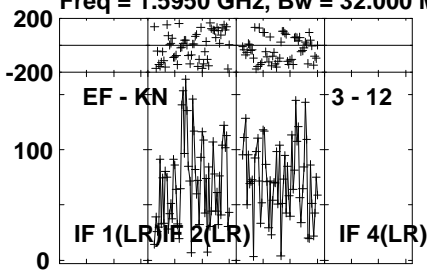
Lower frame: Micro Ampl Jy Top frame: Phas deg
Vector averaged cross-power spectrum Several baselines displayed
Timerange: 00/11:17:03 to 00/11:21:29

Plot file version 189 created 24-MAR-2023 10:16:39

FRB211127 EB096M.UVDATA.1

Freq = 1.5950 GHz, Bw = 32.000 MH

No calibration applied and no bandpass applied



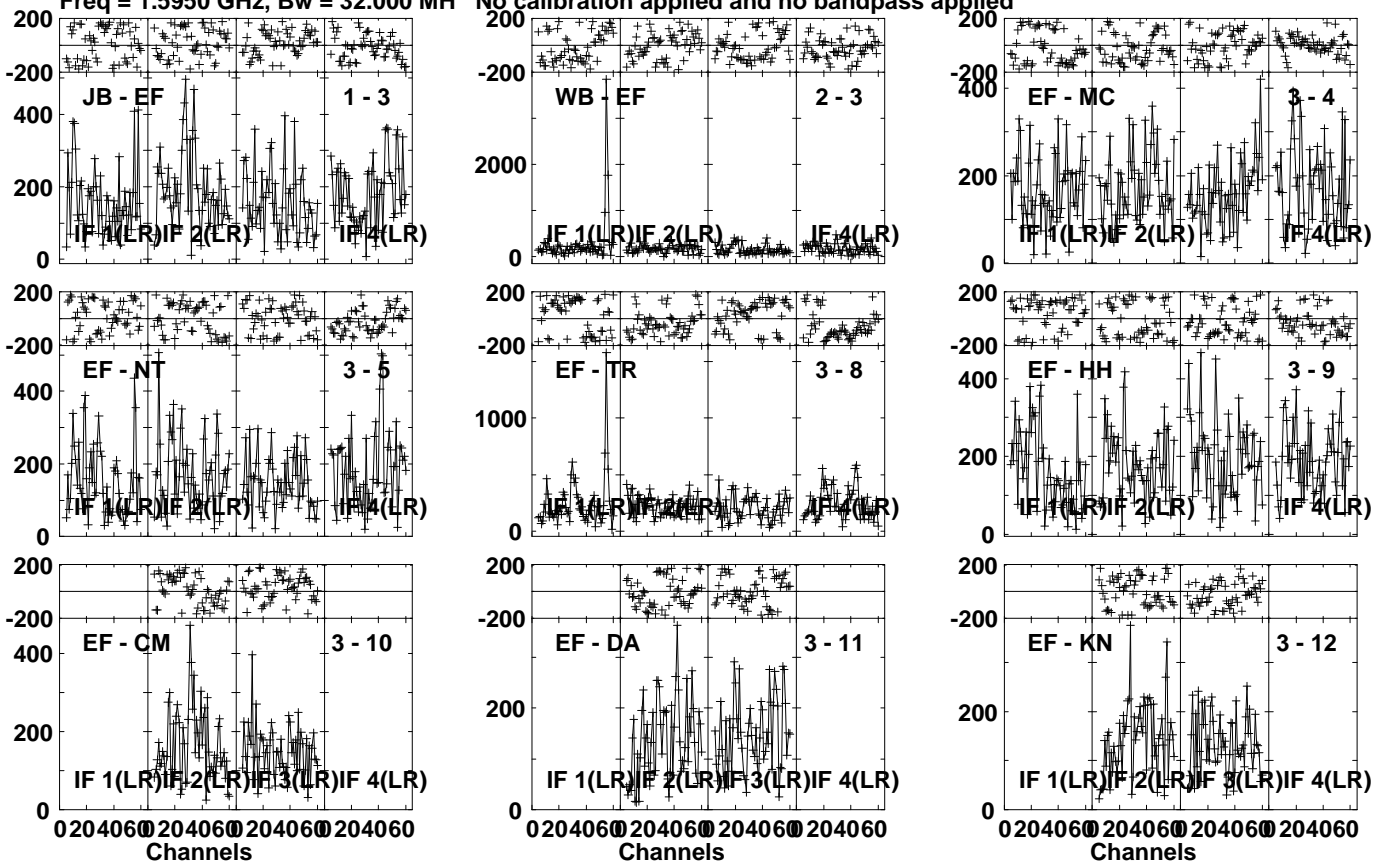
Lower frame: Micro Ampl Jy Top frame: Phas deg
Vector averaged cross-power spectrum Several baselines displayed
Timerange: 00/11:17:03 to 00/11:21:29

Plot file version 190 created 24-MAR-2023 10:16:39

J1317-2031 EB096M.UVDATA.1

Freq = 1.5950 GHz, Bw = 32.000 MH

No calibration applied and no bandpass applied



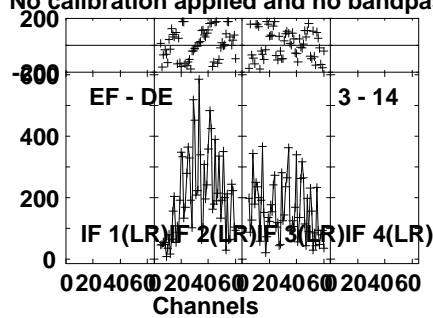
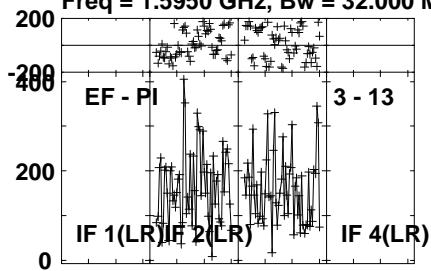
Lower frame: Micro Ampl Jy Top frame: Phas deg
Vector averaged cross-power spectrum Several baselines displayed
Timerange: 00/11:21:37 to 00/11:22:59

Plot file version 191 created 24-MAR-2023 10:16:39

J1317-2031 EB096M.UVDATA.1

Freq = 1.5950 GHz, Bw = 32.000 MH

No calibration applied and no bandpass applied



Lower frame: Micro Ampl Jy Top frame: Phas deg

Vector averaged cross-power spectrum Several baselines displayed

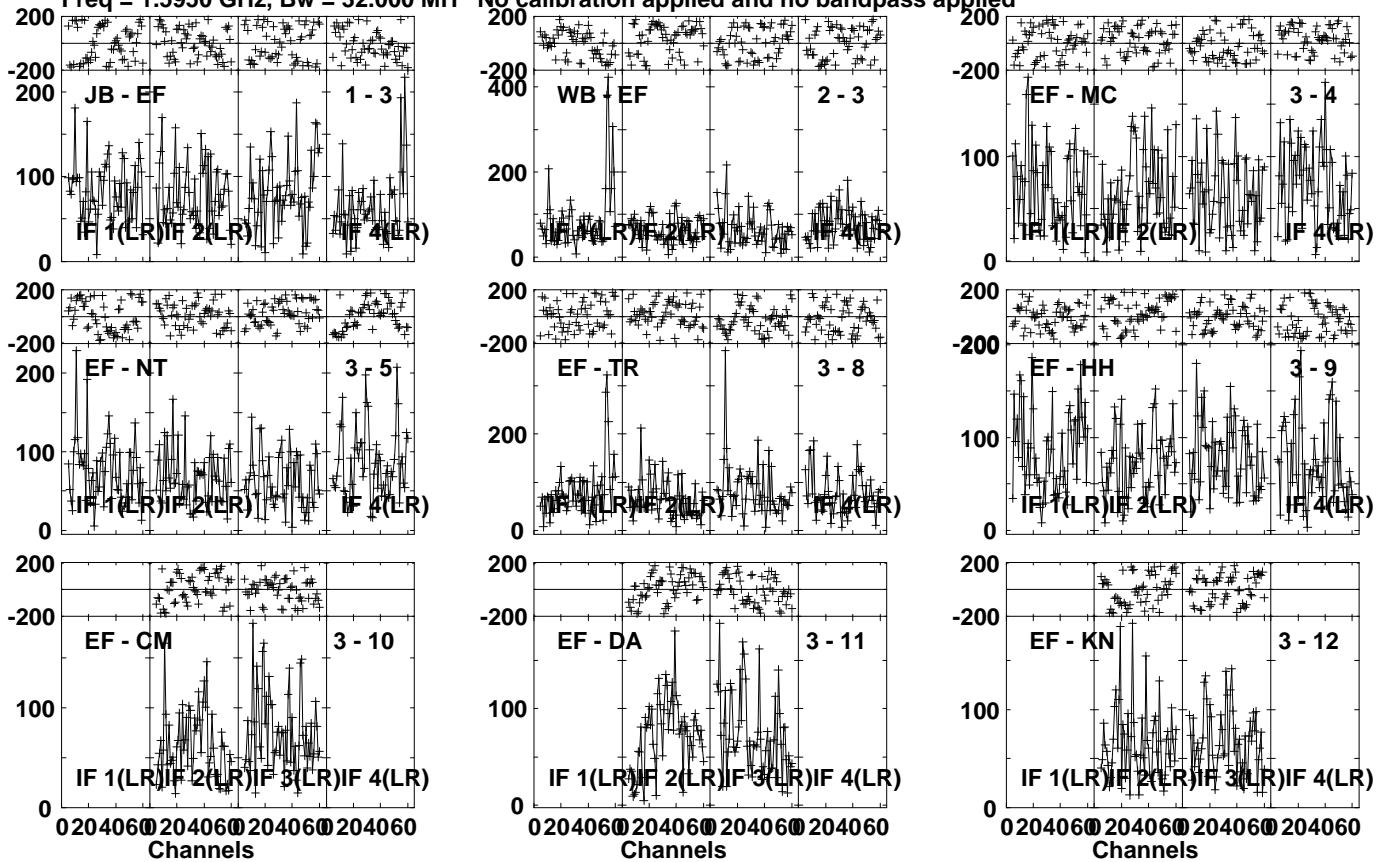
Timerange: 00/11:21:37 to 00/11:22:59

Plot file version 192 created 24-MAR-2023 10:16:39

FRB211127 EB096M.UVDATA.1

Freq = 1.5950 GHz, Bw = 32.000 MH

No calibration applied and no bandpass applied



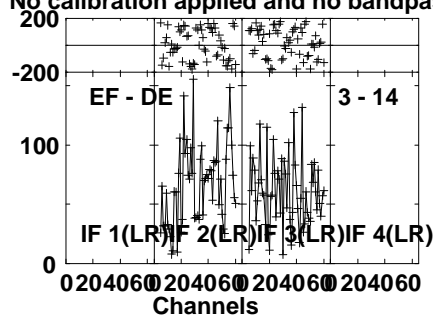
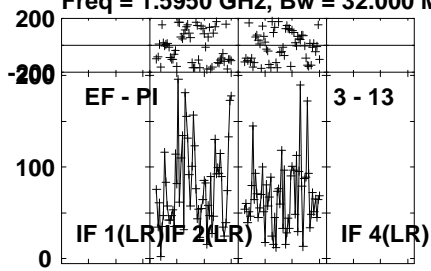
Lower frame: Micro Ampl Jy Top frame: Phas deg
Vector averaged cross-power spectrum Several baselines displayed
Timerange: 00/11:23:07 to 00/11:27:29

Plot file version 193 created 24-MAR-2023 10:16:39

FRB211127 EB096M.UVDATA.1

Freq = 1.5950 GHz, Bw = 32.000 MH

No calibration applied and no bandpass applied



Lower frame: Micro Ampl Jy Top frame: Phas deg

Vector averaged cross-power spectrum Several baselines displayed

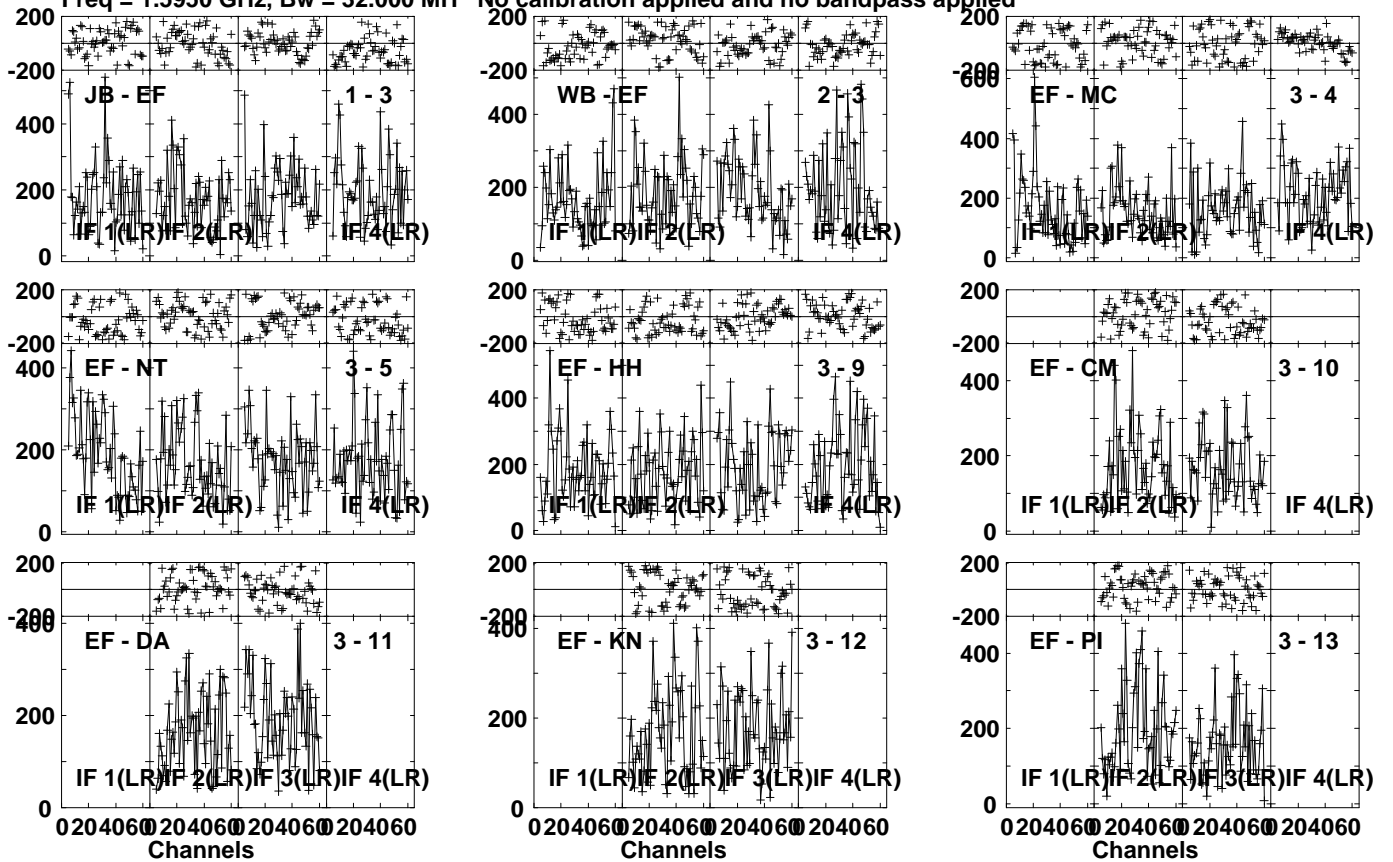
Timerange: 00/11:23:07 to 00/11:27:29

Plot file version 194 created 24-MAR-2023 10:16:39

J1317-2031 EB096M.UVDATA.1

Freq = 1.5950 GHz, Bw = 32.000 MH

No calibration applied and no bandpass applied

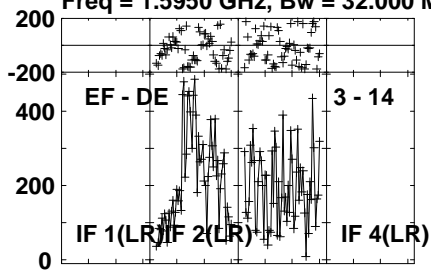


Lower frame: Micro Ampl Jy Top frame: Phas deg
Vector averaged cross-power spectrum Several baselines displayed
Timerange: 00/11:28:01 to 00/11:28:59

Plot file version 195 created 24-MAR-2023 10:16:39

J1317-2031 EB096M.UVDATA.1

Freq = 1.5950 GHz, Bw = 32.000 MH No calibration applied and no bandpass applied



Lower frame: Micro Ampl Jy Top frame: Phas deg

Vector averaged cross-power spectrum Several baselines displayed

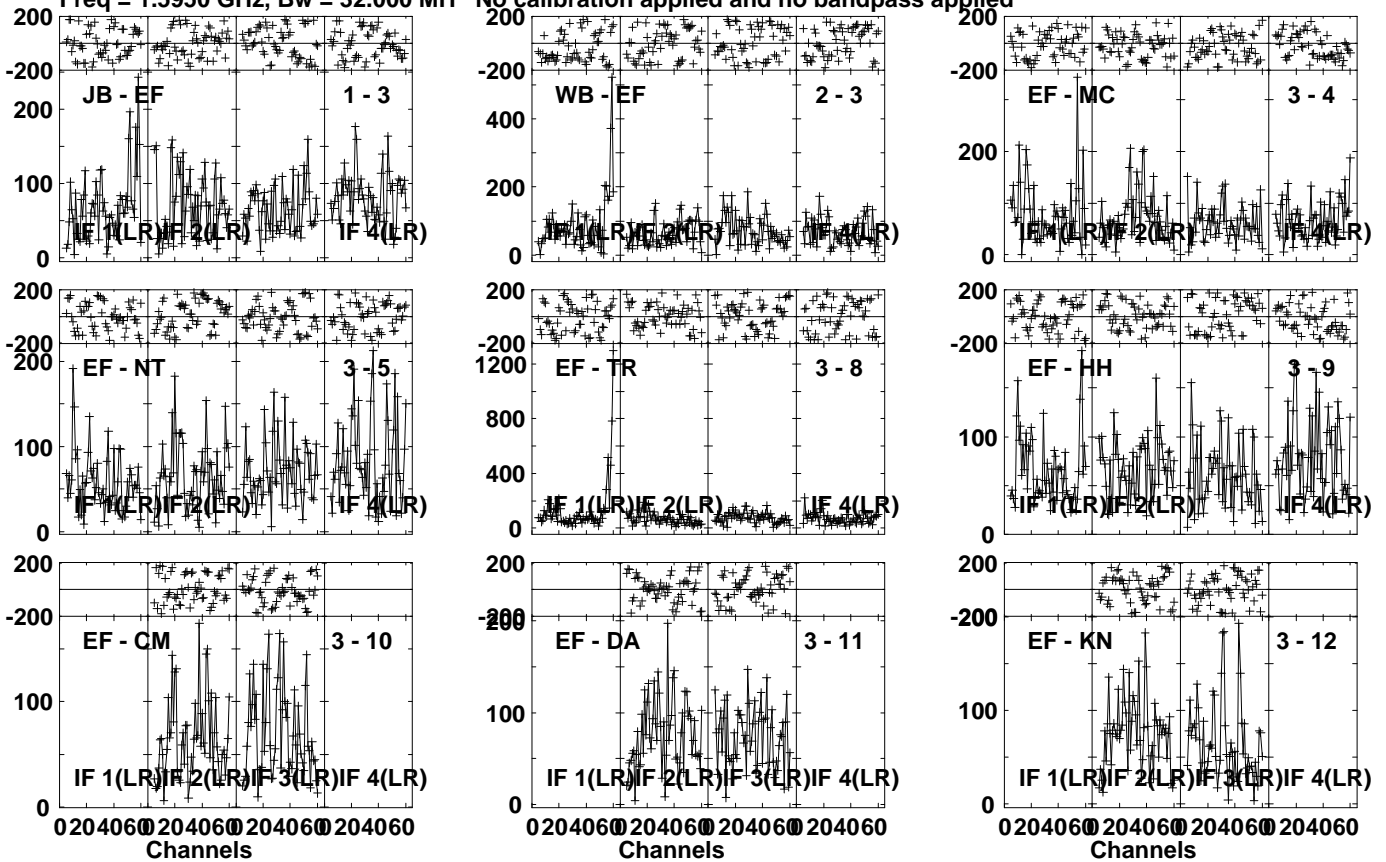
Timerange: 00/11:28:01 to 00/11:28:59

Plot file version 196 created 24-MAR-2023 10:16:39

FRB211127 EB096M.UVDATA.1

Freq = 1.5950 GHz, Bw = 32.000 MH

No calibration applied and no bandpass applied



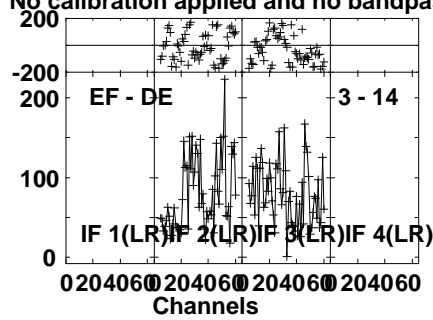
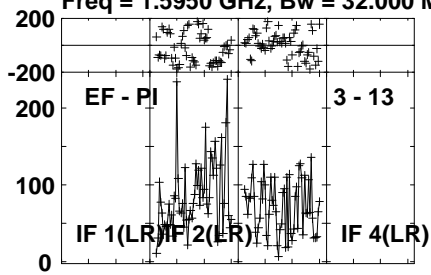
Lower frame: Micro Ampl Jy Top frame: Phas deg
Vector averaged cross-power spectrum Several baselines displayed
Timerange: 00/11:29:03 to 00/11:33:29

Plot file version 197 created 24-MAR-2023 10:16:40

FRB211127 EB096M.UVDATA.1

Freq = 1.5950 GHz, Bw = 32.000 MH

No calibration applied and no bandpass applied



Lower frame: Micro Ampl Jy Top frame: Phas deg

Vector averaged cross-power spectrum Several baselines displayed

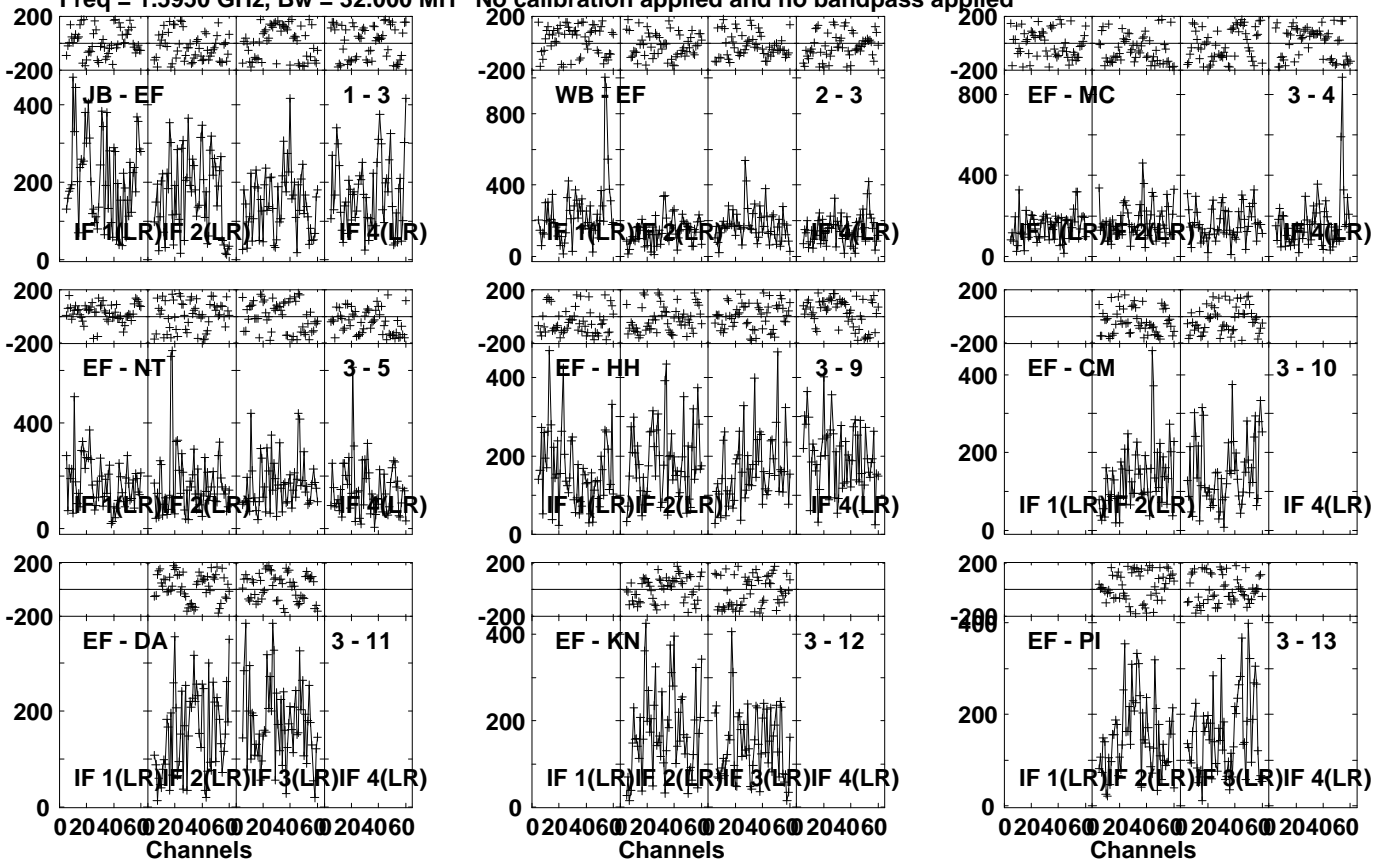
Timerange: 00/11:29:03 to 00/11:33:29

Plot file version 198 created 24-MAR-2023 10:16:40

J1317-2031 EB096M.UVDATA.1

Freq = 1.5950 GHz, Bw = 32.000 MH

No calibration applied and no bandpass applied

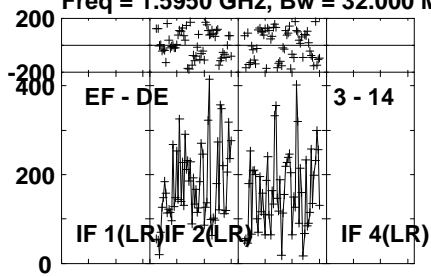


Lower frame: Micro Ampl Jy Top frame: Phas deg
Vector averaged cross-power spectrum Several baselines displayed
Timerange: 00/11:33:35 to 00/11:34:59

Plot file version 199 created 24-MAR-2023 10:16:40

J1317-2031 EB096M.UVDATA.1

Freq = 1.5950 GHz, Bw = 32.000 MH No calibration applied and no bandpass applied



Lower frame: Micro Ampl Jy Top frame: Phas deg

Vector averaged cross-power spectrum Several baselines displayed

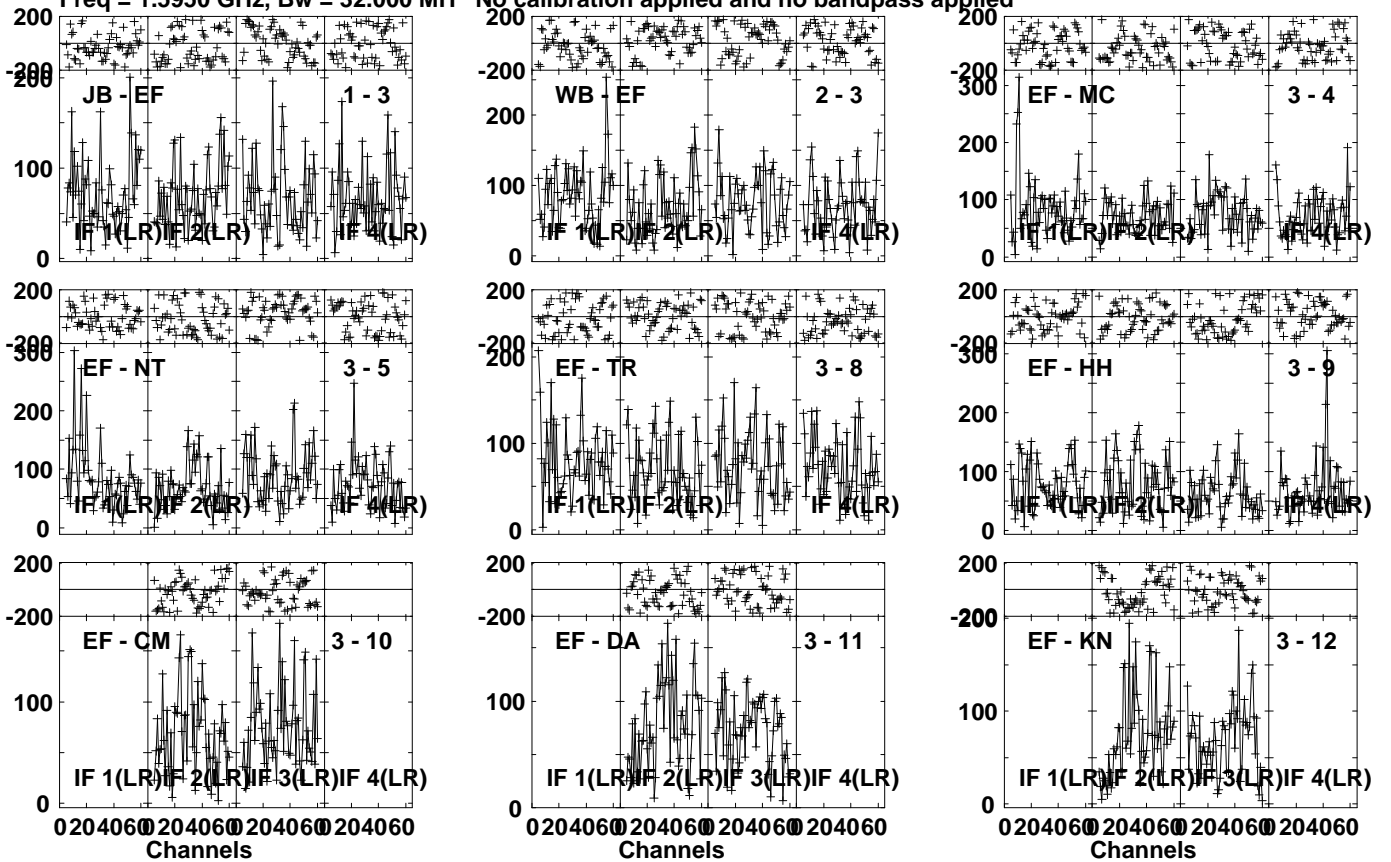
Timerange: 00/11:33:35 to 00/11:34:59

Plot file version 200 created 24-MAR-2023 10:16:40

FRB211127 EB096M.UVDATA.1

Freq = 1.5950 GHz, Bw = 32.000 MH

No calibration applied and no bandpass applied



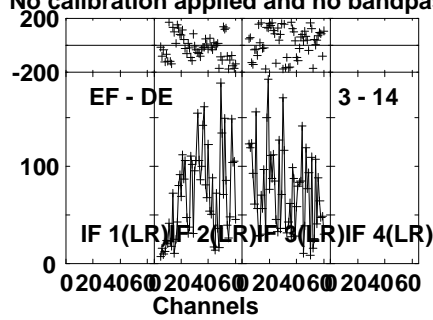
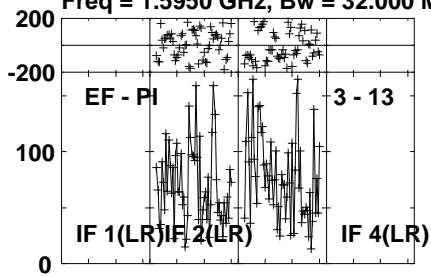
Lower frame: Micro Ampl Jy Top frame: Phas deg
Vector averaged cross-power spectrum Several baselines displayed
Timerange: 00/11:35:03 to 00/11:39:29

Plot file version 201 created 24-MAR-2023 10:16:40

FRB211127 EB096M.UVDATA.1

Freq = 1.5950 GHz, Bw = 32.000 MH

No calibration applied and no bandpass applied



Lower frame: Micro Ampl Jy Top frame: Phas deg

Vector averaged cross-power spectrum Several baselines displayed

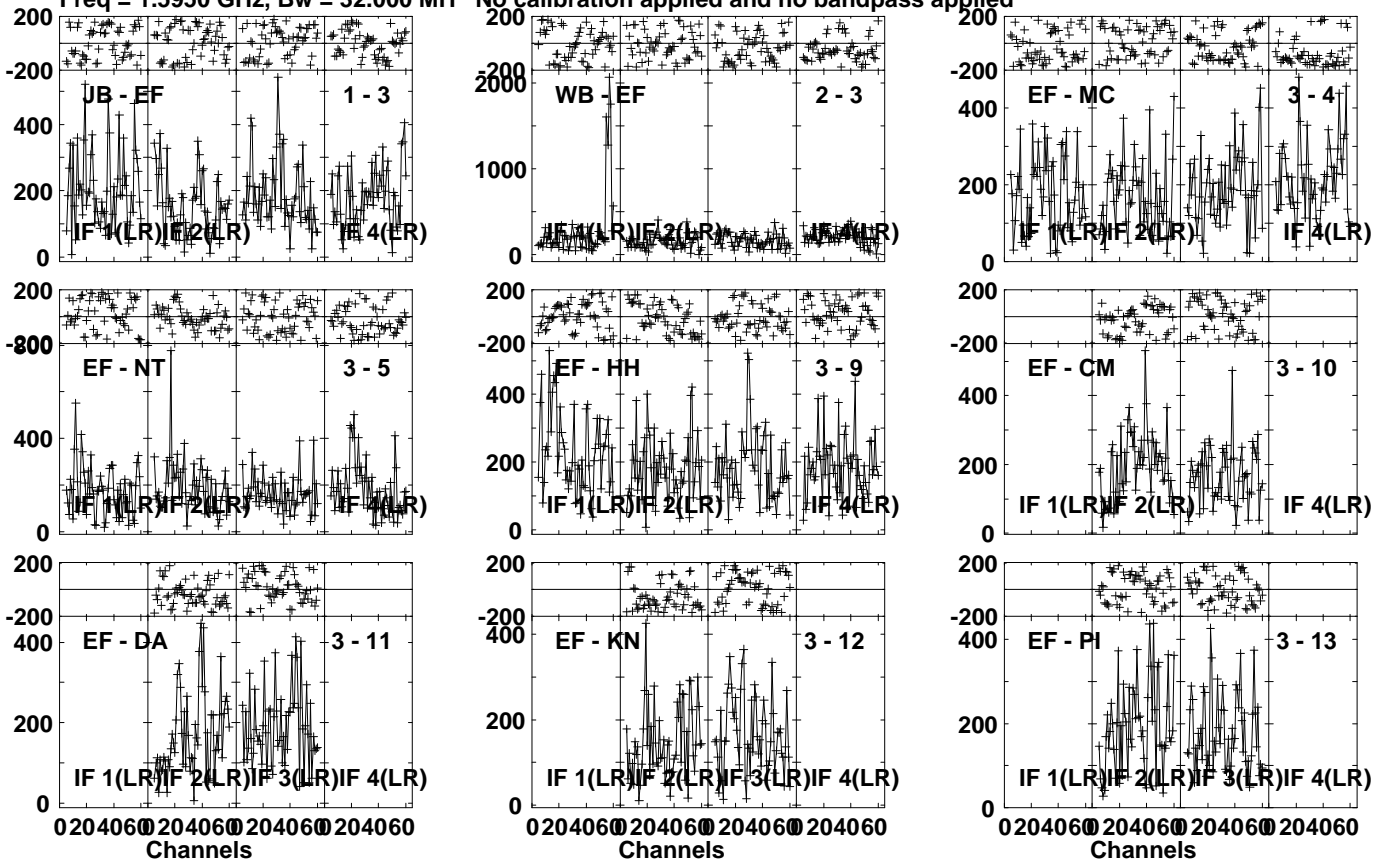
Timerange: 00/11:35:03 to 00/11:39:29

Plot file version 202 created 24-MAR-2023 10:16:40

J1317-2031 EB096M.UVDATA.1

Freq = 1.5950 GHz, Bw = 32.000 MH

No calibration applied and no bandpass applied

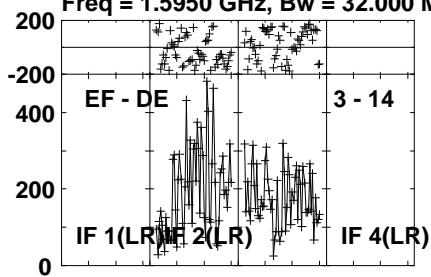


Lower frame: Micro Ampl Jy Top frame: Phas deg
Vector averaged cross-power spectrum Several baselines displayed
Timerange: 00/11:40:01 to 00/11:40:59

Plot file version 203 created 24-MAR-2023 10:16:40

J1317-2031 EB096M.UVDATA.1

Freq = 1.5950 GHz, Bw = 32.000 MH No calibration applied and no bandpass applied



Lower frame: Micro Ampl Jy Top frame: Phas deg

Vector averaged cross-power spectrum Several baselines displayed

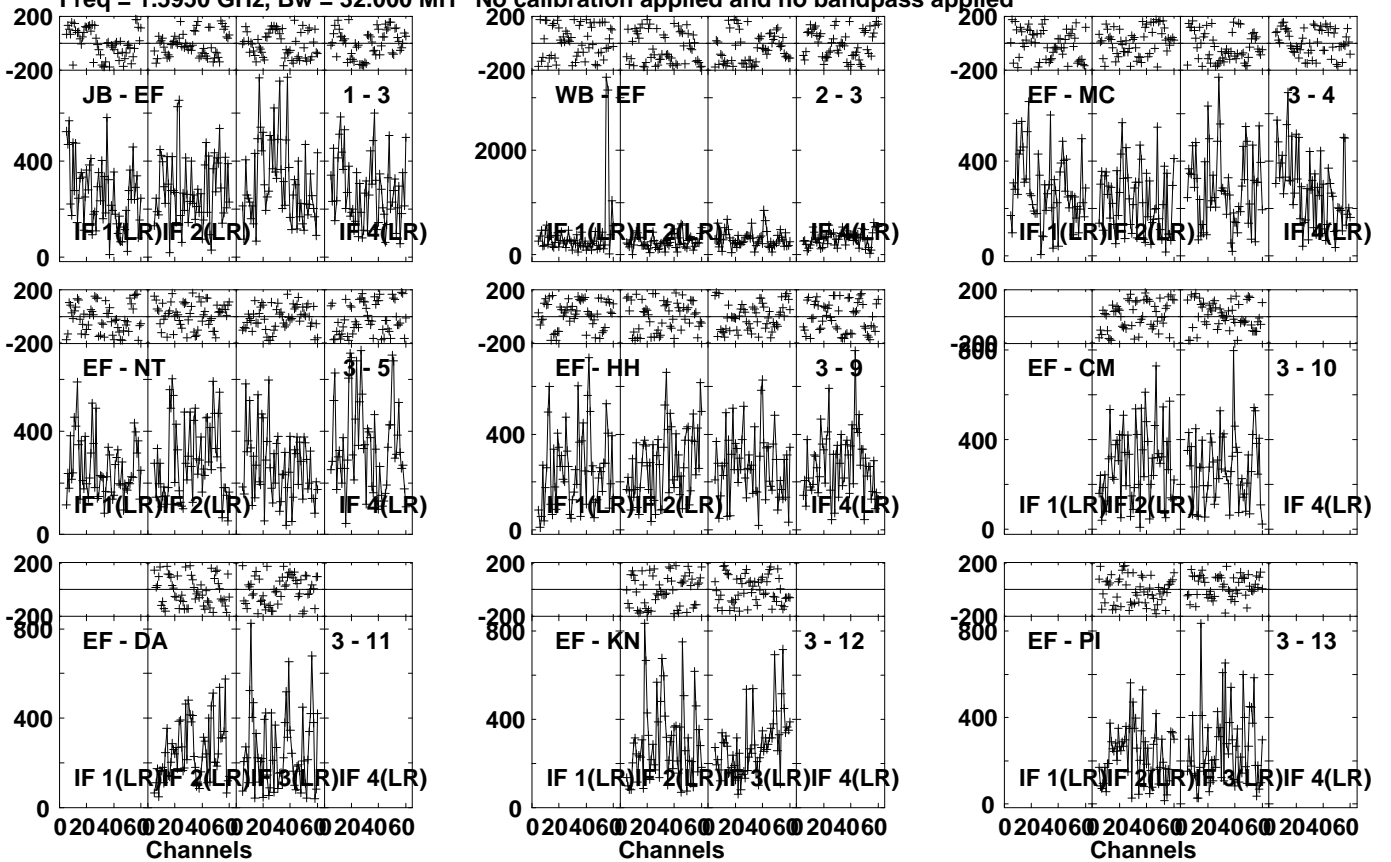
Timerange: 00/11:40:01 to 00/11:40:59

Plot file version 204 created 24-MAR-2023 10:16:41

FRB211127 EB096M.UVDATA.1

Freq = 1.5950 GHz, Bw = 32.000 MH

No calibration applied and no bandpass applied

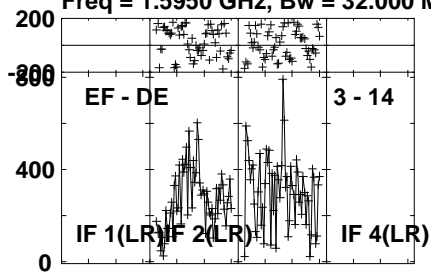


Lower frame: Micro Ampl Jy Top frame: Phas deg
Vector averaged cross-power spectrum Several baselines displayed
Timerange: 00/11:47:33 to 00/11:51:59

Plot file version 205 created 24-MAR-2023 10:16:41

FRB211127 EB096M.UVDATA.1

Freq = 1.5950 GHz, Bw = 32.000 MH No calibration applied and no bandpass applied



Lower frame: Micro Ampl Jy Top frame: Phas deg

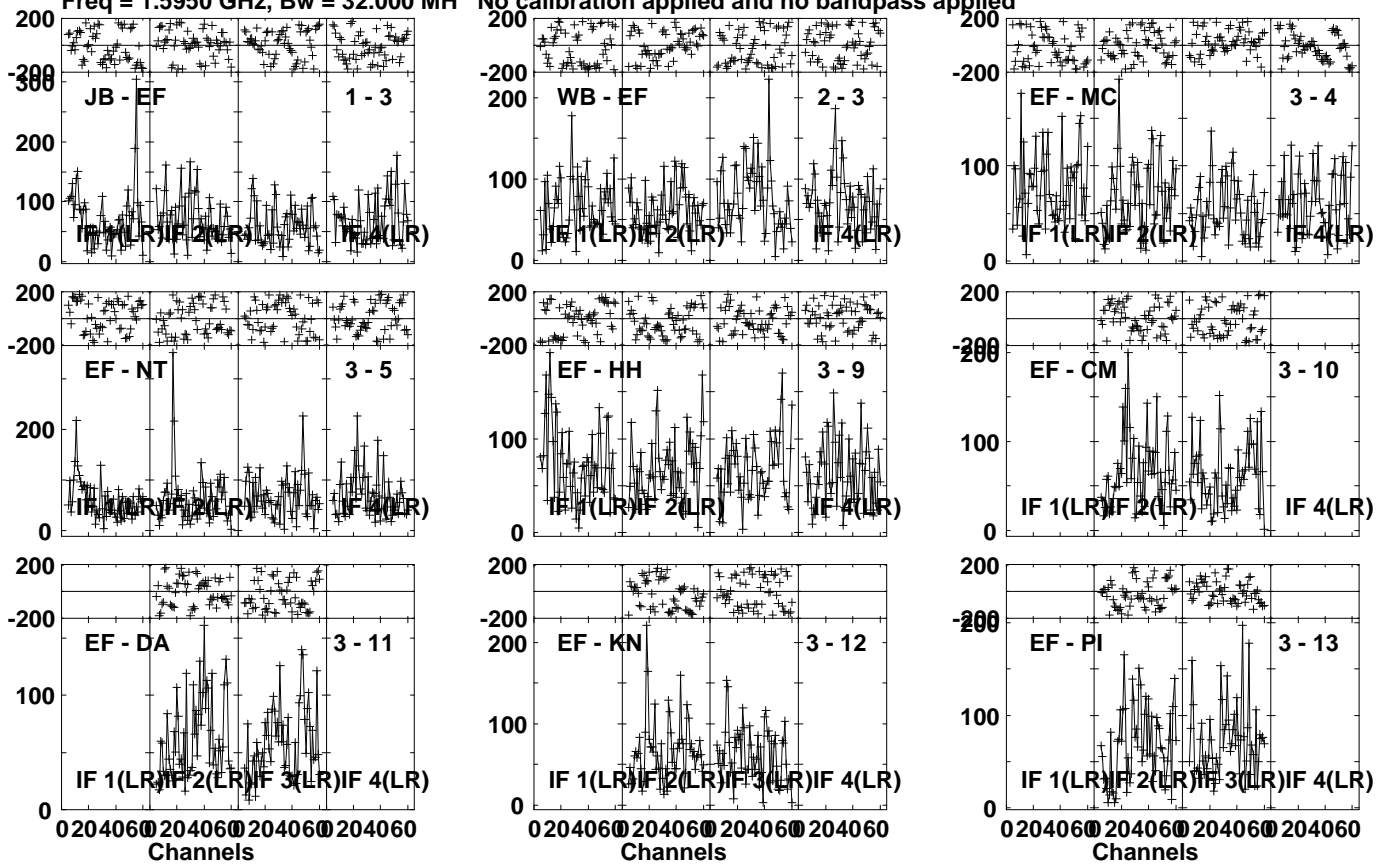
Vector averaged cross-power spectrum Several baselines displayed

Timerange: 00/11:47:33 to 00/11:51:59

Plot file version 206 created 24-MAR-2023 10:16:41

FRB211127 EB096M.UVDATA.1

Freq = 1.5950 GHz, Bw = 32.000 MH No calibration applied and no bandpass applied

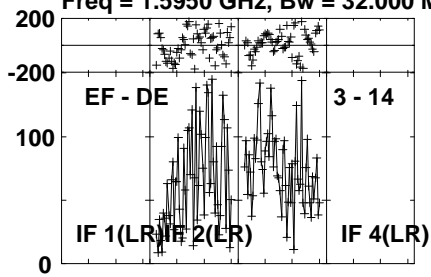


Lower frame: Micro Ampl Jy Top frame: Phas deg
Vector averaged cross-power spectrum Several baselines displayed
Timerange: 00/11:53:31 to 00/11:57:59

Plot file version 207 created 24-MAR-2023 10:16:41

FRB211127 EB096M.UVDATA.1

Freq = 1.5950 GHz, Bw = 32.000 MH No calibration applied and no bandpass applied



Lower frame: Micro Ampl Jy Top frame: Phas deg

Vector averaged cross-power spectrum Several baselines displayed

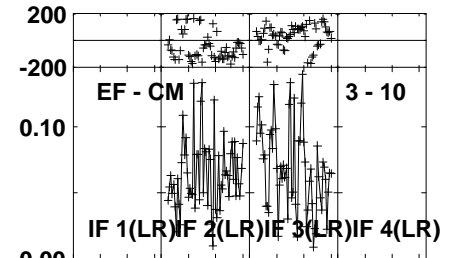
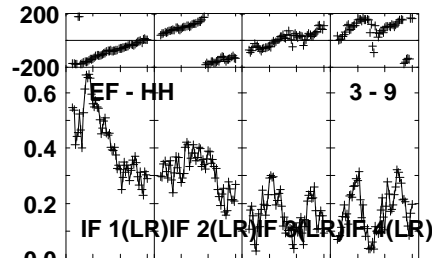
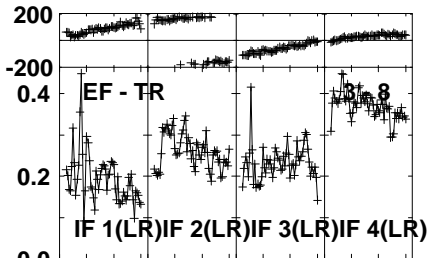
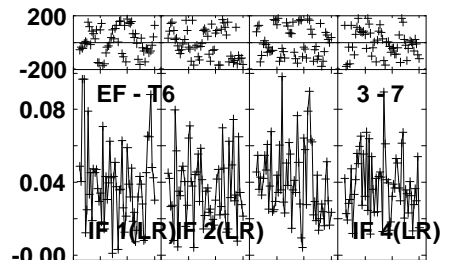
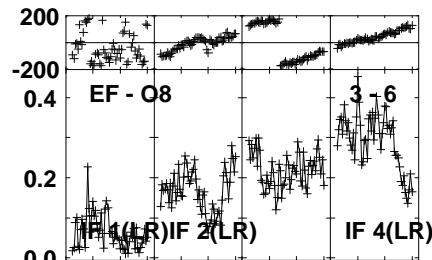
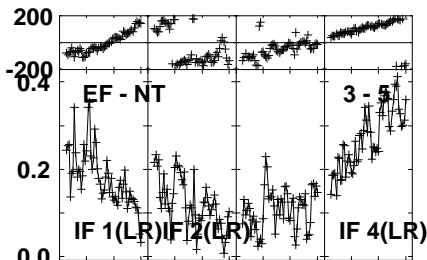
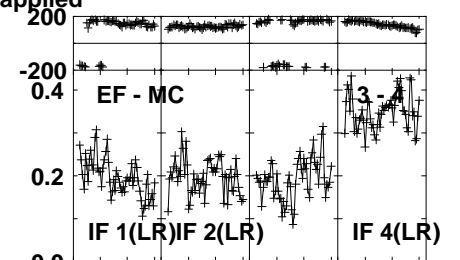
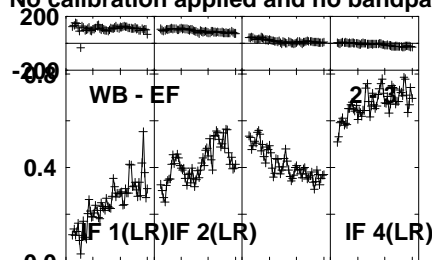
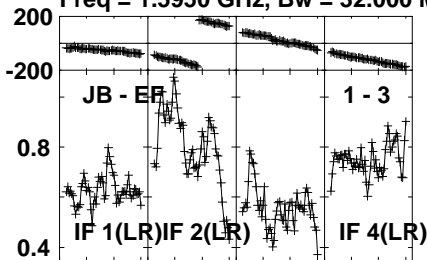
Timerange: 00/11:53:31 to 00/11:57:59

Plot file version 208 created 24-MAR-2023 10:16:43

J2031+1219 EB096M.UVDATA.1

Freq = 1.5950 GHz, Bw = 32.000 MH

No calibration applied and no bandpass applied



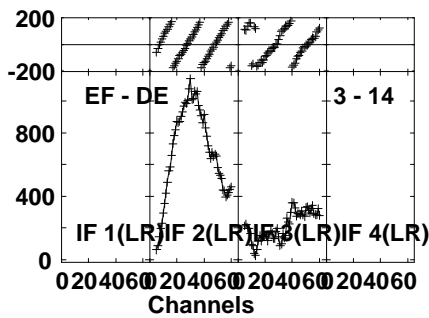
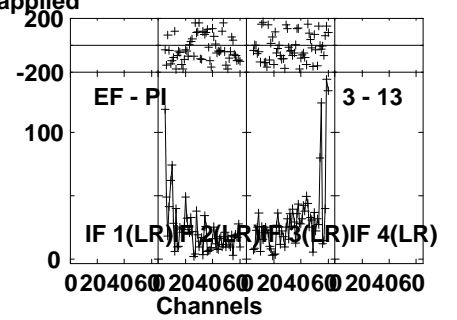
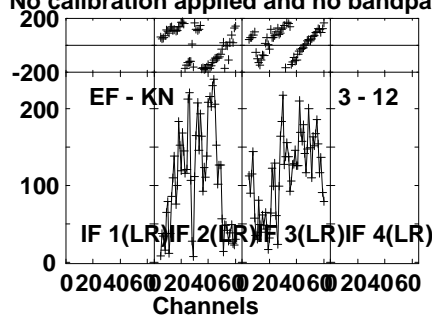
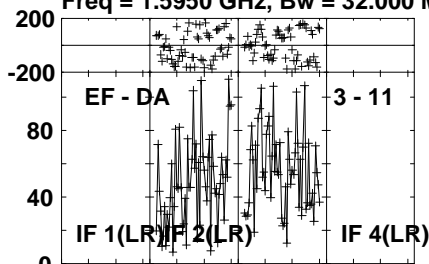
Lower frame: Milli Ampl Jy Top frame: Phas deg
Vector averaged cross-power spectrum Several baselines displayed
Timerange: 00/12:53:31 to 00/12:59:59

Plot file version 209 created 24-MAR-2023 10:16:44

J2031+1219 EB096M.UVDATA.1

Freq = 1.5950 GHz, Bw = 32.000 MH

No calibration applied and no bandpass applied



Lower frame: Micro Ampl Jy Top frame: Phas deg
Vector averaged cross-power spectrum Several baselines displayed
Timerange: 00/12:53:31 to 00/12:59:59